Chapter 13 MATERIAL ASSETS - TRAFFIC

- **Appendix 13.2 Traffic Count Results**

DRAFT

Ireland

9 City Gate,
Lower Bridge Street,
Dublin 8

Tel: 01 633 4725
Fax: 01 633 4562

TOBIN CONSULTING ENGINEERS
MEATH/CAVAN/MONAGHAN ATC'S
TRAFFIC SURVEY

SURVEY REPORT
OCTOBER 2013

DRAFT

PROJECT NO.	3279
CHECKED	P. MURRAY
DATE	01/11/2013
CONTACT	A.CHAMBERS
REVISION	

Email: enquiries@nationwidedatacollection.ie
Website: www.nationwidedatacollection.ie

Registered Office:
9 City Gate, Lower Bridge Street,,
Dublin 8
Company Reg. No. 444096
VAT Reg. No. IE 9664307L

CONTENTS

Introduction

Automatic Traffic Counts

Diagrams 3279-01 to 3279-25

Appendix A – Vehicle Categories

DRAFT

INTRODUCTION

Nationwide Data Collection (NDC) was instructed by Tobin Consulting Engineers to undertake Automatic Traffic Counts at various locations in Co. Meath, Co. Cavan and Co. Monaghan.

General location plans are given in Diagrams 3279-01 to 3279-25, with site photos included within the results.

AUTOMATIC TRAFFIC COUNTS

Automatic traffic counts were undertaken at the following sites:

Site No.	Location.	Days / Dates
1	L-62061, Att t/pole, Lat 53.48573, Long -6.58911	Monday 7th October to Sunday 13th October 2013
2	Un named road, att t/pole, Lat 53,48941, Long -6.59836	
3	R125, att t/pole, Lat 53.48058, Long -6.61546	
4	L-6205-0, att t/pole, Lat 53.47108, Long -6.61096	
5	L-2207-4, att t/post, Lat 53.51079, Long -6.65652	
6	R154, att 60kmh sign, Lat 53.52413, Long -6.66236	
7	L-6202-3, att t/pole, Lat 53.51896, Long -6.68982	
8	L-22054-0, att t/pole, Lat 53.52635, Long -6.70361	
9	L-2205-3, att t/pole, Lat 53.54685, Long -6.68816	
10	L-22051-0, att t/pole, Lat 53.55441, Long -6.68615	
11	L-2203-0, att t/pole, Lat 53.56683, Long -6.72581	
12	R161, att s/barrier, Lat 53.60298, Long -6.69659	
13	L-40071-7, att bends sign, Lat 53.58063, Long -6.73613	Wednesday 16th October and Thursday 17th October 2013*
14	L-40231-0, att t/pole, Lat 53.58950, Long -6.74442	Monday 7th October to Sunday 13th October 2013
15	L-4008-10, att t/pole, Lat 53.60229, Long -6.74458	
16	L-4024-2, att t/junction sign, Lat 53.61315, Long -6.76449	
17	L-4006-27, att road sign, Lat 53.62668, Long -6.77125	
18	N51, att junction sign, Lat 53.63328, Long -6.74525	
19	L-4063-0, att t/pole, Lat 53.63830 Long -6.76664	
20	L-80091-16, att t/pole, Lat 53.64507, Long -6.77006	
21	Unnamed Road, att s/barrier, Lat 53.65279, Long -6.76042	
22	L-8009-6, att t/pole, Lat 53.65172, Long -6.77525	
23	L-4005-1, att t-junction sign, Lat 53.66525, Long -6.77352	
24	L-4005-1, att t/junction sign, Lat 53.66331, Long -6.76538	
25	L-8008-0, att t/pole, Lat 53.66649, Long -6.5480	
26	R147, att 80 kmh sign, Lat53.68216, Long -6.75974	Wednesday 16th October to Tuesday 22nd October 2013
27	No Road name, Att t/pole, Lat 53.69021, Long -6.76461	Monday 7th October to Sunday 13th October 2013

DRAFT

Site No.	Location.	Days / Dates
28	L-3409-0, att t/junction sign, Lat 53.69715, Long -6.76087	Monday 7th October to Sunday 13th October 2013
29	L-7414-1, att t/pole, Lat 53,70611, Long -6.75915	
30	R163, Att - TP, Lat 53.7082, Long -6.74443	Tuesday 8th October to Monday 14th October 2013
31	L-7414-0, Att - TP, Lat 53.7184, Long -6.75706	
32	L-3408-0, Att - Telepole, Lat 53.7265, Long -6.76003	
33	L-74115-0, Att - TP, Lat 53.7351, Long -6.76177	
34	Unnamed Road, Att - Gate, Lat 53.7334, Long -6.7488	
35	Un named Road, Att - TP, Lat 53.7468, Long -6.73902	
36	L-74113-0, Att - Tree, Lat 53.7484, Long -6.76075	
37	L-34061-0, Att - tree, Lat 53.7714, Long -6.73853	
38	Unnamed Road, Att - Telepole, Lat 53.7745, Long -6.76849	Thursday 10th October to Wednesday 16th October 2013
39	N52, Att - hedgerow, Lat 53.7852, Long -6.74005	
40	R162, Att - tree, Lat 53.7957, Long -6.73831	
41	L-74051-7, Att - Tree, Lat 53.7885, Long -6.76784	
42	Un named road, Att - Telepole, Lat 53.7964, Long -6.75569	
43	L-3402, Att - fence, Lat 53.8078, Long -6.75981	
44	L74040, Att - Telepole, Lat 53.81699, Long -6.78053	Tuesday 8th October to Monday 14th October 2013
45	L683710, Att - Telepole, Lat 53.82543, Long -6.80387	
46	L683740, Att - Telepole, Lat 53.83698, Long -6.80348	
47	Unnamed Road, Att - Tree, Lat 53.8445, Long -6.82844	
48	L-2802-8, Att - Telepole, Lat 53.84884, Long -6.83837	
49	L-6801-0, Att - Tree, Lat 53.85496, Long -6.83185	
50	L-68011-0, Att - Telepole, Lat 53.86344, Long -6.83233	
51	L-68017-0, Att - Telepole, Lat 53.8732, Long -6.82091	Thursday 10th October to Wednesday 16th October 2013
52	R164, Att - Telepole, Lat 53.8847, Long -6.82182	
53	L-68011-17, Att - Gate Post, Lat 53.87103, Long -6.84562	
54	L-2805-0, Lat 53.8762, Long -6.86527	No data due to repeated damage
55	L-3533-0, Att - Tree, Lat 53.88261, Long -6.87238	Thursday 10th October to Wednesday 16th October 2013
56	L3532-0, Att - Telepole, Lat 53.8987, Long -6.87656	
57	Unamed Road, Att - telepople, Lat 53.9096, Long -6.85521	Thursday 10th October to Monday 14th October 2013*
58	R165, Telepole, Lat 53.9105, Long -6.83903	Thursday 10th October to Wednesday 16th October 2013
59	L-3525-0, Att - Telepole, Lat 53.91655, Long -6.83216	
60	L-7557-0, Att - Telepole, Lat 53.93776, Long -6.85248	
61	R162, Att - Bend Sign, Lat 53.94704, Long -6.83926	
62	L-7555-0, Att - Telepole, Lat 53.94942 , Long -6.84648	Thursday 10th October 2013*
63	LT49033, Lat 53.95832, Long -6.83971	Counter stolen – No Data

DRAFT

Site No.	Location.	Days / Dates
64	LT49032, Lat 53.95795, Long -6.83195	Counter stolen – No Data
65	LP04903, Lat 53.96416, Long -6.82756	
66	LS08903, Lat 53.97111, Long -6.83056	
67	LS08912, Att - Telepole, Lat 53.97997, Long -6.82518	Thursday 10th October 2013*
68	Unnamed Road, Lat 53.98344, Long -6.83416	Counter stolen – No Data
69	LT49051, Lat 53.98665, Long -6.83924	
70	R179, Att - Bend Sign, Lat 53.93996, Long -6.77383	Thursday 10th October to Wednesday 16th October 2013
71	R178, Att - Telepole, Lat 53.99755, Long -6.80264	
72	LP04202, Att - Telepole, Lat 54.00058, Long -6.84811	Wednesday 9th October and Thursday 10th October 2013
73	LS08010, Att - Telepole, Lat 54.01017, Long -6.85781	Wednesday 9th October to Friday 11th October 2013*
74	LS08011, Att - telepole, Lat 54.0168, Long -6.84871	Tuesday 8th October and Thursday 10th October 2013*
75	LT40121, Att - Telepole, Lat 54.0204, Long -6.84654	
76	Unamed Road, Att - Telepole, Lat 54.0233, Long -6.85373	Tuesday 8th October to Friday 11th October 2013*
77	LT40312, Att - telepole, Lat 54.0208, Long -6.83549	Tuesday 8th October and Thursday 10th October 2013*
78	Unamed Road, Att - Telepole, Lat 54.0271, Long -6.82052	
79	LP04004, Att - Telepole, Lat 54.0323, Long -6.84748	
80	LP04042, Att - telepole, Lat 54.0414, Long -6.83395	
81	Unamed Rd, Att - tree, Lat 54.03945, Long -6.82168	
82	LP04010, Att - Telepole, Lat 54.04344, Long -6.81900	Tuesday 8th October to Monday 14th October 2013
83	R180, Att - Telepole, Lat 54.0346, Long -6.78341	Wednesday 9th October to Tuesday 15th October 2013
84	Unamed Road, Att - TP, Lat 54.05366, Long -6.82677	
85	R181, Att - Telepole, Lat 54.0563, Long -6.83765	Tuesday 8th October and Thursday 10th October 2013*
86	LP04210, Att - TP, Lat 54.0853, Long -6.82037	
87	LP03201, Att - TP, Lat 54.0964, Long -6.82082	Wednesday 9th October to Tuesday 15th October 2013
88	LS07211, Att - TP, Lat 54.1040, Long -6.82005	
89	LS07200, Att - Telepole 3, Lat 54.12226, Long -6.84048	
90	B183, Att - Bend Sign, Lat 54.13132,Long -6.81005	
91	LP03403, Att - Telepole, Lat 54.1377, Long -6.86718	
92	LS07430, Att - Telepole, Lat 54.14003, Long -6.84939	
93	LT34031, Att - No Dumping Sign, Lat 54.14724, Long -6.85999	
94	LS07411, Att - Telepole, Lat 54.15345, Long -6.85077	
95	Unnamed Road, Att - No Dumping Sign, Lat 54.16691, Long -6.84849	
96	LP03420, Att - Telepole, Lat 54.17305, Long -6.85324	
97	R184, Att - Telepole, Lat 54.18889, Long -6.85782	
98	LS07421, Att - Telepole, Lat 54.1682, Long -6.8222	
99	LP03510, Att - Telepole, Lat 54.17383, Long -6.78804	Tuesday 8th October to Friday 11th October 2013*

DRAFT

Site No.	Location.	Days / Dates
100	LP03520, Att - Telepole, Lat 54.18068, Long -6.78488	Tuesday 8th October to Monday 14th October 2013
101	LS07502, Att - Telepole, Lat 54.19651, Long -6.77702	Tuesday 8th October to Friday 11th October 2013*
102	Unnamed Road, Att - Telepole, Lat 54.18838, Long -6.78033	
103	N2/R183, Att - Sign Post, Lat 54.14281, Long -6.74892	Wednesday 9th October to Tuesday 15th October 2013

*There is not 7 full days data due to continuous damage to counter/tubing.

METROCOUNT 5600 series automatic traffic counters, attached to pneumatic tubes, were used at all the sites. Data was collected in both directions at all locations, with one counter being used for single carriageway sites (1 lane per direction).

The survey was carried out with survey hours of 00:00 to 00(24):00 (Some times vary due to on-going damage to counters and tubing).

Site 54, due to continuous damage to the counter and tubing, we were unable to extract any usable data.

Sites 63 to 66, 68 & 69, counters stolen and no data for these sites.

The results have been provided in excel, in hourly totals and includes the following information:

- Total Vehicles
- Class Bin Totals (12 Class)
- Number of Vehicles over Speed Limit
- Percentage of Vehicles over Speed Limit
- Number of Vehicles over Speed Limit 1 (Speed Limit + 5kph)
- Percentage of Vehicles over Speed Limit 1
- Number of Vehicles over Speed Limit 2 – (Speed Limit + 10kph)
- Percentage of Vehicles over Speed Limit 2
- Mean Speed
- 85th Percentile Speed
- Speed Bin Totals (Range 0 to 140kph)

12hr (07:00 to 19:00), 16hr (06:00 to 22:00), 18hr (06:00 to 00:00) and 24hr (00:00 to 00:00) totals are also included along with a virtual day, week and grand total. The peak time period for both the a.m (00:00 to 12:00) and p.m (12:00 to 24:00) are also highlighted.

A detailed description of the vehicles included in each category is provided in Appendix A.

DRAFT

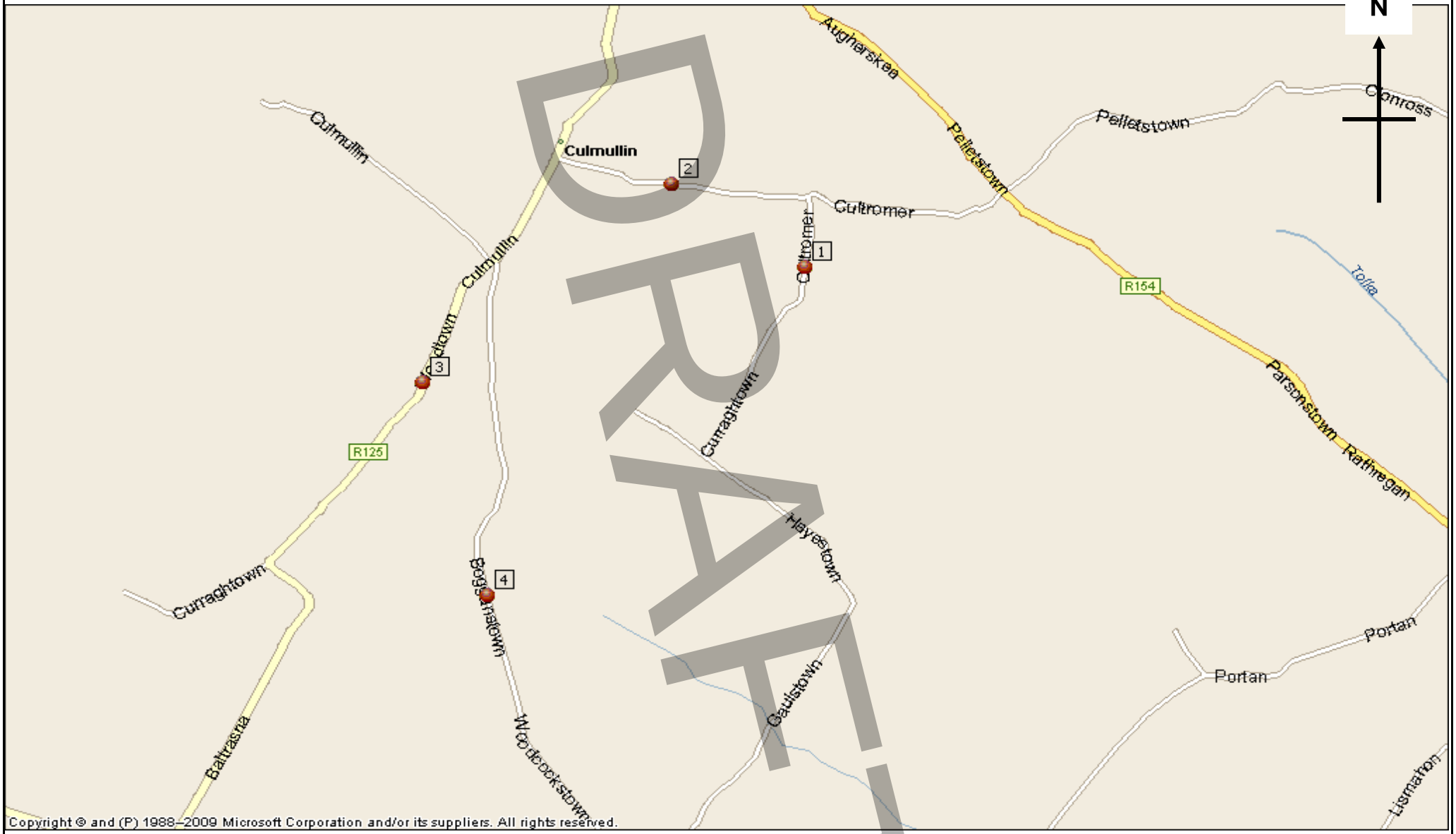

NDC NATIONWIDE DATA COLLECTION	**Sites / Location:**	1 to 4 / Meath	**Project No:**	3279	**Diagram No:**	3279-01	**Drawn By:** AC
	Survey Dates:	Monday 7th October to Tuesday 22nd October 2013	**Project Name:**	MEATH/CAVAN/MONAGHAN ATC'S			
	Survey Times:	00:00 to 00(24):00	**Diagram Title:**	General Location Plan			

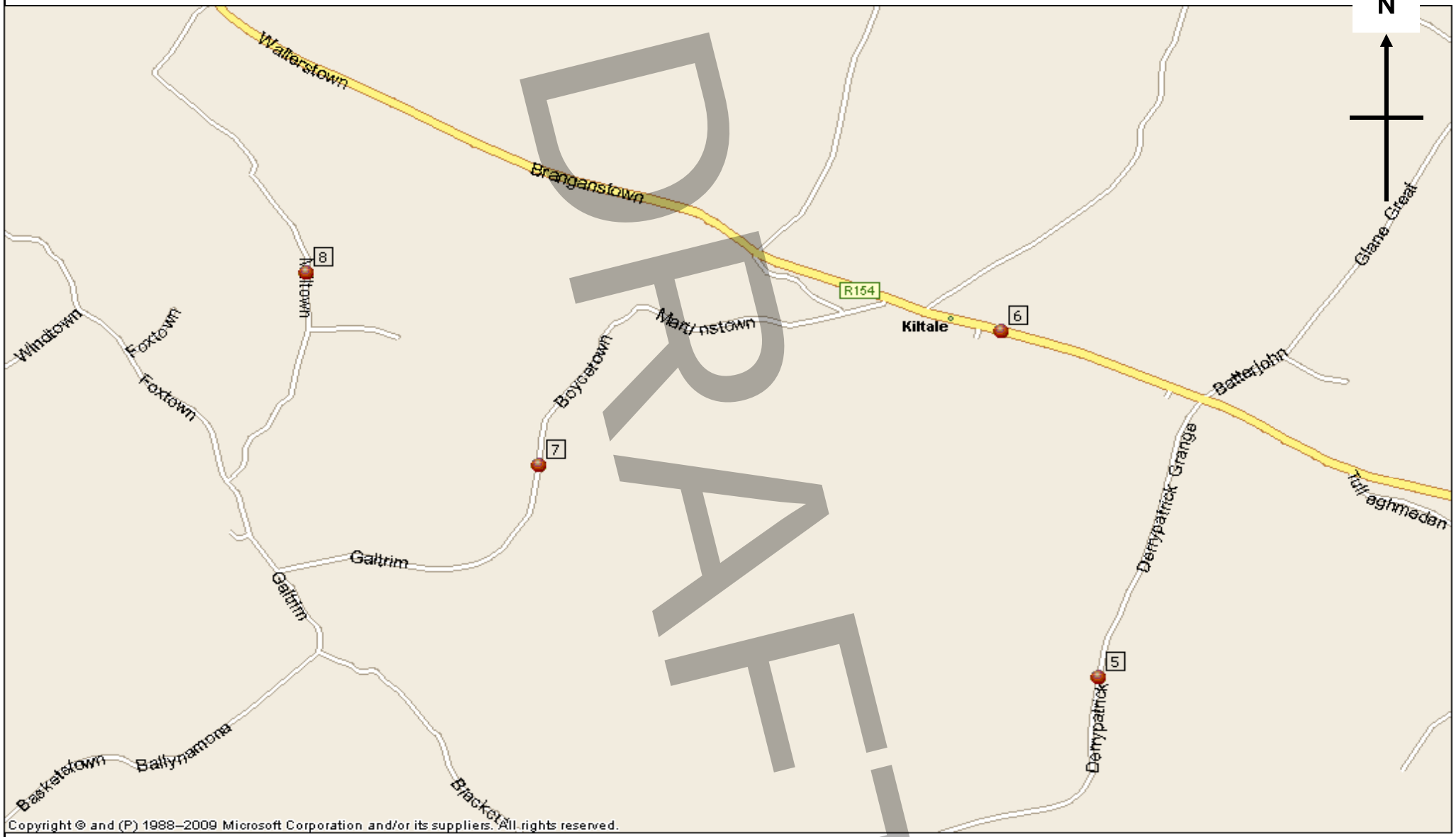

DRAFT

NDC NATIONWIDE DATA COLLECTION	**Sites / Location:**	5 to 8 / Meath	**Project No:**	3279	**Diagram No:**	3279-02	**Drawn By:** AC
	Survey Dates:	Monday 7th October to Tuesday 22nd October 2013	**Project Name:**	MEATH/CAVAN/MONAGHAN ATC'S			
	Survey Times:	00:00 to 00(24):00	**Diagram Title:**	General Location Plan			

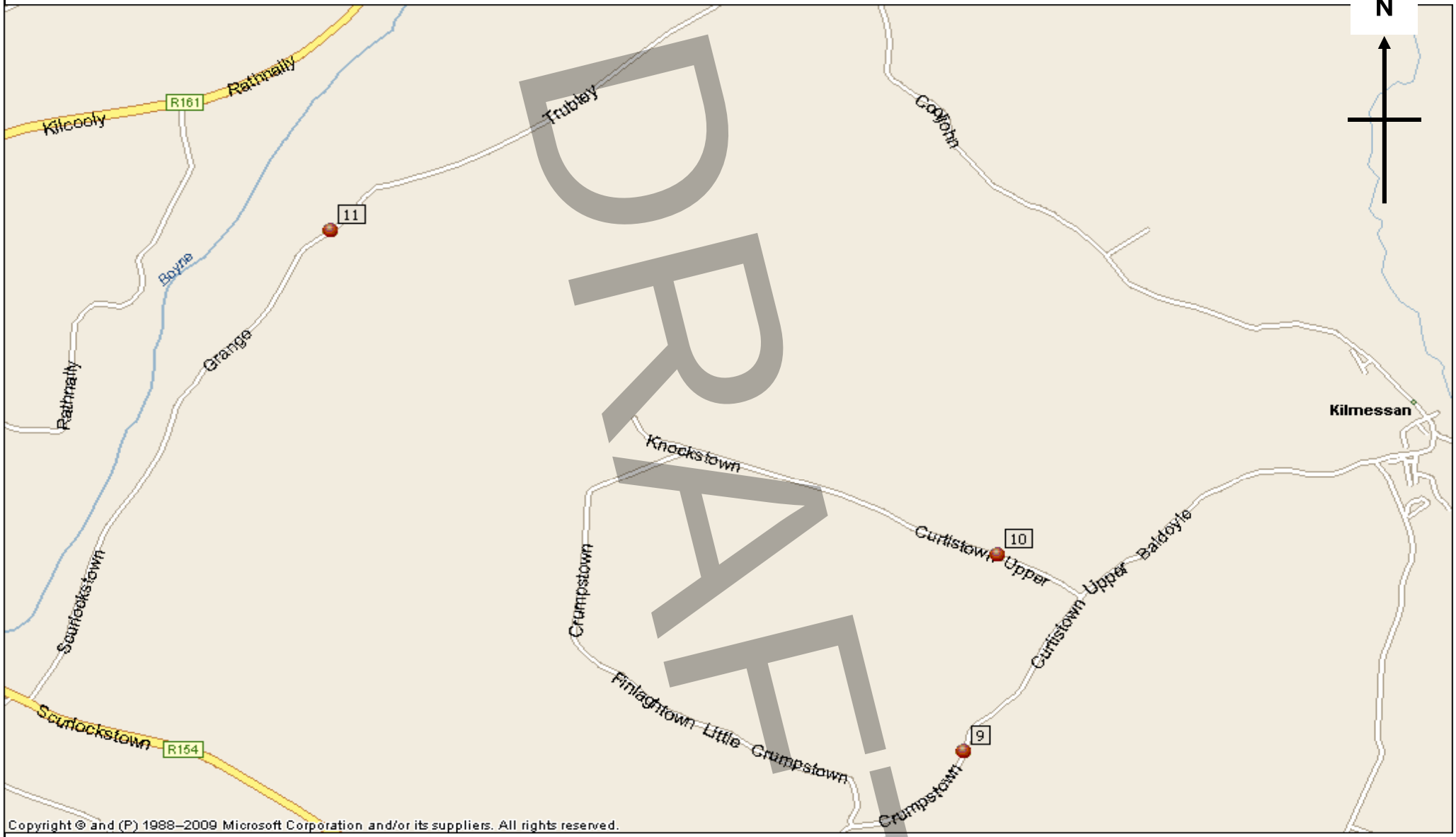

DRAFT

NDC NATIONWIDE DATA COLLECTION

Sites / Location:	9 to 11 / Meath	**Project No:**	3279	**Diagram No:**	3279-03	**Drawn By:**	AC
Survey Dates:	Monday 7th October to Tuesday 22nd October 2013	**Project Name:**	MEATH/CAVAN/MONAGHAN ATC'S				
Survey Times:	00:00 to 00(24):00	**Diagram Title:**	General Location Plan				

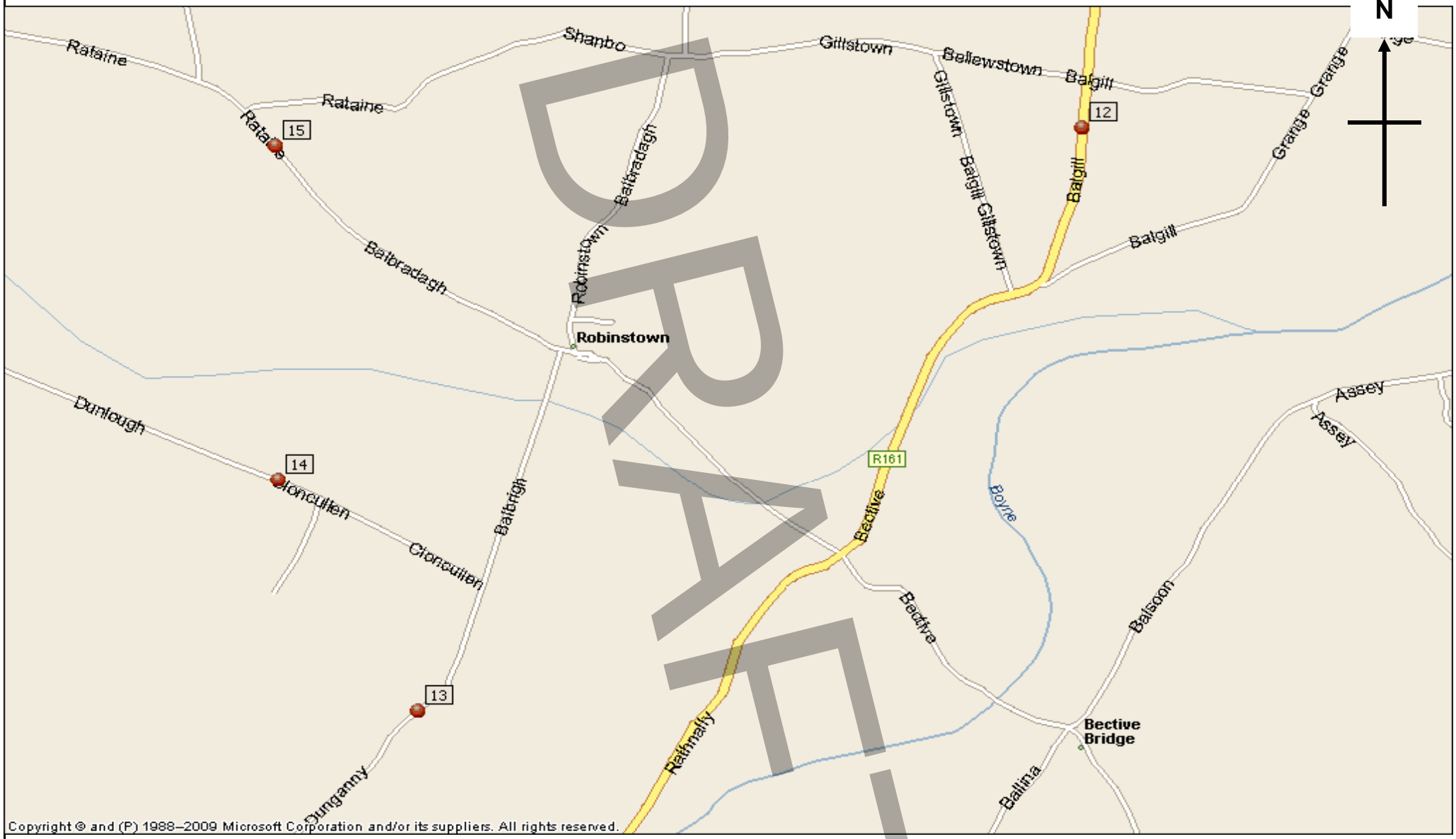

Copyright © and (P) 1988–2009 Microsoft Corporation and/or its suppliers. All rights reserved.

NDC NATIONWIDE DATA COLLECTION

Sites / Location:	12 to 15 / Meath	**Project No:**	3279	**Diagram No:**	3279-04	**Drawn By:**	AC
Survey Dates:	Monday 7th October to Tuesday 22nd October 2013	**Project Name:**	MEATH/CAVAN/MONAGHAN ATC'S				
Survey Times:	00:00 to 00(24):00	**Diagram Title:**	General Location Plan				

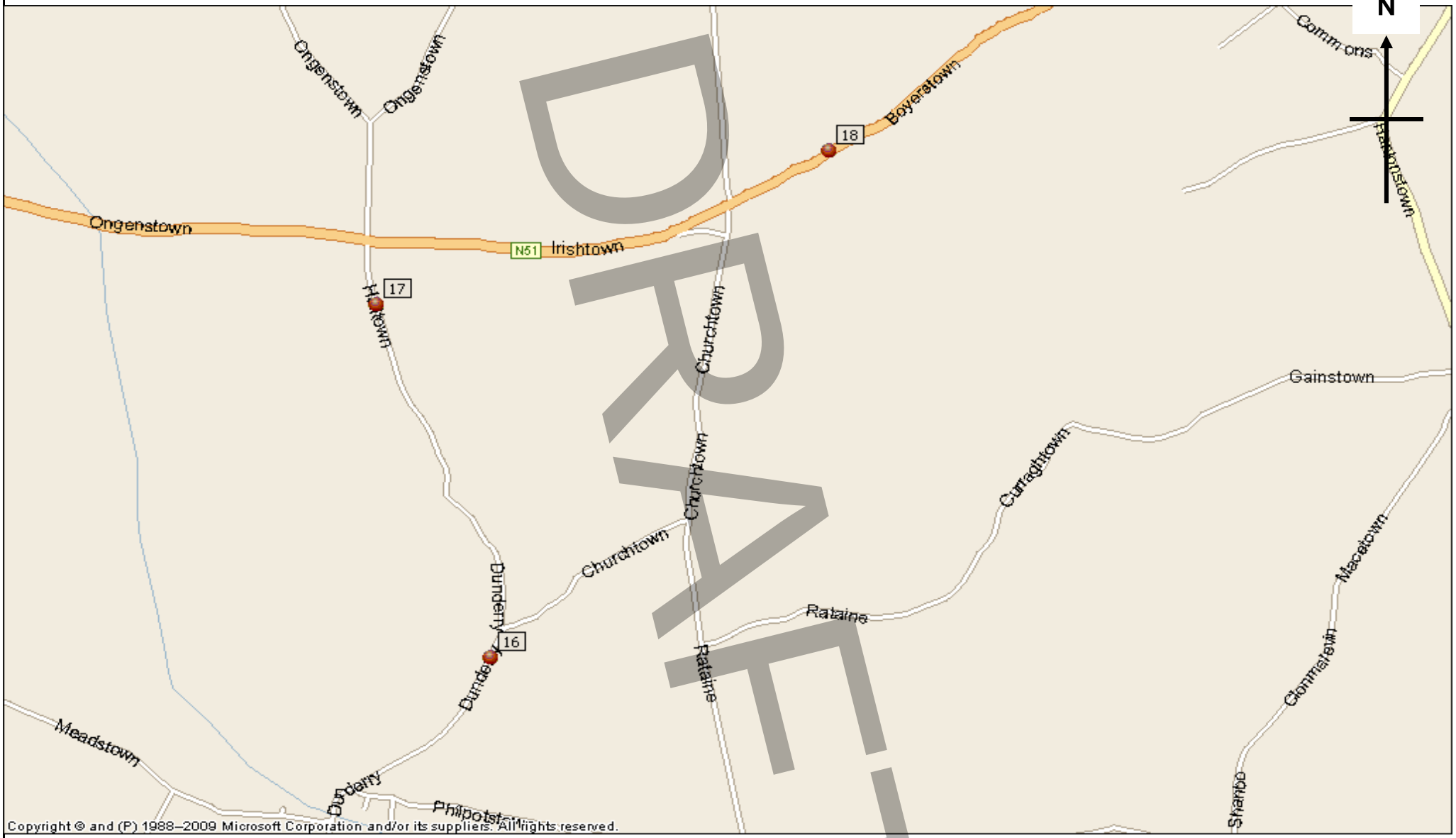

NDC NATIONWIDE DATA COLLECTION	**Sites / Location:**	16 to 18 / Meath	**Project No:**	3279	**Diagram No:**	3279-05	**Drawn By:**	AC
	Survey Dates:	Monday 7th October to Tuesday 22nd October 2013	**Project Name:**	MEATH/CAVAN/MONAGHAN ATC'S				
	Survey Times:	00:00 to 00(24):00	**Diagram Title:**	General Location Plan				

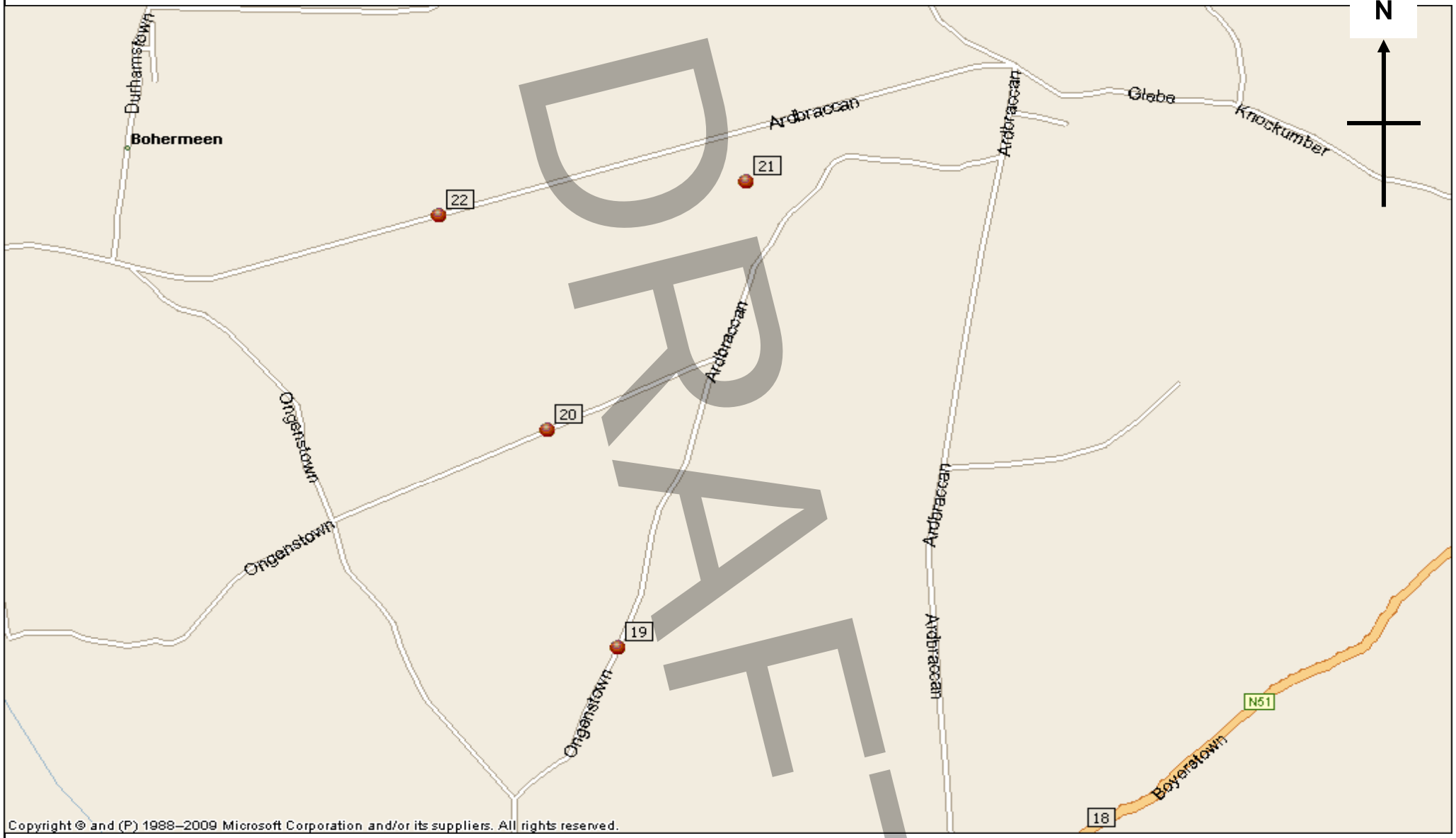

NDC NATIONWIDE DATA COLLECTION	**Sites / Location:**	19 to 22 / Meath	**Project No:**	3279	**Diagram No:**	3279-06	**Drawn By:**	AC
	Survey Dates:	Monday 7th October to Tuesday 22nd October 2013	**Project Name:**	MEATH/CAVAN/MONAGHAN ATC'S				
	Survey Times:	00:00 to 00(24):00	**Diagram Title:**	General Location Plan				

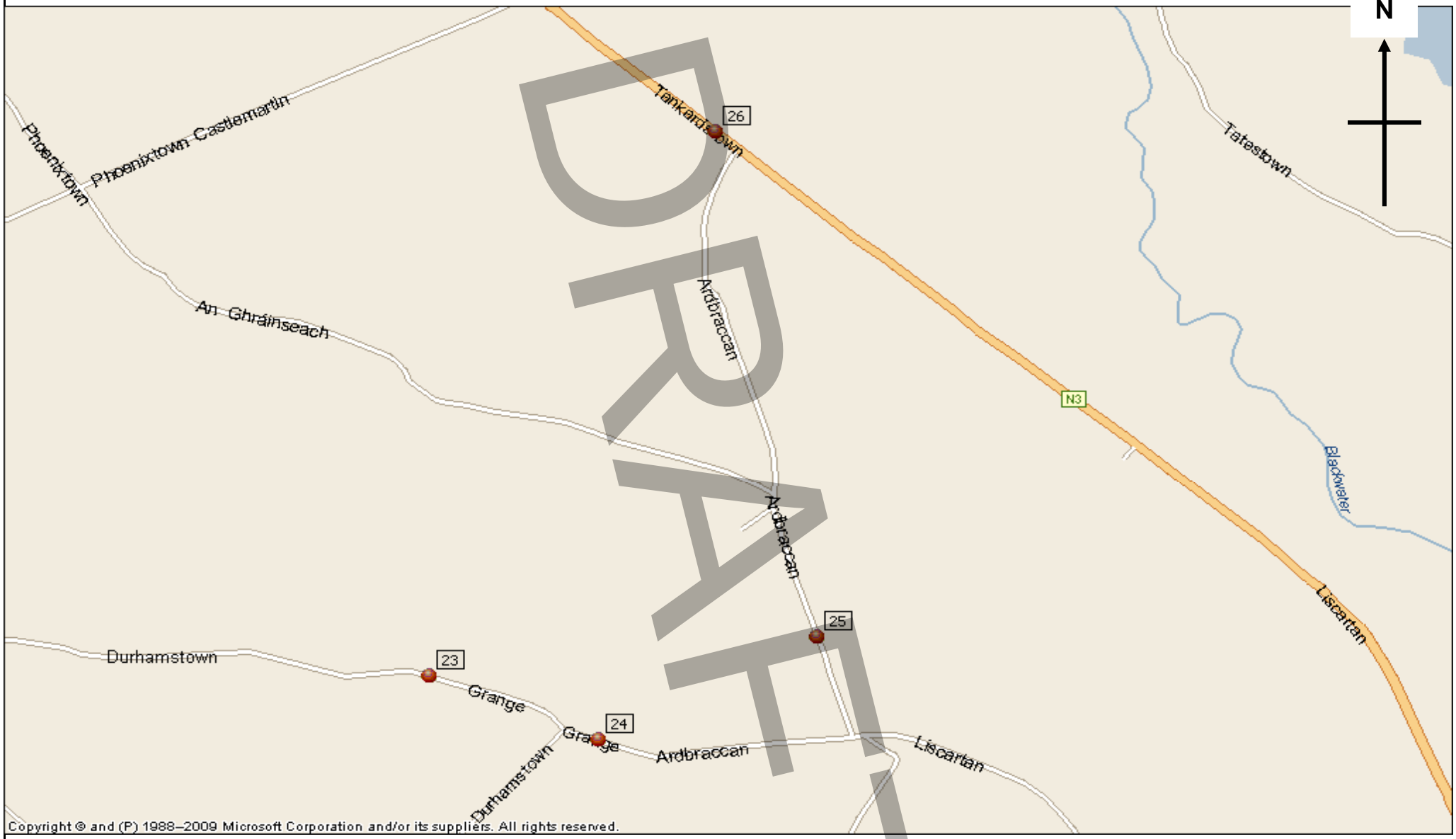

DRAFT

NDC NATIONWIDE DATA COLLECTION	**Sites / Location:**	23 to 26 / Meath	**Project No:**	3279	**Diagram No:**	3279-07	**Drawn By:**	AC
	Survey Dates:	Monday 7th October to Tuesday 22nd October 2013	**Project Name:**	MEATH/CAVAN/MONAGHAN ATC'S				
	Survey Times:	00:00 to 00(24):00	**Diagram Title:**	General Location Plan				

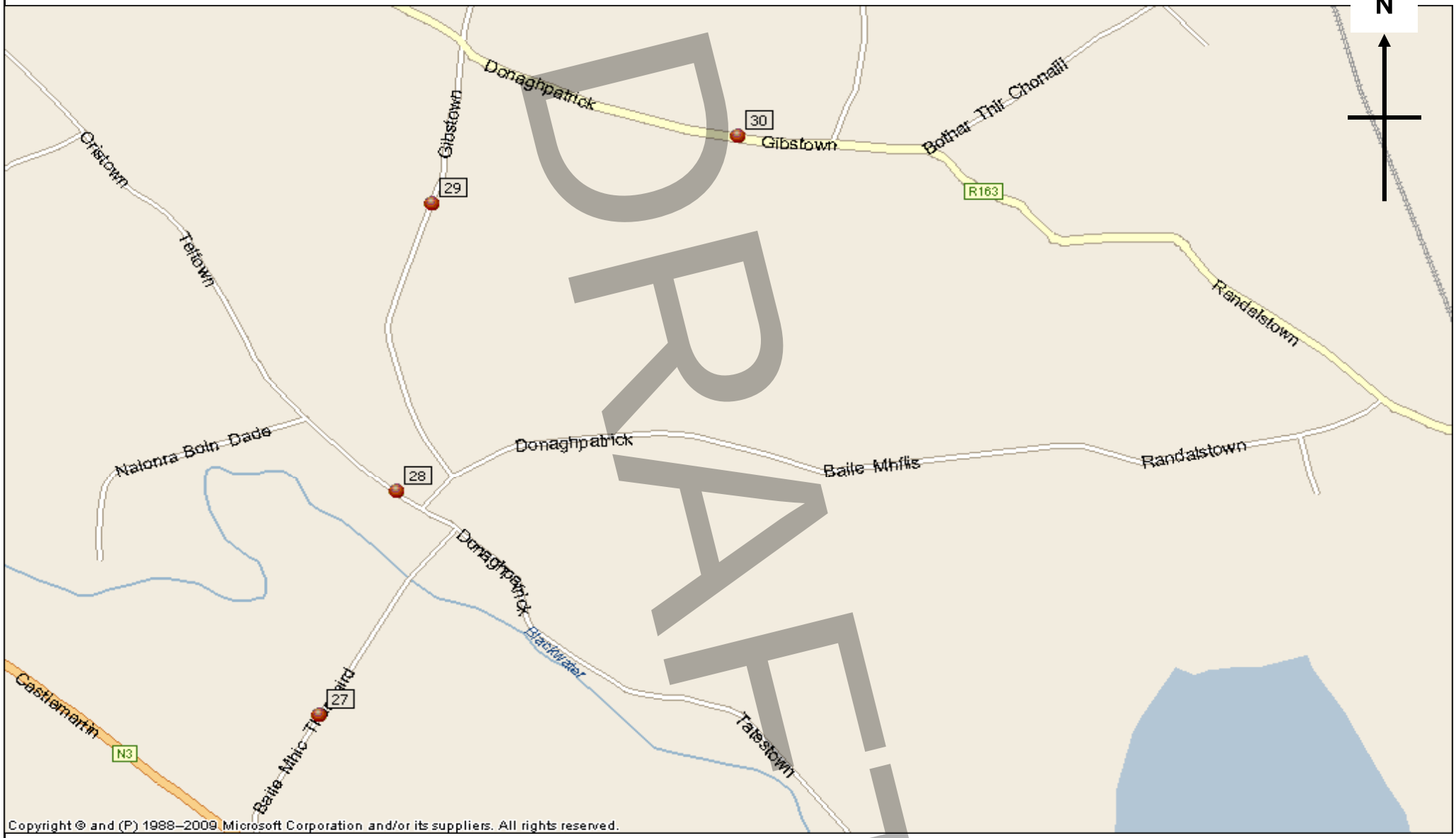

DRAFT

NDC NATIONWIDE DATA COLLECTION	**Sites / Location:**	27 to 30 / Meath	**Project No:**	3279	**Diagram No:**	3279-08	**Drawn By:** AC
	Survey Dates:	Monday 7th October to Tuesday 22nd October 2013	**Project Name:**	MEATH/CAVAN/MONAGHAN ATC'S			
	Survey Times:	00:00 to 00(24):00	**Diagram Title:**	General Location Plan			

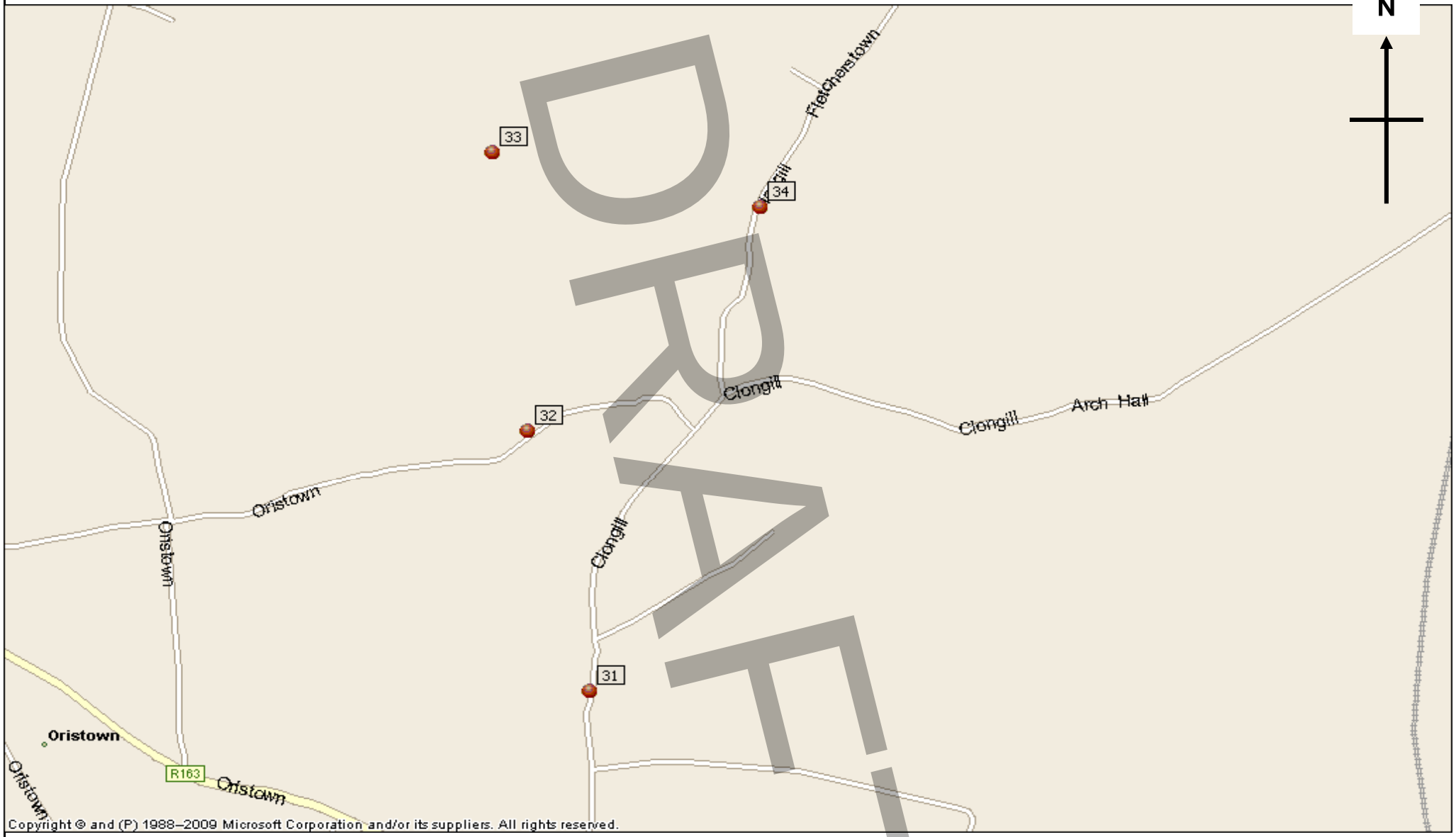

DRAFT

NDC NATIONWIDE DATA COLLECTION	**Sites / Location:**	31 to 34 / Meath	**Project No:**	3279	**Diagram No:**	3279-09	**Drawn By:**	AC
	Survey Dates:	Monday 7th October to Tuesday 22nd October 2013	**Project Name:**	MEATH/CAVAN/MONAGHAN ATC'S				
	Survey Times:	00:00 to 00(24):00	**Diagram Title:**	General Location Plan				



DRAFT

NDC NATIONWIDE DATA COLLECTION	**Sites / Location:**	35 & 36 / Meath	**Project No:**	3279	**Diagram No:**	3279-10	**Drawn By:**	AC
	Survey Dates:	Monday 7th October to Tuesday 22nd October 2013	**Project Name:**	MEATH/CAVAN/MONAGHAN ATC'S				
	Survey Times:	00:00 to 00(24):00	**Diagram Title:**	General Location Plan				

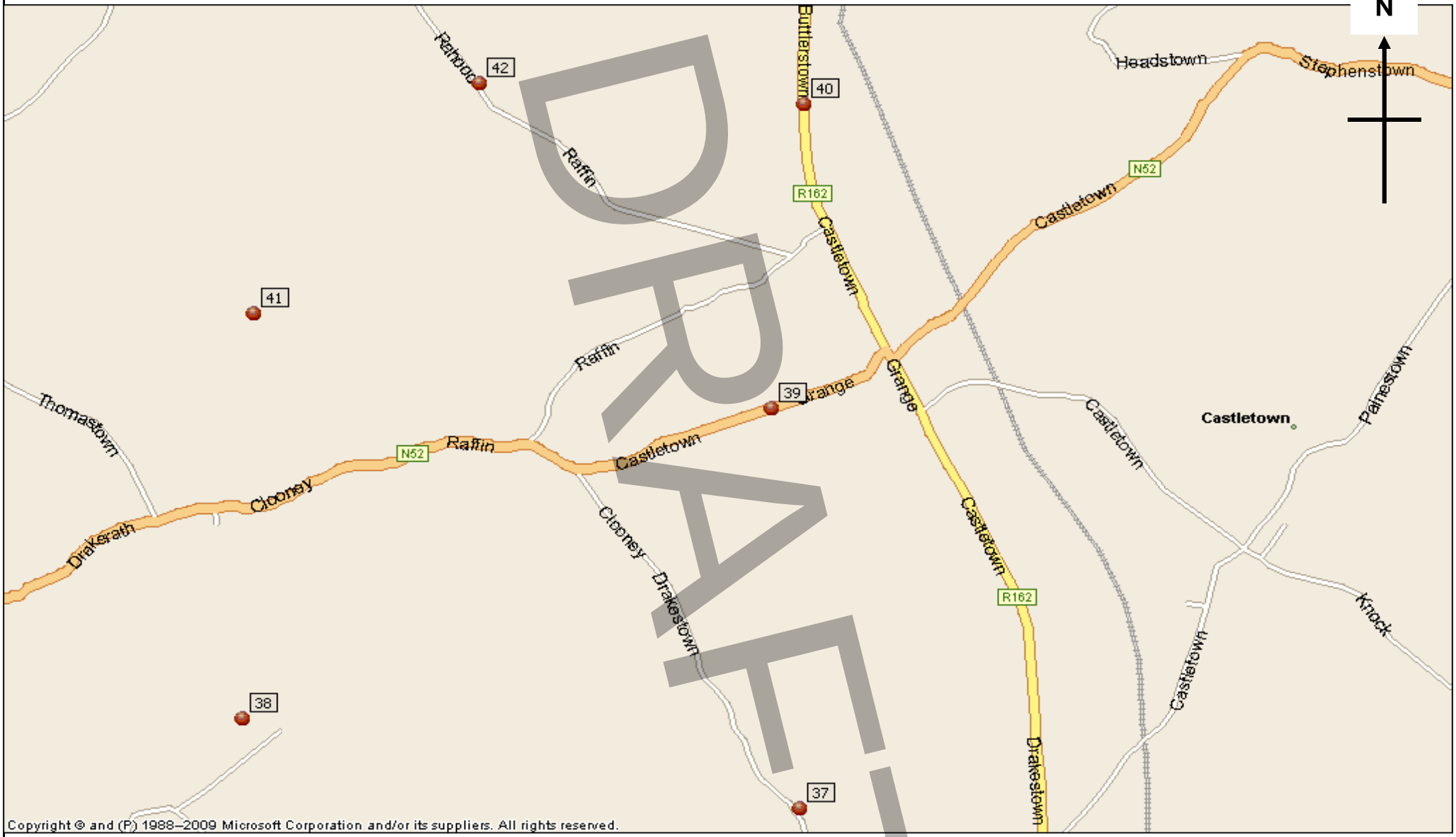

NDC NATIONWIDE DATA COLLECTION	**Sites / Location:**	37 to 42	**Project No:**	3279	**Diagram No:**	3279-11	**Drawn By:**	AC
	Survey Dates:	Monday 7th October to Tuesday 22nd October 2013	**Project Name:**	MEATH/CAVAN/MONAGHAN ATC'S				
	Survey Times:	00:00 to 00(24):00	**Diagram Title:**	General Location Plan				



NDC NATIONWIDE DATA COLLECTION	**Sites / Location:**	43 to 46 / Meath	**Project No:**	3279	**Diagram No:**	3279-12	**Drawn By:**	AC
	Survey Dates:	Monday 7th October to Tuesday 22nd October 2013	**Project Name:**	MEATH/CAVAN/MONAGHAN ATC'S				
	Survey Times:	00:00 to 00(24):00	**Diagram Title:**	General Location Plan				

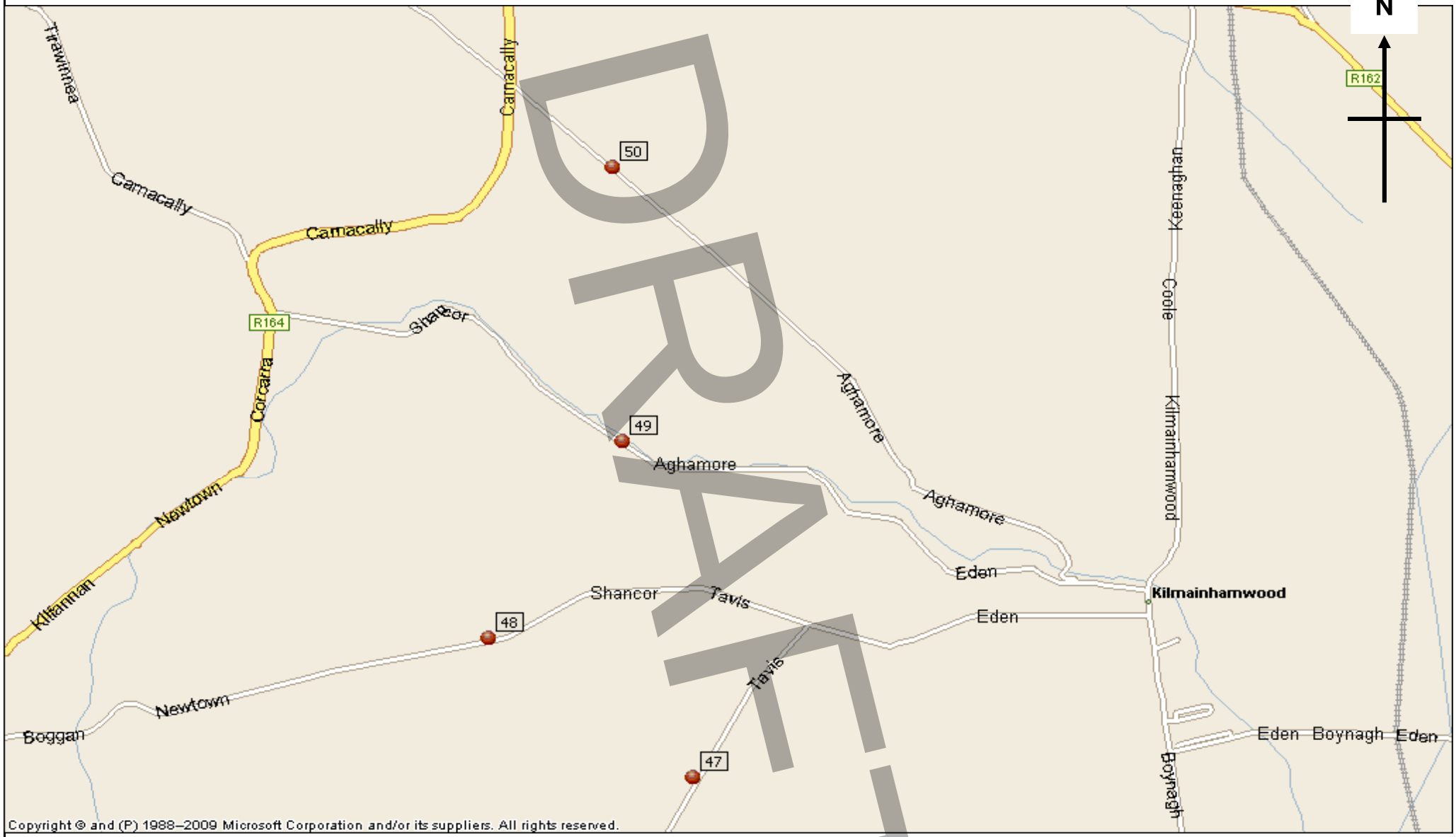

NDC NATIONWIDE DATA COLLECTION	**Sites / Location:**	47 to 50 / Meath	**Project No:**	3279	**Diagram No:**	3279-13	**Drawn By:**	AC
	Survey Dates:	Monday 7th October to Tuesday 22nd October 2013	**Project Name:**	MEATH/CAVAN/MONAGHAN ATC'S				
	Survey Times:	00:00 to 00(24):00	**Diagram Title:**	General Location Plan				

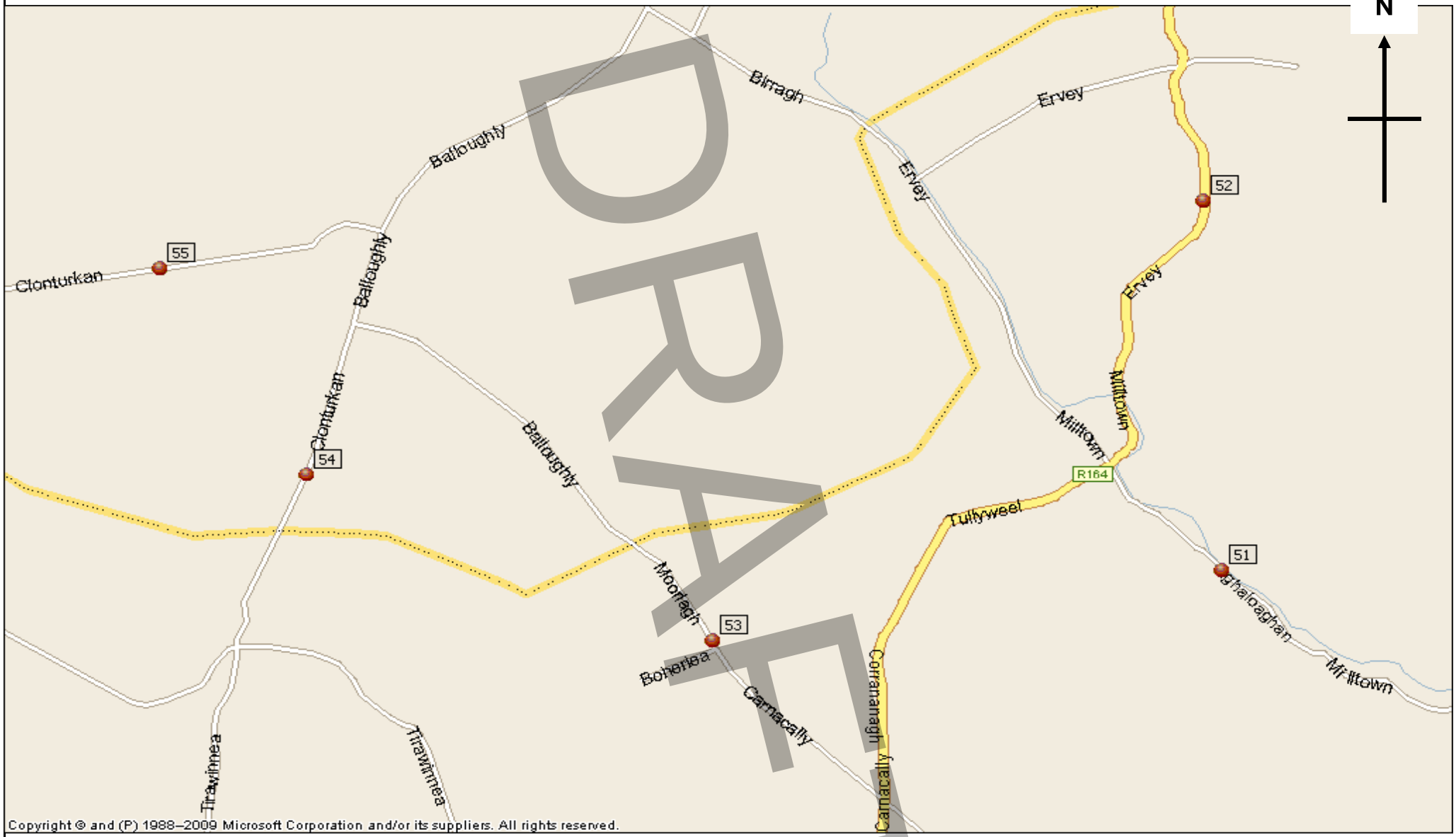

NDC NATIONWIDE DATA COLLECTION	**Sites / Location:**	51 to 55 / Meath	**Project No:**	3279	**Diagram No:**	3279-14	**Drawn By:**	AC
	Survey Dates:	Monday 7th October to Tuesday 22nd October 2013	**Project Name:**	MEATH/CAVAN/MONAGHAN ATC'S				
	Survey Times:	00:00 to 00(24):00	**Diagram Title:**	General Location Plan				

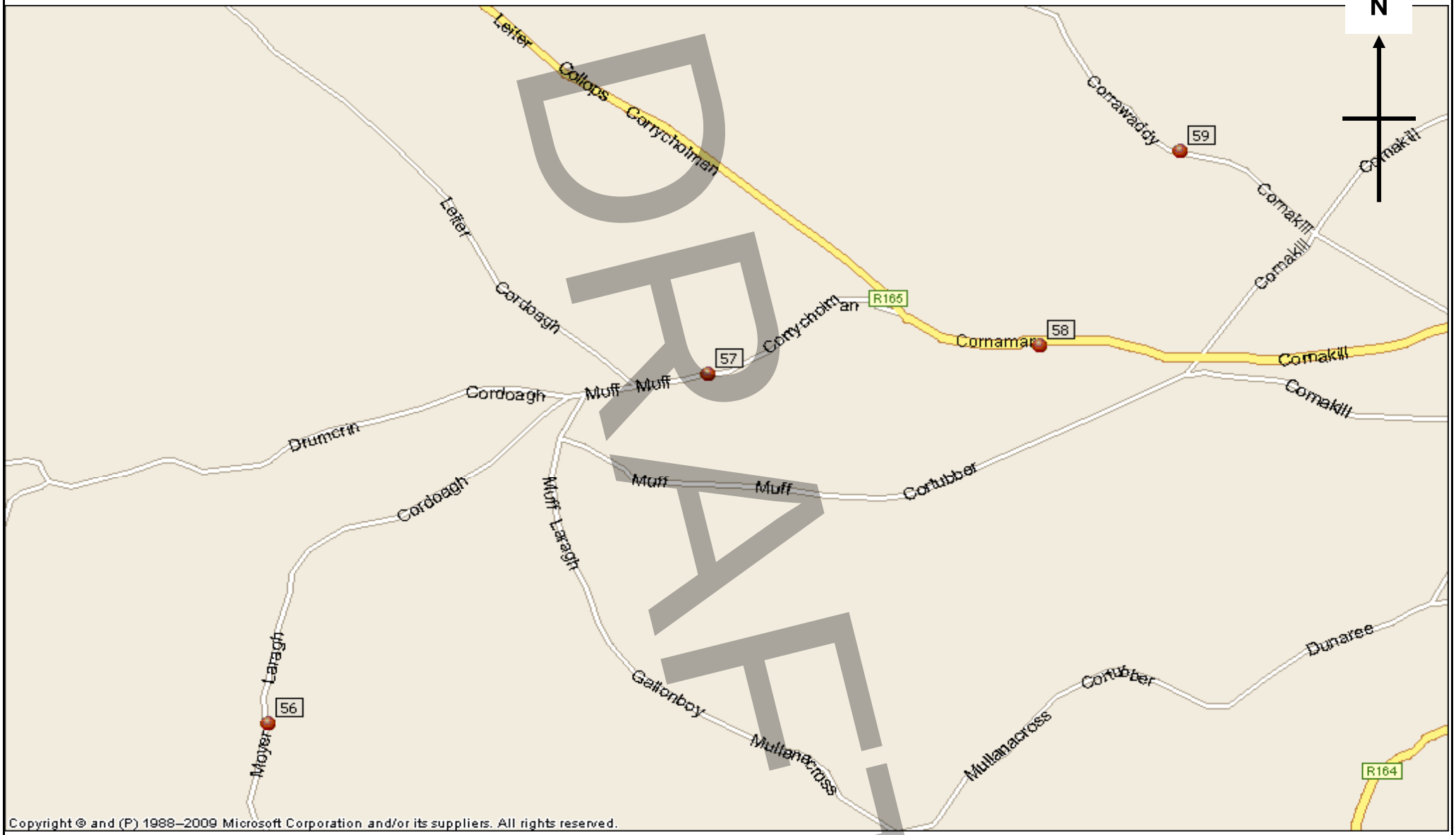

DRAFT

NDC NATIONWIDE DATA COLLECTION	**Sites / Location:**	56 to 59 / Cavan	**Project No:**	3279	**Diagram No:**	3279-15	**Drawn By:**	AC
	Survey Dates:	Monday 7th October to Tuesday 22nd October 2013	**Project Name:**	MEATH/CAVAN/MONAGHAN ATC'S				
	Survey Times:	00:00 to 00(24):00	**Diagram Title:**	General Location Plan				

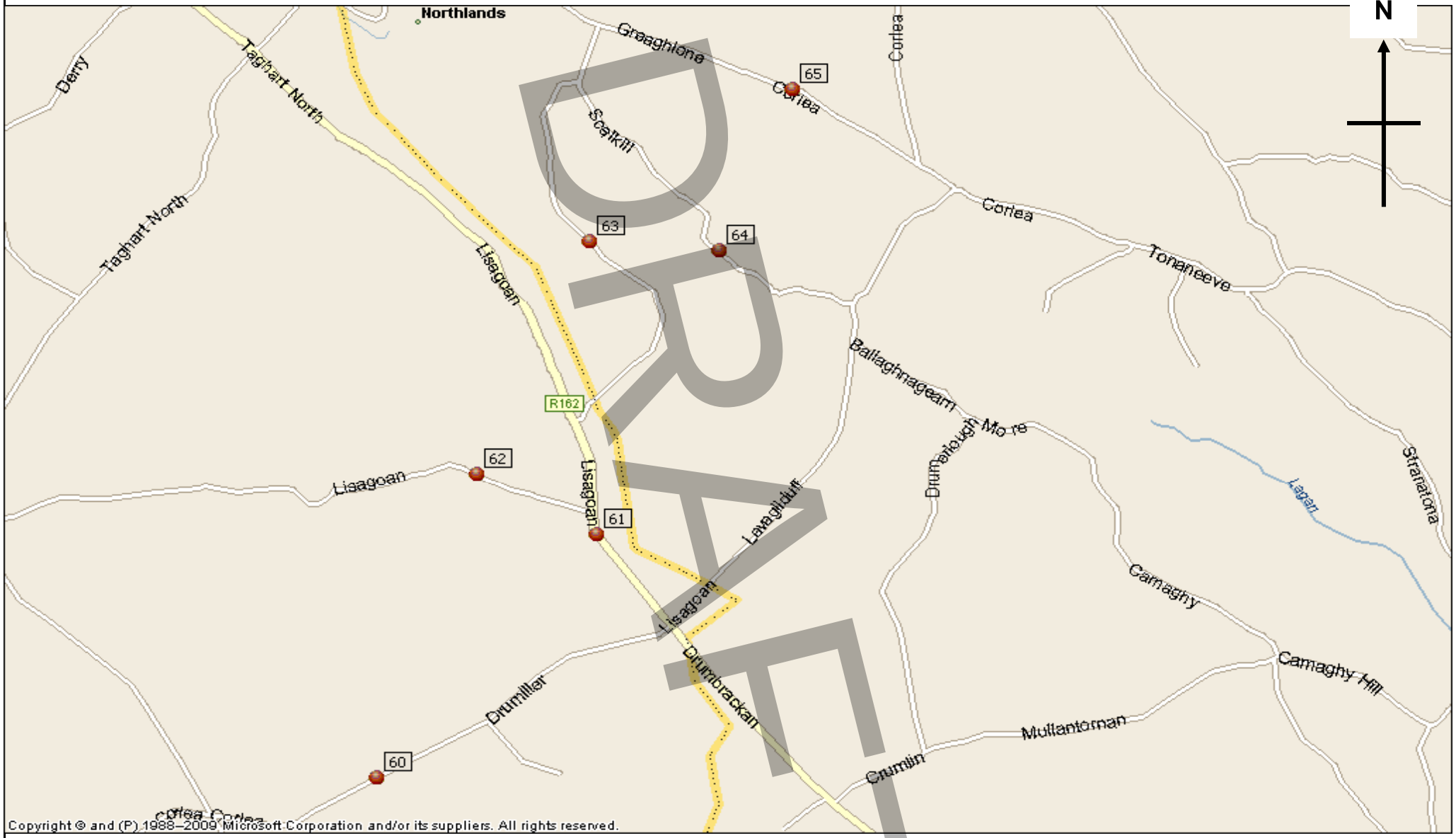

DRAFT

NDC NATIONWIDE DATA COLLECTION	**Sites / Location:**	60 to 65 / Cavan-Monaghan	**Project No:**	3279	**Diagram No:**	3279-16	**Drawn By:**	AC
	Survey Dates:	Monday 7th October to Tuesday 22nd October 2013	**Project Name:**	MEATH/CAVAN/MONAGHAN ATC'S				
	Survey Times:	00:00 to 00(24):00	**Diagram Title:**	General Location Plan				

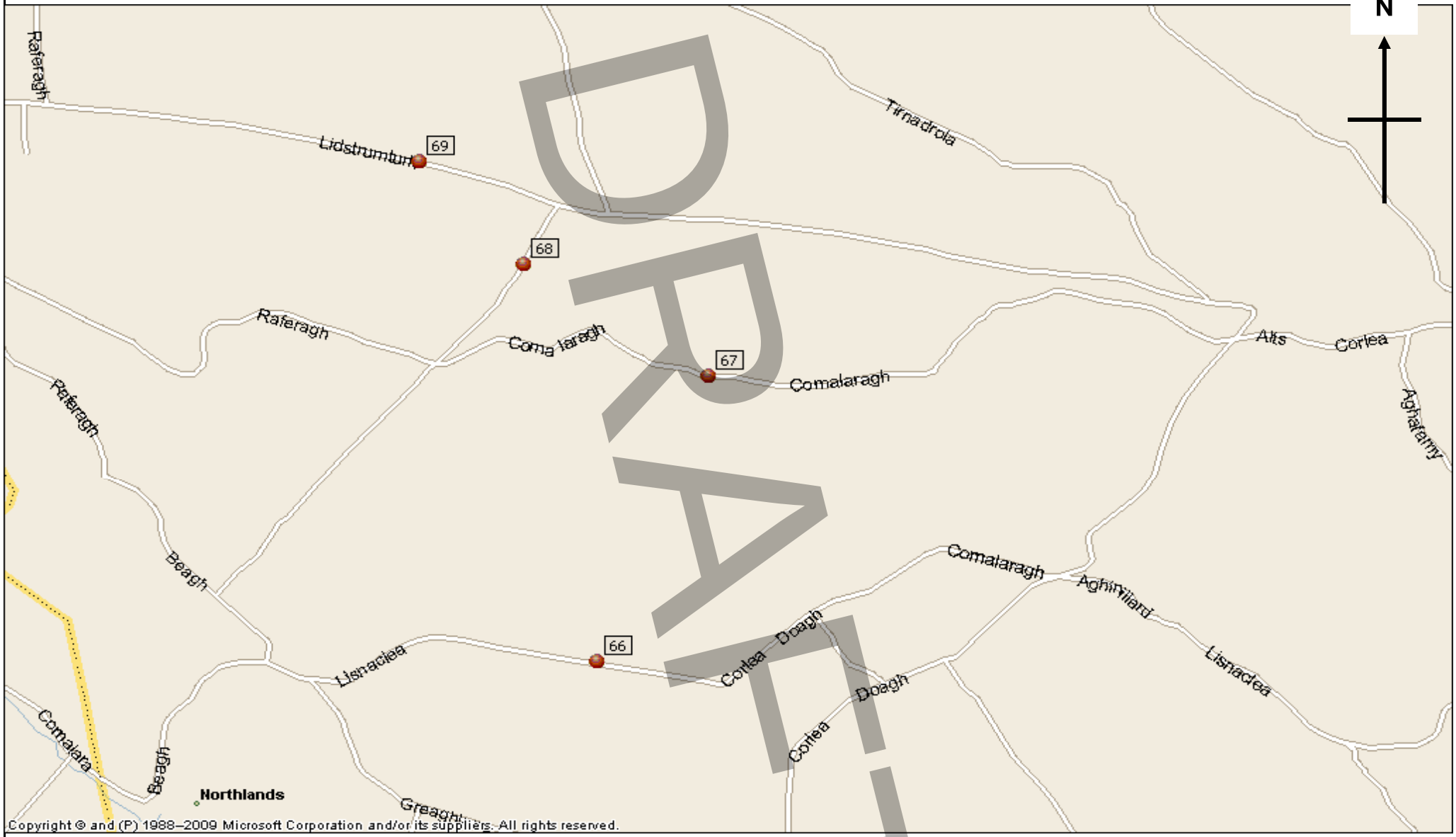

NDC NATIONWIDE DATA COLLECTION	**Sites / Location:**	66 to 69 / Monaghan	**Project No:**	3279	**Diagram No:**	3279-17	**Drawn By:**	AC
	Survey Dates:	Monday 7th October to Tuesday 22nd October 2013	**Project Name:**	MEATH/CAVAN/MONAGHAN ATC'S				
	Survey Times:	00:00 to 00(24):00	**Diagram Title:**	General Location Plan				

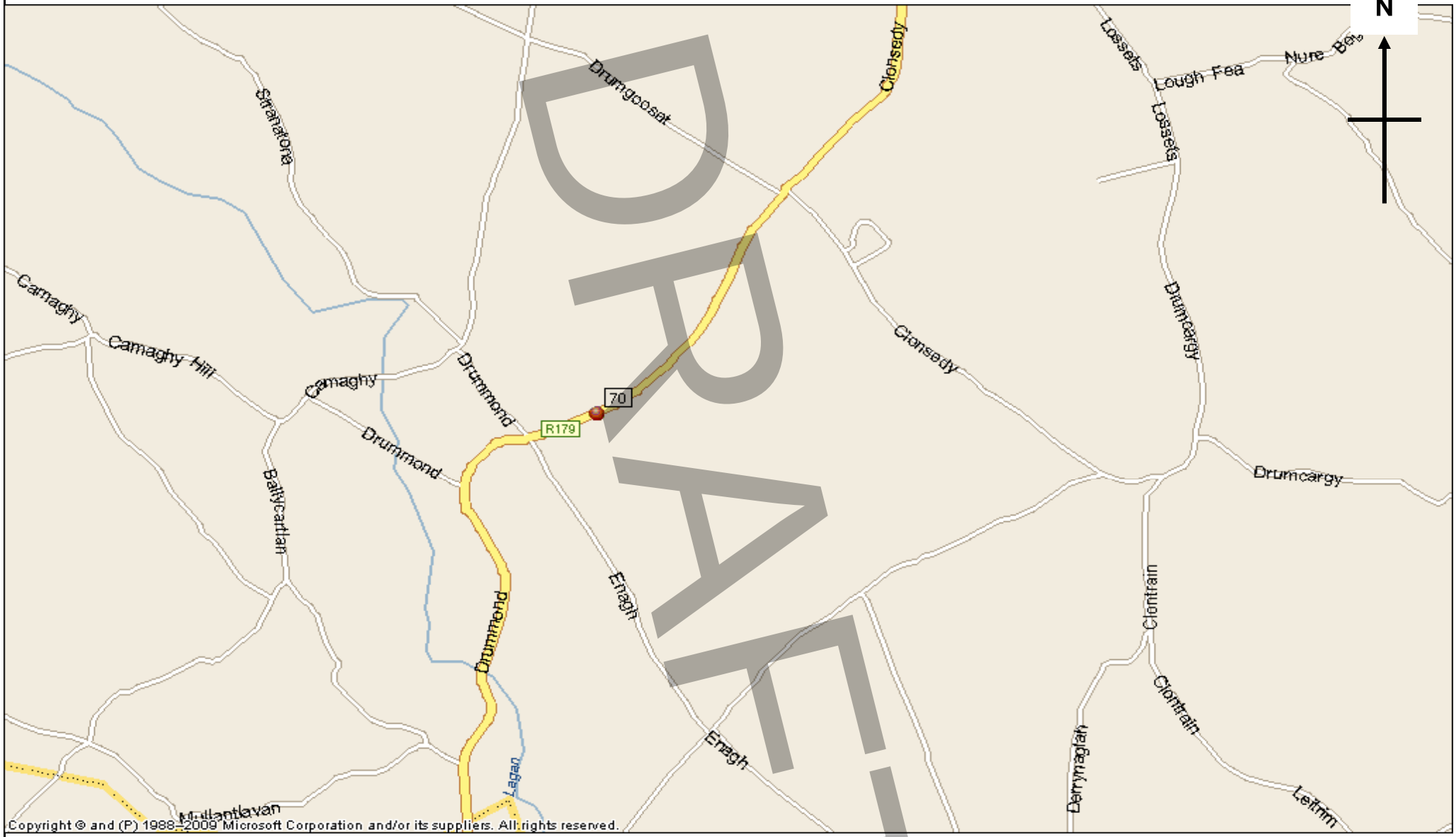

DRAFT

NDC NATIONWIDE DATA COLLECTION	**Site / Location:**	70 / Monaghan	**Project No:**	3279	**Diagram No:**	3279-18	**Drawn By:** AC
	Survey Dates:	Monday 7th October to Tuesday 22nd October 2013	**Project Name:**	MEATH/CAVAN/MONAGHAN ATC'S			
	Survey Times:	00:00 to 00(24):00	**Diagram Title:**	General Location Plan			

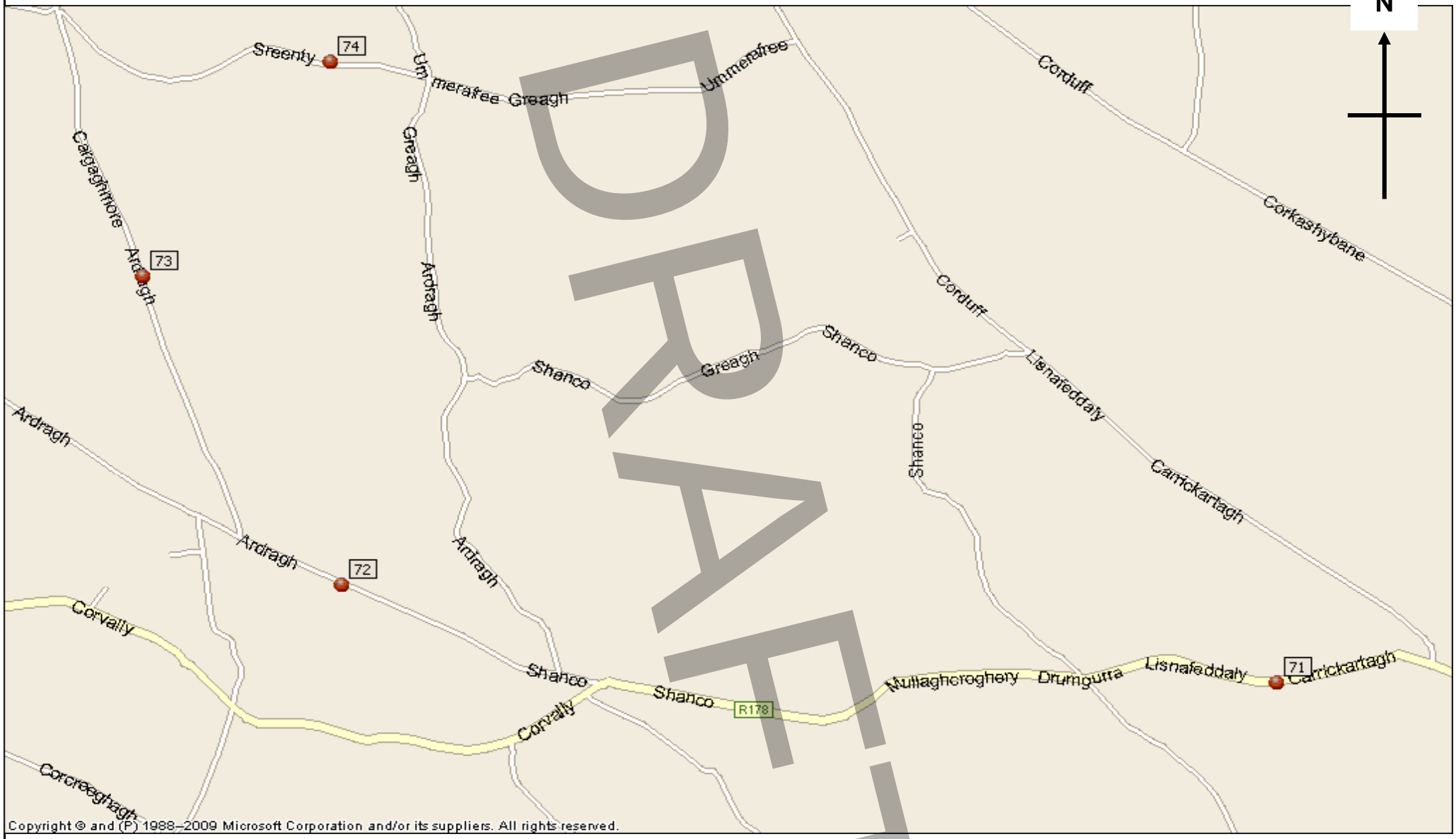

DRAFT

NDC NATIONWIDE DATA COLLECTION	**Sites / Location:**	71 to 74 / Monaghan	**Project No:**	3279	**Diagram No:**	3279-19	**Drawn By:**	AC
	Survey Dates:	Monday 7th October to Tuesday 22nd October 2013	**Project Name:**	MEATH/CAVAN/MONAGHAN ATC'S				
	Survey Times:	00:00 to 00(24):00	**Diagram Title:**	General Location Plan				

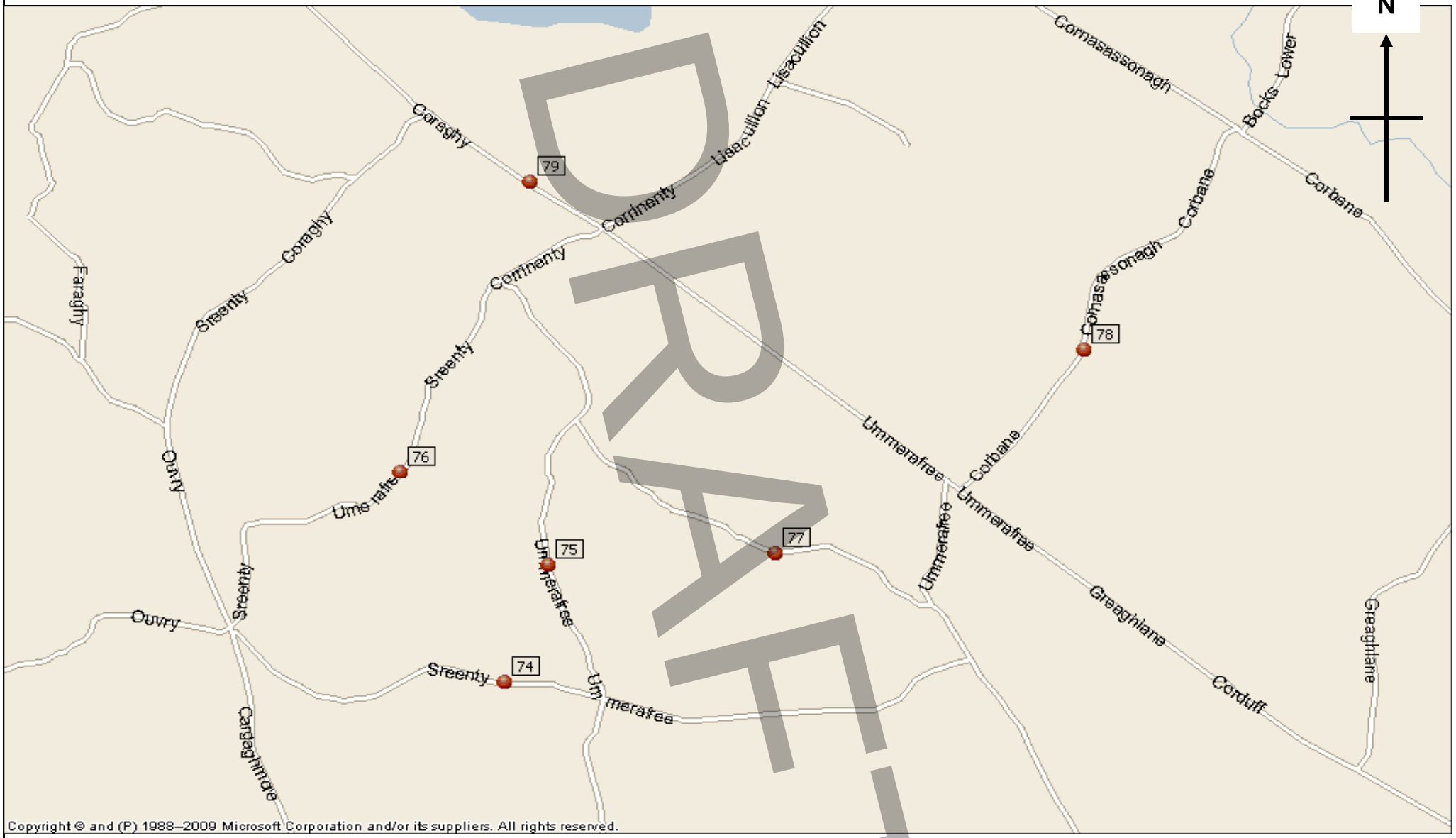

DRAFT

NDC NATIONWIDE DATA COLLECTION	**Sites / Location:**	74 to 79 / Monaghan	**Project No:**	3279	**Diagram No:**	3279-20	**Drawn By:** AC
	Survey Dates:	Monday 7th October to Tuesday 22nd October 2013	**Project Name:**	MEATH/CAVAN/MONAGHAN ATC'S			
	Survey Times:	00:00 to 00(24):00	**Diagram Title:**	General Location Plan			

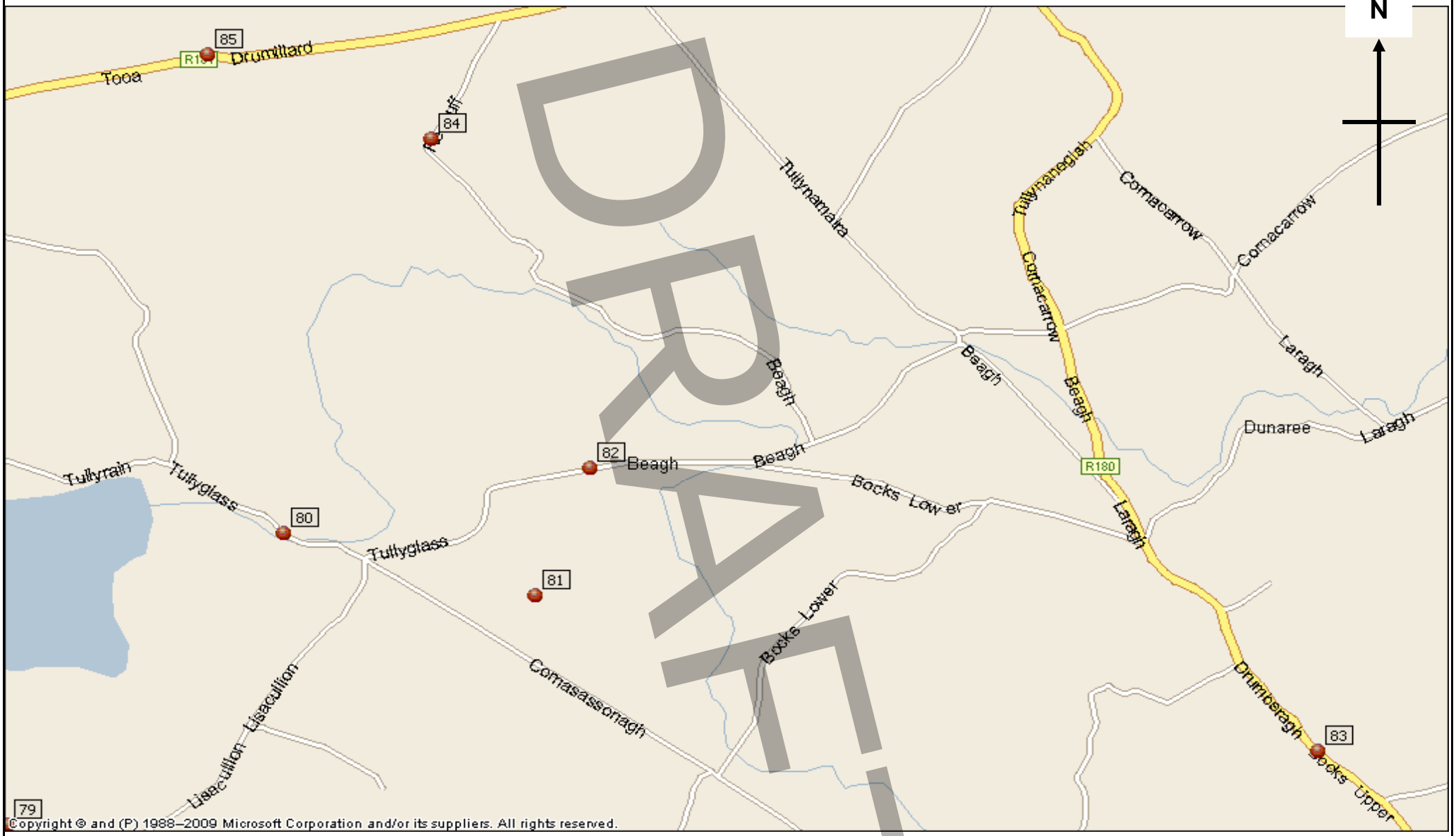

DRAFT

NDC NATIONWIDE DATA COLLECTION

Sites / Location:	80 to 85 / Monaghan	**Project No:**	3279	**Diagram No:**	3279-21	**Drawn By:**	AC
Survey Dates:	Monday 7th October to Tuesday 22nd October 2013	**Project Name:**	MEATH/CAVAN/MONAGHAN ATC'S				
Survey Times:	00:00 to 00(24):00	**Diagram Title:**	General Location Plan				

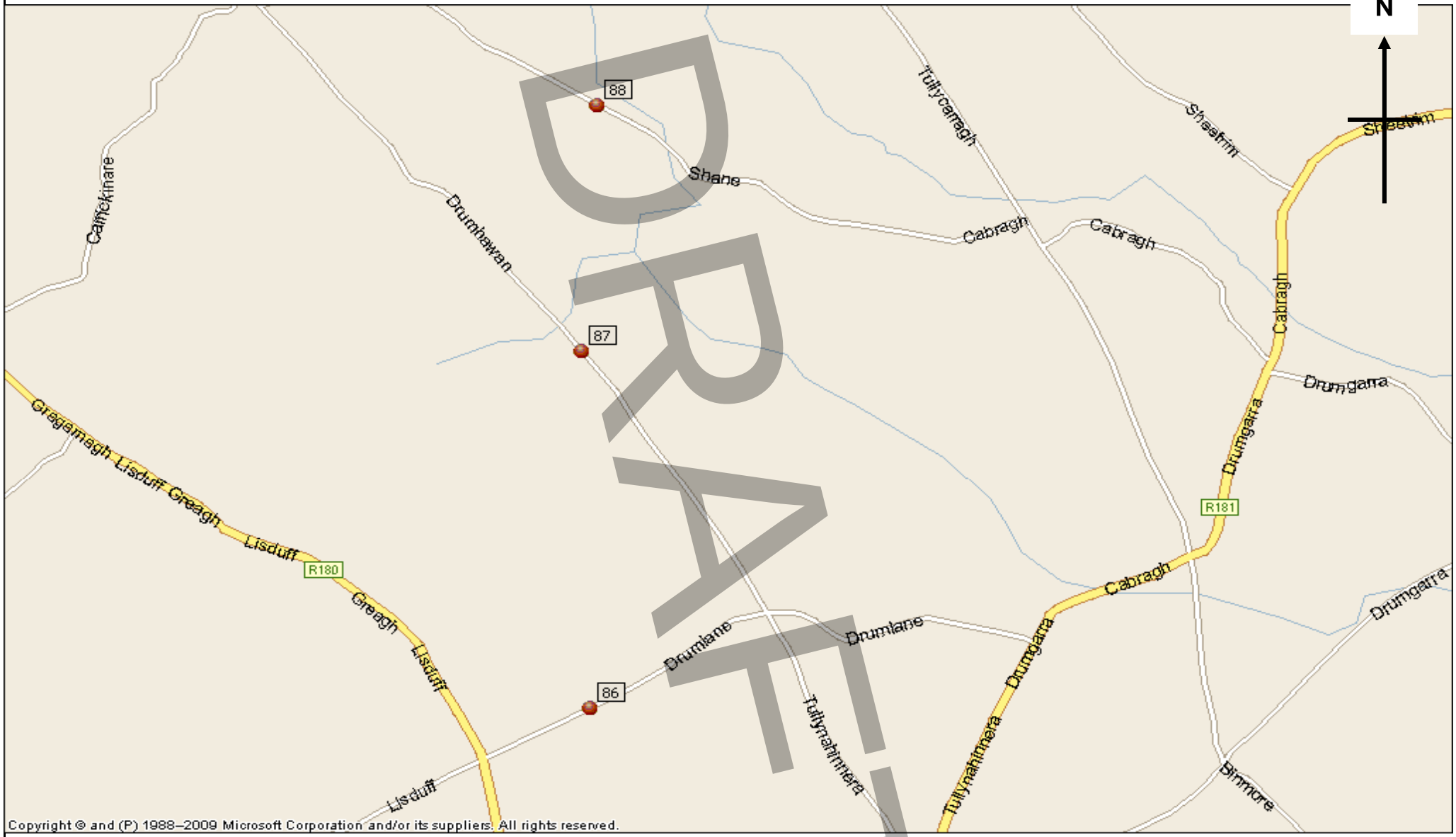

DRAFT

NDC NATIONWIDE DATA COLLECTION

Sites / Location:	86 to 88 / Monaghan	**Project No:**	3279	**Diagram No:**	3279-22	**Drawn By:**	AC
Survey Dates:	Monday 7th October to Tuesday 22nd October 2013	**Project Name:**	MEATH/CAVAN/MONAGHAN ATC'S				
Survey Times:	00:00 to 00(24):00	**Diagram Title:**	General Location Plan				

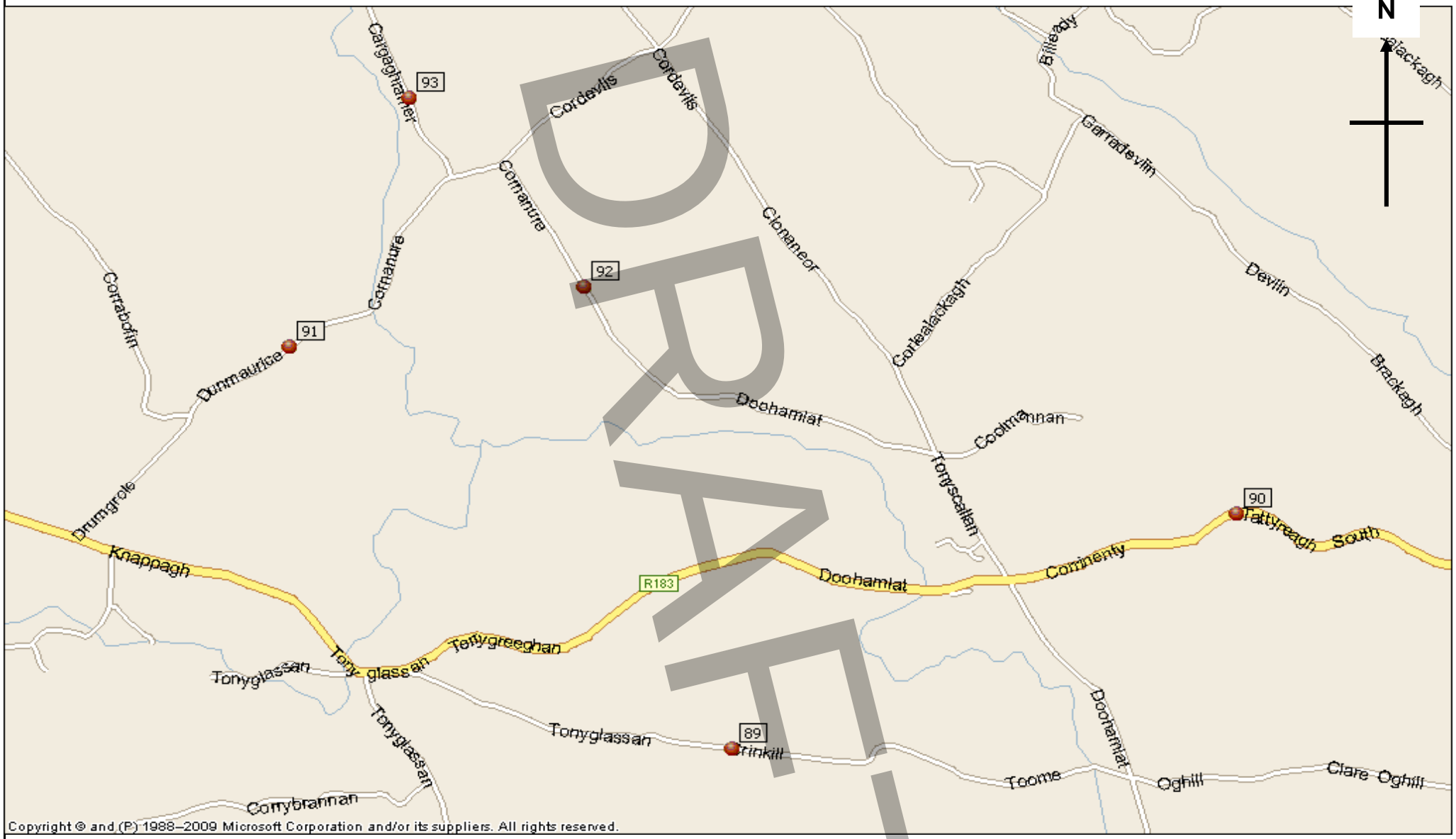

Copyright © and (P) 1988–2009 Microsoft Corporation and/or its suppliers. All rights reserved.

DRAFT

NDC NATIONWIDE DATA COLLECTION	**Sites / Location:**	89 to 93 / Monaghan	**Project No:**	3279	**Diagram No:**	3279-23	**Drawn By:** AC
	Survey Dates:	Monday 7th October to Tuesday 22nd October 2013	**Project Name:**	MEATH/CAVAN/MONAGHAN ATC'S			
	Survey Times:	00:00 to 00(24):00	**Diagram Title:**	General Location Plan			

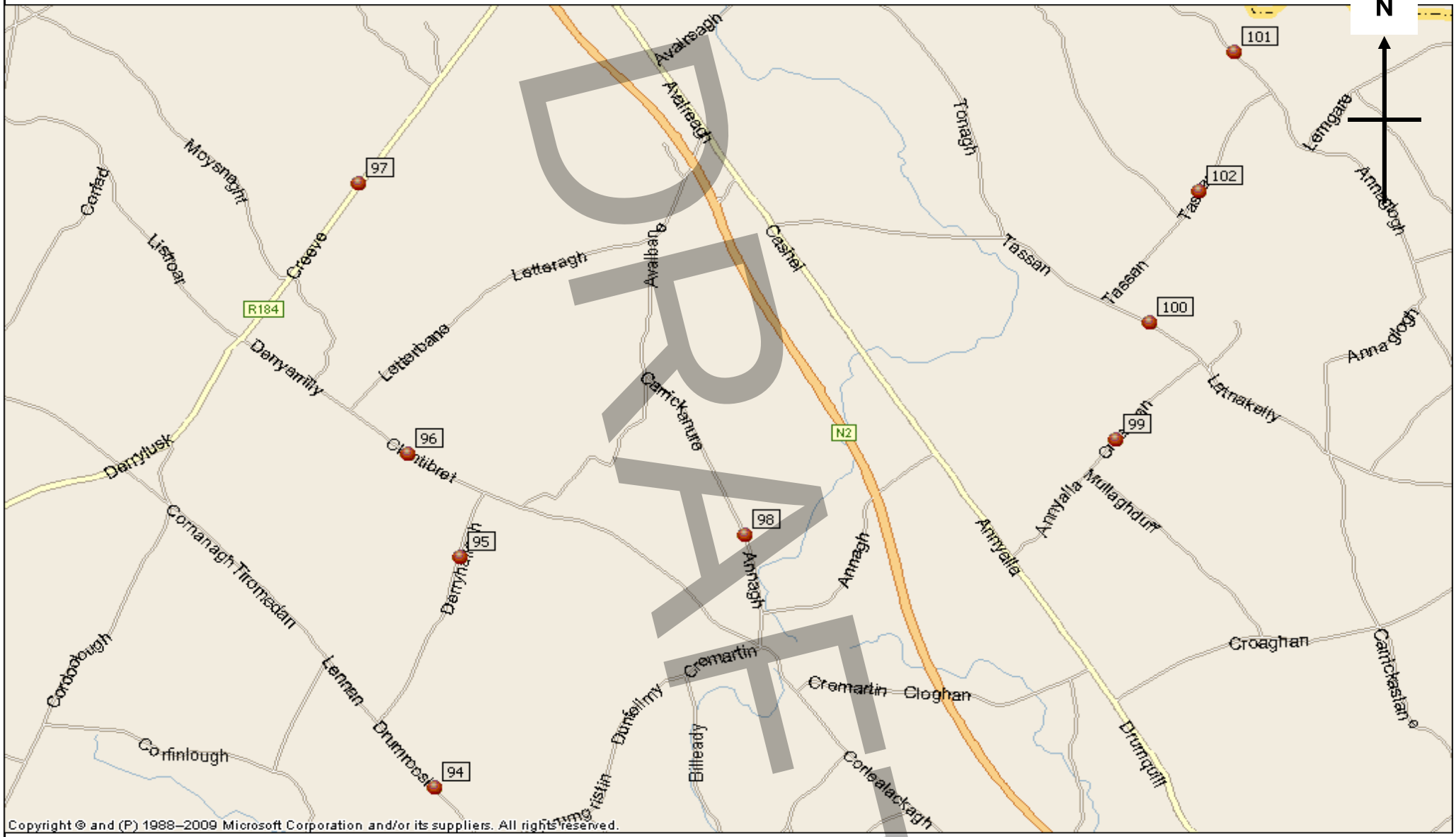

DRAFT

NDC NATIONWIDE DATA COLLECTION	**Sites / Location:**	94 to 102 / Monaghan	**Project No:**	3279	**Diagram No:**	3279-24	**Drawn By:**	AC
	Survey Dates:	Monday 7th October to Tuesday 22nd October 2013	**Project Name:**	MEATH/CAVAN/MONAGHAN ATC'S				
	Survey Times:	00:00 to 00(24):00	**Diagram Title:**	General Location Plan				



DRAFT

NDC NATIONWIDE DATA COLLECTION	**Site / Location:**	103 / Monaghan	**Project No:**	3279	**Diagram No:**	3279-25	**Drawn By:** AC
	Survey Dates:	Monday 7th October to Tuesday 22nd October 2013	**Project Name:**	MEATH/CAVAN/MONAGHAN ATC'S			
	Survey Times:	00:00 to 00(24):00	**Diagram Title:**	General Location Plan			

APPENDIX A

VEHICLE CATEGORIES

DRAFT

ATC VEHICLE CATEGORIES

Axles	Groups	Description	Class		Parameters	Dominant Vehicle	Aggregate
2	1 or 2	Very Short - Bicycle or Motorcycle	MC	1	d(1)<1.7m & axles=2		
2	1 or 2	Short - Sedan, Wagon, 4WD, Utility, Light Van	SV	2	d(1)>=1.7m, d(1)<=3.2m & axles=2		
3, 4 or 5	3	Short Towing - Trailer, Caravan, Boat, etc.	SVT	3	groups=3, d(1)>=2.1m, d(1)<=3.2m, d(2)>=2.1m & axles=3,4,5		1 (Light)
2	2	Two axle truck or Bus	TB2	4	d(1)>3.2m & axles=2		
3	2	Three axle truck or Bus	TB3	5	axles=3 & groups=2		
>3	2	Four axle truck	T4	6	axles>3 & groups=2		2 (Medium)
3	3	Three axle articulated vehicle or Rigid vehicle and trailer	ART3	7	d(1)>3.2m, axles=3 & groups=3		
4	>2	Four axle articulated vehicle or Rigid vehicle and trailer	ART4	8	d(2)<2.1m or d(1)<2.1m or d(1)>3.2m axles = 4 & groups>2		
5	>2	Five axle articulated vehicle or Rigid vehicle and trailer	ART5	9	d(2)<2.1m or d(1)<2.1m or d(1)>3.2m axles=5 & groups>2		
>=6	>2	Six (or more) axle articulated vehicle or Rigid vehicle and trailer	ART6	10	axles=6 & groups>2 or axles>6 & groups=3		
>6	4	B-Double or Heavy truck and trailer	BD	11	groups=4 & axles>6		
>6	>=5	Double or triple road train or Heavy truck and two (or more) trailers	DRT	12	groups>=5 & axles>6		3 (Heavy)

DRAFT



NDC NATIONWIDE DATA COLLECTION	**Site / Location:**	L-62061, Att t/pole, Lat 53.48573, Long -6.58911	**Project No:**	3279	**Photo No:**	3279-01	**Drawn By:** MOR
	Survey Date:	Mon, 7 October 2013 to Sun, 13 October 2013	**Project Name:**		Meath/Cavan/Monaghan ATC'S		
	Survey Times:	00:00 to 00(24):00	**Title:**		Site Photograph		

Site No.	Location.	Direction.	Speed Limit - PSL (km/h)	Start Date.	End Date.	Total Vehicles.	5 Day Ave.	7 Day Ave.	No. > Speed Limit.	%. > Speed Limit.	No. > Speed Limit1 (+5km/h).	%. > Speed Limit1 (+5km/h).	No. > Speed Limit1 (+10km/h).	%. > Speed Limit1 (+10km/h).	Mean Speed	85%ile Speed
1	L-62061, Att t/pole, Lat 53.48573, Long -6.58911	North	80	Mon, 7 October 2013	Sun, 13 October 2013	865	128	124	3	0.3	1	0.1	0	0.0	54.7	64.4
		South	80	Mon, 7 October 2013	Sun, 13 October 2013	842	125	120	4	0.5	1	0.1	0	0.0	51.7	60.8
		Two way	80	Mon, 7 October 2013	Sun, 13 October 2013	1707	253	244	7	0.4	2	0.1	0	0.0	53.2	63.0

DRAFT

Site 1
Location L-62061, Att t/pole, Lat 53.48573, Long -6.58911
Direction North

3279 / Meath/Cavan/Monaghan ATC's
October 2013
Automatic Traffic Count

Mon, 7 October 2013

Time	Total	Classification												>PSL	>PSL%	>SL1	>SL1%	>SL2	>SL2%	Mean	Vpp
		1 MCL	2 SV	3 SVT	4 TB2	5 TB3	6 T4	7 ART3	8 ART4	9 ART5	10 ART6	11 BD	12 DRT	80	80	85 +5kph	85 +5kph	90 +10kph	90 +10kph		85
0000	0	0	0	0	0	0	0	0	0	0	0	0	0	0	0	0	0	0	0	-	-
0100	0	0	0	0	0	0	0	0	0	0	0	0	0	0	0	0	0	0	0	-	-
0200	0	0	0	0	0	0	0	0	0	0	0	0	0	0	0	0	0	0	0	-	-
0300	0	0	0	0	0	0	0	0	0	0	0	0	0	0	0	0	0	0	0	-	-
0400	0	0	0	0	0	0	0	0	0	0	0	0	0	0	0	0	0	0	0	-	-
0500	2	0	2	0	0	0	0	0	0	0	0	0	0	0	0	0	0	0	0	65.6	-
0600	3	0	3	0	0	0	0	0	0	0	0	0	0	0	0	0	0	0	0	59.9	-
0700	8	0	8	0	0	0	0	0	0	0	0	0	0	0	0	0	0	0	0	57.3	-
0800	**18**	**0**	**18**	**0**	**0**	**0**	**0**	**0**	**0**	**0**	**0**	**0**	**0**	**1**	**5.6**	**0**	**0**	**0**	**0**	**59.9**	**70.9**
0900	14	0	12	0	2	0	0	0	0	0	0	0	0	0	0	0	0	0	0	56.2	62.6
1000	6	0	4	0	2	0	0	0	0	0	0	0	0	0	0	0	0	0	0	54.2	-
1100	5	0	4	1	0	0	0	0	0	0	0	0	0	0	0	0	0	0	0	55	-
1200	5	0	3	0	0	0	2	0	0	0	0	0	0	0	0	0	0	0	0	46.3	-
1300	9	0	7	0	2	0	0	0	0	0	0	0	0	0	0	0	0	0	0	58.2	-
1400	10	0	10	0	0	0	0	0	0	0	0	0	0	0	0	0	0	0	0	58.1	-
1500	7	0	7	0	0	0	0	0	0	0	0	0	0	0	0	0	0	0	0	46.4	-
1600	10	0	8	0	2	0	0	0	0	0	0	0	0	0	0	0	0	0	0	50.6	-
1700	**16**	**1**	**11**	**0**	**4**	**0**	**0**	**0**	**0**	**0**	**0**	**0**	**0**	**0**	**0**	**0**	**0**	**0**	**0**	**54.4**	**67.3**
1800	7	0	5	0	2	0	0	0	0	0	0	0	0	0	0	0	0	0	0	51.2	-
1900	11	0	11	0	0	0	0	0	0	0	0	0	0	0	0	0	0	0	0	47.3	59
2000	4	0	4	0	0	0	0	0	0	0	0	0	0	0	0	0	0	0	0	59.1	-
2100	0	0	0	0	0	0	0	0	0	0	0	0	0	0	0	0	0	0	0	-	-
2200	1	0	1	0	0	0	0	0	0	0	0	0	0	0	0	0	0	0	0	51.3	-
2300	0	0	0	0	0	0	0	0	0	0	0	0	0	0	0	0	0	0	0	-	-
07-19	**115**	**1**	**97**	**1**	**14**	**0**	**2**	**0**	**0**	**0**	**0**	**0**	**0**	**1**	**0.9**	**0**	**0**	**0**	**0**	**54.9**	**65.5**
06-22	**133**	**1**	**115**	**1**	**14**	**0**	**2**	**0**	**0**	**0**	**0**	**0**	**0**	**1**	**0.8**	**0**	**0**	**0**	**0**	**54.6**	**64.8**
06-00	**134**	**1**	**116**	**1**	**14**	**0**	**2**	**0**	**0**	**0**	**0**	**0**	**0**	**1**	**0.7**	**0**	**0**	**0**	**0**	**54.5**	**64.8**
00-00	**136**	**1**	**118**	**1**	**14**	**0**	**2**	**0**	**0**	**0**	**0**	**0**	**0**	**1**	**0.7**	**0**	**0**	**0**	**0**	**54.7**	**65.2**

DRAFT

Site 1
Location L-62061, Att t/pole, Lat 53.48573, Long -6.58911
Direction North

3279 / Meath/Cavan/Monaghan ATC's
October 2013
Automatic Traffic Count

Tue, 8 October 2013

Time	Total	Classification												>PSL	>PSL%	>SL1	>SL1%	>SL2	>SL2%	Mean	Vpp
		1 MCL	2 SV	3 SVT	4 TB2	5 TB3	6 T4	7 ART3	8 ART4	9 ART5	10 ART6	11 BD	12 DRT	80	80	85 +5kph	85 +5kph	90 +10kph	90 +10kph		85
0000	0	0	0	0	0	0	0	0	0	0	0	0	0	0	0	0	0	0	0	-	-
0100	0	0	0	0	0	0	0	0	0	0	0	0	0	0	0	0	0	0	0	-	-
0200	0	0	0	0	0	0	0	0	0	0	0	0	0	0	0	0	0	0	0	-	-
0300	0	0	0	0	0	0	0	0	0	0	0	0	0	0	0	0	0	0	0	-	-
0400	0	0	0	0	0	0	0	0	0	0	0	0	0	0	0	0	0	0	0	-	-
0500	1	0	1	0	0	0	0	0	0	0	0	0	0	0	0	0	0	0	0	66.4	-
0600	6	0	6	0	0	0	0	0	0	0	0	0	0	0	0	0	0	0	0	57.5	-
0700	7	0	7	0	0	0	0	0	0	0	0	0	0	0	0	0	0	0	0	58.8	-
0800	12	0	12	0	0	0	0	0	0	0	0	0	0	0	0	0	0	0	0	53.6	57.2
0900	**14**	**0**	**11**	**0**	**3**	**0**	**0**	**0**	**0**	**0**	**0**	**0**	**0**	**0**	**0**	**0**	**0**	**0**	**0**	**50.3**	**65.2**
1000	5	0	5	0	0	0	0	0	0	0	0	0	0	0	0	0	0	0	0	55.6	-
1100	8	0	7	0	0	0	1	0	0	0	0	0	0	0	0	0	0	0	0	56.3	-
1200	8	0	6	0	1	0	0	0	0	1	0	0	0	0	0	0	0	0	0	52.7	-
1300	7	0	6	0	1	0	0	0	0	0	0	0	0	0	0	0	0	0	0	56.6	-
1400	8	0	7	0	1	0	0	0	0	0	0	0	0	0	0	0	0	0	0	54.3	-
1500	**11**	**0**	**11**	**0**	**0**	**0**	**0**	**0**	**0**	**0**	**0**	**0**	**0**	**0**	**0**	**0**	**0**	**0**	**0**	**57.6**	**60.5**
1600	8	0	6	0	2	0	0	0	0	0	0	0	0	0	0	0	0	0	0	55	-
1700	**11**	**0**	**10**	**0**	**1**	**0**	**0**	**0**	**0**	**0**	**0**	**0**	**0**	**0**	**0**	**0**	**0**	**0**	**0**	**53.7**	**60.5**
1800	7	0	4	2	1	0	0	0	0	0	0	0	0	0	0	0	0	0	0	40.7	-
1900	5	0	5	0	0	0	0	0	0	0	0	0	0	0	0	0	0	0	0	57.6	-
2000	4	0	4	0	0	0	0	0	0	0	0	0	0	0	0	0	0	0	0	58.9	-
2100	2	0	2	0	0	0	0	0	0	0	0	0	0	0	0	0	0	0	0	55.3	-
2200	1	0	1	0	0	0	0	0	0	0	0	0	0	0	0	0	0	0	0	55.3	-
2300	0	0	0	0	0	0	0	0	0	0	0	0	0	0	0	0	0	0	0	-	-
07-19	**106**	**0**	**92**	**2**	**10**	**0**	**1**	**0**	**0**	**1**	**0**	**0**	**0**	**0**	**0**	**0**	**0**	**0**	**0**	**53.7**	**63**
06-22	**123**	**0**	**109**	**2**	**10**	**0**	**1**	**0**	**0**	**1**	**0**	**0**	**0**	**0**	**0**	**0**	**0**	**0**	**0**	**54.2**	**63.7**
06-00	**124**	**0**	**110**	**2**	**10**	**0**	**1**	**0**	**0**	**1**	**0**	**0**	**0**	**0**	**0**	**0**	**0**	**0**	**0**	**54.2**	**63**
00-00	**125**	**0**	**111**	**2**	**10**	**0**	**1**	**0**	**0**	**1**	**0**	**0**	**0**	**0**	**0**	**0**	**0**	**0**	**0**	**54.3**	**63.7**

DRAFT

Site 1
Location L-62061, Att t/pole, Lat 53.48573, Long -6.58911
Direction North

3279 / Meath/Cavan/Monaghan ATC's
October 2013
Automatic Traffic Count

Wed, 9 October 2013

Time	Total	Classification												>PSL	>PSL%	>SL1	>SL1%	>SL2	>SL2%	Mean	Vpp
		1 MCL	2 SV	3 SVT	4 TB2	5 TB3	6 T4	7 ART3	8 ART4	9 ART5	10 ART6	11 BD	12 DRT	80	80	85 +5kph	85 +5kph	90 +10kph	90 +10kph		85
0000	0	0	0	0	0	0	0	0	0	0	0	0	0	0	0	0	0	0	0	-	-
0100	0	0	0	0	0	0	0	0	0	0	0	0	0	0	0	0	0	0	0	-	-
0200	1	0	1	0	0	0	0	0	0	0	0	0	0	0	0	0	0	0	0	65	-
0300	0	0	0	0	0	0	0	0	0	0	0	0	0	0	0	0	0	0	0	-	-
0400	0	0	0	0	0	0	0	0	0	0	0	0	0	0	0	0	0	0	0	-	-
0500	1	0	1	0	0	0	0	0	0	0	0	0	0	0	0	0	0	0	0	62	-
0600	3	0	3	0	0	0	0	0	0	0	0	0	0	0	0	0	0	0	0	59.3	-
0700	10	0	10	0	0	0	0	0	0	0	0	0	0	0	0	0	0	0	0	62	-
0800	**15**	**0**	**13**	**1**	**1**	**0**	**0**	**0**	**0**	**0**	**0**	**0**	**0**	**0**	**0**	**0**	**0**	**0**	**0**	**57.5**	**64.4**
0900	14	0	11	0	3	0	0	0	0	0	0	0	0	0	0	0	0	0	0	55.6	63
1000	4	0	4	0	0	0	0	0	0	0	0	0	0	0	0	0	0	0	0	56.7	-
1100	6	1	5	0	0	0	0	0	0	0	0	0	0	0	0	0	0	0	0	57	-
1200	9	0	8	1	0	0	0	0	0	0	0	0	0	0	0	0	0	0	0	50.1	-
1300	14	0	12	1	1	0	0	0	0	0	0	0	0	0	0	0	0	0	0	53.8	63
1400	7	1	4	1	1	0	0	0	0	0	0	0	0	0	0	0	0	0	0	46	-
1500	4	0	4	0	0	0	0	0	0	0	0	0	0	0	0	0	0	0	0	55.3	-
1600	9	0	9	0	0	0	0	0	0	0	0	0	0	0	0	0	0	0	0	55.9	-
1700	**16**	**0**	**13**	**2**	**1**	**0**	**0**	**0**	**0**	**0**	**0**	**0**	**0**	**0**	**0**	**0**	**0**	**0**	**0**	**59.6**	**68.8**
1800	8	1	6	0	1	0	0	0	0	0	0	0	0	0	0	0	0	0	0	50.5	-
1900	6	0	6	0	0	0	0	0	0	0	0	0	0	0	0	0	0	0	0	50.3	-
2000	5	0	5	0	0	0	0	0	0	0	0	0	0	0	0	0	0	0	0	66.5	-
2100	3	0	3	0	0	0	0	0	0	0	0	0	0	0	0	0	0	0	0	72.6	-
2200	2	0	2	0	0	0	0	0	0	0	0	0	0	0	0	0	0	0	0	59.1	-
2300	1	0	1	0	0	0	0	0	0	0	0	0	0	0	0	0	0	0	0	52.9	-
07-19	**116**	**3**	**99**	**6**	**8**	**0**	**0**	**0**	**0**	**0**	**0**	**0**	**0**	**0**	**0**	**0**	**0**	**0**	**0**	**55.5**	**64.4**
06-22	**133**	**3**	**116**	**6**	**8**	**0**	**0**	**0**	**0**	**0**	**0**	**0**	**0**	**0**	**0**	**0**	**0**	**0**	**0**	**56.1**	**66.2**
06-00	**136**	**3**	**119**	**6**	**8**	**0**	**0**	**0**	**0**	**0**	**0**	**0**	**0**	**0**	**0**	**0**	**0**	**0**	**0**	**56.2**	**66.2**
00-00	**138**	**3**	**121**	**6**	**8**	**0**	**0**	**0**	**0**	**0**	**0**	**0**	**0**	**0**	**0**	**0**	**0**	**0**	**0**	**56.3**	**65.5**

DRAFT

Site 1
Location L-62061, Att t/pole, Lat 53.48573, Long -6.58911
Direction North

3279 / Meath/Cavan/Monaghan ATC's
October 2013
Automatic Traffic Count

Thu, 10 October 2013

Time	Total	Classification												>PSL	>PSL%	>SL1	>SL1%	>SL2	>SL2%	Mean	Vpp
		1 MCL	2 SV	3 SVT	4 TB2	5 TB3	6 T4	7 ART3	8 ART4	9 ART5	10 ART6	11 BD	12 DRT	80	80	85 +5kph	85 +5kph	90 +10kph	90 +10kph		85
0000	0	0	0	0	0	0	0	0	0	0	0	0	0	0	0	0	0	0	0	-	-
0100	0	0	0	0	0	0	0	0	0	0	0	0	0	0	0	0	0	0	0	-	-
0200	0	0	0	0	0	0	0	0	0	0	0	0	0	0	0	0	0	0	0	-	-
0300	0	0	0	0	0	0	0	0	0	0	0	0	0	0	0	0	0	0	0	-	-
0400	0	0	0	0	0	0	0	0	0	0	0	0	0	0	0	0	0	0	0	-	-
0500	0	0	0	0	0	0	0	0	0	0	0	0	0	0	0	0	0	0	0	-	-
0600	4	0	4	0	0	0	0	0	0	0	0	0	0	0	0	0	0	0	0	60.5	-
0700	6	0	6	0	0	0	0	0	0	0	0	0	0	0	0	0	0	0	0	60.5	-
0800	12	0	11	0	1	0	0	0	0	0	0	0	0	0	0	0	0	0	0	53.4	58
0900	**13**	**0**	**10**	**0**	**2**	**0**	**0**	**1**	**0**	**0**	**0**	**0**	**0**	**0**	**0**	**0**	**0**	**0**	**0**	**48.4**	**53.3**
1000	5	0	5	0	0	0	0	0	0	0	0	0	0	0	0	0	0	0	0	47.4	-
1100	3	0	3	0	0	0	0	0	0	0	0	0	0	0	0	0	0	0	0	43.9	-
1200	7	0	6	0	1	0	0	0	0	0	0	0	0	0	0	0	0	0	0	52.3	-
1300	7	0	5	0	2	0	0	0	0	0	0	0	0	0	0	0	0	0	0	55.8	-
1400	7	0	5	1	1	0	0	0	0	0	0	0	0	0	0	0	0	0	0	46.8	-
1500	**11**	**0**	**10**	**0**	**1**	**0**	**0**	**0**	**0**	**0**	**0**	**0**	**0**	**0**	**0**	**0**	**0**	**0**	**0**	**58.4**	**61.9**
1600	7	0	7	0	0	0	0	0	0	0	0	0	0	0	0	0	0	0	0	54.4	-
1700	**11**	**0**	**8**	**0**	**3**	**0**	**0**	**0**	**0**	**0**	**0**	**0**	**0**	**0**	**0**	**0**	**0**	**0**	**0**	**57.9**	**63**
1800	7	0	6	0	1	0	0	0	0	0	0	0	0	0	0	0	0	0	0	45.7	-
1900	6	0	6	0	0	0	0	0	0	0	0	0	0	0	0	0	0	0	0	58.7	-
2000	6	0	5	0	1	0	0	0	0	0	0	0	0	0	0	0	0	0	0	56.2	-
2100	3	0	3	0	0	0	0	0	0	0	0	0	0	0	0	0	0	0	0	58.1	-
2200	1	0	1	0	0	0	0	0	0	0	0	0	0	0	0	0	0	0	0	55.8	-
2300	1	0	1	0	0	0	0	0	0	0	0	0	0	0	0	0	0	0	0	51.2	-
07-19	**96**	**0**	**82**	**1**	**12**	**0**	**0**	**1**	**0**	**0**	**0**	**0**	**0**	**0**	**0**	**0**	**0**	**0**	**0**	**52.8**	**62.6**
06-22	**115**	**0**	**100**	**1**	**13**	**0**	**0**	**1**	**0**	**0**	**0**	**0**	**0**	**0**	**0**	**0**	**0**	**0**	**0**	**53.7**	**63**
06-00	**117**	**0**	**102**	**1**	**13**	**0**	**0**	**1**	**0**	**0**	**0**	**0**	**0**	**0**	**0**	**0**	**0**	**0**	**0**	**53.7**	**63**
00-00	**117**	**0**	**102**	**1**	**13**	**0**	**0**	**1**	**0**	**0**	**0**	**0**	**0**	**0**	**0**	**0**	**0**	**0**	**0**	**53.7**	**63**

DRAFT

Site 1
Location L-62061, Att t/pole, Lat 53.48573, Long -6.58911
Direction North

3279 / Meath/Cavan/Monaghan ATC's
October 2013
Automatic Traffic Count

Fri, 11 October 2013

Time	Total	Classification												>PSL	>PSL%	>SL1	>SL1%	>SL2	>SL2%	Mean	Vpp
		1 MCL	2 SV	3 SVT	4 TB2	5 TB3	6 T4	7 ART3	8 ART4	9 ART5	10 ART6	11 BD	12 DRT	80	80	85 +5kph	85 +5kph	90 +10kph	90 +10kph		85
0000	0	0	0	0	0	0	0	0	0	0	0	0	0	0	0	0	0	0	0	-	-
0100	0	0	0	0	0	0	0	0	0	0	0	0	0	0	0	0	0	0	0	-	-
0200	0	0	0	0	0	0	0	0	0	0	0	0	0	0	0	0	0	0	0	-	-
0300	0	0	0	0	0	0	0	0	0	0	0	0	0	0	0	0	0	0	0	-	-
0400	0	0	0	0	0	0	0	0	0	0	0	0	0	0	0	0	0	0	0	-	-
0500	0	0	0	0	0	0	0	0	0	0	0	0	0	0	0	0	0	0	0	-	-
0600	3	0	3	0	0	0	0	0	0	0	0	0	0	0	0	0	0	0	0	63.1	-
0700	7	0	6	0	1	0	0	0	0	0	0	0	0	0	0	0	0	0	0	59.2	-
0800	**15**	**0**	**14**	**0**	**0**	**0**	**1**	**0**	**0**	**0**	**0**	**0**	**0**	**0**	**0**	**0**	**0**	**0**	**0**	**52**	**62.6**
0900	12	0	8	0	3	0	0	1	0	0	0	0	0	0	0	0	0	0	0	51.9	59
1000	9	0	7	0	2	0	0	0	0	0	0	0	0	0	0	0	0	0	0	57.2	-
1100	5	0	3	0	1	0	0	0	1	0	0	0	0	0	0	0	0	0	0	49.1	-
1200	6	0	6	0	0	0	0	0	0	0	0	0	0	0	0	0	0	0	0	53	-
1300	7	0	6	0	1	0	0	0	0	0	0	0	0	0	0	0	0	0	0	49.1	-
1400	9	0	8	1	0	0	0	0	0	0	0	0	0	0	0	0	0	0	0	58.9	-
1500	**10**	**0**	**9**	**0**	**1**	**0**	**0**	**0**	**0**	**0**	**0**	**0**	**0**	**0**	**0**	**0**	**0**	**0**	**0**	**55.5**	**-**
1600	7	0	6	0	1	0	0	0	0	0	0	0	0	0	0	0	0	0	0	53.1	-
1700	**10**	**0**	**5**	**1**	**4**	**0**	**0**	**0**	**0**	**0**	**0**	**0**	**0**	**0**	**0**	**0**	**0**	**0**	**0**	**49**	**-**
1800	**10**	**0**	**9**	**0**	**0**	**0**	**0**	**0**	**1**	**0**	**0**	**0**	**0**	**0**	**0**	**0**	**0**	**0**	**0**	**52.5**	**-**
1900	8	0	8	0	0	0	0	0	0	0	0	0	0	0	0	0	0	0	0	53.9	-
2000	5	0	5	0	0	0	0	0	0	0	0	0	0	1	20	0	0	0	0	58.5	-
2100	2	0	1	0	1	0	0	0	0	0	0	0	0	0	0	0	0	0	0	65.5	-
2200	0	0	0	0	0	0	0	0	0	0	0	0	0	0	0	0	0	0	0	-	-
2300	1	0	1	0	0	0	0	0	0	0	0	0	0	0	0	0	0	0	0	45.1	-
07-19	**107**	**0**	**87**	**2**	**14**	**0**	**1**	**1**	**2**	**0**	**0**	**0**	**0**	**0**	**0**	**0**	**0**	**0**	**0**	**53.4**	**63.7**
06-22	**125**	**0**	**104**	**2**	**15**	**0**	**1**	**1**	**2**	**0**	**0**	**0**	**0**	**1**	**0.8**	**0**	**0**	**0**	**0**	**54**	**64.1**
06-00	**126**	**0**	**105**	**2**	**15**	**0**	**1**	**1**	**2**	**0**	**0**	**0**	**0**	**1**	**0.8**	**0**	**0**	**0**	**0**	**54**	**64.1**
00-00	**126**	**0**	**105**	**2**	**15**	**0**	**1**	**1**	**2**	**0**	**0**	**0**	**0**	**1**	**0.8**	**0**	**0**	**0**	**0**	**54**	**64.1**

DRAFT

Site 1
Location L-62061, Att t/pole, Lat 53.48573, Long -6.58911
Direction North

3279 / Meath/Cavan/Monaghan ATC's
October 2013
Automatic Traffic Count

Sat, 12 October 2013

Time	Total	Classification												>PSL	>PSL%	>SL1	>SL1%	>SL2	>SL2%	Mean	Vpp
		1 MCL	2 SV	3 SVT	4 TB2	5 TB3	6 T4	7 ART3	8 ART4	9 ART5	10 ART6	11 BD	12 DRT	80	80	85 +5kph	85 +5kph	90 +10kph	90 +10kph		85
0000	0	0	0	0	0	0	0	0	0	0	0	0	0	0	0	0	0	0	0	-	-
0100	0	0	0	0	0	0	0	0	0	0	0	0	0	0	0	0	0	0	0	-	-
0200	0	0	0	0	0	0	0	0	0	0	0	0	0	0	0	0	0	0	0	-	-
0300	0	0	0	0	0	0	0	0	0	0	0	0	0	0	0	0	0	0	0	-	-
0400	0	0	0	0	0	0	0	0	0	0	0	0	0	0	0	0	0	0	0	-	-
0500	0	0	0	0	0	0	0	0	0	0	0	0	0	0	0	0	0	0	0	-	-
0600	0	0	0	0	0	0	0	0	0	0	0	0	0	0	0	0	0	0	0	-	-
0700	3	0	2	0	1	0	0	0	0	0	0	0	0	0	0	0	0	0	0	59.3	-
0800	7	0	7	0	0	0	0	0	0	0	0	0	0	0	0	0	0	0	0	57.2	-
0900	9	0	8	0	1	0	0	0	0	0	0	0	0	0	0	0	0	0	0	46.1	-
1000	**10**	**0**	**8**	**1**	**1**	**0**	**0**	**0**	**0**	**0**	**0**	**0**	**0**	**0**	**0**	**0**	**0**	**0**	**0**	**47.4**	**-**
1100	8	0	8	0	0	0	0	0	0	0	0	0	0	0	0	0	0	0	0	60.4	-
1200	10	0	8	0	2	0	0	0	0	0	0	0	0	0	0	0	0	0	0	59	-
1300	**11**	**1**	**9**	**0**	**1**	**0**	**0**	**0**	**0**	**0**	**0**	**0**	**0**	**0**	**0**	**0**	**0**	**0**	**0**	**50.4**	**57.2**
1400	8	0	8	0	0	0	0	0	0	0	0	0	0	0	0	0	0	0	0	57.4	-
1500	8	0	7	0	1	0	0	0	0	0	0	0	0	0	0	0	0	0	0	57.7	-
1600	5	0	5	0	0	0	0	0	0	0	0	0	0	0	0	0	0	0	0	58.9	-
1700	**11**	**0**	**9**	**1**	**1**	**0**	**0**	**0**	**0**	**0**	**0**	**0**	**0**	**1**	**9.1**	**1**	**9.1**	**0**	**0**	**57.4**	**64.4**
1800	3	0	3	0	0	0	0	0	0	0	0	0	0	0	0	0	0	0	0	58.1	-
1900	2	0	2	0	0	0	0	0	0	0	0	0	0	0	0	0	0	0	0	54.1	-
2000	4	0	4	0	0	0	0	0	0	0	0	0	0	0	0	0	0	0	0	53.4	-
2100	3	0	3	0	0	0	0	0	0	0	0	0	0	0	0	0	0	0	0	52.1	-
2200	2	0	2	0	0	0	0	0	0	0	0	0	0	0	0	0	0	0	0	59.3	-
2300	0	0	0	0	0	0	0	0	0	0	0	0	0	0	0	0	0	0	0	-	-
07-19	**93**	**1**	**82**	**2**	**8**	**0**	**0**	**0**	**0**	**0**	**0**	**0**	**0**	**1**	**1.1**	**1**	**1.1**	**0**	**0**	**55**	**63.4**
06-22	**102**	**1**	**91**	**2**	**8**	**0**	**0**	**0**	**0**	**0**	**0**	**0**	**0**	**1**	**1**	**1**	**1**	**0**	**0**	**54.8**	**63.4**
06-00	**104**	**1**	**93**	**2**	**8**	**0**	**0**	**0**	**0**	**0**	**0**	**0**	**0**	**1**	**1**	**1**	**1**	**0**	**0**	**54.9**	**63.4**
00-00	**104**	**1**	**93**	**2**	**8**	**0**	**0**	**0**	**0**	**0**	**0**	**0**	**0**	**1**	**1**	**1**	**1**	**0**	**0**	**54.9**	**63.4**

DRAFT

Site 1
Location L-62061, Att t/pole, Lat 53.48573, Long -6.58911
Direction North

3279 / Meath/Cavan/Monaghan ATC's
October 2013
Automatic Traffic Count

Sun, 13 October 2013

Time	Total	Classification												>PSL	>PSL%	>SL1	>SL1%	>SL2	>SL2%	Mean	Vpp
		1 MCL	2 SV	3 SVT	4 TB2	5 TB3	6 T4	7 ART3	8 ART4	9 ART5	10 ART6	11 BD	12 DRT	80	80	85 +5kph	85 +5kph	90 +10kph	90 +10kph		85
0000	1	0	1	0	0	0	0	0	0	0	0	0	0	0	0	0	0	0	0	61.7	-
0100	0	0	0	0	0	0	0	0	0	0	0	0	0	0	0	0	0	0	0	-	-
0200	2	0	2	0	0	0	0	0	0	0	0	0	0	0	0	0	0	0	0	47.3	-
0300	0	0	0	0	0	0	0	0	0	0	0	0	0	0	0	0	0	0	0	-	-
0400	0	0	0	0	0	0	0	0	0	0	0	0	0	0	0	0	0	0	0	-	-
0500	0	0	0	0	0	0	0	0	0	0	0	0	0	0	0	0	0	0	0	-	-
0600	1	0	1	0	0	0	0	0	0	0	0	0	0	0	0	0	0	0	0	58	-
0700	1	0	1	0	0	0	0	0	0	0	0	0	0	0	0	0	0	0	0	54.6	-
0800	2	0	2	0	0	0	0	0	0	0	0	0	0	0	0	0	0	0	0	52.2	-
0900	3	0	3	0	0	0	0	0	0	0	0	0	0	0	0	0	0	0	0	59	-
1000	**10**	**0**	**10**	**0**	**0**	**0**	**0**	**0**	**0**	**0**	**0**	**0**	**0**	**0**	**0**	**0**	**0**	**0**	**0**	**58.5**	**-**
1100	8	0	7	1	0	0	0	0	0	0	0	0	0	0	0	0	0	0	0	50.7	-
1200	7	0	7	0	0	0	0	0	0	0	0	0	0	0	0	0	0	0	0	55.3	-
1300	9	0	9	0	0	0	0	0	0	0	0	0	0	0	0	0	0	0	0	53.1	-
1400	5	0	5	0	0	0	0	0	0	0	0	0	0	0	0	0	0	0	0	62.3	-
1500	9	0	9	0	0	0	0	0	0	0	0	0	0	0	0	0	0	0	0	50.8	-
1600	**28**	**1**	**24**	**1**	**2**	**0**	**0**	**0**	**0**	**0**	**0**	**0**	**0**	**0**	**0**	**0**	**0**	**0**	**0**	**54.7**	**64.4**
1700	16	0	16	0	0	0	0	0	0	0	0	0	0	0	0	0	0	0	0	55.6	64.1
1800	6	0	6	0	0	0	0	0	0	0	0	0	0	0	0	0	0	0	0	52.8	-
1900	4	0	3	0	1	0	0	0	0	0	0	0	0	0	0	0	0	0	0	49.6	-
2000	4	0	4	0	0	0	0	0	0	0	0	0	0	0	0	0	0	0	0	62.8	-
2100	0	0	0	0	0	0	0	0	0	0	0	0	0	0	0	0	0	0	0	-	-
2200	1	0	1	0	0	0	0	0	0	0	0	0	0	0	0	0	0	0	0	48.6	-
2300	2	0	2	0	0	0	0	0	0	0	0	0	0	0	0	0	0	0	0	56.3	-
07-19	**104**	**1**	**99**	**2**	**2**	**0**	**0**	**0**	**0**	**0**	**0**	**0**	**0**	**0**	**0**	**0**	**0**	**0**	**0**	**54.8**	**64.1**
06-22	**113**	**1**	**107**	**2**	**3**	**0**	**0**	**0**	**0**	**0**	**0**	**0**	**0**	**0**	**0**	**0**	**0**	**0**	**0**	**54.9**	**64.4**
06-00	**116**	**1**	**110**	**2**	**3**	**0**	**0**	**0**	**0**	**0**	**0**	**0**	**0**	**0**	**0**	**0**	**0**	**0**	**0**	**54.9**	**64.4**
00-00	**119**	**1**	**113**	**2**	**3**	**0**	**0**	**0**	**0**	**0**	**0**	**0**	**0**	**0**	**0**	**0**	**0**	**0**	**0**	**54.8**	**64.1**

DRAFT

Site 1
Location L-62061, Att t/pole, Lat 53.48573, Long -6.58911
Direction North

3279 / Meath/Cavan/Monaghan ATC's
October 2013
Automatic Traffic Count

Virtual Day (7)

Time	Total	Classification												>PSL	>PSL%	>SL1	>SL1%	>SL2	>SL2%	Mean	Vpp
		1 MCL	2 SV	3 SVT	4 TB2	5 TB3	6 T4	7 ART3	8 ART4	9 ART5	10 ART6	11 BD	12 DRT	80	80	85 +5kph	85 +5kph	90 +10kph	90 +10kph		85
0000	0	0	0	0	0	0	0	0	0	0	0	0	0	0	0	0	0	0	0	61.7	-
0100	0	0	0	0	0	0	0	0	0	0	0	0	0	0	0	0	0	0	0	-	-
0200	0	0	0	0	0	0	0	0	0	0	0	0	0	0	0	0	0	0	0	53.2	-
0300	0	0	0	0	0	0	0	0	0	0	0	0	0	0	0	0	0	0	0	-	-
0400	0	0	0	0	0	0	0	0	0	0	0	0	0	0	0	0	0	0	0	-	-
0500	1	0	1	0	0	0	0	0	0	0	0	0	0	0	0	0	0	0	0	64.9	-
0600	3	0	3	0	0	0	0	0	0	0	0	0	0	0	0	0	0	0	0	59.6	-
0700	6	0	6	0	0	0	0	0	0	0	0	0	0	0	0	0	0	0	0	59.5	-
0800	**12**	**0**	**11**	**0**	**0**	**0**	**0**	**0**	**0**	**0**	**0**	**0**	**0**	**0**	**1.2**	**0**	**0**	**0**	**0**	**55.7**	**63**
0900	11	0	9	0	2	0	0	0	0	0	0	0	0	0	0	0	0	0	0	52.1	63
1000	7	0	6	0	1	0	0	0	0	0	0	0	0	0	0	0	0	0	0	53.9	-
1100	6	0	5	0	0	0	0	0	0	0	0	0	0	0	0	0	0	0	0	54.2	-
1200	7	0	6	0	1	0	0	0	0	0	0	0	0	0	0	0	0	0	0	53.2	-
1300	9	0	8	0	1	0	0	0	0	0	0	0	0	0	0	0	0	0	0	53.7	-
1400	8	0	7	0	0	0	0	0	0	0	0	0	0	0	0	0	0	0	0	54.9	-
1500	9	0	8	0	0	0	0	0	0	0	0	0	0	0	0	0	0	0	0	54.9	-
1600	11	0	9	0	1	0	0	0	0	0	0	0	0	0	0	0	0	0	0	54.4	62.6
1700	**13**	**0**	**10**	**1**	**2**	**0**	**0**	**0**	**0**	**0**	**0**	**0**	**0**	**0**	**1.1**	**0**	**1.1**	**0**	**0**	**55.6**	**64.4**
1800	7	0	6	0	1	0	0	0	0	0	0	0	0	0	0	0	0	0	0	49.7	-
1900	6	0	6	0	0	0	0	0	0	0	0	0	0	0	0	0	0	0	0	52.4	-
2000	5	0	4	0	0	0	0	0	0	0	0	0	0	0	3.1	0	0	0	0	59.3	-
2100	2	0	2	0	0	0	0	0	0	0	0	0	0	0	0	0	0	0	0	60.8	-
2200	1	0	1	0	0	0	0	0	0	0	0	0	0	0	0	0	0	0	0	56	-
2300	1	0	1	0	0	0	0	0	0	0	0	0	0	0	0	0	0	0	0	52.3	-
07-19	**105**	**1**	**91**	**2**	**10**	**0**	**1**	**0**	**0**	**0**	**0**	**0**	**0**	**0**	**0.3**	**0**	**0.1**	**0**	**0**	**54.3**	**63.7**
06-22	**121**	**1**	**106**	**2**	**10**	**0**	**1**	**0**	**0**	**0**	**0**	**0**	**0**	**0**	**0.4**	**0**	**0.1**	**0**	**0**	**54.6**	**64.4**
06-00	**122**	**1**	**108**	**2**	**10**	**0**	**1**	**0**	**0**	**0**	**0**	**0**	**0**	**0**	**0.4**	**0**	**0.1**	**0**	**0**	**54.6**	**64.1**
00-00	**124**	**1**	**109**	**2**	**10**	**0**	**1**	**0**	**0**	**0**	**0**	**0**	**0**	**0**	**0.3**	**0**	**0.1**	**0**	**0**	**54.7**	**64.4**

DRAFT

Site 1
Location L-62061, Att t/pole, Lat 53.48573, Long -6.58911
Direction North

3279 / Meath/Cavan/Monaghan ATC's
October 2013
Automatic Traffic Count

Virtual Week (1)

Time	Total	Classification												>PSL	>PSL%	>SL1	>SL1%	>SL2	>SL2%	Mean	Vpp
		1 MCL	2 SV	3 SVT	4 TB2	5 TB3	6 T4	7 ART3	8 ART4	9 ART5	10 ART6	11 BD	12 DRT	80	80	85 +5kph	85 +5kph	90 +10kph	90 +10kph		85
Mon	136	1	118	1	14	0	2	0	0	0	0	0	0	1	0.7	0	0	0	0	54.7	65.2
Tue	125	0	111	2	10	0	1	0	0	1	0	0	0	0	0	0	0	0	0	54.3	63.7
Wed	138	3	121	6	8	0	0	0	0	0	0	0	0	0	0	0	0	0	0	56.3	65.5
Thu	117	0	102	1	13	0	0	1	0	0	0	0	0	0	0	0	0	0	0	53.7	63
Fri	126	0	105	2	15	0	1	1	2	0	0	0	0	1	0.8	0	0	0	0	54	64.1
| Sat	104	1	93	2	8	0	0	0	0	0	0	0	0	1	1	1	1	0	0	54.9	63.4
| Sun	119	1	113	2	3	0	0	0	0	0	0	0	0	0	0	0	0	0	0	54.8	64.1
5 Day Ave.	**128**	**1**	**111**	**2**	**12**	**0**	**1**	**0**	**0**	**0**	**0**	**0**	**0**	**0**	**0.0**	**0**	**0.0**	**0**	**0.0**	**54.6**	**64.3**
7 Day Ave.	**124**	**1**	**109**	**2**	**10**	**0**	**1**	**0**	**0**	**0**	**0**	**0**	**0**	**0**	**0.3**	**0**	**0.1**	**0**	**0.0**	**54.7**	**64.4**
--	**865**	**6**	**763**	**16**	**71**	**0**	**4**	**2**	**2**	**1**	**0**	**0**	**0**	**3**	**0.3**	**1**	**0.1**	**0**	**0.0**	**54.7**	**64.4**

Summary Graphs

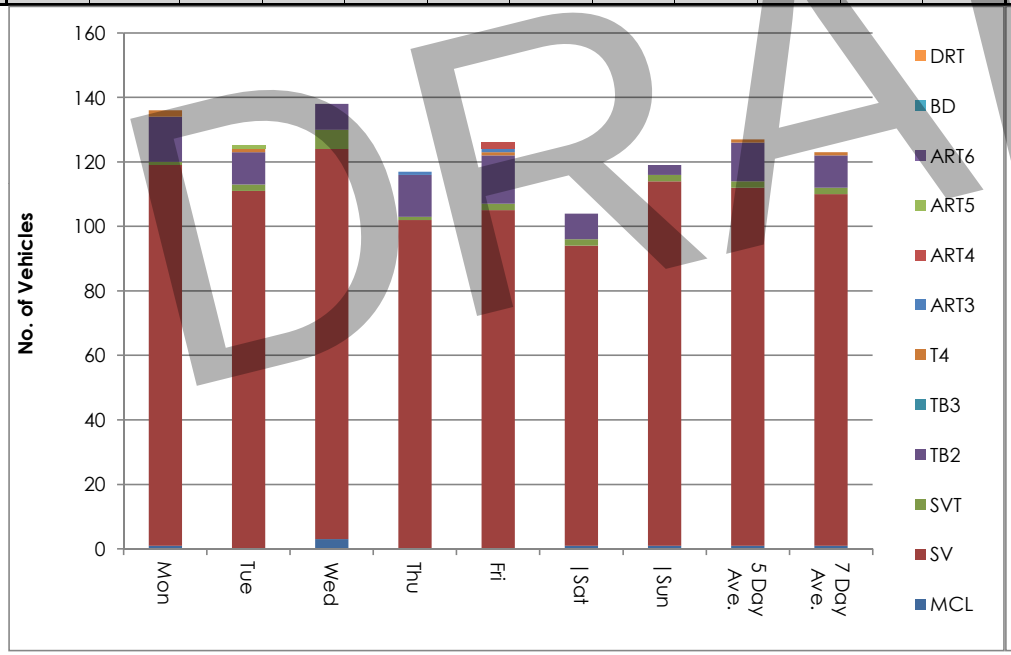

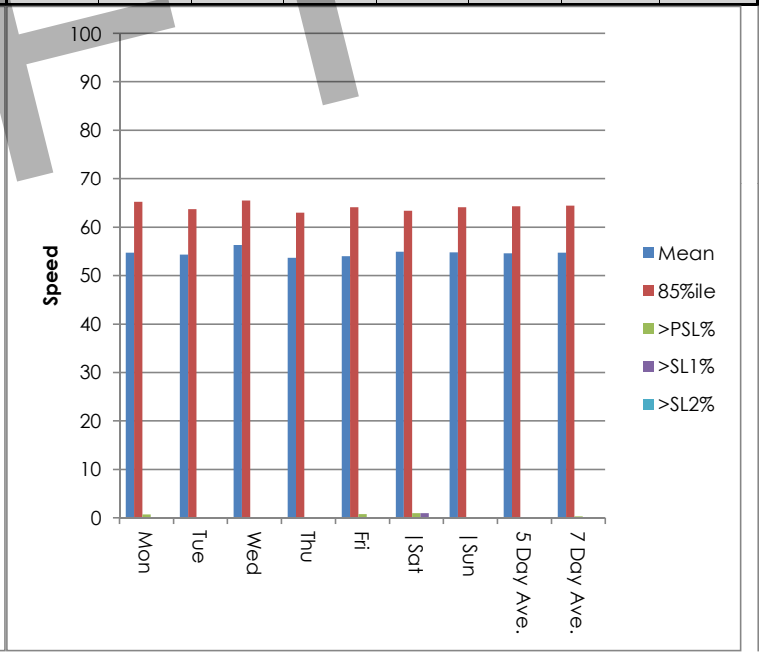

DRAFT

Site 1
Location L-62061, Att t/pole, Lat 53.48573, Long -6.58911
Direction North

3279 / Meath/Cavan/Monaghan ATC's
October 2013
Automatic Traffic Count

Mon, 7 October 2013

Time	Total	Speed Bins (km/h)																											
		0 - 5	5 - 10	10 - 15	15 - 20	20 - 25	25 - 30	30 - 35	35 - 40	40 - 45	45 - 50	50 - 55	55 - 60	60 - 65	65 - 70	70 - 75	75 - 80	80 - 85	85 - 90	90 - 95	95 - 100	100 - 105	105 - 110	110 - 115	115 - 120	120 - 125	125 - 130	130 - 135	135 - 140
0000	0	0	0	0	0	0	0	0	0	0	0	0	0	0	0	0	0	0	0	0	0	0	0	0	0	0	0	0	0
0100	0	0	0	0	0	0	0	0	0	0	0	0	0	0	0	0	0	0	0	0	0	0	0	0	0	0	0	0	0
0200	0	0	0	0	0	0	0	0	0	0	0	0	0	0	0	0	0	0	0	0	0	0	0	0	0	0	0	0	0
0300	0	0	0	0	0	0	0	0	0	0	0	0	0	0	0	0	0	0	0	0	0	0	0	0	0	0	0	0	0
0400	0	0	0	0	0	0	0	0	0	0	0	0	0	0	0	0	0	0	0	0	0	0	0	0	0	0	0	0	0
0500	2	0	0	0	0	0	0	0	0	0	0	0	0	1	1	0	0	0	0	0	0	0	0	0	0	0	0	0	0
0600	3	0	0	0	0	0	0	0	0	0	0	0	2	1	0	0	0	0	0	0	0	0	0	0	0	0	0	0	0
0700	8	0	0	0	0	0	0	0	0	0	1	3	2	0	2	0	0	0	0	0	0	0	0	0	0	0	0	0	0
0800	**18**	**0**	**0**	**0**	**0**	**0**	**0**	**0**	**0**	**1**	**2**	**4**	**3**	**3**	**1**	**2**	**1**	**1**	**0**	**0**	**0**	**0**	**0**	**0**	**0**	**0**	**0**	**0**	**0**
0900	14	0	0	0	0	0	0	0	1	0	1	2	6	3	1	0	0	0	0	0	0	0	0	0	0	0	0	0	0
1000	6	0	0	0	0	0	0	0	1	1	0	0	2	2	0	0	0	0	0	0	0	0	0	0	0	0	0	0	0
1100	5	0	0	0	0	0	0	0	0	1	0	1	2	0	1	0	0	0	0	0	0	0	0	0	0	0	0	0	0
1200	5	0	0	0	0	0	0	0	1	3	0	0	0	0	1	0	0	0	0	0	0	0	0	0	0	0	0	0	0
1300	9	0	0	0	0	0	0	0	0	0	2	1	2	2	2	0	0	0	0	0	0	0	0	0	0	0	0	0	0
1400	10	0	0	0	0	0	0	0	0	1	0	1	5	2	1	0	0	0	0	0	0	0	0	0	0	0	0	0	0
1500	7	0	0	0	0	1	0	1	0	0	2	0	2	1	0	0	0	0	0	0	0	0	0	0	0	0	0	0	0
1600	10	0	0	0	0	0	1	0	1	1	1	2	0	4	0	0	0	0	0	0	0	0	0	0	0	0	0	0	0
1700	**16**	**0**	**0**	**0**	**0**	**0**	**1**	**0**	**2**	**2**	**1**	**0**	**3**	**2**	**5**	**0**	**0**	**0**	**0**	**0**	**0**	**0**	**0**	**0**	**0**	**0**	**0**	**0**	**0**
1800	7	0	0	0	0	0	0	2	0	0	1	1	0	2	0	1	0	0	0	0	0	0	0	0	0	0	0	0	0
1900	11	0	0	0	0	0	2	0	1	0	4	1	1	2	0	0	0	0	0	0	0	0	0	0	0	0	0	0	0
2000	4	0	0	0	0	0	0	0	0	0	1	0	1	1	0	1	0	0	0	0	0	0	0	0	0	0	0	0	0
2100	0	0	0	0	0	0	0	0	0	0	0	0	0	0	0	0	0	0	0	0	0	0	0	0	0	0	0	0	0
2200	1	0	0	0	0	0	0	0	0	0	0	1	0	0	0	0	0	0	0	0	0	0	0	0	0	0	0	0	0
2300	0	0	0	0	0	0	0	0	0	0	0	0	0	0	0	0	0	0	0	0	0	0	0	0	0	0	0	0	0
07-19	**115**	**0**	**0**	**0**	**0**	**1**	**2**	**3**	**6**	**10**	**11**	**15**	**27**	**21**	**14**	**3**	**1**	**1**	**0**	**0**	**0**	**0**	**0**	**0**	**0**	**0**	**0**	**0**	**0**
06-22	**133**	**0**	**0**	**0**	**0**	**1**	**4**	**3**	**7**	**10**	**16**	**16**	**31**	**25**	**14**	**4**	**1**	**1**	**0**	**0**	**0**	**0**	**0**	**0**	**0**	**0**	**0**	**0**	**0**
06-00	**134**	**0**	**0**	**0**	**0**	**1**	**4**	**3**	**7**	**10**	**16**	**17**	**31**	**25**	**14**	**4**	**1**	**1**	**0**	**0**	**0**	**0**	**0**	**0**	**0**	**0**	**0**	**0**	**0**
00-00	**136**	**0**	**0**	**0**	**0**	**1**	**4**	**3**	**7**	**10**	**16**	**17**	**31**	**26**	**15**	**4**	**1**	**1**	**0**	**0**	**0**	**0**	**0**	**0**	**0**	**0**	**0**	**0**	**0**

DRAFT

Site 1
Location L-62061, Att t/pole, Lat 53.48573, Long -6.58911
Direction North

3279 / Meath/Cavan/Monaghan ATC's
October 2013
Automatic Traffic Count

Tue, 8 October 2013

Time	Total	Speed Bins (km/h)																											
		0 - 5	5 - 10	10 - 15	15 - 20	20 - 25	25 - 30	30 - 35	35 - 40	40 - 45	45 - 50	50 - 55	55 - 60	60 - 65	65 - 70	70 - 75	75 - 80	80 - 85	85 - 90	90 - 95	95 - 100	100 - 105	105 - 110	110 - 115	115 - 120	120 - 125	125 - 130	130 - 135	135 - 140
0000	0	0	0	0	0	0	0	0	0	0	0	0	0	0	0	0	0	0	0	0	0	0	0	0	0	0	0	0	0
0100	0	0	0	0	0	0	0	0	0	0	0	0	0	0	0	0	0	0	0	0	0	0	0	0	0	0	0	0	0
0200	0	0	0	0	0	0	0	0	0	0	0	0	0	0	0	0	0	0	0	0	0	0	0	0	0	0	0	0	0
0300	0	0	0	0	0	0	0	0	0	0	0	0	0	0	0	0	0	0	0	0	0	0	0	0	0	0	0	0	0
0400	0	0	0	0	0	0	0	0	0	0	0	0	0	0	0	0	0	0	0	0	0	0	0	0	0	0	0	0	0
0500	1	0	0	0	0	0	0	0	0	0	0	0	0	0	1	0	0	0	0	0	0	0	0	0	0	0	0	0	0
0600	6	0	0	0	0	0	0	0	0	0	1	0	3	2	0	0	0	0	0	0	0	0	0	0	0	0	0	0	0
0700	7	0	0	0	0	0	0	0	0	0	1	2	2	0	1	1	0	0	0	0	0	0	0	0	0	0	0	0	0
0800	12	0	0	0	0	0	0	0	0	1	0	5	5	1	0	0	0	0	0	0	0	0	0	0	0	0	0	0	0
0900	**14**	**0**	**0**	**0**	**1**	**0**	**0**	**2**	**0**	**1**	**3**	**0**	**4**	**0**	**3**	**0**	**0**	**0**	**0**	**0**	**0**	**0**	**0**	**0**	**0**	**0**	**0**	**0**	**0**
1000	5	0	0	0	0	0	0	0	0	0	2	0	1	1	1	0	0	0	0	0	0	0	0	0	0	0	0	0	0
1100	8	0	0	0	0	0	0	1	1	0	0	0	1	2	3	0	0	0	0	0	0	0	0	0	0	0	0	0	0
1200	8	0	0	0	0	0	0	0	0	2	1	1	2	2	0	0	0	0	0	0	0	0	0	0	0	0	0	0	0
1300	7	0	0	0	0	0	0	0	0	1	0	2	1	2	1	0	0	0	0	0	0	0	0	0	0	0	0	0	0
1400	8	0	0	0	0	0	0	0	0	2	0	1	3	2	0	0	0	0	0	0	0	0	0	0	0	0	0	0	0
1500	**11**	**0**	**0**	**0**	**0**	**0**	**0**	**0**	**0**	**0**	**1**	**2**	**5**	**2**	**1**	**0**	**0**	**0**	**0**	**0**	**0**	**0**	**0**	**0**	**0**	**0**	**0**	**0**	**0**
1600	8	0	0	0	0	0	0	0	1	0	0	2	4	0	1	0	0	0	0	0	0	0	0	0	0	0	0	0	0
1700	**11**	**0**	**0**	**0**	**0**	**0**	**0**	**0**	**2**	**0**	**2**	**1**	**3**	**2**	**1**	**0**	**0**	**0**	**0**	**0**	**0**	**0**	**0**	**0**	**0**	**0**	**0**	**0**	**0**
1800	7	0	0	1	0	0	0	0	0	3	2	1	0	0	0	0	0	0	0	0	0	0	0	0	0	0	0	0	0
1900	5	0	0	0	0	0	0	0	0	0	0	2	2	0	1	0	0	0	0	0	0	0	0	0	0	0	0	0	0
2000	4	0	0	0	0	0	0	0	0	1	0	1	0	0	1	1	0	0	0	0	0	0	0	0	0	0	0	0	0
2100	2	0	0	0	0	0	0	0	0	0	1	0	0	1	0	0	0	0	0	0	0	0	0	0	0	0	0	0	0
2200	1	0	0	0	0	0	0	0	0	0	0	0	1	0	0	0	0	0	0	0	0	0	0	0	0	0	0	0	0
2300	0	0	0	0	0	0	0	0	0	0	0	0	0	0	0	0	0	0	0	0	0	0	0	0	0	0	0	0	0
07-19	**106**	**0**	**0**	**1**	**1**	**0**	**0**	**3**	**4**	**10**	**12**	**17**	**31**	**14**	**12**	**1**	**0**	**0**	**0**	**0**	**0**	**0**	**0**	**0**	**0**	**0**	**0**	**0**	**0**
06-22	**123**	**0**	**0**	**1**	**1**	**0**	**0**	**3**	**4**	**11**	**14**	**20**	**36**	**17**	**14**	**2**	**0**	**0**	**0**	**0**	**0**	**0**	**0**	**0**	**0**	**0**	**0**	**0**	**0**
06-00	**124**	**0**	**0**	**1**	**1**	**0**	**0**	**3**	**4**	**11**	**14**	**20**	**37**	**17**	**14**	**2**	**0**	**0**	**0**	**0**	**0**	**0**	**0**	**0**	**0**	**0**	**0**	**0**	**0**
00-00	**125**	**0**	**0**	**1**	**1**	**0**	**0**	**3**	**4**	**11**	**14**	**20**	**37**	**17**	**15**	**2**	**0**	**0**	**0**	**0**	**0**	**0**	**0**	**0**	**0**	**0**	**0**	**0**	**0**

DRAFT

Site 1
Location L-62061, Att t/pole, Lat 53.48573, Long -6.58911
Direction North

3279 / Meath/Cavan/Monaghan ATC's
October 2013
Automatic Traffic Count

Wed, 9 October 2013

Time	Total	Speed Bins (km/h)																											
		0 - 5	5 - 10	10 - 15	15 - 20	20 - 25	25 - 30	30 - 35	35 - 40	40 - 45	45 - 50	50 - 55	55 - 60	60 - 65	65 - 70	70 - 75	75 - 80	80 - 85	85 - 90	90 - 95	95 - 100	100 - 105	105 - 110	110 - 115	115 - 120	120 - 125	125 - 130	130 - 135	135 - 140
0000	0	0	0	0	0	0	0	0	0	0	0	0	0	0	0	0	0	0	0	0	0	0	0	0	0	0	0	0	0
0100	0	0	0	0	0	0	0	0	0	0	0	0	0	0	0	0	0	0	0	0	0	0	0	0	0	0	0	0	0
0200	1	0	0	0	0	0	0	0	0	0	0	0	0	1	0	0	0	0	0	0	0	0	0	0	0	0	0	0	0
0300	0	0	0	0	0	0	0	0	0	0	0	0	0	0	0	0	0	0	0	0	0	0	0	0	0	0	0	0	0
0400	0	0	0	0	0	0	0	0	0	0	0	0	0	0	0	0	0	0	0	0	0	0	0	0	0	0	0	0	0
0500	1	0	0	0	0	0	0	0	0	0	0	0	0	1	0	0	0	0	0	0	0	0	0	0	0	0	0	0	0
0600	3	0	0	0	0	0	0	0	0	0	0	0	2	1	0	0	0	0	0	0	0	0	0	0	0	0	0	0	0
0700	10	0	0	0	0	0	0	0	0	0	0	2	1	4	1	2	0	0	0	0	0	0	0	0	0	0	0	0	0
0800	**15**	**0**	**0**	**0**	**0**	**0**	**0**	**0**	**0**	**0**	**1**	**4**	**5**	**3**	**2**	**0**	**0**	**0**	**0**	**0**	**0**	**0**	**0**	**0**	**0**	**0**	**0**	**0**	**0**
0900	14	0	0	0	0	0	0	0	1	1	2	2	3	3	2	0	0	0	0	0	0	0	0	0	0	0	0	0	0
1000	4	0	0	0	0	0	0	0	0	0	1	0	1	2	0	0	0	0	0	0	0	0	0	0	0	0	0	0	0
1100	6	0	0	0	0	0	0	0	1	0	0	2	0	1	1	1	0	0	0	0	0	0	0	0	0	0	0	0	0
1200	9	0	0	0	0	0	0	1	0	1	1	3	3	0	0	0	0	0	0	0	0	0	0	0	0	0	0	0	0
1300	14	0	0	0	1	0	0	0	1	0	3	2	1	4	1	1	0	0	0	0	0	0	0	0	0	0	0	0	0
1400	7	0	0	0	1	1	0	0	0	1	1	0	1	1	1	0	0	0	0	0	0	0	0	0	0	0	0	0	0
1500	4	0	0	0	0	0	0	0	0	0	2	0	1	0	1	0	0	0	0	0	0	0	0	0	0	0	0	0	0
1600	9	0	0	0	0	0	0	0	0	0	2	1	4	2	0	0	0	0	0	0	0	0	0	0	0	0	0	0	0
1700	**16**	**0**	**0**	**0**	**0**	**0**	**0**	**0**	**0**	**0**	**1**	**3**	**5**	**4**	**1**	**2**	**0**	**0**	**0**	**0**	**0**	**0**	**0**	**0**	**0**	**0**	**0**	**0**	**0**
1800	8	0	0	0	1	0	1	0	0	0	0	0	3	3	0	0	0	0	0	0	0	0	0	0	0	0	0	0	0
1900	6	0	0	0	0	0	0	0	0	2	0	3	0	1	0	0	0	0	0	0	0	0	0	0	0	0	0	0	0
2000	5	0	0	0	0	0	0	0	0	0	0	0	2	0	1	2	0	0	0	0	0	0	0	0	0	0	0	0	0
2100	3	0	0	0	0	0	0	0	0	0	0	0	0	0	1	1	1	0	0	0	0	0	0	0	0	0	0	0	0
2200	2	0	0	0	0	0	0	0	0	0	0	1	0	1	0	0	0	0	0	0	0	0	0	0	0	0	0	0	0
2300	1	0	0	0	0	0	0	0	0	0	0	1	0	0	0	0	0	0	0	0	0	0	0	0	0	0	0	0	0
07-19	**116**	**0**	**0**	**0**	**3**	**1**	**1**	**1**	**3**	**3**	**14**	**19**	**28**	**27**	**10**	**6**	**0**	**0**	**0**	**0**	**0**	**0**	**0**	**0**	**0**	**0**	**0**	**0**	**0**
06-22	**133**	**0**	**0**	**0**	**3**	**1**	**1**	**1**	**3**	**5**	**14**	**22**	**32**	**29**	**12**	**9**	**1**	**0**	**0**	**0**	**0**	**0**	**0**	**0**	**0**	**0**	**0**	**0**	**0**
06-00	**136**	**0**	**0**	**0**	**3**	**1**	**1**	**1**	**3**	**5**	**14**	**24**	**32**	**30**	**12**	**9**	**1**	**0**	**0**	**0**	**0**	**0**	**0**	**0**	**0**	**0**	**0**	**0**	**0**
00-00	**138**	**0**	**0**	**0**	**3**	**1**	**1**	**1**	**3**	**5**	**14**	**24**	**32**	**32**	**12**	**9**	**1**	**0**	**0**	**0**	**0**	**0**	**0**	**0**	**0**	**0**	**0**	**0**	**0**

DRAFT

Site 1
Location L-62061, Att t/pole, Lat 53.48573, Long -6.58911
Direction North

3279 / Meath/Cavan/Monaghan ATC's
October 2013
Automatic Traffic Count

Thu, 10 October 2013

Time	Total	Speed Bins (km/h)																											
		0 - 5	5 - 10	10 - 15	15 - 20	20 - 25	25 - 30	30 - 35	35 - 40	40 - 45	45 - 50	50 - 55	55 - 60	60 - 65	65 - 70	70 - 75	75 - 80	80 - 85	85 - 90	90 - 95	95 - 100	100 - 105	105 - 110	110 - 115	115 - 120	120 - 125	125 - 130	130 - 135	135 - 140
0000	0	0	0	0	0	0	0	0	0	0	0	0	0	0	0	0	0	0	0	0	0	0	0	0	0	0	0	0	0
0100	0	0	0	0	0	0	0	0	0	0	0	0	0	0	0	0	0	0	0	0	0	0	0	0	0	0	0	0	0
0200	0	0	0	0	0	0	0	0	0	0	0	0	0	0	0	0	0	0	0	0	0	0	0	0	0	0	0	0	0
0300	0	0	0	0	0	0	0	0	0	0	0	0	0	0	0	0	0	0	0	0	0	0	0	0	0	0	0	0	0
0400	0	0	0	0	0	0	0	0	0	0	0	0	0	0	0	0	0	0	0	0	0	0	0	0	0	0	0	0	0
0500	0	0	0	0	0	0	0	0	0	0	0	0	0	0	0	0	0	0	0	0	0	0	0	0	0	0	0	0	0
0600	4	0	0	0	0	0	0	0	0	0	0	0	2	2	0	0	0	0	0	0	0	0	0	0	0	0	0	0	0
0700	6	0	0	0	0	0	0	0	0	0	0	1	2	1	2	0	0	0	0	0	0	0	0	0	0	0	0	0	0
0800	12	0	0	0	0	0	0	0	1	1	1	2	6	1	0	0	0	0	0	0	0	0	0	0	0	0	0	0	0
0900	**13**	**0**	**0**	**0**	**0**	**0**	**1**	**0**	**2**	**1**	**2**	**5**	**1**	**0**	**1**	**0**	**0**	**0**	**0**	**0**	**0**	**0**	**0**	**0**	**0**	**0**	**0**	**0**	**0**
1000	5	0	0	0	0	0	0	0	1	0	2	2	0	0	0	0	0	0	0	0	0	0	0	0	0	0	0	0	0
1100	3	0	0	0	0	0	0	1	1	0	0	0	0	1	0	0	0	0	0	0	0	0	0	0	0	0	0	0	0
1200	7	0	0	0	0	0	0	0	1	0	2	2	0	2	0	0	0	0	0	0	0	0	0	0	0	0	0	0	0
1300	7	0	0	0	0	0	0	1	0	0	1	1	1	1	2	0	0	0	0	0	0	0	0	0	0	0	0	0	0
1400	7	0	0	0	1	0	0	1	0	1	0	1	2	1	0	0	0	0	0	0	0	0	0	0	0	0	0	0	0
1500	**11**	**0**	**0**	**0**	**0**	**0**	**0**	**0**	**0**	**0**	**1**	**1**	**3**	**6**	**0**	**0**	**0**	**0**	**0**	**0**	**0**	**0**	**0**	**0**	**0**	**0**	**0**	**0**	**0**
1600	7	0	0	0	0	0	0	1	0	1	0	0	2	2	1	0	0	0	0	0	0	0	0	0	0	0	0	0	0
1700	**11**	**0**	**0**	**0**	**0**	**0**	**0**	**0**	**0**	**0**	**2**	**1**	**3**	**5**	**0**	**0**	**0**	**0**	**0**	**0**	**0**	**0**	**0**	**0**	**0**	**0**	**0**	**0**	**0**
1800	7	0	0	0	0	0	0	0	2	2	1	1	0	1	0	0	0	0	0	0	0	0	0	0	0	0	0	0	0
1900	6	0	0	0	0	0	0	0	0	1	1	0	0	2	2	0	0	0	0	0	0	0	0	0	0	0	0	0	0
2000	6	0	0	0	0	0	0	0	0	1	2	0	1	1	0	0	1	0	0	0	0	0	0	0	0	0	0	0	0
2100	3	0	0	0	0	0	0	0	0	0	0	1	1	0	1	0	0	0	0	0	0	0	0	0	0	0	0	0	0
2200	1	0	0	0	0	0	0	0	0	0	0	0	1	0	0	0	0	0	0	0	0	0	0	0	0	0	0	0	0
2300	1	0	0	0	0	0	0	0	0	0	0	1	0	0	0	0	0	0	0	0	0	0	0	0	0	0	0	0	0
07-19	**96**	**0**	**0**	**0**	**1**	**0**	**1**	**4**	**8**	**6**	**12**	**17**	**20**	**21**	**6**	**0**	**0**	**0**	**0**	**0**	**0**	**0**	**0**	**0**	**0**	**0**	**0**	**0**	**0**
06-22	**115**	**0**	**0**	**0**	**1**	**0**	**1**	**4**	**8**	**8**	**15**	**18**	**24**	**26**	**9**	**0**	**1**	**0**	**0**	**0**	**0**	**0**	**0**	**0**	**0**	**0**	**0**	**0**	**0**
06-00	**117**	**0**	**0**	**0**	**1**	**0**	**1**	**4**	**8**	**8**	**15**	**19**	**25**	**26**	**9**	**0**	**1**	**0**	**0**	**0**	**0**	**0**	**0**	**0**	**0**	**0**	**0**	**0**	**0**
00-00	**117**	**0**	**0**	**0**	**1**	**0**	**1**	**4**	**8**	**8**	**15**	**19**	**25**	**26**	**9**	**0**	**1**	**0**	**0**	**0**	**0**	**0**	**0**	**0**	**0**	**0**	**0**	**0**	**0**

DRAFT

Site 1
Location L-62061, Att t/pole, Lat 53.48573, Long -6.58911
Direction North

3279 / Meath/Cavan/Monaghan ATC's
October 2013
Automatic Traffic Count

Fri, 11 October 2013

Time	Total	Speed Bins (km/h)																											
		0 - 5	5 - 10	10 - 15	15 - 20	20 - 25	25 - 30	30 - 35	35 - 40	40 - 45	45 - 50	50 - 55	55 - 60	60 - 65	65 - 70	70 - 75	75 - 80	80 - 85	85 - 90	90 - 95	95 - 100	100 - 105	105 - 110	110 - 115	115 - 120	120 - 125	125 - 130	130 - 135	135 - 140
0000	0	0	0	0	0	0	0	0	0	0	0	0	0	0	0	0	0	0	0	0	0	0	0	0	0	0	0	0	0
0100	0	0	0	0	0	0	0	0	0	0	0	0	0	0	0	0	0	0	0	0	0	0	0	0	0	0	0	0	0
0200	0	0	0	0	0	0	0	0	0	0	0	0	0	0	0	0	0	0	0	0	0	0	0	0	0	0	0	0	0
0300	0	0	0	0	0	0	0	0	0	0	0	0	0	0	0	0	0	0	0	0	0	0	0	0	0	0	0	0	0
0400	0	0	0	0	0	0	0	0	0	0	0	0	0	0	0	0	0	0	0	0	0	0	0	0	0	0	0	0	0
0500	0	0	0	0	0	0	0	0	0	0	0	0	0	0	0	0	0	0	0	0	0	0	0	0	0	0	0	0	0
0600	3	0	0	0	0	0	0	0	0	0	0	0	1	1	1	0	0	0	0	0	0	0	0	0	0	0	0	0	0
0700	7	0	0	0	0	0	0	0	1	0	1	0	1	1	2	1	0	0	0	0	0	0	0	0	0	0	0	0	0
0800	**15**	**0**	**0**	**0**	**0**	**0**	**0**	**2**	**1**	**0**	**2**	**3**	**4**	**3**	**0**	**0**	**0**	**0**	**0**	**0**	**0**	**0**	**0**	**0**	**0**	**0**	**0**	**0**	**0**
0900	12	0	0	0	0	0	0	0	2	0	4	0	4	1	1	0	0	0	0	0	0	0	0	0	0	0	0	0	0
1000	9	0	0	0	0	0	0	0	1	0	0	2	2	2	2	0	0	0	0	0	0	0	0	0	0	0	0	0	0
1100	5	0	0	0	0	0	0	0	0	2	1	1	1	0	0	0	0	0	0	0	0	0	0	0	0	0	0	0	0
1200	6	0	0	0	0	0	0	1	0	0	1	0	3	1	0	0	0	0	0	0	0	0	0	0	0	0	0	0	0
1300	7	0	0	0	0	0	0	1	1	0	1	2	1	0	1	0	0	0	0	0	0	0	0	0	0	0	0	0	0
1400	9	0	0	0	0	0	0	0	0	1	0	1	3	3	1	0	0	0	0	0	0	0	0	0	0	0	0	0	0
1500	**10**	**0**	**0**	**0**	**0**	**0**	**0**	**0**	**2**	**0**	**1**	**2**	**2**	**0**	**3**	**0**	**0**	**0**	**0**	**0**	**0**	**0**	**0**	**0**	**0**	**0**	**0**	**0**	**0**
1600	7	0	0	0	0	0	0	1	0	1	0	1	1	2	1	0	0	0	0	0	0	0	0	0	0	0	0	0	0
1700	**10**	**0**	**0**	**0**	**0**	**1**	**0**	**0**	**0**	**2**	**3**	**0**	**2**	**2**	**0**	**0**	**0**	**0**	**0**	**0**	**0**	**0**	**0**	**0**	**0**	**0**	**0**	**0**	**0**
1800	**10**	**0**	**0**	**0**	**0**	**0**	**0**	**0**	**0**	**2**	**3**	**3**	**0**	**1**	**0**	**1**	**0**	**0**	**0**	**0**	**0**	**0**	**0**	**0**	**0**	**0**	**0**	**0**	**0**
1900	8	0	0	0	0	0	0	0	0	1	1	2	3	0	1	0	0	0	0	0	0	0	0	0	0	0	0	0	0
2000	5	0	0	0	0	0	0	0	0	1	0	1	2	0	0	0	0	1	0	0	0	0	0	0	0	0	0	0	0
2100	2	0	0	0	0	0	0	0	0	0	0	0	0	1	1	0	0	0	0	0	0	0	0	0	0	0	0	0	0
2200	0	0	0	0	0	0	0	0	0	0	0	0	0	0	0	0	0	0	0	0	0	0	0	0	0	0	0	0	0
2300	1	0	0	0	0	0	0	0	0	0	1	0	0	0	0	0	0	0	0	0	0	0	0	0	0	0	0	0	0
07-19	**107**	**0**	**0**	**0**	**0**	**1**	**0**	**5**	**8**	**8**	**17**	**15**	**24**	**16**	**11**	**2**	**0**	**0**	**0**	**0**	**0**	**0**	**0**	**0**	**0**	**0**	**0**	**0**	**0**
06-22	**125**	**0**	**0**	**0**	**0**	**1**	**0**	**5**	**8**	**10**	**18**	**18**	**30**	**18**	**14**	**2**	**0**	**1**	**0**	**0**	**0**	**0**	**0**	**0**	**0**	**0**	**0**	**0**	**0**
06-00	**126**	**0**	**0**	**0**	**0**	**1**	**0**	**5**	**8**	**10**	**19**	**18**	**30**	**18**	**14**	**2**	**0**	**1**	**0**	**0**	**0**	**0**	**0**	**0**	**0**	**0**	**0**	**0**	**0**
00-00	**126**	**0**	**0**	**0**	**0**	**1**	**0**	**5**	**8**	**10**	**19**	**18**	**30**	**18**	**14**	**2**	**0**	**1**	**0**	**0**	**0**	**0**	**0**	**0**	**0**	**0**	**0**	**0**	**0**

DRAFT

Site 1
Location L-62061, Att t/pole, Lat 53.48573, Long -6.58911
Direction North

3279 / Meath/Cavan/Monaghan ATC's
October 2013
Automatic Traffic Count

Sat, 12 October 2013

Time	Total	Speed Bins (km/h)																											
		0 - 5	5 - 10	10 - 15	15 - 20	20 - 25	25 - 30	30 - 35	35 - 40	40 - 45	45 - 50	50 - 55	55 - 60	60 - 65	65 - 70	70 - 75	75 - 80	80 - 85	85 - 90	90 - 95	95 - 100	100 - 105	105 - 110	110 - 115	115 - 120	120 - 125	125 - 130	130 - 135	135 - 140
0000	0	0	0	0	0	0	0	0	0	0	0	0	0	0	0	0	0	0	0	0	0	0	0	0	0	0	0	0	0
0100	0	0	0	0	0	0	0	0	0	0	0	0	0	0	0	0	0	0	0	0	0	0	0	0	0	0	0	0	0
0200	0	0	0	0	0	0	0	0	0	0	0	0	0	0	0	0	0	0	0	0	0	0	0	0	0	0	0	0	0
0300	0	0	0	0	0	0	0	0	0	0	0	0	0	0	0	0	0	0	0	0	0	0	0	0	0	0	0	0	0
0400	0	0	0	0	0	0	0	0	0	0	0	0	0	0	0	0	0	0	0	0	0	0	0	0	0	0	0	0	0
0500	0	0	0	0	0	0	0	0	0	0	0	0	0	0	0	0	0	0	0	0	0	0	0	0	0	0	0	0	0
0600	0	0	0	0	0	0	0	0	0	0	0	0	0	0	0	0	0	0	0	0	0	0	0	0	0	0	0	0	0
0700	3	0	0	0	0	0	0	0	0	0	0	0	2	1	0	0	0	0	0	0	0	0	0	0	0	0	0	0	0
0800	7	0	0	0	0	0	0	0	0	0	1	1	3	2	0	0	0	0	0	0	0	0	0	0	0	0	0	0	0
0900	9	0	0	0	0	0	3	1	0	0	0	0	4	0	1	0	0	0	0	0	0	0	0	0	0	0	0	0	0
1000	**10**	**0**	**0**	**0**	**0**	**0**	**2**	**0**	**2**	**0**	**1**	**1**	**2**	**1**	**1**	**0**	**0**	**0**	**0**	**0**	**0**	**0**	**0**	**0**	**0**	**0**	**0**	**0**	**0**
1100	8	0	0	0	0	0	0	0	0	0	0	1	3	2	2	0	0	0	0	0	0	0	0	0	0	0	0	0	0
1200	10	0	0	0	0	0	0	0	0	0	1	1	5	2	1	0	0	0	0	0	0	0	0	0	0	0	0	0	0
1300	**11**	**0**	**0**	**0**	**1**	**0**	**0**	**0**	**0**	**1**	**2**	**2**	**4**	**1**	**0**	**0**	**0**	**0**	**0**	**0**	**0**	**0**	**0**	**0**	**0**	**0**	**0**	**0**	**0**
1400	8	0	0	0	0	0	0	0	0	0	0	4	2	2	0	0	0	0	0	0	0	0	0	0	0	0	0	0	0
1500	8	0	0	0	0	0	0	0	0	1	0	1	2	3	1	0	0	0	0	0	0	0	0	0	0	0	0	0	0
1600	5	0	0	0	0	0	0	0	0	0	1	0	1	3	0	0	0	0	0	0	0	0	0	0	0	0	0	0	0
1700	**11**	**0**	**0**	**0**	**0**	**0**	**0**	**1**	**1**	**0**	**0**	**2**	**3**	**2**	**1**	**0**	**0**	**0**	**1**	**0**	**0**	**0**	**0**	**0**	**0**	**0**	**0**	**0**	**0**
1800	3	0	0	0	0	0	0	0	0	0	1	0	0	2	0	0	0	0	0	0	0	0	0	0	0	0	0	0	0
1900	2	0	0	0	0	0	0	0	0	1	0	0	0	0	1	0	0	0	0	0	0	0	0	0	0	0	0	0	0
2000	4	0	0	0	0	0	0	0	0	1	0	1	1	1	0	0	0	0	0	0	0	0	0	0	0	0	0	0	0
2100	3	0	0	0	0	0	0	0	0	1	0	1	0	1	0	0	0	0	0	0	0	0	0	0	0	0	0	0	0
2200	2	0	0	0	0	0	0	0	0	0	0	0	1	1	0	0	0	0	0	0	0	0	0	0	0	0	0	0	0
2300	0	0	0	0	0	0	0	0	0	0	0	0	0	0	0	0	0	0	0	0	0	0	0	0	0	0	0	0	0
07-19	**93**	**0**	**0**	**0**	**1**	**0**	**5**	**2**	**3**	**2**	**7**	**13**	**31**	**21**	**7**	**0**	**0**	**0**	**1**	**0**	**0**	**0**	**0**	**0**	**0**	**0**	**0**	**0**	**0**
06-22	**102**	**0**	**0**	**0**	**1**	**0**	**5**	**2**	**3**	**5**	**7**	**15**	**32**	**23**	**8**	**0**	**0**	**0**	**1**	**0**	**0**	**0**	**0**	**0**	**0**	**0**	**0**	**0**	**0**
06-00	**104**	**0**	**0**	**0**	**1**	**0**	**5**	**2**	**3**	**5**	**7**	**15**	**33**	**24**	**8**	**0**	**0**	**0**	**1**	**0**	**0**	**0**	**0**	**0**	**0**	**0**	**0**	**0**	**0**
00-00	**104**	**0**	**0**	**0**	**1**	**0**	**5**	**2**	**3**	**5**	**7**	**15**	**33**	**24**	**8**	**0**	**0**	**0**	**1**	**0**	**0**	**0**	**0**	**0**	**0**	**0**	**0**	**0**	**0**

DRAFT

Site 1
Location L-62061, Att t/pole, Lat 53.48573, Long -6.58911
Direction North

3279 / Meath/Cavan/Monaghan ATC's
October 2013
Automatic Traffic Count

Sun, 13 October 2013

Time	Total	Speed Bins (km/h)																											
		0 - 5	5 - 10	10 - 15	15 - 20	20 - 25	25 - 30	30 - 35	35 - 40	40 - 45	45 - 50	50 - 55	55 - 60	60 - 65	65 - 70	70 - 75	75 - 80	80 - 85	85 - 90	90 - 95	95 - 100	100 - 105	105 - 110	110 - 115	115 - 120	120 - 125	125 - 130	130 - 135	135 - 140
0000	1	0	0	0	0	0	0	0	0	0	0	0	0	1	0	0	0	0	0	0	0	0	0	0	0	0	0	0	0
0100	0	0	0	0	0	0	0	0	0	0	0	0	0	0	0	0	0	0	0	0	0	0	0	0	0	0	0	0	0
0200	2	0	0	0	0	0	0	0	0	1	0	1	0	0	0	0	0	0	0	0	0	0	0	0	0	0	0	0	0
0300	0	0	0	0	0	0	0	0	0	0	0	0	0	0	0	0	0	0	0	0	0	0	0	0	0	0	0	0	0
0400	0	0	0	0	0	0	0	0	0	0	0	0	0	0	0	0	0	0	0	0	0	0	0	0	0	0	0	0	0
0500	0	0	0	0	0	0	0	0	0	0	0	0	0	0	0	0	0	0	0	0	0	0	0	0	0	0	0	0	0
0600	1	0	0	0	0	0	0	0	0	0	0	0	1	0	0	0	0	0	0	0	0	0	0	0	0	0	0	0	0
0700	1	0	0	0	0	0	0	0	0	0	0	1	0	0	0	0	0	0	0	0	0	0	0	0	0	0	0	0	0
0800	2	0	0	0	0	0	0	0	0	1	0	0	0	1	0	0	0	0	0	0	0	0	0	0	0	0	0	0	0
0900	3	0	0	0	0	0	0	0	0	0	1	0	0	1	1	0	0	0	0	0	0	0	0	0	0	0	0	0	0
1000	**10**	**0**	**0**	**0**	**0**	**0**	**0**	**0**	**0**	**0**	**0**	**2**	**6**	**1**	**1**	**0**	**0**	**0**	**0**	**0**	**0**	**0**	**0**	**0**	**0**	**0**	**0**	**0**	**0**
1100	8	0	0	0	0	0	0	1	1	1	0	1	2	1	1	0	0	0	0	0	0	0	0	0	0	0	0	0	0
1200	7	0	0	0	0	0	0	0	0	2	0	1	1	2	1	0	0	0	0	0	0	0	0	0	0	0	0	0	0
1300	9	0	0	0	0	0	0	0	0	2	1	3	0	2	1	0	0	0	0	0	0	0	0	0	0	0	0	0	0
1400	5	0	0	0	0	0	0	0	0	0	1	0	0	1	2	1	0	0	0	0	0	0	0	0	0	0	0	0	0
1500	9	0	0	0	0	0	0	1	0	0	2	2	4	0	0	0	0	0	0	0	0	0	0	0	0	0	0	0	0
1600	**28**	**0**	**0**	**0**	**0**	**0**	**0**	**0**	**1**	**2**	**7**	**5**	**5**	**4**	**4**	**0**	**0**	**0**	**0**	**0**	**0**	**0**	**0**	**0**	**0**	**0**	**0**	**0**	**0**
1700	16	0	0	0	0	0	0	0	2	0	3	3	3	3	1	0	1	0	0	0	0	0	0	0	0	0	0	0	0
1800	6	0	0	0	0	0	0	0	0	1	2	0	2	1	0	0	0	0	0	0	0	0	0	0	0	0	0	0	0
1900	4	0	0	0	0	0	0	0	1	0	1	1	1	0	0	0	0	0	0	0	0	0	0	0	0	0	0	0	0
2000	4	0	0	0	0	0	0	0	0	0	0	1	1	0	1	1	0	0	0	0	0	0	0	0	0	0	0	0	0
2100	0	0	0	0	0	0	0	0	0	0	0	0	0	0	0	0	0	0	0	0	0	0	0	0	0	0	0	0	0
2200	1	0	0	0	0	0	0	0	0	0	1	0	0	0	0	0	0	0	0	0	0	0	0	0	0	0	0	0	0
2300	2	0	0	0	0	0	0	0	0	0	0	1	1	0	0	0	0	0	0	0	0	0	0	0	0	0	0	0	0
07-19	**104**	**0**	**0**	**0**	**0**	**0**	**0**	**2**	**4**	**9**	**17**	**18**	**23**	**17**	**12**	**1**	**1**	**0**	**0**	**0**	**0**	**0**	**0**	**0**	**0**	**0**	**0**	**0**	**0**
06-22	**113**	**0**	**0**	**0**	**0**	**0**	**0**	**2**	**5**	**9**	**18**	**20**	**26**	**17**	**13**	**2**	**1**	**0**	**0**	**0**	**0**	**0**	**0**	**0**	**0**	**0**	**0**	**0**	**0**
06-00	**116**	**0**	**0**	**0**	**0**	**0**	**0**	**2**	**5**	**9**	**19**	**21**	**27**	**17**	**13**	**2**	**1**	**0**	**0**	**0**	**0**	**0**	**0**	**0**	**0**	**0**	**0**	**0**	**0**
00-00	**119**	**0**	**0**	**0**	**0**	**0**	**0**	**2**	**5**	**10**	**19**	**22**	**27**	**18**	**13**	**2**	**1**	**0**	**0**	**0**	**0**	**0**	**0**	**0**	**0**	**0**	**0**	**0**	**0**

DRAFT

Site 1
Location L-62061, Att t/pole, Lat 53.48573, Long -6.58911
Direction North

3279 / Meath/Cavan/Monaghan ATC's
October 2013
Automatic Traffic Count

Virtual Day (7)

Time	Total	Speed Bins (km/h)																											
		0 - 5	5 - 10	10 - 15	15 - 20	20 - 25	25 - 30	30 - 35	35 - 40	40 - 45	45 - 50	50 - 55	55 - 60	60 - 65	65 - 70	70 - 75	75 - 80	80 - 85	85 - 90	90 - 95	95 - 100	100 - 105	105 - 110	110 - 115	115 - 120	120 - 125	125 - 130	130 - 135	135 - 140
0000	0	0	0	0	0	0	0	0	0	0	0	0	0	0	0	0	0	0	0	0	0	0	0	0	0	0	0	0	0
0100	0	0	0	0	0	0	0	0	0	0	0	0	0	0	0	0	0	0	0	0	0	0	0	0	0	0	0	0	0
0200	0	0	0	0	0	0	0	0	0	0	0	0	0	0	0	0	0	0	0	0	0	0	0	0	0	0	0	0	0
0300	0	0	0	0	0	0	0	0	0	0	0	0	0	0	0	0	0	0	0	0	0	0	0	0	0	0	0	0	0
0400	0	0	0	0	0	0	0	0	0	0	0	0	0	0	0	0	0	0	0	0	0	0	0	0	0	0	0	0	0
0500	1	0	0	0	0	0	0	0	0	0	0	0	0	0	0	0	0	0	0	0	0	0	0	0	0	0	0	0	0
0600	3	0	0	0	0	0	0	0	0	0	0	0	2	1	0	0	0	0	0	0	0	0	0	0	0	0	0	0	0
0700	6	0	0	0	0	0	0	0	0	0	0	1	1	1	1	1	0	0	0	0	0	0	0	0	0	0	0	0	0
0800	**12**	**0**	**0**	**0**	**0**	**0**	**0**	**0**	**0**	**1**	**1**	**3**	**4**	**2**	**0**	**0**	**0**	**0**	**0**	**0**	**0**	**0**	**0**	**0**	**0**	**0**	**0**	**0**	**0**
0900	11	0	0	0	0	0	1	0	1	0	2	1	3	1	1	0	0	0	0	0	0	0	0	0	0	0	0	0	0
1000	7	0	0	0	0	0	0	0	1	0	1	1	2	1	1	0	0	0	0	0	0	0	0	0	0	0	0	0	0
1100	6	0	0	0	0	0	0	0	1	1	0	1	1	1	1	0	0	0	0	0	0	0	0	0	0	0	0	0	0
1200	7	0	0	0	0	0	0	0	0	1	1	1	2	1	0	0	0	0	0	0	0	0	0	0	0	0	0	0	0
1300	9	0	0	0	0	0	0	0	0	1	1	2	1	2	1	0	0	0	0	0	0	0	0	0	0	0	0	0	0
1400	8	0	0	0	0	0	0	0	0	1	0	1	2	2	1	0	0	0	0	0	0	0	0	0	0	0	0	0	0
1500	9	0	0	0	0	0	0	0	0	0	1	1	3	2	1	0	0	0	0	0	0	0	0	0	0	0	0	0	0
1600	11	0	0	0	0	0	0	0	0	1	2	2	2	2	1	0	0	0	0	0	0	0	0	0	0	0	0	0	0
1700	**13**	**0**	**0**	**0**	**0**	**0**	**0**	**0**	**1**	**1**	**2**	**1**	**3**	**3**	**1**	**0**	**0**	**0**	**0**	**0**	**0**	**0**	**0**	**0**	**0**	**0**	**0**	**0**	**0**
1800	7	0	0	0	0	0	0	0	0	1	1	1	1	1	0	0	0	0	0	0	0	0	0	0	0	0	0	0	0
1900	6	0	0	0	0	0	0	0	0	1	1	1	1	1	1	0	0	0	0	0	0	0	0	0	0	0	0	0	0
2000	5	0	0	0	0	0	0	0	0	1	0	1	1	0	0	1	0	0	0	0	0	0	0	0	0	0	0	0	0
2100	2	0	0	0	0	0	0	0	0	0	0	0	0	0	0	0	0	0	0	0	0	0	0	0	0	0	0	0	0
2200	1	0	0	0	0	0	0	0	0	0	0	0	0	0	0	0	0	0	0	0	0	0	0	0	0	0	0	0	0
2300	1	0	0	0	0	0	0	0	0	0	0	0	0	0	0	0	0	0	0	0	0	0	0	0	0	0	0	0	0
07-19	**105**	**0**	**0**	**0**	**1**	**0**	**1**	**3**	**5**	**7**	**13**	**16**	**26**	**20**	**10**	**2**	**0**	**0**	**0**	**0**	**0**	**0**	**0**	**0**	**0**	**0**	**0**	**0**	**0**
06-22	**121**	**0**	**0**	**0**	**1**	**0**	**2**	**3**	**5**	**8**	**15**	**18**	**30**	**22**	**12**	**3**	**1**	**0**	**0**	**0**	**0**	**0**	**0**	**0**	**0**	**0**	**0**	**0**	**0**
06-00	**122**	**0**	**0**	**0**	**1**	**0**	**2**	**3**	**5**	**8**	**15**	**19**	**31**	**22**	**12**	**3**	**1**	**0**	**0**	**0**	**0**	**0**	**0**	**0**	**0**	**0**	**0**	**0**	**0**
00-00	**124**	**0**	**0**	**0**	**1**	**0**	**2**	**3**	**5**	**8**	**15**	**19**	**31**	**23**	**12**	**3**	**1**	**0**	**0**	**0**	**0**	**0**	**0**	**0**	**0**	**0**	**0**	**0**	**0**

DRAFT

Site 1
Location L-62061, Att t/pole, Lat 53.48573, Long -6.58911
Direction North

3279 / Meath/Cavan/Monaghan ATC's
October 2013
Automatic Traffic Count

Virtual Week (1)

Time	Total	Speed Bins (km/h)																											
		0 - 5	5 - 10	10 - 15	15 - 20	20 - 25	25 - 30	30 - 35	35 - 40	40 - 45	45 - 50	50 - 55	55 - 60	60 - 65	65 - 70	70 - 75	75 - 80	80 - 85	85 - 90	90 - 95	95 - 100	100 - 105	105 - 110	110 - 115	115 - 120	120 - 125	125 - 130	130 - 135	135 - 140
Mon	136	0	0	0	0	1	4	3	7	10	16	17	31	26	15	4	1	1	0	0	0	0	0	0	0	0	0	0	0
Tue	125	0	0	1	1	0	0	3	4	11	14	20	37	17	15	2	0	0	0	0	0	0	0	0	0	0	0	0	0
Wed	138	0	0	0	3	1	1	1	3	5	14	24	32	32	12	9	1	0	0	0	0	0	0	0	0	0	0	0	0
Thu	117	0	0	0	1	0	1	4	8	8	15	19	25	26	9	0	1	0	0	0	0	0	0	0	0	0	0	0	0
Fri	126	0	0	0	0	1	0	5	8	10	19	18	30	18	14	2	0	1	0	0	0	0	0	0	0	0	0	0	0
|Sat	104	0	0	0	1	0	5	2	3	5	7	15	33	24	8	0	0	0	1	0	0	0	0	0	0	0	0	0	0
|Sun	119	0	0	0	0	0	0	2	5	10	19	22	27	18	13	2	1	0	0	0	0	0	0	0	0	0	0	0	0
5 Day Ave.	**128**	**0**	**0**	**0**	**1**	**1**	**1**	**3**	**6**	**9**	**16**	**20**	**31**	**24**	**13**	**3**	**1**	**0**	**0**	**0**	**0**	**0**	**0**	**0**	**0**	**0**	**0**	**0**	**0**
7 Day Ave.	**124**	**0**	**0**	**0**	**1**	**0**	**2**	**3**	**5**	**8**	**15**	**19**	**31**	**23**	**12**	**3**	**1**	**0**	**0**	**0**	**0**	**0**	**0**	**0**	**0**	**0**	**0**	**0**	**0**
--	**865**	**0**	**0**	**1**	**6**	**3**	**11**	**20**	**38**	**59**	**104**	**135**	**215**	**161**	**86**	**19**	**4**	**2**	**1**	**0**	**0**	**0**	**0**	**0**	**0**	**0**	**0**	**0**	**0**

Summary Graphs

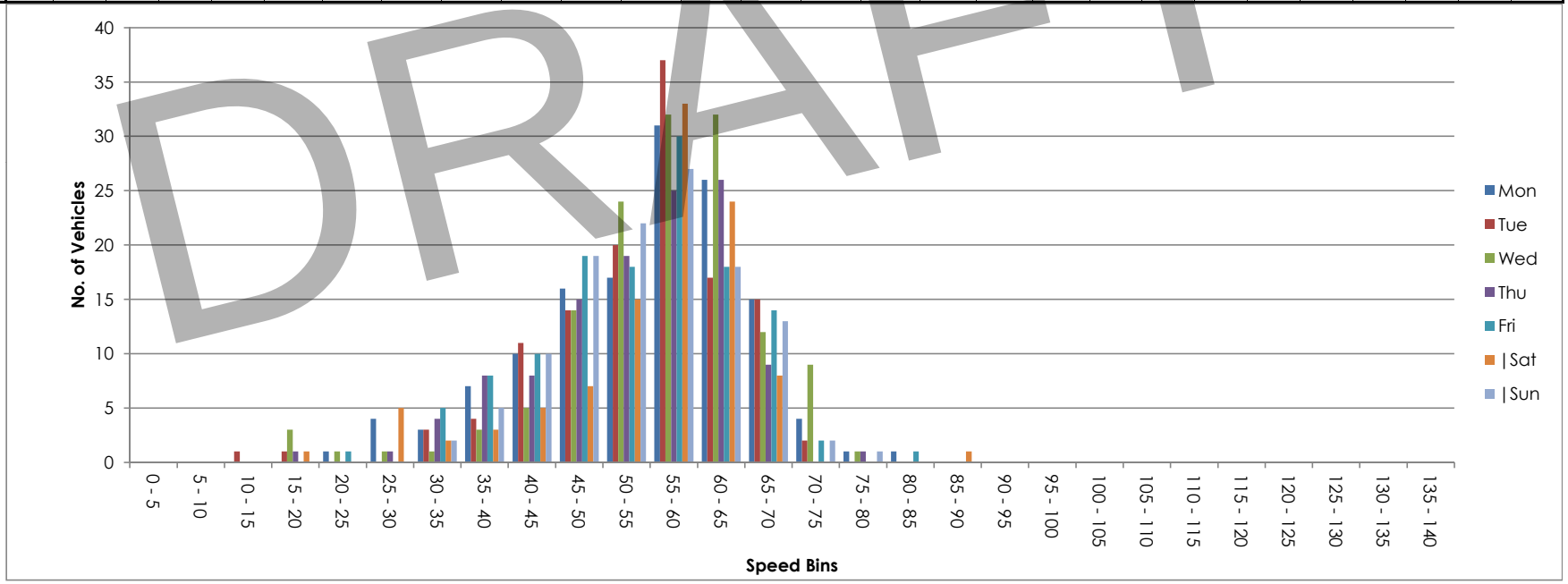

DRAFT

Site 1
Location L-62061, Att t/pole, Lat 53.48573, Long -6.58911
Direction South

3279 / Meath/Cavan/Monaghan ATC's
October 2013
Automatic Traffic Count

Mon, 7 October 2013

Time	Total	Classification												>PSL	>PSL%	>SL1	>SL1%	>SL2	>SL2%	Mean	Vpp
		1 MCL	2 SV	3 SVT	4 TB2	5 TB3	6 T4	7 ART3	8 ART4	9 ART5	10 ART6	11 BD	12 DRT	80	80	85 +5kph	85 +5kph	90 +10kph	90 +10kph		85
0000	1	0	1	0	0	0	0	0	0	0	0	0	0	0	0	0	0	0	0	47.9	-
0100	0	0	0	0	0	0	0	0	0	0	0	0	0	0	0	0	0	0	0	-	-
0200	0	0	0	0	0	0	0	0	0	0	0	0	0	0	0	0	0	0	0	-	-
0300	1	0	1	0	0	0	0	0	0	0	0	0	0	1	100	0	0	0	0	81.2	-
0400	0	0	0	0	0	0	0	0	0	0	0	0	0	0	0	0	0	0	0	-	-
0500	0	0	0	0	0	0	0	0	0	0	0	0	0	0	0	0	0	0	0	-	-
0600	2	0	2	0	0	0	0	0	0	0	0	0	0	0	0	0	0	0	0	54.8	-
0700	1	0	1	0	0	0	0	0	0	0	0	0	0	0	0	0	0	0	0	58.8	-
0800	**14**	**1**	**10**	**0**	**3**	**0**	**0**	**0**	**0**	**0**	**0**	**0**	**0**	**0**	**0**	**0**	**0**	**0**	**0**	**52.2**	**63.4**
0900	6	0	6	0	0	0	0	0	0	0	0	0	0	0	0	0	0	0	0	53.8	-
1000	3	0	3	0	0	0	0	0	0	0	0	0	0	0	0	0	0	0	0	56.2	-
1100	4	0	4	0	0	0	0	0	0	0	0	0	0	0	0	0	0	0	0	51.6	-
1200	9	0	6	1	2	0	0	0	0	0	0	0	0	0	0	0	0	0	0	48.9	-
1300	9	0	6	0	3	0	0	0	0	0	0	0	0	0	0	0	0	0	0	54	-
1400	9	0	8	0	1	0	0	0	0	0	0	0	0	0	0	0	0	0	0	53.4	-
1500	9	0	7	0	1	1	0	0	0	0	0	0	0	0	0	0	0	0	0	47.6	-
1600	**15**	**0**	**14**	**0**	**1**	**0**	**0**	**0**	**0**	**0**	**0**	**0**	**0**	**0**	**0**	**0**	**0**	**0**	**0**	**51.4**	**65.5**
1700	**15**	**0**	**15**	**0**	**0**	**0**	**0**	**0**	**0**	**0**	**0**	**0**	**0**	**0**	**0**	**0**	**0**	**0**	**0**	**44.8**	**50.8**
1800	7	0	6	1	0	0	0	0	0	0	0	0	0	0	0	0	0	0	0	52.5	-
1900	6	0	5	0	1	0	0	0	0	0	0	0	0	0	0	0	0	0	0	47	-
2000	8	0	6	1	1	0	0	0	0	0	0	0	0	0	0	0	0	0	0	47.6	-
2100	4	0	4	0	0	0	0	0	0	0	0	0	0	0	0	0	0	0	0	52.9	-
2200	3	0	3	0	0	0	0	0	0	0	0	0	0	0	0	0	0	0	0	51	-
2300	0	0	0	0	0	0	0	0	0	0	0	0	0	0	0	0	0	0	0	-	-
07-19	**101**	**1**	**86**	**2**	**11**	**1**	**0**	**0**	**0**	**0**	**0**	**0**	**0**	**0**	**0**	**0**	**0**	**0**	**0**	**50.8**	**60.5**
06-22	**121**	**1**	**103**	**3**	**13**	**1**	**0**	**0**	**0**	**0**	**0**	**0**	**0**	**0**	**0**	**0**	**0**	**0**	**0**	**50.5**	**59.4**
06-00	**124**	**1**	**106**	**3**	**13**	**1**	**0**	**0**	**0**	**0**	**0**	**0**	**0**	**0**	**0**	**0**	**0**	**0**	**0**	**50.6**	**59.4**
00-00	**126**	**1**	**108**	**3**	**13**	**1**	**0**	**0**	**0**	**0**	**0**	**0**	**0**	**1**	**0.8**	**0**	**0**	**0**	**0**	**50.8**	**59.4**

DRAFT

Site 1
Location L-62061, Att t/pole, Lat 53.48573, Long -6.58911
Direction South

3279 / Meath/Cavan/Monaghan ATC's
October 2013
Automatic Traffic Count

Tue, 8 October 2013

Time	Total	Classification												>PSL	>PSL%	>SL1	>SL1%	>SL2	>SL2%	Mean	Vpp
		1 MCL	2 SV	3 SVT	4 TB2	5 TB3	6 T4	7 ART3	8 ART4	9 ART5	10 ART6	11 BD	12 DRT	80	80	85 +5kph	85 +5kph	90 +10kph	90 +10kph		85
0000	1	0	1	0	0	0	0	0	0	0	0	0	0	0	0	0	0	0	0	53.3	-
0100	1	0	1	0	0	0	0	0	0	0	0	0	0	0	0	0	0	0	0	58.7	-
0200	0	0	0	0	0	0	0	0	0	0	0	0	0	0	0	0	0	0	0	-	-
0300	1	0	1	0	0	0	0	0	0	0	0	0	0	0	0	0	0	0	0	72.6	-
0400	0	0	0	0	0	0	0	0	0	0	0	0	0	0	0	0	0	0	0	-	-
0500	0	0	0	0	0	0	0	0	0	0	0	0	0	0	0	0	0	0	0	-	-
0600	2	0	2	0	0	0	0	0	0	0	0	0	0	0	0	0	0	0	0	50.3	-
0700	3	0	3	0	0	0	0	0	0	0	0	0	0	0	0	0	0	0	0	57.1	-
0800	**12**	**1**	**8**	**0**	**3**	**0**	**0**	**0**	**0**	**0**	**0**	**0**	**0**	**0**	**0**	**0**	**0**	**0**	**0**	**52.7**	**59.4**
0900	10	0	10	0	0	0	0	0	0	0	0	0	0	0	0	0	0	0	0	51.8	-
1000	6	0	5	0	1	0	0	0	0	0	0	0	0	0	0	0	0	0	0	47.3	-
1100	5	1	4	0	0	0	0	0	0	0	0	0	0	0	0	0	0	0	0	37.6	-
1200	7	0	6	1	0	0	0	0	0	0	0	0	0	0	0	0	0	0	0	50	-
1300	8	0	6	0	2	0	0	0	0	0	0	0	0	0	0	0	0	0	0	53.1	-
1400	6	0	6	0	0	0	0	0	0	0	0	0	0	0	0	0	0	0	0	44.2	-
1500	10	0	10	0	0	0	0	0	0	0	0	0	0	0	0	0	0	0	0	55.1	-
1600	9	0	9	0	0	0	0	0	0	0	0	0	0	0	0	0	0	0	0	49.4	-
1700	**13**	**0**	**13**	**0**	**0**	**0**	**0**	**0**	**0**	**0**	**0**	**0**	**0**	**0**	**0**	**0**	**0**	**0**	**0**	**49.8**	**60.1**
1800	7	0	4	1	2	0	0	0	0	0	0	0	0	0	0	0	0	0	0	44.8	-
1900	5	0	5	0	0	0	0	0	0	0	0	0	0	0	0	0	0	0	0	49.8	-
2000	5	0	5	0	0	0	0	0	0	0	0	0	0	0	0	0	0	0	0	49.8	-
2100	4	0	4	0	0	0	0	0	0	0	0	0	0	0	0	0	0	0	0	54.4	-
2200	3	0	3	0	0	0	0	0	0	0	0	0	0	0	0	0	0	0	0	52.3	-
2300	0	0	0	0	0	0	0	0	0	0	0	0	0	0	0	0	0	0	0	-	-
07-19	**96**	**2**	**84**	**2**	**8**	**0**	**0**	**0**	**0**	**0**	**0**	**0**	**0**	**0**	**0**	**0**	**0**	**0**	**0**	**49.9**	**58.3**
06-22	**112**	**2**	**100**	**2**	**8**	**0**	**0**	**0**	**0**	**0**	**0**	**0**	**0**	**0**	**0**	**0**	**0**	**0**	**0**	**50.1**	**57.6**
06-00	**115**	**2**	**103**	**2**	**8**	**0**	**0**	**0**	**0**	**0**	**0**	**0**	**0**	**0**	**0**	**0**	**0**	**0**	**0**	**50.1**	**58.3**
00-00	**118**	**2**	**106**	**2**	**8**	**0**	**0**	**0**	**0**	**0**	**0**	**0**	**0**	**0**	**0**	**0**	**0**	**0**	**0**	**50.4**	**58.7**

DRAFT

Site 1
Location L-62061, Att t/pole, Lat 53.48573, Long -6.58911
Direction South

3279 / Meath/Cavan/Monaghan ATC's
October 2013
Automatic Traffic Count

Wed, 9 October 2013

Time	Total	Classification												>PSL	>PSL%	>SL1	>SL1%	>SL2	>SL2%	Mean	Vpp
		1 MCL	2 SV	3 SVT	4 TB2	5 TB3	6 T4	7 ART3	8 ART4	9 ART5	10 ART6	11 BD	12 DRT	80	80	85 +5kph	85 +5kph	90 +10kph	90 +10kph		85
0000	1	0	1	0	0	0	0	0	0	0	0	0	0	0	0	0	0	0	0	55.3	-
0100	1	0	1	0	0	0	0	0	0	0	0	0	0	0	0	0	0	0	0	52.7	-
0200	0	0	0	0	0	0	0	0	0	0	0	0	0	0	0	0	0	0	0	-	-
0300	0	0	0	0	0	0	0	0	0	0	0	0	0	0	0	0	0	0	0	-	-
0400	1	0	1	0	0	0	0	0	0	0	0	0	0	1	100	1	100	0	0	89.8	-
0500	1	0	1	0	0	0	0	0	0	0	0	0	0	0	0	0	0	0	0	60.6	-
0600	2	0	2	0	0	0	0	0	0	0	0	0	0	0	0	0	0	0	0	57.9	-
0700	4	0	3	0	1	0	0	0	0	0	0	0	0	0	0	0	0	0	0	56	-
0800	8	0	7	0	1	0	0	0	0	0	0	0	0	0	0	0	0	0	0	60.2	-
0900	**11**	**0**	**8**	**1**	**1**	**1**	**0**	**0**	**0**	**0**	**0**	**0**	**0**	**0**	**0**	**0**	**0**	**0**	**0**	**46.4**	**54.4**
1000	4	0	2	2	0	0	0	0	0	0	0	0	0	0	0	0	0	0	0	47.3	-
1100	7	0	7	0	0	0	0	0	0	0	0	0	0	0	0	0	0	0	0	39.7	-
1200	5	0	5	0	0	0	0	0	0	0	0	0	0	0	0	0	0	0	0	55.4	-
1300	11	0	9	0	2	0	0	0	0	0	0	0	0	0	0	0	0	0	0	53.5	63.4
1400	5	0	5	0	0	0	0	0	0	0	0	0	0	0	0	0	0	0	0	46.5	-
1500	11	0	9	2	0	0	0	0	0	0	0	0	0	0	0	0	0	0	0	52.1	56.9
1600	12	0	11	1	0	0	0	0	0	0	0	0	0	0	0	0	0	0	0	52.3	58
1700	11	0	10	1	0	0	0	0	0	0	0	0	0	0	0	0	0	0	0	50.1	57.6
1800	**13**	**0**	**12**	**0**	**1**	**0**	**0**	**0**	**0**	**0**	**0**	**0**	**0**	**0**	**0**	**0**	**0**	**0**	**0**	**45.3**	**54.4**
1900	7	0	7	0	0	0	0	0	0	0	0	0	0	0	0	0	0	0	0	50.1	-
2000	5	0	5	0	0	0	0	0	0	0	0	0	0	0	0	0	0	0	0	66.1	-
2100	3	0	3	0	0	0	0	0	0	0	0	0	0	0	0	0	0	0	0	60.4	-
2200	3	0	2	0	1	0	0	0	0	0	0	0	0	0	0	0	0	0	0	61.7	-
2300	2	0	2	0	0	0	0	0	0	0	0	0	0	0	0	0	0	0	0	60.4	-
07-19	**102**	**0**	**88**	**7**	**6**	**1**	**0**	**0**	**0**	**0**	**0**	**0**	**0**	**0**	**0**	**0**	**0**	**0**	**0**	**50.2**	**60.5**
06-22	**119**	**0**	**105**	**7**	**6**	**1**	**0**	**0**	**0**	**0**	**0**	**0**	**0**	**0**	**0**	**0**	**0**	**0**	**0**	**51.3**	**61.6**
06-00	**124**	**0**	**109**	**7**	**7**	**1**	**0**	**0**	**0**	**0**	**0**	**0**	**0**	**0**	**0**	**0**	**0**	**0**	**0**	**51.7**	**61.6**
00-00	**128**	**0**	**113**	**7**	**7**	**1**	**0**	**0**	**0**	**0**	**0**	**0**	**0**	**1**	**0.8**	**1**	**0.8**	**0**	**0**	**52.1**	**62.6**

DRAFT

Site 1
Location L-62061, Att t/pole, Lat 53.48573, Long -6.58911
Direction South

3279 / Meath/Cavan/Monaghan ATC's
October 2013
Automatic Traffic Count

Thu, 10 October 2013

Time	Total	Classification												>PSL	>PSL%	>SL1	>SL1%	>SL2	>SL2%	Mean	Vpp
		1 MCL	2 SV	3 SVT	4 TB2	5 TB3	6 T4	7 ART3	8 ART4	9 ART5	10 ART6	11 BD	12 DRT	80	80	85 +5kph	85 +5kph	90 +10kph	90 +10kph		85
0000	0	0	0	0	0	0	0	0	0	0	0	0	0	0	0	0	0	0	0	-	-
0100	0	0	0	0	0	0	0	0	0	0	0	0	0	0	0	0	0	0	0	-	-
0200	1	0	1	0	0	0	0	0	0	0	0	0	0	1	100	0	0	0	0	81.3	-
0300	0	0	0	0	0	0	0	0	0	0	0	0	0	0	0	0	0	0	0	-	-
0400	0	0	0	0	0	0	0	0	0	0	0	0	0	0	0	0	0	0	0	-	-
0500	0	0	0	0	0	0	0	0	0	0	0	0	0	0	0	0	0	0	0	-	-
0600	1	0	1	0	0	0	0	0	0	0	0	0	0	0	0	0	0	0	0	56.3	-
0700	3	0	2	0	1	0	0	0	0	0	0	0	0	0	0	0	0	0	0	61.8	-
0800	**8**	**0**	**7**	**0**	**1**	**0**	**0**	**0**	**0**	**0**	**0**	**0**	**0**	**0**	**0**	**0**	**0**	**0**	**0**	**56.2**	**-**
0900	4	0	4	0	0	0	0	0	0	0	0	0	0	0	0	0	0	0	0	51.4	-
1000	**8**	**0**	**7**	**0**	**1**	**0**	**0**	**0**	**0**	**0**	**0**	**0**	**0**	**0**	**0**	**0**	**0**	**0**	**0**	**48.1**	**-**
1100	4	0	3	0	1	0	0	0	0	0	0	0	0	0	0	0	0	0	0	45.4	-
1200	5	1	1	1	2	0	0	0	0	0	0	0	0	0	0	0	0	0	0	39.9	-
1300	9	0	9	0	0	0	0	0	0	0	0	0	0	0	0	0	0	0	0	54.9	-
1400	5	0	3	0	2	0	0	0	0	0	0	0	0	0	0	0	0	0	0	48.6	-
1500	8	0	7	0	1	0	0	0	0	0	0	0	0	0	0	0	0	0	0	53.4	-
1600	9	0	8	0	0	0	0	1	0	0	0	0	0	0	0	0	0	0	0	52.3	-
1700	14	0	13	0	1	0	0	0	0	0	0	0	0	0	0	0	0	0	0	54.2	63.4
1800	**20**	**0**	**17**	**0**	**3**	**0**	**0**	**0**	**0**	**0**	**0**	**0**	**0**	**0**	**0**	**0**	**0**	**0**	**0**	**49.2**	**59**
1900	2	0	2	0	0	0	0	0	0	0	0	0	0	0	0	0	0	0	0	55.2	-
2000	9	0	9	0	0	0	0	0	0	0	0	0	0	0	0	0	0	0	0	61.2	-
2100	2	0	2	0	0	0	0	0	0	0	0	0	0	0	0	0	0	0	0	59.2	-
2200	2	0	2	0	0	0	0	0	0	0	0	0	0	0	0	0	0	0	0	60	-
2300	1	0	1	0	0	0	0	0	0	0	0	0	0	0	0	0	0	0	0	77.7	-
07-19	**97**	**1**	**81**	**1**	**13**	**0**	**0**	**1**	**0**	**0**	**0**	**0**	**0**	**0**	**0**	**0**	**0**	**0**	**0**	**51.4**	**59.4**
06-22	**111**	**1**	**95**	**1**	**13**	**0**	**0**	**1**	**0**	**0**	**0**	**0**	**0**	**0**	**0**	**0**	**0**	**0**	**0**	**52.4**	**60.8**
06-00	**114**	**1**	**98**	**1**	**13**	**0**	**0**	**1**	**0**	**0**	**0**	**0**	**0**	**0**	**0**	**0**	**0**	**0**	**0**	**52.8**	**60.8**
00-00	**115**	**1**	**99**	**1**	**13**	**0**	**0**	**1**	**0**	**0**	**0**	**0**	**0**	**1**	**0.9**	**0**	**0**	**0**	**0**	**53**	**60.8**

DRAFT

Site 1
Location L-62061, Att t/pole, Lat 53.48573, Long -6.58911
Direction South

3279 / Meath/Cavan/Monaghan ATC's
October 2013
Automatic Traffic Count

Fri, 11 October 2013

Time	Total	Classification												>PSL	>PSL%	>SL1	>SL1%	>SL2	>SL2%	Mean	Vpp
		1 MCL	2 SV	3 SVT	4 TB2	5 TB3	6 T4	7 ART3	8 ART4	9 ART5	10 ART6	11 BD	12 DRT	80	80	85 +5kph	85 +5kph	90 +10kph	90 +10kph		85
0000	0	0	0	0	0	0	0	0	0	0	0	0	0	0	0	0	0	0	0	-	-
0100	0	0	0	0	0	0	0	0	0	0	0	0	0	0	0	0	0	0	0	-	-
0200	0	0	0	0	0	0	0	0	0	0	0	0	0	0	0	0	0	0	0	-	-
0300	1	0	1	0	0	0	0	0	0	0	0	0	0	0	0	0	0	0	0	72.6	-
0400	0	0	0	0	0	0	0	0	0	0	0	0	0	0	0	0	0	0	0	-	-
0500	2	0	0	0	0	0	2	0	0	0	0	0	0	0	0	0	0	0	0	50.5	-
0600	0	0	0	0	0	0	0	0	0	0	0	0	0	0	0	0	0	0	0	-	-
0700	3	0	1	0	2	0	0	0	0	0	0	0	0	0	0	0	0	0	0	57.2	-
0800	**15**	**0**	**10**	**0**	**3**	**0**	**1**	**1**	**0**	**0**	**0**	**0**	**0**	**0**	**0**	**0**	**0**	**0**	**0**	**51.1**	**60.1**
0900	6	0	4	0	2	0	0	0	0	0	0	0	0	0	0	0	0	0	0	49.2	-
1000	4	0	2	0	1	0	0	0	1	0	0	0	0	0	0	0	0	0	0	47.6	-
1100	10	1	9	0	0	0	0	0	0	0	0	0	0	0	0	0	0	0	0	46.4	-
1200	7	0	5	1	1	0	0	0	0	0	0	0	0	0	0	0	0	0	0	53	-
1300	7	0	6	0	1	0	0	0	0	0	0	0	0	0	0	0	0	0	0	49.3	-
1400	11	0	9	0	2	0	0	0	0	0	0	0	0	0	0	0	0	0	0	48.7	56.9
1500	13	0	11	1	1	0	0	0	0	0	0	0	0	0	0	0	0	0	0	51.3	58.7
1600	12	0	12	0	0	0	0	0	0	0	0	0	0	0	0	0	0	0	0	52.1	61.9
1700	**17**	**0**	**15**	**0**	**2**	**0**	**0**	**0**	**0**	**0**	**0**	**0**	**0**	**0**	**0**	**0**	**0**	**0**	**0**	**50.1**	**55.8**
1800	9	0	8	0	1	0	0	0	0	0	0	0	0	0	0	0	0	0	0	50.3	-
1900	10	0	9	0	1	0	0	0	0	0	0	0	0	0	0	0	0	0	0	55.5	-
2000	3	0	3	0	0	0	0	0	0	0	0	0	0	0	0	0	0	0	0	53.7	-
2100	5	0	5	0	0	0	0	0	0	0	0	0	0	0	0	0	0	0	0	54.4	-
2200	1	0	1	0	0	0	0	0	0	0	0	0	0	0	0	0	0	0	0	67.2	-
2300	2	0	2	0	0	0	0	0	0	0	0	0	0	0	0	0	0	0	0	56	-
07-19	**114**	**1**	**92**	**2**	**16**	**0**	**1**	**1**	**1**	**0**	**0**	**0**	**0**	**0**	**0**	**0**	**0**	**0**	**0**	**50.3**	**60.5**
06-22	**132**	**1**	**109**	**2**	**17**	**0**	**1**	**1**	**1**	**0**	**0**	**0**	**0**	**0**	**0**	**0**	**0**	**0**	**0**	**50.9**	**60.5**
06-00	**135**	**1**	**112**	**2**	**17**	**0**	**1**	**1**	**1**	**0**	**0**	**0**	**0**	**0**	**0**	**0**	**0**	**0**	**0**	**51.1**	**61.2**
00-00	**138**	**1**	**113**	**2**	**17**	**0**	**3**	**1**	**1**	**0**	**0**	**0**	**0**	**0**	**0**	**0**	**0**	**0**	**0**	**51.3**	**61.2**

DRAFT

Site 1
Location L-62061, Att t/pole, Lat 53.48573, Long -6.58911
Direction South

3279 / Meath/Cavan/Monaghan ATC's
October 2013
Automatic Traffic Count

Sat, 12 October 2013

Time	Total	Classification												>PSL	>PSL%	>SL1	>SL1%	>SL2	>SL2%	Mean	Vpp
		1 MCL	2 SV	3 SVT	4 TB2	5 TB3	6 T4	7 ART3	8 ART4	9 ART5	10 ART6	11 BD	12 DRT	80	80	85 +5kph	85 +5kph	90 +10kph	90 +10kph		85
0000	1	0	1	0	0	0	0	0	0	0	0	0	0	0	0	0	0	0	0	47	-
0100	0	0	0	0	0	0	0	0	0	0	0	0	0	0	0	0	0	0	0	-	-
0200	0	0	0	0	0	0	0	0	0	0	0	0	0	0	0	0	0	0	0	-	-
0300	0	0	0	0	0	0	0	0	0	0	0	0	0	0	0	0	0	0	0	-	-
0400	0	0	0	0	0	0	0	0	0	0	0	0	0	0	0	0	0	0	0	-	-
0500	0	0	0	0	0	0	0	0	0	0	0	0	0	0	0	0	0	0	0	-	-
0600	2	0	2	0	0	0	0	0	0	0	0	0	0	0	0	0	0	0	0	59.2	-
0700	0	0	0	0	0	0	0	0	0	0	0	0	0	0	0	0	0	0	0	-	-
0800	6	0	5	0	1	0	0	0	0	0	0	0	0	0	0	0	0	0	0	58.7	-
0900	**8**	**0**	**6**	**0**	**2**	**0**	**0**	**0**	**0**	**0**	**0**	**0**	**0**	**0**	**0**	**0**	**0**	**0**	**0**	**50.4**	**-**
1000	6	0	6	0	0	0	0	0	0	0	0	0	0	0	0	0	0	0	0	52.3	-
1100	**8**	**0**	**8**	**0**	**0**	**0**	**0**	**0**	**0**	**0**	**0**	**0**	**0**	**0**	**0**	**0**	**0**	**0**	**0**	**50.7**	**-**
1200	11	0	9	0	1	1	0	0	0	0	0	0	0	0	0	0	0	0	0	43.7	54
1300	11	0	8	1	2	0	0	0	0	0	0	0	0	0	0	0	0	0	0	45.8	52.6
1400	**13**	**0**	**12**	**1**	**0**	**0**	**0**	**0**	**0**	**0**	**0**	**0**	**0**	**0**	**0**	**0**	**0**	**0**	**0**	**55.1**	**60.8**
1500	12	0	10	0	2	0	0	0	0	0	0	0	0	0	0	0	0	0	0	53	58.3
1600	7	0	6	0	1	0	0	0	0	0	0	0	0	0	0	0	0	0	0	51.8	-
1700	7	0	6	0	1	0	0	0	0	0	0	0	0	0	0	0	0	0	0	53.7	-
1800	8	0	8	0	0	0	0	0	0	0	0	0	0	0	0	0	0	0	0	54.2	-
1900	5	0	5	0	0	0	0	0	0	0	0	0	0	0	0	0	0	0	0	58.8	-
2000	4	0	4	0	0	0	0	0	0	0	0	0	0	0	0	0	0	0	0	63.9	-
2100	4	0	4	0	0	0	0	0	0	0	0	0	0	0	0	0	0	0	0	58.8	-
2200	2	0	2	0	0	0	0	0	0	0	0	0	0	0	0	0	0	0	0	58.8	-
2300	0	0	0	0	0	0	0	0	0	0	0	0	0	0	0	0	0	0	0	-	-
07-19	**97**	**0**	**84**	**2**	**10**	**1**	**0**	**0**	**0**	**0**	**0**	**0**	**0**	**0**	**0**	**0**	**0**	**0**	**0**	**51.4**	**60.8**
06-22	**112**	**0**	**99**	**2**	**10**	**1**	**0**	**0**	**0**	**0**	**0**	**0**	**0**	**0**	**0**	**0**	**0**	**0**	**0**	**52.6**	**62.3**
06-00	**114**	**0**	**101**	**2**	**10**	**1**	**0**	**0**	**0**	**0**	**0**	**0**	**0**	**0**	**0**	**0**	**0**	**0**	**0**	**52.7**	**62.6**
00-00	**115**	**0**	**102**	**2**	**10**	**1**	**0**	**0**	**0**	**0**	**0**	**0**	**0**	**0**	**0**	**0**	**0**	**0**	**0**	**52.6**	**62.6**

DRAFT

Site 1
Location L-62061, Att t/pole, Lat 53.48573, Long -6.58911
Direction South

3279 / Meath/Cavan/Monaghan ATC's
October 2013
Automatic Traffic Count

Sun, 13 October 2013

Time	Total	Classification												>PSL	>PSL%	>SL1	>SL1%	>SL2	>SL2%	Mean	Vpp
		1 MCL	2 SV	3 SVT	4 TB2	5 TB3	6 T4	7 ART3	8 ART4	9 ART5	10 ART6	11 BD	12 DRT	80	80	85 +5kph	85 +5kph	90 +10kph	90 +10kph		85
0000	1	0	1	0	0	0	0	0	0	0	0	0	0	0	0	0	0	0	0	42.7	-
0100	1	0	0	0	1	0	0	0	0	0	0	0	0	0	0	0	0	0	0	36.6	-
0200	2	0	2	0	0	0	0	0	0	0	0	0	0	0	0	0	0	0	0	46.2	-
0300	0	0	0	0	0	0	0	0	0	0	0	0	0	0	0	0	0	0	0	-	-
0400	0	0	0	0	0	0	0	0	0	0	0	0	0	0	0	0	0	0	0	-	-
0500	0	0	0	0	0	0	0	0	0	0	0	0	0	0	0	0	0	0	0	-	-
0600	1	0	1	0	0	0	0	0	0	0	0	0	0	0	0	0	0	0	0	51	-
0700	1	0	1	0	0	0	0	0	0	0	0	0	0	0	0	0	0	0	0	71.7	-
0800	1	0	1	0	0	0	0	0	0	0	0	0	0	0	0	0	0	0	0	52.7	-
0900	5	0	5	0	0	0	0	0	0	0	0	0	0	0	0	0	0	0	0	53.4	-
1000	2	0	1	0	0	0	1	0	0	0	0	0	0	0	0	0	0	0	0	26.2	-
1100	**11**	**0**	**11**	**0**	**0**	**0**	**0**	**0**	**0**	**0**	**0**	**0**	**0**	**0**	**0**	**0**	**0**	**0**	**0**	**52.4**	**56.2**
1200	6	1	5	0	0	0	0	0	0	0	0	0	0	0	0	0	0	0	0	48.7	-
1300	**11**	**0**	**10**	**1**	**0**	**0**	**0**	**0**	**0**	**0**	**0**	**0**	**0**	**0**	**0**	**0**	**0**	**0**	**0**	**50.5**	**54**
1400	9	0	9	0	0	0	0	0	0	0	0	0	0	0	0	0	0	0	0	48.6	-
1500	10	0	9	0	1	0	0	0	0	0	0	0	0	0	0	0	0	0	0	48.4	-
1600	**11**	**0**	**11**	**0**	**0**	**0**	**0**	**0**	**0**	**0**	**0**	**0**	**0**	**0**	**0**	**0**	**0**	**0**	**0**	**53.2**	**59.8**
1700	7	0	7	0	0	0	0	0	0	0	0	0	0	0	0	0	0	0	0	53.5	-
1800	6	0	6	0	0	0	0	0	0	0	0	0	0	0	0	0	0	0	0	54.3	-
1900	6	0	5	0	1	0	0	0	0	0	0	0	0	0	0	0	0	0	0	54.4	-
2000	5	0	5	0	0	0	0	0	0	0	0	0	0	1	20	0	0	0	0	60.4	-
2100	2	0	2	0	0	0	0	0	0	0	0	0	0	0	0	0	0	0	0	61.7	-
2200	2	0	2	0	0	0	0	0	0	0	0	0	0	0	0	0	0	0	0	57.8	-
2300	2	0	2	0	0	0	0	0	0	0	0	0	0	0	0	0	0	0	0	52.8	-
07-19	**80**	**1**	**76**	**1**	**1**	**0**	**1**	**0**	**0**	**0**	**0**	**0**	**0**	**0**	**0**	**0**	**0**	**0**	**0**	**50.9**	**60.8**
06-22	**94**	**1**	**89**	**1**	**2**	**0**	**1**	**0**	**0**	**0**	**0**	**0**	**0**	**1**	**1.1**	**0**	**0**	**0**	**0**	**51.9**	**61.2**
06-00	**98**	**1**	**93**	**1**	**2**	**0**	**1**	**0**	**0**	**0**	**0**	**0**	**0**	**1**	**1**	**0**	**0**	**0**	**0**	**52**	**60.8**
00-00	**102**	**1**	**96**	**1**	**3**	**0**	**1**	**0**	**0**	**0**	**0**	**0**	**0**	**1**	**1**	**0**	**0**	**0**	**0**	**51.7**	**60.8**

DRAFT

Site 1
Location L-62061, Att t/pole, Lat 53.48573, Long -6.58911
Direction South

3279 / Meath/Cavan/Monaghan ATC's
October 2013
Automatic Traffic Count

Virtual Day (7)

Time	Total	Classification												>PSL	>PSL%	>SL1	>SL1%	>SL2	>SL2%	Mean	Vpp
		1 MCL	2 SV	3 SVT	4 TB2	5 TB3	6 T4	7 ART3	8 ART4	9 ART5	10 ART6	11 BD	12 DRT	80	80	85 +5kph	85 +5kph	90 +10kph	90 +10kph		85
0000	1	0	1	0	0	0	0	0	0	0	0	0	0	0	0	0	0	0	0	49.2	-
0100	0	0	0	0	0	0	0	0	0	0	0	0	0	0	0	0	0	0	0	49.3	-
0200	0	0	0	0	0	0	0	0	0	0	0	0	0	0	33.3	0	0	0	0	57.9	-
0300	0	0	0	0	0	0	0	0	0	0	0	0	0	0	33.3	0	0	0	0	75.5	-
0400	0	0	0	0	0	0	0	0	0	0	0	0	0	0	100	0	100	0	0	89.8	-
0500	0	0	0	0	0	0	0	0	0	0	0	0	0	0	0	0	0	0	0	53.9	-
0600	1	0	1	0	0	0	0	0	0	0	0	0	0	0	0	0	0	0	0	55.2	-
0700	2	0	2	0	1	0	0	0	0	0	0	0	0	0	0	0	0	0	0	58.8	-
0800	**9**	**0**	**7**	**0**	**2**	**0**	**0**	**0**	**0**	**0**	**0**	**0**	**0**	**0**	**0**	**0**	**0**	**0**	**0**	**54.1**	**-**
0900	7	0	6	0	1	0	0	0	0	0	0	0	0	0	0	0	0	0	0	50.4	-
1000	5	0	4	0	0	0	0	0	0	0	0	0	0	0	0	0	0	0	0	48	-
1100	7	0	7	0	0	0	0	0	0	0	0	0	0	0	0	0	0	0	0	47	-
1200	7	0	5	1	1	0	0	0	0	0	0	0	0	0	0	0	0	0	0	48.2	-
1300	9	0	8	0	1	0	0	0	0	0	0	0	0	0	0	0	0	0	0	51.5	-
1400	8	0	7	0	1	0	0	0	0	0	0	0	0	0	0	0	0	0	0	50.2	-
1500	10	0	9	0	1	0	0	0	0	0	0	0	0	0	0	0	0	0	0	51.6	59.8
1600	11	0	10	0	0	0	0	0	0	0	0	0	0	0	0	0	0	0	0	51.8	60.5
1700	**12**	**0**	**11**	**0**	**1**	**0**	**0**	**0**	**0**	**0**	**0**	**0**	**0**	**0**	**0**	**0**	**0**	**0**	**0**	**50.4**	**58**
1800	10	0	9	0	1	0	0	0	0	0	0	0	0	0	0	0	0	0	0	49.5	-
1900	6	0	5	0	0	0	0	0	0	0	0	0	0	0	0	0	0	0	0	52.9	-
2000	6	0	5	0	0	0	0	0	0	0	0	0	0	0	2.6	0	0	0	0	57.2	-
2100	3	0	3	0	0	0	0	0	0	0	0	0	0	0	0	0	0	0	0	56.6	-
2200	2	0	2	0	0	0	0	0	0	0	0	0	0	0	0	0	0	0	0	57.2	-
2300	1	0	1	0	0	0	0	0	0	0	0	0	0	0	0	0	0	0	0	59.5	-
07-19	**98**	**1**	**84**	**2**	**9**	**0**	**0**	**0**	**0**	**0**	**0**	**0**	**0**	**0**	**0**	**0**	**0**	**0**	**0**	**50.7**	**60.5**
06-22	**114**	**1**	**100**	**3**	**10**	**0**	**0**	**0**	**0**	**0**	**0**	**0**	**0**	**0**	**0.1**	**0**	**0**	**0**	**0**	**51.3**	**60.8**
06-00	**118**	**1**	**103**	**3**	**10**	**0**	**0**	**0**	**0**	**0**	**0**	**0**	**0**	**0**	**0.1**	**0**	**0**	**0**	**0**	**51.5**	**60.8**
00-00	**120**	**1**	**105**	**3**	**10**	**0**	**1**	**0**	**0**	**0**	**0**	**0**	**0**	**1**	**0.5**	**0**	**0.1**	**0**	**0**	**51.7**	**60.8**

DRAFT

Site 1
Location L-62061, Att t/pole, Lat 53.48573, Long -6.58911
Direction South

3279 / Meath/Cavan/Monaghan ATC's
October 2013
Automatic Traffic Count

Virtual Week (1)

Time	Total	Classification												>PSL	>PSL%	>SL1	>SL1%	>SL2	>SL2%	Mean	Vpp
		1 MCL	2 SV	3 SVT	4 TB2	5 TB3	6 T4	7 ART3	8 ART4	9 ART5	10 ART6	11 BD	12 DRT	80	80	85 +5kph	85 +5kph	90 +10kph	90 +10kph		85
Mon	126	1	108	3	13	1	0	0	0	0	0	0	0	1	0.8	0	0	0	0	50.8	59.4
Tue	118	2	106	2	8	0	0	0	0	0	0	0	0	0	0	0	0	0	0	50.4	58.7
Wed	128	0	113	7	7	1	0	0	0	0	0	0	0	1	0.8	1	0.8	0	0	52.1	62.6
Thu	115	1	99	1	13	0	0	1	0	0	0	0	0	1	0.9	0	0	0	0	53	60.8
Fri	138	1	113	2	17	0	3	1	1	0	0	0	0	0	0	0	0	0	0	51.3	61.2
|Sat	115	0	102	2	10	1	0	0	0	0	0	0	0	0	0	0	0	0	0	52.6	62.6
|Sun	102	1	96	1	3	0	1	0	0	0	0	0	0	1	1	0	0	0	0	51.7	60.8
5 Day Ave.	**125**	**1**	**108**	**3**	**12**	**0**	**1**	**0**	**0**	**0**	**0**	**0**	**0**	**1**	**0.8**	**0**	**0.0**	**0**	**0.0**	**51.5**	**60.5**
7 Day Ave.	**120**	**1**	**105**	**3**	**10**	**0**	**1**	**0**	**0**	**0**	**0**	**0**	**0**	**1**	**0.5**	**0**	**0.1**	**0**	**0.0**	**51.7**	**60.8**
--	**842**	**6**	**737**	**18**	**71**	**3**	**4**	**2**	**1**	**0**	**0**	**0**	**0**	**4**	**0.5**	**1**	**0.1**	**0**	**0.0**	**51.7**	**60.8**

Summary Graphs

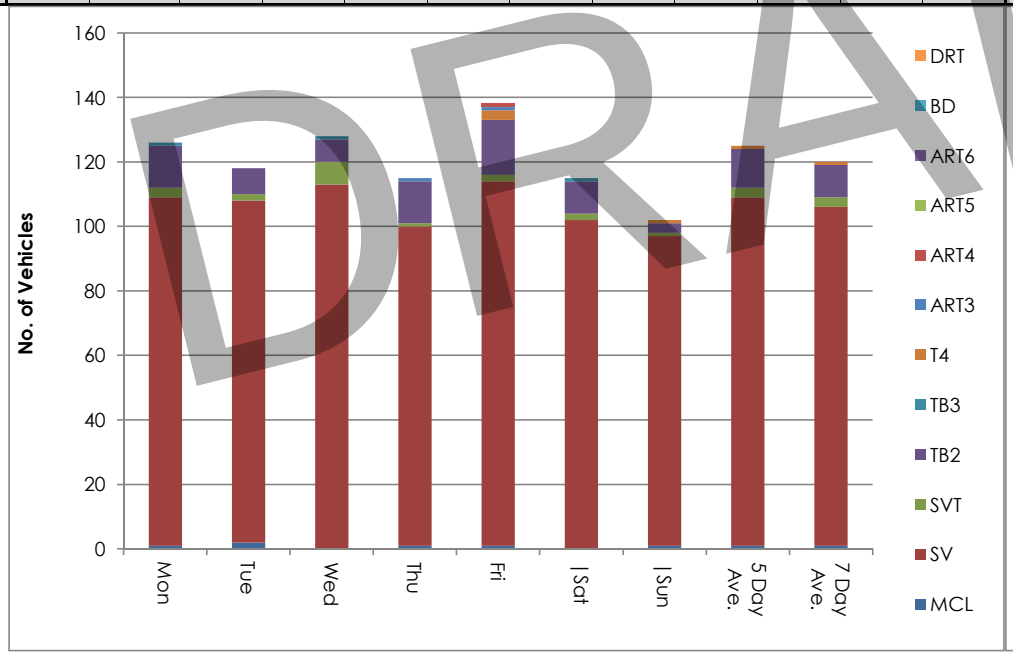

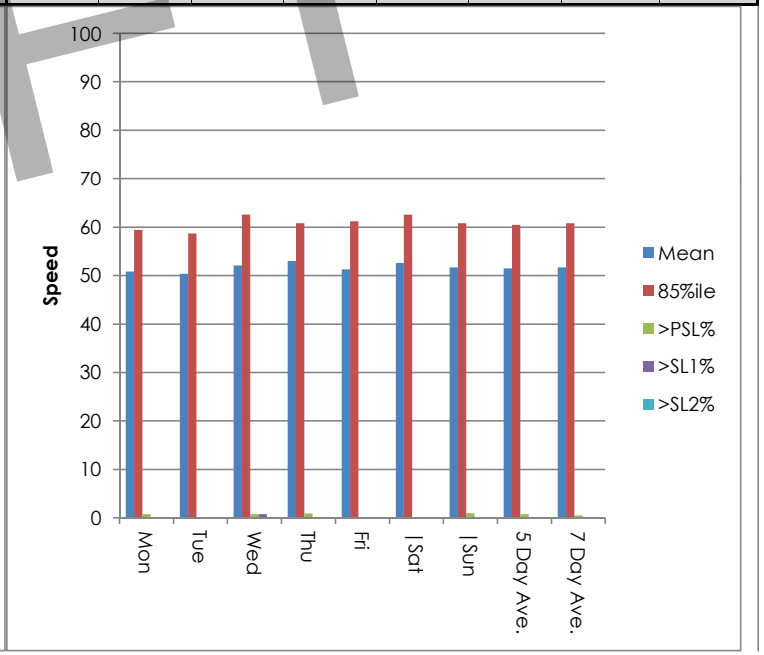

DRAFT

Site 1
Location L-62061, Att t/pole, Lat 53.48573, Long -6.58911
Direction South

3279 / Meath/Cavan/Monaghan ATC's
October 2013
Automatic Traffic Count

Mon, 7 October 2013

Time	Total	Speed Bins (km/h)																											
		0 - 5	5 - 10	10 - 15	15 - 20	20 - 25	25 - 30	30 - 35	35 - 40	40 - 45	45 - 50	50 - 55	55 - 60	60 - 65	65 - 70	70 - 75	75 - 80	80 - 85	85 - 90	90 - 95	95 - 100	100 - 105	105 - 110	110 - 115	115 - 120	120 - 125	125 - 130	130 - 135	135 - 140
0000	1	0	0	0	0	0	0	0	0	0	1	0	0	0	0	0	0	0	0	0	0	0	0	0	0	0	0	0	0
0100	0	0	0	0	0	0	0	0	0	0	0	0	0	0	0	0	0	0	0	0	0	0	0	0	0	0	0	0	0
0200	0	0	0	0	0	0	0	0	0	0	0	0	0	0	0	0	0	0	0	0	0	0	0	0	0	0	0	0	0
0300	1	0	0	0	0	0	0	0	0	0	0	0	0	0	0	0	1	0	0	0	0	0	0	0	0	0	0	0	0
0400	0	0	0	0	0	0	0	0	0	0	0	0	0	0	0	0	0	0	0	0	0	0	0	0	0	0	0	0	0
0500	0	0	0	0	0	0	0	0	0	0	0	0	0	0	0	0	0	0	0	0	0	0	0	0	0	0	0	0	0
0600	2	0	0	0	0	0	0	0	0	0	0	1	1	0	0	0	0	0	0	0	0	0	0	0	0	0	0	0	0
0700	1	0	0	0	0	0	0	0	0	0	0	0	1	0	0	0	0	0	0	0	0	0	0	0	0	0	0	0	0
0800	**14**	**0**	**0**	**0**	**0**	**1**	**0**	**0**	**1**	**2**	**1**	**3**	**3**	**2**	**0**	**0**	**1**	**0**	**0**	**0**	**0**	**0**	**0**	**0**	**0**	**0**	**0**	**0**	**0**
0900	6	0	0	0	0	0	0	0	0	0	0	4	1	1	0	0	0	0	0	0	0	0	0	0	0	0	0	0	0
1000	3	0	0	0	0	0	0	0	0	0	1	0	1	0	1	0	0	0	0	0	0	0	0	0	0	0	0	0	0
1100	4	0	0	0	0	0	0	0	0	0	2	0	2	0	0	0	0	0	0	0	0	0	0	0	0	0	0	0	0
1200	9	0	0	0	0	0	1	0	1	0	2	3	1	1	0	0	0	0	0	0	0	0	0	0	0	0	0	0	0
1300	9	0	0	0	0	0	0	0	0	1	3	2	1	0	1	1	0	0	0	0	0	0	0	0	0	0	0	0	0
1400	9	0	0	0	0	1	0	0	0	0	1	2	3	1	0	1	0	0	0	0	0	0	0	0	0	0	0	0	0
1500	9	0	0	0	1	0	0	0	1	1	2	1	2	1	0	0	0	0	0	0	0	0	0	0	0	0	0	0	0
1600	**15**	**0**	**0**	**0**	**0**	**0**	**0**	**0**	**3**	**2**	**3**	**1**	**2**	**1**	**3**	**0**	**0**	**0**	**0**	**0**	**0**	**0**	**0**	**0**	**0**	**0**	**0**	**0**	**0**
1700	**15**	**0**	**0**	**0**	**0**	**0**	**1**	**1**	**1**	**2**	**7**	**2**	**0**	**1**	**0**	**0**	**0**	**0**	**0**	**0**	**0**	**0**	**0**	**0**	**0**	**0**	**0**	**0**	**0**
1800	7	0	0	0	0	0	1	0	0	0	0	2	3	1	0	0	0	0	0	0	0	0	0	0	0	0	0	0	0
1900	6	0	0	0	0	1	0	0	0	0	2	2	1	0	0	0	0	0	0	0	0	0	0	0	0	0	0	0	0
2000	8	0	0	0	0	0	0	0	1	1	3	3	0	0	0	0	0	0	0	0	0	0	0	0	0	0	0	0	0
2100	4	0	0	0	0	0	0	0	0	1	0	1	1	1	0	0	0	0	0	0	0	0	0	0	0	0	0	0	0
2200	3	0	0	0	0	0	0	0	0	0	1	2	0	0	0	0	0	0	0	0	0	0	0	0	0	0	0	0	0
2300	0	0	0	0	0	0	0	0	0	0	0	0	0	0	0	0	0	0	0	0	0	0	0	0	0	0	0	0	0
07-19	**101**	**0**	**0**	**0**	**1**	**2**	**3**	**1**	**7**	**8**	**22**	**20**	**20**	**9**	**5**	**2**	**1**	**0**	**0**	**0**	**0**	**0**	**0**	**0**	**0**	**0**	**0**	**0**	**0**
06-22	**121**	**0**	**0**	**0**	**1**	**3**	**3**	**1**	**8**	**10**	**27**	**27**	**23**	**10**	**5**	**2**	**1**	**0**	**0**	**0**	**0**	**0**	**0**	**0**	**0**	**0**	**0**	**0**	**0**
06-00	**124**	**0**	**0**	**0**	**1**	**3**	**3**	**1**	**8**	**10**	**28**	**29**	**23**	**10**	**5**	**2**	**1**	**0**	**0**	**0**	**0**	**0**	**0**	**0**	**0**	**0**	**0**	**0**	**0**
00-00	**126**	**0**	**0**	**0**	**1**	**3**	**3**	**1**	**8**	**10**	**29**	**29**	**23**	**10**	**5**	**2**	**1**	**1**	**0**	**0**	**0**	**0**	**0**	**0**	**0**	**0**	**0**	**0**	**0**

DRAFT

Site 1
Location L-62061, Att t/pole, Lat 53.48573, Long -6.58911
Direction South

3279 / Meath/Cavan/Monaghan ATC's
October 2013
Automatic Traffic Count

Tue, 8 October 2013

Time	Total	Speed Bins (km/h)																											
		0 - 5	5 - 10	10 - 15	15 - 20	20 - 25	25 - 30	30 - 35	35 - 40	40 - 45	45 - 50	50 - 55	55 - 60	60 - 65	65 - 70	70 - 75	75 - 80	80 - 85	85 - 90	90 - 95	95 - 100	100 - 105	105 - 110	110 - 115	115 - 120	120 - 125	125 - 130	130 - 135	135 - 140
0000	1	0	0	0	0	0	0	0	0	0	0	1	0	0	0	0	0	0	0	0	0	0	0	0	0	0	0	0	0
0100	1	0	0	0	0	0	0	0	0	0	0	0	1	0	0	0	0	0	0	0	0	0	0	0	0	0	0	0	0
0200	0	0	0	0	0	0	0	0	0	0	0	0	0	0	0	0	0	0	0	0	0	0	0	0	0	0	0	0	0
0300	1	0	0	0	0	0	0	0	0	0	0	0	0	0	0	1	0	0	0	0	0	0	0	0	0	0	0	0	0
0400	0	0	0	0	0	0	0	0	0	0	0	0	0	0	0	0	0	0	0	0	0	0	0	0	0	0	0	0	0
0500	0	0	0	0	0	0	0	0	0	0	0	0	0	0	0	0	0	0	0	0	0	0	0	0	0	0	0	0	0
0600	2	0	0	0	0	0	0	0	0	0	1	1	0	0	0	0	0	0	0	0	0	0	0	0	0	0	0	0	0
0700	3	0	0	0	0	0	0	0	0	0	0	1	2	0	0	0	0	0	0	0	0	0	0	0	0	0	0	0	0
0800	**12**	**0**	**0**	**0**	**0**	**0**	**0**	**0**	**1**	**1**	**1**	**5**	**2**	**2**	**0**	**0**	**0**	**0**	**0**	**0**	**0**	**0**	**0**	**0**	**0**	**0**	**0**	**0**	**0**
0900	10	0	0	0	0	0	0	0	0	2	2	2	3	1	0	0	0	0	0	0	0	0	0	0	0	0	0	0	0
1000	6	0	0	0	0	0	0	1	2	0	0	2	0	1	0	0	0	0	0	0	0	0	0	0	0	0	0	0	0
1100	5	0	0	0	1	0	0	0	1	2	1	0	0	0	0	0	0	0	0	0	0	0	0	0	0	0	0	0	0
1200	7	0	0	0	0	0	0	0	1	1	1	2	2	0	0	0	0	0	0	0	0	0	0	0	0	0	0	0	0
1300	8	0	0	0	0	0	0	0	0	2	0	3	1	2	0	0	0	0	0	0	0	0	0	0	0	0	0	0	0
1400	6	0	0	0	0	0	0	1	1	1	2	1	0	0	0	0	0	0	0	0	0	0	0	0	0	0	0	0	0
1500	10	0	0	0	0	0	0	0	0	1	0	3	4	2	0	0	0	0	0	0	0	0	0	0	0	0	0	0	0
1600	9	0	0	0	0	0	0	0	1	1	2	4	1	0	0	0	0	0	0	0	0	0	0	0	0	0	0	0	0
1700	**13**	**0**	**0**	**0**	**1**	**1**	**0**	**0**	**0**	**1**	**0**	**4**	**3**	**3**	**0**	**0**	**0**	**0**	**0**	**0**	**0**	**0**	**0**	**0**	**0**	**0**	**0**	**0**	**0**
1800	7	0	0	0	0	0	0	0	1	4	1	0	1	0	0	0	0	0	0	0	0	0	0	0	0	0	0	0	0
1900	5	0	0	0	0	0	0	0	1	1	0	2	0	0	1	0	0	0	0	0	0	0	0	0	0	0	0	0	0
2000	5	0	0	0	0	1	0	0	0	0	2	0	1	0	0	1	0	0	0	0	0	0	0	0	0	0	0	0	0
2100	4	0	0	0	0	0	0	0	0	0	0	3	1	0	0	0	0	0	0	0	0	0	0	0	0	0	0	0	0
2200	3	0	0	0	0	0	0	0	0	1	1	0	0	0	1	0	0	0	0	0	0	0	0	0	0	0	0	0	0
2300	0	0	0	0	0	0	0	0	0	0	0	0	0	0	0	0	0	0	0	0	0	0	0	0	0	0	0	0	0
07-19	**96**	**0**	**0**	**0**	**2**	**1**	**0**	**2**	**8**	**16**	**10**	**27**	**19**	**11**	**0**	**0**	**0**	**0**	**0**	**0**	**0**	**0**	**0**	**0**	**0**	**0**	**0**	**0**	**0**
06-22	**112**	**0**	**0**	**0**	**2**	**2**	**0**	**2**	**9**	**17**	**13**	**33**	**21**	**11**	**1**	**1**	**0**	**0**	**0**	**0**	**0**	**0**	**0**	**0**	**0**	**0**	**0**	**0**	**0**
06-00	**115**	**0**	**0**	**0**	**2**	**2**	**0**	**2**	**9**	**18**	**14**	**33**	**21**	**11**	**2**	**1**	**0**	**0**	**0**	**0**	**0**	**0**	**0**	**0**	**0**	**0**	**0**	**0**	**0**
00-00	**118**	**0**	**0**	**0**	**2**	**2**	**0**	**2**	**9**	**18**	**14**	**34**	**22**	**11**	**2**	**2**	**0**	**0**	**0**	**0**	**0**	**0**	**0**	**0**	**0**	**0**	**0**	**0**	**0**

DRAFT

Site 1
Location L-62061, Att t/pole, Lat 53.48573, Long -6.58911
Direction South

3279 / Meath/Cavan/Monaghan ATC's
October 2013
Automatic Traffic Count

Wed, 9 October 2013

Time	Total	Speed Bins (km/h)																											
		0 - 5	5 - 10	10 - 15	15 - 20	20 - 25	25 - 30	30 - 35	35 - 40	40 - 45	45 - 50	50 - 55	55 - 60	60 - 65	65 - 70	70 - 75	75 - 80	80 - 85	85 - 90	90 - 95	95 - 100	100 - 105	105 - 110	110 - 115	115 - 120	120 - 125	125 - 130	130 - 135	135 - 140
0000	1	0	0	0	0	0	0	0	0	0	0	0	1	0	0	0	0	0	0	0	0	0	0	0	0	0	0	0	0
0100	1	0	0	0	0	0	0	0	0	0	0	1	0	0	0	0	0	0	0	0	0	0	0	0	0	0	0	0	0
0200	0	0	0	0	0	0	0	0	0	0	0	0	0	0	0	0	0	0	0	0	0	0	0	0	0	0	0	0	0
0300	0	0	0	0	0	0	0	0	0	0	0	0	0	0	0	0	0	0	0	0	0	0	0	0	0	0	0	0	0
0400	1	0	0	0	0	0	0	0	0	0	0	0	0	0	0	0	0	1	0	0	0	0	0	0	0	0	0	0	0
0500	1	0	0	0	0	0	0	0	0	0	0	0	0	1	0	0	0	0	0	0	0	0	0	0	0	0	0	0	0
0600	2	0	0	0	0	0	0	0	0	0	0	0	2	0	0	0	0	0	0	0	0	0	0	0	0	0	0	0	0
0700	4	0	0	0	0	0	0	0	0	0	0	2	1	1	0	0	0	0	0	0	0	0	0	0	0	0	0	0	0
0800	8	0	0	0	0	0	0	0	0	0	0	1	4	1	2	0	0	0	0	0	0	0	0	0	0	0	0	0	0
0900	**11**	**0**	**0**	**0**	**0**	**0**	**1**	**0**	**1**	**3**	**2**	**2**	**1**	**1**	**0**	**0**	**0**	**0**	**0**	**0**	**0**	**0**	**0**	**0**	**0**	**0**	**0**	**0**	**0**
1000	4	0	0	0	1	0	0	0	0	0	0	2	0	0	1	0	0	0	0	0	0	0	0	0	0	0	0	0	0
1100	7	0	0	1	0	1	0	0	0	3	0	1	1	0	0	0	0	0	0	0	0	0	0	0	0	0	0	0	0
1200	5	0	0	0	0	0	0	0	0	2	0	0	0	2	0	1	0	0	0	0	0	0	0	0	0	0	0	0	0
1300	11	0	0	0	0	0	0	1	1	0	2	2	2	2	0	1	0	0	0	0	0	0	0	0	0	0	0	0	0
1400	5	0	0	0	0	0	1	0	0	2	0	0	1	1	0	0	0	0	0	0	0	0	0	0	0	0	0	0	0
1500	11	0	0	0	0	0	0	0	0	2	3	1	4	0	1	0	0	0	0	0	0	0	0	0	0	0	0	0	0
1600	12	0	0	0	0	0	0	1	0	0	5	1	3	1	0	1	0	0	0	0	0	0	0	0	0	0	0	0	0
1700	11	0	0	0	0	1	0	0	0	0	4	1	5	0	0	0	0	0	0	0	0	0	0	0	0	0	0	0	0
1800	**13**	**0**	**0**	**0**	**0**	**0**	**1**	**2**	**2**	**1**	**3**	**2**	**1**	**0**	**0**	**0**	**1**	**0**	**0**	**0**	**0**	**0**	**0**	**0**	**0**	**0**	**0**	**0**	**0**
1900	7	0	0	0	0	1	0	0	0	0	1	3	1	0	1	0	0	0	0	0	0	0	0	0	0	0	0	0	0
2000	5	0	0	0	0	0	0	0	0	0	0	1	0	2	0	1	1	0	0	0	0	0	0	0	0	0	0	0	0
2100	3	0	0	0	0	0	0	0	0	0	0	1	1	0	0	1	0	0	0	0	0	0	0	0	0	0	0	0	0
2200	3	0	0	0	0	0	0	0	0	0	0	0	0	3	0	0	0	0	0	0	0	0	0	0	0	0	0	0	0
2300	2	0	0	0	0	0	0	0	0	0	0	1	0	0	1	0	0	0	0	0	0	0	0	0	0	0	0	0	0
07-19	**102**	**0**	**0**	**1**	**1**	**2**	**3**	**4**	**4**	**13**	**19**	**15**	**23**	**9**	**4**	**3**	**1**	**0**	**0**	**0**	**0**	**0**	**0**	**0**	**0**	**0**	**0**	**0**	**0**
06-22	**119**	**0**	**0**	**1**	**1**	**3**	**3**	**4**	**4**	**13**	**20**	**20**	**27**	**11**	**5**	**5**	**2**	**0**	**0**	**0**	**0**	**0**	**0**	**0**	**0**	**0**	**0**	**0**	**0**
06-00	**124**	**0**	**0**	**1**	**1**	**3**	**3**	**4**	**4**	**13**	**20**	**21**	**27**	**14**	**6**	**5**	**2**	**0**	**0**	**0**	**0**	**0**	**0**	**0**	**0**	**0**	**0**	**0**	**0**
00-00	**128**	**0**	**0**	**1**	**1**	**3**	**3**	**4**	**4**	**13**	**20**	**22**	**28**	**15**	**6**	**5**	**2**	**0**	**1**	**0**	**0**	**0**	**0**	**0**	**0**	**0**	**0**	**0**	**0**

DRAFT

Site 1
Location L-62061, Att t/pole, Lat 53.48573, Long -6.58911
Direction South

3279 / Meath/Cavan/Monaghan ATC's
October 2013
Automatic Traffic Count

Thu, 10 October 2013

Time	Total	Speed Bins (km/h)																											
		0 - 5	5 - 10	10 - 15	15 - 20	20 - 25	25 - 30	30 - 35	35 - 40	40 - 45	45 - 50	50 - 55	55 - 60	60 - 65	65 - 70	70 - 75	75 - 80	80 - 85	85 - 90	90 - 95	95 - 100	100 - 105	105 - 110	110 - 115	115 - 120	120 - 125	125 - 130	130 - 135	135 - 140
0000	0	0	0	0	0	0	0	0	0	0	0	0	0	0	0	0	0	0	0	0	0	0	0	0	0	0	0	0	0
0100	0	0	0	0	0	0	0	0	0	0	0	0	0	0	0	0	0	0	0	0	0	0	0	0	0	0	0	0	0
0200	1	0	0	0	0	0	0	0	0	0	0	0	0	0	0	0	0	1	0	0	0	0	0	0	0	0	0	0	0
0300	0	0	0	0	0	0	0	0	0	0	0	0	0	0	0	0	0	0	0	0	0	0	0	0	0	0	0	0	0
0400	0	0	0	0	0	0	0	0	0	0	0	0	0	0	0	0	0	0	0	0	0	0	0	0	0	0	0	0	0
0500	0	0	0	0	0	0	0	0	0	0	0	0	0	0	0	0	0	0	0	0	0	0	0	0	0	0	0	0	0
0600	1	0	0	0	0	0	0	0	0	0	0	0	1	0	0	0	0	0	0	0	0	0	0	0	0	0	0	0	0
0700	3	0	0	0	0	0	0	0	0	0	1	0	0	1	0	1	0	0	0	0	0	0	0	0	0	0	0	0	0
0800	**8**	**0**	**0**	**0**	**0**	**0**	**0**	**0**	**0**	**0**	**1**	**3**	**3**	**0**	**1**	**0**	**0**	**0**	**0**	**0**	**0**	**0**	**0**	**0**	**0**	**0**	**0**	**0**	**0**
0900	4	0	0	0	0	0	0	0	0	1	0	2	1	0	0	0	0	0	0	0	0	0	0	0	0	0	0	0	0
1000	**8**	**0**	**0**	**0**	**0**	**0**	**0**	**1**	**0**	**2**	**1**	**2**	**2**	**0**	**0**	**0**	**0**	**0**	**0**	**0**	**0**	**0**	**0**	**0**	**0**	**0**	**0**	**0**	**0**
1100	4	0	0	0	0	0	0	0	2	0	1	0	0	1	0	0	0	0	0	0	0	0	0	0	0	0	0	0	0
1200	5	0	0	0	0	1	1	0	0	1	0	1	1	0	0	0	0	0	0	0	0	0	0	0	0	0	0	0	0
1300	9	0	0	0	0	0	0	0	0	1	1	0	5	2	0	0	0	0	0	0	0	0	0	0	0	0	0	0	0
1400	5	0	0	0	0	1	0	0	0	1	0	1	1	0	1	0	0	0	0	0	0	0	0	0	0	0	0	0	0
1500	8	0	0	0	0	0	0	0	0	0	3	2	2	1	0	0	0	0	0	0	0	0	0	0	0	0	0	0	0
1600	9	0	0	0	0	0	1	0	0	0	1	2	4	1	0	0	0	0	0	0	0	0	0	0	0	0	0	0	0
1700	14	0	0	0	0	0	0	0	0	1	2	6	2	2	1	0	0	0	0	0	0	0	0	0	0	0	0	0	0
1800	**20**	**0**	**0**	**0**	**0**	**1**	**0**	**1**	**1**	**4**	**3**	**2**	**6**	**2**	**0**	**0**	**0**	**0**	**0**	**0**	**0**	**0**	**0**	**0**	**0**	**0**	**0**	**0**	**0**
1900	2	0	0	0	0	0	0	0	0	0	1	0	0	1	0	0	0	0	0	0	0	0	0	0	0	0	0	0	0
2000	9	0	0	0	0	0	0	0	0	0	1	1	1	4	0	1	1	0	0	0	0	0	0	0	0	0	0	0	0
2100	2	0	0	0	0	0	0	0	0	0	0	0	1	1	0	0	0	0	0	0	0	0	0	0	0	0	0	0	0
2200	2	0	0	0	0	0	0	0	0	0	0	0	1	1	0	0	0	0	0	0	0	0	0	0	0	0	0	0	0
2300	1	0	0	0	0	0	0	0	0	0	0	0	0	0	0	0	1	0	0	0	0	0	0	0	0	0	0	0	0
07-19	**97**	**0**	**0**	**0**	**0**	**3**	**2**	**2**	**3**	**11**	**14**	**21**	**27**	**10**	**3**	**1**	**0**	**0**	**0**	**0**	**0**	**0**	**0**	**0**	**0**	**0**	**0**	**0**	**0**
06-22	**111**	**0**	**0**	**0**	**0**	**3**	**2**	**2**	**3**	**11**	**16**	**22**	**30**	**16**	**3**	**2**	**1**	**0**	**0**	**0**	**0**	**0**	**0**	**0**	**0**	**0**	**0**	**0**	**0**
06-00	**114**	**0**	**0**	**0**	**0**	**3**	**2**	**2**	**3**	**11**	**16**	**22**	**31**	**17**	**3**	**2**	**2**	**0**	**0**	**0**	**0**	**0**	**0**	**0**	**0**	**0**	**0**	**0**	**0**
00-00	**115**	**0**	**0**	**0**	**0**	**3**	**2**	**2**	**3**	**11**	**16**	**22**	**31**	**17**	**3**	**2**	**2**	**1**	**0**	**0**	**0**	**0**	**0**	**0**	**0**	**0**	**0**	**0**	**0**

DRAFT

Site 1
Location L-62061, Att t/pole, Lat 53.48573, Long -6.58911
Direction South

3279 / Meath/Cavan/Monaghan ATC's
October 2013
Automatic Traffic Count

Fri, 11 October 2013

Time	Total	Speed Bins (km/h)																											
		0 - 5	5 - 10	10 - 15	15 - 20	20 - 25	25 - 30	30 - 35	35 - 40	40 - 45	45 - 50	50 - 55	55 - 60	60 - 65	65 - 70	70 - 75	75 - 80	80 - 85	85 - 90	90 - 95	95 - 100	100 - 105	105 - 110	110 - 115	115 - 120	120 - 125	125 - 130	130 - 135	135 - 140
0000	0	0	0	0	0	0	0	0	0	0	0	0	0	0	0	0	0	0	0	0	0	0	0	0	0	0	0	0	0
0100	0	0	0	0	0	0	0	0	0	0	0	0	0	0	0	0	0	0	0	0	0	0	0	0	0	0	0	0	0
0200	0	0	0	0	0	0	0	0	0	0	0	0	0	0	0	0	0	0	0	0	0	0	0	0	0	0	0	0	0
0300	1	0	0	0	0	0	0	0	0	0	0	0	0	0	0	1	0	0	0	0	0	0	0	0	0	0	0	0	0
0400	0	0	0	0	0	0	0	0	0	0	0	0	0	0	0	0	0	0	0	0	0	0	0	0	0	0	0	0	0
0500	2	0	0	0	0	0	0	0	0	0	1	1	0	0	0	0	0	0	0	0	0	0	0	0	0	0	0	0	0
0600	0	0	0	0	0	0	0	0	0	0	0	0	0	0	0	0	0	0	0	0	0	0	0	0	0	0	0	0	0
0700	3	0	0	0	0	0	0	0	0	0	1	0	0	2	0	0	0	0	0	0	0	0	0	0	0	0	0	0	0
0800	**15**	**0**	**0**	**0**	**0**	**0**	**0**	**1**	**0**	**3**	**6**	**0**	**2**	**1**	**1**	**1**	**0**	**0**	**0**	**0**	**0**	**0**	**0**	**0**	**0**	**0**	**0**	**0**	**0**
0900	6	0	0	0	0	0	0	0	1	0	2	2	0	1	0	0	0	0	0	0	0	0	0	0	0	0	0	0	0
1000	4	0	0	0	0	0	0	0	1	1	0	1	1	0	0	0	0	0	0	0	0	0	0	0	0	0	0	0	0
1100	10	0	0	0	1	1	0	0	1	1	1	0	2	3	0	0	0	0	0	0	0	0	0	0	0	0	0	0	0
1200	7	0	0	0	0	0	0	0	1	0	1	1	3	1	0	0	0	0	0	0	0	0	0	0	0	0	0	0	0
1300	7	0	0	0	0	0	1	0	0	1	1	2	1	1	0	0	0	0	0	0	0	0	0	0	0	0	0	0	0
1400	11	0	0	0	0	0	1	0	2	1	0	3	4	0	0	0	0	0	0	0	0	0	0	0	0	0	0	0	0
1500	13	0	0	0	0	0	0	0	3	0	3	2	3	2	0	0	0	0	0	0	0	0	0	0	0	0	0	0	0
1600	12	0	0	0	1	0	0	0	1	1	1	3	0	3	2	0	0	0	0	0	0	0	0	0	0	0	0	0	0
1700	**17**	**0**	**0**	**0**	**0**	**0**	**1**	**0**	**2**	**0**	**5**	**5**	**1**	**3**	**0**	**0**	**0**	**0**	**0**	**0**	**0**	**0**	**0**	**0**	**0**	**0**	**0**	**0**	**0**
1800	9	0	0	0	0	0	1	0	0	3	0	1	2	2	0	0	0	0	0	0	0	0	0	0	0	0	0	0	0
1900	10	0	0	0	0	0	0	0	0	0	3	2	3	1	1	0	0	0	0	0	0	0	0	0	0	0	0	0	0
2000	3	0	0	0	0	0	0	0	0	0	1	1	1	0	0	0	0	0	0	0	0	0	0	0	0	0	0	0	0
2100	5	0	0	0	0	0	0	0	0	0	1	1	3	0	0	0	0	0	0	0	0	0	0	0	0	0	0	0	0
2200	1	0	0	0	0	0	0	0	0	0	0	0	0	0	1	0	0	0	0	0	0	0	0	0	0	0	0	0	0
2300	2	0	0	0	0	0	0	0	0	0	1	0	0	1	0	0	0	0	0	0	0	0	0	0	0	0	0	0	0
07-19	**114**	**0**	**0**	**0**	**2**	**1**	**4**	**1**	**12**	**11**	**21**	**20**	**19**	**19**	**3**	**1**	**0**	**0**	**0**	**0**	**0**	**0**	**0**	**0**	**0**	**0**	**0**	**0**	**0**
06-22	**132**	**0**	**0**	**0**	**2**	**1**	**4**	**1**	**12**	**11**	**26**	**24**	**26**	**20**	**4**	**1**	**0**	**0**	**0**	**0**	**0**	**0**	**0**	**0**	**0**	**0**	**0**	**0**	**0**
06-00	**135**	**0**	**0**	**0**	**2**	**1**	**4**	**1**	**12**	**11**	**27**	**24**	**26**	**21**	**5**	**1**	**0**	**0**	**0**	**0**	**0**	**0**	**0**	**0**	**0**	**0**	**0**	**0**	**0**
00-00	**138**	**0**	**0**	**0**	**2**	**1**	**4**	**1**	**12**	**11**	**28**	**25**	**26**	**21**	**5**	**2**	**0**	**0**	**0**	**0**	**0**	**0**	**0**	**0**	**0**	**0**	**0**	**0**	**0**

DRAFT

Site 1
Location L-62061, Att t/pole, Lat 53.48573, Long -6.58911
Direction South

3279 / Meath/Cavan/Monaghan ATC's
October 2013
Automatic Traffic Count

Sat, 12 October 2013

Time	Total	Speed Bins (km/h)																											
		0 - 5	5 - 10	10 - 15	15 - 20	20 - 25	25 - 30	30 - 35	35 - 40	40 - 45	45 - 50	50 - 55	55 - 60	60 - 65	65 - 70	70 - 75	75 - 80	80 - 85	85 - 90	90 - 95	95 - 100	100 - 105	105 - 110	110 - 115	115 - 120	120 - 125	125 - 130	130 - 135	135 - 140
0000	1	0	0	0	0	0	0	0	0	0	1	0	0	0	0	0	0	0	0	0	0	0	0	0	0	0	0	0	0
0100	0	0	0	0	0	0	0	0	0	0	0	0	0	0	0	0	0	0	0	0	0	0	0	0	0	0	0	0	0
0200	0	0	0	0	0	0	0	0	0	0	0	0	0	0	0	0	0	0	0	0	0	0	0	0	0	0	0	0	0
0300	0	0	0	0	0	0	0	0	0	0	0	0	0	0	0	0	0	0	0	0	0	0	0	0	0	0	0	0	0
0400	0	0	0	0	0	0	0	0	0	0	0	0	0	0	0	0	0	0	0	0	0	0	0	0	0	0	0	0	0
0500	0	0	0	0	0	0	0	0	0	0	0	0	0	0	0	0	0	0	0	0	0	0	0	0	0	0	0	0	0
0600	2	0	0	0	0	0	0	0	0	0	0	1	0	1	0	0	0	0	0	0	0	0	0	0	0	0	0	0	0
0700	0	0	0	0	0	0	0	0	0	0	0	0	0	0	0	0	0	0	0	0	0	0	0	0	0	0	0	0	0
0800	6	0	0	0	0	0	0	0	0	0	0	1	3	1	0	1	0	0	0	0	0	0	0	0	0	0	0	0	0
0900	**8**	**0**	**0**	**0**	**0**	**1**	**0**	**0**	**0**	**0**	**2**	**2**	**2**	**1**	**0**	**0**	**0**	**0**	**0**	**0**	**0**	**0**	**0**	**0**	**0**	**0**	**0**	**0**	**0**
1000	6	0	0	0	0	1	0	0	0	1	0	1	1	1	0	1	0	0	0	0	0	0	0	0	0	0	0	0	0
1100	**8**	**0**	**0**	**0**	**0**	**0**	**0**	**0**	**0**	**0**	**4**	**2**	**2**	**0**	**0**	**0**	**0**	**0**	**0**	**0**	**0**	**0**	**0**	**0**	**0**	**0**	**0**	**0**	**0**
1200	11	0	0	0	0	1	1	1	1	2	2	2	0	0	1	0	0	0	0	0	0	0	0	0	0	0	0	0	0
1300	11	0	0	0	0	0	0	2	2	1	3	1	0	1	1	0	0	0	0	0	0	0	0	0	0	0	0	0	0
1400	**13**	**0**	**0**	**0**	**0**	**0**	**0**	**0**	**0**	**0**	**2**	**6**	**1**	**3**	**1**	**0**	**0**	**0**	**0**	**0**	**0**	**0**	**0**	**0**	**0**	**0**	**0**	**0**	**0**
1500	12	0	0	0	0	0	0	0	0	2	3	3	2	1	0	1	0	0	0	0	0	0	0	0	0	0	0	0	0
1600	7	0	0	0	0	0	0	1	0	1	0	1	3	1	0	0	0	0	0	0	0	0	0	0	0	0	0	0	0
1700	7	0	0	0	0	0	1	0	0	1	0	2	2	0	0	0	1	0	0	0	0	0	0	0	0	0	0	0	0
1800	8	0	0	0	0	0	0	0	0	0	3	2	1	1	1	0	0	0	0	0	0	0	0	0	0	0	0	0	0
1900	5	0	0	0	0	0	0	0	0	0	0	1	2	2	0	0	0	0	0	0	0	0	0	0	0	0	0	0	0
2000	4	0	0	0	0	0	0	0	0	0	0	0	0	2	2	0	0	0	0	0	0	0	0	0	0	0	0	0	0
2100	4	0	0	0	0	0	0	0	0	0	0	2	1	0	1	0	0	0	0	0	0	0	0	0	0	0	0	0	0
2200	2	0	0	0	0	0	0	0	0	0	0	1	0	0	1	0	0	0	0	0	0	0	0	0	0	0	0	0	0
2300	0	0	0	0	0	0	0	0	0	0	0	0	0	0	0	0	0	0	0	0	0	0	0	0	0	0	0	0	0
07-19	**97**	**0**	**0**	**0**	**0**	**3**	**2**	**4**	**3**	**8**	**19**	**23**	**17**	**10**	**4**	**3**	**1**	**0**	**0**	**0**	**0**	**0**	**0**	**0**	**0**	**0**	**0**	**0**	**0**
06-22	**112**	**0**	**0**	**0**	**0**	**3**	**2**	**4**	**3**	**8**	**19**	**27**	**20**	**15**	**7**	**3**	**1**	**0**	**0**	**0**	**0**	**0**	**0**	**0**	**0**	**0**	**0**	**0**	**0**
06-00	**114**	**0**	**0**	**0**	**0**	**3**	**2**	**4**	**3**	**8**	**19**	**28**	**20**	**15**	**8**	**3**	**1**	**0**	**0**	**0**	**0**	**0**	**0**	**0**	**0**	**0**	**0**	**0**	**0**
00-00	**115**	**0**	**0**	**0**	**0**	**3**	**2**	**4**	**3**	**8**	**20**	**28**	**20**	**15**	**8**	**3**	**1**	**0**	**0**	**0**	**0**	**0**	**0**	**0**	**0**	**0**	**0**	**0**	**0**

DRAFT

Site 1
Location L-62061, Att t/pole, Lat 53.48573, Long -6.58911
Direction South

3279 / Meath/Cavan/Monaghan ATC's
October 2013
Automatic Traffic Count

Sun, 13 October 2013

Time	Total	Speed Bins (km/h)																											
		0 - 5	5 - 10	10 - 15	15 - 20	20 - 25	25 - 30	30 - 35	35 - 40	40 - 45	45 - 50	50 - 55	55 - 60	60 - 65	65 - 70	70 - 75	75 - 80	80 - 85	85 - 90	90 - 95	95 - 100	100 - 105	105 - 110	110 - 115	115 - 120	120 - 125	125 - 130	130 - 135	135 - 140
0000	1	0	0	0	0	0	0	0	0	1	0	0	0	0	0	0	0	0	0	0	0	0	0	0	0	0	0	0	0
0100	1	0	0	0	0	0	0	0	1	0	0	0	0	0	0	0	0	0	0	0	0	0	0	0	0	0	0	0	0
0200	2	0	0	0	0	0	0	0	0	1	1	0	0	0	0	0	0	0	0	0	0	0	0	0	0	0	0	0	0
0300	0	0	0	0	0	0	0	0	0	0	0	0	0	0	0	0	0	0	0	0	0	0	0	0	0	0	0	0	0
0400	0	0	0	0	0	0	0	0	0	0	0	0	0	0	0	0	0	0	0	0	0	0	0	0	0	0	0	0	0
0500	0	0	0	0	0	0	0	0	0	0	0	0	0	0	0	0	0	0	0	0	0	0	0	0	0	0	0	0	0
0600	1	0	0	0	0	0	0	0	0	0	0	1	0	0	0	0	0	0	0	0	0	0	0	0	0	0	0	0	0
0700	1	0	0	0	0	0	0	0	0	0	0	0	0	0	0	1	0	0	0	0	0	0	0	0	0	0	0	0	0
0800	1	0	0	0	0	0	0	0	0	0	0	1	0	0	0	0	0	0	0	0	0	0	0	0	0	0	0	0	0
0900	5	0	0	0	0	0	0	0	0	1	0	3	0	1	0	0	0	0	0	0	0	0	0	0	0	0	0	0	0
1000	2	0	0	0	0	1	0	1	0	0	0	0	0	0	0	0	0	0	0	0	0	0	0	0	0	0	0	0	0
1100	**11**	**0**	**0**	**0**	**0**	**0**	**0**	**1**	**0**	**0**	**3**	**3**	**2**	**1**	**1**	**0**	**0**	**0**	**0**	**0**	**0**	**0**	**0**	**0**	**0**	**0**	**0**	**0**	**0**
1200	6	0	0	0	1	0	0	0	0	0	0	3	1	1	0	0	0	0	0	0	0	0	0	0	0	0	0	0	0
1300	**11**	**0**	**0**	**0**	**0**	**0**	**0**	**0**	**1**	**3**	**1**	**4**	**0**	**1**	**1**	**0**	**0**	**0**	**0**	**0**	**0**	**0**	**0**	**0**	**0**	**0**	**0**	**0**	**0**
1400	9	0	0	0	0	0	0	0	2	1	2	0	3	1	0	0	0	0	0	0	0	0	0	0	0	0	0	0	0
1500	10	0	0	0	0	0	1	0	2	0	1	3	2	1	0	0	0	0	0	0	0	0	0	0	0	0	0	0	0
1600	**11**	**0**	**0**	**0**	**0**	**0**	**0**	**1**	**0**	**0**	**3**	**3**	**2**	**1**	**0**	**1**	**0**	**0**	**0**	**0**	**0**	**0**	**0**	**0**	**0**	**0**	**0**	**0**	**0**
1700	7	0	0	0	0	0	0	0	0	0	3	2	0	1	1	0	0	0	0	0	0	0	0	0	0	0	0	0	0
1800	6	0	0	0	0	0	0	0	0	0	0	4	1	1	0	0	0	0	0	0	0	0	0	0	0	0	0	0	0
1900	6	0	0	0	0	0	0	0	1	0	1	1	1	1	1	0	0	0	0	0	0	0	0	0	0	0	0	0	0
2000	5	0	0	0	0	0	0	0	1	0	0	2	0	0	0	1	0	1	0	0	0	0	0	0	0	0	0	0	0
2100	2	0	0	0	0	0	0	0	0	0	0	0	1	1	0	0	0	0	0	0	0	0	0	0	0	0	0	0	0
2200	2	0	0	0	0	0	0	0	0	0	0	1	0	1	0	0	0	0	0	0	0	0	0	0	0	0	0	0	0
2300	2	0	0	0	0	0	0	0	0	0	1	0	1	0	0	0	0	0	0	0	0	0	0	0	0	0	0	0	0
07-19	**80**	**0**	**0**	**0**	**1**	**1**	**1**	**3**	**5**	**5**	**13**	**26**	**11**	**9**	**3**	**2**	**0**	**0**	**0**	**0**	**0**	**0**	**0**	**0**	**0**	**0**	**0**	**0**	**0**
06-22	**94**	**0**	**0**	**0**	**1**	**1**	**1**	**3**	**7**	**5**	**14**	**30**	**13**	**11**	**4**	**3**	**0**	**1**	**0**	**0**	**0**	**0**	**0**	**0**	**0**	**0**	**0**	**0**	**0**
06-00	**98**	**0**	**0**	**0**	**1**	**1**	**1**	**3**	**7**	**5**	**15**	**31**	**14**	**12**	**4**	**3**	**0**	**1**	**0**	**0**	**0**	**0**	**0**	**0**	**0**	**0**	**0**	**0**	**0**
00-00	**102**	**0**	**0**	**0**	**1**	**1**	**1**	**3**	**8**	**7**	**16**	**31**	**14**	**12**	**4**	**3**	**0**	**1**	**0**	**0**	**0**	**0**	**0**	**0**	**0**	**0**	**0**	**0**	**0**

DRAFT

Site 1
Location L-62061, Att t/pole, Lat 53.48573, Long -6.58911
Direction South

3279 / Meath/Cavan/Monaghan ATC's
October 2013
Automatic Traffic Count

Virtual Day (7)

Time	Total	Speed Bins (km/h)																											
		0 - 5	5 - 10	10 - 15	15 - 20	20 - 25	25 - 30	30 - 35	35 - 40	40 - 45	45 - 50	50 - 55	55 - 60	60 - 65	65 - 70	70 - 75	75 - 80	80 - 85	85 - 90	90 - 95	95 - 100	100 - 105	105 - 110	110 - 115	115 - 120	120 - 125	125 - 130	130 - 135	135 - 140
0000	1	0	0	0	0	0	0	0	0	0	0	0	0	0	0	0	0	0	0	0	0	0	0	0	0	0	0	0	0
0100	0	0	0	0	0	0	0	0	0	0	0	0	0	0	0	0	0	0	0	0	0	0	0	0	0	0	0	0	0
0200	0	0	0	0	0	0	0	0	0	0	0	0	0	0	0	0	0	0	0	0	0	0	0	0	0	0	0	0	0
0300	0	0	0	0	0	0	0	0	0	0	0	0	0	0	0	0	0	0	0	0	0	0	0	0	0	0	0	0	0
0400	0	0	0	0	0	0	0	0	0	0	0	0	0	0	0	0	0	0	0	0	0	0	0	0	0	0	0	0	0
0500	0	0	0	0	0	0	0	0	0	0	0	0	0	0	0	0	0	0	0	0	0	0	0	0	0	0	0	0	0
0600	1	0	0	0	0	0	0	0	0	0	0	1	1	0	0	0	0	0	0	0	0	0	0	0	0	0	0	0	0
0700	2	0	0	0	0	0	0	0	0	0	0	0	1	1	0	0	0	0	0	0	0	0	0	0	0	0	0	0	0
0800	**9**	**0**	**0**	**0**	**0**	**0**	**0**	**0**	**0**	**1**	**1**	**2**	**2**	**1**	**1**	**0**	**0**	**0**	**0**	**0**	**0**	**0**	**0**	**0**	**0**	**0**	**0**	**0**	**0**
0900	7	0	0	0	0	0	0	0	0	1	1	2	1	1	0	0	0	0	0	0	0	0	0	0	0	0	0	0	0
1000	5	0	0	0	0	0	0	0	0	1	0	1	1	0	0	0	0	0	0	0	0	0	0	0	0	0	0	0	0
1100	7	0	0	0	0	0	0	0	1	1	2	1	1	1	0	0	0	0	0	0	0	0	0	0	0	0	0	0	0
1200	7	0	0	0	0	0	0	0	1	1	1	2	1	1	0	0	0	0	0	0	0	0	0	0	0	0	0	0	0
1300	9	0	0	0	0	0	0	0	1	1	2	2	1	1	0	0	0	0	0	0	0	0	0	0	0	0	0	0	0
1400	8	0	0	0	0	0	0	0	1	1	1	2	2	1	0	0	0	0	0	0	0	0	0	0	0	0	0	0	0
1500	10	0	0	0	0	0	0	0	1	1	2	2	3	1	0	0	0	0	0	0	0	0	0	0	0	0	0	0	0
1600	11	0	0	0	0	0	0	0	1	1	2	2	2	1	1	0	0	0	0	0	0	0	0	0	0	0	0	0	0
1700	**12**	**0**	**0**	**0**	**0**	**0**	**0**	**0**	**0**	**1**	**3**	**3**	**2**	**1**	**0**	**0**	**0**	**0**	**0**	**0**	**0**	**0**	**0**	**0**	**0**	**0**	**0**	**0**	**0**
1800	10	0	0	0	0	0	0	0	1	2	1	2	2	1	0	0	0	0	0	0	0	0	0	0	0	0	0	0	0
1900	6	0	0	0	0	0	0	0	0	0	1	2	1	1	1	0	0	0	0	0	0	0	0	0	0	0	0	0	0
2000	6	0	0	0	0	0	0	0	0	0	1	1	0	1	0	1	0	0	0	0	0	0	0	0	0	0	0	0	0
2100	3	0	0	0	0	0	0	0	0	0	0	1	1	0	0	0	0	0	0	0	0	0	0	0	0	0	0	0	0
2200	2	0	0	0	0	0	0	0	0	0	0	1	0	1	0	0	0	0	0	0	0	0	0	0	0	0	0	0	0
2300	1	0	0	0	0	0	0	0	0	0	0	0	0	0	0	0	0	0	0	0	0	0	0	0	0	0	0	0	0
07-19	**98**	**0**	**0**	**0**	**1**	**2**	**2**	**2**	**6**	**10**	**17**	**22**	**19**	**11**	**3**	**2**	**0**	**0**	**0**	**0**	**0**	**0**	**0**	**0**	**0**	**0**	**0**	**0**	**0**
06-22	**114**	**0**	**0**	**0**	**1**	**2**	**2**	**2**	**7**	**11**	**19**	**26**	**23**	**13**	**4**	**2**	**1**	**0**	**0**	**0**	**0**	**0**	**0**	**0**	**0**	**0**	**0**	**0**	**0**
06-00	**118**	**0**	**0**	**0**	**1**	**2**	**2**	**2**	**7**	**11**	**20**	**27**	**23**	**14**	**5**	**2**	**1**	**0**	**0**	**0**	**0**	**0**	**0**	**0**	**0**	**0**	**0**	**0**	**0**
00-00	**120**	**0**	**0**	**0**	**1**	**2**	**2**	**2**	**7**	**11**	**20**	**27**	**23**	**14**	**5**	**3**	**1**	**0**	**0**	**0**	**0**	**0**	**0**	**0**	**0**	**0**	**0**	**0**	**0**

DRAFT

Site 1
Location L-62061, Att t/pole, Lat 53.48573, Long -6.58911
Direction South

3279 / Meath/Cavan/Monaghan ATC's
October 2013
Automatic Traffic Count

Virtual Week (1)

Time	Total	Speed Bins (km/h)																											
		0 - 5	5 - 10	10 - 15	15 - 20	20 - 25	25 - 30	30 - 35	35 - 40	40 - 45	45 - 50	50 - 55	55 - 60	60 - 65	65 - 70	70 - 75	75 - 80	80 - 85	85 - 90	90 - 95	95 - 100	100 - 105	105 - 110	110 - 115	115 - 120	120 - 125	125 - 130	130 - 135	135 - 140
Mon	126	0	0	0	1	3	3	1	8	10	29	29	23	10	5	2	1	1	0	0	0	0	0	0	0	0	0	0	0
Tue	118	0	0	0	2	2	0	2	9	18	14	34	22	11	2	2	0	0	0	0	0	0	0	0	0	0	0	0	0
Wed	128	0	0	1	1	3	3	4	4	13	20	22	28	15	6	5	2	0	1	0	0	0	0	0	0	0	0	0	0
Thu	115	0	0	0	0	3	2	2	3	11	16	22	31	17	3	2	2	1	0	0	0	0	0	0	0	0	0	0	0
Fri	138	0	0	0	2	1	4	1	12	11	28	25	26	21	5	2	0	0	0	0	0	0	0	0	0	0	0	0	0
|Sat	115	0	0	0	0	3	2	4	3	8	20	28	20	15	8	3	1	0	0	0	0	0	0	0	0	0	0	0	0
|Sun	102	0	0	0	1	1	1	3	8	7	16	31	14	12	4	3	0	1	0	0	0	0	0	0	0	0	0	0	0
5 Day Ave.	**125**	**0**	**0**	**0**	**1**	**2**	**2**	**2**	**7**	**13**	**21**	**26**	**26**	**15**	**4**	**3**	**1**	**0**	**0**	**0**	**0**	**0**	**0**	**0**	**0**	**0**	**0**	**0**	**0**
7 Day Ave.	**120**	**0**	**0**	**0**	**1**	**2**	**2**	**2**	**7**	**11**	**20**	**27**	**23**	**14**	**5**	**3**	**1**	**0**	**0**	**0**	**0**	**0**	**0**	**0**	**0**	**0**	**0**	**0**	**0**
--	**842**	**0**	**0**	**1**	**7**	**16**	**15**	**17**	**47**	**78**	**143**	**191**	**164**	**101**	**33**	**19**	**6**	**3**	**1**	**0**	**0**	**0**	**0**	**0**	**0**	**0**	**0**	**0**	**0**

Summary Graphs

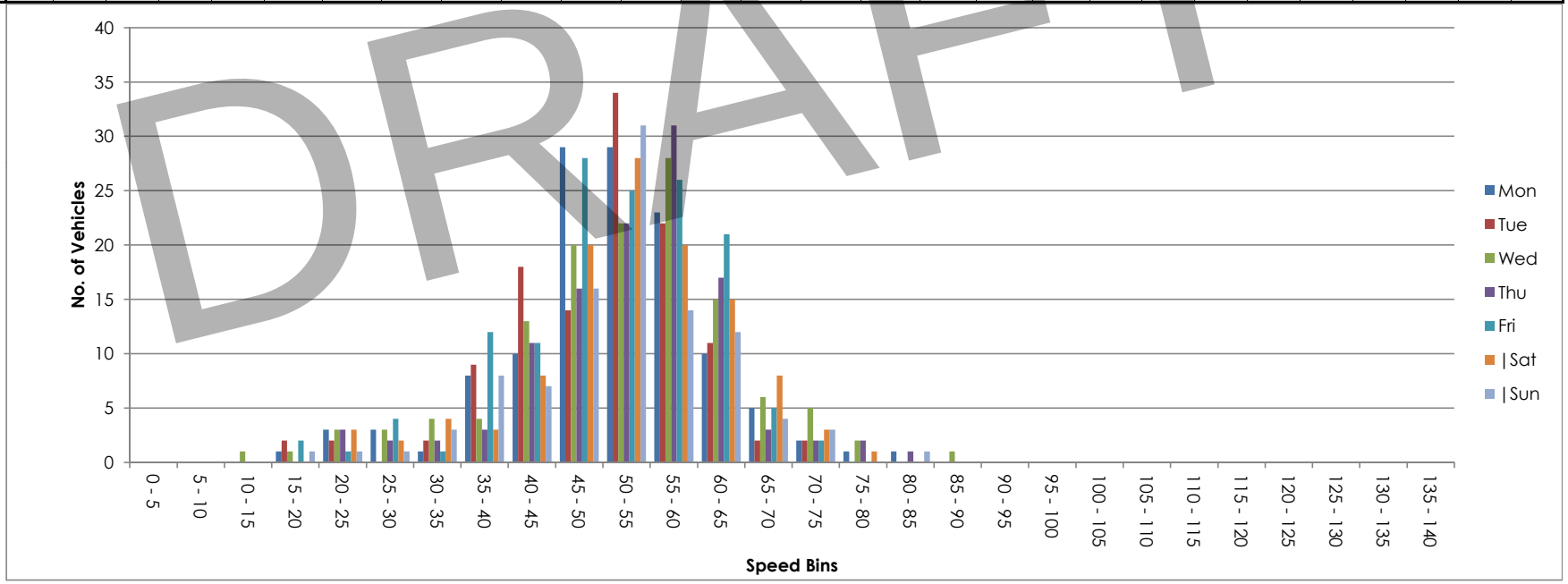

DRAFT

Site 1
Location L-62061, Att t/pole, Lat 53.48573, Long -6.58911
Direction Two way

3279 / Meath/Cavan/Monaghan ATC's
October 2013
Automatic Traffic Count

Mon, 7 October 2013

Time	Total	Classification												>PSL	>PSL%	>SL1	>SL1%	>SL2	>SL2%	Mean	Vpp
		1 MCL	2 SV	3 SVT	4 TB2	5 TB3	6 T4	7 ART3	8 ART4	9 ART5	10 ART6	11 BD	12 DRT	80	80	85 +5kph	85 +5kph	90 +10kph	90 +10kph		85
0000	1	0	1	0	0	0	0	0	0	0	0	0	0	0	0	0	0	0	0	47.9	-
0100	0	0	0	0	0	0	0	0	0	0	0	0	0	0	0	0	0	0	0	-	-
0200	0	0	0	0	0	0	0	0	0	0	0	0	0	0	0	0	0	0	0	-	-
0300	1	0	1	0	0	0	0	0	0	0	0	0	0	1	100	0	0	0	0	81.2	-
0400	0	0	0	0	0	0	0	0	0	0	0	0	0	0	0	0	0	0	0	-	-
0500	2	0	2	0	0	0	0	0	0	0	0	0	0	0	0	0	0	0	0	65.6	-
0600	5	0	5	0	0	0	0	0	0	0	0	0	0	0	0	0	0	0	0	57.9	-
0700	9	0	9	0	0	0	0	0	0	0	0	0	0	0	0	0	0	0	0	57.4	-
0800	**32**	**1**	**28**	**0**	**3**	**0**	**0**	**0**	**0**	**0**	**0**	**0**	**0**	**1**	**3.1**	**0**	**0**	**0**	**0**	**56.5**	**65.5**
0900	20	0	18	0	2	0	0	0	0	0	0	0	0	0	0	0	0	0	0	55.5	61.9
1000	9	0	7	0	2	0	0	0	0	0	0	0	0	0	0	0	0	0	0	54.9	-
1100	9	0	8	1	0	0	0	0	0	0	0	0	0	0	0	0	0	0	0	53.5	-
1200	14	0	9	1	2	0	2	0	0	0	0	0	0	0	0	0	0	0	0	48	58.3
1300	18	0	13	0	5	0	0	0	0	0	0	0	0	0	0	0	0	0	0	56.1	65.9
1400	19	0	18	0	1	0	0	0	0	0	0	0	0	0	0	0	0	0	0	55.8	62.6
1500	16	0	14	0	1	1	0	0	0	0	0	0	0	0	0	0	0	0	0	47.1	59.4
1600	25	0	22	0	3	0	0	0	0	0	0	0	0	0	0	0	0	0	0	51	62.6
1700	**31**	**1**	**26**	**0**	**4**	**0**	**0**	**0**	**0**	**0**	**0**	**0**	**0**	**0**	**0**	**0**	**0**	**0**	**0**	**49.7**	**63**
1800	14	0	11	1	2	0	0	0	0	0	0	0	0	0	0	0	0	0	0	51.8	60.5
1900	17	0	16	0	1	0	0	0	0	0	0	0	0	0	0	0	0	0	0	47.2	59
2000	12	0	10	1	1	0	0	0	0	0	0	0	0	0	0	0	0	0	0	51.4	56.9
2100	4	0	4	0	0	0	0	0	0	0	0	0	0	0	0	0	0	0	0	52.9	-
2200	4	0	4	0	0	0	0	0	0	0	0	0	0	0	0	0	0	0	0	51.1	-
2300	0	0	0	0	0	0	0	0	0	0	0	0	0	0	0	0	0	0	0	-	-
07-19	**216**	**2**	**183**	**3**	**25**	**1**	**2**	**0**	**0**	**0**	**0**	**0**	**0**	**1**	**0.5**	**0**	**0**	**0**	**0**	**53**	**63.4**
06-22	**254**	**2**	**218**	**4**	**27**	**1**	**2**	**0**	**0**	**0**	**0**	**0**	**0**	**1**	**0.4**	**0**	**0**	**0**	**0**	**52.6**	**63**
06-00	**258**	**2**	**222**	**4**	**27**	**1**	**2**	**0**	**0**	**0**	**0**	**0**	**0**	**1**	**0.4**	**0**	**0**	**0**	**0**	**52.6**	**63**
00-00	**262**	**2**	**226**	**4**	**27**	**1**	**2**	**0**	**0**	**0**	**0**	**0**	**0**	**2**	**0.8**	**0**	**0**	**0**	**0**	**52.8**	**63.4**

DRAFT

Site 1
Location L-62061, Att t/pole, Lat 53.48573, Long -6.58911
Direction Two way

3279 / Meath/Cavan/Monaghan ATC's
October 2013
Automatic Traffic Count

Tue, 8 October 2013

Time	Total	Classification												>PSL	>PSL%	>SL1	>SL1%	>SL2	>SL2%	Mean	Vpp
		1 MCL	2 SV	3 SVT	4 TB2	5 TB3	6 T4	7 ART3	8 ART4	9 ART5	10 ART6	11 BD	12 DRT	80	80	85 +5kph	85 +5kph	90 +10kph	90 +10kph		85
0000	1	0	1	0	0	0	0	0	0	0	0	0	0	0	0	0	0	0	0	53.3	-
0100	1	0	1	0	0	0	0	0	0	0	0	0	0	0	0	0	0	0	0	58.7	-
0200	0	0	0	0	0	0	0	0	0	0	0	0	0	0	0	0	0	0	0	-	-
0300	1	0	1	0	0	0	0	0	0	0	0	0	0	0	0	0	0	0	0	72.6	-
0400	0	0	0	0	0	0	0	0	0	0	0	0	0	0	0	0	0	0	0	-	-
0500	1	0	1	0	0	0	0	0	0	0	0	0	0	0	0	0	0	0	0	66.4	-
0600	8	0	8	0	0	0	0	0	0	0	0	0	0	0	0	0	0	0	0	55.7	-
0700	10	0	10	0	0	0	0	0	0	0	0	0	0	0	0	0	0	0	0	58.3	-
0800	**24**	**1**	**20**	**0**	**3**	**0**	**0**	**0**	**0**	**0**	**0**	**0**	**0**	**0**	**0**	**0**	**0**	**0**	**0**	**53.2**	**58.7**
0900	**24**	**0**	**21**	**0**	**3**	**0**	**0**	**0**	**0**	**0**	**0**	**0**	**0**	**0**	**0**	**0**	**0**	**0**	**0**	**50.9**	**59**
1000	11	0	10	0	1	0	0	0	0	0	0	0	0	0	0	0	0	0	0	51.1	61.2
1100	13	1	11	0	0	0	1	0	0	0	0	0	0	0	0	0	0	0	0	49.1	65.5
1200	15	0	12	1	1	0	0	0	0	1	0	0	0	0	0	0	0	0	0	51.5	58.7
1300	15	0	12	0	3	0	0	0	0	0	0	0	0	0	0	0	0	0	0	54.7	62.3
1400	14	0	13	0	1	0	0	0	0	0	0	0	0	0	0	0	0	0	0	50	59.4
1500	21	0	21	0	0	0	0	0	0	0	0	0	0	0	0	0	0	0	0	56.4	60.5
1600	17	0	15	0	2	0	0	0	0	0	0	0	0	0	0	0	0	0	0	52	57.6
1700	**24**	**0**	**23**	**0**	**1**	**0**	**0**	**0**	**0**	**0**	**0**	**0**	**0**	**0**	**0**	**0**	**0**	**0**	**0**	**51.6**	**60.5**
1800	14	0	8	3	3	0	0	0	0	0	0	0	0	0	0	0	0	0	0	42.7	49
1900	10	0	10	0	0	0	0	0	0	0	0	0	0	0	0	0	0	0	0	53.7	-
2000	9	0	9	0	0	0	0	0	0	0	0	0	0	0	0	0	0	0	0	53.9	-
2100	6	0	6	0	0	0	0	0	0	0	0	0	0	0	0	0	0	0	0	54.7	-
2200	4	0	4	0	0	0	0	0	0	0	0	0	0	0	0	0	0	0	0	53.1	-
2300	0	0	0	0	0	0	0	0	0	0	0	0	0	0	0	0	0	0	0	-	-
07-19	**202**	**2**	**176**	**4**	**18**	**0**	**1**	**0**	**0**	**1**	**0**	**0**	**0**	**0**	**0**	**0**	**0**	**0**	**0**	**51.9**	**60.5**
06-22	**235**	**2**	**209**	**4**	**18**	**0**	**1**	**0**	**0**	**1**	**0**	**0**	**0**	**0**	**0**	**0**	**0**	**0**	**0**	**52.2**	**60.8**
06-00	**239**	**2**	**213**	**4**	**18**	**0**	**1**	**0**	**0**	**1**	**0**	**0**	**0**	**0**	**0**	**0**	**0**	**0**	**0**	**52.2**	**60.8**
00-00	**243**	**2**	**217**	**4**	**18**	**0**	**1**	**0**	**0**	**1**	**0**	**0**	**0**	**0**	**0**	**0**	**0**	**0**	**0**	**52.4**	**61.2**

DRAFT

Site 1
Location L-62061, Att t/pole, Lat 53.48573, Long -6.58911
Direction Two way

3279 / Meath/Cavan/Monaghan ATC's
October 2013
Automatic Traffic Count

Wed, 9 October 2013

Time	Total	Classification												>PSL	>PSL%	>SL1	>SL1%	>SL2	>SL2%	Mean	Vpp
		1 MCL	2 SV	3 SVT	4 TB2	5 TB3	6 T4	7 ART3	8 ART4	9 ART5	10 ART6	11 BD	12 DRT	80	80	85 +5kph	85 +5kph	90 +10kph	90 +10kph		85
0000	1	0	1	0	0	0	0	0	0	0	0	0	0	0	0	0	0	0	0	55.3	-
0100	1	0	1	0	0	0	0	0	0	0	0	0	0	0	0	0	0	0	0	52.7	-
0200	1	0	1	0	0	0	0	0	0	0	0	0	0	0	0	0	0	0	0	65	-
0300	0	0	0	0	0	0	0	0	0	0	0	0	0	0	0	0	0	0	0	-	-
0400	1	0	1	0	0	0	0	0	0	0	0	0	0	1	100	1	100	0	0	89.8	-
0500	2	0	2	0	0	0	0	0	0	0	0	0	0	0	0	0	0	0	0	61.3	-
0600	5	0	5	0	0	0	0	0	0	0	0	0	0	0	0	0	0	0	0	58.7	-
0700	14	0	13	0	1	0	0	0	0	0	0	0	0	0	0	0	0	0	0	60.3	68.8
0800	23	0	20	1	2	0	0	0	0	0	0	0	0	0	0	0	0	0	0	58.5	65.5
0900	**25**	**0**	**19**	**1**	**4**	**1**	**0**	**0**	**0**	**0**	**0**	**0**	**0**	**0**	**0**	**0**	**0**	**0**	**0**	**51.5**	**62.6**
1000	8	0	6	2	0	0	0	0	0	0	0	0	0	0	0	0	0	0	0	52	-
1100	13	1	12	0	0	0	0	0	0	0	0	0	0	0	0	0	0	0	0	47.7	60.8
1200	14	0	13	1	0	0	0	0	0	0	0	0	0	0	0	0	0	0	0	52	59.8
1300	25	0	21	1	3	0	0	0	0	0	0	0	0	0	0	0	0	0	0	53.7	63.4
1400	12	1	9	1	1	0	0	0	0	0	0	0	0	0	0	0	0	0	0	46.2	61.6
1500	15	0	13	2	0	0	0	0	0	0	0	0	0	0	0	0	0	0	0	53	58.3
1600	21	0	20	1	0	0	0	0	0	0	0	0	0	0	0	0	0	0	0	53.8	60.8
1700	**27**	**0**	**23**	**3**	**1**	**0**	**0**	**0**	**0**	**0**	**0**	**0**	**0**	**0**	**0**	**0**	**0**	**0**	**0**	**55.7**	**63.7**
1800	21	1	18	0	2	0	0	0	0	0	0	0	0	0	0	0	0	0	0	47.3	60.8
1900	13	0	13	0	0	0	0	0	0	0	0	0	0	0	0	0	0	0	0	50.2	56.2
2000	10	0	10	0	0	0	0	0	0	0	0	0	0	0	0	0	0	0	0	66.3	-
2100	6	0	6	0	0	0	0	0	0	0	0	0	0	0	0	0	0	0	0	66.5	-
2200	5	0	4	0	1	0	0	0	0	0	0	0	0	0	0	0	0	0	0	60.6	-
2300	3	0	3	0	0	0	0	0	0	0	0	0	0	0	0	0	0	0	0	57.9	-
07-19	**218**	**3**	**187**	**13**	**14**	**1**	**0**	**0**	**0**	**0**	**0**	**0**	**0**	**0**	**0**	**0**	**0**	**0**	**0**	**53**	**63**
06-22	**252**	**3**	**221**	**13**	**14**	**1**	**0**	**0**	**0**	**0**	**0**	**0**	**0**	**0**	**0**	**0**	**0**	**0**	**0**	**53.8**	**64.4**
06-00	**260**	**3**	**228**	**13**	**15**	**1**	**0**	**0**	**0**	**0**	**0**	**0**	**0**	**0**	**0**	**0**	**0**	**0**	**0**	**54**	**64.4**
00-00	**266**	**3**	**234**	**13**	**15**	**1**	**0**	**0**	**0**	**0**	**0**	**0**	**0**	**1**	**0.4**	**1**	**0.4**	**0**	**0**	**54.2**	**64.4**

DRAFT

Site 1
Location L-62061, Att t/pole, Lat 53.48573, Long -6.58911
Direction Two way

3279 / Meath/Cavan/Monaghan ATC's
October 2013
Automatic Traffic Count

Thu, 10 October 2013

Time	Total	Classification												>PSL	>PSL%	>SL1	>SL1%	>SL2	>SL2%	Mean	Vpp
		1 MCL	2 SV	3 SVT	4 TB2	5 TB3	6 T4	7 ART3	8 ART4	9 ART5	10 ART6	11 BD	12 DRT	80	80	85 +5kph	85 +5kph	90 +10kph	90 +10kph		85
0000	0	0	0	0	0	0	0	0	0	0	0	0	0	0	0	0	0	0	0	-	-
0100	0	0	0	0	0	0	0	0	0	0	0	0	0	0	0	0	0	0	0	-	-
0200	1	0	1	0	0	0	0	0	0	0	0	0	0	1	100	0	0	0	0	81.3	-
0300	0	0	0	0	0	0	0	0	0	0	0	0	0	0	0	0	0	0	0	-	-
0400	0	0	0	0	0	0	0	0	0	0	0	0	0	0	0	0	0	0	0	-	-
0500	0	0	0	0	0	0	0	0	0	0	0	0	0	0	0	0	0	0	0	-	-
0600	5	0	5	0	0	0	0	0	0	0	0	0	0	0	0	0	0	0	0	59.7	-
0700	9	0	8	0	1	0	0	0	0	0	0	0	0	0	0	0	0	0	0	60.9	-
0800	**20**	**0**	**18**	**0**	**2**	**0**	**0**	**0**	**0**	**0**	**0**	**0**	**0**	**0**	**0**	**0**	**0**	**0**	**0**	**54.5**	**59**
0900	17	0	14	0	2	0	0	1	0	0	0	0	0	0	0	0	0	0	0	49.1	54.7
1000	13	0	12	0	1	0	0	0	0	0	0	0	0	0	0	0	0	0	0	47.9	54.4
1100	7	0	6	0	1	0	0	0	0	0	0	0	0	0	0	0	0	0	0	44.7	-
1200	12	1	7	1	3	0	0	0	0	0	0	0	0	0	0	0	0	0	0	47.1	58.3
1300	16	0	14	0	2	0	0	0	0	0	0	0	0	0	0	0	0	0	0	55.3	63
1400	12	0	8	1	3	0	0	0	0	0	0	0	0	0	0	0	0	0	0	47.5	58.3
1500	19	0	17	0	2	0	0	0	0	0	0	0	0	0	0	0	0	0	0	56.3	61.9
1600	16	0	15	0	0	0	0	1	0	0	0	0	0	0	0	0	0	0	0	53.2	60.1
1700	25	0	21	0	4	0	0	0	0	0	0	0	0	0	0	0	0	0	0	55.8	63.4
1800	**27**	**0**	**23**	**0**	**4**	**0**	**0**	**0**	**0**	**0**	**0**	**0**	**0**	**0**	**0**	**0**	**0**	**0**	**0**	**48.3**	**59**
1900	8	0	8	0	0	0	0	0	0	0	0	0	0	0	0	0	0	0	0	57.8	-
2000	15	0	14	0	1	0	0	0	0	0	0	0	0	0	0	0	0	0	0	59.2	69.8
2100	5	0	5	0	0	0	0	0	0	0	0	0	0	0	0	0	0	0	0	58.6	-
2200	3	0	3	0	0	0	0	0	0	0	0	0	0	0	0	0	0	0	0	58.6	-
2300	2	0	2	0	0	0	0	0	0	0	0	0	0	0	0	0	0	0	0	64.5	-
07-19	**193**	**1**	**163**	**2**	**25**	**0**	**0**	**2**	**0**	**0**	**0**	**0**	**0**	**0**	**0**	**0**	**0**	**0**	**0**	**52.1**	**61.6**
06-22	**226**	**1**	**195**	**2**	**26**	**0**	**0**	**2**	**0**	**0**	**0**	**0**	**0**	**0**	**0**	**0**	**0**	**0**	**0**	**53.1**	**62.6**
06-00	**231**	**1**	**200**	**2**	**26**	**0**	**0**	**2**	**0**	**0**	**0**	**0**	**0**	**0**	**0**	**0**	**0**	**0**	**0**	**53.2**	**62.6**
00-00	**232**	**1**	**201**	**2**	**26**	**0**	**0**	**2**	**0**	**0**	**0**	**0**	**0**	**1**	**0.4**	**0**	**0**	**0**	**0**	**53.3**	**62.6**

DRAFT

Site 1
Location L-62061, Att t/pole, Lat 53.48573, Long -6.58911
Direction Two way

3279 / Meath/Cavan/Monaghan ATC's
October 2013
Automatic Traffic Count

Fri, 11 October 2013

Time	Total	Classification												>PSL	>PSL%	>SL1	>SL1%	>SL2	>SL2%	Mean	Vpp
		1 MCL	2 SV	3 SVT	4 TB2	5 TB3	6 T4	7 ART3	8 ART4	9 ART5	10 ART6	11 BD	12 DRT	80	80	85 +5kph	85 +5kph	90 +10kph	90 +10kph		85
0000	0	0	0	0	0	0	0	0	0	0	0	0	0	0	0	0	0	0	0	-	-
0100	0	0	0	0	0	0	0	0	0	0	0	0	0	0	0	0	0	0	0	-	-
0200	0	0	0	0	0	0	0	0	0	0	0	0	0	0	0	0	0	0	0	-	-
0300	1	0	1	0	0	0	0	0	0	0	0	0	0	0	0	0	0	0	0	72.6	-
0400	0	0	0	0	0	0	0	0	0	0	0	0	0	0	0	0	0	0	0	-	-
0500	2	0	0	0	0	0	2	0	0	0	0	0	0	0	0	0	0	0	0	50.5	-
0600	3	0	3	0	0	0	0	0	0	0	0	0	0	0	0	0	0	0	0	63.1	-
0700	10	0	7	0	3	0	0	0	0	0	0	0	0	0	0	0	0	0	0	58.6	-
0800	**30**	**0**	**24**	**0**	**3**	**0**	**2**	**1**	**0**	**0**	**0**	**0**	**0**	**0**	**0**	**0**	**0**	**0**	**0**	**51.6**	**62.6**
0900	18	0	12	0	5	0	0	1	0	0	0	0	0	0	0	0	0	0	0	51	59
1000	13	0	9	0	3	0	0	0	1	0	0	0	0	0	0	0	0	0	0	54.2	63
1100	15	1	12	0	1	0	0	0	1	0	0	0	0	0	0	0	0	0	0	47.3	59.8
1200	13	0	11	1	1	0	0	0	0	0	0	0	0	0	0	0	0	0	0	53	58.3
1300	14	0	12	0	2	0	0	0	0	0	0	0	0	0	0	0	0	0	0	49.2	56.5
1400	20	0	17	1	2	0	0	0	0	0	0	0	0	0	0	0	0	0	0	53.3	60.8
1500	23	0	20	1	2	0	0	0	0	0	0	0	0	0	0	0	0	0	0	53.1	63.7
1600	19	0	18	0	1	0	0	0	0	0	0	0	0	0	0	0	0	0	0	52.5	64.1
1700	**27**	**0**	**20**	**1**	**6**	**0**	**0**	**0**	**0**	**0**	**0**	**0**	**0**	**0**	**0**	**0**	**0**	**0**	**0**	**49.7**	**60.8**
1800	19	0	17	0	1	0	0	0	1	0	0	0	0	0	0	0	0	0	0	51.5	62.3
1900	18	0	17	0	1	0	0	0	0	0	0	0	0	0	0	0	0	0	0	54.8	58.7
2000	8	0	8	0	0	0	0	0	0	0	0	0	0	1	12.5	0	0	0	0	56.7	-
2100	7	0	6	0	1	0	0	0	0	0	0	0	0	0	0	0	0	0	0	57.6	-
2200	1	0	1	0	0	0	0	0	0	0	0	0	0	0	0	0	0	0	0	67.2	-
2300	3	0	3	0	0	0	0	0	0	0	0	0	0	0	0	0	0	0	0	52.4	-
07-19	**221**	**1**	**179**	**4**	**30**	**0**	**2**	**2**	**3**	**0**	**0**	**0**	**0**	**0**	**0**	**0**	**0**	**0**	**0**	**51.8**	**62.3**
06-22	**257**	**1**	**213**	**4**	**32**	**0**	**2**	**2**	**3**	**0**	**0**	**0**	**0**	**1**	**0.4**	**0**	**0**	**0**	**0**	**52.4**	**62.3**
06-00	**261**	**1**	**217**	**4**	**32**	**0**	**2**	**2**	**3**	**0**	**0**	**0**	**0**	**1**	**0.4**	**0**	**0**	**0**	**0**	**52.5**	**62.6**
00-00	**264**	**1**	**218**	**4**	**32**	**0**	**4**	**2**	**3**	**0**	**0**	**0**	**0**	**1**	**0.4**	**0**	**0**	**0**	**0**	**52.6**	**62.6**

DRAFT

Site 1
Location L-62061, Att t/pole, Lat 53.48573, Long -6.58911
Direction Two way

3279 / Meath/Cavan/Monaghan ATC's
October 2013
Automatic Traffic Count

Sat, 12 October 2013

Time	Total	Classification												>PSL	>PSL%	>SL1	>SL1%	>SL2	>SL2%	Mean	Vpp
		1 MCL	2 SV	3 SVT	4 TB2	5 TB3	6 T4	7 ART3	8 ART4	9 ART5	10 ART6	11 BD	12 DRT	80	80	85 +5kph	85 +5kph	90 +10kph	90 +10kph		85
0000	1	0	1	0	0	0	0	0	0	0	0	0	0	0	0	0	0	0	0	47	-
0100	0	0	0	0	0	0	0	0	0	0	0	0	0	0	0	0	0	0	0	-	-
0200	0	0	0	0	0	0	0	0	0	0	0	0	0	0	0	0	0	0	0	-	-
0300	0	0	0	0	0	0	0	0	0	0	0	0	0	0	0	0	0	0	0	-	-
0400	0	0	0	0	0	0	0	0	0	0	0	0	0	0	0	0	0	0	0	-	-
0500	0	0	0	0	0	0	0	0	0	0	0	0	0	0	0	0	0	0	0	-	-
0600	2	0	2	0	0	0	0	0	0	0	0	0	0	0	0	0	0	0	0	59.2	-
0700	3	0	2	0	1	0	0	0	0	0	0	0	0	0	0	0	0	0	0	59.3	-
0800	13	0	12	0	1	0	0	0	0	0	0	0	0	0	0	0	0	0	0	57.9	61.9
0900	**17**	**0**	**14**	**0**	**3**	**0**	**0**	**0**	**0**	**0**	**0**	**0**	**0**	**0**	**0**	**0**	**0**	**0**	**0**	**48.2**	**58.3**
1000	16	0	14	1	1	0	0	0	0	0	0	0	0	0	0	0	0	0	0	49.2	62.6
1100	16	0	16	0	0	0	0	0	0	0	0	0	0	0	0	0	0	0	0	55.6	61.2
1200	21	0	17	0	3	1	0	0	0	0	0	0	0	0	0	0	0	0	0	51	63.4
1300	**22**	**1**	**17**	**1**	**3**	**0**	**0**	**0**	**0**	**0**	**0**	**0**	**0**	**0**	**0**	**0**	**0**	**0**	**0**	**48.1**	**59.8**
1400	21	0	20	1	0	0	0	0	0	0	0	0	0	0	0	0	0	0	0	56	61.9
1500	20	0	17	0	3	0	0	0	0	0	0	0	0	0	0	0	0	0	0	54.9	61.2
1600	12	0	11	0	1	0	0	0	0	0	0	0	0	0	0	0	0	0	0	54.8	62.3
1700	18	0	15	1	2	0	0	0	0	0	0	0	0	1	5.6	1	5.6	0	0	56	64.4
1800	11	0	11	0	0	0	0	0	0	0	0	0	0	0	0	0	0	0	0	55.3	64.1
1900	7	0	7	0	0	0	0	0	0	0	0	0	0	0	0	0	0	0	0	57.5	-
2000	8	0	8	0	0	0	0	0	0	0	0	0	0	0	0	0	0	0	0	58.6	-
2100	7	0	7	0	0	0	0	0	0	0	0	0	0	0	0	0	0	0	0	55.9	-
2200	4	0	4	0	0	0	0	0	0	0	0	0	0	0	0	0	0	0	0	59	-
2300	0	0	0	0	0	0	0	0	0	0	0	0	0	0	0	0	0	0	0	-	-
07-19	**190**	**1**	**166**	**4**	**18**	**1**	**0**	**0**	**0**	**0**	**0**	**0**	**0**	**1**	**0.5**	**1**	**0.5**	**0**	**0**	**53.2**	**62.6**
06-22	**214**	**1**	**190**	**4**	**18**	**1**	**0**	**0**	**0**	**0**	**0**	**0**	**0**	**1**	**0.5**	**1**	**0.5**	**0**	**0**	**53.7**	**63**
06-00	**218**	**1**	**194**	**4**	**18**	**1**	**0**	**0**	**0**	**0**	**0**	**0**	**0**	**1**	**0.5**	**1**	**0.5**	**0**	**0**	**53.8**	**63**
00-00	**219**	**1**	**195**	**4**	**18**	**1**	**0**	**0**	**0**	**0**	**0**	**0**	**0**	**1**	**0.5**	**1**	**0.5**	**0**	**0**	**53.7**	**63**

DRAFT

Site 1
Location L-62061, Att t/pole, Lat 53.48573, Long -6.58911
Direction Two way

3279 / Meath/Cavan/Monaghan ATC's
October 2013
Automatic Traffic Count

Sun, 13 October 2013

Time	Total	Classification												>PSL	>PSL%	>SL1	>SL1%	>SL2	>SL2%	Mean	Vpp
		1 MCL	2 SV	3 SVT	4 TB2	5 TB3	6 T4	7 ART3	8 ART4	9 ART5	10 ART6	11 BD	12 DRT	80	80	85 +5kph	85 +5kph	90 +10kph	90 +10kph		85
0000	2	0	2	0	0	0	0	0	0	0	0	0	0	0	0	0	0	0	0	52.2	-
0100	1	0	0	0	1	0	0	0	0	0	0	0	0	0	0	0	0	0	0	36.6	-
0200	4	0	4	0	0	0	0	0	0	0	0	0	0	0	0	0	0	0	0	46.8	-
0300	0	0	0	0	0	0	0	0	0	0	0	0	0	0	0	0	0	0	0	-	-
0400	0	0	0	0	0	0	0	0	0	0	0	0	0	0	0	0	0	0	0	-	-
0500	0	0	0	0	0	0	0	0	0	0	0	0	0	0	0	0	0	0	0	-	-
0600	2	0	2	0	0	0	0	0	0	0	0	0	0	0	0	0	0	0	0	54.5	-
0700	2	0	2	0	0	0	0	0	0	0	0	0	0	0	0	0	0	0	0	63.2	-
0800	3	0	3	0	0	0	0	0	0	0	0	0	0	0	0	0	0	0	0	52.4	-
0900	8	0	8	0	0	0	0	0	0	0	0	0	0	0	0	0	0	0	0	55.5	-
1000	12	0	11	0	0	0	1	0	0	0	0	0	0	0	0	0	0	0	0	53.1	58.7
1100	**19**	**0**	**18**	**1**	**0**	**0**	**0**	**0**	**0**	**0**	**0**	**0**	**0**	**0**	**0**	**0**	**0**	**0**	**0**	**51.7**	**60.5**
1200	13	1	12	0	0	0	0	0	0	0	0	0	0	0	0	0	0	0	0	52.2	60.8
1300	20	0	19	1	0	0	0	0	0	0	0	0	0	0	0	0	0	0	0	51.7	61.6
1400	14	0	14	0	0	0	0	0	0	0	0	0	0	0	0	0	0	0	0	53.5	65.5
1500	19	0	18	0	1	0	0	0	0	0	0	0	0	0	0	0	0	0	0	49.5	56.9
1600	**39**	**1**	**35**	**1**	**2**	**0**	**0**	**0**	**0**	**0**	**0**	**0**	**0**	**0**	**0**	**0**	**0**	**0**	**0**	**54.3**	**64.4**
1700	23	0	23	0	0	0	0	0	0	0	0	0	0	0	0	0	0	0	0	55	64.1
1800	12	0	12	0	0	0	0	0	0	0	0	0	0	0	0	0	0	0	0	53.5	58.7
1900	10	0	8	0	2	0	0	0	0	0	0	0	0	0	0	0	0	0	0	52.5	-
2000	9	0	9	0	0	0	0	0	0	0	0	0	0	1	11.1	0	0	0	0	61.5	-
2100	2	0	2	0	0	0	0	0	0	0	0	0	0	0	0	0	0	0	0	61.7	-
2200	3	0	3	0	0	0	0	0	0	0	0	0	0	0	0	0	0	0	0	54.7	-
2300	4	0	4	0	0	0	0	0	0	0	0	0	0	0	0	0	0	0	0	54.6	-
07-19	**184**	**2**	**175**	**3**	**3**	**0**	**1**	**0**	**0**	**0**	**0**	**0**	**0**	**0**	**0**	**0**	**0**	**0**	**0**	**53.1**	**62.6**
06-22	**207**	**2**	**196**	**3**	**5**	**0**	**1**	**0**	**0**	**0**	**0**	**0**	**0**	**1**	**0.5**	**0**	**0**	**0**	**0**	**53.5**	**63.4**
06-00	**214**	**2**	**203**	**3**	**5**	**0**	**1**	**0**	**0**	**0**	**0**	**0**	**0**	**1**	**0.5**	**0**	**0**	**0**	**0**	**53.6**	**63**
00-00	**221**	**2**	**209**	**3**	**6**	**0**	**1**	**0**	**0**	**0**	**0**	**0**	**0**	**1**	**0.5**	**0**	**0**	**0**	**0**	**53.4**	**63**

DRAFT

Site 1
Location L-62061, Att t/pole, Lat 53.48573, Long -6.58911
Direction Two way

3279 / Meath/Cavan/Monaghan ATC's
October 2013
Automatic Traffic Count

Virtual Day (7)

Time	Total	Classification												>PSL	>PSL%	>SL1	>SL1%	>SL2	>SL2%	Mean	Vpp
		1 MCL	2 SV	3 SVT	4 TB2	5 TB3	6 T4	7 ART3	8 ART4	9 ART5	10 ART6	11 BD	12 DRT	80	80	85 +5kph	85 +5kph	90 +10kph	90 +10kph		85
0000	1	0	1	0	0	0	0	0	0	0	0	0	0	0	0	0	0	0	0	51.3	-
0100	0	0	0	0	0	0	0	0	0	0	0	0	0	0	0	0	0	0	0	49.3	-
0200	1	0	1	0	0	0	0	0	0	0	0	0	0	0	16.7	0	0	0	0	55.6	-
0300	0	0	0	0	0	0	0	0	0	0	0	0	0	0	33.3	0	0	0	0	75.5	-
0400	0	0	0	0	0	0	0	0	0	0	0	0	0	0	100	0	100	0	0	89.8	-
0500	1	0	1	0	0	0	0	0	0	0	0	0	0	0	0	0	0	0	0	60.2	-
0600	4	0	4	0	0	0	0	0	0	0	0	0	0	0	0	0	0	0	0	58.1	-
0700	8	0	7	0	1	0	0	0	0	0	0	0	0	0	0	0	0	0	0	59.3	-
0800	**21**	**0**	**18**	**0**	**2**	**0**	**0**	**0**	**0**	**0**	**0**	**0**	**0**	**0**	**0.7**	**0**	**0**	**0**	**0**	**55**	**63**
0900	18	0	15	0	3	0	0	0	0	0	0	0	0	0	0	0	0	0	0	51.4	61.6
1000	12	0	10	0	1	0	0	0	0	0	0	0	0	0	0	0	0	0	0	51.5	63
1100	13	0	12	0	0	0	0	0	0	0	0	0	0	0	0	0	0	0	0	50.4	61.2
1200	15	0	12	1	1	0	0	0	0	0	0	0	0	0	0	0	0	0	0	50.7	60.5
1300	19	0	15	0	3	0	0	0	0	0	0	0	0	0	0	0	0	0	0	52.6	63.4
1400	16	0	14	1	1	0	0	0	0	0	0	0	0	0	0	0	0	0	0	52.5	61.9
1500	19	0	17	0	1	0	0	0	0	0	0	0	0	0	0	0	0	0	0	53.1	61.6
1600	21	0	19	0	1	0	0	0	0	0	0	0	0	0	0	0	0	0	0	53.1	62.6
1700	**25**	**0**	**22**	**1**	**3**	**0**	**0**	**0**	**0**	**0**	**0**	**0**	**0**	**0**	**0.6**	**0**	**0.6**	**0**	**0**	**53.1**	**63.4**
1800	17	0	14	1	2	0	0	0	0	0	0	0	0	0	0	0	0	0	0	49.6	60.5
1900	12	0	11	0	1	0	0	0	0	0	0	0	0	0	0	0	0	0	0	52.6	62.6
2000	10	0	10	0	0	0	0	0	0	0	0	0	0	0	2.8	0	0	0	0	58.2	71.3
2100	5	0	5	0	0	0	0	0	0	0	0	0	0	0	0	0	0	0	0	58.1	-
2200	3	0	3	0	0	0	0	0	0	0	0	0	0	0	0	0	0	0	0	56.8	-
2300	2	0	2	0	0	0	0	0	0	0	0	0	0	0	0	0	0	0	0	56.5	-
07-19	**203**	**2**	**176**	**5**	**19**	**0**	**1**	**1**	**0**	**0**	**0**	**0**	**0**	**0**	**0.1**	**0**	**0.1**	**0**	**0**	**52.6**	**62.6**
06-22	**235**	**2**	**206**	**5**	**20**	**0**	**1**	**1**	**0**	**0**	**0**	**0**	**0**	**1**	**0.2**	**0**	**0.1**	**0**	**0**	**53**	**63**
06-00	**240**	**2**	**211**	**5**	**20**	**0**	**1**	**1**	**0**	**0**	**0**	**0**	**0**	**1**	**0.2**	**0**	**0.1**	**0**	**0**	**53.1**	**63**
00-00	**244**	**2**	**214**	**5**	**20**	**0**	**1**	**1**	**0**	**0**	**0**	**0**	**0**	**1**	**0.4**	**0**	**0.1**	**0**	**0**	**53.2**	**63**

DRAFT

Site 1
Location L-62061, Att t/pole, Lat 53.48573, Long -6.58911
Direction Two way

3279 / Meath/Cavan/Monaghan ATC's
October 2013
Automatic Traffic Count

Virtual Week (1)

Time	Total	Classification												>PSL	>PSL%	>SL1	>SL1%	>SL2	>SL2%	Mean	Vpp
		1 MCL	2 SV	3 SVT	4 TB2	5 TB3	6 T4	7 ART3	8 ART4	9 ART5	10 ART6	11 BD	12 DRT	80	80	85 +5kph	85 +5kph	90 +10kph	90 +10kph		85
Mon	262	2	226	4	27	1	2	0	0	0	0	0	0	2	0.8	0	0	0	0	52.8	63.4
Tue	243	2	217	4	18	0	1	0	0	1	0	0	0	0	0	0	0	0	0	52.4	61.2
Wed	266	3	234	13	15	1	0	0	0	0	0	0	0	1	0.4	1	0.4	0	0	54.2	64.4
Thu	232	1	201	2	26	0	0	2	0	0	0	0	0	1	0.4	0	0	0	0	53.3	62.6
Fri	264	1	218	4	32	0	4	2	3	0	0	0	0	1	0.4	0	0	0	0	52.6	62.6
| Sat	219	1	195	4	18	1	0	0	0	0	0	0	0	1	0.5	1	0.5	0	0	53.7	63
| Sun	221	2	209	3	6	0	1	0	0	0	0	0	0	1	0.5	0	0	0	0	53.4	63
5 Day Ave.	**253**	**2**	**219**	**5**	**24**	**0**	**1**	**1**	**1**	**0**	**0**	**0**	**0**	**1**	**0.4**	**0**	**0.0**	**0**	**0.0**	**53.1**	**62.8**
7 Day Ave.	**244**	**2**	**214**	**5**	**20**	**0**	**1**	**1**	**0**	**0**	**0**	**0**	**0**	**1**	**0.4**	**0**	**0.1**	**0**	**0.0**	**53.2**	**63.0**
--	**1707**	**12**	**1500**	**34**	**142**	**3**	**8**	**4**	**3**	**1**	**0**	**0**	**0**	**7**	**0.4**	**2**	**0.1**	**0**	**0.0**	**53.2**	**63.0**

Summary Graphs

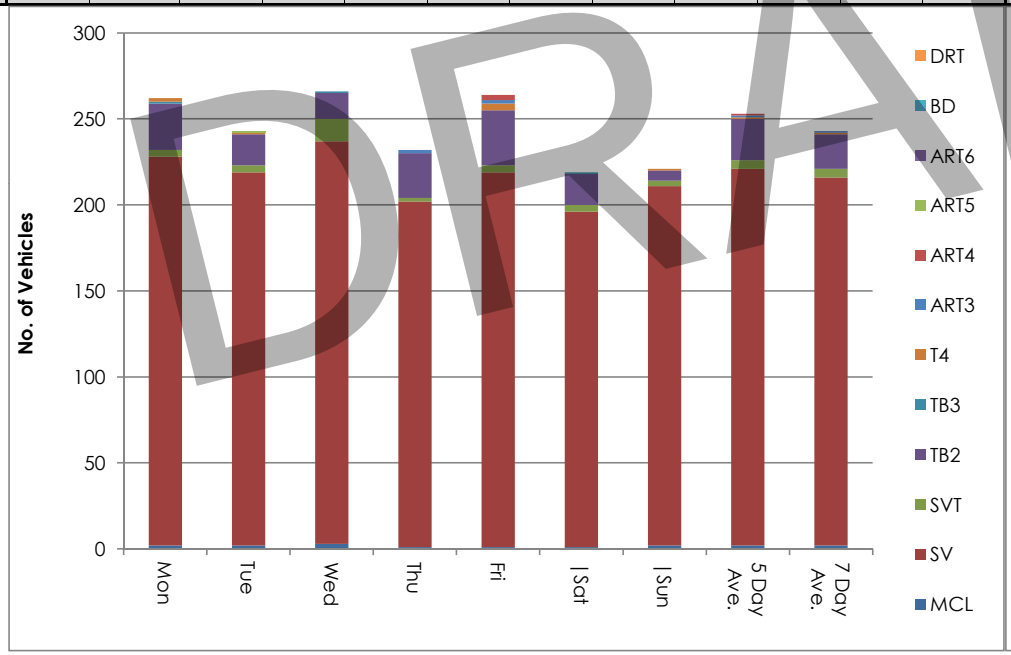

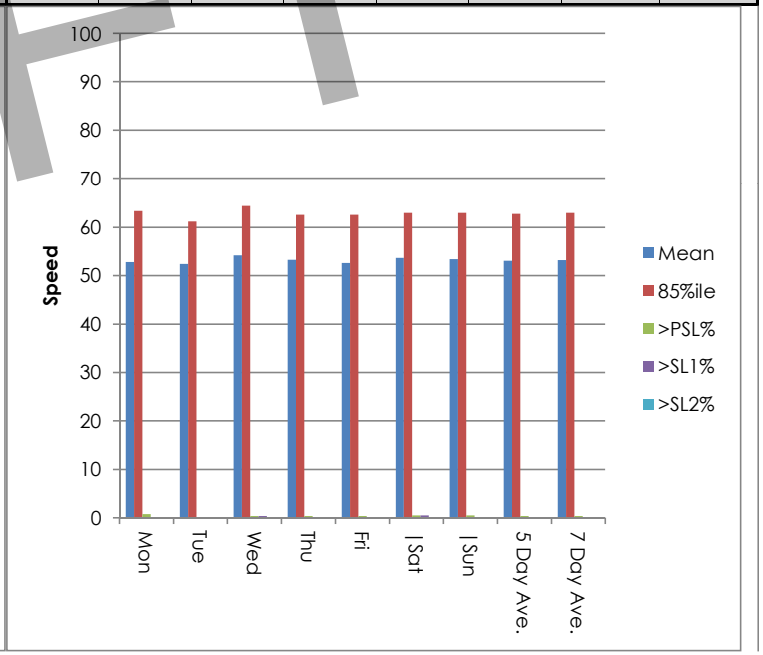

DRAFT

Site 1
Location L-62061, Att t/pole, Lat 53.48573, Long -6.58911
Direction Two way

3279 / Meath/Cavan/Monaghan ATC's
October 2013
Automatic Traffic Count

Mon, 7 October 2013

Time	Total	Speed Bins (km/h)																											
		0 - 5	5 - 10	10 - 15	15 - 20	20 - 25	25 - 30	30 - 35	35 - 40	40 - 45	45 - 50	50 - 55	55 - 60	60 - 65	65 - 70	70 - 75	75 - 80	80 - 85	85 - 90	90 - 95	95 - 100	100 - 105	105 - 110	110 - 115	115 - 120	120 - 125	125 - 130	130 - 135	135 - 140
0000	1	0	0	0	0	0	0	0	0	0	1	0	0	0	0	0	0	0	0	0	0	0	0	0	0	0	0	0	0
0100	0	0	0	0	0	0	0	0	0	0	0	0	0	0	0	0	0	0	0	0	0	0	0	0	0	0	0	0	0
0200	0	0	0	0	0	0	0	0	0	0	0	0	0	0	0	0	0	0	0	0	0	0	0	0	0	0	0	0	0
0300	1	0	0	0	0	0	0	0	0	0	0	0	0	0	0	0	0	1	0	0	0	0	0	0	0	0	0	0	0
0400	0	0	0	0	0	0	0	0	0	0	0	0	0	0	0	0	0	0	0	0	0	0	0	0	0	0	0	0	0
0500	2	0	0	0	0	0	0	0	0	0	0	0	0	1	1	0	0	0	0	0	0	0	0	0	0	0	0	0	0
0600	5	0	0	0	0	0	0	0	0	0	0	1	3	1	0	0	0	0	0	0	0	0	0	0	0	0	0	0	0
0700	9	0	0	0	0	0	0	0	0	0	1	3	3	0	2	0	0	0	0	0	0	0	0	0	0	0	0	0	0
0800	**32**	**0**	**0**	**0**	**0**	**1**	**0**	**0**	**1**	**3**	**3**	**7**	**6**	**5**	**1**	**2**	**2**	**1**	**0**	**0**	**0**	**0**	**0**	**0**	**0**	**0**	**0**	**0**	**0**
0900	20	0	0	0	0	0	0	0	1	0	1	6	7	4	1	0	0	0	0	0	0	0	0	0	0	0	0	0	0
1000	9	0	0	0	0	0	0	0	1	1	1	0	3	2	1	0	0	0	0	0	0	0	0	0	0	0	0	0	0
1100	9	0	0	0	0	0	0	0	0	1	2	1	4	0	1	0	0	0	0	0	0	0	0	0	0	0	0	0	0
1200	14	0	0	0	0	0	1	0	2	3	2	3	1	1	1	0	0	0	0	0	0	0	0	0	0	0	0	0	0
1300	18	0	0	0	0	0	0	0	0	1	5	3	3	2	3	1	0	0	0	0	0	0	0	0	0	0	0	0	0
1400	19	0	0	0	0	1	0	0	0	1	1	3	8	3	1	1	0	0	0	0	0	0	0	0	0	0	0	0	0
1500	16	0	0	0	1	1	0	1	1	1	4	1	4	2	0	0	0	0	0	0	0	0	0	0	0	0	0	0	0
1600	25	0	0	0	0	0	1	0	4	3	4	3	2	5	3	0	0	0	0	0	0	0	0	0	0	0	0	0	0
1700	**31**	**0**	**0**	**0**	**0**	**0**	**2**	**1**	**3**	**4**	**8**	**2**	**3**	**3**	**5**	**0**	**0**	**0**	**0**	**0**	**0**	**0**	**0**	**0**	**0**	**0**	**0**	**0**	**0**
1800	14	0	0	0	0	0	1	2	0	0	1	3	3	3	0	1	0	0	0	0	0	0	0	0	0	0	0	0	0
1900	17	0	0	0	0	1	2	0	1	0	6	3	2	2	0	0	0	0	0	0	0	0	0	0	0	0	0	0	0
2000	12	0	0	0	0	0	0	0	1	1	4	3	1	1	0	1	0	0	0	0	0	0	0	0	0	0	0	0	0
2100	4	0	0	0	0	0	0	0	0	1	0	1	1	1	0	0	0	0	0	0	0	0	0	0	0	0	0	0	0
2200	4	0	0	0	0	0	0	0	0	0	1	3	0	0	0	0	0	0	0	0	0	0	0	0	0	0	0	0	0
2300	0	0	0	0	0	0	0	0	0	0	0	0	0	0	0	0	0	0	0	0	0	0	0	0	0	0	0	0	0
07-19	**216**	**0**	**0**	**0**	**1**	**3**	**5**	**4**	**13**	**18**	**33**	**35**	**47**	**30**	**19**	**5**	**2**	**1**	**0**	**0**	**0**	**0**	**0**	**0**	**0**	**0**	**0**	**0**	**0**
06-22	**254**	**0**	**0**	**0**	**1**	**4**	**7**	**4**	**15**	**20**	**43**	**43**	**54**	**35**	**19**	**6**	**2**	**1**	**0**	**0**	**0**	**0**	**0**	**0**	**0**	**0**	**0**	**0**	**0**
06-00	**258**	**0**	**0**	**0**	**1**	**4**	**7**	**4**	**15**	**20**	**44**	**46**	**54**	**35**	**19**	**6**	**2**	**1**	**0**	**0**	**0**	**0**	**0**	**0**	**0**	**0**	**0**	**0**	**0**
00-00	**262**	**0**	**0**	**0**	**1**	**4**	**7**	**4**	**15**	**20**	**45**	**46**	**54**	**36**	**20**	**6**	**2**	**2**	**0**	**0**	**0**	**0**	**0**	**0**	**0**	**0**	**0**	**0**	**0**

DRAFT

Site 1
Location L-62061, Att t/pole, Lat 53.48573, Long -6.58911
Direction Two way

3279 / Meath/Cavan/Monaghan ATC's
October 2013
Automatic Traffic Count

Tue, 8 October 2013

Time	Total	Speed Bins (km/h)																											
		0 - 5	5 - 10	10 - 15	15 - 20	20 - 25	25 - 30	30 - 35	35 - 40	40 - 45	45 - 50	50 - 55	55 - 60	60 - 65	65 - 70	70 - 75	75 - 80	80 - 85	85 - 90	90 - 95	95 - 100	100 - 105	105 - 110	110 - 115	115 - 120	120 - 125	125 - 130	130 - 135	135 - 140
0000	1	0	0	0	0	0	0	0	0	0	0	1	0	0	0	0	0	0	0	0	0	0	0	0	0	0	0	0	0
0100	1	0	0	0	0	0	0	0	0	0	0	0	1	0	0	0	0	0	0	0	0	0	0	0	0	0	0	0	0
0200	0	0	0	0	0	0	0	0	0	0	0	0	0	0	0	0	0	0	0	0	0	0	0	0	0	0	0	0	0
0300	1	0	0	0	0	0	0	0	0	0	0	0	0	0	0	1	0	0	0	0	0	0	0	0	0	0	0	0	0
0400	0	0	0	0	0	0	0	0	0	0	0	0	0	0	0	0	0	0	0	0	0	0	0	0	0	0	0	0	0
0500	1	0	0	0	0	0	0	0	0	0	0	0	0	0	1	0	0	0	0	0	0	0	0	0	0	0	0	0	0
0600	8	0	0	0	0	0	0	0	0	0	2	1	3	2	0	0	0	0	0	0	0	0	0	0	0	0	0	0	0
0700	10	0	0	0	0	0	0	0	0	0	1	3	4	0	1	1	0	0	0	0	0	0	0	0	0	0	0	0	0
0800	**24**	**0**	**0**	**0**	**0**	**0**	**0**	**0**	**1**	**2**	**1**	**10**	**7**	**3**	**0**	**0**	**0**	**0**	**0**	**0**	**0**	**0**	**0**	**0**	**0**	**0**	**0**	**0**	**0**
0900	**24**	**0**	**0**	**0**	**1**	**0**	**0**	**2**	**0**	**3**	**5**	**2**	**7**	**1**	**3**	**0**	**0**	**0**	**0**	**0**	**0**	**0**	**0**	**0**	**0**	**0**	**0**	**0**	**0**
1000	11	0	0	0	0	0	0	1	2	0	2	2	1	2	1	0	0	0	0	0	0	0	0	0	0	0	0	0	0
1100	13	0	0	0	1	0	0	1	2	2	1	0	1	2	3	0	0	0	0	0	0	0	0	0	0	0	0	0	0
1200	15	0	0	0	0	0	0	0	1	3	2	3	4	2	0	0	0	0	0	0	0	0	0	0	0	0	0	0	0
1300	15	0	0	0	0	0	0	0	0	3	0	5	2	4	1	0	0	0	0	0	0	0	0	0	0	0	0	0	0
1400	14	0	0	0	0	0	0	1	1	3	2	2	3	2	0	0	0	0	0	0	0	0	0	0	0	0	0	0	0
1500	21	0	0	0	0	0	0	0	0	1	1	5	9	4	1	0	0	0	0	0	0	0	0	0	0	0	0	0	0
1600	17	0	0	0	0	0	0	0	2	1	2	6	5	0	1	0	0	0	0	0	0	0	0	0	0	0	0	0	0
1700	**24**	**0**	**0**	**0**	**1**	**1**	**0**	**0**	**2**	**1**	**2**	**5**	**6**	**5**	**1**	**0**	**0**	**0**	**0**	**0**	**0**	**0**	**0**	**0**	**0**	**0**	**0**	**0**	**0**
1800	14	0	0	1	0	0	0	0	1	7	3	1	1	0	0	0	0	0	0	0	0	0	0	0	0	0	0	0	0
1900	10	0	0	0	0	0	0	0	1	1	0	4	2	0	2	0	0	0	0	0	0	0	0	0	0	0	0	0	0
2000	9	0	0	0	0	1	0	0	0	1	2	1	1	0	1	2	0	0	0	0	0	0	0	0	0	0	0	0	0
2100	6	0	0	0	0	0	0	0	0	0	1	3	1	1	0	0	0	0	0	0	0	0	0	0	0	0	0	0	0
2200	4	0	0	0	0	0	0	0	0	1	1	0	1	0	1	0	0	0	0	0	0	0	0	0	0	0	0	0	0
2300	0	0	0	0	0	0	0	0	0	0	0	0	0	0	0	0	0	0	0	0	0	0	0	0	0	0	0	0	0
07-19	**202**	**0**	**0**	**1**	**3**	**1**	**0**	**5**	**12**	**26**	**22**	**44**	**50**	**25**	**12**	**1**	**0**	**0**	**0**	**0**	**0**	**0**	**0**	**0**	**0**	**0**	**0**	**0**	**0**
06-22	**235**	**0**	**0**	**1**	**3**	**2**	**0**	**5**	**13**	**28**	**27**	**53**	**57**	**28**	**15**	**3**	**0**	**0**	**0**	**0**	**0**	**0**	**0**	**0**	**0**	**0**	**0**	**0**	**0**
06-00	**239**	**0**	**0**	**1**	**3**	**2**	**0**	**5**	**13**	**29**	**28**	**53**	**58**	**28**	**16**	**3**	**0**	**0**	**0**	**0**	**0**	**0**	**0**	**0**	**0**	**0**	**0**	**0**	**0**
00-00	**243**	**0**	**0**	**1**	**3**	**2**	**0**	**5**	**13**	**29**	**28**	**54**	**59**	**28**	**17**	**4**	**0**	**0**	**0**	**0**	**0**	**0**	**0**	**0**	**0**	**0**	**0**	**0**	**0**

DRAFT

Site 1
Location L-62061, Att t/pole, Lat 53.48573, Long -6.58911
Direction Two way

3279 / Meath/Cavan/Monaghan ATC's
October 2013
Automatic Traffic Count

Wed, 9 October 2013

Time	Total	Speed Bins (km/h)																												
		0 - 5	5 - 10	10 - 15	15 - 20	20 - 25	25 - 30	30 - 35	35 - 40	40 - 45	45 - 50	50 - 55	55 - 60	60 - 65	65 - 70	70 - 75	75 - 80	80 - 85	85 - 90	90 - 95	95 - 100	100 - 105	105 - 110	110 - 115	115 - 120	120 - 125	125 - 130	130 - 135	135 - 140
0000	1	0	0	0	0	0	0	0	0	0	0	0	1	0	0	0	0	0	0	0	0	0	0	0	0	0	0	0	0	0
0100	1	0	0	0	0	0	0	0	0	0	0	1	0	0	0	0	0	0	0	0	0	0	0	0	0	0	0	0	0	0
0200	1	0	0	0	0	0	0	0	0	0	0	0	0	1	0	0	0	0	0	0	0	0	0	0	0	0	0	0	0	0
0300	0	0	0	0	0	0	0	0	0	0	0	0	0	0	0	0	0	0	0	0	0	0	0	0	0	0	0	0	0	0
0400	1	0	0	0	0	0	0	0	0	0	0	0	0	0	0	0	0	0	1	0	0	0	0	0	0	0	0	0	0	0
0500	2	0	0	0	0	0	0	0	0	0	0	0	0	2	0	0	0	0	0	0	0	0	0	0	0	0	0	0	0	0
0600	5	0	0	0	0	0	0	0	0	0	0	0	4	1	0	0	0	0	0	0	0	0	0	0	0	0	0	0	0	0
0700	14	0	0	0	0	0	0	0	0	0	0	4	2	5	1	2	0	0	0	0	0	0	0	0	0	0	0	0	0	0
0800	23	0	0	0	0	0	0	0	0	0	1	5	9	4	4	0	0	0	0	0	0	0	0	0	0	0	0	0	0	0
0900	**25**	**0**	**0**	**0**	**0**	**0**	**1**	**0**	**2**	**4**	**4**	**4**	**4**	**4**	**2**	**0**	**0**	**0**	**0**	**0**	**0**	**0**	**0**	**0**	**0**	**0**	**0**	**0**	**0**	**0**
1000	8	0	0	0	1	0	0	0	0	0	1	2	1	2	1	0	0	0	0	0	0	0	0	0	0	0	0	0	0	0
1100	13	0	0	1	0	1	0	0	1	3	0	3	1	1	1	1	0	0	0	0	0	0	0	0	0	0	0	0	0	0
1200	14	0	0	0	0	0	0	1	0	3	1	3	3	2	0	1	0	0	0	0	0	0	0	0	0	0	0	0	0	0
1300	25	0	0	0	1	0	0	1	2	0	5	4	3	6	1	2	0	0	0	0	0	0	0	0	0	0	0	0	0	0
1400	12	0	0	0	1	1	1	0	0	3	1	0	2	2	1	0	0	0	0	0	0	0	0	0	0	0	0	0	0	0
1500	15	0	0	0	0	0	0	0	0	2	5	1	5	0	2	0	0	0	0	0	0	0	0	0	0	0	0	0	0	0
1600	21	0	0	0	0	0	0	1	0	0	7	2	7	3	0	1	0	0	0	0	0	0	0	0	0	0	0	0	0	0
1700	**27**	**0**	**0**	**0**	**0**	**1**	**0**	**0**	**0**	**0**	**5**	**4**	**10**	**4**	**1**	**2**	**0**	**0**	**0**	**0**	**0**	**0**	**0**	**0**	**0**	**0**	**0**	**0**	**0**	**0**
1800	21	0	0	0	1	0	2	2	2	1	3	2	4	3	0	0	1	0	0	0	0	0	0	0	0	0	0	0	0	0
1900	13	0	0	0	0	1	0	0	0	2	1	6	1	1	1	0	0	0	0	0	0	0	0	0	0	0	0	0	0	0
2000	10	0	0	0	0	0	0	0	0	0	0	1	2	2	1	3	1	0	0	0	0	0	0	0	0	0	0	0	0	0
2100	6	0	0	0	0	0	0	0	0	0	0	1	1	0	1	2	1	0	0	0	0	0	0	0	0	0	0	0	0	0
2200	5	0	0	0	0	0	0	0	0	0	0	1	0	4	0	0	0	0	0	0	0	0	0	0	0	0	0	0	0	0
2300	3	0	0	0	0	0	0	0	0	0	0	2	0	0	1	0	0	0	0	0	0	0	0	0	0	0	0	0	0	0
07-19	**218**	**0**	**0**	**1**	**4**	**3**	**4**	**5**	**7**	**16**	**33**	**34**	**51**	**36**	**14**	**9**	**1**	**0**	**0**	**0**	**0**	**0**	**0**	**0**	**0**	**0**	**0**	**0**	**0**	**0**
06-22	**252**	**0**	**0**	**1**	**4**	**4**	**4**	**5**	**7**	**18**	**34**	**42**	**59**	**40**	**17**	**14**	**3**	**0**	**0**	**0**	**0**	**0**	**0**	**0**	**0**	**0**	**0**	**0**	**0**	**0**
06-00	**260**	**0**	**0**	**1**	**4**	**4**	**4**	**5**	**7**	**18**	**34**	**45**	**59**	**44**	**18**	**14**	**3**	**0**	**0**	**0**	**0**	**0**	**0**	**0**	**0**	**0**	**0**	**0**	**0**	**0**
00-00	**266**	**0**	**0**	**1**	**4**	**4**	**4**	**5**	**7**	**18**	**34**	**46**	**60**	**47**	**18**	**14**	**3**	**0**	**1**	**0**	**0**	**0**	**0**	**0**	**0**	**0**	**0**	**0**	**0**	**0**

DRAFT

Site 1
Location L-62061, Att t/pole, Lat 53.48573, Long -6.58911
Direction Two way

3279 / Meath/Cavan/Monaghan ATC's
October 2013
Automatic Traffic Count

Thu, 10 October 2013

Time	Total	Speed Bins (km/h)																											
		0 - 5	5 - 10	10 - 15	15 - 20	20 - 25	25 - 30	30 - 35	35 - 40	40 - 45	45 - 50	50 - 55	55 - 60	60 - 65	65 - 70	70 - 75	75 - 80	80 - 85	85 - 90	90 - 95	95 - 100	100 - 105	105 - 110	110 - 115	115 - 120	120 - 125	125 - 130	130 - 135	135 - 140
0000	0	0	0	0	0	0	0	0	0	0	0	0	0	0	0	0	0	0	0	0	0	0	0	0	0	0	0	0	0
0100	0	0	0	0	0	0	0	0	0	0	0	0	0	0	0	0	0	0	0	0	0	0	0	0	0	0	0	0	0
0200	1	0	0	0	0	0	0	0	0	0	0	0	0	0	0	0	0	1	0	0	0	0	0	0	0	0	0	0	0
0300	0	0	0	0	0	0	0	0	0	0	0	0	0	0	0	0	0	0	0	0	0	0	0	0	0	0	0	0	0
0400	0	0	0	0	0	0	0	0	0	0	0	0	0	0	0	0	0	0	0	0	0	0	0	0	0	0	0	0	0
0500	0	0	0	0	0	0	0	0	0	0	0	0	0	0	0	0	0	0	0	0	0	0	0	0	0	0	0	0	0
0600	5	0	0	0	0	0	0	0	0	0	0	0	3	2	0	0	0	0	0	0	0	0	0	0	0	0	0	0	0
0700	9	0	0	0	0	0	0	0	0	0	1	1	2	2	2	1	0	0	0	0	0	0	0	0	0	0	0	0	0
0800	**20**	**0**	**0**	**0**	**0**	**0**	**0**	**0**	**1**	**1**	**2**	**5**	**9**	**1**	**1**	**0**	**0**	**0**	**0**	**0**	**0**	**0**	**0**	**0**	**0**	**0**	**0**	**0**	**0**
0900	17	0	0	0	0	0	1	0	2	2	2	7	2	0	1	0	0	0	0	0	0	0	0	0	0	0	0	0	0
1000	13	0	0	0	0	0	0	1	1	2	3	4	2	0	0	0	0	0	0	0	0	0	0	0	0	0	0	0	0
1100	7	0	0	0	0	0	0	1	3	0	1	0	0	2	0	0	0	0	0	0	0	0	0	0	0	0	0	0	0
1200	12	0	0	0	0	1	1	0	1	1	2	3	1	2	0	0	0	0	0	0	0	0	0	0	0	0	0	0	0
1300	16	0	0	0	0	0	0	1	0	1	2	1	6	3	2	0	0	0	0	0	0	0	0	0	0	0	0	0	0
1400	12	0	0	0	1	1	0	1	0	2	0	2	3	1	1	0	0	0	0	0	0	0	0	0	0	0	0	0	0
1500	19	0	0	0	0	0	0	0	0	0	4	3	5	7	0	0	0	0	0	0	0	0	0	0	0	0	0	0	0
1600	16	0	0	0	0	0	1	1	0	1	1	2	6	3	1	0	0	0	0	0	0	0	0	0	0	0	0	0	0
1700	25	0	0	0	0	0	0	0	0	1	4	7	5	7	1	0	0	0	0	0	0	0	0	0	0	0	0	0	0
1800	**27**	**0**	**0**	**0**	**0**	**1**	**0**	**1**	**3**	**6**	**4**	**3**	**6**	**3**	**0**	**0**	**0**	**0**	**0**	**0**	**0**	**0**	**0**	**0**	**0**	**0**	**0**	**0**	**0**
1900	8	0	0	0	0	0	0	0	0	1	2	0	0	3	2	0	0	0	0	0	0	0	0	0	0	0	0	0	0
2000	15	0	0	0	0	0	0	0	0	1	3	1	2	5	0	1	2	0	0	0	0	0	0	0	0	0	0	0	0
2100	5	0	0	0	0	0	0	0	0	0	0	1	2	1	1	0	0	0	0	0	0	0	0	0	0	0	0	0	0
2200	3	0	0	0	0	0	0	0	0	0	0	0	2	1	0	0	0	0	0	0	0	0	0	0	0	0	0	0	0
2300	2	0	0	0	0	0	0	0	0	0	0	1	0	0	0	0	1	0	0	0	0	0	0	0	0	0	0	0	0
07-19	**193**	**0**	**0**	**0**	**1**	**3**	**3**	**6**	**11**	**17**	**26**	**38**	**47**	**31**	**9**	**1**	**0**	**0**	**0**	**0**	**0**	**0**	**0**	**0**	**0**	**0**	**0**	**0**	**0**
06-22	**226**	**0**	**0**	**0**	**1**	**3**	**3**	**6**	**11**	**19**	**31**	**40**	**54**	**42**	**12**	**2**	**2**	**0**	**0**	**0**	**0**	**0**	**0**	**0**	**0**	**0**	**0**	**0**	**0**
06-00	**231**	**0**	**0**	**0**	**1**	**3**	**3**	**6**	**11**	**19**	**31**	**41**	**56**	**43**	**12**	**2**	**3**	**0**	**0**	**0**	**0**	**0**	**0**	**0**	**0**	**0**	**0**	**0**	**0**
00-00	**232**	**0**	**0**	**0**	**1**	**3**	**3**	**6**	**11**	**19**	**31**	**41**	**56**	**43**	**12**	**2**	**3**	**1**	**0**	**0**	**0**	**0**	**0**	**0**	**0**	**0**	**0**	**0**	**0**

DRAFT

Site 1
Location L-62061, Att t/pole, Lat 53.48573, Long -6.58911
Direction Two way

3279 / Meath/Cavan/Monaghan ATC's
October 2013
Automatic Traffic Count

Fri, 11 October 2013

Time	Total	Speed Bins (km/h)																											
		0 - 5	5 - 10	10 - 15	15 - 20	20 - 25	25 - 30	30 - 35	35 - 40	40 - 45	45 - 50	50 - 55	55 - 60	60 - 65	65 - 70	70 - 75	75 - 80	80 - 85	85 - 90	90 - 95	95 - 100	100 - 105	105 - 110	110 - 115	115 - 120	120 - 125	125 - 130	130 - 135	135 - 140
0000	0	0	0	0	0	0	0	0	0	0	0	0	0	0	0	0	0	0	0	0	0	0	0	0	0	0	0	0	0
0100	0	0	0	0	0	0	0	0	0	0	0	0	0	0	0	0	0	0	0	0	0	0	0	0	0	0	0	0	0
0200	0	0	0	0	0	0	0	0	0	0	0	0	0	0	0	0	0	0	0	0	0	0	0	0	0	0	0	0	0
0300	1	0	0	0	0	0	0	0	0	0	0	0	0	0	0	1	0	0	0	0	0	0	0	0	0	0	0	0	0
0400	0	0	0	0	0	0	0	0	0	0	0	0	0	0	0	0	0	0	0	0	0	0	0	0	0	0	0	0	0
0500	2	0	0	0	0	0	0	0	0	0	1	1	0	0	0	0	0	0	0	0	0	0	0	0	0	0	0	0	0
0600	3	0	0	0	0	0	0	0	0	0	0	0	1	1	1	0	0	0	0	0	0	0	0	0	0	0	0	0	0
0700	10	0	0	0	0	0	0	0	1	0	2	0	1	3	2	1	0	0	0	0	0	0	0	0	0	0	0	0	0
0800	**30**	**0**	**0**	**0**	**0**	**0**	**0**	**3**	**1**	**3**	**8**	**3**	**6**	**4**	**1**	**1**	**0**	**0**	**0**	**0**	**0**	**0**	**0**	**0**	**0**	**0**	**0**	**0**	**0**
0900	18	0	0	0	0	0	0	0	3	0	6	2	4	2	1	0	0	0	0	0	0	0	0	0	0	0	0	0	0
1000	13	0	0	0	0	0	0	0	2	1	0	3	3	2	2	0	0	0	0	0	0	0	0	0	0	0	0	0	0
1100	15	0	0	0	1	1	0	0	1	3	2	1	3	3	0	0	0	0	0	0	0	0	0	0	0	0	0	0	0
1200	13	0	0	0	0	0	0	1	1	0	2	1	6	2	0	0	0	0	0	0	0	0	0	0	0	0	0	0	0
1300	14	0	0	0	0	0	1	1	1	1	2	4	2	1	1	0	0	0	0	0	0	0	0	0	0	0	0	0	0
1400	20	0	0	0	0	0	1	0	2	2	0	4	7	3	1	0	0	0	0	0	0	0	0	0	0	0	0	0	0
1500	23	0	0	0	0	0	0	0	5	0	4	4	5	2	3	0	0	0	0	0	0	0	0	0	0	0	0	0	0
1600	19	0	0	0	1	0	0	1	1	2	1	4	1	5	3	0	0	0	0	0	0	0	0	0	0	0	0	0	0
1700	**27**	**0**	**0**	**0**	**0**	**1**	**1**	**0**	**2**	**2**	**8**	**5**	**3**	**5**	**0**	**0**	**0**	**0**	**0**	**0**	**0**	**0**	**0**	**0**	**0**	**0**	**0**	**0**	**0**
1800	19	0	0	0	0	0	1	0	0	5	3	4	2	3	0	1	0	0	0	0	0	0	0	0	0	0	0	0	0
1900	18	0	0	0	0	0	0	0	0	1	4	4	6	1	2	0	0	0	0	0	0	0	0	0	0	0	0	0	0
2000	8	0	0	0	0	0	0	0	0	1	1	2	3	0	0	0	0	1	0	0	0	0	0	0	0	0	0	0	0
2100	7	0	0	0	0	0	0	0	0	0	1	1	3	1	1	0	0	0	0	0	0	0	0	0	0	0	0	0	0
2200	1	0	0	0	0	0	0	0	0	0	0	0	0	0	1	0	0	0	0	0	0	0	0	0	0	0	0	0	0
2300	3	0	0	0	0	0	0	0	0	0	2	0	0	1	0	0	0	0	0	0	0	0	0	0	0	0	0	0	0
07-19	**221**	**0**	**0**	**0**	**2**	**2**	**4**	**6**	**20**	**19**	**38**	**35**	**43**	**35**	**14**	**3**	**0**	**0**	**0**	**0**	**0**	**0**	**0**	**0**	**0**	**0**	**0**	**0**	**0**
06-22	**257**	**0**	**0**	**0**	**2**	**2**	**4**	**6**	**20**	**21**	**44**	**42**	**56**	**38**	**18**	**3**	**0**	**1**	**0**	**0**	**0**	**0**	**0**	**0**	**0**	**0**	**0**	**0**	**0**
06-00	**261**	**0**	**0**	**0**	**2**	**2**	**4**	**6**	**20**	**21**	**46**	**42**	**56**	**39**	**19**	**3**	**0**	**1**	**0**	**0**	**0**	**0**	**0**	**0**	**0**	**0**	**0**	**0**	**0**
00-00	**264**	**0**	**0**	**0**	**2**	**2**	**4**	**6**	**20**	**21**	**47**	**43**	**56**	**39**	**19**	**4**	**0**	**1**	**0**	**0**	**0**	**0**	**0**	**0**	**0**	**0**	**0**	**0**	**0**

DRAFT

Site 1
Location L-62061, Att t/pole, Lat 53.48573, Long -6.58911
Direction Two way

3279 / Meath/Cavan/Monaghan ATC's
October 2013
Automatic Traffic Count

Sat, 12 October 2013

Time	Total	Speed Bins (km/h)																											
		0 - 5	5 - 10	10 - 15	15 - 20	20 - 25	25 - 30	30 - 35	35 - 40	40 - 45	45 - 50	50 - 55	55 - 60	60 - 65	65 - 70	70 - 75	75 - 80	80 - 85	85 - 90	90 - 95	95 - 100	100 - 105	105 - 110	110 - 115	115 - 120	120 - 125	125 - 130	130 - 135	135 - 140
0000	1	0	0	0	0	0	0	0	0	0	1	0	0	0	0	0	0	0	0	0	0	0	0	0	0	0	0	0	0
0100	0	0	0	0	0	0	0	0	0	0	0	0	0	0	0	0	0	0	0	0	0	0	0	0	0	0	0	0	0
0200	0	0	0	0	0	0	0	0	0	0	0	0	0	0	0	0	0	0	0	0	0	0	0	0	0	0	0	0	0
0300	0	0	0	0	0	0	0	0	0	0	0	0	0	0	0	0	0	0	0	0	0	0	0	0	0	0	0	0	0
0400	0	0	0	0	0	0	0	0	0	0	0	0	0	0	0	0	0	0	0	0	0	0	0	0	0	0	0	0	0
0500	0	0	0	0	0	0	0	0	0	0	0	0	0	0	0	0	0	0	0	0	0	0	0	0	0	0	0	0	0
0600	2	0	0	0	0	0	0	0	0	0	0	1	0	1	0	0	0	0	0	0	0	0	0	0	0	0	0	0	0
0700	3	0	0	0	0	0	0	0	0	0	0	0	2	1	0	0	0	0	0	0	0	0	0	0	0	0	0	0	0
0800	13	0	0	0	0	0	0	0	0	0	1	2	6	3	0	1	0	0	0	0	0	0	0	0	0	0	0	0	0
0900	**17**	**0**	**0**	**0**	**0**	**1**	**3**	**1**	**0**	**0**	**2**	**2**	**6**	**1**	**1**	**0**	**0**	**0**	**0**	**0**	**0**	**0**	**0**	**0**	**0**	**0**	**0**	**0**	**0**
1000	16	0	0	0	0	1	2	0	2	1	1	2	3	2	1	1	0	0	0	0	0	0	0	0	0	0	0	0	0
1100	16	0	0	0	0	0	0	0	0	0	4	3	5	2	2	0	0	0	0	0	0	0	0	0	0	0	0	0	0
1200	21	0	0	0	0	1	1	1	1	2	3	3	5	2	2	0	0	0	0	0	0	0	0	0	0	0	0	0	0
1300	**22**	**0**	**0**	**0**	**1**	**0**	**0**	**2**	**2**	**2**	**5**	**3**	**4**	**2**	**1**	**0**	**0**	**0**	**0**	**0**	**0**	**0**	**0**	**0**	**0**	**0**	**0**	**0**	**0**
1400	21	0	0	0	0	0	0	0	0	0	2	10	3	5	1	0	0	0	0	0	0	0	0	0	0	0	0	0	0
1500	20	0	0	0	0	0	0	0	0	3	3	4	4	4	1	1	0	0	0	0	0	0	0	0	0	0	0	0	0
1600	12	0	0	0	0	0	0	1	0	1	1	1	4	4	0	0	0	0	0	0	0	0	0	0	0	0	0	0	0
1700	18	0	0	0	0	0	1	1	1	1	0	4	5	2	1	0	1	0	1	0	0	0	0	0	0	0	0	0	0
1800	11	0	0	0	0	0	0	0	0	0	4	2	1	3	1	0	0	0	0	0	0	0	0	0	0	0	0	0	0
1900	7	0	0	0	0	0	0	0	0	1	0	1	2	2	1	0	0	0	0	0	0	0	0	0	0	0	0	0	0
2000	8	0	0	0	0	0	0	0	0	1	0	1	1	3	2	0	0	0	0	0	0	0	0	0	0	0	0	0	0
2100	7	0	0	0	0	0	0	0	0	1	0	3	1	1	1	0	0	0	0	0	0	0	0	0	0	0	0	0	0
2200	4	0	0	0	0	0	0	0	0	0	0	1	1	1	1	0	0	0	0	0	0	0	0	0	0	0	0	0	0
2300	0	0	0	0	0	0	0	0	0	0	0	0	0	0	0	0	0	0	0	0	0	0	0	0	0	0	0	0	0
07-19	**190**	**0**	**0**	**0**	**1**	**3**	**7**	**6**	**6**	**10**	**26**	**36**	**48**	**31**	**11**	**3**	**1**	**0**	**1**	**0**	**0**	**0**	**0**	**0**	**0**	**0**	**0**	**0**	**0**
06-22	**214**	**0**	**0**	**0**	**1**	**3**	**7**	**6**	**6**	**13**	**26**	**42**	**52**	**38**	**15**	**3**	**1**	**0**	**1**	**0**	**0**	**0**	**0**	**0**	**0**	**0**	**0**	**0**	**0**
06-00	**218**	**0**	**0**	**0**	**1**	**3**	**7**	**6**	**6**	**13**	**26**	**43**	**53**	**39**	**16**	**3**	**1**	**0**	**1**	**0**	**0**	**0**	**0**	**0**	**0**	**0**	**0**	**0**	**0**
00-00	**219**	**0**	**0**	**0**	**1**	**3**	**7**	**6**	**6**	**13**	**27**	**43**	**53**	**39**	**16**	**3**	**1**	**0**	**1**	**0**	**0**	**0**	**0**	**0**	**0**	**0**	**0**	**0**	**0**

DRAFT

Site 1
Location L-62061, Att t/pole, Lat 53.48573, Long -6.58911
Direction Two way

3279 / Meath/Cavan/Monaghan ATC's
October 2013
Automatic Traffic Count

Sun, 13 October 2013

Time	Total	Speed Bins (km/h)																											
		0 - 5	5 - 10	10 - 15	15 - 20	20 - 25	25 - 30	30 - 35	35 - 40	40 - 45	45 - 50	50 - 55	55 - 60	60 - 65	65 - 70	70 - 75	75 - 80	80 - 85	85 - 90	90 - 95	95 - 100	100 - 105	105 - 110	110 - 115	115 - 120	120 - 125	125 - 130	130 - 135	135 - 140
0000	2	0	0	0	0	0	0	0	0	1	0	0	0	1	0	0	0	0	0	0	0	0	0	0	0	0	0	0	0
0100	1	0	0	0	0	0	0	0	1	0	0	0	0	0	0	0	0	0	0	0	0	0	0	0	0	0	0	0	0
0200	4	0	0	0	0	0	0	0	0	2	1	1	0	0	0	0	0	0	0	0	0	0	0	0	0	0	0	0	0
0300	0	0	0	0	0	0	0	0	0	0	0	0	0	0	0	0	0	0	0	0	0	0	0	0	0	0	0	0	0
0400	0	0	0	0	0	0	0	0	0	0	0	0	0	0	0	0	0	0	0	0	0	0	0	0	0	0	0	0	0
0500	0	0	0	0	0	0	0	0	0	0	0	0	0	0	0	0	0	0	0	0	0	0	0	0	0	0	0	0	0
0600	2	0	0	0	0	0	0	0	0	0	0	1	1	0	0	0	0	0	0	0	0	0	0	0	0	0	0	0	0
0700	2	0	0	0	0	0	0	0	0	0	0	1	0	0	0	1	0	0	0	0	0	0	0	0	0	0	0	0	0
0800	3	0	0	0	0	0	0	0	0	1	0	1	0	1	0	0	0	0	0	0	0	0	0	0	0	0	0	0	0
0900	8	0	0	0	0	0	0	0	0	1	1	3	0	2	1	0	0	0	0	0	0	0	0	0	0	0	0	0	0
1000	12	0	0	0	0	1	0	1	0	0	0	2	6	1	1	0	0	0	0	0	0	0	0	0	0	0	0	0	0
1100	**19**	**0**	**0**	**0**	**0**	**0**	**0**	**2**	**1**	**1**	**3**	**4**	**4**	**2**	**2**	**0**	**0**	**0**	**0**	**0**	**0**	**0**	**0**	**0**	**0**	**0**	**0**	**0**	**0**
1200	13	0	0	0	1	0	0	0	0	2	0	4	2	3	1	0	0	0	0	0	0	0	0	0	0	0	0	0	0
1300	20	0	0	0	0	0	0	0	1	5	2	7	0	3	2	0	0	0	0	0	0	0	0	0	0	0	0	0	0
1400	14	0	0	0	0	0	0	0	2	1	3	0	3	2	2	1	0	0	0	0	0	0	0	0	0	0	0	0	0
1500	19	0	0	0	0	0	1	1	2	0	3	5	6	1	0	0	0	0	0	0	0	0	0	0	0	0	0	0	0
1600	**39**	**0**	**0**	**0**	**0**	**0**	**0**	**1**	**1**	**2**	**10**	**8**	**7**	**5**	**4**	**1**	**0**	**0**	**0**	**0**	**0**	**0**	**0**	**0**	**0**	**0**	**0**	**0**	**0**
1700	23	0	0	0	0	0	0	0	2	0	6	5	3	4	2	0	1	0	0	0	0	0	0	0	0	0	0	0	0
1800	12	0	0	0	0	0	0	0	0	1	2	4	3	2	0	0	0	0	0	0	0	0	0	0	0	0	0	0	0
1900	10	0	0	0	0	0	0	0	2	0	2	2	2	1	1	0	0	0	0	0	0	0	0	0	0	0	0	0	0
2000	9	0	0	0	0	0	0	0	1	0	0	3	1	0	1	2	0	1	0	0	0	0	0	0	0	0	0	0	0
2100	2	0	0	0	0	0	0	0	0	0	0	0	1	1	0	0	0	0	0	0	0	0	0	0	0	0	0	0	0
2200	3	0	0	0	0	0	0	0	0	0	1	1	0	1	0	0	0	0	0	0	0	0	0	0	0	0	0	0	0
2300	4	0	0	0	0	0	0	0	0	0	1	1	2	0	0	0	0	0	0	0	0	0	0	0	0	0	0	0	0
07-19	**184**	**0**	**0**	**0**	**1**	**1**	**1**	**5**	**9**	**14**	**30**	**44**	**34**	**26**	**15**	**3**	**1**	**0**	**0**	**0**	**0**	**0**	**0**	**0**	**0**	**0**	**0**	**0**	**0**
06-22	**207**	**0**	**0**	**0**	**1**	**1**	**1**	**5**	**12**	**14**	**32**	**50**	**39**	**28**	**17**	**5**	**1**	**1**	**0**	**0**	**0**	**0**	**0**	**0**	**0**	**0**	**0**	**0**	**0**
06-00	**214**	**0**	**0**	**0**	**1**	**1**	**1**	**5**	**12**	**14**	**34**	**52**	**41**	**29**	**17**	**5**	**1**	**1**	**0**	**0**	**0**	**0**	**0**	**0**	**0**	**0**	**0**	**0**	**0**
00-00	**221**	**0**	**0**	**0**	**1**	**1**	**1**	**5**	**13**	**17**	**35**	**53**	**41**	**30**	**17**	**5**	**1**	**1**	**0**	**0**	**0**	**0**	**0**	**0**	**0**	**0**	**0**	**0**	**0**

DRAFT

Site 1
Location L-62061, Att t/pole, Lat 53.48573, Long -6.58911
Direction Two way

3279 / Meath/Cavan/Monaghan ATC's
October 2013
Automatic Traffic Count

Virtual Day (7)

Time	Total	Speed Bins (km/h)																											
		0 - 5	5 - 10	10 - 15	15 - 20	20 - 25	25 - 30	30 - 35	35 - 40	40 - 45	45 - 50	50 - 55	55 - 60	60 - 65	65 - 70	70 - 75	75 - 80	80 - 85	85 - 90	90 - 95	95 - 100	100 - 105	105 - 110	110 - 115	115 - 120	120 - 125	125 - 130	130 - 135	135 - 140
0000	1	0	0	0	0	0	0	0	0	0	0	0	0	0	0	0	0	0	0	0	0	0	0	0	0	0	0	0	0
0100	0	0	0	0	0	0	0	0	0	0	0	0	0	0	0	0	0	0	0	0	0	0	0	0	0	0	0	0	0
0200	1	0	0	0	0	0	0	0	0	0	0	0	0	0	0	0	0	0	0	0	0	0	0	0	0	0	0	0	0
0300	0	0	0	0	0	0	0	0	0	0	0	0	0	0	0	0	0	0	0	0	0	0	0	0	0	0	0	0	0
0400	0	0	0	0	0	0	0	0	0	0	0	0	0	0	0	0	0	0	0	0	0	0	0	0	0	0	0	0	0
0500	1	0	0	0	0	0	0	0	0	0	0	0	0	0	0	0	0	0	0	0	0	0	0	0	0	0	0	0	0
0600	4	0	0	0	0	0	0	0	0	0	0	1	2	1	0	0	0	0	0	0	0	0	0	0	0	0	0	0	0
0700	8	0	0	0	0	0	0	0	0	0	1	2	2	2	1	1	0	0	0	0	0	0	0	0	0	0	0	0	0
0800	**21**	**0**	**0**	**0**	**0**	**0**	**0**	**0**	**1**	**1**	**2**	**5**	**6**	**3**	**1**	**1**	**0**	**0**	**0**	**0**	**0**	**0**	**0**	**0**	**0**	**0**	**0**	**0**	**0**
0900	18	0	0	0	0	0	1	0	1	1	3	4	4	2	1	0	0	0	0	0	0	0	0	0	0	0	0	0	0
1000	12	0	0	0	0	0	0	0	1	1	1	2	3	2	1	0	0	0	0	0	0	0	0	0	0	0	0	0	0
1100	13	0	0	0	0	0	0	1	1	1	2	2	3	2	1	0	0	0	0	0	0	0	0	0	0	0	0	0	0
1200	15	0	0	0	0	0	0	0	1	2	2	3	3	2	1	0	0	0	0	0	0	0	0	0	0	0	0	0	0
1300	19	0	0	0	0	0	0	1	1	2	3	4	3	3	2	0	0	0	0	0	0	0	0	0	0	0	0	0	0
1400	16	0	0	0	0	0	0	0	1	2	1	3	4	3	1	0	0	0	0	0	0	0	0	0	0	0	0	0	0
1500	19	0	0	0	0	0	0	0	1	1	3	3	5	3	1	0	0	0	0	0	0	0	0	0	0	0	0	0	0
1600	21	0	0	0	0	0	0	1	1	1	4	4	5	4	2	0	0	0	0	0	0	0	0	0	0	0	0	0	0
1700	**25**	**0**	**0**	**0**	**0**	**0**	**1**	**0**	**1**	**1**	**5**	**5**	**5**	**4**	**2**	**0**	**0**	**0**	**0**	**0**	**0**	**0**	**0**	**0**	**0**	**0**	**0**	**0**	**0**
1800	17	0	0	0	0	0	1	1	1	3	3	3	3	2	0	0	0	0	0	0	0	0	0	0	0	0	0	0	0
1900	12	0	0	0	0	0	0	0	1	1	2	3	2	1	1	0	0	0	0	0	0	0	0	0	0	0	0	0	0
2000	10	0	0	0	0	0	0	0	0	1	1	2	2	2	1	1	0	0	0	0	0	0	0	0	0	0	0	0	0
2100	5	0	0	0	0	0	0	0	0	0	0	1	1	1	1	0	0	0	0	0	0	0	0	0	0	0	0	0	0
2200	3	0	0	0	0	0	0	0	0	0	0	1	1	1	0	0	0	0	0	0	0	0	0	0	0	0	0	0	0
2300	2	0	0	0	0	0	0	0	0	0	0	1	0	0	0	0	0	0	0	0	0	0	0	0	0	0	0	0	0
07-19	**203**	**0**	**0**	**0**	**2**	**2**	**3**	**5**	**11**	**17**	**30**	**38**	**46**	**31**	**13**	**4**	**1**	**0**	**0**	**0**	**0**	**0**	**0**	**0**	**0**	**0**	**0**	**0**	**0**
06-22	**235**	**0**	**0**	**0**	**2**	**3**	**4**	**5**	**12**	**19**	**34**	**45**	**53**	**36**	**16**	**5**	**1**	**0**	**0**	**0**	**0**	**0**	**0**	**0**	**0**	**0**	**0**	**0**	**0**
06-00	**240**	**0**	**0**	**0**	**2**	**3**	**4**	**5**	**12**	**19**	**35**	**46**	**54**	**37**	**17**	**5**	**1**	**0**	**0**	**0**	**0**	**0**	**0**	**0**	**0**	**0**	**0**	**0**	**0**
00-00	**244**	**0**	**0**	**0**	**2**	**3**	**4**	**5**	**12**	**20**	**35**	**47**	**54**	**37**	**17**	**5**	**1**	**1**	**0**	**0**	**0**	**0**	**0**	**0**	**0**	**0**	**0**	**0**	**0**

DRAFT

Site 1
Location L-62061, Att t/pole, Lat 53.48573, Long -6.58911
Direction Two way

3279 / Meath/Cavan/Monaghan ATC's
October 2013
Automatic Traffic Count

Virtual Week (1)

Time	Total	Speed Bins (km/h)																											
		0 - 5	5 - 10	10 - 15	15 - 20	20 - 25	25 - 30	30 - 35	35 - 40	40 - 45	45 - 50	50 - 55	55 - 60	60 - 65	65 - 70	70 - 75	75 - 80	80 - 85	85 - 90	90 - 95	95 - 100	100 - 105	105 - 110	110 - 115	115 - 120	120 - 125	125 - 130	130 - 135	135 - 140
Mon	262	0	0	0	1	4	7	4	15	20	45	46	54	36	20	6	2	2	0	0	0	0	0	0	0	0	0	0	0
Tue	243	0	0	1	3	2	0	5	13	29	28	54	59	28	17	4	0	0	0	0	0	0	0	0	0	0	0	0	0
Wed	266	0	0	1	4	4	4	5	7	18	34	46	60	47	18	14	3	0	1	0	0	0	0	0	0	0	0	0	0
Thu	232	0	0	0	1	3	3	6	11	19	31	41	56	43	12	2	3	1	0	0	0	0	0	0	0	0	0	0	0
Fri	264	0	0	0	2	2	4	6	20	21	47	43	56	39	19	4	0	1	0	0	0	0	0	0	0	0	0	0	0
|Sat	219	0	0	0	1	3	7	6	6	13	27	43	53	39	16	3	1	0	1	0	0	0	0	0	0	0	0	0	0
|Sun	221	0	0	0	1	1	1	5	13	17	35	53	41	30	17	5	1	1	0	0	0	0	0	0	0	0	0	0	0
5 Day Ave.	**253**	**0**	**0**	**0**	**2**	**3**	**4**	**5**	**13**	**21**	**37**	**46**	**57**	**39**	**17**	**6**	**2**	**1**	**0**	**0**	**0**	**0**	**0**	**0**	**0**	**0**	**0**	**0**	**0**
7 Day Ave.	**244**	**0**	**0**	**0**	**2**	**3**	**4**	**5**	**12**	**20**	**35**	**47**	**54**	**37**	**17**	**5**	**1**	**1**	**0**	**0**	**0**	**0**	**0**	**0**	**0**	**0**	**0**	**0**	**0**
--	**1707**	**0**	**0**	**2**	**13**	**19**	**26**	**37**	**85**	**137**	**247**	**326**	**379**	**262**	**119**	**38**	**10**	**5**	**2**	**0**	**0**	**0**	**0**	**0**	**0**	**0**	**0**	**0**	**0**	**0**

Summary Graphs

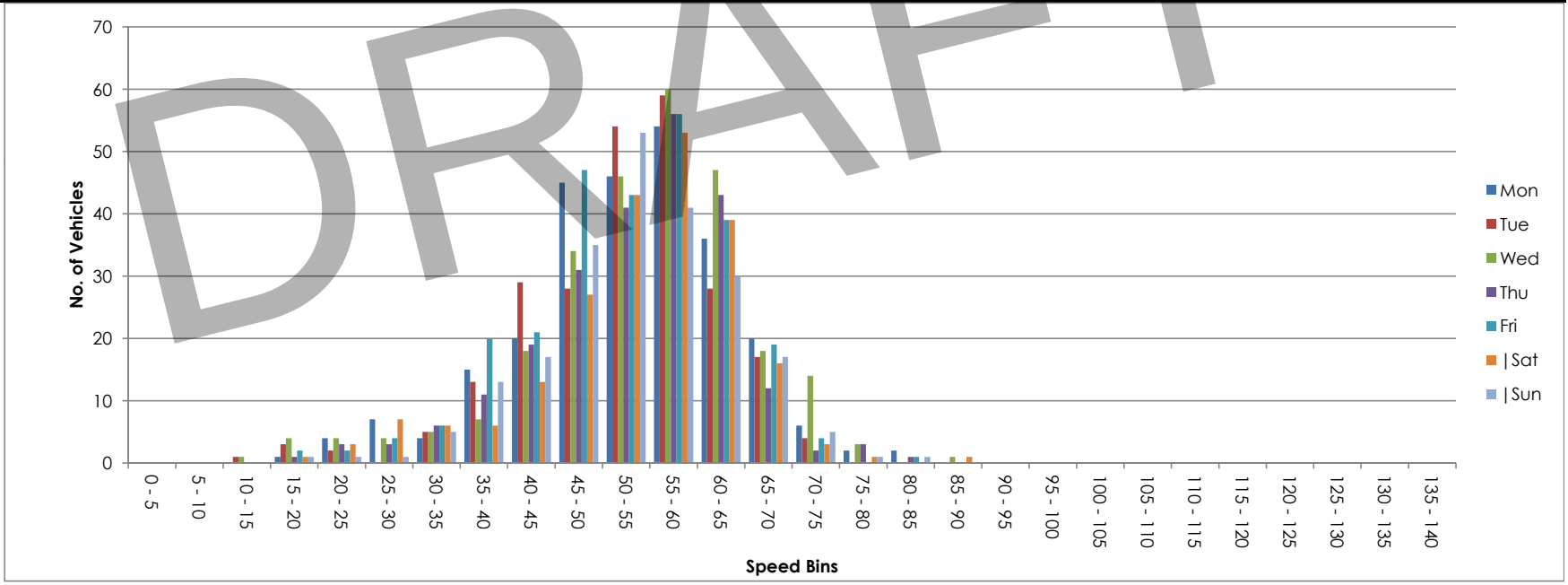

DRAFT



NDC NATIONWIDE DATA COLLECTION	**Site / Location:**	Un named road, att t/pole, Lat 53,48941, Long -6.59836	**Project No:**	3279	**Photo No:**	3279-02	**Drawn By:** MOR
	Survey Date:	Mon, 7 October 2013 to Sun, 13 October 2013	**Project Name:**		Meath/Cavan/Monaghan ATC'S		
	Survey Times:	00:00 to 00(24):00	**Title:**		Site Photograph		

Site No.	Location.	Direction.	Speed Limit - PSL (km/h)	Start Date.	End Date.	Total Vehicles.	5 Day Ave.	7 Day Ave.	No. > Speed Limit.	%. > Speed Limit.	No. > Speed Limit1 (+5km/h).	%. > Speed Limit1 (+5km/h).	No. > Speed Limit1 (+10km/h).	%. > Speed Limit1 (+10km/h).	Mean Speed	85%ile Speed
2	Un named road, att t/pole, Lat 53,48941, Long -6.59836	East	80	Mon, 7 October 2013	Sun, 13 October 2013	671	88	96	0	0.0	0	0.0	0	0.0	49.0	60.8
		West	80	Mon, 7 October 2013	Sun, 13 October 2013	742	97	106	6	0.8	2	0.3	0	0.0	49.7	61.9
		Two way	80	Mon, 7 October 2013	Sun, 13 October 2013	1413	185	202	6	0.4	2	0.1	0	0.0	49.4	61.6

DRAFT

Site 2
Location Un named road, att t/pole, Lat 53,48941, Long -6.59836
Direction East

3279 / Meath/Cavan/Monaghan ATC's
October 2013
Automatic Traffic Count

Mon, 7 October 2013

Time	Total	Classification												>PSL	>PSL%	>SL1	>SL1%	>SL2	>SL2%	Mean	Vpp
		1 MCL	2 SV	3 SVT	4 TB2	5 TB3	6 T4	7 ART3	8 ART4	9 ART5	10 ART6	11 BD	12 DRT	80	80	85 +5kph	85 +5kph	90 +10kph	90 +10kph		85
0000	2	0	2	0	0	0	0	0	0	0	0	0	0	0	0	0	0	0	0	45.5	-
0100	0	0	0	0	0	0	0	0	0	0	0	0	0	0	0	0	0	0	0	-	-
0200	0	0	0	0	0	0	0	0	0	0	0	0	0	0	0	0	0	0	0	-	-
0300	0	0	0	0	0	0	0	0	0	0	0	0	0	0	0	0	0	0	0	-	-
0400	0	0	0	0	0	0	0	0	0	0	0	0	0	0	0	0	0	0	0	-	-
0500	0	0	0	0	0	0	0	0	0	0	0	0	0	0	0	0	0	0	0	-	-
0600	4	0	4	0	0	0	0	0	0	0	0	0	0	0	0	0	0	0	0	40.9	-
0700	1	0	1	0	0	0	0	0	0	0	0	0	0	0	0	0	0	0	0	54.5	-
0800	5	0	5	0	0	0	0	0	0	0	0	0	0	0	0	0	0	0	0	50.3	-
0900	**17**	**1**	**15**	**0**	**1**	**0**	**0**	**0**	**0**	**0**	**0**	**0**	**0**	**0**	**0**	**0**	**0**	**0**	**0**	**48.3**	**56.2**
1000	1	0	1	0	0	0	0	0	0	0	0	0	0	0	0	0	0	0	0	58.1	-
1100	5	0	5	0	0	0	0	0	0	0	0	0	0	0	0	0	0	0	0	47.2	-
1200	**11**	**0**	**10**	**1**	**0**	**0**	**0**	**0**	**0**	**0**	**0**	**0**	**0**	**0**	**0**	**0**	**0**	**0**	**0**	**47.6**	**54.4**
1300	7	0	6	0	1	0	0	0	0	0	0	0	0	0	0	0	0	0	0	41.8	-
1400	5	0	5	0	0	0	0	0	0	0	0	0	0	0	0	0	0	0	0	48.7	-
1500	9	1	8	0	0	0	0	0	0	0	0	0	0	0	0	0	0	0	0	46.6	-
1600	4	0	4	0	0	0	0	0	0	0	0	0	0	0	0	0	0	0	0	54.5	-
1700	4	0	3	0	1	0	0	0	0	0	0	0	0	0	0	0	0	0	0	53.6	-
1800	6	1	3	1	1	0	0	0	0	0	0	0	0	0	0	0	0	0	0	32.3	-
1900	4	0	4	0	0	0	0	0	0	0	0	0	0	0	0	0	0	0	0	52.1	-
2000	2	0	2	0	0	0	0	0	0	0	0	0	0	0	0	0	0	0	0	55	-
2100	0	0	0	0	0	0	0	0	0	0	0	0	0	0	0	0	0	0	0	-	-
2200	2	0	2	0	0	0	0	0	0	0	0	0	0	0	0	0	0	0	0	57.5	-
2300	1	0	1	0	0	0	0	0	0	0	0	0	0	0	0	0	0	0	0	49.4	-
07-19	**75**	**3**	**66**	**2**	**4**	**0**	**0**	**0**	**0**	**0**	**0**	**0**	**0**	**0**	**0**	**0**	**0**	**0**	**0**	**47**	**58**
06-22	**85**	**3**	**76**	**2**	**4**	**0**	**0**	**0**	**0**	**0**	**0**	**0**	**0**	**0**	**0**	**0**	**0**	**0**	**0**	**47.2**	**58**
06-00	**88**	**3**	**79**	**2**	**4**	**0**	**0**	**0**	**0**	**0**	**0**	**0**	**0**	**0**	**0**	**0**	**0**	**0**	**0**	**47.4**	**58**
00-00	**90**	**3**	**81**	**2**	**4**	**0**	**0**	**0**	**0**	**0**	**0**	**0**	**0**	**0**	**0**	**0**	**0**	**0**	**0**	**47.4**	**58**

DRAFT

Site 2
Location Un named road, att t/pole, Lat 53,48941, Long -6.59836
Direction East

3279 / Meath/Cavan/Monaghan ATC's
October 2013
Automatic Traffic Count

Tue, 8 October 2013

Time	Total	Classification												>PSL	>PSL%	>SL1	>SL1%	>SL2	>SL2%	Mean	Vpp
		1 MCL	2 SV	3 SVT	4 TB2	5 TB3	6 T4	7 ART3	8 ART4	9 ART5	10 ART6	11 BD	12 DRT	80	80	85 +5kph	85 +5kph	90 +10kph	90 +10kph		85
0000	0	0	0	0	0	0	0	0	0	0	0	0	0	0	0	0	0	0	0	-	-
0100	0	0	0	0	0	0	0	0	0	0	0	0	0	0	0	0	0	0	0	-	-
0200	0	0	0	0	0	0	0	0	0	0	0	0	0	0	0	0	0	0	0	-	-
0300	0	0	0	0	0	0	0	0	0	0	0	0	0	0	0	0	0	0	0	-	-
0400	0	0	0	0	0	0	0	0	0	0	0	0	0	0	0	0	0	0	0	-	-
0500	0	0	0	0	0	0	0	0	0	0	0	0	0	0	0	0	0	0	0	-	-
0600	2	0	2	0	0	0	0	0	0	0	0	0	0	0	0	0	0	0	0	35.4	-
0700	3	0	3	0	0	0	0	0	0	0	0	0	0	0	0	0	0	0	0	54.9	-
0800	7	0	5	0	2	0	0	0	0	0	0	0	0	0	0	0	0	0	0	54.3	-
0900	**18**	**0**	**17**	**0**	**1**	**0**	**0**	**0**	**0**	**0**	**0**	**0**	**0**	**0**	**0**	**0**	**0**	**0**	**0**	**49.8**	**57.2**
1000	6	0	5	0	1	0	0	0	0	0	0	0	0	0	0	0	0	0	0	45.7	-
1100	6	0	5	0	1	0	0	0	0	0	0	0	0	0	0	0	0	0	0	54.7	-
1200	6	0	5	1	0	0	0	0	0	0	0	0	0	0	0	0	0	0	0	51.2	-
1300	4	0	4	0	0	0	0	0	0	0	0	0	0	0	0	0	0	0	0	55	-
1400	**8**	**0**	**8**	**0**	**0**	**0**	**0**	**0**	**0**	**0**	**0**	**0**	**0**	**0**	**0**	**0**	**0**	**0**	**0**	**47.9**	**-**
1500	**8**	**0**	**8**	**0**	**0**	**0**	**0**	**0**	**0**	**0**	**0**	**0**	**0**	**0**	**0**	**0**	**0**	**0**	**0**	**51**	**-**
1600	3	0	3	0	0	0	0	0	0	0	0	0	0	0	0	0	0	0	0	54.4	-
1700	5	0	5	0	0	0	0	0	0	0	0	0	0	0	0	0	0	0	0	45.4	-
1800	4	1	2	1	0	0	0	0	0	0	0	0	0	0	0	0	0	0	0	38.7	-
1900	4	0	4	0	0	0	0	0	0	0	0	0	0	0	0	0	0	0	0	52	-
2000	3	0	3	0	0	0	0	0	0	0	0	0	0	0	0	0	0	0	0	59.4	-
2100	0	0	0	0	0	0	0	0	0	0	0	0	0	0	0	0	0	0	0	-	-
2200	1	0	1	0	0	0	0	0	0	0	0	0	0	0	0	0	0	0	0	54.2	-
2300	0	0	0	0	0	0	0	0	0	0	0	0	0	0	0	0	0	0	0	-	-
07-19	**78**	**1**	**70**	**2**	**5**	**0**	**0**	**0**	**0**	**0**	**0**	**0**	**0**	**0**	**0**	**0**	**0**	**0**	**0**	**50.1**	**58.3**
06-22	**87**	**1**	**79**	**2**	**5**	**0**	**0**	**0**	**0**	**0**	**0**	**0**	**0**	**0**	**0**	**0**	**0**	**0**	**0**	**50.2**	**58.7**
06-00	**88**	**1**	**80**	**2**	**5**	**0**	**0**	**0**	**0**	**0**	**0**	**0**	**0**	**0**	**0**	**0**	**0**	**0**	**0**	**50.2**	**58.7**
00-00	**88**	**1**	**80**	**2**	**5**	**0**	**0**	**0**	**0**	**0**	**0**	**0**	**0**	**0**	**0**	**0**	**0**	**0**	**0**	**50.2**	**58.7**

DRAFT

Site 2
Location Un named road, att t/pole, Lat 53,48941, Long -6.59836
Direction East

3279 / Meath/Cavan/Monaghan ATC's
October 2013
Automatic Traffic Count

Wed, 9 October 2013

Time	Total	Classification												>PSL	>PSL%	>SL1	>SL1%	>SL2	>SL2%	Mean	Vpp
		1 MCL	2 SV	3 SVT	4 TB2	5 TB3	6 T4	7 ART3	8 ART4	9 ART5	10 ART6	11 BD	12 DRT	80	80	85 +5kph	85 +5kph	90 +10kph	90 +10kph		85
0000	0	0	0	0	0	0	0	0	0	0	0	0	0	0	0	0	0	0	0	-	-
0100	1	0	1	0	0	0	0	0	0	0	0	0	0	0	0	0	0	0	0	61.7	-
0200	0	0	0	0	0	0	0	0	0	0	0	0	0	0	0	0	0	0	0	-	-
0300	0	0	0	0	0	0	0	0	0	0	0	0	0	0	0	0	0	0	0	-	-
0400	0	0	0	0	0	0	0	0	0	0	0	0	0	0	0	0	0	0	0	-	-
0500	0	0	0	0	0	0	0	0	0	0	0	0	0	0	0	0	0	0	0	-	-
0600	4	0	4	0	0	0	0	0	0	0	0	0	0	0	0	0	0	0	0	48.6	-
0700	4	0	4	0	0	0	0	0	0	0	0	0	0	0	0	0	0	0	0	56.5	-
0800	4	0	3	0	0	0	1	0	0	0	0	0	0	0	0	0	0	0	0	53.6	-
0900	**17**	**0**	**15**	**1**	**0**	**1**	**0**	**0**	**0**	**0**	**0**	**0**	**0**	**0**	**0**	**0**	**0**	**0**	**0**	**46.9**	**60.8**
1000	4	0	2	1	1	0	0	0	0	0	0	0	0	0	0	0	0	0	0	44.2	-
1100	6	1	5	0	0	0	0	0	0	0	0	0	0	0	0	0	0	0	0	33.6	-
1200	7	0	7	0	0	0	0	0	0	0	0	0	0	0	0	0	0	0	0	52.5	-
1300	6	0	5	1	0	0	0	0	0	0	0	0	0	0	0	0	0	0	0	55.5	-
1400	7	0	7	0	0	0	0	0	0	0	0	0	0	0	0	0	0	0	0	51.5	-
1500	**9**	**1**	**5**	**2**	**1**	**0**	**0**	**0**	**0**	**0**	**0**	**0**	**0**	**0**	**0**	**0**	**0**	**0**	**0**	**46.9**	**-**
1600	3	0	3	0	0	0	0	0	0	0	0	0	0	0	0	0	0	0	0	52.7	-
1700	3	0	2	1	0	0	0	0	0	0	0	0	0	0	0	0	0	0	0	55.4	-
1800	3	1	2	0	0	0	0	0	0	0	0	0	0	0	0	0	0	0	0	46.1	-
1900	4	0	4	0	0	0	0	0	0	0	0	0	0	0	0	0	0	0	0	57.9	-
2000	2	0	2	0	0	0	0	0	0	0	0	0	0	0	0	0	0	0	0	66.7	-
2100	3	0	3	0	0	0	0	0	0	0	0	0	0	0	0	0	0	0	0	60.2	-
2200	2	0	2	0	0	0	0	0	0	0	0	0	0	0	0	0	0	0	0	47.6	-
2300	0	0	0	0	0	0	0	0	0	0	0	0	0	0	0	0	0	0	0	-	-
07-19	**73**	**3**	**60**	**6**	**2**	**1**	**1**	**0**	**0**	**0**	**0**	**0**	**0**	**0**	**0**	**0**	**0**	**0**	**0**	**48.8**	**60.8**
06-22	**86**	**3**	**73**	**6**	**2**	**1**	**1**	**0**	**0**	**0**	**0**	**0**	**0**	**0**	**0**	**0**	**0**	**0**	**0**	**50**	**61.2**
06-00	**88**	**3**	**75**	**6**	**2**	**1**	**1**	**0**	**0**	**0**	**0**	**0**	**0**	**0**	**0**	**0**	**0**	**0**	**0**	**50**	**61.2**
00-00	**89**	**3**	**76**	**6**	**2**	**1**	**1**	**0**	**0**	**0**	**0**	**0**	**0**	**0**	**0**	**0**	**0**	**0**	**0**	**50.1**	**61.6**

DRAFT

Site 2
Location Un named road, att t/pole, Lat 53,48941, Long -6.59836
Direction East

3279 / Meath/Cavan/Monaghan ATC's
October 2013
Automatic Traffic Count

Thu, 10 October 2013

Time	Total	Classification												>PSL	>PSL%	>SL1	>SL1%	>SL2	>SL2%	Mean	Vpp
		1 MCL	2 SV	3 SVT	4 TB2	5 TB3	6 T4	7 ART3	8 ART4	9 ART5	10 ART6	11 BD	12 DRT	80	80	85 +5kph	85 +5kph	90 +10kph	90 +10kph		85
0000	0	0	0	0	0	0	0	0	0	0	0	0	0	0	0	0	0	0	0	-	-
0100	0	0	0	0	0	0	0	0	0	0	0	0	0	0	0	0	0	0	0	-	-
0200	0	0	0	0	0	0	0	0	0	0	0	0	0	0	0	0	0	0	0	-	-
0300	0	0	0	0	0	0	0	0	0	0	0	0	0	0	0	0	0	0	0	-	-
0400	0	0	0	0	0	0	0	0	0	0	0	0	0	0	0	0	0	0	0	-	-
0500	0	0	0	0	0	0	0	0	0	0	0	0	0	0	0	0	0	0	0	-	-
0600	1	0	1	0	0	0	0	0	0	0	0	0	0	0	0	0	0	0	0	49.2	-
0700	2	0	2	0	0	0	0	0	0	0	0	0	0	0	0	0	0	0	0	62.4	-
0800	2	0	2	0	0	0	0	0	0	0	0	0	0	0	0	0	0	0	0	52	-
0900	**15**	**1**	**14**	**0**	**0**	**0**	**0**	**0**	**0**	**0**	**0**	**0**	**0**	**0**	**0**	**0**	**0**	**0**	**0**	**50.9**	**58**
1000	4	0	4	0	0	0	0	0	0	0	0	0	0	0	0	0	0	0	0	49.7	-
1100	5	0	4	0	1	0	0	0	0	0	0	0	0	0	0	0	0	0	0	51.9	-
1200	7	0	5	0	2	0	0	0	0	0	0	0	0	0	0	0	0	0	0	57.2	-
1300	6	0	6	0	0	0	0	0	0	0	0	0	0	0	0	0	0	0	0	54.8	-
1400	7	0	7	0	0	0	0	0	0	0	0	0	0	0	0	0	0	0	0	53.8	-
1500	8	0	8	0	0	0	0	0	0	0	0	0	0	0	0	0	0	0	0	52.9	-
1600	5	0	4	0	0	0	0	1	0	0	0	0	0	0	0	0	0	0	0	58.3	-
1700	**9**	**0**	**7**	**2**	**0**	**0**	**0**	**0**	**0**	**0**	**0**	**0**	**0**	**0**	**0**	**0**	**0**	**0**	**0**	**53.1**	**-**
1800	6	1	5	0	0	0	0	0	0	0	0	0	0	0	0	0	0	0	0	45.3	-
1900	4	0	2	1	1	0	0	0	0	0	0	0	0	0	0	0	0	0	0	50.9	-
2000	3	0	2	0	1	0	0	0	0	0	0	0	0	0	0	0	0	0	0	48.9	-
2100	2	0	2	0	0	0	0	0	0	0	0	0	0	0	0	0	0	0	0	52.6	-
2200	0	0	0	0	0	0	0	0	0	0	0	0	0	0	0	0	0	0	0	-	-
2300	0	0	0	0	0	0	0	0	0	0	0	0	0	0	0	0	0	0	0	-	-
07-19	**76**	**2**	**68**	**2**	**3**	**0**	**0**	**1**	**0**	**0**	**0**	**0**	**0**	**0**	**0**	**0**	**0**	**0**	**0**	**52.9**	**63.7**
06-22	**86**	**2**	**75**	**3**	**5**	**0**	**0**	**1**	**0**	**0**	**0**	**0**	**0**	**0**	**0**	**0**	**0**	**0**	**0**	**52.6**	**63.7**
06-00	**86**	**2**	**75**	**3**	**5**	**0**	**0**	**1**	**0**	**0**	**0**	**0**	**0**	**0**	**0**	**0**	**0**	**0**	**0**	**52.6**	**63.7**
00-00	**86**	**2**	**75**	**3**	**5**	**0**	**0**	**1**	**0**	**0**	**0**	**0**	**0**	**0**	**0**	**0**	**0**	**0**	**0**	**52.6**	**63.7**

DRAFT

Site 2
Location Un named road, att t/pole, Lat 53,48941, Long -6.59836
Direction East

3279 / Meath/Cavan/Monaghan ATC's
October 2013
Automatic Traffic Count

Fri, 11 October 2013

Time	Total	Classification												>PSL	>PSL%	>SL1	>SL1%	>SL2	>SL2%	Mean	Vpp
		1 MCL	2 SV	3 SVT	4 TB2	5 TB3	6 T4	7 ART3	8 ART4	9 ART5	10 ART6	11 BD	12 DRT	80	80	85 +5kph	85 +5kph	90 +10kph	90 +10kph		85
0000	0	0	0	0	0	0	0	0	0	0	0	0	0	0	0	0	0	0	0	-	-
0100	0	0	0	0	0	0	0	0	0	0	0	0	0	0	0	0	0	0	0	-	-
0200	0	0	0	0	0	0	0	0	0	0	0	0	0	0	0	0	0	0	0	-	-
0300	0	0	0	0	0	0	0	0	0	0	0	0	0	0	0	0	0	0	0	-	-
0400	0	0	0	0	0	0	0	0	0	0	0	0	0	0	0	0	0	0	0	-	-
0500	2	0	0	0	0	0	2	0	0	0	0	0	0	0	0	0	0	0	0	48.9	-
0600	2	0	2	0	0	0	0	0	0	0	0	0	0	0	0	0	0	0	0	23.9	-
0700	1	0	1	0	0	0	0	0	0	0	0	0	0	0	0	0	0	0	0	60.3	-
0800	7	0	6	0	0	0	1	0	0	0	0	0	0	0	0	0	0	0	0	52.3	-
0900	**13**	**0**	**13**	**0**	**0**	**0**	**0**	**0**	**0**	**0**	**0**	**0**	**0**	**0**	**0**	**0**	**0**	**0**	**0**	**57.6**	**67.7**
1000	3	0	3	0	0	0	0	0	0	0	0	0	0	0	0	0	0	0	0	47.7	-
1100	4	0	4	0	0	0	0	0	0	0	0	0	0	0	0	0	0	0	0	53.7	-
1200	7	0	6	1	0	0	0	0	0	0	0	0	0	0	0	0	0	0	0	57.1	-
1300	6	0	6	0	0	0	0	0	0	0	0	0	0	0	0	0	0	0	0	43.9	-
1400	4	0	4	0	0	0	0	0	0	0	0	0	0	0	0	0	0	0	0	56.9	-
1500	**8**	**0**	**8**	**0**	**0**	**0**	**0**	**0**	**0**	**0**	**0**	**0**	**0**	**0**	**0**	**0**	**0**	**0**	**0**	**50**	**-**
1600	5	0	4	0	0	0	1	0	0	0	0	0	0	0	0	0	0	0	0	49.5	-
1700	5	0	4	0	1	0	0	0	0	0	0	0	0	0	0	0	0	0	0	51.6	-
1800	**8**	**1**	**6**	**0**	**1**	**0**	**0**	**0**	**0**	**0**	**0**	**0**	**0**	**0**	**0**	**0**	**0**	**0**	**0**	**35.8**	**-**
1900	4	0	4	0	0	0	0	0	0	0	0	0	0	0	0	0	0	0	0	59.6	-
2000	1	0	1	0	0	0	0	0	0	0	0	0	0	0	0	0	0	0	0	56.6	-
2100	2	0	2	0	0	0	0	0	0	0	0	0	0	0	0	0	0	0	0	58.4	-
2200	1	0	1	0	0	0	0	0	0	0	0	0	0	0	0	0	0	0	0	56.7	-
2300	2	0	2	0	0	0	0	0	0	0	0	0	0	0	0	0	0	0	0	51.8	-
07-19	**71**	**1**	**65**	**1**	**2**	**0**	**2**	**0**	**0**	**0**	**0**	**0**	**0**	**0**	**0**	**0**	**0**	**0**	**0**	**50.9**	**62.6**
06-22	**80**	**1**	**74**	**1**	**2**	**0**	**2**	**0**	**0**	**0**	**0**	**0**	**0**	**0**	**0**	**0**	**0**	**0**	**0**	**50.9**	**63.7**
06-00	**83**	**1**	**77**	**1**	**2**	**0**	**2**	**0**	**0**	**0**	**0**	**0**	**0**	**0**	**0**	**0**	**0**	**0**	**0**	**51**	**63.7**
00-00	**85**	**1**	**77**	**1**	**2**	**0**	**4**	**0**	**0**	**0**	**0**	**0**	**0**	**0**	**0**	**0**	**0**	**0**	**0**	**51**	**63.4**

DRAFT

Site 2
Location Un named road, att t/pole, Lat 53,48941, Long -6.59836
Direction East

3279 / Meath/Cavan/Monaghan ATC's
October 2013
Automatic Traffic Count

Sat, 12 October 2013

Time	Total	Classification												>PSL	>PSL%	>SL1	>SL1%	>SL2	>SL2%	Mean	Vpp
		1 MCL	2 SV	3 SVT	4 TB2	5 TB3	6 T4	7 ART3	8 ART4	9 ART5	10 ART6	11 BD	12 DRT	80	80	85 +5kph	85 +5kph	90 +10kph	90 +10kph		85
0000	0	0	0	0	0	0	0	0	0	0	0	0	0	0	0	0	0	0	0	-	-
0100	0	0	0	0	0	0	0	0	0	0	0	0	0	0	0	0	0	0	0	-	-
0200	0	0	0	0	0	0	0	0	0	0	0	0	0	0	0	0	0	0	0	-	-
0300	0	0	0	0	0	0	0	0	0	0	0	0	0	0	0	0	0	0	0	-	-
0400	0	0	0	0	0	0	0	0	0	0	0	0	0	0	0	0	0	0	0	-	-
0500	0	0	0	0	0	0	0	0	0	0	0	0	0	0	0	0	0	0	0	-	-
0600	0	0	0	0	0	0	0	0	0	0	0	0	0	0	0	0	0	0	0	-	-
0700	2	0	2	0	0	0	0	0	0	0	0	0	0	0	0	0	0	0	0	44.7	-
0800	2	0	2	0	0	0	0	0	0	0	0	0	0	0	0	0	0	0	0	55	-
0900	**6**	**0**	**5**	**0**	**1**	**0**	**0**	**0**	**0**	**0**	**0**	**0**	**0**	**0**	**0**	**0**	**0**	**0**	**0**	**56.2**	**-**
1000	**6**	**0**	**6**	**0**	**0**	**0**	**0**	**0**	**0**	**0**	**0**	**0**	**0**	**0**	**0**	**0**	**0**	**0**	**0**	**48.7**	**-**
1100	**6**	**0**	**6**	**0**	**0**	**0**	**0**	**0**	**0**	**0**	**0**	**0**	**0**	**0**	**0**	**0**	**0**	**0**	**0**	**52.6**	**-**
1200	5	1	2	2	0	0	0	0	0	0	0	0	0	0	0	0	0	0	0	31.5	-
1300	8	0	8	0	0	0	0	0	0	0	0	0	0	0	0	0	0	0	0	54.4	-
1400	8	0	8	0	0	0	0	0	0	0	0	0	0	0	0	0	0	0	0	50.4	-
1500	7	0	7	0	0	0	0	0	0	0	0	0	0	0	0	0	0	0	0	47.2	-
1600	13	0	13	0	0	0	0	0	0	0	0	0	0	0	0	0	0	0	0	46.2	59.4
1700	9	0	9	0	0	0	0	0	0	0	0	0	0	0	0	0	0	0	0	47.3	-
1800	**16**	**0**	**16**	**0**	**0**	**0**	**0**	**0**	**0**	**0**	**0**	**0**	**0**	**0**	**0**	**0**	**0**	**0**	**0**	**51.2**	**63**
1900	4	0	4	0	0	0	0	0	0	0	0	0	0	0	0	0	0	0	0	46.1	-
2000	3	0	3	0	0	0	0	0	0	0	0	0	0	0	0	0	0	0	0	55.5	-
2100	4	0	4	0	0	0	0	0	0	0	0	0	0	0	0	0	0	0	0	56.5	-
2200	1	0	1	0	0	0	0	0	0	0	0	0	0	0	0	0	0	0	0	63.7	-
2300	0	0	0	0	0	0	0	0	0	0	0	0	0	0	0	0	0	0	0	-	-
07-19	**88**	**1**	**84**	**2**	**1**	**0**	**0**	**0**	**0**	**0**	**0**	**0**	**0**	**0**	**0**	**0**	**0**	**0**	**0**	**49.1**	**61.6**
06-22	**99**	**1**	**95**	**2**	**1**	**0**	**0**	**0**	**0**	**0**	**0**	**0**	**0**	**0**	**0**	**0**	**0**	**0**	**0**	**49.4**	**61.9**
06-00	**100**	**1**	**96**	**2**	**1**	**0**	**0**	**0**	**0**	**0**	**0**	**0**	**0**	**0**	**0**	**0**	**0**	**0**	**0**	**49.6**	**63**
00-00	**100**	**1**	**96**	**2**	**1**	**0**	**0**	**0**	**0**	**0**	**0**	**0**	**0**	**0**	**0**	**0**	**0**	**0**	**0**	**49.6**	**63**

DRAFT

Site 2
Location Un named road, att t/pole, Lat 53,48941, Long -6.59836
Direction East

3279 / Meath/Cavan/Monaghan ATC's
October 2013
Automatic Traffic Count

Sun, 13 October 2013

Time	Total	Classification												>PSL	>PSL%	>SL1	>SL1%	>SL2	>SL2%	Mean	Vpp
		1 MCL	2 SV	3 SVT	4 TB2	5 TB3	6 T4	7 ART3	8 ART4	9 ART5	10 ART6	11 BD	12 DRT	80	80	85 +5kph	85 +5kph	90 +10kph	90 +10kph		85
0000	2	0	1	0	1	0	0	0	0	0	0	0	0	0	0	0	0	0	0	45.4	-
0100	1	0	1	0	0	0	0	0	0	0	0	0	0	0	0	0	0	0	0	58.5	-
0200	3	0	3	0	0	0	0	0	0	0	0	0	0	0	0	0	0	0	0	47	-
0300	1	0	1	0	0	0	0	0	0	0	0	0	0	0	0	0	0	0	0	49.3	-
0400	1	0	0	0	1	0	0	0	0	0	0	0	0	0	0	0	0	0	0	38.4	-
0500	0	0	0	0	0	0	0	0	0	0	0	0	0	0	0	0	0	0	0	-	-
0600	0	0	0	0	0	0	0	0	0	0	0	0	0	0	0	0	0	0	0	-	-
0700	0	0	0	0	0	0	0	0	0	0	0	0	0	0	0	0	0	0	0	-	-
0800	1	0	1	0	0	0	0	0	0	0	0	0	0	0	0	0	0	0	0	65.7	-
0900	2	0	2	0	0	0	0	0	0	0	0	0	0	0	0	0	0	0	0	34.6	-
1000	4	0	4	0	0	0	0	0	0	0	0	0	0	0	0	0	0	0	0	45.2	-
1100	**28**	**1**	**27**	**0**	**0**	**0**	**0**	**0**	**0**	**0**	**0**	**0**	**0**	**0**	**0**	**0**	**0**	**0**	**0**	**43**	**51.1**
1200	6	0	6	0	0	0	0	0	0	0	0	0	0	0	0	0	0	0	0	53.5	-
1300	7	0	7	0	0	0	0	0	0	0	0	0	0	0	0	0	0	0	0	50.2	-
1400	16	1	15	0	0	0	0	0	0	0	0	0	0	0	0	0	0	0	0	38.1	55.4
1500	6	0	6	0	0	0	0	0	0	0	0	0	0	0	0	0	0	0	0	36.2	-
1600	**21**	**0**	**20**	**1**	**0**	**0**	**0**	**0**	**0**	**0**	**0**	**0**	**0**	**0**	**0**	**0**	**0**	**0**	**0**	**41.6**	**54**
1700	18	1	15	2	0	0	0	0	0	0	0	0	0	0	0	0	0	0	0	48.4	59
1800	7	1	6	0	0	0	0	0	0	0	0	0	0	0	0	0	0	0	0	46	-
1900	4	0	4	0	0	0	0	0	0	0	0	0	0	0	0	0	0	0	0	48.9	-
2000	2	0	2	0	0	0	0	0	0	0	0	0	0	0	0	0	0	0	0	52.8	-
2100	0	0	0	0	0	0	0	0	0	0	0	0	0	0	0	0	0	0	0	-	-
2200	2	0	2	0	0	0	0	0	0	0	0	0	0	0	0	0	0	0	0	62	-
2300	1	0	1	0	0	0	0	0	0	0	0	0	0	0	0	0	0	0	0	49.5	-
07-19	**116**	**4**	**109**	**3**	**0**	**0**	**0**	**0**	**0**	**0**	**0**	**0**	**0**	**0**	**0**	**0**	**0**	**0**	**0**	**43.8**	**55.8**
06-22	**122**	**4**	**115**	**3**	**0**	**0**	**0**	**0**	**0**	**0**	**0**	**0**	**0**	**0**	**0**	**0**	**0**	**0**	**0**	**44.1**	**55.8**
06-00	**125**	**4**	**118**	**3**	**0**	**0**	**0**	**0**	**0**	**0**	**0**	**0**	**0**	**0**	**0**	**0**	**0**	**0**	**0**	**44.5**	**55.8**
00-00	**133**	**4**	**124**	**3**	**2**	**0**	**0**	**0**	**0**	**0**	**0**	**0**	**0**	**0**	**0**	**0**	**0**	**0**	**0**	**44.6**	**56.5**

DRAFT

Site 2
Location Un named road, att t/pole, Lat 53,48941, Long -6.59836
Direction East

3279 / Meath/Cavan/Monaghan ATC's
October 2013
Automatic Traffic Count

Virtual Day (7)

Time	Total	Classification												>PSL	>PSL%	>SL1	>SL1%	>SL2	>SL2%	Mean	Vpp
		1 MCL	2 SV	3 SVT	4 TB2	5 TB3	6 T4	7 ART3	8 ART4	9 ART5	10 ART6	11 BD	12 DRT	80	80	85 +5kph	85 +5kph	90 +10kph	90 +10kph		85
0000	1	0	0	0	0	0	0	0	0	0	0	0	0	0	0	0	0	0	0	45.5	-
0100	0	0	0	0	0	0	0	0	0	0	0	0	0	0	0	0	0	0	0	60.1	-
0200	0	0	0	0	0	0	0	0	0	0	0	0	0	0	0	0	0	0	0	47	-
0300	0	0	0	0	0	0	0	0	0	0	0	0	0	0	0	0	0	0	0	49.3	-
0400	0	0	0	0	0	0	0	0	0	0	0	0	0	0	0	0	0	0	0	38.4	-
0500	0	0	0	0	0	0	0	0	0	0	0	0	0	0	0	0	0	0	0	48.9	-
0600	2	0	2	0	0	0	0	0	0	0	0	0	0	0	0	0	0	0	0	40.4	-
0700	2	0	2	0	0	0	0	0	0	0	0	0	0	0	0	0	0	0	0	55.4	-
0800	4	0	3	0	0	0	0	0	0	0	0	0	0	0	0	0	0	0	0	53.3	-
0900	**13**	**0**	**12**	**0**	**0**	**0**	**0**	**0**	**0**	**0**	**0**	**0**	**0**	**0**	**0**	**0**	**0**	**0**	**0**	**50.4**	**61.9**
1000	4	0	4	0	0	0	0	0	0	0	0	0	0	0	0	0	0	0	0	47.3	-
1100	9	0	8	0	0	0	0	0	0	0	0	0	0	0	0	0	0	0	0	46	-
1200	7	0	6	1	0	0	0	0	0	0	0	0	0	0	0	0	0	0	0	50.6	-
1300	6	0	6	0	0	0	0	0	0	0	0	0	0	0	0	0	0	0	0	50.5	-
1400	**8**	**0**	**8**	**0**	**0**	**0**	**0**	**0**	**0**	**0**	**0**	**0**	**0**	**0**	**0**	**0**	**0**	**0**	**0**	**47.4**	**-**
1500	**8**	**0**	**7**	**0**	**0**	**0**	**0**	**0**	**0**	**0**	**0**	**0**	**0**	**0**	**0**	**0**	**0**	**0**	**0**	**47.7**	**-**
1600	**8**	**0**	**7**	**0**	**0**	**0**	**0**	**0**	**0**	**0**	**0**	**0**	**0**	**0**	**0**	**0**	**0**	**0**	**0**	**47.3**	**-**
1700	**8**	**0**	**6**	**1**	**0**	**0**	**0**	**0**	**0**	**0**	**0**	**0**	**0**	**0**	**0**	**0**	**0**	**0**	**0**	**49.8**	**-**
1800	7	1	6	0	0	0	0	0	0	0	0	0	0	0	0	0	0	0	0	43.7	-
1900	4	0	4	0	0	0	0	0	0	0	0	0	0	0	0	0	0	0	0	52.5	-
2000	2	0	2	0	0	0	0	0	0	0	0	0	0	0	0	0	0	0	0	56.1	-
2100	2	0	2	0	0	0	0	0	0	0	0	0	0	0	0	0	0	0	0	57.1	-
2200	1	0	1	0	0	0	0	0	0	0	0	0	0	0	0	0	0	0	0	56.5	-
2300	1	0	1	0	0	0	0	0	0	0	0	0	0	0	0	0	0	0	0	50.6	-
07-19	**82**	**2**	**75**	**3**	**2**	**0**	**0**	**0**	**0**	**0**	**0**	**0**	**0**	**0**	**0**	**0**	**0**	**0**	**0**	**48.6**	**60.5**
06-22	**92**	**2**	**84**	**3**	**3**	**0**	**0**	**0**	**0**	**0**	**0**	**0**	**0**	**0**	**0**	**0**	**0**	**0**	**0**	**48.9**	**60.8**
06-00	**94**	**2**	**86**	**3**	**3**	**0**	**0**	**0**	**0**	**0**	**0**	**0**	**0**	**0**	**0**	**0**	**0**	**0**	**0**	**49**	**60.8**
00-00	**96**	**2**	**87**	**3**	**3**	**0**	**1**	**0**	**0**	**0**	**0**	**0**	**0**	**0**	**0**	**0**	**0**	**0**	**0**	**49**	**60.8**

DRAFT

Site 2
Location Un named road, att t/pole, Lat 53,48941, Long -6.59836
Direction East

3279 / Meath/Cavan/Monaghan ATC's
October 2013
Automatic Traffic Count

Virtual Week (1)

Time	Total	Classification												>PSL	>PSL%	>SL1	>SL1%	>SL2	>SL2%	Mean	Vpp
		1 MCL	2 SV	3 SVT	4 TB2	5 TB3	6 T4	7 ART3	8 ART4	9 ART5	10 ART6	11 BD	12 DRT	80	80	85 +5kph	85 +5kph	90 +10kph	90 +10kph		85
Mon	90	3	81	2	4	0	0	0	0	0	0	0	0	0	0	0	0	0	0	47.4	58
Tue	88	1	80	2	5	0	0	0	0	0	0	0	0	0	0	0	0	0	0	50.2	58.7
Wed	89	3	76	6	2	1	1	0	0	0	0	0	0	0	0	0	0	0	0	50.1	61.6
Thu	86	2	75	3	5	0	0	1	0	0	0	0	0	0	0	0	0	0	0	52.6	63.7
Fri	85	1	77	1	2	0	4	0	0	0	0	0	0	0	0	0	0	0	0	51	63.4
| Sat	100	1	96	2	1	0	0	0	0	0	0	0	0	0	0	0	0	0	0	49.6	63
| Sun	133	4	124	3	2	0	0	0	0	0	0	0	0	0	0	0	0	0	0	44.6	56.5
5 Day Ave.	**88**	**2**	**78**	**3**	**4**	**0**	**1**	**0**	**0**	**0**	**0**	**0**	**0**	**0**	**0.0**	**0**	**0.0**	**0**	**0.0**	**50.3**	**61.1**
7 Day Ave.	**96**	**2**	**87**	**3**	**3**	**0**	**1**	**0**	**0**	**0**	**0**	**0**	**0**	**0**	**0.0**	**0**	**0.0**	**0**	**0.0**	**49.0**	**60.8**
--	**671**	**15**	**609**	**19**	**21**	**1**	**5**	**1**	**0**	**0**	**0**	**0**	**0**	**0**	**0.0**	**0**	**0.0**	**0**	**0.0**	**49.0**	**60.8**

DRAFT

Summary Graphs

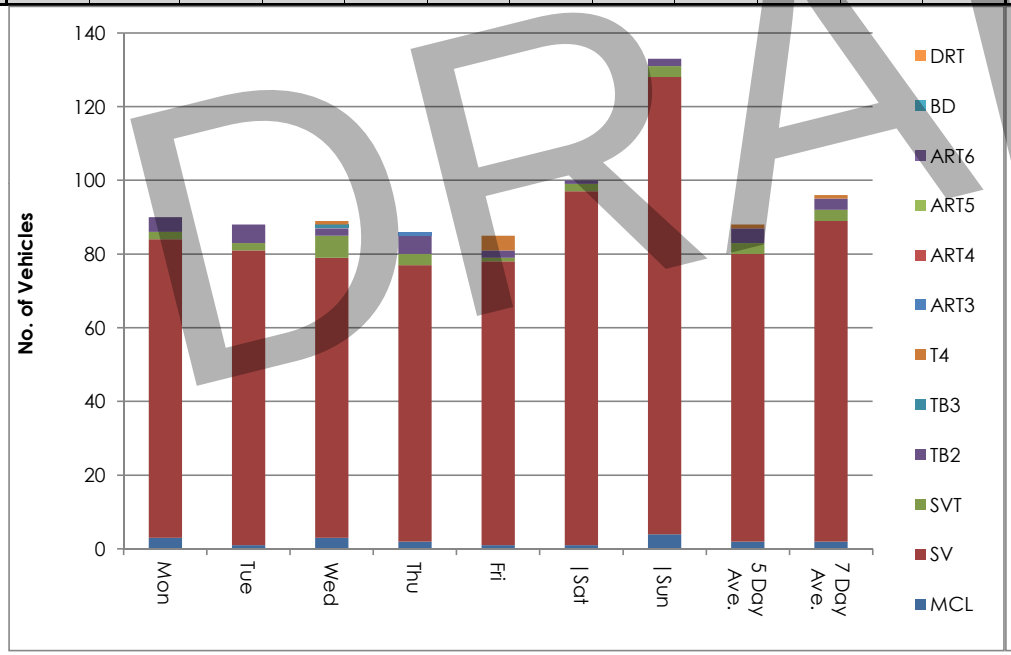

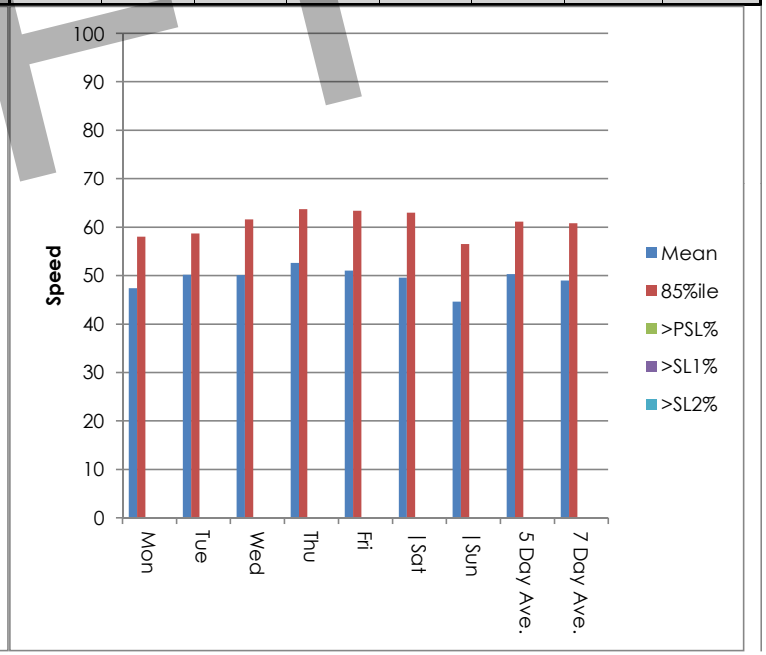

Site 2
Location Un named road, att t/pole, Lat 53,48941, Long -6.59836
Direction East

3279 / Meath/Cavan/Monaghan ATC's
October 2013
Automatic Traffic Count

Mon, 7 October 2013

Time	Total	Speed Bins (km/h)																											
		0 - 5	5 - 10	10 - 15	15 - 20	20 - 25	25 - 30	30 - 35	35 - 40	40 - 45	45 - 50	50 - 55	55 - 60	60 - 65	65 - 70	70 - 75	75 - 80	80 - 85	85 - 90	90 - 95	95 - 100	100 - 105	105 - 110	110 - 115	115 - 120	120 - 125	125 - 130	130 - 135	135 - 140
0000	2	0	0	0	0	0	0	0	0	1	1	0	0	0	0	0	0	0	0	0	0	0	0	0	0	0	0	0	0
0100	0	0	0	0	0	0	0	0	0	0	0	0	0	0	0	0	0	0	0	0	0	0	0	0	0	0	0	0	0
0200	0	0	0	0	0	0	0	0	0	0	0	0	0	0	0	0	0	0	0	0	0	0	0	0	0	0	0	0	0
0300	0	0	0	0	0	0	0	0	0	0	0	0	0	0	0	0	0	0	0	0	0	0	0	0	0	0	0	0	0
0400	0	0	0	0	0	0	0	0	0	0	0	0	0	0	0	0	0	0	0	0	0	0	0	0	0	0	0	0	0
0500	0	0	0	0	0	0	0	0	0	0	0	0	0	0	0	0	0	0	0	0	0	0	0	0	0	0	0	0	0
0600	4	0	0	0	1	0	0	1	0	0	0	1	0	1	0	0	0	0	0	0	0	0	0	0	0	0	0	0	0
0700	1	0	0	0	0	0	0	0	0	0	0	1	0	0	0	0	0	0	0	0	0	0	0	0	0	0	0	0	0
0800	5	0	0	0	0	1	0	0	0	0	1	1	0	1	0	1	0	0	0	0	0	0	0	0	0	0	0	0	0
0900	**17**	**0**	**0**	**1**	**0**	**0**	**0**	**1**	**1**	**4**	**1**	**3**	**4**	**2**	**0**	**0**	**0**	**0**	**0**	**0**	**0**	**0**	**0**	**0**	**0**	**0**	**0**	**0**	**0**
1000	1	0	0	0	0	0	0	0	0	0	0	0	1	0	0	0	0	0	0	0	0	0	0	0	0	0	0	0	0
1100	5	0	0	0	0	0	0	0	1	0	3	1	0	0	0	0	0	0	0	0	0	0	0	0	0	0	0	0	0
1200	**11**	**0**	**0**	**0**	**1**	**0**	**0**	**0**	**1**	**0**	**3**	**4**	**1**	**1**	**0**	**0**	**0**	**0**	**0**	**0**	**0**	**0**	**0**	**0**	**0**	**0**	**0**	**0**	**0**
1300	7	0	0	1	1	0	0	0	0	0	2	2	1	0	0	0	0	0	0	0	0	0	0	0	0	0	0	0	0
1400	5	0	0	0	0	0	0	0	1	1	0	2	1	0	0	0	0	0	0	0	0	0	0	0	0	0	0	0	0
1500	9	0	0	1	0	0	0	0	1	1	2	2	1	0	0	1	0	0	0	0	0	0	0	0	0	0	0	0	0
1600	4	0	0	0	0	0	1	0	0	0	1	0	0	0	0	2	0	0	0	0	0	0	0	0	0	0	0	0	0
1700	4	0	0	0	0	0	0	0	0	1	0	1	1	1	0	0	0	0	0	0	0	0	0	0	0	0	0	0	0
1800	6	0	0	2	0	1	0	0	0	1	0	2	0	0	0	0	0	0	0	0	0	0	0	0	0	0	0	0	0
1900	4	0	0	0	0	0	0	0	0	1	1	0	1	1	0	0	0	0	0	0	0	0	0	0	0	0	0	0	0
2000	2	0	0	0	0	0	0	0	0	0	0	1	1	0	0	0	0	0	0	0	0	0	0	0	0	0	0	0	0
2100	0	0	0	0	0	0	0	0	0	0	0	0	0	0	0	0	0	0	0	0	0	0	0	0	0	0	0	0	0
2200	2	0	0	0	0	0	0	0	0	0	0	0	2	0	0	0	0	0	0	0	0	0	0	0	0	0	0	0	0
2300	1	0	0	0	0	0	0	0	0	0	1	0	0	0	0	0	0	0	0	0	0	0	0	0	0	0	0	0	0
07-19	**75**	**0**	**0**	**5**	**2**	**2**	**1**	**1**	**5**	**8**	**13**	**19**	**10**	**5**	**0**	**4**	**0**	**0**	**0**	**0**	**0**	**0**	**0**	**0**	**0**	**0**	**0**	**0**	**0**
06-22	**85**	**0**	**0**	**5**	**3**	**2**	**1**	**2**	**5**	**9**	**14**	**21**	**12**	**7**	**0**	**4**	**0**	**0**	**0**	**0**	**0**	**0**	**0**	**0**	**0**	**0**	**0**	**0**	**0**
06-00	**88**	**0**	**0**	**5**	**3**	**2**	**1**	**2**	**5**	**9**	**15**	**21**	**14**	**7**	**0**	**4**	**0**	**0**	**0**	**0**	**0**	**0**	**0**	**0**	**0**	**0**	**0**	**0**	**0**
00-00	**90**	**0**	**0**	**5**	**3**	**2**	**1**	**2**	**5**	**10**	**16**	**21**	**14**	**7**	**0**	**4**	**0**	**0**	**0**	**0**	**0**	**0**	**0**	**0**	**0**	**0**	**0**	**0**	**0**

DRAFT

Site 2
Location Un named road, att t/pole, Lat 53,48941, Long -6.59836
Direction East

3279 / Meath/Cavan/Monaghan ATC's
October 2013
Automatic Traffic Count

Tue, 8 October 2013

Time	Total	Speed Bins (km/h)																											
		0 - 5	5 - 10	10 - 15	15 - 20	20 - 25	25 - 30	30 - 35	35 - 40	40 - 45	45 - 50	50 - 55	55 - 60	60 - 65	65 - 70	70 - 75	75 - 80	80 - 85	85 - 90	90 - 95	95 - 100	100 - 105	105 - 110	110 - 115	115 - 120	120 - 125	125 - 130	130 - 135	135 - 140
0000	0	0	0	0	0	0	0	0	0	0	0	0	0	0	0	0	0	0	0	0	0	0	0	0	0	0	0	0	0
0100	0	0	0	0	0	0	0	0	0	0	0	0	0	0	0	0	0	0	0	0	0	0	0	0	0	0	0	0	0
0200	0	0	0	0	0	0	0	0	0	0	0	0	0	0	0	0	0	0	0	0	0	0	0	0	0	0	0	0	0
0300	0	0	0	0	0	0	0	0	0	0	0	0	0	0	0	0	0	0	0	0	0	0	0	0	0	0	0	0	0
0400	0	0	0	0	0	0	0	0	0	0	0	0	0	0	0	0	0	0	0	0	0	0	0	0	0	0	0	0	0
0500	0	0	0	0	0	0	0	0	0	0	0	0	0	0	0	0	0	0	0	0	0	0	0	0	0	0	0	0	0
0600	2	0	0	0	1	0	0	0	0	0	0	0	1	0	0	0	0	0	0	0	0	0	0	0	0	0	0	0	0
0700	3	0	0	0	0	0	0	0	0	0	1	0	2	0	0	0	0	0	0	0	0	0	0	0	0	0	0	0	0
0800	7	0	0	0	0	0	0	1	0	0	1	2	0	1	2	0	0	0	0	0	0	0	0	0	0	0	0	0	0
0900	**18**	**0**	**0**	**0**	**0**	**0**	**0**	**3**	**1**	**2**	**2**	**2**	**6**	**1**	**1**	**0**	**0**	**0**	**0**	**0**	**0**	**0**	**0**	**0**	**0**	**0**	**0**	**0**	**0**
1000	6	0	0	0	0	0	0	0	2	2	0	0	2	0	0	0	0	0	0	0	0	0	0	0	0	0	0	0	0
1100	6	0	0	0	0	0	0	0	0	1	0	1	3	1	0	0	0	0	0	0	0	0	0	0	0	0	0	0	0
1200	6	0	0	0	0	0	0	0	0	1	1	3	1	0	0	0	0	0	0	0	0	0	0	0	0	0	0	0	0
1300	4	0	0	0	0	0	0	0	0	0	1	1	1	1	0	0	0	0	0	0	0	0	0	0	0	0	0	0	0
1400	**8**	**0**	**0**	**0**	**0**	**0**	**1**	**0**	**1**	**0**	**1**	**4**	**1**	**0**	**0**	**0**	**0**	**0**	**0**	**0**	**0**	**0**	**0**	**0**	**0**	**0**	**0**	**0**	**0**
1500	**8**	**0**	**0**	**0**	**0**	**0**	**0**	**0**	**0**	**0**	**4**	**2**	**2**	**0**	**0**	**0**	**0**	**0**	**0**	**0**	**0**	**0**	**0**	**0**	**0**	**0**	**0**	**0**	**0**
1600	3	0	0	0	0	0	0	0	0	0	1	0	2	0	0	0	0	0	0	0	0	0	0	0	0	0	0	0	0
1700	5	0	0	0	0	0	0	1	1	1	0	1	0	1	0	0	0	0	0	0	0	0	0	0	0	0	0	0	0
1800	4	0	0	0	1	0	0	0	1	1	0	0	1	0	0	0	0	0	0	0	0	0	0	0	0	0	0	0	0
1900	4	0	0	0	0	0	0	0	0	0	2	1	1	0	0	0	0	0	0	0	0	0	0	0	0	0	0	0	0
2000	3	0	0	0	0	0	0	0	0	0	0	0	2	1	0	0	0	0	0	0	0	0	0	0	0	0	0	0	0
2100	0	0	0	0	0	0	0	0	0	0	0	0	0	0	0	0	0	0	0	0	0	0	0	0	0	0	0	0	0
2200	1	0	0	0	0	0	0	0	0	0	0	1	0	0	0	0	0	0	0	0	0	0	0	0	0	0	0	0	0
2300	0	0	0	0	0	0	0	0	0	0	0	0	0	0	0	0	0	0	0	0	0	0	0	0	0	0	0	0	0
07-19	**78**	**0**	**0**	**0**	**1**	**0**	**1**	**5**	**6**	**8**	**12**	**16**	**21**	**5**	**3**	**0**	**0**	**0**	**0**	**0**	**0**	**0**	**0**	**0**	**0**	**0**	**0**	**0**	**0**
06-22	**87**	**0**	**0**	**0**	**2**	**0**	**1**	**5**	**6**	**8**	**14**	**17**	**25**	**6**	**3**	**0**	**0**	**0**	**0**	**0**	**0**	**0**	**0**	**0**	**0**	**0**	**0**	**0**	**0**
06-00	**88**	**0**	**0**	**0**	**2**	**0**	**1**	**5**	**6**	**8**	**14**	**18**	**25**	**6**	**3**	**0**	**0**	**0**	**0**	**0**	**0**	**0**	**0**	**0**	**0**	**0**	**0**	**0**	**0**
00-00	**88**	**0**	**0**	**0**	**2**	**0**	**1**	**5**	**6**	**8**	**14**	**18**	**25**	**6**	**3**	**0**	**0**	**0**	**0**	**0**	**0**	**0**	**0**	**0**	**0**	**0**	**0**	**0**	**0**

DRAFT

Site 2
Location Un named road, att t/pole, Lat 53,48941, Long -6.59836
Direction East

3279 / Meath/Cavan/Monaghan ATC's
October 2013
Automatic Traffic Count

Wed, 9 October 2013

Time	Total	Speed Bins (km/h)																											
		0 - 5	5 - 10	10 - 15	15 - 20	20 - 25	25 - 30	30 - 35	35 - 40	40 - 45	45 - 50	50 - 55	55 - 60	60 - 65	65 - 70	70 - 75	75 - 80	80 - 85	85 - 90	90 - 95	95 - 100	100 - 105	105 - 110	110 - 115	115 - 120	120 - 125	125 - 130	130 - 135	135 - 140
0000	0	0	0	0	0	0	0	0	0	0	0	0	0	0	0	0	0	0	0	0	0	0	0	0	0	0	0	0	0
0100	1	0	0	0	0	0	0	0	0	0	0	0	0	1	0	0	0	0	0	0	0	0	0	0	0	0	0	0	0
0200	0	0	0	0	0	0	0	0	0	0	0	0	0	0	0	0	0	0	0	0	0	0	0	0	0	0	0	0	0
0300	0	0	0	0	0	0	0	0	0	0	0	0	0	0	0	0	0	0	0	0	0	0	0	0	0	0	0	0	0
0400	0	0	0	0	0	0	0	0	0	0	0	0	0	0	0	0	0	0	0	0	0	0	0	0	0	0	0	0	0
0500	0	0	0	0	0	0	0	0	0	0	0	0	0	0	0	0	0	0	0	0	0	0	0	0	0	0	0	0	0
0600	4	0	0	0	0	0	0	0	1	0	2	0	1	0	0	0	0	0	0	0	0	0	0	0	0	0	0	0	0
0700	4	0	0	0	0	0	0	0	0	0	1	1	1	0	1	0	0	0	0	0	0	0	0	0	0	0	0	0	0
0800	4	0	0	0	0	0	0	0	0	1	0	1	2	0	0	0	0	0	0	0	0	0	0	0	0	0	0	0	0
0900	**17**	**0**	**0**	**0**	**0**	**0**	**2**	**0**	**4**	**3**	**3**	**0**	**0**	**4**	**1**	**0**	**0**	**0**	**0**	**0**	**0**	**0**	**0**	**0**	**0**	**0**	**0**	**0**	**0**
1000	4	0	1	0	0	0	0	0	0	1	0	0	0	2	0	0	0	0	0	0	0	0	0	0	0	0	0	0	0
1100	6	0	0	0	1	1	1	0	1	0	1	1	0	0	0	0	0	0	0	0	0	0	0	0	0	0	0	0	0
1200	7	0	0	0	0	0	0	0	1	1	0	3	0	1	1	0	0	0	0	0	0	0	0	0	0	0	0	0	0
1300	6	0	0	0	0	0	0	0	1	0	0	0	4	1	0	0	0	0	0	0	0	0	0	0	0	0	0	0	0
1400	7	0	0	0	0	0	0	0	0	1	3	2	0	0	1	0	0	0	0	0	0	0	0	0	0	0	0	0	0
1500	**9**	**0**	**0**	**1**	**0**	**0**	**0**	**0**	**0**	**1**	**2**	**4**	**0**	**1**	**0**	**0**	**0**	**0**	**0**	**0**	**0**	**0**	**0**	**0**	**0**	**0**	**0**	**0**	**0**
1600	3	0	0	0	0	0	0	0	0	0	1	1	1	0	0	0	0	0	0	0	0	0	0	0	0	0	0	0	0
1700	3	0	0	0	0	0	0	0	0	0	0	1	2	0	0	0	0	0	0	0	0	0	0	0	0	0	0	0	0
1800	3	0	0	1	0	0	0	0	0	0	0	0	0	2	0	0	0	0	0	0	0	0	0	0	0	0	0	0	0
1900	4	0	0	0	0	0	0	0	0	0	1	0	2	0	0	1	0	0	0	0	0	0	0	0	0	0	0	0	0
2000	2	0	0	0	0	0	0	0	0	0	0	0	0	0	2	0	0	0	0	0	0	0	0	0	0	0	0	0	0
2100	3	0	0	0	0	0	0	0	0	0	0	0	2	1	0	0	0	0	0	0	0	0	0	0	0	0	0	0	0
2200	2	0	0	0	0	0	0	0	1	0	0	0	1	0	0	0	0	0	0	0	0	0	0	0	0	0	0	0	0
2300	0	0	0	0	0	0	0	0	0	0	0	0	0	0	0	0	0	0	0	0	0	0	0	0	0	0	0	0	0
07-19	**73**	**0**	**1**	**2**	**1**	**1**	**3**	**0**	**7**	**8**	**11**	**14**	**10**	**11**	**4**	**0**	**0**	**0**	**0**	**0**	**0**	**0**	**0**	**0**	**0**	**0**	**0**	**0**	**0**
06-22	**86**	**0**	**1**	**2**	**1**	**1**	**3**	**0**	**8**	**8**	**14**	**14**	**15**	**12**	**6**	**1**	**0**	**0**	**0**	**0**	**0**	**0**	**0**	**0**	**0**	**0**	**0**	**0**	**0**
06-00	**88**	**0**	**1**	**2**	**1**	**1**	**3**	**0**	**9**	**8**	**14**	**14**	**16**	**12**	**6**	**1**	**0**	**0**	**0**	**0**	**0**	**0**	**0**	**0**	**0**	**0**	**0**	**0**	**0**
00-00	**89**	**0**	**1**	**2**	**1**	**1**	**3**	**0**	**9**	**8**	**14**	**14**	**16**	**13**	**6**	**1**	**0**	**0**	**0**	**0**	**0**	**0**	**0**	**0**	**0**	**0**	**0**	**0**	**0**

DRAFT

Site 2
Location Un named road, att t/pole, Lat 53,48941, Long -6.59836
Direction East

3279 / Meath/Cavan/Monaghan ATC's
October 2013
Automatic Traffic Count

Thu, 10 October 2013

Time	Total	Speed Bins (km/h)																											
		0 - 5	5 - 10	10 - 15	15 - 20	20 - 25	25 - 30	30 - 35	35 - 40	40 - 45	45 - 50	50 - 55	55 - 60	60 - 65	65 - 70	70 - 75	75 - 80	80 - 85	85 - 90	90 - 95	95 - 100	100 - 105	105 - 110	110 - 115	115 - 120	120 - 125	125 - 130	130 - 135	135 - 140
0000	0	0	0	0	0	0	0	0	0	0	0	0	0	0	0	0	0	0	0	0	0	0	0	0	0	0	0	0	0
0100	0	0	0	0	0	0	0	0	0	0	0	0	0	0	0	0	0	0	0	0	0	0	0	0	0	0	0	0	0
0200	0	0	0	0	0	0	0	0	0	0	0	0	0	0	0	0	0	0	0	0	0	0	0	0	0	0	0	0	0
0300	0	0	0	0	0	0	0	0	0	0	0	0	0	0	0	0	0	0	0	0	0	0	0	0	0	0	0	0	0
0400	0	0	0	0	0	0	0	0	0	0	0	0	0	0	0	0	0	0	0	0	0	0	0	0	0	0	0	0	0
0500	0	0	0	0	0	0	0	0	0	0	0	0	0	0	0	0	0	0	0	0	0	0	0	0	0	0	0	0	0
0600	1	0	0	0	0	0	0	0	0	0	1	0	0	0	0	0	0	0	0	0	0	0	0	0	0	0	0	0	0
0700	2	0	0	0	0	0	0	0	0	0	0	0	1	0	1	0	0	0	0	0	0	0	0	0	0	0	0	0	0
0800	2	0	0	0	0	0	0	0	0	1	0	0	0	1	0	0	0	0	0	0	0	0	0	0	0	0	0	0	0
0900	**15**	**0**	**0**	**1**	**0**	**0**	**0**	**0**	**1**	**1**	**2**	**3**	**5**	**1**	**1**	**0**	**0**	**0**	**0**	**0**	**0**	**0**	**0**	**0**	**0**	**0**	**0**	**0**	**0**
1000	4	0	0	0	0	0	0	0	1	1	0	0	1	1	0	0	0	0	0	0	0	0	0	0	0	0	0	0	0
1100	5	0	0	0	0	0	1	0	0	1	0	0	0	2	1	0	0	0	0	0	0	0	0	0	0	0	0	0	0
1200	7	0	0	0	0	0	0	0	0	0	1	3	1	0	1	1	0	0	0	0	0	0	0	0	0	0	0	0	0
1300	6	0	0	0	0	0	0	0	0	0	3	0	1	1	1	0	0	0	0	0	0	0	0	0	0	0	0	0	0
1400	7	0	0	0	0	0	0	0	1	1	0	2	2	0	0	1	0	0	0	0	0	0	0	0	0	0	0	0	0
1500	8	0	0	0	0	0	0	0	0	0	3	2	2	1	0	0	0	0	0	0	0	0	0	0	0	0	0	0	0
1600	5	0	0	0	0	0	0	0	0	0	0	2	1	2	0	0	0	0	0	0	0	0	0	0	0	0	0	0	0
1700	**9**	**0**	**0**	**0**	**0**	**0**	**0**	**0**	**0**	**2**	**1**	**3**	**1**	**1**	**1**	**0**	**0**	**0**	**0**	**0**	**0**	**0**	**0**	**0**	**0**	**0**	**0**	**0**	**0**
1800	6	0	0	0	1	0	0	1	0	1	0	1	1	1	0	0	0	0	0	0	0	0	0	0	0	0	0	0	0
1900	4	0	0	0	0	0	0	1	0	1	0	0	1	0	1	0	0	0	0	0	0	0	0	0	0	0	0	0	0
2000	3	0	0	0	0	0	0	1	0	0	1	0	0	0	1	0	0	0	0	0	0	0	0	0	0	0	0	0	0
2100	2	0	0	0	0	0	0	0	0	1	0	0	0	1	0	0	0	0	0	0	0	0	0	0	0	0	0	0	0
2200	0	0	0	0	0	0	0	0	0	0	0	0	0	0	0	0	0	0	0	0	0	0	0	0	0	0	0	0	0
2300	0	0	0	0	0	0	0	0	0	0	0	0	0	0	0	0	0	0	0	0	0	0	0	0	0	0	0	0	0
07-19	**76**	**0**	**0**	**1**	**1**	**0**	**1**	**1**	**3**	**8**	**10**	**16**	**16**	**11**	**6**	**2**	**0**	**0**	**0**	**0**	**0**	**0**	**0**	**0**	**0**	**0**	**0**	**0**	**0**
06-22	**86**	**0**	**0**	**1**	**1**	**0**	**1**	**3**	**3**	**10**	**12**	**16**	**17**	**12**	**8**	**2**	**0**	**0**	**0**	**0**	**0**	**0**	**0**	**0**	**0**	**0**	**0**	**0**	**0**
06-00	**86**	**0**	**0**	**1**	**1**	**0**	**1**	**3**	**3**	**10**	**12**	**16**	**17**	**12**	**8**	**2**	**0**	**0**	**0**	**0**	**0**	**0**	**0**	**0**	**0**	**0**	**0**	**0**	**0**
00-00	**86**	**0**	**0**	**1**	**1**	**0**	**1**	**3**	**3**	**10**	**12**	**16**	**17**	**12**	**8**	**2**	**0**	**0**	**0**	**0**	**0**	**0**	**0**	**0**	**0**	**0**	**0**	**0**	**0**

DRAFT

Site 2
Location Un named road, att t/pole, Lat 53,48941, Long -6.59836
Direction East

3279 / Meath/Cavan/Monaghan ATC's
October 2013
Automatic Traffic Count

Fri, 11 October 2013

Time	Total	Speed Bins (km/h)																											
		0 - 5	5 - 10	10 - 15	15 - 20	20 - 25	25 - 30	30 - 35	35 - 40	40 - 45	45 - 50	50 - 55	55 - 60	60 - 65	65 - 70	70 - 75	75 - 80	80 - 85	85 - 90	90 - 95	95 - 100	100 - 105	105 - 110	110 - 115	115 - 120	120 - 125	125 - 130	130 - 135	135 - 140
0000	0	0	0	0	0	0	0	0	0	0	0	0	0	0	0	0	0	0	0	0	0	0	0	0	0	0	0	0	0
0100	0	0	0	0	0	0	0	0	0	0	0	0	0	0	0	0	0	0	0	0	0	0	0	0	0	0	0	0	0
0200	0	0	0	0	0	0	0	0	0	0	0	0	0	0	0	0	0	0	0	0	0	0	0	0	0	0	0	0	0
0300	0	0	0	0	0	0	0	0	0	0	0	0	0	0	0	0	0	0	0	0	0	0	0	0	0	0	0	0	0
0400	0	0	0	0	0	0	0	0	0	0	0	0	0	0	0	0	0	0	0	0	0	0	0	0	0	0	0	0	0
0500	2	0	0	0	0	0	0	0	0	0	1	1	0	0	0	0	0	0	0	0	0	0	0	0	0	0	0	0	0
0600	2	0	0	0	1	0	0	1	0	0	0	0	0	0	0	0	0	0	0	0	0	0	0	0	0	0	0	0	0
0700	1	0	0	0	0	0	0	0	0	0	0	0	0	1	0	0	0	0	0	0	0	0	0	0	0	0	0	0	0
0800	7	0	0	0	0	0	0	0	1	1	0	1	3	1	0	0	0	0	0	0	0	0	0	0	0	0	0	0	0
0900	**13**	**0**	**0**	**0**	**0**	**0**	**0**	**0**	**1**	**0**	**4**	**1**	**1**	**3**	**2**	**0**	**1**	**0**	**0**	**0**	**0**	**0**	**0**	**0**	**0**	**0**	**0**	**0**	**0**
1000	3	0	0	0	0	0	0	1	0	0	0	1	1	0	0	0	0	0	0	0	0	0	0	0	0	0	0	0	0
1100	4	0	0	0	0	1	0	0	0	0	0	1	0	1	0	1	0	0	0	0	0	0	0	0	0	0	0	0	0
1200	7	0	0	0	0	0	0	0	0	0	1	2	2	0	2	0	0	0	0	0	0	0	0	0	0	0	0	0	0
1300	6	0	0	0	0	1	0	0	1	1	1	1	0	1	0	0	0	0	0	0	0	0	0	0	0	0	0	0	0
1400	4	0	0	0	0	0	0	0	0	0	1	0	2	1	0	0	0	0	0	0	0	0	0	0	0	0	0	0	0
1500	**8**	**0**	**0**	**0**	**0**	**0**	**0**	**1**	**0**	**0**	**2**	**4**	**0**	**1**	**0**	**0**	**0**	**0**	**0**	**0**	**0**	**0**	**0**	**0**	**0**	**0**	**0**	**0**	**0**
1600	5	0	0	0	0	0	0	0	0	2	1	1	0	1	0	0	0	0	0	0	0	0	0	0	0	0	0	0	0
1700	5	0	0	1	0	0	0	0	0	0	0	0	1	2	1	0	0	0	0	0	0	0	0	0	0	0	0	0	0
1800	**8**	**0**	**0**	**3**	**0**	**0**	**0**	**1**	**1**	**0**	**0**	**1**	**0**	**2**	**0**	**0**	**0**	**0**	**0**	**0**	**0**	**0**	**0**	**0**	**0**	**0**	**0**	**0**	**0**
1900	4	0	0	0	0	0	0	0	0	0	0	2	0	1	1	0	0	0	0	0	0	0	0	0	0	0	0	0	0
2000	1	0	0	0	0	0	0	0	0	0	0	0	1	0	0	0	0	0	0	0	0	0	0	0	0	0	0	0	0
2100	2	0	0	0	0	0	0	0	0	0	0	1	0	1	0	0	0	0	0	0	0	0	0	0	0	0	0	0	0
2200	1	0	0	0	0	0	0	0	0	0	0	0	1	0	0	0	0	0	0	0	0	0	0	0	0	0	0	0	0
2300	2	0	0	0	0	0	0	0	0	0	1	0	1	0	0	0	0	0	0	0	0	0	0	0	0	0	0	0	0
07-19	**71**	**0**	**0**	**4**	**0**	**2**	**0**	**3**	**4**	**4**	**10**	**13**	**10**	**14**	**5**	**1**	**1**	**0**	**0**	**0**	**0**	**0**	**0**	**0**	**0**	**0**	**0**	**0**	**0**
06-22	**80**	**0**	**0**	**4**	**1**	**2**	**0**	**4**	**4**	**4**	**10**	**16**	**11**	**16**	**6**	**1**	**1**	**0**	**0**	**0**	**0**	**0**	**0**	**0**	**0**	**0**	**0**	**0**	**0**
06-00	**83**	**0**	**0**	**4**	**1**	**2**	**0**	**4**	**4**	**4**	**11**	**16**	**13**	**16**	**6**	**1**	**1**	**0**	**0**	**0**	**0**	**0**	**0**	**0**	**0**	**0**	**0**	**0**	**0**
00-00	**85**	**0**	**0**	**4**	**1**	**2**	**0**	**4**	**4**	**4**	**12**	**17**	**13**	**16**	**6**	**1**	**1**	**0**	**0**	**0**	**0**	**0**	**0**	**0**	**0**	**0**	**0**	**0**	**0**

DRAFT

Site 2
Location Un named road, att t/pole, Lat 53,48941, Long -6.59836
Direction East

3279 / Meath/Cavan/Monaghan ATC's
October 2013
Automatic Traffic Count

Sat, 12 October 2013

Time	Total	Speed Bins (km/h)																											
		0 - 5	5 - 10	10 - 15	15 - 20	20 - 25	25 - 30	30 - 35	35 - 40	40 - 45	45 - 50	50 - 55	55 - 60	60 - 65	65 - 70	70 - 75	75 - 80	80 - 85	85 - 90	90 - 95	95 - 100	100 - 105	105 - 110	110 - 115	115 - 120	120 - 125	125 - 130	130 - 135	135 - 140
0000	0	0	0	0	0	0	0	0	0	0	0	0	0	0	0	0	0	0	0	0	0	0	0	0	0	0	0	0	0
0100	0	0	0	0	0	0	0	0	0	0	0	0	0	0	0	0	0	0	0	0	0	0	0	0	0	0	0	0	0
0200	0	0	0	0	0	0	0	0	0	0	0	0	0	0	0	0	0	0	0	0	0	0	0	0	0	0	0	0	0
0300	0	0	0	0	0	0	0	0	0	0	0	0	0	0	0	0	0	0	0	0	0	0	0	0	0	0	0	0	0
0400	0	0	0	0	0	0	0	0	0	0	0	0	0	0	0	0	0	0	0	0	0	0	0	0	0	0	0	0	0
0500	0	0	0	0	0	0	0	0	0	0	0	0	0	0	0	0	0	0	0	0	0	0	0	0	0	0	0	0	0
0600	0	0	0	0	0	0	0	0	0	0	0	0	0	0	0	0	0	0	0	0	0	0	0	0	0	0	0	0	0
0700	2	0	0	0	0	0	1	0	0	0	0	0	0	1	0	0	0	0	0	0	0	0	0	0	0	0	0	0	0
0800	2	0	0	0	0	0	0	0	0	0	0	1	1	0	0	0	0	0	0	0	0	0	0	0	0	0	0	0	0
0900	**6**	**0**	**0**	**0**	**0**	**0**	**0**	**0**	**0**	**0**	**2**	**1**	**1**	**0**	**2**	**0**	**0**	**0**	**0**	**0**	**0**	**0**	**0**	**0**	**0**	**0**	**0**	**0**	**0**
1000	**6**	**0**	**0**	**0**	**0**	**0**	**0**	**0**	**0**	**2**	**1**	**3**	**0**	**0**	**0**	**0**	**0**	**0**	**0**	**0**	**0**	**0**	**0**	**0**	**0**	**0**	**0**	**0**	**0**
1100	**6**	**0**	**0**	**0**	**0**	**0**	**0**	**0**	**0**	**1**	**0**	**3**	**1**	**1**	**0**	**0**	**0**	**0**	**0**	**0**	**0**	**0**	**0**	**0**	**0**	**0**	**0**	**0**	**0**
1200	5	0	2	0	0	0	0	0	0	1	1	1	0	0	0	0	0	0	0	0	0	0	0	0	0	0	0	0	0
1300	8	0	0	0	0	0	0	0	0	1	1	2	2	1	1	0	0	0	0	0	0	0	0	0	0	0	0	0	0
1400	8	0	0	0	0	0	0	0	0	2	3	1	1	0	1	0	0	0	0	0	0	0	0	0	0	0	0	0	0
1500	7	0	0	0	0	0	0	1	2	0	2	0	1	0	1	0	0	0	0	0	0	0	0	0	0	0	0	0	0
1600	13	0	1	0	1	0	1	1	0	0	1	2	4	2	0	0	0	0	0	0	0	0	0	0	0	0	0	0	0
1700	9	0	0	0	0	1	0	2	1	1	0	0	1	1	0	2	0	0	0	0	0	0	0	0	0	0	0	0	0
1800	**16**	**0**	**0**	**0**	**0**	**0**	**0**	**0**	**3**	**4**	**1**	**3**	**2**	**1**	**0**	**0**	**2**	**0**	**0**	**0**	**0**	**0**	**0**	**0**	**0**	**0**	**0**	**0**	**0**
1900	4	0	0	0	1	0	0	0	0	0	1	0	2	0	0	0	0	0	0	0	0	0	0	0	0	0	0	0	0
2000	3	0	0	0	0	0	0	0	0	1	0	0	1	0	1	0	0	0	0	0	0	0	0	0	0	0	0	0	0
2100	4	0	0	0	0	0	0	0	1	0	0	0	1	1	1	0	0	0	0	0	0	0	0	0	0	0	0	0	0
2200	1	0	0	0	0	0	0	0	0	0	0	0	0	1	0	0	0	0	0	0	0	0	0	0	0	0	0	0	0
2300	0	0	0	0	0	0	0	0	0	0	0	0	0	0	0	0	0	0	0	0	0	0	0	0	0	0	0	0	0
07-19	**88**	**0**	**3**	**0**	**1**	**1**	**2**	**4**	**6**	**12**	**12**	**17**	**14**	**7**	**5**	**2**	**2**	**0**	**0**	**0**	**0**	**0**	**0**	**0**	**0**	**0**	**0**	**0**	**0**
06-22	**99**	**0**	**3**	**0**	**2**	**1**	**2**	**4**	**7**	**13**	**13**	**17**	**18**	**8**	**7**	**2**	**2**	**0**	**0**	**0**	**0**	**0**	**0**	**0**	**0**	**0**	**0**	**0**	**0**
06-00	**100**	**0**	**3**	**0**	**2**	**1**	**2**	**4**	**7**	**13**	**13**	**17**	**18**	**9**	**7**	**2**	**2**	**0**	**0**	**0**	**0**	**0**	**0**	**0**	**0**	**0**	**0**	**0**	**0**
00-00	**100**	**0**	**3**	**0**	**2**	**1**	**2**	**4**	**7**	**13**	**13**	**17**	**18**	**9**	**7**	**2**	**2**	**0**	**0**	**0**	**0**	**0**	**0**	**0**	**0**	**0**	**0**	**0**	**0**

DRAFT

Site 2
Location Un named road, att t/pole, Lat 53,48941, Long -6.59836
Direction East

3279 / Meath/Cavan/Monaghan ATC's
October 2013
Automatic Traffic Count

Sun, 13 October 2013

Time	Total	Speed Bins (km/h)																												
		0 - 5	5 - 10	10 - 15	15 - 20	20 - 25	25 - 30	30 - 35	35 - 40	40 - 45	45 - 50	50 - 55	55 - 60	60 - 65	65 - 70	70 - 75	75 - 80	80 - 85	85 - 90	90 - 95	95 - 100	100 - 105	105 - 110	110 - 115	115 - 120	120 - 125	125 - 130	130 - 135	135 - 140
0000	2	0	0	0	0	0	0	1	0	0	0	0	1	0	0	0	0	0	0	0	0	0	0	0	0	0	0	0	0	0
0100	1	0	0	0	0	0	0	0	0	0	0	0	1	0	0	0	0	0	0	0	0	0	0	0	0	0	0	0	0	0
0200	3	0	0	0	0	0	0	0	0	1	1	1	0	0	0	0	0	0	0	0	0	0	0	0	0	0	0	0	0	0
0300	1	0	0	0	0	0	0	0	0	0	1	0	0	0	0	0	0	0	0	0	0	0	0	0	0	0	0	0	0	0
0400	1	0	0	0	0	0	0	0	1	0	0	0	0	0	0	0	0	0	0	0	0	0	0	0	0	0	0	0	0	0
0500	0	0	0	0	0	0	0	0	0	0	0	0	0	0	0	0	0	0	0	0	0	0	0	0	0	0	0	0	0	0
0600	0	0	0	0	0	0	0	0	0	0	0	0	0	0	0	0	0	0	0	0	0	0	0	0	0	0	0	0	0	0
0700	0	0	0	0	0	0	0	0	0	0	0	0	0	0	0	0	0	0	0	0	0	0	0	0	0	0	0	0	0	0
0800	1	0	0	0	0	0	0	0	0	0	0	0	0	0	1	0	0	0	0	0	0	0	0	0	0	0	0	0	0	0
0900	2	0	0	0	1	0	0	0	0	0	0	1	0	0	0	0	0	0	0	0	0	0	0	0	0	0	0	0	0	0
1000	4	0	0	0	0	0	0	0	0	2	2	0	0	0	0	0	0	0	0	0	0	0	0	0	0	0	0	0	0	0
1100	**28**	**0**	**0**	**0**	**1**	**0**	**2**	**1**	**4**	**8**	**5**	**5**	**1**	**1**	**0**	**0**	**0**	**0**	**0**	**0**	**0**	**0**	**0**	**0**	**0**	**0**	**0**	**0**	**0**	**0**
1200	6	0	0	0	1	0	0	0	0	0	0	1	1	2	0	1	0	0	0	0	0	0	0	0	0	0	0	0	0	0
1300	7	0	0	0	0	0	0	0	0	1	3	0	3	0	0	0	0	0	0	0	0	0	0	0	0	0	0	0	0	0
1400	16	0	0	1	3	1	0	1	1	3	2	1	3	0	0	0	0	0	0	0	0	0	0	0	0	0	0	0	0	0
1500	6	0	0	0	0	1	0	0	3	2	0	0	0	0	0	0	0	0	0	0	0	0	0	0	0	0	0	0	0	0
1600	**21**	**0**	**3**	**0**	**0**	**1**	**0**	**1**	**1**	**3**	**5**	**4**	**2**	**1**	**0**	**0**	**0**	**0**	**0**	**0**	**0**	**0**	**0**	**0**	**0**	**0**	**0**	**0**	**0**	**0**
1700	18	0	0	0	1	0	0	1	4	1	0	5	3	3	0	0	0	0	0	0	0	0	0	0	0	0	0	0	0	0
1800	7	0	0	0	1	0	0	0	2	0	0	2	1	0	1	0	0	0	0	0	0	0	0	0	0	0	0	0	0	0
1900	4	0	0	0	0	0	0	0	1	0	0	3	0	0	0	0	0	0	0	0	0	0	0	0	0	0	0	0	0	0
2000	2	0	0	0	0	0	0	0	0	0	1	0	1	0	0	0	0	0	0	0	0	0	0	0	0	0	0	0	0	0
2100	0	0	0	0	0	0	0	0	0	0	0	0	0	0	0	0	0	0	0	0	0	0	0	0	0	0	0	0	0	0
2200	2	0	0	0	0	0	0	0	0	0	0	1	0	0	1	0	0	0	0	0	0	0	0	0	0	0	0	0	0	0
2300	1	0	0	0	0	0	0	0	0	0	1	0	0	0	0	0	0	0	0	0	0	0	0	0	0	0	0	0	0	0
07-19	**116**	**0**	**3**	**1**	**8**	**3**	**2**	**4**	**15**	**20**	**17**	**19**	**14**	**7**	**2**	**1**	**0**	**0**	**0**	**0**	**0**	**0**	**0**	**0**	**0**	**0**	**0**	**0**	**0**	**0**
06-22	**122**	**0**	**3**	**1**	**8**	**3**	**2**	**4**	**16**	**20**	**18**	**22**	**15**	**7**	**2**	**1**	**0**	**0**	**0**	**0**	**0**	**0**	**0**	**0**	**0**	**0**	**0**	**0**	**0**	**0**
06-00	**125**	**0**	**3**	**1**	**8**	**3**	**2**	**4**	**16**	**20**	**19**	**23**	**15**	**7**	**3**	**1**	**0**	**0**	**0**	**0**	**0**	**0**	**0**	**0**	**0**	**0**	**0**	**0**	**0**	**0**
00-00	**133**	**0**	**3**	**1**	**8**	**3**	**2**	**5**	**17**	**21**	**21**	**24**	**17**	**7**	**3**	**1**	**0**	**0**	**0**	**0**	**0**	**0**	**0**	**0**	**0**	**0**	**0**	**0**	**0**	**0**

DRAFT

Site 2
Location Un named road, att t/pole, Lat 53,48941, Long -6.59836
Direction East

3279 / Meath/Cavan/Monaghan ATC's
October 2013
Automatic Traffic Count

Virtual Day (7)

Time	Total	Speed Bins (km/h)																											
		0 - 5	5 - 10	10 - 15	15 - 20	20 - 25	25 - 30	30 - 35	35 - 40	40 - 45	45 - 50	50 - 55	55 - 60	60 - 65	65 - 70	70 - 75	75 - 80	80 - 85	85 - 90	90 - 95	95 - 100	100 - 105	105 - 110	110 - 115	115 - 120	120 - 125	125 - 130	130 - 135	135 - 140
0000	1	0	0	0	0	0	0	0	0	0	0	0	0	0	0	0	0	0	0	0	0	0	0	0	0	0	0	0	0
0100	0	0	0	0	0	0	0	0	0	0	0	0	0	0	0	0	0	0	0	0	0	0	0	0	0	0	0	0	0
0200	0	0	0	0	0	0	0	0	0	0	0	0	0	0	0	0	0	0	0	0	0	0	0	0	0	0	0	0	0
0300	0	0	0	0	0	0	0	0	0	0	0	0	0	0	0	0	0	0	0	0	0	0	0	0	0	0	0	0	0
0400	0	0	0	0	0	0	0	0	0	0	0	0	0	0	0	0	0	0	0	0	0	0	0	0	0	0	0	0	0
0500	0	0	0	0	0	0	0	0	0	0	0	0	0	0	0	0	0	0	0	0	0	0	0	0	0	0	0	0	0
0600	2	0	0	0	0	0	0	0	0	0	0	0	0	0	0	0	0	0	0	0	0	0	0	0	0	0	0	0	0
0700	2	0	0	0	0	0	0	0	0	0	0	1	0	0	0	0	0	0	0	0	0	0	0	0	0	0	0	0	0
0800	4	0	0	0	0	0	0	0	0	0	1	1	1	0	0	0	0	0	0	0	0	0	0	0	0	0	0	0	0
0900	**13**	**0**	**0**	**0**	**0**	**0**	**0**	**1**	**1**	**1**	**2**	**2**	**2**	**2**	**1**	**0**	**0**	**0**	**0**	**0**	**0**	**0**	**0**	**0**	**0**	**0**	**0**	**0**	**0**
1000	4	0	0	0	0	0	0	0	0	1	0	1	1	0	0	0	0	0	0	0	0	0	0	0	0	0	0	0	0
1100	9	0	0	0	0	0	1	0	1	2	1	2	1	1	0	0	0	0	0	0	0	0	0	0	0	0	0	0	0
1200	7	0	0	0	0	0	0	0	0	0	1	2	1	1	1	0	0	0	0	0	0	0	0	0	0	0	0	0	0
1300	6	0	0	0	0	0	0	0	0	0	2	1	2	1	0	0	0	0	0	0	0	0	0	0	0	0	0	0	0
1400	**8**	**0**	**0**	**0**	**0**	**0**	**0**	**0**	**1**	**1**	**1**	**2**	**1**	**0**	**0**	**0**	**0**	**0**	**0**	**0**	**0**	**0**	**0**	**0**	**0**	**0**	**0**	**0**	**0**
1500	**8**	**0**	**0**	**0**	**0**	**0**	**0**	**0**	**1**	**1**	**2**	**2**	**1**	**0**	**0**	**0**	**0**	**0**	**0**	**0**	**0**	**0**	**0**	**0**	**0**	**0**	**0**	**0**	**0**
1600	**8**	**0**	**1**	**0**	**0**	**0**	**0**	**0**	**0**	**1**	**1**	**1**	**1**	**1**	**0**	**0**	**0**	**0**	**0**	**0**	**0**	**0**	**0**	**0**	**0**	**0**	**0**	**0**	**0**
1700	**8**	**0**	**0**	**0**	**0**	**0**	**0**	**1**	**1**	**1**	**0**	**2**	**1**	**1**	**0**	**0**	**0**	**0**	**0**	**0**	**0**	**0**	**0**	**0**	**0**	**0**	**0**	**0**	**0**
1800	7	0	0	1	0	0	0	0	1	1	0	1	1	1	0	0	0	0	0	0	0	0	0	0	0	0	0	0	0
1900	4	0	0	0	0	0	0	0	0	0	1	1	1	0	0	0	0	0	0	0	0	0	0	0	0	0	0	0	0
2000	2	0	0	0	0	0	0	0	0	0	0	1	0	1	0	0	0	0	0	0	0	0	0	0	0	0	0	0	0
2100	2	0	0	0	0	0	0	0	0	0	0	0	0	1	0	0	0	0	0	0	0	0	0	0	0	0	0	0	0
2200	1	0	0	0	0	0	0	0	0	0	0	1	0	0	0	0	0	0	0	0	0	0	0	0	0	0	0	0	0
2300	1	0	0	0	0	0	0	0	0	0	0	0	0	0	0	0	0	0	0	0	0	0	0	0	0	0	0	0	0
07-19	**82**	**0**	**1**	**2**	**2**	**1**	**1**	**3**	**7**	**10**	**12**	**16**	**14**	**9**	**4**	**1**	**0**	**0**	**0**	**0**	**0**	**0**	**0**	**0**	**0**	**0**	**0**	**0**	**0**
06-22	**92**	**0**	**1**	**2**	**3**	**1**	**1**	**3**	**7**	**10**	**14**	**18**	**16**	**10**	**5**	**2**	**0**	**0**	**0**	**0**	**0**	**0**	**0**	**0**	**0**	**0**	**0**	**0**	**0**
06-00	**94**	**0**	**1**	**2**	**3**	**1**	**1**	**3**	**7**	**10**	**14**	**18**	**17**	**10**	**5**	**2**	**0**	**0**	**0**	**0**	**0**	**0**	**0**	**0**	**0**	**0**	**0**	**0**	**0**
00-00	**96**	**0**	**1**	**2**	**3**	**1**	**1**	**3**	**7**	**11**	**15**	**18**	**17**	**10**	**5**	**2**	**0**	**0**	**0**	**0**	**0**	**0**	**0**	**0**	**0**	**0**	**0**	**0**	**0**

DRAFT

Site 2
Location Un named road, att t/pole, Lat 53,48941, Long -6.59836
Direction East

3279 / Meath/Cavan/Monaghan ATC's
October 2013
Automatic Traffic Count

Virtual Week (1)

Time	Total	Speed Bins (km/h)																											
		0 - 5	5 - 10	10 - 15	15 - 20	20 - 25	25 - 30	30 - 35	35 - 40	40 - 45	45 - 50	50 - 55	55 - 60	60 - 65	65 - 70	70 - 75	75 - 80	80 - 85	85 - 90	90 - 95	95 - 100	100 - 105	105 - 110	110 - 115	115 - 120	120 - 125	125 - 130	130 - 135	135 - 140
Mon	90	0	0	5	3	2	1	2	5	10	16	21	14	7	0	4	0	0	0	0	0	0	0	0	0	0	0	0	0
Tue	88	0	0	0	2	0	1	5	6	8	14	18	25	6	3	0	0	0	0	0	0	0	0	0	0	0	0	0	0
Wed	89	0	1	2	1	1	3	0	9	8	14	14	16	13	6	1	0	0	0	0	0	0	0	0	0	0	0	0	0
Thu	86	0	0	1	1	0	1	3	3	10	12	16	17	12	8	2	0	0	0	0	0	0	0	0	0	0	0	0	0
Fri	85	0	0	4	1	2	0	4	4	4	12	17	13	16	6	1	1	0	0	0	0	0	0	0	0	0	0	0	0
|Sat	100	0	3	0	2	1	2	4	7	13	13	17	18	9	7	2	2	0	0	0	0	0	0	0	0	0	0	0	0
|Sun	133	0	3	1	8	3	2	5	17	21	21	24	17	7	3	1	0	0	0	0	0	0	0	0	0	0	0	0	0
5 Day Ave.	**88**	**0**	**0**	**2**	**2**	**1**	**1**	**3**	**5**	**8**	**14**	**17**	**17**	**11**	**5**	**2**	**0**	**0**	**0**	**0**	**0**	**0**	**0**	**0**	**0**	**0**	**0**	**0**	**0**
7 Day Ave.	**96**	**0**	**1**	**2**	**3**	**1**	**1**	**3**	**7**	**11**	**15**	**18**	**17**	**10**	**5**	**2**	**0**	**0**	**0**	**0**	**0**	**0**	**0**	**0**	**0**	**0**	**0**	**0**	**0**
--	**671**	**0**	**7**	**13**	**18**	**9**	**10**	**23**	**51**	**74**	**102**	**127**	**120**	**70**	**33**	**11**	**3**	**0**	**0**	**0**	**0**	**0**	**0**	**0**	**0**	**0**	**0**	**0**	**0**	**0**

Summary Graphs

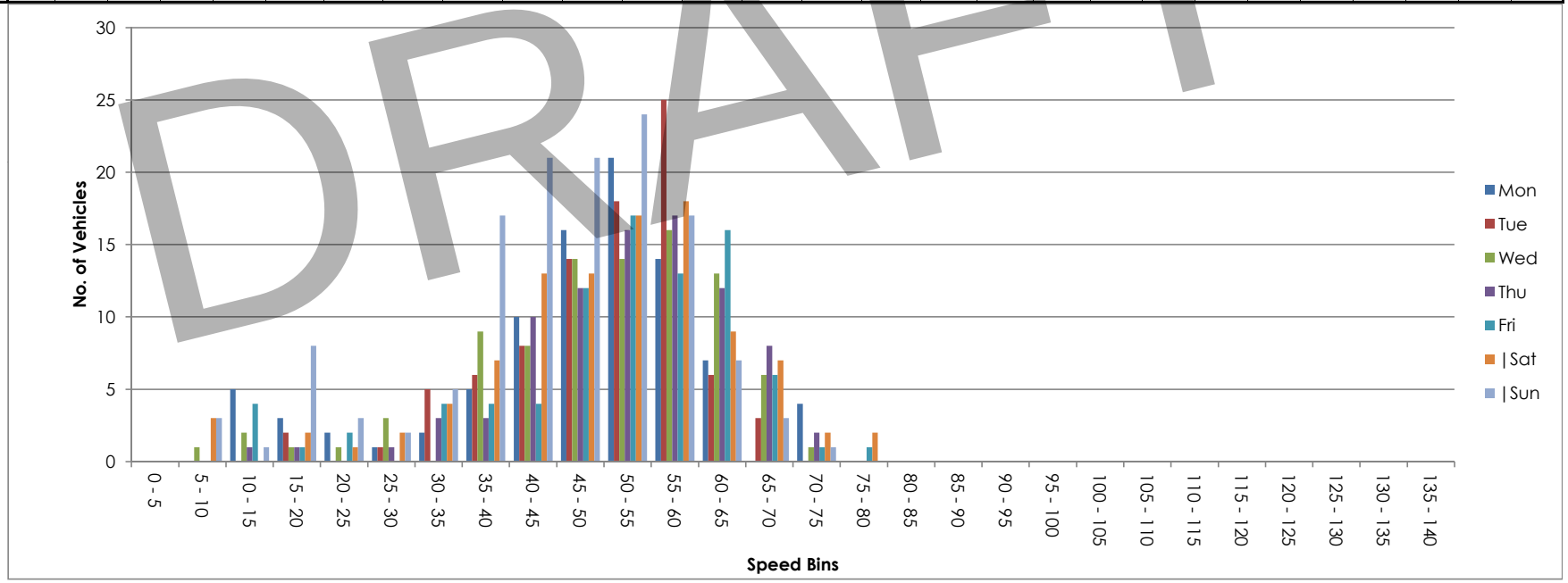

DRAFT

Site 2
Location Un named road, att t/pole, Lat 53,48941, Long -6.59836
Direction West

3279 / Meath/Cavan/Monaghan ATC's
October 2013
Automatic Traffic Count

Mon, 7 October 2013

Time	Total	Classification												>PSL	>PSL%	>SL1	>SL1%	>SL2	>SL2%	Mean	Vpp
		1 MCL	2 SV	3 SVT	4 TB2	5 TB3	6 T4	7 ART3	8 ART4	9 ART5	10 ART6	11 BD	12 DRT	80	80	85 +5kph	85 +5kph	90 +10kph	90 +10kph		85
0000	0	0	0	0	0	0	0	0	0	0	0	0	0	0	0	0	0	0	0	-	-
0100	1	0	1	0	0	0	0	0	0	0	0	0	0	0	0	0	0	0	0	72.8	-
0200	0	0	0	0	0	0	0	0	0	0	0	0	0	0	0	0	0	0	0	-	-
0300	0	0	0	0	0	0	0	0	0	0	0	0	0	0	0	0	0	0	0	-	-
0400	0	0	0	0	0	0	0	0	0	0	0	0	0	0	0	0	0	0	0	-	-
0500	0	0	0	0	0	0	0	0	0	0	0	0	0	0	0	0	0	0	0	-	-
0600	1	0	1	0	0	0	0	0	0	0	0	0	0	0	0	0	0	0	0	62.7	-
0700	4	0	3	0	1	0	0	0	0	0	0	0	0	0	0	0	0	0	0	57.3	-
0800	10	1	9	0	0	0	0	0	0	0	0	0	0	0	0	0	0	0	0	48.8	-
0900	**17**	**0**	**13**	**0**	**3**	**1**	**0**	**0**	**0**	**0**	**0**	**0**	**0**	**0**	**0**	**0**	**0**	**0**	**0**	**50.2**	**60.1**
1000	8	0	8	0	0	0	0	0	0	0	0	0	0	0	0	0	0	0	0	50.1	-
1100	3	0	2	1	0	0	0	0	0	0	0	0	0	0	0	0	0	0	0	54.3	-
1200	7	0	6	0	1	0	0	0	0	0	0	0	0	0	0	0	0	0	0	41	-
1300	**9**	**0**	**8**	**0**	**1**	**0**	**0**	**0**	**0**	**0**	**0**	**0**	**0**	**0**	**0**	**0**	**0**	**0**	**0**	**47.3**	**-**
1400	8	0	8	0	0	0	0	0	0	0	0	0	0	0	0	0	0	0	0	51.4	-
1500	4	0	4	0	0	0	0	0	0	0	0	0	0	0	0	0	0	0	0	53.9	-
1600	5	0	3	0	2	0	0	0	0	0	0	0	0	0	0	0	0	0	0	47.7	-
1700	8	0	7	1	0	0	0	0	0	0	0	0	0	0	0	0	0	0	0	52.4	-
1800	4	0	3	0	1	0	0	0	0	0	0	0	0	0	0	0	0	0	0	54.4	-
1900	6	0	5	0	0	1	0	0	0	0	0	0	0	0	0	0	0	0	0	49.5	-
2000	4	0	3	0	0	1	0	0	0	0	0	0	0	0	0	0	0	0	0	48.6	-
2100	0	0	0	0	0	0	0	0	0	0	0	0	0	0	0	0	0	0	0	-	-
2200	1	0	1	0	0	0	0	0	0	0	0	0	0	0	0	0	0	0	0	49.4	-
2300	0	0	0	0	0	0	0	0	0	0	0	0	0	0	0	0	0	0	0	-	-
07-19	**87**	**1**	**74**	**2**	**9**	**1**	**0**	**0**	**0**	**0**	**0**	**0**	**0**	**0**	**0**	**0**	**0**	**0**	**0**	**50**	**61.2**
06-22	**98**	**1**	**83**	**2**	**9**	**3**	**0**	**0**	**0**	**0**	**0**	**0**	**0**	**0**	**0**	**0**	**0**	**0**	**0**	**50.1**	**62.6**
06-00	**99**	**1**	**84**	**2**	**9**	**3**	**0**	**0**	**0**	**0**	**0**	**0**	**0**	**0**	**0**	**0**	**0**	**0**	**0**	**50**	**62.6**
00-00	**100**	**1**	**85**	**2**	**9**	**3**	**0**	**0**	**0**	**0**	**0**	**0**	**0**	**0**	**0**	**0**	**0**	**0**	**0**	**50.3**	**62.6**

DRAFT

Site 2
Location Un named road, att t/pole, Lat 53,48941, Long -6.59836
Direction West

3279 / Meath/Cavan/Monaghan ATC's
October 2013
Automatic Traffic Count

Tue, 8 October 2013

Time	Total	Classification												>PSL	>PSL%	>SL1	>SL1%	>SL2	>SL2%	Mean	Vpp
		1 MCL	2 SV	3 SVT	4 TB2	5 TB3	6 T4	7 ART3	8 ART4	9 ART5	10 ART6	11 BD	12 DRT	80	80	85 +5kph	85 +5kph	90 +10kph	90 +10kph		85
0000	0	0	0	0	0	0	0	0	0	0	0	0	0	0	0	0	0	0	0	-	-
0100	0	0	0	0	0	0	0	0	0	0	0	0	0	0	0	0	0	0	0	-	-
0200	0	0	0	0	0	0	0	0	0	0	0	0	0	0	0	0	0	0	0	-	-
0300	0	0	0	0	0	0	0	0	0	0	0	0	0	0	0	0	0	0	0	-	-
0400	0	0	0	0	0	0	0	0	0	0	0	0	0	0	0	0	0	0	0	-	-
0500	0	0	0	0	0	0	0	0	0	0	0	0	0	0	0	0	0	0	0	-	-
0600	1	0	1	0	0	0	0	0	0	0	0	0	0	0	0	0	0	0	0	60.5	-
0700	2	0	2	0	0	0	0	0	0	0	0	0	0	0	0	0	0	0	0	57.4	-
0800	10	0	8	0	2	0	0	0	0	0	0	0	0	0	0	0	0	0	0	50.4	-
0900	**13**	**0**	**12**	**0**	**1**	**0**	**0**	**0**	**0**	**0**	**0**	**0**	**0**	**0**	**0**	**0**	**0**	**0**	**0**	**55.1**	**61.6**
1000	4	0	4	0	0	0	0	0	0	0	0	0	0	0	0	0	0	0	0	46.5	-
1100	2	0	2	0	0	0	0	0	0	0	0	0	0	0	0	0	0	0	0	50.8	-
1200	7	0	6	0	1	0	0	0	0	0	0	0	0	0	0	0	0	0	0	49.4	-
1300	10	0	9	0	1	0	0	0	0	0	0	0	0	0	0	0	0	0	0	53.6	-
1400	**12**	**0**	**12**	**0**	**0**	**0**	**0**	**0**	**0**	**0**	**0**	**0**	**0**	**0**	**0**	**0**	**0**	**0**	**0**	**56.6**	**60.8**
1500	9	0	9	0	0	0	0	0	0	0	0	0	0	0	0	0	0	0	0	58.5	-
1600	3	0	3	0	0	0	0	0	0	0	0	0	0	0	0	0	0	0	0	46.1	-
1700	6	0	6	0	0	0	0	0	0	0	0	0	0	0	0	0	0	0	0	45.5	-
1800	7	0	5	1	1	0	0	0	0	0	0	0	0	0	0	0	0	0	0	40.7	-
1900	3	0	2	1	0	0	0	0	0	0	0	0	0	0	0	0	0	0	0	50.2	-
2000	5	0	4	1	0	0	0	0	0	0	0	0	0	0	0	0	0	0	0	54.1	-
2100	2	0	1	0	0	1	0	0	0	0	0	0	0	0	0	0	0	0	0	37.5	-
2200	1	0	1	0	0	0	0	0	0	0	0	0	0	0	0	0	0	0	0	50.1	-
2300	1	0	1	0	0	0	0	0	0	0	0	0	0	0	0	0	0	0	0	51.2	-
07-19	**85**	**0**	**78**	**1**	**6**	**0**	**0**	**0**	**0**	**0**	**0**	**0**	**0**	**0**	**0**	**0**	**0**	**0**	**0**	**51.8**	**61.6**
06-22	**96**	**0**	**86**	**3**	**6**	**1**	**0**	**0**	**0**	**0**	**0**	**0**	**0**	**0**	**0**	**0**	**0**	**0**	**0**	**51.7**	**61.6**
06-00	**98**	**0**	**88**	**3**	**6**	**1**	**0**	**0**	**0**	**0**	**0**	**0**	**0**	**0**	**0**	**0**	**0**	**0**	**0**	**51.7**	**61.6**
00-00	**98**	**0**	**88**	**3**	**6**	**1**	**0**	**0**	**0**	**0**	**0**	**0**	**0**	**0**	**0**	**0**	**0**	**0**	**0**	**51.7**	**61.6**

DRAFT

Site 2
Location Un named road, att t/pole, Lat 53,48941, Long -6.59836
Direction West

3279 / Meath/Cavan/Monaghan ATC's
October 2013
Automatic Traffic Count

Wed, 9 October 2013

Time	Total	Classification												>PSL	>PSL%	>SL1	>SL1%	>SL2	>SL2%	Mean	Vpp
		1 MCL	2 SV	3 SVT	4 TB2	5 TB3	6 T4	7 ART3	8 ART4	9 ART5	10 ART6	11 BD	12 DRT	80	80	85 +5kph	85 +5kph	90 +10kph	90 +10kph		85
0000	0	0	0	0	0	0	0	0	0	0	0	0	0	0	0	0	0	0	0	-	-
0100	0	0	0	0	0	0	0	0	0	0	0	0	0	0	0	0	0	0	0	-	-
0200	0	0	0	0	0	0	0	0	0	0	0	0	0	0	0	0	0	0	0	-	-
0300	0	0	0	0	0	0	0	0	0	0	0	0	0	0	0	0	0	0	0	-	-
0400	0	0	0	0	0	0	0	0	0	0	0	0	0	0	0	0	0	0	0	-	-
0500	0	0	0	0	0	0	0	0	0	0	0	0	0	0	0	0	0	0	0	-	-
0600	1	0	1	0	0	0	0	0	0	0	0	0	0	0	0	0	0	0	0	73.1	-
0700	1	0	1	0	0	0	0	0	0	0	0	0	0	0	0	0	0	0	0	32.5	-
0800	9	0	7	1	0	0	1	0	0	0	0	0	0	0	0	0	0	0	0	50.7	-
0900	**12**	**0**	**11**	**0**	**1**	**0**	**0**	**0**	**0**	**0**	**0**	**0**	**0**	**0**	**0**	**0**	**0**	**0**	**0**	**50.2**	**62.6**
1000	6	0	4	0	1	1	0	0	0	0	0	0	0	1	16.7	0	0	0	0	54.7	-
1100	7	0	6	0	1	0	0	0	0	0	0	0	0	0	0	0	0	0	0	45.3	-
1200	2	0	2	0	0	0	0	0	0	0	0	0	0	0	0	0	0	0	0	47.2	-
1300	**10**	**0**	**8**	**1**	**1**	**0**	**0**	**0**	**0**	**0**	**0**	**0**	**0**	**0**	**0**	**0**	**0**	**0**	**0**	**50.9**	**-**
1400	8	0	5	2	1	0	0	0	0	0	0	0	0	0	0	0	0	0	0	51.2	-
1500	4	0	4	0	0	0	0	0	0	0	0	0	0	0	0	0	0	0	0	53.9	-
1600	7	0	7	0	0	0	0	0	0	0	0	0	0	0	0	0	0	0	0	60	-
1700	5	0	4	0	1	0	0	0	0	0	0	0	0	0	0	0	0	0	0	46	-
1800	6	0	5	0	0	1	0	0	0	0	0	0	0	0	0	0	0	0	0	48.3	-
1900	4	0	3	0	1	0	0	0	0	0	0	0	0	0	0	0	0	0	0	55.3	-
2000	2	0	2	0	0	0	0	0	0	0	0	0	0	0	0	0	0	0	0	49.9	-
2100	3	0	3	0	0	0	0	0	0	0	0	0	0	0	0	0	0	0	0	49.5	-
2200	0	0	0	0	0	0	0	0	0	0	0	0	0	0	0	0	0	0	0	-	-
2300	1	0	1	0	0	0	0	0	0	0	0	0	0	0	0	0	0	0	0	53.2	-
07-19	**77**	**0**	**64**	**4**	**6**	**2**	**1**	**0**	**0**	**0**	**0**	**0**	**0**	**1**	**1.3**	**0**	**0**	**0**	**0**	**50.7**	**63.7**
06-22	**87**	**0**	**73**	**4**	**7**	**2**	**1**	**0**	**0**	**0**	**0**	**0**	**0**	**1**	**1.1**	**0**	**0**	**0**	**0**	**51.1**	**64.8**
06-00	**88**	**0**	**74**	**4**	**7**	**2**	**1**	**0**	**0**	**0**	**0**	**0**	**0**	**1**	**1.1**	**0**	**0**	**0**	**0**	**51.1**	**64.8**
00-00	**88**	**0**	**74**	**4**	**7**	**2**	**1**	**0**	**0**	**0**	**0**	**0**	**0**	**1**	**1.1**	**0**	**0**	**0**	**0**	**51.1**	**64.8**

DRAFT

Site 2
Location Un named road, att t/pole, Lat 53,48941, Long -6.59836
Direction West

3279 / Meath/Cavan/Monaghan ATC's
October 2013
Automatic Traffic Count

Thu, 10 October 2013

Time	Total	Classification												>PSL	>PSL%	>SL1	>SL1%	>SL2	>SL2%	Mean	Vpp
		1 MCL	2 SV	3 SVT	4 TB2	5 TB3	6 T4	7 ART3	8 ART4	9 ART5	10 ART6	11 BD	12 DRT	80	80	85 +5kph	85 +5kph	90 +10kph	90 +10kph		85
0000	0	0	0	0	0	0	0	0	0	0	0	0	0	0	0	0	0	0	0	-	-
0100	1	0	1	0	0	0	0	0	0	0	0	0	0	0	0	0	0	0	0	51.2	-
0200	0	0	0	0	0	0	0	0	0	0	0	0	0	0	0	0	0	0	0	-	-
0300	0	0	0	0	0	0	0	0	0	0	0	0	0	0	0	0	0	0	0	-	-
0400	0	0	0	0	0	0	0	0	0	0	0	0	0	0	0	0	0	0	0	-	-
0500	0	0	0	0	0	0	0	0	0	0	0	0	0	0	0	0	0	0	0	-	-
0600	1	0	1	0	0	0	0	0	0	0	0	0	0	0	0	0	0	0	0	48.5	-
0700	0	0	0	0	0	0	0	0	0	0	0	0	0	0	0	0	0	0	0	-	-
0800	7	0	6	0	1	0	0	0	0	0	0	0	0	0	0	0	0	0	0	46.3	-
0900	**11**	**0**	**9**	**0**	**1**	**0**	**0**	**1**	**0**	**0**	**0**	**0**	**0**	**0**	**0**	**0**	**0**	**0**	**0**	**48.6**	**55.4**
1000	8	0	8	0	0	0	0	0	0	0	0	0	0	0	0	0	0	0	0	48.3	-
1100	6	0	5	1	0	0	0	0	0	0	0	0	0	0	0	0	0	0	0	51.3	-
1200	9	0	8	0	1	0	0	0	0	0	0	0	0	0	0	0	0	0	0	45.9	-
1300	5	0	5	0	0	0	0	0	0	0	0	0	0	0	0	0	0	0	0	54.3	-
1400	10	0	9	0	1	0	0	0	0	0	0	0	0	1	10	0	0	0	0	55.5	-
1500	8	0	8	0	0	0	0	0	0	0	0	0	0	0	0	0	0	0	0	62.5	-
1600	4	0	4	0	0	0	0	0	0	0	0	0	0	0	0	0	0	0	0	57.3	-
1700	5	1	4	0	0	0	0	0	0	0	0	0	0	0	0	0	0	0	0	51.8	-
1800	**11**	**0**	**10**	**1**	**0**	**0**	**0**	**0**	**0**	**0**	**0**	**0**	**0**	**0**	**0**	**0**	**0**	**0**	**0**	**49.3**	**56.5**
1900	6	0	5	0	1	0	0	0	0	0	0	0	0	0	0	0	0	0	0	59.6	-
2000	3	0	3	0	0	0	0	0	0	0	0	0	0	0	0	0	0	0	0	48.1	-
2100	2	0	2	0	0	0	0	0	0	0	0	0	0	0	0	0	0	0	0	54	-
2200	3	0	3	0	0	0	0	0	0	0	0	0	0	1	33.3	0	0	0	0	59.6	-
2300	1	0	1	0	0	0	0	0	0	0	0	0	0	0	0	0	0	0	0	48.6	-
07-19	**84**	**1**	**76**	**2**	**4**	**0**	**0**	**1**	**0**	**0**	**0**	**0**	**0**	**1**	**1.2**	**0**	**0**	**0**	**0**	**51.5**	**61.2**
06-22	**96**	**1**	**87**	**2**	**5**	**0**	**0**	**1**	**0**	**0**	**0**	**0**	**0**	**1**	**1**	**0**	**0**	**0**	**0**	**51.9**	**63.7**
06-00	**100**	**1**	**91**	**2**	**5**	**0**	**0**	**1**	**0**	**0**	**0**	**0**	**0**	**2**	**2**	**0**	**0**	**0**	**0**	**52.1**	**63.7**
00-00	**101**	**1**	**92**	**2**	**5**	**0**	**0**	**1**	**0**	**0**	**0**	**0**	**0**	**2**	**2**	**0**	**0**	**0**	**0**	**52.1**	**63.7**

DRAFT

Site 2
Location Un named road, att t/pole, Lat 53,48941, Long -6.59836
Direction West

3279 / Meath/Cavan/Monaghan ATC's
October 2013
Automatic Traffic Count

Fri, 11 October 2013

Time	Total	Classification												>PSL	>PSL%	>SL1	>SL1%	>SL2	>SL2%	Mean	Vpp
		1 MCL	2 SV	3 SVT	4 TB2	5 TB3	6 T4	7 ART3	8 ART4	9 ART5	10 ART6	11 BD	12 DRT	80	80	85 +5kph	85 +5kph	90 +10kph	90 +10kph		85
0000	1	0	1	0	0	0	0	0	0	0	0	0	0	0	0	0	0	0	0	57.1	-
0100	0	0	0	0	0	0	0	0	0	0	0	0	0	0	0	0	0	0	0	-	-
0200	0	0	0	0	0	0	0	0	0	0	0	0	0	0	0	0	0	0	0	-	-
0300	0	0	0	0	0	0	0	0	0	0	0	0	0	0	0	0	0	0	0	-	-
0400	0	0	0	0	0	0	0	0	0	0	0	0	0	0	0	0	0	0	0	-	-
0500	0	0	0	0	0	0	0	0	0	0	0	0	0	0	0	0	0	0	0	-	-
0600	0	0	0	0	0	0	0	0	0	0	0	0	0	0	0	0	0	0	0	-	-
0700	2	0	2	0	0	0	0	0	0	0	0	0	0	0	0	0	0	0	0	47.4	-
0800	**11**	**0**	**11**	**0**	**0**	**0**	**0**	**0**	**0**	**0**	**0**	**0**	**0**	**0**	**0**	**0**	**0**	**0**	**0**	**52.1**	**60.5**
0900	8	0	7	0	0	0	1	0	0	0	0	0	0	1	12.5	1	12.5	0	0	59.5	-
1000	5	0	3	0	2	0	0	0	0	0	0	0	0	0	0	0	0	0	0	46.3	-
1100	4	0	3	1	0	0	0	0	0	0	0	0	0	0	0	0	0	0	0	59	-
1200	7	0	7	0	0	0	0	0	0	0	0	0	0	0	0	0	0	0	0	45.6	-
1300	5	0	2	0	1	1	0	0	0	1	0	0	0	0	0	0	0	0	0	38.8	-
1400	7	0	7	0	0	0	0	0	0	0	0	0	0	0	0	0	0	0	0	53	-
1500	**12**	**0**	**12**	**0**	**0**	**0**	**0**	**0**	**0**	**0**	**0**	**0**	**0**	**1**	**8.3**	**1**	**8.3**	**0**	**0**	**55.4**	**66.6**
1600	7	0	6	0	0	0	1	0	0	0	0	0	0	0	0	0	0	0	0	51.8	-
1700	5	0	3	0	1	1	0	0	0	0	0	0	0	0	0	0	0	0	0	45.7	-
1800	9	0	8	1	0	0	0	0	0	0	0	0	0	0	0	0	0	0	0	55.4	-
1900	6	0	5	0	1	0	0	0	0	0	0	0	0	0	0	0	0	0	0	51.3	-
2000	6	0	6	0	0	0	0	0	0	0	0	0	0	0	0	0	0	0	0	52.9	-
2100	0	0	0	0	0	0	0	0	0	0	0	0	0	0	0	0	0	0	0	-	-
2200	1	0	1	0	0	0	0	0	0	0	0	0	0	0	0	0	0	0	0	50	-
2300	2	0	2	0	0	0	0	0	0	0	0	0	0	0	0	0	0	0	0	51.7	-
07-19	**82**	**0**	**71**	**2**	**4**	**2**	**2**	**0**	**0**	**1**	**0**	**0**	**0**	**2**	**2.4**	**2**	**2.4**	**0**	**0**	**51.8**	**65.2**
06-22	**94**	**0**	**82**	**2**	**5**	**2**	**2**	**0**	**0**	**1**	**0**	**0**	**0**	**2**	**2.1**	**2**	**2.1**	**0**	**0**	**51.9**	**64.1**
06-00	**97**	**0**	**85**	**2**	**5**	**2**	**2**	**0**	**0**	**1**	**0**	**0**	**0**	**2**	**2.1**	**2**	**2.1**	**0**	**0**	**51.8**	**63.7**
00-00	**98**	**0**	**86**	**2**	**5**	**2**	**2**	**0**	**0**	**1**	**0**	**0**	**0**	**2**	**2**	**2**	**2**	**0**	**0**	**51.9**	**63.7**

DRAFT

Site 2
Location Un named road, att t/pole, Lat 53,48941, Long -6.59836
Direction West

3279 / Meath/Cavan/Monaghan ATC's
October 2013
Automatic Traffic Count

Sat, 12 October 2013

Time	Total	Classification												>PSL	>PSL%	>SL1	>SL1%	>SL2	>SL2%	Mean	Vpp
		1 MCL	2 SV	3 SVT	4 TB2	5 TB3	6 T4	7 ART3	8 ART4	9 ART5	10 ART6	11 BD	12 DRT	80	80	85 +5kph	85 +5kph	90 +10kph	90 +10kph		85
0000	0	0	0	0	0	0	0	0	0	0	0	0	0	0	0	0	0	0	0	-	-
0100	0	0	0	0	0	0	0	0	0	0	0	0	0	0	0	0	0	0	0	-	-
0200	0	0	0	0	0	0	0	0	0	0	0	0	0	0	0	0	0	0	0	-	-
0300	1	0	1	0	0	0	0	0	0	0	0	0	0	0	0	0	0	0	0	61.9	-
0400	0	0	0	0	0	0	0	0	0	0	0	0	0	0	0	0	0	0	0	-	-
0500	0	0	0	0	0	0	0	0	0	0	0	0	0	0	0	0	0	0	0	-	-
0600	0	0	0	0	0	0	0	0	0	0	0	0	0	0	0	0	0	0	0	-	-
0700	1	0	1	0	0	0	0	0	0	0	0	0	0	0	0	0	0	0	0	56.1	-
0800	2	0	2	0	0	0	0	0	0	0	0	0	0	0	0	0	0	0	0	31.7	-
0900	6	0	6	0	0	0	0	0	0	0	0	0	0	1	16.7	0	0	0	0	56.1	-
1000	**7**	**0**	**6**	**0**	**0**	**1**	**0**	**0**	**0**	**0**	**0**	**0**	**0**	**0**	**0**	**0**	**0**	**0**	**0**	**44.2**	**-**
1100	**7**	**0**	**6**	**0**	**0**	**1**	**0**	**0**	**0**	**0**	**0**	**0**	**0**	**0**	**0**	**0**	**0**	**0**	**0**	**50.9**	**-**
1200	7	0	7	0	0	0	0	0	0	0	0	0	0	0	0	0	0	0	0	51.6	-
1300	9	0	7	1	1	0	0	0	0	0	0	0	0	0	0	0	0	0	0	52.9	-
1400	12	0	10	1	1	0	0	0	0	0	0	0	0	0	0	0	0	0	0	51.5	60.5
1500	6	0	5	1	0	0	0	0	0	0	0	0	0	0	0	0	0	0	0	48.5	-
1600	11	0	11	0	0	0	0	0	0	0	0	0	0	0	0	0	0	0	0	28.4	35.3
1700	**19**	**0**	**18**	**1**	**0**	**0**	**0**	**0**	**0**	**0**	**0**	**0**	**0**	**0**	**0**	**0**	**0**	**0**	**0**	**43**	**46.8**
1800	6	0	6	0	0	0	0	0	0	0	0	0	0	0	0	0	0	0	0	49.5	-
1900	2	0	2	0	0	0	0	0	0	0	0	0	0	0	0	0	0	0	0	46.6	-
2000	5	0	4	0	1	0	0	0	0	0	0	0	0	0	0	0	0	0	0	55.4	-
2100	1	0	1	0	0	0	0	0	0	0	0	0	0	0	0	0	0	0	0	48.3	-
2200	0	0	0	0	0	0	0	0	0	0	0	0	0	0	0	0	0	0	0	-	-
2300	0	0	0	0	0	0	0	0	0	0	0	0	0	0	0	0	0	0	0	-	-
07-19	**93**	**0**	**85**	**4**	**2**	**2**	**0**	**0**	**0**	**0**	**0**	**0**	**0**	**1**	**1.1**	**0**	**0**	**0**	**0**	**46.2**	**59.8**
06-22	**101**	**0**	**92**	**4**	**3**	**2**	**0**	**0**	**0**	**0**	**0**	**0**	**0**	**1**	**1**	**0**	**0**	**0**	**0**	**46.7**	**60.5**
06-00	**101**	**0**	**92**	**4**	**3**	**2**	**0**	**0**	**0**	**0**	**0**	**0**	**0**	**1**	**1**	**0**	**0**	**0**	**0**	**46.7**	**60.5**
00-00	**102**	**0**	**93**	**4**	**3**	**2**	**0**	**0**	**0**	**0**	**0**	**0**	**0**	**1**	**1**	**0**	**0**	**0**	**0**	**46.8**	**60.8**

DRAFT

Site 2
Location Un named road, att t/pole, Lat 53,48941, Long -6.59836
Direction West

3279 / Meath/Cavan/Monaghan ATC's
October 2013
Automatic Traffic Count

Sun, 13 October 2013

Time	Total	Classification												>PSL	>PSL%	>SL1	>SL1%	>SL2	>SL2%	Mean	Vpp
		1 MCL	2 SV	3 SVT	4 TB2	5 TB3	6 T4	7 ART3	8 ART4	9 ART5	10 ART6	11 BD	12 DRT	80	80	85 +5kph	85 +5kph	90 +10kph	90 +10kph		85
0000	1	0	1	0	0	0	0	0	0	0	0	0	0	0	0	0	0	0	0	42.5	-
0100	2	0	2	0	0	0	0	0	0	0	0	0	0	0	0	0	0	0	0	51.4	-
0200	1	0	1	0	0	0	0	0	0	0	0	0	0	0	0	0	0	0	0	44.9	-
0300	1	0	1	0	0	0	0	0	0	0	0	0	0	0	0	0	0	0	0	79.3	-
0400	0	0	0	0	0	0	0	0	0	0	0	0	0	0	0	0	0	0	0	-	-
0500	0	0	0	0	0	0	0	0	0	0	0	0	0	0	0	0	0	0	0	-	-
0600	0	0	0	0	0	0	0	0	0	0	0	0	0	0	0	0	0	0	0	-	-
0700	1	0	1	0	0	0	0	0	0	0	0	0	0	0	0	0	0	0	0	64.7	-
0800	0	0	0	0	0	0	0	0	0	0	0	0	0	0	0	0	0	0	0	-	-
0900	4	0	2	2	0	0	0	0	0	0	0	0	0	0	0	0	0	0	0	43	-
1000	**16**	**0**	**16**	**0**	**0**	**0**	**0**	**0**	**0**	**0**	**0**	**0**	**0**	**0**	**0**	**0**	**0**	**0**	**0**	**51**	**59**
1100	9	1	8	0	0	0	0	0	0	0	0	0	0	0	0	0	0	0	0	47.4	-
1200	14	0	13	1	0	0	0	0	0	0	0	0	0	0	0	0	0	0	0	49.5	62.6
1300	**26**	**0**	**25**	**1**	**0**	**0**	**0**	**0**	**0**	**0**	**0**	**0**	**0**	**0**	**0**	**0**	**0**	**0**	**0**	**39.9**	**58**
1400	9	0	9	0	0	0	0	0	0	0	0	0	0	0	0	0	0	0	0	44.4	-
1500	15	1	13	0	0	1	0	0	0	0	0	0	0	0	0	0	0	0	0	46.5	66.6
1600	25	1	21	2	1	0	0	0	0	0	0	0	0	0	0	0	0	0	0	43.8	58.7
1700	14	0	14	0	0	0	0	0	0	0	0	0	0	0	0	0	0	0	0	50.4	62.6
1800	5	0	5	0	0	0	0	0	0	0	0	0	0	0	0	0	0	0	0	52.6	-
1900	6	0	5	0	1	0	0	0	0	0	0	0	0	0	0	0	0	0	0	40.1	-
2000	2	0	1	0	1	0	0	0	0	0	0	0	0	0	0	0	0	0	0	45.4	-
2100	1	0	1	0	0	0	0	0	0	0	0	0	0	0	0	0	0	0	0	69.2	-
2200	1	0	1	0	0	0	0	0	0	0	0	0	0	0	0	0	0	0	0	57.2	-
2300	2	0	2	0	0	0	0	0	0	0	0	0	0	0	0	0	0	0	0	48.7	-
07-19	**138**	**3**	**127**	**6**	**1**	**1**	**0**	**0**	**0**	**0**	**0**	**0**	**0**	**0**	**0**	**0**	**0**	**0**	**0**	**46.2**	**60.5**
06-22	**147**	**3**	**134**	**6**	**3**	**1**	**0**	**0**	**0**	**0**	**0**	**0**	**0**	**0**	**0**	**0**	**0**	**0**	**0**	**46.1**	**60.5**
06-00	**150**	**3**	**137**	**6**	**3**	**1**	**0**	**0**	**0**	**0**	**0**	**0**	**0**	**0**	**0**	**0**	**0**	**0**	**0**	**46.2**	**60.5**
00-00	**155**	**3**	**142**	**6**	**3**	**1**	**0**	**0**	**0**	**0**	**0**	**0**	**0**	**0**	**0**	**0**	**0**	**0**	**0**	**46.4**	**60.5**

DRAFT

Site 2
Location Un named road, att t/pole, Lat 53,48941, Long -6.59836
Direction West

3279 / Meath/Cavan/Monaghan ATC's
October 2013
Automatic Traffic Count

Virtual Day (7)

Time	Total	Classification												>PSL	>PSL%	>SL1	>SL1%	>SL2	>SL2%	Mean	Vpp
		1 MCL	2 SV	3 SVT	4 TB2	5 TB3	6 T4	7 ART3	8 ART4	9 ART5	10 ART6	11 BD	12 DRT	80	80	85 +5kph	85 +5kph	90 +10kph	90 +10kph		85
0000	0	0	0	0	0	0	0	0	0	0	0	0	0	0	0	0	0	0	0	49.8	-
0100	1	0	1	0	0	0	0	0	0	0	0	0	0	0	0	0	0	0	0	56.7	-
0200	0	0	0	0	0	0	0	0	0	0	0	0	0	0	0	0	0	0	0	44.9	-
0300	0	0	0	0	0	0	0	0	0	0	0	0	0	0	0	0	0	0	0	70.6	-
0400	0	0	0	0	0	0	0	0	0	0	0	0	0	0	0	0	0	0	0	-	-
0500	0	0	0	0	0	0	0	0	0	0	0	0	0	0	0	0	0	0	0	-	-
0600	1	0	1	0	0	0	0	0	0	0	0	0	0	0	0	0	0	0	0	61.2	-
0700	2	0	1	0	0	0	0	0	0	0	0	0	0	0	0	0	0	0	0	53.8	-
0800	7	0	6	0	0	0	0	0	0	0	0	0	0	0	0	0	0	0	0	49.2	-
0900	**10**	**0**	**9**	**0**	**1**	**0**	**0**	**0**	**0**	**0**	**0**	**0**	**0**	**0**	**2.8**	**0**	**1.4**	**0**	**0**	**52**	**61.6**
1000	8	0	7	0	0	0	0	0	0	0	0	0	0	0	1.9	0	0	0	0	49.2	-
1100	5	0	5	0	0	0	0	0	0	0	0	0	0	0	0	0	0	0	0	50.2	-
1200	8	0	7	0	0	0	0	0	0	0	0	0	0	0	0	0	0	0	0	47.4	-
1300	**11**	**0**	**9**	**0**	**1**	**0**	**0**	**0**	**0**	**0**	**0**	**0**	**0**	**0**	**0**	**0**	**0**	**0**	**0**	**46.6**	**59**
1400	9	0	9	0	0	0	0	0	0	0	0	0	0	0	1.5	0	0	0	0	52.2	-
1500	8	0	8	0	0	0	0	0	0	0	0	0	0	0	1.7	0	1.7	0	0	53.6	-
1600	9	0	8	0	0	0	0	0	0	0	0	0	0	0	0	0	0	0	0	45.1	-
1700	9	0	8	0	0	0	0	0	0	0	0	0	0	0	0	0	0	0	0	47.3	-
1800	7	0	6	0	0	0	0	0	0	0	0	0	0	0	0	0	0	0	0	49.8	-
1900	5	0	4	0	1	0	0	0	0	0	0	0	0	0	0	0	0	0	0	50.5	-
2000	4	0	3	0	0	0	0	0	0	0	0	0	0	0	0	0	0	0	0	51.7	-
2100	1	0	1	0	0	0	0	0	0	0	0	0	0	0	0	0	0	0	0	49.9	-
2200	1	0	1	0	0	0	0	0	0	0	0	0	0	0	14.3	0	0	0	0	55.1	-
2300	1	0	1	0	0	0	0	0	0	0	0	0	0	0	0	0	0	0	0	50.5	-
07-19	**92**	**1**	**82**	**3**	**5**	**1**	**0**	**0**	**0**	**0**	**0**	**0**	**0**	**1**	**0.8**	**0**	**0.3**	**0**	**0**	**49.4**	**61.9**
06-22	**103**	**1**	**91**	**3**	**5**	**2**	**0**	**0**	**0**	**0**	**0**	**0**	**0**	**1**	**0.7**	**0**	**0.3**	**0**	**0**	**49.6**	**61.9**
06-00	**105**	**1**	**93**	**3**	**5**	**2**	**0**	**0**	**0**	**0**	**0**	**0**	**0**	**1**	**0.8**	**0**	**0.3**	**0**	**0**	**49.7**	**61.9**
00-00	**106**	**1**	**94**	**3**	**5**	**2**	**0**	**0**	**0**	**0**	**0**	**0**	**0**	**1**	**0.8**	**0**	**0.3**	**0**	**0**	**49.7**	**61.9**

DRAFT

Site 2
Location Un named road, att t/pole, Lat 53,48941, Long -6.59836
Direction West

3279 / Meath/Cavan/Monaghan ATC's
October 2013
Automatic Traffic Count

Virtual Week (1)

Time	Total	Classification												>PSL	>PSL%	>SL1	>SL1%	>SL2	>SL2%	Mean	Vpp
		1 MCL	2 SV	3 SVT	4 TB2	5 TB3	6 T4	7 ART3	8 ART4	9 ART5	10 ART6	11 BD	12 DRT	80	80	85 +5kph	85 +5kph	90 +10kph	90 +10kph		85
Mon	100	1	85	2	9	3	0	0	0	0	0	0	0	0	0	0	0	0	0	50.3	62.6
Tue	98	0	88	3	6	1	0	0	0	0	0	0	0	0	0	0	0	0	0	51.7	61.6
Wed	88	0	74	4	7	2	1	0	0	0	0	0	0	1	1.1	0	0	0	0	51.1	64.8
Thu	101	1	92	2	5	0	0	1	0	0	0	0	0	2	2	0	0	0	0	52.1	63.7
Fri	98	0	86	2	5	2	2	0	0	1	0	0	0	2	2	2	2	0	0	51.9	63.7
| Sat	102	0	93	4	3	2	0	0	0	0	0	0	0	1	1	0	0	0	0	46.8	60.8
| Sun	155	3	142	6	3	1	0	0	0	0	0	0	0	0	0	0	0	0	0	46.4	60.5
5 Day Ave.	**97**	**0**	**85**	**3**	**6**	**2**	**1**	**0**	**0**	**0**	**0**	**0**	**0**	**1**	**1.0**	**0**	**0.0**	**0**	**0.0**	**51.4**	**63.3**
7 Day Ave.	**106**	**1**	**94**	**3**	**5**	**2**	**0**	**0**	**0**	**0**	**0**	**0**	**0**	**1**	**0.8**	**0**	**0.3**	**0**	**0.0**	**49.7**	**61.9**
--	**742**	**5**	**660**	**23**	**38**	**11**	**3**	**1**	**0**	**1**	**0**	**0**	**0**	**6**	**0.8**	**2**	**0.3**	**0**	**0.0**	**49.7**	**61.9**

Summary Graphs

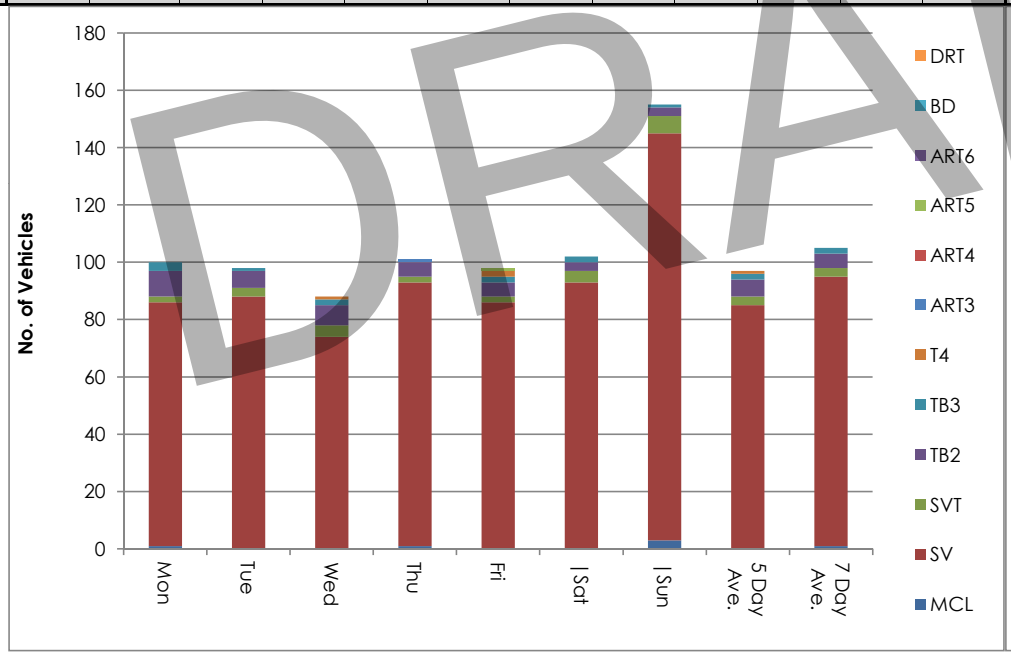

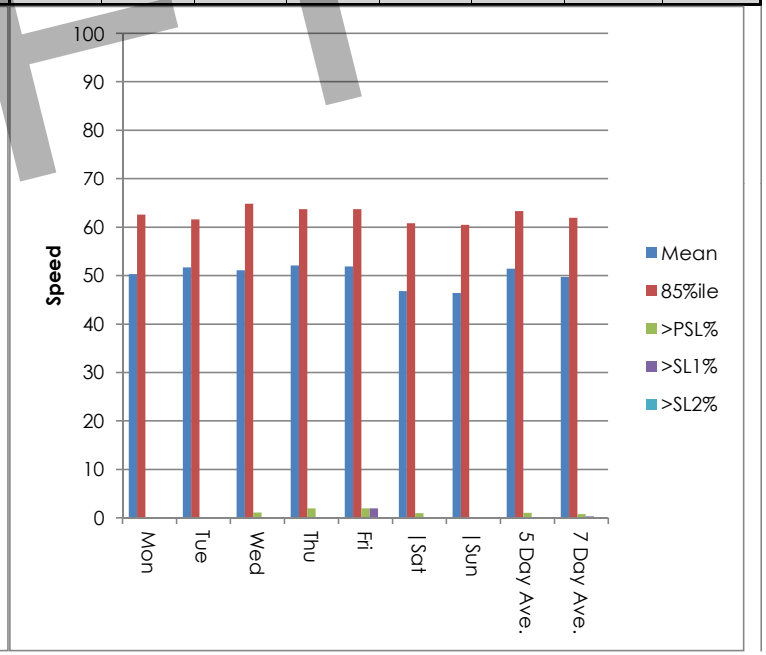

DRAFT

Site 2
Location Un named road, att t/pole, Lat 53,48941, Long -6.59836
Direction West

3279 / Meath/Cavan/Monaghan ATC's
October 2013
Automatic Traffic Count

Mon, 7 October 2013

Time	Total	Speed Bins (km/h)																											
		0 - 5	5 - 10	10 - 15	15 - 20	20 - 25	25 - 30	30 - 35	35 - 40	40 - 45	45 - 50	50 - 55	55 - 60	60 - 65	65 - 70	70 - 75	75 - 80	80 - 85	85 - 90	90 - 95	95 - 100	100 - 105	105 - 110	110 - 115	115 - 120	120 - 125	125 - 130	130 - 135	135 - 140
0000	0	0	0	0	0	0	0	0	0	0	0	0	0	0	0	0	0	0	0	0	0	0	0	0	0	0	0	0	0
0100	1	0	0	0	0	0	0	0	0	0	0	0	0	0	0	1	0	0	0	0	0	0	0	0	0	0	0	0	0
0200	0	0	0	0	0	0	0	0	0	0	0	0	0	0	0	0	0	0	0	0	0	0	0	0	0	0	0	0	0
0300	0	0	0	0	0	0	0	0	0	0	0	0	0	0	0	0	0	0	0	0	0	0	0	0	0	0	0	0	0
0400	0	0	0	0	0	0	0	0	0	0	0	0	0	0	0	0	0	0	0	0	0	0	0	0	0	0	0	0	0
0500	0	0	0	0	0	0	0	0	0	0	0	0	0	0	0	0	0	0	0	0	0	0	0	0	0	0	0	0	0
0600	1	0	0	0	0	0	0	0	0	0	0	0	0	1	0	0	0	0	0	0	0	0	0	0	0	0	0	0	0
0700	4	0	0	0	0	0	0	0	0	0	2	0	1	0	0	1	0	0	0	0	0	0	0	0	0	0	0	0	0
0800	10	0	0	1	0	0	0	0	2	1	0	2	1	2	0	1	0	0	0	0	0	0	0	0	0	0	0	0	0
0900	**17**	**0**	**0**	**1**	**0**	**1**	**0**	**0**	**0**	**1**	**4**	**4**	**2**	**3**	**0**	**0**	**1**	**0**	**0**	**0**	**0**	**0**	**0**	**0**	**0**	**0**	**0**	**0**	**0**
1000	8	0	0	0	0	0	0	1	1	1	0	2	1	2	0	0	0	0	0	0	0	0	0	0	0	0	0	0	0
1100	3	0	0	0	0	0	0	0	0	0	2	0	0	0	1	0	0	0	0	0	0	0	0	0	0	0	0	0	0
1200	7	0	0	0	0	1	1	1	0	2	0	1	0	1	0	0	0	0	0	0	0	0	0	0	0	0	0	0	0
1300	**9**	**0**	**0**	**0**	**0**	**2**	**0**	**0**	**0**	**0**	**2**	**3**	**0**	**0**	**2**	**0**	**0**	**0**	**0**	**0**	**0**	**0**	**0**	**0**	**0**	**0**	**0**	**0**	**0**
1400	8	0	0	0	0	0	0	0	0	1	3	1	3	0	0	0	0	0	0	0	0	0	0	0	0	0	0	0	0
1500	4	0	0	0	0	0	0	0	0	0	1	2	0	1	0	0	0	0	0	0	0	0	0	0	0	0	0	0	0
1600	5	0	0	0	0	0	0	0	1	2	0	0	1	1	0	0	0	0	0	0	0	0	0	0	0	0	0	0	0
1700	8	0	0	0	0	0	1	0	1	0	0	3	1	1	1	0	0	0	0	0	0	0	0	0	0	0	0	0	0
1800	4	0	0	0	0	0	0	0	0	1	0	1	0	1	1	0	0	0	0	0	0	0	0	0	0	0	0	0	0
1900	6	0	0	0	1	0	0	0	0	0	1	3	0	0	1	0	0	0	0	0	0	0	0	0	0	0	0	0	0
2000	4	0	0	0	0	1	0	0	0	1	0	0	1	0	0	1	0	0	0	0	0	0	0	0	0	0	0	0	0
2100	0	0	0	0	0	0	0	0	0	0	0	0	0	0	0	0	0	0	0	0	0	0	0	0	0	0	0	0	0
2200	1	0	0	0	0	0	0	0	0	0	1	0	0	0	0	0	0	0	0	0	0	0	0	0	0	0	0	0	0
2300	0	0	0	0	0	0	0	0	0	0	0	0	0	0	0	0	0	0	0	0	0	0	0	0	0	0	0	0	0
07-19	**87**	**0**	**0**	**2**	**0**	**4**	**2**	**2**	**5**	**9**	**14**	**19**	**10**	**12**	**5**	**2**	**1**	**0**	**0**	**0**	**0**	**0**	**0**	**0**	**0**	**0**	**0**	**0**	**0**
06-22	**98**	**0**	**0**	**2**	**1**	**5**	**2**	**2**	**5**	**10**	**15**	**22**	**11**	**13**	**6**	**3**	**1**	**0**	**0**	**0**	**0**	**0**	**0**	**0**	**0**	**0**	**0**	**0**	**0**
06-00	**99**	**0**	**0**	**2**	**1**	**5**	**2**	**2**	**5**	**10**	**16**	**22**	**11**	**13**	**6**	**3**	**1**	**0**	**0**	**0**	**0**	**0**	**0**	**0**	**0**	**0**	**0**	**0**	**0**
00-00	**100**	**0**	**0**	**2**	**1**	**5**	**2**	**2**	**5**	**10**	**16**	**22**	**11**	**13**	**6**	**4**	**1**	**0**	**0**	**0**	**0**	**0**	**0**	**0**	**0**	**0**	**0**	**0**	**0**

DRAFT

Site 2
Location Un named road, att t/pole, Lat 53,48941, Long -6.59836
Direction West

3279 / Meath/Cavan/Monaghan ATC's
October 2013
Automatic Traffic Count

Tue, 8 October 2013

Time	Total	Speed Bins (km/h)																											
		0 - 5	5 - 10	10 - 15	15 - 20	20 - 25	25 - 30	30 - 35	35 - 40	40 - 45	45 - 50	50 - 55	55 - 60	60 - 65	65 - 70	70 - 75	75 - 80	80 - 85	85 - 90	90 - 95	95 - 100	100 - 105	105 - 110	110 - 115	115 - 120	120 - 125	125 - 130	130 - 135	135 - 140
0000	0	0	0	0	0	0	0	0	0	0	0	0	0	0	0	0	0	0	0	0	0	0	0	0	0	0	0	0	0
0100	0	0	0	0	0	0	0	0	0	0	0	0	0	0	0	0	0	0	0	0	0	0	0	0	0	0	0	0	0
0200	0	0	0	0	0	0	0	0	0	0	0	0	0	0	0	0	0	0	0	0	0	0	0	0	0	0	0	0	0
0300	0	0	0	0	0	0	0	0	0	0	0	0	0	0	0	0	0	0	0	0	0	0	0	0	0	0	0	0	0
0400	0	0	0	0	0	0	0	0	0	0	0	0	0	0	0	0	0	0	0	0	0	0	0	0	0	0	0	0	0
0500	0	0	0	0	0	0	0	0	0	0	0	0	0	0	0	0	0	0	0	0	0	0	0	0	0	0	0	0	0
0600	1	0	0	0	0	0	0	0	0	0	0	0	0	1	0	0	0	0	0	0	0	0	0	0	0	0	0	0	0
0700	2	0	0	0	0	0	0	0	0	0	0	1	0	1	0	0	0	0	0	0	0	0	0	0	0	0	0	0	0
0800	10	0	0	0	0	0	0	2	0	0	2	2	2	2	0	0	0	0	0	0	0	0	0	0	0	0	0	0	0
0900	**13**	**0**	**0**	**0**	**0**	**0**	**0**	**0**	**1**	**0**	**1**	**5**	**3**	**2**	**1**	**0**	**0**	**0**	**0**	**0**	**0**	**0**	**0**	**0**	**0**	**0**	**0**	**0**	**0**
1000	4	0	0	0	0	1	0	0	0	0	1	0	2	0	0	0	0	0	0	0	0	0	0	0	0	0	0	0	0
1100	2	0	0	0	0	0	0	0	0	1	0	0	0	1	0	0	0	0	0	0	0	0	0	0	0	0	0	0	0
1200	7	0	0	0	0	0	0	1	0	0	3	1	0	2	0	0	0	0	0	0	0	0	0	0	0	0	0	0	0
1300	10	0	0	0	0	0	0	0	0	0	4	1	4	0	1	0	0	0	0	0	0	0	0	0	0	0	0	0	0
1400	**12**	**0**	**0**	**0**	**0**	**0**	**0**	**0**	**0**	**0**	**1**	**4**	**4**	**2**	**1**	**0**	**0**	**0**	**0**	**0**	**0**	**0**	**0**	**0**	**0**	**0**	**0**	**0**	**0**
1500	9	0	0	0	0	0	0	0	0	0	0	4	1	3	1	0	0	0	0	0	0	0	0	0	0	0	0	0	0
1600	3	0	0	0	0	0	0	0	1	0	1	1	0	0	0	0	0	0	0	0	0	0	0	0	0	0	0	0	0
1700	6	0	0	1	0	0	0	0	0	0	2	1	2	0	0	0	0	0	0	0	0	0	0	0	0	0	0	0	0
1800	7	0	0	0	1	0	0	1	0	2	2	1	0	0	0	0	0	0	0	0	0	0	0	0	0	0	0	0	0
1900	3	0	0	0	0	0	0	0	0	1	0	2	0	0	0	0	0	0	0	0	0	0	0	0	0	0	0	0	0
2000	5	0	0	0	0	0	0	0	0	1	0	2	0	2	0	0	0	0	0	0	0	0	0	0	0	0	0	0	0
2100	2	0	0	0	0	1	0	0	0	0	0	1	0	0	0	0	0	0	0	0	0	0	0	0	0	0	0	0	0
2200	1	0	0	0	0	0	0	0	0	0	0	1	0	0	0	0	0	0	0	0	0	0	0	0	0	0	0	0	0
2300	1	0	0	0	0	0	0	0	0	0	0	1	0	0	0	0	0	0	0	0	0	0	0	0	0	0	0	0	0
07-19	**85**	**0**	**0**	**1**	**1**	**1**	**0**	**4**	**2**	**3**	**17**	**21**	**18**	**13**	**4**	**0**	**0**	**0**	**0**	**0**	**0**	**0**	**0**	**0**	**0**	**0**	**0**	**0**	**0**
06-22	**96**	**0**	**0**	**1**	**1**	**2**	**0**	**4**	**2**	**5**	**17**	**26**	**18**	**16**	**4**	**0**	**0**	**0**	**0**	**0**	**0**	**0**	**0**	**0**	**0**	**0**	**0**	**0**	**0**
06-00	**98**	**0**	**0**	**1**	**1**	**2**	**0**	**4**	**2**	**5**	**17**	**28**	**18**	**16**	**4**	**0**	**0**	**0**	**0**	**0**	**0**	**0**	**0**	**0**	**0**	**0**	**0**	**0**	**0**
00-00	**98**	**0**	**0**	**1**	**1**	**2**	**0**	**4**	**2**	**5**	**17**	**28**	**18**	**16**	**4**	**0**	**0**	**0**	**0**	**0**	**0**	**0**	**0**	**0**	**0**	**0**	**0**	**0**	**0**

DRAFT

Site 2
Location Un named road, att t/pole, Lat 53,48941, Long -6.59836
Direction West

3279 / Meath/Cavan/Monaghan ATC's
October 2013
Automatic Traffic Count

Wed, 9 October 2013

Time	Total	Speed Bins (km/h)																											
		0 - 5	5 - 10	10 - 15	15 - 20	20 - 25	25 - 30	30 - 35	35 - 40	40 - 45	45 - 50	50 - 55	55 - 60	60 - 65	65 - 70	70 - 75	75 - 80	80 - 85	85 - 90	90 - 95	95 - 100	100 - 105	105 - 110	110 - 115	115 - 120	120 - 125	125 - 130	130 - 135	135 - 140
0000	0	0	0	0	0	0	0	0	0	0	0	0	0	0	0	0	0	0	0	0	0	0	0	0	0	0	0	0	0
0100	0	0	0	0	0	0	0	0	0	0	0	0	0	0	0	0	0	0	0	0	0	0	0	0	0	0	0	0	0
0200	0	0	0	0	0	0	0	0	0	0	0	0	0	0	0	0	0	0	0	0	0	0	0	0	0	0	0	0	0
0300	0	0	0	0	0	0	0	0	0	0	0	0	0	0	0	0	0	0	0	0	0	0	0	0	0	0	0	0	0
0400	0	0	0	0	0	0	0	0	0	0	0	0	0	0	0	0	0	0	0	0	0	0	0	0	0	0	0	0	0
0500	0	0	0	0	0	0	0	0	0	0	0	0	0	0	0	0	0	0	0	0	0	0	0	0	0	0	0	0	0
0600	1	0	0	0	0	0	0	0	0	0	0	0	0	0	0	1	0	0	0	0	0	0	0	0	0	0	0	0	0
0700	1	0	0	0	0	0	0	1	0	0	0	0	0	0	0	0	0	0	0	0	0	0	0	0	0	0	0	0	0
0800	9	0	0	0	0	0	0	0	0	3	2	1	1	1	1	0	0	0	0	0	0	0	0	0	0	0	0	0	0
0900	**12**	**0**	**0**	**0**	**0**	**0**	**1**	**0**	**2**	**1**	**2**	**2**	**0**	**3**	**1**	**0**	**0**	**0**	**0**	**0**	**0**	**0**	**0**	**0**	**0**	**0**	**0**	**0**	**0**
1000	6	0	0	0	1	0	0	0	0	0	0	1	2	1	0	0	0	1	0	0	0	0	0	0	0	0	0	0	0
1100	7	0	0	0	0	1	0	0	1	2	0	1	1	1	0	0	0	0	0	0	0	0	0	0	0	0	0	0	0
1200	2	0	0	0	0	0	0	0	0	1	1	0	0	0	0	0	0	0	0	0	0	0	0	0	0	0	0	0	0
1300	**10**	**0**	**0**	**0**	**0**	**1**	**0**	**0**	**0**	**0**	**2**	**4**	**2**	**0**	**1**	**0**	**0**	**0**	**0**	**0**	**0**	**0**	**0**	**0**	**0**	**0**	**0**	**0**	**0**
1400	8	0	0	0	0	1	0	0	0	1	2	1	0	1	2	0	0	0	0	0	0	0	0	0	0	0	0	0	0
1500	4	0	0	0	0	0	0	0	1	0	0	0	2	1	0	0	0	0	0	0	0	0	0	0	0	0	0	0	0
1600	7	0	0	0	0	0	0	0	0	2	0	1	0	1	2	0	1	0	0	0	0	0	0	0	0	0	0	0	0
1700	5	0	0	0	0	0	0	1	0	1	1	2	0	0	0	0	0	0	0	0	0	0	0	0	0	0	0	0	0
1800	6	0	0	0	1	0	0	0	0	1	1	1	0	1	1	0	0	0	0	0	0	0	0	0	0	0	0	0	0
1900	4	0	0	0	0	0	0	0	1	0	1	0	0	1	1	0	0	0	0	0	0	0	0	0	0	0	0	0	0
2000	2	0	0	0	0	0	0	1	0	0	0	0	0	0	1	0	0	0	0	0	0	0	0	0	0	0	0	0	0
2100	3	0	0	0	0	0	0	0	0	0	2	1	0	0	0	0	0	0	0	0	0	0	0	0	0	0	0	0	0
2200	0	0	0	0	0	0	0	0	0	0	0	0	0	0	0	0	0	0	0	0	0	0	0	0	0	0	0	0	0
2300	1	0	0	0	0	0	0	0	0	0	0	1	0	0	0	0	0	0	0	0	0	0	0	0	0	0	0	0	0
07-19	**77**	**0**	**0**	**0**	**2**	**3**	**1**	**2**	**4**	**12**	**11**	**14**	**8**	**10**	**8**	**0**	**1**	**1**	**0**	**0**	**0**	**0**	**0**	**0**	**0**	**0**	**0**	**0**	**0**
06-22	**87**	**0**	**0**	**0**	**2**	**3**	**1**	**3**	**5**	**12**	**14**	**15**	**8**	**11**	**10**	**1**	**1**	**1**	**0**	**0**	**0**	**0**	**0**	**0**	**0**	**0**	**0**	**0**	**0**
06-00	**88**	**0**	**0**	**0**	**2**	**3**	**1**	**3**	**5**	**12**	**14**	**16**	**8**	**11**	**10**	**1**	**1**	**1**	**0**	**0**	**0**	**0**	**0**	**0**	**0**	**0**	**0**	**0**	**0**
00-00	**88**	**0**	**0**	**0**	**2**	**3**	**1**	**3**	**5**	**12**	**14**	**16**	**8**	**11**	**10**	**1**	**1**	**1**	**0**	**0**	**0**	**0**	**0**	**0**	**0**	**0**	**0**	**0**	**0**

DRAFT

Site 2
Location Un named road, att t/pole, Lat 53,48941, Long -6.59836
Direction West

3279 / Meath/Cavan/Monaghan ATC's
October 2013
Automatic Traffic Count

Thu, 10 October 2013

Time	Total	Speed Bins (km/h)																											
		0 - 5	5 - 10	10 - 15	15 - 20	20 - 25	25 - 30	30 - 35	35 - 40	40 - 45	45 - 50	50 - 55	55 - 60	60 - 65	65 - 70	70 - 75	75 - 80	80 - 85	85 - 90	90 - 95	95 - 100	100 - 105	105 - 110	110 - 115	115 - 120	120 - 125	125 - 130	130 - 135	135 - 140
0000	0	0	0	0	0	0	0	0	0	0	0	0	0	0	0	0	0	0	0	0	0	0	0	0	0	0	0	0	0
0100	1	0	0	0	0	0	0	0	0	0	0	1	0	0	0	0	0	0	0	0	0	0	0	0	0	0	0	0	0
0200	0	0	0	0	0	0	0	0	0	0	0	0	0	0	0	0	0	0	0	0	0	0	0	0	0	0	0	0	0
0300	0	0	0	0	0	0	0	0	0	0	0	0	0	0	0	0	0	0	0	0	0	0	0	0	0	0	0	0	0
0400	0	0	0	0	0	0	0	0	0	0	0	0	0	0	0	0	0	0	0	0	0	0	0	0	0	0	0	0	0
0500	0	0	0	0	0	0	0	0	0	0	0	0	0	0	0	0	0	0	0	0	0	0	0	0	0	0	0	0	0
0600	1	0	0	0	0	0	0	0	0	0	1	0	0	0	0	0	0	0	0	0	0	0	0	0	0	0	0	0	0
0700	0	0	0	0	0	0	0	0	0	0	0	0	0	0	0	0	0	0	0	0	0	0	0	0	0	0	0	0	0
0800	7	0	0	0	0	0	0	0	3	1	1	0	0	2	0	0	0	0	0	0	0	0	0	0	0	0	0	0	0
0900	**11**	**0**	**0**	**0**	**0**	**0**	**0**	**1**	**0**	**3**	**2**	**1**	**4**	**0**	**0**	**0**	**0**	**0**	**0**	**0**	**0**	**0**	**0**	**0**	**0**	**0**	**0**	**0**	**0**
1000	8	0	0	0	0	1	0	1	0	1	1	1	1	1	1	0	0	0	0	0	0	0	0	0	0	0	0	0	0
1100	6	0	0	0	0	0	0	0	0	1	2	2	0	0	1	0	0	0	0	0	0	0	0	0	0	0	0	0	0
1200	9	0	0	0	1	0	0	0	1	0	2	4	1	0	0	0	0	0	0	0	0	0	0	0	0	0	0	0	0
1300	5	0	0	0	0	0	0	0	0	1	0	1	2	0	1	0	0	0	0	0	0	0	0	0	0	0	0	0	0
1400	10	0	0	1	0	0	0	0	0	0	1	2	2	3	0	0	0	1	0	0	0	0	0	0	0	0	0	0	0
1500	8	0	0	0	0	0	0	0	0	0	0	3	2	0	0	1	2	0	0	0	0	0	0	0	0	0	0	0	0
1600	4	0	0	0	0	0	0	0	1	0	0	1	0	0	1	1	0	0	0	0	0	0	0	0	0	0	0	0	0
1700	5	0	0	0	0	0	0	1	0	0	1	1	0	1	1	0	0	0	0	0	0	0	0	0	0	0	0	0	0
1800	**11**	**0**	**0**	**0**	**0**	**1**	**0**	**0**	**1**	**0**	**3**	**2**	**3**	**1**	**0**	**0**	**0**	**0**	**0**	**0**	**0**	**0**	**0**	**0**	**0**	**0**	**0**	**0**	**0**
1900	6	0	0	0	0	0	0	0	0	0	2	0	1	0	2	1	0	0	0	0	0	0	0	0	0	0	0	0	0
2000	3	0	0	0	0	0	0	0	1	0	0	2	0	0	0	0	0	0	0	0	0	0	0	0	0	0	0	0	0
2100	2	0	0	0	0	0	0	0	0	0	1	0	0	1	0	0	0	0	0	0	0	0	0	0	0	0	0	0	0
2200	3	0	0	0	0	0	0	0	0	0	2	0	0	0	0	0	0	1	0	0	0	0	0	0	0	0	0	0	0
2300	1	0	0	0	0	0	0	0	0	0	1	0	0	0	0	0	0	0	0	0	0	0	0	0	0	0	0	0	0
07-19	**84**	**0**	**0**	**1**	**1**	**2**	**0**	**3**	**6**	**7**	**13**	**18**	**15**	**8**	**5**	**2**	**2**	**1**	**0**	**0**	**0**	**0**	**0**	**0**	**0**	**0**	**0**	**0**	**0**
06-22	**96**	**0**	**0**	**1**	**1**	**2**	**0**	**3**	**7**	**7**	**17**	**20**	**16**	**9**	**7**	**3**	**2**	**1**	**0**	**0**	**0**	**0**	**0**	**0**	**0**	**0**	**0**	**0**	**0**
06-00	**100**	**0**	**0**	**1**	**1**	**2**	**0**	**3**	**7**	**7**	**20**	**20**	**16**	**9**	**7**	**3**	**2**	**2**	**0**	**0**	**0**	**0**	**0**	**0**	**0**	**0**	**0**	**0**	**0**
00-00	**101**	**0**	**0**	**1**	**1**	**2**	**0**	**3**	**7**	**7**	**20**	**21**	**16**	**9**	**7**	**3**	**2**	**2**	**0**	**0**	**0**	**0**	**0**	**0**	**0**	**0**	**0**	**0**	**0**

DRAFT

Site 2
Location Un named road, att t/pole, Lat 53,48941, Long -6.59836
Direction West

3279 / Meath/Cavan/Monaghan ATC's
October 2013
Automatic Traffic Count

Fri, 11 October 2013

Time	Total	Speed Bins (km/h)																											
		0 - 5	5 - 10	10 - 15	15 - 20	20 - 25	25 - 30	30 - 35	35 - 40	40 - 45	45 - 50	50 - 55	55 - 60	60 - 65	65 - 70	70 - 75	75 - 80	80 - 85	85 - 90	90 - 95	95 - 100	100 - 105	105 - 110	110 - 115	115 - 120	120 - 125	125 - 130	130 - 135	135 - 140
0000	1	0	0	0	0	0	0	0	0	0	0	0	1	0	0	0	0	0	0	0	0	0	0	0	0	0	0	0	0
0100	0	0	0	0	0	0	0	0	0	0	0	0	0	0	0	0	0	0	0	0	0	0	0	0	0	0	0	0	0
0200	0	0	0	0	0	0	0	0	0	0	0	0	0	0	0	0	0	0	0	0	0	0	0	0	0	0	0	0	0
0300	0	0	0	0	0	0	0	0	0	0	0	0	0	0	0	0	0	0	0	0	0	0	0	0	0	0	0	0	0
0400	0	0	0	0	0	0	0	0	0	0	0	0	0	0	0	0	0	0	0	0	0	0	0	0	0	0	0	0	0
0500	0	0	0	0	0	0	0	0	0	0	0	0	0	0	0	0	0	0	0	0	0	0	0	0	0	0	0	0	0
0600	0	0	0	0	0	0	0	0	0	0	0	0	0	0	0	0	0	0	0	0	0	0	0	0	0	0	0	0	0
0700	2	0	0	0	0	0	0	0	0	1	0	1	0	0	0	0	0	0	0	0	0	0	0	0	0	0	0	0	0
0800	**11**	**0**	**0**	**0**	**0**	**0**	**0**	**1**	**0**	**1**	**1**	**5**	**0**	**2**	**0**	**1**	**0**	**0**	**0**	**0**	**0**	**0**	**0**	**0**	**0**	**0**	**0**	**0**	**0**
0900	8	0	0	0	0	0	0	0	1	1	0	0	2	1	2	0	0	0	1	0	0	0	0	0	0	0	0	0	0
1000	5	0	0	0	0	0	0	1	1	0	0	2	1	0	0	0	0	0	0	0	0	0	0	0	0	0	0	0	0
1100	4	0	0	0	0	0	0	0	0	0	0	1	1	2	0	0	0	0	0	0	0	0	0	0	0	0	0	0	0
1200	7	0	0	0	0	1	1	1	0	0	0	1	1	1	1	0	0	0	0	0	0	0	0	0	0	0	0	0	0
1300	5	0	0	0	1	1	0	0	0	0	2	0	1	0	0	0	0	0	0	0	0	0	0	0	0	0	0	0	0
1400	7	0	0	0	0	1	0	0	0	0	0	2	1	2	1	0	0	0	0	0	0	0	0	0	0	0	0	0	0
1500	**12**	**0**	**0**	**0**	**0**	**0**	**0**	**1**	**0**	**0**	**4**	**3**	**1**	**0**	**2**	**0**	**0**	**0**	**1**	**0**	**0**	**0**	**0**	**0**	**0**	**0**	**0**	**0**	**0**
1600	7	0	0	0	0	0	0	0	0	1	3	1	1	0	1	0	0	0	0	0	0	0	0	0	0	0	0	0	0
1700	5	0	0	1	0	0	0	1	0	1	0	0	0	0	1	1	0	0	0	0	0	0	0	0	0	0	0	0	0
1800	9	0	0	0	0	0	0	0	0	1	1	2	3	1	1	0	0	0	0	0	0	0	0	0	0	0	0	0	0
1900	6	0	0	0	0	0	0	0	1	1	1	0	2	0	1	0	0	0	0	0	0	0	0	0	0	0	0	0	0
2000	6	0	0	0	0	0	0	0	0	1	1	2	2	0	0	0	0	0	0	0	0	0	0	0	0	0	0	0	0
2100	0	0	0	0	0	0	0	0	0	0	0	0	0	0	0	0	0	0	0	0	0	0	0	0	0	0	0	0	0
2200	1	0	0	0	0	0	0	0	0	0	0	1	0	0	0	0	0	0	0	0	0	0	0	0	0	0	0	0	0
2300	2	0	0	0	0	0	0	0	0	0	1	1	0	0	0	0	0	0	0	0	0	0	0	0	0	0	0	0	0
07-19	**82**	**0**	**0**	**1**	**1**	**3**	**1**	**5**	**2**	**6**	**11**	**18**	**12**	**9**	**9**	**2**	**0**	**0**	**2**	**0**	**0**	**0**	**0**	**0**	**0**	**0**	**0**	**0**	**0**
06-22	**94**	**0**	**0**	**1**	**1**	**3**	**1**	**5**	**3**	**8**	**13**	**20**	**16**	**9**	**10**	**2**	**0**	**0**	**2**	**0**	**0**	**0**	**0**	**0**	**0**	**0**	**0**	**0**	**0**
06-00	**97**	**0**	**0**	**1**	**1**	**3**	**1**	**5**	**3**	**8**	**14**	**22**	**16**	**9**	**10**	**2**	**0**	**0**	**2**	**0**	**0**	**0**	**0**	**0**	**0**	**0**	**0**	**0**	**0**
00-00	**98**	**0**	**0**	**1**	**1**	**3**	**1**	**5**	**3**	**8**	**14**	**22**	**17**	**9**	**10**	**2**	**0**	**0**	**2**	**0**	**0**	**0**	**0**	**0**	**0**	**0**	**0**	**0**	**0**

DRAFT

Site 2
Location Un named road, att t/pole, Lat 53,48941, Long -6.59836
Direction West

3279 / Meath/Cavan/Monaghan ATC's
October 2013
Automatic Traffic Count

Sat, 12 October 2013

Time	Total	Speed Bins (km/h)																											
		0 - 5	5 - 10	10 - 15	15 - 20	20 - 25	25 - 30	30 - 35	35 - 40	40 - 45	45 - 50	50 - 55	55 - 60	60 - 65	65 - 70	70 - 75	75 - 80	80 - 85	85 - 90	90 - 95	95 - 100	100 - 105	105 - 110	110 - 115	115 - 120	120 - 125	125 - 130	130 - 135	135 - 140
0000	0	0	0	0	0	0	0	0	0	0	0	0	0	0	0	0	0	0	0	0	0	0	0	0	0	0	0	0	0
0100	0	0	0	0	0	0	0	0	0	0	0	0	0	0	0	0	0	0	0	0	0	0	0	0	0	0	0	0	0
0200	0	0	0	0	0	0	0	0	0	0	0	0	0	0	0	0	0	0	0	0	0	0	0	0	0	0	0	0	0
0300	1	0	0	0	0	0	0	0	0	0	0	0	0	1	0	0	0	0	0	0	0	0	0	0	0	0	0	0	0
0400	0	0	0	0	0	0	0	0	0	0	0	0	0	0	0	0	0	0	0	0	0	0	0	0	0	0	0	0	0
0500	0	0	0	0	0	0	0	0	0	0	0	0	0	0	0	0	0	0	0	0	0	0	0	0	0	0	0	0	0
0600	0	0	0	0	0	0	0	0	0	0	0	0	0	0	0	0	0	0	0	0	0	0	0	0	0	0	0	0	0
0700	1	0	0	0	0	0	0	0	0	0	0	0	1	0	0	0	0	0	0	0	0	0	0	0	0	0	0	0	0
0800	2	0	0	0	1	0	0	0	0	0	1	0	0	0	0	0	0	0	0	0	0	0	0	0	0	0	0	0	0
0900	6	0	0	0	0	0	0	0	0	0	2	3	0	0	0	0	0	1	0	0	0	0	0	0	0	0	0	0	0
1000	**7**	**0**	**0**	**0**	**0**	**2**	**0**	**0**	**0**	**1**	**1**	**0**	**2**	**1**	**0**	**0**	**0**	**0**	**0**	**0**	**0**	**0**	**0**	**0**	**0**	**0**	**0**	**0**	**0**
1100	**7**	**0**	**0**	**0**	**0**	**1**	**0**	**0**	**0**	**0**	**2**	**1**	**2**	**0**	**1**	**0**	**0**	**0**	**0**	**0**	**0**	**0**	**0**	**0**	**0**	**0**	**0**	**0**	**0**
1200	7	0	0	0	0	0	0	0	1	1	1	0	2	2	0	0	0	0	0	0	0	0	0	0	0	0	0	0	0
1300	9	0	0	0	0	1	0	0	1	1	1	1	0	1	2	0	1	0	0	0	0	0	0	0	0	0	0	0	0
1400	12	0	0	0	0	1	0	0	0	2	3	1	2	1	2	0	0	0	0	0	0	0	0	0	0	0	0	0	0
1500	6	0	0	0	0	0	0	0	2	0	1	2	0	1	0	0	0	0	0	0	0	0	0	0	0	0	0	0	0
1600	11	0	0	0	2	4	2	0	2	0	0	0	1	0	0	0	0	0	0	0	0	0	0	0	0	0	0	0	0
1700	**19**	**0**	**0**	**0**	**0**	**0**	**0**	**1**	**4**	**8**	**5**	**0**	**1**	**0**	**0**	**0**	**0**	**0**	**0**	**0**	**0**	**0**	**0**	**0**	**0**	**0**	**0**	**0**	**0**
1800	6	0	0	0	0	0	0	0	1	1	1	1	1	1	0	0	0	0	0	0	0	0	0	0	0	0	0	0	0
1900	2	0	0	0	0	0	0	0	0	1	1	0	0	0	0	0	0	0	0	0	0	0	0	0	0	0	0	0	0
2000	5	0	0	0	0	0	0	0	0	1	0	1	1	1	1	0	0	0	0	0	0	0	0	0	0	0	0	0	0
2100	1	0	0	0	0	0	0	0	0	0	1	0	0	0	0	0	0	0	0	0	0	0	0	0	0	0	0	0	0
2200	0	0	0	0	0	0	0	0	0	0	0	0	0	0	0	0	0	0	0	0	0	0	0	0	0	0	0	0	0
2300	0	0	0	0	0	0	0	0	0	0	0	0	0	0	0	0	0	0	0	0	0	0	0	0	0	0	0	0	0
07-19	**93**	**0**	**0**	**0**	**3**	**9**	**2**	**1**	**11**	**14**	**18**	**9**	**12**	**7**	**5**	**0**	**1**	**1**	**0**	**0**	**0**	**0**	**0**	**0**	**0**	**0**	**0**	**0**	**0**
06-22	**101**	**0**	**0**	**0**	**3**	**9**	**2**	**1**	**11**	**16**	**20**	**10**	**13**	**8**	**6**	**0**	**1**	**1**	**0**	**0**	**0**	**0**	**0**	**0**	**0**	**0**	**0**	**0**	**0**
06-00	**101**	**0**	**0**	**0**	**3**	**9**	**2**	**1**	**11**	**16**	**20**	**10**	**13**	**8**	**6**	**0**	**1**	**1**	**0**	**0**	**0**	**0**	**0**	**0**	**0**	**0**	**0**	**0**	**0**
00-00	**102**	**0**	**0**	**0**	**3**	**9**	**2**	**1**	**11**	**16**	**20**	**10**	**13**	**9**	**6**	**0**	**1**	**1**	**0**	**0**	**0**	**0**	**0**	**0**	**0**	**0**	**0**	**0**	**0**

DRAFT

Site 2
Location Un named road, att t/pole, Lat 53,48941, Long -6.59836
Direction West

3279 / Meath/Cavan/Monaghan ATC's
October 2013
Automatic Traffic Count

Sun, 13 October 2013

Time	Total	Speed Bins (km/h)																											
		0 - 5	5 - 10	10 - 15	15 - 20	20 - 25	25 - 30	30 - 35	35 - 40	40 - 45	45 - 50	50 - 55	55 - 60	60 - 65	65 - 70	70 - 75	75 - 80	80 - 85	85 - 90	90 - 95	95 - 100	100 - 105	105 - 110	110 - 115	115 - 120	120 - 125	125 - 130	130 - 135	135 - 140
0000	1	0	0	0	0	0	0	0	0	1	0	0	0	0	0	0	0	0	0	0	0	0	0	0	0	0	0	0	0
0100	2	0	0	0	0	0	0	0	0	0	1	0	1	0	0	0	0	0	0	0	0	0	0	0	0	0	0	0	0
0200	1	0	0	0	0	0	0	0	0	1	0	0	0	0	0	0	0	0	0	0	0	0	0	0	0	0	0	0	0
0300	1	0	0	0	0	0	0	0	0	0	0	0	0	0	0	0	1	0	0	0	0	0	0	0	0	0	0	0	0
0400	0	0	0	0	0	0	0	0	0	0	0	0	0	0	0	0	0	0	0	0	0	0	0	0	0	0	0	0	0
0500	0	0	0	0	0	0	0	0	0	0	0	0	0	0	0	0	0	0	0	0	0	0	0	0	0	0	0	0	0
0600	0	0	0	0	0	0	0	0	0	0	0	0	0	0	0	0	0	0	0	0	0	0	0	0	0	0	0	0	0
0700	1	0	0	0	0	0	0	0	0	0	0	0	0	1	0	0	0	0	0	0	0	0	0	0	0	0	0	0	0
0800	0	0	0	0	0	0	0	0	0	0	0	0	0	0	0	0	0	0	0	0	0	0	0	0	0	0	0	0	0
0900	4	0	0	0	0	0	0	0	3	0	0	0	1	0	0	0	0	0	0	0	0	0	0	0	0	0	0	0	0
1000	**16**	**0**	**0**	**0**	**1**	**0**	**1**	**0**	**0**	**1**	**7**	**1**	**3**	**0**	**0**	**0**	**2**	**0**	**0**	**0**	**0**	**0**	**0**	**0**	**0**	**0**	**0**	**0**	**0**
1100	9	0	0	0	0	2	0	0	0	0	1	4	0	2	0	0	0	0	0	0	0	0	0	0	0	0	0	0	0
1200	14	0	0	0	1	0	0	0	2	1	3	3	1	1	1	1	0	0	0	0	0	0	0	0	0	0	0	0	0
1300	**26**	**0**	**5**	**1**	**0**	**0**	**0**	**1**	**3**	**3**	**4**	**2**	**6**	**1**	**0**	**0**	**0**	**0**	**0**	**0**	**0**	**0**	**0**	**0**	**0**	**0**	**0**	**0**	**0**
1400	9	0	0	0	0	1	0	0	2	3	2	0	0	0	0	0	1	0	0	0	0	0	0	0	0	0	0	0	0
1500	15	0	0	0	1	1	1	0	1	4	1	0	3	0	3	0	0	0	0	0	0	0	0	0	0	0	0	0	0
1600	25	0	0	0	2	4	0	0	4	3	1	4	3	3	1	0	0	0	0	0	0	0	0	0	0	0	0	0	0
1700	14	0	0	0	0	0	0	0	3	2	2	2	2	2	1	0	0	0	0	0	0	0	0	0	0	0	0	0	0
1800	5	0	0	0	0	0	0	0	1	0	0	2	0	2	0	0	0	0	0	0	0	0	0	0	0	0	0	0	0
1900	6	0	0	1	0	0	0	0	0	3	1	1	0	0	0	0	0	0	0	0	0	0	0	0	0	0	0	0	0
2000	2	0	0	0	0	0	0	0	0	1	1	0	0	0	0	0	0	0	0	0	0	0	0	0	0	0	0	0	0
2100	1	0	0	0	0	0	0	0	0	0	0	0	0	0	1	0	0	0	0	0	0	0	0	0	0	0	0	0	0
2200	1	0	0	0	0	0	0	0	0	0	0	0	1	0	0	0	0	0	0	0	0	0	0	0	0	0	0	0	0
2300	2	0	0	0	0	0	0	0	0	0	1	1	0	0	0	0	0	0	0	0	0	0	0	0	0	0	0	0	0
07-19	**138**	**0**	**5**	**1**	**5**	**8**	**2**	**1**	**19**	**17**	**21**	**18**	**19**	**12**	**6**	**1**	**3**	**0**	**0**	**0**	**0**	**0**	**0**	**0**	**0**	**0**	**0**	**0**	**0**
06-22	**147**	**0**	**5**	**2**	**5**	**8**	**2**	**1**	**19**	**21**	**23**	**19**	**19**	**12**	**7**	**1**	**3**	**0**	**0**	**0**	**0**	**0**	**0**	**0**	**0**	**0**	**0**	**0**	**0**
06-00	**150**	**0**	**5**	**2**	**5**	**8**	**2**	**1**	**19**	**21**	**24**	**20**	**20**	**12**	**7**	**1**	**3**	**0**	**0**	**0**	**0**	**0**	**0**	**0**	**0**	**0**	**0**	**0**	**0**
00-00	**155**	**0**	**5**	**2**	**5**	**8**	**2**	**1**	**19**	**23**	**25**	**20**	**21**	**12**	**7**	**1**	**4**	**0**	**0**	**0**	**0**	**0**	**0**	**0**	**0**	**0**	**0**	**0**	**0**

DRAFT

Site 2
Location Un named road, att t/pole, Lat 53,48941, Long -6.59836
Direction West

3279 / Meath/Cavan/Monaghan ATC's
October 2013
Automatic Traffic Count

Virtual Day (7)

Time	Total	Speed Bins (km/h)																											
		0 - 5	5 - 10	10 - 15	15 - 20	20 - 25	25 - 30	30 - 35	35 - 40	40 - 45	45 - 50	50 - 55	55 - 60	60 - 65	65 - 70	70 - 75	75 - 80	80 - 85	85 - 90	90 - 95	95 - 100	100 - 105	105 - 110	110 - 115	115 - 120	120 - 125	125 - 130	130 - 135	135 - 140
0000	0	0	0	0	0	0	0	0	0	0	0	0	0	0	0	0	0	0	0	0	0	0	0	0	0	0	0	0	0
0100	1	0	0	0	0	0	0	0	0	0	0	0	0	0	0	0	0	0	0	0	0	0	0	0	0	0	0	0	0
0200	0	0	0	0	0	0	0	0	0	0	0	0	0	0	0	0	0	0	0	0	0	0	0	0	0	0	0	0	0
0300	0	0	0	0	0	0	0	0	0	0	0	0	0	0	0	0	0	0	0	0	0	0	0	0	0	0	0	0	0
0400	0	0	0	0	0	0	0	0	0	0	0	0	0	0	0	0	0	0	0	0	0	0	0	0	0	0	0	0	0
0500	0	0	0	0	0	0	0	0	0	0	0	0	0	0	0	0	0	0	0	0	0	0	0	0	0	0	0	0	0
0600	1	0	0	0	0	0	0	0	0	0	0	0	0	0	0	0	0	0	0	0	0	0	0	0	0	0	0	0	0
0700	2	0	0	0	0	0	0	0	0	0	0	0	0	0	0	0	0	0	0	0	0	0	0	0	0	0	0	0	0
0800	7	0	0	0	0	0	0	0	1	1	1	1	1	1	0	0	0	0	0	0	0	0	0	0	0	0	0	0	0
0900	**10**	**0**	**0**	**0**	**0**	**0**	**0**	**0**	**1**	**1**	**2**	**2**	**2**	**1**	**1**	**0**	**0**	**0**	**0**	**0**	**0**	**0**	**0**	**0**	**0**	**0**	**0**	**0**	**0**
1000	8	0	0	0	0	1	0	0	0	1	1	1	2	1	0	0	0	0	0	0	0	0	0	0	0	0	0	0	0
1100	5	0	0	0	0	1	0	0	0	1	1	1	1	1	0	0	0	0	0	0	0	0	0	0	0	0	0	0	0
1200	8	0	0	0	0	0	0	0	1	1	1	1	1	1	0	0	0	0	0	0	0	0	0	0	0	0	0	0	0
1300	**11**	**0**	**1**	**0**	**0**	**1**	**0**	**0**	**1**	**1**	**2**	**2**	**2**	**0**	**1**	**0**	**0**	**0**	**0**	**0**	**0**	**0**	**0**	**0**	**0**	**0**	**0**	**0**	**0**
1400	9	0	0	0	0	1	0	0	0	1	2	2	2	1	1	0	0	0	0	0	0	0	0	0	0	0	0	0	0
1500	8	0	0	0	0	0	0	0	1	1	1	2	1	1	1	0	0	0	0	0	0	0	0	0	0	0	0	0	0
1600	9	0	0	0	1	1	0	0	1	1	1	1	1	1	1	0	0	0	0	0	0	0	0	0	0	0	0	0	0
1700	9	0	0	0	0	0	0	1	1	2	2	1	1	1	1	0	0	0	0	0	0	0	0	0	0	0	0	0	0
1800	7	0	0	0	0	0	0	0	0	1	1	1	1	1	0	0	0	0	0	0	0	0	0	0	0	0	0	0	0
1900	5	0	0	0	0	0	0	0	0	1	1	1	0	0	1	0	0	0	0	0	0	0	0	0	0	0	0	0	0
2000	4	0	0	0	0	0	0	0	0	1	0	1	1	0	0	0	0	0	0	0	0	0	0	0	0	0	0	0	0
2100	1	0	0	0	0	0	0	0	0	0	1	0	0	0	0	0	0	0	0	0	0	0	0	0	0	0	0	0	0
2200	1	0	0	0	0	0	0	0	0	0	0	0	0	0	0	0	0	0	0	0	0	0	0	0	0	0	0	0	0
2300	1	0	0	0	0	0	0	0	0	0	0	1	0	0	0	0	0	0	0	0	0	0	0	0	0	0	0	0	0
07-19	**92**	**0**	**1**	**1**	**2**	**4**	**1**	**3**	**7**	**10**	**15**	**17**	**13**	**10**	**6**	**1**	**1**	**0**	**0**	**0**	**0**	**0**	**0**	**0**	**0**	**0**	**0**	**0**	**0**
06-22	**103**	**0**	**1**	**1**	**2**	**5**	**1**	**3**	**7**	**11**	**17**	**19**	**14**	**11**	**7**	**1**	**1**	**0**	**0**	**0**	**0**	**0**	**0**	**0**	**0**	**0**	**0**	**0**	**0**
06-00	**105**	**0**	**1**	**1**	**2**	**5**	**1**	**3**	**7**	**11**	**18**	**20**	**15**	**11**	**7**	**1**	**1**	**1**	**0**	**0**	**0**	**0**	**0**	**0**	**0**	**0**	**0**	**0**	**0**
00-00	**106**	**0**	**1**	**1**	**2**	**5**	**1**	**3**	**7**	**12**	**18**	**20**	**15**	**11**	**7**	**2**	**1**	**1**	**0**	**0**	**0**	**0**	**0**	**0**	**0**	**0**	**0**	**0**	**0**

DRAFT

Site 2
Location Un named road, att t/pole, Lat 53,48941, Long -6.59836
Direction West

3279 / Meath/Cavan/Monaghan ATC's
October 2013
Automatic Traffic Count

Virtual Week (1)

Time	Total	Speed Bins (km/h)																											
		0 - 5	5 - 10	10 - 15	15 - 20	20 - 25	25 - 30	30 - 35	35 - 40	40 - 45	45 - 50	50 - 55	55 - 60	60 - 65	65 - 70	70 - 75	75 - 80	80 - 85	85 - 90	90 - 95	95 - 100	100 - 105	105 - 110	110 - 115	115 - 120	120 - 125	125 - 130	130 - 135	135 - 140
Mon	100	0	0	2	1	5	2	2	5	10	16	22	11	13	6	4	1	0	0	0	0	0	0	0	0	0	0	0	0
Tue	98	0	0	1	1	2	0	4	2	5	17	28	18	16	4	0	0	0	0	0	0	0	0	0	0	0	0	0	0
Wed	88	0	0	0	2	3	1	3	5	12	14	16	8	11	10	1	1	1	0	0	0	0	0	0	0	0	0	0	0
Thu	101	0	0	1	1	2	0	3	7	7	20	21	16	9	7	3	2	2	0	0	0	0	0	0	0	0	0	0	0
Fri	98	0	0	1	1	3	1	5	3	8	14	22	17	9	10	2	0	0	2	0	0	0	0	0	0	0	0	0	0
|Sat	102	0	0	0	3	9	2	1	11	16	20	10	13	9	6	0	1	1	0	0	0	0	0	0	0	0	0	0	0
|Sun	155	0	5	2	5	8	2	1	19	23	25	20	21	12	7	1	4	0	0	0	0	0	0	0	0	0	0	0	0
5 Day Ave.	**97**	**0**	**0**	**1**	**1**	**3**	**1**	**3**	**4**	**8**	**16**	**22**	**14**	**12**	**7**	**2**	**1**	**1**	**0**	**0**	**0**	**0**	**0**	**0**	**0**	**0**	**0**	**0**	**0**
7 Day Ave.	**106**	**0**	**1**	**1**	**2**	**5**	**1**	**3**	**7**	**12**	**18**	**20**	**15**	**11**	**7**	**2**	**1**	**1**	**0**	**0**	**0**	**0**	**0**	**0**	**0**	**0**	**0**	**0**	**0**
--	**742**	**0**	**5**	**7**	**14**	**32**	**8**	**19**	**52**	**81**	**126**	**139**	**104**	**79**	**50**	**11**	**9**	**4**	**2**	**0**	**0**	**0**	**0**	**0**	**0**	**0**	**0**	**0**	**0**

Summary Graphs

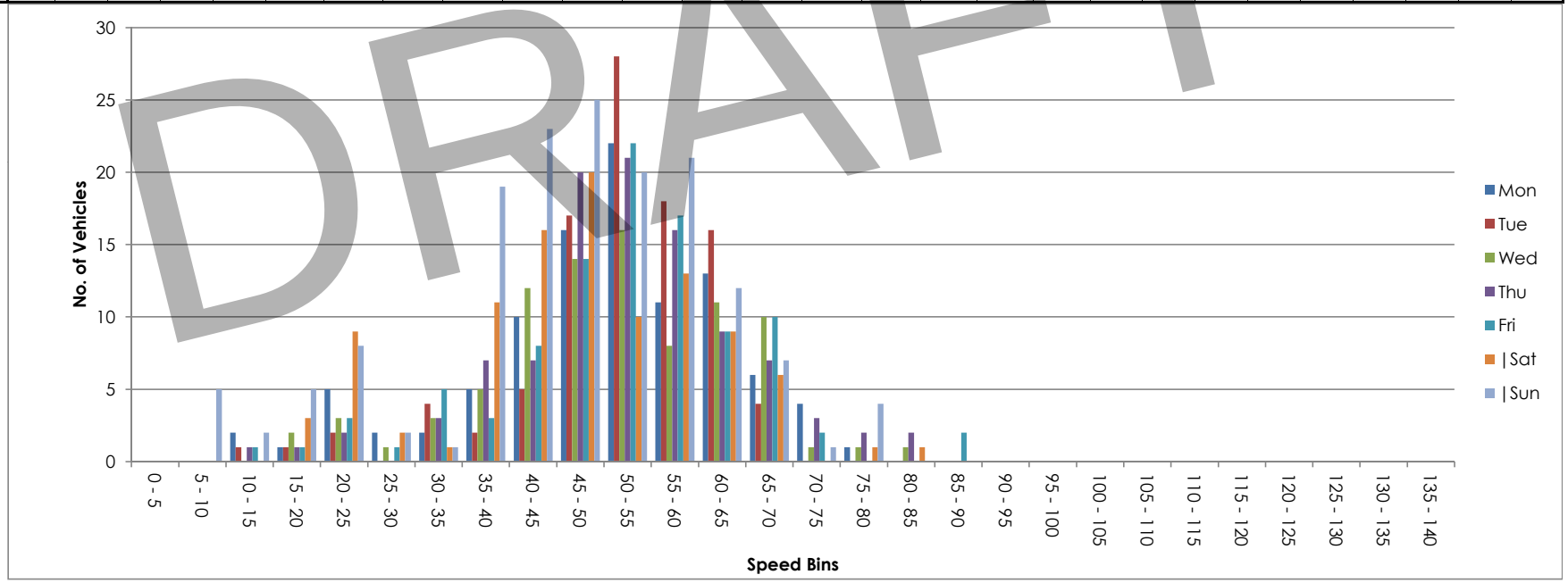

DRAFT

Site 2
Location Un named road, att t/pole, Lat 53,48941, Long -6.59836
Direction Two way

3279 / Meath/Cavan/Monaghan ATC's
October 2013
Automatic Traffic Count

Mon, 7 October 2013

Time	Total	Classification												>PSL	>PSL%	>SL1	>SL1%	>SL2	>SL2%	Mean	Vpp
		1 MCL	2 SV	3 SVT	4 TB2	5 TB3	6 T4	7 ART3	8 ART4	9 ART5	10 ART6	11 BD	12 DRT	80	80	85 +5kph	85 +5kph	90 +10kph	90 +10kph		85
0000	2	0	2	0	0	0	0	0	0	0	0	0	0	0	0	0	0	0	0	45.5	-
0100	1	0	1	0	0	0	0	0	0	0	0	0	0	0	0	0	0	0	0	72.8	-
0200	0	0	0	0	0	0	0	0	0	0	0	0	0	0	0	0	0	0	0	-	-
0300	0	0	0	0	0	0	0	0	0	0	0	0	0	0	0	0	0	0	0	-	-
0400	0	0	0	0	0	0	0	0	0	0	0	0	0	0	0	0	0	0	0	-	-
0500	0	0	0	0	0	0	0	0	0	0	0	0	0	0	0	0	0	0	0	-	-
0600	5	0	5	0	0	0	0	0	0	0	0	0	0	0	0	0	0	0	0	45.3	-
0700	5	0	4	0	1	0	0	0	0	0	0	0	0	0	0	0	0	0	0	56.7	-
0800	15	1	14	0	0	0	0	0	0	0	0	0	0	0	0	0	0	0	0	49.3	64.4
0900	**34**	**1**	**28**	**0**	**4**	**1**	**0**	**0**	**0**	**0**	**0**	**0**	**0**	**0**	**0**	**0**	**0**	**0**	**0**	**49.3**	**60.1**
1000	9	0	9	0	0	0	0	0	0	0	0	0	0	0	0	0	0	0	0	51	-
1100	8	0	7	1	0	0	0	0	0	0	0	0	0	0	0	0	0	0	0	49.8	-
1200	**18**	**0**	**16**	**1**	**1**	**0**	**0**	**0**	**0**	**0**	**0**	**0**	**0**	**0**	**0**	**0**	**0**	**0**	**0**	**45**	**54.4**
1300	16	0	14	0	2	0	0	0	0	0	0	0	0	0	0	0	0	0	0	44.9	59.4
1400	13	0	13	0	0	0	0	0	0	0	0	0	0	0	0	0	0	0	0	50.4	58
1500	13	1	12	0	0	0	0	0	0	0	0	0	0	0	0	0	0	0	0	48.9	56.9
1600	9	0	7	0	2	0	0	0	0	0	0	0	0	0	0	0	0	0	0	50.7	-
1700	12	0	10	1	1	0	0	0	0	0	0	0	0	0	0	0	0	0	0	52.8	63.7
1800	10	1	6	1	2	0	0	0	0	0	0	0	0	0	0	0	0	0	0	41.1	-
1900	10	0	9	0	0	1	0	0	0	0	0	0	0	0	0	0	0	0	0	50.5	-
2000	6	0	5	0	0	1	0	0	0	0	0	0	0	0	0	0	0	0	0	50.8	-
2100	0	0	0	0	0	0	0	0	0	0	0	0	0	0	0	0	0	0	0	-	-
2200	3	0	3	0	0	0	0	0	0	0	0	0	0	0	0	0	0	0	0	54.8	-
2300	1	0	1	0	0	0	0	0	0	0	0	0	0	0	0	0	0	0	0	49.4	-
07-19	**162**	**4**	**140**	**4**	**13**	**1**	**0**	**0**	**0**	**0**	**0**	**0**	**0**	**0**	**0**	**0**	**0**	**0**	**0**	**48.6**	**60.8**
06-22	**183**	**4**	**159**	**4**	**13**	**3**	**0**	**0**	**0**	**0**	**0**	**0**	**0**	**0**	**0**	**0**	**0**	**0**	**0**	**48.7**	**61.2**
06-00	**187**	**4**	**163**	**4**	**13**	**3**	**0**	**0**	**0**	**0**	**0**	**0**	**0**	**0**	**0**	**0**	**0**	**0**	**0**	**48.8**	**61.2**
00-00	**190**	**4**	**166**	**4**	**13**	**3**	**0**	**0**	**0**	**0**	**0**	**0**	**0**	**0**	**0**	**0**	**0**	**0**	**0**	**48.9**	**61.2**

DRAFT

Site 2
Location Un named road, att t/pole, Lat 53,48941, Long -6.59836
Direction Two way

3279 / Meath/Cavan/Monaghan ATC's
October 2013
Automatic Traffic Count

Tue, 8 October 2013

Time	Total	Classification												>PSL	>PSL%	>SL1	>SL1%	>SL2	>SL2%	Mean	Vpp
		1 MCL	2 SV	3 SVT	4 TB2	5 TB3	6 T4	7 ART3	8 ART4	9 ART5	10 ART6	11 BD	12 DRT	80	80	85 +5kph	85 +5kph	90 +10kph	90 +10kph		85
0000	0	0	0	0	0	0	0	0	0	0	0	0	0	0	0	0	0	0	0	-	-
0100	0	0	0	0	0	0	0	0	0	0	0	0	0	0	0	0	0	0	0	-	-
0200	0	0	0	0	0	0	0	0	0	0	0	0	0	0	0	0	0	0	0	-	-
0300	0	0	0	0	0	0	0	0	0	0	0	0	0	0	0	0	0	0	0	-	-
0400	0	0	0	0	0	0	0	0	0	0	0	0	0	0	0	0	0	0	0	-	-
0500	0	0	0	0	0	0	0	0	0	0	0	0	0	0	0	0	0	0	0	-	-
0600	3	0	3	0	0	0	0	0	0	0	0	0	0	0	0	0	0	0	0	43.8	-
0700	5	0	5	0	0	0	0	0	0	0	0	0	0	0	0	0	0	0	0	55.9	-
0800	17	0	13	0	4	0	0	0	0	0	0	0	0	0	0	0	0	0	0	52	61.6
0900	**31**	**0**	**29**	**0**	**2**	**0**	**0**	**0**	**0**	**0**	**0**	**0**	**0**	**0**	**0**	**0**	**0**	**0**	**0**	**52**	**59**
1000	10	0	9	0	1	0	0	0	0	0	0	0	0	0	0	0	0	0	0	46	-
1100	8	0	7	0	1	0	0	0	0	0	0	0	0	0	0	0	0	0	0	53.8	-
1200	13	0	11	1	1	0	0	0	0	0	0	0	0	0	0	0	0	0	0	50.2	59
1300	14	0	13	0	1	0	0	0	0	0	0	0	0	0	0	0	0	0	0	54	58.7
1400	**20**	**0**	**20**	**0**	**0**	**0**	**0**	**0**	**0**	**0**	**0**	**0**	**0**	**0**	**0**	**0**	**0**	**0**	**0**	**53.1**	**59.8**
1500	17	0	17	0	0	0	0	0	0	0	0	0	0	0	0	0	0	0	0	55	61.6
1600	6	0	6	0	0	0	0	0	0	0	0	0	0	0	0	0	0	0	0	50.3	-
1700	11	0	11	0	0	0	0	0	0	0	0	0	0	0	0	0	0	0	0	45.5	56.2
1800	11	1	7	2	1	0	0	0	0	0	0	0	0	0	0	0	0	0	0	40	46.4
1900	7	0	6	1	0	0	0	0	0	0	0	0	0	0	0	0	0	0	0	51.2	-
2000	8	0	7	1	0	0	0	0	0	0	0	0	0	0	0	0	0	0	0	56.1	-
2100	2	0	1	0	0	1	0	0	0	0	0	0	0	0	0	0	0	0	0	37.5	-
2200	2	0	2	0	0	0	0	0	0	0	0	0	0	0	0	0	0	0	0	52.1	-
2300	1	0	1	0	0	0	0	0	0	0	0	0	0	0	0	0	0	0	0	51.2	-
07-19	**163**	**1**	**148**	**3**	**11**	**0**	**0**	**0**	**0**	**0**	**0**	**0**	**0**	**0**	**0**	**0**	**0**	**0**	**0**	**51**	**60.1**
06-22	**183**	**1**	**165**	**5**	**11**	**1**	**0**	**0**	**0**	**0**	**0**	**0**	**0**	**0**	**0**	**0**	**0**	**0**	**0**	**51**	**60.1**
06-00	**186**	**1**	**168**	**5**	**11**	**1**	**0**	**0**	**0**	**0**	**0**	**0**	**0**	**0**	**0**	**0**	**0**	**0**	**0**	**51**	**59.8**
00-00	**186**	**1**	**168**	**5**	**11**	**1**	**0**	**0**	**0**	**0**	**0**	**0**	**0**	**0**	**0**	**0**	**0**	**0**	**0**	**51**	**59.8**

DRAFT

Site 2
Location Un named road, att t/pole, Lat 53,48941, Long -6.59836
Direction Two way

3279 / Meath/Cavan/Monaghan ATC's
October 2013
Automatic Traffic Count

Wed, 9 October 2013

Time	Total	Classification												>PSL	>PSL%	>SL1	>SL1%	>SL2	>SL2%	Mean	Vpp
		1 MCL	2 SV	3 SVT	4 TB2	5 TB3	6 T4	7 ART3	8 ART4	9 ART5	10 ART6	11 BD	12 DRT	80	80	85 +5kph	85 +5kph	90 +10kph	90 +10kph		85
0000	0	0	0	0	0	0	0	0	0	0	0	0	0	0	0	0	0	0	0	-	-
0100	1	0	1	0	0	0	0	0	0	0	0	0	0	0	0	0	0	0	0	61.7	-
0200	0	0	0	0	0	0	0	0	0	0	0	0	0	0	0	0	0	0	0	-	-
0300	0	0	0	0	0	0	0	0	0	0	0	0	0	0	0	0	0	0	0	-	-
0400	0	0	0	0	0	0	0	0	0	0	0	0	0	0	0	0	0	0	0	-	-
0500	0	0	0	0	0	0	0	0	0	0	0	0	0	0	0	0	0	0	0	-	-
0600	5	0	5	0	0	0	0	0	0	0	0	0	0	0	0	0	0	0	0	53.5	-
0700	5	0	5	0	0	0	0	0	0	0	0	0	0	0	0	0	0	0	0	51.7	-
0800	13	0	10	1	0	0	2	0	0	0	0	0	0	0	0	0	0	0	0	51.6	58.7
0900	**29**	**0**	**26**	**1**	**1**	**1**	**0**	**0**	**0**	**0**	**0**	**0**	**0**	**0**	**0**	**0**	**0**	**0**	**0**	**48.3**	**62.3**
1000	10	0	6	1	2	1	0	0	0	0	0	0	0	1	10	0	0	0	0	50.5	-
1100	13	1	11	0	1	0	0	0	0	0	0	0	0	0	0	0	0	0	0	39.9	54.4
1200	9	0	9	0	0	0	0	0	0	0	0	0	0	0	0	0	0	0	0	51.3	-
1300	**16**	**0**	**13**	**2**	**1**	**0**	**0**	**0**	**0**	**0**	**0**	**0**	**0**	**0**	**0**	**0**	**0**	**0**	**0**	**52.6**	**59.4**
1400	15	0	12	2	1	0	0	0	0	0	0	0	0	0	0	0	0	0	0	51.4	65.9
1500	13	1	9	2	1	0	0	0	0	0	0	0	0	0	0	0	0	0	0	49	58.7
1600	10	0	10	0	0	0	0	0	0	0	0	0	0	0	0	0	0	0	0	57.8	-
1700	8	0	6	1	1	0	0	0	0	0	0	0	0	0	0	0	0	0	0	49.5	-
1800	9	1	7	0	0	1	0	0	0	0	0	0	0	0	0	0	0	0	0	47.6	-
1900	8	0	7	0	1	0	0	0	0	0	0	0	0	0	0	0	0	0	0	56.6	-
2000	4	0	4	0	0	0	0	0	0	0	0	0	0	0	0	0	0	0	0	58.3	-
2100	6	0	6	0	0	0	0	0	0	0	0	0	0	0	0	0	0	0	0	54.9	-
2200	2	0	2	0	0	0	0	0	0	0	0	0	0	0	0	0	0	0	0	47.6	-
2300	1	0	1	0	0	0	0	0	0	0	0	0	0	0	0	0	0	0	0	53.2	-
07-19	**150**	**3**	**124**	**10**	**8**	**3**	**2**	**0**	**0**	**0**	**0**	**0**	**0**	**1**	**0.7**	**0**	**0**	**0**	**0**	**49.8**	**62.3**
06-22	**173**	**3**	**146**	**10**	**9**	**3**	**2**	**0**	**0**	**0**	**0**	**0**	**0**	**1**	**0.6**	**0**	**0**	**0**	**0**	**50.6**	**62.6**
06-00	**176**	**3**	**149**	**10**	**9**	**3**	**2**	**0**	**0**	**0**	**0**	**0**	**0**	**1**	**0.6**	**0**	**0**	**0**	**0**	**50.6**	**62.6**
00-00	**177**	**3**	**150**	**10**	**9**	**3**	**2**	**0**	**0**	**0**	**0**	**0**	**0**	**1**	**0.6**	**0**	**0**	**0**	**0**	**50.6**	**62.3**

DRAFT

Site 2
Location Un named road, att t/pole, Lat 53,48941, Long -6.59836
Direction Two way

3279 / Meath/Cavan/Monaghan ATC's
October 2013
Automatic Traffic Count

Thu, 10 October 2013

Time	Total	Classification												>PSL	>PSL%	>SL1	>SL1%	>SL2	>SL2%	Mean	Vpp
		1 MCL	2 SV	3 SVT	4 TB2	5 TB3	6 T4	7 ART3	8 ART4	9 ART5	10 ART6	11 BD	12 DRT	80	80	85 +5kph	85 +5kph	90 +10kph	90 +10kph		85
0000	0	0	0	0	0	0	0	0	0	0	0	0	0	0	0	0	0	0	0	-	-
0100	1	0	1	0	0	0	0	0	0	0	0	0	0	0	0	0	0	0	0	51.2	-
0200	0	0	0	0	0	0	0	0	0	0	0	0	0	0	0	0	0	0	0	-	-
0300	0	0	0	0	0	0	0	0	0	0	0	0	0	0	0	0	0	0	0	-	-
0400	0	0	0	0	0	0	0	0	0	0	0	0	0	0	0	0	0	0	0	-	-
0500	0	0	0	0	0	0	0	0	0	0	0	0	0	0	0	0	0	0	0	-	-
0600	2	0	2	0	0	0	0	0	0	0	0	0	0	0	0	0	0	0	0	48.9	-
0700	2	0	2	0	0	0	0	0	0	0	0	0	0	0	0	0	0	0	0	62.4	-
0800	9	0	8	0	1	0	0	0	0	0	0	0	0	0	0	0	0	0	0	47.6	-
0900	**26**	**1**	**23**	**0**	**1**	**0**	**0**	**1**	**0**	**0**	**0**	**0**	**0**	**0**	**0**	**0**	**0**	**0**	**0**	**49.9**	**56.2**
1000	12	0	12	0	0	0	0	0	0	0	0	0	0	0	0	0	0	0	0	48.8	60.8
1100	11	0	9	1	1	0	0	0	0	0	0	0	0	0	0	0	0	0	0	51.6	63.7
1200	16	0	13	0	3	0	0	0	0	0	0	0	0	0	0	0	0	0	0	50.8	56.9
1300	11	0	11	0	0	0	0	0	0	0	0	0	0	0	0	0	0	0	0	54.6	60.5
1400	**17**	**0**	**16**	**0**	**1**	**0**	**0**	**0**	**0**	**0**	**0**	**0**	**0**	**1**	**5.9**	**0**	**0**	**0**	**0**	**54.8**	**61.2**
1500	16	0	16	0	0	0	0	0	0	0	0	0	0	0	0	0	0	0	0	57.7	72.7
1600	9	0	8	0	0	0	0	1	0	0	0	0	0	0	0	0	0	0	0	57.9	-
1700	14	1	11	2	0	0	0	0	0	0	0	0	0	0	0	0	0	0	0	52.7	63.7
1800	**17**	**1**	**15**	**1**	**0**	**0**	**0**	**0**	**0**	**0**	**0**	**0**	**0**	**0**	**0**	**0**	**0**	**0**	**0**	**47.9**	**57.2**
1900	10	0	7	1	2	0	0	0	0	0	0	0	0	0	0	0	0	0	0	56.1	-
2000	6	0	5	0	1	0	0	0	0	0	0	0	0	0	0	0	0	0	0	48.5	-
2100	4	0	4	0	0	0	0	0	0	0	0	0	0	0	0	0	0	0	0	53.3	-
2200	3	0	3	0	0	0	0	0	0	0	0	0	0	1	33.3	0	0	0	0	59.6	-
2300	1	0	1	0	0	0	0	0	0	0	0	0	0	0	0	0	0	0	0	48.6	-
07-19	**160**	**3**	**144**	**4**	**7**	**0**	**0**	**2**	**0**	**0**	**0**	**0**	**0**	**1**	**0.6**	**0**	**0**	**0**	**0**	**52.2**	**63.7**
06-22	**182**	**3**	**162**	**5**	**10**	**0**	**0**	**2**	**0**	**0**	**0**	**0**	**0**	**1**	**0.5**	**0**	**0**	**0**	**0**	**52.2**	**63.7**
06-00	**186**	**3**	**166**	**5**	**10**	**0**	**0**	**2**	**0**	**0**	**0**	**0**	**0**	**2**	**1.1**	**0**	**0**	**0**	**0**	**52.3**	**63.7**
00-00	**187**	**3**	**167**	**5**	**10**	**0**	**0**	**2**	**0**	**0**	**0**	**0**	**0**	**2**	**1.1**	**0**	**0**	**0**	**0**	**52.3**	**63.7**

DRAFT

Site 2
Location Un named road, att t/pole, Lat 53,48941, Long -6.59836
Direction Two way

3279 / Meath/Cavan/Monaghan ATC's
October 2013
Automatic Traffic Count

Fri, 11 October 2013

Time	Total	Classification												>PSL	>PSL%	>SL1	>SL1%	>SL2	>SL2%	Mean	Vpp
		1 MCL	2 SV	3 SVT	4 TB2	5 TB3	6 T4	7 ART3	8 ART4	9 ART5	10 ART6	11 BD	12 DRT	80	80	85 +5kph	85 +5kph	90 +10kph	90 +10kph		85
0000	1	0	1	0	0	0	0	0	0	0	0	0	0	0	0	0	0	0	0	57.1	-
0100	0	0	0	0	0	0	0	0	0	0	0	0	0	0	0	0	0	0	0	-	-
0200	0	0	0	0	0	0	0	0	0	0	0	0	0	0	0	0	0	0	0	-	-
0300	0	0	0	0	0	0	0	0	0	0	0	0	0	0	0	0	0	0	0	-	-
0400	0	0	0	0	0	0	0	0	0	0	0	0	0	0	0	0	0	0	0	-	-
0500	2	0	0	0	0	0	2	0	0	0	0	0	0	0	0	0	0	0	0	48.9	-
0600	2	0	2	0	0	0	0	0	0	0	0	0	0	0	0	0	0	0	0	23.9	-
0700	3	0	3	0	0	0	0	0	0	0	0	0	0	0	0	0	0	0	0	51.7	-
0800	18	0	17	0	0	0	1	0	0	0	0	0	0	0	0	0	0	0	0	52.2	60.5
0900	**21**	**0**	**20**	**0**	**0**	**0**	**1**	**0**	**0**	**0**	**0**	**0**	**0**	**1**	**4.8**	**1**	**4.8**	**0**	**0**	**58.3**	**67.7**
1000	8	0	6	0	2	0	0	0	0	0	0	0	0	0	0	0	0	0	0	46.8	-
1100	8	0	7	1	0	0	0	0	0	0	0	0	0	0	0	0	0	0	0	56.4	-
1200	14	0	13	1	0	0	0	0	0	0	0	0	0	0	0	0	0	0	0	51.4	65.2
1300	11	0	8	0	1	1	0	0	0	1	0	0	0	0	0	0	0	0	0	41.6	50.4
1400	11	0	11	0	0	0	0	0	0	0	0	0	0	0	0	0	0	0	0	54.4	62.6
1500	**20**	**0**	**20**	**0**	**0**	**0**	**0**	**0**	**0**	**0**	**0**	**0**	**0**	**1**	**5**	**1**	**5**	**0**	**0**	**53.2**	**62.6**
1600	12	0	10	0	0	0	2	0	0	0	0	0	0	0	0	0	0	0	0	50.8	57.6
1700	10	0	7	0	2	1	0	0	0	0	0	0	0	0	0	0	0	0	0	48.6	-
1800	17	1	14	1	1	0	0	0	0	0	0	0	0	0	0	0	0	0	0	46.1	61.9
1900	10	0	9	0	1	0	0	0	0	0	0	0	0	0	0	0	0	0	0	54.6	-
2000	7	0	7	0	0	0	0	0	0	0	0	0	0	0	0	0	0	0	0	53.5	-
2100	2	0	2	0	0	0	0	0	0	0	0	0	0	0	0	0	0	0	0	58.4	-
2200	2	0	2	0	0	0	0	0	0	0	0	0	0	0	0	0	0	0	0	53.4	-
2300	4	0	4	0	0	0	0	0	0	0	0	0	0	0	0	0	0	0	0	51.7	-
07-19	**153**	**1**	**136**	**3**	**6**	**2**	**4**	**0**	**0**	**1**	**0**	**0**	**0**	**2**	**1.3**	**2**	**1.3**	**0**	**0**	**51.4**	**63.7**
06-22	**174**	**1**	**156**	**3**	**7**	**2**	**4**	**0**	**0**	**1**	**0**	**0**	**0**	**2**	**1.1**	**2**	**1.1**	**0**	**0**	**51.4**	**63.7**
06-00	**180**	**1**	**162**	**3**	**7**	**2**	**4**	**0**	**0**	**1**	**0**	**0**	**0**	**2**	**1.1**	**2**	**1.1**	**0**	**0**	**51.5**	**63.7**
00-00	**183**	**1**	**163**	**3**	**7**	**2**	**6**	**0**	**0**	**1**	**0**	**0**	**0**	**2**	**1.1**	**2**	**1.1**	**0**	**0**	**51.5**	**63.7**

DRAFT

Site 2
Location Un named road, att t/pole, Lat 53,48941, Long -6.59836
Direction Two way

3279 / Meath/Cavan/Monaghan ATC's
October 2013
Automatic Traffic Count

Sat, 12 October 2013

Time	Total	Classification												>PSL	>PSL%	>SL1	>SL1%	>SL2	>SL2%	Mean	Vpp
		1 MCL	2 SV	3 SVT	4 TB2	5 TB3	6 T4	7 ART3	8 ART4	9 ART5	10 ART6	11 BD	12 DRT	80	80	85 +5kph	85 +5kph	90 +10kph	90 +10kph		85
0000	0	0	0	0	0	0	0	0	0	0	0	0	0	0	0	0	0	0	0	-	-
0100	0	0	0	0	0	0	0	0	0	0	0	0	0	0	0	0	0	0	0	-	-
0200	0	0	0	0	0	0	0	0	0	0	0	0	0	0	0	0	0	0	0	-	-
0300	1	0	1	0	0	0	0	0	0	0	0	0	0	0	0	0	0	0	0	61.9	-
0400	0	0	0	0	0	0	0	0	0	0	0	0	0	0	0	0	0	0	0	-	-
0500	0	0	0	0	0	0	0	0	0	0	0	0	0	0	0	0	0	0	0	-	-
0600	0	0	0	0	0	0	0	0	0	0	0	0	0	0	0	0	0	0	0	-	-
0700	3	0	3	0	0	0	0	0	0	0	0	0	0	0	0	0	0	0	0	48.5	-
0800	4	0	4	0	0	0	0	0	0	0	0	0	0	0	0	0	0	0	0	43.4	-
0900	12	0	11	0	1	0	0	0	0	0	0	0	0	1	8.3	0	0	0	0	56.1	65.5
1000	**13**	**0**	**12**	**0**	**0**	**1**	**0**	**0**	**0**	**0**	**0**	**0**	**0**	**0**	**0**	**0**	**0**	**0**	**0**	**46.3**	**58**
1100	**13**	**0**	**12**	**0**	**0**	**1**	**0**	**0**	**0**	**0**	**0**	**0**	**0**	**0**	**0**	**0**	**0**	**0**	**0**	**51.7**	**59.8**
1200	12	1	9	2	0	0	0	0	0	0	0	0	0	0	0	0	0	0	0	43.2	57.6
1300	17	0	15	1	1	0	0	0	0	0	0	0	0	0	0	0	0	0	0	53.6	65.9
1400	20	0	18	1	1	0	0	0	0	0	0	0	0	0	0	0	0	0	0	51.1	60.5
1500	13	0	12	1	0	0	0	0	0	0	0	0	0	0	0	0	0	0	0	47.8	58.7
1600	24	0	24	0	0	0	0	0	0	0	0	0	0	0	0	0	0	0	0	38	57.2
1700	**28**	**0**	**27**	**1**	**0**	**0**	**0**	**0**	**0**	**0**	**0**	**0**	**0**	**0**	**0**	**0**	**0**	**0**	**0**	**44.4**	**54.7**
1800	22	0	22	0	0	0	0	0	0	0	0	0	0	0	0	0	0	0	0	50.7	61.9
1900	6	0	6	0	0	0	0	0	0	0	0	0	0	0	0	0	0	0	0	46.3	-
2000	8	0	7	0	1	0	0	0	0	0	0	0	0	0	0	0	0	0	0	55.4	-
2100	5	0	5	0	0	0	0	0	0	0	0	0	0	0	0	0	0	0	0	54.9	-
2200	1	0	1	0	0	0	0	0	0	0	0	0	0	0	0	0	0	0	0	63.7	-
2300	0	0	0	0	0	0	0	0	0	0	0	0	0	0	0	0	0	0	0	-	-
07-19	**181**	**1**	**169**	**6**	**3**	**2**	**0**	**0**	**0**	**0**	**0**	**0**	**0**	**1**	**0.6**	**0**	**0**	**0**	**0**	**47.6**	**61.2**
06-22	**200**	**1**	**187**	**6**	**4**	**2**	**0**	**0**	**0**	**0**	**0**	**0**	**0**	**1**	**0.5**	**0**	**0**	**0**	**0**	**48**	**61.6**
06-00	**201**	**1**	**188**	**6**	**4**	**2**	**0**	**0**	**0**	**0**	**0**	**0**	**0**	**1**	**0.5**	**0**	**0**	**0**	**0**	**48.1**	**61.6**
00-00	**202**	**1**	**189**	**6**	**4**	**2**	**0**	**0**	**0**	**0**	**0**	**0**	**0**	**1**	**0.5**	**0**	**0**	**0**	**0**	**48.2**	**61.6**

DRAFT

Site 2
Location Un named road, att t/pole, Lat 53,48941, Long -6.59836
Direction Two way

3279 / Meath/Cavan/Monaghan ATC's
October 2013
Automatic Traffic Count

Sun, 13 October 2013

Time	Total	Classification												>PSL	>PSL%	>SL1	>SL1%	>SL2	>SL2%	Mean	Vpp
		1 MCL	2 SV	3 SVT	4 TB2	5 TB3	6 T4	7 ART3	8 ART4	9 ART5	10 ART6	11 BD	12 DRT	80	80	85 +5kph	85 +5kph	90 +10kph	90 +10kph		85
0000	3	0	2	0	1	0	0	0	0	0	0	0	0	0	0	0	0	0	0	44.5	-
0100	3	0	3	0	0	0	0	0	0	0	0	0	0	0	0	0	0	0	0	53.8	-
0200	4	0	4	0	0	0	0	0	0	0	0	0	0	0	0	0	0	0	0	46.5	-
0300	2	0	2	0	0	0	0	0	0	0	0	0	0	0	0	0	0	0	0	64.3	-
0400	1	0	0	0	1	0	0	0	0	0	0	0	0	0	0	0	0	0	0	38.4	-
0500	0	0	0	0	0	0	0	0	0	0	0	0	0	0	0	0	0	0	0	-	-
0600	0	0	0	0	0	0	0	0	0	0	0	0	0	0	0	0	0	0	0	-	-
0700	1	0	1	0	0	0	0	0	0	0	0	0	0	0	0	0	0	0	0	64.7	-
0800	1	0	1	0	0	0	0	0	0	0	0	0	0	0	0	0	0	0	0	65.7	-
0900	6	0	4	2	0	0	0	0	0	0	0	0	0	0	0	0	0	0	0	40.2	-
1000	20	0	20	0	0	0	0	0	0	0	0	0	0	0	0	0	0	0	0	49.8	58.3
1100	**37**	**2**	**35**	**0**	**0**	**0**	**0**	**0**	**0**	**0**	**0**	**0**	**0**	**0**	**0**	**0**	**0**	**0**	**0**	**44.1**	**53.3**
1200	20	0	19	1	0	0	0	0	0	0	0	0	0	0	0	0	0	0	0	50.7	63
1300	33	0	32	1	0	0	0	0	0	0	0	0	0	0	0	0	0	0	0	42.1	57.2
1400	25	1	24	0	0	0	0	0	0	0	0	0	0	0	0	0	0	0	0	40.4	52.6
1500	21	1	19	0	0	1	0	0	0	0	0	0	0	0	0	0	0	0	0	43.6	58.3
1600	**46**	**1**	**41**	**3**	**1**	**0**	**0**	**0**	**0**	**0**	**0**	**0**	**0**	**0**	**0**	**0**	**0**	**0**	**0**	**42.8**	**55.4**
1700	32	1	29	2	0	0	0	0	0	0	0	0	0	0	0	0	0	0	0	49.3	61.6
1800	12	1	11	0	0	0	0	0	0	0	0	0	0	0	0	0	0	0	0	48.8	61.2
1900	10	0	9	0	1	0	0	0	0	0	0	0	0	0	0	0	0	0	0	43.6	-
2000	4	0	3	0	1	0	0	0	0	0	0	0	0	0	0	0	0	0	0	49.1	-
2100	1	0	1	0	0	0	0	0	0	0	0	0	0	0	0	0	0	0	0	69.2	-
2200	3	0	3	0	0	0	0	0	0	0	0	0	0	0	0	0	0	0	0	60.4	-
2300	3	0	3	0	0	0	0	0	0	0	0	0	0	0	0	0	0	0	0	49	-
07-19	**254**	**7**	**236**	**9**	**1**	**1**	**0**	**0**	**0**	**0**	**0**	**0**	**0**	**0**	**0**	**0**	**0**	**0**	**0**	**45.1**	**58.7**
06-22	**269**	**7**	**249**	**9**	**3**	**1**	**0**	**0**	**0**	**0**	**0**	**0**	**0**	**0**	**0**	**0**	**0**	**0**	**0**	**45.2**	**58.3**
06-00	**275**	**7**	**255**	**9**	**3**	**1**	**0**	**0**	**0**	**0**	**0**	**0**	**0**	**0**	**0**	**0**	**0**	**0**	**0**	**45.4**	**58.3**
00-00	**288**	**7**	**266**	**9**	**5**	**1**	**0**	**0**	**0**	**0**	**0**	**0**	**0**	**0**	**0**	**0**	**0**	**0**	**0**	**45.6**	**58.3**

DRAFT

Site 2
Location Un named road, att t/pole, Lat 53,48941, Long -6.59836
Direction Two way

3279 / Meath/Cavan/Monaghan ATC's
October 2013
Automatic Traffic Count

Virtual Day (7)

Time	Total	Classification												>PSL	>PSL%	>SL1	>SL1%	>SL2	>SL2%	Mean	Vpp
		1 MCL	2 SV	3 SVT	4 TB2	5 TB3	6 T4	7 ART3	8 ART4	9 ART5	10 ART6	11 BD	12 DRT	80	80	85 +5kph	85 +5kph	90 +10kph	90 +10kph		85
0000	1	0	1	0	0	0	0	0	0	0	0	0	0	0	0	0	0	0	0	46.9	-
0100	1	0	1	0	0	0	0	0	0	0	0	0	0	0	0	0	0	0	0	57.8	-
0200	1	0	1	0	0	0	0	0	0	0	0	0	0	0	0	0	0	0	0	46.5	-
0300	0	0	0	0	0	0	0	0	0	0	0	0	0	0	0	0	0	0	0	63.5	-
0400	0	0	0	0	0	0	0	0	0	0	0	0	0	0	0	0	0	0	0	38.4	-
0500	0	0	0	0	0	0	0	0	0	0	0	0	0	0	0	0	0	0	0	48.9	-
0600	2	0	2	0	0	0	0	0	0	0	0	0	0	0	0	0	0	0	0	45.3	-
0700	3	0	3	0	0	0	0	0	0	0	0	0	0	0	0	0	0	0	0	54.7	-
0800	11	0	10	0	1	0	0	0	0	0	0	0	0	0	0	0	0	0	0	50.7	61.6
0900	**23**	**0**	**20**	**0**	**1**	**0**	**0**	**0**	**0**	**0**	**0**	**0**	**0**	**0**	**1.3**	**0**	**0.6**	**0**	**0**	**51.1**	**61.9**
1000	12	0	11	0	1	0	0	0	0	0	0	0	0	0	1.2	0	0	0	0	48.6	59.4
1100	14	0	13	0	0	0	0	0	0	0	0	0	0	0	0	0	0	0	0	47.6	59.8
1200	15	0	13	1	1	0	0	0	0	0	0	0	0	0	0	0	0	0	0	48.9	62.3
1300	**17**	**0**	**15**	**1**	**1**	**0**	**0**	**0**	**0**	**0**	**0**	**0**	**0**	**0**	**0**	**0**	**0**	**0**	**0**	**48.1**	**59.4**
1400	**17**	**0**	**16**	**0**	**0**	**0**	**0**	**0**	**0**	**0**	**0**	**0**	**0**	**0**	**0.8**	**0**	**0**	**0**	**0**	**50**	**60.8**
1500	16	0	15	0	0	0	0	0	0	0	0	0	0	0	0.9	0	0.9	0	0	50.7	61.6
1600	**17**	**0**	**15**	**0**	**0**	**0**	**0**	**0**	**0**	**0**	**0**	**0**	**0**	**0**	**0**	**0**	**0**	**0**	**0**	**46.1**	**60.8**
1700	16	0	14	1	1	0	0	0	0	0	0	0	0	0	0	0	0	0	0	48.5	62.3
1800	14	1	12	1	1	0	0	0	0	0	0	0	0	0	0	0	0	0	0	46.7	61.2
1900	9	0	8	0	1	0	0	0	0	0	0	0	0	0	0	0	0	0	0	51.4	-
2000	6	0	5	0	0	0	0	0	0	0	0	0	0	0	0	0	0	0	0	53.3	-
2100	3	0	3	0	0	0	0	0	0	0	0	0	0	0	0	0	0	0	0	53.9	-
2200	2	0	2	0	0	0	0	0	0	0	0	0	0	0	6.3	0	0	0	0	55.9	-
2300	2	0	2	0	0	0	0	0	0	0	0	0	0	0	0	0	0	0	0	50.6	-
07-19	**175**	**3**	**157**	**6**	**7**	**1**	**1**	**0**	**0**	**0**	**0**	**0**	**0**	**1**	**0.4**	**0**	**0.2**	**0**	**0**	**49**	**61.6**
06-22	**195**	**3**	**175**	**6**	**8**	**2**	**1**	**0**	**0**	**0**	**0**	**0**	**0**	**1**	**0.4**	**0**	**0.1**	**0**	**0**	**49.3**	**61.6**
06-00	**199**	**3**	**179**	**6**	**8**	**2**	**1**	**0**	**0**	**0**	**0**	**0**	**0**	**1**	**0.4**	**0**	**0.1**	**0**	**0**	**49.4**	**61.6**
00-00	**202**	**3**	**181**	**6**	**8**	**2**	**1**	**0**	**0**	**0**	**0**	**0**	**0**	**1**	**0.4**	**0**	**0.1**	**0**	**0**	**49.4**	**61.6**

DRAFT

Site 2
Location Un named road, att t/pole, Lat 53,48941, Long -6.59836
Direction Two way

3279 / Meath/Cavan/Monaghan ATC's
October 2013
Automatic Traffic Count

Virtual Week (1)

Time	Total	Classification												>PSL	>PSL%	>SL1	>SL1%	>SL2	>SL2%	Mean	Vpp
		1 MCL	2 SV	3 SVT	4 TB2	5 TB3	6 T4	7 ART3	8 ART4	9 ART5	10 ART6	11 BD	12 DRT	80	80	85 +5kph	85 +5kph	90 +10kph	90 +10kph		85
Mon	190	4	166	4	13	3	0	0	0	0	0	0	0	0	0	0	0	0	0	48.9	61.2
Tue	186	1	168	5	11	1	0	0	0	0	0	0	0	0	0	0	0	0	0	51	59.8
Wed	177	3	150	10	9	3	2	0	0	0	0	0	0	1	0.6	0	0	0	0	50.6	62.3
Thu	187	3	167	5	10	0	0	2	0	0	0	0	0	2	1.1	0	0	0	0	52.3	63.7
Fri	183	1	163	3	7	2	6	0	0	1	0	0	0	2	1.1	2	1.1	0	0	51.5	63.7
| Sat	202	1	189	6	4	2	0	0	0	0	0	0	0	1	0.5	0	0	0	0	48.2	61.6
| Sun	288	7	266	9	5	1	0	0	0	0	0	0	0	0	0	0	0	0	0	45.6	58.3
5 Day Ave.	**185**	**2**	**163**	**5**	**10**	**2**	**2**	**0**	**0**	**0**	**0**	**0**	**0**	**1**	**0.5**	**0**	**0.0**	**0**	**0.0**	**50.9**	**62.1**
7 Day Ave.	**202**	**3**	**181**	**6**	**8**	**2**	**1**	**0**	**0**	**0**	**0**	**0**	**0**	**1**	**0.4**	**0**	**0.1**	**0**	**0.0**	**49.4**	**61.6**
--	**1413**	**20**	**1269**	**42**	**59**	**12**	**8**	**2**	**0**	**1**	**0**	**0**	**0**	**6**	**0.4**	**2**	**0.1**	**0**	**0.0**	**49.4**	**61.6**

Summary Graphs

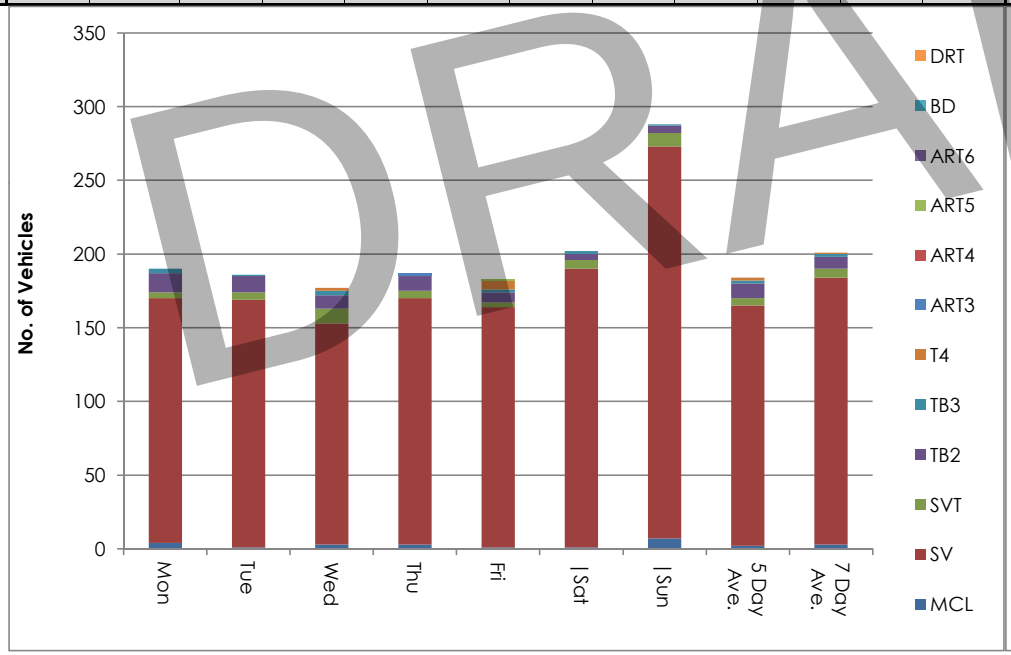

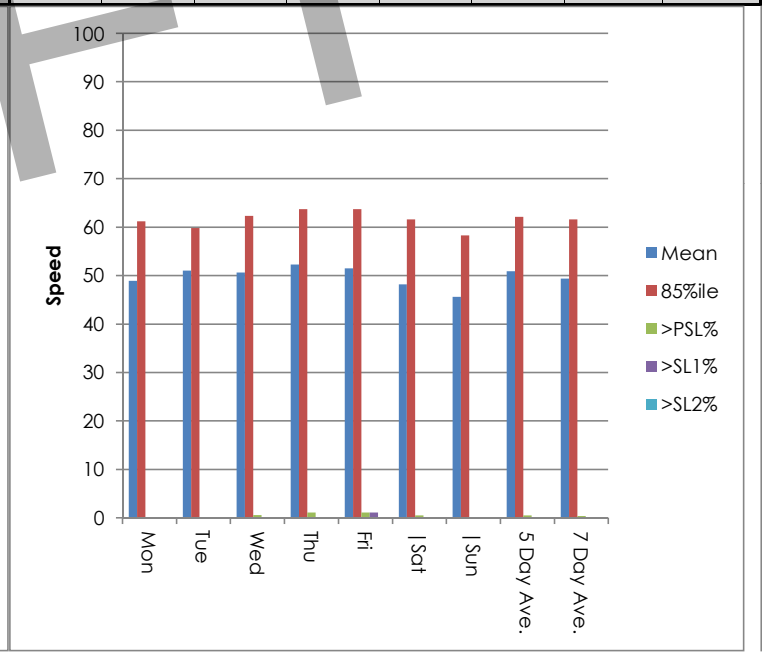

DRAFT

Site 2
Location Un named road, att t/pole, Lat 53,48941, Long -6.59836
Direction Two way

3279 / Meath/Cavan/Monaghan ATC's
October 2013
Automatic Traffic Count

Mon, 7 October 2013

Time	Total	Speed Bins (km/h)																											
		0 - 5	5 - 10	10 - 15	15 - 20	20 - 25	25 - 30	30 - 35	35 - 40	40 - 45	45 - 50	50 - 55	55 - 60	60 - 65	65 - 70	70 - 75	75 - 80	80 - 85	85 - 90	90 - 95	95 - 100	100 - 105	105 - 110	110 - 115	115 - 120	120 - 125	125 - 130	130 - 135	135 - 140
0000	2	0	0	0	0	0	0	0	0	1	1	0	0	0	0	0	0	0	0	0	0	0	0	0	0	0	0	0	0
0100	1	0	0	0	0	0	0	0	0	0	0	0	0	0	0	1	0	0	0	0	0	0	0	0	0	0	0	0	0
0200	0	0	0	0	0	0	0	0	0	0	0	0	0	0	0	0	0	0	0	0	0	0	0	0	0	0	0	0	0
0300	0	0	0	0	0	0	0	0	0	0	0	0	0	0	0	0	0	0	0	0	0	0	0	0	0	0	0	0	0
0400	0	0	0	0	0	0	0	0	0	0	0	0	0	0	0	0	0	0	0	0	0	0	0	0	0	0	0	0	0
0500	0	0	0	0	0	0	0	0	0	0	0	0	0	0	0	0	0	0	0	0	0	0	0	0	0	0	0	0	0
0600	5	0	0	0	1	0	0	1	0	0	0	1	0	2	0	0	0	0	0	0	0	0	0	0	0	0	0	0	0
0700	5	0	0	0	0	0	0	0	0	0	2	1	1	0	0	1	0	0	0	0	0	0	0	0	0	0	0	0	0
0800	15	0	0	1	0	1	0	0	2	1	1	3	1	3	0	2	0	0	0	0	0	0	0	0	0	0	0	0	0
0900	**34**	**0**	**0**	**2**	**0**	**1**	**0**	**1**	**1**	**5**	**5**	**7**	**6**	**5**	**0**	**0**	**1**	**0**	**0**	**0**	**0**	**0**	**0**	**0**	**0**	**0**	**0**	**0**	**0**
1000	9	0	0	0	0	0	0	1	1	1	0	2	2	2	0	0	0	0	0	0	0	0	0	0	0	0	0	0	0
1100	8	0	0	0	0	0	0	0	1	0	5	1	0	0	1	0	0	0	0	0	0	0	0	0	0	0	0	0	0
1200	**18**	**0**	**0**	**0**	**1**	**1**	**1**	**1**	**1**	**2**	**3**	**5**	**1**	**2**	**0**	**0**	**0**	**0**	**0**	**0**	**0**	**0**	**0**	**0**	**0**	**0**	**0**	**0**	**0**
1300	16	0	0	1	1	2	0	0	0	0	4	5	1	0	2	0	0	0	0	0	0	0	0	0	0	0	0	0	0
1400	13	0	0	0	0	0	0	0	1	2	3	3	4	0	0	0	0	0	0	0	0	0	0	0	0	0	0	0	0
1500	13	0	0	1	0	0	0	0	1	1	3	4	1	1	0	1	0	0	0	0	0	0	0	0	0	0	0	0	0
1600	9	0	0	0	0	0	1	0	1	2	1	0	1	1	0	2	0	0	0	0	0	0	0	0	0	0	0	0	0
1700	12	0	0	0	0	0	1	0	1	1	0	4	2	2	1	0	0	0	0	0	0	0	0	0	0	0	0	0	0
1800	10	0	0	2	0	1	0	0	0	2	0	3	0	1	1	0	0	0	0	0	0	0	0	0	0	0	0	0	0
1900	10	0	0	0	1	0	0	0	0	1	2	3	1	1	1	0	0	0	0	0	0	0	0	0	0	0	0	0	0
2000	6	0	0	0	0	1	0	0	0	1	0	1	2	0	0	1	0	0	0	0	0	0	0	0	0	0	0	0	0
2100	0	0	0	0	0	0	0	0	0	0	0	0	0	0	0	0	0	0	0	0	0	0	0	0	0	0	0	0	0
2200	3	0	0	0	0	0	0	0	0	0	1	0	2	0	0	0	0	0	0	0	0	0	0	0	0	0	0	0	0
2300	1	0	0	0	0	0	0	0	0	0	1	0	0	0	0	0	0	0	0	0	0	0	0	0	0	0	0	0	0
07-19	**162**	**0**	**0**	**7**	**2**	**6**	**3**	**3**	**10**	**17**	**27**	**38**	**20**	**17**	**5**	**6**	**1**	**0**	**0**	**0**	**0**	**0**	**0**	**0**	**0**	**0**	**0**	**0**	**0**
06-22	**183**	**0**	**0**	**7**	**4**	**7**	**3**	**4**	**10**	**19**	**29**	**43**	**23**	**20**	**6**	**7**	**1**	**0**	**0**	**0**	**0**	**0**	**0**	**0**	**0**	**0**	**0**	**0**	**0**
06-00	**187**	**0**	**0**	**7**	**4**	**7**	**3**	**4**	**10**	**19**	**31**	**43**	**25**	**20**	**6**	**7**	**1**	**0**	**0**	**0**	**0**	**0**	**0**	**0**	**0**	**0**	**0**	**0**	**0**
00-00	**190**	**0**	**0**	**7**	**4**	**7**	**3**	**4**	**10**	**20**	**32**	**43**	**25**	**20**	**6**	**8**	**1**	**0**	**0**	**0**	**0**	**0**	**0**	**0**	**0**	**0**	**0**	**0**	**0**

DRAFT

Site 2
Location Un named road, att t/pole, Lat 53,48941, Long -6.59836
Direction Two way

3279 / Meath/Cavan/Monaghan ATC's
October 2013
Automatic Traffic Count

Tue, 8 October 2013

Time	Total	Speed Bins (km/h)																											
		0 - 5	5 - 10	10 - 15	15 - 20	20 - 25	25 - 30	30 - 35	35 - 40	40 - 45	45 - 50	50 - 55	55 - 60	60 - 65	65 - 70	70 - 75	75 - 80	80 - 85	85 - 90	90 - 95	95 - 100	100 - 105	105 - 110	110 - 115	115 - 120	120 - 125	125 - 130	130 - 135	135 - 140
0000	0	0	0	0	0	0	0	0	0	0	0	0	0	0	0	0	0	0	0	0	0	0	0	0	0	0	0	0	0
0100	0	0	0	0	0	0	0	0	0	0	0	0	0	0	0	0	0	0	0	0	0	0	0	0	0	0	0	0	0
0200	0	0	0	0	0	0	0	0	0	0	0	0	0	0	0	0	0	0	0	0	0	0	0	0	0	0	0	0	0
0300	0	0	0	0	0	0	0	0	0	0	0	0	0	0	0	0	0	0	0	0	0	0	0	0	0	0	0	0	0
0400	0	0	0	0	0	0	0	0	0	0	0	0	0	0	0	0	0	0	0	0	0	0	0	0	0	0	0	0	0
0500	0	0	0	0	0	0	0	0	0	0	0	0	0	0	0	0	0	0	0	0	0	0	0	0	0	0	0	0	0
0600	3	0	0	0	1	0	0	0	0	0	0	0	1	1	0	0	0	0	0	0	0	0	0	0	0	0	0	0	0
0700	5	0	0	0	0	0	0	0	0	0	1	1	2	1	0	0	0	0	0	0	0	0	0	0	0	0	0	0	0
0800	17	0	0	0	0	0	0	3	0	0	3	4	2	3	2	0	0	0	0	0	0	0	0	0	0	0	0	0	0
0900	**31**	**0**	**0**	**0**	**0**	**0**	**0**	**3**	**2**	**2**	**3**	**7**	**9**	**3**	**2**	**0**	**0**	**0**	**0**	**0**	**0**	**0**	**0**	**0**	**0**	**0**	**0**	**0**	**0**
1000	10	0	0	0	0	1	0	0	2	2	1	0	4	0	0	0	0	0	0	0	0	0	0	0	0	0	0	0	0
1100	8	0	0	0	0	0	0	0	0	2	0	1	3	2	0	0	0	0	0	0	0	0	0	0	0	0	0	0	0
1200	13	0	0	0	0	0	0	1	0	1	4	4	1	2	0	0	0	0	0	0	0	0	0	0	0	0	0	0	0
1300	14	0	0	0	0	0	0	0	0	0	5	2	5	1	1	0	0	0	0	0	0	0	0	0	0	0	0	0	0
1400	**20**	**0**	**0**	**0**	**0**	**0**	**1**	**0**	**1**	**0**	**2**	**8**	**5**	**2**	**1**	**0**	**0**	**0**	**0**	**0**	**0**	**0**	**0**	**0**	**0**	**0**	**0**	**0**	**0**
1500	17	0	0	0	0	0	0	0	0	0	4	6	3	3	1	0	0	0	0	0	0	0	0	0	0	0	0	0	0
1600	6	0	0	0	0	0	0	0	1	0	2	1	2	0	0	0	0	0	0	0	0	0	0	0	0	0	0	0	0
1700	11	0	0	1	0	0	0	1	1	1	2	2	2	1	0	0	0	0	0	0	0	0	0	0	0	0	0	0	0
1800	11	0	0	0	2	0	0	1	1	3	2	1	1	0	0	0	0	0	0	0	0	0	0	0	0	0	0	0	0
1900	7	0	0	0	0	0	0	0	0	1	2	3	1	0	0	0	0	0	0	0	0	0	0	0	0	0	0	0	0
2000	8	0	0	0	0	0	0	0	0	1	0	2	2	3	0	0	0	0	0	0	0	0	0	0	0	0	0	0	0
2100	2	0	0	0	0	1	0	0	0	0	0	1	0	0	0	0	0	0	0	0	0	0	0	0	0	0	0	0	0
2200	2	0	0	0	0	0	0	0	0	0	0	2	0	0	0	0	0	0	0	0	0	0	0	0	0	0	0	0	0
2300	1	0	0	0	0	0	0	0	0	0	0	1	0	0	0	0	0	0	0	0	0	0	0	0	0	0	0	0	0
07-19	**163**	**0**	**0**	**1**	**2**	**1**	**1**	**9**	**8**	**11**	**29**	**37**	**39**	**18**	**7**	**0**	**0**	**0**	**0**	**0**	**0**	**0**	**0**	**0**	**0**	**0**	**0**	**0**	**0**
06-22	**183**	**0**	**0**	**1**	**3**	**2**	**1**	**9**	**8**	**13**	**31**	**43**	**43**	**22**	**7**	**0**	**0**	**0**	**0**	**0**	**0**	**0**	**0**	**0**	**0**	**0**	**0**	**0**	**0**
06-00	**186**	**0**	**0**	**1**	**3**	**2**	**1**	**9**	**8**	**13**	**31**	**46**	**43**	**22**	**7**	**0**	**0**	**0**	**0**	**0**	**0**	**0**	**0**	**0**	**0**	**0**	**0**	**0**	**0**
00-00	**186**	**0**	**0**	**1**	**3**	**2**	**1**	**9**	**8**	**13**	**31**	**46**	**43**	**22**	**7**	**0**	**0**	**0**	**0**	**0**	**0**	**0**	**0**	**0**	**0**	**0**	**0**	**0**	**0**

DRAFT

Site 2
Location Un named road, att t/pole, Lat 53,48941, Long -6.59836
Direction Two way

3279 / Meath/Cavan/Monaghan ATC's
October 2013
Automatic Traffic Count

Wed, 9 October 2013

Time	Total	Speed Bins (km/h)																											
		0 - 5	5 - 10	10 - 15	15 - 20	20 - 25	25 - 30	30 - 35	35 - 40	40 - 45	45 - 50	50 - 55	55 - 60	60 - 65	65 - 70	70 - 75	75 - 80	80 - 85	85 - 90	90 - 95	95 - 100	100 - 105	105 - 110	110 - 115	115 - 120	120 - 125	125 - 130	130 - 135	135 - 140
0000	0	0	0	0	0	0	0	0	0	0	0	0	0	0	0	0	0	0	0	0	0	0	0	0	0	0	0	0	0
0100	1	0	0	0	0	0	0	0	0	0	0	0	0	1	0	0	0	0	0	0	0	0	0	0	0	0	0	0	0
0200	0	0	0	0	0	0	0	0	0	0	0	0	0	0	0	0	0	0	0	0	0	0	0	0	0	0	0	0	0
0300	0	0	0	0	0	0	0	0	0	0	0	0	0	0	0	0	0	0	0	0	0	0	0	0	0	0	0	0	0
0400	0	0	0	0	0	0	0	0	0	0	0	0	0	0	0	0	0	0	0	0	0	0	0	0	0	0	0	0	0
0500	0	0	0	0	0	0	0	0	0	0	0	0	0	0	0	0	0	0	0	0	0	0	0	0	0	0	0	0	0
0600	5	0	0	0	0	0	0	0	1	0	2	0	1	0	0	1	0	0	0	0	0	0	0	0	0	0	0	0	0
0700	5	0	0	0	0	0	0	1	0	0	1	1	1	0	1	0	0	0	0	0	0	0	0	0	0	0	0	0	0
0800	13	0	0	0	0	0	0	0	0	4	2	2	3	1	1	0	0	0	0	0	0	0	0	0	0	0	0	0	0
0900	**29**	**0**	**0**	**0**	**0**	**0**	**3**	**0**	**6**	**4**	**5**	**2**	**0**	**7**	**2**	**0**	**0**	**0**	**0**	**0**	**0**	**0**	**0**	**0**	**0**	**0**	**0**	**0**	**0**
1000	10	0	1	0	1	0	0	0	0	1	0	1	2	3	0	0	0	1	0	0	0	0	0	0	0	0	0	0	0
1100	13	0	0	0	1	2	1	0	2	2	1	2	1	1	0	0	0	0	0	0	0	0	0	0	0	0	0	0	0
1200	9	0	0	0	0	0	0	0	1	2	1	3	0	1	1	0	0	0	0	0	0	0	0	0	0	0	0	0	0
1300	**16**	**0**	**0**	**0**	**0**	**1**	**0**	**0**	**1**	**0**	**2**	**4**	**6**	**1**	**1**	**0**	**0**	**0**	**0**	**0**	**0**	**0**	**0**	**0**	**0**	**0**	**0**	**0**	**0**
1400	15	0	0	0	0	1	0	0	0	2	5	3	0	1	3	0	0	0	0	0	0	0	0	0	0	0	0	0	0
1500	13	0	0	1	0	0	0	0	1	1	2	4	2	2	0	0	0	0	0	0	0	0	0	0	0	0	0	0	0
1600	10	0	0	0	0	0	0	0	0	2	1	2	1	1	2	0	1	0	0	0	0	0	0	0	0	0	0	0	0
1700	8	0	0	0	0	0	0	1	0	1	1	3	2	0	0	0	0	0	0	0	0	0	0	0	0	0	0	0	0
1800	9	0	0	1	1	0	0	0	0	1	1	1	0	3	1	0	0	0	0	0	0	0	0	0	0	0	0	0	0
1900	8	0	0	0	0	0	0	0	1	0	2	0	2	1	1	1	0	0	0	0	0	0	0	0	0	0	0	0	0
2000	4	0	0	0	0	0	0	1	0	0	0	0	0	0	3	0	0	0	0	0	0	0	0	0	0	0	0	0	0
2100	6	0	0	0	0	0	0	0	0	0	2	1	2	1	0	0	0	0	0	0	0	0	0	0	0	0	0	0	0
2200	2	0	0	0	0	0	0	0	1	0	0	0	1	0	0	0	0	0	0	0	0	0	0	0	0	0	0	0	0
2300	1	0	0	0	0	0	0	0	0	0	0	1	0	0	0	0	0	0	0	0	0	0	0	0	0	0	0	0	0
07-19	**150**	**0**	**1**	**2**	**3**	**4**	**4**	**2**	**11**	**20**	**22**	**28**	**18**	**21**	**12**	**0**	**1**	**1**	**0**	**0**	**0**	**0**	**0**	**0**	**0**	**0**	**0**	**0**	**0**
06-22	**173**	**0**	**1**	**2**	**3**	**4**	**4**	**3**	**13**	**20**	**28**	**29**	**23**	**23**	**16**	**2**	**1**	**1**	**0**	**0**	**0**	**0**	**0**	**0**	**0**	**0**	**0**	**0**	**0**
06-00	**176**	**0**	**1**	**2**	**3**	**4**	**4**	**3**	**14**	**20**	**28**	**30**	**24**	**23**	**16**	**2**	**1**	**1**	**0**	**0**	**0**	**0**	**0**	**0**	**0**	**0**	**0**	**0**	**0**
00-00	**177**	**0**	**1**	**2**	**3**	**4**	**4**	**3**	**14**	**20**	**28**	**30**	**24**	**24**	**16**	**2**	**1**	**1**	**0**	**0**	**0**	**0**	**0**	**0**	**0**	**0**	**0**	**0**	**0**

DRAFT

Site 2
Location Un named road, att t/pole, Lat 53,48941, Long -6.59836
Direction Two way

3279 / Meath/Cavan/Monaghan ATC's
October 2013
Automatic Traffic Count

Thu, 10 October 2013

Time	Total	Speed Bins (km/h)																											
		0 - 5	5 - 10	10 - 15	15 - 20	20 - 25	25 - 30	30 - 35	35 - 40	40 - 45	45 - 50	50 - 55	55 - 60	60 - 65	65 - 70	70 - 75	75 - 80	80 - 85	85 - 90	90 - 95	95 - 100	100 - 105	105 - 110	110 - 115	115 - 120	120 - 125	125 - 130	130 - 135	135 - 140
0000	0	0	0	0	0	0	0	0	0	0	0	0	0	0	0	0	0	0	0	0	0	0	0	0	0	0	0	0	0
0100	1	0	0	0	0	0	0	0	0	0	0	1	0	0	0	0	0	0	0	0	0	0	0	0	0	0	0	0	0
0200	0	0	0	0	0	0	0	0	0	0	0	0	0	0	0	0	0	0	0	0	0	0	0	0	0	0	0	0	0
0300	0	0	0	0	0	0	0	0	0	0	0	0	0	0	0	0	0	0	0	0	0	0	0	0	0	0	0	0	0
0400	0	0	0	0	0	0	0	0	0	0	0	0	0	0	0	0	0	0	0	0	0	0	0	0	0	0	0	0	0
0500	0	0	0	0	0	0	0	0	0	0	0	0	0	0	0	0	0	0	0	0	0	0	0	0	0	0	0	0	0
0600	2	0	0	0	0	0	0	0	0	0	2	0	0	0	0	0	0	0	0	0	0	0	0	0	0	0	0	0	0
0700	2	0	0	0	0	0	0	0	0	0	0	0	1	0	1	0	0	0	0	0	0	0	0	0	0	0	0	0	0
0800	9	0	0	0	0	0	0	0	3	2	1	0	0	3	0	0	0	0	0	0	0	0	0	0	0	0	0	0	0
0900	**26**	**0**	**0**	**1**	**0**	**0**	**0**	**1**	**1**	**4**	**4**	**4**	**9**	**1**	**1**	**0**	**0**	**0**	**0**	**0**	**0**	**0**	**0**	**0**	**0**	**0**	**0**	**0**	**0**
1000	12	0	0	0	0	1	0	1	1	2	1	1	2	2	1	0	0	0	0	0	0	0	0	0	0	0	0	0	0
1100	11	0	0	0	0	0	1	0	0	2	2	2	0	2	2	0	0	0	0	0	0	0	0	0	0	0	0	0	0
1200	16	0	0	0	1	0	0	0	1	0	3	7	2	0	1	1	0	0	0	0	0	0	0	0	0	0	0	0	0
1300	11	0	0	0	0	0	0	0	0	1	3	1	3	1	2	0	0	0	0	0	0	0	0	0	0	0	0	0	0
1400	**17**	**0**	**0**	**1**	**0**	**0**	**0**	**0**	**1**	**1**	**1**	**4**	**4**	**3**	**0**	**1**	**0**	**1**	**0**	**0**	**0**	**0**	**0**	**0**	**0**	**0**	**0**	**0**	**0**
1500	16	0	0	0	0	0	0	0	0	0	3	5	4	1	0	1	2	0	0	0	0	0	0	0	0	0	0	0	0
1600	9	0	0	0	0	0	0	0	1	0	0	3	1	2	1	1	0	0	0	0	0	0	0	0	0	0	0	0	0
1700	14	0	0	0	0	0	0	1	0	2	2	4	1	2	2	0	0	0	0	0	0	0	0	0	0	0	0	0	0
1800	**17**	**0**	**0**	**0**	**1**	**1**	**0**	**1**	**1**	**1**	**3**	**3**	**4**	**2**	**0**	**0**	**0**	**0**	**0**	**0**	**0**	**0**	**0**	**0**	**0**	**0**	**0**	**0**	**0**
1900	10	0	0	0	0	0	0	1	0	1	2	0	2	0	3	1	0	0	0	0	0	0	0	0	0	0	0	0	0
2000	6	0	0	0	0	0	0	1	1	0	1	2	0	0	1	0	0	0	0	0	0	0	0	0	0	0	0	0	0
2100	4	0	0	0	0	0	0	0	0	1	1	0	0	2	0	0	0	0	0	0	0	0	0	0	0	0	0	0	0
2200	3	0	0	0	0	0	0	0	0	0	2	0	0	0	0	0	0	1	0	0	0	0	0	0	0	0	0	0	0
2300	1	0	0	0	0	0	0	0	0	0	1	0	0	0	0	0	0	0	0	0	0	0	0	0	0	0	0	0	0
07-19	**160**	**0**	**0**	**2**	**2**	**2**	**1**	**4**	**9**	**15**	**23**	**34**	**31**	**19**	**11**	**4**	**2**	**1**	**0**	**0**	**0**	**0**	**0**	**0**	**0**	**0**	**0**	**0**	**0**
06-22	**182**	**0**	**0**	**2**	**2**	**2**	**1**	**6**	**10**	**17**	**29**	**36**	**33**	**21**	**15**	**5**	**2**	**1**	**0**	**0**	**0**	**0**	**0**	**0**	**0**	**0**	**0**	**0**	**0**
06-00	**186**	**0**	**0**	**2**	**2**	**2**	**1**	**6**	**10**	**17**	**32**	**36**	**33**	**21**	**15**	**5**	**2**	**2**	**0**	**0**	**0**	**0**	**0**	**0**	**0**	**0**	**0**	**0**	**0**
00-00	**187**	**0**	**0**	**2**	**2**	**2**	**1**	**6**	**10**	**17**	**32**	**37**	**33**	**21**	**15**	**5**	**2**	**2**	**0**	**0**	**0**	**0**	**0**	**0**	**0**	**0**	**0**	**0**	**0**

DRAFT

Site 2
Location Un named road, att t/pole, Lat 53,48941, Long -6.59836
Direction Two way

3279 / Meath/Cavan/Monaghan ATC's
October 2013
Automatic Traffic Count

Fri, 11 October 2013

Time	Total	Speed Bins (km/h)																												
		0 - 5	5 - 10	10 - 15	15 - 20	20 - 25	25 - 30	30 - 35	35 - 40	40 - 45	45 - 50	50 - 55	55 - 60	60 - 65	65 - 70	70 - 75	75 - 80	80 - 85	85 - 90	90 - 95	95 - 100	100 - 105	105 - 110	110 - 115	115 - 120	120 - 125	125 - 130	130 - 135	135 - 140
0000	1	0	0	0	0	0	0	0	0	0	0	0	1	0	0	0	0	0	0	0	0	0	0	0	0	0	0	0	0	0
0100	0	0	0	0	0	0	0	0	0	0	0	0	0	0	0	0	0	0	0	0	0	0	0	0	0	0	0	0	0	0
0200	0	0	0	0	0	0	0	0	0	0	0	0	0	0	0	0	0	0	0	0	0	0	0	0	0	0	0	0	0	0
0300	0	0	0	0	0	0	0	0	0	0	0	0	0	0	0	0	0	0	0	0	0	0	0	0	0	0	0	0	0	0
0400	0	0	0	0	0	0	0	0	0	0	0	0	0	0	0	0	0	0	0	0	0	0	0	0	0	0	0	0	0	0
0500	2	0	0	0	0	0	0	0	0	0	1	1	0	0	0	0	0	0	0	0	0	0	0	0	0	0	0	0	0	0
0600	2	0	0	0	1	0	0	1	0	0	0	0	0	0	0	0	0	0	0	0	0	0	0	0	0	0	0	0	0	0
0700	3	0	0	0	0	0	0	0	0	1	0	1	0	1	0	0	0	0	0	0	0	0	0	0	0	0	0	0	0	0
0800	18	0	0	0	0	0	0	1	1	2	1	6	3	3	0	1	0	0	0	0	0	0	0	0	0	0	0	0	0	0
0900	**21**	**0**	**0**	**0**	**0**	**0**	**0**	**0**	**2**	**1**	**4**	**1**	**3**	**4**	**4**	**0**	**1**	**0**	**1**	**0**	**0**	**0**	**0**	**0**	**0**	**0**	**0**	**0**	**0**	**0**
1000	8	0	0	0	0	0	0	2	1	0	0	3	2	0	0	0	0	0	0	0	0	0	0	0	0	0	0	0	0	0
1100	8	0	0	0	0	1	0	0	0	0	0	2	1	3	0	1	0	0	0	0	0	0	0	0	0	0	0	0	0	0
1200	14	0	0	0	0	1	1	1	0	0	1	3	3	1	3	0	0	0	0	0	0	0	0	0	0	0	0	0	0	0
1300	11	0	0	0	1	2	0	0	1	1	3	1	1	1	0	0	0	0	0	0	0	0	0	0	0	0	0	0	0	0
1400	11	0	0	0	0	1	0	0	0	0	1	2	3	3	1	0	0	0	0	0	0	0	0	0	0	0	0	0	0	0
1500	**20**	**0**	**0**	**0**	**0**	**0**	**0**	**2**	**0**	**0**	**6**	**7**	**1**	**1**	**2**	**0**	**0**	**0**	**1**	**0**	**0**	**0**	**0**	**0**	**0**	**0**	**0**	**0**	**0**	**0**
1600	12	0	0	0	0	0	0	0	0	3	4	2	1	1	1	0	0	0	0	0	0	0	0	0	0	0	0	0	0	0
1700	10	0	0	2	0	0	0	1	0	1	0	0	1	2	2	1	0	0	0	0	0	0	0	0	0	0	0	0	0	0
1800	17	0	0	3	0	0	0	1	1	1	1	3	3	3	1	0	0	0	0	0	0	0	0	0	0	0	0	0	0	0
1900	10	0	0	0	0	0	0	0	1	1	1	2	2	1	2	0	0	0	0	0	0	0	0	0	0	0	0	0	0	0
2000	7	0	0	0	0	0	0	0	0	1	1	2	3	0	0	0	0	0	0	0	0	0	0	0	0	0	0	0	0	0
2100	2	0	0	0	0	0	0	0	0	0	0	1	0	1	0	0	0	0	0	0	0	0	0	0	0	0	0	0	0	0
2200	2	0	0	0	0	0	0	0	0	0	0	1	1	0	0	0	0	0	0	0	0	0	0	0	0	0	0	0	0	0
2300	4	0	0	0	0	0	0	0	0	0	2	1	1	0	0	0	0	0	0	0	0	0	0	0	0	0	0	0	0	0
07-19	**153**	**0**	**0**	**5**	**1**	**5**	**1**	**8**	**6**	**10**	**21**	**31**	**22**	**23**	**14**	**3**	**1**	**0**	**2**	**0**	**0**	**0**	**0**	**0**	**0**	**0**	**0**	**0**	**0**	**0**
06-22	**174**	**0**	**0**	**5**	**2**	**5**	**1**	**9**	**7**	**12**	**23**	**36**	**27**	**25**	**16**	**3**	**1**	**0**	**2**	**0**	**0**	**0**	**0**	**0**	**0**	**0**	**0**	**0**	**0**	**0**
06-00	**180**	**0**	**0**	**5**	**2**	**5**	**1**	**9**	**7**	**12**	**25**	**38**	**29**	**25**	**16**	**3**	**1**	**0**	**2**	**0**	**0**	**0**	**0**	**0**	**0**	**0**	**0**	**0**	**0**	**0**
00-00	**183**	**0**	**0**	**5**	**2**	**5**	**1**	**9**	**7**	**12**	**26**	**39**	**30**	**25**	**16**	**3**	**1**	**0**	**2**	**0**	**0**	**0**	**0**	**0**	**0**	**0**	**0**	**0**	**0**	**0**

DRAFT

Site 2
Location Un named road, att t/pole, Lat 53,48941, Long -6.59836
Direction Two way

3279 / Meath/Cavan/Monaghan ATC's
October 2013
Automatic Traffic Count

Sat, 12 October 2013

Time	Total	Speed Bins (km/h)																											
		0 - 5	5 - 10	10 - 15	15 - 20	20 - 25	25 - 30	30 - 35	35 - 40	40 - 45	45 - 50	50 - 55	55 - 60	60 - 65	65 - 70	70 - 75	75 - 80	80 - 85	85 - 90	90 - 95	95 - 100	100 - 105	105 - 110	110 - 115	115 - 120	120 - 125	125 - 130	130 - 135	135 - 140
0000	0	0	0	0	0	0	0	0	0	0	0	0	0	0	0	0	0	0	0	0	0	0	0	0	0	0	0	0	0
0100	0	0	0	0	0	0	0	0	0	0	0	0	0	0	0	0	0	0	0	0	0	0	0	0	0	0	0	0	0
0200	0	0	0	0	0	0	0	0	0	0	0	0	0	0	0	0	0	0	0	0	0	0	0	0	0	0	0	0	0
0300	1	0	0	0	0	0	0	0	0	0	0	0	0	1	0	0	0	0	0	0	0	0	0	0	0	0	0	0	0
0400	0	0	0	0	0	0	0	0	0	0	0	0	0	0	0	0	0	0	0	0	0	0	0	0	0	0	0	0	0
0500	0	0	0	0	0	0	0	0	0	0	0	0	0	0	0	0	0	0	0	0	0	0	0	0	0	0	0	0	0
0600	0	0	0	0	0	0	0	0	0	0	0	0	0	0	0	0	0	0	0	0	0	0	0	0	0	0	0	0	0
0700	3	0	0	0	0	0	1	0	0	0	0	0	1	1	0	0	0	0	0	0	0	0	0	0	0	0	0	0	0
0800	4	0	0	0	1	0	0	0	0	0	1	1	1	0	0	0	0	0	0	0	0	0	0	0	0	0	0	0	0
0900	12	0	0	0	0	0	0	0	0	0	4	4	1	0	2	0	0	1	0	0	0	0	0	0	0	0	0	0	0
1000	**13**	**0**	**0**	**0**	**0**	**2**	**0**	**0**	**0**	**3**	**2**	**3**	**2**	**1**	**0**	**0**	**0**	**0**	**0**	**0**	**0**	**0**	**0**	**0**	**0**	**0**	**0**	**0**	**0**
1100	**13**	**0**	**0**	**0**	**0**	**1**	**0**	**0**	**0**	**1**	**2**	**4**	**3**	**1**	**1**	**0**	**0**	**0**	**0**	**0**	**0**	**0**	**0**	**0**	**0**	**0**	**0**	**0**	**0**
1200	12	0	2	0	0	0	0	0	1	2	2	1	2	2	0	0	0	0	0	0	0	0	0	0	0	0	0	0	0
1300	17	0	0	0	0	1	0	0	1	2	2	3	2	2	3	0	1	0	0	0	0	0	0	0	0	0	0	0	0
1400	20	0	0	0	0	1	0	0	0	4	6	2	3	1	3	0	0	0	0	0	0	0	0	0	0	0	0	0	0
1500	13	0	0	0	0	0	0	1	4	0	3	2	1	1	1	0	0	0	0	0	0	0	0	0	0	0	0	0	0
1600	24	0	1	0	3	4	3	1	2	0	1	2	5	2	0	0	0	0	0	0	0	0	0	0	0	0	0	0	0
1700	**28**	**0**	**0**	**0**	**0**	**1**	**0**	**3**	**5**	**9**	**5**	**0**	**2**	**1**	**0**	**2**	**0**	**0**	**0**	**0**	**0**	**0**	**0**	**0**	**0**	**0**	**0**	**0**	**0**
1800	22	0	0	0	0	0	0	0	4	5	2	4	3	2	0	0	2	0	0	0	0	0	0	0	0	0	0	0	0
1900	6	0	0	0	1	0	0	0	0	1	2	0	2	0	0	0	0	0	0	0	0	0	0	0	0	0	0	0	0
2000	8	0	0	0	0	0	0	0	0	2	0	1	2	1	2	0	0	0	0	0	0	0	0	0	0	0	0	0	0
2100	5	0	0	0	0	0	0	0	1	0	1	0	1	1	1	0	0	0	0	0	0	0	0	0	0	0	0	0	0
2200	1	0	0	0	0	0	0	0	0	0	0	0	0	1	0	0	0	0	0	0	0	0	0	0	0	0	0	0	0
2300	0	0	0	0	0	0	0	0	0	0	0	0	0	0	0	0	0	0	0	0	0	0	0	0	0	0	0	0	0
07-19	**181**	**0**	**3**	**0**	**4**	**10**	**4**	**5**	**17**	**26**	**30**	**26**	**26**	**14**	**10**	**2**	**3**	**1**	**0**	**0**	**0**	**0**	**0**	**0**	**0**	**0**	**0**	**0**	**0**
06-22	**200**	**0**	**3**	**0**	**5**	**10**	**4**	**5**	**18**	**29**	**33**	**27**	**31**	**16**	**13**	**2**	**3**	**1**	**0**	**0**	**0**	**0**	**0**	**0**	**0**	**0**	**0**	**0**	**0**
06-00	**201**	**0**	**3**	**0**	**5**	**10**	**4**	**5**	**18**	**29**	**33**	**27**	**31**	**17**	**13**	**2**	**3**	**1**	**0**	**0**	**0**	**0**	**0**	**0**	**0**	**0**	**0**	**0**	**0**
00-00	**202**	**0**	**3**	**0**	**5**	**10**	**4**	**5**	**18**	**29**	**33**	**27**	**31**	**18**	**13**	**2**	**3**	**1**	**0**	**0**	**0**	**0**	**0**	**0**	**0**	**0**	**0**	**0**	**0**

DRAFT

Site 2
Location Un named road, att t/pole, Lat 53,48941, Long -6.59836
Direction Two way

3279 / Meath/Cavan/Monaghan ATC's
October 2013
Automatic Traffic Count

Sun, 13 October 2013

Time	Total	Speed Bins (km/h)																												
		0 - 5	5 - 10	10 - 15	15 - 20	20 - 25	25 - 30	30 - 35	35 - 40	40 - 45	45 - 50	50 - 55	55 - 60	60 - 65	65 - 70	70 - 75	75 - 80	80 - 85	85 - 90	90 - 95	95 - 100	100 - 105	105 - 110	110 - 115	115 - 120	120 - 125	125 - 130	130 - 135	135 - 140
0000	3	0	0	0	0	0	0	1	0	1	0	0	1	0	0	0	0	0	0	0	0	0	0	0	0	0	0	0	0	0
0100	3	0	0	0	0	0	0	0	0	0	1	0	2	0	0	0	0	0	0	0	0	0	0	0	0	0	0	0	0	0
0200	4	0	0	0	0	0	0	0	0	2	1	1	0	0	0	0	0	0	0	0	0	0	0	0	0	0	0	0	0	0
0300	2	0	0	0	0	0	0	0	0	0	1	0	0	0	0	0	1	0	0	0	0	0	0	0	0	0	0	0	0	0
0400	1	0	0	0	0	0	0	0	1	0	0	0	0	0	0	0	0	0	0	0	0	0	0	0	0	0	0	0	0	0
0500	0	0	0	0	0	0	0	0	0	0	0	0	0	0	0	0	0	0	0	0	0	0	0	0	0	0	0	0	0	0
0600	0	0	0	0	0	0	0	0	0	0	0	0	0	0	0	0	0	0	0	0	0	0	0	0	0	0	0	0	0	0
0700	1	0	0	0	0	0	0	0	0	0	0	0	0	1	0	0	0	0	0	0	0	0	0	0	0	0	0	0	0	0
0800	1	0	0	0	0	0	0	0	0	0	0	0	0	0	1	0	0	0	0	0	0	0	0	0	0	0	0	0	0	0
0900	6	0	0	0	1	0	0	0	3	0	0	1	1	0	0	0	0	0	0	0	0	0	0	0	0	0	0	0	0	0
1000	20	0	0	0	1	0	1	0	0	3	9	1	3	0	0	0	2	0	0	0	0	0	0	0	0	0	0	0	0	0
1100	**37**	**0**	**0**	**0**	**1**	**2**	**2**	**1**	**4**	**8**	**6**	**9**	**1**	**3**	**0**	**0**	**0**	**0**	**0**	**0**	**0**	**0**	**0**	**0**	**0**	**0**	**0**	**0**	**0**	**0**
1200	20	0	0	0	2	0	0	0	2	1	3	4	2	3	1	2	0	0	0	0	0	0	0	0	0	0	0	0	0	0
1300	33	0	5	1	0	0	0	1	3	4	7	2	9	1	0	0	0	0	0	0	0	0	0	0	0	0	0	0	0	0
1400	25	0	0	1	3	2	0	1	3	6	4	1	3	0	0	0	1	0	0	0	0	0	0	0	0	0	0	0	0	0
1500	21	0	0	0	1	2	1	0	4	6	1	0	3	0	3	0	0	0	0	0	0	0	0	0	0	0	0	0	0	0
1600	**46**	**0**	**3**	**0**	**2**	**5**	**0**	**1**	**5**	**6**	**6**	**8**	**5**	**4**	**1**	**0**	**0**	**0**	**0**	**0**	**0**	**0**	**0**	**0**	**0**	**0**	**0**	**0**	**0**	**0**
1700	32	0	0	0	1	0	0	1	7	3	2	7	5	5	1	0	0	0	0	0	0	0	0	0	0	0	0	0	0	0
1800	12	0	0	0	1	0	0	0	3	0	0	4	1	2	1	0	0	0	0	0	0	0	0	0	0	0	0	0	0	0
1900	10	0	0	1	0	0	0	0	1	3	1	4	0	0	0	0	0	0	0	0	0	0	0	0	0	0	0	0	0	0
2000	4	0	0	0	0	0	0	0	0	1	2	0	1	0	0	0	0	0	0	0	0	0	0	0	0	0	0	0	0	0
2100	1	0	0	0	0	0	0	0	0	0	0	0	0	0	1	0	0	0	0	0	0	0	0	0	0	0	0	0	0	0
2200	3	0	0	0	0	0	0	0	0	0	0	1	1	0	1	0	0	0	0	0	0	0	0	0	0	0	0	0	0	0
2300	3	0	0	0	0	0	0	0	0	0	2	1	0	0	0	0	0	0	0	0	0	0	0	0	0	0	0	0	0	0
07-19	**254**	**0**	**8**	**2**	**13**	**11**	**4**	**5**	**34**	**37**	**38**	**37**	**33**	**19**	**8**	**2**	**3**	**0**	**0**	**0**	**0**	**0**	**0**	**0**	**0**	**0**	**0**	**0**	**0**	**0**
06-22	**269**	**0**	**8**	**3**	**13**	**11**	**4**	**5**	**35**	**41**	**41**	**41**	**34**	**19**	**9**	**2**	**3**	**0**	**0**	**0**	**0**	**0**	**0**	**0**	**0**	**0**	**0**	**0**	**0**	**0**
06-00	**275**	**0**	**8**	**3**	**13**	**11**	**4**	**5**	**35**	**41**	**43**	**43**	**35**	**19**	**10**	**2**	**3**	**0**	**0**	**0**	**0**	**0**	**0**	**0**	**0**	**0**	**0**	**0**	**0**	**0**
00-00	**288**	**0**	**8**	**3**	**13**	**11**	**4**	**6**	**36**	**44**	**46**	**44**	**38**	**19**	**10**	**2**	**4**	**0**	**0**	**0**	**0**	**0**	**0**	**0**	**0**	**0**	**0**	**0**	**0**	**0**

DRAFT

Site 2
Location Un named road, att t/pole, Lat 53,48941, Long -6.59836
Direction Two way

3279 / Meath/Cavan/Monaghan ATC's
October 2013
Automatic Traffic Count

Virtual Day (7)

Time	Total	Speed Bins (km/h)																											
		0 - 5	5 - 10	10 - 15	15 - 20	20 - 25	25 - 30	30 - 35	35 - 40	40 - 45	45 - 50	50 - 55	55 - 60	60 - 65	65 - 70	70 - 75	75 - 80	80 - 85	85 - 90	90 - 95	95 - 100	100 - 105	105 - 110	110 - 115	115 - 120	120 - 125	125 - 130	130 - 135	135 - 140
0000	1	0	0	0	0	0	0	0	0	0	0	0	0	0	0	0	0	0	0	0	0	0	0	0	0	0	0	0	0
0100	1	0	0	0	0	0	0	0	0	0	0	0	0	0	0	0	0	0	0	0	0	0	0	0	0	0	0	0	0
0200	1	0	0	0	0	0	0	0	0	0	0	0	0	0	0	0	0	0	0	0	0	0	0	0	0	0	0	0	0
0300	0	0	0	0	0	0	0	0	0	0	0	0	0	0	0	0	0	0	0	0	0	0	0	0	0	0	0	0	0
0400	0	0	0	0	0	0	0	0	0	0	0	0	0	0	0	0	0	0	0	0	0	0	0	0	0	0	0	0	0
0500	0	0	0	0	0	0	0	0	0	0	0	0	0	0	0	0	0	0	0	0	0	0	0	0	0	0	0	0	0
0600	2	0	0	0	0	0	0	0	0	0	1	0	0	0	0	0	0	0	0	0	0	0	0	0	0	0	0	0	0
0700	3	0	0	0	0	0	0	0	0	0	1	1	1	1	0	0	0	0	0	0	0	0	0	0	0	0	0	0	0
0800	11	0	0	0	0	0	0	1	1	1	1	2	1	2	1	0	0	0	0	0	0	0	0	0	0	0	0	0	0
0900	**23**	**0**	**0**	**0**	**0**	**0**	**0**	**1**	**2**	**2**	**4**	**4**	**4**	**3**	**2**	**0**	**0**	**0**	**0**	**0**	**0**	**0**	**0**	**0**	**0**	**0**	**0**	**0**	**0**
1000	12	0	0	0	0	1	0	1	1	2	2	2	2	1	0	0	0	0	0	0	0	0	0	0	0	0	0	0	0
1100	14	0	0	0	0	1	1	0	1	2	2	3	1	2	1	0	0	0	0	0	0	0	0	0	0	0	0	0	0
1200	15	0	0	0	1	0	0	0	1	1	2	4	2	2	1	0	0	0	0	0	0	0	0	0	0	0	0	0	0
1300	**17**	**0**	**1**	**0**	**0**	**1**	**0**	**0**	**1**	**1**	**4**	**3**	**4**	**1**	**1**	**0**	**0**	**0**	**0**	**0**	**0**	**0**	**0**	**0**	**0**	**0**	**0**	**0**	**0**
1400	**17**	**0**	**0**	**0**	**0**	**1**	**0**	**0**	**1**	**2**	**3**	**3**	**3**	**1**	**1**	**0**	**0**	**0**	**0**	**0**	**0**	**0**	**0**	**0**	**0**	**0**	**0**	**0**	**0**
1500	16	0	0	0	0	0	0	0	1	1	3	4	2	1	1	0	0	0	0	0	0	0	0	0	0	0	0	0	0
1600	**17**	**0**	**1**	**0**	**1**	**1**	**1**	**0**	**1**	**2**	**2**	**3**	**2**	**2**	**1**	**0**	**0**	**0**	**0**	**0**	**0**	**0**	**0**	**0**	**0**	**0**	**0**	**0**	**0**
1700	16	0	0	0	0	0	0	1	2	3	2	3	2	2	1	0	0	0	0	0	0	0	0	0	0	0	0	0	0
1800	14	0	0	1	1	0	0	0	1	2	1	3	2	2	1	0	0	0	0	0	0	0	0	0	0	0	0	0	0
1900	9	0	0	0	0	0	0	0	0	1	2	2	1	0	1	0	0	0	0	0	0	0	0	0	0	0	0	0	0
2000	6	0	0	0	0	0	0	0	0	1	1	1	1	1	1	0	0	0	0	0	0	0	0	0	0	0	0	0	0
2100	3	0	0	0	0	0	0	0	0	0	1	0	0	1	0	0	0	0	0	0	0	0	0	0	0	0	0	0	0
2200	2	0	0	0	0	0	0	0	0	0	0	1	1	0	0	0	0	0	0	0	0	0	0	0	0	0	0	0	0
2300	2	0	0	0	0	0	0	0	0	0	1	1	0	0	0	0	0	0	0	0	0	0	0	0	0	0	0	0	0
07-19	**175**	**0**	**2**	**3**	**4**	**6**	**3**	**5**	**14**	**19**	**27**	**33**	**27**	**19**	**10**	**2**	**2**	**0**	**0**	**0**	**0**	**0**	**0**	**0**	**0**	**0**	**0**	**0**	**0**
06-22	**195**	**0**	**2**	**3**	**5**	**6**	**3**	**6**	**14**	**22**	**31**	**36**	**31**	**21**	**12**	**3**	**2**	**0**	**0**	**0**	**0**	**0**	**0**	**0**	**0**	**0**	**0**	**0**	**0**
06-00	**199**	**0**	**2**	**3**	**5**	**6**	**3**	**6**	**15**	**22**	**32**	**38**	**31**	**21**	**12**	**3**	**2**	**1**	**0**	**0**	**0**	**0**	**0**	**0**	**0**	**0**	**0**	**0**	**0**
00-00	**202**	**0**	**2**	**3**	**5**	**6**	**3**	**6**	**15**	**22**	**33**	**38**	**32**	**21**	**12**	**3**	**2**	**1**	**0**	**0**	**0**	**0**	**0**	**0**	**0**	**0**	**0**	**0**	**0**

DRAFT

Site 2
Location Un named road, att t/pole, Lat 53,48941, Long -6.59836
Direction Two way

3279 / Meath/Cavan/Monaghan ATC's
October 2013
Automatic Traffic Count

Virtual Week (1)

Time	Total	Speed Bins (km/h)																											
		0 - 5	5 - 10	10 - 15	15 - 20	20 - 25	25 - 30	30 - 35	35 - 40	40 - 45	45 - 50	50 - 55	55 - 60	60 - 65	65 - 70	70 - 75	75 - 80	80 - 85	85 - 90	90 - 95	95 - 100	100 - 105	105 - 110	110 - 115	115 - 120	120 - 125	125 - 130	130 - 135	135 - 140
Mon	190	0	0	7	4	7	3	4	10	20	32	43	25	20	6	8	1	0	0	0	0	0	0	0	0	0	0	0	0
Tue	186	0	0	1	3	2	1	9	8	13	31	46	43	22	7	0	0	0	0	0	0	0	0	0	0	0	0	0	0
Wed	177	0	1	2	3	4	4	3	14	20	28	30	24	24	16	2	1	1	0	0	0	0	0	0	0	0	0	0	0
Thu	187	0	0	2	2	2	1	6	10	17	32	37	33	21	15	5	2	2	0	0	0	0	0	0	0	0	0	0	0
Fri	183	0	0	5	2	5	1	9	7	12	26	39	30	25	16	3	1	0	2	0	0	0	0	0	0	0	0	0	0
|Sat	202	0	3	0	5	10	4	5	18	29	33	27	31	18	13	2	3	1	0	0	0	0	0	0	0	0	0	0	0
|Sun	288	0	8	3	13	11	4	6	36	44	46	44	38	19	10	2	4	0	0	0	0	0	0	0	0	0	0	0	0
5 Day Ave.	**185**	**0**	**0**	**3**	**3**	**4**	**2**	**6**	**10**	**16**	**30**	**39**	**31**	**22**	**12**	**4**	**1**	**1**	**0**	**0**	**0**	**0**	**0**	**0**	**0**	**0**	**0**	**0**	**0**
7 Day Ave.	**202**	**0**	**2**	**3**	**5**	**6**	**3**	**6**	**15**	**22**	**33**	**38**	**32**	**21**	**12**	**3**	**2**	**1**	**0**	**0**	**0**	**0**	**0**	**0**	**0**	**0**	**0**	**0**	**0**
--	**1413**	**0**	**12**	**20**	**32**	**41**	**18**	**42**	**103**	**155**	**228**	**266**	**224**	**149**	**83**	**22**	**12**	**4**	**2**	**0**	**0**	**0**	**0**	**0**	**0**	**0**	**0**	**0**	**0**	**0**

Summary Graphs

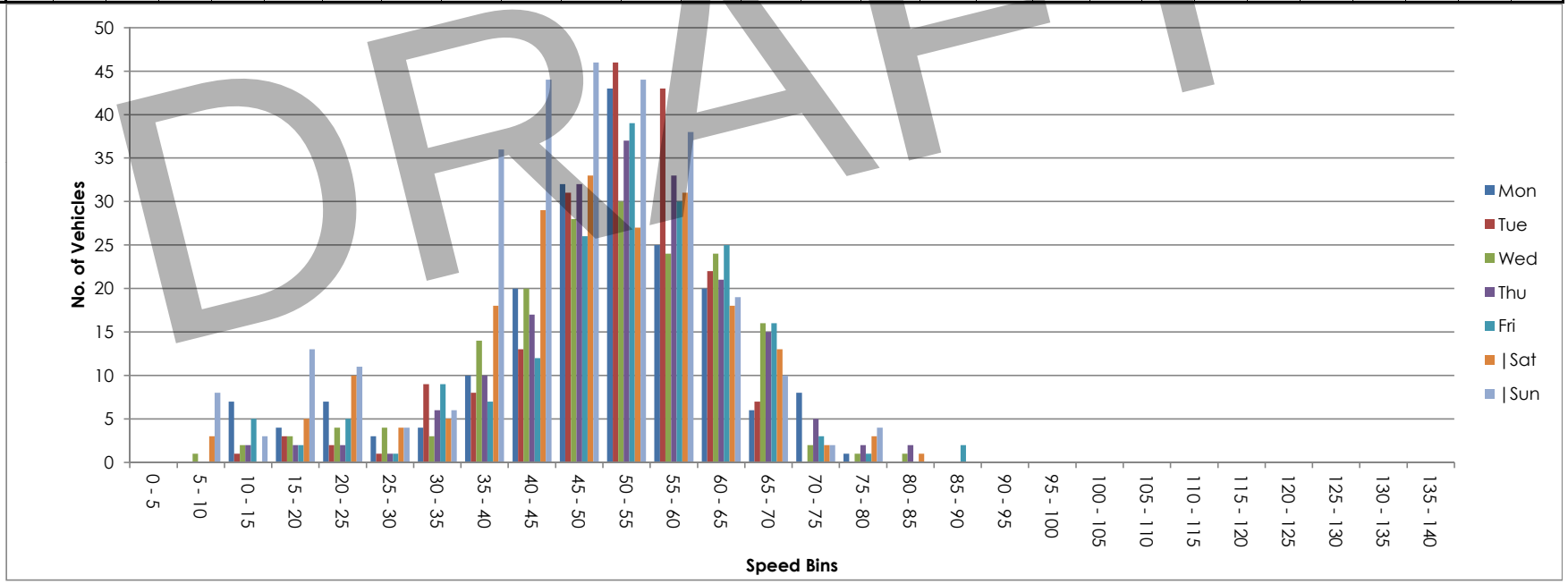

DRAFT



NDC NATIONWIDE DATA COLLECTION	**Site / Location:**	R125, att t/pole, Lat 53.48058, Long -6.61546	**Project No:**	3279	**Photo No:**	3279-03	**Drawn By:** MOR
	Survey Date:	Mon, 7 October 2013 to Sun, 13 October 2013	**Project Name:**		Meath/Cavan/Monaghan ATC'S		
	Survey Times:	00:00 to 00(24):00	**Title:**		Site Photograph		

Site No.	Location.	Direction.	Speed Limit - PSL (km/h)	Start Date.	End Date.	Total Vehicles.	5 Day Ave.	7 Day Ave.	No. > Speed Limit.	%. > Speed Limit.	No. > Speed Limit1 (+5km/h).	%. > Speed Limit1 (+5km/h).	No. > Speed Limit1 (+10km/h).	%. > Speed Limit1 (+10km/h).	Mean Speed	85%ile Speed
3	R125, att t/pole, Lat 53.48058, Long -6.61546	North	80	Mon, 7 October 2013	Sun, 13 October 2013	2602	391	372	218	8.4	76	2.9	26	1.0	66.6	77.0
		South	80	Mon, 7 October 2013	Sun, 13 October 2013	2904	428	415	327	11.3	140	4.8	64	2.2	66.8	77.8
		Two way	80	Mon, 7 October 2013	Sun, 13 October 2013	5506	818	787	545	9.9	216	3.9	90	1.6	66.7	77.4

DRAFT

Site 3
Location R125, att t/pole, Lat 53.48058, Long -6.61546
Direction North

3279 / Meath/Cavan/Monaghan ATC's
October 2013
Automatic Traffic Count

Mon, 7 October 2013

Time	Total	Classification												>PSL	>PSL%	>SL1	>SL1%	>SL2	>SL2%	Mean	Vpp
		1 MCL	2 SV	3 SVT	4 TB2	5 TB3	6 T4	7 ART3	8 ART4	9 ART5	10 ART6	11 BD	12 DRT	80	80	85 +5kph	85 +5kph	90 +10kph	90 +10kph		85
0000	4	0	4	0	0	0	0	0	0	0	0	0	0	0	0	0	0	0	0	66.3	-
0100	1	0	1	0	0	0	0	0	0	0	0	0	0	0	0	0	0	0	0	68.7	-
0200	0	0	0	0	0	0	0	0	0	0	0	0	0	0	0	0	0	0	0	-	-
0300	0	0	0	0	0	0	0	0	0	0	0	0	0	0	0	0	0	0	0	-	-
0400	1	0	0	0	0	0	1	0	0	0	0	0	0	0	0	0	0	0	0	55.1	-
0500	2	0	0	0	2	0	0	0	0	0	0	0	0	0	0	0	0	0	0	61	-
0600	5	0	4	0	1	0	0	0	0	0	0	0	0	0	0	0	0	0	0	66.1	-
0700	21	0	17	0	3	0	1	0	0	0	0	0	0	2	9.5	0	0	0	0	67	74.9
0800	**39**	**0**	**34**	**2**	**3**	**0**	**0**	**0**	**0**	**0**	**0**	**0**	**0**	**4**	**10.3**	**3**	**7.7**	**1**	**2.6**	**69.8**	**78.5**
0900	29	0	26	0	0	0	2	0	1	0	0	0	0	0	0	0	0	0	0	66.2	71.6
1000	15	0	13	1	0	0	0	0	0	1	0	0	0	2	13.3	1	6.7	1	6.7	70.1	78.8
1100	12	0	9	0	1	0	2	0	0	0	0	0	0	0	0	0	0	0	0	63.1	69.1
1200	25	0	23	0	0	0	2	0	0	0	0	0	0	2	8	1	4	0	0	64.1	73.1
1300	25	1	22	0	2	0	0	0	0	0	0	0	0	2	8	0	0	0	0	65.9	76.7
1400	33	0	31	0	1	0	0	0	1	0	0	0	0	3	9.1	1	3	0	0	68.1	74.5
1500	26	0	21	1	4	0	0	0	0	0	0	0	0	3	11.5	1	3.8	0	0	68.9	78.5
1600	28	0	24	0	3	0	1	0	0	0	0	0	0	3	10.7	0	0	0	0	65.4	78.1
1700	**39**	**0**	**36**	**1**	**2**	**0**	**0**	**0**	**0**	**0**	**0**	**0**	**0**	**7**	**17.9**	**2**	**5.1**	**1**	**2.6**	**71.9**	**83.2**
1800	37	0	34	0	3	0	0	0	0	0	0	0	0	5	13.5	1	2.7	1	2.7	71.1	77.8
1900	13	0	12	0	0	1	0	0	0	0	0	0	0	0	0	0	0	0	0	59.2	69.8
2000	12	0	12	0	0	0	0	0	0	0	0	0	0	0	0	0	0	0	0	62.9	68.4
2100	5	0	5	0	0	0	0	0	0	0	0	0	0	0	0	0	0	0	0	64.5	-
2200	1	0	1	0	0	0	0	0	0	0	0	0	0	0	0	0	0	0	0	68.8	-
2300	4	0	4	0	0	0	0	0	0	0	0	0	0	0	0	0	0	0	0	56.8	-
07-19	**329**	**1**	**290**	**5**	**22**	**0**	**8**	**0**	**2**	**1**	**0**	**0**	**0**	**33**	**10**	**10**	**3**	**4**	**1.2**	**68.1**	**77.8**
06-22	**364**	**1**	**323**	**5**	**23**	**1**	**8**	**0**	**2**	**1**	**0**	**0**	**0**	**33**	**9.1**	**10**	**2.7**	**4**	**1.1**	**67.6**	**77**
06-00	**369**	**1**	**328**	**5**	**23**	**1**	**8**	**0**	**2**	**1**	**0**	**0**	**0**	**33**	**8.9**	**10**	**2.7**	**4**	**1.1**	**67.4**	**77**
00-00	**377**	**1**	**333**	**5**	**25**	**1**	**9**	**0**	**2**	**1**	**0**	**0**	**0**	**33**	**8.8**	**10**	**2.7**	**4**	**1.1**	**67.4**	**77**

DRAFT

Site 3
Location R125, att t/pole, Lat 53.48058, Long -6.61546
Direction North

3279 / Meath/Cavan/Monaghan ATC's
October 2013
Automatic Traffic Count

Tue, 8 October 2013

Time	Total	Classification												>PSL	>PSL%	>SL1	>SL1%	>SL2	>SL2%	Mean	Vpp
		1 MCL	2 SV	3 SVT	4 TB2	5 TB3	6 T4	7 ART3	8 ART4	9 ART5	10 ART6	11 BD	12 DRT	80	80	85 +5kph	85 +5kph	90 +10kph	90 +10kph		85
0000	1	0	1	0	0	0	0	0	0	0	0	0	0	0	0	0	0	0	0	69	-
0100	0	0	0	0	0	0	0	0	0	0	0	0	0	0	0	0	0	0	0	-	-
0200	1	0	1	0	0	0	0	0	0	0	0	0	0	0	0	0	0	0	0	65	-
0300	0	0	0	0	0	0	0	0	0	0	0	0	0	0	0	0	0	0	0	-	-
0400	4	0	3	0	0	0	1	0	0	0	0	0	0	0	0	0	0	0	0	71.6	-
0500	1	0	1	0	0	0	0	0	0	0	0	0	0	0	0	0	0	0	0	70.2	-
0600	6	0	4	0	2	0	0	0	0	0	0	0	0	0	0	0	0	0	0	70	-
0700	18	0	16	0	2	0	0	0	0	0	0	0	0	1	5.6	1	5.6	0	0	67.9	74.2
0800	**46**	**0**	**38**	**2**	**6**	**0**	**0**	**0**	**0**	**0**	**0**	**0**	**0**	**6**	**13**	**5**	**10.9**	**0**	**0**	**71.3**	**78.5**
0900	23	0	21	0	1	0	0	1	0	0	0	0	0	1	4.3	0	0	0	0	71.8	76.7
1000	15	0	13	0	2	0	0	0	0	0	0	0	0	1	6.7	0	0	0	0	69.4	73.4
1100	17	2	13	0	2	0	0	0	0	0	0	0	0	0	0	0	0	0	0	61.7	70.2
1200	9	0	8	0	1	0	0	0	0	0	0	0	0	0	0	0	0	0	0	65.7	-
1300	27	0	24	0	2	1	0	0	0	0	0	0	0	3	11.1	0	0	0	0	67.3	75.6
1400	15	0	14	0	0	1	0	0	0	0	0	0	0	0	0	0	0	0	0	67	74.2
1500	30	0	25	1	2	1	0	1	0	0	0	0	0	3	10	2	6.7	1	3.3	65.1	76
1600	25	2	17	1	4	0	1	0	0	0	0	0	0	1	4	0	0	0	0	60.2	73.8
1700	**42**	**1**	**36**	**1**	**4**	**0**	**0**	**0**	**0**	**0**	**0**	**0**	**0**	**4**	**9.5**	**1**	**2.4**	**1**	**2.4**	**68.4**	**78.8**
1800	37	0	30	2	4	0	0	0	1	0	0	0	0	2	5.4	1	2.7	0	0	68	77
1900	32	0	31	0	1	0	0	0	0	0	0	0	0	3	9.4	0	0	0	0	63.7	73.1
2000	13	0	13	0	0	0	0	0	0	0	0	0	0	1	7.7	0	0	0	0	67	78.8
2100	8	0	7	1	0	0	0	0	0	0	0	0	0	1	12.5	1	12.5	0	0	66.1	-
2200	6	0	6	0	0	0	0	0	0	0	0	0	0	3	50	1	16.7	1	16.7	74.3	-
2300	3	0	3	0	0	0	0	0	0	0	0	0	0	0	0	0	0	0	0	69.7	-
07-19	**304**	**5**	**255**	**7**	**30**	**3**	**1**	**2**	**1**	**0**	**0**	**0**	**0**	**22**	**7.2**	**10**	**3.3**	**2**	**0.7**	**67.4**	**76.7**
06-22	**363**	**5**	**310**	**8**	**33**	**3**	**1**	**2**	**1**	**0**	**0**	**0**	**0**	**27**	**7.4**	**11**	**3**	**2**	**0.6**	**67.1**	**76.7**
06-00	**372**	**5**	**319**	**8**	**33**	**3**	**1**	**2**	**1**	**0**	**0**	**0**	**0**	**30**	**8.1**	**12**	**3.2**	**3**	**0.8**	**67.2**	**76.7**
00-00	**379**	**5**	**325**	**8**	**33**	**3**	**2**	**2**	**1**	**0**	**0**	**0**	**0**	**30**	**7.9**	**12**	**3.2**	**3**	**0.8**	**67.3**	**76.7**

DRAFT

Site 3
Location R125, att t/pole, Lat 53.48058, Long -6.61546
Direction North

3279 / Meath/Cavan/Monaghan ATC's
October 2013
Automatic Traffic Count

Wed, 9 October 2013

Time	Total	Classification												>PSL	>PSL%	>SL1	>SL1%	>SL2	>SL2%	Mean	Vpp
		1 MCL	2 SV	3 SVT	4 TB2	5 TB3	6 T4	7 ART3	8 ART4	9 ART5	10 ART6	11 BD	12 DRT	80	80	85 +5kph	85 +5kph	90 +10kph	90 +10kph		85
0000	2	0	2	0	0	0	0	0	0	0	0	0	0	1	50	0	0	0	0	71.7	-
0100	0	0	0	0	0	0	0	0	0	0	0	0	0	0	0	0	0	0	0	-	-
0200	0	0	0	0	0	0	0	0	0	0	0	0	0	0	0	0	0	0	0	-	-
0300	0	0	0	0	0	0	0	0	0	0	0	0	0	0	0	0	0	0	0	-	-
0400	1	0	1	0	0	0	0	0	0	0	0	0	0	1	100	1	100	0	0	89.4	-
0500	2	0	2	0	0	0	0	0	0	0	0	0	0	0	0	0	0	0	0	71.7	-
0600	6	0	5	0	1	0	0	0	0	0	0	0	0	0	0	0	0	0	0	71.7	-
0700	27	0	26	0	1	0	0	0	0	0	0	0	0	7	25.9	4	14.8	0	0	71.5	84.6
0800	**45**	**0**	**38**	**2**	**5**	**0**	**0**	**0**	**0**	**0**	**0**	**0**	**0**	**6**	**13.3**	**4**	**8.9**	**2**	**4.4**	**71.1**	**77.4**
0900	28	1	25	1	0	0	0	0	1	0	0	0	0	3	10.7	0	0	0	0	68.8	78.5
1000	10	0	10	0	0	0	0	0	0	0	0	0	0	1	10	1	10	1	10	66.9	-
1100	11	0	9	0	0	0	2	0	0	0	0	0	0	2	18.2	1	9.1	0	0	66.2	73.4
1200	15	0	10	1	1	2	1	0	0	0	0	0	0	1	6.7	1	6.7	0	0	65.2	74.2
1300	22	0	20	0	1	0	0	0	1	0	0	0	0	1	4.5	0	0	0	0	68.9	78.1
1400	28	1	23	1	2	0	1	0	0	0	0	0	0	4	14.3	2	7.1	2	7.1	68.7	79.9
1500	29	0	22	1	4	0	0	0	1	0	1	0	0	0	0	0	0	0	0	64.1	73.8
1600	26	0	24	1	1	0	0	0	0	0	0	0	0	3	11.5	2	7.7	2	7.7	68.9	77
1700	**49**	**0**	**45**	**1**	**3**	**0**	**0**	**0**	**0**	**0**	**0**	**0**	**0**	**6**	**12.2**	**0**	**0**	**0**	**0**	**69.1**	**78.1**
1800	38	1	33	0	3	1	0	0	0	0	0	0	0	1	2.6	1	2.6	1	2.6	65.1	75.2
1900	34	0	33	0	1	0	0	0	0	0	0	0	0	0	0	0	0	0	0	66.2	74.5
2000	10	0	10	0	0	0	0	0	0	0	0	0	0	0	0	0	0	0	0	64.6	-
2100	7	0	7	0	0	0	0	0	0	0	0	0	0	0	0	0	0	0	0	56.8	-
2200	7	0	7	0	0	0	0	0	0	0	0	0	0	1	14.3	1	14.3	0	0	67.7	-
2300	2	0	2	0	0	0	0	0	0	0	0	0	0	0	0	0	0	0	0	69.9	-
07-19	**328**	**3**	**285**	**8**	**21**	**3**	**4**	**0**	**3**	**0**	**1**	**0**	**0**	**35**	**10.7**	**16**	**4.9**	**8**	**2.4**	**68.2**	**78.1**
06-22	**385**	**3**	**340**	**8**	**23**	**3**	**4**	**0**	**3**	**0**	**1**	**0**	**0**	**35**	**9.1**	**16**	**4.2**	**8**	**2.1**	**67.8**	**77.8**
06-00	**394**	**3**	**349**	**8**	**23**	**3**	**4**	**0**	**3**	**0**	**1**	**0**	**0**	**36**	**9.1**	**17**	**4.3**	**8**	**2**	**67.8**	**77.8**
00-00	**399**	**3**	**354**	**8**	**23**	**3**	**4**	**0**	**3**	**0**	**1**	**0**	**0**	**38**	**9.5**	**18**	**4.5**	**8**	**2**	**67.9**	**77.8**

DRAFT

Site 3
Location R125, att t/pole, Lat 53.48058, Long -6.61546
Direction North

3279 / Meath/Cavan/Monaghan ATC's
October 2013
Automatic Traffic Count

Thu, 10 October 2013

Time	Total	Classification												>PSL	>PSL%	>SL1	>SL1%	>SL2	>SL2%	Mean	Vpp
		1 MCL	2 SV	3 SVT	4 TB2	5 TB3	6 T4	7 ART3	8 ART4	9 ART5	10 ART6	11 BD	12 DRT	80	80	85 +5kph	85 +5kph	90 +10kph	90 +10kph		85
0000	2	0	2	0	0	0	0	0	0	0	0	0	0	0	0	0	0	0	0	75	-
0100	1	0	1	0	0	0	0	0	0	0	0	0	0	1	100	0	0	0	0	82.3	-
0200	0	0	0	0	0	0	0	0	0	0	0	0	0	0	0	0	0	0	0	-	-
0300	0	0	0	0	0	0	0	0	0	0	0	0	0	0	0	0	0	0	0	-	-
0400	1	0	1	0	0	0	0	0	0	0	0	0	0	0	0	0	0	0	0	55.8	-
0500	1	0	1	0	0	0	0	0	0	0	0	0	0	0	0	0	0	0	0	63.8	-
0600	3	0	3	0	0	0	0	0	0	0	0	0	0	1	33.3	1	33.3	0	0	75.3	-
0700	24	0	22	0	1	0	1	0	0	0	0	0	0	2	8.3	1	4.2	0	0	69.3	76.3
0800	**43**	**0**	**34**	**1**	**6**	**0**	**2**	**0**	**0**	**0**	**0**	**0**	**0**	**8**	**18.6**	**2**	**4.7**	**1**	**2.3**	**70.7**	**79.9**
0900	30	0	24	1	5	0	0	0	0	0	0	0	0	2	6.7	0	0	0	0	69.8	78.8
1000	12	0	11	0	1	0	0	0	0	0	0	0	0	0	0	0	0	0	0	62.5	78.5
1100	17	0	13	2	2	0	0	0	0	0	0	0	0	1	5.9	0	0	0	0	65	77.4
1200	14	0	13	0	1	0	0	0	0	0	0	0	0	0	0	0	0	0	0	66.4	75.6
1300	18	0	18	0	0	0	0	0	0	0	0	0	0	2	11.1	0	0	0	0	63.7	76
1400	19	0	17	0	2	0	0	0	0	0	0	0	0	1	5.3	1	5.3	0	0	66.2	75.2
1500	32	0	27	0	2	0	2	0	1	0	0	0	0	3	9.4	0	0	0	0	65	72.7
1600	22	0	17	0	3	0	2	0	0	0	0	0	0	2	9.1	1	4.5	1	4.5	68.2	74.5
1700	**49**	**0**	**44**	**2**	**2**	**0**	**0**	**0**	**0**	**1**	**0**	**0**	**0**	**4**	**8.2**	**1**	**2**	**0**	**0**	**69**	**77**
1800	**49**	**0**	**47**	**1**	**1**	**0**	**0**	**0**	**0**	**0**	**0**	**0**	**0**	**6**	**12.2**	**2**	**4.1**	**0**	**0**	**70**	**78.5**
1900	23	0	19	1	2	0	0	0	0	1	0	0	0	4	17.4	3	13	0	0	62.2	82.8
2000	13	0	13	0	0	0	0	0	0	0	0	0	0	0	0	0	0	0	0	60.9	67
2100	6	0	6	0	0	0	0	0	0	0	0	0	0	1	16.7	0	0	0	0	75.1	-
2200	8	0	8	0	0	0	0	0	0	0	0	0	0	0	0	0	0	0	0	67	-
2300	3	0	3	0	0	0	0	0	0	0	0	0	0	1	33.3	0	0	0	0	75.8	-
07-19	**329**	**0**	**287**	**7**	**26**	**0**	**7**	**0**	**1**	**1**	**0**	**0**	**0**	**31**	**9.4**	**8**	**2.4**	**2**	**0.6**	**68**	**78.5**
06-22	**374**	**0**	**328**	**8**	**28**	**0**	**7**	**0**	**1**	**2**	**0**	**0**	**0**	**37**	**9.9**	**12**	**3.2**	**2**	**0.5**	**67.6**	**78.5**
06-00	**385**	**0**	**339**	**8**	**28**	**0**	**7**	**0**	**1**	**2**	**0**	**0**	**0**	**38**	**9.9**	**12**	**3.1**	**2**	**0.5**	**67.6**	**78.1**
00-00	**390**	**0**	**344**	**8**	**28**	**0**	**7**	**0**	**1**	**2**	**0**	**0**	**0**	**39**	**10**	**12**	**3.1**	**2**	**0.5**	**67.7**	**78.5**

DRAFT

Site 3
Location R125, att t/pole, Lat 53.48058, Long -6.61546
Direction North

3279 / Meath/Cavan/Monaghan ATC's
October 2013
Automatic Traffic Count

Fri, 11 October 2013

Time	Total	Classification												>PSL	>PSL%	>SL1	>SL1%	>SL2	>SL2%	Mean	Vpp
		1 MCL	2 SV	3 SVT	4 TB2	5 TB3	6 T4	7 ART3	8 ART4	9 ART5	10 ART6	11 BD	12 DRT	80	80	85 +5kph	85 +5kph	90 +10kph	90 +10kph		85
0000	2	0	2	0	0	0	0	0	0	0	0	0	0	0	0	0	0	0	0	68.1	-
0100	0	0	0	0	0	0	0	0	0	0	0	0	0	0	0	0	0	0	0	-	-
0200	0	0	0	0	0	0	0	0	0	0	0	0	0	0	0	0	0	0	0	-	-
0300	0	0	0	0	0	0	0	0	0	0	0	0	0	0	0	0	0	0	0	-	-
0400	1	0	1	0	0	0	0	0	0	0	0	0	0	0	0	0	0	0	0	58.6	-
0500	1	0	0	0	1	0	0	0	0	0	0	0	0	0	0	0	0	0	0	58.4	-
0600	7	0	6	0	1	0	0	0	0	0	0	0	0	3	42.9	1	14.3	0	0	76.6	-
0700	16	0	14	1	1	0	0	0	0	0	0	0	0	1	6.3	0	0	0	0	68.6	77
0800	**47**	**0**	**42**	**0**	**4**	**0**	**0**	**0**	**0**	**0**	**1**	**0**	**0**	**6**	**12.8**	**4**	**8.5**	**2**	**4.3**	**70.8**	**78.8**
0900	15	0	13	0	0	0	0	0	0	2	0	0	0	3	20	0	0	0	0	67.1	79.9
1000	24	0	21	1	1	0	0	0	0	1	0	0	0	1	4.2	0	0	0	0	66.6	74.9
1100	23	1	13	1	5	0	1	0	0	1	1	0	0	2	8.7	0	0	0	0	61.3	75.2
1200	22	0	20	1	1	0	0	0	0	0	0	0	0	0	0	0	0	0	0	66.3	76.3
1300	30	1	22	1	3	0	1	1	1	0	0	0	0	3	10	0	0	0	0	65	74.2
1400	24	0	22	0	1	0	0	0	0	1	0	0	0	1	4.2	0	0	0	0	64.9	74.9
1500	38	0	35	0	3	0	0	0	0	0	0	0	0	0	0	0	0	0	0	68.4	73.4
1600	38	0	34	1	3	0	0	0	0	0	0	0	0	3	7.9	0	0	0	0	70.3	77.8
1700	**43**	**1**	**39**	**0**	**2**	**0**	**0**	**0**	**1**	**0**	**0**	**0**	**0**	**8**	**18.6**	**3**	**7**	**2**	**4.7**	**69.8**	**82.1**
1800	30	0	26	1	2	0	1	0	0	0	0	0	0	0	0	0	0	0	0	64.4	70.6
1900	22	0	20	0	2	0	0	0	0	0	0	0	0	2	9.1	1	4.5	0	0	65.8	76.7
2000	9	0	9	0	0	0	0	0	0	0	0	0	0	0	0	0	0	0	0	69.6	-
2100	7	0	7	0	0	0	0	0	0	0	0	0	0	0	0	0	0	0	0	63.9	-
2200	3	0	3	0	0	0	0	0	0	0	0	0	0	0	0	0	0	0	0	35.1	-
2300	6	0	6	0	0	0	0	0	0	0	0	0	0	0	0	0	0	0	0	75.6	-
07-19	**350**	**3**	**301**	**7**	**26**	**0**	**3**	**1**	**2**	**5**	**2**	**0**	**0**	**28**	**8**	**7**	**2**	**4**	**1.1**	**67.4**	**76.7**
06-22	**395**	**3**	**343**	**7**	**29**	**0**	**3**	**1**	**2**	**5**	**2**	**0**	**0**	**33**	**8.4**	**9**	**2.3**	**4**	**1**	**67.5**	**76.7**
06-00	**404**	**3**	**352**	**7**	**29**	**0**	**3**	**1**	**2**	**5**	**2**	**0**	**0**	**33**	**8.2**	**9**	**2.2**	**4**	**1**	**67.4**	**77**
00-00	**408**	**3**	**355**	**7**	**30**	**0**	**3**	**1**	**2**	**5**	**2**	**0**	**0**	**33**	**8.1**	**9**	**2.2**	**4**	**1**	**67.3**	**77**

DRAFT

Site 3
Location R125, att t/pole, Lat 53.48058, Long -6.61546
Direction North

3279 / Meath/Cavan/Monaghan ATC's
October 2013
Automatic Traffic Count

Sat, 12 October 2013

Time	Total	Classification												>PSL	>PSL%	>SL1	>SL1%	>SL2	>SL2%	Mean	Vpp
		1 MCL	2 SV	3 SVT	4 TB2	5 TB3	6 T4	7 ART3	8 ART4	9 ART5	10 ART6	11 BD	12 DRT	80	80	85 +5kph	85 +5kph	90 +10kph	90 +10kph		85
0000	2	0	2	0	0	0	0	0	0	0	0	0	0	1	50	0	0	0	0	72.6	-
0100	1	0	1	0	0	0	0	0	0	0	0	0	0	0	0	0	0	0	0	63.7	-
0200	1	0	0	0	1	0	0	0	0	0	0	0	0	0	0	0	0	0	0	53.9	-
0300	0	0	0	0	0	0	0	0	0	0	0	0	0	0	0	0	0	0	0	-	-
0400	0	0	0	0	0	0	0	0	0	0	0	0	0	0	0	0	0	0	0	-	-
0500	0	0	0	0	0	0	0	0	0	0	0	0	0	0	0	0	0	0	0	-	-
0600	1	0	1	0	0	0	0	0	0	0	0	0	0	0	0	0	0	0	0	68	-
0700	10	0	9	0	1	0	0	0	0	0	0	0	0	2	20	2	20	1	10	78.2	-
0800	8	0	7	0	1	0	0	0	0	0	0	0	0	0	0	0	0	0	0	70.7	-
0900	21	0	19	0	2	0	0	0	0	0	0	0	0	2	9.5	0	0	0	0	67.2	74.5
1000	**26**	**0**	**22**	**0**	**2**	**0**	**1**	**0**	**0**	**1**	**0**	**0**	**0**	**2**	**7.7**	**0**	**0**	**0**	**0**	**65.2**	**74.2**
1100	14	0	14	0	0	0	0	0	0	0	0	0	0	2	14.3	1	7.1	1	7.1	72.6	74.2
1200	25	3	16	2	2	1	1	0	0	0	0	0	0	3	12	1	4	0	0	61.5	75.6
1300	22	0	18	1	1	0	0	0	0	2	0	0	0	1	4.5	0	0	0	0	66.8	75.2
1400	32	2	27	2	1	0	0	0	0	0	0	0	0	2	6.3	0	0	0	0	65.2	74.9
1500	**37**	**0**	**37**	**0**	**0**	**0**	**0**	**0**	**0**	**0**	**0**	**0**	**0**	**1**	**2.7**	**0**	**0**	**0**	**0**	**66.4**	**76.7**
1600	28	1	24	1	1	0	0	0	0	0	1	0	0	2	7.1	0	0	0	0	62.8	74.2
1700	25	1	21	3	0	0	0	0	0	0	0	0	0	2	8	0	0	0	0	63.7	70.9
1800	18	0	15	0	1	0	0	0	1	1	0	0	0	2	11.1	0	0	0	0	66.2	71.6
1900	13	0	13	0	0	0	0	0	0	0	0	0	0	1	7.7	0	0	0	0	63.8	72.7
2000	13	0	13	0	0	0	0	0	0	0	0	0	0	0	0	0	0	0	0	67.4	72.4
2100	7	0	7	0	0	0	0	0	0	0	0	0	0	1	14.3	1	14.3	0	0	69.8	-
2200	4	0	3	0	1	0	0	0	0	0	0	0	0	0	0	0	0	0	0	68.9	-
2300	3	0	3	0	0	0	0	0	0	0	0	0	0	0	0	0	0	0	0	53.3	-
07-19	**266**	**7**	**229**	**9**	**12**	**1**	**2**	**0**	**1**	**4**	**1**	**0**	**0**	**21**	**7.9**	**4**	**1.5**	**2**	**0.8**	**66**	**76.3**
06-22	**300**	**7**	**263**	**9**	**12**	**1**	**2**	**0**	**1**	**4**	**1**	**0**	**0**	**23**	**7.7**	**5**	**1.7**	**2**	**0.7**	**66.1**	**76.3**
06-00	**307**	**7**	**269**	**9**	**13**	**1**	**2**	**0**	**1**	**4**	**1**	**0**	**0**	**23**	**7.5**	**5**	**1.6**	**2**	**0.7**	**66**	**76.3**
00-00	**311**	**7**	**272**	**9**	**14**	**1**	**2**	**0**	**1**	**4**	**1**	**0**	**0**	**24**	**7.7**	**5**	**1.6**	**2**	**0.6**	**66**	**76.3**

DRAFT

Site 3
Location R125, att t/pole, Lat 53.48058, Long -6.61546
Direction North

3279 / Meath/Cavan/Monaghan ATC's
October 2013
Automatic Traffic Count

Sun, 13 October 2013

Time	Total	Classification												>PSL	>PSL%	>SL1	>SL1%	>SL2	>SL2%	Mean	Vpp
		1 MCL	2 SV	3 SVT	4 TB2	5 TB3	6 T4	7 ART3	8 ART4	9 ART5	10 ART6	11 BD	12 DRT	80	80	85 +5kph	85 +5kph	90 +10kph	90 +10kph		85
0000	0	0	0	0	0	0	0	0	0	0	0	0	0	0	0	0	0	0	0	-	-
0100	0	0	0	0	0	0	0	0	0	0	0	0	0	0	0	0	0	0	0	-	-
0200	2	0	2	0	0	0	0	0	0	0	0	0	0	0	0	0	0	0	0	60.9	-
0300	2	0	1	0	1	0	0	0	0	0	0	0	0	1	50	1	50	1	50	76.4	-
0400	0	0	0	0	0	0	0	0	0	0	0	0	0	0	0	0	0	0	0	-	-
0500	1	0	0	0	1	0	0	0	0	0	0	0	0	0	0	0	0	0	0	70.4	-
0600	1	0	1	0	0	0	0	0	0	0	0	0	0	0	0	0	0	0	0	66.1	-
0700	6	1	5	0	0	0	0	0	0	0	0	0	0	1	16.7	1	16.7	1	16.7	62.3	-
0800	6	0	5	0	1	0	0	0	0	0	0	0	0	0	0	0	0	0	0	74.1	-
0900	13	1	11	0	0	0	1	0	0	0	0	0	0	2	15.4	0	0	0	0	65.2	77
1000	**18**	**0**	**16**	**0**	**1**	**0**	**0**	**0**	**0**	**1**	**0**	**0**	**0**	**3**	**16.7**	**0**	**0**	**0**	**0**	**69.7**	**76.7**
1100	**18**	**1**	**15**	**1**	**0**	**0**	**1**	**0**	**0**	**0**	**0**	**0**	**0**	**0**	**0**	**0**	**0**	**0**	**0**	**56.1**	**69.1**
1200	34	1	24	8	0	0	1	0	0	0	0	0	0	1	2.9	1	2.9	0	0	58.2	70.9
1300	**44**	**0**	**33**	**11**	**0**	**0**	**0**	**0**	**0**	**0**	**0**	**0**	**0**	**1**	**2.3**	**1**	**2.3**	**0**	**0**	**62.1**	**71.3**
1400	28	2	25	1	0	0	0	0	0	0	0	0	0	1	3.6	0	0	0	0	60.4	70.2
1500	39	1	37	1	0	0	0	0	0	0	0	0	0	2	5.1	1	2.6	0	0	58.5	70.2
1600	39	3	31	4	1	0	0	0	0	0	0	0	0	1	2.6	1	2.6	1	2.6	57.1	72.7
1700	20	0	18	0	2	0	0	0	0	0	0	0	0	3	15	1	5	0	0	71.2	77
1800	17	1	16	0	0	0	0	0	0	0	0	0	0	1	5.9	0	0	0	0	65.6	74.2
1900	18	0	18	0	0	0	0	0	0	0	0	0	0	3	16.7	2	11.1	0	0	66.6	76.3
2000	19	0	19	0	0	0	0	0	0	0	0	0	0	0	0	0	0	0	0	64.2	71.3
2100	6	0	6	0	0	0	0	0	0	0	0	0	0	1	16.7	1	16.7	0	0	64.9	-
2200	5	0	4	0	1	0	0	0	0	0	0	0	0	0	0	0	0	0	0	61.5	-
2300	2	0	1	0	1	0	0	0	0	0	0	0	0	0	0	0	0	0	0	57	-
07-19	**282**	**11**	**236**	**26**	**5**	**0**	**3**	**0**	**0**	**1**	**0**	**0**	**0**	**16**	**5.7**	**6**	**2.1**	**2**	**0.7**	**61.6**	**74.5**
06-22	**326**	**11**	**280**	**26**	**5**	**0**	**3**	**0**	**0**	**1**	**0**	**0**	**0**	**20**	**6.1**	**9**	**2.8**	**2**	**0.6**	**62.1**	**74.5**
06-00	**333**	**11**	**285**	**26**	**7**	**0**	**3**	**0**	**0**	**1**	**0**	**0**	**0**	**20**	**6**	**9**	**2.7**	**2**	**0.6**	**62.1**	**74.5**
00-00	**338**	**11**	**288**	**26**	**9**	**0**	**3**	**0**	**0**	**1**	**0**	**0**	**0**	**21**	**6.2**	**10**	**3**	**3**	**0.9**	**62.2**	**74.5**

DRAFT

Site 3
Location R125, att t/pole, Lat 53.48058, Long -6.61546
Direction North

3279 / Meath/Cavan/Monaghan ATC's
October 2013
Automatic Traffic Count

Virtual Day (7)

Time	Total	Classification												>PSL	>PSL%	>SL1	>SL1%	>SL2	>SL2%	Mean	Vpp
		1 MCL	2 SV	3 SVT	4 TB2	5 TB3	6 T4	7 ART3	8 ART4	9 ART5	10 ART6	11 BD	12 DRT	80	80	85 +5kph	85 +5kph	90 +10kph	90 +10kph		85
0000	2	0	2	0	0	0	0	0	0	0	0	0	0	0	15.4	0	0	0	0	69.9	-
0100	0	0	0	0	0	0	0	0	0	0	0	0	0	0	33.3	0	0	0	0	71.6	-
0200	1	0	0	0	0	0	0	0	0	0	0	0	0	0	0	0	0	0	0	60.2	-
0300	0	0	0	0	0	0	0	0	0	0	0	0	0	0	50	0	50	0	50	76.4	-
0400	1	0	1	0	0	0	0	0	0	0	0	0	0	0	12.5	0	12.5	0	0	68.2	-
0500	1	0	1	0	1	0	0	0	0	0	0	0	0	0	0	0	0	0	0	66	-
0600	4	0	3	0	1	0	0	0	0	0	0	0	0	1	13.8	0	6.9	0	0	71.6	-
0700	17	0	16	0	1	0	0	0	0	0	0	0	0	2	13.1	1	7.4	0	1.6	69.5	79.2
0800	**33**	**0**	**28**	**1**	**4**	**0**	**0**	**0**	**0**	**0**	**0**	**0**	**0**	**4**	**12.8**	**3**	**7.7**	**1**	**2.6**	**70.9**	**78.8**
0900	23	0	20	0	1	0	0	0	0	0	0	0	0	2	8.2	0	0	0	0	68.3	77.4
1000	17	0	15	0	1	0	0	0	0	1	0	0	0	1	8.3	0	1.7	0	1.7	67.2	76.7
1100	16	1	12	1	1	0	1	0	0	0	0	0	0	1	6.3	0	1.8	0	0.9	63.2	73.8
1200	21	1	16	2	1	0	1	0	0	0	0	0	0	1	4.9	1	2.8	0	0	63	74.2
1300	27	0	22	2	1	0	0	0	0	0	0	0	0	2	6.9	0	0.5	0	0	65.3	76
1400	26	1	23	1	1	0	0	0	0	0	0	0	0	2	6.7	1	2.2	0	1.1	65.8	75.2
1500	33	0	29	1	2	0	0	0	0	0	0	0	0	2	5.2	1	1.7	0	0.4	65	74.5
1600	29	1	24	1	2	0	1	0	0	0	0	0	0	2	7.3	1	1.9	1	1.9	64.5	76.3
1700	**38**	**0**	**34**	**1**	**2**	**0**	**0**	**0**	**0**	**0**	**0**	**0**	**0**	**5**	**12.7**	**1**	**3**	**1**	**1.5**	**69.1**	**78.8**
1800	32	0	29	1	2	0	0	0	0	0	0	0	0	2	7.5	1	2.2	0	0.9	67.6	77
1900	22	0	21	0	1	0	0	0	0	0	0	0	0	2	8.4	1	3.9	0	0	64.3	74.9
2000	13	0	13	0	0	0	0	0	0	0	0	0	0	0	1.1	0	0	0	0	65	73.1
2100	7	0	6	0	0	0	0	0	0	0	0	0	0	1	8.7	0	6.5	0	0	65.8	-
2200	5	0	5	0	0	0	0	0	0	0	0	0	0	1	11.8	0	5.9	0	2.9	65.1	-
2300	3	0	3	0	0	0	0	0	0	0	0	0	0	0	4.3	0	0	0	0	66.6	-
07-19	**313**	**4**	**269**	**10**	**20**	**1**	**4**	**0**	**1**	**2**	**1**	**0**	**0**	**27**	**8.5**	**9**	**2.8**	**3**	**1.1**	**66.8**	**77**
06-22	**358**	**4**	**312**	**10**	**22**	**1**	**4**	**0**	**1**	**2**	**1**	**0**	**0**	**30**	**8.3**	**10**	**2.9**	**3**	**1**	**66.6**	**77**
06-00	**366**	**4**	**320**	**10**	**22**	**1**	**4**	**0**	**1**	**2**	**1**	**0**	**0**	**30**	**8.3**	**11**	**2.9**	**4**	**1**	**66.6**	**77**
00-00	**372**	**4**	**324**	**10**	**23**	**1**	**4**	**0**	**1**	**2**	**1**	**0**	**0**	**31**	**8.4**	**11**	**2.9**	**4**	**1**	**66.6**	**77**

DRAFT

Site 3
Location R125, att t/pole, Lat 53.48058, Long -6.61546
Direction North

3279 / Meath/Cavan/Monaghan ATC's
October 2013
Automatic Traffic Count

Virtual Week (1)

Time	Total	Classification												>PSL	>PSL%	>SL1	>SL1%	>SL2	>SL2%	Mean	Vpp
		1 MCL	2 SV	3 SVT	4 TB2	5 TB3	6 T4	7 ART3	8 ART4	9 ART5	10 ART6	11 BD	12 DRT	80	80	85 +5kph	85 +5kph	90 +10kph	90 +10kph		85
Mon	377	1	333	5	25	1	9	0	2	1	0	0	0	33	8.8	10	2.7	4	1.1	67.4	77
Tue	379	5	325	8	33	3	2	2	1	0	0	0	0	30	7.9	12	3.2	3	0.8	67.3	76.7
Wed	399	3	354	8	23	3	4	0	3	0	1	0	0	38	9.5	18	4.5	8	2	67.9	77.8
Thu	390	0	344	8	28	0	7	0	1	2	0	0	0	39	10	12	3.1	2	0.5	67.7	78.5
Fri	408	3	355	7	30	0	3	1	2	5	2	0	0	33	8.1	9	2.2	4	1	67.3	77
| Sat	311	7	272	9	14	1	2	0	1	4	1	0	0	24	7.7	5	1.6	2	0.6	66	76.3
| Sun	338	11	288	26	9	0	3	0	0	1	0	0	0	21	6.2	10	3	3	0.9	62.2	74.5
5 Day Ave.	**391**	**2**	**342**	**7**	**28**	**1**	**5**	**1**	**2**	**2**	**1**	**0**	**0**	**35**	**9.0**	**12**	**3.1**	**4**	**1.0**	**67.5**	**77.4**
7 Day Ave.	**372**	**4**	**324**	**10**	**23**	**1**	**4**	**0**	**1**	**2**	**1**	**0**	**0**	**31**	**8.4**	**11**	**2.9**	**4**	**1.0**	**66.6**	**77.0**
--	**2602**	**30**	**2271**	**71**	**162**	**8**	**30**	**3**	**10**	**13**	**4**	**0**	**0**	**218**	**8.4**	**76**	**2.9**	**26**	**1.0**	**66.6**	**77.0**

Summary Graphs

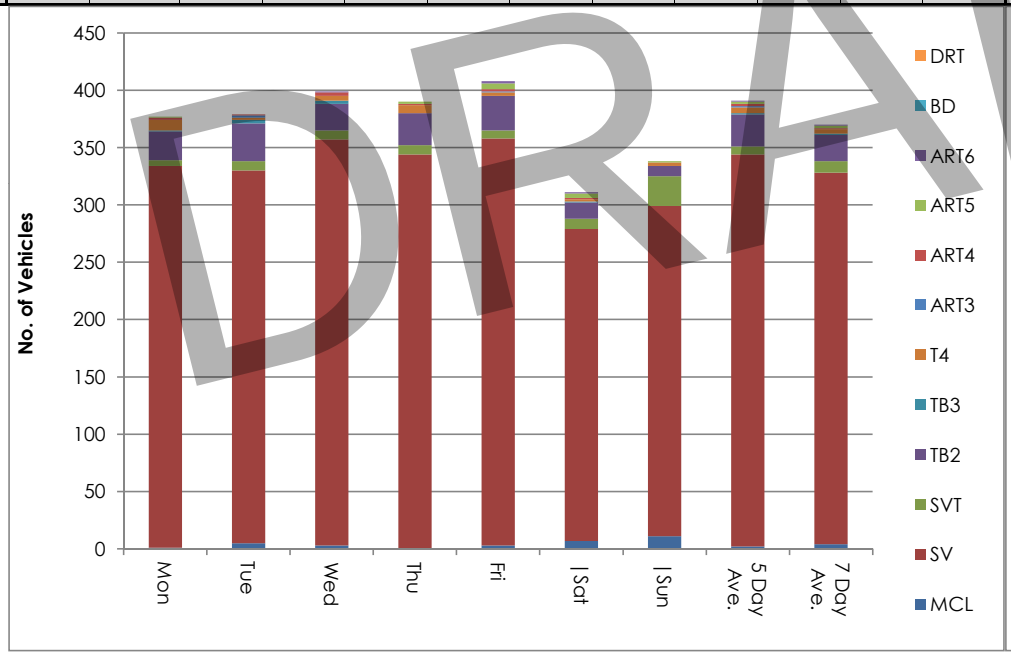

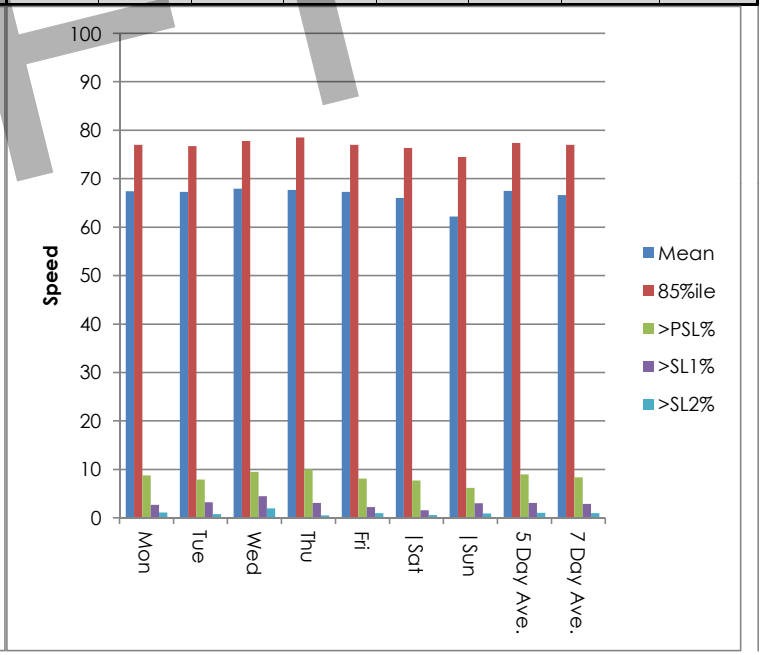

DRAFT

Site 3
Location R125, att t/pole, Lat 53.48058, Long -6.61546
Direction North

3279 / Meath/Cavan/Monaghan ATC's
October 2013
Automatic Traffic Count

Mon, 7 October 2013

Time	Total	Speed Bins (km/h)																											
		0 - 5	5 - 10	10 - 15	15 - 20	20 - 25	25 - 30	30 - 35	35 - 40	40 - 45	45 - 50	50 - 55	55 - 60	60 - 65	65 - 70	70 - 75	75 - 80	80 - 85	85 - 90	90 - 95	95 - 100	100 - 105	105 - 110	110 - 115	115 - 120	120 - 125	125 - 130	130 - 135	135 - 140
0000	4	0	0	0	0	0	0	0	0	0	0	0	1	0	2	1	0	0	0	0	0	0	0	0	0	0	0	0	0
0100	1	0	0	0	0	0	0	0	0	0	0	0	0	0	1	0	0	0	0	0	0	0	0	0	0	0	0	0	0
0200	0	0	0	0	0	0	0	0	0	0	0	0	0	0	0	0	0	0	0	0	0	0	0	0	0	0	0	0	0
0300	0	0	0	0	0	0	0	0	0	0	0	0	0	0	0	0	0	0	0	0	0	0	0	0	0	0	0	0	0
0400	1	0	0	0	0	0	0	0	0	0	0	0	1	0	0	0	0	0	0	0	0	0	0	0	0	0	0	0	0
0500	2	0	0	0	0	0	0	0	0	0	1	0	0	0	0	1	0	0	0	0	0	0	0	0	0	0	0	0	0
0600	5	0	0	0	0	0	0	0	0	0	1	0	0	0	1	3	0	0	0	0	0	0	0	0	0	0	0	0	0
0700	21	0	0	0	0	0	0	0	0	0	0	0	3	9	2	3	2	2	0	0	0	0	0	0	0	0	0	0	0
0800	**39**	**0**	**0**	**0**	**0**	**0**	**0**	**0**	**0**	**1**	**1**	**0**	**3**	**4**	**13**	**6**	**7**	**1**	**2**	**1**	**0**	**0**	**0**	**0**	**0**	**0**	**0**	**0**	**0**
0900	29	0	0	0	0	0	0	0	0	0	0	2	4	2	13	6	2	0	0	0	0	0	0	0	0	0	0	0	0
1000	15	0	0	0	0	0	0	0	0	0	0	1	3	2	0	4	3	1	0	1	0	0	0	0	0	0	0	0	0
1100	12	0	0	0	0	0	0	0	0	0	0	2	1	3	4	2	0	0	0	0	0	0	0	0	0	0	0	0	0
1200	25	0	0	0	0	0	0	0	1	0	0	3	5	3	5	5	1	1	1	0	0	0	0	0	0	0	0	0	0
1300	25	0	0	0	0	2	0	0	0	0	1	1	3	1	5	4	6	2	0	0	0	0	0	0	0	0	0	0	0
1400	33	0	0	0	0	0	0	0	0	0	0	2	4	6	6	10	2	2	1	0	0	0	0	0	0	0	0	0	0
1500	26	0	0	0	0	0	0	0	1	0	0	0	1	5	9	4	3	2	1	0	0	0	0	0	0	0	0	0	0
1600	28	0	0	0	0	0	0	0	0	0	1	3	6	5	5	2	3	3	0	0	0	0	0	0	0	0	0	0	0
1700	**39**	**0**	**0**	**0**	**0**	**0**	**0**	**0**	**0**	**0**	**0**	**1**	**2**	**6**	**8**	**7**	**8**	**5**	**1**	**1**	**0**	**0**	**0**	**0**	**0**	**0**	**0**	**0**	**0**
1800	37	0	0	0	0	1	0	0	0	0	0	0	1	6	6	10	8	4	0	0	1	0	0	0	0	0	0	0	0
1900	13	0	0	0	0	0	0	1	0	0	2	0	4	2	2	2	0	0	0	0	0	0	0	0	0	0	0	0	0
2000	12	0	0	0	0	0	0	0	0	0	0	3	0	6	1	1	1	0	0	0	0	0	0	0	0	0	0	0	0
2100	5	0	0	0	0	0	0	0	0	0	0	0	1	1	3	0	0	0	0	0	0	0	0	0	0	0	0	0	0
2200	1	0	0	0	0	0	0	0	0	0	0	0	0	0	1	0	0	0	0	0	0	0	0	0	0	0	0	0	0
2300	4	0	0	0	0	0	0	0	0	0	1	1	0	1	1	0	0	0	0	0	0	0	0	0	0	0	0	0	0
07-19	**329**	**0**	**0**	**0**	**0**	**3**	**0**	**0**	**2**	**1**	**3**	**15**	**36**	**52**	**76**	**63**	**45**	**23**	**6**	**3**	**1**	**0**	**0**	**0**	**0**	**0**	**0**	**0**	**0**
06-22	**364**	**0**	**0**	**0**	**0**	**3**	**0**	**1**	**2**	**1**	**6**	**18**	**41**	**61**	**83**	**69**	**46**	**23**	**6**	**3**	**1**	**0**	**0**	**0**	**0**	**0**	**0**	**0**	**0**
06-00	**369**	**0**	**0**	**0**	**0**	**3**	**0**	**1**	**2**	**1**	**7**	**19**	**41**	**62**	**85**	**69**	**46**	**23**	**6**	**3**	**1**	**0**	**0**	**0**	**0**	**0**	**0**	**0**	**0**
00-00	**377**	**0**	**0**	**0**	**0**	**3**	**0**	**1**	**2**	**1**	**8**	**19**	**43**	**62**	**88**	**71**	**46**	**23**	**6**	**3**	**1**	**0**	**0**	**0**	**0**	**0**	**0**	**0**	**0**

DRAFT

Site 3
Location R125, att t/pole, Lat 53.48058, Long -6.61546
Direction North

3279 / Meath/Cavan/Monaghan ATC's
October 2013
Automatic Traffic Count

Tue, 8 October 2013

Time	Total	Speed Bins (km/h)																											
		0 - 5	5 - 10	10 - 15	15 - 20	20 - 25	25 - 30	30 - 35	35 - 40	40 - 45	45 - 50	50 - 55	55 - 60	60 - 65	65 - 70	70 - 75	75 - 80	80 - 85	85 - 90	90 - 95	95 - 100	100 - 105	105 - 110	110 - 115	115 - 120	120 - 125	125 - 130	130 - 135	135 - 140
0000	1	0	0	0	0	0	0	0	0	0	0	0	0	0	1	0	0	0	0	0	0	0	0	0	0	0	0	0	0
0100	0	0	0	0	0	0	0	0	0	0	0	0	0	0	0	0	0	0	0	0	0	0	0	0	0	0	0	0	0
0200	1	0	0	0	0	0	0	0	0	0	0	0	0	0	1	0	0	0	0	0	0	0	0	0	0	0	0	0	0
0300	0	0	0	0	0	0	0	0	0	0	0	0	0	0	0	0	0	0	0	0	0	0	0	0	0	0	0	0	0
0400	4	0	0	0	0	0	0	0	0	0	0	0	1	0	0	0	3	0	0	0	0	0	0	0	0	0	0	0	0
0500	1	0	0	0	0	0	0	0	0	0	0	0	0	0	0	1	0	0	0	0	0	0	0	0	0	0	0	0	0
0600	6	0	0	0	0	0	0	0	0	0	0	0	0	1	2	2	1	0	0	0	0	0	0	0	0	0	0	0	0
0700	18	0	0	0	0	0	0	0	0	0	0	1	4	1	6	3	2	0	1	0	0	0	0	0	0	0	0	0	0
0800	**46**	**0**	**0**	**0**	**0**	**0**	**0**	**1**	**0**	**0**	**1**	**0**	**2**	**1**	**16**	**12**	**7**	**1**	**5**	**0**	**0**	**0**	**0**	**0**	**0**	**0**	**0**	**0**	**0**
0900	23	0	0	0	0	0	0	0	0	0	0	1	0	3	3	6	9	1	0	0	0	0	0	0	0	0	0	0	0
1000	15	0	0	0	0	0	0	0	0	0	0	0	0	2	8	3	1	1	0	0	0	0	0	0	0	0	0	0	0
1100	17	0	0	0	0	0	0	2	0	0	0	0	4	3	3	3	2	0	0	0	0	0	0	0	0	0	0	0	0
1200	9	0	0	0	0	0	0	0	0	0	0	0	1	4	2	1	1	0	0	0	0	0	0	0	0	0	0	0	0
1300	27	0	0	0	0	0	0	0	0	1	1	0	4	3	6	7	2	3	0	0	0	0	0	0	0	0	0	0	0
1400	15	0	0	0	0	0	0	0	0	0	1	1	1	0	8	2	2	0	0	0	0	0	0	0	0	0	0	0	0
1500	30	0	0	0	1	0	0	0	0	2	1	1	3	6	5	6	2	1	1	0	1	0	0	0	0	0	0	0	0
1600	25	0	0	0	1	0	1	0	1	1	0	2	6	2	3	5	2	1	0	0	0	0	0	0	0	0	0	0	0
1700	**42**	**0**	**0**	**1**	**0**	**0**	**0**	**0**	**0**	**0**	**1**	**1**	**2**	**10**	**6**	**9**	**8**	**3**	**0**	**1**	**0**	**0**	**0**	**0**	**0**	**0**	**0**	**0**	**0**
1800	37	0	0	0	0	0	0	0	1	0	0	1	4	5	7	12	5	1	1	0	0	0	0	0	0	0	0	0	0
1900	32	0	0	0	2	0	0	0	0	1	0	0	5	5	9	6	1	3	0	0	0	0	0	0	0	0	0	0	0
2000	13	0	0	0	0	0	0	0	0	0	2	0	2	1	3	2	2	1	0	0	0	0	0	0	0	0	0	0	0
2100	8	0	0	0	0	0	0	0	1	0	0	0	1	1	1	3	0	0	1	0	0	0	0	0	0	0	0	0	0
2200	6	0	0	0	0	0	0	0	0	0	0	0	1	0	2	0	0	2	0	0	1	0	0	0	0	0	0	0	0
2300	3	0	0	0	0	0	0	0	0	0	0	0	0	0	2	1	0	0	0	0	0	0	0	0	0	0	0	0	0
07-19	**304**	**0**	**0**	**1**	**2**	**0**	**1**	**3**	**2**	**4**	**5**	**8**	**31**	**40**	**73**	**69**	**43**	**12**	**8**	**1**	**1**	**0**	**0**	**0**	**0**	**0**	**0**	**0**	**0**
06-22	**363**	**0**	**0**	**1**	**4**	**0**	**1**	**3**	**3**	**5**	**7**	**8**	**39**	**48**	**88**	**82**	**47**	**16**	**9**	**1**	**1**	**0**	**0**	**0**	**0**	**0**	**0**	**0**	**0**
06-00	**372**	**0**	**0**	**1**	**4**	**0**	**1**	**3**	**3**	**5**	**7**	**8**	**40**	**48**	**92**	**83**	**47**	**18**	**9**	**1**	**2**	**0**	**0**	**0**	**0**	**0**	**0**	**0**	**0**
00-00	**379**	**0**	**0**	**1**	**4**	**0**	**1**	**3**	**3**	**5**	**7**	**8**	**41**	**48**	**94**	**84**	**50**	**18**	**9**	**1**	**2**	**0**	**0**	**0**	**0**	**0**	**0**	**0**	**0**

DRAFT

Site 3
Location R125, att t/pole, Lat 53.48058, Long -6.61546
Direction North

3279 / Meath/Cavan/Monaghan ATC's
October 2013
Automatic Traffic Count

Wed, 9 October 2013

Time	Total	Speed Bins (km/h)																											
		0 - 5	5 - 10	10 - 15	15 - 20	20 - 25	25 - 30	30 - 35	35 - 40	40 - 45	45 - 50	50 - 55	55 - 60	60 - 65	65 - 70	70 - 75	75 - 80	80 - 85	85 - 90	90 - 95	95 - 100	100 - 105	105 - 110	110 - 115	115 - 120	120 - 125	125 - 130	130 - 135	135 - 140
0000	2	0	0	0	0	0	0	0	0	0	0	0	1	0	0	0	0	1	0	0	0	0	0	0	0	0	0	0	0
0100	0	0	0	0	0	0	0	0	0	0	0	0	0	0	0	0	0	0	0	0	0	0	0	0	0	0	0	0	0
0200	0	0	0	0	0	0	0	0	0	0	0	0	0	0	0	0	0	0	0	0	0	0	0	0	0	0	0	0	0
0300	0	0	0	0	0	0	0	0	0	0	0	0	0	0	0	0	0	0	0	0	0	0	0	0	0	0	0	0	0
0400	1	0	0	0	0	0	0	0	0	0	0	0	0	0	0	0	0	0	1	0	0	0	0	0	0	0	0	0	0
0500	2	0	0	0	0	0	0	0	0	0	0	0	0	0	0	2	0	0	0	0	0	0	0	0	0	0	0	0	0
0600	6	0	0	0	0	0	0	0	0	0	0	0	0	1	1	3	1	0	0	0	0	0	0	0	0	0	0	0	0
0700	27	0	0	0	0	0	0	0	0	0	0	0	5	5	4	2	4	3	4	0	0	0	0	0	0	0	0	0	0
0800	**45**	**0**	**0**	**0**	**0**	**0**	**0**	**0**	**0**	**1**	**0**	**0**	**2**	**3**	**17**	**8**	**8**	**2**	**2**	**2**	**0**	**0**	**0**	**0**	**0**	**0**	**0**	**0**	**0**
0900	28	0	0	0	0	0	0	0	0	0	0	2	3	8	1	6	5	3	0	0	0	0	0	0	0	0	0	0	0
1000	10	0	0	0	0	0	1	0	0	0	1	0	1	0	0	5	1	0	0	1	0	0	0	0	0	0	0	0	0
1100	11	0	0	0	0	0	0	0	0	0	1	2	0	2	1	3	0	1	1	0	0	0	0	0	0	0	0	0	0
1200	15	0	0	0	0	1	0	0	0	0	1	0	3	1	3	4	1	0	1	0	0	0	0	0	0	0	0	0	0
1300	22	0	0	0	0	0	0	0	0	0	0	2	2	2	5	5	5	1	0	0	0	0	0	0	0	0	0	0	0
1400	28	0	0	0	0	0	0	0	0	0	1	1	2	8	6	4	2	2	0	0	2	0	0	0	0	0	0	0	0
1500	29	0	0	0	0	0	0	0	0	1	4	0	4	5	4	8	3	0	0	0	0	0	0	0	0	0	0	0	0
1600	26	0	0	0	1	0	0	0	0	0	0	1	2	2	7	6	4	1	0	2	0	0	0	0	0	0	0	0	0
1700	**49**	**0**	**0**	**0**	**0**	**0**	**1**	**0**	**0**	**2**	**0**	**0**	**2**	**10**	**8**	**11**	**9**	**6**	**0**	**0**	**0**	**0**	**0**	**0**	**0**	**0**	**0**	**0**	**0**
1800	38	0	0	0	1	0	0	1	2	0	0	2	4	5	6	8	8	0	0	1	0	0	0	0	0	0	0	0	0
1900	34	0	0	0	0	0	0	0	0	0	0	3	5	7	6	8	5	0	0	0	0	0	0	0	0	0	0	0	0
2000	10	0	0	0	0	0	0	0	0	0	0	0	3	2	3	2	0	0	0	0	0	0	0	0	0	0	0	0	0
2100	7	0	0	0	0	0	1	0	0	0	0	0	2	4	0	0	0	0	0	0	0	0	0	0	0	0	0	0	0
2200	7	0	0	0	0	0	0	0	0	0	0	0	0	4	2	0	0	0	1	0	0	0	0	0	0	0	0	0	0
2300	2	0	0	0	0	0	0	0	0	0	0	0	0	0	1	1	0	0	0	0	0	0	0	0	0	0	0	0	0
07-19	**328**	**0**	**0**	**0**	**2**	**1**	**2**	**1**	**2**	**4**	**8**	**10**	**30**	**51**	**62**	**70**	**50**	**19**	**8**	**6**	**2**	**0**	**0**	**0**	**0**	**0**	**0**	**0**	**0**
06-22	**385**	**0**	**0**	**0**	**2**	**1**	**3**	**1**	**2**	**4**	**8**	**13**	**40**	**65**	**72**	**83**	**56**	**19**	**8**	**6**	**2**	**0**	**0**	**0**	**0**	**0**	**0**	**0**	**0**
06-00	**394**	**0**	**0**	**0**	**2**	**1**	**3**	**1**	**2**	**4**	**8**	**13**	**40**	**69**	**75**	**84**	**56**	**19**	**9**	**6**	**2**	**0**	**0**	**0**	**0**	**0**	**0**	**0**	**0**
00-00	**399**	**0**	**0**	**0**	**2**	**1**	**3**	**1**	**2**	**4**	**8**	**13**	**41**	**69**	**75**	**86**	**56**	**20**	**10**	**6**	**2**	**0**	**0**	**0**	**0**	**0**	**0**	**0**	**0**

DRAFT

Site 3
Location R125, att t/pole, Lat 53.48058, Long -6.61546
Direction North

3279 / Meath/Cavan/Monaghan ATC's
October 2013
Automatic Traffic Count

Thu, 10 October 2013

Time	Total	Speed Bins (km/h)																											
		0 - 5	5 - 10	10 - 15	15 - 20	20 - 25	25 - 30	30 - 35	35 - 40	40 - 45	45 - 50	50 - 55	55 - 60	60 - 65	65 - 70	70 - 75	75 - 80	80 - 85	85 - 90	90 - 95	95 - 100	100 - 105	105 - 110	110 - 115	115 - 120	120 - 125	125 - 130	130 - 135	135 - 140
0000	2	0	0	0	0	0	0	0	0	0	0	0	0	0	0	1	1	0	0	0	0	0	0	0	0	0	0	0	0
0100	1	0	0	0	0	0	0	0	0	0	0	0	0	0	0	0	0	1	0	0	0	0	0	0	0	0	0	0	0
0200	0	0	0	0	0	0	0	0	0	0	0	0	0	0	0	0	0	0	0	0	0	0	0	0	0	0	0	0	0
0300	0	0	0	0	0	0	0	0	0	0	0	0	0	0	0	0	0	0	0	0	0	0	0	0	0	0	0	0	0
0400	1	0	0	0	0	0	0	0	0	0	0	0	1	0	0	0	0	0	0	0	0	0	0	0	0	0	0	0	0
0500	1	0	0	0	0	0	0	0	0	0	0	0	0	1	0	0	0	0	0	0	0	0	0	0	0	0	0	0	0
0600	3	0	0	0	0	0	0	0	0	0	0	0	0	0	2	0	0	0	1	0	0	0	0	0	0	0	0	0	0
0700	24	0	0	0	0	0	0	0	0	0	0	0	2	5	8	3	4	1	1	0	0	0	0	0	0	0	0	0	0
0800	**43**	**0**	**0**	**0**	**0**	**0**	**0**	**0**	**0**	**1**	**1**	**2**	**1**	**8**	**4**	**9**	**9**	**6**	**1**	**0**	**1**	**0**	**0**	**0**	**0**	**0**	**0**	**0**	**0**
0900	30	0	0	0	0	0	0	0	0	1	0	2	1	3	6	7	8	2	0	0	0	0	0	0	0	0	0	0	0
1000	12	0	0	0	1	1	0	0	0	0	0	0	1	1	2	2	4	0	0	0	0	0	0	0	0	0	0	0	0
1100	17	0	0	0	0	0	0	0	0	1	0	1	4	4	2	1	3	1	0	0	0	0	0	0	0	0	0	0	0
1200	14	0	0	0	1	0	0	0	0	0	0	0	0	3	2	5	3	0	0	0	0	0	0	0	0	0	0	0	0
1300	18	0	0	0	0	0	0	0	0	3	0	1	3	1	4	2	2	2	0	0	0	0	0	0	0	0	0	0	0
1400	19	0	0	0	0	0	0	0	0	0	0	2	3	6	1	3	3	0	1	0	0	0	0	0	0	0	0	0	0
1500	32	0	0	0	0	0	0	0	0	1	3	2	3	5	9	4	2	3	0	0	0	0	0	0	0	0	0	0	0
1600	22	0	0	0	1	0	0	0	0	0	0	1	2	2	3	10	1	1	0	0	1	0	0	0	0	0	0	0	0
1700	**49**	**0**	**0**	**0**	**0**	**0**	**0**	**1**	**0**	**1**	**0**	**0**	**6**	**5**	**13**	**9**	**10**	**3**	**1**	**0**	**0**	**0**	**0**	**0**	**0**	**0**	**0**	**0**	**0**
1800	**49**	**0**	**0**	**0**	**0**	**0**	**0**	**0**	**0**	**0**	**0**	**2**	**3**	**11**	**9**	**8**	**10**	**4**	**2**	**0**	**0**	**0**	**0**	**0**	**0**	**0**	**0**	**0**	**0**
1900	23	0	0	0	1	1	0	0	1	2	0	1	3	1	6	1	2	1	3	0	0	0	0	0	0	0	0	0	0
2000	13	0	0	0	0	0	0	0	0	0	3	0	0	6	3	1	0	0	0	0	0	0	0	0	0	0	0	0	0
2100	6	0	0	0	0	0	0	0	0	0	0	0	0	0	1	2	2	1	0	0	0	0	0	0	0	0	0	0	0
2200	8	0	0	0	0	0	0	0	0	0	0	0	1	3	1	2	1	0	0	0	0	0	0	0	0	0	0	0	0
2300	3	0	0	0	0	0	0	0	0	0	0	0	0	0	1	0	1	1	0	0	0	0	0	0	0	0	0	0	0
07-19	**329**	**0**	**0**	**0**	**3**	**1**	**0**	**1**	**0**	**8**	**4**	**13**	**29**	**54**	**63**	**63**	**59**	**23**	**6**	**0**	**2**	**0**	**0**	**0**	**0**	**0**	**0**	**0**	**0**
06-22	**374**	**0**	**0**	**0**	**4**	**2**	**0**	**1**	**1**	**10**	**7**	**14**	**32**	**61**	**75**	**67**	**63**	**25**	**10**	**0**	**2**	**0**	**0**	**0**	**0**	**0**	**0**	**0**	**0**
06-00	**385**	**0**	**0**	**0**	**4**	**2**	**0**	**1**	**1**	**10**	**7**	**14**	**33**	**64**	**77**	**69**	**65**	**26**	**10**	**0**	**2**	**0**	**0**	**0**	**0**	**0**	**0**	**0**	**0**
00-00	**390**	**0**	**0**	**0**	**4**	**2**	**0**	**1**	**1**	**10**	**7**	**14**	**34**	**65**	**77**	**70**	**66**	**27**	**10**	**0**	**2**	**0**	**0**	**0**	**0**	**0**	**0**	**0**	**0**

DRAFT

Site 3
Location R125, att t/pole, Lat 53.48058, Long -6.61546
Direction North

3279 / Meath/Cavan/Monaghan ATC's
October 2013
Automatic Traffic Count

Fri, 11 October 2013

Time	Total	Speed Bins (km/h)																											
		0 - 5	5 - 10	10 - 15	15 - 20	20 - 25	25 - 30	30 - 35	35 - 40	40 - 45	45 - 50	50 - 55	55 - 60	60 - 65	65 - 70	70 - 75	75 - 80	80 - 85	85 - 90	90 - 95	95 - 100	100 - 105	105 - 110	110 - 115	115 - 120	120 - 125	125 - 130	130 - 135	135 - 140
0000	2	0	0	0	0	0	0	0	0	0	0	0	0	1	0	1	0	0	0	0	0	0	0	0	0	0	0	0	0
0100	0	0	0	0	0	0	0	0	0	0	0	0	0	0	0	0	0	0	0	0	0	0	0	0	0	0	0	0	0
0200	0	0	0	0	0	0	0	0	0	0	0	0	0	0	0	0	0	0	0	0	0	0	0	0	0	0	0	0	0
0300	0	0	0	0	0	0	0	0	0	0	0	0	0	0	0	0	0	0	0	0	0	0	0	0	0	0	0	0	0
0400	1	0	0	0	0	0	0	0	0	0	0	0	1	0	0	0	0	0	0	0	0	0	0	0	0	0	0	0	0
0500	1	0	0	0	0	0	0	0	0	0	0	0	1	0	0	0	0	0	0	0	0	0	0	0	0	0	0	0	0
0600	7	0	0	0	0	0	0	0	0	0	0	0	0	0	1	3	0	2	1	0	0	0	0	0	0	0	0	0	0
0700	16	0	0	0	0	0	0	0	0	0	0	0	3	2	4	3	3	1	0	0	0	0	0	0	0	0	0	0	0
0800	**47**	**0**	**0**	**0**	**0**	**0**	**0**	**0**	**0**	**0**	**2**	**1**	**2**	**5**	**11**	**12**	**8**	**2**	**2**	**2**	**0**	**0**	**0**	**0**	**0**	**0**	**0**	**0**	**0**
0900	15	0	0	0	0	0	0	0	1	0	0	1	2	2	2	3	1	3	0	0	0	0	0	0	0	0	0	0	0
1000	24	0	0	0	0	0	0	0	1	0	0	0	2	6	7	3	4	1	0	0	0	0	0	0	0	0	0	0	0
1100	23	0	0	0	1	1	0	0	0	0	0	5	4	2	2	4	2	2	0	0	0	0	0	0	0	0	0	0	0
1200	22	0	0	0	0	0	0	0	0	1	0	2	1	4	7	3	4	0	0	0	0	0	0	0	0	0	0	0	0
1300	30	0	0	0	0	0	1	0	0	2	2	1	2	1	9	8	1	3	0	0	0	0	0	0	0	0	0	0	0
1400	24	0	0	0	0	0	0	0	2	0	1	1	3	4	4	4	4	1	0	0	0	0	0	0	0	0	0	0	0
1500	38	0	0	0	0	0	0	0	0	0	0	1	4	2	17	10	4	0	0	0	0	0	0	0	0	0	0	0	0
1600	38	0	0	0	0	0	0	0	0	0	2	0	1	3	12	10	7	3	0	0	0	0	0	0	0	0	0	0	0
1700	**43**	**0**	**0**	**0**	**0**	**1**	**1**	**0**	**0**	**0**	**1**	**0**	**2**	**5**	**12**	**9**	**4**	**5**	**1**	**1**	**0**	**1**	**0**	**0**	**0**	**0**	**0**	**0**	**0**
1800	30	0	0	0	0	0	0	0	0	0	1	1	4	12	7	4	1	0	0	0	0	0	0	0	0	0	0	0	0
1900	22	0	0	0	0	0	0	0	0	0	1	1	5	5	3	3	2	1	1	0	0	0	0	0	0	0	0	0	0
2000	9	0	0	0	0	0	0	0	0	0	0	0	2	0	1	5	1	0	0	0	0	0	0	0	0	0	0	0	0
2100	7	0	0	0	0	0	0	0	0	0	0	1	0	4	0	1	1	0	0	0	0	0	0	0	0	0	0	0	0
2200	3	0	0	1	0	0	0	0	1	0	0	0	1	0	0	0	0	0	0	0	0	0	0	0	0	0	0	0	0
2300	6	0	0	0	0	0	0	0	0	0	0	0	0	0	1	0	5	0	0	0	0	0	0	0	0	0	0	0	0
07-19	**350**	**0**	**0**	**0**	**1**	**2**	**2**	**0**	**4**	**3**	**9**	**13**	**30**	**48**	**94**	**73**	**43**	**21**	**3**	**3**	**0**	**1**	**0**	**0**	**0**	**0**	**0**	**0**	**0**
06-22	**395**	**0**	**0**	**0**	**1**	**2**	**2**	**0**	**4**	**3**	**10**	**15**	**37**	**57**	**99**	**85**	**47**	**24**	**5**	**3**	**0**	**1**	**0**	**0**	**0**	**0**	**0**	**0**	**0**
06-00	**404**	**0**	**0**	**1**	**1**	**2**	**2**	**0**	**5**	**3**	**10**	**15**	**38**	**57**	**100**	**85**	**52**	**24**	**5**	**3**	**0**	**1**	**0**	**0**	**0**	**0**	**0**	**0**	**0**
00-00	**408**	**0**	**0**	**1**	**1**	**2**	**2**	**0**	**5**	**3**	**10**	**15**	**40**	**58**	**100**	**86**	**52**	**24**	**5**	**3**	**0**	**1**	**0**	**0**	**0**	**0**	**0**	**0**	**0**

DRAFT

Site 3
Location R125, att t/pole, Lat 53.48058, Long -6.61546
Direction North

3279 / Meath/Cavan/Monaghan ATC's
October 2013
Automatic Traffic Count

Sat, 12 October 2013

Time	Total	Speed Bins (km/h)																											
		0 - 5	5 - 10	10 - 15	15 - 20	20 - 25	25 - 30	30 - 35	35 - 40	40 - 45	45 - 50	50 - 55	55 - 60	60 - 65	65 - 70	70 - 75	75 - 80	80 - 85	85 - 90	90 - 95	95 - 100	100 - 105	105 - 110	110 - 115	115 - 120	120 - 125	125 - 130	130 - 135	135 - 140
0000	2	0	0	0	0	0	0	0	0	0	0	0	0	1	0	0	0	1	0	0	0	0	0	0	0	0	0	0	0
0100	1	0	0	0	0	0	0	0	0	0	0	0	0	1	0	0	0	0	0	0	0	0	0	0	0	0	0	0	0
0200	1	0	0	0	0	0	0	0	0	0	0	1	0	0	0	0	0	0	0	0	0	0	0	0	0	0	0	0	0
0300	0	0	0	0	0	0	0	0	0	0	0	0	0	0	0	0	0	0	0	0	0	0	0	0	0	0	0	0	0
0400	0	0	0	0	0	0	0	0	0	0	0	0	0	0	0	0	0	0	0	0	0	0	0	0	0	0	0	0	0
0500	0	0	0	0	0	0	0	0	0	0	0	0	0	0	0	0	0	0	0	0	0	0	0	0	0	0	0	0	0
0600	1	0	0	0	0	0	0	0	0	0	0	0	0	0	1	0	0	0	0	0	0	0	0	0	0	0	0	0	0
0700	10	0	0	0	0	0	0	0	0	0	0	0	0	0	2	1	5	0	1	0	1	0	0	0	0	0	0	0	0
0800	8	0	0	0	0	0	0	0	0	0	0	0	0	1	2	4	1	0	0	0	0	0	0	0	0	0	0	0	0
0900	21	0	0	0	0	0	0	0	0	0	0	1	5	2	6	4	1	2	0	0	0	0	0	0	0	0	0	0	0
1000	**26**	**0**	**0**	**0**	**0**	**0**	**0**	**0**	**2**	**1**	**0**	**0**	**1**	**6**	**9**	**3**	**2**	**2**	**0**	**0**	**0**	**0**	**0**	**0**	**0**	**0**	**0**	**0**	**0**
1100	14	0	0	0	0	0	0	0	0	0	0	0	1	1	4	6	0	1	0	0	0	1	0	0	0	0	0	0	0
1200	25	0	0	0	0	2	2	0	0	0	1	1	1	5	3	5	2	2	1	0	0	0	0	0	0	0	0	0	0
1300	22	0	0	0	0	0	0	0	0	0	1	0	2	6	7	2	3	1	0	0	0	0	0	0	0	0	0	0	0
1400	32	0	0	0	0	0	1	1	0	0	1	1	6	2	7	7	4	2	0	0	0	0	0	0	0	0	0	0	0
1500	**37**	**0**	**0**	**0**	**1**	**0**	**0**	**0**	**0**	**0**	**2**	**2**	**1**	**8**	**5**	**10**	**7**	**1**	**0**	**0**	**0**	**0**	**0**	**0**	**0**	**0**	**0**	**0**	**0**
1600	28	0	0	0	0	0	1	0	0	2	1	1	2	9	7	1	2	2	0	0	0	0	0	0	0	0	0	0	0
1700	25	0	0	0	0	0	0	1	0	0	1	3	3	6	4	3	2	2	0	0	0	0	0	0	0	0	0	0	0
1800	18	0	0	0	0	0	0	0	0	0	0	1	4	3	5	2	1	2	0	0	0	0	0	0	0	0	0	0	0
1900	13	0	0	0	0	0	0	1	0	0	0	0	3	3	1	4	0	1	0	0	0	0	0	0	0	0	0	0	0
2000	13	0	0	0	0	0	0	0	0	0	0	0	1	4	4	3	1	0	0	0	0	0	0	0	0	0	0	0	0
2100	7	0	0	0	0	0	0	0	0	0	0	1	0	1	2	1	1	0	1	0	0	0	0	0	0	0	0	0	0
2200	4	0	0	0	0	0	0	0	0	0	0	0	0	1	2	0	1	0	0	0	0	0	0	0	0	0	0	0	0
2300	3	0	0	0	0	0	0	0	0	0	1	1	0	1	0	0	0	0	0	0	0	0	0	0	0	0	0	0	0
07-19	**266**	**0**	**0**	**0**	**1**	**2**	**4**	**2**	**2**	**3**	**7**	**10**	**26**	**49**	**61**	**48**	**30**	**17**	**2**	**0**	**1**	**1**	**0**	**0**	**0**	**0**	**0**	**0**	**0**
06-22	**300**	**0**	**0**	**0**	**1**	**2**	**4**	**3**	**2**	**3**	**7**	**11**	**30**	**57**	**69**	**56**	**32**	**18**	**3**	**0**	**1**	**1**	**0**	**0**	**0**	**0**	**0**	**0**	**0**
06-00	**307**	**0**	**0**	**0**	**1**	**2**	**4**	**3**	**2**	**3**	**8**	**12**	**30**	**59**	**71**	**56**	**33**	**18**	**3**	**0**	**1**	**1**	**0**	**0**	**0**	**0**	**0**	**0**	**0**
00-00	**311**	**0**	**0**	**0**	**1**	**2**	**4**	**3**	**2**	**3**	**8**	**13**	**30**	**61**	**71**	**56**	**33**	**19**	**3**	**0**	**1**	**1**	**0**	**0**	**0**	**0**	**0**	**0**	**0**

DRAFT

Site 3
Location R125, att t/pole, Lat 53.48058, Long -6.61546
Direction North

3279 / Meath/Cavan/Monaghan ATC's
October 2013
Automatic Traffic Count

Sun, 13 October 2013

Time	Total	Speed Bins (km/h)																											
		0 - 5	5 - 10	10 - 15	15 - 20	20 - 25	25 - 30	30 - 35	35 - 40	40 - 45	45 - 50	50 - 55	55 - 60	60 - 65	65 - 70	70 - 75	75 - 80	80 - 85	85 - 90	90 - 95	95 - 100	100 - 105	105 - 110	110 - 115	115 - 120	120 - 125	125 - 130	130 - 135	135 - 140
0000	0	0	0	0	0	0	0	0	0	0	0	0	0	0	0	0	0	0	0	0	0	0	0	0	0	0	0	0	0
0100	0	0	0	0	0	0	0	0	0	0	0	0	0	0	0	0	0	0	0	0	0	0	0	0	0	0	0	0	0
0200	2	0	0	0	0	0	0	0	0	0	0	0	1	1	0	0	0	0	0	0	0	0	0	0	0	0	0	0	0
0300	2	0	0	0	0	0	0	0	0	0	0	0	1	0	0	0	0	0	0	1	0	0	0	0	0	0	0	0	0
0400	0	0	0	0	0	0	0	0	0	0	0	0	0	0	0	0	0	0	0	0	0	0	0	0	0	0	0	0	0
0500	1	0	0	0	0	0	0	0	0	0	0	0	0	0	0	1	0	0	0	0	0	0	0	0	0	0	0	0	0
0600	1	0	0	0	0	0	0	0	0	0	0	0	0	0	1	0	0	0	0	0	0	0	0	0	0	0	0	0	0
0700	6	0	0	0	1	0	0	0	0	0	0	0	0	2	1	1	0	0	0	1	0	0	0	0	0	0	0	0	0
0800	6	0	0	0	0	0	0	0	0	0	0	0	0	1	0	1	4	0	0	0	0	0	0	0	0	0	0	0	0
0900	13	0	0	0	0	0	1	1	0	0	0	0	0	3	3	1	2	2	0	0	0	0	0	0	0	0	0	0	0
1000	**18**	**0**	**0**	**0**	**0**	**0**	**0**	**0**	**0**	**0**	**0**	**1**	**0**	**4**	**3**	**6**	**1**	**3**	**0**	**0**	**0**	**0**	**0**	**0**	**0**	**0**	**0**	**0**	**0**
1100	**18**	**0**	**0**	**0**	**1**	**0**	**1**	**1**	**0**	**1**	**1**	**2**	**2**	**2**	**4**	**1**	**2**	**0**	**0**	**0**	**0**	**0**	**0**	**0**	**0**	**0**	**0**	**0**	**0**
1200	34	0	0	0	0	0	0	2	3	3	0	3	6	6	4	3	3	0	1	0	0	0	0	0	0	0	0	0	0
1300	**44**	**0**	**0**	**0**	**0**	**0**	**0**	**0**	**0**	**3**	**6**	**1**	**6**	**9**	**7**	**9**	**2**	**0**	**1**	**0**	**0**	**0**	**0**	**0**	**0**	**0**	**0**	**0**	**0**
1400	28	0	0	0	0	0	2	0	1	0	2	1	6	5	6	3	1	1	0	0	0	0	0	0	0	0	0	0	0
1500	39	0	0	0	0	0	1	0	3	6	0	4	3	9	6	4	1	1	1	0	0	0	0	0	0	0	0	0	0
1600	39	0	0	0	0	2	2	0	2	3	1	3	5	11	2	2	5	0	0	0	1	0	0	0	0	0	0	0	0
1700	20	0	0	0	0	0	0	0	0	0	0	0	2	3	4	6	2	2	1	0	0	0	0	0	0	0	0	0	0
1800	17	0	0	0	0	0	0	1	0	0	0	1	1	5	2	4	2	1	0	0	0	0	0	0	0	0	0	0	0
1900	18	0	0	0	0	0	0	0	0	0	2	2	2	2	2	4	1	1	2	0	0	0	0	0	0	0	0	0	0
2000	19	0	0	0	0	0	0	0	0	0	2	1	4	3	2	6	1	0	0	0	0	0	0	0	0	0	0	0	0
2100	6	0	0	0	0	0	0	0	0	0	0	1	2	0	2	0	0	0	1	0	0	0	0	0	0	0	0	0	0
2200	5	0	0	0	0	0	0	1	0	0	0	0	1	0	1	1	1	0	0	0	0	0	0	0	0	0	0	0	0
2300	2	0	0	0	0	0	0	0	0	1	0	0	0	0	1	0	0	0	0	0	0	0	0	0	0	0	0	0	0
07-19	**282**	**0**	**0**	**0**	**2**	**2**	**7**	**5**	**9**	**16**	**10**	**16**	**31**	**60**	**42**	**41**	**25**	**10**	**4**	**1**	**1**	**0**	**0**	**0**	**0**	**0**	**0**	**0**	**0**
06-22	**326**	**0**	**0**	**0**	**2**	**2**	**7**	**5**	**9**	**16**	**14**	**20**	**39**	**65**	**49**	**51**	**27**	**11**	**7**	**1**	**1**	**0**	**0**	**0**	**0**	**0**	**0**	**0**	**0**
06-00	**333**	**0**	**0**	**0**	**2**	**2**	**7**	**6**	**9**	**17**	**14**	**20**	**40**	**65**	**51**	**52**	**28**	**11**	**7**	**1**	**1**	**0**	**0**	**0**	**0**	**0**	**0**	**0**	**0**
00-00	**338**	**0**	**0**	**0**	**2**	**2**	**7**	**6**	**9**	**17**	**14**	**20**	**42**	**66**	**51**	**53**	**28**	**11**	**7**	**2**	**1**	**0**	**0**	**0**	**0**	**0**	**0**	**0**	**0**

DRAFT

Site 3
Location R125, att t/pole, Lat 53.48058, Long -6.61546
Direction North

3279 / Meath/Cavan/Monaghan ATC's
October 2013
Automatic Traffic Count

Virtual Day (7)

Time	Total	Speed Bins (km/h)																											
		0 - 5	5 - 10	10 - 15	15 - 20	20 - 25	25 - 30	30 - 35	35 - 40	40 - 45	45 - 50	50 - 55	55 - 60	60 - 65	65 - 70	70 - 75	75 - 80	80 - 85	85 - 90	90 - 95	95 - 100	100 - 105	105 - 110	110 - 115	115 - 120	120 - 125	125 - 130	130 - 135	135 - 140
0000	2	0	0	0	0	0	0	0	0	0	0	0	0	0	0	0	0	0	0	0	0	0	0	0	0	0	0	0	0
0100	0	0	0	0	0	0	0	0	0	0	0	0	0	0	0	0	0	0	0	0	0	0	0	0	0	0	0	0	0
0200	1	0	0	0	0	0	0	0	0	0	0	0	0	0	0	0	0	0	0	0	0	0	0	0	0	0	0	0	0
0300	0	0	0	0	0	0	0	0	0	0	0	0	0	0	0	0	0	0	0	0	0	0	0	0	0	0	0	0	0
0400	1	0	0	0	0	0	0	0	0	0	0	0	1	0	0	0	0	0	0	0	0	0	0	0	0	0	0	0	0
0500	1	0	0	0	0	0	0	0	0	0	0	0	0	0	0	1	0	0	0	0	0	0	0	0	0	0	0	0	0
0600	4	0	0	0	0	0	0	0	0	0	0	0	0	0	1	2	0	0	0	0	0	0	0	0	0	0	0	0	0
0700	17	0	0	0	0	0	0	0	0	0	0	0	2	3	4	2	3	1	1	0	0	0	0	0	0	0	0	0	0
0800	**33**	**0**	**0**	**0**	**0**	**0**	**0**	**0**	**0**	**0**	**1**	**0**	**1**	**3**	**9**	**7**	**6**	**2**	**2**	**1**	**0**	**0**	**0**	**0**	**0**	**0**	**0**	**0**	**0**
0900	23	0	0	0	0	0	0	0	0	0	0	1	2	3	5	5	4	2	0	0	0	0	0	0	0	0	0	0	0
1000	17	0	0	0	0	0	0	0	0	0	0	0	1	3	4	4	2	1	0	0	0	0	0	0	0	0	0	0	0
1100	16	0	0	0	0	0	0	0	0	0	0	2	2	2	3	3	1	1	0	0	0	0	0	0	0	0	0	0	0
1200	21	0	0	0	0	0	0	0	1	1	0	1	2	4	4	4	2	0	1	0	0	0	0	0	0	0	0	0	0
1300	27	0	0	0	0	0	0	0	0	1	2	1	3	3	6	5	3	2	0	0	0	0	0	0	0	0	0	0	0
1400	26	0	0	0	0	0	0	0	0	0	1	1	4	4	5	5	3	1	0	0	0	0	0	0	0	0	0	0	0
1500	33	0	0	0	0	0	0	0	1	1	1	1	3	6	8	7	3	1	0	0	0	0	0	0	0	0	0	0	0
1600	29	0	0	0	0	0	1	0	0	1	1	2	3	5	6	5	3	2	0	0	0	0	0	0	0	0	0	0	0
1700	**38**	**0**	**0**	**0**	**0**	**0**	**0**	**0**	**0**	**0**	**0**	**1**	**3**	**6**	**8**	**8**	**6**	**4**	**1**	**0**	**0**	**0**	**0**	**0**	**0**	**0**	**0**	**0**	**0**
1800	32	0	0	0	0	0	0	0	0	0	0	1	3	7	6	7	5	2	0	0	0	0	0	0	0	0	0	0	0
1900	22	0	0	0	0	0	0	0	0	0	1	1	4	4	4	4	2	1	1	0	0	0	0	0	0	0	0	0	0
2000	13	0	0	0	0	0	0	0	0	0	1	1	2	3	2	3	1	0	0	0	0	0	0	0	0	0	0	0	0
2100	7	0	0	0	0	0	0	0	0	0	0	0	1	2	1	1	1	0	0	0	0	0	0	0	0	0	0	0	0
2200	5	0	0	0	0	0	0	0	0	0	0	0	1	1	1	0	0	0	0	0	0	0	0	0	0	0	0	0	0
2300	3	0	0	0	0	0	0	0	0	0	0	0	0	0	1	0	1	0	0	0	0	0	0	0	0	0	0	0	0
07-19	**313**	**0**	**0**	**0**	**2**	**2**	**2**	**2**	**3**	**6**	**7**	**12**	**30**	**51**	**67**	**61**	**42**	**18**	**5**	**2**	**1**	**0**	**0**	**0**	**0**	**0**	**0**	**0**	**0**
06-22	**358**	**0**	**0**	**0**	**2**	**2**	**2**	**2**	**3**	**6**	**8**	**14**	**37**	**59**	**76**	**70**	**45**	**19**	**7**	**2**	**1**	**0**	**0**	**0**	**0**	**0**	**0**	**0**	**0**
06-00	**366**	**0**	**0**	**0**	**2**	**2**	**2**	**2**	**3**	**6**	**9**	**14**	**37**	**61**	**79**	**71**	**47**	**20**	**7**	**2**	**1**	**0**	**0**	**0**	**0**	**0**	**0**	**0**	**0**
00-00	**372**	**0**	**0**	**0**	**2**	**2**	**2**	**2**	**3**	**6**	**9**	**15**	**39**	**61**	**79**	**72**	**47**	**20**	**7**	**2**	**1**	**0**	**0**	**0**	**0**	**0**	**0**	**0**	**0**

DRAFT

Site 3
Location R125, att t/pole, Lat 53.48058, Long -6.61546
Direction North

3279 / Meath/Cavan/Monaghan ATC's
October 2013
Automatic Traffic Count

Virtual Week (1)

Time	Total	Speed Bins (km/h)																											
		0 - 5	5 - 10	10 - 15	15 - 20	20 - 25	25 - 30	30 - 35	35 - 40	40 - 45	45 - 50	50 - 55	55 - 60	60 - 65	65 - 70	70 - 75	75 - 80	80 - 85	85 - 90	90 - 95	95 - 100	100 - 105	105 - 110	110 - 115	115 - 120	120 - 125	125 - 130	130 - 135	135 - 140
Mon	377	0	0	0	0	3	0	1	2	1	8	19	43	62	88	71	46	23	6	3	1	0	0	0	0	0	0	0	0
Tue	379	0	0	1	4	0	1	3	3	5	7	8	41	48	94	84	50	18	9	1	2	0	0	0	0	0	0	0	0
Wed	399	0	0	0	2	1	3	1	2	4	8	13	41	69	75	86	56	20	10	6	2	0	0	0	0	0	0	0	0
Thu	390	0	0	0	4	2	0	1	1	10	7	14	34	65	77	70	66	27	10	0	2	0	0	0	0	0	0	0	0
Fri	408	0	0	1	1	2	2	0	5	3	10	15	40	58	100	86	52	24	5	3	0	1	0	0	0	0	0	0	0
|Sat	311	0	0	0	1	2	4	3	2	3	8	13	30	61	71	56	33	19	3	0	1	1	0	0	0	0	0	0	0
|Sun	338	0	0	0	2	2	7	6	9	17	14	20	42	66	51	53	28	11	7	2	1	0	0	0	0	0	0	0	0
5 Day Ave.	**391**	**0**	**0**	**0**	**2**	**2**	**1**	**1**	**3**	**5**	**8**	**14**	**40**	**60**	**87**	**79**	**54**	**22**	**8**	**3**	**1**	**0**	**0**	**0**	**0**	**0**	**0**	**0**	**0**
7 Day Ave.	**372**	**0**	**0**	**0**	**2**	**2**	**2**	**2**	**3**	**6**	**9**	**15**	**39**	**61**	**79**	**72**	**47**	**20**	**7**	**2**	**1**	**0**	**0**	**0**	**0**	**0**	**0**	**0**	**0**
--	**2602**	**0**	**0**	**2**	**14**	**12**	**17**	**15**	**24**	**43**	**62**	**102**	**271**	**429**	**556**	**506**	**331**	**142**	**50**	**15**	**9**	**2**	**0**	**0**	**0**	**0**	**0**	**0**	**0**

Summary Graphs

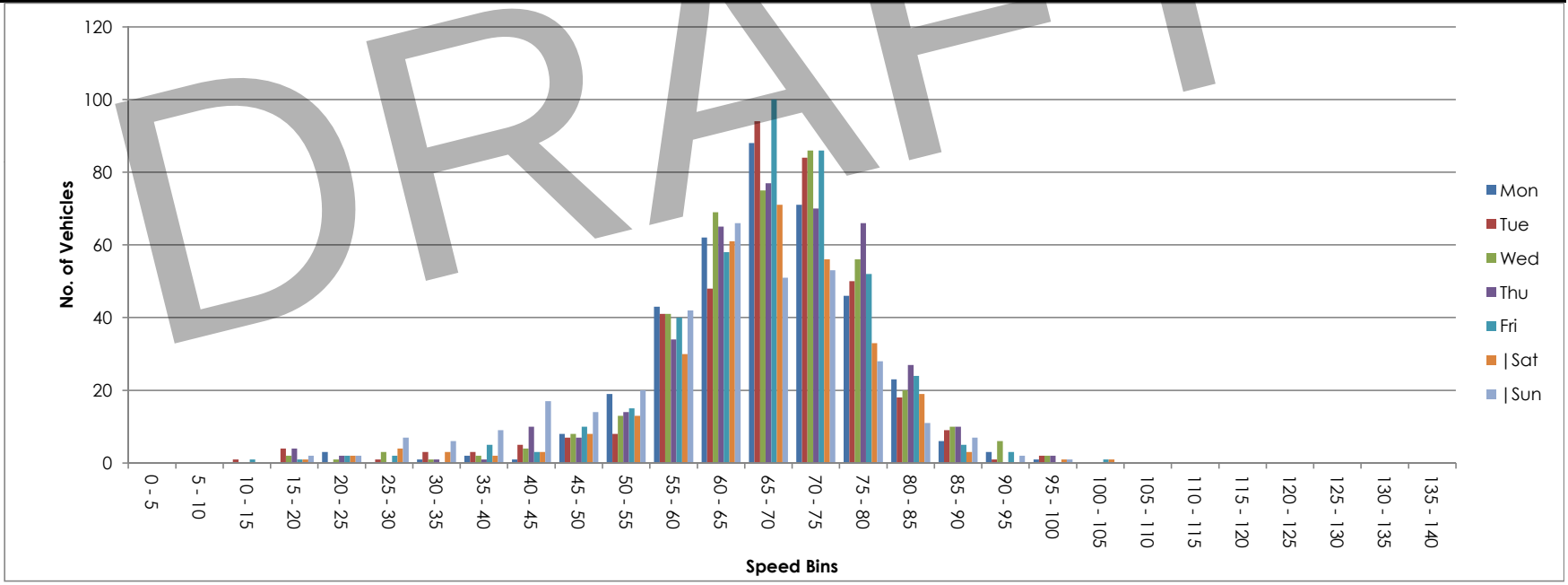

DRAFT

Site 3
Location R125, att t/pole, Lat 53.48058, Long -6.61546
Direction South

3279 / Meath/Cavan/Monaghan ATC's
October 2013
Automatic Traffic Count

Mon, 7 October 2013

Time	Total	Classification												>PSL	>PSL%	>SL1	>SL1%	>SL2	>SL2%	Mean	Vpp
		1 MCL	2 SV	3 SVT	4 TB2	5 TB3	6 T4	7 ART3	8 ART4	9 ART5	10 ART6	11 BD	12 DRT	80	80	85 +5kph	85 +5kph	90 +10kph	90 +10kph		85
0000	4	0	4	0	0	0	0	0	0	0	0	0	0	1	25	0	0	0	0	72.1	-
0100	0	0	0	0	0	0	0	0	0	0	0	0	0	0	0	0	0	0	0	-	-
0200	0	0	0	0	0	0	0	0	0	0	0	0	0	0	0	0	0	0	0	-	-
0300	0	0	0	0	0	0	0	0	0	0	0	0	0	0	0	0	0	0	0	-	-
0400	0	0	0	0	0	0	0	0	0	0	0	0	0	0	0	0	0	0	0	-	-
0500	3	0	1	0	2	0	0	0	0	0	0	0	0	1	33.3	0	0	0	0	75.2	-
0600	6	0	6	0	0	0	0	0	0	0	0	0	0	0	0	0	0	0	0	65.6	-
0700	24	0	21	0	3	0	0	0	0	0	0	0	0	2	8.3	2	8.3	1	4.2	69.9	77
0800	**44**	**0**	**41**	**1**	**2**	**0**	**0**	**0**	**0**	**0**	**0**	**0**	**0**	**12**	**27.3**	**3**	**6.8**	**1**	**2.3**	**72.9**	**81**
0900	35	0	32	1	1	0	0	0	0	1	0	0	0	4	11.4	0	0	0	0	69.7	76.7
1000	22	0	21	0	0	0	0	0	0	1	0	0	0	5	22.7	1	4.5	0	0	71.2	81
1100	18	0	16	0	1	0	1	0	0	0	0	0	0	2	11.1	1	5.6	0	0	64.7	75.2
1200	27	0	25	0	1	0	1	0	0	0	0	0	0	0	0	0	0	0	0	64.9	70.9
1300	17	0	13	0	2	0	0	0	0	2	0	0	0	1	5.9	1	5.9	0	0	63.5	71.3
1400	22	0	19	0	3	0	0	0	0	0	0	0	0	0	0	0	0	0	0	63.3	73.4
1500	22	0	16	1	4	0	0	0	0	1	0	0	0	3	13.6	0	0	0	0	64.2	77.4
1600	29	1	27	0	0	0	1	0	0	0	0	0	0	2	6.9	0	0	0	0	64.9	77
1700	33	0	30	0	3	0	0	0	0	0	0	0	0	7	21.2	3	9.1	0	0	69.3	81.7
1800	**36**	**0**	**33**	**1**	**1**	**0**	**0**	**0**	**0**	**1**	**0**	**0**	**0**	**6**	**16.7**	**4**	**11.1**	**2**	**5.6**	**69.5**	**79.9**
1900	23	0	21	2	0	0	0	0	0	0	0	0	0	1	4.3	1	4.3	0	0	63.6	74.9
2000	21	0	19	0	2	0	0	0	0	0	0	0	0	2	9.5	0	0	0	0	65.2	73.8
2100	13	0	12	1	0	0	0	0	0	0	0	0	0	0	0	0	0	0	0	63.1	70.2
2200	5	0	5	0	0	0	0	0	0	0	0	0	0	2	40	1	20	0	0	67.9	-
2300	2	0	2	0	0	0	0	0	0	0	0	0	0	0	0	0	0	0	0	64.9	-
07-19	**329**	**1**	**294**	**4**	**21**	**0**	**3**	**0**	**0**	**6**	**0**	**0**	**0**	**44**	**13.4**	**15**	**4.6**	**4**	**1.2**	**68**	**78.8**
06-22	**392**	**1**	**352**	**7**	**23**	**0**	**3**	**0**	**0**	**6**	**0**	**0**	**0**	**47**	**12**	**16**	**4.1**	**4**	**1**	**67.4**	**77.8**
06-00	**399**	**1**	**359**	**7**	**23**	**0**	**3**	**0**	**0**	**6**	**0**	**0**	**0**	**49**	**12.3**	**17**	**4.3**	**4**	**1**	**67.4**	**78.1**
00-00	**406**	**1**	**364**	**7**	**25**	**0**	**3**	**0**	**0**	**6**	**0**	**0**	**0**	**51**	**12.6**	**17**	**4.2**	**4**	**1**	**67.5**	**78.1**

DRAFT

Site 3
Location R125, att t/pole, Lat 53.48058, Long -6.61546
Direction South

3279 / Meath/Cavan/Monaghan ATC's
October 2013
Automatic Traffic Count

Tue, 8 October 2013

Time	Total	Classification												>PSL	>PSL%	>SL1	>SL1%	>SL2	>SL2%	Mean	Vpp
		1 MCL	2 SV	3 SVT	4 TB2	5 TB3	6 T4	7 ART3	8 ART4	9 ART5	10 ART6	11 BD	12 DRT	80	80	85 +5kph	85 +5kph	90 +10kph	90 +10kph		85
0000	0	0	0	0	0	0	0	0	0	0	0	0	0	0	0	0	0	0	0	-	-
0100	4	0	3	0	0	0	0	0	0	1	0	0	0	1	25	0	0	0	0	59.9	-
0200	1	0	1	0	0	0	0	0	0	0	0	0	0	0	0	0	0	0	0	59	-
0300	2	0	1	0	0	1	0	0	0	0	0	0	0	0	0	0	0	0	0	61	-
0400	0	0	0	0	0	0	0	0	0	0	0	0	0	0	0	0	0	0	0	-	-
0500	1	0	0	0	1	0	0	0	0	0	0	0	0	0	0	0	0	0	0	71.4	-
0600	3	0	3	0	0	0	0	0	0	0	0	0	0	1	33.3	0	0	0	0	77.2	-
0700	26	0	22	0	3	1	0	0	0	0	0	0	0	3	11.5	3	11.5	3	11.5	68	76.3
0800	**45**	**0**	**40**	**0**	**4**	**0**	**0**	**0**	**0**	**1**	**0**	**0**	**0**	**9**	**20**	**4**	**8.9**	**2**	**4.4**	**71.1**	**80.3**
0900	28	0	25	1	2	0	0	0	0	0	0	0	0	2	7.1	1	3.6	1	3.6	67.9	74.5
1000	29	0	26	0	3	0	0	0	0	0	0	0	0	0	0	0	0	0	0	62.6	72.7
1100	24	0	20	1	3	0	0	0	0	0	0	0	0	5	20.8	1	4.2	1	4.2	68.7	81.7
1200	25	1	20	0	3	0	0	0	0	1	0	0	0	3	12	1	4	0	0	64.3	74.9
1300	22	0	15	2	5	0	0	0	0	0	0	0	0	0	0	0	0	0	0	62.8	72.7
1400	23	0	20	1	2	0	0	0	0	0	0	0	0	0	0	0	0	0	0	65.1	78.1
1500	28	0	26	0	2	0	0	0	0	0	0	0	0	6	21.4	0	0	0	0	66.2	79.9
1600	28	0	24	0	3	0	0	1	0	0	0	0	0	2	7.1	1	3.6	1	3.6	64.6	72
1700	**46**	**0**	**40**	**0**	**5**	**0**	**0**	**0**	**1**	**0**	**0**	**0**	**0**	**7**	**15.2**	**1**	**2.2**	**0**	**0**	**70.9**	**79.6**
1800	32	0	31	0	1	0	0	0	0	0	0	0	0	5	15.6	4	12.5	2	6.3	73.2	79.6
1900	14	0	13	1	0	0	0	0	0	0	0	0	0	1	7.1	0	0	0	0	63.5	71.6
2000	15	0	13	2	0	0	0	0	0	0	0	0	0	2	13.3	0	0	0	0	66.4	71.3
2100	5	0	4	1	0	0	0	0	0	0	0	0	0	0	0	0	0	0	0	63.1	-
2200	7	0	6	0	1	0	0	0	0	0	0	0	0	1	14.3	0	0	0	0	63.8	-
2300	6	0	6	0	0	0	0	0	0	0	0	0	0	0	0	0	0	0	0	50.6	-
07-19	**356**	**1**	**309**	**5**	**36**	**1**	**0**	**1**	**1**	**2**	**0**	**0**	**0**	**42**	**11.8**	**16**	**4.5**	**10**	**2.8**	**67.7**	**78.5**
06-22	**393**	**1**	**342**	**9**	**36**	**1**	**0**	**1**	**1**	**2**	**0**	**0**	**0**	**46**	**11.7**	**16**	**4.1**	**10**	**2.5**	**67.5**	**78.1**
06-00	**406**	**1**	**354**	**9**	**37**	**1**	**0**	**1**	**1**	**2**	**0**	**0**	**0**	**47**	**11.6**	**16**	**3.9**	**10**	**2.5**	**67.2**	**78.1**
00-00	**414**	**1**	**359**	**9**	**38**	**2**	**0**	**1**	**1**	**3**	**0**	**0**	**0**	**48**	**11.6**	**16**	**3.9**	**10**	**2.4**	**67.1**	**78.1**

DRAFT

Site 3
Location R125, att t/pole, Lat 53.48058, Long -6.61546
Direction South

3279 / Meath/Cavan/Monaghan ATC's
October 2013
Automatic Traffic Count

Wed, 9 October 2013

Time	Total	Classification												>PSL	>PSL%	>SL1	>SL1%	>SL2	>SL2%	Mean	Vpp
		1 MCL	2 SV	3 SVT	4 TB2	5 TB3	6 T4	7 ART3	8 ART4	9 ART5	10 ART6	11 BD	12 DRT	80	80	85 +5kph	85 +5kph	90 +10kph	90 +10kph		85
0000	1	0	1	0	0	0	0	0	0	0	0	0	0	1	100	1	100	0	0	86.1	-
0100	3	0	3	0	0	0	0	0	0	0	0	0	0	0	0	0	0	0	0	61.4	-
0200	0	0	0	0	0	0	0	0	0	0	0	0	0	0	0	0	0	0	0	-	-
0300	0	0	0	0	0	0	0	0	0	0	0	0	0	0	0	0	0	0	0	-	-
0400	0	0	0	0	0	0	0	0	0	0	0	0	0	0	0	0	0	0	0	-	-
0500	1	0	1	0	0	0	0	0	0	0	0	0	0	0	0	0	0	0	0	61.5	-
0600	3	0	2	1	0	0	0	0	0	0	0	0	0	1	33.3	1	33.3	0	0	68	-
0700	26	0	24	0	2	0	0	0	0	0	0	0	0	5	19.2	2	7.7	2	7.7	71.7	79.9
0800	**48**	**0**	**42**	**2**	**4**	**0**	**0**	**0**	**0**	**0**	**0**	**0**	**0**	**9**	**18.8**	**5**	**10.4**	**2**	**4.2**	**71.8**	**80.3**
0900	31	0	26	1	4	0	0	0	0	0	0	0	0	5	16.1	3	9.7	0	0	69.4	79.6
1000	24	0	21	2	0	0	0	0	0	1	0	0	0	4	16.7	2	8.3	1	4.2	67.4	79.6
1100	30	0	26	0	3	0	0	1	0	0	0	0	0	3	10	0	0	0	0	61.6	76.7
1200	11	0	11	0	0	0	0	0	0	0	0	0	0	2	18.2	0	0	0	0	66	79.6
1300	28	0	22	1	3	0	1	0	0	0	1	0	0	3	10.7	2	7.1	2	7.1	67.4	78.8
1400	28	0	27	0	1	0	0	0	0	0	0	0	0	2	7.1	0	0	0	0	67	74.9
1500	33	0	24	0	7	1	0	0	0	1	0	0	0	2	6.1	1	3	0	0	64.8	75.2
1600	32	1	29	0	2	0	0	0	0	0	0	0	0	2	6.3	0	0	0	0	65.3	74.9
1700	37	1	29	0	7	0	0	0	0	0	0	0	0	6	16.2	4	10.8	1	2.7	68.7	79.2
1800	**42**	**0**	**38**	**0**	**4**	**0**	**0**	**0**	**0**	**0**	**0**	**0**	**0**	**4**	**9.5**	**2**	**4.8**	**2**	**4.8**	**69.3**	**76.7**
1900	20	0	18	0	2	0	0	0	0	0	0	0	0	1	5	1	5	0	0	63	72.7
2000	17	0	17	0	0	0	0	0	0	0	0	0	0	1	5.9	0	0	0	0	63.9	72.7
2100	9	0	9	0	0	0	0	0	0	0	0	0	0	0	0	0	0	0	0	62.4	-
2200	7	0	7	0	0	0	0	0	0	0	0	0	0	0	0	0	0	0	0	63.1	-
2300	3	0	3	0	0	0	0	0	0	0	0	0	0	0	0	0	0	0	0	66.4	-
07-19	**370**	**2**	**319**	**6**	**37**	**1**	**1**	**1**	**0**	**2**	**1**	**0**	**0**	**47**	**12.7**	**21**	**5.7**	**10**	**2.7**	**67.8**	**79.2**
06-22	**419**	**2**	**365**	**7**	**39**	**1**	**1**	**1**	**0**	**2**	**1**	**0**	**0**	**50**	**11.9**	**23**	**5.5**	**10**	**2.4**	**67.3**	**78.8**
06-00	**429**	**2**	**375**	**7**	**39**	**1**	**1**	**1**	**0**	**2**	**1**	**0**	**0**	**50**	**11.7**	**23**	**5.4**	**10**	**2.3**	**67.2**	**78.8**
00-00	**434**	**2**	**380**	**7**	**39**	**1**	**1**	**1**	**0**	**2**	**1**	**0**	**0**	**51**	**11.8**	**24**	**5.5**	**10**	**2.3**	**67.2**	**78.8**

DRAFT

Site 3
Location R125, att t/pole, Lat 53.48058, Long -6.61546
Direction South

3279 / Meath/Cavan/Monaghan ATC's
October 2013
Automatic Traffic Count

Thu, 10 October 2013

Time	Total	Classification												>PSL	>PSL%	>SL1	>SL1%	>SL2	>SL2%	Mean	Vpp
		1 MCL	2 SV	3 SVT	4 TB2	5 TB3	6 T4	7 ART3	8 ART4	9 ART5	10 ART6	11 BD	12 DRT	80	80	85 +5kph	85 +5kph	90 +10kph	90 +10kph		85
0000	4	0	4	0	0	0	0	0	0	0	0	0	0	2	50	0	0	0	0	66.7	-
0100	2	0	2	0	0	0	0	0	0	0	0	0	0	2	100	1	50	1	50	88.8	-
0200	0	0	0	0	0	0	0	0	0	0	0	0	0	0	0	0	0	0	0	-	-
0300	0	0	0	0	0	0	0	0	0	0	0	0	0	0	0	0	0	0	0	-	-
0400	1	0	1	0	0	0	0	0	0	0	0	0	0	0	0	0	0	0	0	56.3	-
0500	3	0	1	0	0	0	2	0	0	0	0	0	0	0	0	0	0	0	0	66.2	-
0600	2	0	1	0	1	0	0	0	0	0	0	0	0	1	50	0	0	0	0	76.1	-
0700	19	0	15	0	4	0	0	0	0	0	0	0	0	5	26.3	2	10.5	1	5.3	72.4	81.7
0800	**47**	**0**	**39**	**0**	**4**	**2**	**2**	**0**	**0**	**0**	**0**	**0**	**0**	**4**	**8.5**	**2**	**4.3**	**0**	**0**	**64.4**	**76.7**
0900	29	0	26	0	3	0	0	0	0	0	0	0	0	3	10.3	1	3.4	1	3.4	70.7	79.6
1000	15	0	13	1	1	0	0	0	0	0	0	0	0	1	6.7	1	6.7	1	6.7	66.9	77.8
1100	19	0	14	1	4	0	0	0	0	0	0	0	0	4	21.1	2	10.5	0	0	68.1	80.3
1200	25	0	23	1	1	0	0	0	0	0	0	0	0	5	20	2	8	0	0	68.6	81.7
1300	16	0	8	2	5	0	0	0	1	0	0	0	0	1	6.3	1	6.3	1	6.3	63.9	73.1
1400	22	0	20	0	2	0	0	0	0	0	0	0	0	2	9.1	1	4.5	1	4.5	66.3	73.4
1500	33	0	28	0	5	0	0	0	0	0	0	0	0	3	9.1	2	6.1	1	3	66.3	76
1600	31	1	25	0	2	0	1	0	1	1	0	0	0	4	12.9	1	3.2	0	0	67.8	76.7
1700	**44**	**0**	**44**	**0**	**0**	**0**	**0**	**0**	**0**	**0**	**0**	**0**	**0**	**11**	**25**	**4**	**9.1**	**1**	**2.3**	**73.2**	**81**
1800	37	0	36	0	0	0	0	0	1	0	0	0	0	7	18.9	4	10.8	3	8.1	72.1	82.1
1900	27	0	25	1	1	0	0	0	0	0	0	0	0	1	3.7	1	3.7	1	3.7	65	74.9
2000	17	0	16	0	1	0	0	0	0	0	0	0	0	1	5.9	0	0	0	0	66.2	74.2
2100	9	0	9	0	0	0	0	0	0	0	0	0	0	0	0	0	0	0	0	64.8	-
2200	7	0	7	0	0	0	0	0	0	0	0	0	0	1	14.3	1	14.3	1	14.3	68.6	-
2300	5	0	4	0	1	0	0	0	0	0	0	0	0	1	20	1	20	1	20	75.6	-
07-19	**337**	**1**	**291**	**5**	**31**	**2**	**3**	**0**	**3**	**1**	**0**	**0**	**0**	**50**	**14.8**	**23**	**6.8**	**10**	**3**	**68.6**	**79.6**
06-22	**392**	**1**	**342**	**6**	**34**	**2**	**3**	**0**	**3**	**1**	**0**	**0**	**0**	**53**	**13.5**	**24**	**6.1**	**11**	**2.8**	**68.2**	**78.8**
06-00	**404**	**1**	**353**	**6**	**35**	**2**	**3**	**0**	**3**	**1**	**0**	**0**	**0**	**55**	**13.6**	**26**	**6.4**	**13**	**3.2**	**68.3**	**78.8**
00-00	**414**	**1**	**361**	**6**	**35**	**2**	**5**	**0**	**3**	**1**	**0**	**0**	**0**	**59**	**14.3**	**27**	**6.5**	**14**	**3.4**	**68.3**	**79.2**

DRAFT

Site 3
Location R125, att t/pole, Lat 53.48058, Long -6.61546
Direction South

3279 / Meath/Cavan/Monaghan ATC's
October 2013
Automatic Traffic Count

Fri, 11 October 2013

Time	Total	Classification												>PSL	>PSL%	>SL1	>SL1%	>SL2	>SL2%	Mean	Vpp
		1 MCL	2 SV	3 SVT	4 TB2	5 TB3	6 T4	7 ART3	8 ART4	9 ART5	10 ART6	11 BD	12 DRT	80	80	85 +5kph	85 +5kph	90 +10kph	90 +10kph		85
0000	1	0	1	0	0	0	0	0	0	0	0	0	0	1	100	1	100	1	100	100.6	-
0100	4	0	3	0	0	1	0	0	0	0	0	0	0	1	25	1	25	1	25	75.6	-
0200	0	0	0	0	0	0	0	0	0	0	0	0	0	0	0	0	0	0	0	-	-
0300	0	0	0	0	0	0	0	0	0	0	0	0	0	0	0	0	0	0	0	-	-
0400	0	0	0	0	0	0	0	0	0	0	0	0	0	0	0	0	0	0	0	-	-
0500	1	0	1	0	0	0	0	0	0	0	0	0	0	0	0	0	0	0	0	66.6	-
0600	4	0	2	0	2	0	0	0	0	0	0	0	0	1	25	1	25	0	0	69.5	-
0700	28	0	22	0	4	0	0	0	1	1	0	0	0	6	21.4	2	7.1	2	7.1	70.1	80.6
0800	**42**	**0**	**40**	**0**	**2**	**0**	**0**	**0**	**0**	**0**	**0**	**0**	**0**	**8**	**19**	**2**	**4.8**	**1**	**2.4**	**72.1**	**79.9**
0900	37	0	35	0	1	0	1	0	0	0	0	0	0	4	10.8	1	2.7	0	0	68	74.9
1000	23	0	19	0	3	0	0	0	1	0	0	0	0	1	4.3	1	4.3	1	4.3	65.3	72.7
1100	26	0	22	0	3	0	0	0	0	1	0	0	0	3	11.5	2	7.7	1	3.8	67.7	79.2
1200	26	0	23	1	2	0	0	0	0	0	0	0	0	0	0	0	0	0	0	63.7	72
1300	26	0	14	3	7	0	1	0	0	1	0	0	0	1	3.8	0	0	0	0	61.5	73.1
1400	34	0	23	1	9	0	0	0	0	1	0	0	0	4	11.8	2	5.9	1	2.9	63.6	75.6
1500	35	0	32	0	3	0	0	0	0	0	0	0	0	2	5.7	1	2.9	0	0	68	75.2
1600	**42**	**0**	**36**	**0**	**3**	**0**	**0**	**0**	**2**	**0**	**1**	**0**	**0**	**3**	**7.1**	**2**	**4.8**	**0**	**0**	**67.8**	**76.3**
1700	**42**	**0**	**37**	**1**	**4**	**0**	**0**	**0**	**0**	**0**	**0**	**0**	**0**	**10**	**23.8**	**5**	**11.9**	**2**	**4.8**	**72.1**	**82.8**
1800	38	0	35	1	2	0	0	0	0	0	0	0	0	6	15.8	4	10.5	3	7.9	70.9	75.6
1900	22	1	21	0	0	0	0	0	0	0	0	0	0	3	13.6	1	4.5	1	4.5	70.5	79.9
2000	16	0	15	0	1	0	0	0	0	0	0	0	0	1	6.3	1	6.3	0	0	69.2	73.8
2100	14	0	12	0	1	0	0	0	1	0	0	0	0	2	14.3	1	7.1	0	0	71.6	79.2
2200	6	0	5	0	1	0	0	0	0	0	0	0	0	0	0	0	0	0	0	62.2	-
2300	3	0	3	0	0	0	0	0	0	0	0	0	0	0	0	0	0	0	0	70.1	-
07-19	**399**	**0**	**338**	**7**	**43**	**0**	**2**	**0**	**4**	**4**	**1**	**0**	**0**	**48**	**12**	**22**	**5.5**	**11**	**2.8**	**68**	**77.4**
06-22	**455**	**1**	**388**	**7**	**47**	**0**	**2**	**0**	**5**	**4**	**1**	**0**	**0**	**55**	**12.1**	**26**	**5.7**	**12**	**2.6**	**68.3**	**78.1**
06-00	**464**	**1**	**396**	**7**	**48**	**0**	**2**	**0**	**5**	**4**	**1**	**0**	**0**	**55**	**11.9**	**26**	**5.6**	**12**	**2.6**	**68.2**	**78.1**
00-00	**470**	**1**	**401**	**7**	**48**	**1**	**2**	**0**	**5**	**4**	**1**	**0**	**0**	**57**	**12.1**	**28**	**6**	**14**	**3**	**68.4**	**78.1**

DRAFT

Site 3
Location R125, att t/pole, Lat 53.48058, Long -6.61546
Direction South

3279 / Meath/Cavan/Monaghan ATC's
October 2013
Automatic Traffic Count

Sat, 12 October 2013

Time	Total	Classification												>PSL	>PSL%	>SL1	>SL1%	>SL2	>SL2%	Mean	Vpp
		1 MCL	2 SV	3 SVT	4 TB2	5 TB3	6 T4	7 ART3	8 ART4	9 ART5	10 ART6	11 BD	12 DRT	80	80	85 +5kph	85 +5kph	90 +10kph	90 +10kph		85
0000	1	0	1	0	0	0	0	0	0	0	0	0	0	0	0	0	0	0	0	57.6	-
0100	3	0	2	0	0	1	0	0	0	0	0	0	0	0	0	0	0	0	0	60.3	-
0200	2	0	2	0	0	0	0	0	0	0	0	0	0	1	50	1	50	1	50	89.9	-
0300	2	0	2	0	0	0	0	0	0	0	0	0	0	1	50	0	0	0	0	71.1	-
0400	1	0	1	0	0	0	0	0	0	0	0	0	0	0	0	0	0	0	0	58.3	-
0500	1	0	1	0	0	0	0	0	0	0	0	0	0	0	0	0	0	0	0	64.7	-
0600	2	0	2	0	0	0	0	0	0	0	0	0	0	1	50	1	50	0	0	74.7	-
0700	8	0	5	0	2	0	0	0	0	1	0	0	0	2	25	0	0	0	0	68.9	-
0800	9	0	7	1	0	0	0	0	1	0	0	0	0	1	11.1	0	0	0	0	71.5	-
0900	**31**	**0**	**26**	**1**	**4**	**0**	**0**	**0**	**0**	**0**	**0**	**0**	**0**	**6**	**19.4**	**2**	**6.5**	**1**	**3.2**	**70**	**80.3**
1000	21	0	21	0	0	0	0	0	0	0	0	0	0	2	9.5	1	4.8	0	0	69.2	78.1
1100	23	1	20	1	1	0	0	0	0	0	0	0	0	1	4.3	0	0	0	0	64.9	75.6
1200	18	1	15	0	2	0	0	0	0	0	0	0	0	2	11.1	1	5.6	1	5.6	64.8	72.4
1300	24	0	22	0	0	0	0	0	2	0	0	0	0	4	16.7	3	12.5	0	0	67.8	78.8
1400	27	0	24	1	2	0	0	0	0	0	0	0	0	1	3.7	1	3.7	0	0	67.9	76
1500	30	1	26	1	2	0	0	0	0	0	0	0	0	2	6.7	0	0	0	0	63.8	73.8
1600	23	0	22	0	1	0	0	0	0	0	0	0	0	3	13	1	4.3	0	0	66.5	77.4
1700	26	1	24	0	1	0	0	0	0	0	0	0	0	0	0	0	0	0	0	65.6	71.3
1800	**41**	**1**	**37**	**2**	**1**	**0**	**0**	**0**	**0**	**0**	**0**	**0**	**0**	**5**	**12.2**	**3**	**7.3**	**2**	**4.9**	**66.2**	**78.1**
1900	16	0	14	0	2	0	0	0	0	0	0	0	0	0	0	0	0	0	0	67.7	74.2
2000	13	0	13	0	0	0	0	0	0	0	0	0	0	2	15.4	2	15.4	2	15.4	69.5	75.6
2100	5	0	5	0	0	0	0	0	0	0	0	0	0	3	60	3	60	2	40	88	-
2200	8	0	8	0	0	0	0	0	0	0	0	0	0	0	0	0	0	0	0	65.6	-
2300	4	0	4	0	0	0	0	0	0	0	0	0	0	1	25	0	0	0	0	72.7	-
07-19	**281**	**5**	**249**	**7**	**16**	**0**	**0**	**0**	**3**	**1**	**0**	**0**	**0**	**29**	**10.3**	**12**	**4.3**	**4**	**1.4**	**66.9**	**77.4**
06-22	**317**	**5**	**283**	**7**	**18**	**0**	**0**	**0**	**3**	**1**	**0**	**0**	**0**	**35**	**11**	**18**	**5.7**	**8**	**2.5**	**67.4**	**77.4**
06-00	**329**	**5**	**295**	**7**	**18**	**0**	**0**	**0**	**3**	**1**	**0**	**0**	**0**	**36**	**10.9**	**18**	**5.5**	**8**	**2.4**	**67.5**	**77.8**
00-00	**339**	**5**	**304**	**7**	**18**	**1**	**0**	**0**	**3**	**1**	**0**	**0**	**0**	**38**	**11.2**	**19**	**5.6**	**9**	**2.7**	**67.5**	**77.8**

DRAFT

Site 3
Location R125, att t/pole, Lat 53.48058, Long -6.61546
Direction South

3279 / Meath/Cavan/Monaghan ATC's
October 2013
Automatic Traffic Count

Sun, 13 October 2013

Time	Total	Classification												>PSL	>PSL%	>SL1	>SL1%	>SL2	>SL2%	Mean	Vpp
		1 MCL	2 SV	3 SVT	4 TB2	5 TB3	6 T4	7 ART3	8 ART4	9 ART5	10 ART6	11 BD	12 DRT	80	80	85 +5kph	85 +5kph	90 +10kph	90 +10kph		85
0000	5	0	5	0	0	0	0	0	0	0	0	0	0	0	0	0	0	0	0	67.7	-
0100	4	0	3	0	1	0	0	0	0	0	0	0	0	0	0	0	0	0	0	64.6	-
0200	2	0	2	0	0	0	0	0	0	0	0	0	0	1	50	1	50	0	0	75	-
0300	3	0	2	0	1	0	0	0	0	0	0	0	0	1	33.3	1	33.3	0	0	82	-
0400	0	0	0	0	0	0	0	0	0	0	0	0	0	0	0	0	0	0	0	-	-
0500	0	0	0	0	0	0	0	0	0	0	0	0	0	0	0	0	0	0	0	-	-
0600	3	0	2	0	1	0	0	0	0	0	0	0	0	0	0	0	0	0	0	63	-
0700	2	0	2	0	0	0	0	0	0	0	0	0	0	1	50	0	0	0	0	71.5	-
0800	1	0	1	0	0	0	0	0	0	0	0	0	0	0	0	0	0	0	0	70.5	-
0900	14	2	11	1	0	0	0	0	0	0	0	0	0	0	0	0	0	0	0	59.2	73.4
1000	8	0	8	0	0	0	0	0	0	0	0	0	0	0	0	0	0	0	0	70.8	-
1100	**22**	**0**	**18**	**1**	**3**	**0**	**0**	**0**	**0**	**0**	**0**	**0**	**0**	**3**	**13.6**	**3**	**13.6**	**0**	**0**	**70.1**	**76.7**
1200	48	0	47	1	0	0	0	0	0	0	0	0	0	1	2.1	0	0	0	0	61.7	69.5
1300	25	0	23	0	1	0	0	0	1	0	0	0	0	1	4	1	4	0	0	60	71.6
1400	49	0	45	3	1	0	0	0	0	0	0	0	0	2	4.1	0	0	0	0	56.8	69.1
1500	**72**	**1**	**67**	**3**	**1**	**0**	**0**	**0**	**0**	**0**	**0**	**0**	**0**	**2**	**2.8**	**0**	**0**	**0**	**0**	**57.3**	**67.7**
1600	47	2	36	8	1	0	0	0	0	0	0	0	0	1	2.1	0	0	0	0	55.1	68
1700	40	1	25	10	3	0	1	0	0	0	0	0	0	1	2.5	0	0	0	0	61.4	72.4
1800	29	0	27	2	0	0	0	0	0	0	0	0	0	1	3.4	0	0	0	0	69.1	76
1900	14	0	13	0	0	0	0	0	0	1	0	0	0	1	7.1	0	0	0	0	64.4	71.6
2000	16	0	15	0	1	0	0	0	0	0	0	0	0	2	12.5	0	0	0	0	67.1	77
2100	14	0	14	0	0	0	0	0	0	0	0	0	0	4	28.6	3	21.4	3	21.4	73.2	91.8
2200	3	0	3	0	0	0	0	0	0	0	0	0	0	1	33.3	0	0	0	0	68.3	-
2300	6	0	6	0	0	0	0	0	0	0	0	0	0	0	0	0	0	0	0	70.2	-
07-19	**357**	**6**	**310**	**29**	**10**	**0**	**1**	**0**	**1**	**0**	**0**	**0**	**0**	**13**	**3.6**	**4**	**1.1**	**0**	**0**	**60.4**	**72**
06-22	**404**	**6**	**354**	**29**	**12**	**0**	**1**	**0**	**1**	**1**	**0**	**0**	**0**	**20**	**5**	**7**	**1.7**	**3**	**0.7**	**61.3**	**73.4**
06-00	**413**	**6**	**363**	**29**	**12**	**0**	**1**	**0**	**1**	**1**	**0**	**0**	**0**	**21**	**5.1**	**7**	**1.7**	**3**	**0.7**	**61.5**	**73.4**
00-00	**427**	**6**	**375**	**29**	**14**	**0**	**1**	**0**	**1**	**1**	**0**	**0**	**0**	**23**	**5.4**	**9**	**2.1**	**3**	**0.7**	**61.8**	**73.8**

DRAFT

Site 3
Location R125, att t/pole, Lat 53.48058, Long -6.61546
Direction South

3279 / Meath/Cavan/Monaghan ATC's
October 2013
Automatic Traffic Count

Virtual Day (7)

Time	Total	Classification												>PSL	>PSL%	>SL1	>SL1%	>SL2	>SL2%	Mean	Vpp
		1 MCL	2 SV	3 SVT	4 TB2	5 TB3	6 T4	7 ART3	8 ART4	9 ART5	10 ART6	11 BD	12 DRT	80	80	85 +5kph	85 +5kph	90 +10kph	90 +10kph		85
0000	2	0	2	0	0	0	0	0	0	0	0	0	0	1	31.3	0	12.5	0	6.3	71.1	-
0100	3	0	2	0	0	0	0	0	0	0	0	0	0	1	20	0	10	0	10	67.2	-
0200	1	0	1	0	0	0	0	0	0	0	0	0	0	0	40	0	40	0	20	77.7	-
0300	1	0	1	0	0	0	0	0	0	0	0	0	0	0	28.6	0	14.3	0	0	72.9	-
0400	0	0	0	0	0	0	0	0	0	0	0	0	0	0	0	0	0	0	0	57.3	-
0500	1	0	1	0	0	0	0	0	0	0	0	0	0	0	10	0	0	0	0	68.8	-
0600	3	0	3	0	1	0	0	0	0	0	0	0	0	1	21.7	0	13	0	0	69.5	-
0700	19	0	16	0	3	0	0	0	0	0	0	0	0	3	18	2	8.3	1	6.8	70.2	80.6
0800	**34**	**0**	**30**	**1**	**2**	**0**	**0**	**0**	**0**	**0**	**0**	**0**	**0**	**6**	**18.2**	**2**	**6.8**	**1**	**2.5**	**70.4**	**80.3**
0900	29	0	26	1	2	0	0	0	0	0	0	0	0	3	11.7	1	3.9	0	1.5	68.6	78.1
1000	20	0	18	0	1	0	0	0	0	0	0	0	0	2	9.2	1	4.2	0	2.1	67.1	78.1
1100	23	0	19	1	3	0	0	0	0	0	0	0	0	3	13	1	5.6	0	1.2	66.4	78.8
1200	26	0	23	0	1	0	0	0	0	0	0	0	0	2	7.2	1	2.2	0	0.6	64.4	73.8
1300	23	0	17	1	3	0	0	0	1	0	0	0	0	2	7	1	5.1	0	1.9	63.9	74.5
1400	29	0	25	1	3	0	0	0	0	0	0	0	0	2	5.4	1	2	0	1	63.4	74.5
1500	36	0	31	1	3	0	0	0	0	0	0	0	0	3	7.9	1	1.6	0	0.4	63.3	74.9
1600	33	1	28	1	2	0	0	0	0	0	0	0	0	2	7.3	1	2.2	0	0.4	64	75.6
1700	**38**	**0**	**33**	**2**	**3**	**0**	**0**	**0**	**0**	**0**	**0**	**0**	**0**	**6**	**15.7**	**2**	**6.3**	**1**	**1.5**	**69**	**80.6**
1800	36	0	34	1	1	0	0	0	0	0	0	0	0	5	13.3	3	8.2	2	5.5	70	78.8
1900	19	0	18	1	1	0	0	0	0	0	0	0	0	1	5.9	1	2.9	0	1.5	65.5	74.9
2000	16	0	15	0	1	0	0	0	0	0	0	0	0	2	9.6	0	2.6	0	1.7	66.6	75.6
2100	10	0	9	0	0	0	0	0	0	0	0	0	0	1	13	1	10.1	1	7.2	68.8	-
2200	6	0	6	0	0	0	0	0	0	0	0	0	0	1	11.6	0	4.7	0	2.3	65.4	-
2300	4	0	4	0	0	0	0	0	0	0	0	0	0	0	6.9	0	3.4	0	3.4	66.6	-
07-19	**347**	**2**	**301**	**9**	**28**	**1**	**1**	**0**	**2**	**2**	**0**	**0**	**0**	**39**	**11.2**	**16**	**4.7**	**7**	**2**	**66.8**	**78.1**
06-22	**396**	**2**	**347**	**10**	**30**	**1**	**1**	**0**	**2**	**2**	**0**	**0**	**0**	**44**	**11**	**19**	**4.7**	**8**	**2.1**	**66.8**	**77.8**
06-00	**406**	**2**	**356**	**10**	**30**	**1**	**1**	**0**	**2**	**2**	**0**	**0**	**0**	**45**	**11**	**19**	**4.7**	**9**	**2.1**	**66.7**	**77.8**
00-00	**415**	**2**	**363**	**10**	**31**	**1**	**2**	**0**	**2**	**3**	**0**	**0**	**0**	**47**	**11.3**	**20**	**4.8**	**9**	**2.2**	**66.8**	**77.8**

DRAFT

Site 3
Location R125, att t/pole, Lat 53.48058, Long -6.61546
Direction South

3279 / Meath/Cavan/Monaghan ATC's
October 2013
Automatic Traffic Count

Virtual Week (1)

Time	Total	Classification												>PSL	>PSL%	>SL1	>SL1%	>SL2	>SL2%	Mean	Vpp
		1 MCL	2 SV	3 SVT	4 TB2	5 TB3	6 T4	7 ART3	8 ART4	9 ART5	10 ART6	11 BD	12 DRT	80	80	85 +5kph	85 +5kph	90 +10kph	90 +10kph		85
Mon	406	1	364	7	25	0	3	0	0	6	0	0	0	51	12.6	17	4.2	4	1	67.5	78.1
Tue	414	1	359	9	38	2	0	1	1	3	0	0	0	48	11.6	16	3.9	10	2.4	67.1	78.1
Wed	434	2	380	7	39	1	1	1	0	2	1	0	0	51	11.8	24	5.5	10	2.3	67.2	78.8
Thu	414	1	361	6	35	2	5	0	3	1	0	0	0	59	14.3	27	6.5	14	3.4	68.3	79.2
Fri	470	1	401	7	48	1	2	0	5	4	1	0	0	57	12.1	28	6	14	3	68.4	78.1
|Sat	339	5	304	7	18	1	0	0	3	1	0	0	0	38	11.2	19	5.6	9	2.7	67.5	77.8
|Sun	427	6	375	29	14	0	1	0	1	1	0	0	0	23	5.4	9	2.1	3	0.7	61.8	73.8
5 Day Ave.	**428**	**1**	**373**	**7**	**37**	**1**	**2**	**0**	**2**	**3**	**0**	**0**	**0**	**53**	**12.4**	**22**	**5.1**	**10**	**2.3**	**67.7**	**78.5**
7 Day Ave.	**415**	**2**	**363**	**10**	**31**	**1**	**2**	**0**	**2**	**3**	**0**	**0**	**0**	**47**	**11.3**	**20**	**4.8**	**9**	**2.2**	**66.8**	**77.8**
--	**2904**	**17**	**2544**	**72**	**217**	**7**	**12**	**2**	**13**	**18**	**2**	**0**	**0**	**327**	**11.3**	**140**	**4.8**	**64**	**2.2**	**66.8**	**77.8**

Summary Graphs

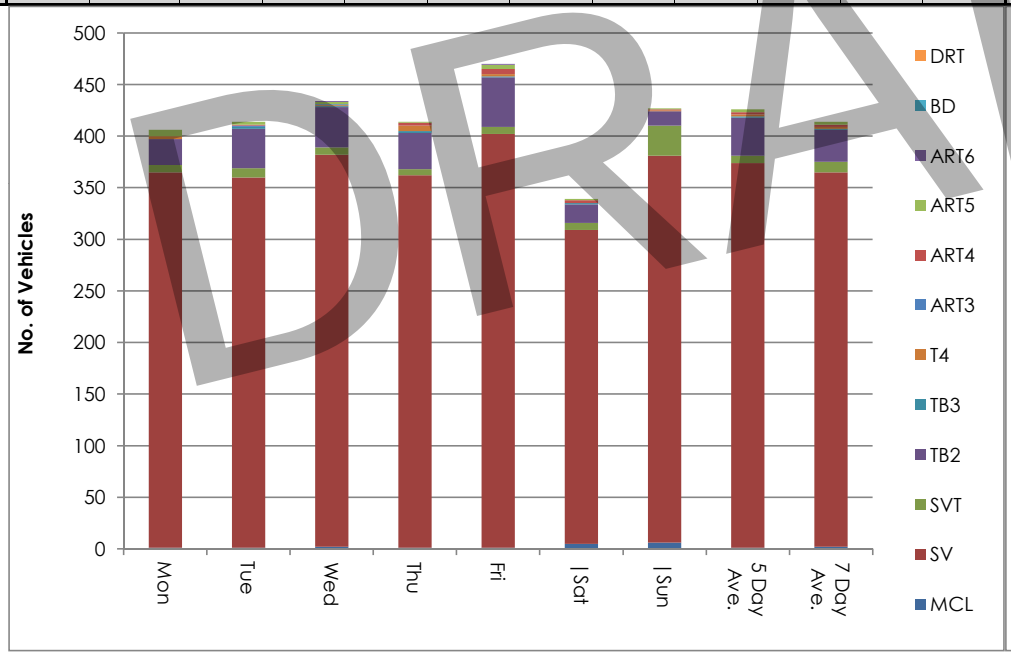

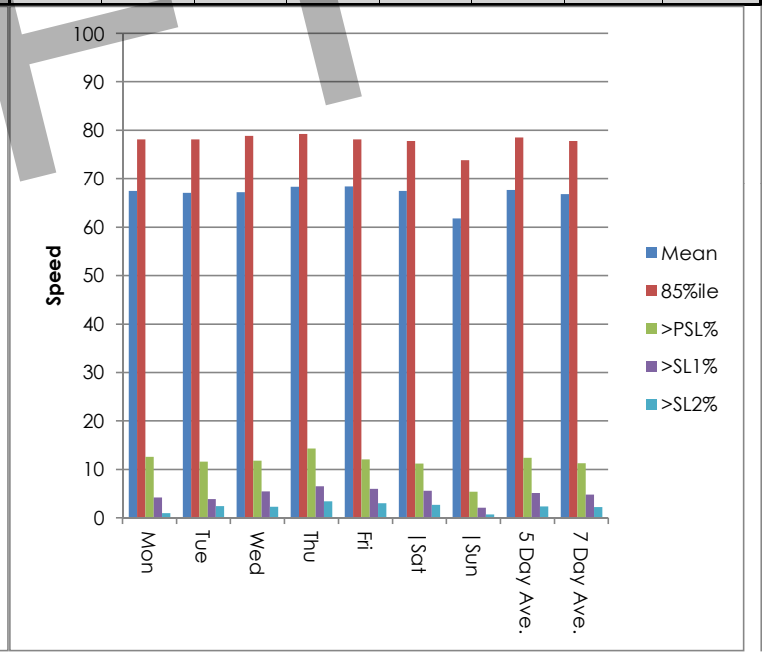

DRAFT

Site 3
Location R125, att t/pole, Lat 53.48058, Long -6.61546
Direction South

3279 / Meath/Cavan/Monaghan ATC's
October 2013
Automatic Traffic Count

Mon, 7 October 2013

Time	Total	Speed Bins (km/h)																											
		0 - 5	5 - 10	10 - 15	15 - 20	20 - 25	25 - 30	30 - 35	35 - 40	40 - 45	45 - 50	50 - 55	55 - 60	60 - 65	65 - 70	70 - 75	75 - 80	80 - 85	85 - 90	90 - 95	95 - 100	100 - 105	105 - 110	110 - 115	115 - 120	120 - 125	125 - 130	130 - 135	135 - 140
0000	4	0	0	0	0	0	0	0	0	0	0	0	0	1	1	1	0	1	0	0	0	0	0	0	0	0	0	0	0
0100	0	0	0	0	0	0	0	0	0	0	0	0	0	0	0	0	0	0	0	0	0	0	0	0	0	0	0	0	0
0200	0	0	0	0	0	0	0	0	0	0	0	0	0	0	0	0	0	0	0	0	0	0	0	0	0	0	0	0	0
0300	0	0	0	0	0	0	0	0	0	0	0	0	0	0	0	0	0	0	0	0	0	0	0	0	0	0	0	0	0
0400	0	0	0	0	0	0	0	0	0	0	0	0	0	0	0	0	0	0	0	0	0	0	0	0	0	0	0	0	0
0500	3	0	0	0	0	0	0	0	0	0	0	0	0	0	1	1	0	1	0	0	0	0	0	0	0	0	0	0	0
0600	6	0	0	0	0	0	0	0	0	0	0	1	0	2	1	1	1	0	0	0	0	0	0	0	0	0	0	0	0
0700	24	0	0	0	0	0	0	0	0	0	0	1	3	5	2	7	4	0	1	0	1	0	0	0	0	0	0	0	0
0800	**44**	**0**	**0**	**0**	**0**	**0**	**0**	**0**	**0**	**0**	**0**	**1**	**2**	**6**	**7**	**13**	**3**	**9**	**2**	**1**	**0**	**0**	**0**	**0**	**0**	**0**	**0**	**0**	**0**
0900	35	0	0	0	0	0	0	0	0	0	0	1	3	7	5	11	4	4	0	0	0	0	0	0	0	0	0	0	0
1000	22	0	0	0	0	0	0	1	0	0	1	1	1	0	4	4	5	4	1	0	0	0	0	0	0	0	0	0	0
1100	18	0	0	0	0	0	0	0	0	0	2	1	4	4	1	2	2	1	1	0	0	0	0	0	0	0	0	0	0
1200	27	0	0	0	0	0	0	0	0	0	1	1	4	6	8	7	0	0	0	0	0	0	0	0	0	0	0	0	0
1300	17	0	0	0	0	0	1	0	0	1	0	1	2	3	4	3	1	0	1	0	0	0	0	0	0	0	0	0	0
1400	22	0	0	0	0	0	0	0	0	0	1	3	5	4	2	5	2	0	0	0	0	0	0	0	0	0	0	0	0
1500	22	0	0	0	0	0	0	0	0	1	1	3	4	5	0	3	2	3	0	0	0	0	0	0	0	0	0	0	0
1600	29	0	0	0	0	1	1	1	0	0	0	3	2	1	5	9	4	2	0	0	0	0	0	0	0	0	0	0	0
1700	33	0	0	0	0	0	0	0	0	1	1	0	3	9	6	2	4	4	3	0	0	0	0	0	0	0	0	0	0
1800	**36**	**0**	**0**	**0**	**0**	**0**	**0**	**0**	**0**	**0**	**0**	**3**	**4**	**6**	**8**	**3**	**6**	**2**	**2**	**1**	**1**	**0**	**0**	**0**	**0**	**0**	**0**	**0**	**0**
1900	23	0	0	0	0	0	0	0	0	1	0	5	2	4	7	1	2	0	1	0	0	0	0	0	0	0	0	0	0
2000	21	0	0	0	0	0	0	0	0	0	0	1	5	8	3	2	0	2	0	0	0	0	0	0	0	0	0	0	0
2100	13	0	0	0	0	0	0	0	0	1	0	1	1	4	3	1	2	0	0	0	0	0	0	0	0	0	0	0	0
2200	5	0	0	0	0	0	0	0	0	0	0	2	0	0	1	0	0	1	1	0	0	0	0	0	0	0	0	0	0
2300	2	0	0	0	0	0	0	0	0	0	0	0	0	1	1	0	0	0	0	0	0	0	0	0	0	0	0	0	0
07-19	**329**	**0**	**0**	**0**	**0**	**1**	**2**	**2**	**0**	**3**	**7**	**19**	**37**	**56**	**52**	**69**	**37**	**29**	**11**	**2**	**2**	**0**	**0**	**0**	**0**	**0**	**0**	**0**	**0**
06-22	**392**	**0**	**0**	**0**	**0**	**1**	**2**	**2**	**0**	**5**	**7**	**27**	**45**	**74**	**66**	**74**	**42**	**31**	**12**	**2**	**2**	**0**	**0**	**0**	**0**	**0**	**0**	**0**	**0**
06-00	**399**	**0**	**0**	**0**	**0**	**1**	**2**	**2**	**0**	**5**	**7**	**29**	**45**	**75**	**68**	**74**	**42**	**32**	**13**	**2**	**2**	**0**	**0**	**0**	**0**	**0**	**0**	**0**	**0**
00-00	**406**	**0**	**0**	**0**	**0**	**1**	**2**	**2**	**0**	**5**	**7**	**29**	**45**	**76**	**70**	**76**	**42**	**34**	**13**	**2**	**2**	**0**	**0**	**0**	**0**	**0**	**0**	**0**	**0**

DRAFT

Site 3
Location R125, att t/pole, Lat 53.48058, Long -6.61546
Direction South

3279 / Meath/Cavan/Monaghan ATC's
October 2013
Automatic Traffic Count

Tue, 8 October 2013

Time	Total	Speed Bins (km/h)																											
		0 - 5	5 - 10	10 - 15	15 - 20	20 - 25	25 - 30	30 - 35	35 - 40	40 - 45	45 - 50	50 - 55	55 - 60	60 - 65	65 - 70	70 - 75	75 - 80	80 - 85	85 - 90	90 - 95	95 - 100	100 - 105	105 - 110	110 - 115	115 - 120	120 - 125	125 - 130	130 - 135	135 - 140
0000	0	0	0	0	0	0	0	0	0	0	0	0	0	0	0	0	0	0	0	0	0	0	0	0	0	0	0	0	0
0100	4	0	0	0	0	0	0	1	0	0	0	0	0	2	0	0	0	1	0	0	0	0	0	0	0	0	0	0	0	0
0200	1	0	0	0	0	0	0	0	0	0	0	0	1	0	0	0	0	0	0	0	0	0	0	0	0	0	0	0	0	0
0300	2	0	0	0	0	0	0	0	0	0	0	1	0	0	1	0	0	0	0	0	0	0	0	0	0	0	0	0	0	0
0400	0	0	0	0	0	0	0	0	0	0	0	0	0	0	0	0	0	0	0	0	0	0	0	0	0	0	0	0	0	0
0500	1	0	0	0	0	0	0	0	0	0	0	0	0	0	0	1	0	0	0	0	0	0	0	0	0	0	0	0	0	0
0600	3	0	0	0	0	0	0	0	0	0	0	0	0	0	0	1	1	1	0	0	0	0	0	0	0	0	0	0	0	0
0700	26	0	0	0	0	0	0	0	0	0	2	2	2	6	4	5	2	0	0	2	1	0	0	0	0	0	0	0	0	0
0800	**45**	**0**	**0**	**0**	**0**	**0**	**0**	**0**	**0**	**0**	**1**	**2**	**7**	**2**	**4**	**10**	**10**	**5**	**2**	**2**	**0**	**0**	**0**	**0**	**0**	**0**	**0**	**0**	**0**	**0**
0900	28	0	0	0	0	0	0	0	1	0	0	0	4	4	6	9	2	1	0	0	0	0	1	0	0	0	0	0	0	0
1000	29	0	0	0	0	0	0	1	0	0	0	5	5	5	7	3	3	0	0	0	0	0	0	0	0	0	0	0	0	0
1100	24	0	0	0	0	0	0	0	0	0	1	1	3	6	2	4	2	4	0	1	0	0	0	0	0	0	0	0	0	0
1200	25	0	0	0	0	1	1	0	0	0	1	2	2	4	3	7	1	2	1	0	0	0	0	0	0	0	0	0	0	0
1300	22	0	0	0	0	0	0	1	0	0	1	3	3	3	5	4	2	0	0	0	0	0	0	0	0	0	0	0	0	0
1400	23	0	0	0	0	0	0	0	1	1	1	0	2	3	7	2	6	0	0	0	0	0	0	0	0	0	0	0	0	0
1500	28	0	0	0	0	0	0	0	0	0	1	4	5	3	4	4	1	6	0	0	0	0	0	0	0	0	0	0	0	0
1600	28	0	0	0	0	0	1	0	0	0	0	3	4	6	8	3	1	1	0	1	0	0	0	0	0	0	0	0	0	0
1700	**46**	**0**	**0**	**0**	**0**	**0**	**0**	**0**	**0**	**0**	**0**	**3**	**1**	**7**	**9**	**11**	**8**	**6**	**1**	**0**	**0**	**0**	**0**	**0**	**0**	**0**	**0**	**0**	**0**	**0**
1800	32	0	0	0	0	0	0	0	0	0	0	0	1	4	9	7	6	1	2	1	1	0	0	0	0	0	0	0	0	0
1900	14	0	0	0	0	0	0	0	0	1	0	2	2	3	3	1	1	1	0	0	0	0	0	0	0	0	0	0	0	0
2000	15	0	0	0	0	0	0	0	0	0	0	1	2	2	6	2	0	2	0	0	0	0	0	0	0	0	0	0	0	0
2100	5	0	0	0	0	0	0	0	0	0	0	1	0	2	1	1	0	0	0	0	0	0	0	0	0	0	0	0	0	0
2200	7	0	0	0	0	1	0	0	0	0	0	0	0	2	1	2	0	1	0	0	0	0	0	0	0	0	0	0	0	0
2300	6	0	0	0	0	0	2	0	0	0	0	1	0	1	2	0	0	0	0	0	0	0	0	0	0	0	0	0	0	0
07-19	**356**	**0**	**0**	**0**	**0**	**1**	**2**	**2**	**2**	**1**	**8**	**25**	**39**	**53**	**68**	**69**	**44**	**26**	**6**	**7**	**2**	**0**	**1**	**0**	**0**	**0**	**0**	**0**	**0**	**0**
06-22	**393**	**0**	**0**	**0**	**0**	**1**	**2**	**2**	**2**	**2**	**8**	**29**	**43**	**60**	**78**	**74**	**46**	**30**	**6**	**7**	**2**	**0**	**1**	**0**	**0**	**0**	**0**	**0**	**0**	**0**
06-00	**406**	**0**	**0**	**0**	**0**	**2**	**4**	**2**	**2**	**2**	**8**	**30**	**43**	**63**	**81**	**76**	**46**	**31**	**6**	**7**	**2**	**0**	**1**	**0**	**0**	**0**	**0**	**0**	**0**	**0**
00-00	**414**	**0**	**0**	**0**	**0**	**2**	**4**	**3**	**2**	**2**	**8**	**31**	**44**	**65**	**82**	**77**	**46**	**32**	**6**	**7**	**2**	**0**	**1**	**0**	**0**	**0**	**0**	**0**	**0**	**0**

DRAFT

Site 3
Location R125, att t/pole, Lat 53.48058, Long -6.61546
Direction South

3279 / Meath/Cavan/Monaghan ATC's
October 2013
Automatic Traffic Count

Wed, 9 October 2013

Time	Total	Speed Bins (km/h)																											
		0 - 5	5 - 10	10 - 15	15 - 20	20 - 25	25 - 30	30 - 35	35 - 40	40 - 45	45 - 50	50 - 55	55 - 60	60 - 65	65 - 70	70 - 75	75 - 80	80 - 85	85 - 90	90 - 95	95 - 100	100 - 105	105 - 110	110 - 115	115 - 120	120 - 125	125 - 130	130 - 135	135 - 140
0000	1	0	0	0	0	0	0	0	0	0	0	0	0	0	0	0	0	0	1	0	0	0	0	0	0	0	0	0	0
0100	3	0	0	0	0	0	0	0	0	1	0	0	0	0	1	1	0	0	0	0	0	0	0	0	0	0	0	0	0
0200	0	0	0	0	0	0	0	0	0	0	0	0	0	0	0	0	0	0	0	0	0	0	0	0	0	0	0	0	0
0300	0	0	0	0	0	0	0	0	0	0	0	0	0	0	0	0	0	0	0	0	0	0	0	0	0	0	0	0	0
0400	0	0	0	0	0	0	0	0	0	0	0	0	0	0	0	0	0	0	0	0	0	0	0	0	0	0	0	0	0
0500	1	0	0	0	0	0	0	0	0	0	0	0	0	1	0	0	0	0	0	0	0	0	0	0	0	0	0	0	0
0600	3	0	0	0	0	0	0	0	0	0	0	1	0	1	0	0	0	0	1	0	0	0	0	0	0	0	0	0	0
0700	26	0	0	0	0	0	0	0	0	0	0	1	3	3	6	3	5	3	0	0	1	1	0	0	0	0	0	0	0
0800	**48**	**0**	**0**	**0**	**0**	**0**	**0**	**0**	**0**	**0**	**1**	**1**	**5**	**2**	**12**	**9**	**9**	**4**	**3**	**1**	**0**	**1**	**0**	**0**	**0**	**0**	**0**	**0**	**0**
0900	31	0	0	0	0	0	0	0	0	0	0	2	4	3	9	6	2	2	3	0	0	0	0	0	0	0	0	0	0
1000	24	0	0	0	0	0	0	1	0	0	1	0	2	7	4	2	3	2	1	1	0	0	0	0	0	0	0	0	0
1100	30	0	0	0	0	2	0	0	0	0	2	1	4	14	1	1	2	3	0	0	0	0	0	0	0	0	0	0	0
1200	11	0	0	0	0	0	0	1	0	1	0	1	0	0	3	1	2	2	0	0	0	0	0	0	0	0	0	0	0
1300	28	0	0	0	0	0	0	0	0	0	3	2	2	4	6	4	4	1	0	2	0	0	0	0	0	0	0	0	0
1400	28	0	0	0	0	0	0	0	0	0	0	1	4	6	8	5	2	2	0	0	0	0	0	0	0	0	0	0	0
1500	33	0	0	0	0	0	0	0	0	0	2	5	5	6	4	4	5	1	1	0	0	0	0	0	0	0	0	0	0
1600	32	0	0	0	0	1	0	0	0	1	0	2	3	5	11	4	3	2	0	0	0	0	0	0	0	0	0	0	0
1700	37	0	0	0	1	0	1	0	1	0	0	2	5	2	1	8	10	2	3	1	0	0	0	0	0	0	0	0	0
1800	**42**	**0**	**0**	**0**	**0**	**0**	**1**	**0**	**0**	**0**	**0**	**0**	**4**	**7**	**7**	**15**	**4**	**2**	**0**	**2**	**0**	**0**	**0**	**0**	**0**	**0**	**0**	**0**	**0**
1900	20	0	0	0	0	0	0	0	1	2	0	1	4	3	3	5	0	0	1	0	0	0	0	0	0	0	0	0	0
2000	17	0	0	0	0	0	0	0	1	1	0	0	3	4	2	3	2	1	0	0	0	0	0	0	0	0	0	0	0
2100	9	0	0	0	0	0	0	0	0	0	0	2	0	4	2	1	0	0	0	0	0	0	0	0	0	0	0	0	0
2200	7	0	0	0	0	0	0	0	0	1	0	0	1	1	4	0	0	0	0	0	0	0	0	0	0	0	0	0	0
2300	3	0	0	0	0	0	0	0	0	0	0	0	0	1	1	1	0	0	0	0	0	0	0	0	0	0	0	0	0
07-19	**370**	**0**	**0**	**0**	**1**	**3**	**2**	**2**	**1**	**2**	**9**	**18**	**41**	**59**	**72**	**62**	**51**	**26**	**11**	**7**	**1**	**2**	**0**	**0**	**0**	**0**	**0**	**0**	**0**
06-22	**419**	**0**	**0**	**0**	**1**	**3**	**2**	**2**	**3**	**5**	**9**	**22**	**48**	**71**	**79**	**71**	**53**	**27**	**13**	**7**	**1**	**2**	**0**	**0**	**0**	**0**	**0**	**0**	**0**
06-00	**429**	**0**	**0**	**0**	**1**	**3**	**2**	**2**	**3**	**6**	**9**	**22**	**49**	**73**	**84**	**72**	**53**	**27**	**13**	**7**	**1**	**2**	**0**	**0**	**0**	**0**	**0**	**0**	**0**
00-00	**434**	**0**	**0**	**0**	**1**	**3**	**2**	**2**	**3**	**7**	**9**	**22**	**49**	**74**	**85**	**73**	**53**	**27**	**14**	**7**	**1**	**2**	**0**	**0**	**0**	**0**	**0**	**0**	**0**

DRAFT

Site 3
Location R125, att t/pole, Lat 53.48058, Long -6.61546
Direction South

3279 / Meath/Cavan/Monaghan ATC's
October 2013
Automatic Traffic Count

Thu, 10 October 2013

Time	Total	Speed Bins (km/h)																											
		0 - 5	5 - 10	10 - 15	15 - 20	20 - 25	25 - 30	30 - 35	35 - 40	40 - 45	45 - 50	50 - 55	55 - 60	60 - 65	65 - 70	70 - 75	75 - 80	80 - 85	85 - 90	90 - 95	95 - 100	100 - 105	105 - 110	110 - 115	115 - 120	120 - 125	125 - 130	130 - 135	135 - 140
0000	4	0	0	0	0	0	0	0	0	0	1	1	0	0	0	0	0	2	0	0	0	0	0	0	0	0	0	0	0
0100	2	0	0	0	0	0	0	0	0	0	0	0	0	0	0	0	0	1	0	1	0	0	0	0	0	0	0	0	0
0200	0	0	0	0	0	0	0	0	0	0	0	0	0	0	0	0	0	0	0	0	0	0	0	0	0	0	0	0	0
0300	0	0	0	0	0	0	0	0	0	0	0	0	0	0	0	0	0	0	0	0	0	0	0	0	0	0	0	0	0
0400	1	0	0	0	0	0	0	0	0	0	0	0	1	0	0	0	0	0	0	0	0	0	0	0	0	0	0	0	0
0500	3	0	0	0	0	0	0	0	0	0	0	0	1	0	0	2	0	0	0	0	0	0	0	0	0	0	0	0	0
0600	2	0	0	0	0	0	0	0	0	0	0	0	0	0	0	1	0	1	0	0	0	0	0	0	0	0	0	0	0
0700	19	0	0	0	0	0	0	0	0	0	1	1	0	2	3	4	3	3	1	0	1	0	0	0	0	0	0	0	0
0800	**47**	**0**	**0**	**0**	**0**	**0**	**0**	**0**	**7**	**2**	**0**	**0**	**6**	**2**	**9**	**9**	**8**	**2**	**2**	**0**	**0**	**0**	**0**	**0**	**0**	**0**	**0**	**0**	**0**
0900	29	0	0	0	0	0	0	0	0	0	0	2	1	3	9	4	7	2	0	1	0	0	0	0	0	0	0	0	0
1000	15	0	0	0	0	0	0	1	0	0	0	1	3	2	1	3	3	0	0	0	1	0	0	0	0	0	0	0	0
1100	19	0	0	0	0	0	0	0	0	0	1	1	2	5	3	1	2	2	2	0	0	0	0	0	0	0	0	0	0
1200	25	0	0	0	0	0	0	0	0	0	0	3	3	4	2	7	1	3	2	0	0	0	0	0	0	0	0	0	0
1300	16	0	0	0	0	0	0	0	0	1	2	1	3	1	3	3	1	0	0	0	0	1	0	0	0	0	0	0	0
1400	22	0	0	0	0	0	0	1	0	0	0	0	4	5	4	6	0	1	0	0	1	0	0	0	0	0	0	0	0
1500	33	0	0	0	0	0	1	0	0	0	1	2	6	5	8	4	3	1	1	0	0	1	0	0	0	0	0	0	0
1600	31	0	0	0	1	0	0	0	0	0	0	1	5	5	3	8	4	3	1	0	0	0	0	0	0	0	0	0	0
1700	**44**	**0**	**0**	**0**	**0**	**0**	**0**	**0**	**0**	**0**	**0**	**0**	**4**	**3**	**9**	**8**	**9**	**7**	**3**	**1**	**0**	**0**	**0**	**0**	**0**	**0**	**0**	**0**	**0**
1800	37	0	0	0	0	0	0	0	0	0	0	2	2	5	6	9	6	3	1	3	0	0	0	0	0	0	0	0	0
1900	27	0	0	0	0	0	0	0	0	0	3	2	4	2	9	3	3	0	0	1	0	0	0	0	0	0	0	0	0
2000	17	0	0	0	0	0	1	0	0	0	0	1	2	1	5	4	2	1	0	0	0	0	0	0	0	0	0	0	0
2100	9	0	0	0	0	0	0	0	0	0	0	0	0	6	1	1	1	0	0	0	0	0	0	0	0	0	0	0	0
2200	7	0	0	0	0	0	1	0	0	0	0	0	0	1	2	0	2	0	0	0	0	1	0	0	0	0	0	0	0
2300	5	0	0	0	0	0	0	0	0	0	0	0	0	1	0	2	1	0	0	1	0	0	0	0	0	0	0	0	0
07-19	**337**	**0**	**0**	**0**	**1**	**0**	**1**	**2**	**7**	**3**	**5**	**14**	**39**	**42**	**60**	**66**	**47**	**27**	**13**	**5**	**3**	**2**	**0**	**0**	**0**	**0**	**0**	**0**	**0**
06-22	**392**	**0**	**0**	**0**	**1**	**0**	**2**	**2**	**7**	**3**	**8**	**17**	**45**	**51**	**75**	**75**	**53**	**29**	**13**	**6**	**3**	**2**	**0**	**0**	**0**	**0**	**0**	**0**	**0**
06-00	**404**	**0**	**0**	**0**	**1**	**0**	**3**	**2**	**7**	**3**	**8**	**17**	**45**	**53**	**77**	**77**	**56**	**29**	**13**	**7**	**3**	**3**	**0**	**0**	**0**	**0**	**0**	**0**	**0**
00-00	**414**	**0**	**0**	**0**	**1**	**0**	**3**	**2**	**7**	**3**	**9**	**18**	**47**	**53**	**77**	**79**	**56**	**32**	**13**	**8**	**3**	**3**	**0**	**0**	**0**	**0**	**0**	**0**	**0**

DRAFT

Site 3
Location R125, att t/pole, Lat 53.48058, Long -6.61546
Direction South

3279 / Meath/Cavan/Monaghan ATC's
October 2013
Automatic Traffic Count

Fri, 11 October 2013

Time	Total	Speed Bins (km/h)																											
		0 - 5	5 - 10	10 - 15	15 - 20	20 - 25	25 - 30	30 - 35	35 - 40	40 - 45	45 - 50	50 - 55	55 - 60	60 - 65	65 - 70	70 - 75	75 - 80	80 - 85	85 - 90	90 - 95	95 - 100	100 - 105	105 - 110	110 - 115	115 - 120	120 - 125	125 - 130	130 - 135	135 - 140
0000	1	0	0	0	0	0	0	0	0	0	0	0	0	0	0	0	0	0	0	0	0	1	0	0	0	0	0	0	0
0100	4	0	0	0	0	0	0	0	0	0	0	0	1	0	0	2	0	0	0	0	1	0	0	0	0	0	0	0	0
0200	0	0	0	0	0	0	0	0	0	0	0	0	0	0	0	0	0	0	0	0	0	0	0	0	0	0	0	0	0
0300	0	0	0	0	0	0	0	0	0	0	0	0	0	0	0	0	0	0	0	0	0	0	0	0	0	0	0	0	0
0400	0	0	0	0	0	0	0	0	0	0	0	0	0	0	0	0	0	0	0	0	0	0	0	0	0	0	0	0	0
0500	1	0	0	0	0	0	0	0	0	0	0	0	0	0	1	0	0	0	0	0	0	0	0	0	0	0	0	0	0
0600	4	0	0	0	0	0	0	0	0	0	0	1	0	1	0	0	1	0	1	0	0	0	0	0	0	0	0	0	0
0700	28	0	0	0	0	0	0	0	0	1	0	2	3	4	3	6	3	4	0	1	1	0	0	0	0	0	0	0	0
0800	**42**	**0**	**0**	**0**	**0**	**0**	**0**	**0**	**0**	**0**	**0**	**0**	**4**	**3**	**9**	**13**	**5**	**6**	**1**	**1**	**0**	**0**	**0**	**0**	**0**	**0**	**0**	**0**	**0**
0900	37	0	0	0	0	0	0	0	0	0	3	1	4	4	7	11	3	3	1	0	0	0	0	0	0	0	0	0	0
1000	23	0	0	0	0	0	0	0	0	1	1	1	4	3	7	3	2	0	0	0	1	0	0	0	0	0	0	0	0
1100	26	0	0	0	0	0	0	0	0	0	1	2	4	4	4	5	3	1	1	1	0	0	0	0	0	0	0	0	0
1200	26	0	0	0	0	0	1	0	0	1	0	0	3	8	7	5	1	0	0	0	0	0	0	0	0	0	0	0	0
1300	26	0	0	0	0	0	0	0	1	0	1	1	14	2	1	3	2	1	0	0	0	0	0	0	0	0	0	0	0
1400	34	0	0	0	0	0	0	0	1	4	1	1	4	7	6	4	2	2	1	1	0	0	0	0	0	0	0	0	0
1500	35	0	0	0	0	0	0	0	0	0	1	2	5	3	6	12	4	1	1	0	0	0	0	0	0	0	0	0	0
1600	**42**	**0**	**0**	**0**	**0**	**0**	**0**	**0**	**0**	**1**	**0**	**2**	**4**	**10**	**9**	**6**	**7**	**1**	**2**	**0**	**0**	**0**	**0**	**0**	**0**	**0**	**0**	**0**	**0**
1700	**42**	**0**	**0**	**0**	**0**	**0**	**0**	**0**	**0**	**0**	**0**	**3**	**4**	**4**	**8**	**7**	**6**	**5**	**3**	**1**	**1**	**0**	**0**	**0**	**0**	**0**	**0**	**0**	**0**
1800	38	0	0	0	0	0	0	0	0	0	0	0	1	5	18	7	1	2	1	2	1	0	0	0	0	0	0	0	0
1900	22	0	0	0	0	0	0	0	0	0	0	1	2	4	4	4	4	2	0	1	0	0	0	0	0	0	0	0	0
2000	16	0	0	0	0	0	0	0	0	0	0	0	1	4	4	5	1	0	1	0	0	0	0	0	0	0	0	0	0
2100	14	0	0	0	0	0	0	0	0	0	0	1	1	0	4	3	3	1	1	0	0	0	0	0	0	0	0	0	0
2200	6	0	0	0	0	0	0	0	0	0	0	1	2	1	1	1	0	0	0	0	0	0	0	0	0	0	0	0	0
2300	3	0	0	0	0	0	0	0	0	0	0	0	0	0	2	0	1	0	0	0	0	0	0	0	0	0	0	0	0
07-19	**399**	**0**	**0**	**0**	**0**	**0**	**1**	**0**	**2**	**8**	**8**	**15**	**54**	**57**	**85**	**82**	**39**	**26**	**11**	**7**	**4**	**0**	**0**	**0**	**0**	**0**	**0**	**0**	**0**
06-22	**455**	**0**	**0**	**0**	**0**	**0**	**1**	**0**	**2**	**8**	**8**	**18**	**58**	**66**	**97**	**94**	**48**	**29**	**14**	**8**	**4**	**0**	**0**	**0**	**0**	**0**	**0**	**0**	**0**
06-00	**464**	**0**	**0**	**0**	**0**	**0**	**1**	**0**	**2**	**8**	**8**	**19**	**60**	**67**	**100**	**95**	**49**	**29**	**14**	**8**	**4**	**0**	**0**	**0**	**0**	**0**	**0**	**0**	**0**
00-00	**470**	**0**	**0**	**0**	**0**	**0**	**1**	**0**	**2**	**8**	**8**	**19**	**61**	**67**	**101**	**97**	**49**	**29**	**14**	**8**	**5**	**1**	**0**	**0**	**0**	**0**	**0**	**0**	**0**

DRAFT

Site 3
Location R125, att t/pole, Lat 53.48058, Long -6.61546
Direction South

3279 / Meath/Cavan/Monaghan ATC's
October 2013
Automatic Traffic Count

Sat, 12 October 2013

Time	Total	Speed Bins (km/h)																											
		0 - 5	5 - 10	10 - 15	15 - 20	20 - 25	25 - 30	30 - 35	35 - 40	40 - 45	45 - 50	50 - 55	55 - 60	60 - 65	65 - 70	70 - 75	75 - 80	80 - 85	85 - 90	90 - 95	95 - 100	100 - 105	105 - 110	110 - 115	115 - 120	120 - 125	125 - 130	130 - 135	135 - 140
0000	1	0	0	0	0	0	0	0	0	0	0	0	1	0	0	0	0	0	0	0	0	0	0	0	0	0	0	0	0
0100	3	0	0	0	0	0	0	0	0	0	0	2	0	0	0	0	1	0	0	0	0	0	0	0	0	0	0	0	0
0200	2	0	0	0	0	0	0	0	0	0	0	0	0	0	0	0	1	0	0	0	0	1	0	0	0	0	0	0	0
0300	2	0	0	0	0	0	0	0	0	0	0	0	0	1	0	0	0	1	0	0	0	0	0	0	0	0	0	0	0
0400	1	0	0	0	0	0	0	0	0	0	0	0	1	0	0	0	0	0	0	0	0	0	0	0	0	0	0	0	0
0500	1	0	0	0	0	0	0	0	0	0	0	0	0	1	0	0	0	0	0	0	0	0	0	0	0	0	0	0	0
0600	2	0	0	0	0	0	0	0	0	0	0	0	0	1	0	0	0	0	1	0	0	0	0	0	0	0	0	0	0
0700	8	0	0	0	0	0	0	0	0	0	1	0	0	2	1	1	1	2	0	0	0	0	0	0	0	0	0	0	0
0800	9	0	0	0	0	0	0	0	0	0	0	0	1	2	0	2	3	1	0	0	0	0	0	0	0	0	0	0	0
0900	**31**	**0**	**0**	**0**	**0**	**0**	**0**	**0**	**0**	**1**	**1**	**2**	**2**	**4**	**3**	**10**	**2**	**4**	**1**	**0**	**0**	**1**	**0**	**0**	**0**	**0**	**0**	**0**	**0**
1000	21	0	0	0	0	0	0	0	0	0	0	1	1	5	4	5	3	1	1	0	0	0	0	0	0	0	0	0	0
1100	23	0	0	0	0	1	0	0	0	0	1	2	3	4	1	7	3	1	0	0	0	0	0	0	0	0	0	0	0
1200	18	0	0	0	0	1	0	0	0	0	0	0	4	4	4	2	1	1	0	1	0	0	0	0	0	0	0	0	0
1300	24	0	0	0	0	0	0	0	0	0	2	3	2	2	3	7	1	1	3	0	0	0	0	0	0	0	0	0	0
1400	27	0	0	0	0	0	0	0	0	0	1	0	1	10	5	4	5	0	1	0	0	0	0	0	0	0	0	0	0
1500	30	0	0	0	0	1	0	0	0	1	0	3	4	6	6	5	2	2	0	0	0	0	0	0	0	0	0	0	0
1600	23	0	0	0	0	0	1	0	0	1	0	1	2	2	8	4	1	2	1	0	0	0	0	0	0	0	0	0	0
1700	26	0	0	0	1	0	0	0	0	0	1	0	1	6	9	6	2	0	0	0	0	0	0	0	0	0	0	0	0
1800	**41**	**0**	**0**	**0**	**0**	**0**	**0**	**2**	**0**	**0**	**2**	**1**	**7**	**6**	**9**	**4**	**5**	**2**	**1**	**1**	**1**	**0**	**0**	**0**	**0**	**0**	**0**	**0**	**0**
1900	16	0	0	0	0	0	0	0	0	0	1	0	1	4	2	7	1	0	0	0	0	0	0	0	0	0	0	0	0
2000	13	0	0	0	0	0	0	0	0	0	0	1	2	2	2	3	1	0	0	2	0	0	0	0	0	0	0	0	0
2100	5	0	0	0	0	0	0	0	0	0	0	0	0	0	1	1	0	0	1	1	0	0	0	1	0	0	0	0	0
2200	8	0	0	0	0	0	0	0	0	0	0	2	1	1	1	2	1	0	0	0	0	0	0	0	0	0	0	0	0
2300	4	0	0	0	0	0	0	0	0	0	0	0	0	0	1	2	0	1	0	0	0	0	0	0	0	0	0	0	0
07-19	**281**	**0**	**0**	**0**	**1**	**3**	**1**	**2**	**0**	**3**	**9**	**13**	**28**	**53**	**53**	**57**	**29**	**17**	**8**	**2**	**1**	**1**	**0**	**0**	**0**	**0**	**0**	**0**	**0**
06-22	**317**	**0**	**0**	**0**	**1**	**3**	**1**	**2**	**0**	**3**	**10**	**14**	**31**	**60**	**58**	**68**	**31**	**17**	**10**	**5**	**1**	**1**	**0**	**1**	**0**	**0**	**0**	**0**	**0**
06-00	**329**	**0**	**0**	**0**	**1**	**3**	**1**	**2**	**0**	**3**	**10**	**16**	**32**	**61**	**60**	**72**	**32**	**18**	**10**	**5**	**1**	**1**	**0**	**1**	**0**	**0**	**0**	**0**	**0**
00-00	**339**	**0**	**0**	**0**	**1**	**3**	**1**	**2**	**0**	**3**	**10**	**18**	**34**	**63**	**60**	**72**	**34**	**19**	**10**	**5**	**1**	**2**	**0**	**1**	**0**	**0**	**0**	**0**	**0**

DRAFT

Site 3
Location R125, att t/pole, Lat 53.48058, Long -6.61546
Direction South

3279 / Meath/Cavan/Monaghan ATC's
October 2013
Automatic Traffic Count

Sun, 13 October 2013

Time	Total	Speed Bins (km/h)																											
		0 - 5	5 - 10	10 - 15	15 - 20	20 - 25	25 - 30	30 - 35	35 - 40	40 - 45	45 - 50	50 - 55	55 - 60	60 - 65	65 - 70	70 - 75	75 - 80	80 - 85	85 - 90	90 - 95	95 - 100	100 - 105	105 - 110	110 - 115	115 - 120	120 - 125	125 - 130	130 - 135	135 - 140
0000	5	0	0	0	0	0	0	0	0	0	0	0	1	0	2	1	1	0	0	0	0	0	0	0	0	0	0	0	0
0100	4	0	0	0	0	0	0	0	0	0	0	1	1	0	0	1	1	0	0	0	0	0	0	0	0	0	0	0	0
0200	2	0	0	0	0	0	0	0	0	0	0	0	0	1	0	0	0	0	1	0	0	0	0	0	0	0	0	0	0
0300	3	0	0	0	0	0	0	0	0	0	0	0	0	0	0	0	2	0	1	0	0	0	0	0	0	0	0	0	0
0400	0	0	0	0	0	0	0	0	0	0	0	0	0	0	0	0	0	0	0	0	0	0	0	0	0	0	0	0	0
0500	0	0	0	0	0	0	0	0	0	0	0	0	0	0	0	0	0	0	0	0	0	0	0	0	0	0	0	0	0
0600	3	0	0	0	0	0	0	0	0	0	0	0	0	3	0	0	0	0	0	0	0	0	0	0	0	0	0	0	0
0700	2	0	0	0	0	0	0	0	0	0	0	0	0	1	0	0	0	1	0	0	0	0	0	0	0	0	0	0	0
0800	1	0	0	0	0	0	0	0	0	0	0	0	0	0	0	1	0	0	0	0	0	0	0	0	0	0	0	0	0
0900	14	0	0	0	2	0	0	0	0	0	0	2	1	1	4	2	2	0	0	0	0	0	0	0	0	0	0	0	0
1000	8	0	0	0	0	0	0	0	0	0	0	0	0	1	4	0	3	0	0	0	0	0	0	0	0	0	0	0	0
1100	**22**	**0**	**0**	**0**	**0**	**0**	**0**	**0**	**0**	**0**	**0**	**2**	**0**	**5**	**5**	**5**	**2**	**0**	**3**	**0**	**0**	**0**	**0**	**0**	**0**	**0**	**0**	**0**	**0**
1200	48	0	0	0	0	0	0	1	1	0	3	3	13	8	12	4	2	1	0	0	0	0	0	0	0	0	0	0	0
1300	25	0	0	0	0	0	2	0	0	0	5	0	5	5	3	2	2	0	1	0	0	0	0	0	0	0	0	0	0
1400	49	0	0	0	0	0	0	0	1	8	4	11	9	5	4	3	2	2	0	0	0	0	0	0	0	0	0	0	0
1500	**72**	**0**	**0**	**1**	**0**	**0**	**0**	**0**	**3**	**8**	**3**	**11**	**16**	**14**	**8**	**4**	**2**	**2**	**0**	**0**	**0**	**0**	**0**	**0**	**0**	**0**	**0**	**0**	**0**
1600	47	0	0	0	1	0	1	3	5	1	2	8	6	8	6	4	1	1	0	0	0	0	0	0	0	0	0	0	0
1700	40	0	0	0	0	1	0	0	0	2	6	0	7	4	10	8	1	1	0	0	0	0	0	0	0	0	0	0	0
1800	29	0	0	0	0	0	0	0	0	0	0	0	3	4	9	8	4	1	0	0	0	0	0	0	0	0	0	0	0
1900	14	0	0	0	0	0	0	0	0	1	0	2	0	4	2	3	1	1	0	0	0	0	0	0	0	0	0	0	0
2000	16	0	0	0	0	0	0	0	0	0	0	2	2	4	3	0	3	2	0	0	0	0	0	0	0	0	0	0	0
2100	14	0	0	0	0	0	0	0	0	0	1	1	1	0	2	5	0	1	0	3	0	0	0	0	0	0	0	0	0
2200	3	0	0	0	0	0	0	0	0	0	0	1	0	0	1	0	0	1	0	0	0	0	0	0	0	0	0	0	0
2300	6	0	0	0	0	0	0	0	0	0	0	0	0	2	0	3	1	0	0	0	0	0	0	0	0	0	0	0	0
07-19	**357**	**0**	**0**	**1**	**3**	**1**	**3**	**4**	**10**	**19**	**23**	**37**	**60**	**56**	**65**	**41**	**21**	**9**	**4**	**0**	**0**	**0**	**0**	**0**	**0**	**0**	**0**	**0**	**0**
06-22	**404**	**0**	**0**	**1**	**3**	**1**	**3**	**4**	**10**	**20**	**24**	**42**	**63**	**67**	**72**	**49**	**25**	**13**	**4**	**3**	**0**	**0**	**0**	**0**	**0**	**0**	**0**	**0**	**0**
06-00	**413**	**0**	**0**	**1**	**3**	**1**	**3**	**4**	**10**	**20**	**24**	**43**	**63**	**69**	**73**	**52**	**26**	**14**	**4**	**3**	**0**	**0**	**0**	**0**	**0**	**0**	**0**	**0**	**0**
00-00	**427**	**0**	**0**	**1**	**3**	**1**	**3**	**4**	**10**	**20**	**24**	**44**	**65**	**70**	**75**	**54**	**30**	**14**	**6**	**3**	**0**	**0**	**0**	**0**	**0**	**0**	**0**	**0**	**0**

DRAFT

Site 3
Location R125, att t/pole, Lat 53.48058, Long -6.61546
Direction South

3279 / Meath/Cavan/Monaghan ATC's
October 2013
Automatic Traffic Count

Virtual Day (7)

Time	Total	Speed Bins (km/h)																											
		0 - 5	5 - 10	10 - 15	15 - 20	20 - 25	25 - 30	30 - 35	35 - 40	40 - 45	45 - 50	50 - 55	55 - 60	60 - 65	65 - 70	70 - 75	75 - 80	80 - 85	85 - 90	90 - 95	95 - 100	100 - 105	105 - 110	110 - 115	115 - 120	120 - 125	125 - 130	130 - 135	135 - 140
0000	2	0	0	0	0	0	0	0	0	0	0	0	0	0	0	0	0	0	0	0	0	0	0	0	0	0	0	0	0
0100	3	0	0	0	0	0	0	0	0	0	0	0	0	0	0	1	0	0	0	0	0	0	0	0	0	0	0	0	0
0200	1	0	0	0	0	0	0	0	0	0	0	0	0	0	0	0	0	0	0	0	0	0	0	0	0	0	0	0	0
0300	1	0	0	0	0	0	0	0	0	0	0	0	0	0	0	0	0	0	0	0	0	0	0	0	0	0	0	0	0
0400	0	0	0	0	0	0	0	0	0	0	0	0	0	0	0	0	0	0	0	0	0	0	0	0	0	0	0	0	0
0500	1	0	0	0	0	0	0	0	0	0	0	0	0	0	0	1	0	0	0	0	0	0	0	0	0	0	0	0	0
0600	3	0	0	0	0	0	0	0	0	0	0	0	0	1	0	0	0	0	0	0	0	0	0	0	0	0	0	0	0
0700	19	0	0	0	0	0	0	0	0	0	1	1	2	3	3	4	3	2	0	0	1	0	0	0	0	0	0	0	0
0800	**34**	**0**	**0**	**0**	**0**	**0**	**0**	**0**	**1**	**0**	**0**	**1**	**4**	**2**	**6**	**8**	**5**	**4**	**1**	**1**	**0**	**0**	**0**	**0**	**0**	**0**	**0**	**0**	**0**
0900	29	0	0	0	0	0	0	0	0	0	1	1	3	4	6	8	3	2	1	0	0	0	0	0	0	0	0	0	0
1000	20	0	0	0	0	0	0	1	0	0	0	1	2	3	4	3	3	1	0	0	0	0	0	0	0	0	0	0	0
1100	23	0	0	0	0	0	0	0	0	0	1	1	3	6	2	4	2	2	1	0	0	0	0	0	0	0	0	0	0
1200	26	0	0	0	0	0	0	0	0	0	1	1	4	5	6	5	1	1	0	0	0	0	0	0	0	0	0	0	0
1300	23	0	0	0	0	0	0	0	0	0	2	2	4	3	4	4	2	0	1	0	0	0	0	0	0	0	0	0	0
1400	29	0	0	0	0	0	0	0	0	2	1	2	4	6	5	4	3	1	0	0	0	0	0	0	0	0	0	0	0
1500	36	0	0	0	0	0	0	0	0	1	1	4	6	6	5	5	3	2	0	0	0	0	0	0	0	0	0	0	0
1600	33	0	0	0	0	0	1	1	1	1	0	3	4	5	7	5	3	2	1	0	0	0	0	0	0	0	0	0	0
1700	**38**	**0**	**0**	**0**	**0**	**0**	**0**	**0**	**0**	**0**	**1**	**1**	**4**	**5**	**7**	**7**	**6**	**4**	**2**	**0**	**0**	**0**	**0**	**0**	**0**	**0**	**0**	**0**	**0**
1800	36	0	0	0	0	0	0	0	0	0	0	1	3	5	9	8	5	2	1	1	1	0	0	0	0	0	0	0	0
1900	19	0	0	0	0	0	0	0	0	1	1	2	2	3	4	3	2	1	0	0	0	0	0	0	0	0	0	0	0
2000	16	0	0	0	0	0	0	0	0	0	0	1	2	4	4	3	1	1	0	0	0	0	0	0	0	0	0	0	0
2100	10	0	0	0	0	0	0	0	0	0	0	1	0	2	2	2	1	0	0	1	0	0	0	0	0	0	0	0	0
2200	6	0	0	0	0	0	0	0	0	0	0	1	1	1	2	1	0	0	0	0	0	0	0	0	0	0	0	0	0
2300	4	0	0	0	0	0	0	0	0	0	0	0	0	1	1	1	0	0	0	0	0	0	0	0	0	0	0	0	0
07-19	**347**	**0**	**0**	**0**	**1**	**1**	**2**	**2**	**3**	**6**	**10**	**20**	**43**	**54**	**65**	**64**	**38**	**23**	**9**	**4**	**2**	**1**	**0**	**0**	**0**	**0**	**0**	**0**	**0**
06-22	**396**	**0**	**0**	**0**	**1**	**1**	**2**	**2**	**3**	**7**	**11**	**24**	**48**	**64**	**75**	**72**	**43**	**25**	**10**	**5**	**2**	**1**	**0**	**0**	**0**	**0**	**0**	**0**	**0**
06-00	**406**	**0**	**0**	**0**	**1**	**1**	**2**	**2**	**3**	**7**	**11**	**25**	**48**	**66**	**78**	**74**	**43**	**26**	**10**	**6**	**2**	**1**	**0**	**0**	**0**	**0**	**0**	**0**	**0**
00-00	**415**	**0**	**0**	**0**	**1**	**1**	**2**	**2**	**3**	**7**	**11**	**26**	**49**	**67**	**79**	**75**	**44**	**27**	**11**	**6**	**2**	**1**	**0**	**0**	**0**	**0**	**0**	**0**	**0**

DRAFT

Site 3
Location R125, att t/pole, Lat 53.48058, Long -6.61546
Direction South

3279 / Meath/Cavan/Monaghan ATC's
October 2013
Automatic Traffic Count

Virtual Week (1)

Time	Total	Speed Bins (km/h)																											
		0 - 5	5 - 10	10 - 15	15 - 20	20 - 25	25 - 30	30 - 35	35 - 40	40 - 45	45 - 50	50 - 55	55 - 60	60 - 65	65 - 70	70 - 75	75 - 80	80 - 85	85 - 90	90 - 95	95 - 100	100 - 105	105 - 110	110 - 115	115 - 120	120 - 125	125 - 130	130 - 135	135 - 140
Mon	406	0	0	0	0	1	2	2	0	5	7	29	45	76	70	76	42	34	13	2	2	0	0	0	0	0	0	0	0
Tue	414	0	0	0	0	2	4	3	2	2	8	31	44	65	82	77	46	32	6	7	2	0	1	0	0	0	0	0	0
Wed	434	0	0	0	1	3	2	2	3	7	9	22	49	74	85	73	53	27	14	7	1	2	0	0	0	0	0	0	0
Thu	414	0	0	0	1	0	3	2	7	3	9	18	47	53	77	79	56	32	13	8	3	3	0	0	0	0	0	0	0
Fri	470	0	0	0	0	0	1	0	2	8	8	19	61	67	101	97	49	29	14	8	5	1	0	0	0	0	0	0	0
|Sat	339	0	0	0	1	3	1	2	0	3	10	18	34	63	60	72	34	19	10	5	1	2	0	1	0	0	0	0	0
|Sun	427	0	0	1	3	1	3	4	10	20	24	44	65	70	75	54	30	14	6	3	0	0	0	0	0	0	0	0	0
5 Day Ave.	**428**	**0**	**0**	**0**	**0**	**1**	**2**	**2**	**3**	**5**	**8**	**24**	**49**	**67**	**83**	**80**	**49**	**31**	**12**	**6**	**3**	**1**	**0**	**0**	**0**	**0**	**0**	**0**	**0**
7 Day Ave.	**415**	**0**	**0**	**0**	**1**	**1**	**2**	**2**	**3**	**7**	**11**	**26**	**49**	**67**	**79**	**75**	**44**	**27**	**11**	**6**	**2**	**1**	**0**	**0**	**0**	**0**	**0**	**0**	**0**
--	**2904**	**0**	**0**	**1**	**6**	**10**	**16**	**15**	**24**	**48**	**75**	**181**	**345**	**468**	**550**	**528**	**310**	**187**	**76**	**40**	**14**	**8**	**1**	**1**	**0**	**0**	**0**	**0**	**0**

Summary Graphs

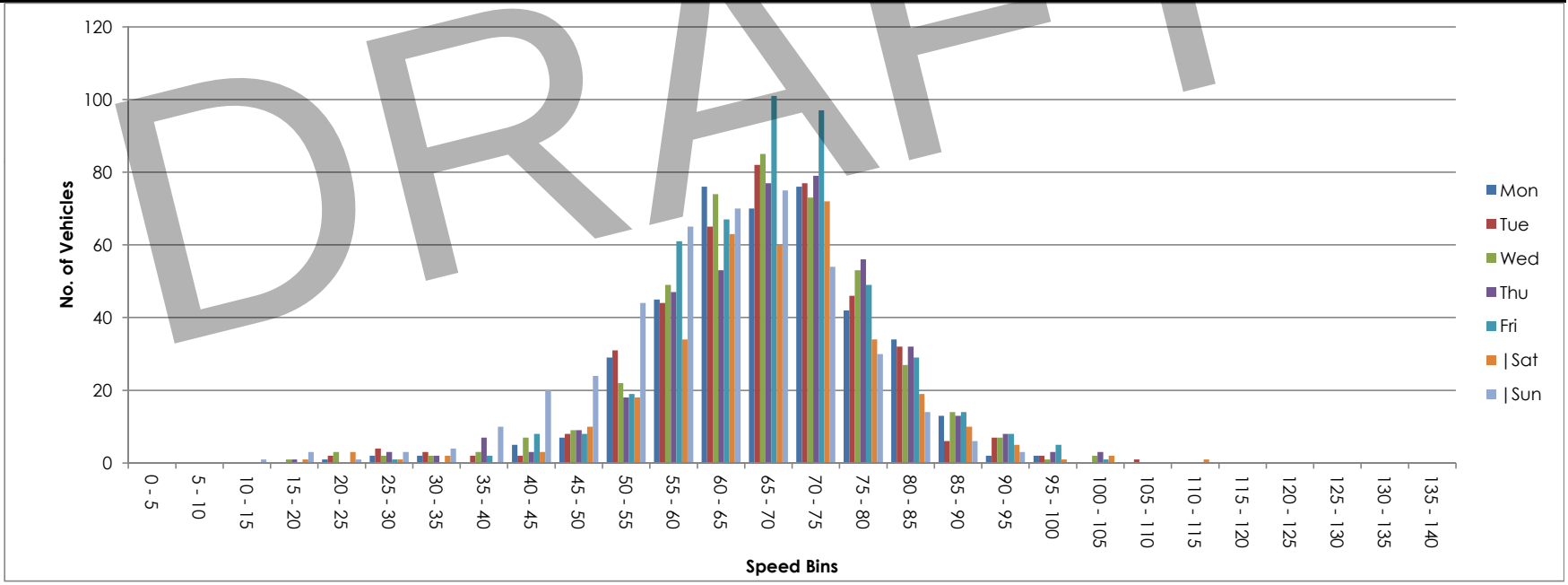

DRAFT

Site 3
Location R125, att t/pole, Lat 53.48058, Long -6.61546
Direction Two way

3279 / Meath/Cavan/Monaghan ATC's
October 2013
Automatic Traffic Count

Mon, 7 October 2013

Time	Total	Classification												>PSL	>PSL%	>SL1	>SL1%	>SL2	>SL2%	Mean	Vpp
		1 MCL	2 SV	3 SVT	4 TB2	5 TB3	6 T4	7 ART3	8 ART4	9 ART5	10 ART6	11 BD	12 DRT	80	80	85 +5kph	85 +5kph	90 +10kph	90 +10kph		85
0000	8	0	8	0	0	0	0	0	0	0	0	0	0	1	12.5	0	0	0	0	69.2	-
0100	1	0	1	0	0	0	0	0	0	0	0	0	0	0	0	0	0	0	0	68.7	-
0200	0	0	0	0	0	0	0	0	0	0	0	0	0	0	0	0	0	0	0	-	-
0300	0	0	0	0	0	0	0	0	0	0	0	0	0	0	0	0	0	0	0	-	-
0400	1	0	0	0	0	0	1	0	0	0	0	0	0	0	0	0	0	0	0	55.1	-
0500	5	0	1	0	4	0	0	0	0	0	0	0	0	1	20	0	0	0	0	69.5	-
0600	11	0	10	0	1	0	0	0	0	0	0	0	0	0	0	0	0	0	0	65.8	72
0700	45	0	38	0	6	0	1	0	0	0	0	0	0	4	8.9	2	4.4	1	2.2	68.5	76.7
0800	**83**	**0**	**75**	**3**	**5**	**0**	**0**	**0**	**0**	**0**	**0**	**0**	**0**	**16**	**19.3**	**6**	**7.2**	**2**	**2.4**	**71.5**	**80.6**
0900	64	0	58	1	1	0	2	0	1	1	0	0	0	4	6.3	0	0	0	0	68.1	74.9
1000	37	0	34	1	0	0	0	0	0	2	0	0	0	7	18.9	2	5.4	1	2.7	70.8	80.3
1100	30	0	25	0	2	0	3	0	0	0	0	0	0	2	6.7	1	3.3	0	0	64.1	74.5
1200	52	0	48	0	1	0	3	0	0	0	0	0	0	2	3.8	1	1.9	0	0	64.5	72
1300	42	1	35	0	4	0	0	0	0	2	0	0	0	3	7.1	1	2.4	0	0	64.9	76.3
1400	55	0	50	0	4	0	0	0	1	0	0	0	0	3	5.5	1	1.8	0	0	66.2	73.4
1500	48	0	37	2	8	0	0	0	0	1	0	0	0	6	12.5	1	2.1	0	0	66.8	78.5
1600	57	1	51	0	3	0	2	0	0	0	0	0	0	5	8.8	0	0	0	0	65.2	77.4
1700	72	0	66	1	5	0	0	0	0	0	0	0	0	14	19.4	5	6.9	1	1.4	70.7	83.2
1800	**73**	**0**	**67**	**1**	**4**	**0**	**0**	**0**	**0**	**1**	**0**	**0**	**0**	**11**	**15.1**	**5**	**6.8**	**3**	**4.1**	**70.3**	**79.6**
1900	36	0	33	2	0	1	0	0	0	0	0	0	0	1	2.8	1	2.8	0	0	62	70.9
2000	33	0	31	0	2	0	0	0	0	0	0	0	0	2	6.1	0	0	0	0	64.4	71.6
2100	18	0	17	1	0	0	0	0	0	0	0	0	0	0	0	0	0	0	0	63.5	68
2200	6	0	6	0	0	0	0	0	0	0	0	0	0	2	33.3	1	16.7	0	0	68.1	-
2300	6	0	6	0	0	0	0	0	0	0	0	0	0	0	0	0	0	0	0	59.5	-
07-19	**658**	**2**	**584**	**9**	**43**	**0**	**11**	**0**	**2**	**7**	**0**	**0**	**0**	**77**	**11.7**	**25**	**3.8**	**8**	**1.2**	**68.1**	**78.1**
06-22	**756**	**2**	**675**	**12**	**46**	**1**	**11**	**0**	**2**	**7**	**0**	**0**	**0**	**80**	**10.6**	**26**	**3.4**	**8**	**1.1**	**67.5**	**77.8**
06-00	**768**	**2**	**687**	**12**	**46**	**1**	**11**	**0**	**2**	**7**	**0**	**0**	**0**	**82**	**10.7**	**27**	**3.5**	**8**	**1**	**67.4**	**77.8**
00-00	**783**	**2**	**697**	**12**	**50**	**1**	**12**	**0**	**2**	**7**	**0**	**0**	**0**	**84**	**10.7**	**27**	**3.4**	**8**	**1**	**67.4**	**77.8**

DRAFT

Site 3
Location R125, att t/pole, Lat 53.48058, Long -6.61546
Direction Two way

3279 / Meath/Cavan/Monaghan ATC's
October 2013
Automatic Traffic Count

Tue, 8 October 2013

Time	Total	Classification												>PSL	>PSL%	>SL1	>SL1%	>SL2	>SL2%	Mean	Vpp
		1 MCL	2 SV	3 SVT	4 TB2	5 TB3	6 T4	7 ART3	8 ART4	9 ART5	10 ART6	11 BD	12 DRT	80	80	85 +5kph	85 +5kph	90 +10kph	90 +10kph		85
0000	1	0	1	0	0	0	0	0	0	0	0	0	0	0	0	0	0	0	0	69	-
0100	4	0	3	0	0	0	0	0	0	1	0	0	0	1	25	0	0	0	0	59.9	-
0200	2	0	2	0	0	0	0	0	0	0	0	0	0	0	0	0	0	0	0	62	-
0300	2	0	1	0	0	1	0	0	0	0	0	0	0	0	0	0	0	0	0	61	-
0400	4	0	3	0	0	0	1	0	0	0	0	0	0	0	0	0	0	0	0	71.6	-
0500	2	0	1	0	1	0	0	0	0	0	0	0	0	0	0	0	0	0	0	70.8	-
0600	9	0	7	0	2	0	0	0	0	0	0	0	0	1	11.1	0	0	0	0	72.4	-
0700	44	0	38	0	5	1	0	0	0	0	0	0	0	4	9.1	4	9.1	3	6.8	68	76.3
0800	**91**	**0**	**78**	**2**	**10**	**0**	**0**	**0**	**0**	**1**	**0**	**0**	**0**	**15**	**16.5**	**9**	**9.9**	**2**	**2.2**	**71.2**	**80.3**
0900	51	0	46	1	3	0	0	1	0	0	0	0	0	3	5.9	1	2	1	2	69.6	76.3
1000	44	0	39	0	5	0	0	0	0	0	0	0	0	1	2.3	0	0	0	0	64.9	72.7
1100	41	2	33	1	5	0	0	0	0	0	0	0	0	5	12.2	1	2.4	1	2.4	65.8	77.8
1200	34	1	28	0	4	0	0	0	0	1	0	0	0	3	8.8	1	2.9	0	0	64.7	74.9
1300	49	0	39	2	7	1	0	0	0	0	0	0	0	3	6.1	0	0	0	0	65.3	74.5
1400	38	0	34	1	2	1	0	0	0	0	0	0	0	0	0	0	0	0	0	65.8	76
1500	58	0	51	1	4	1	0	1	0	0	0	0	0	9	15.5	2	3.4	1	1.7	65.6	77
1600	53	2	41	1	7	0	1	1	0	0	0	0	0	3	5.7	1	1.9	1	1.9	62.5	73.4
1700	**88**	**1**	**76**	**1**	**9**	**0**	**0**	**0**	**1**	**0**	**0**	**0**	**0**	**11**	**12.5**	**2**	**2.3**	**1**	**1.1**	**69.7**	**79.6**
1800	69	0	61	2	5	0	0	0	1	0	0	0	0	7	10.1	5	7.2	2	2.9	70.5	78.5
1900	46	0	44	1	1	0	0	0	0	0	0	0	0	4	8.7	0	0	0	0	63.7	73.1
2000	28	0	26	2	0	0	0	0	0	0	0	0	0	3	10.7	0	0	0	0	66.7	78.8
2100	13	0	11	2	0	0	0	0	0	0	0	0	0	1	7.7	1	7.7	0	0	64.9	73.4
2200	13	0	12	0	1	0	0	0	0	0	0	0	0	4	30.8	1	7.7	1	7.7	68.7	82.1
2300	9	0	9	0	0	0	0	0	0	0	0	0	0	0	0	0	0	0	0	57	-
07-19	**660**	**6**	**564**	**12**	**66**	**4**	**1**	**3**	**2**	**2**	**0**	**0**	**0**	**64**	**9.7**	**26**	**3.9**	**12**	**1.8**	**67.6**	**77.4**
06-22	**756**	**6**	**652**	**17**	**69**	**4**	**1**	**3**	**2**	**2**	**0**	**0**	**0**	**73**	**9.7**	**27**	**3.6**	**12**	**1.6**	**67.3**	**77**
06-00	**778**	**6**	**673**	**17**	**70**	**4**	**1**	**3**	**2**	**2**	**0**	**0**	**0**	**77**	**9.9**	**28**	**3.6**	**13**	**1.7**	**67.2**	**77**
00-00	**793**	**6**	**684**	**17**	**71**	**5**	**2**	**3**	**2**	**3**	**0**	**0**	**0**	**78**	**9.8**	**28**	**3.5**	**13**	**1.6**	**67.2**	**77**

DRAFT

Site 3
Location R125, att t/pole, Lat 53.48058, Long -6.61546
Direction Two way

3279 / Meath/Cavan/Monaghan ATC's
October 2013
Automatic Traffic Count

Wed, 9 October 2013

Time	Total	Classification												>PSL	>PSL%	>SL1	>SL1%	>SL2	>SL2%	Mean	Vpp
		1 MCL	2 SV	3 SVT	4 TB2	5 TB3	6 T4	7 ART3	8 ART4	9 ART5	10 ART6	11 BD	12 DRT	80	80	85 +5kph	85 +5kph	90 +10kph	90 +10kph		85
0000	3	0	3	0	0	0	0	0	0	0	0	0	0	2	66.7	1	33.3	0	0	76.5	-
0100	3	0	3	0	0	0	0	0	0	0	0	0	0	0	0	0	0	0	0	61.4	-
0200	0	0	0	0	0	0	0	0	0	0	0	0	0	0	0	0	0	0	0	-	-
0300	0	0	0	0	0	0	0	0	0	0	0	0	0	0	0	0	0	0	0	-	-
0400	1	0	1	0	0	0	0	0	0	0	0	0	0	1	100	1	100	0	0	89.4	-
0500	3	0	3	0	0	0	0	0	0	0	0	0	0	0	0	0	0	0	0	68.3	-
0600	9	0	7	1	1	0	0	0	0	0	0	0	0	1	11.1	1	11.1	0	0	70.4	-
0700	53	0	50	0	3	0	0	0	0	0	0	0	0	12	22.6	6	11.3	2	3.8	71.6	83.5
0800	**93**	**0**	**80**	**4**	**9**	**0**	**0**	**0**	**0**	**0**	**0**	**0**	**0**	**15**	**16.1**	**9**	**9.7**	**4**	**4.3**	**71.5**	**80.3**
0900	59	1	51	2	4	0	0	0	1	0	0	0	0	8	13.6	3	5.1	0	0	69.1	78.5
1000	34	0	31	2	0	0	0	0	0	1	0	0	0	5	14.7	3	8.8	2	5.9	67.3	79.6
1100	41	0	35	0	3	0	2	1	0	0	0	0	0	5	12.2	1	2.4	0	0	62.8	76.7
1200	26	0	21	1	1	2	1	0	0	0	0	0	0	3	11.5	1	3.8	0	0	65.6	78.8
1300	50	0	42	1	4	0	1	0	1	0	1	0	0	4	8	2	4	2	4	68.1	78.5
1400	56	1	50	1	3	0	1	0	0	0	0	0	0	6	10.7	2	3.6	2	3.6	67.8	78.8
1500	62	0	46	1	11	1	0	0	1	1	1	0	0	2	3.2	1	1.6	0	0	64.5	75.2
1600	58	1	53	1	3	0	0	0	0	0	0	0	0	5	8.6	2	3.4	2	3.4	66.9	77
1700	**86**	**1**	**74**	**1**	**10**	**0**	**0**	**0**	**0**	**0**	**0**	**0**	**0**	**12**	**14**	**4**	**4.7**	**1**	**1.2**	**68.9**	**79.2**
1800	80	1	71	0	7	1	0	0	0	0	0	0	0	5	6.3	3	3.8	3	3.8	67.3	76
1900	54	0	51	0	3	0	0	0	0	0	0	0	0	1	1.9	1	1.9	0	0	65	74.2
2000	27	0	27	0	0	0	0	0	0	0	0	0	0	1	3.7	0	0	0	0	64.2	72.7
2100	16	0	16	0	0	0	0	0	0	0	0	0	0	0	0	0	0	0	0	60	65.2
2200	14	0	14	0	0	0	0	0	0	0	0	0	0	1	7.1	1	7.1	0	0	65.4	69.1
2300	5	0	5	0	0	0	0	0	0	0	0	0	0	0	0	0	0	0	0	67.8	-
07-19	**698**	**5**	**604**	**14**	**58**	**4**	**5**	**1**	**3**	**2**	**2**	**0**	**0**	**82**	**11.7**	**37**	**5.3**	**18**	**2.6**	**68**	**78.5**
06-22	**804**	**5**	**705**	**15**	**62**	**4**	**5**	**1**	**3**	**2**	**2**	**0**	**0**	**85**	**10.6**	**39**	**4.9**	**18**	**2.2**	**67.6**	**78.1**
06-00	**823**	**5**	**724**	**15**	**62**	**4**	**5**	**1**	**3**	**2**	**2**	**0**	**0**	**86**	**10.4**	**40**	**4.9**	**18**	**2.2**	**67.5**	**78.1**
00-00	**833**	**5**	**734**	**15**	**62**	**4**	**5**	**1**	**3**	**2**	**2**	**0**	**0**	**89**	**10.7**	**42**	**5**	**18**	**2.2**	**67.6**	**78.1**

DRAFT

Site 3
Location R125, att t/pole, Lat 53.48058, Long -6.61546
Direction Two way

3279 / Meath/Cavan/Monaghan ATC's
October 2013
Automatic Traffic Count

Thu, 10 October 2013

Time	Total	Classification												>PSL	>PSL%	>SL1	>SL1%	>SL2	>SL2%	Mean	Vpp
		1 MCL	2 SV	3 SVT	4 TB2	5 TB3	6 T4	7 ART3	8 ART4	9 ART5	10 ART6	11 BD	12 DRT	80	80	85 +5kph	85 +5kph	90 +10kph	90 +10kph		85
0000	6	0	6	0	0	0	0	0	0	0	0	0	0	2	33.3	0	0	0	0	69.5	-
0100	3	0	3	0	0	0	0	0	0	0	0	0	0	3	100	1	33.3	1	33.3	86.6	-
0200	0	0	0	0	0	0	0	0	0	0	0	0	0	0	0	0	0	0	0	-	-
0300	0	0	0	0	0	0	0	0	0	0	0	0	0	0	0	0	0	0	0	-	-
0400	2	0	2	0	0	0	0	0	0	0	0	0	0	0	0	0	0	0	0	56.1	-
0500	4	0	2	0	0	0	2	0	0	0	0	0	0	0	0	0	0	0	0	65.6	-
0600	5	0	4	0	1	0	0	0	0	0	0	0	0	2	40	1	20	0	0	75.6	-
0700	43	0	37	0	5	0	1	0	0	0	0	0	0	7	16.3	3	7	1	2.3	70.6	80.6
0800	**90**	**0**	**73**	**1**	**10**	**2**	**4**	**0**	**0**	**0**	**0**	**0**	**0**	**12**	**13.3**	**4**	**4.4**	**1**	**1.1**	**67.4**	**78.8**
0900	59	0	50	1	8	0	0	0	0	0	0	0	0	5	8.5	1	1.7	1	1.7	70.2	78.8
1000	27	0	24	1	2	0	0	0	0	0	0	0	0	1	3.7	1	3.7	1	3.7	64.9	78.1
1100	36	0	27	3	6	0	0	0	0	0	0	0	0	5	13.9	2	5.6	0	0	66.6	78.8
1200	39	0	36	1	2	0	0	0	0	0	0	0	0	5	12.8	2	5.1	0	0	67.8	77.4
1300	34	0	26	2	5	0	0	0	1	0	0	0	0	3	8.8	1	2.9	1	2.9	63.8	76
1400	41	0	37	0	4	0	0	0	0	0	0	0	0	3	7.3	2	4.9	1	2.4	66.2	74.5
1500	65	0	55	0	7	0	2	0	1	0	0	0	0	6	9.2	2	3.1	1	1.5	65.7	75.2
1600	53	1	42	0	5	0	3	0	1	1	0	0	0	6	11.3	2	3.8	1	1.9	68	76.7
1700	**93**	**0**	**88**	**2**	**2**	**0**	**0**	**0**	**0**	**1**	**0**	**0**	**0**	**15**	**16.1**	**5**	**5.4**	**1**	**1.1**	**71**	**79.9**
1800	86	0	83	1	1	0	0	0	1	0	0	0	0	13	15.1	6	7	3	3.5	70.9	79.2
1900	50	0	44	2	3	0	0	0	0	1	0	0	0	5	10	4	8	1	2	63.7	77
2000	30	0	29	0	1	0	0	0	0	0	0	0	0	1	3.3	0	0	0	0	63.9	74.2
2100	15	0	15	0	0	0	0	0	0	0	0	0	0	1	6.7	0	0	0	0	68.9	78.1
2200	15	0	15	0	0	0	0	0	0	0	0	0	0	1	6.7	1	6.7	1	6.7	67.7	76
2300	8	0	7	0	1	0	0	0	0	0	0	0	0	2	25	1	12.5	1	12.5	75.6	-
07-19	**666**	**1**	**578**	**12**	**57**	**2**	**10**	**0**	**4**	**2**	**0**	**0**	**0**	**81**	**12.2**	**31**	**4.7**	**12**	**1.8**	**68.3**	**78.5**
06-22	**766**	**1**	**670**	**14**	**62**	**2**	**10**	**0**	**4**	**3**	**0**	**0**	**0**	**90**	**11.7**	**36**	**4.7**	**13**	**1.7**	**67.9**	**78.5**
06-00	**789**	**1**	**692**	**14**	**63**	**2**	**10**	**0**	**4**	**3**	**0**	**0**	**0**	**93**	**11.8**	**38**	**4.8**	**15**	**1.9**	**68**	**78.5**
00-00	**804**	**1**	**705**	**14**	**63**	**2**	**12**	**0**	**4**	**3**	**0**	**0**	**0**	**98**	**12.2**	**39**	**4.9**	**16**	**2**	**68**	**78.5**

DRAFT

Site 3
Location R125, att t/pole, Lat 53.48058, Long -6.61546
Direction Two way

3279 / Meath/Cavan/Monaghan ATC's
October 2013
Automatic Traffic Count

Fri, 11 October 2013

Time	Total	Classification												>PSL	>PSL%	>SL1	>SL1%	>SL2	>SL2%	Mean	Vpp
		1 MCL	2 SV	3 SVT	4 TB2	5 TB3	6 T4	7 ART3	8 ART4	9 ART5	10 ART6	11 BD	12 DRT	80	80	85 +5kph	85 +5kph	90 +10kph	90 +10kph		85
0000	3	0	3	0	0	0	0	0	0	0	0	0	0	1	33.3	1	33.3	1	33.3	78.9	-
0100	4	0	3	0	0	1	0	0	0	0	0	0	0	1	25	1	25	1	25	75.6	-
0200	0	0	0	0	0	0	0	0	0	0	0	0	0	0	0	0	0	0	0	-	-
0300	0	0	0	0	0	0	0	0	0	0	0	0	0	0	0	0	0	0	0	-	-
0400	1	0	1	0	0	0	0	0	0	0	0	0	0	0	0	0	0	0	0	58.6	-
0500	2	0	1	0	1	0	0	0	0	0	0	0	0	0	0	0	0	0	0	62.5	-
0600	11	0	8	0	3	0	0	0	0	0	0	0	0	4	36.4	2	18.2	0	0	74	81.4
0700	44	0	36	1	5	0	0	0	1	1	0	0	0	7	15.9	2	4.5	2	4.5	69.5	78.8
0800	**89**	**0**	**82**	**0**	**6**	**0**	**0**	**0**	**0**	**0**	**1**	**0**	**0**	**14**	**15.7**	**6**	**6.7**	**3**	**3.4**	**71.4**	**79.9**
0900	52	0	48	0	1	0	1	0	0	2	0	0	0	7	13.5	1	1.9	0	0	67.7	77
1000	47	0	40	1	4	0	0	0	1	1	0	0	0	2	4.3	1	2.1	1	2.1	65.9	74.9
1100	49	1	35	1	8	0	1	0	0	2	1	0	0	5	10.2	2	4.1	1	2	64.7	79.2
1200	48	0	43	2	3	0	0	0	0	0	0	0	0	0	0	0	0	0	0	64.9	72.4
1300	56	1	36	4	10	0	2	1	1	1	0	0	0	4	7.1	0	0	0	0	63.4	74.2
1400	58	0	45	1	10	0	0	0	0	2	0	0	0	5	8.6	2	3.4	1	1.7	64.2	75.2
1500	73	0	67	0	6	0	0	0	0	0	0	0	0	2	2.7	1	1.4	0	0	68.2	74.2
1600	80	0	70	1	6	0	0	0	2	0	1	0	0	6	7.5	2	2.5	0	0	69	77
1700	**85**	**1**	**76**	**1**	**6**	**0**	**0**	**0**	**1**	**0**	**0**	**0**	**0**	**18**	**21.2**	**8**	**9.4**	**4**	**4.7**	**70.9**	**82.1**
1800	68	0	61	2	4	0	1	0	0	0	0	0	0	6	8.8	4	5.9	3	4.4	68	73.1
1900	44	1	41	0	2	0	0	0	0	0	0	0	0	5	11.4	2	4.5	1	2.3	68.2	78.5
2000	25	0	24	0	1	0	0	0	0	0	0	0	0	1	4	1	4	0	0	69.4	73.8
2100	21	0	19	0	1	0	0	0	1	0	0	0	0	2	9.5	1	4.8	0	0	69.1	78.5
2200	9	0	8	0	1	0	0	0	0	0	0	0	0	0	0	0	0	0	0	53.1	-
2300	9	0	9	0	0	0	0	0	0	0	0	0	0	0	0	0	0	0	0	73.7	-
07-19	**749**	**3**	**639**	**14**	**69**	**0**	**5**	**1**	**6**	**9**	**3**	**0**	**0**	**76**	**10.1**	**29**	**3.9**	**15**	**2**	**67.7**	**77**
06-22	**850**	**4**	**731**	**14**	**76**	**0**	**5**	**1**	**7**	**9**	**3**	**0**	**0**	**88**	**10.4**	**35**	**4.1**	**16**	**1.9**	**67.9**	**77.4**
06-00	**868**	**4**	**748**	**14**	**77**	**0**	**5**	**1**	**7**	**9**	**3**	**0**	**0**	**88**	**10.1**	**35**	**4**	**16**	**1.8**	**67.8**	**77.4**
00-00	**878**	**4**	**756**	**14**	**78**	**1**	**5**	**1**	**7**	**9**	**3**	**0**	**0**	**90**	**10.3**	**37**	**4.2**	**18**	**2.1**	**67.9**	**77.4**

DRAFT

Site 3
Location R125, att t/pole, Lat 53.48058, Long -6.61546
Direction Two way

3279 / Meath/Cavan/Monaghan ATC's
October 2013
Automatic Traffic Count

Sat, 12 October 2013

Time	Total	Classification												>PSL	>PSL%	>SL1	>SL1%	>SL2	>SL2%	Mean	Vpp
		1 MCL	2 SV	3 SVT	4 TB2	5 TB3	6 T4	7 ART3	8 ART4	9 ART5	10 ART6	11 BD	12 DRT	80	80	85 +5kph	85 +5kph	90 +10kph	90 +10kph		85
0000	3	0	3	0	0	0	0	0	0	0	0	0	0	1	33.3	0	0	0	0	67.6	-
0100	4	0	3	0	0	1	0	0	0	0	0	0	0	0	0	0	0	0	0	61.2	-
0200	3	0	2	0	1	0	0	0	0	0	0	0	0	1	33.3	1	33.3	1	33.3	77.9	-
0300	2	0	2	0	0	0	0	0	0	0	0	0	0	1	50	0	0	0	0	71.1	-
0400	1	0	1	0	0	0	0	0	0	0	0	0	0	0	0	0	0	0	0	58.3	-
0500	1	0	1	0	0	0	0	0	0	0	0	0	0	0	0	0	0	0	0	64.7	-
0600	3	0	3	0	0	0	0	0	0	0	0	0	0	1	33.3	1	33.3	0	0	72.5	-
0700	18	0	14	0	3	0	0	0	0	1	0	0	0	4	22.2	2	11.1	1	5.6	74.1	81.4
0800	17	0	14	1	1	0	0	0	1	0	0	0	0	1	5.9	0	0	0	0	71.2	78.1
0900	**52**	**0**	**45**	**1**	**6**	**0**	**0**	**0**	**0**	**0**	**0**	**0**	**0**	**8**	**15.4**	**2**	**3.8**	**1**	**1.9**	**68.9**	**79.2**
1000	47	0	43	0	2	0	1	0	0	1	0	0	0	4	8.5	1	2.1	0	0	67	77
1100	37	1	34	1	1	0	0	0	0	0	0	0	0	3	8.1	1	2.7	1	2.7	67.8	74.5
1200	43	4	31	2	4	1	1	0	0	0	0	0	0	5	11.6	2	4.7	1	2.3	62.9	76.3
1300	46	0	40	1	1	0	0	0	2	2	0	0	0	5	10.9	3	6.5	0	0	67.3	77.8
1400	59	2	51	3	3	0	0	0	0	0	0	0	0	3	5.1	1	1.7	0	0	66.5	75.6
1500	**67**	**1**	**63**	**1**	**2**	**0**	**0**	**0**	**0**	**0**	**0**	**0**	**0**	**3**	**4.5**	**0**	**0**	**0**	**0**	**65.3**	**75.2**
1600	51	1	46	1	2	0	0	0	0	0	1	0	0	5	9.8	1	2	0	0	64.5	74.5
1700	51	2	45	3	1	0	0	0	0	0	0	0	0	2	3.9	0	0	0	0	64.7	71.3
1800	59	1	52	2	2	0	0	0	1	1	0	0	0	7	11.9	3	5.1	2	3.4	66.2	77
1900	29	0	27	0	2	0	0	0	0	0	0	0	0	1	3.4	0	0	0	0	66	73.4
2000	26	0	26	0	0	0	0	0	0	0	0	0	0	2	7.7	2	7.7	2	7.7	68.5	74.5
2100	12	0	12	0	0	0	0	0	0	0	0	0	0	4	33.3	4	33.3	2	16.7	77.4	89.6
2200	12	0	11	0	1	0	0	0	0	0	0	0	0	0	0	0	0	0	0	66.7	73.1
2300	7	0	7	0	0	0	0	0	0	0	0	0	0	1	14.3	0	0	0	0	64.4	-
07-19	**547**	**12**	**478**	**16**	**28**	**1**	**2**	**0**	**4**	**5**	**1**	**0**	**0**	**50**	**9.1**	**16**	**2.9**	**6**	**1.1**	**66.5**	**77**
06-22	**617**	**12**	**546**	**16**	**30**	**1**	**2**	**0**	**4**	**5**	**1**	**0**	**0**	**58**	**9.4**	**23**	**3.7**	**10**	**1.6**	**66.8**	**76.7**
06-00	**636**	**12**	**564**	**16**	**31**	**1**	**2**	**0**	**4**	**5**	**1**	**0**	**0**	**59**	**9.3**	**23**	**3.6**	**10**	**1.6**	**66.8**	**76.7**
00-00	**650**	**12**	**576**	**16**	**32**	**2**	**2**	**0**	**4**	**5**	**1**	**0**	**0**	**62**	**9.5**	**24**	**3.7**	**11**	**1.7**	**66.8**	**77**

DRAFT

Site 3
Location R125, att t/pole, Lat 53.48058, Long -6.61546
Direction Two way

3279 / Meath/Cavan/Monaghan ATC's
October 2013
Automatic Traffic Count

Sun, 13 October 2013

Time	Total	Classification												>PSL	>PSL%	>SL1	>SL1%	>SL2	>SL2%	Mean	Vpp
		1 MCL	2 SV	3 SVT	4 TB2	5 TB3	6 T4	7 ART3	8 ART4	9 ART5	10 ART6	11 BD	12 DRT	80	80	85 +5kph	85 +5kph	90 +10kph	90 +10kph		85
0000	5	0	5	0	0	0	0	0	0	0	0	0	0	0	0	0	0	0	0	67.7	-
0100	4	0	3	0	1	0	0	0	0	0	0	0	0	0	0	0	0	0	0	64.6	-
0200	4	0	4	0	0	0	0	0	0	0	0	0	0	1	25	1	25	0	0	67.9	-
0300	5	0	3	0	2	0	0	0	0	0	0	0	0	2	40	2	40	1	20	79.7	-
0400	0	0	0	0	0	0	0	0	0	0	0	0	0	0	0	0	0	0	0	-	-
0500	1	0	0	0	1	0	0	0	0	0	0	0	0	0	0	0	0	0	0	70.4	-
0600	4	0	3	0	1	0	0	0	0	0	0	0	0	0	0	0	0	0	0	63.7	-
0700	8	1	7	0	0	0	0	0	0	0	0	0	0	2	25	1	12.5	1	12.5	64.6	-
0800	7	0	6	0	1	0	0	0	0	0	0	0	0	0	0	0	0	0	0	73.5	-
0900	27	3	22	1	0	0	1	0	0	0	0	0	0	2	7.4	0	0	0	0	62.1	77
1000	26	0	24	0	1	0	0	0	0	1	0	0	0	3	11.5	0	0	0	0	70	76.7
1100	**40**	**1**	**33**	**2**	**3**	**0**	**1**	**0**	**0**	**0**	**0**	**0**	**0**	**3**	**7.5**	**3**	**7.5**	**0**	**0**	**63.8**	**75.2**
1200	82	1	71	9	0	0	1	0	0	0	0	0	0	2	2.4	1	1.2	0	0	60.2	70.2
1300	69	0	56	11	1	0	0	0	1	0	0	0	0	2	2.9	2	2.9	0	0	61.4	71.6
1400	77	2	70	4	1	0	0	0	0	0	0	0	0	3	3.9	0	0	0	0	58.1	69.1
1500	**111**	**2**	**104**	**4**	**1**	**0**	**0**	**0**	**0**	**0**	**0**	**0**	**0**	**4**	**3.6**	**1**	**0.9**	**0**	**0**	**57.7**	**69.5**
1600	86	5	67	12	2	0	0	0	0	0	0	0	0	2	2.3	1	1.2	1	1.2	56	69.8
1700	60	1	43	10	5	0	1	0	0	0	0	0	0	4	6.7	1	1.7	0	0	64.7	74.5
1800	46	1	43	2	0	0	0	0	0	0	0	0	0	2	4.3	0	0	0	0	67.8	76
1900	32	0	31	0	0	0	0	0	0	1	0	0	0	4	12.5	2	6.3	0	0	65.6	75.6
2000	35	0	34	0	1	0	0	0	0	0	0	0	0	2	5.7	0	0	0	0	65.5	75.6
2100	20	0	20	0	0	0	0	0	0	0	0	0	0	5	25	4	20	3	15	70.7	89.6
2200	8	0	7	0	1	0	0	0	0	0	0	0	0	1	12.5	0	0	0	0	64.1	-
2300	8	0	7	0	1	0	0	0	0	0	0	0	0	0	0	0	0	0	0	66.9	-
07-19	**639**	**17**	**546**	**55**	**15**	**0**	**4**	**0**	**1**	**1**	**0**	**0**	**0**	**29**	**4.5**	**10**	**1.6**	**2**	**0.3**	**61**	**73.8**
06-22	**730**	**17**	**634**	**55**	**17**	**0**	**4**	**0**	**1**	**2**	**0**	**0**	**0**	**40**	**5.5**	**16**	**2.2**	**5**	**0.7**	**61.7**	**74.2**
06-00	**746**	**17**	**648**	**55**	**19**	**0**	**4**	**0**	**1**	**2**	**0**	**0**	**0**	**41**	**5.5**	**16**	**2.1**	**5**	**0.7**	**61.7**	**74.2**
00-00	**765**	**17**	**663**	**55**	**23**	**0**	**4**	**0**	**1**	**2**	**0**	**0**	**0**	**44**	**5.8**	**19**	**2.5**	**6**	**0.8**	**62**	**74.2**

DRAFT

Site 3
Location R125, att t/pole, Lat 53.48058, Long -6.61546
Direction Two way

3279 / Meath/Cavan/Monaghan ATC's
October 2013
Automatic Traffic Count

Virtual Day (7)

Time	Total	Classification												>PSL	>PSL%	>SL1	>SL1%	>SL2	>SL2%	Mean	Vpp
		1 MCL	2 SV	3 SVT	4 TB2	5 TB3	6 T4	7 ART3	8 ART4	9 ART5	10 ART6	11 BD	12 DRT	80	80	85 +5kph	85 +5kph	90 +10kph	90 +10kph		85
0000	4	0	4	0	0	0	0	0	0	0	0	0	0	1	24.1	0	6.9	0	3.4	70.6	-
0100	3	0	3	0	0	0	0	0	0	0	0	0	0	1	21.7	0	8.7	0	8.7	67.7	-
0200	1	0	1	0	0	0	0	0	0	0	0	0	0	0	22.2	0	22.2	0	11.1	69.9	-
0300	1	0	1	0	0	0	0	0	0	0	0	0	0	0	33.3	0	22.2	0	11.1	73.7	-
0400	1	0	1	0	0	0	0	0	0	0	0	0	0	0	10	0	10	0	0	66	-
0500	3	0	1	0	1	0	0	0	0	0	0	0	0	0	5.6	0	0	0	0	67.6	-
0600	7	0	6	0	1	0	0	0	0	0	0	0	0	1	17.3	1	9.6	0	0	70.7	-
0700	36	0	31	0	4	0	0	0	0	0	0	0	0	6	15.7	3	7.8	2	4.3	69.9	79.9
0800	**67**	**0**	**58**	**2**	**6**	**0**	**1**	**0**	**0**	**0**	**0**	**0**	**0**	**10**	**15.5**	**5**	**7.2**	**2**	**2.6**	**70.6**	**79.9**
0900	52	1	46	1	3	0	1	0	0	0	0	0	0	5	10.2	1	2.2	0	0.8	68.4	78.1
1000	37	0	34	1	2	0	0	0	0	1	0	0	0	3	8.8	1	3.1	1	1.9	67.1	78.1
1100	39	1	32	1	4	0	1	0	0	0	0	0	0	4	10.2	2	4	0	1.1	65.1	76.7
1200	46	1	40	2	2	0	1	0	0	0	0	0	0	3	6.2	1	2.5	0	0.3	63.8	73.8
1300	49	0	39	3	5	0	0	0	1	1	0	0	0	3	6.9	1	2.6	0	0.9	64.7	75.6
1400	55	1	48	1	4	0	0	0	0	0	0	0	0	3	6	1	2.1	1	1	64.5	74.9
1500	69	0	60	1	6	0	0	0	0	0	0	0	0	5	6.6	1	1.7	0	0.4	64.1	74.5
1600	63	2	53	2	4	0	1	0	0	0	0	0	0	5	7.3	1	2.1	1	1.1	64.2	76
1700	**76**	**1**	**67**	**3**	**5**	**0**	**0**	**0**	**0**	**0**	**0**	**0**	**0**	**11**	**14.2**	**4**	**4.7**	**1**	**1.5**	**69.1**	**79.6**
1800	69	0	63	1	3	0	0	0	0	0	0	0	0	7	10.6	4	5.4	2	3.3	68.9	77.8
1900	42	0	39	1	2	0	0	0	0	0	0	0	0	3	7.2	1	3.4	0	0.7	64.8	74.9
2000	29	0	28	0	1	0	0	0	0	0	0	0	0	2	5.9	0	1.5	0	1	65.9	74.2
2100	16	0	16	0	0	0	0	0	0	0	0	0	0	2	11.3	1	8.7	1	4.3	67.6	78.5
2200	11	0	10	0	1	0	0	0	0	0	0	0	0	1	11.7	1	5.2	0	2.6	65.2	76
2300	7	0	7	0	0	0	0	0	0	0	0	0	0	0	5.8	0	1.9	0	1.9	66.6	-
07-19	**660**	**7**	**570**	**19**	**48**	**2**	**5**	**1**	**3**	**4**	**1**	**0**	**0**	**66**	**9.9**	**25**	**3.8**	**10**	**1.6**	**66.8**	**77.4**
06-22	**754**	**7**	**659**	**20**	**52**	**2**	**5**	**1**	**3**	**4**	**1**	**0**	**0**	**73**	**9.7**	**29**	**3.8**	**12**	**1.6**	**66.7**	**77.4**
06-00	**773**	**7**	**677**	**20**	**53**	**2**	**5**	**1**	**3**	**4**	**1**	**0**	**0**	**75**	**9.7**	**30**	**3.8**	**12**	**1.6**	**66.7**	**77.4**
00-00	**787**	**7**	**688**	**20**	**54**	**2**	**6**	**1**	**3**	**4**	**1**	**0**	**0**	**78**	**9.9**	**31**	**3.9**	**13**	**1.6**	**66.7**	**77.4**

DRAFT

Site 3
Location R125, att t/pole, Lat 53.48058, Long -6.61546
Direction Two way

3279 / Meath/Cavan/Monaghan ATC's
October 2013
Automatic Traffic Count

Virtual Week (1)

Time	Total	Classification												>PSL	>PSL%	>SL1	>SL1%	>SL2	>SL2%	Mean	Vpp
		1 MCL	2 SV	3 SVT	4 TB2	5 TB3	6 T4	7 ART3	8 ART4	9 ART5	10 ART6	11 BD	12 DRT	80	80	85 +5kph	85 +5kph	90 +10kph	90 +10kph		85
Mon	783	2	697	12	50	1	12	0	2	7	0	0	0	84	10.7	27	3.4	8	1	67.4	77.8
Tue	793	6	684	17	71	5	2	3	2	3	0	0	0	78	9.8	28	3.5	13	1.6	67.2	77
Wed	833	5	734	15	62	4	5	1	3	2	2	0	0	89	10.7	42	5	18	2.2	67.6	78.1
Thu	804	1	705	14	63	2	12	0	4	3	0	0	0	98	12.2	39	4.9	16	2	68	78.5
Fri	878	4	756	14	78	1	5	1	7	9	3	0	0	90	10.3	37	4.2	18	2.1	67.9	77.4
| Sat	650	12	576	16	32	2	2	0	4	5	1	0	0	62	9.5	24	3.7	11	1.7	66.8	77
| Sun	765	17	663	55	23	0	4	0	1	2	0	0	0	44	5.8	19	2.5	6	0.8	62	74.2
5 Day Ave.	**818**	**4**	**715**	**14**	**65**	**3**	**7**	**1**	**4**	**5**	**1**	**0**	**0**	**88**	**10.8**	**35**	**4.3**	**15**	**1.8**	**67.6**	**77.8**
7 Day Ave.	**787**	**7**	**688**	**20**	**54**	**2**	**6**	**1**	**3**	**4**	**1**	**0**	**0**	**78**	**9.9**	**31**	**3.9**	**13**	**1.6**	**66.7**	**77.4**
--	**5506**	**47**	**4815**	**143**	**379**	**15**	**42**	**5**	**23**	**31**	**6**	**0**	**0**	**545**	**9.9**	**216**	**3.9**	**90**	**1.6**	**66.7**	**77.4**

Summary Graphs

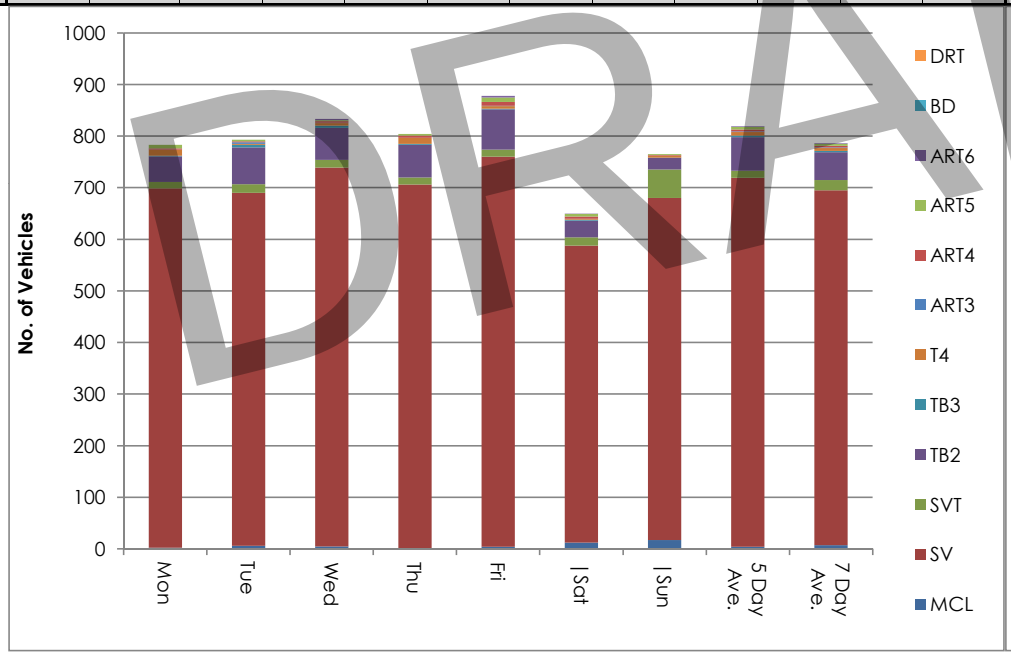

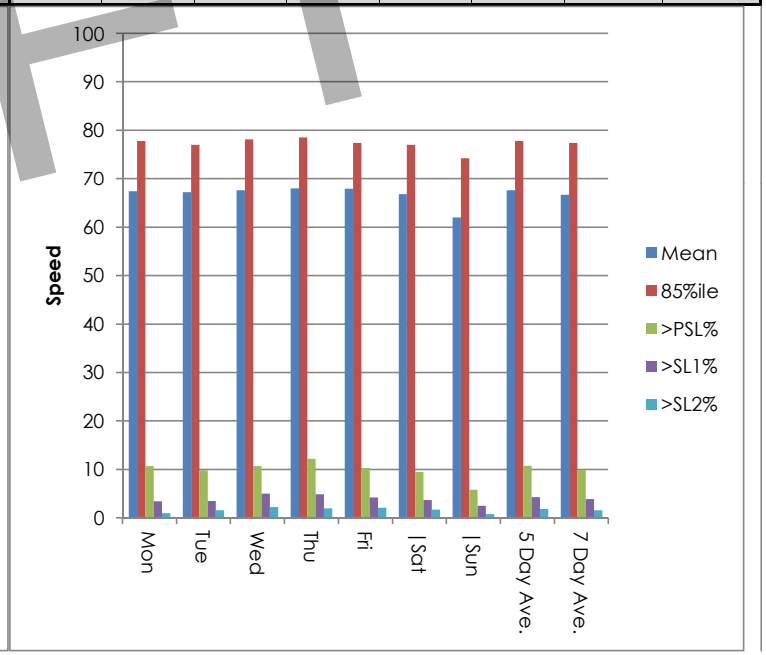

DRAFT

Site 3
Location R125, att t/pole, Lat 53.48058, Long -6.61546
Direction Two way

3279 / Meath/Cavan/Monaghan ATC's
October 2013
Automatic Traffic Count

Mon, 7 October 2013

Time	Total	Speed Bins (km/h)																												
		0 - 5	5 - 10	10 - 15	15 - 20	20 - 25	25 - 30	30 - 35	35 - 40	40 - 45	45 - 50	50 - 55	55 - 60	60 - 65	65 - 70	70 - 75	75 - 80	80 - 85	85 - 90	90 - 95	95 - 100	100 - 105	105 - 110	110 - 115	115 - 120	120 - 125	125 - 130	130 - 135	135 - 140
0000	8	0	0	0	0	0	0	0	0	0	0	0	1	1	3	2	0	1	0	0	0	0	0	0	0	0	0	0	0	0
0100	1	0	0	0	0	0	0	0	0	0	0	0	0	0	1	0	0	0	0	0	0	0	0	0	0	0	0	0	0	0
0200	0	0	0	0	0	0	0	0	0	0	0	0	0	0	0	0	0	0	0	0	0	0	0	0	0	0	0	0	0	0
0300	0	0	0	0	0	0	0	0	0	0	0	0	0	0	0	0	0	0	0	0	0	0	0	0	0	0	0	0	0	0
0400	1	0	0	0	0	0	0	0	0	0	0	0	1	0	0	0	0	0	0	0	0	0	0	0	0	0	0	0	0	0
0500	5	0	0	0	0	0	0	0	0	0	1	0	0	0	1	2	0	1	0	0	0	0	0	0	0	0	0	0	0	0
0600	11	0	0	0	0	0	0	0	0	0	1	1	0	2	2	4	1	0	0	0	0	0	0	0	0	0	0	0	0	0
0700	45	0	0	0	0	0	0	0	0	0	0	1	6	14	4	10	6	2	1	0	1	0	0	0	0	0	0	0	0	0
0800	**83**	**0**	**0**	**0**	**0**	**0**	**0**	**0**	**0**	**1**	**1**	**1**	**5**	**10**	**20**	**19**	**10**	**10**	**4**	**2**	**0**	**0**	**0**	**0**	**0**	**0**	**0**	**0**	**0**	**0**
0900	64	0	0	0	0	0	0	0	0	0	0	3	7	9	18	17	6	4	0	0	0	0	0	0	0	0	0	0	0	0
1000	37	0	0	0	0	0	0	1	0	0	1	2	4	2	4	8	8	5	1	1	0	0	0	0	0	0	0	0	0	0
1100	30	0	0	0	0	0	0	0	0	0	2	3	5	7	5	4	2	1	1	0	0	0	0	0	0	0	0	0	0	0
1200	52	0	0	0	0	0	0	0	1	0	1	4	9	9	13	12	1	1	1	0	0	0	0	0	0	0	0	0	0	0
1300	42	0	0	0	0	2	1	0	0	1	1	2	5	4	9	7	7	2	1	0	0	0	0	0	0	0	0	0	0	0
1400	55	0	0	0	0	0	0	0	0	0	1	5	9	10	8	15	4	2	1	0	0	0	0	0	0	0	0	0	0	0
1500	48	0	0	0	0	0	0	0	1	1	1	3	5	10	9	7	5	5	1	0	0	0	0	0	0	0	0	0	0	0
1600	57	0	0	0	0	1	1	1	0	0	1	6	8	6	10	11	7	5	0	0	0	0	0	0	0	0	0	0	0	0
1700	72	0	0	0	0	0	0	0	0	1	1	1	5	15	14	9	12	9	4	1	0	0	0	0	0	0	0	0	0	0
1800	**73**	**0**	**0**	**0**	**0**	**1**	**0**	**0**	**0**	**0**	**0**	**3**	**5**	**12**	**14**	**13**	**14**	**6**	**2**	**1**	**2**	**0**	**0**	**0**	**0**	**0**	**0**	**0**	**0**	**0**
1900	36	0	0	0	0	0	0	1	0	1	2	5	6	6	9	3	2	0	1	0	0	0	0	0	0	0	0	0	0	0
2000	33	0	0	0	0	0	0	0	0	0	0	4	5	14	4	3	1	2	0	0	0	0	0	0	0	0	0	0	0	0
2100	18	0	0	0	0	0	0	0	0	1	0	1	2	5	6	1	2	0	0	0	0	0	0	0	0	0	0	0	0	0
2200	6	0	0	0	0	0	0	0	0	0	0	2	0	0	2	0	0	1	1	0	0	0	0	0	0	0	0	0	0	0
2300	6	0	0	0	0	0	0	0	0	0	1	1	0	2	2	0	0	0	0	0	0	0	0	0	0	0	0	0	0	0
07-19	**658**	**0**	**0**	**0**	**0**	**4**	**2**	**2**	**2**	**4**	**10**	**34**	**73**	**108**	**128**	**132**	**82**	**52**	**17**	**5**	**3**	**0**	**0**	**0**	**0**	**0**	**0**	**0**	**0**	**0**
06-22	**756**	**0**	**0**	**0**	**0**	**4**	**2**	**3**	**2**	**6**	**13**	**45**	**86**	**135**	**149**	**143**	**88**	**54**	**18**	**5**	**3**	**0**	**0**	**0**	**0**	**0**	**0**	**0**	**0**	**0**
06-00	**768**	**0**	**0**	**0**	**0**	**4**	**2**	**3**	**2**	**6**	**14**	**48**	**86**	**137**	**153**	**143**	**88**	**55**	**19**	**5**	**3**	**0**	**0**	**0**	**0**	**0**	**0**	**0**	**0**	**0**
00-00	**783**	**0**	**0**	**0**	**0**	**4**	**2**	**3**	**2**	**6**	**15**	**48**	**88**	**138**	**158**	**147**	**88**	**57**	**19**	**5**	**3**	**0**	**0**	**0**	**0**	**0**	**0**	**0**	**0**	**0**

DRAFT

Site 3
Location R125, att t/pole, Lat 53.48058, Long -6.61546
Direction Two way

3279 / Meath/Cavan/Monaghan ATC's
October 2013
Automatic Traffic Count

Tue, 8 October 2013

Time	Total	Speed Bins (km/h)																											
		0 - 5	5 - 10	10 - 15	15 - 20	20 - 25	25 - 30	30 - 35	35 - 40	40 - 45	45 - 50	50 - 55	55 - 60	60 - 65	65 - 70	70 - 75	75 - 80	80 - 85	85 - 90	90 - 95	95 - 100	100 - 105	105 - 110	110 - 115	115 - 120	120 - 125	125 - 130	130 - 135	135 - 140
0000	1	0	0	0	0	0	0	0	0	0	0	0	0	0	1	0	0	0	0	0	0	0	0	0	0	0	0	0	0
0100	4	0	0	0	0	0	0	1	0	0	0	0	0	2	0	0	0	1	0	0	0	0	0	0	0	0	0	0	0
0200	2	0	0	0	0	0	0	0	0	0	0	0	1	0	1	0	0	0	0	0	0	0	0	0	0	0	0	0	0
0300	2	0	0	0	0	0	0	0	0	0	0	1	0	0	1	0	0	0	0	0	0	0	0	0	0	0	0	0	0
0400	4	0	0	0	0	0	0	0	0	0	0	0	1	0	0	0	3	0	0	0	0	0	0	0	0	0	0	0	0
0500	2	0	0	0	0	0	0	0	0	0	0	0	0	0	0	2	0	0	0	0	0	0	0	0	0	0	0	0	0
0600	9	0	0	0	0	0	0	0	0	0	0	0	0	1	2	3	2	1	0	0	0	0	0	0	0	0	0	0	0
0700	44	0	0	0	0	0	0	0	0	0	2	3	6	7	10	8	4	0	1	2	1	0	0	0	0	0	0	0	0
0800	**91**	**0**	**0**	**0**	**0**	**0**	**0**	**1**	**0**	**0**	**2**	**2**	**9**	**3**	**20**	**22**	**17**	**6**	**7**	**2**	**0**	**0**	**0**	**0**	**0**	**0**	**0**	**0**	**0**
0900	51	0	0	0	0	0	0	0	1	0	0	1	4	7	9	15	11	2	0	0	0	0	1	0	0	0	0	0	0
1000	44	0	0	0	0	0	0	1	0	0	0	5	5	7	15	6	4	1	0	0	0	0	0	0	0	0	0	0	0
1100	41	0	0	0	0	0	0	2	0	0	1	1	7	9	5	7	4	4	0	1	0	0	0	0	0	0	0	0	0
1200	34	0	0	0	0	1	1	0	0	0	1	2	3	8	5	8	2	2	1	0	0	0	0	0	0	0	0	0	0
1300	49	0	0	0	0	0	0	1	0	1	2	3	7	6	11	11	4	3	0	0	0	0	0	0	0	0	0	0	0
1400	38	0	0	0	0	0	0	0	1	1	2	1	3	3	15	4	8	0	0	0	0	0	0	0	0	0	0	0	0
1500	58	0	0	0	1	0	0	0	0	2	2	5	8	9	9	10	3	7	1	0	1	0	0	0	0	0	0	0	0
1600	53	0	0	0	1	0	2	0	1	1	0	5	10	8	11	8	3	2	0	1	0	0	0	0	0	0	0	0	0
1700	**88**	**0**	**0**	**1**	**0**	**0**	**0**	**0**	**0**	**0**	**1**	**4**	**3**	**17**	**15**	**20**	**16**	**9**	**1**	**1**	**0**	**0**	**0**	**0**	**0**	**0**	**0**	**0**	**0**
1800	69	0	0	0	0	0	0	0	1	0	0	1	5	9	16	19	11	2	3	1	1	0	0	0	0	0	0	0	0
1900	46	0	0	0	2	0	0	0	0	2	0	2	7	8	12	7	2	4	0	0	0	0	0	0	0	0	0	0	0
2000	28	0	0	0	0	0	0	0	0	0	2	1	4	3	9	4	2	3	0	0	0	0	0	0	0	0	0	0	0
2100	13	0	0	0	0	0	0	0	1	0	0	1	1	3	2	4	0	0	1	0	0	0	0	0	0	0	0	0	0
2200	13	0	0	0	0	1	0	0	0	0	0	0	1	2	3	2	0	3	0	0	1	0	0	0	0	0	0	0	0
2300	9	0	0	0	0	0	2	0	0	0	0	1	0	1	4	1	0	0	0	0	0	0	0	0	0	0	0	0	0
07-19	**660**	**0**	**0**	**1**	**2**	**1**	**3**	**5**	**4**	**5**	**13**	**33**	**70**	**93**	**141**	**138**	**87**	**38**	**14**	**8**	**3**	**0**	**1**	**0**	**0**	**0**	**0**	**0**	**0**
06-22	**756**	**0**	**0**	**1**	**4**	**1**	**3**	**5**	**5**	**7**	**15**	**37**	**82**	**108**	**166**	**156**	**93**	**46**	**15**	**8**	**3**	**0**	**1**	**0**	**0**	**0**	**0**	**0**	**0**
06-00	**778**	**0**	**0**	**1**	**4**	**2**	**5**	**5**	**5**	**7**	**15**	**38**	**83**	**111**	**173**	**159**	**93**	**49**	**15**	**8**	**4**	**0**	**1**	**0**	**0**	**0**	**0**	**0**	**0**
00-00	**793**	**0**	**0**	**1**	**4**	**2**	**5**	**6**	**5**	**7**	**15**	**39**	**85**	**113**	**176**	**161**	**96**	**50**	**15**	**8**	**4**	**0**	**1**	**0**	**0**	**0**	**0**	**0**	**0**

DRAFT

Site 3
Location R125, att t/pole, Lat 53.48058, Long -6.61546
Direction Two way

3279 / Meath/Cavan/Monaghan ATC's
October 2013
Automatic Traffic Count

Wed, 9 October 2013

Time	Total	Speed Bins (km/h)																											
		0 - 5	5 - 10	10 - 15	15 - 20	20 - 25	25 - 30	30 - 35	35 - 40	40 - 45	45 - 50	50 - 55	55 - 60	60 - 65	65 - 70	70 - 75	75 - 80	80 - 85	85 - 90	90 - 95	95 - 100	100 - 105	105 - 110	110 - 115	115 - 120	120 - 125	125 - 130	130 - 135	135 - 140
0000	3	0	0	0	0	0	0	0	0	0	0	0	1	0	0	0	0	1	1	0	0	0	0	0	0	0	0	0	0
0100	3	0	0	0	0	0	0	0	0	1	0	0	0	0	1	1	0	0	0	0	0	0	0	0	0	0	0	0	0
0200	0	0	0	0	0	0	0	0	0	0	0	0	0	0	0	0	0	0	0	0	0	0	0	0	0	0	0	0	0
0300	0	0	0	0	0	0	0	0	0	0	0	0	0	0	0	0	0	0	0	0	0	0	0	0	0	0	0	0	0
0400	1	0	0	0	0	0	0	0	0	0	0	0	0	0	0	0	0	0	1	0	0	0	0	0	0	0	0	0	0
0500	3	0	0	0	0	0	0	0	0	0	0	0	0	1	0	2	0	0	0	0	0	0	0	0	0	0	0	0	0
0600	9	0	0	0	0	0	0	0	0	0	0	1	0	2	1	3	1	0	1	0	0	0	0	0	0	0	0	0	0
0700	53	0	0	0	0	0	0	0	0	0	0	1	8	8	10	5	9	6	4	0	1	1	0	0	0	0	0	0	0
0800	**93**	**0**	**0**	**0**	**0**	**0**	**0**	**0**	**0**	**1**	**1**	**1**	**7**	**5**	**29**	**17**	**17**	**6**	**5**	**3**	**0**	**1**	**0**	**0**	**0**	**0**	**0**	**0**	**0**
0900	59	0	0	0	0	0	0	0	0	0	0	4	7	11	10	12	7	5	3	0	0	0	0	0	0	0	0	0	0
1000	34	0	0	0	0	0	1	1	0	0	2	0	3	7	4	7	4	2	1	2	0	0	0	0	0	0	0	0	0
1100	41	0	0	0	0	2	0	0	0	0	3	3	4	16	2	4	2	4	1	0	0	0	0	0	0	0	0	0	0
1200	26	0	0	0	0	1	0	1	0	1	1	1	3	1	6	5	3	2	1	0	0	0	0	0	0	0	0	0	0
1300	50	0	0	0	0	0	0	0	0	0	3	4	4	6	11	9	9	2	0	2	0	0	0	0	0	0	0	0	0
1400	56	0	0	0	0	0	0	0	0	0	1	2	6	14	14	9	4	4	0	0	2	0	0	0	0	0	0	0	0
1500	62	0	0	0	0	0	0	0	0	1	6	5	9	11	8	12	8	1	1	0	0	0	0	0	0	0	0	0	0
1600	58	0	0	0	1	1	0	0	0	1	0	3	5	7	18	10	7	3	0	2	0	0	0	0	0	0	0	0	0
1700	**86**	**0**	**0**	**0**	**1**	**0**	**2**	**0**	**1**	**2**	**0**	**2**	**7**	**12**	**9**	**19**	**19**	**8**	**3**	**1**	**0**	**0**	**0**	**0**	**0**	**0**	**0**	**0**	**0**
1800	80	0	0	0	1	0	1	1	2	0	0	2	8	12	13	23	12	2	0	3	0	0	0	0	0	0	0	0	0
1900	54	0	0	0	0	0	0	0	1	2	0	4	9	10	9	13	5	0	1	0	0	0	0	0	0	0	0	0	0
2000	27	0	0	0	0	0	0	0	1	1	0	0	6	6	5	5	2	1	0	0	0	0	0	0	0	0	0	0	0
2100	16	0	0	0	0	0	1	0	0	0	0	2	2	8	2	1	0	0	0	0	0	0	0	0	0	0	0	0	0
2200	14	0	0	0	0	0	0	0	0	1	0	0	1	5	6	0	0	0	1	0	0	0	0	0	0	0	0	0	0
2300	5	0	0	0	0	0	0	0	0	0	0	0	0	1	2	2	0	0	0	0	0	0	0	0	0	0	0	0	0
07-19	**698**	**0**	**0**	**0**	**3**	**4**	**4**	**3**	**3**	**6**	**17**	**28**	**71**	**110**	**134**	**132**	**101**	**45**	**19**	**13**	**3**	**2**	**0**	**0**	**0**	**0**	**0**	**0**	**0**
06-22	**804**	**0**	**0**	**0**	**3**	**4**	**5**	**3**	**5**	**9**	**17**	**35**	**88**	**136**	**151**	**154**	**109**	**46**	**21**	**13**	**3**	**2**	**0**	**0**	**0**	**0**	**0**	**0**	**0**
06-00	**823**	**0**	**0**	**0**	**3**	**4**	**5**	**3**	**5**	**10**	**17**	**35**	**89**	**142**	**159**	**156**	**109**	**46**	**22**	**13**	**3**	**2**	**0**	**0**	**0**	**0**	**0**	**0**	**0**
00-00	**833**	**0**	**0**	**0**	**3**	**4**	**5**	**3**	**5**	**11**	**17**	**35**	**90**	**143**	**160**	**159**	**109**	**47**	**24**	**13**	**3**	**2**	**0**	**0**	**0**	**0**	**0**	**0**	**0**

DRAFT

Site 3
Location R125, att t/pole, Lat 53.48058, Long -6.61546
Direction Two way

3279 / Meath/Cavan/Monaghan ATC's
October 2013
Automatic Traffic Count

Thu, 10 October 2013

Time	Total	Speed Bins (km/h)																											
		0 - 5	5 - 10	10 - 15	15 - 20	20 - 25	25 - 30	30 - 35	35 - 40	40 - 45	45 - 50	50 - 55	55 - 60	60 - 65	65 - 70	70 - 75	75 - 80	80 - 85	85 - 90	90 - 95	95 - 100	100 - 105	105 - 110	110 - 115	115 - 120	120 - 125	125 - 130	130 - 135	135 - 140
0000	6	0	0	0	0	0	0	0	0	0	1	1	0	0	0	1	1	2	0	0	0	0	0	0	0	0	0	0	0
0100	3	0	0	0	0	0	0	0	0	0	0	0	0	0	0	0	0	2	0	1	0	0	0	0	0	0	0	0	0
0200	0	0	0	0	0	0	0	0	0	0	0	0	0	0	0	0	0	0	0	0	0	0	0	0	0	0	0	0	0
0300	0	0	0	0	0	0	0	0	0	0	0	0	0	0	0	0	0	0	0	0	0	0	0	0	0	0	0	0	0
0400	2	0	0	0	0	0	0	0	0	0	0	0	2	0	0	0	0	0	0	0	0	0	0	0	0	0	0	0	0
0500	4	0	0	0	0	0	0	0	0	0	0	0	1	1	0	2	0	0	0	0	0	0	0	0	0	0	0	0	0
0600	5	0	0	0	0	0	0	0	0	0	0	0	0	0	2	1	0	1	1	0	0	0	0	0	0	0	0	0	0
0700	43	0	0	0	0	0	0	0	0	0	1	1	2	7	11	7	7	4	2	0	1	0	0	0	0	0	0	0	0
0800	**90**	**0**	**0**	**0**	**0**	**0**	**0**	**0**	**7**	**3**	**1**	**2**	**7**	**10**	**13**	**18**	**17**	**8**	**3**	**0**	**1**	**0**	**0**	**0**	**0**	**0**	**0**	**0**	**0**
0900	59	0	0	0	0	0	0	0	0	1	0	4	2	6	15	11	15	4	0	1	0	0	0	0	0	0	0	0	0
1000	27	0	0	0	1	1	0	1	0	0	0	1	4	3	3	5	7	0	0	0	1	0	0	0	0	0	0	0	0
1100	36	0	0	0	0	0	0	0	0	1	1	2	6	9	5	2	5	3	2	0	0	0	0	0	0	0	0	0	0
1200	39	0	0	0	1	0	0	0	0	0	0	3	3	7	4	12	4	3	2	0	0	0	0	0	0	0	0	0	0
1300	34	0	0	0	0	0	0	0	0	4	2	2	6	2	7	5	3	2	0	0	0	1	0	0	0	0	0	0	0
1400	41	0	0	0	0	0	0	1	0	0	0	2	7	11	5	9	3	1	1	0	1	0	0	0	0	0	0	0	0
1500	65	0	0	0	0	0	1	0	0	1	4	4	9	10	17	8	5	4	1	0	0	1	0	0	0	0	0	0	0
1600	53	0	0	0	2	0	0	0	0	0	0	2	7	7	6	18	5	4	1	0	1	0	0	0	0	0	0	0	0
1700	**93**	**0**	**0**	**0**	**0**	**0**	**0**	**1**	**0**	**1**	**0**	**0**	**10**	**8**	**22**	**17**	**19**	**10**	**4**	**1**	**0**	**0**	**0**	**0**	**0**	**0**	**0**	**0**	**0**
1800	86	0	0	0	0	0	0	0	0	0	0	4	5	16	15	17	16	7	3	3	0	0	0	0	0	0	0	0	0
1900	50	0	0	0	1	1	0	0	1	2	3	3	7	3	15	4	5	1	3	1	0	0	0	0	0	0	0	0	0
2000	30	0	0	0	0	0	1	0	0	0	3	1	2	7	8	5	2	1	0	0	0	0	0	0	0	0	0	0	0
2100	15	0	0	0	0	0	0	0	0	0	0	0	0	6	2	3	3	1	0	0	0	0	0	0	0	0	0	0	0
2200	15	0	0	0	0	0	1	0	0	0	0	0	1	4	3	2	3	0	0	0	0	1	0	0	0	0	0	0	0
2300	8	0	0	0	0	0	0	0	0	0	0	0	0	1	1	2	2	1	0	1	0	0	0	0	0	0	0	0	0
07-19	**666**	**0**	**0**	**0**	**4**	**1**	**1**	**3**	**7**	**11**	**9**	**27**	**68**	**96**	**123**	**129**	**106**	**50**	**19**	**5**	**5**	**2**	**0**	**0**	**0**	**0**	**0**	**0**	**0**
06-22	**766**	**0**	**0**	**0**	**5**	**2**	**2**	**3**	**8**	**13**	**15**	**31**	**77**	**112**	**150**	**142**	**116**	**54**	**23**	**6**	**5**	**2**	**0**	**0**	**0**	**0**	**0**	**0**	**0**
06-00	**789**	**0**	**0**	**0**	**5**	**2**	**3**	**3**	**8**	**13**	**15**	**31**	**78**	**117**	**154**	**146**	**121**	**55**	**23**	**7**	**5**	**3**	**0**	**0**	**0**	**0**	**0**	**0**	**0**
00-00	**804**	**0**	**0**	**0**	**5**	**2**	**3**	**3**	**8**	**13**	**16**	**32**	**81**	**118**	**154**	**149**	**122**	**59**	**23**	**8**	**5**	**3**	**0**	**0**	**0**	**0**	**0**	**0**	**0**

DRAFT

Site 3
Location R125, att t/pole, Lat 53.48058, Long -6.61546
Direction Two way

3279 / Meath/Cavan/Monaghan ATC's
October 2013
Automatic Traffic Count

Fri, 11 October 2013

Time	Total	Speed Bins (km/h)																											
		0 - 5	5 - 10	10 - 15	15 - 20	20 - 25	25 - 30	30 - 35	35 - 40	40 - 45	45 - 50	50 - 55	55 - 60	60 - 65	65 - 70	70 - 75	75 - 80	80 - 85	85 - 90	90 - 95	95 - 100	100 - 105	105 - 110	110 - 115	115 - 120	120 - 125	125 - 130	130 - 135	135 - 140
0000	3	0	0	0	0	0	0	0	0	0	0	0	0	1	0	1	0	0	0	0	0	1	0	0	0	0	0	0	0
0100	4	0	0	0	0	0	0	0	0	0	0	0	1	0	0	2	0	0	0	0	1	0	0	0	0	0	0	0	0
0200	0	0	0	0	0	0	0	0	0	0	0	0	0	0	0	0	0	0	0	0	0	0	0	0	0	0	0	0	0
0300	0	0	0	0	0	0	0	0	0	0	0	0	0	0	0	0	0	0	0	0	0	0	0	0	0	0	0	0	0
0400	1	0	0	0	0	0	0	0	0	0	0	0	1	0	0	0	0	0	0	0	0	0	0	0	0	0	0	0	0
0500	2	0	0	0	0	0	0	0	0	0	0	0	1	0	1	0	0	0	0	0	0	0	0	0	0	0	0	0	0
0600	11	0	0	0	0	0	0	0	0	0	0	1	0	1	1	3	1	2	2	0	0	0	0	0	0	0	0	0	0
0700	44	0	0	0	0	0	0	0	0	1	0	2	6	6	7	9	6	5	0	1	1	0	0	0	0	0	0	0	0
0800	**89**	**0**	**0**	**0**	**0**	**0**	**0**	**0**	**0**	**0**	**2**	**1**	**6**	**8**	**20**	**25**	**13**	**8**	**3**	**3**	**0**	**0**	**0**	**0**	**0**	**0**	**0**	**0**	**0**
0900	52	0	0	0	0	0	0	0	1	0	3	2	6	6	9	14	4	6	1	0	0	0	0	0	0	0	0	0	0
1000	47	0	0	0	0	0	0	0	1	1	1	1	6	9	14	6	6	1	0	0	1	0	0	0	0	0	0	0	0
1100	49	0	0	0	1	1	0	0	0	0	1	7	8	6	6	9	5	3	1	1	0	0	0	0	0	0	0	0	0
1200	48	0	0	0	0	0	1	0	0	2	0	2	4	12	14	8	5	0	0	0	0	0	0	0	0	0	0	0	0
1300	56	0	0	0	0	0	1	0	1	2	3	2	16	3	10	11	3	4	0	0	0	0	0	0	0	0	0	0	0
1400	58	0	0	0	0	0	0	0	3	4	2	2	7	11	10	8	6	3	1	1	0	0	0	0	0	0	0	0	0
1500	73	0	0	0	0	0	0	0	0	0	1	3	9	5	23	22	8	1	1	0	0	0	0	0	0	0	0	0	0
1600	80	0	0	0	0	0	0	0	0	1	2	2	5	13	21	16	14	4	2	0	0	0	0	0	0	0	0	0	0
1700	**85**	**0**	**0**	**0**	**0**	**1**	**1**	**0**	**0**	**0**	**1**	**3**	**6**	**9**	**20**	**16**	**10**	**10**	**4**	**2**	**1**	**1**	**0**	**0**	**0**	**0**	**0**	**0**	**0**
1800	68	0	0	0	0	0	0	0	0	0	1	1	5	17	25	11	2	2	1	2	1	0	0	0	0	0	0	0	0
1900	44	0	0	0	0	0	0	0	0	0	1	2	7	9	7	7	6	3	1	1	0	0	0	0	0	0	0	0	0
2000	25	0	0	0	0	0	0	0	0	0	0	0	3	4	5	10	2	0	1	0	0	0	0	0	0	0	0	0	0
2100	21	0	0	0	0	0	0	0	0	0	0	2	1	4	4	4	4	1	1	0	0	0	0	0	0	0	0	0	0
2200	9	0	0	1	0	0	0	0	1	0	0	1	3	1	1	1	0	0	0	0	0	0	0	0	0	0	0	0	0
2300	9	0	0	0	0	0	0	0	0	0	0	0	0	0	3	0	6	0	0	0	0	0	0	0	0	0	0	0	0
07-19	**749**	**0**	**0**	**0**	**1**	**2**	**3**	**0**	**6**	**11**	**17**	**28**	**84**	**105**	**179**	**155**	**82**	**47**	**14**	**10**	**4**	**1**	**0**	**0**	**0**	**0**	**0**	**0**	**0**
06-22	**850**	**0**	**0**	**0**	**1**	**2**	**3**	**0**	**6**	**11**	**18**	**33**	**95**	**123**	**196**	**179**	**95**	**53**	**19**	**11**	**4**	**1**	**0**	**0**	**0**	**0**	**0**	**0**	**0**
06-00	**868**	**0**	**0**	**1**	**1**	**2**	**3**	**0**	**7**	**11**	**18**	**34**	**98**	**124**	**200**	**180**	**101**	**53**	**19**	**11**	**4**	**1**	**0**	**0**	**0**	**0**	**0**	**0**	**0**
00-00	**878**	**0**	**0**	**1**	**1**	**2**	**3**	**0**	**7**	**11**	**18**	**34**	**101**	**125**	**201**	**183**	**101**	**53**	**19**	**11**	**5**	**2**	**0**	**0**	**0**	**0**	**0**	**0**	**0**

DRAFT

Site 3
Location R125, att t/pole, Lat 53.48058, Long -6.61546
Direction Two way

3279 / Meath/Cavan/Monaghan ATC's
October 2013
Automatic Traffic Count

Sat, 12 October 2013

Time	Total	Speed Bins (km/h)																											
		0 - 5	5 - 10	10 - 15	15 - 20	20 - 25	25 - 30	30 - 35	35 - 40	40 - 45	45 - 50	50 - 55	55 - 60	60 - 65	65 - 70	70 - 75	75 - 80	80 - 85	85 - 90	90 - 95	95 - 100	100 - 105	105 - 110	110 - 115	115 - 120	120 - 125	125 - 130	130 - 135	135 - 140
0000	3	0	0	0	0	0	0	0	0	0	0	0	1	1	0	0	0	1	0	0	0	0	0	0	0	0	0	0	0
0100	4	0	0	0	0	0	0	0	0	0	0	2	0	1	0	0	1	0	0	0	0	0	0	0	0	0	0	0	0
0200	3	0	0	0	0	0	0	0	0	0	0	1	0	0	0	0	1	0	0	0	0	1	0	0	0	0	0	0	0
0300	2	0	0	0	0	0	0	0	0	0	0	0	0	1	0	0	0	1	0	0	0	0	0	0	0	0	0	0	0
0400	1	0	0	0	0	0	0	0	0	0	0	0	1	0	0	0	0	0	0	0	0	0	0	0	0	0	0	0	0
0500	1	0	0	0	0	0	0	0	0	0	0	0	0	1	0	0	0	0	0	0	0	0	0	0	0	0	0	0	0
0600	3	0	0	0	0	0	0	0	0	0	0	0	0	1	1	0	0	0	1	0	0	0	0	0	0	0	0	0	0
0700	18	0	0	0	0	0	0	0	0	0	1	0	0	2	3	2	6	2	1	0	1	0	0	0	0	0	0	0	0
0800	17	0	0	0	0	0	0	0	0	0	0	0	1	3	2	6	4	1	0	0	0	0	0	0	0	0	0	0	0
0900	**52**	**0**	**0**	**0**	**0**	**0**	**0**	**0**	**0**	**1**	**1**	**3**	**7**	**6**	**9**	**14**	**3**	**6**	**1**	**0**	**0**	**1**	**0**	**0**	**0**	**0**	**0**	**0**	**0**
1000	47	0	0	0	0	0	0	0	2	1	0	1	2	11	13	8	5	3	1	0	0	0	0	0	0	0	0	0	0
1100	37	0	0	0	0	1	0	0	0	0	1	2	4	5	5	13	3	2	0	0	0	1	0	0	0	0	0	0	0
1200	43	0	0	0	0	3	2	0	0	0	1	1	5	9	7	7	3	3	1	1	0	0	0	0	0	0	0	0	0
1300	46	0	0	0	0	0	0	0	0	0	3	3	4	8	10	9	4	2	3	0	0	0	0	0	0	0	0	0	0
1400	59	0	0	0	0	0	1	1	0	0	2	1	7	12	12	11	9	2	1	0	0	0	0	0	0	0	0	0	0
1500	**67**	**0**	**0**	**0**	**1**	**1**	**0**	**0**	**0**	**1**	**2**	**5**	**5**	**14**	**11**	**15**	**9**	**3**	**0**	**0**	**0**	**0**	**0**	**0**	**0**	**0**	**0**	**0**	**0**
1600	51	0	0	0	0	0	2	0	0	3	1	2	4	11	15	5	3	4	1	0	0	0	0	0	0	0	0	0	0
1700	51	0	0	0	1	0	0	1	0	0	2	3	4	12	13	9	4	2	0	0	0	0	0	0	0	0	0	0	0
1800	59	0	0	0	0	0	0	2	0	0	2	2	11	9	14	6	6	4	1	1	1	0	0	0	0	0	0	0	0
1900	29	0	0	0	0	0	0	1	0	0	1	0	4	7	3	11	1	1	0	0	0	0	0	0	0	0	0	0	0
2000	26	0	0	0	0	0	0	0	0	0	0	1	3	6	6	6	2	0	0	2	0	0	0	0	0	0	0	0	0
2100	12	0	0	0	0	0	0	0	0	0	0	1	0	1	3	2	1	0	2	1	0	0	0	1	0	0	0	0	0
2200	12	0	0	0	0	0	0	0	0	0	0	2	1	2	3	2	2	0	0	0	0	0	0	0	0	0	0	0	0
2300	7	0	0	0	0	0	0	0	0	0	1	1	0	1	1	2	0	1	0	0	0	0	0	0	0	0	0	0	0
07-19	**547**	**0**	**0**	**0**	**2**	**5**	**5**	**4**	**2**	**6**	**16**	**23**	**54**	**102**	**114**	**105**	**59**	**34**	**10**	**2**	**2**	**2**	**0**	**0**	**0**	**0**	**0**	**0**	**0**
06-22	**617**	**0**	**0**	**0**	**2**	**5**	**5**	**5**	**2**	**6**	**17**	**25**	**61**	**117**	**127**	**124**	**63**	**35**	**13**	**5**	**2**	**2**	**0**	**1**	**0**	**0**	**0**	**0**	**0**
06-00	**636**	**0**	**0**	**0**	**2**	**5**	**5**	**5**	**2**	**6**	**18**	**28**	**62**	**120**	**131**	**128**	**65**	**36**	**13**	**5**	**2**	**2**	**0**	**1**	**0**	**0**	**0**	**0**	**0**
00-00	**650**	**0**	**0**	**0**	**2**	**5**	**5**	**5**	**2**	**6**	**18**	**31**	**64**	**124**	**131**	**128**	**67**	**38**	**13**	**5**	**2**	**3**	**0**	**1**	**0**	**0**	**0**	**0**	**0**

DRAFT

Site 3
Location R125, att t/pole, Lat 53.48058, Long -6.61546
Direction Two way

3279 / Meath/Cavan/Monaghan ATC's
October 2013
Automatic Traffic Count

Sun, 13 October 2013

Time	Total	Speed Bins (km/h)																											
		0 - 5	5 - 10	10 - 15	15 - 20	20 - 25	25 - 30	30 - 35	35 - 40	40 - 45	45 - 50	50 - 55	55 - 60	60 - 65	65 - 70	70 - 75	75 - 80	80 - 85	85 - 90	90 - 95	95 - 100	100 - 105	105 - 110	110 - 115	115 - 120	120 - 125	125 - 130	130 - 135	135 - 140
0000	5	0	0	0	0	0	0	0	0	0	0	0	1	0	2	1	1	0	0	0	0	0	0	0	0	0	0	0	0
0100	4	0	0	0	0	0	0	0	0	0	0	1	1	0	0	1	1	0	0	0	0	0	0	0	0	0	0	0	0
0200	4	0	0	0	0	0	0	0	0	0	0	0	1	2	0	0	0	0	1	0	0	0	0	0	0	0	0	0	0
0300	5	0	0	0	0	0	0	0	0	0	0	0	1	0	0	0	2	0	1	1	0	0	0	0	0	0	0	0	0
0400	0	0	0	0	0	0	0	0	0	0	0	0	0	0	0	0	0	0	0	0	0	0	0	0	0	0	0	0	0
0500	1	0	0	0	0	0	0	0	0	0	0	0	0	0	0	1	0	0	0	0	0	0	0	0	0	0	0	0	0
0600	4	0	0	0	0	0	0	0	0	0	0	0	0	3	1	0	0	0	0	0	0	0	0	0	0	0	0	0	0
0700	8	0	0	0	1	0	0	0	0	0	0	0	0	3	1	1	0	1	0	1	0	0	0	0	0	0	0	0	0
0800	7	0	0	0	0	0	0	0	0	0	0	0	0	1	0	2	4	0	0	0	0	0	0	0	0	0	0	0	0
0900	27	0	0	0	2	0	1	1	0	0	0	2	1	4	7	3	4	2	0	0	0	0	0	0	0	0	0	0	0
1000	26	0	0	0	0	0	0	0	0	0	0	1	0	5	7	6	4	3	0	0	0	0	0	0	0	0	0	0	0
1100	**40**	**0**	**0**	**0**	**1**	**0**	**1**	**1**	**0**	**1**	**1**	**4**	**2**	**7**	**9**	**6**	**4**	**0**	**3**	**0**	**0**	**0**	**0**	**0**	**0**	**0**	**0**	**0**	**0**
1200	82	0	0	0	0	0	0	3	4	3	3	6	19	14	16	7	5	1	1	0	0	0	0	0	0	0	0	0	0
1300	69	0	0	0	0	0	2	0	0	3	11	1	11	14	10	11	4	0	2	0	0	0	0	0	0	0	0	0	0
1400	77	0	0	0	0	0	2	0	2	8	6	12	15	10	10	6	3	3	0	0	0	0	0	0	0	0	0	0	0
1500	**111**	**0**	**0**	**1**	**0**	**0**	**1**	**0**	**6**	**14**	**3**	**15**	**19**	**23**	**14**	**8**	**3**	**3**	**1**	**0**	**0**	**0**	**0**	**0**	**0**	**0**	**0**	**0**	**0**
1600	86	0	0	0	1	2	3	3	7	4	3	11	11	19	8	6	6	1	0	0	1	0	0	0	0	0	0	0	0
1700	60	0	0	0	0	1	0	0	0	2	6	0	9	7	14	14	3	3	1	0	0	0	0	0	0	0	0	0	0
1800	46	0	0	0	0	0	0	1	0	0	0	1	4	9	11	12	6	2	0	0	0	0	0	0	0	0	0	0	0
1900	32	0	0	0	0	0	0	0	0	1	2	4	2	6	4	7	2	2	2	0	0	0	0	0	0	0	0	0	0
2000	35	0	0	0	0	0	0	0	0	0	2	3	6	7	5	6	4	2	0	0	0	0	0	0	0	0	0	0	0
2100	20	0	0	0	0	0	0	0	0	0	1	2	3	0	4	5	0	1	1	3	0	0	0	0	0	0	0	0	0
2200	8	0	0	0	0	0	0	1	0	0	0	1	1	0	2	1	1	1	0	0	0	0	0	0	0	0	0	0	0
2300	8	0	0	0	0	0	0	0	0	1	0	0	0	2	1	3	1	0	0	0	0	0	0	0	0	0	0	0	0
07-19	**639**	**0**	**0**	**1**	**5**	**3**	**10**	**9**	**19**	**35**	**33**	**53**	**91**	**116**	**107**	**82**	**46**	**19**	**8**	**1**	**1**	**0**	**0**	**0**	**0**	**0**	**0**	**0**	**0**
06-22	**730**	**0**	**0**	**1**	**5**	**3**	**10**	**9**	**19**	**36**	**38**	**62**	**102**	**132**	**121**	**100**	**52**	**24**	**11**	**4**	**1**	**0**	**0**	**0**	**0**	**0**	**0**	**0**	**0**
06-00	**746**	**0**	**0**	**1**	**5**	**3**	**10**	**10**	**19**	**37**	**38**	**63**	**103**	**134**	**124**	**104**	**54**	**25**	**11**	**4**	**1**	**0**	**0**	**0**	**0**	**0**	**0**	**0**	**0**
00-00	**765**	**0**	**0**	**1**	**5**	**3**	**10**	**10**	**19**	**37**	**38**	**64**	**107**	**136**	**126**	**107**	**58**	**25**	**13**	**5**	**1**	**0**	**0**	**0**	**0**	**0**	**0**	**0**	**0**

DRAFT

Site 3
Location R125, att t/pole, Lat 53.48058, Long -6.61546
Direction Two way

3279 / Meath/Cavan/Monaghan ATC's
October 2013
Automatic Traffic Count

Virtual Day (7)

Time	Total	Speed Bins (km/h)																											
		0 - 5	5 - 10	10 - 15	15 - 20	20 - 25	25 - 30	30 - 35	35 - 40	40 - 45	45 - 50	50 - 55	55 - 60	60 - 65	65 - 70	70 - 75	75 - 80	80 - 85	85 - 90	90 - 95	95 - 100	100 - 105	105 - 110	110 - 115	115 - 120	120 - 125	125 - 130	130 - 135	135 - 140
0000	4	0	0	0	0	0	0	0	0	0	0	0	1	0	1	1	0	1	0	0	0	0	0	0	0	0	0	0	0
0100	3	0	0	0	0	0	0	0	0	0	0	0	0	0	0	1	0	0	0	0	0	0	0	0	0	0	0	0	0
0200	1	0	0	0	0	0	0	0	0	0	0	0	0	0	0	0	0	0	0	0	0	0	0	0	0	0	0	0	0
0300	1	0	0	0	0	0	0	0	0	0	0	0	0	0	0	0	0	0	0	0	0	0	0	0	0	0	0	0	0
0400	1	0	0	0	0	0	0	0	0	0	0	0	1	0	0	0	0	0	0	0	0	0	0	0	0	0	0	0	0
0500	3	0	0	0	0	0	0	0	0	0	0	0	0	0	0	1	0	0	0	0	0	0	0	0	0	0	0	0	0
0600	7	0	0	0	0	0	0	0	0	0	0	0	0	1	1	2	1	1	1	0	0	0	0	0	0	0	0	0	0
0700	36	0	0	0	0	0	0	0	0	0	1	1	4	7	7	6	5	3	1	1	1	0	0	0	0	0	0	0	0
0800	**67**	**0**	**0**	**0**	**0**	**0**	**0**	**0**	**1**	**1**	**1**	**1**	**5**	**6**	**15**	**16**	**12**	**6**	**3**	**1**	**0**	**0**	**0**	**0**	**0**	**0**	**0**	**0**	**0**
0900	52	0	0	0	0	0	0	0	0	0	1	3	5	7	11	12	7	4	1	0	0	0	0	0	0	0	0	0	0
1000	37	0	0	0	0	0	0	1	0	0	1	2	3	6	9	7	5	2	0	0	0	0	0	0	0	0	0	0	0
1100	39	0	0	0	0	1	0	0	0	0	1	3	5	8	5	6	4	2	1	0	0	0	0	0	0	0	0	0	0
1200	46	0	0	0	0	1	1	1	1	1	1	3	7	9	9	8	3	2	1	0	0	0	0	0	0	0	0	0	0
1300	49	0	0	0	0	0	1	0	0	2	4	2	8	6	10	9	5	2	1	0	0	0	0	0	0	0	0	0	0
1400	55	0	0	0	0	0	0	0	1	2	2	4	8	10	11	9	5	2	1	0	0	0	0	0	0	0	0	0	0
1500	69	0	0	0	0	0	0	0	1	3	3	6	9	12	13	12	6	3	1	0	0	0	0	0	0	0	0	0	0
1600	63	0	0	0	1	1	1	1	1	1	1	4	7	10	13	11	6	3	1	0	0	0	0	0	0	0	0	0	0
1700	**76**	**0**	**0**	**0**	**0**	**0**	**0**	**0**	**0**	**1**	**2**	**2**	**6**	**11**	**15**	**15**	**12**	**7**	**2**	**1**	**0**	**0**	**0**	**0**	**0**	**0**	**0**	**0**	**0**
1800	69	0	0	0	0	0	0	1	0	0	0	2	6	12	15	14	10	4	1	2	1	0	0	0	0	0	0	0	0
1900	42	0	0	0	0	0	0	0	0	1	1	3	6	7	8	7	3	2	1	0	0	0	0	0	0	0	0	0	0
2000	29	0	0	0	0	0	0	0	0	0	1	1	4	7	6	6	2	1	0	0	0	0	0	0	0	0	0	0	0
2100	16	0	0	0	0	0	0	0	0	0	0	1	1	4	3	3	1	0	1	1	0	0	0	0	0	0	0	0	0
2200	11	0	0	0	0	0	0	0	0	0	0	1	1	2	3	1	1	1	0	0	0	0	0	0	0	0	0	0	0
2300	7	0	0	0	0	0	0	0	0	0	0	0	0	1	2	1	1	0	0	0	0	0	0	0	0	0	0	0	0
07-19	**660**	**0**	**0**	**0**	**2**	**3**	**4**	**4**	**6**	**11**	**16**	**32**	**73**	**104**	**132**	**125**	**80**	**41**	**14**	**6**	**3**	**1**	**0**	**0**	**0**	**0**	**0**	**0**	**0**
06-22	**754**	**0**	**0**	**0**	**3**	**3**	**4**	**4**	**7**	**13**	**19**	**38**	**84**	**123**	**151**	**143**	**88**	**45**	**17**	**7**	**3**	**1**	**0**	**0**	**0**	**0**	**0**	**0**	**0**
06-00	**773**	**0**	**0**	**0**	**3**	**3**	**5**	**4**	**7**	**13**	**19**	**40**	**86**	**126**	**156**	**145**	**90**	**46**	**17**	**8**	**3**	**1**	**0**	**0**	**0**	**0**	**0**	**0**	**0**
00-00	**787**	**0**	**0**	**0**	**3**	**3**	**5**	**4**	**7**	**13**	**20**	**40**	**88**	**128**	**158**	**148**	**92**	**47**	**18**	**8**	**3**	**1**	**0**	**0**	**0**	**0**	**0**	**0**	**0**

DRAFT

Site 3
Location R125, att t/pole, Lat 53.48058, Long -6.61546
Direction Two way

3279 / Meath/Cavan/Monaghan ATC's
October 2013
Automatic Traffic Count

Virtual Week (1)

Time	Total	Speed Bins (km/h)																											
		0 - 5	5 - 10	10 - 15	15 - 20	20 - 25	25 - 30	30 - 35	35 - 40	40 - 45	45 - 50	50 - 55	55 - 60	60 - 65	65 - 70	70 - 75	75 - 80	80 - 85	85 - 90	90 - 95	95 - 100	100 - 105	105 - 110	110 - 115	115 - 120	120 - 125	125 - 130	130 - 135	135 - 140
Mon	783	0	0	0	0	4	2	3	2	6	15	48	88	138	158	147	88	57	19	5	3	0	0	0	0	0	0	0	0
Tue	793	0	0	1	4	2	5	6	5	7	15	39	85	113	176	161	96	50	15	8	4	0	1	0	0	0	0	0	0
Wed	833	0	0	0	3	4	5	3	5	11	17	35	90	143	160	159	109	47	24	13	3	2	0	0	0	0	0	0	0
Thu	804	0	0	0	5	2	3	3	8	13	16	32	81	118	154	149	122	59	23	8	5	3	0	0	0	0	0	0	0
Fri	878	0	0	1	1	2	3	0	7	11	18	34	101	125	201	183	101	53	19	11	5	2	0	0	0	0	0	0	0
|Sat	650	0	0	0	2	5	5	5	2	6	18	31	64	124	131	128	67	38	13	5	2	3	0	1	0	0	0	0	0
|Sun	765	0	0	1	5	3	10	10	19	37	38	64	107	136	126	107	58	25	13	5	1	0	0	0	0	0	0	0	0
5 Day Ave.	**818**	**0**	**0**	**0**	**3**	**3**	**4**	**3**	**5**	**10**	**16**	**38**	**89**	**127**	**170**	**160**	**103**	**53**	**20**	**9**	**4**	**1**	**0**	**0**	**0**	**0**	**0**	**0**	**0**
7 Day Ave.	**787**	**0**	**0**	**0**	**3**	**3**	**5**	**4**	**7**	**13**	**20**	**40**	**88**	**128**	**158**	**148**	**92**	**47**	**18**	**8**	**3**	**1**	**0**	**0**	**0**	**0**	**0**	**0**	**0**
--	**5506**	**0**	**0**	**3**	**20**	**22**	**33**	**30**	**48**	**91**	**137**	**283**	**616**	**897**	**1106**	**1034**	**641**	**329**	**126**	**55**	**23**	**10**	**1**	**1**	**0**	**0**	**0**	**0**	**0**

Summary Graphs

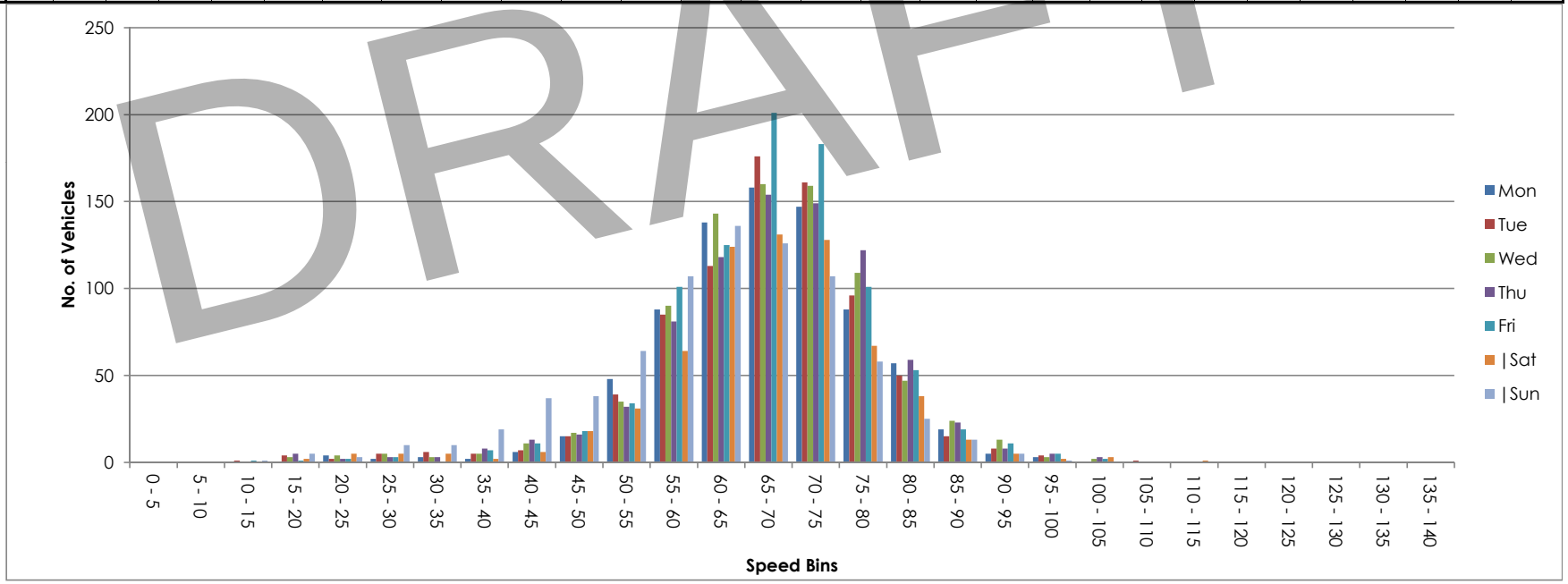

DRAFT



NDC NATIONWIDE DATA COLLECTION	**Site / Location:**	L-6205-0, att t/pole, Lat 53.47108, Long -6.61096	**Project No:**	3279	**Photo No:**	3279-04	**Drawn By:** MOR
	Survey Date:	Mon, 7 October 2013 to Sun, 13 October 2013	**Project Name:**		Meath/Cavan/Monaghan ATC'S		
	Survey Times:	00:00 to 00(24):00	**Title:**		Site Photograph		

Site No.	Location.	Direction.	Speed Limit - PSL (km/h)	Start Date.	End Date.	Total Vehicles.	5 Day Ave.	7 Day Ave.	No. > Speed Limit.	%. > Speed Limit.	No. > Speed Limit1 (+5km/h).	%. > Speed Limit1 (+5km/h).	No. > Speed Limit1 (+10km/h).	%. > Speed Limit1 (+10km/h).	Mean Speed	85%ile Speed
4	L-6205-0, att t/pole, Lat 53.47108, Long -6.61096	North	80	Mon, 7 October 2013	Sun, 13 October 2013	866	118	124	39	4.5	15	1.7	4	0.5	59.4	73.4
		South	80	Mon, 7 October 2013	Sun, 13 October 2013	851	122	122	44	5.2	17	2.0	6	0.7	59.7	72.0
		Two way	80	Mon, 7 October 2013	Sun, 13 October 2013	1717	240	245	83	4.8	32	1.9	10	0.6	59.5	72.7

DRAFT

Site 4
Location L-6205-0, att t/pole, Lat 53.47108, Long -6.61096
Direction North

3279 / Meath/Cavan/Monaghan ATC's
October 2013
Automatic Traffic Count

Mon, 7 October 2013

Time	Total	Classification												>PSL	>PSL%	>SL1	>SL1%	>SL2	>SL2%	Mean	Vpp
		1 MCL	2 SV	3 SVT	4 TB2	5 TB3	6 T4	7 ART3	8 ART4	9 ART5	10 ART6	11 BD	12 DRT	80	80	85 +5kph	85 +5kph	90 +10kph	90 +10kph		85
0000	1	0	1	0	0	0	0	0	0	0	0	0	0	0	0	0	0	0	0	66	-
0100	2	0	2	0	0	0	0	0	0	0	0	0	0	0	0	0	0	0	0	70.3	-
0200	0	0	0	0	0	0	0	0	0	0	0	0	0	0	0	0	0	0	0	-	-
0300	0	0	0	0	0	0	0	0	0	0	0	0	0	0	0	0	0	0	0	-	-
0400	0	0	0	0	0	0	0	0	0	0	0	0	0	0	0	0	0	0	0	-	-
0500	0	0	0	0	0	0	0	0	0	0	0	0	0	0	0	0	0	0	0	-	-
0600	0	0	0	0	0	0	0	0	0	0	0	0	0	0	0	0	0	0	0	-	-
0700	1	0	1	0	0	0	0	0	0	0	0	0	0	0	0	0	0	0	0	72.4	-
0800	**9**	**0**	**8**	**1**	**0**	**0**	**0**	**0**	**0**	**0**	**0**	**0**	**0**	**0**	**0**	**0**	**0**	**0**	**0**	**60.1**	**-**
0900	3	0	3	0	0	0	0	0	0	0	0	0	0	0	0	0	0	0	0	64.8	-
1000	2	0	2	0	0	0	0	0	0	0	0	0	0	0	0	0	0	0	0	60.3	-
1100	3	0	2	0	1	0	0	0	0	0	0	0	0	0	0	0	0	0	0	57.4	-
1200	8	0	8	0	0	0	0	0	0	0	0	0	0	0	0	0	0	0	0	58.8	-
1300	9	0	9	0	0	0	0	0	0	0	0	0	0	0	0	0	0	0	0	61.2	-
1400	8	0	7	0	0	1	0	0	0	0	0	0	0	0	0	0	0	0	0	59	-
1500	4	0	4	0	0	0	0	0	0	0	0	0	0	0	0	0	0	0	0	56.1	-
1600	5	0	5	0	0	0	0	0	0	0	0	0	0	0	0	0	0	0	0	56.2	-
1700	**11**	**0**	**11**	**0**	**0**	**0**	**0**	**0**	**0**	**0**	**0**	**0**	**0**	**0**	**0**	**0**	**0**	**0**	**0**	**62.8**	**69.5**
1800	**11**	**0**	**8**	**0**	**3**	**0**	**0**	**0**	**0**	**0**	**0**	**0**	**0**	**0**	**0**	**0**	**0**	**0**	**0**	**56.4**	**71.3**
1900	7	0	6	0	1	0	0	0	0	0	0	0	0	0	0	0	0	0	0	50.3	-
2000	7	0	7	0	0	0	0	0	0	0	0	0	0	1	14.3	0	0	0	0	62.8	-
2100	2	0	1	1	0	0	0	0	0	0	0	0	0	0	0	0	0	0	0	31.1	-
2200	5	0	5	0	0	0	0	0	0	0	0	0	0	0	0	0	0	0	0	58.4	-
2300	0	0	0	0	0	0	0	0	0	0	0	0	0	0	0	0	0	0	0	-	-
07-19	**74**	**0**	**68**	**1**	**4**	**1**	**0**	**0**	**0**	**0**	**0**	**0**	**0**	**0**	**0**	**0**	**0**	**0**	**0**	**59.6**	**71.3**
06-22	**90**	**0**	**82**	**2**	**5**	**1**	**0**	**0**	**0**	**0**	**0**	**0**	**0**	**1**	**1.1**	**0**	**0**	**0**	**0**	**58.5**	**72.7**
06-00	**95**	**0**	**87**	**2**	**5**	**1**	**0**	**0**	**0**	**0**	**0**	**0**	**0**	**1**	**1.1**	**0**	**0**	**0**	**0**	**58.5**	**72.7**
00-00	**98**	**0**	**90**	**2**	**5**	**1**	**0**	**0**	**0**	**0**	**0**	**0**	**0**	**1**	**1**	**0**	**0**	**0**	**0**	**58.8**	**72.7**

DRAFT

Site 4
Location L-6205-0, att t/pole, Lat 53.47108, Long -6.61096
Direction North

3279 / Meath/Cavan/Monaghan ATC's
October 2013
Automatic Traffic Count

Tue, 8 October 2013

Time	Total	Classification												>PSL	>PSL%	>SL1	>SL1%	>SL2	>SL2%	Mean	Vpp
		1 MCL	2 SV	3 SVT	4 TB2	5 TB3	6 T4	7 ART3	8 ART4	9 ART5	10 ART6	11 BD	12 DRT	80	80	85 +5kph	85 +5kph	90 +10kph	90 +10kph		85
0000	3	0	3	0	0	0	0	0	0	0	0	0	0	0	0	0	0	0	0	62.3	-
0100	0	0	0	0	0	0	0	0	0	0	0	0	0	0	0	0	0	0	0	-	-
0200	0	0	0	0	0	0	0	0	0	0	0	0	0	0	0	0	0	0	0	-	-
0300	0	0	0	0	0	0	0	0	0	0	0	0	0	0	0	0	0	0	0	-	-
0400	0	0	0	0	0	0	0	0	0	0	0	0	0	0	0	0	0	0	0	-	-
0500	0	0	0	0	0	0	0	0	0	0	0	0	0	0	0	0	0	0	0	-	-
0600	0	0	0	0	0	0	0	0	0	0	0	0	0	0	0	0	0	0	0	-	-
0700	3	0	2	0	1	0	0	0	0	0	0	0	0	0	0	0	0	0	0	68.4	-
0800	**14**	**0**	**14**	**0**	**0**	**0**	**0**	**0**	**0**	**0**	**0**	**0**	**0**	**1**	**7.1**	**0**	**0**	**0**	**0**	**63.2**	**74.2**
0900	6	0	4	0	2	0	0	0	0	0	0	0	0	0	0	0	0	0	0	55.8	-
1000	3	0	3	0	0	0	0	0	0	0	0	0	0	0	0	0	0	0	0	56.7	-
1100	2	0	2	0	0	0	0	0	0	0	0	0	0	0	0	0	0	0	0	64	-
1200	5	1	4	0	0	0	0	0	0	0	0	0	0	0	0	0	0	0	0	45.4	-
1300	7	0	6	0	1	0	0	0	0	0	0	0	0	0	0	0	0	0	0	61.8	-
1400	7	0	7	0	0	0	0	0	0	0	0	0	0	0	0	0	0	0	0	54	-
1500	9	0	7	1	1	0	0	0	0	0	0	0	0	0	0	0	0	0	0	62.7	-
1600	12	0	10	0	1	0	0	0	1	0	0	0	0	0	0	0	0	0	0	56.6	63.4
1700	**13**	**2**	**9**	**0**	**1**	**1**	**0**	**0**	**0**	**0**	**0**	**0**	**0**	**1**	**7.7**	**0**	**0**	**0**	**0**	**51.1**	**64.1**
1800	9	0	8	0	1	0	0	0	0	0	0	0	0	2	22.2	1	11.1	0	0	63.4	-
1900	9	0	9	0	0	0	0	0	0	0	0	0	0	0	0	0	0	0	0	63.8	-
2000	5	0	5	0	0	0	0	0	0	0	0	0	0	0	0	0	0	0	0	57.1	-
2100	3	0	3	0	0	0	0	0	0	0	0	0	0	0	0	0	0	0	0	63.7	-
2200	7	0	7	0	0	0	0	0	0	0	0	0	0	1	14.3	0	0	0	0	60.2	-
2300	1	0	1	0	0	0	0	0	0	0	0	0	0	0	0	0	0	0	0	52.2	-
07-19	**90**	**3**	**76**	**1**	**8**	**1**	**0**	**0**	**1**	**0**	**0**	**0**	**0**	**4**	**4.4**	**1**	**1.1**	**0**	**0**	**58.2**	**70.9**
06-22	**107**	**3**	**93**	**1**	**8**	**1**	**0**	**0**	**1**	**0**	**0**	**0**	**0**	**4**	**3.7**	**1**	**0.9**	**0**	**0**	**58.8**	**72.4**
06-00	**115**	**3**	**101**	**1**	**8**	**1**	**0**	**0**	**1**	**0**	**0**	**0**	**0**	**5**	**4.3**	**1**	**0.9**	**0**	**0**	**58.8**	**72.4**
00-00	**118**	**3**	**104**	**1**	**8**	**1**	**0**	**0**	**1**	**0**	**0**	**0**	**0**	**5**	**4.2**	**1**	**0.8**	**0**	**0**	**58.9**	**72.4**

DRAFT

Site 4
Location L-6205-0, att t/pole, Lat 53.47108, Long -6.61096
Direction North

3279 / Meath/Cavan/Monaghan ATC's
October 2013
Automatic Traffic Count

Wed, 9 October 2013

Time	Total	Classification												>PSL	>PSL%	>SL1	>SL1%	>SL2	>SL2%	Mean	Vpp
		1 MCL	2 SV	3 SVT	4 TB2	5 TB3	6 T4	7 ART3	8 ART4	9 ART5	10 ART6	11 BD	12 DRT	80	80	85 +5kph	85 +5kph	90 +10kph	90 +10kph		85
0000	1	0	1	0	0	0	0	0	0	0	0	0	0	0	0	0	0	0	0	32.3	-
0100	3	0	3	0	0	0	0	0	0	0	0	0	0	0	0	0	0	0	0	77.7	-
0200	0	0	0	0	0	0	0	0	0	0	0	0	0	0	0	0	0	0	0	-	-
0300	0	0	0	0	0	0	0	0	0	0	0	0	0	0	0	0	0	0	0	-	-
0400	0	0	0	0	0	0	0	0	0	0	0	0	0	0	0	0	0	0	0	-	-
0500	0	0	0	0	0	0	0	0	0	0	0	0	0	0	0	0	0	0	0	-	-
0600	1	0	1	0	0	0	0	0	0	0	0	0	0	0	0	0	0	0	0	59.3	-
0700	3	0	3	0	0	0	0	0	0	0	0	0	0	0	0	0	0	0	0	47.3	-
0800	**13**	**0**	**11**	**0**	**1**	**0**	**1**	**0**	**0**	**0**	**0**	**0**	**0**	**0**	**0**	**0**	**0**	**0**	**0**	**63.3**	**73.4**
0900	8	0	6	1	1	0	0	0	0	0	0	0	0	0	0	0	0	0	0	48.5	-
1000	2	0	2	0	0	0	0	0	0	0	0	0	0	0	0	0	0	0	0	68.8	-
1100	4	0	4	0	0	0	0	0	0	0	0	0	0	0	0	0	0	0	0	58.8	-
1200	5	0	5	0	0	0	0	0	0	0	0	0	0	0	0	0	0	0	0	44.6	-
1300	3	0	3	0	0	0	0	0	0	0	0	0	0	0	0	0	0	0	0	42.1	-
1400	14	0	14	0	0	0	0	0	0	0	0	0	0	0	0	0	0	0	0	56.1	62.6
1500	4	0	4	0	0	0	0	0	0	0	0	0	0	2	50	0	0	0	0	68.4	-
1600	13	2	11	0	0	0	0	0	0	0	0	0	0	1	7.7	1	7.7	0	0	49.9	77.4
1700	11	0	9	2	0	0	0	0	0	0	0	0	0	0	0	0	0	0	0	56	67.7
1800	**16**	**0**	**15**	**0**	**1**	**0**	**0**	**0**	**0**	**0**	**0**	**0**	**0**	**0**	**0**	**0**	**0**	**0**	**0**	**64.9**	**73.8**
1900	9	0	9	0	0	0	0	0	0	0	0	0	0	1	11.1	0	0	0	0	58.3	-
2000	6	0	6	0	0	0	0	0	0	0	0	0	0	0	0	0	0	0	0	54.1	-
2100	1	0	1	0	0	0	0	0	0	0	0	0	0	0	0	0	0	0	0	68.1	-
2200	2	0	2	0	0	0	0	0	0	0	0	0	0	0	0	0	0	0	0	71.8	-
2300	1	0	1	0	0	0	0	0	0	0	0	0	0	0	0	0	0	0	0	74.8	-
07-19	**96**	**2**	**87**	**3**	**3**	**0**	**1**	**0**	**0**	**0**	**0**	**0**	**0**	**3**	**3.1**	**1**	**1**	**0**	**0**	**56.6**	**72**
06-22	**113**	**2**	**104**	**3**	**3**	**0**	**1**	**0**	**0**	**0**	**0**	**0**	**0**	**4**	**3.5**	**1**	**0.9**	**0**	**0**	**56.8**	**73.4**
06-00	**116**	**2**	**107**	**3**	**3**	**0**	**1**	**0**	**0**	**0**	**0**	**0**	**0**	**4**	**3.4**	**1**	**0.9**	**0**	**0**	**57.2**	**74.2**
00-00	**120**	**2**	**111**	**3**	**3**	**0**	**1**	**0**	**0**	**0**	**0**	**0**	**0**	**4**	**3.3**	**1**	**0.8**	**0**	**0**	**57.5**	**74.9**

DRAFT

Site 4
Location L-6205-0, att t/pole, Lat 53.47108, Long -6.61096
Direction North

3279 / Meath/Cavan/Monaghan ATC's
October 2013
Automatic Traffic Count

Thu, 10 October 2013

Time	Total	Classification												>PSL	>PSL%	>SL1	>SL1%	>SL2	>SL2%	Mean	Vpp
		1 MCL	2 SV	3 SVT	4 TB2	5 TB3	6 T4	7 ART3	8 ART4	9 ART5	10 ART6	11 BD	12 DRT	80	80	85 +5kph	85 +5kph	90 +10kph	90 +10kph		85
0000	0	0	0	0	0	0	0	0	0	0	0	0	0	0	0	0	0	0	0	-	-
0100	0	0	0	0	0	0	0	0	0	0	0	0	0	0	0	0	0	0	0	-	-
0200	0	0	0	0	0	0	0	0	0	0	0	0	0	0	0	0	0	0	0	-	-
0300	0	0	0	0	0	0	0	0	0	0	0	0	0	0	0	0	0	0	0	-	-
0400	0	0	0	0	0	0	0	0	0	0	0	0	0	0	0	0	0	0	0	-	-
0500	0	0	0	0	0	0	0	0	0	0	0	0	0	0	0	0	0	0	0	-	-
0600	2	0	2	0	0	0	0	0	0	0	0	0	0	0	0	0	0	0	0	66	-
0700	2	0	1	0	1	0	0	0	0	0	0	0	0	0	0	0	0	0	0	73.3	-
0800	**12**	**0**	**11**	**0**	**1**	**0**	**0**	**0**	**0**	**0**	**0**	**0**	**0**	**2**	**16.7**	**1**	**8.3**	**0**	**0**	**66.4**	**69.5**
0900	9	0	6	0	3	0	0	0	0	0	0	0	0	0	0	0	0	0	0	54.8	-
1000	6	0	5	1	0	0	0	0	0	0	0	0	0	0	0	0	0	0	0	53.2	-
1100	3	0	3	0	0	0	0	0	0	0	0	0	0	0	0	0	0	0	0	60	-
1200	3	1	2	0	0	0	0	0	0	0	0	0	0	0	0	0	0	0	0	52.5	-
1300	7	0	6	1	0	0	0	0	0	0	0	0	0	0	0	0	0	0	0	61.1	-
1400	13	0	13	0	0	0	0	0	0	0	0	0	0	0	0	0	0	0	0	62.1	72.4
1500	4	0	4	0	0	0	0	0	0	0	0	0	0	1	25	0	0	0	0	51.9	-
1600	7	0	4	1	1	1	0	0	0	0	0	0	0	0	0	0	0	0	0	57	-
1700	**16**	**0**	**15**	**0**	**1**	**0**	**0**	**0**	**0**	**0**	**0**	**0**	**0**	**0**	**0**	**0**	**0**	**0**	**0**	**55.1**	**72**
1800	10	0	9	0	1	0	0	0	0	0	0	0	0	1	10	1	10	1	10	62.1	-
1900	8	0	7	0	1	0	0	0	0	0	0	0	0	0	0	0	0	0	0	55.1	-
2000	3	0	3	0	0	0	0	0	0	0	0	0	0	1	33.3	1	33.3	0	0	69.9	-
2100	5	0	5	0	0	0	0	0	0	0	0	0	0	0	0	0	0	0	0	64.8	-
2200	4	0	4	0	0	0	0	0	0	0	0	0	0	0	0	0	0	0	0	56.2	-
2300	0	0	0	0	0	0	0	0	0	0	0	0	0	0	0	0	0	0	0	-	-
07-19	**92**	**1**	**79**	**3**	**8**	**1**	**0**	**0**	**0**	**0**	**0**	**0**	**0**	**4**	**4.3**	**2**	**2.2**	**1**	**1.1**	**59.1**	**72.4**
06-22	**110**	**1**	**96**	**3**	**9**	**1**	**0**	**0**	**0**	**0**	**0**	**0**	**0**	**5**	**4.5**	**3**	**2.7**	**1**	**0.9**	**59.5**	**72.4**
06-00	**114**	**1**	**100**	**3**	**9**	**1**	**0**	**0**	**0**	**0**	**0**	**0**	**0**	**5**	**4.4**	**3**	**2.6**	**1**	**0.9**	**59.4**	**72.4**
00-00	**114**	**1**	**100**	**3**	**9**	**1**	**0**	**0**	**0**	**0**	**0**	**0**	**0**	**5**	**4.4**	**3**	**2.6**	**1**	**0.9**	**59.4**	**72.4**

DRAFT

Site 4
Location L-6205-0, att t/pole, Lat 53.47108, Long -6.61096
Direction North

3279 / Meath/Cavan/Monaghan ATC's
October 2013
Automatic Traffic Count

Fri, 11 October 2013

Time	Total	Classification												>PSL	>PSL%	>SL1	>SL1%	>SL2	>SL2%	Mean	Vpp
		1 MCL	2 SV	3 SVT	4 TB2	5 TB3	6 T4	7 ART3	8 ART4	9 ART5	10 ART6	11 BD	12 DRT	80	80	85 +5kph	85 +5kph	90 +10kph	90 +10kph		85
0000	0	0	0	0	0	0	0	0	0	0	0	0	0	0	0	0	0	0	0	-	-
0100	1	0	1	0	0	0	0	0	0	0	0	0	0	0	0	0	0	0	0	62.5	-
0200	1	0	1	0	0	0	0	0	0	0	0	0	0	0	0	0	0	0	0	76	-
0300	0	0	0	0	0	0	0	0	0	0	0	0	0	0	0	0	0	0	0	-	-
0400	0	0	0	0	0	0	0	0	0	0	0	0	0	0	0	0	0	0	0	-	-
0500	1	0	1	0	0	0	0	0	0	0	0	0	0	0	0	0	0	0	0	69.7	-
0600	0	0	0	0	0	0	0	0	0	0	0	0	0	0	0	0	0	0	0	-	-
0700	6	0	3	0	2	1	0	0	0	0	0	0	0	1	16.7	0	0	0	0	60.1	-
0800	**14**	**0**	**14**	**0**	**0**	**0**	**0**	**0**	**0**	**0**	**0**	**0**	**0**	**1**	**7.1**	**0**	**0**	**0**	**0**	**59.3**	**71.3**
0900	4	0	2	1	0	0	1	0	0	0	0	0	0	0	0	0	0	0	0	57.7	-
1000	4	0	4	0	0	0	0	0	0	0	0	0	0	0	0	0	0	0	0	38	-
1100	9	1	8	0	0	0	0	0	0	0	0	0	0	2	22.2	0	0	0	0	55.7	-
1200	6	0	6	0	0	0	0	0	0	0	0	0	0	0	0	0	0	0	0	68.7	-
1300	4	0	3	0	1	0	0	0	0	0	0	0	0	0	0	0	0	0	0	50.8	-
1400	11	0	8	0	3	0	0	0	0	0	0	0	0	0	0	0	0	0	0	58.6	73.4
1500	9	0	8	0	1	0	0	0	0	0	0	0	0	2	22.2	0	0	0	0	70.5	-
1600	15	0	14	0	0	0	1	0	0	0	0	0	0	0	0	0	0	0	0	55.9	72.4
1700	9	1	7	0	0	1	0	0	0	0	0	0	0	1	11.1	0	0	0	0	55.3	-
1800	9	0	6	2	1	0	0	0	0	0	0	0	0	0	0	0	0	0	0	58.9	-
1900	**20**	**0**	**19**	**0**	**1**	**0**	**0**	**0**	**0**	**0**	**0**	**0**	**0**	**0**	**0**	**0**	**0**	**0**	**0**	**62.9**	**72**
2000	6	0	5	0	1	0	0	0	0	0	0	0	0	0	0	0	0	0	0	66.6	-
2100	7	0	7	0	0	0	0	0	0	0	0	0	0	1	14.3	1	14.3	0	0	71.9	-
2200	4	0	4	0	0	0	0	0	0	0	0	0	0	0	0	0	0	0	0	44.8	-
2300	1	0	1	0	0	0	0	0	0	0	0	0	0	0	0	0	0	0	0	64.7	-
07-19	**100**	**2**	**83**	**3**	**8**	**2**	**2**	**0**	**0**	**0**	**0**	**0**	**0**	**7**	**7**	**0**	**0**	**0**	**0**	**58.4**	**73.4**
06-22	**133**	**2**	**114**	**3**	**10**	**2**	**2**	**0**	**0**	**0**	**0**	**0**	**0**	**8**	**6**	**1**	**0.8**	**0**	**0**	**60.1**	**74.9**
06-00	**138**	**2**	**119**	**3**	**10**	**2**	**2**	**0**	**0**	**0**	**0**	**0**	**0**	**8**	**5.8**	**1**	**0.7**	**0**	**0**	**59.7**	**74.2**
00-00	**141**	**2**	**122**	**3**	**10**	**2**	**2**	**0**	**0**	**0**	**0**	**0**	**0**	**8**	**5.7**	**1**	**0.7**	**0**	**0**	**59.9**	**74.9**

DRAFT

Site 4
Location L-6205-0, att t/pole, Lat 53.47108, Long -6.61096
Direction North

3279 / Meath/Cavan/Monaghan ATC's
October 2013
Automatic Traffic Count

Sat, 12 October 2013

Time	Total	Classification												>PSL	>PSL%	>SL1	>SL1%	>SL2	>SL2%	Mean	Vpp
		1 MCL	2 SV	3 SVT	4 TB2	5 TB3	6 T4	7 ART3	8 ART4	9 ART5	10 ART6	11 BD	12 DRT	80	80	85 +5kph	85 +5kph	90 +10kph	90 +10kph		85
0000	3	0	3	0	0	0	0	0	0	0	0	0	0	1	33.3	1	33.3	1	33.3	56.4	-
0100	0	0	0	0	0	0	0	0	0	0	0	0	0	0	0	0	0	0	0	-	-
0200	1	0	1	0	0	0	0	0	0	0	0	0	0	1	100	0	0	0	0	80	-
0300	0	0	0	0	0	0	0	0	0	0	0	0	0	0	0	0	0	0	0	-	-
0400	1	0	1	0	0	0	0	0	0	0	0	0	0	0	0	0	0	0	0	63.7	-
0500	0	0	0	0	0	0	0	0	0	0	0	0	0	0	0	0	0	0	0	-	-
0600	0	0	0	0	0	0	0	0	0	0	0	0	0	0	0	0	0	0	0	-	-
0700	0	0	0	0	0	0	0	0	0	0	0	0	0	0	0	0	0	0	0	-	-
0800	3	0	3	0	0	0	0	0	0	0	0	0	0	0	0	0	0	0	0	59.2	-
0900	10	0	8	1	1	0	0	0	0	0	0	0	0	2	20	2	20	1	10	71.2	-
1000	4	1	3	0	0	0	0	0	0	0	0	0	0	1	25	1	25	0	0	58	-
1100	**11**	**0**	**9**	**0**	**0**	**0**	**0**	**0**	**2**	**0**	**0**	**0**	**0**	**0**	**0**	**0**	**0**	**0**	**0**	**61.9**	**65.9**
1200	6	0	6	0	0	0	0	0	0	0	0	0	0	0	0	0	0	0	0	66.4	-
1300	5	0	4	1	0	0	0	0	0	0	0	0	0	1	20	1	20	1	20	63.3	-
1400	10	0	8	0	2	0	0	0	0	0	0	0	0	0	0	0	0	0	0	56.9	-
1500	7	0	6	0	1	0	0	0	0	0	0	0	0	0	0	0	0	0	0	57.2	-
1600	13	0	12	0	0	0	0	0	1	0	0	0	0	0	0	0	0	0	0	62.8	71.6
1700	**14**	**0**	**12**	**2**	**0**	**0**	**0**	**0**	**0**	**0**	**0**	**0**	**0**	**1**	**7.1**	**0**	**0**	**0**	**0**	**61.9**	**74.2**
1800	11	0	11	0	0	0	0	0	0	0	0	0	0	1	9.1	1	9.1	0	0	60.4	74.9
1900	7	0	7	0	0	0	0	0	0	0	0	0	0	1	14.3	0	0	0	0	64.8	-
2000	6	0	5	0	1	0	0	0	0	0	0	0	0	1	16.7	1	16.7	0	0	60.8	-
2100	3	0	3	0	0	0	0	0	0	0	0	0	0	0	0	0	0	0	0	61	-
2200	3	0	3	0	0	0	0	0	0	0	0	0	0	0	0	0	0	0	0	61.4	-
2300	1	0	1	0	0	0	0	0	0	0	0	0	0	0	0	0	0	0	0	54.7	-
07-19	**94**	**1**	**82**	**4**	**4**	**0**	**0**	**0**	**3**	**0**	**0**	**0**	**0**	**6**	**6.4**	**5**	**5.3**	**2**	**2.1**	**62.1**	**73.8**
06-22	**110**	**1**	**97**	**4**	**5**	**0**	**0**	**0**	**3**	**0**	**0**	**0**	**0**	**8**	**7.3**	**6**	**5.5**	**2**	**1.8**	**62.1**	**74.2**
06-00	**114**	**1**	**101**	**4**	**5**	**0**	**0**	**0**	**3**	**0**	**0**	**0**	**0**	**8**	**7**	**6**	**5.3**	**2**	**1.8**	**62.1**	**74.2**
00-00	**119**	**1**	**106**	**4**	**5**	**0**	**0**	**0**	**3**	**0**	**0**	**0**	**0**	**10**	**8.4**	**7**	**5.9**	**3**	**2.5**	**62.1**	**74.2**

DRAFT

Site 4
Location L-6205-0, att t/pole, Lat 53.47108, Long -6.61096
Direction North

3279 / Meath/Cavan/Monaghan ATC's
October 2013
Automatic Traffic Count

Sun, 13 October 2013

Time	Total	Classification												>PSL	>PSL%	>SL1	>SL1%	>SL2	>SL2%	Mean	Vpp
		1 MCL	2 SV	3 SVT	4 TB2	5 TB3	6 T4	7 ART3	8 ART4	9 ART5	10 ART6	11 BD	12 DRT	80	80	85 +5kph	85 +5kph	90 +10kph	90 +10kph		85
0000	0	0	0	0	0	0	0	0	0	0	0	0	0	0	0	0	0	0	0	-	-
0100	0	0	0	0	0	0	0	0	0	0	0	0	0	0	0	0	0	0	0	-	-
0200	3	0	2	0	1	0	0	0	0	0	0	0	0	0	0	0	0	0	0	52.5	-
0300	1	0	1	0	0	0	0	0	0	0	0	0	0	0	0	0	0	0	0	78.9	-
0400	1	0	1	0	0	0	0	0	0	0	0	0	0	0	0	0	0	0	0	62.9	-
0500	0	0	0	0	0	0	0	0	0	0	0	0	0	0	0	0	0	0	0	-	-
0600	0	0	0	0	0	0	0	0	0	0	0	0	0	0	0	0	0	0	0	-	-
0700	0	0	0	0	0	0	0	0	0	0	0	0	0	0	0	0	0	0	0	-	-
0800	4	0	4	0	0	0	0	0	0	0	0	0	0	0	0	0	0	0	0	61.1	-
0900	9	0	8	1	0	0	0	0	0	0	0	0	0	1	11.1	0	0	0	0	64.6	-
1000	**11**	**0**	**11**	**0**	**0**	**0**	**0**	**0**	**0**	**0**	**0**	**0**	**0**	**2**	**18.2**	**0**	**0**	**0**	**0**	**71.6**	**79.2**
1100	6	0	6	0	0	0	0	0	0	0	0	0	0	1	16.7	1	16.7	0	0	74.1	-
1200	11	1	10	0	0	0	0	0	0	0	0	0	0	1	9.1	0	0	0	0	54.8	62.3
1300	12	1	8	2	1	0	0	0	0	0	0	0	0	1	8.3	1	8.3	0	0	54.8	67
1400	15	1	12	1	1	0	0	0	0	0	0	0	0	0	0	0	0	0	0	61.5	68.8
1500	6	0	6	0	0	0	0	0	0	0	0	0	0	0	0	0	0	0	0	61.5	-
1600	**31**	**0**	**30**	**1**	**0**	**0**	**0**	**0**	**0**	**0**	**0**	**0**	**0**	**0**	**0**	**0**	**0**	**0**	**0**	**53.1**	**64.1**
1700	11	1	9	0	1	0	0	0	0	0	0	0	0	0	0	0	0	0	0	57.5	64.4
1800	8	1	7	0	0	0	0	0	0	0	0	0	0	0	0	0	0	0	0	54.2	-
1900	9	0	9	0	0	0	0	0	0	0	0	0	0	0	0	0	0	0	0	55.8	-
2000	4	0	4	0	0	0	0	0	0	0	0	0	0	0	0	0	0	0	0	56.8	-
2100	2	0	2	0	0	0	0	0	0	0	0	0	0	0	0	0	0	0	0	54.3	-
2200	7	0	7	0	0	0	0	0	0	0	0	0	0	0	0	0	0	0	0	62.9	-
2300	5	0	5	0	0	0	0	0	0	0	0	0	0	0	0	0	0	0	0	59.4	-
07-19	**124**	**5**	**111**	**5**	**3**	**0**	**0**	**0**	**0**	**0**	**0**	**0**	**0**	**6**	**4.8**	**2**	**1.6**	**0**	**0**	**59**	**70.9**
06-22	**139**	**5**	**126**	**5**	**3**	**0**	**0**	**0**	**0**	**0**	**0**	**0**	**0**	**6**	**4.3**	**2**	**1.4**	**0**	**0**	**58.7**	**70.6**
06-00	**151**	**5**	**138**	**5**	**3**	**0**	**0**	**0**	**0**	**0**	**0**	**0**	**0**	**6**	**4**	**2**	**1.3**	**0**	**0**	**58.9**	**69.8**
00-00	**156**	**5**	**142**	**5**	**4**	**0**	**0**	**0**	**0**	**0**	**0**	**0**	**0**	**6**	**3.8**	**2**	**1.3**	**0**	**0**	**58.9**	**70.6**

DRAFT

Site 4
Location L-6205-0, att t/pole, Lat 53.47108, Long -6.61096
Direction North

3279 / Meath/Cavan/Monaghan ATC's
October 2013
Automatic Traffic Count

Virtual Day (7)

Time	Total	Classification												>PSL	>PSL%	>SL1	>SL1%	>SL2	>SL2%	Mean	Vpp
		1 MCL	2 SV	3 SVT	4 TB2	5 TB3	6 T4	7 ART3	8 ART4	9 ART5	10 ART6	11 BD	12 DRT	80	80	85 +5kph	85 +5kph	90 +10kph	90 +10kph		85
0000	1	0	1	0	0	0	0	0	0	0	0	0	0	0	12.5	0	12.5	0	12.5	56.8	-
0100	1	0	1	0	0	0	0	0	0	0	0	0	0	0	0	0	0	0	0	72.7	-
0200	1	0	1	0	0	0	0	0	0	0	0	0	0	0	20	0	0	0	0	62.7	-
0300	0	0	0	0	0	0	0	0	0	0	0	0	0	0	0	0	0	0	0	78.9	-
0400	0	0	0	0	0	0	0	0	0	0	0	0	0	0	0	0	0	0	0	63.3	-
0500	0	0	0	0	0	0	0	0	0	0	0	0	0	0	0	0	0	0	0	69.7	-
0600	0	0	0	0	0	0	0	0	0	0	0	0	0	0	0	0	0	0	0	63.8	-
0700	2	0	1	0	1	0	0	0	0	0	0	0	0	0	6.7	0	0	0	0	61.8	-
0800	**10**	**0**	**9**	**0**	**0**	**0**	**0**	**0**	**0**	**0**	**0**	**0**	**0**	**1**	**5.8**	**0**	**1.4**	**0**	**0**	**62.3**	**-**
0900	7	0	5	1	1	0	0	0	0	0	0	0	0	0	6.1	0	4.1	0	2	59.9	-
1000	5	0	4	0	0	0	0	0	0	0	0	0	0	0	9.4	0	3.1	0	0	60	-
1100	5	0	5	0	0	0	0	0	0	0	0	0	0	0	7.9	0	2.6	0	0	61.6	-
1200	6	0	6	0	0	0	0	0	0	0	0	0	0	0	2.3	0	0	0	0	56.6	-
1300	7	0	6	1	0	0	0	0	0	0	0	0	0	0	4.3	0	4.3	0	2.1	57.8	-
1400	11	0	10	0	1	0	0	0	0	0	0	0	0	0	0	0	0	0	0	58.7	70.9
1500	6	0	6	0	0	0	0	0	0	0	0	0	0	1	11.6	0	0	0	0	62.2	-
1600	**14**	**0**	**12**	**0**	**0**	**0**	**0**	**0**	**0**	**0**	**0**	**0**	**0**	**0**	**1**	**0**	**1**	**0**	**0**	**55.3**	**70.9**
1700	12	1	10	1	0	0	0	0	0	0	0	0	0	0	3.5	0	0	0	0	57	71.6
1800	11	0	9	0	1	0	0	0	0	0	0	0	0	1	5.4	0	4.1	0	1.4	60.5	73.8
1900	10	0	9	0	0	0	0	0	0	0	0	0	0	0	2.9	0	0	0	0	59.5	-
2000	5	0	5	0	0	0	0	0	0	0	0	0	0	0	8.1	0	5.4	0	0	60.8	-
2100	3	0	3	0	0	0	0	0	0	0	0	0	0	0	4.3	0	4.3	0	0	62.6	-
2200	5	0	5	0	0	0	0	0	0	0	0	0	0	0	3.1	0	0	0	0	58.9	-
2300	1	0	1	0	0	0	0	0	0	0	0	0	0	0	0	0	0	0	0	60.4	-
07-19	**96**	**2**	**84**	**3**	**5**	**1**	**0**	**0**	**1**	**0**	**0**	**0**	**0**	**4**	**4.5**	**2**	**1.6**	**0**	**0.4**	**59**	**72.4**
06-22	**115**	**2**	**102**	**3**	**6**	**1**	**0**	**0**	**1**	**0**	**0**	**0**	**0**	**5**	**4.5**	**2**	**1.7**	**0**	**0.4**	**59.2**	**73.1**
06-00	**120**	**2**	**108**	**3**	**6**	**1**	**0**	**0**	**1**	**0**	**0**	**0**	**0**	**5**	**4.4**	**2**	**1.7**	**0**	**0.4**	**59.2**	**73.1**
00-00	**124**	**2**	**111**	**3**	**6**	**1**	**0**	**0**	**1**	**0**	**0**	**0**	**0**	**6**	**4.5**	**2**	**1.7**	**1**	**0.5**	**59.4**	**73.4**

DRAFT

Site 4
Location L-6205-0, att t/pole, Lat 53.47108, Long -6.61096
Direction North

3279 / Meath/Cavan/Monaghan ATC's
October 2013
Automatic Traffic Count

Virtual Week (1)

Time	Total	Classification												>PSL	>PSL%	>SL1	>SL1%	>SL2	>SL2%	Mean	Vpp
		1 MCL	2 SV	3 SVT	4 TB2	5 TB3	6 T4	7 ART3	8 ART4	9 ART5	10 ART6	11 BD	12 DRT	80	80	85 +5kph	85 +5kph	90 +10kph	90 +10kph		85
Mon	98	0	90	2	5	1	0	0	0	0	0	0	0	1	1	0	0	0	0	58.8	72.7
Tue	118	3	104	1	8	1	0	0	1	0	0	0	0	5	4.2	1	0.8	0	0	58.9	72.4
Wed	120	2	111	3	3	0	1	0	0	0	0	0	0	4	3.3	1	0.8	0	0	57.5	74.9
Thu	114	1	100	3	9	1	0	0	0	0	0	0	0	5	4.4	3	2.6	1	0.9	59.4	72.4
Fri	141	2	122	3	10	2	2	0	0	0	0	0	0	8	5.7	1	0.7	0	0	59.9	74.9
| Sat	119	1	106	4	5	0	0	0	3	0	0	0	0	10	8.4	7	5.9	3	2.5	62.1	74.2
| Sun	156	5	142	5	4	0	0	0	0	0	0	0	0	6	3.8	2	1.3	0	0	58.9	70.6
5 Day Ave.	**118**	**2**	**105**	**2**	**7**	**1**	**1**	**0**	**0**	**0**	**0**	**0**	**0**	**5**	**4.2**	**1**	**0.8**	**0**	**0.0**	**58.9**	**73.5**
7 Day Ave.	**124**	**2**	**111**	**3**	**6**	**1**	**0**	**0**	**1**	**0**	**0**	**0**	**0**	**6**	**4.5**	**2**	**1.7**	**1**	**0.5**	**59.4**	**73.4**
--	**866**	**14**	**775**	**21**	**44**	**5**	**3**	**0**	**4**	**0**	**0**	**0**	**0**	**39**	**4.5**	**15**	**1.7**	**4**	**0.5**	**59.4**	**73.4**

Summary Graphs

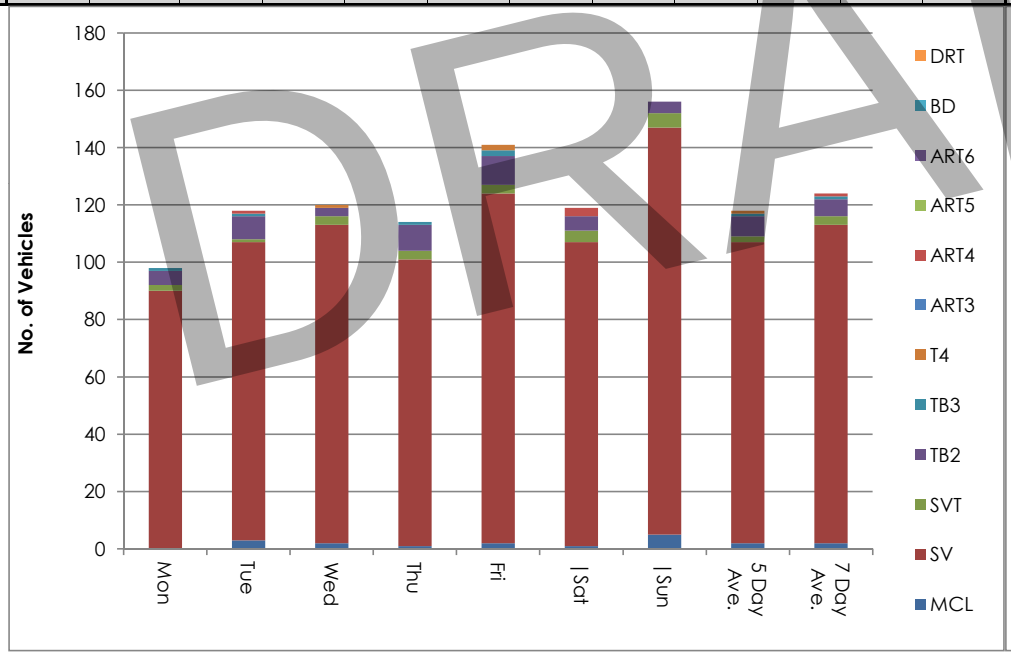

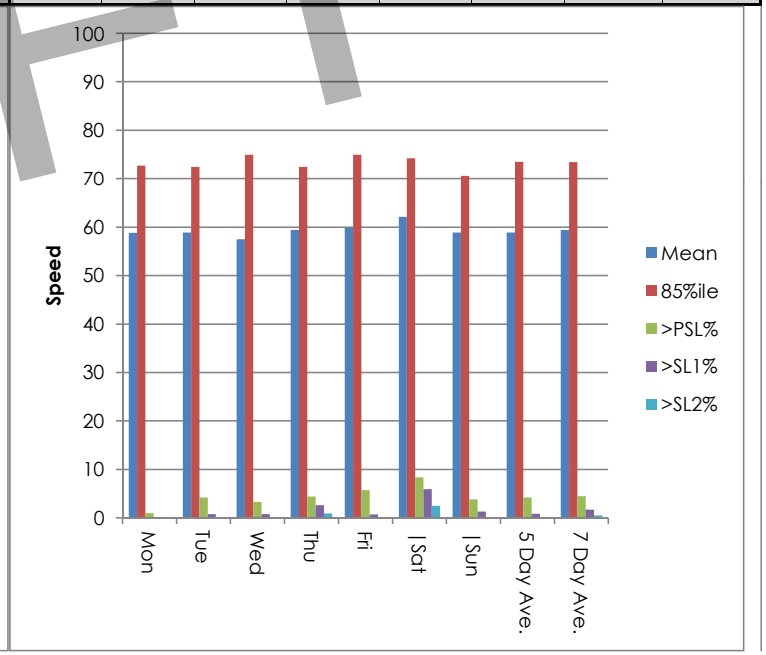

DRAFT

Site 4
Location L-6205-0, att t/pole, Lat 53.47108, Long -6.61096
Direction North

3279 / Meath/Cavan/Monaghan ATC's
October 2013
Automatic Traffic Count

Mon, 7 October 2013

Time	Total	Speed Bins (km/h)																											
		0 - 5	5 - 10	10 - 15	15 - 20	20 - 25	25 - 30	30 - 35	35 - 40	40 - 45	45 - 50	50 - 55	55 - 60	60 - 65	65 - 70	70 - 75	75 - 80	80 - 85	85 - 90	90 - 95	95 - 100	100 - 105	105 - 110	110 - 115	115 - 120	120 - 125	125 - 130	130 - 135	135 - 140
0000	1	0	0	0	0	0	0	0	0	0	0	0	0	0	1	0	0	0	0	0	0	0	0	0	0	0	0	0	0
0100	2	0	0	0	0	0	0	0	0	0	0	0	0	0	1	1	0	0	0	0	0	0	0	0	0	0	0	0	0
0200	0	0	0	0	0	0	0	0	0	0	0	0	0	0	0	0	0	0	0	0	0	0	0	0	0	0	0	0	0
0300	0	0	0	0	0	0	0	0	0	0	0	0	0	0	0	0	0	0	0	0	0	0	0	0	0	0	0	0	0
0400	0	0	0	0	0	0	0	0	0	0	0	0	0	0	0	0	0	0	0	0	0	0	0	0	0	0	0	0	0
0500	0	0	0	0	0	0	0	0	0	0	0	0	0	0	0	0	0	0	0	0	0	0	0	0	0	0	0	0	0
0600	0	0	0	0	0	0	0	0	0	0	0	0	0	0	0	0	0	0	0	0	0	0	0	0	0	0	0	0	0
0700	1	0	0	0	0	0	0	0	0	0	0	0	0	0	0	1	0	0	0	0	0	0	0	0	0	0	0	0	0
0800	**9**	**0**	**0**	**0**	**1**	**0**	**0**	**0**	**0**	**0**	**0**	**1**	**1**	**3**	**0**	**3**	**0**	**0**	**0**	**0**	**0**	**0**	**0**	**0**	**0**	**0**	**0**	**0**	**0**
0900	3	0	0	0	0	0	0	0	0	0	0	0	0	2	1	0	0	0	0	0	0	0	0	0	0	0	0	0	0
1000	2	0	0	0	0	0	0	0	0	0	0	1	0	0	1	0	0	0	0	0	0	0	0	0	0	0	0	0	0
1100	3	0	0	0	0	0	0	0	0	0	0	1	1	1	0	0	0	0	0	0	0	0	0	0	0	0	0	0	0
1200	8	0	0	1	0	0	0	0	0	0	0	1	2	0	2	1	1	0	0	0	0	0	0	0	0	0	0	0	0
1300	9	0	0	0	0	0	0	0	0	0	0	3	1	3	0	1	1	0	0	0	0	0	0	0	0	0	0	0	0
1400	8	0	0	0	0	0	0	0	0	0	2	2	2	0	0	1	1	0	0	0	0	0	0	0	0	0	0	0	0
1500	4	0	0	0	0	0	0	0	0	0	0	1	3	0	0	0	0	0	0	0	0	0	0	0	0	0	0	0	0
1600	5	0	0	0	0	0	1	0	0	0	0	0	2	1	0	1	0	0	0	0	0	0	0	0	0	0	0	0	0
1700	**11**	**0**	**0**	**0**	**0**	**0**	**0**	**0**	**0**	**0**	**1**	**2**	**0**	**2**	**4**	**2**	**0**	**0**	**0**	**0**	**0**	**0**	**0**	**0**	**0**	**0**	**0**	**0**	**0**
1800	**11**	**0**	**0**	**1**	**0**	**0**	**0**	**0**	**0**	**2**	**0**	**1**	**1**	**2**	**1**	**2**	**1**	**0**	**0**	**0**	**0**	**0**	**0**	**0**	**0**	**0**	**0**	**0**	**0**
1900	7	0	0	1	0	0	0	0	0	1	1	1	1	0	1	1	0	0	0	0	0	0	0	0	0	0	0	0	0
2000	7	0	0	1	0	0	0	0	0	0	0	0	0	2	1	1	1	1	0	0	0	0	0	0	0	0	0	0	0
2100	2	0	0	1	0	0	0	0	0	0	1	0	0	0	0	0	0	0	0	0	0	0	0	0	0	0	0	0	0
2200	5	0	0	0	0	0	0	0	1	0	0	0	2	0	1	1	0	0	0	0	0	0	0	0	0	0	0	0	0
2300	0	0	0	0	0	0	0	0	0	0	0	0	0	0	0	0	0	0	0	0	0	0	0	0	0	0	0	0	0
07-19	**74**	**0**	**0**	**2**	**1**	**0**	**1**	**0**	**0**	**2**	**3**	**13**	**13**	**14**	**9**	**12**	**4**	**0**	**0**	**0**	**0**	**0**	**0**	**0**	**0**	**0**	**0**	**0**	**0**
06-22	**90**	**0**	**0**	**5**	**1**	**0**	**1**	**0**	**0**	**3**	**5**	**14**	**14**	**16**	**11**	**14**	**5**	**1**	**0**	**0**	**0**	**0**	**0**	**0**	**0**	**0**	**0**	**0**	**0**
06-00	**95**	**0**	**0**	**5**	**1**	**0**	**1**	**0**	**1**	**3**	**5**	**14**	**16**	**16**	**12**	**15**	**5**	**1**	**0**	**0**	**0**	**0**	**0**	**0**	**0**	**0**	**0**	**0**	**0**
00-00	**98**	**0**	**0**	**5**	**1**	**0**	**1**	**0**	**1**	**3**	**5**	**14**	**16**	**16**	**14**	**16**	**5**	**1**	**0**	**0**	**0**	**0**	**0**	**0**	**0**	**0**	**0**	**0**	**0**

DRAFT

Site 4
Location L-6205-0, att t/pole, Lat 53.47108, Long -6.61096
Direction North

3279 / Meath/Cavan/Monaghan ATC's
October 2013
Automatic Traffic Count

Tue, 8 October 2013

Time	Total	Speed Bins (km/h)																											
		0 - 5	5 - 10	10 - 15	15 - 20	20 - 25	25 - 30	30 - 35	35 - 40	40 - 45	45 - 50	50 - 55	55 - 60	60 - 65	65 - 70	70 - 75	75 - 80	80 - 85	85 - 90	90 - 95	95 - 100	100 - 105	105 - 110	110 - 115	115 - 120	120 - 125	125 - 130	130 - 135	135 - 140
0000	3	0	0	0	0	0	0	0	0	1	0	0	0	0	0	2	0	0	0	0	0	0	0	0	0	0	0	0	0
0100	0	0	0	0	0	0	0	0	0	0	0	0	0	0	0	0	0	0	0	0	0	0	0	0	0	0	0	0	0
0200	0	0	0	0	0	0	0	0	0	0	0	0	0	0	0	0	0	0	0	0	0	0	0	0	0	0	0	0	0
0300	0	0	0	0	0	0	0	0	0	0	0	0	0	0	0	0	0	0	0	0	0	0	0	0	0	0	0	0	0
0400	0	0	0	0	0	0	0	0	0	0	0	0	0	0	0	0	0	0	0	0	0	0	0	0	0	0	0	0	0
0500	0	0	0	0	0	0	0	0	0	0	0	0	0	0	0	0	0	0	0	0	0	0	0	0	0	0	0	0	0
0600	0	0	0	0	0	0	0	0	0	0	0	0	0	0	0	0	0	0	0	0	0	0	0	0	0	0	0	0	0
0700	3	0	0	0	0	0	0	0	0	0	0	0	0	1	1	0	1	0	0	0	0	0	0	0	0	0	0	0	0
0800	**14**	**0**	**0**	**1**	**0**	**0**	**0**	**0**	**0**	**0**	**0**	**1**	**2**	**3**	**2**	**4**	**0**	**1**	**0**	**0**	**0**	**0**	**0**	**0**	**0**	**0**	**0**	**0**	**0**
0900	6	0	0	0	0	0	0	0	0	2	0	1	0	1	2	0	0	0	0	0	0	0	0	0	0	0	0	0	0
1000	3	0	0	0	0	0	0	0	0	0	1	0	1	0	1	0	0	0	0	0	0	0	0	0	0	0	0	0	0
1100	2	0	0	0	0	0	0	0	0	0	0	0	1	0	0	1	0	0	0	0	0	0	0	0	0	0	0	0	0
1200	5	0	0	0	0	1	0	0	1	0	1	0	1	1	0	0	0	0	0	0	0	0	0	0	0	0	0	0	0
1300	7	0	0	0	0	0	0	0	0	0	0	2	2	1	0	2	0	0	0	0	0	0	0	0	0	0	0	0	0
1400	7	0	0	1	0	0	0	0	0	0	0	1	2	1	1	1	0	0	0	0	0	0	0	0	0	0	0	0	0
1500	9	0	0	0	0	0	0	0	0	1	0	1	2	1	1	2	1	0	0	0	0	0	0	0	0	0	0	0	0
1600	12	0	0	0	0	0	0	0	0	1	2	3	2	2	1	0	1	0	0	0	0	0	0	0	0	0	0	0	0
1700	**13**	**0**	**0**	**1**	**0**	**2**	**0**	**0**	**0**	**0**	**0**	**2**	**4**	**2**	**1**	**0**	**0**	**1**	**0**	**0**	**0**	**0**	**0**	**0**	**0**	**0**	**0**	**0**	**0**
1800	9	0	0	0	0	0	0	0	0	1	1	0	1	3	1	0	0	1	1	0	0	0	0	0	0	0	0	0	0
1900	9	0	0	0	0	0	0	0	0	0	0	1	1	4	1	2	0	0	0	0	0	0	0	0	0	0	0	0	0
2000	5	0	0	0	0	0	0	1	0	0	1	0	1	0	0	0	2	0	0	0	0	0	0	0	0	0	0	0	0
2100	3	0	0	0	0	0	0	0	0	0	0	0	0	2	1	0	0	0	0	0	0	0	0	0	0	0	0	0	0
2200	7	0	0	0	0	0	0	0	0	1	0	2	1	0	2	0	0	1	0	0	0	0	0	0	0	0	0	0	0
2300	1	0	0	0	0	0	0	0	0	0	0	1	0	0	0	0	0	0	0	0	0	0	0	0	0	0	0	0	0
07-19	**90**	**0**	**0**	**3**	**0**	**3**	**0**	**0**	**1**	**5**	**5**	**11**	**18**	**16**	**11**	**10**	**3**	**3**	**1**	**0**	**0**	**0**	**0**	**0**	**0**	**0**	**0**	**0**	**0**
06-22	**107**	**0**	**0**	**3**	**0**	**3**	**0**	**1**	**1**	**5**	**6**	**12**	**20**	**22**	**13**	**12**	**5**	**3**	**1**	**0**	**0**	**0**	**0**	**0**	**0**	**0**	**0**	**0**	**0**
06-00	**115**	**0**	**0**	**3**	**0**	**3**	**0**	**1**	**1**	**6**	**6**	**15**	**21**	**22**	**15**	**12**	**5**	**4**	**1**	**0**	**0**	**0**	**0**	**0**	**0**	**0**	**0**	**0**	**0**
00-00	**118**	**0**	**0**	**3**	**0**	**3**	**0**	**1**	**1**	**7**	**6**	**15**	**21**	**22**	**15**	**14**	**5**	**4**	**1**	**0**	**0**	**0**	**0**	**0**	**0**	**0**	**0**	**0**	**0**

DRAFT

Site 4
Location L-6205-0, att t/pole, Lat 53.47108, Long -6.61096
Direction North

3279 / Meath/Cavan/Monaghan ATC's
October 2013
Automatic Traffic Count

Wed, 9 October 2013

Time	Total	Speed Bins (km/h)																											
		0 - 5	5 - 10	10 - 15	15 - 20	20 - 25	25 - 30	30 - 35	35 - 40	40 - 45	45 - 50	50 - 55	55 - 60	60 - 65	65 - 70	70 - 75	75 - 80	80 - 85	85 - 90	90 - 95	95 - 100	100 - 105	105 - 110	110 - 115	115 - 120	120 - 125	125 - 130	130 - 135	135 - 140
0000	1	0	0	0	0	0	0	1	0	0	0	0	0	0	0	0	0	0	0	0	0	0	0	0	0	0	0	0	0
0100	3	0	0	0	0	0	0	0	0	0	0	0	0	0	0	0	3	0	0	0	0	0	0	0	0	0	0	0	0
0200	0	0	0	0	0	0	0	0	0	0	0	0	0	0	0	0	0	0	0	0	0	0	0	0	0	0	0	0	0
0300	0	0	0	0	0	0	0	0	0	0	0	0	0	0	0	0	0	0	0	0	0	0	0	0	0	0	0	0	0
0400	0	0	0	0	0	0	0	0	0	0	0	0	0	0	0	0	0	0	0	0	0	0	0	0	0	0	0	0	0
0500	0	0	0	0	0	0	0	0	0	0	0	0	0	0	0	0	0	0	0	0	0	0	0	0	0	0	0	0	0
0600	1	0	0	0	0	0	0	0	0	0	0	0	1	0	0	0	0	0	0	0	0	0	0	0	0	0	0	0	0
0700	3	0	0	0	0	0	0	1	1	0	0	0	0	0	0	0	1	0	0	0	0	0	0	0	0	0	0	0	0
0800	**13**	**0**	**0**	**0**	**0**	**0**	**0**	**0**	**0**	**2**	**0**	**1**	**0**	**2**	**5**	**2**	**1**	**0**	**0**	**0**	**0**	**0**	**0**	**0**	**0**	**0**	**0**	**0**	**0**
0900	8	0	0	1	1	0	0	0	0	0	1	1	1	2	0	1	0	0	0	0	0	0	0	0	0	0	0	0	0
1000	2	0	0	0	0	0	0	0	0	0	0	0	0	0	1	1	0	0	0	0	0	0	0	0	0	0	0	0	0
1100	4	0	0	0	0	0	0	0	0	1	0	0	1	1	1	0	0	0	0	0	0	0	0	0	0	0	0	0	0
1200	5	0	0	0	1	1	0	0	0	0	0	0	1	1	1	0	0	0	0	0	0	0	0	0	0	0	0	0	0
1300	3	0	0	0	1	0	0	0	0	0	1	0	0	1	0	0	0	0	0	0	0	0	0	0	0	0	0	0	0
1400	14	0	0	0	0	0	0	0	1	0	3	2	4	2	1	1	0	0	0	0	0	0	0	0	0	0	0	0	0
1500	4	0	0	0	0	0	0	0	0	1	0	0	0	0	1	0	0	2	0	0	0	0	0	0	0	0	0	0	0
1600	13	0	0	1	1	1	2	1	0	0	0	0	1	2	0	0	3	0	1	0	0	0	0	0	0	0	0	0	0
1700	11	0	0	0	1	0	1	0	0	0	0	2	1	2	2	1	1	0	0	0	0	0	0	0	0	0	0	0	0
1800	**16**	**0**	**0**	**0**	**0**	**0**	**0**	**0**	**0**	**0**	**2**	**2**	**2**	**0**	**4**	**4**	**2**	**0**	**0**	**0**	**0**	**0**	**0**	**0**	**0**	**0**	**0**	**0**	**0**
1900	9	0	0	0	0	0	2	1	0	0	0	0	0	2	0	1	2	1	0	0	0	0	0	0	0	0	0	0	0
2000	6	0	0	0	0	0	0	0	2	0	0	1	1	1	0	1	0	0	0	0	0	0	0	0	0	0	0	0	0
2100	1	0	0	0	0	0	0	0	0	0	0	0	0	0	1	0	0	0	0	0	0	0	0	0	0	0	0	0	0
2200	2	0	0	0	0	0	0	0	0	0	0	0	0	0	1	0	1	0	0	0	0	0	0	0	0	0	0	0	0
2300	1	0	0	0	0	0	0	0	0	0	0	0	0	0	0	1	0	0	0	0	0	0	0	0	0	0	0	0	0
07-19	**96**	**0**	**0**	**2**	**5**	**2**	**3**	**2**	**2**	**4**	**7**	**8**	**11**	**13**	**16**	**10**	**8**	**2**	**1**	**0**	**0**	**0**	**0**	**0**	**0**	**0**	**0**	**0**	**0**
06-22	**113**	**0**	**0**	**2**	**5**	**2**	**5**	**3**	**4**	**4**	**7**	**9**	**13**	**16**	**17**	**12**	**10**	**3**	**1**	**0**	**0**	**0**	**0**	**0**	**0**	**0**	**0**	**0**	**0**
06-00	**116**	**0**	**0**	**2**	**5**	**2**	**5**	**3**	**4**	**4**	**7**	**9**	**13**	**16**	**18**	**13**	**11**	**3**	**1**	**0**	**0**	**0**	**0**	**0**	**0**	**0**	**0**	**0**	**0**
00-00	**120**	**0**	**0**	**2**	**5**	**2**	**5**	**4**	**4**	**4**	**7**	**9**	**13**	**16**	**18**	**13**	**14**	**3**	**1**	**0**	**0**	**0**	**0**	**0**	**0**	**0**	**0**	**0**	**0**

DRAFT

Site 4
Location L-6205-0, att t/pole, Lat 53.47108, Long -6.61096
Direction North

3279 / Meath/Cavan/Monaghan ATC's
October 2013
Automatic Traffic Count

Thu, 10 October 2013

Time	Total	Speed Bins (km/h)																											
		0 - 5	5 - 10	10 - 15	15 - 20	20 - 25	25 - 30	30 - 35	35 - 40	40 - 45	45 - 50	50 - 55	55 - 60	60 - 65	65 - 70	70 - 75	75 - 80	80 - 85	85 - 90	90 - 95	95 - 100	100 - 105	105 - 110	110 - 115	115 - 120	120 - 125	125 - 130	130 - 135	135 - 140
0000	0	0	0	0	0	0	0	0	0	0	0	0	0	0	0	0	0	0	0	0	0	0	0	0	0	0	0	0	0
0100	0	0	0	0	0	0	0	0	0	0	0	0	0	0	0	0	0	0	0	0	0	0	0	0	0	0	0	0	0
0200	0	0	0	0	0	0	0	0	0	0	0	0	0	0	0	0	0	0	0	0	0	0	0	0	0	0	0	0	0
0300	0	0	0	0	0	0	0	0	0	0	0	0	0	0	0	0	0	0	0	0	0	0	0	0	0	0	0	0	0
0400	0	0	0	0	0	0	0	0	0	0	0	0	0	0	0	0	0	0	0	0	0	0	0	0	0	0	0	0	0
0500	0	0	0	0	0	0	0	0	0	0	0	0	0	0	0	0	0	0	0	0	0	0	0	0	0	0	0	0	0
0600	2	0	0	0	0	0	0	0	0	0	0	0	0	1	0	1	0	0	0	0	0	0	0	0	0	0	0	0	0
0700	2	0	0	0	0	0	0	0	0	0	0	0	0	0	0	1	1	0	0	0	0	0	0	0	0	0	0	0	0
0800	**12**	**0**	**0**	**0**	**0**	**0**	**0**	**0**	**0**	**0**	**1**	**1**	**1**	**2**	**5**	**0**	**0**	**1**	**1**	**0**	**0**	**0**	**0**	**0**	**0**	**0**	**0**	**0**	**0**
0900	9	0	0	1	0	0	0	0	0	0	1	1	3	1	1	0	1	0	0	0	0	0	0	0	0	0	0	0	0
1000	6	0	0	0	0	0	0	0	0	1	1	2	0	2	0	0	0	0	0	0	0	0	0	0	0	0	0	0	0
1100	3	0	0	0	0	0	0	0	0	0	0	0	2	1	0	0	0	0	0	0	0	0	0	0	0	0	0	0	0
1200	3	0	0	0	1	0	0	0	0	0	0	0	0	0	2	0	0	0	0	0	0	0	0	0	0	0	0	0	0
1300	7	0	0	0	0	0	0	0	0	0	0	1	3	1	1	1	0	0	0	0	0	0	0	0	0	0	0	0	0
1400	13	0	0	0	0	0	0	0	0	1	0	2	2	4	1	2	1	0	0	0	0	0	0	0	0	0	0	0	0
1500	4	0	0	0	0	0	1	0	1	0	0	0	0	1	0	0	0	1	0	0	0	0	0	0	0	0	0	0	0
1600	7	0	0	0	0	0	0	0	0	0	3	1	0	0	2	1	0	0	0	0	0	0	0	0	0	0	0	0	0
1700	**16**	**0**	**0**	**0**	**0**	**0**	**2**	**1**	**0**	**2**	**0**	**0**	**5**	**1**	**2**	**3**	**0**	**0**	**0**	**0**	**0**	**0**	**0**	**0**	**0**	**0**	**0**	**0**	**0**
1800	10	0	0	0	0	0	0	2	0	0	1	0	1	0	2	1	2	0	0	1	0	0	0	0	0	0	0	0	0
1900	8	0	0	0	0	0	0	0	2	1	0	0	1	2	1	1	0	0	0	0	0	0	0	0	0	0	0	0	0
2000	3	0	0	0	0	0	0	0	0	0	0	0	0	2	0	0	0	0	1	0	0	0	0	0	0	0	0	0	0
2100	5	0	0	0	0	0	0	0	0	0	0	1	1	0	1	2	0	0	0	0	0	0	0	0	0	0	0	0	0
2200	4	0	0	0	0	0	0	0	1	0	0	0	2	0	0	1	0	0	0	0	0	0	0	0	0	0	0	0	0
2300	0	0	0	0	0	0	0	0	0	0	0	0	0	0	0	0	0	0	0	0	0	0	0	0	0	0	0	0	0
07-19	**92**	**0**	**0**	**1**	**1**	**0**	**3**	**3**	**1**	**4**	**7**	**8**	**17**	**13**	**16**	**9**	**5**	**2**	**1**	**1**	**0**	**0**	**0**	**0**	**0**	**0**	**0**	**0**	**0**
06-22	**110**	**0**	**0**	**1**	**1**	**0**	**3**	**3**	**3**	**5**	**7**	**9**	**19**	**18**	**18**	**13**	**5**	**2**	**2**	**1**	**0**	**0**	**0**	**0**	**0**	**0**	**0**	**0**	**0**
06-00	**114**	**0**	**0**	**1**	**1**	**0**	**3**	**3**	**4**	**5**	**7**	**9**	**21**	**18**	**18**	**14**	**5**	**2**	**2**	**1**	**0**	**0**	**0**	**0**	**0**	**0**	**0**	**0**	**0**
00-00	**114**	**0**	**0**	**1**	**1**	**0**	**3**	**3**	**4**	**5**	**7**	**9**	**21**	**18**	**18**	**14**	**5**	**2**	**2**	**1**	**0**	**0**	**0**	**0**	**0**	**0**	**0**	**0**	**0**

DRAFT

Site 4
Location L-6205-0, att t/pole, Lat 53.47108, Long -6.61096
Direction North

3279 / Meath/Cavan/Monaghan ATC's
October 2013
Automatic Traffic Count

Fri, 11 October 2013

Time	Total	Speed Bins (km/h)																											
		0 - 5	5 - 10	10 - 15	15 - 20	20 - 25	25 - 30	30 - 35	35 - 40	40 - 45	45 - 50	50 - 55	55 - 60	60 - 65	65 - 70	70 - 75	75 - 80	80 - 85	85 - 90	90 - 95	95 - 100	100 - 105	105 - 110	110 - 115	115 - 120	120 - 125	125 - 130	130 - 135	135 - 140
0000	0	0	0	0	0	0	0	0	0	0	0	0	0	0	0	0	0	0	0	0	0	0	0	0	0	0	0	0	0
0100	1	0	0	0	0	0	0	0	0	0	0	0	0	1	0	0	0	0	0	0	0	0	0	0	0	0	0	0	0
0200	1	0	0	0	0	0	0	0	0	0	0	0	0	0	0	0	1	0	0	0	0	0	0	0	0	0	0	0	0
0300	0	0	0	0	0	0	0	0	0	0	0	0	0	0	0	0	0	0	0	0	0	0	0	0	0	0	0	0	0
0400	0	0	0	0	0	0	0	0	0	0	0	0	0	0	0	0	0	0	0	0	0	0	0	0	0	0	0	0	0
0500	1	0	0	0	0	0	0	0	0	0	0	0	0	0	1	0	0	0	0	0	0	0	0	0	0	0	0	0	0
0600	0	0	0	0	0	0	0	0	0	0	0	0	0	0	0	0	0	0	0	0	0	0	0	0	0	0	0	0	0
0700	6	0	0	0	0	0	0	1	0	0	1	0	1	0	1	1	0	1	0	0	0	0	0	0	0	0	0	0	0
0800	**14**	**0**	**0**	**0**	**0**	**0**	**0**	**0**	**1**	**3**	**0**	**1**	**0**	**4**	**2**	**2**	**0**	**1**	**0**	**0**	**0**	**0**	**0**	**0**	**0**	**0**	**0**	**0**	**0**
0900	4	0	0	0	0	0	0	0	0	1	0	0	1	1	1	0	0	0	0	0	0	0	0	0	0	0	0	0	0
1000	4	0	0	0	1	0	0	0	1	1	0	1	0	0	0	0	0	0	0	0	0	0	0	0	0	0	0	0	0
1100	9	0	0	0	1	0	0	0	0	1	3	0	0	1	0	1	0	2	0	0	0	0	0	0	0	0	0	0	0
1200	6	0	0	0	0	0	0	0	0	0	0	0	0	1	4	1	0	0	0	0	0	0	0	0	0	0	0	0	0
1300	4	0	0	1	0	0	0	0	0	0	0	0	0	2	1	0	0	0	0	0	0	0	0	0	0	0	0	0	0
1400	11	0	0	0	0	1	0	1	0	0	0	2	1	1	0	3	2	0	0	0	0	0	0	0	0	0	0	0	0
1500	9	0	0	0	0	0	0	0	0	0	0	0	2	1	1	1	2	2	0	0	0	0	0	0	0	0	0	0	0
1600	15	0	0	1	0	0	1	0	0	2	1	1	3	1	1	2	2	0	0	0	0	0	0	0	0	0	0	0	0
1700	9	0	0	0	0	0	2	0	0	0	2	1	0	0	2	0	1	1	0	0	0	0	0	0	0	0	0	0	0
1800	9	0	0	0	0	0	0	1	0	1	0	0	1	2	4	0	0	0	0	0	0	0	0	0	0	0	0	0	0
1900	**20**	**0**	**0**	**1**	**0**	**0**	**0**	**0**	**0**	**0**	**0**	**3**	**3**	**2**	**4**	**5**	**2**	**0**	**0**	**0**	**0**	**0**	**0**	**0**	**0**	**0**	**0**	**0**	**0**
2000	6	0	0	0	0	0	0	0	0	0	0	1	0	3	0	0	2	0	0	0	0	0	0	0	0	0	0	0	0
2100	7	0	0	0	0	0	0	0	0	0	0	0	0	2	1	1	2	0	1	0	0	0	0	0	0	0	0	0	0
2200	4	0	0	0	1	0	0	0	0	1	0	0	1	1	0	0	0	0	0	0	0	0	0	0	0	0	0	0	0
2300	1	0	0	0	0	0	0	0	0	0	0	0	0	1	0	0	0	0	0	0	0	0	0	0	0	0	0	0	0
07-19	**100**	**0**	**0**	**2**	**2**	**1**	**3**	**3**	**2**	**9**	**7**	**6**	**9**	**14**	**17**	**11**	**7**	**7**	**0**	**0**	**0**	**0**	**0**	**0**	**0**	**0**	**0**	**0**	**0**
06-22	**133**	**0**	**0**	**3**	**2**	**1**	**3**	**3**	**2**	**9**	**7**	**10**	**12**	**21**	**22**	**17**	**13**	**7**	**1**	**0**	**0**	**0**	**0**	**0**	**0**	**0**	**0**	**0**	**0**
06-00	**138**	**0**	**0**	**3**	**3**	**1**	**3**	**3**	**2**	**10**	**7**	**10**	**13**	**23**	**22**	**17**	**13**	**7**	**1**	**0**	**0**	**0**	**0**	**0**	**0**	**0**	**0**	**0**	**0**
00-00	**141**	**0**	**0**	**3**	**3**	**1**	**3**	**3**	**2**	**10**	**7**	**10**	**13**	**24**	**23**	**17**	**14**	**7**	**1**	**0**	**0**	**0**	**0**	**0**	**0**	**0**	**0**	**0**	**0**

DRAFT

Site 4
Location L-6205-0, att t/pole, Lat 53.47108, Long -6.61096
Direction North

3279 / Meath/Cavan/Monaghan ATC's
October 2013
Automatic Traffic Count

Sat, 12 October 2013

Time	Total	Speed Bins (km/h)																												
		0 - 5	5 - 10	10 - 15	15 - 20	20 - 25	25 - 30	30 - 35	35 - 40	40 - 45	45 - 50	50 - 55	55 - 60	60 - 65	65 - 70	70 - 75	75 - 80	80 - 85	85 - 90	90 - 95	95 - 100	100 - 105	105 - 110	110 - 115	115 - 120	120 - 125	125 - 130	130 - 135	135 - 140
0000	3	0	0	0	1	0	0	0	0	0	0	1	0	0	0	0	0	0	0	0	1	0	0	0	0	0	0	0	0	0
0100	0	0	0	0	0	0	0	0	0	0	0	0	0	0	0	0	0	0	0	0	0	0	0	0	0	0	0	0	0	0
0200	1	0	0	0	0	0	0	0	0	0	0	0	0	0	0	0	0	1	0	0	0	0	0	0	0	0	0	0	0	0
0300	0	0	0	0	0	0	0	0	0	0	0	0	0	0	0	0	0	0	0	0	0	0	0	0	0	0	0	0	0	0
0400	1	0	0	0	0	0	0	0	0	0	0	0	0	1	0	0	0	0	0	0	0	0	0	0	0	0	0	0	0	0
0500	0	0	0	0	0	0	0	0	0	0	0	0	0	0	0	0	0	0	0	0	0	0	0	0	0	0	0	0	0	0
0600	0	0	0	0	0	0	0	0	0	0	0	0	0	0	0	0	0	0	0	0	0	0	0	0	0	0	0	0	0	0
0700	0	0	0	0	0	0	0	0	0	0	0	0	0	0	0	0	0	0	0	0	0	0	0	0	0	0	0	0	0	0
0800	3	0	0	0	0	0	0	0	0	0	1	0	1	0	1	0	0	0	0	0	0	0	0	0	0	0	0	0	0	0
0900	10	0	0	0	0	0	0	0	0	0	0	0	1	3	1	2	1	0	1	0	1	0	0	0	0	0	0	0	0	0
1000	4	0	0	0	0	1	0	0	0	0	0	0	1	0	1	0	0	0	1	0	0	0	0	0	0	0	0	0	0	0
1100	**11**	**0**	**0**	**0**	**0**	**0**	**0**	**0**	**0**	**0**	**1**	**0**	**3**	**4**	**2**	**0**	**1**	**0**	**0**	**0**	**0**	**0**	**0**	**0**	**0**	**0**	**0**	**0**	**0**	**0**
1200	6	0	0	0	0	0	0	0	0	0	0	0	2	0	1	3	0	0	0	0	0	0	0	0	0	0	0	0	0	0
1300	5	0	0	0	0	0	0	1	0	0	0	1	0	0	1	1	0	0	0	1	0	0	0	0	0	0	0	0	0	0
1400	10	0	0	0	0	0	0	0	0	2	1	0	3	1	2	1	0	0	0	0	0	0	0	0	0	0	0	0	0	0
1500	7	0	0	0	0	0	0	0	1	0	1	1	0	2	2	0	0	0	0	0	0	0	0	0	0	0	0	0	0	0
1600	13	0	0	0	0	0	0	0	0	0	0	2	5	1	1	4	0	0	0	0	0	0	0	0	0	0	0	0	0	0
1700	**14**	**0**	**0**	**0**	**0**	**1**	**0**	**0**	**0**	**0**	**1**	**3**	**1**	**2**	**0**	**4**	**1**	**1**	**0**	**0**	**0**	**0**	**0**	**0**	**0**	**0**	**0**	**0**	**0**	**0**
1800	11	0	0	0	0	0	1	0	1	0	0	2	1	1	2	0	2	0	1	0	0	0	0	0	0	0	0	0	0	0
1900	7	0	0	0	0	0	0	0	0	0	1	0	1	2	1	1	0	1	0	0	0	0	0	0	0	0	0	0	0	0
2000	6	0	0	0	0	0	0	0	1	0	0	2	0	1	0	1	0	0	1	0	0	0	0	0	0	0	0	0	0	0
2100	3	0	0	0	0	0	0	0	0	0	1	0	1	0	0	1	0	0	0	0	0	0	0	0	0	0	0	0	0	0
2200	3	0	0	0	0	0	0	0	0	0	0	2	0	0	0	0	1	0	0	0	0	0	0	0	0	0	0	0	0	0
2300	1	0	0	0	0	0	0	0	0	0	0	1	0	0	0	0	0	0	0	0	0	0	0	0	0	0	0	0	0	0
07-19	**94**	**0**	**0**	**0**	**0**	**2**	**1**	**1**	**2**	**2**	**5**	**9**	**18**	**14**	**14**	**15**	**5**	**1**	**3**	**1**	**1**	**0**	**0**	**0**	**0**	**0**	**0**	**0**	**0**	**0**
06-22	**110**	**0**	**0**	**0**	**0**	**2**	**1**	**1**	**3**	**2**	**7**	**11**	**20**	**17**	**15**	**18**	**5**	**2**	**4**	**1**	**1**	**0**	**0**	**0**	**0**	**0**	**0**	**0**	**0**	**0**
06-00	**114**	**0**	**0**	**0**	**0**	**2**	**1**	**1**	**3**	**2**	**7**	**14**	**20**	**17**	**15**	**18**	**6**	**2**	**4**	**1**	**1**	**0**	**0**	**0**	**0**	**0**	**0**	**0**	**0**	**0**
00-00	**119**	**0**	**0**	**0**	**1**	**2**	**1**	**1**	**3**	**2**	**7**	**15**	**20**	**18**	**15**	**18**	**6**	**3**	**4**	**1**	**2**	**0**	**0**	**0**	**0**	**0**	**0**	**0**	**0**	**0**

DRAFT

Site 4
Location L-6205-0, att t/pole, Lat 53.47108, Long -6.61096
Direction North

3279 / Meath/Cavan/Monaghan ATC's
October 2013
Automatic Traffic Count

Sun, 13 October 2013

Time	Total	Speed Bins (km/h)																											
		0 - 5	5 - 10	10 - 15	15 - 20	20 - 25	25 - 30	30 - 35	35 - 40	40 - 45	45 - 50	50 - 55	55 - 60	60 - 65	65 - 70	70 - 75	75 - 80	80 - 85	85 - 90	90 - 95	95 - 100	100 - 105	105 - 110	110 - 115	115 - 120	120 - 125	125 - 130	130 - 135	135 - 140
0000	0	0	0	0	0	0	0	0	0	0	0	0	0	0	0	0	0	0	0	0	0	0	0	0	0	0	0	0	0
0100	0	0	0	0	0	0	0	0	0	0	0	0	0	0	0	0	0	0	0	0	0	0	0	0	0	0	0	0	0
0200	3	0	0	0	0	0	0	0	1	0	1	0	0	0	0	1	0	0	0	0	0	0	0	0	0	0	0	0	0
0300	1	0	0	0	0	0	0	0	0	0	0	0	0	0	0	0	1	0	0	0	0	0	0	0	0	0	0	0	0
0400	1	0	0	0	0	0	0	0	0	0	0	0	0	1	0	0	0	0	0	0	0	0	0	0	0	0	0	0	0
0500	0	0	0	0	0	0	0	0	0	0	0	0	0	0	0	0	0	0	0	0	0	0	0	0	0	0	0	0	0
0600	0	0	0	0	0	0	0	0	0	0	0	0	0	0	0	0	0	0	0	0	0	0	0	0	0	0	0	0	0
0700	0	0	0	0	0	0	0	0	0	0	0	0	0	0	0	0	0	0	0	0	0	0	0	0	0	0	0	0	0
0800	4	0	0	0	0	0	0	0	0	1	0	0	0	1	2	0	0	0	0	0	0	0	0	0	0	0	0	0	0
0900	9	0	0	0	0	0	0	0	0	1	0	0	2	1	3	1	0	1	0	0	0	0	0	0	0	0	0	0	0
1000	**11**	**0**	**0**	**0**	**0**	**0**	**0**	**0**	**0**	**0**	**0**	**1**	**0**	**2**	**0**	**3**	**3**	**2**	**0**	**0**	**0**	**0**	**0**	**0**	**0**	**0**	**0**	**0**	**0**
1100	6	0	0	0	0	0	0	0	0	0	0	0	0	1	0	2	2	0	1	0	0	0	0	0	0	0	0	0	0
1200	11	0	0	0	0	1	0	0	0	0	2	2	2	3	0	0	0	1	0	0	0	0	0	0	0	0	0	0	0
1300	12	0	0	0	1	0	1	0	0	1	0	2	3	0	3	0	0	0	1	0	0	0	0	0	0	0	0	0	0
1400	15	0	0	0	0	0	0	0	0	0	0	4	2	3	4	1	1	0	0	0	0	0	0	0	0	0	0	0	0
1500	6	0	0	0	0	0	0	0	0	0	0	2	1	1	1	1	0	0	0	0	0	0	0	0	0	0	0	0	0
1600	**31**	**0**	**0**	**0**	**1**	**1**	**1**	**0**	**0**	**3**	**6**	**5**	**1**	**8**	**4**	**1**	**0**	**0**	**0**	**0**	**0**	**0**	**0**	**0**	**0**	**0**	**0**	**0**	**0**
1700	11	0	0	0	0	0	0	1	0	1	0	2	3	2	0	1	1	0	0	0	0	0	0	0	0	0	0	0	0
1800	8	0	0	0	0	0	0	1	1	1	0	0	1	2	2	0	0	0	0	0	0	0	0	0	0	0	0	0	0
1900	9	0	0	0	1	0	1	0	0	0	0	1	1	1	2	1	1	0	0	0	0	0	0	0	0	0	0	0	0
2000	4	0	0	0	0	0	0	0	0	1	0	0	1	2	0	0	0	0	0	0	0	0	0	0	0	0	0	0	0
2100	2	0	0	0	0	0	0	0	1	0	0	0	0	0	1	0	0	0	0	0	0	0	0	0	0	0	0	0	0
2200	7	0	0	0	0	0	0	0	0	0	0	1	2	1	3	0	0	0	0	0	0	0	0	0	0	0	0	0	0
2300	5	0	0	0	0	0	0	0	0	0	1	1	0	2	0	1	0	0	0	0	0	0	0	0	0	0	0	0	0
07-19	**124**	**0**	**0**	**0**	**2**	**2**	**2**	**2**	**1**	**8**	**8**	**18**	**15**	**24**	**19**	**10**	**7**	**4**	**2**	**0**	**0**	**0**	**0**	**0**	**0**	**0**	**0**	**0**	**0**
06-22	**139**	**0**	**0**	**0**	**3**	**2**	**3**	**2**	**2**	**9**	**8**	**19**	**17**	**27**	**22**	**11**	**8**	**4**	**2**	**0**	**0**	**0**	**0**	**0**	**0**	**0**	**0**	**0**	**0**
06-00	**151**	**0**	**0**	**0**	**3**	**2**	**3**	**2**	**2**	**9**	**9**	**21**	**19**	**30**	**25**	**12**	**8**	**4**	**2**	**0**	**0**	**0**	**0**	**0**	**0**	**0**	**0**	**0**	**0**
00-00	**156**	**0**	**0**	**0**	**3**	**2**	**3**	**2**	**3**	**9**	**10**	**21**	**19**	**31**	**25**	**13**	**9**	**4**	**2**	**0**	**0**	**0**	**0**	**0**	**0**	**0**	**0**	**0**	**0**

DRAFT

Site 4
Location L-6205-0, att t/pole, Lat 53.47108, Long -6.61096
Direction North

3279 / Meath/Cavan/Monaghan ATC's
October 2013
Automatic Traffic Count

Virtual Day (7)

Time	Total	Speed Bins (km/h)																											
		0 - 5	5 - 10	10 - 15	15 - 20	20 - 25	25 - 30	30 - 35	35 - 40	40 - 45	45 - 50	50 - 55	55 - 60	60 - 65	65 - 70	70 - 75	75 - 80	80 - 85	85 - 90	90 - 95	95 - 100	100 - 105	105 - 110	110 - 115	115 - 120	120 - 125	125 - 130	130 - 135	135 - 140
0000	1	0	0	0	0	0	0	0	0	0	0	0	0	0	0	0	0	0	0	0	0	0	0	0	0	0	0	0	0
0100	1	0	0	0	0	0	0	0	0	0	0	0	0	0	0	0	0	0	0	0	0	0	0	0	0	0	0	0	0
0200	1	0	0	0	0	0	0	0	0	0	0	0	0	0	0	0	0	0	0	0	0	0	0	0	0	0	0	0	0
0300	0	0	0	0	0	0	0	0	0	0	0	0	0	0	0	0	0	0	0	0	0	0	0	0	0	0	0	0	0
0400	0	0	0	0	0	0	0	0	0	0	0	0	0	0	0	0	0	0	0	0	0	0	0	0	0	0	0	0	0
0500	0	0	0	0	0	0	0	0	0	0	0	0	0	0	0	0	0	0	0	0	0	0	0	0	0	0	0	0	0
0600	0	0	0	0	0	0	0	0	0	0	0	0	0	0	0	0	0	0	0	0	0	0	0	0	0	0	0	0	0
0700	2	0	0	0	0	0	0	0	0	0	0	0	0	0	0	0	0	0	0	0	0	0	0	0	0	0	0	0	0
0800	**10**	**0**	**0**	**0**	**0**	**0**	**0**	**0**	**0**	**1**	**0**	**1**	**1**	**2**	**2**	**2**	**0**	**0**	**0**	**0**	**0**	**0**	**0**	**0**	**0**	**0**	**0**	**0**	**0**
0900	7	0	0	0	0	0	0	0	0	1	0	0	1	2	1	1	0	0	0	0	0	0	0	0	0	0	0	0	0
1000	5	0	0	0	0	0	0	0	0	0	0	1	0	1	1	1	0	0	0	0	0	0	0	0	0	0	0	0	0
1100	5	0	0	0	0	0	0	0	0	0	1	0	1	1	0	1	0	0	0	0	0	0	0	0	0	0	0	0	0
1200	6	0	0	0	0	0	0	0	0	0	0	0	1	1	1	1	0	0	0	0	0	0	0	0	0	0	0	0	0
1300	7	0	0	0	0	0	0	0	0	0	0	1	1	1	1	1	0	0	0	0	0	0	0	0	0	0	0	0	0
1400	11	0	0	0	0	0	0	0	0	0	1	2	2	2	1	1	1	0	0	0	0	0	0	0	0	0	0	0	0
1500	6	0	0	0	0	0	0	0	0	0	0	1	1	1	1	1	0	1	0	0	0	0	0	0	0	0	0	0	0
1600	**14**	**0**	**0**	**0**	**0**	**0**	**1**	**0**	**0**	**1**	**2**	**2**	**2**	**2**	**1**	**1**	**1**	**0**	**0**	**0**	**0**	**0**	**0**	**0**	**0**	**0**	**0**	**0**	**0**
1700	12	0	0	0	0	0	1	0	0	0	1	2	2	2	2	2	1	0	0	0	0	0	0	0	0	0	0	0	0
1800	11	0	0	0	0	0	0	1	0	1	1	1	1	1	2	1	1	0	0	0	0	0	0	0	0	0	0	0	0
1900	10	0	0	0	0	0	0	0	0	0	0	1	1	2	1	2	1	0	0	0	0	0	0	0	0	0	0	0	0
2000	5	0	0	0	0	0	0	0	0	0	0	1	0	2	0	0	1	0	0	0	0	0	0	0	0	0	0	0	0
2100	3	0	0	0	0	0	0	0	0	0	0	0	0	1	1	1	0	0	0	0	0	0	0	0	0	0	0	0	0
2200	5	0	0	0	0	0	0	0	0	0	0	1	1	0	1	0	0	0	0	0	0	0	0	0	0	0	0	0	0
2300	1	0	0	0	0	0	0	0	0	0	0	0	0	0	0	0	0	0	0	0	0	0	0	0	0	0	0	0	0
07-19	**96**	**0**	**0**	**1**	**2**	**1**	**2**	**2**	**1**	**5**	**6**	**10**	**14**	**15**	**15**	**11**	**6**	**3**	**1**	**0**	**0**	**0**	**0**	**0**	**0**	**0**	**0**	**0**	**0**
06-22	**115**	**0**	**0**	**2**	**2**	**1**	**2**	**2**	**2**	**5**	**7**	**12**	**16**	**20**	**17**	**14**	**7**	**3**	**2**	**0**	**0**	**0**	**0**	**0**	**0**	**0**	**0**	**0**	**0**
06-00	**120**	**0**	**0**	**2**	**2**	**1**	**2**	**2**	**2**	**6**	**7**	**13**	**18**	**20**	**18**	**14**	**8**	**3**	**2**	**0**	**0**	**0**	**0**	**0**	**0**	**0**	**0**	**0**	**0**
00-00	**124**	**0**	**0**	**2**	**2**	**1**	**2**	**2**	**3**	**6**	**7**	**13**	**18**	**21**	**18**	**15**	**8**	**3**	**2**	**0**	**0**	**0**	**0**	**0**	**0**	**0**	**0**	**0**	**0**

DRAFT

Site 4
Location L-6205-0, att t/pole, Lat 53.47108, Long -6.61096
Direction North

3279 / Meath/Cavan/Monaghan ATC's
October 2013
Automatic Traffic Count

Virtual Week (1)

Time	Total	Speed Bins (km/h)																											
		0 - 5	5 - 10	10 - 15	15 - 20	20 - 25	25 - 30	30 - 35	35 - 40	40 - 45	45 - 50	50 - 55	55 - 60	60 - 65	65 - 70	70 - 75	75 - 80	80 - 85	85 - 90	90 - 95	95 - 100	100 - 105	105 - 110	110 - 115	115 - 120	120 - 125	125 - 130	130 - 135	135 - 140
Mon	98	0	0	5	1	0	1	0	1	3	5	14	16	16	14	16	5	1	0	0	0	0	0	0	0	0	0	0	0
Tue	118	0	0	3	0	3	0	1	1	7	6	15	21	22	15	14	5	4	1	0	0	0	0	0	0	0	0	0	0
Wed	120	0	0	2	5	2	5	4	4	4	7	9	13	16	18	13	14	3	1	0	0	0	0	0	0	0	0	0	0
Thu	114	0	0	1	1	0	3	3	4	5	7	9	21	18	18	14	5	2	2	1	0	0	0	0	0	0	0	0	0
Fri	141	0	0	3	3	1	3	3	2	10	7	10	13	24	23	17	14	7	1	0	0	0	0	0	0	0	0	0	0
|Sat	119	0	0	0	1	2	1	1	3	2	7	15	20	18	15	18	6	3	4	1	2	0	0	0	0	0	0	0	0
|Sun	156	0	0	0	3	2	3	2	3	9	10	21	19	31	25	13	9	4	2	0	0	0	0	0	0	0	0	0	0
5 Day Ave.	**118**	**0**	**0**	**3**	**2**	**1**	**2**	**2**	**2**	**6**	**6**	**11**	**17**	**19**	**18**	**15**	**9**	**3**	**1**	**0**	**0**	**0**	**0**	**0**	**0**	**0**	**0**	**0**	**0**
7 Day Ave.	**124**	**0**	**0**	**2**	**2**	**1**	**2**	**2**	**3**	**6**	**7**	**13**	**18**	**21**	**18**	**15**	**8**	**3**	**2**	**0**	**0**	**0**	**0**	**0**	**0**	**0**	**0**	**0**	**0**
--	**866**	**0**	**0**	**14**	**14**	**10**	**16**	**14**	**18**	**40**	**49**	**93**	**123**	**145**	**128**	**105**	**58**	**24**	**11**	**2**	**2**	**0**	**0**	**0**	**0**	**0**	**0**	**0**	**0**

Summary Graphs

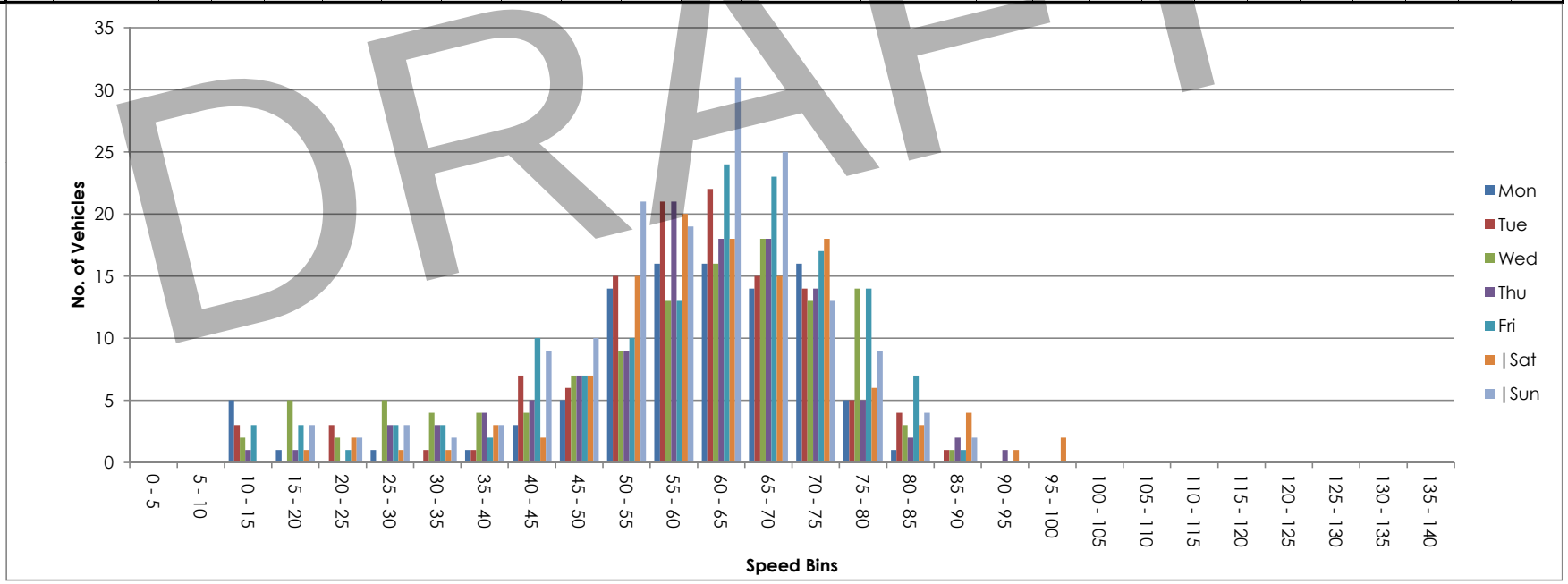

DRAFT

Site 4
Location L-6205-0, att t/pole, Lat 53.47108, Long -6.61096
Direction South

3279 / Meath/Cavan/Monaghan ATC's
October 2013
Automatic Traffic Count

Mon, 7 October 2013

Time	Total	Classification												>PSL	>PSL%	>SL1	>SL1%	>SL2	>SL2%	Mean	Vpp
		1 MCL	2 SV	3 SVT	4 TB2	5 TB3	6 T4	7 ART3	8 ART4	9 ART5	10 ART6	11 BD	12 DRT	80	80	85 +5kph	85 +5kph	90 +10kph	90 +10kph		85
0000	0	0	0	0	0	0	0	0	0	0	0	0	0	0	0	0	0	0	0	-	-
0100	0	0	0	0	0	0	0	0	0	0	0	0	0	0	0	0	0	0	0	-	-
0200	0	0	0	0	0	0	0	0	0	0	0	0	0	0	0	0	0	0	0	-	-
0300	0	0	0	0	0	0	0	0	0	0	0	0	0	0	0	0	0	0	0	-	-
0400	1	0	1	0	0	0	0	0	0	0	0	0	0	0	0	0	0	0	0	54.1	-
0500	0	0	0	0	0	0	0	0	0	0	0	0	0	0	0	0	0	0	0	-	-
0600	1	0	1	0	0	0	0	0	0	0	0	0	0	0	0	0	0	0	0	63.5	-
0700	6	0	6	0	0	0	0	0	0	0	0	0	0	0	0	0	0	0	0	64.1	-
0800	8	0	8	0	0	0	0	0	0	0	0	0	0	2	25	0	0	0	0	64.1	-
0900	**13**	**0**	**12**	**1**	**0**	**0**	**0**	**0**	**0**	**0**	**0**	**0**	**0**	**0**	**0**	**0**	**0**	**0**	**0**	**59.1**	**67.7**
1000	5	0	5	0	0	0	0	0	0	0	0	0	0	0	0	0	0	0	0	61.4	-
1100	5	0	5	0	0	0	0	0	0	0	0	0	0	0	0	0	0	0	0	56.2	-
1200	4	2	2	0	0	0	0	0	0	0	0	0	0	0	0	0	0	0	0	35.6	-
1300	2	0	2	0	0	0	0	0	0	0	0	0	0	0	0	0	0	0	0	64.1	-
1400	5	0	5	0	0	0	0	0	0	0	0	0	0	0	0	0	0	0	0	61.1	-
1500	9	0	8	0	1	0	0	0	0	0	0	0	0	0	0	0	0	0	0	63.6	-
1600	7	0	7	0	0	0	0	0	0	0	0	0	0	0	0	0	0	0	0	58.1	-
1700	**12**	**0**	**11**	**0**	**1**	**0**	**0**	**0**	**0**	**0**	**0**	**0**	**0**	**1**	**8.3**	**0**	**0**	**0**	**0**	**57.2**	**67.7**
1800	10	0	9	0	1	0	0	0	0	0	0	0	0	0	0	0	0	0	0	57.6	-
1900	11	0	8	0	3	0	0	0	0	0	0	0	0	0	0	0	0	0	0	54.1	59.8
2000	2	0	2	0	0	0	0	0	0	0	0	0	0	0	0	0	0	0	0	65.1	-
2100	2	0	2	0	0	0	0	0	0	0	0	0	0	0	0	0	0	0	0	57.3	-
2200	3	0	3	0	0	0	0	0	0	0	0	0	0	0	0	0	0	0	0	67.1	-
2300	0	0	0	0	0	0	0	0	0	0	0	0	0	0	0	0	0	0	0	-	-
07-19	**86**	**2**	**80**	**1**	**3**	**0**	**0**	**0**	**0**	**0**	**0**	**0**	**0**	**3**	**3.5**	**0**	**0**	**0**	**0**	**59**	**69.8**
06-22	**102**	**2**	**93**	**1**	**6**	**0**	**0**	**0**	**0**	**0**	**0**	**0**	**0**	**3**	**2.9**	**0**	**0**	**0**	**0**	**58.6**	**69.5**
06-00	**105**	**2**	**96**	**1**	**6**	**0**	**0**	**0**	**0**	**0**	**0**	**0**	**0**	**3**	**2.9**	**0**	**0**	**0**	**0**	**58.8**	**69.5**
00-00	**106**	**2**	**97**	**1**	**6**	**0**	**0**	**0**	**0**	**0**	**0**	**0**	**0**	**3**	**2.8**	**0**	**0**	**0**	**0**	**58.8**	**69.5**

DRAFT

Site 4
Location L-6205-0, att t/pole, Lat 53.47108, Long -6.61096
Direction South

3279 / Meath/Cavan/Monaghan ATC's
October 2013
Automatic Traffic Count

Tue, 8 October 2013

Time	Total	Classification												>PSL	>PSL%	>SL1	>SL1%	>SL2	>SL2%	Mean	Vpp
		1 MCL	2 SV	3 SVT	4 TB2	5 TB3	6 T4	7 ART3	8 ART4	9 ART5	10 ART6	11 BD	12 DRT	80	80	85 +5kph	85 +5kph	90 +10kph	90 +10kph		85
0000	0	0	0	0	0	0	0	0	0	0	0	0	0	0	0	0	0	0	0	-	-
0100	1	0	1	0	0	0	0	0	0	0	0	0	0	0	0	0	0	0	0	62.8	-
0200	0	0	0	0	0	0	0	0	0	0	0	0	0	0	0	0	0	0	0	-	-
0300	0	0	0	0	0	0	0	0	0	0	0	0	0	0	0	0	0	0	0	-	-
0400	0	0	0	0	0	0	0	0	0	0	0	0	0	0	0	0	0	0	0	-	-
0500	0	0	0	0	0	0	0	0	0	0	0	0	0	0	0	0	0	0	0	-	-
0600	2	0	2	0	0	0	0	0	0	0	0	0	0	0	0	0	0	0	0	63.1	-
0700	6	0	5	0	1	0	0	0	0	0	0	0	0	0	0	0	0	0	0	66.3	-
0800	**13**	**0**	**12**	**0**	**1**	**0**	**0**	**0**	**0**	**0**	**0**	**0**	**0**	**1**	**7.7**	**1**	**7.7**	**1**	**7.7**	**63**	**76**
0900	7	0	6	0	1	0	0	0	0	0	0	0	0	0	0	0	0	0	0	62.4	-
1000	4	0	4	0	0	0	0	0	0	0	0	0	0	0	0	0	0	0	0	64.6	-
1100	4	0	4	0	0	0	0	0	0	0	0	0	0	0	0	0	0	0	0	50.5	-
1200	1	0	1	0	0	0	0	0	0	0	0	0	0	0	0	0	0	0	0	53.1	-
1300	4	0	3	0	1	0	0	0	0	0	0	0	0	1	25	0	0	0	0	66.7	-
1400	9	0	8	1	0	0	0	0	0	0	0	0	0	0	0	0	0	0	0	58.8	-
1500	**12**	**0**	**11**	**0**	**1**	**0**	**0**	**0**	**0**	**0**	**0**	**0**	**0**	**0**	**0**	**0**	**0**	**0**	**0**	**58.3**	**69.8**
1600	11	0	9	0	2	0	0	0	0	0	0	0	0	0	0	0	0	0	0	55.3	68.4
1700	10	0	10	0	0	0	0	0	0	0	0	0	0	0	0	0	0	0	0	63.4	-
1800	10	0	7	1	2	0	0	0	0	0	0	0	0	0	0	0	0	0	0	59.6	-
1900	8	0	8	0	0	0	0	0	0	0	0	0	0	0	0	0	0	0	0	63.4	-
2000	5	0	4	0	0	1	0	0	0	0	0	0	0	0	0	0	0	0	0	60.5	-
2100	4	0	4	0	0	0	0	0	0	0	0	0	0	0	0	0	0	0	0	65.2	-
2200	4	0	4	0	0	0	0	0	0	0	0	0	0	0	0	0	0	0	0	57.5	-
2300	3	0	3	0	0	0	0	0	0	0	0	0	0	0	0	0	0	0	0	53.7	-
07-19	**91**	**0**	**80**	**2**	**9**	**0**	**0**	**0**	**0**	**0**	**0**	**0**	**0**	**2**	**2.2**	**1**	**1.1**	**1**	**1.1**	**60.5**	**70.6**
06-22	**110**	**0**	**98**	**2**	**9**	**1**	**0**	**0**	**0**	**0**	**0**	**0**	**0**	**2**	**1.8**	**1**	**0.9**	**1**	**0.9**	**60.9**	**70.9**
06-00	**117**	**0**	**105**	**2**	**9**	**1**	**0**	**0**	**0**	**0**	**0**	**0**	**0**	**2**	**1.7**	**1**	**0.9**	**1**	**0.9**	**60.6**	**70.2**
00-00	**118**	**0**	**106**	**2**	**9**	**1**	**0**	**0**	**0**	**0**	**0**	**0**	**0**	**2**	**1.7**	**1**	**0.8**	**1**	**0.8**	**60.6**	**70.2**

DRAFT

Site 4
Location L-6205-0, att t/pole, Lat 53.47108, Long -6.61096
Direction South

3279 / Meath/Cavan/Monaghan ATC's
October 2013
Automatic Traffic Count

Wed, 9 October 2013

Time	Total	Classification												>PSL	>PSL%	>SL1	>SL1%	>SL2	>SL2%	Mean	Vpp
		1 MCL	2 SV	3 SVT	4 TB2	5 TB3	6 T4	7 ART3	8 ART4	9 ART5	10 ART6	11 BD	12 DRT	80	80	85 +5kph	85 +5kph	90 +10kph	90 +10kph		85
0000	2	0	2	0	0	0	0	0	0	0	0	0	0	0	0	0	0	0	0	46.6	-
0100	0	0	0	0	0	0	0	0	0	0	0	0	0	0	0	0	0	0	0	-	-
0200	0	0	0	0	0	0	0	0	0	0	0	0	0	0	0	0	0	0	0	-	-
0300	0	0	0	0	0	0	0	0	0	0	0	0	0	0	0	0	0	0	0	-	-
0400	0	0	0	0	0	0	0	0	0	0	0	0	0	0	0	0	0	0	0	-	-
0500	0	0	0	0	0	0	0	0	0	0	0	0	0	0	0	0	0	0	0	-	-
0600	1	0	1	0	0	0	0	0	0	0	0	0	0	0	0	0	0	0	0	54.4	-
0700	5	0	5	0	0	0	0	0	0	0	0	0	0	0	0	0	0	0	0	47.6	-
0800	7	0	6	1	0	0	0	0	0	0	0	0	0	2	28.6	1	14.3	1	14.3	64.5	-
0900	**14**	**0**	**11**	**0**	**3**	**0**	**0**	**0**	**0**	**0**	**0**	**0**	**0**	**0**	**0**	**0**	**0**	**0**	**0**	**53**	**72**
1000	2	0	2	0	0	0	0	0	0	0	0	0	0	0	0	0	0	0	0	57.9	-
1100	9	0	9	0	0	0	0	0	0	0	0	0	0	0	0	0	0	0	0	53.3	-
1200	3	0	2	0	0	1	0	0	0	0	0	0	0	0	0	0	0	0	0	45.8	-
1300	6	0	5	1	0	0	0	0	0	0	0	0	0	0	0	0	0	0	0	56.9	-
1400	9	0	9	0	0	0	0	0	0	0	0	0	0	0	0	0	0	0	0	53.7	-
1500	**15**	**0**	**14**	**0**	**1**	**0**	**0**	**0**	**0**	**0**	**0**	**0**	**0**	**2**	**13.3**	**0**	**0**	**0**	**0**	**61.5**	**73.8**
1600	11	0	11	0	0	0	0	0	0	0	0	0	0	0	0	0	0	0	0	58.7	70.6
1700	9	0	9	0	0	0	0	0	0	0	0	0	0	0	0	0	0	0	0	58.3	-
1800	10	1	7	0	2	0	0	0	0	0	0	0	0	1	10	1	10	1	10	56	-
1900	6	0	5	0	1	0	0	0	0	0	0	0	0	1	16.7	0	0	0	0	63	-
2000	8	0	8	0	0	0	0	0	0	0	0	0	0	0	0	0	0	0	0	57.8	-
2100	3	0	3	0	0	0	0	0	0	0	0	0	0	1	33.3	0	0	0	0	70.4	-
2200	2	0	2	0	0	0	0	0	0	0	0	0	0	0	0	0	0	0	0	40.8	-
2300	0	0	0	0	0	0	0	0	0	0	0	0	0	0	0	0	0	0	0	-	-
07-19	**100**	**1**	**90**	**2**	**6**	**1**	**0**	**0**	**0**	**0**	**0**	**0**	**0**	**5**	**5**	**2**	**2**	**2**	**2**	**56.4**	**71.3**
06-22	**118**	**1**	**107**	**2**	**7**	**1**	**0**	**0**	**0**	**0**	**0**	**0**	**0**	**7**	**5.9**	**2**	**1.7**	**2**	**1.7**	**57.2**	**72**
06-00	**120**	**1**	**109**	**2**	**7**	**1**	**0**	**0**	**0**	**0**	**0**	**0**	**0**	**7**	**5.8**	**2**	**1.7**	**2**	**1.7**	**56.9**	**72**
00-00	**122**	**1**	**111**	**2**	**7**	**1**	**0**	**0**	**0**	**0**	**0**	**0**	**0**	**7**	**5.7**	**2**	**1.6**	**2**	**1.6**	**56.7**	**72**

DRAFT

Site 4
Location L-6205-0, att t/pole, Lat 53.47108, Long -6.61096
Direction South

3279 / Meath/Cavan/Monaghan ATC's
October 2013
Automatic Traffic Count

Thu, 10 October 2013

Time	Total	Classification												>PSL	>PSL%	>SL1	>SL1%	>SL2	>SL2%	Mean	Vpp
		1 MCL	2 SV	3 SVT	4 TB2	5 TB3	6 T4	7 ART3	8 ART4	9 ART5	10 ART6	11 BD	12 DRT	80	80	85 +5kph	85 +5kph	90 +10kph	90 +10kph		85
0000	2	0	2	0	0	0	0	0	0	0	0	0	0	1	50	1	50	1	50	74.9	-
0100	0	0	0	0	0	0	0	0	0	0	0	0	0	0	0	0	0	0	0	-	-
0200	0	0	0	0	0	0	0	0	0	0	0	0	0	0	0	0	0	0	0	-	-
0300	1	0	1	0	0	0	0	0	0	0	0	0	0	0	0	0	0	0	0	52.5	-
0400	0	0	0	0	0	0	0	0	0	0	0	0	0	0	0	0	0	0	0	-	-
0500	0	0	0	0	0	0	0	0	0	0	0	0	0	0	0	0	0	0	0	-	-
0600	1	0	1	0	0	0	0	0	0	0	0	0	0	0	0	0	0	0	0	64.6	-
0700	9	0	6	1	1	1	0	0	0	0	0	0	0	1	11.1	0	0	0	0	59.2	-
0800	9	0	8	1	0	0	0	0	0	0	0	0	0	3	33.3	2	22.2	0	0	66.9	-
0900	**13**	**0**	**11**	**0**	**2**	**0**	**0**	**0**	**0**	**0**	**0**	**0**	**0**	**0**	**0**	**0**	**0**	**0**	**0**	**57.8**	**65.2**
1000	7	0	7	0	0	0	0	0	0	0	0	0	0	0	0	0	0	0	0	55.7	-
1100	6	0	6	0	0	0	0	0	0	0	0	0	0	1	16.7	1	16.7	1	16.7	54.1	-
1200	5	0	4	0	1	0	0	0	0	0	0	0	0	0	0	0	0	0	0	65.5	-
1300	3	0	3	0	0	0	0	0	0	0	0	0	0	0	0	0	0	0	0	65.4	-
1400	9	0	7	0	2	0	0	0	0	0	0	0	0	0	0	0	0	0	0	57.6	-
1500	**15**	**0**	**13**	**1**	**1**	**0**	**0**	**0**	**0**	**0**	**0**	**0**	**0**	**1**	**6.7**	**0**	**0**	**0**	**0**	**60.7**	**74.2**
1600	11	0	8	0	2	1	0	0	0	0	0	0	0	1	9.1	0	0	0	0	60.9	72.4
1700	7	0	7	0	0	0	0	0	0	0	0	0	0	1	14.3	0	0	0	0	55.2	-
1800	10	0	10	0	0	0	0	0	0	0	0	0	0	0	0	0	0	0	0	62.5	-
1900	5	0	4	0	1	0	0	0	0	0	0	0	0	0	0	0	0	0	0	66.1	-
2000	8	0	8	0	0	0	0	0	0	0	0	0	0	0	0	0	0	0	0	63.3	-
2100	0	0	0	0	0	0	0	0	0	0	0	0	0	0	0	0	0	0	0	-	-
2200	2	0	2	0	0	0	0	0	0	0	0	0	0	0	0	0	0	0	0	58.9	-
2300	1	0	1	0	0	0	0	0	0	0	0	0	0	1	100	0	0	0	0	83.9	-
07-19	**104**	**0**	**90**	**3**	**9**	**2**	**0**	**0**	**0**	**0**	**0**	**0**	**0**	**8**	**7.7**	**3**	**2.9**	**1**	**1**	**59.9**	**72.4**
06-22	**118**	**0**	**103**	**3**	**10**	**2**	**0**	**0**	**0**	**0**	**0**	**0**	**0**	**8**	**6.8**	**3**	**2.5**	**1**	**0.8**	**60.5**	**72.4**
06-00	**121**	**0**	**106**	**3**	**10**	**2**	**0**	**0**	**0**	**0**	**0**	**0**	**0**	**9**	**7.4**	**3**	**2.5**	**1**	**0.8**	**60.6**	**72.4**
00-00	**124**	**0**	**109**	**3**	**10**	**2**	**0**	**0**	**0**	**0**	**0**	**0**	**0**	**10**	**8.1**	**4**	**3.2**	**2**	**1.6**	**60.8**	**72.4**

DRAFT

Site 4
Location L-6205-0, att t/pole, Lat 53.47108, Long -6.61096
Direction South

3279 / Meath/Cavan/Monaghan ATC's
October 2013
Automatic Traffic Count

Fri, 11 October 2013

Time	Total	Classification												>PSL	>PSL%	>SL1	>SL1%	>SL2	>SL2%	Mean	Vpp
		1 MCL	2 SV	3 SVT	4 TB2	5 TB3	6 T4	7 ART3	8 ART4	9 ART5	10 ART6	11 BD	12 DRT	80	80	85 +5kph	85 +5kph	90 +10kph	90 +10kph		85
0000	3	0	3	0	0	0	0	0	0	0	0	0	0	0	0	0	0	0	0	67	-
0100	0	0	0	0	0	0	0	0	0	0	0	0	0	0	0	0	0	0	0	-	-
0200	0	0	0	0	0	0	0	0	0	0	0	0	0	0	0	0	0	0	0	-	-
0300	0	0	0	0	0	0	0	0	0	0	0	0	0	0	0	0	0	0	0	-	-
0400	0	0	0	0	0	0	0	0	0	0	0	0	0	0	0	0	0	0	0	-	-
0500	0	0	0	0	0	0	0	0	0	0	0	0	0	0	0	0	0	0	0	-	-
0600	2	0	2	0	0	0	0	0	0	0	0	0	0	0	0	0	0	0	0	66.2	-
0700	6	0	5	0	1	0	0	0	0	0	0	0	0	2	33.3	1	16.7	0	0	67.8	-
0800	12	0	10	1	1	0	0	0	0	0	0	0	0	1	8.3	1	8.3	0	0	52.9	67.7
0900	**15**	**0**	**14**	**0**	**1**	**0**	**0**	**0**	**0**	**0**	**0**	**0**	**0**	**2**	**13.3**	**0**	**0**	**0**	**0**	**61.4**	**75.6**
1000	2	0	2	0	0	0	0	0	0	0	0	0	0	0	0	0	0	0	0	62.9	-
1100	3	0	3	0	0	0	0	0	0	0	0	0	0	0	0	0	0	0	0	42.7	-
1200	5	0	4	0	1	0	0	0	0	0	0	0	0	0	0	0	0	0	0	56.1	-
1300	7	0	6	0	1	0	0	0	0	0	0	0	0	0	0	0	0	0	0	58.2	-
1400	6	0	6	0	0	0	0	0	0	0	0	0	0	0	0	0	0	0	0	56	-
1500	8	0	7	0	1	0	0	0	0	0	0	0	0	1	12.5	0	0	0	0	67	-
1600	13	0	12	0	0	0	1	0	0	0	0	0	0	0	0	0	0	0	0	60.4	68
1700	10	0	9	1	0	0	0	0	0	0	0	0	0	1	10	0	0	0	0	56.9	-
1800	**14**	**0**	**14**	**0**	**0**	**0**	**0**	**0**	**0**	**0**	**0**	**0**	**0**	**1**	**7.1**	**0**	**0**	**0**	**0**	**63.5**	**78.5**
1900	6	0	5	0	1	0	0	0	0	0	0	0	0	1	16.7	1	16.7	0	0	60	-
2000	9	0	8	0	1	0	0	0	0	0	0	0	0	0	0	0	0	0	0	64.6	-
2100	6	0	6	0	0	0	0	0	0	0	0	0	0	0	0	0	0	0	0	58.9	-
2200	6	0	6	0	0	0	0	0	0	0	0	0	0	1	16.7	1	16.7	1	16.7	66.8	-
2300	7	0	7	0	0	0	0	0	0	0	0	0	0	1	14.3	1	14.3	0	0	67.8	-
07-19	**101**	**0**	**92**	**2**	**6**	**0**	**1**	**0**	**0**	**0**	**0**	**0**	**0**	**8**	**7.9**	**2**	**2**	**0**	**0**	**59.6**	**71.6**
06-22	**124**	**0**	**113**	**2**	**8**	**0**	**1**	**0**	**0**	**0**	**0**	**0**	**0**	**9**	**7.3**	**3**	**2.4**	**0**	**0**	**60.1**	**75.2**
06-00	**137**	**0**	**126**	**2**	**8**	**0**	**1**	**0**	**0**	**0**	**0**	**0**	**0**	**11**	**8**	**5**	**3.6**	**1**	**0.7**	**60.7**	**75.2**
00-00	**140**	**0**	**129**	**2**	**8**	**0**	**1**	**0**	**0**	**0**	**0**	**0**	**0**	**11**	**7.9**	**5**	**3.6**	**1**	**0.7**	**60.9**	**75.2**

DRAFT

Site 4
Location L-6205-0, att t/pole, Lat 53.47108, Long -6.61096
Direction South

3279 / Meath/Cavan/Monaghan ATC's
October 2013
Automatic Traffic Count

Sat, 12 October 2013

Time	Total	Classification												>PSL	>PSL%	>SL1	>SL1%	>SL2	>SL2%	Mean	Vpp
		1 MCL	2 SV	3 SVT	4 TB2	5 TB3	6 T4	7 ART3	8 ART4	9 ART5	10 ART6	11 BD	12 DRT	80	80	85 +5kph	85 +5kph	90 +10kph	90 +10kph		85
0000	1	0	1	0	0	0	0	0	0	0	0	0	0	0	0	0	0	0	0	61.2	-
0100	4	0	4	0	0	0	0	0	0	0	0	0	0	0	0	0	0	0	0	46.9	-
0200	0	0	0	0	0	0	0	0	0	0	0	0	0	0	0	0	0	0	0	-	-
0300	0	0	0	0	0	0	0	0	0	0	0	0	0	0	0	0	0	0	0	-	-
0400	0	0	0	0	0	0	0	0	0	0	0	0	0	0	0	0	0	0	0	-	-
0500	0	0	0	0	0	0	0	0	0	0	0	0	0	0	0	0	0	0	0	-	-
0600	1	0	1	0	0	0	0	0	0	0	0	0	0	0	0	0	0	0	0	59.2	-
0700	2	0	2	0	0	0	0	0	0	0	0	0	0	0	0	0	0	0	0	56.8	-
0800	1	0	1	0	0	0	0	0	0	0	0	0	0	0	0	0	0	0	0	51	-
0900	5	1	4	0	0	0	0	0	0	0	0	0	0	0	0	0	0	0	0	50.7	-
1000	7	0	7	0	0	0	0	0	0	0	0	0	0	0	0	0	0	0	0	62.2	-
1100	**11**	**0**	**11**	**0**	**0**	**0**	**0**	**0**	**0**	**0**	**0**	**0**	**0**	**1**	**9.1**	**0**	**0**	**0**	**0**	**66.1**	**70.9**
1200	7	1	4	1	0	0	0	0	1	0	0	0	0	0	0	0	0	0	0	50.9	-
1300	7	0	7	0	0	0	0	0	0	0	0	0	0	1	14.3	0	0	0	0	69.4	-
1400	10	0	9	0	1	0	0	0	0	0	0	0	0	1	10	1	10	0	0	59.8	-
1500	4	0	4	0	0	0	0	0	0	0	0	0	0	0	0	0	0	0	0	59.2	-
1600	**14**	**0**	**10**	**3**	**0**	**0**	**0**	**0**	**1**	**0**	**0**	**0**	**0**	**0**	**0**	**0**	**0**	**0**	**0**	**64.6**	**76**
1700	8	0	8	0	0	0	0	0	0	0	0	0	0	1	12.5	0	0	0	0	62.1	-
1800	11	0	10	0	1	0	0	0	0	0	0	0	0	1	9.1	0	0	0	0	59.4	65.5
1900	4	0	4	0	0	0	0	0	0	0	0	0	0	1	25	1	25	0	0	73.8	-
2000	3	0	2	0	1	0	0	0	0	0	0	0	0	0	0	0	0	0	0	63.9	-
2100	0	0	0	0	0	0	0	0	0	0	0	0	0	0	0	0	0	0	0	-	-
2200	3	0	3	0	0	0	0	0	0	0	0	0	0	0	0	0	0	0	0	59.4	-
2300	0	0	0	0	0	0	0	0	0	0	0	0	0	0	0	0	0	0	0	-	-
07-19	**87**	**2**	**77**	**4**	**2**	**0**	**0**	**0**	**2**	**0**	**0**	**0**	**0**	**5**	**5.7**	**1**	**1.1**	**0**	**0**	**61.1**	**71.6**
06-22	**95**	**2**	**84**	**4**	**3**	**0**	**0**	**0**	**2**	**0**	**0**	**0**	**0**	**6**	**6.3**	**2**	**2.1**	**0**	**0**	**61.7**	**72.4**
06-00	**98**	**2**	**87**	**4**	**3**	**0**	**0**	**0**	**2**	**0**	**0**	**0**	**0**	**6**	**6.1**	**2**	**2**	**0**	**0**	**61.6**	**72**
00-00	**103**	**2**	**92**	**4**	**3**	**0**	**0**	**0**	**2**	**0**	**0**	**0**	**0**	**6**	**5.8**	**2**	**1.9**	**0**	**0**	**61**	**72.4**

DRAFT

Site 4
Location L-6205-0, att t/pole, Lat 53.47108, Long -6.61096
Direction South

3279 / Meath/Cavan/Monaghan ATC's
October 2013
Automatic Traffic Count

Sun, 13 October 2013

Time	Total	Classification												>PSL	>PSL%	>SL1	>SL1%	>SL2	>SL2%	Mean	Vpp
		1 MCL	2 SV	3 SVT	4 TB2	5 TB3	6 T4	7 ART3	8 ART4	9 ART5	10 ART6	11 BD	12 DRT	80	80	85 +5kph	85 +5kph	90 +10kph	90 +10kph		85
0000	1	0	1	0	0	0	0	0	0	0	0	0	0	0	0	0	0	0	0	66.4	-
0100	0	0	0	0	0	0	0	0	0	0	0	0	0	0	0	0	0	0	0	-	-
0200	2	0	1	0	1	0	0	0	0	0	0	0	0	0	0	0	0	0	0	51.4	-
0300	1	0	0	0	1	0	0	0	0	0	0	0	0	0	0	0	0	0	0	56	-
0400	0	0	0	0	0	0	0	0	0	0	0	0	0	0	0	0	0	0	0	-	-
0500	0	0	0	0	0	0	0	0	0	0	0	0	0	0	0	0	0	0	0	-	-
0600	0	0	0	0	0	0	0	0	0	0	0	0	0	0	0	0	0	0	0	-	-
0700	2	0	2	0	0	0	0	0	0	0	0	0	0	0	0	0	0	0	0	53.6	-
0800	1	0	1	0	0	0	0	0	0	0	0	0	0	0	0	0	0	0	0	65	-
0900	6	1	4	0	1	0	0	0	0	0	0	0	0	0	0	0	0	0	0	60.8	-
1000	4	0	4	0	0	0	0	0	0	0	0	0	0	0	0	0	0	0	0	56	-
1100	**7**	**0**	**7**	**0**	**0**	**0**	**0**	**0**	**0**	**0**	**0**	**0**	**0**	**0**	**0**	**0**	**0**	**0**	**0**	**68.3**	**-**
1200	11	1	10	0	0	0	0	0	0	0	0	0	0	0	0	0	0	0	0	59.7	67.7
1300	9	1	6	2	0	0	0	0	0	0	0	0	0	0	0	0	0	0	0	55.2	-
1400	18	0	17	0	1	0	0	0	0	0	0	0	0	0	0	0	0	0	0	56.7	70.6
1500	**25**	**1**	**24**	**0**	**0**	**0**	**0**	**0**	**0**	**0**	**0**	**0**	**0**	**0**	**0**	**0**	**0**	**0**	**0**	**55.3**	**68**
1600	10	0	9	1	0	0	0	0	0	0	0	0	0	0	0	0	0	0	0	59.5	-
1700	7	1	5	1	0	0	0	0	0	0	0	0	0	2	28.6	2	28.6	0	0	63.9	-
1800	6	0	6	0	0	0	0	0	0	0	0	0	0	0	0	0	0	0	0	62.9	-
1900	10	0	9	1	0	0	0	0	0	0	0	0	0	1	10	0	0	0	0	60.6	-
2000	9	0	9	0	0	0	0	0	0	0	0	0	0	0	0	0	0	0	0	60.4	-
2100	5	0	4	0	1	0	0	0	0	0	0	0	0	0	0	0	0	0	0	57.9	-
2200	1	0	1	0	0	0	0	0	0	0	0	0	0	0	0	0	0	0	0	60.9	-
2300	3	0	3	0	0	0	0	0	0	0	0	0	0	2	66.7	1	33.3	0	0	77.9	-
07-19	**106**	**5**	**95**	**4**	**2**	**0**	**0**	**0**	**0**	**0**	**0**	**0**	**0**	**2**	**1.9**	**2**	**1.9**	**0**	**0**	**58.6**	**71.3**
06-22	**130**	**5**	**117**	**5**	**3**	**0**	**0**	**0**	**0**	**0**	**0**	**0**	**0**	**3**	**2.3**	**2**	**1.5**	**0**	**0**	**58.9**	**72.7**
06-00	**134**	**5**	**121**	**5**	**3**	**0**	**0**	**0**	**0**	**0**	**0**	**0**	**0**	**5**	**3.7**	**3**	**2.2**	**0**	**0**	**59.3**	**73.1**
00-00	**138**	**5**	**123**	**5**	**5**	**0**	**0**	**0**	**0**	**0**	**0**	**0**	**0**	**5**	**3.6**	**3**	**2.2**	**0**	**0**	**59.2**	**72.7**

DRAFT

Site 4
Location L-6205-0, att t/pole, Lat 53.47108, Long -6.61096
Direction South

3279 / Meath/Cavan/Monaghan ATC's
October 2013
Automatic Traffic Count

Virtual Day (7)

Time	Total	Classification												>PSL	>PSL%	>SL1	>SL1%	>SL2	>SL2%	Mean	Vpp
		1 MCL	2 SV	3 SVT	4 TB2	5 TB3	6 T4	7 ART3	8 ART4	9 ART5	10 ART6	11 BD	12 DRT	80	80	85 +5kph	85 +5kph	90 +10kph	90 +10kph		85
0000	1	0	1	0	0	0	0	0	0	0	0	0	0	0	11.1	0	11.1	0	11.1	63.5	-
0100	1	0	1	0	0	0	0	0	0	0	0	0	0	0	0	0	0	0	0	50	-
0200	0	0	0	0	0	0	0	0	0	0	0	0	0	0	0	0	0	0	0	51.4	-
0300	0	0	0	0	0	0	0	0	0	0	0	0	0	0	0	0	0	0	0	54.2	-
0400	0	0	0	0	0	0	0	0	0	0	0	0	0	0	0	0	0	0	0	54.1	-
0500	0	0	0	0	0	0	0	0	0	0	0	0	0	0	0	0	0	0	0	-	-
0600	1	0	1	0	0	0	0	0	0	0	0	0	0	0	0	0	0	0	0	62.5	-
0700	5	0	4	0	0	0	0	0	0	0	0	0	0	0	8.3	0	2.8	0	0	60.6	-
0800	7	0	7	0	0	0	0	0	0	0	0	0	0	1	17.6	1	9.8	0	3.9	61.5	-
0900	**10**	**0**	**9**	**0**	**1**	**0**	**0**	**0**	**0**	**0**	**0**	**0**	**0**	**0**	**2.7**	**0**	**0**	**0**	**0**	**58**	**69.5**
1000	4	0	4	0	0	0	0	0	0	0	0	0	0	0	0	0	0	0	0	59.9	-
1100	6	0	6	0	0	0	0	0	0	0	0	0	0	0	4.4	0	2.2	0	2.2	58.3	-
1200	5	1	4	0	0	0	0	0	0	0	0	0	0	0	0	0	0	0	0	54.3	-
1300	5	0	5	0	0	0	0	0	0	0	0	0	0	0	5.3	0	0	0	0	61.1	-
1400	9	0	9	0	1	0	0	0	0	0	0	0	0	0	1.5	0	1.5	0	0	57.5	-
1500	**13**	**0**	**12**	**0**	**1**	**0**	**0**	**0**	**0**	**0**	**0**	**0**	**0**	**1**	**4.5**	**0**	**0**	**0**	**0**	**59.8**	**71.6**
1600	11	0	9	1	1	0	0	0	0	0	0	0	0	0	1.3	0	0	0	0	59.9	70.6
1700	9	0	8	0	0	0	0	0	0	0	0	0	0	1	9.5	0	3.2	0	0	59.4	-
1800	10	0	9	0	1	0	0	0	0	0	0	0	0	0	4.2	0	1.4	0	1.4	60.2	69.1
1900	7	0	6	0	1	0	0	0	0	0	0	0	0	1	8	0	4	0	0	61.4	-
2000	6	0	6	0	0	0	0	0	0	0	0	0	0	0	0	0	0	0	0	61.8	-
2100	3	0	3	0	0	0	0	0	0	0	0	0	0	0	5	0	0	0	0	61.5	-
2200	3	0	3	0	0	0	0	0	0	0	0	0	0	0	4.8	0	4.8	0	4.8	60.5	-
2300	2	0	2	0	0	0	0	0	0	0	0	0	0	1	28.6	0	14.3	0	0	68.1	-
07-19	**96**	**1**	**86**	**3**	**5**	**0**	**0**	**0**	**0**	**0**	**0**	**0**	**0**	**5**	**4.9**	**2**	**1.6**	**1**	**0.6**	**59.3**	**71.6**
06-22	**114**	**1**	**102**	**3**	**7**	**1**	**0**	**0**	**0**	**0**	**0**	**0**	**0**	**5**	**4.8**	**2**	**1.6**	**1**	**0.5**	**59.6**	**72**
06-00	**119**	**1**	**107**	**3**	**7**	**1**	**0**	**0**	**0**	**0**	**0**	**0**	**0**	**6**	**5.2**	**2**	**1.9**	**1**	**0.6**	**59.8**	**72**
00-00	**122**	**1**	**110**	**3**	**7**	**1**	**0**	**0**	**0**	**0**	**0**	**0**	**0**	**6**	**5.2**	**2**	**2**	**1**	**0.7**	**59.7**	**72**

DRAFT

Site 4
Location L-6205-0, att t/pole, Lat 53.47108, Long -6.61096
Direction South

3279 / Meath/Cavan/Monaghan ATC's
October 2013
Automatic Traffic Count

Virtual Week (1)

Time	Total	Classification												>PSL	>PSL%	>SL1	>SL1%	>SL2	>SL2%	Mean	Vpp
		1 MCL	2 SV	3 SVT	4 TB2	5 TB3	6 T4	7 ART3	8 ART4	9 ART5	10 ART6	11 BD	12 DRT	80	80	85 +5kph	85 +5kph	90 +10kph	90 +10kph		85
Mon	106	2	97	1	6	0	0	0	0	0	0	0	0	3	2.8	0	0	0	0	58.8	69.5
Tue	118	0	106	2	9	1	0	0	0	0	0	0	0	2	1.7	1	0.8	1	0.8	60.6	70.2
Wed	122	1	111	2	7	1	0	0	0	0	0	0	0	7	5.7	2	1.6	2	1.6	56.7	72
Thu	124	0	109	3	10	2	0	0	0	0	0	0	0	10	8.1	4	3.2	2	1.6	60.8	72.4
Fri	140	0	129	2	8	0	1	0	0	0	0	0	0	11	7.9	5	3.6	1	0.7	60.9	75.2
| Sat	103	2	92	4	3	0	0	0	2	0	0	0	0	6	5.8	2	1.9	0	0	61	72.4
| Sun	138	5	123	5	5	0	0	0	0	0	0	0	0	5	3.6	3	2.2	0	0	59.2	72.7
5 Day Ave.	**122**	**1**	**110**	**2**	**8**	**1**	**0**	**0**	**0**	**0**	**0**	**0**	**0**	**7**	**5.7**	**2**	**1.6**	**1**	**0.8**	**59.6**	**71.9**
7 Day Ave.	**122**	**1**	**110**	**3**	**7**	**1**	**0**	**0**	**0**	**0**	**0**	**0**	**0**	**6**	**5.2**	**2**	**2.0**	**1**	**0.7**	**59.7**	**72.0**
--	**851**	**10**	**767**	**19**	**48**	**4**	**1**	**0**	**2**	**0**	**0**	**0**	**0**	**44**	**5.2**	**17**	**2.0**	**6**	**0.7**	**59.7**	**72.0**

Summary Graphs

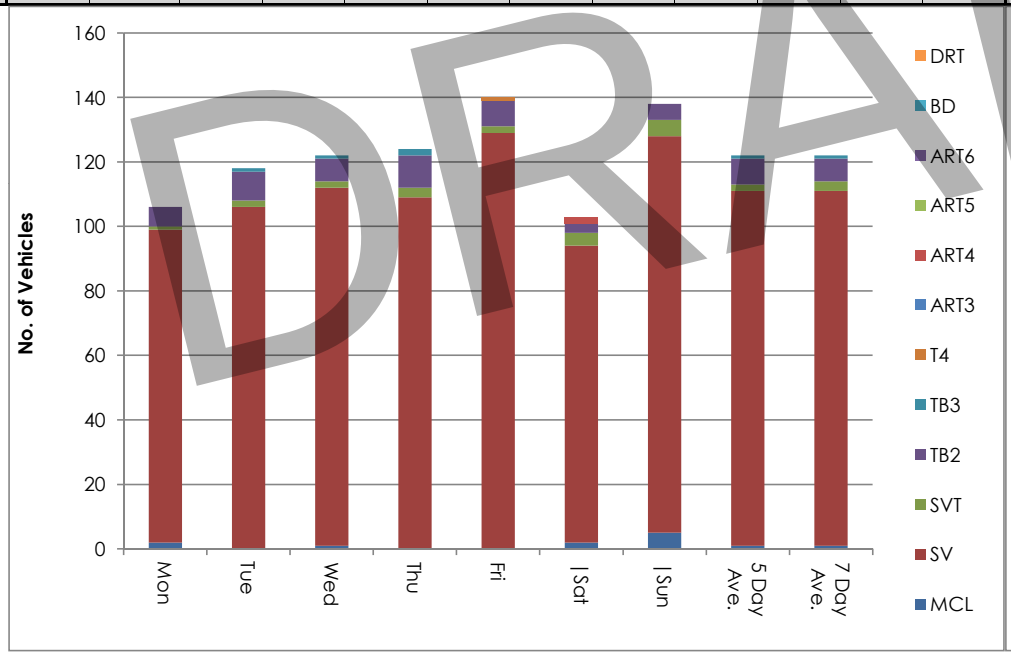

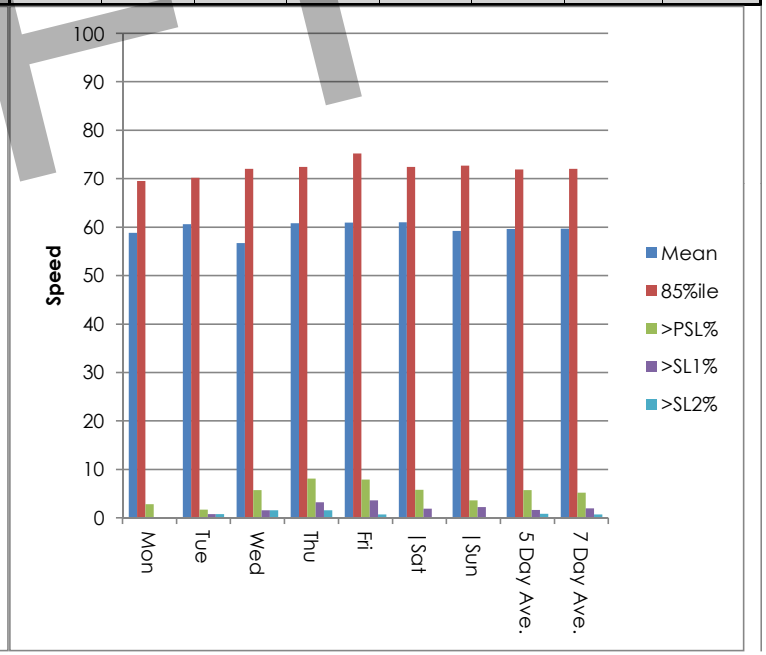

DRAFT

Site 4
Location L-6205-0, att t/pole, Lat 53.47108, Long -6.61096
Direction South

3279 / Meath/Cavan/Monaghan ATC's
October 2013
Automatic Traffic Count

Mon, 7 October 2013

Time	Total	Speed Bins (km/h)																											
		0 - 5	5 - 10	10 - 15	15 - 20	20 - 25	25 - 30	30 - 35	35 - 40	40 - 45	45 - 50	50 - 55	55 - 60	60 - 65	65 - 70	70 - 75	75 - 80	80 - 85	85 - 90	90 - 95	95 - 100	100 - 105	105 - 110	110 - 115	115 - 120	120 - 125	125 - 130	130 - 135	135 - 140
0000	0	0	0	0	0	0	0	0	0	0	0	0	0	0	0	0	0	0	0	0	0	0	0	0	0	0	0	0	0
0100	0	0	0	0	0	0	0	0	0	0	0	0	0	0	0	0	0	0	0	0	0	0	0	0	0	0	0	0	0
0200	0	0	0	0	0	0	0	0	0	0	0	0	0	0	0	0	0	0	0	0	0	0	0	0	0	0	0	0	0
0300	0	0	0	0	0	0	0	0	0	0	0	0	0	0	0	0	0	0	0	0	0	0	0	0	0	0	0	0	0
0400	1	0	0	0	0	0	0	0	0	0	0	1	0	0	0	0	0	0	0	0	0	0	0	0	0	0	0	0	0
0500	0	0	0	0	0	0	0	0	0	0	0	0	0	0	0	0	0	0	0	0	0	0	0	0	0	0	0	0	0
0600	1	0	0	0	0	0	0	0	0	0	0	0	0	1	0	0	0	0	0	0	0	0	0	0	0	0	0	0	0
0700	6	0	0	0	0	0	0	0	0	0	0	0	2	1	2	1	0	0	0	0	0	0	0	0	0	0	0	0	0
0800	8	0	0	0	0	0	0	0	0	0	1	0	3	2	0	0	0	2	0	0	0	0	0	0	0	0	0	0	0
0900	**13**	**0**	**0**	**0**	**0**	**0**	**0**	**0**	**0**	**2**	**0**	**1**	**3**	**3**	**3**	**0**	**1**	**0**	**0**	**0**	**0**	**0**	**0**	**0**	**0**	**0**	**0**	**0**	**0**
1000	5	0	0	0	0	0	0	0	0	0	0	1	0	2	2	0	0	0	0	0	0	0	0	0	0	0	0	0	0
1100	5	0	0	0	0	0	0	0	0	0	2	0	1	0	2	0	0	0	0	0	0	0	0	0	0	0	0	0	0
1200	4	0	0	0	1	1	0	0	0	0	0	2	0	0	0	0	0	0	0	0	0	0	0	0	0	0	0	0	0
1300	2	0	0	0	0	0	0	0	0	0	0	1	0	0	0	1	0	0	0	0	0	0	0	0	0	0	0	0	0
1400	5	0	0	0	0	0	1	0	0	0	0	1	0	0	0	1	2	0	0	0	0	0	0	0	0	0	0	0	0
1500	9	0	0	0	0	0	0	0	0	0	0	1	2	2	2	2	0	0	0	0	0	0	0	0	0	0	0	0	0
1600	7	0	0	0	0	0	0	0	0	0	0	1	4	2	0	0	0	0	0	0	0	0	0	0	0	0	0	0	0
1700	**12**	**0**	**0**	**0**	**0**	**0**	**1**	**0**	**0**	**1**	**2**	**1**	**1**	**2**	**2**	**1**	**0**	**1**	**0**	**0**	**0**	**0**	**0**	**0**	**0**	**0**	**0**	**0**	**0**
1800	10	0	0	0	0	0	0	0	1	1	1	1	1	2	1	1	1	0	0	0	0	0	0	0	0	0	0	0	0
1900	11	0	0	0	0	0	1	0	0	0	0	3	4	3	0	0	0	0	0	0	0	0	0	0	0	0	0	0	0
2000	2	0	0	0	0	0	0	0	0	0	0	0	0	1	1	0	0	0	0	0	0	0	0	0	0	0	0	0	0
2100	2	0	0	0	0	0	0	0	0	0	0	0	2	0	0	0	0	0	0	0	0	0	0	0	0	0	0	0	0
2200	3	0	0	0	0	0	0	0	0	0	0	0	1	0	1	1	0	0	0	0	0	0	0	0	0	0	0	0	0
2300	0	0	0	0	0	0	0	0	0	0	0	0	0	0	0	0	0	0	0	0	0	0	0	0	0	0	0	0	0
07-19	**86**	**0**	**0**	**0**	**1**	**1**	**2**	**0**	**1**	**4**	**6**	**10**	**17**	**16**	**14**	**7**	**4**	**3**	**0**	**0**	**0**	**0**	**0**	**0**	**0**	**0**	**0**	**0**	**0**
06-22	**102**	**0**	**0**	**0**	**1**	**1**	**3**	**0**	**1**	**4**	**6**	**13**	**23**	**21**	**15**	**7**	**4**	**3**	**0**	**0**	**0**	**0**	**0**	**0**	**0**	**0**	**0**	**0**	**0**
06-00	**105**	**0**	**0**	**0**	**1**	**1**	**3**	**0**	**1**	**4**	**6**	**13**	**24**	**21**	**16**	**8**	**4**	**3**	**0**	**0**	**0**	**0**	**0**	**0**	**0**	**0**	**0**	**0**	**0**
00-00	**106**	**0**	**0**	**0**	**1**	**1**	**3**	**0**	**1**	**4**	**6**	**14**	**24**	**21**	**16**	**8**	**4**	**3**	**0**	**0**	**0**	**0**	**0**	**0**	**0**	**0**	**0**	**0**	**0**

DRAFT

Site 4
Location L-6205-0, att t/pole, Lat 53.47108, Long -6.61096
Direction South

3279 / Meath/Cavan/Monaghan ATC's
October 2013
Automatic Traffic Count

Tue, 8 October 2013

Time	Total	Speed Bins (km/h)																											
		0 - 5	5 - 10	10 - 15	15 - 20	20 - 25	25 - 30	30 - 35	35 - 40	40 - 45	45 - 50	50 - 55	55 - 60	60 - 65	65 - 70	70 - 75	75 - 80	80 - 85	85 - 90	90 - 95	95 - 100	100 - 105	105 - 110	110 - 115	115 - 120	120 - 125	125 - 130	130 - 135	135 - 140
0000	0	0	0	0	0	0	0	0	0	0	0	0	0	0	0	0	0	0	0	0	0	0	0	0	0	0	0	0	0
0100	1	0	0	0	0	0	0	0	0	0	0	0	0	1	0	0	0	0	0	0	0	0	0	0	0	0	0	0	0
0200	0	0	0	0	0	0	0	0	0	0	0	0	0	0	0	0	0	0	0	0	0	0	0	0	0	0	0	0	0
0300	0	0	0	0	0	0	0	0	0	0	0	0	0	0	0	0	0	0	0	0	0	0	0	0	0	0	0	0	0
0400	0	0	0	0	0	0	0	0	0	0	0	0	0	0	0	0	0	0	0	0	0	0	0	0	0	0	0	0	0
0500	0	0	0	0	0	0	0	0	0	0	0	0	0	0	0	0	0	0	0	0	0	0	0	0	0	0	0	0	0
0600	2	0	0	0	0	0	0	0	0	0	0	0	1	0	1	0	0	0	0	0	0	0	0	0	0	0	0	0	0
0700	6	0	0	0	0	0	0	0	0	0	0	0	2	1	1	1	1	0	0	0	0	0	0	0	0	0	0	0	0
0800	**13**	**0**	**0**	**0**	**0**	**0**	**0**	**0**	**0**	**1**	**1**	**0**	**4**	**3**	**1**	**0**	**2**	**0**	**0**	**1**	**0**	**0**	**0**	**0**	**0**	**0**	**0**	**0**	**0**
0900	7	0	0	0	0	0	0	0	0	1	0	0	1	3	1	1	0	0	0	0	0	0	0	0	0	0	0	0	0
1000	4	0	0	0	0	0	0	0	0	0	0	0	0	2	2	0	0	0	0	0	0	0	0	0	0	0	0	0	0
1100	4	0	0	0	0	0	1	0	0	0	1	1	0	0	0	1	0	0	0	0	0	0	0	0	0	0	0	0	0
1200	1	0	0	0	0	0	0	0	0	0	0	1	0	0	0	0	0	0	0	0	0	0	0	0	0	0	0	0	0
1300	4	0	0	0	0	0	0	0	0	0	0	0	1	2	0	0	0	1	0	0	0	0	0	0	0	0	0	0	0
1400	9	0	0	0	0	0	0	0	1	0	2	1	0	2	2	0	1	0	0	0	0	0	0	0	0	0	0	0	0
1500	**12**	**0**	**0**	**0**	**0**	**1**	**0**	**0**	**1**	**0**	**1**	**0**	**2**	**3**	**3**	**0**	**1**	**0**	**0**	**0**	**0**	**0**	**0**	**0**	**0**	**0**	**0**	**0**	**0**
1600	11	0	0	0	0	1	0	0	1	1	1	0	3	0	2	1	1	0	0	0	0	0	0	0	0	0	0	0	0
1700	10	0	0	0	0	0	0	0	0	1	0	1	1	3	1	1	2	0	0	0	0	0	0	0	0	0	0	0	0
1800	10	0	0	0	0	0	0	0	0	0	1	1	4	1	3	0	0	0	0	0	0	0	0	0	0	0	0	0	0
1900	8	0	0	0	0	0	0	0	0	0	0	0	3	1	3	1	0	0	0	0	0	0	0	0	0	0	0	0	0
2000	5	0	0	0	0	0	0	0	0	1	0	0	1	1	1	1	0	0	0	0	0	0	0	0	0	0	0	0	0
2100	4	0	0	0	0	0	0	0	0	0	0	0	1	2	0	0	1	0	0	0	0	0	0	0	0	0	0	0	0
2200	4	0	0	0	0	0	0	0	0	0	2	0	0	0	1	1	0	0	0	0	0	0	0	0	0	0	0	0	0
2300	3	0	0	0	0	0	0	0	0	1	0	1	0	1	0	0	0	0	0	0	0	0	0	0	0	0	0	0	0
07-19	**91**	**0**	**0**	**0**	**0**	**2**	**1**	**0**	**3**	**4**	**7**	**5**	**18**	**20**	**16**	**5**	**8**	**1**	**0**	**1**	**0**	**0**	**0**	**0**	**0**	**0**	**0**	**0**	**0**
06-22	**110**	**0**	**0**	**0**	**0**	**2**	**1**	**0**	**3**	**5**	**7**	**5**	**24**	**24**	**21**	**7**	**9**	**1**	**0**	**1**	**0**	**0**	**0**	**0**	**0**	**0**	**0**	**0**	**0**
06-00	**117**	**0**	**0**	**0**	**0**	**2**	**1**	**0**	**3**	**6**	**9**	**6**	**24**	**25**	**22**	**8**	**9**	**1**	**0**	**1**	**0**	**0**	**0**	**0**	**0**	**0**	**0**	**0**	**0**
00-00	**118**	**0**	**0**	**0**	**0**	**2**	**1**	**0**	**3**	**6**	**9**	**6**	**24**	**26**	**22**	**8**	**9**	**1**	**0**	**1**	**0**	**0**	**0**	**0**	**0**	**0**	**0**	**0**	**0**

DRAFT

Site 4
Location L-6205-0, att t/pole, Lat 53.47108, Long -6.61096
Direction South

3279 / Meath/Cavan/Monaghan ATC's
October 2013
Automatic Traffic Count

Wed, 9 October 2013

Time	Total	Speed Bins (km/h)																												
		0 - 5	5 - 10	10 - 15	15 - 20	20 - 25	25 - 30	30 - 35	35 - 40	40 - 45	45 - 50	50 - 55	55 - 60	60 - 65	65 - 70	70 - 75	75 - 80	80 - 85	85 - 90	90 - 95	95 - 100	100 - 105	105 - 110	110 - 115	115 - 120	120 - 125	125 - 130	130 - 135	135 - 140
0000	2	0	0	0	0	0	0	1	0	0	0	0	1	0	0	0	0	0	0	0	0	0	0	0	0	0	0	0	0	0
0100	0	0	0	0	0	0	0	0	0	0	0	0	0	0	0	0	0	0	0	0	0	0	0	0	0	0	0	0	0	0
0200	0	0	0	0	0	0	0	0	0	0	0	0	0	0	0	0	0	0	0	0	0	0	0	0	0	0	0	0	0	0
0300	0	0	0	0	0	0	0	0	0	0	0	0	0	0	0	0	0	0	0	0	0	0	0	0	0	0	0	0	0	0
0400	0	0	0	0	0	0	0	0	0	0	0	0	0	0	0	0	0	0	0	0	0	0	0	0	0	0	0	0	0	0
0500	0	0	0	0	0	0	0	0	0	0	0	0	0	0	0	0	0	0	0	0	0	0	0	0	0	0	0	0	0	0
0600	1	0	0	0	0	0	0	0	0	0	0	1	0	0	0	0	0	0	0	0	0	0	0	0	0	0	0	0	0	0
0700	5	0	0	0	1	0	0	0	0	1	0	0	2	1	0	0	0	0	0	0	0	0	0	0	0	0	0	0	0	0
0800	7	0	0	0	0	0	0	0	0	1	0	0	3	1	0	0	0	1	0	1	0	0	0	0	0	0	0	0	0	0
0900	**14**	**0**	**0**	**0**	**0**	**0**	**2**	**1**	**1**	**0**	**0**	**3**	**3**	**1**	**0**	**2**	**1**	**0**	**0**	**0**	**0**	**0**	**0**	**0**	**0**	**0**	**0**	**0**	**0**	**0**
1000	2	0	0	0	0	0	0	0	0	0	0	1	0	1	0	0	0	0	0	0	0	0	0	0	0	0	0	0	0	0
1100	9	0	0	0	0	1	0	0	1	0	0	1	4	0	1	1	0	0	0	0	0	0	0	0	0	0	0	0	0	0
1200	3	0	0	0	0	0	1	0	0	0	1	0	0	1	0	0	0	0	0	0	0	0	0	0	0	0	0	0	0	0
1300	6	0	0	0	0	0	0	0	0	1	1	1	1	0	2	0	0	0	0	0	0	0	0	0	0	0	0	0	0	0
1400	9	0	0	0	0	0	0	0	1	0	1	1	5	0	1	0	0	0	0	0	0	0	0	0	0	0	0	0	0	0
1500	**15**	**0**	**0**	**0**	**0**	**0**	**0**	**0**	**2**	**0**	**2**	**2**	**0**	**0**	**5**	**2**	**0**	**2**	**0**	**0**	**0**	**0**	**0**	**0**	**0**	**0**	**0**	**0**	**0**	**0**
1600	11	0	0	0	0	0	1	0	0	0	2	1	2	0	2	2	1	0	0	0	0	0	0	0	0	0	0	0	0	0
1700	9	0	0	0	0	0	0	0	1	1	2	0	0	1	2	0	2	0	0	0	0	0	0	0	0	0	0	0	0	0
1800	10	0	0	0	0	0	2	1	1	0	0	0	2	2	0	0	1	0	0	0	0	0	1	0	0	0	0	0	0	0
1900	6	0	0	0	0	0	0	0	0	1	0	0	2	1	0	0	1	1	0	0	0	0	0	0	0	0	0	0	0	0
2000	8	0	0	0	0	0	1	0	0	0	0	1	2	1	1	2	0	0	0	0	0	0	0	0	0	0	0	0	0	0
2100	3	0	0	0	0	0	0	0	0	0	0	0	1	0	0	0	1	1	0	0	0	0	0	0	0	0	0	0	0	0
2200	2	0	0	0	0	1	0	0	0	0	0	0	0	1	0	0	0	0	0	0	0	0	0	0	0	0	0	0	0	0
2300	0	0	0	0	0	0	0	0	0	0	0	0	0	0	0	0	0	0	0	0	0	0	0	0	0	0	0	0	0	0
07-19	**100**	**0**	**0**	**0**	**1**	**1**	**6**	**2**	**7**	**4**	**9**	**10**	**22**	**8**	**13**	**7**	**5**	**3**	**0**	**1**	**0**	**0**	**1**	**0**	**0**	**0**	**0**	**0**	**0**	**0**
06-22	**118**	**0**	**0**	**0**	**1**	**1**	**7**	**2**	**7**	**5**	**9**	**12**	**27**	**10**	**14**	**9**	**7**	**5**	**0**	**1**	**0**	**0**	**1**	**0**	**0**	**0**	**0**	**0**	**0**	**0**
06-00	**120**	**0**	**0**	**0**	**1**	**2**	**7**	**2**	**7**	**5**	**9**	**12**	**27**	**11**	**14**	**9**	**7**	**5**	**0**	**1**	**0**	**0**	**1**	**0**	**0**	**0**	**0**	**0**	**0**	**0**
00-00	**122**	**0**	**0**	**0**	**1**	**2**	**7**	**3**	**7**	**5**	**9**	**12**	**28**	**11**	**14**	**9**	**7**	**5**	**0**	**1**	**0**	**0**	**1**	**0**	**0**	**0**	**0**	**0**	**0**	**0**

DRAFT

Site 4
Location L-6205-0, att t/pole, Lat 53.47108, Long -6.61096
Direction South

3279 / Meath/Cavan/Monaghan ATC's
October 2013
Automatic Traffic Count

Thu, 10 October 2013

Time	Total	Speed Bins (km/h)																												
		0 - 5	5 - 10	10 - 15	15 - 20	20 - 25	25 - 30	30 - 35	35 - 40	40 - 45	45 - 50	50 - 55	55 - 60	60 - 65	65 - 70	70 - 75	75 - 80	80 - 85	85 - 90	90 - 95	95 - 100	100 - 105	105 - 110	110 - 115	115 - 120	120 - 125	125 - 130	130 - 135	135 - 140
0000	2	0	0	0	0	0	0	0	0	0	0	0	1	0	0	0	0	0	0	1	0	0	0	0	0	0	0	0	0	0
0100	0	0	0	0	0	0	0	0	0	0	0	0	0	0	0	0	0	0	0	0	0	0	0	0	0	0	0	0	0	0
0200	0	0	0	0	0	0	0	0	0	0	0	0	0	0	0	0	0	0	0	0	0	0	0	0	0	0	0	0	0	0
0300	1	0	0	0	0	0	0	0	0	0	0	1	0	0	0	0	0	0	0	0	0	0	0	0	0	0	0	0	0	0
0400	0	0	0	0	0	0	0	0	0	0	0	0	0	0	0	0	0	0	0	0	0	0	0	0	0	0	0	0	0	0
0500	0	0	0	0	0	0	0	0	0	0	0	0	0	0	0	0	0	0	0	0	0	0	0	0	0	0	0	0	0	0
0600	1	0	0	0	0	0	0	0	0	0	0	0	0	1	0	0	0	0	0	0	0	0	0	0	0	0	0	0	0	0
0700	9	0	0	0	0	0	0	0	0	2	0	1	1	3	1	0	0	1	0	0	0	0	0	0	0	0	0	0	0	0
0800	9	0	0	0	0	0	0	0	2	0	0	0	0	2	1	0	1	1	2	0	0	0	0	0	0	0	0	0	0	0
0900	**13**	**0**	**0**	**0**	**0**	**0**	**0**	**0**	**0**	**2**	**1**	**2**	**2**	**3**	**2**	**1**	**0**	**0**	**0**	**0**	**0**	**0**	**0**	**0**	**0**	**0**	**0**	**0**	**0**	**0**
1000	7	0	0	0	0	0	0	0	0	1	2	0	3	0	0	1	0	0	0	0	0	0	0	0	0	0	0	0	0	0
1100	6	0	0	0	0	2	0	0	0	0	0	0	0	3	0	0	0	0	0	1	0	0	0	0	0	0	0	0	0	0
1200	5	0	0	0	0	0	0	0	0	0	0	0	0	2	3	0	0	0	0	0	0	0	0	0	0	0	0	0	0	0
1300	3	0	0	0	0	0	0	0	0	0	0	0	0	1	2	0	0	0	0	0	0	0	0	0	0	0	0	0	0	0
1400	9	0	0	0	0	0	0	0	0	1	2	0	1	3	1	1	0	0	0	0	0	0	0	0	0	0	0	0	0	0
1500	**15**	**0**	**0**	**0**	**0**	**0**	**0**	**1**	**0**	**2**	**2**	**0**	**1**	**1**	**3**	**3**	**1**	**1**	**0**	**0**	**0**	**0**	**0**	**0**	**0**	**0**	**0**	**0**	**0**	**0**
1600	11	0	0	0	0	1	0	0	0	1	0	1	1	2	1	2	1	1	0	0	0	0	0	0	0	0	0	0	0	0
1700	7	0	0	0	0	0	0	0	1	1	1	1	0	1	1	0	0	1	0	0	0	0	0	0	0	0	0	0	0	0
1800	10	0	0	0	0	0	0	0	0	0	1	0	2	5	1	0	1	0	0	0	0	0	0	0	0	0	0	0	0	0
1900	5	0	0	0	0	0	0	0	0	0	0	1	0	1	1	2	0	0	0	0	0	0	0	0	0	0	0	0	0	0
2000	8	0	0	0	0	0	0	0	0	0	0	0	3	1	3	1	0	0	0	0	0	0	0	0	0	0	0	0	0	0
2100	0	0	0	0	0	0	0	0	0	0	0	0	0	0	0	0	0	0	0	0	0	0	0	0	0	0	0	0	0	0
2200	2	0	0	0	0	0	0	0	0	0	0	0	1	1	0	0	0	0	0	0	0	0	0	0	0	0	0	0	0	0
2300	1	0	0	0	0	0	0	0	0	0	0	0	0	0	0	0	0	1	0	0	0	0	0	0	0	0	0	0	0	0
07-19	**104**	**0**	**0**	**0**	**0**	**3**	**0**	**1**	**3**	**10**	**9**	**5**	**11**	**26**	**16**	**8**	**4**	**5**	**2**	**1**	**0**	**0**	**0**	**0**	**0**	**0**	**0**	**0**	**0**	**0**
06-22	**118**	**0**	**0**	**0**	**0**	**3**	**0**	**1**	**3**	**10**	**9**	**6**	**14**	**29**	**20**	**11**	**4**	**5**	**2**	**1**	**0**	**0**	**0**	**0**	**0**	**0**	**0**	**0**	**0**	**0**
06-00	**121**	**0**	**0**	**0**	**0**	**3**	**0**	**1**	**3**	**10**	**9**	**6**	**15**	**30**	**20**	**11**	**4**	**6**	**2**	**1**	**0**	**0**	**0**	**0**	**0**	**0**	**0**	**0**	**0**	**0**
00-00	**124**	**0**	**0**	**0**	**0**	**3**	**0**	**1**	**3**	**10**	**9**	**7**	**16**	**30**	**20**	**11**	**4**	**6**	**2**	**2**	**0**	**0**	**0**	**0**	**0**	**0**	**0**	**0**	**0**	**0**

DRAFT

Site 4
Location L-6205-0, att t/pole, Lat 53.47108, Long -6.61096
Direction South

3279 / Meath/Cavan/Monaghan ATC's
October 2013
Automatic Traffic Count

Fri, 11 October 2013

Time	Total	Speed Bins (km/h)																											
		0 - 5	5 - 10	10 - 15	15 - 20	20 - 25	25 - 30	30 - 35	35 - 40	40 - 45	45 - 50	50 - 55	55 - 60	60 - 65	65 - 70	70 - 75	75 - 80	80 - 85	85 - 90	90 - 95	95 - 100	100 - 105	105 - 110	110 - 115	115 - 120	120 - 125	125 - 130	130 - 135	135 - 140
0000	3	0	0	0	0	0	0	0	0	0	0	0	0	1	1	1	0	0	0	0	0	0	0	0	0	0	0	0	0
0100	0	0	0	0	0	0	0	0	0	0	0	0	0	0	0	0	0	0	0	0	0	0	0	0	0	0	0	0	0
0200	0	0	0	0	0	0	0	0	0	0	0	0	0	0	0	0	0	0	0	0	0	0	0	0	0	0	0	0	0
0300	0	0	0	0	0	0	0	0	0	0	0	0	0	0	0	0	0	0	0	0	0	0	0	0	0	0	0	0	0
0400	0	0	0	0	0	0	0	0	0	0	0	0	0	0	0	0	0	0	0	0	0	0	0	0	0	0	0	0	0
0500	0	0	0	0	0	0	0	0	0	0	0	0	0	0	0	0	0	0	0	0	0	0	0	0	0	0	0	0	0
0600	2	0	0	0	0	0	0	0	0	0	0	0	1	0	0	1	0	0	0	0	0	0	0	0	0	0	0	0	0
0700	6	0	0	0	0	0	0	0	1	0	0	0	1	0	0	1	1	1	1	0	0	0	0	0	0	0	0	0	0
0800	12	0	0	0	0	0	0	2	1	2	2	0	1	0	2	1	0	0	1	0	0	0	0	0	0	0	0	0	0	0
0900	**15**	**0**	**0**	**0**	**0**	**0**	**0**	**0**	**1**	**0**	**0**	**5**	**1**	**3**	**2**	**0**	**1**	**2**	**0**	**0**	**0**	**0**	**0**	**0**	**0**	**0**	**0**	**0**	**0**	**0**
1000	2	0	0	0	0	0	0	0	0	0	0	0	0	2	0	0	0	0	0	0	0	0	0	0	0	0	0	0	0	0
1100	3	0	0	0	0	0	1	0	0	1	0	0	0	1	0	0	0	0	0	0	0	0	0	0	0	0	0	0	0	0
1200	5	0	0	0	0	0	0	0	1	0	0	1	1	2	0	0	0	0	0	0	0	0	0	0	0	0	0	0	0	0
1300	7	0	0	0	0	1	0	0	0	0	0	0	0	4	2	0	0	0	0	0	0	0	0	0	0	0	0	0	0	0
1400	6	0	0	0	0	1	0	0	0	0	1	1	0	1	1	0	1	0	0	0	0	0	0	0	0	0	0	0	0	0
1500	8	0	0	0	0	0	0	0	0	0	0	1	1	1	3	1	0	1	0	0	0	0	0	0	0	0	0	0	0	0
1600	13	0	0	0	0	0	0	0	0	0	1	2	3	2	4	1	0	0	0	0	0	0	0	0	0	0	0	0	0	0
1700	10	0	0	0	0	0	1	0	0	0	4	0	1	1	1	0	1	1	0	0	0	0	0	0	0	0	0	0	0	0
1800	**14**	**0**	**0**	**0**	**0**	**0**	**1**	**0**	**0**	**0**	**0**	**2**	**1**	**4**	**2**	**1**	**2**	**1**	**0**	**0**	**0**	**0**	**0**	**0**	**0**	**0**	**0**	**0**	**0**	**0**
1900	6	0	0	0	0	0	1	0	0	1	0	0	0	2	0	0	1	0	1	0	0	0	0	0	0	0	0	0	0	0
2000	9	0	0	0	0	0	0	0	0	0	0	0	4	1	2	0	2	0	0	0	0	0	0	0	0	0	0	0	0	0
2100	6	0	0	0	0	0	1	0	0	0	1	0	1	0	0	1	2	0	0	0	0	0	0	0	0	0	0	0	0	0
2200	6	0	0	0	0	0	0	0	1	0	0	0	0	1	1	2	0	0	0	1	0	0	0	0	0	0	0	0	0	0
2300	7	0	0	0	0	0	0	0	0	0	1	0	1	0	3	0	1	0	1	0	0	0	0	0	0	0	0	0	0	0
07-19	**101**	**0**	**0**	**0**	**0**	**2**	**3**	**2**	**4**	**3**	**8**	**12**	**10**	**21**	**17**	**5**	**6**	**6**	**2**	**0**	**0**	**0**	**0**	**0**	**0**	**0**	**0**	**0**	**0**	**0**
06-22	**124**	**0**	**0**	**0**	**0**	**2**	**5**	**2**	**4**	**4**	**9**	**12**	**16**	**24**	**19**	**7**	**11**	**6**	**3**	**0**	**0**	**0**	**0**	**0**	**0**	**0**	**0**	**0**	**0**	**0**
06-00	**137**	**0**	**0**	**0**	**0**	**2**	**5**	**2**	**5**	**4**	**10**	**12**	**17**	**25**	**23**	**9**	**12**	**6**	**4**	**1**	**0**	**0**	**0**	**0**	**0**	**0**	**0**	**0**	**0**	**0**
00-00	**140**	**0**	**0**	**0**	**0**	**2**	**5**	**2**	**5**	**4**	**10**	**12**	**17**	**26**	**24**	**10**	**12**	**6**	**4**	**1**	**0**	**0**	**0**	**0**	**0**	**0**	**0**	**0**	**0**	**0**

DRAFT

Site 4
Location L-6205-0, att t/pole, Lat 53.47108, Long -6.61096
Direction South

3279 / Meath/Cavan/Monaghan ATC's
October 2013
Automatic Traffic Count

Sat, 12 October 2013

Time	Total	Speed Bins (km/h)																											
		0 - 5	5 - 10	10 - 15	15 - 20	20 - 25	25 - 30	30 - 35	35 - 40	40 - 45	45 - 50	50 - 55	55 - 60	60 - 65	65 - 70	70 - 75	75 - 80	80 - 85	85 - 90	90 - 95	95 - 100	100 - 105	105 - 110	110 - 115	115 - 120	120 - 125	125 - 130	130 - 135	135 - 140
0000	1	0	0	0	0	0	0	0	0	0	0	0	0	1	0	0	0	0	0	0	0	0	0	0	0	0	0	0	0
0100	4	0	0	1	0	1	0	0	0	0	0	0	0	0	0	1	1	0	0	0	0	0	0	0	0	0	0	0	0
0200	0	0	0	0	0	0	0	0	0	0	0	0	0	0	0	0	0	0	0	0	0	0	0	0	0	0	0	0	0
0300	0	0	0	0	0	0	0	0	0	0	0	0	0	0	0	0	0	0	0	0	0	0	0	0	0	0	0	0	0
0400	0	0	0	0	0	0	0	0	0	0	0	0	0	0	0	0	0	0	0	0	0	0	0	0	0	0	0	0	0
0500	0	0	0	0	0	0	0	0	0	0	0	0	0	0	0	0	0	0	0	0	0	0	0	0	0	0	0	0	0
0600	1	0	0	0	0	0	0	0	0	0	0	0	1	0	0	0	0	0	0	0	0	0	0	0	0	0	0	0	0
0700	2	0	0	0	0	0	0	0	0	0	0	0	2	0	0	0	0	0	0	0	0	0	0	0	0	0	0	0	0
0800	1	0	0	0	0	0	0	0	0	0	0	1	0	0	0	0	0	0	0	0	0	0	0	0	0	0	0	0	0
0900	5	0	0	0	0	1	0	1	0	0	0	0	0	1	2	0	0	0	0	0	0	0	0	0	0	0	0	0	0
1000	7	0	0	0	0	0	0	1	0	0	0	0	2	0	1	2	1	0	0	0	0	0	0	0	0	0	0	0	0
1100	**11**	**0**	**0**	**0**	**0**	**0**	**0**	**0**	**1**	**0**	**0**	**0**	**1**	**1**	**4**	**2**	**1**	**1**	**0**	**0**	**0**	**0**	**0**	**0**	**0**	**0**	**0**	**0**	**0**
1200	7	0	0	0	1	0	0	0	0	0	1	3	0	1	1	0	0	0	0	0	0	0	0	0	0	0	0	0	0
1300	7	0	0	0	0	0	0	0	0	0	0	0	1	0	4	1	0	1	0	0	0	0	0	0	0	0	0	0	0
1400	10	0	0	0	0	0	0	0	1	0	1	3	1	1	1	1	0	0	1	0	0	0	0	0	0	0	0	0	0
1500	4	0	0	0	0	0	0	0	0	0	1	1	0	0	1	1	0	0	0	0	0	0	0	0	0	0	0	0	0
1600	**14**	**0**	**0**	**0**	**0**	**0**	**0**	**0**	**0**	**1**	**0**	**2**	**2**	**1**	**2**	**3**	**3**	**0**	**0**	**0**	**0**	**0**	**0**	**0**	**0**	**0**	**0**	**0**	**0**
1700	8	0	0	0	0	0	0	0	0	1	0	1	1	2	2	0	0	1	0	0	0	0	0	0	0	0	0	0	0
1800	11	0	0	0	0	0	0	0	0	1	1	1	2	3	2	0	0	1	0	0	0	0	0	0	0	0	0	0	0
1900	4	0	0	0	0	0	0	0	0	0	0	0	0	1	1	0	1	0	1	0	0	0	0	0	0	0	0	0	0
2000	3	0	0	0	0	0	0	0	0	0	0	1	0	1	0	0	1	0	0	0	0	0	0	0	0	0	0	0	0
2100	0	0	0	0	0	0	0	0	0	0	0	0	0	0	0	0	0	0	0	0	0	0	0	0	0	0	0	0	0
2200	3	0	0	0	0	0	0	0	0	0	0	0	2	1	0	0	0	0	0	0	0	0	0	0	0	0	0	0	0
2300	0	0	0	0	0	0	0	0	0	0	0	0	0	0	0	0	0	0	0	0	0	0	0	0	0	0	0	0	0
07-19	**87**	**0**	**0**	**0**	**1**	**1**	**0**	**2**	**2**	**3**	**4**	**12**	**12**	**10**	**20**	**10**	**5**	**4**	**1**	**0**	**0**	**0**	**0**	**0**	**0**	**0**	**0**	**0**	**0**
06-22	**95**	**0**	**0**	**0**	**1**	**1**	**0**	**2**	**2**	**3**	**4**	**13**	**13**	**12**	**21**	**10**	**7**	**4**	**2**	**0**	**0**	**0**	**0**	**0**	**0**	**0**	**0**	**0**	**0**
06-00	**98**	**0**	**0**	**0**	**1**	**1**	**0**	**2**	**2**	**3**	**4**	**13**	**15**	**13**	**21**	**10**	**7**	**4**	**2**	**0**	**0**	**0**	**0**	**0**	**0**	**0**	**0**	**0**	**0**
00-00	**103**	**0**	**0**	**1**	**1**	**2**	**0**	**2**	**2**	**3**	**4**	**13**	**15**	**14**	**21**	**11**	**8**	**4**	**2**	**0**	**0**	**0**	**0**	**0**	**0**	**0**	**0**	**0**	**0**

DRAFT

Site 4
Location L-6205-0, att t/pole, Lat 53.47108, Long -6.61096
Direction South

3279 / Meath/Cavan/Monaghan ATC's
October 2013
Automatic Traffic Count

Sun, 13 October 2013

Time	Total	Speed Bins (km/h)																											
		0 - 5	5 - 10	10 - 15	15 - 20	20 - 25	25 - 30	30 - 35	35 - 40	40 - 45	45 - 50	50 - 55	55 - 60	60 - 65	65 - 70	70 - 75	75 - 80	80 - 85	85 - 90	90 - 95	95 - 100	100 - 105	105 - 110	110 - 115	115 - 120	120 - 125	125 - 130	130 - 135	135 - 140
0000	1	0	0	0	0	0	0	0	0	0	0	0	0	0	1	0	0	0	0	0	0	0	0	0	0	0	0	0	0
0100	0	0	0	0	0	0	0	0	0	0	0	0	0	0	0	0	0	0	0	0	0	0	0	0	0	0	0	0	0
0200	2	0	0	0	0	0	0	0	0	0	1	1	0	0	0	0	0	0	0	0	0	0	0	0	0	0	0	0	0
0300	1	0	0	0	0	0	0	0	0	0	0	0	1	0	0	0	0	0	0	0	0	0	0	0	0	0	0	0	0
0400	0	0	0	0	0	0	0	0	0	0	0	0	0	0	0	0	0	0	0	0	0	0	0	0	0	0	0	0	0
0500	0	0	0	0	0	0	0	0	0	0	0	0	0	0	0	0	0	0	0	0	0	0	0	0	0	0	0	0	0
0600	0	0	0	0	0	0	0	0	0	0	0	0	0	0	0	0	0	0	0	0	0	0	0	0	0	0	0	0	0
0700	2	0	0	0	0	0	0	0	0	0	0	2	0	0	0	0	0	0	0	0	0	0	0	0	0	0	0	0	0
0800	1	0	0	0	0	0	0	0	0	0	0	0	0	1	0	0	0	0	0	0	0	0	0	0	0	0	0	0	0
0900	6	0	0	0	0	0	0	1	0	0	0	1	0	1	1	1	1	0	0	0	0	0	0	0	0	0	0	0	0
1000	4	0	0	0	0	1	0	0	0	0	0	0	1	0	1	0	1	0	0	0	0	0	0	0	0	0	0	0	0
1100	**7**	**0**	**0**	**0**	**0**	**0**	**0**	**0**	**0**	**0**	**0**	**0**	**1**	**1**	**2**	**1**	**2**	**0**	**0**	**0**	**0**	**0**	**0**	**0**	**0**	**0**	**0**	**0**	**0**
1200	11	0	0	0	0	1	0	0	0	0	0	1	4	2	1	0	2	0	0	0	0	0	0	0	0	0	0	0	0
1300	9	0	0	0	0	0	1	0	0	1	0	2	1	2	1	1	0	0	0	0	0	0	0	0	0	0	0	0	0
1400	18	0	0	0	0	0	1	1	0	3	1	1	1	3	3	4	0	0	0	0	0	0	0	0	0	0	0	0	0
1500	**25**	**0**	**0**	**0**	**0**	**1**	**0**	**0**	**2**	**4**	**3**	**0**	**3**	**7**	**1**	**2**	**2**	**0**	**0**	**0**	**0**	**0**	**0**	**0**	**0**	**0**	**0**	**0**	**0**
1600	10	0	0	0	0	0	0	0	1	0	1	0	2	4	1	1	0	0	0	0	0	0	0	0	0	0	0	0	0
1700	7	0	0	0	0	0	1	0	0	0	0	2	0	0	1	0	1	0	2	0	0	0	0	0	0	0	0	0	0
1800	6	0	0	0	0	0	0	0	0	0	0	0	3	2	0	0	1	0	0	0	0	0	0	0	0	0	0	0	0
1900	10	0	0	0	0	0	0	1	0	0	0	3	0	2	2	0	1	1	0	0	0	0	0	0	0	0	0	0	0
2000	9	0	0	0	0	0	0	0	0	0	2	2	1	1	1	1	1	0	0	0	0	0	0	0	0	0	0	0	0
2100	5	0	0	0	0	0	0	1	0	0	0	0	1	1	2	0	0	0	0	0	0	0	0	0	0	0	0	0	0
2200	1	0	0	0	0	0	0	0	0	0	0	0	0	1	0	0	0	0	0	0	0	0	0	0	0	0	0	0	0
2300	3	0	0	0	0	0	0	0	0	0	0	0	0	0	1	0	0	1	1	0	0	0	0	0	0	0	0	0	0
07-19	**106**	**0**	**0**	**0**	**0**	**3**	**3**	**2**	**3**	**8**	**5**	**9**	**16**	**23**	**12**	**10**	**10**	**0**	**2**	**0**	**0**	**0**	**0**	**0**	**0**	**0**	**0**	**0**	**0**
06-22	**130**	**0**	**0**	**0**	**0**	**3**	**3**	**4**	**3**	**8**	**7**	**14**	**18**	**27**	**17**	**11**	**12**	**1**	**2**	**0**	**0**	**0**	**0**	**0**	**0**	**0**	**0**	**0**	**0**
06-00	**134**	**0**	**0**	**0**	**0**	**3**	**3**	**4**	**3**	**8**	**7**	**14**	**18**	**28**	**18**	**11**	**12**	**2**	**3**	**0**	**0**	**0**	**0**	**0**	**0**	**0**	**0**	**0**	**0**
00-00	**138**	**0**	**0**	**0**	**0**	**3**	**3**	**4**	**3**	**8**	**8**	**15**	**19**	**28**	**19**	**11**	**12**	**2**	**3**	**0**	**0**	**0**	**0**	**0**	**0**	**0**	**0**	**0**	**0**

DRAFT

Site 4
Location L-6205-0, att t/pole, Lat 53.47108, Long -6.61096
Direction South

3279 / Meath/Cavan/Monaghan ATC's
October 2013
Automatic Traffic Count

Virtual Day (7)

Time	Total	Speed Bins (km/h)																											
		0 - 5	5 - 10	10 - 15	15 - 20	20 - 25	25 - 30	30 - 35	35 - 40	40 - 45	45 - 50	50 - 55	55 - 60	60 - 65	65 - 70	70 - 75	75 - 80	80 - 85	85 - 90	90 - 95	95 - 100	100 - 105	105 - 110	110 - 115	115 - 120	120 - 125	125 - 130	130 - 135	135 - 140
0000	1	0	0	0	0	0	0	0	0	0	0	0	0	0	0	0	0	0	0	0	0	0	0	0	0	0	0	0	0
0100	1	0	0	0	0	0	0	0	0	0	0	0	0	0	0	0	0	0	0	0	0	0	0	0	0	0	0	0	0
0200	0	0	0	0	0	0	0	0	0	0	0	0	0	0	0	0	0	0	0	0	0	0	0	0	0	0	0	0	0
0300	0	0	0	0	0	0	0	0	0	0	0	0	0	0	0	0	0	0	0	0	0	0	0	0	0	0	0	0	0
0400	0	0	0	0	0	0	0	0	0	0	0	0	0	0	0	0	0	0	0	0	0	0	0	0	0	0	0	0	0
0500	0	0	0	0	0	0	0	0	0	0	0	0	0	0	0	0	0	0	0	0	0	0	0	0	0	0	0	0	0
0600	1	0	0	0	0	0	0	0	0	0	0	0	0	0	0	0	0	0	0	0	0	0	0	0	0	0	0	0	0
0700	5	0	0	0	0	0	0	0	0	0	0	0	1	1	1	0	0	0	0	0	0	0	0	0	0	0	0	0	0
0800	7	0	0	0	0	0	0	0	0	1	1	0	2	1	1	0	0	1	0	0	0	0	0	0	0	0	0	0	0
0900	**10**	**0**	**0**	**0**	**0**	**0**	**0**	**0**	**0**	**1**	**0**	**2**	**1**	**2**	**2**	**1**	**1**	**0**	**0**	**0**	**0**	**0**	**0**	**0**	**0**	**0**	**0**	**0**	**0**
1000	4	0	0	0	0	0	0	0	0	0	0	0	1	1	1	0	0	0	0	0	0	0	0	0	0	0	0	0	0
1100	6	0	0	0	0	0	0	0	0	0	0	0	1	1	1	1	0	0	0	0	0	0	0	0	0	0	0	0	0
1200	5	0	0	0	0	0	0	0	0	0	0	1	1	1	1	0	0	0	0	0	0	0	0	0	0	0	0	0	0
1300	5	0	0	0	0	0	0	0	0	0	0	1	1	1	2	0	0	0	0	0	0	0	0	0	0	0	0	0	0
1400	9	0	0	0	0	0	0	0	0	1	1	1	1	1	1	1	1	0	0	0	0	0	0	0	0	0	0	0	0
1500	**13**	**0**	**0**	**0**	**0**	**0**	**0**	**0**	**1**	**1**	**1**	**1**	**1**	**2**	**3**	**2**	**1**	**1**	**0**	**0**	**0**	**0**	**0**	**0**	**0**	**0**	**0**	**0**	**0**
1600	11	0	0	0	0	0	0	0	0	0	1	1	2	2	2	1	1	0	0	0	0	0	0	0	0	0	0	0	0
1700	9	0	0	0	0	0	0	0	0	1	1	1	1	1	1	0	1	1	0	0	0	0	0	0	0	0	0	0	0
1800	10	0	0	0	0	0	0	0	0	0	1	1	2	3	1	0	1	0	0	0	0	0	0	0	0	0	0	0	0
1900	7	0	0	0	0	0	0	0	0	0	0	1	1	2	1	0	1	0	0	0	0	0	0	0	0	0	0	0	0
2000	6	0	0	0	0	0	0	0	0	0	0	1	2	1	1	1	1	0	0	0	0	0	0	0	0	0	0	0	0
2100	3	0	0	0	0	0	0	0	0	0	0	0	1	0	0	0	1	0	0	0	0	0	0	0	0	0	0	0	0
2200	3	0	0	0	0	0	0	0	0	0	0	0	1	1	0	1	0	0	0	0	0	0	0	0	0	0	0	0	0
2300	2	0	0	0	0	0	0	0	0	0	0	0	0	0	1	0	0	0	0	0	0	0	0	0	0	0	0	0	0
07-19	**96**	**0**	**0**	**0**	**0**	**2**	**2**	**1**	**3**	**5**	**7**	**9**	**15**	**18**	**15**	**7**	**6**	**3**	**1**	**0**	**0**	**0**	**0**	**0**	**0**	**0**	**0**	**0**	**0**
06-22	**114**	**0**	**0**	**0**	**0**	**2**	**3**	**2**	**3**	**6**	**7**	**11**	**19**	**21**	**18**	**9**	**8**	**4**	**1**	**0**	**0**	**0**	**0**	**0**	**0**	**0**	**0**	**0**	**0**
06-00	**119**	**0**	**0**	**0**	**0**	**2**	**3**	**2**	**3**	**6**	**8**	**11**	**20**	**22**	**19**	**9**	**8**	**4**	**2**	**1**	**0**	**0**	**0**	**0**	**0**	**0**	**0**	**0**	**0**
00-00	**122**	**0**	**0**	**0**	**0**	**2**	**3**	**2**	**3**	**6**	**8**	**11**	**20**	**22**	**19**	**10**	**8**	**4**	**2**	**1**	**0**	**0**	**0**	**0**	**0**	**0**	**0**	**0**	**0**

DRAFT

Site 4
Location L-6205-0, att t/pole, Lat 53.47108, Long -6.61096
Direction South

3279 / Meath/Cavan/Monaghan ATC's
October 2013
Automatic Traffic Count

Virtual Week (1)

Time	Total	Speed Bins (km/h)																											
		0 - 5	5 - 10	10 - 15	15 - 20	20 - 25	25 - 30	30 - 35	35 - 40	40 - 45	45 - 50	50 - 55	55 - 60	60 - 65	65 - 70	70 - 75	75 - 80	80 - 85	85 - 90	90 - 95	95 - 100	100 - 105	105 - 110	110 - 115	115 - 120	120 - 125	125 - 130	130 - 135	135 - 140
Mon	106	0	0	0	1	1	3	0	1	4	6	14	24	21	16	8	4	3	0	0	0	0	0	0	0	0	0	0	0
Tue	118	0	0	0	0	2	1	0	3	6	9	6	24	26	22	8	9	1	0	1	0	0	0	0	0	0	0	0	0
Wed	122	0	0	0	1	2	7	3	7	5	9	12	28	11	14	9	7	5	0	1	0	0	1	0	0	0	0	0	0
Thu	124	0	0	0	0	3	0	1	3	10	9	7	16	30	20	11	4	6	2	2	0	0	0	0	0	0	0	0	0
Fri	140	0	0	0	0	2	5	2	5	4	10	12	17	26	24	10	12	6	4	1	0	0	0	0	0	0	0	0	0
|Sat	103	0	0	1	1	2	0	2	2	3	4	13	15	14	21	11	8	4	2	0	0	0	0	0	0	0	0	0	0
|Sun	138	0	0	0	0	3	3	4	3	8	8	15	19	28	19	11	12	2	3	0	0	0	0	0	0	0	0	0	0
5 Day Ave.	**122**	**0**	**0**	**0**	**0**	**2**	**3**	**1**	**4**	**6**	**9**	**10**	**22**	**23**	**19**	**9**	**7**	**4**	**1**	**1**	**0**	**0**	**0**	**0**	**0**	**0**	**0**	**0**	**0**
7 Day Ave.	**122**	**0**	**0**	**0**	**0**	**2**	**3**	**2**	**3**	**6**	**8**	**11**	**20**	**22**	**19**	**10**	**8**	**4**	**2**	**1**	**0**	**0**	**0**	**0**	**0**	**0**	**0**	**0**	**0**
--	**851**	**0**	**0**	**1**	**3**	**15**	**19**	**12**	**24**	**40**	**55**	**79**	**143**	**156**	**136**	**68**	**56**	**27**	**11**	**5**	**0**	**0**	**1**	**0**	**0**	**0**	**0**	**0**	**0**

Summary Graphs

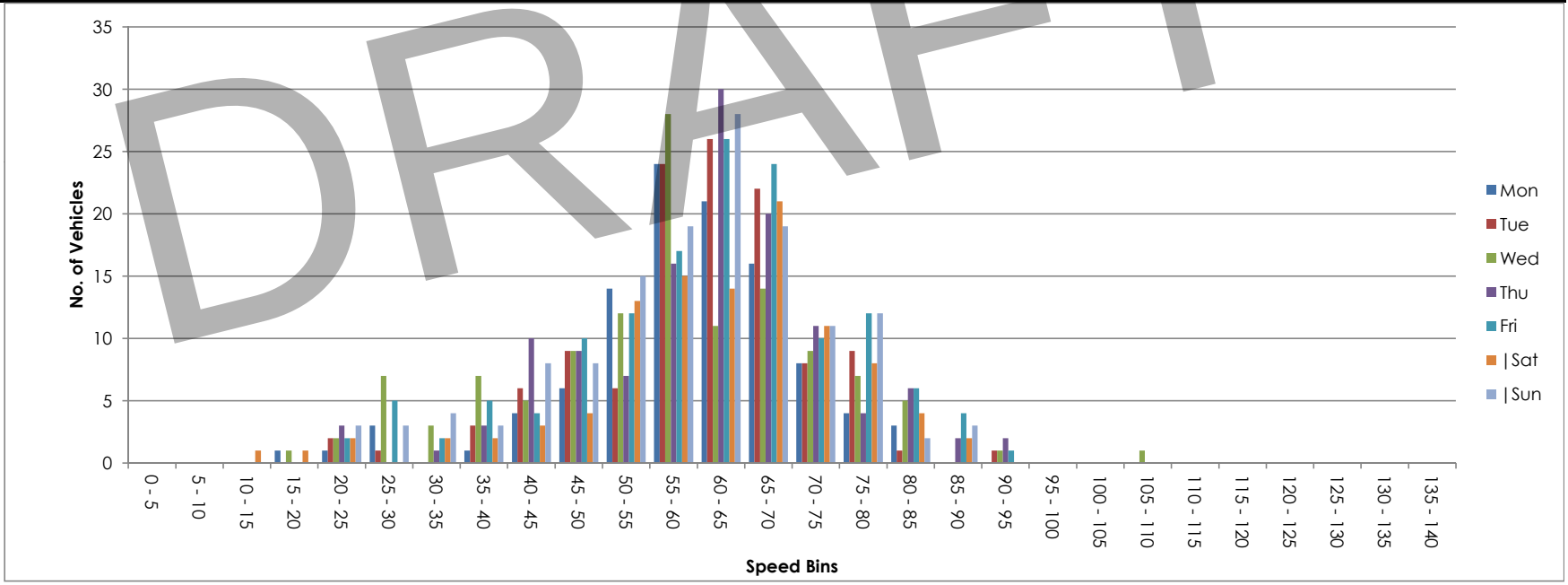

DRAFT

Site 4
Location L-6205-0, att t/pole, Lat 53.47108, Long -6.61096
Direction Two way

3279 / Meath/Cavan/Monaghan ATC's
October 2013
Automatic Traffic Count

Mon, 7 October 2013

Time	Total	Classification												>PSL	>PSL%	>SL1	>SL1%	>SL2	>SL2%	Mean	Vpp
		1 MCL	2 SV	3 SVT	4 TB2	5 TB3	6 T4	7 ART3	8 ART4	9 ART5	10 ART6	11 BD	12 DRT	80	80	85 +5kph	85 +5kph	90 +10kph	90 +10kph		85
0000	1	0	1	0	0	0	0	0	0	0	0	0	0	0	0	0	0	0	0	66	-
0100	2	0	2	0	0	0	0	0	0	0	0	0	0	0	0	0	0	0	0	70.3	-
0200	0	0	0	0	0	0	0	0	0	0	0	0	0	0	0	0	0	0	0	-	-
0300	0	0	0	0	0	0	0	0	0	0	0	0	0	0	0	0	0	0	0	-	-
0400	1	0	1	0	0	0	0	0	0	0	0	0	0	0	0	0	0	0	0	54.1	-
0500	0	0	0	0	0	0	0	0	0	0	0	0	0	0	0	0	0	0	0	-	-
0600	1	0	1	0	0	0	0	0	0	0	0	0	0	0	0	0	0	0	0	63.5	-
0700	7	0	7	0	0	0	0	0	0	0	0	0	0	0	0	0	0	0	0	65.3	-
0800	**17**	**0**	**16**	**1**	**0**	**0**	**0**	**0**	**0**	**0**	**0**	**0**	**0**	**2**	**11.8**	**0**	**0**	**0**	**0**	**62**	**73.8**
0900	16	0	15	1	0	0	0	0	0	0	0	0	0	0	0	0	0	0	0	60.2	69.5
1000	7	0	7	0	0	0	0	0	0	0	0	0	0	0	0	0	0	0	0	61.1	-
1100	8	0	7	0	1	0	0	0	0	0	0	0	0	0	0	0	0	0	0	56.6	-
1200	12	2	10	0	0	0	0	0	0	0	0	0	0	0	0	0	0	0	0	51.1	68.8
1300	11	0	11	0	0	0	0	0	0	0	0	0	0	0	0	0	0	0	0	61.7	70.9
1400	13	0	12	0	0	1	0	0	0	0	0	0	0	0	0	0	0	0	0	59.8	74.9
1500	13	0	12	0	1	0	0	0	0	0	0	0	0	0	0	0	0	0	0	61.3	69.8
1600	12	0	12	0	0	0	0	0	0	0	0	0	0	0	0	0	0	0	0	57.3	61.2
1700	**23**	**0**	**22**	**0**	**1**	**0**	**0**	**0**	**0**	**0**	**0**	**0**	**0**	**1**	**4.3**	**0**	**0**	**0**	**0**	**59.9**	**69.8**
1800	21	0	17	0	4	0	0	0	0	0	0	0	0	0	0	0	0	0	0	57	71.3
1900	18	0	14	0	4	0	0	0	0	0	0	0	0	0	0	0	0	0	0	52.7	60.8
2000	9	0	9	0	0	0	0	0	0	0	0	0	0	1	11.1	0	0	0	0	63.3	-
2100	4	0	3	1	0	0	0	0	0	0	0	0	0	0	0	0	0	0	0	44.2	-
2200	8	0	8	0	0	0	0	0	0	0	0	0	0	0	0	0	0	0	0	61.7	-
2300	0	0	0	0	0	0	0	0	0	0	0	0	0	0	0	0	0	0	0	-	-
07-19	**160**	**2**	**148**	**2**	**7**	**1**	**0**	**0**	**0**	**0**	**0**	**0**	**0**	**3**	**1.9**	**0**	**0**	**0**	**0**	**59.3**	**70.9**
06-22	**192**	**2**	**175**	**3**	**11**	**1**	**0**	**0**	**0**	**0**	**0**	**0**	**0**	**4**	**2.1**	**0**	**0**	**0**	**0**	**58.5**	**70.6**
06-00	**200**	**2**	**183**	**3**	**11**	**1**	**0**	**0**	**0**	**0**	**0**	**0**	**0**	**4**	**2**	**0**	**0**	**0**	**0**	**58.7**	**70.9**
00-00	**204**	**2**	**187**	**3**	**11**	**1**	**0**	**0**	**0**	**0**	**0**	**0**	**0**	**4**	**2**	**0**	**0**	**0**	**0**	**58.8**	**70.9**

DRAFT

Site 4
Location L-6205-0, att t/pole, Lat 53.47108, Long -6.61096
Direction Two way

3279 / Meath/Cavan/Monaghan ATC's
October 2013
Automatic Traffic Count

Tue, 8 October 2013

Time	Total	Classification												>PSL	>PSL%	>SL1	>SL1%	>SL2	>SL2%	Mean	Vpp
		1 MCL	2 SV	3 SVT	4 TB2	5 TB3	6 T4	7 ART3	8 ART4	9 ART5	10 ART6	11 BD	12 DRT	80	80	85 +5kph	85 +5kph	90 +10kph	90 +10kph		85
0000	3	0	3	0	0	0	0	0	0	0	0	0	0	0	0	0	0	0	0	62.3	-
0100	1	0	1	0	0	0	0	0	0	0	0	0	0	0	0	0	0	0	0	62.8	-
0200	0	0	0	0	0	0	0	0	0	0	0	0	0	0	0	0	0	0	0	-	-
0300	0	0	0	0	0	0	0	0	0	0	0	0	0	0	0	0	0	0	0	-	-
0400	0	0	0	0	0	0	0	0	0	0	0	0	0	0	0	0	0	0	0	-	-
0500	0	0	0	0	0	0	0	0	0	0	0	0	0	0	0	0	0	0	0	-	-
0600	2	0	2	0	0	0	0	0	0	0	0	0	0	0	0	0	0	0	0	63.1	-
0700	9	0	7	0	2	0	0	0	0	0	0	0	0	0	0	0	0	0	0	67	-
0800	**27**	**0**	**26**	**0**	**1**	**0**	**0**	**0**	**0**	**0**	**0**	**0**	**0**	**2**	**7.4**	**1**	**3.7**	**1**	**3.7**	**63.1**	**74.5**
0900	13	0	10	0	3	0	0	0	0	0	0	0	0	0	0	0	0	0	0	59.4	67.7
1000	7	0	7	0	0	0	0	0	0	0	0	0	0	0	0	0	0	0	0	61.2	-
1100	6	0	6	0	0	0	0	0	0	0	0	0	0	0	0	0	0	0	0	55	-
1200	6	1	5	0	0	0	0	0	0	0	0	0	0	0	0	0	0	0	0	46.7	-
1300	11	0	9	0	2	0	0	0	0	0	0	0	0	1	9.1	0	0	0	0	63.6	72.4
1400	16	0	15	1	0	0	0	0	0	0	0	0	0	0	0	0	0	0	0	56.7	68.8
1500	21	0	18	1	2	0	0	0	0	0	0	0	0	0	0	0	0	0	0	60.2	70.9
1600	**23**	**0**	**19**	**0**	**3**	**0**	**0**	**0**	**1**	**0**	**0**	**0**	**0**	**0**	**0**	**0**	**0**	**0**	**0**	**56**	**68.4**
1700	**23**	**2**	**19**	**0**	**1**	**1**	**0**	**0**	**0**	**0**	**0**	**0**	**0**	**1**	**4.3**	**0**	**0**	**0**	**0**	**56.4**	**70.9**
1800	19	0	15	1	3	0	0	0	0	0	0	0	0	2	10.5	1	5.3	0	0	61.4	66.6
1900	17	0	17	0	0	0	0	0	0	0	0	0	0	0	0	0	0	0	0	63.6	68
2000	10	0	9	0	0	1	0	0	0	0	0	0	0	0	0	0	0	0	0	58.8	-
2100	7	0	7	0	0	0	0	0	0	0	0	0	0	0	0	0	0	0	0	64.6	-
2200	11	0	11	0	0	0	0	0	0	0	0	0	0	1	9.1	0	0	0	0	59.2	68.8
2300	4	0	4	0	0	0	0	0	0	0	0	0	0	0	0	0	0	0	0	53.3	-
07-19	**181**	**3**	**156**	**3**	**17**	**1**	**0**	**0**	**1**	**0**	**0**	**0**	**0**	**6**	**3.3**	**2**	**1.1**	**1**	**0.6**	**59.3**	**70.9**
06-22	**217**	**3**	**191**	**3**	**17**	**2**	**0**	**0**	**1**	**0**	**0**	**0**	**0**	**6**	**2.8**	**2**	**0.9**	**1**	**0.5**	**59.9**	**70.9**
06-00	**232**	**3**	**206**	**3**	**17**	**2**	**0**	**0**	**1**	**0**	**0**	**0**	**0**	**7**	**3**	**2**	**0.9**	**1**	**0.4**	**59.7**	**70.9**
00-00	**236**	**3**	**210**	**3**	**17**	**2**	**0**	**0**	**1**	**0**	**0**	**0**	**0**	**7**	**3**	**2**	**0.8**	**1**	**0.4**	**59.8**	**70.9**

DRAFT

Site 4
Location L-6205-0, att t/pole, Lat 53.47108, Long -6.61096
Direction Two way

3279 / Meath/Cavan/Monaghan ATC's
October 2013
Automatic Traffic Count

Wed, 9 October 2013

Time	Total	Classification												>PSL	>PSL%	>SL1	>SL1%	>SL2	>SL2%	Mean	Vpp
		1 MCL	2 SV	3 SVT	4 TB2	5 TB3	6 T4	7 ART3	8 ART4	9 ART5	10 ART6	11 BD	12 DRT	80	80	85 +5kph	85 +5kph	90 +10kph	90 +10kph		85
0000	3	0	3	0	0	0	0	0	0	0	0	0	0	0	0	0	0	0	0	41.8	-
0100	3	0	3	0	0	0	0	0	0	0	0	0	0	0	0	0	0	0	0	77.7	-
0200	0	0	0	0	0	0	0	0	0	0	0	0	0	0	0	0	0	0	0	-	-
0300	0	0	0	0	0	0	0	0	0	0	0	0	0	0	0	0	0	0	0	-	-
0400	0	0	0	0	0	0	0	0	0	0	0	0	0	0	0	0	0	0	0	-	-
0500	0	0	0	0	0	0	0	0	0	0	0	0	0	0	0	0	0	0	0	-	-
0600	2	0	2	0	0	0	0	0	0	0	0	0	0	0	0	0	0	0	0	56.9	-
0700	8	0	8	0	0	0	0	0	0	0	0	0	0	0	0	0	0	0	0	47.5	-
0800	20	0	17	1	1	0	1	0	0	0	0	0	0	2	10	1	5	1	5	63.7	74.9
0900	**22**	**0**	**17**	**1**	**4**	**0**	**0**	**0**	**0**	**0**	**0**	**0**	**0**	**0**	**0**	**0**	**0**	**0**	**0**	**51.3**	**71.6**
1000	4	0	4	0	0	0	0	0	0	0	0	0	0	0	0	0	0	0	0	63.3	-
1100	13	0	13	0	0	0	0	0	0	0	0	0	0	0	0	0	0	0	0	55	67.3
1200	8	0	7	0	0	1	0	0	0	0	0	0	0	0	0	0	0	0	0	45.1	-
1300	9	0	8	1	0	0	0	0	0	0	0	0	0	0	0	0	0	0	0	52	-
1400	23	0	23	0	0	0	0	0	0	0	0	0	0	0	0	0	0	0	0	55.1	62.6
1500	19	0	18	0	1	0	0	0	0	0	0	0	0	4	21.1	0	0	0	0	63	79.9
1600	24	2	22	0	0	0	0	0	0	0	0	0	0	1	4.2	1	4.2	0	0	54	76
1700	20	0	18	2	0	0	0	0	0	0	0	0	0	0	0	0	0	0	0	57	71.6
1800	**26**	**1**	**22**	**0**	**3**	**0**	**0**	**0**	**0**	**0**	**0**	**0**	**0**	**1**	**3.8**	**1**	**3.8**	**1**	**3.8**	**61.5**	**73.8**
1900	15	0	14	0	1	0	0	0	0	0	0	0	0	2	13.3	0	0	0	0	60.2	78.8
2000	14	0	14	0	0	0	0	0	0	0	0	0	0	0	0	0	0	0	0	56.2	70.6
2100	4	0	4	0	0	0	0	0	0	0	0	0	0	1	25	0	0	0	0	69.8	-
2200	4	0	4	0	0	0	0	0	0	0	0	0	0	0	0	0	0	0	0	56.3	-
2300	1	0	1	0	0	0	0	0	0	0	0	0	0	0	0	0	0	0	0	74.8	-
07-19	**196**	**3**	**177**	**5**	**9**	**1**	**1**	**0**	**0**	**0**	**0**	**0**	**0**	**8**	**4.1**	**3**	**1.5**	**2**	**1**	**56.5**	**72**
06-22	**231**	**3**	**211**	**5**	**10**	**1**	**1**	**0**	**0**	**0**	**0**	**0**	**0**	**11**	**4.8**	**3**	**1.3**	**2**	**0.9**	**57**	**72**
06-00	**236**	**3**	**216**	**5**	**10**	**1**	**1**	**0**	**0**	**0**	**0**	**0**	**0**	**11**	**4.7**	**3**	**1.3**	**2**	**0.8**	**57**	**73.4**
00-00	**242**	**3**	**222**	**5**	**10**	**1**	**1**	**0**	**0**	**0**	**0**	**0**	**0**	**11**	**4.5**	**3**	**1.2**	**2**	**0.8**	**57.1**	**73.8**

DRAFT

Site 4
Location L-6205-0, att t/pole, Lat 53.47108, Long -6.61096
Direction Two way

3279 / Meath/Cavan/Monaghan ATC's
October 2013
Automatic Traffic Count

Thu, 10 October 2013

Time	Total	Classification												>PSL	>PSL%	>SL1	>SL1%	>SL2	>SL2%	Mean	Vpp
		1 MCL	2 SV	3 SVT	4 TB2	5 TB3	6 T4	7 ART3	8 ART4	9 ART5	10 ART6	11 BD	12 DRT	80	80	85 +5kph	85 +5kph	90 +10kph	90 +10kph		85
0000	2	0	2	0	0	0	0	0	0	0	0	0	0	1	50	1	50	1	50	74.9	-
0100	0	0	0	0	0	0	0	0	0	0	0	0	0	0	0	0	0	0	0	-	-
0200	0	0	0	0	0	0	0	0	0	0	0	0	0	0	0	0	0	0	0	-	-
0300	1	0	1	0	0	0	0	0	0	0	0	0	0	0	0	0	0	0	0	52.5	-
0400	0	0	0	0	0	0	0	0	0	0	0	0	0	0	0	0	0	0	0	-	-
0500	0	0	0	0	0	0	0	0	0	0	0	0	0	0	0	0	0	0	0	-	-
0600	3	0	3	0	0	0	0	0	0	0	0	0	0	0	0	0	0	0	0	65.6	-
0700	11	0	7	1	2	1	0	0	0	0	0	0	0	1	9.1	0	0	0	0	61.8	69.8
0800	21	0	19	1	1	0	0	0	0	0	0	0	0	5	23.8	3	14.3	0	0	66.6	84.2
0900	**22**	**0**	**17**	**0**	**5**	**0**	**0**	**0**	**0**	**0**	**0**	**0**	**0**	**0**	**0**	**0**	**0**	**0**	**0**	**56.6**	**65.5**
1000	13	0	12	1	0	0	0	0	0	0	0	0	0	0	0	0	0	0	0	54.5	62.3
1100	9	0	9	0	0	0	0	0	0	0	0	0	0	1	11.1	1	11.1	1	11.1	56.1	-
1200	8	1	6	0	1	0	0	0	0	0	0	0	0	0	0	0	0	0	0	60.6	-
1300	10	0	9	1	0	0	0	0	0	0	0	0	0	0	0	0	0	0	0	62.4	-
1400	22	0	20	0	2	0	0	0	0	0	0	0	0	0	0	0	0	0	0	60.3	72.4
1500	19	0	17	1	1	0	0	0	0	0	0	0	0	2	10.5	0	0	0	0	58.8	74.2
1600	18	0	12	1	3	2	0	0	0	0	0	0	0	1	5.6	0	0	0	0	59.4	72.4
1700	**23**	**0**	**22**	**0**	**1**	**0**	**0**	**0**	**0**	**0**	**0**	**0**	**0**	**1**	**4.3**	**0**	**0**	**0**	**0**	**55.1**	**72**
1800	20	0	19	0	1	0	0	0	0	0	0	0	0	1	5	1	5	1	5	62.3	74.9
1900	13	0	11	0	2	0	0	0	0	0	0	0	0	0	0	0	0	0	0	59.3	69.8
2000	11	0	11	0	0	0	0	0	0	0	0	0	0	1	9.1	1	9.1	0	0	65.1	67
2100	5	0	5	0	0	0	0	0	0	0	0	0	0	0	0	0	0	0	0	64.8	-
2200	6	0	6	0	0	0	0	0	0	0	0	0	0	0	0	0	0	0	0	57.1	-
2300	1	0	1	0	0	0	0	0	0	0	0	0	0	1	100	0	0	0	0	83.9	-
07-19	**196**	**1**	**169**	**6**	**17**	**3**	**0**	**0**	**0**	**0**	**0**	**0**	**0**	**12**	**6.1**	**5**	**2.6**	**2**	**1**	**59.5**	**72.4**
06-22	**228**	**1**	**199**	**6**	**19**	**3**	**0**	**0**	**0**	**0**	**0**	**0**	**0**	**13**	**5.7**	**6**	**2.6**	**2**	**0.9**	**60**	**72.4**
06-00	**235**	**1**	**206**	**6**	**19**	**3**	**0**	**0**	**0**	**0**	**0**	**0**	**0**	**14**	**6**	**6**	**2.6**	**2**	**0.9**	**60**	**72.4**
00-00	**238**	**1**	**209**	**6**	**19**	**3**	**0**	**0**	**0**	**0**	**0**	**0**	**0**	**15**	**6.3**	**7**	**2.9**	**3**	**1.3**	**60.1**	**72.4**

DRAFT

Site 4
Location L-6205-0, att t/pole, Lat 53.47108, Long -6.61096
Direction Two way

3279 / Meath/Cavan/Monaghan ATC's
October 2013
Automatic Traffic Count

Fri, 11 October 2013

Time	Total	Classification												>PSL	>PSL%	>SL1	>SL1%	>SL2	>SL2%	Mean	Vpp
		1 MCL	2 SV	3 SVT	4 TB2	5 TB3	6 T4	7 ART3	8 ART4	9 ART5	10 ART6	11 BD	12 DRT	80	80	85 +5kph	85 +5kph	90 +10kph	90 +10kph		85
0000	3	0	3	0	0	0	0	0	0	0	0	0	0	0	0	0	0	0	0	67	-
0100	1	0	1	0	0	0	0	0	0	0	0	0	0	0	0	0	0	0	0	62.5	-
0200	1	0	1	0	0	0	0	0	0	0	0	0	0	0	0	0	0	0	0	76	-
0300	0	0	0	0	0	0	0	0	0	0	0	0	0	0	0	0	0	0	0	-	-
0400	0	0	0	0	0	0	0	0	0	0	0	0	0	0	0	0	0	0	0	-	-
0500	1	0	1	0	0	0	0	0	0	0	0	0	0	0	0	0	0	0	0	69.7	-
0600	2	0	2	0	0	0	0	0	0	0	0	0	0	0	0	0	0	0	0	66.2	-
0700	12	0	8	0	3	1	0	0	0	0	0	0	0	3	25	1	8.3	0	0	63.9	79.9
0800	**26**	**0**	**24**	**1**	**1**	**0**	**0**	**0**	**0**	**0**	**0**	**0**	**0**	**2**	**7.7**	**1**	**3.8**	**0**	**0**	**56.3**	**71.3**
0900	19	0	16	1	1	0	1	0	0	0	0	0	0	2	10.5	0	0	0	0	60.6	67.3
1000	6	0	6	0	0	0	0	0	0	0	0	0	0	0	0	0	0	0	0	46.3	-
1100	12	1	11	0	0	0	0	0	0	0	0	0	0	2	16.7	0	0	0	0	52.5	72
1200	11	0	10	0	1	0	0	0	0	0	0	0	0	0	0	0	0	0	0	63	68.8
1300	11	0	9	0	2	0	0	0	0	0	0	0	0	0	0	0	0	0	0	55.5	65.5
1400	17	0	14	0	3	0	0	0	0	0	0	0	0	0	0	0	0	0	0	57.7	73.4
1500	17	0	15	0	2	0	0	0	0	0	0	0	0	3	17.6	0	0	0	0	68.8	79.2
1600	**28**	**0**	**26**	**0**	**0**	**0**	**2**	**0**	**0**	**0**	**0**	**0**	**0**	**0**	**0**	**0**	**0**	**0**	**0**	**58**	**69.8**
1700	19	1	16	1	0	1	0	0	0	0	0	0	0	2	10.5	0	0	0	0	56.1	78.5
1800	23	0	20	2	1	0	0	0	0	0	0	0	0	1	4.3	0	0	0	0	61.7	71.6
1900	26	0	24	0	2	0	0	0	0	0	0	0	0	1	3.8	1	3.8	0	0	62.2	74.2
2000	15	0	13	0	2	0	0	0	0	0	0	0	0	0	0	0	0	0	0	65.4	76.7
2100	13	0	13	0	0	0	0	0	0	0	0	0	0	1	7.7	1	7.7	0	0	65.9	76.3
2200	10	0	10	0	0	0	0	0	0	0	0	0	0	1	10	1	10	1	10	58	-
2300	8	0	8	0	0	0	0	0	0	0	0	0	0	1	12.5	1	12.5	0	0	67.4	-
07-19	**201**	**2**	**175**	**5**	**14**	**2**	**3**	**0**	**0**	**0**	**0**	**0**	**0**	**15**	**7.5**	**2**	**1**	**0**	**0**	**59**	**73.4**
06-22	**257**	**2**	**227**	**5**	**18**	**2**	**3**	**0**	**0**	**0**	**0**	**0**	**0**	**17**	**6.6**	**4**	**1.6**	**0**	**0**	**60.1**	**74.9**
06-00	**275**	**2**	**245**	**5**	**18**	**2**	**3**	**0**	**0**	**0**	**0**	**0**	**0**	**19**	**6.9**	**6**	**2.2**	**1**	**0.4**	**60.2**	**75.2**
00-00	**281**	**2**	**251**	**5**	**18**	**2**	**3**	**0**	**0**	**0**	**0**	**0**	**0**	**19**	**6.8**	**6**	**2.1**	**1**	**0.4**	**60.4**	**75.2**

DRAFT

Site 4
Location L-6205-0, att t/pole, Lat 53.47108, Long -6.61096
Direction Two way

3279 / Meath/Cavan/Monaghan ATC's
October 2013
Automatic Traffic Count

Sat, 12 October 2013

Time	Total	Classification												>PSL	>PSL%	>SL1	>SL1%	>SL2	>SL2%	Mean	Vpp
		1 MCL	2 SV	3 SVT	4 TB2	5 TB3	6 T4	7 ART3	8 ART4	9 ART5	10 ART6	11 BD	12 DRT	80	80	85 +5kph	85 +5kph	90 +10kph	90 +10kph		85
0000	4	0	4	0	0	0	0	0	0	0	0	0	0	1	25	1	25	1	25	57.6	-
0100	4	0	4	0	0	0	0	0	0	0	0	0	0	0	0	0	0	0	0	46.9	-
0200	1	0	1	0	0	0	0	0	0	0	0	0	0	1	100	0	0	0	0	80	-
0300	0	0	0	0	0	0	0	0	0	0	0	0	0	0	0	0	0	0	0	-	-
0400	1	0	1	0	0	0	0	0	0	0	0	0	0	0	0	0	0	0	0	63.7	-
0500	0	0	0	0	0	0	0	0	0	0	0	0	0	0	0	0	0	0	0	-	-
0600	1	0	1	0	0	0	0	0	0	0	0	0	0	0	0	0	0	0	0	59.2	-
0700	2	0	2	0	0	0	0	0	0	0	0	0	0	0	0	0	0	0	0	56.8	-
0800	4	0	4	0	0	0	0	0	0	0	0	0	0	0	0	0	0	0	0	57.1	-
0900	15	1	12	1	1	0	0	0	0	0	0	0	0	2	13.3	2	13.3	1	6.7	64.4	76
1000	11	1	10	0	0	0	0	0	0	0	0	0	0	1	9.1	1	9.1	0	0	60.7	72.4
1100	**22**	**0**	**20**	**0**	**0**	**0**	**0**	**0**	**2**	**0**	**0**	**0**	**0**	**1**	**4.5**	**0**	**0**	**0**	**0**	**64**	**70.9**
1200	13	1	10	1	0	0	0	0	1	0	0	0	0	0	0	0	0	0	0	58.1	69.8
1300	12	0	11	1	0	0	0	0	0	0	0	0	0	2	16.7	1	8.3	1	8.3	66.8	73.8
1400	20	0	17	0	3	0	0	0	0	0	0	0	0	1	5	1	5	0	0	58.3	68.8
1500	11	0	10	0	1	0	0	0	0	0	0	0	0	0	0	0	0	0	0	58	66.2
1600	**27**	**0**	**22**	**3**	**0**	**0**	**0**	**0**	**2**	**0**	**0**	**0**	**0**	**0**	**0**	**0**	**0**	**0**	**0**	**63.7**	**73.1**
1700	22	0	20	2	0	0	0	0	0	0	0	0	0	2	9.1	0	0	0	0	62	74.2
1800	22	0	21	0	1	0	0	0	0	0	0	0	0	2	9.1	1	4.5	0	0	59.9	74.9
1900	11	0	11	0	0	0	0	0	0	0	0	0	0	2	18.2	1	9.1	0	0	68.1	76.3
2000	9	0	7	0	2	0	0	0	0	0	0	0	0	1	11.1	1	11.1	0	0	61.8	-
2100	3	0	3	0	0	0	0	0	0	0	0	0	0	0	0	0	0	0	0	61	-
2200	6	0	6	0	0	0	0	0	0	0	0	0	0	0	0	0	0	0	0	60.4	-
2300	1	0	1	0	0	0	0	0	0	0	0	0	0	0	0	0	0	0	0	54.7	-
07-19	**181**	**3**	**159**	**8**	**6**	**0**	**0**	**0**	**5**	**0**	**0**	**0**	**0**	**11**	**6.1**	**6**	**3.3**	**2**	**1.1**	**61.6**	**73.1**
06-22	**205**	**3**	**181**	**8**	**8**	**0**	**0**	**0**	**5**	**0**	**0**	**0**	**0**	**14**	**6.8**	**8**	**3.9**	**2**	**1**	**61.9**	**73.8**
06-00	**212**	**3**	**188**	**8**	**8**	**0**	**0**	**0**	**5**	**0**	**0**	**0**	**0**	**14**	**6.6**	**8**	**3.8**	**2**	**0.9**	**61.8**	**73.8**
00-00	**222**	**3**	**198**	**8**	**8**	**0**	**0**	**0**	**5**	**0**	**0**	**0**	**0**	**16**	**7.2**	**9**	**4.1**	**3**	**1.4**	**61.6**	**74.2**

DRAFT

Site 4
Location L-6205-0, att t/pole, Lat 53.47108, Long -6.61096
Direction Two way

3279 / Meath/Cavan/Monaghan ATC's
October 2013
Automatic Traffic Count

Sun, 13 October 2013

Time	Total	Classification												>PSL	>PSL%	>SL1	>SL1%	>SL2	>SL2%	Mean	Vpp
		1 MCL	2 SV	3 SVT	4 TB2	5 TB3	6 T4	7 ART3	8 ART4	9 ART5	10 ART6	11 BD	12 DRT	80	80	85 +5kph	85 +5kph	90 +10kph	90 +10kph		85
0000	1	0	1	0	0	0	0	0	0	0	0	0	0	0	0	0	0	0	0	66.4	-
0100	0	0	0	0	0	0	0	0	0	0	0	0	0	0	0	0	0	0	0	-	-
0200	5	0	3	0	2	0	0	0	0	0	0	0	0	0	0	0	0	0	0	52	-
0300	2	0	1	0	1	0	0	0	0	0	0	0	0	0	0	0	0	0	0	67.4	-
0400	1	0	1	0	0	0	0	0	0	0	0	0	0	0	0	0	0	0	0	62.9	-
0500	0	0	0	0	0	0	0	0	0	0	0	0	0	0	0	0	0	0	0	-	-
0600	0	0	0	0	0	0	0	0	0	0	0	0	0	0	0	0	0	0	0	-	-
0700	2	0	2	0	0	0	0	0	0	0	0	0	0	0	0	0	0	0	0	53.6	-
0800	5	0	5	0	0	0	0	0	0	0	0	0	0	0	0	0	0	0	0	61.9	-
0900	**15**	**1**	**12**	**1**	**1**	**0**	**0**	**0**	**0**	**0**	**0**	**0**	**0**	**1**	**6.7**	**0**	**0**	**0**	**0**	**63.1**	**70.9**
1000	**15**	**0**	**15**	**0**	**0**	**0**	**0**	**0**	**0**	**0**	**0**	**0**	**0**	**2**	**13.3**	**0**	**0**	**0**	**0**	**67.4**	**79.2**
1100	13	0	13	0	0	0	0	0	0	0	0	0	0	1	7.7	1	7.7	0	0	71	76.3
1200	22	2	20	0	0	0	0	0	0	0	0	0	0	1	4.5	0	0	0	0	57.2	67.7
1300	21	2	14	4	1	0	0	0	0	0	0	0	0	1	4.8	1	4.8	0	0	55	69.1
1400	33	1	29	1	2	0	0	0	0	0	0	0	0	0	0	0	0	0	0	58.9	70.6
1500	31	1	30	0	0	0	0	0	0	0	0	0	0	0	0	0	0	0	0	56.5	68
1600	**41**	**0**	**39**	**2**	**0**	**0**	**0**	**0**	**0**	**0**	**0**	**0**	**0**	**0**	**0**	**0**	**0**	**0**	**0**	**54.7**	**67**
1700	18	2	14	1	1	0	0	0	0	0	0	0	0	2	11.1	2	11.1	0	0	60	76
1800	14	1	13	0	0	0	0	0	0	0	0	0	0	0	0	0	0	0	0	57.9	69.1
1900	19	0	18	1	0	0	0	0	0	0	0	0	0	1	5.3	0	0	0	0	58.3	69.8
2000	13	0	13	0	0	0	0	0	0	0	0	0	0	0	0	0	0	0	0	59.3	69.8
2100	7	0	6	0	1	0	0	0	0	0	0	0	0	0	0	0	0	0	0	56.8	-
2200	8	0	8	0	0	0	0	0	0	0	0	0	0	0	0	0	0	0	0	62.6	-
2300	8	0	8	0	0	0	0	0	0	0	0	0	0	2	25	1	12.5	0	0	66.3	-
07-19	**230**	**10**	**206**	**9**	**5**	**0**	**0**	**0**	**0**	**0**	**0**	**0**	**0**	**8**	**3.5**	**4**	**1.7**	**0**	**0**	**58.9**	**70.9**
06-22	**269**	**10**	**243**	**10**	**6**	**0**	**0**	**0**	**0**	**0**	**0**	**0**	**0**	**9**	**3.3**	**4**	**1.5**	**0**	**0**	**58.8**	**70.9**
06-00	**285**	**10**	**259**	**10**	**6**	**0**	**0**	**0**	**0**	**0**	**0**	**0**	**0**	**11**	**3.9**	**5**	**1.8**	**0**	**0**	**59.1**	**70.9**
00-00	**294**	**10**	**265**	**10**	**9**	**0**	**0**	**0**	**0**	**0**	**0**	**0**	**0**	**11**	**3.7**	**5**	**1.7**	**0**	**0**	**59.1**	**70.9**

DRAFT

Site 4
Location L-6205-0, att t/pole, Lat 53.47108, Long -6.61096
Direction Two way

3279 / Meath/Cavan/Monaghan ATC's
October 2013
Automatic Traffic Count

Virtual Day (7)

Time	Total	Classification												>PSL	>PSL%	>SL1	>SL1%	>SL2	>SL2%	Mean	Vpp
		1 MCL	2 SV	3 SVT	4 TB2	5 TB3	6 T4	7 ART3	8 ART4	9 ART5	10 ART6	11 BD	12 DRT	80	80	85 +5kph	85 +5kph	90 +10kph	90 +10kph		85
0000	2	0	2	0	0	0	0	0	0	0	0	0	0	0	11.8	0	11.8	0	11.8	60.3	-
0100	2	0	2	0	0	0	0	0	0	0	0	0	0	0	0	0	0	0	0	62.4	-
0200	1	0	1	0	0	0	0	0	0	0	0	0	0	0	14.3	0	0	0	0	59.5	-
0300	0	0	0	0	0	0	0	0	0	0	0	0	0	0	0	0	0	0	0	62.5	-
0400	0	0	0	0	0	0	0	0	0	0	0	0	0	0	0	0	0	0	0	60.2	-
0500	0	0	0	0	0	0	0	0	0	0	0	0	0	0	0	0	0	0	0	69.7	-
0600	2	0	2	0	0	0	0	0	0	0	0	0	0	0	0	0	0	0	0	62.9	-
0700	7	0	6	0	1	0	0	0	0	0	0	0	0	1	7.8	0	2	0	0	60.9	-
0800	**17**	**0**	**16**	**1**	**1**	**0**	**0**	**0**	**0**	**0**	**0**	**0**	**0**	**2**	**10.8**	**1**	**5**	**0**	**1.7**	**61.9**	**74.5**
0900	**17**	**0**	**14**	**1**	**2**	**0**	**0**	**0**	**0**	**0**	**0**	**0**	**0**	**1**	**4.1**	**0**	**1.6**	**0**	**0.8**	**58.8**	**70.9**
1000	9	0	9	0	0	0	0	0	0	0	0	0	0	0	4.8	0	1.6	0	0	59.9	-
1100	12	0	11	0	0	0	0	0	0	0	0	0	0	1	6	0	2.4	0	1.2	59.8	73.4
1200	11	1	10	0	0	0	0	0	0	0	0	0	0	0	1.3	0	0	0	0	55.6	68.8
1300	12	0	10	1	1	0	0	0	0	0	0	0	0	1	4.7	0	2.4	0	1.2	59.3	69.5
1400	21	0	19	0	1	0	0	0	0	0	0	0	0	0	0.7	0	0.7	0	0	58.1	70.9
1500	19	0	17	0	1	0	0	0	0	0	0	0	0	1	6.9	0	0	0	0	60.6	73.1
1600	**25**	**0**	**22**	**1**	**1**	**0**	**0**	**0**	**0**	**0**	**0**	**0**	**0**	**0**	**1.2**	**0**	**0.6**	**0**	**0**	**57.4**	**70.9**
1700	21	1	19	1	1	0	0	0	0	0	0	0	0	1	6.1	0	1.4	0	0	58.1	73.4
1800	21	0	18	0	2	0	0	0	0	0	0	0	0	1	4.8	1	2.8	0	1.4	60.4	72.7
1900	17	0	16	0	1	0	0	0	0	0	0	0	0	1	5	0	1.7	0	0	60.3	73.8
2000	12	0	11	0	1	0	0	0	0	0	0	0	0	0	3.7	0	2.5	0	0	61.3	74.9
2100	6	0	6	0	0	0	0	0	0	0	0	0	0	0	4.7	0	2.3	0	0	62.1	-
2200	8	0	8	0	0	0	0	0	0	0	0	0	0	0	3.8	0	1.9	0	1.9	59.5	-
2300	3	0	3	0	0	0	0	0	0	0	0	0	0	1	17.4	0	8.7	0	0	65.1	-
07-19	**192**	**3**	**170**	**5**	**11**	**1**	**1**	**0**	**1**	**0**	**0**	**0**	**0**	**9**	**4.7**	**3**	**1.6**	**1**	**0.5**	**59.1**	**72**
06-22	**228**	**3**	**204**	**6**	**13**	**1**	**1**	**0**	**1**	**0**	**0**	**0**	**0**	**11**	**4.6**	**4**	**1.7**	**1**	**0.4**	**59.4**	**72.4**
06-00	**239**	**3**	**215**	**6**	**13**	**1**	**1**	**0**	**1**	**0**	**0**	**0**	**0**	**11**	**4.8**	**4**	**1.8**	**1**	**0.5**	**59.5**	**72.4**
00-00	**245**	**3**	**220**	**6**	**13**	**1**	**1**	**0**	**1**	**0**	**0**	**0**	**0**	**12**	**4.8**	**5**	**1.9**	**1**	**0.6**	**59.5**	**72.7**

DRAFT

Site 4
Location L-6205-0, att t/pole, Lat 53.47108, Long -6.61096
Direction Two way

3279 / Meath/Cavan/Monaghan ATC's
October 2013
Automatic Traffic Count

Virtual Week (1)

Time	Total	Classification												>PSL	>PSL%	>SL1	>SL1%	>SL2	>SL2%	Mean	Vpp
		1 MCL	2 SV	3 SVT	4 TB2	5 TB3	6 T4	7 ART3	8 ART4	9 ART5	10 ART6	11 BD	12 DRT	80	80	85 +5kph	85 +5kph	90 +10kph	90 +10kph		85
Mon	204	2	187	3	11	1	0	0	0	0	0	0	0	4	2	0	0	0	0	58.8	70.9
Tue	236	3	210	3	17	2	0	0	1	0	0	0	0	7	3	2	0.8	1	0.4	59.8	70.9
Wed	242	3	222	5	10	1	1	0	0	0	0	0	0	11	4.5	3	1.2	2	0.8	57.1	73.8
Thu	238	1	209	6	19	3	0	0	0	0	0	0	0	15	6.3	7	2.9	3	1.3	60.1	72.4
Fri	281	2	251	5	18	2	3	0	0	0	0	0	0	19	6.8	6	2.1	1	0.4	60.4	75.2
| Sat	222	3	198	8	8	0	0	0	5	0	0	0	0	16	7.2	9	4.1	3	1.4	61.6	74.2
| Sun	294	10	265	10	9	0	0	0	0	0	0	0	0	11	3.7	5	1.7	0	0	59.1	70.9
5 Day Ave.	**240**	**2**	**216**	**4**	**15**	**2**	**1**	**0**	**0**	**0**	**0**	**0**	**0**	**11**	**4.6**	**4**	**1.7**	**1**	**0.4**	**59.2**	**72.6**
7 Day Ave.	**245**	**3**	**220**	**6**	**13**	**1**	**1**	**0**	**1**	**0**	**0**	**0**	**0**	**12**	**4.8**	**5**	**1.9**	**1**	**0.6**	**59.5**	**72.7**
--	**1717**	**24**	**1542**	**40**	**92**	**9**	**4**	**0**	**6**	**0**	**0**	**0**	**0**	**83**	**4.8**	**32**	**1.9**	**10**	**0.6**	**59.5**	**72.7**

DRAFT

Summary Graphs

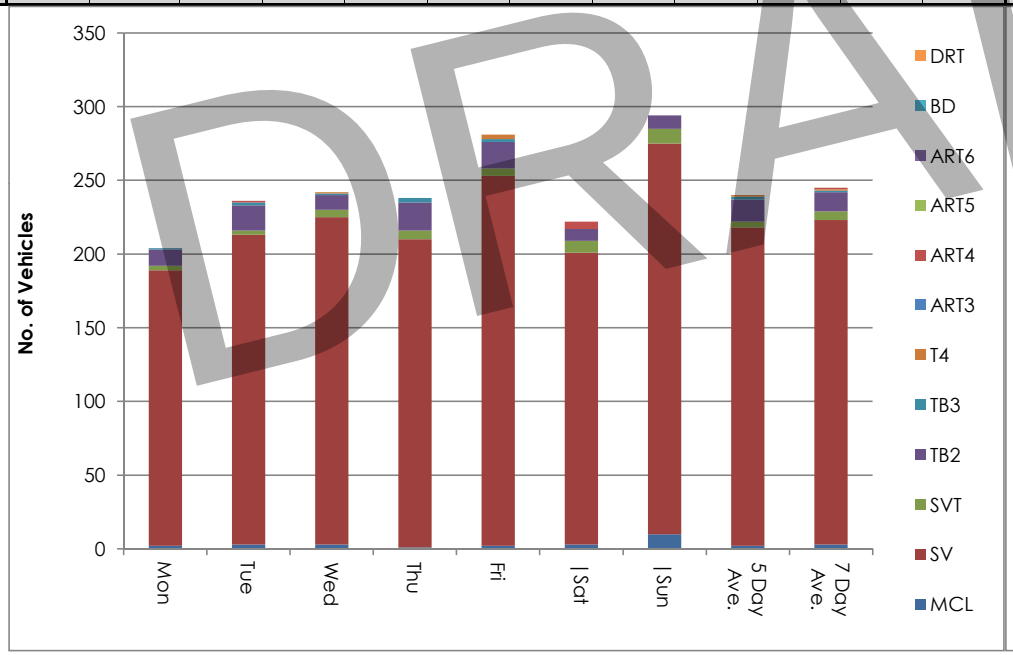

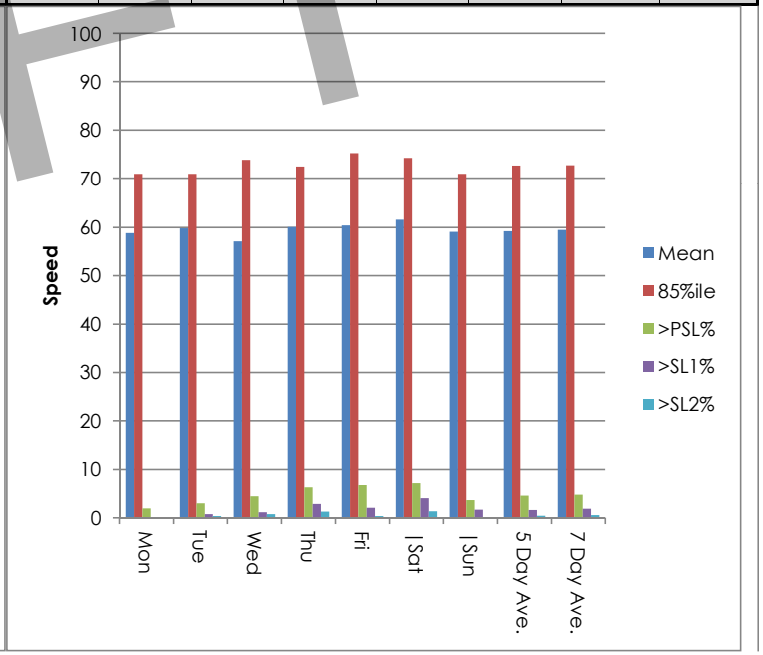

Site 4
Location L-6205-0, att t/pole, Lat 53.47108, Long -6.61096
Direction Two way

3279 / Meath/Cavan/Monaghan ATC's
October 2013
Automatic Traffic Count

Mon, 7 October 2013

Time	Total	Speed Bins (km/h)																											
		0 - 5	5 - 10	10 - 15	15 - 20	20 - 25	25 - 30	30 - 35	35 - 40	40 - 45	45 - 50	50 - 55	55 - 60	60 - 65	65 - 70	70 - 75	75 - 80	80 - 85	85 - 90	90 - 95	95 - 100	100 - 105	105 - 110	110 - 115	115 - 120	120 - 125	125 - 130	130 - 135	135 - 140
0000	1	0	0	0	0	0	0	0	0	0	0	0	0	0	1	0	0	0	0	0	0	0	0	0	0	0	0	0	0
0100	2	0	0	0	0	0	0	0	0	0	0	0	0	0	1	1	0	0	0	0	0	0	0	0	0	0	0	0	0
0200	0	0	0	0	0	0	0	0	0	0	0	0	0	0	0	0	0	0	0	0	0	0	0	0	0	0	0	0	0
0300	0	0	0	0	0	0	0	0	0	0	0	0	0	0	0	0	0	0	0	0	0	0	0	0	0	0	0	0	0
0400	1	0	0	0	0	0	0	0	0	0	0	1	0	0	0	0	0	0	0	0	0	0	0	0	0	0	0	0	0
0500	0	0	0	0	0	0	0	0	0	0	0	0	0	0	0	0	0	0	0	0	0	0	0	0	0	0	0	0	0
0600	1	0	0	0	0	0	0	0	0	0	0	0	0	1	0	0	0	0	0	0	0	0	0	0	0	0	0	0	0
0700	7	0	0	0	0	0	0	0	0	0	0	0	2	1	2	2	0	0	0	0	0	0	0	0	0	0	0	0	0
0800	**17**	**0**	**0**	**0**	**1**	**0**	**0**	**0**	**0**	**0**	**1**	**1**	**4**	**5**	**0**	**3**	**0**	**2**	**0**	**0**	**0**	**0**	**0**	**0**	**0**	**0**	**0**	**0**	**0**
0900	16	0	0	0	0	0	0	0	0	2	0	1	3	5	4	0	1	0	0	0	0	0	0	0	0	0	0	0	0
1000	7	0	0	0	0	0	0	0	0	0	0	2	0	2	3	0	0	0	0	0	0	0	0	0	0	0	0	0	0
1100	8	0	0	0	0	0	0	0	0	0	2	1	2	1	2	0	0	0	0	0	0	0	0	0	0	0	0	0	0
1200	12	0	0	1	1	1	0	0	0	0	0	3	2	0	2	1	1	0	0	0	0	0	0	0	0	0	0	0	0
1300	11	0	0	0	0	0	0	0	0	0	0	4	1	3	0	2	1	0	0	0	0	0	0	0	0	0	0	0	0
1400	13	0	0	0	0	0	1	0	0	0	2	3	2	0	0	2	3	0	0	0	0	0	0	0	0	0	0	0	0
1500	13	0	0	0	0	0	0	0	0	0	0	2	5	2	2	2	0	0	0	0	0	0	0	0	0	0	0	0	0
1600	12	0	0	0	0	0	1	0	0	0	0	1	6	3	0	1	0	0	0	0	0	0	0	0	0	0	0	0	0
1700	**23**	**0**	**0**	**0**	**0**	**0**	**1**	**0**	**0**	**1**	**3**	**3**	**1**	**4**	**6**	**3**	**0**	**1**	**0**	**0**	**0**	**0**	**0**	**0**	**0**	**0**	**0**	**0**	**0**
1800	21	0	0	1	0	0	0	0	1	3	1	2	2	4	2	3	2	0	0	0	0	0	0	0	0	0	0	0	0
1900	18	0	0	1	0	0	1	0	0	1	1	4	5	3	1	1	0	0	0	0	0	0	0	0	0	0	0	0	0
2000	9	0	0	1	0	0	0	0	0	0	0	0	0	3	2	1	1	1	0	0	0	0	0	0	0	0	0	0	0
2100	4	0	0	1	0	0	0	0	0	0	1	0	2	0	0	0	0	0	0	0	0	0	0	0	0	0	0	0	0
2200	8	0	0	0	0	0	0	0	1	0	0	0	3	0	2	2	0	0	0	0	0	0	0	0	0	0	0	0	0
2300	0	0	0	0	0	0	0	0	0	0	0	0	0	0	0	0	0	0	0	0	0	0	0	0	0	0	0	0	0
07-19	**160**	**0**	**0**	**2**	**2**	**1**	**3**	**0**	**1**	**6**	**9**	**23**	**30**	**30**	**23**	**19**	**8**	**3**	**0**	**0**	**0**	**0**	**0**	**0**	**0**	**0**	**0**	**0**	**0**
06-22	**192**	**0**	**0**	**5**	**2**	**1**	**4**	**0**	**1**	**7**	**11**	**27**	**37**	**37**	**26**	**21**	**9**	**4**	**0**	**0**	**0**	**0**	**0**	**0**	**0**	**0**	**0**	**0**	**0**
06-00	**200**	**0**	**0**	**5**	**2**	**1**	**4**	**0**	**2**	**7**	**11**	**27**	**40**	**37**	**28**	**23**	**9**	**4**	**0**	**0**	**0**	**0**	**0**	**0**	**0**	**0**	**0**	**0**	**0**
00-00	**204**	**0**	**0**	**5**	**2**	**1**	**4**	**0**	**2**	**7**	**11**	**28**	**40**	**37**	**30**	**24**	**9**	**4**	**0**	**0**	**0**	**0**	**0**	**0**	**0**	**0**	**0**	**0**	**0**

DRAFT

Site 4
Location L-6205-0, att t/pole, Lat 53.47108, Long -6.61096
Direction Two way

3279 / Meath/Cavan/Monaghan ATC's
October 2013
Automatic Traffic Count

Tue, 8 October 2013

Time	Total	Speed Bins (km/h)																											
		0 - 5	5 - 10	10 - 15	15 - 20	20 - 25	25 - 30	30 - 35	35 - 40	40 - 45	45 - 50	50 - 55	55 - 60	60 - 65	65 - 70	70 - 75	75 - 80	80 - 85	85 - 90	90 - 95	95 - 100	100 - 105	105 - 110	110 - 115	115 - 120	120 - 125	125 - 130	130 - 135	135 - 140
0000	3	0	0	0	0	0	0	0	0	1	0	0	0	0	0	2	0	0	0	0	0	0	0	0	0	0	0	0	0
0100	1	0	0	0	0	0	0	0	0	0	0	0	0	1	0	0	0	0	0	0	0	0	0	0	0	0	0	0	0
0200	0	0	0	0	0	0	0	0	0	0	0	0	0	0	0	0	0	0	0	0	0	0	0	0	0	0	0	0	0
0300	0	0	0	0	0	0	0	0	0	0	0	0	0	0	0	0	0	0	0	0	0	0	0	0	0	0	0	0	0
0400	0	0	0	0	0	0	0	0	0	0	0	0	0	0	0	0	0	0	0	0	0	0	0	0	0	0	0	0	0
0500	0	0	0	0	0	0	0	0	0	0	0	0	0	0	0	0	0	0	0	0	0	0	0	0	0	0	0	0	0
0600	2	0	0	0	0	0	0	0	0	0	0	0	1	0	1	0	0	0	0	0	0	0	0	0	0	0	0	0	0
0700	9	0	0	0	0	0	0	0	0	0	0	0	2	2	2	1	2	0	0	0	0	0	0	0	0	0	0	0	0
0800	**27**	**0**	**0**	**1**	**0**	**0**	**0**	**0**	**0**	**1**	**1**	**1**	**6**	**6**	**3**	**4**	**2**	**1**	**0**	**1**	**0**	**0**	**0**	**0**	**0**	**0**	**0**	**0**	**0**
0900	13	0	0	0	0	0	0	0	0	3	0	1	1	4	3	1	0	0	0	0	0	0	0	0	0	0	0	0	0
1000	7	0	0	0	0	0	0	0	0	0	1	0	1	2	3	0	0	0	0	0	0	0	0	0	0	0	0	0	0
1100	6	0	0	0	0	0	1	0	0	0	1	1	1	0	0	2	0	0	0	0	0	0	0	0	0	0	0	0	0
1200	6	0	0	0	0	1	0	0	1	0	1	1	1	1	0	0	0	0	0	0	0	0	0	0	0	0	0	0	0
1300	11	0	0	0	0	0	0	0	0	0	0	2	3	3	0	2	0	1	0	0	0	0	0	0	0	0	0	0	0
1400	16	0	0	1	0	0	0	0	1	0	2	2	2	3	3	1	1	0	0	0	0	0	0	0	0	0	0	0	0
1500	21	0	0	0	0	1	0	0	1	1	1	1	4	4	4	2	2	0	0	0	0	0	0	0	0	0	0	0	0
1600	**23**	**0**	**0**	**0**	**0**	**1**	**0**	**0**	**1**	**2**	**3**	**3**	**5**	**2**	**3**	**1**	**2**	**0**	**0**	**0**	**0**	**0**	**0**	**0**	**0**	**0**	**0**	**0**	**0**
1700	**23**	**0**	**0**	**1**	**0**	**2**	**0**	**0**	**0**	**1**	**0**	**3**	**5**	**5**	**2**	**1**	**2**	**1**	**0**	**0**	**0**	**0**	**0**	**0**	**0**	**0**	**0**	**0**	**0**
1800	19	0	0	0	0	0	0	0	0	1	2	1	5	4	4	0	0	1	1	0	0	0	0	0	0	0	0	0	0
1900	17	0	0	0	0	0	0	0	0	0	0	1	4	5	4	3	0	0	0	0	0	0	0	0	0	0	0	0	0
2000	10	0	0	0	0	0	0	1	0	1	1	0	2	1	1	1	2	0	0	0	0	0	0	0	0	0	0	0	0
2100	7	0	0	0	0	0	0	0	0	0	0	0	1	4	1	0	1	0	0	0	0	0	0	0	0	0	0	0	0
2200	11	0	0	0	0	0	0	0	0	1	2	2	1	0	3	1	0	1	0	0	0	0	0	0	0	0	0	0	0
2300	4	0	0	0	0	0	0	0	0	1	0	2	0	1	0	0	0	0	0	0	0	0	0	0	0	0	0	0	0
07-19	**181**	**0**	**0**	**3**	**0**	**5**	**1**	**0**	**4**	**9**	**12**	**16**	**36**	**36**	**27**	**15**	**11**	**4**	**1**	**1**	**0**	**0**	**0**	**0**	**0**	**0**	**0**	**0**	**0**
06-22	**217**	**0**	**0**	**3**	**0**	**5**	**1**	**1**	**4**	**10**	**13**	**17**	**44**	**46**	**34**	**19**	**14**	**4**	**1**	**1**	**0**	**0**	**0**	**0**	**0**	**0**	**0**	**0**	**0**
06-00	**232**	**0**	**0**	**3**	**0**	**5**	**1**	**1**	**4**	**12**	**15**	**21**	**45**	**47**	**37**	**20**	**14**	**5**	**1**	**1**	**0**	**0**	**0**	**0**	**0**	**0**	**0**	**0**	**0**
00-00	**236**	**0**	**0**	**3**	**0**	**5**	**1**	**1**	**4**	**13**	**15**	**21**	**45**	**48**	**37**	**22**	**14**	**5**	**1**	**1**	**0**	**0**	**0**	**0**	**0**	**0**	**0**	**0**	**0**

DRAFT

Site 4
Location L-6205-0, att t/pole, Lat 53.47108, Long -6.61096
Direction Two way

3279 / Meath/Cavan/Monaghan ATC's
October 2013
Automatic Traffic Count

Wed, 9 October 2013

Time	Total	Speed Bins (km/h)																												
		0 - 5	5 - 10	10 - 15	15 - 20	20 - 25	25 - 30	30 - 35	35 - 40	40 - 45	45 - 50	50 - 55	55 - 60	60 - 65	65 - 70	70 - 75	75 - 80	80 - 85	85 - 90	90 - 95	95 - 100	100 - 105	105 - 110	110 - 115	115 - 120	120 - 125	125 - 130	130 - 135	135 - 140
0000	3	0	0	0	0	0	0	2	0	0	0	0	1	0	0	0	0	0	0	0	0	0	0	0	0	0	0	0	0	0
0100	3	0	0	0	0	0	0	0	0	0	0	0	0	0	0	0	3	0	0	0	0	0	0	0	0	0	0	0	0	0
0200	0	0	0	0	0	0	0	0	0	0	0	0	0	0	0	0	0	0	0	0	0	0	0	0	0	0	0	0	0	0
0300	0	0	0	0	0	0	0	0	0	0	0	0	0	0	0	0	0	0	0	0	0	0	0	0	0	0	0	0	0	0
0400	0	0	0	0	0	0	0	0	0	0	0	0	0	0	0	0	0	0	0	0	0	0	0	0	0	0	0	0	0	0
0500	0	0	0	0	0	0	0	0	0	0	0	0	0	0	0	0	0	0	0	0	0	0	0	0	0	0	0	0	0	0
0600	2	0	0	0	0	0	0	0	0	0	0	1	1	0	0	0	0	0	0	0	0	0	0	0	0	0	0	0	0	0
0700	8	0	0	0	1	0	0	1	1	1	0	0	2	1	0	0	1	0	0	0	0	0	0	0	0	0	0	0	0	0
0800	20	0	0	0	0	0	0	0	0	3	0	1	3	3	5	2	1	1	0	1	0	0	0	0	0	0	0	0	0	0
0900	**22**	**0**	**0**	**1**	**1**	**0**	**2**	**1**	**1**	**0**	**1**	**4**	**4**	**3**	**0**	**3**	**1**	**0**	**0**	**0**	**0**	**0**	**0**	**0**	**0**	**0**	**0**	**0**	**0**	**0**
1000	4	0	0	0	0	0	0	0	0	0	0	1	0	1	1	1	0	0	0	0	0	0	0	0	0	0	0	0	0	0
1100	13	0	0	0	0	1	0	0	1	1	0	1	5	1	2	1	0	0	0	0	0	0	0	0	0	0	0	0	0	0
1200	8	0	0	0	1	1	1	0	0	0	1	0	1	2	1	0	0	0	0	0	0	0	0	0	0	0	0	0	0	0
1300	9	0	0	0	1	0	0	0	0	1	2	1	1	1	2	0	0	0	0	0	0	0	0	0	0	0	0	0	0	0
1400	23	0	0	0	0	0	0	0	2	0	4	3	9	2	2	1	0	0	0	0	0	0	0	0	0	0	0	0	0	0
1500	19	0	0	0	0	0	0	0	2	1	2	2	0	0	6	2	0	4	0	0	0	0	0	0	0	0	0	0	0	0
1600	24	0	0	1	1	1	3	1	0	0	2	1	3	2	2	2	4	0	1	0	0	0	0	0	0	0	0	0	0	0
1700	20	0	0	0	1	0	1	0	1	1	2	2	1	3	4	1	3	0	0	0	0	0	0	0	0	0	0	0	0	0
1800	**26**	**0**	**0**	**0**	**0**	**0**	**2**	**1**	**1**	**0**	**2**	**2**	**4**	**2**	**4**	**4**	**3**	**0**	**0**	**0**	**0**	**0**	**1**	**0**	**0**	**0**	**0**	**0**	**0**	**0**
1900	15	0	0	0	0	0	2	1	0	1	0	0	2	3	0	1	3	2	0	0	0	0	0	0	0	0	0	0	0	0
2000	14	0	0	0	0	0	1	0	2	0	0	2	3	2	1	3	0	0	0	0	0	0	0	0	0	0	0	0	0	0
2100	4	0	0	0	0	0	0	0	0	0	0	0	1	0	1	0	1	1	0	0	0	0	0	0	0	0	0	0	0	0
2200	4	0	0	0	0	1	0	0	0	0	0	0	0	1	1	0	1	0	0	0	0	0	0	0	0	0	0	0	0	0
2300	1	0	0	0	0	0	0	0	0	0	0	0	0	0	0	1	0	0	0	0	0	0	0	0	0	0	0	0	0	0
07-19	**196**	**0**	**0**	**2**	**6**	**3**	**9**	**4**	**9**	**8**	**16**	**18**	**33**	**21**	**29**	**17**	**13**	**5**	**1**	**1**	**0**	**0**	**1**	**0**	**0**	**0**	**0**	**0**	**0**	**0**
06-22	**231**	**0**	**0**	**2**	**6**	**3**	**12**	**5**	**11**	**9**	**16**	**21**	**40**	**26**	**31**	**21**	**17**	**8**	**1**	**1**	**0**	**0**	**1**	**0**	**0**	**0**	**0**	**0**	**0**	**0**
06-00	**236**	**0**	**0**	**2**	**6**	**4**	**12**	**5**	**11**	**9**	**16**	**21**	**40**	**27**	**32**	**22**	**18**	**8**	**1**	**1**	**0**	**0**	**1**	**0**	**0**	**0**	**0**	**0**	**0**	**0**
00-00	**242**	**0**	**0**	**2**	**6**	**4**	**12**	**7**	**11**	**9**	**16**	**21**	**41**	**27**	**32**	**22**	**21**	**8**	**1**	**1**	**0**	**0**	**1**	**0**	**0**	**0**	**0**	**0**	**0**	**0**

DRAFT

Site 4
Location L-6205-0, att t/pole, Lat 53.47108, Long -6.61096
Direction Two way

3279 / Meath/Cavan/Monaghan ATC's
October 2013
Automatic Traffic Count

Thu, 10 October 2013

Time	Total	Speed Bins (km/h)																												
		0 - 5	5 - 10	10 - 15	15 - 20	20 - 25	25 - 30	30 - 35	35 - 40	40 - 45	45 - 50	50 - 55	55 - 60	60 - 65	65 - 70	70 - 75	75 - 80	80 - 85	85 - 90	90 - 95	95 - 100	100 - 105	105 - 110	110 - 115	115 - 120	120 - 125	125 - 130	130 - 135	135 - 140
0000	2	0	0	0	0	0	0	0	0	0	0	0	1	0	0	0	0	0	0	1	0	0	0	0	0	0	0	0	0	0
0100	0	0	0	0	0	0	0	0	0	0	0	0	0	0	0	0	0	0	0	0	0	0	0	0	0	0	0	0	0	0
0200	0	0	0	0	0	0	0	0	0	0	0	0	0	0	0	0	0	0	0	0	0	0	0	0	0	0	0	0	0	0
0300	1	0	0	0	0	0	0	0	0	0	0	1	0	0	0	0	0	0	0	0	0	0	0	0	0	0	0	0	0	0
0400	0	0	0	0	0	0	0	0	0	0	0	0	0	0	0	0	0	0	0	0	0	0	0	0	0	0	0	0	0	0
0500	0	0	0	0	0	0	0	0	0	0	0	0	0	0	0	0	0	0	0	0	0	0	0	0	0	0	0	0	0	0
0600	3	0	0	0	0	0	0	0	0	0	0	0	0	2	0	1	0	0	0	0	0	0	0	0	0	0	0	0	0	0
0700	11	0	0	0	0	0	0	0	0	2	0	1	1	3	1	1	1	1	0	0	0	0	0	0	0	0	0	0	0	0
0800	21	0	0	0	0	0	0	0	2	0	1	1	1	4	6	0	1	2	3	0	0	0	0	0	0	0	0	0	0	0
0900	**22**	**0**	**0**	**1**	**0**	**0**	**0**	**0**	**0**	**2**	**2**	**3**	**5**	**4**	**3**	**1**	**1**	**0**	**0**	**0**	**0**	**0**	**0**	**0**	**0**	**0**	**0**	**0**	**0**	**0**
1000	13	0	0	0	0	0	0	0	0	2	3	2	3	2	0	1	0	0	0	0	0	0	0	0	0	0	0	0	0	0
1100	9	0	0	0	0	2	0	0	0	0	0	0	2	4	0	0	0	0	0	1	0	0	0	0	0	0	0	0	0	0
1200	8	0	0	0	1	0	0	0	0	0	0	0	0	2	5	0	0	0	0	0	0	0	0	0	0	0	0	0	0	0
1300	10	0	0	0	0	0	0	0	0	0	0	1	3	2	3	1	0	0	0	0	0	0	0	0	0	0	0	0	0	0
1400	22	0	0	0	0	0	0	0	0	2	2	2	3	7	2	3	1	0	0	0	0	0	0	0	0	0	0	0	0	0
1500	19	0	0	0	0	0	1	1	1	2	2	0	1	2	3	3	1	2	0	0	0	0	0	0	0	0	0	0	0	0
1600	18	0	0	0	0	1	0	0	0	1	3	2	1	2	3	3	1	1	0	0	0	0	0	0	0	0	0	0	0	0
1700	**23**	**0**	**0**	**0**	**0**	**0**	**2**	**1**	**1**	**3**	**1**	**1**	**5**	**2**	**3**	**3**	**0**	**1**	**0**	**0**	**0**	**0**	**0**	**0**	**0**	**0**	**0**	**0**	**0**	**0**
1800	20	0	0	0	0	0	0	2	0	0	2	0	3	5	3	1	3	0	0	1	0	0	0	0	0	0	0	0	0	0
1900	13	0	0	0	0	0	0	0	2	1	0	1	1	3	2	3	0	0	0	0	0	0	0	0	0	0	0	0	0	0
2000	11	0	0	0	0	0	0	0	0	0	0	0	3	3	3	1	0	0	1	0	0	0	0	0	0	0	0	0	0	0
2100	5	0	0	0	0	0	0	0	0	0	0	1	1	0	1	2	0	0	0	0	0	0	0	0	0	0	0	0	0	0
2200	6	0	0	0	0	0	0	0	1	0	0	0	3	1	0	1	0	0	0	0	0	0	0	0	0	0	0	0	0	0
2300	1	0	0	0	0	0	0	0	0	0	0	0	0	0	0	0	0	1	0	0	0	0	0	0	0	0	0	0	0	0
07-19	**196**	**0**	**0**	**1**	**1**	**3**	**3**	**4**	**4**	**14**	**16**	**13**	**28**	**39**	**32**	**17**	**9**	**7**	**3**	**2**	**0**	**0**	**0**	**0**	**0**	**0**	**0**	**0**	**0**	**0**
06-22	**228**	**0**	**0**	**1**	**1**	**3**	**3**	**4**	**6**	**15**	**16**	**15**	**33**	**47**	**38**	**24**	**9**	**7**	**4**	**2**	**0**	**0**	**0**	**0**	**0**	**0**	**0**	**0**	**0**	**0**
06-00	**235**	**0**	**0**	**1**	**1**	**3**	**3**	**4**	**7**	**15**	**16**	**15**	**36**	**48**	**38**	**25**	**9**	**8**	**4**	**2**	**0**	**0**	**0**	**0**	**0**	**0**	**0**	**0**	**0**	**0**
00-00	**238**	**0**	**0**	**1**	**1**	**3**	**3**	**4**	**7**	**15**	**16**	**16**	**37**	**48**	**38**	**25**	**9**	**8**	**4**	**3**	**0**	**0**	**0**	**0**	**0**	**0**	**0**	**0**	**0**	**0**

DRAFT

Site 4
Location L-6205-0, att t/pole, Lat 53.47108, Long -6.61096
Direction Two way

3279 / Meath/Cavan/Monaghan ATC's
October 2013
Automatic Traffic Count

Fri, 11 October 2013

Time	Total	Speed Bins (km/h)																											
		0 - 5	5 - 10	10 - 15	15 - 20	20 - 25	25 - 30	30 - 35	35 - 40	40 - 45	45 - 50	50 - 55	55 - 60	60 - 65	65 - 70	70 - 75	75 - 80	80 - 85	85 - 90	90 - 95	95 - 100	100 - 105	105 - 110	110 - 115	115 - 120	120 - 125	125 - 130	130 - 135	135 - 140
0000	3	0	0	0	0	0	0	0	0	0	0	0	0	1	1	1	0	0	0	0	0	0	0	0	0	0	0	0	0
0100	1	0	0	0	0	0	0	0	0	0	0	0	0	1	0	0	0	0	0	0	0	0	0	0	0	0	0	0	0
0200	1	0	0	0	0	0	0	0	0	0	0	0	0	0	0	0	1	0	0	0	0	0	0	0	0	0	0	0	0
0300	0	0	0	0	0	0	0	0	0	0	0	0	0	0	0	0	0	0	0	0	0	0	0	0	0	0	0	0	0
0400	0	0	0	0	0	0	0	0	0	0	0	0	0	0	0	0	0	0	0	0	0	0	0	0	0	0	0	0	0
0500	1	0	0	0	0	0	0	0	0	0	0	0	0	0	1	0	0	0	0	0	0	0	0	0	0	0	0	0	0
0600	2	0	0	0	0	0	0	0	0	0	0	0	1	0	0	1	0	0	0	0	0	0	0	0	0	0	0	0	0
0700	12	0	0	0	0	0	0	1	1	0	1	0	2	0	1	2	1	2	1	0	0	0	0	0	0	0	0	0	0
0800	**26**	**0**	**0**	**0**	**0**	**0**	**0**	**2**	**2**	**5**	**2**	**1**	**1**	**4**	**4**	**3**	**0**	**1**	**1**	**0**	**0**	**0**	**0**	**0**	**0**	**0**	**0**	**0**	**0**
0900	19	0	0	0	0	0	0	0	1	1	0	5	2	4	3	0	1	2	0	0	0	0	0	0	0	0	0	0	0
1000	6	0	0	0	1	0	0	0	1	1	0	1	0	2	0	0	0	0	0	0	0	0	0	0	0	0	0	0	0
1100	12	0	0	0	1	0	1	0	0	2	3	0	0	2	0	1	0	2	0	0	0	0	0	0	0	0	0	0	0
1200	11	0	0	0	0	0	0	0	1	0	0	1	1	3	4	1	0	0	0	0	0	0	0	0	0	0	0	0	0
1300	11	0	0	1	0	1	0	0	0	0	0	0	0	6	3	0	0	0	0	0	0	0	0	0	0	0	0	0	0
1400	17	0	0	0	0	2	0	1	0	0	1	3	1	2	1	3	3	0	0	0	0	0	0	0	0	0	0	0	0
1500	17	0	0	0	0	0	0	0	0	0	0	1	3	2	4	2	2	3	0	0	0	0	0	0	0	0	0	0	0
1600	**28**	**0**	**0**	**1**	**0**	**0**	**1**	**0**	**0**	**2**	**2**	**3**	**6**	**3**	**5**	**3**	**2**	**0**	**0**	**0**	**0**	**0**	**0**	**0**	**0**	**0**	**0**	**0**	**0**
1700	19	0	0	0	0	0	3	0	0	0	6	1	1	1	3	0	2	2	0	0	0	0	0	0	0	0	0	0	0
1800	23	0	0	0	0	0	1	1	0	1	0	2	2	6	6	1	2	1	0	0	0	0	0	0	0	0	0	0	0
1900	26	0	0	1	0	0	1	0	0	1	0	3	3	4	4	5	3	0	1	0	0	0	0	0	0	0	0	0	0
2000	15	0	0	0	0	0	0	0	0	0	0	1	4	4	2	0	4	0	0	0	0	0	0	0	0	0	0	0	0
2100	13	0	0	0	0	0	1	0	0	0	1	0	1	2	1	2	4	0	1	0	0	0	0	0	0	0	0	0	0
2200	10	0	0	0	1	0	0	0	1	1	0	0	1	2	1	2	0	0	0	1	0	0	0	0	0	0	0	0	0
2300	8	0	0	0	0	0	0	0	0	0	1	0	1	1	3	0	1	0	1	0	0	0	0	0	0	0	0	0	0
07-19	**201**	**0**	**0**	**2**	**2**	**3**	**6**	**5**	**6**	**12**	**15**	**18**	**19**	**35**	**34**	**16**	**13**	**13**	**2**	**0**	**0**	**0**	**0**	**0**	**0**	**0**	**0**	**0**	**0**
06-22	**257**	**0**	**0**	**3**	**2**	**3**	**8**	**5**	**6**	**13**	**16**	**22**	**28**	**45**	**41**	**24**	**24**	**13**	**4**	**0**	**0**	**0**	**0**	**0**	**0**	**0**	**0**	**0**	**0**
06-00	**275**	**0**	**0**	**3**	**3**	**3**	**8**	**5**	**7**	**14**	**17**	**22**	**30**	**48**	**45**	**26**	**25**	**13**	**5**	**1**	**0**	**0**	**0**	**0**	**0**	**0**	**0**	**0**	**0**
00-00	**281**	**0**	**0**	**3**	**3**	**3**	**8**	**5**	**7**	**14**	**17**	**22**	**30**	**50**	**47**	**27**	**26**	**13**	**5**	**1**	**0**	**0**	**0**	**0**	**0**	**0**	**0**	**0**	**0**

DRAFT

Site 4
Location L-6205-0, att t/pole, Lat 53.47108, Long -6.61096
Direction Two way

3279 / Meath/Cavan/Monaghan ATC's
October 2013
Automatic Traffic Count

Sat, 12 October 2013

Time	Total	Speed Bins (km/h)																												
		0 - 5	5 - 10	10 - 15	15 - 20	20 - 25	25 - 30	30 - 35	35 - 40	40 - 45	45 - 50	50 - 55	55 - 60	60 - 65	65 - 70	70 - 75	75 - 80	80 - 85	85 - 90	90 - 95	95 - 100	100 - 105	105 - 110	110 - 115	115 - 120	120 - 125	125 - 130	130 - 135	135 - 140
0000	4	0	0	0	1	0	0	0	0	0	0	1	0	1	0	0	0	0	0	0	1	0	0	0	0	0	0	0	0	0
0100	4	0	0	1	0	1	0	0	0	0	0	0	0	0	0	1	1	0	0	0	0	0	0	0	0	0	0	0	0	0
0200	1	0	0	0	0	0	0	0	0	0	0	0	0	0	0	0	0	1	0	0	0	0	0	0	0	0	0	0	0	0
0300	0	0	0	0	0	0	0	0	0	0	0	0	0	0	0	0	0	0	0	0	0	0	0	0	0	0	0	0	0	0
0400	1	0	0	0	0	0	0	0	0	0	0	0	0	1	0	0	0	0	0	0	0	0	0	0	0	0	0	0	0	0
0500	0	0	0	0	0	0	0	0	0	0	0	0	0	0	0	0	0	0	0	0	0	0	0	0	0	0	0	0	0	0
0600	1	0	0	0	0	0	0	0	0	0	0	0	1	0	0	0	0	0	0	0	0	0	0	0	0	0	0	0	0	0
0700	2	0	0	0	0	0	0	0	0	0	0	0	2	0	0	0	0	0	0	0	0	0	0	0	0	0	0	0	0	0
0800	4	0	0	0	0	0	0	0	0	0	1	1	1	0	1	0	0	0	0	0	0	0	0	0	0	0	0	0	0	0
0900	15	0	0	0	0	1	0	1	0	0	0	0	1	4	3	2	1	0	1	0	1	0	0	0	0	0	0	0	0	0
1000	11	0	0	0	0	1	0	1	0	0	0	0	3	0	2	2	1	0	1	0	0	0	0	0	0	0	0	0	0	0
1100	**22**	**0**	**0**	**0**	**0**	**0**	**0**	**0**	**1**	**0**	**1**	**0**	**4**	**5**	**6**	**2**	**2**	**1**	**0**	**0**	**0**	**0**	**0**	**0**	**0**	**0**	**0**	**0**	**0**	**0**
1200	13	0	0	0	1	0	0	0	0	0	1	3	2	1	2	3	0	0	0	0	0	0	0	0	0	0	0	0	0	0
1300	12	0	0	0	0	0	0	1	0	0	0	1	1	0	5	2	0	1	0	1	0	0	0	0	0	0	0	0	0	0
1400	20	0	0	0	0	0	0	0	1	2	2	3	4	2	3	2	0	0	1	0	0	0	0	0	0	0	0	0	0	0
1500	11	0	0	0	0	0	0	0	1	0	2	2	0	2	3	1	0	0	0	0	0	0	0	0	0	0	0	0	0	0
1600	**27**	**0**	**0**	**0**	**0**	**0**	**0**	**0**	**0**	**1**	**0**	**4**	**7**	**2**	**3**	**7**	**3**	**0**	**0**	**0**	**0**	**0**	**0**	**0**	**0**	**0**	**0**	**0**	**0**	**0**
1700	22	0	0	0	0	1	0	0	0	1	1	4	2	4	2	4	1	2	0	0	0	0	0	0	0	0	0	0	0	0
1800	22	0	0	0	0	0	1	0	1	1	1	3	3	4	4	0	2	1	1	0	0	0	0	0	0	0	0	0	0	0
1900	11	0	0	0	0	0	0	0	0	0	1	0	1	3	2	1	1	1	1	0	0	0	0	0	0	0	0	0	0	0
2000	9	0	0	0	0	0	0	0	1	0	0	3	0	2	0	1	1	0	1	0	0	0	0	0	0	0	0	0	0	0
2100	3	0	0	0	0	0	0	0	0	0	1	0	1	0	0	1	0	0	0	0	0	0	0	0	0	0	0	0	0	0
2200	6	0	0	0	0	0	0	0	0	0	0	2	2	1	0	0	1	0	0	0	0	0	0	0	0	0	0	0	0	0
2300	1	0	0	0	0	0	0	0	0	0	0	1	0	0	0	0	0	0	0	0	0	0	0	0	0	0	0	0	0	0
07-19	**181**	**0**	**0**	**0**	**1**	**3**	**1**	**3**	**4**	**5**	**9**	**21**	**30**	**24**	**34**	**25**	**10**	**5**	**4**	**1**	**1**	**0**	**0**	**0**	**0**	**0**	**0**	**0**	**0**	**0**
06-22	**205**	**0**	**0**	**0**	**1**	**3**	**1**	**3**	**5**	**5**	**11**	**24**	**33**	**29**	**36**	**28**	**12**	**6**	**6**	**1**	**1**	**0**	**0**	**0**	**0**	**0**	**0**	**0**	**0**	**0**
06-00	**212**	**0**	**0**	**0**	**1**	**3**	**1**	**3**	**5**	**5**	**11**	**27**	**35**	**30**	**36**	**28**	**13**	**6**	**6**	**1**	**1**	**0**	**0**	**0**	**0**	**0**	**0**	**0**	**0**	**0**
00-00	**222**	**0**	**0**	**1**	**2**	**4**	**1**	**3**	**5**	**5**	**11**	**28**	**35**	**32**	**36**	**29**	**14**	**7**	**6**	**1**	**2**	**0**	**0**	**0**	**0**	**0**	**0**	**0**	**0**	**0**

DRAFT

Site 4
Location L-6205-0, att t/pole, Lat 53.47108, Long -6.61096
Direction Two way

3279 / Meath/Cavan/Monaghan ATC's
October 2013
Automatic Traffic Count

Sun, 13 October 2013

Time	Total	Speed Bins (km/h)																											
		0 - 5	5 - 10	10 - 15	15 - 20	20 - 25	25 - 30	30 - 35	35 - 40	40 - 45	45 - 50	50 - 55	55 - 60	60 - 65	65 - 70	70 - 75	75 - 80	80 - 85	85 - 90	90 - 95	95 - 100	100 - 105	105 - 110	110 - 115	115 - 120	120 - 125	125 - 130	130 - 135	135 - 140
0000	1	0	0	0	0	0	0	0	0	0	0	0	0	0	1	0	0	0	0	0	0	0	0	0	0	0	0	0	0
0100	0	0	0	0	0	0	0	0	0	0	0	0	0	0	0	0	0	0	0	0	0	0	0	0	0	0	0	0	0
0200	5	0	0	0	0	0	0	0	1	0	2	1	0	0	0	1	0	0	0	0	0	0	0	0	0	0	0	0	0
0300	2	0	0	0	0	0	0	0	0	0	0	0	1	0	0	0	1	0	0	0	0	0	0	0	0	0	0	0	0
0400	1	0	0	0	0	0	0	0	0	0	0	0	0	1	0	0	0	0	0	0	0	0	0	0	0	0	0	0	0
0500	0	0	0	0	0	0	0	0	0	0	0	0	0	0	0	0	0	0	0	0	0	0	0	0	0	0	0	0	0
0600	0	0	0	0	0	0	0	0	0	0	0	0	0	0	0	0	0	0	0	0	0	0	0	0	0	0	0	0	0
0700	2	0	0	0	0	0	0	0	0	0	0	2	0	0	0	0	0	0	0	0	0	0	0	0	0	0	0	0	0
0800	5	0	0	0	0	0	0	0	0	1	0	0	0	2	2	0	0	0	0	0	0	0	0	0	0	0	0	0	0
0900	**15**	**0**	**0**	**0**	**0**	**0**	**0**	**1**	**0**	**1**	**0**	**1**	**2**	**2**	**4**	**2**	**1**	**1**	**0**	**0**	**0**	**0**	**0**	**0**	**0**	**0**	**0**	**0**	**0**
1000	**15**	**0**	**0**	**0**	**0**	**1**	**0**	**0**	**0**	**0**	**0**	**1**	**1**	**2**	**1**	**3**	**4**	**2**	**0**	**0**	**0**	**0**	**0**	**0**	**0**	**0**	**0**	**0**	**0**
1100	13	0	0	0	0	0	0	0	0	0	0	0	1	2	2	3	4	0	1	0	0	0	0	0	0	0	0	0	0
1200	22	0	0	0	0	2	0	0	0	0	2	3	6	5	1	0	2	1	0	0	0	0	0	0	0	0	0	0	0
1300	21	0	0	0	1	0	2	0	0	2	0	4	4	2	4	1	0	0	1	0	0	0	0	0	0	0	0	0	0
1400	33	0	0	0	0	0	1	1	0	3	1	5	3	6	7	5	1	0	0	0	0	0	0	0	0	0	0	0	0
1500	31	0	0	0	0	1	0	0	2	4	3	2	4	8	2	3	2	0	0	0	0	0	0	0	0	0	0	0	0
1600	**41**	**0**	**0**	**0**	**1**	**1**	**1**	**0**	**1**	**3**	**7**	**5**	**3**	**12**	**5**	**2**	**0**	**0**	**0**	**0**	**0**	**0**	**0**	**0**	**0**	**0**	**0**	**0**	**0**
1700	18	0	0	0	0	0	1	1	0	1	0	4	3	2	1	1	2	0	2	0	0	0	0	0	0	0	0	0	0
1800	14	0	0	0	0	0	0	1	1	1	0	0	4	4	2	0	1	0	0	0	0	0	0	0	0	0	0	0	0
1900	19	0	0	0	1	0	1	1	0	0	0	4	1	3	4	1	2	1	0	0	0	0	0	0	0	0	0	0	0
2000	13	0	0	0	0	0	0	0	0	1	2	2	2	3	1	1	1	0	0	0	0	0	0	0	0	0	0	0	0
2100	7	0	0	0	0	0	0	1	1	0	0	0	1	1	3	0	0	0	0	0	0	0	0	0	0	0	0	0	0
2200	8	0	0	0	0	0	0	0	0	0	0	1	2	2	3	0	0	0	0	0	0	0	0	0	0	0	0	0	0
2300	8	0	0	0	0	0	0	0	0	0	1	1	0	2	1	1	0	1	1	0	0	0	0	0	0	0	0	0	0
07-19	**230**	**0**	**0**	**0**	**2**	**5**	**5**	**4**	**4**	**16**	**13**	**27**	**31**	**47**	**31**	**20**	**17**	**4**	**4**	**0**	**0**	**0**	**0**	**0**	**0**	**0**	**0**	**0**	**0**
06-22	**269**	**0**	**0**	**0**	**3**	**5**	**6**	**6**	**5**	**17**	**15**	**33**	**35**	**54**	**39**	**22**	**20**	**5**	**4**	**0**	**0**	**0**	**0**	**0**	**0**	**0**	**0**	**0**	**0**
06-00	**285**	**0**	**0**	**0**	**3**	**5**	**6**	**6**	**5**	**17**	**16**	**35**	**37**	**58**	**43**	**23**	**20**	**6**	**5**	**0**	**0**	**0**	**0**	**0**	**0**	**0**	**0**	**0**	**0**
00-00	**294**	**0**	**0**	**0**	**3**	**5**	**6**	**6**	**6**	**17**	**18**	**36**	**38**	**59**	**44**	**24**	**21**	**6**	**5**	**0**	**0**	**0**	**0**	**0**	**0**	**0**	**0**	**0**	**0**

DRAFT

Site 4
Location L-6205-0, att t/pole, Lat 53.47108, Long -6.61096
Direction Two way

3279 / Meath/Cavan/Monaghan ATC's
October 2013
Automatic Traffic Count

Virtual Day (7)

Time	Total	Speed Bins (km/h)																											
		0 - 5	5 - 10	10 - 15	15 - 20	20 - 25	25 - 30	30 - 35	35 - 40	40 - 45	45 - 50	50 - 55	55 - 60	60 - 65	65 - 70	70 - 75	75 - 80	80 - 85	85 - 90	90 - 95	95 - 100	100 - 105	105 - 110	110 - 115	115 - 120	120 - 125	125 - 130	130 - 135	135 - 140
0000	2	0	0	0	0	0	0	0	0	0	0	0	0	0	0	0	0	0	0	0	0	0	0	0	0	0	0	0	0
0100	2	0	0	0	0	0	0	0	0	0	0	0	0	0	0	0	1	0	0	0	0	0	0	0	0	0	0	0	0
0200	1	0	0	0	0	0	0	0	0	0	0	0	0	0	0	0	0	0	0	0	0	0	0	0	0	0	0	0	0
0300	0	0	0	0	0	0	0	0	0	0	0	0	0	0	0	0	0	0	0	0	0	0	0	0	0	0	0	0	0
0400	0	0	0	0	0	0	0	0	0	0	0	0	0	0	0	0	0	0	0	0	0	0	0	0	0	0	0	0	0
0500	0	0	0	0	0	0	0	0	0	0	0	0	0	0	0	0	0	0	0	0	0	0	0	0	0	0	0	0	0
0600	2	0	0	0	0	0	0	0	0	0	0	0	1	0	0	0	0	0	0	0	0	0	0	0	0	0	0	0	0
0700	7	0	0	0	0	0	0	0	0	0	0	0	2	1	1	1	1	0	0	0	0	0	0	0	0	0	0	0	0
0800	**17**	**0**	**0**	**0**	**0**	**0**	**0**	**0**	**1**	**1**	**1**	**1**	**2**	**3**	**3**	**2**	**1**	**1**	**1**	**0**	**0**	**0**	**0**	**0**	**0**	**0**	**0**	**0**	**0**
0900	**17**	**0**	**0**	**0**	**0**	**0**	**0**	**0**	**0**	**1**	**0**	**2**	**3**	**4**	**3**	**1**	**1**	**0**	**0**	**0**	**0**	**0**	**0**	**0**	**0**	**0**	**0**	**0**	**0**
1000	9	0	0	0	0	0	0	0	0	0	1	1	1	2	1	1	1	0	0	0	0	0	0	0	0	0	0	0	0
1100	12	0	0	0	0	0	0	0	0	0	1	0	2	2	2	1	1	0	0	0	0	0	0	0	0	0	0	0	0
1200	11	0	0	0	1	1	0	0	0	0	1	2	2	2	2	1	0	0	0	0	0	0	0	0	0	0	0	0	0
1300	12	0	0	0	0	0	0	0	0	0	0	2	2	2	2	1	0	0	0	0	0	0	0	0	0	0	0	0	0
1400	21	0	0	0	0	0	0	0	1	1	2	3	3	3	3	2	1	0	0	0	0	0	0	0	0	0	0	0	0
1500	19	0	0	0	0	0	0	0	1	1	1	1	2	3	3	2	1	1	0	0	0	0	0	0	0	0	0	0	0
1600	**25**	**0**	**0**	**0**	**0**	**1**	**1**	**0**	**0**	**1**	**2**	**3**	**4**	**4**	**3**	**3**	**2**	**0**	**0**	**0**	**0**	**0**	**0**	**0**	**0**	**0**	**0**	**0**	**0**
1700	21	0	0	0	0	0	1	0	0	1	2	3	3	3	3	2	1	1	0	0	0	0	0	0	0	0	0	0	0
1800	21	0	0	0	0	0	1	1	1	1	1	1	3	4	4	1	2	0	0	0	0	0	0	0	0	0	0	0	0
1900	17	0	0	0	0	0	1	0	0	1	0	2	2	3	2	2	1	1	0	0	0	0	0	0	0	0	0	0	0
2000	12	0	0	0	0	0	0	0	0	0	0	1	2	3	1	1	1	0	0	0	0	0	0	0	0	0	0	0	0
2100	6	0	0	0	0	0	0	0	0	0	0	0	1	1	1	1	1	0	0	0	0	0	0	0	0	0	0	0	0
2200	8	0	0	0	0	0	0	0	0	0	0	1	2	1	1	1	0	0	0	0	0	0	0	0	0	0	0	0	0
2300	3	0	0	0	0	0	0	0	0	0	0	1	0	1	1	0	0	0	0	0	0	0	0	0	0	0	0	0	0
07-19	**192**	**0**	**0**	**1**	**2**	**3**	**4**	**3**	**5**	**10**	**13**	**19**	**30**	**33**	**30**	**18**	**12**	**6**	**2**	**1**	**0**	**0**	**0**	**0**	**0**	**0**	**0**	**0**	**0**
06-22	**228**	**0**	**0**	**2**	**2**	**3**	**5**	**3**	**5**	**11**	**14**	**23**	**36**	**41**	**35**	**23**	**15**	**7**	**3**	**1**	**0**	**0**	**0**	**0**	**0**	**0**	**0**	**0**	**0**
06-00	**239**	**0**	**0**	**2**	**2**	**3**	**5**	**3**	**6**	**11**	**15**	**24**	**38**	**42**	**37**	**24**	**15**	**7**	**3**	**1**	**0**	**0**	**0**	**0**	**0**	**0**	**0**	**0**	**0**
00-00	**245**	**0**	**0**	**2**	**2**	**4**	**5**	**4**	**6**	**11**	**15**	**25**	**38**	**43**	**38**	**25**	**16**	**7**	**3**	**1**	**0**	**0**	**0**	**0**	**0**	**0**	**0**	**0**	**0**

DRAFT

Site 4
Location L-6205-0, att t/pole, Lat 53.47108, Long -6.61096
Direction Two way

3279 / Meath/Cavan/Monaghan ATC's
October 2013
Automatic Traffic Count

Virtual Week (1)

Time	Total	Speed Bins (km/h)																											
		0 - 5	5 - 10	10 - 15	15 - 20	20 - 25	25 - 30	30 - 35	35 - 40	40 - 45	45 - 50	50 - 55	55 - 60	60 - 65	65 - 70	70 - 75	75 - 80	80 - 85	85 - 90	90 - 95	95 - 100	100 - 105	105 - 110	110 - 115	115 - 120	120 - 125	125 - 130	130 - 135	135 - 140
Mon	204	0	0	5	2	1	4	0	2	7	11	28	40	37	30	24	9	4	0	0	0	0	0	0	0	0	0	0	0
Tue	236	0	0	3	0	5	1	1	4	13	15	21	45	48	37	22	14	5	1	1	0	0	0	0	0	0	0	0	0
Wed	242	0	0	2	6	4	12	7	11	9	16	21	41	27	32	22	21	8	1	1	0	0	1	0	0	0	0	0	0
Thu	238	0	0	1	1	3	3	4	7	15	16	16	37	48	38	25	9	8	4	3	0	0	0	0	0	0	0	0	0
Fri	281	0	0	3	3	3	8	5	7	14	17	22	30	50	47	27	26	13	5	1	0	0	0	0	0	0	0	0	0
|Sat	222	0	0	1	2	4	1	3	5	5	11	28	35	32	36	29	14	7	6	1	2	0	0	0	0	0	0	0	0
|Sun	294	0	0	0	3	5	6	6	6	17	18	36	38	59	44	24	21	6	5	0	0	0	0	0	0	0	0	0	0
5 Day Ave.	**240**	**0**	**0**	**3**	**2**	**3**	**6**	**3**	**6**	**12**	**15**	**22**	**39**	**42**	**37**	**24**	**16**	**8**	**2**	**1**	**0**	**0**	**0**	**0**	**0**	**0**	**0**	**0**	**0**
7 Day Ave.	**245**	**0**	**0**	**2**	**2**	**4**	**5**	**4**	**6**	**11**	**15**	**25**	**38**	**43**	**38**	**25**	**16**	**7**	**3**	**1**	**0**	**0**	**0**	**0**	**0**	**0**	**0**	**0**	**0**
--	**1717**	**0**	**0**	**15**	**17**	**25**	**35**	**26**	**42**	**80**	**104**	**172**	**266**	**301**	**264**	**173**	**114**	**51**	**22**	**7**	**2**	**0**	**1**	**0**	**0**	**0**	**0**	**0**	**0**

Summary Graphs

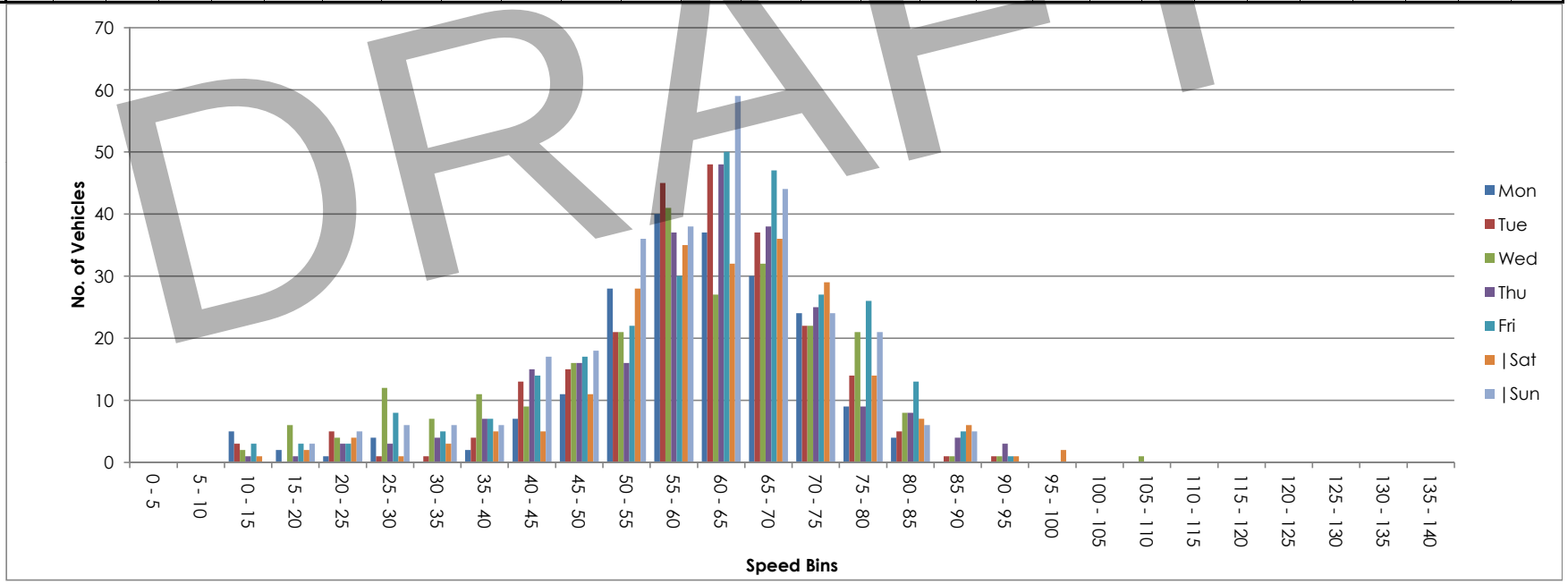

DRAFT



NDC NATIONWIDE DATA COLLECTION	**Site / Location:**	L-2207-4, att t/post, Lat 53.51079, Long -6.65652	**Project No:**	3279	**Photo No:**	3279-05	**Drawn By:** MOR
	Survey Date:	Mon, 7 October 2013 to Sun, 13 October 2013	**Project Name:**		Meath/Cavan/Monaghan ATC'S		
	Survey Times:	00:00 to 00(24):00	**Title:**		Site Photograph		

Site No.	Location.	Direction.	Speed Limit - PSL (km/h)	Start Date.	End Date.	Total Vehicles.	5 Day Ave.	7 Day Ave.	No. > Speed Limit.	%. > Speed Limit.	No. > Speed Limit1 (+5km/h).	%. > Speed Limit1 (+5km/h).	No. > Speed Limit1 (+10km/h).	%. > Speed Limit1 (+10km/h).	Mean Speed	85%ile Speed
5	L-2207-4, att t/post, Lat 53.51079, Long -6.65652	North	80	Mon, 7 October 2013	Sun, 13 October 2013	3694	545	528	681	18.4	386	10.4	179	4.8	68.1	81.7
		South	80	Mon, 7 October 2013	Sun, 13 October 2013	3812	568	545	1169	30.7	659	17.3	331	8.7	72.5	86.0
		Two way	80	Mon, 7 October 2013	Sun, 13 October 2013	7506	1113	1072	1850	24.6	1045	13.9	510	6.8	70.3	84.2

DRAFT

Site 5
Location L-2207-4, att t/post, Lat 53.51079, Long -6.65652
Direction North

3279 / Meath/Cavan/Monaghan ATC's
October 2013
Automatic Traffic Count

Mon, 7 October 2013

Time	Total	Classification												>PSL	>PSL%	>SL1	>SL1%	>SL2	>SL2%	Mean	Vpp
		1 MCL	2 SV	3 SVT	4 TB2	5 TB3	6 T4	7 ART3	8 ART4	9 ART5	10 ART6	11 BD	12 DRT	80	80	85 +5kph	85 +5kph	90 +10kph	90 +10kph		85
0000	0	0	0	0	0	0	0	0	0	0	0	0	0	0	0	0	0	0	0	-	-
0100	0	0	0	0	0	0	0	0	0	0	0	0	0	0	0	0	0	0	0	-	-
0200	0	0	0	0	0	0	0	0	0	0	0	0	0	0	0	0	0	0	0	-	-
0300	0	0	0	0	0	0	0	0	0	0	0	0	0	0	0	0	0	0	0	-	-
0400	1	0	1	0	0	0	0	0	0	0	0	0	0	1	100	1	100	0	0	89	-
0500	5	0	4	0	1	0	0	0	0	0	0	0	0	2	40	2	40	1	20	81.3	-
0600	6	0	6	0	0	0	0	0	0	0	0	0	0	0	0	0	0	0	0	68.1	-
0700	28	0	27	1	0	0	0	0	0	0	0	0	0	7	25	2	7.1	0	0	69.1	83.9
0800	**40**	**0**	**33**	**0**	**6**	**0**	**1**	**0**	**0**	**0**	**0**	**0**	**0**	**13**	**32.5**	**9**	**22.5**	**4**	**10**	**73.6**	**88.6**
0900	**40**	**0**	**34**	**2**	**4**	**0**	**0**	**0**	**0**	**0**	**0**	**0**	**0**	**8**	**20**	**4**	**10**	**2**	**5**	**67.6**	**81.4**
1000	30	0	27	1	2	0	0	0	0	0	0	0	0	5	16.7	3	10	3	10	69.3	82.1
1100	20	1	17	0	1	0	1	0	0	0	0	0	0	2	10	1	5	0	0	65.2	75.2
1200	27	0	22	2	3	0	0	0	0	0	0	0	0	1	3.7	0	0	0	0	63.9	75.2
1300	27	1	18	1	2	0	3	0	0	2	0	0	0	2	7.4	1	3.7	1	3.7	64.5	75.2
1400	35	0	28	1	5	1	0	0	0	0	0	0	0	4	11.4	2	5.7	1	2.9	60.1	76
1500	34	0	28	2	3	0	1	0	0	0	0	0	0	4	11.8	2	5.9	0	0	65.2	77.8
1600	48	1	34	6	5	0	0	0	1	0	1	0	0	5	10.4	3	6.3	1	2.1	66.1	76.7
1700	**57**	**1**	**48**	**1**	**4**	**1**	**0**	**0**	**1**	**0**	**1**	**0**	**0**	**12**	**21.1**	**6**	**10.5**	**4**	**7**	**72.3**	**80.3**
1800	50	0	44	1	5	0	0	0	0	0	0	0	0	14	28	8	16	2	4	74.9	86
1900	38	0	35	0	1	0	1	0	0	0	1	0	0	4	10.5	3	7.9	2	5.3	66.1	74.9
2000	9	0	9	0	0	0	0	0	0	0	0	0	0	0	0	0	0	0	0	64.8	-
2100	11	0	11	0	0	0	0	0	0	0	0	0	0	2	18.2	2	18.2	1	9.1	66.8	78.8
2200	6	0	6	0	0	0	0	0	0	0	0	0	0	1	16.7	0	0	0	0	67.4	-
2300	2	0	2	0	0	0	0	0	0	0	0	0	0	0	0	0	0	0	0	46.1	-
07-19	**436**	**4**	**360**	**18**	**40**	**2**	**6**	**0**	**2**	**2**	**2**	**0**	**0**	**77**	**17.7**	**41**	**9.4**	**18**	**4.1**	**68.3**	**80.6**
06-22	**500**	**4**	**421**	**18**	**41**	**2**	**7**	**0**	**2**	**2**	**3**	**0**	**0**	**83**	**16.6**	**46**	**9.2**	**21**	**4.2**	**68.1**	**80.6**
06-00	**508**	**4**	**429**	**18**	**41**	**2**	**7**	**0**	**2**	**2**	**3**	**0**	**0**	**84**	**16.5**	**46**	**9.1**	**21**	**4.1**	**68**	**80.6**
00-00	**514**	**4**	**434**	**18**	**42**	**2**	**7**	**0**	**2**	**2**	**3**	**0**	**0**	**87**	**16.9**	**49**	**9.5**	**22**	**4.3**	**68.1**	**80.6**

DRAFT

Site 5
Location L-2207-4, att t/post, Lat 53.51079, Long -6.65652
Direction North

3279 / Meath/Cavan/Monaghan ATC's
October 2013
Automatic Traffic Count

Tue, 8 October 2013

Time	Total	Classification												>PSL	>PSL%	>SL1	>SL1%	>SL2	>SL2%	Mean	Vpp
		1 MCL	2 SV	3 SVT	4 TB2	5 TB3	6 T4	7 ART3	8 ART4	9 ART5	10 ART6	11 BD	12 DRT	80	80	85 +5kph	85 +5kph	90 +10kph	90 +10kph		85
0000	3	0	2	0	1	0	0	0	0	0	0	0	0	0	0	0	0	0	0	63.3	-
0100	3	0	2	0	1	0	0	0	0	0	0	0	0	0	0	0	0	0	0	69.8	-
0200	0	0	0	0	0	0	0	0	0	0	0	0	0	0	0	0	0	0	0	-	-
0300	0	0	0	0	0	0	0	0	0	0	0	0	0	0	0	0	0	0	0	-	-
0400	1	0	1	0	0	0	0	0	0	0	0	0	0	1	100	1	100	0	0	87.2	-
0500	6	0	4	0	2	0	0	0	0	0	0	0	0	2	33.3	1	16.7	1	16.7	79.9	-
0600	5	0	4	0	1	0	0	0	0	0	0	0	0	0	0	0	0	0	0	69.6	-
0700	36	1	35	0	0	0	0	0	0	0	0	0	0	10	27.8	8	22.2	2	5.6	72.7	87.1
0800	**50**	**0**	**47**	**1**	**2**	**0**	**0**	**0**	**0**	**0**	**0**	**0**	**0**	**11**	**22**	**7**	**14**	**4**	**8**	**67.6**	**84.2**
0900	37	0	36	0	1	0	0	0	0	0	0	0	0	10	27	6	16.2	5	13.5	74.3	82.8
1000	22	1	18	2	0	0	0	0	0	1	0	0	0	5	22.7	4	18.2	1	4.5	67.8	85
1100	22	2	15	0	3	0	1	0	0	1	0	0	0	5	22.7	1	4.5	0	0	63.5	83.5
1200	28	0	22	1	4	0	0	0	1	0	0	0	0	2	7.1	2	7.1	1	3.6	63.4	74.9
1300	38	4	27	1	5	0	1	0	0	0	0	0	0	4	10.5	1	2.6	0	0	62.4	77.8
1400	43	0	32	3	6	1	0	0	1	0	0	0	0	5	11.6	5	11.6	2	4.7	59.1	72.7
1500	30	1	25	2	1	0	1	0	0	0	0	0	0	2	6.7	1	3.3	1	3.3	63.4	77
1600	41	0	32	1	8	0	0	0	0	0	0	0	0	12	29.3	5	12.2	4	9.8	71.5	83.2
1700	48	0	43	0	5	0	0	0	0	0	0	0	0	12	25	3	6.3	2	4.2	70.3	81.7
1800	**59**	**0**	**54**	**1**	**4**	**0**	**0**	**0**	**0**	**0**	**0**	**0**	**0**	**18**	**30.5**	**12**	**20.3**	**6**	**10.2**	**72.9**	**86**
1900	40	0	38	1	1	0	0	0	0	0	0	0	0	9	22.5	6	15	2	5	68.8	83.2
2000	16	0	15	0	1	0	0	0	0	0	0	0	0	1	6.3	0	0	0	0	64	79.2
2100	16	2	13	0	1	0	0	0	0	0	0	0	0	2	12.5	0	0	0	0	57.1	73.4
2200	5	0	4	0	1	0	0	0	0	0	0	0	0	1	20	1	20	1	20	75.2	-
2300	1	0	1	0	0	0	0	0	0	0	0	0	0	0	0	0	0	0	0	68.2	-
07-19	**454**	**9**	**386**	**12**	**39**	**1**	**3**	**0**	**2**	**2**	**0**	**0**	**0**	**96**	**21.1**	**55**	**12.1**	**28**	**6.2**	**67.9**	**83.2**
06-22	**531**	**11**	**456**	**13**	**43**	**1**	**3**	**0**	**2**	**2**	**0**	**0**	**0**	**108**	**20.3**	**61**	**11.5**	**30**	**5.6**	**67.6**	**82.4**
06-00	**537**	**11**	**461**	**13**	**44**	**1**	**3**	**0**	**2**	**2**	**0**	**0**	**0**	**109**	**20.3**	**62**	**11.5**	**31**	**5.8**	**67.6**	**82.4**
00-00	**550**	**11**	**470**	**13**	**48**	**1**	**3**	**0**	**2**	**2**	**0**	**0**	**0**	**112**	**20.4**	**64**	**11.6**	**32**	**5.8**	**67.8**	**82.8**

DRAFT

Site 5
Location L-2207-4, att t/post, Lat 53.51079, Long -6.65652
Direction North

3279 / Meath/Cavan/Monaghan ATC's
October 2013
Automatic Traffic Count

Wed, 9 October 2013

Time	Total	Classification												>PSL	>PSL%	>SL1	>SL1%	>SL2	>SL2%	Mean	Vpp
		1 MCL	2 SV	3 SVT	4 TB2	5 TB3	6 T4	7 ART3	8 ART4	9 ART5	10 ART6	11 BD	12 DRT	80	80	85 +5kph	85 +5kph	90 +10kph	90 +10kph		85
0000	3	0	3	0	0	0	0	0	0	0	0	0	0	0	0	0	0	0	0	52	-
0100	0	0	0	0	0	0	0	0	0	0	0	0	0	0	0	0	0	0	0	-	-
0200	0	0	0	0	0	0	0	0	0	0	0	0	0	0	0	0	0	0	0	-	-
0300	0	0	0	0	0	0	0	0	0	0	0	0	0	0	0	0	0	0	0	-	-
0400	1	0	1	0	0	0	0	0	0	0	0	0	0	1	100	1	100	0	0	87.4	-
0500	3	0	2	0	1	0	0	0	0	0	0	0	0	2	66.7	2	66.7	1	33.3	83.8	-
0600	6	0	5	0	1	0	0	0	0	0	0	0	0	1	16.7	0	0	0	0	70	-
0700	34	0	34	0	0	0	0	0	0	0	0	0	0	11	32.4	5	14.7	3	8.8	72.4	83.5
0800	**51**	**1**	**42**	**0**	**7**	**0**	**1**	**0**	**0**	**0**	**0**	**0**	**0**	**13**	**25.5**	**8**	**15.7**	**4**	**7.8**	**70.3**	**84.6**
0900	39	1	31	0	4	0	0	1	1	1	0	0	0	9	23.1	5	12.8	3	7.7	69.2	84.2
1000	31	0	27	3	1	0	0	0	0	0	0	0	0	8	25.8	4	12.9	0	0	71.9	82.1
1100	24	0	21	0	3	0	0	0	0	0	0	0	0	3	12.5	0	0	0	0	70.5	79.6
1200	36	0	27	2	7	0	0	0	0	0	0	0	0	6	16.7	5	13.9	4	11.1	65.1	81
1300	32	0	30	0	1	1	0	0	0	0	0	0	0	8	25	3	9.4	2	6.3	70.4	80.6
1400	43	0	36	2	4	0	0	0	1	0	0	0	0	10	23.3	5	11.6	0	0	67.3	83.9
1500	42	1	36	1	4	0	0	0	0	0	0	0	0	13	31	8	19	3	7.1	70.6	85.7
1600	37	1	28	2	4	0	0	0	1	0	1	0	0	4	10.8	2	5.4	0	0	65.7	75.6
1700	**52**	**0**	**44**	**2**	**6**	**0**	**0**	**0**	**0**	**0**	**0**	**0**	**0**	**8**	**15.4**	**6**	**11.5**	**4**	**7.7**	**68.1**	**78.8**
1800	51	1	46	0	3	0	1	0	0	0	0	0	0	15	29.4	10	19.6	4	7.8	74.5	86.4
1900	32	0	30	1	1	0	0	0	0	0	0	0	0	4	12.5	2	6.3	1	3.1	68.1	77.8
2000	23	0	21	1	1	0	0	0	0	0	0	0	0	2	8.7	1	4.3	1	4.3	60.1	72
2100	7	0	7	0	0	0	0	0	0	0	0	0	0	2	28.6	0	0	0	0	66	-
2200	4	0	4	0	0	0	0	0	0	0	0	0	0	0	0	0	0	0	0	65.8	-
2300	5	0	5	0	0	0	0	0	0	0	0	0	0	0	0	0	0	0	0	62.8	-
07-19	**472**	**5**	**402**	**12**	**44**	**1**	**2**	**1**	**3**	**1**	**1**	**0**	**0**	**108**	**22.9**	**61**	**12.9**	**27**	**5.7**	**69.7**	**83.5**
06-22	**540**	**5**	**465**	**14**	**47**	**1**	**2**	**1**	**3**	**1**	**1**	**0**	**0**	**117**	**21.7**	**64**	**11.9**	**29**	**5.4**	**69.1**	**82.8**
06-00	**549**	**5**	**474**	**14**	**47**	**1**	**2**	**1**	**3**	**1**	**1**	**0**	**0**	**117**	**21.3**	**64**	**11.7**	**29**	**5.3**	**69.1**	**82.8**
00-00	**556**	**5**	**480**	**14**	**48**	**1**	**2**	**1**	**3**	**1**	**1**	**0**	**0**	**120**	**21.6**	**67**	**12.1**	**30**	**5.4**	**69.1**	**82.8**

DRAFT

Site 5
Location L-2207-4, att t/post, Lat 53.51079, Long -6.65652
Direction North

3279 / Meath/Cavan/Monaghan ATC's
October 2013
Automatic Traffic Count

Thu, 10 October 2013

Time	Total	Classification												>PSL	>PSL%	>SL1	>SL1%	>SL2	>SL2%	Mean	Vpp
		1 MCL	2 SV	3 SVT	4 TB2	5 TB3	6 T4	7 ART3	8 ART4	9 ART5	10 ART6	11 BD	12 DRT	80	80	85 +5kph	85 +5kph	90 +10kph	90 +10kph		85
0000	2	0	0	0	2	0	0	0	0	0	0	0	0	1	50	1	50	0	0	82.1	-
0100	0	0	0	0	0	0	0	0	0	0	0	0	0	0	0	0	0	0	0	-	-
0200	0	0	0	0	0	0	0	0	0	0	0	0	0	0	0	0	0	0	0	-	-
0300	0	0	0	0	0	0	0	0	0	0	0	0	0	0	0	0	0	0	0	-	-
0400	1	0	1	0	0	0	0	0	0	0	0	0	0	1	100	1	100	0	0	89.9	-
0500	3	0	2	0	1	0	0	0	0	0	0	0	0	1	33.3	1	33.3	1	33.3	77.3	-
0600	10	0	9	0	1	0	0	0	0	0	0	0	0	2	20	0	0	0	0	69.3	-
0700	31	0	29	0	2	0	0	0	0	0	0	0	0	8	25.8	4	12.9	4	12.9	71.6	83.9
0800	**56**	**1**	**49**	**2**	**4**	**0**	**0**	**0**	**0**	**0**	**0**	**0**	**0**	**11**	**19.6**	**5**	**8.9**	**2**	**3.6**	**67.7**	**80.6**
0900	52	0	46	3	1	1	0	0	0	0	1	0	0	9	17.3	3	5.8	0	0	67.7	79.9
1000	20	0	17	1	2	0	0	0	0	0	0	0	0	2	10	0	0	0	0	69.8	78.5
1100	25	0	23	0	2	0	0	0	0	0	0	0	0	5	20	2	8	1	4	66.7	79.9
1200	25	0	16	3	4	2	0	0	0	0	0	0	0	2	8	0	0	0	0	58.6	68.8
1300	25	1	18	2	3	0	0	0	0	1	0	0	0	2	8	1	4	0	0	65.5	76.7
1400	36	0	30	0	5	1	0	0	0	0	0	0	0	6	16.7	4	11.1	1	2.8	66	80.3
1500	24	0	20	1	2	0	0	0	1	0	0	0	0	2	8.3	1	4.2	0	0	62.7	73.4
1600	42	0	32	3	5	0	0	0	1	1	0	0	0	7	16.7	4	9.5	2	4.8	64.9	79.9
1700	45	0	35	2	7	0	0	0	1	0	0	0	0	8	17.8	3	6.7	0	0	70.6	81.4
1800	**57**	**0**	**50**	**2**	**4**	**0**	**1**	**0**	**0**	**0**	**0**	**0**	**0**	**11**	**19.3**	**8**	**14**	**2**	**3.5**	**68.9**	**82.1**
1900	28	0	23	2	1	0	0	1	1	0	0	0	0	8	28.6	3	10.7	2	7.1	74.1	83.2
2000	18	0	18	0	0	0	0	0	0	0	0	0	0	2	11.1	0	0	0	0	70.7	77.8
2100	11	0	11	0	0	0	0	0	0	0	0	0	0	3	27.3	2	18.2	0	0	70.9	83.2
2200	14	0	13	0	1	0	0	0	0	0	0	0	0	1	7.1	1	7.1	0	0	57.8	67.3
2300	2	0	2	0	0	0	0	0	0	0	0	0	0	0	0	0	0	0	0	53.5	-
07-19	**438**	**2**	**365**	**19**	**41**	**4**	**1**	**0**	**3**	**2**	**1**	**0**	**0**	**73**	**16.7**	**35**	**8**	**12**	**2.7**	**67.1**	**80.3**
06-22	**505**	**2**	**426**	**21**	**43**	**4**	**1**	**1**	**4**	**2**	**1**	**0**	**0**	**88**	**17.4**	**40**	**7.9**	**14**	**2.8**	**67.8**	**80.6**
06-00	**521**	**2**	**441**	**21**	**44**	**4**	**1**	**1**	**4**	**2**	**1**	**0**	**0**	**89**	**17.1**	**41**	**7.9**	**14**	**2.7**	**67.5**	**80.3**
00-00	**527**	**2**	**444**	**21**	**47**	**4**	**1**	**1**	**4**	**2**	**1**	**0**	**0**	**92**	**17.5**	**44**	**8.3**	**15**	**2.8**	**67.6**	**80.6**

DRAFT

Site 5
Location L-2207-4, att t/post, Lat 53.51079, Long -6.65652
Direction North

3279 / Meath/Cavan/Monaghan ATC's
October 2013
Automatic Traffic Count

Fri, 11 October 2013

Time	Total	Classification												>PSL	>PSL%	>SL1	>SL1%	>SL2	>SL2%	Mean	Vpp
		1 MCL	2 SV	3 SVT	4 TB2	5 TB3	6 T4	7 ART3	8 ART4	9 ART5	10 ART6	11 BD	12 DRT	80	80	85 +5kph	85 +5kph	90 +10kph	90 +10kph		85
0000	6	0	6	0	0	0	0	0	0	0	0	0	0	0	0	0	0	0	0	63.3	-
0100	0	0	0	0	0	0	0	0	0	0	0	0	0	0	0	0	0	0	0	-	-
0200	0	0	0	0	0	0	0	0	0	0	0	0	0	0	0	0	0	0	0	-	-
0300	0	0	0	0	0	0	0	0	0	0	0	0	0	0	0	0	0	0	0	-	-
0400	1	0	1	0	0	0	0	0	0	0	0	0	0	1	100	0	0	0	0	84.7	-
0500	5	0	4	0	1	0	0	0	0	0	0	0	0	3	60	3	60	1	20	84.2	-
0600	8	0	8	0	0	0	0	0	0	0	0	0	0	0	0	0	0	0	0	64.6	-
0700	38	0	32	1	5	0	0	0	0	0	0	0	0	8	21.1	7	18.4	5	13.2	72.5	85.7
0800	**51**	**1**	**47**	**0**	**2**	**0**	**1**	**0**	**0**	**0**	**0**	**0**	**0**	**15**	**29.4**	**11**	**21.6**	**2**	**3.9**	**71.9**	**86.8**
0900	32	1	29	1	1	0	0	0	0	0	0	0	0	5	15.6	4	12.5	2	6.3	69.6	79.2
1000	30	0	27	2	0	1	0	0	0	0	0	0	0	5	16.7	0	0	0	0	65.7	79.9
1100	22	0	18	1	3	0	0	0	0	0	0	0	0	3	13.6	3	13.6	2	9.1	69.5	79.9
1200	36	0	27	4	3	2	0	0	0	0	0	0	0	6	16.7	4	11.1	2	5.6	65.2	80.3
1300	37	1	34	1	0	0	0	0	1	0	0	0	0	3	8.1	0	0	0	0	65.3	74.2
1400	39	2	29	3	3	0	0	0	1	1	0	0	0	2	5.1	2	5.1	2	5.1	58.8	74.9
1500	46	0	34	3	7	0	0	0	1	1	0	0	0	6	13	4	8.7	1	2.2	67.7	76.7
1600	47	0	40	1	5	0	0	1	0	0	0	0	0	9	19.1	6	12.8	3	6.4	71.3	82.1
1700	**52**	**1**	**41**	**2**	**5**	**0**	**2**	**0**	**0**	**1**	**0**	**0**	**0**	**14**	**26.9**	**8**	**15.4**	**3**	**5.8**	**71.3**	**85**
1800	51	1	46	1	3	0	0	0	0	0	0	0	0	10	19.6	6	11.8	2	3.9	70.9	80.3
1900	33	0	32	1	0	0	0	0	0	0	0	0	0	3	9.1	2	6.1	1	3	66.9	78.1
2000	17	0	17	0	0	0	0	0	0	0	0	0	0	3	17.6	1	5.9	1	5.9	70.7	78.5
2100	13	2	11	0	0	0	0	0	0	0	0	0	0	4	30.8	3	23.1	2	15.4	67.8	89.3
2200	7	0	7	0	0	0	0	0	0	0	0	0	0	1	14.3	1	14.3	0	0	69.3	-
2300	6	0	6	0	0	0	0	0	0	0	0	0	0	1	16.7	1	16.7	1	16.7	62.3	-
07-19	**481**	**7**	**404**	**20**	**37**	**3**	**3**	**1**	**3**	**3**	**0**	**0**	**0**	**86**	**17.9**	**55**	**11.4**	**24**	**5**	**68.6**	**81.4**
06-22	**552**	**9**	**472**	**21**	**37**	**3**	**3**	**1**	**3**	**3**	**0**	**0**	**0**	**96**	**17.4**	**61**	**11.1**	**28**	**5.1**	**68.5**	**81**
06-00	**565**	**9**	**485**	**21**	**37**	**3**	**3**	**1**	**3**	**3**	**0**	**0**	**0**	**98**	**17.3**	**63**	**11.2**	**29**	**5.1**	**68.4**	**81**
00-00	**577**	**9**	**496**	**21**	**38**	**3**	**3**	**1**	**3**	**3**	**0**	**0**	**0**	**102**	**17.7**	**66**	**11.4**	**30**	**5.2**	**68.5**	**81.7**

DRAFT

Site 5
Location L-2207-4, att t/post, Lat 53.51079, Long -6.65652
Direction North

3279 / Meath/Cavan/Monaghan ATC's
October 2013
Automatic Traffic Count

Sat, 12 October 2013

Time	Total	Classification												>PSL	>PSL%	>SL1	>SL1%	>SL2	>SL2%	Mean	Vpp
		1 MCL	2 SV	3 SVT	4 TB2	5 TB3	6 T4	7 ART3	8 ART4	9 ART5	10 ART6	11 BD	12 DRT	80	80	85 +5kph	85 +5kph	90 +10kph	90 +10kph		85
0000	3	0	3	0	0	0	0	0	0	0	0	0	0	1	33.3	1	33.3	1	33.3	78.9	-
0100	2	0	2	0	0	0	0	0	0	0	0	0	0	0	0	0	0	0	0	64.9	-
0200	2	0	2	0	0	0	0	0	0	0	0	0	0	0	0	0	0	0	0	62	-
0300	0	0	0	0	0	0	0	0	0	0	0	0	0	0	0	0	0	0	0	-	-
0400	0	0	0	0	0	0	0	0	0	0	0	0	0	0	0	0	0	0	0	-	-
0500	2	0	2	0	0	0	0	0	0	0	0	0	0	0	0	0	0	0	0	72.2	-
0600	2	0	2	0	0	0	0	0	0	0	0	0	0	1	50	1	50	1	50	82.7	-
0700	12	0	11	0	0	0	1	0	0	0	0	0	0	6	50	4	33.3	3	25	73.9	90.4
0800	16	0	12	1	3	0	0	0	0	0	0	0	0	4	25	3	18.8	2	12.5	70.1	86.8
0900	26	1	23	1	0	0	1	0	0	0	0	0	0	10	38.5	7	26.9	5	19.2	76.3	90.4
1000	**39**	**1**	**32**	**3**	**2**	**1**	**0**	**0**	**0**	**0**	**0**	**0**	**0**	**7**	**17.9**	**3**	**7.7**	**2**	**5.1**	**69.2**	**82.8**
1100	37	0	33	1	2	0	0	0	0	0	1	0	0	4	10.8	2	5.4	1	2.7	63.2	72.7
1200	34	0	33	0	1	0	0	0	0	0	0	0	0	7	20.6	5	14.7	2	5.9	70.7	83.2
1300	**45**	**0**	**40**	**3**	**1**	**0**	**0**	**0**	**1**	**0**	**0**	**0**	**0**	**8**	**17.8**	**2**	**4.4**	**0**	**0**	**67**	**80.6**
1400	40	0	32	4	3	0	0	0	1	0	0	0	0	3	7.5	3	7.5	1	2.5	63.8	74.5
1500	**45**	**1**	**42**	**0**	**2**	**0**	**0**	**0**	**0**	**0**	**0**	**0**	**0**	**4**	**8.9**	**3**	**6.7**	**1**	**2.2**	**68.2**	**77**
1600	41	0	34	5	2	0	0	0	0	0	0	0	0	5	12.2	1	2.4	0	0	64.2	75.6
1700	**45**	**1**	**38**	**2**	**4**	**0**	**0**	**0**	**0**	**0**	**0**	**0**	**0**	**9**	**20**	**5**	**11.1**	**3**	**6.7**	**66.5**	**80.3**
1800	38	1	34	0	3	0	0	0	0	0	0	0	0	6	15.8	3	7.9	2	5.3	69.2	79.2
1900	31	0	28	1	0	0	0	0	1	0	1	0	0	6	19.4	4	12.9	4	12.9	69.1	80.3
2000	19	0	17	1	1	0	0	0	0	0	0	0	0	0	0	0	0	0	0	61.7	69.8
2100	28	0	25	1	0	0	1	0	0	0	1	0	0	2	7.1	1	3.6	1	3.6	59.6	71.6
2200	11	0	10	0	1	0	0	0	0	0	0	0	0	0	0	0	0	0	0	58.3	66.2
2300	10	0	10	0	0	0	0	0	0	0	0	0	0	0	0	0	0	0	0	60.8	-
07-19	**418**	**5**	**364**	**20**	**23**	**1**	**2**	**0**	**2**	**0**	**1**	**0**	**0**	**73**	**17.5**	**41**	**9.8**	**22**	**5.3**	**67.8**	**81.4**
06-22	**498**	**5**	**436**	**23**	**24**	**1**	**3**	**0**	**3**	**0**	**3**	**0**	**0**	**82**	**16.5**	**47**	**9.4**	**28**	**5.6**	**67.2**	**80.6**
06-00	**519**	**5**	**456**	**23**	**25**	**1**	**3**	**0**	**3**	**0**	**3**	**0**	**0**	**82**	**15.8**	**47**	**9.1**	**28**	**5.4**	**66.9**	**80.3**
00-00	**528**	**5**	**465**	**23**	**25**	**1**	**3**	**0**	**3**	**0**	**3**	**0**	**0**	**83**	**15.7**	**48**	**9.1**	**29**	**5.5**	**67**	**80.3**

DRAFT

Site 5
Location L-2207-4, att t/post, Lat 53.51079, Long -6.65652
Direction North

3279 / Meath/Cavan/Monaghan ATC's
October 2013
Automatic Traffic Count

Sun, 13 October 2013

Time	Total	Classification												>PSL	>PSL%	>SL1	>SL1%	>SL2	>SL2%	Mean	Vpp
		1 MCL	2 SV	3 SVT	4 TB2	5 TB3	6 T4	7 ART3	8 ART4	9 ART5	10 ART6	11 BD	12 DRT	80	80	85 +5kph	85 +5kph	90 +10kph	90 +10kph		85
0000	8	0	6	1	0	0	0	0	0	1	0	0	0	0	0	0	0	0	0	57	-
0100	1	0	1	0	0	0	0	0	0	0	0	0	0	1	100	0	0	0	0	81	-
0200	6	0	6	0	0	0	0	0	0	0	0	0	0	0	0	0	0	0	0	65	-
0300	2	0	2	0	0	0	0	0	0	0	0	0	0	0	0	0	0	0	0	68.4	-
0400	1	0	1	0	0	0	0	0	0	0	0	0	0	0	0	0	0	0	0	71	-
0500	0	0	0	0	0	0	0	0	0	0	0	0	0	0	0	0	0	0	0	-	-
0600	2	0	2	0	0	0	0	0	0	0	0	0	0	1	50	1	50	0	0	76.5	-
0700	5	0	5	0	0	0	0	0	0	0	0	0	0	3	60	2	40	1	20	82.9	-
0800	11	0	11	0	0	0	0	0	0	0	0	0	0	3	27.3	2	18.2	1	9.1	73.4	81.4
0900	11	0	10	0	1	0	0	0	0	0	0	0	0	3	27.3	1	9.1	0	0	72.9	81.7
1000	27	1	23	2	1	0	0	0	0	0	0	0	0	8	29.6	5	18.5	3	11.1	72.5	87.8
1100	**32**	**2**	**27**	**1**	**1**	**0**	**1**	**0**	**0**	**0**	**0**	**0**	**0**	**6**	**18.8**	**3**	**9.4**	**2**	**6.3**	**65.6**	**81.4**
1200	**39**	**0**	**38**	**0**	**0**	**0**	**0**	**0**	**1**	**0**	**0**	**0**	**0**	**6**	**15.4**	**4**	**10.3**	**0**	**0**	**72.2**	**79.9**
1300	**39**	**1**	**36**	**2**	**0**	**0**	**0**	**0**	**0**	**0**	**0**	**0**	**0**	**5**	**12.8**	**3**	**7.7**	**3**	**7.7**	**64.6**	**77**
1400	37	4	30	3	0	0	0	0	0	0	0	0	0	4	10.8	4	10.8	3	8.1	62.4	77.8
1500	38	2	35	1	0	0	0	0	0	0	0	0	0	9	23.7	5	13.2	1	2.6	68.3	83.2
1600	33	2	27	2	0	1	0	0	1	0	0	0	0	7	21.2	4	12.1	2	6.1	69.1	81.7
1700	32	0	31	0	1	0	0	0	0	0	0	0	0	7	21.9	3	9.4	3	9.4	71.9	82.1
1800	38	0	38	0	0	0	0	0	0	0	0	0	0	8	21.1	3	7.9	0	0	71.2	80.6
1900	31	0	30	1	0	0	0	0	0	0	0	0	0	7	22.6	3	9.7	1	3.2	71.5	81
2000	23	0	21	0	0	0	1	0	0	1	0	0	0	3	13	3	13	0	0	61.4	78.5
2100	13	0	12	1	0	0	0	0	0	0	0	0	0	1	7.7	0	0	0	0	61	74.9
2200	8	0	7	0	1	0	0	0	0	0	0	0	0	1	12.5	1	12.5	1	12.5	70	-
2300	5	0	5	0	0	0	0	0	0	0	0	0	0	2	40	1	20	0	0	72.2	-
07-19	**342**	**12**	**311**	**11**	**4**	**1**	**1**	**0**	**2**	**0**	**0**	**0**	**0**	**69**	**20.2**	**39**	**11.4**	**19**	**5.6**	**69**	**82.1**
06-22	**411**	**12**	**376**	**13**	**4**	**1**	**2**	**0**	**2**	**1**	**0**	**0**	**0**	**81**	**19.7**	**46**	**11.2**	**20**	**4.9**	**68.6**	**82.1**
06-00	**424**	**12**	**388**	**13**	**5**	**1**	**2**	**0**	**2**	**1**	**0**	**0**	**0**	**84**	**19.8**	**48**	**11.3**	**21**	**5**	**68.6**	**82.1**
00-00	**442**	**12**	**404**	**14**	**5**	**1**	**2**	**0**	**2**	**2**	**0**	**0**	**0**	**85**	**19.2**	**48**	**10.9**	**21**	**4.8**	**68.4**	**81.7**

DRAFT

Site 5
Location L-2207-4, att t/post, Lat 53.51079, Long -6.65652
Direction North

3279 / Meath/Cavan/Monaghan ATC's
October 2013
Automatic Traffic Count

Virtual Day (7)

Time	Total	Classification												>PSL	>PSL%	>SL1	>SL1%	>SL2	>SL2%	Mean	Vpp
		1 MCL	2 SV	3 SVT	4 TB2	5 TB3	6 T4	7 ART3	8 ART4	9 ART5	10 ART6	11 BD	12 DRT	80	80	85 +5kph	85 +5kph	90 +10kph	90 +10kph		85
0000	4	0	3	0	0	0	0	0	0	0	0	0	0	0	8	0	8	0	4	63.3	-
0100	1	0	1	0	0	0	0	0	0	0	0	0	0	0	16.7	0	0	0	0	70.1	-
0200	1	0	1	0	0	0	0	0	0	0	0	0	0	0	0	0	0	0	0	64.2	-
0300	0	0	0	0	0	0	0	0	0	0	0	0	0	0	0	0	0	0	0	68.4	-
0400	1	0	1	0	0	0	0	0	0	0	0	0	0	1	83.3	1	66.7	0	0	84.8	-
0500	3	0	3	0	1	0	0	0	0	0	0	0	0	1	41.7	1	37.5	1	20.8	80.6	-
0600	6	0	5	0	0	0	0	0	0	0	0	0	0	1	12.8	0	5.1	0	2.6	69.4	-
0700	26	0	25	0	1	0	0	0	0	0	0	0	0	8	28.8	5	17.4	3	9.8	72.2	85.7
0800	**39**	**0**	**34**	**1**	**3**	**0**	**0**	**0**	**0**	**0**	**0**	**0**	**0**	**10**	**25.5**	**6**	**16.4**	**3**	**6.9**	**70.2**	**85.7**
0900	34	0	30	1	2	0	0	0	0	0	0	0	0	8	22.8	4	12.7	2	7.2	70.4	82.8
1000	28	0	24	2	1	0	0	0	0	0	0	0	0	6	20.1	3	9.5	1	4.5	69.5	82.4
1100	26	1	22	0	2	0	0	0	0	0	0	0	0	4	15.4	2	6.6	1	3.3	66.1	79.9
1200	32	0	26	2	3	1	0	0	0	0	0	0	0	4	13.3	3	8.9	1	4	66.1	79.2
1300	35	1	29	1	2	0	1	0	0	0	0	0	0	5	13.2	2	4.5	1	2.5	65.7	79.2
1400	39	1	31	2	4	0	0	0	1	0	0	0	0	5	12.5	4	9.2	1	3.7	62.5	76.7
1500	37	1	31	1	3	0	0	0	0	0	0	0	0	6	15.4	3	9.3	1	2.7	67	79.9
1600	41	1	32	3	4	0	0	0	1	0	0	0	0	7	17	4	8.7	2	4.2	67.6	80.6
1700	47	0	40	1	5	0	0	0	0	0	0	0	0	10	21.1	5	10.3	3	5.7	70.2	82.1
1800	**49**	**0**	**45**	**1**	**3**	**0**	**0**	**0**	**0**	**0**	**0**	**0**	**0**	**12**	**23.8**	**7**	**14.5**	**3**	**5.2**	**71.9**	**83.9**
1900	33	0	31	1	1	0	0	0	0	0	0	0	0	6	17.6	3	9.9	2	5.6	69	81
2000	18	0	17	0	0	0	0	0	0	0	0	0	0	2	8.8	1	4	0	1.6	64.4	77
2100	14	1	13	0	0	0	0	0	0	0	0	0	0	2	16.2	1	8.1	1	4	63	81
2200	8	0	7	0	1	0	0	0	0	0	0	0	0	1	9.1	1	7.3	0	3.6	64.3	-
2300	4	0	4	0	0	0	0	0	0	0	0	0	0	0	9.7	0	6.5	0	3.2	62.1	-
07-19	**434**	**6**	**370**	**16**	**33**	**2**	**3**	**0**	**2**	**1**	**1**	**0**	**0**	**83**	**19.1**	**47**	**10.8**	**21**	**4.9**	**68.4**	**81.7**
06-22	**505**	**7**	**436**	**18**	**34**	**2**	**3**	**0**	**3**	**2**	**1**	**0**	**0**	**94**	**18.5**	**52**	**10.3**	**24**	**4.8**	**68.1**	**81.7**
06-00	**518**	**7**	**448**	**18**	**35**	**2**	**3**	**0**	**3**	**2**	**1**	**0**	**0**	**95**	**18.3**	**53**	**10.2**	**25**	**4.8**	**68**	**81.7**
00-00	**528**	**7**	**456**	**18**	**36**	**2**	**3**	**0**	**3**	**2**	**1**	**0**	**0**	**97**	**18.4**	**55**	**10.4**	**26**	**4.8**	**68.1**	**81.7**

DRAFT

Site 5
Location L-2207-4, att t/post, Lat 53.51079, Long -6.65652
Direction North

3279 / Meath/Cavan/Monaghan ATC's
October 2013
Automatic Traffic Count

Virtual Week (1)

Time	Total	Classification												>PSL	>PSL%	>SL1	>SL1%	>SL2	>SL2%	Mean	Vpp
		1 MCL	2 SV	3 SVT	4 TB2	5 TB3	6 T4	7 ART3	8 ART4	9 ART5	10 ART6	11 BD	12 DRT	80	80	85 +5kph	85 +5kph	90 +10kph	90 +10kph		85
Mon	514	4	434	18	42	2	7	0	2	2	3	0	0	87	16.9	49	9.5	22	4.3	68.1	80.6
Tue	550	11	470	13	48	1	3	0	2	2	0	0	0	112	20.4	64	11.6	32	5.8	67.8	82.8
Wed	556	5	480	14	48	1	2	1	3	1	1	0	0	120	21.6	67	12.1	30	5.4	69.1	82.8
Thu	527	2	444	21	47	4	1	1	4	2	1	0	0	92	17.5	44	8.3	15	2.8	67.6	80.6
Fri	577	9	496	21	38	3	3	1	3	3	0	0	0	102	17.7	66	11.4	30	5.2	68.5	81.7
| Sat	528	5	465	23	25	1	3	0	3	0	3	0	0	83	15.7	48	9.1	29	5.5	67	80.3
| Sun	442	12	404	14	5	1	2	0	2	2	0	0	0	85	19.2	48	10.9	21	4.8	68.4	81.7
5 Day Ave.	**545**	**6**	**465**	**17**	**45**	**2**	**3**	**1**	**3**	**2**	**1**	**0**	**0**	**103**	**18.9**	**58**	**10.6**	**26**	**4.8**	**68.2**	**81.7**
7 Day Ave.	**528**	**7**	**456**	**18**	**36**	**2**	**3**	**0**	**3**	**2**	**1**	**0**	**0**	**97**	**18.4**	**55**	**10.4**	**26**	**4.8**	**68.1**	**81.7**
--	**3694**	**48**	**3193**	**124**	**253**	**13**	**21**	**3**	**19**	**12**	**8**	**0**	**0**	**681**	**18.4**	**386**	**10.4**	**179**	**4.8**	**68.1**	**81.7**

Summary Graphs

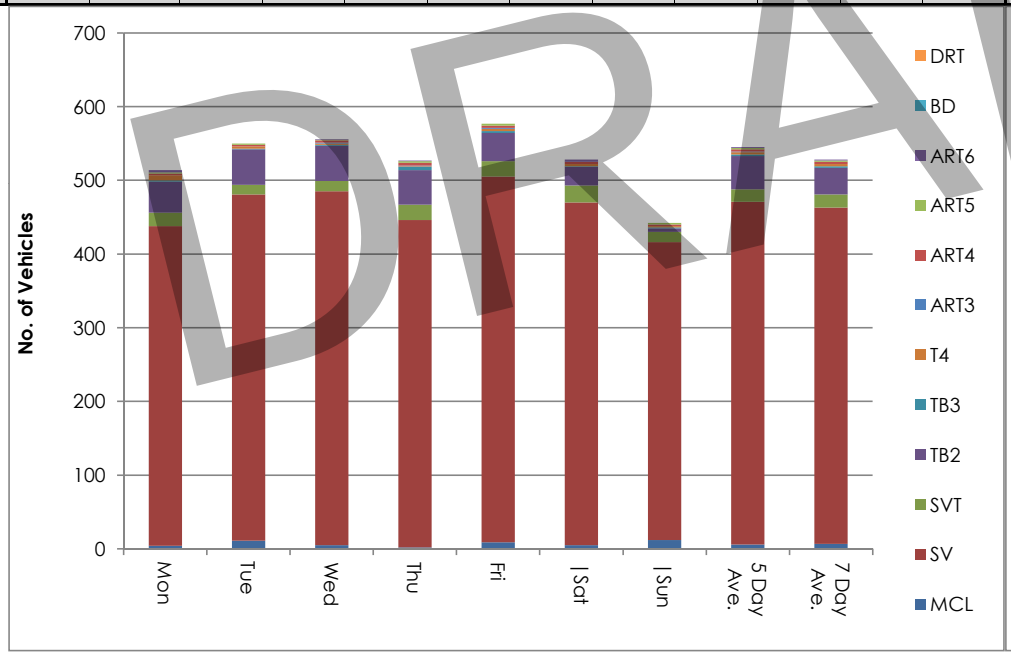

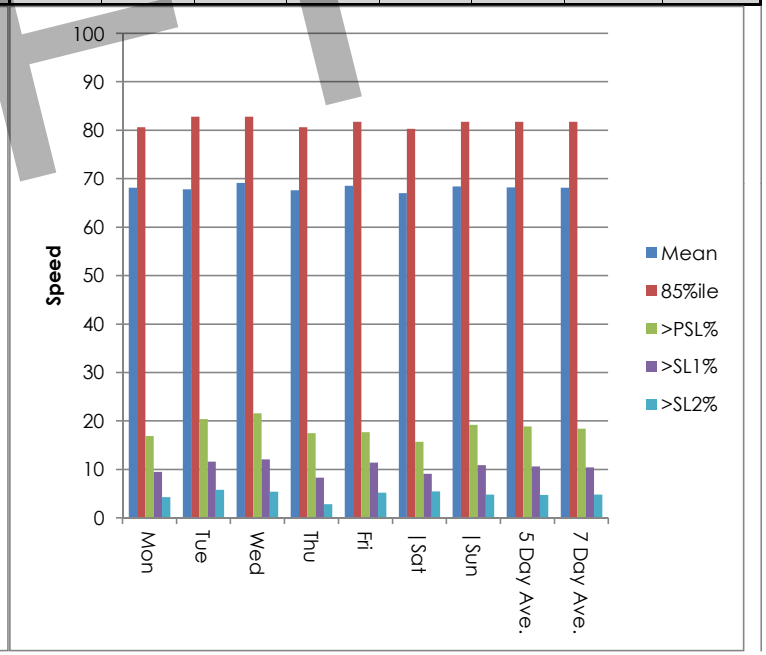

DRAFT

Site 5
Location L-2207-4, att t/post, Lat 53.51079, Long -6.65652
Direction North

3279 / Meath/Cavan/Monaghan ATC's
October 2013
Automatic Traffic Count

Mon, 7 October 2013

Time	Total	Speed Bins (km/h)																											
		0 - 5	5 - 10	10 - 15	15 - 20	20 - 25	25 - 30	30 - 35	35 - 40	40 - 45	45 - 50	50 - 55	55 - 60	60 - 65	65 - 70	70 - 75	75 - 80	80 - 85	85 - 90	90 - 95	95 - 100	100 - 105	105 - 110	110 - 115	115 - 120	120 - 125	125 - 130	130 - 135	135 - 140
0000	0	0	0	0	0	0	0	0	0	0	0	0	0	0	0	0	0	0	0	0	0	0	0	0	0	0	0	0	0
0100	0	0	0	0	0	0	0	0	0	0	0	0	0	0	0	0	0	0	0	0	0	0	0	0	0	0	0	0	0
0200	0	0	0	0	0	0	0	0	0	0	0	0	0	0	0	0	0	0	0	0	0	0	0	0	0	0	0	0	0
0300	0	0	0	0	0	0	0	0	0	0	0	0	0	0	0	0	0	0	0	0	0	0	0	0	0	0	0	0	0
0400	1	0	0	0	0	0	0	0	0	0	0	0	0	0	0	0	0	1	0	0	0	0	0	0	0	0	0	0	0
0500	5	0	0	0	0	0	0	0	0	0	0	0	0	0	1	1	1	0	1	0	1	0	0	0	0	0	0	0	0
0600	6	0	0	0	0	0	0	0	0	0	0	1	0	1	1	2	1	0	0	0	0	0	0	0	0	0	0	0	0
0700	28	0	0	0	0	0	0	0	0	1	0	4	1	3	8	1	3	5	2	0	0	0	0	0	0	0	0	0	0
0800	**40**	**0**	**0**	**1**	**0**	**0**	**0**	**0**	**0**	**1**	**0**	**1**	**3**	**2**	**3**	**9**	**7**	**4**	**5**	**2**	**2**	**0**	**0**	**0**	**0**	**0**	**0**	**0**	**0**
0900	**40**	**0**	**0**	**0**	**0**	**0**	**0**	**3**	**0**	**0**	**2**	**2**	**3**	**4**	**7**	**7**	**4**	**4**	**2**	**2**	**0**	**0**	**0**	**0**	**0**	**0**	**0**	**0**	**0**
1000	30	0	0	0	0	0	0	0	1	0	3	2	1	4	3	5	6	2	0	1	1	1	0	0	0	0	0	0	0
1100	20	0	0	0	0	0	1	0	1	0	1	1	1	1	5	5	2	1	1	0	0	0	0	0	0	0	0	0	0
1200	27	0	0	0	0	0	0	0	0	0	1	1	9	8	1	2	4	1	0	0	0	0	0	0	0	0	0	0	0
1300	27	0	0	0	1	0	0	1	1	0	0	1	2	4	7	5	3	1	0	1	0	0	0	0	0	0	0	0	0
1400	35	0	0	2	0	0	0	0	3	1	2	3	3	5	6	4	2	2	1	1	0	0	0	0	0	0	0	0	0
1500	34	0	0	0	0	0	0	0	1	2	2	4	2	0	12	4	3	2	2	0	0	0	0	0	0	0	0	0	0
1600	48	0	0	0	1	0	0	0	1	3	0	2	3	8	11	9	5	2	2	1	0	0	0	0	0	0	0	0	0
1700	**57**	**0**	**0**	**0**	**0**	**1**	**0**	**0**	**0**	**0**	**1**	**0**	**4**	**6**	**6**	**16**	**11**	**6**	**2**	**2**	**2**	**0**	**0**	**0**	**0**	**0**	**0**	**0**	**0**
1800	50	0	0	0	0	0	0	0	0	1	0	0	2	5	6	14	8	6	6	0	0	2	0	0	0	0	0	0	0
1900	38	0	0	1	0	0	0	0	1	1	1	1	6	5	6	8	4	1	1	1	0	1	0	0	0	0	0	0	0
2000	9	0	0	0	0	0	0	0	0	0	1	0	1	4	0	1	2	0	0	0	0	0	0	0	0	0	0	0	0
2100	11	0	0	0	0	0	0	0	1	0	1	0	3	0	1	2	1	0	1	0	1	0	0	0	0	0	0	0	0
2200	6	0	0	0	0	0	0	0	0	0	0	0	1	2	2	0	0	1	0	0	0	0	0	0	0	0	0	0	0
2300	2	0	0	0	0	0	0	0	0	1	1	0	0	0	0	0	0	0	0	0	0	0	0	0	0	0	0	0	0
07-19	**436**	**0**	**0**	**3**	**2**	**1**	**1**	**4**	**8**	**9**	**12**	**21**	**34**	**50**	**75**	**81**	**58**	**36**	**23**	**10**	**5**	**3**	**0**	**0**	**0**	**0**	**0**	**0**	**0**
06-22	**500**	**0**	**0**	**4**	**2**	**1**	**1**	**4**	**10**	**10**	**15**	**23**	**44**	**60**	**83**	**94**	**66**	**37**	**25**	**11**	**6**	**4**	**0**	**0**	**0**	**0**	**0**	**0**	**0**
06-00	**508**	**0**	**0**	**4**	**2**	**1**	**1**	**4**	**10**	**11**	**16**	**23**	**45**	**62**	**85**	**94**	**66**	**38**	**25**	**11**	**6**	**4**	**0**	**0**	**0**	**0**	**0**	**0**	**0**
00-00	**514**	**0**	**0**	**4**	**2**	**1**	**1**	**4**	**10**	**11**	**16**	**23**	**45**	**62**	**86**	**95**	**67**	**38**	**27**	**11**	**7**	**4**	**0**	**0**	**0**	**0**	**0**	**0**	**0**

DRAFT

Site 5
Location L-2207-4, att t/post, Lat 53.51079, Long -6.65652
Direction North

3279 / Meath/Cavan/Monaghan ATC's
October 2013
Automatic Traffic Count

Tue, 8 October 2013

Time	Total	Speed Bins (km/h)																											
		0 - 5	5 - 10	10 - 15	15 - 20	20 - 25	25 - 30	30 - 35	35 - 40	40 - 45	45 - 50	50 - 55	55 - 60	60 - 65	65 - 70	70 - 75	75 - 80	80 - 85	85 - 90	90 - 95	95 - 100	100 - 105	105 - 110	110 - 115	115 - 120	120 - 125	125 - 130	130 - 135	135 - 140
0000	3	0	0	0	0	0	0	0	0	1	0	0	0	0	0	1	1	0	0	0	0	0	0	0	0	0	0	0	0
0100	3	0	0	0	0	0	0	0	0	0	0	0	0	1	1	0	1	0	0	0	0	0	0	0	0	0	0	0	0
0200	0	0	0	0	0	0	0	0	0	0	0	0	0	0	0	0	0	0	0	0	0	0	0	0	0	0	0	0	0
0300	0	0	0	0	0	0	0	0	0	0	0	0	0	0	0	0	0	0	0	0	0	0	0	0	0	0	0	0	0
0400	1	0	0	0	0	0	0	0	0	0	0	0	0	0	0	0	0	0	1	0	0	0	0	0	0	0	0	0	0
0500	6	0	0	0	0	0	0	0	0	0	0	0	0	0	0	2	2	1	0	0	1	0	0	0	0	0	0	0	0
0600	5	0	0	0	0	0	0	0	0	0	0	0	1	0	2	0	2	0	0	0	0	0	0	0	0	0	0	0	0
0700	36	0	0	0	0	0	0	0	0	0	1	0	5	4	7	5	4	2	6	2	0	0	0	0	0	0	0	0	0
0800	**50**	**0**	**0**	**2**	**0**	**0**	**0**	**0**	**2**	**0**	**3**	**2**	**5**	**4**	**6**	**8**	**7**	**4**	**3**	**3**	**1**	**0**	**0**	**0**	**0**	**0**	**0**	**0**	**0**
0900	37	0	0	0	0	0	0	0	1	0	0	0	0	3	9	9	5	4	1	4	1	0	0	0	0	0	0	0	0
1000	22	0	0	1	0	0	0	0	0	0	0	1	4	3	3	3	2	1	3	0	1	0	0	0	0	0	0	0	0
1100	22	0	0	0	0	0	3	0	1	0	0	1	3	1	3	4	1	4	1	0	0	0	0	0	0	0	0	0	0
1200	28	0	0	0	0	0	0	0	2	0	2	1	4	8	3	3	3	0	1	0	1	0	0	0	0	0	0	0	0
1300	38	0	0	2	0	1	2	0	0	1	0	0	4	8	5	5	6	3	1	0	0	0	0	0	0	0	0	0	0
1400	43	0	0	0	0	1	1	0	2	4	3	6	4	9	6	1	1	0	3	1	1	0	0	0	0	0	0	0	0
1500	30	0	0	0	1	0	0	0	1	1	1	1	6	4	5	4	4	1	0	1	0	0	0	0	0	0	0	0	0
1600	41	0	0	0	0	0	0	0	0	0	0	2	3	9	9	4	2	7	1	1	3	0	0	0	0	0	0	0	0
1700	48	0	0	0	0	0	0	0	2	2	1	1	3	4	5	10	8	9	1	1	0	1	0	0	0	0	0	0	0
1800	**59**	**0**	**0**	**0**	**0**	**0**	**0**	**0**	**0**	**3**	**0**	**3**	**3**	**4**	**11**	**10**	**7**	**6**	**6**	**3**	**3**	**0**	**0**	**0**	**0**	**0**	**0**	**0**	**0**
1900	40	0	0	0	0	0	0	2	1	1	0	0	4	10	4	2	7	3	4	1	1	0	0	0	0	0	0	0	0
2000	16	0	0	0	0	0	0	1	0	1	1	1	1	3	1	4	2	1	0	0	0	0	0	0	0	0	0	0	0
2100	16	0	0	2	0	0	0	0	0	2	1	0	2	1	4	2	0	2	0	0	0	0	0	0	0	0	0	0	0
2200	5	0	0	0	0	0	0	0	0	0	0	0	0	1	1	2	0	0	0	0	1	0	0	0	0	0	0	0	0
2300	1	0	0	0	0	0	0	0	0	0	0	0	0	0	1	0	0	0	0	0	0	0	0	0	0	0	0	0	0
07-19	**454**	**0**	**0**	**5**	**1**	**2**	**6**	**0**	**11**	**11**	**11**	**18**	**44**	**61**	**72**	**66**	**50**	**41**	**27**	**16**	**11**	**1**	**0**	**0**	**0**	**0**	**0**	**0**	**0**
06-22	**531**	**0**	**0**	**7**	**1**	**2**	**6**	**3**	**12**	**15**	**13**	**19**	**52**	**75**	**83**	**74**	**61**	**47**	**31**	**17**	**12**	**1**	**0**	**0**	**0**	**0**	**0**	**0**	**0**
06-00	**537**	**0**	**0**	**7**	**1**	**2**	**6**	**3**	**12**	**15**	**13**	**19**	**52**	**76**	**85**	**76**	**61**	**47**	**31**	**17**	**13**	**1**	**0**	**0**	**0**	**0**	**0**	**0**	**0**
00-00	**550**	**0**	**0**	**7**	**1**	**2**	**6**	**3**	**12**	**16**	**13**	**19**	**52**	**77**	**86**	**79**	**65**	**48**	**32**	**17**	**14**	**1**	**0**	**0**	**0**	**0**	**0**	**0**	**0**

DRAFT

Site 5
Location L-2207-4, att t/post, Lat 53.51079, Long -6.65652
Direction North

3279 / Meath/Cavan/Monaghan ATC's
October 2013
Automatic Traffic Count

Wed, 9 October 2013

Time	Total	Speed Bins (km/h)																											
		0 - 5	5 - 10	10 - 15	15 - 20	20 - 25	25 - 30	30 - 35	35 - 40	40 - 45	45 - 50	50 - 55	55 - 60	60 - 65	65 - 70	70 - 75	75 - 80	80 - 85	85 - 90	90 - 95	95 - 100	100 - 105	105 - 110	110 - 115	115 - 120	120 - 125	125 - 130	130 - 135	135 - 140
0000	3	0	0	0	0	0	0	0	1	0	0	0	1	1	0	0	0	0	0	0	0	0	0	0	0	0	0	0	0
0100	0	0	0	0	0	0	0	0	0	0	0	0	0	0	0	0	0	0	0	0	0	0	0	0	0	0	0	0	0
0200	0	0	0	0	0	0	0	0	0	0	0	0	0	0	0	0	0	0	0	0	0	0	0	0	0	0	0	0	0
0300	0	0	0	0	0	0	0	0	0	0	0	0	0	0	0	0	0	0	0	0	0	0	0	0	0	0	0	0	0
0400	1	0	0	0	0	0	0	0	0	0	0	0	0	0	0	0	0	1	0	0	0	0	0	0	0	0	0	0	0
0500	3	0	0	0	0	0	0	0	0	0	0	0	0	0	1	0	0	0	1	0	1	0	0	0	0	0	0	0	0
0600	6	0	0	0	0	0	0	0	0	0	0	0	1	1	2	0	1	1	0	0	0	0	0	0	0	0	0	0	0	0
0700	34	0	0	0	0	0	0	0	0	0	2	2	2	1	7	6	3	6	2	2	1	0	0	0	0	0	0	0	0	0
0800	**51**	**0**	**0**	**1**	**0**	**0**	**1**	**0**	**2**	**0**	**0**	**1**	**4**	**2**	**10**	**13**	**4**	**5**	**4**	**2**	**2**	**0**	**0**	**0**	**0**	**0**	**0**	**0**	**0**	**0**
0900	39	0	0	0	0	0	0	0	1	1	5	4	0	5	2	4	8	4	2	2	0	1	0	0	0	0	0	0	0	0
1000	31	0	0	0	0	0	0	0	0	0	0	2	2	3	5	6	5	4	4	0	0	0	0	0	0	0	0	0	0	0
1100	24	0	0	0	0	0	0	0	1	0	0	0	2	4	3	3	8	3	0	0	0	0	0	0	0	0	0	0	0	0
1200	36	0	0	0	0	2	2	0	0	0	0	4	3	4	7	5	3	1	1	3	1	0	0	0	0	0	0	0	0	0
1300	32	0	0	0	0	0	0	1	1	1	1	0	3	2	4	5	6	5	1	0	0	2	0	0	0	0	0	0	0	0
1400	43	0	0	0	0	0	0	1	0	1	1	2	5	11	6	3	3	5	5	0	0	0	0	0	0	0	0	0	0	0
1500	42	0	0	0	0	0	0	0	0	1	2	5	5	3	1	9	3	5	5	2	0	0	0	1	0	0	0	0	0	0
1600	37	0	0	0	2	0	0	0	0	0	0	0	3	11	10	4	3	2	2	0	0	0	0	0	0	0	0	0	0	0
1700	**52**	**0**	**0**	**0**	**0**	**0**	**2**	**0**	**0**	**1**	**0**	**3**	**4**	**8**	**12**	**12**	**2**	**2**	**2**	**2**	**2**	**0**	**0**	**0**	**0**	**0**	**0**	**0**	**0**	**0**
1800	51	0	0	0	0	0	0	0	0	0	0	2	4	3	11	9	7	5	6	0	3	1	0	0	0	0	0	0	0	0
1900	32	0	0	0	0	0	0	0	0	1	2	0	2	9	6	5	3	2	1	0	0	0	1	0	0	0	0	0	0	0
2000	23	0	0	0	0	0	0	1	3	0	1	3	3	4	3	2	1	1	0	1	0	0	0	0	0	0	0	0	0	0
2100	7	0	0	0	0	0	0	0	0	0	1	1	1	1	0	0	1	2	0	0	0	0	0	0	0	0	0	0	0	0
2200	4	0	0	0	0	0	0	0	0	0	0	1	0	1	1	0	1	0	0	0	0	0	0	0	0	0	0	0	0	0
2300	5	0	0	0	0	0	0	0	0	1	0	0	0	1	2	1	0	0	0	0	0	0	0	0	0	0	0	0	0	0
07-19	**472**	**0**	**0**	**1**	**2**	**2**	**5**	**2**	**5**	**5**	**11**	**25**	**37**	**57**	**78**	**79**	**55**	**47**	**34**	**13**	**9**	**4**	**0**	**1**	**0**	**0**	**0**	**0**	**0**	**0**
06-22	**540**	**0**	**0**	**1**	**2**	**2**	**5**	**3**	**8**	**6**	**15**	**29**	**44**	**72**	**89**	**86**	**61**	**53**	**35**	**14**	**9**	**4**	**1**	**1**	**0**	**0**	**0**	**0**	**0**	**0**
06-00	**549**	**0**	**0**	**1**	**2**	**2**	**5**	**3**	**8**	**7**	**15**	**30**	**44**	**74**	**92**	**87**	**62**	**53**	**35**	**14**	**9**	**4**	**1**	**1**	**0**	**0**	**0**	**0**	**0**	**0**
00-00	**556**	**0**	**0**	**1**	**2**	**2**	**5**	**3**	**9**	**7**	**15**	**30**	**45**	**75**	**93**	**87**	**62**	**53**	**37**	**14**	**10**	**4**	**1**	**1**	**0**	**0**	**0**	**0**	**0**	**0**

DRAFT

Site 5
Location L-2207-4, att t/post, Lat 53.51079, Long -6.65652
Direction North

3279 / Meath/Cavan/Monaghan ATC's
October 2013
Automatic Traffic Count

Thu, 10 October 2013

Time	Total	Speed Bins (km/h)																											
		0 - 5	5 - 10	10 - 15	15 - 20	20 - 25	25 - 30	30 - 35	35 - 40	40 - 45	45 - 50	50 - 55	55 - 60	60 - 65	65 - 70	70 - 75	75 - 80	80 - 85	85 - 90	90 - 95	95 - 100	100 - 105	105 - 110	110 - 115	115 - 120	120 - 125	125 - 130	130 - 135	135 - 140
0000	2	0	0	0	0	0	0	0	0	0	0	0	0	0	0	0	1	0	1	0	0	0	0	0	0	0	0	0	0
0100	0	0	0	0	0	0	0	0	0	0	0	0	0	0	0	0	0	0	0	0	0	0	0	0	0	0	0	0	0
0200	0	0	0	0	0	0	0	0	0	0	0	0	0	0	0	0	0	0	0	0	0	0	0	0	0	0	0	0	0
0300	0	0	0	0	0	0	0	0	0	0	0	0	0	0	0	0	0	0	0	0	0	0	0	0	0	0	0	0	0
0400	1	0	0	0	0	0	0	0	0	0	0	0	0	0	0	0	0	0	1	0	0	0	0	0	0	0	0	0	0
0500	3	0	0	0	0	0	0	0	0	0	0	0	0	0	2	0	0	0	0	0	1	0	0	0	0	0	0	0	0
0600	10	0	0	0	0	0	0	0	0	0	0	1	0	1	3	2	1	2	0	0	0	0	0	0	0	0	0	0	0
0700	31	0	0	0	0	0	0	0	0	0	1	2	2	5	4	7	2	4	0	3	1	0	0	0	0	0	0	0	0
0800	**56**	**0**	**0**	**0**	**0**	**0**	**3**	**0**	**0**	**1**	**2**	**3**	**4**	**8**	**7**	**7**	**10**	**6**	**3**	**0**	**1**	**1**	**0**	**0**	**0**	**0**	**0**	**0**	**0**
0900	52	0	0	0	0	0	0	1	2	0	2	3	3	11	7	3	11	6	3	0	0	0	0	0	0	0	0	0	0
1000	20	0	0	0	0	0	0	0	0	0	1	1	0	4	3	5	4	2	0	0	0	0	0	0	0	0	0	0	0
1100	25	0	0	2	0	0	0	0	0	0	0	1	1	4	6	2	4	3	1	0	1	0	0	0	0	0	0	0	0
1200	25	0	0	0	0	0	2	0	0	0	0	7	6	5	1	2	0	2	0	0	0	0	0	0	0	0	0	0	0
1300	25	0	0	0	0	0	0	1	1	1	1	0	1	5	4	5	4	1	1	0	0	0	0	0	0	0	0	0	0
1400	36	0	0	0	0	1	1	0	0	2	1	1	5	3	5	9	2	2	3	1	0	0	0	0	0	0	0	0	0
1500	24	0	0	0	0	0	0	1	0	1	0	2	7	4	3	3	1	1	1	0	0	0	0	0	0	0	0	0	0
1600	42	0	0	0	0	1	2	1	0	3	0	2	4	4	6	8	4	3	2	1	1	0	0	0	0	0	0	0	0
1700	45	0	0	1	0	0	0	0	0	0	0	2	1	6	8	12	7	5	3	0	0	0	0	0	0	0	0	0	0
1800	**57**	**0**	**0**	**1**	**0**	**0**	**0**	**0**	**1**	**0**	**0**	**1**	**6**	**11**	**13**	**11**	**2**	**3**	**6**	**1**	**1**	**0**	**0**	**0**	**0**	**0**	**0**	**0**	**0**
1900	28	0	0	0	0	0	0	0	0	0	0	1	1	5	4	5	4	5	1	0	1	0	1	0	0	0	0	0	0
2000	18	0	0	0	0	0	0	0	0	0	0	1	0	4	3	3	5	2	0	0	0	0	0	0	0	0	0	0	0
2100	11	0	0	0	0	0	0	0	0	0	0	0	2	2	2	1	1	1	2	0	0	0	0	0	0	0	0	0	0
2200	14	0	0	0	0	0	0	0	2	0	1	3	2	3	1	1	0	0	1	0	0	0	0	0	0	0	0	0	0
2300	2	0	0	0	0	0	0	1	0	0	0	0	0	0	0	1	0	0	0	0	0	0	0	0	0	0	0	0	0
07-19	**438**	**0**	**0**	**4**	**0**	**2**	**8**	**4**	**4**	**8**	**8**	**25**	**40**	**70**	**67**	**74**	**51**	**38**	**23**	**6**	**5**	**1**	**0**	**0**	**0**	**0**	**0**	**0**	**0**
06-22	**505**	**0**	**0**	**4**	**0**	**2**	**8**	**4**	**4**	**8**	**8**	**28**	**43**	**82**	**79**	**85**	**62**	**48**	**26**	**6**	**6**	**1**	**1**	**0**	**0**	**0**	**0**	**0**	**0**
06-00	**521**	**0**	**0**	**4**	**0**	**2**	**8**	**5**	**6**	**8**	**9**	**31**	**45**	**85**	**80**	**87**	**62**	**48**	**27**	**6**	**6**	**1**	**1**	**0**	**0**	**0**	**0**	**0**	**0**
00-00	**527**	**0**	**0**	**4**	**0**	**2**	**8**	**5**	**6**	**8**	**9**	**31**	**45**	**85**	**82**	**87**	**63**	**48**	**29**	**6**	**7**	**1**	**1**	**0**	**0**	**0**	**0**	**0**	**0**

DRAFT

Site 5
Location L-2207-4, att t/post, Lat 53.51079, Long -6.65652
Direction North

3279 / Meath/Cavan/Monaghan ATC's
October 2013
Automatic Traffic Count

Fri, 11 October 2013

Time	Total	Speed Bins (km/h)																												
		0 - 5	5 - 10	10 - 15	15 - 20	20 - 25	25 - 30	30 - 35	35 - 40	40 - 45	45 - 50	50 - 55	55 - 60	60 - 65	65 - 70	70 - 75	75 - 80	80 - 85	85 - 90	90 - 95	95 - 100	100 - 105	105 - 110	110 - 115	115 - 120	120 - 125	125 - 130	130 - 135	135 - 140
0000	6	0	0	0	0	0	0	0	0	0	1	0	2	0	1	0	2	0	0	0	0	0	0	0	0	0	0	0	0	0
0100	0	0	0	0	0	0	0	0	0	0	0	0	0	0	0	0	0	0	0	0	0	0	0	0	0	0	0	0	0	0
0200	0	0	0	0	0	0	0	0	0	0	0	0	0	0	0	0	0	0	0	0	0	0	0	0	0	0	0	0	0	0
0300	0	0	0	0	0	0	0	0	0	0	0	0	0	0	0	0	0	0	0	0	0	0	0	0	0	0	0	0	0	0
0400	1	0	0	0	0	0	0	0	0	0	0	0	0	0	0	0	0	1	0	0	0	0	0	0	0	0	0	0	0	0
0500	5	0	0	0	0	0	0	0	0	0	0	0	0	0	0	1	1	0	2	0	1	0	0	0	0	0	0	0	0	0
0600	8	0	0	0	0	0	0	0	0	0	0	1	0	4	2	0	1	0	0	0	0	0	0	0	0	0	0	0	0	0
0700	38	0	0	0	0	0	0	0	0	1	2	0	1	8	6	4	8	1	2	2	2	0	1	0	0	0	0	0	0	0
0800	**51**	**0**	**0**	**1**	**0**	**0**	**0**	**0**	**0**	**2**	**1**	**2**	**4**	**1**	**4**	**14**	**7**	**4**	**9**	**1**	**1**	**0**	**0**	**0**	**0**	**0**	**0**	**0**	**0**	**0**
0900	32	0	0	1	0	0	0	0	1	0	0	1	0	5	9	7	3	1	2	0	1	1	0	0	0	0	0	0	0	0
1000	30	0	0	0	0	0	0	0	0	3	1	4	0	4	7	3	3	5	0	0	0	0	0	0	0	0	0	0	0	0
1100	22	0	0	0	1	0	0	0	0	0	0	1	2	4	2	3	6	0	1	1	0	1	0	0	0	0	0	0	0	0
1200	36	0	0	1	0	1	0	2	0	1	0	4	1	3	8	2	7	2	2	2	0	0	0	0	0	0	0	0	0	0
1300	37	0	0	0	0	1	0	0	1	1	2	0	2	9	6	9	3	3	0	0	0	0	0	0	0	0	0	0	0	0
1400	39	0	0	2	0	0	0	1	1	1	5	3	8	5	5	1	5	0	0	2	0	0	0	0	0	0	0	0	0	0
1500	46	0	0	0	0	0	0	0	2	0	1	2	3	6	13	10	3	2	3	1	0	0	0	0	0	0	0	0	0	0
1600	47	0	0	0	0	0	0	0	0	0	1	2	4	7	10	6	8	3	3	3	0	0	0	0	0	0	0	0	0	0
1700	**52**	**0**	**0**	**0**	**0**	**0**	**0**	**0**	**0**	**0**	**5**	**0**	**6**	**6**	**6**	**6**	**9**	**6**	**5**	**1**	**2**	**0**	**0**	**0**	**0**	**0**	**0**	**0**	**0**	**0**
1800	51	0	0	0	0	1	0	0	0	1	0	0	3	11	6	15	4	4	4	2	0	0	0	0	0	0	0	0	0	0
1900	33	0	0	0	0	0	1	0	0	0	0	1	5	10	4	5	4	1	1	0	0	0	1	0	0	0	0	0	0	0
2000	17	0	0	0	0	0	0	0	0	0	1	0	3	0	4	4	2	2	0	1	0	0	0	0	0	0	0	0	0	0
2100	13	0	0	2	0	0	0	0	0	0	0	0	1	1	1	2	2	1	1	1	0	0	1	0	0	0	0	0	0	0
2200	7	0	0	0	0	0	0	0	0	0	0	1	0	2	0	3	0	0	1	0	0	0	0	0	0	0	0	0	0	0
2300	6	0	0	0	0	0	0	1	0	0	0	0	1	3	0	0	0	0	0	0	1	0	0	0	0	0	0	0	0	0
07-19	**481**	**0**	**0**	**5**	**1**	**3**	**0**	**3**	**5**	**10**	**18**	**19**	**34**	**69**	**82**	**80**	**66**	**31**	**31**	**15**	**6**	**2**	**1**	**0**	**0**	**0**	**0**	**0**	**0**	**0**
06-22	**552**	**0**	**0**	**7**	**1**	**3**	**1**	**3**	**5**	**10**	**19**	**21**	**43**	**84**	**93**	**91**	**75**	**35**	**33**	**17**	**6**	**2**	**3**	**0**	**0**	**0**	**0**	**0**	**0**	**0**
06-00	**565**	**0**	**0**	**7**	**1**	**3**	**1**	**4**	**5**	**10**	**19**	**22**	**44**	**89**	**93**	**94**	**75**	**35**	**34**	**17**	**7**	**2**	**3**	**0**	**0**	**0**	**0**	**0**	**0**	**0**
00-00	**577**	**0**	**0**	**7**	**1**	**3**	**1**	**4**	**5**	**10**	**20**	**22**	**46**	**89**	**94**	**95**	**78**	**36**	**36**	**17**	**8**	**2**	**3**	**0**	**0**	**0**	**0**	**0**	**0**	**0**

DRAFT

Site 5
Location L-2207-4, att t/post, Lat 53.51079, Long -6.65652
Direction North

3279 / Meath/Cavan/Monaghan ATC's
October 2013
Automatic Traffic Count

Sat, 12 October 2013

Time	Total	Speed Bins (km/h)																												
		0 - 5	5 - 10	10 - 15	15 - 20	20 - 25	25 - 30	30 - 35	35 - 40	40 - 45	45 - 50	50 - 55	55 - 60	60 - 65	65 - 70	70 - 75	75 - 80	80 - 85	85 - 90	90 - 95	95 - 100	100 - 105	105 - 110	110 - 115	115 - 120	120 - 125	125 - 130	130 - 135	135 - 140
0000	3	0	0	0	0	0	0	0	0	0	0	0	0	0	1	1	0	0	0	1	0	0	0	0	0	0	0	0	0	0
0100	2	0	0	0	0	0	0	0	0	0	0	0	0	1	1	0	0	0	0	0	0	0	0	0	0	0	0	0	0	0
0200	2	0	0	0	0	0	0	0	0	0	0	0	0	2	0	0	0	0	0	0	0	0	0	0	0	0	0	0	0	0
0300	0	0	0	0	0	0	0	0	0	0	0	0	0	0	0	0	0	0	0	0	0	0	0	0	0	0	0	0	0	0
0400	0	0	0	0	0	0	0	0	0	0	0	0	0	0	0	0	0	0	0	0	0	0	0	0	0	0	0	0	0	0
0500	2	0	0	0	0	0	0	0	0	0	0	0	0	0	1	0	1	0	0	0	0	0	0	0	0	0	0	0	0	0
0600	2	0	0	0	0	0	0	0	0	0	0	0	0	0	1	0	0	0	0	0	1	0	0	0	0	0	0	0	0	0
0700	12	0	0	0	0	0	0	0	0	0	3	0	0	1	0	1	1	2	1	3	0	0	0	0	0	0	0	0	0	0
0800	16	0	0	0	0	0	0	0	0	0	0	3	3	1	0	3	2	1	1	1	1	0	0	0	0	0	0	0	0	0
0900	26	0	0	0	0	0	0	0	0	0	1	0	1	4	2	5	3	3	2	3	1	0	1	0	0	0	0	0	0	0
1000	**39**	**0**	**0**	**0**	**0**	**0**	**1**	**0**	**2**	**0**	**0**	**2**	**3**	**3**	**8**	**7**	**6**	**4**	**1**	**1**	**0**	**0**	**1**	**0**	**0**	**0**	**0**	**0**	**0**	**0**
1100	37	0	0	0	0	0	2	0	0	0	3	6	1	6	7	6	2	2	1	1	0	0	0	0	0	0	0	0	0	0
1200	34	0	0	0	0	0	0	0	0	0	1	3	3	4	5	5	6	2	3	1	0	1	0	0	0	0	0	0	0	0
1300	**45**	**0**	**0**	**1**	**0**	**0**	**1**	**0**	**0**	**0**	**2**	**1**	**4**	**9**	**8**	**5**	**6**	**6**	**2**	**0**	**0**	**0**	**0**	**0**	**0**	**0**	**0**	**0**	**0**	**0**
1400	40	0	0	0	0	0	0	2	0	0	5	2	5	5	7	8	3	0	2	1	0	0	0	0	0	0	0	0	0	0
1500	**45**	**0**	**0**	**0**	**0**	**1**	**0**	**0**	**1**	**0**	**0**	**1**	**3**	**11**	**6**	**11**	**7**	**1**	**2**	**1**	**0**	**0**	**0**	**0**	**0**	**0**	**0**	**0**	**0**	**0**
1600	41	0	0	0	0	0	3	3	0	0	0	2	5	4	4	7	8	4	1	0	0	0	0	0	0	0	0	0	0	0
1700	**45**	**0**	**0**	**0**	**1**	**2**	**0**	**3**	**0**	**0**	**0**	**2**	**2**	**3**	**8**	**9**	**6**	**4**	**2**	**3**	**0**	**0**	**0**	**0**	**0**	**0**	**0**	**0**	**0**	**0**
1800	38	0	0	0	1	0	0	0	0	1	0	2	3	4	7	8	6	3	1	2	0	0	0	0	0	0	0	0	0	0
1900	31	0	0	0	0	0	0	0	3	2	0	0	0	3	6	11	0	2	0	0	3	1	0	0	0	0	0	0	0	0
2000	19	0	0	0	0	0	0	0	0	2	0	2	4	3	4	3	1	0	0	0	0	0	0	0	0	0	0	0	0	0
2100	28	0	0	1	0	0	0	0	1	5	1	3	2	2	4	6	1	1	0	0	0	0	1	0	0	0	0	0	0	0
2200	11	0	0	0	0	0	0	0	0	0	1	4	3	0	2	1	0	0	0	0	0	0	0	0	0	0	0	0	0	0
2300	10	0	0	0	0	0	0	0	0	1	3	1	0	0	1	2	2	0	0	0	0	0	0	0	0	0	0	0	0	0
07-19	**418**	**0**	**0**	**1**	**2**	**3**	**7**	**8**	**3**	**1**	**15**	**24**	**33**	**55**	**62**	**75**	**56**	**32**	**19**	**17**	**2**	**1**	**2**	**0**	**0**	**0**	**0**	**0**	**0**	**0**
06-22	**498**	**0**	**0**	**2**	**2**	**3**	**7**	**8**	**7**	**10**	**16**	**29**	**39**	**63**	**77**	**95**	**58**	**35**	**19**	**17**	**6**	**2**	**3**	**0**	**0**	**0**	**0**	**0**	**0**	**0**
06-00	**519**	**0**	**0**	**2**	**2**	**3**	**7**	**8**	**7**	**11**	**20**	**34**	**42**	**63**	**80**	**98**	**60**	**35**	**19**	**17**	**6**	**2**	**3**	**0**	**0**	**0**	**0**	**0**	**0**	**0**
00-00	**528**	**0**	**0**	**2**	**2**	**3**	**7**	**8**	**7**	**11**	**20**	**34**	**42**	**66**	**83**	**99**	**61**	**35**	**19**	**18**	**6**	**2**	**3**	**0**	**0**	**0**	**0**	**0**	**0**	**0**

DRAFT

Site 5
Location L-2207-4, att t/post, Lat 53.51079, Long -6.65652
Direction North

3279 / Meath/Cavan/Monaghan ATC's
October 2013
Automatic Traffic Count

Sun, 13 October 2013

Time	Total	Speed Bins (km/h)																												
		0 - 5	5 - 10	10 - 15	15 - 20	20 - 25	25 - 30	30 - 35	35 - 40	40 - 45	45 - 50	50 - 55	55 - 60	60 - 65	65 - 70	70 - 75	75 - 80	80 - 85	85 - 90	90 - 95	95 - 100	100 - 105	105 - 110	110 - 115	115 - 120	120 - 125	125 - 130	130 - 135	135 - 140
0000	8	0	0	0	0	0	0	0	0	3	0	0	0	2	2	1	0	0	0	0	0	0	0	0	0	0	0	0	0	0
0100	1	0	0	0	0	0	0	0	0	0	0	0	0	0	0	0	0	1	0	0	0	0	0	0	0	0	0	0	0	0
0200	6	0	0	0	0	0	0	0	0	1	0	0	0	1	3	0	1	0	0	0	0	0	0	0	0	0	0	0	0	0
0300	2	0	0	0	0	0	0	0	0	0	0	0	0	0	2	0	0	0	0	0	0	0	0	0	0	0	0	0	0	0
0400	1	0	0	0	0	0	0	0	0	0	0	0	0	0	0	1	0	0	0	0	0	0	0	0	0	0	0	0	0	0
0500	0	0	0	0	0	0	0	0	0	0	0	0	0	0	0	0	0	0	0	0	0	0	0	0	0	0	0	0	0	0
0600	2	0	0	0	0	0	0	0	0	0	0	0	0	1	0	0	0	0	1	0	0	0	0	0	0	0	0	0	0	0
0700	5	0	0	0	0	0	0	0	0	0	0	0	0	0	0	1	1	1	1	1	0	0	0	0	0	0	0	0	0	0
0800	11	0	0	0	0	0	0	0	0	0	0	0	0	1	5	2	0	1	1	1	0	0	0	0	0	0	0	0	0	0
0900	11	0	0	0	0	0	0	0	0	1	0	0	0	2	1	1	3	2	1	0	0	0	0	0	0	0	0	0	0	0
1000	27	0	0	0	1	0	0	0	0	1	1	1	1	1	3	5	5	3	2	1	0	2	0	0	0	0	0	0	0	0
1100	**32**	**0**	**0**	**1**	**0**	**2**	**0**	**0**	**1**	**0**	**1**	**1**	**4**	**2**	**3**	**8**	**3**	**3**	**1**	**0**	**1**	**1**	**0**	**0**	**0**	**0**	**0**	**0**	**0**	**0**
1200	**39**	**0**	**0**	**0**	**0**	**0**	**0**	**0**	**0**	**0**	**0**	**2**	**3**	**3**	**7**	**8**	**10**	**2**	**4**	**0**	**0**	**0**	**0**	**0**	**0**	**0**	**0**	**0**	**0**	**0**
1300	**39**	**0**	**0**	**0**	**0**	**0**	**0**	**0**	**3**	**0**	**0**	**5**	**9**	**3**	**8**	**3**	**3**	**2**	**0**	**3**	**0**	**0**	**0**	**0**	**0**	**0**	**0**	**0**	**0**	**0**
1400	37	0	0	0	0	1	1	2	0	2	4	3	5	4	2	5	4	0	1	0	0	1	1	1	0	0	0	0	0	0
1500	38	0	0	0	0	0	0	0	0	0	3	3	10	1	3	4	5	4	4	0	1	0	0	0	0	0	0	0	0	0
1600	33	0	0	1	1	0	0	0	1	1	0	0	2	4	2	9	5	3	2	1	0	0	0	1	0	0	0	0	0	0
1700	32	0	0	0	0	0	0	1	0	0	1	0	1	4	8	4	6	4	0	1	1	1	0	0	0	0	0	0	0	0
1800	38	0	0	0	0	0	0	1	0	1	0	0	1	4	10	7	6	5	3	0	0	0	0	0	0	0	0	0	0	0
1900	31	0	0	0	0	0	0	0	0	0	0	0	5	5	5	4	5	4	2	0	1	0	0	0	0	0	0	0	0	0
2000	23	0	0	1	0	1	0	0	1	3	0	0	1	4	4	2	3	0	3	0	0	0	0	0	0	0	0	0	0	0
2100	13	0	0	0	0	1	0	0	0	1	1	1	0	3	1	3	1	1	0	0	0	0	0	0	0	0	0	0	0	0
2200	8	0	0	0	0	0	0	0	0	0	0	1	1	1	1	2	1	0	0	0	0	1	0	0	0	0	0	0	0	0
2300	5	0	0	0	0	0	0	0	0	0	1	0	0	1	0	0	1	1	1	0	0	0	0	0	0	0	0	0	0	0
07-19	**342**	**0**	**0**	**2**	**2**	**3**	**1**	**4**	**5**	**6**	**10**	**15**	**36**	**29**	**52**	**57**	**51**	**30**	**20**	**8**	**3**	**5**	**1**	**2**	**0**	**0**	**0**	**0**	**0**	**0**
06-22	**411**	**0**	**0**	**3**	**2**	**5**	**1**	**4**	**6**	**10**	**11**	**16**	**42**	**42**	**62**	**66**	**60**	**35**	**26**	**8**	**4**	**5**	**1**	**2**	**0**	**0**	**0**	**0**	**0**	**0**
06-00	**424**	**0**	**0**	**3**	**2**	**5**	**1**	**4**	**6**	**10**	**12**	**17**	**43**	**44**	**63**	**68**	**62**	**36**	**27**	**8**	**4**	**6**	**1**	**2**	**0**	**0**	**0**	**0**	**0**	**0**
00-00	**442**	**0**	**0**	**3**	**2**	**5**	**1**	**4**	**6**	**14**	**12**	**17**	**43**	**47**	**70**	**70**	**63**	**37**	**27**	**8**	**4**	**6**	**1**	**2**	**0**	**0**	**0**	**0**	**0**	**0**

DRAFT

Site 5
Location L-2207-4, att t/post, Lat 53.51079, Long -6.65652
Direction North

3279 / Meath/Cavan/Monaghan ATC's
October 2013
Automatic Traffic Count

Virtual Day (7)

Time	Total	Speed Bins (km/h)																											
		0 - 5	5 - 10	10 - 15	15 - 20	20 - 25	25 - 30	30 - 35	35 - 40	40 - 45	45 - 50	50 - 55	55 - 60	60 - 65	65 - 70	70 - 75	75 - 80	80 - 85	85 - 90	90 - 95	95 - 100	100 - 105	105 - 110	110 - 115	115 - 120	120 - 125	125 - 130	130 - 135	135 - 140
0000	4	0	0	0	0	0	0	0	0	1	0	0	0	0	1	0	1	0	0	0	0	0	0	0	0	0	0	0	0
0100	1	0	0	0	0	0	0	0	0	0	0	0	0	0	0	0	0	0	0	0	0	0	0	0	0	0	0	0	0
0200	1	0	0	0	0	0	0	0	0	0	0	0	0	0	0	0	0	0	0	0	0	0	0	0	0	0	0	0	0
0300	0	0	0	0	0	0	0	0	0	0	0	0	0	0	0	0	0	0	0	0	0	0	0	0	0	0	0	0	0
0400	1	0	0	0	0	0	0	0	0	0	0	0	0	0	0	0	0	0	1	0	0	0	0	0	0	0	0	0	0
0500	3	0	0	0	0	0	0	0	0	0	0	0	0	0	1	1	1	0	1	0	1	0	0	0	0	0	0	0	0
0600	6	0	0	0	0	0	0	0	0	0	0	0	0	1	2	1	1	0	0	0	0	0	0	0	0	0	0	0	0
0700	26	0	0	0	0	0	0	0	0	0	1	1	2	3	5	4	3	3	2	2	1	0	0	0	0	0	0	0	0
0800	**39**	**0**	**0**	**1**	**0**	**0**	**1**	**0**	**1**	**1**	**1**	**2**	**3**	**3**	**5**	**8**	**5**	**4**	**4**	**1**	**1**	**0**	**0**	**0**	**0**	**0**	**0**	**0**	**0**
0900	34	0	0	0	0	0	0	1	1	0	1	1	1	5	5	5	5	3	2	2	0	0	0	0	0	0	0	0	0
1000	28	0	0	0	0	0	0	0	0	1	1	2	2	3	5	5	4	3	1	0	0	0	0	0	0	0	0	0	0
1100	26	0	0	0	0	0	1	0	1	0	1	2	2	3	4	4	4	2	1	0	0	0	0	0	0	0	0	0	0
1200	32	0	0	0	0	0	1	0	0	0	1	3	4	5	5	4	5	1	2	1	0	0	0	0	0	0	0	0	0
1300	35	0	0	0	0	0	0	0	1	1	1	1	4	6	6	5	4	3	1	1	0	0	0	0	0	0	0	0	0
1400	39	0	0	1	0	0	0	1	1	2	3	3	5	6	5	4	3	1	2	1	0	0	0	0	0	0	0	0	0
1500	37	0	0	0	0	0	0	0	1	1	1	3	5	4	6	6	4	2	2	1	0	0	0	0	0	0	0	0	0
1600	41	0	0	0	1	0	1	1	0	1	0	1	3	7	7	7	5	3	2	1	1	0	0	0	0	0	0	0	0
1700	47	0	0	0	0	0	0	1	0	0	1	1	3	5	8	10	7	5	2	1	1	0	0	0	0	0	0	0	0
1800	**49**	**0**	**0**	**0**	**0**	**0**	**0**	**0**	**0**	**1**	**0**	**1**	**3**	**6**	**9**	**11**	**6**	**5**	**5**	**1**	**1**	**0**	**0**	**0**	**0**	**0**	**0**	**0**	**0**
1900	33	0	0	0	0	0	0	0	1	1	0	0	3	7	5	6	4	3	1	0	1	0	0	0	0	0	0	0	0
2000	18	0	0	0	0	0	0	0	1	1	1	1	2	3	3	3	2	1	0	0	0	0	0	0	0	0	0	0	0
2100	14	0	0	1	0	0	0	0	0	1	1	1	2	1	2	2	1	1	1	0	0	0	0	0	0	0	0	0	0
2200	8	0	0	0	0	0	0	0	0	0	0	1	1	1	1	1	0	0	0	0	0	0	0	0	0	0	0	0	0
2300	4	0	0	0	0	0	0	0	0	0	1	0	0	1	1	1	0	0	0	0	0	0	0	0	0	0	0	0	0
07-19	**434**	**0**	**0**	**3**	**1**	**2**	**4**	**4**	**6**	**7**	**12**	**21**	**37**	**56**	**70**	**73**	**55**	**36**	**25**	**12**	**6**	**2**	**1**	**0**	**0**	**0**	**0**	**0**	**0**
06-22	**505**	**0**	**0**	**4**	**1**	**3**	**4**	**4**	**7**	**10**	**14**	**24**	**44**	**68**	**81**	**84**	**63**	**41**	**28**	**13**	**7**	**3**	**1**	**0**	**0**	**0**	**0**	**0**	**0**
06-00	**518**	**0**	**0**	**4**	**1**	**3**	**4**	**4**	**8**	**10**	**15**	**25**	**45**	**70**	**83**	**86**	**64**	**42**	**28**	**13**	**7**	**3**	**1**	**0**	**0**	**0**	**0**	**0**	**0**
00-00	**528**	**0**	**0**	**4**	**1**	**3**	**4**	**4**	**8**	**11**	**15**	**25**	**45**	**72**	**85**	**87**	**66**	**42**	**30**	**13**	**8**	**3**	**1**	**0**	**0**	**0**	**0**	**0**	**0**

DRAFT

Site 5
Location L-2207-4, att t/post, Lat 53.51079, Long -6.65652
Direction North

3279 / Meath/Cavan/Monaghan ATC's
October 2013
Automatic Traffic Count

Virtual Week (1)

Time	Total	Speed Bins (km/h)																												
		0 - 5	5 - 10	10 - 15	15 - 20	20 - 25	25 - 30	30 - 35	35 - 40	40 - 45	45 - 50	50 - 55	55 - 60	60 - 65	65 - 70	70 - 75	75 - 80	80 - 85	85 - 90	90 - 95	95 - 100	100 - 105	105 - 110	110 - 115	115 - 120	120 - 125	125 - 130	130 - 135	135 - 140
Mon	514	0	0	4	2	1	1	4	10	11	16	23	45	62	86	95	67	38	27	11	7	4	0	0	0	0	0	0	0	0
Tue	550	0	0	7	1	2	6	3	12	16	13	19	52	77	86	79	65	48	32	17	14	1	0	0	0	0	0	0	0	0
Wed	556	0	0	1	2	2	5	3	9	7	15	30	45	75	93	87	62	53	37	14	10	4	1	1	0	0	0	0	0	0
Thu	527	0	0	4	0	2	8	5	6	8	9	31	45	85	82	87	63	48	29	6	7	1	1	0	0	0	0	0	0	0
Fri	577	0	0	7	1	3	1	4	5	10	20	22	46	89	94	95	78	36	36	17	8	2	3	0	0	0	0	0	0	0
|Sat	528	0	0	2	2	3	7	8	7	11	20	34	42	66	83	99	61	35	19	18	6	2	3	0	0	0	0	0	0	0
|Sun	442	0	0	3	2	5	1	4	6	14	12	17	43	47	70	70	63	37	27	8	4	6	1	2	0	0	0	0	0	0
5 Day Ave.	**545**	**0**	**0**	**5**	**1**	**2**	**4**	**4**	**8**	**10**	**15**	**25**	**47**	**78**	**88**	**89**	**67**	**45**	**32**	**13**	**9**	**2**	**1**	**0**	**0**	**0**	**0**	**0**	**0**	**0**
7 Day Ave.	**528**	**0**	**0**	**4**	**1**	**3**	**4**	**4**	**8**	**11**	**15**	**25**	**45**	**72**	**85**	**87**	**66**	**42**	**30**	**13**	**8**	**3**	**1**	**0**	**0**	**0**	**0**	**0**	**0**	**0**
--	**3694**	**0**	**0**	**28**	**10**	**18**	**29**	**31**	**55**	**77**	**105**	**176**	**318**	**501**	**594**	**612**	**459**	**295**	**207**	**91**	**56**	**20**	**9**	**3**	**0**	**0**	**0**	**0**	**0**	**0**

Summary Graphs

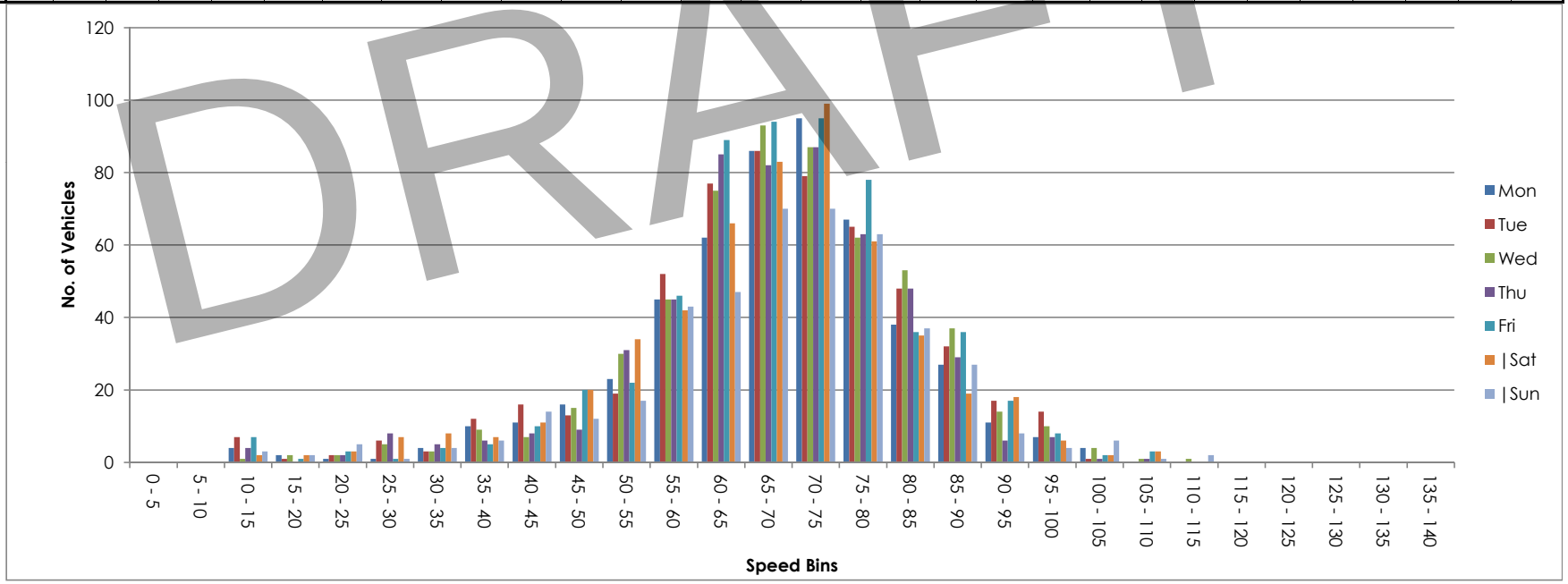

DRAFT

Site 5
Location L-2207-4, att t/post, Lat 53.51079, Long -6.65652
Direction South

3279 / Meath/Cavan/Monaghan ATC's
October 2013
Automatic Traffic Count

Mon, 7 October 2013

Time	Total	Classification												>PSL	>PSL%	>SL1	>SL1%	>SL2	>SL2%	Mean	Vpp
		1 MCL	2 SV	3 SVT	4 TB2	5 TB3	6 T4	7 ART3	8 ART4	9 ART5	10 ART6	11 BD	12 DRT	80	80	85 +5kph	85 +5kph	90 +10kph	90 +10kph		85
0000	1	0	1	0	0	0	0	0	0	0	0	0	0	0	0	0	0	0	0	64.3	-
0100	0	0	0	0	0	0	0	0	0	0	0	0	0	0	0	0	0	0	0	-	-
0200	0	0	0	0	0	0	0	0	0	0	0	0	0	0	0	0	0	0	0	-	-
0300	0	0	0	0	0	0	0	0	0	0	0	0	0	0	0	0	0	0	0	-	-
0400	2	0	2	0	0	0	0	0	0	0	0	0	0	0	0	0	0	0	0	73	-
0500	4	0	2	0	1	0	0	0	1	0	0	0	0	1	25	1	25	0	0	75.4	-
0600	8	0	8	0	0	0	0	0	0	0	0	0	0	6	75	4	50	2	25	85.8	-
0700	34	0	29	1	3	0	0	0	0	0	1	0	0	14	41.2	5	14.7	2	5.9	76.8	84.6
0800	**43**	**1**	**40**	**1**	**1**	**0**	**0**	**0**	**0**	**0**	**0**	**0**	**0**	**22**	**51.2**	**14**	**32.6**	**6**	**14**	**77.4**	**89.3**
0900	35	0	25	2	6	2	0	0	0	0	0	0	0	5	14.3	3	8.6	2	5.7	66.3	79.2
1000	14	1	12	1	0	0	0	0	0	0	0	0	0	5	35.7	4	28.6	3	21.4	70.6	97.6
1100	21	0	16	1	2	0	1	0	0	1	0	0	0	7	33.3	5	23.8	2	9.5	75.2	87.1
1200	28	1	24	0	2	0	1	0	0	0	0	0	0	3	10.7	1	3.6	0	0	67.9	77.8
1300	27	1	22	0	1	0	1	0	0	2	0	0	0	4	14.8	2	7.4	1	3.7	59.2	74.2
1400	40	0	30	2	3	2	1	0	1	1	0	0	0	10	25	7	17.5	5	12.5	68.1	87.5
1500	42	0	32	2	8	0	0	0	0	0	0	0	0	13	31	11	26.2	6	14.3	73.9	89.6
1600	42	0	36	1	3	0	1	0	0	0	0	0	1	7	16.7	1	2.4	0	0	68.3	79.9
1700	**68**	**0**	**61**	**2**	**5**	**0**	**0**	**0**	**0**	**0**	**0**	**0**	**0**	**27**	**39.7**	**15**	**22.1**	**6**	**8.8**	**78.3**	**86.4**
1800	42	0	40	1	1	0	0	0	0	0	0	0	0	17	40.5	8	19	5	11.9	76.9	86
1900	21	1	17	0	3	0	0	0	0	0	0	0	0	2	9.5	0	0	0	0	71.9	79.6
2000	34	0	31	0	3	0	0	0	0	0	0	0	0	11	32.4	5	14.7	5	14.7	74	83.2
2100	14	0	14	0	0	0	0	0	0	0	0	0	0	3	21.4	2	14.3	1	7.1	67.6	81
2200	9	0	8	1	0	0	0	0	0	0	0	0	0	0	0	0	0	0	0	69.8	-
2300	10	0	10	0	0	0	0	0	0	0	0	0	0	3	30	2	20	1	10	68.8	-
07-19	**436**	**4**	**367**	**14**	**35**	**4**	**5**	**0**	**1**	**4**	**1**	**0**	**1**	**134**	**30.7**	**76**	**17.4**	**38**	**8.7**	**72.4**	**86**
06-22	**513**	**5**	**437**	**14**	**41**	**4**	**5**	**0**	**1**	**4**	**1**	**0**	**1**	**156**	**30.4**	**87**	**17**	**46**	**9**	**72.6**	**85.7**
06-00	**532**	**5**	**455**	**15**	**41**	**4**	**5**	**0**	**1**	**4**	**1**	**0**	**1**	**159**	**29.9**	**89**	**16.7**	**47**	**8.8**	**72.5**	**85.7**
00-00	**539**	**5**	**460**	**15**	**42**	**4**	**5**	**0**	**2**	**4**	**1**	**0**	**1**	**160**	**29.7**	**90**	**16.7**	**47**	**8.7**	**72.5**	**85.7**

DRAFT

Site 5
Location L-2207-4, att t/post, Lat 53.51079, Long -6.65652
Direction South

3279 / Meath/Cavan/Monaghan ATC's
October 2013
Automatic Traffic Count

Tue, 8 October 2013

Time	Total	Classification												>PSL	>PSL%	>SL1	>SL1%	>SL2	>SL2%	Mean	Vpp
		1 MCL	2 SV	3 SVT	4 TB2	5 TB3	6 T4	7 ART3	8 ART4	9 ART5	10 ART6	11 BD	12 DRT	80	80	85 +5kph	85 +5kph	90 +10kph	90 +10kph		85
0000	3	0	3	0	0	0	0	0	0	0	0	0	0	0	0	0	0	0	0	66.6	-
0100	1	0	1	0	0	0	0	0	0	0	0	0	0	1	100	1	100	0	0	88.1	-
0200	3	0	2	0	1	0	0	0	0	0	0	0	0	1	33.3	0	0	0	0	70.6	-
0300	0	0	0	0	0	0	0	0	0	0	0	0	0	0	0	0	0	0	0	-	-
0400	0	0	0	0	0	0	0	0	0	0	0	0	0	0	0	0	0	0	0	-	-
0500	3	0	0	0	3	0	0	0	0	0	0	0	0	1	33.3	1	33.3	0	0	69.6	-
0600	11	0	8	0	2	0	0	0	0	1	0	0	0	8	72.7	3	27.3	2	18.2	78	86
0700	33	0	29	2	2	0	0	0	0	0	0	0	0	12	36.4	6	18.2	3	9.1	76.3	85
0800	**47**	**1**	**41**	**0**	**5**	**0**	**0**	**0**	**0**	**0**	**0**	**0**	**0**	**17**	**36.2**	**8**	**17**	**4**	**8.5**	**72.3**	**85.3**
0900	41	0	33	2	6	0	0	0	0	0	0	0	0	9	22	5	12.2	2	4.9	72.1	83.5
1000	25	1	19	0	4	0	0	0	0	1	0	0	0	5	20	3	12	1	4	67.6	83.9
1100	26	1	20	2	3	0	0	0	0	0	0	0	0	11	42.3	5	19.2	2	7.7	70.8	85
1200	31	1	23	3	3	0	1	0	0	0	0	0	0	6	19.4	4	12.9	2	6.5	69.1	82.8
1300	34	1	25	1	4	2	0	0	0	1	0	0	0	7	20.6	2	5.9	0	0	62.5	82.1
1400	24	0	17	2	2	1	1	0	1	0	0	0	0	6	25	2	8.3	0	0	68.3	80.3
1500	29	0	26	0	3	0	0	0	0	0	0	0	0	7	24.1	6	20.7	3	10.3	73.8	87.8
1600	53	0	47	2	2	2	0	0	0	0	0	0	0	10	18.9	8	15.1	6	11.3	70.3	83.2
1700	**70**	**1**	**61**	**2**	**6**	**0**	**0**	**0**	**0**	**0**	**0**	**0**	**0**	**26**	**37.1**	**10**	**14.3**	**8**	**11.4**	**75.2**	**84.6**
1800	41	0	38	0	3	0	0	0	0	0	0	0	0	17	41.5	12	29.3	3	7.3	76.2	86.4
1900	31	0	26	1	4	0	0	0	0	0	0	0	0	9	29	5	16.1	0	0	74.4	83.9
2000	25	0	25	0	0	0	0	0	0	0	0	0	0	8	32	3	12	0	0	71.2	81.7
2100	9	0	9	0	0	0	0	0	0	0	0	0	0	3	33.3	3	33.3	2	22.2	73	-
2200	12	0	11	0	1	0	0	0	0	0	0	0	0	2	16.7	1	8.3	0	0	68.1	79.2
2300	5	0	4	0	1	0	0	0	0	0	0	0	0	1	20	0	0	0	0	72.2	-
07-19	**454**	**6**	**379**	**16**	**43**	**5**	**2**	**0**	**1**	**2**	**0**	**0**	**0**	**133**	**29.3**	**71**	**15.6**	**34**	**7.5**	**71.7**	**85**
06-22	**530**	**6**	**447**	**17**	**49**	**5**	**2**	**0**	**1**	**3**	**0**	**0**	**0**	**161**	**30.4**	**85**	**16**	**38**	**7.2**	**72**	**85.3**
06-00	**547**	**6**	**462**	**17**	**51**	**5**	**2**	**0**	**1**	**3**	**0**	**0**	**0**	**164**	**30**	**86**	**15.7**	**38**	**6.9**	**71.9**	**85**
00-00	**557**	**6**	**468**	**17**	**55**	**5**	**2**	**0**	**1**	**3**	**0**	**0**	**0**	**167**	**30**	**88**	**15.8**	**38**	**6.8**	**71.9**	**85**

DRAFT

Site 5
Location L-2207-4, att t/post, Lat 53.51079, Long -6.65652
Direction South

3279 / Meath/Cavan/Monaghan ATC's
October 2013
Automatic Traffic Count

Wed, 9 October 2013

Time	Total	Classification												>PSL	>PSL%	>SL1	>SL1%	>SL2	>SL2%	Mean	Vpp
		1 MCL	2 SV	3 SVT	4 TB2	5 TB3	6 T4	7 ART3	8 ART4	9 ART5	10 ART6	11 BD	12 DRT	80	80	85 +5kph	85 +5kph	90 +10kph	90 +10kph		85
0000	5	0	5	0	0	0	0	0	0	0	0	0	0	0	0	0	0	0	0	66.9	-
0100	4	0	4	0	0	0	0	0	0	0	0	0	0	2	50	1	25	1	25	80.7	-
0200	3	0	3	0	0	0	0	0	0	0	0	0	0	2	66.7	2	66.7	1	33.3	83.4	-
0300	0	0	0	0	0	0	0	0	0	0	0	0	0	0	0	0	0	0	0	-	-
0400	1	0	1	0	0	0	0	0	0	0	0	0	0	1	100	1	100	1	100	92.3	-
0500	2	0	1	0	1	0	0	0	0	0	0	0	0	2	100	1	50	0	0	83.8	-
0600	12	0	11	0	1	0	0	0	0	0	0	0	0	8	66.7	6	50	4	33.3	86.6	96.5
0700	38	0	34	0	4	0	0	0	0	0	0	0	0	19	50	6	15.8	3	7.9	77.6	85
0800	**60**	**0**	**48**	**2**	**7**	**0**	**1**	**0**	**1**	**1**	**0**	**0**	**0**	**23**	**38.3**	**15**	**25**	**7**	**11.7**	**74.5**	**89.3**
0900	40	0	34	1	4	0	0	0	0	1	0	0	0	13	32.5	8	20	4	10	71	85
1000	29	2	22	2	3	0	0	0	0	0	0	0	0	9	31	4	13.8	1	3.4	71.2	84.6
1100	22	0	17	1	3	0	1	0	0	0	0	0	0	10	45.5	7	31.8	5	22.7	79	93.2
1200	26	0	20	0	3	3	0	0	0	0	0	0	0	7	26.9	3	11.5	2	7.7	71.5	82.1
1300	31	0	27	1	1	0	0	0	2	0	0	0	0	9	29	5	16.1	1	3.2	73.7	84.6
1400	45	1	35	0	6	1	0	0	1	1	0	0	0	10	22.2	6	13.3	4	8.9	70.3	81.4
1500	35	0	34	0	1	0	0	0	0	0	0	0	0	15	42.9	9	25.7	4	11.4	77.1	86.4
1600	42	1	33	2	6	0	0	0	0	0	0	0	0	11	26.2	7	16.7	6	14.3	72	87.1
1700	**66**	**0**	**60**	**2**	**4**	**0**	**0**	**0**	**0**	**0**	**0**	**0**	**0**	**21**	**31.8**	**12**	**18.2**	**4**	**6.1**	**73.9**	**85**
1800	56	0	53	1	2	0	0	0	0	0	0	0	0	25	44.6	12	21.4	4	7.1	75	87.5
1900	25	1	22	1	1	0	0	0	0	0	0	0	0	5	20	4	16	2	8	69.5	81
2000	31	0	31	0	0	0	0	0	0	0	0	0	0	5	16.1	2	6.5	1	3.2	65.9	77.4
2100	16	0	15	1	0	0	0	0	0	0	0	0	0	3	18.8	0	0	0	0	72.9	79.9
2200	3	0	3	0	0	0	0	0	0	0	0	0	0	1	33.3	0	0	0	0	77.7	-
2300	10	0	10	0	0	0	0	0	0	0	0	0	0	0	0	0	0	0	0	66	-
07-19	**490**	**4**	**417**	**12**	**44**	**4**	**2**	**0**	**4**	**3**	**0**	**0**	**0**	**172**	**35.1**	**94**	**19.2**	**45**	**9.2**	**73.8**	**86.4**
06-22	**574**	**5**	**496**	**14**	**46**	**4**	**2**	**0**	**4**	**3**	**0**	**0**	**0**	**193**	**33.6**	**106**	**18.5**	**52**	**9.1**	**73.4**	**86**
06-00	**587**	**5**	**509**	**14**	**46**	**4**	**2**	**0**	**4**	**3**	**0**	**0**	**0**	**194**	**33**	**106**	**18.1**	**52**	**8.9**	**73.3**	**86**
00-00	**602**	**5**	**523**	**14**	**47**	**4**	**2**	**0**	**4**	**3**	**0**	**0**	**0**	**201**	**33.4**	**111**	**18.4**	**55**	**9.1**	**73.4**	**86**

DRAFT

Site 5
Location L-2207-4, att t/post, Lat 53.51079, Long -6.65652
Direction South

3279 / Meath/Cavan/Monaghan ATC's
October 2013
Automatic Traffic Count

Thu, 10 October 2013

Time	Total	Classification												>PSL	>PSL%	>SL1	>SL1%	>SL2	>SL2%	Mean	Vpp
		1 MCL	2 SV	3 SVT	4 TB2	5 TB3	6 T4	7 ART3	8 ART4	9 ART5	10 ART6	11 BD	12 DRT	80	80	85 +5kph	85 +5kph	90 +10kph	90 +10kph		85
0000	3	0	3	0	0	0	0	0	0	0	0	0	0	1	33.3	0	0	0	0	68.3	-
0100	0	0	0	0	0	0	0	0	0	0	0	0	0	0	0	0	0	0	0	-	-
0200	1	0	1	0	0	0	0	0	0	0	0	0	0	0	0	0	0	0	0	57	-
0300	0	0	0	0	0	0	0	0	0	0	0	0	0	0	0	0	0	0	0	-	-
0400	1	0	1	0	0	0	0	0	0	0	0	0	0	0	0	0	0	0	0	61.2	-
0500	2	0	1	0	1	0	0	0	0	0	0	0	0	2	100	1	50	1	50	89.2	-
0600	15	0	11	0	3	0	0	0	0	1	0	0	0	8	53.3	3	20	3	20	80.8	90.7
0700	47	0	44	0	3	0	0	0	0	0	0	0	0	19	40.4	12	25.5	5	10.6	77.3	88.6
0800	**48**	**1**	**39**	**3**	**3**	**1**	**0**	**0**	**0**	**1**	**0**	**0**	**0**	**16**	**33.3**	**10**	**20.8**	**6**	**12.5**	**70.3**	**86.8**
0900	33	0	27	1	5	0	0	0	0	0	0	0	0	8	24.2	4	12.1	2	6.1	70.2	83.9
1000	29	0	27	1	1	0	0	0	0	0	0	0	0	13	44.8	7	24.1	3	10.3	77.6	88.2
1100	21	1	16	2	1	1	0	0	0	0	0	0	0	9	42.9	9	42.9	3	14.3	74.1	88.9
1200	26	1	20	2	2	0	0	0	1	0	0	0	0	7	26.9	5	19.2	4	15.4	74	85
1300	29	0	24	1	3	0	0	0	1	0	0	0	0	6	20.7	3	10.3	0	0	70.7	80.3
1400	26	0	21	0	5	0	0	0	0	0	0	0	0	6	23.1	5	19.2	2	7.7	72.3	86
1500	28	0	21	2	4	0	0	0	0	1	0	0	0	12	42.9	9	32.1	3	10.7	76.7	87.5
1600	43	0	34	2	6	1	0	0	0	0	0	0	0	11	25.6	8	18.6	2	4.7	71.6	85.7
1700	**71**	**0**	**67**	**2**	**2**	**0**	**0**	**0**	**0**	**0**	**0**	**0**	**0**	**21**	**29.6**	**14**	**19.7**	**5**	**7**	**73.2**	**86.8**
1800	39	1	33	1	3	1	0	0	0	0	0	0	0	15	38.5	11	28.2	5	12.8	77.9	87.8
1900	33	0	30	1	1	0	0	1	0	0	0	0	0	6	18.2	3	9.1	1	3	70.8	81.7
2000	32	0	29	0	3	0	0	0	0	0	0	0	0	6	18.8	2	6.3	1	3.1	72.2	81.7
2100	18	0	17	0	1	0	0	0	0	0	0	0	0	8	44.4	3	16.7	2	11.1	73.7	84.2
2200	13	0	13	0	0	0	0	0	0	0	0	0	0	1	7.7	1	7.7	0	0	67.4	77
2300	3	0	3	0	0	0	0	0	0	0	0	0	0	0	0	0	0	0	0	63.2	-
07-19	**440**	**4**	**373**	**17**	**38**	**4**	**0**	**0**	**2**	**2**	**0**	**0**	**0**	**143**	**32.5**	**97**	**22**	**40**	**9.1**	**73.7**	**87.5**
06-22	**538**	**4**	**460**	**18**	**46**	**4**	**0**	**1**	**2**	**3**	**0**	**0**	**0**	**171**	**31.8**	**108**	**20.1**	**47**	**8.7**	**73.7**	**86.8**
06-00	**554**	**4**	**476**	**18**	**46**	**4**	**0**	**1**	**2**	**3**	**0**	**0**	**0**	**172**	**31**	**109**	**19.7**	**47**	**8.5**	**73.5**	**86.4**
00-00	**561**	**4**	**482**	**18**	**47**	**4**	**0**	**1**	**2**	**3**	**0**	**0**	**0**	**175**	**31.2**	**110**	**19.6**	**48**	**8.6**	**73.4**	**86.4**

DRAFT

Site 5
Location L-2207-4, att t/post, Lat 53.51079, Long -6.65652
Direction South

3279 / Meath/Cavan/Monaghan ATC's
October 2013
Automatic Traffic Count

Fri, 11 October 2013

Time	Total	Classification												>PSL	>PSL%	>SL1	>SL1%	>SL2	>SL2%	Mean	Vpp
		1 MCL	2 SV	3 SVT	4 TB2	5 TB3	6 T4	7 ART3	8 ART4	9 ART5	10 ART6	11 BD	12 DRT	80	80	85 +5kph	85 +5kph	90 +10kph	90 +10kph		85
0000	1	0	1	0	0	0	0	0	0	0	0	0	0	0	0	0	0	0	0	74.4	-
0100	0	0	0	0	0	0	0	0	0	0	0	0	0	0	0	0	0	0	0	-	-
0200	2	0	2	0	0	0	0	0	0	0	0	0	0	1	50	0	0	0	0	69.7	-
0300	1	0	1	0	0	0	0	0	0	0	0	0	0	0	0	0	0	0	0	74.2	-
0400	0	0	0	0	0	0	0	0	0	0	0	0	0	0	0	0	0	0	0	-	-
0500	1	0	0	0	1	0	0	0	0	0	0	0	0	1	100	1	100	0	0	89.1	-
0600	12	0	11	0	1	0	0	0	0	0	0	0	0	7	58.3	5	41.7	4	33.3	83.3	96.1
0700	31	0	26	0	5	0	0	0	0	0	0	0	0	14	45.2	9	29	6	19.4	76	90
0800	32	1	27	1	3	0	0	0	0	0	0	0	0	16	50	9	28.1	6	18.8	76.5	91.1
0900	28	0	23	0	1	3	1	0	0	0	0	0	0	11	39.3	7	25	3	10.7	67.3	86
1000	18	0	15	1	2	0	0	0	0	0	0	0	0	6	33.3	4	22.2	4	22.2	73.5	90
1100	**37**	**1**	**28**	**5**	**3**	**0**	**0**	**0**	**0**	**0**	**0**	**0**	**0**	**9**	**24.3**	**5**	**13.5**	**5**	**13.5**	**69.8**	**81**
1200	31	1	25	1	2	0	1	0	1	0	0	0	0	10	32.3	6	19.4	3	9.7	72.3	85.3
1300	34	0	30	0	3	0	0	0	0	1	0	0	0	9	26.5	3	8.8	1	2.9	71.8	82.4
1400	38	0	28	2	6	1	0	0	1	0	0	0	0	8	21.1	3	7.9	1	2.6	66.8	81.4
1500	57	0	52	1	3	1	0	0	0	0	0	0	0	16	28.1	10	17.5	3	5.3	70.1	85.3
1600	63	1	52	1	7	0	2	0	0	0	0	0	0	12	19	4	6.3	3	4.8	69.1	80.3
1700	**66**	**0**	**58**	**4**	**4**	**0**	**0**	**0**	**0**	**0**	**0**	**0**	**0**	**31**	**47**	**17**	**25.8**	**6**	**9.1**	**76.7**	**86.4**
1800	45	0	44	0	1	0	0	0	0	0	0	0	0	12	26.7	11	24.4	8	17.8	76.9	90
1900	25	0	22	0	3	0	0	0	0	0	0	0	0	4	16	0	0	0	0	69.8	79.2
2000	24	0	24	0	0	0	0	0	0	0	0	0	0	6	25	4	16.7	2	8.3	72.8	83.2
2100	10	0	8	1	1	0	0	0	0	0	0	0	0	2	20	2	20	1	10	73.9	-
2200	16	1	14	0	1	0	0	0	0	0	0	0	0	1	6.3	0	0	0	0	58.8	73.1
2300	10	0	10	0	0	0	0	0	0	0	0	0	0	1	10	1	10	1	10	71.3	-
07-19	**480**	**4**	**408**	**16**	**40**	**5**	**4**	**0**	**2**	**1**	**0**	**0**	**0**	**154**	**32.1**	**88**	**18.3**	**49**	**10.2**	**72.3**	**86**
06-22	**551**	**4**	**473**	**17**	**45**	**5**	**4**	**0**	**2**	**1**	**0**	**0**	**0**	**173**	**31.4**	**99**	**18**	**56**	**10.2**	**72.5**	**86**
06-00	**577**	**5**	**497**	**17**	**46**	**5**	**4**	**0**	**2**	**1**	**0**	**0**	**0**	**175**	**30.3**	**100**	**17.3**	**57**	**9.9**	**72.1**	**86**
00-00	**582**	**5**	**501**	**17**	**47**	**5**	**4**	**0**	**2**	**1**	**0**	**0**	**0**	**177**	**30.4**	**101**	**17.4**	**57**	**9.8**	**72.1**	**86**

DRAFT

Site 5
Location L-2207-4, att t/post, Lat 53.51079, Long -6.65652
Direction South

3279 / Meath/Cavan/Monaghan ATC's
October 2013
Automatic Traffic Count

Sat, 12 October 2013

Time	Total	Classification												>PSL	>PSL%	>SL1	>SL1%	>SL2	>SL2%	Mean	Vpp
		1 MCL	2 SV	3 SVT	4 TB2	5 TB3	6 T4	7 ART3	8 ART4	9 ART5	10 ART6	11 BD	12 DRT	80	80	85 +5kph	85 +5kph	90 +10kph	90 +10kph		85
0000	4	0	4	0	0	0	0	0	0	0	0	0	0	2	50	2	50	1	25	76.8	-
0100	3	0	3	0	0	0	0	0	0	0	0	0	0	1	33.3	1	33.3	0	0	72.4	-
0200	1	0	1	0	0	0	0	0	0	0	0	0	0	1	100	1	100	1	100	94.6	-
0300	0	0	0	0	0	0	0	0	0	0	0	0	0	0	0	0	0	0	0	-	-
0400	0	0	0	0	0	0	0	0	0	0	0	0	0	0	0	0	0	0	0	-	-
0500	2	0	1	0	1	0	0	0	0	0	0	0	0	1	50	1	50	1	50	72.8	-
0600	3	0	3	0	0	0	0	0	0	0	0	0	0	3	100	2	66.7	1	33.3	88.5	-
0700	15	0	14	0	1	0	0	0	0	0	0	0	0	7	46.7	4	26.7	3	20	78.2	90.7
0800	24	0	20	1	3	0	0	0	0	0	0	0	0	12	50	9	37.5	6	25	76.6	91.4
0900	21	1	18	1	1	0	0	0	0	0	0	0	0	8	38.1	7	33.3	6	28.6	79.4	92.2
1000	31	1	26	1	2	0	1	0	0	0	0	0	0	15	48.4	9	29	4	12.9	76.8	87.8
1100	**33**	**1**	**25**	**3**	**4**	**0**	**0**	**0**	**0**	**0**	**0**	**0**	**0**	**10**	**30.3**	**4**	**12.1**	**1**	**3**	**68.6**	**82.8**
1200	44	0	40	1	3	0	0	0	0	0	0	0	0	10	22.7	6	13.6	4	9.1	71.6	81.4
1300	35	1	31	1	2	0	0	0	0	0	0	0	0	15	42.9	8	22.9	6	17.1	76.2	92.9
1400	45	2	38	4	1	0	0	0	0	0	0	0	0	11	24.4	5	11.1	2	4.4	71.1	83.2
1500	37	0	34	1	1	0	0	0	1	0	0	0	0	14	37.8	11	29.7	5	13.5	72.4	88.9
1600	35	1	31	1	2	0	0	0	0	0	0	0	0	10	28.6	2	5.7	2	5.7	72.1	82.4
1700	**52**	**1**	**48**	**1**	**1**	**0**	**0**	**0**	**1**	**0**	**0**	**0**	**0**	**13**	**25**	**7**	**13.5**	**1**	**1.9**	**70.1**	**84.2**
1800	43	0	42	0	1	0	0	0	0	0	0	0	0	14	32.6	7	16.3	2	4.7	75.3	85
1900	47	0	46	1	0	0	0	0	0	0	0	0	0	5	10.6	2	4.3	1	2.1	67	77.8
2000	21	0	19	1	1	0	0	0	0	0	0	0	0	4	19	2	9.5	1	4.8	63.3	80.6
2100	15	0	14	1	0	0	0	0	0	0	0	0	0	2	13.3	2	13.3	1	6.7	64.4	77
2200	16	0	14	1	1	0	0	0	0	0	0	0	0	4	25	0	0	0	0	66.3	82.1
2300	9	0	9	0	0	0	0	0	0	0	0	0	0	1	11.1	1	11.1	0	0	62.9	-
07-19	**415**	**8**	**367**	**15**	**22**	**0**	**1**	**0**	**2**	**0**	**0**	**0**	**0**	**139**	**33.5**	**79**	**19**	**42**	**10.1**	**73.3**	**87.1**
06-22	**501**	**8**	**449**	**18**	**23**	**0**	**1**	**0**	**2**	**0**	**0**	**0**	**0**	**153**	**30.5**	**87**	**17.4**	**46**	**9.2**	**72.1**	**86.4**
06-00	**526**	**8**	**472**	**19**	**24**	**0**	**1**	**0**	**2**	**0**	**0**	**0**	**0**	**158**	**30**	**88**	**16.7**	**46**	**8.7**	**71.8**	**86**
00-00	**536**	**8**	**481**	**19**	**25**	**0**	**1**	**0**	**2**	**0**	**0**	**0**	**0**	**163**	**30.4**	**93**	**17.4**	**49**	**9.1**	**71.9**	**86.4**

DRAFT

Site 5
Location L-2207-4, att t/post, Lat 53.51079, Long -6.65652
Direction South

3279 / Meath/Cavan/Monaghan ATC's
October 2013
Automatic Traffic Count

Sun, 13 October 2013

Time	Total	Classification												>PSL	>PSL%	>SL1	>SL1%	>SL2	>SL2%	Mean	Vpp
		1 MCL	2 SV	3 SVT	4 TB2	5 TB3	6 T4	7 ART3	8 ART4	9 ART5	10 ART6	11 BD	12 DRT	80	80	85 +5kph	85 +5kph	90 +10kph	90 +10kph		85
0000	8	0	6	1	1	0	0	0	0	0	0	0	0	2	25	1	12.5	1	12.5	74.3	-
0100	3	0	3	0	0	0	0	0	0	0	0	0	0	2	66.7	2	66.7	0	0	78	-
0200	4	0	3	1	0	0	0	0	0	0	0	0	0	1	25	1	25	0	0	61.1	-
0300	3	0	3	0	0	0	0	0	0	0	0	0	0	0	0	0	0	0	0	77.9	-
0400	0	0	0	0	0	0	0	0	0	0	0	0	0	0	0	0	0	0	0	-	-
0500	2	0	2	0	0	0	0	0	0	0	0	0	0	1	50	1	50	1	50	84.5	-
0600	2	0	2	0	0	0	0	0	0	0	0	0	0	0	0	0	0	0	0	70.8	-
0700	9	0	9	0	0	0	0	0	0	0	0	0	0	4	44.4	2	22.2	0	0	78.8	-
0800	14	1	12	1	0	0	0	0	0	0	0	0	0	5	35.7	1	7.1	0	0	74	83.5
0900	12	0	12	0	0	0	0	0	0	0	0	0	0	5	41.7	5	41.7	4	33.3	83	95
1000	**31**	**2**	**25**	**3**	**0**	**1**	**0**	**0**	**0**	**0**	**0**	**0**	**0**	**7**	**22.6**	**6**	**19.4**	**3**	**9.7**	**66.7**	**86**
1100	29	1	26	0	2	0	0	0	0	0	0	0	0	12	41.4	8	27.6	4	13.8	74.7	89.6
1200	39	2	36	0	1	0	0	0	0	0	0	0	0	14	35.9	8	20.5	5	12.8	74.3	86.4
1300	28	0	22	4	2	0	0	0	0	0	0	0	0	7	25	2	7.1	0	0	69.7	82.8
1400	36	1	30	4	0	0	0	0	0	1	0	0	0	5	13.9	2	5.6	2	5.6	65.6	79.6
1500	29	0	28	0	1	0	0	0	0	0	0	0	0	9	31	6	20.7	3	10.3	73.5	85.7
1600	38	1	34	3	0	0	0	0	0	0	0	0	0	10	26.3	2	5.3	2	5.3	70.3	82.8
1700	34	0	34	0	0	0	0	0	0	0	0	0	0	10	29.4	3	8.8	2	5.9	74.2	82.4
1800	**44**	**0**	**42**	**0**	**1**	**0**	**0**	**0**	**1**	**0**	**0**	**0**	**0**	**16**	**36.4**	**7**	**15.9**	**5**	**11.4**	**75.4**	**84.2**
1900	30	0	30	0	0	0	0	0	0	0	0	0	0	5	16.7	2	6.7	1	3.3	70.1	79.9
2000	21	0	21	0	0	0	0	0	0	0	0	0	0	7	33.3	4	19	3	14.3	76.7	89.6
2100	9	0	9	0	0	0	0	0	0	0	0	0	0	1	11.1	1	11.1	0	0	67.6	-
2200	5	0	5	0	0	0	0	0	0	0	0	0	0	3	60	2	40	1	20	80.1	-
2300	5	0	5	0	0	0	0	0	0	0	0	0	0	0	0	0	0	0	0	63.2	-
07-19	**343**	**8**	**310**	**15**	**7**	**1**	**0**	**0**	**1**	**1**	**0**	**0**	**0**	**104**	**30.3**	**52**	**15.2**	**30**	**8.7**	**72.4**	**85**
06-22	**405**	**8**	**372**	**15**	**7**	**1**	**0**	**0**	**1**	**1**	**0**	**0**	**0**	**117**	**28.9**	**59**	**14.6**	**34**	**8.4**	**72.3**	**84.6**
06-00	**415**	**8**	**382**	**15**	**7**	**1**	**0**	**0**	**1**	**1**	**0**	**0**	**0**	**120**	**28.9**	**61**	**14.7**	**35**	**8.4**	**72.3**	**84.6**
00-00	**435**	**8**	**399**	**17**	**8**	**1**	**0**	**0**	**1**	**1**	**0**	**0**	**0**	**126**	**29**	**66**	**15.2**	**37**	**8.5**	**72.4**	**85**

DRAFT

Site 5
Location L-2207-4, att t/post, Lat 53.51079, Long -6.65652
Direction South

3279 / Meath/Cavan/Monaghan ATC's
October 2013
Automatic Traffic Count

Virtual Day (7)

Time	Total	Classification												>PSL	>PSL%	>SL1	>SL1%	>SL2	>SL2%	Mean	Vpp
		1 MCL	2 SV	3 SVT	4 TB2	5 TB3	6 T4	7 ART3	8 ART4	9 ART5	10 ART6	11 BD	12 DRT	80	80	85 +5kph	85 +5kph	90 +10kph	90 +10kph		85
0000	4	0	3	0	0	0	0	0	0	0	0	0	0	1	20	0	12	0	8	71.2	-
0100	2	0	2	0	0	0	0	0	0	0	0	0	0	1	54.5	1	45.5	0	9.1	78.4	-
0200	2	0	2	0	0	0	0	0	0	0	0	0	0	1	42.9	1	28.6	0	14.3	71.2	-
0300	1	0	1	0	0	0	0	0	0	0	0	0	0	0	0	0	0	0	0	77	-
0400	1	0	1	0	0	0	0	0	0	0	0	0	0	0	25	0	25	0	25	74.9	-
0500	2	0	1	0	1	0	0	0	0	0	0	0	0	1	56.3	1	43.8	0	18.8	78.8	-
0600	9	0	8	0	1	0	0	0	0	0	0	0	0	6	63.5	3	36.5	2	25.4	82.6	-
0700	30	0	26	0	3	0	0	0	0	0	0	0	0	13	43	6	21.3	3	10.6	77	87.8
0800	**38**	**1**	**32**	**1**	**3**	**0**	**0**	**0**	**0**	**0**	**0**	**0**	**0**	**16**	**41.4**	**9**	**24.6**	**5**	**13.1**	**74.2**	**89.3**
0900	30	0	25	1	3	1	0	0	0	0	0	0	0	8	28.1	6	18.6	3	11	71.3	86
1000	25	1	21	1	2	0	0	0	0	0	0	0	0	9	33.9	5	20.9	3	10.7	72.1	87.5
1100	27	1	21	2	3	0	0	0	0	0	0	0	0	10	36	6	22.8	3	11.6	72.6	88.2
1200	32	1	27	1	2	0	0	0	0	0	0	0	0	8	25.3	5	14.7	3	8.9	71.6	84.6
1300	31	0	26	1	2	0	0	0	0	1	0	0	0	8	26.1	4	11.5	1	4.1	69.4	83.5
1400	36	1	28	2	3	1	0	0	1	0	0	0	0	8	22	4	11.8	2	6.3	68.9	82.8
1500	37	0	32	1	3	0	0	0	0	0	0	0	0	12	33.5	9	24.1	4	10.5	73.5	87.5
1600	45	1	38	2	4	0	0	0	0	0	0	0	0	10	22.5	5	10.1	3	6.6	70.4	82.8
1700	**61**	**0**	**56**	**2**	**3**	**0**	**0**	**0**	**0**	**0**	**0**	**0**	**0**	**21**	**34.9**	**11**	**18.3**	**5**	**7.5**	**74.7**	**86**
1800	44	0	42	0	2	0	0	0	0	0	0	0	0	17	37.4	10	21.9	5	10.3	76.2	87.1
1900	30	0	28	1	2	0	0	0	0	0	0	0	0	5	17	2	7.5	1	2.4	70.2	80.6
2000	27	0	26	0	1	0	0	0	0	0	0	0	0	7	25	3	11.7	2	6.9	70.9	83.2
2100	13	0	12	0	0	0	0	0	0	0	0	0	0	3	24.2	2	14.3	1	7.7	70.4	83.2
2200	11	0	10	0	0	0	0	0	0	0	0	0	0	2	16.2	1	5.4	0	1.4	67	81
2300	7	0	7	0	0	0	0	0	0	0	0	0	0	1	11.5	1	7.7	0	3.8	67.2	-
07-19	**437**	**5**	**374**	**15**	**33**	**3**	**2**	**0**	**2**	**2**	**0**	**0**	**0**	**140**	**32**	**80**	**18.2**	**40**	**9.1**	**72.8**	**86**
06-22	**516**	**6**	**448**	**16**	**37**	**3**	**2**	**0**	**2**	**2**	**0**	**0**	**0**	**161**	**31.1**	**90**	**17.5**	**46**	**8.8**	**72.7**	**86**
06-00	**534**	**6**	**465**	**16**	**37**	**3**	**2**	**0**	**2**	**2**	**0**	**0**	**0**	**163**	**30.6**	**91**	**17.1**	**46**	**8.6**	**72.5**	**85.7**
00-00	**545**	**6**	**473**	**17**	**39**	**3**	**2**	**0**	**2**	**2**	**0**	**0**	**0**	**167**	**30.7**	**94**	**17.3**	**47**	**8.7**	**72.5**	**86**

DRAFT

Site 5
Location L-2207-4, att t/post, Lat 53.51079, Long -6.65652
Direction South

3279 / Meath/Cavan/Monaghan ATC's
October 2013
Automatic Traffic Count

Virtual Week (1)

Time	Total	Classification												>PSL	>PSL%	>SL1	>SL1%	>SL2	>SL2%	Mean	Vpp
		1 MCL	2 SV	3 SVT	4 TB2	5 TB3	6 T4	7 ART3	8 ART4	9 ART5	10 ART6	11 BD	12 DRT	80	80	85 +5kph	85 +5kph	90 +10kph	90 +10kph		85
Mon	539	5	460	15	42	4	5	0	2	4	1	0	1	160	29.7	90	16.7	47	8.7	72.5	85.7
Tue	557	6	468	17	55	5	2	0	1	3	0	0	0	167	30	88	15.8	38	6.8	71.9	85
Wed	602	5	523	14	47	4	2	0	4	3	0	0	0	201	33.4	111	18.4	55	9.1	73.4	86
Thu	561	4	482	18	47	4	0	1	2	3	0	0	0	175	31.2	110	19.6	48	8.6	73.4	86.4
Fri	582	5	501	17	47	5	4	0	2	1	0	0	0	177	30.4	101	17.4	57	9.8	72.1	86
| Sat	536	8	481	19	25	0	1	0	2	0	0	0	0	163	30.4	93	17.4	49	9.1	71.9	86.4
| Sun	435	8	399	17	8	1	0	0	1	1	0	0	0	126	29	66	15.2	37	8.5	72.4	85
5 Day Ave.	**568**	**5**	**487**	**16**	**48**	**4**	**3**	**0**	**2**	**3**	**0**	**0**	**0**	**176**	**31.0**	**100**	**17.6**	**49**	**8.6**	**72.7**	**85.8**
7 Day Ave.	**545**	**6**	**473**	**17**	**39**	**3**	**2**	**0**	**2**	**2**	**0**	**0**	**0**	**167**	**30.7**	**94**	**17.3**	**47**	**8.7**	**72.5**	**86.0**
--	**3812**	**41**	**3314**	**117**	**271**	**23**	**14**	**1**	**14**	**15**	**1**	**0**	**1**	**1169**	**30.7**	**659**	**17.3**	**331**	**8.7**	**72.5**	**86.0**

Summary Graphs

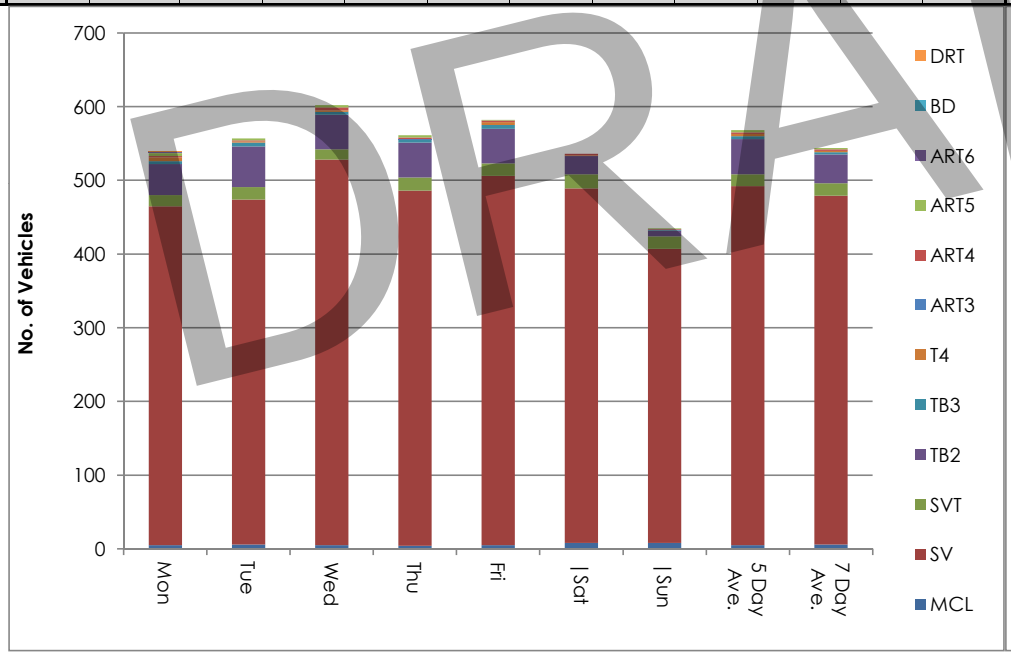

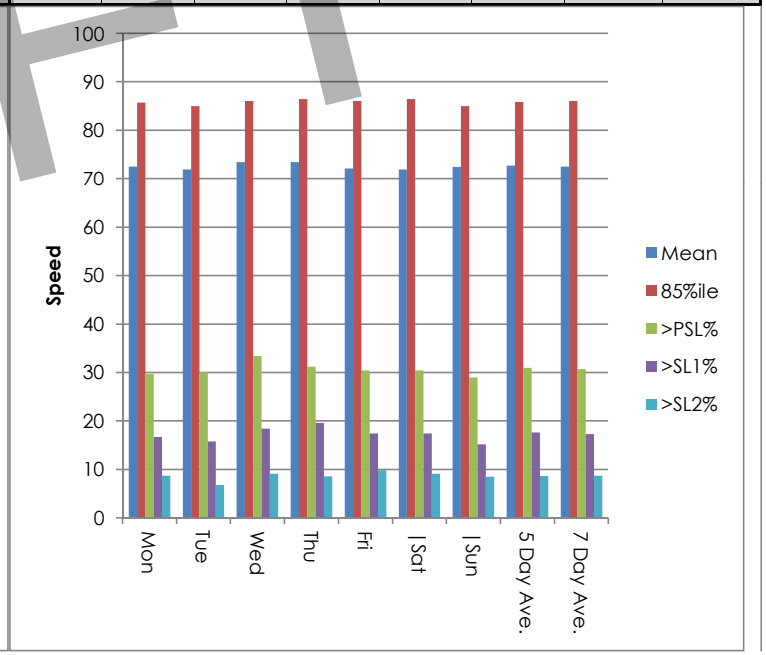

DRAFT

Site 5
Location L-2207-4, att t/post, Lat 53.51079, Long -6.65652
Direction South

3279 / Meath/Cavan/Monaghan ATC's
October 2013
Automatic Traffic Count

Mon, 7 October 2013

Time	Total	Speed Bins (km/h)																											
		0 - 5	5 - 10	10 - 15	15 - 20	20 - 25	25 - 30	30 - 35	35 - 40	40 - 45	45 - 50	50 - 55	55 - 60	60 - 65	65 - 70	70 - 75	75 - 80	80 - 85	85 - 90	90 - 95	95 - 100	100 - 105	105 - 110	110 - 115	115 - 120	120 - 125	125 - 130	130 - 135	135 - 140
0000	1	0	0	0	0	0	0	0	0	0	0	0	0	1	0	0	0	0	0	0	0	0	0	0	0	0	0	0	0
0100	0	0	0	0	0	0	0	0	0	0	0	0	0	0	0	0	0	0	0	0	0	0	0	0	0	0	0	0	0
0200	0	0	0	0	0	0	0	0	0	0	0	0	0	0	0	0	0	0	0	0	0	0	0	0	0	0	0	0	0
0300	0	0	0	0	0	0	0	0	0	0	0	0	0	0	0	0	0	0	0	0	0	0	0	0	0	0	0	0	0
0400	2	0	0	0	0	0	0	0	0	0	0	0	0	0	1	0	1	0	0	0	0	0	0	0	0	0	0	0	0
0500	4	0	0	0	0	0	0	0	0	0	0	0	0	0	1	2	0	0	1	0	0	0	0	0	0	0	0	0	0
0600	8	0	0	0	0	0	0	0	0	0	0	0	0	0	0	2	0	2	2	1	0	0	1	0	0	0	0	0	0
0700	34	0	0	0	0	0	0	0	0	0	0	0	0	3	7	6	4	9	3	2	0	0	0	0	0	0	0	0	0
0800	**43**	**0**	**0**	**0**	**0**	**0**	**0**	**1**	**0**	**0**	**2**	**0**	**2**	**2**	**3**	**6**	**5**	**8**	**8**	**6**	**0**	**0**	**0**	**0**	**0**	**0**	**0**	**0**	**0**
0900	35	0	0	0	1	1	0	0	1	0	3	0	4	5	7	4	4	2	1	0	0	1	1	0	0	0	0	0	0
1000	14	0	0	0	0	0	1	0	0	1	0	0	2	3	0	1	1	1	1	0	1	2	0	0	0	0	0	0	0
1100	21	0	0	0	0	0	0	0	0	0	1	0	0	1	6	4	2	2	3	2	0	0	0	0	0	0	0	0	0
1200	28	0	0	0	0	1	0	0	0	1	0	1	1	1	12	4	4	2	1	0	0	0	0	0	0	0	0	0	0
1300	27	0	0	1	0	0	1	0	5	0	0	2	5	4	3	2	0	2	1	0	0	0	1	0	0	0	0	0	0
1400	40	0	0	0	2	0	0	1	2	1	0	1	2	6	5	5	5	3	2	1	3	1	0	0	0	0	0	0	0
1500	42	0	0	0	0	0	0	0	1	1	1	1	2	3	8	4	8	2	5	4	0	2	0	0	0	0	0	0	0
1600	42	0	0	0	0	0	0	0	1	1	1	2	4	6	6	9	5	6	1	0	0	0	0	0	0	0	0	0	0
1700	**68**	**0**	**0**	**0**	**0**	**0**	**0**	**0**	**0**	**0**	**0**	**1**	**1**	**3**	**6**	**12**	**18**	**12**	**9**	**4**	**1**	**1**	**0**	**0**	**0**	**0**	**0**	**0**	**0**
1800	42	0	0	0	0	0	0	0	0	1	0	0	2	3	4	7	8	9	3	2	1	2	0	0	0	0	0	0	0
1900	21	0	0	0	0	0	0	0	0	0	1	0	0	1	3	9	5	2	0	0	0	0	0	0	0	0	0	0	0
2000	34	0	0	0	0	0	0	0	0	0	0	1	3	3	8	7	1	6	0	1	2	2	0	0	0	0	0	0	0
2100	14	0	0	0	0	0	0	0	1	0	0	1	2	2	2	2	1	1	1	1	0	0	0	0	0	0	0	0	0
2200	9	0	0	0	0	0	0	0	0	0	0	0	1	1	3	0	4	0	0	0	0	0	0	0	0	0	0	0	0
2300	10	0	0	0	1	0	0	0	0	0	0	1	0	1	2	0	2	1	1	1	0	0	0	0	0	0	0	0	0
07-19	**436**	**0**	**0**	**1**	**3**	**2**	**2**	**2**	**10**	**6**	**8**	**8**	**25**	**40**	**67**	**64**	**64**	**58**	**38**	**21**	**6**	**9**	**2**	**0**	**0**	**0**	**0**	**0**	**0**
06-22	**513**	**0**	**0**	**1**	**3**	**2**	**2**	**2**	**11**	**6**	**9**	**10**	**30**	**46**	**80**	**84**	**71**	**69**	**41**	**24**	**8**	**11**	**3**	**0**	**0**	**0**	**0**	**0**	**0**
06-00	**532**	**0**	**0**	**1**	**4**	**2**	**2**	**2**	**11**	**6**	**9**	**11**	**31**	**48**	**85**	**84**	**77**	**70**	**42**	**25**	**8**	**11**	**3**	**0**	**0**	**0**	**0**	**0**	**0**
00-00	**539**	**0**	**0**	**1**	**4**	**2**	**2**	**2**	**11**	**6**	**9**	**11**	**31**	**49**	**87**	**86**	**78**	**70**	**43**	**25**	**8**	**11**	**3**	**0**	**0**	**0**	**0**	**0**	**0**

DRAFT

Site 5
Location L-2207-4, att t/post, Lat 53.51079, Long -6.65652
Direction South

3279 / Meath/Cavan/Monaghan ATC's
October 2013
Automatic Traffic Count

Tue, 8 October 2013

Time	Total	Speed Bins (km/h)																											
		0 - 5	5 - 10	10 - 15	15 - 20	20 - 25	25 - 30	30 - 35	35 - 40	40 - 45	45 - 50	50 - 55	55 - 60	60 - 65	65 - 70	70 - 75	75 - 80	80 - 85	85 - 90	90 - 95	95 - 100	100 - 105	105 - 110	110 - 115	115 - 120	120 - 125	125 - 130	130 - 135	135 - 140
0000	3	0	0	0	0	0	0	0	0	0	0	0	0	2	0	0	1	0	0	0	0	0	0	0	0	0	0	0	0
0100	1	0	0	0	0	0	0	0	0	0	0	0	0	0	0	0	0	0	1	0	0	0	0	0	0	0	0	0	0
0200	3	0	0	0	0	0	0	0	0	0	0	0	1	0	1	0	0	1	0	0	0	0	0	0	0	0	0	0	0
0300	0	0	0	0	0	0	0	0	0	0	0	0	0	0	0	0	0	0	0	0	0	0	0	0	0	0	0	0	0
0400	0	0	0	0	0	0	0	0	0	0	0	0	0	0	0	0	0	0	0	0	0	0	0	0	0	0	0	0	0
0500	3	0	0	0	0	0	0	0	0	0	0	1	0	0	1	0	0	0	1	0	0	0	0	0	0	0	0	0	0
0600	11	0	0	0	1	0	0	0	0	0	0	0	0	0	1	0	1	5	1	0	1	1	0	0	0	0	0	0	0
0700	33	0	0	0	0	0	0	0	0	0	0	0	3	2	4	4	8	6	3	1	1	1	0	0	0	0	0	0	0
0800	**47**	**0**	**0**	**0**	**0**	**0**	**2**	**0**	**1**	**1**	**0**	**1**	**0**	**8**	**4**	**8**	**5**	**9**	**4**	**3**	**1**	**0**	**0**	**0**	**0**	**0**	**0**	**0**	**0**
0900	41	0	0	0	0	0	0	0	0	1	1	2	1	7	6	9	5	4	3	0	0	1	0	1	0	0	0	0	0
1000	25	0	0	0	0	1	0	0	0	0	1	2	3	4	2	2	5	2	2	1	0	0	0	0	0	0	0	0	0
1100	26	0	0	0	0	1	1	1	1	0	0	1	0	1	3	2	4	6	3	1	1	0	0	0	0	0	0	0	0
1200	31	0	0	0	0	0	1	0	0	0	1	1	6	2	6	3	5	2	2	1	1	0	0	0	0	0	0	0	0
1300	34	0	0	0	0	0	2	0	1	4	2	3	1	4	3	5	2	5	2	0	0	0	0	0	0	0	0	0	0
1400	24	0	0	0	0	0	2	0	1	0	0	1	1	1	5	4	3	4	2	0	0	0	0	0	0	0	0	0	0
1500	29	0	0	0	0	0	0	0	2	0	1	0	0	2	5	5	7	1	3	1	2	0	0	0	0	0	0	0	0
1600	53	0	0	0	1	0	0	0	1	1	2	2	5	4	7	13	7	2	2	2	2	2	0	0	0	0	0	0	0
1700	**70**	**0**	**0**	**0**	**0**	**1**	**0**	**0**	**0**	**2**	**0**	**0**	**2**	**7**	**8**	**13**	**11**	**16**	**2**	**4**	**3**	**1**	**0**	**0**	**0**	**0**	**0**	**0**	**0**
1800	41	0	0	0	0	0	0	0	0	1	1	0	1	2	5	6	8	5	9	2	1	0	0	0	0	0	0	0	0
1900	31	0	0	0	0	0	0	0	0	0	0	0	2	4	5	3	8	4	5	0	0	0	0	0	0	0	0	0	0
2000	25	0	0	0	1	0	0	0	0	0	0	2	0	4	2	3	5	5	3	0	0	0	0	0	0	0	0	0	0
2100	9	0	0	0	0	0	0	0	0	0	0	1	0	1	3	1	0	0	1	2	0	0	0	0	0	0	0	0	0
2200	12	0	0	0	0	0	0	0	0	0	1	0	1	3	2	2	1	1	1	0	0	0	0	0	0	0	0	0	0
2300	5	0	0	0	0	0	0	0	0	0	0	0	0	1	1	1	1	1	0	0	0	0	0	0	0	0	0	0	0
07-19	**454**	**0**	**0**	**0**	**1**	**3**	**8**	**1**	**7**	**10**	**9**	**13**	**23**	**44**	**58**	**74**	**70**	**62**	**37**	**16**	**12**	**5**	**0**	**1**	**0**	**0**	**0**	**0**	**0**
06-22	**530**	**0**	**0**	**0**	**3**	**3**	**8**	**1**	**7**	**10**	**9**	**16**	**25**	**53**	**69**	**81**	**84**	**76**	**47**	**18**	**13**	**6**	**0**	**1**	**0**	**0**	**0**	**0**	**0**
06-00	**547**	**0**	**0**	**0**	**3**	**3**	**8**	**1**	**7**	**10**	**10**	**16**	**26**	**57**	**72**	**84**	**86**	**78**	**48**	**18**	**13**	**6**	**0**	**1**	**0**	**0**	**0**	**0**	**0**
00-00	**557**	**0**	**0**	**0**	**3**	**3**	**8**	**1**	**7**	**10**	**10**	**17**	**27**	**59**	**74**	**84**	**87**	**79**	**50**	**18**	**13**	**6**	**0**	**1**	**0**	**0**	**0**	**0**	**0**

DRAFT

Site 5
Location L-2207-4, att t/post, Lat 53.51079, Long -6.65652
Direction South

3279 / Meath/Cavan/Monaghan ATC's
October 2013
Automatic Traffic Count

Wed, 9 October 2013

Time	Total	Speed Bins (km/h)																											
		0 - 5	5 - 10	10 - 15	15 - 20	20 - 25	25 - 30	30 - 35	35 - 40	40 - 45	45 - 50	50 - 55	55 - 60	60 - 65	65 - 70	70 - 75	75 - 80	80 - 85	85 - 90	90 - 95	95 - 100	100 - 105	105 - 110	110 - 115	115 - 120	120 - 125	125 - 130	130 - 135	135 - 140
0000	5	0	0	0	0	0	0	0	0	0	0	0	0	0	5	0	0	0	0	0	0	0	0	0	0	0	0	0	0
0100	4	0	0	0	0	0	0	0	0	0	0	0	0	0	0	1	1	1	0	0	1	0	0	0	0	0	0	0	0
0200	3	0	0	0	0	0	0	0	0	0	0	0	1	0	0	0	0	0	1	0	0	0	1	0	0	0	0	0	0
0300	0	0	0	0	0	0	0	0	0	0	0	0	0	0	0	0	0	0	0	0	0	0	0	0	0	0	0	0	0
0400	1	0	0	0	0	0	0	0	0	0	0	0	0	0	0	0	0	0	0	1	0	0	0	0	0	0	0	0	0
0500	2	0	0	0	0	0	0	0	0	0	0	0	0	0	0	0	0	1	1	0	0	0	0	0	0	0	0	0	0
0600	12	0	0	0	0	0	0	0	0	0	0	0	0	1	0	1	2	2	2	0	2	1	0	1	0	0	0	0	0
0700	38	0	0	0	0	0	0	0	0	0	0	0	0	8	2	5	4	13	3	2	0	1	0	0	0	0	0	0	0
0800	**60**	**0**	**0**	**0**	**0**	**0**	**2**	**1**	**0**	**0**	**0**	**2**	**5**	**1**	**10**	**7**	**9**	**8**	**8**	**3**	**3**	**0**	**1**	**0**	**0**	**0**	**0**	**0**	**0**
0900	40	0	0	0	0	2	0	0	0	1	0	3	2	2	5	8	4	5	4	3	1	0	0	0	0	0	0	0	0
1000	29	0	0	0	0	1	0	1	0	0	0	1	3	1	4	6	3	5	3	0	0	0	0	1	0	0	0	0	0
1100	22	0	0	0	0	0	0	0	0	1	0	1	0	2	2	3	3	3	2	2	0	1	0	2	0	0	0	0	0
1200	26	0	0	0	0	0	1	0	0	0	0	2	1	4	3	3	5	4	1	2	0	0	0	0	0	0	0	0	0
1300	31	0	0	0	0	0	0	0	1	0	0	0	0	4	7	6	4	4	4	1	0	0	0	0	0	0	0	0	0
1400	45	0	0	0	0	0	2	1	0	0	0	1	5	3	5	12	6	4	2	3	0	1	0	0	0	0	0	0	0
1500	35	0	0	0	0	0	0	0	0	0	1	1	0	2	4	8	4	6	5	1	2	1	0	0	0	0	0	0	0
1600	42	0	0	0	0	0	1	1	0	0	0	0	2	8	10	7	2	4	1	2	3	1	0	0	0	0	0	0	0
1700	**66**	**0**	**0**	**0**	**0**	**0**	**0**	**0**	**1**	**3**	**0**	**2**	**3**	**6**	**3**	**12**	**15**	**9**	**8**	**2**	**2**	**0**	**0**	**0**	**0**	**0**	**0**	**0**	**0**
1800	56	0	0	0	0	0	1	0	1	0	1	3	2	4	2	8	9	13	8	2	1	1	0	0	0	0	0	0	0
1900	25	0	0	0	0	0	0	0	1	2	0	1	2	2	4	2	6	1	2	2	0	0	0	0	0	0	0	0	0
2000	31	0	0	0	0	0	0	0	2	2	0	0	5	4	7	3	3	3	1	1	0	0	0	0	0	0	0	0	0
2100	16	0	0	0	0	0	0	0	0	0	0	0	1	3	1	4	4	3	0	0	0	0	0	0	0	0	0	0	0
2200	3	0	0	0	0	0	0	0	0	0	0	0	0	0	0	1	1	1	0	0	0	0	0	0	0	0	0	0	0
2300	10	0	0	0	0	0	0	0	0	0	0	1	0	3	3	3	0	0	0	0	0	0	0	0	0	0	0	0	0
07-19	**490**	**0**	**0**	**0**	**0**	**3**	**7**	**4**	**3**	**5**	**2**	**16**	**23**	**45**	**57**	**85**	**68**	**78**	**49**	**23**	**12**	**6**	**1**	**3**	**0**	**0**	**0**	**0**	**0**
06-22	**574**	**0**	**0**	**0**	**0**	**3**	**7**	**4**	**6**	**9**	**2**	**17**	**31**	**55**	**69**	**95**	**83**	**87**	**54**	**26**	**14**	**7**	**1**	**4**	**0**	**0**	**0**	**0**	**0**
06-00	**587**	**0**	**0**	**0**	**0**	**3**	**7**	**4**	**6**	**9**	**2**	**18**	**31**	**58**	**72**	**99**	**84**	**88**	**54**	**26**	**14**	**7**	**1**	**4**	**0**	**0**	**0**	**0**	**0**
00-00	**602**	**0**	**0**	**0**	**0**	**3**	**7**	**4**	**6**	**9**	**2**	**18**	**32**	**58**	**77**	**100**	**85**	**90**	**56**	**27**	**15**	**7**	**2**	**4**	**0**	**0**	**0**	**0**	**0**

DRAFT

Site 5
Location L-2207-4, att t/post, Lat 53.51079, Long -6.65652
Direction South

3279 / Meath/Cavan/Monaghan ATC's
October 2013
Automatic Traffic Count

Thu, 10 October 2013

Time	Total	Speed Bins (km/h)																											
		0 - 5	5 - 10	10 - 15	15 - 20	20 - 25	25 - 30	30 - 35	35 - 40	40 - 45	45 - 50	50 - 55	55 - 60	60 - 65	65 - 70	70 - 75	75 - 80	80 - 85	85 - 90	90 - 95	95 - 100	100 - 105	105 - 110	110 - 115	115 - 120	120 - 125	125 - 130	130 - 135	135 - 140
0000	3	0	0	0	0	0	0	0	0	0	0	0	0	2	0	0	0	1	0	0	0	0	0	0	0	0	0	0	0
0100	0	0	0	0	0	0	0	0	0	0	0	0	0	0	0	0	0	0	0	0	0	0	0	0	0	0	0	0	0
0200	1	0	0	0	0	0	0	0	0	0	0	0	1	0	0	0	0	0	0	0	0	0	0	0	0	0	0	0	0
0300	0	0	0	0	0	0	0	0	0	0	0	0	0	0	0	0	0	0	0	0	0	0	0	0	0	0	0	0	0
0400	1	0	0	0	0	0	0	0	0	0	0	0	0	1	0	0	0	0	0	0	0	0	0	0	0	0	0	0	0
0500	2	0	0	0	0	0	0	0	0	0	0	0	0	0	0	0	0	1	0	1	0	0	0	0	0	0	0	0	0
0600	15	0	0	0	0	0	0	0	0	0	0	0	0	2	0	1	4	5	0	2	0	1	0	0	0	0	0	0	0
0700	47	0	0	0	0	0	1	0	0	0	0	1	1	2	8	7	8	7	7	2	1	1	0	0	0	0	1	0	0
0800	**48**	**0**	**0**	**0**	**0**	**0**	**1**	**1**	**1**	**1**	**1**	**7**	**3**	**0**	**6**	**5**	**6**	**6**	**4**	**2**	**3**	**1**	**0**	**0**	**0**	**0**	**0**	**0**	**0**
0900	33	0	0	0	0	0	0	1	0	1	0	2	1	6	6	6	2	4	2	0	2	0	0	0	0	0	0	0	0
1000	29	0	0	0	0	0	0	0	1	0	1	0	0	0	2	5	7	6	4	1	1	1	0	0	0	0	0	0	0
1100	21	0	0	0	0	0	1	0	1	0	1	2	0	1	1	2	3	0	6	2	0	0	0	1	0	0	0	0	0
1200	26	0	0	0	0	0	0	1	0	0	0	1	3	0	4	3	7	2	1	3	0	1	0	0	0	0	0	0	0
1300	29	0	0	0	0	0	0	0	0	0	1	1	3	3	5	3	7	3	3	0	0	0	0	0	0	0	0	0	0
1400	26	0	0	0	0	0	1	0	0	0	1	1	1	1	5	6	4	1	3	1	1	0	0	0	0	0	0	0	0
1500	28	0	0	0	0	0	0	0	0	1	0	0	1	2	4	7	1	3	6	1	1	1	0	0	0	0	0	0	0
1600	43	0	0	0	0	1	0	0	1	0	0	2	4	6	2	8	8	3	6	0	1	0	0	1	0	0	0	0	0
1700	**71**	**0**	**0**	**0**	**0**	**0**	**0**	**0**	**1**	**1**	**0**	**4**	**4**	**8**	**8**	**12**	**12**	**7**	**9**	**3**	**1**	**1**	**0**	**0**	**0**	**0**	**0**	**0**	**0**
1800	39	0	0	0	0	0	0	1	0	0	0	0	0	3	7	3	10	4	6	0	4	1	0	0	0	0	0	0	0
1900	33	0	0	0	0	0	0	0	0	1	0	1	4	3	6	5	7	3	2	1	0	0	0	0	0	0	0	0	0
2000	32	0	0	0	0	0	0	0	0	0	1	0	1	4	9	6	5	4	1	0	1	0	0	0	0	0	0	0	0
2100	18	0	0	0	0	0	0	0	0	0	2	0	2	1	2	1	2	5	1	0	2	0	0	0	0	0	0	0	0
2200	13	0	0	0	0	0	0	0	0	0	1	1	3	0	2	2	3	0	1	0	0	0	0	0	0	0	0	0	0
2300	3	0	0	0	0	0	0	0	0	0	0	0	0	2	1	0	0	0	0	0	0	0	0	0	0	0	0	0	0
07-19	**440**	**0**	**0**	**0**	**0**	**1**	**4**	**4**	**5**	**4**	**5**	**21**	**21**	**32**	**58**	**67**	**75**	**46**	**57**	**15**	**15**	**7**	**0**	**2**	**0**	**0**	**1**	**0**	**0**
06-22	**538**	**0**	**0**	**0**	**0**	**1**	**4**	**4**	**5**	**5**	**8**	**22**	**28**	**42**	**75**	**80**	**93**	**63**	**61**	**18**	**18**	**8**	**0**	**2**	**0**	**0**	**1**	**0**	**0**
06-00	**554**	**0**	**0**	**0**	**0**	**1**	**4**	**4**	**5**	**5**	**9**	**23**	**31**	**44**	**78**	**82**	**96**	**63**	**62**	**18**	**18**	**8**	**0**	**2**	**0**	**0**	**1**	**0**	**0**
00-00	**561**	**0**	**0**	**0**	**0**	**1**	**4**	**4**	**5**	**5**	**9**	**23**	**32**	**47**	**78**	**82**	**96**	**65**	**62**	**19**	**18**	**8**	**0**	**2**	**0**	**0**	**1**	**0**	**0**

DRAFT

Site 5
Location L-2207-4, att t/post, Lat 53.51079, Long -6.65652
Direction South

3279 / Meath/Cavan/Monaghan ATC's
October 2013
Automatic Traffic Count

Fri, 11 October 2013

Time	Total	Speed Bins (km/h)																											
		0 - 5	5 - 10	10 - 15	15 - 20	20 - 25	25 - 30	30 - 35	35 - 40	40 - 45	45 - 50	50 - 55	55 - 60	60 - 65	65 - 70	70 - 75	75 - 80	80 - 85	85 - 90	90 - 95	95 - 100	100 - 105	105 - 110	110 - 115	115 - 120	120 - 125	125 - 130	130 - 135	135 - 140
0000	1	0	0	0	0	0	0	0	0	0	0	0	0	0	0	1	0	0	0	0	0	0	0	0	0	0	0	0	0
0100	0	0	0	0	0	0	0	0	0	0	0	0	0	0	0	0	0	0	0	0	0	0	0	0	0	0	0	0	0
0200	2	0	0	0	0	0	0	0	0	0	0	0	1	0	0	0	0	1	0	0	0	0	0	0	0	0	0	0	0
0300	1	0	0	0	0	0	0	0	0	0	0	0	0	0	0	1	0	0	0	0	0	0	0	0	0	0	0	0	0
0400	0	0	0	0	0	0	0	0	0	0	0	0	0	0	0	0	0	0	0	0	0	0	0	0	0	0	0	0	0
0500	1	0	0	0	0	0	0	0	0	0	0	0	0	0	0	0	0	0	1	0	0	0	0	0	0	0	0	0	0
0600	12	0	0	0	0	0	0	0	0	0	0	0	0	1	1	1	2	2	1	1	3	0	0	0	0	0	0	0	0
0700	31	0	0	0	0	0	1	0	0	2	0	0	2	0	4	4	4	5	3	2	2	0	1	1	0	0	0	0	0
0800	32	0	0	0	1	0	0	1	0	0	0	2	0	0	4	1	7	7	3	3	3	0	0	0	0	0	0	0	0
0900	28	0	0	2	0	1	0	0	0	1	2	1	1	3	1	4	1	4	4	2	0	1	0	0	0	0	0	0	0
1000	18	0	0	0	0	0	1	0	0	0	1	0	1	1	2	1	5	2	0	4	0	0	0	0	0	0	0	0	0
1100	**37**	**0**	**0**	**0**	**0**	**2**	**0**	**0**	**1**	**2**	**0**	**1**	**1**	**3**	**3**	**10**	**5**	**4**	**0**	**2**	**2**	**1**	**0**	**0**	**0**	**0**	**0**	**0**	**0**
1200	31	0	0	0	0	1	0	0	0	0	1	1	1	4	6	3	4	4	3	1	2	0	0	0	0	0	0	0	0
1300	34	0	0	0	0	0	0	0	0	3	0	0	2	2	7	7	4	6	2	1	0	0	0	0	0	0	0	0	0
1400	38	0	0	0	0	0	0	1	1	2	0	3	3	5	8	5	2	5	2	0	1	0	0	0	0	0	0	0	0
1500	57	0	0	0	0	0	0	3	2	0	0	5	2	3	10	12	4	6	7	2	1	0	0	0	0	0	0	0	0
1600	63	0	0	0	0	0	1	0	0	1	1	4	8	6	11	13	6	8	1	2	0	1	0	0	0	0	0	0	0
1700	**66**	**0**	**0**	**0**	**0**	**0**	**0**	**0**	**1**	**0**	**3**	**0**	**2**	**4**	**8**	**9**	**8**	**14**	**11**	**2**	**2**	**1**	**1**	**0**	**0**	**0**	**0**	**0**	**0**
1800	45	0	0	0	0	0	0	0	0	0	0	1	2	2	7	11	10	1	3	4	3	0	0	0	0	1	0	0	0
1900	25	0	0	0	0	0	0	0	0	0	1	1	3	3	3	5	5	4	0	0	0	0	0	0	0	0	0	0	0
2000	24	0	0	0	0	0	1	0	0	0	0	1	2	1	5	4	4	2	2	1	0	0	1	0	0	0	0	0	0
2100	10	0	0	0	0	0	0	0	0	0	0	0	2	0	2	3	1	0	1	0	0	1	0	0	0	0	0	0	0
2200	16	0	0	0	2	0	0	0	0	0	0	2	4	3	0	4	0	1	0	0	0	0	0	0	0	0	0	0	0
2300	10	0	0	0	0	0	0	0	0	0	0	2	1	0	0	3	3	0	0	0	1	0	0	0	0	0	0	0	0
07-19	**480**	**0**	**0**	**2**	**1**	**4**	**3**	**5**	**5**	**11**	**8**	**18**	**25**	**33**	**71**	**80**	**60**	**66**	**39**	**25**	**16**	**4**	**2**	**1**	**0**	**1**	**0**	**0**	**0**
06-22	**551**	**0**	**0**	**2**	**1**	**4**	**4**	**5**	**5**	**11**	**9**	**20**	**32**	**38**	**82**	**93**	**72**	**74**	**43**	**27**	**19**	**5**	**3**	**1**	**0**	**1**	**0**	**0**	**0**
06-00	**577**	**0**	**0**	**2**	**3**	**4**	**4**	**5**	**5**	**11**	**9**	**24**	**37**	**41**	**82**	**100**	**75**	**75**	**43**	**27**	**20**	**5**	**3**	**1**	**0**	**1**	**0**	**0**	**0**
00-00	**582**	**0**	**0**	**2**	**3**	**4**	**4**	**5**	**5**	**11**	**9**	**24**	**38**	**41**	**82**	**102**	**75**	**76**	**44**	**27**	**20**	**5**	**3**	**1**	**0**	**1**	**0**	**0**	**0**

DRAFT

Site 5
Location L-2207-4, att t/post, Lat 53.51079, Long -6.65652
Direction South

3279 / Meath/Cavan/Monaghan ATC's
October 2013
Automatic Traffic Count

Sat, 12 October 2013

Time	Total	Speed Bins (km/h)																												
		0 - 5	5 - 10	10 - 15	15 - 20	20 - 25	25 - 30	30 - 35	35 - 40	40 - 45	45 - 50	50 - 55	55 - 60	60 - 65	65 - 70	70 - 75	75 - 80	80 - 85	85 - 90	90 - 95	95 - 100	100 - 105	105 - 110	110 - 115	115 - 120	120 - 125	125 - 130	130 - 135	135 - 140
0000	4	0	0	0	0	0	0	0	0	0	0	0	1	0	0	1	0	0	1	1	0	0	0	0	0	0	0	0	0	0
0100	3	0	0	0	0	0	0	0	0	0	0	0	0	1	0	1	0	0	1	0	0	0	0	0	0	0	0	0	0	0
0200	1	0	0	0	0	0	0	0	0	0	0	0	0	0	0	0	0	0	0	1	0	0	0	0	0	0	0	0	0	0
0300	0	0	0	0	0	0	0	0	0	0	0	0	0	0	0	0	0	0	0	0	0	0	0	0	0	0	0	0	0	0
0400	0	0	0	0	0	0	0	0	0	0	0	0	0	0	0	0	0	0	0	0	0	0	0	0	0	0	0	0	0	0
0500	2	0	0	0	0	0	0	0	0	0	0	1	0	0	0	0	0	0	0	1	0	0	0	0	0	0	0	0	0	0
0600	3	0	0	0	0	0	0	0	0	0	0	0	0	0	0	0	0	1	1	1	0	0	0	0	0	0	0	0	0	0
0700	15	0	0	0	0	0	0	0	0	0	0	0	0	1	3	2	2	3	1	3	0	0	0	0	0	0	0	0	0	0
0800	24	0	0	0	0	0	0	1	0	0	1	0	1	3	1	4	1	3	3	4	2	0	0	0	0	0	0	0	0	0
0900	21	0	0	0	0	0	0	0	1	0	0	0	2	1	1	3	5	1	1	3	0	1	1	0	0	1	0	0	0	0
1000	31	0	0	0	0	0	0	1	0	0	1	0	3	2	1	5	3	6	5	2	1	0	0	0	1	0	0	0	0	0
1100	**33**	**0**	**0**	**0**	**0**	**1**	**0**	**1**	**0**	**0**	**2**	**2**	**4**	**2**	**3**	**4**	**4**	**6**	**3**	**1**	**0**	**0**	**0**	**0**	**0**	**0**	**0**	**0**	**0**	**0**
1200	44	0	0	0	0	0	0	1	0	0	1	1	1	6	10	10	4	4	2	3	1	0	0	0	0	0	0	0	0	0
1300	35	0	0	0	0	0	1	0	0	0	1	0	3	4	0	7	4	7	2	3	2	0	0	0	0	1	0	0	0	0
1400	45	0	0	0	0	0	0	1	1	2	2	1	3	2	3	10	9	6	3	1	0	0	0	0	0	0	0	1	0	0
1500	37	0	0	0	1	0	0	1	1	0	1	1	3	2	3	5	5	3	6	4	1	0	0	0	0	0	0	0	0	0
1600	35	0	0	0	0	0	1	0	0	0	0	1	2	2	8	7	4	8	0	1	1	0	0	0	0	0	0	0	0	0
1700	**52**	**0**	**0**	**0**	**0**	**0**	**0**	**1**	**0**	**3**	**0**	**2**	**6**	**5**	**4**	**12**	**6**	**6**	**6**	**1**	**0**	**0**	**0**	**0**	**0**	**0**	**0**	**0**	**0**	**0**
1800	43	0	0	0	0	0	0	0	0	1	0	1	1	2	7	6	11	7	5	1	1	0	0	0	0	0	0	0	0	0
1900	47	0	0	0	0	0	0	1	0	3	2	1	5	6	5	12	7	3	1	1	0	0	0	0	0	0	0	0	0	0
2000	21	0	0	0	0	0	0	1	1	2	2	1	0	3	5	1	1	2	1	0	0	1	0	0	0	0	0	0	0	0
2100	15	0	0	0	0	0	0	0	0	2	2	3	0	0	0	3	3	0	1	1	0	0	0	0	0	0	0	0	0	0
2200	16	0	0	0	0	0	0	0	1	3	0	1	0	1	1	1	4	4	0	0	0	0	0	0	0	0	0	0	0	0
2300	9	0	0	0	0	0	0	0	0	1	0	3	0	0	2	2	0	0	1	0	0	0	0	0	0	0	0	0	0	0
07-19	**415**	**0**	**0**	**0**	**1**	**1**	**2**	**7**	**3**	**6**	**9**	**9**	**29**	**32**	**44**	**75**	**58**	**60**	**37**	**27**	**9**	**1**	**1**	**0**	**1**	**2**	**1**	**0**	**0**
06-22	**501**	**0**	**0**	**0**	**1**	**1**	**2**	**9**	**4**	**13**	**15**	**14**	**34**	**41**	**54**	**91**	**69**	**66**	**41**	**30**	**9**	**2**	**1**	**0**	**1**	**2**	**1**	**0**	**0**
06-00	**526**	**0**	**0**	**0**	**1**	**1**	**2**	**9**	**5**	**17**	**15**	**18**	**34**	**42**	**57**	**94**	**73**	**70**	**42**	**30**	**9**	**2**	**1**	**0**	**1**	**2**	**1**	**0**	**0**
00-00	**536**	**0**	**0**	**0**	**1**	**1**	**2**	**9**	**5**	**17**	**15**	**19**	**35**	**43**	**57**	**96**	**73**	**70**	**44**	**33**	**9**	**2**	**1**	**0**	**1**	**2**	**1**	**0**	**0**

DRAFT

Site 5
Location L-2207-4, att t/post, Lat 53.51079, Long -6.65652
Direction South

3279 / Meath/Cavan/Monaghan ATC's
October 2013
Automatic Traffic Count

Sun, 13 October 2013

Time	Total	Speed Bins (km/h)																											
		0 - 5	5 - 10	10 - 15	15 - 20	20 - 25	25 - 30	30 - 35	35 - 40	40 - 45	45 - 50	50 - 55	55 - 60	60 - 65	65 - 70	70 - 75	75 - 80	80 - 85	85 - 90	90 - 95	95 - 100	100 - 105	105 - 110	110 - 115	115 - 120	120 - 125	125 - 130	130 - 135	135 - 140
0000	8	0	0	0	0	0	0	0	0	0	0	1	0	1	0	3	1	1	0	0	1	0	0	0	0	0	0	0	0
0100	3	0	0	0	0	0	0	0	0	0	0	0	1	0	0	0	0	0	2	0	0	0	0	0	0	0	0	0	0
0200	4	0	0	0	0	0	0	0	0	2	0	0	0	0	0	0	1	0	1	0	0	0	0	0	0	0	0	0	0
0300	3	0	0	0	0	0	0	0	0	0	0	0	0	0	0	0	3	0	0	0	0	0	0	0	0	0	0	0	0
0400	0	0	0	0	0	0	0	0	0	0	0	0	0	0	0	0	0	0	0	0	0	0	0	0	0	0	0	0	0
0500	2	0	0	0	0	0	0	0	0	0	0	0	0	0	0	1	0	0	0	1	0	0	0	0	0	0	0	0	0
0600	2	0	0	0	0	0	0	0	0	0	0	0	0	0	1	1	0	0	0	0	0	0	0	0	0	0	0	0	0
0700	9	0	0	0	0	0	0	0	0	0	0	0	0	0	1	1	3	2	2	0	0	0	0	0	0	0	0	0	0
0800	14	0	0	0	1	0	0	0	0	0	0	0	0	0	1	4	3	4	1	0	0	0	0	0	0	0	0	0	0
0900	12	0	0	0	0	0	0	0	0	0	0	0	1	0	0	2	4	0	1	1	2	0	1	0	0	0	0	0	0
1000	**31**	**0**	**0**	**0**	**1**	**0**	**1**	**3**	**0**	**0**	**1**	**0**	**3**	**2**	**2**	**6**	**5**	**1**	**3**	**2**	**1**	**0**	**0**	**0**	**0**	**0**	**0**	**0**	**0**
1100	29	0	0	0	0	0	0	2	0	0	0	1	3	1	0	5	5	4	4	3	0	0	0	0	1	0	0	0	0
1200	39	0	0	0	0	0	1	1	0	0	0	1	2	6	2	6	6	6	3	3	0	0	0	1	1	0	0	0	0
1300	28	0	0	0	0	0	0	0	0	0	0	4	2	6	3	1	5	5	2	0	0	0	0	0	0	0	0	0	0
1400	36	0	0	0	0	0	1	1	0	3	2	1	5	4	3	7	4	3	0	1	0	0	0	0	0	1	0	0	0
1500	29	0	0	0	0	0	0	0	1	0	0	2	4	1	3	1	8	3	3	2	0	1	0	0	0	0	0	0	0
1600	38	0	0	0	0	1	1	1	0	0	0	1	3	3	6	8	4	8	0	0	1	0	0	0	1	0	0	0	0
1700	34	0	0	0	0	0	0	0	0	0	1	0	2	3	4	8	6	7	1	2	0	0	0	0	0	0	0	0	0
1800	**44**	**0**	**0**	**0**	**0**	**0**	**0**	**0**	**0**	**0**	**0**	**2**	**1**	**3**	**8**	**8**	**6**	**9**	**2**	**5**	**0**	**0**	**0**	**0**	**0**	**0**	**0**	**0**	**0**
1900	30	0	0	0	0	0	0	0	0	0	1	5	1	0	7	5	6	3	1	0	1	0	0	0	0	0	0	0	0
2000	21	0	0	0	0	0	0	0	0	0	0	0	0	2	4	4	4	3	1	3	0	0	0	0	0	0	0	0	0
2100	9	0	0	0	0	1	0	0	0	0	0	0	0	1	1	5	0	0	1	0	0	0	0	0	0	0	0	0	0
2200	5	0	0	0	0	0	0	0	0	0	0	0	1	0	0	1	0	1	1	0	1	0	0	0	0	0	0	0	0
2300	5	0	0	0	0	0	0	0	0	0	0	1	0	3	0	0	1	0	0	0	0	0	0	0	0	0	0	0	0
07-19	**343**	**0**	**0**	**0**	**2**	**1**	**4**	**8**	**1**	**3**	**4**	**12**	**26**	**29**	**33**	**57**	**59**	**52**	**22**	**19**	**4**	**1**	**1**	**1**	**3**	**1**	**0**	**0**	**0**
06-22	**405**	**0**	**0**	**0**	**2**	**2**	**4**	**8**	**1**	**3**	**5**	**17**	**27**	**32**	**46**	**72**	**69**	**58**	**25**	**22**	**5**	**1**	**1**	**1**	**3**	**1**	**0**	**0**	**0**
06-00	**415**	**0**	**0**	**0**	**2**	**2**	**4**	**8**	**1**	**3**	**5**	**18**	**28**	**35**	**46**	**73**	**70**	**59**	**26**	**22**	**6**	**1**	**1**	**1**	**3**	**1**	**0**	**0**	**0**
00-00	**435**	**0**	**0**	**0**	**2**	**2**	**4**	**8**	**1**	**5**	**5**	**19**	**29**	**36**	**46**	**77**	**75**	**60**	**29**	**23**	**7**	**1**	**1**	**1**	**3**	**1**	**0**	**0**	**0**

DRAFT

Site 5
Location L-2207-4, att t/post, Lat 53.51079, Long -6.65652
Direction South

3279 / Meath/Cavan/Monaghan ATC's
October 2013
Automatic Traffic Count

Virtual Day (7)

Time	Total	Speed Bins (km/h)																											
		0 - 5	5 - 10	10 - 15	15 - 20	20 - 25	25 - 30	30 - 35	35 - 40	40 - 45	45 - 50	50 - 55	55 - 60	60 - 65	65 - 70	70 - 75	75 - 80	80 - 85	85 - 90	90 - 95	95 - 100	100 - 105	105 - 110	110 - 115	115 - 120	120 - 125	125 - 130	130 - 135	135 - 140
0000	4	0	0	0	0	0	0	0	0	0	0	0	0	1	1	1	0	0	0	0	0	0	0	0	0	0	0	0	0
0100	2	0	0	0	0	0	0	0	0	0	0	0	0	0	0	0	0	0	1	0	0	0	0	0	0	0	0	0	0
0200	2	0	0	0	0	0	0	0	0	0	0	0	1	0	0	0	0	0	0	0	0	0	0	0	0	0	0	0	0
0300	1	0	0	0	0	0	0	0	0	0	0	0	0	0	0	0	0	0	0	0	0	0	0	0	0	0	0	0	0
0400	1	0	0	0	0	0	0	0	0	0	0	0	0	0	0	0	0	0	0	0	0	0	0	0	0	0	0	0	0
0500	2	0	0	0	0	0	0	0	0	0	0	0	0	0	0	0	0	0	1	0	0	0	0	0	0	0	0	0	0
0600	9	0	0	0	0	0	0	0	0	0	0	0	0	1	0	1	1	2	1	1	1	0	0	0	0	0	0	0	0
0700	30	0	0	0	0	0	0	0	0	0	0	0	1	2	4	4	5	6	3	2	1	0	0	0	0	0	0	0	0
0800	**38**	**0**	**0**	**0**	**0**	**0**	**1**	**1**	**0**	**0**	**1**	**2**	**2**	**2**	**4**	**5**	**5**	**6**	**4**	**3**	**2**	**0**	**0**	**0**	**0**	**0**	**0**	**0**	**0**
0900	30	0	0	0	0	1	0	0	0	1	1	1	2	3	4	5	4	3	2	1	1	1	0	0	0	0	0	0	0
1000	25	0	0	0	0	0	0	1	0	0	1	0	2	2	2	4	4	3	3	1	1	0	0	0	0	0	0	0	0
1100	27	0	0	0	0	1	0	1	0	0	1	1	1	2	3	4	4	4	3	2	0	0	0	0	0	0	0	0	0
1200	32	0	0	0	0	0	0	0	0	0	0	1	2	3	6	5	5	3	2	2	1	0	0	0	0	0	0	0	0
1300	31	0	0	0	0	0	1	0	1	1	1	1	2	4	4	4	4	5	2	1	0	0	0	0	0	0	0	0	0
1400	36	0	0	0	0	0	1	1	1	1	1	1	3	3	5	7	5	4	2	1	1	0	0	0	0	0	0	0	0
1500	37	0	0	0	0	0	0	1	1	0	1	1	2	2	5	6	5	3	5	2	1	1	0	0	0	0	0	0	0
1600	45	0	0	0	0	0	1	0	0	0	1	2	4	5	7	9	5	6	2	1	1	1	0	0	0	0	0	0	0
1700	**61**	**0**	**0**	**0**	**0**	**0**	**0**	**0**	**0**	**1**	**1**	**1**	**3**	**5**	**6**	**11**	**11**	**10**	**7**	**3**	**1**	**1**	**0**	**0**	**0**	**0**	**0**	**0**	**0**
1800	44	0	0	0	0	0	0	0	0	0	0	1	1	3	6	7	9	7	5	2	2	1	0	0	0	0	0	0	0
1900	30	0	0	0	0	0	0	0	0	1	1	1	2	3	5	6	6	3	2	1	0	0	0	0	0	0	0	0	0
2000	27	0	0	0	0	0	0	0	0	1	0	1	2	3	6	4	3	4	1	1	0	0	0	0	0	0	0	0	0
2100	13	0	0	0	0	0	0	0	0	0	1	1	1	1	2	3	2	1	1	1	0	0	0	0	0	0	0	0	0
2200	11	0	0	0	0	0	0	0	0	0	0	1	1	1	1	2	2	1	0	0	0	0	0	0	0	0	0	0	0
2300	7	0	0	0	0	0	0	0	0	0	0	1	0	1	1	1	1	0	0	0	0	0	0	0	0	0	0	0	0
07-19	**437**	**0**	**0**	**0**	**1**	**2**	**4**	**4**	**5**	**6**	**6**	**14**	**25**	**36**	**55**	**72**	**65**	**60**	**40**	**21**	**11**	**5**	**1**	**1**	**1**	**1**	**0**	**0**	**0**
06-22	**516**	**0**	**0**	**0**	**1**	**2**	**4**	**5**	**6**	**8**	**8**	**17**	**30**	**44**	**68**	**85**	**77**	**70**	**45**	**24**	**12**	**6**	**1**	**1**	**1**	**1**	**0**	**0**	**0**
06-00	**534**	**0**	**0**	**0**	**2**	**2**	**4**	**5**	**6**	**9**	**8**	**18**	**31**	**46**	**70**	**88**	**80**	**72**	**45**	**24**	**13**	**6**	**1**	**1**	**1**	**1**	**0**	**0**	**0**
00-00	**545**	**0**	**0**	**0**	**2**	**2**	**4**	**5**	**6**	**9**	**8**	**19**	**32**	**48**	**72**	**90**	**81**	**73**	**47**	**25**	**13**	**6**	**1**	**1**	**1**	**1**	**0**	**0**	**0**

DRAFT

Site 5
Location L-2207-4, att t/post, Lat 53.51079, Long -6.65652
Direction South

3279 / Meath/Cavan/Monaghan ATC's
October 2013
Automatic Traffic Count

Virtual Week (1)

Time	Total	Speed Bins (km/h)																												
		0 - 5	5 - 10	10 - 15	15 - 20	20 - 25	25 - 30	30 - 35	35 - 40	40 - 45	45 - 50	50 - 55	55 - 60	60 - 65	65 - 70	70 - 75	75 - 80	80 - 85	85 - 90	90 - 95	95 - 100	100 - 105	105 - 110	110 - 115	115 - 120	120 - 125	125 - 130	130 - 135	135 - 140
Mon	539	0	0	1	4	2	2	2	11	6	9	11	31	49	87	86	78	70	43	25	8	11	3	0	0	0	0	0	0	0
Tue	557	0	0	0	3	3	8	1	7	10	10	17	27	59	74	84	87	79	50	18	13	6	0	1	0	0	0	0	0	0
Wed	602	0	0	0	0	3	7	4	6	9	2	18	32	58	77	100	85	90	56	27	15	7	2	4	0	0	0	0	0	0
Thu	561	0	0	0	0	1	4	4	5	5	9	23	32	47	78	82	96	65	62	19	18	8	0	2	0	0	1	0	0	0
Fri	582	0	0	2	3	4	4	5	5	11	9	24	38	41	82	102	75	76	44	27	20	5	3	1	0	1	0	0	0	0
|Sat	536	0	0	0	1	1	2	9	5	17	15	19	35	43	57	96	73	70	44	33	9	2	1	0	1	2	1	0	0	0
|Sun	435	0	0	0	2	2	4	8	1	5	5	19	29	36	46	77	75	60	29	23	7	1	1	1	3	1	0	0	0	0
5 Day Ave.	**568**	**0**	**0**	**1**	**2**	**3**	**5**	**3**	**7**	**8**	**8**	**19**	**32**	**51**	**80**	**91**	**84**	**76**	**51**	**23**	**15**	**7**	**2**	**2**	**0**	**0**	**0**	**0**	**0**	**0**
7 Day Ave.	**545**	**0**	**0**	**0**	**2**	**2**	**4**	**5**	**6**	**9**	**8**	**19**	**32**	**48**	**72**	**90**	**81**	**73**	**47**	**25**	**13**	**6**	**1**	**1**	**1**	**1**	**0**	**0**	**0**	**0**
--	**3812**	**0**	**0**	**3**	**13**	**16**	**31**	**33**	**40**	**63**	**59**	**131**	**224**	**333**	**501**	**627**	**569**	**510**	**328**	**172**	**90**	**40**	**10**	**9**	**4**	**4**	**2**	**0**	**0**	**0**

Summary Graphs

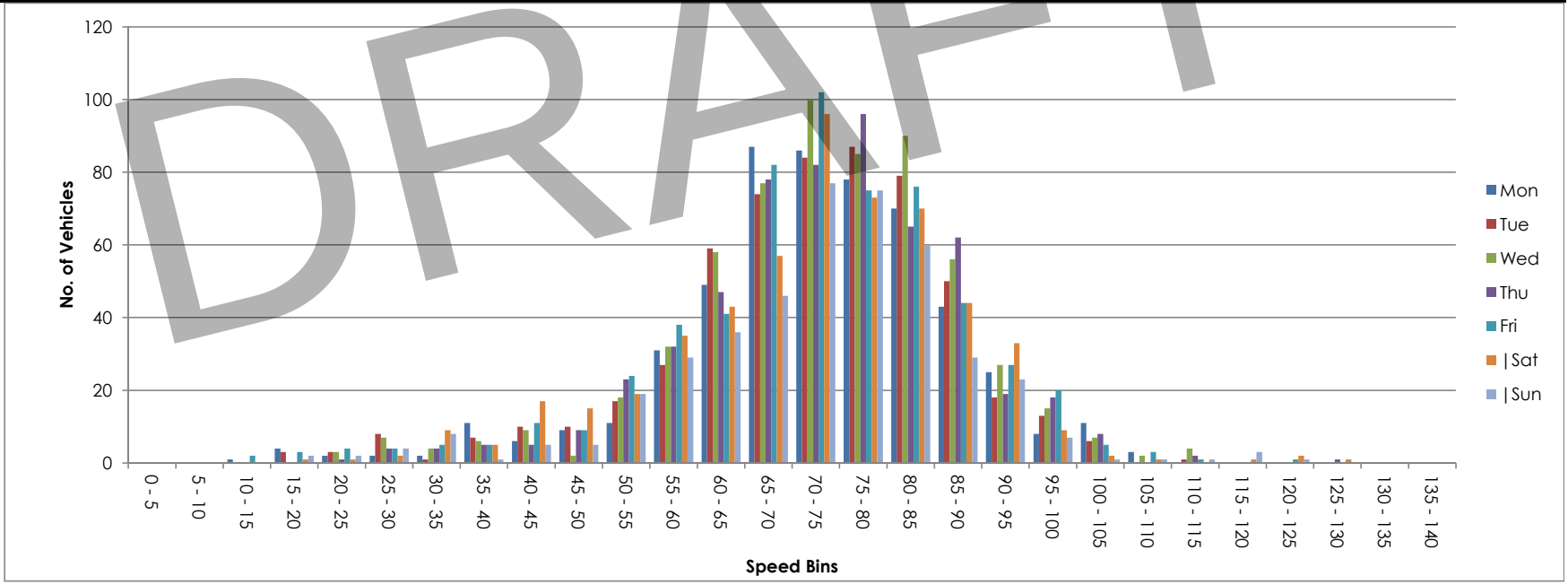

DRAFT

Site 5
Location L-2207-4, att t/post, Lat 53.51079, Long -6.65652
Direction Two way

3279 / Meath/Cavan/Monaghan ATC's
October 2013
Automatic Traffic Count

Mon, 7 October 2013

Time	Total	Classification												>PSL	>PSL%	>SL1	>SL1%	>SL2	>SL2%	Mean	Vpp
		1 MCL	2 SV	3 SVT	4 TB2	5 TB3	6 T4	7 ART3	8 ART4	9 ART5	10 ART6	11 BD	12 DRT	80	80	85 +5kph	85 +5kph	90 +10kph	90 +10kph		85
0000	1	0	1	0	0	0	0	0	0	0	0	0	0	0	0	0	0	0	0	64.3	-
0100	0	0	0	0	0	0	0	0	0	0	0	0	0	0	0	0	0	0	0	-	-
0200	0	0	0	0	0	0	0	0	0	0	0	0	0	0	0	0	0	0	0	-	-
0300	0	0	0	0	0	0	0	0	0	0	0	0	0	0	0	0	0	0	0	-	-
0400	3	0	3	0	0	0	0	0	0	0	0	0	0	1	33.3	1	33.3	0	0	78.3	-
0500	9	0	6	0	2	0	0	0	1	0	0	0	0	3	33.3	3	33.3	1	11.1	78.7	-
0600	14	0	14	0	0	0	0	0	0	0	0	0	0	6	42.9	4	28.6	2	14.3	78.2	89.6
0700	62	0	56	2	3	0	0	0	0	0	1	0	0	21	33.9	7	11.3	2	3.2	73.3	84.6
0800	**83**	**1**	**73**	**1**	**7**	**0**	**1**	**0**	**0**	**0**	**0**	**0**	**0**	**35**	**42.2**	**23**	**27.7**	**10**	**12**	**75.5**	**89.3**
0900	75	0	59	4	10	2	0	0	0	0	0	0	0	13	17.3	7	9.3	4	5.3	67	81.4
1000	44	1	39	2	2	0	0	0	0	0	0	0	0	10	22.7	7	15.9	6	13.6	69.7	82.4
1100	41	1	33	1	3	0	2	0	0	1	0	0	0	9	22	6	14.6	2	4.9	70.3	84.2
1200	55	1	46	2	5	0	1	0	0	0	0	0	0	4	7.3	1	1.8	0	0	66	76.3
1300	54	2	40	1	3	0	4	0	0	4	0	0	0	6	11.1	3	5.6	2	3.7	61.8	75.2
1400	75	0	58	3	8	3	1	0	1	1	0	0	0	14	18.7	9	12	6	8	64.4	83.2
1500	76	0	60	4	11	0	1	0	0	0	0	0	0	17	22.4	13	17.1	6	7.9	70	85.3
1600	90	1	70	7	8	0	1	0	1	0	1	0	1	12	13.3	4	4.4	1	1.1	67.1	78.8
1700	**125**	**1**	**109**	**3**	**9**	**1**	**0**	**0**	**1**	**0**	**1**	**0**	**0**	**39**	**31.2**	**21**	**16.8**	**10**	**8**	**75.5**	**85.7**
1800	92	0	84	2	6	0	0	0	0	0	0	0	0	31	33.7	16	17.4	7	7.6	75.8	86
1900	59	1	52	0	4	0	1	0	0	0	1	0	0	6	10.2	3	5.1	2	3.4	68.2	78.5
2000	43	0	40	0	3	0	0	0	0	0	0	0	0	11	25.6	5	11.6	5	11.6	72.1	81
2100	25	0	25	0	0	0	0	0	0	0	0	0	0	5	20	4	16	2	8	67.2	81
2200	15	0	14	1	0	0	0	0	0	0	0	0	0	1	6.7	0	0	0	0	68.9	77.4
2300	12	0	12	0	0	0	0	0	0	0	0	0	0	3	25	2	16.7	1	8.3	65	84.2
07-19	**872**	**8**	**727**	**32**	**75**	**6**	**11**	**0**	**3**	**6**	**3**	**0**	**1**	**211**	**24.2**	**117**	**13.4**	**56**	**6.4**	**70.4**	**83.9**
06-22	**1013**	**9**	**858**	**32**	**82**	**6**	**12**	**0**	**3**	**6**	**4**	**0**	**1**	**239**	**23.6**	**133**	**13.1**	**67**	**6.6**	**70.3**	**83.5**
06-00	**1040**	**9**	**884**	**33**	**82**	**6**	**12**	**0**	**3**	**6**	**4**	**0**	**1**	**243**	**23.4**	**135**	**13**	**68**	**6.5**	**70.3**	**83.5**
00-00	**1053**	**9**	**894**	**33**	**84**	**6**	**12**	**0**	**4**	**6**	**4**	**0**	**1**	**247**	**23.5**	**139**	**13.2**	**69**	**6.6**	**70.3**	**83.9**

DRAFT

Site 5
Location L-2207-4, att t/post, Lat 53.51079, Long -6.65652
Direction Two way

3279 / Meath/Cavan/Monaghan ATC's
October 2013
Automatic Traffic Count

Tue, 8 October 2013

Time	Total	Classification												>PSL	>PSL%	>SL1	>SL1%	>SL2	>SL2%	Mean	Vpp
		1 MCL	2 SV	3 SVT	4 TB2	5 TB3	6 T4	7 ART3	8 ART4	9 ART5	10 ART6	11 BD	12 DRT	80	80	85 +5kph	85 +5kph	90 +10kph	90 +10kph		85
0000	6	0	5	0	1	0	0	0	0	0	0	0	0	0	0	0	0	0	0	64.9	-
0100	4	0	3	0	1	0	0	0	0	0	0	0	0	1	25	1	25	0	0	74.4	-
0200	3	0	2	0	1	0	0	0	0	0	0	0	0	1	33.3	0	0	0	0	70.6	-
0300	0	0	0	0	0	0	0	0	0	0	0	0	0	0	0	0	0	0	0	-	-
0400	1	0	1	0	0	0	0	0	0	0	0	0	0	1	100	1	100	0	0	87.2	-
0500	9	0	4	0	5	0	0	0	0	0	0	0	0	3	33.3	2	22.2	1	11.1	76.5	-
0600	16	0	12	0	3	0	0	0	0	1	0	0	0	8	50	3	18.8	2	12.5	75.4	86
0700	69	1	64	2	2	0	0	0	0	0	0	0	0	22	31.9	14	20.3	5	7.2	74.4	86.8
0800	**97**	**1**	**88**	**1**	**7**	**0**	**0**	**0**	**0**	**0**	**0**	**0**	**0**	**28**	**28.9**	**15**	**15.5**	**8**	**8.2**	**69.9**	**84.2**
0900	78	0	69	2	7	0	0	0	0	0	0	0	0	19	24.4	11	14.1	7	9	73.2	83.5
1000	47	2	37	2	4	0	0	0	0	2	0	0	0	10	21.3	7	14.9	2	4.3	67.7	83.9
1100	48	3	35	2	6	0	1	0	0	1	0	0	0	16	33.3	6	12.5	2	4.2	67.5	83.9
1200	59	1	45	4	7	0	1	0	1	0	0	0	0	8	13.6	6	10.2	3	5.1	66.4	79.2
1300	72	5	52	2	9	2	1	0	0	1	0	0	0	11	15.3	3	4.2	0	0	62.4	79.6
1400	67	0	49	5	8	2	1	0	2	0	0	0	0	11	16.4	7	10.4	2	3	62.4	79.9
1500	59	1	51	2	4	0	1	0	0	0	0	0	0	9	15.3	7	11.9	4	6.8	68.5	79.9
1600	94	0	79	3	10	2	0	0	0	0	0	0	0	22	23.4	13	13.8	10	10.6	70.8	83.2
1700	**118**	**1**	**104**	**2**	**11**	**0**	**0**	**0**	**0**	**0**	**0**	**0**	**0**	**38**	**32.2**	**13**	**11**	**10**	**8.5**	**73.2**	**83.9**
1800	100	0	92	1	7	0	0	0	0	0	0	0	0	35	35	24	24	9	9	74.2	86.4
1900	71	0	64	2	5	0	0	0	0	0	0	0	0	18	25.4	11	15.5	2	2.8	71.3	83.9
2000	41	0	40	0	1	0	0	0	0	0	0	0	0	9	22	3	7.3	0	0	68.4	81.7
2100	25	2	22	0	1	0	0	0	0	0	0	0	0	5	20	3	12	2	8	62.8	82.4
2200	17	0	15	0	2	0	0	0	0	0	0	0	0	3	17.6	2	11.8	1	5.9	70.2	79.2
2300	6	0	5	0	1	0	0	0	0	0	0	0	0	1	16.7	0	0	0	0	71.5	-
07-19	**908**	**15**	**765**	**28**	**82**	**6**	**5**	**0**	**3**	**4**	**0**	**0**	**0**	**229**	**25.2**	**126**	**13.9**	**62**	**6.8**	**69.8**	**84.2**
06-22	**1061**	**17**	**903**	**30**	**92**	**6**	**5**	**0**	**3**	**5**	**0**	**0**	**0**	**269**	**25.4**	**146**	**13.8**	**68**	**6.4**	**69.8**	**83.9**
06-00	**1084**	**17**	**923**	**30**	**95**	**6**	**5**	**0**	**3**	**5**	**0**	**0**	**0**	**273**	**25.2**	**148**	**13.7**	**69**	**6.4**	**69.8**	**83.9**
00-00	**1107**	**17**	**938**	**30**	**103**	**6**	**5**	**0**	**3**	**5**	**0**	**0**	**0**	**279**	**25.2**	**152**	**13.7**	**70**	**6.3**	**69.9**	**83.9**

DRAFT

Site 5
Location L-2207-4, att t/post, Lat 53.51079, Long -6.65652
Direction Two way

3279 / Meath/Cavan/Monaghan ATC's
October 2013
Automatic Traffic Count

Wed, 9 October 2013

Time	Total	Classification												>PSL	>PSL%	>SL1	>SL1%	>SL2	>SL2%	Mean	Vpp
		1 MCL	2 SV	3 SVT	4 TB2	5 TB3	6 T4	7 ART3	8 ART4	9 ART5	10 ART6	11 BD	12 DRT	80	80	85 +5kph	85 +5kph	90 +10kph	90 +10kph		85
0000	8	0	8	0	0	0	0	0	0	0	0	0	0	0	0	0	0	0	0	61.3	-
0100	4	0	4	0	0	0	0	0	0	0	0	0	0	2	50	1	25	1	25	80.7	-
0200	3	0	3	0	0	0	0	0	0	0	0	0	0	2	66.7	2	66.7	1	33.3	83.4	-
0300	0	0	0	0	0	0	0	0	0	0	0	0	0	0	0	0	0	0	0	-	-
0400	2	0	2	0	0	0	0	0	0	0	0	0	0	2	100	2	100	1	50	89.8	-
0500	5	0	3	0	2	0	0	0	0	0	0	0	0	4	80	3	60	1	20	83.8	-
0600	18	0	16	0	2	0	0	0	0	0	0	0	0	9	50	6	33.3	4	22.2	81.1	95
0700	72	0	68	0	4	0	0	0	0	0	0	0	0	30	41.7	11	15.3	6	8.3	75.1	85
0800	**111**	**1**	**90**	**2**	**14**	**0**	**2**	**0**	**1**	**1**	**0**	**0**	**0**	**36**	**32.4**	**23**	**20.7**	**11**	**9.9**	**72.6**	**86.8**
0900	79	1	65	1	8	0	0	1	1	2	0	0	0	22	27.8	13	16.5	7	8.9	70.1	85
1000	60	2	49	5	4	0	0	0	0	0	0	0	0	17	28.3	8	13.3	1	1.7	71.5	83.5
1100	46	0	38	1	6	0	1	0	0	0	0	0	0	13	28.3	7	15.2	5	10.9	74.6	83.5
1200	62	0	47	2	10	3	0	0	0	0	0	0	0	13	21	8	12.9	6	9.7	67.8	82.1
1300	63	0	57	1	2	1	0	0	2	0	0	0	0	17	27	8	12.7	3	4.8	72.1	84.2
1400	88	1	71	2	10	1	0	0	2	1	0	0	0	20	22.7	11	12.5	4	4.5	68.8	81.7
1500	77	1	70	1	5	0	0	0	0	0	0	0	0	28	36.4	17	22.1	7	9.1	73.6	86
1600	79	2	61	4	10	0	0	0	1	0	1	0	0	15	19	9	11.4	6	7.6	69.1	83.2
1700	**118**	**0**	**104**	**4**	**10**	**0**	**0**	**0**	**0**	**0**	**0**	**0**	**0**	**29**	**24.6**	**18**	**15.3**	**8**	**6.8**	**71.3**	**84.2**
1800	107	1	99	1	5	0	1	0	0	0	0	0	0	40	37.4	22	20.6	8	7.5	74.8	87.1
1900	57	1	52	2	2	0	0	0	0	0	0	0	0	9	15.8	6	10.5	3	5.3	68.7	79.6
2000	54	0	52	1	1	0	0	0	0	0	0	0	0	7	13	3	5.6	2	3.7	63.4	76.3
2100	23	0	22	1	0	0	0	0	0	0	0	0	0	5	21.7	0	0	0	0	70.8	81
2200	7	0	7	0	0	0	0	0	0	0	0	0	0	1	14.3	0	0	0	0	70.9	-
2300	15	0	15	0	0	0	0	0	0	0	0	0	0	0	0	0	0	0	0	65	71.6
07-19	**962**	**9**	**819**	**24**	**88**	**5**	**4**	**1**	**7**	**4**	**1**	**0**	**0**	**280**	**29.1**	**155**	**16.1**	**72**	**7.5**	**71.8**	**85.3**
06-22	**1114**	**10**	**961**	**28**	**93**	**5**	**4**	**1**	**7**	**4**	**1**	**0**	**0**	**310**	**27.8**	**170**	**15.3**	**81**	**7.3**	**71.4**	**85**
06-00	**1136**	**10**	**983**	**28**	**93**	**5**	**4**	**1**	**7**	**4**	**1**	**0**	**0**	**311**	**27.4**	**170**	**15**	**81**	**7.1**	**71.3**	**85**
00-00	**1158**	**10**	**1003**	**28**	**95**	**5**	**4**	**1**	**7**	**4**	**1**	**0**	**0**	**321**	**27.7**	**178**	**15.4**	**85**	**7.3**	**71.4**	**85**

DRAFT

Site 5
Location L-2207-4, att t/post, Lat 53.51079, Long -6.65652
Direction Two way

3279 / Meath/Cavan/Monaghan ATC's
October 2013
Automatic Traffic Count

Thu, 10 October 2013

Time	Total	Classification												>PSL	>PSL%	>SL1	>SL1%	>SL2	>SL2%	Mean	Vpp
		1 MCL	2 SV	3 SVT	4 TB2	5 TB3	6 T4	7 ART3	8 ART4	9 ART5	10 ART6	11 BD	12 DRT	80	80	85 +5kph	85 +5kph	90 +10kph	90 +10kph		85
0000	5	0	3	0	2	0	0	0	0	0	0	0	0	2	40	1	20	0	0	73.9	-
0100	0	0	0	0	0	0	0	0	0	0	0	0	0	0	0	0	0	0	0	-	-
0200	1	0	1	0	0	0	0	0	0	0	0	0	0	0	0	0	0	0	0	57	-
0300	0	0	0	0	0	0	0	0	0	0	0	0	0	0	0	0	0	0	0	-	-
0400	2	0	2	0	0	0	0	0	0	0	0	0	0	1	50	1	50	0	0	75.5	-
0500	5	0	3	0	2	0	0	0	0	0	0	0	0	3	60	2	40	2	40	82.1	-
0600	25	0	20	0	4	0	0	0	0	1	0	0	0	10	40	3	12	3	12	76.2	83.9
0700	78	0	73	0	5	0	0	0	0	0	0	0	0	27	34.6	16	20.5	9	11.5	75	87.8
0800	**104**	**2**	**88**	**5**	**7**	**1**	**0**	**0**	**0**	**1**	**0**	**0**	**0**	**27**	**26**	**15**	**14.4**	**8**	**7.7**	**68.9**	**84.2**
0900	85	0	73	4	6	1	0	0	0	0	1	0	0	17	20	7	8.2	2	2.4	68.7	80.6
1000	49	0	44	2	3	0	0	0	0	0	0	0	0	15	30.6	7	14.3	3	6.1	74.4	85
1100	46	1	39	2	3	1	0	0	0	0	0	0	0	14	30.4	11	23.9	4	8.7	70.1	86
1200	51	1	36	5	6	2	0	0	1	0	0	0	0	9	17.6	5	9.8	4	7.8	66.5	81.7
1300	54	1	42	3	6	0	0	0	1	1	0	0	0	8	14.8	4	7.4	0	0	68.3	79.2
1400	62	0	51	0	10	1	0	0	0	0	0	0	0	12	19.4	9	14.5	3	4.8	68.6	84.2
1500	52	0	41	3	6	0	0	0	1	1	0	0	0	14	26.9	10	19.2	3	5.8	70.2	85.7
1600	85	0	66	5	11	1	0	0	1	1	0	0	0	18	21.2	12	14.1	4	4.7	68.3	82.8
1700	**116**	**0**	**102**	**4**	**9**	**0**	**0**	**0**	**1**	**0**	**0**	**0**	**0**	**29**	**25**	**17**	**14.7**	**5**	**4.3**	**72.2**	**84.2**
1800	96	1	83	3	7	1	1	0	0	0	0	0	0	26	27.1	19	19.8	7	7.3	72.5	87.5
1900	61	0	53	3	2	0	0	2	1	0	0	0	0	14	23	6	9.8	3	4.9	72.3	82.4
2000	50	0	47	0	3	0	0	0	0	0	0	0	0	8	16	2	4	1	2	71.6	81.7
2100	29	0	28	0	1	0	0	0	0	0	0	0	0	11	37.9	5	17.2	2	6.9	72.6	85
2200	27	0	26	0	1	0	0	0	0	0	0	0	0	2	7.4	2	7.4	0	0	62.4	76.7
2300	5	0	5	0	0	0	0	0	0	0	0	0	0	0	0	0	0	0	0	59.3	-
07-19	**878**	**6**	**738**	**36**	**79**	**8**	**1**	**0**	**5**	**4**	**1**	**0**	**0**	**216**	**24.6**	**132**	**15**	**52**	**5.9**	**70.5**	**85**
06-22	**1043**	**6**	**886**	**39**	**89**	**8**	**1**	**2**	**6**	**5**	**1**	**0**	**0**	**259**	**24.8**	**148**	**14.2**	**61**	**5.8**	**70.8**	**84.2**
06-00	**1075**	**6**	**917**	**39**	**90**	**8**	**1**	**2**	**6**	**5**	**1**	**0**	**0**	**261**	**24.3**	**150**	**14**	**61**	**5.7**	**70.6**	**84.2**
00-00	**1088**	**6**	**926**	**39**	**94**	**8**	**1**	**2**	**6**	**5**	**1**	**0**	**0**	**267**	**24.5**	**154**	**14.2**	**63**	**5.8**	**70.6**	**84.2**

DRAFT

Site 5
Location L-2207-4, att t/post, Lat 53.51079, Long -6.65652
Direction Two way

3279 / Meath/Cavan/Monaghan ATC's
October 2013
Automatic Traffic Count

Fri, 11 October 2013

Time	Total	Classification												>PSL	>PSL%	>SL1	>SL1%	>SL2	>SL2%	Mean	Vpp
		1 MCL	2 SV	3 SVT	4 TB2	5 TB3	6 T4	7 ART3	8 ART4	9 ART5	10 ART6	11 BD	12 DRT	80	80	85 +5kph	85 +5kph	90 +10kph	90 +10kph		85
0000	7	0	7	0	0	0	0	0	0	0	0	0	0	0	0	0	0	0	0	64.9	-
0100	0	0	0	0	0	0	0	0	0	0	0	0	0	0	0	0	0	0	0	-	-
0200	2	0	2	0	0	0	0	0	0	0	0	0	0	1	50	0	0	0	0	69.7	-
0300	1	0	1	0	0	0	0	0	0	0	0	0	0	0	0	0	0	0	0	74.2	-
0400	1	0	1	0	0	0	0	0	0	0	0	0	0	1	100	0	0	0	0	84.7	-
0500	6	0	4	0	2	0	0	0	0	0	0	0	0	4	66.7	4	66.7	1	16.7	85	-
0600	20	0	19	0	1	0	0	0	0	0	0	0	0	7	35	5	25	4	20	75.8	92.5
0700	69	0	58	1	10	0	0	0	0	0	0	0	0	22	31.9	16	23.2	11	15.9	74.1	90
0800	**83**	**2**	**74**	**1**	**5**	**0**	**1**	**0**	**0**	**0**	**0**	**0**	**0**	**31**	**37.3**	**20**	**24.1**	**8**	**9.6**	**73.7**	**88.6**
0900	60	1	52	1	2	3	1	0	0	0	0	0	0	16	26.7	11	18.3	5	8.3	68.5	85
1000	48	0	42	3	2	1	0	0	0	0	0	0	0	11	22.9	4	8.3	4	8.3	68.6	81
1100	59	1	46	6	6	0	0	0	0	0	0	0	0	12	20.3	8	13.6	7	11.9	69.7	81
1200	67	1	52	5	5	2	1	0	1	0	0	0	0	16	23.9	10	14.9	5	7.5	68.5	84.6
1300	71	1	64	1	3	0	0	0	1	1	0	0	0	12	16.9	3	4.2	1	1.4	68.4	80.3
1400	77	2	57	5	9	1	0	0	2	1	0	0	0	10	13	5	6.5	3	3.9	62.7	76.3
1500	103	0	86	4	10	1	0	0	1	1	0	0	0	22	21.4	14	13.6	4	3.9	69	83.9
1600	110	1	92	2	12	0	2	1	0	0	0	0	0	21	19.1	10	9.1	6	5.5	70.1	81.7
1700	**118**	**1**	**99**	**6**	**9**	**0**	**2**	**0**	**0**	**1**	**0**	**0**	**0**	**45**	**38.1**	**25**	**21.2**	**9**	**7.6**	**74.3**	**86**
1800	96	1	90	1	4	0	0	0	0	0	0	0	0	22	22.9	17	17.7	10	10.4	73.7	86.8
1900	58	0	54	1	3	0	0	0	0	0	0	0	0	7	12.1	2	3.4	1	1.7	68.2	79.2
2000	41	0	41	0	0	0	0	0	0	0	0	0	0	9	22	5	12.2	3	7.3	71.9	84.2
2100	23	2	19	1	1	0	0	0	0	0	0	0	0	6	26.1	5	21.7	3	13	70.5	89.3
2200	23	1	21	0	1	0	0	0	0	0	0	0	0	2	8.7	1	4.3	0	0	62	73.8
2300	16	0	16	0	0	0	0	0	0	0	0	0	0	2	12.5	2	12.5	2	12.5	67.9	79.6
07-19	**961**	**11**	**812**	**36**	**77**	**8**	**7**	**1**	**5**	**4**	**0**	**0**	**0**	**240**	**25**	**143**	**14.9**	**73**	**7.6**	**70.4**	**85**
06-22	**1103**	**13**	**945**	**38**	**82**	**8**	**7**	**1**	**5**	**4**	**0**	**0**	**0**	**269**	**24.4**	**160**	**14.5**	**84**	**7.6**	**70.5**	**84.6**
06-00	**1142**	**14**	**982**	**38**	**83**	**8**	**7**	**1**	**5**	**4**	**0**	**0**	**0**	**273**	**23.9**	**163**	**14.3**	**86**	**7.5**	**70.3**	**84.2**
00-00	**1159**	**14**	**997**	**38**	**85**	**8**	**7**	**1**	**5**	**4**	**0**	**0**	**0**	**279**	**24.1**	**167**	**14.4**	**87**	**7.5**	**70.3**	**84.6**

DRAFT

Site 5
Location L-2207-4, att t/post, Lat 53.51079, Long -6.65652
Direction Two way

3279 / Meath/Cavan/Monaghan ATC's
October 2013
Automatic Traffic Count

Sat, 12 October 2013

Time	Total	Classification												>PSL	>PSL%	>SL1	>SL1%	>SL2	>SL2%	Mean	Vpp
		1 MCL	2 SV	3 SVT	4 TB2	5 TB3	6 T4	7 ART3	8 ART4	9 ART5	10 ART6	11 BD	12 DRT	80	80	85 +5kph	85 +5kph	90 +10kph	90 +10kph		85
0000	7	0	7	0	0	0	0	0	0	0	0	0	0	3	42.9	3	42.9	2	28.6	77.7	-
0100	5	0	5	0	0	0	0	0	0	0	0	0	0	1	20	1	20	0	0	69.4	-
0200	3	0	3	0	0	0	0	0	0	0	0	0	0	1	33.3	1	33.3	1	33.3	72.9	-
0300	0	0	0	0	0	0	0	0	0	0	0	0	0	0	0	0	0	0	0	-	-
0400	0	0	0	0	0	0	0	0	0	0	0	0	0	0	0	0	0	0	0	-	-
0500	4	0	3	0	1	0	0	0	0	0	0	0	0	1	25	1	25	1	25	72.5	-
0600	5	0	5	0	0	0	0	0	0	0	0	0	0	4	80	3	60	2	40	86.2	-
0700	27	0	25	0	1	0	1	0	0	0	0	0	0	13	48.1	8	29.6	6	22.2	76.3	90.7
0800	40	0	32	2	6	0	0	0	0	0	0	0	0	16	40	12	30	8	20	74	90.4
0900	47	2	41	2	1	0	1	0	0	0	0	0	0	18	38.3	14	29.8	11	23.4	77.7	92.2
1000	**70**	**2**	**58**	**4**	**4**	**1**	**1**	**0**	**0**	**0**	**0**	**0**	**0**	**22**	**31.4**	**12**	**17.1**	**6**	**8.6**	**72.6**	**86.8**
1100	**70**	**1**	**58**	**4**	**6**	**0**	**0**	**0**	**0**	**0**	**1**	**0**	**0**	**14**	**20**	**6**	**8.6**	**2**	**2.9**	**65.8**	**82.1**
1200	78	0	73	1	4	0	0	0	0	0	0	0	0	17	21.8	11	14.1	6	7.7	71.2	82.4
1300	80	1	71	4	3	0	0	0	1	0	0	0	0	23	28.8	10	12.5	6	7.5	71	84.2
1400	85	2	70	8	4	0	0	0	1	0	0	0	0	14	16.5	8	9.4	3	3.5	67.7	80.6
1500	82	1	76	1	3	0	0	0	1	0	0	0	0	18	22	14	17.1	6	7.3	70.1	85.7
1600	76	1	65	6	4	0	0	0	0	0	0	0	0	15	19.7	3	3.9	2	2.6	67.9	81.4
1700	**97**	**2**	**86**	**3**	**5**	**0**	**0**	**0**	**1**	**0**	**0**	**0**	**0**	**22**	**22.7**	**12**	**12.4**	**4**	**4.1**	**68.5**	**82.8**
1800	81	1	76	0	4	0	0	0	0	0	0	0	0	20	24.7	10	12.3	4	4.9	72.4	82.4
1900	78	0	74	2	0	0	0	0	1	0	1	0	0	11	14.1	6	7.7	5	6.4	67.9	79.6
2000	40	0	36	2	2	0	0	0	0	0	0	0	0	4	10	2	5	1	2.5	62.6	74.2
2100	43	0	39	2	0	0	1	0	0	0	1	0	0	4	9.3	3	7	2	4.7	61.3	76.7
2200	27	0	24	1	2	0	0	0	0	0	0	0	0	4	14.8	0	0	0	0	63.1	79.2
2300	19	0	19	0	0	0	0	0	0	0	0	0	0	1	5.3	1	5.3	0	0	61.8	72.4
07-19	**833**	**13**	**731**	**35**	**45**	**1**	**3**	**0**	**4**	**0**	**1**	**0**	**0**	**212**	**25.5**	**120**	**14.4**	**64**	**7.7**	**70.5**	**84.2**
06-22	**999**	**13**	**885**	**41**	**47**	**1**	**4**	**0**	**5**	**0**	**3**	**0**	**0**	**235**	**23.5**	**134**	**13.4**	**74**	**7.4**	**69.7**	**83.9**
06-00	**1045**	**13**	**928**	**42**	**49**	**1**	**4**	**0**	**5**	**0**	**3**	**0**	**0**	**240**	**23**	**135**	**12.9**	**74**	**7.1**	**69.4**	**83.5**
00-00	**1064**	**13**	**946**	**42**	**50**	**1**	**4**	**0**	**5**	**0**	**3**	**0**	**0**	**246**	**23.1**	**141**	**13.3**	**78**	**7.3**	**69.5**	**83.5**

DRAFT

Site 5
Location L-2207-4, att t/post, Lat 53.51079, Long -6.65652
Direction Two way

3279 / Meath/Cavan/Monaghan ATC's
October 2013
Automatic Traffic Count

Sun, 13 October 2013

Time	Total	Classification												>PSL	>PSL%	>SL1	>SL1%	>SL2	>SL2%	Mean	Vpp
		1 MCL	2 SV	3 SVT	4 TB2	5 TB3	6 T4	7 ART3	8 ART4	9 ART5	10 ART6	11 BD	12 DRT	80	80	85 +5kph	85 +5kph	90 +10kph	90 +10kph		85
0000	16	0	12	2	1	0	0	0	0	1	0	0	0	2	12.5	1	6.3	1	6.3	65.6	77
0100	4	0	4	0	0	0	0	0	0	0	0	0	0	3	75	2	50	0	0	78.8	-
0200	10	0	9	1	0	0	0	0	0	0	0	0	0	1	10	1	10	0	0	63.4	-
0300	5	0	5	0	0	0	0	0	0	0	0	0	0	0	0	0	0	0	0	74.1	-
0400	1	0	1	0	0	0	0	0	0	0	0	0	0	0	0	0	0	0	0	71	-
0500	2	0	2	0	0	0	0	0	0	0	0	0	0	1	50	1	50	1	50	84.5	-
0600	4	0	4	0	0	0	0	0	0	0	0	0	0	1	25	1	25	0	0	73.6	-
0700	14	0	14	0	0	0	0	0	0	0	0	0	0	7	50	4	28.6	1	7.1	80.3	86
0800	25	1	23	1	0	0	0	0	0	0	0	0	0	8	32	3	12	1	4	73.7	83.5
0900	23	0	22	0	1	0	0	0	0	0	0	0	0	8	34.8	6	26.1	4	17.4	78.2	92.9
1000	58	3	48	5	1	1	0	0	0	0	0	0	0	15	25.9	11	19	6	10.3	69.4	86.4
1100	**61**	**3**	**53**	**1**	**3**	**0**	**1**	**0**	**0**	**0**	**0**	**0**	**0**	**18**	**29.5**	**11**	**18**	**6**	**9.8**	**69.9**	**86.8**
1200	78	2	74	0	1	0	0	0	1	0	0	0	0	20	25.6	12	15.4	5	6.4	73.3	84.6
1300	67	1	58	6	2	0	0	0	0	0	0	0	0	12	17.9	5	7.5	3	4.5	66.7	80.3
1400	73	5	60	7	0	0	0	0	0	1	0	0	0	9	12.3	6	8.2	5	6.8	64	78.1
1500	67	2	63	1	1	0	0	0	0	0	0	0	0	18	26.9	11	16.4	4	6	70.5	85
1600	71	3	61	5	0	1	0	0	1	0	0	0	0	17	23.9	6	8.5	4	5.6	69.8	82.8
1700	66	0	65	0	1	0	0	0	0	0	0	0	0	17	25.8	6	9.1	5	7.6	73.1	82.4
1800	**82**	**0**	**80**	**0**	**1**	**0**	**0**	**0**	**1**	**0**	**0**	**0**	**0**	**24**	**29.3**	**10**	**12.2**	**5**	**6.1**	**73.5**	**83.5**
1900	61	0	60	1	0	0	0	0	0	0	0	0	0	12	19.7	5	8.2	2	3.3	70.8	80.6
2000	44	0	42	0	0	0	1	0	0	1	0	0	0	10	22.7	7	15.9	3	6.8	68.7	83.2
2100	22	0	21	1	0	0	0	0	0	0	0	0	0	2	9.1	1	4.5	0	0	63.7	74.9
2200	13	0	12	0	1	0	0	0	0	0	0	0	0	4	30.8	3	23.1	2	15.4	73.9	88.9
2300	10	0	10	0	0	0	0	0	0	0	0	0	0	2	20	1	10	0	0	67.7	-
07-19	**685**	**20**	**621**	**26**	**11**	**2**	**1**	**0**	**3**	**1**	**0**	**0**	**0**	**173**	**25.3**	**91**	**13.3**	**49**	**7.2**	**70.7**	**83.9**
06-22	**816**	**20**	**748**	**28**	**11**	**2**	**2**	**0**	**3**	**2**	**0**	**0**	**0**	**198**	**24.3**	**105**	**12.9**	**54**	**6.6**	**70.4**	**83.5**
06-00	**839**	**20**	**770**	**28**	**12**	**2**	**2**	**0**	**3**	**2**	**0**	**0**	**0**	**204**	**24.3**	**109**	**13**	**56**	**6.7**	**70.5**	**83.5**
00-00	**877**	**20**	**803**	**31**	**13**	**2**	**2**	**0**	**3**	**3**	**0**	**0**	**0**	**211**	**24.1**	**114**	**13**	**58**	**6.6**	**70.4**	**83.5**

DRAFT

Site 5
Location L-2207-4, att t/post, Lat 53.51079, Long -6.65652
Direction Two way

3279 / Meath/Cavan/Monaghan ATC's
October 2013
Automatic Traffic Count

Virtual Day (7)

Time	Total	Classification												>PSL	>PSL%	>SL1	>SL1%	>SL2	>SL2%	Mean	Vpp
		1 MCL	2 SV	3 SVT	4 TB2	5 TB3	6 T4	7 ART3	8 ART4	9 ART5	10 ART6	11 BD	12 DRT	80	80	85 +5kph	85 +5kph	90 +10kph	90 +10kph		85
0000	7	0	6	0	1	0	0	0	0	0	0	0	0	1	14	1	10	0	6	67.2	-
0100	2	0	2	0	0	0	0	0	0	0	0	0	0	1	41.2	1	29.4	0	5.9	75.4	-
0200	3	0	3	0	0	0	0	0	0	0	0	0	0	1	27.3	1	18.2	0	9.1	68.7	-
0300	1	0	1	0	0	0	0	0	0	0	0	0	0	0	0	0	0	0	0	74.1	-
0400	1	0	1	0	0	0	0	0	0	0	0	0	0	1	60	1	50	0	10	80.9	-
0500	6	0	4	0	2	0	0	0	0	0	0	0	0	3	47.5	2	40	1	20	79.9	-
0600	15	0	13	0	1	0	0	0	0	0	0	0	0	6	44.1	4	24.5	2	16.7	77.5	91.4
0700	56	0	51	1	4	0	0	0	0	0	0	0	0	20	36.3	11	19.4	6	10.2	74.8	87.1
0800	**78**	**1**	**67**	**2**	**7**	**0**	**1**	**0**	**0**	**0**	**0**	**0**	**0**	**26**	**33.3**	**16**	**20.4**	**8**	**9.9**	**72.2**	**87.5**
0900	64	1	54	2	5	1	0	0	0	0	0	0	0	16	25.3	10	15.4	6	8.9	70.8	85
1000	54	1	45	3	3	0	0	0	0	0	0	0	0	14	26.6	8	14.9	4	7.4	70.7	85
1100	53	1	43	2	5	0	1	0	0	0	0	0	0	14	25.9	8	14.8	4	7.5	69.4	84.2
1200	64	1	53	3	5	1	0	0	1	0	0	0	0	12	19.3	8	11.8	4	6.4	68.9	82.4
1300	66	2	55	3	4	0	1	0	1	1	0	0	0	13	19.3	5	7.8	2	3.3	67.4	81.7
1400	75	1	59	4	7	1	0	0	1	1	0	0	0	13	17.1	8	10.4	4	4.9	65.6	80.6
1500	74	1	64	2	6	0	0	0	0	0	0	0	0	18	24.4	12	16.7	5	6.6	70.3	85.3
1600	86	1	71	5	8	1	0	0	1	0	0	0	0	17	19.8	8	9.4	5	5.5	69.1	81.7
1700	**108**	**1**	**96**	**3**	**8**	**0**	**0**	**0**	**0**	**0**	**0**	**0**	**0**	**31**	**28.9**	**16**	**14.8**	**7**	**6.7**	**72.7**	**85**
1800	93	1	86	1	5	0	0	0	0	0	0	0	0	28	30.3	17	18	7	7.6	73.9	86
1900	64	0	58	2	2	0	0	0	0	0	0	0	0	11	17.3	6	8.8	3	4	69.6	81
2000	45	0	43	0	1	0	0	0	0	0	0	0	0	8	18.5	4	8.6	2	4.8	68.3	81.7
2100	27	1	25	1	0	0	0	0	0	0	0	0	0	5	20	3	11.1	2	5.8	66.5	82.4
2200	18	0	17	0	1	0	0	0	0	0	0	0	0	2	13.2	1	6.2	0	2.3	65.9	78.5
2300	12	0	12	0	0	0	0	0	0	0	0	0	0	1	10.8	1	7.2	0	3.6	65.3	77.8
07-19	**871**	**12**	**745**	**31**	**65**	**5**	**5**	**0**	**4**	**3**	**1**	**0**	**0**	**223**	**25.6**	**126**	**14.5**	**61**	**7**	**70.6**	**84.6**
06-22	**1021**	**13**	**884**	**34**	**71**	**5**	**5**	**1**	**5**	**4**	**1**	**0**	**0**	**254**	**24.9**	**142**	**13.9**	**70**	**6.8**	**70.4**	**84.2**
06-00	**1052**	**13**	**912**	**34**	**72**	**5**	**5**	**1**	**5**	**4**	**1**	**0**	**0**	**258**	**24.5**	**144**	**13.7**	**71**	**6.7**	**70.3**	**84.2**
00-00	**1072**	**13**	**930**	**34**	**75**	**5**	**5**	**1**	**5**	**4**	**1**	**0**	**0**	**264**	**24.6**	**149**	**13.9**	**73**	**6.8**	**70.3**	**84.2**

DRAFT

Site 5
Location L-2207-4, att t/post, Lat 53.51079, Long -6.65652
Direction Two way

3279 / Meath/Cavan/Monaghan ATC's
October 2013
Automatic Traffic Count

Virtual Week (1)

Time	Total	Classification												>PSL	>PSL%	>SL1	>SL1%	>SL2	>SL2%	Mean	Vpp
		1 MCL	2 SV	3 SVT	4 TB2	5 TB3	6 T4	7 ART3	8 ART4	9 ART5	10 ART6	11 BD	12 DRT	80	80	85 +5kph	85 +5kph	90 +10kph	90 +10kph		85
Mon	1053	9	894	33	84	6	12	0	4	6	4	0	1	247	23.5	139	13.2	69	6.6	70.3	83.9
Tue	1107	17	938	30	103	6	5	0	3	5	0	0	0	279	25.2	152	13.7	70	6.3	69.9	83.9
Wed	1158	10	1003	28	95	5	4	1	7	4	1	0	0	321	27.7	178	15.4	85	7.3	71.4	85
Thu	1088	6	926	39	94	8	1	2	6	5	1	0	0	267	24.5	154	14.2	63	5.8	70.6	84.2
Fri	1159	14	997	38	85	8	7	1	5	4	0	0	0	279	24.1	167	14.4	87	7.5	70.3	84.6
| Sat	1064	13	946	42	50	1	4	0	5	0	3	0	0	246	23.1	141	13.3	78	7.3	69.5	83.5
| Sun	877	20	803	31	13	2	2	0	3	3	0	0	0	211	24.1	114	13	58	6.6	70.4	83.5
5 Day Ave.	**1113**	**11**	**952**	**34**	**92**	**7**	**6**	**1**	**5**	**5**	**1**	**0**	**0**	**279**	**25.1**	**158**	**14.2**	**75**	**6.7**	**70.5**	**84.3**
7 Day Ave.	**1072**	**13**	**930**	**34**	**75**	**5**	**5**	**1**	**5**	**4**	**1**	**0**	**0**	**264**	**24.6**	**149**	**13.9**	**73**	**6.8**	**70.3**	**84.2**
--	**7506**	**89**	**6507**	**241**	**524**	**36**	**35**	**4**	**33**	**27**	**9**	**0**	**1**	**1850**	**24.6**	**1045**	**13.9**	**510**	**6.8**	**70.3**	**84.2**

Summary Graphs

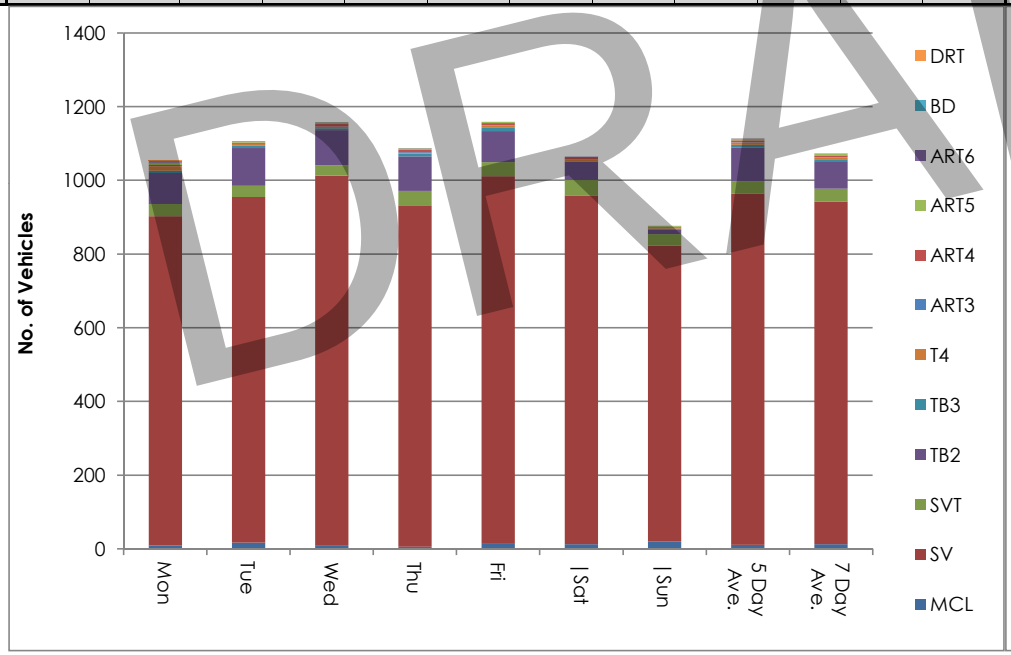

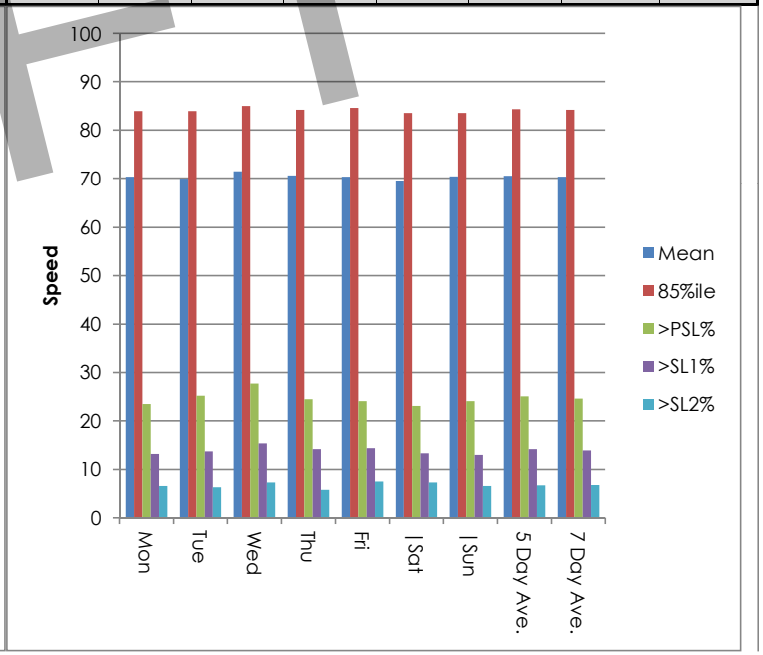

DRAFT

Site 5
Location L-2207-4, att t/post, Lat 53.51079, Long -6.65652
Direction Two way

3279 / Meath/Cavan/Monaghan ATC's
October 2013
Automatic Traffic Count

Mon, 7 October 2013

Time	Total	Speed Bins (km/h)																											
		0 - 5	5 - 10	10 - 15	15 - 20	20 - 25	25 - 30	30 - 35	35 - 40	40 - 45	45 - 50	50 - 55	55 - 60	60 - 65	65 - 70	70 - 75	75 - 80	80 - 85	85 - 90	90 - 95	95 - 100	100 - 105	105 - 110	110 - 115	115 - 120	120 - 125	125 - 130	130 - 135	135 - 140
0000	1	0	0	0	0	0	0	0	0	0	0	0	0	1	0	0	0	0	0	0	0	0	0	0	0	0	0	0	0
0100	0	0	0	0	0	0	0	0	0	0	0	0	0	0	0	0	0	0	0	0	0	0	0	0	0	0	0	0	0
0200	0	0	0	0	0	0	0	0	0	0	0	0	0	0	0	0	0	0	0	0	0	0	0	0	0	0	0	0	0
0300	0	0	0	0	0	0	0	0	0	0	0	0	0	0	0	0	0	0	0	0	0	0	0	0	0	0	0	0	0
0400	3	0	0	0	0	0	0	0	0	0	0	0	0	0	1	0	1	0	1	0	0	0	0	0	0	0	0	0	0
0500	9	0	0	0	0	0	0	0	0	0	0	0	0	0	2	3	1	0	2	0	1	0	0	0	0	0	0	0	0
0600	14	0	0	0	0	0	0	0	0	0	0	1	0	1	1	4	1	2	2	1	0	0	1	0	0	0	0	0	0
0700	62	0	0	0	0	0	0	0	0	1	0	4	1	6	15	7	7	14	5	2	0	0	0	0	0	0	0	0	0
0800	**83**	**0**	**0**	**1**	**0**	**0**	**0**	**1**	**0**	**1**	**2**	**1**	**5**	**4**	**6**	**15**	**12**	**12**	**13**	**8**	**2**	**0**	**0**	**0**	**0**	**0**	**0**	**0**	**0**
0900	75	0	0	0	1	1	0	3	1	0	5	2	7	9	14	11	8	6	3	2	0	1	1	0	0	0	0	0	0
1000	44	0	0	0	0	0	1	0	1	1	3	2	3	7	3	6	7	3	1	1	2	3	0	0	0	0	0	0	0
1100	41	0	0	0	0	0	1	0	1	0	2	1	1	2	11	9	4	3	4	2	0	0	0	0	0	0	0	0	0
1200	55	0	0	0	0	1	0	0	0	1	1	2	10	9	13	6	8	3	1	0	0	0	0	0	0	0	0	0	0
1300	54	0	0	1	1	0	1	1	6	0	0	3	7	8	10	7	3	3	1	1	0	0	1	0	0	0	0	0	0
1400	75	0	0	2	2	0	0	1	5	2	2	4	5	11	11	9	7	5	3	2	3	1	0	0	0	0	0	0	0
1500	76	0	0	0	0	0	0	0	2	3	3	5	4	3	20	8	11	4	7	4	0	2	0	0	0	0	0	0	0
1600	90	0	0	0	1	0	0	0	2	4	1	4	7	14	17	18	10	8	3	1	0	0	0	0	0	0	0	0	0
1700	**125**	**0**	**0**	**0**	**0**	**1**	**0**	**0**	**0**	**0**	**1**	**1**	**5**	**9**	**12**	**28**	**29**	**18**	**11**	**6**	**3**	**1**	**0**	**0**	**0**	**0**	**0**	**0**	**0**
1800	92	0	0	0	0	0	0	0	0	2	0	0	4	8	10	21	16	15	9	2	1	4	0	0	0	0	0	0	0
1900	59	0	0	1	0	0	0	0	1	1	2	1	6	6	9	17	9	3	1	1	0	1	0	0	0	0	0	0	0
2000	43	0	0	0	0	0	0	0	0	0	1	1	4	7	8	8	3	6	0	1	2	2	0	0	0	0	0	0	0
2100	25	0	0	0	0	0	0	0	2	0	1	1	5	2	3	4	2	1	2	1	1	0	0	0	0	0	0	0	0
2200	15	0	0	0	0	0	0	0	0	0	0	0	2	3	5	0	4	1	0	0	0	0	0	0	0	0	0	0	0
2300	12	0	0	0	1	0	0	0	0	1	1	1	0	1	2	0	2	1	1	1	0	0	0	0	0	0	0	0	0
07-19	**872**	**0**	**0**	**4**	**5**	**3**	**3**	**6**	**18**	**15**	**20**	**29**	**59**	**90**	**142**	**145**	**122**	**94**	**61**	**31**	**11**	**12**	**2**	**0**	**0**	**0**	**0**	**0**	**0**
06-22	**1013**	**0**	**0**	**5**	**5**	**3**	**3**	**6**	**21**	**16**	**24**	**33**	**74**	**106**	**163**	**178**	**137**	**106**	**66**	**35**	**14**	**15**	**3**	**0**	**0**	**0**	**0**	**0**	**0**
06-00	**1040**	**0**	**0**	**5**	**6**	**3**	**3**	**6**	**21**	**17**	**25**	**34**	**76**	**110**	**170**	**178**	**143**	**108**	**67**	**36**	**14**	**15**	**3**	**0**	**0**	**0**	**0**	**0**	**0**
00-00	**1053**	**0**	**0**	**5**	**6**	**3**	**3**	**6**	**21**	**17**	**25**	**34**	**76**	**111**	**173**	**181**	**145**	**108**	**70**	**36**	**15**	**15**	**3**	**0**	**0**	**0**	**0**	**0**	**0**

DRAFT

Site 5
Location L-2207-4, att t/post, Lat 53.51079, Long -6.65652
Direction Two way

3279 / Meath/Cavan/Monaghan ATC's
October 2013
Automatic Traffic Count

Tue, 8 October 2013

Time	Total	Speed Bins (km/h)																											
		0 - 5	5 - 10	10 - 15	15 - 20	20 - 25	25 - 30	30 - 35	35 - 40	40 - 45	45 - 50	50 - 55	55 - 60	60 - 65	65 - 70	70 - 75	75 - 80	80 - 85	85 - 90	90 - 95	95 - 100	100 - 105	105 - 110	110 - 115	115 - 120	120 - 125	125 - 130	130 - 135	135 - 140
0000	6	0	0	0	0	0	0	0	0	1	0	0	0	2	0	1	2	0	0	0	0	0	0	0	0	0	0	0	0
0100	4	0	0	0	0	0	0	0	0	0	0	0	0	1	1	0	1	0	1	0	0	0	0	0	0	0	0	0	0
0200	3	0	0	0	0	0	0	0	0	0	0	0	1	0	1	0	0	1	0	0	0	0	0	0	0	0	0	0	0
0300	0	0	0	0	0	0	0	0	0	0	0	0	0	0	0	0	0	0	0	0	0	0	0	0	0	0	0	0	0
0400	1	0	0	0	0	0	0	0	0	0	0	0	0	0	0	0	0	0	1	0	0	0	0	0	0	0	0	0	0
0500	9	0	0	0	0	0	0	0	0	0	0	1	0	0	1	2	2	1	1	0	1	0	0	0	0	0	0	0	0
0600	16	0	0	0	1	0	0	0	0	0	0	0	1	0	3	0	3	5	1	0	1	1	0	0	0	0	0	0	0
0700	69	0	0	0	0	0	0	0	0	0	1	0	8	6	11	9	12	8	9	3	1	1	0	0	0	0	0	0	0
0800	**97**	**0**	**0**	**2**	**0**	**0**	**2**	**0**	**3**	**1**	**3**	**3**	**5**	**12**	**10**	**16**	**12**	**13**	**7**	**6**	**2**	**0**	**0**	**0**	**0**	**0**	**0**	**0**	**0**
0900	78	0	0	0	0	0	0	0	1	1	1	2	1	10	15	18	10	8	4	4	1	1	0	1	0	0	0	0	0
1000	47	0	0	1	0	1	0	0	0	0	1	3	7	7	5	5	7	3	5	1	1	0	0	0	0	0	0	0	0
1100	48	0	0	0	0	1	4	1	2	0	0	2	3	2	6	6	5	10	4	1	1	0	0	0	0	0	0	0	0
1200	59	0	0	0	0	0	1	0	2	0	3	2	10	10	9	6	8	2	3	1	2	0	0	0	0	0	0	0	0
1300	72	0	0	2	0	1	4	0	1	5	2	3	5	12	8	10	8	8	3	0	0	0	0	0	0	0	0	0	0
1400	67	0	0	0	0	1	3	0	3	4	3	7	5	10	11	5	4	4	5	1	1	0	0	0	0	0	0	0	0
1500	59	0	0	0	1	0	0	0	3	1	2	1	6	6	10	9	11	2	3	2	2	0	0	0	0	0	0	0	0
1600	94	0	0	0	1	0	0	0	1	1	2	4	8	13	16	17	9	9	3	3	5	2	0	0	0	0	0	0	0
1700	**118**	**0**	**0**	**0**	**0**	**1**	**0**	**0**	**2**	**4**	**1**	**1**	**5**	**11**	**13**	**23**	**19**	**25**	**3**	**5**	**3**	**2**	**0**	**0**	**0**	**0**	**0**	**0**	**0**
1800	100	0	0	0	0	0	0	0	0	4	1	3	4	6	16	16	15	11	15	5	4	0	0	0	0	0	0	0	0
1900	71	0	0	0	0	0	0	2	1	1	0	0	6	14	9	5	15	7	9	1	1	0	0	0	0	0	0	0	0
2000	41	0	0	0	1	0	0	1	0	1	1	3	1	7	3	7	7	6	3	0	0	0	0	0	0	0	0	0	0
2100	25	0	0	2	0	0	0	0	0	2	1	1	2	2	7	3	0	2	1	2	0	0	0	0	0	0	0	0	0
2200	17	0	0	0	0	0	0	0	0	0	1	0	1	4	3	4	1	1	1	0	1	0	0	0	0	0	0	0	0
2300	6	0	0	0	0	0	0	0	0	0	0	0	0	1	2	1	1	1	0	0	0	0	0	0	0	0	0	0	0
07-19	**908**	**0**	**0**	**5**	**2**	**5**	**14**	**1**	**18**	**21**	**20**	**31**	**67**	**105**	**130**	**140**	**120**	**103**	**64**	**32**	**23**	**6**	**0**	**1**	**0**	**0**	**0**	**0**	**0**
06-22	**1061**	**0**	**0**	**7**	**4**	**5**	**14**	**4**	**19**	**25**	**22**	**35**	**77**	**128**	**152**	**155**	**145**	**123**	**78**	**35**	**25**	**7**	**0**	**1**	**0**	**0**	**0**	**0**	**0**
06-00	**1084**	**0**	**0**	**7**	**4**	**5**	**14**	**4**	**19**	**25**	**23**	**35**	**78**	**133**	**157**	**160**	**147**	**125**	**79**	**35**	**26**	**7**	**0**	**1**	**0**	**0**	**0**	**0**	**0**
00-00	**1107**	**0**	**0**	**7**	**4**	**5**	**14**	**4**	**19**	**26**	**23**	**36**	**79**	**136**	**160**	**163**	**152**	**127**	**82**	**35**	**27**	**7**	**0**	**1**	**0**	**0**	**0**	**0**	**0**

DRAFT

NDC NATIONWIDE DATA COLLECTION

Nationwide Data Collection
for
Tobin Consulting Engineers

Site 5
Location L-2207-4, att t/post, Lat 53.51079, Long -6.65652
Direction Two way

3279 / Meath/Cavan/Monaghan ATC's
October 2013
Automatic Traffic Count

Wed, 9 October 2013

Time	Total	Speed Bins (km/h)																											
		0 - 5	5 - 10	10 - 15	15 - 20	20 - 25	25 - 30	30 - 35	35 - 40	40 - 45	45 - 50	50 - 55	55 - 60	60 - 65	65 - 70	70 - 75	75 - 80	80 - 85	85 - 90	90 - 95	95 - 100	100 - 105	105 - 110	110 - 115	115 - 120	120 - 125	125 - 130	130 - 135	135 - 140
0000	8	0	0	0	0	0	0	0	1	0	0	0	1	1	5	0	0	0	0	0	0	0	0	0	0	0	0	0	0
0100	4	0	0	0	0	0	0	0	0	0	0	0	0	0	0	1	1	1	0	0	1	0	0	0	0	0	0	0	0
0200	3	0	0	0	0	0	0	0	0	0	0	0	1	0	0	0	0	0	1	0	0	0	1	0	0	0	0	0	0
0300	0	0	0	0	0	0	0	0	0	0	0	0	0	0	0	0	0	0	0	0	0	0	0	0	0	0	0	0	0
0400	2	0	0	0	0	0	0	0	0	0	0	0	0	0	0	0	0	0	1	1	0	0	0	0	0	0	0	0	0
0500	5	0	0	0	0	0	0	0	0	0	0	0	0	0	1	0	0	1	2	0	1	0	0	0	0	0	0	0	0
0600	18	0	0	0	0	0	0	0	0	0	0	0	1	2	2	1	3	3	2	0	2	1	0	1	0	0	0	0	0
0700	72	0	0	0	0	0	0	0	0	0	2	2	2	9	9	11	7	19	5	4	1	1	0	0	0	0	0	0	0
0800	**111**	**0**	**0**	**1**	**0**	**0**	**3**	**1**	**2**	**0**	**0**	**3**	**9**	**3**	**20**	**20**	**13**	**13**	**12**	**5**	**5**	**0**	**1**	**0**	**0**	**0**	**0**	**0**	**0**
0900	79	0	0	0	0	2	0	0	1	2	5	7	2	7	7	12	12	9	6	5	1	1	0	0	0	0	0	0	0
1000	60	0	0	0	0	1	0	1	0	0	0	3	5	4	9	12	8	9	7	0	0	0	0	1	0	0	0	0	0
1100	46	0	0	0	0	0	0	0	1	1	0	1	2	6	5	6	11	6	2	2	0	1	0	2	0	0	0	0	0
1200	62	0	0	0	0	2	3	0	0	0	0	6	4	8	10	8	8	5	2	5	1	0	0	0	0	0	0	0	0
1300	63	0	0	0	0	0	0	1	2	1	1	0	3	6	11	11	10	9	5	1	0	2	0	0	0	0	0	0	0
1400	88	0	0	0	0	0	2	2	0	1	1	3	10	14	11	15	9	9	7	3	0	1	0	0	0	0	0	0	0
1500	77	0	0	0	0	0	0	0	0	1	3	6	5	5	5	17	7	11	10	3	2	1	0	1	0	0	0	0	0
1600	79	0	0	0	2	0	1	1	0	0	0	0	5	19	20	11	5	6	3	2	3	1	0	0	0	0	0	0	0
1700	**118**	**0**	**0**	**0**	**0**	**0**	**2**	**0**	**1**	**4**	**0**	**5**	**7**	**14**	**15**	**24**	**17**	**11**	**10**	**4**	**4**	**0**	**0**	**0**	**0**	**0**	**0**	**0**	**0**
1800	107	0	0	0	0	0	1	0	1	0	1	5	6	7	13	17	16	18	14	2	4	2	0	0	0	0	0	0	0
1900	57	0	0	0	0	0	0	0	1	3	2	1	4	11	10	7	9	3	3	2	0	0	1	0	0	0	0	0	0
2000	54	0	0	0	0	0	0	1	5	2	1	3	8	8	10	5	4	4	1	2	0	0	0	0	0	0	0	0	0
2100	23	0	0	0	0	0	0	0	0	0	1	1	2	4	1	4	5	5	0	0	0	0	0	0	0	0	0	0	0
2200	7	0	0	0	0	0	0	0	0	0	0	1	0	1	1	1	2	1	0	0	0	0	0	0	0	0	0	0	0
2300	15	0	0	0	0	0	0	0	0	1	0	1	0	4	5	4	0	0	0	0	0	0	0	0	0	0	0	0	0
07-19	**962**	**0**	**0**	**1**	**2**	**5**	**12**	**6**	**8**	**10**	**13**	**41**	**60**	**102**	**135**	**164**	**123**	**125**	**83**	**36**	**21**	**10**	**1**	**4**	**0**	**0**	**0**	**0**	**0**
06-22	**1114**	**0**	**0**	**1**	**2**	**5**	**12**	**7**	**14**	**15**	**17**	**46**	**75**	**127**	**158**	**181**	**144**	**140**	**89**	**40**	**23**	**11**	**2**	**5**	**0**	**0**	**0**	**0**	**0**
06-00	**1136**	**0**	**0**	**1**	**2**	**5**	**12**	**7**	**14**	**16**	**17**	**48**	**75**	**132**	**164**	**186**	**146**	**141**	**89**	**40**	**23**	**11**	**2**	**5**	**0**	**0**	**0**	**0**	**0**
00-00	**1158**	**0**	**0**	**1**	**2**	**5**	**12**	**7**	**15**	**16**	**17**	**48**	**77**	**133**	**170**	**187**	**147**	**143**	**93**	**41**	**25**	**11**	**3**	**5**	**0**	**0**	**0**	**0**	**0**

DRAFT

Site 5
Location L-2207-4, att t/post, Lat 53.51079, Long -6.65652
Direction Two way

3279 / Meath/Cavan/Monaghan ATC's
October 2013
Automatic Traffic Count

Thu, 10 October 2013

Time	Total	Speed Bins (km/h)																											
		0 - 5	5 - 10	10 - 15	15 - 20	20 - 25	25 - 30	30 - 35	35 - 40	40 - 45	45 - 50	50 - 55	55 - 60	60 - 65	65 - 70	70 - 75	75 - 80	80 - 85	85 - 90	90 - 95	95 - 100	100 - 105	105 - 110	110 - 115	115 - 120	120 - 125	125 - 130	130 - 135	135 - 140
0000	5	0	0	0	0	0	0	0	0	0	0	0	0	2	0	0	1	1	1	0	0	0	0	0	0	0	0	0	0
0100	0	0	0	0	0	0	0	0	0	0	0	0	0	0	0	0	0	0	0	0	0	0	0	0	0	0	0	0	0
0200	1	0	0	0	0	0	0	0	0	0	0	0	1	0	0	0	0	0	0	0	0	0	0	0	0	0	0	0	0
0300	0	0	0	0	0	0	0	0	0	0	0	0	0	0	0	0	0	0	0	0	0	0	0	0	0	0	0	0	0
0400	2	0	0	0	0	0	0	0	0	0	0	0	0	1	0	0	0	0	1	0	0	0	0	0	0	0	0	0	0
0500	5	0	0	0	0	0	0	0	0	0	0	0	0	0	2	0	0	1	0	1	1	0	0	0	0	0	0	0	0
0600	25	0	0	0	0	0	0	0	0	0	0	1	0	3	3	3	5	7	0	2	0	1	0	0	0	0	0	0	0
0700	78	0	0	0	0	0	1	0	0	0	1	3	3	7	12	14	10	11	7	5	2	1	0	0	0	0	1	0	0
0800	**104**	**0**	**0**	**0**	**0**	**0**	**4**	**1**	**1**	**2**	**3**	**10**	**7**	**8**	**13**	**12**	**16**	**12**	**7**	**2**	**4**	**2**	**0**	**0**	**0**	**0**	**0**	**0**	**0**
0900	85	0	0	0	0	0	0	2	2	1	2	5	4	17	13	9	13	10	5	0	2	0	0	0	0	0	0	0	0
1000	49	0	0	0	0	0	0	0	1	0	2	1	0	4	5	10	11	8	4	1	1	1	0	0	0	0	0	0	0
1100	46	0	0	2	0	0	1	0	1	0	1	3	1	5	7	4	7	3	7	2	1	0	0	1	0	0	0	0	0
1200	51	0	0	0	0	0	2	1	0	0	0	8	9	5	5	5	7	4	1	3	0	1	0	0	0	0	0	0	0
1300	54	0	0	0	0	0	0	1	1	1	2	1	4	8	9	8	11	4	4	0	0	0	0	0	0	0	0	0	0
1400	62	0	0	0	0	1	2	0	0	2	2	2	6	4	10	15	6	3	6	2	1	0	0	0	0	0	0	0	0
1500	52	0	0	0	0	0	0	1	0	2	0	2	8	6	7	10	2	4	7	1	1	1	0	0	0	0	0	0	0
1600	85	0	0	0	0	2	2	1	1	3	0	4	8	10	8	16	12	6	8	1	2	0	0	1	0	0	0	0	0
1700	**116**	**0**	**0**	**1**	**0**	**0**	**0**	**0**	**1**	**1**	**0**	**6**	**5**	**14**	**16**	**24**	**19**	**12**	**12**	**3**	**1**	**1**	**0**	**0**	**0**	**0**	**0**	**0**	**0**
1800	96	0	0	1	0	0	0	1	1	0	0	1	6	14	20	14	12	7	12	1	5	1	0	0	0	0	0	0	0
1900	61	0	0	0	0	0	0	0	0	1	0	2	5	8	10	10	11	8	3	1	1	0	1	0	0	0	0	0	0
2000	50	0	0	0	0	0	0	0	0	0	1	1	1	8	12	9	10	6	1	0	1	0	0	0	0	0	0	0	0
2100	29	0	0	0	0	0	0	0	0	0	2	0	4	3	4	2	3	6	3	0	2	0	0	0	0	0	0	0	0
2200	27	0	0	0	0	0	0	0	2	0	2	4	5	3	3	3	3	0	2	0	0	0	0	0	0	0	0	0	0
2300	5	0	0	0	0	0	0	1	0	0	0	0	0	2	1	1	0	0	0	0	0	0	0	0	0	0	0	0	0
07-19	**878**	**0**	**0**	**4**	**0**	**3**	**12**	**8**	**9**	**12**	**13**	**46**	**61**	**102**	**125**	**141**	**126**	**84**	**80**	**21**	**20**	**8**	**0**	**2**	**0**	**0**	**1**	**0**	**0**
06-22	**1043**	**0**	**0**	**4**	**0**	**3**	**12**	**8**	**9**	**13**	**16**	**50**	**71**	**124**	**154**	**165**	**155**	**111**	**87**	**24**	**24**	**9**	**1**	**2**	**0**	**0**	**1**	**0**	**0**
06-00	**1075**	**0**	**0**	**4**	**0**	**3**	**12**	**9**	**11**	**13**	**18**	**54**	**76**	**129**	**158**	**169**	**158**	**111**	**89**	**24**	**24**	**9**	**1**	**2**	**0**	**0**	**1**	**0**	**0**
00-00	**1088**	**0**	**0**	**4**	**0**	**3**	**12**	**9**	**11**	**13**	**18**	**54**	**77**	**132**	**160**	**169**	**159**	**113**	**91**	**25**	**25**	**9**	**1**	**2**	**0**	**0**	**1**	**0**	**0**

DRAFT

Site 5
Location L-2207-4, att t/post, Lat 53.51079, Long -6.65652
Direction Two way

3279 / Meath/Cavan/Monaghan ATC's
October 2013
Automatic Traffic Count

Fri, 11 October 2013

Time	Total	Speed Bins (km/h)																												
		0 - 5	5 - 10	10 - 15	15 - 20	20 - 25	25 - 30	30 - 35	35 - 40	40 - 45	45 - 50	50 - 55	55 - 60	60 - 65	65 - 70	70 - 75	75 - 80	80 - 85	85 - 90	90 - 95	95 - 100	100 - 105	105 - 110	110 - 115	115 - 120	120 - 125	125 - 130	130 - 135	135 - 140
0000	7	0	0	0	0	0	0	0	0	0	1	0	2	0	1	1	2	0	0	0	0	0	0	0	0	0	0	0	0	0
0100	0	0	0	0	0	0	0	0	0	0	0	0	0	0	0	0	0	0	0	0	0	0	0	0	0	0	0	0	0	0
0200	2	0	0	0	0	0	0	0	0	0	0	0	1	0	0	0	0	1	0	0	0	0	0	0	0	0	0	0	0	0
0300	1	0	0	0	0	0	0	0	0	0	0	0	0	0	0	1	0	0	0	0	0	0	0	0	0	0	0	0	0	0
0400	1	0	0	0	0	0	0	0	0	0	0	0	0	0	0	0	0	1	0	0	0	0	0	0	0	0	0	0	0	0
0500	6	0	0	0	0	0	0	0	0	0	0	0	0	0	0	1	1	0	3	0	1	0	0	0	0	0	0	0	0	0
0600	20	0	0	0	0	0	0	0	0	0	0	1	0	5	3	1	3	2	1	1	3	0	0	0	0	0	0	0	0	0
0700	69	0	0	0	0	0	1	0	0	3	2	0	3	8	10	8	12	6	5	4	4	0	2	1	0	0	0	0	0	0
0800	**83**	**0**	**0**	**1**	**1**	**0**	**0**	**1**	**0**	**2**	**1**	**4**	**4**	**1**	**8**	**15**	**14**	**11**	**12**	**4**	**4**	**0**	**0**	**0**	**0**	**0**	**0**	**0**	**0**	**0**
0900	60	0	0	3	0	1	0	0	1	1	2	2	1	8	10	11	4	5	6	2	1	2	0	0	0	0	0	0	0	0
1000	48	0	0	0	0	0	1	0	0	3	2	4	1	5	9	4	8	7	0	4	0	0	0	0	0	0	0	0	0	0
1100	59	0	0	0	1	2	0	0	1	2	0	2	3	7	5	13	11	4	1	3	2	2	0	0	0	0	0	0	0	0
1200	67	0	0	1	0	2	0	2	0	1	1	5	2	7	14	5	11	6	5	3	2	0	0	0	0	0	0	0	0	0
1300	71	0	0	0	0	1	0	0	1	4	2	0	4	11	13	16	7	9	2	1	0	0	0	0	0	0	0	0	0	0
1400	77	0	0	2	0	0	0	2	2	3	5	6	11	10	13	6	7	5	2	2	1	0	0	0	0	0	0	0	0	0
1500	103	0	0	0	0	0	0	3	4	0	1	7	5	9	23	22	7	8	10	3	1	0	0	0	0	0	0	0	0	0
1600	110	0	0	0	0	0	1	0	0	1	2	6	12	13	21	19	14	11	4	5	0	1	0	0	0	0	0	0	0	0
1700	**118**	**0**	**0**	**0**	**0**	**0**	**0**	**0**	**1**	**0**	**8**	**0**	**8**	**10**	**14**	**15**	**17**	**20**	**16**	**3**	**4**	**1**	**1**	**0**	**0**	**0**	**0**	**0**	**0**	**0**
1800	96	0	0	0	0	1	0	0	0	1	0	1	5	13	13	26	14	5	7	6	3	0	0	0	0	1	0	0	0	0
1900	58	0	0	0	0	0	1	0	0	0	1	2	8	13	7	10	9	5	1	0	0	0	1	0	0	0	0	0	0	0
2000	41	0	0	0	0	0	1	0	0	0	1	1	5	1	9	8	6	4	2	2	0	0	1	0	0	0	0	0	0	0
2100	23	0	0	2	0	0	0	0	0	0	0	0	3	1	3	5	3	1	2	1	0	1	1	0	0	0	0	0	0	0
2200	23	0	0	0	2	0	0	0	0	0	0	3	4	5	0	7	0	1	1	0	0	0	0	0	0	0	0	0	0	0
2300	16	0	0	0	0	0	0	1	0	0	0	2	2	3	0	3	3	0	0	0	2	0	0	0	0	0	0	0	0	0
07-19	**961**	**0**	**0**	**7**	**2**	**7**	**3**	**8**	**10**	**21**	**26**	**37**	**59**	**102**	**153**	**160**	**126**	**97**	**70**	**40**	**22**	**6**	**3**	**1**	**0**	**1**	**0**	**0**	**0**	**0**
06-22	**1103**	**0**	**0**	**9**	**2**	**7**	**5**	**8**	**10**	**21**	**28**	**41**	**75**	**122**	**175**	**184**	**147**	**109**	**76**	**44**	**25**	**7**	**6**	**1**	**0**	**1**	**0**	**0**	**0**	**0**
06-00	**1142**	**0**	**0**	**9**	**4**	**7**	**5**	**9**	**10**	**21**	**28**	**46**	**81**	**130**	**175**	**194**	**150**	**110**	**77**	**44**	**27**	**7**	**6**	**1**	**0**	**1**	**0**	**0**	**0**	**0**
00-00	**1159**	**0**	**0**	**9**	**4**	**7**	**5**	**9**	**10**	**21**	**29**	**46**	**84**	**130**	**176**	**197**	**153**	**112**	**80**	**44**	**28**	**7**	**6**	**1**	**0**	**1**	**0**	**0**	**0**	**0**

DRAFT

Site 5
Location L-2207-4, att t/post, Lat 53.51079, Long -6.65652
Direction Two way

3279 / Meath/Cavan/Monaghan ATC's
October 2013
Automatic Traffic Count

Sat, 12 October 2013

Time	Total	Speed Bins (km/h)																												
		0 - 5	5 - 10	10 - 15	15 - 20	20 - 25	25 - 30	30 - 35	35 - 40	40 - 45	45 - 50	50 - 55	55 - 60	60 - 65	65 - 70	70 - 75	75 - 80	80 - 85	85 - 90	90 - 95	95 - 100	100 - 105	105 - 110	110 - 115	115 - 120	120 - 125	125 - 130	130 - 135	135 - 140
0000	7	0	0	0	0	0	0	0	0	0	0	0	1	0	1	2	0	0	1	2	0	0	0	0	0	0	0	0	0	0
0100	5	0	0	0	0	0	0	0	0	0	0	0	0	2	1	1	0	0	1	0	0	0	0	0	0	0	0	0	0	0
0200	3	0	0	0	0	0	0	0	0	0	0	0	0	2	0	0	0	0	0	1	0	0	0	0	0	0	0	0	0	0
0300	0	0	0	0	0	0	0	0	0	0	0	0	0	0	0	0	0	0	0	0	0	0	0	0	0	0	0	0	0	0
0400	0	0	0	0	0	0	0	0	0	0	0	0	0	0	0	0	0	0	0	0	0	0	0	0	0	0	0	0	0	0
0500	4	0	0	0	0	0	0	0	0	0	0	1	0	0	1	0	1	0	0	1	0	0	0	0	0	0	0	0	0	0
0600	5	0	0	0	0	0	0	0	0	0	0	0	0	0	1	0	0	1	1	1	1	0	0	0	0	0	0	0	0	0
0700	27	0	0	0	0	0	0	0	0	0	3	0	0	2	3	3	3	5	2	6	0	0	0	0	0	0	0	0	0	0
0800	40	0	0	0	0	0	0	1	0	0	1	3	4	4	1	7	3	4	4	5	3	0	0	0	0	0	0	0	0	0
0900	47	0	0	0	0	0	0	0	1	0	1	0	3	5	3	8	8	4	3	6	1	1	2	0	0	1	0	0	0	0
1000	**70**	**0**	**0**	**0**	**0**	**0**	**1**	**1**	**2**	**0**	**1**	**2**	**6**	**5**	**9**	**12**	**9**	**10**	**6**	**3**	**1**	**0**	**1**	**0**	**1**	**0**	**0**	**0**	**0**	**0**
1100	**70**	**0**	**0**	**0**	**0**	**1**	**2**	**1**	**0**	**0**	**5**	**8**	**5**	**8**	**10**	**10**	**6**	**8**	**4**	**2**	**0**	**0**	**0**	**0**	**0**	**0**	**0**	**0**	**0**	**0**
1200	78	0	0	0	0	0	0	1	0	0	2	4	4	10	15	15	10	6	5	4	1	1	0	0	0	0	0	0	0	0
1300	80	0	0	1	0	0	2	0	0	0	3	1	7	13	8	12	10	13	4	3	2	0	0	0	0	1	0	0	0	0
1400	85	0	0	0	0	0	0	3	1	2	7	3	8	7	10	18	12	6	5	2	0	0	0	0	0	0	0	1	0	0
1500	82	0	0	0	1	1	0	1	2	0	1	2	6	13	9	16	12	4	8	5	1	0	0	0	0	0	0	0	0	0
1600	76	0	0	0	0	0	4	3	0	0	0	3	7	6	12	14	12	12	1	1	1	0	0	0	0	0	0	0	0	0
1700	**97**	**0**	**0**	**0**	**1**	**2**	**0**	**4**	**0**	**3**	**0**	**4**	**8**	**8**	**12**	**21**	**12**	**10**	**8**	**4**	**0**	**0**	**0**	**0**	**0**	**0**	**0**	**0**	**0**	**0**
1800	81	0	0	0	1	0	0	0	0	2	0	3	4	6	14	14	17	10	6	3	1	0	0	0	0	0	0	0	0	0
1900	78	0	0	0	0	0	0	1	3	5	2	1	5	9	11	23	7	5	1	1	3	1	0	0	0	0	0	0	0	0
2000	40	0	0	0	0	0	0	1	1	4	2	3	4	6	9	4	2	2	1	0	0	1	0	0	0	0	0	0	0	0
2100	43	0	0	1	0	0	0	0	1	7	3	6	2	2	4	9	4	1	1	1	0	0	1	0	0	0	0	0	0	0
2200	27	0	0	0	0	0	0	0	1	3	1	5	3	1	3	2	4	4	0	0	0	0	0	0	0	0	0	0	0	0
2300	19	0	0	0	0	0	0	0	0	2	3	4	0	0	3	4	2	0	1	0	0	0	0	0	0	0	0	0	0	0
07-19	**833**	**0**	**0**	**1**	**3**	**4**	**9**	**15**	**6**	**7**	**24**	**33**	**62**	**87**	**106**	**150**	**114**	**92**	**56**	**44**	**11**	**2**	**3**	**0**	**1**	**2**	**1**	**0**	**0**	
06-22	**999**	**0**	**0**	**2**	**3**	**4**	**9**	**17**	**11**	**23**	**31**	**43**	**73**	**104**	**131**	**186**	**127**	**101**	**60**	**47**	**15**	**4**	**4**	**0**	**1**	**2**	**1**	**0**	**0**	
06-00	**1045**	**0**	**0**	**2**	**3**	**4**	**9**	**17**	**12**	**28**	**35**	**52**	**76**	**105**	**137**	**192**	**133**	**105**	**61**	**47**	**15**	**4**	**4**	**0**	**1**	**2**	**1**	**0**	**0**	
00-00	**1064**	**0**	**0**	**2**	**3**	**4**	**9**	**17**	**12**	**28**	**35**	**53**	**77**	**109**	**140**	**195**	**134**	**105**	**63**	**51**	**15**	**4**	**4**	**0**	**1**	**2**	**1**	**0**	**0**	

DRAFT

Site 5
Location L-2207-4, att t/post, Lat 53.51079, Long -6.65652
Direction Two way

3279 / Meath/Cavan/Monaghan ATC's
October 2013
Automatic Traffic Count

Sun, 13 October 2013

Time	Total	Speed Bins (km/h)																												
		0 - 5	5 - 10	10 - 15	15 - 20	20 - 25	25 - 30	30 - 35	35 - 40	40 - 45	45 - 50	50 - 55	55 - 60	60 - 65	65 - 70	70 - 75	75 - 80	80 - 85	85 - 90	90 - 95	95 - 100	100 - 105	105 - 110	110 - 115	115 - 120	120 - 125	125 - 130	130 - 135	135 - 140
0000	16	0	0	0	0	0	0	0	0	3	0	1	0	3	2	4	1	1	0	0	1	0	0	0	0	0	0	0	0	0
0100	4	0	0	0	0	0	0	0	0	0	0	0	1	0	0	0	0	1	2	0	0	0	0	0	0	0	0	0	0	0
0200	10	0	0	0	0	0	0	0	0	3	0	0	0	1	3	0	2	0	1	0	0	0	0	0	0	0	0	0	0	0
0300	5	0	0	0	0	0	0	0	0	0	0	0	0	0	2	0	3	0	0	0	0	0	0	0	0	0	0	0	0	0
0400	1	0	0	0	0	0	0	0	0	0	0	0	0	0	0	1	0	0	0	0	0	0	0	0	0	0	0	0	0	0
0500	2	0	0	0	0	0	0	0	0	0	0	0	0	0	0	1	0	0	0	1	0	0	0	0	0	0	0	0	0	0
0600	4	0	0	0	0	0	0	0	0	0	0	0	0	1	1	1	0	0	1	0	0	0	0	0	0	0	0	0	0	0
0700	14	0	0	0	0	0	0	0	0	0	0	0	0	0	1	2	4	3	3	1	0	0	0	0	0	0	0	0	0	0
0800	25	0	0	0	1	0	0	0	0	0	0	0	0	1	6	6	3	5	2	1	0	0	0	0	0	0	0	0	0	0
0900	23	0	0	0	0	0	0	0	0	1	0	0	1	2	1	3	7	2	2	1	2	0	1	0	0	0	0	0	0	0
1000	58	0	0	0	2	0	1	3	0	1	2	1	4	3	5	11	10	4	5	3	1	2	0	0	0	0	0	0	0	0
1100	**61**	**0**	**0**	**1**	**0**	**2**	**0**	**2**	**1**	**0**	**1**	**2**	**7**	**3**	**3**	**13**	**8**	**7**	**5**	**3**	**1**	**1**	**0**	**0**	**1**	**0**	**0**	**0**	**0**	**0**
1200	78	0	0	0	0	0	1	1	0	0	0	3	5	9	9	14	16	8	7	3	0	0	0	1	1	0	0	0	0	0
1300	67	0	0	0	0	0	0	0	3	0	0	9	11	9	11	4	8	7	2	3	0	0	0	0	0	0	0	0	0	0
1400	73	0	0	0	0	1	2	3	0	5	6	4	10	8	5	12	8	3	1	1	0	1	1	1	0	1	0	0	0	0
1500	67	0	0	0	0	0	0	0	1	0	3	5	14	2	6	5	13	7	7	2	1	1	0	0	0	0	0	0	0	0
1600	71	0	0	1	1	1	1	1	1	1	0	1	5	7	8	17	9	11	2	1	1	0	0	1	1	0	0	0	0	0
1700	66	0	0	0	0	0	0	1	0	0	2	0	3	7	12	12	12	11	1	3	1	1	0	0	0	0	0	0	0	0
1800	**82**	**0**	**0**	**0**	**0**	**0**	**0**	**1**	**0**	**1**	**0**	**2**	**2**	**7**	**18**	**15**	**12**	**14**	**5**	**5**	**0**	**0**	**0**	**0**	**0**	**0**	**0**	**0**	**0**	**0**
1900	61	0	0	0	0	0	0	0	0	0	1	5	6	5	12	9	11	7	3	0	2	0	0	0	0	0	0	0	0	0
2000	44	0	0	1	0	1	0	0	1	3	0	0	1	6	8	6	7	3	4	3	0	0	0	0	0	0	0	0	0	0
2100	22	0	0	0	0	2	0	0	0	1	1	1	0	4	2	8	1	1	1	0	0	0	0	0	0	0	0	0	0	0
2200	13	0	0	0	0	0	0	0	0	0	0	1	2	1	1	3	1	1	1	0	1	1	0	0	0	0	0	0	0	0
2300	10	0	0	0	0	0	0	0	0	0	1	1	0	4	0	0	2	1	1	0	0	0	0	0	0	0	0	0	0	0
07-19	**685**	**0**	**0**	**2**	**4**	**4**	**5**	**12**	**6**	**9**	**14**	**27**	**62**	**58**	**85**	**114**	**110**	**82**	**42**	**27**	**7**	**6**	**2**	**3**	**3**	**1**	**0**	**0**	**0**	**0**
06-22	**816**	**0**	**0**	**3**	**4**	**7**	**5**	**12**	**7**	**13**	**16**	**33**	**69**	**74**	**108**	**138**	**129**	**93**	**51**	**30**	**9**	**6**	**2**	**3**	**3**	**1**	**0**	**0**	**0**	**0**
06-00	**839**	**0**	**0**	**3**	**4**	**7**	**5**	**12**	**7**	**13**	**17**	**35**	**71**	**79**	**109**	**141**	**132**	**95**	**53**	**30**	**10**	**7**	**2**	**3**	**3**	**1**	**0**	**0**	**0**	**0**
00-00	**877**	**0**	**0**	**3**	**4**	**7**	**5**	**12**	**7**	**19**	**17**	**36**	**72**	**83**	**116**	**147**	**138**	**97**	**56**	**31**	**11**	**7**	**2**	**3**	**3**	**1**	**0**	**0**	**0**	**0**

DRAFT

Site 5
Location L-2207-4, att t/post, Lat 53.51079, Long -6.65652
Direction Two way

3279 / Meath/Cavan/Monaghan ATC's
October 2013
Automatic Traffic Count

Virtual Day (7)

Time	Total	Speed Bins (km/h)																											
		0 - 5	5 - 10	10 - 15	15 - 20	20 - 25	25 - 30	30 - 35	35 - 40	40 - 45	45 - 50	50 - 55	55 - 60	60 - 65	65 - 70	70 - 75	75 - 80	80 - 85	85 - 90	90 - 95	95 - 100	100 - 105	105 - 110	110 - 115	115 - 120	120 - 125	125 - 130	130 - 135	135 - 140
0000	7	0	0	0	0	0	0	0	0	1	0	0	1	1	1	1	1	0	0	0	0	0	0	0	0	0	0	0	0
0100	2	0	0	0	0	0	0	0	0	0	0	0	0	0	0	0	0	0	1	0	0	0	0	0	0	0	0	0	0
0200	3	0	0	0	0	0	0	0	0	0	0	0	1	0	1	0	0	0	0	0	0	0	0	0	0	0	0	0	0
0300	1	0	0	0	0	0	0	0	0	0	0	0	0	0	0	0	0	0	0	0	0	0	0	0	0	0	0	0	0
0400	1	0	0	0	0	0	0	0	0	0	0	0	0	0	0	0	0	0	1	0	0	0	0	0	0	0	0	0	0
0500	6	0	0	0	0	0	0	0	0	0	0	0	0	0	1	1	1	0	1	0	1	0	0	0	0	0	0	0	0
0600	15	0	0	0	0	0	0	0	0	0	0	0	0	2	2	1	2	3	1	1	1	0	0	0	0	0	0	0	0
0700	56	0	0	0	0	0	0	0	0	1	1	1	2	5	9	8	8	9	5	4	1	0	0	0	0	0	0	0	0
0800	**78**	**0**	**0**	**1**	**0**	**0**	**1**	**1**	**1**	**1**	**1**	**3**	**5**	**5**	**9**	**13**	**10**	**10**	**8**	**4**	**3**	**0**	**0**	**0**	**0**	**0**	**0**	**0**	**0**
0900	64	0	0	0	0	1	0	1	1	1	2	3	3	8	9	10	9	6	4	3	1	1	1	0	0	0	0	0	0
1000	54	0	0	0	0	0	1	1	1	1	2	2	4	5	6	9	9	6	4	2	1	1	0	0	0	0	0	0	0
1100	53	0	0	0	0	1	1	1	1	0	1	3	3	5	7	9	7	6	4	2	1	1	0	0	0	0	0	0	0
1200	64	0	0	0	0	1	1	1	0	0	1	4	6	8	11	8	10	5	3	3	1	0	0	0	0	0	0	0	0
1300	66	0	0	1	0	0	1	0	2	2	1	2	6	10	10	10	8	8	3	1	0	0	0	0	0	0	0	0	0
1400	75	0	0	1	0	0	1	2	2	3	4	4	8	9	10	11	8	5	4	2	1	0	0	0	0	0	0	0	0
1500	74	0	0	0	0	0	0	1	2	1	2	4	7	6	11	12	9	6	7	3	1	1	0	0	0	0	0	0	0
1600	86	0	0	0	1	0	1	1	1	1	1	3	7	12	15	16	10	9	3	2	2	1	0	0	0	0	0	0	0
1700	**108**	**0**	**0**	**0**	**0**	**1**	**0**	**1**	**1**	**2**	**2**	**2**	**6**	**10**	**13**	**21**	**18**	**15**	**9**	**4**	**2**	**1**	**0**	**0**	**0**	**0**	**0**	**0**	**0**
1800	93	0	0	0	0	0	0	0	0	1	0	2	4	9	15	18	15	11	10	3	3	1	0	0	0	0	0	0	0
1900	64	0	0	0	0	0	0	0	1	2	1	2	6	9	10	12	10	5	3	1	1	0	0	0	0	0	0	0	0
2000	45	0	0	0	0	0	0	0	1	1	1	2	3	6	8	7	6	4	2	1	0	0	0	0	0	0	0	0	0
2100	27	0	0	1	0	0	0	0	0	1	1	1	3	3	3	5	3	2	1	1	0	0	0	0	0	0	0	0	0
2200	18	0	0	0	0	0	0	0	0	0	1	2	2	3	2	3	2	1	1	0	0	0	0	0	0	0	0	0	0
2300	12	0	0	0	0	0	0	0	0	1	1	1	0	2	2	2	1	0	0	0	0	0	0	0	0	0	0	0	0
07-19	**871**	**0**	**0**	**3**	**3**	**4**	**8**	**8**	**11**	**14**	**19**	**35**	**61**	**92**	**125**	**145**	**120**	**97**	**65**	**33**	**16**	**7**	**2**	**2**	**1**	**1**	**0**	**0**	**0**
06-22	**1021**	**0**	**0**	**4**	**3**	**5**	**9**	**9**	**13**	**18**	**22**	**40**	**73**	**112**	**149**	**170**	**141**	**112**	**72**	**36**	**19**	**8**	**3**	**2**	**1**	**1**	**0**	**0**	**0**
06-00	**1052**	**0**	**0**	**4**	**3**	**5**	**9**	**9**	**13**	**19**	**23**	**43**	**76**	**117**	**153**	**174**	**144**	**114**	**74**	**37**	**20**	**9**	**3**	**2**	**1**	**1**	**0**	**0**	**0**
00-00	**1072**	**0**	**0**	**4**	**3**	**5**	**9**	**9**	**14**	**20**	**23**	**44**	**77**	**119**	**156**	**177**	**147**	**115**	**76**	**38**	**21**	**9**	**3**	**2**	**1**	**1**	**0**	**0**	**0**

DRAFT

Site 5
Location L-2207-4, att t/post, Lat 53.51079, Long -6.65652
Direction Two way

3279 / Meath/Cavan/Monaghan ATC's
October 2013
Automatic Traffic Count

Virtual Week (1)

Time	Total	Speed Bins (km/h)																											
		0 - 5	5 - 10	10 - 15	15 - 20	20 - 25	25 - 30	30 - 35	35 - 40	40 - 45	45 - 50	50 - 55	55 - 60	60 - 65	65 - 70	70 - 75	75 - 80	80 - 85	85 - 90	90 - 95	95 - 100	100 - 105	105 - 110	110 - 115	115 - 120	120 - 125	125 - 130	130 - 135	135 - 140
Mon	1053	0	0	5	6	3	3	6	21	17	25	34	76	111	173	181	145	108	70	36	15	15	3	0	0	0	0	0	0
Tue	1107	0	0	7	4	5	14	4	19	26	23	36	79	136	160	163	152	127	82	35	27	7	0	1	0	0	0	0	0
Wed	1158	0	0	1	2	5	12	7	15	16	17	48	77	133	170	187	147	143	93	41	25	11	3	5	0	0	0	0	0
Thu	1088	0	0	4	0	3	12	9	11	13	18	54	77	132	160	169	159	113	91	25	25	9	1	2	0	0	1	0	0
Fri	1159	0	0	9	4	7	5	9	10	21	29	46	84	130	176	197	153	112	80	44	28	7	6	1	0	1	0	0	0
|Sat	1064	0	0	2	3	4	9	17	12	28	35	53	77	109	140	195	134	105	63	51	15	4	4	0	1	2	1	0	0
|Sun	877	0	0	3	4	7	5	12	7	19	17	36	72	83	116	147	138	97	56	31	11	7	2	3	3	1	0	0	0
5 Day Ave.	**1113**	**0**	**0**	**5**	**3**	**5**	**9**	**7**	**15**	**19**	**22**	**44**	**79**	**128**	**168**	**179**	**151**	**121**	**83**	**36**	**24**	**10**	**3**	**2**	**0**	**0**	**0**	**0**	**0**
7 Day Ave.	**1072**	**0**	**0**	**4**	**3**	**5**	**9**	**9**	**14**	**20**	**23**	**44**	**77**	**119**	**156**	**177**	**147**	**115**	**76**	**38**	**21**	**9**	**3**	**2**	**1**	**1**	**0**	**0**	**0**
--	**7506**	**0**	**0**	**31**	**23**	**34**	**60**	**64**	**95**	**140**	**164**	**307**	**542**	**834**	**1095**	**1239**	**1028**	**805**	**535**	**263**	**146**	**60**	**19**	**12**	**4**	**4**	**2**	**0**	**0**

Summary Graphs

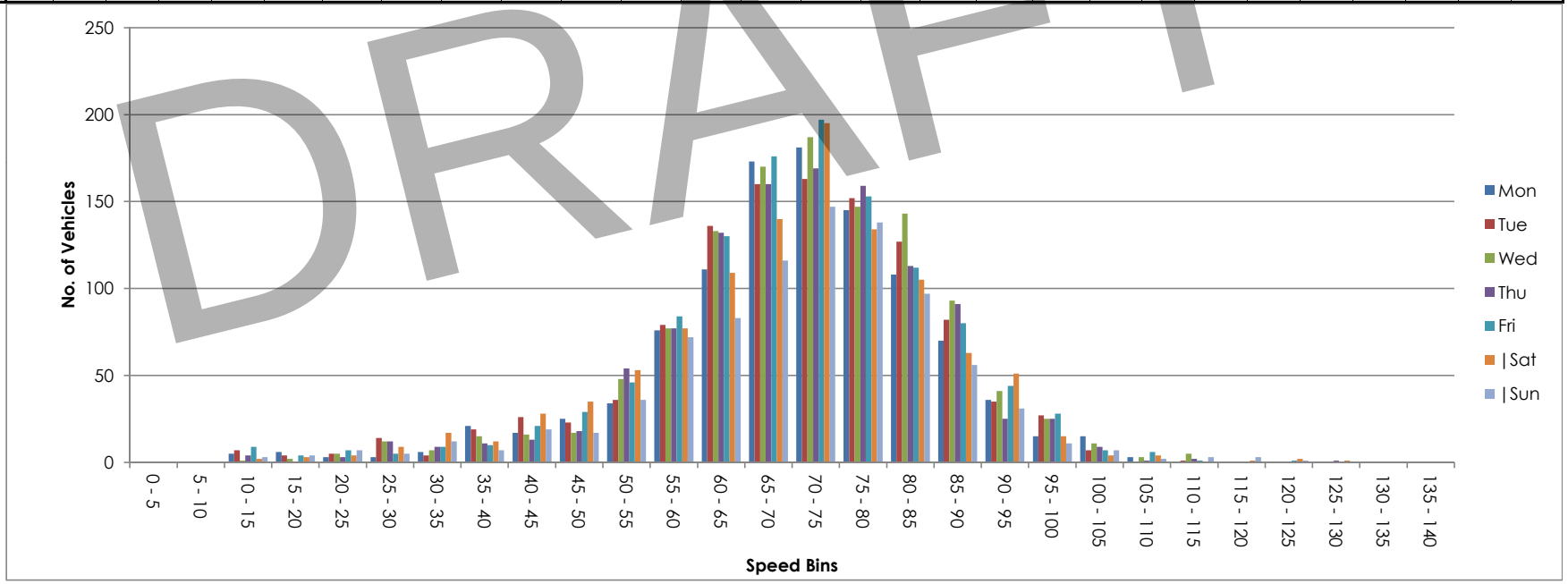

DRAFT



NDC NATIONWIDE DATA COLLECTION	**Site / Location:**	R154, att 60kmh sign, Lat 53.52413, Long -6.66236	**Project No:**	3279	**Photo No:**	3279-06	**Drawn By:** MOR
	Survey Date:	Mon, 7 October 2013 to Sun, 13 October 2013	**Project Name:**		Meath/Cavan/Monaghan ATC'S		
	Survey Times:	00:00 to 00(24):00	**Title:**		Site Photograph		

Site No.	Location.	Direction.	Speed Limit - PSL (km/h)	Start Date.	End Date.	Total Vehicles.	5 Day Ave.	7 Day Ave.	No. > Speed Limit.	%. > Speed Limit.	No. > Speed Limit1 (+5km/h).	%. > Speed Limit1 (+5km/h).	No. > Speed Limit1 (+10km/h).	%. > Speed Limit1 (+10km/h).	Mean Speed	85%ile Speed
6	R154, att 60kmh sign, Lat 53.52413, Long -6.66236	East	60	Mon, 7 October 2013	Sun, 13 October 2013	25128	3829	3590	20331	80.9	17095	68.0	13040	51.9	70.8	82.8
		West	60	Mon, 7 October 2013	Sun, 13 October 2013	25403	3906	3629	18451	72.6	14981	59.0	11119	43.8	68.4	81.4
		Two way	60	Mon, 7 October 2013	Sun, 13 October 2013	50531	7736	7219	38782	76.7	32076	63.5	24159	47.8	69.6	82.1

DRAFT

Site 6
Location R154, att 60kmh sign, Lat 53.52413, Long -6.66236
Direction East

3279 / Meath/Cavan/Monaghan ATC's
October 2013
Automatic Traffic Count

Mon, 7 October 2013

Time	Total	Classification												>PSL	>PSL%	>SL1	>SL1%	>SL2	>SL2%	Mean	Vpp
		1 MCL	2 SV	3 SVT	4 TB2	5 TB3	6 T4	7 ART3	8 ART4	9 ART5	10 ART6	11 BD	12 DRT	60	60	65 +5kph	65 +5kph	70 +10kph	70 +10kph		85
0000	25	0	25	0	0	0	0	0	0	0	0	0	0	22	88	16	64	11	44	70.1	80.3
0100	7	0	5	0	1	0	0	0	0	1	0	0	0	7	100	7	100	6	85.7	88.4	-
0200	4	0	3	0	0	0	0	0	0	1	0	0	0	3	75	3	75	3	75	76	-
0300	14	0	11	0	3	0	0	0	0	0	0	0	0	14	100	13	92.9	11	78.6	86.6	100.8
0400	32	0	26	0	5	0	0	0	1	0	0	0	0	32	100	31	96.9	30	93.8	86.1	94
0500	60	0	53	0	5	0	0	0	0	1	1	0	0	59	98.3	58	96.7	55	91.7	87.1	98.6
0600	212	0	190	0	15	0	2	1	1	0	3	0	0	199	93.9	187	88.2	173	81.6	78.7	90
0700	**569**	**3**	**511**	**3**	**44**	**3**	**2**	**0**	**0**	**2**	**1**	**0**	**0**	**478**	**84**	**397**	**69.8**	**295**	**51.8**	**70**	**79.6**
0800	486	2	441	1	37	2	1	0	1	0	1	0	0	379	78	305	62.8	208	42.8	68.3	78.5
0900	280	3	242	2	25	1	2	0	1	3	1	0	0	197	70.4	166	59.3	119	42.5	68.2	82.1
1000	155	0	137	4	12	0	0	0	1	1	0	0	0	140	90.3	121	78.1	100	64.5	73.6	85.7
1100	172	0	151	3	13	1	0	0	0	4	0	0	0	156	90.7	135	78.5	107	62.2	74.8	85.7
1200	197	0	165	2	21	2	2	0	0	2	2	0	1	148	75.1	125	63.5	90	45.7	69.1	82.4
1300	146	0	125	2	14	1	1	0	1	1	0	1	0	118	80.8	99	67.8	77	52.7	71	81.7
1400	179	0	135	4	31	1	2	0	2	2	2	0	0	142	79.3	123	68.7	91	50.8	70.7	83.5
1500	161	0	135	2	18	1	1	0	2	0	2	0	0	137	85.1	115	71.4	83	51.6	71.5	83.9
1600	164	0	142	2	15	0	0	0	1	3	1	0	0	134	81.7	113	68.9	86	52.4	70.5	81.7
1700	**259**	**1**	**225**	**4**	**22**	**1**	**2**	**0**	**1**	**2**	**1**	**0**	**0**	**185**	**71.4**	**149**	**57.5**	**115**	**44.4**	**67.8**	**78.1**
1800	209	0	195	3	8	1	0	1	1	0	0	0	0	150	71.8	118	56.5	86	41.1	67.3	78.8
1900	120	0	106	1	11	1	1	0	0	0	0	0	0	80	66.7	67	55.8	48	40	66.9	79.2
2000	88	0	78	3	7	0	0	0	0	0	0	0	0	68	77.3	60	68.2	49	55.7	71.4	83.5
2100	90	0	78	1	9	1	0	0	0	1	0	0	0	67	74.4	52	57.8	36	40	69	81.4
2200	50	0	47	1	2	0	0	0	0	0	0	0	0	42	84	38	76	27	54	75.8	95.8
2300	25	0	21	2	1	0	0	0	0	1	0	0	0	20	80	16	64	14	56	75.9	90.7
07-19	**2977**	**9**	**2604**	**32**	**260**	**14**	**13**	**1**	**11**	**20**	**11**	**1**	**1**	**2364**	**79.4**	**1966**	**66**	**1457**	**48.9**	**69.8**	**81.4**
06-22	**3487**	**9**	**3056**	**37**	**302**	**16**	**16**	**2**	**12**	**21**	**14**	**1**	**1**	**2778**	**79.7**	**2332**	**66.9**	**1763**	**50.6**	**70.2**	**82.1**
06-00	**3562**	**9**	**3124**	**40**	**305**	**16**	**16**	**2**	**12**	**22**	**14**	**1**	**1**	**2840**	**79.7**	**2386**	**67**	**1804**	**50.6**	**70.4**	**82.1**
00-00	**3704**	**9**	**3247**	**40**	**319**	**16**	**16**	**2**	**13**	**25**	**15**	**1**	**1**	**2977**	**80.4**	**2514**	**67.9**	**1920**	**51.8**	**70.9**	**82.8**

DRAFT

Site 6
Location R154, att 60kmh sign, Lat 53.52413, Long -6.66236
Direction East

3279 / Meath/Cavan/Monaghan ATC's
October 2013
Automatic Traffic Count

Tue, 8 October 2013

Time	Total	Classification												>PSL	>PSL%	>SL1	>SL1%	>SL2	>SL2%	Mean	Vpp
		1 MCL	2 SV	3 SVT	4 TB2	5 TB3	6 T4	7 ART3	8 ART4	9 ART5	10 ART6	11 BD	12 DRT	60	60	65 +5kph	65 +5kph	70 +10kph	70 +10kph		85
0000	9	0	9	0	0	0	0	0	0	0	0	0	0	8	88.9	8	88.9	6	66.7	81	-
0100	4	0	3	0	1	0	0	0	0	0	0	0	0	4	100	4	100	3	75	80.7	-
0200	8	0	6	0	2	0	0	0	0	0	0	0	0	8	100	8	100	8	100	88.3	-
0300	12	0	9	0	3	0	0	0	0	0	0	0	0	11	91.7	10	83.3	9	75	81.9	91.1
0400	25	0	20	0	4	1	0	0	0	0	0	0	0	24	96	23	92	23	92	89.2	105.1
0500	65	0	56	0	7	0	0	0	1	1	0	0	0	62	95.4	61	93.8	57	87.7	84.6	95.8
0600	259	0	223	2	29	0	2	0	1	1	1	0	0	243	93.8	221	85.3	188	72.6	77.5	88.9
0700	**586**	**1**	**530**	**1**	**46**	**1**	**1**	**0**	**3**	**2**	**1**	**0**	**0**	**494**	**84.3**	**389**	**66.4**	**261**	**44.5**	**68.9**	**77**
0800	544	0	492	6	33	1	5	1	2	1	3	0	0	396	72.8	334	61.4	222	40.8	67	77
0900	277	1	245	3	24	1	1	0	0	2	0	0	0	239	86.3	192	69.3	150	54.2	70.7	80.6
1000	169	0	144	4	16	0	1	0	1	1	2	0	0	134	79.3	117	69.2	94	55.6	70.9	82.8
1100	161	0	137	1	13	2	4	1	1	1	1	0	0	118	73.3	102	63.4	83	51.6	69.2	81
1200	183	0	155	7	15	0	1	0	4	0	1	0	0	145	79.2	123	67.2	92	50.3	69.7	83.2
1300	161	0	136	4	15	2	1	0	0	1	1	1	0	132	82	117	72.7	92	57.1	72.4	83.2
1400	159	0	121	8	23	0	3	0	1	2	1	0	0	116	73	99	62.3	74	46.5	68.9	83.2
1500	195	0	171	1	14	1	5	1	1	0	1	0	0	155	79.5	122	62.6	103	52.8	69.7	80.6
1600	212	0	185	7	13	1	2	0	1	1	2	0	0	140	66	112	52.8	79	37.3	66.5	79.6
1700	**238**	**0**	**207**	**2**	**19**	**1**	**3**	**0**	**1**	**4**	**0**	**1**	**0**	**184**	**77.3**	**150**	**63**	**103**	**43.3**	**67.8**	**80.3**
1800	183	0	171	3	9	0	0	0	0	0	0	0	0	128	69.9	106	57.9	81	44.3	66.8	78.8
1900	134	0	118	2	13	0	0	0	0	0	1	0	0	93	69.4	68	50.7	49	36.6	66	76.7
2000	86	1	81	1	2	1	0	0	0	0	0	0	0	63	73.3	49	57	33	38.4	67	77.8
2100	67	0	64	0	2	1	0	0	0	0	0	0	0	60	89.6	49	73.1	37	55.2	73.2	86
2200	36	0	34	0	2	0	0	0	0	0	0	0	0	30	83.3	26	72.2	26	72.2	76.3	87.8
2300	30	0	26	0	2	0	0	0	0	2	0	0	0	24	80	21	70	18	60	74	88.2
07-19	**3068**	**2**	**2694**	**47**	**240**	**10**	**27**	**3**	**15**	**15**	**13**	**2**	**0**	**2381**	**77.6**	**1963**	**64**	**1434**	**46.7**	**68.8**	**79.6**
06-22	**3614**	**3**	**3180**	**52**	**286**	**12**	**29**	**3**	**16**	**16**	**15**	**2**	**0**	**2840**	**78.6**	**2350**	**65**	**1741**	**48.2**	**69.3**	**80.6**
06-00	**3680**	**3**	**3240**	**52**	**290**	**12**	**29**	**3**	**16**	**18**	**15**	**2**	**0**	**2894**	**78.6**	**2397**	**65.1**	**1785**	**48.5**	**69.4**	**80.6**
00-00	**3803**	**3**	**3343**	**52**	**307**	**13**	**29**	**3**	**17**	**19**	**15**	**2**	**0**	**3011**	**79.2**	**2511**	**66**	**1891**	**49.7**	**69.9**	**81.7**

DRAFT

Site 6
Location R154, att 60kmh sign, Lat 53.52413, Long -6.66236
Direction East

3279 / Meath/Cavan/Monaghan ATC's
October 2013
Automatic Traffic Count

Wed, 9 October 2013

Time	Total	Classification												>PSL	>PSL%	>SL1	>SL1%	>SL2	>SL2%	Mean	Vpp
		1 MCL	2 SV	3 SVT	4 TB2	5 TB3	6 T4	7 ART3	8 ART4	9 ART5	10 ART6	11 BD	12 DRT	60	60	65 +5kph	65 +5kph	70 +10kph	70 +10kph		85
0000	38	0	37	0	0	0	0	0	0	1	0	0	0	34	89.5	28	73.7	21	55.3	73.5	82.8
0100	17	0	16	0	1	0	0	0	0	0	0	0	0	11	64.7	10	58.8	7	41.2	69.8	80.3
0200	4	0	3	0	1	0	0	0	0	0	0	0	0	4	100	4	100	4	100	93.2	-
0300	8	0	6	0	2	0	0	0	0	0	0	0	0	8	100	8	100	8	100	94.9	-
0400	35	0	26	0	7	0	0	0	1	1	0	0	0	32	91.4	31	88.6	30	85.7	84.6	101.9
0500	67	0	58	0	7	0	0	0	1	1	0	0	0	67	100	65	97	57	85.1	87	101.5
0600	265	2	233	1	23	0	4	0	0	0	2	0	0	255	96.2	247	93.2	215	81.1	78.7	88.2
0700	**514**	**4**	**462**	**2**	**36**	**4**	**3**	**1**	**0**	**1**	**1**	**0**	**0**	**448**	**87.2**	**382**	**74.3**	**288**	**56**	**71.6**	**81.7**
0800	507	3	456	2	38	2	3	0	1	1	1	0	0	358	70.6	287	56.6	202	39.8	66.7	76.7
0900	276	1	236	3	24	3	4	0	1	3	1	0	0	211	76.4	188	68.1	141	51.1	69.6	79.9
1000	188	0	159	8	15	1	1	0	0	0	4	0	0	151	80.3	128	68.1	102	54.3	71.5	85
1100	177	0	149	5	13	3	2	2	2	0	1	0	0	138	78	110	62.1	75	42.4	68.3	80.6
1200	167	0	139	2	20	1	3	0	0	2	0	0	0	119	71.3	105	62.9	91	54.5	69.9	86
1300	164	1	139	4	13	1	1	0	1	1	2	0	1	133	81.1	114	69.5	85	51.8	71.2	82.8
1400	165	1	141	4	14	2	1	0	1	1	0	0	0	142	86.1	118	71.5	92	55.8	72.7	86.8
1500	157	0	136	2	13	2	1	0	2	1	0	0	0	132	84.1	114	72.6	75	47.8	70.1	79.6
1600	213	3	184	4	16	0	2	0	1	2	1	0	0	170	79.8	148	69.5	117	54.9	70.8	84.2
1700	**224**	**0**	**195**	**3**	**18**	**2**	**3**	**0**	**0**	**2**	**1**	**0**	**0**	**157**	**70.1**	**131**	**58.5**	**108**	**48.2**	**68.5**	**82.4**
1800	210	0	196	2	10	2	0	0	0	0	0	0	0	151	71.9	113	53.8	76	36.2	65.7	78.1
1900	128	0	117	2	7	0	0	0	0	1	1	0	0	88	68.8	74	57.8	62	48.4	68.7	79.9
2000	85	0	77	1	5	1	0	0	0	1	0	0	0	74	87.1	66	77.6	56	65.9	72.4	82.1
2100	73	0	67	1	3	1	0	0	0	1	0	0	0	66	90.4	48	65.8	33	45.2	72.1	86.4
2200	38	0	37	0	1	0	0	0	0	0	0	0	0	34	89.5	32	84.2	25	65.8	77.4	92.9
2300	32	0	29	0	2	0	0	0	0	1	0	0	0	27	84.4	24	75	22	68.8	72.8	81.4
07-19	**2962**	**13**	**2592**	**41**	**230**	**23**	**24**	**3**	**9**	**14**	**12**	**0**	**1**	**2310**	**78**	**1938**	**65.4**	**1452**	**49**	**69.5**	**81.4**
06-22	**3513**	**15**	**3086**	**46**	**268**	**25**	**28**	**3**	**9**	**17**	**15**	**0**	**1**	**2793**	**79.5**	**2373**	**67.5**	**1818**	**51.8**	**70.3**	**82.1**
06-00	**3583**	**15**	**3152**	**46**	**271**	**25**	**28**	**3**	**9**	**18**	**15**	**0**	**1**	**2854**	**79.7**	**2429**	**67.8**	**1865**	**52.1**	**70.4**	**82.4**
00-00	**3752**	**15**	**3298**	**46**	**289**	**25**	**28**	**3**	**11**	**21**	**15**	**0**	**1**	**3010**	**80.2**	**2575**	**68.6**	**1992**	**53.1**	**70.9**	**83.2**

DRAFT

Site 6
Location R154, att 60kmh sign, Lat 53.52413, Long -6.66236
Direction East

3279 / Meath/Cavan/Monaghan ATC's
October 2013
Automatic Traffic Count

Thu, 10 October 2013

Time	Total	Classification												>PSL	>PSL%	>SL1	>SL1%	>SL2	>SL2%	Mean	Vpp
		1 MCL	2 SV	3 SVT	4 TB2	5 TB3	6 T4	7 ART3	8 ART4	9 ART5	10 ART6	11 BD	12 DRT	60	60	65 +5kph	65 +5kph	70 +10kph	70 +10kph		85
0000	12	0	11	0	0	0	0	0	0	0	1	0	0	10	83.3	8	66.7	6	50	74.5	85
0100	5	0	5	0	0	0	0	0	0	0	0	0	0	5	100	5	100	4	80	83.2	-
0200	3	0	1	0	2	0	0	0	0	0	0	0	0	3	100	3	100	1	33.3	73.2	-
0300	17	0	9	0	8	0	0	0	0	0	0	0	0	17	100	16	94.1	16	94.1	88.1	94.3
0400	34	0	29	0	4	0	0	0	0	1	0	0	0	31	91.2	30	88.2	27	79.4	83.6	103.3
0500	63	0	52	0	8	1	0	0	1	1	0	0	0	62	98.4	61	96.8	60	95.2	86.1	98.3
0600	251	2	220	1	22	0	4	1	0	0	1	0	0	238	94.8	230	91.6	209	83.3	79.5	88.6
0700	**532**	**3**	**481**	**4**	**33**	**4**	**4**	**0**	**0**	**0**	**3**	**0**	**0**	**448**	**84.2**	**382**	**71.8**	**292**	**54.9**	**70.5**	**79.9**
0800	492	5	438	2	37	3	2	0	1	0	3	0	1	355	72.2	279	56.7	194	39.4	67	77
0900	288	1	256	2	21	3	3	0	0	2	0	0	0	238	82.6	207	71.9	167	58	72	82.4
1000	206	0	175	4	17	0	1	0	1	4	3	1	0	186	90.3	153	74.3	123	59.7	73.1	87.1
1100	157	0	136	2	14	2	2	0	0	0	1	0	0	122	77.7	107	68.2	89	56.7	70.2	85
1200	203	0	173	5	14	2	3	0	1	0	5	0	0	144	70.9	125	61.6	100	49.3	68.4	82.4
1300	197	0	170	1	24	1	0	0	0	1	0	0	0	171	86.8	150	76.1	119	60.4	72.9	83.5
1400	174	2	136	1	25	0	6	0	1	1	2	0	0	140	80.5	109	62.6	84	48.3	71.7	86.4
1500	178	1	153	2	15	1	4	0	0	1	1	0	0	155	87.1	124	69.7	90	50.6	71.4	83.5
1600	198	2	176	2	13	0	3	1	0	0	1	0	0	156	78.8	134	67.7	107	54	70.3	82.4
1700	**256**	**2**	**223**	**5**	**22**	**1**	**1**	**0**	**0**	**1**	**0**	**0**	**1**	**194**	**75.8**	**159**	**62.1**	**113**	**44.1**	**67.9**	**78.5**
1800	222	0	206	1	11	2	2	0	0	0	0	0	0	149	67.1	112	50.5	83	37.4	65.4	79.2
1900	145	0	132	3	10	0	0	0	0	0	0	0	0	118	81.4	91	62.8	59	40.7	67.4	78.1
2000	108	0	98	3	4	1	0	1	0	1	0	0	0	87	80.6	72	66.7	46	42.6	68.6	78.8
2100	94	0	89	0	5	0	0	0	0	0	0	0	0	75	79.8	67	71.3	53	56.4	71.5	81
2200	58	0	53	1	3	0	0	0	0	1	0	0	0	49	84.5	45	77.6	37	63.8	73.6	84.6
2300	40	0	39	0	0	0	0	0	0	1	0	0	0	34	85	31	77.5	30	75	77.8	91.1
07-19	**3103**	**16**	**2723**	**31**	**246**	**19**	**31**	**1**	**4**	**10**	**19**	**1**	**2**	**2458**	**79.2**	**2041**	**65.8**	**1561**	**50.3**	**69.8**	**81.4**
06-22	**3701**	**18**	**3262**	**38**	**287**	**20**	**35**	**3**	**4**	**11**	**20**	**1**	**2**	**2976**	**80.4**	**2501**	**67.6**	**1928**	**52.1**	**70.4**	**82.1**
06-00	**3799**	**18**	**3354**	**39**	**290**	**20**	**35**	**3**	**4**	**13**	**20**	**1**	**2**	**3059**	**80.5**	**2577**	**67.8**	**1995**	**52.5**	**70.5**	**82.4**
00-00	**3933**	**18**	**3461**	**39**	**312**	**21**	**35**	**3**	**5**	**15**	**21**	**1**	**2**	**3187**	**81**	**2700**	**68.6**	**2109**	**53.6**	**71**	**83.2**

DRAFT

Site 6
Location R154, att 60kmh sign, Lat 53.52413, Long -6.66236
Direction East

3279 / Meath/Cavan/Monaghan ATC's
October 2013
Automatic Traffic Count

Fri, 11 October 2013

Time	Total	Classification												>PSL	>PSL%	>SL1	>SL1%	>SL2	>SL2%	Mean	Vpp
		1 MCL	2 SV	3 SVT	4 TB2	5 TB3	6 T4	7 ART3	8 ART4	9 ART5	10 ART6	11 BD	12 DRT	60	60	65 +5kph	65 +5kph	70 +10kph	70 +10kph		85
0000	14	0	14	0	0	0	0	0	0	0	0	0	0	11	78.6	10	71.4	9	64.3	68.6	78.8
0100	8	0	8	0	0	0	0	0	0	0	0	0	0	8	100	7	87.5	6	75	84	-
0200	4	0	2	0	1	0	0	0	0	1	0	0	0	4	100	4	100	4	100	84.2	-
0300	14	0	11	0	3	0	0	0	0	0	0	0	0	14	100	11	78.6	8	57.1	83.2	102.6
0400	27	0	21	0	4	0	0	0	2	0	0	0	0	27	100	23	85.2	23	85.2	83.9	92.5
0500	62	1	50	0	9	0	0	0	1	1	0	0	0	60	96.8	57	91.9	57	91.9	86	103
0600	246	1	212	0	25	0	6	0	0	0	2	0	0	235	95.5	225	91.5	189	76.8	79.2	91.1
0700	**520**	**6**	**461**	**3**	**40**	**2**	**2**	**0**	**0**	**2**	**4**	**0**	**0**	**440**	**84.6**	**376**	**72.3**	**276**	**53.1**	**71.2**	**81.7**
0800	458	3	418	2	26	2	4	0	2	0	1	0	0	353	77.1	297	64.8	214	46.7	69	78.8
0900	290	0	243	5	37	0	2	1	1	1	0	0	0	221	76.2	172	59.3	121	41.7	67.8	79.2
1000	184	1	159	3	17	1	1	0	2	0	0	0	0	157	85.3	132	71.7	101	54.9	70.9	81.4
1100	174	1	141	6	19	2	3	0	1	0	1	0	0	149	85.6	119	68.4	76	43.7	70.2	79.6
1200	211	2	178	7	19	2	2	0	0	0	1	0	0	180	85.3	147	69.7	107	50.7	69.8	78.8
1300	168	0	146	5	13	2	0	0	0	0	2	0	0	134	79.8	105	62.5	79	47	68.6	79.6
1400	226	0	179	3	37	1	2	0	2	2	0	0	0	166	73.5	125	55.3	96	42.5	68.5	82.1
1500	198	1	171	4	15	0	2	0	0	1	4	0	0	141	71.2	109	55.1	79	39.9	67.3	79.2
1600	226	1	181	11	25	1	5	0	0	2	0	0	0	163	72.1	131	58	84	37.2	66.3	77.8
1700	222	0	204	5	9	1	1	0	0	0	1	0	1	125	56.3	102	45.9	76	34.2	64.2	77.4
1800	**254**	**0**	**237**	**3**	**11**	**1**	**1**	**0**	**1**	**0**	**0**	**0**	**0**	**199**	**78.3**	**150**	**59.1**	**99**	**39**	**68.1**	**78.5**
1900	161	0	150	5	4	0	0	0	1	1	0	0	0	122	75.8	97	60.2	57	35.4	67.3	77
2000	99	0	91	2	5	1	0	0	0	0	0	0	0	78	78.8	65	65.7	51	51.5	70.1	83.9
2100	79	0	71	3	2	2	0	0	1	0	0	0	0	65	82.3	53	67.1	38	48.1	72	85.7
2200	70	0	67	0	3	0	0	0	0	0	0	0	0	61	87.1	46	65.7	35	50	71.7	85.7
2300	40	0	37	0	2	0	0	0	0	0	1	0	0	32	80	31	77.5	27	67.5	76.4	93.2
07-19	**3131**	**15**	**2718**	**57**	**268**	**15**	**25**	**1**	**9**	**8**	**14**	**0**	**1**	**2428**	**77.5**	**1965**	**62.8**	**1408**	**45**	**68.7**	**79.6**
06-22	**3716**	**16**	**3242**	**67**	**304**	**18**	**31**	**1**	**11**	**9**	**16**	**0**	**1**	**2928**	**78.8**	**2405**	**64.7**	**1743**	**46.9**	**69.5**	**80.6**
06-00	**3826**	**16**	**3346**	**67**	**309**	**18**	**31**	**1**	**11**	**9**	**17**	**0**	**1**	**3021**	**79**	**2482**	**64.9**	**1805**	**47.2**	**69.6**	**81**
00-00	**3955**	**17**	**3452**	**67**	**326**	**18**	**31**	**1**	**14**	**11**	**17**	**0**	**1**	**3145**	**79.5**	**2594**	**65.6**	**1912**	**48.3**	**70**	**81.7**

DRAFT

Site 6
Location R154, att 60kmh sign, Lat 53.52413, Long -6.66236
Direction East

3279 / Meath/Cavan/Monaghan ATC's
October 2013
Automatic Traffic Count

Sat, 12 October 2013

Time	Total	Classification												>PSL	>PSL%	>SL1	>SL1%	>SL2	>SL2%	Mean	Vpp
		1 MCL	2 SV	3 SVT	4 TB2	5 TB3	6 T4	7 ART3	8 ART4	9 ART5	10 ART6	11 BD	12 DRT	60	60	65 +5kph	65 +5kph	70 +10kph	70 +10kph		85
0000	19	0	19	0	0	0	0	0	0	0	0	0	0	17	89.5	15	78.9	14	73.7	76.5	88.6
0100	11	0	11	0	0	0	0	0	0	0	0	0	0	10	90.9	10	90.9	8	72.7	83.7	92.9
0200	14	0	9	1	3	0	0	0	1	0	0	0	0	12	85.7	10	71.4	8	57.1	76	88.2
0300	9	0	7	0	2	0	0	0	0	0	0	0	0	9	100	7	77.8	5	55.6	82.5	-
0400	22	0	19	0	3	0	0	0	0	0	0	0	0	21	95.5	21	95.5	20	90.9	85.6	97.9
0500	25	1	18	0	6	0	0	0	0	0	0	0	0	25	100	24	96	22	88	84.7	96.1
0600	75	1	68	0	5	0	0	0	0	0	1	0	0	74	98.7	70	93.3	66	88	85.8	100.4
0700	121	0	103	1	14	1	1	0	0	0	1	0	0	114	94.2	106	87.6	93	76.9	80.4	93.6
0800	166	1	149	2	13	0	0	0	0	0	1	0	0	145	87.3	137	82.5	119	71.7	75.8	89.3
0900	186	0	166	3	16	0	0	0	1	0	0	0	0	162	87.1	135	72.6	110	59.1	72.4	84.2
1000	214	0	188	4	18	2	0	0	1	1	0	0	0	169	79	135	63.1	76	35.5	68.2	78.5
1100	**239**	**0**	**219**	**5**	**13**	**1**	**0**	**0**	**0**	**1**	**0**	**0**	**0**	**184**	**77**	**143**	**59.8**	**106**	**44.4**	**68.1**	**80.3**
1200	276	2	255	6	8	1	1	0	3	0	0	0	0	196	71	151	54.7	114	41.3	67.4	78.8
1300	**293**	**3**	**273**	**4**	**12**	**0**	**0**	**0**	**0**	**0**	**1**	**0**	**0**	**249**	**85**	**207**	**70.6**	**165**	**56.3**	**70.6**	**81.7**
1400	262	3	240	3	11	1	1	0	0	2	0	0	1	227	86.6	186	71	126	48.1	70.1	80.3
1500	203	1	190	4	6	0	0	0	0	2	0	0	0	175	86.2	144	70.9	117	57.6	72.5	83.5
1600	206	2	190	4	9	1	0	0	0	0	0	0	0	171	83	156	75.7	107	51.9	71.4	82.1
1700	226	0	210	3	12	1	0	0	0	0	0	0	0	185	81.9	154	68.1	106	46.9	70.1	81.7
1800	184	1	174	3	5	0	0	0	0	1	0	0	0	167	90.8	148	80.4	110	59.8	72.7	81.7
1900	148	1	139	0	6	2	0	0	0	0	0	0	0	118	79.7	104	70.3	75	50.7	70.2	83.5
2000	92	0	86	0	6	0	0	0	0	0	0	0	0	81	88	67	72.8	43	46.7	71.9	82.1
2100	52	0	51	0	0	1	0	0	0	0	0	0	0	42	80.8	40	76.9	35	67.3	74.1	86.4
2200	56	0	53	0	3	0	0	0	0	0	0	0	0	53	94.6	48	85.7	41	73.2	76.6	87.8
2300	29	0	29	0	0	0	0	0	0	0	0	0	0	27	93.1	24	82.8	20	69	74.5	84.6
07-19	**2576**	**13**	**2357**	**42**	**137**	**8**	**3**	**0**	**5**	**7**	**3**	**0**	**1**	**2144**	**83.2**	**1802**	**70**	**1349**	**52.4**	**71**	**82.4**
06-22	**2943**	**15**	**2701**	**42**	**154**	**11**	**3**	**0**	**5**	**7**	**4**	**0**	**1**	**2459**	**83.6**	**2083**	**70.8**	**1568**	**53.3**	**71.4**	**83.5**
06-00	**3028**	**15**	**2783**	**42**	**157**	**11**	**3**	**0**	**5**	**7**	**4**	**0**	**1**	**2539**	**83.9**	**2155**	**71.2**	**1629**	**53.8**	**71.6**	**83.5**
00-00	**3128**	**16**	**2866**	**43**	**171**	**11**	**3**	**0**	**6**	**7**	**4**	**0**	**1**	**2633**	**84.2**	**2242**	**71.7**	**1706**	**54.5**	**71.9**	**84.2**

DRAFT

Site 6
Location R154, att 60kmh sign, Lat 53.52413, Long -6.66236
Direction East

3279 / Meath/Cavan/Monaghan ATC's
October 2013
Automatic Traffic Count

Sun, 13 October 2013

Time	Total	Classification												>PSL	>PSL%	>SL1	>SL1%	>SL2	>SL2%	Mean	Vpp
		1 MCL	2 SV	3 SVT	4 TB2	5 TB3	6 T4	7 ART3	8 ART4	9 ART5	10 ART6	11 BD	12 DRT	60	60	65 +5kph	65 +5kph	70 +10kph	70 +10kph		85
0000	39	0	38	0	1	0	0	0	0	0	0	0	0	31	79.5	28	71.8	22	56.4	74.1	86.8
0100	22	0	21	0	1	0	0	0	0	0	0	0	0	19	86.4	16	72.7	14	63.6	75.8	87.8
0200	11	0	9	0	2	0	0	0	0	0	0	0	0	11	100	10	90.9	10	90.9	85.9	91.8
0300	12	0	9	0	3	0	0	0	0	0	0	0	0	12	100	11	91.7	10	83.3	85.3	92.9
0400	17	0	16	0	1	0	0	0	0	0	0	0	0	15	88.2	15	88.2	14	82.4	81.3	89.3
0500	14	0	12	0	2	0	0	0	0	0	0	0	0	13	92.9	13	92.9	13	92.9	88.9	99.7
0600	42	0	37	0	4	0	0	0	0	1	0	0	0	42	100	41	97.6	40	95.2	86.1	97.2
0700	60	0	53	0	7	0	0	0	0	0	0	0	0	58	96.7	57	95	54	90	86.5	100.4
0800	82	0	80	0	1	0	0	0	0	1	0	0	0	77	93.9	74	90.2	66	80.5	81.1	94.7
0900	117	2	104	2	7	1	0	1	0	0	0	0	0	109	93.2	101	86.3	87	74.4	77.2	88.9
1000	197	5	184	1	6	0	0	1	0	0	0	0	0	146	74.1	120	60.9	93	47.2	69.7	83.2
1100	**223**	**4**	**206**	**4**	**9**	**0**	**0**	**0**	**0**	**0**	**0**	**0**	**0**	**191**	**85.7**	**139**	**62.3**	**101**	**45.3**	**69.1**	**79.2**
1200	293	6	274	5	8	0	0	0	0	0	0	0	0	232	79.2	174	59.4	116	39.6	68.2	79.6
1300	**296**	**4**	**266**	**16**	**8**	**0**	**0**	**1**	**1**	**0**	**0**	**0**	**0**	**211**	**71.3**	**167**	**56.4**	**107**	**36.1**	**66.7**	**77.8**
1400	247	1	239	0	7	0	0	0	0	0	0	0	0	219	88.7	169	68.4	133	53.8	71.6	82.1
1500	236	4	228	0	3	1	0	0	0	0	0	0	0	202	85.6	178	75.4	143	60.6	73	84.2
1600	232	4	218	4	5	0	1	0	0	0	0	0	0	195	84.1	144	62.1	102	44	70.2	83.2
1700	169	1	163	1	3	0	0	0	0	0	0	0	1	140	82.8	112	66.3	88	52.1	70.7	83.2
1800	170	1	165	1	3	0	0	0	0	0	0	0	0	141	82.9	126	74.1	96	56.5	72	84.6
1900	148	0	141	1	4	1	0	0	1	0	0	0	0	121	81.8	108	73	84	56.8	71.4	82.4
2000	100	0	91	0	7	0	0	0	1	1	0	0	0	71	71	56	56	35	35	67	81
2100	59	0	58	0	1	0	0	0	0	0	0	0	0	49	83.1	44	74.6	33	55.9	72.9	86
2200	42	0	42	0	0	0	0	0	0	0	0	0	0	40	95.2	37	88.1	32	76.2	77.2	90.4
2300	25	0	24	0	1	0	0	0	0	0	0	0	0	23	92	19	76	17	68	78.8	91.1
07-19	**2322**	**32**	**2180**	**34**	**67**	**2**	**1**	**3**	**1**	**1**	**0**	**0**	**1**	**1921**	**82.7**	**1561**	**67.2**	**1186**	**51.1**	**71.1**	**83.2**
06-22	**2671**	**32**	**2507**	**35**	**83**	**3**	**1**	**3**	**3**	**3**	**0**	**0**	**1**	**2204**	**82.5**	**1810**	**67.8**	**1378**	**51.6**	**71.2**	**83.5**
06-00	**2738**	**32**	**2573**	**35**	**84**	**3**	**1**	**3**	**3**	**3**	**0**	**0**	**1**	**2267**	**82.8**	**1866**	**68.2**	**1427**	**52.1**	**71.4**	**83.9**
00-00	**2853**	**32**	**2678**	**35**	**94**	**3**	**1**	**3**	**3**	**3**	**0**	**0**	**1**	**2368**	**83**	**1959**	**68.7**	**1510**	**52.9**	**71.7**	**84.2**

DRAFT

Site 6
Location R154, att 60kmh sign, Lat 53.52413, Long -6.66236
Direction East

3279 / Meath/Cavan/Monaghan ATC's
October 2013
Automatic Traffic Count

Virtual Day (7)

Time	Total	Classification												>PSL	>PSL%	>SL1	>SL1%	>SL2	>SL2%	Mean	Vpp
		1 MCL	2 SV	3 SVT	4 TB2	5 TB3	6 T4	7 ART3	8 ART4	9 ART5	10 ART6	11 BD	12 DRT	60	60	65 +5kph	65 +5kph	70 +10kph	70 +10kph		85
0000	22	0	22	0	0	0	0	0	0	0	0	0	0	19	85.3	16	72.4	13	57.1	73.5	87.1
0100	11	0	10	0	1	0	0	0	0	0	0	0	0	9	86.5	8	79.7	7	64.9	78.4	99
0200	7	0	5	0	2	0	0	0	0	0	0	0	0	6	93.8	6	87.5	5	79.2	82.3	-
0300	12	0	9	0	3	0	0	0	0	0	0	0	0	12	98.8	11	88.4	10	77.9	85.9	100.8
0400	27	0	22	0	4	0	0	0	1	0	0	0	0	26	94.8	25	90.6	24	87	85	101.5
0500	51	0	43	0	6	0	0	0	1	1	0	0	0	50	97.8	48	95.2	46	90.2	86.2	99.4
0600	193	1	169	1	18	0	3	0	0	0	1	0	0	184	95.3	174	90.4	154	80	79.3	90.7
0700	**415**	**2**	**372**	**2**	**31**	**2**	**2**	**0**	**0**	**1**	**2**	**0**	**0**	**354**	**85.5**	**298**	**72**	**223**	**53.7**	**71.1**	**81**
0800	391	2	353	2	26	1	2	0	1	0	1	0	0	295	75.4	245	62.6	175	44.8	68.5	78.5
0900	245	1	213	3	22	1	2	0	1	2	0	0	0	197	80.3	166	67.7	128	52.2	70.5	81.7
1000	188	1	164	4	14	1	1	0	1	1	1	0	0	155	82.5	129	69	98	52.5	71	83.2
1100	186	1	163	4	13	2	2	0	1	1	1	0	0	151	81.2	122	65.6	91	48.9	69.8	82.1
1200	219	1	191	5	15	1	2	0	1	1	1	0	0	166	76.1	136	62.1	101	46.4	68.8	81.7
1300	204	1	179	5	14	1	0	0	0	1	1	0	0	164	80.6	137	67.3	103	50.8	70.2	81.7
1400	202	1	170	3	21	1	2	0	1	1	1	0	0	165	81.6	133	65.8	99	49.3	70.5	83.2
1500	190	1	169	2	12	1	2	0	1	1	1	0	0	157	82.6	129	68.2	99	52	70.9	82.4
1600	207	2	182	5	14	0	2	0	0	1	1	0	0	161	77.8	134	64.6	97	47	69.4	81.7
1700	**228**	**1**	**204**	**3**	**15**	**1**	**1**	**0**	**0**	**1**	**0**	**0**	**0**	**167**	**73.4**	**137**	**60**	**101**	**44.5**	**68**	**80.3**
1800	205	0	192	2	8	1	0	0	0	0	0	0	0	155	75.8	125	61	90	44.1	68.1	79.9
1900	141	0	129	2	8	1	0	0	0	0	0	0	0	106	75.2	87	61.9	62	44.1	68.3	80.3
2000	94	0	86	1	5	1	0	0	0	0	0	0	0	75	79.3	62	66.1	45	47.6	69.7	81.7
2100	73	0	68	1	3	1	0	0	0	0	0	0	0	61	82.5	50	68.7	38	51.6	71.9	86
2200	50	0	48	0	2	0	0	0	0	0	0	0	0	44	88.3	39	77.7	32	63.7	75.1	87.5
2300	32	0	29	0	1	0	0	0	0	1	0	0	0	27	84.6	24	75.1	21	67	75.8	88.6
07-19	**2877**	**14**	**2553**	**41**	**207**	**13**	**18**	**2**	**8**	**11**	**10**	**1**	**1**	**2287**	**79.5**	**1891**	**65.7**	**1407**	**48.9**	**69.7**	**81.4**
06-22	**3378**	**15**	**3005**	**45**	**241**	**15**	**20**	**2**	**9**	**12**	**12**	**1**	**1**	**2711**	**80.3**	**2265**	**67.1**	**1706**	**50.5**	**70.3**	**82.1**
06-00	**3459**	**15**	**3082**	**46**	**244**	**15**	**20**	**2**	**9**	**13**	**12**	**1**	**1**	**2782**	**80.4**	**2327**	**67.3**	**1759**	**50.8**	**70.4**	**82.1**
00-00	**3590**	**16**	**3192**	**46**	**260**	**15**	**20**	**2**	**10**	**14**	**12**	**1**	**1**	**2904**	**80.9**	**2442**	**68**	**1863**	**51.9**	**70.8**	**82.8**

DRAFT

Site 6
Location R154, att 60kmh sign, Lat 53.52413, Long -6.66236
Direction East

3279 / Meath/Cavan/Monaghan ATC's
October 2013
Automatic Traffic Count

Virtual Week (1)

Time	Total	Classification												>PSL	>PSL%	>SL1	>SL1%	>SL2	>SL2%	Mean	Vpp
		1 MCL	2 SV	3 SVT	4 TB2	5 TB3	6 T4	7 ART3	8 ART4	9 ART5	10 ART6	11 BD	12 DRT	60	60	65 +5kph	65 +5kph	70 +10kph	70 +10kph		85
Mon	3704	9	3247	40	319	16	16	2	13	25	15	1	1	2977	80.4	2514	67.9	1920	51.8	70.9	82.8
Tue	3803	3	3343	52	307	13	29	3	17	19	15	2	0	3011	79.2	2511	66	1891	49.7	69.9	81.7
Wed	3752	15	3298	46	289	25	28	3	11	21	15	0	1	3010	80.2	2575	68.6	1992	53.1	70.9	83.2
Thu	3933	18	3461	39	312	21	35	3	5	15	21	1	2	3187	81	2700	68.6	2109	53.6	71	83.2
Fri	3955	17	3452	67	326	18	31	1	14	11	17	0	1	3145	79.5	2594	65.6	1912	48.3	70	81.7
| Sat	3128	16	2866	43	171	11	3	0	6	7	4	0	1	2633	84.2	2242	71.7	1706	54.5	71.9	84.2
| Sun	2853	32	2678	35	94	3	1	3	3	3	0	0	1	2368	83	1959	68.7	1510	52.9	71.7	84.2
5 Day Ave.	**3829**	**12**	**3360**	**49**	**311**	**19**	**28**	**2**	**12**	**18**	**17**	**1**	**1**	**3066**	**80.1**	**2579**	**67.4**	**1965**	**51.3**	**70.5**	**82.5**
7 Day Ave.	**3590**	**16**	**3192**	**46**	**260**	**15**	**20**	**2**	**10**	**14**	**12**	**1**	**1**	**2904**	**80.9**	**2442**	**68.0**	**1863**	**51.9**	**70.8**	**82.8**
--	**25128**	**110**	**22345**	**322**	**1818**	**107**	**143**	**15**	**69**	**101**	**87**	**4**	**7**	**20331**	**80.9**	**17095**	**68.0**	**13040**	**51.9**	**70.8**	**82.8**

Summary Graphs

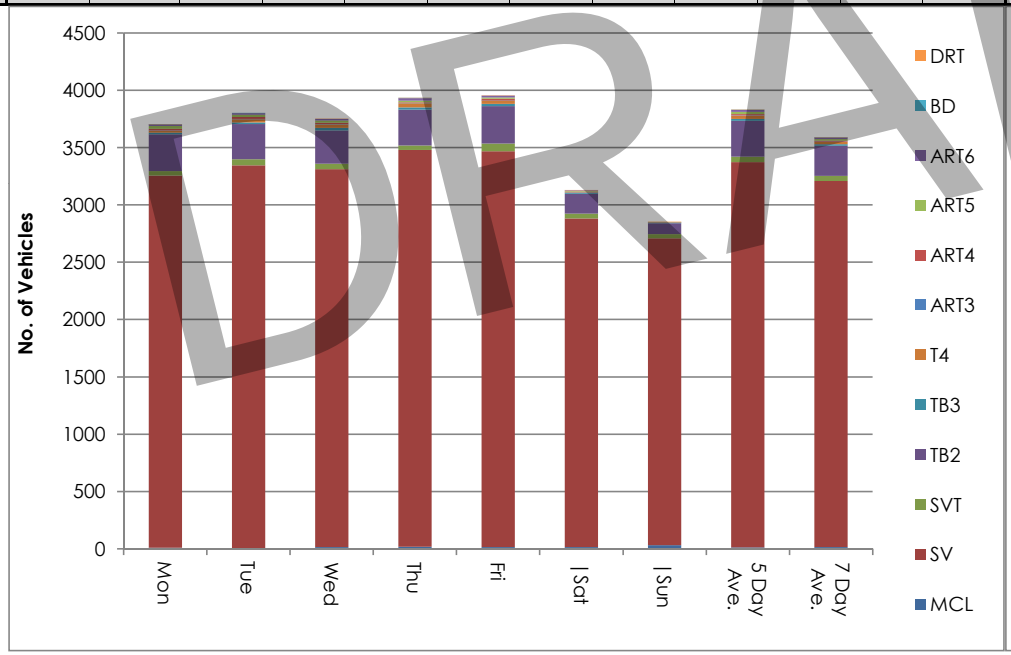

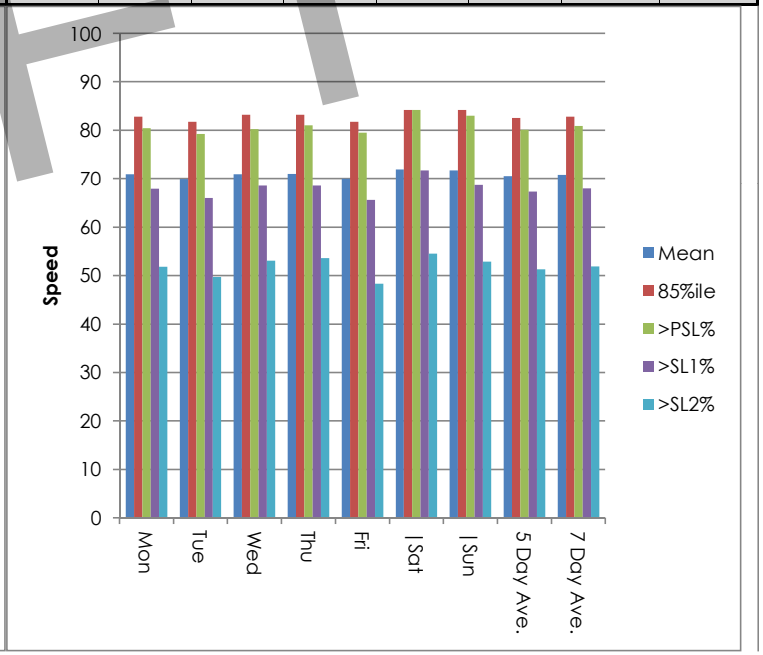

DRAFT

Site 6
Location R154, att 60kmh sign, Lat 53.52413, Long -6.66236
Direction East

3279 / Meath/Cavan/Monaghan ATC's
October 2013
Automatic Traffic Count

Mon, 7 October 2013

Time	Total	Speed Bins (km/h)																											
		0 - 5	5 - 10	10 - 15	15 - 20	20 - 25	25 - 30	30 - 35	35 - 40	40 - 45	45 - 50	50 - 55	55 - 60	60 - 65	65 - 70	70 - 75	75 - 80	80 - 85	85 - 90	90 - 95	95 - 100	100 - 105	105 - 110	110 - 115	115 - 120	120 - 125	125 - 130	130 - 135	135 - 140
0000	25	0	0	0	0	0	0	1	0	0	0	1	1	6	5	5	1	2	0	1	0	2	0	0	0	0	0	0	0
0100	7	0	0	0	0	0	0	0	0	0	0	0	0	0	1	0	2	1	0	0	0	2	1	0	0	0	0	0	0
0200	4	0	0	0	0	0	0	0	0	0	0	1	0	0	0	0	1	1	0	1	0	0	0	0	0	0	0	0	0
0300	14	0	0	0	0	0	0	0	0	0	0	0	0	1	2	1	3	1	0	1	0	3	1	0	0	0	1	0	0
0400	32	0	0	0	0	0	0	0	0	0	0	0	0	1	1	2	4	8	7	4	1	1	1	1	1	0	0	0	0
0500	60	0	0	0	0	0	0	1	0	0	0	0	0	1	3	6	6	6	10	9	11	4	0	0	1	2	0	0	0
0600	212	0	0	0	0	0	0	1	0	0	4	2	6	12	14	34	48	35	23	15	9	3	3	3	0	0	0	0	0
0700	**569**	**0**	**0**	**0**	**0**	**0**	**0**	**0**	**0**	**2**	**10**	**18**	**61**	**81**	**102**	**125**	**91**	**50**	**21**	**7**	**1**	**0**	**0**	**0**	**0**	**0**	**0**	**0**	**0**
0800	486	0	0	0	0	0	0	0	2	2	7	39	57	74	97	86	59	36	19	4	2	2	0	0	0	0	0	0	0
0900	280	0	0	0	0	0	0	1	1	1	11	23	46	31	47	39	30	31	10	5	0	3	1	0	0	0	0	0	0
1000	155	0	0	0	0	0	0	2	1	3	2	1	6	19	21	32	18	24	12	9	4	1	0	0	0	0	0	0	0
1100	172	0	0	0	0	0	0	0	2	1	0	6	7	21	28	27	30	22	5	8	7	6	2	0	0	0	0	0	0
1200	197	0	0	0	0	0	0	1	6	2	5	14	21	23	35	32	18	17	7	5	5	5	1	0	0	0	0	0	0
1300	146	0	0	0	0	0	0	0	2	3	3	4	16	19	22	23	19	16	8	7	2	1	1	0	0	0	0	0	0
1400	179	0	0	0	0	0	0	0	0	1	2	19	15	19	32	28	26	15	9	9	2	2	0	0	0	0	0	0	0
1500	161	0	0	0	0	0	0	0	1	0	1	8	14	22	32	24	19	22	13	2	0	2	1	0	0	0	0	0	0
1600	164	0	0	0	0	0	0	0	0	3	6	12	9	21	27	28	25	16	6	5	4	2	0	0	0	0	0	0	0
1700	**259**	**0**	**0**	**0**	**0**	**0**	**0**	**0**	**1**	**1**	**9**	**28**	**35**	**36**	**34**	**49**	**32**	**15**	**9**	**7**	**1**	**0**	**1**	**1**	**0**	**0**	**0**	**0**	**0**
1800	209	0	0	0	0	0	0	0	0	1	18	18	22	32	32	31	27	15	8	2	2	0	1	0	0	0	0	0	0
1900	120	0	0	0	0	0	0	0	1	5	12	4	18	13	19	18	13	7	4	1	3	0	0	0	1	1	0	0	0
2000	88	0	0	0	0	0	0	0	0	0	8	7	5	8	11	10	15	14	2	4	2	1	0	1	0	0	0	0	0
2100	90	0	0	0	0	0	0	0	2	1	4	5	11	15	16	11	10	3	4	3	2	2	0	0	0	0	0	0	1
2200	50	0	0	0	0	0	0	0	0	0	1	0	7	4	11	7	5	3	4	0	3	2	0	2	0	0	1	0	0
2300	25	0	0	0	0	0	0	0	0	0	0	1	4	4	2	5	1	2	1	1	0	2	0	1	0	0	1	0	0
07-19	**2977**	**0**	**0**	**0**	**0**	**0**	**0**	**4**	**16**	**20**	**74**	**190**	**309**	**398**	**509**	**524**	**394**	**279**	**127**	**70**	**30**	**24**	**8**	**1**	**0**	**0**	**0**	**0**	**0**
06-22	**3487**	**0**	**0**	**0**	**0**	**0**	**0**	**5**	**19**	**26**	**102**	**208**	**349**	**446**	**569**	**597**	**480**	**338**	**160**	**93**	**46**	**30**	**11**	**5**	**1**	**1**	**0**	**0**	**1**
06-00	**3562**	**0**	**0**	**0**	**0**	**0**	**0**	**5**	**19**	**26**	**103**	**209**	**360**	**454**	**582**	**609**	**486**	**343**	**165**	**94**	**49**	**34**	**11**	**8**	**1**	**1**	**2**	**0**	**1**
00-00	**3704**	**0**	**0**	**0**	**0**	**0**	**0**	**7**	**19**	**26**	**103**	**211**	**361**	**463**	**594**	**623**	**503**	**362**	**182**	**110**	**61**	**46**	**14**	**9**	**3**	**3**	**3**	**0**	**1**

DRAFT

Site 6
Location R154, att 60kmh sign, Lat 53.52413, Long -6.66236
Direction East

3279 / Meath/Cavan/Monaghan ATC's
October 2013
Automatic Traffic Count

Tue, 8 October 2013

Time	Total	Speed Bins (km/h)																												
		0 - 5	5 - 10	10 - 15	15 - 20	20 - 25	25 - 30	30 - 35	35 - 40	40 - 45	45 - 50	50 - 55	55 - 60	60 - 65	65 - 70	70 - 75	75 - 80	80 - 85	85 - 90	90 - 95	95 - 100	100 - 105	105 - 110	110 - 115	115 - 120	120 - 125	125 - 130	130 - 135	135 - 140
0000	9	0	0	0	0	0	0	0	0	0	0	0	1	0	2	1	1	1	1	1	0	0	0	0	0	1	0	0	0
0100	4	0	0	0	0	0	0	0	0	0	0	0	0	0	1	0	2	0	0	0	1	0	0	0	0	0	0	0	0	0
0200	8	0	0	0	0	0	0	0	0	0	0	0	0	0	0	1	0	2	1	2	1	1	0	0	0	0	0	0	0	0
0300	12	0	0	0	0	0	0	0	0	0	0	0	1	1	1	1	3	1	0	2	0	1	0	0	0	0	1	0	0	0
0400	25	0	0	0	0	0	0	0	0	1	0	0	0	1	0	3	0	5	4	3	1	1	4	1	1	0	0	0	0	0
0500	65	0	0	0	0	0	0	0	0	0	0	0	3	1	4	5	12	10	8	6	10	1	1	2	1	1	0	0	0	0
0600	259	0	0	0	0	0	0	0	1	0	4	7	4	22	33	42	40	35	33	13	14	8	2	1	0	0	0	0	0	0
0700	**586**	**0**	**0**	**0**	**0**	**0**	**0**	**0**	**2**	**0**	**8**	**29**	**53**	**105**	**128**	**134**	**68**	**28**	**19**	**6**	**3**	**1**	**2**	**0**	**0**	**0**	**0**	**0**	**0**	**0**
0800	544	0	0	0	0	0	0	0	3	1	22	60	62	62	112	106	66	32	9	3	3	2	1	0	0	0	0	0	0	0
0900	277	0	0	0	0	0	0	0	0	2	0	9	27	47	42	62	41	30	10	3	2	0	2	0	0	0	0	0	0	0
1000	169	0	0	0	0	0	0	0	2	1	3	12	17	17	23	34	26	14	9	5	3	2	0	0	0	0	0	0	0	1
1100	161	0	0	0	0	0	0	0	0	3	5	14	21	16	19	33	21	10	12	5	2	0	0	0	0	0	0	0	0	0
1200	183	0	0	0	0	0	0	1	1	4	9	8	15	22	31	29	24	14	20	4	1	0	0	0	0	0	0	0	0	0
1300	161	0	0	0	0	0	0	0	0	0	4	12	13	15	25	18	34	20	10	4	1	3	2	0	0	0	0	0	0	0
1400	159	0	0	1	0	2	1	0	1	6	5	6	21	17	25	21	24	11	8	3	1	0	4	1	0	1	0	0	0	0
1500	195	0	0	0	0	0	0	0	2	2	6	8	22	33	19	40	30	18	5	5	1	2	2	0	0	0	0	0	0	0
1600	212	0	0	0	0	0	0	0	1	2	9	31	29	28	33	31	17	17	6	5	3	0	0	0	0	0	0	0	0	0
1700	**238**	**0**	**0**	**0**	**0**	**1**	**5**	**0**	**1**	**4**	**7**	**18**	**18**	**34**	**47**	**32**	**33**	**21**	**10**	**5**	**1**	**1**	**0**	**0**	**0**	**0**	**0**	**0**	**0**	**0**
1800	183	0	0	0	0	0	0	0	0	7	15	12	21	22	25	29	29	13	7	2	1	0	0	0	0	0	0	0	0	0
1900	134	0	0	0	0	0	0	0	2	2	6	13	18	25	19	19	14	8	4	4	0	0	0	0	0	0	0	0	0	0
2000	86	0	0	0	0	0	1	0	0	2	6	8	6	14	16	13	11	2	3	2	0	0	0	2	0	0	0	0	0	0
2100	67	0	0	0	0	0	0	0	0	1	1	0	5	11	12	9	9	6	7	3	1	1	1	0	0	0	0	0	0	0
2200	36	0	0	0	0	0	0	0	0	0	0	0	6	4	0	6	1	11	3	4	0	0	1	0	0	0	0	0	0	0
2300	30	0	0	0	0	0	0	0	0	1	1	1	3	3	3	4	4	3	4	0	1	0	1	0	0	0	1	0	0	0
07-19	**3068**	**0**	**0**	**1**	**0**	**3**	**6**	**1**	**13**	**32**	**93**	**219**	**319**	**418**	**529**	**569**	**413**	**228**	**125**	**50**	**22**	**11**	**13**	**1**	**0**	**1**	**0**	**0**	**1**	
06-22	**3614**	**0**	**0**	**1**	**0**	**3**	**7**	**1**	**16**	**37**	**110**	**247**	**352**	**490**	**609**	**652**	**487**	**279**	**172**	**72**	**37**	**20**	**16**	**4**	**0**	**1**	**0**	**0**	**1**	
06-00	**3680**	**0**	**0**	**1**	**0**	**3**	**7**	**1**	**16**	**38**	**111**	**248**	**361**	**497**	**612**	**662**	**492**	**293**	**179**	**76**	**38**	**20**	**18**	**4**	**0**	**1**	**1**	**0**	**1**	
00-00	**3803**	**0**	**0**	**1**	**0**	**3**	**7**	**1**	**16**	**39**	**111**	**248**	**366**	**500**	**620**	**673**	**510**	**312**	**193**	**90**	**51**	**24**	**23**	**7**	**2**	**3**	**2**	**0**	**1**	

DRAFT

Site 6
Location R154, att 60kmh sign, Lat 53.52413, Long -6.66236
Direction East

3279 / Meath/Cavan/Monaghan ATC's
October 2013
Automatic Traffic Count

Wed, 9 October 2013

Time	Total	Speed Bins (km/h)																											
		0 - 5	5 - 10	10 - 15	15 - 20	20 - 25	25 - 30	30 - 35	35 - 40	40 - 45	45 - 50	50 - 55	55 - 60	60 - 65	65 - 70	70 - 75	75 - 80	80 - 85	85 - 90	90 - 95	95 - 100	100 - 105	105 - 110	110 - 115	115 - 120	120 - 125	125 - 130	130 - 135	135 - 140
0000	38	0	0	0	0	0	0	0	0	1	0	0	3	6	7	5	8	3	3	0	0	1	0	0	0	1	0	0	0
0100	17	0	0	0	0	0	0	0	0	1	0	0	5	1	3	3	0	1	1	0	1	0	1	0	0	0	0	0	0
0200	4	0	0	0	0	0	0	0	0	0	0	0	0	0	0	0	1	1	0	0	0	0	2	0	0	0	0	0	0
0300	8	0	0	0	0	0	0	0	0	0	0	0	0	0	0	0	0	1	3	1	2	0	0	0	0	1	0	0	0
0400	35	0	0	0	0	0	0	0	0	0	1	1	1	1	1	3	6	7	0	5	2	3	1	1	1	1	0	0	0
0500	67	0	0	0	0	0	0	0	0	0	0	0	0	2	8	4	13	7	9	4	5	9	1	2	2	0	1	0	0
0600	265	0	0	0	0	0	0	0	0	0	0	5	5	8	32	41	67	49	24	15	12	5	0	0	1	0	0	1	0
0700	**514**	**0**	**0**	**0**	**1**	**0**	**1**	**0**	**0**	**1**	**8**	**20**	**35**	**66**	**94**	**111**	**82**	**35**	**29**	**20**	**5**	**3**	**1**	**1**	**0**	**1**	**0**	**0**	**0**
0800	507	0	0	0	0	1	0	0	1	6	23	43	75	71	85	87	70	25	11	8	0	0	1	0	0	0	0	0	0
0900	276	0	0	0	0	0	0	2	0	1	5	17	40	23	47	59	40	26	4	6	3	2	0	1	0	0	0	0	0
1000	188	0	0	0	0	0	0	1	1	2	4	9	20	23	26	24	24	25	16	8	1	3	1	0	0	0	0	0	0
1100	177	0	0	0	0	0	1	1	2	3	9	10	13	28	35	21	22	16	6	6	2	0	2	0	0	0	0	0	0
1200	167	0	0	0	0	0	0	0	0	5	6	19	18	14	14	26	25	14	18	8	0	0	0	0	0	0	0	0	0
1300	164	0	0	0	0	0	0	0	1	0	0	13	17	19	29	27	23	13	10	6	5	1	0	0	0	0	0	0	0
1400	165	0	0	0	0	0	0	0	0	0	6	5	12	24	26	21	24	16	18	7	3	2	1	0	0	0	0	0	0
1500	157	0	0	0	0	0	0	0	0	0	4	9	12	18	39	30	22	12	5	2	3	1	0	0	0	0	0	0	0
1600	213	0	0	0	0	0	0	0	1	3	10	19	10	22	31	44	20	23	12	12	3	1	1	1	0	0	0	0	0
1700	**224**	**0**	**0**	**0**	**0**	**0**	**0**	**0**	**3**	**14**	**4**	**25**	**21**	**26**	**23**	**27**	**31**	**24**	**12**	**9**	**2**	**2**	**1**	**0**	**0**	**0**	**0**	**0**	**0**
1800	210	0	0	0	0	0	0	4	5	7	12	16	15	38	37	29	21	10	6	6	1	3	0	0	0	0	0	0	0
1900	128	0	0	0	0	0	0	0	0	2	5	14	19	14	12	17	25	7	7	2	3	0	0	0	1	0	0	0	0
2000	85	0	0	0	0	1	0	0	0	1	3	0	6	8	10	22	16	8	4	2	3	0	1	0	0	0	0	0	0
2100	73	0	0	0	0	0	0	0	0	0	0	3	4	18	15	12	5	3	6	3	1	1	1	0	0	1	0	0	0
2200	38	0	0	0	0	0	0	0	0	0	1	0	3	2	7	8	2	4	2	5	1	1	0	2	0	0	0	0	0
2300	32	0	0	0	0	0	0	0	0	0	0	2	3	3	2	6	9	4	2	0	1	0	0	0	0	0	0	0	0
07-19	**2962**	**0**	**0**	**0**	**1**	**1**	**2**	**8**	**14**	**42**	**91**	**205**	**288**	**372**	**486**	**506**	**404**	**239**	**147**	**98**	**28**	**18**	**8**	**3**	**0**	**1**	**0**	**0**	**0**
06-22	**3513**	**0**	**0**	**0**	**1**	**2**	**2**	**8**	**14**	**45**	**99**	**227**	**322**	**420**	**555**	**598**	**517**	**306**	**188**	**120**	**47**	**24**	**10**	**3**	**2**	**2**	**0**	**1**	**0**
06-00	**3583**	**0**	**0**	**0**	**1**	**2**	**2**	**8**	**14**	**45**	**100**	**229**	**328**	**425**	**564**	**612**	**528**	**314**	**192**	**125**	**49**	**25**	**10**	**5**	**2**	**2**	**0**	**1**	**0**
00-00	**3752**	**0**	**0**	**0**	**1**	**2**	**2**	**8**	**14**	**47**	**101**	**230**	**337**	**435**	**583**	**627**	**556**	**334**	**208**	**135**	**59**	**38**	**15**	**8**	**5**	**5**	**1**	**1**	**0**

DRAFT

Site 6
Location R154, att 60kmh sign, Lat 53.52413, Long -6.66236
Direction East

3279 / Meath/Cavan/Monaghan ATC's
October 2013
Automatic Traffic Count

Thu, 10 October 2013

Time	Total	Speed Bins (km/h)																											
		0 - 5	5 - 10	10 - 15	15 - 20	20 - 25	25 - 30	30 - 35	35 - 40	40 - 45	45 - 50	50 - 55	55 - 60	60 - 65	65 - 70	70 - 75	75 - 80	80 - 85	85 - 90	90 - 95	95 - 100	100 - 105	105 - 110	110 - 115	115 - 120	120 - 125	125 - 130	130 - 135	135 - 140
0000	12	0	0	0	0	0	0	0	0	1	0	0	1	2	2	1	0	2	1	0	1	0	0	1	0	0	0	0	0
0100	5	0	0	0	0	0	0	0	0	0	0	0	0	0	1	0	2	0	1	0	0	0	0	1	0	0	0	0	0
0200	3	0	0	0	0	0	0	0	0	0	0	0	0	0	2	0	0	0	1	0	0	0	0	0	0	0	0	0	0
0300	17	0	0	0	0	0	0	0	0	0	0	0	0	1	0	2	2	3	2	4	1	0	0	0	1	0	1	0	0
0400	34	0	0	0	0	0	0	0	0	0	1	1	1	1	3	3	1	9	5	2	0	3	2	2	0	0	0	0	0
0500	63	0	0	0	0	0	0	0	0	0	0	0	1	1	1	8	9	10	11	10	5	3	3	0	1	0	0	0	0
0600	251	0	0	0	0	0	0	0	0	2	4	2	5	8	21	38	45	52	43	16	6	4	3	1	0	1	0	0	0
0700	**532**	**0**	**0**	**0**	**1**	**0**	**0**	**0**	**0**	**0**	**10**	**16**	**57**	**66**	**90**	**118**	**90**	**58**	**14**	**10**	**1**	**1**	**0**	**0**	**0**	**0**	**0**	**0**	**0**
0800	492	0	0	0	0	0	0	0	3	3	10	45	76	76	85	79	70	29	12	1	0	0	3	0	0	0	0	0	0
0900	288	0	0	0	0	0	0	0	0	2	0	15	33	31	40	60	43	34	6	17	1	5	1	0	0	0	0	0	0
1000	206	0	0	0	0	0	0	2	2	0	0	4	12	33	30	39	29	17	23	8	6	0	0	0	0	0	1	0	0
1100	157	0	0	2	0	0	0	0	2	6	10	8	7	15	18	20	25	19	13	8	3	1	0	0	0	0	0	0	0
1200	203	0	0	1	0	0	0	0	0	11	10	19	18	19	25	28	29	22	10	8	0	1	1	1	0	0	0	0	0
1300	197	0	0	0	0	0	0	0	0	2	8	6	10	21	31	37	30	29	12	3	5	1	1	0	0	0	1	0	0
1400	174	0	0	0	0	0	0	0	2	0	0	8	24	31	25	18	17	13	20	6	6	2	1	1	0	0	0	0	0
1500	178	0	0	0	0	0	0	0	0	1	2	8	12	31	34	29	20	16	15	7	1	1	0	0	1	0	0	0	0
1600	198	0	0	0	0	1	0	0	0	0	6	20	15	22	27	40	28	16	10	7	2	0	2	1	1	0	0	0	0
1700	**256**	**0**	**0**	**0**	**0**	**0**	**3**	**0**	**1**	**2**	**3**	**22**	**31**	**35**	**46**	**45**	**37**	**17**	**11**	**2**	**1**	**0**	**0**	**0**	**0**	**0**	**0**	**0**	**0**
1800	222	0	0	0	0	0	0	0	1	12	15	21	24	37	29	32	20	21	3	5	2	0	0	0	0	0	0	0	0
1900	145	0	0	0	0	0	0	0	8	2	5	3	9	27	32	27	14	8	7	1	0	2	0	0	0	0	0	0	0
2000	108	0	0	0	0	0	0	0	0	1	3	7	10	15	26	22	10	8	2	3	1	0	0	0	0	0	0	0	0
2100	94	0	0	0	0	0	0	0	0	0	1	6	12	8	14	19	11	11	7	3	0	1	0	1	0	0	0	0	0
2200	58	0	0	0	0	0	0	0	0	1	2	2	4	4	8	9	12	7	4	2	2	0	0	0	1	0	0	0	0
2300	40	0	0	0	0	0	0	0	0	0	0	1	5	3	1	5	9	6	2	3	1	3	1	0	0	0	0	0	0
07-19	**3103**	**0**	**0**	**3**	**1**	**1**	**3**	**2**	**11**	**39**	**74**	**192**	**319**	**417**	**480**	**545**	**438**	**291**	**149**	**82**	**28**	**12**	**9**	**3**	**2**	**0**	**2**	**0**	**0**
06-22	**3701**	**0**	**0**	**3**	**1**	**1**	**3**	**2**	**19**	**44**	**87**	**210**	**355**	**475**	**573**	**651**	**518**	**370**	**208**	**105**	**35**	**19**	**12**	**5**	**2**	**1**	**2**	**0**	**0**
06-00	**3799**	**0**	**0**	**3**	**1**	**1**	**3**	**2**	**19**	**45**	**89**	**213**	**364**	**482**	**582**	**665**	**539**	**383**	**214**	**110**	**38**	**22**	**13**	**5**	**3**	**1**	**2**	**0**	**0**
00-00	**3933**	**0**	**0**	**3**	**1**	**1**	**3**	**2**	**19**	**46**	**90**	**214**	**367**	**487**	**591**	**679**	**553**	**407**	**235**	**126**	**45**	**28**	**18**	**9**	**5**	**1**	**3**	**0**	**0**

DRAFT

Site 6
Location R154, att 60kmh sign, Lat 53.52413, Long -6.66236
Direction East

3279 / Meath/Cavan/Monaghan ATC's
October 2013
Automatic Traffic Count

Fri, 11 October 2013

Time	Total	Speed Bins (km/h)																											
		0 - 5	5 - 10	10 - 15	15 - 20	20 - 25	25 - 30	30 - 35	35 - 40	40 - 45	45 - 50	50 - 55	55 - 60	60 - 65	65 - 70	70 - 75	75 - 80	80 - 85	85 - 90	90 - 95	95 - 100	100 - 105	105 - 110	110 - 115	115 - 120	120 - 125	125 - 130	130 - 135	135 - 140
0000	14	0	0	0	0	0	0	1	0	0	1	1	0	1	1	4	4	0	0	1	0	0	0	0	0	0	0	0	0
0100	8	0	0	0	0	0	0	0	0	0	0	0	0	1	1	1	0	2	0	1	0	1	0	1	0	0	0	0	0
0200	4	0	0	0	0	0	0	0	0	0	0	0	0	0	0	1	1	0	0	2	0	0	0	0	0	0	0	0	0
0300	14	0	0	0	0	0	0	0	0	0	0	0	0	3	3	0	1	1	1	0	2	1	0	1	1	0	0	0	0
0400	27	0	0	0	0	0	0	0	0	0	0	0	0	4	0	2	0	6	6	6	1	2	0	0	0	0	0	0	0
0500	62	0	0	0	0	0	0	0	0	0	0	0	2	3	0	11	8	8	7	7	5	4	3	1	3	0	0	0	0
0600	246	0	0	0	0	0	0	0	0	0	1	6	4	10	36	38	43	38	25	19	11	8	4	3	0	0	0	0	0
0700	**520**	**0**	**0**	**0**	**1**	**1**	**0**	**0**	**0**	**0**	**9**	**22**	**47**	**64**	**100**	**103**	**80**	**37**	**26**	**14**	**10**	**5**	**0**	**0**	**0**	**1**	**0**	**0**	**0**
0800	458	0	0	0	0	0	0	0	0	2	17	18	68	56	83	67	91	33	10	6	3	2	0	1	0	1	0	0	0
0900	290	0	0	0	0	0	1	0	4	4	10	11	39	49	51	49	32	22	6	9	0	1	0	1	0	1	0	0	0
1000	184	0	0	1	0	0	0	0	0	1	1	6	18	25	31	40	24	18	13	4	0	0	1	1	0	0	0	0	0
1100	174	0	0	0	0	1	0	0	0	0	2	10	12	30	43	23	27	7	11	5	0	1	1	0	0	0	1	0	0
1200	211	0	0	0	0	1	1	1	0	2	3	10	13	33	40	43	36	7	10	5	4	2	0	0	0	0	0	0	0
1300	168	0	0	0	0	0	1	0	2	3	3	7	18	29	26	34	20	16	2	2	4	1	0	0	0	0	0	0	0
1400	226	0	0	0	0	0	0	0	0	1	20	11	28	41	29	28	24	14	17	9	1	2	1	0	0	0	0	0	0
1500	198	0	0	0	0	0	0	0	0	2	16	14	25	32	30	27	26	12	6	4	2	0	1	1	0	0	0	0	0
1600	226	0	0	0	0	1	0	1	1	2	16	21	21	32	47	37	21	11	9	5	1	0	0	0	0	0	0	0	0
1700	222	0	0	0	0	0	0	0	3	5	23	32	34	23	26	24	31	10	5	2	2	2	0	0	0	0	0	0	0
1800	**254**	**0**	**0**	**0**	**0**	**0**	**0**	**0**	**0**	**4**	**6**	**13**	**32**	**49**	**51**	**39**	**26**	**13**	**8**	**9**	**1**	**1**	**1**	**0**	**0**	**1**	**0**	**0**	**0**
1900	161	0	0	0	0	0	0	1	1	5	5	9	18	25	40	20	18	6	7	1	2	1	1	1	0	0	0	0	0
2000	99	0	0	0	0	0	0	0	0	0	7	7	7	13	14	14	16	10	7	2	1	0	1	0	0	0	0	0	0
2100	79	0	0	0	0	0	0	0	0	2	1	3	8	12	15	8	9	8	6	2	2	2	0	0	0	0	1	0	0
2200	70	0	0	0	0	0	0	0	0	1	1	2	5	15	11	6	10	7	8	4	0	0	0	0	0	0	0	0	0
2300	40	0	0	0	0	0	0	0	0	1	2	1	4	1	4	7	6	3	3	2	3	1	0	1	1	0	0	0	0
07-19	**3131**	**0**	**0**	**1**	**1**	**4**	**3**	**2**	**10**	**26**	**126**	**175**	**355**	**463**	**557**	**514**	**438**	**200**	**123**	**74**	**28**	**17**	**5**	**4**	**0**	**4**	**1**	**0**	**0**
06-22	**3716**	**0**	**0**	**1**	**1**	**4**	**3**	**3**	**11**	**33**	**140**	**200**	**392**	**523**	**662**	**594**	**524**	**262**	**168**	**98**	**44**	**28**	**11**	**8**	**0**	**4**	**2**	**0**	**0**
06-00	**3826**	**0**	**0**	**1**	**1**	**4**	**3**	**3**	**11**	**35**	**143**	**203**	**401**	**539**	**677**	**607**	**540**	**272**	**179**	**104**	**47**	**29**	**11**	**9**	**1**	**4**	**2**	**0**	**0**
00-00	**3955**	**0**	**0**	**1**	**1**	**4**	**3**	**4**	**11**	**35**	**144**	**204**	**403**	**551**	**682**	**626**	**554**	**289**	**193**	**121**	**55**	**37**	**14**	**12**	**5**	**4**	**2**	**0**	**0**

DRAFT

Site 6
Location R154, att 60kmh sign, Lat 53.52413, Long -6.66236
Direction East

3279 / Meath/Cavan/Monaghan ATC's
October 2013
Automatic Traffic Count

Sat, 12 October 2013

Time	Total	Speed Bins (km/h)																												
		0 - 5	5 - 10	10 - 15	15 - 20	20 - 25	25 - 30	30 - 35	35 - 40	40 - 45	45 - 50	50 - 55	55 - 60	60 - 65	65 - 70	70 - 75	75 - 80	80 - 85	85 - 90	90 - 95	95 - 100	100 - 105	105 - 110	110 - 115	115 - 120	120 - 125	125 - 130	130 - 135	135 - 140
0000	19	0	0	0	0	0	0	0	0	0	1	0	1	2	1	3	4	2	2	1	1	1	0	0	0	0	0	0	0	0
0100	11	0	0	0	0	0	0	0	0	1	0	0	0	0	2	0	2	1	2	1	1	0	0	0	0	0	0	0	1	0
0200	14	0	0	0	0	0	0	0	0	0	0	1	1	2	2	1	2	1	2	1	0	0	1	0	0	0	0	0	0	0
0300	9	0	0	0	0	0	0	0	0	0	0	0	0	2	2	0	0	0	1	1	2	0	1	0	0	0	0	0	0	0
0400	22	0	0	0	0	0	0	0	0	0	0	1	0	0	1	3	3	3	2	4	2	1	0	2	0	0	0	0	0	0
0500	25	0	0	0	0	0	0	0	0	0	0	0	0	1	2	5	2	3	6	0	3	1	0	1	0	0	1	0	0	0
0600	75	0	0	0	0	0	0	0	0	0	0	0	1	4	4	7	9	14	11	6	4	12	0	2	0	0	0	1	0	0
0700	121	0	0	0	0	0	0	0	0	0	0	3	4	8	13	14	21	16	15	15	3	3	4	1	0	0	1	0	0	0
0800	166	0	0	0	0	0	0	0	1	1	0	8	11	8	18	35	32	16	15	10	6	3	0	0	1	1	0	0	0	0
0900	186	0	0	0	0	0	0	0	1	1	2	7	13	27	25	40	23	22	12	7	1	2	3	0	0	0	0	0	0	0
1000	214	0	0	0	0	0	0	0	0	3	2	12	28	34	59	27	23	12	8	3	1	0	2	0	0	0	0	0	0	0
1100	**239**	**0**	**0**	**0**	**0**	**0**	**0**	**0**	**0**	**14**	**10**	**16**	**15**	**41**	**37**	**34**	**33**	**20**	**9**	**5**	**2**	**0**	**2**	**0**	**1**	**0**	**0**	**0**	**0**	**0**
1200	276	0	0	0	0	3	1	0	0	2	8	21	45	45	37	40	41	14	8	6	2	2	1	0	0	0	0	0	0	0
1300	**293**	**0**	**0**	**0**	**1**	**1**	**1**	**0**	**0**	**2**	**10**	**7**	**22**	**42**	**42**	**54**	**55**	**33**	**15**	**6**	**2**	**0**	**0**	**0**	**0**	**0**	**0**	**0**	**0**	**0**
1400	262	0	0	0	0	2	1	0	0	0	3	12	17	41	60	42	40	23	17	0	1	3	0	0	0	0	0	0	0	0
1500	203	0	0	0	0	0	0	0	0	0	5	13	10	31	27	26	43	23	12	4	6	0	3	0	0	0	0	0	0	0
1600	206	0	0	0	1	0	0	0	0	2	5	5	22	15	49	31	33	16	13	6	6	2	0	0	0	0	0	0	0	0
1700	226	0	0	0	2	0	0	0	0	1	5	11	22	31	48	38	21	17	16	8	3	1	1	1	0	0	0	0	0	0
1800	184	0	0	0	0	0	0	0	0	0	1	3	13	19	38	37	33	24	6	5	4	1	0	0	0	0	0	0	0	0
1900	148	0	0	0	0	0	0	2	3	2	3	5	15	14	29	29	14	11	10	5	3	3	0	0	0	0	0	0	0	0
2000	92	0	0	0	0	0	0	0	1	0	1	2	7	14	24	12	13	5	5	2	3	3	0	0	0	0	0	0	0	0
2100	52	0	0	0	0	0	0	0	0	0	1	4	5	2	5	8	11	5	5	4	1	0	0	1	0	0	0	0	0	0
2200	56	0	0	0	0	0	0	0	0	0	0	0	3	5	7	10	16	5	6	0	1	2	0	0	1	0	0	0	0	0
2300	29	0	0	0	0	0	0	0	0	0	0	1	1	3	4	9	3	4	2	2	0	0	0	0	0	0	0	0	0	0
07-19	**2576**	**0**	**0**	**0**	**4**	**6**	**3**	**0**	**2**	**26**	**51**	**118**	**222**	**342**	**453**	**418**	**398**	**236**	**146**	**75**	**37**	**17**	**16**	**2**	**2**	**1**	**1**	**0**	**0**
06-22	**2943**	**0**	**0**	**0**	**4**	**6**	**3**	**2**	**6**	**28**	**56**	**129**	**250**	**376**	**515**	**474**	**445**	**271**	**177**	**92**	**48**	**35**	**16**	**5**	**2**	**1**	**1**	**1**	**0**
06-00	**3028**	**0**	**0**	**0**	**4**	**6**	**3**	**2**	**6**	**28**	**56**	**130**	**254**	**384**	**526**	**493**	**464**	**280**	**185**	**94**	**49**	**37**	**16**	**5**	**3**	**1**	**1**	**1**	**0**
00-00	**3128**	**0**	**0**	**0**	**4**	**6**	**3**	**2**	**6**	**29**	**57**	**132**	**256**	**391**	**536**	**505**	**477**	**290**	**200**	**102**	**58**	**40**	**18**	**8**	**3**	**1**	**2**	**2**	**0**

DRAFT

Site 6
Location R154, att 60kmh sign, Lat 53.52413, Long -6.66236
Direction East

3279 / Meath/Cavan/Monaghan ATC's
October 2013
Automatic Traffic Count

Sun, 13 October 2013

Time	Total	Speed Bins (km/h)																												
		0 - 5	5 - 10	10 - 15	15 - 20	20 - 25	25 - 30	30 - 35	35 - 40	40 - 45	45 - 50	50 - 55	55 - 60	60 - 65	65 - 70	70 - 75	75 - 80	80 - 85	85 - 90	90 - 95	95 - 100	100 - 105	105 - 110	110 - 115	115 - 120	120 - 125	125 - 130	130 - 135	135 - 140
0000	39	0	0	0	0	0	0	0	0	0	1	1	6	3	6	3	8	2	4	2	2	1	0	0	0	0	0	0	0	0
0100	22	0	0	0	0	0	0	0	0	1	0	0	2	3	2	3	2	3	3	1	1	0	0	0	1	0	0	0	0	0
0200	11	0	0	0	0	0	0	0	0	0	0	0	0	1	0	0	3	3	1	1	0	0	1	1	0	0	0	0	0	0
0300	12	0	0	0	0	0	0	0	0	0	0	0	0	1	1	0	0	5	2	2	0	0	0	1	0	0	0	0	0	0
0400	17	0	0	0	0	0	0	0	0	1	0	1	0	0	1	1	4	2	4	0	0	1	1	0	1	0	0	0	0	0
0500	14	0	0	0	0	0	0	0	0	0	0	0	1	0	0	2	1	2	1	1	4	0	1	0	1	0	0	0	0	0
0600	42	0	0	0	0	0	0	0	0	0	0	0	0	1	1	5	8	9	5	4	4	1	2	1	0	0	1	0	0	0
0700	60	0	0	0	0	0	0	0	0	0	0	0	2	1	3	4	9	14	7	3	7	4	4	0	1	0	0	0	0	1
0800	82	0	0	0	0	0	0	0	0	0	0	1	4	3	8	16	8	10	10	10	5	5	1	0	1	0	0	0	0	0
0900	117	0	0	0	0	1	0	0	0	0	1	2	4	8	14	20	25	15	11	8	1	3	3	1	0	0	0	0	0	0
1000	197	0	0	0	1	1	0	0	0	1	7	15	26	26	27	31	22	11	12	10	2	2	0	0	1	2	0	0	0	0
1100	**223**	**0**	**0**	**0**	**1**	**0**	**0**	**0**	**0**	**1**	**1**	**5**	**24**	**52**	**38**	**50**	**21**	**14**	**9**	**4**	**2**	**0**	**1**	**0**	**0**	**0**	**0**	**0**	**0**	**0**
1200	293	0	0	0	0	3	0	0	0	0	3	12	43	58	58	46	26	26	13	3	0	0	2	0	0	0	0	0	0	0
1300	**296**	**0**	**0**	**0**	**0**	**0**	**0**	**0**	**0**	**4**	**20**	**28**	**33**	**44**	**60**	**40**	**33**	**17**	**6**	**5**	**1**	**3**	**1**	**1**	**0**	**0**	**0**	**0**	**0**	**0**
1400	247	0	0	0	0	0	0	0	0	1	2	6	19	50	36	46	41	18	15	8	3	1	1	0	0	0	0	0	0	0
1500	236	0	0	0	0	0	2	0	0	0	2	8	22	24	35	47	36	29	17	1	5	5	0	0	1	2	0	0	0	0
1600	232	0	0	0	0	0	1	0	0	1	7	9	19	51	42	25	30	16	18	6	4	1	1	1	0	0	0	0	0	0
1700	169	0	0	0	0	0	0	0	0	2	4	4	19	28	24	28	22	19	10	8	0	0	1	0	0	0	0	0	0	0
1800	170	0	0	0	0	0	0	0	0	1	4	10	14	15	30	32	26	13	12	8	1	3	0	0	0	0	1	0	0	0
1900	148	0	0	0	0	0	0	0	0	0	7	8	12	13	24	28	23	18	7	4	2	0	2	0	0	0	0	0	0	0
2000	100	0	0	0	0	0	0	0	0	3	10	5	11	15	21	9	9	7	4	5	1	0	0	0	0	0	0	0	0	0
2100	59	0	0	0	0	0	0	0	0	1	2	0	7	5	11	11	5	7	6	3	0	0	0	0	0	1	0	0	0	0
2200	42	0	0	0	0	0	0	0	0	0	0	1	1	3	5	13	4	3	5	4	2	0	1	0	0	0	0	0	0	0
2300	25	0	0	0	0	0	0	0	0	0	0	0	2	4	2	3	4	3	1	3	1	0	1	0	1	0	0	0	0	0
07-19	**2322**	**0**	**0**	**0**	**2**	**5**	**3**	**0**	**0**	**11**	**51**	**100**	**229**	**360**	**375**	**385**	**299**	**202**	**140**	**74**	**31**	**27**	**15**	**3**	**4**	**4**	**1**	**0**	**1**	
06-22	**2671**	**0**	**0**	**0**	**2**	**5**	**3**	**0**	**0**	**15**	**70**	**113**	**259**	**394**	**432**	**438**	**344**	**243**	**162**	**90**	**38**	**28**	**19**	**4**	**4**	**5**	**2**	**0**	**1**	
06-00	**2738**	**0**	**0**	**0**	**2**	**5**	**3**	**0**	**0**	**15**	**70**	**114**	**262**	**401**	**439**	**454**	**352**	**249**	**168**	**97**	**41**	**28**	**21**	**4**	**5**	**5**	**2**	**0**	**1**	
00-00	**2853**	**0**	**0**	**0**	**2**	**5**	**3**	**0**	**0**	**17**	**71**	**116**	**271**	**409**	**449**	**463**	**370**	**266**	**183**	**104**	**48**	**30**	**24**	**6**	**8**	**5**	**2**	**0**	**1**	

DRAFT

Site 6
Location R154, att 60kmh sign, Lat 53.52413, Long -6.66236
Direction East

3279 / Meath/Cavan/Monaghan ATC's
October 2013
Automatic Traffic Count

Virtual Day (7)

Time	Total	Speed Bins (km/h)																											
		0 - 5	5 - 10	10 - 15	15 - 20	20 - 25	25 - 30	30 - 35	35 - 40	40 - 45	45 - 50	50 - 55	55 - 60	60 - 65	65 - 70	70 - 75	75 - 80	80 - 85	85 - 90	90 - 95	95 - 100	100 - 105	105 - 110	110 - 115	115 - 120	120 - 125	125 - 130	130 - 135	135 - 140
0000	22	0	0	0	0	0	0	0	0	0	0	0	2	3	3	3	4	2	2	1	1	1	0	0	0	0	0	0	0
0100	11	0	0	0	0	0	0	0	0	0	0	0	1	1	2	1	1	1	1	0	1	0	0	0	0	0	0	0	0
0200	7	0	0	0	0	0	0	0	0	0	0	0	0	0	1	0	1	1	1	1	0	0	1	0	0	0	0	0	0
0300	12	0	0	0	0	0	0	0	0	0	0	0	0	1	1	1	1	2	1	2	1	1	0	0	0	0	0	0	0
0400	27	0	0	0	0	0	0	0	0	0	0	1	0	1	1	2	3	6	4	3	1	2	1	1	1	0	0	0	0
0500	51	0	0	0	0	0	0	0	0	0	0	0	1	1	3	6	7	7	7	5	6	3	1	1	1	0	0	0	0
0600	193	0	0	0	0	0	0	0	0	0	2	3	4	9	20	29	37	33	23	13	9	6	2	2	0	0	0	0	0
0700	**415**	**0**	**0**	**0**	**0**	**0**	**0**	**0**	**0**	**0**	**6**	**15**	**37**	**56**	**76**	**87**	**63**	**34**	**19**	**11**	**4**	**2**	**2**	**0**	**0**	**0**	**0**	**0**	**0**
0800	391	0	0	0	0	0	0	0	1	2	11	31	50	50	70	68	57	26	12	6	3	2	1	0	0	0	0	0	0
0900	245	0	0	0	0	0	0	0	1	2	4	12	29	31	38	47	33	26	8	8	1	2	1	0	0	0	0	0	0
1000	188	0	0	0	0	0	0	1	1	2	3	8	18	25	31	32	24	17	13	7	2	1	1	0	0	0	0	0	0
1100	186	0	0	0	0	0	0	0	1	4	5	10	14	29	31	30	26	15	9	6	3	1	1	0	0	0	0	0	0
1200	219	0	0	0	0	1	0	0	1	4	6	15	25	31	34	35	28	16	12	6	2	1	1	0	0	0	0	0	0
1300	204	0	0	0	0	0	0	0	1	2	7	11	18	27	34	33	31	21	9	5	3	1	1	0	0	0	0	0	0
1400	202	0	0	0	0	1	0	0	0	1	5	10	19	32	33	29	28	16	15	6	2	2	1	0	0	0	0	0	0
1500	190	0	0	0	0	0	0	0	0	1	5	10	17	27	31	32	28	19	10	4	3	2	1	0	0	0	0	0	0
1600	207	0	0	0	0	0	0	0	0	2	8	17	18	27	37	34	25	16	11	7	3	1	1	0	0	0	0	0	0
1700	**228**	**0**	**0**	**0**	**0**	**0**	**1**	**0**	**1**	**4**	**8**	**20**	**26**	**30**	**35**	**35**	**30**	**18**	**10**	**6**	**1**	**1**	**1**	**0**	**0**	**0**	**0**	**0**	**0**
1800	205	0	0	0	0	0	0	1	1	5	10	13	20	30	35	33	26	16	7	5	2	1	0	0	0	0	0	0	0
1900	141	0	0	0	0	0	0	0	2	3	6	8	16	19	25	23	17	9	7	3	2	1	0	0	0	0	0	0	0
2000	94	0	0	0	0	0	0	0	0	1	5	5	7	12	17	15	13	8	4	3	2	1	0	0	0	0	0	0	0
2100	73	0	0	0	0	0	0	0	0	1	1	3	7	10	13	11	9	6	6	3	1	1	0	0	0	0	0	0	0
2200	50	0	0	0	0	0	0	0	0	0	1	1	4	5	7	8	7	6	5	3	1	1	0	1	0	0	0	0	0
2300	32	0	0	0	0	0	0	0	0	0	0	1	3	3	3	6	5	4	2	2	1	1	0	0	0	0	0	0	0
07-19	**2877**	**0**	**0**	**1**	**1**	**3**	**3**	**2**	**9**	**28**	**80**	**171**	**292**	**396**	**484**	**494**	**398**	**239**	**137**	**75**	**29**	**18**	**11**	**2**	**1**	**2**	**1**	**0**	**0**
06-22	**3378**	**0**	**0**	**1**	**1**	**3**	**3**	**3**	**12**	**33**	**95**	**191**	**326**	**446**	**559**	**572**	**474**	**296**	**176**	**96**	**42**	**26**	**14**	**5**	**2**	**2**	**1**	**0**	**0**
06-00	**3459**	**0**	**0**	**1**	**1**	**3**	**3**	**3**	**12**	**33**	**96**	**192**	**333**	**455**	**569**	**586**	**486**	**305**	**183**	**100**	**44**	**28**	**14**	**6**	**2**	**2**	**1**	**0**	**0**
00-00	**3590**	**0**	**0**	**1**	**1**	**3**	**3**	**3**	**12**	**34**	**97**	**194**	**337**	**462**	**579**	**599**	**503**	**323**	**199**	**113**	**54**	**35**	**18**	**8**	**4**	**3**	**2**	**0**	**0**

DRAFT

Site 6
Location R154, att 60kmh sign, Lat 53.52413, Long -6.66236
Direction East

3279 / Meath/Cavan/Monaghan ATC's
October 2013
Automatic Traffic Count

Virtual Week (1)

Time	Total	Speed Bins (km/h)																												
		0 - 5	5 - 10	10 - 15	15 - 20	20 - 25	25 - 30	30 - 35	35 - 40	40 - 45	45 - 50	50 - 55	55 - 60	60 - 65	65 - 70	70 - 75	75 - 80	80 - 85	85 - 90	90 - 95	95 - 100	100 - 105	105 - 110	110 - 115	115 - 120	120 - 125	125 - 130	130 - 135	135 - 140
Mon	3704	0	0	0	0	0	0	7	19	26	103	211	361	463	594	623	503	362	182	110	61	46	14	9	3	3	3	0	1
Tue	3803	0	0	1	0	3	7	1	16	39	111	248	366	500	620	673	510	312	193	90	51	24	23	7	2	3	2	0	1
Wed	3752	0	0	0	1	2	2	8	14	47	101	230	337	435	583	627	556	334	208	135	59	38	15	8	5	5	1	1	0
Thu	3933	0	0	3	1	1	3	2	19	46	90	214	367	487	591	679	553	407	235	126	45	28	18	9	5	1	3	0	0
Fri	3955	0	0	1	1	4	3	4	11	35	144	204	403	551	682	626	554	289	193	121	55	37	14	12	5	4	2	0	0
|Sat	3128	0	0	0	4	6	3	2	6	29	57	132	256	391	536	505	477	290	200	102	58	40	18	8	3	1	2	2	0
|Sun	2853	0	0	0	2	5	3	0	0	17	71	116	271	409	449	463	370	266	183	104	48	30	24	6	8	5	2	0	1
5 Day Ave.	**3829**	**0**	**0**	**1**	**1**	**2**	**3**	**4**	**16**	**39**	**110**	**221**	**367**	**487**	**614**	**646**	**535**	**341**	**202**	**116**	**54**	**35**	**17**	**9**	**4**	**3**	**2**	**0**	**0**
7 Day Ave.	**3590**	**0**	**0**	**1**	**1**	**3**	**3**	**3**	**12**	**34**	**97**	**194**	**337**	**462**	**579**	**599**	**503**	**323**	**199**	**113**	**54**	**35**	**18**	**8**	**4**	**3**	**2**	**0**	**0**
--	**25128**	**0**	**0**	**5**	**9**	**21**	**21**	**24**	**85**	**239**	**677**	**1355**	**2361**	**3236**	**4055**	**4196**	**3523**	**2260**	**1394**	**788**	**377**	**243**	**126**	**59**	**31**	**22**	**15**	**3**	**3**

Summary Graphs

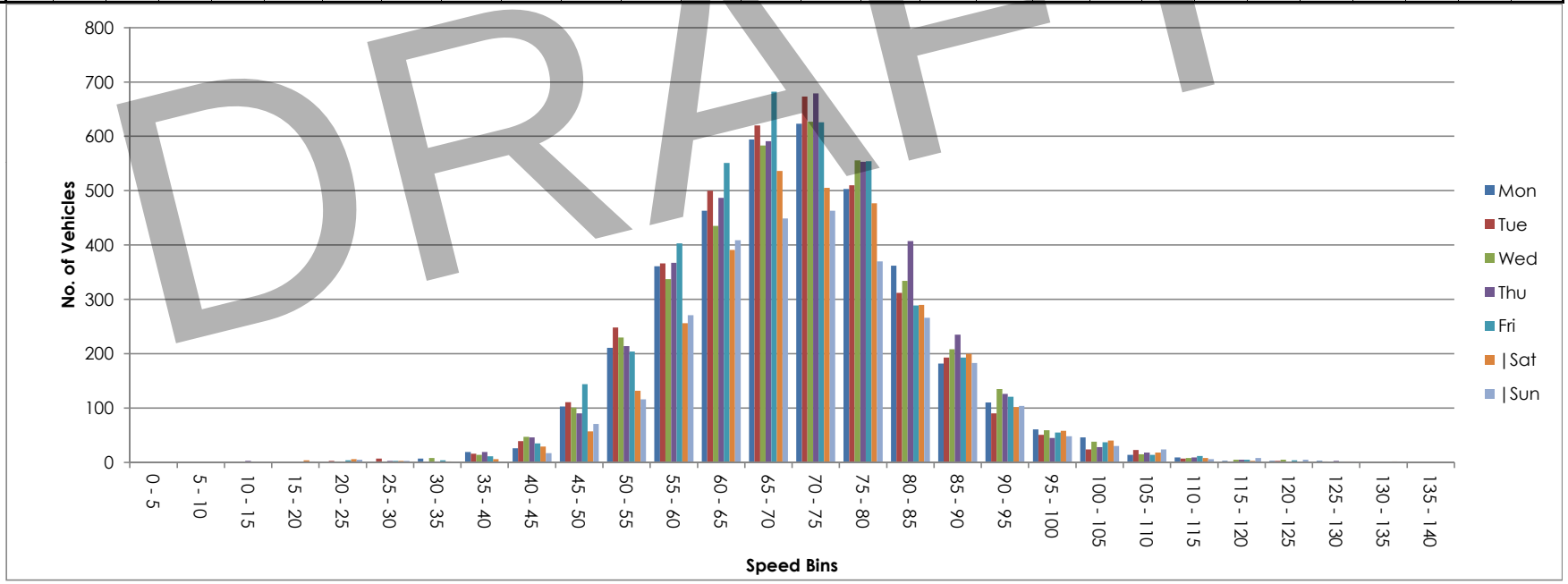

DRAFT

Site 6
Location R154, att 60kmh sign, Lat 53.52413, Long -6.66236
Direction West

3279 / Meath/Cavan/Monaghan ATC's
October 2013
Automatic Traffic Count

Mon, 7 October 2013

Time	Total	Classification												>PSL	>PSL%	>SL1	>SL1%	>SL2	>SL2%	Mean	Vpp
		1 MCL	2 SV	3 SVT	4 TB2	5 TB3	6 T4	7 ART3	8 ART4	9 ART5	10 ART6	11 BD	12 DRT	60	60	65 +5kph	65 +5kph	70 +10kph	70 +10kph		85
0000	29	0	29	0	0	0	0	0	0	0	0	0	0	28	96.6	22	75.9	17	58.6	75.9	89.3
0100	18	0	16	0	2	0	0	0	0	0	0	0	0	15	83.3	13	72.2	13	72.2	80.6	95.4
0200	1	0	1	0	0	0	0	0	0	0	0	0	0	1	100	0	0	0	0	64.6	-
0300	5	0	4	0	1	0	0	0	0	0	0	0	0	5	100	5	100	3	60	81	-
0400	13	0	11	0	2	0	0	0	0	0	0	0	0	10	76.9	9	69.2	9	69.2	79	94.3
0500	18	0	13	0	5	0	0	0	0	0	0	0	0	16	88.9	15	83.3	15	83.3	86.4	100.4
0600	31	0	27	0	3	0	0	0	0	1	0	0	0	26	83.9	23	74.2	17	54.8	76.8	96.8
0700	107	0	93	2	8	0	0	0	0	3	1	0	0	76	71	68	63.6	48	44.9	70	83.5
0800	**215**	**1**	**174**	**7**	**24**	**0**	**2**	**0**	**3**	**4**	**0**	**0**	**0**	**128**	**59.5**	**90**	**41.9**	**60**	**27.9**	**63.7**	**76**
0900	182	0	145	1	26	2	2	0	2	1	3	0	0	117	64.3	93	51.1	67	36.8	66	79.9
1000	132	2	106	2	14	0	4	0	1	2	1	0	0	98	74.2	82	62.1	60	45.5	69.2	81
1100	118	1	100	3	8	2	1	0	1	2	0	0	0	98	83.1	86	72.9	77	65.3	73.9	85
1200	173	1	145	5	18	0	3	1	0	0	0	0	0	120	69.4	96	55.5	72	41.6	66.4	79.2
1300	189	0	158	4	15	2	1	0	4	2	3	0	0	136	72	107	56.6	75	39.7	68.3	81.4
1400	213	2	171	4	28	0	2	2	0	3	1	0	0	156	73.2	135	63.4	108	50.7	69.8	84.2
1500	230	0	194	6	22	1	3	0	1	2	1	0	0	158	68.7	133	57.8	97	42.2	66.9	80.6
1600	343	0	302	3	31	2	1	0	2	1	1	0	0	246	71.7	203	59.2	148	43.1	67.3	78.1
1700	**546**	**1**	**497**	**4**	**27**	**0**	**9**	**3**	**3**	**1**	**1**	**0**	**0**	**348**	**63.7**	**273**	**50**	**169**	**31**	**63.7**	**76.3**
1800	457	2	415	7	28	1	0	0	0	2	2	0	0	270	59.1	197	43.1	117	25.6	63.1	74.5
1900	317	2	298	2	9	1	0	0	0	5	0	0	0	223	70.3	155	48.9	101	31.9	65.6	76
2000	162	0	154	3	4	1	0	0	0	0	0	0	0	123	75.9	92	56.8	72	44.4	68.1	81
2100	105	0	98	1	5	0	0	0	1	0	0	0	0	70	66.7	49	46.7	38	36.2	66.4	76.7
2200	82	0	77	0	5	0	0	0	0	0	0	0	0	54	65.9	42	51.2	35	42.7	68.4	81.7
2300	46	0	42	0	3	1	0	0	0	0	0	0	0	30	65.2	24	52.2	21	45.7	69.5	88.6
07-19	**2905**	**10**	**2500**	**48**	**249**	**10**	**28**	**6**	**17**	**23**	**14**	**0**	**0**	**1951**	**67.2**	**1563**	**53.8**	**1098**	**37.8**	**66.2**	**78.8**
06-22	**3520**	**12**	**3077**	**54**	**270**	**12**	**28**	**6**	**18**	**29**	**14**	**0**	**0**	**2393**	**68**	**1882**	**53.5**	**1326**	**37.7**	**66.4**	**78.8**
06-00	**3648**	**12**	**3196**	**54**	**278**	**13**	**28**	**6**	**18**	**29**	**14**	**0**	**0**	**2477**	**67.9**	**1948**	**53.4**	**1382**	**37.9**	**66.4**	**79.2**
00-00	**3732**	**12**	**3270**	**54**	**288**	**13**	**28**	**6**	**18**	**29**	**14**	**0**	**0**	**2552**	**68.4**	**2012**	**53.9**	**1439**	**38.6**	**66.7**	**79.6**

DRAFT

Site 6
Location R154, att 60kmh sign, Lat 53.52413, Long -6.66236
Direction West

3279 / Meath/Cavan/Monaghan ATC's
October 2013
Automatic Traffic Count

Tue, 8 October 2013

Time	Total	Classification												>PSL	>PSL%	>SL1	>SL1%	>SL2	>SL2%	Mean	Vpp
		1 MCL	2 SV	3 SVT	4 TB2	5 TB3	6 T4	7 ART3	8 ART4	9 ART5	10 ART6	11 BD	12 DRT	60	60	65 +5kph	65 +5kph	70 +10kph	70 +10kph		85
0000	30	0	30	0	0	0	0	0	0	0	0	0	0	19	63.3	19	63.3	17	56.7	72.4	94.3
0100	13	0	13	0	0	0	0	0	0	0	0	0	0	10	76.9	9	69.2	7	53.8	78.7	100.8
0200	9	0	8	0	1	0	0	0	0	0	0	0	0	9	100	9	100	8	88.9	84.7	-
0300	5	0	5	0	0	0	0	0	0	0	0	0	0	4	80	4	80	4	80	71.1	-
0400	8	0	3	0	2	0	0	0	1	2	0	0	0	6	75	5	62.5	5	62.5	72.5	-
0500	16	0	9	0	6	0	0	0	0	0	1	0	0	14	87.5	14	87.5	14	87.5	83.3	96.5
0600	34	0	28	0	4	0	0	0	0	2	0	0	0	28	82.4	25	73.5	19	55.9	73.8	89.3
0700	95	1	77	1	13	0	3	0	0	0	0	0	0	74	77.9	58	61.1	46	48.4	70.7	87.5
0800	**224**	**0**	**188**	**2**	**27**	**0**	**2**	**0**	**2**	**2**	**0**	**1**	**0**	**133**	**59.4**	**99**	**44.2**	**68**	**30.4**	**63.3**	**74.5**
0900	197	0	163	4	17	1	2	0	3	4	2	0	1	137	69.5	102	51.8	72	36.5	65.2	75.2
1000	130	1	92	5	25	1	1	0	2	3	0	0	0	87	66.9	65	50	48	36.9	65.6	77.8
1100	145	1	105	4	21	2	4	0	4	2	2	0	0	112	77.2	89	61.4	67	46.2	69.1	81
1200	152	1	120	3	16	2	2	2	0	4	2	0	0	117	77	98	64.5	72	47.4	68.6	80.3
1300	188	1	160	6	19	1	0	0	0	0	0	1	0	128	68.1	102	54.3	73	38.8	66.5	79.6
1400	194	0	171	2	15	0	3	1	1	0	1	0	0	149	76.8	112	57.7	83	42.8	68.1	78.8
1500	255	1	223	4	20	1	2	0	1	2	1	0	0	170	66.7	127	49.8	89	34.9	66	80.3
1600	385	1	339	8	31	1	2	0	1	2	0	0	0	238	61.8	180	46.8	114	29.6	64.1	77
1700	**585**	**1**	**537**	**7**	**35**	**0**	**2**	**0**	**1**	**1**	**1**	**0**	**0**	**311**	**53.2**	**206**	**35.2**	**119**	**20.3**	**61.4**	**72**
1800	469	4	427	10	23	1	0	0	1	2	1	0	0	335	71.4	255	54.4	173	36.9	66.6	77.4
1900	296	2	274	3	15	1	0	0	0	0	1	0	0	217	73.3	176	59.5	132	44.6	68	78.8
2000	141	0	138	1	2	0	0	0	0	0	0	0	0	120	85.1	104	73.8	84	59.6	73.6	86.4
2100	131	0	124	3	4	0	0	0	0	0	0	0	0	86	65.6	67	51.1	55	42	68.2	81.7
2200	86	0	82	1	1	1	0	0	0	0	1	0	0	80	93	69	80.2	61	70.9	77.4	91.4
2300	46	0	43	0	2	0	0	0	0	1	0	0	0	37	80.4	34	73.9	27	58.7	73.6	83.5
07-19	**3019**	**12**	**2602**	**56**	**262**	**10**	**23**	**3**	**16**	**22**	**10**	**2**	**1**	**1991**	**65.9**	**1493**	**49.5**	**1024**	**33.9**	**65.3**	**77.4**
06-22	**3621**	**14**	**3166**	**63**	**287**	**11**	**23**	**3**	**16**	**24**	**11**	**2**	**1**	**2442**	**67.4**	**1865**	**51.5**	**1314**	**36.3**	**66**	**78.1**
06-00	**3753**	**14**	**3291**	**64**	**290**	**12**	**23**	**3**	**16**	**25**	**12**	**2**	**1**	**2559**	**68.2**	**1968**	**52.4**	**1402**	**37.4**	**66.4**	**78.8**
00-00	**3834**	**14**	**3359**	**64**	**299**	**12**	**23**	**3**	**17**	**27**	**13**	**2**	**1**	**2621**	**68.4**	**2028**	**52.9**	**1457**	**38**	**66.6**	**79.2**

DRAFT

Site 6
Location R154, att 60kmh sign, Lat 53.52413, Long -6.66236
Direction West

3279 / Meath/Cavan/Monaghan ATC's
October 2013
Automatic Traffic Count

Wed, 9 October 2013

Time	Total	Classification												>PSL	>PSL%	>SL1	>SL1%	>SL2	>SL2%	Mean	Vpp
		1 MCL	2 SV	3 SVT	4 TB2	5 TB3	6 T4	7 ART3	8 ART4	9 ART5	10 ART6	11 BD	12 DRT	60	60	65 +5kph	65 +5kph	70 +10kph	70 +10kph		85
0000	22	0	22	0	0	0	0	0	0	0	0	0	0	19	86.4	13	59.1	12	54.5	78.2	106.9
0100	19	0	17	0	1	0	0	0	1	0	0	0	0	12	63.2	12	63.2	11	57.9	74.2	92.9
0200	10	0	7	0	2	0	0	0	0	1	0	0	0	8	80	8	80	6	60	79	-
0300	6	0	4	0	1	0	0	0	0	1	0	0	0	5	83.3	5	83.3	5	83.3	83.7	-
0400	7	0	4	0	2	0	0	0	0	1	0	0	0	6	85.7	6	85.7	4	57.1	78.5	-
0500	11	0	8	0	2	0	0	0	0	0	1	0	0	10	90.9	10	90.9	10	90.9	87.7	99.7
0600	43	0	31	0	9	0	1	0	0	1	1	0	0	43	100	39	90.7	36	83.7	78.6	87.5
0700	95	0	78	2	11	0	0	0	1	1	2	0	0	69	72.6	60	63.2	44	46.3	69.9	83.5
0800	**213**	**0**	**176**	**2**	**27**	**2**	**4**	**0**	**1**	**1**	**0**	**0**	**0**	**162**	**76.1**	**128**	**60.1**	**81**	**38**	**68.1**	**82.1**
0900	183	2	146	1	20	2	6	1	1	2	2	0	0	117	63.9	99	54.1	72	39.3	66.2	80.3
1000	140	1	114	2	16	1	1	0	1	3	1	0	0	111	79.3	99	70.7	76	54.3	71.4	85.7
1100	128	0	97	4	19	1	3	0	1	2	0	0	1	96	75	79	61.7	59	46.1	69.1	81.4
1200	171	3	136	9	14	1	2	0	1	4	1	0	0	128	74.9	108	63.2	81	47.4	69.1	80.6
1300	203	1	169	5	18	2	3	0	5	0	0	0	0	138	68	116	57.1	89	43.8	66.3	79.6
1400	231	1	202	4	19	0	2	0	1	1	1	0	0	160	69.3	135	58.4	103	44.6	67.4	79.6
1500	266	2	231	1	25	3	1	0	1	0	2	0	0	201	75.6	173	65	129	48.5	70	82.8
1600	353	1	307	7	26	0	4	0	3	4	1	0	0	214	60.6	189	53.5	151	42.8	66.1	82.4
1700	**535**	**4**	**481**	**6**	**39**	**1**	**0**	**1**	**1**	**1**	**1**	**0**	**0**	**362**	**67.7**	**301**	**56.3**	**210**	**39.3**	**66.7**	**77.4**
1800	474	4	443	1	21	2	2	0	1	0	0	0	0	308	65	230	48.5	158	33.3	65.8	78.8
1900	279	3	256	1	16	1	1	0	1	0	0	0	0	182	65.2	142	50.9	95	34.1	64	77
2000	165	1	154	1	5	1	0	0	0	3	0	0	0	131	79.4	115	69.7	94	57	72.3	85.3
2100	129	0	122	1	5	0	0	0	1	0	0	0	0	107	82.9	96	74.4	69	53.5	71.3	82.1
2200	93	0	91	0	1	1	0	0	0	0	0	0	0	79	84.9	67	72	55	59.1	73.8	85.3
2300	65	1	55	0	8	1	0	0	0	0	0	0	0	58	89.2	52	80	40	61.5	77	96.8
07-19	**2992**	**19**	**2580**	**44**	**255**	**15**	**28**	**2**	**18**	**19**	**11**	**0**	**1**	**2066**	**69.1**	**1717**	**57.4**	**1253**	**41.9**	**67.4**	**80.6**
06-22	**3608**	**23**	**3143**	**47**	**290**	**17**	**30**	**2**	**20**	**23**	**12**	**0**	**1**	**2529**	**70.1**	**2109**	**58.5**	**1547**	**42.9**	**67.7**	**80.6**
06-00	**3766**	**24**	**3289**	**47**	**299**	**19**	**30**	**2**	**20**	**23**	**12**	**0**	**1**	**2666**	**70.8**	**2228**	**59.2**	**1642**	**43.6**	**68**	**81.4**
00-00	**3841**	**24**	**3351**	**47**	**307**	**19**	**30**	**2**	**21**	**26**	**13**	**0**	**1**	**2726**	**71**	**2282**	**59.4**	**1690**	**44**	**68.2**	**81.7**

DRAFT

Site 6
Location R154, att 60kmh sign, Lat 53.52413, Long -6.66236
Direction West

3279 / Meath/Cavan/Monaghan ATC's
October 2013
Automatic Traffic Count

Thu, 10 October 2013

Time	Total	Classification												>PSL	>PSL%	>SL1	>SL1%	>SL2	>SL2%	Mean	Vpp
		1 MCL	2 SV	3 SVT	4 TB2	5 TB3	6 T4	7 ART3	8 ART4	9 ART5	10 ART6	11 BD	12 DRT	60	60	65 +5kph	65 +5kph	70 +10kph	70 +10kph		85
0000	35	0	32	0	3	0	0	0	0	0	0	0	0	28	80	26	74.3	24	68.6	79.6	97.6
0100	15	0	13	0	1	0	0	0	0	1	0	0	0	14	93.3	12	80	11	73.3	80	96.5
0200	5	0	4	0	1	0	0	0	0	0	0	0	0	3	60	3	60	3	60	80.6	-
0300	4	0	4	0	0	0	0	0	0	0	0	0	0	4	100	4	100	4	100	99.9	-
0400	7	0	5	0	1	0	0	0	0	1	0	0	0	5	71.4	5	71.4	5	71.4	79.7	-
0500	14	0	7	0	6	0	0	0	0	0	1	0	0	14	100	14	100	13	92.9	91.6	102.2
0600	26	0	20	0	5	0	0	0	0	0	1	0	0	22	84.6	21	80.8	17	65.4	77	93.2
0700	116	0	91	2	14	1	3	0	2	1	2	0	0	95	81.9	76	65.5	63	54.3	71.2	81.4
0800	**219**	**0**	**186**	**3**	**22**	**1**	**2**	**0**	**3**	**2**	**0**	**0**	**0**	**163**	**74.4**	**141**	**64.4**	**87**	**39.7**	**68.1**	**80.3**
0900	207	0	176	2	22	1	3	1	1	0	1	0	0	144	69.6	119	57.5	102	49.3	69.7	83.5
1000	153	0	134	3	12	1	2	0	0	0	1	0	0	120	78.4	97	63.4	75	49	70.4	82.8
1100	124	1	93	5	14	2	2	0	3	2	2	0	0	91	73.4	73	58.9	60	48.4	69.3	83.2
1200	167	2	136	5	18	1	1	0	1	1	2	0	0	119	71.3	90	53.9	73	43.7	67.8	82.4
1300	193	2	154	3	25	1	2	1	1	3	1	0	0	145	75.1	127	65.8	100	51.8	70.4	84.6
1400	252	3	208	4	25	4	4	0	3	1	0	0	0	215	85.3	182	72.2	156	61.9	72.8	83.9
1500	258	0	222	4	24	1	4	0	2	0	1	0	0	197	76.4	163	63.2	121	46.9	70.1	84.6
1600	376	1	329	6	29	1	6	0	0	1	3	0	0	276	73.4	232	61.7	181	48.1	69	82.1
1700	**578**	**5**	**506**	**3**	**59**	**0**	**2**	**0**	**1**	**2**	**0**	**0**	**0**	**413**	**71.5**	**322**	**55.7**	**232**	**40.1**	**67.4**	**78.8**
1800	517	3	487	3	21	1	0	0	1	1	0	0	0	367	71	305	59	202	39.1	66.9	77.8
1900	311	0	288	4	14	0	0	0	1	1	3	0	0	220	70.7	190	61.1	134	43.1	67.6	78.1
2000	199	1	185	2	8	1	0	0	1	1	0	0	0	149	74.9	124	62.3	92	46.2	69	82.4
2100	137	0	134	0	3	0	0	0	0	0	0	0	0	126	92	110	80.3	90	65.7	75.8	89.3
2200	106	0	100	0	5	1	0	0	0	0	0	0	0	92	86.8	72	67.9	57	53.8	73.8	88.9
2300	57	0	55	0	2	0	0	0	0	0	0	0	0	46	80.7	43	75.4	39	68.4	76.8	92.9
07-19	**3160**	**17**	**2722**	**43**	**285**	**15**	**31**	**2**	**18**	**14**	**13**	**0**	**0**	**2345**	**74.2**	**1927**	**61**	**1452**	**45.9**	**68.9**	**81.7**
06-22	**3833**	**18**	**3349**	**49**	**315**	**16**	**31**	**2**	**20**	**16**	**17**	**0**	**0**	**2862**	**74.7**	**2372**	**61.9**	**1785**	**46.6**	**69.1**	**81.7**
06-00	**3996**	**18**	**3504**	**49**	**322**	**17**	**31**	**2**	**20**	**16**	**17**	**0**	**0**	**3000**	**75.1**	**2487**	**62.2**	**1881**	**47.1**	**69.4**	**82.1**
00-00	**4076**	**18**	**3569**	**49**	**334**	**17**	**31**	**2**	**20**	**18**	**18**	**0**	**0**	**3068**	**75.3**	**2551**	**62.6**	**1941**	**47.6**	**69.6**	**82.4**

DRAFT

Site 6
Location R154, att 60kmh sign, Lat 53.52413, Long -6.66236
Direction West

3279 / Meath/Cavan/Monaghan ATC's
October 2013
Automatic Traffic Count

Fri, 11 October 2013

Time	Total	Classification												>PSL	>PSL%	>SL1	>SL1%	>SL2	>SL2%	Mean	Vpp
		1 MCL	2 SV	3 SVT	4 TB2	5 TB3	6 T4	7 ART3	8 ART4	9 ART5	10 ART6	11 BD	12 DRT	60	60	65 +5kph	65 +5kph	70 +10kph	70 +10kph		85
0000	36	0	36	0	0	0	0	0	0	0	0	0	0	32	88.9	28	77.8	24	66.7	79.7	98.6
0100	9	0	9	0	0	0	0	0	0	0	0	0	0	8	88.9	8	88.9	8	88.9	94.5	-
0200	9	0	7	0	1	0	0	0	0	1	0	0	0	8	88.9	8	88.9	7	77.8	81.4	-
0300	5	0	5	0	0	0	0	0	0	0	0	0	0	4	80	4	80	4	80	92.1	-
0400	16	0	12	0	3	0	0	0	0	1	0	0	0	14	87.5	14	87.5	14	87.5	86.9	109.8
0500	17	0	12	0	4	0	0	0	0	0	1	0	0	15	88.2	15	88.2	13	76.5	84.9	103
0600	31	0	24	0	6	0	0	0	0	1	0	0	0	29	93.5	27	87.1	25	80.6	80.5	92.2
0700	109	0	95	0	11	0	1	0	1	1	0	0	0	86	78.9	72	66.1	65	59.6	72.9	86.8
0800	**214**	**1**	**171**	**2**	**31**	**0**	**4**	**0**	**1**	**3**	**1**	**0**	**0**	**142**	**66.4**	**110**	**51.4**	**84**	**39.3**	**67.4**	**82.4**
0900	178	0	139	3	27	2	2	0	0	3	2	0	0	131	73.6	113	63.5	87	48.9	69.5	82.8
1000	163	0	131	3	22	2	1	0	1	2	1	0	0	109	66.9	101	62	80	49.1	69.6	83.2
1100	177	0	141	6	26	3	0	0	0	0	1	0	0	135	76.3	106	59.9	87	49.2	70	83.2
1200	188	0	150	6	24	3	1	0	0	3	1	0	0	149	79.3	126	67	84	44.7	70.3	83.2
1300	224	0	196	4	18	1	0	0	0	3	2	0	0	173	77.2	141	62.9	111	49.6	69.5	81.7
1400	248	0	214	6	16	2	3	0	1	3	3	0	0	200	80.6	171	69	124	50	70.9	83.5
1500	296	3	254	3	28	1	1	0	3	2	1	0	0	230	77.7	174	58.8	115	38.9	68	78.5
1600	429	3	384	4	26	1	8	0	0	1	1	1	0	269	62.7	204	47.6	155	36.1	64.6	78.5
1700	**462**	**4**	**413**	**3**	**31**	**1**	**4**	**1**	**3**	**0**	**1**	**1**	**0**	**354**	**76.6**	**266**	**57.6**	**174**	**37.7**	**67.5**	**78.8**
1800	446	4	405	6	21	3	2	0	2	1	2	0	0	269	60.3	185	41.5	106	23.8	63.4	73.4
1900	290	1	273	4	11	1	0	0	0	0	0	0	0	184	63.4	132	45.5	85	29.3	64.1	74.9
2000	182	0	170	0	10	1	0	0	1	0	0	0	0	137	75.3	103	56.6	68	37.4	68.7	82.1
2100	165	0	154	2	9	0	0	0	0	0	0	0	0	131	79.4	109	66.1	84	50.9	70.4	83.2
2200	89	0	84	0	4	1	0	0	0	0	0	0	0	74	83.1	65	73	53	59.6	74.2	86.8
2300	66	0	65	0	1	0	0	0	0	0	0	0	0	50	75.8	41	62.1	31	47	69.5	81.7
07-19	**3134**	**15**	**2693**	**46**	**281**	**19**	**27**	**1**	**12**	**22**	**16**	**2**	**0**	**2247**	**71.7**	**1769**	**56.4**	**1272**	**40.6**	**67.7**	**80.3**
06-22	**3802**	**16**	**3314**	**52**	**317**	**21**	**27**	**1**	**13**	**23**	**16**	**2**	**0**	**2728**	**71.8**	**2140**	**56.3**	**1534**	**40.3**	**67.7**	**80.6**
06-00	**3957**	**16**	**3463**	**52**	**322**	**22**	**27**	**1**	**13**	**23**	**16**	**2**	**0**	**2852**	**72.1**	**2246**	**56.8**	**1618**	**40.9**	**67.9**	**80.6**
00-00	**4049**	**16**	**3544**	**52**	**330**	**22**	**27**	**1**	**13**	**25**	**17**	**2**	**0**	**2933**	**72.4**	**2323**	**57.4**	**1688**	**41.7**	**68.2**	**81.4**

DRAFT

Site 6
Location R154, att 60kmh sign, Lat 53.52413, Long -6.66236
Direction West

3279 / Meath/Cavan/Monaghan ATC's
October 2013
Automatic Traffic Count

Sat, 12 October 2013

Time	Total	Classification												>PSL	>PSL%	>SL1	>SL1%	>SL2	>SL2%	Mean	Vpp
		1 MCL	2 SV	3 SVT	4 TB2	5 TB3	6 T4	7 ART3	8 ART4	9 ART5	10 ART6	11 BD	12 DRT	60	60	65 +5kph	65 +5kph	70 +10kph	70 +10kph		85
0000	33	0	32	1	0	0	0	0	0	0	0	0	0	30	90.9	26	78.8	22	66.7	79.6	92.5
0100	26	0	25	0	1	0	0	0	0	0	0	0	0	16	61.5	15	57.7	13	50	73	94.3
0200	17	0	14	0	2	0	0	0	0	1	0	0	0	16	94.1	13	76.5	12	70.6	80	90.7
0300	10	0	10	0	0	0	0	0	0	0	0	0	0	9	90	8	80	8	80	86.5	-
0400	18	0	14	0	3	0	0	0	0	1	0	0	0	17	94.4	15	83.3	13	72.2	85	99
0500	12	0	10	0	1	0	0	0	0	1	0	0	0	12	100	11	91.7	10	83.3	87.7	97.9
0600	23	0	16	0	7	0	0	0	0	0	0	0	0	22	95.7	21	91.3	19	82.6	84	102.2
0700	54	0	48	0	3	0	0	0	3	0	0	0	0	51	94.4	48	88.9	41	75.9	81.3	99.4
0800	90	1	77	1	8	0	2	0	1	0	0	0	0	76	84.4	67	74.4	54	60	73.8	85.7
0900	130	1	115	2	8	0	2	0	1	1	0	0	0	105	80.8	94	72.3	79	60.8	71.8	85.3
1000	196	2	172	8	9	1	2	0	0	2	0	0	0	145	74	116	59.2	83	42.3	68.1	79.2
1100	**220**	**1**	**199**	**2**	**13**	**1**	**1**	**0**	**3**	**0**	**0**	**0**	**0**	**138**	**62.7**	**107**	**48.6**	**69**	**31.4**	**63.9**	**76.7**
1200	214	0	204	2	6	1	0	0	0	0	1	0	0	163	76.2	133	62.1	107	50	68.9	80.3
1300	232	0	222	1	7	1	0	0	0	1	0	0	0	178	76.7	138	59.5	100	43.1	68.8	80.3
1400	261	4	234	6	16	1	0	0	0	0	0	0	0	195	74.7	152	58.2	114	43.7	68.5	82.4
1500	273	0	256	4	7	1	0	0	0	5	0	0	0	225	82.4	190	69.6	137	50.2	69.8	79.2
1600	**297**	**2**	**270**	**8**	**15**	**1**	**1**	**0**	**0**	**0**	**0**	**0**	**0**	**238**	**80.1**	**200**	**67.3**	**139**	**46.8**	**68.7**	**77.8**
1700	262	3	230	6	20	0	1	0	1	1	0	0	0	215	82.1	179	68.3	124	47.3	69.8	80.3
1800	269	0	252	2	10	1	0	0	2	1	1	0	0	196	72.9	144	53.5	85	31.6	66	75.2
1900	203	1	197	2	2	1	0	0	0	0	0	0	0	155	76.4	121	59.6	80	39.4	68	78.1
2000	125	0	116	1	7	0	0	0	0	1	0	0	0	91	72.8	77	61.6	66	52.8	71.5	86
2100	91	0	83	1	6	1	0	0	0	0	0	0	0	70	76.9	59	64.8	49	53.8	72.3	89.6
2200	81	0	78	0	2	0	0	0	0	1	0	0	0	69	85.2	58	71.6	48	59.3	73.6	86.8
2300	55	0	52	0	2	1	0	0	0	0	0	0	0	50	90.9	46	83.6	34	61.8	76.1	86.8
07-19	**2498**	**14**	**2279**	**42**	**122**	**8**	**9**	**0**	**11**	**11**	**2**	**0**	**0**	**1925**	**77.1**	**1568**	**62.8**	**1132**	**45.3**	**68.8**	**80.6**
06-22	**2940**	**15**	**2691**	**46**	**144**	**10**	**9**	**0**	**11**	**12**	**2**	**0**	**0**	**2263**	**77**	**1846**	**62.8**	**1346**	**45.8**	**69.1**	**81**
06-00	**3076**	**15**	**2821**	**46**	**148**	**11**	**9**	**0**	**11**	**13**	**2**	**0**	**0**	**2382**	**77.4**	**1950**	**63.4**	**1428**	**46.4**	**69.3**	**81.4**
00-00	**3192**	**15**	**2926**	**47**	**155**	**11**	**9**	**0**	**11**	**16**	**2**	**0**	**0**	**2482**	**77.8**	**2038**	**63.8**	**1506**	**47.2**	**69.7**	**82.4**

DRAFT

Site 6
Location R154, att 60kmh sign, Lat 53.52413, Long -6.66236
Direction West

3279 / Meath/Cavan/Monaghan ATC's
October 2013
Automatic Traffic Count

Sun, 13 October 2013

Time	Total	Classification												>PSL	>PSL%	>SL1	>SL1%	>SL2	>SL2%	Mean	Vpp
		1 MCL	2 SV	3 SVT	4 TB2	5 TB3	6 T4	7 ART3	8 ART4	9 ART5	10 ART6	11 BD	12 DRT	60	60	65 +5kph	65 +5kph	70 +10kph	70 +10kph		85
0000	44	0	43	0	1	0	0	0	0	0	0	0	0	37	84.1	32	72.7	30	68.2	75.8	87.8
0100	32	0	30	0	2	0	0	0	0	0	0	0	0	23	71.9	21	65.6	20	62.5	75.2	92.9
0200	18	0	18	0	0	0	0	0	0	0	0	0	0	14	77.8	14	77.8	11	61.1	75.1	93.6
0300	18	0	16	0	2	0	0	0	0	0	0	0	0	17	94.4	16	88.9	16	88.9	87.5	103
0400	15	0	13	0	2	0	0	0	0	0	0	0	0	11	73.3	10	66.7	9	60	75.5	91.4
0500	12	0	9	0	3	0	0	0	0	0	0	0	0	11	91.7	11	91.7	10	83.3	83.3	98.3
0600	11	0	11	0	0	0	0	0	0	0	0	0	0	11	100	11	100	9	81.8	80.8	86.4
0700	40	0	37	0	1	0	0	0	0	1	1	0	0	35	87.5	33	82.5	28	70	77.1	89.6
0800	46	1	41	1	3	0	0	0	0	0	0	0	0	41	89.1	39	84.8	32	69.6	78.3	94.3
0900	63	1	58	0	4	0	0	0	0	0	0	0	0	46	73	40	63.5	29	46	71.4	86.8
1000	122	8	109	3	1	0	0	0	1	0	0	0	0	88	72.1	80	65.6	65	53.3	69.8	85.7
1100	**134**	**8**	**119**	**1**	**4**	**0**	**2**	**0**	**0**	**0**	**0**	**0**	**0**	**101**	**75.4**	**87**	**64.9**	**71**	**53**	**71.1**	**87.1**
1200	203	0	195	2	5	0	0	0	0	1	0	0	0	147	72.4	125	61.6	98	48.3	69.3	83.9
1300	**253**	**6**	**228**	**6**	**12**	**1**	**0**	**0**	**0**	**0**	**0**	**0**	**0**	**204**	**80.6**	**171**	**67.6**	**133**	**52.6**	**69.9**	**81.4**
1400	227	5	208	4	7	0	2	0	0	0	1	0	0	170	74.9	143	63	107	47.1	68.7	80.6
1500	229	5	214	1	9	0	0	0	0	0	0	0	0	168	73.4	146	63.8	116	50.7	69.6	81.7
1600	236	1	222	4	9	0	0	0	0	0	0	0	0	195	82.6	156	66.1	117	49.6	70.6	81.4
1700	247	2	225	13	3	1	0	0	2	0	0	0	1	200	81	152	61.5	116	47	70.7	83.5
1800	226	1	214	1	10	0	0	0	0	0	0	0	0	188	83.2	144	63.7	121	53.5	70.9	82.4
1900	196	0	186	2	7	0	0	1	0	0	0	0	0	139	70.9	119	60.7	98	50	68.8	81.7
2000	113	0	106	1	6	0	0	0	0	0	0	0	0	67	59.3	56	49.6	43	38.1	65.3	80.6
2100	96	1	90	1	3	1	0	0	0	0	0	0	0	70	72.9	64	66.7	51	53.1	71.4	87.5
2200	46	0	46	0	0	0	0	0	0	0	0	0	0	41	89.1	37	80.4	33	71.7	77.7	90.7
2300	52	0	50	0	2	0	0	0	0	0	0	0	0	45	86.5	40	76.9	35	67.3	77.2	91.4
07-19	**2026**	**38**	**1870**	**36**	**68**	**2**	**4**	**0**	**3**	**2**	**2**	**0**	**1**	**1583**	**78.1**	**1316**	**65**	**1033**	**51**	**70.4**	**83.9**
06-22	**2442**	**39**	**2263**	**40**	**84**	**3**	**4**	**1**	**3**	**2**	**2**	**0**	**1**	**1870**	**76.6**	**1566**	**64.1**	**1234**	**50.5**	**70.1**	**83.9**
06-00	**2540**	**39**	**2359**	**40**	**86**	**3**	**4**	**1**	**3**	**2**	**2**	**0**	**1**	**1956**	**77**	**1643**	**64.7**	**1302**	**51.3**	**70.4**	**83.9**
00-00	**2679**	**39**	**2488**	**40**	**96**	**3**	**4**	**1**	**3**	**2**	**2**	**0**	**1**	**2069**	**77.2**	**1747**	**65.2**	**1398**	**52.2**	**70.8**	**84.6**

DRAFT

Site 6
Location R154, att 60kmh sign, Lat 53.52413, Long -6.66236
Direction West

3279 / Meath/Cavan/Monaghan ATC's
October 2013
Automatic Traffic Count

Virtual Day (7)

Time	Total	Classification												>PSL	>PSL%	>SL1	>SL1%	>SL2	>SL2%	Mean	Vpp
		1 MCL	2 SV	3 SVT	4 TB2	5 TB3	6 T4	7 ART3	8 ART4	9 ART5	10 ART6	11 BD	12 DRT	60	60	65 +5kph	65 +5kph	70 +10kph	70 +10kph		85
0000	33	0	32	0	1	0	0	0	0	0	0	0	0	28	84.3	24	72.5	21	63.8	77.4	95
0100	19	0	18	0	1	0	0	0	0	0	0	0	0	14	74.2	13	68.2	12	62.9	77.6	100.1
0200	10	0	8	0	1	0	0	0	0	0	0	0	0	8	85.5	8	79.7	7	68.1	79.2	-
0300	8	0	7	0	1	0	0	0	0	0	0	0	0	7	90.6	7	86.8	6	83	86.1	-
0400	12	0	9	0	2	0	0	0	0	1	0	0	0	10	82.1	9	76.2	8	70.2	80.6	96.8
0500	14	0	10	0	4	0	0	0	0	0	1	0	0	13	92	13	90	12	85	86.3	101.5
0600	28	0	22	0	5	0	0	0	0	1	0	0	0	26	91	24	83.9	20	71.4	78.3	92.2
0700	88	0	74	1	9	0	1	0	1	1	1	0	0	69	78.9	59	67.4	48	54.4	72.3	86.4
0800	**174**	**1**	**145**	**3**	**20**	**0**	**2**	**0**	**2**	**2**	**0**	**0**	**0**	**121**	**69.2**	**96**	**55.2**	**67**	**38.2**	**67.1**	**81.4**
0900	163	1	135	2	18	1	2	0	1	2	1	0	0	114	69.9	94	57.9	73	44.6	68	81.7
1000	148	2	123	4	14	1	2	0	1	2	1	0	0	108	73.2	91	61.8	70	47	69.1	82.4
1100	149	2	122	4	15	2	2	0	2	1	1	0	0	110	73.7	90	59.9	70	46.8	69	82.4
1200	181	1	155	5	14	1	1	0	0	2	1	0	0	135	74.4	111	61.2	84	46.3	68.7	82.1
1300	212	1	184	4	16	1	1	0	1	1	1	0	0	157	74.4	129	60.9	97	46	68.6	81.7
1400	232	2	201	4	18	1	2	0	1	1	1	0	0	178	76.6	147	63.3	114	48.9	69.5	82.1
1500	258	2	228	3	19	1	2	0	1	2	1	0	0	193	74.7	158	61.2	115	44.5	68.7	81.4
1600	346	1	308	6	24	1	3	0	1	1	1	0	0	239	69.3	195	56.4	144	41.5	66.9	79.6
1700	**459**	**3**	**413**	**6**	**31**	**0**	**3**	**1**	**2**	**1**	**1**	**0**	**0**	**315**	**68.5**	**243**	**52.8**	**163**	**35.6**	**66**	**77.4**
1800	408	3	378	4	19	1	1	0	1	1	1	0	0	276	67.6	209	51.1	137	33.7	65.7	77.8
1900	270	1	253	3	11	1	0	0	0	1	1	0	0	189	69.8	148	54.7	104	38.3	66.4	77.8
2000	155	0	146	1	6	1	0	0	0	1	0	0	0	117	75.3	96	61.7	74	47.7	69.8	82.8
2100	122	0	115	1	5	0	0	0	0	0	0	0	0	94	77.3	79	64.9	62	51.1	70.9	85
2200	83	0	80	0	3	1	0	0	0	0	0	0	0	70	83.9	59	70.3	49	58.7	73.9	87.8
2300	55	0	52	0	3	0	0	0	0	0	0	0	0	45	81.7	40	72.4	32	58.7	74.3	89.3
07-19	**2819**	**18**	**2464**	**45**	**217**	**11**	**21**	**2**	**14**	**16**	**10**	**1**	**0**	**2015**	**71.5**	**1622**	**57.5**	**1181**	**41.9**	**67.7**	**80.3**
06-22	**3395**	**20**	**3000**	**50**	**244**	**13**	**22**	**2**	**14**	**18**	**11**	**1**	**0**	**2441**	**71.9**	**1969**	**58**	**1441**	**42.4**	**67.9**	**80.6**
06-00	**3534**	**20**	**3132**	**50**	**249**	**14**	**22**	**2**	**14**	**19**	**11**	**1**	**0**	**2556**	**72.3**	**2067**	**58.5**	**1522**	**43.1**	**68.1**	**81**
00-00	**3629**	**20**	**3215**	**50**	**258**	**14**	**22**	**2**	**15**	**20**	**11**	**1**	**0**	**2636**	**72.6**	**2140**	**59**	**1588**	**43.8**	**68.4**	**81.4**

DRAFT

Site 6
Location R154, att 60kmh sign, Lat 53.52413, Long -6.66236
Direction West

3279 / Meath/Cavan/Monaghan ATC's
October 2013
Automatic Traffic Count

Virtual Week (1)

Time	Total	Classification												>PSL	>PSL%	>SL1	>SL1%	>SL2	>SL2%	Mean	Vpp
		1 MCL	2 SV	3 SVT	4 TB2	5 TB3	6 T4	7 ART3	8 ART4	9 ART5	10 ART6	11 BD	12 DRT	60	60	65 +5kph	65 +5kph	70 +10kph	70 +10kph		85
Mon	3732	12	3270	54	288	13	28	6	18	29	14	0	0	2552	68.4	2012	53.9	1439	38.6	66.7	79.6
Tue	3834	14	3359	64	299	12	23	3	17	27	13	2	1	2621	68.4	2028	52.9	1457	38	66.6	79.2
Wed	3841	24	3351	47	307	19	30	2	21	26	13	0	1	2726	71	2282	59.4	1690	44	68.2	81.7
Thu	4076	18	3569	49	334	17	31	2	20	18	18	0	0	3068	75.3	2551	62.6	1941	47.6	69.6	82.4
Fri	4049	16	3544	52	330	22	27	1	13	25	17	2	0	2933	72.4	2323	57.4	1688	41.7	68.2	81.4
| Sat	3192	15	2926	47	155	11	9	0	11	16	2	0	0	2482	77.8	2038	63.8	1506	47.2	69.7	82.4
| Sun	2679	39	2488	40	96	3	4	1	3	2	2	0	1	2069	77.2	1747	65.2	1398	52.2	70.8	84.6
5 Day Ave.	**3906**	**17**	**3419**	**53**	**312**	**17**	**28**	**3**	**18**	**25**	**15**	**1**	**0**	**2780**	**71.2**	**2239**	**57.3**	**1643**	**42.1**	**67.9**	**80.9**
7 Day Ave.	**3629**	**20**	**3215**	**50**	**258**	**14**	**22**	**2**	**15**	**20**	**11**	**1**	**0**	**2636**	**72.6**	**2140**	**59.0**	**1588**	**43.8**	**68.4**	**81.4**
--	**25403**	**138**	**22507**	**353**	**1809**	**97**	**152**	**15**	**103**	**143**	**79**	**4**	**3**	**18451**	**72.6**	**14981**	**59.0**	**11119**	**43.8**	**68.4**	**81.4**

Summary Graphs

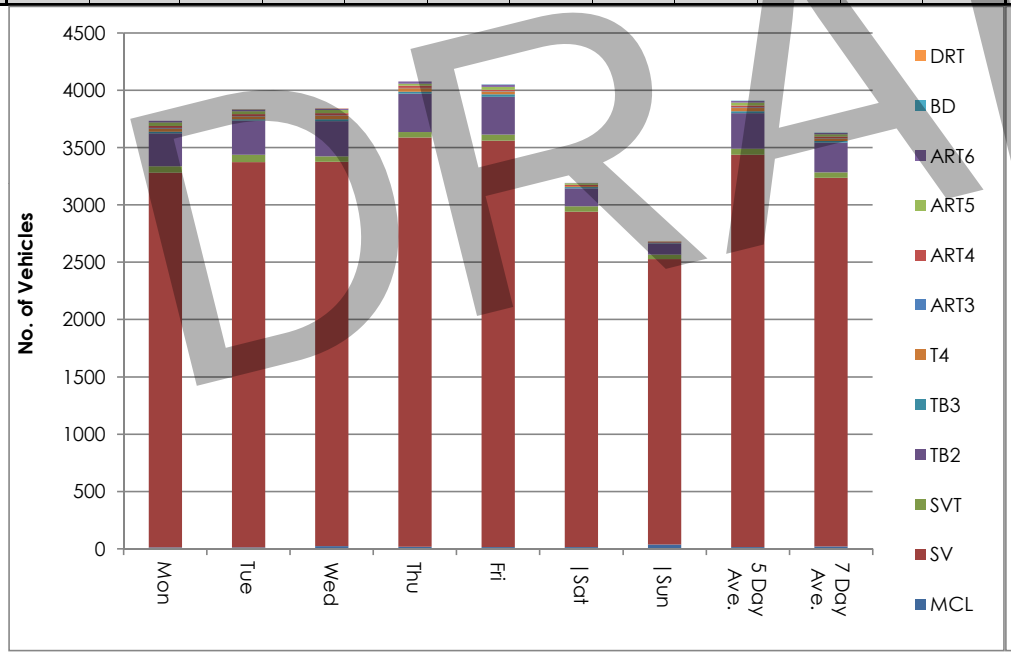

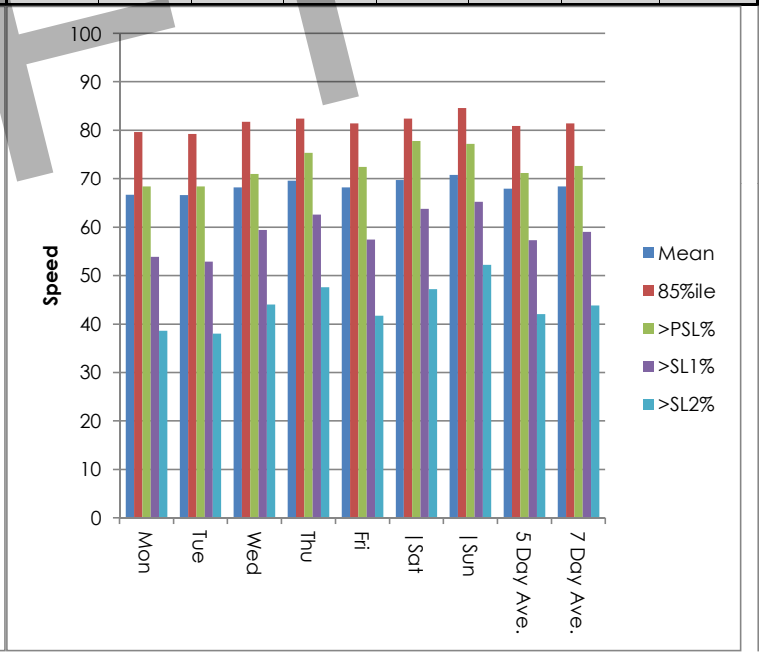

DRAFT

Site 6
Location R154, att 60kmh sign, Lat 53.52413, Long -6.66236
Direction West

3279 / Meath/Cavan/Monaghan ATC's
October 2013
Automatic Traffic Count

Mon, 7 October 2013

Time	Total	Speed Bins (km/h)																											
		0 - 5	5 - 10	10 - 15	15 - 20	20 - 25	25 - 30	30 - 35	35 - 40	40 - 45	45 - 50	50 - 55	55 - 60	60 - 65	65 - 70	70 - 75	75 - 80	80 - 85	85 - 90	90 - 95	95 - 100	100 - 105	105 - 110	110 - 115	115 - 120	120 - 125	125 - 130	130 - 135	135 - 140
0000	29	0	0	0	0	0	0	0	0	0	0	0	1	6	5	5	2	1	5	1	1	0	1	1	0	0	0	0	0
0100	18	0	0	0	0	0	0	0	0	0	1	1	1	2	0	1	0	3	4	1	2	2	0	0	0	0	0	0	0
0200	1	0	0	0	0	0	0	0	0	0	0	0	0	1	0	0	0	0	0	0	0	0	0	0	0	0	0	0	0
0300	5	0	0	0	0	0	0	0	0	0	0	0	0	0	2	0	1	0	0	1	1	0	0	0	0	0	0	0	0
0400	13	0	0	0	0	0	0	0	0	0	0	1	2	1	0	0	2	1	1	3	1	1	0	0	0	0	0	0	0
0500	18	0	0	0	0	0	0	0	0	0	0	1	1	1	0	0	2	2	2	5	0	2	0	2	0	0	0	0	0
0600	31	0	0	0	0	0	0	0	0	0	1	1	3	3	6	3	1	3	3	1	3	2	0	1	0	0	0	0	0
0700	107	0	0	0	0	0	0	0	0	2	6	8	15	8	20	12	13	8	2	6	2	4	1	0	0	0	0	0	0
0800	**215**	**0**	**0**	**0**	**0**	**0**	**0**	**0**	**1**	**5**	**17**	**35**	**29**	**38**	**30**	**25**	**14**	**14**	**3**	**2**	**1**	**1**	**0**	**0**	**0**	**0**	**0**	**0**	**0**
0900	182	0	0	0	0	0	1	0	1	2	15	19	27	24	26	24	17	13	8	3	1	0	0	1	0	0	0	0	0
1000	132	0	0	0	0	0	0	0	1	6	3	14	10	16	22	21	17	6	4	5	2	0	3	0	0	0	0	0	2
1100	118	0	0	0	0	0	0	0	0	1	6	6	7	12	9	12	29	16	7	6	3	1	1	2	0	0	0	0	0
1200	173	0	0	0	0	1	0	1	2	6	12	11	20	24	24	25	23	12	7	4	0	0	0	1	0	0	0	0	0
1300	189	0	0	0	0	0	0	0	0	4	7	11	31	29	32	21	19	16	9	5	2	1	2	0	0	0	0	0	0
1400	213	0	0	0	0	0	0	0	2	1	9	19	26	21	27	40	22	19	11	8	6	0	2	0	0	0	0	0	0
1500	230	0	0	0	0	0	2	1	2	2	12	27	26	25	36	40	21	15	11	8	0	2	0	0	0	0	0	0	0
1600	343	0	0	0	0	0	0	0	0	8	13	29	47	43	55	68	39	20	14	3	3	1	0	0	0	0	0	0	0
1700	**546**	**0**	**0**	**0**	**0**	**0**	**4**	**10**	**9**	**20**	**40**	**43**	**72**	**75**	**104**	**68**	**59**	**29**	**7**	**1**	**1**	**3**	**0**	**1**	**0**	**0**	**0**	**0**	**0**
1800	457	0	0	0	0	0	0	0	4	12	46	53	72	73	80	52	26	24	9	3	2	0	0	1	0	0	0	0	0
1900	317	0	0	0	0	0	0	0	0	7	14	24	49	68	54	43	32	13	9	1	1	1	1	0	0	0	0	0	0
2000	162	0	0	0	0	0	0	1	2	2	3	14	17	31	20	28	17	13	7	3	2	1	1	0	0	0	0	0	0
2100	105	0	0	0	0	0	0	0	0	0	5	8	22	21	11	17	6	7	3	2	2	0	0	1	0	0	0	0	0
2200	82	0	0	0	0	0	0	0	0	2	3	6	17	12	7	10	7	9	5	1	2	0	0	0	0	0	0	0	1
2300	46	0	0	1	0	0	0	1	0	3	4	1	6	6	3	3	3	3	6	2	0	0	2	1	0	0	1	0	0
07-19	**2905**	**0**	**0**	**0**	**0**	**1**	**7**	**12**	**22**	**69**	**186**	**275**	**382**	**388**	**465**	**408**	**299**	**192**	**92**	**54**	**23**	**13**	**9**	**6**	**0**	**0**	**0**	**0**	**2**
06-22	**3520**	**0**	**0**	**0**	**0**	**1**	**7**	**13**	**24**	**78**	**209**	**322**	**473**	**511**	**556**	**499**	**355**	**228**	**114**	**61**	**31**	**17**	**11**	**8**	**0**	**0**	**0**	**0**	**2**
06-00	**3648**	**0**	**0**	**1**	**0**	**1**	**7**	**14**	**24**	**83**	**216**	**329**	**496**	**529**	**566**	**512**	**365**	**240**	**125**	**64**	**33**	**17**	**13**	**9**	**0**	**0**	**1**	**0**	**3**
00-00	**3732**	**0**	**0**	**1**	**0**	**1**	**7**	**14**	**24**	**83**	**217**	**332**	**501**	**540**	**573**	**518**	**372**	**247**	**137**	**75**	**38**	**22**	**14**	**12**	**0**	**0**	**1**	**0**	**3**

DRAFT

Site 6
Location R154, att 60kmh sign, Lat 53.52413, Long -6.66236
Direction West

3279 / Meath/Cavan/Monaghan ATC's
October 2013
Automatic Traffic Count

Tue, 8 October 2013

Time	Total	Speed Bins (km/h)																												
		0 - 5	5 - 10	10 - 15	15 - 20	20 - 25	25 - 30	30 - 35	35 - 40	40 - 45	45 - 50	50 - 55	55 - 60	60 - 65	65 - 70	70 - 75	75 - 80	80 - 85	85 - 90	90 - 95	95 - 100	100 - 105	105 - 110	110 - 115	115 - 120	120 - 125	125 - 130	130 - 135	135 - 140
0000	30	0	0	0	0	0	0	0	2	1	2	1	5	0	2	3	3	1	2	4	1	2	0	1	0	0	0	0	0
0100	13	0	0	0	0	0	0	0	0	0	2	0	1	1	2	1	0	2	0	0	0	3	0	0	0	0	0	1	0
0200	9	0	0	0	0	0	0	0	0	0	0	0	0	0	1	1	2	2	0	0	1	2	0	0	0	0	0	0	0
0300	5	0	0	0	0	0	0	0	0	0	0	0	1	0	0	3	0	0	1	0	0	0	0	0	0	0	0	0	0
0400	8	0	0	0	0	0	0	0	0	0	0	1	1	1	0	2	0	1	1	1	0	0	0	0	0	0	0	0	0
0500	16	0	0	0	0	0	0	0	0	0	1	1	0	0	0	2	0	3	4	2	1	2	0	0	0	0	0	0	0
0600	34	0	0	0	0	0	0	0	0	0	2	3	1	3	6	3	2	7	2	2	2	0	1	0	0	0	0	0	0
0700	95	1	0	0	0	0	0	0	0	1	3	5	11	16	12	11	13	5	6	6	2	1	0	2	0	0	0	0	0
0800	**224**	**0**	**0**	**0**	**0**	**0**	**0**	**2**	**1**	**8**	**24**	**25**	**31**	**34**	**31**	**34**	**15**	**10**	**4**	**4**	**0**	**0**	**0**	**0**	**0**	**1**	**0**	**0**	**0**
0900	197	0	0	0	0	0	0	0	3	8	13	16	20	35	30	37	17	11	2	1	1	1	2	0	0	0	0	0	0	0
1000	130	0	1	0	0	0	0	0	0	0	8	15	19	22	17	20	15	7	3	1	2	0	0	0	0	0	0	0	0	0
1100	145	0	0	0	0	0	0	0	1	1	6	13	12	23	22	26	15	8	6	10	1	1	0	0	0	0	0	0	0	0
1200	152	0	0	0	0	0	1	0	1	3	6	7	17	19	26	23	21	18	7	1	1	1	0	0	0	0	0	0	0	0
1300	188	0	0	0	0	0	0	0	0	9	13	15	23	26	29	18	28	12	8	4	3	0	0	0	0	0	0	0	0	0
1400	194	0	0	0	0	0	0	0	6	1	3	13	22	37	29	30	28	12	5	6	1	0	1	0	0	0	0	0	0	0
1500	255	0	0	0	0	0	0	0	4	10	16	28	27	43	38	28	19	22	6	4	6	4	0	0	0	0	0	0	0	0
1600	385	0	0	0	0	0	1	0	5	12	30	37	62	58	66	38	44	20	6	3	2	1	0	0	0	0	0	0	0	0
1700	**585**	**0**	**0**	**0**	**0**	**0**	**1**	**0**	**4**	**14**	**51**	**82**	**122**	**105**	**87**	**62**	**37**	**12**	**3**	**4**	**1**	**0**	**0**	**0**	**0**	**0**	**0**	**0**	**0**	**0**
1800	469	0	0	0	0	0	0	0	1	9	17	57	50	80	82	59	62	27	17	6	1	0	0	0	0	1	0	0	0	0
1900	296	0	0	0	0	0	0	0	0	2	9	27	41	41	44	53	42	22	7	2	6	0	0	0	0	0	0	0	0	0
2000	141	0	0	0	0	0	0	0	0	1	3	9	8	16	20	20	28	11	8	5	8	2	2	0	0	0	0	0	0	0
2100	131	0	0	0	0	0	0	0	0	1	11	15	18	19	12	13	17	10	6	2	3	1	2	0	1	0	0	0	0	0
2200	86	0	0	0	0	0	0	0	0	0	1	3	2	11	8	16	12	9	9	6	3	4	2	0	0	0	0	0	0	0
2300	46	0	0	0	0	0	0	0	0	1	0	4	4	3	7	4	10	6	2	1	0	1	3	0	0	0	0	0	0	0
07-19	**3019**	**1**	**1**	**0**	**0**	**0**	**3**	**2**	**26**	**76**	**190**	**313**	**416**	**498**	**469**	**386**	**314**	**164**	**73**	**50**	**21**	**9**	**3**	**2**	**0**	**2**	**0**	**0**	**0**	**0**
06-22	**3621**	**1**	**1**	**0**	**0**	**0**	**3**	**2**	**26**	**80**	**215**	**367**	**484**	**577**	**551**	**475**	**403**	**214**	**96**	**61**	**40**	**12**	**8**	**2**	**1**	**2**	**0**	**0**	**0**	**0**
06-00	**3753**	**1**	**1**	**0**	**0**	**0**	**3**	**2**	**26**	**81**	**216**	**374**	**490**	**591**	**566**	**495**	**425**	**229**	**107**	**68**	**43**	**17**	**13**	**2**	**1**	**2**	**0**	**0**	**0**	**0**
00-00	**3834**	**1**	**1**	**0**	**0**	**0**	**3**	**2**	**28**	**82**	**221**	**377**	**498**	**593**	**571**	**507**	**430**	**238**	**115**	**75**	**46**	**26**	**13**	**3**	**1**	**2**	**0**	**1**	**0**	**0**

DRAFT

Site 6
Location R154, att 60kmh sign, Lat 53.52413, Long -6.66236
Direction West

3279 / Meath/Cavan/Monaghan ATC's
October 2013
Automatic Traffic Count

Wed, 9 October 2013

Time	Total	Speed Bins (km/h)																												
		0 - 5	5 - 10	10 - 15	15 - 20	20 - 25	25 - 30	30 - 35	35 - 40	40 - 45	45 - 50	50 - 55	55 - 60	60 - 65	65 - 70	70 - 75	75 - 80	80 - 85	85 - 90	90 - 95	95 - 100	100 - 105	105 - 110	110 - 115	115 - 120	120 - 125	125 - 130	130 - 135	135 - 140
0000	22	0	0	0	0	0	0	0	0	0	0	0	3	6	1	1	4	0	2	1	0	0	1	2	0	1	0	0	0
0100	19	0	0	0	0	0	0	0	0	0	3	2	2	0	1	0	2	2	2	2	1	1	1	0	0	0	0	0	0	0
0200	10	0	0	0	0	0	0	0	0	0	0	1	1	0	2	1	1	1	0	1	1	0	0	0	0	0	1	0	0	0
0300	6	0	0	0	0	0	0	0	0	0	0	1	0	0	0	0	0	1	2	0	2	0	0	0	0	0	0	0	0	0
0400	7	0	0	0	0	0	0	0	0	0	0	0	1	0	2	1	1	0	0	0	1	0	1	0	0	0	0	0	0	0
0500	11	0	0	0	0	0	0	0	0	0	0	0	1	0	0	0	2	2	1	1	1	3	0	0	0	0	0	0	0	0
0600	43	0	0	0	0	0	0	0	0	0	0	0	0	4	3	8	10	7	7	3	0	0	1	0	0	0	0	0	0	0
0700	95	0	0	0	0	0	0	0	0	1	3	3	19	9	16	7	16	12	4	4	0	1	0	0	0	0	0	0	0	0
0800	**213**	**0**	**0**	**0**	**0**	**0**	**0**	**2**	**2**	**3**	**9**	**17**	**18**	**34**	**47**	**21**	**20**	**17**	**7**	**10**	**6**	**0**	**0**	**0**	**0**	**0**	**0**	**0**	**0**	**0**
0900	183	0	0	0	0	0	0	0	2	7	15	19	23	18	27	19	23	10	12	4	3	1	0	0	0	0	0	0	0	0
1000	140	0	0	0	0	0	1	0	0	0	9	10	9	12	23	24	12	16	16	4	3	0	0	0	0	0	1	0	0	0
1100	128	0	0	0	0	0	0	0	0	1	4	11	16	17	20	19	19	8	6	5	1	0	1	0	0	0	0	0	0	0
1200	171	0	0	0	0	1	0	0	0	2	7	15	18	20	27	33	19	12	4	6	3	2	0	1	1	0	0	0	0	0
1300	203	0	0	0	0	1	0	4	2	7	5	27	19	22	27	31	28	14	10	4	2	0	0	0	0	0	0	0	0	0
1400	231	0	0	0	0	0	0	0	0	9	14	22	26	25	32	42	26	12	8	6	7	2	0	0	0	0	0	0	0	0
1500	266	0	0	0	0	0	1	0	0	1	12	14	37	28	44	38	36	22	18	7	5	1	0	1	0	1	0	0	0	0
1600	353	0	0	0	0	0	0	0	4	29	39	25	42	25	38	39	41	29	20	10	8	3	0	1	0	0	0	0	0	0
1700	**535**	**0**	**0**	**0**	**0**	**1**	**1**	**0**	**5**	**6**	**17**	**45**	**98**	**61**	**91**	**92**	**61**	**28**	**16**	**7**	**2**	**2**	**0**	**0**	**1**	**0**	**1**	**0**	**0**	**0**
1800	474	0	0	0	0	0	2	0	3	8	23	40	90	78	72	45	51	36	18	3	3	1	1	0	0	0	0	0	0	0
1900	279	0	0	0	0	0	1	3	24	12	7	17	33	40	47	38	26	13	11	3	1	0	1	2	0	0	0	0	0	0
2000	165	0	0	0	0	0	0	0	1	2	1	8	22	16	21	29	24	15	12	5	5	2	0	0	1	1	0	0	0	0
2100	129	0	0	0	0	0	0	0	0	0	1	11	10	11	27	28	18	7	5	6	4	1	0	0	0	0	0	0	0	0
2200	93	0	0	0	0	0	0	0	0	0	1	5	8	12	12	12	12	15	8	5	0	2	0	0	0	0	0	1	0	0
2300	65	0	0	0	0	0	0	0	0	0	1	1	5	6	12	13	2	9	3	2	3	4	1	1	2	0	0	0	0	0
07-19	**2992**	**0**	**0**	**0**	**0**	**3**	**5**	**6**	**18**	**74**	**157**	**248**	**415**	**349**	**464**	**410**	**352**	**216**	**139**	**70**	**43**	**13**	**2**	**3**	**2**	**1**	**2**	**0**	**0**	**0**
06-22	**3608**	**0**	**0**	**0**	**0**	**3**	**6**	**9**	**43**	**88**	**166**	**284**	**480**	**420**	**562**	**513**	**430**	**258**	**174**	**87**	**53**	**16**	**4**	**5**	**3**	**2**	**2**	**0**	**0**	**0**
06-00	**3766**	**0**	**0**	**0**	**0**	**3**	**6**	**9**	**43**	**88**	**168**	**290**	**493**	**438**	**586**	**538**	**444**	**282**	**185**	**94**	**56**	**22**	**5**	**6**	**5**	**2**	**2**	**1**	**0**	**0**
00-00	**3841**	**0**	**0**	**0**	**0**	**3**	**6**	**9**	**43**	**88**	**171**	**294**	**501**	**444**	**592**	**541**	**454**	**288**	**192**	**99**	**62**	**26**	**8**	**8**	**5**	**4**	**2**	**1**	**0**	**0**

DRAFT

Site 6
Location R154, att 60kmh sign, Lat 53.52413, Long -6.66236
Direction West

3279 / Meath/Cavan/Monaghan ATC's
October 2013
Automatic Traffic Count

Thu, 10 October 2013

Time	Total	Speed Bins (km/h)																												
		0 - 5	5 - 10	10 - 15	15 - 20	20 - 25	25 - 30	30 - 35	35 - 40	40 - 45	45 - 50	50 - 55	55 - 60	60 - 65	65 - 70	70 - 75	75 - 80	80 - 85	85 - 90	90 - 95	95 - 100	100 - 105	105 - 110	110 - 115	115 - 120	120 - 125	125 - 130	130 - 135	135 - 140
0000	35	0	0	0	0	0	0	0	0	0	1	3	3	2	2	3	4	2	4	4	2	1	2	1	0	1	0	0	0
0100	15	0	0	0	0	0	0	0	0	0	0	1	0	2	1	2	1	2	1	2	3	0	0	0	0	0	0	0	0	0
0200	5	0	0	0	0	0	0	0	0	0	0	0	2	0	0	0	0	0	1	0	2	0	0	0	0	0	0	0	0	0
0300	4	0	0	0	0	0	0	0	0	0	0	0	0	0	0	0	0	1	0	0	0	1	1	1	0	0	0	0	0	0
0400	7	0	0	0	0	0	0	0	0	0	0	2	0	0	0	0	1	0	1	1	2	0	0	0	0	0	0	0	0	0
0500	14	0	0	0	0	0	0	0	0	0	0	0	0	0	1	1	1	0	2	4	2	2	0	1	0	0	0	0	0	0
0600	26	0	0	0	0	0	0	0	0	0	2	0	2	1	4	5	2	2	1	4	1	1	1	0	0	0	0	0	0	0
0700	116	0	0	0	0	0	0	0	0	1	0	8	12	19	13	25	18	9	1	4	2	2	2	0	0	0	0	0	0	0
0800	**219**	**0**	**0**	**0**	**0**	**0**	**0**	**0**	**0**	**6**	**10**	**13**	**27**	**22**	**54**	**30**	**21**	**18**	**10**	**6**	**1**	**1**	**0**	**0**	**0**	**0**	**0**	**0**	**0**	**0**
0900	207	0	0	0	0	0	0	0	0	0	7	28	28	25	17	22	30	25	10	11	3	1	0	0	0	0	0	0	0	0
1000	153	0	0	0	0	0	1	0	0	0	6	8	18	23	22	18	21	20	9	4	0	1	1	1	0	0	0	0	0	0
1100	124	0	0	0	0	0	0	1	0	2	5	9	16	18	13	18	12	13	10	5	0	2	0	0	0	0	0	0	0	0
1200	167	0	0	1	0	0	0	0	1	3	6	9	28	29	17	20	21	19	8	3	2	0	0	0	0	0	0	0	0	0
1300	193	0	0	0	0	1	0	0	0	2	9	15	21	18	27	28	26	18	11	10	3	2	2	0	0	0	0	0	0	0
1400	252	0	0	0	0	0	1	0	1	3	4	19	9	33	26	42	47	34	15	6	4	4	1	1	1	1	0	0	0	0
1500	258	0	0	1	0	0	0	0	0	1	17	15	27	34	42	31	28	25	16	8	10	2	0	1	0	0	0	0	0	0
1600	376	0	0	0	0	0	0	0	0	7	23	21	49	44	51	58	48	40	19	9	1	6	0	0	0	0	0	0	0	0
1700	**578**	**0**	**0**	**0**	**0**	**0**	**0**	**2**	**0**	**6**	**15**	**45**	**97**	**91**	**90**	**92**	**65**	**49**	**13**	**7**	**3**	**2**	**1**	**0**	**0**	**0**	**0**	**0**	**0**	**0**
1800	517	0	0	0	1	0	0	2	1	1	24	51	70	62	103	90	50	36	12	10	3	1	0	0	0	0	0	0	0	0
1900	311	0	0	0	0	0	0	0	0	1	14	35	41	30	56	56	41	16	11	7	2	1	0	0	0	0	0	0	0	0
2000	199	0	0	0	0	0	0	0	1	4	17	11	17	25	32	24	23	25	12	5	1	0	0	1	0	1	0	0	0	0
2100	137	0	0	0	0	0	0	0	0	0	3	5	3	16	20	29	15	11	15	8	5	3	2	2	0	0	0	0	0	0
2200	106	0	0	0	0	0	0	0	0	1	1	6	6	20	15	17	7	7	12	6	3	3	0	1	0	0	0	0	0	1
2300	57	0	0	0	0	0	0	0	0	1	2	3	5	3	4	8	4	8	7	5	4	1	1	0	0	0	1	0	0	0
07-19	**3160**	**0**	**0**	**2**	**1**	**1**	**2**	**5**	**3**	**32**	**126**	**241**	**402**	**418**	**475**	**474**	**387**	**306**	**134**	**83**	**32**	**24**	**7**	**3**	**1**	**1**	**0**	**0**	**0**	**0**
06-22	**3833**	**0**	**0**	**2**	**1**	**1**	**2**	**5**	**4**	**37**	**162**	**292**	**465**	**490**	**587**	**588**	**468**	**360**	**173**	**107**	**41**	**29**	**10**	**6**	**1**	**2**	**0**	**0**	**0**	**0**
06-00	**3996**	**0**	**0**	**2**	**1**	**1**	**2**	**5**	**4**	**39**	**165**	**301**	**476**	**513**	**606**	**613**	**479**	**375**	**192**	**118**	**48**	**33**	**11**	**7**	**1**	**2**	**1**	**0**	**1**	**1**
00-00	**4076**	**0**	**0**	**2**	**1**	**1**	**2**	**5**	**4**	**39**	**166**	**307**	**481**	**517**	**610**	**619**	**486**	**380**	**201**	**129**	**59**	**37**	**14**	**10**	**1**	**3**	**1**	**0**	**1**	**1**

DRAFT

Site 6
Location R154, att 60kmh sign, Lat 53.52413, Long -6.66236
Direction West

3279 / Meath/Cavan/Monaghan ATC's
October 2013
Automatic Traffic Count

Fri, 11 October 2013

Time	Total	Speed Bins (km/h)																											
		0 - 5	5 - 10	10 - 15	15 - 20	20 - 25	25 - 30	30 - 35	35 - 40	40 - 45	45 - 50	50 - 55	55 - 60	60 - 65	65 - 70	70 - 75	75 - 80	80 - 85	85 - 90	90 - 95	95 - 100	100 - 105	105 - 110	110 - 115	115 - 120	120 - 125	125 - 130	130 - 135	135 - 140
0000	36	0	0	0	0	0	0	0	0	0	0	4	0	4	4	3	3	4	3	1	6	1	2	1	0	0	0	0	0
0100	9	0	0	0	0	0	0	0	0	0	0	0	1	0	0	1	0	1	0	0	0	3	1	2	0	0	0	0	0
0200	9	0	0	0	0	0	0	0	0	0	0	1	0	0	1	1	1	0	2	1	1	1	0	0	0	0	0	0	0
0300	5	0	0	0	0	0	0	0	0	0	0	0	1	0	0	0	0	0	0	2	0	0	1	1	0	0	0	0	0
0400	16	0	0	0	0	0	0	0	0	0	0	0	2	0	0	1	2	2	4	0	1	1	1	2	0	0	0	0	0
0500	17	0	0	0	0	0	0	0	0	0	0	0	2	0	2	3	0	2	1	1	2	2	1	0	1	0	0	0	0
0600	31	0	0	0	0	0	0	0	0	0	0	1	1	2	2	5	2	8	3	3	2	1	1	0	0	0	0	0	0
0700	109	0	0	0	0	0	0	0	0	0	3	6	14	14	7	15	22	5	10	7	2	0	3	0	1	0	0	0	0
0800	**214**	**0**	**0**	**0**	**0**	**0**	**0**	**0**	**0**	**3**	**15**	**30**	**24**	**32**	**26**	**29**	**18**	**12**	**9**	**7**	**4**	**2**	**2**	**1**	**0**	**0**	**0**	**0**	**0**
0900	178	0	0	0	0	0	0	0	0	3	10	15	19	18	26	24	20	24	11	4	2	2	0	0	0	0	0	0	0
1000	163	0	0	0	0	0	0	0	0	3	9	12	30	8	21	19	20	21	10	5	3	1	1	0	0	0	0	0	0
1100	177	0	0	0	0	0	0	0	0	4	7	13	18	29	19	28	24	10	9	4	8	4	0	0	0	0	0	0	0
1200	188	0	0	0	0	0	0	0	0	0	8	16	15	23	42	25	21	15	11	9	1	1	0	0	0	1	0	0	0
1300	224	0	0	0	0	0	0	0	0	1	7	24	19	32	30	41	26	18	11	13	2	0	0	0	0	0	0	0	0
1400	248	0	0	0	0	0	0	0	0	1	6	7	34	29	47	39	26	31	12	13	2	1	0	0	0	0	0	0	0
1500	296	0	0	0	0	1	0	0	0	3	6	24	32	56	59	44	29	16	14	5	3	2	2	0	0	0	0	0	0
1600	429	0	0	0	0	0	0	1	4	12	35	62	46	65	49	58	49	28	13	3	4	0	0	0	0	0	0	0	0
1700	**462**	**0**	**0**	**0**	**0**	**0**	**0**	**0**	**1**	**9**	**14**	**25**	**59**	**88**	**92**	**64**	**46**	**41**	**13**	**5**	**5**	**0**	**0**	**0**	**0**	**0**	**0**	**0**	**0**
1800	446	0	0	0	0	0	0	1	0	7	31	50	88	84	79	51	24	15	8	5	1	2	0	0	0	0	0	0	0
1900	290	0	0	0	0	0	0	0	6	10	6	32	52	52	47	41	24	12	5	2	1	0	0	0	0	0	0	0	0
2000	182	0	0	0	0	0	0	0	0	1	6	14	24	34	35	17	13	16	13	4	2	3	0	0	0	0	0	0	0
2100	165	0	0	0	0	0	0	0	0	0	11	9	14	22	25	22	24	20	9	4	2	2	1	0	0	0	0	0	0
2200	89	0	0	0	0	0	0	0	0	0	1	3	11	9	12	9	17	12	3	6	4	2	0	0	0	0	0	0	0
2300	66	0	0	0	0	0	0	0	0	0	3	6	7	9	10	13	5	6	3	1	1	0	1	0	0	1	0	0	0
07-19	**3134**	**0**	**0**	**0**	**0**	**1**	**0**	**2**	**5**	**46**	**151**	**284**	**398**	**478**	**497**	**437**	**325**	**236**	**131**	**80**	**37**	**15**	**8**	**1**	**1**	**1**	**0**	**0**	**0**
06-22	**3802**	**0**	**0**	**0**	**0**	**1**	**0**	**2**	**11**	**57**	**174**	**340**	**489**	**588**	**606**	**522**	**388**	**292**	**161**	**93**	**44**	**21**	**10**	**1**	**1**	**1**	**0**	**0**	**0**
06-00	**3957**	**0**	**0**	**0**	**0**	**1**	**0**	**2**	**11**	**57**	**178**	**349**	**507**	**606**	**628**	**544**	**410**	**310**	**167**	**100**	**49**	**23**	**11**	**1**	**1**	**2**	**0**	**0**	**0**
00-00	**4049**	**0**	**0**	**0**	**0**	**1**	**0**	**2**	**11**	**57**	**178**	**354**	**513**	**610**	**635**	**553**	**416**	**319**	**177**	**105**	**59**	**31**	**17**	**7**	**2**	**2**	**0**	**0**	**0**

DRAFT

Site 6
Location R154, att 60kmh sign, Lat 53.52413, Long -6.66236
Direction West

3279 / Meath/Cavan/Monaghan ATC's
October 2013
Automatic Traffic Count

Sat, 12 October 2013

Time	Total	Speed Bins (km/h)																												
		0 - 5	5 - 10	10 - 15	15 - 20	20 - 25	25 - 30	30 - 35	35 - 40	40 - 45	45 - 50	50 - 55	55 - 60	60 - 65	65 - 70	70 - 75	75 - 80	80 - 85	85 - 90	90 - 95	95 - 100	100 - 105	105 - 110	110 - 115	115 - 120	120 - 125	125 - 130	130 - 135	135 - 140
0000	33	0	0	0	0	0	0	0	0	1	0	1	1	4	4	2	3	2	7	4	0	3	0	0	0	1	0	0	0
0100	26	0	0	0	0	0	0	0	0	1	5	1	3	1	2	1	3	2	1	2	0	1	2	0	0	1	0	0	0
0200	17	0	0	0	0	0	0	0	0	0	1	0	0	3	1	1	5	0	2	1	0	0	1	2	0	0	0	0	0
0300	10	0	0	0	0	0	0	0	0	0	0	0	1	1	0	0	1	1	3	0	0	2	0	0	0	1	0	0	0
0400	18	0	0	0	0	0	0	0	0	0	0	0	1	2	2	0	3	2	4	0	1	0	1	0	0	1	0	1	0
0500	12	0	0	0	0	0	0	0	0	0	0	0	0	1	1	0	1	1	2	2	3	0	1	0	0	0	0	0	0
0600	23	0	0	0	0	0	0	0	0	0	0	1	0	1	2	4	1	4	2	2	1	4	0	0	0	1	0	0	0
0700	54	0	0	0	0	0	0	0	0	0	1	1	1	3	7	7	5	12	4	2	3	4	1	1	2	0	0	0	0
0800	90	0	0	0	0	0	0	1	0	1	2	3	7	9	13	10	11	15	12	2	1	2	0	1	0	0	0	0	0
0900	130	0	0	0	0	0	0	2	1	3	9	3	7	11	15	24	21	14	9	7	1	1	2	0	0	0	0	0	0
1000	196	0	0	0	0	0	0	0	0	2	12	22	15	29	33	32	22	13	5	7	0	1	2	0	1	0	0	0	0
1100	**220**	**0**	**0**	**0**	**1**	**1**	**1**	**5**	**7**	**5**	**8**	**26**	**28**	**31**	**38**	**28**	**17**	**10**	**7**	**2**	**3**	**2**	**0**	**0**	**0**	**0**	**0**	**0**	**0**
1200	214	0	0	0	0	0	0	2	0	3	9	15	22	30	26	41	28	18	13	3	3	1	0	0	0	0	0	0	0
1300	232	0	0	0	0	1	0	0	0	1	4	18	30	40	38	37	22	18	14	4	3	1	1	0	0	0	0	0	0
1400	261	0	0	0	0	0	0	1	0	2	7	21	35	43	38	39	24	27	18	4	1	0	1	0	0	0	0	0	0
1500	273	0	0	0	0	0	0	0	0	2	3	14	29	35	53	65	37	15	11	3	4	1	0	0	0	1	0	0	0
1600	**297**	**0**	**0**	**0**	**0**	**0**	**1**	**0**	**1**	**0**	**11**	**17**	**29**	**38**	**61**	**61**	**44**	**21**	**9**	**1**	**2**	**0**	**1**	**0**	**0**	**0**	**0**	**0**	**0**
1700	262	0	0	0	0	0	0	0	1	2	4	11	29	36	55	41	38	29	8	4	0	2	1	1	0	0	0	0	0
1800	269	0	0	0	0	0	0	0	0	2	10	24	37	52	59	43	20	11	7	2	2	0	0	0	0	0	0	0	0
1900	203	0	0	0	0	0	0	0	0	0	6	16	26	34	41	34	26	7	6	3	2	0	1	1	0	0	0	0	0
2000	125	0	0	0	0	0	0	0	0	3	2	14	15	14	11	15	20	10	6	5	3	4	1	2	0	0	0	0	0
2100	91	0	0	0	0	0	0	0	2	0	4	8	7	11	10	12	10	5	8	6	4	2	1	1	0	0	0	0	0
2200	81	0	0	0	0	0	0	0	0	1	1	5	5	11	10	11	11	9	7	6	3	0	1	0	0	0	0	0	0
2300	55	0	0	0	0	0	0	0	0	0	1	0	4	4	12	6	6	9	6	3	2	0	1	0	1	0	0	0	0
07-19	**2498**	**0**	**0**	**0**	**1**	**2**	**2**	**11**	**10**	**23**	**80**	**175**	**269**	**357**	**436**	**428**	**289**	**203**	**117**	**41**	**23**	**15**	**9**	**3**	**3**	**1**	**0**	**0**	**0**
06-22	**2940**	**0**	**0**	**0**	**1**	**2**	**2**	**11**	**12**	**26**	**92**	**214**	**317**	**417**	**500**	**493**	**346**	**229**	**139**	**57**	**33**	**25**	**12**	**7**	**3**	**2**	**0**	**0**	**0**
06-00	**3076**	**0**	**0**	**0**	**1**	**2**	**2**	**11**	**12**	**27**	**94**	**219**	**326**	**432**	**522**	**510**	**363**	**247**	**152**	**66**	**38**	**25**	**14**	**7**	**4**	**2**	**0**	**0**	**0**
00-00	**3192**	**0**	**0**	**0**	**1**	**2**	**2**	**11**	**12**	**29**	**100**	**221**	**332**	**444**	**532**	**514**	**379**	**255**	**171**	**75**	**42**	**31**	**19**	**9**	**4**	**6**	**0**	**1**	**0**

DRAFT

Site 6
Location R154, att 60kmh sign, Lat 53.52413, Long -6.66236
Direction West

3279 / Meath/Cavan/Monaghan ATC's
October 2013
Automatic Traffic Count

Sun, 13 October 2013

Time	Total	Speed Bins (km/h)																												
		0 - 5	5 - 10	10 - 15	15 - 20	20 - 25	25 - 30	30 - 35	35 - 40	40 - 45	45 - 50	50 - 55	55 - 60	60 - 65	65 - 70	70 - 75	75 - 80	80 - 85	85 - 90	90 - 95	95 - 100	100 - 105	105 - 110	110 - 115	115 - 120	120 - 125	125 - 130	130 - 135	135 - 140
0000	44	0	0	0	0	0	0	0	0	1	2	3	1	5	2	3	10	6	7	0	2	1	0	0	0	0	1	0	0
0100	32	0	0	0	0	0	0	0	0	1	4	3	1	2	1	1	4	4	5	1	2	0	2	1	0	0	0	0	0
0200	18	0	0	0	0	0	0	0	0	0	0	3	1	0	3	2	1	3	1	1	3	0	0	0	0	0	0	0	0
0300	18	0	0	0	0	0	0	0	0	0	1	0	0	1	0	1	3	1	4	1	2	1	1	1	1	0	0	0	0
0400	15	0	0	0	0	0	0	0	0	0	0	1	3	1	1	1	1	1	3	1	1	1	0	0	0	0	0	0	0
0500	12	0	0	0	0	0	0	0	0	0	0	0	1	0	1	2	1	2	1	0	2	2	0	0	0	0	0	0	0
0600	11	0	0	0	0	0	0	0	0	0	0	0	0	0	2	3	3	0	1	1	0	0	0	0	0	1	0	0	0
0700	40	0	0	0	0	0	0	0	0	0	1	4	0	2	5	3	4	7	8	2	2	2	0	0	0	0	0	0	0
0800	46	0	0	0	0	0	0	0	0	0	2	1	2	2	7	7	4	4	8	3	3	2	1	0	0	0	0	0	0
0900	63	0	0	0	0	0	1	0	0	0	1	4	11	6	11	3	6	5	10	2	2	0	1	0	0	0	0	0	0
1000	122	1	0	0	0	1	2	0	0	0	7	12	11	8	15	14	19	13	11	2	3	3	0	0	0	0	0	0	0
1100	**134**	**0**	**0**	**0**	**0**	**0**	**1**	**1**	**0**	**5**	**4**	**8**	**14**	**14**	**16**	**16**	**18**	**12**	**9**	**9**	**1**	**5**	**1**	**0**	**0**	**0**	**0**	**0**	**0**
1200	203	0	0	0	0	0	0	0	2	2	13	17	22	22	27	21	30	24	14	6	1	1	1	0	0	0	0	0	0
1300	**253**	**0**	**0**	**0**	**0**	**0**	**0**	**4**	**1**	**5**	**5**	**11**	**23**	**33**	**38**	**51**	**32**	**21**	**16**	**7**	**4**	**1**	**0**	**0**	**0**	**0**	**0**	**0**	**1**
1400	227	0	0	0	0	0	1	1	0	1	21	15	18	27	36	37	32	13	12	9	2	0	1	0	1	0	0	0	0
1500	229	0	0	0	0	0	0	1	0	7	5	14	34	22	30	43	26	23	6	8	6	2	2	0	0	0	0	0	0
1600	236	0	0	0	0	0	1	0	0	0	5	8	27	39	39	40	36	16	18	1	3	1	1	0	0	0	0	0	1
1700	247	0	0	0	0	0	0	0	0	3	2	7	35	48	36	44	21	20	13	8	2	4	0	1	1	1	0	1	0
1800	226	0	0	0	0	0	0	0	0	1	5	11	21	44	23	37	41	18	12	6	6	1	0	0	0	0	0	0	0
1900	196	0	0	0	0	0	0	0	0	2	10	20	25	20	21	34	27	14	12	7	4	0	0	0	0	0	0	0	0
2000	113	0	0	0	0	0	0	0	1	4	5	18	18	11	13	16	8	12	5	1	1	0	0	0	0	0	0	0	0
2100	96	0	0	0	0	0	0	0	1	4	7	5	9	6	13	11	14	10	5	2	4	2	0	1	1	1	0	0	0
2200	46	0	0	0	0	0	0	0	0	0	2	1	2	4	4	7	8	4	5	3	2	3	0	0	1	0	0	0	0
2300	52	0	0	0	0	0	0	0	0	0	2	1	4	5	5	5	10	8	3	5	1	0	1	1	0	0	1	0	0
07-19	**2026**	**1**	**0**	**0**	**0**	**1**	**6**	**7**	**3**	**24**	**71**	**112**	**218**	**267**	**283**	**316**	**269**	**176**	**137**	**63**	**35**	**22**	**8**	**1**	**2**	**1**	**0**	**1**	**2**
06-22	**2442**	**1**	**0**	**0**	**0**	**1**	**6**	**7**	**5**	**34**	**93**	**155**	**270**	**304**	**332**	**380**	**321**	**212**	**160**	**74**	**44**	**24**	**8**	**2**	**3**	**3**	**0**	**1**	**2**
06-00	**2540**	**1**	**0**	**0**	**0**	**1**	**6**	**7**	**5**	**34**	**97**	**157**	**276**	**313**	**341**	**392**	**339**	**224**	**168**	**82**	**47**	**27**	**9**	**3**	**4**	**3**	**1**	**1**	**2**
00-00	**2679**	**1**	**0**	**0**	**0**	**1**	**6**	**7**	**5**	**36**	**104**	**167**	**283**	**322**	**349**	**402**	**359**	**241**	**189**	**86**	**59**	**32**	**12**	**5**	**5**	**3**	**2**	**1**	**2**

DRAFT

Site 6
Location R154, att 60kmh sign, Lat 53.52413, Long -6.66236
Direction West

3279 / Meath/Cavan/Monaghan ATC's
October 2013
Automatic Traffic Count

Virtual Day (7)

Time	Total	Speed Bins (km/h)																												
		0 - 5	5 - 10	10 - 15	15 - 20	20 - 25	25 - 30	30 - 35	35 - 40	40 - 45	45 - 50	50 - 55	55 - 60	60 - 65	65 - 70	70 - 75	75 - 80	80 - 85	85 - 90	90 - 95	95 - 100	100 - 105	105 - 110	110 - 115	115 - 120	120 - 125	125 - 130	130 - 135	135 - 140
0000	33	0	0	0	0	0	0	0	0	0	1	2	2	4	3	3	4	2	4	2	2	1	1	1	0	0	0	0	0
0100	19	0	0	0	0	0	0	0	0	0	2	1	1	1	1	1	1	2	2	1	1	1	1	0	0	0	0	0	0
0200	10	0	0	0	0	0	0	0	0	0	0	1	1	1	1	1	1	1	1	1	1	0	0	0	0	0	0	0	0
0300	8	0	0	0	0	0	0	0	0	0	0	0	0	0	0	1	1	1	1	1	1	1	0	0	0	0	0	0	0	0
0400	12	0	0	0	0	0	0	0	0	0	0	1	1	1	1	1	1	1	2	1	1	0	0	0	0	0	0	0	0	0
0500	14	0	0	0	0	0	0	0	0	0	0	0	1	0	1	1	1	2	2	2	2	2	0	0	0	0	0	0	0	0
0600	28	0	0	0	0	0	0	0	0	0	1	1	1	2	4	4	3	4	3	2	1	1	1	0	0	0	0	0	0	0
0700	88	0	0	0	0	0	0	0	0	1	2	5	10	10	11	11	13	8	5	4	2	2	1	0	0	0	0	0	0	0
0800	**174**	**0**	**0**	**0**	**0**	**0**	**0**	**1**	**1**	**4**	**11**	**18**	**20**	**24**	**30**	**22**	**15**	**13**	**8**	**5**	**2**	**1**	**0**	**0**	**0**	**0**	**0**	**0**	**0**	**0**
0900	163	0	0	0	0	0	0	0	1	3	10	15	19	20	22	22	19	15	9	5	2	1	1	0	0	0	0	0	0	0
1000	148	0	0	0	0	0	1	0	0	2	8	13	16	17	22	21	18	14	8	4	2	1	1	0	0	0	0	0	0	0
1100	149	0	0	0	0	0	0	1	1	3	6	12	16	21	20	21	19	11	8	6	2	2	0	0	0	0	0	0	0	0
1200	181	0	0	0	0	0	0	0	1	3	9	13	20	24	27	27	23	17	9	5	2	1	0	0	0	0	0	0	0	0
1300	212	0	0	0	0	0	0	1	0	4	7	17	24	29	32	32	26	17	11	7	3	1	1	0	0	0	0	0	0	0
1400	232	0	0	0	0	0	0	0	1	3	9	17	24	31	34	38	29	21	12	7	3	1	1	0	0	0	0	0	0	0
1500	258	0	0	0	0	0	0	0	1	4	10	19	30	35	43	41	28	20	12	6	5	2	1	0	0	0	0	0	0	0
1600	346	0	0	0	0	0	0	0	2	10	22	28	43	45	51	52	43	25	14	4	3	2	0	0	0	0	0	0	0	0
1700	**459**	**0**	**0**	**0**	**0**	**0**	**1**	**2**	**3**	**9**	**20**	**37**	**73**	**72**	**79**	**66**	**47**	**30**	**10**	**5**	**2**	**2**	**0**	**0**	**0**	**0**	**0**	**0**	**0**	**0**
1800	408	0	0	0	0	0	0	0	1	6	22	41	61	68	71	54	39	24	12	5	3	1	0	0	0	0	0	0	0	0
1900	270	0	0	0	0	0	0	0	4	5	9	24	38	41	44	43	31	14	9	4	2	0	0	0	0	0	0	0	0	0
2000	155	0	0	0	0	0	0	0	1	2	5	13	17	21	22	21	19	15	9	4	3	2	1	0	0	0	0	0	0	0
2100	122	0	0	0	0	0	0	0	0	1	6	9	12	15	17	19	15	10	7	4	3	2	1	1	0	0	0	0	0	0
2200	83	0	0	0	0	0	0	0	0	1	1	4	7	11	10	12	11	9	7	5	2	2	0	0	0	0	0	0	0	0
2300	55	0	0	0	0	0	0	0	0	1	2	2	5	5	8	7	6	7	4	3	2	1	1	0	0	0	0	0	0	0
07-19	**2819**	**0**	**0**	**0**	**0**	**1**	**4**	**6**	**12**	**49**	**137**	**235**	**357**	**394**	**441**	**408**	**319**	**213**	**118**	**63**	**31**	**16**	**7**	**3**	**1**	**1**	**0**	**0**	**1**
06-22	**3395**	**0**	**0**	**0**	**0**	**1**	**4**	**7**	**18**	**57**	**159**	**282**	**425**	**472**	**528**	**496**	**387**	**256**	**145**	**77**	**41**	**21**	**9**	**4**	**2**	**2**	**0**	**0**	**1**
06-00	**3534**	**0**	**0**	**0**	**0**	**1**	**4**	**7**	**18**	**58**	**162**	**288**	**438**	**489**	**545**	**515**	**404**	**272**	**157**	**85**	**45**	**23**	**11**	**5**	**2**	**2**	**1**	**0**	**1**
00-00	**3629**	**0**	**0**	**0**	**0**	**1**	**4**	**7**	**18**	**59**	**165**	**293**	**444**	**496**	**552**	**522**	**414**	**281**	**169**	**92**	**52**	**29**	**14**	**8**	**3**	**3**	**1**	**1**	**1**

DRAFT

Site 6
Location R154, att 60kmh sign, Lat 53.52413, Long -6.66236
Direction West

3279 / Meath/Cavan/Monaghan ATC's
October 2013
Automatic Traffic Count

Virtual Week (1)

Time	Total	Speed Bins (km/h)																												
		0 - 5	5 - 10	10 - 15	15 - 20	20 - 25	25 - 30	30 - 35	35 - 40	40 - 45	45 - 50	50 - 55	55 - 60	60 - 65	65 - 70	70 - 75	75 - 80	80 - 85	85 - 90	90 - 95	95 - 100	100 - 105	105 - 110	110 - 115	115 - 120	120 - 125	125 - 130	130 - 135	135 - 140
Mon	3732	0	0	1	0	1	7	14	24	83	217	332	501	540	573	518	372	247	137	75	38	22	14	12	0	0	1	0	3
Tue	3834	1	1	0	0	0	3	2	28	82	221	377	498	593	571	507	430	238	115	75	46	26	13	3	1	2	0	1	0
Wed	3841	0	0	0	0	3	6	9	43	88	171	294	501	444	592	541	454	288	192	99	62	26	8	8	5	4	2	1	0
Thu	4076	0	0	2	1	1	2	5	4	39	166	307	481	517	610	619	486	380	201	129	59	37	14	10	1	3	1	0	1
Fri	4049	0	0	0	0	1	0	2	11	57	178	354	513	610	635	553	416	319	177	105	59	31	17	7	2	2	0	0	0
|Sat	3192	0	0	0	1	2	2	11	12	29	100	221	332	444	532	514	379	255	171	75	42	31	19	9	4	6	0	1	0
|Sun	2679	1	0	0	0	1	6	7	5	36	104	167	283	322	349	402	359	241	189	86	59	32	12	5	5	3	2	1	2
5 Day Ave.	**3906**	**0**	**0**	**1**	**0**	**1**	**4**	**6**	**22**	**70**	**191**	**333**	**499**	**541**	**596**	**548**	**432**	**294**	**164**	**97**	**53**	**28**	**13**	**8**	**2**	**2**	**1**	**0**	**1**
7 Day Ave.	**3629**	**0**	**0**	**0**	**0**	**1**	**4**	**7**	**18**	**59**	**165**	**293**	**444**	**496**	**552**	**522**	**414**	**281**	**169**	**92**	**52**	**29**	**14**	**8**	**3**	**3**	**1**	**1**	**1**
--	**25403**	**2**	**1**	**3**	**2**	**9**	**26**	**50**	**127**	**414**	**1157**	**2052**	**3109**	**3470**	**3862**	**3654**	**2896**	**1968**	**1182**	**644**	**365**	**205**	**97**	**54**	**18**	**20**	**6**	**4**	**6**

Summary Graphs

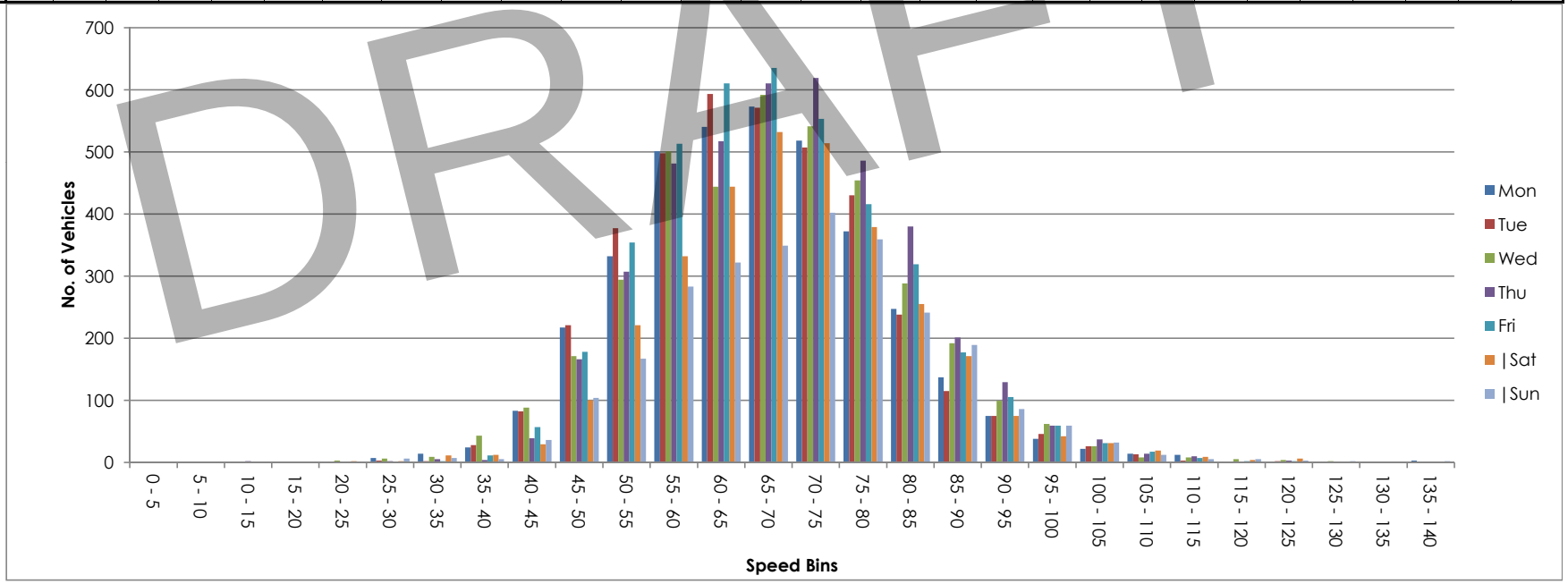

DRAFT

Site 6
Location R154, att 60kmh sign, Lat 53.52413, Long -6.66236
Direction Two way

3279 / Meath/Cavan/Monaghan ATC's
October 2013
Automatic Traffic Count

Mon, 7 October 2013

Time	Total	Classification												>PSL	>PSL%	>SL1	>SL1%	>SL2	>SL2%	Mean	Vpp
		1 MCL	2 SV	3 SVT	4 TB2	5 TB3	6 T4	7 ART3	8 ART4	9 ART5	10 ART6	11 BD	12 DRT	60	60	65 +5kph	65 +5kph	70 +10kph	70 +10kph		85
0000	54	0	54	0	0	0	0	0	0	0	0	0	0	50	92.6	38	70.4	28	51.9	73.2	87.1
0100	25	0	21	0	3	0	0	0	0	1	0	0	0	22	88	20	80	19	76	82.8	101.9
0200	5	0	4	0	0	0	0	0	0	1	0	0	0	4	80	3	60	3	60	73.7	-
0300	19	0	15	0	4	0	0	0	0	0	0	0	0	19	100	18	94.7	14	73.7	85.1	100.8
0400	45	0	37	0	7	0	0	0	1	0	0	0	0	42	93.3	40	88.9	39	86.7	84	94.3
0500	78	0	66	0	10	0	0	0	0	1	1	0	0	75	96.2	73	93.6	70	89.7	87	98.6
0600	243	0	217	0	18	0	2	1	1	1	3	0	0	225	92.6	210	86.4	190	78.2	78.5	90.7
0700	676	3	604	5	52	3	2	0	0	5	2	0	0	554	82	465	68.8	343	50.7	70	79.9
0800	**701**	**3**	**615**	**8**	**61**	**2**	**3**	**0**	**4**	**4**	**1**	**0**	**0**	**507**	**72.3**	**395**	**56.3**	**268**	**38.2**	**66.9**	**78.1**
0900	462	3	387	3	51	3	4	0	3	4	4	0	0	314	68	259	56.1	186	40.3	67.3	80.6
1000	287	2	243	6	26	0	4	0	2	3	1	0	0	238	82.9	203	70.7	160	55.7	71.6	84.2
1100	290	1	251	6	21	3	1	0	1	6	0	0	0	254	87.6	221	76.2	184	63.4	74.4	85.7
1200	370	1	310	7	39	2	5	1	0	2	2	0	1	268	72.4	221	59.7	162	43.8	67.8	81
1300	335	0	283	6	29	3	2	0	5	3	3	1	0	254	75.8	206	61.5	152	45.4	69.5	81.7
1400	392	2	306	8	59	1	4	2	2	5	3	0	0	298	76	258	65.8	199	50.8	70.2	83.9
1500	391	0	329	8	40	2	4	0	3	2	3	0	0	295	75.4	248	63.4	180	46	68.8	82.4
1600	507	0	444	5	46	2	1	0	3	4	2	0	0	380	75	316	62.3	234	46.2	68.3	79.6
1700	**805**	**2**	**722**	**8**	**49**	**1**	**11**	**3**	**4**	**3**	**2**	**0**	**0**	**533**	**66.2**	**422**	**52.4**	**284**	**35.3**	**65**	**77**
1800	666	2	610	10	36	2	0	1	1	2	2	0	0	420	63.1	315	47.3	203	30.5	64.4	76
1900	437	2	404	3	20	2	1	0	0	5	0	0	0	303	69.3	222	50.8	149	34.1	66	76.7
2000	250	0	232	6	11	1	0	0	0	0	0	0	0	191	76.4	152	60.8	121	48.4	69.3	82.1
2100	195	0	176	2	14	1	0	0	1	1	0	0	0	137	70.3	101	51.8	74	37.9	67.6	80.3
2200	132	0	124	1	7	0	0	0	0	0	0	0	0	96	72.7	80	60.6	62	47	71.2	85.3
2300	71	0	63	2	4	1	0	0	0	1	0	0	0	50	70.4	40	56.3	35	49.3	71.7	89.6
07-19	**5882**	**19**	**5104**	**80**	**509**	**24**	**41**	**7**	**28**	**43**	**25**	**1**	**1**	**4315**	**73.4**	**3529**	**60**	**2555**	**43.4**	**68**	**80.3**
06-22	**7007**	**21**	**6133**	**91**	**572**	**28**	**44**	**8**	**30**	**50**	**28**	**1**	**1**	**5171**	**73.8**	**4214**	**60.1**	**3089**	**44.1**	**68.3**	**80.6**
06-00	**7210**	**21**	**6320**	**94**	**583**	**29**	**44**	**8**	**30**	**51**	**28**	**1**	**1**	**5317**	**73.7**	**4334**	**60.1**	**3186**	**44.2**	**68.4**	**80.6**
00-00	**7436**	**21**	**6517**	**94**	**607**	**29**	**44**	**8**	**31**	**54**	**29**	**1**	**1**	**5529**	**74.4**	**4526**	**60.9**	**3359**	**45.2**	**68.8**	**81.4**

DRAFT

Site 6
Location R154, att 60kmh sign, Lat 53.52413, Long -6.66236
Direction Two way

3279 / Meath/Cavan/Monaghan ATC's
October 2013
Automatic Traffic Count

Tue, 8 October 2013

Time	Total	Classification												>PSL	>PSL%	>SL1	>SL1%	>SL2	>SL2%	Mean	Vpp
		1 MCL	2 SV	3 SVT	4 TB2	5 TB3	6 T4	7 ART3	8 ART4	9 ART5	10 ART6	11 BD	12 DRT	60	60	65 +5kph	65 +5kph	70 +10kph	70 +10kph		85
0000	39	0	39	0	0	0	0	0	0	0	0	0	0	27	69.2	27	69.2	23	59	74.4	94.3
0100	17	0	16	0	1	0	0	0	0	0	0	0	0	14	82.4	13	76.5	10	58.8	79.1	100.1
0200	17	0	14	0	3	0	0	0	0	0	0	0	0	17	100	17	100	16	94.1	86.4	95
0300	17	0	14	0	3	0	0	0	0	0	0	0	0	15	88.2	14	82.4	13	76.5	78.8	90
0400	33	0	23	0	6	1	0	0	1	2	0	0	0	30	90.9	28	84.8	28	84.8	85.2	104.8
0500	81	0	65	0	13	0	0	0	1	1	1	0	0	76	93.8	75	92.6	71	87.7	84.3	96.5
0600	293	0	251	2	33	0	2	0	1	3	1	0	0	271	92.5	246	84	207	70.6	77	89.3
0700	681	2	607	2	59	1	4	0	3	2	1	0	0	568	83.4	447	65.6	307	45.1	69.2	77.8
0800	**768**	**0**	**680**	**8**	**60**	**1**	**7**	**1**	**4**	**3**	**3**	**1**	**0**	**529**	**68.9**	**433**	**56.4**	**290**	**37.8**	**66**	**76.7**
0900	474	1	408	7	41	2	3	0	3	6	2	0	1	376	79.3	294	62	222	46.8	68.4	79.2
1000	299	1	236	9	41	1	2	0	3	4	2	0	0	221	73.9	182	60.9	142	47.5	68.6	79.9
1100	306	1	242	5	34	4	8	1	5	3	3	0	0	230	75.2	191	62.4	150	49	69.1	81
1200	335	1	275	10	31	2	3	2	4	4	3	0	0	262	78.2	221	66	164	49	69.2	81.7
1300	349	1	296	10	34	3	1	0	0	1	1	2	0	260	74.5	219	62.8	165	47.3	69.3	81.7
1400	353	0	292	10	38	0	6	1	2	2	2	0	0	265	75.1	211	59.8	157	44.5	68.4	79.9
1500	450	1	394	5	34	2	7	1	2	2	2	0	0	325	72.2	249	55.3	192	42.7	67.6	80.6
1600	597	1	524	15	44	2	4	0	2	3	2	0	0	378	63.3	292	48.9	193	32.3	64.9	77.8
1700	**823**	**1**	**744**	**9**	**54**	**1**	**5**	**0**	**2**	**5**	**1**	**1**	**0**	**495**	**60.1**	**356**	**43.3**	**222**	**27**	**63.3**	**75.2**
1800	652	4	598	13	32	1	0	0	1	2	1	0	0	463	71	361	55.4	254	39	66.6	78.5
1900	430	2	392	5	28	1	0	0	0	0	2	0	0	310	72.1	244	56.7	181	42.1	67.3	78.5
2000	227	1	219	2	4	1	0	0	0	0	0	0	0	183	80.6	153	67.4	117	51.5	71.1	83.9
2100	198	0	188	3	6	1	0	0	0	0	0	0	0	146	73.7	116	58.6	92	46.5	69.9	84.2
2200	122	0	116	1	3	1	0	0	0	0	1	0	0	110	90.2	95	77.9	87	71.3	77.1	90.4
2300	76	0	69	0	4	0	0	0	0	3	0	0	0	61	80.3	55	72.4	45	59.2	73.7	85.3
07-19	**6087**	**14**	**5296**	**103**	**502**	**20**	**50**	**6**	**31**	**37**	**23**	**4**	**1**	**4372**	**71.8**	**3456**	**56.8**	**2458**	**40.4**	**67**	**78.8**
06-22	**7235**	**17**	**6346**	**115**	**573**	**23**	**52**	**6**	**32**	**40**	**26**	**4**	**1**	**5282**	**73**	**4215**	**58.3**	**3055**	**42.2**	**67.7**	**79.6**
06-00	**7433**	**17**	**6531**	**116**	**580**	**24**	**52**	**6**	**32**	**43**	**27**	**4**	**1**	**5453**	**73.4**	**4365**	**58.7**	**3187**	**42.9**	**67.9**	**79.9**
00-00	**7637**	**17**	**6702**	**116**	**606**	**25**	**52**	**6**	**34**	**46**	**28**	**4**	**1**	**5632**	**73.7**	**4539**	**59.4**	**3348**	**43.8**	**68.3**	**80.3**

DRAFT

Site 6
Location R154, att 60kmh sign, Lat 53.52413, Long -6.66236
Direction Two way

3279 / Meath/Cavan/Monaghan ATC's
October 2013
Automatic Traffic Count

Wed, 9 October 2013

Time	Total	Classification												>PSL	>PSL%	>SL1	>SL1%	>SL2	>SL2%	Mean	Vpp
		1 MCL	2 SV	3 SVT	4 TB2	5 TB3	6 T4	7 ART3	8 ART4	9 ART5	10 ART6	11 BD	12 DRT	60	60	65 +5kph	65 +5kph	70 +10kph	70 +10kph		85
0000	60	0	59	0	0	0	0	0	0	1	0	0	0	53	88.3	41	68.3	33	55	75.2	87.5
0100	36	0	33	0	2	0	0	0	1	0	0	0	0	23	63.9	22	61.1	18	50	72.1	92.9
0200	14	0	10	0	3	0	0	0	0	1	0	0	0	12	85.7	12	85.7	10	71.4	83	107.6
0300	14	0	10	0	3	0	0	0	0	1	0	0	0	13	92.9	13	92.9	13	92.9	90.1	96.5
0400	42	0	30	0	9	0	0	0	1	2	0	0	0	38	90.5	37	88.1	34	81	83.5	101.9
0500	78	0	66	0	9	0	0	0	1	1	1	0	0	77	98.7	75	96.2	67	85.9	87.1	101.5
0600	308	2	264	1	32	0	5	0	0	1	3	0	0	298	96.8	286	92.9	251	81.5	78.7	88.2
0700	609	4	540	4	47	4	3	1	1	2	3	0	0	517	84.9	442	72.6	332	54.5	71.3	82.1
0800	**720**	**3**	**632**	**4**	**65**	**4**	**7**	**0**	**2**	**2**	**1**	**0**	**0**	**520**	**72.2**	**415**	**57.6**	**283**	**39.3**	**67.1**	**78.1**
0900	459	3	382	4	44	5	10	1	2	5	3	0	0	328	71.5	287	62.5	213	46.4	68.2	79.9
1000	328	1	273	10	31	2	2	0	1	3	5	0	0	262	79.9	227	69.2	178	54.3	71.4	85.3
1100	305	0	246	9	32	4	5	2	3	2	1	0	1	234	76.7	189	62	134	43.9	68.7	80.6
1200	338	3	275	11	34	2	5	0	1	6	1	0	0	247	73.1	213	63	172	50.9	69.5	83.5
1300	367	2	308	9	31	3	4	0	6	1	2	0	1	271	73.8	230	62.7	174	47.4	68.5	81.7
1400	396	2	343	8	33	2	3	0	2	2	1	0	0	302	76.3	253	63.9	195	49.2	69.6	82.8
1500	423	2	367	3	38	5	2	0	3	1	2	0	0	333	78.7	287	67.8	204	48.2	70	81.7
1600	566	4	491	11	42	0	6	0	4	6	2	0	0	384	67.8	337	59.5	268	47.3	67.9	83.5
1700	**759**	**4**	**676**	**9**	**57**	**3**	**3**	**1**	**1**	**3**	**2**	**0**	**0**	**519**	**68.4**	**432**	**56.9**	**318**	**41.9**	**67.2**	**79.6**
1800	684	4	639	3	31	4	2	0	1	0	0	0	0	459	67.1	343	50.1	234	34.2	65.7	78.8
1900	407	3	373	3	23	1	1	0	1	1	1	0	0	270	66.3	216	53.1	157	38.6	65.5	78.5
2000	250	1	231	2	10	2	0	0	0	4	0	0	0	205	82	181	72.4	150	60	72.3	84.2
2100	202	0	189	2	8	1	0	0	1	1	0	0	0	173	85.6	144	71.3	102	50.5	71.6	84.2
2200	131	0	128	0	2	1	0	0	0	0	0	0	0	113	86.3	99	75.6	80	61.1	74.9	87.1
2300	97	1	84	0	10	1	0	0	0	1	0	0	0	85	87.6	76	78.4	62	63.9	75.6	87.1
07-19	**5954**	**32**	**5172**	**85**	**485**	**38**	**52**	**5**	**27**	**33**	**23**	**0**	**2**	**4376**	**73.5**	**3655**	**61.4**	**2705**	**45.4**	**68.5**	**81**
06-22	**7121**	**38**	**6229**	**93**	**558**	**42**	**58**	**5**	**29**	**40**	**27**	**0**	**2**	**5322**	**74.7**	**4482**	**62.9**	**3365**	**47.3**	**69**	**81.7**
06-00	**7349**	**39**	**6441**	**93**	**570**	**44**	**58**	**5**	**29**	**41**	**27**	**0**	**2**	**5520**	**75.1**	**4657**	**63.4**	**3507**	**47.7**	**69.2**	**82.1**
00-00	**7593**	**39**	**6649**	**93**	**596**	**44**	**58**	**5**	**32**	**47**	**28**	**0**	**2**	**5736**	**75.5**	**4857**	**64**	**3682**	**48.5**	**69.5**	**82.4**

DRAFT

Site 6
Location R154, att 60kmh sign, Lat 53.52413, Long -6.66236
Direction Two way

3279 / Meath/Cavan/Monaghan ATC's
October 2013
Automatic Traffic Count

Thu, 10 October 2013

Time	Total	Classification												>PSL	>PSL%	>SL1	>SL1%	>SL2	>SL2%	Mean	Vpp
		1 MCL	2 SV	3 SVT	4 TB2	5 TB3	6 T4	7 ART3	8 ART4	9 ART5	10 ART6	11 BD	12 DRT	60	60	65 +5kph	65 +5kph	70 +10kph	70 +10kph		85
0000	47	0	43	0	3	0	0	0	0	0	1	0	0	38	80.9	34	72.3	30	63.8	78.3	97.2
0100	20	0	18	0	1	0	0	0	0	1	0	0	0	19	95	17	85	15	75	80.8	96.5
0200	8	0	5	0	3	0	0	0	0	0	0	0	0	6	75	6	75	4	50	77.8	-
0300	21	0	13	0	8	0	0	0	0	0	0	0	0	21	100	20	95.2	20	95.2	90.4	105.5
0400	41	0	34	0	5	0	0	0	0	2	0	0	0	36	87.8	35	85.4	32	78	82.9	101.5
0500	77	0	59	0	14	1	0	0	1	1	1	0	0	76	98.7	75	97.4	73	94.8	87.1	99
0600	277	2	240	1	27	0	4	1	0	0	2	0	0	260	93.9	251	90.6	226	81.6	79.2	88.9
0700	648	3	572	6	47	5	7	0	2	1	5	0	0	543	83.8	458	70.7	355	54.8	70.6	79.9
0800	**711**	**5**	**624**	**5**	**59**	**4**	**4**	**0**	**4**	**2**	**3**	**0**	**1**	**518**	**72.9**	**420**	**59.1**	**281**	**39.5**	**67.3**	**77.8**
0900	495	1	432	4	43	4	6	1	1	2	1	0	0	382	77.2	326	65.9	269	54.3	71	82.8
1000	359	0	309	7	29	1	3	0	1	4	4	1	0	306	85.2	250	69.6	198	55.2	71.9	85
1100	281	1	229	7	28	4	4	0	3	2	3	0	0	213	75.8	180	64.1	149	53	69.8	84.2
1200	370	2	309	10	32	3	4	0	2	1	7	0	0	263	71.1	215	58.1	173	46.8	68.1	82.4
1300	390	2	324	4	49	2	2	1	1	4	1	0	0	316	81	277	71	219	56.2	71.7	83.9
1400	426	5	344	5	50	4	10	0	4	2	2	0	0	355	83.3	291	68.3	240	56.3	72.3	85.7
1500	436	1	375	6	39	2	8	0	2	1	2	0	0	352	80.7	287	65.8	211	48.4	70.7	84.2
1600	574	3	505	8	42	1	9	1	0	1	4	0	0	432	75.3	366	63.8	288	50.2	69.4	82.4
1700	**834**	**7**	**729**	**8**	**81**	**1**	**3**	**0**	**1**	**3**	**0**	**0**	**1**	**607**	**72.8**	**481**	**57.7**	**345**	**41.4**	**67.6**	**78.8**
1800	739	3	693	4	32	3	2	0	1	1	0	0	0	516	69.8	417	56.4	285	38.6	66.5	78.5
1900	456	0	420	7	24	0	0	0	1	1	3	0	0	338	74.1	281	61.6	193	42.3	67.5	78.5
2000	307	1	283	5	12	2	0	1	1	2	0	0	0	236	76.9	196	63.8	138	45	68.9	81.4
2100	231	0	223	0	8	0	0	0	0	0	0	0	0	201	87	177	76.6	143	61.9	74	87.5
2200	164	0	153	1	8	1	0	0	0	1	0	0	0	141	86	117	71.3	94	57.3	73.7	87.8
2300	97	0	94	0	2	0	0	0	0	1	0	0	0	80	82.5	74	76.3	69	71.1	77.2	91.4
07-19	**6263**	**33**	**5445**	**74**	**531**	**34**	**62**	**3**	**22**	**24**	**32**	**1**	**2**	**4803**	**76.7**	**3968**	**63.4**	**3013**	**48.1**	**69.3**	**81.4**
06-22	**7534**	**36**	**6611**	**87**	**602**	**36**	**66**	**5**	**24**	**27**	**37**	**1**	**2**	**5838**	**77.5**	**4873**	**64.7**	**3713**	**49.3**	**69.7**	**82.1**
06-00	**7795**	**36**	**6858**	**88**	**612**	**37**	**66**	**5**	**24**	**29**	**37**	**1**	**2**	**6059**	**77.7**	**5064**	**65**	**3876**	**49.7**	**69.9**	**82.1**
00-00	**8009**	**36**	**7030**	**88**	**646**	**38**	**66**	**5**	**25**	**33**	**39**	**1**	**2**	**6255**	**78.1**	**5251**	**65.6**	**4050**	**50.6**	**70.3**	**82.8**

DRAFT

Site 6
Location R154, att 60kmh sign, Lat 53.52413, Long -6.66236
Direction Two way

3279 / Meath/Cavan/Monaghan ATC's
October 2013
Automatic Traffic Count

Fri, 11 October 2013

Time	Total	Classification												>PSL	>PSL%	>SL1	>SL1%	>SL2	>SL2%	Mean	Vpp
		1 MCL	2 SV	3 SVT	4 TB2	5 TB3	6 T4	7 ART3	8 ART4	9 ART5	10 ART6	11 BD	12 DRT	60	60	65 +5kph	65 +5kph	70 +10kph	70 +10kph		85
0000	50	0	50	0	0	0	0	0	0	0	0	0	0	43	86	38	76	33	66	76.6	97.2
0100	17	0	17	0	0	0	0	0	0	0	0	0	0	16	94.1	15	88.2	14	82.4	89.6	108.7
0200	13	0	9	0	2	0	0	0	0	2	0	0	0	12	92.3	12	92.3	11	84.6	82.3	94.3
0300	19	0	16	0	3	0	0	0	0	0	0	0	0	18	94.7	15	78.9	12	63.2	85.6	106.6
0400	43	0	33	0	7	0	0	0	2	1	0	0	0	41	95.3	37	86	37	86	85	95.4
0500	79	1	62	0	13	0	0	0	1	1	1	0	0	75	94.9	72	91.1	70	88.6	85.8	103
0600	277	1	236	0	31	0	6	0	0	1	2	0	0	264	95.3	252	91	214	77.3	79.3	91.1
0700	629	6	556	3	51	2	3	0	1	3	4	0	0	526	83.6	448	71.2	341	54.2	71.5	82.8
0800	**672**	**4**	**589**	**4**	**57**	**2**	**8**	**0**	**3**	**3**	**2**	**0**	**0**	**495**	**73.7**	**407**	**60.6**	**298**	**44.3**	**68.5**	**79.6**
0900	468	0	382	8	64	2	4	1	1	4	2	0	0	352	75.2	285	60.9	208	44.4	68.5	81
1000	347	1	290	6	39	3	2	0	3	2	1	0	0	266	76.7	233	67.1	181	52.2	70.3	82.1
1100	351	1	282	12	45	5	3	0	1	0	2	0	0	284	80.9	225	64.1	163	46.4	70.1	81.7
1200	399	2	328	13	43	5	3	0	0	3	2	0	0	329	82.5	273	68.4	191	47.9	70	82.1
1300	392	0	342	9	31	3	0	0	0	3	4	0	0	307	78.3	246	62.8	190	48.5	69.1	81
1400	474	0	393	9	53	3	5	0	3	5	3	0	0	366	77.2	296	62.4	220	46.4	69.7	82.8
1500	494	4	425	7	43	1	3	0	3	3	5	0	0	371	75.1	283	57.3	194	39.3	67.7	79.2
1600	655	4	565	15	51	2	13	0	0	3	1	1	0	432	66	335	51.1	239	36.5	65.2	78.1
1700	684	4	617	8	40	2	5	1	3	0	2	1	1	479	70	368	53.8	250	36.5	66.5	78.1
1800	**700**	**4**	**642**	**9**	**32**	**4**	**3**	**0**	**3**	**1**	**2**	**0**	**0**	**468**	**66.9**	**335**	**47.9**	**205**	**29.3**	**65.1**	**75.6**
1900	451	1	423	9	15	1	0	0	1	1	0	0	0	306	67.8	229	50.8	142	31.5	65.2	76.3
2000	281	0	261	2	15	2	0	0	1	0	0	0	0	215	76.5	168	59.8	119	42.3	69.2	82.4
2100	244	0	225	5	11	2	0	0	1	0	0	0	0	196	80.3	162	66.4	122	50	70.9	83.2
2200	159	0	151	0	7	1	0	0	0	0	0	0	0	135	84.9	111	69.8	88	55.3	73.1	86
2300	106	0	102	0	3	0	0	0	0	0	1	0	0	82	77.4	72	67.9	58	54.7	72.1	86.4
07-19	**6265**	**30**	**5411**	**103**	**549**	**34**	**52**	**2**	**21**	**30**	**30**	**2**	**1**	**4675**	**74.6**	**3734**	**59.6**	**2680**	**42.8**	**68.2**	**79.9**
06-22	**7518**	**32**	**6556**	**119**	**621**	**39**	**58**	**2**	**24**	**32**	**32**	**2**	**1**	**5656**	**75.2**	**4545**	**60.5**	**3277**	**43.6**	**68.6**	**80.6**
06-00	**7783**	**32**	**6809**	**119**	**631**	**40**	**58**	**2**	**24**	**32**	**33**	**2**	**1**	**5873**	**75.5**	**4728**	**60.7**	**3423**	**44**	**68.7**	**81**
00-00	**8004**	**33**	**6996**	**119**	**656**	**40**	**58**	**2**	**27**	**36**	**34**	**2**	**1**	**6078**	**75.9**	**4917**	**61.4**	**3600**	**45**	**69.1**	**81.7**

DRAFT

Site 6
Location R154, att 60kmh sign, Lat 53.52413, Long -6.66236
Direction Two way

3279 / Meath/Cavan/Monaghan ATC's
October 2013
Automatic Traffic Count

Sat, 12 October 2013

Time	Total	Classification												>PSL	>PSL%	>SL1	>SL1%	>SL2	>SL2%	Mean	Vpp
		1 MCL	2 SV	3 SVT	4 TB2	5 TB3	6 T4	7 ART3	8 ART4	9 ART5	10 ART6	11 BD	12 DRT	60	60	65 +5kph	65 +5kph	70 +10kph	70 +10kph		85
0000	52	0	51	1	0	0	0	0	0	0	0	0	0	47	90.4	41	78.8	36	69.2	78.5	92.2
0100	37	0	36	0	1	0	0	0	0	0	0	0	0	26	70.3	25	67.6	21	56.8	76.2	94.3
0200	31	0	23	1	5	0	0	0	1	1	0	0	0	28	90.3	23	74.2	20	64.5	78.2	90
0300	19	0	17	0	2	0	0	0	0	0	0	0	0	18	94.7	15	78.9	13	68.4	84.6	100.4
0400	40	0	33	0	6	0	0	0	0	1	0	0	0	38	95	36	90	33	82.5	85.4	99
0500	37	1	28	0	7	0	0	0	0	1	0	0	0	37	100	35	94.6	32	86.5	85.7	97.6
0600	98	1	84	0	12	0	0	0	0	0	1	0	0	96	98	91	92.9	85	86.7	85.3	100.8
0700	175	0	151	1	17	1	1	0	3	0	1	0	0	165	94.3	154	88	134	76.6	80.7	94.3
0800	256	2	226	3	21	0	2	0	1	0	1	0	0	221	86.3	204	79.7	173	67.6	75.1	88.2
0900	316	1	281	5	24	0	2	0	2	1	0	0	0	267	84.5	229	72.5	189	59.8	72.1	84.6
1000	410	2	360	12	27	3	2	0	1	3	0	0	0	314	76.6	251	61.2	159	38.8	68.1	79.2
1100	**459**	**1**	**418**	**7**	**26**	**2**	**1**	**0**	**3**	**1**	**0**	**0**	**0**	**322**	**70.2**	**250**	**54.5**	**175**	**38.1**	**66.1**	**79.2**
1200	490	2	459	8	14	2	1	0	3	0	1	0	0	359	73.3	284	58	221	45.1	68	79.6
1300	**525**	**3**	**495**	**5**	**19**	**1**	**0**	**0**	**0**	**1**	**1**	**0**	**0**	**427**	**81.3**	**345**	**65.7**	**265**	**50.5**	**69.8**	**81.4**
1400	523	7	474	9	27	2	1	0	0	2	0	0	1	422	80.7	338	64.6	240	45.9	69.3	81.4
1500	476	1	446	8	13	1	0	0	0	7	0	0	0	400	84	334	70.2	254	53.4	71	81.7
1600	503	4	460	12	24	2	1	0	0	0	0	0	0	409	81.3	356	70.8	246	48.9	69.8	80.3
1700	488	3	440	9	32	1	1	0	1	1	0	0	0	400	82	333	68.2	230	47.1	69.9	81
1800	453	1	426	5	15	1	0	0	2	2	1	0	0	363	80.1	292	64.5	195	43	68.8	79.6
1900	351	2	336	2	8	3	0	0	0	0	0	0	0	273	77.8	225	64.1	155	44.2	68.9	79.6
2000	217	0	202	1	13	0	0	0	0	1	0	0	0	172	79.3	144	66.4	109	50.2	71.6	85
2100	143	0	134	1	6	2	0	0	0	0	0	0	0	112	78.3	99	69.2	84	58.7	73	88.2
2200	137	0	131	0	5	0	0	0	0	1	0	0	0	122	89.1	106	77.4	89	65	74.8	86.8
2300	84	0	81	0	2	1	0	0	0	0	0	0	0	77	91.7	70	83.3	54	64.3	75.5	85.3
07-19	**5074**	**27**	**4636**	**84**	**259**	**16**	**12**	**0**	**16**	**18**	**5**	**0**	**1**	**4069**	**80.2**	**3370**	**66.4**	**2481**	**48.9**	**69.9**	**81.7**
06-22	**5883**	**30**	**5392**	**88**	**298**	**21**	**12**	**0**	**16**	**19**	**6**	**0**	**1**	**4722**	**80.3**	**3929**	**66.8**	**2914**	**49.5**	**70.3**	**82.1**
06-00	**6104**	**30**	**5604**	**88**	**305**	**22**	**12**	**0**	**16**	**20**	**6**	**0**	**1**	**4921**	**80.6**	**4105**	**67.3**	**3057**	**50.1**	**70.4**	**82.4**
00-00	**6320**	**31**	**5792**	**90**	**326**	**22**	**12**	**0**	**17**	**23**	**6**	**0**	**1**	**5115**	**80.9**	**4280**	**67.7**	**3212**	**50.8**	**70.8**	**83.2**

DRAFT

Site 6
Location R154, att 60kmh sign, Lat 53.52413, Long -6.66236
Direction Two way

3279 / Meath/Cavan/Monaghan ATC's
October 2013
Automatic Traffic Count

Sun, 13 October 2013

Time	Total	Classification												>PSL	>PSL%	>SL1	>SL1%	>SL2	>SL2%	Mean	Vpp
		1 MCL	2 SV	3 SVT	4 TB2	5 TB3	6 T4	7 ART3	8 ART4	9 ART5	10 ART6	11 BD	12 DRT	60	60	65 +5kph	65 +5kph	70 +10kph	70 +10kph		85
0000	83	0	81	0	2	0	0	0	0	0	0	0	0	68	81.9	60	72.3	52	62.7	75	87.8
0100	54	0	51	0	3	0	0	0	0	0	0	0	0	42	77.8	37	68.5	34	63	75.4	92.9
0200	29	0	27	0	2	0	0	0	0	0	0	0	0	25	86.2	24	82.8	21	72.4	79.2	96.8
0300	30	0	25	0	5	0	0	0	0	0	0	0	0	29	96.7	27	90	26	86.7	86.6	103
0400	32	0	29	0	3	0	0	0	0	0	0	0	0	26	81.3	25	78.1	23	71.9	78.6	91.4
0500	26	0	21	0	5	0	0	0	0	0	0	0	0	24	92.3	24	92.3	23	88.5	86.3	99.7
0600	53	0	48	0	4	0	0	0	0	1	0	0	0	53	100	52	98.1	49	92.5	85	96.5
0700	100	0	90	0	8	0	0	0	0	1	1	0	0	93	93	90	90	82	82	82.7	97.2
0800	128	1	121	1	4	0	0	0	0	1	0	0	0	118	92.2	113	88.3	98	76.6	80.1	94.3
0900	180	3	162	2	11	1	0	1	0	0	0	0	0	155	86.1	141	78.3	116	64.4	75.2	87.5
1000	319	13	293	4	7	0	0	1	1	0	0	0	0	234	73.4	200	62.7	158	49.5	69.7	84.6
1100	**357**	**12**	**325**	**5**	**13**	**0**	**2**	**0**	**0**	**0**	**0**	**0**	**0**	**292**	**81.8**	**226**	**63.3**	**172**	**48.2**	**69.8**	**81.7**
1200	496	6	469	7	13	0	0	0	0	1	0	0	0	379	76.4	299	60.3	214	43.1	68.6	82.1
1300	**549**	**10**	**494**	**22**	**20**	**1**	**0**	**1**	**1**	**0**	**0**	**0**	**0**	**415**	**75.6**	**338**	**61.6**	**240**	**43.7**	**68.1**	**79.9**
1400	474	6	447	4	14	0	2	0	0	0	1	0	0	389	82.1	312	65.8	240	50.6	70.2	81.4
1500	465	9	442	1	12	1	0	0	0	0	0	0	0	370	79.6	324	69.7	259	55.7	71.3	83.5
1600	468	5	440	8	14	0	1	0	0	0	0	0	0	390	83.3	300	64.1	219	46.8	70.4	82.1
1700	416	3	388	14	6	1	0	0	2	0	0	0	2	340	81.7	264	63.5	204	49	70.7	83.5
1800	396	2	379	2	13	0	0	0	0	0	0	0	0	329	83.1	270	68.2	217	54.8	71.4	83.2
1900	344	0	327	3	11	1	0	1	1	0	0	0	0	260	75.6	227	66	182	52.9	70	82.1
2000	213	0	197	1	13	0	0	0	1	1	0	0	0	138	64.8	112	52.6	78	36.6	66.1	80.6
2100	155	1	148	1	4	1	0	0	0	0	0	0	0	119	76.8	108	69.7	84	54.2	72	86.8
2200	88	0	88	0	0	0	0	0	0	0	0	0	0	81	92	74	84.1	65	73.9	77.4	90.7
2300	77	0	74	0	3	0	0	0	0	0	0	0	0	68	88.3	59	76.6	52	67.5	77.7	91.4
07-19	**4348**	**70**	**4050**	**70**	**135**	**4**	**5**	**3**	**4**	**3**	**2**	**0**	**2**	**3504**	**80.6**	**2877**	**66.2**	**2219**	**51**	**70.8**	**83.5**
06-22	**5113**	**71**	**4770**	**75**	**167**	**6**	**5**	**4**	**6**	**5**	**2**	**0**	**2**	**4074**	**79.7**	**3376**	**66**	**2612**	**51.1**	**70.7**	**83.5**
06-00	**5278**	**71**	**4932**	**75**	**170**	**6**	**5**	**4**	**6**	**5**	**2**	**0**	**2**	**4223**	**80**	**3509**	**66.5**	**2729**	**51.7**	**70.9**	**83.9**
00-00	**5532**	**71**	**5166**	**75**	**190**	**6**	**5**	**4**	**6**	**5**	**2**	**0**	**2**	**4437**	**80.2**	**3706**	**67**	**2908**	**52.6**	**71.3**	**84.6**

DRAFT

Site 6
Location R154, att 60kmh sign, Lat 53.52413, Long -6.66236
Direction Two way

3279 / Meath/Cavan/Monaghan ATC's
October 2013
Automatic Traffic Count

Virtual Day (7)

Time	Total	Classification												>PSL	>PSL%	>SL1	>SL1%	>SL2	>SL2%	Mean	Vpp
		1 MCL	2 SV	3 SVT	4 TB2	5 TB3	6 T4	7 ART3	8 ART4	9 ART5	10 ART6	11 BD	12 DRT	60	60	65 +5kph	65 +5kph	70 +10kph	70 +10kph		85
0000	55	0	54	0	1	0	0	0	0	0	0	0	0	47	84.7	40	72.5	34	61	75.8	92.5
0100	29	0	27	0	2	0	0	0	0	0	0	0	0	23	78.6	21	72.3	19	63.6	77.9	99.7
0200	17	0	13	0	3	0	0	0	0	1	0	0	0	15	88.9	14	82.9	12	72.6	80.4	96.8
0300	20	0	16	0	4	0	0	0	0	0	0	0	0	19	95.7	17	87.8	16	79.9	86	101.2
0400	39	0	31	0	6	0	0	0	1	1	0	0	0	36	90.9	34	86.2	32	81.9	83.6	100.1
0500	65	0	52	0	10	0	0	0	1	1	1	0	0	63	96.5	61	94.1	58	89	86.2	100.1
0600	221	1	191	1	22	0	3	0	0	1	2	0	0	210	94.7	198	89.6	175	78.9	79.2	90.7
0700	503	3	446	3	40	2	3	0	1	2	2	0	0	424	84.3	358	71.2	271	53.8	71.3	82.1
0800	**565**	**3**	**498**	**5**	**47**	**2**	**4**	**0**	**3**	**2**	**2**	**0**	**0**	**415**	**73.5**	**341**	**60.3**	**242**	**42.7**	**68.1**	**79.6**
0900	408	2	348	5	40	2	4	1	2	3	2	0	0	311	76.2	260	63.8	200	49.2	69.5	81.7
1000	336	3	286	8	29	1	2	0	2	3	2	0	0	263	78.4	221	65.8	168	50.1	70.2	83.2
1100	336	2	285	7	28	3	3	0	2	2	1	0	0	261	77.9	212	63.1	161	48	69.5	82.1
1200	400	2	346	9	29	2	3	0	1	2	2	0	0	301	75.3	247	61.7	185	46.4	68.7	81.7
1300	415	3	363	9	30	2	1	0	2	2	2	0	0	321	77.4	266	64	201	48.3	69.4	81.7
1400	434	3	371	8	39	2	4	0	2	3	2	0	0	342	78.9	280	64.5	213	49.1	70	82.8
1500	448	3	397	5	31	2	3	0	2	2	2	0	0	349	78	287	64.2	213	47.7	69.6	81.7
1600	553	3	490	11	38	1	5	0	1	2	2	0	0	401	72.5	329	59.5	241	43.6	67.8	80.3
1700	**687**	**3**	**617**	**9**	**46**	**1**	**4**	**1**	**2**	**2**	**1**	**0**	**1**	**482**	**70.1**	**379**	**55.2**	**265**	**38.5**	**66.7**	**78.5**
1800	613	3	570	7	27	2	1	0	1	1	1	0	0	431	70.3	333	54.4	228	37.1	66.5	78.5
1900	411	1	382	5	18	1	0	0	1	1	1	0	0	294	71.6	235	57.2	166	40.3	67.1	78.5
2000	249	0	232	3	11	1	0	0	0	1	0	0	0	191	76.8	158	63.4	119	47.7	69.8	82.4
2100	195	0	183	2	8	1	0	0	0	0	0	0	0	155	79.2	130	66.3	100	51.2	71.3	85.7
2200	133	0	127	0	5	1	0	0	0	0	0	0	0	114	85.5	97	73.1	81	60.6	74.4	87.8
2300	87	0	81	0	4	0	0	0	0	1	0	0	0	72	82.7	64	73.4	54	61.7	74.8	89.3
07-19	**5696**	**32**	**5016**	**86**	**424**	**24**	**39**	**4**	**21**	**27**	**20**	**1**	**1**	**4302**	**75.5**	**3513**	**61.7**	**2587**	**45.4**	**68.7**	**80.6**
06-22	**6773**	**35**	**6005**	**95**	**484**	**28**	**42**	**4**	**23**	**30**	**23**	**1**	**1**	**5152**	**76.1**	**4233**	**62.5**	**3146**	**46.5**	**69.1**	**81.4**
06-00	**6993**	**35**	**6214**	**96**	**493**	**29**	**42**	**4**	**23**	**32**	**23**	**1**	**1**	**5338**	**76.3**	**4395**	**62.8**	**3281**	**46.9**	**69.2**	**81.7**
00-00	**7219**	**35**	**6407**	**96**	**518**	**29**	**42**	**4**	**25**	**35**	**24**	**1**	**1**	**5540**	**76.7**	**4582**	**63.5**	**3451**	**47.8**	**69.6**	**82.1**

DRAFT

Site 6
Location R154, att 60kmh sign, Lat 53.52413, Long -6.66236
Direction Two way

3279 / Meath/Cavan/Monaghan ATC's
October 2013
Automatic Traffic Count

Virtual Week (1)

Time	Total	Classification												>PSL	>PSL%	>SL1	>SL1%	>SL2	>SL2%	Mean	Vpp
		1 MCL	2 SV	3 SVT	4 TB2	5 TB3	6 T4	7 ART3	8 ART4	9 ART5	10 ART6	11 BD	12 DRT	60	60	65 +5kph	65 +5kph	70 +10kph	70 +10kph		85
Mon	7436	21	6517	94	607	29	44	8	31	54	29	1	1	5529	74.4	4526	60.9	3359	45.2	68.8	81.4
Tue	7637	17	6702	116	606	25	52	6	34	46	28	4	1	5632	73.7	4539	59.4	3348	43.8	68.3	80.3
Wed	7593	39	6649	93	596	44	58	5	32	47	28	0	2	5736	75.5	4857	64	3682	48.5	69.5	82.4
Thu	8009	36	7030	88	646	38	66	5	25	33	39	1	2	6255	78.1	5251	65.6	4050	50.6	70.3	82.8
Fri	8004	33	6996	119	656	40	58	2	27	36	34	2	1	6078	75.9	4917	61.4	3600	45	69.1	81.7
| Sat	6320	31	5792	90	326	22	12	0	17	23	6	0	1	5115	80.9	4280	67.7	3212	50.8	70.8	83.2
| Sun	5532	71	5166	75	190	6	5	4	6	5	2	0	2	4437	80.2	3706	67	2908	52.6	71.3	84.6
5 Day Ave.	**7736**	**29**	**6779**	**102**	**622**	**35**	**56**	**5**	**30**	**43**	**32**	**2**	**1**	**5846**	**75.6**	**4818**	**62.3**	**3608**	**46.6**	**69.2**	**81.7**
7 Day Ave.	**7219**	**35**	**6407**	**96**	**518**	**29**	**42**	**4**	**25**	**35**	**24**	**1**	**1**	**5540**	**76.7**	**4582**	**63.5**	**3451**	**47.8**	**69.6**	**82.1**
--	**50531**	**248**	**44852**	**675**	**3627**	**204**	**295**	**30**	**172**	**244**	**166**	**8**	**10**	**38782**	**76.7**	**32076**	**63.5**	**24159**	**47.8**	**69.6**	**82.1**

Summary Graphs

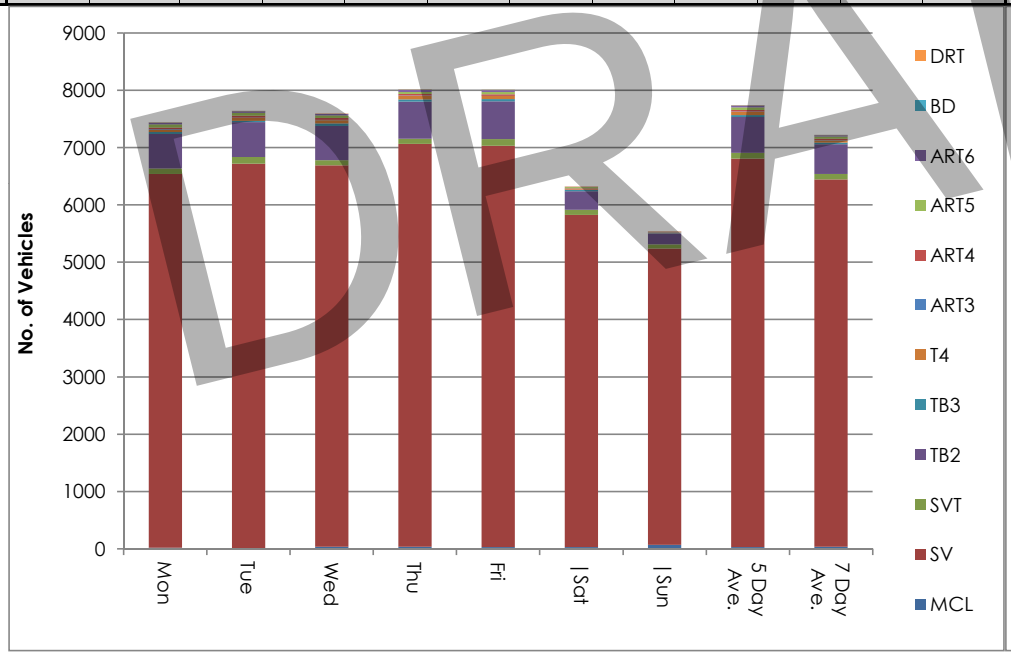

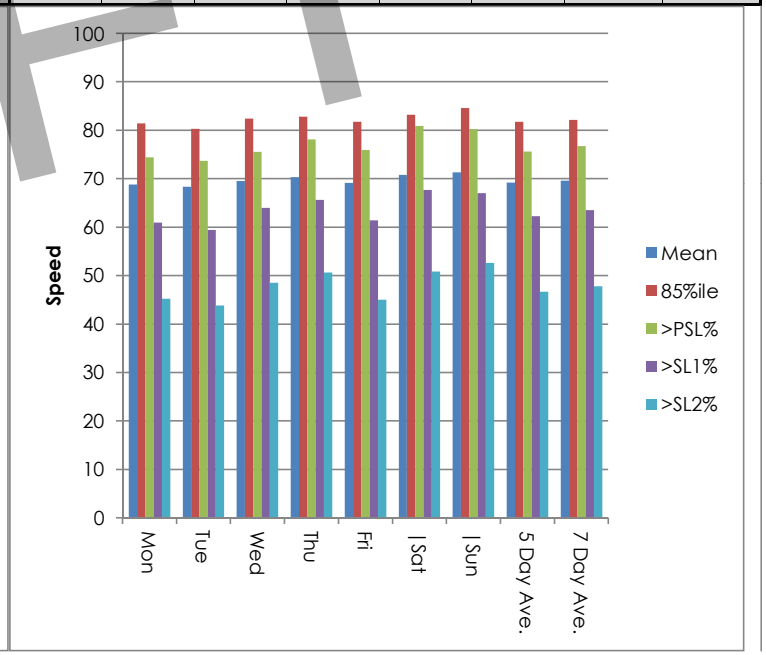

DRAFT

Site 6
Location R154, att 60kmh sign, Lat 53.52413, Long -6.66236
Direction Two way

3279 / Meath/Cavan/Monaghan ATC's
October 2013
Automatic Traffic Count

Mon, 7 October 2013

Time	Total	Speed Bins (km/h)																											
		0 - 5	5 - 10	10 - 15	15 - 20	20 - 25	25 - 30	30 - 35	35 - 40	40 - 45	45 - 50	50 - 55	55 - 60	60 - 65	65 - 70	70 - 75	75 - 80	80 - 85	85 - 90	90 - 95	95 - 100	100 - 105	105 - 110	110 - 115	115 - 120	120 - 125	125 - 130	130 - 135	135 - 140
0000	54	0	0	0	0	0	0	1	0	0	0	1	2	12	10	10	3	3	5	2	1	2	1	1	0	0	0	0	0
0100	25	0	0	0	0	0	0	0	0	0	1	1	1	2	1	1	2	4	4	1	2	4	1	0	0	0	0	0	0
0200	5	0	0	0	0	0	0	0	0	0	0	1	0	1	0	0	1	1	0	1	0	0	0	0	0	0	0	0	0
0300	19	0	0	0	0	0	0	0	0	0	0	0	0	1	4	1	4	1	0	2	1	3	1	0	0	0	1	0	0
0400	45	0	0	0	0	0	0	0	0	0	0	1	2	2	1	2	6	9	8	7	2	2	1	1	1	0	0	0	0
0500	78	0	0	0	0	0	0	1	0	0	0	1	1	2	3	6	8	8	12	14	11	6	0	2	1	2	0	0	0
0600	243	0	0	0	0	0	0	1	0	0	5	3	9	15	20	37	49	38	26	16	12	5	3	4	0	0	0	0	0
0700	676	0	0	0	0	0	0	0	0	4	16	26	76	89	122	137	104	58	23	13	3	4	1	0	0	0	0	0	0
0800	**701**	**0**	**0**	**0**	**0**	**0**	**0**	**0**	**3**	**7**	**24**	**74**	**86**	**112**	**127**	**111**	**73**	**50**	**22**	**6**	**3**	**3**	**0**	**0**	**0**	**0**	**0**	**0**	**0**
0900	462	0	0	0	0	0	1	1	2	3	26	42	73	55	73	63	47	44	18	8	1	3	1	1	0	0	0	0	0
1000	287	0	0	0	0	0	0	2	2	9	5	15	16	35	43	53	35	30	16	14	6	1	3	0	0	0	0	0	2
1100	290	0	0	0	0	0	0	0	2	2	6	12	14	33	37	39	59	38	12	14	10	7	3	2	0	0	0	0	0
1200	370	0	0	0	0	1	0	2	8	8	17	25	41	47	59	57	41	29	14	9	5	5	1	1	0	0	0	0	0
1300	335	0	0	0	0	0	0	0	2	7	10	15	47	48	54	44	38	32	17	12	4	2	3	0	0	0	0	0	0
1400	392	0	0	0	0	0	0	0	2	2	11	38	41	40	59	68	48	34	20	17	8	2	2	0	0	0	0	0	0
1500	391	0	0	0	0	0	2	1	3	2	13	35	40	47	68	64	40	37	24	10	0	4	1	0	0	0	0	0	0
1600	507	0	0	0	0	0	0	0	0	11	19	41	56	64	82	96	64	36	20	8	7	3	0	0	0	0	0	0	0
1700	**805**	**0**	**0**	**0**	**0**	**0**	**4**	**10**	**10**	**21**	**49**	**71**	**107**	**111**	**138**	**117**	**91**	**44**	**16**	**8**	**2**	**3**	**1**	**2**	**0**	**0**	**0**	**0**	**0**
1800	666	0	0	0	0	0	0	0	4	13	64	71	94	105	112	83	53	39	17	5	4	0	1	1	0	0	0	0	0
1900	437	0	0	0	0	0	0	0	1	12	26	28	67	81	73	61	45	20	13	2	4	1	1	0	1	1	0	0	0
2000	250	0	0	0	0	0	0	1	2	2	11	21	22	39	31	38	32	27	9	7	4	2	1	1	0	0	0	0	0
2100	195	0	0	0	0	0	0	0	2	1	9	13	33	36	27	28	16	10	7	5	4	2	0	1	0	0	0	0	1
2200	132	0	0	0	0	0	0	0	0	2	4	6	24	16	18	17	12	12	9	1	5	2	0	2	0	0	1	0	1
2300	71	0	0	1	0	0	0	1	0	3	4	2	10	10	5	8	4	5	7	3	0	2	2	2	0	0	2	0	0
07-19	**5882**	**0**	**0**	**0**	**0**	**1**	**7**	**16**	**38**	**89**	**260**	**465**	**691**	**786**	**974**	**932**	**693**	**471**	**219**	**124**	**53**	**37**	**17**	**7**	**0**	**0**	**0**	**0**	**2**
06-22	**7007**	**0**	**0**	**0**	**0**	**1**	**7**	**18**	**43**	**104**	**311**	**530**	**822**	**957**	**1125**	**1096**	**835**	**566**	**274**	**154**	**77**	**47**	**22**	**13**	**1**	**1**	**0**	**0**	**3**
06-00	**7210**	**0**	**0**	**1**	**0**	**1**	**7**	**19**	**43**	**109**	**319**	**538**	**856**	**983**	**1148**	**1121**	**851**	**583**	**290**	**158**	**82**	**51**	**24**	**17**	**1**	**1**	**3**	**0**	**4**
00-00	**7436**	**0**	**0**	**1**	**0**	**1**	**7**	**21**	**43**	**109**	**320**	**543**	**862**	**1003**	**1167**	**1141**	**875**	**609**	**319**	**185**	**99**	**68**	**28**	**21**	**3**	**3**	**4**	**0**	**4**

DRAFT

Site 6
Location R154, att 60kmh sign, Lat 53.52413, Long -6.66236
Direction Two way

3279 / Meath/Cavan/Monaghan ATC's
October 2013
Automatic Traffic Count

Tue, 8 October 2013

Time	Total	Speed Bins (km/h)																											
		0 - 5	5 - 10	10 - 15	15 - 20	20 - 25	25 - 30	30 - 35	35 - 40	40 - 45	45 - 50	50 - 55	55 - 60	60 - 65	65 - 70	70 - 75	75 - 80	80 - 85	85 - 90	90 - 95	95 - 100	100 - 105	105 - 110	110 - 115	115 - 120	120 - 125	125 - 130	130 - 135	135 - 140
0000	39	0	0	0	0	0	0	0	2	1	2	1	6	0	4	4	4	2	3	5	1	2	0	1	0	1	0	0	0
0100	17	0	0	0	0	0	0	0	0	0	2	0	1	1	3	1	2	2	0	0	1	3	0	0	0	0	0	1	0
0200	17	0	0	0	0	0	0	0	0	0	0	0	0	0	1	2	2	4	1	2	2	3	0	0	0	0	0	0	0
0300	17	0	0	0	0	0	0	0	0	0	0	0	2	1	1	4	3	1	1	2	0	1	0	0	0	0	1	0	0
0400	33	0	0	0	0	0	0	0	0	1	0	1	1	2	0	5	0	6	5	4	1	1	4	1	1	0	0	0	0
0500	81	0	0	0	0	0	0	0	0	0	1	1	3	1	4	7	12	13	12	8	11	3	1	2	1	1	0	0	0
0600	293	0	0	0	0	0	0	0	1	0	6	10	5	25	39	45	42	42	35	15	16	8	3	1	0	0	0	0	0
0700	681	1	0	0	0	0	0	0	2	1	11	34	64	121	140	145	81	33	25	12	5	2	2	2	0	0	0	0	0
0800	**768**	**0**	**0**	**0**	**0**	**0**	**0**	**2**	**4**	**9**	**46**	**85**	**93**	**96**	**143**	**140**	**81**	**42**	**13**	**7**	**3**	**2**	**1**	**0**	**0**	**1**	**0**	**0**	**0**
0900	474	0	0	0	0	0	0	0	3	10	13	25	47	82	72	99	58	41	12	4	3	1	4	0	0	0	0	0	0
1000	299	0	1	0	0	0	0	0	2	1	11	27	36	39	40	54	41	21	12	6	5	2	0	0	0	0	0	0	1
1100	306	0	0	0	0	0	0	0	1	4	11	27	33	39	41	59	36	18	18	15	3	1	0	0	0	0	0	0	0
1200	335	0	0	0	0	0	1	1	2	7	15	15	32	41	57	52	45	32	27	5	2	1	0	0	0	0	0	0	0
1300	349	0	0	0	0	0	0	0	0	9	17	27	36	41	54	36	62	32	18	8	4	3	2	0	0	0	0	0	0
1400	353	0	0	1	0	2	1	0	7	7	8	19	43	54	54	51	52	23	13	9	2	0	5	1	0	1	0	0	0
1500	450	0	0	0	0	0	0	0	6	12	22	36	49	76	57	68	49	40	11	9	7	6	2	0	0	0	0	0	0
1600	597	0	0	0	0	0	1	0	6	14	39	68	91	86	99	69	61	37	12	8	5	1	0	0	0	0	0	0	0
1700	**823**	**0**	**0**	**0**	**0**	**1**	**6**	**0**	**5**	**18**	**58**	**100**	**140**	**139**	**134**	**94**	**70**	**33**	**13**	**9**	**2**	**1**	**0**	**0**	**0**	**0**	**0**	**0**	**0**
1800	652	0	0	0	0	0	0	0	1	16	32	69	71	102	107	88	91	40	24	8	2	0	0	0	0	1	0	0	0
1900	430	0	0	0	0	0	0	0	2	4	15	40	59	66	63	72	56	30	11	6	6	0	0	0	0	0	0	0	0
2000	227	0	0	0	0	0	1	0	0	3	9	17	14	30	36	33	39	13	11	7	8	2	2	2	0	0	0	0	0
2100	198	0	0	0	0	0	0	0	0	2	12	15	23	30	24	22	26	16	13	5	4	2	3	0	1	0	0	0	0
2200	122	0	0	0	0	0	0	0	0	0	1	3	8	15	8	22	13	20	12	10	3	4	3	0	0	0	0	0	0
2300	76	0	0	0	0	0	0	0	0	2	1	5	7	6	10	8	14	9	6	1	1	1	4	0	0	0	1	0	0
07-19	**6087**	**1**	**1**	**1**	**0**	**3**	**9**	**3**	**39**	**108**	**283**	**532**	**735**	**916**	**998**	**955**	**727**	**392**	**198**	**100**	**43**	**20**	**16**	**3**	**0**	**3**	**0**	**0**	**1**
06-22	**7235**	**1**	**1**	**1**	**0**	**3**	**10**	**3**	**42**	**117**	**325**	**614**	**836**	**1067**	**1160**	**1127**	**890**	**493**	**268**	**133**	**77**	**32**	**24**	**6**	**1**	**3**	**0**	**0**	**1**
06-00	**7433**	**1**	**1**	**1**	**0**	**3**	**10**	**3**	**42**	**119**	**327**	**622**	**851**	**1088**	**1178**	**1157**	**917**	**522**	**286**	**144**	**81**	**37**	**31**	**6**	**1**	**3**	**1**	**0**	**1**
00-00	**7637**	**1**	**1**	**1**	**0**	**3**	**10**	**3**	**44**	**121**	**332**	**625**	**864**	**1093**	**1191**	**1180**	**940**	**550**	**308**	**165**	**97**	**50**	**36**	**10**	**3**	**5**	**2**	**1**	**1**

DRAFT

Site 6
Location R154, att 60kmh sign, Lat 53.52413, Long -6.66236
Direction Two way

3279 / Meath/Cavan/Monaghan ATC's
October 2013
Automatic Traffic Count

Wed, 9 October 2013

Time	Total	Speed Bins (km/h)																											
		0 - 5	5 - 10	10 - 15	15 - 20	20 - 25	25 - 30	30 - 35	35 - 40	40 - 45	45 - 50	50 - 55	55 - 60	60 - 65	65 - 70	70 - 75	75 - 80	80 - 85	85 - 90	90 - 95	95 - 100	100 - 105	105 - 110	110 - 115	115 - 120	120 - 125	125 - 130	130 - 135	135 - 140
0000	60	0	0	0	0	0	0	0	0	1	0	0	6	12	8	6	12	3	5	1	0	1	1	2	0	2	0	0	0
0100	36	0	0	0	0	0	0	0	0	1	3	2	7	1	4	3	2	3	3	2	2	1	2	0	0	0	0	0	0
0200	14	0	0	0	0	0	0	0	0	0	0	1	1	0	2	1	2	2	0	1	1	0	2	0	0	1	0	0	0
0300	14	0	0	0	0	0	0	0	0	0	0	1	0	0	0	0	0	2	5	1	4	0	0	0	0	1	0	0	0
0400	42	0	0	0	0	0	0	0	0	0	1	1	2	1	3	4	7	7	0	5	3	3	2	1	1	1	0	0	0
0500	78	0	0	0	0	0	0	0	0	0	0	0	1	2	8	4	15	9	10	5	6	12	1	2	2	0	1	0	0
0600	308	0	0	0	0	0	0	0	0	0	0	5	5	12	35	49	77	56	31	18	12	5	1	0	1	0	0	1	0
0700	609	0	0	0	1	0	1	0	0	2	11	23	54	75	110	118	98	47	33	24	5	4	1	1	0	1	0	0	0
0800	**720**	**0**	**0**	**0**	**0**	**1**	**0**	**2**	**3**	**9**	**32**	**60**	**93**	**105**	**132**	**108**	**90**	**42**	**18**	**18**	**6**	**0**	**1**	**0**	**0**	**0**	**0**	**0**	**0**
0900	459	0	0	0	0	0	0	2	2	8	20	36	63	41	74	78	63	36	16	10	6	3	0	1	0	0	0	0	0
1000	328	0	0	0	0	0	1	1	1	2	13	19	29	35	49	48	36	41	32	12	4	3	1	0	0	0	1	0	0
1100	305	0	0	0	0	0	1	1	2	4	13	21	29	45	55	40	41	24	12	11	3	0	3	0	0	0	0	0	0
1200	338	0	0	0	0	1	0	0	0	7	13	34	36	34	41	59	44	26	22	14	3	2	0	1	1	0	0	0	0
1300	367	0	0	0	0	1	0	4	3	7	5	40	36	41	56	58	51	27	20	10	7	1	0	0	0	0	0	0	0
1400	396	0	0	0	0	0	0	0	0	9	20	27	38	49	58	63	50	28	26	13	10	4	1	0	0	0	0	0	0
1500	423	0	0	0	0	0	1	0	0	1	16	23	49	46	83	68	58	34	23	9	8	2	0	1	0	1	0	0	0
1600	566	0	0	0	0	0	0	0	5	32	49	44	52	47	69	83	61	52	32	22	11	4	1	2	0	0	0	0	0
1700	**759**	**0**	**0**	**0**	**0**	**1**	**1**	**0**	**8**	**20**	**21**	**70**	**119**	**87**	**114**	**119**	**92**	**52**	**28**	**16**	**4**	**4**	**1**	**0**	**1**	**0**	**1**	**0**	**0**
1800	684	0	0	0	0	0	2	4	8	15	35	56	105	116	109	74	72	46	24	9	4	4	1	0	0	0	0	0	0
1900	407	0	0	0	0	0	1	3	24	14	12	31	52	54	59	55	51	20	18	5	4	0	1	2	1	0	0	0	0
2000	250	0	0	0	0	1	0	0	1	3	4	8	28	24	31	51	40	23	16	7	8	2	1	0	1	1	0	0	0
2100	202	0	0	0	0	0	0	0	0	0	1	14	14	29	42	40	23	10	11	9	5	2	1	0	0	1	0	0	0
2200	131	0	0	0	0	0	0	0	0	0	2	5	11	14	19	20	14	19	10	10	1	3	0	2	0	0	0	1	0
2300	97	0	0	0	0	0	0	0	0	0	1	3	8	9	14	19	11	13	5	2	4	4	1	1	2	0	0	0	0
07-19	**5954**	**0**	**0**	**0**	**1**	**4**	**7**	**14**	**32**	**116**	**248**	**453**	**703**	**721**	**950**	**916**	**756**	**455**	**286**	**168**	**71**	**31**	**10**	**6**	**2**	**2**	**2**	**0**	**0**
06-22	**7121**	**0**	**0**	**0**	**1**	**5**	**8**	**17**	**57**	**133**	**265**	**511**	**802**	**840**	**1117**	**1111**	**947**	**564**	**362**	**207**	**100**	**40**	**14**	**8**	**5**	**4**	**2**	**1**	**0**
06-00	**7349**	**0**	**0**	**0**	**1**	**5**	**8**	**17**	**57**	**133**	**268**	**519**	**821**	**863**	**1150**	**1150**	**972**	**596**	**377**	**219**	**105**	**47**	**15**	**11**	**7**	**4**	**2**	**2**	**0**
00-00	**7593**	**0**	**0**	**0**	**1**	**5**	**8**	**17**	**57**	**135**	**272**	**524**	**838**	**879**	**1175**	**1168**	**1010**	**622**	**400**	**234**	**121**	**64**	**23**	**16**	**10**	**9**	**3**	**2**	**0**

DRAFT

Site 6
Location R154, att 60kmh sign, Lat 53.52413, Long -6.66236
Direction Two way

3279 / Meath/Cavan/Monaghan ATC's
October 2013
Automatic Traffic Count

Thu, 10 October 2013

Time	Total	Speed Bins (km/h)																												
		0 - 5	5 - 10	10 - 15	15 - 20	20 - 25	25 - 30	30 - 35	35 - 40	40 - 45	45 - 50	50 - 55	55 - 60	60 - 65	65 - 70	70 - 75	75 - 80	80 - 85	85 - 90	90 - 95	95 - 100	100 - 105	105 - 110	110 - 115	115 - 120	120 - 125	125 - 130	130 - 135	135 - 140
0000	47	0	0	0	0	0	0	0	0	1	1	3	4	4	4	4	4	4	5	4	3	1	2	2	0	1	0	0	0
0100	20	0	0	0	0	0	0	0	0	0	0	1	0	2	2	2	3	2	2	2	3	0	0	1	0	0	0	0	0
0200	8	0	0	0	0	0	0	0	0	0	0	0	2	0	2	0	0	0	2	0	2	0	0	0	0	0	0	0	0
0300	21	0	0	0	0	0	0	0	0	0	0	0	0	1	0	2	2	4	2	4	1	1	1	1	1	0	1	0	0
0400	41	0	0	0	0	0	0	0	0	0	1	3	1	1	3	3	2	9	6	3	2	3	2	2	0	0	0	0	0
0500	77	0	0	0	0	0	0	0	0	0	0	0	1	1	2	9	10	10	13	14	7	5	3	1	1	0	0	0	0
0600	277	0	0	0	0	0	0	0	0	2	6	2	7	9	25	43	47	54	44	20	7	5	4	1	0	1	0	0	0
0700	648	0	0	0	1	0	0	0	0	1	10	24	69	85	103	143	108	67	15	14	3	3	2	0	0	0	0	0	0
0800	**711**	**0**	**0**	**0**	**0**	**0**	**0**	**0**	**3**	**9**	**20**	**58**	**103**	**98**	**139**	**109**	**91**	**47**	**22**	**7**	**1**	**1**	**3**	**0**	**0**	**0**	**0**	**0**	**0**
0900	495	0	0	0	0	0	0	0	0	2	7	43	61	56	57	82	73	59	16	28	4	6	1	0	0	0	0	0	0
1000	359	0	0	0	0	0	1	2	2	0	6	12	30	56	52	57	50	37	32	12	6	1	1	1	0	0	1	0	0
1100	281	0	0	2	0	0	0	1	2	8	15	17	23	33	31	38	37	32	23	13	3	3	0	0	0	0	0	0	0
1200	370	0	0	2	0	0	0	0	1	14	16	28	46	48	42	48	50	41	18	11	2	1	1	1	0	0	0	0	0
1300	390	0	0	0	0	1	0	0	0	4	17	21	31	39	58	65	56	47	23	13	8	3	3	0	0	0	1	0	0
1400	426	0	0	0	0	0	1	0	3	3	4	27	33	64	51	60	64	47	35	12	10	6	2	2	1	1	0	0	0
1500	436	0	0	1	0	0	0	0	0	2	19	23	39	65	76	60	48	41	31	15	11	3	0	1	1	0	0	0	0
1600	574	0	0	0	0	1	0	0	0	7	29	41	64	66	78	98	76	56	29	16	3	6	2	1	1	0	0	0	0
1700	**834**	**0**	**0**	**0**	**0**	**0**	**3**	**2**	**1**	**8**	**18**	**67**	**128**	**126**	**136**	**137**	**102**	**66**	**24**	**9**	**4**	**2**	**1**	**0**	**0**	**0**	**0**	**0**	**0**
1800	739	0	0	0	1	0	0	2	2	13	39	72	94	99	132	122	70	57	15	15	5	1	0	0	0	0	0	0	0
1900	456	0	0	0	0	0	0	0	8	3	19	38	50	57	88	83	55	24	18	8	2	3	0	0	0	0	0	0	0
2000	307	0	0	0	0	0	0	0	1	5	20	18	27	40	58	46	33	33	14	8	2	0	0	1	0	1	0	0	0
2100	231	0	0	0	0	0	0	0	0	0	4	11	15	24	34	48	26	22	22	11	5	4	2	3	0	0	0	0	0
2200	164	0	0	0	0	0	0	0	0	2	3	8	10	24	23	26	19	14	16	8	5	3	0	1	1	0	0	0	1
2300	97	0	0	0	0	0	0	0	0	1	2	4	10	6	5	13	13	14	9	8	5	4	2	0	0	0	1	0	0
07-19	**6263**	**0**	**0**	**5**	**2**	**2**	**5**	**7**	**14**	**71**	**200**	**433**	**721**	**835**	**955**	**1019**	**825**	**597**	**283**	**165**	**60**	**36**	**16**	**6**	**3**	**1**	**2**	**0**	**0**
06-22	**7534**	**0**	**0**	**5**	**2**	**2**	**5**	**7**	**23**	**81**	**249**	**502**	**820**	**965**	**1160**	**1239**	**986**	**730**	**381**	**212**	**76**	**48**	**22**	**11**	**3**	**3**	**2**	**0**	**0**
06-00	**7795**	**0**	**0**	**5**	**2**	**2**	**5**	**7**	**23**	**84**	**254**	**514**	**840**	**995**	**1188**	**1278**	**1018**	**758**	**406**	**228**	**86**	**55**	**24**	**12**	**4**	**3**	**3**	**0**	**1**
00-00	**8009**	**0**	**0**	**5**	**2**	**2**	**5**	**7**	**23**	**85**	**256**	**521**	**848**	**1004**	**1201**	**1298**	**1039**	**787**	**436**	**255**	**104**	**65**	**32**	**19**	**6**	**4**	**4**	**0**	**1**

DRAFT

Site 6
Location R154, att 60kmh sign, Lat 53.52413, Long -6.66236
Direction Two way

3279 / Meath/Cavan/Monaghan ATC's
October 2013
Automatic Traffic Count

Fri, 11 October 2013

Time	Total	Speed Bins (km/h)																											
		0 - 5	5 - 10	10 - 15	15 - 20	20 - 25	25 - 30	30 - 35	35 - 40	40 - 45	45 - 50	50 - 55	55 - 60	60 - 65	65 - 70	70 - 75	75 - 80	80 - 85	85 - 90	90 - 95	95 - 100	100 - 105	105 - 110	110 - 115	115 - 120	120 - 125	125 - 130	130 - 135	135 - 140
0000	50	0	0	0	0	0	0	1	0	0	1	5	0	5	5	7	7	4	3	2	6	1	2	1	0	0	0	0	0
0100	17	0	0	0	0	0	0	0	0	0	0	0	1	1	1	2	0	3	0	1	0	4	1	3	0	0	0	0	0
0200	13	0	0	0	0	0	0	0	0	0	0	1	0	0	1	2	2	0	2	3	1	1	0	0	0	0	0	0	0
0300	19	0	0	0	0	0	0	0	0	0	0	0	1	3	3	0	1	1	1	2	2	1	1	2	1	0	0	0	0
0400	43	0	0	0	0	0	0	0	0	0	0	0	2	4	0	3	2	8	10	6	2	3	1	2	0	0	0	0	0
0500	79	0	0	0	0	0	0	0	0	0	0	0	4	3	2	14	8	10	8	8	7	6	4	1	4	0	0	0	0
0600	277	0	0	0	0	0	0	0	0	0	1	7	5	12	38	43	45	46	28	22	13	9	5	3	0	0	0	0	0
0700	629	0	0	0	1	1	0	0	0	0	12	28	61	78	107	118	102	42	36	21	12	5	3	0	1	1	0	0	0
0800	**672**	**0**	**0**	**0**	**0**	**0**	**0**	**0**	**0**	**5**	**32**	**48**	**92**	**88**	**109**	**96**	**109**	**45**	**19**	**13**	**7**	**4**	**2**	**2**	**0**	**1**	**0**	**0**	**0**
0900	468	0	0	0	0	0	1	0	4	7	20	26	58	67	77	73	52	46	17	13	2	3	0	1	0	1	0	0	0
1000	347	0	0	1	0	0	0	0	0	4	10	18	48	33	52	59	44	39	23	9	3	1	2	1	0	0	0	0	0
1100	351	0	0	0	0	1	0	0	0	4	9	23	30	59	62	51	51	17	20	9	8	5	1	0	0	0	1	0	0
1200	399	0	0	0	0	1	1	1	0	2	11	26	28	56	82	68	57	22	21	14	5	3	0	0	0	1	0	0	0
1300	392	0	0	0	0	0	1	0	2	4	10	31	37	61	56	75	46	34	13	15	6	1	0	0	0	0	0	0	0
1400	474	0	0	0	0	0	0	0	0	2	26	18	62	70	76	67	50	45	29	22	3	3	1	0	0	0	0	0	0
1500	494	0	0	0	0	1	0	0	0	5	22	38	57	88	89	71	55	28	20	9	5	2	3	1	0	0	0	0	0
1600	655	0	0	0	0	1	0	2	5	14	51	83	67	97	96	95	70	39	22	8	5	0	0	0	0	0	0	0	0
1700	684	0	0	0	0	0	0	0	4	14	37	57	93	111	118	88	77	51	18	7	7	2	0	0	0	0	0	0	0
1800	**700**	**0**	**0**	**0**	**0**	**0**	**0**	**1**	**0**	**11**	**37**	**63**	**120**	**133**	**130**	**90**	**50**	**28**	**16**	**14**	**2**	**3**	**1**	**0**	**0**	**1**	**0**	**0**	**0**
1900	451	0	0	0	0	0	0	1	7	15	11	41	70	77	87	61	42	18	12	3	3	1	1	1	0	0	0	0	0
2000	281	0	0	0	0	0	0	0	0	1	13	21	31	47	49	31	29	26	20	6	3	3	1	0	0	0	0	0	0
2100	244	0	0	0	0	0	0	0	0	2	12	12	22	34	40	30	33	28	15	6	4	4	1	0	0	0	1	0	0
2200	159	0	0	0	0	0	0	0	0	1	2	5	16	24	23	15	27	19	11	10	4	2	0	0	0	0	0	0	0
2300	106	0	0	0	0	0	0	0	0	1	5	7	11	10	14	20	11	9	6	3	4	1	1	1	1	1	0	0	0
07-19	**6265**	**0**	**0**	**1**	**1**	**5**	**3**	**4**	**15**	**72**	**277**	**459**	**753**	**941**	**1054**	**951**	**763**	**436**	**254**	**154**	**65**	**32**	**13**	**5**	**1**	**5**	**1**	**0**	**0**
06-22	**7518**	**0**	**0**	**1**	**1**	**5**	**3**	**5**	**22**	**90**	**314**	**540**	**881**	**1111**	**1268**	**1116**	**912**	**554**	**329**	**191**	**88**	**49**	**21**	**9**	**1**	**5**	**2**	**0**	**0**
06-00	**7783**	**0**	**0**	**1**	**1**	**5**	**3**	**5**	**22**	**92**	**321**	**552**	**908**	**1145**	**1305**	**1151**	**950**	**582**	**346**	**204**	**96**	**52**	**22**	**10**	**2**	**6**	**2**	**0**	**0**
00-00	**8004**	**0**	**0**	**1**	**1**	**5**	**3**	**6**	**22**	**92**	**322**	**558**	**916**	**1161**	**1317**	**1179**	**970**	**608**	**370**	**226**	**114**	**68**	**31**	**19**	**7**	**6**	**2**	**0**	**0**

DRAFT

Site 6
Location R154, att 60kmh sign, Lat 53.52413, Long -6.66236
Direction Two way

3279 / Meath/Cavan/Monaghan ATC's
October 2013
Automatic Traffic Count

Sat, 12 October 2013

Time	Total	Speed Bins (km/h)																												
		0 - 5	5 - 10	10 - 15	15 - 20	20 - 25	25 - 30	30 - 35	35 - 40	40 - 45	45 - 50	50 - 55	55 - 60	60 - 65	65 - 70	70 - 75	75 - 80	80 - 85	85 - 90	90 - 95	95 - 100	100 - 105	105 - 110	110 - 115	115 - 120	120 - 125	125 - 130	130 - 135	135 - 140
0000	52	0	0	0	0	0	0	0	0	1	1	1	2	6	5	5	7	4	9	5	1	4	0	0	0	1	0	0	0
0100	37	0	0	0	0	0	0	0	0	2	5	1	3	1	4	1	5	3	3	3	1	1	2	0	0	1	0	1	0
0200	31	0	0	0	0	0	0	0	0	0	1	1	1	5	3	2	7	1	4	2	0	0	2	2	0	0	0	0	0
0300	19	0	0	0	0	0	0	0	0	0	0	0	1	3	2	0	1	1	4	1	2	2	1	0	0	1	0	0	0
0400	40	0	0	0	0	0	0	0	0	0	0	1	1	2	3	3	6	5	6	4	3	1	1	2	0	1	0	1	0
0500	37	0	0	0	0	0	0	0	0	0	0	0	0	2	3	5	3	4	8	2	6	1	1	1	0	0	1	0	0
0600	98	0	0	0	0	0	0	0	0	0	0	1	1	5	6	11	10	18	13	8	5	16	0	2	0	1	0	1	0
0700	175	0	0	0	0	0	0	0	0	0	1	4	5	11	20	21	26	28	19	17	6	7	5	2	2	0	1	0	0
0800	256	0	0	0	0	0	0	1	1	2	2	11	18	17	31	45	43	31	27	12	7	5	0	1	1	1	0	0	0
0900	316	0	0	0	0	0	0	2	2	4	11	10	20	38	40	64	44	36	21	14	2	3	5	0	0	0	0	0	0
1000	410	0	0	0	0	0	0	0	0	5	14	34	43	63	92	59	45	25	13	10	1	1	4	0	1	0	0	0	0
1100	**459**	**0**	**0**	**0**	**1**	**1**	**1**	**5**	**7**	**19**	**18**	**42**	**43**	**72**	**75**	**62**	**50**	**30**	**16**	**7**	**5**	**2**	**2**	**0**	**1**	**0**	**0**	**0**	**0**
1200	490	0	0	0	0	3	1	2	0	5	17	36	67	75	63	81	69	32	21	9	5	3	1	0	0	0	0	0	0
1300	**525**	**0**	**0**	**0**	**1**	**2**	**1**	**0**	**0**	**3**	**14**	**25**	**52**	**82**	**80**	**91**	**77**	**51**	**29**	**10**	**5**	**1**	**1**	**0**	**0**	**0**	**0**	**0**	**0**
1400	523	0	0	0	0	2	1	1	0	2	10	33	52	84	98	81	64	50	35	4	2	3	1	0	0	0	0	0	0
1500	476	0	0	0	0	0	0	0	0	2	8	27	39	66	80	91	80	38	23	7	10	1	3	0	0	1	0	0	0
1600	503	0	0	0	1	0	1	0	1	2	16	22	51	53	110	92	77	37	22	7	8	2	1	0	0	0	0	0	0
1700	488	0	0	0	2	0	0	0	1	3	9	22	51	67	103	79	59	46	24	12	3	3	2	2	0	0	0	0	0
1800	453	0	0	0	0	0	0	0	0	2	11	27	50	71	97	80	53	35	13	7	6	1	0	0	0	0	0	0	0
1900	351	0	0	0	0	0	0	2	3	2	9	21	41	48	70	63	40	18	16	8	5	3	1	1	0	0	0	0	0
2000	217	0	0	0	0	0	0	0	1	3	3	16	22	28	35	27	33	15	11	7	6	7	1	2	0	0	0	0	0
2100	143	0	0	0	0	0	0	0	2	0	5	12	12	13	15	20	21	10	13	10	5	2	1	2	0	0	0	0	0
2200	137	0	0	0	0	0	0	0	0	1	1	5	8	16	17	21	27	14	13	6	4	2	1	0	1	0	0	0	0
2300	84	0	0	0	0	0	0	0	0	0	1	1	5	7	16	15	9	13	8	5	2	0	1	0	1	0	0	0	0
07-19	**5074**	**0**	**0**	**0**	**5**	**8**	**5**	**11**	**12**	**49**	**131**	**293**	**491**	**699**	**889**	**846**	**687**	**439**	**263**	**116**	**60**	**32**	**25**	**5**	**5**	**2**	**1**	**0**	**0**
06-22	**5883**	**0**	**0**	**0**	**5**	**8**	**5**	**13**	**18**	**54**	**148**	**343**	**567**	**793**	**1015**	**967**	**791**	**500**	**316**	**149**	**81**	**60**	**28**	**12**	**5**	**3**	**1**	**1**	**0**
06-00	**6104**	**0**	**0**	**0**	**5**	**8**	**5**	**13**	**18**	**55**	**150**	**349**	**580**	**816**	**1048**	**1003**	**827**	**527**	**337**	**160**	**87**	**62**	**30**	**12**	**7**	**3**	**1**	**1**	**0**
00-00	**6320**	**0**	**0**	**0**	**5**	**8**	**5**	**13**	**18**	**58**	**157**	**353**	**588**	**835**	**1068**	**1019**	**856**	**545**	**371**	**177**	**100**	**71**	**37**	**17**	**7**	**7**	**2**	**3**	**0**

DRAFT

Site 6
Location R154, att 60kmh sign, Lat 53.52413, Long -6.66236
Direction Two way

3279 / Meath/Cavan/Monaghan ATC's
October 2013
Automatic Traffic Count

Sun, 13 October 2013

Time	Total	Speed Bins (km/h)																												
		0 - 5	5 - 10	10 - 15	15 - 20	20 - 25	25 - 30	30 - 35	35 - 40	40 - 45	45 - 50	50 - 55	55 - 60	60 - 65	65 - 70	70 - 75	75 - 80	80 - 85	85 - 90	90 - 95	95 - 100	100 - 105	105 - 110	110 - 115	115 - 120	120 - 125	125 - 130	130 - 135	135 - 140
0000	83	0	0	0	0	0	0	0	0	1	3	4	7	8	8	6	18	8	11	2	4	2	0	0	0	0	1	0	0
0100	54	0	0	0	0	0	0	0	0	2	4	3	3	5	3	4	6	7	8	2	3	0	2	1	1	0	0	0	0
0200	29	0	0	0	0	0	0	0	0	0	0	3	1	1	3	2	4	6	2	2	3	0	1	1	0	0	0	0	0
0300	30	0	0	0	0	0	0	0	0	0	1	0	0	2	1	1	3	6	6	3	2	1	1	2	1	0	0	0	0
0400	32	0	0	0	0	0	0	0	0	1	0	2	3	1	2	2	5	3	7	1	1	2	1	0	1	0	0	0	0
0500	26	0	0	0	0	0	0	0	0	0	0	0	2	0	1	4	2	4	2	1	6	2	1	0	1	0	0	0	0
0600	53	0	0	0	0	0	0	0	0	0	0	0	0	1	3	8	11	9	6	5	4	1	2	1	0	1	1	0	0
0700	100	0	0	0	0	0	0	0	0	0	1	4	2	3	8	7	13	21	15	5	9	6	4	0	1	0	0	0	1
0800	128	0	0	0	0	0	0	0	0	0	2	2	6	5	15	23	12	14	18	13	8	7	2	0	1	0	0	0	0
0900	180	0	0	0	0	1	1	0	0	0	2	6	15	14	25	23	31	20	21	10	3	3	4	1	0	0	0	0	0
1000	319	1	0	0	1	2	2	0	0	1	14	27	37	34	42	45	41	24	23	12	5	5	0	0	1	2	0	0	0
1100	**357**	**0**	**0**	**0**	**1**	**0**	**1**	**1**	**0**	**6**	**5**	**13**	**38**	**66**	**54**	**66**	**39**	**26**	**18**	**13**	**3**	**5**	**2**	**0**	**0**	**0**	**0**	**0**	**0**	**0**
1200	496	0	0	0	0	3	0	0	2	2	16	29	65	80	85	67	56	50	27	9	1	1	3	0	0	0	0	0	0	0
1300	**549**	**0**	**0**	**0**	**0**	**0**	**0**	**4**	**1**	**9**	**25**	**39**	**56**	**77**	**98**	**91**	**65**	**38**	**22**	**12**	**5**	**4**	**1**	**1**	**0**	**0**	**0**	**0**	**0**	**1**
1400	474	0	0	0	0	0	1	1	0	2	23	21	37	77	72	83	73	31	27	17	5	1	2	0	1	0	0	0	0	0
1500	465	0	0	0	0	0	2	1	0	7	7	22	56	46	65	90	62	52	23	9	11	7	2	0	1	2	0	0	0	0
1600	468	0	0	0	0	0	2	0	0	1	12	17	46	90	81	65	66	32	36	7	7	2	2	1	0	0	0	0	0	1
1700	416	0	0	0	0	0	0	0	0	5	6	11	54	76	60	72	43	39	23	16	2	4	1	1	1	1	0	1	0	0
1800	396	0	0	0	0	0	0	0	0	2	9	21	35	59	53	69	67	31	24	14	7	4	0	0	0	0	1	0	0	0
1900	344	0	0	0	0	0	0	0	0	2	17	28	37	33	45	62	50	32	19	11	6	0	2	0	0	0	0	0	0	0
2000	213	0	0	0	0	0	0	0	1	7	15	23	29	26	34	25	17	19	9	6	2	0	0	0	0	0	0	0	0	0
2100	155	0	0	0	0	0	0	0	1	5	9	5	16	11	24	22	19	17	11	5	4	2	0	1	1	2	0	0	0	0
2200	88	0	0	0	0	0	0	0	0	0	2	2	3	7	9	20	12	7	10	7	4	3	1	0	1	0	0	0	0	0
2300	77	0	0	0	0	0	0	0	0	0	2	1	6	9	7	8	14	11	4	8	2	0	2	1	1	0	1	0	0	0
07-19	**4348**	**1**	**0**	**0**	**2**	**6**	**9**	**7**	**3**	**35**	**122**	**212**	**447**	**627**	**658**	**701**	**568**	**378**	**277**	**137**	**66**	**49**	**23**	**4**	**6**	**5**	**1**	**1**	**3**	
06-22	**5113**	**1**	**0**	**0**	**2**	**6**	**9**	**7**	**5**	**49**	**163**	**268**	**529**	**698**	**764**	**818**	**665**	**455**	**322**	**164**	**82**	**52**	**27**	**6**	**7**	**8**	**2**	**1**	**3**	
06-00	**5278**	**1**	**0**	**0**	**2**	**6**	**9**	**7**	**5**	**49**	**167**	**271**	**538**	**714**	**780**	**846**	**691**	**473**	**336**	**179**	**88**	**55**	**30**	**7**	**9**	**8**	**3**	**1**	**3**	
00-00	**5532**	**1**	**0**	**0**	**2**	**6**	**9**	**7**	**5**	**53**	**175**	**283**	**554**	**731**	**798**	**865**	**729**	**507**	**372**	**190**	**107**	**62**	**36**	**11**	**13**	**8**	**4**	**1**	**3**	

DRAFT

Site 6
Location R154, att 60kmh sign, Lat 53.52413, Long -6.66236
Direction Two way

3279 / Meath/Cavan/Monaghan ATC's
October 2013
Automatic Traffic Count

Virtual Day (7)

Time	Total	Speed Bins (km/h)																											
		0 - 5	5 - 10	10 - 15	15 - 20	20 - 25	25 - 30	30 - 35	35 - 40	40 - 45	45 - 50	50 - 55	55 - 60	60 - 65	65 - 70	70 - 75	75 - 80	80 - 85	85 - 90	90 - 95	95 - 100	100 - 105	105 - 110	110 - 115	115 - 120	120 - 125	125 - 130	130 - 135	135 - 140
0000	55	0	0	0	0	0	0	0	0	1	1	2	4	7	6	6	8	4	6	3	2	2	1	1	0	1	0	0	0
0100	29	0	0	0	0	0	0	0	0	1	2	1	2	2	3	2	3	3	3	2	2	2	1	1	0	0	0	0	0
0200	17	0	0	0	0	0	0	0	0	0	0	1	1	1	2	1	3	2	2	2	1	1	1	0	0	0	0	0	0
0300	20	0	0	0	0	0	0	0	0	0	0	0	1	2	2	1	2	2	3	2	2	1	1	1	0	0	0	0	0
0400	39	0	0	0	0	0	0	0	0	0	0	1	2	2	2	3	4	7	6	4	2	2	2	1	1	0	0	0	0
0500	65	0	0	0	0	0	0	0	0	0	0	0	2	2	3	7	8	8	9	7	8	5	2	1	1	0	0	0	0
0600	221	0	0	0	0	0	0	0	0	0	3	4	5	11	24	34	40	38	26	15	10	7	3	2	0	0	0	0	0
0700	503	0	0	0	0	0	0	0	0	1	9	20	47	66	87	98	76	42	24	15	6	4	3	1	1	0	0	0	0
0800	**565**	**0**	**0**	**0**	**0**	**0**	**0**	**1**	**2**	**6**	**23**	**48**	**70**	**74**	**99**	**90**	**71**	**39**	**20**	**11**	**5**	**3**	**1**	**0**	**0**	**0**	**0**	**0**	**0**
0900	408	0	0	0	0	0	0	1	2	5	14	27	48	50	60	69	53	40	17	12	3	3	2	1	0	0	0	0	0
1000	336	0	0	0	0	0	1	1	1	3	10	22	34	42	53	54	42	31	22	11	4	2	2	0	0	0	0	0	0
1100	336	0	0	0	0	0	0	1	2	7	11	22	30	50	51	51	45	26	17	12	5	3	2	0	0	0	0	0	0
1200	400	0	0	0	0	1	0	1	2	6	15	28	45	54	61	62	52	33	21	10	3	2	1	0	0	0	0	0	0
1300	415	0	0	0	0	1	0	1	1	6	14	28	42	56	65	66	56	37	20	11	6	2	1	0	0	0	0	0	0
1400	434	0	0	0	0	1	1	0	2	4	15	26	44	63	67	68	57	37	26	13	6	3	2	0	0	0	0	0	0
1500	448	0	0	0	0	0	1	0	1	4	15	29	47	62	74	73	56	39	22	10	7	4	2	0	0	1	0	0	0
1600	553	0	0	0	0	0	1	0	2	12	31	45	61	72	88	85	68	41	25	11	7	3	1	1	0	0	0	0	0
1700	**687**	**0**	**0**	**0**	**0**	**0**	**2**	**2**	**4**	**13**	**28**	**57**	**99**	**102**	**115**	**101**	**76**	**47**	**21**	**11**	**3**	**3**	**1**	**1**	**0**	**0**	**0**	**0**	**0**
1800	613	0	0	0	0	0	0	1	2	10	32	54	81	98	106	87	65	39	19	10	4	2	0	0	0	0	0	0	0
1900	411	0	0	0	0	0	0	1	6	7	16	32	54	59	69	65	48	23	15	6	4	1	1	1	0	0	0	0	0
2000	249	0	0	0	0	0	0	0	1	3	11	18	25	33	39	36	32	22	13	7	5	2	1	1	0	0	0	0	0
2100	195	0	0	0	0	0	0	0	1	1	7	12	19	25	29	30	23	16	13	7	4	3	1	1	0	0	0	0	0
2200	133	0	0	0	0	0	0	0	0	1	2	5	11	17	17	20	18	15	12	7	4	3	1	1	0	0	0	0	0
2300	87	0	0	0	0	0	0	0	0	1	2	3	8	8	10	13	11	11	6	4	3	2	2	1	1	0	1	0	0
07-19	**5696**	**0**	**0**	**1**	**2**	**4**	**6**	**9**	**22**	**77**	**217**	**407**	**649**	**789**	**925**	**903**	**717**	**453**	**254**	**138**	**60**	**34**	**17**	**5**	**2**	**3**	**1**	**0**	**1**
06-22	**6773**	**0**	**0**	**1**	**2**	**4**	**7**	**10**	**30**	**90**	**254**	**473**	**751**	**919**	**1087**	**1068**	**861**	**552**	**322**	**173**	**83**	**47**	**23**	**9**	**3**	**4**	**1**	**0**	**1**
06-00	**6993**	**0**	**0**	**1**	**2**	**4**	**7**	**10**	**30**	**92**	**258**	**481**	**771**	**943**	**1114**	**1101**	**889**	**577**	**340**	**185**	**89**	**51**	**25**	**11**	**4**	**4**	**2**	**1**	**1**
00-00	**7219**	**0**	**0**	**1**	**2**	**4**	**7**	**11**	**30**	**93**	**262**	**487**	**781**	**958**	**1131**	**1121**	**917**	**604**	**368**	**205**	**106**	**64**	**32**	**16**	**7**	**6**	**3**	**1**	**1**

DRAFT

Site 6
Location R154, att 60kmh sign, Lat 53.52413, Long -6.66236
Direction Two way

3279 / Meath/Cavan/Monaghan ATC's
October 2013
Automatic Traffic Count

Virtual Week (1)

Time	Total	Speed Bins (km/h)																												
		0 - 5	5 - 10	10 - 15	15 - 20	20 - 25	25 - 30	30 - 35	35 - 40	40 - 45	45 - 50	50 - 55	55 - 60	60 - 65	65 - 70	70 - 75	75 - 80	80 - 85	85 - 90	90 - 95	95 - 100	100 - 105	105 - 110	110 - 115	115 - 120	120 - 125	125 - 130	130 - 135	135 - 140
Mon	7436	0	0	1	0	1	7	21	43	109	320	543	862	1003	1167	1141	875	609	319	185	99	68	28	21	3	3	4	0	4
Tue	7637	1	1	1	0	3	10	3	44	121	332	625	864	1093	1191	1180	940	550	308	165	97	50	36	10	3	5	2	1	1
Wed	7593	0	0	0	1	5	8	17	57	135	272	524	838	879	1175	1168	1010	622	400	234	121	64	23	16	10	9	3	2	0
Thu	8009	0	0	5	2	2	5	7	23	85	256	521	848	1004	1201	1298	1039	787	436	255	104	65	32	19	6	4	4	0	1
Fri	8004	0	0	1	1	5	3	6	22	92	322	558	916	1161	1317	1179	970	608	370	226	114	68	31	19	7	6	2	0	0
|Sat	6320	0	0	0	5	8	5	13	18	58	157	353	588	835	1068	1019	856	545	371	177	100	71	37	17	7	7	2	3	0
|Sun	5532	1	0	0	2	6	9	7	5	53	175	283	554	731	798	865	729	507	372	190	107	62	36	11	13	8	4	1	3
5 Day Ave.	**7736**	**0**	**0**	**2**	**1**	**3**	**7**	**11**	**38**	**108**	**300**	**554**	**866**	**1028**	**1210**	**1193**	**967**	**635**	**367**	**213**	**107**	**63**	**30**	**17**	**6**	**5**	**3**	**1**	**1**
7 Day Ave.	**7219**	**0**	**0**	**1**	**2**	**4**	**7**	**11**	**30**	**93**	**262**	**487**	**781**	**958**	**1131**	**1121**	**917**	**604**	**368**	**205**	**106**	**64**	**32**	**16**	**7**	**6**	**3**	**1**	**1**
--	**50531**	**2**	**1**	**8**	**11**	**30**	**47**	**74**	**212**	**653**	**1834**	**3407**	**5470**	**6706**	**7917**	**7850**	**6419**	**4228**	**2576**	**1432**	**742**	**448**	**223**	**113**	**49**	**42**	**21**	**7**	**9**

Summary Graphs

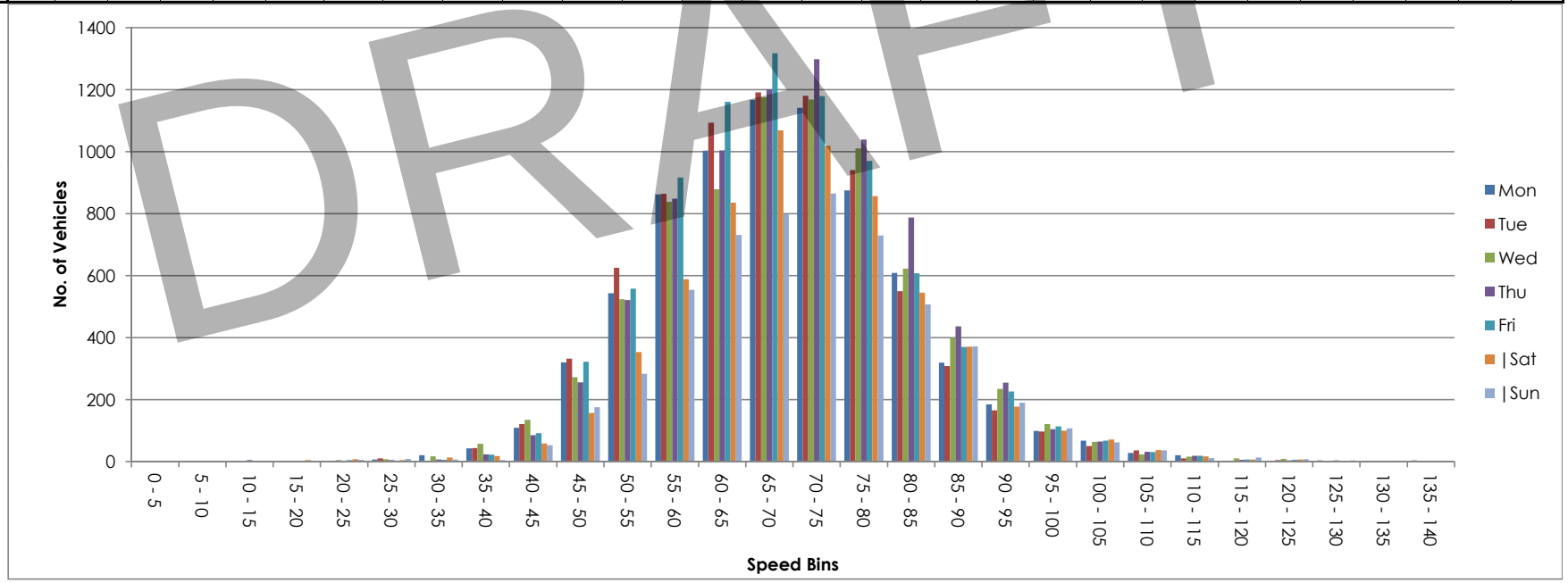

DRAFT



NDC NATIONWIDE DATA COLLECTION	**Site / Location:**	L-6202-3, att t/pole, Lat 53.51896, Long -6.68982	**Project No:**	3279	**Photo No:**	3279-07	**Drawn By:** MOR
	Survey Date:	Mon, 7 October 2013 to Sun, 13 October 2013	**Project Name:**	Meath/Cavan/Monaghan ATC'S			
	Survey Times:	00:00 to 00(24):00	**Title:**	Site Photograph			

Site No.	Location.	Direction.	Speed Limit - PSL (km/h)	Start Date.	End Date.	Total Vehicles.	5 Day Ave.	7 Day Ave.	No. > Speed Limit.	%. > Speed Limit.	No. > Speed Limit1 (+5km/h).	%. > Speed Limit1 (+5km/h).	No. > Speed Limit1 (+10km/h).	%. > Speed Limit1 (+10km/h).	Mean Speed	85%ile Speed
7	L-6202-3, att t/pole, Lat 53.51896, Long -6.68982	North	80	Mon, 7 October 2013	Sun, 13 October 2013	1624	260	232	107	6.6	42	2.6	16	1.0	58.8	74.5
		South	80	Mon, 7 October 2013	Sun, 13 October 2013	1649	267	236	100	6.1	32	1.9	12	0.7	60.8	73.4
		Two way	80	Mon, 7 October 2013	Sun, 13 October 2013	3273	527	468	207	6.3	74	2.3	28	0.9	59.8	74.2

DRAFT

Site 7
Location L-6202-3, att t/pole, Lat 53.51896, Long -6.68982
Direction North

3279 / Meath/Cavan/Monaghan ATC's
October 2013
Automatic Traffic Count

Mon, 7 October 2013

Time	Total	Classification												>PSL	>PSL%	>SL1	>SL1%	>SL2	>SL2%	Mean	Vpp
		1 MCL	2 SV	3 SVT	4 TB2	5 TB3	6 T4	7 ART3	8 ART4	9 ART5	10 ART6	11 BD	12 DRT	80	80	85 +5kph	85 +5kph	90 +10kph	90 +10kph		85
0000	0	0	0	0	0	0	0	0	0	0	0	0	0	0	0	0	0	0	0	-	-
0100	0	0	0	0	0	0	0	0	0	0	0	0	0	0	0	0	0	0	0	-	-
0200	0	0	0	0	0	0	0	0	0	0	0	0	0	0	0	0	0	0	0	-	-
0300	0	0	0	0	0	0	0	0	0	0	0	0	0	0	0	0	0	0	0	-	-
0400	2	0	1	0	1	0	0	0	0	0	0	0	0	0	0	0	0	0	0	48.3	-
0500	6	0	5	0	0	0	0	0	0	1	0	0	0	2	33.3	0	0	0	0	56.2	-
0600	6	0	6	0	0	0	0	0	0	0	0	0	0	2	33.3	0	0	0	0	63.8	-
0700	14	0	10	0	3	0	1	0	0	0	0	0	0	1	7.1	0	0	0	0	61.4	70.9
0800	**29**	**0**	**25**	**0**	**4**	**0**	**0**	**0**	**0**	**0**	**0**	**0**	**0**	**1**	**3.4**	**0**	**0**	**0**	**0**	**64.9**	**73.8**
0900	18	0	14	1	1	0	1	0	0	1	0	0	0	1	5.6	1	5.6	1	5.6	58.7	74.9
1000	13	0	12	0	1	0	0	0	0	0	0	0	0	0	0	0	0	0	0	57.7	70.6
1100	10	0	8	1	1	0	0	0	0	0	0	0	0	0	0	0	0	0	0	51	-
1200	10	1	8	0	0	0	0	0	0	1	0	0	0	1	10	0	0	0	0	53.5	-
1300	16	0	11	0	3	0	1	0	0	1	0	0	0	2	12.5	0	0	0	0	57.8	74.5
1400	21	0	16	2	3	0	0	0	0	0	0	0	0	1	4.8	0	0	0	0	52.2	64.4
1500	12	0	12	0	0	0	0	0	0	0	0	0	0	1	8.3	0	0	0	0	64	74.2
1600	10	0	9	0	1	0	0	0	0	0	0	0	0	2	20	1	10	0	0	58.8	-
1700	22	0	19	1	2	0	0	0	0	0	0	0	0	0	0	0	0	0	0	58.6	71.6
1800	**34**	**0**	**33**	**0**	**1**	**0**	**0**	**0**	**0**	**0**	**0**	**0**	**0**	**2**	**5.9**	**0**	**0**	**0**	**0**	**57.1**	**70.6**
1900	15	1	12	0	2	0	0	0	0	0	0	0	0	3	20	1	6.7	0	0	62.6	80.6
2000	9	1	6	0	2	0	0	0	0	0	0	0	0	0	0	0	0	0	0	54.6	-
2100	5	0	4	0	0	0	0	0	0	1	0	0	0	0	0	0	0	0	0	45.9	-
2200	2	0	2	0	0	0	0	0	0	0	0	0	0	0	0	0	0	0	0	67.4	-
2300	2	0	2	0	0	0	0	0	0	0	0	0	0	0	0	0	0	0	0	49.3	-
07-19	**209**	**1**	**177**	**5**	**20**	**0**	**3**	**0**	**0**	**3**	**0**	**0**	**0**	**12**	**5.7**	**2**	**1**	**1**	**0.5**	**58.4**	**73.8**
06-22	**244**	**3**	**205**	**5**	**24**	**0**	**3**	**0**	**0**	**4**	**0**	**0**	**0**	**17**	**7**	**3**	**1.2**	**1**	**0.4**	**58.4**	**74.2**
06-00	**248**	**3**	**209**	**5**	**24**	**0**	**3**	**0**	**0**	**4**	**0**	**0**	**0**	**17**	**6.9**	**3**	**1.2**	**1**	**0.4**	**58.4**	**74.2**
00-00	**256**	**3**	**215**	**5**	**25**	**0**	**3**	**0**	**0**	**5**	**0**	**0**	**0**	**19**	**7.4**	**3**	**1.2**	**1**	**0.4**	**58.3**	**74.2**

DRAFT

Site 7
Location L-6202-3, att t/pole, Lat 53.51896, Long -6.68982
Direction North

3279 / Meath/Cavan/Monaghan ATC's
October 2013
Automatic Traffic Count

Tue, 8 October 2013

Time	Total	Classification												>PSL	>PSL%	>SL1	>SL1%	>SL2	>SL2%	Mean	Vpp
		1 MCL	2 SV	3 SVT	4 TB2	5 TB3	6 T4	7 ART3	8 ART4	9 ART5	10 ART6	11 BD	12 DRT	80	80	85 +5kph	85 +5kph	90 +10kph	90 +10kph		85
0000	0	0	0	0	0	0	0	0	0	0	0	0	0	0	0	0	0	0	0	-	-
0100	1	0	1	0	0	0	0	0	0	0	0	0	0	1	100	0	0	0	0	82.5	-
0200	0	0	0	0	0	0	0	0	0	0	0	0	0	0	0	0	0	0	0	-	-
0300	2	0	2	0	0	0	0	0	0	0	0	0	0	0	0	0	0	0	0	52.3	-
0400	2	0	1	0	1	0	0	0	0	0	0	0	0	0	0	0	0	0	0	56.2	-
0500	4	0	3	0	1	0	0	0	0	0	0	0	0	0	0	0	0	0	0	67.5	-
0600	6	0	5	0	1	0	0	0	0	0	0	0	0	1	16.7	1	16.7	0	0	60.6	-
0700	13	0	11	0	2	0	0	0	0	0	0	0	0	0	0	0	0	0	0	62.4	72
0800	**34**	**0**	**27**	**0**	**4**	**0**	**2**	**0**	**0**	**1**	**0**	**0**	**0**	**3**	**8.8**	**1**	**2.9**	**1**	**2.9**	**64.7**	**77.8**
0900	22	1	18	0	2	0	1	0	0	0	0	0	0	1	4.5	0	0	0	0	60.6	73.1
1000	12	0	10	0	2	0	0	0	0	0	0	0	0	0	0	0	0	0	0	53.3	72.4
1100	11	0	7	0	3	0	1	0	0	0	0	0	0	1	9.1	0	0	0	0	58.4	68.4
1200	10	0	9	1	0	0	0	0	0	0	0	0	0	1	10	1	10	0	0	60.8	-
1300	**24**	**0**	**22**	**0**	**2**	**0**	**0**	**0**	**0**	**0**	**0**	**0**	**0**	**1**	**4.2**	**1**	**4.2**	**1**	**4.2**	**60.8**	**77.4**
1400	19	0	15	0	3	0	1	0	0	0	0	0	0	0	0	0	0	0	0	56	70.2
1500	15	1	12	0	0	0	1	0	0	1	0	0	0	0	0	0	0	0	0	51.3	64.8
1600	14	0	11	0	2	0	1	0	0	0	0	0	0	1	7.1	1	7.1	0	0	57.8	68
1700	19	0	16	0	1	0	2	0	0	0	0	0	0	0	0	0	0	0	0	59.2	70.2
1800	19	1	16	0	2	0	0	0	0	0	0	0	0	1	5.3	1	5.3	0	0	53.4	69.8
1900	18	0	16	0	2	0	0	0	0	0	0	0	0	1	5.6	1	5.6	0	0	60.5	72.4
2000	12	0	11	0	1	0	0	0	0	0	0	0	0	0	0	0	0	0	0	63.4	71.6
2100	1	0	1	0	0	0	0	0	0	0	0	0	0	0	0	0	0	0	0	71.7	-
2200	3	0	3	0	0	0	0	0	0	0	0	0	0	1	33.3	1	33.3	0	0	65.5	-
2300	3	0	2	0	0	0	0	0	0	1	0	0	0	0	0	0	0	0	0	50.8	-
07-19	**212**	**3**	**174**	**1**	**23**	**0**	**9**	**0**	**0**	**2**	**0**	**0**	**0**	**9**	**4.2**	**5**	**2.4**	**2**	**0.9**	**58.8**	**73.4**
06-22	**249**	**3**	**207**	**1**	**27**	**0**	**9**	**0**	**0**	**2**	**0**	**0**	**0**	**11**	**4.4**	**7**	**2.8**	**2**	**0.8**	**59.3**	**73.4**
06-00	**255**	**3**	**212**	**1**	**27**	**0**	**9**	**0**	**0**	**3**	**0**	**0**	**0**	**12**	**4.7**	**8**	**3.1**	**2**	**0.8**	**59.2**	**73.4**
00-00	**264**	**3**	**219**	**1**	**29**	**0**	**9**	**0**	**0**	**3**	**0**	**0**	**0**	**13**	**4.9**	**8**	**3**	**2**	**0.8**	**59.4**	**74.2**

DRAFT

Site 7
Location L-6202-3, att t/pole, Lat 53.51896, Long -6.68982
Direction North

3279 / Meath/Cavan/Monaghan ATC's
October 2013
Automatic Traffic Count

Wed, 9 October 2013

Time	Total	Classification												>PSL	>PSL%	>SL1	>SL1%	>SL2	>SL2%	Mean	Vpp
		1 MCL	2 SV	3 SVT	4 TB2	5 TB3	6 T4	7 ART3	8 ART4	9 ART5	10 ART6	11 BD	12 DRT	80	80	85 +5kph	85 +5kph	90 +10kph	90 +10kph		85
0000	1	0	1	0	0	0	0	0	0	0	0	0	0	0	0	0	0	0	0	44	-
0100	0	0	0	0	0	0	0	0	0	0	0	0	0	0	0	0	0	0	0	-	-
0200	1	0	1	0	0	0	0	0	0	0	0	0	0	0	0	0	0	0	0	45.9	-
0300	1	0	1	0	0	0	0	0	0	0	0	0	0	0	0	0	0	0	0	74.7	-
0400	2	0	1	0	1	0	0	0	0	0	0	0	0	0	0	0	0	0	0	39	-
0500	4	0	3	0	1	0	0	0	0	0	0	0	0	1	25	1	25	0	0	76.1	-
0600	2	0	1	0	1	0	0	0	0	0	0	0	0	0	0	0	0	0	0	61.1	-
0700	17	0	14	0	3	0	0	0	0	0	0	0	0	0	0	0	0	0	0	65.2	75.6
0800	**28**	**1**	**25**	**0**	**0**	**0**	**2**	**0**	**0**	**0**	**0**	**0**	**0**	**4**	**14.3**	**2**	**7.1**	**2**	**7.1**	**67.3**	**79.6**
0900	13	0	8	0	3	0	2	0	0	0	0	0	0	1	7.7	1	7.7	1	7.7	58.9	77
1000	11	0	9	1	0	0	1	0	0	0	0	0	0	0	0	0	0	0	0	53.6	65.2
1100	16	0	11	1	2	0	2	0	0	0	0	0	0	1	6.3	0	0	0	0	56.7	67.3
1200	14	0	11	0	0	0	2	0	0	1	0	0	0	2	14.3	1	7.1	1	7.1	61.1	73.1
1300	**23**	**0**	**20**	**1**	**1**	**0**	**1**	**0**	**0**	**0**	**0**	**0**	**0**	**0**	**0**	**0**	**0**	**0**	**0**	**60.1**	**76**
1400	18	0	12	0	5	0	1	0	0	0	0	0	0	2	11.1	1	5.6	0	0	55.1	75.2
1500	16	0	11	1	2	0	2	0	0	0	0	0	0	0	0	0	0	0	0	58.2	70.2
1600	12	0	8	1	1	0	2	0	0	0	0	0	0	0	0	0	0	0	0	52.7	63.7
1700	15	0	11	0	2	0	1	0	0	1	0	0	0	1	6.7	0	0	0	0	56.6	73.4
1800	17	0	15	1	1	0	0	0	0	0	0	0	0	0	0	0	0	0	0	58.5	69.1
1900	20	1	17	0	2	0	0	0	0	0	0	0	0	0	0	0	0	0	0	55.5	66.6
2000	9	0	7	0	2	0	0	0	0	0	0	0	0	1	11.1	0	0	0	0	66	-
2100	2	0	1	0	0	0	0	0	0	1	0	0	0	0	0	0	0	0	0	43.5	-
2200	4	0	4	0	0	0	0	0	0	0	0	0	0	1	25	0	0	0	0	69.9	-
2300	1	0	1	0	0	0	0	0	0	0	0	0	0	1	100	1	100	1	100	90.9	-
07-19	**200**	**1**	**155**	**6**	**20**	**0**	**16**	**0**	**0**	**2**	**0**	**0**	**0**	**11**	**5.5**	**5**	**2.5**	**4**	**2**	**59.5**	**75.2**
06-22	**233**	**2**	**181**	**6**	**25**	**0**	**16**	**0**	**0**	**3**	**0**	**0**	**0**	**12**	**5.2**	**5**	**2.1**	**4**	**1.7**	**59.2**	**75.2**
06-00	**238**	**2**	**186**	**6**	**25**	**0**	**16**	**0**	**0**	**3**	**0**	**0**	**0**	**14**	**5.9**	**6**	**2.5**	**5**	**2.1**	**59.6**	**75.2**
00-00	**247**	**2**	**193**	**6**	**27**	**0**	**16**	**0**	**0**	**3**	**0**	**0**	**0**	**15**	**6.1**	**7**	**2.8**	**5**	**2**	**59.6**	**75.6**

DRAFT

Site 7
Location L-6202-3, att t/pole, Lat 53.51896, Long -6.68982
Direction North

3279 / Meath/Cavan/Monaghan ATC's
October 2013
Automatic Traffic Count

Thu, 10 October 2013

Time	Total	Classification												>PSL	>PSL%	>SL1	>SL1%	>SL2	>SL2%	Mean	Vpp
		1 MCL	2 SV	3 SVT	4 TB2	5 TB3	6 T4	7 ART3	8 ART4	9 ART5	10 ART6	11 BD	12 DRT	80	80	85 +5kph	85 +5kph	90 +10kph	90 +10kph		85
0000	0	0	0	0	0	0	0	0	0	0	0	0	0	0	0	0	0	0	0	-	-
0100	0	0	0	0	0	0	0	0	0	0	0	0	0	0	0	0	0	0	0	-	-
0200	1	0	1	0	0	0	0	0	0	0	0	0	0	0	0	0	0	0	0	39.4	-
0300	2	0	2	0	0	0	0	0	0	0	0	0	0	0	0	0	0	0	0	48.4	-
0400	3	0	2	0	1	0	0	0	0	0	0	0	0	0	0	0	0	0	0	56	-
0500	3	0	2	0	1	0	0	0	0	0	0	0	0	0	0	0	0	0	0	61.3	-
0600	6	0	5	0	1	0	0	0	0	0	0	0	0	2	33.3	2	33.3	0	0	70.5	-
0700	19	0	17	0	2	0	0	0	0	0	0	0	0	2	10.5	1	5.3	0	0	61.5	76.3
0800	**29**	**0**	**23**	**0**	**3**	**1**	**2**	**0**	**0**	**0**	**0**	**0**	**0**	**1**	**3.4**	**1**	**3.4**	**0**	**0**	**65**	**75.2**
0900	14	0	12	0	1	0	1	0	0	0	0	0	0	1	7.1	1	7.1	0	0	60.1	77
1000	14	0	11	0	2	0	1	0	0	0	0	0	0	0	0	0	0	0	0	55.8	70.9
1100	7	1	4	0	0	0	2	0	0	0	0	0	0	0	0	0	0	0	0	55.4	-
1200	17	0	14	0	1	0	2	0	0	0	0	0	0	1	5.9	1	5.9	0	0	55.9	65.5
1300	18	0	16	0	2	0	0	0	0	0	0	0	0	0	0	0	0	0	0	62.2	74.9
1400	23	0	18	0	3	0	2	0	0	0	0	0	0	1	4.3	0	0	0	0	55.2	73.1
1500	18	0	15	0	1	0	2	0	0	0	0	0	0	0	0	0	0	0	0	51.4	68
1600	15	0	11	1	2	0	1	0	0	0	0	0	0	1	6.7	0	0	0	0	54.3	76.7
1700	21	0	19	0	1	0	1	0	0	0	0	0	0	1	4.8	1	4.8	0	0	50.8	64.1
1800	**24**	**0**	**23**	**0**	**1**	**0**	**0**	**0**	**0**	**0**	**0**	**0**	**0**	**2**	**8.3**	**1**	**4.2**	**1**	**4.2**	**59.6**	**78.8**
1900	21	0	20	0	1	0	0	0	0	0	0	0	0	3	14.3	0	0	0	0	58.3	77.4
2000	11	0	11	0	0	0	0	0	0	0	0	0	0	1	9.1	0	0	0	0	55.6	64.4
2100	3	0	1	1	1	0	0	0	0	0	0	0	0	0	0	0	0	0	0	55.1	-
2200	3	0	2	0	0	0	0	0	0	1	0	0	0	0	0	0	0	0	0	47.7	-
2300	1	0	1	0	0	0	0	0	0	0	0	0	0	0	0	0	0	0	0	63.9	-
07-19	**219**	**1**	**183**	**1**	**19**	**1**	**14**	**0**	**0**	**0**	**0**	**0**	**0**	**10**	**4.6**	**6**	**2.7**	**1**	**0.5**	**57.7**	**75.2**
06-22	**260**	**1**	**220**	**2**	**22**	**1**	**14**	**0**	**0**	**0**	**0**	**0**	**0**	**16**	**6.2**	**8**	**3.1**	**1**	**0.4**	**58**	**76**
06-00	**264**	**1**	**223**	**2**	**22**	**1**	**14**	**0**	**0**	**1**	**0**	**0**	**0**	**16**	**6.1**	**8**	**3**	**1**	**0.4**	**57.9**	**76**
00-00	**273**	**1**	**230**	**2**	**24**	**1**	**14**	**0**	**0**	**1**	**0**	**0**	**0**	**16**	**5.9**	**8**	**2.9**	**1**	**0.4**	**57.7**	**75.2**

DRAFT

Site 7
Location L-6202-3, att t/pole, Lat 53.51896, Long -6.68982
Direction North

3279 / Meath/Cavan/Monaghan ATC's
October 2013
Automatic Traffic Count

Fri, 11 October 2013

Time	Total	Classification												>PSL	>PSL%	>SL1	>SL1%	>SL2	>SL2%	Mean	Vpp
		1 MCL	2 SV	3 SVT	4 TB2	5 TB3	6 T4	7 ART3	8 ART4	9 ART5	10 ART6	11 BD	12 DRT	80	80	85 +5kph	85 +5kph	90 +10kph	90 +10kph		85
0000	0	0	0	0	0	0	0	0	0	0	0	0	0	0	0	0	0	0	0	-	-
0100	0	0	0	0	0	0	0	0	0	0	0	0	0	0	0	0	0	0	0	-	-
0200	2	0	2	0	0	0	0	0	0	0	0	0	0	0	0	0	0	0	0	44	-
0300	1	0	1	0	0	0	0	0	0	0	0	0	0	0	0	0	0	0	0	49.7	-
0400	1	0	0	0	1	0	0	0	0	0	0	0	0	0	0	0	0	0	0	31.7	-
0500	2	0	1	0	1	0	0	0	0	0	0	0	0	0	0	0	0	0	0	69.6	-
0600	9	0	7	0	2	0	0	0	0	0	0	0	0	2	22.2	1	11.1	0	0	70.7	-
0700	15	0	10	0	5	0	0	0	0	0	0	0	0	1	6.7	0	0	0	0	61	76
0800	**32**	**0**	**29**	**0**	**1**	**0**	**2**	**0**	**0**	**0**	**0**	**0**	**0**	**4**	**12.5**	**1**	**3.1**	**1**	**3.1**	**62.4**	**78.1**
0900	10	0	6	0	2	0	1	0	0	1	0	0	0	1	10	0	0	0	0	59.4	-
1000	11	1	9	0	1	0	0	0	0	0	0	0	0	0	0	0	0	0	0	47.5	58.3
1100	11	0	9	0	0	0	2	0	0	0	0	0	0	0	0	0	0	0	0	57.1	63.7
1200	9	0	7	0	1	0	1	0	0	0	0	0	0	0	0	0	0	0	0	62.8	-
1300	22	0	20	0	1	0	0	0	0	0	1	0	0	0	0	0	0	0	0	58.3	71.6
1400	23	0	20	0	2	0	0	0	1	0	0	0	0	1	4.3	0	0	0	0	50.2	66.2
1500	18	0	16	0	1	0	0	0	0	0	1	0	0	0	0	0	0	0	0	57.3	70.2
1600	16	0	12	1	2	0	1	0	0	0	0	0	0	1	6.3	0	0	0	0	56.3	76.3
1700	**24**	**1**	**22**	**0**	**1**	**0**	**0**	**0**	**0**	**0**	**0**	**0**	**0**	**2**	**8.3**	**0**	**0**	**0**	**0**	**59.6**	**70.9**
1800	18	0	16	0	2	0	0	0	0	0	0	0	0	2	11.1	1	5.6	1	5.6	56.5	71.6
1900	18	0	18	0	0	0	0	0	0	0	0	0	0	1	5.6	1	5.6	0	0	61.9	74.2
2000	8	0	8	0	0	0	0	0	0	0	0	0	0	1	12.5	0	0	0	0	59.7	-
2100	7	0	6	1	0	0	0	0	0	0	0	0	0	1	14.3	1	14.3	1	14.3	60.2	-
2200	2	0	2	0	0	0	0	0	0	0	0	0	0	0	0	0	0	0	0	75.9	-
2300	1	0	1	0	0	0	0	0	0	0	0	0	0	0	0	0	0	0	0	73.8	-
07-19	**209**	**2**	**176**	**1**	**19**	**0**	**7**	**0**	**1**	**1**	**2**	**0**	**0**	**12**	**5.7**	**2**	**1**	**2**	**1**	**57.6**	**72.4**
06-22	**251**	**2**	**215**	**2**	**21**	**0**	**7**	**0**	**1**	**1**	**2**	**0**	**0**	**17**	**6.8**	**5**	**2**	**3**	**1.2**	**58.5**	**73.1**
06-00	**254**	**2**	**218**	**2**	**21**	**0**	**7**	**0**	**1**	**1**	**2**	**0**	**0**	**17**	**6.7**	**5**	**2**	**3**	**1.2**	**58.7**	**73.8**
00-00	**260**	**2**	**222**	**2**	**23**	**0**	**7**	**0**	**1**	**1**	**2**	**0**	**0**	**17**	**6.5**	**5**	**1.9**	**3**	**1.2**	**58.5**	**73.8**

DRAFT

Site 7
Location L-6202-3, att t/pole, Lat 53.51896, Long -6.68982
Direction North

3279 / Meath/Cavan/Monaghan ATC's
October 2013
Automatic Traffic Count

Sat, 12 October 2013

Time	Total	Classification												>PSL	>PSL%	>SL1	>SL1%	>SL2	>SL2%	Mean	Vpp
		1 MCL	2 SV	3 SVT	4 TB2	5 TB3	6 T4	7 ART3	8 ART4	9 ART5	10 ART6	11 BD	12 DRT	80	80	85 +5kph	85 +5kph	90 +10kph	90 +10kph		85
0000	1	0	1	0	0	0	0	0	0	0	0	0	0	0	0	0	0	0	0	56	-
0100	2	0	2	0	0	0	0	0	0	0	0	0	0	0	0	0	0	0	0	57.5	-
0200	1	0	1	0	0	0	0	0	0	0	0	0	0	0	0	0	0	0	0	46.3	-
0300	1	0	1	0	0	0	0	0	0	0	0	0	0	0	0	0	0	0	0	66	-
0400	1	0	0	0	1	0	0	0	0	0	0	0	0	0	0	0	0	0	0	30.7	-
0500	1	0	1	0	0	0	0	0	0	0	0	0	0	0	0	0	0	0	0	42.3	-
0600	1	0	1	0	0	0	0	0	0	0	0	0	0	1	100	1	100	0	0	89.6	-
0700	7	0	6	0	1	0	0	0	0	0	0	0	0	2	28.6	2	28.6	1	14.3	70.8	-
0800	11	0	10	0	1	0	0	0	0	0	0	0	0	2	18.2	1	9.1	1	9.1	66.1	76.7
0900	5	0	5	0	0	0	0	0	0	0	0	0	0	1	20	0	0	0	0	70.2	-
1000	10	0	9	0	1	0	0	0	0	0	0	0	0	0	0	0	0	0	0	57.8	-
1100	**22**	**0**	**19**	**2**	**1**	**0**	**0**	**0**	**0**	**0**	**0**	**0**	**0**	**1**	**4.5**	**1**	**4.5**	**0**	**0**	**63**	**75.6**
1200	15	0	11	2	1	0	0	0	0	1	0	0	0	1	6.7	1	6.7	0	0	55.2	72
1300	13	0	10	1	1	0	0	0	0	0	1	0	0	1	7.7	1	7.7	0	0	57.3	71.6
1400	12	0	10	1	1	0	0	0	0	0	0	0	0	1	8.3	0	0	0	0	61.9	70.6
1500	10	0	9	0	1	0	0	0	0	0	0	0	0	2	20	1	10	0	0	61.7	-
1600	**19**	**0**	**18**	**0**	**1**	**0**	**0**	**0**	**0**	**0**	**0**	**0**	**0**	**1**	**5.3**	**0**	**0**	**0**	**0**	**53.3**	**63**
1700	**19**	**0**	**17**	**1**	**0**	**0**	**0**	**0**	**0**	**1**	**0**	**0**	**0**	**2**	**10.5**	**0**	**0**	**0**	**0**	**59.2**	**74.9**
1800	14	0	13	0	1	0	0	0	0	0	0	0	0	2	14.3	1	7.1	1	7.1	64.7	74.5
1900	13	0	12	0	1	0	0	0	0	0	0	0	0	1	7.7	0	0	0	0	56.7	71.6
2000	8	0	8	0	0	0	0	0	0	0	0	0	0	1	12.5	0	0	0	0	56.5	-
2100	5	1	2	0	2	0	0	0	0	0	0	0	0	0	0	0	0	0	0	45.2	-
2200	1	0	1	0	0	0	0	0	0	0	0	0	0	0	0	0	0	0	0	69.9	-
2300	2	0	2	0	0	0	0	0	0	0	0	0	0	1	50	0	0	0	0	64.4	-
07-19	**157**	**0**	**137**	**7**	**10**	**0**	**0**	**0**	**0**	**2**	**1**	**0**	**0**	**16**	**10.2**	**8**	**5.1**	**3**	**1.9**	**60.6**	**76.7**
06-22	**184**	**1**	**160**	**7**	**13**	**0**	**0**	**0**	**0**	**2**	**1**	**0**	**0**	**19**	**10.3**	**9**	**4.9**	**3**	**1.6**	**59.9**	**76.7**
06-00	**187**	**1**	**163**	**7**	**13**	**0**	**0**	**0**	**0**	**2**	**1**	**0**	**0**	**20**	**10.7**	**9**	**4.8**	**3**	**1.6**	**60**	**76.7**
00-00	**194**	**1**	**169**	**7**	**14**	**0**	**0**	**0**	**0**	**2**	**1**	**0**	**0**	**20**	**10.3**	**9**	**4.6**	**3**	**1.5**	**59.7**	**76.7**

DRAFT

Site 7
Location L-6202-3, att t/pole, Lat 53.51896, Long -6.68982
Direction North

3279 / Meath/Cavan/Monaghan ATC's
October 2013
Automatic Traffic Count

Sun, 13 October 2013

Time	Total	Classification												>PSL	>PSL%	>SL1	>SL1%	>SL2	>SL2%	Mean	Vpp
		1 MCL	2 SV	3 SVT	4 TB2	5 TB3	6 T4	7 ART3	8 ART4	9 ART5	10 ART6	11 BD	12 DRT	80	80	85 +5kph	85 +5kph	90 +10kph	90 +10kph		85
0000	1	0	1	0	0	0	0	0	0	0	0	0	0	0	0	0	0	0	0	56.6	-
0100	0	0	0	0	0	0	0	0	0	0	0	0	0	0	0	0	0	0	0	-	-
0200	0	0	0	0	0	0	0	0	0	0	0	0	0	0	0	0	0	0	0	-	-
0300	1	0	1	0	0	0	0	0	0	0	0	0	0	0	0	0	0	0	0	74.1	-
0400	1	0	1	0	0	0	0	0	0	0	0	0	0	0	0	0	0	0	0	73.3	-
0500	3	0	1	0	2	0	0	0	0	0	0	0	0	0	0	0	0	0	0	46.6	-
0600	1	0	1	0	0	0	0	0	0	0	0	0	0	0	0	0	0	0	0	59.3	-
0700	0	0	0	0	0	0	0	0	0	0	0	0	0	0	0	0	0	0	0	-	-
0800	0	0	0	0	0	0	0	0	0	0	0	0	0	0	0	0	0	0	0	-	-
0900	**16**	**0**	**16**	**0**	**0**	**0**	**0**	**0**	**0**	**0**	**0**	**0**	**0**	**0**	**0**	**0**	**0**	**0**	**0**	**62.5**	**71.6**
1000	15	1	13	0	0	1	0	0	0	0	0	0	0	1	6.7	1	6.7	0	0	60.3	73.8
1100	9	0	8	0	0	1	0	0	0	0	0	0	0	0	0	0	0	0	0	46.3	-
1200	**15**	**1**	**12**	**0**	**2**	**0**	**0**	**0**	**0**	**0**	**0**	**0**	**0**	**2**	**13.3**	**1**	**6.7**	**1**	**6.7**	**56.9**	**76**
1300	7	0	6	0	1	0	0	0	0	0	0	0	0	1	14.3	0	0	0	0	61.8	-
1400	8	0	5	1	2	0	0	0	0	0	0	0	0	0	0	0	0	0	0	55.6	-
1500	9	2	5	0	2	0	0	0	0	0	0	0	0	0	0	0	0	0	0	48.7	-
1600	8	0	7	0	1	0	0	0	0	0	0	0	0	2	25	0	0	0	0	67.3	-
1700	7	0	7	0	0	0	0	0	0	0	0	0	0	1	14.3	0	0	0	0	71.5	-
1800	11	0	9	2	0	0	0	0	0	0	0	0	0	0	0	0	0	0	0	59.1	67.3
1900	6	0	6	0	0	0	0	0	0	0	0	0	0	0	0	0	0	0	0	55.7	-
2000	6	0	5	0	1	0	0	0	0	0	0	0	0	0	0	0	0	0	0	57.1	-
2100	3	0	3	0	0	0	0	0	0	0	0	0	0	0	0	0	0	0	0	68.7	-
2200	3	0	3	0	0	0	0	0	0	0	0	0	0	0	0	0	0	0	0	58.7	-
2300	0	0	0	0	0	0	0	0	0	0	0	0	0	0	0	0	0	0	0	0	0
07-19	**105**	**4**	**88**	**3**	**8**	**2**	**0**	**0**	**0**	**0**	**0**	**0**	**0**	**7**	**6.7**	**2**	**1.9**	**1**	**1**	**58.8**	**73.8**
06-22	**121**	**4**	**103**	**3**	**9**	**2**	**0**	**0**	**0**	**0**	**0**	**0**	**0**	**7**	**5.8**	**2**	**1.7**	**1**	**0.8**	**58.9**	**73.1**
06-00	**124**	**4**	**106**	**3**	**9**	**2**	**0**	**0**	**0**	**0**	**0**	**0**	**0**	**7**	**5.6**	**2**	**1.6**	**1**	**0.8**	**58.9**	**72.7**
00-00	**130**	**4**	**110**	**3**	**11**	**2**	**0**	**0**	**0**	**0**	**0**	**0**	**0**	**7**	**5.4**	**2**	**1.5**	**1**	**0.8**	**58.8**	**73.1**

DRAFT

Site 7
Location L-6202-3, att t/pole, Lat 53.51896, Long -6.68982
Direction North

3279 / Meath/Cavan/Monaghan ATC's
October 2013
Automatic Traffic Count

Virtual Day (7)

Time	Total	Classification												>PSL	>PSL%	>SL1	>SL1%	>SL2	>SL2%	Mean	Vpp
		1 MCL	2 SV	3 SVT	4 TB2	5 TB3	6 T4	7 ART3	8 ART4	9 ART5	10 ART6	11 BD	12 DRT	80	80	85 +5kph	85 +5kph	90 +10kph	90 +10kph		85
0000	0	0	0	0	0	0	0	0	0	0	0	0	0	0	0	0	0	0	0	52.2	-
0100	0	0	0	0	0	0	0	0	0	0	0	0	0	0	33.3	0	0	0	0	65.8	-
0200	1	0	1	0	0	0	0	0	0	0	0	0	0	0	0	0	0	0	0	43.9	-
0300	1	0	1	0	0	0	0	0	0	0	0	0	0	0	0	0	0	0	0	58.2	-
0400	2	0	1	0	1	0	0	0	0	0	0	0	0	0	0	0	0	0	0	49.2	-
0500	3	0	2	0	1	0	0	0	0	0	0	0	0	0	13	0	4.3	0	0	61.6	-
0600	4	0	4	0	1	0	0	0	0	0	0	0	0	1	25.8	1	16.1	0	0	67	-
0700	12	0	10	0	2	0	0	0	0	0	0	0	0	1	7.1	0	3.5	0	1.2	63	75.6
0800	**23**	**0**	**20**	**0**	**2**	**0**	**1**	**0**	**0**	**0**	**0**	**0**	**0**	**2**	**9.2**	**1**	**3.7**	**1**	**3.1**	**64.9**	**77.8**
0900	14	0	11	0	1	0	1	0	0	0	0	0	0	1	6.1	0	3.1	0	2	60.7	76
1000	12	0	10	0	1	0	0	0	0	0	0	0	0	0	1.2	0	1.2	0	0	55.4	70.9
1100	12	0	9	1	1	0	1	0	0	0	0	0	0	0	3.5	0	1.2	0	0	56.7	72
1200	13	0	10	0	1	0	1	0	0	0	0	0	0	1	8.9	1	5.6	0	2.2	57.7	72.4
1300	18	0	15	0	2	0	0	0	0	0	0	0	0	1	4.1	0	1.6	0	0.8	59.7	76
1400	18	0	14	1	3	0	1	0	0	0	0	0	0	1	4.8	0	0.8	0	0	54.6	71.3
1500	14	0	11	0	1	0	1	0	0	0	0	0	0	0	3.1	0	1	0	0	55.9	71.3
1600	13	0	11	0	1	0	1	0	0	0	0	0	0	1	8.5	0	2.1	0	0	56.4	74.2
1700	18	0	16	0	1	0	1	0	0	0	0	0	0	1	5.5	0	0.8	0	0	58.2	73.4
1800	**20**	**0**	**18**	**0**	**1**	**0**	**0**	**0**	**0**	**0**	**0**	**0**	**0**	**1**	**6.6**	**1**	**2.9**	**0**	**2.2**	**58.1**	**73.1**
1900	16	0	14	0	1	0	0	0	0	0	0	0	0	1	8.1	0	2.7	0	0	59	74.2
2000	9	0	8	0	1	0	0	0	0	0	0	0	0	1	6.3	0	0	0	0	59.2	-
2100	4	0	3	0	0	0	0	0	0	0	0	0	0	0	3.8	0	3.8	0	3.8	54.1	-
2200	3	0	2	0	0	0	0	0	0	0	0	0	0	0	11.1	0	5.6	0	0	64	-
2300	1	0	1	0	0	0	0	0	0	0	0	0	0	0	20	0	10	0	10	60.8	-
07-19	**187**	**2**	**156**	**3**	**17**	**0**	**7**	**0**	**0**	**1**	**0**	**0**	**0**	**11**	**5.9**	**4**	**2.3**	**2**	**1.1**	**58.7**	**74.5**
06-22	**220**	**2**	**184**	**4**	**20**	**0**	**7**	**0**	**0**	**2**	**0**	**0**	**0**	**14**	**6.4**	**6**	**2.5**	**2**	**1**	**58.8**	**74.5**
06-00	**224**	**2**	**188**	**4**	**20**	**0**	**7**	**0**	**0**	**2**	**0**	**0**	**0**	**15**	**6.6**	**6**	**2.6**	**2**	**1**	**58.9**	**74.5**
00-00	**232**	**2**	**194**	**4**	**22**	**0**	**7**	**0**	**0**	**2**	**0**	**0**	**0**	**15**	**6.6**	**6**	**2.6**	**2**	**1**	**58.8**	**74.5**

DRAFT

Site 7
Location L-6202-3, att t/pole, Lat 53.51896, Long -6.68982
Direction North

3279 / Meath/Cavan/Monaghan ATC's
October 2013
Automatic Traffic Count

Virtual Week (1)

Time	Total	Classification												>PSL	>PSL%	>SL1	>SL1%	>SL2	>SL2%	Mean	Vpp
		1 MCL	2 SV	3 SVT	4 TB2	5 TB3	6 T4	7 ART3	8 ART4	9 ART5	10 ART6	11 BD	12 DRT	80	80	85 +5kph	85 +5kph	90 +10kph	90 +10kph		85
Mon	256	3	215	5	25	0	3	0	0	5	0	0	0	19	7.4	3	1.2	1	0.4	58.3	74.2
Tue	264	3	219	1	29	0	9	0	0	3	0	0	0	13	4.9	8	3	2	0.8	59.4	74.2
Wed	247	2	193	6	27	0	16	0	0	3	0	0	0	15	6.1	7	2.8	5	2	59.6	75.6
Thu	273	1	230	2	24	1	14	0	0	1	0	0	0	16	5.9	8	2.9	1	0.4	57.7	75.2
Fri	260	2	222	2	23	0	7	0	1	1	2	0	0	17	6.5	5	1.9	3	1.2	58.5	73.8
| Sat	194	1	169	7	14	0	0	0	0	2	1	0	0	20	10.3	9	4.6	3	1.5	59.7	76.7
| Sun	130	4	110	3	11	2	0	0	0	0	0	0	0	7	5.4	2	1.5	1	0.8	58.8	73.1
5 Day Ave.	**260**	**2**	**216**	**3**	**26**	**0**	**10**	**0**	**0**	**3**	**0**	**0**	**0**	**16**	**6.2**	**6**	**2.3**	**2**	**0.8**	**58.7**	**74.6**
7 Day Ave.	**232**	**2**	**194**	**4**	**22**	**0**	**7**	**0**	**0**	**2**	**0**	**0**	**0**	**15**	**6.6**	**6**	**2.6**	**2**	**1.0**	**58.8**	**74.5**
--	**1624**	**16**	**1358**	**26**	**153**	**3**	**49**	**0**	**1**	**15**	**3**	**0**	**0**	**107**	**6.6**	**42**	**2.6**	**16**	**1.0**	**58.8**	**74.5**

Summary Graphs

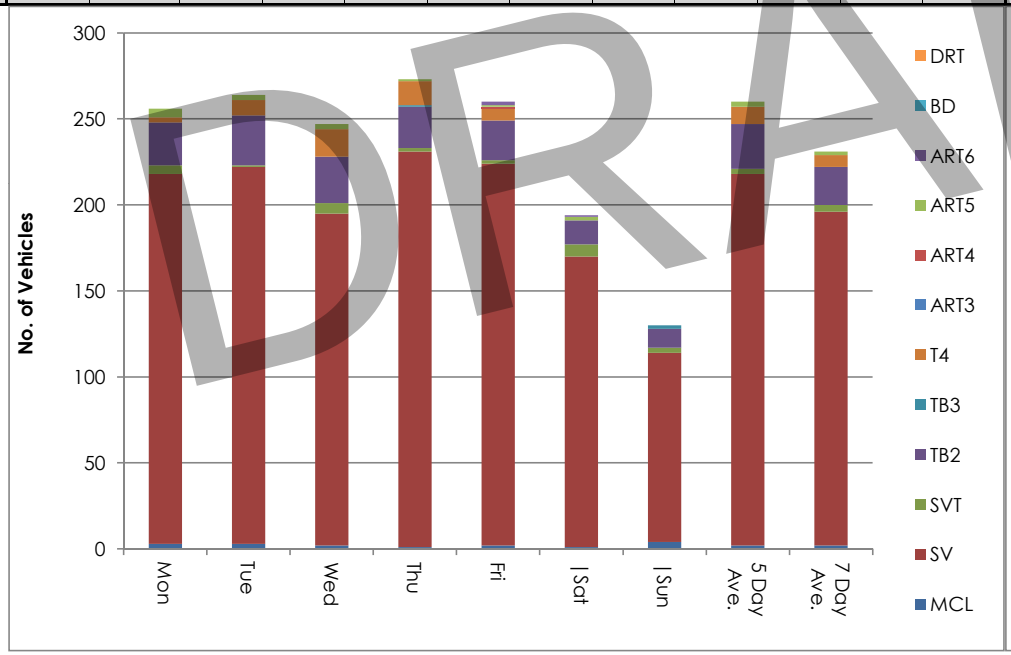

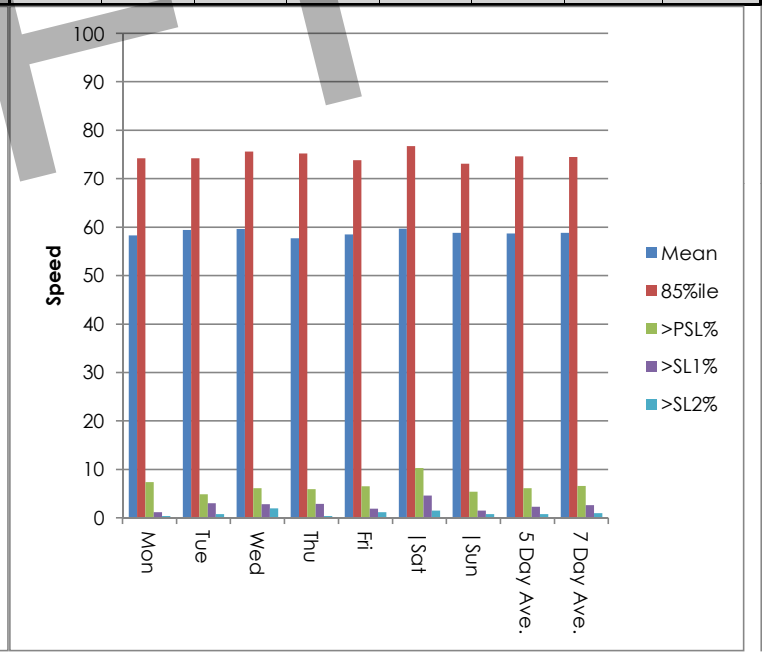

DRAFT

Site 7
Location L-6202-3, att t/pole, Lat 53.51896, Long -6.68982
Direction North

3279 / Meath/Cavan/Monaghan ATC's
October 2013
Automatic Traffic Count

Mon, 7 October 2013

Time	Total	Speed Bins (km/h)																											
		0 - 5	5 - 10	10 - 15	15 - 20	20 - 25	25 - 30	30 - 35	35 - 40	40 - 45	45 - 50	50 - 55	55 - 60	60 - 65	65 - 70	70 - 75	75 - 80	80 - 85	85 - 90	90 - 95	95 - 100	100 - 105	105 - 110	110 - 115	115 - 120	120 - 125	125 - 130	130 - 135	135 - 140
0000	0	0	0	0	0	0	0	0	0	0	0	0	0	0	0	0	0	0	0	0	0	0	0	0	0	0	0	0	0
0100	0	0	0	0	0	0	0	0	0	0	0	0	0	0	0	0	0	0	0	0	0	0	0	0	0	0	0	0	0
0200	0	0	0	0	0	0	0	0	0	0	0	0	0	0	0	0	0	0	0	0	0	0	0	0	0	0	0	0	0
0300	0	0	0	0	0	0	0	0	0	0	0	0	0	0	0	0	0	0	0	0	0	0	0	0	0	0	0	0	0
0400	2	0	0	0	0	0	0	1	0	0	0	0	0	1	0	0	0	0	0	0	0	0	0	0	0	0	0	0	0
0500	6	0	0	0	0	0	1	0	1	1	0	0	0	1	0	0	0	2	0	0	0	0	0	0	0	0	0	0	0
0600	6	0	0	0	0	0	0	0	1	0	0	0	2	1	0	0	0	2	0	0	0	0	0	0	0	0	0	0	0
0700	14	0	0	0	0	0	0	0	1	2	0	0	3	0	5	2	0	1	0	0	0	0	0	0	0	0	0	0	0
0800	**29**	**0**	**0**	**0**	**0**	**0**	**0**	**0**	**0**	**3**	**1**	**1**	**1**	**4**	**9**	**7**	**2**	**1**	**0**	**0**	**0**	**0**	**0**	**0**	**0**	**0**	**0**	**0**	**0**
0900	18	0	0	0	0	0	0	1	1	1	4	3	0	1	2	1	3	0	0	1	0	0	0	0	0	0	0	0	0
1000	13	0	0	0	0	0	1	0	1	1	1	1	1	2	2	2	1	0	0	0	0	0	0	0	0	0	0	0	0
1100	10	0	0	0	0	0	0	2	1	0	2	1	2	0	0	2	0	0	0	0	0	0	0	0	0	0	0	0	0
1200	10	0	0	0	1	1	0	0	0	0	2	0	2	1	1	1	0	1	0	0	0	0	0	0	0	0	0	0	0
1300	16	0	0	0	0	0	0	2	0	0	2	2	3	2	1	2	0	2	0	0	0	0	0	0	0	0	0	0	0
1400	21	0	0	0	1	0	2	0	1	1	5	2	2	4	0	2	0	1	0	0	0	0	0	0	0	0	0	0	0
1500	12	0	0	0	0	0	0	0	0	2	1	0	1	2	1	3	1	1	0	0	0	0	0	0	0	0	0	0	0
1600	10	0	0	0	0	0	0	0	2	2	0	0	1	2	0	1	0	1	1	0	0	0	0	0	0	0	0	0	0
1700	22	0	0	0	0	0	0	0	2	3	1	0	5	5	2	3	1	0	0	0	0	0	0	0	0	0	0	0	0
1800	**34**	**0**	**0**	**0**	**0**	**0**	**1**	**0**	**3**	**4**	**5**	**3**	**2**	**4**	**5**	**2**	**3**	**2**	**0**	**0**	**0**	**0**	**0**	**0**	**0**	**0**	**0**	**0**	**0**
1900	15	0	0	0	0	1	1	1	0	0	0	0	2	2	1	3	1	2	1	0	0	0	0	0	0	0	0	0	0
2000	9	0	0	0	1	0	0	1	1	0	0	0	0	2	2	2	0	0	0	0	0	0	0	0	0	0	0	0	0
2100	5	0	0	0	0	2	0	0	0	0	0	1	1	0	0	0	1	0	0	0	0	0	0	0	0	0	0	0	0
2200	2	0	0	0	0	0	0	0	0	0	0	0	0	1	0	1	0	0	0	0	0	0	0	0	0	0	0	0	0
2300	2	0	0	0	0	0	0	0	0	0	1	1	0	0	0	0	0	0	0	0	0	0	0	0	0	0	0	0	0
07-19	**209**	**0**	**0**	**0**	**2**	**1**	**4**	**5**	**12**	**19**	**24**	**13**	**23**	**27**	**28**	**28**	**11**	**10**	**1**	**1**	**0**	**0**	**0**	**0**	**0**	**0**	**0**	**0**	**0**
06-22	**244**	**0**	**0**	**0**	**3**	**4**	**5**	**7**	**14**	**19**	**24**	**14**	**28**	**32**	**31**	**33**	**13**	**14**	**2**	**1**	**0**	**0**	**0**	**0**	**0**	**0**	**0**	**0**	**0**
06-00	**248**	**0**	**0**	**0**	**3**	**4**	**5**	**7**	**14**	**19**	**25**	**15**	**28**	**33**	**31**	**34**	**13**	**14**	**2**	**1**	**0**	**0**	**0**	**0**	**0**	**0**	**0**	**0**	**0**
00-00	**256**	**0**	**0**	**0**	**3**	**4**	**6**	**8**	**15**	**20**	**25**	**15**	**28**	**35**	**31**	**34**	**13**	**16**	**2**	**1**	**0**	**0**	**0**	**0**	**0**	**0**	**0**	**0**	**0**

DRAFT

Site 7
Location L-6202-3, att t/pole, Lat 53.51896, Long -6.68982
Direction North

3279 / Meath/Cavan/Monaghan ATC's
October 2013
Automatic Traffic Count

Tue, 8 October 2013

Time	Total	Speed Bins (km/h)																											
		0 - 5	5 - 10	10 - 15	15 - 20	20 - 25	25 - 30	30 - 35	35 - 40	40 - 45	45 - 50	50 - 55	55 - 60	60 - 65	65 - 70	70 - 75	75 - 80	80 - 85	85 - 90	90 - 95	95 - 100	100 - 105	105 - 110	110 - 115	115 - 120	120 - 125	125 - 130	130 - 135	135 - 140
0000	0	0	0	0	0	0	0	0	0	0	0	0	0	0	0	0	0	0	0	0	0	0	0	0	0	0	0	0	0
0100	1	0	0	0	0	0	0	0	0	0	0	0	0	0	0	0	0	1	0	0	0	0	0	0	0	0	0	0	0
0200	0	0	0	0	0	0	0	0	0	0	0	0	0	0	0	0	0	0	0	0	0	0	0	0	0	0	0	0	0
0300	2	0	0	0	0	0	0	0	0	1	0	0	0	1	0	0	0	0	0	0	0	0	0	0	0	0	0	0	0
0400	2	0	0	0	0	0	0	1	0	0	0	0	0	0	0	0	1	0	0	0	0	0	0	0	0	0	0	0	0
0500	4	0	0	0	0	0	0	0	0	1	0	0	0	0	0	1	2	0	0	0	0	0	0	0	0	0	0	0	0
0600	6	0	0	0	0	0	0	0	2	0	0	0	1	0	1	0	1	0	1	0	0	0	0	0	0	0	0	0	0
0700	13	0	0	0	0	0	0	0	1	1	0	0	2	3	2	3	1	0	0	0	0	0	0	0	0	0	0	0	0
0800	**34**	**0**	**0**	**0**	**0**	**0**	**0**	**0**	**1**	**2**	**1**	**3**	**5**	**5**	**5**	**4**	**5**	**2**	**0**	**1**	**0**	**0**	**0**	**0**	**0**	**0**	**0**	**0**	**0**
0900	22	0	0	0	1	0	0	1	1	2	0	1	1	5	1	6	2	1	0	0	0	0	0	0	0	0	0	0	0
1000	12	0	0	0	0	0	2	0	1	0	1	4	0	1	0	2	1	0	0	0	0	0	0	0	0	0	0	0	0
1100	11	0	0	0	0	0	1	0	1	1	0	0	2	1	3	1	0	1	0	0	0	0	0	0	0	0	0	0	0
1200	10	0	0	0	0	0	0	0	0	1	1	3	1	1	1	0	1	0	1	0	0	0	0	0	0	0	0	0	0
1300	**24**	**0**	**0**	**0**	**0**	**0**	**0**	**0**	**0**	**4**	**4**	**4**	**2**	**0**	**0**	**4**	**5**	**0**	**0**	**1**	**0**	**0**	**0**	**0**	**0**	**0**	**0**	**0**	**0**
1400	19	0	0	0	0	0	2	1	1	0	2	0	4	4	1	3	1	0	0	0	0	0	0	0	0	0	0	0	0
1500	15	0	0	2	0	0	0	0	0	2	1	4	1	3	0	1	1	0	0	0	0	0	0	0	0	0	0	0	0
1600	14	0	0	0	0	0	0	0	2	1	1	1	2	3	2	0	1	0	1	0	0	0	0	0	0	0	0	0	0
1700	19	0	0	0	0	0	0	0	1	2	3	2	0	3	4	3	1	0	0	0	0	0	0	0	0	0	0	0	0
1800	19	0	0	0	0	1	0	0	3	3	2	1	2	3	0	3	0	0	1	0	0	0	0	0	0	0	0	0	0
1900	18	0	0	0	0	0	0	2	0	0	3	2	1	1	2	5	1	0	1	0	0	0	0	0	0	0	0	0	0
2000	12	0	0	0	0	0	0	0	0	1	0	2	1	3	1	3	1	0	0	0	0	0	0	0	0	0	0	0	0
2100	1	0	0	0	0	0	0	0	0	0	0	0	0	0	0	1	0	0	0	0	0	0	0	0	0	0	0	0	0
2200	3	0	0	0	0	0	0	0	0	0	1	0	0	1	0	0	0	0	1	0	0	0	0	0	0	0	0	0	0
2300	3	0	0	0	0	1	0	0	0	0	0	1	0	0	0	1	0	0	0	0	0	0	0	0	0	0	0	0	0
07-19	**212**	**0**	**0**	**2**	**1**	**1**	**5**	**2**	**12**	**19**	**16**	**23**	**22**	**32**	**19**	**30**	**19**	**4**	**3**	**2**	**0**	**0**	**0**	**0**	**0**	**0**	**0**	**0**	**0**
06-22	**249**	**0**	**0**	**2**	**1**	**1**	**5**	**4**	**14**	**20**	**19**	**27**	**25**	**36**	**23**	**39**	**22**	**4**	**5**	**2**	**0**	**0**	**0**	**0**	**0**	**0**	**0**	**0**	**0**
06-00	**255**	**0**	**0**	**2**	**1**	**2**	**5**	**4**	**14**	**20**	**20**	**28**	**25**	**37**	**23**	**40**	**22**	**4**	**6**	**2**	**0**	**0**	**0**	**0**	**0**	**0**	**0**	**0**	**0**
00-00	**264**	**0**	**0**	**2**	**1**	**2**	**5**	**5**	**14**	**22**	**20**	**28**	**25**	**38**	**23**	**41**	**25**	**5**	**6**	**2**	**0**	**0**	**0**	**0**	**0**	**0**	**0**	**0**	**0**

DRAFT

Site 7
Location L-6202-3, att t/pole, Lat 53.51896, Long -6.68982
Direction North

3279 / Meath/Cavan/Monaghan ATC's
October 2013
Automatic Traffic Count

Wed, 9 October 2013

Time	Total	Speed Bins (km/h)																											
		0 - 5	5 - 10	10 - 15	15 - 20	20 - 25	25 - 30	30 - 35	35 - 40	40 - 45	45 - 50	50 - 55	55 - 60	60 - 65	65 - 70	70 - 75	75 - 80	80 - 85	85 - 90	90 - 95	95 - 100	100 - 105	105 - 110	110 - 115	115 - 120	120 - 125	125 - 130	130 - 135	135 - 140
0000	1	0	0	0	0	0	0	0	0	1	0	0	0	0	0	0	0	0	0	0	0	0	0	0	0	0	0	0	0
0100	0	0	0	0	0	0	0	0	0	0	0	0	0	0	0	0	0	0	0	0	0	0	0	0	0	0	0	0	0
0200	1	0	0	0	0	0	0	0	0	0	1	0	0	0	0	0	0	0	0	0	0	0	0	0	0	0	0	0	0
0300	1	0	0	0	0	0	0	0	0	0	0	0	0	0	0	1	0	0	0	0	0	0	0	0	0	0	0	0	0
0400	2	0	0	0	0	0	1	0	0	0	0	1	0	0	0	0	0	0	0	0	0	0	0	0	0	0	0	0	0
0500	4	0	0	0	0	0	0	0	0	0	0	0	0	1	0	1	1	0	1	0	0	0	0	0	0	0	0	0	0
0600	2	0	0	0	0	0	0	0	0	0	0	1	0	0	1	0	0	0	0	0	0	0	0	0	0	0	0	0	0
0700	17	0	0	0	0	0	0	0	1	2	0	0	0	4	1	4	5	0	0	0	0	0	0	0	0	0	0	0	0
0800	**28**	**0**	**0**	**0**	**1**	**0**	**1**	**1**	**0**	**0**	**0**	**1**	**2**	**5**	**3**	**3**	**7**	**2**	**0**	**1**	**0**	**0**	**1**	**0**	**0**	**0**	**0**	**0**	**0**
0900	13	0	0	1	0	0	0	1	1	0	2	1	0	0	2	2	2	0	0	1	0	0	0	0	0	0	0	0	0
1000	11	0	0	0	0	0	0	0	1	2	1	2	2	0	2	1	0	0	0	0	0	0	0	0	0	0	0	0	0
1100	16	0	0	0	0	0	0	0	2	0	1	6	1	2	2	1	0	1	0	0	0	0	0	0	0	0	0	0	0
1200	14	0	0	0	0	1	0	0	1	2	1	0	1	1	1	4	0	1	0	1	0	0	0	0	0	0	0	0	0
1300	**23**	**0**	**0**	**0**	**0**	**0**	**1**	**0**	**2**	**0**	**2**	**5**	**1**	**1**	**4**	**2**	**5**	**0**	**0**	**0**	**0**	**0**	**0**	**0**	**0**	**0**	**0**	**0**	**0**
1400	18	0	0	0	0	0	1	1	4	1	1	2	1	0	1	2	2	1	1	0	0	0	0	0	0	0	0	0	0
1500	16	0	0	0	0	0	0	0	2	1	1	3	1	2	3	2	1	0	0	0	0	0	0	0	0	0	0	0	0
1600	12	0	0	0	0	0	0	0	1	2	3	2	1	1	1	1	0	0	0	0	0	0	0	0	0	0	0	0	0
1700	15	0	0	0	0	0	0	0	3	2	2	0	0	2	3	1	1	1	0	0	0	0	0	0	0	0	0	0	0
1800	17	0	0	0	0	0	0	1	0	2	0	5	1	2	3	2	1	0	0	0	0	0	0	0	0	0	0	0	0
1900	20	0	0	0	0	1	0	0	3	2	0	2	2	5	2	2	1	0	0	0	0	0	0	0	0	0	0	0	0
2000	9	0	0	0	0	0	0	0	1	0	0	0	3	1	0	1	2	1	0	0	0	0	0	0	0	0	0	0	0
2100	2	0	0	0	0	1	0	0	0	0	0	0	0	1	0	0	0	0	0	0	0	0	0	0	0	0	0	0	0
2200	4	0	0	0	0	0	0	0	0	0	0	1	0	0	0	2	0	1	0	0	0	0	0	0	0	0	0	0	0
2300	1	0	0	0	0	0	0	0	0	0	0	0	0	0	0	0	0	0	0	1	0	0	0	0	0	0	0	0	0
07-19	**200**	**0**	**0**	**1**	**1**	**1**	**3**	**4**	**18**	**14**	**14**	**27**	**11**	**20**	**26**	**25**	**24**	**6**	**1**	**3**	**0**	**0**	**1**	**0**	**0**	**0**	**0**	**0**	**0**
06-22	**233**	**0**	**0**	**1**	**1**	**3**	**3**	**4**	**22**	**16**	**14**	**30**	**16**	**27**	**29**	**28**	**27**	**7**	**1**	**3**	**0**	**0**	**1**	**0**	**0**	**0**	**0**	**0**	**0**
06-00	**238**	**0**	**0**	**1**	**1**	**3**	**3**	**4**	**22**	**16**	**14**	**31**	**16**	**27**	**29**	**30**	**27**	**8**	**1**	**4**	**0**	**0**	**1**	**0**	**0**	**0**	**0**	**0**	**0**
00-00	**247**	**0**	**0**	**1**	**1**	**3**	**4**	**4**	**22**	**17**	**15**	**32**	**16**	**28**	**29**	**32**	**28**	**8**	**2**	**4**	**0**	**0**	**1**	**0**	**0**	**0**	**0**	**0**	**0**

DRAFT

Site 7
Location L-6202-3, att t/pole, Lat 53.51896, Long -6.68982
Direction North

3279 / Meath/Cavan/Monaghan ATC's
October 2013
Automatic Traffic Count

Thu, 10 October 2013

Time	Total	Speed Bins (km/h)																											
		0 - 5	5 - 10	10 - 15	15 - 20	20 - 25	25 - 30	30 - 35	35 - 40	40 - 45	45 - 50	50 - 55	55 - 60	60 - 65	65 - 70	70 - 75	75 - 80	80 - 85	85 - 90	90 - 95	95 - 100	100 - 105	105 - 110	110 - 115	115 - 120	120 - 125	125 - 130	130 - 135	135 - 140
0000	0	0	0	0	0	0	0	0	0	0	0	0	0	0	0	0	0	0	0	0	0	0	0	0	0	0	0	0	0
0100	0	0	0	0	0	0	0	0	0	0	0	0	0	0	0	0	0	0	0	0	0	0	0	0	0	0	0	0	0
0200	1	0	0	0	0	0	0	0	1	0	0	0	0	0	0	0	0	0	0	0	0	0	0	0	0	0	0	0	0
0300	2	0	0	0	0	0	0	0	0	1	0	0	1	0	0	0	0	0	0	0	0	0	0	0	0	0	0	0	0
0400	3	0	0	0	0	0	0	1	0	0	0	0	0	0	2	0	0	0	0	0	0	0	0	0	0	0	0	0	0
0500	3	0	0	0	0	0	0	0	0	0	0	1	0	1	1	0	0	0	0	0	0	0	0	0	0	0	0	0	0
0600	6	0	0	0	0	0	0	0	0	0	0	1	1	0	1	0	1	0	2	0	0	0	0	0	0	0	0	0	0
0700	19	0	0	0	0	0	0	1	0	2	1	0	5	3	2	1	2	1	1	0	0	0	0	0	0	0	0	0	0
0800	**29**	**0**	**0**	**0**	**0**	**0**	**0**	**0**	**0**	**2**	**1**	**3**	**3**	**4**	**5**	**5**	**5**	**0**	**1**	**0**	**0**	**0**	**0**	**0**	**0**	**0**	**0**	**0**	**0**
0900	14	0	0	0	0	0	1	1	0	2	1	1	0	0	2	3	2	0	1	0	0	0	0	0	0	0	0	0	0
1000	14	0	0	0	0	0	1	0	1	0	3	2	2	1	1	1	2	0	0	0	0	0	0	0	0	0	0	0	0
1100	7	0	0	0	1	0	0	0	1	0	0	1	0	1	1	0	2	0	0	0	0	0	0	0	0	0	0	0	0
1200	17	0	0	0	0	0	0	1	0	2	2	3	3	2	2	1	0	0	1	0	0	0	0	0	0	0	0	0	0
1300	18	0	0	0	0	0	0	1	0	2	2	1	1	1	2	5	3	0	0	0	0	0	0	0	0	0	0	0	0
1400	23	0	0	0	0	0	0	2	1	3	4	0	3	5	1	1	2	1	0	0	0	0	0	0	0	0	0	0	0
1500	18	0	0	0	1	0	0	0	3	4	1	1	1	2	3	1	1	0	0	0	0	0	0	0	0	0	0	0	0
1600	15	0	0	0	1	0	0	0	3	1	2	2	0	0	2	1	2	1	0	0	0	0	0	0	0	0	0	0	0
1700	21	0	0	0	0	1	0	2	1	3	3	4	2	2	2	0	0	0	1	0	0	0	0	0	0	0	0	0	0
1800	**24**	**0**	**0**	**0**	**0**	**0**	**2**	**0**	**1**	**3**	**3**	**1**	**2**	**2**	**2**	**3**	**3**	**1**	**0**	**0**	**0**	**0**	**1**	**0**	**0**	**0**	**0**	**0**	**0**
1900	21	0	0	0	0	0	0	1	0	5	1	3	4	0	1	2	1	3	0	0	0	0	0	0	0	0	0	0	0
2000	11	0	0	0	0	0	0	0	1	2	1	1	3	1	1	0	0	1	0	0	0	0	0	0	0	0	0	0	0
2100	3	0	0	0	0	0	0	0	1	0	1	0	0	0	0	0	1	0	0	0	0	0	0	0	0	0	0	0	0
2200	3	0	0	0	0	0	1	0	0	0	1	0	0	0	1	0	0	0	0	0	0	0	0	0	0	0	0	0	0
2300	1	0	0	0	0	0	0	0	0	0	0	0	0	1	0	0	0	0	0	0	0	0	0	0	0	0	0	0	0
07-19	**219**	**0**	**0**	**0**	**3**	**1**	**4**	**8**	**11**	**24**	**23**	**19**	**22**	**23**	**25**	**22**	**24**	**4**	**5**	**0**	**0**	**0**	**1**	**0**	**0**	**0**	**0**	**0**	**0**
06-22	**260**	**0**	**0**	**0**	**3**	**1**	**4**	**9**	**13**	**31**	**26**	**24**	**30**	**24**	**28**	**24**	**27**	**8**	**7**	**0**	**0**	**0**	**1**	**0**	**0**	**0**	**0**	**0**	**0**
06-00	**264**	**0**	**0**	**0**	**3**	**1**	**5**	**9**	**13**	**31**	**27**	**24**	**30**	**25**	**29**	**24**	**27**	**8**	**7**	**0**	**0**	**0**	**1**	**0**	**0**	**0**	**0**	**0**	**0**
00-00	**273**	**0**	**0**	**0**	**3**	**1**	**5**	**10**	**14**	**32**	**27**	**25**	**31**	**26**	**32**	**24**	**27**	**8**	**7**	**0**	**0**	**0**	**1**	**0**	**0**	**0**	**0**	**0**	**0**

DRAFT

Site 7
Location L-6202-3, att t/pole, Lat 53.51896, Long -6.68982
Direction North

3279 / Meath/Cavan/Monaghan ATC's
October 2013
Automatic Traffic Count

Fri, 11 October 2013

Time	Total	Speed Bins (km/h)																											
		0 - 5	5 - 10	10 - 15	15 - 20	20 - 25	25 - 30	30 - 35	35 - 40	40 - 45	45 - 50	50 - 55	55 - 60	60 - 65	65 - 70	70 - 75	75 - 80	80 - 85	85 - 90	90 - 95	95 - 100	100 - 105	105 - 110	110 - 115	115 - 120	120 - 125	125 - 130	130 - 135	135 - 140
0000	0	0	0	0	0	0	0	0	0	0	0	0	0	0	0	0	0	0	0	0	0	0	0	0	0	0	0	0	0
0100	0	0	0	0	0	0	0	0	0	0	0	0	0	0	0	0	0	0	0	0	0	0	0	0	0	0	0	0	0
0200	2	0	0	0	0	0	0	0	0	1	1	0	0	0	0	0	0	0	0	0	0	0	0	0	0	0	0	0	0
0300	1	0	0	0	0	0	0	0	0	0	1	0	0	0	0	0	0	0	0	0	0	0	0	0	0	0	0	0	0
0400	1	0	0	0	0	0	0	1	0	0	0	0	0	0	0	0	0	0	0	0	0	0	0	0	0	0	0	0	0
0500	2	0	0	0	0	0	0	0	0	0	0	0	0	0	1	1	0	0	0	0	0	0	0	0	0	0	0	0	0
0600	9	0	0	0	0	0	0	0	0	0	0	0	1	2	2	1	1	1	1	0	0	0	0	0	0	0	0	0	0
0700	15	0	0	0	0	0	1	0	1	2	0	1	0	3	2	1	3	1	0	0	0	0	0	0	0	0	0	0	0
0800	**32**	**0**	**0**	**0**	**0**	**0**	**1**	**2**	**1**	**1**	**4**	**0**	**3**	**3**	**6**	**3**	**4**	**3**	**0**	**1**	**0**	**0**	**0**	**0**	**0**	**0**	**0**	**0**	**0**
0900	10	0	0	0	0	0	0	1	1	0	2	0	1	0	3	0	1	1	0	0	0	0	0	0	0	0	0	0	0
1000	11	0	0	0	1	0	1	0	0	1	3	1	2	2	0	0	0	0	0	0	0	0	0	0	0	0	0	0	0
1100	11	0	0	0	0	0	0	0	1	1	0	2	2	3	1	1	0	0	0	0	0	0	0	0	0	0	0	0	0
1200	9	0	0	0	0	0	0	0	0	0	2	0	2	0	3	1	1	0	0	0	0	0	0	0	0	0	0	0	0
1300	22	0	0	0	0	0	1	0	1	2	4	2	0	2	4	5	1	0	0	0	0	0	0	0	0	0	0	0	0
1400	23	0	0	0	0	0	1	3	1	3	5	3	2	1	2	1	0	1	0	0	0	0	0	0	0	0	0	0	0
1500	18	0	0	0	0	0	0	0	1	5	0	1	3	1	3	4	0	0	0	0	0	0	0	0	0	0	0	0	0
1600	16	0	0	0	0	0	0	1	1	4	1	1	2	1	0	2	2	1	0	0	0	0	0	0	0	0	0	0	0
1700	**24**	**0**	**0**	**0**	**0**	**0**	**1**	**0**	**0**	**4**	**1**	**3**	**2**	**3**	**4**	**3**	**1**	**2**	**0**	**0**	**0**	**0**	**0**	**0**	**0**	**0**	**0**	**0**	**0**
1800	18	0	0	0	0	0	0	2	2	2	3	1	0	0	3	3	0	1	0	0	1	0	0	0	0	0	0	0	0
1900	18	0	0	0	0	0	0	0	1	2	1	0	0	7	3	1	2	0	1	0	0	0	0	0	0	0	0	0	0
2000	8	0	0	0	0	0	0	0	0	1	0	2	2	0	2	0	0	1	0	0	0	0	0	0	0	0	0	0	0
2100	7	0	0	0	0	0	0	0	1	1	0	0	2	0	2	0	0	0	0	1	0	0	0	0	0	0	0	0	0
2200	2	0	0	0	0	0	0	0	0	0	0	0	0	0	0	1	1	0	0	0	0	0	0	0	0	0	0	0	0
2300	1	0	0	0	0	0	0	0	0	0	0	0	0	0	0	1	0	0	0	0	0	0	0	0	0	0	0	0	0
07-19	**209**	**0**	**0**	**0**	**1**	**0**	**6**	**9**	**10**	**25**	**25**	**15**	**19**	**19**	**31**	**24**	**13**	**10**	**0**	**1**	**1**	**0**	**0**	**0**	**0**	**0**	**0**	**0**	**0**
06-22	**251**	**0**	**0**	**0**	**1**	**0**	**6**	**9**	**12**	**29**	**26**	**17**	**24**	**28**	**40**	**26**	**16**	**12**	**2**	**2**	**1**	**0**	**0**	**0**	**0**	**0**	**0**	**0**	**0**
06-00	**254**	**0**	**0**	**0**	**1**	**0**	**6**	**9**	**12**	**29**	**26**	**17**	**24**	**28**	**40**	**28**	**17**	**12**	**2**	**2**	**1**	**0**	**0**	**0**	**0**	**0**	**0**	**0**	**0**
00-00	**260**	**0**	**0**	**0**	**1**	**0**	**6**	**10**	**12**	**30**	**28**	**17**	**24**	**28**	**41**	**29**	**17**	**12**	**2**	**2**	**1**	**0**	**0**	**0**	**0**	**0**	**0**	**0**	**0**

DRAFT

Site 7
Location L-6202-3, att t/pole, Lat 53.51896, Long -6.68982
Direction North

3279 / Meath/Cavan/Monaghan ATC's
October 2013
Automatic Traffic Count

Sat, 12 October 2013

Time	Total	Speed Bins (km/h)																												
		0 - 5	5 - 10	10 - 15	15 - 20	20 - 25	25 - 30	30 - 35	35 - 40	40 - 45	45 - 50	50 - 55	55 - 60	60 - 65	65 - 70	70 - 75	75 - 80	80 - 85	85 - 90	90 - 95	95 - 100	100 - 105	105 - 110	110 - 115	115 - 120	120 - 125	125 - 130	130 - 135	135 - 140
0000	1	0	0	0	0	0	0	0	0	0	0	0	1	0	0	0	0	0	0	0	0	0	0	0	0	0	0	0	0	0
0100	2	0	0	0	0	0	0	0	0	1	0	0	0	0	0	1	0	0	0	0	0	0	0	0	0	0	0	0	0	0
0200	1	0	0	0	0	0	0	0	0	0	1	0	0	0	0	0	0	0	0	0	0	0	0	0	0	0	0	0	0	0
0300	1	0	0	0	0	0	0	0	0	0	0	0	0	0	1	0	0	0	0	0	0	0	0	0	0	0	0	0	0	0
0400	1	0	0	0	0	0	0	1	0	0	0	0	0	0	0	0	0	0	0	0	0	0	0	0	0	0	0	0	0	0
0500	1	0	0	0	0	0	0	0	0	1	0	0	0	0	0	0	0	0	0	0	0	0	0	0	0	0	0	0	0	0
0600	1	0	0	0	0	0	0	0	0	0	0	0	0	0	0	0	0	0	1	0	0	0	0	0	0	0	0	0	0	0
0700	7	0	0	0	0	0	0	0	0	0	1	0	1	0	1	2	0	0	1	1	0	0	0	0	0	0	0	0	0	0
0800	11	0	0	0	0	0	0	0	0	1	1	0	1	3	1	1	1	1	0	1	0	0	0	0	0	0	0	0	0	0
0900	5	0	0	0	0	0	0	0	0	0	0	0	1	0	2	0	1	1	0	0	0	0	0	0	0	0	0	0	0	0
1000	10	0	0	0	0	0	1	0	1	0	2	0	1	0	3	0	2	0	0	0	0	0	0	0	0	0	0	0	0	0
1100	**22**	**0**	**0**	**0**	**0**	**0**	**0**	**0**	**2**	**0**	**2**	**4**	**0**	**2**	**4**	**4**	**3**	**0**	**1**	**0**	**0**	**0**	**0**	**0**	**0**	**0**	**0**	**0**	**0**	**0**
1200	15	0	0	0	0	1	0	1	0	2	2	0	4	2	0	2	0	0	1	0	0	0	0	0	0	0	0	0	0	0
1300	13	0	0	0	0	0	0	0	1	3	1	2	0	0	3	1	1	0	1	0	0	0	0	0	0	0	0	0	0	0
1400	12	0	0	0	0	0	0	0	1	0	0	3	2	1	2	1	1	1	0	0	0	0	0	0	0	0	0	0	0	0
1500	10	0	0	0	0	0	0	0	0	3	0	2	0	0	1	1	1	1	1	0	0	0	0	0	0	0	0	0	0	0
1600	**19**	**0**	**0**	**0**	**0**	**0**	**0**	**0**	**3**	**2**	**4**	**1**	**4**	**2**	**1**	**1**	**0**	**1**	**0**	**0**	**0**	**0**	**0**	**0**	**0**	**0**	**0**	**0**	**0**	**0**
1700	**19**	**0**	**0**	**0**	**0**	**1**	**1**	**0**	**0**	**3**	**1**	**1**	**1**	**2**	**3**	**3**	**1**	**2**	**0**	**0**	**0**	**0**	**0**	**0**	**0**	**0**	**0**	**0**	**0**	**0**
1800	14	0	0	0	0	0	0	0	0	1	1	1	2	3	1	3	0	1	0	0	1	0	0	0	0	0	0	0	0	0
1900	13	0	0	0	0	0	1	0	1	1	1	3	1	1	1	1	1	1	0	0	0	0	0	0	0	0	0	0	0	0
2000	8	0	0	0	1	0	0	0	0	0	1	1	2	1	0	1	0	1	0	0	0	0	0	0	0	0	0	0	0	0
2100	5	0	0	0	1	0	0	1	1	0	0	0	0	1	0	0	1	0	0	0	0	0	0	0	0	0	0	0	0	0
2200	1	0	0	0	0	0	0	0	0	0	0	0	0	0	1	0	0	0	0	0	0	0	0	0	0	0	0	0	0	0
2300	2	0	0	0	0	0	0	0	0	0	1	0	0	0	0	0	0	1	0	0	0	0	0	0	0	0	0	0	0	0
07-19	**157**	**0**	**0**	**0**	**0**	**2**	**2**	**1**	**8**	**15**	**15**	**14**	**17**	**15**	**22**	**19**	**11**	**8**	**5**	**2**	**1**	**0**	**0**	**0**	**0**	**0**	**0**	**0**	**0**	**0**
06-22	**184**	**0**	**0**	**0**	**2**	**2**	**3**	**2**	**10**	**16**	**17**	**18**	**20**	**18**	**23**	**21**	**13**	**10**	**6**	**2**	**1**	**0**	**0**	**0**	**0**	**0**	**0**	**0**	**0**	**0**
06-00	**187**	**0**	**0**	**0**	**2**	**2**	**3**	**2**	**10**	**16**	**18**	**18**	**20**	**18**	**24**	**21**	**13**	**11**	**6**	**2**	**1**	**0**	**0**	**0**	**0**	**0**	**0**	**0**	**0**	**0**
00-00	**194**	**0**	**0**	**0**	**2**	**2**	**3**	**3**	**10**	**18**	**19**	**18**	**21**	**18**	**25**	**22**	**13**	**11**	**6**	**2**	**1**	**0**	**0**	**0**	**0**	**0**	**0**	**0**	**0**	**0**

DRAFT

Site 7
Location L-6202-3, att t/pole, Lat 53.51896, Long -6.68982
Direction North

3279 / Meath/Cavan/Monaghan ATC's
October 2013
Automatic Traffic Count

Sun, 13 October 2013

Time	Total	Speed Bins (km/h)																												
		0 - 5	5 - 10	10 - 15	15 - 20	20 - 25	25 - 30	30 - 35	35 - 40	40 - 45	45 - 50	50 - 55	55 - 60	60 - 65	65 - 70	70 - 75	75 - 80	80 - 85	85 - 90	90 - 95	95 - 100	100 - 105	105 - 110	110 - 115	115 - 120	120 - 125	125 - 130	130 - 135	135 - 140
0000	1	0	0	0	0	0	0	0	0	0	0	0	1	0	0	0	0	0	0	0	0	0	0	0	0	0	0	0	0	0
0100	0	0	0	0	0	0	0	0	0	0	0	0	0	0	0	0	0	0	0	0	0	0	0	0	0	0	0	0	0	0
0200	0	0	0	0	0	0	0	0	0	0	0	0	0	0	0	0	0	0	0	0	0	0	0	0	0	0	0	0	0	0
0300	1	0	0	0	0	0	0	0	0	0	0	0	0	0	0	1	0	0	0	0	0	0	0	0	0	0	0	0	0	0
0400	1	0	0	0	0	0	0	0	0	0	0	0	0	0	0	1	0	0	0	0	0	0	0	0	0	0	0	0	0	0
0500	3	0	0	0	1	0	0	0	0	0	0	0	1	0	1	0	0	0	0	0	0	0	0	0	0	0	0	0	0	0
0600	1	0	0	0	0	0	0	0	0	0	0	0	1	0	0	0	0	0	0	0	0	0	0	0	0	0	0	0	0	0
0700	0	0	0	0	0	0	0	0	0	0	0	0	0	0	0	0	0	0	0	0	0	0	0	0	0	0	0	0	0	0
0800	0	0	0	0	0	0	0	0	0	0	0	0	0	0	0	0	0	0	0	0	0	0	0	0	0	0	0	0	0	0
0900	**16**	**0**	**0**	**0**	**0**	**0**	**0**	**0**	**0**	**1**	**3**	**0**	**1**	**3**	**4**	**4**	**0**	**0**	**0**	**0**	**0**	**0**	**0**	**0**	**0**	**0**	**0**	**0**	**0**	**0**
1000	15	0	0	0	0	1	1	0	0	0	0	2	3	1	4	1	1	0	1	0	0	0	0	0	0	0	0	0	0	0
1100	9	0	0	0	1	1	0	1	0	1	0	0	4	1	0	0	0	0	0	0	0	0	0	0	0	0	0	0	0	0
1200	**15**	**0**	**0**	**0**	**0**	**0**	**1**	**0**	**2**	**1**	**2**	**0**	**4**	**0**	**2**	**0**	**1**	**1**	**0**	**1**	**0**	**0**	**0**	**0**	**0**	**0**	**0**	**0**	**0**	**0**
1300	7	0	0	0	0	0	0	0	1	0	0	1	0	1	3	0	0	1	0	0	0	0	0	0	0	0	0	0	0	0
1400	8	0	0	0	0	0	0	0	1	0	1	2	1	2	0	1	0	0	0	0	0	0	0	0	0	0	0	0	0	0
1500	9	0	0	0	1	0	1	1	1	0	0	1	1	0	2	1	0	0	0	0	0	0	0	0	0	0	0	0	0	0
1600	8	0	0	0	0	0	0	0	0	0	2	0	0	1	1	1	1	2	0	0	0	0	0	0	0	0	0	0	0	0
1700	7	0	0	0	0	0	0	0	0	0	1	0	0	0	0	2	3	1	0	0	0	0	0	0	0	0	0	0	0	0
1800	11	0	0	0	0	0	0	1	0	0	1	1	2	1	4	1	0	0	0	0	0	0	0	0	0	0	0	0	0	0
1900	6	0	0	0	0	0	0	0	0	1	1	1	0	2	1	0	0	0	0	0	0	0	0	0	0	0	0	0	0	0
2000	6	0	0	0	0	0	0	0	1	0	0	1	1	2	1	0	0	0	0	0	0	0	0	0	0	0	0	0	0	0
2100	3	0	0	0	0	0	0	0	0	0	0	0	0	1	1	1	0	0	0	0	0	0	0	0	0	0	0	0	0	0
2200	3	0	0	0	0	0	0	0	0	1	0	0	0	1	1	0	0	0	0	0	0	0	0	0	0	0	0	0	0	0
2300	0	0	0	0	0	0	0	0	0	0	0	0	0	0	0	0	0	0	0	0	0	0	0	0	0	0	0	0	0	0
07-19	**105**	**0**	**0**	**0**	**2**	**2**	**3**	**3**	**5**	**3**	**10**	**7**	**16**	**10**	**20**	**11**	**6**	**5**	**1**	**1**	**0**	**0**	**0**	**0**	**0**	**0**	**0**	**0**	**0**	**0**
06-22	**121**	**0**	**0**	**0**	**2**	**2**	**3**	**3**	**6**	**4**	**11**	**9**	**18**	**15**	**23**	**12**	**6**	**5**	**1**	**1**	**0**	**0**	**0**	**0**	**0**	**0**	**0**	**0**	**0**	**0**
06-00	**124**	**0**	**0**	**0**	**2**	**2**	**3**	**3**	**6**	**5**	**11**	**9**	**18**	**16**	**24**	**12**	**6**	**5**	**1**	**1**	**0**	**0**	**0**	**0**	**0**	**0**	**0**	**0**	**0**	**0**
00-00	**130**	**0**	**0**	**0**	**3**	**2**	**3**	**3**	**6**	**5**	**11**	**9**	**20**	**16**	**25**	**14**	**6**	**5**	**1**	**1**	**0**	**0**	**0**	**0**	**0**	**0**	**0**	**0**	**0**	**0**

DRAFT

Site 7
Location L-6202-3, att t/pole, Lat 53.51896, Long -6.68982
Direction North

3279 / Meath/Cavan/Monaghan ATC's
October 2013
Automatic Traffic Count

Virtual Day (7)

Time	Total	Speed Bins (km/h)																											
		0 - 5	5 - 10	10 - 15	15 - 20	20 - 25	25 - 30	30 - 35	35 - 40	40 - 45	45 - 50	50 - 55	55 - 60	60 - 65	65 - 70	70 - 75	75 - 80	80 - 85	85 - 90	90 - 95	95 - 100	100 - 105	105 - 110	110 - 115	115 - 120	120 - 125	125 - 130	130 - 135	135 - 140
0000	0	0	0	0	0	0	0	0	0	0	0	0	0	0	0	0	0	0	0	0	0	0	0	0	0	0	0	0	0
0100	0	0	0	0	0	0	0	0	0	0	0	0	0	0	0	0	0	0	0	0	0	0	0	0	0	0	0	0	0
0200	1	0	0	0	0	0	0	0	0	0	0	0	0	0	0	0	0	0	0	0	0	0	0	0	0	0	0	0	0
0300	1	0	0	0	0	0	0	0	0	0	0	0	0	0	0	0	0	0	0	0	0	0	0	0	0	0	0	0	0
0400	2	0	0	0	0	0	0	1	0	0	0	0	0	0	0	0	0	0	0	0	0	0	0	0	0	0	0	0	0
0500	3	0	0	0	0	0	0	0	0	0	0	0	0	0	0	0	0	0	0	0	0	0	0	0	0	0	0	0	0
0600	4	0	0	0	0	0	0	0	0	0	0	0	1	0	1	0	0	0	1	0	0	0	0	0	0	0	0	0	0
0700	12	0	0	0	0	0	0	0	1	1	0	0	2	2	2	2	2	0	0	0	0	0	0	0	0	0	0	0	0
0800	**23**	**0**	**0**	**0**	**0**	**0**	**0**	**0**	**0**	**1**	**1**	**1**	**2**	**3**	**4**	**3**	**3**	**1**	**0**	**1**	**0**	**0**	**0**	**0**	**0**	**0**	**0**	**0**	**0**
0900	14	0	0	0	0	0	0	1	1	1	2	1	1	1	2	2	2	0	0	0	0	0	0	0	0	0	0	0	0
1000	12	0	0	0	0	0	1	0	1	1	2	2	2	1	2	1	1	0	0	0	0	0	0	0	0	0	0	0	0
1100	12	0	0	0	0	0	0	0	1	0	1	2	2	1	2	1	1	0	0	0	0	0	0	0	0	0	0	0	0
1200	13	0	0	0	0	0	0	0	0	1	2	1	2	1	1	1	0	0	0	0	0	0	0	0	0	0	0	0	0
1300	18	0	0	0	0	0	0	0	1	2	2	2	1	1	2	3	2	0	0	0	0	0	0	0	0	0	0	0	0
1400	18	0	0	0	0	0	1	1	1	1	3	2	2	2	1	2	1	1	0	0	0	0	0	0	0	0	0	0	0
1500	14	0	0	0	0	0	0	0	1	2	1	2	1	1	2	2	1	0	0	0	0	0	0	0	0	0	0	0	0
1600	13	0	0	0	0	0	0	0	2	2	2	1	1	1	1	1	1	0	0	0	0	0	0	0	0	0	0	0	0
1700	18	0	0	0	0	0	0	0	1	2	2	1	1	2	3	2	1	1	0	0	0	0	0	0	0	0	0	0	0
1800	**20**	**0**	**0**	**0**	**0**	**0**	**0**	**1**	**1**	**2**	**2**	**2**	**2**	**2**	**3**	**2**	**1**	**1**	**0**	**0**	**0**	**0**	**0**	**0**	**0**	**0**	**0**	**0**	**0**
1900	16	0	0	0	0	0	0	1	1	2	1	2	1	3	2	2	1	1	0	0	0	0	0	0	0	0	0	0	0
2000	9	0	0	0	0	0	0	0	1	1	0	1	2	1	1	1	0	1	0	0	0	0	0	0	0	0	0	0	0
2100	4	0	0	0	0	0	0	0	0	0	0	0	0	0	0	0	0	0	0	0	0	0	0	0	0	0	0	0	0
2200	3	0	0	0	0	0	0	0	0	0	0	0	0	0	0	1	0	0	0	0	0	0	0	0	0	0	0	0	0
2300	1	0	0	0	0	0	0	0	0	0	0	0	0	0	0	0	0	0	0	0	0	0	0	0	0	0	0	0	0
07-19	**187**	**0**	**0**	**0**	**1**	**1**	**4**	**5**	**11**	**17**	**18**	**17**	**19**	**21**	**24**	**23**	**15**	**7**	**2**	**1**	**0**	**0**	**0**	**0**	**0**	**0**	**0**	**0**	**0**
06-22	**220**	**0**	**0**	**0**	**2**	**2**	**4**	**5**	**13**	**19**	**20**	**20**	**23**	**26**	**28**	**26**	**18**	**9**	**3**	**2**	**0**	**0**	**0**	**0**	**0**	**0**	**0**	**0**	**0**
06-00	**224**	**0**	**0**	**0**	**2**	**2**	**4**	**5**	**13**	**19**	**20**	**20**	**23**	**26**	**29**	**27**	**18**	**9**	**4**	**2**	**0**	**0**	**0**	**0**	**0**	**0**	**0**	**0**	**0**
00-00	**232**	**0**	**0**	**0**	**2**	**2**	**5**	**6**	**13**	**21**	**21**	**21**	**24**	**27**	**29**	**28**	**18**	**9**	**4**	**2**	**0**	**0**	**0**	**0**	**0**	**0**	**0**	**0**	**0**

DRAFT

Site 7
Location L-6202-3, att t/pole, Lat 53.51896, Long -6.68982
Direction North

3279 / Meath/Cavan/Monaghan ATC's
October 2013
Automatic Traffic Count

Virtual Week (1)

Time	Total	Speed Bins (km/h)																												
		0 - 5	5 - 10	10 - 15	15 - 20	20 - 25	25 - 30	30 - 35	35 - 40	40 - 45	45 - 50	50 - 55	55 - 60	60 - 65	65 - 70	70 - 75	75 - 80	80 - 85	85 - 90	90 - 95	95 - 100	100 - 105	105 - 110	110 - 115	115 - 120	120 - 125	125 - 130	130 - 135	135 - 140
Mon	256	0	0	0	3	4	6	8	15	20	25	15	28	35	31	34	13	16	2	1	0	0	0	0	0	0	0	0	0	0
Tue	264	0	0	2	1	2	5	5	14	22	20	28	25	38	23	41	25	5	6	2	0	0	0	0	0	0	0	0	0	0
Wed	247	0	0	1	1	3	4	4	22	17	15	32	16	28	29	32	28	8	2	4	0	0	1	0	0	0	0	0	0	0
Thu	273	0	0	0	3	1	5	10	14	32	27	25	31	26	32	24	27	8	7	0	0	0	1	0	0	0	0	0	0	0
Fri	260	0	0	0	1	0	6	10	12	30	28	17	24	28	41	29	17	12	2	2	1	0	0	0	0	0	0	0	0	0
|Sat	194	0	0	0	2	2	3	3	10	18	19	18	21	18	25	22	13	11	6	2	1	0	0	0	0	0	0	0	0	0
|Sun	130	0	0	0	3	2	3	3	6	5	11	9	20	16	25	14	6	5	1	1	0	0	0	0	0	0	0	0	0	0
5 Day Ave.	**260**	**0**	**0**	**1**	**2**	**2**	**5**	**7**	**15**	**24**	**23**	**23**	**25**	**31**	**31**	**32**	**22**	**10**	**4**	**2**	**0**	**0**	**0**	**0**	**0**	**0**	**0**	**0**	**0**	**0**
7 Day Ave.	**232**	**0**	**0**	**0**	**2**	**2**	**5**	**6**	**13**	**21**	**21**	**21**	**24**	**27**	**29**	**28**	**18**	**9**	**4**	**2**	**0**	**0**	**0**	**0**	**0**	**0**	**0**	**0**	**0**	**0**
--	**1624**	**0**	**0**	**3**	**14**	**14**	**32**	**43**	**93**	**144**	**145**	**144**	**165**	**189**	**206**	**196**	**129**	**65**	**26**	**12**	**2**	**0**	**2**	**0**	**0**	**0**	**0**	**0**	**0**	**0**

Summary Graphs

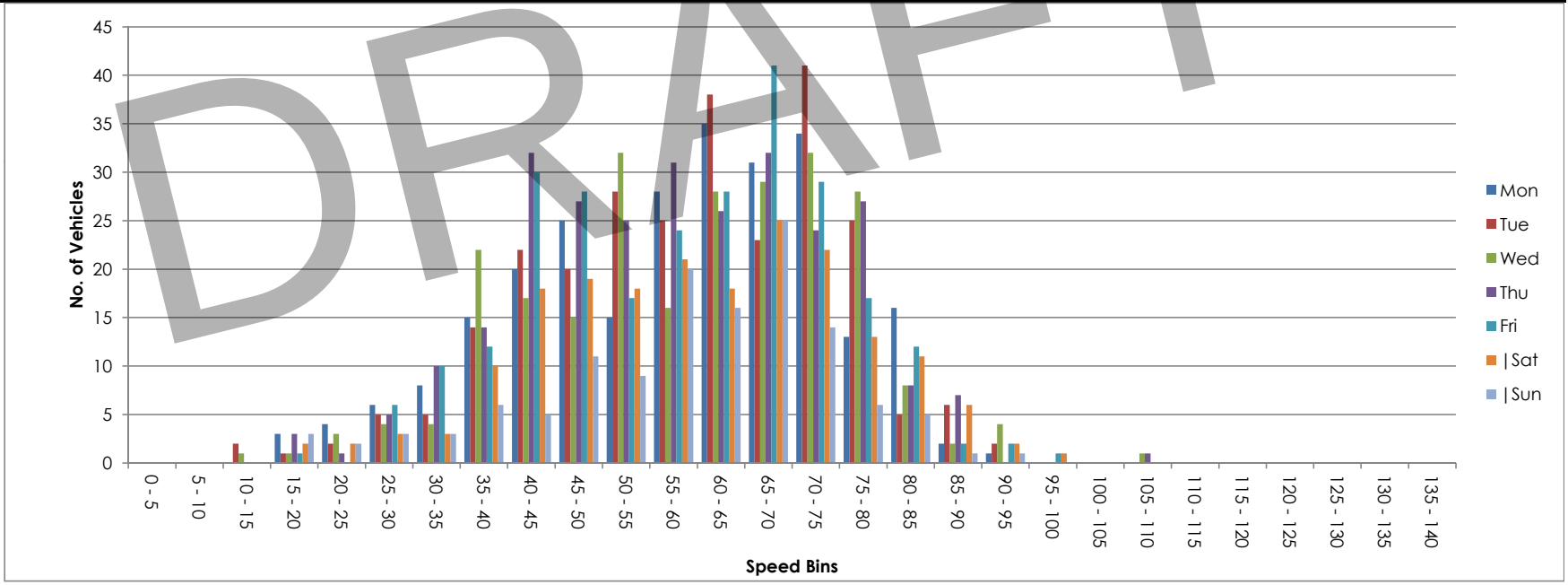

DRAFT

Site 7
Location L-6202-3, att t/pole, Lat 53.51896, Long -6.68982
Direction South

3279 / Meath/Cavan/Monaghan ATC's
October 2013
Automatic Traffic Count

Mon, 7 October 2013

Time	Total	Classification												>PSL	>PSL%	>SL1	>SL1%	>SL2	>SL2%	Mean	Vpp
		1 MCL	2 SV	3 SVT	4 TB2	5 TB3	6 T4	7 ART3	8 ART4	9 ART5	10 ART6	11 BD	12 DRT	80	80	85 +5kph	85 +5kph	90 +10kph	90 +10kph		85
0000	3	0	3	0	0	0	0	0	0	0	0	0	0	0	0	0	0	0	0	61.2	-
0100	1	0	1	0	0	0	0	0	0	0	0	0	0	0	0	0	0	0	0	66.7	-
0200	0	0	0	0	0	0	0	0	0	0	0	0	0	0	0	0	0	0	0	-	-
0300	0	0	0	0	0	0	0	0	0	0	0	0	0	0	0	0	0	0	0	-	-
0400	1	0	1	0	0	0	0	0	0	0	0	0	0	0	0	0	0	0	0	48	-
0500	6	0	6	0	0	0	0	0	0	0	0	0	0	0	0	0	0	0	0	58.6	-
0600	5	0	5	0	0	0	0	0	0	0	0	0	0	0	0	0	0	0	0	57	-
0700	14	0	12	0	2	0	0	0	0	0	0	0	0	0	0	0	0	0	0	58.6	69.5
0800	**22**	**0**	**17**	**0**	**4**	**0**	**0**	**0**	**0**	**1**	**0**	**0**	**0**	**0**	**0**	**0**	**0**	**0**	**0**	**55.9**	**68**
0900	16	0	13	0	2	0	1	0	0	0	0	0	0	2	12.5	0	0	0	0	62.8	75.2
1000	10	0	8	0	1	0	1	0	0	0	0	0	0	0	0	0	0	0	0	55.1	-
1100	12	0	9	1	1	0	0	0	0	1	0	0	0	1	8.3	0	0	0	0	60.2	69.5
1200	8	0	5	1	1	0	1	0	0	0	0	0	0	0	0	0	0	0	0	56.8	-
1300	**24**	**0**	**16**	**1**	**5**	**0**	**0**	**0**	**0**	**2**	**0**	**0**	**0**	**1**	**4.2**	**1**	**4.2**	**0**	**0**	**56.1**	**68.4**
1400	15	0	12	1	1	0	1	0	0	0	0	0	0	1	6.7	0	0	0	0	64	78.8
1500	14	0	14	0	0	0	0	0	0	0	0	0	0	0	0	0	0	0	0	58.6	72.4
1600	18	0	14	0	4	0	0	0	0	0	0	0	0	1	5.6	0	0	0	0	65.6	75.2
1700	21	0	14	0	3	0	4	0	0	0	0	0	0	1	4.8	1	4.8	0	0	64.1	73.8
1800	23	1	20	1	1	0	0	0	0	0	0	0	0	0	0	0	0	0	0	59.7	69.5
1900	15	0	12	1	1	0	0	0	0	1	0	0	0	0	0	0	0	0	0	53.5	63.7
2000	14	0	11	0	3	0	0	0	0	0	0	0	0	5	35.7	3	21.4	2	14.3	68.7	89.6
2100	9	0	9	0	0	0	0	0	0	0	0	0	0	0	0	0	0	0	0	66.7	-
2200	4	0	4	0	0	0	0	0	0	0	0	0	0	0	0	0	0	0	0	60.1	-
2300	0	0	0	0	0	0	0	0	0	0	0	0	0	0	0	0	0	0	0	-	-
07-19	**197**	**1**	**154**	**5**	**25**	**0**	**8**	**0**	**0**	**4**	**0**	**0**	**0**	**7**	**3.6**	**2**	**1**	**0**	**0**	**60**	**72**
06-22	**240**	**1**	**191**	**6**	**29**	**0**	**8**	**0**	**0**	**5**	**0**	**0**	**0**	**12**	**5**	**5**	**2.1**	**2**	**0.8**	**60.3**	**72.4**
06-00	**244**	**1**	**195**	**6**	**29**	**0**	**8**	**0**	**0**	**5**	**0**	**0**	**0**	**12**	**4.9**	**5**	**2**	**2**	**0.8**	**60.3**	**72**
00-00	**255**	**1**	**206**	**6**	**29**	**0**	**8**	**0**	**0**	**5**	**0**	**0**	**0**	**12**	**4.7**	**5**	**2**	**2**	**0.8**	**60.2**	**72**

DRAFT

Site 7
Location L-6202-3, att t/pole, Lat 53.51896, Long -6.68982
Direction South

3279 / Meath/Cavan/Monaghan ATC's
October 2013
Automatic Traffic Count

Tue, 8 October 2013

Time	Total	Classification												>PSL	>PSL%	>SL1	>SL1%	>SL2	>SL2%	Mean	Vpp
		1 MCL	2 SV	3 SVT	4 TB2	5 TB3	6 T4	7 ART3	8 ART4	9 ART5	10 ART6	11 BD	12 DRT	80	80	85 +5kph	85 +5kph	90 +10kph	90 +10kph		85
0000	2	0	2	0	0	0	0	0	0	0	0	0	0	0	0	0	0	0	0	64.5	-
0100	0	0	0	0	0	0	0	0	0	0	0	0	0	0	0	0	0	0	0	-	-
0200	1	0	1	0	0	0	0	0	0	0	0	0	0	0	0	0	0	0	0	75.4	-
0300	0	0	0	0	0	0	0	0	0	0	0	0	0	0	0	0	0	0	0	-	-
0400	1	0	1	0	0	0	0	0	0	0	0	0	0	0	0	0	0	0	0	58.6	-
0500	7	0	7	0	0	0	0	0	0	0	0	0	0	0	0	0	0	0	0	57	-
0600	7	0	7	0	0	0	0	0	0	0	0	0	0	0	0	0	0	0	0	53.8	-
0700	10	0	6	0	2	0	2	0	0	0	0	0	0	0	0	0	0	0	0	55.2	-
0800	16	0	12	0	2	0	1	0	0	1	0	0	0	1	6.3	0	0	0	0	61.8	69.5
0900	**23**	**0**	**17**	**0**	**5**	**0**	**1**	**0**	**0**	**0**	**0**	**0**	**0**	**3**	**13**	**1**	**4.3**	**0**	**0**	**58.3**	**73.1**
1000	8	0	6	0	2	0	0	0	0	0	0	0	0	1	12.5	0	0	0	0	56.8	-
1100	13	0	11	0	1	0	1	0	0	0	0	0	0	1	7.7	1	7.7	0	0	61.3	72.4
1200	11	0	11	0	0	0	0	0	0	0	0	0	0	0	0	0	0	0	0	61.9	72.4
1300	21	0	17	0	4	0	0	0	0	0	0	0	0	3	14.3	1	4.8	0	0	61.5	78.8
1400	22	0	18	0	3	0	1	0	0	0	0	0	0	0	0	0	0	0	0	59.4	70.2
1500	19	0	17	0	0	0	1	0	1	0	0	0	0	2	10.5	0	0	0	0	60.5	75.2
1600	21	0	19	0	2	0	0	0	0	0	0	0	0	1	4.8	0	0	0	0	61.1	72.7
1700	18	0	13	0	3	0	2	0	0	0	0	0	0	0	0	0	0	0	0	60.6	72.7
1800	**23**	**0**	**21**	**0**	**2**	**0**	**0**	**0**	**0**	**0**	**0**	**0**	**0**	**0**	**0**	**0**	**0**	**0**	**0**	**62.9**	**72.4**
1900	11	0	8	0	2	1	0	0	0	0	0	0	0	1	9.1	0	0	0	0	63.1	68.8
2000	6	0	6	0	0	0	0	0	0	0	0	0	0	1	16.7	1	16.7	0	0	69.9	-
2100	11	0	9	0	2	0	0	0	0	0	0	0	0	1	9.1	1	9.1	1	9.1	67.9	72.7
2200	11	0	9	0	1	0	0	0	0	1	0	0	0	3	27.3	0	0	0	0	65.3	81
2300	4	0	4	0	0	0	0	0	0	0	0	0	0	1	25	0	0	0	0	68.9	-
07-19	**205**	**0**	**168**	**0**	**26**	**0**	**9**	**0**	**1**	**1**	**0**	**0**	**0**	**12**	**5.9**	**3**	**1.5**	**0**	**0**	**60.4**	**73.4**
06-22	**240**	**0**	**198**	**0**	**30**	**1**	**9**	**0**	**1**	**1**	**0**	**0**	**0**	**15**	**6.3**	**5**	**2.1**	**1**	**0.4**	**60.9**	**73.8**
06-00	**255**	**0**	**211**	**0**	**31**	**1**	**9**	**0**	**1**	**2**	**0**	**0**	**0**	**19**	**7.5**	**5**	**2**	**1**	**0.4**	**61.2**	**74.5**
00-00	**266**	**0**	**222**	**0**	**31**	**1**	**9**	**0**	**1**	**2**	**0**	**0**	**0**	**19**	**7.1**	**5**	**1.9**	**1**	**0.4**	**61.2**	**74.5**

DRAFT

Site 7
Location L-6202-3, att t/pole, Lat 53.51896, Long -6.68982
Direction South

3279 / Meath/Cavan/Monaghan ATC's
October 2013
Automatic Traffic Count

Wed, 9 October 2013

Time	Total	Classification												>PSL	>PSL%	>SL1	>SL1%	>SL2	>SL2%	Mean	Vpp
		1 MCL	2 SV	3 SVT	4 TB2	5 TB3	6 T4	7 ART3	8 ART4	9 ART5	10 ART6	11 BD	12 DRT	80	80	85 +5kph	85 +5kph	90 +10kph	90 +10kph		85
0000	2	1	1	0	0	0	0	0	0	0	0	0	0	0	0	0	0	0	0	38	-
0100	1	0	1	0	0	0	0	0	0	0	0	0	0	0	0	0	0	0	0	63.8	-
0200	1	0	1	0	0	0	0	0	0	0	0	0	0	0	0	0	0	0	0	60.4	-
0300	0	0	0	0	0	0	0	0	0	0	0	0	0	0	0	0	0	0	0	-	-
0400	1	0	1	0	0	0	0	0	0	0	0	0	0	0	0	0	0	0	0	59	-
0500	6	0	6	0	0	0	0	0	0	0	0	0	0	0	0	0	0	0	0	59.2	-
0600	5	0	5	0	0	0	0	0	0	0	0	0	0	0	0	0	0	0	0	56.2	-
0700	11	0	9	0	2	0	0	0	0	0	0	0	0	0	0	0	0	0	0	57.3	70.2
0800	**18**	**0**	**15**	**0**	**2**	**0**	**1**	**0**	**0**	**0**	**0**	**0**	**0**	**1**	**5.6**	**0**	**0**	**0**	**0**	**63.2**	**72.4**
0900	15	0	11	0	1	0	3	0	0	0	0	0	0	0	0	0	0	0	0	61.4	70.9
1000	17	1	12	0	3	0	1	0	0	0	0	0	0	1	5.9	0	0	0	0	57.2	64.8
1100	17	0	13	2	0	0	2	0	0	0	0	0	0	1	5.9	0	0	0	0	53.9	64.1
1200	14	0	8	1	2	0	2	0	0	1	0	0	0	1	7.1	0	0	0	0	55.5	64.8
1300	20	0	15	1	3	0	1	0	0	0	0	0	0	1	5	1	5	1	5	60.5	70.9
1400	17	0	13	0	2	0	2	0	0	0	0	0	0	0	0	0	0	0	0	58.9	65.5
1500	17	0	14	0	2	0	1	0	0	0	0	0	0	2	11.8	1	5.9	0	0	66.2	74.5
1600	15	0	11	1	0	0	2	0	0	1	0	0	0	1	6.7	0	0	0	0	63.6	76.3
1700	**21**	**0**	**19**	**0**	**2**	**0**	**0**	**0**	**0**	**0**	**0**	**0**	**0**	**3**	**14.3**	**0**	**0**	**0**	**0**	**65.3**	**74.9**
1800	13	0	10	1	2	0	0	0	0	0	0	0	0	0	0	0	0	0	0	63.8	72.4
1900	15	0	13	0	2	0	0	0	0	0	0	0	0	0	0	0	0	0	0	63.1	68.4
2000	8	0	7	0	0	0	0	0	0	1	0	0	0	0	0	0	0	0	0	66.9	-
2100	10	0	8	0	1	0	0	0	0	1	0	0	0	0	0	0	0	0	0	59.6	-
2200	6	0	6	0	0	0	0	0	0	0	0	0	0	0	0	0	0	0	0	68.5	-
2300	2	0	1	0	1	0	0	0	0	0	0	0	0	1	50	1	50	0	0	67.9	-
07-19	**195**	**1**	**150**	**6**	**21**	**0**	**15**	**0**	**0**	**2**	**0**	**0**	**0**	**11**	**5.6**	**2**	**1**	**1**	**0.5**	**60.7**	**72.7**
06-22	**233**	**1**	**183**	**6**	**24**	**0**	**15**	**0**	**0**	**4**	**0**	**0**	**0**	**11**	**4.7**	**2**	**0.9**	**1**	**0.4**	**61**	**72.7**
06-00	**241**	**1**	**190**	**6**	**25**	**0**	**15**	**0**	**0**	**4**	**0**	**0**	**0**	**12**	**5**	**3**	**1.2**	**1**	**0.4**	**61.2**	**73.1**
00-00	**252**	**2**	**200**	**6**	**25**	**0**	**15**	**0**	**0**	**4**	**0**	**0**	**0**	**12**	**4.8**	**3**	**1.2**	**1**	**0.4**	**61**	**72.7**

DRAFT

Site 7
Location L-6202-3, att t/pole, Lat 53.51896, Long -6.68982
Direction South

3279 / Meath/Cavan/Monaghan ATC's
October 2013
Automatic Traffic Count

Thu, 10 October 2013

Time	Total	Classification												>PSL	>PSL%	>SL1	>SL1%	>SL2	>SL2%	Mean	Vpp
		1 MCL	2 SV	3 SVT	4 TB2	5 TB3	6 T4	7 ART3	8 ART4	9 ART5	10 ART6	11 BD	12 DRT	80	80	85 +5kph	85 +5kph	90 +10kph	90 +10kph		85
0000	2	0	2	0	0	0	0	0	0	0	0	0	0	0	0	0	0	0	0	68.4	-
0100	1	0	1	0	0	0	0	0	0	0	0	0	0	0	0	0	0	0	0	74.3	-
0200	0	0	0	0	0	0	0	0	0	0	0	0	0	0	0	0	0	0	0	-	-
0300	0	0	0	0	0	0	0	0	0	0	0	0	0	0	0	0	0	0	0	-	-
0400	1	0	1	0	0	0	0	0	0	0	0	0	0	0	0	0	0	0	0	58.5	-
0500	6	0	6	0	0	0	0	0	0	0	0	0	0	0	0	0	0	0	0	54.6	-
0600	7	0	7	0	0	0	0	0	0	0	0	0	0	0	0	0	0	0	0	57.6	-
0700	12	0	9	0	3	0	0	0	0	0	0	0	0	2	16.7	0	0	0	0	60.3	69.1
0800	**22**	**0**	**18**	**0**	**2**	**0**	**2**	**0**	**0**	**0**	**0**	**0**	**0**	**1**	**4.5**	**1**	**4.5**	**0**	**0**	**59.1**	**71.3**
0900	20	0	19	0	0	0	1	0	0	0	0	0	0	0	0	0	0	0	0	61.8	76.3
1000	13	0	11	0	0	0	2	0	0	0	0	0	0	3	23.1	1	7.7	1	7.7	65.8	80.3
1100	10	0	9	0	0	0	1	0	0	0	0	0	0	0	0	0	0	0	0	59.6	-
1200	19	0	14	0	2	1	2	0	0	0	0	0	0	1	5.3	0	0	0	0	61.5	70.6
1300	21	0	15	0	4	0	2	0	0	0	0	0	0	4	19	1	4.8	0	0	64	80.3
1400	25	0	22	0	2	0	1	0	0	0	0	0	0	1	4	0	0	0	0	56.4	69.5
1500	19	0	16	1	1	0	1	0	0	0	0	0	0	0	0	0	0	0	0	52.2	65.9
1600	24	0	22	0	1	0	1	0	0	0	0	0	0	3	12.5	1	4.2	0	0	62.9	68.8
1700	23	0	19	1	2	0	1	0	0	0	0	0	0	2	8.7	0	0	0	0	60.8	76
1800	**27**	**0**	**25**	**0**	**2**	**0**	**0**	**0**	**0**	**0**	**0**	**0**	**0**	**3**	**11.1**	**1**	**3.7**	**0**	**0**	**63.4**	**74.9**
1900	13	0	12	0	1	0	0	0	0	0	0	0	0	0	0	0	0	0	0	60.2	68.4
2000	14	0	12	0	0	0	0	0	0	2	0	0	0	0	0	0	0	0	0	57.1	67.7
2100	10	0	8	0	2	0	0	0	0	0	0	0	0	0	0	0	0	0	0	59.7	-
2200	6	0	5	1	0	0	0	0	0	0	0	0	0	1	16.7	1	16.7	1	16.7	56.7	-
2300	2	0	2	0	0	0	0	0	0	0	0	0	0	0	0	0	0	0	0	53.1	-
07-19	**235**	**0**	**199**	**2**	**19**	**1**	**14**	**0**	**0**	**0**	**0**	**0**	**0**	**20**	**8.5**	**5**	**2.1**	**1**	**0.4**	**60.6**	**73.8**
06-22	**279**	**0**	**238**	**2**	**22**	**1**	**14**	**0**	**0**	**2**	**0**	**0**	**0**	**20**	**7.2**	**5**	**1.8**	**1**	**0.4**	**60.3**	**73.4**
06-00	**287**	**0**	**245**	**3**	**22**	**1**	**14**	**0**	**0**	**2**	**0**	**0**	**0**	**21**	**7.3**	**6**	**2.1**	**2**	**0.7**	**60.2**	**73.4**
00-00	**297**	**0**	**255**	**3**	**22**	**1**	**14**	**0**	**0**	**2**	**0**	**0**	**0**	**21**	**7.1**	**6**	**2**	**2**	**0.7**	**60.2**	**72.7**

DRAFT

Site 7
Location L-6202-3, att t/pole, Lat 53.51896, Long -6.68982
Direction South

3279 / Meath/Cavan/Monaghan ATC's
October 2013
Automatic Traffic Count

Fri, 11 October 2013

Time	Total	Classification												>PSL	>PSL%	>SL1	>SL1%	>SL2	>SL2%	Mean	Vpp
		1 MCL	2 SV	3 SVT	4 TB2	5 TB3	6 T4	7 ART3	8 ART4	9 ART5	10 ART6	11 BD	12 DRT	80	80	85 +5kph	85 +5kph	90 +10kph	90 +10kph		85
0000	3	0	3	0	0	0	0	0	0	0	0	0	0	0	0	0	0	0	0	71.3	-
0100	0	0	0	0	0	0	0	0	0	0	0	0	0	0	0	0	0	0	0	-	-
0200	0	0	0	0	0	0	0	0	0	0	0	0	0	0	0	0	0	0	0	-	-
0300	0	0	0	0	0	0	0	0	0	0	0	0	0	0	0	0	0	0	0	-	-
0400	1	0	1	0	0	0	0	0	0	0	0	0	0	0	0	0	0	0	0	61.3	-
0500	5	0	5	0	0	0	0	0	0	0	0	0	0	0	0	0	0	0	0	56.4	-
0600	6	0	6	0	0	0	0	0	0	0	0	0	0	0	0	0	0	0	0	63.8	-
0700	14	0	12	0	1	1	0	0	0	0	0	0	0	0	0	0	0	0	0	61.5	72.4
0800	19	0	15	0	2	0	2	0	0	0	0	0	0	1	5.3	1	5.3	1	5.3	56.8	67.7
0900	**20**	**0**	**15**	**1**	**1**	**0**	**2**	**0**	**0**	**1**	**0**	**0**	**0**	**1**	**5**	**1**	**5**	**1**	**5**	**64.3**	**76.7**
1000	**20**	**0**	**17**	**0**	**2**	**0**	**1**	**0**	**0**	**0**	**0**	**0**	**0**	**1**	**5**	**1**	**5**	**0**	**0**	**59.2**	**66.2**
1100	7	0	7	0	0	0	0	0	0	0	0	0	0	0	0	0	0	0	0	62	-
1200	10	0	7	0	2	0	1	0	0	0	0	0	0	0	0	0	0	0	0	57	-
1300	24	1	19	0	2	0	0	0	0	1	1	0	0	2	8.3	1	4.2	1	4.2	62.5	75.6
1400	**25**	**0**	**21**	**0**	**3**	**0**	**1**	**0**	**0**	**0**	**0**	**0**	**0**	**0**	**0**	**0**	**0**	**0**	**0**	**59.8**	**67**
1500	14	0	10	1	1	0	0	0	0	1	1	0	0	0	0	0	0	0	0	55.7	69.1
1600	20	0	18	0	1	0	1	0	0	0	0	0	0	1	5	0	0	0	0	62.7	77.4
1700	20	0	16	0	3	0	1	0	0	0	0	0	0	1	5	0	0	0	0	64.2	77
1800	16	0	13	3	0	0	0	0	0	0	0	0	0	2	12.5	0	0	0	0	62.7	78.1
1900	18	1	17	0	0	0	0	0	0	0	0	0	0	1	5.6	1	5.6	0	0	57.8	70.9
2000	9	0	9	0	0	0	0	0	0	0	0	0	0	2	22.2	1	11.1	1	11.1	71.1	-
2100	9	0	9	0	0	0	0	0	0	0	0	0	0	1	11.1	0	0	0	0	70.1	-
2200	5	0	5	0	0	0	0	0	0	0	0	0	0	0	0	0	0	0	0	56.4	-
2300	1	0	1	0	0	0	0	0	0	0	0	0	0	0	0	0	0	0	0	71	-
07-19	**209**	**1**	**170**	**5**	**18**	**1**	**9**	**0**	**0**	**3**	**2**	**0**	**0**	**9**	**4.3**	**4**	**1.9**	**3**	**1.4**	**60.9**	**74.5**
06-22	**251**	**2**	**211**	**5**	**18**	**1**	**9**	**0**	**0**	**3**	**2**	**0**	**0**	**13**	**5.2**	**6**	**2.4**	**4**	**1.6**	**61.5**	**74.5**
06-00	**257**	**2**	**217**	**5**	**18**	**1**	**9**	**0**	**0**	**3**	**2**	**0**	**0**	**13**	**5.1**	**6**	**2.3**	**4**	**1.6**	**61.4**	**74.2**
00-00	**266**	**2**	**226**	**5**	**18**	**1**	**9**	**0**	**0**	**3**	**2**	**0**	**0**	**13**	**4.9**	**6**	**2.3**	**4**	**1.5**	**61.4**	**74.5**

DRAFT

Site 7
Location L-6202-3, att t/pole, Lat 53.51896, Long -6.68982
Direction South

3279 / Meath/Cavan/Monaghan ATC's
October 2013
Automatic Traffic Count

Sat, 12 October 2013

Time	Total	Classification												>PSL	>PSL%	>SL1	>SL1%	>SL2	>SL2%	Mean	Vpp
		1 MCL	2 SV	3 SVT	4 TB2	5 TB3	6 T4	7 ART3	8 ART4	9 ART5	10 ART6	11 BD	12 DRT	80	80	85 +5kph	85 +5kph	90 +10kph	90 +10kph		85
0000	0	0	0	0	0	0	0	0	0	0	0	0	0	0	0	0	0	0	0	-	-
0100	3	0	2	0	1	0	0	0	0	0	0	0	0	1	33.3	0	0	0	0	65.6	-
0200	1	0	1	0	0	0	0	0	0	0	0	0	0	0	0	0	0	0	0	65.1	-
0300	1	0	1	0	0	0	0	0	0	0	0	0	0	0	0	0	0	0	0	77.4	-
0400	1	0	1	0	0	0	0	0	0	0	0	0	0	0	0	0	0	0	0	54.4	-
0500	5	0	5	0	0	0	0	0	0	0	0	0	0	0	0	0	0	0	0	57.4	-
0600	3	0	3	0	0	0	0	0	0	0	0	0	0	0	0	0	0	0	0	62.3	-
0700	4	0	4	0	0	0	0	0	0	0	0	0	0	2	50	0	0	0	0	73.3	-
0800	7	0	7	0	0	0	0	0	0	0	0	0	0	0	0	0	0	0	0	63.6	-
0900	4	0	3	1	0	0	0	0	0	0	0	0	0	2	50	0	0	0	0	69.4	-
1000	5	1	4	0	0	0	0	0	0	0	0	0	0	2	40	1	20	1	20	73.5	-
1100	**15**	**0**	**14**	**0**	**1**	**0**	**0**	**0**	**0**	**0**	**0**	**0**	**0**	**1**	**6.7**	**1**	**6.7**	**0**	**0**	**59.7**	**73.1**
1200	**19**	**0**	**15**	**2**	**2**	**0**	**0**	**0**	**0**	**0**	**0**	**0**	**0**	**2**	**10.5**	**1**	**5.3**	**0**	**0**	**63.2**	**77.8**
1300	17	0	15	1	1	0	0	0	0	0	0	0	0	1	5.9	0	0	0	0	63.2	71.3
1400	12	0	10	1	1	0	0	0	0	0	0	0	0	0	0	0	0	0	0	57.7	68.8
1500	10	0	8	0	0	0	0	0	0	2	0	0	0	1	10	1	10	1	10	66.4	-
1600	17	0	15	0	1	0	1	0	0	0	0	0	0	0	0	0	0	0	0	61.4	69.1
1700	16	0	12	1	2	0	0	0	0	1	0	0	0	0	0	0	0	0	0	58.4	73.1
1800	12	0	11	0	0	0	0	0	0	1	0	0	0	1	8.3	0	0	0	0	64.1	73.4
1900	13	0	13	0	0	0	0	0	0	0	0	0	0	1	7.7	0	0	0	0	64.4	77.4
2000	4	0	2	0	1	0	0	0	0	1	0	0	0	0	0	0	0	0	0	54.1	-
2100	6	0	5	0	1	0	0	0	0	0	0	0	0	1	16.7	1	16.7	0	0	61	-
2200	7	0	7	0	0	0	0	0	0	0	0	0	0	1	14.3	1	14.3	0	0	65.5	-
2300	6	0	6	0	0	0	0	0	0	0	0	0	0	0	0	0	0	0	0	61.6	-
07-19	**138**	**1**	**118**	**6**	**8**	**0**	**1**	**0**	**0**	**4**	**0**	**0**	**0**	**12**	**8.7**	**4**	**2.9**	**2**	**1.4**	**62.7**	**75.2**
06-22	**164**	**1**	**141**	**6**	**10**	**0**	**1**	**0**	**0**	**5**	**0**	**0**	**0**	**14**	**8.5**	**5**	**3**	**2**	**1.2**	**62.6**	**75.2**
06-00	**177**	**1**	**154**	**6**	**10**	**0**	**1**	**0**	**0**	**5**	**0**	**0**	**0**	**15**	**8.5**	**6**	**3.4**	**2**	**1.1**	**62.7**	**74.5**
00-00	**188**	**1**	**164**	**6**	**11**	**0**	**1**	**0**	**0**	**5**	**0**	**0**	**0**	**16**	**8.5**	**6**	**3.2**	**2**	**1.1**	**62.6**	**75.2**

DRAFT

Site 7
Location L-6202-3, att t/pole, Lat 53.51896, Long -6.68982
Direction South

3279 / Meath/Cavan/Monaghan ATC's
October 2013
Automatic Traffic Count

Sun, 13 October 2013

Time	Total	Classification												>PSL	>PSL%	>SL1	>SL1%	>SL2	>SL2%	Mean	Vpp
		1 MCL	2 SV	3 SVT	4 TB2	5 TB3	6 T4	7 ART3	8 ART4	9 ART5	10 ART6	11 BD	12 DRT	80	80	85 +5kph	85 +5kph	90 +10kph	90 +10kph		85
0000	1	0	1	0	0	0	0	0	0	0	0	0	0	0	0	0	0	0	0	63.2	-
0100	3	0	2	0	1	0	0	0	0	0	0	0	0	1	33.3	0	0	0	0	68.3	-
0200	1	0	1	0	0	0	0	0	0	0	0	0	0	0	0	0	0	0	0	49.6	-
0300	1	0	1	0	0	0	0	0	0	0	0	0	0	0	0	0	0	0	0	75.1	-
0400	0	0	0	0	0	0	0	0	0	0	0	0	0	0	0	0	0	0	0	-	-
0500	1	0	0	0	1	0	0	0	0	0	0	0	0	0	0	0	0	0	0	42.7	-
0600	0	0	0	0	0	0	0	0	0	0	0	0	0	0	0	0	0	0	0	-	-
0700	1	0	1	0	0	0	0	0	0	0	0	0	0	0	0	0	0	0	0	74.5	-
0800	0	0	0	0	0	0	0	0	0	0	0	0	0	0	0	0	0	0	0	-	-
0900	1	0	1	0	0	0	0	0	0	0	0	0	0	0	0	0	0	0	0	52	-
1000	12	0	12	0	0	0	0	0	0	0	0	0	0	0	0	0	0	0	0	58.6	68.8
1100	**15**	**0**	**14**	**1**	**0**	**0**	**0**	**0**	**0**	**0**	**0**	**0**	**0**	**0**	**0**	**0**	**0**	**0**	**0**	**53.4**	**65.5**
1200	8	0	6	1	0	0	0	0	1	0	0	0	1	12.5	0	0	0	0	0	59	-
1300	8	0	5	1	2	0	0	0	0	0	0	0	0	0	0	0	0	0	0	64.5	-
1400	8	0	7	0	1	0	0	0	0	0	0	0	0	0	0	0	0	0	0	63.7	-
1500	4	0	4	0	0	0	0	0	0	0	0	0	0	0	0	0	0	0	0	51.2	-
1600	**13**	**2**	**6**	**2**	**2**	**0**	**1**	**0**	**0**	**0**	**0**	**0**	**0**	**0**	**0**	**0**	**0**	**0**	**0**	**46.2**	**58.7**
1700	10	0	10	0	0	0	0	0	0	0	0	0	0	0	0	0	0	0	0	54.8	-
1800	**13**	**0**	**13**	**0**	**0**	**0**	**0**	**0**	**0**	**0**	**0**	**0**	**0**	**3**	**23.1**	**1**	**7.7**	**0**	**0**	**70.3**	**81.4**
1900	9	0	9	0	0	0	0	0	0	0	0	0	0	0	0	0	0	0	0	52.9	-
2000	6	0	4	0	2	0	0	0	0	0	0	0	0	0	0	0	0	0	0	59.5	-
2100	4	0	4	0	0	0	0	0	0	0	0	0	0	1	25	0	0	0	0	61.4	-
2200	3	0	3	0	0	0	0	0	0	0	0	0	0	0	0	0	0	0	0	55.5	-
2300	3	0	3	0	0	0	0	0	0	0	0	0	0	1	33.3	0	0	0	0	72.1	-
07-19	**93**	**2**	**79**	**5**	**5**	**0**	**1**	**0**	**0**	**1**	**0**	**0**	**0**	**4**	**4.3**	**1**	**1.1**	**0**	**0**	**58**	**71.6**
06-22	**112**	**2**	**96**	**5**	**7**	**0**	**1**	**0**	**0**	**1**	**0**	**0**	**0**	**5**	**4.5**	**1**	**0.9**	**0**	**0**	**57.8**	**71.3**
06-00	**118**	**2**	**102**	**5**	**7**	**0**	**1**	**0**	**0**	**1**	**0**	**0**	**0**	**6**	**5.1**	**1**	**0.8**	**0**	**0**	**58.1**	**71.6**
00-00	**125**	**2**	**107**	**5**	**9**	**0**	**1**	**0**	**0**	**1**	**0**	**0**	**0**	**7**	**5.6**	**1**	**0.8**	**0**	**0**	**58.3**	**71.6**

DRAFT

Site 7
Location L-6202-3, att t/pole, Lat 53.51896, Long -6.68982
Direction South

3279 / Meath/Cavan/Monaghan ATC's
October 2013
Automatic Traffic Count

Virtual Day (7)

Time	Total	Classification												>PSL	>PSL%	>SL1	>SL1%	>SL2	>SL2%	Mean	Vpp
		1 MCL	2 SV	3 SVT	4 TB2	5 TB3	6 T4	7 ART3	8 ART4	9 ART5	10 ART6	11 BD	12 DRT	80	80	85 +5kph	85 +5kph	90 +10kph	90 +10kph		85
0000	2	0	2	0	0	0	0	0	0	0	0	0	0	0	0	0	0	0	0	61.7	-
0100	1	0	1	0	0	0	0	0	0	0	0	0	0	0	22.2	0	0	0	0	67.4	-
0200	1	0	1	0	0	0	0	0	0	0	0	0	0	0	0	0	0	0	0	62.6	-
0300	0	0	0	0	0	0	0	0	0	0	0	0	0	0	0	0	0	0	0	76.2	-
0400	1	0	1	0	0	0	0	0	0	0	0	0	0	0	0	0	0	0	0	56.6	-
0500	5	0	5	0	0	0	0	0	0	0	0	0	0	0	0	0	0	0	0	56.8	-
0600	5	0	5	0	0	0	0	0	0	0	0	0	0	0	0	0	0	0	0	58	-
0700	9	0	8	0	1	0	0	0	0	0	0	0	0	1	6.1	0	0	0	0	59.9	-
0800	**15**	**0**	**12**	**0**	**2**	**0**	**1**	**0**	**0**	**0**	**0**	**0**	**0**	**1**	**3.8**	**0**	**1.9**	**0**	**1**	**59.4**	**69.8**
0900	14	0	11	0	1	0	1	0	0	0	0	0	0	1	8.1	0	2	0	1	61.8	75.2
1000	12	0	10	0	1	0	1	0	0	0	0	0	0	1	9.4	0	3.5	0	2.4	59.9	72.7
1100	13	0	11	1	0	0	1	0	0	0	0	0	0	1	4.5	0	2.2	0	0	58	71.6
1200	13	0	9	1	1	0	1	0	0	0	0	0	0	1	5.6	0	1.1	0	0	59.8	72.4
1300	**19**	**0**	**15**	**1**	**3**	**0**	**0**	**0**	**0**	**0**	**0**	**0**	**0**	**2**	**8.9**	**1**	**3.7**	**0**	**1.5**	**61.3**	**75.6**
1400	18	0	15	0	2	0	1	0	0	0	0	0	0	0	1.6	0	0	0	0	59.5	69.5
1500	14	0	12	0	1	0	0	0	0	0	0	0	0	1	5.2	0	2.1	0	1	59.1	73.4
1600	18	0	15	0	2	0	1	0	0	0	0	0	0	1	5.5	0	0.8	0	0	61.1	74.9
1700	18	0	15	0	2	0	1	0	0	0	0	0	0	1	5.4	0	0.8	0	0	61.8	74.2
1800	18	0	16	1	1	0	0	0	0	0	0	0	0	1	7.1	0	1.6	0	0	63.4	74.2
1900	13	0	12	0	1	0	0	0	0	0	0	0	0	0	3.2	0	1.1	0	0	59.4	69.1
2000	9	0	7	0	1	0	0	0	0	1	0	0	0	1	13.1	1	8.2	0	4.9	64.4	-
2100	8	0	7	0	1	0	0	0	0	0	0	0	0	1	6.8	0	3.4	0	1.7	64.1	-
2200	6	0	6	0	0	0	0	0	0	0	0	0	0	1	11.9	0	4.8	0	2.4	62.3	-
2300	3	0	2	0	0	0	0	0	0	0	0	0	0	0	16.7	0	5.6	0	0	65.3	-
07-19	**182**	**1**	**148**	**4**	**17**	**0**	**8**	**0**	**0**	**2**	**0**	**0**	**0**	**11**	**5.9**	**3**	**1.7**	**1**	**0.6**	**60.6**	**73.4**
06-22	**217**	**1**	**180**	**4**	**20**	**0**	**8**	**0**	**0**	**3**	**0**	**0**	**0**	**13**	**5.9**	**4**	**1.9**	**2**	**0.7**	**60.7**	**73.4**
06-00	**226**	**1**	**188**	**4**	**20**	**0**	**8**	**0**	**0**	**3**	**0**	**0**	**0**	**14**	**6.2**	**5**	**2**	**2**	**0.8**	**60.8**	**73.4**
00-00	**236**	**1**	**197**	**4**	**21**	**0**	**8**	**0**	**0**	**3**	**0**	**0**	**0**	**14**	**6.1**	**5**	**1.9**	**2**	**0.7**	**60.8**	**73.4**

DRAFT

Site 7
Location L-6202-3, att t/pole, Lat 53.51896, Long -6.68982
Direction South

3279 / Meath/Cavan/Monaghan ATC's
October 2013
Automatic Traffic Count

Virtual Week (1)

Time	Total	Classification												>PSL	>PSL%	>SL1	>SL1%	>SL2	>SL2%	Mean	Vpp
		1 MCL	2 SV	3 SVT	4 TB2	5 TB3	6 T4	7 ART3	8 ART4	9 ART5	10 ART6	11 BD	12 DRT	80	80	85 +5kph	85 +5kph	90 +10kph	90 +10kph		85
Mon	255	1	206	6	29	0	8	0	0	5	0	0	0	12	4.7	5	2	2	0.8	60.2	72
Tue	266	0	222	0	31	1	9	0	1	2	0	0	0	19	7.1	5	1.9	1	0.4	61.2	74.5
Wed	252	2	200	6	25	0	15	0	0	4	0	0	0	12	4.8	3	1.2	1	0.4	61	72.7
Thu	297	0	255	3	22	1	14	0	0	2	0	0	0	21	7.1	6	2	2	0.7	60.2	72.7
Fri	266	2	226	5	18	1	9	0	0	3	2	0	0	13	4.9	6	2.3	4	1.5	61.4	74.5
| Sat	188	1	164	6	11	0	1	0	0	5	0	0	0	16	8.5	6	3.2	2	1.1	62.6	75.2
| Sun	125	2	107	5	9	0	1	0	0	1	0	0	0	7	5.6	1	0.8	0	0	58.3	71.6
5 Day Ave.	**267**	**1**	**222**	**4**	**25**	**1**	**11**	**0**	**0**	**3**	**0**	**0**	**0**	**15**	**5.6**	**5**	**1.9**	**2**	**0.7**	**60.8**	**73.3**
7 Day Ave.	**236**	**1**	**197**	**4**	**21**	**0**	**8**	**0**	**0**	**3**	**0**	**0**	**0**	**14**	**6.1**	**5**	**1.9**	**2**	**0.7**	**60.8**	**73.4**
--	**1649**	**8**	**1380**	**31**	**145**	**3**	**57**	**0**	**1**	**22**	**2**	**0**	**0**	**100**	**6.1**	**32**	**1.9**	**12**	**0.7**	**60.8**	**73.4**

DRAFT

Summary Graphs

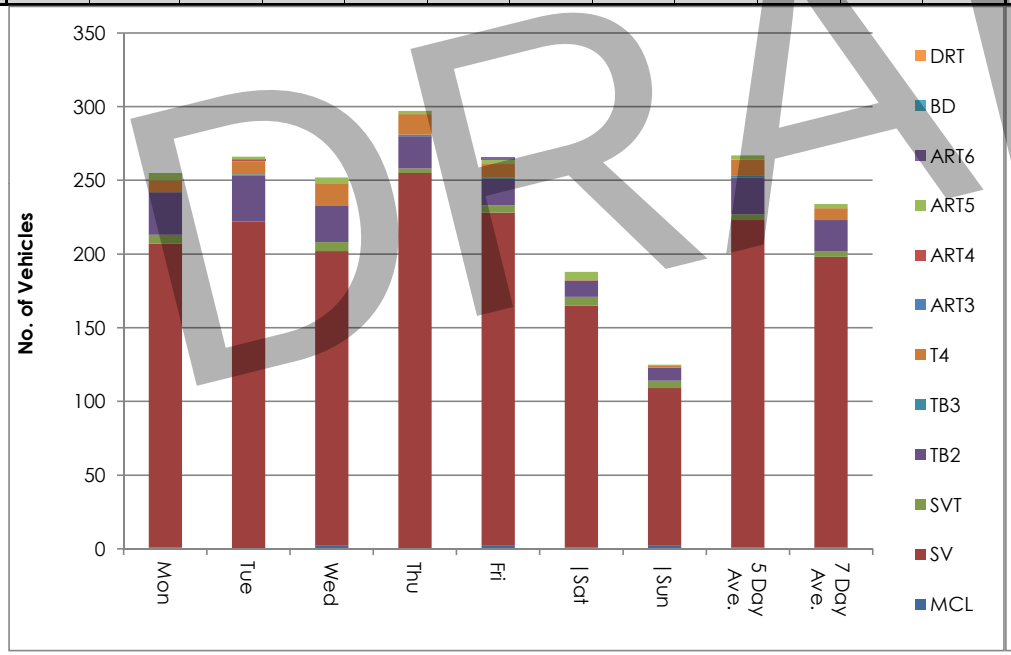

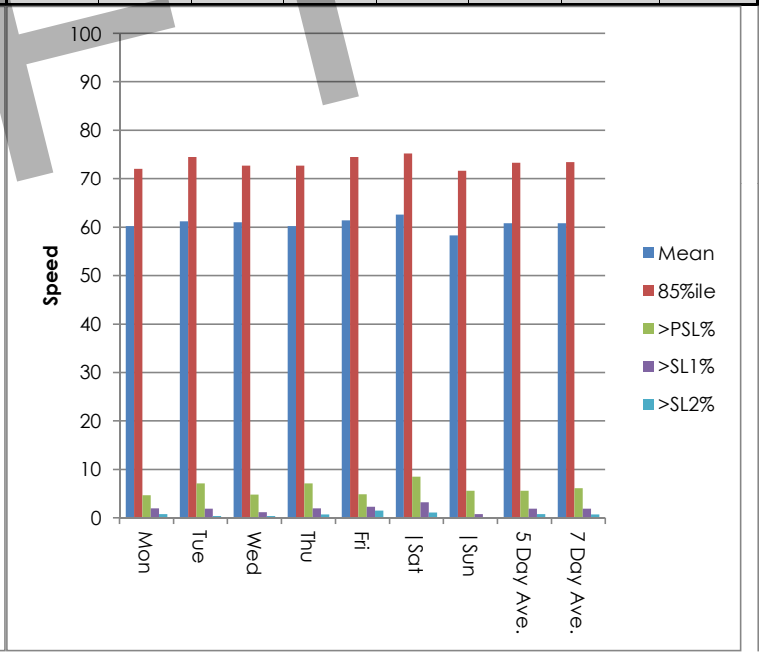

Site 7
Location L-6202-3, att t/pole, Lat 53.51896, Long -6.68982
Direction South

3279 / Meath/Cavan/Monaghan ATC's
October 2013
Automatic Traffic Count

Mon, 7 October 2013

Time	Total	Speed Bins (km/h)																											
		0 - 5	5 - 10	10 - 15	15 - 20	20 - 25	25 - 30	30 - 35	35 - 40	40 - 45	45 - 50	50 - 55	55 - 60	60 - 65	65 - 70	70 - 75	75 - 80	80 - 85	85 - 90	90 - 95	95 - 100	100 - 105	105 - 110	110 - 115	115 - 120	120 - 125	125 - 130	130 - 135	135 - 140
0000	3	0	0	0	0	0	0	0	0	0	0	0	1	2	0	0	0	0	0	0	0	0	0	0	0	0	0	0	0
0100	1	0	0	0	0	0	0	0	0	0	0	0	0	0	1	0	0	0	0	0	0	0	0	0	0	0	0	0	0
0200	0	0	0	0	0	0	0	0	0	0	0	0	0	0	0	0	0	0	0	0	0	0	0	0	0	0	0	0	0
0300	0	0	0	0	0	0	0	0	0	0	0	0	0	0	0	0	0	0	0	0	0	0	0	0	0	0	0	0	0
0400	1	0	0	0	0	0	0	0	0	0	1	0	0	0	0	0	0	0	0	0	0	0	0	0	0	0	0	0	0
0500	6	0	0	0	0	0	0	0	0	0	1	0	3	1	0	1	0	0	0	0	0	0	0	0	0	0	0	0	0
0600	5	0	0	0	0	0	0	0	0	0	0	2	2	0	1	0	0	0	0	0	0	0	0	0	0	0	0	0	0
0700	14	0	0	0	0	0	0	0	1	1	1	0	5	2	2	2	0	0	0	0	0	0	0	0	0	0	0	0	0
0800	**22**	**0**	**0**	**0**	**0**	**0**	**1**	**0**	**2**	**3**	**0**	**2**	**3**	**7**	**1**	**3**	**0**	**0**	**0**	**0**	**0**	**0**	**0**	**0**	**0**	**0**	**0**	**0**	**0**
0900	16	0	0	0	0	0	0	0	0	3	1	1	2	1	3	2	1	2	0	0	0	0	0	0	0	0	0	0	0
1000	10	0	0	0	1	0	0	0	0	0	1	2	3	1	1	0	1	0	0	0	0	0	0	0	0	0	0	0	0
1100	12	0	0	0	0	0	0	0	0	2	0	3	1	2	2	1	0	1	0	0	0	0	0	0	0	0	0	0	0
1200	8	0	0	0	0	0	0	0	1	0	1	1	1	1	3	0	0	0	0	0	0	0	0	0	0	0	0	0	0
1300	**24**	**0**	**0**	**0**	**0**	**1**	**0**	**0**	**1**	**3**	**2**	**5**	**4**	**1**	**3**	**1**	**2**	**0**	**1**	**0**	**0**	**0**	**0**	**0**	**0**	**0**	**0**	**0**	**0**
1400	15	0	0	0	0	0	0	0	0	1	2	0	2	2	4	1	2	1	0	0	0	0	0	0	0	0	0	0	0
1500	14	0	0	0	1	0	0	0	0	0	1	3	1	4	1	2	1	0	0	0	0	0	0	0	0	0	0	0	0
1600	18	0	0	0	0	0	0	0	1	0	0	2	1	3	3	4	3	1	0	0	0	0	0	0	0	0	0	0	0
1700	21	0	0	0	0	0	0	1	0	0	0	2	4	3	6	2	2	0	1	0	0	0	0	0	0	0	0	0	0
1800	23	0	0	0	0	1	0	1	1	0	1	2	2	5	7	3	0	0	0	0	0	0	0	0	0	0	0	0	0
1900	15	0	0	0	0	0	1	1	0	2	2	1	2	5	0	0	1	0	0	0	0	0	0	0	0	0	0	0	0
2000	14	0	0	0	0	0	0	0	1	1	0	1	1	3	0	2	0	2	1	2	0	0	0	0	0	0	0	0	0
2100	9	0	0	0	0	0	0	0	0	0	0	0	1	2	4	2	0	0	0	0	0	0	0	0	0	0	0	0	0
2200	4	0	0	0	0	0	0	0	0	0	1	0	0	1	2	0	0	0	0	0	0	0	0	0	0	0	0	0	0
2300	0	0	0	0	0	0	0	0	0	0	0	0	0	0	0	0	0	0	0	0	0	0	0	0	0	0	0	0	0
07-19	**197**	**0**	**0**	**0**	**2**	**2**	**1**	**2**	**7**	**13**	**10**	**23**	**29**	**32**	**36**	**21**	**12**	**5**	**2**	**0**	**0**	**0**	**0**	**0**	**0**	**0**	**0**	**0**	**0**
06-22	**240**	**0**	**0**	**0**	**2**	**2**	**2**	**3**	**8**	**16**	**12**	**27**	**35**	**42**	**41**	**25**	**13**	**7**	**3**	**2**	**0**	**0**	**0**	**0**	**0**	**0**	**0**	**0**	**0**
06-00	**244**	**0**	**0**	**0**	**2**	**2**	**2**	**3**	**8**	**16**	**13**	**27**	**35**	**43**	**43**	**25**	**13**	**7**	**3**	**2**	**0**	**0**	**0**	**0**	**0**	**0**	**0**	**0**	**0**
00-00	**255**	**0**	**0**	**0**	**2**	**2**	**2**	**3**	**8**	**16**	**15**	**27**	**39**	**46**	**44**	**26**	**13**	**7**	**3**	**2**	**0**	**0**	**0**	**0**	**0**	**0**	**0**	**0**	**0**

DRAFT

Site 7
Location L-6202-3, att t/pole, Lat 53.51896, Long -6.68982
Direction South

3279 / Meath/Cavan/Monaghan ATC's
October 2013
Automatic Traffic Count

Tue, 8 October 2013

Time	Total	Speed Bins (km/h)																												
		0 - 5	5 - 10	10 - 15	15 - 20	20 - 25	25 - 30	30 - 35	35 - 40	40 - 45	45 - 50	50 - 55	55 - 60	60 - 65	65 - 70	70 - 75	75 - 80	80 - 85	85 - 90	90 - 95	95 - 100	100 - 105	105 - 110	110 - 115	115 - 120	120 - 125	125 - 130	130 - 135	135 - 140
0000	2	0	0	0	0	0	0	0	0	0	0	0	0	1	1	0	0	0	0	0	0	0	0	0	0	0	0	0	0	0
0100	0	0	0	0	0	0	0	0	0	0	0	0	0	0	0	0	0	0	0	0	0	0	0	0	0	0	0	0	0	0
0200	1	0	0	0	0	0	0	0	0	0	0	0	0	0	0	0	1	0	0	0	0	0	0	0	0	0	0	0	0	0
0300	0	0	0	0	0	0	0	0	0	0	0	0	0	0	0	0	0	0	0	0	0	0	0	0	0	0	0	0	0	0
0400	1	0	0	0	0	0	0	0	0	0	0	0	1	0	0	0	0	0	0	0	0	0	0	0	0	0	0	0	0	0
0500	7	0	0	0	0	0	0	0	0	1	0	2	0	3	1	0	0	0	0	0	0	0	0	0	0	0	0	0	0	0
0600	7	0	0	0	0	0	0	0	0	0	1	4	1	0	1	0	0	0	0	0	0	0	0	0	0	0	0	0	0	0
0700	10	0	0	0	0	0	0	0	0	1	2	3	1	0	2	1	0	0	0	0	0	0	0	0	0	0	0	0	0	0
0800	16	0	0	0	0	0	0	0	1	0	0	0	5	5	3	0	1	1	0	0	0	0	0	0	0	0	0	0	0	0
0900	**23**	**0**	**0**	**0**	**0**	**0**	**0**	**0**	**1**	**4**	**1**	**4**	**3**	**5**	**0**	**2**	**0**	**2**	**1**	**0**	**0**	**0**	**0**	**0**	**0**	**0**	**0**	**0**	**0**	**0**
1000	8	0	0	0	0	0	0	1	0	1	1	1	1	1	0	0	1	1	0	0	0	0	0	0	0	0	0	0	0	0
1100	13	0	0	0	0	0	0	0	0	2	2	2	0	2	0	4	0	0	1	0	0	0	0	0	0	0	0	0	0	0
1200	11	0	0	0	0	0	0	0	0	0	1	3	2	1	1	1	2	0	0	0	0	0	0	0	0	0	0	0	0	0
1300	21	0	0	0	0	0	0	2	0	3	0	3	1	1	5	1	2	2	1	0	0	0	0	0	0	0	0	0	0	0
1400	22	0	0	0	0	0	0	0	1	0	4	3	3	5	2	2	2	0	0	0	0	0	0	0	0	0	0	0	0	0
1500	19	0	0	0	0	0	0	1	0	0	0	6	4	3	1	0	2	2	0	0	0	0	0	0	0	0	0	0	0	0
1600	21	0	0	0	0	0	0	0	2	0	0	3	7	1	3	3	1	1	0	0	0	0	0	0	0	0	0	0	0	0
1700	18	0	0	0	0	0	0	0	0	1	2	2	6	1	0	5	1	0	0	0	0	0	0	0	0	0	0	0	0	0
1800	**23**	**0**	**0**	**0**	**0**	**0**	**0**	**0**	**0**	**1**	**2**	**1**	**3**	**6**	**5**	**4**	**1**	**0**	**0**	**0**	**0**	**0**	**0**	**0**	**0**	**0**	**0**	**0**	**0**	**0**
1900	11	0	0	0	0	0	0	0	0	0	1	1	1	4	2	1	0	1	0	0	0	0	0	0	0	0	0	0	0	0
2000	6	0	0	0	0	0	0	0	0	0	0	0	1	0	3	0	1	0	1	0	0	0	0	0	0	0	0	0	0	0
2100	11	0	0	0	0	0	1	0	0	0	0	0	1	1	4	2	1	0	0	0	0	1	0	0	0	0	0	0	0	0
2200	11	0	0	0	0	0	0	1	1	0	1	0	0	1	1	1	2	3	0	0	0	0	0	0	0	0	0	0	0	0
2300	4	0	0	0	0	0	0	0	0	0	0	0	1	0	1	1	0	1	0	0	0	0	0	0	0	0	0	0	0	0
07-19	**205**	**0**	**0**	**0**	**0**	**0**	**0**	**4**	**5**	**13**	**15**	**31**	**36**	**31**	**22**	**23**	**13**	**9**	**3**	**0**	**0**	**0**	**0**	**0**	**0**	**0**	**0**	**0**	**0**	**0**
06-22	**240**	**0**	**0**	**0**	**0**	**0**	**1**	**4**	**5**	**13**	**17**	**36**	**40**	**36**	**32**	**26**	**15**	**10**	**4**	**0**	**0**	**1**	**0**	**0**	**0**	**0**	**0**	**0**	**0**	**0**
06-00	**255**	**0**	**0**	**0**	**0**	**0**	**1**	**5**	**6**	**13**	**18**	**36**	**41**	**37**	**34**	**28**	**17**	**14**	**4**	**0**	**0**	**1**	**0**	**0**	**0**	**0**	**0**	**0**	**0**	**0**
00-00	**266**	**0**	**0**	**0**	**0**	**0**	**1**	**5**	**6**	**14**	**18**	**38**	**42**	**41**	**36**	**28**	**18**	**14**	**4**	**0**	**0**	**1**	**0**	**0**	**0**	**0**	**0**	**0**	**0**	**0**

DRAFT

Site 7
Location L-6202-3, att t/pole, Lat 53.51896, Long -6.68982
Direction South

3279 / Meath/Cavan/Monaghan ATC's
October 2013
Automatic Traffic Count

Wed, 9 October 2013

Time	Total	Speed Bins (km/h)																											
		0 - 5	5 - 10	10 - 15	15 - 20	20 - 25	25 - 30	30 - 35	35 - 40	40 - 45	45 - 50	50 - 55	55 - 60	60 - 65	65 - 70	70 - 75	75 - 80	80 - 85	85 - 90	90 - 95	95 - 100	100 - 105	105 - 110	110 - 115	115 - 120	120 - 125	125 - 130	130 - 135	135 - 140
0000	2	0	0	0	0	1	0	0	0	0	0	1	0	0	0	0	0	0	0	0	0	0	0	0	0	0	0	0	0
0100	1	0	0	0	0	0	0	0	0	0	0	0	0	1	0	0	0	0	0	0	0	0	0	0	0	0	0	0	0
0200	1	0	0	0	0	0	0	0	0	0	0	0	0	1	0	0	0	0	0	0	0	0	0	0	0	0	0	0	0
0300	0	0	0	0	0	0	0	0	0	0	0	0	0	0	0	0	0	0	0	0	0	0	0	0	0	0	0	0	0
0400	1	0	0	0	0	0	0	0	0	0	0	0	1	0	0	0	0	0	0	0	0	0	0	0	0	0	0	0	0
0500	6	0	0	0	0	0	0	0	0	1	0	0	2	2	1	0	0	0	0	0	0	0	0	0	0	0	0	0	0
0600	5	0	0	0	0	0	0	0	0	1	1	1	0	0	1	1	0	0	0	0	0	0	0	0	0	0	0	0	0
0700	11	0	0	0	0	0	0	0	1	1	1	1	3	1	0	2	1	0	0	0	0	0	0	0	0	0	0	0	0
0800	**18**	**0**	**0**	**0**	**0**	**0**	**0**	**0**	**0**	**0**	**3**	**2**	**2**	**1**	**4**	**5**	**0**	**1**	**0**	**0**	**0**	**0**	**0**	**0**	**0**	**0**	**0**	**0**	**0**
0900	15	0	0	0	0	0	0	1	0	0	0	1	5	2	3	3	0	0	0	0	0	0	0	0	0	0	0	0	0
1000	17	0	0	0	0	1	0	0	0	1	1	3	5	2	2	1	0	1	0	0	0	0	0	0	0	0	0	0	0
1100	17	0	0	0	0	0	2	0	0	3	2	3	1	3	1	0	1	1	0	0	0	0	0	0	0	0	0	0	0
1200	14	0	0	0	0	0	0	1	1	1	1	3	1	3	2	0	0	1	0	0	0	0	0	0	0	0	0	0	0
1300	20	0	0	0	0	0	0	0	0	3	2	1	6	1	3	2	1	0	0	0	1	0	0	0	0	0	0	0	0
1400	17	0	0	0	0	0	0	0	0	1	1	3	4	3	4	1	0	0	0	0	0	0	0	0	0	0	0	0	0
1500	17	0	0	0	0	0	0	0	0	0	0	3	4	1	2	4	1	1	1	0	0	0	0	0	0	0	0	0	0
1600	15	0	0	0	0	0	0	0	0	1	0	2	2	5	1	0	3	1	0	0	0	0	0	0	0	0	0	0	0
1700	**21**	**0**	**0**	**0**	**0**	**0**	**0**	**0**	**0**	**0**	**2**	**4**	**0**	**3**	**6**	**3**	**0**	**3**	**0**	**0**	**0**	**0**	**0**	**0**	**0**	**0**	**0**	**0**	**0**
1800	13	0	0	0	0	0	0	0	0	1	0	1	2	3	3	2	1	0	0	0	0	0	0	0	0	0	0	0	0
1900	15	0	0	0	0	0	0	0	0	1	0	1	2	2	7	2	0	0	0	0	0	0	0	0	0	0	0	0	0
2000	8	0	0	0	0	0	0	0	0	0	1	0	1	0	3	1	2	0	0	0	0	0	0	0	0	0	0	0	0
2100	10	0	0	0	0	0	0	0	2	0	1	1	0	1	2	1	2	0	0	0	0	0	0	0	0	0	0	0	0
2200	6	0	0	0	0	0	0	0	0	0	0	0	1	1	1	2	1	0	0	0	0	0	0	0	0	0	0	0	0
2300	2	0	0	0	0	0	0	0	0	0	1	0	0	0	0	0	0	0	1	0	0	0	0	0	0	0	0	0	0
07-19	**195**	**0**	**0**	**0**	**0**	**1**	**2**	**2**	**2**	**12**	**13**	**27**	**35**	**28**	**31**	**23**	**8**	**9**	**1**	**0**	**1**	**0**	**0**	**0**	**0**	**0**	**0**	**0**	**0**
06-22	**233**	**0**	**0**	**0**	**0**	**1**	**2**	**2**	**4**	**14**	**16**	**30**	**38**	**31**	**44**	**28**	**12**	**9**	**1**	**0**	**1**	**0**	**0**	**0**	**0**	**0**	**0**	**0**	**0**
06-00	**241**	**0**	**0**	**0**	**0**	**1**	**2**	**2**	**4**	**14**	**17**	**30**	**39**	**32**	**45**	**30**	**13**	**9**	**2**	**0**	**1**	**0**	**0**	**0**	**0**	**0**	**0**	**0**	**0**
00-00	**252**	**0**	**0**	**0**	**0**	**2**	**2**	**2**	**4**	**15**	**17**	**31**	**42**	**36**	**46**	**30**	**13**	**9**	**2**	**0**	**1**	**0**	**0**	**0**	**0**	**0**	**0**	**0**	**0**

DRAFT

Site 7
Location L-6202-3, att t/pole, Lat 53.51896, Long -6.68982
Direction South

3279 / Meath/Cavan/Monaghan ATC's
October 2013
Automatic Traffic Count

Thu, 10 October 2013

Time	Total	Speed Bins (km/h)																											
		0 - 5	5 - 10	10 - 15	15 - 20	20 - 25	25 - 30	30 - 35	35 - 40	40 - 45	45 - 50	50 - 55	55 - 60	60 - 65	65 - 70	70 - 75	75 - 80	80 - 85	85 - 90	90 - 95	95 - 100	100 - 105	105 - 110	110 - 115	115 - 120	120 - 125	125 - 130	130 - 135	135 - 140
0000	2	0	0	0	0	0	0	0	0	0	0	0	0	1	0	1	0	0	0	0	0	0	0	0	0	0	0	0	0
0100	1	0	0	0	0	0	0	0	0	0	0	0	0	0	0	1	0	0	0	0	0	0	0	0	0	0	0	0	0
0200	0	0	0	0	0	0	0	0	0	0	0	0	0	0	0	0	0	0	0	0	0	0	0	0	0	0	0	0	0
0300	0	0	0	0	0	0	0	0	0	0	0	0	0	0	0	0	0	0	0	0	0	0	0	0	0	0	0	0	0
0400	1	0	0	0	0	0	0	0	0	0	0	0	1	0	0	0	0	0	0	0	0	0	0	0	0	0	0	0	0
0500	6	0	0	0	0	0	0	0	0	2	0	0	2	2	0	0	0	0	0	0	0	0	0	0	0	0	0	0	0
0600	7	0	0	0	0	0	0	0	0	0	1	2	2	1	0	1	0	0	0	0	0	0	0	0	0	0	0	0	0
0700	12	0	0	0	0	0	0	0	1	0	2	1	2	1	3	0	0	2	0	0	0	0	0	0	0	0	0	0	0
0800	**22**	**0**	**0**	**0**	**0**	**0**	**0**	**0**	**0**	**1**	**4**	**4**	**5**	**2**	**2**	**2**	**1**	**0**	**1**	**0**	**0**	**0**	**0**	**0**	**0**	**0**	**0**	**0**	**0**
0900	20	0	0	0	0	0	0	0	1	0	2	4	2	2	3	2	4	0	0	0	0	0	0	0	0	0	0	0	0
1000	13	0	0	0	0	0	0	0	0	0	1	2	2	2	2	0	1	2	0	1	0	0	0	0	0	0	0	0	0
1100	10	0	0	0	0	0	0	0	0	0	2	2	1	1	3	1	0	0	0	0	0	0	0	0	0	0	0	0	0
1200	19	0	0	0	0	0	0	0	0	0	1	4	6	1	2	3	1	1	0	0	0	0	0	0	0	0	0	0	0
1300	21	0	0	0	0	0	0	0	0	2	1	2	2	6	2	1	1	3	1	0	0	0	0	0	0	0	0	0	0
1400	25	0	0	0	0	0	0	0	1	4	5	4	3	2	2	1	2	1	0	0	0	0	0	0	0	0	0	0	0
1500	19	0	0	0	0	0	0	4	2	1	1	1	3	3	2	2	0	0	0	0	0	0	0	0	0	0	0	0	0
1600	24	0	0	0	0	0	1	0	0	0	1	2	5	5	6	1	0	2	1	0	0	0	0	0	0	0	0	0	0
1700	23	0	0	0	1	0	0	1	1	0	2	2	1	6	1	3	3	2	0	0	0	0	0	0	0	0	0	0	0
1800	**27**	**0**	**0**	**0**	**0**	**0**	**0**	**1**	**0**	**0**	**3**	**3**	**5**	**2**	**3**	**5**	**2**	**2**	**1**	**0**	**0**	**0**	**0**	**0**	**0**	**0**	**0**	**0**	**0**
1900	13	0	0	0	0	0	0	0	0	0	2	1	5	1	3	1	0	0	0	0	0	0	0	0	0	0	0	0	0
2000	14	0	0	0	0	0	0	0	1	2	2	0	3	3	1	1	1	0	0	0	0	0	0	0	0	0	0	0	0
2100	10	0	0	0	0	0	0	0	1	0	1	1	2	1	2	1	1	0	0	0	0	0	0	0	0	0	0	0	0
2200	6	0	0	0	0	0	1	0	0	0	2	1	1	0	0	0	0	0	0	0	0	0	1	0	0	0	0	0	0
2300	2	0	0	0	0	0	0	0	0	0	1	0	0	1	0	0	0	0	0	0	0	0	0	0	0	0	0	0	0
07-19	**235**	**0**	**0**	**0**	**1**	**0**	**1**	**6**	**6**	**8**	**25**	**31**	**37**	**33**	**31**	**21**	**15**	**15**	**4**	**1**	**0**	**0**	**0**	**0**	**0**	**0**	**0**	**0**	**0**
06-22	**279**	**0**	**0**	**0**	**1**	**0**	**1**	**6**	**8**	**10**	**31**	**35**	**49**	**39**	**37**	**25**	**17**	**15**	**4**	**1**	**0**	**0**	**0**	**0**	**0**	**0**	**0**	**0**	**0**
06-00	**287**	**0**	**0**	**0**	**1**	**0**	**2**	**6**	**8**	**10**	**34**	**36**	**50**	**40**	**37**	**25**	**17**	**15**	**4**	**1**	**0**	**0**	**1**	**0**	**0**	**0**	**0**	**0**	**0**
00-00	**297**	**0**	**0**	**0**	**1**	**0**	**2**	**6**	**8**	**12**	**34**	**36**	**53**	**43**	**37**	**27**	**17**	**15**	**4**	**1**	**0**	**0**	**1**	**0**	**0**	**0**	**0**	**0**	**0**

DRAFT

Site 7
Location L-6202-3, att t/pole, Lat 53.51896, Long -6.68982
Direction South

3279 / Meath/Cavan/Monaghan ATC's
October 2013
Automatic Traffic Count

Fri, 11 October 2013

Time	Total	Speed Bins (km/h)																											
		0 - 5	5 - 10	10 - 15	15 - 20	20 - 25	25 - 30	30 - 35	35 - 40	40 - 45	45 - 50	50 - 55	55 - 60	60 - 65	65 - 70	70 - 75	75 - 80	80 - 85	85 - 90	90 - 95	95 - 100	100 - 105	105 - 110	110 - 115	115 - 120	120 - 125	125 - 130	130 - 135	135 - 140
0000	3	0	0	0	0	0	0	0	0	0	0	0	1	0	0	0	2	0	0	0	0	0	0	0	0	0	0	0	0
0100	0	0	0	0	0	0	0	0	0	0	0	0	0	0	0	0	0	0	0	0	0	0	0	0	0	0	0	0	0
0200	0	0	0	0	0	0	0	0	0	0	0	0	0	0	0	0	0	0	0	0	0	0	0	0	0	0	0	0	0
0300	0	0	0	0	0	0	0	0	0	0	0	0	0	0	0	0	0	0	0	0	0	0	0	0	0	0	0	0	0
0400	1	0	0	0	0	0	0	0	0	0	0	0	0	1	0	0	0	0	0	0	0	0	0	0	0	0	0	0	0
0500	5	0	0	0	0	0	0	0	0	0	2	0	2	0	1	0	0	0	0	0	0	0	0	0	0	0	0	0	0
0600	6	0	0	0	0	0	0	0	0	0	0	0	3	1	0	2	0	0	0	0	0	0	0	0	0	0	0	0	0
0700	14	0	0	0	0	0	0	0	0	1	0	2	4	3	1	2	1	0	0	0	0	0	0	0	0	0	0	0	0
0800	19	0	0	0	0	0	0	1	0	3	2	3	2	4	2	1	0	0	0	1	0	0	0	0	0	0	0	0	0
0900	**20**	**0**	**0**	**0**	**0**	**0**	**0**	**0**	**0**	**0**	**2**	**3**	**4**	**3**	**1**	**2**	**4**	**0**	**0**	**1**	**0**	**0**	**0**	**0**	**0**	**0**	**0**	**0**	**0**
1000	**20**	**0**	**0**	**0**	**0**	**0**	**0**	**0**	**0**	**1**	**1**	**5**	**6**	**3**	**2**	**0**	**1**	**0**	**1**	**0**	**0**	**0**	**0**	**0**	**0**	**0**	**0**	**0**	**0**
1100	7	0	0	0	0	0	0	0	0	0	1	2	0	1	1	1	1	0	0	0	0	0	0	0	0	0	0	0	0
1200	10	0	0	0	0	0	0	0	0	2	1	0	4	1	0	2	0	0	0	0	0	0	0	0	0	0	0	0	0
1300	24	0	0	0	1	0	0	0	1	1	1	2	4	3	2	4	3	1	0	1	0	0	0	0	0	0	0	0	0
1400	**25**	**0**	**0**	**0**	**0**	**0**	**0**	**0**	**0**	**0**	**2**	**6**	**5**	**4**	**5**	**1**	**2**	**0**	**0**	**0**	**0**	**0**	**0**	**0**	**0**	**0**	**0**	**0**	**0**
1500	14	0	0	0	0	0	0	0	0	1	5	1	3	1	2	1	0	0	0	0	0	0	0	0	0	0	0	0	0
1600	20	0	0	0	0	0	0	1	2	1	1	1	1	2	3	4	3	1	0	0	0	0	0	0	0	0	0	0	0
1700	20	0	0	0	0	0	0	1	0	0	1	1	3	6	2	2	3	1	0	0	0	0	0	0	0	0	0	0	0
1800	16	0	0	0	0	0	0	0	2	1	2	0	1	3	0	3	2	2	0	0	0	0	0	0	0	0	0	0	0
1900	18	0	0	0	1	0	0	1	0	1	1	2	4	2	2	2	1	0	1	0	0	0	0	0	0	0	0	0	0
2000	9	0	0	0	0	0	0	0	0	0	0	0	0	3	1	3	0	1	0	1	0	0	0	0	0	0	0	0	0
2100	9	0	0	0	0	0	0	0	0	0	0	0	1	0	4	3	0	1	0	0	0	0	0	0	0	0	0	0	0
2200	5	0	0	0	0	0	0	0	0	1	1	1	0	1	0	1	0	0	0	0	0	0	0	0	0	0	0	0	0
2300	1	0	0	0	0	0	0	0	0	0	0	0	0	0	0	1	0	0	0	0	0	0	0	0	0	0	0	0	0
07-19	**209**	**0**	**0**	**0**	**1**	**0**	**0**	**3**	**5**	**11**	**19**	**26**	**37**	**34**	**21**	**23**	**20**	**5**	**1**	**3**	**0**	**0**	**0**	**0**	**0**	**0**	**0**	**0**	**0**
06-22	**251**	**0**	**0**	**0**	**2**	**0**	**0**	**4**	**5**	**12**	**20**	**28**	**45**	**40**	**28**	**33**	**21**	**7**	**2**	**4**	**0**	**0**	**0**	**0**	**0**	**0**	**0**	**0**	**0**
06-00	**257**	**0**	**0**	**0**	**2**	**0**	**0**	**4**	**5**	**13**	**21**	**29**	**45**	**41**	**28**	**35**	**21**	**7**	**2**	**4**	**0**	**0**	**0**	**0**	**0**	**0**	**0**	**0**	**0**
00-00	**266**	**0**	**0**	**0**	**2**	**0**	**0**	**4**	**5**	**13**	**23**	**29**	**48**	**42**	**29**	**35**	**23**	**7**	**2**	**4**	**0**	**0**	**0**	**0**	**0**	**0**	**0**	**0**	**0**

DRAFT

Site 7
Location L-6202-3, att t/pole, Lat 53.51896, Long -6.68982
Direction South

3279 / Meath/Cavan/Monaghan ATC's
October 2013
Automatic Traffic Count

Sat, 12 October 2013

Time	Total	Speed Bins (km/h)																												
		0 - 5	5 - 10	10 - 15	15 - 20	20 - 25	25 - 30	30 - 35	35 - 40	40 - 45	45 - 50	50 - 55	55 - 60	60 - 65	65 - 70	70 - 75	75 - 80	80 - 85	85 - 90	90 - 95	95 - 100	100 - 105	105 - 110	110 - 115	115 - 120	120 - 125	125 - 130	130 - 135	135 - 140
0000	0	0	0	0	0	0	0	0	0	0	0	0	0	0	0	0	0	0	0	0	0	0	0	0	0	0	0	0	0	0
0100	3	0	0	0	0	0	0	0	0	0	0	0	2	0	0	0	0	1	0	0	0	0	0	0	0	0	0	0	0	0
0200	1	0	0	0	0	0	0	0	0	0	0	0	0	0	1	0	0	0	0	0	0	0	0	0	0	0	0	0	0	0
0300	1	0	0	0	0	0	0	0	0	0	0	0	0	0	0	0	1	0	0	0	0	0	0	0	0	0	0	0	0	0
0400	1	0	0	0	0	0	0	0	0	0	0	1	0	0	0	0	0	0	0	0	0	0	0	0	0	0	0	0	0	0
0500	5	0	0	0	0	0	0	0	0	1	0	1	0	3	0	0	0	0	0	0	0	0	0	0	0	0	0	0	0	0
0600	3	0	0	0	0	0	0	0	0	0	0	0	1	2	0	0	0	0	0	0	0	0	0	0	0	0	0	0	0	0
0700	4	0	0	0	0	0	0	0	0	0	0	1	0	0	0	0	1	2	0	0	0	0	0	0	0	0	0	0	0	0
0800	7	0	0	0	0	0	0	0	0	0	0	0	2	2	2	1	0	0	0	0	0	0	0	0	0	0	0	0	0	0
0900	4	0	0	0	0	0	0	0	0	1	0	0	0	0	0	1	0	2	0	0	0	0	0	0	0	0	0	0	0	0
1000	5	0	0	0	0	0	0	0	0	0	0	0	1	0	1	1	0	1	0	1	0	0	0	0	0	0	0	0	0	0
1100	**15**	**0**	**0**	**0**	**0**	**0**	**0**	**0**	**1**	**1**	**1**	**2**	**3**	**3**	**1**	**1**	**1**	**0**	**1**	**0**	**0**	**0**	**0**	**0**	**0**	**0**	**0**	**0**	**0**	**0**
1200	**19**	**0**	**0**	**0**	**0**	**1**	**0**	**1**	**0**	**1**	**0**	**2**	**1**	**3**	**2**	**4**	**2**	**1**	**1**	**0**	**0**	**0**	**0**	**0**	**0**	**0**	**0**	**0**	**0**	**0**
1300	17	0	0	0	0	0	0	0	0	0	2	1	3	5	1	3	1	1	0	0	0	0	0	0	0	0	0	0	0	0
1400	12	0	0	0	0	0	0	0	1	0	2	2	0	4	1	2	0	0	0	0	0	0	0	0	0	0	0	0	0	0
1500	10	0	0	0	0	0	0	0	0	0	2	0	1	1	1	2	2	0	0	1	0	0	0	0	0	0	0	0	0	0
1600	17	0	0	0	0	0	0	0	0	0	1	2	5	4	3	1	1	0	0	0	0	0	0	0	0	0	0	0	0	0
1700	16	0	0	0	0	0	0	3	1	0	0	2	1	1	2	5	1	0	0	0	0	0	0	0	0	0	0	0	0	0
1800	12	0	0	0	0	0	1	0	0	0	1	0	1	1	5	1	1	1	0	0	0	0	0	0	0	0	0	0	0	0
1900	13	0	0	0	0	0	0	0	0	0	0	3	3	3	0	1	2	1	0	0	0	0	0	0	0	0	0	0	0	0
2000	4	0	0	0	0	0	0	0	0	1	0	2	0	0	1	0	0	0	0	0	0	0	0	0	0	0	0	0	0	0
2100	6	0	0	0	0	0	0	0	0	0	2	0	1	1	1	0	0	0	1	0	0	0	0	0	0	0	0	0	0	0
2200	7	0	0	0	0	0	0	0	0	0	1	0	1	2	1	1	0	0	1	0	0	0	0	0	0	0	0	0	0	0
2300	6	0	0	0	0	0	0	0	0	0	0	2	1	1	1	1	0	0	0	0	0	0	0	0	0	0	0	0	0	0
07-19	**138**	**0**	**0**	**0**	**0**	**1**	**1**	**4**	**3**	**3**	**9**	**12**	**18**	**24**	**19**	**22**	**10**	**8**	**2**	**2**	**0**	**0**	**0**	**0**	**0**	**0**	**0**	**0**	**0**	**0**
06-22	**164**	**0**	**0**	**0**	**0**	**1**	**1**	**4**	**3**	**4**	**11**	**17**	**23**	**30**	**21**	**23**	**12**	**9**	**3**	**2**	**0**	**0**	**0**	**0**	**0**	**0**	**0**	**0**	**0**	**0**
06-00	**177**	**0**	**0**	**0**	**0**	**1**	**1**	**4**	**3**	**4**	**12**	**19**	**25**	**33**	**23**	**25**	**12**	**9**	**4**	**2**	**0**	**0**	**0**	**0**	**0**	**0**	**0**	**0**	**0**	**0**
00-00	**188**	**0**	**0**	**0**	**0**	**1**	**1**	**4**	**3**	**5**	**12**	**21**	**27**	**36**	**24**	**25**	**13**	**10**	**4**	**2**	**0**	**0**	**0**	**0**	**0**	**0**	**0**	**0**	**0**	**0**

DRAFT

Site 7
Location L-6202-3, att t/pole, Lat 53.51896, Long -6.68982
Direction South

3279 / Meath/Cavan/Monaghan ATC's
October 2013
Automatic Traffic Count

Sun, 13 October 2013

Time	Total	Speed Bins (km/h)																											
		0 - 5	5 - 10	10 - 15	15 - 20	20 - 25	25 - 30	30 - 35	35 - 40	40 - 45	45 - 50	50 - 55	55 - 60	60 - 65	65 - 70	70 - 75	75 - 80	80 - 85	85 - 90	90 - 95	95 - 100	100 - 105	105 - 110	110 - 115	115 - 120	120 - 125	125 - 130	130 - 135	135 - 140
0000	1	0	0	0	0	0	0	0	0	0	0	0	0	1	0	0	0	0	0	0	0	0	0	0	0	0	0	0	0
0100	3	0	0	0	0	0	0	0	0	0	1	0	0	0	0	0	1	1	0	0	0	0	0	0	0	0	0	0	0
0200	1	0	0	0	0	0	0	0	0	0	1	0	0	0	0	0	0	0	0	0	0	0	0	0	0	0	0	0	0
0300	1	0	0	0	0	0	0	0	0	0	0	0	0	0	0	0	1	0	0	0	0	0	0	0	0	0	0	0	0
0400	0	0	0	0	0	0	0	0	0	0	0	0	0	0	0	0	0	0	0	0	0	0	0	0	0	0	0	0	0
0500	1	0	0	0	0	0	0	0	0	1	0	0	0	0	0	0	0	0	0	0	0	0	0	0	0	0	0	0	0
0600	0	0	0	0	0	0	0	0	0	0	0	0	0	0	0	0	0	0	0	0	0	0	0	0	0	0	0	0	0
0700	1	0	0	0	0	0	0	0	0	0	0	0	0	0	0	1	0	0	0	0	0	0	0	0	0	0	0	0	0
0800	0	0	0	0	0	0	0	0	0	0	0	0	0	0	0	0	0	0	0	0	0	0	0	0	0	0	0	0	0
0900	1	0	0	0	0	0	0	0	0	0	0	1	0	0	0	0	0	0	0	0	0	0	0	0	0	0	0	0	0
1000	12	0	0	0	0	0	1	0	0	0	0	5	0	1	3	2	0	0	0	0	0	0	0	0	0	0	0	0	0
1100	**15**	**0**	**0**	**0**	**0**	**1**	**0**	**0**	**1**	**3**	**1**	**1**	**3**	**2**	**2**	**1**	**0**	**0**	**0**	**0**	**0**	**0**	**0**	**0**	**0**	**0**	**0**	**0**	**0**
1200	8	0	0	0	0	0	0	0	0	3	0	0	0	1	3	0	0	1	0	0	0	0	0	0	0	0	0	0	0
1300	8	0	0	0	0	0	0	0	1	0	1	0	0	1	0	2	3	0	0	0	0	0	0	0	0	0	0	0	0
1400	8	0	0	0	0	0	0	0	0	0	1	0	1	2	3	1	0	0	0	0	0	0	0	0	0	0	0	0	0
1500	4	0	0	0	0	0	0	0	1	0	1	0	2	0	0	0	0	0	0	0	0	0	0	0	0	0	0	0	0
1600	**13**	**0**	**0**	**1**	**1**	**1**	**0**	**1**	**0**	**0**	**1**	**3**	**3**	**1**	**0**	**0**	**1**	**0**	**0**	**0**	**0**	**0**	**0**	**0**	**0**	**0**	**0**	**0**	**0**
1700	10	0	0	0	0	0	0	1	1	0	1	2	2	1	2	0	0	0	0	0	0	0	0	0	0	0	0	0	0
1800	**13**	**0**	**0**	**0**	**0**	**0**	**0**	**0**	**0**	**0**	**0**	**0**	**2**	**2**	**3**	**3**	**0**	**2**	**1**	**0**	**0**	**0**	**0**	**0**	**0**	**0**	**0**	**0**	**0**
1900	9	0	0	0	0	0	0	1	1	0	0	3	2	1	1	0	0	0	0	0	0	0	0	0	0	0	0	0	0
2000	6	0	0	0	0	0	0	0	0	1	0	2	0	1	0	1	1	0	0	0	0	0	0	0	0	0	0	0	0
2100	4	0	0	0	0	1	0	0	0	0	0	0	0	0	0	2	0	1	0	0	0	0	0	0	0	0	0	0	0
2200	3	0	0	0	0	0	1	0	0	0	0	0	0	0	1	1	0	0	0	0	0	0	0	0	0	0	0	0	0
2300	3	0	0	0	0	0	0	0	0	0	0	0	0	1	0	0	1	1	0	0	0	0	0	0	0	0	0	0	0
07-19	**93**	**0**	**0**	**1**	**1**	**2**	**1**	**2**	**4**	**6**	**6**	**12**	**13**	**11**	**16**	**10**	**4**	**3**	**1**	**0**	**0**	**0**	**0**	**0**	**0**	**0**	**0**	**0**	**0**
06-22	**112**	**0**	**0**	**1**	**1**	**3**	**1**	**3**	**5**	**7**	**6**	**17**	**15**	**13**	**17**	**13**	**5**	**4**	**1**	**0**	**0**	**0**	**0**	**0**	**0**	**0**	**0**	**0**	**0**
06-00	**118**	**0**	**0**	**1**	**1**	**3**	**2**	**3**	**5**	**7**	**6**	**17**	**15**	**14**	**18**	**14**	**6**	**5**	**1**	**0**	**0**	**0**	**0**	**0**	**0**	**0**	**0**	**0**	**0**
00-00	**125**	**0**	**0**	**1**	**1**	**3**	**2**	**3**	**5**	**8**	**8**	**17**	**15**	**15**	**18**	**14**	**8**	**6**	**1**	**0**	**0**	**0**	**0**	**0**	**0**	**0**	**0**	**0**	**0**

DRAFT

Site 7
Location L-6202-3, att t/pole, Lat 53.51896, Long -6.68982
Direction South

3279 / Meath/Cavan/Monaghan ATC's
October 2013
Automatic Traffic Count

Virtual Day (7)

Time	Total	Speed Bins (km/h)																											
		0 - 5	5 - 10	10 - 15	15 - 20	20 - 25	25 - 30	30 - 35	35 - 40	40 - 45	45 - 50	50 - 55	55 - 60	60 - 65	65 - 70	70 - 75	75 - 80	80 - 85	85 - 90	90 - 95	95 - 100	100 - 105	105 - 110	110 - 115	115 - 120	120 - 125	125 - 130	130 - 135	135 - 140
0000	2	0	0	0	0	0	0	0	0	0	0	0	0	1	0	0	0	0	0	0	0	0	0	0	0	0	0	0	0
0100	1	0	0	0	0	0	0	0	0	0	0	0	0	0	0	0	0	0	0	0	0	0	0	0	0	0	0	0	0
0200	1	0	0	0	0	0	0	0	0	0	0	0	0	0	0	0	0	0	0	0	0	0	0	0	0	0	0	0	0
0300	0	0	0	0	0	0	0	0	0	0	0	0	0	0	0	0	0	0	0	0	0	0	0	0	0	0	0	0	0
0400	1	0	0	0	0	0	0	0	0	0	0	0	0	0	0	0	0	0	0	0	0	0	0	0	0	0	0	0	0
0500	5	0	0	0	0	0	0	0	0	1	0	0	1	2	0	0	0	0	0	0	0	0	0	0	0	0	0	0	0
0600	5	0	0	0	0	0	0	0	0	0	0	1	1	1	0	1	0	0	0	0	0	0	0	0	0	0	0	0	0
0700	9	0	0	0	0	0	0	0	0	1	1	1	2	1	1	1	0	1	0	0	0	0	0	0	0	0	0	0	0
0800	**15**	**0**	**0**	**0**	**0**	**0**	**0**	**0**	**0**	**1**	**1**	**2**	**3**	**3**	**2**	**2**	**0**	**0**	**0**	**0**	**0**	**0**	**0**	**0**	**0**	**0**	**0**	**0**	**0**
0900	14	0	0	0	0	0	0	0	0	1	1	2	2	2	1	2	1	1	0	0	0	0	0	0	0	0	0	0	0
1000	12	0	0	0	0	0	0	0	0	0	1	3	3	1	2	1	1	1	0	0	0	0	0	0	0	0	0	0	0
1100	13	0	0	0	0	0	0	0	0	2	1	2	1	2	1	1	0	0	0	0	0	0	0	0	0	0	0	0	0
1200	13	0	0	0	0	0	0	0	0	1	1	2	2	2	2	1	1	1	0	0	0	0	0	0	0	0	0	0	0
1300	**19**	**0**	**0**	**0**	**0**	**0**	**0**	**0**	**0**	**2**	**1**	**2**	**3**	**3**	**2**	**2**	**2**	**1**	**0**	**0**	**0**	**0**	**0**	**0**	**0**	**0**	**0**	**0**	**0**
1400	18	0	0	0	0	0	0	0	0	1	2	3	3	3	3	1	1	0	0	0	0	0	0	0	0	0	0	0	0
1500	14	0	0	0	0	0	0	1	0	0	1	2	3	2	1	2	1	0	0	0	0	0	0	0	0	0	0	0	0
1600	18	0	0	0	0	0	0	0	1	0	1	2	3	3	3	2	2	1	0	0	0	0	0	0	0	0	0	0	0
1700	18	0	0	0	0	0	0	1	0	0	1	2	2	3	3	3	1	1	0	0	0	0	0	0	0	0	0	0	0
1800	18	0	0	0	0	0	0	0	0	0	1	1	2	3	4	3	1	1	0	0	0	0	0	0	0	0	0	0	0
1900	13	0	0	0	0	0	0	0	0	1	1	2	3	3	2	1	1	0	0	0	0	0	0	0	0	0	0	0	0
2000	9	0	0	0	0	0	0	0	0	1	0	1	1	1	1	1	1	0	0	0	0	0	0	0	0	0	0	0	0
2100	8	0	0	0	0	0	0	0	0	0	1	0	1	1	2	2	1	0	0	0	0	0	0	0	0	0	0	0	0
2200	6	0	0	0	0	0	0	0	0	0	1	0	0	1	1	1	0	0	0	0	0	0	0	0	0	0	0	0	0
2300	3	0	0	0	0	0	0	0	0	0	0	0	0	0	0	0	0	0	0	0	0	0	0	0	0	0	0	0	0
07-19	**182**	**0**	**0**	**0**	**1**	**1**	**1**	**3**	**5**	**9**	**14**	**23**	**29**	**28**	**25**	**20**	**12**	**8**	**2**	**1**	**0**	**0**	**0**	**0**	**0**	**0**	**0**	**0**	**0**
06-22	**217**	**0**	**0**	**0**	**1**	**1**	**1**	**4**	**5**	**11**	**16**	**27**	**35**	**33**	**31**	**25**	**14**	**9**	**3**	**1**	**0**	**0**	**0**	**0**	**0**	**0**	**0**	**0**	**0**
06-00	**226**	**0**	**0**	**0**	**1**	**1**	**1**	**4**	**6**	**11**	**17**	**28**	**36**	**34**	**33**	**26**	**14**	**9**	**3**	**1**	**0**	**0**	**0**	**0**	**0**	**0**	**0**	**0**	**0**
00-00	**236**	**0**	**0**	**0**	**1**	**1**	**1**	**4**	**6**	**12**	**18**	**28**	**38**	**37**	**33**	**26**	**15**	**10**	**3**	**1**	**0**	**0**	**0**	**0**	**0**	**0**	**0**	**0**	**0**

DRAFT

Site 7
Location L-6202-3, att t/pole, Lat 53.51896, Long -6.68982
Direction South

3279 / Meath/Cavan/Monaghan ATC's
October 2013
Automatic Traffic Count

Virtual Week (1)

Time	Total	Speed Bins (km/h)																											
		0 - 5	5 - 10	10 - 15	15 - 20	20 - 25	25 - 30	30 - 35	35 - 40	40 - 45	45 - 50	50 - 55	55 - 60	60 - 65	65 - 70	70 - 75	75 - 80	80 - 85	85 - 90	90 - 95	95 - 100	100 - 105	105 - 110	110 - 115	115 - 120	120 - 125	125 - 130	130 - 135	135 - 140
Mon	255	0	0	0	2	2	2	3	8	16	15	27	39	46	44	26	13	7	3	2	0	0	0	0	0	0	0	0	0
Tue	266	0	0	0	0	0	1	5	6	14	18	38	42	41	36	28	18	14	4	0	0	1	0	0	0	0	0	0	0
Wed	252	0	0	0	0	2	2	2	4	15	17	31	42	36	46	30	13	9	2	0	1	0	0	0	0	0	0	0	0
Thu	297	0	0	0	1	0	2	6	8	12	34	36	53	43	37	27	17	15	4	1	0	0	1	0	0	0	0	0	0
Fri	266	0	0	0	2	0	0	4	5	13	23	29	48	42	29	35	23	7	2	4	0	0	0	0	0	0	0	0	0
|Sat	188	0	0	0	0	1	1	4	3	5	12	21	27	36	24	25	13	10	4	2	0	0	0	0	0	0	0	0	0
|Sun	125	0	0	1	1	3	2	3	5	8	8	17	15	15	18	14	8	6	1	0	0	0	0	0	0	0	0	0	0
5 Day Ave.	**267**	**0**	**0**	**0**	**1**	**1**	**1**	**4**	**6**	**14**	**21**	**32**	**45**	**42**	**38**	**29**	**17**	**10**	**3**	**1**	**0**	**0**	**0**	**0**	**0**	**0**	**0**	**0**	**0**
7 Day Ave.	**236**	**0**	**0**	**0**	**1**	**1**	**1**	**4**	**6**	**12**	**18**	**28**	**38**	**37**	**33**	**26**	**15**	**10**	**3**	**1**	**0**	**0**	**0**	**0**	**0**	**0**	**0**	**0**	**0**
--	**1649**	**0**	**0**	**1**	**6**	**8**	**10**	**27**	**39**	**83**	**127**	**199**	**266**	**259**	**234**	**185**	**105**	**68**	**20**	**9**	**1**	**1**	**1**	**0**	**0**	**0**	**0**	**0**	**0**

Summary Graphs

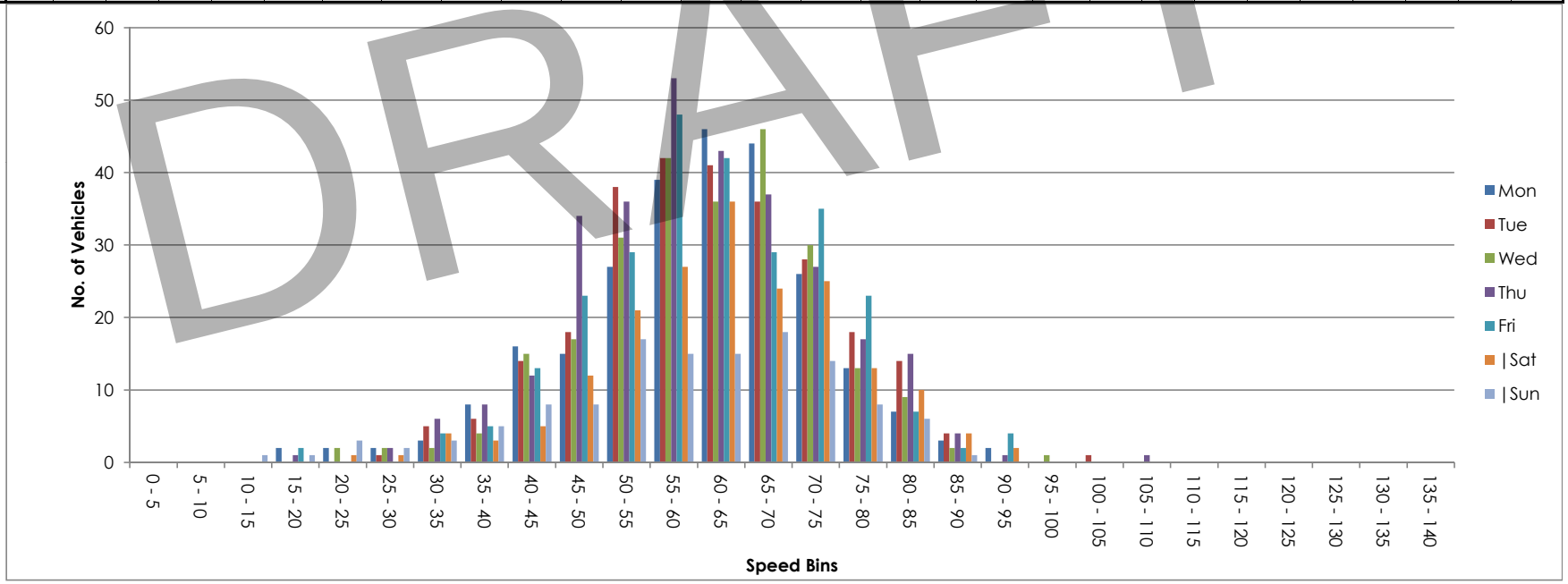

DRAFT

Site 7
Location L-6202-3, att t/pole, Lat 53.51896, Long -6.68982
Direction Two way

3279 / Meath/Cavan/Monaghan ATC's
October 2013
Automatic Traffic Count

Mon, 7 October 2013

Time	Total	Classification												>PSL	>PSL%	>SL1	>SL1%	>SL2	>SL2%	Mean	Vpp
		1 MCL	2 SV	3 SVT	4 TB2	5 TB3	6 T4	7 ART3	8 ART4	9 ART5	10 ART6	11 BD	12 DRT	80	80	85 +5kph	85 +5kph	90 +10kph	90 +10kph		85
0000	3	0	3	0	0	0	0	0	0	0	0	0	0	0	0	0	0	0	0	61.2	-
0100	1	0	1	0	0	0	0	0	0	0	0	0	0	0	0	0	0	0	0	66.7	-
0200	0	0	0	0	0	0	0	0	0	0	0	0	0	0	0	0	0	0	0	-	-
0300	0	0	0	0	0	0	0	0	0	0	0	0	0	0	0	0	0	0	0	-	-
0400	3	0	2	0	1	0	0	0	0	0	0	0	0	0	0	0	0	0	0	48.2	-
0500	12	0	11	0	0	0	0	0	0	1	0	0	0	2	16.7	0	0	0	0	57.4	70.6
0600	11	0	11	0	0	0	0	0	0	0	0	0	0	2	18.2	0	0	0	0	60.7	68.4
0700	28	0	22	0	5	0	1	0	0	0	0	0	0	1	3.6	0	0	0	0	60	70.6
0800	**51**	**0**	**42**	**0**	**8**	**0**	**0**	**0**	**0**	**1**	**0**	**0**	**0**	**1**	**2**	**0**	**0**	**0**	**0**	**61**	**71.6**
0900	34	0	27	1	3	0	2	0	0	1	0	0	0	3	8.8	1	2.9	1	2.9	60.7	75.2
1000	23	0	20	0	2	0	1	0	0	0	0	0	0	0	0	0	0	0	0	56.6	70.6
1100	22	0	17	2	2	0	0	0	0	1	0	0	0	1	4.5	0	0	0	0	56.1	72
1200	18	1	13	1	1	0	1	0	0	1	0	0	0	1	5.6	0	0	0	0	55	66.2
1300	40	0	27	1	8	0	1	0	0	3	0	0	0	3	7.5	1	2.5	0	0	56.8	70.6
1400	36	0	28	3	4	0	1	0	0	0	0	0	0	2	5.6	0	0	0	0	57.1	72
1500	26	0	26	0	0	0	0	0	0	0	0	0	0	1	3.8	0	0	0	0	61.1	73.4
1600	28	0	23	0	5	0	0	0	0	0	0	0	0	3	10.7	1	3.6	0	0	63.2	77
1700	43	0	33	1	5	0	4	0	0	0	0	0	0	1	2.3	1	2.3	0	0	61.3	73.8
1800	**57**	**1**	**53**	**1**	**2**	**0**	**0**	**0**	**0**	**0**	**0**	**0**	**0**	**2**	**3.5**	**0**	**0**	**0**	**0**	**58.2**	**69.8**
1900	30	1	24	1	3	0	0	0	0	1	0	0	0	3	10	1	3.3	0	0	58.1	77
2000	23	1	17	0	5	0	0	0	0	0	0	0	0	5	21.7	3	13	2	8.7	63.2	83.9
2100	14	0	13	0	0	0	0	0	0	1	0	0	0	0	0	0	0	0	0	59.3	70.6
2200	6	0	6	0	0	0	0	0	0	0	0	0	0	0	0	0	0	0	0	62.6	-
2300	2	0	2	0	0	0	0	0	0	0	0	0	0	0	0	0	0	0	0	49.3	-
07-19	**406**	**2**	**331**	**10**	**45**	**0**	**11**	**0**	**0**	**7**	**0**	**0**	**0**	**19**	**4.7**	**4**	**1**	**1**	**0.2**	**59.1**	**72.7**
06-22	**484**	**4**	**396**	**11**	**53**	**0**	**11**	**0**	**0**	**9**	**0**	**0**	**0**	**29**	**6**	**8**	**1.7**	**3**	**0.6**	**59.3**	**73.1**
06-00	**492**	**4**	**404**	**11**	**53**	**0**	**11**	**0**	**0**	**9**	**0**	**0**	**0**	**29**	**5.9**	**8**	**1.6**	**3**	**0.6**	**59.3**	**73.1**
00-00	**511**	**4**	**421**	**11**	**54**	**0**	**11**	**0**	**0**	**10**	**0**	**0**	**0**	**31**	**6.1**	**8**	**1.6**	**3**	**0.6**	**59.2**	**72.7**

DRAFT

Site 7
Location L-6202-3, att t/pole, Lat 53.51896, Long -6.68982
Direction Two way

3279 / Meath/Cavan/Monaghan ATC's
October 2013
Automatic Traffic Count

Tue, 8 October 2013

Time	Total	Classification												>PSL	>PSL%	>SL1	>SL1%	>SL2	>SL2%	Mean	Vpp
		1 MCL	2 SV	3 SVT	4 TB2	5 TB3	6 T4	7 ART3	8 ART4	9 ART5	10 ART6	11 BD	12 DRT	80	80	85 +5kph	85 +5kph	90 +10kph	90 +10kph		85
0000	2	0	2	0	0	0	0	0	0	0	0	0	0	0	0	0	0	0	0	64.5	-
0100	1	0	1	0	0	0	0	0	0	0	0	0	0	1	100	0	0	0	0	82.5	-
0200	1	0	1	0	0	0	0	0	0	0	0	0	0	0	0	0	0	0	0	75.4	-
0300	2	0	2	0	0	0	0	0	0	0	0	0	0	0	0	0	0	0	0	52.3	-
0400	3	0	2	0	1	0	0	0	0	0	0	0	0	0	0	0	0	0	0	57	-
0500	11	0	10	0	1	0	0	0	0	0	0	0	0	0	0	0	0	0	0	60.8	71.6
0600	13	0	12	0	1	0	0	0	0	0	0	0	0	1	7.7	1	7.7	0	0	56.9	68.8
0700	23	0	17	0	4	0	2	0	0	0	0	0	0	0	0	0	0	0	0	59.3	72
0800	**50**	**0**	**39**	**0**	**6**	**0**	**3**	**0**	**0**	**2**	**0**	**0**	**0**	**4**	**8**	**1**	**2**	**1**	**2**	**63.8**	**77**
0900	45	1	35	0	7	0	2	0	0	0	0	0	0	4	8.9	1	2.2	0	0	59.4	73.1
1000	20	0	16	0	4	0	0	0	0	0	0	0	0	1	5	0	0	0	0	54.7	74.2
1100	24	0	18	0	4	0	2	0	0	0	0	0	0	2	8.3	1	4.2	0	0	60	72.4
1200	21	0	20	1	0	0	0	0	0	0	0	0	0	1	4.8	1	4.8	0	0	61.4	76.3
1300	**45**	**0**	**39**	**0**	**6**	**0**	**0**	**0**	**0**	**0**	**0**	**0**	**0**	**4**	**8.9**	**2**	**4.4**	**1**	**2.2**	**61.1**	**77.8**
1400	41	0	33	0	6	0	2	0	0	0	0	0	0	0	0	0	0	0	0	57.8	70.2
1500	34	1	29	0	0	0	2	0	1	1	0	0	0	2	5.9	0	0	0	0	56.4	71.3
1600	35	0	30	0	4	0	1	0	0	0	0	0	0	2	5.7	1	2.9	0	0	59.7	72.7
1700	37	0	29	0	4	0	4	0	0	0	0	0	0	0	0	0	0	0	0	59.9	71.3
1800	42	1	37	0	4	0	0	0	0	0	0	0	0	1	2.4	1	2.4	0	0	58.6	72.4
1900	29	0	24	0	4	1	0	0	0	0	0	0	0	2	6.9	1	3.4	0	0	61.5	72.4
2000	18	0	17	0	1	0	0	0	0	0	0	0	0	1	5.6	1	5.6	0	0	65.6	73.4
2100	12	0	10	0	2	0	0	0	0	0	0	0	0	1	8.3	1	8.3	1	8.3	68.2	72.7
2200	14	0	12	0	1	0	0	0	0	1	0	0	0	4	28.6	1	7.1	0	0	65.3	82.1
2300	7	0	6	0	0	0	0	0	0	1	0	0	0	1	14.3	0	0	0	0	61.2	-
07-19	**417**	**3**	**342**	**1**	**49**	**0**	**18**	**0**	**1**	**3**	**0**	**0**	**0**	**21**	**5**	**8**	**1.9**	**2**	**0.5**	**59.6**	**73.4**
06-22	**489**	**3**	**405**	**1**	**57**	**1**	**18**	**0**	**1**	**3**	**0**	**0**	**0**	**26**	**5.3**	**12**	**2.5**	**3**	**0.6**	**60.1**	**73.8**
06-00	**510**	**3**	**423**	**1**	**58**	**1**	**18**	**0**	**1**	**5**	**0**	**0**	**0**	**31**	**6.1**	**13**	**2.5**	**3**	**0.6**	**60.2**	**74.2**
00-00	**530**	**3**	**441**	**1**	**60**	**1**	**18**	**0**	**1**	**5**	**0**	**0**	**0**	**32**	**6**	**13**	**2.5**	**3**	**0.6**	**60.3**	**74.5**

DRAFT

Site 7
Location L-6202-3, att t/pole, Lat 53.51896, Long -6.68982
Direction Two way

3279 / Meath/Cavan/Monaghan ATC's
October 2013
Automatic Traffic Count

Wed, 9 October 2013

Time	Total	Classification												>PSL	>PSL%	>SL1	>SL1%	>SL2	>SL2%	Mean	Vpp
		1 MCL	2 SV	3 SVT	4 TB2	5 TB3	6 T4	7 ART3	8 ART4	9 ART5	10 ART6	11 BD	12 DRT	80	80	85 +5kph	85 +5kph	90 +10kph	90 +10kph		85
0000	3	1	2	0	0	0	0	0	0	0	0	0	0	0	0	0	0	0	0	40	-
0100	1	0	1	0	0	0	0	0	0	0	0	0	0	0	0	0	0	0	0	63.8	-
0200	2	0	2	0	0	0	0	0	0	0	0	0	0	0	0	0	0	0	0	53.1	-
0300	1	0	1	0	0	0	0	0	0	0	0	0	0	0	0	0	0	0	0	74.7	-
0400	3	0	2	0	1	0	0	0	0	0	0	0	0	0	0	0	0	0	0	45.7	-
0500	10	0	9	0	1	0	0	0	0	0	0	0	0	1	10	1	10	0	0	66	-
0600	7	0	6	0	1	0	0	0	0	0	0	0	0	0	0	0	0	0	0	57.6	-
0700	28	0	23	0	5	0	0	0	0	0	0	0	0	0	0	0	0	0	0	62.1	75.2
0800	**46**	**1**	**40**	**0**	**2**	**0**	**3**	**0**	**0**	**0**	**0**	**0**	**0**	**5**	**10.9**	**2**	**4.3**	**2**	**4.3**	**65.7**	**77.4**
0900	28	0	19	0	4	0	5	0	0	0	0	0	0	1	3.6	1	3.6	1	3.6	60.2	73.1
1000	28	1	21	1	3	0	2	0	0	0	0	0	0	1	3.6	0	0	0	0	55.8	65.2
1100	33	0	24	3	2	0	4	0	0	0	0	0	0	2	6.1	0	0	0	0	55.3	67.3
1200	28	0	19	1	2	0	4	0	0	2	0	0	0	3	10.7	1	3.6	1	3.6	58.3	72.4
1300	**43**	**0**	**35**	**2**	**4**	**0**	**2**	**0**	**0**	**0**	**0**	**0**	**0**	**1**	**2.3**	**1**	**2.3**	**1**	**2.3**	**60.3**	**75.2**
1400	35	0	25	0	7	0	3	0	0	0	0	0	0	2	5.7	1	2.9	0	0	57	72
1500	33	0	25	1	4	0	3	0	0	0	0	0	0	2	6.1	1	3	0	0	62.3	74.5
1600	27	0	19	2	1	0	4	0	0	1	0	0	0	1	3.7	0	0	0	0	58.8	71.6
1700	36	0	30	0	4	0	1	0	0	1	0	0	0	4	11.1	0	0	0	0	61.7	74.9
1800	30	0	25	2	3	0	0	0	0	0	0	0	0	0	0	0	0	0	0	60.8	72.4
1900	35	1	30	0	4	0	0	0	0	0	0	0	0	0	0	0	0	0	0	58.8	68.4
2000	17	0	14	0	2	0	0	0	0	1	0	0	0	1	5.9	0	0	0	0	66.4	76.7
2100	12	0	9	0	1	0	0	0	0	2	0	0	0	0	0	0	0	0	0	56.9	72.7
2200	10	0	10	0	0	0	0	0	0	0	0	0	0	1	10	0	0	0	0	69.1	-
2300	3	0	2	0	1	0	0	0	0	0	0	0	0	2	66.7	2	66.7	1	33.3	75.6	-
07-19	**395**	**2**	**305**	**12**	**41**	**0**	**31**	**0**	**0**	**4**	**0**	**0**	**0**	**22**	**5.6**	**7**	**1.8**	**5**	**1.3**	**60.1**	**74.2**
06-22	**466**	**3**	**364**	**12**	**49**	**0**	**31**	**0**	**0**	**7**	**0**	**0**	**0**	**23**	**4.9**	**7**	**1.5**	**5**	**1.1**	**60.1**	**74.2**
06-00	**479**	**3**	**376**	**12**	**50**	**0**	**31**	**0**	**0**	**7**	**0**	**0**	**0**	**26**	**5.4**	**9**	**1.9**	**6**	**1.3**	**60.4**	**74.2**
00-00	**499**	**4**	**393**	**12**	**52**	**0**	**31**	**0**	**0**	**7**	**0**	**0**	**0**	**27**	**5.4**	**10**	**2**	**6**	**1.2**	**60.3**	**74.2**

DRAFT

Site 7
Location L-6202-3, att t/pole, Lat 53.51896, Long -6.68982
Direction Two way

3279 / Meath/Cavan/Monaghan ATC's
October 2013
Automatic Traffic Count

Thu, 10 October 2013

Time	Total	Classification												>PSL	>PSL%	>SL1	>SL1%	>SL2	>SL2%	Mean	Vpp
		1 MCL	2 SV	3 SVT	4 TB2	5 TB3	6 T4	7 ART3	8 ART4	9 ART5	10 ART6	11 BD	12 DRT	80	80	85 +5kph	85 +5kph	90 +10kph	90 +10kph		85
0000	2	0	2	0	0	0	0	0	0	0	0	0	0	0	0	0	0	0	0	68.4	-
0100	1	0	1	0	0	0	0	0	0	0	0	0	0	0	0	0	0	0	0	74.3	-
0200	1	0	1	0	0	0	0	0	0	0	0	0	0	0	0	0	0	0	0	39.4	-
0300	2	0	2	0	0	0	0	0	0	0	0	0	0	0	0	0	0	0	0	48.4	-
0400	4	0	3	0	1	0	0	0	0	0	0	0	0	0	0	0	0	0	0	56.6	-
0500	9	0	8	0	1	0	0	0	0	0	0	0	0	0	0	0	0	0	0	56.8	-
0600	13	0	12	0	1	0	0	0	0	0	0	0	0	2	15.4	2	15.4	0	0	63.5	76
0700	31	0	26	0	5	0	0	0	0	0	0	0	0	4	12.9	1	3.2	0	0	61	76.3
0800	**51**	**0**	**41**	**0**	**5**	**1**	**4**	**0**	**0**	**0**	**0**	**0**	**0**	**2**	**3.9**	**2**	**3.9**	**0**	**0**	**62.5**	**74.9**
0900	34	0	31	0	1	0	2	0	0	0	0	0	0	1	2.9	1	2.9	0	0	61.1	76.7
1000	27	0	22	0	2	0	3	0	0	0	0	0	0	3	11.1	1	3.7	1	3.7	60.6	76.3
1100	17	1	13	0	0	0	3	0	0	0	0	0	0	0	0	0	0	0	0	57.9	68
1200	36	0	28	0	3	1	4	0	0	0	0	0	0	2	5.6	1	2.8	0	0	58.9	70.6
1300	39	0	31	0	6	0	2	0	0	0	0	0	0	4	10.3	1	2.6	0	0	63.2	76.3
1400	48	0	40	0	5	0	3	0	0	0	0	0	0	2	4.2	0	0	0	0	55.8	71.6
1500	37	0	31	1	2	0	3	0	0	0	0	0	0	0	0	0	0	0	0	51.8	66.6
1600	39	0	33	1	3	0	2	0	0	0	0	0	0	4	10.3	1	2.6	0	0	59.6	72
1700	44	0	38	1	3	0	2	0	0	0	0	0	0	3	6.8	1	2.3	0	0	56.1	72.4
1800	**51**	**0**	**48**	**0**	**3**	**0**	**0**	**0**	**0**	**0**	**0**	**0**	**0**	**5**	**9.8**	**2**	**3.9**	**1**	**2**	**61.7**	**76.7**
1900	34	0	32	0	2	0	0	0	0	0	0	0	0	3	8.8	0	0	0	0	59	73.4
2000	25	0	23	0	0	0	0	0	0	2	0	0	0	1	4	0	0	0	0	56.4	67.7
2100	13	0	9	1	3	0	0	0	0	0	0	0	0	0	0	0	0	0	0	58.6	71.3
2200	9	0	7	1	0	0	0	0	0	1	0	0	0	1	11.1	1	11.1	1	11.1	53.7	-
2300	3	0	3	0	0	0	0	0	0	0	0	0	0	0	0	0	0	0	0	56.7	-
07-19	**454**	**1**	**382**	**3**	**38**	**2**	**28**	**0**	**0**	**0**	**0**	**0**	**0**	**30**	**6.6**	**11**	**2.4**	**2**	**0.4**	**59.2**	**74.9**
06-22	**539**	**1**	**458**	**4**	**44**	**2**	**28**	**0**	**0**	**2**	**0**	**0**	**0**	**36**	**6.7**	**13**	**2.4**	**2**	**0.4**	**59.2**	**74.9**
06-00	**551**	**1**	**468**	**5**	**44**	**2**	**28**	**0**	**0**	**3**	**0**	**0**	**0**	**37**	**6.7**	**14**	**2.5**	**3**	**0.5**	**59.1**	**74.5**
00-00	**570**	**1**	**485**	**5**	**46**	**2**	**28**	**0**	**0**	**3**	**0**	**0**	**0**	**37**	**6.5**	**14**	**2.5**	**3**	**0.5**	**59**	**74.2**

DRAFT

Site 7
Location L-6202-3, att t/pole, Lat 53.51896, Long -6.68982
Direction Two way

3279 / Meath/Cavan/Monaghan ATC's
October 2013
Automatic Traffic Count

Fri, 11 October 2013

Time	Total	Classification												>PSL	>PSL%	>SL1	>SL1%	>SL2	>SL2%	Mean	Vpp
		1 MCL	2 SV	3 SVT	4 TB2	5 TB3	6 T4	7 ART3	8 ART4	9 ART5	10 ART6	11 BD	12 DRT	80	80	85 +5kph	85 +5kph	90 +10kph	90 +10kph		85
0000	3	0	3	0	0	0	0	0	0	0	0	0	0	0	0	0	0	0	0	71.3	-
0100	0	0	0	0	0	0	0	0	0	0	0	0	0	0	0	0	0	0	0	-	-
0200	2	0	2	0	0	0	0	0	0	0	0	0	0	0	0	0	0	0	0	44	-
0300	1	0	1	0	0	0	0	0	0	0	0	0	0	0	0	0	0	0	0	49.7	-
0400	2	0	1	0	1	0	0	0	0	0	0	0	0	0	0	0	0	0	0	46.5	-
0500	7	0	6	0	1	0	0	0	0	0	0	0	0	0	0	0	0	0	0	60.2	-
0600	15	0	13	0	2	0	0	0	0	0	0	0	0	2	13.3	1	6.7	0	0	67.9	79.2
0700	29	0	22	0	6	1	0	0	0	0	0	0	0	1	3.4	0	0	0	0	61.2	75.2
0800	**51**	**0**	**44**	**0**	**3**	**0**	**4**	**0**	**0**	**0**	**0**	**0**	**0**	**5**	**9.8**	**2**	**3.9**	**2**	**3.9**	**60.3**	**77.4**
0900	30	0	21	1	3	0	3	0	0	2	0	0	0	2	6.7	1	3.3	1	3.3	62.7	78.1
1000	31	1	26	0	3	0	1	0	0	0	0	0	0	1	3.2	1	3.2	0	0	55.1	61.6
1100	18	0	16	0	0	0	2	0	0	0	0	0	0	0	0	0	0	0	0	59	69.1
1200	19	0	14	0	3	0	2	0	0	0	0	0	0	0	0	0	0	0	0	59.7	70.6
1300	46	1	39	0	3	0	0	0	0	1	2	0	0	2	4.3	1	2.2	1	2.2	60.5	74.2
1400	**48**	**0**	**41**	**0**	**5**	**0**	**1**	**0**	**1**	**0**	**0**	**0**	**0**	**1**	**2.1**	**0**	**0**	**0**	**0**	**55.2**	**67**
1500	32	0	26	1	2	0	0	0	0	1	2	0	0	0	0	0	0	0	0	56.6	69.1
1600	36	0	30	1	3	0	2	0	0	0	0	0	0	2	5.6	0	0	0	0	59.9	76.7
1700	44	1	38	0	4	0	1	0	0	0	0	0	0	3	6.8	0	0	0	0	61.6	74.2
1800	34	0	29	3	2	0	0	0	0	0	0	0	0	4	11.8	1	2.9	1	2.9	59.4	76.3
1900	36	1	35	0	0	0	0	0	0	0	0	0	0	2	5.6	2	5.6	0	0	59.9	74.2
2000	17	0	17	0	0	0	0	0	0	0	0	0	0	3	17.6	1	5.9	1	5.9	65.7	73.1
2100	16	0	15	1	0	0	0	0	0	0	0	0	0	2	12.5	1	6.3	1	6.3	65.8	73.1
2200	7	0	7	0	0	0	0	0	0	0	0	0	0	0	0	0	0	0	0	62	-
2300	2	0	2	0	0	0	0	0	0	0	0	0	0	0	0	0	0	0	0	72.4	-
07-19	**418**	**3**	**346**	**6**	**37**	**1**	**16**	**0**	**1**	**4**	**4**	**0**	**0**	**21**	**5**	**6**	**1.4**	**5**	**1.2**	**59.2**	**73.8**
06-22	**502**	**4**	**426**	**7**	**39**	**1**	**16**	**0**	**1**	**4**	**4**	**0**	**0**	**30**	**6**	**11**	**2.2**	**7**	**1.4**	**60**	**73.8**
06-00	**511**	**4**	**435**	**7**	**39**	**1**	**16**	**0**	**1**	**4**	**4**	**0**	**0**	**30**	**5.9**	**11**	**2.2**	**7**	**1.4**	**60.1**	**73.8**
00-00	**526**	**4**	**448**	**7**	**41**	**1**	**16**	**0**	**1**	**4**	**4**	**0**	**0**	**30**	**5.7**	**11**	**2.1**	**7**	**1.3**	**60**	**73.8**

DRAFT

Site 7
Location L-6202-3, att t/pole, Lat 53.51896, Long -6.68982
Direction Two way

3279 / Meath/Cavan/Monaghan ATC's
October 2013
Automatic Traffic Count

Sat, 12 October 2013

Time	Total	Classification												>PSL	>PSL%	>SL1	>SL1%	>SL2	>SL2%	Mean	Vpp
		1 MCL	2 SV	3 SVT	4 TB2	5 TB3	6 T4	7 ART3	8 ART4	9 ART5	10 ART6	11 BD	12 DRT	80	80	85 +5kph	85 +5kph	90 +10kph	90 +10kph		85
0000	1	0	1	0	0	0	0	0	0	0	0	0	0	0	0	0	0	0	0	56	-
0100	5	0	4	0	1	0	0	0	0	0	0	0	0	1	20	0	0	0	0	62.4	-
0200	2	0	2	0	0	0	0	0	0	0	0	0	0	0	0	0	0	0	0	55.7	-
0300	2	0	2	0	0	0	0	0	0	0	0	0	0	0	0	0	0	0	0	71.7	-
0400	2	0	1	0	1	0	0	0	0	0	0	0	0	0	0	0	0	0	0	42.5	-
0500	6	0	6	0	0	0	0	0	0	0	0	0	0	0	0	0	0	0	0	54.9	-
0600	4	0	4	0	0	0	0	0	0	0	0	0	0	1	25	1	25	0	0	69.1	-
0700	11	0	10	0	1	0	0	0	0	0	0	0	0	4	36.4	2	18.2	1	9.1	71.7	81
0800	18	0	17	0	1	0	0	0	0	0	0	0	0	2	11.1	1	5.6	1	5.6	65.1	74.5
0900	9	0	8	1	0	0	0	0	0	0	0	0	0	3	33.3	0	0	0	0	69.8	-
1000	15	1	13	0	1	0	0	0	0	0	0	0	0	2	13.3	1	6.7	1	6.7	63.1	79.6
1100	**37**	**0**	**33**	**2**	**2**	**0**	**0**	**0**	**0**	**0**	**0**	**0**	**0**	**2**	**5.4**	**2**	**5.4**	**0**	**0**	**61.7**	**73.8**
1200	34	0	26	4	3	0	0	0	0	1	0	0	0	3	8.8	2	5.9	0	0	59.7	74.5
1300	30	0	25	2	2	0	0	0	0	0	1	0	0	2	6.7	1	3.3	0	0	60.6	72
1400	24	0	20	2	2	0	0	0	0	0	0	0	0	1	4.2	0	0	0	0	59.8	70.6
1500	20	0	17	0	1	0	0	0	0	2	0	0	0	3	15	2	10	1	5	64	75.2
1600	**36**	**0**	**33**	**0**	**2**	**0**	**1**	**0**	**0**	**0**	**0**	**0**	**0**	**1**	**2.8**	**0**	**0**	**0**	**0**	**57.1**	**69.1**
1700	35	0	29	2	2	0	0	0	0	2	0	0	0	2	5.7	0	0	0	0	58.8	74.2
1800	26	0	24	0	1	0	0	0	0	1	0	0	0	3	11.5	1	3.8	1	3.8	64.4	74.5
1900	26	0	25	0	1	0	0	0	0	0	0	0	0	2	7.7	0	0	0	0	60.5	77.4
2000	12	0	10	0	1	0	0	0	0	1	0	0	0	1	8.3	0	0	0	0	55.7	68.8
2100	11	1	7	0	3	0	0	0	0	0	0	0	0	1	9.1	1	9.1	0	0	53.8	67
2200	8	0	8	0	0	0	0	0	0	0	0	0	0	1	12.5	1	12.5	0	0	66	-
2300	8	0	8	0	0	0	0	0	0	0	0	0	0	1	12.5	0	0	0	0	62.3	-
07-19	**295**	**1**	**255**	**13**	**18**	**0**	**1**	**0**	**0**	**6**	**1**	**0**	**0**	**28**	**9.5**	**12**	**4.1**	**5**	**1.7**	**61.6**	**76.3**
06-22	**348**	**2**	**301**	**13**	**23**	**0**	**1**	**0**	**0**	**7**	**1**	**0**	**0**	**33**	**9.5**	**14**	**4**	**5**	**1.4**	**61.2**	**76.3**
06-00	**364**	**2**	**317**	**13**	**23**	**0**	**1**	**0**	**0**	**7**	**1**	**0**	**0**	**35**	**9.6**	**15**	**4.1**	**5**	**1.4**	**61.3**	**76**
00-00	**382**	**2**	**333**	**13**	**25**	**0**	**1**	**0**	**0**	**7**	**1**	**0**	**0**	**36**	**9.4**	**15**	**3.9**	**5**	**1.3**	**61.1**	**76**

DRAFT

Site 7
Location L-6202-3, att t/pole, Lat 53.51896, Long -6.68982
Direction Two way

3279 / Meath/Cavan/Monaghan ATC's
October 2013
Automatic Traffic Count

Sun, 13 October 2013

Time	Total	Classification												>PSL	>PSL%	>SL1	>SL1%	>SL2	>SL2%	Mean	Vpp
		1 MCL	2 SV	3 SVT	4 TB2	5 TB3	6 T4	7 ART3	8 ART4	9 ART5	10 ART6	11 BD	12 DRT	80	80	85 +5kph	85 +5kph	90 +10kph	90 +10kph		85
0000	2	0	2	0	0	0	0	0	0	0	0	0	0	0	0	0	0	0	0	59.9	-
0100	3	0	2	0	1	0	0	0	0	0	0	0	0	1	33.3	0	0	0	0	68.3	-
0200	1	0	1	0	0	0	0	0	0	0	0	0	0	0	0	0	0	0	0	49.6	-
0300	2	0	2	0	0	0	0	0	0	0	0	0	0	0	0	0	0	0	0	74.6	-
0400	1	0	1	0	0	0	0	0	0	0	0	0	0	0	0	0	0	0	0	73.3	-
0500	4	0	1	0	3	0	0	0	0	0	0	0	0	0	0	0	0	0	0	45.6	-
0600	1	0	1	0	0	0	0	0	0	0	0	0	0	0	0	0	0	0	0	59.3	-
0700	1	0	1	0	0	0	0	0	0	0	0	0	0	0	0	0	0	0	0	74.5	-
0800	0	0	0	0	0	0	0	0	0	0	0	0	0	0	0	0	0	0	0	-	-
0900	17	0	17	0	0	0	0	0	0	0	0	0	0	0	0	0	0	0	0	61.9	71.6
1000	**27**	**1**	**25**	**0**	**0**	**1**	**0**	**0**	**0**	**0**	**0**	**0**	**0**	**1**	**3.7**	**1**	**3.7**	**0**	**0**	**59.5**	**69.8**
1100	24	0	22	1	0	1	0	0	0	0	0	0	0	0	0	0	0	0	0	50.7	62.3
1200	23	1	18	1	2	0	0	0	0	1	0	0	0	3	13	1	4.3	1	4.3	57.6	76
1300	15	0	11	1	3	0	0	0	0	0	0	0	0	1	6.7	0	0	0	0	63.2	74.9
1400	16	0	12	1	3	0	0	0	0	0	0	0	0	0	0	0	0	0	0	59.7	68
1500	13	2	9	0	2	0	0	0	0	0	0	0	0	0	0	0	0	0	0	49.5	65.5
1600	21	2	13	2	3	0	1	0	0	0	0	0	0	2	9.5	0	0	0	0	54.2	75.6
1700	17	0	17	0	0	0	0	0	0	0	0	0	0	1	5.9	0	0	0	0	61.7	74.9
1800	**24**	**0**	**22**	**2**	**0**	**0**	**0**	**0**	**0**	**0**	**0**	**0**	**0**	**3**	**12.5**	**1**	**4.2**	**0**	**0**	**65.2**	**71.6**
1900	15	0	15	0	0	0	0	0	0	0	0	0	0	0	0	0	0	0	0	54	63.4
2000	12	0	9	0	3	0	0	0	0	0	0	0	0	0	0	0	0	0	0	58.3	67.7
2100	7	0	7	0	0	0	0	0	0	0	0	0	0	1	14.3	0	0	0	0	64.5	-
2200	6	0	6	0	0	0	0	0	0	0	0	0	0	0	0	0	0	0	0	57.1	-
2300	3	0	3	0	0	0	0	0	0	0	0	0	0	1	33.3	0	0	0	0	72.1	-
07-19	**198**	**6**	**167**	**8**	**13**	**2**	**1**	**0**	**0**	**1**	**0**	**0**	**0**	**11**	**5.6**	**3**	**1.5**	**1**	**0.5**	**58.5**	**72.7**
06-22	**233**	**6**	**199**	**8**	**16**	**2**	**1**	**0**	**0**	**1**	**0**	**0**	**0**	**12**	**5.2**	**3**	**1.3**	**1**	**0.4**	**58.3**	**71.6**
06-00	**242**	**6**	**208**	**8**	**16**	**2**	**1**	**0**	**0**	**1**	**0**	**0**	**0**	**13**	**5.4**	**3**	**1.2**	**1**	**0.4**	**58.5**	**71.6**
00-00	**255**	**6**	**217**	**8**	**20**	**2**	**1**	**0**	**0**	**1**	**0**	**0**	**0**	**14**	**5.5**	**3**	**1.2**	**1**	**0.4**	**58.6**	**72.7**

DRAFT

Site 7
Location L-6202-3, att t/pole, Lat 53.51896, Long -6.68982
Direction Two way

3279 / Meath/Cavan/Monaghan ATC's
October 2013
Automatic Traffic Count

Virtual Day (7)

Time	Total	Classification												>PSL	>PSL%	>SL1	>SL1%	>SL2	>SL2%	Mean	Vpp
		1 MCL	2 SV	3 SVT	4 TB2	5 TB3	6 T4	7 ART3	8 ART4	9 ART5	10 ART6	11 BD	12 DRT	80	80	85 +5kph	85 +5kph	90 +10kph	90 +10kph		85
0000	2	0	2	0	0	0	0	0	0	0	0	0	0	0	0	0	0	0	0	59.9	-
0100	2	0	1	0	0	0	0	0	0	0	0	0	0	0	25	0	0	0	0	67	-
0200	1	0	1	0	0	0	0	0	0	0	0	0	0	0	0	0	0	0	0	52.2	-
0300	1	0	1	0	0	0	0	0	0	0	0	0	0	0	0	0	0	0	0	61.8	-
0400	3	0	2	0	1	0	0	0	0	0	0	0	0	0	0	0	0	0	0	51.7	-
0500	8	0	7	0	1	0	0	0	0	0	0	0	0	0	5.1	0	1.7	0	0	58.7	-
0600	9	0	8	0	1	0	0	0	0	0	0	0	0	1	12.5	1	7.8	0	0	62.4	-
0700	22	0	17	0	4	0	0	0	0	0	0	0	0	1	6.6	0	2	0	0.7	61.7	74.9
0800	**38**	**0**	**32**	**0**	**4**	**0**	**2**	**0**	**0**	**0**	**0**	**0**	**0**	**3**	**7.1**	**1**	**3**	**1**	**2.2**	**62.8**	**76**
0900	28	0	23	0	3	0	2	0	0	0	0	0	0	2	7.1	1	2.5	0	1.5	61.2	76
1000	24	1	20	0	2	0	1	0	0	0	0	0	0	1	5.3	1	2.3	0	1.2	57.6	72.4
1100	25	0	20	1	1	0	2	0	0	0	0	0	0	1	4	0	1.7	0	0	57.4	72
1200	26	0	20	1	2	0	2	0	0	1	0	0	0	2	7.3	1	3.4	0	1.1	58.8	72.4
1300	37	0	30	1	5	0	1	0	0	1	0	0	0	2	6.6	1	2.7	0	1.2	60.6	75.6
1400	35	0	28	1	5	0	1	0	0	0	0	0	0	1	3.2	0	0.4	0	0	57	70.9
1500	28	0	23	0	2	0	1	0	0	1	0	0	0	1	4.1	0	1.5	0	0.5	57.5	73.1
1600	32	0	26	1	3	0	2	0	0	0	0	0	0	2	6.8	0	1.4	0	0	59.1	74.9
1700	37	0	31	1	3	0	2	0	0	0	0	0	0	2	5.5	0	0.8	0	0	60	74.2
1800	**38**	**0**	**34**	**1**	**2**	**0**	**0**	**0**	**0**	**0**	**0**	**0**	**0**	**3**	**6.8**	**1**	**2.3**	**0**	**1.1**	**60.6**	**73.4**
1900	29	0	26	0	2	0	0	0	0	0	0	0	0	2	5.9	1	2	0	0	59.2	72.7
2000	18	0	15	0	2	0	0	0	0	1	0	0	0	2	9.7	1	4	0	2.4	61.8	74.9
2100	12	0	10	0	1	0	0	0	0	0	0	0	0	1	5.9	0	3.5	0	2.4	61.1	72.7
2200	9	0	8	0	0	0	0	0	0	0	0	0	0	1	11.7	0	5	0	1.7	62.8	-
2300	4	0	4	0	0	0	0	0	0	0	0	0	0	1	17.9	0	7.1	0	3.6	63.7	-
07-19	**369**	**3**	**304**	**8**	**34**	**1**	**15**	**0**	**0**	**4**	**1**	**0**	**0**	**22**	**5.9**	**7**	**2**	**3**	**0.8**	**59.6**	**74.2**
06-22	**437**	**3**	**364**	**8**	**40**	**1**	**15**	**0**	**0**	**5**	**1**	**0**	**0**	**27**	**6.2**	**10**	**2.2**	**4**	**0.8**	**59.8**	**74.2**
06-00	**450**	**3**	**376**	**8**	**40**	**1**	**15**	**0**	**0**	**5**	**1**	**0**	**0**	**29**	**6.4**	**10**	**2.3**	**4**	**0.9**	**59.9**	**74.2**
00-00	**468**	**3**	**391**	**8**	**43**	**1**	**15**	**0**	**0**	**5**	**1**	**0**	**0**	**30**	**6.3**	**11**	**2.3**	**4**	**0.9**	**59.8**	**74.2**

DRAFT

Site 7
Location L-6202-3, att t/pole, Lat 53.51896, Long -6.68982
Direction Two way

3279 / Meath/Cavan/Monaghan ATC's
October 2013
Automatic Traffic Count

Virtual Week (1)

Time	Total	Classification												>PSL	>PSL%	>SL1	>SL1%	>SL2	>SL2%	Mean	Vpp
		1 MCL	2 SV	3 SVT	4 TB2	5 TB3	6 T4	7 ART3	8 ART4	9 ART5	10 ART6	11 BD	12 DRT	80	80	85 +5kph	85 +5kph	90 +10kph	90 +10kph		85
Mon	511	4	421	11	54	0	11	0	0	10	0	0	0	31	6.1	8	1.6	3	0.6	59.2	72.7
Tue	530	3	441	1	60	1	18	0	1	5	0	0	0	32	6	13	2.5	3	0.6	60.3	74.5
Wed	499	4	393	12	52	0	31	0	0	7	0	0	0	27	5.4	10	2	6	1.2	60.3	74.2
Thu	570	1	485	5	46	2	28	0	0	3	0	0	0	37	6.5	14	2.5	3	0.5	59	74.2
Fri	526	4	448	7	41	1	16	0	1	4	4	0	0	30	5.7	11	2.1	7	1.3	60	73.8
| Sat	382	2	333	13	25	0	1	0	0	7	1	0	0	36	9.4	15	3.9	5	1.3	61.1	76
| Sun	255	6	217	8	20	2	1	0	0	1	0	0	0	14	5.5	3	1.2	1	0.4	58.6	72.7
5 Day Ave.	**527**	**3**	**438**	**7**	**51**	**1**	**21**	**0**	**0**	**6**	**1**	**0**	**0**	**31**	**5.9**	**11**	**2.1**	**4**	**0.8**	**59.8**	**73.9**
7 Day Ave.	**468**	**3**	**391**	**8**	**43**	**1**	**15**	**0**	**0**	**5**	**1**	**0**	**0**	**30**	**6.3**	**11**	**2.3**	**4**	**0.9**	**59.8**	**74.2**
--	**3273**	**24**	**2738**	**57**	**298**	**6**	**106**	**0**	**2**	**37**	**5**	**0**	**0**	**207**	**6.3**	**74**	**2.3**	**28**	**0.9**	**59.8**	**74.2**

Summary Graphs

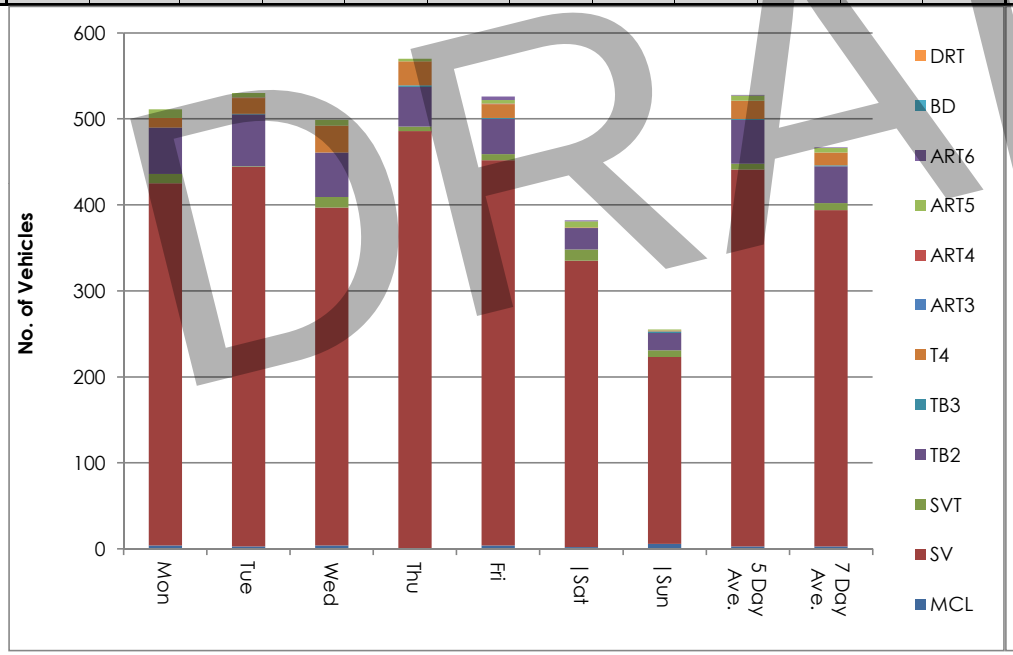

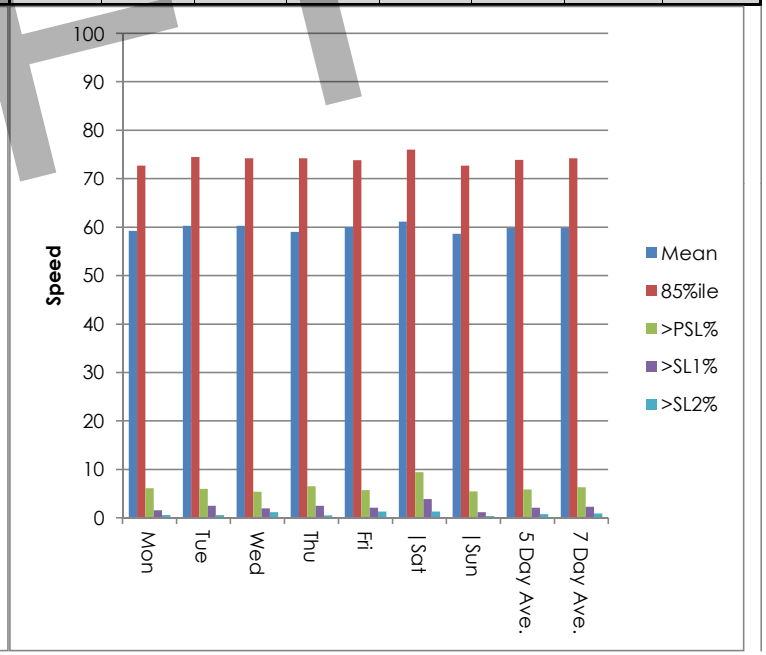

DRAFT

Site 7
Location L-6202-3, att t/pole, Lat 53.51896, Long -6.68982
Direction Two way

3279 / Meath/Cavan/Monaghan ATC's
October 2013
Automatic Traffic Count

Mon, 7 October 2013

Time	Total	Speed Bins (km/h)																											
		0 - 5	5 - 10	10 - 15	15 - 20	20 - 25	25 - 30	30 - 35	35 - 40	40 - 45	45 - 50	50 - 55	55 - 60	60 - 65	65 - 70	70 - 75	75 - 80	80 - 85	85 - 90	90 - 95	95 - 100	100 - 105	105 - 110	110 - 115	115 - 120	120 - 125	125 - 130	130 - 135	135 - 140
0000	3	0	0	0	0	0	0	0	0	0	0	0	1	2	0	0	0	0	0	0	0	0	0	0	0	0	0	0	0
0100	1	0	0	0	0	0	0	0	0	0	0	0	0	0	1	0	0	0	0	0	0	0	0	0	0	0	0	0	0
0200	0	0	0	0	0	0	0	0	0	0	0	0	0	0	0	0	0	0	0	0	0	0	0	0	0	0	0	0	0
0300	0	0	0	0	0	0	0	0	0	0	0	0	0	0	0	0	0	0	0	0	0	0	0	0	0	0	0	0	0
0400	3	0	0	0	0	0	0	1	0	0	1	0	0	1	0	0	0	0	0	0	0	0	0	0	0	0	0	0	0
0500	12	0	0	0	0	0	1	0	1	1	1	0	3	2	0	1	0	2	0	0	0	0	0	0	0	0	0	0	0
0600	11	0	0	0	0	0	0	0	1	0	0	2	4	1	1	0	0	2	0	0	0	0	0	0	0	0	0	0	0
0700	28	0	0	0	0	0	0	0	2	3	1	0	8	2	7	4	0	1	0	0	0	0	0	0	0	0	0	0	0
0800	**51**	**0**	**0**	**0**	**0**	**0**	**1**	**0**	**2**	**6**	**1**	**3**	**4**	**11**	**10**	**10**	**2**	**1**	**0**	**0**	**0**	**0**	**0**	**0**	**0**	**0**	**0**	**0**	**0**
0900	34	0	0	0	0	0	0	1	1	4	5	4	2	2	5	3	4	2	0	1	0	0	0	0	0	0	0	0	0
1000	23	0	0	0	1	0	1	0	1	1	2	3	4	3	3	2	2	0	0	0	0	0	0	0	0	0	0	0	0
1100	22	0	0	0	0	0	0	2	1	2	2	4	3	2	2	3	0	1	0	0	0	0	0	0	0	0	0	0	0
1200	18	0	0	0	1	1	0	0	1	0	3	1	3	2	4	1	0	1	0	0	0	0	0	0	0	0	0	0	0
1300	40	0	0	0	0	1	0	2	1	3	4	7	7	3	4	3	2	2	1	0	0	0	0	0	0	0	0	0	0
1400	36	0	0	0	1	0	2	0	1	2	7	2	4	6	4	3	2	2	0	0	0	0	0	0	0	0	0	0	0
1500	26	0	0	0	1	0	0	0	0	2	2	3	2	6	2	5	2	1	0	0	0	0	0	0	0	0	0	0	0
1600	28	0	0	0	0	0	0	0	3	2	0	2	2	5	3	5	3	2	1	0	0	0	0	0	0	0	0	0	0
1700	43	0	0	0	0	0	0	1	2	3	1	2	9	8	8	5	3	0	1	0	0	0	0	0	0	0	0	0	0
1800	**57**	**0**	**0**	**0**	**0**	**1**	**1**	**1**	**4**	**4**	**6**	**5**	**4**	**9**	**12**	**5**	**3**	**2**	**0**	**0**	**0**	**0**	**0**	**0**	**0**	**0**	**0**	**0**	**0**
1900	30	0	0	0	0	1	2	2	0	2	2	1	4	7	1	3	2	2	1	0	0	0	0	0	0	0	0	0	0
2000	23	0	0	0	1	0	0	1	2	1	0	1	1	5	2	4	0	2	1	2	0	0	0	0	0	0	0	0	0
2100	14	0	0	0	0	2	0	0	0	0	0	1	2	2	4	2	1	0	0	0	0	0	0	0	0	0	0	0	0
2200	6	0	0	0	0	0	0	0	0	0	1	0	0	2	2	1	0	0	0	0	0	0	0	0	0	0	0	0	0
2300	2	0	0	0	0	0	0	0	0	0	1	1	0	0	0	0	0	0	0	0	0	0	0	0	0	0	0	0	0
07-19	**406**	**0**	**0**	**0**	**4**	**3**	**5**	**7**	**19**	**32**	**34**	**36**	**52**	**59**	**64**	**49**	**23**	**15**	**3**	**1**	**0**	**0**	**0**	**0**	**0**	**0**	**0**	**0**	**0**
06-22	**484**	**0**	**0**	**0**	**5**	**6**	**7**	**10**	**22**	**35**	**36**	**41**	**63**	**74**	**72**	**58**	**26**	**21**	**5**	**3**	**0**	**0**	**0**	**0**	**0**	**0**	**0**	**0**	**0**
06-00	**492**	**0**	**0**	**0**	**5**	**6**	**7**	**10**	**22**	**35**	**38**	**42**	**63**	**76**	**74**	**59**	**26**	**21**	**5**	**3**	**0**	**0**	**0**	**0**	**0**	**0**	**0**	**0**	**0**
00-00	**511**	**0**	**0**	**0**	**5**	**6**	**8**	**11**	**23**	**36**	**40**	**42**	**67**	**81**	**75**	**60**	**26**	**23**	**5**	**3**	**0**	**0**	**0**	**0**	**0**	**0**	**0**	**0**	**0**

DRAFT

Site 7
Location L-6202-3, att t/pole, Lat 53.51896, Long -6.68982
Direction Two way

3279 / Meath/Cavan/Monaghan ATC's
October 2013
Automatic Traffic Count

Tue, 8 October 2013

Time	Total	Speed Bins (km/h)																											
		0 - 5	5 - 10	10 - 15	15 - 20	20 - 25	25 - 30	30 - 35	35 - 40	40 - 45	45 - 50	50 - 55	55 - 60	60 - 65	65 - 70	70 - 75	75 - 80	80 - 85	85 - 90	90 - 95	95 - 100	100 - 105	105 - 110	110 - 115	115 - 120	120 - 125	125 - 130	130 - 135	135 - 140
0000	2	0	0	0	0	0	0	0	0	0	0	0	0	1	1	0	0	0	0	0	0	0	0	0	0	0	0	0	0
0100	1	0	0	0	0	0	0	0	0	0	0	0	0	0	0	0	0	1	0	0	0	0	0	0	0	0	0	0	0
0200	1	0	0	0	0	0	0	0	0	0	0	0	0	0	0	0	1	0	0	0	0	0	0	0	0	0	0	0	0
0300	2	0	0	0	0	0	0	0	0	1	0	0	0	1	0	0	0	0	0	0	0	0	0	0	0	0	0	0	0
0400	3	0	0	0	0	0	0	1	0	0	0	0	1	0	0	0	1	0	0	0	0	0	0	0	0	0	0	0	0
0500	11	0	0	0	0	0	0	0	0	2	0	2	0	3	1	1	2	0	0	0	0	0	0	0	0	0	0	0	0
0600	13	0	0	0	0	0	0	0	2	0	1	4	2	0	2	0	1	0	1	0	0	0	0	0	0	0	0	0	0
0700	23	0	0	0	0	0	0	0	1	2	2	3	3	3	4	4	1	0	0	0	0	0	0	0	0	0	0	0	0
0800	**50**	**0**	**0**	**0**	**0**	**0**	**0**	**0**	**2**	**2**	**1**	**3**	**10**	**10**	**8**	**4**	**6**	**3**	**0**	**1**	**0**	**0**	**0**	**0**	**0**	**0**	**0**	**0**	**0**
0900	45	0	0	0	1	0	0	1	2	6	1	5	4	10	1	8	2	3	1	0	0	0	0	0	0	0	0	0	0
1000	20	0	0	0	0	0	2	1	1	1	2	5	1	2	0	2	2	1	0	0	0	0	0	0	0	0	0	0	0
1100	24	0	0	0	0	0	1	0	1	3	2	2	2	3	3	5	0	1	1	0	0	0	0	0	0	0	0	0	0
1200	21	0	0	0	0	0	0	0	0	1	2	6	3	2	2	1	3	0	1	0	0	0	0	0	0	0	0	0	0
1300	**45**	**0**	**0**	**0**	**0**	**0**	**0**	**2**	**0**	**7**	**4**	**7**	**3**	**1**	**5**	**5**	**7**	**2**	**1**	**1**	**0**	**0**	**0**	**0**	**0**	**0**	**0**	**0**	**0**
1400	41	0	0	0	0	0	2	1	2	0	6	3	7	9	3	5	3	0	0	0	0	0	0	0	0	0	0	0	0
1500	34	0	0	2	0	0	0	1	0	2	1	10	5	6	1	1	3	2	0	0	0	0	0	0	0	0	0	0	0
1600	35	0	0	0	0	0	0	0	4	1	1	4	9	4	5	3	2	1	1	0	0	0	0	0	0	0	0	0	0
1700	37	0	0	0	0	0	0	0	1	3	5	4	6	4	4	8	2	0	0	0	0	0	0	0	0	0	0	0	0
1800	42	0	0	0	0	1	0	0	3	4	4	2	5	9	5	7	1	0	1	0	0	0	0	0	0	0	0	0	0
1900	29	0	0	0	0	0	0	2	0	0	4	3	2	5	4	6	1	1	1	0	0	0	0	0	0	0	0	0	0
2000	18	0	0	0	0	0	0	0	0	1	0	2	2	3	4	3	2	0	1	0	0	0	0	0	0	0	0	0	0
2100	12	0	0	0	0	0	1	0	0	0	0	0	1	1	4	3	1	0	0	0	0	1	0	0	0	0	0	0	0
2200	14	0	0	0	0	0	0	1	1	0	2	0	0	2	1	1	2	3	1	0	0	0	0	0	0	0	0	0	0
2300	7	0	0	0	0	1	0	0	0	0	0	1	1	0	1	2	0	1	0	0	0	0	0	0	0	0	0	0	0
07-19	**417**	**0**	**0**	**2**	**1**	**1**	**5**	**6**	**17**	**32**	**31**	**54**	**58**	**63**	**41**	**53**	**32**	**13**	**6**	**2**	**0**	**0**	**0**	**0**	**0**	**0**	**0**	**0**	**0**
06-22	**489**	**0**	**0**	**2**	**1**	**1**	**6**	**8**	**19**	**33**	**36**	**63**	**65**	**72**	**55**	**65**	**37**	**14**	**9**	**2**	**0**	**1**	**0**	**0**	**0**	**0**	**0**	**0**	**0**
06-00	**510**	**0**	**0**	**2**	**1**	**2**	**6**	**9**	**20**	**33**	**38**	**64**	**66**	**74**	**57**	**68**	**39**	**18**	**10**	**2**	**0**	**1**	**0**	**0**	**0**	**0**	**0**	**0**	**0**
00-00	**530**	**0**	**0**	**2**	**1**	**2**	**6**	**10**	**20**	**36**	**38**	**66**	**67**	**79**	**59**	**69**	**43**	**19**	**10**	**2**	**0**	**1**	**0**	**0**	**0**	**0**	**0**	**0**	**0**

DRAFT

Site 7
Location L-6202-3, att t/pole, Lat 53.51896, Long -6.68982
Direction Two way

3279 / Meath/Cavan/Monaghan ATC's
October 2013
Automatic Traffic Count

Wed, 9 October 2013

Time	Total	Speed Bins (km/h)																												
		0 - 5	5 - 10	10 - 15	15 - 20	20 - 25	25 - 30	30 - 35	35 - 40	40 - 45	45 - 50	50 - 55	55 - 60	60 - 65	65 - 70	70 - 75	75 - 80	80 - 85	85 - 90	90 - 95	95 - 100	100 - 105	105 - 110	110 - 115	115 - 120	120 - 125	125 - 130	130 - 135	135 - 140
0000	3	0	0	0	0	1	0	0	0	1	0	1	0	0	0	0	0	0	0	0	0	0	0	0	0	0	0	0	0	0
0100	1	0	0	0	0	0	0	0	0	0	0	0	0	1	0	0	0	0	0	0	0	0	0	0	0	0	0	0	0	0
0200	2	0	0	0	0	0	0	0	0	0	1	0	0	1	0	0	0	0	0	0	0	0	0	0	0	0	0	0	0	0
0300	1	0	0	0	0	0	0	0	0	0	0	0	0	0	0	1	0	0	0	0	0	0	0	0	0	0	0	0	0	0
0400	3	0	0	0	0	0	1	0	0	0	0	1	1	0	0	0	0	0	0	0	0	0	0	0	0	0	0	0	0	0
0500	10	0	0	0	0	0	0	0	0	1	0	0	2	3	1	1	1	0	1	0	0	0	0	0	0	0	0	0	0	0
0600	7	0	0	0	0	0	0	0	0	1	1	2	0	0	2	1	0	0	0	0	0	0	0	0	0	0	0	0	0	0
0700	28	0	0	0	0	0	0	0	2	3	1	1	3	5	1	6	6	0	0	0	0	0	0	0	0	0	0	0	0	0
0800	**46**	**0**	**0**	**0**	**1**	**0**	**1**	**1**	**0**	**0**	**3**	**3**	**4**	**6**	**7**	**8**	**7**	**3**	**0**	**1**	**0**	**0**	**1**	**0**	**0**	**0**	**0**	**0**	**0**	**0**
0900	28	0	0	1	0	0	0	2	1	0	2	2	5	2	5	5	2	0	0	1	0	0	0	0	0	0	0	0	0	0
1000	28	0	0	0	0	1	0	0	1	3	2	5	7	2	4	2	0	1	0	0	0	0	0	0	0	0	0	0	0	0
1100	33	0	0	0	0	0	2	0	2	3	3	9	2	5	3	1	1	2	0	0	0	0	0	0	0	0	0	0	0	0
1200	28	0	0	0	0	1	0	1	2	3	2	3	2	4	3	4	0	2	0	1	0	0	0	0	0	0	0	0	0	0
1300	**43**	**0**	**0**	**0**	**0**	**0**	**1**	**0**	**2**	**3**	**4**	**6**	**7**	**2**	**7**	**4**	**6**	**0**	**0**	**0**	**1**	**0**	**0**	**0**	**0**	**0**	**0**	**0**	**0**	**0**
1400	35	0	0	0	0	0	1	1	4	2	2	5	5	3	5	3	2	1	1	0	0	0	0	0	0	0	0	0	0	0
1500	33	0	0	0	0	0	0	0	2	1	1	6	5	3	5	6	2	1	1	0	0	0	0	0	0	0	0	0	0	0
1600	27	0	0	0	0	0	0	0	1	3	3	4	3	6	2	1	3	1	0	0	0	0	0	0	0	0	0	0	0	0
1700	36	0	0	0	0	0	0	0	3	2	4	4	0	5	9	4	1	4	0	0	0	0	0	0	0	0	0	0	0	0
1800	30	0	0	0	0	0	0	1	0	3	0	6	3	5	6	4	2	0	0	0	0	0	0	0	0	0	0	0	0	0
1900	35	0	0	0	0	1	0	0	3	3	0	3	4	7	9	4	1	0	0	0	0	0	0	0	0	0	0	0	0	0
2000	17	0	0	0	0	0	0	0	1	0	1	0	4	1	3	2	4	1	0	0	0	0	0	0	0	0	0	0	0	0
2100	12	0	0	0	0	1	0	0	2	0	1	1	0	2	2	1	2	0	0	0	0	0	0	0	0	0	0	0	0	0
2200	10	0	0	0	0	0	0	0	0	0	0	1	1	1	1	4	1	1	0	0	0	0	0	0	0	0	0	0	0	0
2300	3	0	0	0	0	0	0	0	0	0	1	0	0	0	0	0	0	0	1	1	0	0	0	0	0	0	0	0	0	0
07-19	**395**	**0**	**0**	**1**	**1**	**2**	**5**	**6**	**20**	**26**	**27**	**54**	**46**	**48**	**57**	**48**	**32**	**15**	**2**	**3**	**1**	**0**	**1**	**0**	**0**	**0**	**0**	**0**	**0**	**0**
06-22	**466**	**0**	**0**	**1**	**1**	**4**	**5**	**6**	**26**	**30**	**30**	**60**	**54**	**58**	**73**	**56**	**39**	**16**	**2**	**3**	**1**	**0**	**1**	**0**	**0**	**0**	**0**	**0**	**0**	**0**
06-00	**479**	**0**	**0**	**1**	**1**	**4**	**5**	**6**	**26**	**30**	**31**	**61**	**55**	**59**	**74**	**60**	**40**	**17**	**3**	**4**	**1**	**0**	**1**	**0**	**0**	**0**	**0**	**0**	**0**	**0**
00-00	**499**	**0**	**0**	**1**	**1**	**5**	**6**	**6**	**26**	**32**	**32**	**63**	**58**	**64**	**75**	**62**	**41**	**17**	**4**	**4**	**1**	**0**	**1**	**0**	**0**	**0**	**0**	**0**	**0**	**0**

DRAFT

Site 7
Location L-6202-3, att t/pole, Lat 53.51896, Long -6.68982
Direction Two way

3279 / Meath/Cavan/Monaghan ATC's
October 2013
Automatic Traffic Count

Thu, 10 October 2013

Time	Total	Speed Bins (km/h)																											
		0 - 5	5 - 10	10 - 15	15 - 20	20 - 25	25 - 30	30 - 35	35 - 40	40 - 45	45 - 50	50 - 55	55 - 60	60 - 65	65 - 70	70 - 75	75 - 80	80 - 85	85 - 90	90 - 95	95 - 100	100 - 105	105 - 110	110 - 115	115 - 120	120 - 125	125 - 130	130 - 135	135 - 140
0000	2	0	0	0	0	0	0	0	0	0	0	0	0	1	0	1	0	0	0	0	0	0	0	0	0	0	0	0	0
0100	1	0	0	0	0	0	0	0	0	0	0	0	0	0	0	1	0	0	0	0	0	0	0	0	0	0	0	0	0
0200	1	0	0	0	0	0	0	0	1	0	0	0	0	0	0	0	0	0	0	0	0	0	0	0	0	0	0	0	0
0300	2	0	0	0	0	0	0	0	0	1	0	0	1	0	0	0	0	0	0	0	0	0	0	0	0	0	0	0	0
0400	4	0	0	0	0	0	0	1	0	0	0	0	1	0	2	0	0	0	0	0	0	0	0	0	0	0	0	0	0
0500	9	0	0	0	0	0	0	0	0	2	0	1	2	3	1	0	0	0	0	0	0	0	0	0	0	0	0	0	0
0600	13	0	0	0	0	0	0	0	0	0	1	3	3	1	1	1	1	0	2	0	0	0	0	0	0	0	0	0	0
0700	31	0	0	0	0	0	0	1	1	2	3	1	7	4	5	1	2	3	1	0	0	0	0	0	0	0	0	0	0
0800	**51**	**0**	**0**	**0**	**0**	**0**	**0**	**0**	**0**	**3**	**5**	**7**	**8**	**6**	**7**	**7**	**6**	**0**	**2**	**0**	**0**	**0**	**0**	**0**	**0**	**0**	**0**	**0**	**0**
0900	34	0	0	0	0	0	1	1	1	2	3	5	2	2	5	5	6	0	1	0	0	0	0	0	0	0	0	0	0
1000	27	0	0	0	0	0	1	0	1	0	4	4	4	3	3	1	3	2	0	1	0	0	0	0	0	0	0	0	0
1100	17	0	0	0	1	0	0	0	1	0	2	3	1	2	4	1	2	0	0	0	0	0	0	0	0	0	0	0	0
1200	36	0	0	0	0	0	0	1	0	2	3	7	9	3	4	4	1	1	1	0	0	0	0	0	0	0	0	0	0
1300	39	0	0	0	0	0	0	1	0	4	3	3	3	7	4	6	4	3	1	0	0	0	0	0	0	0	0	0	0
1400	48	0	0	0	0	0	0	2	2	7	9	4	6	7	3	2	4	2	0	0	0	0	0	0	0	0	0	0	0
1500	37	0	0	0	1	0	0	4	5	5	2	2	4	5	5	3	1	0	0	0	0	0	0	0	0	0	0	0	0
1600	39	0	0	0	1	0	1	0	3	1	3	4	5	5	8	2	2	3	1	0	0	0	0	0	0	0	0	0	0
1700	44	0	0	0	1	1	0	3	2	3	5	6	3	8	3	3	3	2	1	0	0	0	0	0	0	0	0	0	0
1800	**51**	**0**	**0**	**0**	**0**	**0**	**2**	**1**	**1**	**3**	**6**	**4**	**7**	**4**	**5**	**8**	**5**	**3**	**1**	**0**	**0**	**0**	**1**	**0**	**0**	**0**	**0**	**0**	**0**
1900	34	0	0	0	0	0	0	1	0	5	3	4	9	1	4	3	1	3	0	0	0	0	0	0	0	0	0	0	0
2000	25	0	0	0	0	0	0	0	2	4	3	1	6	4	2	1	1	1	0	0	0	0	0	0	0	0	0	0	0
2100	13	0	0	0	0	0	0	0	2	0	2	1	2	1	2	1	2	0	0	0	0	0	0	0	0	0	0	0	0
2200	9	0	0	0	0	0	2	0	0	0	3	1	1	0	1	0	0	0	0	0	0	0	1	0	0	0	0	0	0
2300	3	0	0	0	0	0	0	0	0	0	1	0	0	2	0	0	0	0	0	0	0	0	0	0	0	0	0	0	0
07-19	**454**	**0**	**0**	**0**	**4**	**1**	**5**	**14**	**17**	**32**	**48**	**50**	**59**	**56**	**56**	**43**	**39**	**19**	**9**	**1**	**0**	**0**	**1**	**0**	**0**	**0**	**0**	**0**	**0**
06-22	**539**	**0**	**0**	**0**	**4**	**1**	**5**	**15**	**21**	**41**	**57**	**59**	**79**	**63**	**65**	**49**	**44**	**23**	**11**	**1**	**0**	**0**	**1**	**0**	**0**	**0**	**0**	**0**	**0**
06-00	**551**	**0**	**0**	**0**	**4**	**1**	**7**	**15**	**21**	**41**	**61**	**60**	**80**	**65**	**66**	**49**	**44**	**23**	**11**	**1**	**0**	**0**	**2**	**0**	**0**	**0**	**0**	**0**	**0**
00-00	**570**	**0**	**0**	**0**	**4**	**1**	**7**	**16**	**22**	**44**	**61**	**61**	**84**	**69**	**69**	**51**	**44**	**23**	**11**	**1**	**0**	**0**	**2**	**0**	**0**	**0**	**0**	**0**	**0**

DRAFT

Site 7
Location L-6202-3, att t/pole, Lat 53.51896, Long -6.68982
Direction Two way

3279 / Meath/Cavan/Monaghan ATC's
October 2013
Automatic Traffic Count

Fri, 11 October 2013

Time	Total	Speed Bins (km/h)																											
		0 - 5	5 - 10	10 - 15	15 - 20	20 - 25	25 - 30	30 - 35	35 - 40	40 - 45	45 - 50	50 - 55	55 - 60	60 - 65	65 - 70	70 - 75	75 - 80	80 - 85	85 - 90	90 - 95	95 - 100	100 - 105	105 - 110	110 - 115	115 - 120	120 - 125	125 - 130	130 - 135	135 - 140
0000	3	0	0	0	0	0	0	0	0	0	0	0	1	0	0	0	2	0	0	0	0	0	0	0	0	0	0	0	0
0100	0	0	0	0	0	0	0	0	0	0	0	0	0	0	0	0	0	0	0	0	0	0	0	0	0	0	0	0	0
0200	2	0	0	0	0	0	0	0	0	1	1	0	0	0	0	0	0	0	0	0	0	0	0	0	0	0	0	0	0
0300	1	0	0	0	0	0	0	0	0	0	1	0	0	0	0	0	0	0	0	0	0	0	0	0	0	0	0	0	0
0400	2	0	0	0	0	0	0	1	0	0	0	0	0	1	0	0	0	0	0	0	0	0	0	0	0	0	0	0	0
0500	7	0	0	0	0	0	0	0	0	0	2	0	2	0	2	1	0	0	0	0	0	0	0	0	0	0	0	0	0
0600	15	0	0	0	0	0	0	0	0	0	0	0	4	3	2	3	1	1	1	0	0	0	0	0	0	0	0	0	0
0700	29	0	0	0	0	0	1	0	1	3	0	3	4	6	3	3	4	1	0	0	0	0	0	0	0	0	0	0	0
0800	**51**	**0**	**0**	**0**	**0**	**0**	**1**	**3**	**1**	**4**	**6**	**3**	**5**	**7**	**8**	**4**	**4**	**3**	**0**	**2**	**0**	**0**	**0**	**0**	**0**	**0**	**0**	**0**	**0**
0900	30	0	0	0	0	0	0	1	1	0	4	3	5	3	4	2	5	1	0	1	0	0	0	0	0	0	0	0	0
1000	31	0	0	0	1	0	1	0	0	2	4	6	8	5	2	0	1	0	1	0	0	0	0	0	0	0	0	0	0
1100	18	0	0	0	0	0	0	0	1	1	1	4	2	4	2	2	1	0	0	0	0	0	0	0	0	0	0	0	0
1200	19	0	0	0	0	0	0	0	0	2	3	0	6	1	3	3	1	0	0	0	0	0	0	0	0	0	0	0	0
1300	46	0	0	0	1	0	1	0	2	3	5	4	4	5	6	9	4	1	0	1	0	0	0	0	0	0	0	0	0
1400	**48**	**0**	**0**	**0**	**0**	**0**	**1**	**3**	**1**	**3**	**7**	**9**	**7**	**5**	**7**	**2**	**2**	**1**	**0**	**0**	**0**	**0**	**0**	**0**	**0**	**0**	**0**	**0**	**0**
1500	32	0	0	0	0	0	0	0	1	6	5	2	6	2	5	5	0	0	0	0	0	0	0	0	0	0	0	0	0
1600	36	0	0	0	0	0	0	2	3	5	2	2	3	3	3	6	5	2	0	0	0	0	0	0	0	0	0	0	0
1700	44	0	0	0	0	0	1	1	0	4	2	4	5	9	6	5	4	3	0	0	0	0	0	0	0	0	0	0	0
1800	34	0	0	0	0	0	0	2	4	3	5	1	1	3	3	6	2	3	0	0	1	0	0	0	0	0	0	0	0
1900	36	0	0	0	1	0	0	1	1	3	2	2	4	9	5	3	3	0	2	0	0	0	0	0	0	0	0	0	0
2000	17	0	0	0	0	0	0	0	0	1	0	2	2	3	3	3	0	2	0	1	0	0	0	0	0	0	0	0	0
2100	16	0	0	0	0	0	0	0	1	1	0	0	3	0	6	3	0	1	0	1	0	0	0	0	0	0	0	0	0
2200	7	0	0	0	0	0	0	0	0	1	1	1	0	1	0	2	1	0	0	0	0	0	0	0	0	0	0	0	0
2300	2	0	0	0	0	0	0	0	0	0	0	0	0	0	0	0	2	0	0	0	0	0	0	0	0	0	0	0	0
07-19	**418**	**0**	**0**	**0**	**2**	**0**	**6**	**12**	**15**	**36**	**44**	**41**	**56**	**53**	**52**	**47**	**33**	**15**	**1**	**4**	**1**	**0**	**0**	**0**	**0**	**0**	**0**	**0**	**0**
06-22	**502**	**0**	**0**	**0**	**3**	**0**	**6**	**13**	**17**	**41**	**46**	**45**	**69**	**68**	**68**	**59**	**37**	**19**	**4**	**6**	**1**	**0**	**0**	**0**	**0**	**0**	**0**	**0**	**0**
06-00	**511**	**0**	**0**	**0**	**3**	**0**	**6**	**13**	**17**	**42**	**47**	**46**	**69**	**69**	**68**	**63**	**38**	**19**	**4**	**6**	**1**	**0**	**0**	**0**	**0**	**0**	**0**	**0**	**0**
00-00	**526**	**0**	**0**	**0**	**3**	**0**	**6**	**14**	**17**	**43**	**51**	**46**	**72**	**70**	**70**	**64**	**40**	**19**	**4**	**6**	**1**	**0**	**0**	**0**	**0**	**0**	**0**	**0**	**0**

DRAFT

Site 7
Location L-6202-3, att t/pole, Lat 53.51896, Long -6.68982
Direction Two way

3279 / Meath/Cavan/Monaghan ATC's
October 2013
Automatic Traffic Count

Sat, 12 October 2013

Time	Total	Speed Bins (km/h)																												
		0 - 5	5 - 10	10 - 15	15 - 20	20 - 25	25 - 30	30 - 35	35 - 40	40 - 45	45 - 50	50 - 55	55 - 60	60 - 65	65 - 70	70 - 75	75 - 80	80 - 85	85 - 90	90 - 95	95 - 100	100 - 105	105 - 110	110 - 115	115 - 120	120 - 125	125 - 130	130 - 135	135 - 140
0000	1	0	0	0	0	0	0	0	0	0	0	0	1	0	0	0	0	0	0	0	0	0	0	0	0	0	0	0	0	0
0100	5	0	0	0	0	0	0	0	0	1	0	0	2	0	0	1	0	1	0	0	0	0	0	0	0	0	0	0	0	0
0200	2	0	0	0	0	0	0	0	0	0	1	0	0	0	1	0	0	0	0	0	0	0	0	0	0	0	0	0	0	0
0300	2	0	0	0	0	0	0	0	0	0	0	0	0	0	1	0	1	0	0	0	0	0	0	0	0	0	0	0	0	0
0400	2	0	0	0	0	0	0	1	0	0	0	1	0	0	0	0	0	0	0	0	0	0	0	0	0	0	0	0	0	0
0500	6	0	0	0	0	0	0	0	0	2	0	1	0	3	0	0	0	0	0	0	0	0	0	0	0	0	0	0	0	0
0600	4	0	0	0	0	0	0	0	0	0	0	0	1	2	0	0	0	0	1	0	0	0	0	0	0	0	0	0	0	0
0700	11	0	0	0	0	0	0	0	0	0	1	1	1	0	1	2	1	2	1	1	0	0	0	0	0	0	0	0	0	0
0800	18	0	0	0	0	0	0	0	0	1	1	0	3	5	3	2	1	1	0	1	0	0	0	0	0	0	0	0	0	0
0900	9	0	0	0	0	0	0	0	0	1	0	0	1	0	2	1	1	3	0	0	0	0	0	0	0	0	0	0	0	0
1000	15	0	0	0	0	0	1	0	1	0	2	0	2	0	4	1	2	1	0	1	0	0	0	0	0	0	0	0	0	0
1100	**37**	**0**	**0**	**0**	**0**	**0**	**0**	**0**	**3**	**1**	**3**	**6**	**3**	**5**	**5**	**5**	**4**	**0**	**2**	**0**	**0**	**0**	**0**	**0**	**0**	**0**	**0**	**0**	**0**	**0**
1200	34	0	0	0	0	2	0	2	0	3	2	2	5	5	2	6	2	1	2	0	0	0	0	0	0	0	0	0	0	0
1300	30	0	0	0	0	0	0	0	1	3	3	3	3	5	4	4	2	1	1	0	0	0	0	0	0	0	0	0	0	0
1400	24	0	0	0	0	0	0	0	2	0	2	5	2	5	3	3	1	1	0	0	0	0	0	0	0	0	0	0	0	0
1500	20	0	0	0	0	0	0	0	0	3	2	2	1	1	2	3	3	1	1	1	0	0	0	0	0	0	0	0	0	0
1600	**36**	**0**	**0**	**0**	**0**	**0**	**0**	**0**	**3**	**2**	**5**	**3**	**9**	**6**	**4**	**2**	**1**	**1**	**0**	**0**	**0**	**0**	**0**	**0**	**0**	**0**	**0**	**0**	**0**	**0**
1700	35	0	0	0	0	1	1	3	1	3	1	3	2	3	5	8	2	2	0	0	0	0	0	0	0	0	0	0	0	0
1800	26	0	0	0	0	0	1	0	0	1	2	1	3	4	6	4	1	2	0	0	1	0	0	0	0	0	0	0	0	0
1900	26	0	0	0	0	0	1	0	1	1	1	6	4	4	1	2	3	2	0	0	0	0	0	0	0	0	0	0	0	0
2000	12	0	0	0	1	0	0	0	0	1	1	3	2	1	1	1	0	1	0	0	0	0	0	0	0	0	0	0	0	0
2100	11	0	0	0	1	0	0	1	1	0	2	0	1	2	1	0	1	0	1	0	0	0	0	0	0	0	0	0	0	0
2200	8	0	0	0	0	0	0	0	0	0	1	0	1	2	2	1	0	0	1	0	0	0	0	0	0	0	0	0	0	0
2300	8	0	0	0	0	0	0	0	0	0	1	2	1	1	1	1	0	1	0	0	0	0	0	0	0	0	0	0	0	0
07-19	**295**	**0**	**0**	**0**	**0**	**3**	**3**	**5**	**11**	**18**	**24**	**26**	**35**	**39**	**41**	**41**	**21**	**16**	**7**	**4**	**1**	**0**	**0**	**0**	**0**	**0**	**0**	**0**	**0**	**0**
06-22	**348**	**0**	**0**	**0**	**2**	**3**	**4**	**6**	**13**	**20**	**28**	**35**	**43**	**48**	**44**	**44**	**25**	**19**	**9**	**4**	**1**	**0**	**0**	**0**	**0**	**0**	**0**	**0**	**0**	**0**
06-00	**364**	**0**	**0**	**0**	**2**	**3**	**4**	**6**	**13**	**20**	**30**	**37**	**45**	**51**	**47**	**46**	**25**	**20**	**10**	**4**	**1**	**0**	**0**	**0**	**0**	**0**	**0**	**0**	**0**	**0**
00-00	**382**	**0**	**0**	**0**	**2**	**3**	**4**	**7**	**13**	**23**	**31**	**39**	**48**	**54**	**49**	**47**	**26**	**21**	**10**	**4**	**1**	**0**	**0**	**0**	**0**	**0**	**0**	**0**	**0**	**0**

DRAFT

Site 7
Location L-6202-3, att t/pole, Lat 53.51896, Long -6.68982
Direction Two way

3279 / Meath/Cavan/Monaghan ATC's
October 2013
Automatic Traffic Count

Sun, 13 October 2013

Time	Total	Speed Bins (km/h)																											
		0 - 5	5 - 10	10 - 15	15 - 20	20 - 25	25 - 30	30 - 35	35 - 40	40 - 45	45 - 50	50 - 55	55 - 60	60 - 65	65 - 70	70 - 75	75 - 80	80 - 85	85 - 90	90 - 95	95 - 100	100 - 105	105 - 110	110 - 115	115 - 120	120 - 125	125 - 130	130 - 135	135 - 140
0000	2	0	0	0	0	0	0	0	0	0	0	0	1	1	0	0	0	0	0	0	0	0	0	0	0	0	0	0	0
0100	3	0	0	0	0	0	0	0	0	0	1	0	0	0	0	0	1	1	0	0	0	0	0	0	0	0	0	0	0
0200	1	0	0	0	0	0	0	0	0	0	1	0	0	0	0	0	0	0	0	0	0	0	0	0	0	0	0	0	0
0300	2	0	0	0	0	0	0	0	0	0	0	0	0	0	0	1	1	0	0	0	0	0	0	0	0	0	0	0	0
0400	1	0	0	0	0	0	0	0	0	0	0	0	0	0	0	1	0	0	0	0	0	0	0	0	0	0	0	0	0
0500	4	0	0	0	1	0	0	0	0	1	0	0	1	0	1	0	0	0	0	0	0	0	0	0	0	0	0	0	0
0600	1	0	0	0	0	0	0	0	0	0	0	0	1	0	0	0	0	0	0	0	0	0	0	0	0	0	0	0	0
0700	1	0	0	0	0	0	0	0	0	0	0	0	0	0	0	1	0	0	0	0	0	0	0	0	0	0	0	0	0
0800	0	0	0	0	0	0	0	0	0	0	0	0	0	0	0	0	0	0	0	0	0	0	0	0	0	0	0	0	0
0900	17	0	0	0	0	0	0	0	0	1	3	1	1	3	4	4	0	0	0	0	0	0	0	0	0	0	0	0	0	0
1000	**27**	**0**	**0**	**0**	**0**	**1**	**2**	**0**	**0**	**0**	**0**	**7**	**3**	**2**	**7**	**3**	**1**	**0**	**1**	**0**	**0**	**0**	**0**	**0**	**0**	**0**	**0**	**0**	**0**	**0**
1100	24	0	0	0	1	2	0	1	1	4	1	1	7	3	2	1	0	0	0	0	0	0	0	0	0	0	0	0	0	0
1200	23	0	0	0	0	0	1	0	2	4	2	0	4	1	5	0	1	2	0	1	0	0	0	0	0	0	0	0	0	0
1300	15	0	0	0	0	0	0	0	2	0	1	1	0	2	3	2	3	1	0	0	0	0	0	0	0	0	0	0	0	0
1400	16	0	0	0	0	0	0	0	1	0	2	2	2	4	3	2	0	0	0	0	0	0	0	0	0	0	0	0	0	0
1500	13	0	0	0	1	0	1	1	2	0	1	1	3	0	2	1	0	0	0	0	0	0	0	0	0	0	0	0	0	0
1600	21	0	0	1	1	1	0	1	0	0	3	3	3	2	1	1	2	2	0	0	0	0	0	0	0	0	0	0	0	0
1700	17	0	0	0	0	0	0	1	1	0	2	2	2	1	2	2	3	1	0	0	0	0	0	0	0	0	0	0	0	0
1800	**24**	**0**	**0**	**0**	**0**	**0**	**0**	**1**	**0**	**0**	**1**	**1**	**4**	**3**	**7**	**4**	**0**	**2**	**1**	**0**	**0**	**0**	**0**	**0**	**0**	**0**	**0**	**0**	**0**	**0**
1900	15	0	0	0	0	0	0	1	1	1	1	4	2	3	2	0	0	0	0	0	0	0	0	0	0	0	0	0	0	0
2000	12	0	0	0	0	0	0	0	1	1	0	3	1	3	1	1	1	0	0	0	0	0	0	0	0	0	0	0	0	0
2100	7	0	0	0	0	1	0	0	0	0	0	0	0	1	1	3	0	1	0	0	0	0	0	0	0	0	0	0	0	0
2200	6	0	0	0	0	0	1	0	0	1	0	0	0	1	2	1	0	0	0	0	0	0	0	0	0	0	0	0	0	0
2300	3	0	0	0	0	0	0	0	0	0	0	0	0	1	0	0	1	1	0	0	0	0	0	0	0	0	0	0	0	0
07-19	**198**	**0**	**0**	**1**	**3**	**4**	**4**	**5**	**9**	**9**	**16**	**19**	**29**	**21**	**36**	**21**	**10**	**8**	**2**	**1**	**0**	**0**	**0**	**0**	**0**	**0**	**0**	**0**	**0**	**0**
06-22	**233**	**0**	**0**	**1**	**3**	**5**	**4**	**6**	**11**	**11**	**17**	**26**	**33**	**28**	**40**	**25**	**11**	**9**	**2**	**1**	**0**	**0**	**0**	**0**	**0**	**0**	**0**	**0**	**0**	**0**
06-00	**242**	**0**	**0**	**1**	**3**	**5**	**5**	**6**	**11**	**12**	**17**	**26**	**33**	**30**	**42**	**26**	**12**	**10**	**2**	**1**	**0**	**0**	**0**	**0**	**0**	**0**	**0**	**0**	**0**	**0**
00-00	**255**	**0**	**0**	**1**	**4**	**5**	**5**	**6**	**11**	**13**	**19**	**26**	**35**	**31**	**43**	**28**	**14**	**11**	**2**	**1**	**0**	**0**	**0**	**0**	**0**	**0**	**0**	**0**	**0**	**0**

DRAFT

Site 7
Location L-6202-3, att t/pole, Lat 53.51896, Long -6.68982
Direction Two way

3279 / Meath/Cavan/Monaghan ATC's
October 2013
Automatic Traffic Count

Virtual Day (7)

Time	Total	Speed Bins (km/h)																											
		0 - 5	5 - 10	10 - 15	15 - 20	20 - 25	25 - 30	30 - 35	35 - 40	40 - 45	45 - 50	50 - 55	55 - 60	60 - 65	65 - 70	70 - 75	75 - 80	80 - 85	85 - 90	90 - 95	95 - 100	100 - 105	105 - 110	110 - 115	115 - 120	120 - 125	125 - 130	130 - 135	135 - 140
0000	2	0	0	0	0	0	0	0	0	0	0	0	1	1	0	0	0	0	0	0	0	0	0	0	0	0	0	0	0
0100	2	0	0	0	0	0	0	0	0	0	0	0	0	0	0	0	0	0	0	0	0	0	0	0	0	0	0	0	0
0200	1	0	0	0	0	0	0	0	0	0	1	0	0	0	0	0	0	0	0	0	0	0	0	0	0	0	0	0	0
0300	1	0	0	0	0	0	0	0	0	0	0	0	0	0	0	0	0	0	0	0	0	0	0	0	0	0	0	0	0
0400	3	0	0	0	0	0	0	1	0	0	0	0	0	0	0	0	0	0	0	0	0	0	0	0	0	0	0	0	0
0500	8	0	0	0	0	0	0	0	0	1	0	1	1	2	1	1	0	0	0	0	0	0	0	0	0	0	0	0	0
0600	9	0	0	0	0	0	0	0	0	0	0	2	2	1	1	1	0	0	1	0	0	0	0	0	0	0	0	0	0
0700	22	0	0	0	0	0	0	0	1	2	1	1	4	3	3	3	2	1	0	0	0	0	0	0	0	0	0	0	0
0800	**38**	**0**	**0**	**0**	**0**	**0**	**0**	**1**	**1**	**2**	**2**	**3**	**5**	**6**	**6**	**5**	**4**	**2**	**0**	**1**	**0**	**0**	**0**	**0**	**0**	**0**	**0**	**0**	**0**
0900	28	0	0	0	0	0	0	1	1	2	3	3	3	3	4	4	3	1	0	0	0	0	0	0	0	0	0	0	0
1000	24	0	0	0	0	0	1	0	1	1	2	4	4	2	3	2	2	1	0	0	0	0	0	0	0	0	0	0	0
1100	25	0	0	0	0	0	0	0	1	2	2	4	3	3	3	3	1	1	0	0	0	0	0	0	0	0	0	0	0
1200	26	0	0	0	0	1	0	1	1	2	2	3	5	3	3	3	1	1	1	0	0	0	0	0	0	0	0	0	0
1300	37	0	0	0	0	0	0	1	1	3	3	4	4	4	5	5	4	1	1	0	0	0	0	0	0	0	0	0	0
1400	35	0	0	0	0	0	1	1	2	2	5	4	5	6	4	3	2	1	0	0	0	0	0	0	0	0	0	0	0
1500	28	0	0	0	0	0	0	1	1	3	2	4	4	3	3	3	2	1	0	0	0	0	0	0	0	0	0	0	0
1600	32	0	0	0	0	0	0	0	2	2	2	3	5	4	4	3	3	2	0	0	0	0	0	0	0	0	0	0	0
1700	37	0	0	0	0	0	0	1	1	3	3	4	4	5	5	5	3	2	0	0	0	0	0	0	0	0	0	0	0
1800	**38**	**0**	**0**	**0**	**0**	**0**	**1**	**1**	**2**	**3**	**3**	**3**	**4**	**5**	**6**	**5**	**2**	**2**	**0**	**0**	**0**	**0**	**0**	**0**	**0**	**0**	**0**	**0**	**0**
1900	29	0	0	0	0	0	0	1	1	2	2	3	4	5	4	3	2	1	1	0	0	0	0	0	0	0	0	0	0
2000	18	0	0	0	0	0	0	0	1	1	1	2	3	3	2	2	1	1	0	0	0	0	0	0	0	0	0	0	0
2100	12	0	0	0	0	1	0	0	1	0	1	0	1	1	3	2	1	0	0	0	0	0	0	0	0	0	0	0	0
2200	9	0	0	0	0	0	0	0	0	0	1	0	0	1	1	1	1	1	0	0	0	0	0	0	0	0	0	0	0
2300	4	0	0	0	0	0	0	0	0	0	1	1	0	1	0	1	0	0	0	0	0	0	0	0	0	0	0	0	0
07-19	**369**	**0**	**0**	**1**	**2**	**2**	**5**	**8**	**15**	**26**	**32**	**40**	**48**	**48**	**50**	**43**	**27**	**14**	**4**	**2**	**0**	**0**	**0**	**0**	**0**	**0**	**0**	**0**	**0**
06-22	**437**	**0**	**0**	**1**	**3**	**3**	**5**	**9**	**18**	**30**	**36**	**47**	**58**	**59**	**60**	**51**	**31**	**17**	**6**	**3**	**0**	**0**	**0**	**0**	**0**	**0**	**0**	**0**	**0**
06-00	**450**	**0**	**0**	**1**	**3**	**3**	**6**	**9**	**19**	**30**	**37**	**48**	**59**	**61**	**61**	**53**	**32**	**18**	**6**	**3**	**0**	**0**	**0**	**0**	**0**	**0**	**0**	**0**	**0**
00-00	**468**	**0**	**0**	**1**	**3**	**3**	**6**	**10**	**19**	**32**	**39**	**49**	**62**	**64**	**63**	**54**	**33**	**19**	**7**	**3**	**0**	**0**	**0**	**0**	**0**	**0**	**0**	**0**	**0**

DRAFT

Site 7
Location L-6202-3, att t/pole, Lat 53.51896, Long -6.68982
Direction Two way

3279 / Meath/Cavan/Monaghan ATC's
October 2013
Automatic Traffic Count

Virtual Week (1)

Time	Total	Speed Bins (km/h)																												
		0 - 5	5 - 10	10 - 15	15 - 20	20 - 25	25 - 30	30 - 35	35 - 40	40 - 45	45 - 50	50 - 55	55 - 60	60 - 65	65 - 70	70 - 75	75 - 80	80 - 85	85 - 90	90 - 95	95 - 100	100 - 105	105 - 110	110 - 115	115 - 120	120 - 125	125 - 130	130 - 135	135 - 140
Mon	511	0	0	0	5	6	8	11	23	36	40	42	67	81	75	60	26	23	5	3	0	0	0	0	0	0	0	0	0	0
Tue	530	0	0	2	1	2	6	10	20	36	38	66	67	79	59	69	43	19	10	2	0	1	0	0	0	0	0	0	0	0
Wed	499	0	0	1	1	5	6	6	26	32	32	63	58	64	75	62	41	17	4	4	1	0	1	0	0	0	0	0	0	0
Thu	570	0	0	0	4	1	7	16	22	44	61	61	84	69	69	51	44	23	11	1	0	0	2	0	0	0	0	0	0	0
Fri	526	0	0	0	3	0	6	14	17	43	51	46	72	70	70	64	40	19	4	6	1	0	0	0	0	0	0	0	0	0
|Sat	382	0	0	0	2	3	4	7	13	23	31	39	48	54	49	47	26	21	10	4	1	0	0	0	0	0	0	0	0	0
|Sun	255	0	0	1	4	5	5	6	11	13	19	26	35	31	43	28	14	11	2	1	0	0	0	0	0	0	0	0	0	0
5 Day Ave.	**527**	**0**	**0**	**1**	**3**	**3**	**7**	**11**	**22**	**38**	**44**	**56**	**70**	**73**	**70**	**61**	**39**	**20**	**7**	**3**	**0**	**0**	**1**	**0**	**0**	**0**	**0**	**0**	**0**	**0**
7 Day Ave.	**468**	**0**	**0**	**1**	**3**	**3**	**6**	**10**	**19**	**32**	**39**	**49**	**62**	**64**	**63**	**54**	**33**	**19**	**7**	**3**	**0**	**0**	**0**	**0**	**0**	**0**	**0**	**0**	**0**	**0**
--	**3273**	**0**	**0**	**4**	**20**	**22**	**42**	**70**	**132**	**227**	**272**	**343**	**431**	**448**	**440**	**381**	**234**	**133**	**46**	**21**	**3**	**1**	**3**	**0**	**0**	**0**	**0**	**0**	**0**	**0**

Summary Graphs

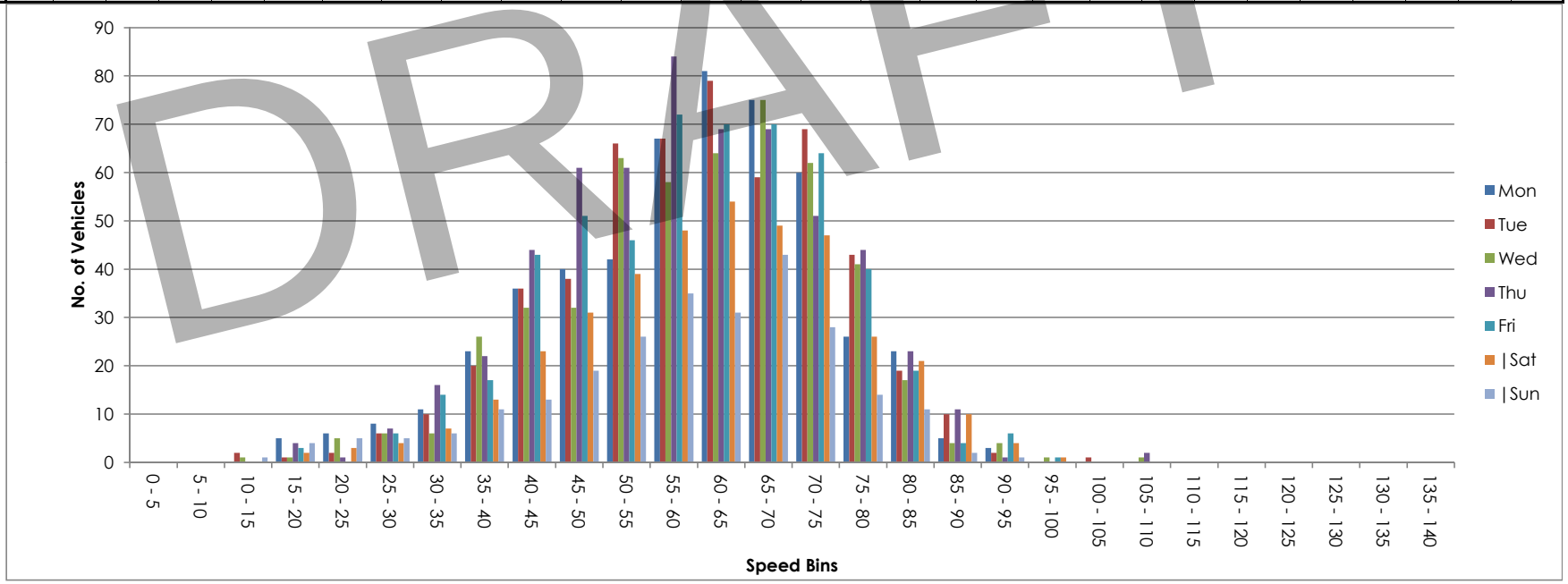

DRAFT

Nationwide Data Collection
for
Tobin Consulting Engineers



NDC NATIONWIDE DATA COLLECTION	**Site / Location:**	L-22054-0, att t/pole, Lat 53.52635, Long -6.70361	**Project No:**	3279	**Photo No:**	3279-08	**Drawn By:**	MOR
	Survey Date:	Mon, 7 October 2013 to Sun, 13 October 2013	**Project Name:**		Meath/Cavan/Monaghan ATC'S			
	Survey Times:	00:00 to 00(24):00	**Title:**		Site Photograph			

Site No.	Location.	Direction.	Speed Limit - PSL (km/h)	Start Date.	End Date.	Total Vehicles.	5 Day Ave.	7 Day Ave.	No. > Speed Limit.	%. > Speed Limit.	No. > Speed Limit1 (+5km/h).	%. > Speed Limit1 (+5km/h).	No. > Speed Limit1 (+10km/h).	%. > Speed Limit1 (+10km/h).	Mean Speed	85%ile Speed
8	L-22054-0, att t/pole, Lat 53.52635, Long -6.70361	North	80	Mon, 7 October 2013	Sun, 13 October 2013	249	37	36	0	0.0	0	0.0	0	0.0	39.9	50.4
		South	80	Mon, 7 October 2013	Sun, 13 October 2013	252	38	36	0	0.0	0	0.0	0	0.0	39.4	52.2
		Two way	80	Mon, 7 October 2013	Sun, 13 October 2013	501	75	72	0	0.0	0	0.0	0	0.0	39.6	51.1

DRAFT

Site 8
Location L-22054-0, att t/pole, Lat 53.52635, Long -6.70361
Direction North

3279 / Meath/Cavan/Monaghan ATC's
October 2013
Automatic Traffic Count

Mon, 7 October 2013

Time	Total	Classification												>PSL	>PSL%	>SL1	>SL1%	>SL2	>SL2%	Mean	Vpp
		1 MCL	2 SV	3 SVT	4 TB2	5 TB3	6 T4	7 ART3	8 ART4	9 ART5	10 ART6	11 BD	12 DRT	80	80	85 +5kph	85 +5kph	90 +10kph	90 +10kph		85
0000	0	0	0	0	0	0	0	0	0	0	0	0	0	0	0	0	0	0	0	-	-
0100	0	0	0	0	0	0	0	0	0	0	0	0	0	0	0	0	0	0	0	-	-
0200	0	0	0	0	0	0	0	0	0	0	0	0	0	0	0	0	0	0	0	-	-
0300	0	0	0	0	0	0	0	0	0	0	0	0	0	0	0	0	0	0	0	-	-
0400	0	0	0	0	0	0	0	0	0	0	0	0	0	0	0	0	0	0	0	-	-
0500	1	0	1	0	0	0	0	0	0	0	0	0	0	0	0	0	0	0	0	44	-
0600	0	0	0	0	0	0	0	0	0	0	0	0	0	0	0	0	0	0	0	-	-
0700	3	0	1	0	2	0	0	0	0	0	0	0	0	0	0	0	0	0	0	33.1	-
0800	**6**	**0**	**6**	**0**	**0**	**0**	**0**	**0**	**0**	**0**	**0**	**0**	**0**	**0**	**0**	**0**	**0**	**0**	**0**	**47.7**	**-**
0900	1	0	1	0	0	0	0	0	0	0	0	0	0	0	0	0	0	0	0	46.3	-
1000	0	0	0	0	0	0	0	0	0	0	0	0	0	0	0	0	0	0	0	-	-
1100	3	0	3	0	0	0	0	0	0	0	0	0	0	0	0	0	0	0	0	44.4	-
1200	0	0	0	0	0	0	0	0	0	0	0	0	0	0	0	0	0	0	0	-	-
1300	2	0	2	0	0	0	0	0	0	0	0	0	0	0	0	0	0	0	0	25.5	-
1400	2	0	2	0	0	0	0	0	0	0	0	0	0	0	0	0	0	0	0	47.3	-
1500	2	0	2	0	0	0	0	0	0	0	0	0	0	0	0	0	0	0	0	19.5	-
1600	**4**	**0**	**4**	**0**	**0**	**0**	**0**	**0**	**0**	**0**	**0**	**0**	**0**	**0**	**0**	**0**	**0**	**0**	**0**	**34**	**-**
1700	2	0	2	0	0	0	0	0	0	0	0	0	0	0	0	0	0	0	0	30.6	-
1800	3	0	3	0	0	0	0	0	0	0	0	0	0	0	0	0	0	0	0	42.9	-
1900	2	0	1	0	1	0	0	0	0	0	0	0	0	0	0	0	0	0	0	34	-
2000	**4**	**0**	**4**	**0**	**0**	**0**	**0**	**0**	**0**	**0**	**0**	**0**	**0**	**0**	**0**	**0**	**0**	**0**	**0**	**45.7**	**-**
2100	1	0	1	0	0	0	0	0	0	0	0	0	0	0	0	0	0	0	0	26.1	-
2200	0	0	0	0	0	0	0	0	0	0	0	0	0	0	0	0	0	0	0	-	-
2300	0	0	0	0	0	0	0	0	0	0	0	0	0	0	0	0	0	0	0	-	-
07-19	**28**	**0**	**26**	**0**	**2**	**0**	**0**	**0**	**0**	**0**	**0**	**0**	**0**	**0**	**0**	**0**	**0**	**0**	**0**	**38.4**	**46.8**
06-22	**35**	**0**	**32**	**0**	**3**	**0**	**0**	**0**	**0**	**0**	**0**	**0**	**0**	**0**	**0**	**0**	**0**	**0**	**0**	**38.6**	**46.8**
06-00	**35**	**0**	**32**	**0**	**3**	**0**	**0**	**0**	**0**	**0**	**0**	**0**	**0**	**0**	**0**	**0**	**0**	**0**	**0**	**38.6**	**46.8**
00-00	**36**	**0**	**33**	**0**	**3**	**0**	**0**	**0**	**0**	**0**	**0**	**0**	**0**	**0**	**0**	**0**	**0**	**0**	**0**	**38.8**	**46.8**

DRAFT

Site 8
Location L-22054-0, att t/pole, Lat 53.52635, Long -6.70361
Direction North

3279 / Meath/Cavan/Monaghan ATC's
October 2013
Automatic Traffic Count

Tue, 8 October 2013

Time	Total	Classification												>PSL	>PSL%	>SL1	>SL1%	>SL2	>SL2%	Mean	Vpp
		1 MCL	2 SV	3 SVT	4 TB2	5 TB3	6 T4	7 ART3	8 ART4	9 ART5	10 ART6	11 BD	12 DRT	80	80	85 +5kph	85 +5kph	90 +10kph	90 +10kph		85
0000	0	0	0	0	0	0	0	0	0	0	0	0	0	0	0	0	0	0	0	-	-
0100	0	0	0	0	0	0	0	0	0	0	0	0	0	0	0	0	0	0	0	-	-
0200	0	0	0	0	0	0	0	0	0	0	0	0	0	0	0	0	0	0	0	-	-
0300	0	0	0	0	0	0	0	0	0	0	0	0	0	0	0	0	0	0	0	-	-
0400	0	0	0	0	0	0	0	0	0	0	0	0	0	0	0	0	0	0	0	-	-
0500	0	0	0	0	0	0	0	0	0	0	0	0	0	0	0	0	0	0	0	-	-
0600	0	0	0	0	0	0	0	0	0	0	0	0	0	0	0	0	0	0	0	-	-
0700	3	0	1	0	1	0	1	0	0	0	0	0	0	0	0	0	0	0	0	27.1	-
0800	**6**	**0**	**6**	**0**	**0**	**0**	**0**	**0**	**0**	**0**	**0**	**0**	**0**	**0**	**0**	**0**	**0**	**0**	**0**	**46.2**	**-**
0900	1	0	1	0	0	0	0	0	0	0	0	0	0	0	0	0	0	0	0	41.7	-
1000	2	0	2	0	0	0	0	0	0	0	0	0	0	0	0	0	0	0	0	38.7	-
1100	1	0	1	0	0	0	0	0	0	0	0	0	0	0	0	0	0	0	0	41.1	-
1200	2	0	2	0	0	0	0	0	0	0	0	0	0	0	0	0	0	0	0	40.3	-
1300	1	0	1	0	0	0	0	0	0	0	0	0	0	0	0	0	0	0	0	36.8	-
1400	1	0	0	0	1	0	0	0	0	0	0	0	0	0	0	0	0	0	0	41.4	-
1500	3	0	2	1	0	0	0	0	0	0	0	0	0	0	0	0	0	0	0	41.7	-
1600	3	0	2	1	0	0	0	0	0	0	0	0	0	0	0	0	0	0	0	34.2	-
1700	2	0	2	0	0	0	0	0	0	0	0	0	0	0	0	0	0	0	0	44.1	-
1800	2	0	2	0	0	0	0	0	0	0	0	0	0	0	0	0	0	0	0	44.4	-
1900	**6**	**0**	**6**	**0**	**0**	**0**	**0**	**0**	**0**	**0**	**0**	**0**	**0**	**0**	**0**	**0**	**0**	**0**	**0**	**32.6**	**-**
2000	1	0	1	0	0	0	0	0	0	0	0	0	0	0	0	0	0	0	0	54.3	-
2100	0	0	0	0	0	0	0	0	0	0	0	0	0	0	0	0	0	0	0	-	-
2200	2	0	2	0	0	0	0	0	0	0	0	0	0	0	0	0	0	0	0	44.6	-
2300	0	0	0	0	0	0	0	0	0	0	0	0	0	0	0	0	0	0	0	-	-
07-19	**27**	**0**	**22**	**2**	**2**	**0**	**1**	**0**	**0**	**0**	**0**	**0**	**0**	**0**	**0**	**0**	**0**	**0**	**0**	**40.1**	**48.2**
06-22	**34**	**0**	**29**	**2**	**2**	**0**	**1**	**0**	**0**	**0**	**0**	**0**	**0**	**0**	**0**	**0**	**0**	**0**	**0**	**39.2**	**49.7**
06-00	**36**	**0**	**31**	**2**	**2**	**0**	**1**	**0**	**0**	**0**	**0**	**0**	**0**	**0**	**0**	**0**	**0**	**0**	**0**	**39.5**	**51.1**
00-00	**36**	**0**	**31**	**2**	**2**	**0**	**1**	**0**	**0**	**0**	**0**	**0**	**0**	**0**	**0**	**0**	**0**	**0**	**0**	**39.5**	**51.1**

DRAFT

Site 8
Location L-22054-0, att t/pole, Lat 53.52635, Long -6.70361
Direction North

3279 / Meath/Cavan/Monaghan ATC's
October 2013
Automatic Traffic Count

Wed, 9 October 2013

Time	Total	Classification												>PSL	>PSL%	>SL1	>SL1%	>SL2	>SL2%	Mean	Vpp
		1 MCL	2 SV	3 SVT	4 TB2	5 TB3	6 T4	7 ART3	8 ART4	9 ART5	10 ART6	11 BD	12 DRT	80	80	85 +5kph	85 +5kph	90 +10kph	90 +10kph		85
0000	0	0	0	0	0	0	0	0	0	0	0	0	0	0	0	0	0	0	0	-	-
0100	0	0	0	0	0	0	0	0	0	0	0	0	0	0	0	0	0	0	0	-	-
0200	0	0	0	0	0	0	0	0	0	0	0	0	0	0	0	0	0	0	0	-	-
0300	0	0	0	0	0	0	0	0	0	0	0	0	0	0	0	0	0	0	0	-	-
0400	0	0	0	0	0	0	0	0	0	0	0	0	0	0	0	0	0	0	0	-	-
0500	0	0	0	0	0	0	0	0	0	0	0	0	0	0	0	0	0	0	0	-	-
0600	0	0	0	0	0	0	0	0	0	0	0	0	0	0	0	0	0	0	0	-	-
0700	3	0	1	0	2	0	0	0	0	0	0	0	0	0	0	0	0	0	0	35	-
0800	5	0	4	0	0	1	0	0	0	0	0	0	0	0	0	0	0	0	0	32.6	-
0900	5	0	4	0	0	1	0	0	0	0	0	0	0	0	0	0	0	0	0	27.5	-
1000	1	0	1	0	0	0	0	0	0	0	0	0	0	0	0	0	0	0	0	26.9	-
1100	**6**	**0**	**6**	**0**	**0**	**0**	**0**	**0**	**0**	**0**	**0**	**0**	**0**	**0**	**0**	**0**	**0**	**0**	**0**	**40.8**	**-**
1200	**4**	**0**	**3**	**1**	**0**	**0**	**0**	**0**	**0**	**0**	**0**	**0**	**0**	**0**	**0**	**0**	**0**	**0**	**0**	**37.6**	**-**
1300	**4**	**0**	**3**	**1**	**0**	**0**	**0**	**0**	**0**	**0**	**0**	**0**	**0**	**0**	**0**	**0**	**0**	**0**	**0**	**41.7**	**-**
1400	1	0	1	0	0	0	0	0	0	0	0	0	0	0	0	0	0	0	0	33.4	-
1500	1	0	1	0	0	0	0	0	0	0	0	0	0	0	0	0	0	0	0	40.5	-
1600	0	0	0	0	0	0	0	0	0	0	0	0	0	0	0	0	0	0	0	-	-
1700	3	0	1	0	2	0	0	0	0	0	0	0	0	0	0	0	0	0	0	39.7	-
1800	2	0	2	0	0	0	0	0	0	0	0	0	0	0	0	0	0	0	0	38.1	-
1900	**4**	**0**	**4**	**0**	**0**	**0**	**0**	**0**	**0**	**0**	**0**	**0**	**0**	**0**	**0**	**0**	**0**	**0**	**0**	**43.6**	**-**
2000	1	0	1	0	0	0	0	0	0	0	0	0	0	0	0	0	0	0	0	50.2	-
2100	0	0	0	0	0	0	0	0	0	0	0	0	0	0	0	0	0	0	0	-	-
2200	0	0	0	0	0	0	0	0	0	0	0	0	0	0	0	0	0	0	0	-	-
2300	0	0	0	0	0	0	0	0	0	0	0	0	0	0	0	0	0	0	0	-	-
07-19	**35**	**0**	**27**	**2**	**4**	**2**	**0**	**0**	**0**	**0**	**0**	**0**	**0**	**0**	**0**	**0**	**0**	**0**	**0**	**36.1**	**47.2**
06-22	**40**	**0**	**32**	**2**	**4**	**2**	**0**	**0**	**0**	**0**	**0**	**0**	**0**	**0**	**0**	**0**	**0**	**0**	**0**	**37.2**	**48.6**
06-00	**40**	**0**	**32**	**2**	**4**	**2**	**0**	**0**	**0**	**0**	**0**	**0**	**0**	**0**	**0**	**0**	**0**	**0**	**0**	**37.2**	**48.6**
00-00	**40**	**0**	**32**	**2**	**4**	**2**	**0**	**0**	**0**	**0**	**0**	**0**	**0**	**0**	**0**	**0**	**0**	**0**	**0**	**37.2**	**48.6**

DRAFT

Site 8
Location L-22054-0, att t/pole, Lat 53.52635, Long -6.70361
Direction North

3279 / Meath/Cavan/Monaghan ATC's
October 2013
Automatic Traffic Count

Thu, 10 October 2013

Time	Total	Classification												>PSL	>PSL%	>SL1	>SL1%	>SL2	>SL2%	Mean	Vpp
		1 MCL	2 SV	3 SVT	4 TB2	5 TB3	6 T4	7 ART3	8 ART4	9 ART5	10 ART6	11 BD	12 DRT	80	80	85 +5kph	85 +5kph	90 +10kph	90 +10kph		85
0000	0	0	0	0	0	0	0	0	0	0	0	0	0	0	0	0	0	0	0	-	-
0100	0	0	0	0	0	0	0	0	0	0	0	0	0	0	0	0	0	0	0	-	-
0200	0	0	0	0	0	0	0	0	0	0	0	0	0	0	0	0	0	0	0	-	-
0300	0	0	0	0	0	0	0	0	0	0	0	0	0	0	0	0	0	0	0	-	-
0400	0	0	0	0	0	0	0	0	0	0	0	0	0	0	0	0	0	0	0	-	-
0500	0	0	0	0	0	0	0	0	0	0	0	0	0	0	0	0	0	0	0	-	-
0600	0	0	0	0	0	0	0	0	0	0	0	0	0	0	0	0	0	0	0	-	-
0700	2	0	1	0	1	0	0	0	0	0	0	0	0	0	0	0	0	0	0	36.1	-
0800	**5**	**0**	**5**	**0**	**0**	**0**	**0**	**0**	**0**	**0**	**0**	**0**	**0**	**0**	**0**	**0**	**0**	**0**	**0**	**47.1**	**-**
0900	2	0	2	0	0	0	0	0	0	0	0	0	0	0	0	0	0	0	0	37.5	-
1000	2	0	2	0	0	0	0	0	0	0	0	0	0	0	0	0	0	0	0	29.9	-
1100	0	0	0	0	0	0	0	0	0	0	0	0	0	0	0	0	0	0	0	-	-
1200	0	0	0	0	0	0	0	0	0	0	0	0	0	0	0	0	0	0	0	-	-
1300	2	0	1	0	0	1	0	0	0	0	0	0	0	0	0	0	0	0	0	32.9	-
1400	3	0	3	0	0	0	0	0	0	0	0	0	0	0	0	0	0	0	0	38.2	-
1500	3	0	3	0	0	0	0	0	0	0	0	0	0	0	0	0	0	0	0	45	-
1600	**4**	**0**	**3**	**0**	**1**	**0**	**0**	**0**	**0**	**0**	**0**	**0**	**0**	**0**	**0**	**0**	**0**	**0**	**0**	**43.6**	**-**
1700	0	0	0	0	0	0	0	0	0	0	0	0	0	0	0	0	0	0	0	-	-
1800	1	0	0	0	0	1	0	0	0	0	0	0	0	0	0	0	0	0	0	41.4	-
1900	3	0	3	0	0	0	0	0	0	0	0	0	0	0	0	0	0	0	0	42.1	-
2000	1	0	0	1	0	0	0	0	0	0	0	0	0	0	0	0	0	0	0	49.7	-
2100	2	0	2	0	0	0	0	0	0	0	0	0	0	0	0	0	0	0	0	51.9	-
2200	0	0	0	0	0	0	0	0	0	0	0	0	0	0	0	0	0	0	0	-	-
2300	0	0	0	0	0	0	0	0	0	0	0	0	0	0	0	0	0	0	0	-	-
07-19	**24**	**0**	**20**	**0**	**2**	**2**	**0**	**0**	**0**	**0**	**0**	**0**	**0**	**0**	**0**	**0**	**0**	**0**	**0**	**40.6**	**50.4**
06-22	**30**	**0**	**25**	**1**	**2**	**2**	**0**	**0**	**0**	**0**	**0**	**0**	**0**	**0**	**0**	**0**	**0**	**0**	**0**	**41.8**	**51.8**
06-00	**30**	**0**	**25**	**1**	**2**	**2**	**0**	**0**	**0**	**0**	**0**	**0**	**0**	**0**	**0**	**0**	**0**	**0**	**0**	**41.8**	**51.8**
00-00	**30**	**0**	**25**	**1**	**2**	**2**	**0**	**0**	**0**	**0**	**0**	**0**	**0**	**0**	**0**	**0**	**0**	**0**	**0**	**41.8**	**51.8**

DRAFT

Site 8
Location L-22054-0, att t/pole, Lat 53.52635, Long -6.70361
Direction North

3279 / Meath/Cavan/Monaghan ATC's
October 2013
Automatic Traffic Count

Fri, 11 October 2013

Time	Total	Classification												>PSL	>PSL%	>SL1	>SL1%	>SL2	>SL2%	Mean	Vpp
		1 MCL	2 SV	3 SVT	4 TB2	5 TB3	6 T4	7 ART3	8 ART4	9 ART5	10 ART6	11 BD	12 DRT	80	80	85 +5kph	85 +5kph	90 +10kph	90 +10kph		85
0000	0	0	0	0	0	0	0	0	0	0	0	0	0	0	0	0	0	0	0	-	-
0100	1	0	0	0	1	0	0	0	0	0	0	0	0	0	0	0	0	0	0	61.4	-
0200	0	0	0	0	0	0	0	0	0	0	0	0	0	0	0	0	0	0	0	-	-
0300	0	0	0	0	0	0	0	0	0	0	0	0	0	0	0	0	0	0	0	-	-
0400	0	0	0	0	0	0	0	0	0	0	0	0	0	0	0	0	0	0	0	-	-
0500	0	0	0	0	0	0	0	0	0	0	0	0	0	0	0	0	0	0	0	-	-
0600	0	0	0	0	0	0	0	0	0	0	0	0	0	0	0	0	0	0	0	-	-
0700	4	0	2	0	1	0	1	0	0	0	0	0	0	0	0	0	0	0	0	34.1	-
0800	**6**	**0**	**6**	**0**	**0**	**0**	**0**	**0**	**0**	**0**	**0**	**0**	**0**	**0**	**0**	**0**	**0**	**0**	**0**	**42.3**	**-**
0900	2	0	2	0	0	0	0	0	0	0	0	0	0	0	0	0	0	0	0	41.6	-
1000	0	0	0	0	0	0	0	0	0	0	0	0	0	0	0	0	0	0	0	-	-
1100	4	0	3	0	0	0	1	0	0	0	0	0	0	0	0	0	0	0	0	38.6	-
1200	2	1	1	0	0	0	0	0	0	0	0	0	0	0	0	0	0	0	0	31.8	-
1300	1	0	1	0	0	0	0	0	0	0	0	0	0	0	0	0	0	0	0	30.6	-
1400	3	0	2	0	1	0	0	0	0	0	0	0	0	0	0	0	0	0	0	27.3	-
1500	**6**	**0**	**5**	**0**	**1**	**0**	**0**	**0**	**0**	**0**	**0**	**0**	**0**	**0**	**0**	**0**	**0**	**0**	**0**	**41.1**	**-**
1600	4	0	4	0	0	0	0	0	0	0	0	0	0	0	0	0	0	0	0	45.4	-
1700	2	0	2	0	0	0	0	0	0	0	0	0	0	0	0	0	0	0	0	47.1	-
1800	4	0	4	0	0	0	0	0	0	0	0	0	0	0	0	0	0	0	0	32.8	-
1900	1	0	1	0	0	0	0	0	0	0	0	0	0	0	0	0	0	0	0	53.1	-
2000	1	0	1	0	0	0	0	0	0	0	0	0	0	0	0	0	0	0	0	62.8	-
2100	2	0	2	0	0	0	0	0	0	0	0	0	0	0	0	0	0	0	0	48.4	-
2200	2	0	2	0	0	0	0	0	0	0	0	0	0	0	0	0	0	0	0	43.8	-
2300	0	0	0	0	0	0	0	0	0	0	0	0	0	0	0	0	0	0	0	-	-
07-19	**38**	**1**	**32**	**0**	**3**	**0**	**2**	**0**	**0**	**0**	**0**	**0**	**0**	**0**	**0**	**0**	**0**	**0**	**0**	**38.4**	**47.5**
06-22	**42**	**1**	**36**	**0**	**3**	**0**	**2**	**0**	**0**	**0**	**0**	**0**	**0**	**0**	**0**	**0**	**0**	**0**	**0**	**39.8**	**49**
06-00	**44**	**1**	**38**	**0**	**3**	**0**	**2**	**0**	**0**	**0**	**0**	**0**	**0**	**0**	**0**	**0**	**0**	**0**	**0**	**40**	**49**
00-00	**45**	**1**	**38**	**0**	**4**	**0**	**2**	**0**	**0**	**0**	**0**	**0**	**0**	**0**	**0**	**0**	**0**	**0**	**0**	**40.4**	**49.7**

DRAFT

Site 8
Location L-22054-0, att t/pole, Lat 53.52635, Long -6.70361
Direction North

3279 / Meath/Cavan/Monaghan ATC's
October 2013
Automatic Traffic Count

Sat, 12 October 2013

Time	Total	Classification												>PSL	>PSL%	>SL1	>SL1%	>SL2	>SL2%	Mean	Vpp
		1 MCL	2 SV	3 SVT	4 TB2	5 TB3	6 T4	7 ART3	8 ART4	9 ART5	10 ART6	11 BD	12 DRT	80	80	85 +5kph	85 +5kph	90 +10kph	90 +10kph		85
0000	0	0	0	0	0	0	0	0	0	0	0	0	0	0	0	0	0	0	0	-	-
0100	0	0	0	0	0	0	0	0	0	0	0	0	0	0	0	0	0	0	0	-	-
0200	0	0	0	0	0	0	0	0	0	0	0	0	0	0	0	0	0	0	0	-	-
0300	0	0	0	0	0	0	0	0	0	0	0	0	0	0	0	0	0	0	0	-	-
0400	0	0	0	0	0	0	0	0	0	0	0	0	0	0	0	0	0	0	0	-	-
0500	1	0	0	0	1	0	0	0	0	0	0	0	0	0	0	0	0	0	0	43.4	-
0600	0	0	0	0	0	0	0	0	0	0	0	0	0	0	0	0	0	0	0	-	-
0700	0	0	0	0	0	0	0	0	0	0	0	0	0	0	0	0	0	0	0	-	-
0800	1	0	1	0	0	0	0	0	0	0	0	0	0	0	0	0	0	0	0	36.6	-
0900	**3**	**0**	**3**	**0**	**0**	**0**	**0**	**0**	**0**	**0**	**0**	**0**	**0**	**0**	**0**	**0**	**0**	**0**	**0**	**38.8**	**-**
1000	1	0	1	0	0	0	0	0	0	0	0	0	0	0	0	0	0	0	0	38	-
1100	2	0	2	0	0	0	0	0	0	0	0	0	0	0	0	0	0	0	0	37.8	-
1200	**6**	**0**	**6**	**0**	**0**	**0**	**0**	**0**	**0**	**0**	**0**	**0**	**0**	**0**	**0**	**0**	**0**	**0**	**0**	**43.7**	**-**
1300	5	0	4	0	0	0	1	0	0	0	0	0	0	0	0	0	0	0	0	36.1	-
1400	0	0	0	0	0	0	0	0	0	0	0	0	0	0	0	0	0	0	0	-	-
1500	5	0	3	1	1	0	0	0	0	0	0	0	0	0	0	0	0	0	0	43.1	-
1600	1	0	1	0	0	0	0	0	0	0	0	0	0	0	0	0	0	0	0	28.1	-
1700	1	0	1	0	0	0	0	0	0	0	0	0	0	0	0	0	0	0	0	34.4	-
1800	2	0	2	0	0	0	0	0	0	0	0	0	0	0	0	0	0	0	0	37.6	-
1900	**6**	**0**	**5**	**0**	**1**	**0**	**0**	**0**	**0**	**0**	**0**	**0**	**0**	**0**	**0**	**0**	**0**	**0**	**0**	**42.3**	**-**
2000	1	0	1	0	0	0	0	0	0	0	0	0	0	0	0	0	0	0	0	53	-
2100	0	0	0	0	0	0	0	0	0	0	0	0	0	0	0	0	0	0	0	-	-
2200	0	0	0	0	0	0	0	0	0	0	0	0	0	0	0	0	0	0	0	-	-
2300	0	0	0	0	0	0	0	0	0	0	0	0	0	0	0	0	0	0	0	-	-
07-19	**27**	**0**	**24**	**1**	**1**	**0**	**1**	**0**	**0**	**0**	**0**	**0**	**0**	**0**	**0**	**0**	**0**	**0**	**0**	**39.3**	**49.3**
06-22	**34**	**0**	**30**	**1**	**2**	**0**	**1**	**0**	**0**	**0**	**0**	**0**	**0**	**0**	**0**	**0**	**0**	**0**	**0**	**40.3**	**51.1**
06-00	**34**	**0**	**30**	**1**	**2**	**0**	**1**	**0**	**0**	**0**	**0**	**0**	**0**	**0**	**0**	**0**	**0**	**0**	**0**	**40.3**	**51.1**
00-00	**35**	**0**	**30**	**1**	**3**	**0**	**1**	**0**	**0**	**0**	**0**	**0**	**0**	**0**	**0**	**0**	**0**	**0**	**0**	**40.3**	**51.1**

DRAFT

Site 8
Location L-22054-0, att t/pole, Lat 53.52635, Long -6.70361
Direction North

3279 / Meath/Cavan/Monaghan ATC's
October 2013
Automatic Traffic Count

Sun, 13 October 2013

Time	Total	Classification												>PSL	>PSL%	>SL1	>SL1%	>SL2	>SL2%	Mean	Vpp
		1 MCL	2 SV	3 SVT	4 TB2	5 TB3	6 T4	7 ART3	8 ART4	9 ART5	10 ART6	11 BD	12 DRT	80	80	85 +5kph	85 +5kph	90 +10kph	90 +10kph		85
0000	1	0	1	0	0	0	0	0	0	0	0	0	0	0	0	0	0	0	0	43.6	-
0100	0	0	0	0	0	0	0	0	0	0	0	0	0	0	0	0	0	0	0	-	-
0200	1	0	1	0	0	0	0	0	0	0	0	0	0	0	0	0	0	0	0	27.5	-
0300	0	0	0	0	0	0	0	0	0	0	0	0	0	0	0	0	0	0	0	-	-
0400	0	0	0	0	0	0	0	0	0	0	0	0	0	0	0	0	0	0	0	-	-
0500	0	0	0	0	0	0	0	0	0	0	0	0	0	0	0	0	0	0	0	-	-
0600	0	0	0	0	0	0	0	0	0	0	0	0	0	0	0	0	0	0	0	-	-
0700	1	0	1	0	0	0	0	0	0	0	0	0	0	0	0	0	0	0	0	50.8	-
0800	0	0	0	0	0	0	0	0	0	0	0	0	0	0	0	0	0	0	0	-	-
0900	0	0	0	0	0	0	0	0	0	0	0	0	0	0	0	0	0	0	0	-	-
1000	0	0	0	0	0	0	0	0	0	0	0	0	0	0	0	0	0	0	0	-	-
1100	**3**	**0**	**3**	**0**	**0**	**0**	**0**	**0**	**0**	**0**	**0**	**0**	**0**	**0**	**0**	**0**	**0**	**0**	**0**	**33.8**	**-**
1200	**4**	**0**	**4**	**0**	**0**	**0**	**0**	**0**	**0**	**0**	**0**	**0**	**0**	**0**	**0**	**0**	**0**	**0**	**0**	**31**	**-**
1300	2	0	2	0	0	0	0	0	0	0	0	0	0	0	0	0	0	0	0	48.9	-
1400	1	0	1	0	0	0	0	0	0	0	0	0	0	0	0	0	0	0	0	51.5	-
1500	3	0	3	0	0	0	0	0	0	0	0	0	0	0	0	0	0	0	0	42.6	-
1600	1	0	1	0	0	0	0	0	0	0	0	0	0	0	0	0	0	0	0	48.9	-
1700	2	0	2	0	0	0	0	0	0	0	0	0	0	0	0	0	0	0	0	52.1	-
1800	3	0	2	0	1	0	0	0	0	0	0	0	0	0	0	0	0	0	0	48.7	-
1900	0	0	0	0	0	0	0	0	0	0	0	0	0	0	0	0	0	0	0	-	-
2000	2	0	2	0	0	0	0	0	0	0	0	0	0	0	0	0	0	0	0	40.5	-
2100	2	0	2	0	0	0	0	0	0	0	0	0	0	0	0	0	0	0	0	43.2	-
2200	1	0	1	0	0	0	0	0	0	0	0	0	0	0	0	0	0	0	0	43.2	-
2300	0	0	0	0	0	0	0	0	0	0	0	0	0	0	0	0	0	0	0	0	0
07-19	**20**	**0**	**19**	**0**	**1**	**0**	**0**	**0**	**0**	**0**	**0**	**0**	**0**	**0**	**0**	**0**	**0**	**0**	**0**	**42.6**	**51.5**
06-22	**24**	**0**	**23**	**0**	**1**	**0**	**0**	**0**	**0**	**0**	**0**	**0**	**0**	**0**	**0**	**0**	**0**	**0**	**0**	**42.5**	**50.8**
06-00	**25**	**0**	**24**	**0**	**1**	**0**	**0**	**0**	**0**	**0**	**0**	**0**	**0**	**0**	**0**	**0**	**0**	**0**	**0**	**42.5**	**50.8**
00-00	**27**	**0**	**26**	**0**	**1**	**0**	**0**	**0**	**0**	**0**	**0**	**0**	**0**	**0**	**0**	**0**	**0**	**0**	**0**	**42**	**50.8**

DRAFT

Site 8
Location L-22054-0, att t/pole, Lat 53.52635, Long -6.70361
Direction North

3279 / Meath/Cavan/Monaghan ATC's
October 2013
Automatic Traffic Count

Virtual Day (7)

Time	Total	Classification												>PSL	>PSL%	>SL1	>SL1%	>SL2	>SL2%	Mean	Vpp
		1 MCL	2 SV	3 SVT	4 TB2	5 TB3	6 T4	7 ART3	8 ART4	9 ART5	10 ART6	11 BD	12 DRT	80	80	85 +5kph	85 +5kph	90 +10kph	90 +10kph		85
0000	0	0	0	0	0	0	0	0	0	0	0	0	0	0	0	0	0	0	0	43.6	-
0100	0	0	0	0	0	0	0	0	0	0	0	0	0	0	0	0	0	0	0	61.4	-
0200	0	0	0	0	0	0	0	0	0	0	0	0	0	0	0	0	0	0	0	27.5	-
0300	0	0	0	0	0	0	0	0	0	0	0	0	0	0	0	0	0	0	0	-	-
0400	0	0	0	0	0	0	0	0	0	0	0	0	0	0	0	0	0	0	0	-	-
0500	0	0	0	0	0	0	0	0	0	0	0	0	0	0	0	0	0	0	0	43.7	-
0600	0	0	0	0	0	0	0	0	0	0	0	0	0	0	0	0	0	0	0	-	-
0700	2	0	1	0	1	0	0	0	0	0	0	0	0	0	0	0	0	0	0	34.1	-
0800	**4**	**0**	**4**	**0**	**0**	**0**	**0**	**0**	**0**	**0**	**0**	**0**	**0**	**0**	**0**	**0**	**0**	**0**	**0**	**43.2**	**-**
0900	2	0	2	0	0	0	0	0	0	0	0	0	0	0	0	0	0	0	0	35.7	-
1000	1	0	1	0	0	0	0	0	0	0	0	0	0	0	0	0	0	0	0	33.7	-
1100	3	0	3	0	0	0	0	0	0	0	0	0	0	0	0	0	0	0	0	39.5	-
1200	**3**	**0**	**2**	**0**	**0**	**0**	**0**	**0**	**0**	**0**	**0**	**0**	**0**	**0**	**0**	**0**	**0**	**0**	**0**	**37.8**	**-**
1300	2	0	2	0	0	0	0	0	0	0	0	0	0	0	0	0	0	0	0	37	-
1400	2	0	1	0	0	0	0	0	0	0	0	0	0	0	0	0	0	0	0	37.9	-
1500	**3**	**0**	**3**	**0**	**0**	**0**	**0**	**0**	**0**	**0**	**0**	**0**	**0**	**0**	**0**	**0**	**0**	**0**	**0**	**40.4**	**-**
1600	2	0	2	0	0	0	0	0	0	0	0	0	0	0	0	0	0	0	0	39.5	-
1700	2	0	1	0	0	0	0	0	0	0	0	0	0	0	0	0	0	0	0	41.8	-
1800	2	0	2	0	0	0	0	0	0	0	0	0	0	0	0	0	0	0	0	40.4	-
1900	**3**	**0**	**3**	**0**	**0**	**0**	**0**	**0**	**0**	**0**	**0**	**0**	**0**	**0**	**0**	**0**	**0**	**0**	**0**	**39.6**	**-**
2000	2	0	1	0	0	0	0	0	0	0	0	0	0	0	0	0	0	0	0	48.5	-
2100	1	0	1	0	0	0	0	0	0	0	0	0	0	0	0	0	0	0	0	44.7	-
2200	1	0	1	0	0	0	0	0	0	0	0	0	0	0	0	0	0	0	0	44	-
2300	0	0	0	0	0	0	0	0	0	0	0	0	0	0	0	0	0	0	0	-	-
07-19	**28**	**0**	**24**	**1**	**2**	**1**	**1**	**0**	**0**	**0**	**0**	**0**	**0**	**0**	**0**	**0**	**0**	**0**	**0**	**39**	**48.6**
06-22	**34**	**0**	**30**	**1**	**2**	**1**	**1**	**0**	**0**	**0**	**0**	**0**	**0**	**0**	**0**	**0**	**0**	**0**	**0**	**39.7**	**50**
06-00	**35**	**0**	**30**	**1**	**2**	**1**	**1**	**0**	**0**	**0**	**0**	**0**	**0**	**0**	**0**	**0**	**0**	**0**	**0**	**39.8**	**50**
00-00	**36**	**0**	**31**	**1**	**3**	**1**	**1**	**0**	**0**	**0**	**0**	**0**	**0**	**0**	**0**	**0**	**0**	**0**	**0**	**39.9**	**50.4**

DRAFT

Site 8
Location L-22054-0, att t/pole, Lat 53.52635, Long -6.70361
Direction North

3279 / Meath/Cavan/Monaghan ATC's
October 2013
Automatic Traffic Count

Virtual Week (1)

Time	Total	Classification												>PSL	>PSL%	>SL1	>SL1%	>SL2	>SL2%	Mean	Vpp
		1 MCL	2 SV	3 SVT	4 TB2	5 TB3	6 T4	7 ART3	8 ART4	9 ART5	10 ART6	11 BD	12 DRT	80	80	85 +5kph	85 +5kph	90 +10kph	90 +10kph		85
Mon	36	0	33	0	3	0	0	0	0	0	0	0	0	0	0	0	0	0	0	38.8	46.8
Tue	36	0	31	2	2	0	1	0	0	0	0	0	0	0	0	0	0	0	0	39.5	51.1
Wed	40	0	32	2	4	2	0	0	0	0	0	0	0	0	0	0	0	0	0	37.2	48.6
Thu	30	0	25	1	2	2	0	0	0	0	0	0	0	0	0	0	0	0	0	41.8	51.8
Fri	45	1	38	0	4	0	2	0	0	0	0	0	0	0	0	0	0	0	0	40.4	49.7
| Sat	35	0	30	1	3	0	1	0	0	0	0	0	0	0	0	0	0	0	0	40.3	51.1
| Sun	27	0	26	0	1	0	0	0	0	0	0	0	0	0	0	0	0	0	0	42	50.8
5 Day Ave.	**37**	**0**	**32**	**1**	**3**	**1**	**1**	**0**	**0**	**0**	**0**	**0**	**0**	**0**	**0.0**	**0**	**0.0**	**0**	**0.0**	**39.5**	**49.6**
7 Day Ave.	**36**	**0**	**31**	**1**	**3**	**1**	**1**	**0**	**0**	**0**	**0**	**0**	**0**	**0**	**0.0**	**0**	**0.0**	**0**	**0.0**	**39.9**	**50.4**
--	**249**	**1**	**215**	**6**	**19**	**4**	**4**	**0**	**0**	**0**	**0**	**0**	**0**	**0**	**0.0**	**0**	**0.0**	**0**	**0.0**	**39.9**	**50.4**

Summary Graphs

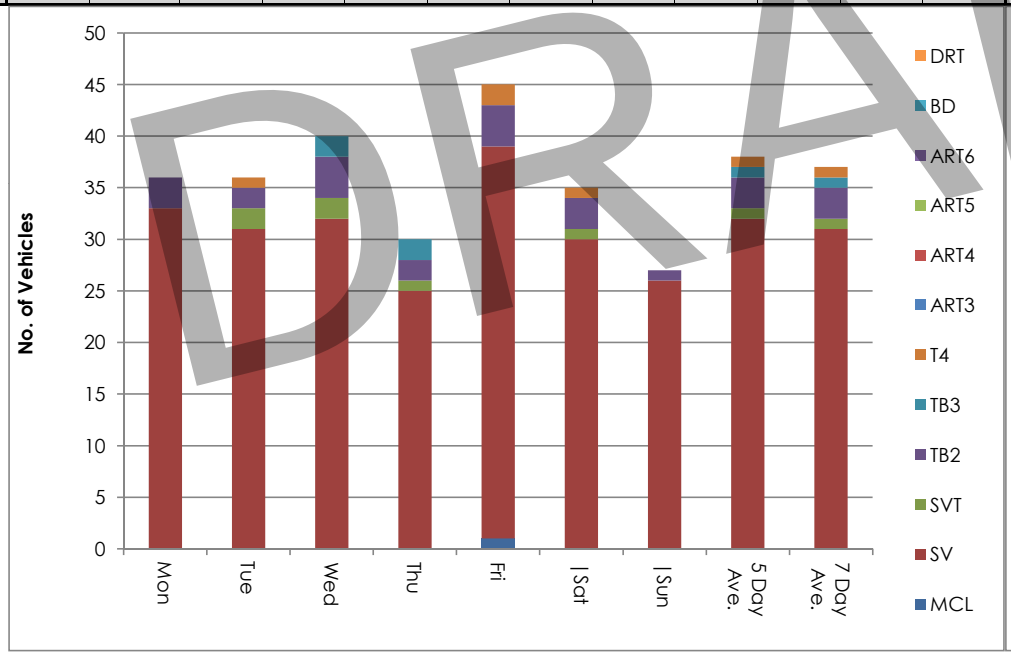

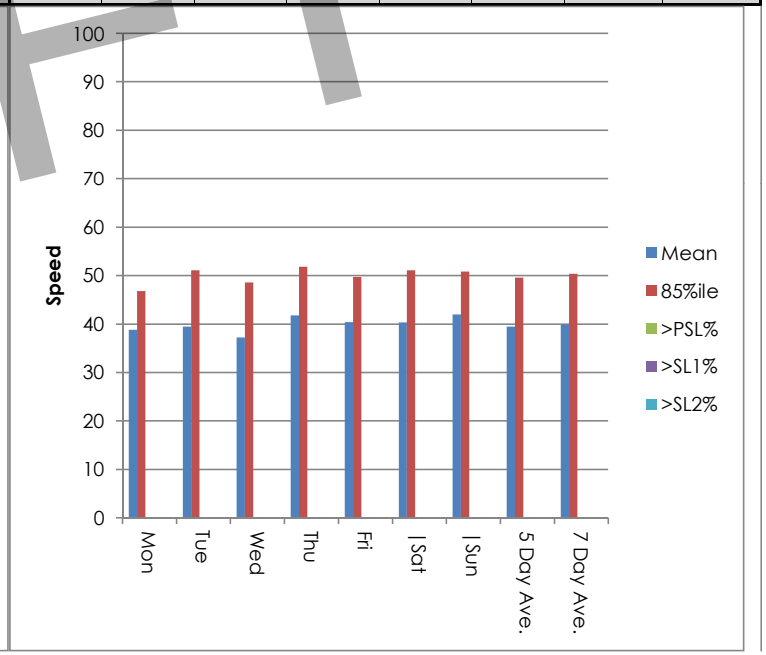

DRAFT

Site 8
Location L-22054-0, att t/pole, Lat 53.52635, Long -6.70361
Direction North

3279 / Meath/Cavan/Monaghan ATC's
October 2013
Automatic Traffic Count

Mon, 7 October 2013

Time	Total	Speed Bins (km/h)																											
		0 - 5	5 - 10	10 - 15	15 - 20	20 - 25	25 - 30	30 - 35	35 - 40	40 - 45	45 - 50	50 - 55	55 - 60	60 - 65	65 - 70	70 - 75	75 - 80	80 - 85	85 - 90	90 - 95	95 - 100	100 - 105	105 - 110	110 - 115	115 - 120	120 - 125	125 - 130	130 - 135	135 - 140
0000	0	0	0	0	0	0	0	0	0	0	0	0	0	0	0	0	0	0	0	0	0	0	0	0	0	0	0	0	0
0100	0	0	0	0	0	0	0	0	0	0	0	0	0	0	0	0	0	0	0	0	0	0	0	0	0	0	0	0	0
0200	0	0	0	0	0	0	0	0	0	0	0	0	0	0	0	0	0	0	0	0	0	0	0	0	0	0	0	0	0
0300	0	0	0	0	0	0	0	0	0	0	0	0	0	0	0	0	0	0	0	0	0	0	0	0	0	0	0	0	0
0400	0	0	0	0	0	0	0	0	0	0	0	0	0	0	0	0	0	0	0	0	0	0	0	0	0	0	0	0	0
0500	1	0	0	0	0	0	0	0	0	1	0	0	0	0	0	0	0	0	0	0	0	0	0	0	0	0	0	0	0
0600	0	0	0	0	0	0	0	0	0	0	0	0	0	0	0	0	0	0	0	0	0	0	0	0	0	0	0	0	0
0700	3	0	0	0	0	0	2	0	0	1	0	0	0	0	0	0	0	0	0	0	0	0	0	0	0	0	0	0	0
0800	**6**	**0**	**0**	**0**	**0**	**0**	**0**	**0**	**1**	**1**	**2**	**1**	**1**	**0**	**0**	**0**	**0**	**0**	**0**	**0**	**0**	**0**	**0**	**0**	**0**	**0**	**0**	**0**	**0**
0900	1	0	0	0	0	0	0	0	0	0	1	0	0	0	0	0	0	0	0	0	0	0	0	0	0	0	0	0	0
1000	0	0	0	0	0	0	0	0	0	0	0	0	0	0	0	0	0	0	0	0	0	0	0	0	0	0	0	0	0
1100	3	0	0	0	0	0	0	0	0	1	2	0	0	0	0	0	0	0	0	0	0	0	0	0	0	0	0	0	0
1200	0	0	0	0	0	0	0	0	0	0	0	0	0	0	0	0	0	0	0	0	0	0	0	0	0	0	0	0	0
1300	2	0	0	0	0	1	1	0	0	0	0	0	0	0	0	0	0	0	0	0	0	0	0	0	0	0	0	0	0
1400	2	0	0	0	0	0	0	0	0	0	2	0	0	0	0	0	0	0	0	0	0	0	0	0	0	0	0	0	0
1500	2	0	0	1	0	0	1	0	0	0	0	0	0	0	0	0	0	0	0	0	0	0	0	0	0	0	0	0	0
1600	**4**	**0**	**0**	**0**	**0**	**0**	**2**	**1**	**0**	**0**	**1**	**0**	**0**	**0**	**0**	**0**	**0**	**0**	**0**	**0**	**0**	**0**	**0**	**0**	**0**	**0**	**0**	**0**	**0**
1700	2	0	0	0	0	0	1	1	0	0	0	0	0	0	0	0	0	0	0	0	0	0	0	0	0	0	0	0	0
1800	3	0	0	0	0	0	0	0	1	0	2	0	0	0	0	0	0	0	0	0	0	0	0	0	0	0	0	0	0
1900	2	0	0	0	0	1	0	0	0	0	1	0	0	0	0	0	0	0	0	0	0	0	0	0	0	0	0	0	0
2000	**4**	**0**	**0**	**0**	**0**	**0**	**0**	**0**	**0**	**2**	**1**	**1**	**0**	**0**	**0**	**0**	**0**	**0**	**0**	**0**	**0**	**0**	**0**	**0**	**0**	**0**	**0**	**0**	**0**
2100	1	0	0	0	0	0	1	0	0	0	0	0	0	0	0	0	0	0	0	0	0	0	0	0	0	0	0	0	0
2200	0	0	0	0	0	0	0	0	0	0	0	0	0	0	0	0	0	0	0	0	0	0	0	0	0	0	0	0	0
2300	0	0	0	0	0	0	0	0	0	0	0	0	0	0	0	0	0	0	0	0	0	0	0	0	0	0	0	0	0
07-19	**28**	**0**	**0**	**1**	**0**	**1**	**7**	**2**	**2**	**3**	**10**	**1**	**1**	**0**	**0**	**0**	**0**	**0**	**0**	**0**	**0**	**0**	**0**	**0**	**0**	**0**	**0**	**0**	**0**
06-22	**35**	**0**	**0**	**1**	**0**	**2**	**8**	**2**	**2**	**5**	**12**	**2**	**1**	**0**	**0**	**0**	**0**	**0**	**0**	**0**	**0**	**0**	**0**	**0**	**0**	**0**	**0**	**0**	**0**
06-00	**35**	**0**	**0**	**1**	**0**	**2**	**8**	**2**	**2**	**5**	**12**	**2**	**1**	**0**	**0**	**0**	**0**	**0**	**0**	**0**	**0**	**0**	**0**	**0**	**0**	**0**	**0**	**0**	**0**
00-00	**36**	**0**	**0**	**1**	**0**	**2**	**8**	**2**	**2**	**6**	**12**	**2**	**1**	**0**	**0**	**0**	**0**	**0**	**0**	**0**	**0**	**0**	**0**	**0**	**0**	**0**	**0**	**0**	**0**

DRAFT

Site 8
Location L-22054-0, att t/pole, Lat 53.52635, Long -6.70361
Direction North

3279 / Meath/Cavan/Monaghan ATC's
October 2013
Automatic Traffic Count

Tue, 8 October 2013

Time	Total	Speed Bins (km/h)																											
		0 - 5	5 - 10	10 - 15	15 - 20	20 - 25	25 - 30	30 - 35	35 - 40	40 - 45	45 - 50	50 - 55	55 - 60	60 - 65	65 - 70	70 - 75	75 - 80	80 - 85	85 - 90	90 - 95	95 - 100	100 - 105	105 - 110	110 - 115	115 - 120	120 - 125	125 - 130	130 - 135	135 - 140
0000	0	0	0	0	0	0	0	0	0	0	0	0	0	0	0	0	0	0	0	0	0	0	0	0	0	0	0	0	0
0100	0	0	0	0	0	0	0	0	0	0	0	0	0	0	0	0	0	0	0	0	0	0	0	0	0	0	0	0	0
0200	0	0	0	0	0	0	0	0	0	0	0	0	0	0	0	0	0	0	0	0	0	0	0	0	0	0	0	0	0
0300	0	0	0	0	0	0	0	0	0	0	0	0	0	0	0	0	0	0	0	0	0	0	0	0	0	0	0	0	0
0400	0	0	0	0	0	0	0	0	0	0	0	0	0	0	0	0	0	0	0	0	0	0	0	0	0	0	0	0	0
0500	0	0	0	0	0	0	0	0	0	0	0	0	0	0	0	0	0	0	0	0	0	0	0	0	0	0	0	0	0
0600	0	0	0	0	0	0	0	0	0	0	0	0	0	0	0	0	0	0	0	0	0	0	0	0	0	0	0	0	0
0700	3	0	0	0	0	1	1	1	0	0	0	0	0	0	0	0	0	0	0	0	0	0	0	0	0	0	0	0	0
0800	**6**	**0**	**0**	**0**	**0**	**0**	**0**	**0**	**0**	**3**	**2**	**1**	**0**	**0**	**0**	**0**	**0**	**0**	**0**	**0**	**0**	**0**	**0**	**0**	**0**	**0**	**0**	**0**	**0**
0900	1	0	0	0	0	0	0	0	0	1	0	0	0	0	0	0	0	0	0	0	0	0	0	0	0	0	0	0	0
1000	2	0	0	0	0	0	0	0	1	1	0	0	0	0	0	0	0	0	0	0	0	0	0	0	0	0	0	0	0
1100	1	0	0	0	0	0	0	0	0	1	0	0	0	0	0	0	0	0	0	0	0	0	0	0	0	0	0	0	0
1200	2	0	0	0	0	0	0	0	1	0	1	0	0	0	0	0	0	0	0	0	0	0	0	0	0	0	0	0	0
1300	1	0	0	0	0	0	0	0	1	0	0	0	0	0	0	0	0	0	0	0	0	0	0	0	0	0	0	0	0
1400	1	0	0	0	0	0	0	0	0	1	0	0	0	0	0	0	0	0	0	0	0	0	0	0	0	0	0	0	0
1500	3	0	0	0	0	0	0	0	1	1	1	0	0	0	0	0	0	0	0	0	0	0	0	0	0	0	0	0	0
1600	3	0	0	0	0	0	1	0	2	0	0	0	0	0	0	0	0	0	0	0	0	0	0	0	0	0	0	0	0
1700	2	0	0	0	0	0	0	0	1	0	0	1	0	0	0	0	0	0	0	0	0	0	0	0	0	0	0	0	0
1800	2	0	0	0	0	0	0	1	0	0	0	1	0	0	0	0	0	0	0	0	0	0	0	0	0	0	0	0	0
1900	**6**	**0**	**0**	**0**	**1**	**1**	**2**	**0**	**1**	**0**	**0**	**0**	**1**	**0**	**0**	**0**	**0**	**0**	**0**	**0**	**0**	**0**	**0**	**0**	**0**	**0**	**0**	**0**	**0**
2000	1	0	0	0	0	0	0	0	0	0	0	1	0	0	0	0	0	0	0	0	0	0	0	0	0	0	0	0	0
2100	0	0	0	0	0	0	0	0	0	0	0	0	0	0	0	0	0	0	0	0	0	0	0	0	0	0	0	0	0
2200	2	0	0	0	0	0	0	0	1	0	0	1	0	0	0	0	0	0	0	0	0	0	0	0	0	0	0	0	0
2300	0	0	0	0	0	0	0	0	0	0	0	0	0	0	0	0	0	0	0	0	0	0	0	0	0	0	0	0	0
07-19	**27**	**0**	**0**	**0**	**0**	**1**	**2**	**2**	**7**	**8**	**4**	**3**	**0**	**0**	**0**	**0**	**0**	**0**	**0**	**0**	**0**	**0**	**0**	**0**	**0**	**0**	**0**	**0**	**0**
06-22	**34**	**0**	**0**	**0**	**1**	**2**	**4**	**2**	**8**	**8**	**4**	**4**	**1**	**0**	**0**	**0**	**0**	**0**	**0**	**0**	**0**	**0**	**0**	**0**	**0**	**0**	**0**	**0**	**0**
06-00	**36**	**0**	**0**	**0**	**1**	**2**	**4**	**2**	**9**	**8**	**4**	**5**	**1**	**0**	**0**	**0**	**0**	**0**	**0**	**0**	**0**	**0**	**0**	**0**	**0**	**0**	**0**	**0**	**0**
00-00	**36**	**0**	**0**	**0**	**1**	**2**	**4**	**2**	**9**	**8**	**4**	**5**	**1**	**0**	**0**	**0**	**0**	**0**	**0**	**0**	**0**	**0**	**0**	**0**	**0**	**0**	**0**	**0**	**0**

DRAFT

Site 8
Location L-22054-0, att t/pole, Lat 53.52635, Long -6.70361
Direction North

3279 / Meath/Cavan/Monaghan ATC's
October 2013
Automatic Traffic Count

Wed, 9 October 2013

Time	Total	Speed Bins (km/h)																											
		0 - 5	5 - 10	10 - 15	15 - 20	20 - 25	25 - 30	30 - 35	35 - 40	40 - 45	45 - 50	50 - 55	55 - 60	60 - 65	65 - 70	70 - 75	75 - 80	80 - 85	85 - 90	90 - 95	95 - 100	100 - 105	105 - 110	110 - 115	115 - 120	120 - 125	125 - 130	130 - 135	135 - 140
0000	0	0	0	0	0	0	0	0	0	0	0	0	0	0	0	0	0	0	0	0	0	0	0	0	0	0	0	0	0
0100	0	0	0	0	0	0	0	0	0	0	0	0	0	0	0	0	0	0	0	0	0	0	0	0	0	0	0	0	0
0200	0	0	0	0	0	0	0	0	0	0	0	0	0	0	0	0	0	0	0	0	0	0	0	0	0	0	0	0	0
0300	0	0	0	0	0	0	0	0	0	0	0	0	0	0	0	0	0	0	0	0	0	0	0	0	0	0	0	0	0
0400	0	0	0	0	0	0	0	0	0	0	0	0	0	0	0	0	0	0	0	0	0	0	0	0	0	0	0	0	0
0500	0	0	0	0	0	0	0	0	0	0	0	0	0	0	0	0	0	0	0	0	0	0	0	0	0	0	0	0	0
0600	0	0	0	0	0	0	0	0	0	0	0	0	0	0	0	0	0	0	0	0	0	0	0	0	0	0	0	0	0
0700	3	0	0	0	0	0	1	1	0	0	1	0	0	0	0	0	0	0	0	0	0	0	0	0	0	0	0	0	0
0800	5	0	0	2	0	0	0	0	1	1	0	1	0	0	0	0	0	0	0	0	0	0	0	0	0	0	0	0	0
0900	5	0	0	0	0	2	1	2	0	0	0	0	0	0	0	0	0	0	0	0	0	0	0	0	0	0	0	0	0
1000	1	0	0	0	0	0	1	0	0	0	0	0	0	0	0	0	0	0	0	0	0	0	0	0	0	0	0	0	0
1100	**6**	**0**	**0**	**0**	**0**	**0**	**1**	**0**	**1**	**2**	**2**	**0**	**0**	**0**	**0**	**0**	**0**	**0**	**0**	**0**	**0**	**0**	**0**	**0**	**0**	**0**	**0**	**0**	**0**
1200	**4**	**0**	**0**	**0**	**0**	**0**	**1**	**1**	**1**	**0**	**0**	**0**	**1**	**0**	**0**	**0**	**0**	**0**	**0**	**0**	**0**	**0**	**0**	**0**	**0**	**0**	**0**	**0**	**0**
1300	**4**	**0**	**0**	**0**	**0**	**0**	**0**	**1**	**2**	**0**	**0**	**0**	**0**	**0**	**1**	**0**	**0**	**0**	**0**	**0**	**0**	**0**	**0**	**0**	**0**	**0**	**0**	**0**	**0**
1400	1	0	0	0	0	0	0	1	0	0	0	0	0	0	0	0	0	0	0	0	0	0	0	0	0	0	0	0	0
1500	1	0	0	0	0	0	0	0	0	1	0	0	0	0	0	0	0	0	0	0	0	0	0	0	0	0	0	0	0
1600	0	0	0	0	0	0	0	0	0	0	0	0	0	0	0	0	0	0	0	0	0	0	0	0	0	0	0	0	0
1700	3	0	0	0	0	0	0	0	2	1	0	0	0	0	0	0	0	0	0	0	0	0	0	0	0	0	0	0	0
1800	2	0	0	0	0	0	0	0	2	0	0	0	0	0	0	0	0	0	0	0	0	0	0	0	0	0	0	0	0
1900	**4**	**0**	**0**	**0**	**0**	**0**	**0**	**1**	**0**	**1**	**1**	**1**	**0**	**0**	**0**	**0**	**0**	**0**	**0**	**0**	**0**	**0**	**0**	**0**	**0**	**0**	**0**	**0**	**0**
2000	1	0	0	0	0	0	0	0	0	0	0	1	0	0	0	0	0	0	0	0	0	0	0	0	0	0	0	0	0
2100	0	0	0	0	0	0	0	0	0	0	0	0	0	0	0	0	0	0	0	0	0	0	0	0	0	0	0	0	0
2200	0	0	0	0	0	0	0	0	0	0	0	0	0	0	0	0	0	0	0	0	0	0	0	0	0	0	0	0	0
2300	0	0	0	0	0	0	0	0	0	0	0	0	0	0	0	0	0	0	0	0	0	0	0	0	0	0	0	0	0
07-19	**35**	**0**	**0**	**2**	**0**	**2**	**5**	**6**	**9**	**5**	**3**	**1**	**1**	**0**	**1**	**0**	**0**	**0**	**0**	**0**	**0**	**0**	**0**	**0**	**0**	**0**	**0**	**0**	**0**
06-22	**40**	**0**	**0**	**2**	**0**	**2**	**5**	**7**	**9**	**6**	**4**	**3**	**1**	**0**	**1**	**0**	**0**	**0**	**0**	**0**	**0**	**0**	**0**	**0**	**0**	**0**	**0**	**0**	**0**
06-00	**40**	**0**	**0**	**2**	**0**	**2**	**5**	**7**	**9**	**6**	**4**	**3**	**1**	**0**	**1**	**0**	**0**	**0**	**0**	**0**	**0**	**0**	**0**	**0**	**0**	**0**	**0**	**0**	**0**
00-00	**40**	**0**	**0**	**2**	**0**	**2**	**5**	**7**	**9**	**6**	**4**	**3**	**1**	**0**	**1**	**0**	**0**	**0**	**0**	**0**	**0**	**0**	**0**	**0**	**0**	**0**	**0**	**0**	**0**

DRAFT

Site 8
Location L-22054-0, att t/pole, Lat 53.52635, Long -6.70361
Direction North

3279 / Meath/Cavan/Monaghan ATC's
October 2013
Automatic Traffic Count

Thu, 10 October 2013

Time	Total	Speed Bins (km/h)																											
		0 - 5	5 - 10	10 - 15	15 - 20	20 - 25	25 - 30	30 - 35	35 - 40	40 - 45	45 - 50	50 - 55	55 - 60	60 - 65	65 - 70	70 - 75	75 - 80	80 - 85	85 - 90	90 - 95	95 - 100	100 - 105	105 - 110	110 - 115	115 - 120	120 - 125	125 - 130	130 - 135	135 - 140
0000	0	0	0	0	0	0	0	0	0	0	0	0	0	0	0	0	0	0	0	0	0	0	0	0	0	0	0	0	0
0100	0	0	0	0	0	0	0	0	0	0	0	0	0	0	0	0	0	0	0	0	0	0	0	0	0	0	0	0	0
0200	0	0	0	0	0	0	0	0	0	0	0	0	0	0	0	0	0	0	0	0	0	0	0	0	0	0	0	0	0
0300	0	0	0	0	0	0	0	0	0	0	0	0	0	0	0	0	0	0	0	0	0	0	0	0	0	0	0	0	0
0400	0	0	0	0	0	0	0	0	0	0	0	0	0	0	0	0	0	0	0	0	0	0	0	0	0	0	0	0	0
0500	0	0	0	0	0	0	0	0	0	0	0	0	0	0	0	0	0	0	0	0	0	0	0	0	0	0	0	0	0
0600	0	0	0	0	0	0	0	0	0	0	0	0	0	0	0	0	0	0	0	0	0	0	0	0	0	0	0	0	0
0700	2	0	0	0	0	1	0	0	0	0	1	0	0	0	0	0	0	0	0	0	0	0	0	0	0	0	0	0	0
0800	**5**	**0**	**0**	**0**	**0**	**0**	**0**	**0**	**0**	**1**	**2**	**2**	**0**	**0**	**0**	**0**	**0**	**0**	**0**	**0**	**0**	**0**	**0**	**0**	**0**	**0**	**0**	**0**	**0**
0900	2	0	0	0	0	0	0	0	1	1	0	0	0	0	0	0	0	0	0	0	0	0	0	0	0	0	0	0	0
1000	2	0	0	0	0	0	1	1	0	0	0	0	0	0	0	0	0	0	0	0	0	0	0	0	0	0	0	0	0
1100	0	0	0	0	0	0	0	0	0	0	0	0	0	0	0	0	0	0	0	0	0	0	0	0	0	0	0	0	0
1200	0	0	0	0	0	0	0	0	0	0	0	0	0	0	0	0	0	0	0	0	0	0	0	0	0	0	0	0	0
1300	2	0	0	0	0	1	0	0	0	1	0	0	0	0	0	0	0	0	0	0	0	0	0	0	0	0	0	0	0
1400	3	0	0	0	0	0	1	1	0	0	0	1	0	0	0	0	0	0	0	0	0	0	0	0	0	0	0	0	0
1500	3	0	0	0	0	0	0	0	0	2	0	1	0	0	0	0	0	0	0	0	0	0	0	0	0	0	0	0	0
1600	**4**	**0**	**0**	**0**	**0**	**0**	**0**	**0**	**2**	**1**	**0**	**0**	**1**	**0**	**0**	**0**	**0**	**0**	**0**	**0**	**0**	**0**	**0**	**0**	**0**	**0**	**0**	**0**	**0**
1700	0	0	0	0	0	0	0	0	0	0	0	0	0	0	0	0	0	0	0	0	0	0	0	0	0	0	0	0	0
1800	1	0	0	0	0	0	0	0	0	1	0	0	0	0	0	0	0	0	0	0	0	0	0	0	0	0	0	0	0
1900	3	0	0	0	0	0	0	0	2	0	1	0	0	0	0	0	0	0	0	0	0	0	0	0	0	0	0	0	0
2000	1	0	0	0	0	0	0	0	0	0	1	0	0	0	0	0	0	0	0	0	0	0	0	0	0	0	0	0	0
2100	2	0	0	0	0	0	0	0	0	0	0	2	0	0	0	0	0	0	0	0	0	0	0	0	0	0	0	0	0
2200	0	0	0	0	0	0	0	0	0	0	0	0	0	0	0	0	0	0	0	0	0	0	0	0	0	0	0	0	0
2300	0	0	0	0	0	0	0	0	0	0	0	0	0	0	0	0	0	0	0	0	0	0	0	0	0	0	0	0	0
07-19	**24**	**0**	**0**	**0**	**0**	**2**	**2**	**2**	**3**	**7**	**3**	**4**	**1**	**0**	**0**	**0**	**0**	**0**	**0**	**0**	**0**	**0**	**0**	**0**	**0**	**0**	**0**	**0**	**0**
06-22	**30**	**0**	**0**	**0**	**0**	**2**	**2**	**2**	**5**	**7**	**5**	**6**	**1**	**0**	**0**	**0**	**0**	**0**	**0**	**0**	**0**	**0**	**0**	**0**	**0**	**0**	**0**	**0**	**0**
06-00	**30**	**0**	**0**	**0**	**0**	**2**	**2**	**2**	**5**	**7**	**5**	**6**	**1**	**0**	**0**	**0**	**0**	**0**	**0**	**0**	**0**	**0**	**0**	**0**	**0**	**0**	**0**	**0**	**0**
00-00	**30**	**0**	**0**	**0**	**0**	**2**	**2**	**2**	**5**	**7**	**5**	**6**	**1**	**0**	**0**	**0**	**0**	**0**	**0**	**0**	**0**	**0**	**0**	**0**	**0**	**0**	**0**	**0**	**0**

DRAFT

Site 8
Location L-22054-0, att t/pole, Lat 53.52635, Long -6.70361
Direction North

3279 / Meath/Cavan/Monaghan ATC's
October 2013
Automatic Traffic Count

Fri, 11 October 2013

Time	Total	Speed Bins (km/h)																											
		0 - 5	5 - 10	10 - 15	15 - 20	20 - 25	25 - 30	30 - 35	35 - 40	40 - 45	45 - 50	50 - 55	55 - 60	60 - 65	65 - 70	70 - 75	75 - 80	80 - 85	85 - 90	90 - 95	95 - 100	100 - 105	105 - 110	110 - 115	115 - 120	120 - 125	125 - 130	130 - 135	135 - 140
0000	0	0	0	0	0	0	0	0	0	0	0	0	0	0	0	0	0	0	0	0	0	0	0	0	0	0	0	0	0
0100	1	0	0	0	0	0	0	0	0	0	0	0	0	1	0	0	0	0	0	0	0	0	0	0	0	0	0	0	0
0200	0	0	0	0	0	0	0	0	0	0	0	0	0	0	0	0	0	0	0	0	0	0	0	0	0	0	0	0	0
0300	0	0	0	0	0	0	0	0	0	0	0	0	0	0	0	0	0	0	0	0	0	0	0	0	0	0	0	0	0
0400	0	0	0	0	0	0	0	0	0	0	0	0	0	0	0	0	0	0	0	0	0	0	0	0	0	0	0	0	0
0500	0	0	0	0	0	0	0	0	0	0	0	0	0	0	0	0	0	0	0	0	0	0	0	0	0	0	0	0	0
0600	0	0	0	0	0	0	0	0	0	0	0	0	0	0	0	0	0	0	0	0	0	0	0	0	0	0	0	0	0
0700	4	0	0	0	1	1	0	0	0	1	0	1	0	0	0	0	0	0	0	0	0	0	0	0	0	0	0	0	0
0800	**6**	**0**	**0**	**0**	**0**	**0**	**1**	**0**	**1**	**3**	**0**	**1**	**0**	**0**	**0**	**0**	**0**	**0**	**0**	**0**	**0**	**0**	**0**	**0**	**0**	**0**	**0**	**0**	**0**
0900	2	0	0	0	0	0	0	0	1	1	0	0	0	0	0	0	0	0	0	0	0	0	0	0	0	0	0	0	0
1000	0	0	0	0	0	0	0	0	0	0	0	0	0	0	0	0	0	0	0	0	0	0	0	0	0	0	0	0	0
1100	4	0	0	0	0	0	0	1	1	2	0	0	0	0	0	0	0	0	0	0	0	0	0	0	0	0	0	0	0
1200	2	0	0	0	1	0	0	0	0	0	1	0	0	0	0	0	0	0	0	0	0	0	0	0	0	0	0	0	0
1300	1	0	0	0	0	0	0	1	0	0	0	0	0	0	0	0	0	0	0	0	0	0	0	0	0	0	0	0	0
1400	3	0	0	0	1	0	0	2	0	0	0	0	0	0	0	0	0	0	0	0	0	0	0	0	0	0	0	0	0
1500	**6**	**0**	**0**	**0**	**0**	**0**	**0**	**0**	**3**	**2**	**1**	**0**	**0**	**0**	**0**	**0**	**0**	**0**	**0**	**0**	**0**	**0**	**0**	**0**	**0**	**0**	**0**	**0**	**0**
1600	4	0	0	0	0	0	0	1	0	0	2	1	0	0	0	0	0	0	0	0	0	0	0	0	0	0	0	0	0
1700	2	0	0	0	0	0	0	0	0	1	0	1	0	0	0	0	0	0	0	0	0	0	0	0	0	0	0	0	0
1800	4	0	0	0	1	1	0	0	0	1	1	0	0	0	0	0	0	0	0	0	0	0	0	0	0	0	0	0	0
1900	1	0	0	0	0	0	0	0	0	0	0	1	0	0	0	0	0	0	0	0	0	0	0	0	0	0	0	0	0
2000	1	0	0	0	0	0	0	0	0	0	0	0	0	1	0	0	0	0	0	0	0	0	0	0	0	0	0	0	0
2100	2	0	0	0	0	0	0	0	0	0	2	0	0	0	0	0	0	0	0	0	0	0	0	0	0	0	0	0	0
2200	2	0	0	0	0	0	0	0	1	0	0	1	0	0	0	0	0	0	0	0	0	0	0	0	0	0	0	0	0
2300	0	0	0	0	0	0	0	0	0	0	0	0	0	0	0	0	0	0	0	0	0	0	0	0	0	0	0	0	0
07-19	**38**	**0**	**0**	**0**	**4**	**2**	**1**	**5**	**6**	**11**	**5**	**4**	**0**	**0**	**0**	**0**	**0**	**0**	**0**	**0**	**0**	**0**	**0**	**0**	**0**	**0**	**0**	**0**	**0**
06-22	**42**	**0**	**0**	**0**	**4**	**2**	**1**	**5**	**6**	**11**	**7**	**5**	**0**	**1**	**0**	**0**	**0**	**0**	**0**	**0**	**0**	**0**	**0**	**0**	**0**	**0**	**0**	**0**	**0**
06-00	**44**	**0**	**0**	**0**	**4**	**2**	**1**	**5**	**7**	**11**	**7**	**6**	**0**	**1**	**0**	**0**	**0**	**0**	**0**	**0**	**0**	**0**	**0**	**0**	**0**	**0**	**0**	**0**	**0**
00-00	**45**	**0**	**0**	**0**	**4**	**2**	**1**	**5**	**7**	**11**	**7**	**6**	**0**	**2**	**0**	**0**	**0**	**0**	**0**	**0**	**0**	**0**	**0**	**0**	**0**	**0**	**0**	**0**	**0**

DRAFT

Site 8
Location L-22054-0, att t/pole, Lat 53.52635, Long -6.70361
Direction North

3279 / Meath/Cavan/Monaghan ATC's
October 2013
Automatic Traffic Count

Sat, 12 October 2013

Time	Total	Speed Bins (km/h)																											
		0 - 5	5 - 10	10 - 15	15 - 20	20 - 25	25 - 30	30 - 35	35 - 40	40 - 45	45 - 50	50 - 55	55 - 60	60 - 65	65 - 70	70 - 75	75 - 80	80 - 85	85 - 90	90 - 95	95 - 100	100 - 105	105 - 110	110 - 115	115 - 120	120 - 125	125 - 130	130 - 135	135 - 140
0000	0	0	0	0	0	0	0	0	0	0	0	0	0	0	0	0	0	0	0	0	0	0	0	0	0	0	0	0	0
0100	0	0	0	0	0	0	0	0	0	0	0	0	0	0	0	0	0	0	0	0	0	0	0	0	0	0	0	0	0
0200	0	0	0	0	0	0	0	0	0	0	0	0	0	0	0	0	0	0	0	0	0	0	0	0	0	0	0	0	0
0300	0	0	0	0	0	0	0	0	0	0	0	0	0	0	0	0	0	0	0	0	0	0	0	0	0	0	0	0	0
0400	0	0	0	0	0	0	0	0	0	0	0	0	0	0	0	0	0	0	0	0	0	0	0	0	0	0	0	0	0
0500	1	0	0	0	0	0	0	0	0	1	0	0	0	0	0	0	0	0	0	0	0	0	0	0	0	0	0	0	0
0600	0	0	0	0	0	0	0	0	0	0	0	0	0	0	0	0	0	0	0	0	0	0	0	0	0	0	0	0	0
0700	0	0	0	0	0	0	0	0	0	0	0	0	0	0	0	0	0	0	0	0	0	0	0	0	0	0	0	0	0
0800	1	0	0	0	0	0	0	0	1	0	0	0	0	0	0	0	0	0	0	0	0	0	0	0	0	0	0	0	0
0900	**3**	**0**	**0**	**0**	**0**	**0**	**0**	**0**	**2**	**1**	**0**	**0**	**0**	**0**	**0**	**0**	**0**	**0**	**0**	**0**	**0**	**0**	**0**	**0**	**0**	**0**	**0**	**0**	**0**
1000	1	0	0	0	0	0	0	0	1	0	0	0	0	0	0	0	0	0	0	0	0	0	0	0	0	0	0	0	0
1100	2	0	0	0	0	0	0	1	0	1	0	0	0	0	0	0	0	0	0	0	0	0	0	0	0	0	0	0	0
1200	**6**	**0**	**0**	**0**	**0**	**0**	**0**	**2**	**1**	**0**	**0**	**2**	**1**	**0**	**0**	**0**	**0**	**0**	**0**	**0**	**0**	**0**	**0**	**0**	**0**	**0**	**0**	**0**	**0**
1300	5	0	0	1	0	0	0	1	1	0	2	0	0	0	0	0	0	0	0	0	0	0	0	0	0	0	0	0	0
1400	0	0	0	0	0	0	0	0	0	0	0	0	0	0	0	0	0	0	0	0	0	0	0	0	0	0	0	0	0
1500	5	0	0	0	0	0	0	1	2	1	0	0	0	1	0	0	0	0	0	0	0	0	0	0	0	0	0	0	0
1600	1	0	0	0	0	0	1	0	0	0	0	0	0	0	0	0	0	0	0	0	0	0	0	0	0	0	0	0	0
1700	1	0	0	0	0	0	0	1	0	0	0	0	0	0	0	0	0	0	0	0	0	0	0	0	0	0	0	0	0
1800	2	0	0	0	0	0	0	0	2	0	0	0	0	0	0	0	0	0	0	0	0	0	0	0	0	0	0	0	0
1900	**6**	**0**	**0**	**0**	**0**	**1**	**0**	**0**	**1**	**1**	**1**	**2**	**0**	**0**	**0**	**0**	**0**	**0**	**0**	**0**	**0**	**0**	**0**	**0**	**0**	**0**	**0**	**0**	**0**
2000	1	0	0	0	0	0	0	0	0	0	0	1	0	0	0	0	0	0	0	0	0	0	0	0	0	0	0	0	0
2100	0	0	0	0	0	0	0	0	0	0	0	0	0	0	0	0	0	0	0	0	0	0	0	0	0	0	0	0	0
2200	0	0	0	0	0	0	0	0	0	0	0	0	0	0	0	0	0	0	0	0	0	0	0	0	0	0	0	0	0
2300	0	0	0	0	0	0	0	0	0	0	0	0	0	0	0	0	0	0	0	0	0	0	0	0	0	0	0	0	0
07-19	**27**	**0**	**0**	**1**	**0**	**0**	**1**	**6**	**10**	**3**	**2**	**2**	**1**	**1**	**0**	**0**	**0**	**0**	**0**	**0**	**0**	**0**	**0**	**0**	**0**	**0**	**0**	**0**	**0**
06-22	**34**	**0**	**0**	**1**	**0**	**1**	**1**	**6**	**11**	**4**	**3**	**5**	**1**	**1**	**0**	**0**	**0**	**0**	**0**	**0**	**0**	**0**	**0**	**0**	**0**	**0**	**0**	**0**	**0**
06-00	**34**	**0**	**0**	**1**	**0**	**1**	**1**	**6**	**11**	**4**	**3**	**5**	**1**	**1**	**0**	**0**	**0**	**0**	**0**	**0**	**0**	**0**	**0**	**0**	**0**	**0**	**0**	**0**	**0**
00-00	**35**	**0**	**0**	**1**	**0**	**1**	**1**	**6**	**11**	**5**	**3**	**5**	**1**	**1**	**0**	**0**	**0**	**0**	**0**	**0**	**0**	**0**	**0**	**0**	**0**	**0**	**0**	**0**	**0**

DRAFT

Site 8
Location L-22054-0, att t/pole, Lat 53.52635, Long -6.70361
Direction North

3279 / Meath/Cavan/Monaghan ATC's
October 2013
Automatic Traffic Count

Sun, 13 October 2013

Time	Total	Speed Bins (km/h)																											
		0 - 5	5 - 10	10 - 15	15 - 20	20 - 25	25 - 30	30 - 35	35 - 40	40 - 45	45 - 50	50 - 55	55 - 60	60 - 65	65 - 70	70 - 75	75 - 80	80 - 85	85 - 90	90 - 95	95 - 100	100 - 105	105 - 110	110 - 115	115 - 120	120 - 125	125 - 130	130 - 135	135 - 140
0000	1	0	0	0	0	0	0	0	0	1	0	0	0	0	0	0	0	0	0	0	0	0	0	0	0	0	0	0	0
0100	0	0	0	0	0	0	0	0	0	0	0	0	0	0	0	0	0	0	0	0	0	0	0	0	0	0	0	0	0
0200	1	0	0	0	0	0	1	0	0	0	0	0	0	0	0	0	0	0	0	0	0	0	0	0	0	0	0	0	0
0300	0	0	0	0	0	0	0	0	0	0	0	0	0	0	0	0	0	0	0	0	0	0	0	0	0	0	0	0	0
0400	0	0	0	0	0	0	0	0	0	0	0	0	0	0	0	0	0	0	0	0	0	0	0	0	0	0	0	0	0
0500	0	0	0	0	0	0	0	0	0	0	0	0	0	0	0	0	0	0	0	0	0	0	0	0	0	0	0	0	0
0600	0	0	0	0	0	0	0	0	0	0	0	0	0	0	0	0	0	0	0	0	0	0	0	0	0	0	0	0	0
0700	1	0	0	0	0	0	0	0	0	0	0	1	0	0	0	0	0	0	0	0	0	0	0	0	0	0	0	0	0
0800	0	0	0	0	0	0	0	0	0	0	0	0	0	0	0	0	0	0	0	0	0	0	0	0	0	0	0	0	0
0900	0	0	0	0	0	0	0	0	0	0	0	0	0	0	0	0	0	0	0	0	0	0	0	0	0	0	0	0	0
1000	0	0	0	0	0	0	0	0	0	0	0	0	0	0	0	0	0	0	0	0	0	0	0	0	0	0	0	0	0
1100	**3**	**0**	**0**	**0**	**0**	**1**	**0**	**0**	**2**	**0**	**0**	**0**	**0**	**0**	**0**	**0**	**0**	**0**	**0**	**0**	**0**	**0**	**0**	**0**	**0**	**0**	**0**	**0**	**0**
1200	**4**	**0**	**0**	**0**	**0**	**1**	**2**	**0**	**0**	**1**	**0**	**0**	**0**	**0**	**0**	**0**	**0**	**0**	**0**	**0**	**0**	**0**	**0**	**0**	**0**	**0**	**0**	**0**	**0**
1300	2	0	0	0	0	0	0	0	0	0	2	0	0	0	0	0	0	0	0	0	0	0	0	0	0	0	0	0	0
1400	1	0	0	0	0	0	0	0	0	0	0	1	0	0	0	0	0	0	0	0	0	0	0	0	0	0	0	0	0
1500	3	0	0	0	0	0	0	1	0	1	0	1	0	0	0	0	0	0	0	0	0	0	0	0	0	0	0	0	0
1600	1	0	0	0	0	0	0	0	0	0	1	0	0	0	0	0	0	0	0	0	0	0	0	0	0	0	0	0	0
1700	2	0	0	0	0	0	0	0	0	0	1	0	1	0	0	0	0	0	0	0	0	0	0	0	0	0	0	0	0
1800	3	0	0	0	0	0	0	0	0	1	1	0	1	0	0	0	0	0	0	0	0	0	0	0	0	0	0	0	0
1900	0	0	0	0	0	0	0	0	0	0	0	0	0	0	0	0	0	0	0	0	0	0	0	0	0	0	0	0	0
2000	2	0	0	0	0	0	0	0	1	1	0	0	0	0	0	0	0	0	0	0	0	0	0	0	0	0	0	0	0
2100	2	0	0	0	0	0	0	0	0	2	0	0	0	0	0	0	0	0	0	0	0	0	0	0	0	0	0	0	0
2200	1	0	0	0	0	0	0	0	0	1	0	0	0	0	0	0	0	0	0	0	0	0	0	0	0	0	0	0	0
2300	0	0	0	0	0	0	0	0	0	0	0	0	0	0	0	0	0	0	0	0	0	0	0	0	0	0	0	0	0
07-19	**20**	**0**	**0**	**0**	**0**	**2**	**2**	**1**	**2**	**3**	**5**	**3**	**2**	**0**	**0**	**0**	**0**	**0**	**0**	**0**	**0**	**0**	**0**	**0**	**0**	**0**	**0**	**0**	**0**
06-22	**24**	**0**	**0**	**0**	**0**	**2**	**2**	**1**	**3**	**6**	**5**	**3**	**2**	**0**	**0**	**0**	**0**	**0**	**0**	**0**	**0**	**0**	**0**	**0**	**0**	**0**	**0**	**0**	**0**
06-00	**25**	**0**	**0**	**0**	**0**	**2**	**2**	**1**	**3**	**7**	**5**	**3**	**2**	**0**	**0**	**0**	**0**	**0**	**0**	**0**	**0**	**0**	**0**	**0**	**0**	**0**	**0**	**0**	**0**
00-00	**27**	**0**	**0**	**0**	**0**	**2**	**3**	**1**	**3**	**8**	**5**	**3**	**2**	**0**	**0**	**0**	**0**	**0**	**0**	**0**	**0**	**0**	**0**	**0**	**0**	**0**	**0**	**0**	**0**

DRAFT

Site 8
Location L-22054-0, att t/pole, Lat 53.52635, Long -6.70361
Direction North

3279 / Meath/Cavan/Monaghan ATC's
October 2013
Automatic Traffic Count

Virtual Day (7)

Time	Total	Speed Bins (km/h)																											
		0 - 5	5 - 10	10 - 15	15 - 20	20 - 25	25 - 30	30 - 35	35 - 40	40 - 45	45 - 50	50 - 55	55 - 60	60 - 65	65 - 70	70 - 75	75 - 80	80 - 85	85 - 90	90 - 95	95 - 100	100 - 105	105 - 110	110 - 115	115 - 120	120 - 125	125 - 130	130 - 135	135 - 140
0000	0	0	0	0	0	0	0	0	0	0	0	0	0	0	0	0	0	0	0	0	0	0	0	0	0	0	0	0	0
0100	0	0	0	0	0	0	0	0	0	0	0	0	0	0	0	0	0	0	0	0	0	0	0	0	0	0	0	0	0
0200	0	0	0	0	0	0	0	0	0	0	0	0	0	0	0	0	0	0	0	0	0	0	0	0	0	0	0	0	0
0300	0	0	0	0	0	0	0	0	0	0	0	0	0	0	0	0	0	0	0	0	0	0	0	0	0	0	0	0	0
0400	0	0	0	0	0	0	0	0	0	0	0	0	0	0	0	0	0	0	0	0	0	0	0	0	0	0	0	0	0
0500	0	0	0	0	0	0	0	0	0	0	0	0	0	0	0	0	0	0	0	0	0	0	0	0	0	0	0	0	0
0600	0	0	0	0	0	0	0	0	0	0	0	0	0	0	0	0	0	0	0	0	0	0	0	0	0	0	0	0	0
0700	2	0	0	0	0	0	1	0	0	0	0	0	0	0	0	0	0	0	0	0	0	0	0	0	0	0	0	0	0
0800	**4**	**0**	**0**	**0**	**0**	**0**	**0**	**0**	**1**	**1**	**1**	**1**	**0**	**0**	**0**	**0**	**0**	**0**	**0**	**0**	**0**	**0**	**0**	**0**	**0**	**0**	**0**	**0**	**0**
0900	2	0	0	0	0	0	0	0	1	1	0	0	0	0	0	0	0	0	0	0	0	0	0	0	0	0	0	0	0
1000	1	0	0	0	0	0	0	0	0	0	0	0	0	0	0	0	0	0	0	0	0	0	0	0	0	0	0	0	0
1100	3	0	0	0	0	0	0	0	1	1	1	0	0	0	0	0	0	0	0	0	0	0	0	0	0	0	0	0	0
1200	**3**	**0**	**0**	**0**	**0**	**0**	**0**	**0**	**0**	**0**	**0**	**0**	**0**	**0**	**0**	**0**	**0**	**0**	**0**	**0**	**0**	**0**	**0**	**0**	**0**	**0**	**0**	**0**	**0**
1300	2	0	0	0	0	0	0	0	1	0	1	0	0	0	0	0	0	0	0	0	0	0	0	0	0	0	0	0	0
1400	2	0	0	0	0	0	0	1	0	0	0	0	0	0	0	0	0	0	0	0	0	0	0	0	0	0	0	0	0
1500	**3**	**0**	**0**	**0**	**0**	**0**	**0**	**0**	**1**	**1**	**0**	**0**	**0**	**0**	**0**	**0**	**0**	**0**	**0**	**0**	**0**	**0**	**0**	**0**	**0**	**0**	**0**	**0**	**0**
1600	2	0	0	0	0	0	1	0	1	0	1	0	0	0	0	0	0	0	0	0	0	0	0	0	0	0	0	0	0
1700	2	0	0	0	0	0	0	0	0	0	0	0	0	0	0	0	0	0	0	0	0	0	0	0	0	0	0	0	0
1800	2	0	0	0	0	0	0	0	1	0	1	0	0	0	0	0	0	0	0	0	0	0	0	0	0	0	0	0	0
1900	**3**	**0**	**0**	**0**	**0**	**0**	**0**	**0**	**1**	**0**	**1**	**1**	**0**	**0**	**0**	**0**	**0**	**0**	**0**	**0**	**0**	**0**	**0**	**0**	**0**	**0**	**0**	**0**	**0**
2000	2	0	0	0	0	0	0	0	0	0	0	1	0	0	0	0	0	0	0	0	0	0	0	0	0	0	0	0	0
2100	1	0	0	0	0	0	0	0	0	0	0	0	0	0	0	0	0	0	0	0	0	0	0	0	0	0	0	0	0
2200	1	0	0	0	0	0	0	0	0	0	0	0	0	0	0	0	0	0	0	0	0	0	0	0	0	0	0	0	0
2300	0	0	0	0	0	0	0	0	0	0	0	0	0	0	0	0	0	0	0	0	0	0	0	0	0	0	0	0	0
07-19	**28**	**0**	**0**	**1**	**1**	**1**	**3**	**3**	**6**	**6**	**5**	**3**	**1**	**0**	**0**	**0**	**0**	**0**	**0**	**0**	**0**	**0**	**0**	**0**	**0**	**0**	**0**	**0**	**0**
06-22	**34**	**0**	**0**	**1**	**1**	**2**	**3**	**4**	**6**	**7**	**6**	**4**	**1**	**0**	**0**	**0**	**0**	**0**	**0**	**0**	**0**	**0**	**0**	**0**	**0**	**0**	**0**	**0**	**0**
06-00	**35**	**0**	**0**	**1**	**1**	**2**	**3**	**4**	**7**	**7**	**6**	**4**	**1**	**0**	**0**	**0**	**0**	**0**	**0**	**0**	**0**	**0**	**0**	**0**	**0**	**0**	**0**	**0**	**0**
00-00	**36**	**0**	**0**	**1**	**1**	**2**	**3**	**4**	**7**	**7**	**6**	**4**	**1**	**0**	**0**	**0**	**0**	**0**	**0**	**0**	**0**	**0**	**0**	**0**	**0**	**0**	**0**	**0**	**0**

DRAFT

Site 8
Location L-22054-0, att t/pole, Lat 53.52635, Long -6.70361
Direction North

3279 / Meath/Cavan/Monaghan ATC's
October 2013
Automatic Traffic Count

Virtual Week (1)

Time	Total	Speed Bins (km/h)																											
		0 - 5	5 - 10	10 - 15	15 - 20	20 - 25	25 - 30	30 - 35	35 - 40	40 - 45	45 - 50	50 - 55	55 - 60	60 - 65	65 - 70	70 - 75	75 - 80	80 - 85	85 - 90	90 - 95	95 - 100	100 - 105	105 - 110	110 - 115	115 - 120	120 - 125	125 - 130	130 - 135	135 - 140
Mon	36	0	0	1	0	2	8	2	2	6	12	2	1	0	0	0	0	0	0	0	0	0	0	0	0	0	0	0	0
Tue	36	0	0	0	1	2	4	2	9	8	4	5	1	0	0	0	0	0	0	0	0	0	0	0	0	0	0	0	0
Wed	40	0	0	2	0	2	5	7	9	6	4	3	1	0	1	0	0	0	0	0	0	0	0	0	0	0	0	0	0
Thu	30	0	0	0	0	2	2	2	5	7	5	6	1	0	0	0	0	0	0	0	0	0	0	0	0	0	0	0	0
Fri	45	0	0	0	4	2	1	5	7	11	7	6	0	2	0	0	0	0	0	0	0	0	0	0	0	0	0	0	0
|Sat	35	0	0	1	0	1	1	6	11	5	3	5	1	1	0	0	0	0	0	0	0	0	0	0	0	0	0	0	0
|Sun	27	0	0	0	0	2	3	1	3	8	5	3	2	0	0	0	0	0	0	0	0	0	0	0	0	0	0	0	0
5 Day Ave.	**37**	**0**	**0**	**1**	**1**	**2**	**4**	**4**	**6**	**8**	**6**	**4**	**1**	**0**	**0**	**0**	**0**	**0**	**0**	**0**	**0**	**0**	**0**	**0**	**0**	**0**	**0**	**0**	**0**
7 Day Ave.	**36**	**0**	**0**	**1**	**1**	**2**	**3**	**4**	**7**	**7**	**6**	**4**	**1**	**0**	**0**	**0**	**0**	**0**	**0**	**0**	**0**	**0**	**0**	**0**	**0**	**0**	**0**	**0**	**0**
--	**249**	**0**	**0**	**4**	**5**	**13**	**24**	**25**	**46**	**51**	**40**	**30**	**7**	**3**	**1**	**0**	**0**	**0**	**0**	**0**	**0**	**0**	**0**	**0**	**0**	**0**	**0**	**0**	**0**	**0**

Summary Graphs

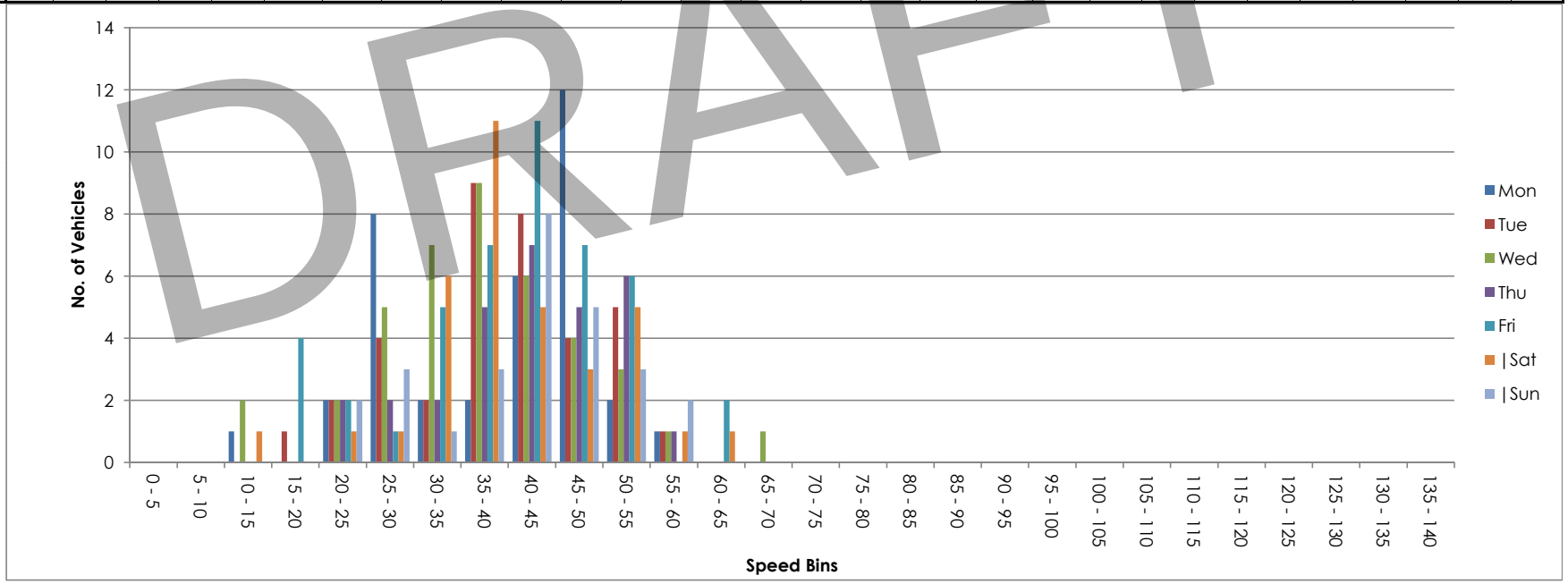

DRAFT

Site 8
Location L-22054-0, att t/pole, Lat 53.52635, Long -6.70361
Direction South

3279 / Meath/Cavan/Monaghan ATC's
October 2013
Automatic Traffic Count

Mon, 7 October 2013

Time	Total	Classification												>PSL	>PSL%	>SL1	>SL1%	>SL2	>SL2%	Mean	Vpp
		1 MCL	2 SV	3 SVT	4 TB2	5 TB3	6 T4	7 ART3	8 ART4	9 ART5	10 ART6	11 BD	12 DRT	80	80	85 +5kph	85 +5kph	90 +10kph	90 +10kph		85
0000	0	0	0	0	0	0	0	0	0	0	0	0	0	0	0	0	0	0	0	-	-
0100	0	0	0	0	0	0	0	0	0	0	0	0	0	0	0	0	0	0	0	-	-
0200	0	0	0	0	0	0	0	0	0	0	0	0	0	0	0	0	0	0	0	-	-
0300	0	0	0	0	0	0	0	0	0	0	0	0	0	0	0	0	0	0	0	-	-
0400	0	0	0	0	0	0	0	0	0	0	0	0	0	0	0	0	0	0	0	-	-
0500	0	0	0	0	0	0	0	0	0	0	0	0	0	0	0	0	0	0	0	-	-
0600	0	0	0	0	0	0	0	0	0	0	0	0	0	0	0	0	0	0	0	-	-
0700	1	0	1	0	0	0	0	0	0	0	0	0	0	0	0	0	0	0	0	58.5	-
0800	1	0	1	0	0	0	0	0	0	0	0	0	0	0	0	0	0	0	0	58.9	-
0900	**2**	**0**	**2**	**0**	**0**	**0**	**0**	**0**	**0**	**0**	**0**	**0**	**0**	**0**	**0**	**0**	**0**	**0**	**0**	**30.9**	**-**
1000	1	0	1	0	0	0	0	0	0	0	0	0	0	0	0	0	0	0	0	49.5	-
1100	1	1	0	0	0	0	0	0	0	0	0	0	0	0	0	0	0	0	0	15.7	-
1200	0	0	0	0	0	0	0	0	0	0	0	0	0	0	0	0	0	0	0	-	-
1300	1	0	1	0	0	0	0	0	0	0	0	0	0	0	0	0	0	0	0	59.4	-
1400	1	0	1	0	0	0	0	0	0	0	0	0	0	0	0	0	0	0	0	49	-
1500	5	0	5	0	0	0	0	0	0	0	0	0	0	0	0	0	0	0	0	42.7	-
1600	3	0	1	0	2	0	0	0	0	0	0	0	0	0	0	0	0	0	0	19.7	-
1700	**6**	**0**	**5**	**0**	**0**	**1**	**0**	**0**	**0**	**0**	**0**	**0**	**0**	**0**	**0**	**0**	**0**	**0**	**0**	**35.4**	**-**
1800	3	0	3	0	0	0	0	0	0	0	0	0	0	0	0	0	0	0	0	42.1	-
1900	4	0	4	0	0	0	0	0	0	0	0	0	0	0	0	0	0	0	0	35.6	-
2000	1	0	1	0	0	0	0	0	0	0	0	0	0	0	0	0	0	0	0	22.8	-
2100	2	0	2	0	0	0	0	0	0	0	0	0	0	0	0	0	0	0	0	50.6	-
2200	1	0	1	0	0	0	0	0	0	0	0	0	0	0	0	0	0	0	0	47.7	-
2300	0	0	0	0	0	0	0	0	0	0	0	0	0	0	0	0	0	0	0	-	-
07-19	**25**	**1**	**21**	**0**	**2**	**1**	**0**	**0**	**0**	**0**	**0**	**0**	**0**	**0**	**0**	**0**	**0**	**0**	**0**	**38.6**	**51.5**
06-22	**32**	**1**	**28**	**0**	**2**	**1**	**0**	**0**	**0**	**0**	**0**	**0**	**0**	**0**	**0**	**0**	**0**	**0**	**0**	**38.5**	**51.5**
06-00	**33**	**1**	**29**	**0**	**2**	**1**	**0**	**0**	**0**	**0**	**0**	**0**	**0**	**0**	**0**	**0**	**0**	**0**	**0**	**38.7**	**51.5**
00-00	**33**	**1**	**29**	**0**	**2**	**1**	**0**	**0**	**0**	**0**	**0**	**0**	**0**	**0**	**0**	**0**	**0**	**0**	**0**	**38.7**	**51.5**

DRAFT

Site 8
Location L-22054-0, att t/pole, Lat 53.52635, Long -6.70361
Direction South

3279 / Meath/Cavan/Monaghan ATC's
October 2013
Automatic Traffic Count

Tue, 8 October 2013

Time	Total	Classification												>PSL	>PSL%	>SL1	>SL1%	>SL2	>SL2%	Mean	Vpp
		1 MCL	2 SV	3 SVT	4 TB2	5 TB3	6 T4	7 ART3	8 ART4	9 ART5	10 ART6	11 BD	12 DRT	80	80	85 +5kph	85 +5kph	90 +10kph	90 +10kph		85
0000	0	0	0	0	0	0	0	0	0	0	0	0	0	0	0	0	0	0	0	-	-
0100	0	0	0	0	0	0	0	0	0	0	0	0	0	0	0	0	0	0	0	-	-
0200	0	0	0	0	0	0	0	0	0	0	0	0	0	0	0	0	0	0	0	-	-
0300	0	0	0	0	0	0	0	0	0	0	0	0	0	0	0	0	0	0	0	-	-
0400	0	0	0	0	0	0	0	0	0	0	0	0	0	0	0	0	0	0	0	-	-
0500	0	0	0	0	0	0	0	0	0	0	0	0	0	0	0	0	0	0	0	-	-
0600	0	0	0	0	0	0	0	0	0	0	0	0	0	0	0	0	0	0	0	-	-
0700	1	0	1	0	0	0	0	0	0	0	0	0	0	0	0	0	0	0	0	50.9	-
0800	**4**	**0**	**4**	**0**	**0**	**0**	**0**	**0**	**0**	**0**	**0**	**0**	**0**	**0**	**0**	**0**	**0**	**0**	**0**	**42.2**	**-**
0900	1	0	1	0	0	0	0	0	0	0	0	0	0	0	0	0	0	0	0	47	-
1000	0	0	0	0	0	0	0	0	0	0	0	0	0	0	0	0	0	0	0	-	-
1100	0	0	0	0	0	0	0	0	0	0	0	0	0	0	0	0	0	0	0	-	-
1200	0	0	0	0	0	0	0	0	0	0	0	0	0	0	0	0	0	0	0	-	-
1300	3	0	3	0	0	0	0	0	0	0	0	0	0	0	0	0	0	0	0	35.7	-
1400	1	0	1	0	0	0	0	0	0	0	0	0	0	0	0	0	0	0	0	48.4	-
1500	**7**	**0**	**4**	**2**	**0**	**1**	**0**	**0**	**0**	**0**	**0**	**0**	**0**	**0**	**0**	**0**	**0**	**0**	**0**	**26.5**	**-**
1600	3	0	2	0	0	1	0	0	0	0	0	0	0	0	0	0	0	0	0	26.8	-
1700	2	0	2	0	0	0	0	0	0	0	0	0	0	0	0	0	0	0	0	37.7	-
1800	6	1	5	0	0	0	0	0	0	0	0	0	0	0	0	0	0	0	0	39.4	-
1900	2	0	2	0	0	0	0	0	0	0	0	0	0	0	0	0	0	0	0	40.7	-
2000	1	0	1	0	0	0	0	0	0	0	0	0	0	0	0	0	0	0	0	50.6	-
2100	4	0	4	0	0	0	0	0	0	0	0	0	0	0	0	0	0	0	0	30	-
2200	1	0	1	0	0	0	0	0	0	0	0	0	0	0	0	0	0	0	0	38.8	-
2300	0	0	0	0	0	0	0	0	0	0	0	0	0	0	0	0	0	0	0	-	-
07-19	**28**	**1**	**23**	**2**	**0**	**2**	**0**	**0**	**0**	**0**	**0**	**0**	**0**	**0**	**0**	**0**	**0**	**0**	**0**	**35.7**	**50.8**
06-22	**35**	**1**	**30**	**2**	**0**	**2**	**0**	**0**	**0**	**0**	**0**	**0**	**0**	**0**	**0**	**0**	**0**	**0**	**0**	**35.8**	**50.4**
06-00	**36**	**1**	**31**	**2**	**0**	**2**	**0**	**0**	**0**	**0**	**0**	**0**	**0**	**0**	**0**	**0**	**0**	**0**	**0**	**35.8**	**50.4**
00-00	**36**	**1**	**31**	**2**	**0**	**2**	**0**	**0**	**0**	**0**	**0**	**0**	**0**	**0**	**0**	**0**	**0**	**0**	**0**	**35.8**	**50.4**

DRAFT

Site 8
Location L-22054-0, att t/pole, Lat 53.52635, Long -6.70361
Direction South

3279 / Meath/Cavan/Monaghan ATC's
October 2013
Automatic Traffic Count

Wed, 9 October 2013

Time	Total	Classification												>PSL	>PSL%	>SL1	>SL1%	>SL2	>SL2%	Mean	Vpp
		1 MCL	2 SV	3 SVT	4 TB2	5 TB3	6 T4	7 ART3	8 ART4	9 ART5	10 ART6	11 BD	12 DRT	80	80	85 +5kph	85 +5kph	90 +10kph	90 +10kph		85
0000	0	0	0	0	0	0	0	0	0	0	0	0	0	0	0	0	0	0	0	-	-
0100	0	0	0	0	0	0	0	0	0	0	0	0	0	0	0	0	0	0	0	-	-
0200	0	0	0	0	0	0	0	0	0	0	0	0	0	0	0	0	0	0	0	-	-
0300	0	0	0	0	0	0	0	0	0	0	0	0	0	0	0	0	0	0	0	-	-
0400	0	0	0	0	0	0	0	0	0	0	0	0	0	0	0	0	0	0	0	-	-
0500	0	0	0	0	0	0	0	0	0	0	0	0	0	0	0	0	0	0	0	-	-
0600	0	0	0	0	0	0	0	0	0	0	0	0	0	0	0	0	0	0	0	-	-
0700	2	0	0	0	1	1	0	0	0	0	0	0	0	0	0	0	0	0	0	30.5	-
0800	**5**	**0**	**5**	**0**	**0**	**0**	**0**	**0**	**0**	**0**	**0**	**0**	**0**	**0**	**0**	**0**	**0**	**0**	**0**	**44.9**	**-**
0900	2	0	2	0	0	0	0	0	0	0	0	0	0	0	0	0	0	0	0	44.2	-
1000	2	0	2	0	0	0	0	0	0	0	0	0	0	0	0	0	0	0	0	34.2	-
1100	3	0	3	0	0	0	0	0	0	0	0	0	0	0	0	0	0	0	0	37.3	-
1200	**4**	**0**	**3**	**1**	**0**	**0**	**0**	**0**	**0**	**0**	**0**	**0**	**0**	**0**	**0**	**0**	**0**	**0**	**0**	**37.1**	**-**
1300	**4**	**0**	**2**	**2**	**0**	**0**	**0**	**0**	**0**	**0**	**0**	**0**	**0**	**0**	**0**	**0**	**0**	**0**	**0**	**43.5**	**-**
1400	1	0	1	0	0	0	0	0	0	0	0	0	0	0	0	0	0	0	0	52.1	-
1500	**4**	**1**	**2**	**0**	**1**	**0**	**0**	**0**	**0**	**0**	**0**	**0**	**0**	**0**	**0**	**0**	**0**	**0**	**0**	**27.7**	**-**
1600	2	0	2	0	0	0	0	0	0	0	0	0	0	0	0	0	0	0	0	30.7	-
1700	3	0	3	0	0	0	0	0	0	0	0	0	0	0	0	0	0	0	0	52.9	-
1800	3	0	2	0	0	1	0	0	0	0	0	0	0	0	0	0	0	0	0	26.9	-
1900	1	1	0	0	0	0	0	0	0	0	0	0	0	0	0	0	0	0	0	14.7	-
2000	3	0	3	0	0	0	0	0	0	0	0	0	0	0	0	0	0	0	0	51.3	-
2100	2	0	2	0	0	0	0	0	0	0	0	0	0	0	0	0	0	0	0	46.7	-
2200	0	0	0	0	0	0	0	0	0	0	0	0	0	0	0	0	0	0	0	-	-
2300	0	0	0	0	0	0	0	0	0	0	0	0	0	0	0	0	0	0	0	-	-
07-19	**35**	**1**	**27**	**3**	**2**	**2**	**0**	**0**	**0**	**0**	**0**	**0**	**0**	**0**	**0**	**0**	**0**	**0**	**0**	**38.3**	**50.8**
06-22	**41**	**2**	**32**	**3**	**2**	**2**	**0**	**0**	**0**	**0**	**0**	**0**	**0**	**0**	**0**	**0**	**0**	**0**	**0**	**39.1**	**50.8**
06-00	**41**	**2**	**32**	**3**	**2**	**2**	**0**	**0**	**0**	**0**	**0**	**0**	**0**	**0**	**0**	**0**	**0**	**0**	**0**	**39.1**	**50.8**
00-00	**41**	**2**	**32**	**3**	**2**	**2**	**0**	**0**	**0**	**0**	**0**	**0**	**0**	**0**	**0**	**0**	**0**	**0**	**0**	**39.1**	**50.8**

DRAFT

Site 8
Location L-22054-0, att t/pole, Lat 53.52635, Long -6.70361
Direction South

3279 / Meath/Cavan/Monaghan ATC's
October 2013
Automatic Traffic Count

Thu, 10 October 2013

Time	Total	Classification												>PSL	>PSL%	>SL1	>SL1%	>SL2	>SL2%	Mean	Vpp
		1 MCL	2 SV	3 SVT	4 TB2	5 TB3	6 T4	7 ART3	8 ART4	9 ART5	10 ART6	11 BD	12 DRT	80	80	85 +5kph	85 +5kph	90 +10kph	90 +10kph		85
0000	0	0	0	0	0	0	0	0	0	0	0	0	0	0	0	0	0	0	0	-	-
0100	0	0	0	0	0	0	0	0	0	0	0	0	0	0	0	0	0	0	0	-	-
0200	0	0	0	0	0	0	0	0	0	0	0	0	0	0	0	0	0	0	0	-	-
0300	0	0	0	0	0	0	0	0	0	0	0	0	0	0	0	0	0	0	0	-	-
0400	0	0	0	0	0	0	0	0	0	0	0	0	0	0	0	0	0	0	0	-	-
0500	0	0	0	0	0	0	0	0	0	0	0	0	0	0	0	0	0	0	0	-	-
0600	0	0	0	0	0	0	0	0	0	0	0	0	0	0	0	0	0	0	0	-	-
0700	**3**	**1**	**2**	**0**	**0**	**0**	**0**	**0**	**0**	**0**	**0**	**0**	**0**	**0**	**0**	**0**	**0**	**0**	**0**	**22.1**	**-**
0800	1	0	1	0	0	0	0	0	0	0	0	0	0	0	0	0	0	0	0	53.6	-
0900	2	0	2	0	0	0	0	0	0	0	0	0	0	0	0	0	0	0	0	42.1	-
1000	1	0	0	0	1	0	0	0	0	0	0	0	0	0	0	0	0	0	0	39.4	-
1100	2	1	1	0	0	0	0	0	0	0	0	0	0	0	0	0	0	0	0	35.3	-
1200	1	0	1	0	0	0	0	0	0	0	0	0	0	0	0	0	0	0	0	56.7	-
1300	1	0	1	0	0	0	0	0	0	0	0	0	0	0	0	0	0	0	0	23.2	-
1400	1	0	0	0	0	1	0	0	0	0	0	0	0	0	0	0	0	0	0	18	-
1500	5	0	4	0	1	0	0	0	0	0	0	0	0	0	0	0	0	0	0	35.2	-
1600	**6**	**0**	**4**	**1**	**1**	**0**	**0**	**0**	**0**	**0**	**0**	**0**	**0**	**0**	**0**	**0**	**0**	**0**	**0**	**47.7**	**-**
1700	3	0	3	0	0	0	0	0	0	0	0	0	0	0	0	0	0	0	0	48.9	-
1800	2	0	2	0	0	0	0	0	0	0	0	0	0	0	0	0	0	0	0	54.7	-
1900	4	0	4	0	0	0	0	0	0	0	0	0	0	0	0	0	0	0	0	45.3	-
2000	4	0	3	1	0	0	0	0	0	0	0	0	0	0	0	0	0	0	0	44.2	-
2100	1	0	1	0	0	0	0	0	0	0	0	0	0	0	0	0	0	0	0	36.2	-
2200	0	0	0	0	0	0	0	0	0	0	0	0	0	0	0	0	0	0	0	-	-
2300	0	0	0	0	0	0	0	0	0	0	0	0	0	0	0	0	0	0	0	-	-
07-19	**28**	**2**	**21**	**1**	**3**	**1**	**0**	**0**	**0**	**0**	**0**	**0**	**0**	**0**	**0**	**0**	**0**	**0**	**0**	**40.4**	**55.4**
06-22	**37**	**2**	**29**	**2**	**3**	**1**	**0**	**0**	**0**	**0**	**0**	**0**	**0**	**0**	**0**	**0**	**0**	**0**	**0**	**41.2**	**53.6**
06-00	**37**	**2**	**29**	**2**	**3**	**1**	**0**	**0**	**0**	**0**	**0**	**0**	**0**	**0**	**0**	**0**	**0**	**0**	**0**	**41.2**	**53.6**
00-00	**37**	**2**	**29**	**2**	**3**	**1**	**0**	**0**	**0**	**0**	**0**	**0**	**0**	**0**	**0**	**0**	**0**	**0**	**0**	**41.2**	**53.6**

DRAFT

Site 8
Location L-22054-0, att t/pole, Lat 53.52635, Long -6.70361
Direction South

3279 / Meath/Cavan/Monaghan ATC's
October 2013
Automatic Traffic Count

Fri, 11 October 2013

Time	Total	Classification												>PSL	>PSL%	>SL1	>SL1%	>SL2	>SL2%	Mean	Vpp
		1 MCL	2 SV	3 SVT	4 TB2	5 TB3	6 T4	7 ART3	8 ART4	9 ART5	10 ART6	11 BD	12 DRT	80	80	85 +5kph	85 +5kph	90 +10kph	90 +10kph		85
0000	0	0	0	0	0	0	0	0	0	0	0	0	0	0	0	0	0	0	0	-	-
0100	1	0	0	0	1	0	0	0	0	0	0	0	0	0	0	0	0	0	0	34.5	-
0200	0	0	0	0	0	0	0	0	0	0	0	0	0	0	0	0	0	0	0	-	-
0300	0	0	0	0	0	0	0	0	0	0	0	0	0	0	0	0	0	0	0	-	-
0400	0	0	0	0	0	0	0	0	0	0	0	0	0	0	0	0	0	0	0	-	-
0500	0	0	0	0	0	0	0	0	0	0	0	0	0	0	0	0	0	0	0	-	-
0600	0	0	0	0	0	0	0	0	0	0	0	0	0	0	0	0	0	0	0	-	-
0700	0	0	0	0	0	0	0	0	0	0	0	0	0	0	0	0	0	0	0	-	-
0800	**3**	**0**	**3**	**0**	**0**	**0**	**0**	**0**	**0**	**0**	**0**	**0**	**0**	**0**	**0**	**0**	**0**	**0**	**0**	**27.4**	**-**
0900	1	0	1	0	0	0	0	0	0	0	0	0	0	0	0	0	0	0	0	28.7	-
1000	2	0	2	0	0	0	0	0	0	0	0	0	0	0	0	0	0	0	0	44.9	-
1100	**3**	**0**	**3**	**0**	**0**	**0**	**0**	**0**	**0**	**0**	**0**	**0**	**0**	**0**	**0**	**0**	**0**	**0**	**0**	**39.9**	**-**
1200	0	0	0	0	0	0	0	0	0	0	0	0	0	0	0	0	0	0	0	-	-
1300	2	0	2	0	0	0	0	0	0	0	0	0	0	0	0	0	0	0	0	43.7	-
1400	4	1	2	0	1	0	0	0	0	0	0	0	0	0	0	0	0	0	0	18.7	-
1500	6	0	6	0	0	0	0	0	0	0	0	0	0	0	0	0	0	0	0	35.7	-
1600	1	0	0	0	1	0	0	0	0	0	0	0	0	0	0	0	0	0	0	36.8	-
1700	**9**	**0**	**8**	**0**	**1**	**0**	**0**	**0**	**0**	**0**	**0**	**0**	**0**	**0**	**0**	**0**	**0**	**0**	**0**	**47.4**	**-**
1800	2	0	2	0	0	0	0	0	0	0	0	0	0	0	0	0	0	0	0	29.2	-
1900	3	0	3	0	0	0	0	0	0	0	0	0	0	0	0	0	0	0	0	36.4	-
2000	1	0	1	0	0	0	0	0	0	0	0	0	0	0	0	0	0	0	0	49.6	-
2100	1	0	1	0	0	0	0	0	0	0	0	0	0	0	0	0	0	0	0	43.1	-
2200	1	0	1	0	0	0	0	0	0	0	0	0	0	0	0	0	0	0	0	42	-
2300	1	0	1	0	0	0	0	0	0	0	0	0	0	0	0	0	0	0	0	48.2	-
07-19	**33**	**1**	**29**	**0**	**3**	**0**	**0**	**0**	**0**	**0**	**0**	**0**	**0**	**0**	**0**	**0**	**0**	**0**	**0**	**36.9**	**47.5**
06-22	**38**	**1**	**34**	**0**	**3**	**0**	**0**	**0**	**0**	**0**	**0**	**0**	**0**	**0**	**0**	**0**	**0**	**0**	**0**	**37.4**	**48.2**
06-00	**40**	**1**	**36**	**0**	**3**	**0**	**0**	**0**	**0**	**0**	**0**	**0**	**0**	**0**	**0**	**0**	**0**	**0**	**0**	**37.8**	**48.2**
00-00	**41**	**1**	**36**	**0**	**4**	**0**	**0**	**0**	**0**	**0**	**0**	**0**	**0**	**0**	**0**	**0**	**0**	**0**	**0**	**37.7**	**48.2**

DRAFT

Site 8
Location L-22054-0, att t/pole, Lat 53.52635, Long -6.70361
Direction South

3279 / Meath/Cavan/Monaghan ATC's
October 2013
Automatic Traffic Count

Sat, 12 October 2013

Time	Total	Classification												>PSL	>PSL%	>SL1	>SL1%	>SL2	>SL2%	Mean	Vpp
		1 MCL	2 SV	3 SVT	4 TB2	5 TB3	6 T4	7 ART3	8 ART4	9 ART5	10 ART6	11 BD	12 DRT	80	80	85 +5kph	85 +5kph	90 +10kph	90 +10kph		85
0000	0	0	0	0	0	0	0	0	0	0	0	0	0	0	0	0	0	0	0	-	-
0100	0	0	0	0	0	0	0	0	0	0	0	0	0	0	0	0	0	0	0	-	-
0200	0	0	0	0	0	0	0	0	0	0	0	0	0	0	0	0	0	0	0	-	-
0300	0	0	0	0	0	0	0	0	0	0	0	0	0	0	0	0	0	0	0	-	-
0400	1	0	0	0	1	0	0	0	0	0	0	0	0	0	0	0	0	0	0	46.4	-
0500	0	0	0	0	0	0	0	0	0	0	0	0	0	0	0	0	0	0	0	-	-
0600	0	0	0	0	0	0	0	0	0	0	0	0	0	0	0	0	0	0	0	-	-
0700	0	0	0	0	0	0	0	0	0	0	0	0	0	0	0	0	0	0	0	-	-
0800	0	0	0	0	0	0	0	0	0	0	0	0	0	0	0	0	0	0	0	-	-
0900	2	0	2	0	0	0	0	0	0	0	0	0	0	0	0	0	0	0	0	15.6	-
1000	**3**	**0**	**3**	**0**	**0**	**0**	**0**	**0**	**0**	**0**	**0**	**0**	**0**	**0**	**0**	**0**	**0**	**0**	**0**	**42.8**	**-**
1100	**3**	**0**	**3**	**0**	**0**	**0**	**0**	**0**	**0**	**0**	**0**	**0**	**0**	**0**	**0**	**0**	**0**	**0**	**0**	**51.2**	**-**
1200	**6**	**0**	**5**	**1**	**0**	**0**	**0**	**0**	**0**	**0**	**0**	**0**	**0**	**0**	**0**	**0**	**0**	**0**	**0**	**47**	**-**
1300	2	0	2	0	0	0	0	0	0	0	0	0	0	0	0	0	0	0	0	37.3	-
1400	3	0	2	0	1	0	0	0	0	0	0	0	0	0	0	0	0	0	0	50.8	-
1500	1	0	1	0	0	0	0	0	0	0	0	0	0	0	0	0	0	0	0	25.7	-
1600	3	1	1	1	0	0	0	0	0	0	0	0	0	0	0	0	0	0	0	27.3	-
1700	2	0	2	0	0	0	0	0	0	0	0	0	0	0	0	0	0	0	0	46.9	-
1800	4	0	4	0	0	0	0	0	0	0	0	0	0	0	0	0	0	0	0	47.2	-
1900	2	0	1	0	1	0	0	0	0	0	0	0	0	0	0	0	0	0	0	64.7	-
2000	1	0	1	0	0	0	0	0	0	0	0	0	0	0	0	0	0	0	0	57.4	-
2100	1	0	1	0	0	0	0	0	0	0	0	0	0	0	0	0	0	0	0	50.5	-
2200	0	0	0	0	0	0	0	0	0	0	0	0	0	0	0	0	0	0	0	-	-
2300	1	0	1	0	0	0	0	0	0	0	0	0	0	0	0	0	0	0	0	30.2	-
07-19	**29**	**1**	**25**	**2**	**1**	**0**	**0**	**0**	**0**	**0**	**0**	**0**	**0**	**0**	**0**	**0**	**0**	**0**	**0**	**41.8**	**52.2**
06-22	**33**	**1**	**28**	**2**	**2**	**0**	**0**	**0**	**0**	**0**	**0**	**0**	**0**	**0**	**0**	**0**	**0**	**0**	**0**	**43.9**	**53.6**
06-00	**34**	**1**	**29**	**2**	**2**	**0**	**0**	**0**	**0**	**0**	**0**	**0**	**0**	**0**	**0**	**0**	**0**	**0**	**0**	**43.5**	**53.6**
00-00	**35**	**1**	**29**	**2**	**3**	**0**	**0**	**0**	**0**	**0**	**0**	**0**	**0**	**0**	**0**	**0**	**0**	**0**	**0**	**43.6**	**53.6**

DRAFT

Site 8
Location L-22054-0, att t/pole, Lat 53.52635, Long -6.70361
Direction South

3279 / Meath/Cavan/Monaghan ATC's
October 2013
Automatic Traffic Count

Sun, 13 October 2013

Time	Total	Classification												>PSL	>PSL%	>SL1	>SL1%	>SL2	>SL2%	Mean	Vpp
		1 MCL	2 SV	3 SVT	4 TB2	5 TB3	6 T4	7 ART3	8 ART4	9 ART5	10 ART6	11 BD	12 DRT	80	80	85 +5kph	85 +5kph	90 +10kph	90 +10kph		85
0000	1	0	1	0	0	0	0	0	0	0	0	0	0	0	0	0	0	0	0	19.9	-
0100	0	0	0	0	0	0	0	0	0	0	0	0	0	0	0	0	0	0	0	-	-
0200	1	0	1	0	0	0	0	0	0	0	0	0	0	0	0	0	0	0	0	22.4	-
0300	0	0	0	0	0	0	0	0	0	0	0	0	0	0	0	0	0	0	0	-	-
0400	0	0	0	0	0	0	0	0	0	0	0	0	0	0	0	0	0	0	0	-	-
0500	0	0	0	0	0	0	0	0	0	0	0	0	0	0	0	0	0	0	0	-	-
0600	0	0	0	0	0	0	0	0	0	0	0	0	0	0	0	0	0	0	0	-	-
0700	0	0	0	0	0	0	0	0	0	0	0	0	0	0	0	0	0	0	0	-	-
0800	1	0	1	0	0	0	0	0	0	0	0	0	0	0	0	0	0	0	0	54.3	-
0900	0	0	0	0	0	0	0	0	0	0	0	0	0	0	0	0	0	0	0	-	-
1000	**2**	**0**	**2**	**0**	**0**	**0**	**0**	**0**	**0**	**0**	**0**	**0**	**0**	**0**	**0**	**0**	**0**	**0**	**0**	**40**	**-**
1100	1	0	1	0	0	0	0	0	0	0	0	0	0	0	0	0	0	0	0	17	-
1200	**6**	**0**	**6**	**0**	**0**	**0**	**0**	**0**	**0**	**0**	**0**	**0**	**0**	**0**	**0**	**0**	**0**	**0**	**0**	**37.2**	**-**
1300	2	0	2	0	0	0	0	0	0	0	0	0	0	0	0	0	0	0	0	41.1	-
1400	0	0	0	0	0	0	0	0	0	0	0	0	0	0	0	0	0	0	0	-	-
1500	1	0	1	0	0	0	0	0	0	0	0	0	0	0	0	0	0	0	0	26.1	-
1600	4	1	2	0	1	0	0	0	0	0	0	0	0	0	0	0	0	0	0	42.9	-
1700	3	0	3	0	0	0	0	0	0	0	0	0	0	0	0	0	0	0	0	47	-
1800	2	0	1	0	1	0	0	0	0	0	0	0	0	0	0	0	0	0	0	35.7	-
1900	0	0	0	0	0	0	0	0	0	0	0	0	0	0	0	0	0	0	0	-	-
2000	2	0	2	0	0	0	0	0	0	0	0	0	0	0	0	0	0	0	0	48.7	-
2100	3	0	3	0	0	0	0	0	0	0	0	0	0	0	0	0	0	0	0	48.2	-
2200	0	0	0	0	0	0	0	0	0	0	0	0	0	0	0	0	0	0	0	0	0
2300	0	0	0	0	0	0	0	0	0	0	0	0	0	0	0	0	0	0	0	0	0
07-19	**22**	**1**	**19**	**0**	**2**	**0**	**0**	**0**	**0**	**0**	**0**	**0**	**0**	**0**	**0**	**0**	**0**	**0**	**0**	**39.4**	**54.4**
06-22	**27**	**1**	**24**	**0**	**2**	**0**	**0**	**0**	**0**	**0**	**0**	**0**	**0**	**0**	**0**	**0**	**0**	**0**	**0**	**41.1**	**54.4**
06-00	**27**	**1**	**24**	**0**	**2**	**0**	**0**	**0**	**0**	**0**	**0**	**0**	**0**	**0**	**0**	**0**	**0**	**0**	**0**	**41.1**	**54.4**
00-00	**29**	**1**	**26**	**0**	**2**	**0**	**0**	**0**	**0**	**0**	**0**	**0**	**0**	**0**	**0**	**0**	**0**	**0**	**0**	**39.7**	**54.4**

DRAFT

Site 8
Location L-22054-0, att t/pole, Lat 53.52635, Long -6.70361
Direction South

3279 / Meath/Cavan/Monaghan ATC's
October 2013
Automatic Traffic Count

Virtual Day (7)

Time	Total	Classification												>PSL	>PSL%	>SL1	>SL1%	>SL2	>SL2%	Mean	Vpp
		1 MCL	2 SV	3 SVT	4 TB2	5 TB3	6 T4	7 ART3	8 ART4	9 ART5	10 ART6	11 BD	12 DRT	80	80	85 +5kph	85 +5kph	90 +10kph	90 +10kph		85
0000	0	0	0	0	0	0	0	0	0	0	0	0	0	0	0	0	0	0	0	19.9	-
0100	0	0	0	0	0	0	0	0	0	0	0	0	0	0	0	0	0	0	0	34.5	-
0200	0	0	0	0	0	0	0	0	0	0	0	0	0	0	0	0	0	0	0	22.4	-
0300	0	0	0	0	0	0	0	0	0	0	0	0	0	0	0	0	0	0	0	-	-
0400	0	0	0	0	0	0	0	0	0	0	0	0	0	0	0	0	0	0	0	46.4	-
0500	0	0	0	0	0	0	0	0	0	0	0	0	0	0	0	0	0	0	0	-	-
0600	0	0	0	0	0	0	0	0	0	0	0	0	0	0	0	0	0	0	0	-	-
0700	1	0	1	0	0	0	0	0	0	0	0	0	0	0	0	0	0	0	0	33.8	-
0800	**2**	**0**	**2**	**0**	**0**	**0**	**0**	**0**	**0**	**0**	**0**	**0**	**0**	**0**	**0**	**0**	**0**	**0**	**0**	**42.8**	**-**
0900	1	0	1	0	0	0	0	0	0	0	0	0	0	0	0	0	0	0	0	34.1	-
1000	**2**	**0**	**1**	**0**	**0**	**0**	**0**	**0**	**0**	**0**	**0**	**0**	**0**	**0**	**0**	**0**	**0**	**0**	**0**	**41.4**	**-**
1100	**2**	**0**	**2**	**0**	**0**	**0**	**0**	**0**	**0**	**0**	**0**	**0**	**0**	**0**	**0**	**0**	**0**	**0**	**0**	**37.6**	**-**
1200	2	0	2	0	0	0	0	0	0	0	0	0	0	0	0	0	0	0	0	41.8	-
1300	2	0	2	0	0	0	0	0	0	0	0	0	0	0	0	0	0	0	0	40.5	-
1400	2	0	1	0	0	0	0	0	0	0	0	0	0	0	0	0	0	0	0	35.9	-
1500	**4**	**0**	**3**	**0**	**0**	**0**	**0**	**0**	**0**	**0**	**0**	**0**	**0**	**0**	**0**	**0**	**0**	**0**	**0**	**32.8**	**-**
1600	3	0	2	0	1	0	0	0	0	0	0	0	0	0	0	0	0	0	0	35.3	-
1700	**4**	**0**	**4**	**0**	**0**	**0**	**0**	**0**	**0**	**0**	**0**	**0**	**0**	**0**	**0**	**0**	**0**	**0**	**0**	**44.8**	**-**
1800	3	0	3	0	0	0	0	0	0	0	0	0	0	0	0	0	0	0	0	39.6	-
1900	2	0	2	0	0	0	0	0	0	0	0	0	0	0	0	0	0	0	0	41.1	-
2000	2	0	2	0	0	0	0	0	0	0	0	0	0	0	0	0	0	0	0	46.8	-
2100	2	0	2	0	0	0	0	0	0	0	0	0	0	0	0	0	0	0	0	42.1	-
2200	0	0	0	0	0	0	0	0	0	0	0	0	0	0	0	0	0	0	0	42.8	-
2300	0	0	0	0	0	0	0	0	0	0	0	0	0	0	0	0	0	0	0	39.2	-
07-19	**29**	**1**	**24**	**1**	**2**	**1**	**0**	**0**	**0**	**0**	**0**	**0**	**0**	**0**	**0**	**0**	**0**	**0**	**0**	**38.7**	**52.6**
06-22	**35**	**1**	**29**	**1**	**2**	**1**	**0**	**0**	**0**	**0**	**0**	**0**	**0**	**0**	**0**	**0**	**0**	**0**	**0**	**39.5**	**52.6**
06-00	**35**	**1**	**30**	**1**	**2**	**1**	**0**	**0**	**0**	**0**	**0**	**0**	**0**	**0**	**0**	**0**	**0**	**0**	**0**	**39.5**	**52.2**
00-00	**36**	**1**	**30**	**1**	**2**	**1**	**0**	**0**	**0**	**0**	**0**	**0**	**0**	**0**	**0**	**0**	**0**	**0**	**0**	**39.4**	**52.2**

DRAFT

Site 8
Location L-22054-0, att t/pole, Lat 53.52635, Long -6.70361
Direction South

3279 / Meath/Cavan/Monaghan ATC's
October 2013
Automatic Traffic Count

Virtual Week (1)

Time	Total	Classification												>PSL	>PSL%	>SL1	>SL1%	>SL2	>SL2%	Mean	Vpp
		1 MCL	2 SV	3 SVT	4 TB2	5 TB3	6 T4	7 ART3	8 ART4	9 ART5	10 ART6	11 BD	12 DRT	80	80	85 +5kph	85 +5kph	90 +10kph	90 +10kph		85
Mon	33	1	29	0	2	1	0	0	0	0	0	0	0	0	0	0	0	0	0	38.7	51.5
Tue	36	1	31	2	0	2	0	0	0	0	0	0	0	0	0	0	0	0	0	35.8	50.4
Wed	41	2	32	3	2	2	0	0	0	0	0	0	0	0	0	0	0	0	0	39.1	50.8
Thu	37	2	29	2	3	1	0	0	0	0	0	0	0	0	0	0	0	0	0	41.2	53.6
Fri	41	1	36	0	4	0	0	0	0	0	0	0	0	0	0	0	0	0	0	37.7	48.2
| Sat	35	1	29	2	3	0	0	0	0	0	0	0	0	0	0	0	0	0	0	43.6	53.6
| Sun	29	1	26	0	2	0	0	0	0	0	0	0	0	0	0	0	0	0	0	39.7	54.4
5 Day Ave.	**38**	**1**	**31**	**1**	**2**	**1**	**0**	**0**	**0**	**0**	**0**	**0**	**0**	**0**	**0.0**	**0**	**0.0**	**0**	**0.0**	**38.5**	**50.9**
7 Day Ave.	**36**	**1**	**30**	**1**	**2**	**1**	**0**	**0**	**0**	**0**	**0**	**0**	**0**	**0**	**0.0**	**0**	**0.0**	**0**	**0.0**	**39.4**	**52.2**
--	**252**	**9**	**212**	**9**	**16**	**6**	**0**	**0**	**0**	**0**	**0**	**0**	**0**	**0**	**0.0**	**0**	**0.0**	**0**	**0.0**	**39.4**	**52.2**

Summary Graphs

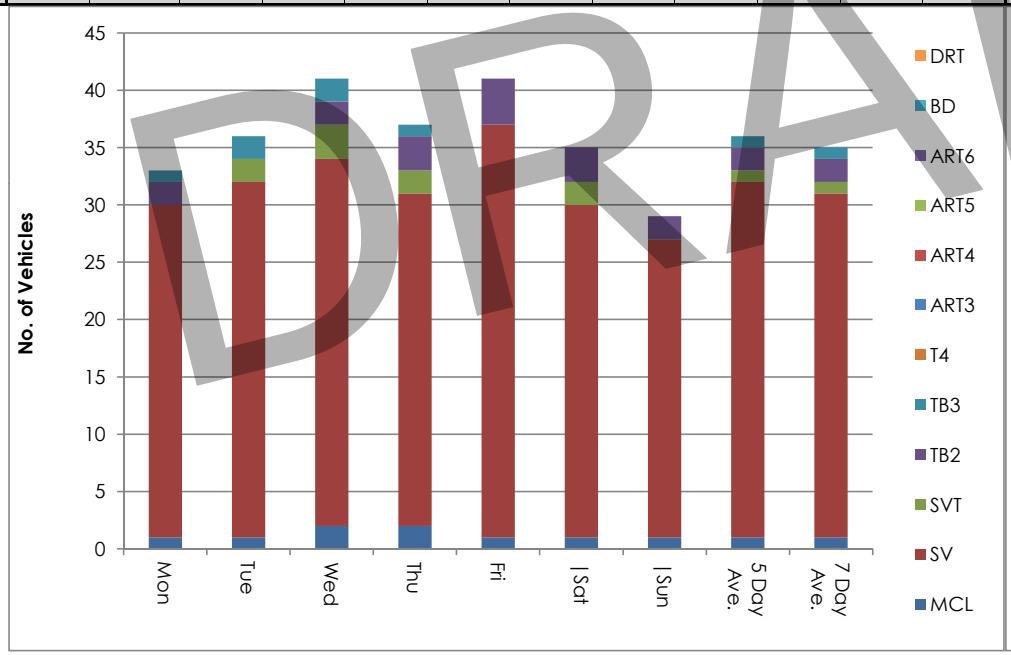

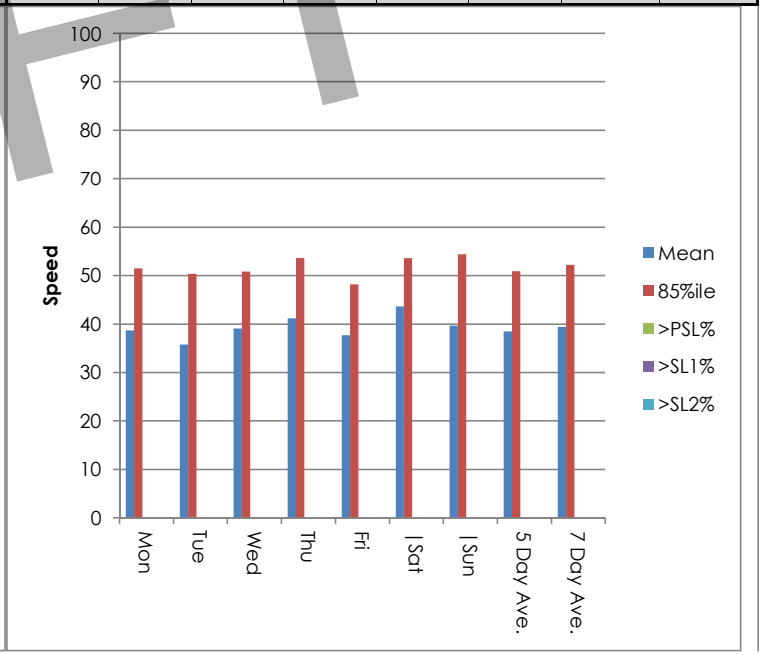

DRAFT

Site 8
Location L-22054-0, att t/pole, Lat 53.52635, Long -6.70361
Direction South

3279 / Meath/Cavan/Monaghan ATC's
October 2013
Automatic Traffic Count

Mon, 7 October 2013

Time	Total	Speed Bins (km/h)																											
		0 - 5	5 - 10	10 - 15	15 - 20	20 - 25	25 - 30	30 - 35	35 - 40	40 - 45	45 - 50	50 - 55	55 - 60	60 - 65	65 - 70	70 - 75	75 - 80	80 - 85	85 - 90	90 - 95	95 - 100	100 - 105	105 - 110	110 - 115	115 - 120	120 - 125	125 - 130	130 - 135	135 - 140
0000	0	0	0	0	0	0	0	0	0	0	0	0	0	0	0	0	0	0	0	0	0	0	0	0	0	0	0	0	0
0100	0	0	0	0	0	0	0	0	0	0	0	0	0	0	0	0	0	0	0	0	0	0	0	0	0	0	0	0	0
0200	0	0	0	0	0	0	0	0	0	0	0	0	0	0	0	0	0	0	0	0	0	0	0	0	0	0	0	0	0
0300	0	0	0	0	0	0	0	0	0	0	0	0	0	0	0	0	0	0	0	0	0	0	0	0	0	0	0	0	0
0400	0	0	0	0	0	0	0	0	0	0	0	0	0	0	0	0	0	0	0	0	0	0	0	0	0	0	0	0	0
0500	0	0	0	0	0	0	0	0	0	0	0	0	0	0	0	0	0	0	0	0	0	0	0	0	0	0	0	0	0
0600	0	0	0	0	0	0	0	0	0	0	0	0	0	0	0	0	0	0	0	0	0	0	0	0	0	0	0	0	0
0700	1	0	0	0	0	0	0	0	0	0	0	0	1	0	0	0	0	0	0	0	0	0	0	0	0	0	0	0	0
0800	1	0	0	0	0	0	0	0	0	0	0	0	1	0	0	0	0	0	0	0	0	0	0	0	0	0	0	0	0
0900	**2**	**0**	**0**	**0**	**0**	**1**	**0**	**0**	**1**	**0**	**0**	**0**	**0**	**0**	**0**	**0**	**0**	**0**	**0**	**0**	**0**	**0**	**0**	**0**	**0**	**0**	**0**	**0**	**0**
1000	1	0	0	0	0	0	0	0	0	0	1	0	0	0	0	0	0	0	0	0	0	0	0	0	0	0	0	0	0
1100	1	0	0	0	1	0	0	0	0	0	0	0	0	0	0	0	0	0	0	0	0	0	0	0	0	0	0	0	0
1200	0	0	0	0	0	0	0	0	0	0	0	0	0	0	0	0	0	0	0	0	0	0	0	0	0	0	0	0	0
1300	1	0	0	0	0	0	0	0	0	0	0	0	1	0	0	0	0	0	0	0	0	0	0	0	0	0	0	0	0
1400	1	0	0	0	0	0	0	0	0	0	1	0	0	0	0	0	0	0	0	0	0	0	0	0	0	0	0	0	0
1500	5	0	0	0	0	0	0	0	2	1	2	0	0	0	0	0	0	0	0	0	0	0	0	0	0	0	0	0	0
1600	3	0	0	2	0	0	0	1	0	0	0	0	0	0	0	0	0	0	0	0	0	0	0	0	0	0	0	0	0
1700	**6**	**0**	**0**	**0**	**2**	**0**	**0**	**0**	**1**	**2**	**0**	**1**	**0**	**0**	**0**	**0**	**0**	**0**	**0**	**0**	**0**	**0**	**0**	**0**	**0**	**0**	**0**	**0**	**0**
1800	3	0	0	0	0	0	0	1	0	1	0	1	0	0	0	0	0	0	0	0	0	0	0	0	0	0	0	0	0
1900	4	0	0	0	0	1	1	0	0	0	2	0	0	0	0	0	0	0	0	0	0	0	0	0	0	0	0	0	0
2000	1	0	0	0	0	1	0	0	0	0	0	0	0	0	0	0	0	0	0	0	0	0	0	0	0	0	0	0	0
2100	2	0	0	0	0	0	0	0	0	0	1	1	0	0	0	0	0	0	0	0	0	0	0	0	0	0	0	0	0
2200	1	0	0	0	0	0	0	0	0	0	1	0	0	0	0	0	0	0	0	0	0	0	0	0	0	0	0	0	0
2300	0	0	0	0	0	0	0	0	0	0	0	0	0	0	0	0	0	0	0	0	0	0	0	0	0	0	0	0	0
07-19	**25**	**0**	**0**	**2**	**3**	**1**	**0**	**2**	**4**	**4**	**4**	**2**	**3**	**0**	**0**	**0**	**0**	**0**	**0**	**0**	**0**	**0**	**0**	**0**	**0**	**0**	**0**	**0**	**0**
06-22	**32**	**0**	**0**	**2**	**3**	**3**	**1**	**2**	**4**	**4**	**7**	**3**	**3**	**0**	**0**	**0**	**0**	**0**	**0**	**0**	**0**	**0**	**0**	**0**	**0**	**0**	**0**	**0**	**0**
06-00	**33**	**0**	**0**	**2**	**3**	**3**	**1**	**2**	**4**	**4**	**8**	**3**	**3**	**0**	**0**	**0**	**0**	**0**	**0**	**0**	**0**	**0**	**0**	**0**	**0**	**0**	**0**	**0**	**0**
00-00	**33**	**0**	**0**	**2**	**3**	**3**	**1**	**2**	**4**	**4**	**8**	**3**	**3**	**0**	**0**	**0**	**0**	**0**	**0**	**0**	**0**	**0**	**0**	**0**	**0**	**0**	**0**	**0**	**0**

DRAFT

Site 8
Location L-22054-0, att t/pole, Lat 53.52635, Long -6.70361
Direction South

3279 / Meath/Cavan/Monaghan ATC's
October 2013
Automatic Traffic Count

Tue, 8 October 2013

Time	Total	Speed Bins (km/h)																											
		0 - 5	5 - 10	10 - 15	15 - 20	20 - 25	25 - 30	30 - 35	35 - 40	40 - 45	45 - 50	50 - 55	55 - 60	60 - 65	65 - 70	70 - 75	75 - 80	80 - 85	85 - 90	90 - 95	95 - 100	100 - 105	105 - 110	110 - 115	115 - 120	120 - 125	125 - 130	130 - 135	135 - 140
0000	0	0	0	0	0	0	0	0	0	0	0	0	0	0	0	0	0	0	0	0	0	0	0	0	0	0	0	0	0
0100	0	0	0	0	0	0	0	0	0	0	0	0	0	0	0	0	0	0	0	0	0	0	0	0	0	0	0	0	0
0200	0	0	0	0	0	0	0	0	0	0	0	0	0	0	0	0	0	0	0	0	0	0	0	0	0	0	0	0	0
0300	0	0	0	0	0	0	0	0	0	0	0	0	0	0	0	0	0	0	0	0	0	0	0	0	0	0	0	0	0
0400	0	0	0	0	0	0	0	0	0	0	0	0	0	0	0	0	0	0	0	0	0	0	0	0	0	0	0	0	0
0500	0	0	0	0	0	0	0	0	0	0	0	0	0	0	0	0	0	0	0	0	0	0	0	0	0	0	0	0	0
0600	0	0	0	0	0	0	0	0	0	0	0	0	0	0	0	0	0	0	0	0	0	0	0	0	0	0	0	0	0
0700	1	0	0	0	0	0	0	0	0	0	0	1	0	0	0	0	0	0	0	0	0	0	0	0	0	0	0	0	0
0800	**4**	**0**	**0**	**0**	**0**	**1**	**0**	**0**	**0**	**2**	**0**	**0**	**0**	**0**	**1**	**0**	**0**	**0**	**0**	**0**	**0**	**0**	**0**	**0**	**0**	**0**	**0**	**0**	**0**
0900	1	0	0	0	0	0	0	0	0	0	1	0	0	0	0	0	0	0	0	0	0	0	0	0	0	0	0	0	0
1000	0	0	0	0	0	0	0	0	0	0	0	0	0	0	0	0	0	0	0	0	0	0	0	0	0	0	0	0	0
1100	0	0	0	0	0	0	0	0	0	0	0	0	0	0	0	0	0	0	0	0	0	0	0	0	0	0	0	0	0
1200	0	0	0	0	0	0	0	0	0	0	0	0	0	0	0	0	0	0	0	0	0	0	0	0	0	0	0	0	0
1300	3	0	0	0	0	1	0	0	1	0	1	0	0	0	0	0	0	0	0	0	0	0	0	0	0	0	0	0	0
1400	1	0	0	0	0	0	0	0	0	0	1	0	0	0	0	0	0	0	0	0	0	0	0	0	0	0	0	0	0
1500	**7**	**0**	**0**	**1**	**0**	**0**	**5**	**1**	**0**	**0**	**0**	**0**	**0**	**0**	**0**	**0**	**0**	**0**	**0**	**0**	**0**	**0**	**0**	**0**	**0**	**0**	**0**	**0**	**0**
1600	3	0	0	0	2	0	0	0	0	1	0	0	0	0	0	0	0	0	0	0	0	0	0	0	0	0	0	0	0
1700	2	0	0	0	0	0	0	1	0	1	0	0	0	0	0	0	0	0	0	0	0	0	0	0	0	0	0	0	0
1800	6	0	1	0	0	1	0	0	1	0	0	2	0	1	0	0	0	0	0	0	0	0	0	0	0	0	0	0	0
1900	2	0	0	0	0	0	0	0	1	0	1	0	0	0	0	0	0	0	0	0	0	0	0	0	0	0	0	0	0
2000	1	0	0	0	0	0	0	0	0	0	0	1	0	0	0	0	0	0	0	0	0	0	0	0	0	0	0	0	0
2100	4	0	0	1	1	0	0	0	0	1	1	0	0	0	0	0	0	0	0	0	0	0	0	0	0	0	0	0	0
2200	1	0	0	0	0	0	0	0	1	0	0	0	0	0	0	0	0	0	0	0	0	0	0	0	0	0	0	0	0
2300	0	0	0	0	0	0	0	0	0	0	0	0	0	0	0	0	0	0	0	0	0	0	0	0	0	0	0	0	0
07-19	**28**	**0**	**1**	**1**	**2**	**3**	**5**	**2**	**2**	**4**	**3**	**3**	**0**	**1**	**1**	**0**	**0**	**0**	**0**	**0**	**0**	**0**	**0**	**0**	**0**	**0**	**0**	**0**	**0**
06-22	**35**	**0**	**1**	**2**	**3**	**3**	**5**	**2**	**3**	**5**	**5**	**4**	**0**	**1**	**1**	**0**	**0**	**0**	**0**	**0**	**0**	**0**	**0**	**0**	**0**	**0**	**0**	**0**	**0**
06-00	**36**	**0**	**1**	**2**	**3**	**3**	**5**	**2**	**4**	**5**	**5**	**4**	**0**	**1**	**1**	**0**	**0**	**0**	**0**	**0**	**0**	**0**	**0**	**0**	**0**	**0**	**0**	**0**	**0**
00-00	**36**	**0**	**1**	**2**	**3**	**3**	**5**	**2**	**4**	**5**	**5**	**4**	**0**	**1**	**1**	**0**	**0**	**0**	**0**	**0**	**0**	**0**	**0**	**0**	**0**	**0**	**0**	**0**	**0**

DRAFT

Site 8
Location L-22054-0, att t/pole, Lat 53.52635, Long -6.70361
Direction South

3279 / Meath/Cavan/Monaghan ATC's
October 2013
Automatic Traffic Count

Wed, 9 October 2013

Time	Total	Speed Bins (km/h)																											
		0 - 5	5 - 10	10 - 15	15 - 20	20 - 25	25 - 30	30 - 35	35 - 40	40 - 45	45 - 50	50 - 55	55 - 60	60 - 65	65 - 70	70 - 75	75 - 80	80 - 85	85 - 90	90 - 95	95 - 100	100 - 105	105 - 110	110 - 115	115 - 120	120 - 125	125 - 130	130 - 135	135 - 140
0000	0	0	0	0	0	0	0	0	0	0	0	0	0	0	0	0	0	0	0	0	0	0	0	0	0	0	0	0	0
0100	0	0	0	0	0	0	0	0	0	0	0	0	0	0	0	0	0	0	0	0	0	0	0	0	0	0	0	0	0
0200	0	0	0	0	0	0	0	0	0	0	0	0	0	0	0	0	0	0	0	0	0	0	0	0	0	0	0	0	0
0300	0	0	0	0	0	0	0	0	0	0	0	0	0	0	0	0	0	0	0	0	0	0	0	0	0	0	0	0	0
0400	0	0	0	0	0	0	0	0	0	0	0	0	0	0	0	0	0	0	0	0	0	0	0	0	0	0	0	0	0
0500	0	0	0	0	0	0	0	0	0	0	0	0	0	0	0	0	0	0	0	0	0	0	0	0	0	0	0	0	0
0600	0	0	0	0	0	0	0	0	0	0	0	0	0	0	0	0	0	0	0	0	0	0	0	0	0	0	0	0	0
0700	2	0	0	0	0	0	0	2	0	0	0	0	0	0	0	0	0	0	0	0	0	0	0	0	0	0	0	0	0
0800	**5**	**0**	**0**	**0**	**0**	**0**	**0**	**0**	**0**	**4**	**1**	**0**	**0**	**0**	**0**	**0**	**0**	**0**	**0**	**0**	**0**	**0**	**0**	**0**	**0**	**0**	**0**	**0**	**0**
0900	2	0	0	0	0	0	0	0	0	1	1	0	0	0	0	0	0	0	0	0	0	0	0	0	0	0	0	0	0
1000	2	0	0	0	1	0	0	0	0	0	0	1	0	0	0	0	0	0	0	0	0	0	0	0	0	0	0	0	0
1100	3	0	0	0	0	1	0	0	1	0	0	1	0	0	0	0	0	0	0	0	0	0	0	0	0	0	0	0	0
1200	**4**	**0**	**0**	**0**	**0**	**0**	**1**	**1**	**0**	**2**	**0**	**0**	**0**	**0**	**0**	**0**	**0**	**0**	**0**	**0**	**0**	**0**	**0**	**0**	**0**	**0**	**0**	**0**	**0**
1300	**4**	**0**	**0**	**0**	**0**	**1**	**0**	**0**	**1**	**0**	**0**	**1**	**1**	**0**	**0**	**0**	**0**	**0**	**0**	**0**	**0**	**0**	**0**	**0**	**0**	**0**	**0**	**0**	**0**
1400	1	0	0	0	0	0	0	0	0	0	0	1	0	0	0	0	0	0	0	0	0	0	0	0	0	0	0	0	0
1500	**4**	**0**	**0**	**0**	**2**	**0**	**0**	**1**	**0**	**1**	**0**	**0**	**0**	**0**	**0**	**0**	**0**	**0**	**0**	**0**	**0**	**0**	**0**	**0**	**0**	**0**	**0**	**0**	**0**
1600	2	0	0	0	1	0	0	0	0	1	0	0	0	0	0	0	0	0	0	0	0	0	0	0	0	0	0	0	0
1700	3	0	0	0	0	0	0	0	0	0	1	0	2	0	0	0	0	0	0	0	0	0	0	0	0	0	0	0	0
1800	3	0	0	0	0	1	2	0	0	0	0	0	0	0	0	0	0	0	0	0	0	0	0	0	0	0	0	0	0
1900	1	0	0	1	0	0	0	0	0	0	0	0	0	0	0	0	0	0	0	0	0	0	0	0	0	0	0	0	0
2000	3	0	0	0	0	0	0	0	0	0	2	0	1	0	0	0	0	0	0	0	0	0	0	0	0	0	0	0	0
2100	2	0	0	0	0	0	0	0	0	1	0	1	0	0	0	0	0	0	0	0	0	0	0	0	0	0	0	0	0
2200	0	0	0	0	0	0	0	0	0	0	0	0	0	0	0	0	0	0	0	0	0	0	0	0	0	0	0	0	0
2300	0	0	0	0	0	0	0	0	0	0	0	0	0	0	0	0	0	0	0	0	0	0	0	0	0	0	0	0	0
07-19	**35**	**0**	**0**	**0**	**4**	**3**	**3**	**4**	**2**	**9**	**3**	**4**	**3**	**0**	**0**	**0**	**0**	**0**	**0**	**0**	**0**	**0**	**0**	**0**	**0**	**0**	**0**	**0**	**0**
06-22	**41**	**0**	**0**	**1**	**4**	**3**	**3**	**4**	**2**	**10**	**5**	**5**	**4**	**0**	**0**	**0**	**0**	**0**	**0**	**0**	**0**	**0**	**0**	**0**	**0**	**0**	**0**	**0**	**0**
06-00	**41**	**0**	**0**	**1**	**4**	**3**	**3**	**4**	**2**	**10**	**5**	**5**	**4**	**0**	**0**	**0**	**0**	**0**	**0**	**0**	**0**	**0**	**0**	**0**	**0**	**0**	**0**	**0**	**0**
00-00	**41**	**0**	**0**	**1**	**4**	**3**	**3**	**4**	**2**	**10**	**5**	**5**	**4**	**0**	**0**	**0**	**0**	**0**	**0**	**0**	**0**	**0**	**0**	**0**	**0**	**0**	**0**	**0**	**0**

DRAFT

Site 8
Location L-22054-0, att t/pole, Lat 53.52635, Long -6.70361
Direction South

3279 / Meath/Cavan/Monaghan ATC's
October 2013
Automatic Traffic Count

Thu, 10 October 2013

Time	Total	Speed Bins (km/h)																											
		0 - 5	5 - 10	10 - 15	15 - 20	20 - 25	25 - 30	30 - 35	35 - 40	40 - 45	45 - 50	50 - 55	55 - 60	60 - 65	65 - 70	70 - 75	75 - 80	80 - 85	85 - 90	90 - 95	95 - 100	100 - 105	105 - 110	110 - 115	115 - 120	120 - 125	125 - 130	130 - 135	135 - 140
0000	0	0	0	0	0	0	0	0	0	0	0	0	0	0	0	0	0	0	0	0	0	0	0	0	0	0	0	0	0
0100	0	0	0	0	0	0	0	0	0	0	0	0	0	0	0	0	0	0	0	0	0	0	0	0	0	0	0	0	0
0200	0	0	0	0	0	0	0	0	0	0	0	0	0	0	0	0	0	0	0	0	0	0	0	0	0	0	0	0	0
0300	0	0	0	0	0	0	0	0	0	0	0	0	0	0	0	0	0	0	0	0	0	0	0	0	0	0	0	0	0
0400	0	0	0	0	0	0	0	0	0	0	0	0	0	0	0	0	0	0	0	0	0	0	0	0	0	0	0	0	0
0500	0	0	0	0	0	0	0	0	0	0	0	0	0	0	0	0	0	0	0	0	0	0	0	0	0	0	0	0	0
0600	0	0	0	0	0	0	0	0	0	0	0	0	0	0	0	0	0	0	0	0	0	0	0	0	0	0	0	0	0
0700	**3**	**0**	**0**	**1**	**0**	**0**	**2**	**0**	**0**	**0**	**0**	**0**	**0**	**0**	**0**	**0**	**0**	**0**	**0**	**0**	**0**	**0**	**0**	**0**	**0**	**0**	**0**	**0**	**0**
0800	1	0	0	0	0	0	0	0	0	0	0	1	0	0	0	0	0	0	0	0	0	0	0	0	0	0	0	0	0
0900	2	0	0	0	0	1	0	0	0	0	0	0	0	1	0	0	0	0	0	0	0	0	0	0	0	0	0	0	0
1000	1	0	0	0	0	0	0	0	1	0	0	0	0	0	0	0	0	0	0	0	0	0	0	0	0	0	0	0	0
1100	2	0	0	0	1	0	0	0	0	0	0	1	0	0	0	0	0	0	0	0	0	0	0	0	0	0	0	0	0
1200	1	0	0	0	0	0	0	0	0	0	0	0	1	0	0	0	0	0	0	0	0	0	0	0	0	0	0	0	0
1300	1	0	0	0	0	1	0	0	0	0	0	0	0	0	0	0	0	0	0	0	0	0	0	0	0	0	0	0	0
1400	1	0	0	0	1	0	0	0	0	0	0	0	0	0	0	0	0	0	0	0	0	0	0	0	0	0	0	0	0
1500	5	0	0	0	1	0	2	0	0	1	0	0	0	1	0	0	0	0	0	0	0	0	0	0	0	0	0	0	0
1600	**6**	**0**	**0**	**0**	**0**	**0**	**0**	**0**	**1**	**2**	**1**	**1**	**1**	**0**	**0**	**0**	**0**	**0**	**0**	**0**	**0**	**0**	**0**	**0**	**0**	**0**	**0**	**0**	**0**
1700	3	0	0	0	0	0	0	0	0	1	1	0	1	0	0	0	0	0	0	0	0	0	0	0	0	0	0	0	0
1800	2	0	0	0	0	0	0	0	0	0	0	1	1	0	0	0	0	0	0	0	0	0	0	0	0	0	0	0	0
1900	4	0	0	0	0	0	0	1	0	1	0	2	0	0	0	0	0	0	0	0	0	0	0	0	0	0	0	0	0
2000	4	0	0	0	0	0	0	0	0	2	2	0	0	0	0	0	0	0	0	0	0	0	0	0	0	0	0	0	0
2100	1	0	0	0	0	0	0	0	1	0	0	0	0	0	0	0	0	0	0	0	0	0	0	0	0	0	0	0	0
2200	0	0	0	0	0	0	0	0	0	0	0	0	0	0	0	0	0	0	0	0	0	0	0	0	0	0	0	0	0
2300	0	0	0	0	0	0	0	0	0	0	0	0	0	0	0	0	0	0	0	0	0	0	0	0	0	0	0	0	0
07-19	**28**	**0**	**0**	**1**	**3**	**2**	**4**	**0**	**2**	**4**	**2**	**4**	**4**	**2**	**0**	**0**	**0**	**0**	**0**	**0**	**0**	**0**	**0**	**0**	**0**	**0**	**0**	**0**	**0**
06-22	**37**	**0**	**0**	**1**	**3**	**2**	**4**	**1**	**3**	**7**	**4**	**6**	**4**	**2**	**0**	**0**	**0**	**0**	**0**	**0**	**0**	**0**	**0**	**0**	**0**	**0**	**0**	**0**	**0**
06-00	**37**	**0**	**0**	**1**	**3**	**2**	**4**	**1**	**3**	**7**	**4**	**6**	**4**	**2**	**0**	**0**	**0**	**0**	**0**	**0**	**0**	**0**	**0**	**0**	**0**	**0**	**0**	**0**	**0**
00-00	**37**	**0**	**0**	**1**	**3**	**2**	**4**	**1**	**3**	**7**	**4**	**6**	**4**	**2**	**0**	**0**	**0**	**0**	**0**	**0**	**0**	**0**	**0**	**0**	**0**	**0**	**0**	**0**	**0**

DRAFT

Site 8
Location L-22054-0, att t/pole, Lat 53.52635, Long -6.70361
Direction South

3279 / Meath/Cavan/Monaghan ATC's
October 2013
Automatic Traffic Count

Fri, 11 October 2013

Time	Total	Speed Bins (km/h)																											
		0 - 5	5 - 10	10 - 15	15 - 20	20 - 25	25 - 30	30 - 35	35 - 40	40 - 45	45 - 50	50 - 55	55 - 60	60 - 65	65 - 70	70 - 75	75 - 80	80 - 85	85 - 90	90 - 95	95 - 100	100 - 105	105 - 110	110 - 115	115 - 120	120 - 125	125 - 130	130 - 135	135 - 140
0000	0	0	0	0	0	0	0	0	0	0	0	0	0	0	0	0	0	0	0	0	0	0	0	0	0	0	0	0	0
0100	1	0	0	0	0	0	0	1	0	0	0	0	0	0	0	0	0	0	0	0	0	0	0	0	0	0	0	0	0
0200	0	0	0	0	0	0	0	0	0	0	0	0	0	0	0	0	0	0	0	0	0	0	0	0	0	0	0	0	0
0300	0	0	0	0	0	0	0	0	0	0	0	0	0	0	0	0	0	0	0	0	0	0	0	0	0	0	0	0	0
0400	0	0	0	0	0	0	0	0	0	0	0	0	0	0	0	0	0	0	0	0	0	0	0	0	0	0	0	0	0
0500	0	0	0	0	0	0	0	0	0	0	0	0	0	0	0	0	0	0	0	0	0	0	0	0	0	0	0	0	0
0600	0	0	0	0	0	0	0	0	0	0	0	0	0	0	0	0	0	0	0	0	0	0	0	0	0	0	0	0	0
0700	0	0	0	0	0	0	0	0	0	0	0	0	0	0	0	0	0	0	0	0	0	0	0	0	0	0	0	0	0
0800	**3**	**0**	**0**	**0**	**0**	**2**	**0**	**1**	**0**	**0**	**0**	**0**	**0**	**0**	**0**	**0**	**0**	**0**	**0**	**0**	**0**	**0**	**0**	**0**	**0**	**0**	**0**	**0**	**0**
0900	1	0	0	0	0	0	1	0	0	0	0	0	0	0	0	0	0	0	0	0	0	0	0	0	0	0	0	0	0
1000	2	0	0	0	0	0	0	0	0	1	1	0	0	0	0	0	0	0	0	0	0	0	0	0	0	0	0	0	0
1100	**3**	**0**	**0**	**0**	**0**	**1**	**0**	**0**	**0**	**0**	**2**	**0**	**0**	**0**	**0**	**0**	**0**	**0**	**0**	**0**	**0**	**0**	**0**	**0**	**0**	**0**	**0**	**0**	**0**
1200	0	0	0	0	0	0	0	0	0	0	0	0	0	0	0	0	0	0	0	0	0	0	0	0	0	0	0	0	0
1300	2	0	0	0	0	0	0	0	1	0	1	0	0	0	0	0	0	0	0	0	0	0	0	0	0	0	0	0	0
1400	4	0	0	2	0	1	0	1	0	0	0	0	0	0	0	0	0	0	0	0	0	0	0	0	0	0	0	0	0
1500	6	0	0	0	0	3	0	0	0	1	1	0	1	0	0	0	0	0	0	0	0	0	0	0	0	0	0	0	0
1600	1	0	0	0	0	0	0	0	1	0	0	0	0	0	0	0	0	0	0	0	0	0	0	0	0	0	0	0	0
1700	**9**	**0**	**0**	**0**	**0**	**0**	**0**	**1**	**0**	**2**	**4**	**0**	**2**	**0**	**0**	**0**	**0**	**0**	**0**	**0**	**0**	**0**	**0**	**0**	**0**	**0**	**0**	**0**	**0**
1800	2	0	0	1	0	0	0	0	0	1	0	0	0	0	0	0	0	0	0	0	0	0	0	0	0	0	0	0	0
1900	3	0	0	0	1	0	0	0	0	1	0	1	0	0	0	0	0	0	0	0	0	0	0	0	0	0	0	0	0
2000	1	0	0	0	0	0	0	0	0	0	1	0	0	0	0	0	0	0	0	0	0	0	0	0	0	0	0	0	0
2100	1	0	0	0	0	0	0	0	0	1	0	0	0	0	0	0	0	0	0	0	0	0	0	0	0	0	0	0	0
2200	1	0	0	0	0	0	0	0	0	1	0	0	0	0	0	0	0	0	0	0	0	0	0	0	0	0	0	0	0
2300	1	0	0	0	0	0	0	0	0	0	1	0	0	0	0	0	0	0	0	0	0	0	0	0	0	0	0	0	0
07-19	**33**	**0**	**0**	**3**	**0**	**7**	**1**	**3**	**2**	**5**	**9**	**0**	**3**	**0**	**0**	**0**	**0**	**0**	**0**	**0**	**0**	**0**	**0**	**0**	**0**	**0**	**0**	**0**	**0**
06-22	**38**	**0**	**0**	**3**	**1**	**7**	**1**	**3**	**2**	**7**	**10**	**1**	**3**	**0**	**0**	**0**	**0**	**0**	**0**	**0**	**0**	**0**	**0**	**0**	**0**	**0**	**0**	**0**	**0**
06-00	**40**	**0**	**0**	**3**	**1**	**7**	**1**	**3**	**2**	**8**	**11**	**1**	**3**	**0**	**0**	**0**	**0**	**0**	**0**	**0**	**0**	**0**	**0**	**0**	**0**	**0**	**0**	**0**	**0**
00-00	**41**	**0**	**0**	**3**	**1**	**7**	**1**	**4**	**2**	**8**	**11**	**1**	**3**	**0**	**0**	**0**	**0**	**0**	**0**	**0**	**0**	**0**	**0**	**0**	**0**	**0**	**0**	**0**	**0**

DRAFT

Site 8
Location L-22054-0, att t/pole, Lat 53.52635, Long -6.70361
Direction South

3279 / Meath/Cavan/Monaghan ATC's
October 2013
Automatic Traffic Count

Sat, 12 October 2013

Time	Total	Speed Bins (km/h)																											
		0 - 5	5 - 10	10 - 15	15 - 20	20 - 25	25 - 30	30 - 35	35 - 40	40 - 45	45 - 50	50 - 55	55 - 60	60 - 65	65 - 70	70 - 75	75 - 80	80 - 85	85 - 90	90 - 95	95 - 100	100 - 105	105 - 110	110 - 115	115 - 120	120 - 125	125 - 130	130 - 135	135 - 140
0000	0	0	0	0	0	0	0	0	0	0	0	0	0	0	0	0	0	0	0	0	0	0	0	0	0	0	0	0	0
0100	0	0	0	0	0	0	0	0	0	0	0	0	0	0	0	0	0	0	0	0	0	0	0	0	0	0	0	0	0
0200	0	0	0	0	0	0	0	0	0	0	0	0	0	0	0	0	0	0	0	0	0	0	0	0	0	0	0	0	0
0300	0	0	0	0	0	0	0	0	0	0	0	0	0	0	0	0	0	0	0	0	0	0	0	0	0	0	0	0	0
0400	1	0	0	0	0	0	0	0	0	0	1	0	0	0	0	0	0	0	0	0	0	0	0	0	0	0	0	0	0
0500	0	0	0	0	0	0	0	0	0	0	0	0	0	0	0	0	0	0	0	0	0	0	0	0	0	0	0	0	0
0600	0	0	0	0	0	0	0	0	0	0	0	0	0	0	0	0	0	0	0	0	0	0	0	0	0	0	0	0	0
0700	0	0	0	0	0	0	0	0	0	0	0	0	0	0	0	0	0	0	0	0	0	0	0	0	0	0	0	0	0
0800	0	0	0	0	0	0	0	0	0	0	0	0	0	0	0	0	0	0	0	0	0	0	0	0	0	0	0	0	0
0900	2	0	0	1	1	0	0	0	0	0	0	0	0	0	0	0	0	0	0	0	0	0	0	0	0	0	0	0	0
1000	**3**	**0**	**0**	**0**	**0**	**0**	**0**	**0**	**1**	**1**	**1**	**0**	**0**	**0**	**0**	**0**	**0**	**0**	**0**	**0**	**0**	**0**	**0**	**0**	**0**	**0**	**0**	**0**	**0**
1100	**3**	**0**	**0**	**0**	**0**	**0**	**0**	**0**	**0**	**1**	**0**	**1**	**1**	**0**	**0**	**0**	**0**	**0**	**0**	**0**	**0**	**0**	**0**	**0**	**0**	**0**	**0**	**0**	**0**
1200	**6**	**0**	**0**	**0**	**0**	**0**	**0**	**0**	**0**	**3**	**1**	**1**	**1**	**0**	**0**	**0**	**0**	**0**	**0**	**0**	**0**	**0**	**0**	**0**	**0**	**0**	**0**	**0**	**0**
1300	2	0	0	0	0	1	0	0	0	0	0	1	0	0	0	0	0	0	0	0	0	0	0	0	0	0	0	0	0
1400	3	0	0	0	0	0	0	0	0	0	2	0	1	0	0	0	0	0	0	0	0	0	0	0	0	0	0	0	0
1500	1	0	0	0	0	0	1	0	0	0	0	0	0	0	0	0	0	0	0	0	0	0	0	0	0	0	0	0	0
1600	3	0	1	0	0	0	0	0	2	0	0	0	0	0	0	0	0	0	0	0	0	0	0	0	0	0	0	0	0
1700	2	0	0	0	0	0	0	0	0	0	2	0	0	0	0	0	0	0	0	0	0	0	0	0	0	0	0	0	0
1800	4	0	0	0	0	0	0	0	0	1	2	1	0	0	0	0	0	0	0	0	0	0	0	0	0	0	0	0	0
1900	2	0	0	0	0	0	0	0	0	0	0	1	0	0	0	0	1	0	0	0	0	0	0	0	0	0	0	0	0
2000	1	0	0	0	0	0	0	0	0	0	0	0	1	0	0	0	0	0	0	0	0	0	0	0	0	0	0	0	0
2100	1	0	0	0	0	0	0	0	0	0	0	1	0	0	0	0	0	0	0	0	0	0	0	0	0	0	0	0	0
2200	0	0	0	0	0	0	0	0	0	0	0	0	0	0	0	0	0	0	0	0	0	0	0	0	0	0	0	0	0
2300	1	0	0	0	0	0	0	1	0	0	0	0	0	0	0	0	0	0	0	0	0	0	0	0	0	0	0	0	0
07-19	**29**	**0**	**1**	**1**	**1**	**1**	**1**	**0**	**3**	**6**	**8**	**4**	**3**	**0**	**0**	**0**	**0**	**0**	**0**	**0**	**0**	**0**	**0**	**0**	**0**	**0**	**0**	**0**	**0**
06-22	**33**	**0**	**1**	**1**	**1**	**1**	**1**	**0**	**3**	**6**	**8**	**6**	**4**	**0**	**0**	**0**	**1**	**0**	**0**	**0**	**0**	**0**	**0**	**0**	**0**	**0**	**0**	**0**	**0**
06-00	**34**	**0**	**1**	**1**	**1**	**1**	**1**	**1**	**3**	**6**	**8**	**6**	**4**	**0**	**0**	**0**	**1**	**0**	**0**	**0**	**0**	**0**	**0**	**0**	**0**	**0**	**0**	**0**	**0**
00-00	**35**	**0**	**1**	**1**	**1**	**1**	**1**	**1**	**3**	**6**	**9**	**6**	**4**	**0**	**0**	**0**	**1**	**0**	**0**	**0**	**0**	**0**	**0**	**0**	**0**	**0**	**0**	**0**	**0**

DRAFT

Site 8
Location L-22054-0, att t/pole, Lat 53.52635, Long -6.70361
Direction South

3279 / Meath/Cavan/Monaghan ATC's
October 2013
Automatic Traffic Count

Sun, 13 October 2013

Time	Total	Speed Bins (km/h)																											
		0 - 5	5 - 10	10 - 15	15 - 20	20 - 25	25 - 30	30 - 35	35 - 40	40 - 45	45 - 50	50 - 55	55 - 60	60 - 65	65 - 70	70 - 75	75 - 80	80 - 85	85 - 90	90 - 95	95 - 100	100 - 105	105 - 110	110 - 115	115 - 120	120 - 125	125 - 130	130 - 135	135 - 140
0000	1	0	0	0	1	0	0	0	0	0	0	0	0	0	0	0	0	0	0	0	0	0	0	0	0	0	0	0	0
0100	0	0	0	0	0	0	0	0	0	0	0	0	0	0	0	0	0	0	0	0	0	0	0	0	0	0	0	0	0
0200	1	0	0	0	0	1	0	0	0	0	0	0	0	0	0	0	0	0	0	0	0	0	0	0	0	0	0	0	0
0300	0	0	0	0	0	0	0	0	0	0	0	0	0	0	0	0	0	0	0	0	0	0	0	0	0	0	0	0	0
0400	0	0	0	0	0	0	0	0	0	0	0	0	0	0	0	0	0	0	0	0	0	0	0	0	0	0	0	0	0
0500	0	0	0	0	0	0	0	0	0	0	0	0	0	0	0	0	0	0	0	0	0	0	0	0	0	0	0	0	0
0600	0	0	0	0	0	0	0	0	0	0	0	0	0	0	0	0	0	0	0	0	0	0	0	0	0	0	0	0	0
0700	0	0	0	0	0	0	0	0	0	0	0	0	0	0	0	0	0	0	0	0	0	0	0	0	0	0	0	0	0
0800	1	0	0	0	0	0	0	0	0	0	0	1	0	0	0	0	0	0	0	0	0	0	0	0	0	0	0	0	0
0900	0	0	0	0	0	0	0	0	0	0	0	0	0	0	0	0	0	0	0	0	0	0	0	0	0	0	0	0	0
1000	**2**	**0**	**0**	**0**	**0**	**1**	**0**	**0**	**0**	**0**	**0**	**0**	**1**	**0**	**0**	**0**	**0**	**0**	**0**	**0**	**0**	**0**	**0**	**0**	**0**	**0**	**0**	**0**	**0**
1100	1	0	0	0	1	0	0	0	0	0	0	0	0	0	0	0	0	0	0	0	0	0	0	0	0	0	0	0	0
1200	**6**	**0**	**0**	**0**	**1**	**0**	**0**	**1**	**1**	**2**	**1**	**0**	**0**	**0**	**0**	**0**	**0**	**0**	**0**	**0**	**0**	**0**	**0**	**0**	**0**	**0**	**0**	**0**	**0**
1300	2	0	0	0	0	0	0	1	0	0	1	0	0	0	0	0	0	0	0	0	0	0	0	0	0	0	0	0	0
1400	0	0	0	0	0	0	0	0	0	0	0	0	0	0	0	0	0	0	0	0	0	0	0	0	0	0	0	0	0
1500	1	0	0	0	0	0	1	0	0	0	0	0	0	0	0	0	0	0	0	0	0	0	0	0	0	0	0	0	0
1600	4	0	0	0	1	0	0	0	0	0	2	0	1	0	0	0	0	0	0	0	0	0	0	0	0	0	0	0	0
1700	3	0	0	0	0	0	0	1	0	1	0	0	0	1	0	0	0	0	0	0	0	0	0	0	0	0	0	0	0
1800	2	0	0	0	1	0	0	0	0	0	0	1	0	0	0	0	0	0	0	0	0	0	0	0	0	0	0	0	0
1900	0	0	0	0	0	0	0	0	0	0	0	0	0	0	0	0	0	0	0	0	0	0	0	0	0	0	0	0	0
2000	2	0	0	0	0	0	0	0	0	0	1	1	0	0	0	0	0	0	0	0	0	0	0	0	0	0	0	0	0
2100	3	0	0	0	0	0	0	0	0	2	0	0	1	0	0	0	0	0	0	0	0	0	0	0	0	0	0	0	0
2200	0	0	0	0	0	0	0	0	0	0	0	0	0	0	0	0	0	0	0	0	0	0	0	0	0	0	0	0	0
2300	0	0	0	0	0	0	0	0	0	0	0	0	0	0	0	0	0	0	0	0	0	0	0	0	0	0	0	0	0
07-19	**22**	**0**	**0**	**0**	**4**	**1**	**1**	**3**	**1**	**3**	**4**	**2**	**2**	**1**	**0**	**0**	**0**	**0**	**0**	**0**	**0**	**0**	**0**	**0**	**0**	**0**	**0**	**0**	**0**
06-22	**27**	**0**	**0**	**0**	**4**	**1**	**1**	**3**	**1**	**5**	**5**	**3**	**3**	**1**	**0**	**0**	**0**	**0**	**0**	**0**	**0**	**0**	**0**	**0**	**0**	**0**	**0**	**0**	**0**
06-00	**27**	**0**	**0**	**0**	**4**	**1**	**1**	**3**	**1**	**5**	**5**	**3**	**3**	**1**	**0**	**0**	**0**	**0**	**0**	**0**	**0**	**0**	**0**	**0**	**0**	**0**	**0**	**0**	**0**
00-00	**29**	**0**	**0**	**0**	**5**	**2**	**1**	**3**	**1**	**5**	**5**	**3**	**3**	**1**	**0**	**0**	**0**	**0**	**0**	**0**	**0**	**0**	**0**	**0**	**0**	**0**	**0**	**0**	**0**

DRAFT

Site 8
Location L-22054-0, att t/pole, Lat 53.52635, Long -6.70361
Direction South

3279 / Meath/Cavan/Monaghan ATC's
October 2013
Automatic Traffic Count

Virtual Day (7)

Time	Total	Speed Bins (km/h)																											
		0 - 5	5 - 10	10 - 15	15 - 20	20 - 25	25 - 30	30 - 35	35 - 40	40 - 45	45 - 50	50 - 55	55 - 60	60 - 65	65 - 70	70 - 75	75 - 80	80 - 85	85 - 90	90 - 95	95 - 100	100 - 105	105 - 110	110 - 115	115 - 120	120 - 125	125 - 130	130 - 135	135 - 140
0000	0	0	0	0	0	0	0	0	0	0	0	0	0	0	0	0	0	0	0	0	0	0	0	0	0	0	0	0	0
0100	0	0	0	0	0	0	0	0	0	0	0	0	0	0	0	0	0	0	0	0	0	0	0	0	0	0	0	0	0
0200	0	0	0	0	0	0	0	0	0	0	0	0	0	0	0	0	0	0	0	0	0	0	0	0	0	0	0	0	0
0300	0	0	0	0	0	0	0	0	0	0	0	0	0	0	0	0	0	0	0	0	0	0	0	0	0	0	0	0	0
0400	0	0	0	0	0	0	0	0	0	0	0	0	0	0	0	0	0	0	0	0	0	0	0	0	0	0	0	0	0
0500	0	0	0	0	0	0	0	0	0	0	0	0	0	0	0	0	0	0	0	0	0	0	0	0	0	0	0	0	0
0600	0	0	0	0	0	0	0	0	0	0	0	0	0	0	0	0	0	0	0	0	0	0	0	0	0	0	0	0	0
0700	1	0	0	0	0	0	0	0	0	0	0	0	0	0	0	0	0	0	0	0	0	0	0	0	0	0	0	0	0
0800	**2**	**0**	**0**	**0**	**0**	**0**	**0**	**0**	**0**	**1**	**0**	**0**	**0**	**0**	**0**	**0**	**0**	**0**	**0**	**0**	**0**	**0**	**0**	**0**	**0**	**0**	**0**	**0**	**0**
0900	1	0	0	0	0	0	0	0	0	0	0	0	0	0	0	0	0	0	0	0	0	0	0	0	0	0	0	0	0
1000	**2**	**0**	**0**	**0**	**0**	**0**	**0**	**0**	**0**	**0**	**0**	**0**	**0**	**0**	**0**	**0**	**0**	**0**	**0**	**0**	**0**	**0**	**0**	**0**	**0**	**0**	**0**	**0**	**0**
1100	**2**	**0**	**0**	**0**	**0**	**0**	**0**	**0**	**0**	**0**	**0**	**0**	**0**	**0**	**0**	**0**	**0**	**0**	**0**	**0**	**0**	**0**	**0**	**0**	**0**	**0**	**0**	**0**	**0**
1200	2	0	0	0	0	0	0	0	0	1	0	0	0	0	0	0	0	0	0	0	0	0	0	0	0	0	0	0	0
1300	2	0	0	0	0	1	0	0	0	0	0	0	0	0	0	0	0	0	0	0	0	0	0	0	0	0	0	0	0
1400	2	0	0	0	0	0	0	0	0	0	1	0	0	0	0	0	0	0	0	0	0	0	0	0	0	0	0	0	0
1500	**4**	**0**	**0**	**0**	**0**	**0**	**1**	**0**	**0**	**1**	**0**	**0**	**0**	**0**	**0**	**0**	**0**	**0**	**0**	**0**	**0**	**0**	**0**	**0**	**0**	**0**	**0**	**0**	**0**
1600	3	0	0	0	1	0	0	0	1	1	0	0	0	0	0	0	0	0	0	0	0	0	0	0	0	0	0	0	0
1700	**4**	**0**	**0**	**0**	**0**	**0**	**0**	**0**	**0**	**1**	**1**	**0**	**1**	**0**	**0**	**0**	**0**	**0**	**0**	**0**	**0**	**0**	**0**	**0**	**0**	**0**	**0**	**0**	**0**
1800	3	0	0	0	0	0	0	0	0	0	0	1	0	0	0	0	0	0	0	0	0	0	0	0	0	0	0	0	0
1900	2	0	0	0	0	0	0	0	0	0	0	1	0	0	0	0	0	0	0	0	0	0	0	0	0	0	0	0	0
2000	2	0	0	0	0	0	0	0	0	0	1	0	0	0	0	0	0	0	0	0	0	0	0	0	0	0	0	0	0
2100	2	0	0	0	0	0	0	0	0	1	0	0	0	0	0	0	0	0	0	0	0	0	0	0	0	0	0	0	0
2200	0	0	0	0	0	0	0	0	0	0	0	0	0	0	0	0	0	0	0	0	0	0	0	0	0	0	0	0	0
2300	0	0	0	0	0	0	0	0	0	0	0	0	0	0	0	0	0	0	0	0	0	0	0	0	0	0	0	0	0
07-19	**29**	**0**	**0**	**1**	**2**	**3**	**2**	**2**	**2**	**5**	**5**	**3**	**3**	**1**	**0**	**0**	**0**	**0**	**0**	**0**	**0**	**0**	**0**	**0**	**0**	**0**	**0**	**0**	**0**
06-22	**35**	**0**	**0**	**1**	**3**	**3**	**2**	**2**	**3**	**6**	**6**	**4**	**3**	**1**	**0**	**0**	**0**	**0**	**0**	**0**	**0**	**0**	**0**	**0**	**0**	**0**	**0**	**0**	**0**
06-00	**35**	**0**	**0**	**1**	**3**	**3**	**2**	**2**	**3**	**6**	**7**	**4**	**3**	**1**	**0**	**0**	**0**	**0**	**0**	**0**	**0**	**0**	**0**	**0**	**0**	**0**	**0**	**0**	**0**
00-00	**36**	**0**	**0**	**1**	**3**	**3**	**2**	**2**	**3**	**6**	**7**	**4**	**3**	**1**	**0**	**0**	**0**	**0**	**0**	**0**	**0**	**0**	**0**	**0**	**0**	**0**	**0**	**0**	**0**

DRAFT

Site 8
Location L-22054-0, att t/pole, Lat 53.52635, Long -6.70361
Direction South

3279 / Meath/Cavan/Monaghan ATC's
October 2013
Automatic Traffic Count

Virtual Week (1)

Time	Total	Speed Bins (km/h)																											
		0 - 5	5 - 10	10 - 15	15 - 20	20 - 25	25 - 30	30 - 35	35 - 40	40 - 45	45 - 50	50 - 55	55 - 60	60 - 65	65 - 70	70 - 75	75 - 80	80 - 85	85 - 90	90 - 95	95 - 100	100 - 105	105 - 110	110 - 115	115 - 120	120 - 125	125 - 130	130 - 135	135 - 140
Mon	33	0	0	2	3	3	1	2	4	4	8	3	3	0	0	0	0	0	0	0	0	0	0	0	0	0	0	0	0
Tue	36	0	1	2	3	3	5	2	4	5	5	4	0	1	1	0	0	0	0	0	0	0	0	0	0	0	0	0	0
Wed	41	0	0	1	4	3	3	4	2	10	5	5	4	0	0	0	0	0	0	0	0	0	0	0	0	0	0	0	0
Thu	37	0	0	1	3	2	4	1	3	7	4	6	4	2	0	0	0	0	0	0	0	0	0	0	0	0	0	0	0
Fri	41	0	0	3	1	7	1	4	2	8	11	1	3	0	0	0	0	0	0	0	0	0	0	0	0	0	0	0	0
|Sat	35	0	1	1	1	1	1	1	3	6	9	6	4	0	0	0	1	0	0	0	0	0	0	0	0	0	0	0	0
|Sun	29	0	0	0	5	2	1	3	1	5	5	3	3	1	0	0	0	0	0	0	0	0	0	0	0	0	0	0	0
5 Day Ave.	**38**	**0**	**0**	**2**	**3**	**4**	**3**	**3**	**3**	**7**	**7**	**4**	**3**	**1**	**0**	**0**	**0**	**0**	**0**	**0**	**0**	**0**	**0**	**0**	**0**	**0**	**0**	**0**	**0**
7 Day Ave.	**36**	**0**	**0**	**1**	**3**	**3**	**2**	**2**	**3**	**6**	**7**	**4**	**3**	**1**	**0**	**0**	**0**	**0**	**0**	**0**	**0**	**0**	**0**	**0**	**0**	**0**	**0**	**0**	**0**
--	**252**	**0**	**2**	**10**	**20**	**21**	**16**	**17**	**19**	**45**	**47**	**28**	**21**	**4**	**1**	**0**	**1**	**0**	**0**	**0**	**0**	**0**	**0**	**0**	**0**	**0**	**0**	**0**	**0**	**0**

Summary Graphs

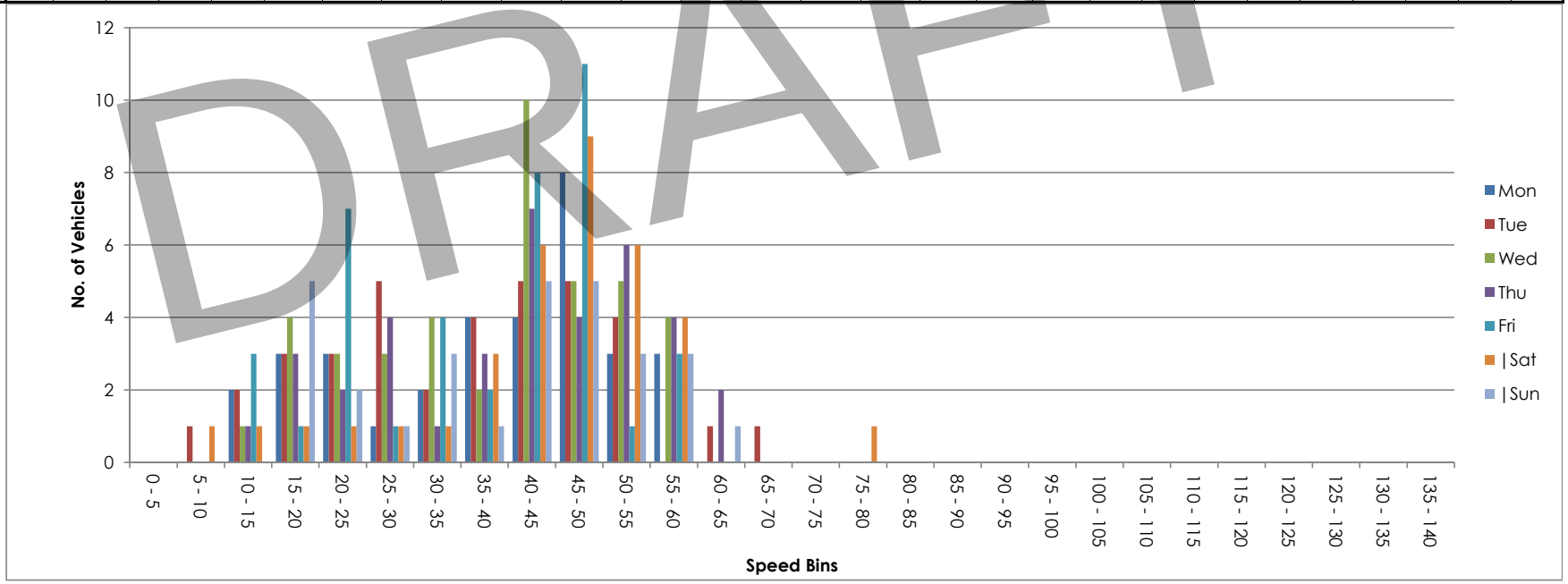

DRAFT

Site 8
Location L-22054-0, att t/pole, Lat 53.52635, Long -6.70361
Direction Two way

3279 / Meath/Cavan/Monaghan ATC's
October 2013
Automatic Traffic Count

Mon, 7 October 2013

Time	Total	Classification												>PSL	>PSL%	>SL1	>SL1%	>SL2	>SL2%	Mean	Vpp
		1 MCL	2 SV	3 SVT	4 TB2	5 TB3	6 T4	7 ART3	8 ART4	9 ART5	10 ART6	11 BD	12 DRT	80	80	85 +5kph	85 +5kph	90 +10kph	90 +10kph		85
0000	0	0	0	0	0	0	0	0	0	0	0	0	0	0	0	0	0	0	0	-	-
0100	0	0	0	0	0	0	0	0	0	0	0	0	0	0	0	0	0	0	0	-	-
0200	0	0	0	0	0	0	0	0	0	0	0	0	0	0	0	0	0	0	0	-	-
0300	0	0	0	0	0	0	0	0	0	0	0	0	0	0	0	0	0	0	0	-	-
0400	0	0	0	0	0	0	0	0	0	0	0	0	0	0	0	0	0	0	0	-	-
0500	1	0	1	0	0	0	0	0	0	0	0	0	0	0	0	0	0	0	0	44	-
0600	0	0	0	0	0	0	0	0	0	0	0	0	0	0	0	0	0	0	0	-	-
0700	4	0	2	0	2	0	0	0	0	0	0	0	0	0	0	0	0	0	0	39.5	-
0800	**7**	**0**	**7**	**0**	**0**	**0**	**0**	**0**	**0**	**0**	**0**	**0**	**0**	**0**	**0**	**0**	**0**	**0**	**0**	**49.3**	**-**
0900	3	0	3	0	0	0	0	0	0	0	0	0	0	0	0	0	0	0	0	36.1	-
1000	1	0	1	0	0	0	0	0	0	0	0	0	0	0	0	0	0	0	0	49.5	-
1100	4	1	3	0	0	0	0	0	0	0	0	0	0	0	0	0	0	0	0	37.2	-
1200	0	0	0	0	0	0	0	0	0	0	0	0	0	0	0	0	0	0	0	-	-
1300	3	0	3	0	0	0	0	0	0	0	0	0	0	0	0	0	0	0	0	36.8	-
1400	3	0	3	0	0	0	0	0	0	0	0	0	0	0	0	0	0	0	0	47.9	-
1500	7	0	7	0	0	0	0	0	0	0	0	0	0	0	0	0	0	0	0	36.1	-
1600	7	0	5	0	2	0	0	0	0	0	0	0	0	0	0	0	0	0	0	27.9	-
1700	**8**	**0**	**7**	**0**	**0**	**1**	**0**	**0**	**0**	**0**	**0**	**0**	**0**	**0**	**0**	**0**	**0**	**0**	**0**	**34.2**	**-**
1800	6	0	6	0	0	0	0	0	0	0	0	0	0	0	0	0	0	0	0	42.5	-
1900	6	0	5	0	1	0	0	0	0	0	0	0	0	0	0	0	0	0	0	35.1	-
2000	5	0	5	0	0	0	0	0	0	0	0	0	0	0	0	0	0	0	0	41.1	-
2100	3	0	3	0	0	0	0	0	0	0	0	0	0	0	0	0	0	0	0	42.4	-
2200	1	0	1	0	0	0	0	0	0	0	0	0	0	0	0	0	0	0	0	47.7	-
2300	0	0	0	0	0	0	0	0	0	0	0	0	0	0	0	0	0	0	0	-	-
07-19	**53**	**1**	**47**	**0**	**4**	**1**	**0**	**0**	**0**	**0**	**0**	**0**	**0**	**0**	**0**	**0**	**0**	**0**	**0**	**38.5**	**49**
06-22	**67**	**1**	**60**	**0**	**5**	**1**	**0**	**0**	**0**	**0**	**0**	**0**	**0**	**0**	**0**	**0**	**0**	**0**	**0**	**38.5**	**49**
06-00	**68**	**1**	**61**	**0**	**5**	**1**	**0**	**0**	**0**	**0**	**0**	**0**	**0**	**0**	**0**	**0**	**0**	**0**	**0**	**38.7**	**49**
00-00	**69**	**1**	**62**	**0**	**5**	**1**	**0**	**0**	**0**	**0**	**0**	**0**	**0**	**0**	**0**	**0**	**0**	**0**	**0**	**38.8**	**49**

DRAFT

Site 8
Location L-22054-0, att t/pole, Lat 53.52635, Long -6.70361
Direction Two way

3279 / Meath/Cavan/Monaghan ATC's
October 2013
Automatic Traffic Count

Tue, 8 October 2013

Time	Total	Classification												>PSL	>PSL%	>SL1	>SL1%	>SL2	>SL2%	Mean	Vpp
		1 MCL	2 SV	3 SVT	4 TB2	5 TB3	6 T4	7 ART3	8 ART4	9 ART5	10 ART6	11 BD	12 DRT	80	80	85 +5kph	85 +5kph	90 +10kph	90 +10kph		85
0000	0	0	0	0	0	0	0	0	0	0	0	0	0	0	0	0	0	0	0	-	-
0100	0	0	0	0	0	0	0	0	0	0	0	0	0	0	0	0	0	0	0	-	-
0200	0	0	0	0	0	0	0	0	0	0	0	0	0	0	0	0	0	0	0	-	-
0300	0	0	0	0	0	0	0	0	0	0	0	0	0	0	0	0	0	0	0	-	-
0400	0	0	0	0	0	0	0	0	0	0	0	0	0	0	0	0	0	0	0	-	-
0500	0	0	0	0	0	0	0	0	0	0	0	0	0	0	0	0	0	0	0	-	-
0600	0	0	0	0	0	0	0	0	0	0	0	0	0	0	0	0	0	0	0	-	-
0700	4	0	2	0	1	0	1	0	0	0	0	0	0	0	0	0	0	0	0	33.1	-
0800	**10**	**0**	**10**	**0**	**0**	**0**	**0**	**0**	**0**	**0**	**0**	**0**	**0**	**0**	**0**	**0**	**0**	**0**	**0**	**44.6**	**-**
0900	2	0	2	0	0	0	0	0	0	0	0	0	0	0	0	0	0	0	0	44.4	-
1000	2	0	2	0	0	0	0	0	0	0	0	0	0	0	0	0	0	0	0	38.7	-
1100	1	0	1	0	0	0	0	0	0	0	0	0	0	0	0	0	0	0	0	41.1	-
1200	2	0	2	0	0	0	0	0	0	0	0	0	0	0	0	0	0	0	0	40.3	-
1300	4	0	4	0	0	0	0	0	0	0	0	0	0	0	0	0	0	0	0	36	-
1400	2	0	1	0	1	0	0	0	0	0	0	0	0	0	0	0	0	0	0	44.9	-
1500	**10**	**0**	**6**	**3**	**0**	**1**	**0**	**0**	**0**	**0**	**0**	**0**	**0**	**0**	**0**	**0**	**0**	**0**	**0**	**31**	**-**
1600	6	0	4	1	0	1	0	0	0	0	0	0	0	0	0	0	0	0	0	30.5	-
1700	4	0	4	0	0	0	0	0	0	0	0	0	0	0	0	0	0	0	0	40.9	-
1800	8	1	7	0	0	0	0	0	0	0	0	0	0	0	0	0	0	0	0	40.6	-
1900	8	0	8	0	0	0	0	0	0	0	0	0	0	0	0	0	0	0	0	34.6	-
2000	2	0	2	0	0	0	0	0	0	0	0	0	0	0	0	0	0	0	0	52.4	-
2100	4	0	4	0	0	0	0	0	0	0	0	0	0	0	0	0	0	0	0	30	-
2200	3	0	3	0	0	0	0	0	0	0	0	0	0	0	0	0	0	0	0	42.7	-
2300	0	0	0	0	0	0	0	0	0	0	0	0	0	0	0	0	0	0	0	-	-
07-19	**55**	**1**	**45**	**4**	**2**	**2**	**1**	**0**	**0**	**0**	**0**	**0**	**0**	**0**	**0**	**0**	**0**	**0**	**0**	**37.8**	**49.7**
06-22	**69**	**1**	**59**	**4**	**2**	**2**	**1**	**0**	**0**	**0**	**0**	**0**	**0**	**0**	**0**	**0**	**0**	**0**	**0**	**37.4**	**50.4**
06-00	**72**	**1**	**62**	**4**	**2**	**2**	**1**	**0**	**0**	**0**	**0**	**0**	**0**	**0**	**0**	**0**	**0**	**0**	**0**	**37.7**	**50.4**
00-00	**72**	**1**	**62**	**4**	**2**	**2**	**1**	**0**	**0**	**0**	**0**	**0**	**0**	**0**	**0**	**0**	**0**	**0**	**0**	**37.7**	**50.4**

DRAFT

Site 8
Location L-22054-0, att t/pole, Lat 53.52635, Long -6.70361
Direction Two way

3279 / Meath/Cavan/Monaghan ATC's
October 2013
Automatic Traffic Count

Wed, 9 October 2013

Time	Total	Classification												>PSL	>PSL%	>SL1	>SL1%	>SL2	>SL2%	Mean	Vpp
		1 MCL	2 SV	3 SVT	4 TB2	5 TB3	6 T4	7 ART3	8 ART4	9 ART5	10 ART6	11 BD	12 DRT	80	80	85 +5kph	85 +5kph	90 +10kph	90 +10kph		85
0000	0	0	0	0	0	0	0	0	0	0	0	0	0	0	0	0	0	0	0	-	-
0100	0	0	0	0	0	0	0	0	0	0	0	0	0	0	0	0	0	0	0	-	-
0200	0	0	0	0	0	0	0	0	0	0	0	0	0	0	0	0	0	0	0	-	-
0300	0	0	0	0	0	0	0	0	0	0	0	0	0	0	0	0	0	0	0	-	-
0400	0	0	0	0	0	0	0	0	0	0	0	0	0	0	0	0	0	0	0	-	-
0500	0	0	0	0	0	0	0	0	0	0	0	0	0	0	0	0	0	0	0	-	-
0600	0	0	0	0	0	0	0	0	0	0	0	0	0	0	0	0	0	0	0	-	-
0700	5	0	1	0	3	1	0	0	0	0	0	0	0	0	0	0	0	0	0	33.2	-
0800	**10**	**0**	**9**	**0**	**0**	**1**	**0**	**0**	**0**	**0**	**0**	**0**	**0**	**0**	**0**	**0**	**0**	**0**	**0**	**38.8**	**-**
0900	7	0	6	0	0	1	0	0	0	0	0	0	0	0	0	0	0	0	0	32.3	-
1000	3	0	3	0	0	0	0	0	0	0	0	0	0	0	0	0	0	0	0	31.7	-
1100	9	0	9	0	0	0	0	0	0	0	0	0	0	0	0	0	0	0	0	39.7	-
1200	**8**	**0**	**6**	**2**	**0**	**0**	**0**	**0**	**0**	**0**	**0**	**0**	**0**	**0**	**0**	**0**	**0**	**0**	**0**	**37.4**	**-**
1300	**8**	**0**	**5**	**3**	**0**	**0**	**0**	**0**	**0**	**0**	**0**	**0**	**0**	**0**	**0**	**0**	**0**	**0**	**0**	**42.6**	**-**
1400	2	0	2	0	0	0	0	0	0	0	0	0	0	0	0	0	0	0	0	42.7	-
1500	5	1	3	0	1	0	0	0	0	0	0	0	0	0	0	0	0	0	0	30.3	-
1600	2	0	2	0	0	0	0	0	0	0	0	0	0	0	0	0	0	0	0	30.7	-
1700	6	0	4	0	2	0	0	0	0	0	0	0	0	0	0	0	0	0	0	46.3	-
1800	5	0	4	0	0	1	0	0	0	0	0	0	0	0	0	0	0	0	0	31.4	-
1900	5	1	4	0	0	0	0	0	0	0	0	0	0	0	0	0	0	0	0	37.8	-
2000	4	0	4	0	0	0	0	0	0	0	0	0	0	0	0	0	0	0	0	51	-
2100	2	0	2	0	0	0	0	0	0	0	0	0	0	0	0	0	0	0	0	46.7	-
2200	0	0	0	0	0	0	0	0	0	0	0	0	0	0	0	0	0	0	0	-	-
2300	0	0	0	0	0	0	0	0	0	0	0	0	0	0	0	0	0	0	0	-	-
07-19	**70**	**1**	**54**	**5**	**6**	**4**	**0**	**0**	**0**	**0**	**0**	**0**	**0**	**0**	**0**	**0**	**0**	**0**	**0**	**37.2**	**49.7**
06-22	**81**	**2**	**64**	**5**	**6**	**4**	**0**	**0**	**0**	**0**	**0**	**0**	**0**	**0**	**0**	**0**	**0**	**0**	**0**	**38.2**	**50**
06-00	**81**	**2**	**64**	**5**	**6**	**4**	**0**	**0**	**0**	**0**	**0**	**0**	**0**	**0**	**0**	**0**	**0**	**0**	**0**	**38.2**	**50**
00-00	**81**	**2**	**64**	**5**	**6**	**4**	**0**	**0**	**0**	**0**	**0**	**0**	**0**	**0**	**0**	**0**	**0**	**0**	**0**	**38.2**	**50**

DRAFT

Site 8
Location L-22054-0, att t/pole, Lat 53.52635, Long -6.70361
Direction Two way

3279 / Meath/Cavan/Monaghan ATC's
October 2013
Automatic Traffic Count

Thu, 10 October 2013

Time	Total	Classification												>PSL	>PSL%	>SL1	>SL1%	>SL2	>SL2%	Mean	Vpp
		1 MCL	2 SV	3 SVT	4 TB2	5 TB3	6 T4	7 ART3	8 ART4	9 ART5	10 ART6	11 BD	12 DRT	80	80	85 +5kph	85 +5kph	90 +10kph	90 +10kph		85
0000	0	0	0	0	0	0	0	0	0	0	0	0	0	0	0	0	0	0	0	-	-
0100	0	0	0	0	0	0	0	0	0	0	0	0	0	0	0	0	0	0	0	-	-
0200	0	0	0	0	0	0	0	0	0	0	0	0	0	0	0	0	0	0	0	-	-
0300	0	0	0	0	0	0	0	0	0	0	0	0	0	0	0	0	0	0	0	-	-
0400	0	0	0	0	0	0	0	0	0	0	0	0	0	0	0	0	0	0	0	-	-
0500	0	0	0	0	0	0	0	0	0	0	0	0	0	0	0	0	0	0	0	-	-
0600	0	0	0	0	0	0	0	0	0	0	0	0	0	0	0	0	0	0	0	-	-
0700	5	1	3	0	1	0	0	0	0	0	0	0	0	0	0	0	0	0	0	27.7	-
0800	**6**	**0**	**6**	**0**	**0**	**0**	**0**	**0**	**0**	**0**	**0**	**0**	**0**	**0**	**0**	**0**	**0**	**0**	**0**	**48.2**	**-**
0900	4	0	4	0	0	0	0	0	0	0	0	0	0	0	0	0	0	0	0	39.8	-
1000	3	0	2	0	1	0	0	0	0	0	0	0	0	0	0	0	0	0	0	33.1	-
1100	2	1	1	0	0	0	0	0	0	0	0	0	0	0	0	0	0	0	0	35.3	-
1200	1	0	1	0	0	0	0	0	0	0	0	0	0	0	0	0	0	0	0	56.7	-
1300	3	0	2	0	0	1	0	0	0	0	0	0	0	0	0	0	0	0	0	29.7	-
1400	4	0	3	0	0	1	0	0	0	0	0	0	0	0	0	0	0	0	0	33.2	-
1500	8	0	7	0	1	0	0	0	0	0	0	0	0	0	0	0	0	0	0	38.8	-
1600	**10**	**0**	**7**	**1**	**2**	**0**	**0**	**0**	**0**	**0**	**0**	**0**	**0**	**0**	**0**	**0**	**0**	**0**	**0**	**46**	**-**
1700	3	0	3	0	0	0	0	0	0	0	0	0	0	0	0	0	0	0	0	48.9	-
1800	3	0	2	0	0	1	0	0	0	0	0	0	0	0	0	0	0	0	0	50.3	-
1900	7	0	7	0	0	0	0	0	0	0	0	0	0	0	0	0	0	0	0	44	-
2000	5	0	3	2	0	0	0	0	0	0	0	0	0	0	0	0	0	0	0	45.3	-
2100	3	0	3	0	0	0	0	0	0	0	0	0	0	0	0	0	0	0	0	46.7	-
2200	0	0	0	0	0	0	0	0	0	0	0	0	0	0	0	0	0	0	0	-	-
2300	0	0	0	0	0	0	0	0	0	0	0	0	0	0	0	0	0	0	0	-	-
07-19	**52**	**2**	**41**	**1**	**5**	**3**	**0**	**0**	**0**	**0**	**0**	**0**	**0**	**0**	**0**	**0**	**0**	**0**	**0**	**40.5**	**53.3**
06-22	**67**	**2**	**54**	**3**	**5**	**3**	**0**	**0**	**0**	**0**	**0**	**0**	**0**	**0**	**0**	**0**	**0**	**0**	**0**	**41.5**	**53.3**
06-00	**67**	**2**	**54**	**3**	**5**	**3**	**0**	**0**	**0**	**0**	**0**	**0**	**0**	**0**	**0**	**0**	**0**	**0**	**0**	**41.5**	**53.3**
00-00	**67**	**2**	**54**	**3**	**5**	**3**	**0**	**0**	**0**	**0**	**0**	**0**	**0**	**0**	**0**	**0**	**0**	**0**	**0**	**41.5**	**53.3**

DRAFT

Site 8
Location L-22054-0, att t/pole, Lat 53.52635, Long -6.70361
Direction Two way

3279 / Meath/Cavan/Monaghan ATC's
October 2013
Automatic Traffic Count

Fri, 11 October 2013

Time	Total	Classification												>PSL	>PSL%	>SL1	>SL1%	>SL2	>SL2%	Mean	Vpp
		1 MCL	2 SV	3 SVT	4 TB2	5 TB3	6 T4	7 ART3	8 ART4	9 ART5	10 ART6	11 BD	12 DRT	80	80	85 +5kph	85 +5kph	90 +10kph	90 +10kph		85
0000	0	0	0	0	0	0	0	0	0	0	0	0	0	0	0	0	0	0	0	-	-
0100	2	0	0	0	2	0	0	0	0	0	0	0	0	0	0	0	0	0	0	47.9	-
0200	0	0	0	0	0	0	0	0	0	0	0	0	0	0	0	0	0	0	0	-	-
0300	0	0	0	0	0	0	0	0	0	0	0	0	0	0	0	0	0	0	0	-	-
0400	0	0	0	0	0	0	0	0	0	0	0	0	0	0	0	0	0	0	0	-	-
0500	0	0	0	0	0	0	0	0	0	0	0	0	0	0	0	0	0	0	0	-	-
0600	0	0	0	0	0	0	0	0	0	0	0	0	0	0	0	0	0	0	0	-	-
0700	4	0	2	0	1	0	1	0	0	0	0	0	0	0	0	0	0	0	0	34.1	-
0800	**9**	**0**	**9**	**0**	**0**	**0**	**0**	**0**	**0**	**0**	**0**	**0**	**0**	**0**	**0**	**0**	**0**	**0**	**0**	**37.3**	**-**
0900	3	0	3	0	0	0	0	0	0	0	0	0	0	0	0	0	0	0	0	37.3	-
1000	2	0	2	0	0	0	0	0	0	0	0	0	0	0	0	0	0	0	0	44.9	-
1100	7	0	6	0	0	0	1	0	0	0	0	0	0	0	0	0	0	0	0	39.2	-
1200	2	1	1	0	0	0	0	0	0	0	0	0	0	0	0	0	0	0	0	31.8	-
1300	3	0	3	0	0	0	0	0	0	0	0	0	0	0	0	0	0	0	0	39.3	-
1400	7	1	4	0	2	0	0	0	0	0	0	0	0	0	0	0	0	0	0	22.4	-
1500	**12**	**0**	**11**	**0**	**1**	**0**	**0**	**0**	**0**	**0**	**0**	**0**	**0**	**0**	**0**	**0**	**0**	**0**	**0**	**38.4**	**47.5**
1600	5	0	4	0	1	0	0	0	0	0	0	0	0	0	0	0	0	0	0	43.7	-
1700	11	0	10	0	1	0	0	0	0	0	0	0	0	0	0	0	0	0	0	47.3	50.4
1800	6	0	6	0	0	0	0	0	0	0	0	0	0	0	0	0	0	0	0	31.6	-
1900	4	0	4	0	0	0	0	0	0	0	0	0	0	0	0	0	0	0	0	40.6	-
2000	2	0	2	0	0	0	0	0	0	0	0	0	0	0	0	0	0	0	0	56.2	-
2100	3	0	3	0	0	0	0	0	0	0	0	0	0	0	0	0	0	0	0	46.7	-
2200	3	0	3	0	0	0	0	0	0	0	0	0	0	0	0	0	0	0	0	43.2	-
2300	1	0	1	0	0	0	0	0	0	0	0	0	0	0	0	0	0	0	0	48.2	-
07-19	**71**	**2**	**61**	**0**	**6**	**0**	**2**	**0**	**0**	**0**	**0**	**0**	**0**	**0**	**0**	**0**	**0**	**0**	**0**	**37.7**	**47.5**
06-22	**80**	**2**	**70**	**0**	**6**	**0**	**2**	**0**	**0**	**0**	**0**	**0**	**0**	**0**	**0**	**0**	**0**	**0**	**0**	**38.6**	**48.6**
06-00	**84**	**2**	**74**	**0**	**6**	**0**	**2**	**0**	**0**	**0**	**0**	**0**	**0**	**0**	**0**	**0**	**0**	**0**	**0**	**38.9**	**48.6**
00-00	**86**	**2**	**74**	**0**	**8**	**0**	**2**	**0**	**0**	**0**	**0**	**0**	**0**	**0**	**0**	**0**	**0**	**0**	**0**	**39.1**	**49**

DRAFT

Site 8
Location L-22054-0, att t/pole, Lat 53.52635, Long -6.70361
Direction Two way

3279 / Meath/Cavan/Monaghan ATC's
October 2013
Automatic Traffic Count

Sat, 12 October 2013

Time	Total	Classification												>PSL	>PSL%	>SL1	>SL1%	>SL2	>SL2%	Mean	Vpp
		1 MCL	2 SV	3 SVT	4 TB2	5 TB3	6 T4	7 ART3	8 ART4	9 ART5	10 ART6	11 BD	12 DRT	80	80	85 +5kph	85 +5kph	90 +10kph	90 +10kph		85
0000	0	0	0	0	0	0	0	0	0	0	0	0	0	0	0	0	0	0	0	-	-
0100	0	0	0	0	0	0	0	0	0	0	0	0	0	0	0	0	0	0	0	-	-
0200	0	0	0	0	0	0	0	0	0	0	0	0	0	0	0	0	0	0	0	-	-
0300	0	0	0	0	0	0	0	0	0	0	0	0	0	0	0	0	0	0	0	-	-
0400	1	0	0	0	1	0	0	0	0	0	0	0	0	0	0	0	0	0	0	46.4	-
0500	1	0	0	0	1	0	0	0	0	0	0	0	0	0	0	0	0	0	0	43.4	-
0600	0	0	0	0	0	0	0	0	0	0	0	0	0	0	0	0	0	0	0	-	-
0700	0	0	0	0	0	0	0	0	0	0	0	0	0	0	0	0	0	0	0	-	-
0800	1	0	1	0	0	0	0	0	0	0	0	0	0	0	0	0	0	0	0	36.6	-
0900	**5**	**0**	**5**	**0**	**0**	**0**	**0**	**0**	**0**	**0**	**0**	**0**	**0**	**0**	**0**	**0**	**0**	**0**	**0**	**29.5**	**-**
1000	4	0	4	0	0	0	0	0	0	0	0	0	0	0	0	0	0	0	0	41.6	-
1100	**5**	**0**	**5**	**0**	**0**	**0**	**0**	**0**	**0**	**0**	**0**	**0**	**0**	**0**	**0**	**0**	**0**	**0**	**0**	**45.8**	**-**
1200	**12**	**0**	**11**	**1**	**0**	**0**	**0**	**0**	**0**	**0**	**0**	**0**	**0**	**0**	**0**	**0**	**0**	**0**	**0**	**45.3**	**51.1**
1300	7	0	6	0	0	0	1	0	0	0	0	0	0	0	0	0	0	0	0	36.4	-
1400	3	0	2	0	1	0	0	0	0	0	0	0	0	0	0	0	0	0	0	50.8	-
1500	6	0	4	1	1	0	0	0	0	0	0	0	0	0	0	0	0	0	0	40.2	-
1600	4	1	2	1	0	0	0	0	0	0	0	0	0	0	0	0	0	0	0	27.5	-
1700	3	0	3	0	0	0	0	0	0	0	0	0	0	0	0	0	0	0	0	42.8	-
1800	6	0	6	0	0	0	0	0	0	0	0	0	0	0	0	0	0	0	0	44	-
1900	8	0	6	0	2	0	0	0	0	0	0	0	0	0	0	0	0	0	0	47.9	-
2000	2	0	2	0	0	0	0	0	0	0	0	0	0	0	0	0	0	0	0	55.2	-
2100	1	0	1	0	0	0	0	0	0	0	0	0	0	0	0	0	0	0	0	50.5	-
2200	0	0	0	0	0	0	0	0	0	0	0	0	0	0	0	0	0	0	0	-	-
2300	1	0	1	0	0	0	0	0	0	0	0	0	0	0	0	0	0	0	0	30.2	-
07-19	**56**	**1**	**49**	**3**	**2**	**0**	**1**	**0**	**0**	**0**	**0**	**0**	**0**	**0**	**0**	**0**	**0**	**0**	**0**	**40.6**	**50.8**
06-22	**67**	**1**	**58**	**3**	**4**	**0**	**1**	**0**	**0**	**0**	**0**	**0**	**0**	**0**	**0**	**0**	**0**	**0**	**0**	**42.1**	**52.2**
06-00	**68**	**1**	**59**	**3**	**4**	**0**	**1**	**0**	**0**	**0**	**0**	**0**	**0**	**0**	**0**	**0**	**0**	**0**	**0**	**41.9**	**52.2**
00-00	**70**	**1**	**59**	**3**	**6**	**0**	**1**	**0**	**0**	**0**	**0**	**0**	**0**	**0**	**0**	**0**	**0**	**0**	**0**	**42**	**52.2**

DRAFT

Site 8
Location L-22054-0, att t/pole, Lat 53.52635, Long -6.70361
Direction Two way

3279 / Meath/Cavan/Monaghan ATC's
October 2013
Automatic Traffic Count

Sun, 13 October 2013

Time	Total	Classification												>PSL	>PSL%	>SL1	>SL1%	>SL2	>SL2%	Mean	Vpp
		1 MCL	2 SV	3 SVT	4 TB2	5 TB3	6 T4	7 ART3	8 ART4	9 ART5	10 ART6	11 BD	12 DRT	80	80	85 +5kph	85 +5kph	90 +10kph	90 +10kph		85
0000	2	0	2	0	0	0	0	0	0	0	0	0	0	0	0	0	0	0	0	31.8	-
0100	0	0	0	0	0	0	0	0	0	0	0	0	0	0	0	0	0	0	0	-	-
0200	2	0	2	0	0	0	0	0	0	0	0	0	0	0	0	0	0	0	0	24.9	-
0300	0	0	0	0	0	0	0	0	0	0	0	0	0	0	0	0	0	0	0	-	-
0400	0	0	0	0	0	0	0	0	0	0	0	0	0	0	0	0	0	0	0	-	-
0500	0	0	0	0	0	0	0	0	0	0	0	0	0	0	0	0	0	0	0	-	-
0600	0	0	0	0	0	0	0	0	0	0	0	0	0	0	0	0	0	0	0	-	-
0700	1	0	1	0	0	0	0	0	0	0	0	0	0	0	0	0	0	0	0	50.8	-
0800	1	0	1	0	0	0	0	0	0	0	0	0	0	0	0	0	0	0	0	54.3	-
0900	0	0	0	0	0	0	0	0	0	0	0	0	0	0	0	0	0	0	0	-	-
1000	2	0	2	0	0	0	0	0	0	0	0	0	0	0	0	0	0	0	0	40	-
1100	**4**	**0**	**4**	**0**	**0**	**0**	**0**	**0**	**0**	**0**	**0**	**0**	**0**	**0**	**0**	**0**	**0**	**0**	**0**	**29.6**	**-**
1200	**10**	**0**	**10**	**0**	**0**	**0**	**0**	**0**	**0**	**0**	**0**	**0**	**0**	**0**	**0**	**0**	**0**	**0**	**0**	**34.7**	**-**
1300	4	0	4	0	0	0	0	0	0	0	0	0	0	0	0	0	0	0	0	45	-
1400	1	0	1	0	0	0	0	0	0	0	0	0	0	0	0	0	0	0	0	51.5	-
1500	4	0	4	0	0	0	0	0	0	0	0	0	0	0	0	0	0	0	0	38.5	-
1600	5	1	3	0	1	0	0	0	0	0	0	0	0	0	0	0	0	0	0	44.1	-
1700	5	0	5	0	0	0	0	0	0	0	0	0	0	0	0	0	0	0	0	49	-
1800	5	0	3	0	2	0	0	0	0	0	0	0	0	0	0	0	0	0	0	43.5	-
1900	0	0	0	0	0	0	0	0	0	0	0	0	0	0	0	0	0	0	0	-	-
2000	4	0	4	0	0	0	0	0	0	0	0	0	0	0	0	0	0	0	0	44.6	-
2100	5	0	5	0	0	0	0	0	0	0	0	0	0	0	0	0	0	0	0	46.2	-
2200	1	0	1	0	0	0	0	0	0	0	0	0	0	0	0	0	0	0	0	43.2	-
2300	0	0	0	0	0	0	0	0	0	0	0	0	0	0	0	0	0	0	0	0	0
07-19	**42**	**1**	**38**	**0**	**3**	**0**	**0**	**0**	**0**	**0**	**0**	**0**	**0**	**0**	**0**	**0**	**0**	**0**	**0**	**40.9**	**54**
06-22	**51**	**1**	**47**	**0**	**3**	**0**	**0**	**0**	**0**	**0**	**0**	**0**	**0**	**0**	**0**	**0**	**0**	**0**	**0**	**41.7**	**53.3**
06-00	**52**	**1**	**48**	**0**	**3**	**0**	**0**	**0**	**0**	**0**	**0**	**0**	**0**	**0**	**0**	**0**	**0**	**0**	**0**	**41.8**	**53.3**
00-00	**56**	**1**	**52**	**0**	**3**	**0**	**0**	**0**	**0**	**0**	**0**	**0**	**0**	**0**	**0**	**0**	**0**	**0**	**0**	**40.8**	**53.3**

DRAFT

Site 8
Location L-22054-0, att t/pole, Lat 53.52635, Long -6.70361
Direction Two way

3279 / Meath/Cavan/Monaghan ATC's
October 2013
Automatic Traffic Count

Virtual Day (7)

Time	Total	Classification												>PSL	>PSL%	>SL1	>SL1%	>SL2	>SL2%	Mean	Vpp
		1 MCL	2 SV	3 SVT	4 TB2	5 TB3	6 T4	7 ART3	8 ART4	9 ART5	10 ART6	11 BD	12 DRT	80	80	85 +5kph	85 +5kph	90 +10kph	90 +10kph		85
0000	0	0	0	0	0	0	0	0	0	0	0	0	0	0	0	0	0	0	0	31.8	-
0100	0	0	0	0	0	0	0	0	0	0	0	0	0	0	0	0	0	0	0	47.9	-
0200	0	0	0	0	0	0	0	0	0	0	0	0	0	0	0	0	0	0	0	24.9	-
0300	0	0	0	0	0	0	0	0	0	0	0	0	0	0	0	0	0	0	0	-	-
0400	0	0	0	0	0	0	0	0	0	0	0	0	0	0	0	0	0	0	0	46.4	-
0500	0	0	0	0	0	0	0	0	0	0	0	0	0	0	0	0	0	0	0	43.7	-
0600	0	0	0	0	0	0	0	0	0	0	0	0	0	0	0	0	0	0	0	-	-
0700	3	0	2	0	1	0	0	0	0	0	0	0	0	0	0	0	0	0	0	34	-
0800	**6**	**0**	**6**	**0**	**0**	**0**	**0**	**0**	**0**	**0**	**0**	**0**	**0**	**0**	**0**	**0**	**0**	**0**	**0**	**43.1**	**-**
0900	3	0	3	0	0	0	0	0	0	0	0	0	0	0	0	0	0	0	0	35.1	-
1000	2	0	2	0	0	0	0	0	0	0	0	0	0	0	0	0	0	0	0	38.7	-
1100	5	0	4	0	0	0	0	0	0	0	0	0	0	0	0	0	0	0	0	38.7	-
1200	5	0	4	0	0	0	0	0	0	0	0	0	0	0	0	0	0	0	0	39.7	-
1300	5	0	4	0	0	0	0	0	0	0	0	0	0	0	0	0	0	0	0	38.7	-
1400	3	0	2	0	1	0	0	0	0	0	0	0	0	0	0	0	0	0	0	36.9	-
1500	**7**	**0**	**6**	**1**	**1**	**0**	**0**	**0**	**0**	**0**	**0**	**0**	**0**	**0**	**0**	**0**	**0**	**0**	**0**	**36.2**	**-**
1600	6	0	4	0	1	0	0	0	0	0	0	0	0	0	0	0	0	0	0	37.2	-
1700	6	0	5	0	0	0	0	0	0	0	0	0	0	0	0	0	0	0	0	43.9	-
1800	6	0	5	0	0	0	0	0	0	0	0	0	0	0	0	0	0	0	0	40	-
1900	5	0	5	0	0	0	0	0	0	0	0	0	0	0	0	0	0	0	0	40.3	-
2000	3	0	3	0	0	0	0	0	0	0	0	0	0	0	0	0	0	0	0	47.6	-
2100	3	0	3	0	0	0	0	0	0	0	0	0	0	0	0	0	0	0	0	43	-
2200	1	0	1	0	0	0	0	0	0	0	0	0	0	0	0	0	0	0	0	43.6	-
2300	0	0	0	0	0	0	0	0	0	0	0	0	0	0	0	0	0	0	0	39.2	-
07-19	**57**	**1**	**48**	**2**	**4**	**1**	**1**	**0**	**0**	**0**	**0**	**0**	**0**	**0**	**0**	**0**	**0**	**0**	**0**	**38.8**	**50.8**
06-22	**69**	**1**	**59**	**2**	**4**	**1**	**1**	**0**	**0**	**0**	**0**	**0**	**0**	**0**	**0**	**0**	**0**	**0**	**0**	**39.6**	**51.5**
06-00	**70**	**1**	**60**	**2**	**4**	**1**	**1**	**0**	**0**	**0**	**0**	**0**	**0**	**0**	**0**	**0**	**0**	**0**	**0**	**39.6**	**51.1**
00-00	**72**	**1**	**61**	**2**	**5**	**1**	**1**	**0**	**0**	**0**	**0**	**0**	**0**	**0**	**0**	**0**	**0**	**0**	**0**	**39.6**	**51.1**

DRAFT

Site 8
Location L-22054-0, att t/pole, Lat 53.52635, Long -6.70361
Direction Two way

3279 / Meath/Cavan/Monaghan ATC's
October 2013
Automatic Traffic Count

Virtual Week (1)

Time	Total	Classification												>PSL	>PSL%	>SL1	>SL1%	>SL2	>SL2%	Mean	Vpp
		1 MCL	2 SV	3 SVT	4 TB2	5 TB3	6 T4	7 ART3	8 ART4	9 ART5	10 ART6	11 BD	12 DRT	80	80	85 +5kph	85 +5kph	90 +10kph	90 +10kph		85
Mon	69	1	62	0	5	1	0	0	0	0	0	0	0	0	0	0	0	0	0	38.8	49
Tue	72	1	62	4	2	2	1	0	0	0	0	0	0	0	0	0	0	0	0	37.7	50.4
Wed	81	2	64	5	6	4	0	0	0	0	0	0	0	0	0	0	0	0	0	38.2	50
Thu	67	2	54	3	5	3	0	0	0	0	0	0	0	0	0	0	0	0	0	41.5	53.3
Fri	86	2	74	0	8	0	2	0	0	0	0	0	0	0	0	0	0	0	0	39.1	49
| Sat	70	1	59	3	6	0	1	0	0	0	0	0	0	0	0	0	0	0	0	42	52.2
| Sun	56	1	52	0	3	0	0	0	0	0	0	0	0	0	0	0	0	0	0	40.8	53.3
5 Day Ave.	**75**	**2**	**63**	**2**	**5**	**2**	**1**	**0**	**0**	**0**	**0**	**0**	**0**	**0**	**0.0**	**0**	**0.0**	**0**	**0.0**	**39.1**	**50.3**
7 Day Ave.	**72**	**1**	**61**	**2**	**5**	**1**	**1**	**0**	**0**	**0**	**0**	**0**	**0**	**0**	**0.0**	**0**	**0.0**	**0**	**0.0**	**39.6**	**51.1**
--	**501**	**10**	**427**	**15**	**35**	**10**	**4**	**0**	**0**	**0**	**0**	**0**	**0**	**0**	**0.0**	**0**	**0.0**	**0**	**0.0**	**39.6**	**51.1**

Summary Graphs

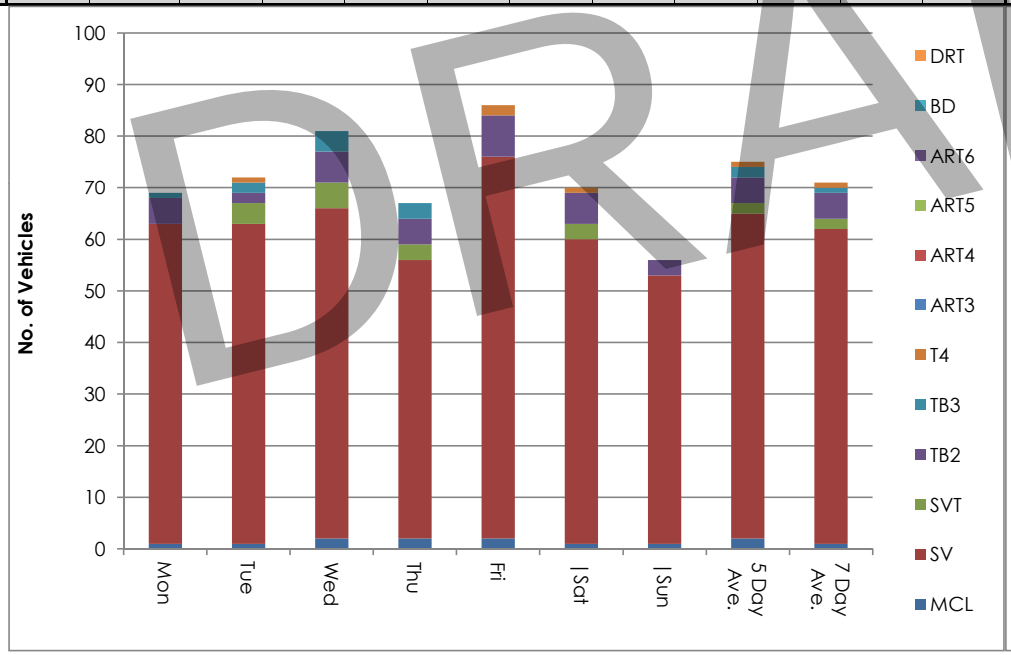

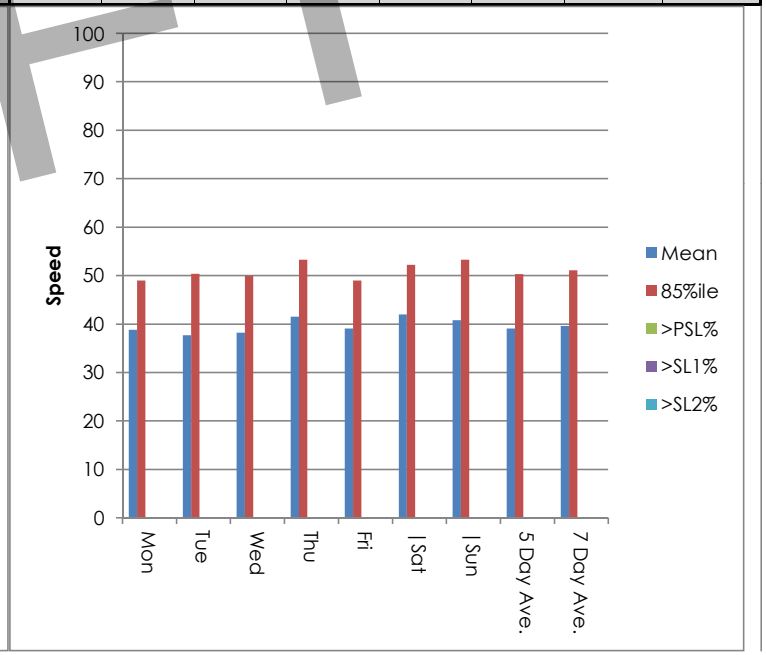

DRAFT

Site 8
Location L-22054-0, att t/pole, Lat 53.52635, Long -6.70361
Direction Two way

3279 / Meath/Cavan/Monaghan ATC's
October 2013
Automatic Traffic Count

Mon, 7 October 2013

Time	Total	Speed Bins (km/h)																											
		0 - 5	5 - 10	10 - 15	15 - 20	20 - 25	25 - 30	30 - 35	35 - 40	40 - 45	45 - 50	50 - 55	55 - 60	60 - 65	65 - 70	70 - 75	75 - 80	80 - 85	85 - 90	90 - 95	95 - 100	100 - 105	105 - 110	110 - 115	115 - 120	120 - 125	125 - 130	130 - 135	135 - 140
0000	0	0	0	0	0	0	0	0	0	0	0	0	0	0	0	0	0	0	0	0	0	0	0	0	0	0	0	0	0
0100	0	0	0	0	0	0	0	0	0	0	0	0	0	0	0	0	0	0	0	0	0	0	0	0	0	0	0	0	0
0200	0	0	0	0	0	0	0	0	0	0	0	0	0	0	0	0	0	0	0	0	0	0	0	0	0	0	0	0	0
0300	0	0	0	0	0	0	0	0	0	0	0	0	0	0	0	0	0	0	0	0	0	0	0	0	0	0	0	0	0
0400	0	0	0	0	0	0	0	0	0	0	0	0	0	0	0	0	0	0	0	0	0	0	0	0	0	0	0	0	0
0500	1	0	0	0	0	0	0	0	0	1	0	0	0	0	0	0	0	0	0	0	0	0	0	0	0	0	0	0	0
0600	0	0	0	0	0	0	0	0	0	0	0	0	0	0	0	0	0	0	0	0	0	0	0	0	0	0	0	0	0
0700	4	0	0	0	0	0	2	0	0	1	0	0	1	0	0	0	0	0	0	0	0	0	0	0	0	0	0	0	0
0800	**7**	**0**	**0**	**0**	**0**	**0**	**0**	**0**	**1**	**1**	**2**	**1**	**2**	**0**	**0**	**0**	**0**	**0**	**0**	**0**	**0**	**0**	**0**	**0**	**0**	**0**	**0**	**0**	**0**
0900	3	0	0	0	0	1	0	0	1	0	1	0	0	0	0	0	0	0	0	0	0	0	0	0	0	0	0	0	0
1000	1	0	0	0	0	0	0	0	0	0	1	0	0	0	0	0	0	0	0	0	0	0	0	0	0	0	0	0	0
1100	4	0	0	0	1	0	0	0	0	1	2	0	0	0	0	0	0	0	0	0	0	0	0	0	0	0	0	0	0
1200	0	0	0	0	0	0	0	0	0	0	0	0	0	0	0	0	0	0	0	0	0	0	0	0	0	0	0	0	0
1300	3	0	0	0	0	1	1	0	0	0	0	0	1	0	0	0	0	0	0	0	0	0	0	0	0	0	0	0	0
1400	3	0	0	0	0	0	0	0	0	0	3	0	0	0	0	0	0	0	0	0	0	0	0	0	0	0	0	0	0
1500	7	0	0	1	0	0	1	0	2	1	2	0	0	0	0	0	0	0	0	0	0	0	0	0	0	0	0	0	0
1600	7	0	0	2	0	0	2	2	0	0	1	0	0	0	0	0	0	0	0	0	0	0	0	0	0	0	0	0	0
1700	**8**	**0**	**0**	**0**	**2**	**0**	**1**	**1**	**1**	**2**	**0**	**1**	**0**	**0**	**0**	**0**	**0**	**0**	**0**	**0**	**0**	**0**	**0**	**0**	**0**	**0**	**0**	**0**	**0**
1800	6	0	0	0	0	0	0	1	1	1	2	1	0	0	0	0	0	0	0	0	0	0	0	0	0	0	0	0	0
1900	6	0	0	0	0	2	1	0	0	0	3	0	0	0	0	0	0	0	0	0	0	0	0	0	0	0	0	0	0
2000	5	0	0	0	0	1	0	0	0	2	1	1	0	0	0	0	0	0	0	0	0	0	0	0	0	0	0	0	0
2100	3	0	0	0	0	0	1	0	0	0	1	1	0	0	0	0	0	0	0	0	0	0	0	0	0	0	0	0	0
2200	1	0	0	0	0	0	0	0	0	0	1	0	0	0	0	0	0	0	0	0	0	0	0	0	0	0	0	0	0
2300	0	0	0	0	0	0	0	0	0	0	0	0	0	0	0	0	0	0	0	0	0	0	0	0	0	0	0	0	0
07-19	**53**	**0**	**0**	**3**	**3**	**2**	**7**	**4**	**6**	**7**	**14**	**3**	**4**	**0**	**0**	**0**	**0**	**0**	**0**	**0**	**0**	**0**	**0**	**0**	**0**	**0**	**0**	**0**	**0**
06-22	**67**	**0**	**0**	**3**	**3**	**5**	**9**	**4**	**6**	**9**	**19**	**5**	**4**	**0**	**0**	**0**	**0**	**0**	**0**	**0**	**0**	**0**	**0**	**0**	**0**	**0**	**0**	**0**	**0**
06-00	**68**	**0**	**0**	**3**	**3**	**5**	**9**	**4**	**6**	**9**	**20**	**5**	**4**	**0**	**0**	**0**	**0**	**0**	**0**	**0**	**0**	**0**	**0**	**0**	**0**	**0**	**0**	**0**	**0**
00-00	**69**	**0**	**0**	**3**	**3**	**5**	**9**	**4**	**6**	**10**	**20**	**5**	**4**	**0**	**0**	**0**	**0**	**0**	**0**	**0**	**0**	**0**	**0**	**0**	**0**	**0**	**0**	**0**	**0**

DRAFT

Site 8
Location L-22054-0, att t/pole, Lat 53.52635, Long -6.70361
Direction Two way

3279 / Meath/Cavan/Monaghan ATC's
October 2013
Automatic Traffic Count

Tue, 8 October 2013

Time	Total	Speed Bins (km/h)																											
		0 - 5	5 - 10	10 - 15	15 - 20	20 - 25	25 - 30	30 - 35	35 - 40	40 - 45	45 - 50	50 - 55	55 - 60	60 - 65	65 - 70	70 - 75	75 - 80	80 - 85	85 - 90	90 - 95	95 - 100	100 - 105	105 - 110	110 - 115	115 - 120	120 - 125	125 - 130	130 - 135	135 - 140
0000	0	0	0	0	0	0	0	0	0	0	0	0	0	0	0	0	0	0	0	0	0	0	0	0	0	0	0	0	0
0100	0	0	0	0	0	0	0	0	0	0	0	0	0	0	0	0	0	0	0	0	0	0	0	0	0	0	0	0	0
0200	0	0	0	0	0	0	0	0	0	0	0	0	0	0	0	0	0	0	0	0	0	0	0	0	0	0	0	0	0
0300	0	0	0	0	0	0	0	0	0	0	0	0	0	0	0	0	0	0	0	0	0	0	0	0	0	0	0	0	0
0400	0	0	0	0	0	0	0	0	0	0	0	0	0	0	0	0	0	0	0	0	0	0	0	0	0	0	0	0	0
0500	0	0	0	0	0	0	0	0	0	0	0	0	0	0	0	0	0	0	0	0	0	0	0	0	0	0	0	0	0
0600	0	0	0	0	0	0	0	0	0	0	0	0	0	0	0	0	0	0	0	0	0	0	0	0	0	0	0	0	0
0700	4	0	0	0	0	1	1	1	0	0	0	1	0	0	0	0	0	0	0	0	0	0	0	0	0	0	0	0	0
0800	**10**	**0**	**0**	**0**	**0**	**1**	**0**	**0**	**0**	**5**	**2**	**1**	**0**	**0**	**1**	**0**	**0**	**0**	**0**	**0**	**0**	**0**	**0**	**0**	**0**	**0**	**0**	**0**	**0**
0900	2	0	0	0	0	0	0	0	0	1	1	0	0	0	0	0	0	0	0	0	0	0	0	0	0	0	0	0	0
1000	2	0	0	0	0	0	0	0	1	1	0	0	0	0	0	0	0	0	0	0	0	0	0	0	0	0	0	0	0
1100	1	0	0	0	0	0	0	0	0	1	0	0	0	0	0	0	0	0	0	0	0	0	0	0	0	0	0	0	0
1200	2	0	0	0	0	0	0	0	1	0	1	0	0	0	0	0	0	0	0	0	0	0	0	0	0	0	0	0	0
1300	4	0	0	0	0	1	0	0	2	0	1	0	0	0	0	0	0	0	0	0	0	0	0	0	0	0	0	0	0
1400	2	0	0	0	0	0	0	0	0	1	1	0	0	0	0	0	0	0	0	0	0	0	0	0	0	0	0	0	0
1500	**10**	**0**	**0**	**1**	**0**	**0**	**5**	**1**	**1**	**1**	**1**	**0**	**0**	**0**	**0**	**0**	**0**	**0**	**0**	**0**	**0**	**0**	**0**	**0**	**0**	**0**	**0**	**0**	**0**
1600	6	0	0	0	2	0	1	0	2	1	0	0	0	0	0	0	0	0	0	0	0	0	0	0	0	0	0	0	0
1700	4	0	0	0	0	0	0	1	1	1	0	1	0	0	0	0	0	0	0	0	0	0	0	0	0	0	0	0	0
1800	8	0	1	0	0	1	0	1	1	0	0	3	0	1	0	0	0	0	0	0	0	0	0	0	0	0	0	0	0
1900	8	0	0	0	1	1	2	0	2	0	1	0	1	0	0	0	0	0	0	0	0	0	0	0	0	0	0	0	0
2000	2	0	0	0	0	0	0	0	0	0	0	2	0	0	0	0	0	0	0	0	0	0	0	0	0	0	0	0	0
2100	4	0	0	1	1	0	0	0	0	1	1	0	0	0	0	0	0	0	0	0	0	0	0	0	0	0	0	0	0
2200	3	0	0	0	0	0	0	0	2	0	0	1	0	0	0	0	0	0	0	0	0	0	0	0	0	0	0	0	0
2300	0	0	0	0	0	0	0	0	0	0	0	0	0	0	0	0	0	0	0	0	0	0	0	0	0	0	0	0	0
07-19	**55**	**0**	**1**	**1**	**2**	**4**	**7**	**4**	**9**	**12**	**7**	**6**	**0**	**1**	**1**	**0**	**0**	**0**	**0**	**0**	**0**	**0**	**0**	**0**	**0**	**0**	**0**	**0**	**0**
06-22	**69**	**0**	**1**	**2**	**4**	**5**	**9**	**4**	**11**	**13**	**9**	**8**	**1**	**1**	**1**	**0**	**0**	**0**	**0**	**0**	**0**	**0**	**0**	**0**	**0**	**0**	**0**	**0**	**0**
06-00	**72**	**0**	**1**	**2**	**4**	**5**	**9**	**4**	**13**	**13**	**9**	**9**	**1**	**1**	**1**	**0**	**0**	**0**	**0**	**0**	**0**	**0**	**0**	**0**	**0**	**0**	**0**	**0**	**0**
00-00	**72**	**0**	**1**	**2**	**4**	**5**	**9**	**4**	**13**	**13**	**9**	**9**	**1**	**1**	**1**	**0**	**0**	**0**	**0**	**0**	**0**	**0**	**0**	**0**	**0**	**0**	**0**	**0**	**0**

DRAFT

Site 8
Location L-22054-0, att t/pole, Lat 53.52635, Long -6.70361
Direction Two way

3279 / Meath/Cavan/Monaghan ATC's
October 2013
Automatic Traffic Count

Wed, 9 October 2013

Time	Total	Speed Bins (km/h)																											
		0 - 5	5 - 10	10 - 15	15 - 20	20 - 25	25 - 30	30 - 35	35 - 40	40 - 45	45 - 50	50 - 55	55 - 60	60 - 65	65 - 70	70 - 75	75 - 80	80 - 85	85 - 90	90 - 95	95 - 100	100 - 105	105 - 110	110 - 115	115 - 120	120 - 125	125 - 130	130 - 135	135 - 140
0000	0	0	0	0	0	0	0	0	0	0	0	0	0	0	0	0	0	0	0	0	0	0	0	0	0	0	0	0	0
0100	0	0	0	0	0	0	0	0	0	0	0	0	0	0	0	0	0	0	0	0	0	0	0	0	0	0	0	0	0
0200	0	0	0	0	0	0	0	0	0	0	0	0	0	0	0	0	0	0	0	0	0	0	0	0	0	0	0	0	0
0300	0	0	0	0	0	0	0	0	0	0	0	0	0	0	0	0	0	0	0	0	0	0	0	0	0	0	0	0	0
0400	0	0	0	0	0	0	0	0	0	0	0	0	0	0	0	0	0	0	0	0	0	0	0	0	0	0	0	0	0
0500	0	0	0	0	0	0	0	0	0	0	0	0	0	0	0	0	0	0	0	0	0	0	0	0	0	0	0	0	0
0600	0	0	0	0	0	0	0	0	0	0	0	0	0	0	0	0	0	0	0	0	0	0	0	0	0	0	0	0	0
0700	5	0	0	0	0	0	1	3	0	0	1	0	0	0	0	0	0	0	0	0	0	0	0	0	0	0	0	0	0
0800	**10**	**0**	**0**	**2**	**0**	**0**	**0**	**0**	**1**	**5**	**1**	**1**	**0**	**0**	**0**	**0**	**0**	**0**	**0**	**0**	**0**	**0**	**0**	**0**	**0**	**0**	**0**	**0**	**0**
0900	7	0	0	0	0	2	1	2	0	1	1	0	0	0	0	0	0	0	0	0	0	0	0	0	0	0	0	0	0
1000	3	0	0	0	1	0	1	0	0	0	0	1	0	0	0	0	0	0	0	0	0	0	0	0	0	0	0	0	0
1100	9	0	0	0	0	1	1	0	2	2	2	1	0	0	0	0	0	0	0	0	0	0	0	0	0	0	0	0	0
1200	**8**	**0**	**0**	**0**	**0**	**0**	**2**	**2**	**1**	**2**	**0**	**0**	**1**	**0**	**0**	**0**	**0**	**0**	**0**	**0**	**0**	**0**	**0**	**0**	**0**	**0**	**0**	**0**	**0**
1300	**8**	**0**	**0**	**0**	**0**	**1**	**0**	**1**	**3**	**0**	**0**	**1**	**1**	**0**	**1**	**0**	**0**	**0**	**0**	**0**	**0**	**0**	**0**	**0**	**0**	**0**	**0**	**0**	**0**
1400	2	0	0	0	0	0	0	1	0	0	0	1	0	0	0	0	0	0	0	0	0	0	0	0	0	0	0	0	0
1500	5	0	0	0	2	0	0	1	0	2	0	0	0	0	0	0	0	0	0	0	0	0	0	0	0	0	0	0	0
1600	2	0	0	0	1	0	0	0	0	1	0	0	0	0	0	0	0	0	0	0	0	0	0	0	0	0	0	0	0
1700	6	0	0	0	0	0	0	0	2	1	1	0	2	0	0	0	0	0	0	0	0	0	0	0	0	0	0	0	0
1800	5	0	0	0	0	1	2	0	2	0	0	0	0	0	0	0	0	0	0	0	0	0	0	0	0	0	0	0	0
1900	5	0	0	1	0	0	0	1	0	1	1	1	0	0	0	0	0	0	0	0	0	0	0	0	0	0	0	0	0
2000	4	0	0	0	0	0	0	0	0	0	2	1	1	0	0	0	0	0	0	0	0	0	0	0	0	0	0	0	0
2100	2	0	0	0	0	0	0	0	0	1	0	1	0	0	0	0	0	0	0	0	0	0	0	0	0	0	0	0	0
2200	0	0	0	0	0	0	0	0	0	0	0	0	0	0	0	0	0	0	0	0	0	0	0	0	0	0	0	0	0
2300	0	0	0	0	0	0	0	0	0	0	0	0	0	0	0	0	0	0	0	0	0	0	0	0	0	0	0	0	0
07-19	**70**	**0**	**0**	**2**	**4**	**5**	**8**	**10**	**11**	**14**	**6**	**5**	**4**	**0**	**1**	**0**	**0**	**0**	**0**	**0**	**0**	**0**	**0**	**0**	**0**	**0**	**0**	**0**	**0**
06-22	**81**	**0**	**0**	**3**	**4**	**5**	**8**	**11**	**11**	**16**	**9**	**8**	**5**	**0**	**1**	**0**	**0**	**0**	**0**	**0**	**0**	**0**	**0**	**0**	**0**	**0**	**0**	**0**	**0**
06-00	**81**	**0**	**0**	**3**	**4**	**5**	**8**	**11**	**11**	**16**	**9**	**8**	**5**	**0**	**1**	**0**	**0**	**0**	**0**	**0**	**0**	**0**	**0**	**0**	**0**	**0**	**0**	**0**	**0**
00-00	**81**	**0**	**0**	**3**	**4**	**5**	**8**	**11**	**11**	**16**	**9**	**8**	**5**	**0**	**1**	**0**	**0**	**0**	**0**	**0**	**0**	**0**	**0**	**0**	**0**	**0**	**0**	**0**	**0**

DRAFT

Site 8
Location L-22054-0, att t/pole, Lat 53.52635, Long -6.70361
Direction Two way

3279 / Meath/Cavan/Monaghan ATC's
October 2013
Automatic Traffic Count

Thu, 10 October 2013

Time	Total	Speed Bins (km/h)																											
		0 - 5	5 - 10	10 - 15	15 - 20	20 - 25	25 - 30	30 - 35	35 - 40	40 - 45	45 - 50	50 - 55	55 - 60	60 - 65	65 - 70	70 - 75	75 - 80	80 - 85	85 - 90	90 - 95	95 - 100	100 - 105	105 - 110	110 - 115	115 - 120	120 - 125	125 - 130	130 - 135	135 - 140
0000	0	0	0	0	0	0	0	0	0	0	0	0	0	0	0	0	0	0	0	0	0	0	0	0	0	0	0	0	0
0100	0	0	0	0	0	0	0	0	0	0	0	0	0	0	0	0	0	0	0	0	0	0	0	0	0	0	0	0	0
0200	0	0	0	0	0	0	0	0	0	0	0	0	0	0	0	0	0	0	0	0	0	0	0	0	0	0	0	0	0
0300	0	0	0	0	0	0	0	0	0	0	0	0	0	0	0	0	0	0	0	0	0	0	0	0	0	0	0	0	0
0400	0	0	0	0	0	0	0	0	0	0	0	0	0	0	0	0	0	0	0	0	0	0	0	0	0	0	0	0	0
0500	0	0	0	0	0	0	0	0	0	0	0	0	0	0	0	0	0	0	0	0	0	0	0	0	0	0	0	0	0
0600	0	0	0	0	0	0	0	0	0	0	0	0	0	0	0	0	0	0	0	0	0	0	0	0	0	0	0	0	0
0700	5	0	0	1	0	1	2	0	0	0	1	0	0	0	0	0	0	0	0	0	0	0	0	0	0	0	0	0	0
0800	**6**	**0**	**0**	**0**	**0**	**0**	**0**	**0**	**0**	**1**	**2**	**3**	**0**	**0**	**0**	**0**	**0**	**0**	**0**	**0**	**0**	**0**	**0**	**0**	**0**	**0**	**0**	**0**	**0**
0900	4	0	0	0	0	1	0	0	1	1	0	0	0	1	0	0	0	0	0	0	0	0	0	0	0	0	0	0	0
1000	3	0	0	0	0	0	1	1	1	0	0	0	0	0	0	0	0	0	0	0	0	0	0	0	0	0	0	0	0
1100	2	0	0	0	1	0	0	0	0	0	0	1	0	0	0	0	0	0	0	0	0	0	0	0	0	0	0	0	0
1200	1	0	0	0	0	0	0	0	0	0	0	0	1	0	0	0	0	0	0	0	0	0	0	0	0	0	0	0	0
1300	3	0	0	0	0	2	0	0	0	1	0	0	0	0	0	0	0	0	0	0	0	0	0	0	0	0	0	0	0
1400	4	0	0	0	1	0	1	1	0	0	0	1	0	0	0	0	0	0	0	0	0	0	0	0	0	0	0	0	0
1500	8	0	0	0	1	0	2	0	0	3	0	1	0	1	0	0	0	0	0	0	0	0	0	0	0	0	0	0	0
1600	**10**	**0**	**0**	**0**	**0**	**0**	**0**	**0**	**3**	**3**	**1**	**1**	**2**	**0**	**0**	**0**	**0**	**0**	**0**	**0**	**0**	**0**	**0**	**0**	**0**	**0**	**0**	**0**	**0**
1700	3	0	0	0	0	0	0	0	0	1	1	0	1	0	0	0	0	0	0	0	0	0	0	0	0	0	0	0	0
1800	3	0	0	0	0	0	0	0	0	1	0	1	1	0	0	0	0	0	0	0	0	0	0	0	0	0	0	0	0
1900	7	0	0	0	0	0	0	1	2	1	1	2	0	0	0	0	0	0	0	0	0	0	0	0	0	0	0	0	0
2000	5	0	0	0	0	0	0	0	0	2	3	0	0	0	0	0	0	0	0	0	0	0	0	0	0	0	0	0	0
2100	3	0	0	0	0	0	0	0	1	0	0	2	0	0	0	0	0	0	0	0	0	0	0	0	0	0	0	0	0
2200	0	0	0	0	0	0	0	0	0	0	0	0	0	0	0	0	0	0	0	0	0	0	0	0	0	0	0	0	0
2300	0	0	0	0	0	0	0	0	0	0	0	0	0	0	0	0	0	0	0	0	0	0	0	0	0	0	0	0	0
07-19	**52**	**0**	**0**	**1**	**3**	**4**	**6**	**2**	**5**	**11**	**5**	**8**	**5**	**2**	**0**	**0**	**0**	**0**	**0**	**0**	**0**	**0**	**0**	**0**	**0**	**0**	**0**	**0**	**0**
06-22	**67**	**0**	**0**	**1**	**3**	**4**	**6**	**3**	**8**	**14**	**9**	**12**	**5**	**2**	**0**	**0**	**0**	**0**	**0**	**0**	**0**	**0**	**0**	**0**	**0**	**0**	**0**	**0**	**0**
06-00	**67**	**0**	**0**	**1**	**3**	**4**	**6**	**3**	**8**	**14**	**9**	**12**	**5**	**2**	**0**	**0**	**0**	**0**	**0**	**0**	**0**	**0**	**0**	**0**	**0**	**0**	**0**	**0**	**0**
00-00	**67**	**0**	**0**	**1**	**3**	**4**	**6**	**3**	**8**	**14**	**9**	**12**	**5**	**2**	**0**	**0**	**0**	**0**	**0**	**0**	**0**	**0**	**0**	**0**	**0**	**0**	**0**	**0**	**0**

DRAFT

Site 8
Location L-22054-0, att t/pole, Lat 53.52635, Long -6.70361
Direction Two way

3279 / Meath/Cavan/Monaghan ATC's
October 2013
Automatic Traffic Count

Fri, 11 October 2013

Time	Total	Speed Bins (km/h)																											
		0 - 5	5 - 10	10 - 15	15 - 20	20 - 25	25 - 30	30 - 35	35 - 40	40 - 45	45 - 50	50 - 55	55 - 60	60 - 65	65 - 70	70 - 75	75 - 80	80 - 85	85 - 90	90 - 95	95 - 100	100 - 105	105 - 110	110 - 115	115 - 120	120 - 125	125 - 130	130 - 135	135 - 140
0000	0	0	0	0	0	0	0	0	0	0	0	0	0	0	0	0	0	0	0	0	0	0	0	0	0	0	0	0	0
0100	2	0	0	0	0	0	0	1	0	0	0	0	0	1	0	0	0	0	0	0	0	0	0	0	0	0	0	0	0
0200	0	0	0	0	0	0	0	0	0	0	0	0	0	0	0	0	0	0	0	0	0	0	0	0	0	0	0	0	0
0300	0	0	0	0	0	0	0	0	0	0	0	0	0	0	0	0	0	0	0	0	0	0	0	0	0	0	0	0	0
0400	0	0	0	0	0	0	0	0	0	0	0	0	0	0	0	0	0	0	0	0	0	0	0	0	0	0	0	0	0
0500	0	0	0	0	0	0	0	0	0	0	0	0	0	0	0	0	0	0	0	0	0	0	0	0	0	0	0	0	0
0600	0	0	0	0	0	0	0	0	0	0	0	0	0	0	0	0	0	0	0	0	0	0	0	0	0	0	0	0	0
0700	4	0	0	0	1	1	0	0	0	1	0	1	0	0	0	0	0	0	0	0	0	0	0	0	0	0	0	0	0
0800	**9**	**0**	**0**	**0**	**0**	**2**	**1**	**1**	**1**	**3**	**0**	**1**	**0**	**0**	**0**	**0**	**0**	**0**	**0**	**0**	**0**	**0**	**0**	**0**	**0**	**0**	**0**	**0**	**0**
0900	3	0	0	0	0	0	1	0	1	1	0	0	0	0	0	0	0	0	0	0	0	0	0	0	0	0	0	0	0
1000	2	0	0	0	0	0	0	0	0	1	1	0	0	0	0	0	0	0	0	0	0	0	0	0	0	0	0	0	0
1100	7	0	0	0	0	1	0	1	1	2	2	0	0	0	0	0	0	0	0	0	0	0	0	0	0	0	0	0	0
1200	2	0	0	0	1	0	0	0	0	0	1	0	0	0	0	0	0	0	0	0	0	0	0	0	0	0	0	0	0
1300	3	0	0	0	0	0	0	1	1	0	1	0	0	0	0	0	0	0	0	0	0	0	0	0	0	0	0	0	0
1400	7	0	0	2	1	1	0	3	0	0	0	0	0	0	0	0	0	0	0	0	0	0	0	0	0	0	0	0	0
1500	**12**	**0**	**0**	**0**	**0**	**3**	**0**	**0**	**3**	**3**	**2**	**0**	**1**	**0**	**0**	**0**	**0**	**0**	**0**	**0**	**0**	**0**	**0**	**0**	**0**	**0**	**0**	**0**	**0**
1600	5	0	0	0	0	0	0	1	1	0	2	1	0	0	0	0	0	0	0	0	0	0	0	0	0	0	0	0	0
1700	11	0	0	0	0	0	0	1	0	3	4	1	2	0	0	0	0	0	0	0	0	0	0	0	0	0	0	0	0
1800	6	0	0	1	1	1	0	0	0	2	1	0	0	0	0	0	0	0	0	0	0	0	0	0	0	0	0	0	0
1900	4	0	0	0	1	0	0	0	0	1	0	2	0	0	0	0	0	0	0	0	0	0	0	0	0	0	0	0	0
2000	2	0	0	0	0	0	0	0	0	0	1	0	0	1	0	0	0	0	0	0	0	0	0	0	0	0	0	0	0
2100	3	0	0	0	0	0	0	0	0	1	2	0	0	0	0	0	0	0	0	0	0	0	0	0	0	0	0	0	0
2200	3	0	0	0	0	0	0	0	1	1	0	1	0	0	0	0	0	0	0	0	0	0	0	0	0	0	0	0	0
2300	1	0	0	0	0	0	0	0	0	0	1	0	0	0	0	0	0	0	0	0	0	0	0	0	0	0	0	0	0
07-19	**71**	**0**	**0**	**3**	**4**	**9**	**2**	**8**	**8**	**16**	**14**	**4**	**3**	**0**	**0**	**0**	**0**	**0**	**0**	**0**	**0**	**0**	**0**	**0**	**0**	**0**	**0**	**0**	**0**
06-22	**80**	**0**	**0**	**3**	**5**	**9**	**2**	**8**	**8**	**18**	**17**	**6**	**3**	**1**	**0**	**0**	**0**	**0**	**0**	**0**	**0**	**0**	**0**	**0**	**0**	**0**	**0**	**0**	**0**
06-00	**84**	**0**	**0**	**3**	**5**	**9**	**2**	**8**	**9**	**19**	**18**	**7**	**3**	**1**	**0**	**0**	**0**	**0**	**0**	**0**	**0**	**0**	**0**	**0**	**0**	**0**	**0**	**0**	**0**
00-00	**86**	**0**	**0**	**3**	**5**	**9**	**2**	**9**	**9**	**19**	**18**	**7**	**3**	**2**	**0**	**0**	**0**	**0**	**0**	**0**	**0**	**0**	**0**	**0**	**0**	**0**	**0**	**0**	**0**

DRAFT

Site 8
Location L-22054-0, att t/pole, Lat 53.52635, Long -6.70361
Direction Two way

3279 / Meath/Cavan/Monaghan ATC's
October 2013
Automatic Traffic Count

Sat, 12 October 2013

Time	Total	Speed Bins (km/h)																											
		0 - 5	5 - 10	10 - 15	15 - 20	20 - 25	25 - 30	30 - 35	35 - 40	40 - 45	45 - 50	50 - 55	55 - 60	60 - 65	65 - 70	70 - 75	75 - 80	80 - 85	85 - 90	90 - 95	95 - 100	100 - 105	105 - 110	110 - 115	115 - 120	120 - 125	125 - 130	130 - 135	135 - 140
0000	0	0	0	0	0	0	0	0	0	0	0	0	0	0	0	0	0	0	0	0	0	0	0	0	0	0	0	0	0
0100	0	0	0	0	0	0	0	0	0	0	0	0	0	0	0	0	0	0	0	0	0	0	0	0	0	0	0	0	0
0200	0	0	0	0	0	0	0	0	0	0	0	0	0	0	0	0	0	0	0	0	0	0	0	0	0	0	0	0	0
0300	0	0	0	0	0	0	0	0	0	0	0	0	0	0	0	0	0	0	0	0	0	0	0	0	0	0	0	0	0
0400	1	0	0	0	0	0	0	0	0	0	1	0	0	0	0	0	0	0	0	0	0	0	0	0	0	0	0	0	0
0500	1	0	0	0	0	0	0	0	0	1	0	0	0	0	0	0	0	0	0	0	0	0	0	0	0	0	0	0	0
0600	0	0	0	0	0	0	0	0	0	0	0	0	0	0	0	0	0	0	0	0	0	0	0	0	0	0	0	0	0
0700	0	0	0	0	0	0	0	0	0	0	0	0	0	0	0	0	0	0	0	0	0	0	0	0	0	0	0	0	0
0800	1	0	0	0	0	0	0	0	1	0	0	0	0	0	0	0	0	0	0	0	0	0	0	0	0	0	0	0	0
0900	**5**	**0**	**0**	**1**	**1**	**0**	**0**	**0**	**2**	**1**	**0**	**0**	**0**	**0**	**0**	**0**	**0**	**0**	**0**	**0**	**0**	**0**	**0**	**0**	**0**	**0**	**0**	**0**	**0**
1000	4	0	0	0	0	0	0	0	2	1	1	0	0	0	0	0	0	0	0	0	0	0	0	0	0	0	0	0	0
1100	**5**	**0**	**0**	**0**	**0**	**0**	**0**	**1**	**0**	**2**	**0**	**1**	**1**	**0**	**0**	**0**	**0**	**0**	**0**	**0**	**0**	**0**	**0**	**0**	**0**	**0**	**0**	**0**	**0**
1200	**12**	**0**	**0**	**0**	**0**	**0**	**0**	**2**	**1**	**3**	**1**	**3**	**2**	**0**	**0**	**0**	**0**	**0**	**0**	**0**	**0**	**0**	**0**	**0**	**0**	**0**	**0**	**0**	**0**
1300	7	0	0	1	0	1	0	1	1	0	2	1	0	0	0	0	0	0	0	0	0	0	0	0	0	0	0	0	0
1400	3	0	0	0	0	0	0	0	0	0	2	0	1	0	0	0	0	0	0	0	0	0	0	0	0	0	0	0	0
1500	6	0	0	0	0	0	1	1	2	1	0	0	0	1	0	0	0	0	0	0	0	0	0	0	0	0	0	0	0
1600	4	0	1	0	0	0	1	0	2	0	0	0	0	0	0	0	0	0	0	0	0	0	0	0	0	0	0	0	0
1700	3	0	0	0	0	0	0	1	0	0	2	0	0	0	0	0	0	0	0	0	0	0	0	0	0	0	0	0	0
1800	6	0	0	0	0	0	0	0	2	1	2	1	0	0	0	0	0	0	0	0	0	0	0	0	0	0	0	0	0
1900	8	0	0	0	0	1	0	0	1	1	1	3	0	0	0	0	1	0	0	0	0	0	0	0	0	0	0	0	0
2000	2	0	0	0	0	0	0	0	0	0	0	1	1	0	0	0	0	0	0	0	0	0	0	0	0	0	0	0	0
2100	1	0	0	0	0	0	0	0	0	0	0	1	0	0	0	0	0	0	0	0	0	0	0	0	0	0	0	0	0
2200	0	0	0	0	0	0	0	0	0	0	0	0	0	0	0	0	0	0	0	0	0	0	0	0	0	0	0	0	0
2300	1	0	0	0	0	0	0	1	0	0	0	0	0	0	0	0	0	0	0	0	0	0	0	0	0	0	0	0	0
07-19	**56**	**0**	**1**	**2**	**1**	**1**	**2**	**6**	**13**	**9**	**10**	**6**	**4**	**1**	**0**	**0**	**0**	**0**	**0**	**0**	**0**	**0**	**0**	**0**	**0**	**0**	**0**	**0**	**0**
06-22	**67**	**0**	**1**	**2**	**1**	**2**	**2**	**6**	**14**	**10**	**11**	**11**	**5**	**1**	**0**	**0**	**1**	**0**	**0**	**0**	**0**	**0**	**0**	**0**	**0**	**0**	**0**	**0**	**0**
06-00	**68**	**0**	**1**	**2**	**1**	**2**	**2**	**7**	**14**	**10**	**11**	**11**	**5**	**1**	**0**	**0**	**1**	**0**	**0**	**0**	**0**	**0**	**0**	**0**	**0**	**0**	**0**	**0**	**0**
00-00	**70**	**0**	**1**	**2**	**1**	**2**	**2**	**7**	**14**	**11**	**12**	**11**	**5**	**1**	**0**	**0**	**1**	**0**	**0**	**0**	**0**	**0**	**0**	**0**	**0**	**0**	**0**	**0**	**0**

DRAFT

Site 8
Location L-22054-0, att t/pole, Lat 53.52635, Long -6.70361
Direction Two way

3279 / Meath/Cavan/Monaghan ATC's
October 2013
Automatic Traffic Count

Sun, 13 October 2013

Time	Total	Speed Bins (km/h)																											
		0 - 5	5 - 10	10 - 15	15 - 20	20 - 25	25 - 30	30 - 35	35 - 40	40 - 45	45 - 50	50 - 55	55 - 60	60 - 65	65 - 70	70 - 75	75 - 80	80 - 85	85 - 90	90 - 95	95 - 100	100 - 105	105 - 110	110 - 115	115 - 120	120 - 125	125 - 130	130 - 135	135 - 140
0000	2	0	0	0	1	0	0	0	0	1	0	0	0	0	0	0	0	0	0	0	0	0	0	0	0	0	0	0	0
0100	0	0	0	0	0	0	0	0	0	0	0	0	0	0	0	0	0	0	0	0	0	0	0	0	0	0	0	0	0
0200	2	0	0	0	0	1	1	0	0	0	0	0	0	0	0	0	0	0	0	0	0	0	0	0	0	0	0	0	0
0300	0	0	0	0	0	0	0	0	0	0	0	0	0	0	0	0	0	0	0	0	0	0	0	0	0	0	0	0	0
0400	0	0	0	0	0	0	0	0	0	0	0	0	0	0	0	0	0	0	0	0	0	0	0	0	0	0	0	0	0
0500	0	0	0	0	0	0	0	0	0	0	0	0	0	0	0	0	0	0	0	0	0	0	0	0	0	0	0	0	0
0600	0	0	0	0	0	0	0	0	0	0	0	0	0	0	0	0	0	0	0	0	0	0	0	0	0	0	0	0	0
0700	1	0	0	0	0	0	0	0	0	0	0	1	0	0	0	0	0	0	0	0	0	0	0	0	0	0	0	0	0
0800	1	0	0	0	0	0	0	0	0	0	0	1	0	0	0	0	0	0	0	0	0	0	0	0	0	0	0	0	0
0900	0	0	0	0	0	0	0	0	0	0	0	0	0	0	0	0	0	0	0	0	0	0	0	0	0	0	0	0	0
1000	2	0	0	0	0	1	0	0	0	0	0	0	1	0	0	0	0	0	0	0	0	0	0	0	0	0	0	0	0
1100	**4**	**0**	**0**	**0**	**1**	**1**	**0**	**0**	**2**	**0**	**0**	**0**	**0**	**0**	**0**	**0**	**0**	**0**	**0**	**0**	**0**	**0**	**0**	**0**	**0**	**0**	**0**	**0**	**0**
1200	**10**	**0**	**0**	**0**	**1**	**1**	**2**	**1**	**1**	**3**	**1**	**0**	**0**	**0**	**0**	**0**	**0**	**0**	**0**	**0**	**0**	**0**	**0**	**0**	**0**	**0**	**0**	**0**	**0**
1300	4	0	0	0	0	0	0	1	0	0	3	0	0	0	0	0	0	0	0	0	0	0	0	0	0	0	0	0	0
1400	1	0	0	0	0	0	0	0	0	0	0	1	0	0	0	0	0	0	0	0	0	0	0	0	0	0	0	0	0
1500	4	0	0	0	0	0	1	1	0	1	0	1	0	0	0	0	0	0	0	0	0	0	0	0	0	0	0	0	0
1600	5	0	0	0	1	0	0	0	0	0	3	0	1	0	0	0	0	0	0	0	0	0	0	0	0	0	0	0	0
1700	5	0	0	0	0	0	0	1	0	1	1	0	1	1	0	0	0	0	0	0	0	0	0	0	0	0	0	0	0
1800	5	0	0	0	1	0	0	0	0	1	1	1	1	0	0	0	0	0	0	0	0	0	0	0	0	0	0	0	0
1900	0	0	0	0	0	0	0	0	0	0	0	0	0	0	0	0	0	0	0	0	0	0	0	0	0	0	0	0	0
2000	4	0	0	0	0	0	0	0	1	1	1	1	0	0	0	0	0	0	0	0	0	0	0	0	0	0	0	0	0
2100	5	0	0	0	0	0	0	0	0	4	0	0	1	0	0	0	0	0	0	0	0	0	0	0	0	0	0	0	0
2200	1	0	0	0	0	0	0	0	0	1	0	0	0	0	0	0	0	0	0	0	0	0	0	0	0	0	0	0	0
2300	0	0	0	0	0	0	0	0	0	0	0	0	0	0	0	0	0	0	0	0	0	0	0	0	0	0	0	0	0
07-19	**42**	**0**	**0**	**0**	**4**	**3**	**3**	**4**	**3**	**6**	**9**	**5**	**4**	**1**	**0**	**0**	**0**	**0**	**0**	**0**	**0**	**0**	**0**	**0**	**0**	**0**	**0**	**0**	**0**
06-22	**51**	**0**	**0**	**0**	**4**	**3**	**3**	**4**	**4**	**11**	**10**	**6**	**5**	**1**	**0**	**0**	**0**	**0**	**0**	**0**	**0**	**0**	**0**	**0**	**0**	**0**	**0**	**0**	**0**
06-00	**52**	**0**	**0**	**0**	**4**	**3**	**3**	**4**	**4**	**12**	**10**	**6**	**5**	**1**	**0**	**0**	**0**	**0**	**0**	**0**	**0**	**0**	**0**	**0**	**0**	**0**	**0**	**0**	**0**
00-00	**56**	**0**	**0**	**0**	**5**	**4**	**4**	**4**	**4**	**13**	**10**	**6**	**5**	**1**	**0**	**0**	**0**	**0**	**0**	**0**	**0**	**0**	**0**	**0**	**0**	**0**	**0**	**0**	**0**

DRAFT

Site 8
Location L-22054-0, att t/pole, Lat 53.52635, Long -6.70361
Direction Two way

3279 / Meath/Cavan/Monaghan ATC's
October 2013
Automatic Traffic Count

Virtual Day (7)

Time	Total	Speed Bins (km/h)																											
		0 - 5	5 - 10	10 - 15	15 - 20	20 - 25	25 - 30	30 - 35	35 - 40	40 - 45	45 - 50	50 - 55	55 - 60	60 - 65	65 - 70	70 - 75	75 - 80	80 - 85	85 - 90	90 - 95	95 - 100	100 - 105	105 - 110	110 - 115	115 - 120	120 - 125	125 - 130	130 - 135	135 - 140
0000	0	0	0	0	0	0	0	0	0	0	0	0	0	0	0	0	0	0	0	0	0	0	0	0	0	0	0	0	0
0100	0	0	0	0	0	0	0	0	0	0	0	0	0	0	0	0	0	0	0	0	0	0	0	0	0	0	0	0	0
0200	0	0	0	0	0	0	0	0	0	0	0	0	0	0	0	0	0	0	0	0	0	0	0	0	0	0	0	0	0
0300	0	0	0	0	0	0	0	0	0	0	0	0	0	0	0	0	0	0	0	0	0	0	0	0	0	0	0	0	0
0400	0	0	0	0	0	0	0	0	0	0	0	0	0	0	0	0	0	0	0	0	0	0	0	0	0	0	0	0	0
0500	0	0	0	0	0	0	0	0	0	0	0	0	0	0	0	0	0	0	0	0	0	0	0	0	0	0	0	0	0
0600	0	0	0	0	0	0	0	0	0	0	0	0	0	0	0	0	0	0	0	0	0	0	0	0	0	0	0	0	0
0700	3	0	0	0	0	0	1	1	0	0	0	0	0	0	0	0	0	0	0	0	0	0	0	0	0	0	0	0	0
0800	**6**	**0**	**0**	**0**	**0**	**0**	**0**	**0**	**1**	**2**	**1**	**1**	**0**	**0**	**0**	**0**	**0**	**0**	**0**	**0**	**0**	**0**	**0**	**0**	**0**	**0**	**0**	**0**	**0**
0900	3	0	0	0	0	1	0	0	1	1	0	0	0	0	0	0	0	0	0	0	0	0	0	0	0	0	0	0	0
1000	2	0	0	0	0	0	0	0	1	0	0	0	0	0	0	0	0	0	0	0	0	0	0	0	0	0	0	0	0
1100	5	0	0	0	0	0	0	0	1	1	1	0	0	0	0	0	0	0	0	0	0	0	0	0	0	0	0	0	0
1200	5	0	0	0	0	0	1	1	1	1	1	0	1	0	0	0	0	0	0	0	0	0	0	0	0	0	0	0	0
1300	5	0	0	0	0	1	0	1	1	0	1	0	0	0	0	0	0	0	0	0	0	0	0	0	0	0	0	0	0
1400	3	0	0	0	0	0	0	1	0	0	1	0	0	0	0	0	0	0	0	0	0	0	0	0	0	0	0	0	0
1500	**7**	**0**	**0**	**0**	**0**	**0**	**1**	**1**	**1**	**2**	**1**	**0**	**0**	**0**	**0**	**0**	**0**	**0**	**0**	**0**	**0**	**0**	**0**	**0**	**0**	**0**	**0**	**0**	**0**
1600	6	0	0	0	1	0	1	0	1	1	1	0	0	0	0	0	0	0	0	0	0	0	0	0	0	0	0	0	0
1700	6	0	0	0	0	0	0	1	1	1	1	0	1	0	0	0	0	0	0	0	0	0	0	0	0	0	0	0	0
1800	6	0	0	0	0	0	0	0	1	1	1	1	0	0	0	0	0	0	0	0	0	0	0	0	0	0	0	0	0
1900	5	0	0	0	0	1	0	0	1	1	1	1	0	0	0	0	0	0	0	0	0	0	0	0	0	0	0	0	0
2000	3	0	0	0	0	0	0	0	0	1	1	1	0	0	0	0	0	0	0	0	0	0	0	0	0	0	0	0	0
2100	3	0	0	0	0	0	0	0	0	1	1	1	0	0	0	0	0	0	0	0	0	0	0	0	0	0	0	0	0
2200	1	0	0	0	0	0	0	0	0	0	0	0	0	0	0	0	0	0	0	0	0	0	0	0	0	0	0	0	0
2300	0	0	0	0	0	0	0	0	0	0	0	0	0	0	0	0	0	0	0	0	0	0	0	0	0	0	0	0	0
07-19	**57**	**0**	**0**	**2**	**3**	**4**	**5**	**5**	**8**	**11**	**9**	**5**	**3**	**1**	**0**	**0**	**0**	**0**	**0**	**0**	**0**	**0**	**0**	**0**	**0**	**0**	**0**	**0**	**0**
06-22	**69**	**0**	**0**	**2**	**3**	**5**	**6**	**6**	**9**	**13**	**12**	**8**	**4**	**1**	**0**	**0**	**0**	**0**	**0**	**0**	**0**	**0**	**0**	**0**	**0**	**0**	**0**	**0**	**0**
06-00	**70**	**0**	**0**	**2**	**3**	**5**	**6**	**6**	**9**	**13**	**12**	**8**	**4**	**1**	**0**	**0**	**0**	**0**	**0**	**0**	**0**	**0**	**0**	**0**	**0**	**0**	**0**	**0**	**0**
00-00	**72**	**0**	**0**	**2**	**4**	**5**	**6**	**6**	**9**	**14**	**12**	**8**	**4**	**1**	**0**	**0**	**0**	**0**	**0**	**0**	**0**	**0**	**0**	**0**	**0**	**0**	**0**	**0**	**0**

DRAFT

Site 8
Location L-22054-0, att t/pole, Lat 53.52635, Long -6.70361
Direction Two way

3279 / Meath/Cavan/Monaghan ATC's
October 2013
Automatic Traffic Count

Virtual Week (1)

Time	Total	Speed Bins (km/h)																												
		0 - 5	5 - 10	10 - 15	15 - 20	20 - 25	25 - 30	30 - 35	35 - 40	40 - 45	45 - 50	50 - 55	55 - 60	60 - 65	65 - 70	70 - 75	75 - 80	80 - 85	85 - 90	90 - 95	95 - 100	100 - 105	105 - 110	110 - 115	115 - 120	120 - 125	125 - 130	130 - 135	135 - 140
Mon	69	0	0	3	3	5	9	4	6	10	20	5	4	0	0	0	0	0	0	0	0	0	0	0	0	0	0	0	0	0
Tue	72	0	1	2	4	5	9	4	13	13	9	9	1	1	1	0	0	0	0	0	0	0	0	0	0	0	0	0	0	0
Wed	81	0	0	3	4	5	8	11	11	16	9	8	5	0	1	0	0	0	0	0	0	0	0	0	0	0	0	0	0	0
Thu	67	0	0	1	3	4	6	3	8	14	9	12	5	2	0	0	0	0	0	0	0	0	0	0	0	0	0	0	0	0
Fri	86	0	0	3	5	9	2	9	9	19	18	7	3	2	0	0	0	0	0	0	0	0	0	0	0	0	0	0	0	0
|Sat	70	0	1	2	1	2	2	7	14	11	12	11	5	1	0	0	1	0	0	0	0	0	0	0	0	0	0	0	0	0
|Sun	56	0	0	0	5	4	4	4	4	13	10	6	5	1	0	0	0	0	0	0	0	0	0	0	0	0	0	0	0	0
5 Day Ave.	**75**	**0**	**0**	**2**	**4**	**6**	**7**	**6**	**9**	**14**	**13**	**8**	**4**	**1**	**0**	**0**	**0**	**0**	**0**	**0**	**0**	**0**	**0**	**0**	**0**	**0**	**0**	**0**	**0**	**0**
7 Day Ave.	**72**	**0**	**0**	**2**	**4**	**5**	**6**	**6**	**9**	**14**	**12**	**8**	**4**	**1**	**0**	**0**	**0**	**0**	**0**	**0**	**0**	**0**	**0**	**0**	**0**	**0**	**0**	**0**	**0**	**0**
--	**501**	**0**	**2**	**14**	**25**	**34**	**40**	**42**	**65**	**96**	**87**	**58**	**28**	**7**	**2**	**0**	**1**	**0**	**0**	**0**	**0**	**0**	**0**	**0**	**0**	**0**	**0**	**0**	**0**	**0**

Summary Graphs

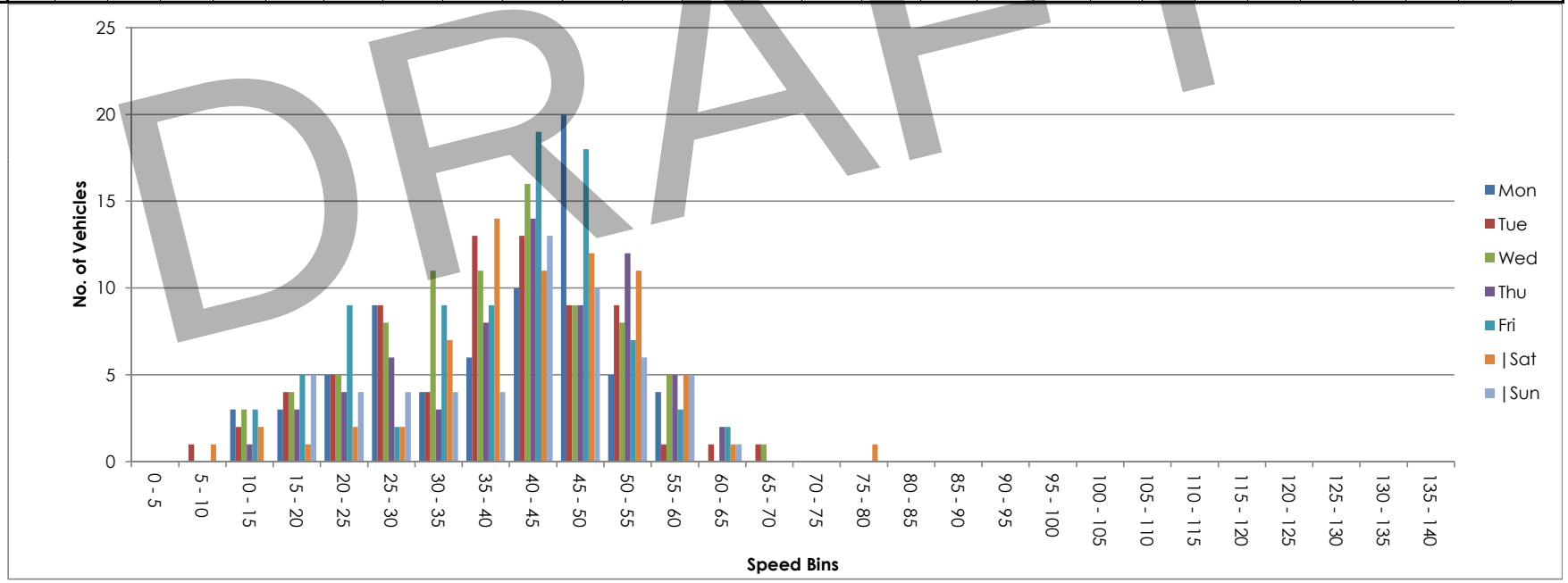

DRAFT



NDC NATIONWIDE DATA COLLECTION	**Site / Location:**	L-2205-3, att t/pole, Lat 53.54685, Long -6.68816	**Project No:**	3279	**Photo No:**	3279-09	**Drawn By:** MOR
	Survey Date:	Mon, 7 October 2013 to Sun, 13 October 2013	**Project Name:**		Meath/Cavan/Monaghan ATC'S		
	Survey Times:	00:00 to 00(24):00	**Title:**		Site Photograph		

Site No.	Location.	Direction.	Speed Limit - PSL (km/h)	Start Date.	End Date.	Total Vehicles.	5 Day Ave.	7 Day Ave.	No. > Speed Limit.	%. > Speed Limit.	No. > Speed Limit1 (+5km/h).	%. > Speed Limit1 (+5km/h).	No. > Speed Limit1 (+10km/h).	%. > Speed Limit1 (+10km/h).	Mean Speed	85%ile Speed
9	L-2205-3, att t/pole, Lat 53.54685, Long -6.68816	North	80	Mon, 7 October 2013	Sun, 13 October 2013	2223	326	318	53	2.4	16	0.7	7	0.3	60.1	70.2
		South	80	Mon, 7 October 2013	Sun, 13 October 2013	2242	322	320	28	1.2	5	0.2	0	0.0	59.8	69.5
		Two way	80	Mon, 7 October 2013	Sun, 13 October 2013	4465	648	638	81	1.8	21	0.5	7	0.2	60.0	69.8

DRAFT

Site 9
Location L-2205-3, att t/pole, Lat 53.54685, Long -6.68816
Direction North

3279 / Meath/Cavan/Monaghan ATC's
October 2013
Automatic Traffic Count

Mon, 7 October 2013

Time	Total	Classification												>PSL	>PSL%	>SL1	>SL1%	>SL2	>SL2%	Mean	Vpp
		1 MCL	2 SV	3 SVT	4 TB2	5 TB3	6 T4	7 ART3	8 ART4	9 ART5	10 ART6	11 BD	12 DRT	80	80	85 +5kph	85 +5kph	90 +10kph	90 +10kph		85
0000	2	0	2	0	0	0	0	0	0	0	0	0	0	0	0	0	0	0	0	53.4	-
0100	0	0	0	0	0	0	0	0	0	0	0	0	0	0	0	0	0	0	0	-	-
0200	1	0	1	0	0	0	0	0	0	0	0	0	0	0	0	0	0	0	0	70.4	-
0300	3	0	3	0	0	0	0	0	0	0	0	0	0	0	0	0	0	0	0	68.8	-
0400	0	0	0	0	0	0	0	0	0	0	0	0	0	0	0	0	0	0	0	-	-
0500	0	0	0	0	0	0	0	0	0	0	0	0	0	0	0	0	0	0	0	-	-
0600	5	0	4	0	1	0	0	0	0	0	0	0	0	1	20	0	0	0	0	63.4	-
0700	11	0	7	0	4	0	0	0	0	0	0	0	0	0	0	0	0	0	0	57.9	64.8
0800	13	1	11	0	1	0	0	0	0	0	0	0	0	0	0	0	0	0	0	53.8	64.4
0900	13	0	13	0	0	0	0	0	0	0	0	0	0	0	0	0	0	0	0	55.1	64.8
1000	10	0	10	0	0	0	0	0	0	0	0	0	0	0	0	0	0	0	0	60.1	-
1100	**14**	**0**	**10**	**1**	**3**	**0**	**0**	**0**	**0**	**0**	**0**	**0**	**0**	**0**	**0**	**0**	**0**	**0**	**0**	**58.6**	**65.9**
1200	16	0	15	0	0	0	1	0	0	0	0	0	0	1	6.3	0	0	0	0	61.8	72.4
1300	22	0	18	1	2	0	1	0	0	0	0	0	0	0	0	0	0	0	0	60.4	65.9
1400	28	0	22	0	5	0	1	0	0	0	0	0	0	1	3.6	1	3.6	0	0	59.4	70.2
1500	30	1	27	0	1	1	0	0	0	0	0	0	0	2	6.7	2	6.7	1	3.3	60.3	69.1
1600	24	2	21	0	1	0	0	0	0	0	0	0	0	0	0	0	0	0	0	56.9	65.2
1700	**39**	**0**	**35**	**0**	**4**	**0**	**0**	**0**	**0**	**0**	**0**	**0**	**0**	**2**	**5.1**	**0**	**0**	**0**	**0**	**62.5**	**71.6**
1800	20	0	18	0	2	0	0	0	0	0	0	0	0	2	10	1	5	1	5	64.3	72
1900	22	0	22	0	0	0	0	0	0	0	0	0	0	0	0	0	0	0	0	58.6	67.3
2000	18	0	17	0	1	0	0	0	0	0	0	0	0	2	11.1	1	5.6	0	0	65.4	78.8
2100	13	0	11	1	1	0	0	0	0	0	0	0	0	1	7.7	1	7.7	1	7.7	56.5	67.7
2200	10	0	10	0	0	0	0	0	0	0	0	0	0	1	10	1	10	0	0	61.6	-
2300	2	0	2	0	0	0	0	0	0	0	0	0	0	0	0	0	0	0	0	62.2	-
07-19	**240**	**4**	**207**	**2**	**23**	**1**	**3**	**0**	**0**	**0**	**0**	**0**	**0**	**8**	**3.3**	**4**	**1.7**	**2**	**0.8**	**59.8**	**69.5**
06-22	**298**	**4**	**261**	**3**	**26**	**1**	**3**	**0**	**0**	**0**	**0**	**0**	**0**	**12**	**4**	**6**	**2**	**3**	**1**	**60**	**69.8**
06-00	**310**	**4**	**273**	**3**	**26**	**1**	**3**	**0**	**0**	**0**	**0**	**0**	**0**	**13**	**4.2**	**7**	**2.3**	**3**	**1**	**60**	**69.8**
00-00	**316**	**4**	**279**	**3**	**26**	**1**	**3**	**0**	**0**	**0**	**0**	**0**	**0**	**13**	**4.1**	**7**	**2.2**	**3**	**0.9**	**60.1**	**70.2**

DRAFT

Site 9
Location L-2205-3, att t/pole, Lat 53.54685, Long -6.68816
Direction North

3279 / Meath/Cavan/Monaghan ATC's
October 2013
Automatic Traffic Count

Tue, 8 October 2013

Time	Total	Classification												>PSL	>PSL%	>SL1	>SL1%	>SL2	>SL2%	Mean	Vpp
		1 MCL	2 SV	3 SVT	4 TB2	5 TB3	6 T4	7 ART3	8 ART4	9 ART5	10 ART6	11 BD	12 DRT	80	80	85 +5kph	85 +5kph	90 +10kph	90 +10kph		85
0000	3	0	3	0	0	0	0	0	0	0	0	0	0	0	0	0	0	0	0	62.6	-
0100	0	0	0	0	0	0	0	0	0	0	0	0	0	0	0	0	0	0	0	-	-
0200	0	0	0	0	0	0	0	0	0	0	0	0	0	0	0	0	0	0	0	-	-
0300	1	0	0	0	1	0	0	0	0	0	0	0	0	0	0	0	0	0	0	64.2	-
0400	0	0	0	0	0	0	0	0	0	0	0	0	0	0	0	0	0	0	0	-	-
0500	0	0	0	0	0	0	0	0	0	0	0	0	0	0	0	0	0	0	0	-	-
0600	1	0	0	0	1	0	0	0	0	0	0	0	0	0	0	0	0	0	0	56.8	-
0700	11	0	8	0	3	0	0	0	0	0	0	0	0	0	0	0	0	0	0	62.1	69.8
0800	17	1	15	0	1	0	0	0	0	0	0	0	0	0	0	0	0	0	0	54.5	64.1
0900	20	0	16	0	4	0	0	0	0	0	0	0	0	1	5	0	0	0	0	61.3	65.9
1000	13	0	11	0	2	0	0	0	0	0	0	0	0	0	0	0	0	0	0	58.2	65.2
1100	**22**	**0**	**19**	**1**	**2**	**0**	**0**	**0**	**0**	**0**	**0**	**0**	**0**	**0**	**0**	**0**	**0**	**0**	**0**	**62.8**	**70.2**
1200	16	1	14	0	1	0	0	0	0	0	0	0	0	0	0	0	0	0	0	57.8	66.6
1300	26	0	23	1	2	0	0	0	0	0	0	0	0	0	0	0	0	0	0	61.5	69.1
1400	22	0	20	0	2	0	0	0	0	0	0	0	0	0	0	0	0	0	0	55.2	65.2
1500	24	1	22	0	1	0	0	0	0	0	0	0	0	1	4.2	0	0	0	0	56.7	63.7
1600	27	0	24	1	2	0	0	0	0	0	0	0	0	0	0	0	0	0	0	57	64.1
1700	26	0	24	0	1	1	0	0	0	0	0	0	0	0	0	0	0	0	0	61.9	69.8
1800	**38**	**0**	**36**	**1**	**1**	**0**	**0**	**0**	**0**	**0**	**0**	**0**	**0**	**2**	**5.3**	**0**	**0**	**0**	**0**	**62.3**	**76.7**
1900	25	0	24	1	0	0	0	0	0	0	0	0	0	0	0	0	0	0	0	61.2	70.6
2000	19	0	19	0	0	0	0	0	0	0	0	0	0	0	0	0	0	0	0	59	67.3
2100	10	0	9	0	1	0	0	0	0	0	0	0	0	0	0	0	0	0	0	63.2	-
2200	6	0	6	0	0	0	0	0	0	0	0	0	0	1	16.7	0	0	0	0	68.1	-
2300	3	0	3	0	0	0	0	0	0	0	0	0	0	0	0	0	0	0	0	68.8	-
07-19	**262**	**3**	**232**	**4**	**22**	**1**	**0**	**0**	**0**	**0**	**0**	**0**	**0**	**4**	**1.5**	**0**	**0**	**0**	**0**	**59.5**	**69.1**
06-22	**317**	**3**	**284**	**5**	**24**	**1**	**0**	**0**	**0**	**0**	**0**	**0**	**0**	**4**	**1.3**	**0**	**0**	**0**	**0**	**59.7**	**69.1**
06-00	**326**	**3**	**293**	**5**	**24**	**1**	**0**	**0**	**0**	**0**	**0**	**0**	**0**	**5**	**1.5**	**0**	**0**	**0**	**0**	**60**	**69.5**
00-00	**330**	**3**	**296**	**5**	**25**	**1**	**0**	**0**	**0**	**0**	**0**	**0**	**0**	**5**	**1.5**	**0**	**0**	**0**	**0**	**60**	**69.5**

DRAFT

Site 9
Location L-2205-3, att t/pole, Lat 53.54685, Long -6.68816
Direction North

3279 / Meath/Cavan/Monaghan ATC's
October 2013
Automatic Traffic Count

Wed, 9 October 2013

Time	Total	Classification												>PSL	>PSL%	>SL1	>SL1%	>SL2	>SL2%	Mean	Vpp
		1 MCL	2 SV	3 SVT	4 TB2	5 TB3	6 T4	7 ART3	8 ART4	9 ART5	10 ART6	11 BD	12 DRT	80	80	85 +5kph	85 +5kph	90 +10kph	90 +10kph		85
0000	5	0	5	0	0	0	0	0	0	0	0	0	0	0	0	0	0	0	0	61.2	-
0100	2	0	2	0	0	0	0	0	0	0	0	0	0	0	0	0	0	0	0	59.7	-
0200	0	0	0	0	0	0	0	0	0	0	0	0	0	0	0	0	0	0	0	-	-
0300	0	0	0	0	0	0	0	0	0	0	0	0	0	0	0	0	0	0	0	-	-
0400	0	0	0	0	0	0	0	0	0	0	0	0	0	0	0	0	0	0	0	-	-
0500	1	0	1	0	0	0	0	0	0	0	0	0	0	0	0	0	0	0	0	58.1	-
0600	2	0	1	0	1	0	0	0	0	0	0	0	0	0	0	0	0	0	0	62	-
0700	11	0	8	0	3	0	0	0	0	0	0	0	0	1	9.1	0	0	0	0	64.4	70.6
0800	13	0	8	0	4	0	0	0	1	0	0	0	0	0	0	0	0	0	0	55.4	61.6
0900	18	0	16	0	2	0	0	0	0	0	0	0	0	0	0	0	0	0	0	58	67.7
1000	12	0	11	0	1	0	0	0	0	0	0	0	0	0	0	0	0	0	0	65	71.3
1100	**21**	**0**	**18**	**0**	**3**	**0**	**0**	**0**	**0**	**0**	**0**	**0**	**0**	**0**	**0**	**0**	**0**	**0**	**0**	**56.1**	**62.6**
1200	18	0	13	2	3	0	0	0	0	0	0	0	0	1	5.6	0	0	0	0	53.1	60.1
1300	27	0	24	2	1	0	0	0	0	0	0	0	0	0	0	0	0	0	0	62.7	72.4
1400	21	1	14	0	6	0	0	0	0	0	0	0	0	1	4.8	1	4.8	0	0	55.4	66.6
1500	24	0	21	1	2	0	0	0	0	0	0	0	0	1	4.2	0	0	0	0	58.1	68.4
1600	27	1	26	0	0	0	0	0	0	0	0	0	0	1	3.7	0	0	0	0	59	68.8
1700	34	0	32	0	1	0	0	0	0	1	0	0	0	0	0	0	0	0	0	60.8	68
1800	**41**	**1**	**33**	**3**	**4**	**0**	**0**	**0**	**0**	**0**	**0**	**0**	**0**	**0**	**0**	**0**	**0**	**0**	**0**	**62.3**	**72.4**
1900	27	0	25	1	1	0	0	0	0	0	0	0	0	2	7.4	0	0	0	0	60	68
2000	16	0	14	2	0	0	0	0	0	0	0	0	0	0	0	0	0	0	0	60.1	68.4
2100	15	0	14	0	1	0	0	0	0	0	0	0	0	0	0	0	0	0	0	62.4	72.7
2200	6	0	6	0	0	0	0	0	0	0	0	0	0	2	33.3	0	0	0	0	69	-
2300	4	0	4	0	0	0	0	0	0	0	0	0	0	0	0	0	0	0	0	68.2	-
07-19	**267**	**3**	**224**	**8**	**30**	**0**	**0**	**0**	**1**	**1**	**0**	**0**	**0**	**5**	**1.9**	**1**	**0.4**	**0**	**0**	**59.4**	**69.8**
06-22	**327**	**3**	**278**	**11**	**33**	**0**	**0**	**0**	**1**	**1**	**0**	**0**	**0**	**7**	**2.1**	**1**	**0.3**	**0**	**0**	**59.6**	**69.5**
06-00	**337**	**3**	**288**	**11**	**33**	**0**	**0**	**0**	**1**	**1**	**0**	**0**	**0**	**9**	**2.7**	**1**	**0.3**	**0**	**0**	**59.9**	**69.5**
00-00	**345**	**3**	**296**	**11**	**33**	**0**	**0**	**0**	**1**	**1**	**0**	**0**	**0**	**9**	**2.6**	**1**	**0.3**	**0**	**0**	**59.9**	**69.5**

DRAFT

Site 9
Location L-2205-3, att t/pole, Lat 53.54685, Long -6.68816
Direction North

3279 / Meath/Cavan/Monaghan ATC's
October 2013
Automatic Traffic Count

Thu, 10 October 2013

Time	Total	Classification												>PSL	>PSL%	>SL1	>SL1%	>SL2	>SL2%	Mean	Vpp
		1 MCL	2 SV	3 SVT	4 TB2	5 TB3	6 T4	7 ART3	8 ART4	9 ART5	10 ART6	11 BD	12 DRT	80	80	85 +5kph	85 +5kph	90 +10kph	90 +10kph		85
0000	0	0	0	0	0	0	0	0	0	0	0	0	0	0	0	0	0	0	0	-	-
0100	0	0	0	0	0	0	0	0	0	0	0	0	0	0	0	0	0	0	0	-	-
0200	0	0	0	0	0	0	0	0	0	0	0	0	0	0	0	0	0	0	0	-	-
0300	0	0	0	0	0	0	0	0	0	0	0	0	0	0	0	0	0	0	0	-	-
0400	0	0	0	0	0	0	0	0	0	0	0	0	0	0	0	0	0	0	0	-	-
0500	1	0	1	0	0	0	0	0	0	0	0	0	0	0	0	0	0	0	0	59.4	-
0600	1	0	0	0	1	0	0	0	0	0	0	0	0	0	0	0	0	0	0	61.9	-
0700	12	0	9	0	3	0	0	0	0	0	0	0	0	2	16.7	0	0	0	0	59.4	75.2
0800	**18**	**1**	**14**	**0**	**2**	**0**	**0**	**0**	**1**	**0**	**0**	**0**	**0**	**0**	**0**	**0**	**0**	**0**	**0**	**56.7**	**67**
0900	16	0	12	1	3	0	0	0	0	0	0	0	0	0	0	0	0	0	0	59.3	70.2
1000	14	0	12	0	2	0	0	0	0	0	0	0	0	0	0	0	0	0	0	62.5	69.8
1100	11	1	8	1	0	1	0	0	0	0	0	0	0	0	0	0	0	0	0	55.6	63
1200	20	0	18	1	1	0	0	0	0	0	0	0	0	1	5	0	0	0	0	59.5	65.2
1300	20	0	17	0	2	1	0	0	0	0	0	0	0	0	0	0	0	0	0	56.4	67
1400	24	0	19	2	3	0	0	0	0	0	0	0	0	0	0	0	0	0	0	58.1	67
1500	29	0	27	2	0	0	0	0	0	0	0	0	0	0	0	0	0	0	0	61.2	71.6
1600	27	0	25	0	2	0	0	0	0	0	0	0	0	0	0	0	0	0	0	60.4	70.2
1700	**35**	**1**	**32**	**0**	**2**	**0**	**0**	**0**	**0**	**0**	**0**	**0**	**0**	**0**	**0**	**0**	**0**	**0**	**0**	**62**	**72.4**
1800	23	0	22	0	0	0	0	0	1	0	0	0	0	0	0	0	0	0	0	59.4	70.9
1900	21	0	21	0	0	0	0	0	0	0	0	0	0	1	4.8	0	0	0	0	64.9	73.4
2000	18	0	16	0	2	0	0	0	0	0	0	0	0	0	0	0	0	0	0	62	67.3
2100	18	0	18	0	0	0	0	0	0	0	0	0	0	0	0	0	0	0	0	59.6	65.5
2200	10	0	9	0	1	0	0	0	0	0	0	0	0	0	0	0	0	0	0	55.1	-
2300	2	0	2	0	0	0	0	0	0	0	0	0	0	0	0	0	0	0	0	72.4	-
07-19	**249**	**3**	**215**	**7**	**20**	**2**	**0**	**0**	**2**	**0**	**0**	**0**	**0**	**3**	**1.2**	**0**	**0**	**0**	**0**	**59.5**	**69.5**
06-22	**307**	**3**	**270**	**7**	**23**	**2**	**0**	**0**	**2**	**0**	**0**	**0**	**0**	**4**	**1.3**	**0**	**0**	**0**	**0**	**60**	**69.5**
06-00	**319**	**3**	**281**	**7**	**24**	**2**	**0**	**0**	**2**	**0**	**0**	**0**	**0**	**4**	**1.3**	**0**	**0**	**0**	**0**	**60**	**69.5**
00-00	**320**	**3**	**282**	**7**	**24**	**2**	**0**	**0**	**2**	**0**	**0**	**0**	**0**	**4**	**1.3**	**0**	**0**	**0**	**0**	**60**	**69.5**

DRAFT

Site 9
Location L-2205-3, att t/pole, Lat 53.54685, Long -6.68816
Direction North

3279 / Meath/Cavan/Monaghan ATC's
October 2013
Automatic Traffic Count

Fri, 11 October 2013

Time	Total	Classification												>PSL	>PSL%	>SL1	>SL1%	>SL2	>SL2%	Mean	Vpp
		1 MCL	2 SV	3 SVT	4 TB2	5 TB3	6 T4	7 ART3	8 ART4	9 ART5	10 ART6	11 BD	12 DRT	80	80	85 +5kph	85 +5kph	90 +10kph	90 +10kph		85
0000	3	0	3	0	0	0	0	0	0	0	0	0	0	0	0	0	0	0	0	57.6	-
0100	0	0	0	0	0	0	0	0	0	0	0	0	0	0	0	0	0	0	0	-	-
0200	1	0	0	0	1	0	0	0	0	0	0	0	0	0	0	0	0	0	0	47.1	-
0300	0	0	0	0	0	0	0	0	0	0	0	0	0	0	0	0	0	0	0	-	-
0400	1	0	1	0	0	0	0	0	0	0	0	0	0	0	0	0	0	0	0	74.1	-
0500	1	0	1	0	0	0	0	0	0	0	0	0	0	0	0	0	0	0	0	57.4	-
0600	1	0	0	0	1	0	0	0	0	0	0	0	0	0	0	0	0	0	0	59.5	-
0700	13	0	9	0	3	0	0	0	0	1	0	0	0	1	7.7	0	0	0	0	58.3	65.2
0800	**18**	**0**	**15**	**0**	**3**	**0**	**0**	**0**	**0**	**0**	**0**	**0**	**0**	**0**	**0**	**0**	**0**	**0**	**0**	**61.7**	**67**
0900	11	0	10	0	1	0	0	0	0	0	0	0	0	0	0	0	0	0	0	58.6	65.9
1000	16	1	13	2	0	0	0	0	0	0	0	0	0	0	0	0	0	0	0	55.6	64.8
1100	15	1	12	1	1	0	0	0	0	0	0	0	0	1	6.7	0	0	0	0	56.8	69.1
1200	16	0	15	0	1	0	0	0	0	0	0	0	0	0	0	0	0	0	0	58	68
1300	17	0	16	1	0	0	0	0	0	0	0	0	0	1	5.9	1	5.9	0	0	63.8	69.1
1400	18	0	14	1	3	0	0	0	0	0	0	0	0	0	0	0	0	0	0	59.1	68.4
1500	28	0	22	0	4	2	0	0	0	0	0	0	0	0	0	0	0	0	0	58	69.1
1600	**34**	**1**	**28**	**0**	**4**	**0**	**1**	**0**	**0**	**0**	**0**	**0**	**0**	**0**	**0**	**0**	**0**	**0**	**0**	**60.4**	**70.2**
1700	30	0	28	1	1	0	0	0	0	0	0	0	0	0	0	0	0	0	0	64.6	71.6
1800	32	1	30	0	1	0	0	0	0	0	0	0	0	0	0	0	0	0	0	58.3	69.8
1900	28	0	28	0	0	0	0	0	0	0	0	0	0	1	3.6	1	3.6	1	3.6	62.7	72
2000	18	0	18	0	0	0	0	0	0	0	0	0	0	1	5.6	0	0	0	0	62.8	67.3
2100	8	0	7	0	1	0	0	0	0	0	0	0	0	1	12.5	0	0	0	0	60.6	-
2200	8	0	8	0	0	0	0	0	0	0	0	0	0	0	0	0	0	0	0	58.4	-
2300	3	0	3	0	0	0	0	0	0	0	0	0	0	0	0	0	0	0	0	69.6	-
07-19	**248**	**4**	**212**	**6**	**22**	**2**	**1**	**0**	**0**	**1**	**0**	**0**	**0**	**3**	**1.2**	**1**	**0.4**	**0**	**0**	**59.7**	**69.8**
06-22	**303**	**4**	**265**	**6**	**24**	**2**	**1**	**0**	**0**	**1**	**0**	**0**	**0**	**6**	**2**	**2**	**0.7**	**1**	**0.3**	**60.2**	**69.8**
06-00	**314**	**4**	**276**	**6**	**24**	**2**	**1**	**0**	**0**	**1**	**0**	**0**	**0**	**6**	**1.9**	**2**	**0.6**	**1**	**0.3**	**60.2**	**69.8**
00-00	**320**	**4**	**281**	**6**	**25**	**2**	**1**	**0**	**0**	**1**	**0**	**0**	**0**	**6**	**1.9**	**2**	**0.6**	**1**	**0.3**	**60.2**	**69.8**

DRAFT

Site 9
Location L-2205-3, att t/pole, Lat 53.54685, Long -6.68816
Direction North

3279 / Meath/Cavan/Monaghan ATC's
October 2013
Automatic Traffic Count

Sat, 12 October 2013

Time	Total	Classification												>PSL	>PSL%	>SL1	>SL1%	>SL2	>SL2%	Mean	Vpp
		1 MCL	2 SV	3 SVT	4 TB2	5 TB3	6 T4	7 ART3	8 ART4	9 ART5	10 ART6	11 BD	12 DRT	80	80	85 +5kph	85 +5kph	90 +10kph	90 +10kph		85
0000	2	0	2	0	0	0	0	0	0	0	0	0	0	0	0	0	0	0	0	41.2	-
0100	1	0	1	0	0	0	0	0	0	0	0	0	0	0	0	0	0	0	0	64.5	-
0200	1	0	0	0	1	0	0	0	0	0	0	0	0	0	0	0	0	0	0	61.7	-
0300	1	0	1	0	0	0	0	0	0	0	0	0	0	0	0	0	0	0	0	59.7	-
0400	1	0	1	0	0	0	0	0	0	0	0	0	0	0	0	0	0	0	0	74.9	-
0500	2	0	1	0	1	0	0	0	0	0	0	0	0	0	0	0	0	0	0	59.5	-
0600	0	0	0	0	0	0	0	0	0	0	0	0	0	0	0	0	0	0	0	-	-
0700	1	0	1	0	0	0	0	0	0	0	0	0	0	0	0	0	0	0	0	69	-
0800	4	0	3	0	1	0	0	0	0	0	0	0	0	0	0	0	0	0	0	58.5	-
0900	11	0	11	0	0	0	0	0	0	0	0	0	0	1	9.1	1	9.1	1	9.1	63.5	66.6
1000	**28**	**1**	**21**	**2**	**3**	**1**	**0**	**0**	**0**	**0**	**0**	**0**	**0**	**1**	**3.6**	**0**	**0**	**0**	**0**	**55.3**	**67.3**
1100	22	1	20	0	1	0	0	0	0	0	0	0	0	1	4.5	0	0	0	0	58.8	70.9
1200	28	1	25	1	0	0	0	0	0	1	0	0	0	3	10.7	1	3.6	1	3.6	62.1	73.1
1300	36	1	32	2	1	0	0	0	0	0	0	0	0	0	0	0	0	0	0	56.8	67.3
1400	32	0	31	1	0	0	0	0	0	0	0	0	0	1	3.1	1	3.1	0	0	62.4	72
1500	38	1	37	0	0	0	0	0	0	0	0	0	0	1	2.6	1	2.6	0	0	58.3	69.1
1600	**52**	**0**	**48**	**1**	**3**	**0**	**0**	**0**	**0**	**0**	**0**	**0**	**0**	**1**	**1.9**	**0**	**0**	**0**	**0**	**64.2**	**71.6**
1700	29	0	27	0	2	0	0	0	0	0	0	0	0	0	0	0	0	0	0	60	68.8
1800	14	0	13	0	1	0	0	0	0	0	0	0	0	0	0	0	0	0	0	58	67
1900	17	0	17	0	0	0	0	0	0	0	0	0	0	0	0	0	0	0	0	60.7	73.1
2000	14	0	13	0	1	0	0	0	0	0	0	0	0	0	0	0	0	0	0	59.5	72.7
2100	8	0	8	0	0	0	0	0	0	0	0	0	0	0	0	0	0	0	0	58.4	-
2200	4	0	4	0	0	0	0	0	0	0	0	0	0	0	0	0	0	0	0	63.9	-
2300	4	0	3	0	1	0	0	0	0	0	0	0	0	0	0	0	0	0	0	64	-
07-19	**295**	**5**	**269**	**7**	**12**	**1**	**0**	**0**	**0**	**1**	**0**	**0**	**0**	**9**	**3.1**	**4**	**1.4**	**2**	**0.7**	**60.1**	**70.9**
06-22	**334**	**5**	**307**	**7**	**13**	**1**	**0**	**0**	**0**	**1**	**0**	**0**	**0**	**9**	**2.7**	**4**	**1.2**	**2**	**0.6**	**60.1**	**70.9**
06-00	**342**	**5**	**314**	**7**	**14**	**1**	**0**	**0**	**0**	**1**	**0**	**0**	**0**	**9**	**2.6**	**4**	**1.2**	**2**	**0.6**	**60.2**	**71.3**
00-00	**350**	**5**	**320**	**7**	**16**	**1**	**0**	**0**	**0**	**1**	**0**	**0**	**0**	**9**	**2.6**	**4**	**1.1**	**2**	**0.6**	**60.1**	**71.3**

DRAFT

Site 9
Location L-2205-3, att t/pole, Lat 53.54685, Long -6.68816
Direction North

3279 / Meath/Cavan/Monaghan ATC's
October 2013
Automatic Traffic Count

Sun, 13 October 2013

Time	Total	Classification												>PSL	>PSL%	>SL1	>SL1%	>SL2	>SL2%	Mean	Vpp
		1 MCL	2 SV	3 SVT	4 TB2	5 TB3	6 T4	7 ART3	8 ART4	9 ART5	10 ART6	11 BD	12 DRT	80	80	85 +5kph	85 +5kph	90 +10kph	90 +10kph		85
0000	3	0	2	0	1	0	0	0	0	0	0	0	0	0	0	0	0	0	0	65.7	-
0100	4	0	4	0	0	0	0	0	0	0	0	0	0	0	0	0	0	0	0	61.7	-
0200	3	0	3	0	0	0	0	0	0	0	0	0	0	0	0	0	0	0	0	58.4	-
0300	0	0	0	0	0	0	0	0	0	0	0	0	0	0	0	0	0	0	0	-	-
0400	4	0	3	0	1	0	0	0	0	0	0	0	0	0	0	0	0	0	0	73.4	-
0500	1	0	0	0	1	0	0	0	0	0	0	0	0	0	0	0	0	0	0	51.2	-
0600	0	0	0	0	0	0	0	0	0	0	0	0	0	0	0	0	0	0	0	-	-
0700	1	0	1	0	0	0	0	0	0	0	0	0	0	0	0	0	0	0	0	67.9	-
0800	2	0	2	0	0	0	0	0	0	0	0	0	0	0	0	0	0	0	0	72.9	-
0900	7	0	7	0	0	0	0	0	0	0	0	0	0	0	0	0	0	0	0	56.6	-
1000	**23**	**1**	**22**	**0**	**0**	**0**	**0**	**0**	**0**	**0**	**0**	**0**	**0**	**1**	**4.3**	**0**	**0**	**0**	**0**	**60**	**72**
1100	10	0	10	0	0	0	0	0	0	0	0	0	0	1	10	0	0	0	0	62.4	-
1200	7	0	7	0	0	0	0	0	0	0	0	0	0	0	0	0	0	0	0	59.5	-
1300	19	1	18	0	0	0	0	0	0	0	0	0	0	1	5.3	0	0	0	0	60.5	70.2
1400	17	0	16	1	0	0	0	0	0	0	0	0	0	0	0	0	0	0	0	56	67.7
1500	**42**	**0**	**42**	**0**	**0**	**0**	**0**	**0**	**0**	**0**	**0**	**0**	**0**	**0**	**0**	**0**	**0**	**0**	**0**	**62.4**	**67.3**
1600	19	1	17	0	1	0	0	0	0	0	0	0	0	0	0	0	0	0	0	55.2	61.9
1700	25	0	24	1	0	0	0	0	0	0	0	0	0	1	4	1	4	0	0	57.4	64.1
1800	22	0	22	0	0	0	0	0	0	0	0	0	0	0	0	0	0	0	0	59.8	66.6
1900	8	0	8	0	0	0	0	0	0	0	0	0	0	1	12.5	0	0	0	0	62.7	-
2000	10	0	8	1	1	0	0	0	0	0	0	0	0	0	0	0	0	0	0	59.1	-
2100	8	0	8	0	0	0	0	0	0	0	0	0	0	1	12.5	1	12.5	1	12.5	67.5	-
2200	4	0	4	0	0	0	0	0	0	0	0	0	0	1	25	0	0	0	0	74.1	-
2300	3	0	3	0	0	0	0	0	0	0	0	0	0	0	0	0	0	0	0	61.7	-
07-19	**194**	**3**	**188**	**2**	**1**	**0**	**0**	**0**	**0**	**0**	**0**	**0**	**0**	**4**	**2.1**	**1**	**0.5**	**0**	**0**	**59.5**	**69.1**
06-22	**220**	**3**	**212**	**3**	**2**	**0**	**0**	**0**	**0**	**0**	**0**	**0**	**0**	**6**	**2.7**	**2**	**0.9**	**1**	**0.5**	**59.9**	**69.8**
06-00	**227**	**3**	**219**	**3**	**2**	**0**	**0**	**0**	**0**	**0**	**0**	**0**	**0**	**7**	**3.1**	**2**	**0.9**	**1**	**0.4**	**60.2**	**70.2**
00-00	**242**	**3**	**231**	**3**	**5**	**0**	**0**	**0**	**0**	**0**	**0**	**0**	**0**	**7**	**2.9**	**2**	**0.8**	**1**	**0.4**	**60.5**	**70.2**

DRAFT

Site 9
Location L-2205-3, att t/pole, Lat 53.54685, Long -6.68816
Direction North

3279 / Meath/Cavan/Monaghan ATC's
October 2013
Automatic Traffic Count

Virtual Day (7)

Time	Total	Classification												>PSL	>PSL%	>SL1	>SL1%	>SL2	>SL2%	Mean	Vpp
		1 MCL	2 SV	3 SVT	4 TB2	5 TB3	6 T4	7 ART3	8 ART4	9 ART5	10 ART6	11 BD	12 DRT	80	80	85 +5kph	85 +5kph	90 +10kph	90 +10kph		85
0000	3	0	2	0	0	0	0	0	0	0	0	0	0	0	0	0	0	0	0	58.5	-
0100	1	0	1	0	0	0	0	0	0	0	0	0	0	0	0	0	0	0	0	61.5	-
0200	1	0	1	0	0	0	0	0	0	0	0	0	0	0	0	0	0	0	0	59.1	-
0300	1	0	1	0	0	0	0	0	0	0	0	0	0	0	0	0	0	0	0	66	-
0400	1	0	1	0	0	0	0	0	0	0	0	0	0	0	0	0	0	0	0	73.8	-
0500	1	0	1	0	0	0	0	0	0	0	0	0	0	0	0	0	0	0	0	57.5	-
0600	1	0	1	0	1	0	0	0	0	0	0	0	0	0	10	0	0	0	0	61.9	-
0700	9	0	6	0	2	0	0	0	0	0	0	0	0	1	6.7	0	0	0	0	60.6	-
0800	12	0	10	0	2	0	0	0	0	0	0	0	0	0	0	0	0	0	0	57.1	67
0900	14	0	12	0	1	0	0	0	0	0	0	0	0	0	2.1	0	1	0	1	59.1	67.7
1000	**17**	**0**	**14**	**1**	**1**	**0**	**0**	**0**	**0**	**0**	**0**	**0**	**0**	**0**	**1.7**	**0**	**0**	**0**	**0**	**58.9**	**69.8**
1100	16	0	14	1	1	0	0	0	0	0	0	0	0	0	2.6	0	0	0	0	58.8	69.1
1200	17	0	15	1	1	0	0	0	0	0	0	0	0	1	5	0	0.8	0	0.8	59	70.6
1300	24	0	21	1	1	0	0	0	0	0	0	0	0	0	1.2	0	0.6	0	0	60.1	69.1
1400	23	0	19	1	3	0	0	0	0	0	0	0	0	0	1.9	0	1.9	0	0	58.3	69.1
1500	**31**	**0**	**28**	**0**	**1**	**0**	**0**	**0**	**0**	**0**	**0**	**0**	**0**	**1**	**2.3**	**0**	**1.4**	**0**	**0.5**	**59.5**	**69.1**
1600	30	1	27	0	2	0	0	0	0	0	0	0	0	0	1	0	0	0	0	59.9	70.2
1700	**31**	**0**	**29**	**0**	**2**	**0**	**0**	**0**	**0**	**0**	**0**	**0**	**0**	**0**	**1.4**	**0**	**0.5**	**0**	**0**	**61.4**	**69.8**
1800	27	0	25	1	1	0	0	0	0	0	0	0	0	1	2.1	0	0.5	0	0.5	60.9	72
1900	21	0	21	0	0	0	0	0	0	0	0	0	0	1	3.4	0	0.7	0	0.7	61.4	71.3
2000	16	0	15	0	1	0	0	0	0	0	0	0	0	0	2.7	0	0.9	0	0	61.3	69.8
2100	11	0	11	0	1	0	0	0	0	0	0	0	0	0	3.8	0	2.5	0	2.5	60.8	71.3
2200	7	0	7	0	0	0	0	0	0	0	0	0	0	1	10.4	0	2.1	0	0	62.7	-
2300	3	0	3	0	0	0	0	0	0	0	0	0	0	0	0	0	0	0	0	66.6	-
07-19	**251**	**4**	**221**	**5**	**19**	**1**	**1**	**0**	**0**	**0**	**0**	**0**	**0**	**5**	**2.1**	**2**	**0.6**	**1**	**0.2**	**59.7**	**69.8**
06-22	**301**	**4**	**268**	**6**	**21**	**1**	**1**	**0**	**0**	**0**	**0**	**0**	**0**	**7**	**2.3**	**2**	**0.7**	**1**	**0.3**	**59.9**	**69.8**
06-00	**311**	**4**	**278**	**6**	**21**	**1**	**1**	**0**	**0**	**0**	**0**	**0**	**0**	**8**	**2.4**	**2**	**0.7**	**1**	**0.3**	**60.1**	**69.8**
00-00	**318**	**4**	**284**	**6**	**22**	**1**	**1**	**0**	**0**	**0**	**0**	**0**	**0**	**8**	**2.4**	**2**	**0.7**	**1**	**0.3**	**60.1**	**70.2**

DRAFT

Site 9
Location L-2205-3, att t/pole, Lat 53.54685, Long -6.68816
Direction North

3279 / Meath/Cavan/Monaghan ATC's
October 2013
Automatic Traffic Count

Virtual Week (1)

Time	Total	Classification												>PSL	>PSL%	>SL1	>SL1%	>SL2	>SL2%	Mean	Vpp
		1 MCL	2 SV	3 SVT	4 TB2	5 TB3	6 T4	7 ART3	8 ART4	9 ART5	10 ART6	11 BD	12 DRT	80	80	85 +5kph	85 +5kph	90 +10kph	90 +10kph		85
Mon	316	4	279	3	26	1	3	0	0	0	0	0	0	13	4.1	7	2.2	3	0.9	60.1	70.2
Tue	330	3	296	5	25	1	0	0	0	0	0	0	0	5	1.5	0	0	0	0	60	69.5
Wed	345	3	296	11	33	0	0	0	1	1	0	0	0	9	2.6	1	0.3	0	0	59.9	69.5
Thu	320	3	282	7	24	2	0	0	2	0	0	0	0	4	1.3	0	0	0	0	60	69.5
Fri	320	4	281	6	25	2	1	0	0	1	0	0	0	6	1.9	2	0.6	1	0.3	60.2	69.8
| Sat	350	5	320	7	16	1	0	0	0	1	0	0	0	9	2.6	4	1.1	2	0.6	60.1	71.3
| Sun	242	3	231	3	5	0	0	0	0	0	0	0	0	7	2.9	2	0.8	1	0.4	60.5	70.2
5 Day Ave.	**326**	**3**	**287**	**6**	**27**	**1**	**1**	**0**	**1**	**0**	**0**	**0**	**0**	**7**	**2.1**	**2**	**0.6**	**1**	**0.3**	**60.0**	**69.7**
7 Day Ave.	**318**	**4**	**284**	**6**	**22**	**1**	**1**	**0**	**0**	**0**	**0**	**0**	**0**	**8**	**2.4**	**2**	**0.7**	**1**	**0.3**	**60.1**	**70.2**
--	**2223**	**25**	**1985**	**42**	**154**	**7**	**4**	**0**	**3**	**3**	**0**	**0**	**0**	**53**	**2.4**	**16**	**0.7**	**7**	**0.3**	**60.1**	**70.2**

Summary Graphs

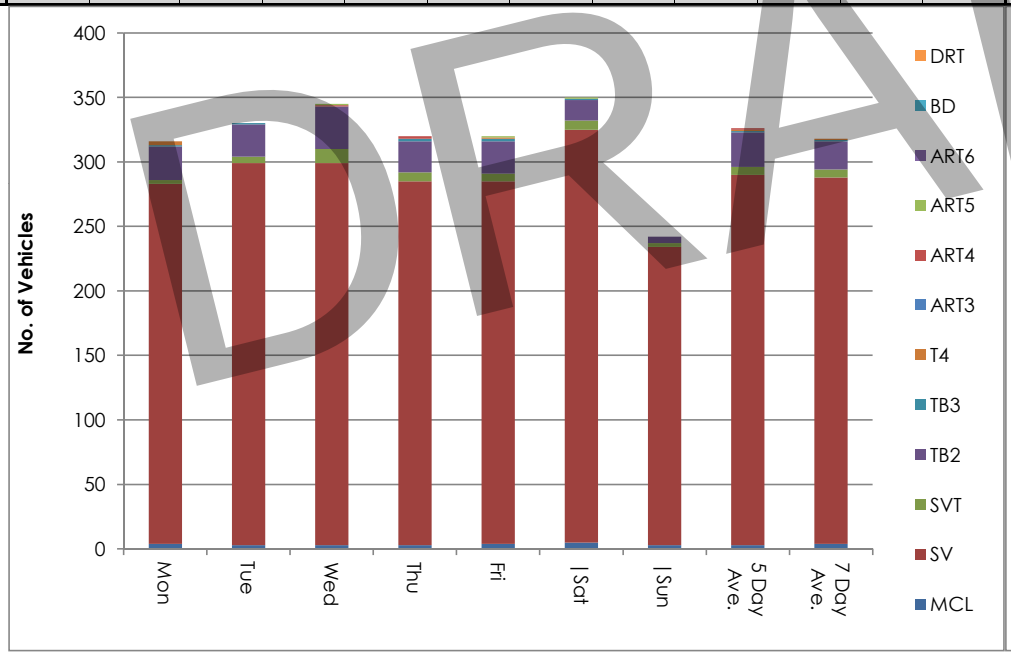

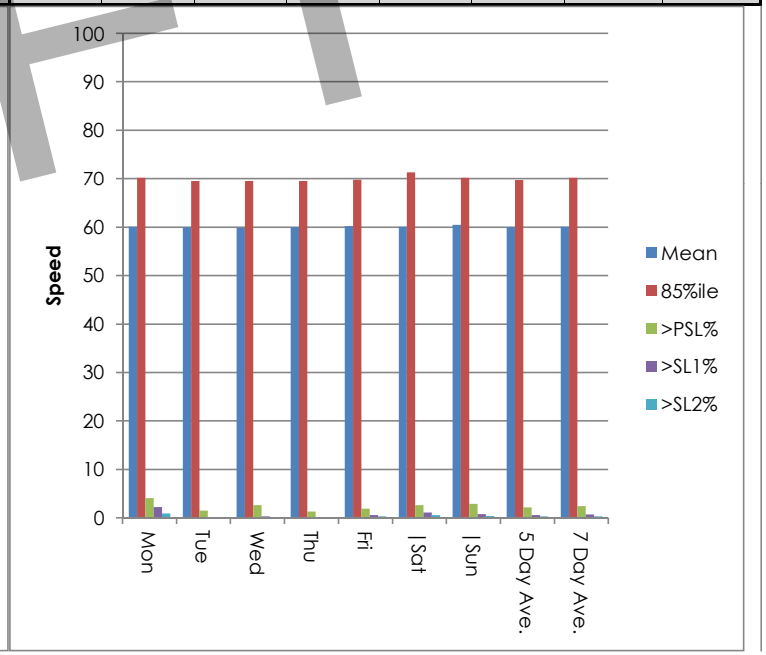

DRAFT

Site 9
Location L-2205-3, att t/pole, Lat 53.54685, Long -6.68816
Direction North

3279 / Meath/Cavan/Monaghan ATC's
October 2013
Automatic Traffic Count

Mon, 7 October 2013

Time	Total	Speed Bins (km/h)																												
		0 - 5	5 - 10	10 - 15	15 - 20	20 - 25	25 - 30	30 - 35	35 - 40	40 - 45	45 - 50	50 - 55	55 - 60	60 - 65	65 - 70	70 - 75	75 - 80	80 - 85	85 - 90	90 - 95	95 - 100	100 - 105	105 - 110	110 - 115	115 - 120	120 - 125	125 - 130	130 - 135	135 - 140
0000	2	0	0	0	0	0	0	0	0	0	1	0	1	0	0	0	0	0	0	0	0	0	0	0	0	0	0	0	0	0
0100	0	0	0	0	0	0	0	0	0	0	0	0	0	0	0	0	0	0	0	0	0	0	0	0	0	0	0	0	0	0
0200	1	0	0	0	0	0	0	0	0	0	0	0	0	0	0	1	0	0	0	0	0	0	0	0	0	0	0	0	0	0
0300	3	0	0	0	0	0	0	0	0	0	0	0	0	1	0	2	0	0	0	0	0	0	0	0	0	0	0	0	0	0
0400	0	0	0	0	0	0	0	0	0	0	0	0	0	0	0	0	0	0	0	0	0	0	0	0	0	0	0	0	0	0
0500	0	0	0	0	0	0	0	0	0	0	0	0	0	0	0	0	0	0	0	0	0	0	0	0	0	0	0	0	0	0
0600	5	0	0	0	0	0	0	0	0	0	1	0	0	3	0	0	0	1	0	0	0	0	0	0	0	0	0	0	0	0
0700	11	0	0	0	0	0	0	0	1	1	0	3	0	3	2	0	1	0	0	0	0	0	0	0	0	0	0	0	0	0
0800	13	0	0	0	1	0	0	0	2	0	1	1	1	5	1	1	0	0	0	0	0	0	0	0	0	0	0	0	0	0
0900	13	0	0	0	1	0	0	0	0	0	2	4	2	2	0	1	1	0	0	0	0	0	0	0	0	0	0	0	0	0
1000	10	0	0	0	0	0	0	0	1	0	0	1	1	5	2	0	0	0	0	0	0	0	0	0	0	0	0	0	0	0
1100	**14**	**0**	**0**	**0**	**0**	**0**	**0**	**0**	**0**	**0**	**2**	**2**	**6**	**0**	**3**	**1**	**0**	**0**	**0**	**0**	**0**	**0**	**0**	**0**	**0**	**0**	**0**	**0**	**0**	**0**
1200	16	0	0	0	0	0	0	0	0	0	3	0	4	3	3	1	1	1	0	0	0	0	0	0	0	0	0	0	0	0
1300	22	0	0	0	0	0	0	0	0	0	2	3	4	6	6	0	1	0	0	0	0	0	0	0	0	0	0	0	0	0
1400	28	0	0	0	0	0	0	2	0	1	1	5	6	5	2	3	2	0	1	0	0	0	0	0	0	0	0	0	0	0
1500	30	0	0	0	0	0	0	0	1	3	3	3	5	6	5	1	1	0	1	0	0	1	0	0	0	0	0	0	0	0
1600	24	0	1	0	0	0	0	0	2	0	1	3	6	5	2	4	0	0	0	0	0	0	0	0	0	0	0	0	0	0
1700	**39**	**0**	**0**	**0**	**0**	**0**	**0**	**0**	**1**	**0**	**2**	**2**	**9**	**12**	**5**	**5**	**1**	**2**	**0**	**0**	**0**	**0**	**0**	**0**	**0**	**0**	**0**	**0**	**0**	**0**
1800	20	0	0	0	0	0	0	0	0	2	0	1	3	5	5	2	0	1	0	1	0	0	0	0	0	0	0	0	0	0
1900	22	0	0	0	0	0	0	0	0	0	4	5	3	5	4	0	1	0	0	0	0	0	0	0	0	0	0	0	0	0
2000	18	0	0	0	0	0	0	0	0	0	1	4	3	2	1	2	3	1	1	0	0	0	0	0	0	0	0	0	0	0
2100	13	0	0	0	0	2	0	0	0	0	1	2	1	2	3	1	0	0	0	1	0	0	0	0	0	0	0	0	0	0
2200	10	0	0	0	0	0	0	0	1	0	0	0	5	1	1	1	0	0	1	0	0	0	0	0	0	0	0	0	0	0
2300	2	0	0	0	0	0	0	0	0	0	0	0	1	0	1	0	0	0	0	0	0	0	0	0	0	0	0	0	0	0
07-19	**240**	**0**	**1**	**0**	**2**	**0**	**0**	**2**	**8**	**7**	**17**	**28**	**47**	**57**	**36**	**19**	**8**	**4**	**2**	**1**	**0**	**1**	**0**	**0**	**0**	**0**	**0**	**0**	**0**	**0**
06-22	**298**	**0**	**1**	**0**	**2**	**2**	**0**	**2**	**8**	**7**	**24**	**39**	**54**	**69**	**44**	**22**	**12**	**6**	**3**	**2**	**0**	**1**	**0**	**0**	**0**	**0**	**0**	**0**	**0**	**0**
06-00	**310**	**0**	**1**	**0**	**2**	**2**	**0**	**2**	**9**	**7**	**24**	**39**	**60**	**70**	**46**	**23**	**12**	**6**	**4**	**2**	**0**	**1**	**0**	**0**	**0**	**0**	**0**	**0**	**0**	**0**
00-00	**316**	**0**	**1**	**0**	**2**	**2**	**0**	**2**	**9**	**7**	**25**	**39**	**61**	**71**	**46**	**26**	**12**	**6**	**4**	**2**	**0**	**1**	**0**	**0**	**0**	**0**	**0**	**0**	**0**	**0**

DRAFT

Site 9
Location L-2205-3, att t/pole, Lat 53.54685, Long -6.68816
Direction North

3279 / Meath/Cavan/Monaghan ATC's
October 2013
Automatic Traffic Count

Tue, 8 October 2013

Time	Total	Speed Bins (km/h)																												
		0 - 5	5 - 10	10 - 15	15 - 20	20 - 25	25 - 30	30 - 35	35 - 40	40 - 45	45 - 50	50 - 55	55 - 60	60 - 65	65 - 70	70 - 75	75 - 80	80 - 85	85 - 90	90 - 95	95 - 100	100 - 105	105 - 110	110 - 115	115 - 120	120 - 125	125 - 130	130 - 135	135 - 140
0000	3	0	0	0	0	0	0	0	0	0	0	1	0	0	2	0	0	0	0	0	0	0	0	0	0	0	0	0	0	0
0100	0	0	0	0	0	0	0	0	0	0	0	0	0	0	0	0	0	0	0	0	0	0	0	0	0	0	0	0	0	0
0200	0	0	0	0	0	0	0	0	0	0	0	0	0	0	0	0	0	0	0	0	0	0	0	0	0	0	0	0	0	0
0300	1	0	0	0	0	0	0	0	0	0	0	0	0	1	0	0	0	0	0	0	0	0	0	0	0	0	0	0	0	0
0400	0	0	0	0	0	0	0	0	0	0	0	0	0	0	0	0	0	0	0	0	0	0	0	0	0	0	0	0	0	0
0500	0	0	0	0	0	0	0	0	0	0	0	0	0	0	0	0	0	0	0	0	0	0	0	0	0	0	0	0	0	0
0600	1	0	0	0	0	0	0	0	0	0	0	0	1	0	0	0	0	0	0	0	0	0	0	0	0	0	0	0	0	0
0700	11	0	0	0	0	0	0	0	0	1	2	0	0	3	2	2	1	0	0	0	0	0	0	0	0	0	0	0	0	0
0800	17	0	0	1	0	0	0	0	2	1	1	1	3	6	1	1	0	0	0	0	0	0	0	0	0	0	0	0	0	0
0900	20	0	0	0	0	0	0	0	0	1	0	5	2	7	3	1	0	1	0	0	0	0	0	0	0	0	0	0	0	0
1000	13	0	0	0	0	0	0	1	0	0	0	5	2	2	1	2	0	0	0	0	0	0	0	0	0	0	0	0	0	0
1100	**22**	**0**	**0**	**0**	**0**	**0**	**0**	**0**	**0**	**1**	**1**	**1**	**2**	**8**	**4**	**5**	**0**	**0**	**0**	**0**	**0**	**0**	**0**	**0**	**0**	**0**	**0**	**0**	**0**	**0**
1200	16	0	0	0	0	0	1	0	0	0	1	4	2	3	4	0	1	0	0	0	0	0	0	0	0	0	0	0	0	0
1300	26	0	0	0	0	0	0	1	1	0	1	0	7	6	7	2	1	0	0	0	0	0	0	0	0	0	0	0	0	0
1400	22	0	0	0	0	0	0	2	0	0	5	3	3	4	5	0	0	0	0	0	0	0	0	0	0	0	0	0	0	0
1500	24	0	0	0	0	1	0	0	1	1	3	2	5	8	1	1	0	1	0	0	0	0	0	0	0	0	0	0	0	0
1600	27	0	0	0	1	0	0	0	0	0	1	8	9	4	2	1	1	0	0	0	0	0	0	0	0	0	0	0	0	0
1700	26	0	0	0	0	0	0	0	0	0	3	4	4	3	8	3	1	0	0	0	0	0	0	0	0	0	0	0	0	0
1800	**38**	**0**	**0**	**0**	**0**	**0**	**0**	**0**	**0**	**3**	**3**	**5**	**10**	**1**	**7**	**1**	**6**	**2**	**0**	**0**	**0**	**0**	**0**	**0**	**0**	**0**	**0**	**0**	**0**	**0**
1900	25	0	0	0	0	0	0	0	0	1	1	3	5	8	2	4	1	0	0	0	0	0	0	0	0	0	0	0	0	0
2000	19	0	0	0	0	0	0	0	1	0	3	0	6	4	4	1	0	0	0	0	0	0	0	0	0	0	0	0	0	0
2100	10	0	0	0	0	0	0	0	0	0	0	3	0	2	3	2	0	0	0	0	0	0	0	0	0	0	0	0	0	0
2200	6	0	0	0	0	0	0	0	0	0	0	0	0	2	3	0	0	1	0	0	0	0	0	0	0	0	0	0	0	0
2300	3	0	0	0	0	0	0	0	0	0	0	1	0	0	0	1	1	0	0	0	0	0	0	0	0	0	0	0	0	0
07-19	**262**	**0**	**0**	**1**	**1**	**1**	**1**	**4**	**4**	**8**	**21**	**38**	**49**	**55**	**45**	**19**	**11**	**4**	**0**	**0**	**0**	**0**	**0**	**0**	**0**	**0**	**0**	**0**	**0**	**0**
06-22	**317**	**0**	**0**	**1**	**1**	**1**	**1**	**4**	**5**	**9**	**25**	**44**	**61**	**69**	**54**	**26**	**12**	**4**	**0**	**0**	**0**	**0**	**0**	**0**	**0**	**0**	**0**	**0**	**0**	**0**
06-00	**326**	**0**	**0**	**1**	**1**	**1**	**1**	**4**	**5**	**9**	**25**	**45**	**61**	**71**	**57**	**27**	**13**	**5**	**0**	**0**	**0**	**0**	**0**	**0**	**0**	**0**	**0**	**0**	**0**	**0**
00-00	**330**	**0**	**0**	**1**	**1**	**1**	**1**	**4**	**5**	**9**	**25**	**46**	**61**	**72**	**59**	**27**	**13**	**5**	**0**	**0**	**0**	**0**	**0**	**0**	**0**	**0**	**0**	**0**	**0**	**0**

DRAFT

Site 9
Location L-2205-3, att t/pole, Lat 53.54685, Long -6.68816
Direction North

3279 / Meath/Cavan/Monaghan ATC's
October 2013
Automatic Traffic Count

Wed, 9 October 2013

Time	Total	Speed Bins (km/h)																											
		0 - 5	5 - 10	10 - 15	15 - 20	20 - 25	25 - 30	30 - 35	35 - 40	40 - 45	45 - 50	50 - 55	55 - 60	60 - 65	65 - 70	70 - 75	75 - 80	80 - 85	85 - 90	90 - 95	95 - 100	100 - 105	105 - 110	110 - 115	115 - 120	120 - 125	125 - 130	130 - 135	135 - 140
0000	5	0	0	0	0	0	0	0	0	0	0	2	1	0	1	0	1	0	0	0	0	0	0	0	0	0	0	0	0
0100	2	0	0	0	0	0	0	0	0	0	0	1	0	0	1	0	0	0	0	0	0	0	0	0	0	0	0	0	0
0200	0	0	0	0	0	0	0	0	0	0	0	0	0	0	0	0	0	0	0	0	0	0	0	0	0	0	0	0	0
0300	0	0	0	0	0	0	0	0	0	0	0	0	0	0	0	0	0	0	0	0	0	0	0	0	0	0	0	0	0
0400	0	0	0	0	0	0	0	0	0	0	0	0	0	0	0	0	0	0	0	0	0	0	0	0	0	0	0	0	0
0500	1	0	0	0	0	0	0	0	0	0	0	0	1	0	0	0	0	0	0	0	0	0	0	0	0	0	0	0	0
0600	2	0	0	0	0	0	0	0	0	0	0	0	1	0	1	0	0	0	0	0	0	0	0	0	0	0	0	0	0
0700	11	0	0	0	0	0	0	0	0	0	0	2	2	1	2	3	0	1	0	0	0	0	0	0	0	0	0	0	0
0800	13	0	0	0	0	0	0	0	2	0	1	1	6	2	0	1	0	0	0	0	0	0	0	0	0	0	0	0	0
0900	18	0	0	0	1	0	0	0	1	0	1	1	4	5	3	1	1	0	0	0	0	0	0	0	0	0	0	0	0
1000	12	0	0	0	0	0	0	0	0	0	1	1	1	1	5	1	2	0	0	0	0	0	0	0	0	0	0	0	0
1100	**21**	**0**	**0**	**0**	**0**	**0**	**0**	**0**	**1**	**1**	**3**	**4**	**3**	**8**	**1**	**0**	**0**	**0**	**0**	**0**	**0**	**0**	**0**	**0**	**0**	**0**	**0**	**0**	**0**
1200	18	0	0	0	0	0	0	2	2	0	1	5	4	1	2	0	0	1	0	0	0	0	0	0	0	0	0	0	0
1300	27	0	0	0	0	0	0	0	1	1	1	3	4	3	9	3	2	0	0	0	0	0	0	0	0	0	0	0	0
1400	21	0	0	1	0	0	0	1	0	3	0	3	6	2	3	1	0	0	1	0	0	0	0	0	0	0	0	0	0
1500	24	0	0	0	0	0	0	1	0	3	2	3	3	6	2	2	1	1	0	0	0	0	0	0	0	0	0	0	0
1600	27	0	0	0	0	0	0	0	0	2	3	3	7	3	7	1	0	1	0	0	0	0	0	0	0	0	0	0	0
1700	34	0	0	0	0	0	2	0	0	0	1	0	11	10	7	2	1	0	0	0	0	0	0	0	0	0	0	0	0
1800	**41**	**0**	**0**	**0**	**0**	**0**	**0**	**1**	**1**	**2**	**2**	**2**	**8**	**7**	**6**	**10**	**2**	**0**	**0**	**0**	**0**	**0**	**0**	**0**	**0**	**0**	**0**	**0**	**0**
1900	27	0	0	0	0	0	1	0	0	0	0	4	12	4	3	0	1	2	0	0	0	0	0	0	0	0	0	0	0
2000	16	0	0	0	0	0	0	0	0	1	0	3	3	5	3	0	1	0	0	0	0	0	0	0	0	0	0	0	0
2100	15	0	0	0	0	0	0	0	1	0	0	1	5	1	4	2	1	0	0	0	0	0	0	0	0	0	0	0	0
2200	6	0	0	0	0	0	0	0	0	0	0	0	1	2	1	0	0	2	0	0	0	0	0	0	0	0	0	0	0
2300	4	0	0	0	0	0	0	0	0	0	0	0	0	2	1	0	1	0	0	0	0	0	0	0	0	0	0	0	0
07-19	**267**	**0**	**0**	**1**	**1**	**0**	**2**	**5**	**8**	**12**	**16**	**28**	**59**	**49**	**47**	**25**	**9**	**4**	**1**	**0**	**0**	**0**	**0**	**0**	**0**	**0**	**0**	**0**	**0**
06-22	**327**	**0**	**0**	**1**	**1**	**0**	**3**	**5**	**9**	**13**	**16**	**36**	**80**	**59**	**58**	**27**	**12**	**6**	**1**	**0**	**0**	**0**	**0**	**0**	**0**	**0**	**0**	**0**	**0**
06-00	**337**	**0**	**0**	**1**	**1**	**0**	**3**	**5**	**9**	**13**	**16**	**36**	**81**	**63**	**60**	**27**	**13**	**8**	**1**	**0**	**0**	**0**	**0**	**0**	**0**	**0**	**0**	**0**	**0**
00-00	**345**	**0**	**0**	**1**	**1**	**0**	**3**	**5**	**9**	**13**	**16**	**39**	**83**	**63**	**62**	**27**	**14**	**8**	**1**	**0**	**0**	**0**	**0**	**0**	**0**	**0**	**0**	**0**	**0**

DRAFT

Site 9
Location L-2205-3, att t/pole, Lat 53.54685, Long -6.68816
Direction North

3279 / Meath/Cavan/Monaghan ATC's
October 2013
Automatic Traffic Count

Thu, 10 October 2013

Time	Total	Speed Bins (km/h)																											
		0 - 5	5 - 10	10 - 15	15 - 20	20 - 25	25 - 30	30 - 35	35 - 40	40 - 45	45 - 50	50 - 55	55 - 60	60 - 65	65 - 70	70 - 75	75 - 80	80 - 85	85 - 90	90 - 95	95 - 100	100 - 105	105 - 110	110 - 115	115 - 120	120 - 125	125 - 130	130 - 135	135 - 140
0000	0	0	0	0	0	0	0	0	0	0	0	0	0	0	0	0	0	0	0	0	0	0	0	0	0	0	0	0	0
0100	0	0	0	0	0	0	0	0	0	0	0	0	0	0	0	0	0	0	0	0	0	0	0	0	0	0	0	0	0
0200	0	0	0	0	0	0	0	0	0	0	0	0	0	0	0	0	0	0	0	0	0	0	0	0	0	0	0	0	0
0300	0	0	0	0	0	0	0	0	0	0	0	0	0	0	0	0	0	0	0	0	0	0	0	0	0	0	0	0	0
0400	0	0	0	0	0	0	0	0	0	0	0	0	0	0	0	0	0	0	0	0	0	0	0	0	0	0	0	0	0
0500	1	0	0	0	0	0	0	0	0	0	0	0	1	0	0	0	0	0	0	0	0	0	0	0	0	0	0	0	0
0600	1	0	0	0	0	0	0	0	0	0	0	0	0	1	0	0	0	0	0	0	0	0	0	0	0	0	0	0	0
0700	12	0	0	0	1	0	0	0	1	0	0	1	3	2	1	0	1	2	0	0	0	0	0	0	0	0	0	0	0
0800	**18**	**0**	**0**	**0**	**1**	**0**	**0**	**0**	**0**	**1**	**2**	**4**	**2**	**3**	**3**	**2**	**0**	**0**	**0**	**0**	**0**	**0**	**0**	**0**	**0**	**0**	**0**	**0**	**0**
0900	16	0	0	0	0	0	0	0	1	1	1	0	6	3	1	3	0	0	0	0	0	0	0	0	0	0	0	0	0
1000	14	0	0	0	0	0	0	0	0	0	0	2	3	6	0	1	2	0	0	0	0	0	0	0	0	0	0	0	0
1100	11	0	0	0	1	0	0	0	0	0	2	2	1	3	1	1	0	0	0	0	0	0	0	0	0	0	0	0	0
1200	20	0	0	0	0	0	0	0	0	1	2	3	5	5	1	1	1	1	0	0	0	0	0	0	0	0	0	0	0
1300	20	0	0	0	0	0	1	0	2	0	1	3	3	4	6	0	0	0	0	0	0	0	0	0	0	0	0	0	0
1400	24	0	0	0	0	0	0	1	0	1	1	3	8	4	5	1	0	0	0	0	0	0	0	0	0	0	0	0	0
1500	29	0	0	0	1	0	0	0	0	0	2	4	7	2	7	4	2	0	0	0	0	0	0	0	0	0	0	0	0
1600	27	0	0	0	0	0	0	0	1	0	3	2	7	8	1	3	2	0	0	0	0	0	0	0	0	0	0	0	0
1700	**35**	**0**	**0**	**0**	**0**	**0**	**1**	**0**	**0**	**2**	**1**	**2**	**4**	**11**	**8**	**5**	**1**	**0**	**0**	**0**	**0**	**0**	**0**	**0**	**0**	**0**	**0**	**0**	**0**
1800	23	0	0	0	0	0	0	0	0	1	2	4	6	3	3	4	0	0	0	0	0	0	0	0	0	0	0	0	0
1900	21	0	0	0	0	0	0	0	0	0	0	1	7	4	4	3	1	1	0	0	0	0	0	0	0	0	0	0	0
2000	18	0	0	0	0	0	0	0	0	0	1	2	4	5	4	2	0	0	0	0	0	0	0	0	0	0	0	0	0
2100	18	0	0	0	0	0	0	0	1	0	1	2	4	6	3	1	0	0	0	0	0	0	0	0	0	0	0	0	0
2200	10	0	0	0	0	0	0	0	0	3	2	1	0	1	2	1	0	0	0	0	0	0	0	0	0	0	0	0	0
2300	2	0	0	0	0	0	0	0	0	0	0	0	0	0	0	2	0	0	0	0	0	0	0	0	0	0	0	0	0
07-19	**249**	**0**	**0**	**0**	**4**	**0**	**2**	**1**	**5**	**7**	**17**	**30**	**55**	**54**	**37**	**25**	**9**	**3**	**0**	**0**	**0**	**0**	**0**	**0**	**0**	**0**	**0**	**0**	**0**
06-22	**307**	**0**	**0**	**0**	**4**	**0**	**2**	**1**	**6**	**7**	**19**	**35**	**70**	**70**	**48**	**31**	**10**	**4**	**0**	**0**	**0**	**0**	**0**	**0**	**0**	**0**	**0**	**0**	**0**
06-00	**319**	**0**	**0**	**0**	**4**	**0**	**2**	**1**	**6**	**10**	**21**	**36**	**70**	**71**	**50**	**34**	**10**	**4**	**0**	**0**	**0**	**0**	**0**	**0**	**0**	**0**	**0**	**0**	**0**
00-00	**320**	**0**	**0**	**0**	**4**	**0**	**2**	**1**	**6**	**10**	**21**	**36**	**71**	**71**	**50**	**34**	**10**	**4**	**0**	**0**	**0**	**0**	**0**	**0**	**0**	**0**	**0**	**0**	**0**

DRAFT

Site 9
Location L-2205-3, att t/pole, Lat 53.54685, Long -6.68816
Direction North

3279 / Meath/Cavan/Monaghan ATC's
October 2013
Automatic Traffic Count

Fri, 11 October 2013

Time	Total	Speed Bins (km/h)																											
		0 - 5	5 - 10	10 - 15	15 - 20	20 - 25	25 - 30	30 - 35	35 - 40	40 - 45	45 - 50	50 - 55	55 - 60	60 - 65	65 - 70	70 - 75	75 - 80	80 - 85	85 - 90	90 - 95	95 - 100	100 - 105	105 - 110	110 - 115	115 - 120	120 - 125	125 - 130	130 - 135	135 - 140
0000	3	0	0	0	0	0	0	0	0	1	0	0	1	0	0	0	1	0	0	0	0	0	0	0	0	0	0	0	0
0100	0	0	0	0	0	0	0	0	0	0	0	0	0	0	0	0	0	0	0	0	0	0	0	0	0	0	0	0	0
0200	1	0	0	0	0	0	0	0	0	0	1	0	0	0	0	0	0	0	0	0	0	0	0	0	0	0	0	0	0
0300	0	0	0	0	0	0	0	0	0	0	0	0	0	0	0	0	0	0	0	0	0	0	0	0	0	0	0	0	0
0400	1	0	0	0	0	0	0	0	0	0	0	0	0	0	0	1	0	0	0	0	0	0	0	0	0	0	0	0	0
0500	1	0	0	0	0	0	0	0	0	0	0	0	1	0	0	0	0	0	0	0	0	0	0	0	0	0	0	0	0
0600	1	0	0	0	0	0	0	0	0	0	0	0	1	0	0	0	0	0	0	0	0	0	0	0	0	0	0	0	0
0700	13	0	0	0	0	0	0	0	0	0	4	2	2	2	2	0	0	1	0	0	0	0	0	0	0	0	0	0	0
0800	**18**	**0**	**0**	**0**	**0**	**0**	**0**	**0**	**0**	**1**	**1**	**0**	**4**	**7**	**2**	**2**	**1**	**0**	**0**	**0**	**0**	**0**	**0**	**0**	**0**	**0**	**0**	**0**	**0**
0900	11	0	0	0	0	0	0	1	0	1	0	1	1	2	5	0	0	0	0	0	0	0	0	0	0	0	0	0	0
1000	16	0	0	0	1	0	0	0	0	2	0	3	4	3	2	0	1	0	0	0	0	0	0	0	0	0	0	0	0
1100	15	0	0	0	0	2	0	0	0	0	1	4	0	3	3	1	0	1	0	0	0	0	0	0	0	0	0	0	0
1200	16	0	0	0	0	0	0	0	0	1	1	5	3	2	3	1	0	0	0	0	0	0	0	0	0	0	0	0	0
1300	17	0	0	0	0	0	0	0	0	0	0	2	4	4	4	2	0	0	1	0	0	0	0	0	0	0	0	0	0
1400	18	0	0	0	0	0	0	0	1	1	1	1	4	6	2	2	0	0	0	0	0	0	0	0	0	0	0	0	0
1500	28	0	0	0	0	0	0	1	1	2	2	2	7	5	4	4	0	0	0	0	0	0	0	0	0	0	0	0	0
1600	**34**	**0**	**1**	**0**	**0**	**0**	**0**	**0**	**1**	**0**	**1**	**5**	**5**	**8**	**7**	**4**	**2**	**0**	**0**	**0**	**0**	**0**	**0**	**0**	**0**	**0**	**0**	**0**	**0**
1700	30	0	0	0	0	0	0	0	0	0	0	2	8	5	7	6	2	0	0	0	0	0	0	0	0	0	0	0	0
1800	32	0	0	0	0	0	5	0	0	0	0	4	8	2	7	5	1	0	0	0	0	0	0	0	0	0	0	0	0
1900	28	0	0	0	0	1	0	0	0	0	1	4	3	7	5	6	0	0	0	1	0	0	0	0	0	0	0	0	0
2000	18	0	0	0	0	0	0	1	0	0	1	0	1	6	7	1	0	1	0	0	0	0	0	0	0	0	0	0	0
2100	8	0	0	0	0	0	0	0	0	0	0	3	1	2	1	0	0	1	0	0	0	0	0	0	0	0	0	0	0
2200	8	0	0	0	0	0	0	0	0	1	1	0	1	3	2	0	0	0	0	0	0	0	0	0	0	0	0	0	0
2300	3	0	0	0	0	0	0	0	0	0	0	0	1	0	0	1	1	0	0	0	0	0	0	0	0	0	0	0	0
07-19	**248**	**0**	**1**	**0**	**1**	**2**	**5**	**2**	**3**	**8**	**11**	**31**	**50**	**49**	**48**	**27**	**7**	**2**	**1**	**0**	**0**	**0**	**0**	**0**	**0**	**0**	**0**	**0**	**0**
06-22	**303**	**0**	**1**	**0**	**1**	**3**	**5**	**3**	**3**	**8**	**13**	**38**	**56**	**64**	**61**	**34**	**7**	**4**	**1**	**1**	**0**	**0**	**0**	**0**	**0**	**0**	**0**	**0**	**0**
06-00	**314**	**0**	**1**	**0**	**1**	**3**	**5**	**3**	**3**	**9**	**14**	**38**	**58**	**67**	**63**	**35**	**8**	**4**	**1**	**1**	**0**	**0**	**0**	**0**	**0**	**0**	**0**	**0**	**0**
00-00	**320**	**0**	**1**	**0**	**1**	**3**	**5**	**3**	**3**	**10**	**15**	**38**	**60**	**67**	**63**	**36**	**9**	**4**	**1**	**1**	**0**	**0**	**0**	**0**	**0**	**0**	**0**	**0**	**0**

DRAFT

Site 9
Location L-2205-3, att t/pole, Lat 53.54685, Long -6.68816
Direction North

3279 / Meath/Cavan/Monaghan ATC's
October 2013
Automatic Traffic Count

Sat, 12 October 2013

Time	Total	Speed Bins (km/h)																											
		0 - 5	5 - 10	10 - 15	15 - 20	20 - 25	25 - 30	30 - 35	35 - 40	40 - 45	45 - 50	50 - 55	55 - 60	60 - 65	65 - 70	70 - 75	75 - 80	80 - 85	85 - 90	90 - 95	95 - 100	100 - 105	105 - 110	110 - 115	115 - 120	120 - 125	125 - 130	130 - 135	135 - 140
0000	2	0	0	0	0	0	0	1	0	0	1	0	0	0	0	0	0	0	0	0	0	0	0	0	0	0	0	0	0
0100	1	0	0	0	0	0	0	0	0	0	0	0	0	1	0	0	0	0	0	0	0	0	0	0	0	0	0	0	0
0200	1	0	0	0	0	0	0	0	0	0	0	0	0	1	0	0	0	0	0	0	0	0	0	0	0	0	0	0	0
0300	1	0	0	0	0	0	0	0	0	0	0	0	1	0	0	0	0	0	0	0	0	0	0	0	0	0	0	0	0
0400	1	0	0	0	0	0	0	0	0	0	0	0	0	0	0	1	0	0	0	0	0	0	0	0	0	0	0	0	0
0500	2	0	0	0	0	0	0	0	0	0	0	0	1	1	0	0	0	0	0	0	0	0	0	0	0	0	0	0	0
0600	0	0	0	0	0	0	0	0	0	0	0	0	0	0	0	0	0	0	0	0	0	0	0	0	0	0	0	0	0
0700	1	0	0	0	0	0	0	0	0	0	0	0	0	0	1	0	0	0	0	0	0	0	0	0	0	0	0	0	0
0800	4	0	0	0	0	0	0	1	0	0	0	0	0	1	1	1	0	0	0	0	0	0	0	0	0	0	0	0	0
0900	11	0	0	0	0	0	0	0	0	0	0	2	3	3	1	1	0	0	0	1	0	0	0	0	0	0	0	0	0
1000	**28**	**0**	**0**	**0**	**1**	**0**	**0**	**0**	**3**	**2**	**3**	**4**	**4**	**3**	**6**	**0**	**1**	**1**	**0**	**0**	**0**	**0**	**0**	**0**	**0**	**0**	**0**	**0**	**0**
1100	22	0	0	0	0	1	0	0	1	1	1	3	3	5	3	3	0	1	0	0	0	0	0	0	0	0	0	0	0
1200	28	0	0	0	1	0	0	0	2	0	0	6	3	2	4	7	0	2	0	1	0	0	0	0	0	0	0	0	0
1300	36	0	0	1	0	1	0	1	1	1	3	3	7	6	9	2	1	0	0	0	0	0	0	0	0	0	0	0	0	0
1400	32	0	0	0	0	0	0	0	0	1	2	7	2	9	2	6	2	0	1	0	0	0	0	0	0	0	0	0	0	0
1500	38	0	0	0	0	0	1	0	0	0	7	6	13	1	5	3	1	0	1	0	0	0	0	0	0	0	0	0	0	0
1600	**52**	**0**	**0**	**0**	**0**	**0**	**0**	**0**	**0**	**0**	**2**	**3**	**13**	**9**	**12**	**9**	**3**	**1**	**0**	**0**	**0**	**0**	**0**	**0**	**0**	**0**	**0**	**0**	**0**	**0**
1700	29	0	0	0	0	0	0	0	0	1	3	3	9	4	6	1	2	0	0	0	0	0	0	0	0	0	0	0	0	0
1800	14	0	0	0	0	0	0	0	0	1	3	3	0	2	3	2	0	0	0	0	0	0	0	0	0	0	0	0	0	0
1900	17	0	0	0	0	0	0	0	0	2	0	3	4	2	2	4	0	0	0	0	0	0	0	0	0	0	0	0	0	0
2000	14	0	0	0	0	0	0	0	0	0	3	1	4	2	1	2	1	0	0	0	0	0	0	0	0	0	0	0	0	0
2100	8	0	0	0	0	0	0	0	0	1	0	1	3	1	1	1	0	0	0	0	0	0	0	0	0	0	0	0	0	0
2200	4	0	0	0	0	0	0	0	0	0	1	1	0	0	0	0	2	0	0	0	0	0	0	0	0	0	0	0	0	0
2300	4	0	0	0	0	0	0	0	0	0	0	0	1	2	0	1	0	0	0	0	0	0	0	0	0	0	0	0	0	0
07-19	**295**	**0**	**0**	**1**	**2**	**2**	**1**	**2**	**7**	**7**	**24**	**40**	**57**	**45**	**53**	**35**	**10**	**5**	**2**	**2**	**0**	**0**	**0**	**0**	**0**	**0**	**0**	**0**	**0**	**0**
06-22	**334**	**0**	**0**	**1**	**2**	**2**	**1**	**2**	**7**	**10**	**27**	**45**	**68**	**50**	**57**	**42**	**11**	**5**	**2**	**2**	**0**	**0**	**0**	**0**	**0**	**0**	**0**	**0**	**0**	**0**
06-00	**342**	**0**	**0**	**1**	**2**	**2**	**1**	**2**	**7**	**10**	**28**	**46**	**69**	**52**	**57**	**43**	**13**	**5**	**2**	**2**	**0**	**0**	**0**	**0**	**0**	**0**	**0**	**0**	**0**	**0**
00-00	**350**	**0**	**0**	**1**	**2**	**2**	**1**	**3**	**7**	**10**	**29**	**46**	**71**	**55**	**57**	**44**	**13**	**5**	**2**	**2**	**0**	**0**	**0**	**0**	**0**	**0**	**0**	**0**	**0**	**0**

DRAFT

Site 9
Location L-2205-3, att t/pole, Lat 53.54685, Long -6.68816
Direction North

3279 / Meath/Cavan/Monaghan ATC's
October 2013
Automatic Traffic Count

Sun, 13 October 2013

Time	Total	Speed Bins (km/h)																												
		0 - 5	5 - 10	10 - 15	15 - 20	20 - 25	25 - 30	30 - 35	35 - 40	40 - 45	45 - 50	50 - 55	55 - 60	60 - 65	65 - 70	70 - 75	75 - 80	80 - 85	85 - 90	90 - 95	95 - 100	100 - 105	105 - 110	110 - 115	115 - 120	120 - 125	125 - 130	130 - 135	135 - 140
0000	3	0	0	0	0	0	0	0	0	0	0	0	2	0	0	0	1	0	0	0	0	0	0	0	0	0	0	0	0	0
0100	4	0	0	0	0	0	0	0	0	0	1	1	0	0	1	0	1	0	0	0	0	0	0	0	0	0	0	0	0	0
0200	3	0	0	0	0	0	0	0	0	0	1	0	0	1	1	0	0	0	0	0	0	0	0	0	0	0	0	0	0	0
0300	0	0	0	0	0	0	0	0	0	0	0	0	0	0	0	0	0	0	0	0	0	0	0	0	0	0	0	0	0	0
0400	4	0	0	0	0	0	0	0	0	0	0	0	0	0	1	1	2	0	0	0	0	0	0	0	0	0	0	0	0	0
0500	1	0	0	0	0	0	0	0	0	0	0	1	0	0	0	0	0	0	0	0	0	0	0	0	0	0	0	0	0	0
0600	0	0	0	0	0	0	0	0	0	0	0	0	0	0	0	0	0	0	0	0	0	0	0	0	0	0	0	0	0	0
0700	1	0	0	0	0	0	0	0	0	0	0	0	0	0	1	0	0	0	0	0	0	0	0	0	0	0	0	0	0	0
0800	2	0	0	0	0	0	0	0	0	0	0	0	0	0	0	2	0	0	0	0	0	0	0	0	0	0	0	0	0	0
0900	7	0	0	0	0	0	0	0	0	0	1	3	1	1	1	0	0	0	0	0	0	0	0	0	0	0	0	0	0	0
1000	**23**	**0**	**0**	**0**	**0**	**0**	**0**	**2**	**0**	**1**	**1**	**4**	**2**	**2**	**4**	**6**	**0**	**1**	**0**	**0**	**0**	**0**	**0**	**0**	**0**	**0**	**0**	**0**	**0**	**0**
1100	10	0	0	0	0	0	0	0	0	1	0	1	2	1	3	1	0	1	0	0	0	0	0	0	0	0	0	0	0	0
1200	7	0	0	0	0	0	0	0	0	1	0	0	2	3	0	1	0	0	0	0	0	0	0	0	0	0	0	0	0	0
1300	19	0	0	0	0	0	0	1	0	1	1	3	2	3	4	2	1	1	0	0	0	0	0	0	0	0	0	0	0	0
1400	17	0	0	0	0	0	0	2	1	0	0	5	3	2	1	3	0	0	0	0	0	0	0	0	0	0	0	0	0	0
1500	**42**	**0**	**0**	**0**	**0**	**0**	**0**	**0**	**0**	**0**	**1**	**5**	**6**	**18**	**7**	**3**	**2**	**0**	**0**	**0**	**0**	**0**	**0**	**0**	**0**	**0**	**0**	**0**	**0**	**0**
1600	19	0	0	0	0	0	0	1	0	0	1	8	2	5	2	0	0	0	0	0	0	0	0	0	0	0	0	0	0	0
1700	25	0	0	0	0	0	0	0	0	0	6	6	5	4	3	0	0	0	1	0	0	0	0	0	0	0	0	0	0	0
1800	22	0	0	0	0	0	0	1	0	0	1	5	3	6	3	1	2	0	0	0	0	0	0	0	0	0	0	0	0	0
1900	8	0	0	0	0	0	0	0	0	0	1	1	1	2	1	1	0	1	0	0	0	0	0	0	0	0	0	0	0	0
2000	10	0	0	0	0	0	0	0	1	0	1	1	2	2	1	2	0	0	0	0	0	0	0	0	0	0	0	0	0	0
2100	8	0	0	0	0	0	0	0	0	0	1	2	0	2	0	1	1	0	0	0	0	0	0	1	0	0	0	0	0	0
2200	4	0	0	0	0	0	0	0	0	0	0	0	0	0	2	0	1	1	0	0	0	0	0	0	0	0	0	0	0	0
2300	3	0	0	0	0	0	0	0	0	0	0	0	1	1	1	0	0	0	0	0	0	0	0	0	0	0	0	0	0	0
07-19	**194**	**0**	**0**	**0**	**0**	**0**	**0**	**7**	**1**	**4**	**12**	**40**	**28**	**45**	**29**	**19**	**5**	**3**	**1**	**0**	**0**	**0**	**0**	**0**	**0**	**0**	**0**	**0**	**0**	**0**
06-22	**220**	**0**	**0**	**0**	**0**	**0**	**0**	**7**	**2**	**4**	**15**	**44**	**31**	**51**	**31**	**23**	**6**	**4**	**1**	**0**	**0**	**0**	**0**	**1**	**0**	**0**	**0**	**0**	**0**	**0**
06-00	**227**	**0**	**0**	**0**	**0**	**0**	**0**	**7**	**2**	**4**	**15**	**44**	**32**	**52**	**34**	**23**	**7**	**5**	**1**	**0**	**0**	**0**	**0**	**1**	**0**	**0**	**0**	**0**	**0**	**0**
00-00	**242**	**0**	**0**	**0**	**0**	**0**	**0**	**7**	**2**	**4**	**17**	**46**	**34**	**53**	**37**	**24**	**11**	**5**	**1**	**0**	**0**	**0**	**0**	**1**	**0**	**0**	**0**	**0**	**0**	**0**

DRAFT

Site 9
Location L-2205-3, att t/pole, Lat 53.54685, Long -6.68816
Direction North

3279 / Meath/Cavan/Monaghan ATC's
October 2013
Automatic Traffic Count

Virtual Day (7)

Time	Total	Speed Bins (km/h)																												
		0 - 5	5 - 10	10 - 15	15 - 20	20 - 25	25 - 30	30 - 35	35 - 40	40 - 45	45 - 50	50 - 55	55 - 60	60 - 65	65 - 70	70 - 75	75 - 80	80 - 85	85 - 90	90 - 95	95 - 100	100 - 105	105 - 110	110 - 115	115 - 120	120 - 125	125 - 130	130 - 135	135 - 140
0000	3	0	0	0	0	0	0	0	0	0	0	0	1	0	0	0	0	0	0	0	0	0	0	0	0	0	0	0	0	0
0100	1	0	0	0	0	0	0	0	0	0	0	0	0	0	0	0	0	0	0	0	0	0	0	0	0	0	0	0	0	0
0200	1	0	0	0	0	0	0	0	0	0	0	0	0	0	0	0	0	0	0	0	0	0	0	0	0	0	0	0	0	0
0300	1	0	0	0	0	0	0	0	0	0	0	0	0	0	0	0	0	0	0	0	0	0	0	0	0	0	0	0	0	0
0400	1	0	0	0	0	0	0	0	0	0	0	0	0	0	0	0	0	0	0	0	0	0	0	0	0	0	0	0	0	0
0500	1	0	0	0	0	0	0	0	0	0	0	0	1	0	0	0	0	0	0	0	0	0	0	0	0	0	0	0	0	0
0600	1	0	0	0	0	0	0	0	0	0	0	0	0	1	0	0	0	0	0	0	0	0	0	0	0	0	0	0	0	0
0700	9	0	0	0	0	0	0	0	0	0	1	1	1	2	2	1	0	1	0	0	0	0	0	0	0	0	0	0	0	0
0800	12	0	0	0	0	0	0	0	1	0	1	1	2	3	1	1	0	0	0	0	0	0	0	0	0	0	0	0	0	0
0900	14	0	0	0	0	0	0	0	0	0	1	2	3	3	2	1	0	0	0	0	0	0	0	0	0	0	0	0	0	0
1000	**17**	**0**	**0**	**0**	**0**	**0**	**0**	**0**	**1**	**1**	**1**	**3**	**2**	**3**	**3**	**1**	**1**	**0**	**0**	**0**	**0**	**0**	**0**	**0**	**0**	**0**	**0**	**0**	**0**	**0**
1100	16	0	0	0	0	0	0	0	0	1	1	2	2	4	3	2	0	0	0	0	0	0	0	0	0	0	0	0	0	0
1200	17	0	0	0	0	0	0	0	1	0	1	3	3	3	2	2	0	1	0	0	0	0	0	0	0	0	0	0	0	0
1300	24	0	0	0	0	0	0	0	1	0	1	2	4	5	6	2	1	0	0	0	0	0	0	0	0	0	0	0	0	0
1400	23	0	0	0	0	0	0	1	0	1	1	4	5	5	3	2	1	0	0	0	0	0	0	0	0	0	0	0	0	0
1500	**31**	**0**	**0**	**0**	**0**	**0**	**0**	**0**	**0**	**1**	**3**	**4**	**7**	**7**	**4**	**3**	**1**	**0**	**0**	**0**	**0**	**0**	**0**	**0**	**0**	**0**	**0**	**0**	**0**	**0**
1600	30	0	0	0	0	0	0	0	1	0	2	5	7	6	5	3	1	0	0	0	0	0	0	0	0	0	0	0	0	0
1700	**31**	**0**	**0**	**0**	**0**	**0**	**0**	**0**	**0**	**0**	**2**	**3**	**7**	**7**	**6**	**3**	**1**	**0**	**0**	**0**	**0**	**0**	**0**	**0**	**0**	**0**	**0**	**0**	**0**	**0**
1800	27	0	0	0	0	0	1	0	0	1	2	3	5	4	5	4	2	0	0	0	0	0	0	0	0	0	0	0	0	0
1900	21	0	0	0	0	0	0	0	0	0	1	3	5	5	3	3	1	1	0	0	0	0	0	0	0	0	0	0	0	0
2000	16	0	0	0	0	0	0	0	0	0	1	2	3	4	3	1	1	0	0	0	0	0	0	0	0	0	0	0	0	0
2100	11	0	0	0	0	0	0	0	0	0	0	2	2	2	2	1	0	0	0	0	0	0	0	0	0	0	0	0	0	0
2200	7	0	0	0	0	0	0	0	0	1	1	0	1	1	2	0	0	1	0	0	0	0	0	0	0	0	0	0	0	0
2300	3	0	0	0	0	0	0	0	0	0	0	0	1	1	0	1	0	0	0	0	0	0	0	0	0	0	0	0	0	0
07-19	**251**	**0**	**0**	**0**	**2**	**1**	**2**	**3**	**5**	**8**	**17**	**34**	**49**	**51**	**42**	**24**	**8**	**4**	**1**	**0**	**0**	**0**	**0**	**0**	**0**	**0**	**0**	**0**	**0**	**0**
06-22	**301**	**0**	**0**	**0**	**2**	**1**	**2**	**3**	**6**	**8**	**20**	**40**	**60**	**62**	**50**	**29**	**10**	**5**	**1**	**1**	**0**	**0**	**0**	**0**	**0**	**0**	**0**	**0**	**0**	**0**
06-00	**311**	**0**	**0**	**0**	**2**	**1**	**2**	**3**	**6**	**9**	**20**	**41**	**62**	**64**	**52**	**30**	**11**	**5**	**1**	**1**	**0**	**0**	**0**	**0**	**0**	**0**	**0**	**0**	**0**	**0**
00-00	**318**	**0**	**0**	**0**	**2**	**1**	**2**	**4**	**6**	**9**	**21**	**41**	**63**	**65**	**53**	**31**	**12**	**5**	**1**	**1**	**0**	**0**	**0**	**0**	**0**	**0**	**0**	**0**	**0**	**0**

DRAFT

Site 9
Location L-2205-3, att t/pole, Lat 53.54685, Long -6.68816
Direction North

3279 / Meath/Cavan/Monaghan ATC's
October 2013
Automatic Traffic Count

Virtual Week (1)

Time	Total	Speed Bins (km/h)																											
		0 - 5	5 - 10	10 - 15	15 - 20	20 - 25	25 - 30	30 - 35	35 - 40	40 - 45	45 - 50	50 - 55	55 - 60	60 - 65	65 - 70	70 - 75	75 - 80	80 - 85	85 - 90	90 - 95	95 - 100	100 - 105	105 - 110	110 - 115	115 - 120	120 - 125	125 - 130	130 - 135	135 - 140
Mon	316	0	1	0	2	2	0	2	9	7	25	39	61	71	46	26	12	6	4	2	0	1	0	0	0	0	0	0	0
Tue	330	0	0	1	1	1	1	4	5	9	25	46	61	72	59	27	13	5	0	0	0	0	0	0	0	0	0	0	0
Wed	345	0	0	1	1	0	3	5	9	13	16	39	83	63	62	27	14	8	1	0	0	0	0	0	0	0	0	0	0
Thu	320	0	0	0	4	0	2	1	6	10	21	36	71	71	50	34	10	4	0	0	0	0	0	0	0	0	0	0	0
Fri	320	0	1	0	1	3	5	3	3	10	15	38	60	67	63	36	9	4	1	1	0	0	0	0	0	0	0	0	0
|Sat	350	0	0	1	2	2	1	3	7	10	29	46	71	55	57	44	13	5	2	2	0	0	0	0	0	0	0	0	0
|Sun	242	0	0	0	0	0	0	7	2	4	17	46	34	53	37	24	11	5	1	0	0	0	0	1	0	0	0	0	0
5 Day Ave.	**326**	**0**	**0**	**0**	**2**	**1**	**2**	**3**	**6**	**10**	**20**	**40**	**67**	**69**	**56**	**30**	**12**	**5**	**1**	**1**	**0**	**0**	**0**	**0**	**0**	**0**	**0**	**0**	**0**
7 Day Ave.	**318**	**0**	**0**	**0**	**2**	**1**	**2**	**4**	**6**	**9**	**21**	**41**	**63**	**65**	**53**	**31**	**12**	**5**	**1**	**1**	**0**	**0**	**0**	**0**	**0**	**0**	**0**	**0**	**0**
--	**2223**	**0**	**2**	**3**	**11**	**8**	**12**	**25**	**41**	**63**	**148**	**290**	**441**	**452**	**374**	**218**	**82**	**37**	**9**	**5**	**0**	**1**	**0**	**1**	**0**	**0**	**0**	**0**	**0**

Summary Graphs

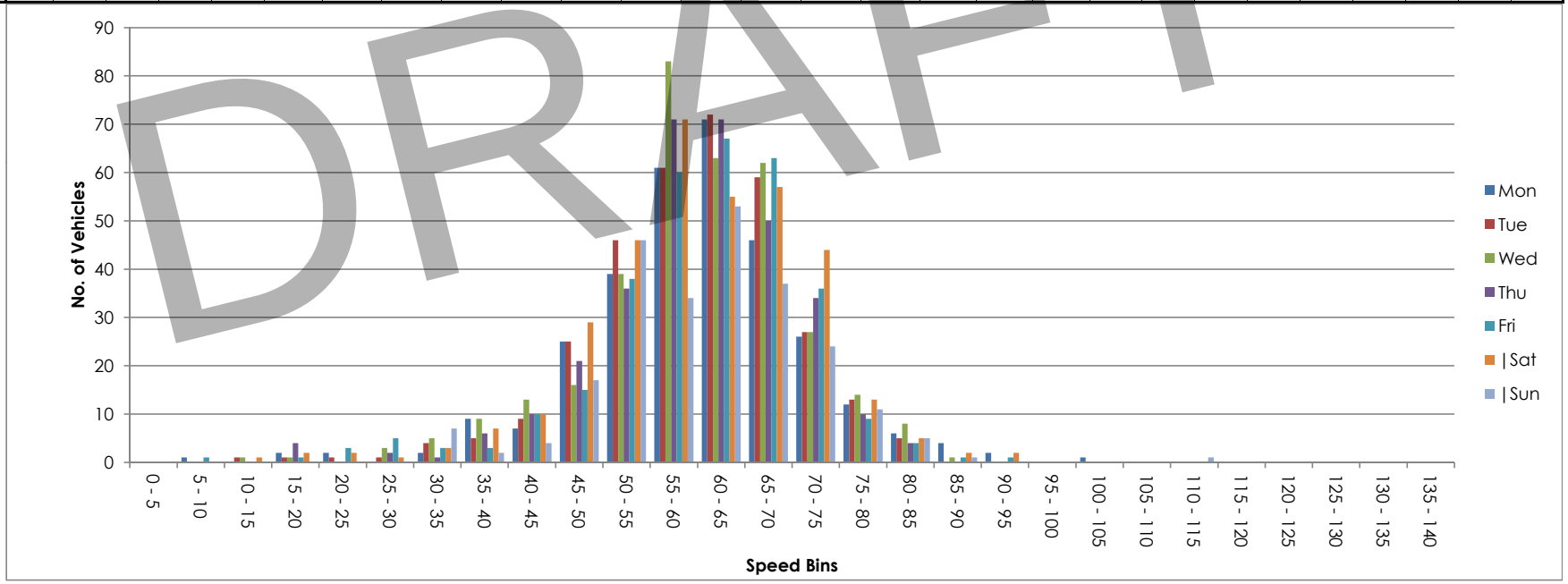

DRAFT

Site 9
Location L-2205-3, att t/pole, Lat 53.54685, Long -6.68816
Direction South

3279 / Meath/Cavan/Monaghan ATC's
October 2013
Automatic Traffic Count

Mon, 7 October 2013

Time	Total	Classification												>PSL	>PSL%	>SL1	>SL1%	>SL2	>SL2%	Mean	Vpp
		1 MCL	2 SV	3 SVT	4 TB2	5 TB3	6 T4	7 ART3	8 ART4	9 ART5	10 ART6	11 BD	12 DRT	80	80	85 +5kph	85 +5kph	90 +10kph	90 +10kph		85
0000	3	0	3	0	0	0	0	0	0	0	0	0	0	1	33.3	1	33.3	0	0	71.4	-
0100	1	0	0	0	1	0	0	0	0	0	0	0	0	0	0	0	0	0	0	62.9	-
0200	2	0	1	0	1	0	0	0	0	0	0	0	0	0	0	0	0	0	0	63.8	-
0300	2	0	2	0	0	0	0	0	0	0	0	0	0	0	0	0	0	0	0	66.9	-
0400	0	0	0	0	0	0	0	0	0	0	0	0	0	0	0	0	0	0	0	-	-
0500	1	0	1	0	0	0	0	0	0	0	0	0	0	0	0	0	0	0	0	72.8	-
0600	7	0	6	0	1	0	0	0	0	0	0	0	0	0	0	0	0	0	0	59.6	-
0700	13	0	12	0	1	0	0	0	0	0	0	0	0	0	0	0	0	0	0	61.2	70.9
0800	23	0	20	1	2	0	0	0	0	0	0	0	0	0	0	0	0	0	0	62.2	73.4
0900	**28**	**0**	**24**	**1**	**2**	**1**	**0**	**0**	**0**	**0**	**0**	**0**	**0**	**0**	**0**	**0**	**0**	**0**	**0**	**59.8**	**67.7**
1000	15	0	15	0	0	0	0	0	0	0	0	0	0	0	0	0	0	0	0	55.5	62.3
1100	20	0	18	0	2	0	0	0	0	0	0	0	0	1	5	0	0	0	0	64.3	70.9
1200	16	0	14	1	1	0	0	0	0	0	0	0	0	0	0	0	0	0	0	55.2	62.3
1300	15	0	14	0	1	0	0	0	0	0	0	0	0	0	0	0	0	0	0	63.2	72.4
1400	**28**	**0**	**25**	**0**	**3**	**0**	**0**	**0**	**0**	**0**	**0**	**0**	**0**	**0**	**0**	**0**	**0**	**0**	**0**	**58.8**	**64.4**
1500	23	0	22	0	1	0	0	0	0	0	0	0	0	1	4.3	0	0	0	0	61.3	74.2
1600	20	0	16	0	4	0	0	0	0	0	0	0	0	0	0	0	0	0	0	55.9	65.5
1700	22	1	18	0	3	0	0	0	0	0	0	0	0	0	0	0	0	0	0	58.9	67.7
1800	15	1	13	0	1	0	0	0	0	0	0	0	0	1	6.7	0	0	0	0	60.5	68
1900	13	0	13	0	0	0	0	0	0	0	0	0	0	0	0	0	0	0	0	56.5	61.9
2000	9	0	9	0	0	0	0	0	0	0	0	0	0	0	0	0	0	0	0	60.1	-
2100	13	0	13	0	0	0	0	0	0	0	0	0	0	0	0	0	0	0	0	59.6	64.1
2200	9	0	9	0	0	0	0	0	0	0	0	0	0	0	0	0	0	0	0	59.9	-
2300	10	0	10	0	0	0	0	0	0	0	0	0	0	0	0	0	0	0	0	60.9	-
07-19	**238**	**2**	**211**	**3**	**21**	**1**	**0**	**0**	**0**	**0**	**0**	**0**	**0**	**3**	**1.3**	**0**	**0**	**0**	**0**	**59.8**	**68.4**
06-22	**280**	**2**	**252**	**3**	**22**	**1**	**0**	**0**	**0**	**0**	**0**	**0**	**0**	**3**	**1.1**	**0**	**0**	**0**	**0**	**59.6**	**68**
06-00	**299**	**2**	**271**	**3**	**22**	**1**	**0**	**0**	**0**	**0**	**0**	**0**	**0**	**3**	**1**	**0**	**0**	**0**	**0**	**59.7**	**68**
00-00	**308**	**2**	**278**	**3**	**24**	**1**	**0**	**0**	**0**	**0**	**0**	**0**	**0**	**4**	**1.3**	**1**	**0.3**	**0**	**0**	**59.9**	**68.4**

DRAFT

Site 9
Location L-2205-3, att t/pole, Lat 53.54685, Long -6.68816
Direction South

3279 / Meath/Cavan/Monaghan ATC's
October 2013
Automatic Traffic Count

Tue, 8 October 2013

Time	Total	Classification												>PSL	>PSL%	>SL1	>SL1%	>SL2	>SL2%	Mean	Vpp
		1 MCL	2 SV	3 SVT	4 TB2	5 TB3	6 T4	7 ART3	8 ART4	9 ART5	10 ART6	11 BD	12 DRT	80	80	85 +5kph	85 +5kph	90 +10kph	90 +10kph		85
0000	1	0	1	0	0	0	0	0	0	0	0	0	0	0	0	0	0	0	0	61.1	-
0100	3	0	3	0	0	0	0	0	0	0	0	0	0	0	0	0	0	0	0	61.5	-
0200	1	0	1	0	0	0	0	0	0	0	0	0	0	0	0	0	0	0	0	54.6	-
0300	1	0	0	0	1	0	0	0	0	0	0	0	0	0	0	0	0	0	0	48.7	-
0400	0	0	0	0	0	0	0	0	0	0	0	0	0	0	0	0	0	0	0	-	-
0500	1	0	1	0	0	0	0	0	0	0	0	0	0	0	0	0	0	0	0	59.8	-
0600	6	0	6	0	0	0	0	0	0	0	0	0	0	0	0	0	0	0	0	65.9	-
0700	16	0	14	1	1	0	0	0	0	0	0	0	0	0	0	0	0	0	0	60.4	65.9
0800	**29**	**0**	**26**	**1**	**2**	**0**	**0**	**0**	**0**	**0**	**0**	**0**	**0**	**0**	**0**	**0**	**0**	**0**	**0**	**60.5**	**70.6**
0900	24	0	22	0	2	0	0	0	0	0	0	0	0	0	0	0	0	0	0	60.4	67.3
1000	16	1	14	0	1	0	0	0	0	0	0	0	0	0	0	0	0	0	0	58.8	68
1100	18	0	16	1	1	0	0	0	0	0	0	0	0	0	0	0	0	0	0	61.2	67
1200	24	0	21	0	3	0	0	0	0	0	0	0	0	0	0	0	0	0	0	58.1	62.6
1300	19	0	19	0	0	0	0	0	0	0	0	0	0	0	0	0	0	0	0	54.9	65.5
1400	26	0	23	1	2	0	0	0	0	0	0	0	0	1	3.8	1	3.8	0	0	57.9	65.5
1500	26	1	23	0	2	0	0	0	0	0	0	0	0	0	0	0	0	0	0	59.6	69.1
1600	24	0	20	0	4	0	0	0	0	0	0	0	0	0	0	0	0	0	0	57.2	63.7
1700	22	1	21	0	0	0	0	0	0	0	0	0	0	0	0	0	0	0	0	60.7	68.8
1800	**31**	**2**	**26**	**0**	**3**	**0**	**0**	**0**	**0**	**0**	**0**	**0**	**0**	**0**	**0**	**0**	**0**	**0**	**0**	**61.1**	**73.8**
1900	25	0	22	1	1	0	1	0	0	0	0	0	0	0	0	0	0	0	0	57.8	65.2
2000	16	0	16	0	0	0	0	0	0	0	0	0	0	0	0	0	0	0	0	65.1	73.8
2100	8	0	8	0	0	0	0	0	0	0	0	0	0	0	0	0	0	0	0	61.1	-
2200	8	0	7	0	1	0	0	0	0	0	0	0	0	1	12.5	0	0	0	0	67.3	-
2300	3	0	3	0	0	0	0	0	0	0	0	0	0	0	0	0	0	0	0	60.5	-
07-19	**275**	**5**	**245**	**4**	**21**	**0**	**0**	**0**	**0**	**0**	**0**	**0**	**0**	**1**	**0.4**	**1**	**0.4**	**0**	**0**	**59.3**	**68.8**
06-22	**330**	**5**	**297**	**5**	**22**	**0**	**1**	**0**	**0**	**0**	**0**	**0**	**0**	**1**	**0.3**	**1**	**0.3**	**0**	**0**	**59.6**	**68.8**
06-00	**341**	**5**	**307**	**5**	**23**	**0**	**1**	**0**	**0**	**0**	**0**	**0**	**0**	**2**	**0.6**	**1**	**0.3**	**0**	**0**	**59.8**	**69.1**
00-00	**348**	**5**	**313**	**5**	**24**	**0**	**1**	**0**	**0**	**0**	**0**	**0**	**0**	**2**	**0.6**	**1**	**0.3**	**0**	**0**	**59.8**	**69.1**

DRAFT

Site 9
Location L-2205-3, att t/pole, Lat 53.54685, Long -6.68816
Direction South

3279 / Meath/Cavan/Monaghan ATC's
October 2013
Automatic Traffic Count

Wed, 9 October 2013

Time	Total	Classification												>PSL	>PSL%	>SL1	>SL1%	>SL2	>SL2%	Mean	Vpp
		1 MCL	2 SV	3 SVT	4 TB2	5 TB3	6 T4	7 ART3	8 ART4	9 ART5	10 ART6	11 BD	12 DRT	80	80	85 +5kph	85 +5kph	90 +10kph	90 +10kph		85
0000	1	0	1	0	0	0	0	0	0	0	0	0	0	0	0	0	0	0	0	54.8	-
0100	2	0	2	0	0	0	0	0	0	0	0	0	0	0	0	0	0	0	0	65.6	-
0200	0	0	0	0	0	0	0	0	0	0	0	0	0	0	0	0	0	0	0	-	-
0300	0	0	0	0	0	0	0	0	0	0	0	0	0	0	0	0	0	0	0	-	-
0400	0	0	0	0	0	0	0	0	0	0	0	0	0	0	0	0	0	0	0	-	-
0500	1	0	1	0	0	0	0	0	0	0	0	0	0	0	0	0	0	0	0	77.6	-
0600	9	0	5	2	2	0	0	0	0	0	0	0	0	0	0	0	0	0	0	64.2	-
0700	14	0	13	0	1	0	0	0	0	0	0	0	0	0	0	0	0	0	0	57.5	66.2
0800	24	0	22	0	2	0	0	0	0	0	0	0	0	0	0	0	0	0	0	64.3	70.6
0900	**27**	**0**	**22**	**1**	**4**	**0**	**0**	**0**	**0**	**0**	**0**	**0**	**0**	**0**	**0**	**0**	**0**	**0**	**0**	**59.5**	**70.6**
1000	10	0	7	1	2	0	0	0	0	0	0	0	0	1	10	0	0	0	0	61.5	-
1100	12	0	10	0	2	0	0	0	0	0	0	0	0	0	0	0	0	0	0	57.9	65.5
1200	12	0	10	1	1	0	0	0	0	0	0	0	0	0	0	0	0	0	0	58.4	66.2
1300	18	0	14	2	2	0	0	0	0	0	0	0	0	0	0	0	0	0	0	61.1	68
1400	**27**	**0**	**23**	**0**	**4**	**0**	**0**	**0**	**0**	**0**	**0**	**0**	**0**	**1**	**3.7**	**0**	**0**	**0**	**0**	**62.9**	**72**
1500	18	0	16	0	2	0	0	0	0	0	0	0	0	0	0	0	0	0	0	61.1	71.6
1600	**27**	**1**	**22**	**1**	**2**	**0**	**0**	**0**	**1**	**0**	**0**	**0**	**0**	**0**	**0**	**0**	**0**	**0**	**0**	**58.6**	**67**
1700	**27**	**0**	**26**	**0**	**1**	**0**	**0**	**0**	**0**	**0**	**0**	**0**	**0**	**0**	**0**	**0**	**0**	**0**	**0**	**59.8**	**67**
1800	21	1	19	0	1	0	0	0	0	0	0	0	0	0	0	0	0	0	0	56.7	63.7
1900	18	0	16	0	2	0	0	0	0	0	0	0	0	0	0	0	0	0	0	58.1	64.1
2000	9	0	8	1	0	0	0	0	0	0	0	0	0	0	0	0	0	0	0	60.2	-
2100	11	0	10	0	1	0	0	0	0	0	0	0	0	0	0	0	0	0	0	56.8	66.2
2200	5	0	5	0	0	0	0	0	0	0	0	0	0	0	0	0	0	0	0	66.5	-
2300	6	0	6	0	0	0	0	0	0	0	0	0	0	0	0	0	0	0	0	62	-
07-19	**237**	**2**	**204**	**6**	**24**	**0**	**0**	**0**	**1**	**0**	**0**	**0**	**0**	**2**	**0.8**	**0**	**0**	**0**	**0**	**60.1**	**69.8**
06-22	**284**	**2**	**243**	**9**	**29**	**0**	**0**	**0**	**1**	**0**	**0**	**0**	**0**	**2**	**0.7**	**0**	**0**	**0**	**0**	**60**	**69.8**
06-00	**295**	**2**	**254**	**9**	**29**	**0**	**0**	**0**	**1**	**0**	**0**	**0**	**0**	**2**	**0.7**	**0**	**0**	**0**	**0**	**60.1**	**70.2**
00-00	**299**	**2**	**258**	**9**	**29**	**0**	**0**	**0**	**1**	**0**	**0**	**0**	**0**	**2**	**0.7**	**0**	**0**	**0**	**0**	**60.2**	**70.2**

DRAFT

Site 9
Location L-2205-3, att t/pole, Lat 53.54685, Long -6.68816
Direction South

3279 / Meath/Cavan/Monaghan ATC's
October 2013
Automatic Traffic Count

Thu, 10 October 2013

Time	Total	Classification												>PSL	>PSL%	>SL1	>SL1%	>SL2	>SL2%	Mean	Vpp
		1 MCL	2 SV	3 SVT	4 TB2	5 TB3	6 T4	7 ART3	8 ART4	9 ART5	10 ART6	11 BD	12 DRT	80	80	85 +5kph	85 +5kph	90 +10kph	90 +10kph		85
0000	2	0	2	0	0	0	0	0	0	0	0	0	0	0	0	0	0	0	0	59.6	-
0100	1	0	1	0	0	0	0	0	0	0	0	0	0	0	0	0	0	0	0	71	-
0200	0	0	0	0	0	0	0	0	0	0	0	0	0	0	0	0	0	0	0	-	-
0300	0	0	0	0	0	0	0	0	0	0	0	0	0	0	0	0	0	0	0	-	-
0400	0	0	0	0	0	0	0	0	0	0	0	0	0	0	0	0	0	0	0	-	-
0500	1	0	1	0	0	0	0	0	0	0	0	0	0	1	100	1	100	0	0	87.1	-
0600	6	0	6	0	0	0	0	0	0	0	0	0	0	1	16.7	0	0	0	0	67.2	-
0700	8	0	6	0	2	0	0	0	0	0	0	0	0	0	0	0	0	0	0	60.1	-
0800	**27**	**0**	**24**	**1**	**2**	**0**	**0**	**0**	**0**	**0**	**0**	**0**	**0**	**0**	**0**	**0**	**0**	**0**	**0**	**61.6**	**71.3**
0900	22	1	16	1	4	0	0	0	0	0	0	0	0	0	0	0	0	0	0	53.8	67
1000	15	0	15	0	0	0	0	0	0	0	0	0	0	0	0	0	0	0	0	61.9	72
1100	19	0	19	0	0	0	0	0	0	0	0	0	0	0	0	0	0	0	0	61.9	66.6
1200	16	1	12	1	2	0	0	0	0	0	0	0	0	0	0	0	0	0	0	53.6	64.8
1300	18	0	16	0	2	0	0	0	0	0	0	0	0	1	5.6	0	0	0	0	57.4	68.4
1400	17	0	14	1	1	1	0	0	0	0	0	0	0	0	0	0	0	0	0	57.1	65.2
1500	26	0	24	1	1	0	0	0	0	0	0	0	0	0	0	0	0	0	0	60.8	69.8
1600	25	1	19	0	5	0	0	0	0	0	0	0	0	0	0	0	0	0	0	57.7	67
1700	28	1	25	0	2	0	0	0	0	0	0	0	0	0	0	0	0	0	0	60.2	69.5
1800	**31**	**1**	**26**	**1**	**1**	**1**	**0**	**0**	**1**	**0**	**0**	**0**	**0**	**0**	**0**	**0**	**0**	**0**	**0**	**55.5**	**65.9**
1900	20	0	17	1	2	0	0	0	0	0	0	0	0	1	5	0	0	0	0	58.5	66.2
2000	15	0	13	0	2	0	0	0	0	0	0	0	0	0	0	0	0	0	0	57.8	68
2100	14	0	13	0	0	1	0	0	0	0	0	0	0	0	0	0	0	0	0	59.4	69.8
2200	11	0	11	0	0	0	0	0	0	0	0	0	0	1	9.1	0	0	0	0	61.2	70.6
2300	11	0	10	1	0	0	0	0	0	0	0	0	0	0	0	0	0	0	0	60.8	66.2
07-19	**252**	**5**	**216**	**6**	**22**	**2**	**0**	**0**	**1**	**0**	**0**	**0**	**0**	**1**	**0.4**	**0**	**0**	**0**	**0**	**58.4**	**68.4**
06-22	**307**	**5**	**265**	**7**	**26**	**3**	**0**	**0**	**1**	**0**	**0**	**0**	**0**	**3**	**1**	**0**	**0**	**0**	**0**	**58.6**	**68.4**
06-00	**329**	**5**	**286**	**8**	**26**	**3**	**0**	**0**	**1**	**0**	**0**	**0**	**0**	**4**	**1.2**	**0**	**0**	**0**	**0**	**58.8**	**68.8**
00-00	**333**	**5**	**290**	**8**	**26**	**3**	**0**	**0**	**1**	**0**	**0**	**0**	**0**	**5**	**1.5**	**1**	**0.3**	**0**	**0**	**58.9**	**69.1**

DRAFT

Site 9
Location L-2205-3, att t/pole, Lat 53.54685, Long -6.68816
Direction South

3279 / Meath/Cavan/Monaghan ATC's
October 2013
Automatic Traffic Count

Fri, 11 October 2013

Time	Total	Classification												>PSL	>PSL%	>SL1	>SL1%	>SL2	>SL2%	Mean	Vpp
		1 MCL	2 SV	3 SVT	4 TB2	5 TB3	6 T4	7 ART3	8 ART4	9 ART5	10 ART6	11 BD	12 DRT	80	80	85 +5kph	85 +5kph	90 +10kph	90 +10kph		85
0000	4	0	4	0	0	0	0	0	0	0	0	0	0	0	0	0	0	0	0	58.8	-
0100	2	0	2	0	0	0	0	0	0	0	0	0	0	0	0	0	0	0	0	54.3	-
0200	0	0	0	0	0	0	0	0	0	0	0	0	0	0	0	0	0	0	0	-	-
0300	1	0	0	0	1	0	0	0	0	0	0	0	0	0	0	0	0	0	0	42.6	-
0400	0	0	0	0	0	0	0	0	0	0	0	0	0	0	0	0	0	0	0	-	-
0500	1	0	1	0	0	0	0	0	0	0	0	0	0	1	100	0	0	0	0	81.6	-
0600	5	0	4	0	1	0	0	0	0	0	0	0	0	0	0	0	0	0	0	61.8	-
0700	11	0	8	0	2	1	0	0	0	0	0	0	0	0	0	0	0	0	0	59.3	68.4
0800	29	0	25	0	3	0	0	0	1	0	0	0	0	0	0	0	0	0	0	63.1	73.1
0900	**31**	**0**	**25**	**1**	**5**	**0**	**0**	**0**	**0**	**0**	**0**	**0**	**0**	**0**	**0**	**0**	**0**	**0**	**0**	**60.5**	**69.8**
1000	17	0	15	1	0	0	0	0	0	1	0	0	0	0	0	0	0	0	0	58.9	65.2
1100	15	0	13	1	1	0	0	0	0	0	0	0	0	0	0	0	0	0	0	55.6	64.8
1200	18	0	15	1	2	0	0	0	0	0	0	0	0	0	0	0	0	0	0	58.7	69.5
1300	14	1	12	0	1	0	0	0	0	0	0	0	0	0	0	0	0	0	0	57.7	63.4
1400	**33**	**1**	**30**	**1**	**1**	**0**	**0**	**0**	**0**	**0**	**0**	**0**	**0**	**1**	**3**	**0**	**0**	**0**	**0**	**59.9**	**70.6**
1500	15	0	12	0	3	0	0	0	0	0	0	0	0	0	0	0	0	0	0	61.3	69.8
1600	28	1	18	0	9	0	0	0	0	0	0	0	0	0	0	0	0	0	0	57.7	67.3
1700	22	0	21	0	1	0	0	0	0	0	0	0	0	0	0	0	0	0	0	60.6	73.1
1800	19	1	16	1	1	0	0	0	0	0	0	0	0	0	0	0	0	0	0	55	65.2
1900	19	0	18	0	0	1	0	0	0	0	0	0	0	0	0	0	0	0	0	54.7	63.7
2000	18	0	16	0	2	0	0	0	0	0	0	0	0	1	5.6	1	5.6	0	0	62.1	67.7
2100	7	0	7	0	0	0	0	0	0	0	0	0	0	0	0	0	0	0	0	54.6	-
2200	10	0	10	0	0	0	0	0	0	0	0	0	0	0	0	0	0	0	0	59.8	-
2300	4	0	4	0	0	0	0	0	0	0	0	0	0	0	0	0	0	0	0	56.6	-
07-19	**252**	**4**	**210**	**6**	**29**	**1**	**0**	**0**	**1**	**1**	**0**	**0**	**0**	**1**	**0.4**	**0**	**0**	**0**	**0**	**59.3**	**69.1**
06-22	**301**	**4**	**255**	**6**	**32**	**2**	**0**	**0**	**1**	**1**	**0**	**0**	**0**	**2**	**0.7**	**1**	**0.3**	**0**	**0**	**59.1**	**68.8**
06-00	**315**	**4**	**269**	**6**	**32**	**2**	**0**	**0**	**1**	**1**	**0**	**0**	**0**	**2**	**0.6**	**1**	**0.3**	**0**	**0**	**59.1**	**68.8**
00-00	**323**	**4**	**276**	**6**	**33**	**2**	**0**	**0**	**1**	**1**	**0**	**0**	**0**	**3**	**0.9**	**1**	**0.3**	**0**	**0**	**59.1**	**68.8**

DRAFT

Site 9
Location L-2205-3, att t/pole, Lat 53.54685, Long -6.68816
Direction South

3279 / Meath/Cavan/Monaghan ATC's
October 2013
Automatic Traffic Count

Sat, 12 October 2013

Time	Total	Classification												>PSL	>PSL%	>SL1	>SL1%	>SL2	>SL2%	Mean	Vpp
		1 MCL	2 SV	3 SVT	4 TB2	5 TB3	6 T4	7 ART3	8 ART4	9 ART5	10 ART6	11 BD	12 DRT	80	80	85 +5kph	85 +5kph	90 +10kph	90 +10kph		85
0000	7	0	7	0	0	0	0	0	0	0	0	0	0	0	0	0	0	0	0	64.1	-
0100	3	0	3	0	0	0	0	0	0	0	0	0	0	0	0	0	0	0	0	67.1	-
0200	0	0	0	0	0	0	0	0	0	0	0	0	0	0	0	0	0	0	0	-	-
0300	1	0	1	0	0	0	0	0	0	0	0	0	0	0	0	0	0	0	0	50.6	-
0400	0	0	0	0	0	0	0	0	0	0	0	0	0	0	0	0	0	0	0	-	-
0500	0	0	0	0	0	0	0	0	0	0	0	0	0	0	0	0	0	0	0	-	-
0600	2	0	2	0	0	0	0	0	0	0	0	0	0	1	50	0	0	0	0	75.4	-
0700	3	0	3	0	0	0	0	0	0	0	0	0	0	0	0	0	0	0	0	61.2	-
0800	8	0	6	0	1	1	0	0	0	0	0	0	0	0	0	0	0	0	0	60.8	-
0900	23	0	21	0	2	0	0	0	0	0	0	0	0	0	0	0	0	0	0	62.7	69.1
1000	31	0	27	0	4	0	0	0	0	0	0	0	0	2	6.5	0	0	0	0	62.4	69.8
1100	**36**	**2**	**32**	**0**	**1**	**0**	**0**	**0**	**0**	**0**	**1**	**0**	**0**	**1**	**2.8**	**0**	**0**	**0**	**0**	**59.9**	**72.7**
1200	33	2	23	5	2	0	0	0	0	1	0	0	0	0	0	0	0	0	0	57.5	67.7
1300	30	0	28	1	1	0	0	0	0	0	0	0	0	1	3.3	1	3.3	0	0	64.4	76.3
1400	27	0	26	0	1	0	0	0	0	0	0	0	0	0	0	0	0	0	0	62.9	68.4
1500	21	1	20	0	0	0	0	0	0	0	0	0	0	0	0	0	0	0	0	58.5	68.8
1600	27	0	26	1	0	0	0	0	0	0	0	0	0	0	0	0	0	0	0	60.4	67
1700	43	0	42	0	1	0	0	0	0	0	0	0	0	2	4.7	0	0	0	0	63.6	71.6
1800	**46**	**0**	**46**	**0**	**0**	**0**	**0**	**0**	**0**	**0**	**0**	**0**	**0**	**0**	**0**	**0**	**0**	**0**	**0**	**60.1**	**68**
1900	10	0	10	0	0	0	0	0	0	0	0	0	0	0	0	0	0	0	0	61.3	-
2000	12	0	11	0	1	0	0	0	0	0	0	0	0	2	16.7	0	0	0	0	59.7	70.9
2100	10	0	10	0	0	0	0	0	0	0	0	0	0	0	0	0	0	0	0	60.3	-
2200	4	0	4	0	0	0	0	0	0	0	0	0	0	0	0	0	0	0	0	51.3	-
2300	6	0	6	0	0	0	0	0	0	0	0	0	0	1	16.7	0	0	0	0	66.4	-
07-19	**328**	**5**	**300**	**7**	**13**	**1**	**0**	**0**	**0**	**1**	**1**	**0**	**0**	**6**	**1.8**	**1**	**0.3**	**0**	**0**	**61.2**	**69.5**
06-22	**362**	**5**	**333**	**7**	**14**	**1**	**0**	**0**	**0**	**1**	**1**	**0**	**0**	**9**	**2.5**	**1**	**0.3**	**0**	**0**	**61.2**	**69.8**
06-00	**372**	**5**	**343**	**7**	**14**	**1**	**0**	**0**	**0**	**1**	**1**	**0**	**0**	**10**	**2.7**	**1**	**0.3**	**0**	**0**	**61.2**	**69.5**
00-00	**383**	**5**	**354**	**7**	**14**	**1**	**0**	**0**	**0**	**1**	**1**	**0**	**0**	**10**	**2.6**	**1**	**0.3**	**0**	**0**	**61.3**	**69.8**

DRAFT

Site 9
Location L-2205-3, att t/pole, Lat 53.54685, Long -6.68816
Direction South

3279 / Meath/Cavan/Monaghan ATC's
October 2013
Automatic Traffic Count

Sun, 13 October 2013

Time	Total	Classification												>PSL	>PSL%	>SL1	>SL1%	>SL2	>SL2%	Mean	Vpp
		1 MCL	2 SV	3 SVT	4 TB2	5 TB3	6 T4	7 ART3	8 ART4	9 ART5	10 ART6	11 BD	12 DRT	80	80	85 +5kph	85 +5kph	90 +10kph	90 +10kph		85
0000	2	0	1	0	1	0	0	0	0	0	0	0	0	0	0	0	0	0	0	65.4	-
0100	4	0	4	0	0	0	0	0	0	0	0	0	0	0	0	0	0	0	0	66.4	-
0200	3	0	3	0	0	0	0	0	0	0	0	0	0	0	0	0	0	0	0	66.6	-
0300	0	0	0	0	0	0	0	0	0	0	0	0	0	0	0	0	0	0	0	-	-
0400	1	0	0	0	1	0	0	0	0	0	0	0	0	0	0	0	0	0	0	75.1	-
0500	0	0	0	0	0	0	0	0	0	0	0	0	0	0	0	0	0	0	0	-	-
0600	0	0	0	0	0	0	0	0	0	0	0	0	0	0	0	0	0	0	0	-	-
0700	3	0	3	0	0	0	0	0	0	0	0	0	0	0	0	0	0	0	0	62.6	-
0800	3	1	2	0	0	0	0	0	0	0	0	0	0	0	0	0	0	0	0	48.1	-
0900	9	2	7	0	0	0	0	0	0	0	0	0	0	0	0	0	0	0	0	54.5	-
1000	**10**	**1**	**7**	**0**	**0**	**0**	**2**	**0**	**0**	**0**	**0**	**0**	**0**	**0**	**0**	**0**	**0**	**0**	**0**	**49**	**-**
1100	7	0	7	0	0	0	0	0	0	0	0	0	0	0	0	0	0	0	0	63.7	-
1200	30	0	30	0	0	0	0	0	0	0	0	0	0	0	0	0	0	0	0	60.4	70.2
1300	**48**	**0**	**46**	**1**	**0**	**0**	**1**	**0**	**0**	**0**	**0**	**0**	**0**	**1**	**2.1**	**0**	**0**	**0**	**0**	**60.9**	**73.4**
1400	15	0	15	0	0	0	0	0	0	0	0	0	0	0	0	0	0	0	0	59	67
1500	17	1	16	0	0	0	0	0	0	0	0	0	0	0	0	0	0	0	0	55.7	64.1
1600	22	2	20	0	0	0	0	0	0	0	0	0	0	0	0	0	0	0	0	57.5	68.8
1700	21	1	19	1	0	0	0	0	0	0	0	0	0	0	0	0	0	0	0	54.6	64.8
1800	16	0	15	0	1	0	0	0	0	0	0	0	0	0	0	0	0	0	0	59.4	68.8
1900	14	0	12	2	0	0	0	0	0	0	0	0	0	0	0	0	0	0	0	59	67.7
2000	9	0	9	0	0	0	0	0	0	0	0	0	0	0	0	0	0	0	0	64.5	-
2100	10	0	10	0	0	0	0	0	0	0	0	0	0	1	10	0	0	0	0	65.1	-
2200	1	0	1	0	0	0	0	0	0	0	0	0	0	0	0	0	0	0	0	54.6	-
2300	3	0	3	0	0	0	0	0	0	0	0	0	0	0	0	0	0	0	0	60.4	-
07-19	**201**	**8**	**187**	**2**	**1**	**0**	**3**	**0**	**0**	**0**	**0**	**0**	**0**	**1**	**0.5**	**0**	**0**	**0**	**0**	**58.1**	**69.5**
06-22	**234**	**8**	**218**	**4**	**1**	**0**	**3**	**0**	**0**	**0**	**0**	**0**	**0**	**2**	**0.9**	**0**	**0**	**0**	**0**	**58.7**	**70.2**
06-00	**238**	**8**	**222**	**4**	**1**	**0**	**3**	**0**	**0**	**0**	**0**	**0**	**0**	**2**	**0.8**	**0**	**0**	**0**	**0**	**58.7**	**70.2**
00-00	**248**	**8**	**230**	**4**	**3**	**0**	**3**	**0**	**0**	**0**	**0**	**0**	**0**	**2**	**0.8**	**0**	**0**	**0**	**0**	**59.1**	**70.6**

DRAFT

Site 9
Location L-2205-3, att t/pole, Lat 53.54685, Long -6.68816
Direction South

3279 / Meath/Cavan/Monaghan ATC's
October 2013
Automatic Traffic Count

Virtual Day (7)

Time	Total	Classification												>PSL	>PSL%	>SL1	>SL1%	>SL2	>SL2%	Mean	Vpp
		1 MCL	2 SV	3 SVT	4 TB2	5 TB3	6 T4	7 ART3	8 ART4	9 ART5	10 ART6	11 BD	12 DRT	80	80	85 +5kph	85 +5kph	90 +10kph	90 +10kph		85
0000	3	0	3	0	0	0	0	0	0	0	0	0	0	0	5	0	5	0	0	63.2	-
0100	2	0	2	0	0	0	0	0	0	0	0	0	0	0	0	0	0	0	0	64.1	-
0200	1	0	1	0	0	0	0	0	0	0	0	0	0	0	0	0	0	0	0	63.7	-
0300	1	0	0	0	0	0	0	0	0	0	0	0	0	0	0	0	0	0	0	55.1	-
0400	0	0	0	0	0	0	0	0	0	0	0	0	0	0	0	0	0	0	0	75.1	-
0500	1	0	1	0	0	0	0	0	0	0	0	0	0	0	40	0	20	0	0	75.8	-
0600	5	0	4	0	1	0	0	0	0	0	0	0	0	0	5.7	0	0	0	0	64.4	-
0700	10	0	8	0	1	0	0	0	0	0	0	0	0	0	0	0	0	0	0	59.9	-
0800	20	0	18	0	2	0	0	0	0	0	0	0	0	0	0	0	0	0	0	61.9	72.4
0900	**23**	**0**	**20**	**1**	**3**	**0**	**0**	**0**	**0**	**0**	**0**	**0**	**0**	**0**	**0**	**0**	**0**	**0**	**0**	**59.3**	**68.4**
1000	16	0	14	0	1	0	0	0	0	0	0	0	0	0	2.6	0	0	0	0	59.1	69.8
1100	18	0	16	0	1	0	0	0	0	0	0	0	0	0	1.6	0	0	0	0	60.6	70.2
1200	21	0	18	1	2	0	0	0	0	0	0	0	0	0	0	0	0	0	0	57.7	68
1300	23	0	21	1	1	0	0	0	0	0	0	0	0	0	1.9	0	0.6	0	0	60.4	71.3
1400	25	0	22	0	2	0	0	0	0	0	0	0	0	0	1.7	0	0.6	0	0	60	68.4
1500	21	0	19	0	1	0	0	0	0	0	0	0	0	0	0.7	0	0	0	0	59.8	70.2
1600	25	1	20	0	3	0	0	0	0	0	0	0	0	0	0	0	0	0	0	57.9	67
1700	**26**	**1**	**25**	**0**	**1**	**0**	**0**	**0**	**0**	**0**	**0**	**0**	**0**	**0**	**1.1**	**0**	**0**	**0**	**0**	**60.2**	**69.5**
1800	**26**	**1**	**23**	**0**	**1**	**0**	**0**	**0**	**0**	**0**	**0**	**0**	**0**	**0**	**0.6**	**0**	**0**	**0**	**0**	**58.5**	**68**
1900	17	0	15	1	1	0	0	0	0	0	0	0	0	0	0.8	0	0	0	0	57.8	65.5
2000	13	0	12	0	1	0	0	0	0	0	0	0	0	0	3.4	0	1.1	0	0	61.4	70.9
2100	10	0	10	0	0	0	0	0	0	0	0	0	0	0	1.4	0	0	0	0	59.7	71.6
2200	7	0	7	0	0	0	0	0	0	0	0	0	0	0	4.2	0	0	0	0	61.3	-
2300	6	0	6	0	0	0	0	0	0	0	0	0	0	0	2.3	0	0	0	0	61.3	-
07-19	**255**	**4**	**225**	**5**	**19**	**1**	**0**	**0**	**0**	**0**	**0**	**0**	**0**	**2**	**0.8**	**0**	**0.1**	**0**	**0**	**59.6**	**69.5**
06-22	**300**	**4**	**266**	**6**	**21**	**1**	**1**	**0**	**0**	**0**	**0**	**0**	**0**	**3**	**1**	**0**	**0.1**	**0**	**0**	**59.6**	**69.5**
06-00	**313**	**4**	**279**	**6**	**21**	**1**	**1**	**0**	**0**	**0**	**0**	**0**	**0**	**4**	**1.1**	**0**	**0.1**	**0**	**0**	**59.7**	**69.5**
00-00	**320**	**4**	**286**	**6**	**22**	**1**	**1**	**0**	**0**	**0**	**0**	**0**	**0**	**4**	**1.2**	**1**	**0.2**	**0**	**0**	**59.8**	**69.5**

DRAFT

Site 9
Location L-2205-3, att t/pole, Lat 53.54685, Long -6.68816
Direction South

3279 / Meath/Cavan/Monaghan ATC's
October 2013
Automatic Traffic Count

Virtual Week (1)

Time	Total	Classification												>PSL	>PSL%	>SL1	>SL1%	>SL2	>SL2%	Mean	Vpp
		1 MCL	2 SV	3 SVT	4 TB2	5 TB3	6 T4	7 ART3	8 ART4	9 ART5	10 ART6	11 BD	12 DRT	80	80	85 +5kph	85 +5kph	90 +10kph	90 +10kph		85
Mon	308	2	278	3	24	1	0	0	0	0	0	0	0	4	1.3	1	0.3	0	0	59.9	68.4
Tue	348	5	313	5	24	0	1	0	0	0	0	0	0	2	0.6	1	0.3	0	0	59.8	69.1
Wed	299	2	258	9	29	0	0	0	1	0	0	0	0	2	0.7	0	0	0	0	60.2	70.2
Thu	333	5	290	8	26	3	0	0	1	0	0	0	0	5	1.5	1	0.3	0	0	58.9	69.1
Fri	323	4	276	6	33	2	0	0	1	1	0	0	0	3	0.9	1	0.3	0	0	59.1	68.8
| Sat	383	5	354	7	14	1	0	0	0	1	1	0	0	10	2.6	1	0.3	0	0	61.3	69.8
| Sun	248	8	230	4	3	0	3	0	0	0	0	0	0	2	0.8	0	0	0	0	59.1	70.6
5 Day Ave.	**322**	**4**	**283**	**6**	**27**	**1**	**0**	**0**	**1**	**0**	**0**	**0**	**0**	**3**	**0.9**	**1**	**0.3**	**0**	**0.0**	**59.6**	**69.1**
7 Day Ave.	**320**	**4**	**286**	**6**	**22**	**1**	**1**	**0**	**0**	**0**	**0**	**0**	**0**	**4**	**1.2**	**1**	**0.2**	**0**	**0.0**	**59.8**	**69.5**
--	**2242**	**31**	**1999**	**42**	**153**	**7**	**4**	**0**	**3**	**2**	**1**	**0**	**0**	**28**	**1.2**	**5**	**0.2**	**0**	**0.0**	**59.8**	**69.5**

Summary Graphs

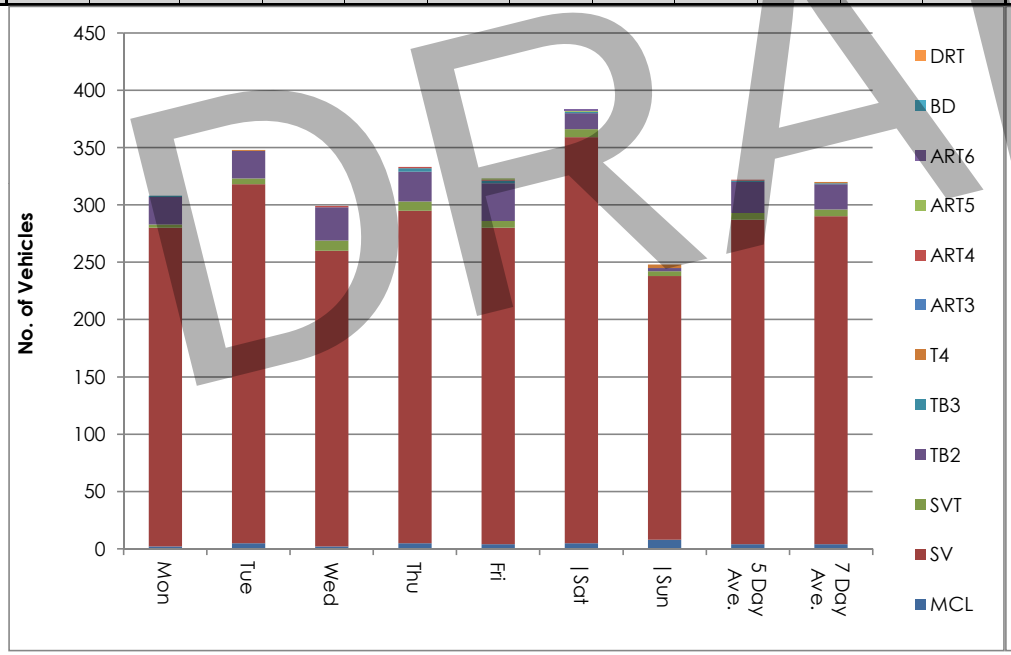

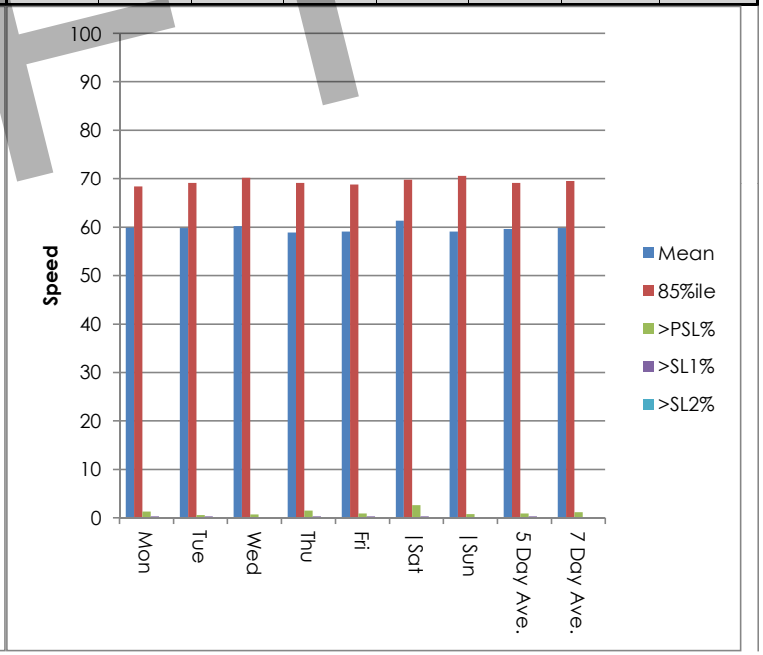

DRAFT

Site 9
Location L-2205-3, att t/pole, Lat 53.54685, Long -6.68816
Direction South

3279 / Meath/Cavan/Monaghan ATC's
October 2013
Automatic Traffic Count

Mon, 7 October 2013

Time	Total	Speed Bins (km/h)																											
		0 - 5	5 - 10	10 - 15	15 - 20	20 - 25	25 - 30	30 - 35	35 - 40	40 - 45	45 - 50	50 - 55	55 - 60	60 - 65	65 - 70	70 - 75	75 - 80	80 - 85	85 - 90	90 - 95	95 - 100	100 - 105	105 - 110	110 - 115	115 - 120	120 - 125	125 - 130	130 - 135	135 - 140
0000	3	0	0	0	0	0	0	0	0	0	0	0	1	0	1	0	0	0	1	0	0	0	0	0	0	0	0	0	0
0100	1	0	0	0	0	0	0	0	0	0	0	0	0	1	0	0	0	0	0	0	0	0	0	0	0	0	0	0	0
0200	2	0	0	0	0	0	0	0	0	0	0	0	1	0	0	1	0	0	0	0	0	0	0	0	0	0	0	0	0
0300	2	0	0	0	0	0	0	0	0	0	0	0	1	0	0	0	1	0	0	0	0	0	0	0	0	0	0	0	0
0400	0	0	0	0	0	0	0	0	0	0	0	0	0	0	0	0	0	0	0	0	0	0	0	0	0	0	0	0	0
0500	1	0	0	0	0	0	0	0	0	0	0	0	0	0	0	1	0	0	0	0	0	0	0	0	0	0	0	0	0
0600	7	0	0	0	0	0	0	0	0	0	1	1	2	2	0	1	0	0	0	0	0	0	0	0	0	0	0	0	0
0700	13	0	0	0	0	0	0	0	0	0	2	1	2	3	2	2	1	0	0	0	0	0	0	0	0	0	0	0	0
0800	23	0	0	0	0	0	0	0	1	1	2	0	2	9	3	2	3	0	0	0	0	0	0	0	0	0	0	0	0
0900	**28**	**0**	**0**	**0**	**0**	**0**	**0**	**0**	**0**	**1**	**4**	**2**	**8**	**4**	**7**	**1**	**1**	**0**	**0**	**0**	**0**	**0**	**0**	**0**	**0**	**0**	**0**	**0**	**0**
1000	15	0	0	0	0	0	0	0	0	1	3	2	5	3	1	0	0	0	0	0	0	0	0	0	0	0	0	0	0
1100	20	0	0	0	0	0	0	0	0	0	1	3	1	5	4	5	0	1	0	0	0	0	0	0	0	0	0	0	0
1200	16	0	0	0	0	0	1	0	0	1	1	4	3	4	2	0	0	0	0	0	0	0	0	0	0	0	0	0	0
1300	15	0	0	0	0	0	0	1	0	0	0	1	2	5	1	4	1	0	0	0	0	0	0	0	0	0	0	0	0
1400	**28**	**0**	**0**	**0**	**0**	**0**	**0**	**0**	**1**	**0**	**1**	**5**	**7**	**10**	**2**	**2**	**0**	**0**	**0**	**0**	**0**	**0**	**0**	**0**	**0**	**0**	**0**	**0**	**0**
1500	23	0	0	0	0	0	0	0	1	0	1	4	5	5	3	1	2	1	0	0	0	0	0	0	0	0	0	0	0
1600	20	0	0	0	0	0	0	0	1	1	3	4	5	2	3	1	0	0	0	0	0	0	0	0	0	0	0	0	0
1700	22	0	0	0	0	1	0	0	0	0	1	3	6	5	4	1	1	0	0	0	0	0	0	0	0	0	0	0	0
1800	15	0	0	0	0	0	0	1	0	0	0	2	4	2	4	1	0	1	0	0	0	0	0	0	0	0	0	0	0
1900	13	0	0	0	0	0	0	0	0	1	3	0	5	3	0	0	1	0	0	0	0	0	0	0	0	0	0	0	0
2000	9	0	0	0	0	0	0	0	0	0	1	2	1	3	1	1	0	0	0	0	0	0	0	0	0	0	0	0	0
2100	13	0	0	0	0	0	0	0	0	0	0	2	7	2	1	1	0	0	0	0	0	0	0	0	0	0	0	0	0
2200	9	0	0	0	0	0	0	0	0	0	1	1	3	2	2	0	0	0	0	0	0	0	0	0	0	0	0	0	0
2300	10	0	0	0	0	0	0	0	0	0	1	2	1	3	1	1	1	0	0	0	0	0	0	0	0	0	0	0	0
07-19	**238**	**0**	**0**	**0**	**0**	**1**	**1**	**2**	**4**	**5**	**19**	**31**	**50**	**57**	**36**	**20**	**9**	**3**	**0**	**0**	**0**	**0**	**0**	**0**	**0**	**0**	**0**	**0**	**0**
06-22	**280**	**0**	**0**	**0**	**0**	**1**	**1**	**2**	**4**	**6**	**24**	**36**	**65**	**67**	**38**	**23**	**10**	**3**	**0**	**0**	**0**	**0**	**0**	**0**	**0**	**0**	**0**	**0**	**0**
06-00	**299**	**0**	**0**	**0**	**0**	**1**	**1**	**2**	**4**	**6**	**26**	**39**	**69**	**72**	**41**	**24**	**11**	**3**	**0**	**0**	**0**	**0**	**0**	**0**	**0**	**0**	**0**	**0**	**0**
00-00	**308**	**0**	**0**	**0**	**0**	**1**	**1**	**2**	**4**	**6**	**26**	**39**	**72**	**73**	**42**	**26**	**12**	**3**	**1**	**0**	**0**	**0**	**0**	**0**	**0**	**0**	**0**	**0**	**0**

DRAFT

Site 9
Location L-2205-3, att t/pole, Lat 53.54685, Long -6.68816
Direction South

3279 / Meath/Cavan/Monaghan ATC's
October 2013
Automatic Traffic Count

Tue, 8 October 2013

Time	Total	Speed Bins (km/h)																											
		0 - 5	5 - 10	10 - 15	15 - 20	20 - 25	25 - 30	30 - 35	35 - 40	40 - 45	45 - 50	50 - 55	55 - 60	60 - 65	65 - 70	70 - 75	75 - 80	80 - 85	85 - 90	90 - 95	95 - 100	100 - 105	105 - 110	110 - 115	115 - 120	120 - 125	125 - 130	130 - 135	135 - 140
0000	1	0	0	0	0	0	0	0	0	0	0	0	0	1	0	0	0	0	0	0	0	0	0	0	0	0	0	0	0
0100	3	0	0	0	0	0	0	0	0	0	0	0	2	0	0	1	0	0	0	0	0	0	0	0	0	0	0	0	0
0200	1	0	0	0	0	0	0	0	0	0	0	1	0	0	0	0	0	0	0	0	0	0	0	0	0	0	0	0	0
0300	1	0	0	0	0	0	0	0	0	0	1	0	0	0	0	0	0	0	0	0	0	0	0	0	0	0	0	0	0
0400	0	0	0	0	0	0	0	0	0	0	0	0	0	0	0	0	0	0	0	0	0	0	0	0	0	0	0	0	0
0500	1	0	0	0	0	0	0	0	0	0	0	0	1	0	0	0	0	0	0	0	0	0	0	0	0	0	0	0	0
0600	6	0	0	0	0	0	0	0	0	0	0	1	0	2	0	3	0	0	0	0	0	0	0	0	0	0	0	0	0
0700	16	0	0	0	0	0	0	0	0	1	2	1	3	6	1	2	0	0	0	0	0	0	0	0	0	0	0	0	0
0800	**29**	**0**	**0**	**0**	**0**	**0**	**0**	**0**	**0**	**4**	**0**	**2**	**9**	**4**	**4**	**4**	**2**	**0**	**0**	**0**	**0**	**0**	**0**	**0**	**0**	**0**	**0**	**0**	**0**
0900	24	0	0	0	0	0	0	0	0	1	1	5	3	4	8	2	0	0	0	0	0	0	0	0	0	0	0	0	0
1000	16	0	0	0	0	0	0	0	1	0	1	5	2	2	3	1	1	0	0	0	0	0	0	0	0	0	0	0	0
1100	18	0	0	0	0	0	0	0	0	0	4	1	1	6	3	2	1	0	0	0	0	0	0	0	0	0	0	0	0
1200	24	0	0	0	0	0	0	0	0	1	0	5	11	3	2	2	0	0	0	0	0	0	0	0	0	0	0	0	0
1300	19	0	0	0	0	0	0	0	0	3	3	4	5	0	3	1	0	0	0	0	0	0	0	0	0	0	0	0	0
1400	26	0	0	0	0	0	0	1	1	1	2	2	7	4	7	0	0	0	1	0	0	0	0	0	0	0	0	0	0
1500	26	0	0	0	0	1	0	0	0	1	2	1	4	8	7	2	0	0	0	0	0	0	0	0	0	0	0	0	0
1600	24	0	0	0	0	0	0	0	0	1	2	7	7	6	0	1	0	0	0	0	0	0	0	0	0	0	0	0	0
1700	22	0	0	0	0	0	0	1	0	0	1	2	6	4	7	0	1	0	0	0	0	0	0	0	0	0	0	0	0
1800	**31**	**0**	**0**	**0**	**0**	**1**	**1**	**0**	**0**	**2**	**0**	**2**	**6**	**6**	**5**	**3**	**5**	**0**	**0**	**0**	**0**	**0**	**0**	**0**	**0**	**0**	**0**	**0**	**0**
1900	25	0	0	0	0	0	0	0	1	1	3	4	4	7	4	1	0	0	0	0	0	0	0	0	0	0	0	0	0
2000	16	0	0	0	0	0	0	0	0	0	0	0	4	5	3	3	1	0	0	0	0	0	0	0	0	0	0	0	0
2100	8	0	0	0	0	0	0	0	0	0	1	1	1	3	1	0	1	0	0	0	0	0	0	0	0	0	0	0	0
2200	8	0	0	0	0	0	0	0	0	0	0	1	0	2	2	2	0	1	0	0	0	0	0	0	0	0	0	0	0
2300	3	0	0	0	0	0	0	0	0	0	0	1	1	0	0	1	0	0	0	0	0	0	0	0	0	0	0	0	0
07-19	**275**	**0**	**0**	**0**	**0**	**2**	**1**	**2**	**2**	**15**	**18**	**37**	**64**	**53**	**50**	**20**	**10**	**0**	**1**	**0**	**0**	**0**	**0**	**0**	**0**	**0**	**0**	**0**	**0**
06-22	**330**	**0**	**0**	**0**	**0**	**2**	**1**	**2**	**3**	**16**	**22**	**43**	**73**	**70**	**58**	**27**	**12**	**0**	**1**	**0**	**0**	**0**	**0**	**0**	**0**	**0**	**0**	**0**	**0**
06-00	**341**	**0**	**0**	**0**	**0**	**2**	**1**	**2**	**3**	**16**	**22**	**45**	**74**	**72**	**60**	**30**	**12**	**1**	**1**	**0**	**0**	**0**	**0**	**0**	**0**	**0**	**0**	**0**	**0**
00-00	**348**	**0**	**0**	**0**	**0**	**2**	**1**	**2**	**3**	**16**	**23**	**46**	**77**	**73**	**60**	**31**	**12**	**1**	**1**	**0**	**0**	**0**	**0**	**0**	**0**	**0**	**0**	**0**	**0**

DRAFT

Site 9
Location L-2205-3, att t/pole, Lat 53.54685, Long -6.68816
Direction South

3279 / Meath/Cavan/Monaghan ATC's
October 2013
Automatic Traffic Count

Wed, 9 October 2013

Time	Total	Speed Bins (km/h)																											
		0 - 5	5 - 10	10 - 15	15 - 20	20 - 25	25 - 30	30 - 35	35 - 40	40 - 45	45 - 50	50 - 55	55 - 60	60 - 65	65 - 70	70 - 75	75 - 80	80 - 85	85 - 90	90 - 95	95 - 100	100 - 105	105 - 110	110 - 115	115 - 120	120 - 125	125 - 130	130 - 135	135 - 140
0000	1	0	0	0	0	0	0	0	0	0	0	1	0	0	0	0	0	0	0	0	0	0	0	0	0	0	0	0	0
0100	2	0	0	0	0	0	0	0	0	0	0	0	0	1	0	1	0	0	0	0	0	0	0	0	0	0	0	0	0
0200	0	0	0	0	0	0	0	0	0	0	0	0	0	0	0	0	0	0	0	0	0	0	0	0	0	0	0	0	0
0300	0	0	0	0	0	0	0	0	0	0	0	0	0	0	0	0	0	0	0	0	0	0	0	0	0	0	0	0	0
0400	0	0	0	0	0	0	0	0	0	0	0	0	0	0	0	0	0	0	0	0	0	0	0	0	0	0	0	0	0
0500	1	0	0	0	0	0	0	0	0	0	0	0	0	0	0	0	1	0	0	0	0	0	0	0	0	0	0	0	0
0600	9	0	0	0	0	0	0	0	0	1	0	0	2	1	3	1	1	0	0	0	0	0	0	0	0	0	0	0	0
0700	14	0	0	0	0	0	0	0	1	1	1	2	1	4	3	1	0	0	0	0	0	0	0	0	0	0	0	0	0
0800	24	0	0	0	0	0	0	0	0	0	1	4	2	6	5	5	1	0	0	0	0	0	0	0	0	0	0	0	0
0900	**27**	**0**	**0**	**0**	**0**	**0**	**0**	**0**	**1**	**2**	**0**	**7**	**4**	**5**	**3**	**3**	**2**	**0**	**0**	**0**	**0**	**0**	**0**	**0**	**0**	**0**	**0**	**0**	**0**
1000	10	0	0	0	0	0	0	0	0	0	0	2	2	4	1	0	0	1	0	0	0	0	0	0	0	0	0	0	0
1100	12	0	0	0	0	0	0	1	0	0	0	3	2	3	3	0	0	0	0	0	0	0	0	0	0	0	0	0	0
1200	12	0	0	0	0	0	0	0	0	0	2	3	2	2	3	0	0	0	0	0	0	0	0	0	0	0	0	0	0
1300	18	0	0	0	0	0	0	0	0	0	1	3	6	2	3	3	0	0	0	0	0	0	0	0	0	0	0	0	0
1400	**27**	**0**	**0**	**0**	**0**	**0**	**0**	**0**	**0**	**2**	**0**	**1**	**7**	**6**	**4**	**6**	**0**	**1**	**0**	**0**	**0**	**0**	**0**	**0**	**0**	**0**	**0**	**0**	**0**
1500	18	0	0	0	0	0	0	0	0	1	3	3	2	1	2	5	1	0	0	0	0	0	0	0	0	0	0	0	0
1600	**27**	**0**	**0**	**0**	**0**	**0**	**0**	**0**	**1**	**1**	**3**	**5**	**4**	**6**	**4**	**2**	**1**	**0**	**0**	**0**	**0**	**0**	**0**	**0**	**0**	**0**	**0**	**0**	**0**
1700	**27**	**0**	**0**	**0**	**0**	**0**	**0**	**0**	**0**	**1**	**1**	**6**	**7**	**6**	**3**	**2**	**1**	**0**	**0**	**0**	**0**	**0**	**0**	**0**	**0**	**0**	**0**	**0**	**0**
1800	21	0	0	0	0	0	0	0	2	0	0	8	3	5	1	2	0	0	0	0	0	0	0	0	0	0	0	0	0
1900	18	0	0	0	0	0	0	0	0	1	2	1	7	5	2	0	0	0	0	0	0	0	0	0	0	0	0	0	0
2000	9	0	0	0	0	0	0	0	0	0	1	2	2	1	2	1	0	0	0	0	0	0	0	0	0	0	0	0	0
2100	11	0	0	0	0	0	0	0	1	1	1	2	2	1	1	1	1	0	0	0	0	0	0	0	0	0	0	0	0
2200	5	0	0	0	0	0	0	0	0	0	0	0	1	0	2	2	0	0	0	0	0	0	0	0	0	0	0	0	0
2300	6	0	0	0	0	0	0	0	0	1	1	0	0	1	0	3	0	0	0	0	0	0	0	0	0	0	0	0	0
07-19	**237**	**0**	**0**	**0**	**0**	**0**	**0**	**1**	**5**	**8**	**12**	**47**	**42**	**50**	**35**	**29**	**6**	**2**	**0**	**0**	**0**	**0**	**0**	**0**	**0**	**0**	**0**	**0**	**0**
06-22	**284**	**0**	**0**	**0**	**0**	**0**	**0**	**1**	**6**	**11**	**16**	**52**	**55**	**58**	**43**	**32**	**8**	**2**	**0**	**0**	**0**	**0**	**0**	**0**	**0**	**0**	**0**	**0**	**0**
06-00	**295**	**0**	**0**	**0**	**0**	**0**	**0**	**1**	**6**	**12**	**17**	**52**	**56**	**59**	**45**	**37**	**8**	**2**	**0**	**0**	**0**	**0**	**0**	**0**	**0**	**0**	**0**	**0**	**0**
00-00	**299**	**0**	**0**	**0**	**0**	**0**	**0**	**1**	**6**	**12**	**17**	**53**	**56**	**60**	**45**	**38**	**9**	**2**	**0**	**0**	**0**	**0**	**0**	**0**	**0**	**0**	**0**	**0**	**0**

DRAFT

Site 9
Location L-2205-3, att t/pole, Lat 53.54685, Long -6.68816
Direction South

3279 / Meath/Cavan/Monaghan ATC's
October 2013
Automatic Traffic Count

Thu, 10 October 2013

Time	Total	Speed Bins (km/h)																											
		0 - 5	5 - 10	10 - 15	15 - 20	20 - 25	25 - 30	30 - 35	35 - 40	40 - 45	45 - 50	50 - 55	55 - 60	60 - 65	65 - 70	70 - 75	75 - 80	80 - 85	85 - 90	90 - 95	95 - 100	100 - 105	105 - 110	110 - 115	115 - 120	120 - 125	125 - 130	130 - 135	135 - 140
0000	2	0	0	0	0	0	0	0	0	0	0	0	1	1	0	0	0	0	0	0	0	0	0	0	0	0	0	0	0
0100	1	0	0	0	0	0	0	0	0	0	0	0	0	0	0	1	0	0	0	0	0	0	0	0	0	0	0	0	0
0200	0	0	0	0	0	0	0	0	0	0	0	0	0	0	0	0	0	0	0	0	0	0	0	0	0	0	0	0	0
0300	0	0	0	0	0	0	0	0	0	0	0	0	0	0	0	0	0	0	0	0	0	0	0	0	0	0	0	0	0
0400	0	0	0	0	0	0	0	0	0	0	0	0	0	0	0	0	0	0	0	0	0	0	0	0	0	0	0	0	0
0500	1	0	0	0	0	0	0	0	0	0	0	0	0	0	0	0	0	1	0	0	0	0	0	0	0	0	0	0	0
0600	6	0	0	0	0	0	0	0	0	0	0	0	1	2	1	1	0	1	0	0	0	0	0	0	0	0	0	0	0
0700	8	0	0	0	0	0	0	0	0	0	1	2	0	3	2	0	0	0	0	0	0	0	0	0	0	0	0	0	0
0800	**27**	**0**	**0**	**0**	**0**	**0**	**0**	**0**	**0**	**1**	**1**	**4**	**4**	**7**	**5**	**4**	**1**	**0**	**0**	**0**	**0**	**0**	**0**	**0**	**0**	**0**	**0**	**0**	**0**
0900	22	0	1	0	0	0	0	1	0	1	5	3	4	3	1	3	0	0	0	0	0	0	0	0	0	0	0	0	0
1000	15	0	0	0	0	0	0	0	0	2	0	2	3	1	1	5	1	0	0	0	0	0	0	0	0	0	0	0	0
1100	19	0	0	0	0	0	0	0	0	0	1	1	5	4	7	1	0	0	0	0	0	0	0	0	0	0	0	0	0
1200	16	0	0	0	0	1	0	0	1	2	2	3	2	2	1	2	0	0	0	0	0	0	0	0	0	0	0	0	0
1300	18	0	0	0	0	1	0	0	0	1	2	3	3	3	3	1	0	1	0	0	0	0	0	0	0	0	0	0	0
1400	17	0	0	0	0	1	0	0	0	0	1	2	7	2	3	1	0	0	0	0	0	0	0	0	0	0	0	0	0
1500	26	0	0	0	1	0	0	0	0	0	2	2	5	4	7	4	1	0	0	0	0	0	0	0	0	0	0	0	0
1600	25	0	0	0	0	0	0	1	0	1	1	6	6	3	5	2	0	0	0	0	0	0	0	0	0	0	0	0	0
1700	28	0	0	0	0	1	0	0	0	0	1	3	9	6	4	3	1	0	0	0	0	0	0	0	0	0	0	0	0
1800	**31**	**0**	**0**	**2**	**1**	**0**	**0**	**0**	**0**	**0**	**5**	**2**	**6**	**7**	**6**	**0**	**2**	**0**	**0**	**0**	**0**	**0**	**0**	**0**	**0**	**0**	**0**	**0**	**0**
1900	20	0	0	0	0	0	0	0	0	2	1	8	0	3	4	0	1	1	0	0	0	0	0	0	0	0	0	0	0
2000	15	0	0	0	0	0	0	0	0	1	3	3	1	3	2	1	1	0	0	0	0	0	0	0	0	0	0	0	0
2100	14	0	0	0	0	0	0	0	1	0	2	1	2	4	2	2	0	0	0	0	0	0	0	0	0	0	0	0	0
2200	11	0	0	0	0	0	0	0	0	0	2	3	0	1	2	2	0	1	0	0	0	0	0	0	0	0	0	0	0
2300	11	0	0	0	0	0	0	0	0	0	1	0	3	4	3	0	0	0	0	0	0	0	0	0	0	0	0	0	0
07-19	**252**	**0**	**1**	**2**	**2**	**4**	**0**	**2**	**1**	**8**	**22**	**33**	**54**	**45**	**45**	**26**	**6**	**1**	**0**	**0**	**0**	**0**	**0**	**0**	**0**	**0**	**0**	**0**	**0**
06-22	**307**	**0**	**1**	**2**	**2**	**4**	**0**	**2**	**2**	**11**	**28**	**45**	**58**	**57**	**54**	**30**	**8**	**3**	**0**	**0**	**0**	**0**	**0**	**0**	**0**	**0**	**0**	**0**	**0**
06-00	**329**	**0**	**1**	**2**	**2**	**4**	**0**	**2**	**2**	**11**	**31**	**48**	**61**	**62**	**59**	**32**	**8**	**4**	**0**	**0**	**0**	**0**	**0**	**0**	**0**	**0**	**0**	**0**	**0**
00-00	**333**	**0**	**1**	**2**	**2**	**4**	**0**	**2**	**2**	**11**	**31**	**48**	**62**	**63**	**59**	**33**	**8**	**4**	**1**	**0**	**0**	**0**	**0**	**0**	**0**	**0**	**0**	**0**	**0**

DRAFT

Site 9
Location L-2205-3, att t/pole, Lat 53.54685, Long -6.68816
Direction South

3279 / Meath/Cavan/Monaghan ATC's
October 2013
Automatic Traffic Count

Fri, 11 October 2013

Time	Total	Speed Bins (km/h)																												
		0 - 5	5 - 10	10 - 15	15 - 20	20 - 25	25 - 30	30 - 35	35 - 40	40 - 45	45 - 50	50 - 55	55 - 60	60 - 65	65 - 70	70 - 75	75 - 80	80 - 85	85 - 90	90 - 95	95 - 100	100 - 105	105 - 110	110 - 115	115 - 120	120 - 125	125 - 130	130 - 135	135 - 140
0000	4	0	0	0	0	0	0	0	0	0	0	2	0	1	1	0	0	0	0	0	0	0	0	0	0	0	0	0	0	0
0100	2	0	0	0	0	0	0	0	0	0	1	0	0	1	0	0	0	0	0	0	0	0	0	0	0	0	0	0	0	0
0200	0	0	0	0	0	0	0	0	0	0	0	0	0	0	0	0	0	0	0	0	0	0	0	0	0	0	0	0	0	0
0300	1	0	0	0	0	0	0	0	0	1	0	0	0	0	0	0	0	0	0	0	0	0	0	0	0	0	0	0	0	0
0400	0	0	0	0	0	0	0	0	0	0	0	0	0	0	0	0	0	0	0	0	0	0	0	0	0	0	0	0	0	0
0500	1	0	0	0	0	0	0	0	0	0	0	0	0	0	0	0	0	1	0	0	0	0	0	0	0	0	0	0	0	0
0600	5	0	0	0	0	0	0	0	0	0	0	1	1	1	2	0	0	0	0	0	0	0	0	0	0	0	0	0	0	0
0700	11	0	0	0	0	0	0	0	0	0	1	4	1	1	3	1	0	0	0	0	0	0	0	0	0	0	0	0	0	0
0800	29	0	0	0	0	0	0	0	0	1	2	2	7	6	4	3	4	0	0	0	0	0	0	0	0	0	0	0	0	0
0900	**31**	**0**	**0**	**0**	**0**	**0**	**0**	**1**	**0**	**0**	**2**	**7**	**5**	**5**	**6**	**4**	**1**	**0**	**0**	**0**	**0**	**0**	**0**	**0**	**0**	**0**	**0**	**0**	**0**	**0**
1000	17	0	0	0	0	0	0	1	0	1	1	1	3	6	2	2	0	0	0	0	0	0	0	0	0	0	0	0	0	0
1100	15	0	0	0	0	1	0	0	1	0	2	2	3	3	1	2	0	0	0	0	0	0	0	0	0	0	0	0	0	0
1200	18	0	0	0	0	0	0	0	0	0	3	3	7	0	2	2	1	0	0	0	0	0	0	0	0	0	0	0	0	0
1300	14	0	0	0	0	1	0	0	0	0	0	1	3	8	1	0	0	0	0	0	0	0	0	0	0	0	0	0	0	0
1400	**33**	**0**	**0**	**0**	**0**	**0**	**0**	**0**	**1**	**2**	**3**	**4**	**6**	**6**	**5**	**4**	**1**	**1**	**0**	**0**	**0**	**0**	**0**	**0**	**0**	**0**	**0**	**0**	**0**	**0**
1500	15	0	0	0	0	0	0	0	1	0	1	2	1	3	4	3	0	0	0	0	0	0	0	0	0	0	0	0	0	0
1600	28	0	0	0	0	0	0	1	0	0	4	7	4	6	4	2	0	0	0	0	0	0	0	0	0	0	0	0	0	0
1700	22	0	0	0	0	0	0	1	1	0	1	3	4	4	4	1	3	0	0	0	0	0	0	0	0	0	0	0	0	0
1800	19	0	1	0	0	0	0	0	0	1	1	5	3	4	4	0	0	0	0	0	0	0	0	0	0	0	0	0	0	0
1900	19	0	0	0	0	0	2	0	0	2	0	2	6	5	1	1	0	0	0	0	0	0	0	0	0	0	0	0	0	0
2000	18	0	0	0	0	1	0	0	0	0	0	2	3	4	5	2	0	0	1	0	0	0	0	0	0	0	0	0	0	0
2100	7	0	0	0	0	0	0	0	1	0	0	4	1	0	0	1	0	0	0	0	0	0	0	0	0	0	0	0	0	0
2200	10	0	0	0	0	0	0	0	0	0	1	3	1	3	0	2	0	0	0	0	0	0	0	0	0	0	0	0	0	0
2300	4	0	0	0	0	0	0	0	0	0	0	1	2	1	0	0	0	0	0	0	0	0	0	0	0	0	0	0	0	0
07-19	**252**	**0**	**1**	**0**	**0**	**2**	**0**	**4**	**4**	**5**	**21**	**41**	**47**	**52**	**40**	**24**	**10**	**1**	**0**	**0**	**0**	**0**	**0**	**0**	**0**	**0**	**0**	**0**	**0**	**0**
06-22	**301**	**0**	**1**	**0**	**0**	**3**	**2**	**4**	**5**	**7**	**21**	**50**	**58**	**62**	**48**	**28**	**10**	**1**	**1**	**0**	**0**	**0**	**0**	**0**	**0**	**0**	**0**	**0**	**0**	**0**
06-00	**315**	**0**	**1**	**0**	**0**	**3**	**2**	**4**	**5**	**7**	**22**	**54**	**61**	**66**	**48**	**30**	**10**	**1**	**1**	**0**	**0**	**0**	**0**	**0**	**0**	**0**	**0**	**0**	**0**	**0**
00-00	**323**	**0**	**1**	**0**	**0**	**3**	**2**	**4**	**5**	**8**	**23**	**56**	**61**	**68**	**49**	**30**	**10**	**2**	**1**	**0**	**0**	**0**	**0**	**0**	**0**	**0**	**0**	**0**	**0**	**0**

DRAFT

Site 9
Location L-2205-3, att t/pole, Lat 53.54685, Long -6.68816
Direction South

3279 / Meath/Cavan/Monaghan ATC's
October 2013
Automatic Traffic Count

Sat, 12 October 2013

Time	Total	Speed Bins (km/h)																												
		0 - 5	5 - 10	10 - 15	15 - 20	20 - 25	25 - 30	30 - 35	35 - 40	40 - 45	45 - 50	50 - 55	55 - 60	60 - 65	65 - 70	70 - 75	75 - 80	80 - 85	85 - 90	90 - 95	95 - 100	100 - 105	105 - 110	110 - 115	115 - 120	120 - 125	125 - 130	130 - 135	135 - 140
0000	7	0	0	0	0	0	0	0	0	0	0	1	2	1	1	1	1	0	0	0	0	0	0	0	0	0	0	0	0	0
0100	3	0	0	0	0	0	0	0	0	0	0	0	1	0	0	2	0	0	0	0	0	0	0	0	0	0	0	0	0	0
0200	0	0	0	0	0	0	0	0	0	0	0	0	0	0	0	0	0	0	0	0	0	0	0	0	0	0	0	0	0	0
0300	1	0	0	0	0	0	0	0	0	0	0	1	0	0	0	0	0	0	0	0	0	0	0	0	0	0	0	0	0	0
0400	0	0	0	0	0	0	0	0	0	0	0	0	0	0	0	0	0	0	0	0	0	0	0	0	0	0	0	0	0	0
0500	0	0	0	0	0	0	0	0	0	0	0	0	0	0	0	0	0	0	0	0	0	0	0	0	0	0	0	0	0	0
0600	2	0	0	0	0	0	0	0	0	0	0	0	0	0	1	0	0	1	0	0	0	0	0	0	0	0	0	0	0	0
0700	3	0	0	0	0	0	0	0	0	0	0	1	1	0	0	1	0	0	0	0	0	0	0	0	0	0	0	0	0	0
0800	8	0	0	0	0	0	0	0	0	0	2	1	1	1	1	1	1	0	0	0	0	0	0	0	0	0	0	0	0	0
0900	23	0	0	0	0	0	0	0	0	0	1	1	6	7	5	3	0	0	0	0	0	0	0	0	0	0	0	0	0	0
1000	31	0	0	0	0	0	0	0	0	1	0	7	6	5	6	3	1	2	0	0	0	0	0	0	0	0	0	0	0	0
1100	**36**	**0**	**0**	**0**	**0**	**0**	**1**	**1**	**0**	**3**	**2**	**5**	**2**	**7**	**8**	**3**	**3**	**1**	**0**	**0**	**0**	**0**	**0**	**0**	**0**	**0**	**0**	**0**	**0**	**0**
1200	33	0	0	0	0	2	0	0	2	1	3	1	5	8	9	1	1	0	0	0	0	0	0	0	0	0	0	0	0	0
1300	30	0	0	0	0	0	0	0	0	1	1	2	9	1	8	2	5	0	1	0	0	0	0	0	0	0	0	0	0	0
1400	27	0	0	0	0	0	0	0	0	1	1	0	6	8	8	2	1	0	0	0	0	0	0	0	0	0	0	0	0	0
1500	21	0	0	0	0	1	0	0	0	2	2	3	3	0	7	2	1	0	0	0	0	0	0	0	0	0	0	0	0	0
1600	27	0	0	0	0	0	0	0	0	1	2	3	5	10	4	1	1	0	0	0	0	0	0	0	0	0	0	0	0	0
1700	43	0	0	0	0	0	0	0	0	1	1	3	10	10	10	5	1	2	0	0	0	0	0	0	0	0	0	0	0	0
1800	**46**	**0**	**0**	**0**	**0**	**0**	**0**	**0**	**0**	**3**	**4**	**3**	**12**	**8**	**13**	**2**	**1**	**0**	**0**	**0**	**0**	**0**	**0**	**0**	**0**	**0**	**0**	**0**	**0**	**0**
1900	10	0	0	0	0	0	0	0	0	0	0	0	4	4	2	0	0	0	0	0	0	0	0	0	0	0	0	0	0	0
2000	12	0	0	0	0	0	0	0	1	0	2	2	2	0	2	1	0	2	0	0	0	0	0	0	0	0	0	0	0	0
2100	10	0	0	0	0	0	0	0	0	0	1	3	1	2	1	1	1	0	0	0	0	0	0	0	0	0	0	0	0	0
2200	4	0	0	0	0	0	0	0	0	0	2	1	1	0	0	0	0	0	0	0	0	0	0	0	0	0	0	0	0	0
2300	6	0	0	0	0	0	0	0	0	0	1	0	0	2	2	0	0	1	0	0	0	0	0	0	0	0	0	0	0	0
07-19	**328**	**0**	**0**	**0**	**0**	**3**	**1**	**1**	**2**	**14**	**19**	**30**	**66**	**65**	**79**	**26**	**16**	**5**	**1**	**0**	**0**	**0**	**0**	**0**	**0**	**0**	**0**	**0**	**0**	**0**
06-22	**362**	**0**	**0**	**0**	**0**	**3**	**1**	**1**	**3**	**14**	**22**	**35**	**73**	**71**	**85**	**28**	**17**	**8**	**1**	**0**	**0**	**0**	**0**	**0**	**0**	**0**	**0**	**0**	**0**	**0**
06-00	**372**	**0**	**0**	**0**	**0**	**3**	**1**	**1**	**3**	**14**	**25**	**36**	**74**	**73**	**87**	**28**	**17**	**9**	**1**	**0**	**0**	**0**	**0**	**0**	**0**	**0**	**0**	**0**	**0**	**0**
00-00	**383**	**0**	**0**	**0**	**0**	**3**	**1**	**1**	**3**	**14**	**25**	**38**	**77**	**74**	**88**	**31**	**18**	**9**	**1**	**0**	**0**	**0**	**0**	**0**	**0**	**0**	**0**	**0**	**0**	**0**

DRAFT

Site 9
Location L-2205-3, att t/pole, Lat 53.54685, Long -6.68816
Direction South

3279 / Meath/Cavan/Monaghan ATC's
October 2013
Automatic Traffic Count

Sun, 13 October 2013

Time	Total	Speed Bins (km/h)																											
		0 - 5	5 - 10	10 - 15	15 - 20	20 - 25	25 - 30	30 - 35	35 - 40	40 - 45	45 - 50	50 - 55	55 - 60	60 - 65	65 - 70	70 - 75	75 - 80	80 - 85	85 - 90	90 - 95	95 - 100	100 - 105	105 - 110	110 - 115	115 - 120	120 - 125	125 - 130	130 - 135	135 - 140
0000	2	0	0	0	0	0	0	0	0	0	0	0	0	1	1	0	0	0	0	0	0	0	0	0	0	0	0	0	0
0100	4	0	0	0	0	0	0	0	0	0	0	0	1	0	2	1	0	0	0	0	0	0	0	0	0	0	0	0	0
0200	3	0	0	0	0	0	0	0	0	0	0	0	0	1	1	1	0	0	0	0	0	0	0	0	0	0	0	0	0
0300	0	0	0	0	0	0	0	0	0	0	0	0	0	0	0	0	0	0	0	0	0	0	0	0	0	0	0	0	0
0400	1	0	0	0	0	0	0	0	0	0	0	0	0	0	0	0	1	0	0	0	0	0	0	0	0	0	0	0	0
0500	0	0	0	0	0	0	0	0	0	0	0	0	0	0	0	0	0	0	0	0	0	0	0	0	0	0	0	0	0
0600	0	0	0	0	0	0	0	0	0	0	0	0	0	0	0	0	0	0	0	0	0	0	0	0	0	0	0	0	0
0700	3	0	0	0	0	0	0	0	0	0	1	0	0	0	2	0	0	0	0	0	0	0	0	0	0	0	0	0	0
0800	3	0	1	0	0	0	0	0	0	0	0	0	0	0	1	1	0	0	0	0	0	0	0	0	0	0	0	0	0
0900	9	0	0	0	0	0	0	2	0	0	0	0	3	3	0	1	0	0	0	0	0	0	0	0	0	0	0	0	0
1000	**10**	**0**	**0**	**0**	**1**	**1**	**0**	**0**	**1**	**0**	**1**	**1**	**2**	**0**	**2**	**1**	**0**	**0**	**0**	**0**	**0**	**0**	**0**	**0**	**0**	**0**	**0**	**0**	**0**
1100	7	0	0	0	0	0	0	0	0	0	0	1	1	1	3	1	0	0	0	0	0	0	0	0	0	0	0	0	0
1200	30	0	0	0	0	0	1	0	0	0	4	2	7	5	6	4	1	0	0	0	0	0	0	0	0	0	0	0	0
1300	**48**	**0**	**0**	**0**	**0**	**0**	**3**	**0**	**0**	**1**	**1**	**6**	**7**	**14**	**5**	**7**	**3**	**1**	**0**	**0**	**0**	**0**	**0**	**0**	**0**	**0**	**0**	**0**	**0**
1400	15	0	0	0	0	0	0	0	0	0	2	2	3	5	3	0	0	0	0	0	0	0	0	0	0	0	0	0	0
1500	17	0	0	0	0	0	0	1	0	1	4	2	3	3	1	2	0	0	0	0	0	0	0	0	0	0	0	0	0
1600	22	0	0	0	0	0	0	1	0	3	1	4	4	3	4	1	1	0	0	0	0	0	0	0	0	0	0	0	0
1700	21	0	0	0	0	1	0	0	0	5	1	1	7	2	2	1	1	0	0	0	0	0	0	0	0	0	0	0	0
1800	16	0	0	0	0	0	0	0	0	0	1	5	3	3	3	1	0	0	0	0	0	0	0	0	0	0	0	0	0
1900	14	0	0	0	0	0	0	0	1	0	0	3	4	2	2	2	0	0	0	0	0	0	0	0	0	0	0	0	0
2000	9	0	0	0	0	0	0	0	0	0	0	1	2	2	2	0	2	0	0	0	0	0	0	0	0	0	0	0	0
2100	10	0	0	0	0	0	0	0	0	0	2	0	0	3	0	4	0	1	0	0	0	0	0	0	0	0	0	0	0
2200	1	0	0	0	0	0	0	0	0	0	0	1	0	0	0	0	0	0	0	0	0	0	0	0	0	0	0	0	0
2300	3	0	0	0	0	0	0	0	0	0	0	1	1	0	0	1	0	0	0	0	0	0	0	0	0	0	0	0	0
07-19	**201**	**0**	**1**	**0**	**1**	**2**	**4**	**4**	**1**	**10**	**16**	**24**	**40**	**39**	**32**	**20**	**6**	**1**	**0**	**0**	**0**	**0**	**0**	**0**	**0**	**0**	**0**	**0**	**0**
06-22	**234**	**0**	**1**	**0**	**1**	**2**	**4**	**4**	**2**	**10**	**18**	**28**	**46**	**46**	**36**	**26**	**8**	**2**	**0**	**0**	**0**	**0**	**0**	**0**	**0**	**0**	**0**	**0**	**0**
06-00	**238**	**0**	**1**	**0**	**1**	**2**	**4**	**4**	**2**	**10**	**18**	**30**	**47**	**46**	**36**	**27**	**8**	**2**	**0**	**0**	**0**	**0**	**0**	**0**	**0**	**0**	**0**	**0**	**0**
00-00	**248**	**0**	**1**	**0**	**1**	**2**	**4**	**4**	**2**	**10**	**18**	**30**	**48**	**48**	**40**	**29**	**9**	**2**	**0**	**0**	**0**	**0**	**0**	**0**	**0**	**0**	**0**	**0**	**0**

DRAFT

Site 9
Location L-2205-3, att t/pole, Lat 53.54685, Long -6.68816
Direction South

3279 / Meath/Cavan/Monaghan ATC's
October 2013
Automatic Traffic Count

Virtual Day (7)

Time	Total	Speed Bins (km/h)																												
		0 - 5	5 - 10	10 - 15	15 - 20	20 - 25	25 - 30	30 - 35	35 - 40	40 - 45	45 - 50	50 - 55	55 - 60	60 - 65	65 - 70	70 - 75	75 - 80	80 - 85	85 - 90	90 - 95	95 - 100	100 - 105	105 - 110	110 - 115	115 - 120	120 - 125	125 - 130	130 - 135	135 - 140
0000	3	0	0	0	0	0	0	0	0	0	0	1	1	1	1	0	0	0	0	0	0	0	0	0	0	0	0	0	0	0
0100	2	0	0	0	0	0	0	0	0	0	0	0	1	0	0	1	0	0	0	0	0	0	0	0	0	0	0	0	0	0
0200	1	0	0	0	0	0	0	0	0	0	0	0	0	0	0	0	0	0	0	0	0	0	0	0	0	0	0	0	0	0
0300	1	0	0	0	0	0	0	0	0	0	0	0	0	0	0	0	0	0	0	0	0	0	0	0	0	0	0	0	0	0
0400	0	0	0	0	0	0	0	0	0	0	0	0	0	0	0	0	0	0	0	0	0	0	0	0	0	0	0	0	0	0
0500	1	0	0	0	0	0	0	0	0	0	0	0	0	0	0	0	0	0	0	0	0	0	0	0	0	0	0	0	0	0
0600	5	0	0	0	0	0	0	0	0	0	0	0	1	1	1	1	0	0	0	0	0	0	0	0	0	0	0	0	0	0
0700	10	0	0	0	0	0	0	0	0	0	1	2	1	2	2	1	0	0	0	0	0	0	0	0	0	0	0	0	0	0
0800	20	0	0	0	0	0	0	0	0	1	1	2	4	5	3	3	2	0	0	0	0	0	0	0	0	0	0	0	0	0
0900	**23**	**0**	**0**	**0**	**0**	**0**	**0**	**1**	**0**	**1**	**2**	**4**	**5**	**4**	**4**	**2**	**1**	**0**	**0**	**0**	**0**	**0**	**0**	**0**	**0**	**0**	**0**	**0**	**0**	**0**
1000	16	0	0	0	0	0	0	0	0	1	1	3	3	3	2	2	0	0	0	0	0	0	0	0	0	0	0	0	0	0
1100	18	0	0	0	0	0	0	0	0	0	1	2	2	4	4	2	1	0	0	0	0	0	0	0	0	0	0	0	0	0
1200	21	0	0	0	0	0	0	0	0	1	2	3	5	3	4	2	0	0	0	0	0	0	0	0	0	0	0	0	0	0
1300	23	0	0	0	0	0	0	0	0	1	1	3	5	5	3	3	1	0	0	0	0	0	0	0	0	0	0	0	0	0
1400	25	0	0	0	0	0	0	0	0	1	1	2	6	6	5	2	0	0	0	0	0	0	0	0	0	0	0	0	0	0
1500	21	0	0	0	0	0	0	0	0	1	2	2	3	3	4	3	1	0	0	0	0	0	0	0	0	0	0	0	0	0
1600	25	0	0	0	0	0	0	0	0	1	2	5	5	5	3	1	0	0	0	0	0	0	0	0	0	0	0	0	0	0
1700	**26**	**0**	**0**	**0**	**0**	**0**	**0**	**0**	**0**	**1**	**1**	**3**	**7**	**5**	**5**	**2**	**1**	**0**	**0**	**0**	**0**	**0**	**0**	**0**	**0**	**0**	**0**	**0**	**0**	**0**
1800	**26**	**0**	**0**	**0**	**0**	**0**	**0**	**0**	**0**	**1**	**2**	**4**	**5**	**5**	**5**	**1**	**1**	**0**	**0**	**0**	**0**	**0**	**0**	**0**	**0**	**0**	**0**	**0**	**0**	**0**
1900	17	0	0	0	0	0	0	0	0	1	1	3	4	4	2	1	0	0	0	0	0	0	0	0	0	0	0	0	0	0
2000	13	0	0	0	0	0	0	0	0	0	1	2	2	3	2	1	1	0	0	0	0	0	0	0	0	0	0	0	0	0
2100	10	0	0	0	0	0	0	0	0	0	1	2	2	2	1	1	0	0	0	0	0	0	0	0	0	0	0	0	0	0
2200	7	0	0	0	0	0	0	0	0	0	1	1	1	1	1	1	0	0	0	0	0	0	0	0	0	0	0	0	0	0
2300	6	0	0	0	0	0	0	0	0	0	1	1	1	2	1	1	0	0	0	0	0	0	0	0	0	0	0	0	0	0
07-19	**255**	**0**	**0**	**0**	**0**	**2**	**1**	**2**	**3**	**9**	**18**	**35**	**52**	**52**	**45**	**24**	**9**	**2**	**0**	**0**	**0**	**0**	**0**	**0**	**0**	**0**	**0**	**0**	**0**	**0**
06-22	**300**	**0**	**0**	**0**	**0**	**2**	**1**	**2**	**4**	**11**	**22**	**41**	**61**	**62**	**52**	**28**	**10**	**3**	**0**	**0**	**0**	**0**	**0**	**0**	**0**	**0**	**0**	**0**	**0**	**0**
06-00	**313**	**0**	**0**	**0**	**0**	**2**	**1**	**2**	**4**	**11**	**23**	**43**	**63**	**64**	**54**	**30**	**11**	**3**	**0**	**0**	**0**	**0**	**0**	**0**	**0**	**0**	**0**	**0**	**0**	**0**
00-00	**320**	**0**	**0**	**0**	**0**	**2**	**1**	**2**	**4**	**11**	**23**	**44**	**65**	**66**	**55**	**31**	**11**	**3**	**1**	**0**	**0**	**0**	**0**	**0**	**0**	**0**	**0**	**0**	**0**	**0**

DRAFT

Site 9
Location L-2205-3, att t/pole, Lat 53.54685, Long -6.68816
Direction South

3279 / Meath/Cavan/Monaghan ATC's
October 2013
Automatic Traffic Count

Virtual Week (1)

Time	Total	Speed Bins (km/h)																											
		0 - 5	5 - 10	10 - 15	15 - 20	20 - 25	25 - 30	30 - 35	35 - 40	40 - 45	45 - 50	50 - 55	55 - 60	60 - 65	65 - 70	70 - 75	75 - 80	80 - 85	85 - 90	90 - 95	95 - 100	100 - 105	105 - 110	110 - 115	115 - 120	120 - 125	125 - 130	130 - 135	135 - 140
Mon	308	0	0	0	0	1	1	2	4	6	26	39	72	73	42	26	12	3	1	0	0	0	0	0	0	0	0	0	0
Tue	348	0	0	0	0	2	1	2	3	16	23	46	77	73	60	31	12	1	1	0	0	0	0	0	0	0	0	0	0
Wed	299	0	0	0	0	0	0	1	6	12	17	53	56	60	45	38	9	2	0	0	0	0	0	0	0	0	0	0	0
Thu	333	0	1	2	2	4	0	2	2	11	31	48	62	63	59	33	8	4	1	0	0	0	0	0	0	0	0	0	0
Fri	323	0	1	0	0	3	2	4	5	8	23	56	61	68	49	30	10	2	1	0	0	0	0	0	0	0	0	0	0
|Sat	383	0	0	0	0	3	1	1	3	14	25	38	77	74	88	31	18	9	1	0	0	0	0	0	0	0	0	0	0
|Sun	248	0	1	0	1	2	4	4	2	10	18	30	48	48	40	29	9	2	0	0	0	0	0	0	0	0	0	0	0
5 Day Ave.	**322**	**0**	**0**	**0**	**0**	**2**	**1**	**2**	**4**	**11**	**24**	**48**	**66**	**67**	**51**	**32**	**10**	**2**	**1**	**0**	**0**	**0**	**0**	**0**	**0**	**0**	**0**	**0**	**0**
7 Day Ave.	**320**	**0**	**0**	**0**	**0**	**2**	**1**	**2**	**4**	**11**	**23**	**44**	**65**	**66**	**55**	**31**	**11**	**3**	**1**	**0**	**0**	**0**	**0**	**0**	**0**	**0**	**0**	**0**	**0**
--	**2242**	**0**	**3**	**2**	**3**	**15**	**9**	**16**	**25**	**77**	**163**	**310**	**453**	**459**	**383**	**218**	**78**	**23**	**5**	**0**	**0**	**0**	**0**	**0**	**0**	**0**	**0**	**0**	**0**

Summary Graphs

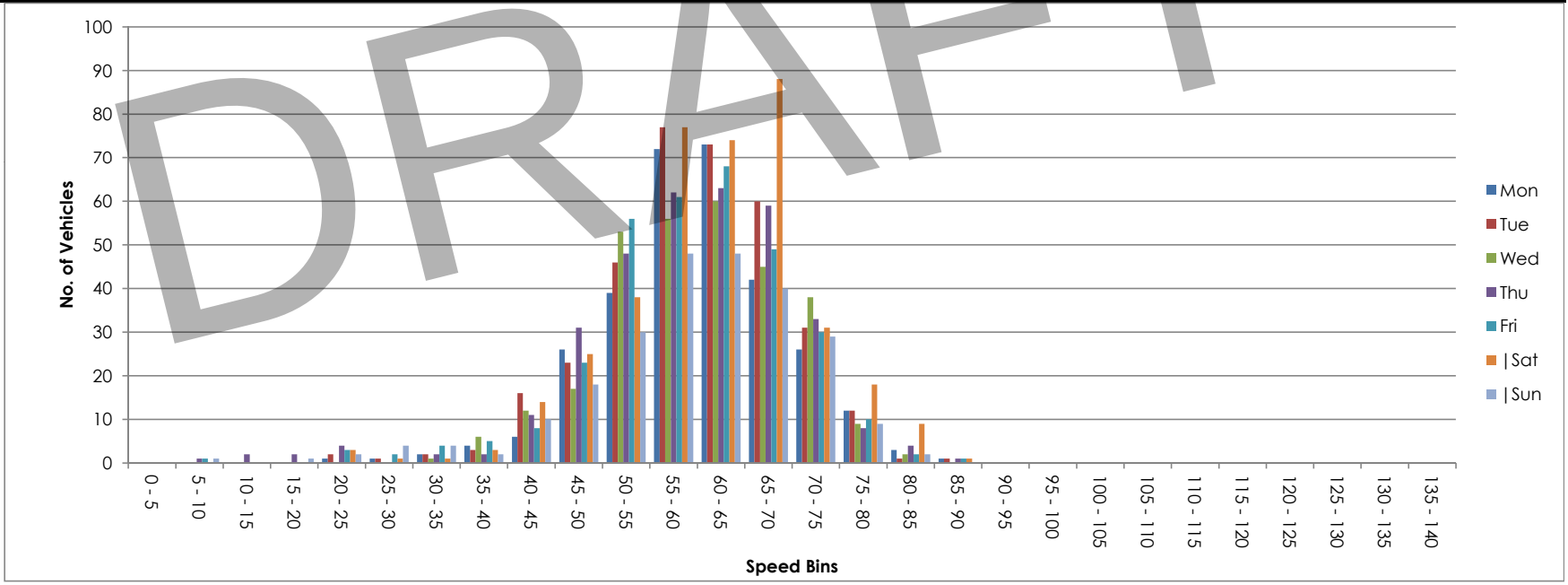

DRAFT

Nationwide Data Collection
for
Tobin Consulting Engineers

Site 9
Location L-2205-3, att t/pole, Lat 53.54685, Long -6.68816
Direction Two way

3279 / Meath/Cavan/Monaghan ATC's
October 2013
Automatic Traffic Count

Mon, 7 October 2013

Time	Total	Classification												>PSL	>PSL%	>SL1	>SL1%	>SL2	>SL2%	Mean	Vpp
		1 MCL	2 SV	3 SVT	4 TB2	5 TB3	6 T4	7 ART3	8 ART4	9 ART5	10 ART6	11 BD	12 DRT	80	80	85 +5kph	85 +5kph	90 +10kph	90 +10kph		85
0000	5	0	5	0	0	0	0	0	0	0	0	0	0	1	20	1	20	0	0	64.2	-
0100	1	0	0	0	1	0	0	0	0	0	0	0	0	0	0	0	0	0	0	62.9	-
0200	3	0	2	0	1	0	0	0	0	0	0	0	0	0	0	0	0	0	0	66	-
0300	5	0	5	0	0	0	0	0	0	0	0	0	0	0	0	0	0	0	0	68	-
0400	0	0	0	0	0	0	0	0	0	0	0	0	0	0	0	0	0	0	0	-	-
0500	1	0	1	0	0	0	0	0	0	0	0	0	0	0	0	0	0	0	0	72.8	-
0600	12	0	10	0	2	0	0	0	0	0	0	0	0	1	8.3	0	0	0	0	61.1	64.1
0700	24	0	19	0	5	0	0	0	0	0	0	0	0	0	0	0	0	0	0	59.7	68.8
0800	36	1	31	1	3	0	0	0	0	0	0	0	0	0	0	0	0	0	0	59.1	70.2
0900	**41**	**0**	**37**	**1**	**2**	**1**	**0**	**0**	**0**	**0**	**0**	**0**	**0**	**0**	**0**	**0**	**0**	**0**	**0**	**58.3**	**67.7**
1000	25	0	25	0	0	0	0	0	0	0	0	0	0	0	0	0	0	0	0	57.4	63.4
1100	34	0	28	1	5	0	0	0	0	0	0	0	0	1	2.9	0	0	0	0	62	70.9
1200	32	0	29	1	1	0	1	0	0	0	0	0	0	1	3.1	0	0	0	0	58.5	68
1300	37	0	32	1	3	0	1	0	0	0	0	0	0	0	0	0	0	0	0	61.5	69.8
1400	56	0	47	0	8	0	1	0	0	0	0	0	0	1	1.8	1	1.8	0	0	59.1	66.6
1500	53	1	49	0	2	1	0	0	0	0	0	0	0	3	5.7	2	3.8	1	1.9	60.8	69.1
1600	44	2	37	0	5	0	0	0	0	0	0	0	0	0	0	0	0	0	0	56.4	65.5
1700	**61**	**1**	**53**	**0**	**7**	**0**	**0**	**0**	**0**	**0**	**0**	**0**	**0**	**2**	**3.3**	**0**	**0**	**0**	**0**	**61.2**	**70.2**
1800	35	1	31	0	3	0	0	0	0	0	0	0	0	3	8.6	1	2.9	1	2.9	62.7	72
1900	35	0	35	0	0	0	0	0	0	0	0	0	0	0	0	0	0	0	0	57.8	67
2000	27	0	26	0	1	0	0	0	0	0	0	0	0	2	7.4	1	3.7	0	0	63.6	76.3
2100	26	0	24	1	1	0	0	0	0	0	0	0	0	1	3.8	1	3.8	1	3.8	58	66.2
2200	19	0	19	0	0	0	0	0	0	0	0	0	0	1	5.3	1	5.3	0	0	60.8	66.6
2300	12	0	12	0	0	0	0	0	0	0	0	0	0	0	0	0	0	0	0	61.1	68
07-19	**478**	**6**	**418**	**5**	**44**	**2**	**3**	**0**	**0**	**0**	**0**	**0**	**0**	**11**	**2.3**	**4**	**0.8**	**2**	**0.4**	**59.8**	**69.1**
06-22	**578**	**6**	**513**	**6**	**48**	**2**	**3**	**0**	**0**	**0**	**0**	**0**	**0**	**15**	**2.6**	**6**	**1**	**3**	**0.5**	**59.8**	**69.1**
06-00	**609**	**6**	**544**	**6**	**48**	**2**	**3**	**0**	**0**	**0**	**0**	**0**	**0**	**16**	**2.6**	**7**	**1.1**	**3**	**0.5**	**59.9**	**69.1**
00-00	**624**	**6**	**557**	**6**	**50**	**2**	**3**	**0**	**0**	**0**	**0**	**0**	**0**	**17**	**2.7**	**8**	**1.3**	**3**	**0.5**	**60**	**69.5**

DRAFT

Site 9
Location L-2205-3, att t/pole, Lat 53.54685, Long -6.68816
Direction Two way

3279 / Meath/Cavan/Monaghan ATC's
October 2013
Automatic Traffic Count

Tue, 8 October 2013

Time	Total	Classification												>PSL	>PSL%	>SL1	>SL1%	>SL2	>SL2%	Mean	Vpp
		1 MCL	2 SV	3 SVT	4 TB2	5 TB3	6 T4	7 ART3	8 ART4	9 ART5	10 ART6	11 BD	12 DRT	80	80	85 +5kph	85 +5kph	90 +10kph	90 +10kph		85
0000	4	0	4	0	0	0	0	0	0	0	0	0	0	0	0	0	0	0	0	62.2	-
0100	3	0	3	0	0	0	0	0	0	0	0	0	0	0	0	0	0	0	0	61.5	-
0200	1	0	1	0	0	0	0	0	0	0	0	0	0	0	0	0	0	0	0	54.6	-
0300	2	0	0	0	2	0	0	0	0	0	0	0	0	0	0	0	0	0	0	56.5	-
0400	0	0	0	0	0	0	0	0	0	0	0	0	0	0	0	0	0	0	0	-	-
0500	1	0	1	0	0	0	0	0	0	0	0	0	0	0	0	0	0	0	0	59.8	-
0600	7	0	6	0	1	0	0	0	0	0	0	0	0	0	0	0	0	0	0	64.6	-
0700	27	0	22	1	4	0	0	0	0	0	0	0	0	0	0	0	0	0	0	61.1	69.8
0800	**46**	**1**	**41**	**1**	**3**	**0**	**0**	**0**	**0**	**0**	**0**	**0**	**0**	**0**	**0**	**0**	**0**	**0**	**0**	**58.3**	**68.8**
0900	44	0	38	0	6	0	0	0	0	0	0	0	0	1	2.3	0	0	0	0	60.8	67.3
1000	29	1	25	0	3	0	0	0	0	0	0	0	0	0	0	0	0	0	0	58.5	68
1100	40	0	35	2	3	0	0	0	0	0	0	0	0	0	0	0	0	0	0	62.1	70.2
1200	40	1	35	0	4	0	0	0	0	0	0	0	0	0	0	0	0	0	0	58	66.2
1300	45	0	42	1	2	0	0	0	0	0	0	0	0	0	0	0	0	0	0	58.7	68
1400	48	0	43	1	4	0	0	0	0	0	0	0	0	1	2.1	1	2.1	0	0	56.7	65.5
1500	50	2	45	0	3	0	0	0	0	0	0	0	0	1	2	0	0	0	0	58.2	68
1600	51	0	44	1	6	0	0	0	0	0	0	0	0	0	0	0	0	0	0	57.1	64.1
1700	48	1	45	0	1	1	0	0	0	0	0	0	0	0	0	0	0	0	0	61.4	69.1
1800	**69**	**2**	**62**	**1**	**4**	**0**	**0**	**0**	**0**	**0**	**0**	**0**	**0**	**2**	**2.9**	**0**	**0**	**0**	**0**	**61.8**	**76.3**
1900	50	0	46	2	1	0	1	0	0	0	0	0	0	0	0	0	0	0	0	59.5	68.8
2000	35	0	35	0	0	0	0	0	0	0	0	0	0	0	0	0	0	0	0	61.8	68.8
2100	18	0	17	0	1	0	0	0	0	0	0	0	0	0	0	0	0	0	0	62.2	69.8
2200	14	0	13	0	1	0	0	0	0	0	0	0	0	2	14.3	0	0	0	0	67.7	72
2300	6	0	6	0	0	0	0	0	0	0	0	0	0	0	0	0	0	0	0	64.6	-
07-19	**537**	**8**	**477**	**8**	**43**	**1**	**0**	**0**	**0**	**0**	**0**	**0**	**0**	**5**	**0.9**	**1**	**0.2**	**0**	**0**	**59.4**	**69.1**
06-22	**647**	**8**	**581**	**10**	**46**	**1**	**1**	**0**	**0**	**0**	**0**	**0**	**0**	**5**	**0.8**	**1**	**0.2**	**0**	**0**	**59.7**	**69.1**
06-00	**667**	**8**	**600**	**10**	**47**	**1**	**1**	**0**	**0**	**0**	**0**	**0**	**0**	**7**	**1**	**1**	**0.1**	**0**	**0**	**59.9**	**69.5**
00-00	**678**	**8**	**609**	**10**	**49**	**1**	**1**	**0**	**0**	**0**	**0**	**0**	**0**	**7**	**1**	**1**	**0.1**	**0**	**0**	**59.9**	**69.5**

DRAFT

Site 9
Location L-2205-3, att t/pole, Lat 53.54685, Long -6.68816
Direction Two way

3279 / Meath/Cavan/Monaghan ATC's
October 2013
Automatic Traffic Count

Wed, 9 October 2013

Time	Total	Classification												>PSL	>PSL%	>SL1	>SL1%	>SL2	>SL2%	Mean	Vpp
		1 MCL	2 SV	3 SVT	4 TB2	5 TB3	6 T4	7 ART3	8 ART4	9 ART5	10 ART6	11 BD	12 DRT	80	80	85 +5kph	85 +5kph	90 +10kph	90 +10kph		85
0000	6	0	6	0	0	0	0	0	0	0	0	0	0	0	0	0	0	0	0	60.1	-
0100	4	0	4	0	0	0	0	0	0	0	0	0	0	0	0	0	0	0	0	62.6	-
0200	0	0	0	0	0	0	0	0	0	0	0	0	0	0	0	0	0	0	0	-	-
0300	0	0	0	0	0	0	0	0	0	0	0	0	0	0	0	0	0	0	0	-	-
0400	0	0	0	0	0	0	0	0	0	0	0	0	0	0	0	0	0	0	0	-	-
0500	2	0	2	0	0	0	0	0	0	0	0	0	0	0	0	0	0	0	0	67.9	-
0600	11	0	6	2	3	0	0	0	0	0	0	0	0	0	0	0	0	0	0	63.8	69.5
0700	25	0	21	0	4	0	0	0	0	0	0	0	0	1	4	0	0	0	0	60.5	70.6
0800	37	0	30	0	6	0	0	0	1	0	0	0	0	0	0	0	0	0	0	61.1	70.2
0900	**45**	**0**	**38**	**1**	**6**	**0**	**0**	**0**	**0**	**0**	**0**	**0**	**0**	**0**	**0**	**0**	**0**	**0**	**0**	**58.9**	**68.4**
1000	22	0	18	1	3	0	0	0	0	0	0	0	0	1	4.5	0	0	0	0	63.4	71.3
1100	33	0	28	0	5	0	0	0	0	0	0	0	0	0	0	0	0	0	0	56.8	63.7
1200	30	0	23	3	4	0	0	0	0	0	0	0	0	1	3.3	0	0	0	0	55.2	66.6
1300	45	0	38	4	3	0	0	0	0	0	0	0	0	0	0	0	0	0	0	62.1	71.6
1400	48	1	37	0	10	0	0	0	0	0	0	0	0	2	4.2	1	2.1	0	0	59.6	71.3
1500	42	0	37	1	4	0	0	0	0	0	0	0	0	1	2.4	0	0	0	0	59.4	71.3
1600	54	2	48	1	2	0	0	0	1	0	0	0	0	1	1.9	0	0	0	0	58.8	68
1700	61	0	58	0	2	0	0	0	0	1	0	0	0	0	0	0	0	0	0	60.3	68
1800	**62**	**2**	**52**	**3**	**5**	**0**	**0**	**0**	**0**	**0**	**0**	**0**	**0**	**0**	**0**	**0**	**0**	**0**	**0**	**60.4**	**72**
1900	45	0	41	1	3	0	0	0	0	0	0	0	0	2	4.4	0	0	0	0	59.2	65.2
2000	25	0	22	3	0	0	0	0	0	0	0	0	0	0	0	0	0	0	0	60.1	68.4
2100	26	0	24	0	2	0	0	0	0	0	0	0	0	0	0	0	0	0	0	60.1	72
2200	11	0	11	0	0	0	0	0	0	0	0	0	0	2	18.2	0	0	0	0	67.9	71.6
2300	10	0	10	0	0	0	0	0	0	0	0	0	0	0	0	0	0	0	0	64.5	-
07-19	**504**	**5**	**428**	**14**	**54**	**0**	**0**	**0**	**2**	**1**	**0**	**0**	**0**	**7**	**1.4**	**1**	**0.2**	**0**	**0**	**59.7**	**69.8**
06-22	**611**	**5**	**521**	**20**	**62**	**0**	**0**	**0**	**2**	**1**	**0**	**0**	**0**	**9**	**1.5**	**1**	**0.2**	**0**	**0**	**59.8**	**69.5**
06-00	**632**	**5**	**542**	**20**	**62**	**0**	**0**	**0**	**2**	**1**	**0**	**0**	**0**	**11**	**1.7**	**1**	**0.2**	**0**	**0**	**60**	**69.8**
00-00	**644**	**5**	**554**	**20**	**62**	**0**	**0**	**0**	**2**	**1**	**0**	**0**	**0**	**11**	**1.7**	**1**	**0.2**	**0**	**0**	**60**	**69.8**

DRAFT

Site 9
Location L-2205-3, att t/pole, Lat 53.54685, Long -6.68816
Direction Two way

3279 / Meath/Cavan/Monaghan ATC's
October 2013
Automatic Traffic Count

Thu, 10 October 2013

Time	Total	Classification												>PSL	>PSL%	>SL1	>SL1%	>SL2	>SL2%	Mean	Vpp
		1 MCL	2 SV	3 SVT	4 TB2	5 TB3	6 T4	7 ART3	8 ART4	9 ART5	10 ART6	11 BD	12 DRT	80	80	85 +5kph	85 +5kph	90 +10kph	90 +10kph		85
0000	2	0	2	0	0	0	0	0	0	0	0	0	0	0	0	0	0	0	0	59.6	-
0100	1	0	1	0	0	0	0	0	0	0	0	0	0	0	0	0	0	0	0	71	-
0200	0	0	0	0	0	0	0	0	0	0	0	0	0	0	0	0	0	0	0	-	-
0300	0	0	0	0	0	0	0	0	0	0	0	0	0	0	0	0	0	0	0	-	-
0400	0	0	0	0	0	0	0	0	0	0	0	0	0	0	0	0	0	0	0	-	-
0500	2	0	2	0	0	0	0	0	0	0	0	0	0	1	50	1	50	0	0	73.2	-
0600	7	0	6	0	1	0	0	0	0	0	0	0	0	1	14.3	0	0	0	0	66.4	-
0700	20	0	15	0	5	0	0	0	0	0	0	0	0	2	10	0	0	0	0	59.7	68.4
0800	**45**	**1**	**38**	**1**	**4**	**0**	**0**	**0**	**1**	**0**	**0**	**0**	**0**	**0**	**0**	**0**	**0**	**0**	**0**	**59.7**	**69.8**
0900	38	1	28	2	7	0	0	0	0	0	0	0	0	0	0	0	0	0	0	56.1	69.5
1000	29	0	27	0	2	0	0	0	0	0	0	0	0	0	0	0	0	0	0	62.2	72
1100	30	1	27	1	0	1	0	0	0	0	0	0	0	0	0	0	0	0	0	59.6	67.3
1200	36	1	30	2	3	0	0	0	0	0	0	0	0	1	2.8	0	0	0	0	56.9	65.2
1300	38	0	33	0	4	1	0	0	0	0	0	0	0	1	2.6	0	0	0	0	56.9	67.7
1400	41	0	33	3	4	1	0	0	0	0	0	0	0	0	0	0	0	0	0	57.7	67
1500	55	0	51	3	1	0	0	0	0	0	0	0	0	0	0	0	0	0	0	61	70.6
1600	52	1	44	0	7	0	0	0	0	0	0	0	0	0	0	0	0	0	0	59.1	68
1700	**63**	**2**	**57**	**0**	**4**	**0**	**0**	**0**	**0**	**0**	**0**	**0**	**0**	**0**	**0**	**0**	**0**	**0**	**0**	**61.2**	**72.4**
1800	54	1	48	1	1	1	0	0	2	0	0	0	0	0	0	0	0	0	0	57.2	67.3
1900	41	0	38	1	2	0	0	0	0	0	0	0	0	2	4.9	0	0	0	0	61.8	72.7
2000	33	0	29	0	4	0	0	0	0	0	0	0	0	0	0	0	0	0	0	60.1	67.3
2100	32	0	31	0	0	1	0	0	0	0	0	0	0	0	0	0	0	0	0	59.5	67.7
2200	21	0	20	0	1	0	0	0	0	0	0	0	0	1	4.8	0	0	0	0	58.3	70.6
2300	13	0	12	1	0	0	0	0	0	0	0	0	0	0	0	0	0	0	0	62.6	68.8
07-19	**501**	**8**	**431**	**13**	**42**	**4**	**0**	**0**	**3**	**0**	**0**	**0**	**0**	**4**	**0.8**	**0**	**0**	**0**	**0**	**59**	**69.1**
06-22	**614**	**8**	**535**	**14**	**49**	**5**	**0**	**0**	**3**	**0**	**0**	**0**	**0**	**7**	**1.1**	**0**	**0**	**0**	**0**	**59.3**	**69.1**
06-00	**648**	**8**	**567**	**15**	**50**	**5**	**0**	**0**	**3**	**0**	**0**	**0**	**0**	**8**	**1.2**	**0**	**0**	**0**	**0**	**59.4**	**69.5**
00-00	**653**	**8**	**572**	**15**	**50**	**5**	**0**	**0**	**3**	**0**	**0**	**0**	**0**	**9**	**1.4**	**1**	**0.2**	**0**	**0**	**59.4**	**69.5**

DRAFT

Site 9
Location L-2205-3, att t/pole, Lat 53.54685, Long -6.68816
Direction Two way

3279 / Meath/Cavan/Monaghan ATC's
October 2013
Automatic Traffic Count

Fri, 11 October 2013

Time	Total	Classification												>PSL	>PSL%	>SL1	>SL1%	>SL2	>SL2%	Mean	Vpp
		1 MCL	2 SV	3 SVT	4 TB2	5 TB3	6 T4	7 ART3	8 ART4	9 ART5	10 ART6	11 BD	12 DRT	80	80	85 +5kph	85 +5kph	90 +10kph	90 +10kph		85
0000	7	0	7	0	0	0	0	0	0	0	0	0	0	0	0	0	0	0	0	58.3	-
0100	2	0	2	0	0	0	0	0	0	0	0	0	0	0	0	0	0	0	0	54.3	-
0200	1	0	0	0	1	0	0	0	0	0	0	0	0	0	0	0	0	0	0	47.1	-
0300	1	0	0	0	1	0	0	0	0	0	0	0	0	0	0	0	0	0	0	42.6	-
0400	1	0	1	0	0	0	0	0	0	0	0	0	0	0	0	0	0	0	0	74.1	-
0500	2	0	2	0	0	0	0	0	0	0	0	0	0	1	50	0	0	0	0	69.5	-
0600	6	0	4	0	2	0	0	0	0	0	0	0	0	0	0	0	0	0	0	61.5	-
0700	24	0	17	0	5	1	0	0	0	1	0	0	0	1	4.2	0	0	0	0	58.8	67.3
0800	**47**	**0**	**40**	**0**	**6**	**0**	**0**	**0**	**1**	**0**	**0**	**0**	**0**	**0**	**0**	**0**	**0**	**0**	**0**	**62.5**	**72.4**
0900	42	0	35	1	6	0	0	0	0	0	0	0	0	0	0	0	0	0	0	60	68.4
1000	33	1	28	3	0	0	0	0	0	1	0	0	0	0	0	0	0	0	0	57.3	65.2
1100	30	1	25	2	2	0	0	0	0	0	0	0	0	1	3.3	0	0	0	0	56.2	69.1
1200	34	0	30	1	3	0	0	0	0	0	0	0	0	0	0	0	0	0	0	58.4	69.5
1300	31	1	28	1	1	0	0	0	0	0	0	0	0	1	3.2	1	3.2	0	0	61.1	68
1400	51	1	44	2	4	0	0	0	0	0	0	0	0	1	2	0	0	0	0	59.7	69.1
1500	43	0	34	0	7	2	0	0	0	0	0	0	0	0	0	0	0	0	0	59.2	69.8
1600	**62**	**2**	**46**	**0**	**13**	**0**	**1**	**0**	**0**	**0**	**0**	**0**	**0**	**0**	**0**	**0**	**0**	**0**	**0**	**59.2**	**68.4**
1700	52	0	49	1	2	0	0	0	0	0	0	0	0	0	0	0	0	0	0	62.9	71.6
1800	51	2	46	1	2	0	0	0	0	0	0	0	0	0	0	0	0	0	0	57.1	69.1
1900	47	0	46	0	0	1	0	0	0	0	0	0	0	1	2.1	1	2.1	1	2.1	59.5	70.6
2000	36	0	34	0	2	0	0	0	0	0	0	0	0	2	5.6	1	2.8	0	0	62.4	69.5
2100	15	0	14	0	1	0	0	0	0	0	0	0	0	1	6.7	0	0	0	0	57.8	65.5
2200	18	0	18	0	0	0	0	0	0	0	0	0	0	0	0	0	0	0	0	59.2	64.8
2300	7	0	7	0	0	0	0	0	0	0	0	0	0	0	0	0	0	0	0	62.2	-
07-19	**500**	**8**	**422**	**12**	**51**	**3**	**1**	**0**	**1**	**2**	**0**	**0**	**0**	**4**	**0.8**	**1**	**0.2**	**0**	**0**	**59.5**	**69.5**
06-22	**604**	**8**	**520**	**12**	**56**	**4**	**1**	**0**	**1**	**2**	**0**	**0**	**0**	**8**	**1.3**	**3**	**0.5**	**1**	**0.2**	**59.7**	**69.5**
06-00	**629**	**8**	**545**	**12**	**56**	**4**	**1**	**0**	**1**	**2**	**0**	**0**	**0**	**8**	**1.3**	**3**	**0.5**	**1**	**0.2**	**59.7**	**69.5**
00-00	**643**	**8**	**557**	**12**	**58**	**4**	**1**	**0**	**1**	**2**	**0**	**0**	**0**	**9**	**1.4**	**3**	**0.5**	**1**	**0.2**	**59.7**	**69.8**

DRAFT

Site 9
Location L-2205-3, att t/pole, Lat 53.54685, Long -6.68816
Direction Two way

3279 / Meath/Cavan/Monaghan ATC's
October 2013
Automatic Traffic Count

Sat, 12 October 2013

Time	Total	Classification												>PSL	>PSL%	>SL1	>SL1%	>SL2	>SL2%	Mean	Vpp
		1 MCL	2 SV	3 SVT	4 TB2	5 TB3	6 T4	7 ART3	8 ART4	9 ART5	10 ART6	11 BD	12 DRT	80	80	85 +5kph	85 +5kph	90 +10kph	90 +10kph		85
0000	9	0	9	0	0	0	0	0	0	0	0	0	0	0	0	0	0	0	0	59	-
0100	4	0	4	0	0	0	0	0	0	0	0	0	0	0	0	0	0	0	0	66.4	-
0200	1	0	0	0	1	0	0	0	0	0	0	0	0	0	0	0	0	0	0	61.7	-
0300	2	0	2	0	0	0	0	0	0	0	0	0	0	0	0	0	0	0	0	55.1	-
0400	1	0	1	0	0	0	0	0	0	0	0	0	0	0	0	0	0	0	0	74.9	-
0500	2	0	1	0	1	0	0	0	0	0	0	0	0	0	0	0	0	0	0	59.5	-
0600	2	0	2	0	0	0	0	0	0	0	0	0	0	1	50	0	0	0	0	75.4	-
0700	4	0	4	0	0	0	0	0	0	0	0	0	0	0	0	0	0	0	0	63.2	-
0800	12	0	9	0	2	1	0	0	0	0	0	0	0	0	0	0	0	0	0	60	70.2
0900	34	0	32	0	2	0	0	0	0	0	0	0	0	1	2.9	1	2.9	1	2.9	63	69.1
1000	**59**	**1**	**48**	**2**	**7**	**1**	**0**	**0**	**0**	**0**	**0**	**0**	**0**	**3**	**5.1**	**0**	**0**	**0**	**0**	**59**	**69.5**
1100	58	3	52	0	2	0	0	0	0	0	1	0	0	2	3.4	0	0	0	0	59.5	72
1200	61	3	48	6	2	0	0	0	0	2	0	0	0	3	4.9	1	1.6	1	1.6	59.6	70.6
1300	66	1	60	3	2	0	0	0	0	0	0	0	0	1	1.5	1	1.5	0	0	60.3	71.3
1400	59	0	57	1	1	0	0	0	0	0	0	0	0	1	1.7	1	1.7	0	0	62.6	70.6
1500	59	2	57	0	0	0	0	0	0	0	0	0	0	1	1.7	1	1.7	0	0	58.4	69.1
1600	**79**	**0**	**74**	**2**	**3**	**0**	**0**	**0**	**0**	**0**	**0**	**0**	**0**	**1**	**1.3**	**0**	**0**	**0**	**0**	**62.9**	**70.9**
1700	72	0	69	0	3	0	0	0	0	0	0	0	0	2	2.8	0	0	0	0	62.2	69.8
1800	60	0	59	0	1	0	0	0	0	0	0	0	0	0	0	0	0	0	0	59.6	68
1900	27	0	27	0	0	0	0	0	0	0	0	0	0	0	0	0	0	0	0	60.9	69.5
2000	26	0	24	0	2	0	0	0	0	0	0	0	0	2	7.7	0	0	0	0	59.6	72.7
2100	18	0	18	0	0	0	0	0	0	0	0	0	0	0	0	0	0	0	0	59.5	68.8
2200	8	0	8	0	0	0	0	0	0	0	0	0	0	0	0	0	0	0	0	57.6	-
2300	10	0	9	0	1	0	0	0	0	0	0	0	0	1	10	0	0	0	0	65.4	-
07-19	**623**	**10**	**569**	**14**	**25**	**2**	**0**	**0**	**0**	**2**	**1**	**0**	**0**	**15**	**2.4**	**5**	**0.8**	**2**	**0.3**	**60.7**	**70.6**
06-22	**696**	**10**	**640**	**14**	**27**	**2**	**0**	**0**	**0**	**2**	**1**	**0**	**0**	**18**	**2.6**	**5**	**0.7**	**2**	**0.3**	**60.7**	**70.6**
06-00	**714**	**10**	**657**	**14**	**28**	**2**	**0**	**0**	**0**	**2**	**1**	**0**	**0**	**19**	**2.7**	**5**	**0.7**	**2**	**0.3**	**60.7**	**70.6**
00-00	**733**	**10**	**674**	**14**	**30**	**2**	**0**	**0**	**0**	**2**	**1**	**0**	**0**	**19**	**2.6**	**5**	**0.7**	**2**	**0.3**	**60.7**	**70.9**

DRAFT

Site 9
Location L-2205-3, att t/pole, Lat 53.54685, Long -6.68816
Direction Two way

3279 / Meath/Cavan/Monaghan ATC's
October 2013
Automatic Traffic Count

Sun, 13 October 2013

Time	Total	Classification												>PSL	>PSL%	>SL1	>SL1%	>SL2	>SL2%	Mean	Vpp
		1 MCL	2 SV	3 SVT	4 TB2	5 TB3	6 T4	7 ART3	8 ART4	9 ART5	10 ART6	11 BD	12 DRT	80	80	85 +5kph	85 +5kph	90 +10kph	90 +10kph		85
0000	5	0	3	0	2	0	0	0	0	0	0	0	0	0	0	0	0	0	0	65.6	-
0100	8	0	8	0	0	0	0	0	0	0	0	0	0	0	0	0	0	0	0	64.1	-
0200	6	0	6	0	0	0	0	0	0	0	0	0	0	0	0	0	0	0	0	62.5	-
0300	0	0	0	0	0	0	0	0	0	0	0	0	0	0	0	0	0	0	0	-	-
0400	5	0	3	0	2	0	0	0	0	0	0	0	0	0	0	0	0	0	0	73.7	-
0500	1	0	0	0	1	0	0	0	0	0	0	0	0	0	0	0	0	0	0	51.2	-
0600	0	0	0	0	0	0	0	0	0	0	0	0	0	0	0	0	0	0	0	-	-
0700	4	0	4	0	0	0	0	0	0	0	0	0	0	0	0	0	0	0	0	63.9	-
0800	5	1	4	0	0	0	0	0	0	0	0	0	0	0	0	0	0	0	0	58	-
0900	16	2	14	0	0	0	0	0	0	0	0	0	0	0	0	0	0	0	0	55.4	61.9
1000	**33**	**2**	**29**	**0**	**0**	**0**	**2**	**0**	**0**	**0**	**0**	**0**	**0**	**1**	**3**	**0**	**0**	**0**	**0**	**56.7**	**71.3**
1100	17	0	17	0	0	0	0	0	0	0	0	0	0	1	5.9	0	0	0	0	62.9	68.8
1200	37	0	37	0	0	0	0	0	0	0	0	0	0	0	0	0	0	0	0	60.2	69.5
1300	**67**	**1**	**64**	**1**	**0**	**0**	**1**	**0**	**0**	**0**	**0**	**0**	**0**	**2**	**3**	**0**	**0**	**0**	**0**	**60.8**	**71.3**
1400	32	0	31	1	0	0	0	0	0	0	0	0	0	0	0	0	0	0	0	57.4	67.7
1500	59	1	58	0	0	0	0	0	0	0	0	0	0	0	0	0	0	0	0	60.5	67.3
1600	41	3	37	0	1	0	0	0	0	0	0	0	0	0	0	0	0	0	0	56.4	66.2
1700	46	1	43	2	0	0	0	0	0	0	0	0	0	1	2.2	1	2.2	0	0	56.1	64.8
1800	38	0	37	0	1	0	0	0	0	0	0	0	0	0	0	0	0	0	0	59.6	66.6
1900	22	0	20	2	0	0	0	0	0	0	0	0	0	1	4.5	0	0	0	0	60.4	70.2
2000	19	0	17	1	1	0	0	0	0	0	0	0	0	0	0	0	0	0	0	61.6	69.8
2100	18	0	18	0	0	0	0	0	0	0	0	0	0	2	11.1	1	5.6	1	5.6	66.2	73.4
2200	5	0	5	0	0	0	0	0	0	0	0	0	0	1	20	0	0	0	0	70.2	-
2300	6	0	6	0	0	0	0	0	0	0	0	0	0	0	0	0	0	0	0	61.1	-
07-19	**395**	**11**	**375**	**4**	**2**	**0**	**3**	**0**	**0**	**0**	**0**	**0**	**0**	**5**	**1.3**	**1**	**0.3**	**0**	**0**	**58.8**	**69.5**
06-22	**454**	**11**	**430**	**7**	**3**	**0**	**3**	**0**	**0**	**0**	**0**	**0**	**0**	**8**	**1.8**	**2**	**0.4**	**1**	**0.2**	**59.3**	**70.2**
06-00	**465**	**11**	**441**	**7**	**3**	**0**	**3**	**0**	**0**	**0**	**0**	**0**	**0**	**9**	**1.9**	**2**	**0.4**	**1**	**0.2**	**59.4**	**70.2**
00-00	**490**	**11**	**461**	**7**	**8**	**0**	**3**	**0**	**0**	**0**	**0**	**0**	**0**	**9**	**1.8**	**2**	**0.4**	**1**	**0.2**	**59.8**	**70.6**

DRAFT

Site 9
Location L-2205-3, att t/pole, Lat 53.54685, Long -6.68816
Direction Two way

3279 / Meath/Cavan/Monaghan ATC's
October 2013
Automatic Traffic Count

Virtual Day (7)

Time	Total	Classification												>PSL	>PSL%	>SL1	>SL1%	>SL2	>SL2%	Mean	Vpp
		1 MCL	2 SV	3 SVT	4 TB2	5 TB3	6 T4	7 ART3	8 ART4	9 ART5	10 ART6	11 BD	12 DRT	80	80	85 +5kph	85 +5kph	90 +10kph	90 +10kph		85
0000	5	0	5	0	0	0	0	0	0	0	0	0	0	0	2.6	0	2.6	0	0	61	-
0100	3	0	3	0	0	0	0	0	0	0	0	0	0	0	0	0	0	0	0	63.3	-
0200	2	0	1	0	0	0	0	0	0	0	0	0	0	0	0	0	0	0	0	61.4	-
0300	1	0	1	0	0	0	0	0	0	0	0	0	0	0	0	0	0	0	0	60.6	-
0400	1	0	1	0	0	0	0	0	0	0	0	0	0	0	0	0	0	0	0	74	-
0500	2	0	1	0	0	0	0	0	0	0	0	0	0	0	18.2	0	9.1	0	0	65.8	-
0600	6	0	5	0	1	0	0	0	0	0	0	0	0	0	6.7	0	0	0	0	63.8	-
0700	18	0	15	0	3	0	0	0	0	0	0	0	0	1	3.1	0	0	0	0	60.2	69.8
0800	33	1	28	0	3	0	0	0	0	0	0	0	0	0	0	0	0	0	0	60.1	70.6
0900	**37**	**0**	**32**	**1**	**4**	**0**	**0**	**0**	**0**	**0**	**0**	**0**	**0**	**0**	**0.8**	**0**	**0.4**	**0**	**0.4**	**59.2**	**68.4**
1000	33	1	29	1	2	0	0	0	0	0	0	0	0	1	2.2	0	0	0	0	59	69.8
1100	35	1	30	1	2	0	0	0	0	0	0	0	0	1	2.1	0	0	0	0	59.7	69.5
1200	39	1	33	2	2	0	0	0	0	0	0	0	0	1	2.2	0	0.4	0	0.4	58.3	69.5
1300	47	0	42	2	2	0	0	0	0	0	0	0	0	1	1.5	0	0.6	0	0	60.2	69.8
1400	48	0	42	1	4	0	0	0	0	0	0	0	0	1	1.8	1	1.2	0	0	59.2	68.4
1500	52	1	47	1	2	0	0	0	0	0	0	0	0	1	1.7	0	0.8	0	0.3	59.7	69.8
1600	55	1	47	1	5	0	0	0	0	0	0	0	0	0	0.5	0	0	0	0	59	68
1700	**58**	**1**	**53**	**0**	**3**	**0**	**0**	**0**	**0**	**0**	**0**	**0**	**0**	**1**	**1.2**	**0**	**0.2**	**0**	**0**	**60.9**	**69.5**
1800	53	1	48	1	2	0	0	0	0	0	0	0	0	1	1.4	0	0.3	0	0.3	59.7	69.8
1900	38	0	36	1	1	0	0	0	0	0	0	0	0	1	2.2	0	0.4	0	0.4	59.8	68.4
2000	29	0	27	1	1	0	0	0	0	0	0	0	0	1	3	0	1	0	0	61.4	70.9
2100	22	0	21	0	1	0	0	0	0	0	0	0	0	1	2.6	0	1.3	0	1.3	60.3	71.6
2200	14	0	13	0	0	0	0	0	0	0	0	0	0	1	7.3	0	1	0	0	62	72
2300	9	0	9	0	0	0	0	0	0	0	0	0	0	0	1.6	0	0	0	0	63.1	-
07-19	**505**	**8**	**446**	**10**	**37**	**2**	**1**	**0**	**1**	**1**	**0**	**0**	**0**	**7**	**1.4**	**2**	**0.4**	**1**	**0.1**	**59.6**	**69.5**
06-22	**601**	**8**	**534**	**12**	**42**	**2**	**1**	**0**	**1**	**1**	**0**	**0**	**0**	**10**	**1.7**	**3**	**0.4**	**1**	**0.2**	**59.8**	**69.8**
06-00	**623**	**8**	**557**	**12**	**42**	**2**	**1**	**0**	**1**	**1**	**0**	**0**	**0**	**11**	**1.8**	**3**	**0.4**	**1**	**0.2**	**59.9**	**69.8**
00-00	**638**	**8**	**569**	**12**	**44**	**2**	**1**	**0**	**1**	**1**	**0**	**0**	**0**	**12**	**1.8**	**3**	**0.5**	**1**	**0.2**	**60**	**69.8**

DRAFT

Site 9
Location L-2205-3, att t/pole, Lat 53.54685, Long -6.68816
Direction Two way

3279 / Meath/Cavan/Monaghan ATC's
October 2013
Automatic Traffic Count

Virtual Week (1)

Time	Total	Classification												>PSL	>PSL%	>SL1	>SL1%	>SL2	>SL2%	Mean	Vpp
		1 MCL	2 SV	3 SVT	4 TB2	5 TB3	6 T4	7 ART3	8 ART4	9 ART5	10 ART6	11 BD	12 DRT	80	80	85 +5kph	85 +5kph	90 +10kph	90 +10kph		85
Mon	624	6	557	6	50	2	3	0	0	0	0	0	0	17	2.7	8	1.3	3	0.5	60	69.5
Tue	678	8	609	10	49	1	1	0	0	0	0	0	0	7	1	1	0.1	0	0	59.9	69.5
Wed	644	5	554	20	62	0	0	0	2	1	0	0	0	11	1.7	1	0.2	0	0	60	69.8
Thu	653	8	572	15	50	5	0	0	3	0	0	0	0	9	1.4	1	0.2	0	0	59.4	69.5
Fri	643	8	557	12	58	4	1	0	1	2	0	0	0	9	1.4	3	0.5	1	0.2	59.7	69.8
| Sat	733	10	674	14	30	2	0	0	0	2	1	0	0	19	2.6	5	0.7	2	0.3	60.7	70.9
| Sun	490	11	461	7	8	0	3	0	0	0	0	0	0	9	1.8	2	0.4	1	0.2	59.8	70.6
5 Day Ave.	**648**	**7**	**570**	**13**	**54**	**2**	**1**	**0**	**1**	**1**	**0**	**0**	**0**	**11**	**1.7**	**3**	**0.5**	**1**	**0.2**	**59.8**	**69.6**
7 Day Ave.	**638**	**8**	**569**	**12**	**44**	**2**	**1**	**0**	**1**	**1**	**0**	**0**	**0**	**12**	**1.8**	**3**	**0.5**	**1**	**0.2**	**60.0**	**69.8**
--	**4465**	**56**	**3984**	**84**	**307**	**14**	**8**	**0**	**6**	**5**	**1**	**0**	**0**	**81**	**1.8**	**21**	**0.5**	**7**	**0.2**	**60.0**	**69.8**

Summary Graphs

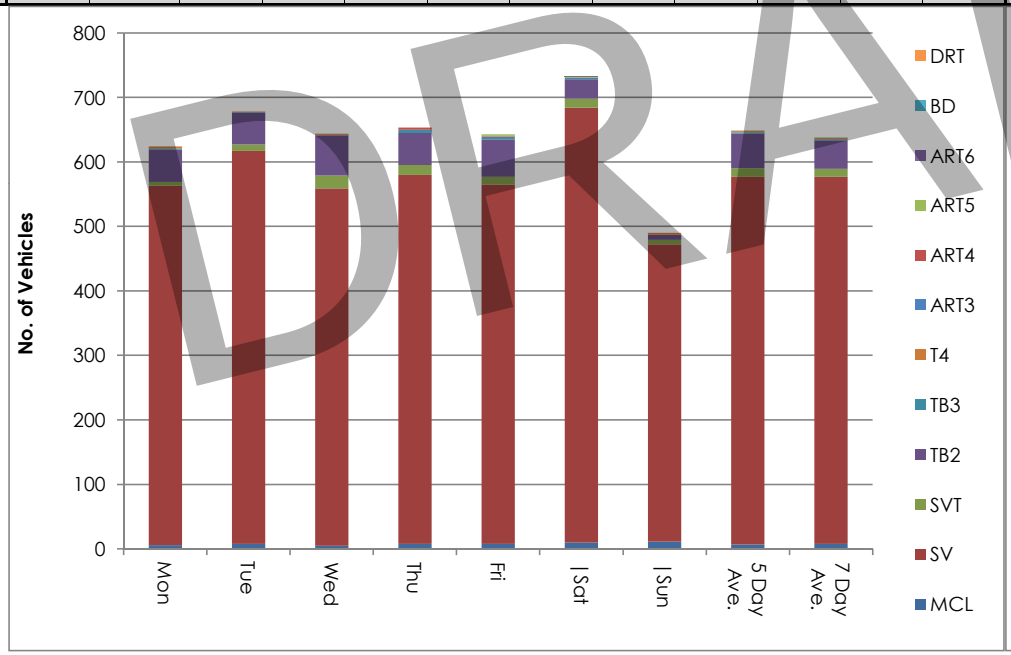

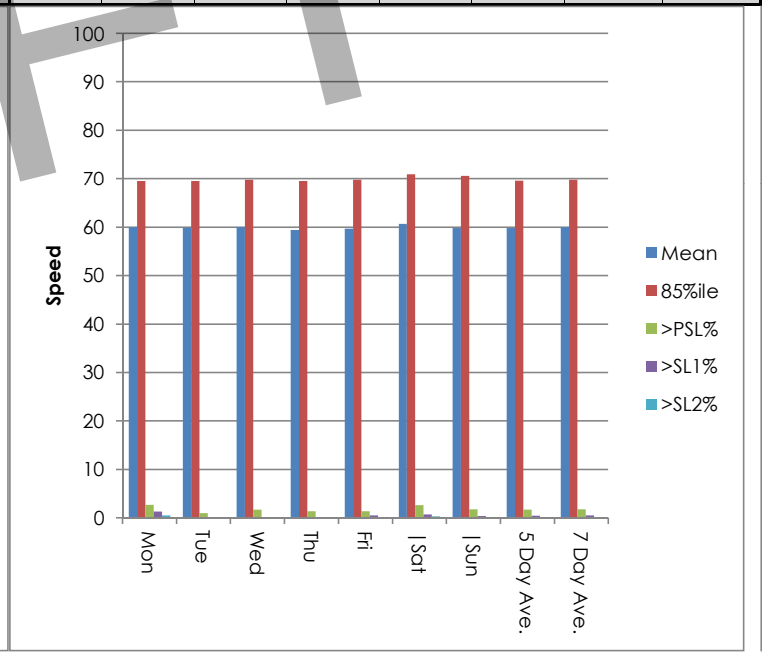

DRAFT

Site 9
Location L-2205-3, att t/pole, Lat 53.54685, Long -6.68816
Direction Two way

3279 / Meath/Cavan/Monaghan ATC's
October 2013
Automatic Traffic Count

Mon, 7 October 2013

Time	Total	Speed Bins (km/h)																											
		0 - 5	5 - 10	10 - 15	15 - 20	20 - 25	25 - 30	30 - 35	35 - 40	40 - 45	45 - 50	50 - 55	55 - 60	60 - 65	65 - 70	70 - 75	75 - 80	80 - 85	85 - 90	90 - 95	95 - 100	100 - 105	105 - 110	110 - 115	115 - 120	120 - 125	125 - 130	130 - 135	135 - 140
0000	5	0	0	0	0	0	0	0	0	0	1	0	2	0	1	0	0	0	1	0	0	0	0	0	0	0	0	0	0
0100	1	0	0	0	0	0	0	0	0	0	0	0	0	1	0	0	0	0	0	0	0	0	0	0	0	0	0	0	0
0200	3	0	0	0	0	0	0	0	0	0	0	0	1	0	0	2	0	0	0	0	0	0	0	0	0	0	0	0	0
0300	5	0	0	0	0	0	0	0	0	0	0	0	1	1	0	2	1	0	0	0	0	0	0	0	0	0	0	0	0
0400	0	0	0	0	0	0	0	0	0	0	0	0	0	0	0	0	0	0	0	0	0	0	0	0	0	0	0	0	0
0500	1	0	0	0	0	0	0	0	0	0	0	0	0	0	0	1	0	0	0	0	0	0	0	0	0	0	0	0	0
0600	12	0	0	0	0	0	0	0	0	0	2	1	2	5	0	1	0	1	0	0	0	0	0	0	0	0	0	0	0
0700	24	0	0	0	0	0	0	0	1	1	2	4	2	6	4	2	2	0	0	0	0	0	0	0	0	0	0	0	0
0800	36	0	0	0	1	0	0	0	3	1	3	1	3	14	4	3	3	0	0	0	0	0	0	0	0	0	0	0	0
0900	**41**	**0**	**0**	**0**	**1**	**0**	**0**	**0**	**0**	**1**	**6**	**6**	**10**	**6**	**7**	**2**	**2**	**0**	**0**	**0**	**0**	**0**	**0**	**0**	**0**	**0**	**0**	**0**	**0**
1000	25	0	0	0	0	0	0	0	1	1	3	3	6	8	3	0	0	0	0	0	0	0	0	0	0	0	0	0	0
1100	34	0	0	0	0	0	0	0	0	0	3	5	7	5	7	6	0	1	0	0	0	0	0	0	0	0	0	0	0
1200	32	0	0	0	0	0	1	0	0	1	4	4	7	7	5	1	1	1	0	0	0	0	0	0	0	0	0	0	0
1300	37	0	0	0	0	0	0	1	0	0	2	4	6	11	7	4	2	0	0	0	0	0	0	0	0	0	0	0	0
1400	56	0	0	0	0	0	0	2	1	1	2	10	13	15	4	5	2	0	1	0	0	0	0	0	0	0	0	0	0
1500	53	0	0	0	0	0	0	0	2	3	4	7	10	11	8	2	3	1	1	0	0	1	0	0	0	0	0	0	0
1600	44	0	1	0	0	0	0	0	3	1	4	7	11	7	5	5	0	0	0	0	0	0	0	0	0	0	0	0	0
1700	**61**	**0**	**0**	**0**	**0**	**1**	**0**	**0**	**1**	**0**	**3**	**5**	**15**	**17**	**9**	**6**	**2**	**2**	**0**	**0**	**0**	**0**	**0**	**0**	**0**	**0**	**0**	**0**	**0**
1800	35	0	0	0	0	0	0	1	0	2	0	3	7	7	9	3	0	2	0	1	0	0	0	0	0	0	0	0	0
1900	35	0	0	0	0	0	0	0	0	1	7	5	8	8	4	0	2	0	0	0	0	0	0	0	0	0	0	0	0
2000	27	0	0	0	0	0	0	0	0	0	2	6	4	5	2	3	3	1	1	0	0	0	0	0	0	0	0	0	0
2100	26	0	0	0	0	2	0	0	0	0	1	4	8	4	4	2	0	0	0	1	0	0	0	0	0	0	0	0	0
2200	19	0	0	0	0	0	0	0	1	0	1	1	8	3	3	1	0	0	1	0	0	0	0	0	0	0	0	0	0
2300	12	0	0	0	0	0	0	0	0	0	1	2	2	3	2	1	1	0	0	0	0	0	0	0	0	0	0	0	0
07-19	**478**	**0**	**1**	**0**	**2**	**1**	**1**	**4**	**12**	**12**	**36**	**59**	**97**	**114**	**72**	**39**	**17**	**7**	**2**	**1**	**0**	**1**	**0**	**0**	**0**	**0**	**0**	**0**	**0**
06-22	**578**	**0**	**1**	**0**	**2**	**3**	**1**	**4**	**12**	**13**	**48**	**75**	**119**	**136**	**82**	**45**	**22**	**9**	**3**	**2**	**0**	**1**	**0**	**0**	**0**	**0**	**0**	**0**	**0**
06-00	**609**	**0**	**1**	**0**	**2**	**3**	**1**	**4**	**13**	**13**	**50**	**78**	**129**	**142**	**87**	**47**	**23**	**9**	**4**	**2**	**0**	**1**	**0**	**0**	**0**	**0**	**0**	**0**	**0**
00-00	**624**	**0**	**1**	**0**	**2**	**3**	**1**	**4**	**13**	**13**	**51**	**78**	**133**	**144**	**88**	**52**	**24**	**9**	**5**	**2**	**0**	**1**	**0**	**0**	**0**	**0**	**0**	**0**	**0**

DRAFT

Site 9
Location L-2205-3, att t/pole, Lat 53.54685, Long -6.68816
Direction Two way

3279 / Meath/Cavan/Monaghan ATC's
October 2013
Automatic Traffic Count

Tue, 8 October 2013

Time	Total	Speed Bins (km/h)																											
		0 - 5	5 - 10	10 - 15	15 - 20	20 - 25	25 - 30	30 - 35	35 - 40	40 - 45	45 - 50	50 - 55	55 - 60	60 - 65	65 - 70	70 - 75	75 - 80	80 - 85	85 - 90	90 - 95	95 - 100	100 - 105	105 - 110	110 - 115	115 - 120	120 - 125	125 - 130	130 - 135	135 - 140
0000	4	0	0	0	0	0	0	0	0	0	0	1	0	1	2	0	0	0	0	0	0	0	0	0	0	0	0	0	0
0100	3	0	0	0	0	0	0	0	0	0	0	0	2	0	0	1	0	0	0	0	0	0	0	0	0	0	0	0	0
0200	1	0	0	0	0	0	0	0	0	0	0	1	0	0	0	0	0	0	0	0	0	0	0	0	0	0	0	0	0
0300	2	0	0	0	0	0	0	0	0	0	1	0	0	1	0	0	0	0	0	0	0	0	0	0	0	0	0	0	0
0400	0	0	0	0	0	0	0	0	0	0	0	0	0	0	0	0	0	0	0	0	0	0	0	0	0	0	0	0	0
0500	1	0	0	0	0	0	0	0	0	0	0	0	1	0	0	0	0	0	0	0	0	0	0	0	0	0	0	0	0
0600	7	0	0	0	0	0	0	0	0	0	0	1	1	2	0	3	0	0	0	0	0	0	0	0	0	0	0	0	0
0700	27	0	0	0	0	0	0	0	0	2	4	1	3	9	3	4	1	0	0	0	0	0	0	0	0	0	0	0	0
0800	**46**	**0**	**0**	**1**	**0**	**0**	**0**	**0**	**2**	**5**	**1**	**3**	**12**	**10**	**5**	**5**	**2**	**0**	**0**	**0**	**0**	**0**	**0**	**0**	**0**	**0**	**0**	**0**	**0**
0900	44	0	0	0	0	0	0	0	0	2	1	10	5	11	11	3	0	1	0	0	0	0	0	0	0	0	0	0	0
1000	29	0	0	0	0	0	0	1	1	0	1	10	4	4	4	3	1	0	0	0	0	0	0	0	0	0	0	0	0
1100	40	0	0	0	0	0	0	0	0	1	5	2	3	14	7	7	1	0	0	0	0	0	0	0	0	0	0	0	0
1200	40	0	0	0	0	0	1	0	0	1	1	9	13	6	6	2	1	0	0	0	0	0	0	0	0	0	0	0	0
1300	45	0	0	0	0	0	0	1	1	3	4	4	12	6	10	3	1	0	0	0	0	0	0	0	0	0	0	0	0
1400	48	0	0	0	0	0	0	3	1	1	7	5	10	8	12	0	0	0	1	0	0	0	0	0	0	0	0	0	0
1500	50	0	0	0	0	2	0	0	1	2	5	3	9	16	8	3	0	1	0	0	0	0	0	0	0	0	0	0	0
1600	51	0	0	0	1	0	0	0	0	1	3	15	16	10	2	2	1	0	0	0	0	0	0	0	0	0	0	0	0
1700	48	0	0	0	0	0	0	1	0	0	4	6	10	7	15	3	2	0	0	0	0	0	0	0	0	0	0	0	0
1800	**69**	**0**	**0**	**0**	**0**	**1**	**1**	**0**	**0**	**5**	**3**	**7**	**16**	**7**	**12**	**4**	**11**	**2**	**0**	**0**	**0**	**0**	**0**	**0**	**0**	**0**	**0**	**0**	**0**
1900	50	0	0	0	0	0	0	0	1	2	4	7	9	15	6	5	1	0	0	0	0	0	0	0	0	0	0	0	0
2000	35	0	0	0	0	0	0	0	1	0	3	0	10	9	7	4	1	0	0	0	0	0	0	0	0	0	0	0	0
2100	18	0	0	0	0	0	0	0	0	0	1	4	1	5	4	2	1	0	0	0	0	0	0	0	0	0	0	0	0
2200	14	0	0	0	0	0	0	0	0	0	0	1	0	4	5	2	0	2	0	0	0	0	0	0	0	0	0	0	0
2300	6	0	0	0	0	0	0	0	0	0	0	2	1	0	0	2	1	0	0	0	0	0	0	0	0	0	0	0	0
07-19	**537**	**0**	**0**	**1**	**1**	**3**	**2**	**6**	**6**	**23**	**39**	**75**	**113**	**108**	**95**	**39**	**21**	**4**	**1**	**0**	**0**	**0**	**0**	**0**	**0**	**0**	**0**	**0**	**0**
06-22	**647**	**0**	**0**	**1**	**1**	**3**	**2**	**6**	**8**	**25**	**47**	**87**	**134**	**139**	**112**	**53**	**24**	**4**	**1**	**0**	**0**	**0**	**0**	**0**	**0**	**0**	**0**	**0**	**0**
06-00	**667**	**0**	**0**	**1**	**1**	**3**	**2**	**6**	**8**	**25**	**47**	**90**	**135**	**143**	**117**	**57**	**25**	**6**	**1**	**0**	**0**	**0**	**0**	**0**	**0**	**0**	**0**	**0**	**0**
00-00	**678**	**0**	**0**	**1**	**1**	**3**	**2**	**6**	**8**	**25**	**48**	**92**	**138**	**145**	**119**	**58**	**25**	**6**	**1**	**0**	**0**	**0**	**0**	**0**	**0**	**0**	**0**	**0**	**0**

DRAFT

Site 9
Location L-2205-3, att t/pole, Lat 53.54685, Long -6.68816
Direction Two way

3279 / Meath/Cavan/Monaghan ATC's
October 2013
Automatic Traffic Count

Wed, 9 October 2013

Time	Total	Speed Bins (km/h)																											
		0 - 5	5 - 10	10 - 15	15 - 20	20 - 25	25 - 30	30 - 35	35 - 40	40 - 45	45 - 50	50 - 55	55 - 60	60 - 65	65 - 70	70 - 75	75 - 80	80 - 85	85 - 90	90 - 95	95 - 100	100 - 105	105 - 110	110 - 115	115 - 120	120 - 125	125 - 130	130 - 135	135 - 140
0000	6	0	0	0	0	0	0	0	0	0	0	3	1	0	1	0	1	0	0	0	0	0	0	0	0	0	0	0	0
0100	4	0	0	0	0	0	0	0	0	0	0	1	0	1	1	1	0	0	0	0	0	0	0	0	0	0	0	0	0
0200	0	0	0	0	0	0	0	0	0	0	0	0	0	0	0	0	0	0	0	0	0	0	0	0	0	0	0	0	0
0300	0	0	0	0	0	0	0	0	0	0	0	0	0	0	0	0	0	0	0	0	0	0	0	0	0	0	0	0	0
0400	0	0	0	0	0	0	0	0	0	0	0	0	0	0	0	0	0	0	0	0	0	0	0	0	0	0	0	0	0
0500	2	0	0	0	0	0	0	0	0	0	0	0	1	0	0	0	1	0	0	0	0	0	0	0	0	0	0	0	0
0600	11	0	0	0	0	0	0	0	0	1	0	0	3	1	4	1	1	0	0	0	0	0	0	0	0	0	0	0	0
0700	25	0	0	0	0	0	0	0	1	1	1	4	3	5	5	4	0	1	0	0	0	0	0	0	0	0	0	0	0
0800	37	0	0	0	0	0	0	0	2	0	2	5	8	8	5	6	1	0	0	0	0	0	0	0	0	0	0	0	0
0900	**45**	**0**	**0**	**0**	**1**	**0**	**0**	**0**	**2**	**2**	**1**	**8**	**8**	**10**	**6**	**4**	**3**	**0**	**0**	**0**	**0**	**0**	**0**	**0**	**0**	**0**	**0**	**0**	**0**
1000	22	0	0	0	0	0	0	0	0	0	1	3	3	5	6	1	2	1	0	0	0	0	0	0	0	0	0	0	0
1100	33	0	0	0	0	0	0	1	1	1	3	7	5	11	4	0	0	0	0	0	0	0	0	0	0	0	0	0	0
1200	30	0	0	0	0	0	0	2	2	0	3	8	6	3	5	0	0	1	0	0	0	0	0	0	0	0	0	0	0
1300	45	0	0	0	0	0	0	0	1	1	2	6	10	5	12	6	2	0	0	0	0	0	0	0	0	0	0	0	0
1400	48	0	0	1	0	0	0	1	0	5	0	4	13	8	7	7	0	1	1	0	0	0	0	0	0	0	0	0	0
1500	42	0	0	0	0	0	0	1	0	4	5	6	5	7	4	7	2	1	0	0	0	0	0	0	0	0	0	0	0
1600	54	0	0	0	0	0	0	0	1	3	6	8	11	9	11	3	1	1	0	0	0	0	0	0	0	0	0	0	0
1700	61	0	0	0	0	0	2	0	0	1	2	6	18	16	10	4	2	0	0	0	0	0	0	0	0	0	0	0	0
1800	**62**	**0**	**0**	**0**	**0**	**0**	**0**	**1**	**3**	**2**	**2**	**10**	**11**	**12**	**7**	**12**	**2**	**0**	**0**	**0**	**0**	**0**	**0**	**0**	**0**	**0**	**0**	**0**	**0**
1900	45	0	0	0	0	0	1	0	0	1	2	5	19	9	5	0	1	2	0	0	0	0	0	0	0	0	0	0	0
2000	25	0	0	0	0	0	0	0	0	1	1	5	5	6	5	1	1	0	0	0	0	0	0	0	0	0	0	0	0
2100	26	0	0	0	0	0	0	0	2	1	1	3	7	2	5	3	2	0	0	0	0	0	0	0	0	0	0	0	0
2200	11	0	0	0	0	0	0	0	0	0	0	0	2	2	3	2	0	2	0	0	0	0	0	0	0	0	0	0	0
2300	10	0	0	0	0	0	0	0	0	1	1	0	0	3	1	3	1	0	0	0	0	0	0	0	0	0	0	0	0
07-19	**504**	**0**	**0**	**1**	**1**	**0**	**2**	**6**	**13**	**20**	**28**	**75**	**101**	**99**	**82**	**54**	**15**	**6**	**1**	**0**	**0**	**0**	**0**	**0**	**0**	**0**	**0**	**0**	**0**
06-22	**611**	**0**	**0**	**1**	**1**	**0**	**3**	**6**	**15**	**24**	**32**	**88**	**135**	**117**	**101**	**59**	**20**	**8**	**1**	**0**	**0**	**0**	**0**	**0**	**0**	**0**	**0**	**0**	**0**
06-00	**632**	**0**	**0**	**1**	**1**	**0**	**3**	**6**	**15**	**25**	**33**	**88**	**137**	**122**	**105**	**64**	**21**	**10**	**1**	**0**	**0**	**0**	**0**	**0**	**0**	**0**	**0**	**0**	**0**
00-00	**644**	**0**	**0**	**1**	**1**	**0**	**3**	**6**	**15**	**25**	**33**	**92**	**139**	**123**	**107**	**65**	**23**	**10**	**1**	**0**	**0**	**0**	**0**	**0**	**0**	**0**	**0**	**0**	**0**

DRAFT

Site 9
Location L-2205-3, att t/pole, Lat 53.54685, Long -6.68816
Direction Two way

3279 / Meath/Cavan/Monaghan ATC's
October 2013
Automatic Traffic Count

Thu, 10 October 2013

Time	Total	Speed Bins (km/h)																											
		0 - 5	5 - 10	10 - 15	15 - 20	20 - 25	25 - 30	30 - 35	35 - 40	40 - 45	45 - 50	50 - 55	55 - 60	60 - 65	65 - 70	70 - 75	75 - 80	80 - 85	85 - 90	90 - 95	95 - 100	100 - 105	105 - 110	110 - 115	115 - 120	120 - 125	125 - 130	130 - 135	135 - 140
0000	2	0	0	0	0	0	0	0	0	0	0	0	1	1	0	0	0	0	0	0	0	0	0	0	0	0	0	0	0
0100	1	0	0	0	0	0	0	0	0	0	0	0	0	0	0	1	0	0	0	0	0	0	0	0	0	0	0	0	0
0200	0	0	0	0	0	0	0	0	0	0	0	0	0	0	0	0	0	0	0	0	0	0	0	0	0	0	0	0	0
0300	0	0	0	0	0	0	0	0	0	0	0	0	0	0	0	0	0	0	0	0	0	0	0	0	0	0	0	0	0
0400	0	0	0	0	0	0	0	0	0	0	0	0	0	0	0	0	0	0	0	0	0	0	0	0	0	0	0	0	0
0500	2	0	0	0	0	0	0	0	0	0	0	0	1	0	0	0	0	0	1	0	0	0	0	0	0	0	0	0	0
0600	7	0	0	0	0	0	0	0	0	0	0	0	1	3	1	1	0	1	0	0	0	0	0	0	0	0	0	0	0
0700	20	0	0	0	1	0	0	0	1	0	1	3	3	5	3	0	1	2	0	0	0	0	0	0	0	0	0	0	0
0800	**45**	**0**	**0**	**0**	**1**	**0**	**0**	**0**	**0**	**2**	**3**	**8**	**6**	**10**	**8**	**6**	**1**	**0**	**0**	**0**	**0**	**0**	**0**	**0**	**0**	**0**	**0**	**0**	**0**
0900	38	0	1	0	0	0	0	1	1	2	6	3	10	6	2	6	0	0	0	0	0	0	0	0	0	0	0	0	0
1000	29	0	0	0	0	0	0	0	0	2	0	4	6	7	1	6	3	0	0	0	0	0	0	0	0	0	0	0	0
1100	30	0	0	0	1	0	0	0	0	0	3	3	6	7	8	2	0	0	0	0	0	0	0	0	0	0	0	0	0
1200	36	0	0	0	0	1	0	0	1	3	4	6	7	7	2	3	1	1	0	0	0	0	0	0	0	0	0	0	0
1300	38	0	0	0	0	1	1	0	2	1	3	6	6	7	9	1	0	1	0	0	0	0	0	0	0	0	0	0	0
1400	41	0	0	0	0	1	0	1	0	1	2	5	15	6	8	2	0	0	0	0	0	0	0	0	0	0	0	0	0
1500	55	0	0	0	2	0	0	0	0	0	4	6	12	6	14	8	3	0	0	0	0	0	0	0	0	0	0	0	0
1600	52	0	0	0	0	0	0	1	1	1	4	8	13	11	6	5	2	0	0	0	0	0	0	0	0	0	0	0	0
1700	**63**	**0**	**0**	**0**	**0**	**1**	**1**	**0**	**0**	**2**	**2**	**5**	**13**	**17**	**12**	**8**	**2**	**0**	**0**	**0**	**0**	**0**	**0**	**0**	**0**	**0**	**0**	**0**	**0**
1800	54	0	0	2	1	0	0	0	0	1	7	6	12	10	9	4	2	0	0	0	0	0	0	0	0	0	0	0	0
1900	41	0	0	0	0	0	0	0	0	2	1	9	7	7	8	3	2	2	0	0	0	0	0	0	0	0	0	0	0
2000	33	0	0	0	0	0	0	0	0	1	4	5	5	8	6	3	1	0	0	0	0	0	0	0	0	0	0	0	0
2100	32	0	0	0	0	0	0	0	2	0	3	3	6	10	5	3	0	0	0	0	0	0	0	0	0	0	0	0	0
2200	21	0	0	0	0	0	0	0	0	3	4	4	0	2	4	3	0	1	0	0	0	0	0	0	0	0	0	0	0
2300	13	0	0	0	0	0	0	0	0	0	1	0	3	4	3	2	0	0	0	0	0	0	0	0	0	0	0	0	0
07-19	**501**	**0**	**1**	**2**	**6**	**4**	**2**	**3**	**6**	**15**	**39**	**63**	**109**	**99**	**82**	**51**	**15**	**4**	**0**	**0**	**0**	**0**	**0**	**0**	**0**	**0**	**0**	**0**	**0**
06-22	**614**	**0**	**1**	**2**	**6**	**4**	**2**	**3**	**8**	**18**	**47**	**80**	**128**	**127**	**102**	**61**	**18**	**7**	**0**	**0**	**0**	**0**	**0**	**0**	**0**	**0**	**0**	**0**	**0**
06-00	**648**	**0**	**1**	**2**	**6**	**4**	**2**	**3**	**8**	**21**	**52**	**84**	**131**	**133**	**109**	**66**	**18**	**8**	**0**	**0**	**0**	**0**	**0**	**0**	**0**	**0**	**0**	**0**	**0**
00-00	**653**	**0**	**1**	**2**	**6**	**4**	**2**	**3**	**8**	**21**	**52**	**84**	**133**	**134**	**109**	**67**	**18**	**8**	**1**	**0**	**0**	**0**	**0**	**0**	**0**	**0**	**0**	**0**	**0**

DRAFT

Site 9
Location L-2205-3, att t/pole, Lat 53.54685, Long -6.68816
Direction Two way

3279 / Meath/Cavan/Monaghan ATC's
October 2013
Automatic Traffic Count

Fri, 11 October 2013

Time	Total	Speed Bins (km/h)																											
		0 - 5	5 - 10	10 - 15	15 - 20	20 - 25	25 - 30	30 - 35	35 - 40	40 - 45	45 - 50	50 - 55	55 - 60	60 - 65	65 - 70	70 - 75	75 - 80	80 - 85	85 - 90	90 - 95	95 - 100	100 - 105	105 - 110	110 - 115	115 - 120	120 - 125	125 - 130	130 - 135	135 - 140
0000	7	0	0	0	0	0	0	0	0	1	0	2	1	1	1	0	1	0	0	0	0	0	0	0	0	0	0	0	0
0100	2	0	0	0	0	0	0	0	0	0	1	0	0	1	0	0	0	0	0	0	0	0	0	0	0	0	0	0	0
0200	1	0	0	0	0	0	0	0	0	0	1	0	0	0	0	0	0	0	0	0	0	0	0	0	0	0	0	0	0
0300	1	0	0	0	0	0	0	0	0	1	0	0	0	0	0	0	0	0	0	0	0	0	0	0	0	0	0	0	0
0400	1	0	0	0	0	0	0	0	0	0	0	0	0	0	0	1	0	0	0	0	0	0	0	0	0	0	0	0	0
0500	2	0	0	0	0	0	0	0	0	0	0	0	1	0	0	0	0	1	0	0	0	0	0	0	0	0	0	0	0
0600	6	0	0	0	0	0	0	0	0	0	0	1	2	1	2	0	0	0	0	0	0	0	0	0	0	0	0	0	0
0700	24	0	0	0	0	0	0	0	0	0	5	6	3	3	5	1	0	1	0	0	0	0	0	0	0	0	0	0	0
0800	**47**	**0**	**0**	**0**	**0**	**0**	**0**	**0**	**0**	**2**	**3**	**2**	**11**	**13**	**6**	**5**	**5**	**0**	**0**	**0**	**0**	**0**	**0**	**0**	**0**	**0**	**0**	**0**	**0**
0900	42	0	0	0	0	0	0	2	0	1	2	8	6	7	11	4	1	0	0	0	0	0	0	0	0	0	0	0	0
1000	33	0	0	0	1	0	0	1	0	3	1	4	7	9	4	2	1	0	0	0	0	0	0	0	0	0	0	0	0
1100	30	0	0	0	0	3	0	0	1	0	3	6	3	6	4	3	0	1	0	0	0	0	0	0	0	0	0	0	0
1200	34	0	0	0	0	0	0	0	0	1	4	8	10	2	5	3	1	0	0	0	0	0	0	0	0	0	0	0	0
1300	31	0	0	0	0	1	0	0	0	0	0	3	7	12	5	2	0	0	1	0	0	0	0	0	0	0	0	0	0
1400	51	0	0	0	0	0	0	0	2	3	4	5	10	12	7	6	1	1	0	0	0	0	0	0	0	0	0	0	0
1500	43	0	0	0	0	0	0	1	2	2	3	4	8	8	8	7	0	0	0	0	0	0	0	0	0	0	0	0	0
1600	**62**	**0**	**1**	**0**	**0**	**0**	**0**	**1**	**1**	**0**	**5**	**12**	**9**	**14**	**11**	**6**	**2**	**0**	**0**	**0**	**0**	**0**	**0**	**0**	**0**	**0**	**0**	**0**	**0**
1700	52	0	0	0	0	0	0	1	1	0	1	5	12	9	11	7	5	0	0	0	0	0	0	0	0	0	0	0	0
1800	51	0	1	0	0	0	5	0	0	1	1	9	11	6	11	5	1	0	0	0	0	0	0	0	0	0	0	0	0
1900	47	0	0	0	0	1	2	0	0	2	1	6	9	12	6	7	0	0	0	1	0	0	0	0	0	0	0	0	0
2000	36	0	0	0	0	1	0	1	0	0	1	2	4	10	12	3	0	1	1	0	0	0	0	0	0	0	0	0	0
2100	15	0	0	0	0	0	0	0	1	0	0	7	2	2	1	1	0	1	0	0	0	0	0	0	0	0	0	0	0
2200	18	0	0	0	0	0	0	0	0	1	2	3	2	6	2	2	0	0	0	0	0	0	0	0	0	0	0	0	0
2300	7	0	0	0	0	0	0	0	0	0	0	1	3	1	0	1	1	0	0	0	0	0	0	0	0	0	0	0	0
07-19	**500**	**0**	**2**	**0**	**1**	**4**	**5**	**6**	**7**	**13**	**32**	**72**	**97**	**101**	**88**	**51**	**17**	**3**	**1**	**0**	**0**	**0**	**0**	**0**	**0**	**0**	**0**	**0**	**0**
06-22	**604**	**0**	**2**	**0**	**1**	**6**	**7**	**7**	**8**	**15**	**34**	**88**	**114**	**126**	**109**	**62**	**17**	**5**	**2**	**1**	**0**	**0**	**0**	**0**	**0**	**0**	**0**	**0**	**0**
06-00	**629**	**0**	**2**	**0**	**1**	**6**	**7**	**7**	**8**	**16**	**36**	**92**	**119**	**133**	**111**	**65**	**18**	**5**	**2**	**1**	**0**	**0**	**0**	**0**	**0**	**0**	**0**	**0**	**0**
00-00	**643**	**0**	**2**	**0**	**1**	**6**	**7**	**7**	**8**	**18**	**38**	**94**	**121**	**135**	**112**	**66**	**19**	**6**	**2**	**1**	**0**	**0**	**0**	**0**	**0**	**0**	**0**	**0**	**0**

DRAFT

Site 9
Location L-2205-3, att t/pole, Lat 53.54685, Long -6.68816
Direction Two way

3279 / Meath/Cavan/Monaghan ATC's
October 2013
Automatic Traffic Count

Sat, 12 October 2013

Time	Total	Speed Bins (km/h)																											
		0 - 5	5 - 10	10 - 15	15 - 20	20 - 25	25 - 30	30 - 35	35 - 40	40 - 45	45 - 50	50 - 55	55 - 60	60 - 65	65 - 70	70 - 75	75 - 80	80 - 85	85 - 90	90 - 95	95 - 100	100 - 105	105 - 110	110 - 115	115 - 120	120 - 125	125 - 130	130 - 135	135 - 140
0000	9	0	0	0	0	0	0	1	0	0	1	1	2	1	1	1	1	0	0	0	0	0	0	0	0	0	0	0	0
0100	4	0	0	0	0	0	0	0	0	0	0	0	1	1	0	2	0	0	0	0	0	0	0	0	0	0	0	0	0
0200	1	0	0	0	0	0	0	0	0	0	0	0	0	1	0	0	0	0	0	0	0	0	0	0	0	0	0	0	0
0300	2	0	0	0	0	0	0	0	0	0	0	1	1	0	0	0	0	0	0	0	0	0	0	0	0	0	0	0	0
0400	1	0	0	0	0	0	0	0	0	0	0	0	0	0	0	1	0	0	0	0	0	0	0	0	0	0	0	0	0
0500	2	0	0	0	0	0	0	0	0	0	0	0	1	1	0	0	0	0	0	0	0	0	0	0	0	0	0	0	0
0600	2	0	0	0	0	0	0	0	0	0	0	0	0	0	1	0	0	1	0	0	0	0	0	0	0	0	0	0	0
0700	4	0	0	0	0	0	0	0	0	0	0	1	1	0	1	1	0	0	0	0	0	0	0	0	0	0	0	0	0
0800	12	0	0	0	0	0	0	1	0	0	2	1	1	2	2	2	1	0	0	0	0	0	0	0	0	0	0	0	0
0900	34	0	0	0	0	0	0	0	0	0	1	3	9	10	6	4	0	0	0	1	0	0	0	0	0	0	0	0	0
1000	**59**	**0**	**0**	**0**	**1**	**0**	**0**	**0**	**3**	**3**	**3**	**11**	**10**	**8**	**12**	**3**	**2**	**3**	**0**	**0**	**0**	**0**	**0**	**0**	**0**	**0**	**0**	**0**	**0**
1100	58	0	0	0	0	1	1	1	1	4	3	8	5	12	11	6	3	2	0	0	0	0	0	0	0	0	0	0	0
1200	61	0	0	0	1	2	0	0	4	1	3	7	8	10	13	8	1	2	0	1	0	0	0	0	0	0	0	0	0
1300	66	0	0	1	0	1	0	1	1	2	4	5	16	7	17	4	6	0	1	0	0	0	0	0	0	0	0	0	0
1400	59	0	0	0	0	0	0	0	0	2	3	7	8	17	10	8	3	0	1	0	0	0	0	0	0	0	0	0	0
1500	59	0	0	0	0	1	1	0	0	2	9	9	16	1	12	5	2	0	1	0	0	0	0	0	0	0	0	0	0
1600	**79**	**0**	**0**	**0**	**0**	**0**	**0**	**0**	**0**	**1**	**4**	**6**	**18**	**19**	**16**	**10**	**4**	**1**	**0**	**0**	**0**	**0**	**0**	**0**	**0**	**0**	**0**	**0**	**0**
1700	72	0	0	0	0	0	0	0	0	2	4	6	19	14	16	6	3	2	0	0	0	0	0	0	0	0	0	0	0
1800	60	0	0	0	0	0	0	0	0	4	7	6	12	10	16	4	1	0	0	0	0	0	0	0	0	0	0	0	0
1900	27	0	0	0	0	0	0	0	0	2	0	3	8	6	4	4	0	0	0	0	0	0	0	0	0	0	0	0	0
2000	26	0	0	0	0	0	0	0	1	0	5	3	6	2	3	3	1	2	0	0	0	0	0	0	0	0	0	0	0
2100	18	0	0	0	0	0	0	0	0	1	1	4	4	3	2	2	1	0	0	0	0	0	0	0	0	0	0	0	0
2200	8	0	0	0	0	0	0	0	0	0	3	2	1	0	0	0	2	0	0	0	0	0	0	0	0	0	0	0	0
2300	10	0	0	0	0	0	0	0	0	0	1	0	1	4	2	1	0	1	0	0	0	0	0	0	0	0	0	0	0
07-19	**623**	**0**	**0**	**1**	**2**	**5**	**2**	**3**	**9**	**21**	**43**	**70**	**123**	**110**	**132**	**61**	**26**	**10**	**3**	**2**	**0**	**0**	**0**	**0**	**0**	**0**	**0**	**0**	**0**
06-22	**696**	**0**	**0**	**1**	**2**	**5**	**2**	**3**	**10**	**24**	**49**	**80**	**141**	**121**	**142**	**70**	**28**	**13**	**3**	**2**	**0**	**0**	**0**	**0**	**0**	**0**	**0**	**0**	**0**
06-00	**714**	**0**	**0**	**1**	**2**	**5**	**2**	**3**	**10**	**24**	**53**	**82**	**143**	**125**	**144**	**71**	**30**	**14**	**3**	**2**	**0**	**0**	**0**	**0**	**0**	**0**	**0**	**0**	**0**
00-00	**733**	**0**	**0**	**1**	**2**	**5**	**2**	**4**	**10**	**24**	**54**	**84**	**148**	**129**	**145**	**75**	**31**	**14**	**3**	**2**	**0**	**0**	**0**	**0**	**0**	**0**	**0**	**0**	**0**

DRAFT

Site 9
Location L-2205-3, att t/pole, Lat 53.54685, Long -6.68816
Direction Two way

3279 / Meath/Cavan/Monaghan ATC's
October 2013
Automatic Traffic Count

Sun, 13 October 2013

Time	Total	Speed Bins (km/h)																												
		0 - 5	5 - 10	10 - 15	15 - 20	20 - 25	25 - 30	30 - 35	35 - 40	40 - 45	45 - 50	50 - 55	55 - 60	60 - 65	65 - 70	70 - 75	75 - 80	80 - 85	85 - 90	90 - 95	95 - 100	100 - 105	105 - 110	110 - 115	115 - 120	120 - 125	125 - 130	130 - 135	135 - 140
0000	5	0	0	0	0	0	0	0	0	0	0	0	2	1	1	0	1	0	0	0	0	0	0	0	0	0	0	0	0	0
0100	8	0	0	0	0	0	0	0	0	0	1	1	1	0	3	1	1	0	0	0	0	0	0	0	0	0	0	0	0	0
0200	6	0	0	0	0	0	0	0	0	0	1	0	0	2	2	1	0	0	0	0	0	0	0	0	0	0	0	0	0	0
0300	0	0	0	0	0	0	0	0	0	0	0	0	0	0	0	0	0	0	0	0	0	0	0	0	0	0	0	0	0	0
0400	5	0	0	0	0	0	0	0	0	0	0	0	0	0	1	1	3	0	0	0	0	0	0	0	0	0	0	0	0	0
0500	1	0	0	0	0	0	0	0	0	0	0	1	0	0	0	0	0	0	0	0	0	0	0	0	0	0	0	0	0	0
0600	0	0	0	0	0	0	0	0	0	0	0	0	0	0	0	0	0	0	0	0	0	0	0	0	0	0	0	0	0	0
0700	4	0	0	0	0	0	0	0	0	0	1	0	0	0	3	0	0	0	0	0	0	0	0	0	0	0	0	0	0	0
0800	5	0	1	0	0	0	0	0	0	0	0	0	0	0	1	3	0	0	0	0	0	0	0	0	0	0	0	0	0	0
0900	16	0	0	0	0	0	0	2	0	0	1	3	4	4	1	1	0	0	0	0	0	0	0	0	0	0	0	0	0	0
1000	**33**	**0**	**0**	**0**	**1**	**1**	**0**	**2**	**1**	**1**	**2**	**5**	**4**	**2**	**6**	**7**	**0**	**1**	**0**	**0**	**0**	**0**	**0**	**0**	**0**	**0**	**0**	**0**	**0**	**0**
1100	17	0	0	0	0	0	0	0	0	1	0	2	3	2	6	2	0	1	0	0	0	0	0	0	0	0	0	0	0	0
1200	37	0	0	0	0	0	1	0	0	1	4	2	9	8	6	5	1	0	0	0	0	0	0	0	0	0	0	0	0	0
1300	**67**	**0**	**0**	**0**	**0**	**0**	**3**	**1**	**0**	**2**	**2**	**9**	**9**	**17**	**9**	**9**	**4**	**2**	**0**	**0**	**0**	**0**	**0**	**0**	**0**	**0**	**0**	**0**	**0**	**0**
1400	32	0	0	0	0	0	0	2	1	0	2	7	6	7	4	3	0	0	0	0	0	0	0	0	0	0	0	0	0	0
1500	59	0	0	0	0	0	0	1	0	1	5	7	9	21	8	5	2	0	0	0	0	0	0	0	0	0	0	0	0	0
1600	41	0	0	0	0	0	0	2	0	3	2	12	6	8	6	1	1	0	0	0	0	0	0	0	0	0	0	0	0	0
1700	46	0	0	0	0	1	0	0	0	5	7	7	12	6	5	1	1	0	1	0	0	0	0	0	0	0	0	0	0	0
1800	38	0	0	0	0	0	0	1	0	0	2	10	6	9	6	2	2	0	0	0	0	0	0	0	0	0	0	0	0	0
1900	22	0	0	0	0	0	0	0	1	0	1	4	5	4	3	3	0	1	0	0	0	0	0	0	0	0	0	0	0	0
2000	19	0	0	0	0	0	0	0	1	0	1	2	4	4	3	2	2	0	0	0	0	0	0	0	0	0	0	0	0	0
2100	18	0	0	0	0	0	0	0	0	0	3	2	0	5	0	5	1	1	0	0	0	0	0	1	0	0	0	0	0	0
2200	5	0	0	0	0	0	0	0	0	0	0	1	0	0	2	0	1	1	0	0	0	0	0	0	0	0	0	0	0	0
2300	6	0	0	0	0	0	0	0	0	0	0	1	2	1	1	1	0	0	0	0	0	0	0	0	0	0	0	0	0	0
07-19	**395**	**0**	**1**	**0**	**1**	**2**	**4**	**11**	**2**	**14**	**28**	**64**	**68**	**84**	**61**	**39**	**11**	**4**	**1**	**0**	**0**	**0**	**0**	**0**	**0**	**0**	**0**	**0**	**0**	**0**
06-22	**454**	**0**	**1**	**0**	**1**	**2**	**4**	**11**	**4**	**14**	**33**	**72**	**77**	**97**	**67**	**49**	**14**	**6**	**1**	**0**	**0**	**0**	**0**	**1**	**0**	**0**	**0**	**0**	**0**	**0**
06-00	**465**	**0**	**1**	**0**	**1**	**2**	**4**	**11**	**4**	**14**	**33**	**74**	**79**	**98**	**70**	**50**	**15**	**7**	**1**	**0**	**0**	**0**	**0**	**1**	**0**	**0**	**0**	**0**	**0**	**0**
00-00	**490**	**0**	**1**	**0**	**1**	**2**	**4**	**11**	**4**	**14**	**35**	**76**	**82**	**101**	**77**	**53**	**20**	**7**	**1**	**0**	**0**	**0**	**0**	**1**	**0**	**0**	**0**	**0**	**0**	**0**

DRAFT

Site 9
Location L-2205-3, att t/pole, Lat 53.54685, Long -6.68816
Direction Two way

3279 / Meath/Cavan/Monaghan ATC's
October 2013
Automatic Traffic Count

Virtual Day (7)

Time	Total	Speed Bins (km/h)																											
		0 - 5	5 - 10	10 - 15	15 - 20	20 - 25	25 - 30	30 - 35	35 - 40	40 - 45	45 - 50	50 - 55	55 - 60	60 - 65	65 - 70	70 - 75	75 - 80	80 - 85	85 - 90	90 - 95	95 - 100	100 - 105	105 - 110	110 - 115	115 - 120	120 - 125	125 - 130	130 - 135	135 - 140
0000	5	0	0	0	0	0	0	0	0	0	0	1	1	1	1	0	1	0	0	0	0	0	0	0	0	0	0	0	0
0100	3	0	0	0	0	0	0	0	0	0	0	0	1	1	1	1	0	0	0	0	0	0	0	0	0	0	0	0	0
0200	2	0	0	0	0	0	0	0	0	0	0	0	0	0	0	0	0	0	0	0	0	0	0	0	0	0	0	0	0
0300	1	0	0	0	0	0	0	0	0	0	0	0	0	0	0	0	0	0	0	0	0	0	0	0	0	0	0	0	0
0400	1	0	0	0	0	0	0	0	0	0	0	0	0	0	0	0	0	0	0	0	0	0	0	0	0	0	0	0	0
0500	2	0	0	0	0	0	0	0	0	0	0	0	1	0	0	0	0	0	0	0	0	0	0	0	0	0	0	0	0
0600	6	0	0	0	0	0	0	0	0	0	0	0	1	2	1	1	0	0	0	0	0	0	0	0	0	0	0	0	0
0700	18	0	0	0	0	0	0	0	0	1	2	3	2	4	3	2	1	1	0	0	0	0	0	0	0	0	0	0	0
0800	33	0	0	0	0	0	0	0	1	1	2	3	6	8	4	4	2	0	0	0	0	0	0	0	0	0	0	0	0
0900	**37**	**0**	**0**	**0**	**0**	**0**	**0**	**1**	**0**	**1**	**3**	**6**	**7**	**8**	**6**	**3**	**1**	**0**	**0**	**0**	**0**	**0**	**0**	**0**	**0**	**0**	**0**	**0**	**0**
1000	33	0	0	0	0	0	0	1	1	1	2	6	6	6	5	3	1	1	0	0	0	0	0	0	0	0	0	0	0
1100	35	0	0	0	0	1	0	0	0	1	3	5	5	8	7	4	1	1	0	0	0	0	0	0	0	0	0	0	0
1200	39	0	0	0	0	0	0	0	1	1	3	6	9	6	6	3	1	1	0	0	0	0	0	0	0	0	0	0	0
1300	47	0	0	0	0	0	1	1	1	1	2	5	9	9	10	4	2	0	0	0	0	0	0	0	0	0	0	0	0
1400	48	0	0	0	0	0	0	1	1	2	3	6	11	10	7	4	1	0	1	0	0	0	0	0	0	0	0	0	0
1500	52	0	0	0	0	0	0	0	1	2	5	6	10	10	9	5	2	0	0	0	0	0	0	0	0	0	0	0	0
1600	55	0	0	0	0	0	0	1	1	1	4	10	12	11	8	5	2	0	0	0	0	0	0	0	0	0	0	0	0
1700	**58**	**0**	**0**	**0**	**0**	**0**	**0**	**0**	**0**	**1**	**3**	**6**	**14**	**12**	**11**	**5**	**2**	**1**	**0**	**0**	**0**	**0**	**0**	**0**	**0**	**0**	**0**	**0**	**0**
1800	53	0	0	0	0	0	1	0	0	2	3	7	11	9	10	5	3	1	0	0	0	0	0	0	0	0	0	0	0
1900	38	0	0	0	0	0	0	0	0	1	2	6	9	9	5	3	1	1	0	0	0	0	0	0	0	0	0	0	0
2000	29	0	0	0	0	0	0	0	0	0	2	3	5	6	5	3	1	1	0	0	0	0	0	0	0	0	0	0	0
2100	22	0	0	0	0	0	0	0	1	0	1	4	4	4	3	3	1	0	0	0	0	0	0	0	0	0	0	0	0
2200	14	0	0	0	0	0	0	0	0	1	1	2	2	2	3	1	0	1	0	0	0	0	0	0	0	0	0	0	0
2300	9	0	0	0	0	0	0	0	0	0	1	1	2	2	1	2	1	0	0	0	0	0	0	0	0	0	0	0	0
07-19	**505**	**0**	**1**	**1**	**2**	**3**	**3**	**6**	**8**	**17**	**35**	**68**	**101**	**102**	**87**	**48**	**17**	**5**	**1**	**0**	**0**	**0**	**0**	**0**	**0**	**0**	**0**	**0**	**0**
06-22	**601**	**0**	**1**	**1**	**2**	**3**	**3**	**6**	**9**	**19**	**41**	**81**	**121**	**123**	**102**	**57**	**20**	**7**	**2**	**1**	**0**	**0**	**0**	**0**	**0**	**0**	**0**	**0**	**0**
06-00	**623**	**0**	**1**	**1**	**2**	**3**	**3**	**6**	**9**	**20**	**43**	**84**	**125**	**128**	**106**	**60**	**21**	**8**	**2**	**1**	**0**	**0**	**0**	**0**	**0**	**0**	**0**	**0**	**0**
00-00	**638**	**0**	**1**	**1**	**2**	**3**	**3**	**6**	**9**	**20**	**44**	**86**	**128**	**130**	**108**	**62**	**23**	**9**	**2**	**1**	**0**	**0**	**0**	**0**	**0**	**0**	**0**	**0**	**0**

DRAFT

Site 9
Location L-2205-3, att t/pole, Lat 53.54685, Long -6.68816
Direction Two way

3279 / Meath/Cavan/Monaghan ATC's
October 2013
Automatic Traffic Count

Virtual Week (1)

Time	Total	Speed Bins (km/h)																											
		0 - 5	5 - 10	10 - 15	15 - 20	20 - 25	25 - 30	30 - 35	35 - 40	40 - 45	45 - 50	50 - 55	55 - 60	60 - 65	65 - 70	70 - 75	75 - 80	80 - 85	85 - 90	90 - 95	95 - 100	100 - 105	105 - 110	110 - 115	115 - 120	120 - 125	125 - 130	130 - 135	135 - 140
Mon	624	0	1	0	2	3	1	4	13	13	51	78	133	144	88	52	24	9	5	2	0	1	0	0	0	0	0	0	0
Tue	678	0	0	1	1	3	2	6	8	25	48	92	138	145	119	58	25	6	1	0	0	0	0	0	0	0	0	0	0
Wed	644	0	0	1	1	0	3	6	15	25	33	92	139	123	107	65	23	10	1	0	0	0	0	0	0	0	0	0	0
Thu	653	0	1	2	6	4	2	3	8	21	52	84	133	134	109	67	18	8	1	0	0	0	0	0	0	0	0	0	0
Fri	643	0	2	0	1	6	7	7	8	18	38	94	121	135	112	66	19	6	2	1	0	0	0	0	0	0	0	0	0
|Sat	733	0	0	1	2	5	2	4	10	24	54	84	148	129	145	75	31	14	3	2	0	0	0	0	0	0	0	0	0
|Sun	490	0	1	0	1	2	4	11	4	14	35	76	82	101	77	53	20	7	1	0	0	0	0	1	0	0	0	0	0
5 Day Ave.	**648**	**0**	**1**	**1**	**2**	**3**	**3**	**5**	**10**	**20**	**44**	**88**	**133**	**136**	**107**	**62**	**22**	**8**	**2**	**1**	**0**	**0**	**0**	**0**	**0**	**0**	**0**	**0**	**0**
7 Day Ave.	**638**	**0**	**1**	**1**	**2**	**3**	**3**	**6**	**9**	**20**	**44**	**86**	**128**	**130**	**108**	**62**	**23**	**9**	**2**	**1**	**0**	**0**	**0**	**0**	**0**	**0**	**0**	**0**	**0**
--	**4465**	**0**	**5**	**5**	**14**	**23**	**21**	**41**	**66**	**140**	**311**	**600**	**894**	**911**	**757**	**436**	**160**	**60**	**14**	**5**	**0**	**1**	**0**	**1**	**0**	**0**	**0**	**0**	**0**

Summary Graphs

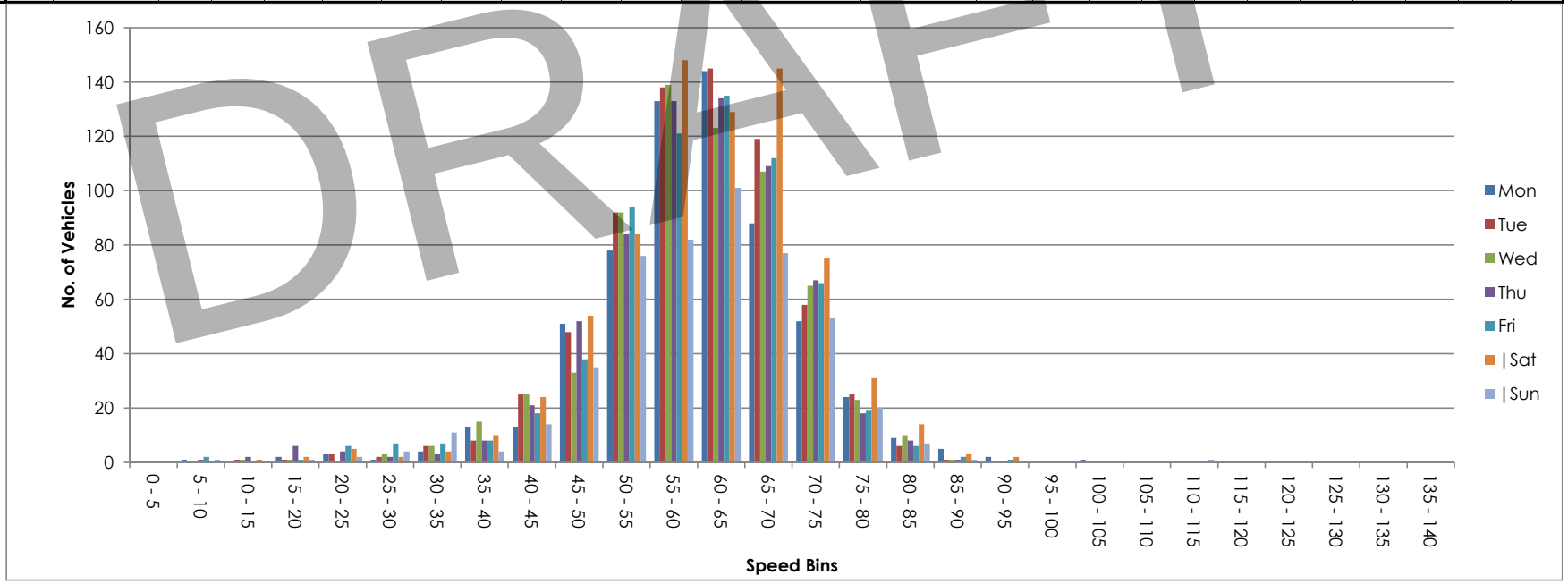

DRAFT



NDC NATIONWIDE DATA COLLECTION	**Site / Location:**	L-22051-0, att t/pole, Lat 53.55441, Long -6.68615	**Project No:**	3279	**Photo No:**	3279-10	**Drawn By:**	MOR
	Survey Date:	Mon, 7 October 2013 to Sun, 13 October 2013	**Project Name:**		Meath/Cavan/Monaghan ATC'S			
	Survey Times:	00:00 to 00(24):00	**Title:**		Site Photograph			

Site No.	Location.	Direction.	Speed Limit - PSL (km/h)	Start Date.	End Date.	Total Vehicles.	5 Day Ave.	7 Day Ave.	No. > Speed Limit.	%. > Speed Limit.	No. > Speed Limit1 (+5km/h).	%. > Speed Limit1 (+5km/h).	No. > Speed Limit1 (+10km/h).	%. > Speed Limit1 (+10km/h).	Mean Speed	85%ile Speed
10	L-22051-0, att t/pole, Lat 53.55441, Long -6.68615	East	80	Mon, 7 October 2013	Sun, 13 October 2013	406	59	58	6	1.5	3	0.7	2	0.5	53.5	68.0
		West	80	Mon, 7 October 2013	Sun, 13 October 2013	408	60	58	7	1.7	3	0.7	0	0.0	51.6	65.5
		Two way	80	Mon, 7 October 2013	Sun, 13 October 2013	814	119	116	13	1.6	6	0.7	2	0.2	52.6	67.0

DRAFT

Site 10
Location L-22051-0, att t/pole, Lat 53.55441, Long -6.68615
Direction East

3279 / Meath/Cavan/Monaghan ATC's
October 2013
Automatic Traffic Count

Mon, 7 October 2013

Time	Total	Classification												>PSL	>PSL%	>SL1	>SL1%	>SL2	>SL2%	Mean	Vpp
		1 MCL	2 SV	3 SVT	4 TB2	5 TB3	6 T4	7 ART3	8 ART4	9 ART5	10 ART6	11 BD	12 DRT	80	80	85 +5kph	85 +5kph	90 +10kph	90 +10kph		85
0000	2	0	2	0	0	0	0	0	0	0	0	0	0	0	0	0	0	0	0	59.4	-
0100	2	0	2	0	0	0	0	0	0	0	0	0	0	0	0	0	0	0	0	59.1	-
0200	3	0	1	0	2	0	0	0	0	0	0	0	0	0	0	0	0	0	0	63.9	-
0300	0	0	0	0	0	0	0	0	0	0	0	0	0	0	0	0	0	0	0	-	-
0400	0	0	0	0	0	0	0	0	0	0	0	0	0	0	0	0	0	0	0	-	-
0500	1	0	0	0	1	0	0	0	0	0	0	0	0	0	0	0	0	0	0	48.4	-
0600	0	0	0	0	0	0	0	0	0	0	0	0	0	0	0	0	0	0	0	-	-
0700	3	0	3	0	0	0	0	0	0	0	0	0	0	0	0	0	0	0	0	48.7	-
0800	**7**	**0**	**5**	**1**	**0**	**0**	**0**	**0**	**1**	**0**	**0**	**0**	**0**	**0**	**0**	**0**	**0**	**0**	**0**	**49.6**	**-**
0900	0	0	0	0	0	0	0	0	0	0	0	0	0	0	0	0	0	0	0	-	-
1000	2	0	2	0	0	0	0	0	0	0	0	0	0	0	0	0	0	0	0	41.2	-
1100	1	0	1	0	0	0	0	0	0	0	0	0	0	0	0	0	0	0	0	20.4	-
1200	3	0	3	0	0	0	0	0	0	0	0	0	0	0	0	0	0	0	0	31.6	-
1300	3	0	2	0	0	1	0	0	0	0	0	0	0	0	0	0	0	0	0	45	-
1400	**6**	**0**	**4**	**0**	**1**	**1**	**0**	**0**	**0**	**0**	**0**	**0**	**0**	**0**	**0**	**0**	**0**	**0**	**0**	**51.4**	**-**
1500	3	0	3	0	0	0	0	0	0	0	0	0	0	0	0	0	0	0	0	30	-
1600	4	0	3	0	0	1	0	0	0	0	0	0	0	0	0	0	0	0	0	53.9	-
1700	3	1	2	0	0	0	0	0	0	0	0	0	0	0	0	0	0	0	0	38.6	-
1800	4	0	4	0	0	0	0	0	0	0	0	0	0	0	0	0	0	0	0	66.7	-
1900	4	0	4	0	0	0	0	0	0	0	0	0	0	0	0	0	0	0	0	58.1	-
2000	2	0	2	0	0	0	0	0	0	0	0	0	0	0	0	0	0	0	0	64.3	-
2100	5	0	5	0	0	0	0	0	0	0	0	0	0	0	0	0	0	0	0	51.5	-
2200	0	0	0	0	0	0	0	0	0	0	0	0	0	0	0	0	0	0	0	-	-
2300	0	0	0	0	0	0	0	0	0	0	0	0	0	0	0	0	0	0	0	-	-
07-19	**39**	**1**	**32**	**1**	**1**	**3**	**0**	**0**	**1**	**0**	**0**	**0**	**0**	**0**	**0**	**0**	**0**	**0**	**0**	**46.7**	**63**
06-22	**50**	**1**	**43**	**1**	**1**	**3**	**0**	**0**	**1**	**0**	**0**	**0**	**0**	**0**	**0**	**0**	**0**	**0**	**0**	**48.8**	**65.9**
06-00	**50**	**1**	**43**	**1**	**1**	**3**	**0**	**0**	**1**	**0**	**0**	**0**	**0**	**0**	**0**	**0**	**0**	**0**	**0**	**48.8**	**65.9**
00-00	**58**	**1**	**48**	**1**	**4**	**3**	**0**	**0**	**1**	**0**	**0**	**0**	**0**	**0**	**0**	**0**	**0**	**0**	**0**	**50.3**	**65.9**

DRAFT

Site 10
Location L-22051-0, att t/pole, Lat 53.55441, Long -6.68615
Direction East

3279 / Meath/Cavan/Monaghan ATC's
October 2013
Automatic Traffic Count

Tue, 8 October 2013

Time	Total	Classification												>PSL	>PSL%	>SL1	>SL1%	>SL2	>SL2%	Mean	Vpp
		1 MCL	2 SV	3 SVT	4 TB2	5 TB3	6 T4	7 ART3	8 ART4	9 ART5	10 ART6	11 BD	12 DRT	80	80	85 +5kph	85 +5kph	90 +10kph	90 +10kph		85
0000	0	0	0	0	0	0	0	0	0	0	0	0	0	0	0	0	0	0	0	-	-
0100	0	0	0	0	0	0	0	0	0	0	0	0	0	0	0	0	0	0	0	-	-
0200	0	0	0	0	0	0	0	0	0	0	0	0	0	0	0	0	0	0	0	-	-
0300	0	0	0	0	0	0	0	0	0	0	0	0	0	0	0	0	0	0	0	-	-
0400	0	0	0	0	0	0	0	0	0	0	0	0	0	0	0	0	0	0	0	-	-
0500	1	0	0	0	1	0	0	0	0	0	0	0	0	0	0	0	0	0	0	44.1	-
0600	2	0	1	1	0	0	0	0	0	0	0	0	0	0	0	0	0	0	0	56.7	-
0700	3	0	3	0	0	0	0	0	0	0	0	0	0	0	0	0	0	0	0	50.2	-
0800	**9**	**0**	**9**	**0**	**0**	**0**	**0**	**0**	**0**	**0**	**0**	**0**	**0**	**0**	**0**	**0**	**0**	**0**	**0**	**53.5**	**-**
0900	3	0	2	0	1	0	0	0	0	0	0	0	0	0	0	0	0	0	0	46.8	-
1000	1	0	1	0	0	0	0	0	0	0	0	0	0	0	0	0	0	0	0	37.6	-
1100	2	0	2	0	0	0	0	0	0	0	0	0	0	0	0	0	0	0	0	47.5	-
1200	2	0	2	0	0	0	0	0	0	0	0	0	0	0	0	0	0	0	0	53.6	-
1300	3	0	3	0	0	0	0	0	0	0	0	0	0	0	0	0	0	0	0	58.3	-
1400	5	0	4	0	1	0	0	0	0	0	0	0	0	0	0	0	0	0	0	52.3	-
1500	4	0	4	0	0	0	0	0	0	0	0	0	0	0	0	0	0	0	0	61.4	-
1600	**7**	**0**	**7**	**0**	**0**	**0**	**0**	**0**	**0**	**0**	**0**	**0**	**0**	**0**	**0**	**0**	**0**	**0**	**0**	**48.2**	**-**
1700	2	0	2	0	0	0	0	0	0	0	0	0	0	0	0	0	0	0	0	60.3	-
1800	4	0	3	0	1	0	0	0	0	0	0	0	0	0	0	0	0	0	0	48	-
1900	6	0	5	1	0	0	0	0	0	0	0	0	0	0	0	0	0	0	0	60.5	-
2000	4	0	4	0	0	0	0	0	0	0	0	0	0	0	0	0	0	0	0	58.8	-
2100	1	0	1	0	0	0	0	0	0	0	0	0	0	0	0	0	0	0	0	77.1	-
2200	1	0	1	0	0	0	0	0	0	0	0	0	0	0	0	0	0	0	0	54.9	-
2300	0	0	0	0	0	0	0	0	0	0	0	0	0	0	0	0	0	0	0	-	-
07-19	**45**	**0**	**42**	**0**	**3**	**0**	**0**	**0**	**0**	**0**	**0**	**0**	**0**	**0**	**0**	**0**	**0**	**0**	**0**	**52.1**	**64.4**
06-22	**58**	**0**	**53**	**2**	**3**	**0**	**0**	**0**	**0**	**0**	**0**	**0**	**0**	**0**	**0**	**0**	**0**	**0**	**0**	**54**	**67.7**
06-00	**59**	**0**	**54**	**2**	**3**	**0**	**0**	**0**	**0**	**0**	**0**	**0**	**0**	**0**	**0**	**0**	**0**	**0**	**0**	**54**	**67.7**
00-00	**60**	**0**	**54**	**2**	**4**	**0**	**0**	**0**	**0**	**0**	**0**	**0**	**0**	**0**	**0**	**0**	**0**	**0**	**0**	**53.9**	**67.7**

DRAFT

Site 10
Location L-22051-0, att t/pole, Lat 53.55441, Long -6.68615
Direction East

3279 / Meath/Cavan/Monaghan ATC's
October 2013
Automatic Traffic Count

Wed, 9 October 2013

Time	Total	Classification												>PSL	>PSL%	>SL1	>SL1%	>SL2	>SL2%	Mean	Vpp
		1 MCL	2 SV	3 SVT	4 TB2	5 TB3	6 T4	7 ART3	8 ART4	9 ART5	10 ART6	11 BD	12 DRT	80	80	85 +5kph	85 +5kph	90 +10kph	90 +10kph		85
0000	0	0	0	0	0	0	0	0	0	0	0	0	0	0	0	0	0	0	0	-	-
0100	0	0	0	0	0	0	0	0	0	0	0	0	0	0	0	0	0	0	0	-	-
0200	0	0	0	0	0	0	0	0	0	0	0	0	0	0	0	0	0	0	0	-	-
0300	0	0	0	0	0	0	0	0	0	0	0	0	0	0	0	0	0	0	0	-	-
0400	0	0	0	0	0	0	0	0	0	0	0	0	0	0	0	0	0	0	0	-	-
0500	0	0	0	0	0	0	0	0	0	0	0	0	0	0	0	0	0	0	0	-	-
0600	3	0	0	2	1	0	0	0	0	0	0	0	0	0	0	0	0	0	0	54.7	-
0700	**6**	**0**	**6**	**0**	**0**	**0**	**0**	**0**	**0**	**0**	**0**	**0**	**0**	**0**	**0**	**0**	**0**	**0**	**0**	**60.7**	**-**
0800	**6**	**0**	**6**	**0**	**0**	**0**	**0**	**0**	**0**	**0**	**0**	**0**	**0**	**0**	**0**	**0**	**0**	**0**	**0**	**52.9**	**-**
0900	2	0	1	0	1	0	0	0	0	0	0	0	0	0	0	0	0	0	0	51	-
1000	2	0	2	0	0	0	0	0	0	0	0	0	0	0	0	0	0	0	0	59.6	-
1100	2	0	2	0	0	0	0	0	0	0	0	0	0	0	0	0	0	0	0	41.7	-
1200	1	0	1	0	0	0	0	0	0	0	0	0	0	1	100	0	0	0	0	83.3	-
1300	3	0	3	0	0	0	0	0	0	0	0	0	0	0	0	0	0	0	0	48.2	-
1400	3	0	3	0	0	0	0	0	0	0	0	0	0	0	0	0	0	0	0	68.1	-
1500	0	0	0	0	0	0	0	0	0	0	0	0	0	0	0	0	0	0	0	-	-
1600	4	0	4	0	0	0	0	0	0	0	0	0	0	0	0	0	0	0	0	52.1	-
1700	**5**	**0**	**5**	**0**	**0**	**0**	**0**	**0**	**0**	**0**	**0**	**0**	**0**	**0**	**0**	**0**	**0**	**0**	**0**	**59.8**	**-**
1800	4	0	3	0	1	0	0	0	0	0	0	0	0	0	0	0	0	0	0	51.6	-
1900	4	0	4	0	0	0	0	0	0	0	0	0	0	0	0	0	0	0	0	62	-
2000	3	0	3	0	0	0	0	0	0	0	0	0	0	0	0	0	0	0	0	59.9	-
2100	**5**	**0**	**4**	**0**	**1**	**0**	**0**	**0**	**0**	**0**	**0**	**0**	**0**	**1**	**20**	**1**	**20**	**1**	**20**	**62**	**-**
2200	0	0	0	0	0	0	0	0	0	0	0	0	0	0	0	0	0	0	0	-	-
2300	0	0	0	0	0	0	0	0	0	0	0	0	0	0	0	0	0	0	0	-	-
07-19	**38**	**0**	**36**	**0**	**2**	**0**	**0**	**0**	**0**	**0**	**0**	**0**	**0**	**1**	**2.6**	**0**	**0**	**0**	**0**	**56.1**	**69.1**
06-22	**53**	**0**	**47**	**2**	**4**	**0**	**0**	**0**	**0**	**0**	**0**	**0**	**0**	**2**	**3.8**	**1**	**1.9**	**1**	**1.9**	**57.2**	**70.2**
06-00	**53**	**0**	**47**	**2**	**4**	**0**	**0**	**0**	**0**	**0**	**0**	**0**	**0**	**2**	**3.8**	**1**	**1.9**	**1**	**1.9**	**57.2**	**70.2**
00-00	**53**	**0**	**47**	**2**	**4**	**0**	**0**	**0**	**0**	**0**	**0**	**0**	**0**	**2**	**3.8**	**1**	**1.9**	**1**	**1.9**	**57.2**	**70.2**

DRAFT

Site 10
Location L-22051-0, att t/pole, Lat 53.55441, Long -6.68615
Direction East

3279 / Meath/Cavan/Monaghan ATC's
October 2013
Automatic Traffic Count

Thu, 10 October 2013

Time	Total	Classification												>PSL	>PSL%	>SL1	>SL1%	>SL2	>SL2%	Mean	Vpp
		1 MCL	2 SV	3 SVT	4 TB2	5 TB3	6 T4	7 ART3	8 ART4	9 ART5	10 ART6	11 BD	12 DRT	80	80	85 +5kph	85 +5kph	90 +10kph	90 +10kph		85
0000	0	0	0	0	0	0	0	0	0	0	0	0	0	0	0	0	0	0	0	-	-
0100	0	0	0	0	0	0	0	0	0	0	0	0	0	0	0	0	0	0	0	-	-
0200	0	0	0	0	0	0	0	0	0	0	0	0	0	0	0	0	0	0	0	-	-
0300	0	0	0	0	0	0	0	0	0	0	0	0	0	0	0	0	0	0	0	-	-
0400	0	0	0	0	0	0	0	0	0	0	0	0	0	0	0	0	0	0	0	-	-
0500	0	0	0	0	0	0	0	0	0	0	0	0	0	0	0	0	0	0	0	-	-
0600	1	0	0	0	1	0	0	0	0	0	0	0	0	0	0	0	0	0	0	59.1	-
0700	6	0	5	0	1	0	0	0	0	0	0	0	0	0	0	0	0	0	0	59	-
0800	**8**	**0**	**6**	**0**	**0**	**0**	**0**	**0**	**1**	**0**	**1**	**0**	**0**	**0**	**0**	**0**	**0**	**0**	**0**	**47.1**	**-**
0900	6	0	4	0	0	1	0	0	0	1	0	0	0	0	0	0	0	0	0	44.5	-
1000	6	0	6	0	0	0	0	0	0	0	0	0	0	0	0	0	0	0	0	41.4	-
1100	7	0	6	0	0	1	0	0	0	0	0	0	0	0	0	0	0	0	0	55.3	-
1200	2	0	2	0	0	0	0	0	0	0	0	0	0	0	0	0	0	0	0	36.5	-
1300	2	0	2	0	0	0	0	0	0	0	0	0	0	0	0	0	0	0	0	63.9	-
1400	3	0	2	0	1	0	0	0	0	0	0	0	0	0	0	0	0	0	0	66.2	-
1500	3	0	2	1	0	0	0	0	0	0	0	0	0	0	0	0	0	0	0	64.2	-
1600	1	0	0	0	1	0	0	0	0	0	0	0	0	0	0	0	0	0	0	40.1	-
1700	5	0	4	1	0	0	0	0	0	0	0	0	0	0	0	0	0	0	0	38.4	-
1800	2	0	2	0	0	0	0	0	0	0	0	0	0	0	0	0	0	0	0	51	-
1900	5	0	4	0	0	0	0	0	1	0	0	0	0	0	0	0	0	0	0	65.6	-
2000	**6**	**0**	**6**	**0**	**0**	**0**	**0**	**0**	**0**	**0**	**0**	**0**	**0**	**0**	**0**	**0**	**0**	**0**	**0**	**55.3**	**-**
2100	3	0	3	0	0	0	0	0	0	0	0	0	0	1	33.3	1	33.3	1	33.3	66.6	-
2200	1	0	1	0	0	0	0	0	0	0	0	0	0	0	0	0	0	0	0	66.4	-
2300	0	0	0	0	0	0	0	0	0	0	0	0	0	0	0	0	0	0	0	-	-
07-19	**51**	**0**	**41**	**2**	**3**	**2**	**0**	**0**	**1**	**1**	**1**	**0**	**0**	**0**	**0**	**0**	**0**	**0**	**0**	**50.2**	**62.6**
06-22	**66**	**0**	**54**	**2**	**4**	**2**	**0**	**0**	**2**	**1**	**1**	**0**	**0**	**1**	**1.5**	**1**	**1.5**	**1**	**1.5**	**52.7**	**64.4**
06-00	**67**	**0**	**55**	**2**	**4**	**2**	**0**	**0**	**2**	**1**	**1**	**0**	**0**	**1**	**1.5**	**1**	**1.5**	**1**	**1.5**	**52.9**	**65.5**
00-00	**67**	**0**	**55**	**2**	**4**	**2**	**0**	**0**	**2**	**1**	**1**	**0**	**0**	**1**	**1.5**	**1**	**1.5**	**1**	**1.5**	**52.9**	**65.5**

DRAFT

Site 10
Location L-22051-0, att t/pole, Lat 53.55441, Long -6.68615
Direction East

3279 / Meath/Cavan/Monaghan ATC's
October 2013
Automatic Traffic Count

Fri, 11 October 2013

Time	Total	Classification												>PSL	>PSL%	>SL1	>SL1%	>SL2	>SL2%	Mean	Vpp
		1 MCL	2 SV	3 SVT	4 TB2	5 TB3	6 T4	7 ART3	8 ART4	9 ART5	10 ART6	11 BD	12 DRT	80	80	85 +5kph	85 +5kph	90 +10kph	90 +10kph		85
0000	0	0	0	0	0	0	0	0	0	0	0	0	0	0	0	0	0	0	0	-	-
0100	0	0	0	0	0	0	0	0	0	0	0	0	0	0	0	0	0	0	0	-	-
0200	0	0	0	0	0	0	0	0	0	0	0	0	0	0	0	0	0	0	0	-	-
0300	0	0	0	0	0	0	0	0	0	0	0	0	0	0	0	0	0	0	0	-	-
0400	0	0	0	0	0	0	0	0	0	0	0	0	0	0	0	0	0	0	0	-	-
0500	0	0	0	0	0	0	0	0	0	0	0	0	0	0	0	0	0	0	0	-	-
0600	0	0	0	0	0	0	0	0	0	0	0	0	0	0	0	0	0	0	0	-	-
0700	8	0	5	0	3	0	0	0	0	0	0	0	0	0	0	0	0	0	0	62	-
0800	**10**	**0**	**9**	**0**	**0**	**0**	**0**	**0**	**1**	**0**	**0**	**0**	**0**	**0**	**0**	**0**	**0**	**0**	**0**	**55.3**	**-**
0900	1	0	1	0	0	0	0	0	0	0	0	0	0	0	0	0	0	0	0	36.2	-
1000	2	0	2	0	0	0	0	0	0	0	0	0	0	0	0	0	0	0	0	50.3	-
1100	1	0	0	0	1	0	0	0	0	0	0	0	0	0	0	0	0	0	0	50.7	-
1200	3	0	3	0	0	0	0	0	0	0	0	0	0	0	0	0	0	0	0	70.5	-
1300	**5**	**0**	**4**	**0**	**1**	**0**	**0**	**0**	**0**	**0**	**0**	**0**	**0**	**0**	**0**	**0**	**0**	**0**	**0**	**53.1**	**-**
1400	2	0	2	0	0	0	0	0	0	0	0	0	0	0	0	0	0	0	0	74.2	-
1500	1	0	1	0	0	0	0	0	0	0	0	0	0	0	0	0	0	0	0	61.2	-
1600	**5**	**0**	**4**	**0**	**1**	**0**	**0**	**0**	**0**	**0**	**0**	**0**	**0**	**0**	**0**	**0**	**0**	**0**	**0**	**45.8**	**-**
1700	3	0	3	0	0	0	0	0	0	0	0	0	0	0	0	0	0	0	0	61.3	-
1800	3	0	3	0	0	0	0	0	0	0	0	0	0	0	0	0	0	0	0	54.1	-
1900	1	0	1	0	0	0	0	0	0	0	0	0	0	0	0	0	0	0	0	68.7	-
2000	3	0	3	0	0	0	0	0	0	0	0	0	0	0	0	0	0	0	0	70.1	-
2100	4	0	4	0	0	0	0	0	0	0	0	0	0	0	0	0	0	0	0	47.9	-
2200	2	0	2	0	0	0	0	0	0	0	0	0	0	0	0	0	0	0	0	56.1	-
2300	1	0	1	0	0	0	0	0	0	0	0	0	0	0	0	0	0	0	0	75.2	-
07-19	**44**	**0**	**37**	**0**	**6**	**0**	**0**	**0**	**1**	**0**	**0**	**0**	**0**	**0**	**0**	**0**	**0**	**0**	**0**	**56.8**	**68.8**
06-22	**52**	**0**	**45**	**0**	**6**	**0**	**0**	**0**	**1**	**0**	**0**	**0**	**0**	**0**	**0**	**0**	**0**	**0**	**0**	**57.1**	**69.5**
06-00	**55**	**0**	**48**	**0**	**6**	**0**	**0**	**0**	**1**	**0**	**0**	**0**	**0**	**0**	**0**	**0**	**0**	**0**	**0**	**57.4**	**69.8**
00-00	**55**	**0**	**48**	**0**	**6**	**0**	**0**	**0**	**1**	**0**	**0**	**0**	**0**	**0**	**0**	**0**	**0**	**0**	**0**	**57.4**	**69.8**

DRAFT

Site 10
Location L-22051-0, att t/pole, Lat 53.55441, Long -6.68615
Direction East

3279 / Meath/Cavan/Monaghan ATC's
October 2013
Automatic Traffic Count

Sat, 12 October 2013

Time	Total	Classification												>PSL	>PSL%	>SL1	>SL1%	>SL2	>SL2%	Mean	Vpp
		1 MCL	2 SV	3 SVT	4 TB2	5 TB3	6 T4	7 ART3	8 ART4	9 ART5	10 ART6	11 BD	12 DRT	80	80	85 +5kph	85 +5kph	90 +10kph	90 +10kph		85
0000	0	0	0	0	0	0	0	0	0	0	0	0	0	0	0	0	0	0	0	-	-
0100	0	0	0	0	0	0	0	0	0	0	0	0	0	0	0	0	0	0	0	-	-
0200	0	0	0	0	0	0	0	0	0	0	0	0	0	0	0	0	0	0	0	-	-
0300	0	0	0	0	0	0	0	0	0	0	0	0	0	0	0	0	0	0	0	-	-
0400	0	0	0	0	0	0	0	0	0	0	0	0	0	0	0	0	0	0	0	-	-
0500	0	0	0	0	0	0	0	0	0	0	0	0	0	0	0	0	0	0	0	-	-
0600	1	0	0	1	0	0	0	0	0	0	0	0	0	0	0	0	0	0	0	54.7	-
0700	3	0	1	0	0	2	0	0	0	0	0	0	0	0	0	0	0	0	0	51.8	-
0800	1	0	1	0	0	0	0	0	0	0	0	0	0	0	0	0	0	0	0	51.9	-
0900	3	0	3	0	0	0	0	0	0	0	0	0	0	0	0	0	0	0	0	42.7	-
1000	**4**	**0**	**3**	**0**	**1**	**0**	**0**	**0**	**0**	**0**	**0**	**0**	**0**	**0**	**0**	**0**	**0**	**0**	**0**	**42.7**	**-**
1100	**4**	**0**	**4**	**0**	**0**	**0**	**0**	**0**	**0**	**0**	**0**	**0**	**0**	**1**	**25**	**0**	**0**	**0**	**0**	**55.8**	**-**
1200	6	0	6	0	0	0	0	0	0	0	0	0	0	1	16.7	1	16.7	0	0	56.2	-
1300	7	0	7	0	0	0	0	0	0	0	0	0	0	0	0	0	0	0	0	61.5	-
1400	4	0	4	0	0	0	0	0	0	0	0	0	0	0	0	0	0	0	0	45	-
1500	3	0	3	0	0	0	0	0	0	0	0	0	0	0	0	0	0	0	0	43.5	-
1600	**9**	**0**	**8**	**0**	**1**	**0**	**0**	**0**	**0**	**0**	**0**	**0**	**0**	**0**	**0**	**0**	**0**	**0**	**0**	**51.9**	**-**
1700	1	0	1	0	0	0	0	0	0	0	0	0	0	0	0	0	0	0	0	47.3	-
1800	4	0	4	0	0	0	0	0	0	0	0	0	0	0	0	0	0	0	0	43.8	-
1900	3	0	3	0	0	0	0	0	0	0	0	0	0	0	0	0	0	0	0	62.8	-
2000	2	0	2	0	0	0	0	0	0	0	0	0	0	0	0	0	0	0	0	62.4	-
2100	0	0	0	0	0	0	0	0	0	0	0	0	0	0	0	0	0	0	0	-	-
2200	2	0	2	0	0	0	0	0	0	0	0	0	0	1	50	0	0	0	0	73.3	-
2300	0	0	0	0	0	0	0	0	0	0	0	0	0	0	0	0	0	0	0	-	-
07-19	**49**	**0**	**45**	**0**	**2**	**2**	**0**	**0**	**0**	**0**	**0**	**0**	**0**	**2**	**4.1**	**1**	**2**	**0**	**0**	**51**	**64.1**
06-22	**55**	**0**	**50**	**1**	**2**	**2**	**0**	**0**	**0**	**0**	**0**	**0**	**0**	**2**	**3.6**	**1**	**1.8**	**0**	**0**	**52.1**	**66.2**
06-00	**57**	**0**	**52**	**1**	**2**	**2**	**0**	**0**	**0**	**0**	**0**	**0**	**0**	**3**	**5.3**	**1**	**1.8**	**0**	**0**	**52.8**	**66.2**
00-00	**57**	**0**	**52**	**1**	**2**	**2**	**0**	**0**	**0**	**0**	**0**	**0**	**0**	**3**	**5.3**	**1**	**1.8**	**0**	**0**	**52.8**	**66.2**

DRAFT

Site 10
Location L-22051-0, att t/pole, Lat 53.55441, Long -6.68615
Direction East

3279 / Meath/Cavan/Monaghan ATC's
October 2013
Automatic Traffic Count

Sun, 13 October 2013

Time	Total	Classification												>PSL	>PSL%	>SL1	>SL1%	>SL2	>SL2%	Mean	Vpp
		1 MCL	2 SV	3 SVT	4 TB2	5 TB3	6 T4	7 ART3	8 ART4	9 ART5	10 ART6	11 BD	12 DRT	80	80	85 +5kph	85 +5kph	90 +10kph	90 +10kph		85
0000	1	0	0	0	1	0	0	0	0	0	0	0	0	0	0	0	0	0	0	57.7	-
0100	0	0	0	0	0	0	0	0	0	0	0	0	0	0	0	0	0	0	0	-	-
0200	0	0	0	0	0	0	0	0	0	0	0	0	0	0	0	0	0	0	0	-	-
0300	0	0	0	0	0	0	0	0	0	0	0	0	0	0	0	0	0	0	0	-	-
0400	0	0	0	0	0	0	0	0	0	0	0	0	0	0	0	0	0	0	0	-	-
0500	0	0	0	0	0	0	0	0	0	0	0	0	0	0	0	0	0	0	0	-	-
0600	0	0	0	0	0	0	0	0	0	0	0	0	0	0	0	0	0	0	0	-	-
0700	2	0	2	0	0	0	0	0	0	0	0	0	0	0	0	0	0	0	0	66.9	-
0800	0	0	0	0	0	0	0	0	0	0	0	0	0	0	0	0	0	0	0	-	-
0900	4	0	4	0	0	0	0	0	0	0	0	0	0	0	0	0	0	0	0	55.8	-
1000	**6**	**0**	**6**	**0**	**0**	**0**	**0**	**0**	**0**	**0**	**0**	**0**	**0**	**0**	**0**	**0**	**0**	**0**	**0**	**48.2**	**-**
1100	4	0	4	0	0	0	0	0	0	0	0	0	0	0	0	0	0	0	0	42.7	-
1200	5	0	5	0	0	0	0	0	0	0	0	0	0	0	0	0	0	0	0	50.4	-
1300	2	0	2	0	0	0	0	0	0	0	0	0	0	0	0	0	0	0	0	40.9	-
1400	5	0	5	0	0	0	0	0	0	0	0	0	0	0	0	0	0	0	0	51	-
1500	2	0	2	0	0	0	0	0	0	0	0	0	0	0	0	0	0	0	0	44.9	-
1600	3	0	3	0	0	0	0	0	0	0	0	0	0	0	0	0	0	0	0	34.8	-
1700	4	0	4	0	0	0	0	0	0	0	0	0	0	0	0	0	0	0	0	43.7	-
1800	5	0	3	0	2	0	0	0	0	0	0	0	0	0	0	0	0	0	0	54.4	-
1900	**6**	**0**	**5**	**1**	**0**	**0**	**0**	**0**	**0**	**0**	**0**	**0**	**0**	**0**	**0**	**0**	**0**	**0**	**0**	**49.2**	**-**
2000	4	0	4	0	0	0	0	0	0	0	0	0	0	0	0	0	0	0	0	57.4	-
2100	2	0	2	0	0	0	0	0	0	0	0	0	0	0	0	0	0	0	0	66	-
2200	1	0	1	0	0	0	0	0	0	0	0	0	0	0	0	0	0	0	0	74.6	-
2300	0	0	0	0	0	0	0	0	0	0	0	0	0	0	0	0	0	0	0	0	0
07-19	**42**	**0**	**40**	**0**	**2**	**0**	**0**	**0**	**0**	**0**	**0**	**0**	**0**	**0**	**0**	**0**	**0**	**0**	**0**	**48.7**	**60.8**
06-22	**54**	**0**	**51**	**1**	**2**	**0**	**0**	**0**	**0**	**0**	**0**	**0**	**0**	**0**	**0**	**0**	**0**	**0**	**0**	**50.1**	**63.4**
06-00	**55**	**0**	**52**	**1**	**2**	**0**	**0**	**0**	**0**	**0**	**0**	**0**	**0**	**0**	**0**	**0**	**0**	**0**	**0**	**50.5**	**64.1**
00-00	**56**	**0**	**52**	**1**	**3**	**0**	**0**	**0**	**0**	**0**	**0**	**0**	**0**	**0**	**0**	**0**	**0**	**0**	**0**	**50.6**	**64.1**

DRAFT

Site 10
Location L-22051-0, att t/pole, Lat 53.55441, Long -6.68615
Direction East

3279 / Meath/Cavan/Monaghan ATC's
October 2013
Automatic Traffic Count

Virtual Day (7)

Time	Total	Classification												>PSL	>PSL%	>SL1	>SL1%	>SL2	>SL2%	Mean	Vpp
		1 MCL	2 SV	3 SVT	4 TB2	5 TB3	6 T4	7 ART3	8 ART4	9 ART5	10 ART6	11 BD	12 DRT	80	80	85 +5kph	85 +5kph	90 +10kph	90 +10kph		85
0000	0	0	0	0	0	0	0	0	0	0	0	0	0	0	0	0	0	0	0	58.9	-
0100	0	0	0	0	0	0	0	0	0	0	0	0	0	0	0	0	0	0	0	59.1	-
0200	0	0	0	0	0	0	0	0	0	0	0	0	0	0	0	0	0	0	0	63.9	-
0300	0	0	0	0	0	0	0	0	0	0	0	0	0	0	0	0	0	0	0	-	-
0400	0	0	0	0	0	0	0	0	0	0	0	0	0	0	0	0	0	0	0	-	-
0500	0	0	0	0	0	0	0	0	0	0	0	0	0	0	0	0	0	0	0	46.2	-
0600	1	0	0	1	0	0	0	0	0	0	0	0	0	0	0	0	0	0	0	55.9	-
0700	4	0	4	0	1	0	0	0	0	0	0	0	0	0	0	0	0	0	0	58.1	-
0800	**6**	**0**	**5**	**0**	**0**	**0**	**0**	**0**	**0**	**0**	**0**	**0**	**0**	**0**	**0**	**0**	**0**	**0**	**0**	**51.9**	**-**
0900	3	0	2	0	0	0	0	0	0	0	0	0	0	0	0	0	0	0	0	47.2	-
1000	3	0	3	0	0	0	0	0	0	0	0	0	0	0	0	0	0	0	0	45.6	-
1100	3	0	3	0	0	0	0	0	0	0	0	0	0	0	4.8	0	0	0	0	49.1	-
1200	3	0	3	0	0	0	0	0	0	0	0	0	0	0	9.1	0	4.5	0	0	52.7	-
1300	4	0	3	0	0	0	0	0	0	0	0	0	0	0	0	0	0	0	0	54.4	-
1400	4	0	3	0	0	0	0	0	0	0	0	0	0	0	0	0	0	0	0	55.6	-
1500	2	0	2	0	0	0	0	0	0	0	0	0	0	0	0	0	0	0	0	50.6	-
1600	**5**	**0**	**4**	**0**	**0**	**0**	**0**	**0**	**0**	**0**	**0**	**0**	**0**	**0**	**0**	**0**	**0**	**0**	**0**	**48.5**	**-**
1700	3	0	3	0	0	0	0	0	0	0	0	0	0	0	0	0	0	0	0	49.3	-
1800	4	0	3	0	1	0	0	0	0	0	0	0	0	0	0	0	0	0	0	52.9	-
1900	4	0	4	0	0	0	0	0	0	0	0	0	0	0	0	0	0	0	0	59.5	-
2000	3	0	3	0	0	0	0	0	0	0	0	0	0	0	0	0	0	0	0	60	-
2100	3	0	3	0	0	0	0	0	0	0	0	0	0	0	10	0	10	0	10	58.4	-
2200	1	0	1	0	0	0	0	0	0	0	0	0	0	0	14.3	0	0	0	0	65	-
2300	0	0	0	0	0	0	0	0	0	0	0	0	0	0	0	0	0	0	0	75.2	-
07-19	**44**	**0**	**39**	**0**	**3**	**1**	**0**	**0**	**0**	**0**	**0**	**0**	**0**	**0**	**1**	**0**	**0.3**	**0**	**0**	**51.6**	**66.2**
06-22	**55**	**0**	**49**	**1**	**3**	**1**	**0**	**0**	**1**	**0**	**0**	**0**	**0**	**1**	**1.3**	**0**	**0.8**	**0**	**0.5**	**53.2**	**67.7**
06-00	**57**	**0**	**50**	**1**	**3**	**1**	**0**	**0**	**1**	**0**	**0**	**0**	**0**	**1**	**1.5**	**0**	**0.8**	**0**	**0.5**	**53.4**	**68**
00-00	**58**	**0**	**51**	**1**	**4**	**1**	**0**	**0**	**1**	**0**	**0**	**0**	**0**	**1**	**1.5**	**0**	**0.7**	**0**	**0.5**	**53.5**	**68**

DRAFT

Site 10
Location L-22051-0, att t/pole, Lat 53.55441, Long -6.68615
Direction East

3279 / Meath/Cavan/Monaghan ATC's
October 2013
Automatic Traffic Count

Virtual Week (1)

Time	Total	Classification												>PSL	>PSL%	>SL1	>SL1%	>SL2	>SL2%	Mean	Vpp
		1 MCL	2 SV	3 SVT	4 TB2	5 TB3	6 T4	7 ART3	8 ART4	9 ART5	10 ART6	11 BD	12 DRT	80	80	85 +5kph	85 +5kph	90 +10kph	90 +10kph		85
Mon	58	1	48	1	4	3	0	0	1	0	0	0	0	0	0	0	0	0	0	50.3	65.9
Tue	60	0	54	2	4	0	0	0	0	0	0	0	0	0	0	0	0	0	0	53.9	67.7
Wed	53	0	47	2	4	0	0	0	0	0	0	0	0	2	3.8	1	1.9	1	1.9	57.2	70.2
Thu	67	0	55	2	4	2	0	0	2	1	1	0	0	1	1.5	1	1.5	1	1.5	52.9	65.5
Fri	55	0	48	0	6	0	0	0	1	0	0	0	0	0	0	0	0	0	0	57.4	69.8
| Sat	57	0	52	1	2	2	0	0	0	0	0	0	0	3	5.3	1	1.8	0	0	52.8	66.2
| Sun	56	0	52	1	3	0	0	0	0	0	0	0	0	0	0	0	0	0	0	50.6	64.1
5 Day Ave.	**59**	**0**	**50**	**1**	**4**	**1**	**0**	**0**	**1**	**0**	**0**	**0**	**0**	**1**	**1.7**	**0**	**0.0**	**0**	**0.0**	**54.3**	**67.8**
7 Day Ave.	**58**	**0**	**51**	**1**	**4**	**1**	**0**	**0**	**1**	**0**	**0**	**0**	**0**	**1**	**1.5**	**0**	**0.7**	**0**	**0.5**	**53.5**	**68.0**
--	**406**	**1**	**356**	**9**	**27**	**7**	**0**	**0**	**4**	**1**	**1**	**0**	**0**	**6**	**1.5**	**3**	**0.7**	**2**	**0.5**	**53.5**	**68.0**

Summary Graphs

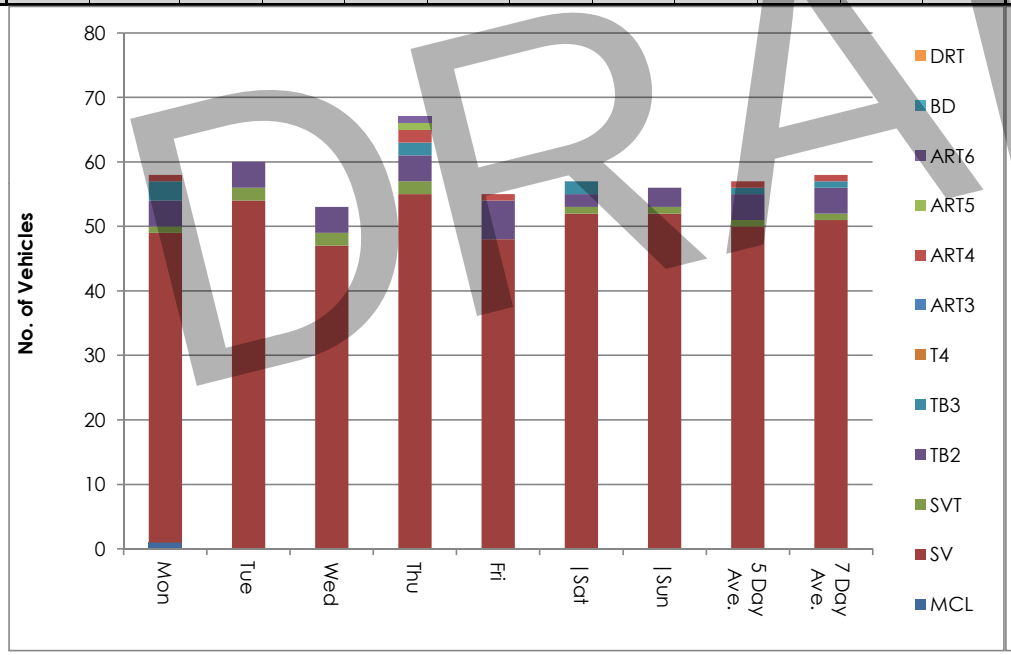

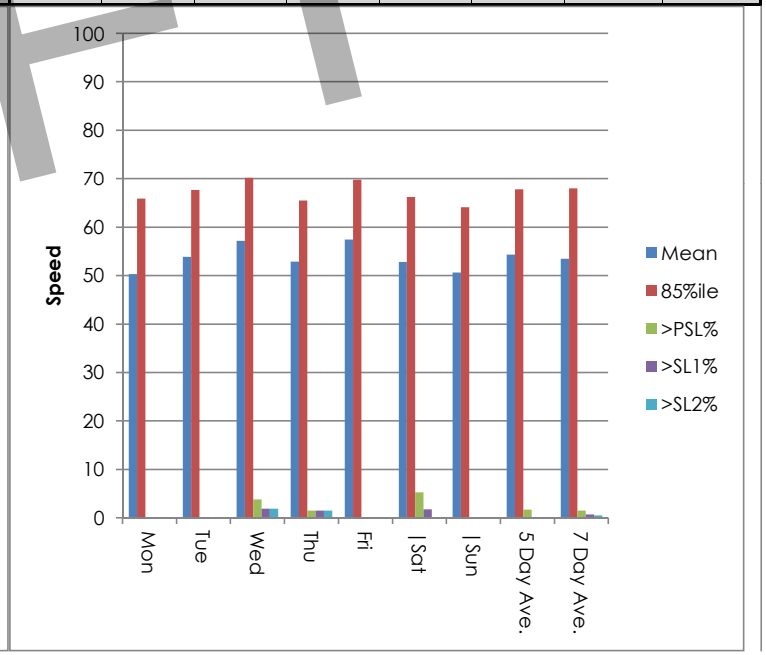

DRAFT

Site 10
Location L-22051-0, att t/pole, Lat 53.55441, Long -6.68615
Direction East

3279 / Meath/Cavan/Monaghan ATC's
October 2013
Automatic Traffic Count

Mon, 7 October 2013

Time	Total	Speed Bins (km/h)																											
		0 - 5	5 - 10	10 - 15	15 - 20	20 - 25	25 - 30	30 - 35	35 - 40	40 - 45	45 - 50	50 - 55	55 - 60	60 - 65	65 - 70	70 - 75	75 - 80	80 - 85	85 - 90	90 - 95	95 - 100	100 - 105	105 - 110	110 - 115	115 - 120	120 - 125	125 - 130	130 - 135	135 - 140
0000	2	0	0	0	0	0	0	0	0	0	1	0	0	0	0	1	0	0	0	0	0	0	0	0	0	0	0	0	0
0100	2	0	0	0	0	0	0	0	0	0	0	0	1	1	0	0	0	0	0	0	0	0	0	0	0	0	0	0	0
0200	3	0	0	0	0	0	0	0	0	0	0	0	1	1	0	1	0	0	0	0	0	0	0	0	0	0	0	0	0
0300	0	0	0	0	0	0	0	0	0	0	0	0	0	0	0	0	0	0	0	0	0	0	0	0	0	0	0	0	0
0400	0	0	0	0	0	0	0	0	0	0	0	0	0	0	0	0	0	0	0	0	0	0	0	0	0	0	0	0	0
0500	1	0	0	0	0	0	0	0	0	0	1	0	0	0	0	0	0	0	0	0	0	0	0	0	0	0	0	0	0
0600	0	0	0	0	0	0	0	0	0	0	0	0	0	0	0	0	0	0	0	0	0	0	0	0	0	0	0	0	0
0700	3	0	0	0	0	0	0	1	0	0	0	1	0	1	0	0	0	0	0	0	0	0	0	0	0	0	0	0	0
0800	**7**	**0**	**0**	**0**	**0**	**0**	**0**	**2**	**1**	**0**	**0**	**1**	**0**	**2**	**0**	**1**	**0**	**0**	**0**	**0**	**0**	**0**	**0**	**0**	**0**	**0**	**0**	**0**	**0**
0900	0	0	0	0	0	0	0	0	0	0	0	0	0	0	0	0	0	0	0	0	0	0	0	0	0	0	0	0	0
1000	2	0	0	0	0	0	0	0	1	1	0	0	0	0	0	0	0	0	0	0	0	0	0	0	0	0	0	0	0
1100	1	0	0	0	0	1	0	0	0	0	0	0	0	0	0	0	0	0	0	0	0	0	0	0	0	0	0	0	0
1200	3	0	0	0	0	2	0	0	0	0	1	0	0	0	0	0	0	0	0	0	0	0	0	0	0	0	0	0	0
1300	3	0	0	0	0	0	0	1	0	0	1	1	0	0	0	0	0	0	0	0	0	0	0	0	0	0	0	0	0
1400	**6**	**0**	**0**	**0**	**0**	**0**	**0**	**1**	**0**	**1**	**1**	**1**	**0**	**1**	**1**	**0**	**0**	**0**	**0**	**0**	**0**	**0**	**0**	**0**	**0**	**0**	**0**	**0**	**0**
1500	3	0	0	1	0	0	0	1	0	1	0	0	0	0	0	0	0	0	0	0	0	0	0	0	0	0	0	0	0
1600	4	0	0	0	0	0	0	1	0	0	0	1	0	1	0	1	0	0	0	0	0	0	0	0	0	0	0	0	0
1700	3	0	0	1	0	0	0	0	0	0	0	2	0	0	0	0	0	0	0	0	0	0	0	0	0	0	0	0	0
1800	4	0	0	0	0	0	0	0	0	0	0	0	1	1	1	0	1	0	0	0	0	0	0	0	0	0	0	0	0
1900	4	0	0	0	0	0	0	0	0	0	0	2	1	0	0	1	0	0	0	0	0	0	0	0	0	0	0	0	0
2000	2	0	0	0	0	0	0	0	0	0	0	1	0	0	0	1	0	0	0	0	0	0	0	0	0	0	0	0	0
2100	5	0	0	0	0	0	0	1	1	0	0	0	2	0	0	0	1	0	0	0	0	0	0	0	0	0	0	0	0
2200	0	0	0	0	0	0	0	0	0	0	0	0	0	0	0	0	0	0	0	0	0	0	0	0	0	0	0	0	0
2300	0	0	0	0	0	0	0	0	0	0	0	0	0	0	0	0	0	0	0	0	0	0	0	0	0	0	0	0	0
07-19	**39**	**0**	**0**	**2**	**0**	**3**	**0**	**7**	**2**	**3**	**3**	**7**	**1**	**6**	**2**	**2**	**1**	**0**	**0**	**0**	**0**	**0**	**0**	**0**	**0**	**0**	**0**	**0**	**0**
06-22	**50**	**0**	**0**	**2**	**0**	**3**	**0**	**8**	**3**	**3**	**3**	**10**	**4**	**6**	**2**	**4**	**2**	**0**	**0**	**0**	**0**	**0**	**0**	**0**	**0**	**0**	**0**	**0**	**0**
06-00	**50**	**0**	**0**	**2**	**0**	**3**	**0**	**8**	**3**	**3**	**3**	**10**	**4**	**6**	**2**	**4**	**2**	**0**	**0**	**0**	**0**	**0**	**0**	**0**	**0**	**0**	**0**	**0**	**0**
00-00	**58**	**0**	**0**	**2**	**0**	**3**	**0**	**8**	**3**	**3**	**5**	**10**	**6**	**8**	**2**	**6**	**2**	**0**	**0**	**0**	**0**	**0**	**0**	**0**	**0**	**0**	**0**	**0**	**0**

DRAFT

Site 10
Location L-22051-0, att t/pole, Lat 53.55441, Long -6.68615
Direction East

3279 / Meath/Cavan/Monaghan ATC's
October 2013
Automatic Traffic Count

Tue, 8 October 2013

Time	Total	Speed Bins (km/h)																											
		0 - 5	5 - 10	10 - 15	15 - 20	20 - 25	25 - 30	30 - 35	35 - 40	40 - 45	45 - 50	50 - 55	55 - 60	60 - 65	65 - 70	70 - 75	75 - 80	80 - 85	85 - 90	90 - 95	95 - 100	100 - 105	105 - 110	110 - 115	115 - 120	120 - 125	125 - 130	130 - 135	135 - 140
0000	0	0	0	0	0	0	0	0	0	0	0	0	0	0	0	0	0	0	0	0	0	0	0	0	0	0	0	0	0
0100	0	0	0	0	0	0	0	0	0	0	0	0	0	0	0	0	0	0	0	0	0	0	0	0	0	0	0	0	0
0200	0	0	0	0	0	0	0	0	0	0	0	0	0	0	0	0	0	0	0	0	0	0	0	0	0	0	0	0	0
0300	0	0	0	0	0	0	0	0	0	0	0	0	0	0	0	0	0	0	0	0	0	0	0	0	0	0	0	0	0
0400	0	0	0	0	0	0	0	0	0	0	0	0	0	0	0	0	0	0	0	0	0	0	0	0	0	0	0	0	0
0500	1	0	0	0	0	0	0	0	0	1	0	0	0	0	0	0	0	0	0	0	0	0	0	0	0	0	0	0	0
0600	2	0	0	0	0	0	0	0	0	1	0	0	0	0	1	0	0	0	0	0	0	0	0	0	0	0	0	0	0
0700	3	0	0	0	0	0	0	0	0	1	0	1	1	0	0	0	0	0	0	0	0	0	0	0	0	0	0	0	0
0800	**9**	**0**	**0**	**0**	**0**	**0**	**1**	**1**	**0**	**0**	**0**	**2**	**1**	**2**	**2**	**0**	**0**	**0**	**0**	**0**	**0**	**0**	**0**	**0**	**0**	**0**	**0**	**0**	**0**
0900	3	0	0	0	0	1	0	0	0	0	1	0	0	0	1	0	0	0	0	0	0	0	0	0	0	0	0	0	0
1000	1	0	0	0	0	0	0	0	1	0	0	0	0	0	0	0	0	0	0	0	0	0	0	0	0	0	0	0	0
1100	2	0	0	0	0	0	0	1	0	0	0	0	0	1	0	0	0	0	0	0	0	0	0	0	0	0	0	0	0
1200	2	0	0	0	0	0	0	0	0	0	1	0	1	0	0	0	0	0	0	0	0	0	0	0	0	0	0	0	0
1300	3	0	0	0	0	0	0	0	0	0	1	0	0	2	0	0	0	0	0	0	0	0	0	0	0	0	0	0	0
1400	5	0	0	0	0	0	0	0	1	1	0	0	1	1	1	0	0	0	0	0	0	0	0	0	0	0	0	0	0
1500	4	0	0	0	0	0	0	0	0	0	0	1	1	0	1	1	0	0	0	0	0	0	0	0	0	0	0	0	0
1600	**7**	**0**	**0**	**0**	**0**	**0**	**0**	**1**	**2**	**0**	**0**	**2**	**1**	**0**	**0**	**1**	**0**	**0**	**0**	**0**	**0**	**0**	**0**	**0**	**0**	**0**	**0**	**0**	**0**
1700	2	0	0	0	0	0	0	0	0	0	0	0	1	1	0	0	0	0	0	0	0	0	0	0	0	0	0	0	0
1800	4	0	0	0	0	0	1	0	1	0	0	0	0	2	0	0	0	0	0	0	0	0	0	0	0	0	0	0	0
1900	6	0	0	0	0	0	0	0	0	0	1	1	1	1	1	1	0	0	0	0	0	0	0	0	0	0	0	0	0
2000	4	0	0	0	0	0	0	0	0	1	0	1	0	1	0	0	1	0	0	0	0	0	0	0	0	0	0	0	0
2100	1	0	0	0	0	0	0	0	0	0	0	0	0	0	0	0	1	0	0	0	0	0	0	0	0	0	0	0	0
2200	1	0	0	0	0	0	0	0	0	0	0	1	0	0	0	0	0	0	0	0	0	0	0	0	0	0	0	0	0
2300	0	0	0	0	0	0	0	0	0	0	0	0	0	0	0	0	0	0	0	0	0	0	0	0	0	0	0	0	0
07-19	**45**	**0**	**0**	**0**	**0**	**1**	**2**	**3**	**5**	**2**	**3**	**6**	**7**	**9**	**5**	**2**	**0**	**0**	**0**	**0**	**0**	**0**	**0**	**0**	**0**	**0**	**0**	**0**	**0**
06-22	**58**	**0**	**0**	**0**	**0**	**1**	**2**	**3**	**5**	**4**	**4**	**8**	**8**	**11**	**7**	**3**	**2**	**0**	**0**	**0**	**0**	**0**	**0**	**0**	**0**	**0**	**0**	**0**	**0**
06-00	**59**	**0**	**0**	**0**	**0**	**1**	**2**	**3**	**5**	**4**	**4**	**9**	**8**	**11**	**7**	**3**	**2**	**0**	**0**	**0**	**0**	**0**	**0**	**0**	**0**	**0**	**0**	**0**	**0**
00-00	**60**	**0**	**0**	**0**	**0**	**1**	**2**	**3**	**5**	**5**	**4**	**9**	**8**	**11**	**7**	**3**	**2**	**0**	**0**	**0**	**0**	**0**	**0**	**0**	**0**	**0**	**0**	**0**	**0**

DRAFT

Site 10
Location L-22051-0, att t/pole, Lat 53.55441, Long -6.68615
Direction East

3279 / Meath/Cavan/Monaghan ATC's
October 2013
Automatic Traffic Count

Wed, 9 October 2013

Time	Total	Speed Bins (km/h)																											
		0 - 5	5 - 10	10 - 15	15 - 20	20 - 25	25 - 30	30 - 35	35 - 40	40 - 45	45 - 50	50 - 55	55 - 60	60 - 65	65 - 70	70 - 75	75 - 80	80 - 85	85 - 90	90 - 95	95 - 100	100 - 105	105 - 110	110 - 115	115 - 120	120 - 125	125 - 130	130 - 135	135 - 140
0000	0	0	0	0	0	0	0	0	0	0	0	0	0	0	0	0	0	0	0	0	0	0	0	0	0	0	0	0	0
0100	0	0	0	0	0	0	0	0	0	0	0	0	0	0	0	0	0	0	0	0	0	0	0	0	0	0	0	0	0
0200	0	0	0	0	0	0	0	0	0	0	0	0	0	0	0	0	0	0	0	0	0	0	0	0	0	0	0	0	0
0300	0	0	0	0	0	0	0	0	0	0	0	0	0	0	0	0	0	0	0	0	0	0	0	0	0	0	0	0	0
0400	0	0	0	0	0	0	0	0	0	0	0	0	0	0	0	0	0	0	0	0	0	0	0	0	0	0	0	0	0
0500	0	0	0	0	0	0	0	0	0	0	0	0	0	0	0	0	0	0	0	0	0	0	0	0	0	0	0	0	0
0600	3	0	0	0	0	0	0	0	0	0	1	1	0	0	1	0	0	0	0	0	0	0	0	0	0	0	0	0	0
0700	**6**	**0**	**0**	**0**	**0**	**0**	**0**	**0**	**0**	**0**	**1**	**1**	**0**	**3**	**0**	**0**	**1**	**0**	**0**	**0**	**0**	**0**	**0**	**0**	**0**	**0**	**0**	**0**	**0**
0800	**6**	**0**	**0**	**0**	**0**	**0**	**1**	**0**	**1**	**0**	**0**	**0**	**2**	**1**	**1**	**0**	**0**	**0**	**0**	**0**	**0**	**0**	**0**	**0**	**0**	**0**	**0**	**0**	**0**
0900	2	0	0	0	0	0	0	0	0	1	0	0	1	0	0	0	0	0	0	0	0	0	0	0	0	0	0	0	0
1000	2	0	0	0	0	0	0	0	0	0	0	0	2	0	0	0	0	0	0	0	0	0	0	0	0	0	0	0	0
1100	2	0	0	0	0	0	0	1	0	0	0	1	0	0	0	0	0	0	0	0	0	0	0	0	0	0	0	0	0
1200	1	0	0	0	0	0	0	0	0	0	0	0	0	0	0	0	1	0	0	0	0	0	0	0	0	0	0	0	0
1300	3	0	0	0	0	0	0	0	0	2	0	0	0	1	0	0	0	0	0	0	0	0	0	0	0	0	0	0	0
1400	3	0	0	0	0	0	0	0	0	0	0	0	0	1	1	1	0	0	0	0	0	0	0	0	0	0	0	0	0
1500	0	0	0	0	0	0	0	0	0	0	0	0	0	0	0	0	0	0	0	0	0	0	0	0	0	0	0	0	0
1600	4	0	0	0	1	0	0	0	0	0	0	1	0	0	1	1	0	0	0	0	0	0	0	0	0	0	0	0	0
1700	**5**	**0**	**0**	**0**	**0**	**0**	**0**	**0**	**1**	**0**	**0**	**1**	**0**	**0**	**2**	**1**	**0**	**0**	**0**	**0**	**0**	**0**	**0**	**0**	**0**	**0**	**0**	**0**	**0**
1800	4	0	0	0	0	0	1	0	0	1	0	0	0	0	1	1	0	0	0	0	0	0	0	0	0	0	0	0	0
1900	4	0	0	0	0	0	0	0	0	0	0	0	2	0	1	1	0	0	0	0	0	0	0	0	0	0	0	0	0
2000	3	0	0	0	0	0	0	0	0	1	0	0	0	0	2	0	0	0	0	0	0	0	0	0	0	0	0	0	0
2100	**5**	**0**	**0**	**0**	**0**	**0**	**0**	**1**	**0**	**1**	**0**	**0**	**0**	**1**	**0**	**1**	**0**	**0**	**0**	**1**	**0**	**0**	**0**	**0**	**0**	**0**	**0**	**0**	**0**
2200	0	0	0	0	0	0	0	0	0	0	0	0	0	0	0	0	0	0	0	0	0	0	0	0	0	0	0	0	0
2300	0	0	0	0	0	0	0	0	0	0	0	0	0	0	0	0	0	0	0	0	0	0	0	0	0	0	0	0	0
07-19	**38**	**0**	**0**	**0**	**1**	**0**	**2**	**1**	**2**	**4**	**1**	**4**	**5**	**6**	**6**	**4**	**1**	**1**	**0**	**0**	**0**	**0**	**0**	**0**	**0**	**0**	**0**	**0**	**0**
06-22	**53**	**0**	**0**	**0**	**1**	**0**	**2**	**2**	**2**	**6**	**2**	**5**	**7**	**7**	**10**	**6**	**1**	**1**	**0**	**1**	**0**	**0**	**0**	**0**	**0**	**0**	**0**	**0**	**0**
06-00	**53**	**0**	**0**	**0**	**1**	**0**	**2**	**2**	**2**	**6**	**2**	**5**	**7**	**7**	**10**	**6**	**1**	**1**	**0**	**1**	**0**	**0**	**0**	**0**	**0**	**0**	**0**	**0**	**0**
00-00	**53**	**0**	**0**	**0**	**1**	**0**	**2**	**2**	**2**	**6**	**2**	**5**	**7**	**7**	**10**	**6**	**1**	**1**	**0**	**1**	**0**	**0**	**0**	**0**	**0**	**0**	**0**	**0**	**0**

DRAFT

Site 10
Location L-22051-0, att t/pole, Lat 53.55441, Long -6.68615
Direction East

3279 / Meath/Cavan/Monaghan ATC's
October 2013
Automatic Traffic Count

Thu, 10 October 2013

Time	Total	Speed Bins (km/h)																											
		0 - 5	5 - 10	10 - 15	15 - 20	20 - 25	25 - 30	30 - 35	35 - 40	40 - 45	45 - 50	50 - 55	55 - 60	60 - 65	65 - 70	70 - 75	75 - 80	80 - 85	85 - 90	90 - 95	95 - 100	100 - 105	105 - 110	110 - 115	115 - 120	120 - 125	125 - 130	130 - 135	135 - 140
0000	0	0	0	0	0	0	0	0	0	0	0	0	0	0	0	0	0	0	0	0	0	0	0	0	0	0	0	0	0
0100	0	0	0	0	0	0	0	0	0	0	0	0	0	0	0	0	0	0	0	0	0	0	0	0	0	0	0	0	0
0200	0	0	0	0	0	0	0	0	0	0	0	0	0	0	0	0	0	0	0	0	0	0	0	0	0	0	0	0	0
0300	0	0	0	0	0	0	0	0	0	0	0	0	0	0	0	0	0	0	0	0	0	0	0	0	0	0	0	0	0
0400	0	0	0	0	0	0	0	0	0	0	0	0	0	0	0	0	0	0	0	0	0	0	0	0	0	0	0	0	0
0500	0	0	0	0	0	0	0	0	0	0	0	0	0	0	0	0	0	0	0	0	0	0	0	0	0	0	0	0	0
0600	1	0	0	0	0	0	0	0	0	0	0	0	1	0	0	0	0	0	0	0	0	0	0	0	0	0	0	0	0
0700	6	0	0	0	0	0	0	0	0	1	0	0	2	2	1	0	0	0	0	0	0	0	0	0	0	0	0	0	0
0800	**8**	**0**	**0**	**0**	**1**	**0**	**0**	**1**	**0**	**1**	**0**	**2**	**2**	**1**	**0**	**0**	**0**	**0**	**0**	**0**	**0**	**0**	**0**	**0**	**0**	**0**	**0**	**0**	**0**
0900	6	0	0	0	0	0	1	1	0	1	0	2	0	1	0	0	0	0	0	0	0	0	0	0	0	0	0	0	0
1000	6	0	0	0	0	0	0	0	1	4	1	0	0	0	0	0	0	0	0	0	0	0	0	0	0	0	0	0	0
1100	7	0	0	0	0	0	0	0	0	0	1	3	1	1	1	0	0	0	0	0	0	0	0	0	0	0	0	0	0
1200	2	0	0	0	0	0	1	0	0	1	0	0	0	0	0	0	0	0	0	0	0	0	0	0	0	0	0	0	0
1300	2	0	0	0	0	0	0	0	0	0	0	0	1	0	1	0	0	0	0	0	0	0	0	0	0	0	0	0	0
1400	3	0	0	0	0	0	0	0	0	0	0	1	0	0	0	1	1	0	0	0	0	0	0	0	0	0	0	0	0
1500	3	0	0	0	0	0	0	0	0	0	0	0	0	2	0	1	0	0	0	0	0	0	0	0	0	0	0	0	0
1600	1	0	0	0	0	0	0	0	0	1	0	0	0	0	0	0	0	0	0	0	0	0	0	0	0	0	0	0	0
1700	5	0	0	0	0	0	1	0	1	3	0	0	0	0	0	0	0	0	0	0	0	0	0	0	0	0	0	0	0
1800	2	0	0	0	0	0	0	0	1	0	0	0	0	1	0	0	0	0	0	0	0	0	0	0	0	0	0	0	0
1900	5	0	0	0	0	0	0	0	0	0	0	1	0	2	0	1	1	0	0	0	0	0	0	0	0	0	0	0	0
2000	**6**	**0**	**0**	**0**	**0**	**0**	**0**	**0**	**0**	**0**	**3**	**1**	**0**	**1**	**1**	**0**	**0**	**0**	**0**	**0**	**0**	**0**	**0**	**0**	**0**	**0**	**0**	**0**	**0**
2100	3	0	0	0	0	0	0	0	0	0	0	2	0	0	0	0	0	0	0	1	0	0	0	0	0	0	0	0	0
2200	1	0	0	0	0	0	0	0	0	0	0	0	0	0	1	0	0	0	0	0	0	0	0	0	0	0	0	0	0
2300	0	0	0	0	0	0	0	0	0	0	0	0	0	0	0	0	0	0	0	0	0	0	0	0	0	0	0	0	0
07-19	**51**	**0**	**0**	**0**	**1**	**0**	**3**	**2**	**3**	**12**	**2**	**8**	**6**	**8**	**3**	**2**	**1**	**0**	**0**	**0**	**0**	**0**	**0**	**0**	**0**	**0**	**0**	**0**	**0**
06-22	**66**	**0**	**0**	**0**	**1**	**0**	**3**	**2**	**3**	**12**	**5**	**12**	**7**	**11**	**4**	**3**	**2**	**0**	**0**	**1**	**0**	**0**	**0**	**0**	**0**	**0**	**0**	**0**	**0**
06-00	**67**	**0**	**0**	**0**	**1**	**0**	**3**	**2**	**3**	**12**	**5**	**12**	**7**	**11**	**5**	**3**	**2**	**0**	**0**	**1**	**0**	**0**	**0**	**0**	**0**	**0**	**0**	**0**	**0**
00-00	**67**	**0**	**0**	**0**	**1**	**0**	**3**	**2**	**3**	**12**	**5**	**12**	**7**	**11**	**5**	**3**	**2**	**0**	**0**	**1**	**0**	**0**	**0**	**0**	**0**	**0**	**0**	**0**	**0**

DRAFT

Site 10
Location L-22051-0, att t/pole, Lat 53.55441, Long -6.68615
Direction East

3279 / Meath/Cavan/Monaghan ATC's
October 2013
Automatic Traffic Count

Fri, 11 October 2013

Time	Total	Speed Bins (km/h)																											
		0 - 5	5 - 10	10 - 15	15 - 20	20 - 25	25 - 30	30 - 35	35 - 40	40 - 45	45 - 50	50 - 55	55 - 60	60 - 65	65 - 70	70 - 75	75 - 80	80 - 85	85 - 90	90 - 95	95 - 100	100 - 105	105 - 110	110 - 115	115 - 120	120 - 125	125 - 130	130 - 135	135 - 140
0000	0	0	0	0	0	0	0	0	0	0	0	0	0	0	0	0	0	0	0	0	0	0	0	0	0	0	0	0	0
0100	0	0	0	0	0	0	0	0	0	0	0	0	0	0	0	0	0	0	0	0	0	0	0	0	0	0	0	0	0
0200	0	0	0	0	0	0	0	0	0	0	0	0	0	0	0	0	0	0	0	0	0	0	0	0	0	0	0	0	0
0300	0	0	0	0	0	0	0	0	0	0	0	0	0	0	0	0	0	0	0	0	0	0	0	0	0	0	0	0	0
0400	0	0	0	0	0	0	0	0	0	0	0	0	0	0	0	0	0	0	0	0	0	0	0	0	0	0	0	0	0
0500	0	0	0	0	0	0	0	0	0	0	0	0	0	0	0	0	0	0	0	0	0	0	0	0	0	0	0	0	0
0600	0	0	0	0	0	0	0	0	0	0	0	0	0	0	0	0	0	0	0	0	0	0	0	0	0	0	0	0	0
0700	8	0	0	0	0	0	0	0	0	1	0	0	2	1	3	1	0	0	0	0	0	0	0	0	0	0	0	0	0
0800	**10**	**0**	**0**	**0**	**0**	**0**	**1**	**0**	**0**	**1**	**2**	**0**	**1**	**2**	**3**	**0**	**0**	**0**	**0**	**0**	**0**	**0**	**0**	**0**	**0**	**0**	**0**	**0**	**0**
0900	1	0	0	0	0	0	0	0	1	0	0	0	0	0	0	0	0	0	0	0	0	0	0	0	0	0	0	0	0
1000	2	0	0	0	0	0	0	0	0	1	0	0	1	0	0	0	0	0	0	0	0	0	0	0	0	0	0	0	0
1100	1	0	0	0	0	0	0	0	0	0	0	1	0	0	0	0	0	0	0	0	0	0	0	0	0	0	0	0	0
1200	3	0	0	0	0	0	0	0	0	0	0	0	0	1	0	2	0	0	0	0	0	0	0	0	0	0	0	0	0
1300	**5**	**0**	**0**	**0**	**0**	**0**	**0**	**0**	**1**	**0**	**1**	**1**	**0**	**2**	**0**	**0**	**0**	**0**	**0**	**0**	**0**	**0**	**0**	**0**	**0**	**0**	**0**	**0**	**0**
1400	2	0	0	0	0	0	0	0	0	0	0	0	0	0	0	1	1	0	0	0	0	0	0	0	0	0	0	0	0
1500	1	0	0	0	0	0	0	0	0	0	0	0	0	1	0	0	0	0	0	0	0	0	0	0	0	0	0	0	0
1600	**5**	**0**	**0**	**0**	**0**	**0**	**0**	**1**	**1**	**1**	**1**	**0**	**0**	**1**	**0**	**0**	**0**	**0**	**0**	**0**	**0**	**0**	**0**	**0**	**0**	**0**	**0**	**0**	**0**
1700	3	0	0	0	0	0	0	0	0	0	0	1	1	0	0	1	0	0	0	0	0	0	0	0	0	0	0	0	0
1800	3	0	0	0	0	0	0	0	0	0	0	2	1	0	0	0	0	0	0	0	0	0	0	0	0	0	0	0	0
1900	1	0	0	0	0	0	0	0	0	0	0	0	0	0	1	0	0	0	0	0	0	0	0	0	0	0	0	0	0
2000	3	0	0	0	0	0	0	0	0	0	0	0	0	1	1	0	1	0	0	0	0	0	0	0	0	0	0	0	0
2100	4	0	0	0	0	0	0	1	0	0	0	3	0	0	0	0	0	0	0	0	0	0	0	0	0	0	0	0	0
2200	2	0	0	0	0	0	0	0	0	0	0	0	2	0	0	0	0	0	0	0	0	0	0	0	0	0	0	0	0
2300	1	0	0	0	0	0	0	0	0	0	0	0	0	0	0	0	1	0	0	0	0	0	0	0	0	0	0	0	0
07-19	**44**	**0**	**0**	**0**	**0**	**0**	**1**	**1**	**3**	**4**	**4**	**5**	**6**	**8**	**6**	**5**	**1**	**0**	**0**	**0**	**0**	**0**	**0**	**0**	**0**	**0**	**0**	**0**	**0**	**0**
06-22	**52**	**0**	**0**	**0**	**0**	**0**	**1**	**2**	**3**	**4**	**4**	**8**	**6**	**9**	**8**	**5**	**2**	**0**	**0**	**0**	**0**	**0**	**0**	**0**	**0**	**0**	**0**	**0**	**0**	**0**
06-00	**55**	**0**	**0**	**0**	**0**	**0**	**1**	**2**	**3**	**4**	**4**	**8**	**8**	**9**	**8**	**5**	**3**	**0**	**0**	**0**	**0**	**0**	**0**	**0**	**0**	**0**	**0**	**0**	**0**	**0**
00-00	**55**	**0**	**0**	**0**	**0**	**0**	**1**	**2**	**3**	**4**	**4**	**8**	**8**	**9**	**8**	**5**	**3**	**0**	**0**	**0**	**0**	**0**	**0**	**0**	**0**	**0**	**0**	**0**	**0**	**0**

DRAFT

Site 10
Location L-22051-0, att t/pole, Lat 53.55441, Long -6.68615
Direction East

3279 / Meath/Cavan/Monaghan ATC's
October 2013
Automatic Traffic Count

Sat, 12 October 2013

Time	Total	Speed Bins (km/h)																											
		0 - 5	5 - 10	10 - 15	15 - 20	20 - 25	25 - 30	30 - 35	35 - 40	40 - 45	45 - 50	50 - 55	55 - 60	60 - 65	65 - 70	70 - 75	75 - 80	80 - 85	85 - 90	90 - 95	95 - 100	100 - 105	105 - 110	110 - 115	115 - 120	120 - 125	125 - 130	130 - 135	135 - 140
0000	0	0	0	0	0	0	0	0	0	0	0	0	0	0	0	0	0	0	0	0	0	0	0	0	0	0	0	0	0
0100	0	0	0	0	0	0	0	0	0	0	0	0	0	0	0	0	0	0	0	0	0	0	0	0	0	0	0	0	0
0200	0	0	0	0	0	0	0	0	0	0	0	0	0	0	0	0	0	0	0	0	0	0	0	0	0	0	0	0	0
0300	0	0	0	0	0	0	0	0	0	0	0	0	0	0	0	0	0	0	0	0	0	0	0	0	0	0	0	0	0
0400	0	0	0	0	0	0	0	0	0	0	0	0	0	0	0	0	0	0	0	0	0	0	0	0	0	0	0	0	0
0500	0	0	0	0	0	0	0	0	0	0	0	0	0	0	0	0	0	0	0	0	0	0	0	0	0	0	0	0	0
0600	1	0	0	0	0	0	0	0	0	0	0	1	0	0	0	0	0	0	0	0	0	0	0	0	0	0	0	0	0
0700	3	0	0	0	0	0	0	1	0	1	0	0	0	0	0	0	1	0	0	0	0	0	0	0	0	0	0	0	0
0800	1	0	0	0	0	0	0	0	0	0	0	1	0	0	0	0	0	0	0	0	0	0	0	0	0	0	0	0	0
0900	3	0	0	0	0	0	0	0	2	0	0	1	0	0	0	0	0	0	0	0	0	0	0	0	0	0	0	0	0
1000	**4**	**0**	**0**	**0**	**0**	**0**	**1**	**0**	**0**	**2**	**0**	**0**	**0**	**1**	**0**	**0**	**0**	**0**	**0**	**0**	**0**	**0**	**0**	**0**	**0**	**0**	**0**	**0**	**0**
1100	**4**	**0**	**0**	**0**	**0**	**0**	**0**	**1**	**0**	**1**	**0**	**0**	**0**	**0**	**1**	**0**	**0**	**1**	**0**	**0**	**0**	**0**	**0**	**0**	**0**	**0**	**0**	**0**	**0**
1200	6	0	0	0	0	0	0	0	1	0	2	1	0	1	0	0	0	0	1	0	0	0	0	0	0	0	0	0	0
1300	7	0	0	0	0	0	0	0	0	0	1	0	0	5	1	0	0	0	0	0	0	0	0	0	0	0	0	0	0
1400	4	0	0	0	0	0	0	1	1	1	0	0	0	0	1	0	0	0	0	0	0	0	0	0	0	0	0	0	0
1500	3	0	0	0	0	0	1	0	0	0	1	0	1	0	0	0	0	0	0	0	0	0	0	0	0	0	0	0	0
1600	**9**	**0**	**0**	**0**	**0**	**0**	**0**	**1**	**1**	**1**	**0**	**1**	**4**	**0**	**1**	**0**	**0**	**0**	**0**	**0**	**0**	**0**	**0**	**0**	**0**	**0**	**0**	**0**	**0**
1700	1	0	0	0	0	0	0	0	0	0	1	0	0	0	0	0	0	0	0	0	0	0	0	0	0	0	0	0	0
1800	4	0	0	0	0	0	0	0	2	0	0	2	0	0	0	0	0	0	0	0	0	0	0	0	0	0	0	0	0
1900	3	0	0	0	0	0	0	0	0	0	0	1	0	0	2	0	0	0	0	0	0	0	0	0	0	0	0	0	0
2000	2	0	0	0	0	0	0	0	0	0	0	1	0	0	0	1	0	0	0	0	0	0	0	0	0	0	0	0	0
2100	0	0	0	0	0	0	0	0	0	0	0	0	0	0	0	0	0	0	0	0	0	0	0	0	0	0	0	0	0
2200	2	0	0	0	0	0	0	0	0	0	0	0	0	1	0	0	0	1	0	0	0	0	0	0	0	0	0	0	0
2300	0	0	0	0	0	0	0	0	0	0	0	0	0	0	0	0	0	0	0	0	0	0	0	0	0	0	0	0	0
07-19	**49**	**0**	**0**	**0**	**0**	**0**	**2**	**4**	**7**	**6**	**5**	**6**	**5**	**7**	**4**	**0**	**1**	**1**	**1**	**0**	**0**	**0**	**0**	**0**	**0**	**0**	**0**	**0**	**0**
06-22	**55**	**0**	**0**	**0**	**0**	**0**	**2**	**4**	**7**	**6**	**5**	**9**	**5**	**7**	**6**	**1**	**1**	**1**	**1**	**0**	**0**	**0**	**0**	**0**	**0**	**0**	**0**	**0**	**0**
06-00	**57**	**0**	**0**	**0**	**0**	**0**	**2**	**4**	**7**	**6**	**5**	**9**	**5**	**8**	**6**	**1**	**1**	**2**	**1**	**0**	**0**	**0**	**0**	**0**	**0**	**0**	**0**	**0**	**0**
00-00	**57**	**0**	**0**	**0**	**0**	**0**	**2**	**4**	**7**	**6**	**5**	**9**	**5**	**8**	**6**	**1**	**1**	**2**	**1**	**0**	**0**	**0**	**0**	**0**	**0**	**0**	**0**	**0**	**0**

DRAFT

Site 10
Location L-22051-0, att t/pole, Lat 53.55441, Long -6.68615
Direction East

3279 / Meath/Cavan/Monaghan ATC's
October 2013
Automatic Traffic Count

Sun, 13 October 2013

Time	Total	Speed Bins (km/h)																												
		0 - 5	5 - 10	10 - 15	15 - 20	20 - 25	25 - 30	30 - 35	35 - 40	40 - 45	45 - 50	50 - 55	55 - 60	60 - 65	65 - 70	70 - 75	75 - 80	80 - 85	85 - 90	90 - 95	95 - 100	100 - 105	105 - 110	110 - 115	115 - 120	120 - 125	125 - 130	130 - 135	135 - 140
0000	1	0	0	0	0	0	0	0	0	0	0	0	1	0	0	0	0	0	0	0	0	0	0	0	0	0	0	0	0	0
0100	0	0	0	0	0	0	0	0	0	0	0	0	0	0	0	0	0	0	0	0	0	0	0	0	0	0	0	0	0	0
0200	0	0	0	0	0	0	0	0	0	0	0	0	0	0	0	0	0	0	0	0	0	0	0	0	0	0	0	0	0	0
0300	0	0	0	0	0	0	0	0	0	0	0	0	0	0	0	0	0	0	0	0	0	0	0	0	0	0	0	0	0	0
0400	0	0	0	0	0	0	0	0	0	0	0	0	0	0	0	0	0	0	0	0	0	0	0	0	0	0	0	0	0	0
0500	0	0	0	0	0	0	0	0	0	0	0	0	0	0	0	0	0	0	0	0	0	0	0	0	0	0	0	0	0	0
0600	0	0	0	0	0	0	0	0	0	0	0	0	0	0	0	0	0	0	0	0	0	0	0	0	0	0	0	0	0	0
0700	2	0	0	0	0	0	0	0	0	0	0	0	0	1	0	1	0	0	0	0	0	0	0	0	0	0	0	0	0	0
0800	0	0	0	0	0	0	0	0	0	0	0	0	0	0	0	0	0	0	0	0	0	0	0	0	0	0	0	0	0	0
0900	4	0	0	0	0	0	0	0	0	0	0	3	0	1	0	0	0	0	0	0	0	0	0	0	0	0	0	0	0	0
1000	**6**	**0**	**0**	**0**	**0**	**0**	**1**	**1**	**0**	**0**	**1**	**1**	**1**	**0**	**1**	**0**	**0**	**0**	**0**	**0**	**0**	**0**	**0**	**0**	**0**	**0**	**0**	**0**	**0**	**0**
1100	4	0	0	0	0	1	0	0	0	1	1	0	1	0	0	0	0	0	0	0	0	0	0	0	0	0	0	0	0	0
1200	5	0	0	0	0	0	0	2	0	0	0	0	1	1	0	1	0	0	0	0	0	0	0	0	0	0	0	0	0	0
1300	2	0	0	0	0	0	1	0	0	0	0	1	0	0	0	0	0	0	0	0	0	0	0	0	0	0	0	0	0	0
1400	5	0	0	0	0	0	0	0	1	1	0	1	1	1	0	0	0	0	0	0	0	0	0	0	0	0	0	0	0	0
1500	2	0	0	0	0	0	0	1	0	0	0	0	1	0	0	0	0	0	0	0	0	0	0	0	0	0	0	0	0	0
1600	3	0	0	0	0	1	0	1	0	0	1	0	0	0	0	0	0	0	0	0	0	0	0	0	0	0	0	0	0	0
1700	4	0	0	0	0	0	0	1	1	0	1	1	0	0	0	0	0	0	0	0	0	0	0	0	0	0	0	0	0	0
1800	5	0	0	0	0	0	0	0	0	0	1	2	1	0	1	0	0	0	0	0	0	0	0	0	0	0	0	0	0	0
1900	**6**	**0**	**0**	**0**	**0**	**1**	**0**	**0**	**0**	**1**	**1**	**1**	**1**	**0**	**0**	**1**	**0**	**0**	**0**	**0**	**0**	**0**	**0**	**0**	**0**	**0**	**0**	**0**	**0**	**0**
2000	4	0	0	0	0	0	0	0	0	1	0	0	1	2	0	0	0	0	0	0	0	0	0	0	0	0	0	0	0	0
2100	2	0	0	0	0	0	0	0	0	0	0	0	1	0	0	0	1	0	0	0	0	0	0	0	0	0	0	0	0	0
2200	1	0	0	0	0	0	0	0	0	0	0	0	0	0	0	1	0	0	0	0	0	0	0	0	0	0	0	0	0	0
2300	0	0	0	0	0	0	0	0	0	0	0	0	0	0	0	0	0	0	0	0	0	0	0	0	0	0	0	0	0	0
07-19	**42**	**0**	**0**	**0**	**0**	**2**	**2**	**6**	**2**	**2**	**5**	**9**	**6**	**4**	**2**	**2**	**0**	**0**	**0**	**0**	**0**	**0**	**0**	**0**	**0**	**0**	**0**	**0**	**0**	**0**
06-22	**54**	**0**	**0**	**0**	**0**	**3**	**2**	**6**	**2**	**4**	**6**	**10**	**9**	**6**	**2**	**3**	**1**	**0**	**0**	**0**	**0**	**0**	**0**	**0**	**0**	**0**	**0**	**0**	**0**	**0**
06-00	**55**	**0**	**0**	**0**	**0**	**3**	**2**	**6**	**2**	**4**	**6**	**10**	**9**	**6**	**2**	**4**	**1**	**0**	**0**	**0**	**0**	**0**	**0**	**0**	**0**	**0**	**0**	**0**	**0**	**0**
00-00	**56**	**0**	**0**	**0**	**0**	**3**	**2**	**6**	**2**	**4**	**6**	**10**	**10**	**6**	**2**	**4**	**1**	**0**	**0**	**0**	**0**	**0**	**0**	**0**	**0**	**0**	**0**	**0**	**0**	**0**

DRAFT

Site 10
Location L-22051-0, att t/pole, Lat 53.55441, Long -6.68615
Direction East

3279 / Meath/Cavan/Monaghan ATC's
October 2013
Automatic Traffic Count

Virtual Day (7)

Time	Total	Speed Bins (km/h)																											
		0 - 5	5 - 10	10 - 15	15 - 20	20 - 25	25 - 30	30 - 35	35 - 40	40 - 45	45 - 50	50 - 55	55 - 60	60 - 65	65 - 70	70 - 75	75 - 80	80 - 85	85 - 90	90 - 95	95 - 100	100 - 105	105 - 110	110 - 115	115 - 120	120 - 125	125 - 130	130 - 135	135 - 140
0000	0	0	0	0	0	0	0	0	0	0	0	0	0	0	0	0	0	0	0	0	0	0	0	0	0	0	0	0	0
0100	0	0	0	0	0	0	0	0	0	0	0	0	0	0	0	0	0	0	0	0	0	0	0	0	0	0	0	0	0
0200	0	0	0	0	0	0	0	0	0	0	0	0	0	0	0	0	0	0	0	0	0	0	0	0	0	0	0	0	0
0300	0	0	0	0	0	0	0	0	0	0	0	0	0	0	0	0	0	0	0	0	0	0	0	0	0	0	0	0	0
0400	0	0	0	0	0	0	0	0	0	0	0	0	0	0	0	0	0	0	0	0	0	0	0	0	0	0	0	0	0
0500	0	0	0	0	0	0	0	0	0	0	0	0	0	0	0	0	0	0	0	0	0	0	0	0	0	0	0	0	0
0600	1	0	0	0	0	0	0	0	0	0	0	0	0	0	0	0	0	0	0	0	0	0	0	0	0	0	0	0	0
0700	4	0	0	0	0	0	0	0	0	1	0	0	1	1	1	0	0	0	0	0	0	0	0	0	0	0	0	0	0
0800	**6**	**0**	**0**	**0**	**0**	**0**	**0**	**1**	**0**	**0**	**0**	**1**	**1**	**1**	**1**	**0**	**0**	**0**	**0**	**0**	**0**	**0**	**0**	**0**	**0**	**0**	**0**	**0**	**0**
0900	3	0	0	0	0	0	0	0	0	0	0	1	0	0	0	0	0	0	0	0	0	0	0	0	0	0	0	0	0
1000	3	0	0	0	0	0	0	0	0	1	0	0	1	0	0	0	0	0	0	0	0	0	0	0	0	0	0	0	0
1100	3	0	0	0	0	0	0	0	0	0	0	1	0	0	0	0	0	0	0	0	0	0	0	0	0	0	0	0	0
1200	3	0	0	0	0	0	0	0	0	0	1	0	0	0	0	0	0	0	0	0	0	0	0	0	0	0	0	0	0
1300	4	0	0	0	0	0	0	0	0	0	1	0	0	1	0	0	0	0	0	0	0	0	0	0	0	0	0	0	0
1400	4	0	0	0	0	0	0	0	0	1	0	0	0	1	1	0	0	0	0	0	0	0	0	0	0	0	0	0	0
1500	2	0	0	0	0	0	0	0	0	0	0	0	0	0	0	0	0	0	0	0	0	0	0	0	0	0	0	0	0
1600	**5**	**0**	**0**	**0**	**0**	**0**	**0**	**1**	**1**	**0**	**0**	**1**	**1**	**0**	**0**	**0**	**0**	**0**	**0**	**0**	**0**	**0**	**0**	**0**	**0**	**0**	**0**	**0**	**0**
1700	3	0	0	0	0	0	0	0	0	0	0	1	0	0	0	0	0	0	0	0	0	0	0	0	0	0	0	0	0
1800	4	0	0	0	0	0	0	0	1	0	0	1	0	1	0	0	0	0	0	0	0	0	0	0	0	0	0	0	0
1900	4	0	0	0	0	0	0	0	0	0	0	1	1	0	1	1	0	0	0	0	0	0	0	0	0	0	0	0	0
2000	3	0	0	0	0	0	0	0	0	0	0	1	0	1	1	0	0	0	0	0	0	0	0	0	0	0	0	0	0
2100	3	0	0	0	0	0	0	0	0	0	0	1	0	0	0	0	0	0	0	0	0	0	0	0	0	0	0	0	0
2200	1	0	0	0	0	0	0	0	0	0	0	0	0	0	0	0	0	0	0	0	0	0	0	0	0	0	0	0	0
2300	0	0	0	0	0	0	0	0	0	0	0	0	0	0	0	0	0	0	0	0	0	0	0	0	0	0	0	0	0
07-19	**44**	**0**	**0**	**0**	**0**	**1**	**2**	**3**	**3**	**5**	**3**	**6**	**5**	**7**	**4**	**2**	**1**	**0**	**0**	**0**	**0**	**0**	**0**	**0**	**0**	**0**	**0**	**0**	**0**
06-22	**55**	**0**	**0**	**0**	**0**	**1**	**2**	**4**	**4**	**6**	**4**	**9**	**7**	**8**	**6**	**4**	**2**	**0**	**0**	**0**	**0**	**0**	**0**	**0**	**0**	**0**	**0**	**0**	**0**
06-00	**57**	**0**	**0**	**0**	**0**	**1**	**2**	**4**	**4**	**6**	**4**	**9**	**7**	**8**	**6**	**4**	**2**	**0**	**0**	**0**	**0**	**0**	**0**	**0**	**0**	**0**	**0**	**0**	**0**
00-00	**58**	**0**	**0**	**0**	**0**	**1**	**2**	**4**	**4**	**6**	**4**	**9**	**7**	**9**	**6**	**4**	**2**	**0**	**0**	**0**	**0**	**0**	**0**	**0**	**0**	**0**	**0**	**0**	**0**

DRAFT

Site 10
Location L-22051-0, att t/pole, Lat 53.55441, Long -6.68615
Direction East

3279 / Meath/Cavan/Monaghan ATC's
October 2013
Automatic Traffic Count

Virtual Week (1)

Time	Total	Speed Bins (km/h)																											
		0 - 5	5 - 10	10 - 15	15 - 20	20 - 25	25 - 30	30 - 35	35 - 40	40 - 45	45 - 50	50 - 55	55 - 60	60 - 65	65 - 70	70 - 75	75 - 80	80 - 85	85 - 90	90 - 95	95 - 100	100 - 105	105 - 110	110 - 115	115 - 120	120 - 125	125 - 130	130 - 135	135 - 140
Mon	58	0	0	2	0	3	0	8	3	3	5	10	6	8	2	6	2	0	0	0	0	0	0	0	0	0	0	0	0
Tue	60	0	0	0	0	1	2	3	5	5	4	9	8	11	7	3	2	0	0	0	0	0	0	0	0	0	0	0	0
Wed	53	0	0	0	1	0	2	2	2	6	2	5	7	7	10	6	1	1	0	1	0	0	0	0	0	0	0	0	0
Thu	67	0	0	0	1	0	3	2	3	12	5	12	7	11	5	3	2	0	0	1	0	0	0	0	0	0	0	0	0
Fri	55	0	0	0	0	0	1	2	3	4	4	8	8	9	8	5	3	0	0	0	0	0	0	0	0	0	0	0	0
|Sat	57	0	0	0	0	0	2	4	7	6	5	9	5	8	6	1	1	2	1	0	0	0	0	0	0	0	0	0	0
|Sun	56	0	0	0	0	3	2	6	2	4	6	10	10	6	2	4	1	0	0	0	0	0	0	0	0	0	0	0	0
5 Day Ave.	**59**	**0**	**0**	**0**	**0**	**1**	**2**	**3**	**3**	**6**	**4**	**9**	**7**	**9**	**6**	**5**	**2**	**0**	**0**	**0**	**0**	**0**	**0**	**0**	**0**	**0**	**0**	**0**	**0**
7 Day Ave.	**58**	**0**	**0**	**0**	**0**	**1**	**2**	**4**	**4**	**6**	**4**	**9**	**7**	**9**	**6**	**4**	**2**	**0**	**0**	**0**	**0**	**0**	**0**	**0**	**0**	**0**	**0**	**0**	**0**
--	**406**	**0**	**0**	**2**	**2**	**7**	**12**	**27**	**25**	**40**	**31**	**63**	**51**	**60**	**40**	**28**	**12**	**3**	**1**	**2**	**0**	**0**	**0**	**0**	**0**	**0**	**0**	**0**	**0**	**0**

Summary Graphs

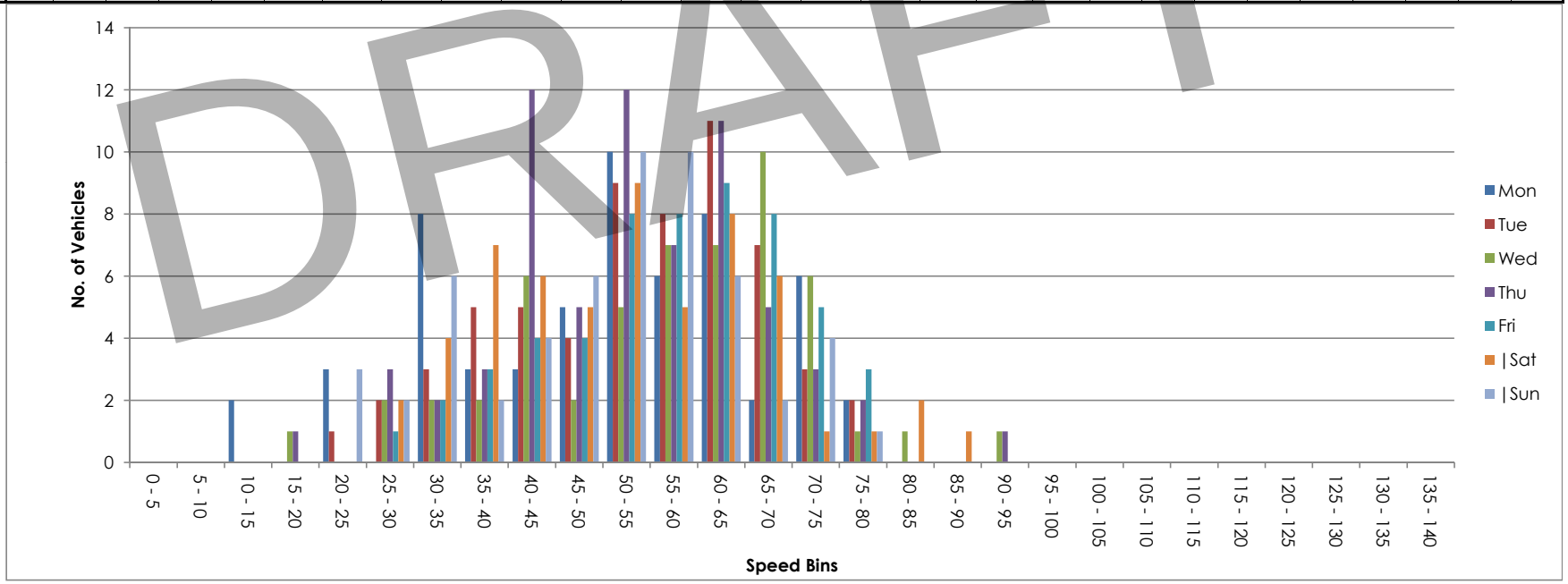

DRAFT

Site 10
Location L-22051-0, att t/pole, Lat 53.55441, Long -6.68615
Direction West

3279 / Meath/Cavan/Monaghan ATC's
October 2013
Automatic Traffic Count

Mon, 7 October 2013

Time	Total	Classification												>PSL	>PSL%	>SL1	>SL1%	>SL2	>SL2%	Mean	Vpp
		1 MCL	2 SV	3 SVT	4 TB2	5 TB3	6 T4	7 ART3	8 ART4	9 ART5	10 ART6	11 BD	12 DRT	80	80	85 +5kph	85 +5kph	90 +10kph	90 +10kph		85
0000	1	0	1	0	0	0	0	0	0	0	0	0	0	0	0	0	0	0	0	61.7	-
0100	3	0	3	0	0	0	0	0	0	0	0	0	0	0	0	0	0	0	0	61.6	-
0200	2	0	1	0	1	0	0	0	0	0	0	0	0	0	0	0	0	0	0	48.5	-
0300	0	0	0	0	0	0	0	0	0	0	0	0	0	0	0	0	0	0	0	-	-
0400	0	0	0	0	0	0	0	0	0	0	0	0	0	0	0	0	0	0	0	-	-
0500	1	0	1	0	0	0	0	0	0	0	0	0	0	0	0	0	0	0	0	44.8	-
0600	0	0	0	0	0	0	0	0	0	0	0	0	0	0	0	0	0	0	0	-	-
0700	0	0	0	0	0	0	0	0	0	0	0	0	0	0	0	0	0	0	0	-	-
0800	**5**	**0**	**3**	**0**	**2**	**0**	**0**	**0**	**0**	**0**	**0**	**0**	**0**	**0**	**0**	**0**	**0**	**0**	**0**	**37.8**	**-**
0900	1	0	1	0	0	0	0	0	0	0	0	0	0	0	0	0	0	0	0	65.3	-
1000	2	0	2	0	0	0	0	0	0	0	0	0	0	0	0	0	0	0	0	60.8	-
1100	0	0	0	0	0	0	0	0	0	0	0	0	0	0	0	0	0	0	0	-	-
1200	6	0	6	0	0	0	0	0	0	0	0	0	0	0	0	0	0	0	0	45	-
1300	2	0	1	1	0	0	0	0	0	0	0	0	0	0	0	0	0	0	0	47.4	-
1400	5	0	4	0	0	0	0	0	1	0	0	0	0	0	0	0	0	0	0	53.5	-
1500	**8**	**0**	**7**	**1**	**0**	**0**	**0**	**0**	**0**	**0**	**0**	**0**	**0**	**0**	**0**	**0**	**0**	**0**	**0**	**45.1**	**-**
1600	5	1	4	0	0	0	0	0	0	0	0	0	0	0	0	0	0	0	0	48.8	-
1700	7	0	6	0	0	0	0	0	0	1	0	0	0	0	0	0	0	0	0	53.1	-
1800	4	0	3	0	1	0	0	0	0	0	0	0	0	0	0	0	0	0	0	57.7	-
1900	5	0	5	0	0	0	0	0	0	0	0	0	0	1	20	0	0	0	0	57	-
2000	2	0	2	0	0	0	0	0	0	0	0	0	0	0	0	0	0	0	0	58.4	-
2100	1	0	1	0	0	0	0	0	0	0	0	0	0	0	0	0	0	0	0	46	-
2200	5	0	5	0	0	0	0	0	0	0	0	0	0	0	0	0	0	0	0	48.5	-
2300	0	0	0	0	0	0	0	0	0	0	0	0	0	0	0	0	0	0	0	-	-
07-19	**45**	**1**	**37**	**2**	**3**	**0**	**0**	**0**	**1**	**1**	**0**	**0**	**0**	**0**	**0**	**0**	**0**	**0**	**0**	**49.2**	**64.1**
06-22	**53**	**1**	**45**	**2**	**3**	**0**	**0**	**0**	**1**	**1**	**0**	**0**	**0**	**1**	**1.9**	**0**	**0**	**0**	**0**	**50.2**	**64.8**
06-00	**58**	**1**	**50**	**2**	**3**	**0**	**0**	**0**	**1**	**1**	**0**	**0**	**0**	**1**	**1.7**	**0**	**0**	**0**	**0**	**50.1**	**64.8**
00-00	**65**	**1**	**56**	**2**	**4**	**0**	**0**	**0**	**1**	**1**	**0**	**0**	**0**	**1**	**1.5**	**0**	**0**	**0**	**0**	**50.7**	**64.8**

DRAFT

Site 10
Location L-22051-0, att t/pole, Lat 53.55441, Long -6.68615
Direction West

3279 / Meath/Cavan/Monaghan ATC's
October 2013
Automatic Traffic Count

Tue, 8 October 2013

Time	Total	Classification												>PSL	>PSL%	>SL1	>SL1%	>SL2	>SL2%	Mean	Vpp
		1 MCL	2 SV	3 SVT	4 TB2	5 TB3	6 T4	7 ART3	8 ART4	9 ART5	10 ART6	11 BD	12 DRT	80	80	85 +5kph	85 +5kph	90 +10kph	90 +10kph		85
0000	1	0	1	0	0	0	0	0	0	0	0	0	0	0	0	0	0	0	0	47.4	-
0100	0	0	0	0	0	0	0	0	0	0	0	0	0	0	0	0	0	0	0	-	-
0200	0	0	0	0	0	0	0	0	0	0	0	0	0	0	0	0	0	0	0	-	-
0300	0	0	0	0	0	0	0	0	0	0	0	0	0	0	0	0	0	0	0	-	-
0400	0	0	0	0	0	0	0	0	0	0	0	0	0	0	0	0	0	0	0	-	-
0500	0	0	0	0	0	0	0	0	0	0	0	0	0	0	0	0	0	0	0	-	-
0600	1	0	1	0	0	0	0	0	0	0	0	0	0	0	0	0	0	0	0	63.7	-
0700	1	0	1	0	0	0	0	0	0	0	0	0	0	0	0	0	0	0	0	69.2	-
0800	2	0	1	0	1	0	0	0	0	0	0	0	0	0	0	0	0	0	0	32.1	-
0900	**4**	**0**	**4**	**0**	**0**	**0**	**0**	**0**	**0**	**0**	**0**	**0**	**0**	**0**	**0**	**0**	**0**	**0**	**0**	**56.4**	**-**
1000	3	0	2	0	1	0	0	0	0	0	0	0	0	0	0	0	0	0	0	55.2	-
1100	1	0	1	0	0	0	0	0	0	0	0	0	0	0	0	0	0	0	0	69.4	-
1200	3	0	3	0	0	0	0	0	0	0	0	0	0	0	0	0	0	0	0	53	-
1300	4	0	4	0	0	0	0	0	0	0	0	0	0	0	0	0	0	0	0	59.2	-
1400	4	0	4	0	0	0	0	0	0	0	0	0	0	0	0	0	0	0	0	45.6	-
1500	6	0	5	0	1	0	0	0	0	0	0	0	0	1	16.7	1	16.7	0	0	55.9	-
1600	5	0	5	0	0	0	0	0	0	0	0	0	0	0	0	0	0	0	0	48.1	-
1700	6	0	6	0	0	0	0	0	0	0	0	0	0	0	0	0	0	0	0	52.4	-
1800	**8**	**0**	**6**	**1**	**1**	**0**	**0**	**0**	**0**	**0**	**0**	**0**	**0**	**0**	**0**	**0**	**0**	**0**	**0**	**51.5**	**-**
1900	3	0	2	1	0	0	0	0	0	0	0	0	0	0	0	0	0	0	0	52.6	-
2000	1	0	1	0	0	0	0	0	0	0	0	0	0	0	0	0	0	0	0	62.4	-
2100	2	0	2	0	0	0	0	0	0	0	0	0	0	0	0	0	0	0	0	56.5	-
2200	2	0	2	0	0	0	0	0	0	0	0	0	0	0	0	0	0	0	0	47.4	-
2300	0	0	0	0	0	0	0	0	0	0	0	0	0	0	0	0	0	0	0	-	-
07-19	**47**	**0**	**42**	**1**	**4**	**0**	**0**	**0**	**0**	**0**	**0**	**0**	**0**	**1**	**2.1**	**1**	**2.1**	**0**	**0**	**52.7**	**67.3**
06-22	**54**	**0**	**48**	**2**	**4**	**0**	**0**	**0**	**0**	**0**	**0**	**0**	**0**	**1**	**1.9**	**1**	**1.9**	**0**	**0**	**53.2**	**67**
06-00	**56**	**0**	**50**	**2**	**4**	**0**	**0**	**0**	**0**	**0**	**0**	**0**	**0**	**1**	**1.8**	**1**	**1.8**	**0**	**0**	**53**	**67**
00-00	**57**	**0**	**51**	**2**	**4**	**0**	**0**	**0**	**0**	**0**	**0**	**0**	**0**	**1**	**1.8**	**1**	**1.8**	**0**	**0**	**52.9**	**66.6**

DRAFT

Site 10
Location L-22051-0, att t/pole, Lat 53.55441, Long -6.68615
Direction West

3279 / Meath/Cavan/Monaghan ATC's
October 2013
Automatic Traffic Count

Wed, 9 October 2013

Time	Total	Classification												>PSL	>PSL%	>SL1	>SL1%	>SL2	>SL2%	Mean	Vpp
		1 MCL	2 SV	3 SVT	4 TB2	5 TB3	6 T4	7 ART3	8 ART4	9 ART5	10 ART6	11 BD	12 DRT	80	80	85 +5kph	85 +5kph	90 +10kph	90 +10kph		85
0000	1	0	1	0	0	0	0	0	0	0	0	0	0	0	0	0	0	0	0	41.4	-
0100	0	0	0	0	0	0	0	0	0	0	0	0	0	0	0	0	0	0	0	-	-
0200	0	0	0	0	0	0	0	0	0	0	0	0	0	0	0	0	0	0	0	-	-
0300	0	0	0	0	0	0	0	0	0	0	0	0	0	0	0	0	0	0	0	-	-
0400	0	0	0	0	0	0	0	0	0	0	0	0	0	0	0	0	0	0	0	-	-
0500	0	0	0	0	0	0	0	0	0	0	0	0	0	0	0	0	0	0	0	-	-
0600	1	0	1	0	0	0	0	0	0	0	0	0	0	0	0	0	0	0	0	67.3	-
0700	1	0	1	0	0	0	0	0	0	0	0	0	0	0	0	0	0	0	0	30	-
0800	**3**	**0**	**2**	**0**	**1**	**0**	**0**	**0**	**0**	**0**	**0**	**0**	**0**	**0**	**0**	**0**	**0**	**0**	**0**	**47.2**	**-**
0900	2	0	1	0	1	0	0	0	0	0	0	0	0	0	0	0	0	0	0	52.9	-
1000	**3**	**0**	**3**	**0**	**0**	**0**	**0**	**0**	**0**	**0**	**0**	**0**	**0**	**0**	**0**	**0**	**0**	**0**	**0**	**62**	**-**
1100	1	0	1	0	0	0	0	0	0	0	0	0	0	0	0	0	0	0	0	58.5	-
1200	5	0	5	0	0	0	0	0	0	0	0	0	0	0	0	0	0	0	0	54.8	-
1300	2	0	2	0	0	0	0	0	0	0	0	0	0	0	0	0	0	0	0	61.1	-
1400	3	0	2	0	1	0	0	0	0	0	0	0	0	0	0	0	0	0	0	61	-
1500	6	0	5	0	0	1	0	0	0	0	0	0	0	0	0	0	0	0	0	52.4	-
1600	3	0	3	0	0	0	0	0	0	0	0	0	0	0	0	0	0	0	0	58.3	-
1700	5	0	5	0	0	0	0	0	0	0	0	0	0	0	0	0	0	0	0	47.5	-
1800	**8**	**1**	**7**	**0**	**0**	**0**	**0**	**0**	**0**	**0**	**0**	**0**	**0**	**0**	**0**	**0**	**0**	**0**	**0**	**51.4**	**-**
1900	6	0	4	0	2	0	0	0	0	0	0	0	0	0	0	0	0	0	0	51.6	-
2000	6	0	6	0	0	0	0	0	0	0	0	0	0	0	0	0	0	0	0	58.1	-
2100	4	0	4	0	0	0	0	0	0	0	0	0	0	0	0	0	0	0	0	44.3	-
2200	0	0	0	0	0	0	0	0	0	0	0	0	0	0	0	0	0	0	0	-	-
2300	0	0	0	0	0	0	0	0	0	0	0	0	0	0	0	0	0	0	0	-	-
07-19	**42**	**1**	**37**	**0**	**3**	**1**	**0**	**0**	**0**	**0**	**0**	**0**	**0**	**0**	**0**	**0**	**0**	**0**	**0**	**53.3**	**65.9**
06-22	**59**	**1**	**52**	**0**	**5**	**1**	**0**	**0**	**0**	**0**	**0**	**0**	**0**	**0**	**0**	**0**	**0**	**0**	**0**	**53.3**	**65.5**
06-00	**59**	**1**	**52**	**0**	**5**	**1**	**0**	**0**	**0**	**0**	**0**	**0**	**0**	**0**	**0**	**0**	**0**	**0**	**0**	**53.3**	**65.5**
00-00	**60**	**1**	**53**	**0**	**5**	**1**	**0**	**0**	**0**	**0**	**0**	**0**	**0**	**0**	**0**	**0**	**0**	**0**	**0**	**53.1**	**65.5**

DRAFT

Site 10
Location L-22051-0, att t/pole, Lat 53.55441, Long -6.68615
Direction West

3279 / Meath/Cavan/Monaghan ATC's
October 2013
Automatic Traffic Count

Thu, 10 October 2013

Time	Total	Classification												>PSL	>PSL%	>SL1	>SL1%	>SL2	>SL2%	Mean	Vpp
		1 MCL	2 SV	3 SVT	4 TB2	5 TB3	6 T4	7 ART3	8 ART4	9 ART5	10 ART6	11 BD	12 DRT	80	80	85 +5kph	85 +5kph	90 +10kph	90 +10kph		85
0000	0	0	0	0	0	0	0	0	0	0	0	0	0	0	0	0	0	0	0	-	-
0100	0	0	0	0	0	0	0	0	0	0	0	0	0	0	0	0	0	0	0	-	-
0200	0	0	0	0	0	0	0	0	0	0	0	0	0	0	0	0	0	0	0	-	-
0300	0	0	0	0	0	0	0	0	0	0	0	0	0	0	0	0	0	0	0	-	-
0400	0	0	0	0	0	0	0	0	0	0	0	0	0	0	0	0	0	0	0	-	-
0500	0	0	0	0	0	0	0	0	0	0	0	0	0	0	0	0	0	0	0	-	-
0600	0	0	0	0	0	0	0	0	0	0	0	0	0	0	0	0	0	0	0	-	-
0700	3	0	2	0	1	0	0	0	0	0	0	0	0	0	0	0	0	0	0	60	-
0800	**6**	**0**	**1**	**0**	**3**	**0**	**0**	**0**	**1**	**1**	**0**	**0**	**0**	**0**	**0**	**0**	**0**	**0**	**0**	**48.9**	**-**
0900	4	0	3	1	0	0	0	0	0	0	0	0	0	0	0	0	0	0	0	46.4	-
1000	2	0	2	0	0	0	0	0	0	0	0	0	0	0	0	0	0	0	0	63.2	-
1100	2	0	2	0	0	0	0	0	0	0	0	0	0	0	0	0	0	0	0	53.8	-
1200	3	0	3	0	0	0	0	0	0	0	0	0	0	0	0	0	0	0	0	62.3	-
1300	4	0	3	0	0	0	0	0	0	1	0	0	0	0	0	0	0	0	0	44.8	-
1400	1	0	1	0	0	0	0	0	0	0	0	0	0	0	0	0	0	0	0	74.3	-
1500	4	0	2	1	1	0	0	0	0	0	0	0	0	0	0	0	0	0	0	56.8	-
1600	**8**	**2**	**4**	**1**	**1**	**0**	**0**	**0**	**0**	**0**	**0**	**0**	**0**	**0**	**0**	**0**	**0**	**0**	**0**	**36.3**	**-**
1700	7	0	5	1	0	1	0	0	0	0	0	0	0	0	0	0	0	0	0	35.1	-
1800	4	0	4	0	0	0	0	0	0	0	0	0	0	0	0	0	0	0	0	46.6	-
1900	3	0	3	0	0	0	0	0	0	0	0	0	0	0	0	0	0	0	0	56.7	-
2000	7	0	7	0	0	0	0	0	0	0	0	0	0	0	0	0	0	0	0	63.4	-
2100	0	0	0	0	0	0	0	0	0	0	0	0	0	0	0	0	0	0	0	-	-
2200	2	0	1	0	0	0	0	0	1	0	0	0	0	0	0	0	0	0	0	56.4	-
2300	2	0	2	0	0	0	0	0	0	0	0	0	0	0	0	0	0	0	0	41.9	-
07-19	**48**	**2**	**32**	**4**	**6**	**1**	**0**	**0**	**1**	**2**	**0**	**0**	**0**	**0**	**0**	**0**	**0**	**0**	**0**	**47.6**	**65.2**
06-22	**58**	**2**	**42**	**4**	**6**	**1**	**0**	**0**	**1**	**2**	**0**	**0**	**0**	**0**	**0**	**0**	**0**	**0**	**0**	**49.9**	**65.5**
06-00	**62**	**2**	**45**	**4**	**6**	**1**	**0**	**0**	**2**	**2**	**0**	**0**	**0**	**0**	**0**	**0**	**0**	**0**	**0**	**49.9**	**65.5**
00-00	**62**	**2**	**45**	**4**	**6**	**1**	**0**	**0**	**2**	**2**	**0**	**0**	**0**	**0**	**0**	**0**	**0**	**0**	**0**	**49.9**	**65.5**

DRAFT

Site 10
Location L-22051-0, att t/pole, Lat 53.55441, Long -6.68615
Direction West

3279 / Meath/Cavan/Monaghan ATC's
October 2013
Automatic Traffic Count

Fri, 11 October 2013

Time	Total	Classification												>PSL	>PSL%	>SL1	>SL1%	>SL2	>SL2%	Mean	Vpp
		1 MCL	2 SV	3 SVT	4 TB2	5 TB3	6 T4	7 ART3	8 ART4	9 ART5	10 ART6	11 BD	12 DRT	80	80	85 +5kph	85 +5kph	90 +10kph	90 +10kph		85
0000	1	0	1	0	0	0	0	0	0	0	0	0	0	0	0	0	0	0	0	58.3	-
0100	0	0	0	0	0	0	0	0	0	0	0	0	0	0	0	0	0	0	0	-	-
0200	0	0	0	0	0	0	0	0	0	0	0	0	0	0	0	0	0	0	0	-	-
0300	0	0	0	0	0	0	0	0	0	0	0	0	0	0	0	0	0	0	0	-	-
0400	0	0	0	0	0	0	0	0	0	0	0	0	0	0	0	0	0	0	0	-	-
0500	0	0	0	0	0	0	0	0	0	0	0	0	0	0	0	0	0	0	0	-	-
0600	0	0	0	0	0	0	0	0	0	0	0	0	0	0	0	0	0	0	0	-	-
0700	**4**	**0**	**2**	**0**	**2**	**0**	**0**	**0**	**0**	**0**	**0**	**0**	**0**	**0**	**0**	**0**	**0**	**0**	**0**	**57.8**	**-**
0800	2	0	1	0	1	0	0	0	0	0	0	0	0	0	0	0	0	0	0	62.9	-
0900	3	0	3	0	0	0	0	0	0	0	0	0	0	0	0	0	0	0	0	55	-
1000	1	0	0	1	0	0	0	0	0	0	0	0	0	0	0	0	0	0	0	43.3	-
1100	2	0	1	0	0	0	0	0	1	0	0	0	0	0	0	0	0	0	0	61.9	-
1200	6	0	5	0	0	1	0	0	0	0	0	0	0	0	0	0	0	0	0	44.9	-
1300	4	0	3	0	0	0	0	1	0	0	0	0	0	1	25	0	0	0	0	61.7	-
1400	2	0	2	0	0	0	0	0	0	0	0	0	0	0	0	0	0	0	0	67.6	-
1500	5	1	2	0	2	0	0	0	0	0	0	0	0	0	0	0	0	0	0	45.9	-
1600	**8**	**0**	**7**	**1**	**0**	**0**	**0**	**0**	**0**	**0**	**0**	**0**	**0**	**0**	**0**	**0**	**0**	**0**	**0**	**46.3**	**-**
1700	2	0	2	0	0	0	0	0	0	0	0	0	0	0	0	0	0	0	0	48.8	-
1800	2	1	1	0	0	0	0	0	0	0	0	0	0	0	0	0	0	0	0	39.6	-
1900	5	0	5	0	0	0	0	0	0	0	0	0	0	0	0	0	0	0	0	59.6	-
2000	4	0	4	0	0	0	0	0	0	0	0	0	0	0	0	0	0	0	0	53.7	-
2100	3	0	3	0	0	0	0	0	0	0	0	0	0	0	0	0	0	0	0	59.3	-
2200	2	0	1	0	1	0	0	0	0	0	0	0	0	0	0	0	0	0	0	58.8	-
2300	1	0	1	0	0	0	0	0	0	0	0	0	0	0	0	0	0	0	0	50.1	-
07-19	**41**	**2**	**29**	**2**	**5**	**1**	**0**	**1**	**1**	**0**	**0**	**0**	**0**	**1**	**2.4**	**0**	**0**	**0**	**0**	**51.6**	**64.4**
06-22	**53**	**2**	**41**	**2**	**5**	**1**	**0**	**1**	**1**	**0**	**0**	**0**	**0**	**1**	**1.9**	**0**	**0**	**0**	**0**	**53**	**67.7**
06-00	**56**	**2**	**43**	**2**	**6**	**1**	**0**	**1**	**1**	**0**	**0**	**0**	**0**	**1**	**1.8**	**0**	**0**	**0**	**0**	**53.1**	**67.7**
00-00	**57**	**2**	**44**	**2**	**6**	**1**	**0**	**1**	**1**	**0**	**0**	**0**	**0**	**1**	**1.8**	**0**	**0**	**0**	**0**	**53.2**	**67.7**

DRAFT

Site 10
Location L-22051-0, att t/pole, Lat 53.55441, Long -6.68615
Direction West

3279 / Meath/Cavan/Monaghan ATC's
October 2013
Automatic Traffic Count

Sat, 12 October 2013

Time	Total	Classification												>PSL	>PSL%	>SL1	>SL1%	>SL2	>SL2%	Mean	Vpp
		1 MCL	2 SV	3 SVT	4 TB2	5 TB3	6 T4	7 ART3	8 ART4	9 ART5	10 ART6	11 BD	12 DRT	80	80	85 +5kph	85 +5kph	90 +10kph	90 +10kph		85
0000	0	0	0	0	0	0	0	0	0	0	0	0	0	0	0	0	0	0	0	-	-
0100	0	0	0	0	0	0	0	0	0	0	0	0	0	0	0	0	0	0	0	-	-
0200	0	0	0	0	0	0	0	0	0	0	0	0	0	0	0	0	0	0	0	-	-
0300	0	0	0	0	0	0	0	0	0	0	0	0	0	0	0	0	0	0	0	-	-
0400	0	0	0	0	0	0	0	0	0	0	0	0	0	0	0	0	0	0	0	-	-
0500	0	0	0	0	0	0	0	0	0	0	0	0	0	0	0	0	0	0	0	-	-
0600	0	0	0	0	0	0	0	0	0	0	0	0	0	0	0	0	0	0	0	-	-
0700	1	0	1	0	0	0	0	0	0	0	0	0	0	1	100	1	100	0	0	88.1	-
0800	0	0	0	0	0	0	0	0	0	0	0	0	0	0	0	0	0	0	0	-	-
0900	1	0	1	0	0	0	0	0	0	0	0	0	0	0	0	0	0	0	0	35.8	-
1000	4	0	2	1	1	0	0	0	0	0	0	0	0	0	0	0	0	0	0	46.6	-
1100	**6**	**0**	**6**	**0**	**0**	**0**	**0**	**0**	**0**	**0**	**0**	**0**	**0**	**1**	**16.7**	**1**	**16.7**	**0**	**0**	**46.9**	**-**
1200	6	1	3	1	1	0	0	0	0	0	0	0	0	1	16.7	0	0	0	0	47.9	-
1300	2	0	1	1	0	0	0	0	0	0	0	0	0	0	0	0	0	0	0	40.7	-
1400	5	0	5	0	0	0	0	0	0	0	0	0	0	0	0	0	0	0	0	49.6	-
1500	3	0	3	0	0	0	0	0	0	0	0	0	0	0	0	0	0	0	0	42.4	-
1600	4	0	3	0	1	0	0	0	0	0	0	0	0	0	0	0	0	0	0	54.9	-
1700	3	0	3	0	0	0	0	0	0	0	0	0	0	0	0	0	0	0	0	42.4	-
1800	**7**	**0**	**7**	**0**	**0**	**0**	**0**	**0**	**0**	**0**	**0**	**0**	**0**	**0**	**0**	**0**	**0**	**0**	**0**	**53.1**	**-**
1900	5	0	5	0	0	0	0	0	0	0	0	0	0	0	0	0	0	0	0	54.3	-
2000	2	0	2	0	0	0	0	0	0	0	0	0	0	0	0	0	0	0	0	60.1	-
2100	0	0	0	0	0	0	0	0	0	0	0	0	0	0	0	0	0	0	0	-	-
2200	2	0	2	0	0	0	0	0	0	0	0	0	0	0	0	0	0	0	0	59.6	-
2300	1	0	1	0	0	0	0	0	0	0	0	0	0	0	0	0	0	0	0	51.1	-
07-19	**42**	**1**	**35**	**3**	**3**	**0**	**0**	**0**	**0**	**0**	**0**	**0**	**0**	**3**	**7.1**	**2**	**4.8**	**0**	**0**	**48.9**	**64.8**
06-22	**49**	**1**	**42**	**3**	**3**	**0**	**0**	**0**	**0**	**0**	**0**	**0**	**0**	**3**	**6.1**	**2**	**4.1**	**0**	**0**	**49.9**	**64.8**
06-00	**52**	**1**	**45**	**3**	**3**	**0**	**0**	**0**	**0**	**0**	**0**	**0**	**0**	**3**	**5.8**	**2**	**3.8**	**0**	**0**	**50.3**	**64.8**
00-00	**52**	**1**	**45**	**3**	**3**	**0**	**0**	**0**	**0**	**0**	**0**	**0**	**0**	**3**	**5.8**	**2**	**3.8**	**0**	**0**	**50.3**	**64.8**

DRAFT

Site 10
Location L-22051-0, att t/pole, Lat 53.55441, Long -6.68615
Direction West

3279 / Meath/Cavan/Monaghan ATC's
October 2013
Automatic Traffic Count

Sun, 13 October 2013

Time	Total	Classification												>PSL	>PSL%	>SL1	>SL1%	>SL2	>SL2%	Mean	Vpp
		1 MCL	2 SV	3 SVT	4 TB2	5 TB3	6 T4	7 ART3	8 ART4	9 ART5	10 ART6	11 BD	12 DRT	80	80	85 +5kph	85 +5kph	90 +10kph	90 +10kph		85
0000	1	0	0	0	1	0	0	0	0	0	0	0	0	0	0	0	0	0	0	48.3	-
0100	0	0	0	0	0	0	0	0	0	0	0	0	0	0	0	0	0	0	0	-	-
0200	1	0	1	0	0	0	0	0	0	0	0	0	0	0	0	0	0	0	0	44.7	-
0300	0	0	0	0	0	0	0	0	0	0	0	0	0	0	0	0	0	0	0	-	-
0400	0	0	0	0	0	0	0	0	0	0	0	0	0	0	0	0	0	0	0	-	-
0500	0	0	0	0	0	0	0	0	0	0	0	0	0	0	0	0	0	0	0	-	-
0600	0	0	0	0	0	0	0	0	0	0	0	0	0	0	0	0	0	0	0	-	-
0700	0	0	0	0	0	0	0	0	0	0	0	0	0	0	0	0	0	0	0	-	-
0800	0	0	0	0	0	0	0	0	0	0	0	0	0	0	0	0	0	0	0	-	-
0900	1	0	1	0	0	0	0	0	0	0	0	0	0	0	0	0	0	0	0	20.2	-
1000	**3**	**0**	**3**	**0**	**0**	**0**	**0**	**0**	**0**	**0**	**0**	**0**	**0**	**0**	**0**	**0**	**0**	**0**	**0**	**40.9**	**-**
1100	**3**	**0**	**3**	**0**	**0**	**0**	**0**	**0**	**0**	**0**	**0**	**0**	**0**	**0**	**0**	**0**	**0**	**0**	**0**	**59.2**	**-**
1200	6	1	5	0	0	0	0	0	0	0	0	0	0	0	0	0	0	0	0	51.4	-
1300	4	0	4	0	0	0	0	0	0	0	0	0	0	0	0	0	0	0	0	49.9	-
1400	3	0	3	0	0	0	0	0	0	0	0	0	0	0	0	0	0	0	0	60.5	-
1500	3	0	3	0	0	0	0	0	0	0	0	0	0	0	0	0	0	0	0	54	-
1600	3	0	3	0	0	0	0	0	0	0	0	0	0	0	0	0	0	0	0	48	-
1700	**8**	**0**	**8**	**0**	**0**	**0**	**0**	**0**	**0**	**0**	**0**	**0**	**0**	**0**	**0**	**0**	**0**	**0**	**0**	**41.1**	**-**
1800	4	0	4	0	0	0	0	0	0	0	0	0	0	0	0	0	0	0	0	53.9	-
1900	3	0	3	0	0	0	0	0	0	0	0	0	0	0	0	0	0	0	0	41.8	-
2000	7	0	7	0	0	0	0	0	0	0	0	0	0	0	0	0	0	0	0	55.3	-
2100	4	0	4	0	0	0	0	0	0	0	0	0	0	1	25	0	0	0	0	74.2	-
2200	1	0	1	0	0	0	0	0	0	0	0	0	0	0	0	0	0	0	0	61.9	-
2300	0	0	0	0	0	0	0	0	0	0	0	0	0	0	0	0	0	0	0	0	0
07-19	**38**	**1**	**37**	**0**	**0**	**0**	**0**	**0**	**0**	**0**	**0**	**0**	**0**	**0**	**0**	**0**	**0**	**0**	**0**	**49**	**61.9**
06-22	**52**	**1**	**51**	**0**	**0**	**0**	**0**	**0**	**0**	**0**	**0**	**0**	**0**	**1**	**1.9**	**0**	**0**	**0**	**0**	**51.4**	**64.1**
06-00	**53**	**1**	**52**	**0**	**0**	**0**	**0**	**0**	**0**	**0**	**0**	**0**	**0**	**1**	**1.9**	**0**	**0**	**0**	**0**	**51.6**	**64.1**
00-00	**55**	**1**	**53**	**0**	**1**	**0**	**0**	**0**	**0**	**0**	**0**	**0**	**0**	**1**	**1.8**	**0**	**0**	**0**	**0**	**51.4**	**64.1**

DRAFT

Site 10
Location L-22051-0, att t/pole, Lat 53.55441, Long -6.68615
Direction West

3279 / Meath/Cavan/Monaghan ATC's
October 2013
Automatic Traffic Count

Virtual Day (7)

Time	Total	Classification												>PSL	>PSL%	>SL1	>SL1%	>SL2	>SL2%	Mean	Vpp
		1 MCL	2 SV	3 SVT	4 TB2	5 TB3	6 T4	7 ART3	8 ART4	9 ART5	10 ART6	11 BD	12 DRT	80	80	85 +5kph	85 +5kph	90 +10kph	90 +10kph		85
0000	1	0	1	0	0	0	0	0	0	0	0	0	0	0	0	0	0	0	0	51.4	-
0100	0	0	0	0	0	0	0	0	0	0	0	0	0	0	0	0	0	0	0	61.6	-
0200	0	0	0	0	0	0	0	0	0	0	0	0	0	0	0	0	0	0	0	47.2	-
0300	0	0	0	0	0	0	0	0	0	0	0	0	0	0	0	0	0	0	0	-	-
0400	0	0	0	0	0	0	0	0	0	0	0	0	0	0	0	0	0	0	0	-	-
0500	0	0	0	0	0	0	0	0	0	0	0	0	0	0	0	0	0	0	0	44.8	-
0600	0	0	0	0	0	0	0	0	0	0	0	0	0	0	0	0	0	0	0	65.5	-
0700	1	0	1	0	0	0	0	0	0	0	0	0	0	0	10	0	10	0	0	59.8	-
0800	**3**	**0**	**1**	**0**	**1**	**0**	**0**	**0**	**0**	**0**	**0**	**0**	**0**	**0**	**0**	**0**	**0**	**0**	**0**	**45.2**	**-**
0900	2	0	2	0	0	0	0	0	0	0	0	0	0	0	0	0	0	0	0	50.2	-
1000	**3**	**0**	**2**	**0**	**0**	**0**	**0**	**0**	**0**	**0**	**0**	**0**	**0**	**0**	**0**	**0**	**0**	**0**	**0**	**52.9**	**-**
1100	2	0	2	0	0	0	0	0	0	0	0	0	0	0	6.7	0	6.7	0	0	54.5	-
1200	**5**	**0**	**4**	**0**	**0**	**0**	**0**	**0**	**0**	**0**	**0**	**0**	**0**	**0**	**2.9**	**0**	**0**	**0**	**0**	**50.1**	**-**
1300	3	0	3	0	0	0	0	0	0	0	0	0	0	0	4.5	0	0	0	0	52.8	-
1400	3	0	3	0	0	0	0	0	0	0	0	0	0	0	0	0	0	0	0	55.3	-
1500	**5**	**0**	**4**	**0**	**1**	**0**	**0**	**0**	**0**	**0**	**0**	**0**	**0**	**0**	**2.9**	**0**	**2.9**	**0**	**0**	**50.2**	**-**
1600	**5**	**0**	**4**	**0**	**0**	**0**	**0**	**0**	**0**	**0**	**0**	**0**	**0**	**0**	**0**	**0**	**0**	**0**	**0**	**46.8**	**-**
1700	**5**	**0**	**5**	**0**	**0**	**0**	**0**	**0**	**0**	**0**	**0**	**0**	**0**	**0**	**0**	**0**	**0**	**0**	**0**	**45.3**	**-**
1800	**5**	**0**	**5**	**0**	**0**	**0**	**0**	**0**	**0**	**0**	**0**	**0**	**0**	**0**	**0**	**0**	**0**	**0**	**0**	**51.5**	**-**
1900	4	0	4	0	0	0	0	0	0	0	0	0	0	0	3.3	0	0	0	0	53.9	-
2000	4	0	4	0	0	0	0	0	0	0	0	0	0	0	0	0	0	0	0	58.4	-
2100	2	0	2	0	0	0	0	0	0	0	0	0	0	0	7.1	0	0	0	0	57.9	-
2200	2	0	2	0	0	0	0	0	0	0	0	0	0	0	0	0	0	0	0	53.5	-
2300	1	0	1	0	0	0	0	0	0	0	0	0	0	0	0	0	0	0	0	46.3	-
07-19	**43**	**1**	**36**	**2**	**3**	**0**	**0**	**0**	**0**	**0**	**0**	**0**	**0**	**1**	**1.7**	**0**	**1**	**0**	**0**	**50.3**	**65.2**
06-22	**54**	**1**	**46**	**2**	**4**	**0**	**0**	**0**	**0**	**0**	**0**	**0**	**0**	**1**	**1.9**	**0**	**0.8**	**0**	**0**	**51.6**	**65.5**
06-00	**57**	**1**	**48**	**2**	**4**	**0**	**0**	**0**	**1**	**0**	**0**	**0**	**0**	**1**	**1.8**	**0**	**0.8**	**0**	**0**	**51.6**	**65.9**
00-00	**58**	**1**	**50**	**2**	**4**	**0**	**0**	**0**	**1**	**0**	**0**	**0**	**0**	**1**	**1.7**	**0**	**0.7**	**0**	**0**	**51.6**	**65.5**

DRAFT

Site 10
Location L-22051-0, att t/pole, Lat 53.55441, Long -6.68615
Direction West

3279 / Meath/Cavan/Monaghan ATC's
October 2013
Automatic Traffic Count

Virtual Week (1)

Time	Total	Classification												>PSL	>PSL%	>SL1	>SL1%	>SL2	>SL2%	Mean	Vpp
		1 MCL	2 SV	3 SVT	4 TB2	5 TB3	6 T4	7 ART3	8 ART4	9 ART5	10 ART6	11 BD	12 DRT	80	80	85 +5kph	85 +5kph	90 +10kph	90 +10kph		85
Mon	65	1	56	2	4	0	0	0	1	1	0	0	0	1	1.5	0	0	0	0	50.7	64.8
Tue	57	0	51	2	4	0	0	0	0	0	0	0	0	1	1.8	1	1.8	0	0	52.9	66.6
Wed	60	1	53	0	5	1	0	0	0	0	0	0	0	0	0	0	0	0	0	53.1	65.5
Thu	62	2	45	4	6	1	0	0	2	2	0	0	0	0	0	0	0	0	0	49.9	65.5
Fri	57	2	44	2	6	1	0	1	1	0	0	0	0	1	1.8	0	0	0	0	53.2	67.7
| Sat	52	1	45	3	3	0	0	0	0	0	0	0	0	3	5.8	2	3.8	0	0	50.3	64.8
| Sun	55	1	53	0	1	0	0	0	0	0	0	0	0	1	1.8	0	0	0	0	51.4	64.1
5 Day Ave.	**60**	**1**	**50**	**2**	**5**	**1**	**0**	**0**	**1**	**1**	**0**	**0**	**0**	**1**	**1.7**	**0**	**0.0**	**0**	**0.0**	**52.0**	**66.0**
7 Day Ave.	**58**	**1**	**50**	**2**	**4**	**0**	**0**	**0**	**1**	**0**	**0**	**0**	**0**	**1**	**1.7**	**0**	**0.7**	**0**	**0.0**	**51.6**	**65.5**
--	**408**	**8**	**347**	**13**	**29**	**3**	**0**	**1**	**4**	**3**	**0**	**0**	**0**	**7**	**1.7**	**3**	**0.7**	**0**	**0.0**	**51.6**	**65.5**

Summary Graphs

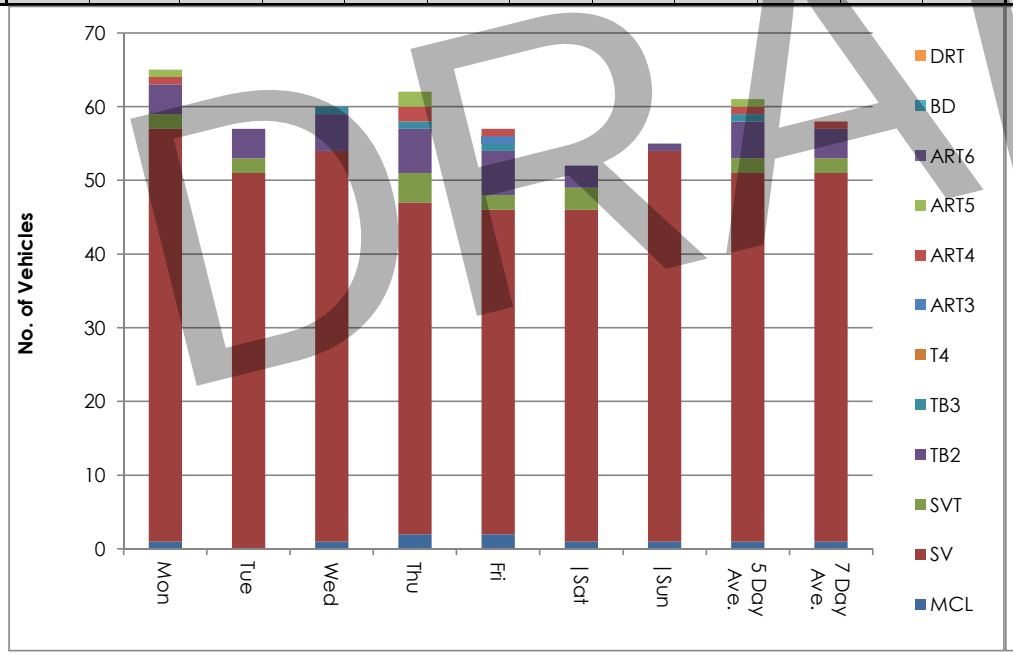

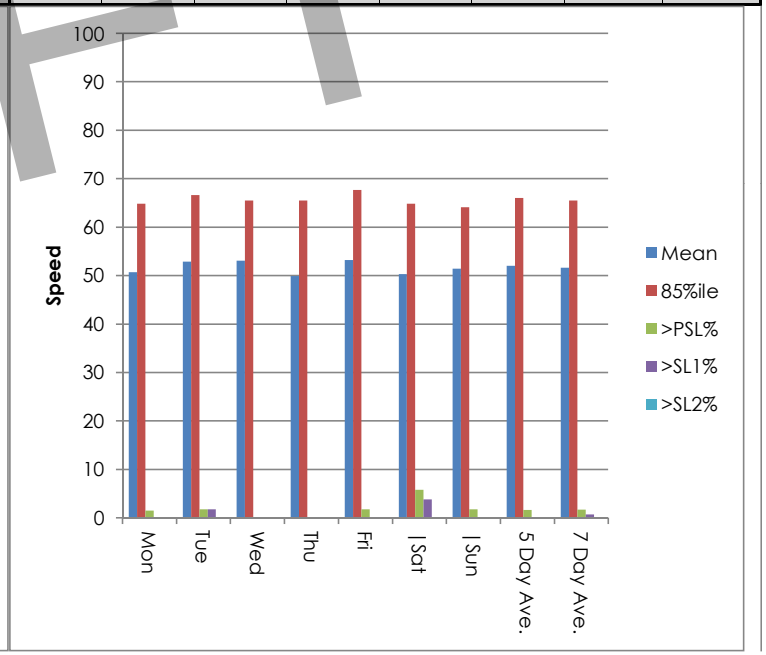

DRAFT

Site 10
Location L-22051-0, att t/pole, Lat 53.55441, Long -6.68615
Direction West

3279 / Meath/Cavan/Monaghan ATC's
October 2013
Automatic Traffic Count

Mon, 7 October 2013

Time	Total	Speed Bins (km/h)																											
		0 - 5	5 - 10	10 - 15	15 - 20	20 - 25	25 - 30	30 - 35	35 - 40	40 - 45	45 - 50	50 - 55	55 - 60	60 - 65	65 - 70	70 - 75	75 - 80	80 - 85	85 - 90	90 - 95	95 - 100	100 - 105	105 - 110	110 - 115	115 - 120	120 - 125	125 - 130	130 - 135	135 - 140
0000	1	0	0	0	0	0	0	0	0	0	0	0	0	1	0	0	0	0	0	0	0	0	0	0	0	0	0	0	0
0100	3	0	0	0	0	0	0	0	0	0	0	1	1	0	0	0	1	0	0	0	0	0	0	0	0	0	0	0	0
0200	2	0	0	0	0	0	0	0	0	1	0	0	1	0	0	0	0	0	0	0	0	0	0	0	0	0	0	0	0
0300	0	0	0	0	0	0	0	0	0	0	0	0	0	0	0	0	0	0	0	0	0	0	0	0	0	0	0	0	0
0400	0	0	0	0	0	0	0	0	0	0	0	0	0	0	0	0	0	0	0	0	0	0	0	0	0	0	0	0	0
0500	1	0	0	0	0	0	0	0	0	1	0	0	0	0	0	0	0	0	0	0	0	0	0	0	0	0	0	0	0
0600	0	0	0	0	0	0	0	0	0	0	0	0	0	0	0	0	0	0	0	0	0	0	0	0	0	0	0	0	0
0700	0	0	0	0	0	0	0	0	0	0	0	0	0	0	0	0	0	0	0	0	0	0	0	0	0	0	0	0	0
0800	**5**	**0**	**0**	**0**	**1**	**1**	**0**	**0**	**1**	**0**	**1**	**0**	**0**	**1**	**0**	**0**	**0**	**0**	**0**	**0**	**0**	**0**	**0**	**0**	**0**	**0**	**0**	**0**	**0**
0900	1	0	0	0	0	0	0	0	0	0	0	0	0	0	1	0	0	0	0	0	0	0	0	0	0	0	0	0	0
1000	2	0	0	0	0	0	0	0	0	0	0	1	0	0	1	0	0	0	0	0	0	0	0	0	0	0	0	0	0
1100	0	0	0	0	0	0	0	0	0	0	0	0	0	0	0	0	0	0	0	0	0	0	0	0	0	0	0	0	0
1200	6	0	0	0	0	1	1	0	1	0	0	1	0	1	1	0	0	0	0	0	0	0	0	0	0	0	0	0	0
1300	2	0	0	0	0	0	0	1	0	0	0	0	0	1	0	0	0	0	0	0	0	0	0	0	0	0	0	0	0
1400	5	0	0	0	0	0	0	1	0	1	0	0	0	2	1	0	0	0	0	0	0	0	0	0	0	0	0	0	0
1500	**8**	**0**	**0**	**0**	**1**	**0**	**0**	**0**	**0**	**1**	**3**	**3**	**0**	**0**	**0**	**0**	**0**	**0**	**0**	**0**	**0**	**0**	**0**	**0**	**0**	**0**	**0**	**0**	**0**
1600	5	0	0	0	1	0	0	0	0	0	0	2	1	1	0	0	0	0	0	0	0	0	0	0	0	0	0	0	0
1700	7	0	0	0	0	0	1	0	0	1	0	1	0	4	0	0	0	0	0	0	0	0	0	0	0	0	0	0	0
1800	4	0	0	0	0	0	0	0	1	0	0	0	0	2	1	0	0	0	0	0	0	0	0	0	0	0	0	0	0
1900	5	0	0	0	0	0	0	0	0	0	1	3	0	0	0	0	0	1	0	0	0	0	0	0	0	0	0	0	0
2000	2	0	0	0	0	0	0	0	0	0	1	0	0	0	0	1	0	0	0	0	0	0	0	0	0	0	0	0	0
2100	1	0	0	0	0	0	0	0	0	0	1	0	0	0	0	0	0	0	0	0	0	0	0	0	0	0	0	0	0
2200	5	0	0	0	0	1	0	0	0	2	0	0	0	1	0	1	0	0	0	0	0	0	0	0	0	0	0	0	0
2300	0	0	0	0	0	0	0	0	0	0	0	0	0	0	0	0	0	0	0	0	0	0	0	0	0	0	0	0	0
07-19	**45**	**0**	**0**	**0**	**3**	**2**	**2**	**2**	**3**	**3**	**4**	**8**	**1**	**12**	**5**	**0**	**0**	**0**	**0**	**0**	**0**	**0**	**0**	**0**	**0**	**0**	**0**	**0**	**0**
06-22	**53**	**0**	**0**	**0**	**3**	**2**	**2**	**2**	**3**	**3**	**7**	**11**	**1**	**12**	**5**	**1**	**0**	**1**	**0**	**0**	**0**	**0**	**0**	**0**	**0**	**0**	**0**	**0**	**0**
06-00	**58**	**0**	**0**	**0**	**3**	**3**	**2**	**2**	**3**	**5**	**7**	**11**	**1**	**13**	**5**	**2**	**0**	**1**	**0**	**0**	**0**	**0**	**0**	**0**	**0**	**0**	**0**	**0**	**0**
00-00	**65**	**0**	**0**	**0**	**3**	**3**	**2**	**2**	**3**	**7**	**7**	**12**	**3**	**14**	**5**	**2**	**1**	**1**	**0**	**0**	**0**	**0**	**0**	**0**	**0**	**0**	**0**	**0**	**0**

DRAFT

Site 10
Location L-22051-0, att t/pole, Lat 53.55441, Long -6.68615
Direction West

3279 / Meath/Cavan/Monaghan ATC's
October 2013
Automatic Traffic Count

Tue, 8 October 2013

Time	Total	Speed Bins (km/h)																											
		0 - 5	5 - 10	10 - 15	15 - 20	20 - 25	25 - 30	30 - 35	35 - 40	40 - 45	45 - 50	50 - 55	55 - 60	60 - 65	65 - 70	70 - 75	75 - 80	80 - 85	85 - 90	90 - 95	95 - 100	100 - 105	105 - 110	110 - 115	115 - 120	120 - 125	125 - 130	130 - 135	135 - 140
0000	1	0	0	0	0	0	0	0	0	0	1	0	0	0	0	0	0	0	0	0	0	0	0	0	0	0	0	0	0
0100	0	0	0	0	0	0	0	0	0	0	0	0	0	0	0	0	0	0	0	0	0	0	0	0	0	0	0	0	0
0200	0	0	0	0	0	0	0	0	0	0	0	0	0	0	0	0	0	0	0	0	0	0	0	0	0	0	0	0	0
0300	0	0	0	0	0	0	0	0	0	0	0	0	0	0	0	0	0	0	0	0	0	0	0	0	0	0	0	0	0
0400	0	0	0	0	0	0	0	0	0	0	0	0	0	0	0	0	0	0	0	0	0	0	0	0	0	0	0	0	0
0500	0	0	0	0	0	0	0	0	0	0	0	0	0	0	0	0	0	0	0	0	0	0	0	0	0	0	0	0	0
0600	1	0	0	0	0	0	0	0	0	0	0	0	0	1	0	0	0	0	0	0	0	0	0	0	0	0	0	0	0
0700	1	0	0	0	0	0	0	0	0	0	0	0	0	0	1	0	0	0	0	0	0	0	0	0	0	0	0	0	0
0800	2	0	0	0	0	1	0	0	0	1	0	0	0	0	0	0	0	0	0	0	0	0	0	0	0	0	0	0	0
0900	**4**	**0**	**0**	**0**	**0**	**0**	**0**	**0**	**1**	**0**	**0**	**1**	**0**	**1**	**0**	**1**	**0**	**0**	**0**	**0**	**0**	**0**	**0**	**0**	**0**	**0**	**0**	**0**	**0**
1000	3	0	0	0	0	0	0	0	0	1	0	0	1	0	1	0	0	0	0	0	0	0	0	0	0	0	0	0	0
1100	1	0	0	0	0	0	0	0	0	0	0	0	0	0	1	0	0	0	0	0	0	0	0	0	0	0	0	0	0
1200	3	0	0	0	0	0	0	0	0	0	0	2	1	0	0	0	0	0	0	0	0	0	0	0	0	0	0	0	0
1300	4	0	0	0	0	0	0	0	0	0	1	0	1	1	1	0	0	0	0	0	0	0	0	0	0	0	0	0	0
1400	4	0	0	0	0	1	0	0	1	0	1	0	0	0	0	1	0	0	0	0	0	0	0	0	0	0	0	0	0
1500	6	0	0	0	0	0	0	0	0	2	2	0	0	0	1	0	0	0	1	0	0	0	0	0	0	0	0	0	0
1600	5	0	0	0	0	1	0	0	0	1	1	1	0	0	0	0	1	0	0	0	0	0	0	0	0	0	0	0	0
1700	6	0	0	0	0	0	0	1	1	0	0	1	1	1	0	1	0	0	0	0	0	0	0	0	0	0	0	0	0
1800	**8**	**0**	**0**	**0**	**1**	**0**	**0**	**0**	**0**	**0**	**2**	**1**	**1**	**3**	**0**	**0**	**0**	**0**	**0**	**0**	**0**	**0**	**0**	**0**	**0**	**0**	**0**	**0**	**0**
1900	3	0	0	0	0	0	0	0	0	0	1	1	1	0	0	0	0	0	0	0	0	0	0	0	0	0	0	0	0
2000	1	0	0	0	0	0	0	0	0	0	0	0	0	1	0	0	0	0	0	0	0	0	0	0	0	0	0	0	0
2100	2	0	0	0	0	0	0	0	0	0	0	1	0	1	0	0	0	0	0	0	0	0	0	0	0	0	0	0	0
2200	2	0	0	0	0	0	0	0	0	1	0	1	0	0	0	0	0	0	0	0	0	0	0	0	0	0	0	0	0
2300	0	0	0	0	0	0	0	0	0	0	0	0	0	0	0	0	0	0	0	0	0	0	0	0	0	0	0	0	0
07-19	**47**	**0**	**0**	**0**	**1**	**3**	**0**	**1**	**3**	**5**	**7**	**6**	**5**	**6**	**5**	**3**	**1**	**0**	**1**	**0**	**0**	**0**	**0**	**0**	**0**	**0**	**0**	**0**	**0**
06-22	**54**	**0**	**0**	**0**	**1**	**3**	**0**	**1**	**3**	**5**	**8**	**8**	**6**	**9**	**5**	**3**	**1**	**0**	**1**	**0**	**0**	**0**	**0**	**0**	**0**	**0**	**0**	**0**	**0**
06-00	**56**	**0**	**0**	**0**	**1**	**3**	**0**	**1**	**3**	**6**	**8**	**9**	**6**	**9**	**5**	**3**	**1**	**0**	**1**	**0**	**0**	**0**	**0**	**0**	**0**	**0**	**0**	**0**	**0**
00-00	**57**	**0**	**0**	**0**	**1**	**3**	**0**	**1**	**3**	**6**	**9**	**9**	**6**	**9**	**5**	**3**	**1**	**0**	**1**	**0**	**0**	**0**	**0**	**0**	**0**	**0**	**0**	**0**	**0**

DRAFT

Site 10
Location L-22051-0, att t/pole, Lat 53.55441, Long -6.68615
Direction West

3279 / Meath/Cavan/Monaghan ATC's
October 2013
Automatic Traffic Count

Wed, 9 October 2013

Time	Total	Speed Bins (km/h)																											
		0 - 5	5 - 10	10 - 15	15 - 20	20 - 25	25 - 30	30 - 35	35 - 40	40 - 45	45 - 50	50 - 55	55 - 60	60 - 65	65 - 70	70 - 75	75 - 80	80 - 85	85 - 90	90 - 95	95 - 100	100 - 105	105 - 110	110 - 115	115 - 120	120 - 125	125 - 130	130 - 135	135 - 140
0000	1	0	0	0	0	0	0	0	0	1	0	0	0	0	0	0	0	0	0	0	0	0	0	0	0	0	0	0	0
0100	0	0	0	0	0	0	0	0	0	0	0	0	0	0	0	0	0	0	0	0	0	0	0	0	0	0	0	0	0
0200	0	0	0	0	0	0	0	0	0	0	0	0	0	0	0	0	0	0	0	0	0	0	0	0	0	0	0	0	0
0300	0	0	0	0	0	0	0	0	0	0	0	0	0	0	0	0	0	0	0	0	0	0	0	0	0	0	0	0	0
0400	0	0	0	0	0	0	0	0	0	0	0	0	0	0	0	0	0	0	0	0	0	0	0	0	0	0	0	0	0
0500	0	0	0	0	0	0	0	0	0	0	0	0	0	0	0	0	0	0	0	0	0	0	0	0	0	0	0	0	0
0600	1	0	0	0	0	0	0	0	0	0	0	0	0	0	1	0	0	0	0	0	0	0	0	0	0	0	0	0	0
0700	1	0	0	0	0	0	1	0	0	0	0	0	0	0	0	0	0	0	0	0	0	0	0	0	0	0	0	0	0
0800	**3**	**0**	**0**	**0**	**1**	**0**	**0**	**0**	**0**	**0**	**0**	**1**	**0**	**0**	**1**	**0**	**0**	**0**	**0**	**0**	**0**	**0**	**0**	**0**	**0**	**0**	**0**	**0**	**0**
0900	2	0	0	0	0	0	0	0	0	1	0	0	0	0	1	0	0	0	0	0	0	0	0	0	0	0	0	0	0
1000	**3**	**0**	**0**	**0**	**0**	**0**	**0**	**0**	**0**	**0**	**0**	**0**	**1**	**1**	**1**	**0**	**0**	**0**	**0**	**0**	**0**	**0**	**0**	**0**	**0**	**0**	**0**	**0**	**0**
1100	1	0	0	0	0	0	0	0	0	0	0	0	1	0	0	0	0	0	0	0	0	0	0	0	0	0	0	0	0
1200	5	0	0	0	0	0	0	0	0	0	1	1	3	0	0	0	0	0	0	0	0	0	0	0	0	0	0	0	0
1300	2	0	0	0	0	0	0	0	0	0	0	1	0	0	1	0	0	0	0	0	0	0	0	0	0	0	0	0	0
1400	3	0	0	0	0	0	0	0	0	1	0	0	1	0	0	0	1	0	0	0	0	0	0	0	0	0	0	0	0
1500	6	0	0	0	0	1	0	0	0	0	2	0	1	0	1	1	0	0	0	0	0	0	0	0	0	0	0	0	0
1600	3	0	0	0	0	0	0	0	0	0	0	1	1	1	0	0	0	0	0	0	0	0	0	0	0	0	0	0	0
1700	5	0	0	0	0	0	0	0	0	3	0	1	1	0	0	0	0	0	0	0	0	0	0	0	0	0	0	0	0
1800	**8**	**0**	**0**	**0**	**0**	**0**	**1**	**0**	**1**	**1**	**0**	**0**	**2**	**1**	**2**	**0**	**0**	**0**	**0**	**0**	**0**	**0**	**0**	**0**	**0**	**0**	**0**	**0**	**0**
1900	6	0	0	0	0	0	0	0	0	0	3	2	0	1	0	0	0	0	0	0	0	0	0	0	0	0	0	0	0
2000	6	0	0	0	0	0	0	0	0	0	1	1	0	3	1	0	0	0	0	0	0	0	0	0	0	0	0	0	0
2100	4	0	0	0	1	0	0	0	1	0	0	0	1	1	0	0	0	0	0	0	0	0	0	0	0	0	0	0	0
2200	0	0	0	0	0	0	0	0	0	0	0	0	0	0	0	0	0	0	0	0	0	0	0	0	0	0	0	0	0
2300	0	0	0	0	0	0	0	0	0	0	0	0	0	0	0	0	0	0	0	0	0	0	0	0	0	0	0	0	0
07-19	**42**	**0**	**0**	**0**	**1**	**1**	**2**	**0**	**1**	**6**	**3**	**5**	**11**	**3**	**7**	**1**	**1**	**0**	**0**	**0**	**0**	**0**	**0**	**0**	**0**	**0**	**0**	**0**	**0**
06-22	**59**	**0**	**0**	**0**	**2**	**1**	**2**	**0**	**2**	**6**	**7**	**8**	**12**	**8**	**9**	**1**	**1**	**0**	**0**	**0**	**0**	**0**	**0**	**0**	**0**	**0**	**0**	**0**	**0**
06-00	**59**	**0**	**0**	**0**	**2**	**1**	**2**	**0**	**2**	**6**	**7**	**8**	**12**	**8**	**9**	**1**	**1**	**0**	**0**	**0**	**0**	**0**	**0**	**0**	**0**	**0**	**0**	**0**	**0**
00-00	**60**	**0**	**0**	**0**	**2**	**1**	**2**	**0**	**2**	**7**	**7**	**8**	**12**	**8**	**9**	**1**	**1**	**0**	**0**	**0**	**0**	**0**	**0**	**0**	**0**	**0**	**0**	**0**	**0**

DRAFT

Site 10
Location L-22051-0, att t/pole, Lat 53.55441, Long -6.68615
Direction West

3279 / Meath/Cavan/Monaghan ATC's
October 2013
Automatic Traffic Count

Thu, 10 October 2013

Time	Total	Speed Bins (km/h)																											
		0 - 5	5 - 10	10 - 15	15 - 20	20 - 25	25 - 30	30 - 35	35 - 40	40 - 45	45 - 50	50 - 55	55 - 60	60 - 65	65 - 70	70 - 75	75 - 80	80 - 85	85 - 90	90 - 95	95 - 100	100 - 105	105 - 110	110 - 115	115 - 120	120 - 125	125 - 130	130 - 135	135 - 140
0000	0	0	0	0	0	0	0	0	0	0	0	0	0	0	0	0	0	0	0	0	0	0	0	0	0	0	0	0	0
0100	0	0	0	0	0	0	0	0	0	0	0	0	0	0	0	0	0	0	0	0	0	0	0	0	0	0	0	0	0
0200	0	0	0	0	0	0	0	0	0	0	0	0	0	0	0	0	0	0	0	0	0	0	0	0	0	0	0	0	0
0300	0	0	0	0	0	0	0	0	0	0	0	0	0	0	0	0	0	0	0	0	0	0	0	0	0	0	0	0	0
0400	0	0	0	0	0	0	0	0	0	0	0	0	0	0	0	0	0	0	0	0	0	0	0	0	0	0	0	0	0
0500	0	0	0	0	0	0	0	0	0	0	0	0	0	0	0	0	0	0	0	0	0	0	0	0	0	0	0	0	0
0600	0	0	0	0	0	0	0	0	0	0	0	0	0	0	0	0	0	0	0	0	0	0	0	0	0	0	0	0	0
0700	3	0	0	0	0	0	0	0	0	1	0	0	0	0	2	0	0	0	0	0	0	0	0	0	0	0	0	0	0
0800	**6**	**0**	**0**	**0**	**0**	**0**	**0**	**1**	**0**	**2**	**1**	**0**	**0**	**1**	**1**	**0**	**0**	**0**	**0**	**0**	**0**	**0**	**0**	**0**	**0**	**0**	**0**	**0**	**0**
0900	4	0	0	0	0	0	1	0	1	0	0	0	1	1	0	0	0	0	0	0	0	0	0	0	0	0	0	0	0
1000	2	0	0	0	0	0	0	0	0	0	0	0	1	0	1	0	0	0	0	0	0	0	0	0	0	0	0	0	0
1100	2	0	0	0	0	0	0	0	0	1	0	0	0	1	0	0	0	0	0	0	0	0	0	0	0	0	0	0	0
1200	3	0	0	0	0	0	0	0	0	0	1	0	0	1	0	0	1	0	0	0	0	0	0	0	0	0	0	0	0
1300	4	0	0	0	0	0	1	1	0	0	0	0	1	0	1	0	0	0	0	0	0	0	0	0	0	0	0	0	0
1400	1	0	0	0	0	0	0	0	0	0	0	0	0	0	0	1	0	0	0	0	0	0	0	0	0	0	0	0	0
1500	4	0	0	0	0	0	0	0	0	1	0	0	1	2	0	0	0	0	0	0	0	0	0	0	0	0	0	0	0
1600	**8**	**0**	**0**	**2**	**1**	**0**	**0**	**0**	**1**	**1**	**0**	**1**	**1**	**1**	**0**	**0**	**0**	**0**	**0**	**0**	**0**	**0**	**0**	**0**	**0**	**0**	**0**	**0**	**0**
1700	7	0	0	0	0	1	2	0	2	1	1	0	0	0	0	0	0	0	0	0	0	0	0	0	0	0	0	0	0
1800	4	0	0	0	1	0	0	0	0	1	0	1	0	0	0	1	0	0	0	0	0	0	0	0	0	0	0	0	0
1900	3	0	0	0	0	0	0	0	0	0	1	1	0	0	1	0	0	0	0	0	0	0	0	0	0	0	0	0	0
2000	7	0	0	0	0	0	0	0	0	0	1	0	2	1	2	0	1	0	0	0	0	0	0	0	0	0	0	0	0
2100	0	0	0	0	0	0	0	0	0	0	0	0	0	0	0	0	0	0	0	0	0	0	0	0	0	0	0	0	0
2200	2	0	0	0	0	0	0	0	0	0	0	1	0	1	0	0	0	0	0	0	0	0	0	0	0	0	0	0	0
2300	2	0	0	0	0	0	0	1	0	0	0	1	0	0	0	0	0	0	0	0	0	0	0	0	0	0	0	0	0
07-19	**48**	**0**	**0**	**2**	**2**	**1**	**4**	**2**	**4**	**8**	**3**	**2**	**5**	**7**	**5**	**2**	**1**	**0**	**0**	**0**	**0**	**0**	**0**	**0**	**0**	**0**	**0**	**0**	**0**
06-22	**58**	**0**	**0**	**2**	**2**	**1**	**4**	**2**	**4**	**8**	**5**	**3**	**7**	**8**	**8**	**2**	**2**	**0**	**0**	**0**	**0**	**0**	**0**	**0**	**0**	**0**	**0**	**0**	**0**
06-00	**62**	**0**	**0**	**2**	**2**	**1**	**4**	**3**	**4**	**8**	**5**	**5**	**7**	**9**	**8**	**2**	**2**	**0**	**0**	**0**	**0**	**0**	**0**	**0**	**0**	**0**	**0**	**0**	**0**
00-00	**62**	**0**	**0**	**2**	**2**	**1**	**4**	**3**	**4**	**8**	**5**	**5**	**7**	**9**	**8**	**2**	**2**	**0**	**0**	**0**	**0**	**0**	**0**	**0**	**0**	**0**	**0**	**0**	**0**

DRAFT

Site 10
Location L-22051-0, att t/pole, Lat 53.55441, Long -6.68615
Direction West

3279 / Meath/Cavan/Monaghan ATC's
October 2013
Automatic Traffic Count

Fri, 11 October 2013

Time	Total	Speed Bins (km/h)																											
		0 - 5	5 - 10	10 - 15	15 - 20	20 - 25	25 - 30	30 - 35	35 - 40	40 - 45	45 - 50	50 - 55	55 - 60	60 - 65	65 - 70	70 - 75	75 - 80	80 - 85	85 - 90	90 - 95	95 - 100	100 - 105	105 - 110	110 - 115	115 - 120	120 - 125	125 - 130	130 - 135	135 - 140
0000	1	0	0	0	0	0	0	0	0	0	0	0	1	0	0	0	0	0	0	0	0	0	0	0	0	0	0	0	0
0100	0	0	0	0	0	0	0	0	0	0	0	0	0	0	0	0	0	0	0	0	0	0	0	0	0	0	0	0	0
0200	0	0	0	0	0	0	0	0	0	0	0	0	0	0	0	0	0	0	0	0	0	0	0	0	0	0	0	0	0
0300	0	0	0	0	0	0	0	0	0	0	0	0	0	0	0	0	0	0	0	0	0	0	0	0	0	0	0	0	0
0400	0	0	0	0	0	0	0	0	0	0	0	0	0	0	0	0	0	0	0	0	0	0	0	0	0	0	0	0	0
0500	0	0	0	0	0	0	0	0	0	0	0	0	0	0	0	0	0	0	0	0	0	0	0	0	0	0	0	0	0
0600	0	0	0	0	0	0	0	0	0	0	0	0	0	0	0	0	0	0	0	0	0	0	0	0	0	0	0	0	0
0700	**4**	**0**	**0**	**0**	**0**	**0**	**0**	**1**	**0**	**0**	**0**	**0**	**0**	**2**	**1**	**0**	**0**	**0**	**0**	**0**	**0**	**0**	**0**	**0**	**0**	**0**	**0**	**0**	**0**
0800	2	0	0	0	0	0	0	0	0	0	0	0	1	0	1	0	0	0	0	0	0	0	0	0	0	0	0	0	0
0900	3	0	0	0	0	0	0	0	0	0	1	1	0	1	0	0	0	0	0	0	0	0	0	0	0	0	0	0	0
1000	1	0	0	0	0	0	0	0	0	1	0	0	0	0	0	0	0	0	0	0	0	0	0	0	0	0	0	0	0
1100	2	0	0	0	0	0	0	0	0	0	1	0	0	0	0	1	0	0	0	0	0	0	0	0	0	0	0	0	0
1200	6	0	0	0	0	1	0	0	0	2	1	0	2	0	0	0	0	0	0	0	0	0	0	0	0	0	0	0	0
1300	4	0	0	0	0	0	0	0	0	0	1	1	0	1	0	0	0	1	0	0	0	0	0	0	0	0	0	0	0
1400	2	0	0	0	0	0	0	0	0	0	0	0	0	1	0	0	1	0	0	0	0	0	0	0	0	0	0	0	0
1500	5	0	0	1	0	0	0	0	0	1	0	1	1	1	0	0	0	0	0	0	0	0	0	0	0	0	0	0	0
1600	**8**	**0**	**0**	**0**	**1**	**0**	**0**	**1**	**2**	**0**	**1**	**1**	**0**	**1**	**0**	**0**	**1**	**0**	**0**	**0**	**0**	**0**	**0**	**0**	**0**	**0**	**0**	**0**	**0**
1700	2	0	0	0	0	0	0	0	0	0	1	1	0	0	0	0	0	0	0	0	0	0	0	0	0	0	0	0	0
1800	2	0	0	0	1	0	0	0	0	0	0	0	0	1	0	0	0	0	0	0	0	0	0	0	0	0	0	0	0
1900	5	0	0	0	0	0	0	0	0	0	1	0	0	3	1	0	0	0	0	0	0	0	0	0	0	0	0	0	0
2000	4	0	0	0	0	0	0	0	0	1	0	1	1	0	1	0	0	0	0	0	0	0	0	0	0	0	0	0	0
2100	3	0	0	0	0	0	0	0	0	0	1	0	1	0	0	1	0	0	0	0	0	0	0	0	0	0	0	0	0
2200	2	0	0	0	0	0	0	0	0	0	1	0	0	0	0	1	0	0	0	0	0	0	0	0	0	0	0	0	0
2300	1	0	0	0	0	0	0	0	0	0	0	1	0	0	0	0	0	0	0	0	0	0	0	0	0	0	0	0	0
07-19	**41**	**0**	**0**	**1**	**2**	**1**	**0**	**2**	**2**	**4**	**6**	**5**	**4**	**8**	**2**	**1**	**2**	**1**	**0**	**0**	**0**	**0**	**0**	**0**	**0**	**0**	**0**	**0**	**0**	**0**
06-22	**53**	**0**	**0**	**1**	**2**	**1**	**0**	**2**	**2**	**5**	**8**	**6**	**6**	**11**	**4**	**2**	**2**	**1**	**0**	**0**	**0**	**0**	**0**	**0**	**0**	**0**	**0**	**0**	**0**	**0**
06-00	**56**	**0**	**0**	**1**	**2**	**1**	**0**	**2**	**2**	**5**	**9**	**7**	**6**	**11**	**4**	**3**	**2**	**1**	**0**	**0**	**0**	**0**	**0**	**0**	**0**	**0**	**0**	**0**	**0**	**0**
00-00	**57**	**0**	**0**	**1**	**2**	**1**	**0**	**2**	**2**	**5**	**9**	**7**	**7**	**11**	**4**	**3**	**2**	**1**	**0**	**0**	**0**	**0**	**0**	**0**	**0**	**0**	**0**	**0**	**0**	**0**

DRAFT

Site 10
Location L-22051-0, att t/pole, Lat 53.55441, Long -6.68615
Direction West

3279 / Meath/Cavan/Monaghan ATC's
October 2013
Automatic Traffic Count

Sat, 12 October 2013

Time	Total	Speed Bins (km/h)																											
		0 - 5	5 - 10	10 - 15	15 - 20	20 - 25	25 - 30	30 - 35	35 - 40	40 - 45	45 - 50	50 - 55	55 - 60	60 - 65	65 - 70	70 - 75	75 - 80	80 - 85	85 - 90	90 - 95	95 - 100	100 - 105	105 - 110	110 - 115	115 - 120	120 - 125	125 - 130	130 - 135	135 - 140
0000	0	0	0	0	0	0	0	0	0	0	0	0	0	0	0	0	0	0	0	0	0	0	0	0	0	0	0	0	0
0100	0	0	0	0	0	0	0	0	0	0	0	0	0	0	0	0	0	0	0	0	0	0	0	0	0	0	0	0	0
0200	0	0	0	0	0	0	0	0	0	0	0	0	0	0	0	0	0	0	0	0	0	0	0	0	0	0	0	0	0
0300	0	0	0	0	0	0	0	0	0	0	0	0	0	0	0	0	0	0	0	0	0	0	0	0	0	0	0	0	0
0400	0	0	0	0	0	0	0	0	0	0	0	0	0	0	0	0	0	0	0	0	0	0	0	0	0	0	0	0	0
0500	0	0	0	0	0	0	0	0	0	0	0	0	0	0	0	0	0	0	0	0	0	0	0	0	0	0	0	0	0
0600	0	0	0	0	0	0	0	0	0	0	0	0	0	0	0	0	0	0	0	0	0	0	0	0	0	0	0	0	0
0700	1	0	0	0	0	0	0	0	0	0	0	0	0	0	0	0	0	1	0	0	0	0	0	0	0	0	0	0	0
0800	0	0	0	0	0	0	0	0	0	0	0	0	0	0	0	0	0	0	0	0	0	0	0	0	0	0	0	0	0
0900	1	0	0	0	0	0	0	0	1	0	0	0	0	0	0	0	0	0	0	0	0	0	0	0	0	0	0	0	0
1000	4	0	0	0	0	0	0	1	0	0	2	0	0	1	0	0	0	0	0	0	0	0	0	0	0	0	0	0	0
1100	**6**	**0**	**0**	**0**	**1**	**0**	**0**	**0**	**2**	**1**	**0**	**0**	**1**	**0**	**0**	**0**	**0**	**0**	**1**	**0**	**0**	**0**	**0**	**0**	**0**	**0**	**0**	**0**	**0**
1200	6	0	1	0	0	0	1	0	0	0	0	1	1	1	0	0	0	1	0	0	0	0	0	0	0	0	0	0	0
1300	2	0	0	0	0	0	0	0	1	0	1	0	0	0	0	0	0	0	0	0	0	0	0	0	0	0	0	0	0
1400	5	0	0	0	0	0	0	1	0	2	0	0	0	1	0	1	0	0	0	0	0	0	0	0	0	0	0	0	0
1500	3	0	0	0	0	0	1	0	0	0	1	0	1	0	0	0	0	0	0	0	0	0	0	0	0	0	0	0	0
1600	4	0	0	0	0	0	0	0	1	0	0	1	0	1	1	0	0	0	0	0	0	0	0	0	0	0	0	0	0
1700	3	0	0	0	0	0	1	0	0	1	0	1	0	0	0	0	0	0	0	0	0	0	0	0	0	0	0	0	0
1800	**7**	**0**	**0**	**0**	**0**	**1**	**0**	**0**	**0**	**0**	**3**	**0**	**0**	**2**	**0**	**0**	**1**	**0**	**0**	**0**	**0**	**0**	**0**	**0**	**0**	**0**	**0**	**0**	**0**
1900	5	0	0	0	0	0	0	0	1	0	1	0	1	1	1	0	0	0	0	0	0	0	0	0	0	0	0	0	0
2000	2	0	0	0	0	0	0	0	0	0	0	0	1	1	0	0	0	0	0	0	0	0	0	0	0	0	0	0	0
2100	0	0	0	0	0	0	0	0	0	0	0	0	0	0	0	0	0	0	0	0	0	0	0	0	0	0	0	0	0
2200	2	0	0	0	0	0	0	0	0	0	0	1	0	0	1	0	0	0	0	0	0	0	0	0	0	0	0	0	0
2300	1	0	0	0	0	0	0	0	0	0	0	1	0	0	0	0	0	0	0	0	0	0	0	0	0	0	0	0	0
07-19	**42**	**0**	**1**	**0**	**1**	**1**	**3**	**2**	**5**	**4**	**7**	**3**	**3**	**6**	**1**	**1**	**1**	**1**	**2**	**0**	**0**	**0**	**0**	**0**	**0**	**0**	**0**	**0**	**0**
06-22	**49**	**0**	**1**	**0**	**1**	**1**	**3**	**2**	**6**	**4**	**8**	**3**	**5**	**8**	**2**	**1**	**1**	**1**	**2**	**0**	**0**	**0**	**0**	**0**	**0**	**0**	**0**	**0**	**0**
06-00	**52**	**0**	**1**	**0**	**1**	**1**	**3**	**2**	**6**	**4**	**8**	**5**	**5**	**8**	**3**	**1**	**1**	**1**	**2**	**0**	**0**	**0**	**0**	**0**	**0**	**0**	**0**	**0**	**0**
00-00	**52**	**0**	**1**	**0**	**1**	**1**	**3**	**2**	**6**	**4**	**8**	**5**	**5**	**8**	**3**	**1**	**1**	**1**	**2**	**0**	**0**	**0**	**0**	**0**	**0**	**0**	**0**	**0**	**0**

DRAFT

Site 10
Location L-22051-0, att t/pole, Lat 53.55441, Long -6.68615
Direction West

3279 / Meath/Cavan/Monaghan ATC's
October 2013
Automatic Traffic Count

Sun, 13 October 2013

Time	Total	Speed Bins (km/h)																											
		0 - 5	5 - 10	10 - 15	15 - 20	20 - 25	25 - 30	30 - 35	35 - 40	40 - 45	45 - 50	50 - 55	55 - 60	60 - 65	65 - 70	70 - 75	75 - 80	80 - 85	85 - 90	90 - 95	95 - 100	100 - 105	105 - 110	110 - 115	115 - 120	120 - 125	125 - 130	130 - 135	135 - 140
0000	1	0	0	0	0	0	0	0	0	0	1	0	0	0	0	0	0	0	0	0	0	0	0	0	0	0	0	0	0
0100	0	0	0	0	0	0	0	0	0	0	0	0	0	0	0	0	0	0	0	0	0	0	0	0	0	0	0	0	0
0200	1	0	0	0	0	0	0	0	0	1	0	0	0	0	0	0	0	0	0	0	0	0	0	0	0	0	0	0	0
0300	0	0	0	0	0	0	0	0	0	0	0	0	0	0	0	0	0	0	0	0	0	0	0	0	0	0	0	0	0
0400	0	0	0	0	0	0	0	0	0	0	0	0	0	0	0	0	0	0	0	0	0	0	0	0	0	0	0	0	0
0500	0	0	0	0	0	0	0	0	0	0	0	0	0	0	0	0	0	0	0	0	0	0	0	0	0	0	0	0	0
0600	0	0	0	0	0	0	0	0	0	0	0	0	0	0	0	0	0	0	0	0	0	0	0	0	0	0	0	0	0
0700	0	0	0	0	0	0	0	0	0	0	0	0	0	0	0	0	0	0	0	0	0	0	0	0	0	0	0	0	0
0800	0	0	0	0	0	0	0	0	0	0	0	0	0	0	0	0	0	0	0	0	0	0	0	0	0	0	0	0	0
0900	1	0	0	0	0	1	0	0	0	0	0	0	0	0	0	0	0	0	0	0	0	0	0	0	0	0	0	0	0
1000	**3**	**0**	**0**	**0**	**0**	**0**	**0**	**1**	**1**	**0**	**0**	**1**	**0**	**0**	**0**	**0**	**0**	**0**	**0**	**0**	**0**	**0**	**0**	**0**	**0**	**0**	**0**	**0**	**0**
1100	**3**	**0**	**0**	**0**	**0**	**0**	**0**	**0**	**0**	**1**	**0**	**0**	**1**	**0**	**0**	**1**	**0**	**0**	**0**	**0**	**0**	**0**	**0**	**0**	**0**	**0**	**0**	**0**	**0**
1200	6	0	0	0	1	0	0	0	0	1	0	0	1	3	0	0	0	0	0	0	0	0	0	0	0	0	0	0	0
1300	4	0	0	0	0	0	0	0	0	1	1	1	1	0	0	0	0	0	0	0	0	0	0	0	0	0	0	0	0
1400	3	0	0	0	0	0	0	0	0	0	1	0	0	0	2	0	0	0	0	0	0	0	0	0	0	0	0	0	0
1500	3	0	0	0	0	0	0	0	0	0	1	1	1	0	0	0	0	0	0	0	0	0	0	0	0	0	0	0	0
1600	3	0	0	0	0	0	0	0	1	0	0	1	1	0	0	0	0	0	0	0	0	0	0	0	0	0	0	0	0
1700	**8**	**0**	**0**	**0**	**0**	**0**	**1**	**0**	**3**	**1**	**2**	**1**	**0**	**0**	**0**	**0**	**0**	**0**	**0**	**0**	**0**	**0**	**0**	**0**	**0**	**0**	**0**	**0**	**0**
1800	4	0	0	0	0	0	0	0	0	0	2	1	0	1	0	0	0	0	0	0	0	0	0	0	0	0	0	0	0
1900	3	0	0	0	0	0	0	0	1	2	0	0	0	0	0	0	0	0	0	0	0	0	0	0	0	0	0	0	0
2000	7	0	0	0	0	0	0	0	0	0	1	4	0	1	1	0	0	0	0	0	0	0	0	0	0	0	0	0	0
2100	4	0	0	0	0	0	0	0	0	0	0	0	0	1	0	1	1	1	0	0	0	0	0	0	0	0	0	0	0
2200	1	0	0	0	0	0	0	0	0	0	0	0	0	1	0	0	0	0	0	0	0	0	0	0	0	0	0	0	0
2300	0	0	0	0	0	0	0	0	0	0	0	0	0	0	0	0	0	0	0	0	0	0	0	0	0	0	0	0	0
07-19	**38**	**0**	**0**	**0**	**1**	**1**	**1**	**1**	**5**	**4**	**7**	**6**	**5**	**4**	**2**	**1**	**0**	**0**	**0**	**0**	**0**	**0**	**0**	**0**	**0**	**0**	**0**	**0**	**0**
06-22	**52**	**0**	**0**	**0**	**1**	**1**	**1**	**1**	**6**	**6**	**8**	**10**	**5**	**6**	**3**	**2**	**1**	**1**	**0**	**0**	**0**	**0**	**0**	**0**	**0**	**0**	**0**	**0**	**0**
06-00	**53**	**0**	**0**	**0**	**1**	**1**	**1**	**1**	**6**	**6**	**8**	**10**	**5**	**7**	**3**	**2**	**1**	**1**	**0**	**0**	**0**	**0**	**0**	**0**	**0**	**0**	**0**	**0**	**0**
00-00	**55**	**0**	**0**	**0**	**1**	**1**	**1**	**1**	**6**	**7**	**9**	**10**	**5**	**7**	**3**	**2**	**1**	**1**	**0**	**0**	**0**	**0**	**0**	**0**	**0**	**0**	**0**	**0**	**0**

DRAFT

Site 10
Location L-22051-0, att t/pole, Lat 53.55441, Long -6.68615
Direction West

3279 / Meath/Cavan/Monaghan ATC's
October 2013
Automatic Traffic Count

Virtual Day (7)

Time	Total	Speed Bins (km/h)																											
		0 - 5	5 - 10	10 - 15	15 - 20	20 - 25	25 - 30	30 - 35	35 - 40	40 - 45	45 - 50	50 - 55	55 - 60	60 - 65	65 - 70	70 - 75	75 - 80	80 - 85	85 - 90	90 - 95	95 - 100	100 - 105	105 - 110	110 - 115	115 - 120	120 - 125	125 - 130	130 - 135	135 - 140
0000	1	0	0	0	0	0	0	0	0	0	0	0	0	0	0	0	0	0	0	0	0	0	0	0	0	0	0	0	0
0100	0	0	0	0	0	0	0	0	0	0	0	0	0	0	0	0	0	0	0	0	0	0	0	0	0	0	0	0	0
0200	0	0	0	0	0	0	0	0	0	0	0	0	0	0	0	0	0	0	0	0	0	0	0	0	0	0	0	0	0
0300	0	0	0	0	0	0	0	0	0	0	0	0	0	0	0	0	0	0	0	0	0	0	0	0	0	0	0	0	0
0400	0	0	0	0	0	0	0	0	0	0	0	0	0	0	0	0	0	0	0	0	0	0	0	0	0	0	0	0	0
0500	0	0	0	0	0	0	0	0	0	0	0	0	0	0	0	0	0	0	0	0	0	0	0	0	0	0	0	0	0
0600	0	0	0	0	0	0	0	0	0	0	0	0	0	0	0	0	0	0	0	0	0	0	0	0	0	0	0	0	0
0700	1	0	0	0	0	0	0	0	0	0	0	0	0	0	1	0	0	0	0	0	0	0	0	0	0	0	0	0	0
0800	**3**	**0**	**0**	**0**	**0**	**0**	**0**	**0**	**0**	**0**	**0**	**0**	**0**	**0**	**0**	**0**	**0**	**0**	**0**	**0**	**0**	**0**	**0**	**0**	**0**	**0**	**0**	**0**	**0**
0900	2	0	0	0	0	0	0	0	0	0	0	0	0	0	0	0	0	0	0	0	0	0	0	0	0	0	0	0	0
1000	**3**	**0**	**0**	**0**	**0**	**0**	**0**	**0**	**0**	**0**	**0**	**0**	**0**	**0**	**1**	**0**	**0**	**0**	**0**	**0**	**0**	**0**	**0**	**0**	**0**	**0**	**0**	**0**	**0**
1100	2	0	0	0	0	0	0	0	0	0	0	0	0	0	0	0	0	0	0	0	0	0	0	0	0	0	0	0	0
1200	**5**	**0**	**0**	**0**	**0**	**0**	**0**	**0**	**0**	**0**	**0**	**1**	**1**	**1**	**0**	**0**	**0**	**0**	**0**	**0**	**0**	**0**	**0**	**0**	**0**	**0**	**0**	**0**	**0**
1300	3	0	0	0	0	0	0	0	0	0	1	0	0	0	0	0	0	0	0	0	0	0	0	0	0	0	0	0	0
1400	3	0	0	0	0	0	0	0	0	1	0	0	0	1	0	0	0	0	0	0	0	0	0	0	0	0	0	0	0
1500	**5**	**0**	**0**	**0**	**0**	**0**	**0**	**0**	**0**	**1**	**1**	**1**	**1**	**0**	**0**	**0**	**0**	**0**	**0**	**0**	**0**	**0**	**0**	**0**	**0**	**0**	**0**	**0**	**0**
1600	**5**	**0**	**0**	**0**	**0**	**0**	**0**	**0**	**1**	**0**	**0**	**1**	**1**	**1**	**0**	**0**	**0**	**0**	**0**	**0**	**0**	**0**	**0**	**0**	**0**	**0**	**0**	**0**	**0**
1700	**5**	**0**	**0**	**0**	**0**	**0**	**1**	**0**	**1**	**1**	**1**	**1**	**0**	**1**	**0**	**0**	**0**	**0**	**0**	**0**	**0**	**0**	**0**	**0**	**0**	**0**	**0**	**0**	**0**
1800	**5**	**0**	**0**	**0**	**0**	**0**	**0**	**0**	**0**	**0**	**1**	**0**	**0**	**1**	**0**	**0**	**0**	**0**	**0**	**0**	**0**	**0**	**0**	**0**	**0**	**0**	**0**	**0**	**0**
1900	4	0	0	0	0	0	0	0	0	0	1	1	0	1	0	0	0	0	0	0	0	0	0	0	0	0	0	0	0
2000	4	0	0	0	0	0	0	0	0	0	1	1	1	1	1	0	0	0	0	0	0	0	0	0	0	0	0	0	0
2100	2	0	0	0	0	0	0	0	0	0	0	0	0	0	0	0	0	0	0	0	0	0	0	0	0	0	0	0	0
2200	2	0	0	0	0	0	0	0	0	0	0	0	0	0	0	0	0	0	0	0	0	0	0	0	0	0	0	0	0
2300	1	0	0	0	0	0	0	0	0	0	0	0	0	0	0	0	0	0	0	0	0	0	0	0	0	0	0	0	0
07-19	**43**	**0**	**0**	**0**	**2**	**1**	**2**	**1**	**3**	**5**	**5**	**5**	**5**	**7**	**4**	**1**	**1**	**0**	**0**	**0**	**0**	**0**	**0**	**0**	**0**	**0**	**0**	**0**	**0**
06-22	**54**	**0**	**0**	**0**	**2**	**1**	**2**	**1**	**4**	**5**	**7**	**7**	**6**	**9**	**5**	**2**	**1**	**1**	**0**	**0**	**0**	**0**	**0**	**0**	**0**	**0**	**0**	**0**	**0**
06-00	**57**	**0**	**0**	**0**	**2**	**2**	**2**	**2**	**4**	**6**	**7**	**8**	**6**	**9**	**5**	**2**	**1**	**1**	**0**	**0**	**0**	**0**	**0**	**0**	**0**	**0**	**0**	**0**	**0**
00-00	**58**	**0**	**0**	**0**	**2**	**2**	**2**	**2**	**4**	**6**	**8**	**8**	**6**	**9**	**5**	**2**	**1**	**1**	**0**	**0**	**0**	**0**	**0**	**0**	**0**	**0**	**0**	**0**	**0**

DRAFT

Site 10
Location L-22051-0, att t/pole, Lat 53.55441, Long -6.68615
Direction West

3279 / Meath/Cavan/Monaghan ATC's
October 2013
Automatic Traffic Count

Virtual Week (1)

Time	Total	Speed Bins (km/h)																												
		0 - 5	5 - 10	10 - 15	15 - 20	20 - 25	25 - 30	30 - 35	35 - 40	40 - 45	45 - 50	50 - 55	55 - 60	60 - 65	65 - 70	70 - 75	75 - 80	80 - 85	85 - 90	90 - 95	95 - 100	100 - 105	105 - 110	110 - 115	115 - 120	120 - 125	125 - 130	130 - 135	135 - 140
Mon	65	0	0	0	3	3	2	2	3	7	7	12	3	14	5	2	1	1	0	0	0	0	0	0	0	0	0	0	0	0
Tue	57	0	0	0	1	3	0	1	3	6	9	9	6	9	5	3	1	0	1	0	0	0	0	0	0	0	0	0	0	0
Wed	60	0	0	0	2	1	2	0	2	7	7	8	12	8	9	1	1	0	0	0	0	0	0	0	0	0	0	0	0	0
Thu	62	0	0	2	2	1	4	3	4	8	5	5	7	9	8	2	2	0	0	0	0	0	0	0	0	0	0	0	0	0
Fri	57	0	0	1	2	1	0	2	2	5	9	7	7	11	4	3	2	1	0	0	0	0	0	0	0	0	0	0	0	0
|Sat	52	0	1	0	1	1	3	2	6	4	8	5	5	8	3	1	1	1	2	0	0	0	0	0	0	0	0	0	0	0
|Sun	55	0	0	0	1	1	1	1	6	7	9	10	5	7	3	2	1	1	0	0	0	0	0	0	0	0	0	0	0	0
5 Day Ave.	**60**	**0**	**0**	**1**	**2**	**2**	**2**	**2**	**3**	**7**	**7**	**8**	**7**	**10**	**6**	**2**	**1**	**0**	**0**	**0**	**0**	**0**	**0**	**0**	**0**	**0**	**0**	**0**	**0**	**0**
7 Day Ave.	**58**	**0**	**0**	**0**	**2**	**2**	**2**	**2**	**4**	**6**	**8**	**8**	**6**	**9**	**5**	**2**	**1**	**1**	**0**	**0**	**0**	**0**	**0**	**0**	**0**	**0**	**0**	**0**	**0**	**0**
--	**408**	**0**	**1**	**3**	**12**	**11**	**12**	**11**	**26**	**44**	**54**	**56**	**45**	**66**	**37**	**14**	**9**	**4**	**3**	**0**	**0**	**0**	**0**	**0**	**0**	**0**	**0**	**0**	**0**	**0**

Summary Graphs

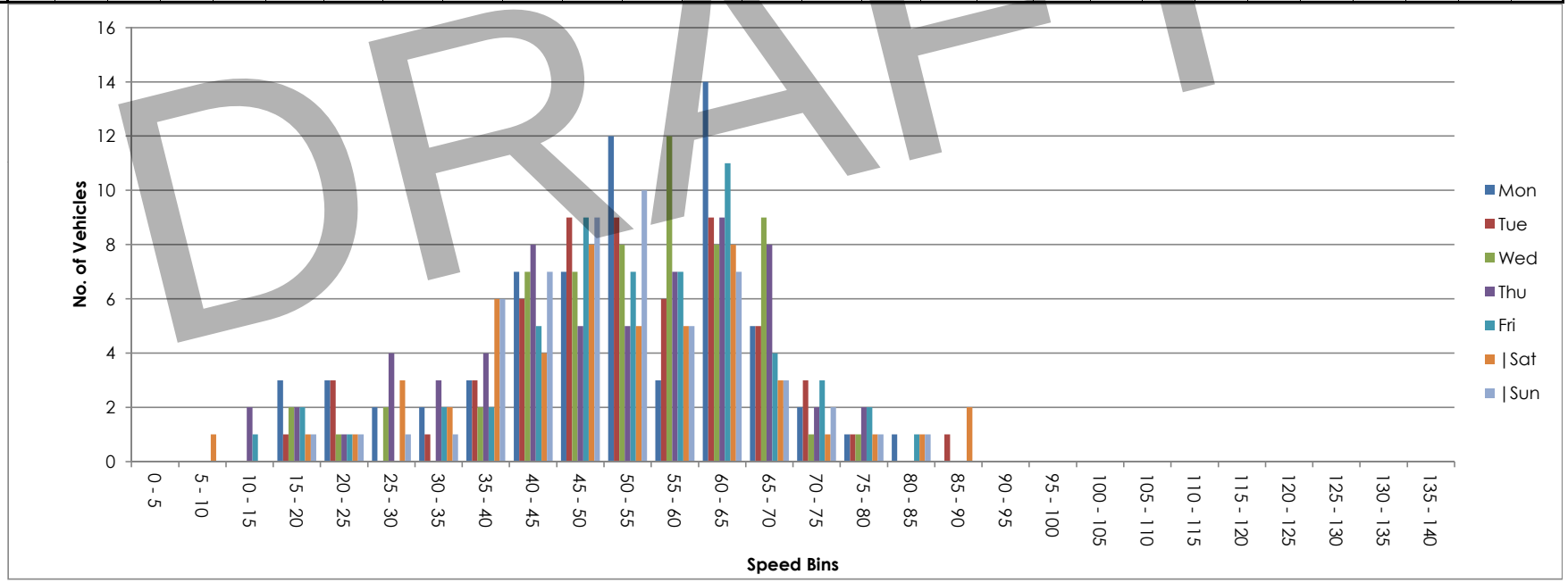

DRAFT

Nationwide Data Collection
for
Tobin Consulting Engineers

Site 10
Location L-22051-0, att t/pole, Lat 53.55441, Long -6.68615
Direction Two way

3279 / Meath/Cavan/Monaghan ATC's
October 2013
Automatic Traffic Count

Mon, 7 October 2013

Time	Total	Classification												>PSL	>PSL%	>SL1	>SL1%	>SL2	>SL2%	Mean	Vpp
		1 MCL	2 SV	3 SVT	4 TB2	5 TB3	6 T4	7 ART3	8 ART4	9 ART5	10 ART6	11 BD	12 DRT	80	80	85 +5kph	85 +5kph	90 +10kph	90 +10kph		85
0000	3	0	3	0	0	0	0	0	0	0	0	0	0	0	0	0	0	0	0	60.2	-
0100	5	0	5	0	0	0	0	0	0	0	0	0	0	0	0	0	0	0	0	60.6	-
0200	5	0	2	0	3	0	0	0	0	0	0	0	0	0	0	0	0	0	0	57.8	-
0300	0	0	0	0	0	0	0	0	0	0	0	0	0	0	0	0	0	0	0	-	-
0400	0	0	0	0	0	0	0	0	0	0	0	0	0	0	0	0	0	0	0	-	-
0500	2	0	1	0	1	0	0	0	0	0	0	0	0	0	0	0	0	0	0	46.6	-
0600	0	0	0	0	0	0	0	0	0	0	0	0	0	0	0	0	0	0	0	-	-
0700	3	0	3	0	0	0	0	0	0	0	0	0	0	0	0	0	0	0	0	48.7	-
0800	**12**	**0**	**8**	**1**	**2**	**0**	**0**	**0**	**1**	**0**	**0**	**0**	**0**	**0**	**0**	**0**	**0**	**0**	**0**	**44.7**	**61.9**
0900	1	0	1	0	0	0	0	0	0	0	0	0	0	0	0	0	0	0	0	65.3	-
1000	4	0	4	0	0	0	0	0	0	0	0	0	0	0	0	0	0	0	0	51	-
1100	1	0	1	0	0	0	0	0	0	0	0	0	0	0	0	0	0	0	0	20.4	-
1200	9	0	9	0	0	0	0	0	0	0	0	0	0	0	0	0	0	0	0	40.5	-
1300	5	0	3	1	0	1	0	0	0	0	0	0	0	0	0	0	0	0	0	46	-
1400	**11**	**0**	**8**	**0**	**1**	**1**	**0**	**0**	**1**	**0**	**0**	**0**	**0**	**0**	**0**	**0**	**0**	**0**	**0**	**52.4**	**64.1**
1500	**11**	**0**	**10**	**1**	**0**	**0**	**0**	**0**	**0**	**0**	**0**	**0**	**0**	**0**	**0**	**0**	**0**	**0**	**0**	**41**	**54.4**
1600	9	1	7	0	0	1	0	0	0	0	0	0	0	0	0	0	0	0	0	51.1	-
1700	10	1	8	0	0	0	0	0	0	1	0	0	0	0	0	0	0	0	0	48.8	-
1800	8	0	7	0	1	0	0	0	0	0	0	0	0	0	0	0	0	0	0	62.2	-
1900	9	0	9	0	0	0	0	0	0	0	0	0	0	1	11.1	0	0	0	0	57.5	-
2000	4	0	4	0	0	0	0	0	0	0	0	0	0	0	0	0	0	0	0	61.4	-
2100	6	0	6	0	0	0	0	0	0	0	0	0	0	0	0	0	0	0	0	50.6	-
2200	5	0	5	0	0	0	0	0	0	0	0	0	0	0	0	0	0	0	0	48.5	-
2300	0	0	0	0	0	0	0	0	0	0	0	0	0	0	0	0	0	0	0	-	-
07-19	**84**	**2**	**69**	**3**	**4**	**3**	**0**	**0**	**2**	**1**	**0**	**0**	**0**	**0**	**0**	**0**	**0**	**0**	**0**	**48.1**	**64.1**
06-22	**103**	**2**	**88**	**3**	**4**	**3**	**0**	**0**	**2**	**1**	**0**	**0**	**0**	**1**	**1**	**0**	**0**	**0**	**0**	**49.6**	**64.8**
06-00	**108**	**2**	**93**	**3**	**4**	**3**	**0**	**0**	**2**	**1**	**0**	**0**	**0**	**1**	**0.9**	**0**	**0**	**0**	**0**	**49.5**	**64.8**
00-00	**123**	**2**	**104**	**3**	**8**	**3**	**0**	**0**	**2**	**1**	**0**	**0**	**0**	**1**	**0.8**	**0**	**0**	**0**	**0**	**50.5**	**65.2**

DRAFT

Site 10
Location L-22051-0, att t/pole, Lat 53.55441, Long -6.68615
Direction Two way

3279 / Meath/Cavan/Monaghan ATC's
October 2013
Automatic Traffic Count

Tue, 8 October 2013

Time	Total	Classification												>PSL	>PSL%	>SL1	>SL1%	>SL2	>SL2%	Mean	Vpp
		1 MCL	2 SV	3 SVT	4 TB2	5 TB3	6 T4	7 ART3	8 ART4	9 ART5	10 ART6	11 BD	12 DRT	80	80	85 +5kph	85 +5kph	90 +10kph	90 +10kph		85
0000	1	0	1	0	0	0	0	0	0	0	0	0	0	0	0	0	0	0	0	47.4	-
0100	0	0	0	0	0	0	0	0	0	0	0	0	0	0	0	0	0	0	0	-	-
0200	0	0	0	0	0	0	0	0	0	0	0	0	0	0	0	0	0	0	0	-	-
0300	0	0	0	0	0	0	0	0	0	0	0	0	0	0	0	0	0	0	0	-	-
0400	0	0	0	0	0	0	0	0	0	0	0	0	0	0	0	0	0	0	0	-	-
0500	1	0	0	0	1	0	0	0	0	0	0	0	0	0	0	0	0	0	0	44.1	-
0600	3	0	2	1	0	0	0	0	0	0	0	0	0	0	0	0	0	0	0	59	-
0700	4	0	4	0	0	0	0	0	0	0	0	0	0	0	0	0	0	0	0	54.9	-
0800	**11**	**0**	**10**	**0**	**1**	**0**	**0**	**0**	**0**	**0**	**0**	**0**	**0**	**0**	**0**	**0**	**0**	**0**	**0**	**49.6**	**63**
0900	7	0	6	0	1	0	0	0	0	0	0	0	0	0	0	0	0	0	0	52.3	-
1000	4	0	3	0	1	0	0	0	0	0	0	0	0	0	0	0	0	0	0	50.8	-
1100	3	0	3	0	0	0	0	0	0	0	0	0	0	0	0	0	0	0	0	54.8	-
1200	5	0	5	0	0	0	0	0	0	0	0	0	0	0	0	0	0	0	0	53.2	-
1300	7	0	7	0	0	0	0	0	0	0	0	0	0	0	0	0	0	0	0	58.8	-
1400	9	0	8	0	1	0	0	0	0	0	0	0	0	0	0	0	0	0	0	49.3	-
1500	10	0	9	0	1	0	0	0	0	0	0	0	0	1	10	1	10	0	0	58.1	-
1600	**12**	**0**	**12**	**0**	**0**	**0**	**0**	**0**	**0**	**0**	**0**	**0**	**0**	**0**	**0**	**0**	**0**	**0**	**0**	**48.2**	**58**
1700	8	0	8	0	0	0	0	0	0	0	0	0	0	0	0	0	0	0	0	54.4	-
1800	**12**	**0**	**9**	**1**	**2**	**0**	**0**	**0**	**0**	**0**	**0**	**0**	**0**	**0**	**0**	**0**	**0**	**0**	**0**	**50.3**	**63.4**
1900	9	0	7	2	0	0	0	0	0	0	0	0	0	0	0	0	0	0	0	57.9	-
2000	5	0	5	0	0	0	0	0	0	0	0	0	0	0	0	0	0	0	0	59.5	-
2100	3	0	3	0	0	0	0	0	0	0	0	0	0	0	0	0	0	0	0	63.3	-
2200	3	0	3	0	0	0	0	0	0	0	0	0	0	0	0	0	0	0	0	49.9	-
2300	0	0	0	0	0	0	0	0	0	0	0	0	0	0	0	0	0	0	0	-	-
07-19	**92**	**0**	**84**	**1**	**7**	**0**	**0**	**0**	**0**	**0**	**0**	**0**	**0**	**1**	**1.1**	**1**	**1.1**	**0**	**0**	**52.4**	**66.6**
06-22	**112**	**0**	**101**	**4**	**7**	**0**	**0**	**0**	**0**	**0**	**0**	**0**	**0**	**1**	**0.9**	**1**	**0.9**	**0**	**0**	**53.6**	**67.3**
06-00	**115**	**0**	**104**	**4**	**7**	**0**	**0**	**0**	**0**	**0**	**0**	**0**	**0**	**1**	**0.9**	**1**	**0.9**	**0**	**0**	**53.5**	**67.3**
00-00	**117**	**0**	**105**	**4**	**8**	**0**	**0**	**0**	**0**	**0**	**0**	**0**	**0**	**1**	**0.9**	**1**	**0.9**	**0**	**0**	**53.4**	**67**

DRAFT

Site 10
Location L-22051-0, att t/pole, Lat 53.55441, Long -6.68615
Direction Two way

3279 / Meath/Cavan/Monaghan ATC's
October 2013
Automatic Traffic Count

Wed, 9 October 2013

Time	Total	Classification												>PSL	>PSL%	>SL1	>SL1%	>SL2	>SL2%	Mean	Vpp
		1 MCL	2 SV	3 SVT	4 TB2	5 TB3	6 T4	7 ART3	8 ART4	9 ART5	10 ART6	11 BD	12 DRT	80	80	85 +5kph	85 +5kph	90 +10kph	90 +10kph		85
0000	1	0	1	0	0	0	0	0	0	0	0	0	0	0	0	0	0	0	0	41.4	-
0100	0	0	0	0	0	0	0	0	0	0	0	0	0	0	0	0	0	0	0	-	-
0200	0	0	0	0	0	0	0	0	0	0	0	0	0	0	0	0	0	0	0	-	-
0300	0	0	0	0	0	0	0	0	0	0	0	0	0	0	0	0	0	0	0	-	-
0400	0	0	0	0	0	0	0	0	0	0	0	0	0	0	0	0	0	0	0	-	-
0500	0	0	0	0	0	0	0	0	0	0	0	0	0	0	0	0	0	0	0	-	-
0600	4	0	1	2	1	0	0	0	0	0	0	0	0	0	0	0	0	0	0	57.9	-
0700	7	0	7	0	0	0	0	0	0	0	0	0	0	0	0	0	0	0	0	56.3	-
0800	**9**	**0**	**8**	**0**	**1**	**0**	**0**	**0**	**0**	**0**	**0**	**0**	**0**	**0**	**0**	**0**	**0**	**0**	**0**	**51**	**-**
0900	4	0	2	0	2	0	0	0	0	0	0	0	0	0	0	0	0	0	0	51.9	-
1000	5	0	5	0	0	0	0	0	0	0	0	0	0	0	0	0	0	0	0	61	-
1100	3	0	3	0	0	0	0	0	0	0	0	0	0	0	0	0	0	0	0	47.3	-
1200	6	0	6	0	0	0	0	0	0	0	0	0	0	1	16.7	0	0	0	0	59.6	-
1300	5	0	5	0	0	0	0	0	0	0	0	0	0	0	0	0	0	0	0	53.3	-
1400	6	0	5	0	1	0	0	0	0	0	0	0	0	0	0	0	0	0	0	64.6	-
1500	6	0	5	0	0	1	0	0	0	0	0	0	0	0	0	0	0	0	0	52.4	-
1600	7	0	7	0	0	0	0	0	0	0	0	0	0	0	0	0	0	0	0	54.7	-
1700	10	0	10	0	0	0	0	0	0	0	0	0	0	0	0	0	0	0	0	53.6	-
1800	**12**	**1**	**10**	**0**	**1**	**0**	**0**	**0**	**0**	**0**	**0**	**0**	**0**	**0**	**0**	**0**	**0**	**0**	**0**	**51.5**	**65.5**
1900	10	0	8	0	2	0	0	0	0	0	0	0	0	0	0	0	0	0	0	55.8	-
2000	9	0	9	0	0	0	0	0	0	0	0	0	0	0	0	0	0	0	0	58.7	-
2100	9	0	8	0	1	0	0	0	0	0	0	0	0	1	11.1	1	11.1	1	11.1	54.2	-
2200	0	0	0	0	0	0	0	0	0	0	0	0	0	0	0	0	0	0	0	-	-
2300	0	0	0	0	0	0	0	0	0	0	0	0	0	0	0	0	0	0	0	-	-
07-19	**80**	**1**	**73**	**0**	**5**	**1**	**0**	**0**	**0**	**0**	**0**	**0**	**0**	**1**	**1.3**	**0**	**0**	**0**	**0**	**54.6**	**68.4**
06-22	**112**	**1**	**99**	**2**	**9**	**1**	**0**	**0**	**0**	**0**	**0**	**0**	**0**	**2**	**1.8**	**1**	**0.9**	**1**	**0.9**	**55.1**	**68.4**
06-00	**112**	**1**	**99**	**2**	**9**	**1**	**0**	**0**	**0**	**0**	**0**	**0**	**0**	**2**	**1.8**	**1**	**0.9**	**1**	**0.9**	**55.1**	**68.4**
00-00	**113**	**1**	**100**	**2**	**9**	**1**	**0**	**0**	**0**	**0**	**0**	**0**	**0**	**2**	**1.8**	**1**	**0.9**	**1**	**0.9**	**55**	**68.4**

DRAFT

Site 10
Location L-22051-0, att t/pole, Lat 53.55441, Long -6.68615
Direction Two way

3279 / Meath/Cavan/Monaghan ATC's
October 2013
Automatic Traffic Count

Thu, 10 October 2013

Time	Total	Classification												>PSL	>PSL%	>SL1	>SL1%	>SL2	>SL2%	Mean	Vpp
		1 MCL	2 SV	3 SVT	4 TB2	5 TB3	6 T4	7 ART3	8 ART4	9 ART5	10 ART6	11 BD	12 DRT	80	80	85 +5kph	85 +5kph	90 +10kph	90 +10kph		85
0000	0	0	0	0	0	0	0	0	0	0	0	0	0	0	0	0	0	0	0	-	-
0100	0	0	0	0	0	0	0	0	0	0	0	0	0	0	0	0	0	0	0	-	-
0200	0	0	0	0	0	0	0	0	0	0	0	0	0	0	0	0	0	0	0	-	-
0300	0	0	0	0	0	0	0	0	0	0	0	0	0	0	0	0	0	0	0	-	-
0400	0	0	0	0	0	0	0	0	0	0	0	0	0	0	0	0	0	0	0	-	-
0500	0	0	0	0	0	0	0	0	0	0	0	0	0	0	0	0	0	0	0	-	-
0600	1	0	0	0	1	0	0	0	0	0	0	0	0	0	0	0	0	0	0	59.1	-
0700	9	0	7	0	2	0	0	0	0	0	0	0	0	0	0	0	0	0	0	59.3	-
0800	**14**	**0**	**7**	**0**	**3**	**0**	**0**	**0**	**2**	**1**	**1**	**0**	**0**	**0**	**0**	**0**	**0**	**0**	**0**	**47.9**	**60.5**
0900	10	0	7	1	0	1	0	0	0	1	0	0	0	0	0	0	0	0	0	45.3	-
1000	8	0	8	0	0	0	0	0	0	0	0	0	0	0	0	0	0	0	0	46.8	-
1100	9	0	8	0	0	1	0	0	0	0	0	0	0	0	0	0	0	0	0	55	-
1200	5	0	5	0	0	0	0	0	0	0	0	0	0	0	0	0	0	0	0	52	-
1300	6	0	5	0	0	0	0	0	0	1	0	0	0	0	0	0	0	0	0	51.2	-
1400	4	0	3	0	1	0	0	0	0	0	0	0	0	0	0	0	0	0	0	68.2	-
1500	7	0	4	2	1	0	0	0	0	0	0	0	0	0	0	0	0	0	0	60	-
1600	9	2	4	1	2	0	0	0	0	0	0	0	0	0	0	0	0	0	0	36.7	-
1700	12	0	9	2	0	1	0	0	0	0	0	0	0	0	0	0	0	0	0	36.4	42.1
1800	6	0	6	0	0	0	0	0	0	0	0	0	0	0	0	0	0	0	0	48.1	-
1900	8	0	7	0	0	0	0	0	1	0	0	0	0	0	0	0	0	0	0	62.3	-
2000	**13**	**0**	**13**	**0**	**0**	**0**	**0**	**0**	**0**	**0**	**0**	**0**	**0**	**0**	**0**	**0**	**0**	**0**	**0**	**59.6**	**67.7**
2100	3	0	3	0	0	0	0	0	0	0	0	0	0	1	33.3	1	33.3	1	33.3	66.6	-
2200	3	0	2	0	0	0	0	0	1	0	0	0	0	0	0	0	0	0	0	59.7	-
2300	2	0	2	0	0	0	0	0	0	0	0	0	0	0	0	0	0	0	0	41.9	-
07-19	**99**	**2**	**73**	**6**	**9**	**3**	**0**	**0**	**2**	**3**	**1**	**0**	**0**	**0**	**0**	**0**	**0**	**0**	**0**	**48.9**	**63**
06-22	**124**	**2**	**96**	**6**	**10**	**3**	**0**	**0**	**3**	**3**	**1**	**0**	**0**	**1**	**0.8**	**1**	**0.8**	**1**	**0.8**	**51.4**	**65.5**
06-00	**129**	**2**	**100**	**6**	**10**	**3**	**0**	**0**	**4**	**3**	**1**	**0**	**0**	**1**	**0.8**	**1**	**0.8**	**1**	**0.8**	**51.5**	**65.5**
00-00	**129**	**2**	**100**	**6**	**10**	**3**	**0**	**0**	**4**	**3**	**1**	**0**	**0**	**1**	**0.8**	**1**	**0.8**	**1**	**0.8**	**51.5**	**65.5**

DRAFT

Site 10
Location L-22051-0, att t/pole, Lat 53.55441, Long -6.68615
Direction Two way

3279 / Meath/Cavan/Monaghan ATC's
October 2013
Automatic Traffic Count

Fri, 11 October 2013

Time	Total	Classification												>PSL	>PSL%	>SL1	>SL1%	>SL2	>SL2%	Mean	Vpp
		1 MCL	2 SV	3 SVT	4 TB2	5 TB3	6 T4	7 ART3	8 ART4	9 ART5	10 ART6	11 BD	12 DRT	80	80	85 +5kph	85 +5kph	90 +10kph	90 +10kph		85
0000	1	0	1	0	0	0	0	0	0	0	0	0	0	0	0	0	0	0	0	58.3	-
0100	0	0	0	0	0	0	0	0	0	0	0	0	0	0	0	0	0	0	0	-	-
0200	0	0	0	0	0	0	0	0	0	0	0	0	0	0	0	0	0	0	0	-	-
0300	0	0	0	0	0	0	0	0	0	0	0	0	0	0	0	0	0	0	0	-	-
0400	0	0	0	0	0	0	0	0	0	0	0	0	0	0	0	0	0	0	0	-	-
0500	0	0	0	0	0	0	0	0	0	0	0	0	0	0	0	0	0	0	0	-	-
0600	0	0	0	0	0	0	0	0	0	0	0	0	0	0	0	0	0	0	0	-	-
0700	**12**	**0**	**7**	**0**	**5**	**0**	**0**	**0**	**0**	**0**	**0**	**0**	**0**	**0**	**0**	**0**	**0**	**0**	**0**	**60.6**	**68.4**
0800	**12**	**0**	**10**	**0**	**1**	**0**	**0**	**0**	**1**	**0**	**0**	**0**	**0**	**0**	**0**	**0**	**0**	**0**	**0**	**56.6**	**67.7**
0900	4	0	4	0	0	0	0	0	0	0	0	0	0	0	0	0	0	0	0	50.3	-
1000	3	0	2	1	0	0	0	0	0	0	0	0	0	0	0	0	0	0	0	47.9	-
1100	3	0	1	0	1	0	0	0	1	0	0	0	0	0	0	0	0	0	0	58.1	-
1200	9	0	8	0	0	1	0	0	0	0	0	0	0	0	0	0	0	0	0	53.4	-
1300	9	0	7	0	1	0	0	1	0	0	0	0	0	1	11.1	0	0	0	0	56.9	-
1400	4	0	4	0	0	0	0	0	0	0	0	0	0	0	0	0	0	0	0	70.9	-
1500	6	1	3	0	2	0	0	0	0	0	0	0	0	0	0	0	0	0	0	48.5	-
1600	**13**	**0**	**11**	**1**	**1**	**0**	**0**	**0**	**0**	**0**	**0**	**0**	**0**	**0**	**0**	**0**	**0**	**0**	**0**	**46.1**	**61.2**
1700	5	0	5	0	0	0	0	0	0	0	0	0	0	0	0	0	0	0	0	56.3	-
1800	5	1	4	0	0	0	0	0	0	0	0	0	0	0	0	0	0	0	0	48.3	-
1900	6	0	6	0	0	0	0	0	0	0	0	0	0	0	0	0	0	0	0	61.1	-
2000	7	0	7	0	0	0	0	0	0	0	0	0	0	0	0	0	0	0	0	60.8	-
2100	7	0	7	0	0	0	0	0	0	0	0	0	0	0	0	0	0	0	0	52.8	-
2200	4	0	3	0	1	0	0	0	0	0	0	0	0	0	0	0	0	0	0	57.4	-
2300	2	0	2	0	0	0	0	0	0	0	0	0	0	0	0	0	0	0	0	62.6	-
07-19	**85**	**2**	**66**	**2**	**11**	**1**	**0**	**1**	**2**	**0**	**0**	**0**	**0**	**1**	**1.2**	**0**	**0**	**0**	**0**	**54.3**	**68.4**
06-22	**105**	**2**	**86**	**2**	**11**	**1**	**0**	**1**	**2**	**0**	**0**	**0**	**0**	**1**	**1**	**0**	**0**	**0**	**0**	**55**	**68.4**
06-00	**111**	**2**	**91**	**2**	**12**	**1**	**0**	**1**	**2**	**0**	**0**	**0**	**0**	**1**	**0.9**	**0**	**0**	**0**	**0**	**55.2**	**68.8**
00-00	**112**	**2**	**92**	**2**	**12**	**1**	**0**	**1**	**2**	**0**	**0**	**0**	**0**	**1**	**0.9**	**0**	**0**	**0**	**0**	**55.3**	**68.8**

DRAFT

Site 10
Location L-22051-0, att t/pole, Lat 53.55441, Long -6.68615
Direction Two way

3279 / Meath/Cavan/Monaghan ATC's
October 2013
Automatic Traffic Count

Sat, 12 October 2013

Time	Total	Classification												>PSL	>PSL%	>SL1	>SL1%	>SL2	>SL2%	Mean	Vpp
		1 MCL	2 SV	3 SVT	4 TB2	5 TB3	6 T4	7 ART3	8 ART4	9 ART5	10 ART6	11 BD	12 DRT	80	80	85 +5kph	85 +5kph	90 +10kph	90 +10kph		85
0000	0	0	0	0	0	0	0	0	0	0	0	0	0	0	0	0	0	0	0	-	-
0100	0	0	0	0	0	0	0	0	0	0	0	0	0	0	0	0	0	0	0	-	-
0200	0	0	0	0	0	0	0	0	0	0	0	0	0	0	0	0	0	0	0	-	-
0300	0	0	0	0	0	0	0	0	0	0	0	0	0	0	0	0	0	0	0	-	-
0400	0	0	0	0	0	0	0	0	0	0	0	0	0	0	0	0	0	0	0	-	-
0500	0	0	0	0	0	0	0	0	0	0	0	0	0	0	0	0	0	0	0	-	-
0600	1	0	0	1	0	0	0	0	0	0	0	0	0	0	0	0	0	0	0	54.7	-
0700	4	0	2	0	0	2	0	0	0	0	0	0	0	1	25	1	25	0	0	60.9	-
0800	1	0	1	0	0	0	0	0	0	0	0	0	0	0	0	0	0	0	0	51.9	-
0900	4	0	4	0	0	0	0	0	0	0	0	0	0	0	0	0	0	0	0	41	-
1000	8	0	5	1	2	0	0	0	0	0	0	0	0	0	0	0	0	0	0	44.6	-
1100	**10**	**0**	**10**	**0**	**0**	**0**	**0**	**0**	**0**	**0**	**0**	**0**	**0**	**2**	**20**	**1**	**10**	**0**	**0**	**50.4**	**-**
1200	12	1	9	1	1	0	0	0	0	0	0	0	0	2	16.7	1	8.3	0	0	52	64.4
1300	9	0	8	1	0	0	0	0	0	0	0	0	0	0	0	0	0	0	0	56.9	-
1400	9	0	9	0	0	0	0	0	0	0	0	0	0	0	0	0	0	0	0	47.6	-
1500	6	0	6	0	0	0	0	0	0	0	0	0	0	0	0	0	0	0	0	42.9	-
1600	**13**	**0**	**11**	**0**	**2**	**0**	**0**	**0**	**0**	**0**	**0**	**0**	**0**	**0**	**0**	**0**	**0**	**0**	**0**	**52.8**	**60.8**
1700	4	0	4	0	0	0	0	0	0	0	0	0	0	0	0	0	0	0	0	43.6	-
1800	11	0	11	0	0	0	0	0	0	0	0	0	0	0	0	0	0	0	0	49.7	61.9
1900	8	0	8	0	0	0	0	0	0	0	0	0	0	0	0	0	0	0	0	57.5	-
2000	4	0	4	0	0	0	0	0	0	0	0	0	0	0	0	0	0	0	0	61.2	-
2100	0	0	0	0	0	0	0	0	0	0	0	0	0	0	0	0	0	0	0	-	-
2200	4	0	4	0	0	0	0	0	0	0	0	0	0	1	25	0	0	0	0	66.5	-
2300	1	0	1	0	0	0	0	0	0	0	0	0	0	0	0	0	0	0	0	51.1	-
07-19	**91**	**1**	**80**	**3**	**5**	**2**	**0**	**0**	**0**	**0**	**0**	**0**	**0**	**5**	**5.5**	**3**	**3.3**	**0**	**0**	**50**	**64.4**
06-22	**104**	**1**	**92**	**4**	**5**	**2**	**0**	**0**	**0**	**0**	**0**	**0**	**0**	**5**	**4.8**	**3**	**2.9**	**0**	**0**	**51.1**	**65.9**
06-00	**109**	**1**	**97**	**4**	**5**	**2**	**0**	**0**	**0**	**0**	**0**	**0**	**0**	**6**	**5.5**	**3**	**2.8**	**0**	**0**	**51.6**	**66.2**
00-00	**109**	**1**	**97**	**4**	**5**	**2**	**0**	**0**	**0**	**0**	**0**	**0**	**0**	**6**	**5.5**	**3**	**2.8**	**0**	**0**	**51.6**	**66.2**

DRAFT

Site 10
Location L-22051-0, att t/pole, Lat 53.55441, Long -6.68615
Direction Two way

3279 / Meath/Cavan/Monaghan ATC's
October 2013
Automatic Traffic Count

Sun, 13 October 2013

Time	Total	Classification												>PSL	>PSL%	>SL1	>SL1%	>SL2	>SL2%	Mean	Vpp
		1 MCL	2 SV	3 SVT	4 TB2	5 TB3	6 T4	7 ART3	8 ART4	9 ART5	10 ART6	11 BD	12 DRT	80	80	85 +5kph	85 +5kph	90 +10kph	90 +10kph		85
0000	2	0	0	0	2	0	0	0	0	0	0	0	0	0	0	0	0	0	0	53	-
0100	0	0	0	0	0	0	0	0	0	0	0	0	0	0	0	0	0	0	0	-	-
0200	1	0	1	0	0	0	0	0	0	0	0	0	0	0	0	0	0	0	0	44.7	-
0300	0	0	0	0	0	0	0	0	0	0	0	0	0	0	0	0	0	0	0	-	-
0400	0	0	0	0	0	0	0	0	0	0	0	0	0	0	0	0	0	0	0	-	-
0500	0	0	0	0	0	0	0	0	0	0	0	0	0	0	0	0	0	0	0	-	-
0600	0	0	0	0	0	0	0	0	0	0	0	0	0	0	0	0	0	0	0	-	-
0700	2	0	2	0	0	0	0	0	0	0	0	0	0	0	0	0	0	0	0	66.9	-
0800	0	0	0	0	0	0	0	0	0	0	0	0	0	0	0	0	0	0	0	-	-
0900	5	0	5	0	0	0	0	0	0	0	0	0	0	0	0	0	0	0	0	48.7	-
1000	**9**	**0**	**9**	**0**	**0**	**0**	**0**	**0**	**0**	**0**	**0**	**0**	**0**	**0**	**0**	**0**	**0**	**0**	**0**	**45.8**	**-**
1100	7	0	7	0	0	0	0	0	0	0	0	0	0	0	0	0	0	0	0	49.7	-
1200	11	1	10	0	0	0	0	0	0	0	0	0	0	0	0	0	0	0	0	51	64.1
1300	6	0	6	0	0	0	0	0	0	0	0	0	0	0	0	0	0	0	0	46.9	-
1400	8	0	8	0	0	0	0	0	0	0	0	0	0	0	0	0	0	0	0	54.6	-
1500	5	0	5	0	0	0	0	0	0	0	0	0	0	0	0	0	0	0	0	50.4	-
1600	6	0	6	0	0	0	0	0	0	0	0	0	0	0	0	0	0	0	0	41.4	-
1700	**12**	**0**	**12**	**0**	**0**	**0**	**0**	**0**	**0**	**0**	**0**	**0**	**0**	**0**	**0**	**0**	**0**	**0**	**0**	**42**	**48.6**
1800	9	0	7	0	2	0	0	0	0	0	0	0	0	0	0	0	0	0	0	54.2	-
1900	9	0	8	1	0	0	0	0	0	0	0	0	0	0	0	0	0	0	0	46.8	-
2000	11	0	11	0	0	0	0	0	0	0	0	0	0	0	0	0	0	0	0	56.1	62.6
2100	6	0	6	0	0	0	0	0	0	0	0	0	0	1	16.7	0	0	0	0	71.5	-
2200	2	0	2	0	0	0	0	0	0	0	0	0	0	0	0	0	0	0	0	68.2	-
2300	0	0	0	0	0	0	0	0	0	0	0	0	0	0	0	0	0	0	0	0	0
07-19	**80**	**1**	**77**	**0**	**2**	**0**	**0**	**0**	**0**	**0**	**0**	**0**	**0**	**0**	**0**	**0**	**0**	**0**	**0**	**48.8**	**61.9**
06-22	**106**	**1**	**102**	**1**	**2**	**0**	**0**	**0**	**0**	**0**	**0**	**0**	**0**	**1**	**0.9**	**0**	**0**	**0**	**0**	**50.7**	**64.1**
06-00	**108**	**1**	**104**	**1**	**2**	**0**	**0**	**0**	**0**	**0**	**0**	**0**	**0**	**1**	**0.9**	**0**	**0**	**0**	**0**	**51**	**64.1**
00-00	**111**	**1**	**105**	**1**	**4**	**0**	**0**	**0**	**0**	**0**	**0**	**0**	**0**	**1**	**0.9**	**0**	**0**	**0**	**0**	**51**	**64.1**

DRAFT

Site 10
Location L-22051-0, att t/pole, Lat 53.55441, Long -6.68615
Direction Two way

3279 / Meath/Cavan/Monaghan ATC's
October 2013
Automatic Traffic Count

Virtual Day (7)

Time	Total	Classification												>PSL	>PSL%	>SL1	>SL1%	>SL2	>SL2%	Mean	Vpp
		1 MCL	2 SV	3 SVT	4 TB2	5 TB3	6 T4	7 ART3	8 ART4	9 ART5	10 ART6	11 BD	12 DRT	80	80	85 +5kph	85 +5kph	90 +10kph	90 +10kph		85
0000	1	0	1	0	0	0	0	0	0	0	0	0	0	0	0	0	0	0	0	54.2	-
0100	1	0	1	0	0	0	0	0	0	0	0	0	0	0	0	0	0	0	0	60.6	-
0200	1	0	0	0	0	0	0	0	0	0	0	0	0	0	0	0	0	0	0	55.6	-
0300	0	0	0	0	0	0	0	0	0	0	0	0	0	0	0	0	0	0	0	-	-
0400	0	0	0	0	0	0	0	0	0	0	0	0	0	0	0	0	0	0	0	-	-
0500	0	0	0	0	0	0	0	0	0	0	0	0	0	0	0	0	0	0	0	45.8	-
0600	1	0	0	1	0	0	0	0	0	0	0	0	0	0	0	0	0	0	0	58	-
0700	6	0	5	0	1	0	0	0	0	0	0	0	0	0	2.4	0	2.4	0	0	58.5	-
0800	**8**	**0**	**6**	**0**	**1**	**0**	**0**	**0**	**1**	**0**	**0**	**0**	**0**	**0**	**0**	**0**	**0**	**0**	**0**	**49.9**	**-**
0900	5	0	4	0	0	0	0	0	0	0	0	0	0	0	0	0	0	0	0	48.6	-
1000	6	0	5	0	0	0	0	0	0	0	0	0	0	0	0	0	0	0	0	48.8	-
1100	5	0	5	0	0	0	0	0	0	0	0	0	0	0	5.6	0	2.8	0	0	51.3	-
1200	8	0	7	0	0	0	0	0	0	0	0	0	0	0	5.3	0	1.8	0	0	51.1	-
1300	7	0	6	0	0	0	0	0	0	0	0	0	0	0	2.1	0	0	0	0	53.6	-
1400	7	0	6	0	1	0	0	0	0	0	0	0	0	0	0	0	0	0	0	55.5	-
1500	7	0	6	0	1	0	0	0	0	0	0	0	0	0	2	0	2	0	0	50.3	-
1600	**10**	**0**	**8**	**0**	**1**	**0**	**0**	**0**	**0**	**0**	**0**	**0**	**0**	**0**	**0**	**0**	**0**	**0**	**0**	**47.6**	**-**
1700	9	0	8	0	0	0	0	0	0	0	0	0	0	0	0	0	0	0	0	46.8	-
1800	9	0	8	0	1	0	0	0	0	0	0	0	0	0	0	0	0	0	0	52.1	-
1900	8	0	8	0	0	0	0	0	0	0	0	0	0	0	1.7	0	0	0	0	56.6	-
2000	8	0	8	0	0	0	0	0	0	0	0	0	0	0	0	0	0	0	0	59.1	-
2100	5	0	5	0	0	0	0	0	0	0	0	0	0	0	8.8	0	5.9	0	5.9	58.2	-
2200	3	0	3	0	0	0	0	0	0	0	0	0	0	0	4.8	0	0	0	0	57.3	-
2300	1	0	1	0	0	0	0	0	0	0	0	0	0	0	0	0	0	0	0	52.1	-
07-19	**87**	**1**	**75**	**2**	**6**	**1**	**0**	**0**	**1**	**1**	**0**	**0**	**0**	**1**	**1.3**	**1**	**0.7**	**0**	**0**	**51**	**65.5**
06-22	**109**	**1**	**95**	**3**	**7**	**1**	**0**	**0**	**1**	**1**	**0**	**0**	**0**	**2**	**1.6**	**1**	**0.8**	**0**	**0.3**	**52.4**	**67**
06-00	**113**	**1**	**98**	**3**	**7**	**1**	**0**	**0**	**1**	**1**	**0**	**0**	**0**	**2**	**1.6**	**1**	**0.8**	**0**	**0.3**	**52.5**	**67**
00-00	**116**	**1**	**100**	**3**	**8**	**1**	**0**	**0**	**1**	**1**	**0**	**0**	**0**	**2**	**1.6**	**1**	**0.7**	**0**	**0.2**	**52.6**	**67**

DRAFT

Site 10
Location L-22051-0, att t/pole, Lat 53.55441, Long -6.68615
Direction Two way

3279 / Meath/Cavan/Monaghan ATC's
October 2013
Automatic Traffic Count

Virtual Week (1)

Time	Total	Classification												>PSL	>PSL%	>SL1	>SL1%	>SL2	>SL2%	Mean	Vpp
		1 MCL	2 SV	3 SVT	4 TB2	5 TB3	6 T4	7 ART3	8 ART4	9 ART5	10 ART6	11 BD	12 DRT	80	80	85 +5kph	85 +5kph	90 +10kph	90 +10kph		85
Mon	123	2	104	3	8	3	0	0	2	1	0	0	0	1	0.8	0	0	0	0	50.5	65.2
Tue	117	0	105	4	8	0	0	0	0	0	0	0	0	1	0.9	1	0.9	0	0	53.4	67
Wed	113	1	100	2	9	1	0	0	0	0	0	0	0	2	1.8	1	0.9	1	0.9	55	68.4
Thu	129	2	100	6	10	3	0	0	4	3	1	0	0	1	0.8	1	0.8	1	0.8	51.5	65.5
Fri	112	2	92	2	12	1	0	1	2	0	0	0	0	1	0.9	0	0	0	0	55.3	68.8
| Sat	109	1	97	4	5	2	0	0	0	0	0	0	0	6	5.5	3	2.8	0	0	51.6	66.2
| Sun	111	1	105	1	4	0	0	0	0	0	0	0	0	1	0.9	0	0	0	0	51	64.1
5 Day Ave.	**119**	**1**	**100**	**3**	**9**	**2**	**0**	**0**	**2**	**1**	**0**	**0**	**0**	**1**	**0.8**	**1**	**0.8**	**0**	**0.0**	**53.1**	**67.0**
7 Day Ave.	**116**	**1**	**100**	**3**	**8**	**1**	**0**	**0**	**1**	**1**	**0**	**0**	**0**	**2**	**1.6**	**1**	**0.7**	**0**	**0.2**	**52.6**	**67.0**
--	**814**	**9**	**703**	**22**	**56**	**10**	**0**	**1**	**8**	**4**	**1**	**0**	**0**	**13**	**1.6**	**6**	**0.7**	**2**	**0.2**	**52.6**	**67.0**

Summary Graphs

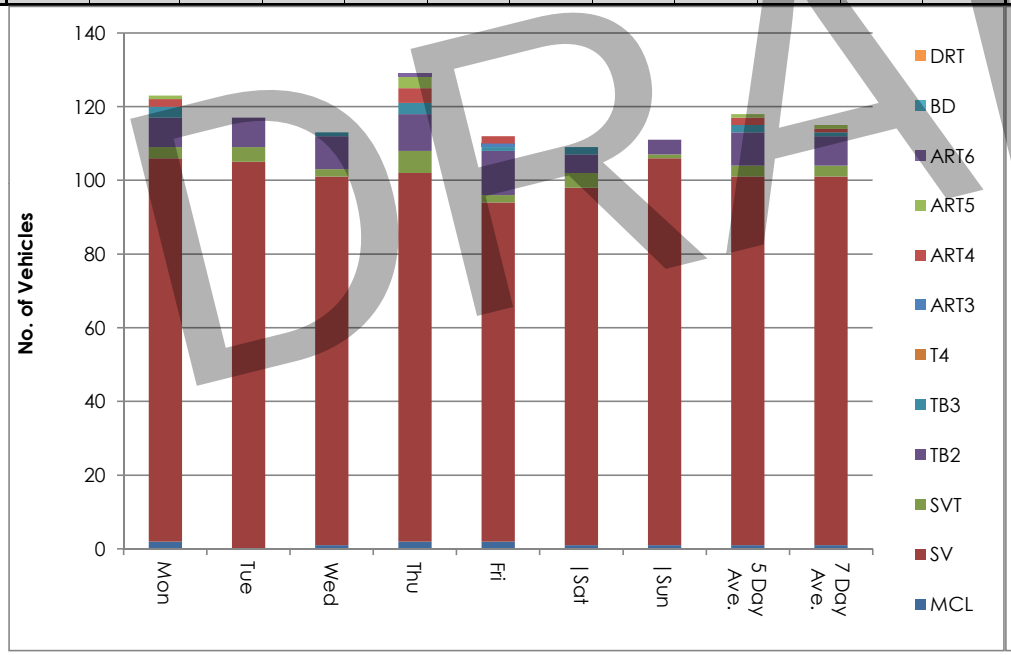

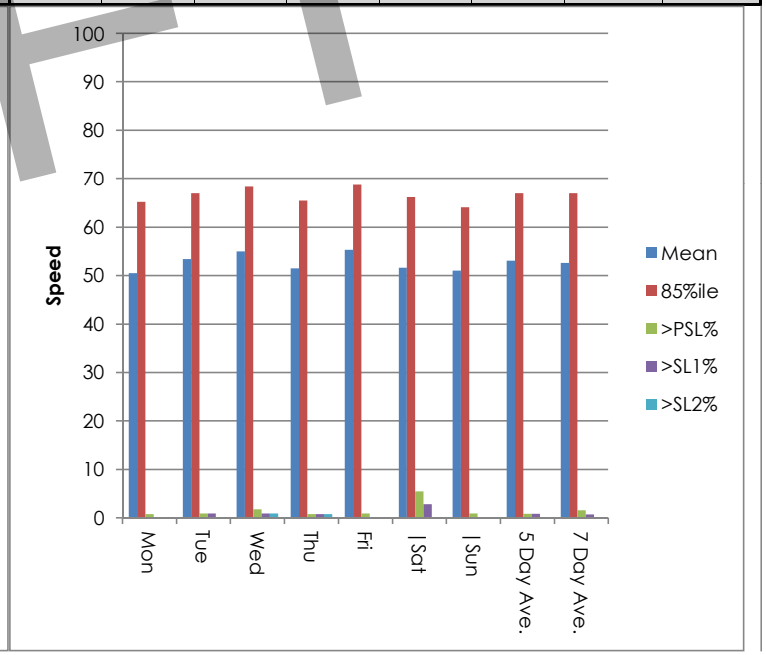

DRAFT

Site 10
Location L-22051-0, att t/pole, Lat 53.55441, Long -6.68615
Direction Two way

3279 / Meath/Cavan/Monaghan ATC's
October 2013
Automatic Traffic Count

Mon, 7 October 2013

Time	Total	Speed Bins (km/h)																											
		0 - 5	5 - 10	10 - 15	15 - 20	20 - 25	25 - 30	30 - 35	35 - 40	40 - 45	45 - 50	50 - 55	55 - 60	60 - 65	65 - 70	70 - 75	75 - 80	80 - 85	85 - 90	90 - 95	95 - 100	100 - 105	105 - 110	110 - 115	115 - 120	120 - 125	125 - 130	130 - 135	135 - 140
0000	3	0	0	0	0	0	0	0	0	0	1	0	0	1	0	1	0	0	0	0	0	0	0	0	0	0	0	0	0
0100	5	0	0	0	0	0	0	0	0	0	0	1	2	1	0	0	1	0	0	0	0	0	0	0	0	0	0	0	0
0200	5	0	0	0	0	0	0	0	0	1	0	0	2	1	0	1	0	0	0	0	0	0	0	0	0	0	0	0	0
0300	0	0	0	0	0	0	0	0	0	0	0	0	0	0	0	0	0	0	0	0	0	0	0	0	0	0	0	0	0
0400	0	0	0	0	0	0	0	0	0	0	0	0	0	0	0	0	0	0	0	0	0	0	0	0	0	0	0	0	0
0500	2	0	0	0	0	0	0	0	0	1	1	0	0	0	0	0	0	0	0	0	0	0	0	0	0	0	0	0	0
0600	0	0	0	0	0	0	0	0	0	0	0	0	0	0	0	0	0	0	0	0	0	0	0	0	0	0	0	0	0
0700	3	0	0	0	0	0	0	1	0	0	0	1	0	1	0	0	0	0	0	0	0	0	0	0	0	0	0	0	0
0800	**12**	**0**	**0**	**0**	**1**	**1**	**0**	**2**	**2**	**0**	**1**	**1**	**0**	**3**	**0**	**1**	**0**	**0**	**0**	**0**	**0**	**0**	**0**	**0**	**0**	**0**	**0**	**0**	**0**
0900	1	0	0	0	0	0	0	0	0	0	0	0	0	0	1	0	0	0	0	0	0	0	0	0	0	0	0	0	0
1000	4	0	0	0	0	0	0	0	1	1	0	1	0	0	1	0	0	0	0	0	0	0	0	0	0	0	0	0	0
1100	1	0	0	0	0	1	0	0	0	0	0	0	0	0	0	0	0	0	0	0	0	0	0	0	0	0	0	0	0
1200	9	0	0	0	0	3	1	0	1	0	1	1	0	1	1	0	0	0	0	0	0	0	0	0	0	0	0	0	0
1300	5	0	0	0	0	0	0	2	0	0	1	1	0	1	0	0	0	0	0	0	0	0	0	0	0	0	0	0	0
1400	**11**	**0**	**0**	**0**	**0**	**0**	**0**	**2**	**0**	**2**	**1**	**1**	**0**	**3**	**2**	**0**	**0**	**0**	**0**	**0**	**0**	**0**	**0**	**0**	**0**	**0**	**0**	**0**	**0**
1500	**11**	**0**	**0**	**1**	**1**	**0**	**0**	**1**	**0**	**2**	**3**	**3**	**0**	**0**	**0**	**0**	**0**	**0**	**0**	**0**	**0**	**0**	**0**	**0**	**0**	**0**	**0**	**0**	**0**
1600	9	0	0	0	1	0	0	1	0	0	0	3	1	2	0	1	0	0	0	0	0	0	0	0	0	0	0	0	0
1700	10	0	0	1	0	0	1	0	0	1	0	3	0	4	0	0	0	0	0	0	0	0	0	0	0	0	0	0	0
1800	8	0	0	0	0	0	0	0	1	0	0	0	1	3	2	0	1	0	0	0	0	0	0	0	0	0	0	0	0
1900	9	0	0	0	0	0	0	0	0	0	1	5	1	0	0	1	0	1	0	0	0	0	0	0	0	0	0	0	0
2000	4	0	0	0	0	0	0	0	0	0	1	1	0	0	0	2	0	0	0	0	0	0	0	0	0	0	0	0	0
2100	6	0	0	0	0	0	0	1	1	0	1	0	2	0	0	0	1	0	0	0	0	0	0	0	0	0	0	0	0
2200	5	0	0	0	0	1	0	0	0	2	0	0	0	1	0	1	0	0	0	0	0	0	0	0	0	0	0	0	0
2300	0	0	0	0	0	0	0	0	0	0	0	0	0	0	0	0	0	0	0	0	0	0	0	0	0	0	0	0	0
07-19	**84**	**0**	**0**	**2**	**3**	**5**	**2**	**9**	**5**	**6**	**7**	**15**	**2**	**18**	**7**	**2**	**1**	**0**	**0**	**0**	**0**	**0**	**0**	**0**	**0**	**0**	**0**	**0**	**0**
06-22	**103**	**0**	**0**	**2**	**3**	**5**	**2**	**10**	**6**	**6**	**10**	**21**	**5**	**18**	**7**	**5**	**2**	**1**	**0**	**0**	**0**	**0**	**0**	**0**	**0**	**0**	**0**	**0**	**0**
06-00	**108**	**0**	**0**	**2**	**3**	**6**	**2**	**10**	**6**	**8**	**10**	**21**	**5**	**19**	**7**	**6**	**2**	**1**	**0**	**0**	**0**	**0**	**0**	**0**	**0**	**0**	**0**	**0**	**0**
00-00	**123**	**0**	**0**	**2**	**3**	**6**	**2**	**10**	**6**	**10**	**12**	**22**	**9**	**22**	**7**	**8**	**3**	**1**	**0**	**0**	**0**	**0**	**0**	**0**	**0**	**0**	**0**	**0**	**0**

DRAFT

Site 10
Location L-22051-0, att t/pole, Lat 53.55441, Long -6.68615
Direction Two way

3279 / Meath/Cavan/Monaghan ATC's
October 2013
Automatic Traffic Count

Tue, 8 October 2013

Time	Total	Speed Bins (km/h)																											
		0 - 5	5 - 10	10 - 15	15 - 20	20 - 25	25 - 30	30 - 35	35 - 40	40 - 45	45 - 50	50 - 55	55 - 60	60 - 65	65 - 70	70 - 75	75 - 80	80 - 85	85 - 90	90 - 95	95 - 100	100 - 105	105 - 110	110 - 115	115 - 120	120 - 125	125 - 130	130 - 135	135 - 140
0000	1	0	0	0	0	0	0	0	0	0	1	0	0	0	0	0	0	0	0	0	0	0	0	0	0	0	0	0	0
0100	0	0	0	0	0	0	0	0	0	0	0	0	0	0	0	0	0	0	0	0	0	0	0	0	0	0	0	0	0
0200	0	0	0	0	0	0	0	0	0	0	0	0	0	0	0	0	0	0	0	0	0	0	0	0	0	0	0	0	0
0300	0	0	0	0	0	0	0	0	0	0	0	0	0	0	0	0	0	0	0	0	0	0	0	0	0	0	0	0	0
0400	0	0	0	0	0	0	0	0	0	0	0	0	0	0	0	0	0	0	0	0	0	0	0	0	0	0	0	0	0
0500	1	0	0	0	0	0	0	0	0	1	0	0	0	0	0	0	0	0	0	0	0	0	0	0	0	0	0	0	0
0600	3	0	0	0	0	0	0	0	0	1	0	0	0	1	1	0	0	0	0	0	0	0	0	0	0	0	0	0	0
0700	4	0	0	0	0	0	0	0	0	1	0	1	1	0	1	0	0	0	0	0	0	0	0	0	0	0	0	0	0
0800	**11**	**0**	**0**	**0**	**0**	**1**	**1**	**1**	**0**	**1**	**0**	**2**	**1**	**2**	**2**	**0**	**0**	**0**	**0**	**0**	**0**	**0**	**0**	**0**	**0**	**0**	**0**	**0**	**0**
0900	7	0	0	0	0	1	0	0	1	0	1	1	0	1	1	1	0	0	0	0	0	0	0	0	0	0	0	0	0
1000	4	0	0	0	0	0	0	0	1	1	0	0	1	0	1	0	0	0	0	0	0	0	0	0	0	0	0	0	0
1100	3	0	0	0	0	0	0	1	0	0	0	0	0	1	1	0	0	0	0	0	0	0	0	0	0	0	0	0	0
1200	5	0	0	0	0	0	0	0	0	0	1	2	2	0	0	0	0	0	0	0	0	0	0	0	0	0	0	0	0
1300	7	0	0	0	0	0	0	0	0	0	2	0	1	3	1	0	0	0	0	0	0	0	0	0	0	0	0	0	0
1400	9	0	0	0	0	1	0	0	2	1	1	0	1	1	1	1	0	0	0	0	0	0	0	0	0	0	0	0	0
1500	10	0	0	0	0	0	0	0	0	2	2	1	1	0	2	1	0	0	1	0	0	0	0	0	0	0	0	0	0
1600	**12**	**0**	**0**	**0**	**0**	**1**	**0**	**1**	**2**	**1**	**1**	**3**	**1**	**0**	**0**	**1**	**1**	**0**	**0**	**0**	**0**	**0**	**0**	**0**	**0**	**0**	**0**	**0**	**0**
1700	8	0	0	0	0	0	0	1	1	0	0	1	2	2	0	1	0	0	0	0	0	0	0	0	0	0	0	0	0
1800	**12**	**0**	**0**	**0**	**1**	**0**	**1**	**0**	**1**	**0**	**2**	**1**	**1**	**5**	**0**	**0**	**0**	**0**	**0**	**0**	**0**	**0**	**0**	**0**	**0**	**0**	**0**	**0**	**0**
1900	9	0	0	0	0	0	0	0	0	0	2	2	2	1	1	1	0	0	0	0	0	0	0	0	0	0	0	0	0
2000	5	0	0	0	0	0	0	0	0	1	0	1	0	2	0	0	1	0	0	0	0	0	0	0	0	0	0	0	0
2100	3	0	0	0	0	0	0	0	0	0	0	1	0	1	0	0	1	0	0	0	0	0	0	0	0	0	0	0	0
2200	3	0	0	0	0	0	0	0	0	1	0	2	0	0	0	0	0	0	0	0	0	0	0	0	0	0	0	0	0
2300	0	0	0	0	0	0	0	0	0	0	0	0	0	0	0	0	0	0	0	0	0	0	0	0	0	0	0	0	0
07-19	**92**	**0**	**0**	**0**	**1**	**4**	**2**	**4**	**8**	**7**	**10**	**12**	**12**	**15**	**10**	**5**	**1**	**0**	**1**	**0**	**0**	**0**	**0**	**0**	**0**	**0**	**0**	**0**	**0**
06-22	**112**	**0**	**0**	**0**	**1**	**4**	**2**	**4**	**8**	**9**	**12**	**16**	**14**	**20**	**12**	**6**	**3**	**0**	**1**	**0**	**0**	**0**	**0**	**0**	**0**	**0**	**0**	**0**	**0**
06-00	**115**	**0**	**0**	**0**	**1**	**4**	**2**	**4**	**8**	**10**	**12**	**18**	**14**	**20**	**12**	**6**	**3**	**0**	**1**	**0**	**0**	**0**	**0**	**0**	**0**	**0**	**0**	**0**	**0**
00-00	**117**	**0**	**0**	**0**	**1**	**4**	**2**	**4**	**8**	**11**	**13**	**18**	**14**	**20**	**12**	**6**	**3**	**0**	**1**	**0**	**0**	**0**	**0**	**0**	**0**	**0**	**0**	**0**	**0**

DRAFT

Site 10
Location L-22051-0, att t/pole, Lat 53.55441, Long -6.68615
Direction Two way

3279 / Meath/Cavan/Monaghan ATC's
October 2013
Automatic Traffic Count

Wed, 9 October 2013

Time	Total	Speed Bins (km/h)																											
		0 - 5	5 - 10	10 - 15	15 - 20	20 - 25	25 - 30	30 - 35	35 - 40	40 - 45	45 - 50	50 - 55	55 - 60	60 - 65	65 - 70	70 - 75	75 - 80	80 - 85	85 - 90	90 - 95	95 - 100	100 - 105	105 - 110	110 - 115	115 - 120	120 - 125	125 - 130	130 - 135	135 - 140
0000	1	0	0	0	0	0	0	0	0	1	0	0	0	0	0	0	0	0	0	0	0	0	0	0	0	0	0	0	0
0100	0	0	0	0	0	0	0	0	0	0	0	0	0	0	0	0	0	0	0	0	0	0	0	0	0	0	0	0	0
0200	0	0	0	0	0	0	0	0	0	0	0	0	0	0	0	0	0	0	0	0	0	0	0	0	0	0	0	0	0
0300	0	0	0	0	0	0	0	0	0	0	0	0	0	0	0	0	0	0	0	0	0	0	0	0	0	0	0	0	0
0400	0	0	0	0	0	0	0	0	0	0	0	0	0	0	0	0	0	0	0	0	0	0	0	0	0	0	0	0	0
0500	0	0	0	0	0	0	0	0	0	0	0	0	0	0	0	0	0	0	0	0	0	0	0	0	0	0	0	0	0
0600	4	0	0	0	0	0	0	0	0	0	1	1	0	0	2	0	0	0	0	0	0	0	0	0	0	0	0	0	0
0700	7	0	0	0	0	0	1	0	0	0	1	1	0	3	0	0	1	0	0	0	0	0	0	0	0	0	0	0	0
0800	**9**	**0**	**0**	**0**	**1**	**0**	**1**	**0**	**1**	**0**	**0**	**1**	**2**	**1**	**2**	**0**	**0**	**0**	**0**	**0**	**0**	**0**	**0**	**0**	**0**	**0**	**0**	**0**	**0**
0900	4	0	0	0	0	0	0	0	0	2	0	0	1	0	1	0	0	0	0	0	0	0	0	0	0	0	0	0	0
1000	5	0	0	0	0	0	0	0	0	0	0	0	3	1	1	0	0	0	0	0	0	0	0	0	0	0	0	0	0
1100	3	0	0	0	0	0	0	1	0	0	0	1	1	0	0	0	0	0	0	0	0	0	0	0	0	0	0	0	0
1200	6	0	0	0	0	0	0	0	0	0	1	1	3	0	0	0	0	1	0	0	0	0	0	0	0	0	0	0	0
1300	5	0	0	0	0	0	0	0	0	2	0	1	0	1	1	0	0	0	0	0	0	0	0	0	0	0	0	0	0
1400	6	0	0	0	0	0	0	0	0	1	0	0	1	1	1	1	1	0	0	0	0	0	0	0	0	0	0	0	0
1500	6	0	0	0	0	1	0	0	0	0	2	0	1	0	1	1	0	0	0	0	0	0	0	0	0	0	0	0	0
1600	7	0	0	0	1	0	0	0	0	0	0	2	1	1	1	1	0	0	0	0	0	0	0	0	0	0	0	0	0
1700	10	0	0	0	0	0	0	0	1	3	0	2	1	0	2	1	0	0	0	0	0	0	0	0	0	0	0	0	0
1800	**12**	**0**	**0**	**0**	**0**	**0**	**2**	**0**	**1**	**2**	**0**	**0**	**2**	**1**	**3**	**1**	**0**	**0**	**0**	**0**	**0**	**0**	**0**	**0**	**0**	**0**	**0**	**0**	**0**
1900	10	0	0	0	0	0	0	0	0	0	3	2	2	1	1	1	0	0	0	0	0	0	0	0	0	0	0	0	0
2000	9	0	0	0	0	0	0	0	0	1	1	1	0	3	3	0	0	0	0	0	0	0	0	0	0	0	0	0	0
2100	9	0	0	0	1	0	0	1	1	1	0	0	1	2	0	1	0	0	0	1	0	0	0	0	0	0	0	0	0
2200	0	0	0	0	0	0	0	0	0	0	0	0	0	0	0	0	0	0	0	0	0	0	0	0	0	0	0	0	0
2300	0	0	0	0	0	0	0	0	0	0	0	0	0	0	0	0	0	0	0	0	0	0	0	0	0	0	0	0	0
07-19	**80**	**0**	**0**	**0**	**2**	**1**	**4**	**1**	**3**	**10**	**4**	**9**	**16**	**9**	**13**	**5**	**2**	**1**	**0**	**0**	**0**	**0**	**0**	**0**	**0**	**0**	**0**	**0**	**0**
06-22	**112**	**0**	**0**	**0**	**3**	**1**	**4**	**2**	**4**	**12**	**9**	**13**	**19**	**15**	**19**	**7**	**2**	**1**	**0**	**1**	**0**	**0**	**0**	**0**	**0**	**0**	**0**	**0**	**0**
06-00	**112**	**0**	**0**	**0**	**3**	**1**	**4**	**2**	**4**	**12**	**9**	**13**	**19**	**15**	**19**	**7**	**2**	**1**	**0**	**1**	**0**	**0**	**0**	**0**	**0**	**0**	**0**	**0**	**0**
00-00	**113**	**0**	**0**	**0**	**3**	**1**	**4**	**2**	**4**	**13**	**9**	**13**	**19**	**15**	**19**	**7**	**2**	**1**	**0**	**1**	**0**	**0**	**0**	**0**	**0**	**0**	**0**	**0**	**0**

DRAFT

Site 10
Location L-22051-0, att t/pole, Lat 53.55441, Long -6.68615
Direction Two way

3279 / Meath/Cavan/Monaghan ATC's
October 2013
Automatic Traffic Count

Thu, 10 October 2013

Time	Total	Speed Bins (km/h)																											
		0 - 5	5 - 10	10 - 15	15 - 20	20 - 25	25 - 30	30 - 35	35 - 40	40 - 45	45 - 50	50 - 55	55 - 60	60 - 65	65 - 70	70 - 75	75 - 80	80 - 85	85 - 90	90 - 95	95 - 100	100 - 105	105 - 110	110 - 115	115 - 120	120 - 125	125 - 130	130 - 135	135 - 140
0000	0	0	0	0	0	0	0	0	0	0	0	0	0	0	0	0	0	0	0	0	0	0	0	0	0	0	0	0	0
0100	0	0	0	0	0	0	0	0	0	0	0	0	0	0	0	0	0	0	0	0	0	0	0	0	0	0	0	0	0
0200	0	0	0	0	0	0	0	0	0	0	0	0	0	0	0	0	0	0	0	0	0	0	0	0	0	0	0	0	0
0300	0	0	0	0	0	0	0	0	0	0	0	0	0	0	0	0	0	0	0	0	0	0	0	0	0	0	0	0	0
0400	0	0	0	0	0	0	0	0	0	0	0	0	0	0	0	0	0	0	0	0	0	0	0	0	0	0	0	0	0
0500	0	0	0	0	0	0	0	0	0	0	0	0	0	0	0	0	0	0	0	0	0	0	0	0	0	0	0	0	0
0600	1	0	0	0	0	0	0	0	0	0	0	0	1	0	0	0	0	0	0	0	0	0	0	0	0	0	0	0	0
0700	9	0	0	0	0	0	0	0	0	2	0	0	2	2	3	0	0	0	0	0	0	0	0	0	0	0	0	0	0
0800	**14**	**0**	**0**	**0**	**1**	**0**	**0**	**2**	**0**	**3**	**1**	**2**	**2**	**2**	**1**	**0**	**0**	**0**	**0**	**0**	**0**	**0**	**0**	**0**	**0**	**0**	**0**	**0**	**0**
0900	10	0	0	0	0	0	2	1	1	1	0	2	1	2	0	0	0	0	0	0	0	0	0	0	0	0	0	0	0
1000	8	0	0	0	0	0	0	0	1	4	1	0	1	0	1	0	0	0	0	0	0	0	0	0	0	0	0	0	0
1100	9	0	0	0	0	0	0	0	0	1	1	3	1	2	1	0	0	0	0	0	0	0	0	0	0	0	0	0	0
1200	5	0	0	0	0	0	1	0	0	1	1	0	0	1	0	0	1	0	0	0	0	0	0	0	0	0	0	0	0
1300	6	0	0	0	0	0	1	1	0	0	0	0	2	0	2	0	0	0	0	0	0	0	0	0	0	0	0	0	0
1400	4	0	0	0	0	0	0	0	0	0	0	1	0	0	0	2	1	0	0	0	0	0	0	0	0	0	0	0	0
1500	7	0	0	0	0	0	0	0	0	1	0	0	1	4	0	1	0	0	0	0	0	0	0	0	0	0	0	0	0
1600	9	0	0	2	1	0	0	0	1	2	0	1	1	1	0	0	0	0	0	0	0	0	0	0	0	0	0	0	0
1700	12	0	0	0	0	1	3	0	3	4	1	0	0	0	0	0	0	0	0	0	0	0	0	0	0	0	0	0	0
1800	6	0	0	0	1	0	0	0	1	1	0	1	0	1	0	1	0	0	0	0	0	0	0	0	0	0	0	0	0
1900	8	0	0	0	0	0	0	0	0	0	1	2	0	2	1	1	1	0	0	0	0	0	0	0	0	0	0	0	0
2000	**13**	**0**	**0**	**0**	**0**	**0**	**0**	**0**	**0**	**0**	**4**	**1**	**2**	**2**	**3**	**0**	**1**	**0**	**0**	**0**	**0**	**0**	**0**	**0**	**0**	**0**	**0**	**0**	**0**
2100	3	0	0	0	0	0	0	0	0	0	0	2	0	0	0	0	0	0	0	1	0	0	0	0	0	0	0	0	0
2200	3	0	0	0	0	0	0	0	0	0	0	1	0	1	1	0	0	0	0	0	0	0	0	0	0	0	0	0	0
2300	2	0	0	0	0	0	0	1	0	0	0	1	0	0	0	0	0	0	0	0	0	0	0	0	0	0	0	0	0
07-19	**99**	**0**	**0**	**2**	**3**	**1**	**7**	**4**	**7**	**20**	**5**	**10**	**11**	**15**	**8**	**4**	**2**	**0**	**0**	**0**	**0**	**0**	**0**	**0**	**0**	**0**	**0**	**0**	**0**
06-22	**124**	**0**	**0**	**2**	**3**	**1**	**7**	**4**	**7**	**20**	**10**	**15**	**14**	**19**	**12**	**5**	**4**	**0**	**0**	**1**	**0**	**0**	**0**	**0**	**0**	**0**	**0**	**0**	**0**
06-00	**129**	**0**	**0**	**2**	**3**	**1**	**7**	**5**	**7**	**20**	**10**	**17**	**14**	**20**	**13**	**5**	**4**	**0**	**0**	**1**	**0**	**0**	**0**	**0**	**0**	**0**	**0**	**0**	**0**
00-00	**129**	**0**	**0**	**2**	**3**	**1**	**7**	**5**	**7**	**20**	**10**	**17**	**14**	**20**	**13**	**5**	**4**	**0**	**0**	**1**	**0**	**0**	**0**	**0**	**0**	**0**	**0**	**0**	**0**

DRAFT

Site 10
Location L-22051-0, att t/pole, Lat 53.55441, Long -6.68615
Direction Two way

3279 / Meath/Cavan/Monaghan ATC's
October 2013
Automatic Traffic Count

Fri, 11 October 2013

Time	Total	Speed Bins (km/h)																												
		0 - 5	5 - 10	10 - 15	15 - 20	20 - 25	25 - 30	30 - 35	35 - 40	40 - 45	45 - 50	50 - 55	55 - 60	60 - 65	65 - 70	70 - 75	75 - 80	80 - 85	85 - 90	90 - 95	95 - 100	100 - 105	105 - 110	110 - 115	115 - 120	120 - 125	125 - 130	130 - 135	135 - 140
0000	1	0	0	0	0	0	0	0	0	0	0	0	1	0	0	0	0	0	0	0	0	0	0	0	0	0	0	0	0	0
0100	0	0	0	0	0	0	0	0	0	0	0	0	0	0	0	0	0	0	0	0	0	0	0	0	0	0	0	0	0	0
0200	0	0	0	0	0	0	0	0	0	0	0	0	0	0	0	0	0	0	0	0	0	0	0	0	0	0	0	0	0	0
0300	0	0	0	0	0	0	0	0	0	0	0	0	0	0	0	0	0	0	0	0	0	0	0	0	0	0	0	0	0	0
0400	0	0	0	0	0	0	0	0	0	0	0	0	0	0	0	0	0	0	0	0	0	0	0	0	0	0	0	0	0	0
0500	0	0	0	0	0	0	0	0	0	0	0	0	0	0	0	0	0	0	0	0	0	0	0	0	0	0	0	0	0	0
0600	0	0	0	0	0	0	0	0	0	0	0	0	0	0	0	0	0	0	0	0	0	0	0	0	0	0	0	0	0	0
0700	**12**	**0**	**0**	**0**	**0**	**0**	**0**	**1**	**0**	**1**	**0**	**0**	**2**	**3**	**4**	**1**	**0**	**0**	**0**	**0**	**0**	**0**	**0**	**0**	**0**	**0**	**0**	**0**	**0**	**0**
0800	**12**	**0**	**0**	**0**	**0**	**0**	**1**	**0**	**0**	**1**	**2**	**0**	**2**	**2**	**4**	**0**	**0**	**0**	**0**	**0**	**0**	**0**	**0**	**0**	**0**	**0**	**0**	**0**	**0**	**0**
0900	4	0	0	0	0	0	0	0	1	0	1	1	0	1	0	0	0	0	0	0	0	0	0	0	0	0	0	0	0	0
1000	3	0	0	0	0	0	0	0	0	2	0	0	1	0	0	0	0	0	0	0	0	0	0	0	0	0	0	0	0	0
1100	3	0	0	0	0	0	0	0	0	0	1	1	0	0	0	1	0	0	0	0	0	0	0	0	0	0	0	0	0	0
1200	9	0	0	0	0	1	0	0	0	2	1	0	2	1	0	2	0	0	0	0	0	0	0	0	0	0	0	0	0	0
1300	9	0	0	0	0	0	0	0	1	0	2	2	0	3	0	0	0	1	0	0	0	0	0	0	0	0	0	0	0	0
1400	4	0	0	0	0	0	0	0	0	0	0	0	0	1	0	1	2	0	0	0	0	0	0	0	0	0	0	0	0	0
1500	6	0	0	1	0	0	0	0	0	1	0	1	1	2	0	0	0	0	0	0	0	0	0	0	0	0	0	0	0	0
1600	**13**	**0**	**0**	**0**	**1**	**0**	**0**	**2**	**3**	**1**	**2**	**1**	**0**	**2**	**0**	**0**	**1**	**0**	**0**	**0**	**0**	**0**	**0**	**0**	**0**	**0**	**0**	**0**	**0**	**0**
1700	5	0	0	0	0	0	0	0	0	0	1	2	1	0	0	1	0	0	0	0	0	0	0	0	0	0	0	0	0	0
1800	5	0	0	0	1	0	0	0	0	0	0	2	1	1	0	0	0	0	0	0	0	0	0	0	0	0	0	0	0	0
1900	6	0	0	0	0	0	0	0	0	0	1	0	0	3	2	0	0	0	0	0	0	0	0	0	0	0	0	0	0	0
2000	7	0	0	0	0	0	0	0	0	1	0	1	1	1	2	0	1	0	0	0	0	0	0	0	0	0	0	0	0	0
2100	7	0	0	0	0	0	0	1	0	0	1	3	1	0	0	1	0	0	0	0	0	0	0	0	0	0	0	0	0	0
2200	4	0	0	0	0	0	0	0	0	0	1	0	2	0	0	1	0	0	0	0	0	0	0	0	0	0	0	0	0	0
2300	2	0	0	0	0	0	0	0	0	0	0	1	0	0	0	0	1	0	0	0	0	0	0	0	0	0	0	0	0	0
07-19	**85**	**0**	**0**	**1**	**2**	**1**	**1**	**3**	**5**	**8**	**10**	**10**	**10**	**16**	**8**	**6**	**3**	**1**	**0**	**0**	**0**	**0**	**0**	**0**	**0**	**0**	**0**	**0**	**0**	**0**
06-22	**105**	**0**	**0**	**1**	**2**	**1**	**1**	**4**	**5**	**9**	**12**	**14**	**12**	**20**	**12**	**7**	**4**	**1**	**0**	**0**	**0**	**0**	**0**	**0**	**0**	**0**	**0**	**0**	**0**	**0**
06-00	**111**	**0**	**0**	**1**	**2**	**1**	**1**	**4**	**5**	**9**	**13**	**15**	**14**	**20**	**12**	**8**	**5**	**1**	**0**	**0**	**0**	**0**	**0**	**0**	**0**	**0**	**0**	**0**	**0**	**0**
00-00	**112**	**0**	**0**	**1**	**2**	**1**	**1**	**4**	**5**	**9**	**13**	**15**	**15**	**20**	**12**	**8**	**5**	**1**	**0**	**0**	**0**	**0**	**0**	**0**	**0**	**0**	**0**	**0**	**0**	**0**

DRAFT

Site 10
Location L-22051-0, att t/pole, Lat 53.55441, Long -6.68615
Direction Two way

3279 / Meath/Cavan/Monaghan ATC's
October 2013
Automatic Traffic Count

Sat, 12 October 2013

Time	Total	Speed Bins (km/h)																											
		0 - 5	5 - 10	10 - 15	15 - 20	20 - 25	25 - 30	30 - 35	35 - 40	40 - 45	45 - 50	50 - 55	55 - 60	60 - 65	65 - 70	70 - 75	75 - 80	80 - 85	85 - 90	90 - 95	95 - 100	100 - 105	105 - 110	110 - 115	115 - 120	120 - 125	125 - 130	130 - 135	135 - 140
0000	0	0	0	0	0	0	0	0	0	0	0	0	0	0	0	0	0	0	0	0	0	0	0	0	0	0	0	0	0
0100	0	0	0	0	0	0	0	0	0	0	0	0	0	0	0	0	0	0	0	0	0	0	0	0	0	0	0	0	0
0200	0	0	0	0	0	0	0	0	0	0	0	0	0	0	0	0	0	0	0	0	0	0	0	0	0	0	0	0	0
0300	0	0	0	0	0	0	0	0	0	0	0	0	0	0	0	0	0	0	0	0	0	0	0	0	0	0	0	0	0
0400	0	0	0	0	0	0	0	0	0	0	0	0	0	0	0	0	0	0	0	0	0	0	0	0	0	0	0	0	0
0500	0	0	0	0	0	0	0	0	0	0	0	0	0	0	0	0	0	0	0	0	0	0	0	0	0	0	0	0	0
0600	1	0	0	0	0	0	0	0	0	0	0	1	0	0	0	0	0	0	0	0	0	0	0	0	0	0	0	0	0
0700	4	0	0	0	0	0	0	1	0	1	0	0	0	0	0	0	1	0	1	0	0	0	0	0	0	0	0	0	0
0800	1	0	0	0	0	0	0	0	0	0	0	1	0	0	0	0	0	0	0	0	0	0	0	0	0	0	0	0	0
0900	4	0	0	0	0	0	0	0	3	0	0	1	0	0	0	0	0	0	0	0	0	0	0	0	0	0	0	0	0
1000	8	0	0	0	0	0	1	1	0	2	2	0	0	2	0	0	0	0	0	0	0	0	0	0	0	0	0	0	0
1100	**10**	**0**	**0**	**0**	**1**	**0**	**0**	**1**	**2**	**2**	**0**	**0**	**1**	**0**	**1**	**0**	**0**	**1**	**1**	**0**	**0**	**0**	**0**	**0**	**0**	**0**	**0**	**0**	**0**
1200	12	0	1	0	0	0	1	0	1	0	2	2	1	2	0	0	0	1	1	0	0	0	0	0	0	0	0	0	0
1300	9	0	0	0	0	0	0	0	1	0	2	0	0	5	1	0	0	0	0	0	0	0	0	0	0	0	0	0	0
1400	9	0	0	0	0	0	0	2	1	3	0	0	0	1	1	1	0	0	0	0	0	0	0	0	0	0	0	0	0
1500	6	0	0	0	0	0	2	0	0	0	2	0	2	0	0	0	0	0	0	0	0	0	0	0	0	0	0	0	0
1600	**13**	**0**	**0**	**0**	**0**	**0**	**0**	**1**	**2**	**1**	**0**	**2**	**4**	**1**	**2**	**0**	**0**	**0**	**0**	**0**	**0**	**0**	**0**	**0**	**0**	**0**	**0**	**0**	**0**
1700	4	0	0	0	0	0	1	0	0	1	1	1	0	0	0	0	0	0	0	0	0	0	0	0	0	0	0	0	0
1800	11	0	0	0	0	1	0	0	2	0	3	2	0	2	0	0	1	0	0	0	0	0	0	0	0	0	0	0	0
1900	8	0	0	0	0	0	0	0	1	0	1	1	1	1	3	0	0	0	0	0	0	0	0	0	0	0	0	0	0
2000	4	0	0	0	0	0	0	0	0	0	0	1	1	1	0	1	0	0	0	0	0	0	0	0	0	0	0	0	0
2100	0	0	0	0	0	0	0	0	0	0	0	0	0	0	0	0	0	0	0	0	0	0	0	0	0	0	0	0	0
2200	4	0	0	0	0	0	0	0	0	0	0	1	0	1	1	0	0	1	0	0	0	0	0	0	0	0	0	0	0
2300	1	0	0	0	0	0	0	0	0	0	0	1	0	0	0	0	0	0	0	0	0	0	0	0	0	0	0	0	0
07-19	**91**	**0**	**1**	**0**	**1**	**1**	**5**	**6**	**12**	**10**	**12**	**9**	**8**	**13**	**5**	**1**	**2**	**2**	**3**	**0**	**0**	**0**	**0**	**0**	**0**	**0**	**0**	**0**	**0**
06-22	**104**	**0**	**1**	**0**	**1**	**1**	**5**	**6**	**13**	**10**	**13**	**12**	**10**	**15**	**8**	**2**	**2**	**2**	**3**	**0**	**0**	**0**	**0**	**0**	**0**	**0**	**0**	**0**	**0**
06-00	**109**	**0**	**1**	**0**	**1**	**1**	**5**	**6**	**13**	**10**	**13**	**14**	**10**	**16**	**9**	**2**	**2**	**3**	**3**	**0**	**0**	**0**	**0**	**0**	**0**	**0**	**0**	**0**	**0**
00-00	**109**	**0**	**1**	**0**	**1**	**1**	**5**	**6**	**13**	**10**	**13**	**14**	**10**	**16**	**9**	**2**	**2**	**3**	**3**	**0**	**0**	**0**	**0**	**0**	**0**	**0**	**0**	**0**	**0**

DRAFT

Site 10
Location L-22051-0, att t/pole, Lat 53.55441, Long -6.68615
Direction Two way

3279 / Meath/Cavan/Monaghan ATC's
October 2013
Automatic Traffic Count

Sun, 13 October 2013

Time	Total	Speed Bins (km/h)																												
		0 - 5	5 - 10	10 - 15	15 - 20	20 - 25	25 - 30	30 - 35	35 - 40	40 - 45	45 - 50	50 - 55	55 - 60	60 - 65	65 - 70	70 - 75	75 - 80	80 - 85	85 - 90	90 - 95	95 - 100	100 - 105	105 - 110	110 - 115	115 - 120	120 - 125	125 - 130	130 - 135	135 - 140
0000	2	0	0	0	0	0	0	0	0	0	1	0	1	0	0	0	0	0	0	0	0	0	0	0	0	0	0	0	0	0
0100	0	0	0	0	0	0	0	0	0	0	0	0	0	0	0	0	0	0	0	0	0	0	0	0	0	0	0	0	0	0
0200	1	0	0	0	0	0	0	0	0	1	0	0	0	0	0	0	0	0	0	0	0	0	0	0	0	0	0	0	0	0
0300	0	0	0	0	0	0	0	0	0	0	0	0	0	0	0	0	0	0	0	0	0	0	0	0	0	0	0	0	0	0
0400	0	0	0	0	0	0	0	0	0	0	0	0	0	0	0	0	0	0	0	0	0	0	0	0	0	0	0	0	0	0
0500	0	0	0	0	0	0	0	0	0	0	0	0	0	0	0	0	0	0	0	0	0	0	0	0	0	0	0	0	0	0
0600	0	0	0	0	0	0	0	0	0	0	0	0	0	0	0	0	0	0	0	0	0	0	0	0	0	0	0	0	0	0
0700	2	0	0	0	0	0	0	0	0	0	0	0	0	1	0	1	0	0	0	0	0	0	0	0	0	0	0	0	0	0
0800	0	0	0	0	0	0	0	0	0	0	0	0	0	0	0	0	0	0	0	0	0	0	0	0	0	0	0	0	0	0
0900	5	0	0	0	0	1	0	0	0	0	0	3	0	1	0	0	0	0	0	0	0	0	0	0	0	0	0	0	0	0
1000	**9**	**0**	**0**	**0**	**0**	**0**	**1**	**2**	**1**	**0**	**1**	**2**	**1**	**0**	**1**	**0**	**0**	**0**	**0**	**0**	**0**	**0**	**0**	**0**	**0**	**0**	**0**	**0**	**0**	**0**
1100	7	0	0	0	0	1	0	0	0	2	1	0	2	0	0	1	0	0	0	0	0	0	0	0	0	0	0	0	0	0
1200	11	0	0	0	1	0	0	2	0	1	0	0	2	4	0	1	0	0	0	0	0	0	0	0	0	0	0	0	0	0
1300	6	0	0	0	0	0	1	0	0	1	1	2	1	0	0	0	0	0	0	0	0	0	0	0	0	0	0	0	0	0
1400	8	0	0	0	0	0	0	0	1	1	1	1	1	1	2	0	0	0	0	0	0	0	0	0	0	0	0	0	0	0
1500	5	0	0	0	0	0	0	1	0	0	1	1	2	0	0	0	0	0	0	0	0	0	0	0	0	0	0	0	0	0
1600	6	0	0	0	0	1	0	1	1	0	1	1	1	0	0	0	0	0	0	0	0	0	0	0	0	0	0	0	0	0
1700	**12**	**0**	**0**	**0**	**0**	**0**	**1**	**1**	**4**	**1**	**3**	**2**	**0**	**0**	**0**	**0**	**0**	**0**	**0**	**0**	**0**	**0**	**0**	**0**	**0**	**0**	**0**	**0**	**0**	**0**
1800	9	0	0	0	0	0	0	0	0	0	3	3	1	1	1	0	0	0	0	0	0	0	0	0	0	0	0	0	0	0
1900	9	0	0	0	0	1	0	0	1	3	1	1	1	0	0	1	0	0	0	0	0	0	0	0	0	0	0	0	0	0
2000	11	0	0	0	0	0	0	0	0	1	1	4	1	3	1	0	0	0	0	0	0	0	0	0	0	0	0	0	0	0
2100	6	0	0	0	0	0	0	0	0	0	0	0	1	1	0	1	2	1	0	0	0	0	0	0	0	0	0	0	0	0
2200	2	0	0	0	0	0	0	0	0	0	0	0	0	1	0	1	0	0	0	0	0	0	0	0	0	0	0	0	0	0
2300	0	0	0	0	0	0	0	0	0	0	0	0	0	0	0	0	0	0	0	0	0	0	0	0	0	0	0	0	0	0
07-19	**80**	**0**	**0**	**0**	**1**	**3**	**3**	**7**	**7**	**6**	**12**	**15**	**11**	**8**	**4**	**3**	**0**	**0**	**0**	**0**	**0**	**0**	**0**	**0**	**0**	**0**	**0**	**0**	**0**	**0**
06-22	**106**	**0**	**0**	**0**	**1**	**4**	**3**	**7**	**8**	**10**	**14**	**20**	**14**	**12**	**5**	**5**	**2**	**1**	**0**	**0**	**0**	**0**	**0**	**0**	**0**	**0**	**0**	**0**	**0**	**0**
06-00	**108**	**0**	**0**	**0**	**1**	**4**	**3**	**7**	**8**	**10**	**14**	**20**	**14**	**13**	**5**	**6**	**2**	**1**	**0**	**0**	**0**	**0**	**0**	**0**	**0**	**0**	**0**	**0**	**0**	**0**
00-00	**111**	**0**	**0**	**0**	**1**	**4**	**3**	**7**	**8**	**11**	**15**	**20**	**15**	**13**	**5**	**6**	**2**	**1**	**0**	**0**	**0**	**0**	**0**	**0**	**0**	**0**	**0**	**0**	**0**	**0**

DRAFT

Site 10
Location L-22051-0, att t/pole, Lat 53.55441, Long -6.68615
Direction Two way

3279 / Meath/Cavan/Monaghan ATC's
October 2013
Automatic Traffic Count

Virtual Day (7)

Time	Total	Speed Bins (km/h)																											
		0 - 5	5 - 10	10 - 15	15 - 20	20 - 25	25 - 30	30 - 35	35 - 40	40 - 45	45 - 50	50 - 55	55 - 60	60 - 65	65 - 70	70 - 75	75 - 80	80 - 85	85 - 90	90 - 95	95 - 100	100 - 105	105 - 110	110 - 115	115 - 120	120 - 125	125 - 130	130 - 135	135 - 140
0000	1	0	0	0	0	0	0	0	0	0	0	0	0	0	0	0	0	0	0	0	0	0	0	0	0	0	0	0	0
0100	1	0	0	0	0	0	0	0	0	0	0	0	0	0	0	0	0	0	0	0	0	0	0	0	0	0	0	0	0
0200	1	0	0	0	0	0	0	0	0	0	0	0	0	0	0	0	0	0	0	0	0	0	0	0	0	0	0	0	0
0300	0	0	0	0	0	0	0	0	0	0	0	0	0	0	0	0	0	0	0	0	0	0	0	0	0	0	0	0	0
0400	0	0	0	0	0	0	0	0	0	0	0	0	0	0	0	0	0	0	0	0	0	0	0	0	0	0	0	0	0
0500	0	0	0	0	0	0	0	0	0	0	0	0	0	0	0	0	0	0	0	0	0	0	0	0	0	0	0	0	0
0600	1	0	0	0	0	0	0	0	0	0	0	0	0	0	0	0	0	0	0	0	0	0	0	0	0	0	0	0	0
0700	6	0	0	0	0	0	0	0	0	1	0	0	1	1	1	0	0	0	0	0	0	0	0	0	0	0	0	0	0
0800	**8**	**0**	**0**	**0**	**0**	**0**	**0**	**1**	**0**	**1**	**1**	**1**	**1**	**1**	**1**	**0**	**0**	**0**	**0**	**0**	**0**	**0**	**0**	**0**	**0**	**0**	**0**	**0**	**0**
0900	5	0	0	0	0	0	0	0	1	0	0	1	0	1	0	0	0	0	0	0	0	0	0	0	0	0	0	0	0
1000	6	0	0	0	0	0	0	0	1	1	1	0	1	0	1	0	0	0	0	0	0	0	0	0	0	0	0	0	0
1100	5	0	0	0	0	0	0	0	0	1	0	1	1	0	0	0	0	0	0	0	0	0	0	0	0	0	0	0	0
1200	8	0	0	0	0	1	0	0	0	1	1	1	1	1	0	0	0	0	0	0	0	0	0	0	0	0	0	0	0
1300	7	0	0	0	0	0	0	0	0	0	1	1	1	2	1	0	0	0	0	0	0	0	0	0	0	0	0	0	0
1400	7	0	0	0	0	0	0	1	1	1	0	0	0	1	1	1	1	0	0	0	0	0	0	0	0	0	0	0	0
1500	7	0	0	0	0	0	0	0	0	1	1	1	1	1	0	0	0	0	0	0	0	0	0	0	0	0	0	0	0
1600	**10**	**0**	**0**	**0**	**1**	**0**	**0**	**1**	**1**	**1**	**1**	**2**	**1**	**1**	**0**	**0**	**0**	**0**	**0**	**0**	**0**	**0**	**0**	**0**	**0**	**0**	**0**	**0**	**0**
1700	9	0	0	0	0	0	1	0	1	1	1	2	1	1	0	0	0	0	0	0	0	0	0	0	0	0	0	0	0
1800	9	0	0	0	0	0	0	0	1	0	1	1	1	2	1	0	0	0	0	0	0	0	0	0	0	0	0	0	0
1900	8	0	0	0	0	0	0	0	0	0	1	2	1	1	1	1	0	0	0	0	0	0	0	0	0	0	0	0	0
2000	8	0	0	0	0	0	0	0	0	1	1	1	1	2	1	0	0	0	0	0	0	0	0	0	0	0	0	0	0
2100	5	0	0	0	0	0	0	0	0	0	0	1	1	1	0	0	1	0	0	0	0	0	0	0	0	0	0	0	0
2200	3	0	0	0	0	0	0	0	0	0	0	1	0	1	0	0	0	0	0	0	0	0	0	0	0	0	0	0	0
2300	1	0	0	0	0	0	0	0	0	0	0	0	0	0	0	0	0	0	0	0	0	0	0	0	0	0	0	0	0
07-19	**87**	**0**	**0**	**1**	**2**	**2**	**3**	**5**	**7**	**10**	**9**	**11**	**10**	**13**	**8**	**4**	**2**	**1**	**1**	**0**	**0**	**0**	**0**	**0**	**0**	**0**	**0**	**0**	**0**
06-22	**109**	**0**	**0**	**1**	**2**	**2**	**3**	**5**	**7**	**11**	**11**	**16**	**13**	**17**	**11**	**5**	**3**	**1**	**1**	**0**	**0**	**0**	**0**	**0**	**0**	**0**	**0**	**0**	**0**
06-00	**113**	**0**	**0**	**1**	**2**	**3**	**3**	**5**	**7**	**11**	**12**	**17**	**13**	**18**	**11**	**6**	**3**	**1**	**1**	**0**	**0**	**0**	**0**	**0**	**0**	**0**	**0**	**0**	**0**
00-00	**116**	**0**	**0**	**1**	**2**	**3**	**3**	**5**	**7**	**12**	**12**	**17**	**14**	**18**	**11**	**6**	**3**	**1**	**1**	**0**	**0**	**0**	**0**	**0**	**0**	**0**	**0**	**0**	**0**

DRAFT

Site 10
Location L-22051-0, att t/pole, Lat 53.55441, Long -6.68615
Direction Two way

3279 / Meath/Cavan/Monaghan ATC's
October 2013
Automatic Traffic Count

Virtual Week (1)

Time	Total	Speed Bins (km/h)																												
		0 - 5	5 - 10	10 - 15	15 - 20	20 - 25	25 - 30	30 - 35	35 - 40	40 - 45	45 - 50	50 - 55	55 - 60	60 - 65	65 - 70	70 - 75	75 - 80	80 - 85	85 - 90	90 - 95	95 - 100	100 - 105	105 - 110	110 - 115	115 - 120	120 - 125	125 - 130	130 - 135	135 - 140
Mon	123	0	0	2	3	6	2	10	6	10	12	22	9	22	7	8	3	1	0	0	0	0	0	0	0	0	0	0	0	0
Tue	117	0	0	0	1	4	2	4	8	11	13	18	14	20	12	6	3	0	1	0	0	0	0	0	0	0	0	0	0	0
Wed	113	0	0	0	3	1	4	2	4	13	9	13	19	15	19	7	2	1	0	1	0	0	0	0	0	0	0	0	0	0
Thu	129	0	0	2	3	1	7	5	7	20	10	17	14	20	13	5	4	0	0	1	0	0	0	0	0	0	0	0	0	0
Fri	112	0	0	1	2	1	1	4	5	9	13	15	15	20	12	8	5	1	0	0	0	0	0	0	0	0	0	0	0	0
|Sat	109	0	1	0	1	1	5	6	13	10	13	14	10	16	9	2	2	3	3	0	0	0	0	0	0	0	0	0	0	0
|Sun	111	0	0	0	1	4	3	7	8	11	15	20	15	13	5	6	2	1	0	0	0	0	0	0	0	0	0	0	0	0
5 Day Ave.	**119**	**0**	**0**	**1**	**2**	**3**	**3**	**5**	**6**	**13**	**11**	**17**	**14**	**19**	**13**	**7**	**3**	**1**	**0**	**0**	**0**	**0**	**0**	**0**	**0**	**0**	**0**	**0**	**0**	**0**
7 Day Ave.	**116**	**0**	**0**	**1**	**2**	**3**	**3**	**5**	**7**	**12**	**12**	**17**	**14**	**18**	**11**	**6**	**3**	**1**	**1**	**0**	**0**	**0**	**0**	**0**	**0**	**0**	**0**	**0**	**0**	**0**
--	**814**	**0**	**1**	**5**	**14**	**18**	**24**	**38**	**51**	**84**	**85**	**119**	**96**	**126**	**77**	**42**	**21**	**7**	**4**	**2**	**0**	**0**	**0**	**0**	**0**	**0**	**0**	**0**	**0**	**0**

Summary Graphs

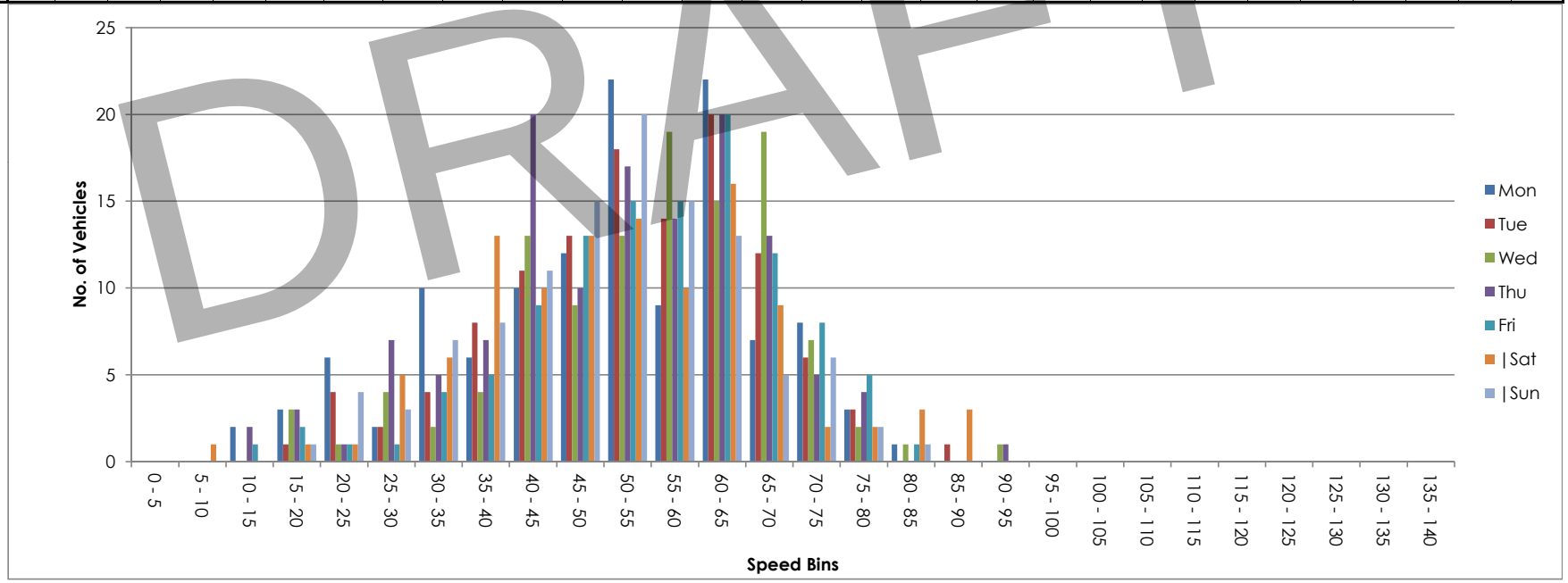

DRAFT



NDC NATIONWIDE DATA COLLECTION	**Site / Location:**	L-2203-0, att t/pole, Lat 53.56683, Long -6.72581	**Project No:**	3279	**Photo No:**	3279-11	**Drawn By:**	MOR
	Survey Date:	Mon, 7 October 2013 to Sun, 13 October 2013	**Project Name:**		Meath/Cavan/Monaghan ATC'S			
	Survey Times:	00:00 to 00(24):00	**Title:**		Site Photograph			

Site No.	Location.	Direction.	Speed Limit - PSL (km/h)	Start Date.	End Date.	Total Vehicles.	5 Day Ave.	7 Day Ave.	No. > Speed Limit.	%. > Speed Limit.	No. > Speed Limit1 (+5km/h).	%. > Speed Limit1 (+5km/h).	No. > Speed Limit1 (+10km/h).	%. > Speed Limit1 (+10km/h).	Mean Speed	85%ile Speed
11	L-2203-0, att t/pole, Lat 53.56683, Long -6.72581	North	80	Mon, 7 October 2013	Sun, 13 October 2013	2574	402	368	173	6.7	67	2.6	22	0.9	63.7	75.2
		South	80	Mon, 7 October 2013	Sun, 13 October 2013	2389	372	341	252	10.5	107	4.5	37	1.5	66.2	77.8
		Two way	80	Mon, 7 October 2013	Sun, 13 October 2013	4963	774	709	425	8.6	174	3.5	59	1.2	64.9	76.7

DRAFT

Site 11
Location L-2203-0, att t/pole, Lat 53.56683, Long -6.72581
Direction North

3279 / Meath/Cavan/Monaghan ATC's
October 2013
Automatic Traffic Count

Mon, 7 October 2013

Time	Total	Classification												>PSL	>PSL%	>SL1	>SL1%	>SL2	>SL2%	Mean	Vpp
		1 MCL	2 SV	3 SVT	4 TB2	5 TB3	6 T4	7 ART3	8 ART4	9 ART5	10 ART6	11 BD	12 DRT	80	80	85 +5kph	85 +5kph	90 +10kph	90 +10kph		85
0000	1	0	1	0	0	0	0	0	0	0	0	0	0	0	0	0	0	0	0	68.5	-
0100	1	0	1	0	0	0	0	0	0	0	0	0	0	0	0	0	0	0	0	66.7	-
0200	1	0	1	0	0	0	0	0	0	0	0	0	0	0	0	0	0	0	0	71.9	-
0300	1	0	0	0	0	0	0	0	0	1	0	0	0	0	0	0	0	0	0	56.9	-
0400	2	0	1	0	1	0	0	0	0	0	0	0	0	0	0	0	0	0	0	65.9	-
0500	1	0	0	0	0	0	1	0	0	0	0	0	0	0	0	0	0	0	0	51.8	-
0600	8	0	8	0	0	0	0	0	0	0	0	0	0	1	12.5	0	0	0	0	63.7	-
0700	16	0	14	0	2	0	0	0	0	0	0	0	0	2	12.5	0	0	0	0	68.4	78.8
0800	**37**	**0**	**33**	**1**	**2**	**1**	**0**	**0**	**0**	**0**	**0**	**0**	**0**	**5**	**13.5**	**4**	**10.8**	**1**	**2.7**	**67.5**	**76.3**
0900	32	1	25	0	5	1	0	0	0	0	0	0	0	0	0	0	0	0	0	64.9	73.4
1000	20	0	17	1	1	0	0	0	0	0	1	0	0	0	0	0	0	0	0	59.6	70.2
1100	15	0	11	1	3	0	0	0	0	0	0	0	0	0	0	0	0	0	0	57.7	67.7
1200	24	0	22	1	1	0	0	0	0	0	0	0	0	0	0	0	0	0	0	64.2	69.8
1300	22	0	20	1	1	0	0	0	0	0	0	0	0	0	0	0	0	0	0	63.5	70.2
1400	30	2	23	1	3	0	0	0	0	1	0	0	0	0	0	0	0	0	0	60.9	74.5
1500	27	2	21	2	1	0	0	0	0	1	0	0	0	1	3.7	0	0	0	0	62	71.6
1600	25	0	22	0	2	0	0	0	0	0	1	0	0	1	4	1	4	1	4	65.5	73.1
1700	36	0	33	0	3	0	0	0	0	0	0	0	0	2	5.6	0	0	0	0	67	75.6
1800	**43**	**1**	**38**	**0**	**4**	**0**	**0**	**0**	**0**	**0**	**0**	**0**	**0**	**2**	**4.7**	**0**	**0**	**0**	**0**	**63.8**	**72.7**
1900	26	0	22	1	3	0	0	0	0	0	0	0	0	1	3.8	1	3.8	1	3.8	64.6	72.7
2000	13	0	11	0	2	0	0	0	0	0	0	0	0	2	15.4	1	7.7	0	0	67.3	76.7
2100	4	0	4	0	0	0	0	0	0	0	0	0	0	0	0	0	0	0	0	60.8	-
2200	7	0	6	0	1	0	0	0	0	0	0	0	0	1	14.3	1	14.3	0	0	68.7	-
2300	3	0	2	0	1	0	0	0	0	0	0	0	0	2	66.7	0	0	0	0	76.5	-
07-19	**327**	**6**	**279**	**8**	**28**	**2**	**0**	**0**	**0**	**2**	**2**	**0**	**0**	**13**	**4**	**5**	**1.5**	**2**	**0.6**	**64.1**	**74.2**
06-22	**378**	**6**	**324**	**9**	**33**	**2**	**0**	**0**	**0**	**2**	**2**	**0**	**0**	**17**	**4.5**	**7**	**1.9**	**3**	**0.8**	**64.2**	**74.5**
06-00	**388**	**6**	**332**	**9**	**35**	**2**	**0**	**0**	**0**	**2**	**2**	**0**	**0**	**20**	**5.2**	**8**	**2.1**	**3**	**0.8**	**64.4**	**74.5**
00-00	**395**	**6**	**336**	**9**	**36**	**2**	**1**	**0**	**0**	**3**	**2**	**0**	**0**	**20**	**5.1**	**8**	**2**	**3**	**0.8**	**64.4**	**74.5**

DRAFT

Site 11
Location L-2203-0, att t/pole, Lat 53.56683, Long -6.72581
Direction North

3279 / Meath/Cavan/Monaghan ATC's
October 2013
Automatic Traffic Count

Tue, 8 October 2013

Time	Total	Classification												>PSL	>PSL%	>SL1	>SL1%	>SL2	>SL2%	Mean	Vpp
		1 MCL	2 SV	3 SVT	4 TB2	5 TB3	6 T4	7 ART3	8 ART4	9 ART5	10 ART6	11 BD	12 DRT	80	80	85 +5kph	85 +5kph	90 +10kph	90 +10kph		85
0000	2	0	2	0	0	0	0	0	0	0	0	0	0	0	0	0	0	0	0	64.7	-
0100	1	0	0	0	0	0	0	0	0	1	0	0	0	0	0	0	0	0	0	54.1	-
0200	1	0	0	0	1	0	0	0	0	0	0	0	0	0	0	0	0	0	0	51.2	-
0300	1	0	0	0	0	0	0	0	0	1	0	0	0	0	0	0	0	0	0	59.2	-
0400	1	0	1	0	0	0	0	0	0	0	0	0	0	0	0	0	0	0	0	78.3	-
0500	0	0	0	0	0	0	0	0	0	0	0	0	0	0	0	0	0	0	0	-	-
0600	9	0	9	0	0	0	0	0	0	0	0	0	0	1	11.1	0	0	0	0	68.9	-
0700	10	0	6	0	4	0	0	0	0	0	0	0	0	1	10	0	0	0	0	63	-
0800	**30**	**0**	**28**	**0**	**2**	**0**	**0**	**0**	**0**	**0**	**0**	**0**	**0**	**6**	**20**	**1**	**3.3**	**1**	**3.3**	**68.1**	**81.4**
0900	26	0	22	0	3	0	0	0	0	1	0	0	0	0	0	0	0	0	0	68.8	76.3
1000	12	0	11	1	0	0	0	0	0	0	0	0	0	0	0	0	0	0	0	64.1	69.8
1100	15	0	11	0	4	0	0	0	0	0	0	0	0	0	0	0	0	0	0	62.3	72.7
1200	18	3	13	0	2	0	0	0	0	0	0	0	0	0	0	0	0	0	0	51.7	70.6
1300	19	0	18	0	1	0	0	0	0	0	0	0	0	0	0	0	0	0	0	63.8	69.8
1400	20	0	18	0	2	0	0	0	0	0	0	0	0	1	5	1	5	1	5	63.6	73.8
1500	25	1	21	0	2	0	0	0	1	0	0	0	0	2	8	0	0	0	0	59.2	73.8
1600	26	0	25	0	1	0	0	0	0	0	0	0	0	3	11.5	1	3.8	0	0	63.7	73.4
1700	37	0	33	1	3	0	0	0	0	0	0	0	0	3	8.1	1	2.7	0	0	67.7	76.3
1800	**40**	**0**	**37**	**0**	**3**	**0**	**0**	**0**	**0**	**0**	**0**	**0**	**0**	**5**	**12.5**	**2**	**5**	**1**	**2.5**	**68.2**	**78.1**
1900	29	0	27	0	1	0	0	0	0	1	0	0	0	1	3.4	1	3.4	0	0	64.6	74.5
2000	16	0	16	0	0	0	0	0	0	0	0	0	0	1	6.3	0	0	0	0	68.7	74.5
2100	14	0	14	0	0	0	0	0	0	0	0	0	0	1	7.1	0	0	0	0	70.9	73.8
2200	4	0	4	0	0	0	0	0	0	0	0	0	0	0	0	0	0	0	0	63	-
2300	6	0	6	0	0	0	0	0	0	0	0	0	0	0	0	0	0	0	0	63.5	-
07-19	**278**	**4**	**243**	**2**	**27**	**0**	**0**	**0**	**1**	**1**	**0**	**0**	**0**	**21**	**7.6**	**6**	**2.2**	**3**	**1.1**	**64.6**	**76.3**
06-22	**346**	**4**	**309**	**2**	**28**	**0**	**0**	**0**	**1**	**2**	**0**	**0**	**0**	**25**	**7.2**	**7**	**2**	**3**	**0.9**	**65.1**	**76**
06-00	**356**	**4**	**319**	**2**	**28**	**0**	**0**	**0**	**1**	**2**	**0**	**0**	**0**	**25**	**7**	**7**	**2**	**3**	**0.8**	**65.1**	**76**
00-00	**362**	**4**	**322**	**2**	**29**	**0**	**0**	**0**	**1**	**4**	**0**	**0**	**0**	**25**	**6.9**	**7**	**1.9**	**3**	**0.8**	**65**	**76**

DRAFT

Site 11
Location L-2203-0, att t/pole, Lat 53.56683, Long -6.72581
Direction North

3279 / Meath/Cavan/Monaghan ATC's
October 2013
Automatic Traffic Count

Wed, 9 October 2013

Time	Total	Classification												>PSL	>PSL%	>SL1	>SL1%	>SL2	>SL2%	Mean	Vpp
		1 MCL	2 SV	3 SVT	4 TB2	5 TB3	6 T4	7 ART3	8 ART4	9 ART5	10 ART6	11 BD	12 DRT	80	80	85 +5kph	85 +5kph	90 +10kph	90 +10kph		85
0000	13	0	13	0	0	0	0	0	0	0	0	0	0	1	7.7	1	7.7	0	0	60.2	64.1
0100	3	0	3	0	0	0	0	0	0	0	0	0	0	0	0	0	0	0	0	59.9	-
0200	0	0	0	0	0	0	0	0	0	0	0	0	0	0	0	0	0	0	0	-	-
0300	0	0	0	0	0	0	0	0	0	0	0	0	0	0	0	0	0	0	0	-	-
0400	1	0	1	0	0	0	0	0	0	0	0	0	0	0	0	0	0	0	0	77.5	-
0500	1	0	0	0	0	0	0	0	0	1	0	0	0	0	0	0	0	0	0	61.8	-
0600	9	0	8	0	1	0	0	0	0	0	0	0	0	0	0	0	0	0	0	66.8	-
0700	13	0	10	0	3	0	0	0	0	0	0	0	0	0	0	0	0	0	0	69.7	75.2
0800	**34**	**0**	**27**	**0**	**4**	**1**	**1**	**0**	**1**	**0**	**0**	**0**	**0**	**8**	**23.5**	**3**	**8.8**	**3**	**8.8**	**66.7**	**82.4**
0900	28	1	22	1	3	1	0	0	0	0	0	0	0	2	7.1	0	0	0	0	69.3	77.8
1000	23	0	21	1	1	0	0	0	0	0	0	0	0	2	8.7	0	0	0	0	66	76.7
1100	11	0	9	1	0	0	0	0	1	0	0	0	0	0	0	0	0	0	0	61.3	68.4
1200	20	0	18	1	1	0	0	0	0	0	0	0	0	0	0	0	0	0	0	62.7	72
1300	19	0	15	0	3	0	0	0	0	1	0	0	0	2	10.5	1	5.3	0	0	61	72.7
1400	17	0	15	0	2	0	0	0	0	0	0	0	0	1	5.9	0	0	0	0	59.5	69.5
1500	22	1	17	1	2	0	0	0	0	1	0	0	0	0	0	0	0	0	0	57.6	75.6
1600	35	1	25	4	4	0	0	0	1	0	0	0	0	2	5.7	1	2.9	1	2.9	58.3	73.4
1700	**67**	**0**	**61**	**2**	**3**	**0**	**0**	**0**	**0**	**1**	**0**	**0**	**0**	**5**	**7.5**	**0**	**0**	**0**	**0**	**60.8**	**73.4**
1800	43	1	37	0	3	0	0	0	0	0	2	0	0	1	2.3	0	0	0	0	56.7	72
1900	26	0	21	1	2	0	1	0	0	1	0	0	0	3	11.5	1	3.8	0	0	54.1	69.5
2000	17	0	16	0	1	0	0	0	0	0	0	0	0	1	5.9	0	0	0	0	68.6	73.8
2100	8	0	8	0	0	0	0	0	0	0	0	0	0	1	12.5	0	0	0	0	62.3	-
2200	6	0	6	0	0	0	0	0	0	0	0	0	0	0	0	0	0	0	0	67.2	-
2300	5	0	4	0	1	0	0	0	0	0	0	0	0	1	20	1	20	0	0	62.9	-
07-19	**332**	**4**	**277**	**11**	**29**	**2**	**1**	**0**	**3**	**3**	**2**	**0**	**0**	**23**	**6.9**	**5**	**1.5**	**4**	**1.2**	**61.9**	**75.2**
06-22	**392**	**4**	**330**	**12**	**33**	**2**	**2**	**0**	**3**	**4**	**2**	**0**	**0**	**28**	**7.1**	**6**	**1.5**	**4**	**1**	**61.8**	**75.2**
06-00	**403**	**4**	**340**	**12**	**34**	**2**	**2**	**0**	**3**	**4**	**2**	**0**	**0**	**29**	**7.2**	**7**	**1.7**	**4**	**1**	**61.9**	**75.2**
00-00	**421**	**4**	**357**	**12**	**34**	**2**	**2**	**0**	**3**	**5**	**2**	**0**	**0**	**30**	**7.1**	**8**	**1.9**	**4**	**1**	**61.9**	**75.2**

DRAFT

Site 11
Location L-2203-0, att t/pole, Lat 53.56683, Long -6.72581
Direction North

3279 / Meath/Cavan/Monaghan ATC's
October 2013
Automatic Traffic Count

Thu, 10 October 2013

Time	Total	Classification												>PSL	>PSL%	>SL1	>SL1%	>SL2	>SL2%	Mean	Vpp
		1 MCL	2 SV	3 SVT	4 TB2	5 TB3	6 T4	7 ART3	8 ART4	9 ART5	10 ART6	11 BD	12 DRT	80	80	85 +5kph	85 +5kph	90 +10kph	90 +10kph		85
0000	0	0	0	0	0	0	0	0	0	0	0	0	0	0	0	0	0	0	0	-	-
0100	1	0	0	0	1	0	0	0	0	0	0	0	0	0	0	0	0	0	0	59.8	-
0200	1	0	1	0	0	0	0	0	0	0	0	0	0	0	0	0	0	0	0	55.5	-
0300	0	0	0	0	0	0	0	0	0	0	0	0	0	0	0	0	0	0	0	-	-
0400	1	0	1	0	0	0	0	0	0	0	0	0	0	0	0	0	0	0	0	72.2	-
0500	0	0	0	0	0	0	0	0	0	0	0	0	0	0	0	0	0	0	0	-	-
0600	8	0	8	0	0	0	0	0	0	0	0	0	0	2	25	0	0	0	0	70.1	-
0700	12	0	9	0	3	0	0	0	0	0	0	0	0	1	8.3	1	8.3	0	0	68.9	77
0800	28	0	25	0	3	0	0	0	0	0	0	0	0	4	14.3	2	7.1	1	3.6	71.2	79.6
0900	22	0	15	2	4	0	0	0	0	1	0	0	0	1	4.5	1	4.5	0	0	63.7	73.1
1000	**36**	**1**	**28**	**1**	**5**	**1**	**0**	**0**	**0**	**0**	**0**	**0**	**0**	**1**	**2.8**	**1**	**2.8**	**0**	**0**	**57.2**	**74.2**
1100	22	0	20	1	1	0	0	0	0	0	0	0	0	1	4.5	0	0	0	0	63.5	73.4
1200	25	1	19	1	4	0	0	0	0	0	0	0	0	1	4	1	4	1	4	55.4	68
1300	23	2	20	0	1	0	0	0	0	0	0	0	0	2	8.7	1	4.3	1	4.3	64.6	77
1400	27	1	19	2	1	0	0	0	0	4	0	0	0	0	0	0	0	0	0	54.8	69.1
1500	31	0	24	3	2	0	0	0	0	2	0	0	0	0	0	0	0	0	0	54.6	68
1600	37	0	29	3	2	0	0	0	0	2	1	0	0	1	2.7	1	2.7	1	2.7	60.3	71.3
1700	**46**	**0**	**35**	**3**	**4**	**0**	**0**	**0**	**0**	**1**	**2**	**0**	**1**	**2**	**4.3**	**1**	**2.2**	**1**	**2.2**	**59.4**	**74.9**
1800	44	0	39	2	1	0	0	0	0	1	1	0	0	2	4.5	1	2.3	0	0	61.4	73.8
1900	35	0	30	2	2	0	0	0	0	1	0	0	0	1	2.9	0	0	0	0	61	71.3
2000	26	0	25	1	0	0	0	0	0	0	0	0	0	2	7.7	1	3.8	0	0	66	74.9
2100	12	0	10	0	2	0	0	0	0	0	0	0	0	1	8.3	0	0	0	0	64.5	71.6
2200	11	0	8	1	1	0	0	0	1	0	0	0	0	1	9.1	1	9.1	0	0	62.3	70.2
2300	2	0	2	0	0	0	0	0	0	0	0	0	0	0	0	0	0	0	0	55.6	-
07-19	**353**	**5**	**282**	**18**	**31**	**1**	**0**	**0**	**0**	**11**	**4**	**0**	**1**	**16**	**4.5**	**10**	**2.8**	**5**	**1.4**	**60.6**	**74.9**
06-22	**434**	**5**	**355**	**21**	**35**	**1**	**0**	**0**	**0**	**12**	**4**	**0**	**1**	**22**	**5.1**	**11**	**2.5**	**5**	**1.2**	**61.2**	**74.9**
06-00	**447**	**5**	**365**	**22**	**36**	**1**	**0**	**0**	**1**	**12**	**4**	**0**	**1**	**23**	**5.1**	**12**	**2.7**	**5**	**1.1**	**61.2**	**74.9**
00-00	**450**	**5**	**367**	**22**	**37**	**1**	**0**	**0**	**1**	**12**	**4**	**0**	**1**	**23**	**5.1**	**12**	**2.7**	**5**	**1.1**	**61.2**	**74.9**

DRAFT

Site 11
Location L-2203-0, att t/pole, Lat 53.56683, Long -6.72581
Direction North

3279 / Meath/Cavan/Monaghan ATC's
October 2013
Automatic Traffic Count

Fri, 11 October 2013

Time	Total	Classification												>PSL	>PSL%	>SL1	>SL1%	>SL2	>SL2%	Mean	Vpp
		1 MCL	2 SV	3 SVT	4 TB2	5 TB3	6 T4	7 ART3	8 ART4	9 ART5	10 ART6	11 BD	12 DRT	80	80	85 +5kph	85 +5kph	90 +10kph	90 +10kph		85
0000	1	0	1	0	0	0	0	0	0	0	0	0	0	1	100	0	0	0	0	83	-
0100	0	0	0	0	0	0	0	0	0	0	0	0	0	0	0	0	0	0	0	-	-
0200	2	0	2	0	0	0	0	0	0	0	0	0	0	0	0	0	0	0	0	64.3	-
0300	0	0	0	0	0	0	0	0	0	0	0	0	0	0	0	0	0	0	0	-	-
0400	1	0	1	0	0	0	0	0	0	0	0	0	0	1	100	0	0	0	0	80.7	-
0500	1	0	1	0	0	0	0	0	0	0	0	0	0	0	0	0	0	0	0	75.7	-
0600	3	0	3	0	0	0	0	0	0	0	0	0	0	1	33.3	1	33.3	0	0	72.6	-
0700	13	0	9	1	3	0	0	0	0	0	0	0	0	1	7.7	1	7.7	0	0	67	78.1
0800	30	1	24	1	4	0	0	0	0	0	0	0	0	7	23.3	4	13.3	2	6.7	66.7	83.9
0900	16	0	15	1	0	0	0	0	0	0	0	0	0	1	6.3	1	6.3	0	0	74.5	79.2
1000	7	0	7	0	0	0	0	0	0	0	0	0	0	1	14.3	1	14.3	0	0	69.7	-
1100	**34**	**0**	**30**	**1**	**2**	**1**	**0**	**0**	**0**	**0**	**0**	**0**	**0**	**4**	**11.8**	**1**	**2.9**	**1**	**2.9**	**57.1**	**76.3**
1200	24	2	18	1	3	0	0	0	0	0	0	0	0	3	12.5	1	4.2	0	0	65.6	77.8
1300	30	2	25	0	2	0	0	0	0	1	0	0	0	3	10	1	3.3	0	0	65.2	74.5
1400	27	2	22	1	2	0	0	0	0	0	0	0	0	5	18.5	2	7.4	1	3.7	61.4	80.3
1500	30	0	27	1	1	0	0	0	0	1	0	0	0	3	10	1	3.3	0	0	65.2	75.2
1600	**38**	**1**	**29**	**1**	**4**	**0**	**2**	**0**	**0**	**0**	**1**	**0**	**0**	**3**	**7.9**	**0**	**0**	**0**	**0**	**64.5**	**73.4**
1700	35	0	29	2	4	0	0	0	0	0	0	0	0	0	0	0	0	0	0	60.7	72.7
1800	36	0	31	2	3	0	0	0	0	0	0	0	0	1	2.8	1	2.8	0	0	66.9	74.9
1900	19	0	18	0	1	0	0	0	0	0	0	0	0	0	0	0	0	0	0	66.9	75.6
2000	14	0	12	0	2	0	0	0	0	0	0	0	0	1	7.1	1	7.1	0	0	70.2	72.7
2100	11	1	7	0	3	0	0	0	0	0	0	0	0	0	0	0	0	0	0	67.7	70.9
2200	6	0	5	0	1	0	0	0	0	0	0	0	0	0	0	0	0	0	0	70.4	-
2300	4	0	3	0	1	0	0	0	0	0	0	0	0	0	0	0	0	0	0	65.5	-
07-19	**320**	**8**	**266**	**12**	**28**	**1**	**2**	**0**	**0**	**2**	**1**	**0**	**0**	**32**	**10**	**14**	**4.4**	**4**	**1.3**	**64.4**	**77.8**
06-22	**367**	**9**	**306**	**12**	**34**	**1**	**2**	**0**	**0**	**2**	**1**	**0**	**0**	**34**	**9.3**	**16**	**4.4**	**4**	**1.1**	**64.9**	**77**
06-00	**377**	**9**	**314**	**12**	**36**	**1**	**2**	**0**	**0**	**2**	**1**	**0**	**0**	**34**	**9**	**16**	**4.2**	**4**	**1.1**	**65**	**77**
00-00	**382**	**9**	**319**	**12**	**36**	**1**	**2**	**0**	**0**	**2**	**1**	**0**	**0**	**36**	**9.4**	**16**	**4.2**	**4**	**1**	**65.1**	**77.4**

DRAFT

Site 11
Location L-2203-0, att t/pole, Lat 53.56683, Long -6.72581
Direction North

3279 / Meath/Cavan/Monaghan ATC's
October 2013
Automatic Traffic Count

Sat, 12 October 2013

Time	Total	Classification												>PSL	>PSL%	>SL1	>SL1%	>SL2	>SL2%	Mean	Vpp
		1 MCL	2 SV	3 SVT	4 TB2	5 TB3	6 T4	7 ART3	8 ART4	9 ART5	10 ART6	11 BD	12 DRT	80	80	85 +5kph	85 +5kph	90 +10kph	90 +10kph		85
0000	3	0	1	0	2	0	0	0	0	0	0	0	0	1	33.3	0	0	0	0	76.1	-
0100	2	0	2	0	0	0	0	0	0	0	0	0	0	0	0	0	0	0	0	60.8	-
0200	1	0	1	0	0	0	0	0	0	0	0	0	0	0	0	0	0	0	0	66	-
0300	0	0	0	0	0	0	0	0	0	0	0	0	0	0	0	0	0	0	0	-	-
0400	0	0	0	0	0	0	0	0	0	0	0	0	0	0	0	0	0	0	0	-	-
0500	1	0	1	0	0	0	0	0	0	0	0	0	0	1	100	1	100	0	0	86.3	-
0600	4	0	4	0	0	0	0	0	0	0	0	0	0	0	0	0	0	0	0	68.5	-
0700	5	0	4	0	1	0	0	0	0	0	0	0	0	0	0	0	0	0	0	69.3	-
0800	9	0	8	1	0	0	0	0	0	0	0	0	0	2	22.2	0	0	0	0	75.1	-
0900	**26**	**2**	**21**	**0**	**1**	**0**	**0**	**0**	**0**	**2**	**0**	**0**	**0**	**1**	**3.8**	**0**	**0**	**0**	**0**	**62.2**	**76.7**
1000	21	1	20	0	0	0	0	0	0	0	0	0	0	0	0	0	0	0	0	65.9	73.4
1100	20	0	16	2	1	0	0	0	0	1	0	0	0	1	5	1	5	0	0	64.9	72.7
1200	27	0	23	0	2	0	1	0	0	0	1	0	0	1	3.7	1	3.7	1	3.7	58.4	68
1300	23	2	16	2	3	0	0	0	0	0	0	0	0	0	0	0	0	0	0	60.2	68.8
1400	**30**	**0**	**26**	**1**	**1**	**1**	**0**	**0**	**0**	**1**	**0**	**0**	**0**	**3**	**10**	**1**	**3.3**	**0**	**0**	**67.2**	**77.8**
1500	26	0	25	0	1	0	0	0	0	0	0	0	0	1	3.8	0	0	0	0	63.6	74.9
1600	25	1	22	0	2	0	0	0	0	0	0	0	0	2	8	0	0	0	0	64.7	75.2
1700	21	0	17	1	3	0	0	0	0	0	0	0	0	3	14.3	1	4.8	0	0	68	75.2
1800	11	0	10	0	1	0	0	0	0	0	0	0	0	0	0	0	0	0	0	66.6	73.1
1900	10	0	9	1	0	0	0	0	0	0	0	0	0	2	20	1	10	1	10	68.6	-
2000	6	0	5	0	1	0	0	0	0	0	0	0	0	1	16.7	0	0	0	0	65.8	-
2100	6	0	5	0	0	0	0	0	0	1	0	0	0	0	0	0	0	0	0	62.4	-
2200	8	1	6	0	1	0	0	0	0	0	0	0	0	1	12.5	0	0	0	0	60.3	-
2300	8	0	7	0	1	0	0	0	0	0	0	0	0	0	0	0	0	0	0	67.1	-
07-19	**244**	**6**	**208**	**7**	**16**	**1**	**1**	**0**	**0**	**4**	**1**	**0**	**0**	**14**	**5.7**	**4**	**1.6**	**1**	**0.4**	**64.5**	**75.2**
06-22	**270**	**6**	**231**	**8**	**17**	**1**	**1**	**0**	**0**	**5**	**1**	**0**	**0**	**17**	**6.3**	**5**	**1.9**	**2**	**0.7**	**64.7**	**75.2**
06-00	**286**	**7**	**244**	**8**	**19**	**1**	**1**	**0**	**0**	**5**	**1**	**0**	**0**	**18**	**6.3**	**5**	**1.7**	**2**	**0.7**	**64.6**	**75.2**
00-00	**293**	**7**	**249**	**8**	**21**	**1**	**1**	**0**	**0**	**5**	**1**	**0**	**0**	**20**	**6.8**	**6**	**2**	**2**	**0.7**	**64.8**	**75.2**

DRAFT

Site 11
Location L-2203-0, att t/pole, Lat 53.56683, Long -6.72581
Direction North

3279 / Meath/Cavan/Monaghan ATC's
October 2013
Automatic Traffic Count

Sun, 13 October 2013

Time	Total	Classification												>PSL	>PSL%	>SL1	>SL1%	>SL2	>SL2%	Mean	Vpp
		1 MCL	2 SV	3 SVT	4 TB2	5 TB3	6 T4	7 ART3	8 ART4	9 ART5	10 ART6	11 BD	12 DRT	80	80	85 +5kph	85 +5kph	90 +10kph	90 +10kph		85
0000	0	0	0	0	0	0	0	0	0	0	0	0	0	0	0	0	0	0	0	-	-
0100	3	0	3	0	0	0	0	0	0	0	0	0	0	0	0	0	0	0	0	68.5	-
0200	2	0	2	0	0	0	0	0	0	0	0	0	0	0	0	0	0	0	0	63.3	-
0300	1	0	1	0	0	0	0	0	0	0	0	0	0	0	0	0	0	0	0	58.1	-
0400	0	0	0	0	0	0	0	0	0	0	0	0	0	0	0	0	0	0	0	-	-
0500	0	0	0	0	0	0	0	0	0	0	0	0	0	0	0	0	0	0	0	-	-
0600	3	0	3	0	0	0	0	0	0	0	0	0	0	1	33.3	0	0	0	0	73	-
0700	5	0	5	0	0	0	0	0	0	0	0	0	0	0	0	0	0	0	0	71.6	-
0800	4	0	4	0	0	0	0	0	0	0	0	0	0	0	0	0	0	0	0	69.4	-
0900	12	2	10	0	0	0	0	0	0	0	0	0	0	2	16.7	2	16.7	1	8.3	62.9	71.6
1000	16	5	11	0	0	0	0	0	0	0	0	0	0	1	6.3	1	6.3	0	0	53.4	77.8
1100	**18**	**1**	**17**	**0**	**0**	**0**	**0**	**0**	**0**	**0**	**0**	**0**	**0**	**0**	**0**	**0**	**0**	**0**	**0**	**61.8**	**74.5**
1200	20	1	18	0	1	0	0	0	0	0	0	0	0	0	0	0	0	0	0	61.3	73.1
1300	18	0	18	0	0	0	0	0	0	0	0	0	0	1	5.6	0	0	0	0	69.2	73.8
1400	18	0	16	1	1	0	0	0	0	0	0	0	0	1	5.6	0	0	0	0	62.9	72
1500	**32**	**0**	**32**	**0**	**0**	**0**	**0**	**0**	**0**	**0**	**0**	**0**	**0**	**2**	**6.3**	**0**	**0**	**0**	**0**	**63.9**	**72**
1600	30	1	26	2	1	0	0	0	0	0	0	0	0	2	6.7	2	6.7	0	0	61.8	72.7
1700	26	1	24	1	0	0	0	0	0	0	0	0	0	2	7.7	2	7.7	0	0	66.2	74.2
1800	20	0	20	0	0	0	0	0	0	0	0	0	0	2	10	1	5	0	0	67.3	74.9
1900	11	0	11	0	0	0	0	0	0	0	0	0	0	3	27.3	1	9.1	0	0	74.5	81
2000	20	0	19	1	0	0	0	0	0	0	0	0	0	1	5	0	0	0	0	69.9	77.8
2100	4	0	3	1	0	0	0	0	0	0	0	0	0	0	0	0	0	0	0	60.8	-
2200	6	0	6	0	0	0	0	0	0	0	0	0	0	0	0	0	0	0	0	60.7	-
2300	2	0	2	0	0	0	0	0	0	0	0	0	0	1	50	1	50	0	0	78.4	-
07-19	**219**	**11**	**201**	**4**	**3**	**0**	**0**	**0**	**0**	**0**	**0**	**0**	**0**	**13**	**5.9**	**8**	**3.7**	**1**	**0.5**	**63.6**	**74.5**
06-22	**257**	**11**	**237**	**6**	**3**	**0**	**0**	**0**	**0**	**0**	**0**	**0**	**0**	**18**	**7**	**9**	**3.5**	**1**	**0.4**	**64.6**	**75.2**
06-00	**265**	**11**	**245**	**6**	**3**	**0**	**0**	**0**	**0**	**0**	**0**	**0**	**0**	**19**	**7.2**	**10**	**3.8**	**1**	**0.4**	**64.6**	**75.2**
00-00	**271**	**11**	**251**	**6**	**3**	**0**	**0**	**0**	**0**	**0**	**0**	**0**	**0**	**19**	**7**	**10**	**3.7**	**1**	**0.4**	**64.6**	**75.2**

DRAFT

Site 11
Location L-2203-0, att t/pole, Lat 53.56683, Long -6.72581
Direction North

3279 / Meath/Cavan/Monaghan ATC's
October 2013
Automatic Traffic Count

Virtual Day (7)

Time	Total	Classification												>PSL	>PSL%	>SL1	>SL1%	>SL2	>SL2%	Mean	Vpp
		1 MCL	2 SV	3 SVT	4 TB2	5 TB3	6 T4	7 ART3	8 ART4	9 ART5	10 ART6	11 BD	12 DRT	80	80	85 +5kph	85 +5kph	90 +10kph	90 +10kph		85
0000	3	0	3	0	0	0	0	0	0	0	0	0	0	0	15	0	5	0	0	64.6	-
0100	2	0	1	0	0	0	0	0	0	0	0	0	0	0	0	0	0	0	0	62.5	-
0200	1	0	1	0	0	0	0	0	0	0	0	0	0	0	0	0	0	0	0	62.5	-
0300	0	0	0	0	0	0	0	0	0	0	0	0	0	0	0	0	0	0	0	58.1	-
0400	1	0	1	0	0	0	0	0	0	0	0	0	0	0	16.7	0	0	0	0	73.4	-
0500	1	0	0	0	0	0	0	0	0	0	0	0	0	0	25	0	25	0	0	68.9	-
0600	6	0	6	0	0	0	0	0	0	0	0	0	0	1	13.6	0	2.3	0	0	68.2	-
0700	11	0	8	0	2	0	0	0	0	0	0	0	0	1	6.8	0	2.7	0	0	68	78.1
0800	**25**	**0**	**21**	**0**	**2**	**0**	**0**	**0**	**0**	**0**	**0**	**0**	**0**	**5**	**18.6**	**2**	**8.1**	**1**	**4.7**	**68.4**	**81.4**
0900	23	1	19	1	2	0	0	0	0	1	0	0	0	1	4.3	1	2.5	0	0.6	66.5	76.7
1000	19	1	16	1	1	0	0	0	0	0	0	0	0	1	3.7	0	2.2	0	0	61.2	74.2
1100	19	0	16	1	2	0	0	0	0	0	0	0	0	1	4.4	0	1.5	0	0.7	60.9	73.8
1200	23	1	19	1	2	0	0	0	0	0	0	0	0	1	3.2	0	1.9	0	1.3	60	72.4
1300	22	1	19	0	2	0	0	0	0	0	0	0	0	1	5.2	0	1.9	0	0.6	63.9	73.8
1400	24	1	20	1	2	0	0	0	0	1	0	0	0	2	6.5	1	2.4	0	1.2	61.5	75.2
1500	28	1	24	1	1	0	0	0	0	1	0	0	0	1	4.7	0	0.5	0	0	61	74.5
1600	31	1	25	1	2	0	0	0	0	0	0	0	0	2	6.5	1	2.8	0	1.4	62.4	73.4
1700	**38**	**0**	**33**	**1**	**3**	**0**	**0**	**0**	**0**	**0**	**0**	**0**	**0**	**2**	**6.3**	**1**	**1.9**	**0**	**0.4**	**63.4**	**74.9**
1800	34	0	30	1	2	0	0	0	0	0	0	0	0	2	5.5	1	2.1	0	0.4	63.7	74.9
1900	22	0	20	1	1	0	0	0	0	0	0	0	0	2	7.1	1	3.2	0	1.3	63.3	74.5
2000	16	0	15	0	1	0	0	0	0	0	0	0	0	1	8	0	2.7	0	0	68.1	76.3
2100	8	0	7	0	1	0	0	0	0	0	0	0	0	0	5.1	0	0	0	0	65.6	-
2200	7	0	6	0	1	0	0	0	0	0	0	0	0	0	6.3	0	4.2	0	0	64.4	-
2300	4	0	4	0	1	0	0	0	0	0	0	0	0	1	13.3	0	6.7	0	0	66.4	-
07-19	**296**	**6**	**251**	**9**	**23**	**1**	**1**	**0**	**1**	**3**	**1**	**0**	**0**	**19**	**6.4**	**7**	**2.5**	**3**	**1**	**63.2**	**75.2**
06-22	**349**	**6**	**299**	**10**	**26**	**1**	**1**	**0**	**1**	**4**	**1**	**0**	**0**	**23**	**6.6**	**9**	**2.5**	**3**	**0.9**	**63.6**	**75.2**
06-00	**360**	**7**	**308**	**10**	**27**	**1**	**1**	**0**	**1**	**4**	**1**	**0**	**0**	**24**	**6.7**	**9**	**2.6**	**3**	**0.9**	**63.7**	**75.2**
00-00	**368**	**7**	**314**	**10**	**28**	**1**	**1**	**0**	**1**	**4**	**1**	**0**	**0**	**25**	**6.7**	**10**	**2.6**	**3**	**0.9**	**63.7**	**75.2**

DRAFT

Site 11
Location L-2203-0, att t/pole, Lat 53.56683, Long -6.72581
Direction North

3279 / Meath/Cavan/Monaghan ATC's
October 2013
Automatic Traffic Count

Virtual Week (1)

Time	Total	Classification												>PSL	>PSL%	>SL1	>SL1%	>SL2	>SL2%	Mean	Vpp
		1 MCL	2 SV	3 SVT	4 TB2	5 TB3	6 T4	7 ART3	8 ART4	9 ART5	10 ART6	11 BD	12 DRT	80	80	85 +5kph	85 +5kph	90 +10kph	90 +10kph		85
Mon	395	6	336	9	36	2	1	0	0	3	2	0	0	20	5.1	8	2	3	0.8	64.4	74.5
Tue	362	4	322	2	29	0	0	0	1	4	0	0	0	25	6.9	7	1.9	3	0.8	65	76
Wed	421	4	357	12	34	2	2	0	3	5	2	0	0	30	7.1	8	1.9	4	1	61.9	75.2
Thu	450	5	367	22	37	1	0	0	1	12	4	0	1	23	5.1	12	2.7	5	1.1	61.2	74.9
Fri	382	9	319	12	36	1	2	0	0	2	1	0	0	36	9.4	16	4.2	4	1	65.1	77.4
| Sat	293	7	249	8	21	1	1	0	0	5	1	0	0	20	6.8	6	2	2	0.7	64.8	75.2
| Sun	271	11	251	6	3	0	0	0	0	0	0	0	0	19	7	10	3.7	1	0.4	64.6	75.2
5 Day Ave.	**402**	**6**	**340**	**11**	**34**	**1**	**1**	**0**	**1**	**5**	**2**	**0**	**0**	**27**	**6.7**	**10**	**2.5**	**4**	**1.0**	**63.5**	**75.6**
7 Day Ave.	**368**	**7**	**314**	**10**	**28**	**1**	**1**	**0**	**1**	**4**	**1**	**0**	**0**	**25**	**6.7**	**10**	**2.6**	**3**	**0.9**	**63.7**	**75.2**
--	**2574**	**46**	**2201**	**71**	**196**	**7**	**6**	**0**	**5**	**31**	**10**	**0**	**1**	**173**	**6.7**	**67**	**2.6**	**22**	**0.9**	**63.7**	**75.2**

Summary Graphs

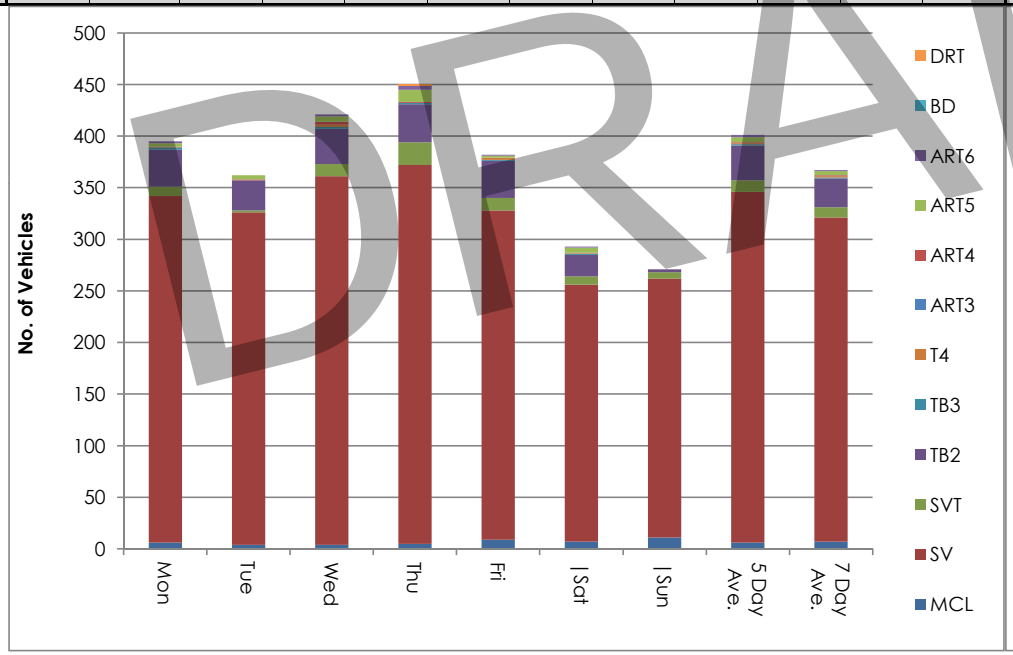

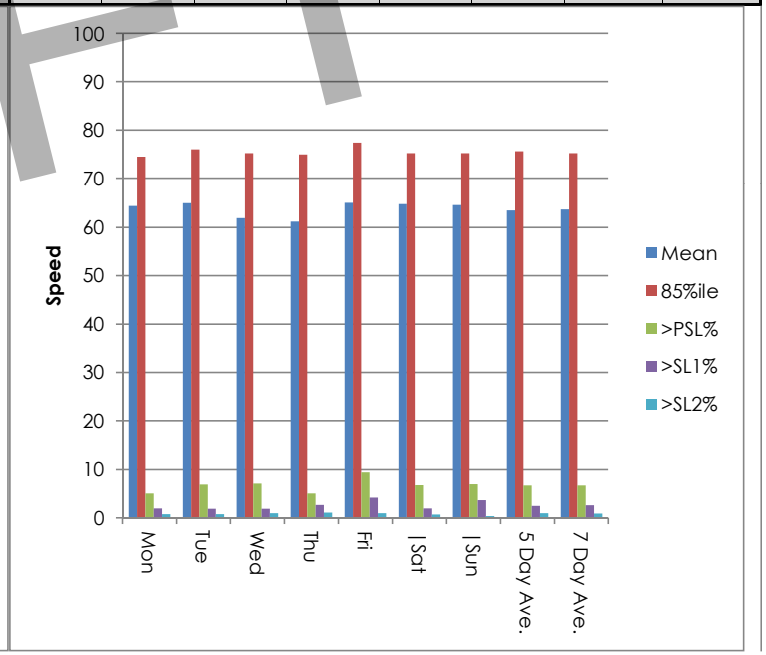

DRAFT

Site 11
Location L-2203-0, att t/pole, Lat 53.56683, Long -6.72581
Direction North

3279 / Meath/Cavan/Monaghan ATC's
October 2013
Automatic Traffic Count

Mon, 7 October 2013

Time	Total	Speed Bins (km/h)																											
		0 - 5	5 - 10	10 - 15	15 - 20	20 - 25	25 - 30	30 - 35	35 - 40	40 - 45	45 - 50	50 - 55	55 - 60	60 - 65	65 - 70	70 - 75	75 - 80	80 - 85	85 - 90	90 - 95	95 - 100	100 - 105	105 - 110	110 - 115	115 - 120	120 - 125	125 - 130	130 - 135	135 - 140
0000	1	0	0	0	0	0	0	0	0	0	0	0	0	0	1	0	0	0	0	0	0	0	0	0	0	0	0	0	0
0100	1	0	0	0	0	0	0	0	0	0	0	0	0	0	1	0	0	0	0	0	0	0	0	0	0	0	0	0	0
0200	1	0	0	0	0	0	0	0	0	0	0	0	0	0	0	1	0	0	0	0	0	0	0	0	0	0	0	0	0
0300	1	0	0	0	0	0	0	0	0	0	0	0	1	0	0	0	0	0	0	0	0	0	0	0	0	0	0	0	0
0400	2	0	0	0	0	0	0	0	0	0	0	1	0	0	0	0	1	0	0	0	0	0	0	0	0	0	0	0	0
0500	1	0	0	0	0	0	0	0	0	0	0	1	0	0	0	0	0	0	0	0	0	0	0	0	0	0	0	0	0
0600	8	0	0	0	0	0	0	0	0	1	0	0	2	2	0	1	1	1	0	0	0	0	0	0	0	0	0	0	0
0700	16	0	0	0	0	0	0	0	0	0	0	1	2	2	6	0	3	2	0	0	0	0	0	0	0	0	0	0	0
0800	**37**	**0**	**0**	**0**	**0**	**0**	**0**	**0**	**1**	**1**	**0**	**2**	**5**	**8**	**6**	**4**	**5**	**1**	**3**	**1**	**0**	**0**	**0**	**0**	**0**	**0**	**0**	**0**	**0**
0900	32	0	0	0	1	0	0	1	0	0	1	2	1	3	12	7	4	0	0	0	0	0	0	0	0	0	0	0	0
1000	20	0	0	0	0	0	0	0	0	5	0	0	4	3	4	3	1	0	0	0	0	0	0	0	0	0	0	0	0
1100	15	0	1	0	0	0	0	0	0	0	2	1	3	4	2	1	1	0	0	0	0	0	0	0	0	0	0	0	0
1200	24	0	0	0	0	0	0	0	0	1	0	2	5	4	7	2	3	0	0	0	0	0	0	0	0	0	0	0	0
1300	22	0	0	0	0	0	0	0	0	1	0	2	2	6	6	5	0	0	0	0	0	0	0	0	0	0	0	0	0
1400	30	0	0	0	0	0	1	0	2	0	3	3	4	2	7	4	4	0	0	0	0	0	0	0	0	0	0	0	0
1500	27	0	0	0	1	1	0	0	0	0	0	2	8	0	6	7	1	1	0	0	0	0	0	0	0	0	0	0	0
1600	25	0	0	0	0	0	1	0	0	0	2	1	4	0	8	5	3	0	0	0	1	0	0	0	0	0	0	0	0
1700	36	0	0	0	0	0	0	0	0	0	0	4	6	4	7	8	5	2	0	0	0	0	0	0	0	0	0	0	0
1800	**43**	**0**	**0**	**0**	**0**	**2**	**0**	**0**	**0**	**0**	**1**	**1**	**5**	**14**	**9**	**7**	**2**	**2**	**0**	**0**	**0**	**0**	**0**	**0**	**0**	**0**	**0**	**0**	**0**
1900	26	0	0	0	0	0	0	0	0	3	1	0	3	5	8	3	2	0	0	0	0	0	1	0	0	0	0	0	0
2000	13	0	0	0	0	0	0	0	0	0	1	0	3	3	2	0	2	1	1	0	0	0	0	0	0	0	0	0	0
2100	4	0	0	0	0	0	0	0	0	0	0	0	3	0	1	0	0	0	0	0	0	0	0	0	0	0	0	0	0
2200	7	0	0	0	0	0	0	0	0	0	0	0	1	1	3	1	0	0	1	0	0	0	0	0	0	0	0	0	0
2300	3	0	0	0	0	0	0	0	0	0	0	0	0	0	1	0	0	2	0	0	0	0	0	0	0	0	0	0	0
07-19	**327**	**0**	**1**	**0**	**2**	**3**	**2**	**1**	**3**	**8**	**9**	**21**	**49**	**50**	**80**	**53**	**32**	**8**	**3**	**1**	**1**	**0**	**0**	**0**	**0**	**0**	**0**	**0**	**0**
06-22	**378**	**0**	**1**	**0**	**2**	**3**	**2**	**1**	**3**	**12**	**11**	**21**	**60**	**60**	**91**	**57**	**37**	**10**	**4**	**1**	**1**	**0**	**1**	**0**	**0**	**0**	**0**	**0**	**0**
06-00	**388**	**0**	**1**	**0**	**2**	**3**	**2**	**1**	**3**	**12**	**11**	**21**	**61**	**61**	**95**	**58**	**37**	**12**	**5**	**1**	**1**	**0**	**1**	**0**	**0**	**0**	**0**	**0**	**0**
00-00	**395**	**0**	**1**	**0**	**2**	**3**	**2**	**1**	**3**	**12**	**11**	**23**	**62**	**61**	**97**	**59**	**38**	**12**	**5**	**1**	**1**	**0**	**1**	**0**	**0**	**0**	**0**	**0**	**0**

DRAFT

Site 11
Location L-2203-0, att t/pole, Lat 53.56683, Long -6.72581
Direction North

3279 / Meath/Cavan/Monaghan ATC's
October 2013
Automatic Traffic Count

Tue, 8 October 2013

Time	Total	Speed Bins (km/h)																											
		0 - 5	5 - 10	10 - 15	15 - 20	20 - 25	25 - 30	30 - 35	35 - 40	40 - 45	45 - 50	50 - 55	55 - 60	60 - 65	65 - 70	70 - 75	75 - 80	80 - 85	85 - 90	90 - 95	95 - 100	100 - 105	105 - 110	110 - 115	115 - 120	120 - 125	125 - 130	130 - 135	135 - 140
0000	2	0	0	0	0	0	0	0	0	0	0	0	0	2	0	0	0	0	0	0	0	0	0	0	0	0	0	0	0
0100	1	0	0	0	0	0	0	0	0	0	0	1	0	0	0	0	0	0	0	0	0	0	0	0	0	0	0	0	0
0200	1	0	0	0	0	0	0	0	0	0	0	1	0	0	0	0	0	0	0	0	0	0	0	0	0	0	0	0	0
0300	1	0	0	0	0	0	0	0	0	0	0	0	1	0	0	0	0	0	0	0	0	0	0	0	0	0	0	0	0
0400	1	0	0	0	0	0	0	0	0	0	0	0	0	0	0	0	1	0	0	0	0	0	0	0	0	0	0	0	0
0500	0	0	0	0	0	0	0	0	0	0	0	0	0	0	0	0	0	0	0	0	0	0	0	0	0	0	0	0	0
0600	9	0	0	0	0	0	0	0	0	0	0	0	2	0	3	3	0	1	0	0	0	0	0	0	0	0	0	0	0
0700	10	0	0	0	0	0	0	0	2	0	0	1	0	1	3	1	1	1	0	0	0	0	0	0	0	0	0	0	0
0800	**30**	**0**	**0**	**0**	**0**	**0**	**0**	**0**	**0**	**1**	**1**	**3**	**3**	**3**	**5**	**3**	**5**	**5**	**0**	**1**	**0**	**0**	**0**	**0**	**0**	**0**	**0**	**0**	**0**
0900	26	0	0	0	0	0	0	0	0	0	1	1	4	1	5	6	8	0	0	0	0	0	0	0	0	0	0	0	0
1000	12	0	0	0	0	0	0	0	0	0	2	0	2	0	5	2	1	0	0	0	0	0	0	0	0	0	0	0	0
1100	15	0	0	0	0	0	0	0	0	0	0	4	2	5	0	3	1	0	0	0	0	0	0	0	0	0	0	0	0
1200	18	0	0	0	1	2	0	2	1	0	0	1	4	3	0	2	2	0	0	0	0	0	0	0	0	0	0	0	0
1300	19	0	0	0	0	0	1	0	0	0	1	0	3	3	8	0	3	0	0	0	0	0	0	0	0	0	0	0	0
1400	20	0	0	0	0	0	0	0	0	1	1	3	3	3	4	2	2	0	0	1	0	0	0	0	0	0	0	0	0
1500	25	0	0	1	1	1	0	0	0	0	1	3	4	4	4	3	1	2	0	0	0	0	0	0	0	0	0	0	0
1600	26	0	0	0	0	0	0	1	0	1	0	2	5	9	0	5	0	2	1	0	0	0	0	0	0	0	0	0	0
1700	37	0	0	0	0	0	0	0	0	0	1	4	1	8	8	8	4	2	1	0	0	0	0	0	0	0	0	0	0
1800	**40**	**0**	**0**	**0**	**0**	**0**	**0**	**0**	**0**	**1**	**1**	**2**	**2**	**6**	**11**	**8**	**4**	**3**	**1**	**1**	**0**	**0**	**0**	**0**	**0**	**0**	**0**	**0**	**0**
1900	29	0	0	0	0	0	0	0	0	0	1	4	5	7	2	6	3	0	1	0	0	0	0	0	0	0	0	0	0
2000	16	0	0	0	0	0	0	0	0	0	0	0	2	3	3	6	1	1	0	0	0	0	0	0	0	0	0	0	0
2100	14	0	0	0	0	0	0	0	0	0	0	1	1	0	1	9	1	1	0	0	0	0	0	0	0	0	0	0	0
2200	4	0	0	0	0	0	0	0	0	0	0	0	1	2	1	0	0	0	0	0	0	0	0	0	0	0	0	0	0
2300	6	0	0	0	0	0	0	0	1	0	0	0	1	0	3	0	1	0	0	0	0	0	0	0	0	0	0	0	0
07-19	**278**	**0**	**0**	**1**	**2**	**3**	**1**	**3**	**3**	**4**	**9**	**24**	**33**	**46**	**53**	**43**	**32**	**15**	**3**	**3**	**0**	**0**	**0**	**0**	**0**	**0**	**0**	**0**	**0**
06-22	**346**	**0**	**0**	**1**	**2**	**3**	**1**	**3**	**3**	**4**	**10**	**29**	**43**	**56**	**62**	**67**	**37**	**18**	**4**	**3**	**0**	**0**	**0**	**0**	**0**	**0**	**0**	**0**	**0**
06-00	**356**	**0**	**0**	**1**	**2**	**3**	**1**	**3**	**4**	**4**	**10**	**29**	**45**	**58**	**66**	**67**	**38**	**18**	**4**	**3**	**0**	**0**	**0**	**0**	**0**	**0**	**0**	**0**	**0**
00-00	**362**	**0**	**0**	**1**	**2**	**3**	**1**	**3**	**4**	**4**	**10**	**31**	**46**	**60**	**66**	**67**	**39**	**18**	**4**	**3**	**0**	**0**	**0**	**0**	**0**	**0**	**0**	**0**	**0**

DRAFT

Site 11
Location L-2203-0, att t/pole, Lat 53.56683, Long -6.72581
Direction North

3279 / Meath/Cavan/Monaghan ATC's
October 2013
Automatic Traffic Count

Wed, 9 October 2013

Time	Total	Speed Bins (km/h)																											
		0 - 5	5 - 10	10 - 15	15 - 20	20 - 25	25 - 30	30 - 35	35 - 40	40 - 45	45 - 50	50 - 55	55 - 60	60 - 65	65 - 70	70 - 75	75 - 80	80 - 85	85 - 90	90 - 95	95 - 100	100 - 105	105 - 110	110 - 115	115 - 120	120 - 125	125 - 130	130 - 135	135 - 140
0000	13	0	0	0	0	0	0	0	0	0	1	3	3	4	1	0	0	0	1	0	0	0	0	0	0	0	0	0	0
0100	3	0	0	0	0	0	0	0	0	0	0	1	0	1	1	0	0	0	0	0	0	0	0	0	0	0	0	0	0
0200	0	0	0	0	0	0	0	0	0	0	0	0	0	0	0	0	0	0	0	0	0	0	0	0	0	0	0	0	0
0300	0	0	0	0	0	0	0	0	0	0	0	0	0	0	0	0	0	0	0	0	0	0	0	0	0	0	0	0	0
0400	1	0	0	0	0	0	0	0	0	0	0	0	0	0	0	0	1	0	0	0	0	0	0	0	0	0	0	0	0
0500	1	0	0	0	0	0	0	0	0	0	0	0	0	1	0	0	0	0	0	0	0	0	0	0	0	0	0	0	0
0600	9	0	0	0	0	0	0	1	0	0	0	0	0	0	4	2	2	0	0	0	0	0	0	0	0	0	0	0	0
0700	13	0	0	0	0	0	0	0	0	0	0	0	2	1	2	5	3	0	0	0	0	0	0	0	0	0	0	0	0
0800	**34**	**0**	**0**	**0**	**0**	**0**	**0**	**0**	**1**	**0**	**4**	**4**	**2**	**6**	**5**	**0**	**4**	**5**	**0**	**3**	**0**	**0**	**0**	**0**	**0**	**0**	**0**	**0**	**0**
0900	28	0	0	0	0	0	0	0	0	0	0	0	4	6	5	6	5	2	0	0	0	0	0	0	0	0	0	0	0
1000	23	0	0	0	0	0	0	0	0	0	2	3	2	3	3	5	3	2	0	0	0	0	0	0	0	0	0	0	0
1100	11	0	0	0	0	0	0	0	0	1	0	3	1	2	2	0	2	0	0	0	0	0	0	0	0	0	0	0	0
1200	20	0	0	0	0	0	0	1	0	0	0	2	3	6	4	3	1	0	0	0	0	0	0	0	0	0	0	0	0
1300	19	0	0	0	0	0	0	0	2	0	0	2	6	3	0	3	1	1	1	0	0	0	0	0	0	0	0	0	0
1400	17	0	0	0	1	0	1	0	0	0	2	0	2	3	5	2	0	1	0	0	0	0	0	0	0	0	0	0	0
1500	22	0	0	0	0	3	0	1	1	1	0	0	4	1	6	1	4	0	0	0	0	0	0	0	0	0	0	0	0
1600	35	0	0	0	1	0	0	4	3	0	2	1	5	5	5	6	1	1	0	0	1	0	0	0	0	0	0	0	0
1700	**67**	**0**	**0**	**0**	**0**	**0**	**0**	**5**	**5**	**1**	**3**	**8**	**3**	**9**	**15**	**10**	**3**	**5**	**0**	**0**	**0**	**0**	**0**	**0**	**0**	**0**	**0**	**0**	**0**
1800	43	0	0	0	0	0	4	3	3	3	3	1	4	3	8	6	4	1	0	0	0	0	0	0	0	0	0	0	0
1900	26	0	0	0	0	0	5	1	0	5	0	1	0	4	6	1	0	2	1	0	0	0	0	0	0	0	0	0	0
2000	17	0	0	0	0	0	0	0	0	0	1	0	0	3	6	4	2	1	0	0	0	0	0	0	0	0	0	0	0
2100	8	0	0	0	0	0	0	0	0	0	0	3	1	2	0	0	1	1	0	0	0	0	0	0	0	0	0	0	0
2200	6	0	0	0	0	0	0	0	0	0	1	0	0	1	2	1	1	0	0	0	0	0	0	0	0	0	0	0	0
2300	5	0	0	0	0	0	1	0	0	0	0	0	1	0	1	0	1	0	1	0	0	0	0	0	0	0	0	0	0
07-19	**332**	**0**	**0**	**0**	**2**	**3**	**5**	**14**	**15**	**6**	**16**	**24**	**38**	**48**	**60**	**47**	**31**	**18**	**1**	**3**	**1**	**0**	**0**	**0**	**0**	**0**	**0**	**0**	**0**
06-22	**392**	**0**	**0**	**0**	**2**	**3**	**10**	**16**	**15**	**11**	**17**	**28**	**39**	**57**	**76**	**54**	**36**	**22**	**2**	**3**	**1**	**0**	**0**	**0**	**0**	**0**	**0**	**0**	**0**
06-00	**403**	**0**	**0**	**0**	**2**	**3**	**11**	**16**	**15**	**11**	**18**	**28**	**40**	**58**	**79**	**55**	**38**	**22**	**3**	**3**	**1**	**0**	**0**	**0**	**0**	**0**	**0**	**0**	**0**
00-00	**421**	**0**	**0**	**0**	**2**	**3**	**11**	**16**	**15**	**11**	**19**	**32**	**43**	**64**	**81**	**55**	**39**	**22**	**4**	**3**	**1**	**0**	**0**	**0**	**0**	**0**	**0**	**0**	**0**

DRAFT

Site 11
Location L-2203-0, att t/pole, Lat 53.56683, Long -6.72581
Direction North

3279 / Meath/Cavan/Monaghan ATC's
October 2013
Automatic Traffic Count

Thu, 10 October 2013

Time	Total	Speed Bins (km/h)																											
		0 - 5	5 - 10	10 - 15	15 - 20	20 - 25	25 - 30	30 - 35	35 - 40	40 - 45	45 - 50	50 - 55	55 - 60	60 - 65	65 - 70	70 - 75	75 - 80	80 - 85	85 - 90	90 - 95	95 - 100	100 - 105	105 - 110	110 - 115	115 - 120	120 - 125	125 - 130	130 - 135	135 - 140
0000	0	0	0	0	0	0	0	0	0	0	0	0	0	0	0	0	0	0	0	0	0	0	0	0	0	0	0	0	0
0100	1	0	0	0	0	0	0	0	0	0	0	0	1	0	0	0	0	0	0	0	0	0	0	0	0	0	0	0	0
0200	1	0	0	0	0	0	0	0	0	0	0	0	1	0	0	0	0	0	0	0	0	0	0	0	0	0	0	0	0
0300	0	0	0	0	0	0	0	0	0	0	0	0	0	0	0	0	0	0	0	0	0	0	0	0	0	0	0	0	0
0400	1	0	0	0	0	0	0	0	0	0	0	0	0	0	0	1	0	0	0	0	0	0	0	0	0	0	0	0	0
0500	0	0	0	0	0	0	0	0	0	0	0	0	0	0	0	0	0	0	0	0	0	0	0	0	0	0	0	0	0
0600	8	0	0	0	0	0	0	0	0	0	1	0	1	0	1	2	1	2	0	0	0	0	0	0	0	0	0	0	0
0700	12	0	0	0	0	0	0	0	0	0	0	1	1	1	4	2	2	0	1	0	0	0	0	0	0	0	0	0	0
0800	28	0	0	0	0	0	0	0	0	0	0	2	2	3	7	1	9	2	1	0	1	0	0	0	0	0	0	0	0
0900	22	0	0	0	1	0	0	0	0	0	1	1	4	2	8	3	1	0	1	0	0	0	0	0	0	0	0	0	0
1000	**36**	**0**	**0**	**0**	**2**	**1**	**2**	**0**	**1**	**2**	**1**	**4**	**6**	**4**	**2**	**7**	**3**	**0**	**1**	**0**	**0**	**0**	**0**	**0**	**0**	**0**	**0**	**0**	**0**
1100	22	0	0	0	0	0	0	0	0	1	0	2	4	6	4	3	1	1	0	0	0	0	0	0	0	0	0	0	0
1200	25	0	0	0	1	1	0	1	2	2	2	2	3	5	4	0	1	0	0	0	1	0	0	0	0	0	0	0	0
1300	23	0	0	0	0	1	0	1	0	0	0	0	5	5	3	3	3	1	0	1	0	0	0	0	0	0	0	0	0
1400	27	0	0	0	1	1	0	2	2	3	1	1	4	2	6	1	3	0	0	0	0	0	0	0	0	0	0	0	0
1500	31	0	0	0	0	0	2	5	1	1	2	3	3	5	4	1	4	0	0	0	0	0	0	0	0	0	0	0	0
1600	37	0	0	0	0	0	1	0	5	3	2	1	0	5	11	5	3	0	0	1	0	0	0	0	0	0	0	0	0
1700	**46**	**0**	**0**	**0**	**0**	**0**	**3**	**3**	**3**	**2**	**1**	**2**	**6**	**5**	**8**	**6**	**5**	**1**	**0**	**1**	**0**	**0**	**0**	**0**	**0**	**0**	**0**	**0**	**0**
1800	44	0	0	0	0	1	1	1	0	2	6	3	2	6	10	6	4	1	1	0	0	0	0	0	0	0	0	0	0
1900	35	0	0	0	1	0	0	0	1	2	1	5	5	5	7	5	2	1	0	0	0	0	0	0	0	0	0	0	0
2000	26	0	0	0	0	0	0	0	0	1	1	0	4	5	7	3	3	1	1	0	0	0	0	0	0	0	0	0	0
2100	12	0	0	0	0	0	0	0	0	0	0	2	2	1	3	3	0	1	0	0	0	0	0	0	0	0	0	0	0
2200	11	0	0	0	0	0	0	0	0	1	1	1	2	3	0	1	1	0	1	0	0	0	0	0	0	0	0	0	0
2300	2	0	0	0	0	0	0	0	0	0	0	1	1	0	0	0	0	0	0	0	0	0	0	0	0	0	0	0	0
07-19	**353**	**0**	**0**	**0**	**5**	**5**	**9**	**13**	**14**	**16**	**16**	**22**	**40**	**49**	**71**	**38**	**39**	**6**	**5**	**3**	**2**	**0**	**0**	**0**	**0**	**0**	**0**	**0**	**0**
06-22	**434**	**0**	**0**	**0**	**6**	**5**	**9**	**13**	**15**	**19**	**19**	**29**	**52**	**60**	**89**	**51**	**45**	**11**	**6**	**3**	**2**	**0**	**0**	**0**	**0**	**0**	**0**	**0**	**0**
06-00	**447**	**0**	**0**	**0**	**6**	**5**	**9**	**13**	**15**	**20**	**20**	**31**	**55**	**63**	**89**	**52**	**46**	**11**	**7**	**3**	**2**	**0**	**0**	**0**	**0**	**0**	**0**	**0**	**0**
00-00	**450**	**0**	**0**	**0**	**6**	**5**	**9**	**13**	**15**	**20**	**20**	**31**	**57**	**63**	**89**	**53**	**46**	**11**	**7**	**3**	**2**	**0**	**0**	**0**	**0**	**0**	**0**	**0**	**0**

DRAFT

Site 11
Location L-2203-0, att t/pole, Lat 53.56683, Long -6.72581
Direction North

3279 / Meath/Cavan/Monaghan ATC's
October 2013
Automatic Traffic Count

Fri, 11 October 2013

Time	Total	Speed Bins (km/h)																												
		0 - 5	5 - 10	10 - 15	15 - 20	20 - 25	25 - 30	30 - 35	35 - 40	40 - 45	45 - 50	50 - 55	55 - 60	60 - 65	65 - 70	70 - 75	75 - 80	80 - 85	85 - 90	90 - 95	95 - 100	100 - 105	105 - 110	110 - 115	115 - 120	120 - 125	125 - 130	130 - 135	135 - 140
0000	1	0	0	0	0	0	0	0	0	0	0	0	0	0	0	0	0	1	0	0	0	0	0	0	0	0	0	0	0	0
0100	0	0	0	0	0	0	0	0	0	0	0	0	0	0	0	0	0	0	0	0	0	0	0	0	0	0	0	0	0	0
0200	2	0	0	0	0	0	0	0	0	0	0	1	0	0	0	1	0	0	0	0	0	0	0	0	0	0	0	0	0	0
0300	0	0	0	0	0	0	0	0	0	0	0	0	0	0	0	0	0	0	0	0	0	0	0	0	0	0	0	0	0	0
0400	1	0	0	0	0	0	0	0	0	0	0	0	0	0	0	0	0	1	0	0	0	0	0	0	0	0	0	0	0	0
0500	1	0	0	0	0	0	0	0	0	0	0	0	0	0	0	0	1	0	0	0	0	0	0	0	0	0	0	0	0	0
0600	3	0	0	0	0	0	0	0	0	0	0	0	0	1	1	0	0	0	1	0	0	0	0	0	0	0	0	0	0	0
0700	13	0	0	0	0	0	0	0	0	0	1	1	1	3	4	0	2	0	1	0	0	0	0	0	0	0	0	0	0	0
0800	30	0	0	0	0	1	0	0	0	2	5	0	2	1	3	4	5	3	2	2	0	0	0	0	0	0	0	0	0	0
0900	16	0	0	0	0	0	0	0	0	0	0	0	0	0	4	5	6	0	1	0	0	0	0	0	0	0	0	0	0	0
1000	7	0	0	0	0	0	0	0	0	0	0	0	1	2	2	0	1	0	1	0	0	0	0	0	0	0	0	0	0	0
1100	**34**	**0**	**0**	**0**	**0**	**0**	**0**	**4**	**6**	**1**	**0**	**2**	**6**	**4**	**2**	**3**	**2**	**3**	**0**	**1**	**0**	**0**	**0**	**0**	**0**	**0**	**0**	**0**	**0**	**0**
1200	24	0	0	0	0	1	0	0	0	0	0	2	2	7	5	2	2	2	1	0	0	0	0	0	0	0	0	0	0	0
1300	30	0	0	0	0	1	0	0	0	0	0	4	4	4	7	6	1	2	1	0	0	0	0	0	0	0	0	0	0	0
1400	27	1	1	0	1	1	0	0	0	1	0	1	2	6	3	1	4	3	1	0	1	0	0	0	0	0	0	0	0	0
1500	30	0	0	0	0	0	0	0	0	0	2	2	6	4	6	5	2	2	1	0	0	0	0	0	0	0	0	0	0	0
1600	**38**	**0**	**0**	**0**	**1**	**0**	**0**	**0**	**0**	**0**	**3**	**1**	**6**	**7**	**7**	**7**	**3**	**3**	**0**	**0**	**0**	**0**	**0**	**0**	**0**	**0**	**0**	**0**	**0**	**0**
1700	35	0	0	0	2	0	0	0	1	0	2	2	6	7	5	8	2	0	0	0	0	0	0	0	0	0	0	0	0	0
1800	36	0	0	0	0	1	0	0	0	0	3	1	1	5	8	10	6	0	1	0	0	0	0	0	0	0	0	0	0	0
1900	19	0	0	0	0	0	0	0	0	0	0	2	1	4	5	3	4	0	0	0	0	0	0	0	0	0	0	0	0	0
2000	14	0	0	0	0	0	0	0	0	0	0	0	1	1	4	7	0	0	1	0	0	0	0	0	0	0	0	0	0	0
2100	11	0	0	0	0	0	0	0	0	0	0	0	1	3	3	3	1	0	0	0	0	0	0	0	0	0	0	0	0	0
2200	6	0	0	0	0	0	0	0	0	0	0	1	0	1	0	1	3	0	0	0	0	0	0	0	0	0	0	0	0	0
2300	4	0	0	0	0	0	0	0	0	0	0	0	0	2	2	0	0	0	0	0	0	0	0	0	0	0	0	0	0	0
07-19	**320**	**1**	**1**	**0**	**4**	**5**	**0**	**4**	**7**	**4**	**16**	**16**	**37**	**50**	**56**	**51**	**36**	**18**	**10**	**3**	**1**	**0**	**0**	**0**	**0**	**0**	**0**	**0**	**0**	**0**
06-22	**367**	**1**	**1**	**0**	**4**	**5**	**0**	**4**	**7**	**4**	**16**	**18**	**40**	**59**	**69**	**64**	**41**	**18**	**12**	**3**	**1**	**0**	**0**	**0**	**0**	**0**	**0**	**0**	**0**	**0**
06-00	**377**	**1**	**1**	**0**	**4**	**5**	**0**	**4**	**7**	**4**	**16**	**19**	**40**	**62**	**71**	**65**	**44**	**18**	**12**	**3**	**1**	**0**	**0**	**0**	**0**	**0**	**0**	**0**	**0**	**0**
00-00	**382**	**1**	**1**	**0**	**4**	**5**	**0**	**4**	**7**	**4**	**16**	**20**	**40**	**62**	**71**	**66**	**45**	**20**	**12**	**3**	**1**	**0**	**0**	**0**	**0**	**0**	**0**	**0**	**0**	**0**

DRAFT

Site 11
Location L-2203-0, att t/pole, Lat 53.56683, Long -6.72581
Direction North

3279 / Meath/Cavan/Monaghan ATC's
October 2013
Automatic Traffic Count

Sat, 12 October 2013

Time	Total	Speed Bins (km/h)																											
		0 - 5	5 - 10	10 - 15	15 - 20	20 - 25	25 - 30	30 - 35	35 - 40	40 - 45	45 - 50	50 - 55	55 - 60	60 - 65	65 - 70	70 - 75	75 - 80	80 - 85	85 - 90	90 - 95	95 - 100	100 - 105	105 - 110	110 - 115	115 - 120	120 - 125	125 - 130	130 - 135	135 - 140
0000	3	0	0	0	0	0	0	0	0	0	0	0	0	0	1	0	1	1	0	0	0	0	0	0	0	0	0	0	0
0100	2	0	0	0	0	0	0	0	0	0	0	0	1	1	0	0	0	0	0	0	0	0	0	0	0	0	0	0	0
0200	1	0	0	0	0	0	0	0	0	0	0	0	0	0	1	0	0	0	0	0	0	0	0	0	0	0	0	0	0
0300	0	0	0	0	0	0	0	0	0	0	0	0	0	0	0	0	0	0	0	0	0	0	0	0	0	0	0	0	0
0400	0	0	0	0	0	0	0	0	0	0	0	0	0	0	0	0	0	0	0	0	0	0	0	0	0	0	0	0	0
0500	1	0	0	0	0	0	0	0	0	0	0	0	0	0	0	0	0	0	1	0	0	0	0	0	0	0	0	0	0
0600	4	0	0	0	0	0	0	0	0	0	0	0	1	1	0	1	1	0	0	0	0	0	0	0	0	0	0	0	0
0700	5	0	0	0	0	0	0	0	0	0	0	0	0	1	1	3	0	0	0	0	0	0	0	0	0	0	0	0	0
0800	9	0	0	0	0	0	0	0	0	0	0	0	0	0	2	2	3	2	0	0	0	0	0	0	0	0	0	0	0
0900	**26**	**0**	**0**	**0**	**1**	**0**	**2**	**0**	**0**	**0**	**1**	**1**	**2**	**2**	**10**	**2**	**4**	**1**	**0**	**0**	**0**	**0**	**0**	**0**	**0**	**0**	**0**	**0**	**0**
1000	21	0	0	0	0	0	1	0	0	0	0	2	0	3	5	8	2	0	0	0	0	0	0	0	0	0	0	0	0
1100	20	0	0	0	0	0	0	0	0	0	1	2	3	3	6	3	1	0	1	0	0	0	0	0	0	0	0	0	0
1200	27	0	0	0	1	0	1	0	1	0	3	2	5	5	5	2	1	0	0	1	0	0	0	0	0	0	0	0	0
1300	23	0	0	0	0	1	1	0	0	0	1	2	2	7	6	1	2	0	0	0	0	0	0	0	0	0	0	0	0
1400	**30**	**0**	**0**	**0**	**0**	**0**	**0**	**0**	**0**	**0**	**0**	**3**	**4**	**9**	**2**	**5**	**4**	**2**	**1**	**0**	**0**	**0**	**0**	**0**	**0**	**0**	**0**	**0**	**0**
1500	26	0	0	0	0	0	1	0	0	0	1	3	2	7	4	4	3	1	0	0	0	0	0	0	0	0	0	0	0
1600	25	0	0	0	0	1	1	0	0	1	0	0	2	6	2	7	3	2	0	0	0	0	0	0	0	0	0	0	0
1700	21	0	0	0	0	0	0	0	0	0	1	0	5	2	3	4	3	2	1	0	0	0	0	0	0	0	0	0	0
1800	11	0	0	0	0	0	0	0	0	0	0	1	2	2	2	2	2	0	0	0	0	0	0	0	0	0	0	0	0
1900	10	0	0	0	0	0	0	0	0	0	0	2	1	0	4	1	0	1	0	0	1	0	0	0	0	0	0	0	0
2000	6	0	0	0	0	0	0	0	0	0	0	1	2	1	0	0	1	1	0	0	0	0	0	0	0	0	0	0	0
2100	6	0	0	0	0	0	0	0	0	0	1	0	0	2	2	1	0	0	0	0	0	0	0	0	0	0	0	0	0
2200	8	0	0	0	1	0	0	0	0	0	0	0	1	2	2	1	0	1	0	0	0	0	0	0	0	0	0	0	0
2300	8	0	0	0	0	0	0	0	0	0	0	0	2	0	4	1	1	0	0	0	0	0	0	0	0	0	0	0	0
07-19	**244**	**0**	**0**	**0**	**2**	**2**	**7**	**0**	**1**	**1**	**8**	**16**	**27**	**47**	**48**	**43**	**28**	**10**	**3**	**1**	**0**	**0**	**0**	**0**	**0**	**0**	**0**	**0**	**0**
06-22	**270**	**0**	**0**	**0**	**2**	**2**	**7**	**0**	**1**	**1**	**9**	**19**	**31**	**51**	**54**	**46**	**30**	**12**	**3**	**1**	**1**	**0**	**0**	**0**	**0**	**0**	**0**	**0**	**0**
06-00	**286**	**0**	**0**	**0**	**3**	**2**	**7**	**0**	**1**	**1**	**9**	**19**	**34**	**53**	**60**	**48**	**31**	**13**	**3**	**1**	**1**	**0**	**0**	**0**	**0**	**0**	**0**	**0**	**0**
00-00	**293**	**0**	**0**	**0**	**3**	**2**	**7**	**0**	**1**	**1**	**9**	**19**	**35**	**54**	**62**	**48**	**32**	**14**	**4**	**1**	**1**	**0**	**0**	**0**	**0**	**0**	**0**	**0**	**0**

DRAFT

Site 11
Location L-2203-0, att t/pole, Lat 53.56683, Long -6.72581
Direction North

3279 / Meath/Cavan/Monaghan ATC's
October 2013
Automatic Traffic Count

Sun, 13 October 2013

Time	Total	Speed Bins (km/h)																											
		0 - 5	5 - 10	10 - 15	15 - 20	20 - 25	25 - 30	30 - 35	35 - 40	40 - 45	45 - 50	50 - 55	55 - 60	60 - 65	65 - 70	70 - 75	75 - 80	80 - 85	85 - 90	90 - 95	95 - 100	100 - 105	105 - 110	110 - 115	115 - 120	120 - 125	125 - 130	130 - 135	135 - 140
0000	0	0	0	0	0	0	0	0	0	0	0	0	0	0	0	0	0	0	0	0	0	0	0	0	0	0	0	0	0
0100	3	0	0	0	0	0	0	0	0	0	0	0	0	1	1	0	1	0	0	0	0	0	0	0	0	0	0	0	0
0200	2	0	0	0	0	0	0	0	0	0	0	0	1	0	1	0	0	0	0	0	0	0	0	0	0	0	0	0	0
0300	1	0	0	0	0	0	0	0	0	0	0	0	1	0	0	0	0	0	0	0	0	0	0	0	0	0	0	0	0
0400	0	0	0	0	0	0	0	0	0	0	0	0	0	0	0	0	0	0	0	0	0	0	0	0	0	0	0	0	0
0500	0	0	0	0	0	0	0	0	0	0	0	0	0	0	0	0	0	0	0	0	0	0	0	0	0	0	0	0	0
0600	3	0	0	0	0	0	0	0	0	0	0	0	0	0	1	1	0	1	0	0	0	0	0	0	0	0	0	0	0
0700	5	0	0	0	0	0	0	0	0	0	0	0	0	1	2	0	2	0	0	0	0	0	0	0	0	0	0	0	0
0800	4	0	0	0	0	0	0	0	0	0	0	1	0	0	0	2	1	0	0	0	0	0	0	0	0	0	0	0	0
0900	12	0	0	0	1	0	1	0	0	0	0	0	1	1	5	1	0	0	1	1	0	0	0	0	0	0	0	0	0
1000	16	0	0	0	2	2	1	0	0	0	0	1	2	2	3	0	2	0	1	0	0	0	0	0	0	0	0	0	0
1100	**18**	**0**	**0**	**0**	**1**	**0**	**2**	**0**	**0**	**0**	**0**	**0**	**1**	**4**	**1**	**8**	**1**	**0**	**0**	**0**	**0**	**0**	**0**	**0**	**0**	**0**	**0**	**0**	**0**
1200	20	0	0	0	1	0	1	0	0	0	0	2	2	7	1	3	3	0	0	0	0	0	0	0	0	0	0	0	0
1300	18	0	0	0	0	0	0	0	0	0	1	0	0	3	5	6	2	1	0	0	0	0	0	0	0	0	0	0	0
1400	18	0	0	0	0	0	0	0	0	2	2	0	2	3	4	3	1	1	0	0	0	0	0	0	0	0	0	0	0
1500	**32**	**0**	**0**	**0**	**0**	**0**	**0**	**0**	**0**	**1**	**0**	**6**	**5**	**4**	**7**	**6**	**1**	**2**	**0**	**0**	**0**	**0**	**0**	**0**	**0**	**0**	**0**	**0**	**0**
1600	30	0	0	0	0	1	0	0	0	3	4	1	2	3	4	9	1	0	2	0	0	0	0	0	0	0	0	0	0
1700	26	0	0	0	0	1	0	0	0	0	0	2	2	2	10	5	2	0	2	0	0	0	0	0	0	0	0	0	0
1800	20	0	0	0	0	0	0	0	0	1	0	1	2	3	6	3	2	1	1	0	0	0	0	0	0	0	0	0	0
1900	11	0	0	0	0	0	0	0	0	0	0	0	0	1	1	5	1	2	1	0	0	0	0	0	0	0	0	0	0
2000	20	0	0	0	0	0	0	0	0	0	0	1	0	3	6	5	4	1	0	0	0	0	0	0	0	0	0	0	0
2100	4	0	0	0	0	0	0	0	0	0	1	0	1	0	1	1	0	0	0	0	0	0	0	0	0	0	0	0	0
2200	6	0	0	0	0	0	0	0	0	0	3	0	0	0	1	1	1	0	0	0	0	0	0	0	0	0	0	0	0
2300	2	0	0	0	0	0	0	0	0	0	0	0	0	0	1	0	0	0	1	0	0	0	0	0	0	0	0	0	0
07-19	**219**	**0**	**0**	**0**	**5**	**4**	**5**	**0**	**0**	**7**	**7**	**14**	**19**	**33**	**48**	**46**	**18**	**5**	**7**	**1**	**0**	**0**	**0**	**0**	**0**	**0**	**0**	**0**	**0**
06-22	**257**	**0**	**0**	**0**	**5**	**4**	**5**	**0**	**0**	**7**	**8**	**15**	**20**	**37**	**57**	**58**	**23**	**9**	**8**	**1**	**0**	**0**	**0**	**0**	**0**	**0**	**0**	**0**	**0**
06-00	**265**	**0**	**0**	**0**	**5**	**4**	**5**	**0**	**0**	**7**	**11**	**15**	**20**	**37**	**59**	**59**	**24**	**9**	**9**	**1**	**0**	**0**	**0**	**0**	**0**	**0**	**0**	**0**	**0**
00-00	**271**	**0**	**0**	**0**	**5**	**4**	**5**	**0**	**0**	**7**	**11**	**15**	**22**	**38**	**61**	**59**	**25**	**9**	**9**	**1**	**0**	**0**	**0**	**0**	**0**	**0**	**0**	**0**	**0**

DRAFT

Site 11
Location L-2203-0, att t/pole, Lat 53.56683, Long -6.72581
Direction North

3279 / Meath/Cavan/Monaghan ATC's
October 2013
Automatic Traffic Count

Virtual Day (7)

Time	Total	Speed Bins (km/h)																												
		0 - 5	5 - 10	10 - 15	15 - 20	20 - 25	25 - 30	30 - 35	35 - 40	40 - 45	45 - 50	50 - 55	55 - 60	60 - 65	65 - 70	70 - 75	75 - 80	80 - 85	85 - 90	90 - 95	95 - 100	100 - 105	105 - 110	110 - 115	115 - 120	120 - 125	125 - 130	130 - 135	135 - 140
0000	3	0	0	0	0	0	0	0	0	0	0	0	0	1	0	0	0	0	0	0	0	0	0	0	0	0	0	0	0	0
0100	2	0	0	0	0	0	0	0	0	0	0	0	0	0	0	0	0	0	0	0	0	0	0	0	0	0	0	0	0	0
0200	1	0	0	0	0	0	0	0	0	0	0	0	0	0	0	0	0	0	0	0	0	0	0	0	0	0	0	0	0	0
0300	0	0	0	0	0	0	0	0	0	0	0	0	0	0	0	0	0	0	0	0	0	0	0	0	0	0	0	0	0	0
0400	1	0	0	0	0	0	0	0	0	0	0	0	0	0	0	0	0	0	0	0	0	0	0	0	0	0	0	0	0	0
0500	1	0	0	0	0	0	0	0	0	0	0	0	0	0	0	0	0	0	0	0	0	0	0	0	0	0	0	0	0	0
0600	6	0	0	0	0	0	0	0	0	0	0	0	1	1	1	1	1	1	0	0	0	0	0	0	0	0	0	0	0	0
0700	11	0	0	0	0	0	0	0	0	0	0	1	1	1	3	2	2	0	0	0	0	0	0	0	0	0	0	0	0	0
0800	**25**	**0**	**0**	**0**	**0**	**0**	**0**	**0**	**0**	**1**	**1**	**2**	**2**	**3**	**4**	**2**	**5**	**3**	**1**	**1**	**0**	**0**	**0**	**0**	**0**	**0**	**0**	**0**	**0**	**0**
0900	23	0	0	0	1	0	0	0	0	0	1	1	2	2	7	4	4	0	0	0	0	0	0	0	0	0	0	0	0	0
1000	19	0	0	0	1	0	1	0	0	1	1	1	2	2	3	4	2	0	0	0	0	0	0	0	0	0	0	0	0	0
1100	19	0	0	0	0	0	0	1	1	0	0	2	3	4	2	3	1	1	0	0	0	0	0	0	0	0	0	0	0	0
1200	23	0	0	0	1	1	0	1	1	0	1	2	3	5	4	2	2	0	0	0	0	0	0	0	0	0	0	0	0	0
1300	22	0	0	0	0	0	0	0	0	0	0	1	3	4	5	3	2	1	0	0	0	0	0	0	0	0	0	0	0	0
1400	24	0	0	0	0	0	0	0	1	1	1	2	3	4	4	3	3	1	0	0	0	0	0	0	0	0	0	0	0	0
1500	28	0	0	0	0	1	0	1	0	0	1	3	5	4	5	4	2	1	0	0	0	0	0	0	0	0	0	0	0	0
1600	31	0	0	0	0	0	0	1	1	1	2	1	3	5	5	6	2	1	0	0	0	0	0	0	0	0	0	0	0	0
1700	**38**	**0**	**0**	**0**	**0**	**0**	**0**	**1**	**1**	**0**	**1**	**3**	**4**	**5**	**8**	**7**	**3**	**2**	**1**	**0**	**0**	**0**	**0**	**0**	**0**	**0**	**0**	**0**	**0**	**0**
1800	34	0	0	0	0	1	1	1	0	1	2	1	3	6	8	6	3	1	1	0	0	0	0	0	0	0	0	0	0	0
1900	22	0	0	0	0	0	1	0	0	1	0	2	2	4	5	3	2	1	0	0	0	0	0	0	0	0	0	0	0	0
2000	16	0	0	0	0	0	0	0	0	0	0	0	2	3	4	4	2	1	0	0	0	0	0	0	0	0	0	0	0	0
2100	8	0	0	0	0	0	0	0	0	0	0	1	1	1	2	2	0	0	0	0	0	0	0	0	0	0	0	0	0	0
2200	7	0	0	0	0	0	0	0	0	0	1	0	1	1	1	1	1	0	0	0	0	0	0	0	0	0	0	0	0	0
2300	4	0	0	0	0	0	0	0	0	0	0	0	1	0	2	0	0	0	0	0	0	0	0	0	0	0	0	0	0	0
07-19	**296**	**0**	**0**	**0**	**3**	**4**	**4**	**5**	**6**	**7**	**12**	**20**	**35**	**46**	**59**	**46**	**31**	**11**	**5**	**2**	**1**	**0**	**0**	**0**	**0**	**0**	**0**	**0**	**0**	**0**
06-22	**349**	**0**	**0**	**0**	**3**	**4**	**5**	**5**	**6**	**8**	**13**	**23**	**41**	**54**	**71**	**57**	**36**	**14**	**6**	**2**	**1**	**0**	**0**	**0**	**0**	**0**	**0**	**0**	**0**	**0**
06-00	**360**	**0**	**0**	**0**	**3**	**4**	**5**	**5**	**6**	**8**	**14**	**23**	**42**	**56**	**74**	**58**	**37**	**15**	**6**	**2**	**1**	**0**	**0**	**0**	**0**	**0**	**0**	**0**	**0**	**0**
00-00	**368**	**0**	**0**	**0**	**3**	**4**	**5**	**5**	**6**	**8**	**14**	**24**	**44**	**57**	**75**	**58**	**38**	**15**	**6**	**2**	**1**	**0**	**0**	**0**	**0**	**0**	**0**	**0**	**0**	**0**

DRAFT

Site 11
Location L-2203-0, att t/pole, Lat 53.56683, Long -6.72581
Direction North

3279 / Meath/Cavan/Monaghan ATC's
October 2013
Automatic Traffic Count

Virtual Week (1)

Time	Total	Speed Bins (km/h)																											
		0 - 5	5 - 10	10 - 15	15 - 20	20 - 25	25 - 30	30 - 35	35 - 40	40 - 45	45 - 50	50 - 55	55 - 60	60 - 65	65 - 70	70 - 75	75 - 80	80 - 85	85 - 90	90 - 95	95 - 100	100 - 105	105 - 110	110 - 115	115 - 120	120 - 125	125 - 130	130 - 135	135 - 140
Mon	395	0	1	0	2	3	2	1	3	12	11	23	62	61	97	59	38	12	5	1	1	0	1	0	0	0	0	0	0
Tue	362	0	0	1	2	3	1	3	4	4	10	31	46	60	66	67	39	18	4	3	0	0	0	0	0	0	0	0	0
Wed	421	0	0	0	2	3	11	16	15	11	19	32	43	64	81	55	39	22	4	3	1	0	0	0	0	0	0	0	0
Thu	450	0	0	0	6	5	9	13	15	20	20	31	57	63	89	53	46	11	7	3	2	0	0	0	0	0	0	0	0
Fri	382	1	1	0	4	5	0	4	7	4	16	20	40	62	71	66	45	20	12	3	1	0	0	0	0	0	0	0	0
|Sat	293	0	0	0	3	2	7	0	1	1	9	19	35	54	62	48	32	14	4	1	1	0	0	0	0	0	0	0	0
|Sun	271	0	0	0	5	4	5	0	0	7	11	15	22	38	61	59	25	9	9	1	0	0	0	0	0	0	0	0	0
5 Day Ave.	**402**	**0**	**0**	**0**	**3**	**4**	**5**	**7**	**9**	**10**	**15**	**27**	**50**	**62**	**81**	**60**	**41**	**17**	**6**	**3**	**1**	**0**	**0**	**0**	**0**	**0**	**0**	**0**	**0**
7 Day Ave.	**368**	**0**	**0**	**0**	**3**	**4**	**5**	**5**	**6**	**8**	**14**	**24**	**44**	**57**	**75**	**58**	**38**	**15**	**6**	**2**	**1**	**0**	**0**	**0**	**0**	**0**	**0**	**0**	**0**
--	**2574**	**1**	**2**	**1**	**24**	**25**	**35**	**37**	**45**	**59**	**96**	**171**	**305**	**402**	**527**	**407**	**264**	**106**	**45**	**15**	**6**	**0**	**1**	**0**	**0**	**0**	**0**	**0**	**0**

Summary Graphs

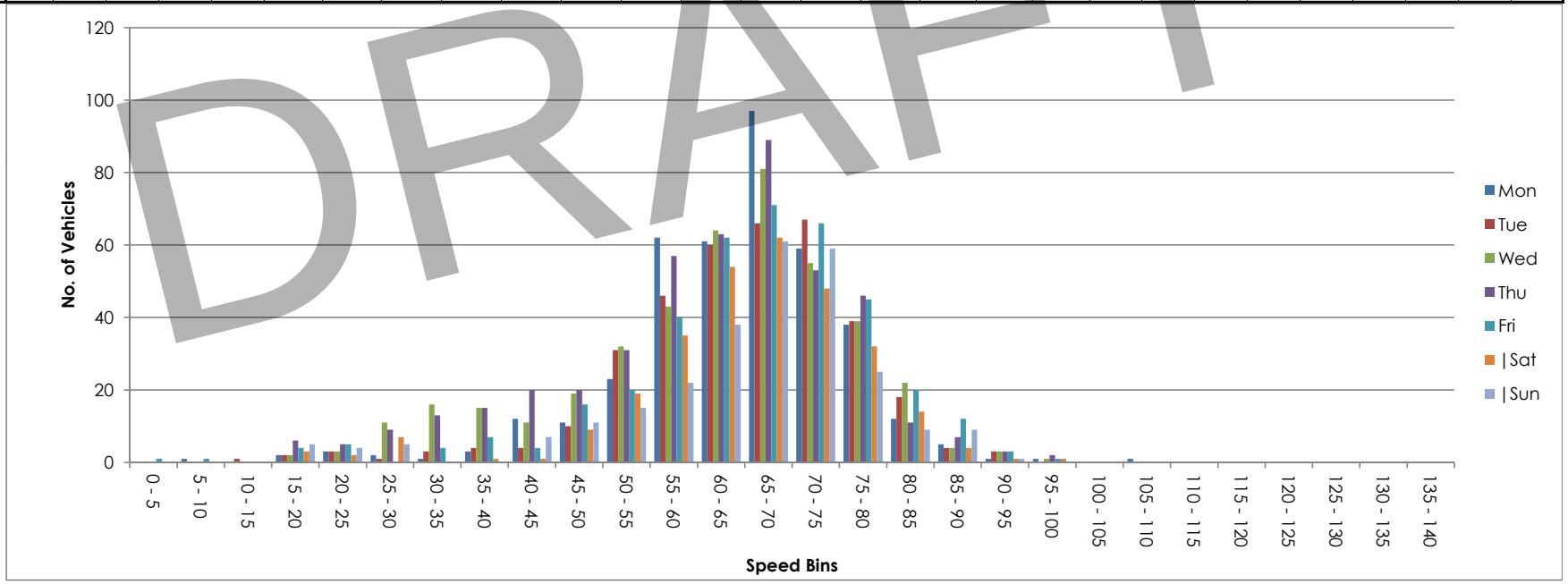

DRAFT

Site 11
Location L-2203-0, att t/pole, Lat 53.56683, Long -6.72581
Direction South

3279 / Meath/Cavan/Monaghan ATC's
October 2013
Automatic Traffic Count

Mon, 7 October 2013

Time	Total	Classification												>PSL	>PSL%	>SL1	>SL1%	>SL2	>SL2%	Mean	Vpp
		1 MCL	2 SV	3 SVT	4 TB2	5 TB3	6 T4	7 ART3	8 ART4	9 ART5	10 ART6	11 BD	12 DRT	80	80	85 +5kph	85 +5kph	90 +10kph	90 +10kph		85
0000	2	0	2	0	0	0	0	0	0	0	0	0	0	0	0	0	0	0	0	72.4	-
0100	1	0	1	0	0	0	0	0	0	0	0	0	0	0	0	0	0	0	0	67.5	-
0200	1	0	0	0	1	0	0	0	0	0	0	0	0	0	0	0	0	0	0	55.7	-
0300	2	0	0	0	2	0	0	0	0	0	0	0	0	0	0	0	0	0	0	71.2	-
0400	1	0	0	0	1	0	0	0	0	0	0	0	0	0	0	0	0	0	0	57.7	-
0500	2	0	1	0	0	0	1	0	0	0	0	0	0	0	0	0	0	0	0	55.3	-
0600	9	0	9	0	0	0	0	0	0	0	0	0	0	2	22.2	1	11.1	0	0	70.7	-
0700	17	0	16	0	0	0	0	0	1	0	0	0	0	2	11.8	1	5.9	1	5.9	70.2	76.3
0800	**35**	**0**	**33**	**0**	**2**	**0**	**0**	**0**	**0**	**0**	**0**	**0**	**0**	**1**	**2.9**	**0**	**0**	**0**	**0**	**71.1**	**77**
0900	33	0	27	2	4	0	0	0	0	0	0	0	0	2	6.1	0	0	0	0	68.4	77.8
1000	24	0	18	2	3	0	0	0	1	0	0	0	0	3	12.5	1	4.2	0	0	67.3	73.8
1100	23	2	17	1	2	0	0	0	1	0	0	0	0	2	8.7	0	0	0	0	57.4	75.6
1200	**29**	**1**	**23**	**3**	**2**	**0**	**0**	**0**	**0**	**0**	**0**	**0**	**0**	**1**	**3.4**	**0**	**0**	**0**	**0**	**62.7**	**76**
1300	19	0	18	1	0	0	0	0	0	0	0	0	0	1	5.3	0	0	0	0	69.1	75.2
1400	16	0	11	2	2	0	0	0	0	1	0	0	0	4	25	0	0	0	0	68	80.3
1500	23	0	15	3	4	0	1	0	0	0	0	0	0	1	4.3	1	4.3	1	4.3	66.2	76.7
1600	21	0	16	1	3	0	0	0	0	1	0	0	0	2	9.5	1	4.8	0	0	69.2	76
1700	20	0	18	0	2	0	0	0	0	0	0	0	0	3	15	1	5	1	5	73.1	78.8
1800	**29**	**0**	**25**	**1**	**3**	**0**	**0**	**0**	**0**	**0**	**0**	**0**	**0**	**2**	**6.9**	**2**	**6.9**	**0**	**0**	**71.3**	**76.7**
1900	24	0	24	0	0	0	0	0	0	0	0	0	0	1	4.2	0	0	0	0	66.5	74.2
2000	7	0	7	0	0	0	0	0	0	0	0	0	0	1	14.3	1	14.3	1	14.3	74.3	-
2100	5	0	4	0	1	0	0	0	0	0	0	0	0	0	0	0	0	0	0	67.8	-
2200	7	0	6	1	0	0	0	0	0	0	0	0	0	1	14.3	1	14.3	0	0	66.7	-
2300	1	0	1	0	0	0	0	0	0	0	0	0	0	0	0	0	0	0	0	69.1	-
07-19	**289**	**3**	**237**	**16**	**27**	**0**	**1**	**0**	**3**	**2**	**0**	**0**	**0**	**24**	**8.3**	**7**	**2.4**	**3**	**1**	**67.8**	**77.8**
06-22	**334**	**3**	**281**	**16**	**28**	**0**	**1**	**0**	**3**	**2**	**0**	**0**	**0**	**28**	**8.4**	**9**	**2.7**	**4**	**1.2**	**67.9**	**77.8**
06-00	**342**	**3**	**288**	**17**	**28**	**0**	**1**	**0**	**3**	**2**	**0**	**0**	**0**	**29**	**8.5**	**10**	**2.9**	**4**	**1.2**	**67.9**	**77.8**
00-00	**351**	**3**	**292**	**17**	**32**	**0**	**2**	**0**	**3**	**2**	**0**	**0**	**0**	**29**	**8.3**	**10**	**2.8**	**4**	**1.1**	**67.8**	**77.4**

DRAFT

Site 11
Location L-2203-0, att t/pole, Lat 53.56683, Long -6.72581
Direction South

3279 / Meath/Cavan/Monaghan ATC's
October 2013
Automatic Traffic Count

Tue, 8 October 2013

Time	Total	Classification												>PSL	>PSL%	>SL1	>SL1%	>SL2	>SL2%	Mean	Vpp
		1 MCL	2 SV	3 SVT	4 TB2	5 TB3	6 T4	7 ART3	8 ART4	9 ART5	10 ART6	11 BD	12 DRT	80	80	85 +5kph	85 +5kph	90 +10kph	90 +10kph		85
0000	1	0	1	0	0	0	0	0	0	0	0	0	0	0	0	0	0	0	0	53.6	-
0100	1	0	1	0	0	0	0	0	0	0	0	0	0	0	0	0	0	0	0	76.4	-
0200	1	0	0	0	1	0	0	0	0	0	0	0	0	0	0	0	0	0	0	46.5	-
0300	1	0	0	0	1	0	0	0	0	0	0	0	0	0	0	0	0	0	0	74	-
0400	0	0	0	0	0	0	0	0	0	0	0	0	0	0	0	0	0	0	0	-	-
0500	3	0	3	0	0	0	0	0	0	0	0	0	0	0	0	0	0	0	0	64.8	-
0600	9	0	8	0	1	0	0	0	0	0	0	0	0	4	44.4	2	22.2	1	11.1	77.8	-
0700	19	0	16	0	3	0	0	0	0	0	0	0	0	3	15.8	3	15.8	1	5.3	68.4	78.1
0800	**38**	**0**	**33**	**1**	**3**	**0**	**0**	**0**	**0**	**0**	**1**	**0**	**0**	**3**	**7.9**	**1**	**2.6**	**1**	**2.6**	**67.8**	**76.3**
0900	34	0	30	0	3	0	0	0	0	1	0	0	0	5	14.7	2	5.9	0	0	70.4	79.9
1000	23	0	18	1	2	0	0	0	1	1	0	0	0	2	8.7	0	0	0	0	67.5	77.8
1100	14	0	13	0	1	0	0	0	0	0	0	0	0	0	0	0	0	0	0	68	76.3
1200	20	2	14	3	0	0	0	0	0	1	0	0	0	2	10	0	0	0	0	59.4	76.7
1300	13	0	12	0	1	0	0	0	0	0	0	0	0	0	0	0	0	0	0	65.5	78.1
1400	24	0	22	0	2	0	0	0	0	0	0	0	0	3	12.5	1	4.2	0	0	68.2	74.9
1500	15	0	11	1	3	0	0	0	0	0	0	0	0	1	6.7	1	6.7	0	0	66	75.2
1600	16	0	13	0	3	0	0	0	0	0	0	0	0	1	6.3	0	0	0	0	68.7	77.4
1700	26	0	24	0	2	0	0	0	0	0	0	0	0	5	19.2	3	11.5	1	3.8	71.8	81.7
1800	**38**	**1**	**37**	**0**	**0**	**0**	**0**	**0**	**0**	**0**	**0**	**0**	**0**	**3**	**7.9**	**2**	**5.3**	**0**	**0**	**65**	**73.1**
1900	22	0	21	0	1	0	0	0	0	0	0	0	0	3	13.6	1	4.5	1	4.5	67.8	77.4
2000	13	0	13	0	0	0	0	0	0	0	0	0	0	1	7.7	0	0	0	0	65.4	75.2
2100	17	0	17	0	0	0	0	0	0	0	0	0	0	1	5.9	1	5.9	0	0	66.6	77.8
2200	9	0	9	0	0	0	0	0	0	0	0	0	0	0	0	0	0	0	0	68.6	-
2300	3	0	3	0	0	0	0	0	0	0	0	0	0	0	0	0	0	0	0	70.2	-
07-19	**280**	**3**	**243**	**6**	**23**	**0**	**0**	**0**	**1**	**3**	**1**	**0**	**0**	**28**	**10**	**13**	**4.6**	**3**	**1.1**	**67.4**	**77.8**
06-22	**341**	**3**	**302**	**6**	**25**	**0**	**0**	**0**	**1**	**3**	**1**	**0**	**0**	**37**	**10.9**	**17**	**5**	**5**	**1.5**	**67.6**	**77.8**
06-00	**353**	**3**	**314**	**6**	**25**	**0**	**0**	**0**	**1**	**3**	**1**	**0**	**0**	**37**	**10.5**	**17**	**4.8**	**5**	**1.4**	**67.6**	**77.8**
00-00	**360**	**3**	**319**	**6**	**27**	**0**	**0**	**0**	**1**	**3**	**1**	**0**	**0**	**37**	**10.3**	**17**	**4.7**	**5**	**1.4**	**67.6**	**77.8**

DRAFT

Site 11
Location L-2203-0, att t/pole, Lat 53.56683, Long -6.72581
Direction South

3279 / Meath/Cavan/Monaghan ATC's
October 2013
Automatic Traffic Count

Wed, 9 October 2013

Time	Total	Classification												>PSL	>PSL%	>SL1	>SL1%	>SL2	>SL2%	Mean	Vpp
		1 MCL	2 SV	3 SVT	4 TB2	5 TB3	6 T4	7 ART3	8 ART4	9 ART5	10 ART6	11 BD	12 DRT	80	80	85 +5kph	85 +5kph	90 +10kph	90 +10kph		85
0000	2	0	2	0	0	0	0	0	0	0	0	0	0	0	0	0	0	0	0	71.1	-
0100	0	0	0	0	0	0	0	0	0	0	0	0	0	0	0	0	0	0	0	-	-
0200	0	0	0	0	0	0	0	0	0	0	0	0	0	0	0	0	0	0	0	-	-
0300	0	0	0	0	0	0	0	0	0	0	0	0	0	0	0	0	0	0	0	-	-
0400	0	0	0	0	0	0	0	0	0	0	0	0	0	0	0	0	0	0	0	-	-
0500	3	0	2	0	1	0	0	0	0	0	0	0	0	0	0	0	0	0	0	54.4	-
0600	10	0	10	0	0	0	0	0	0	0	0	0	0	3	30	3	30	2	20	73	-
0700	17	0	15	1	1	0	0	0	0	0	0	0	0	5	29.4	2	11.8	2	11.8	72.2	83.5
0800	**42**	**1**	**37**	**0**	**3**	**0**	**0**	**0**	**1**	**0**	**0**	**0**	**0**	**4**	**9.5**	**1**	**2.4**	**0**	**0**	**70.3**	**77.8**
0900	26	0	21	0	5	0	0	0	0	0	0	0	0	1	3.8	1	3.8	0	0	69.6	77.4
1000	19	0	16	0	2	0	1	0	0	0	0	0	0	1	5.3	1	5.3	0	0	68.4	75.6
1100	17	0	15	1	1	0	0	0	0	0	0	0	0	0	0	0	0	0	0	66.1	70.9
1200	27	0	24	2	1	0	0	0	0	0	0	0	0	2	7.4	1	3.7	0	0	64.1	73.8
1300	22	0	20	0	0	0	1	0	1	0	0	0	0	3	13.6	1	4.5	1	4.5	62.2	79.2
1400	20	0	16	1	2	0	0	0	0	1	0	0	0	2	10	1	5	0	0	59.2	77
1500	23	0	19	2	1	0	0	0	1	0	0	0	0	0	0	0	0	0	0	57.7	74.5
1600	24	0	14	7	3	0	0	0	0	0	0	0	0	0	0	0	0	0	0	58.4	71.3
1700	**55**	**0**	**47**	**4**	**3**	**0**	**0**	**0**	**0**	**1**	**0**	**0**	**0**	**6**	**10.9**	**3**	**5.5**	**1**	**1.8**	**60**	**75.6**
1800	33	1	23	8	1	0	0	0	0	0	0	0	0	6	18.2	4	12.1	1	3	58.8	81.7
1900	20	1	15	1	1	1	0	0	0	1	0	0	0	0	0	0	0	0	0	58.5	69.1
2000	10	0	8	2	0	0	0	0	0	0	0	0	0	0	0	0	0	0	0	60.1	-
2100	11	0	11	0	0	0	0	0	0	0	0	0	0	2	18.2	1	9.1	0	0	72.7	78.1
2200	6	0	6	0	0	0	0	0	0	0	0	0	0	2	33.3	2	33.3	0	0	70.5	-
2300	2	0	2	0	0	0	0	0	0	0	0	0	0	1	50	0	0	0	0	81	-
07-19	**325**	**2**	**267**	**26**	**23**	**0**	**2**	**0**	**3**	**2**	**0**	**0**	**0**	**30**	**9.2**	**15**	**4.6**	**5**	**1.5**	**63.6**	**77**
06-22	**376**	**3**	**311**	**29**	**24**	**1**	**2**	**0**	**3**	**3**	**0**	**0**	**0**	**35**	**9.3**	**19**	**5.1**	**7**	**1.9**	**63.7**	**77.4**
06-00	**384**	**3**	**319**	**29**	**24**	**1**	**2**	**0**	**3**	**3**	**0**	**0**	**0**	**38**	**9.9**	**21**	**5.5**	**7**	**1.8**	**63.9**	**77.4**
00-00	**389**	**3**	**323**	**29**	**25**	**1**	**2**	**0**	**3**	**3**	**0**	**0**	**0**	**38**	**9.8**	**21**	**5.4**	**7**	**1.8**	**63.9**	**77.4**

DRAFT

Site 11
Location L-2203-0, att t/pole, Lat 53.56683, Long -6.72581
Direction South

3279 / Meath/Cavan/Monaghan ATC's
October 2013
Automatic Traffic Count

Thu, 10 October 2013

Time	Total	Classification												>PSL	>PSL%	>SL1	>SL1%	>SL2	>SL2%	Mean	Vpp
		1 MCL	2 SV	3 SVT	4 TB2	5 TB3	6 T4	7 ART3	8 ART4	9 ART5	10 ART6	11 BD	12 DRT	80	80	85 +5kph	85 +5kph	90 +10kph	90 +10kph		85
0000	1	0	1	0	0	0	0	0	0	0	0	0	0	0	0	0	0	0	0	72.1	-
0100	0	0	0	0	0	0	0	0	0	0	0	0	0	0	0	0	0	0	0	-	-
0200	1	0	1	0	0	0	0	0	0	0	0	0	0	0	0	0	0	0	0	66.6	-
0300	0	0	0	0	0	0	0	0	0	0	0	0	0	0	0	0	0	0	0	-	-
0400	0	0	0	0	0	0	0	0	0	0	0	0	0	0	0	0	0	0	0	-	-
0500	5	0	3	0	2	0	0	0	0	0	0	0	0	0	0	0	0	0	0	65.6	-
0600	9	0	9	0	0	0	0	0	0	0	0	0	0	2	22.2	2	22.2	2	22.2	72.3	-
0700	17	0	15	1	1	0	0	0	0	0	0	0	0	2	11.8	0	0	0	0	69.9	77.8
0800	**34**	**0**	**33**	**0**	**1**	**0**	**0**	**0**	**0**	**0**	**0**	**0**	**0**	**4**	**11.8**	**1**	**2.9**	**0**	**0**	**72.4**	**79.2**
0900	26	0	20	1	4	0	0	0	0	1	0	0	0	2	7.7	2	7.7	2	7.7	70	76.7
1000	26	0	23	2	1	0	0	0	0	0	0	0	0	1	3.8	0	0	0	0	59.5	70.9
1100	21	1	14	2	3	0	0	0	1	0	0	0	0	3	14.3	2	9.5	1	4.8	65	78.5
1200	22	0	15	1	5	0	0	0	1	0	0	0	0	0	0	0	0	0	0	51.9	63.4
1300	18	0	12	2	2	1	0	0	0	1	0	0	0	1	5.6	1	5.6	0	0	56.5	69.1
1400	33	0	27	4	2	0	0	0	0	0	0	0	0	0	0	0	0	0	0	62.2	69.8
1500	21	0	13	6	1	0	0	0	0	1	0	0	0	1	4.8	0	0	0	0	52.6	69.8
1600	34	1	25	6	2	0	0	0	0	0	0	0	0	3	8.8	1	2.9	0	0	59.8	77.4
1700	28	1	22	4	0	0	0	0	0	1	0	0	0	2	7.1	2	7.1	1	3.6	61.1	75.6
1800	**40**	**0**	**29**	**5**	**6**	**0**	**0**	**0**	**0**	**0**	**0**	**0**	**0**	**2**	**5**	**0**	**0**	**0**	**0**	**63.1**	**75.2**
1900	23	0	19	1	3	0	0	0	0	0	0	0	0	3	13	0	0	0	0	60.9	70.9
2000	5	0	5	0	0	0	0	0	0	0	0	0	0	0	0	0	0	0	0	62	-
2100	20	0	20	0	0	0	0	0	0	0	0	0	0	1	5	0	0	0	0	66	73.1
2200	9	0	9	0	0	0	0	0	0	0	0	0	0	1	11.1	0	0	0	0	63.1	-
2300	7	0	7	0	0	0	0	0	0	0	0	0	0	1	14.3	0	0	0	0	62.3	-
07-19	**320**	**3**	**248**	**34**	**28**	**1**	**0**	**0**	**2**	**4**	**0**	**0**	**0**	**21**	**6.6**	**9**	**2.8**	**4**	**1.3**	**62.4**	**76.7**
06-22	**377**	**3**	**301**	**35**	**31**	**1**	**0**	**0**	**2**	**4**	**0**	**0**	**0**	**27**	**7.2**	**11**	**2.9**	**6**	**1.6**	**62.7**	**76.7**
06-00	**393**	**3**	**317**	**35**	**31**	**1**	**0**	**0**	**2**	**4**	**0**	**0**	**0**	**29**	**7.4**	**11**	**2.8**	**6**	**1.5**	**62.7**	**76.7**
00-00	**400**	**3**	**322**	**35**	**33**	**1**	**0**	**0**	**2**	**4**	**0**	**0**	**0**	**29**	**7.3**	**11**	**2.8**	**6**	**1.5**	**62.8**	**76.7**

DRAFT

Site 11
Location L-2203-0, att t/pole, Lat 53.56683, Long -6.72581
Direction South

3279 / Meath/Cavan/Monaghan ATC's
October 2013
Automatic Traffic Count

Fri, 11 October 2013

Time	Total	Classification												>PSL	>PSL%	>SL1	>SL1%	>SL2	>SL2%	Mean	Vpp
		1 MCL	2 SV	3 SVT	4 TB2	5 TB3	6 T4	7 ART3	8 ART4	9 ART5	10 ART6	11 BD	12 DRT	80	80	85 +5kph	85 +5kph	90 +10kph	90 +10kph		85
0000	1	0	1	0	0	0	0	0	0	0	0	0	0	0	0	0	0	0	0	54.9	-
0100	1	0	1	0	0	0	0	0	0	0	0	0	0	1	100	0	0	0	0	83.2	-
0200	3	0	3	0	0	0	0	0	0	0	0	0	0	1	33.3	0	0	0	0	79	-
0300	0	0	0	0	0	0	0	0	0	0	0	0	0	0	0	0	0	0	0	-	-
0400	0	0	0	0	0	0	0	0	0	0	0	0	0	0	0	0	0	0	0	-	-
0500	7	0	4	0	2	0	0	0	0	1	0	0	0	2	28.6	0	0	0	0	70.5	-
0600	3	0	3	0	0	0	0	0	0	0	0	0	0	1	33.3	1	33.3	1	33.3	83.1	-
0700	17	0	17	0	0	0	0	0	0	0	0	0	0	3	17.6	2	11.8	1	5.9	71.7	79.2
0800	**28**	**0**	**25**	**0**	**3**	**0**	**0**	**0**	**0**	**0**	**0**	**0**	**0**	**3**	**10.7**	**1**	**3.6**	**0**	**0**	**70.9**	**75.2**
0900	25	1	17	0	5	0	1	0	1	0	0	0	0	4	16	2	8	2	8	69.9	77.8
1000	18	0	15	2	1	0	0	0	0	0	0	0	0	6	33.3	2	11.1	1	5.6	68.5	83.5
1100	18	2	12	1	3	0	0	0	0	0	0	0	0	1	5.6	1	5.6	0	0	60.9	72
1200	24	1	18	2	3	0	0	0	0	0	0	0	0	4	16.7	1	4.2	0	0	66.8	77
1300	16	0	13	0	2	0	0	0	1	0	0	0	0	1	6.3	1	6.3	0	0	67.3	72
1400	25	0	20	1	4	0	0	0	0	0	0	0	0	1	4	0	0	0	0	65	74.2
1500	30	0	28	0	2	0	0	0	0	0	0	0	0	3	10	1	3.3	0	0	67.8	75.6
1600	36	0	27	3	3	0	2	0	0	1	0	0	0	3	8.3	0	0	0	0	64.8	76
1700	**40**	**0**	**32**	**2**	**4**	**0**	**0**	**0**	**1**	**1**	**0**	**0**	**0**	**5**	**12.5**	**2**	**5**	**0**	**0**	**70.1**	**76.3**
1800	28	0	22	1	5	0	0	0	0	0	0	0	0	7	25	3	10.7	0	0	71.8	83.2
1900	20	0	20	0	0	0	0	0	0	0	0	0	0	5	25	1	5	1	5	71.6	83.2
2000	7	0	7	0	0	0	0	0	0	0	0	0	0	0	0	0	0	0	0	68.2	-
2100	3	0	3	0	0	0	0	0	0	0	0	0	0	0	0	0	0	0	0	60.3	-
2200	7	0	5	0	2	0	0	0	0	0	0	0	0	1	14.3	1	14.3	1	14.3	70.6	-
2300	1	0	1	0	0	0	0	0	0	0	0	0	0	0	0	0	0	0	0	78.3	-
07-19	**305**	**4**	**246**	**12**	**35**	**0**	**3**	**0**	**3**	**2**	**0**	**0**	**0**	**41**	**13.4**	**16**	**5.2**	**4**	**1.3**	**68.1**	**78.1**
06-22	**338**	**4**	**279**	**12**	**35**	**0**	**3**	**0**	**3**	**2**	**0**	**0**	**0**	**47**	**13.9**	**18**	**5.3**	**6**	**1.8**	**68.4**	**79.2**
06-00	**346**	**4**	**285**	**12**	**37**	**0**	**3**	**0**	**3**	**2**	**0**	**0**	**0**	**48**	**13.9**	**19**	**5.5**	**7**	**2**	**68.4**	**79.2**
00-00	**358**	**4**	**294**	**12**	**39**	**0**	**3**	**0**	**3**	**3**	**0**	**0**	**0**	**52**	**14.5**	**19**	**5.3**	**7**	**2**	**68.6**	**79.2**

DRAFT

Site 11
Location L-2203-0, att t/pole, Lat 53.56683, Long -6.72581
Direction South

3279 / Meath/Cavan/Monaghan ATC's
October 2013
Automatic Traffic Count

Sat, 12 October 2013

Time	Total	Classification												>PSL	>PSL%	>SL1	>SL1%	>SL2	>SL2%	Mean	Vpp
		1 MCL	2 SV	3 SVT	4 TB2	5 TB3	6 T4	7 ART3	8 ART4	9 ART5	10 ART6	11 BD	12 DRT	80	80	85 +5kph	85 +5kph	90 +10kph	90 +10kph		85
0000	2	0	2	0	0	0	0	0	0	0	0	0	0	0	0	0	0	0	0	63	-
0100	4	0	4	0	0	0	0	0	0	0	0	0	0	1	25	0	0	0	0	74.2	-
0200	2	0	2	0	0	0	0	0	0	0	0	0	0	0	0	0	0	0	0	63.8	-
0300	1	0	1	0	0	0	0	0	0	0	0	0	0	0	0	0	0	0	0	68	-
0400	1	0	0	0	0	0	0	0	0	1	0	0	0	0	0	0	0	0	0	52.5	-
0500	5	0	3	0	2	0	0	0	0	0	0	0	0	2	40	1	20	0	0	76.4	-
0600	4	0	4	0	0	0	0	0	0	0	0	0	0	2	50	0	0	0	0	74.2	-
0700	3	0	3	0	0	0	0	0	0	0	0	0	0	1	33.3	0	0	0	0	71.1	-
0800	9	0	8	0	1	0	0	0	0	0	0	0	0	2	22.2	2	22.2	0	0	76.2	-
0900	22	1	18	0	1	0	0	0	0	2	0	0	0	3	13.6	2	9.1	1	4.5	67.9	79.2
1000	25	1	20	1	3	0	0	0	0	0	0	0	0	1	4	1	4	0	0	65.3	73.8
1100	**26**	**0**	**22**	**1**	**3**	**0**	**0**	**0**	**0**	**0**	**0**	**0**	**0**	**2**	**7.7**	**1**	**3.8**	**0**	**0**	**68.7**	**77.8**
1200	24	0	21	2	1	0	0	0	0	0	0	0	0	0	0	0	0	0	0	62.8	68.8
1300	25	2	19	1	2	0	0	0	0	0	1	0	0	3	12	1	4	0	0	64.6	77.8
1400	18	0	15	0	3	0	0	0	0	0	0	0	0	1	5.6	0	0	0	0	64.6	73.1
1500	**27**	**1**	**23**	**2**	**0**	**0**	**1**	**0**	**0**	**0**	**0**	**0**	**0**	**2**	**7.4**	**0**	**0**	**0**	**0**	**64.6**	**74.5**
1600	24	2	20	1	1	0	0	0	0	0	0	0	0	0	0	0	0	0	0	63.3	74.5
1700	16	0	15	0	0	0	0	0	0	1	0	0	0	3	18.8	1	6.3	0	0	69.4	80.3
1800	24	1	21	2	0	0	0	0	0	0	0	0	0	6	25	3	12.5	2	8.3	73	81.4
1900	6	0	6	0	0	0	0	0	0	0	0	0	0	1	16.7	0	0	0	0	62.8	-
2000	6	0	6	0	0	0	0	0	0	0	0	0	0	1	16.7	1	16.7	1	16.7	76.4	-
2100	6	0	6	0	0	0	0	0	0	0	0	0	0	2	33.3	1	16.7	1	16.7	76.7	-
2200	2	0	2	0	0	0	0	0	0	0	0	0	0	2	100	1	50	0	0	85.3	-
2300	3	0	3	0	0	0	0	0	0	0	0	0	0	0	0	0	0	0	0	62.2	-
07-19	**243**	**8**	**205**	**10**	**15**	**0**	**1**	**0**	**0**	**3**	**1**	**0**	**0**	**24**	**9.9**	**11**	**4.5**	**3**	**1.2**	**66.8**	**77.8**
06-22	**265**	**8**	**227**	**10**	**15**	**0**	**1**	**0**	**0**	**3**	**1**	**0**	**0**	**30**	**11.3**	**13**	**4.9**	**5**	**1.9**	**67.2**	**78.5**
06-00	**270**	**8**	**232**	**10**	**15**	**0**	**1**	**0**	**0**	**3**	**1**	**0**	**0**	**32**	**11.9**	**14**	**5.2**	**5**	**1.9**	**67.3**	**78.5**
00-00	**285**	**8**	**244**	**10**	**17**	**0**	**1**	**0**	**0**	**4**	**1**	**0**	**0**	**35**	**12.3**	**15**	**5.3**	**5**	**1.8**	**67.5**	**78.5**

DRAFT

Site 11
Location L-2203-0, att t/pole, Lat 53.56683, Long -6.72581
Direction South

3279 / Meath/Cavan/Monaghan ATC's
October 2013
Automatic Traffic Count

Sun, 13 October 2013

Time	Total	Classification												>PSL	>PSL%	>SL1	>SL1%	>SL2	>SL2%	Mean	Vpp
		1 MCL	2 SV	3 SVT	4 TB2	5 TB3	6 T4	7 ART3	8 ART4	9 ART5	10 ART6	11 BD	12 DRT	80	80	85 +5kph	85 +5kph	90 +10kph	90 +10kph		85
0000	0	0	0	0	0	0	0	0	0	0	0	0	0	0	0	0	0	0	0	-	-
0100	6	0	6	0	0	0	0	0	0	0	0	0	0	0	0	0	0	0	0	66.5	-
0200	0	0	0	0	0	0	0	0	0	0	0	0	0	0	0	0	0	0	0	-	-
0300	3	0	3	0	0	0	0	0	0	0	0	0	0	0	0	0	0	0	0	66.1	-
0400	0	0	0	0	0	0	0	0	0	0	0	0	0	0	0	0	0	0	0	-	-
0500	1	0	1	0	0	0	0	0	0	0	0	0	0	1	100	1	100	0	0	88.6	-
0600	3	0	2	0	1	0	0	0	0	0	0	0	0	1	33.3	0	0	0	0	68	-
0700	4	0	3	0	1	0	0	0	0	0	0	0	0	2	50	1	25	1	25	77.9	-
0800	6	2	4	0	0	0	0	0	0	0	0	0	0	2	33.3	1	16.7	0	0	60.1	-
0900	4	0	3	0	1	0	0	0	0	0	0	0	0	0	0	0	0	0	0	65.6	-
1000	10	0	10	0	0	0	0	0	0	0	0	0	0	2	20	1	10	0	0	68.7	-
1100	**18**	**1**	**16**	**1**	**0**	**0**	**0**	**0**	**0**	**0**	**0**	**0**	**0**	**2**	**11.1**	**1**	**5.6**	**0**	**0**	**62.8**	**77.8**
1200	15	0	14	0	1	0	0	0	0	0	0	0	0	0	0	0	0	0	0	67.2	74.5
1300	**32**	**0**	**27**	**5**	**0**	**0**	**0**	**0**	**0**	**0**	**0**	**0**	**0**	**4**	**12.5**	**2**	**6.3**	**1**	**3.1**	**64.3**	**77.4**
1400	21	0	21	0	0	0	0	0	0	0	0	0	0	1	4.8	0	0	0	0	69.1	74.2
1500	20	1	17	1	1	0	0	0	0	0	0	0	0	3	15	0	0	0	0	61.2	77.4
1600	21	0	20	0	1	0	0	0	0	0	0	0	0	3	14.3	2	9.5	0	0	66.1	79.2
1700	27	0	26	1	0	0	0	0	0	0	0	0	0	3	11.1	2	7.4	0	0	68.2	77.4
1800	18	1	16	1	0	0	0	0	0	0	0	0	0	3	16.7	1	5.6	1	5.6	66	79.2
1900	15	0	14	0	1	0	0	0	0	0	0	0	0	3	20	1	6.7	0	0	70.4	82.4
2000	15	0	13	2	0	0	0	0	0	0	0	0	0	1	6.7	0	0	0	0	69.5	77.8
2100	4	0	4	0	0	0	0	0	0	0	0	0	0	0	0	0	0	0	0	57.5	-
2200	2	0	1	0	1	0	0	0	0	0	0	0	0	0	0	0	0	0	0	73.3	-
2300	1	0	1	0	0	0	0	0	0	0	0	0	0	1	100	1	100	0	0	85.7	-
07-19	**196**	**5**	**177**	**9**	**5**	**0**	**0**	**0**	**0**	**0**	**0**	**0**	**0**	**25**	**12.8**	**11**	**5.6**	**3**	**1.5**	**65.9**	**79.2**
06-22	**233**	**5**	**210**	**11**	**7**	**0**	**0**	**0**	**0**	**0**	**0**	**0**	**0**	**30**	**12.9**	**12**	**5.2**	**3**	**1.3**	**66.3**	**78.8**
06-00	**236**	**5**	**212**	**11**	**8**	**0**	**0**	**0**	**0**	**0**	**0**	**0**	**0**	**31**	**13.1**	**13**	**5.5**	**3**	**1.3**	**66.4**	**79.2**
00-00	**246**	**5**	**222**	**11**	**8**	**0**	**0**	**0**	**0**	**0**	**0**	**0**	**0**	**32**	**13**	**14**	**5.7**	**3**	**1.2**	**66.5**	**78.8**

DRAFT

Site 11
Location L-2203-0, att t/pole, Lat 53.56683, Long -6.72581
Direction South

3279 / Meath/Cavan/Monaghan ATC's
October 2013
Automatic Traffic Count

Virtual Day (7)

Time	Total	Classification												>PSL	>PSL%	>SL1	>SL1%	>SL2	>SL2%	Mean	Vpp
		1 MCL	2 SV	3 SVT	4 TB2	5 TB3	6 T4	7 ART3	8 ART4	9 ART5	10 ART6	11 BD	12 DRT	80	80	85 +5kph	85 +5kph	90 +10kph	90 +10kph		85
0000	1	0	1	0	0	0	0	0	0	0	0	0	0	0	0	0	0	0	0	66	-
0100	2	0	2	0	0	0	0	0	0	0	0	0	0	0	15.4	0	0	0	0	71	-
0200	1	0	1	0	0	0	0	0	0	0	0	0	0	0	12.5	0	0	0	0	66.7	-
0300	1	0	1	0	0	0	0	0	0	0	0	0	0	0	0	0	0	0	0	68.9	-
0400	0	0	0	0	0	0	0	0	0	0	0	0	0	0	0	0	0	0	0	55.1	-
0500	4	0	2	0	1	0	0	0	0	0	0	0	0	1	19.2	0	7.7	0	0	67.7	-
0600	7	0	6	0	0	0	0	0	0	0	0	0	0	2	31.9	1	19.1	1	12.8	73.8	-
0700	13	0	12	0	1	0	0	0	0	0	0	0	0	3	19.1	1	9.6	1	6.4	70.8	82.1
0800	**27**	**0**	**25**	**0**	**2**	**0**	**0**	**0**	**0**	**0**	**0**	**0**	**0**	**3**	**9.9**	**1**	**3.6**	**0**	**0.5**	**70.4**	**78.5**
0900	24	0	19	0	3	0	0	0	0	1	0	0	0	2	10	1	5.3	1	2.9	69.3	78.5
1000	21	0	17	1	2	0	0	0	0	0	0	0	0	2	11	1	4.1	0	0.7	66	77.8
1100	20	1	16	1	2	0	0	0	0	0	0	0	0	1	7.3	1	3.6	0	0.7	64.1	76.3
1200	23	1	18	2	2	0	0	0	0	0	0	0	0	1	5.6	0	1.2	0	0	62.1	74.5
1300	21	0	17	1	1	0	0	0	0	0	0	0	0	2	9	1	4.1	0	1.4	64.1	77.8
1400	22	0	19	1	2	0	0	0	0	0	0	0	0	2	7.6	0	1.3	0	0	65	75.2
1500	23	0	18	2	2	0	0	0	0	0	0	0	0	2	6.9	0	1.9	0	0.6	62.5	75.6
1600	25	0	19	3	2	0	0	0	0	0	0	0	0	2	6.8	1	2.3	0	0	63.8	76
1700	**30**	**0**	**26**	**2**	**2**	**0**	**0**	**0**	**0**	**1**	**0**	**0**	**0**	**4**	**12.7**	**2**	**6.6**	**1**	**1.9**	**66.5**	**78.8**
1800	**30**	**1**	**25**	**3**	**2**	**0**	**0**	**0**	**0**	**0**	**0**	**0**	**0**	**4**	**13.8**	**2**	**7.1**	**1**	**1.9**	**66.4**	**79.2**
1900	19	0	17	0	1	0	0	0	0	0	0	0	0	2	12.3	0	2.3	0	1.5	65.6	78.5
2000	9	0	8	1	0	0	0	0	0	0	0	0	0	1	6.3	0	3.2	0	3.2	67.6	-
2100	9	0	9	0	0	0	0	0	0	0	0	0	0	1	9.1	0	4.5	0	1.5	67.6	-
2200	6	0	5	0	0	0	0	0	0	0	0	0	0	1	16.7	1	11.9	0	2.4	68.8	-
2300	3	0	3	0	0	0	0	0	0	0	0	0	0	0	16.7	0	5.6	0	0	68.2	-
07-19	**280**	**4**	**232**	**16**	**22**	**0**	**1**	**0**	**2**	**2**	**0**	**0**	**0**	**28**	**9.9**	**12**	**4.2**	**4**	**1.3**	**65.9**	**77.8**
06-22	**323**	**4**	**273**	**17**	**24**	**0**	**1**	**0**	**2**	**2**	**0**	**0**	**0**	**33**	**10.3**	**14**	**4.4**	**5**	**1.6**	**66.1**	**77.8**
06-00	**332**	**4**	**281**	**17**	**24**	**0**	**1**	**0**	**2**	**2**	**0**	**0**	**0**	**35**	**10.5**	**15**	**4.5**	**5**	**1.6**	**66.2**	**77.8**
00-00	**341**	**4**	**288**	**17**	**26**	**0**	**1**	**0**	**2**	**3**	**0**	**0**	**0**	**36**	**10.5**	**15**	**4.5**	**5**	**1.5**	**66.2**	**77.8**

DRAFT

Site 11
Location L-2203-0, att t/pole, Lat 53.56683, Long -6.72581
Direction South

3279 / Meath/Cavan/Monaghan ATC's
October 2013
Automatic Traffic Count

Virtual Week (1)

Time	Total	Classification												>PSL	>PSL%	>SL1	>SL1%	>SL2	>SL2%	Mean	Vpp
		1 MCL	2 SV	3 SVT	4 TB2	5 TB3	6 T4	7 ART3	8 ART4	9 ART5	10 ART6	11 BD	12 DRT	80	80	85 +5kph	85 +5kph	90 +10kph	90 +10kph		85
Mon	351	3	292	17	32	0	2	0	3	2	0	0	0	29	8.3	10	2.8	4	1.1	67.8	77.4
Tue	360	3	319	6	27	0	0	0	1	3	1	0	0	37	10.3	17	4.7	5	1.4	67.6	77.8
Wed	389	3	323	29	25	1	2	0	3	3	0	0	0	38	9.8	21	5.4	7	1.8	63.9	77.4
Thu	400	3	322	35	33	1	0	0	2	4	0	0	0	29	7.3	11	2.8	6	1.5	62.8	76.7
Fri	358	4	294	12	39	0	3	0	3	3	0	0	0	52	14.5	19	5.3	7	2	68.6	79.2
| Sat	285	8	244	10	17	0	1	0	0	4	1	0	0	35	12.3	15	5.3	5	1.8	67.5	78.5
| Sun	246	5	222	11	8	0	0	0	0	0	0	0	0	32	13	14	5.7	3	1.2	66.5	78.8
5 Day Ave.	**372**	**3**	**310**	**20**	**31**	**0**	**1**	**0**	**2**	**3**	**0**	**0**	**0**	**37**	**9.9**	**16**	**4.3**	**6**	**1.6**	**66.1**	**77.7**
7 Day Ave.	**341**	**4**	**288**	**17**	**26**	**0**	**1**	**0**	**2**	**3**	**0**	**0**	**0**	**36**	**10.5**	**15**	**4.5**	**5**	**1.5**	**66.2**	**77.8**
--	**2389**	**29**	**2016**	**120**	**181**	**2**	**8**	**0**	**12**	**19**	**2**	**0**	**0**	**252**	**10.5**	**107**	**4.5**	**37**	**1.5**	**66.2**	**77.8**

Summary Graphs

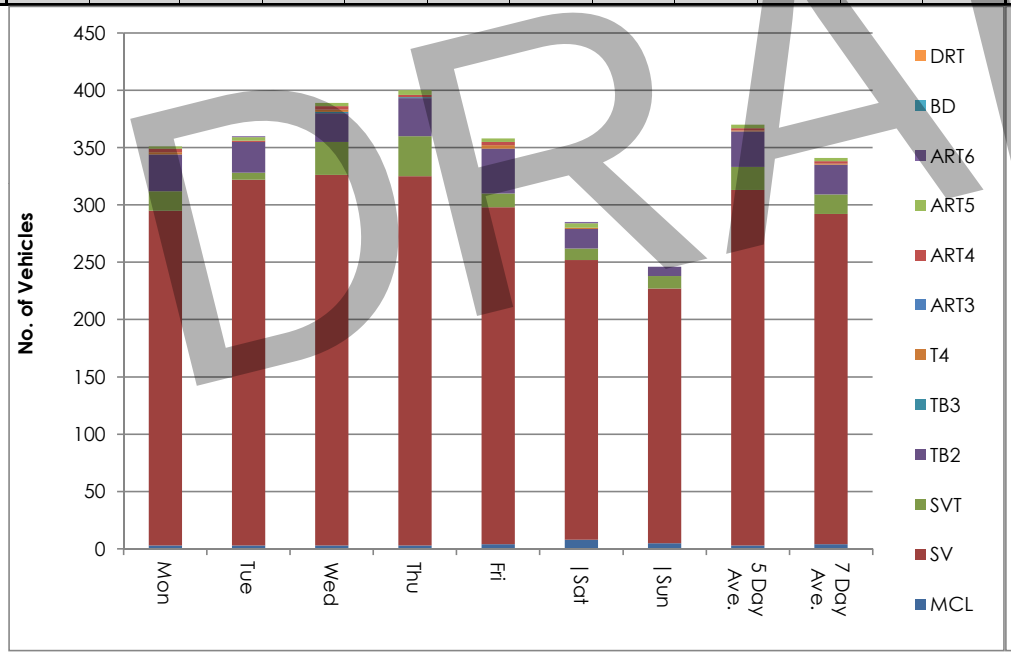

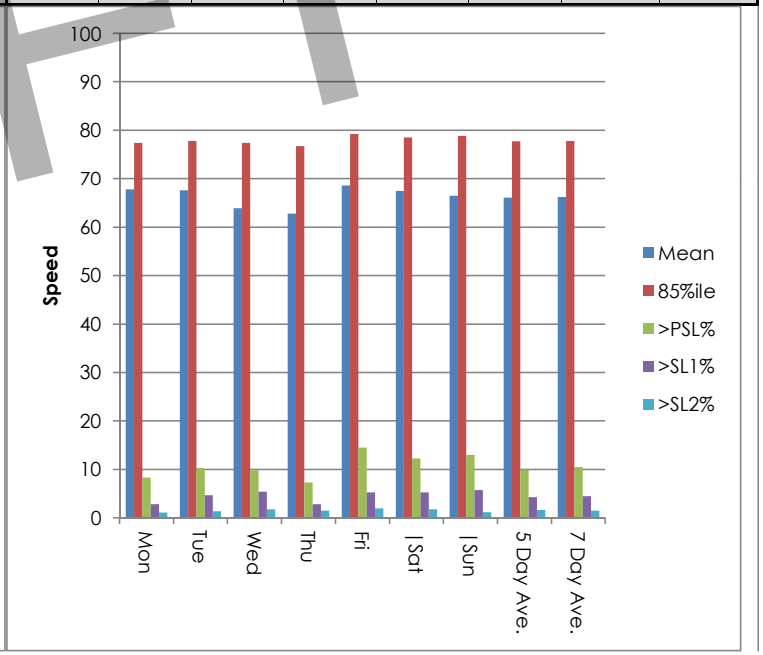

DRAFT

Site 11
Location L-2203-0, att t/pole, Lat 53.56683, Long -6.72581
Direction South

3279 / Meath/Cavan/Monaghan ATC's
October 2013
Automatic Traffic Count

Mon, 7 October 2013

Time	Total	Speed Bins (km/h)																											
		0 - 5	5 - 10	10 - 15	15 - 20	20 - 25	25 - 30	30 - 35	35 - 40	40 - 45	45 - 50	50 - 55	55 - 60	60 - 65	65 - 70	70 - 75	75 - 80	80 - 85	85 - 90	90 - 95	95 - 100	100 - 105	105 - 110	110 - 115	115 - 120	120 - 125	125 - 130	130 - 135	135 - 140
0000	2	0	0	0	0	0	0	0	0	0	0	0	0	0	1	0	1	0	0	0	0	0	0	0	0	0	0	0	0
0100	1	0	0	0	0	0	0	0	0	0	0	0	0	0	1	0	0	0	0	0	0	0	0	0	0	0	0	0	0
0200	1	0	0	0	0	0	0	0	0	0	0	0	1	0	0	0	0	0	0	0	0	0	0	0	0	0	0	0	0
0300	2	0	0	0	0	0	0	0	0	0	0	0	0	0	1	0	1	0	0	0	0	0	0	0	0	0	0	0	0
0400	1	0	0	0	0	0	0	0	0	0	0	0	1	0	0	0	0	0	0	0	0	0	0	0	0	0	0	0	0
0500	2	0	0	0	0	0	0	0	1	0	0	0	0	0	0	1	0	0	0	0	0	0	0	0	0	0	0	0	0
0600	9	0	0	0	0	0	0	0	0	0	1	0	0	1	2	2	1	1	1	0	0	0	0	0	0	0	0	0	0
0700	17	0	0	0	0	0	0	0	0	0	0	0	0	6	3	4	2	1	0	1	0	0	0	0	0	0	0	0	0
0800	**35**	**0**	**0**	**0**	**0**	**0**	**0**	**0**	**0**	**0**	**1**	**0**	**0**	**5**	**8**	**10**	**10**	**1**	**0**	**0**	**0**	**0**	**0**	**0**	**0**	**0**	**0**	**0**	**0**
0900	33	0	0	0	0	0	0	0	1	0	0	1	4	3	9	6	7	2	0	0	0	0	0	0	0	0	0	0	0
1000	24	0	0	0	0	0	0	0	0	1	0	1	3	5	4	6	1	2	1	0	0	0	0	0	0	0	0	0	0
1100	23	0	2	0	0	0	1	1	0	0	3	2	1	3	3	2	3	2	0	0	0	0	0	0	0	0	0	0	0
1200	**29**	**0**	**0**	**0**	**0**	**0**	**2**	**1**	**0**	**1**	**2**	**2**	**0**	**3**	**6**	**7**	**4**	**1**	**0**	**0**	**0**	**0**	**0**	**0**	**0**	**0**	**0**	**0**	**0**
1300	19	0	0	0	0	0	0	0	0	0	0	1	2	3	4	3	5	1	0	0	0	0	0	0	0	0	0	0	0
1400	16	0	0	0	0	0	0	0	0	0	1	2	2	2	1	3	1	4	0	0	0	0	0	0	0	0	0	0	0
1500	23	0	0	0	0	0	0	1	0	0	0	4	2	2	3	5	5	0	0	1	0	0	0	0	0	0	0	0	0
1600	21	0	0	0	0	0	0	0	0	0	1	2	2	1	3	7	3	1	1	0	0	0	0	0	0	0	0	0	0
1700	20	0	0	0	0	0	0	0	0	0	0	0	0	2	5	8	2	2	0	1	0	0	0	0	0	0	0	0	0
1800	**29**	**0**	**0**	**0**	**0**	**0**	**0**	**0**	**0**	**0**	**0**	**0**	**3**	**2**	**4**	**12**	**6**	**0**	**2**	**0**	**0**	**0**	**0**	**0**	**0**	**0**	**0**	**0**	**0**
1900	24	0	0	0	0	0	0	0	0	0	2	1	2	4	7	5	2	1	0	0	0	0	0	0	0	0	0	0	0
2000	7	0	0	0	0	0	0	0	0	0	0	1	0	0	0	4	1	0	0	0	0	1	0	0	0	0	0	0	0
2100	5	0	0	0	0	0	0	0	0	0	0	0	0	2	1	1	1	0	0	0	0	0	0	0	0	0	0	0	0
2200	7	0	0	0	0	0	0	0	0	0	0	0	2	2	2	0	0	0	1	0	0	0	0	0	0	0	0	0	0
2300	1	0	0	0	0	0	0	0	0	0	0	0	0	0	1	0	0	0	0	0	0	0	0	0	0	0	0	0	0
07-19	**289**	**0**	**2**	**0**	**0**	**0**	**3**	**3**	**1**	**2**	**8**	**15**	**19**	**37**	**53**	**73**	**49**	**17**	**4**	**3**	**0**	**0**	**0**	**0**	**0**	**0**	**0**	**0**	**0**
06-22	**334**	**0**	**2**	**0**	**0**	**0**	**3**	**3**	**1**	**2**	**11**	**17**	**21**	**44**	**63**	**85**	**54**	**19**	**5**	**3**	**0**	**1**	**0**	**0**	**0**	**0**	**0**	**0**	**0**
06-00	**342**	**0**	**2**	**0**	**0**	**0**	**3**	**3**	**1**	**2**	**11**	**17**	**23**	**46**	**66**	**85**	**54**	**19**	**6**	**3**	**0**	**1**	**0**	**0**	**0**	**0**	**0**	**0**	**0**
00-00	**351**	**0**	**2**	**0**	**0**	**0**	**3**	**3**	**2**	**2**	**11**	**17**	**25**	**46**	**69**	**86**	**56**	**19**	**6**	**3**	**0**	**1**	**0**	**0**	**0**	**0**	**0**	**0**	**0**

DRAFT

Site 11
Location L-2203-0, att t/pole, Lat 53.56683, Long -6.72581
Direction South

3279 / Meath/Cavan/Monaghan ATC's
October 2013
Automatic Traffic Count

Tue, 8 October 2013

Time	Total	Speed Bins (km/h)																											
		0 - 5	5 - 10	10 - 15	15 - 20	20 - 25	25 - 30	30 - 35	35 - 40	40 - 45	45 - 50	50 - 55	55 - 60	60 - 65	65 - 70	70 - 75	75 - 80	80 - 85	85 - 90	90 - 95	95 - 100	100 - 105	105 - 110	110 - 115	115 - 120	120 - 125	125 - 130	130 - 135	135 - 140
0000	1	0	0	0	0	0	0	0	0	0	0	1	0	0	0	0	0	0	0	0	0	0	0	0	0	0	0	0	0
0100	1	0	0	0	0	0	0	0	0	0	0	0	0	0	0	0	1	0	0	0	0	0	0	0	0	0	0	0	0
0200	1	0	0	0	0	0	0	0	0	0	1	0	0	0	0	0	0	0	0	0	0	0	0	0	0	0	0	0	0
0300	1	0	0	0	0	0	0	0	0	0	0	0	0	0	0	1	0	0	0	0	0	0	0	0	0	0	0	0	0
0400	0	0	0	0	0	0	0	0	0	0	0	0	0	0	0	0	0	0	0	0	0	0	0	0	0	0	0	0	0
0500	3	0	0	0	0	0	0	0	0	0	0	0	1	0	1	1	0	0	0	0	0	0	0	0	0	0	0	0	0
0600	9	0	0	0	0	0	0	0	0	0	0	0	1	0	0	1	3	2	1	1	0	0	0	0	0	0	0	0	0
0700	19	0	0	0	0	0	0	0	0	0	1	1	0	6	6	1	1	0	2	1	0	0	0	0	0	0	0	0	0
0800	**38**	**0**	**0**	**0**	**0**	**0**	**0**	**0**	**0**	**0**	**0**	**6**	**4**	**4**	**5**	**11**	**5**	**2**	**0**	**1**	**0**	**0**	**0**	**0**	**0**	**0**	**0**	**0**	**0**
0900	34	0	0	0	0	0	0	0	0	0	1	2	2	5	7	3	9	3	2	0	0	0	0	0	0	0	0	0	0
1000	23	0	0	0	0	0	0	1	0	0	1	1	2	3	4	3	6	2	0	0	0	0	0	0	0	0	0	0	0
1100	14	0	0	0	0	0	0	0	0	0	1	1	0	4	2	2	4	0	0	0	0	0	0	0	0	0	0	0	0
1200	20	0	0	0	0	1	1	1	1	0	0	2	2	4	3	1	2	2	0	0	0	0	0	0	0	0	0	0	0
1300	13	0	0	0	0	0	1	0	1	0	0	0	2	0	2	1	6	0	0	0	0	0	0	0	0	0	0	0	0
1400	24	0	0	0	0	0	0	0	0	0	1	3	1	3	4	7	2	2	1	0	0	0	0	0	0	0	0	0	0
1500	15	0	0	0	0	0	0	0	0	0	1	1	3	1	5	1	2	0	1	0	0	0	0	0	0	0	0	0	0
1600	16	0	0	0	0	0	0	0	0	1	0	1	1	2	2	5	3	1	0	0	0	0	0	0	0	0	0	0	0
1700	26	0	0	0	0	0	0	0	0	0	0	1	2	2	7	8	1	2	2	0	1	0	0	0	0	0	0	0	0
1800	**38**	**0**	**0**	**0**	**0**	**0**	**0**	**1**	**0**	**2**	**2**	**1**	**4**	**3**	**14**	**6**	**2**	**1**	**2**	**0**	**0**	**0**	**0**	**0**	**0**	**0**	**0**	**0**	**0**
1900	22	0	0	0	0	0	0	0	0	0	1	3	2	2	8	0	3	2	0	0	0	1	0	0	0	0	0	0	0
2000	13	0	0	0	0	0	0	0	0	0	1	0	2	4	2	1	2	1	0	0	0	0	0	0	0	0	0	0	0
2100	17	0	0	0	0	0	0	0	0	0	1	3	2	2	2	1	5	0	1	0	0	0	0	0	0	0	0	0	0
2200	9	0	0	0	0	0	0	0	0	0	0	0	1	1	4	1	2	0	0	0	0	0	0	0	0	0	0	0	0
2300	3	0	0	0	0	0	0	0	0	0	0	0	1	0	0	1	1	0	0	0	0	0	0	0	0	0	0	0	0
07-19	**280**	**0**	**0**	**0**	**0**	**1**	**2**	**3**	**2**	**3**	**8**	**20**	**23**	**37**	**61**	**49**	**43**	**15**	**10**	**2**	**1**	**0**	**0**	**0**	**0**	**0**	**0**	**0**	**0**
06-22	**341**	**0**	**0**	**0**	**0**	**1**	**2**	**3**	**2**	**3**	**11**	**26**	**30**	**45**	**73**	**52**	**56**	**20**	**12**	**3**	**1**	**1**	**0**	**0**	**0**	**0**	**0**	**0**	**0**
06-00	**353**	**0**	**0**	**0**	**0**	**1**	**2**	**3**	**2**	**3**	**11**	**26**	**32**	**46**	**77**	**54**	**59**	**20**	**12**	**3**	**1**	**1**	**0**	**0**	**0**	**0**	**0**	**0**	**0**
00-00	**360**	**0**	**0**	**0**	**0**	**1**	**2**	**3**	**2**	**3**	**12**	**27**	**33**	**46**	**78**	**56**	**60**	**20**	**12**	**3**	**1**	**1**	**0**	**0**	**0**	**0**	**0**	**0**	**0**

DRAFT

Site 11
Location L-2203-0, att t/pole, Lat 53.56683, Long -6.72581
Direction South

3279 / Meath/Cavan/Monaghan ATC's
October 2013
Automatic Traffic Count

Wed, 9 October 2013

Time	Total	Speed Bins (km/h)																											
		0 - 5	5 - 10	10 - 15	15 - 20	20 - 25	25 - 30	30 - 35	35 - 40	40 - 45	45 - 50	50 - 55	55 - 60	60 - 65	65 - 70	70 - 75	75 - 80	80 - 85	85 - 90	90 - 95	95 - 100	100 - 105	105 - 110	110 - 115	115 - 120	120 - 125	125 - 130	130 - 135	135 - 140
0000	2	0	0	0	0	0	0	0	0	0	0	0	0	0	1	1	0	0	0	0	0	0	0	0	0	0	0	0	0
0100	0	0	0	0	0	0	0	0	0	0	0	0	0	0	0	0	0	0	0	0	0	0	0	0	0	0	0	0	0
0200	0	0	0	0	0	0	0	0	0	0	0	0	0	0	0	0	0	0	0	0	0	0	0	0	0	0	0	0	0
0300	0	0	0	0	0	0	0	0	0	0	0	0	0	0	0	0	0	0	0	0	0	0	0	0	0	0	0	0	0
0400	0	0	0	0	0	0	0	0	0	0	0	0	0	0	0	0	0	0	0	0	0	0	0	0	0	0	0	0	0
0500	3	0	0	0	0	0	0	1	0	0	0	0	0	1	1	0	0	0	0	0	0	0	0	0	0	0	0	0	0
0600	10	0	0	0	0	0	0	0	0	0	1	0	2	0	1	2	1	0	1	1	1	0	0	0	0	0	0	0	0
0700	17	0	0	0	0	0	0	0	0	0	0	0	2	4	4	1	1	3	0	1	0	1	0	0	0	0	0	0	0
0800	**42**	**0**	**0**	**0**	**1**	**0**	**0**	**0**	**0**	**1**	**2**	**0**	**0**	**2**	**4**	**20**	**8**	**3**	**1**	**0**	**0**	**0**	**0**	**0**	**0**	**0**	**0**	**0**	**0**
0900	26	0	0	0	0	0	0	0	0	0	0	0	2	6	9	1	7	0	1	0	0	0	0	0	0	0	0	0	0
1000	19	0	0	0	0	1	0	0	0	0	0	0	2	4	1	3	7	0	1	0	0	0	0	0	0	0	0	0	0
1100	17	0	0	0	0	0	0	0	0	0	0	1	1	6	3	5	1	0	0	0	0	0	0	0	0	0	0	0	0
1200	27	0	0	0	0	0	0	0	0	0	2	4	4	6	4	3	2	1	1	0	0	0	0	0	0	0	0	0	0
1300	22	0	0	0	0	0	0	2	0	1	0	5	1	2	4	2	2	2	0	1	0	0	0	0	0	0	0	0	0
1400	20	0	0	0	0	1	0	1	1	1	1	4	1	1	2	2	3	1	1	0	0	0	0	0	0	0	0	0	0
1500	23	0	0	0	0	1	0	0	0	3	4	2	3	2	3	3	2	0	0	0	0	0	0	0	0	0	0	0	0
1600	24	0	0	0	0	0	0	0	5	3	0	0	2	5	2	5	2	0	0	0	0	0	0	0	0	0	0	0	0
1700	**55**	**0**	**0**	**0**	**0**	**0**	**1**	**3**	**5**	**4**	**1**	**5**	**6**	**8**	**7**	**6**	**3**	**3**	**2**	**1**	**0**	**0**	**0**	**0**	**0**	**0**	**0**	**0**	**0**
1800	33	0	0	0	0	0	0	1	4	9	0	0	1	5	3	4	0	2	3	1	0	0	0	0	0	0	0	0	0
1900	20	0	0	0	0	1	1	0	1	1	0	1	2	6	4	2	1	0	0	0	0	0	0	0	0	0	0	0	0
2000	10	0	0	0	0	0	0	0	1	0	1	0	2	2	3	1	0	0	0	0	0	0	0	0	0	0	0	0	0
2100	11	0	0	0	0	0	0	0	0	0	0	1	0	0	2	4	2	1	1	0	0	0	0	0	0	0	0	0	0
2200	6	0	0	0	0	0	0	0	0	0	0	0	2	0	2	0	0	0	2	0	0	0	0	0	0	0	0	0	0
2300	2	0	0	0	0	0	0	0	0	0	0	0	0	0	0	0	1	1	0	0	0	0	0	0	0	0	0	0	0
07-19	**325**	**0**	**0**	**0**	**1**	**3**	**1**	**7**	**15**	**22**	**10**	**21**	**25**	**51**	**46**	**55**	**38**	**15**	**10**	**4**	**0**	**1**	**0**	**0**	**0**	**0**	**0**	**0**	**0**
06-22	**376**	**0**	**0**	**0**	**1**	**4**	**2**	**7**	**17**	**23**	**12**	**23**	**31**	**59**	**56**	**64**	**42**	**16**	**12**	**5**	**1**	**1**	**0**	**0**	**0**	**0**	**0**	**0**	**0**
06-00	**384**	**0**	**0**	**0**	**1**	**4**	**2**	**7**	**17**	**23**	**12**	**23**	**33**	**59**	**58**	**64**	**43**	**17**	**14**	**5**	**1**	**1**	**0**	**0**	**0**	**0**	**0**	**0**	**0**
00-00	**389**	**0**	**0**	**0**	**1**	**4**	**2**	**8**	**17**	**23**	**12**	**23**	**33**	**60**	**60**	**65**	**43**	**17**	**14**	**5**	**1**	**1**	**0**	**0**	**0**	**0**	**0**	**0**	**0**

DRAFT

Site 11
Location L-2203-0, att t/pole, Lat 53.56683, Long -6.72581
Direction South

3279 / Meath/Cavan/Monaghan ATC's
October 2013
Automatic Traffic Count

Thu, 10 October 2013

Time	Total	Speed Bins (km/h)																											
		0 - 5	5 - 10	10 - 15	15 - 20	20 - 25	25 - 30	30 - 35	35 - 40	40 - 45	45 - 50	50 - 55	55 - 60	60 - 65	65 - 70	70 - 75	75 - 80	80 - 85	85 - 90	90 - 95	95 - 100	100 - 105	105 - 110	110 - 115	115 - 120	120 - 125	125 - 130	130 - 135	135 - 140
0000	1	0	0	0	0	0	0	0	0	0	0	0	0	0	0	1	0	0	0	0	0	0	0	0	0	0	0	0	0
0100	0	0	0	0	0	0	0	0	0	0	0	0	0	0	0	0	0	0	0	0	0	0	0	0	0	0	0	0	0
0200	1	0	0	0	0	0	0	0	0	0	0	0	0	0	1	0	0	0	0	0	0	0	0	0	0	0	0	0	0
0300	0	0	0	0	0	0	0	0	0	0	0	0	0	0	0	0	0	0	0	0	0	0	0	0	0	0	0	0	0
0400	0	0	0	0	0	0	0	0	0	0	0	0	0	0	0	0	0	0	0	0	0	0	0	0	0	0	0	0	0
0500	5	0	0	0	0	0	0	0	0	0	0	1	0	2	0	1	1	0	0	0	0	0	0	0	0	0	0	0	0
0600	9	0	0	0	0	0	0	0	0	0	0	2	1	0	1	1	2	0	0	1	1	0	0	0	0	0	0	0	0
0700	17	0	0	0	0	0	0	0	0	0	0	0	1	3	5	4	2	2	0	0	0	0	0	0	0	0	0	0	0
0800	**34**	**0**	**0**	**0**	**0**	**0**	**0**	**0**	**0**	**0**	**0**	**1**	**0**	**3**	**10**	**7**	**9**	**3**	**1**	**0**	**0**	**0**	**0**	**0**	**0**	**0**	**0**	**0**	**0**
0900	26	0	0	0	0	0	0	0	0	0	0	0	5	3	3	10	3	0	0	2	0	0	0	0	0	0	0	0	0
1000	26	0	0	0	0	0	0	2	0	1	2	3	6	3	4	2	2	1	0	0	0	0	0	0	0	0	0	0	0
1100	21	0	0	0	0	0	1	0	0	0	1	4	3	1	3	2	3	1	1	1	0	0	0	0	0	0	0	0	0
1200	22	0	0	0	1	0	0	1	3	3	0	3	3	6	1	1	0	0	0	0	0	0	0	0	0	0	0	0	0
1300	18	0	0	0	0	0	2	0	1	2	1	1	3	2	3	1	1	0	1	0	0	0	0	0	0	0	0	0	0
1400	33	0	0	0	0	0	0	1	1	0	1	2	5	12	6	3	2	0	0	0	0	0	0	0	0	0	0	0	0
1500	21	0	0	0	0	0	0	3	4	3	1	1	1	1	3	2	1	1	0	0	0	0	0	0	0	0	0	0	0
1600	34	0	0	0	0	0	1	2	3	3	2	2	1	4	6	4	3	2	1	0	0	0	0	0	0	0	0	0	0
1700	28	0	0	0	0	0	0	3	1	2	1	3	1	3	5	4	3	0	1	1	0	0	0	0	0	0	0	0	0
1800	**40**	**0**	**0**	**0**	**0**	**0**	**0**	**0**	**3**	**4**	**1**	**0**	**6**	**8**	**2**	**8**	**6**	**2**	**0**	**0**	**0**	**0**	**0**	**0**	**0**	**0**	**0**	**0**	**0**
1900	23	0	0	0	0	0	1	0	0	0	3	3	6	2	2	3	0	3	0	0	0	0	0	0	0	0	0	0	0
2000	5	0	0	0	0	0	0	0	0	0	0	2	0	0	2	1	0	0	0	0	0	0	0	0	0	0	0	0	0
2100	20	0	0	0	0	0	0	0	0	0	0	3	2	4	6	2	2	1	0	0	0	0	0	0	0	0	0	0	0
2200	9	0	0	0	0	0	0	1	0	0	0	1	0	4	0	2	0	1	0	0	0	0	0	0	0	0	0	0	0
2300	7	0	0	0	0	0	0	0	0	1	0	1	1	1	1	1	0	1	0	0	0	0	0	0	0	0	0	0	0
07-19	**320**	**0**	**0**	**0**	**1**	**0**	**4**	**12**	**16**	**18**	**10**	**20**	**35**	**49**	**51**	**48**	**35**	**12**	**5**	**4**	**0**	**0**	**0**	**0**	**0**	**0**	**0**	**0**	**0**
06-22	**377**	**0**	**0**	**0**	**1**	**0**	**5**	**12**	**16**	**18**	**13**	**30**	**44**	**55**	**62**	**55**	**39**	**16**	**5**	**5**	**1**	**0**	**0**	**0**	**0**	**0**	**0**	**0**	**0**
06-00	**393**	**0**	**0**	**0**	**1**	**0**	**5**	**13**	**16**	**19**	**13**	**32**	**45**	**60**	**63**	**58**	**39**	**18**	**5**	**5**	**1**	**0**	**0**	**0**	**0**	**0**	**0**	**0**	**0**
00-00	**400**	**0**	**0**	**0**	**1**	**0**	**5**	**13**	**16**	**19**	**13**	**33**	**45**	**62**	**64**	**60**	**40**	**18**	**5**	**5**	**1**	**0**	**0**	**0**	**0**	**0**	**0**	**0**	**0**

DRAFT

Site 11
Location L-2203-0, att t/pole, Lat 53.56683, Long -6.72581
Direction South

3279 / Meath/Cavan/Monaghan ATC's
October 2013
Automatic Traffic Count

Fri, 11 October 2013

Time	Total	Speed Bins (km/h)																											
		0 - 5	5 - 10	10 - 15	15 - 20	20 - 25	25 - 30	30 - 35	35 - 40	40 - 45	45 - 50	50 - 55	55 - 60	60 - 65	65 - 70	70 - 75	75 - 80	80 - 85	85 - 90	90 - 95	95 - 100	100 - 105	105 - 110	110 - 115	115 - 120	120 - 125	125 - 130	130 - 135	135 - 140
0000	1	0	0	0	0	0	0	0	0	0	0	1	0	0	0	0	0	0	0	0	0	0	0	0	0	0	0	0	0
0100	1	0	0	0	0	0	0	0	0	0	0	0	0	0	0	0	0	1	0	0	0	0	0	0	0	0	0	0	0
0200	3	0	0	0	0	0	0	0	0	0	0	0	0	0	0	0	2	1	0	0	0	0	0	0	0	0	0	0	0
0300	0	0	0	0	0	0	0	0	0	0	0	0	0	0	0	0	0	0	0	0	0	0	0	0	0	0	0	0	0
0400	0	0	0	0	0	0	0	0	0	0	0	0	0	0	0	0	0	0	0	0	0	0	0	0	0	0	0	0	0
0500	7	0	0	0	0	0	0	0	0	0	0	1	0	1	1	2	0	2	0	0	0	0	0	0	0	0	0	0	0
0600	3	0	0	0	0	0	0	0	0	0	0	0	0	0	0	1	1	0	0	0	1	0	0	0	0	0	0	0	0
0700	17	0	0	0	0	0	0	0	0	0	0	2	1	2	3	0	6	1	1	1	0	0	0	0	0	0	0	0	0
0800	**28**	**0**	**0**	**0**	**0**	**0**	**0**	**0**	**0**	**0**	**0**	**1**	**1**	**2**	**7**	**11**	**3**	**2**	**1**	**0**	**0**	**0**	**0**	**0**	**0**	**0**	**0**	**0**	**0**
0900	25	0	0	0	0	0	0	0	0	0	1	1	1	5	5	6	2	2	0	2	0	0	0	0	0	0	0	0	0
1000	18	0	0	0	0	0	0	0	0	1	2	1	2	2	1	1	2	4	1	1	0	0	0	0	0	0	0	0	0
1100	18	0	0	0	0	0	1	1	0	1	0	1	2	4	2	5	0	0	1	0	0	0	0	0	0	0	0	0	0
1200	24	0	0	0	0	0	1	0	1	1	0	0	0	4	7	4	2	3	1	0	0	0	0	0	0	0	0	0	0
1300	16	0	0	0	0	0	0	0	0	0	0	1	3	1	4	5	1	0	1	0	0	0	0	0	0	0	0	0	0
1400	25	0	0	0	0	0	1	0	0	0	0	2	2	6	7	3	3	1	0	0	0	0	0	0	0	0	0	0	0
1500	30	0	0	0	0	0	0	0	0	1	2	2	2	2	6	8	4	2	1	0	0	0	0	0	0	0	0	0	0
1600	36	0	0	0	0	0	0	0	1	0	2	3	2	10	11	1	3	3	0	0	0	0	0	0	0	0	0	0	0
1700	**40**	**0**	**0**	**0**	**0**	**0**	**0**	**0**	**0**	**1**	**1**	**0**	**3**	**3**	**8**	**16**	**3**	**3**	**2**	**0**	**0**	**0**	**0**	**0**	**0**	**0**	**0**	**0**	**0**
1800	28	0	0	0	0	0	0	0	0	0	0	1	1	6	6	4	3	4	3	0	0	0	0	0	0	0	0	0	0
1900	20	0	0	0	0	0	0	0	0	0	0	2	0	3	5	4	1	4	0	1	0	0	0	0	0	0	0	0	0
2000	7	0	0	0	0	0	0	0	0	0	0	0	0	2	2	2	1	0	0	0	0	0	0	0	0	0	0	0	0
2100	3	0	0	0	0	0	0	0	0	0	0	1	0	1	1	0	0	0	0	0	0	0	0	0	0	0	0	0	0
2200	7	0	0	0	0	0	0	0	0	0	0	0	1	2	2	0	1	0	0	0	1	0	0	0	0	0	0	0	0
2300	1	0	0	0	0	0	0	0	0	0	0	0	0	0	0	0	1	0	0	0	0	0	0	0	0	0	0	0	0
07-19	**305**	**0**	**0**	**0**	**0**	**0**	**3**	**1**	**2**	**5**	**8**	**15**	**20**	**47**	**67**	**64**	**32**	**25**	**12**	**4**	**0**	**0**	**0**	**0**	**0**	**0**	**0**	**0**	**0**
06-22	**338**	**0**	**0**	**0**	**0**	**0**	**3**	**1**	**2**	**5**	**8**	**18**	**20**	**53**	**75**	**71**	**35**	**29**	**12**	**5**	**1**	**0**	**0**	**0**	**0**	**0**	**0**	**0**	**0**
06-00	**346**	**0**	**0**	**0**	**0**	**0**	**3**	**1**	**2**	**5**	**8**	**18**	**21**	**55**	**77**	**71**	**37**	**29**	**12**	**5**	**2**	**0**	**0**	**0**	**0**	**0**	**0**	**0**	**0**
00-00	**358**	**0**	**0**	**0**	**0**	**0**	**3**	**1**	**2**	**5**	**8**	**20**	**21**	**56**	**78**	**73**	**39**	**33**	**12**	**5**	**2**	**0**	**0**	**0**	**0**	**0**	**0**	**0**	**0**

DRAFT

Site 11
Location L-2203-0, att t/pole, Lat 53.56683, Long -6.72581
Direction South

3279 / Meath/Cavan/Monaghan ATC's
October 2013
Automatic Traffic Count

Sat, 12 October 2013

Time	Total	Speed Bins (km/h)																												
		0 - 5	5 - 10	10 - 15	15 - 20	20 - 25	25 - 30	30 - 35	35 - 40	40 - 45	45 - 50	50 - 55	55 - 60	60 - 65	65 - 70	70 - 75	75 - 80	80 - 85	85 - 90	90 - 95	95 - 100	100 - 105	105 - 110	110 - 115	115 - 120	120 - 125	125 - 130	130 - 135	135 - 140
0000	2	0	0	0	0	0	0	0	0	0	0	0	1	0	1	0	0	0	0	0	0	0	0	0	0	0	0	0	0	0
0100	4	0	0	0	0	0	0	0	0	0	0	0	0	0	1	1	1	1	0	0	0	0	0	0	0	0	0	0	0	0
0200	2	0	0	0	0	0	0	0	0	0	0	0	0	1	1	0	0	0	0	0	0	0	0	0	0	0	0	0	0	0
0300	1	0	0	0	0	0	0	0	0	0	0	0	0	0	1	0	0	0	0	0	0	0	0	0	0	0	0	0	0	0
0400	1	0	0	0	0	0	0	0	0	0	0	1	0	0	0	0	0	0	0	0	0	0	0	0	0	0	0	0	0	0
0500	5	0	0	0	0	0	0	0	0	0	0	0	0	0	1	2	0	1	1	0	0	0	0	0	0	0	0	0	0	0
0600	4	0	0	0	0	0	0	0	0	0	0	0	0	1	0	1	0	2	0	0	0	0	0	0	0	0	0	0	0	0
0700	3	0	0	0	0	0	0	0	0	0	0	0	0	1	1	0	0	1	0	0	0	0	0	0	0	0	0	0	0	0
0800	9	0	0	0	0	0	0	0	0	0	0	0	0	1	1	1	4	0	2	0	0	0	0	0	0	0	0	0	0	0
0900	22	0	0	0	0	1	1	0	0	0	0	1	1	4	1	4	6	1	1	0	1	0	0	0	0	0	0	0	0	0
1000	25	0	0	0	0	0	0	2	0	1	0	0	1	5	5	7	3	0	1	0	0	0	0	0	0	0	0	0	0	0
1100	**26**	**0**	**0**	**0**	**0**	**0**	**0**	**0**	**0**	**0**	**1**	**3**	**3**	**1**	**4**	**8**	**4**	**1**	**1**	**0**	**0**	**0**	**0**	**0**	**0**	**0**	**0**	**0**	**0**	**0**
1200	24	0	0	0	0	0	0	0	0	2	0	2	5	2	10	2	1	0	0	0	0	0	0	0	0	0	0	0	0	0
1300	25	0	0	0	1	1	0	1	1	0	1	0	2	1	3	6	5	2	1	0	0	0	0	0	0	0	0	0	0	0
1400	18	0	0	0	0	0	0	1	0	0	0	4	1	1	3	5	2	1	0	0	0	0	0	0	0	0	0	0	0	0
1500	**27**	**0**	**0**	**0**	**0**	**0**	**1**	**1**	**1**	**0**	**0**	**1**	**4**	**4**	**2**	**9**	**2**	**2**	**0**	**0**	**0**	**0**	**0**	**0**	**0**	**0**	**0**	**0**	**0**	**0**
1600	24	0	0	0	0	1	1	0	0	1	0	1	2	3	6	6	3	0	0	0	0	0	0	0	0	0	0	0	0	0
1700	16	0	0	0	0	0	0	0	0	0	0	0	4	3	3	1	2	2	1	0	0	0	0	0	0	0	0	0	0	0
1800	24	0	0	0	0	0	0	1	0	0	1	0	1	1	3	5	6	3	1	1	1	0	0	0	0	0	0	0	0	0
1900	6	0	0	0	0	0	0	0	0	1	0	0	1	2	0	1	0	1	0	0	0	0	0	0	0	0	0	0	0	0
2000	6	0	0	0	0	0	0	0	0	0	0	1	0	0	0	0	4	0	0	1	0	0	0	0	0	0	0	0	0	0
2100	6	0	0	0	0	0	0	0	0	0	0	0	0	1	0	1	2	1	0	1	0	0	0	0	0	0	0	0	0	0
2200	2	0	0	0	0	0	0	0	0	0	0	0	0	0	0	0	0	1	1	0	0	0	0	0	0	0	0	0	0	0
2300	3	0	0	0	0	0	0	0	0	0	0	0	1	1	1	0	0	0	0	0	0	0	0	0	0	0	0	0	0	0
07-19	**243**	**0**	**0**	**0**	**1**	**3**	**3**	**6**	**2**	**4**	**3**	**12**	**24**	**27**	**42**	**54**	**38**	**13**	**8**	**1**	**2**	**0**	**0**	**0**	**0**	**0**	**0**	**0**	**0**	**0**
06-22	**265**	**0**	**0**	**0**	**1**	**3**	**3**	**6**	**2**	**5**	**3**	**13**	**25**	**31**	**42**	**57**	**44**	**17**	**8**	**3**	**2**	**0**	**0**	**0**	**0**	**0**	**0**	**0**	**0**	**0**
06-00	**270**	**0**	**0**	**0**	**1**	**3**	**3**	**6**	**2**	**5**	**3**	**13**	**26**	**32**	**43**	**57**	**44**	**18**	**9**	**3**	**2**	**0**	**0**	**0**	**0**	**0**	**0**	**0**	**0**	**0**
00-00	**285**	**0**	**0**	**0**	**1**	**3**	**3**	**6**	**2**	**5**	**3**	**14**	**27**	**33**	**48**	**60**	**45**	**20**	**10**	**3**	**2**	**0**	**0**	**0**	**0**	**0**	**0**	**0**	**0**	**0**

DRAFT

Site 11
Location L-2203-0, att t/pole, Lat 53.56683, Long -6.72581
Direction South

3279 / Meath/Cavan/Monaghan ATC's
October 2013
Automatic Traffic Count

Sun, 13 October 2013

Time	Total	Speed Bins (km/h)																											
		0 - 5	5 - 10	10 - 15	15 - 20	20 - 25	25 - 30	30 - 35	35 - 40	40 - 45	45 - 50	50 - 55	55 - 60	60 - 65	65 - 70	70 - 75	75 - 80	80 - 85	85 - 90	90 - 95	95 - 100	100 - 105	105 - 110	110 - 115	115 - 120	120 - 125	125 - 130	130 - 135	135 - 140
0000	0	0	0	0	0	0	0	0	0	0	0	0	0	0	0	0	0	0	0	0	0	0	0	0	0	0	0	0	0
0100	6	0	0	0	0	0	0	0	0	0	0	1	0	0	3	2	0	0	0	0	0	0	0	0	0	0	0	0	0
0200	0	0	0	0	0	0	0	0	0	0	0	0	0	0	0	0	0	0	0	0	0	0	0	0	0	0	0	0	0
0300	3	0	0	0	0	0	0	0	0	0	0	0	1	0	1	1	0	0	0	0	0	0	0	0	0	0	0	0	0
0400	0	0	0	0	0	0	0	0	0	0	0	0	0	0	0	0	0	0	0	0	0	0	0	0	0	0	0	0	0
0500	1	0	0	0	0	0	0	0	0	0	0	0	0	0	0	0	0	0	1	0	0	0	0	0	0	0	0	0	0
0600	3	0	0	0	0	0	0	0	0	0	0	1	0	0	1	0	0	1	0	0	0	0	0	0	0	0	0	0	0
0700	4	0	0	0	0	0	0	0	0	0	0	0	0	1	0	1	0	1	0	1	0	0	0	0	0	0	0	0	0
0800	6	0	0	0	0	1	0	1	0	0	0	0	0	1	0	0	1	1	1	0	0	0	0	0	0	0	0	0	0
0900	4	0	0	0	0	0	0	0	0	0	0	0	0	3	0	1	0	0	0	0	0	0	0	0	0	0	0	0	0
1000	10	0	0	0	0	0	0	0	0	0	0	2	0	1	2	2	1	1	1	0	0	0	0	0	0	0	0	0	0
1100	**18**	**0**	**0**	**1**	**0**	**0**	**0**	**0**	**1**	**1**	**0**	**1**	**2**	**2**	**2**	**4**	**2**	**1**	**1**	**0**	**0**	**0**	**0**	**0**	**0**	**0**	**0**	**0**	**0**
1200	15	0	0	0	0	0	0	0	0	0	1	0	0	3	5	4	2	0	0	0	0	0	0	0	0	0	0	0	0
1300	**32**	**0**	**0**	**0**	**0**	**0**	**0**	**0**	**4**	**1**	**3**	**2**	**1**	**2**	**1**	**11**	**3**	**2**	**1**	**1**	**0**	**0**	**0**	**0**	**0**	**0**	**0**	**0**	**0**
1400	21	0	0	0	0	0	0	0	0	0	1	0	1	2	5	10	1	1	0	0	0	0	0	0	0	0	0	0	0
1500	20	0	0	0	0	1	0	1	2	1	1	0	2	2	1	3	3	3	0	0	0	0	0	0	0	0	0	0	0
1600	21	0	0	0	0	0	0	0	1	0	1	2	2	3	4	3	2	1	2	0	0	0	0	0	0	0	0	0	0
1700	27	0	0	0	0	0	0	0	0	0	1	1	2	6	8	2	4	1	2	0	0	0	0	0	0	0	0	0	0
1800	18	0	0	0	0	0	1	0	2	0	0	1	2	1	1	3	4	2	0	1	0	0	0	0	0	0	0	0	0
1900	15	0	0	0	0	0	0	0	0	0	0	0	2	3	3	2	2	2	1	0	0	0	0	0	0	0	0	0	0
2000	15	0	0	0	0	0	0	0	0	0	0	1	1	1	5	4	2	1	0	0	0	0	0	0	0	0	0	0	0
2100	4	0	0	0	0	0	0	0	0	0	0	2	1	0	1	0	0	0	0	0	0	0	0	0	0	0	0	0	0
2200	2	0	0	0	0	0	0	0	0	0	0	0	0	0	0	1	1	0	0	0	0	0	0	0	0	0	0	0	0
2300	1	0	0	0	0	0	0	0	0	0	0	0	0	0	0	0	0	0	1	0	0	0	0	0	0	0	0	0	0
07-19	**196**	**0**	**0**	**1**	**0**	**2**	**1**	**2**	**10**	**3**	**8**	**9**	**12**	**27**	**29**	**44**	**23**	**14**	**8**	**3**	**0**	**0**	**0**	**0**	**0**	**0**	**0**	**0**	**0**
06-22	**233**	**0**	**0**	**1**	**0**	**2**	**1**	**2**	**10**	**3**	**8**	**13**	**16**	**31**	**39**	**50**	**27**	**18**	**9**	**3**	**0**	**0**	**0**	**0**	**0**	**0**	**0**	**0**	**0**
06-00	**236**	**0**	**0**	**1**	**0**	**2**	**1**	**2**	**10**	**3**	**8**	**13**	**16**	**31**	**39**	**51**	**28**	**18**	**10**	**3**	**0**	**0**	**0**	**0**	**0**	**0**	**0**	**0**	**0**
00-00	**246**	**0**	**0**	**1**	**0**	**2**	**1**	**2**	**10**	**3**	**8**	**14**	**17**	**31**	**43**	**54**	**28**	**18**	**11**	**3**	**0**	**0**	**0**	**0**	**0**	**0**	**0**	**0**	**0**

DRAFT

Site 11
Location L-2203-0, att t/pole, Lat 53.56683, Long -6.72581
Direction South

3279 / Meath/Cavan/Monaghan ATC's
October 2013
Automatic Traffic Count

Virtual Day (7)

Time	Total	Speed Bins (km/h)																											
		0 - 5	5 - 10	10 - 15	15 - 20	20 - 25	25 - 30	30 - 35	35 - 40	40 - 45	45 - 50	50 - 55	55 - 60	60 - 65	65 - 70	70 - 75	75 - 80	80 - 85	85 - 90	90 - 95	95 - 100	100 - 105	105 - 110	110 - 115	115 - 120	120 - 125	125 - 130	130 - 135	135 - 140
0000	1	0	0	0	0	0	0	0	0	0	0	0	0	0	0	0	0	0	0	0	0	0	0	0	0	0	0	0	0
0100	2	0	0	0	0	0	0	0	0	0	0	0	0	0	1	0	0	0	0	0	0	0	0	0	0	0	0	0	0
0200	1	0	0	0	0	0	0	0	0	0	0	0	0	0	0	0	0	0	0	0	0	0	0	0	0	0	0	0	0
0300	1	0	0	0	0	0	0	0	0	0	0	0	0	0	0	0	0	0	0	0	0	0	0	0	0	0	0	0	0
0400	0	0	0	0	0	0	0	0	0	0	0	0	0	0	0	0	0	0	0	0	0	0	0	0	0	0	0	0	0
0500	4	0	0	0	0	0	0	0	0	0	0	0	0	1	1	1	0	0	0	0	0	0	0	0	0	0	0	0	0
0600	7	0	0	0	0	0	0	0	0	0	0	0	1	0	1	1	1	1	0	0	0	0	0	0	0	0	0	0	0
0700	13	0	0	0	0	0	0	0	0	0	0	0	1	3	3	2	2	1	0	1	0	0	0	0	0	0	0	0	0
0800	**27**	**0**	**0**	**0**	**0**	**0**	**0**	**0**	**0**	**0**	**0**	**1**	**1**	**3**	**5**	**9**	**6**	**2**	**1**	**0**	**0**	**0**	**0**	**0**	**0**	**0**	**0**	**0**	**0**
0900	24	0	0	0	0	0	0	0	0	0	0	1	2	4	5	4	5	1	1	1	0	0	0	0	0	0	0	0	0
1000	21	0	0	0	0	0	0	1	0	1	1	1	2	3	3	3	3	1	1	0	0	0	0	0	0	0	0	0	0
1100	20	0	0	0	0	0	0	0	0	0	1	2	2	3	3	4	2	1	1	0	0	0	0	0	0	0	0	0	0
1200	23	0	0	0	0	0	1	0	1	1	1	2	2	4	5	3	2	1	0	0	0	0	0	0	0	0	0	0	0
1300	21	0	0	0	0	0	0	0	1	1	1	1	2	2	3	4	3	1	1	0	0	0	0	0	0	0	0	0	0
1400	22	0	0	0	0	0	0	0	0	0	1	2	2	4	4	5	2	1	0	0	0	0	0	0	0	0	0	0	0
1500	23	0	0	0	0	0	0	1	1	1	1	2	2	2	3	4	3	1	0	0	0	0	0	0	0	0	0	0	0
1600	25	0	0	0	0	0	0	0	1	1	1	2	2	4	5	4	3	1	1	0	0	0	0	0	0	0	0	0	0
1700	**30**	**0**	**0**	**0**	**0**	**0**	**0**	**1**	**1**	**1**	**1**	**1**	**3**	**4**	**6**	**6**	**3**	**2**	**1**	**0**	**0**	**0**	**0**	**0**	**0**	**0**	**0**	**0**	**0**
1800	**30**	**0**	**0**	**0**	**0**	**0**	**0**	**0**	**1**	**2**	**1**	**0**	**3**	**4**	**5**	**6**	**4**	**2**	**2**	**0**	**0**	**0**	**0**	**0**	**0**	**0**	**0**	**0**	**0**
1900	19	0	0	0	0	0	0	0	0	0	1	1	2	3	4	2	1	2	0	0	0	0	0	0	0	0	0	0	0
2000	9	0	0	0	0	0	0	0	0	0	0	1	1	1	2	2	1	0	0	0	0	0	0	0	0	0	0	0	0
2100	9	0	0	0	0	0	0	0	0	0	0	1	1	1	2	1	2	0	0	0	0	0	0	0	0	0	0	0	0
2200	6	0	0	0	0	0	0	0	0	0	0	0	1	1	1	1	1	0	1	0	0	0	0	0	0	0	0	0	0
2300	3	0	0	0	0	0	0	0	0	0	0	0	0	0	0	0	0	0	0	0	0	0	0	0	0	0	0	0	0
07-19	**280**	**0**	**0**	**0**	**0**	**1**	**2**	**5**	**7**	**8**	**8**	**16**	**23**	**39**	**50**	**55**	**37**	**16**	**8**	**3**	**0**	**0**	**0**	**0**	**0**	**0**	**0**	**0**	**0**
06-22	**323**	**0**	**0**	**0**	**0**	**1**	**3**	**5**	**7**	**8**	**9**	**20**	**27**	**45**	**59**	**62**	**42**	**19**	**9**	**4**	**1**	**0**	**0**	**0**	**0**	**0**	**0**	**0**	**0**
06-00	**332**	**0**	**0**	**0**	**0**	**1**	**3**	**5**	**7**	**9**	**9**	**20**	**28**	**47**	**60**	**63**	**43**	**20**	**10**	**4**	**1**	**0**	**0**	**0**	**0**	**0**	**0**	**0**	**0**
00-00	**341**	**0**	**0**	**0**	**0**	**1**	**3**	**5**	**7**	**9**	**10**	**21**	**29**	**48**	**63**	**65**	**44**	**21**	**10**	**4**	**1**	**0**	**0**	**0**	**0**	**0**	**0**	**0**	**0**

DRAFT

Site 11
Location L-2203-0, att t/pole, Lat 53.56683, Long -6.72581
Direction South

3279 / Meath/Cavan/Monaghan ATC's
October 2013
Automatic Traffic Count

Virtual Week (1)

Time	Total	Speed Bins (km/h)																											
		0 - 5	5 - 10	10 - 15	15 - 20	20 - 25	25 - 30	30 - 35	35 - 40	40 - 45	45 - 50	50 - 55	55 - 60	60 - 65	65 - 70	70 - 75	75 - 80	80 - 85	85 - 90	90 - 95	95 - 100	100 - 105	105 - 110	110 - 115	115 - 120	120 - 125	125 - 130	130 - 135	135 - 140
Mon	351	0	2	0	0	0	3	3	2	2	11	17	25	46	69	86	56	19	6	3	0	1	0	0	0	0	0	0	0
Tue	360	0	0	0	0	1	2	3	2	3	12	27	33	46	78	56	60	20	12	3	1	1	0	0	0	0	0	0	0
Wed	389	0	0	0	1	4	2	8	17	23	12	23	33	60	60	65	43	17	14	5	1	1	0	0	0	0	0	0	0
Thu	400	0	0	0	1	0	5	13	16	19	13	33	45	62	64	60	40	18	5	5	1	0	0	0	0	0	0	0	0
Fri	358	0	0	0	0	0	3	1	2	5	8	20	21	56	78	73	39	33	12	5	2	0	0	0	0	0	0	0	0
|Sat	285	0	0	0	1	3	3	6	2	5	3	14	27	33	48	60	45	20	10	3	2	0	0	0	0	0	0	0	0
|Sun	246	0	0	1	0	2	1	2	10	3	8	14	17	31	43	54	28	18	11	3	0	0	0	0	0	0	0	0	0
5 Day Ave.	**372**	**0**	**0**	**0**	**0**	**1**	**3**	**6**	**8**	**10**	**11**	**24**	**31**	**54**	**70**	**68**	**48**	**21**	**10**	**4**	**1**	**1**	**0**	**0**	**0**	**0**	**0**	**0**	**0**
7 Day Ave.	**341**	**0**	**0**	**0**	**0**	**1**	**3**	**5**	**7**	**9**	**10**	**21**	**29**	**48**	**63**	**65**	**44**	**21**	**10**	**4**	**1**	**0**	**0**	**0**	**0**	**0**	**0**	**0**	**0**
--	**2389**	**0**	**2**	**1**	**3**	**10**	**19**	**36**	**51**	**60**	**67**	**148**	**201**	**334**	**440**	**454**	**311**	**145**	**70**	**27**	**7**	**3**	**0**	**0**	**0**	**0**	**0**	**0**	**0**

Summary Graphs

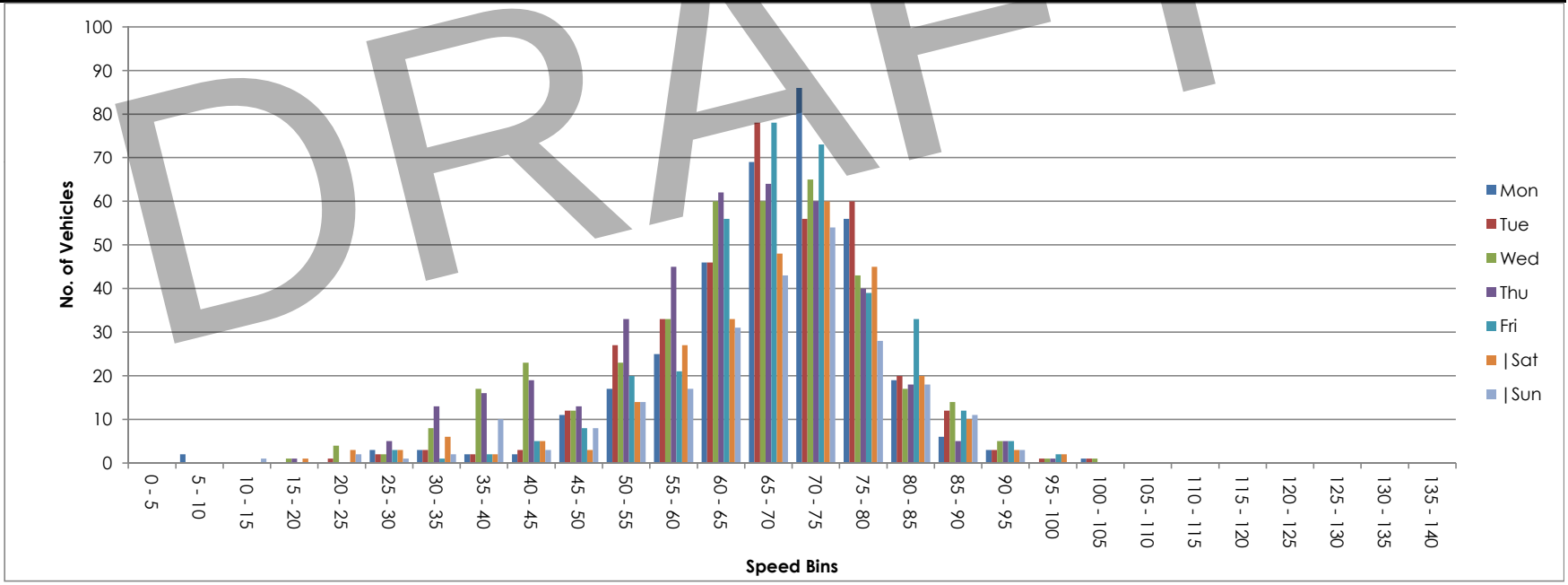

DRAFT

Site 11
Location L-2203-0, att t/pole, Lat 53.56683, Long -6.72581
Direction Two way

3279 / Meath/Cavan/Monaghan ATC's
October 2013
Automatic Traffic Count

Mon, 7 October 2013

Time	Total	Classification												>PSL	>PSL%	>SL1	>SL1%	>SL2	>SL2%	Mean	Vpp
		1 MCL	2 SV	3 SVT	4 TB2	5 TB3	6 T4	7 ART3	8 ART4	9 ART5	10 ART6	11 BD	12 DRT	80	80	85 +5kph	85 +5kph	90 +10kph	90 +10kph		85
0000	3	0	3	0	0	0	0	0	0	0	0	0	0	0	0	0	0	0	0	71.1	-
0100	2	0	2	0	0	0	0	0	0	0	0	0	0	0	0	0	0	0	0	67.1	-
0200	2	0	1	0	1	0	0	0	0	0	0	0	0	0	0	0	0	0	0	63.8	-
0300	3	0	0	0	2	0	0	0	0	1	0	0	0	0	0	0	0	0	0	66.4	-
0400	3	0	1	0	2	0	0	0	0	0	0	0	0	0	0	0	0	0	0	63.1	-
0500	3	0	1	0	0	0	2	0	0	0	0	0	0	0	0	0	0	0	0	54.1	-
0600	17	0	17	0	0	0	0	0	0	0	0	0	0	3	17.6	1	5.9	0	0	67.4	78.1
0700	33	0	30	0	2	0	0	0	1	0	0	0	0	4	12.1	1	3	1	3	69.3	77.4
0800	**72**	**0**	**66**	**1**	**4**	**1**	**0**	**0**	**0**	**0**	**0**	**0**	**0**	**6**	**8.3**	**4**	**5.6**	**1**	**1.4**	**69.3**	**77**
0900	65	1	52	2	9	1	0	0	0	0	0	0	0	2	3.1	0	0	0	0	66.7	76
1000	44	0	35	3	4	0	0	0	1	0	1	0	0	3	6.8	1	2.3	0	0	63.8	73.1
1100	38	2	28	2	5	0	0	0	1	0	0	0	0	2	5.3	0	0	0	0	57.5	74.2
1200	53	1	45	4	3	0	0	0	0	0	0	0	0	1	1.9	0	0	0	0	63.4	73.8
1300	41	0	38	2	1	0	0	0	0	0	0	0	0	1	2.4	0	0	0	0	66.1	73.1
1400	46	2	34	3	5	0	0	0	0	2	0	0	0	4	8.7	0	0	0	0	63.4	75.2
1500	50	2	36	5	5	0	1	0	0	1	0	0	0	2	4	1	2	1	2	63.9	75.2
1600	46	0	38	1	5	0	0	0	0	1	1	0	0	3	6.5	2	4.3	1	2.2	67.2	76
1700	56	0	51	0	5	0	0	0	0	0	0	0	0	5	8.9	1	1.8	1	1.8	69.2	78.8
1800	**72**	**1**	**63**	**1**	**7**	**0**	**0**	**0**	**0**	**0**	**0**	**0**	**0**	**4**	**5.6**	**2**	**2.8**	**0**	**0**	**66.8**	**74.9**
1900	50	0	46	1	3	0	0	0	0	0	0	0	0	2	4	1	2	1	2	65.5	74.2
2000	20	0	18	0	2	0	0	0	0	0	0	0	0	3	15	2	10	1	5	69.7	77
2100	9	0	8	0	1	0	0	0	0	0	0	0	0	0	0	0	0	0	0	64.7	-
2200	14	0	12	1	1	0	0	0	0	0	0	0	0	2	14.3	2	14.3	0	0	67.7	70.9
2300	4	0	3	0	1	0	0	0	0	0	0	0	0	2	50	0	0	0	0	74.6	-
07-19	**616**	**9**	**516**	**24**	**55**	**2**	**1**	**0**	**3**	**4**	**2**	**0**	**0**	**37**	**6**	**12**	**1.9**	**5**	**0.8**	**65.8**	**76**
06-22	**712**	**9**	**605**	**25**	**61**	**2**	**1**	**0**	**3**	**4**	**2**	**0**	**0**	**45**	**6.3**	**16**	**2.2**	**7**	**1**	**66**	**76**
06-00	**730**	**9**	**620**	**26**	**63**	**2**	**1**	**0**	**3**	**4**	**2**	**0**	**0**	**49**	**6.7**	**18**	**2.5**	**7**	**1**	**66**	**76**
00-00	**746**	**9**	**628**	**26**	**68**	**2**	**3**	**0**	**3**	**5**	**2**	**0**	**0**	**49**	**6.6**	**18**	**2.4**	**7**	**0.9**	**66**	**76**

DRAFT

Site 11
Location L-2203-0, att t/pole, Lat 53.56683, Long -6.72581
Direction Two way

3279 / Meath/Cavan/Monaghan ATC's
October 2013
Automatic Traffic Count

Tue, 8 October 2013

Time	Total	Classification												>PSL	>PSL%	>SL1	>SL1%	>SL2	>SL2%	Mean	Vpp
		1 MCL	2 SV	3 SVT	4 TB2	5 TB3	6 T4	7 ART3	8 ART4	9 ART5	10 ART6	11 BD	12 DRT	80	80	85 +5kph	85 +5kph	90 +10kph	90 +10kph		85
0000	3	0	3	0	0	0	0	0	0	0	0	0	0	0	0	0	0	0	0	61	-
0100	2	0	1	0	0	0	0	0	0	1	0	0	0	0	0	0	0	0	0	65.2	-
0200	2	0	0	0	2	0	0	0	0	0	0	0	0	0	0	0	0	0	0	48.8	-
0300	2	0	0	0	1	0	0	0	0	1	0	0	0	0	0	0	0	0	0	66.6	-
0400	1	0	1	0	0	0	0	0	0	0	0	0	0	0	0	0	0	0	0	78.3	-
0500	3	0	3	0	0	0	0	0	0	0	0	0	0	0	0	0	0	0	0	64.8	-
0600	18	0	17	0	1	0	0	0	0	0	0	0	0	5	27.8	2	11.1	1	5.6	73.3	82.4
0700	29	0	22	0	7	0	0	0	0	0	0	0	0	4	13.8	3	10.3	1	3.4	66.5	78.1
0800	**68**	**0**	**61**	**1**	**5**	**0**	**0**	**0**	**0**	**0**	**1**	**0**	**0**	**9**	**13.2**	**2**	**2.9**	**2**	**2.9**	**67.9**	**79.6**
0900	60	0	52	0	6	0	0	0	0	2	0	0	0	5	8.3	2	3.3	0	0	69.7	77.8
1000	35	0	29	2	2	0	0	0	1	1	0	0	0	2	5.7	0	0	0	0	66.4	77.4
1100	29	0	24	0	5	0	0	0	0	0	0	0	0	0	0	0	0	0	0	65.1	75.2
1200	38	5	27	3	2	0	0	0	0	1	0	0	0	2	5.3	0	0	0	0	55.8	74.5
1300	32	0	30	0	2	0	0	0	0	0	0	0	0	0	0	0	0	0	0	64.5	76.7
1400	44	0	40	0	4	0	0	0	0	0	0	0	0	4	9.1	2	4.5	1	2.3	66.1	74.9
1500	40	1	32	1	5	0	0	0	1	0	0	0	0	3	7.5	1	2.5	0	0	61.7	74.9
1600	42	0	38	0	4	0	0	0	0	0	0	0	0	4	9.5	1	2.4	0	0	65.6	75.6
1700	63	0	57	1	5	0	0	0	0	0	0	0	0	8	12.7	4	6.3	1	1.6	69.4	76.7
1800	**78**	**1**	**74**	**0**	**3**	**0**	**0**	**0**	**0**	**0**	**0**	**0**	**0**	**8**	**10.3**	**4**	**5.1**	**1**	**1.3**	**66.6**	**75.6**
1900	51	0	48	0	2	0	0	0	0	1	0	0	0	4	7.8	2	3.9	1	2	66	77
2000	29	0	29	0	0	0	0	0	0	0	0	0	0	2	6.9	0	0	0	0	67.2	75.2
2100	31	0	31	0	0	0	0	0	0	0	0	0	0	2	6.5	1	3.2	0	0	68.6	77
2200	13	0	13	0	0	0	0	0	0	0	0	0	0	0	0	0	0	0	0	66.9	73.1
2300	9	0	9	0	0	0	0	0	0	0	0	0	0	0	0	0	0	0	0	65.7	-
07-19	**558**	**7**	**486**	**8**	**50**	**0**	**0**	**0**	**2**	**4**	**1**	**0**	**0**	**49**	**8.8**	**19**	**3.4**	**6**	**1.1**	**66**	**77**
06-22	**687**	**7**	**611**	**8**	**53**	**0**	**0**	**0**	**2**	**5**	**1**	**0**	**0**	**62**	**9**	**24**	**3.5**	**8**	**1.2**	**66.3**	**77.4**
06-00	**709**	**7**	**633**	**8**	**53**	**0**	**0**	**0**	**2**	**5**	**1**	**0**	**0**	**62**	**8.7**	**24**	**3.4**	**8**	**1.1**	**66.3**	**77.4**
00-00	**722**	**7**	**641**	**8**	**56**	**0**	**0**	**0**	**2**	**7**	**1**	**0**	**0**	**62**	**8.6**	**24**	**3.3**	**8**	**1.1**	**66.3**	**77**

DRAFT

Site 11
Location L-2203-0, att t/pole, Lat 53.56683, Long -6.72581
Direction Two way

3279 / Meath/Cavan/Monaghan ATC's
October 2013
Automatic Traffic Count

Wed, 9 October 2013

Time	Total	Classification												>PSL	>PSL%	>SL1	>SL1%	>SL2	>SL2%	Mean	Vpp
		1 MCL	2 SV	3 SVT	4 TB2	5 TB3	6 T4	7 ART3	8 ART4	9 ART5	10 ART6	11 BD	12 DRT	80	80	85 +5kph	85 +5kph	90 +10kph	90 +10kph		85
0000	15	0	15	0	0	0	0	0	0	0	0	0	0	1	6.7	1	6.7	0	0	61.7	69.1
0100	3	0	3	0	0	0	0	0	0	0	0	0	0	0	0	0	0	0	0	59.9	-
0200	0	0	0	0	0	0	0	0	0	0	0	0	0	0	0	0	0	0	0	-	-
0300	0	0	0	0	0	0	0	0	0	0	0	0	0	0	0	0	0	0	0	-	-
0400	1	0	1	0	0	0	0	0	0	0	0	0	0	0	0	0	0	0	0	77.5	-
0500	4	0	2	0	1	0	0	0	0	1	0	0	0	0	0	0	0	0	0	56.3	-
0600	19	0	18	0	1	0	0	0	0	0	0	0	0	3	15.8	3	15.8	2	10.5	70.1	78.8
0700	30	0	25	1	4	0	0	0	0	0	0	0	0	5	16.7	2	6.7	2	6.7	71.1	80.6
0800	**76**	**1**	**64**	**0**	**7**	**1**	**1**	**0**	**2**	**0**	**0**	**0**	**0**	**12**	**15.8**	**4**	**5.3**	**3**	**3.9**	**68.7**	**79.9**
0900	54	1	43	1	8	1	0	0	0	0	0	0	0	3	5.6	1	1.9	0	0	69.4	77.8
1000	42	0	37	1	3	0	1	0	0	0	0	0	0	3	7.1	1	2.4	0	0	67.1	76.7
1100	28	0	24	2	1	0	0	0	1	0	0	0	0	0	0	0	0	0	0	64.2	70.9
1200	47	0	42	3	2	0	0	0	0	0	0	0	0	2	4.3	1	2.1	0	0	63.5	73.8
1300	41	0	35	0	3	0	1	0	1	1	0	0	0	5	12.2	2	4.9	1	2.4	61.6	75.2
1400	37	0	31	1	4	0	0	0	0	1	0	0	0	3	8.1	1	2.7	0	0	59.4	73.1
1500	45	1	36	3	3	0	0	0	1	1	0	0	0	0	0	0	0	0	0	57.7	74.5
1600	59	1	39	11	7	0	0	0	1	0	0	0	0	2	3.4	1	1.7	1	1.7	58.3	71.6
1700	**122**	**0**	**108**	**6**	**6**	**0**	**0**	**0**	**0**	**2**	**0**	**0**	**0**	**11**	**9**	**3**	**2.5**	**1**	**0.8**	**60.4**	**73.8**
1800	76	2	60	8	4	0	0	0	0	0	2	0	0	7	9.2	4	5.3	1	1.3	57.6	74.5
1900	46	1	36	2	3	1	1	0	0	2	0	0	0	3	6.5	1	2.2	0	0	56	69.5
2000	27	0	24	2	1	0	0	0	0	0	0	0	0	1	3.7	0	0	0	0	65.4	71.6
2100	19	0	19	0	0	0	0	0	0	0	0	0	0	3	15.8	1	5.3	0	0	68.3	78.1
2200	12	0	12	0	0	0	0	0	0	0	0	0	0	2	16.7	2	16.7	0	0	68.9	76.3
2300	7	0	6	0	1	0	0	0	0	0	0	0	0	2	28.6	1	14.3	0	0	68.1	-
07-19	**657**	**6**	**544**	**37**	**52**	**2**	**3**	**0**	**6**	**5**	**2**	**0**	**0**	**53**	**8.1**	**20**	**3**	**9**	**1.4**	**62.7**	**76.3**
06-22	**768**	**7**	**641**	**41**	**57**	**3**	**4**	**0**	**6**	**7**	**2**	**0**	**0**	**63**	**8.2**	**25**	**3.3**	**11**	**1.4**	**62.7**	**76.7**
06-00	**787**	**7**	**659**	**41**	**58**	**3**	**4**	**0**	**6**	**7**	**2**	**0**	**0**	**67**	**8.5**	**28**	**3.6**	**11**	**1.4**	**62.9**	**76.7**
00-00	**810**	**7**	**680**	**41**	**59**	**3**	**4**	**0**	**6**	**8**	**2**	**0**	**0**	**68**	**8.4**	**29**	**3.6**	**11**	**1.4**	**62.8**	**76.7**

DRAFT

Site 11
Location L-2203-0, att t/pole, Lat 53.56683, Long -6.72581
Direction Two way

3279 / Meath/Cavan/Monaghan ATC's
October 2013
Automatic Traffic Count

Thu, 10 October 2013

Time	Total	Classification												>PSL	>PSL%	>SL1	>SL1%	>SL2	>SL2%	Mean	Vpp
		1 MCL	2 SV	3 SVT	4 TB2	5 TB3	6 T4	7 ART3	8 ART4	9 ART5	10 ART6	11 BD	12 DRT	80	80	85 +5kph	85 +5kph	90 +10kph	90 +10kph		85
0000	1	0	1	0	0	0	0	0	0	0	0	0	0	0	0	0	0	0	0	72.1	-
0100	1	0	0	0	1	0	0	0	0	0	0	0	0	0	0	0	0	0	0	59.8	-
0200	2	0	2	0	0	0	0	0	0	0	0	0	0	0	0	0	0	0	0	61	-
0300	0	0	0	0	0	0	0	0	0	0	0	0	0	0	0	0	0	0	0	-	-
0400	1	0	1	0	0	0	0	0	0	0	0	0	0	0	0	0	0	0	0	72.2	-
0500	5	0	3	0	2	0	0	0	0	0	0	0	0	0	0	0	0	0	0	65.6	-
0600	17	0	17	0	0	0	0	0	0	0	0	0	0	4	23.5	2	11.8	2	11.8	71.3	81.7
0700	29	0	24	1	4	0	0	0	0	0	0	0	0	3	10.3	1	3.4	0	0	69.5	78.8
0800	**62**	**0**	**58**	**0**	**4**	**0**	**0**	**0**	**0**	**0**	**0**	**0**	**0**	**8**	**12.9**	**3**	**4.8**	**1**	**1.6**	**71.8**	**79.2**
0900	48	0	35	3	8	0	0	0	0	2	0	0	0	3	6.3	3	6.3	2	4.2	67.1	74.5
1000	**62**	**1**	**51**	**3**	**6**	**1**	**0**	**0**	**0**	**0**	**0**	**0**	**0**	**2**	**3.2**	**1**	**1.6**	**0**	**0**	**58.2**	**72.4**
1100	43	1	34	3	4	0	0	0	1	0	0	0	0	4	9.3	2	4.7	1	2.3	64.2	77
1200	47	1	34	2	9	0	0	0	1	0	0	0	0	1	2.1	1	2.1	1	2.1	53.8	65.2
1300	41	2	32	2	3	1	0	0	0	1	0	0	0	3	7.3	2	4.9	1	2.4	61	74.9
1400	60	1	46	6	3	0	0	0	0	4	0	0	0	0	0	0	0	0	0	58.9	69.8
1500	52	0	37	9	3	0	0	0	0	3	0	0	0	1	1.9	0	0	0	0	53.8	69.8
1600	71	1	54	9	4	0	0	0	0	2	1	0	0	4	5.6	2	2.8	1	1.4	60	73.4
1700	74	1	57	7	4	0	0	0	0	2	2	0	1	4	5.4	3	4.1	2	2.7	60.1	75.6
1800	**84**	**0**	**68**	**7**	**7**	**0**	**0**	**0**	**0**	**1**	**1**	**0**	**0**	**4**	**4.8**	**1**	**1.2**	**0**	**0**	**62.2**	**74.9**
1900	58	0	49	3	5	0	0	0	0	1	0	0	0	4	6.9	0	0	0	0	60.9	70.9
2000	31	0	30	1	0	0	0	0	0	0	0	0	0	2	6.5	1	3.2	0	0	65.4	73.1
2100	32	0	30	0	2	0	0	0	0	0	0	0	0	2	6.3	0	0	0	0	65.5	73.1
2200	20	0	17	1	1	0	0	0	1	0	0	0	0	2	10	1	5	0	0	62.7	73.8
2300	9	0	9	0	0	0	0	0	0	0	0	0	0	1	11.1	0	0	0	0	60.8	-
07-19	**673**	**8**	**530**	**52**	**59**	**2**	**0**	**0**	**2**	**15**	**4**	**0**	**1**	**37**	**5.5**	**19**	**2.8**	**9**	**1.3**	**61.4**	**75.2**
06-22	**811**	**8**	**656**	**56**	**66**	**2**	**0**	**0**	**2**	**16**	**4**	**0**	**1**	**49**	**6**	**22**	**2.7**	**11**	**1.4**	**61.9**	**75.2**
06-00	**840**	**8**	**682**	**57**	**67**	**2**	**0**	**0**	**3**	**16**	**4**	**0**	**1**	**52**	**6.2**	**23**	**2.7**	**11**	**1.3**	**61.9**	**75.2**
00-00	**850**	**8**	**689**	**57**	**70**	**2**	**0**	**0**	**3**	**16**	**4**	**0**	**1**	**52**	**6.1**	**23**	**2.7**	**11**	**1.3**	**62**	**75.2**

DRAFT

Site 11
Location L-2203-0, att t/pole, Lat 53.56683, Long -6.72581
Direction Two way

3279 / Meath/Cavan/Monaghan ATC's
October 2013
Automatic Traffic Count

Fri, 11 October 2013

Time	Total	Classification												>PSL	>PSL%	>SL1	>SL1%	>SL2	>SL2%	Mean	Vpp
		1 MCL	2 SV	3 SVT	4 TB2	5 TB3	6 T4	7 ART3	8 ART4	9 ART5	10 ART6	11 BD	12 DRT	80	80	85 +5kph	85 +5kph	90 +10kph	90 +10kph		85
0000	2	0	2	0	0	0	0	0	0	0	0	0	0	1	50	0	0	0	0	69	-
0100	1	0	1	0	0	0	0	0	0	0	0	0	0	1	100	0	0	0	0	83.2	-
0200	5	0	5	0	0	0	0	0	0	0	0	0	0	1	20	0	0	0	0	73.1	-
0300	0	0	0	0	0	0	0	0	0	0	0	0	0	0	0	0	0	0	0	-	-
0400	1	0	1	0	0	0	0	0	0	0	0	0	0	1	100	0	0	0	0	80.7	-
0500	8	0	5	0	2	0	0	0	0	1	0	0	0	2	25	0	0	0	0	71.1	-
0600	6	0	6	0	0	0	0	0	0	0	0	0	0	2	33.3	2	33.3	1	16.7	77.9	-
0700	30	0	26	1	3	0	0	0	0	0	0	0	0	4	13.3	3	10	1	3.3	69.7	79.2
0800	**58**	**1**	**49**	**1**	**7**	**0**	**0**	**0**	**0**	**0**	**0**	**0**	**0**	**10**	**17.2**	**5**	**8.6**	**2**	**3.4**	**68.7**	**80.3**
0900	41	1	32	1	5	0	1	0	1	0	0	0	0	5	12.2	3	7.3	2	4.9	71.7	79.2
1000	25	0	22	2	1	0	0	0	0	0	0	0	0	7	28	3	12	1	4	68.9	83.5
1100	52	2	42	2	5	1	0	0	0	0	0	0	0	5	9.6	2	3.8	1	1.9	58.4	73.4
1200	48	3	36	3	6	0	0	0	0	0	0	0	0	7	14.6	2	4.2	0	0	66.2	78.5
1300	46	2	38	0	4	0	0	0	1	1	0	0	0	4	8.7	2	4.3	0	0	65.9	73.8
1400	52	2	42	2	6	0	0	0	0	0	0	0	0	6	11.5	2	3.8	1	1.9	63.1	77
1500	60	0	55	1	3	0	0	0	0	1	0	0	0	6	10	2	3.3	0	0	66.5	75.2
1600	74	1	56	4	7	0	4	0	0	1	1	0	0	6	8.1	0	0	0	0	64.6	74.9
1700	**75**	**0**	**61**	**4**	**8**	**0**	**0**	**0**	**1**	**1**	**0**	**0**	**0**	**5**	**6.7**	**2**	**2.7**	**0**	**0**	**65.7**	**74.2**
1800	64	0	53	3	8	0	0	0	0	0	0	0	0	8	12.5	4	6.3	0	0	69.1	78.8
1900	39	0	38	0	1	0	0	0	0	0	0	0	0	5	12.8	1	2.6	1	2.6	69.3	78.8
2000	21	0	19	0	2	0	0	0	0	0	0	0	0	1	4.8	1	4.8	0	0	69.5	73.4
2100	14	1	10	0	3	0	0	0	0	0	0	0	0	0	0	0	0	0	0	66.1	70.9
2200	13	0	10	0	3	0	0	0	0	0	0	0	0	1	7.7	1	7.7	1	7.7	70.5	78.8
2300	5	0	4	0	1	0	0	0	0	0	0	0	0	0	0	0	0	0	0	68.1	-
07-19	**625**	**12**	**512**	**24**	**63**	**1**	**5**	**0**	**3**	**4**	**1**	**0**	**0**	**73**	**11.7**	**30**	**4.8**	**8**	**1.3**	**66.2**	**77.8**
06-22	**705**	**13**	**585**	**24**	**69**	**1**	**5**	**0**	**3**	**4**	**1**	**0**	**0**	**81**	**11.5**	**34**	**4.8**	**10**	**1.4**	**66.6**	**77.8**
06-00	**723**	**13**	**599**	**24**	**73**	**1**	**5**	**0**	**3**	**4**	**1**	**0**	**0**	**82**	**11.3**	**35**	**4.8**	**11**	**1.5**	**66.7**	**77.8**
00-00	**740**	**13**	**613**	**24**	**75**	**1**	**5**	**0**	**3**	**5**	**1**	**0**	**0**	**88**	**11.9**	**35**	**4.7**	**11**	**1.5**	**66.8**	**78.1**

DRAFT

Site 11
Location L-2203-0, att t/pole, Lat 53.56683, Long -6.72581
Direction Two way

3279 / Meath/Cavan/Monaghan ATC's
October 2013
Automatic Traffic Count

Sat, 12 October 2013

Time	Total	Classification												>PSL	>PSL%	>SL1	>SL1%	>SL2	>SL2%	Mean	Vpp
		1 MCL	2 SV	3 SVT	4 TB2	5 TB3	6 T4	7 ART3	8 ART4	9 ART5	10 ART6	11 BD	12 DRT	80	80	85 +5kph	85 +5kph	90 +10kph	90 +10kph		85
0000	5	0	3	0	2	0	0	0	0	0	0	0	0	1	20	0	0	0	0	70.9	-
0100	6	0	6	0	0	0	0	0	0	0	0	0	0	1	16.7	0	0	0	0	69.8	-
0200	3	0	3	0	0	0	0	0	0	0	0	0	0	0	0	0	0	0	0	64.5	-
0300	1	0	1	0	0	0	0	0	0	0	0	0	0	0	0	0	0	0	0	68	-
0400	1	0	0	0	0	0	0	0	0	1	0	0	0	0	0	0	0	0	0	52.5	-
0500	6	0	4	0	2	0	0	0	0	0	0	0	0	3	50	2	33.3	0	0	78.1	-
0600	8	0	8	0	0	0	0	0	0	0	0	0	0	2	25	0	0	0	0	71.4	-
0700	8	0	7	0	1	0	0	0	0	0	0	0	0	1	12.5	0	0	0	0	70	-
0800	18	0	16	1	1	0	0	0	0	0	0	0	0	4	22.2	2	11.1	0	0	75.7	81
0900	**48**	**3**	**39**	**0**	**2**	**0**	**0**	**0**	**0**	**4**	**0**	**0**	**0**	**4**	**8.3**	**2**	**4.2**	**1**	**2.1**	**64.8**	**77.8**
1000	46	2	40	1	3	0	0	0	0	0	0	0	0	1	2.2	1	2.2	0	0	65.5	73.4
1100	46	0	38	3	4	0	0	0	0	1	0	0	0	3	6.5	2	4.3	0	0	67.1	74.9
1200	51	0	44	2	3	0	1	0	0	0	1	0	0	1	2	1	2	1	2	60.5	68.8
1300	48	4	35	3	5	0	0	0	0	0	1	0	0	3	6.3	1	2.1	0	0	62.5	76
1400	48	0	41	1	4	1	0	0	0	1	0	0	0	4	8.3	1	2.1	0	0	66.2	76.7
1500	**53**	**1**	**48**	**2**	**1**	**0**	**1**	**0**	**0**	**0**	**0**	**0**	**0**	**3**	**5.7**	**0**	**0**	**0**	**0**	**64.1**	**74.9**
1600	49	3	42	1	3	0	0	0	0	0	0	0	0	2	4.1	0	0	0	0	64	75.2
1700	37	0	32	1	3	0	0	0	0	1	0	0	0	6	16.2	2	5.4	0	0	68.6	79.6
1800	35	1	31	2	1	0	0	0	0	0	0	0	0	6	17.1	3	8.6	2	5.7	71	80.6
1900	16	0	15	1	0	0	0	0	0	0	0	0	0	3	18.8	1	6.3	1	6.3	66.4	81.4
2000	12	0	11	0	1	0	0	0	0	0	0	0	0	2	16.7	1	8.3	1	8.3	71.1	78.5
2100	12	0	11	0	0	0	0	0	0	1	0	0	0	2	16.7	1	8.3	1	8.3	69.5	77.4
2200	10	1	8	0	1	0	0	0	0	0	0	0	0	3	30	1	10	0	0	65.3	-
2300	11	0	10	0	1	0	0	0	0	0	0	0	0	0	0	0	0	0	0	65.8	68.4
07-19	**487**	**14**	**413**	**17**	**31**	**1**	**2**	**0**	**0**	**7**	**2**	**0**	**0**	**38**	**7.8**	**15**	**3.1**	**4**	**0.8**	**65.6**	**76.7**
06-22	**535**	**14**	**458**	**18**	**32**	**1**	**2**	**0**	**0**	**8**	**2**	**0**	**0**	**47**	**8.8**	**18**	**3.4**	**7**	**1.3**	**65.9**	**77.4**
06-00	**556**	**15**	**476**	**18**	**34**	**1**	**2**	**0**	**0**	**8**	**2**	**0**	**0**	**50**	**9**	**19**	**3.4**	**7**	**1.3**	**65.9**	**77.4**
00-00	**578**	**15**	**493**	**18**	**38**	**1**	**2**	**0**	**0**	**9**	**2**	**0**	**0**	**55**	**9.5**	**21**	**3.6**	**7**	**1.2**	**66.1**	**77.4**

DRAFT

Site 11
Location L-2203-0, att t/pole, Lat 53.56683, Long -6.72581
Direction Two way

3279 / Meath/Cavan/Monaghan ATC's
October 2013
Automatic Traffic Count

Sun, 13 October 2013

Time	Total	Classification												>PSL	>PSL%	>SL1	>SL1%	>SL2	>SL2%	Mean	Vpp
		1 MCL	2 SV	3 SVT	4 TB2	5 TB3	6 T4	7 ART3	8 ART4	9 ART5	10 ART6	11 BD	12 DRT	80	80	85 +5kph	85 +5kph	90 +10kph	90 +10kph		85
0000	0	0	0	0	0	0	0	0	0	0	0	0	0	0	0	0	0	0	0	-	-
0100	9	0	9	0	0	0	0	0	0	0	0	0	0	0	0	0	0	0	0	67.2	-
0200	2	0	2	0	0	0	0	0	0	0	0	0	0	0	0	0	0	0	0	63.3	-
0300	4	0	4	0	0	0	0	0	0	0	0	0	0	0	0	0	0	0	0	64.1	-
0400	0	0	0	0	0	0	0	0	0	0	0	0	0	0	0	0	0	0	0	-	-
0500	1	0	1	0	0	0	0	0	0	0	0	0	0	1	100	1	100	0	0	88.6	-
0600	6	0	5	0	1	0	0	0	0	0	0	0	0	2	33.3	0	0	0	0	70.5	-
0700	9	0	8	0	1	0	0	0	0	0	0	0	0	2	22.2	1	11.1	1	11.1	74.4	-
0800	10	2	8	0	0	0	0	0	0	0	0	0	0	2	20	1	10	0	0	63.8	-
0900	16	2	13	0	1	0	0	0	0	0	0	0	0	2	12.5	2	12.5	1	6.3	63.6	74.5
1000	26	5	21	0	0	0	0	0	0	0	0	0	0	3	11.5	2	7.7	0	0	59.3	77.8
1100	**36**	**2**	**33**	**1**	**0**	**0**	**0**	**0**	**0**	**0**	**0**	**0**	**0**	**2**	**5.6**	**1**	**2.8**	**0**	**0**	**62.3**	**74.9**
1200	35	1	32	0	2	0	0	0	0	0	0	0	0	0	0	0	0	0	0	63.8	74.5
1300	50	0	45	5	0	0	0	0	0	0	0	0	0	5	10	2	4	1	2	66.1	78.1
1400	39	0	37	1	1	0	0	0	0	0	0	0	0	2	5.1	0	0	0	0	66.2	74.2
1500	52	1	49	1	1	0	0	0	0	0	0	0	0	5	9.6	0	0	0	0	62.8	75.2
1600	51	1	46	2	2	0	0	0	0	0	0	0	0	5	9.8	4	7.8	0	0	63.6	74.5
1700	**53**	**1**	**50**	**2**	**0**	**0**	**0**	**0**	**0**	**0**	**0**	**0**	**0**	**5**	**9.4**	**4**	**7.5**	**0**	**0**	**67.3**	**76**
1800	38	1	36	1	0	0	0	0	0	0	0	0	0	5	13.2	2	5.3	1	2.6	66.7	79.2
1900	26	0	25	0	1	0	0	0	0	0	0	0	0	6	23.1	2	7.7	0	0	72.1	82.4
2000	35	0	32	3	0	0	0	0	0	0	0	0	0	2	5.7	0	0	0	0	69.7	77.8
2100	8	0	7	1	0	0	0	0	0	0	0	0	0	0	0	0	0	0	0	59.1	-
2200	8	0	7	0	1	0	0	0	0	0	0	0	0	0	0	0	0	0	0	63.9	-
2300	3	0	3	0	0	0	0	0	0	0	0	0	0	2	66.7	2	66.7	0	0	80.8	-
07-19	**415**	**16**	**378**	**13**	**8**	**0**	**0**	**0**	**0**	**0**	**0**	**0**	**0**	**38**	**9.2**	**19**	**4.6**	**4**	**1**	**64.7**	**77**
06-22	**490**	**16**	**447**	**17**	**10**	**0**	**0**	**0**	**0**	**0**	**0**	**0**	**0**	**48**	**9.8**	**21**	**4.3**	**4**	**0.8**	**65.4**	**77.4**
06-00	**501**	**16**	**457**	**17**	**11**	**0**	**0**	**0**	**0**	**0**	**0**	**0**	**0**	**50**	**10**	**23**	**4.6**	**4**	**0.8**	**65.5**	**77.4**
00-00	**517**	**16**	**473**	**17**	**11**	**0**	**0**	**0**	**0**	**0**	**0**	**0**	**0**	**51**	**9.9**	**24**	**4.6**	**4**	**0.8**	**65.5**	**77.4**

DRAFT

Site 11
Location L-2203-0, att t/pole, Lat 53.56683, Long -6.72581
Direction Two way

3279 / Meath/Cavan/Monaghan ATC's
October 2013
Automatic Traffic Count

Virtual Day (7)

Time	Total	Classification												>PSL	>PSL%	>SL1	>SL1%	>SL2	>SL2%	Mean	Vpp
		1 MCL	2 SV	3 SVT	4 TB2	5 TB3	6 T4	7 ART3	8 ART4	9 ART5	10 ART6	11 BD	12 DRT	80	80	85 +5kph	85 +5kph	90 +10kph	90 +10kph		85
0000	4	0	4	0	0	0	0	0	0	0	0	0	0	0	10.3	0	3.4	0	0	65	-
0100	3	0	3	0	0	0	0	0	0	0	0	0	0	0	8.3	0	0	0	0	67.1	-
0200	2	0	2	0	0	0	0	0	0	0	0	0	0	0	6.3	0	0	0	0	64.6	-
0300	1	0	1	0	0	0	0	0	0	0	0	0	0	0	0	0	0	0	0	65.7	-
0400	1	0	1	0	0	0	0	0	0	0	0	0	0	0	12.5	0	0	0	0	68.8	-
0500	4	0	3	0	1	0	0	0	0	0	0	0	0	1	20	0	10	0	0	67.9	-
0600	13	0	13	0	0	0	0	0	0	0	0	0	0	3	23.1	1	11	1	6.6	71.1	82.4
0700	24	0	20	0	3	0	0	0	0	0	0	0	0	3	13.7	2	6.5	1	3.6	69.5	79.6
0800	**52**	**1**	**46**	**1**	**4**	**0**	**0**	**0**	**0**	**0**	**0**	**0**	**0**	**7**	**14**	**3**	**5.8**	**1**	**2.5**	**69.4**	**79.6**
0900	47	1	38	1	6	0	0	0	0	1	0	0	0	3	7.2	2	3.9	1	1.8	67.9	77.8
1000	40	1	34	2	3	0	0	0	0	0	0	0	0	3	7.5	1	3.2	0	0.4	63.7	76.3
1100	39	1	32	2	3	0	0	0	0	0	0	0	0	2	5.9	1	2.6	0	0.7	62.5	74.9
1200	46	2	37	2	4	0	0	0	0	0	0	0	0	2	4.4	1	1.6	0	0.6	61.1	73.8
1300	43	1	36	2	3	0	0	0	0	0	0	0	0	3	7	1	3	0	1	64	76
1400	47	1	39	2	4	0	0	0	0	1	0	0	0	3	7.1	1	1.8	0	0.6	63.2	75.2
1500	50	1	42	3	3	0	0	0	0	1	0	0	0	3	5.7	1	1.1	0	0.3	61.7	74.9
1600	56	1	45	4	5	0	1	0	0	1	0	0	0	4	6.6	1	2.6	0	0.8	63	74.5
1700	**69**	**0**	**59**	**3**	**4**	**0**	**0**	**0**	**0**	**1**	**0**	**0**	**0**	**6**	**9.2**	**3**	**4**	**1**	**1**	**64.8**	**75.6**
1800	64	1	55	3	4	0	0	0	0	0	0	0	0	6	9.4	3	4.5	1	1.1	65	76.7
1900	41	0	37	1	2	0	0	0	0	1	0	0	0	4	9.4	1	2.8	1	1.4	64.3	76
2000	25	0	23	1	1	0	0	0	0	0	0	0	0	2	7.4	1	2.9	0	1.1	67.9	77
2100	18	0	17	0	1	0	0	0	0	0	0	0	0	1	7.2	0	2.4	0	0.8	66.7	76.3
2200	13	0	11	0	1	0	0	0	0	0	0	0	0	1	11.1	1	7.8	0	1.1	66.4	78.8
2300	7	0	6	0	1	0	0	0	0	0	0	0	0	1	14.6	0	6.3	0	0	67.1	-
07-19	**576**	**10**	**483**	**25**	**45**	**1**	**2**	**0**	**2**	**6**	**2**	**0**	**0**	**46**	**8.1**	**19**	**3.3**	**6**	**1.1**	**64.5**	**76.7**
06-22	**673**	**11**	**572**	**27**	**50**	**1**	**2**	**0**	**2**	**6**	**2**	**0**	**0**	**56**	**8.4**	**23**	**3.4**	**8**	**1.2**	**64.8**	**76.7**
06-00	**692**	**11**	**589**	**27**	**51**	**1**	**2**	**0**	**2**	**6**	**2**	**0**	**0**	**59**	**8.5**	**24**	**3.5**	**8**	**1.2**	**64.9**	**76.7**
00-00	**709**	**11**	**602**	**27**	**54**	**1**	**2**	**0**	**2**	**7**	**2**	**0**	**0**	**61**	**8.6**	**25**	**3.5**	**8**	**1.2**	**64.9**	**76.7**

DRAFT

Site 11
Location L-2203-0, att t/pole, Lat 53.56683, Long -6.72581
Direction Two way

3279 / Meath/Cavan/Monaghan ATC's
October 2013
Automatic Traffic Count

Virtual Week (1)

Time	Total	Classification												>PSL	>PSL%	>SL1	>SL1%	>SL2	>SL2%	Mean	Vpp
		1 MCL	2 SV	3 SVT	4 TB2	5 TB3	6 T4	7 ART3	8 ART4	9 ART5	10 ART6	11 BD	12 DRT	80	80	85 +5kph	85 +5kph	90 +10kph	90 +10kph		85
Mon	746	9	628	26	68	2	3	0	3	5	2	0	0	49	6.6	18	2.4	7	0.9	66	76
Tue	722	7	641	8	56	0	0	0	2	7	1	0	0	62	8.6	24	3.3	8	1.1	66.3	77
Wed	810	7	680	41	59	3	4	0	6	8	2	0	0	68	8.4	29	3.6	11	1.4	62.8	76.7
Thu	850	8	689	57	70	2	0	0	3	16	4	0	1	52	6.1	23	2.7	11	1.3	62	75.2
Fri	740	13	613	24	75	1	5	0	3	5	1	0	0	88	11.9	35	4.7	11	1.5	66.8	78.1
| Sat	578	15	493	18	38	1	2	0	0	9	2	0	0	55	9.5	21	3.6	7	1.2	66.1	77.4
| Sun	517	16	473	17	11	0	0	0	0	0	0	0	0	51	9.9	24	4.6	4	0.8	65.5	77.4
5 Day Ave.	**774**	**9**	**650**	**31**	**66**	**2**	**2**	**0**	**3**	**8**	**2**	**0**	**0**	**64**	**8.3**	**26**	**3.4**	**10**	**1.3**	**64.8**	**76.6**
7 Day Ave.	**709**	**11**	**602**	**27**	**54**	**1**	**2**	**0**	**2**	**7**	**2**	**0**	**0**	**61**	**8.6**	**25**	**3.5**	**8**	**1.2**	**64.9**	**76.7**
--	**4963**	**75**	**4217**	**191**	**377**	**9**	**14**	**0**	**17**	**50**	**12**	**0**	**1**	**425**	**8.6**	**174**	**3.5**	**59**	**1.2**	**64.9**	**76.7**

Summary Graphs

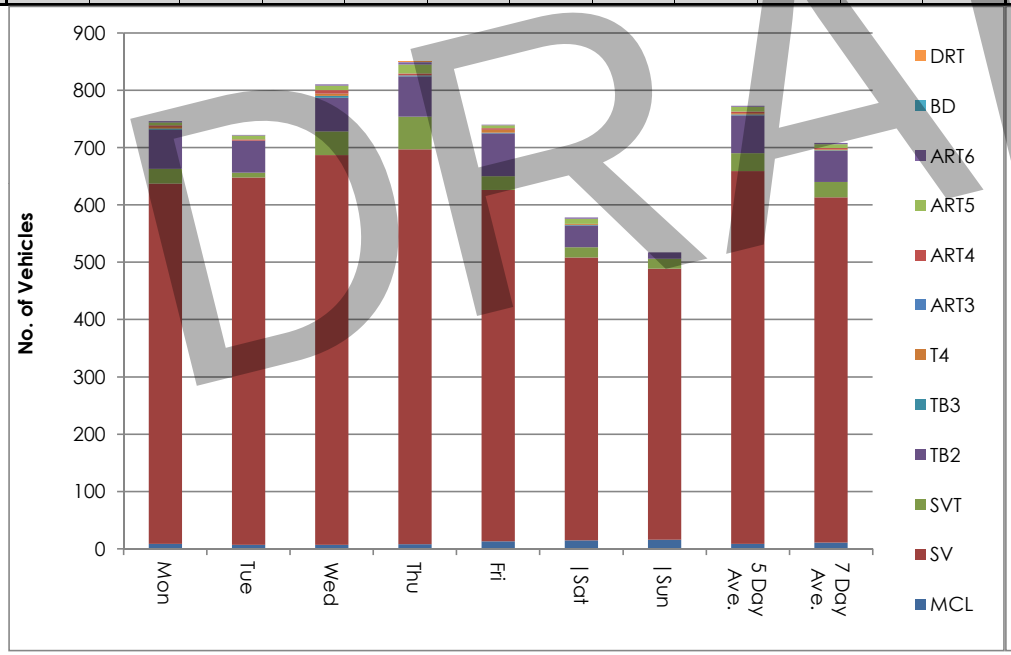

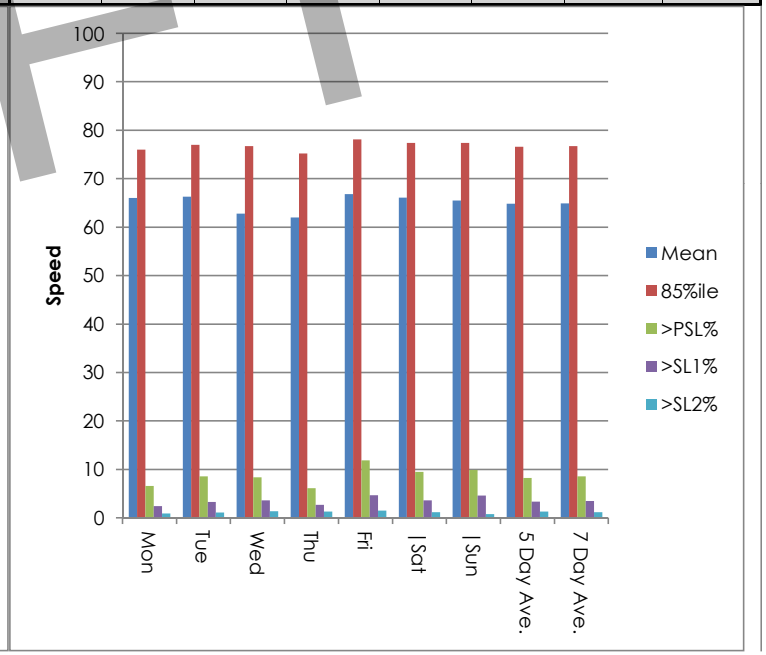

DRAFT

Site 11
Location L-2203-0, att t/pole, Lat 53.56683, Long -6.72581
Direction Two way

3279 / Meath/Cavan/Monaghan ATC's
October 2013
Automatic Traffic Count

Mon, 7 October 2013

Time	Total	Speed Bins (km/h)																											
		0 - 5	5 - 10	10 - 15	15 - 20	20 - 25	25 - 30	30 - 35	35 - 40	40 - 45	45 - 50	50 - 55	55 - 60	60 - 65	65 - 70	70 - 75	75 - 80	80 - 85	85 - 90	90 - 95	95 - 100	100 - 105	105 - 110	110 - 115	115 - 120	120 - 125	125 - 130	130 - 135	135 - 140
0000	3	0	0	0	0	0	0	0	0	0	0	0	0	0	2	0	1	0	0	0	0	0	0	0	0	0	0	0	0
0100	2	0	0	0	0	0	0	0	0	0	0	0	0	0	2	0	0	0	0	0	0	0	0	0	0	0	0	0	0
0200	2	0	0	0	0	0	0	0	0	0	0	0	1	0	0	1	0	0	0	0	0	0	0	0	0	0	0	0	0
0300	3	0	0	0	0	0	0	0	0	0	0	0	1	0	1	0	1	0	0	0	0	0	0	0	0	0	0	0	0
0400	3	0	0	0	0	0	0	0	0	0	0	1	1	0	0	0	1	0	0	0	0	0	0	0	0	0	0	0	0
0500	3	0	0	0	0	0	0	0	1	0	0	1	0	0	0	1	0	0	0	0	0	0	0	0	0	0	0	0	0
0600	17	0	0	0	0	0	0	0	0	1	1	0	2	3	2	3	2	2	1	0	0	0	0	0	0	0	0	0	0
0700	33	0	0	0	0	0	0	0	0	0	0	1	2	8	9	4	5	3	0	1	0	0	0	0	0	0	0	0	0
0800	**72**	**0**	**0**	**0**	**0**	**0**	**0**	**0**	**1**	**1**	**1**	**2**	**5**	**13**	**14**	**14**	**15**	**2**	**3**	**1**	**0**	**0**	**0**	**0**	**0**	**0**	**0**	**0**	**0**
0900	65	0	0	0	1	0	0	1	1	0	1	3	5	6	21	13	11	2	0	0	0	0	0	0	0	0	0	0	0
1000	44	0	0	0	0	0	0	0	0	6	0	1	7	8	8	9	2	2	1	0	0	0	0	0	0	0	0	0	0
1100	38	0	3	0	0	0	1	1	0	0	5	3	4	7	5	3	4	2	0	0	0	0	0	0	0	0	0	0	0
1200	53	0	0	0	0	0	2	1	0	2	2	4	5	7	13	9	7	1	0	0	0	0	0	0	0	0	0	0	0
1300	41	0	0	0	0	0	0	0	0	1	0	3	4	9	10	8	5	1	0	0	0	0	0	0	0	0	0	0	0
1400	46	0	0	0	0	0	1	0	2	0	4	5	6	4	8	7	5	4	0	0	0	0	0	0	0	0	0	0	0
1500	50	0	0	0	1	1	0	1	0	0	0	6	10	2	9	12	6	1	0	1	0	0	0	0	0	0	0	0	0
1600	46	0	0	0	0	0	1	0	0	0	3	3	6	1	11	12	6	1	1	0	1	0	0	0	0	0	0	0	0
1700	56	0	0	0	0	0	0	0	0	0	0	4	6	6	12	16	7	4	0	1	0	0	0	0	0	0	0	0	0
1800	**72**	**0**	**0**	**0**	**0**	**2**	**0**	**0**	**0**	**0**	**1**	**1**	**8**	**16**	**13**	**19**	**8**	**2**	**2**	**0**	**0**	**0**	**0**	**0**	**0**	**0**	**0**	**0**	**0**
1900	50	0	0	0	0	0	0	0	0	3	3	1	5	9	15	8	4	1	0	0	0	0	1	0	0	0	0	0	0
2000	20	0	0	0	0	0	0	0	0	0	1	1	3	3	2	4	3	1	1	0	0	1	0	0	0	0	0	0	0
2100	9	0	0	0	0	0	0	0	0	0	0	0	3	2	2	1	1	0	0	0	0	0	0	0	0	0	0	0	0
2200	14	0	0	0	0	0	0	0	0	0	0	0	3	3	5	1	0	0	2	0	0	0	0	0	0	0	0	0	0
2300	4	0	0	0	0	0	0	0	0	0	0	0	0	0	2	0	0	2	0	0	0	0	0	0	0	0	0	0	0
07-19	**616**	**0**	**3**	**0**	**2**	**3**	**5**	**4**	**4**	**10**	**17**	**36**	**68**	**87**	**133**	**126**	**81**	**25**	**7**	**4**	**1**	**0**	**0**	**0**	**0**	**0**	**0**	**0**	**0**
06-22	**712**	**0**	**3**	**0**	**2**	**3**	**5**	**4**	**4**	**14**	**22**	**38**	**81**	**104**	**154**	**142**	**91**	**29**	**9**	**4**	**1**	**1**	**1**	**0**	**0**	**0**	**0**	**0**	**0**
06-00	**730**	**0**	**3**	**0**	**2**	**3**	**5**	**4**	**4**	**14**	**22**	**38**	**84**	**107**	**161**	**143**	**91**	**31**	**11**	**4**	**1**	**1**	**1**	**0**	**0**	**0**	**0**	**0**	**0**
00-00	**746**	**0**	**3**	**0**	**2**	**3**	**5**	**4**	**5**	**14**	**22**	**40**	**87**	**107**	**166**	**145**	**94**	**31**	**11**	**4**	**1**	**1**	**1**	**0**	**0**	**0**	**0**	**0**	**0**

DRAFT

Site 11
Location L-2203-0, att t/pole, Lat 53.56683, Long -6.72581
Direction Two way

3279 / Meath/Cavan/Monaghan ATC's
October 2013
Automatic Traffic Count

Tue, 8 October 2013

Time	Total	Speed Bins (km/h)																											
		0 - 5	5 - 10	10 - 15	15 - 20	20 - 25	25 - 30	30 - 35	35 - 40	40 - 45	45 - 50	50 - 55	55 - 60	60 - 65	65 - 70	70 - 75	75 - 80	80 - 85	85 - 90	90 - 95	95 - 100	100 - 105	105 - 110	110 - 115	115 - 120	120 - 125	125 - 130	130 - 135	135 - 140
0000	3	0	0	0	0	0	0	0	0	0	0	1	0	2	0	0	0	0	0	0	0	0	0	0	0	0	0	0	0
0100	2	0	0	0	0	0	0	0	0	0	0	1	0	0	0	0	1	0	0	0	0	0	0	0	0	0	0	0	0
0200	2	0	0	0	0	0	0	0	0	0	1	1	0	0	0	0	0	0	0	0	0	0	0	0	0	0	0	0	0
0300	2	0	0	0	0	0	0	0	0	0	0	0	1	0	0	1	0	0	0	0	0	0	0	0	0	0	0	0	0
0400	1	0	0	0	0	0	0	0	0	0	0	0	0	0	0	0	1	0	0	0	0	0	0	0	0	0	0	0	0
0500	3	0	0	0	0	0	0	0	0	0	0	0	1	0	1	1	0	0	0	0	0	0	0	0	0	0	0	0	0
0600	18	0	0	0	0	0	0	0	0	0	0	0	3	0	3	4	3	3	1	1	0	0	0	0	0	0	0	0	0
0700	29	0	0	0	0	0	0	0	2	0	1	2	0	7	9	2	2	1	2	1	0	0	0	0	0	0	0	0	0
0800	**68**	**0**	**0**	**0**	**0**	**0**	**0**	**0**	**0**	**1**	**1**	**9**	**7**	**7**	**10**	**14**	**10**	**7**	**0**	**2**	**0**	**0**	**0**	**0**	**0**	**0**	**0**	**0**	**0**
0900	60	0	0	0	0	0	0	0	0	0	2	3	6	6	12	9	17	3	2	0	0	0	0	0	0	0	0	0	0
1000	35	0	0	0	0	0	0	1	0	0	3	1	4	3	9	5	7	2	0	0	0	0	0	0	0	0	0	0	0
1100	29	0	0	0	0	0	0	0	0	0	1	5	2	9	2	5	5	0	0	0	0	0	0	0	0	0	0	0	0
1200	38	0	0	0	1	3	1	3	2	0	0	3	6	7	3	3	4	2	0	0	0	0	0	0	0	0	0	0	0
1300	32	0	0	0	0	0	2	0	1	0	1	0	5	3	10	1	9	0	0	0	0	0	0	0	0	0	0	0	0
1400	44	0	0	0	0	0	0	0	0	1	2	6	4	6	8	9	4	2	1	1	0	0	0	0	0	0	0	0	0
1500	40	0	0	1	1	1	0	0	0	0	2	4	7	5	9	4	3	2	1	0	0	0	0	0	0	0	0	0	0
1600	42	0	0	0	0	0	0	1	0	2	0	3	6	11	2	10	3	3	1	0	0	0	0	0	0	0	0	0	0
1700	63	0	0	0	0	0	0	0	0	0	1	5	3	10	15	16	5	4	3	0	1	0	0	0	0	0	0	0	0
1800	**78**	**0**	**0**	**0**	**0**	**0**	**0**	**1**	**0**	**3**	**3**	**3**	**6**	**9**	**25**	**14**	**6**	**4**	**3**	**1**	**0**	**0**	**0**	**0**	**0**	**0**	**0**	**0**	**0**
1900	51	0	0	0	0	0	0	0	0	0	2	7	7	9	10	6	6	2	1	0	0	1	0	0	0	0	0	0	0
2000	29	0	0	0	0	0	0	0	0	0	1	0	4	7	5	7	3	2	0	0	0	0	0	0	0	0	0	0	0
2100	31	0	0	0	0	0	0	0	0	0	1	4	3	2	3	10	6	1	1	0	0	0	0	0	0	0	0	0	0
2200	13	0	0	0	0	0	0	0	0	0	0	0	2	3	5	1	2	0	0	0	0	0	0	0	0	0	0	0	0
2300	9	0	0	0	0	0	0	0	1	0	0	0	2	0	3	1	2	0	0	0	0	0	0	0	0	0	0	0	0
07-19	**558**	**0**	**0**	**1**	**2**	**4**	**3**	**6**	**5**	**7**	**17**	**44**	**56**	**83**	**114**	**92**	**75**	**30**	**13**	**5**	**1**	**0**	**0**	**0**	**0**	**0**	**0**	**0**	**0**
06-22	**687**	**0**	**0**	**1**	**2**	**4**	**3**	**6**	**5**	**7**	**21**	**55**	**73**	**101**	**135**	**119**	**93**	**38**	**16**	**6**	**1**	**1**	**0**	**0**	**0**	**0**	**0**	**0**	**0**
06-00	**709**	**0**	**0**	**1**	**2**	**4**	**3**	**6**	**6**	**7**	**21**	**55**	**77**	**104**	**143**	**121**	**97**	**38**	**16**	**6**	**1**	**1**	**0**	**0**	**0**	**0**	**0**	**0**	**0**
00-00	**722**	**0**	**0**	**1**	**2**	**4**	**3**	**6**	**6**	**7**	**22**	**58**	**79**	**106**	**144**	**123**	**99**	**38**	**16**	**6**	**1**	**1**	**0**	**0**	**0**	**0**	**0**	**0**	**0**

DRAFT

Site 11
Location L-2203-0, att t/pole, Lat 53.56683, Long -6.72581
Direction Two way

3279 / Meath/Cavan/Monaghan ATC's
October 2013
Automatic Traffic Count

Wed, 9 October 2013

Time	Total	Speed Bins (km/h)																											
		0 - 5	5 - 10	10 - 15	15 - 20	20 - 25	25 - 30	30 - 35	35 - 40	40 - 45	45 - 50	50 - 55	55 - 60	60 - 65	65 - 70	70 - 75	75 - 80	80 - 85	85 - 90	90 - 95	95 - 100	100 - 105	105 - 110	110 - 115	115 - 120	120 - 125	125 - 130	130 - 135	135 - 140
0000	15	0	0	0	0	0	0	0	0	0	1	3	3	4	2	1	0	0	1	0	0	0	0	0	0	0	0	0	0
0100	3	0	0	0	0	0	0	0	0	0	0	1	0	1	1	0	0	0	0	0	0	0	0	0	0	0	0	0	0
0200	0	0	0	0	0	0	0	0	0	0	0	0	0	0	0	0	0	0	0	0	0	0	0	0	0	0	0	0	0
0300	0	0	0	0	0	0	0	0	0	0	0	0	0	0	0	0	0	0	0	0	0	0	0	0	0	0	0	0	0
0400	1	0	0	0	0	0	0	0	0	0	0	0	0	0	0	0	1	0	0	0	0	0	0	0	0	0	0	0	0
0500	4	0	0	0	0	0	0	1	0	0	0	0	0	2	1	0	0	0	0	0	0	0	0	0	0	0	0	0	0
0600	19	0	0	0	0	0	0	1	0	0	1	0	2	0	5	4	3	0	1	1	1	0	0	0	0	0	0	0	0
0700	30	0	0	0	0	0	0	0	0	0	0	0	4	5	6	6	4	3	0	1	0	1	0	0	0	0	0	0	0
0800	**76**	**0**	**0**	**0**	**1**	**0**	**0**	**0**	**1**	**1**	**6**	**4**	**2**	**8**	**9**	**20**	**12**	**8**	**1**	**3**	**0**	**0**	**0**	**0**	**0**	**0**	**0**	**0**	**0**
0900	54	0	0	0	0	0	0	0	0	0	0	0	6	12	14	7	12	2	1	0	0	0	0	0	0	0	0	0	0
1000	42	0	0	0	0	1	0	0	0	0	2	3	4	7	4	8	10	2	1	0	0	0	0	0	0	0	0	0	0
1100	28	0	0	0	0	0	0	0	0	1	0	4	2	8	5	5	3	0	0	0	0	0	0	0	0	0	0	0	0
1200	47	0	0	0	0	0	0	1	0	0	2	6	7	12	8	6	3	1	1	0	0	0	0	0	0	0	0	0	0
1300	41	0	0	0	0	0	0	2	2	1	0	7	7	5	4	5	3	3	1	1	0	0	0	0	0	0	0	0	0
1400	37	0	0	0	1	1	1	1	1	1	3	4	3	4	7	4	3	2	1	0	0	0	0	0	0	0	0	0	0
1500	45	0	0	0	0	4	0	1	1	4	4	2	7	3	9	4	6	0	0	0	0	0	0	0	0	0	0	0	0
1600	59	0	0	0	1	0	0	4	8	3	2	1	7	10	7	11	3	1	0	0	1	0	0	0	0	0	0	0	0
1700	**122**	**0**	**0**	**0**	**0**	**0**	**1**	**8**	**10**	**5**	**4**	**13**	**9**	**17**	**22**	**16**	**6**	**8**	**2**	**1**	**0**	**0**	**0**	**0**	**0**	**0**	**0**	**0**	**0**
1800	76	0	0	0	0	0	4	4	7	12	3	1	5	8	11	10	4	3	3	1	0	0	0	0	0	0	0	0	0
1900	46	0	0	0	0	1	6	1	1	6	0	2	2	10	10	3	1	2	1	0	0	0	0	0	0	0	0	0	0
2000	27	0	0	0	0	0	0	0	1	0	2	0	2	5	9	5	2	1	0	0	0	0	0	0	0	0	0	0	0
2100	19	0	0	0	0	0	0	0	0	0	0	4	1	2	2	4	3	2	1	0	0	0	0	0	0	0	0	0	0
2200	12	0	0	0	0	0	0	0	0	0	1	0	2	1	4	1	1	0	2	0	0	0	0	0	0	0	0	0	0
2300	7	0	0	0	0	0	1	0	0	0	0	0	1	0	1	0	2	1	1	0	0	0	0	0	0	0	0	0	0
07-19	**657**	**0**	**0**	**0**	**3**	**6**	**6**	**21**	**30**	**28**	**26**	**45**	**63**	**99**	**106**	**102**	**69**	**33**	**11**	**7**	**1**	**1**	**0**	**0**	**0**	**0**	**0**	**0**	**0**
06-22	**768**	**0**	**0**	**0**	**3**	**7**	**12**	**23**	**32**	**34**	**29**	**51**	**70**	**116**	**132**	**118**	**78**	**38**	**14**	**8**	**2**	**1**	**0**	**0**	**0**	**0**	**0**	**0**	**0**
06-00	**787**	**0**	**0**	**0**	**3**	**7**	**13**	**23**	**32**	**34**	**30**	**51**	**73**	**117**	**137**	**119**	**81**	**39**	**17**	**8**	**2**	**1**	**0**	**0**	**0**	**0**	**0**	**0**	**0**
00-00	**810**	**0**	**0**	**0**	**3**	**7**	**13**	**24**	**32**	**34**	**31**	**55**	**76**	**124**	**141**	**120**	**82**	**39**	**18**	**8**	**2**	**1**	**0**	**0**	**0**	**0**	**0**	**0**	**0**

DRAFT

Site 11
Location L-2203-0, att t/pole, Lat 53.56683, Long -6.72581
Direction Two way

3279 / Meath/Cavan/Monaghan ATC's
October 2013
Automatic Traffic Count

Thu, 10 October 2013

Time	Total	Speed Bins (km/h)																											
		0 - 5	5 - 10	10 - 15	15 - 20	20 - 25	25 - 30	30 - 35	35 - 40	40 - 45	45 - 50	50 - 55	55 - 60	60 - 65	65 - 70	70 - 75	75 - 80	80 - 85	85 - 90	90 - 95	95 - 100	100 - 105	105 - 110	110 - 115	115 - 120	120 - 125	125 - 130	130 - 135	135 - 140
0000	1	0	0	0	0	0	0	0	0	0	0	0	0	0	0	1	0	0	0	0	0	0	0	0	0	0	0	0	0
0100	1	0	0	0	0	0	0	0	0	0	0	0	1	0	0	0	0	0	0	0	0	0	0	0	0	0	0	0	0
0200	2	0	0	0	0	0	0	0	0	0	0	0	1	0	1	0	0	0	0	0	0	0	0	0	0	0	0	0	0
0300	0	0	0	0	0	0	0	0	0	0	0	0	0	0	0	0	0	0	0	0	0	0	0	0	0	0	0	0	0
0400	1	0	0	0	0	0	0	0	0	0	0	0	0	0	0	1	0	0	0	0	0	0	0	0	0	0	0	0	0
0500	5	0	0	0	0	0	0	0	0	0	0	1	0	2	0	1	1	0	0	0	0	0	0	0	0	0	0	0	0
0600	17	0	0	0	0	0	0	0	0	0	1	2	2	0	2	3	3	2	0	1	1	0	0	0	0	0	0	0	0
0700	29	0	0	0	0	0	0	0	0	0	0	1	2	4	9	6	4	2	1	0	0	0	0	0	0	0	0	0	0
0800	**62**	**0**	**0**	**0**	**0**	**0**	**0**	**0**	**0**	**0**	**0**	**3**	**2**	**6**	**17**	**8**	**18**	**5**	**2**	**0**	**1**	**0**	**0**	**0**	**0**	**0**	**0**	**0**	**0**
0900	48	0	0	0	1	0	0	0	0	0	1	1	9	5	11	13	4	0	1	2	0	0	0	0	0	0	0	0	0
1000	**62**	**0**	**0**	**0**	**2**	**1**	**2**	**2**	**1**	**3**	**3**	**7**	**12**	**7**	**6**	**9**	**5**	**1**	**1**	**0**	**0**	**0**	**0**	**0**	**0**	**0**	**0**	**0**	**0**
1100	43	0	0	0	0	0	1	0	0	1	1	6	7	7	7	5	4	2	1	1	0	0	0	0	0	0	0	0	0
1200	47	0	0	0	2	1	0	2	5	5	2	5	6	11	5	1	1	0	0	0	1	0	0	0	0	0	0	0	0
1300	41	0	0	0	0	1	2	1	1	2	1	1	8	7	6	4	4	1	1	1	0	0	0	0	0	0	0	0	0
1400	60	0	0	0	1	1	0	3	3	3	2	3	9	14	12	4	5	0	0	0	0	0	0	0	0	0	0	0	0
1500	52	0	0	0	0	0	2	8	5	4	3	4	4	6	7	3	5	1	0	0	0	0	0	0	0	0	0	0	0
1600	71	0	0	0	0	0	2	2	8	6	4	3	1	9	17	9	6	2	1	1	0	0	0	0	0	0	0	0	0
1700	74	0	0	0	0	0	3	6	4	4	2	5	7	8	13	10	8	1	1	2	0	0	0	0	0	0	0	0	0
1800	**84**	**0**	**0**	**0**	**0**	**1**	**1**	**1**	**3**	**6**	**7**	**3**	**8**	**14**	**12**	**14**	**10**	**3**	**1**	**0**	**0**	**0**	**0**	**0**	**0**	**0**	**0**	**0**	**0**
1900	58	0	0	0	1	0	1	0	1	2	4	8	11	7	9	8	2	4	0	0	0	0	0	0	0	0	0	0	0
2000	31	0	0	0	0	0	0	0	0	1	1	2	4	5	9	4	3	1	1	0	0	0	0	0	0	0	0	0	0
2100	32	0	0	0	0	0	0	0	0	0	0	5	4	5	9	5	2	2	0	0	0	0	0	0	0	0	0	0	0
2200	20	0	0	0	0	0	0	1	0	1	1	2	2	7	0	3	1	1	1	0	0	0	0	0	0	0	0	0	0
2300	9	0	0	0	0	0	0	0	0	1	0	2	2	1	1	1	0	1	0	0	0	0	0	0	0	0	0	0	0
07-19	**673**	**0**	**0**	**0**	**6**	**5**	**13**	**25**	**30**	**34**	**26**	**42**	**75**	**98**	**122**	**86**	**74**	**18**	**10**	**7**	**2**	**0**	**0**	**0**	**0**	**0**	**0**	**0**	**0**
06-22	**811**	**0**	**0**	**0**	**7**	**5**	**14**	**25**	**31**	**37**	**32**	**59**	**96**	**115**	**151**	**106**	**84**	**27**	**11**	**8**	**3**	**0**	**0**	**0**	**0**	**0**	**0**	**0**	**0**
06-00	**840**	**0**	**0**	**0**	**7**	**5**	**14**	**26**	**31**	**39**	**33**	**63**	**100**	**123**	**152**	**110**	**85**	**29**	**12**	**8**	**3**	**0**	**0**	**0**	**0**	**0**	**0**	**0**	**0**
00-00	**850**	**0**	**0**	**0**	**7**	**5**	**14**	**26**	**31**	**39**	**33**	**64**	**102**	**125**	**153**	**113**	**86**	**29**	**12**	**8**	**3**	**0**	**0**	**0**	**0**	**0**	**0**	**0**	**0**

DRAFT

Site 11
Location L-2203-0, att t/pole, Lat 53.56683, Long -6.72581
Direction Two way

3279 / Meath/Cavan/Monaghan ATC's
October 2013
Automatic Traffic Count

Fri, 11 October 2013

Time	Total	Speed Bins (km/h)																											
		0 - 5	5 - 10	10 - 15	15 - 20	20 - 25	25 - 30	30 - 35	35 - 40	40 - 45	45 - 50	50 - 55	55 - 60	60 - 65	65 - 70	70 - 75	75 - 80	80 - 85	85 - 90	90 - 95	95 - 100	100 - 105	105 - 110	110 - 115	115 - 120	120 - 125	125 - 130	130 - 135	135 - 140
0000	2	0	0	0	0	0	0	0	0	0	0	1	0	0	0	0	0	1	0	0	0	0	0	0	0	0	0	0	0
0100	1	0	0	0	0	0	0	0	0	0	0	0	0	0	0	0	0	1	0	0	0	0	0	0	0	0	0	0	0
0200	5	0	0	0	0	0	0	0	0	0	0	1	0	0	0	1	2	1	0	0	0	0	0	0	0	0	0	0	0
0300	0	0	0	0	0	0	0	0	0	0	0	0	0	0	0	0	0	0	0	0	0	0	0	0	0	0	0	0	0
0400	1	0	0	0	0	0	0	0	0	0	0	0	0	0	0	0	0	1	0	0	0	0	0	0	0	0	0	0	0
0500	8	0	0	0	0	0	0	0	0	0	0	1	0	1	1	2	1	2	0	0	0	0	0	0	0	0	0	0	0
0600	6	0	0	0	0	0	0	0	0	0	0	0	0	1	1	1	1	0	1	0	1	0	0	0	0	0	0	0	0
0700	30	0	0	0	0	0	0	0	0	0	1	3	2	5	7	0	8	1	2	1	0	0	0	0	0	0	0	0	0
0800	**58**	**0**	**0**	**0**	**0**	**1**	**0**	**0**	**0**	**2**	**5**	**1**	**3**	**3**	**10**	**15**	**8**	**5**	**3**	**2**	**0**	**0**	**0**	**0**	**0**	**0**	**0**	**0**	**0**
0900	41	0	0	0	0	0	0	0	0	0	1	1	1	5	9	11	8	2	1	2	0	0	0	0	0	0	0	0	0
1000	25	0	0	0	0	0	0	0	0	1	2	1	3	4	3	1	3	4	2	1	0	0	0	0	0	0	0	0	0
1100	52	0	0	0	0	0	1	5	6	2	0	3	8	8	4	8	2	3	1	1	0	0	0	0	0	0	0	0	0
1200	48	0	0	0	0	1	1	0	1	1	0	2	2	11	12	6	4	5	2	0	0	0	0	0	0	0	0	0	0
1300	46	0	0	0	0	1	0	0	0	0	0	5	7	5	11	11	2	2	2	0	0	0	0	0	0	0	0	0	0
1400	52	1	1	0	1	1	1	0	0	1	0	3	4	12	10	4	7	4	1	0	1	0	0	0	0	0	0	0	0
1500	60	0	0	0	0	0	0	0	0	1	4	4	8	6	12	13	6	4	2	0	0	0	0	0	0	0	0	0	0
1600	74	0	0	0	1	0	0	0	1	0	5	4	8	17	18	8	6	6	0	0	0	0	0	0	0	0	0	0	0
1700	**75**	**0**	**0**	**0**	**2**	**0**	**0**	**0**	**1**	**1**	**3**	**2**	**9**	**10**	**13**	**24**	**5**	**3**	**2**	**0**	**0**	**0**	**0**	**0**	**0**	**0**	**0**	**0**	**0**
1800	64	0	0	0	0	1	0	0	0	0	3	2	2	11	14	14	9	4	4	0	0	0	0	0	0	0	0	0	0
1900	39	0	0	0	0	0	0	0	0	0	0	4	1	7	10	7	5	4	0	1	0	0	0	0	0	0	0	0	0
2000	21	0	0	0	0	0	0	0	0	0	0	0	1	3	6	9	1	0	1	0	0	0	0	0	0	0	0	0	0
2100	14	0	0	0	0	0	0	0	0	0	0	1	1	4	4	3	1	0	0	0	0	0	0	0	0	0	0	0	0
2200	13	0	0	0	0	0	0	0	0	0	0	1	1	3	2	1	4	0	0	0	1	0	0	0	0	0	0	0	0
2300	5	0	0	0	0	0	0	0	0	0	0	0	0	2	2	0	1	0	0	0	0	0	0	0	0	0	0	0	0
07-19	**625**	**1**	**1**	**0**	**4**	**5**	**3**	**5**	**9**	**9**	**24**	**31**	**57**	**97**	**123**	**115**	**68**	**43**	**22**	**7**	**1**	**0**	**0**	**0**	**0**	**0**	**0**	**0**	**0**
06-22	**705**	**1**	**1**	**0**	**4**	**5**	**3**	**5**	**9**	**9**	**24**	**36**	**60**	**112**	**144**	**135**	**76**	**47**	**24**	**8**	**2**	**0**	**0**	**0**	**0**	**0**	**0**	**0**	**0**
06-00	**723**	**1**	**1**	**0**	**4**	**5**	**3**	**5**	**9**	**9**	**24**	**37**	**61**	**117**	**148**	**136**	**81**	**47**	**24**	**8**	**3**	**0**	**0**	**0**	**0**	**0**	**0**	**0**	**0**
00-00	**740**	**1**	**1**	**0**	**4**	**5**	**3**	**5**	**9**	**9**	**24**	**40**	**61**	**118**	**149**	**139**	**84**	**53**	**24**	**8**	**3**	**0**	**0**	**0**	**0**	**0**	**0**	**0**	**0**

DRAFT

Site 11
Location L-2203-0, att t/pole, Lat 53.56683, Long -6.72581
Direction Two way

3279 / Meath/Cavan/Monaghan ATC's
October 2013
Automatic Traffic Count

Sat, 12 October 2013

Time	Total	Speed Bins (km/h)																												
		0 - 5	5 - 10	10 - 15	15 - 20	20 - 25	25 - 30	30 - 35	35 - 40	40 - 45	45 - 50	50 - 55	55 - 60	60 - 65	65 - 70	70 - 75	75 - 80	80 - 85	85 - 90	90 - 95	95 - 100	100 - 105	105 - 110	110 - 115	115 - 120	120 - 125	125 - 130	130 - 135	135 - 140
0000	5	0	0	0	0	0	0	0	0	0	0	0	1	0	2	0	1	1	0	0	0	0	0	0	0	0	0	0	0	0
0100	6	0	0	0	0	0	0	0	0	0	0	0	1	1	1	1	1	1	0	0	0	0	0	0	0	0	0	0	0	0
0200	3	0	0	0	0	0	0	0	0	0	0	0	0	1	2	0	0	0	0	0	0	0	0	0	0	0	0	0	0	0
0300	1	0	0	0	0	0	0	0	0	0	0	0	0	0	1	0	0	0	0	0	0	0	0	0	0	0	0	0	0	0
0400	1	0	0	0	0	0	0	0	0	0	0	1	0	0	0	0	0	0	0	0	0	0	0	0	0	0	0	0	0	0
0500	6	0	0	0	0	0	0	0	0	0	0	0	0	0	1	2	0	1	2	0	0	0	0	0	0	0	0	0	0	0
0600	8	0	0	0	0	0	0	0	0	0	0	0	1	2	0	2	1	2	0	0	0	0	0	0	0	0	0	0	0	0
0700	8	0	0	0	0	0	0	0	0	0	0	0	0	2	2	3	0	1	0	0	0	0	0	0	0	0	0	0	0	0
0800	18	0	0	0	0	0	0	0	0	0	0	0	0	1	3	3	7	2	2	0	0	0	0	0	0	0	0	0	0	0
0900	**48**	**0**	**0**	**0**	**1**	**1**	**3**	**0**	**0**	**0**	**1**	**2**	**3**	**6**	**11**	**6**	**10**	**2**	**1**	**0**	**1**	**0**	**0**	**0**	**0**	**0**	**0**	**0**	**0**	**0**
1000	46	0	0	0	0	0	1	2	0	1	0	2	1	8	10	15	5	0	1	0	0	0	0	0	0	0	0	0	0	0
1100	46	0	0	0	0	0	0	0	0	0	2	5	6	4	10	11	5	1	2	0	0	0	0	0	0	0	0	0	0	0
1200	51	0	0	0	1	0	1	0	1	2	3	4	10	7	15	4	2	0	0	1	0	0	0	0	0	0	0	0	0	0
1300	48	0	0	0	1	2	1	1	1	0	2	2	4	8	9	7	7	2	1	0	0	0	0	0	0	0	0	0	0	0
1400	48	0	0	0	0	0	0	1	0	0	0	7	5	10	5	10	6	3	1	0	0	0	0	0	0	0	0	0	0	0
1500	**53**	**0**	**0**	**0**	**0**	**0**	**2**	**1**	**1**	**0**	**1**	**4**	**6**	**11**	**6**	**13**	**5**	**3**	**0**	**0**	**0**	**0**	**0**	**0**	**0**	**0**	**0**	**0**	**0**	**0**
1600	49	0	0	0	0	2	2	0	0	2	0	1	4	9	8	13	6	2	0	0	0	0	0	0	0	0	0	0	0	0
1700	37	0	0	0	0	0	0	0	0	0	1	0	9	5	6	5	5	4	2	0	0	0	0	0	0	0	0	0	0	0
1800	35	0	0	0	0	0	0	1	0	0	1	1	3	3	5	7	8	3	1	1	1	0	0	0	0	0	0	0	0	0
1900	16	0	0	0	0	0	0	0	0	1	0	2	2	2	4	2	0	2	0	0	1	0	0	0	0	0	0	0	0	0
2000	12	0	0	0	0	0	0	0	0	0	0	2	2	1	0	0	5	1	0	1	0	0	0	0	0	0	0	0	0	0
2100	12	0	0	0	0	0	0	0	0	0	1	0	0	3	2	2	2	1	0	1	0	0	0	0	0	0	0	0	0	0
2200	10	0	0	0	1	0	0	0	0	0	0	0	1	2	2	1	0	2	1	0	0	0	0	0	0	0	0	0	0	0
2300	11	0	0	0	0	0	0	0	0	0	0	0	3	1	5	1	1	0	0	0	0	0	0	0	0	0	0	0	0	0
07-19	**487**	**0**	**0**	**0**	**3**	**5**	**10**	**6**	**3**	**5**	**11**	**28**	**51**	**74**	**90**	**97**	**66**	**23**	**11**	**2**	**2**	**0**	**0**	**0**	**0**	**0**	**0**	**0**	**0**	**0**
06-22	**535**	**0**	**0**	**0**	**3**	**5**	**10**	**6**	**3**	**6**	**12**	**32**	**56**	**82**	**96**	**103**	**74**	**29**	**11**	**4**	**3**	**0**	**0**	**0**	**0**	**0**	**0**	**0**	**0**	**0**
06-00	**556**	**0**	**0**	**0**	**4**	**5**	**10**	**6**	**3**	**6**	**12**	**32**	**60**	**85**	**103**	**105**	**75**	**31**	**12**	**4**	**3**	**0**	**0**	**0**	**0**	**0**	**0**	**0**	**0**	**0**
00-00	**578**	**0**	**0**	**0**	**4**	**5**	**10**	**6**	**3**	**6**	**12**	**33**	**62**	**87**	**110**	**108**	**77**	**34**	**14**	**4**	**3**	**0**	**0**	**0**	**0**	**0**	**0**	**0**	**0**	**0**

DRAFT

Site 11
Location L-2203-0, att t/pole, Lat 53.56683, Long -6.72581
Direction Two way

3279 / Meath/Cavan/Monaghan ATC's
October 2013
Automatic Traffic Count

Sun, 13 October 2013

Time	Total	Speed Bins (km/h)																											
		0 - 5	5 - 10	10 - 15	15 - 20	20 - 25	25 - 30	30 - 35	35 - 40	40 - 45	45 - 50	50 - 55	55 - 60	60 - 65	65 - 70	70 - 75	75 - 80	80 - 85	85 - 90	90 - 95	95 - 100	100 - 105	105 - 110	110 - 115	115 - 120	120 - 125	125 - 130	130 - 135	135 - 140
0000	0	0	0	0	0	0	0	0	0	0	0	0	0	0	0	0	0	0	0	0	0	0	0	0	0	0	0	0	0
0100	9	0	0	0	0	0	0	0	0	0	0	1	0	1	4	2	1	0	0	0	0	0	0	0	0	0	0	0	0
0200	2	0	0	0	0	0	0	0	0	0	0	0	1	0	1	0	0	0	0	0	0	0	0	0	0	0	0	0	0
0300	4	0	0	0	0	0	0	0	0	0	0	0	2	0	1	1	0	0	0	0	0	0	0	0	0	0	0	0	0
0400	0	0	0	0	0	0	0	0	0	0	0	0	0	0	0	0	0	0	0	0	0	0	0	0	0	0	0	0	0
0500	1	0	0	0	0	0	0	0	0	0	0	0	0	0	0	0	0	0	1	0	0	0	0	0	0	0	0	0	0
0600	6	0	0	0	0	0	0	0	0	0	0	1	0	0	2	1	0	2	0	0	0	0	0	0	0	0	0	0	0
0700	9	0	0	0	0	0	0	0	0	0	0	0	0	2	2	1	2	1	0	1	0	0	0	0	0	0	0	0	0
0800	10	0	0	0	0	1	0	1	0	0	0	1	0	1	0	2	2	1	1	0	0	0	0	0	0	0	0	0	0
0900	16	0	0	0	1	0	1	0	0	0	0	0	1	4	5	2	0	0	1	1	0	0	0	0	0	0	0	0	0
1000	26	0	0	0	2	2	1	0	0	0	0	3	2	3	5	2	3	1	2	0	0	0	0	0	0	0	0	0	0
1100	**36**	**0**	**0**	**1**	**1**	**0**	**2**	**0**	**1**	**1**	**0**	**1**	**3**	**6**	**3**	**12**	**3**	**1**	**1**	**0**	**0**	**0**	**0**	**0**	**0**	**0**	**0**	**0**	**0**
1200	35	0	0	0	1	0	1	0	0	0	1	2	2	10	6	7	5	0	0	0	0	0	0	0	0	0	0	0	0
1300	50	0	0	0	0	0	0	0	4	1	4	2	1	5	6	17	5	3	1	1	0	0	0	0	0	0	0	0	0
1400	39	0	0	0	0	0	0	0	0	2	3	0	3	5	9	13	2	2	0	0	0	0	0	0	0	0	0	0	0
1500	52	0	0	0	0	1	0	1	2	2	1	6	7	6	8	9	4	5	0	0	0	0	0	0	0	0	0	0	0
1600	51	0	0	0	0	1	0	0	1	3	5	3	4	6	8	12	3	1	4	0	0	0	0	0	0	0	0	0	0
1700	**53**	**0**	**0**	**0**	**0**	**1**	**0**	**0**	**0**	**0**	**1**	**3**	**4**	**8**	**18**	**7**	**6**	**1**	**4**	**0**	**0**	**0**	**0**	**0**	**0**	**0**	**0**	**0**	**0**
1800	38	0	0	0	0	0	1	0	2	1	0	2	4	4	7	6	6	3	1	1	0	0	0	0	0	0	0	0	0
1900	26	0	0	0	0	0	0	0	0	0	0	0	2	4	4	7	3	4	2	0	0	0	0	0	0	0	0	0	0
2000	35	0	0	0	0	0	0	0	0	0	0	2	1	4	11	9	6	2	0	0	0	0	0	0	0	0	0	0	0
2100	8	0	0	0	0	0	0	0	0	0	1	2	2	0	2	1	0	0	0	0	0	0	0	0	0	0	0	0	0
2200	8	0	0	0	0	0	0	0	0	0	3	0	0	0	1	2	2	0	0	0	0	0	0	0	0	0	0	0	0
2300	3	0	0	0	0	0	0	0	0	0	0	0	0	0	1	0	0	0	2	0	0	0	0	0	0	0	0	0	0
07-19	**415**	**0**	**0**	**1**	**5**	**6**	**6**	**2**	**10**	**10**	**15**	**23**	**31**	**60**	**77**	**90**	**41**	**19**	**15**	**4**	**0**	**0**	**0**	**0**	**0**	**0**	**0**	**0**	**0**
06-22	**490**	**0**	**0**	**1**	**5**	**6**	**6**	**2**	**10**	**10**	**16**	**28**	**36**	**68**	**96**	**108**	**50**	**27**	**17**	**4**	**0**	**0**	**0**	**0**	**0**	**0**	**0**	**0**	**0**
06-00	**501**	**0**	**0**	**1**	**5**	**6**	**6**	**2**	**10**	**10**	**19**	**28**	**36**	**68**	**98**	**110**	**52**	**27**	**19**	**4**	**0**	**0**	**0**	**0**	**0**	**0**	**0**	**0**	**0**
00-00	**517**	**0**	**0**	**1**	**5**	**6**	**6**	**2**	**10**	**10**	**19**	**29**	**39**	**69**	**104**	**113**	**53**	**27**	**20**	**4**	**0**	**0**	**0**	**0**	**0**	**0**	**0**	**0**	**0**

DRAFT

Site 11
Location L-2203-0, att t/pole, Lat 53.56683, Long -6.72581
Direction Two way

3279 / Meath/Cavan/Monaghan ATC's
October 2013
Automatic Traffic Count

Virtual Day (7)

Time	Total	Speed Bins (km/h)																												
		0 - 5	5 - 10	10 - 15	15 - 20	20 - 25	25 - 30	30 - 35	35 - 40	40 - 45	45 - 50	50 - 55	55 - 60	60 - 65	65 - 70	70 - 75	75 - 80	80 - 85	85 - 90	90 - 95	95 - 100	100 - 105	105 - 110	110 - 115	115 - 120	120 - 125	125 - 130	130 - 135	135 - 140
0000	4	0	0	0	0	0	0	0	0	0	0	1	1	1	1	0	0	0	0	0	0	0	0	0	0	0	0	0	0	0
0100	3	0	0	0	0	0	0	0	0	0	0	0	0	0	1	0	0	0	0	0	0	0	0	0	0	0	0	0	0	0
0200	2	0	0	0	0	0	0	0	0	0	0	0	0	0	1	0	0	0	0	0	0	0	0	0	0	0	0	0	0	0
0300	1	0	0	0	0	0	0	0	0	0	0	0	1	0	0	0	0	0	0	0	0	0	0	0	0	0	0	0	0	0
0400	1	0	0	0	0	0	0	0	0	0	0	0	0	0	0	0	0	0	0	0	0	0	0	0	0	0	0	0	0	0
0500	4	0	0	0	0	0	0	0	0	0	0	0	0	1	1	1	0	0	0	0	0	0	0	0	0	0	0	0	0	0
0600	13	0	0	0	0	0	0	0	0	0	0	0	1	1	2	3	2	2	1	0	0	0	0	0	0	0	0	0	0	0
0700	24	0	0	0	0	0	0	0	0	0	0	1	1	5	6	3	4	2	1	1	0	0	0	0	0	0	0	0	0	0
0800	**52**	**0**	**0**	**0**	**0**	**0**	**0**	**0**	**0**	**1**	**2**	**3**	**3**	**6**	**9**	**11**	**10**	**4**	**2**	**1**	**0**	**0**	**0**	**0**	**0**	**0**	**0**	**0**	**0**	**0**
0900	47	0	0	0	1	0	1	0	0	0	1	1	4	6	12	9	9	2	1	1	0	0	0	0	0	0	0	0	0	0
1000	40	0	0	0	1	1	1	1	0	2	1	3	5	6	6	7	5	2	1	0	0	0	0	0	0	0	0	0	0	0
1100	39	0	0	0	0	0	1	1	1	1	1	4	5	7	5	7	4	1	1	0	0	0	0	0	0	0	0	0	0	0
1200	46	0	0	0	1	1	1	1	1	1	1	4	5	9	9	5	4	1	0	0	0	0	0	0	0	0	0	0	0	0
1300	43	0	0	0	0	1	1	1	1	1	1	3	5	6	8	8	5	2	1	0	0	0	0	0	0	0	0	0	0	0
1400	47	0	0	0	0	0	0	1	1	1	2	4	5	8	8	7	5	2	1	0	0	0	0	0	0	0	0	0	0	0
1500	50	0	0	0	0	1	1	2	1	2	2	4	7	6	9	8	5	2	0	0	0	0	0	0	0	0	0	0	0	0
1600	56	0	0	0	0	0	1	1	3	2	3	3	5	9	10	11	5	2	1	0	0	0	0	0	0	0	0	0	0	0
1700	**69**	**0**	**0**	**0**	**0**	**0**	**1**	**2**	**2**	**1**	**2**	**5**	**7**	**9**	**14**	**13**	**6**	**4**	**2**	**1**	**0**	**0**	**0**	**0**	**0**	**0**	**0**	**0**	**0**	**0**
1800	64	0	0	0	0	1	1	1	2	3	3	2	5	9	12	12	7	3	2	1	0	0	0	0	0	0	0	0	0	0
1900	41	0	0	0	0	0	1	0	0	2	1	3	4	7	9	6	3	3	1	0	0	0	0	0	0	0	0	0	0	0
2000	25	0	0	0	0	0	0	0	0	0	1	1	2	4	6	5	3	1	0	0	0	0	0	0	0	0	0	0	0	0
2100	18	0	0	0	0	0	0	0	0	0	0	2	2	3	3	4	2	1	0	0	0	0	0	0	0	0	0	0	0	0
2200	13	0	0	0	0	0	0	0	0	0	1	0	2	3	3	1	1	0	1	0	0	0	0	0	0	0	0	0	0	0
2300	7	0	0	0	0	0	0	0	0	0	0	0	1	1	2	0	1	1	0	0	0	0	0	0	0	0	0	0	0	0
07-19	**576**	**0**	**1**	**0**	**4**	**5**	**7**	**10**	**13**	**15**	**19**	**36**	**57**	**85**	**109**	**101**	**68**	**27**	**13**	**5**	**1**	**0**	**0**	**0**	**0**	**0**	**0**	**0**	**0**	**0**
06-22	**673**	**0**	**1**	**0**	**4**	**5**	**8**	**10**	**13**	**17**	**22**	**43**	**67**	**100**	**130**	**119**	**78**	**34**	**15**	**6**	**2**	**0**	**0**	**0**	**0**	**0**	**0**	**0**	**0**	**0**
06-00	**692**	**0**	**1**	**0**	**4**	**5**	**8**	**10**	**14**	**17**	**23**	**43**	**70**	**103**	**135**	**121**	**80**	**35**	**16**	**6**	**2**	**0**	**0**	**0**	**0**	**0**	**0**	**0**	**0**	**0**
00-00	**709**	**0**	**1**	**0**	**4**	**5**	**8**	**10**	**14**	**17**	**23**	**46**	**72**	**105**	**138**	**123**	**82**	**36**	**16**	**6**	**2**	**0**	**0**	**0**	**0**	**0**	**0**	**0**	**0**	**0**

DRAFT

Site 11
Location L-2203-0, att t/pole, Lat 53.56683, Long -6.72581
Direction Two way

3279 / Meath/Cavan/Monaghan ATC's
October 2013
Automatic Traffic Count

Virtual Week (1)

Time	Total	Speed Bins (km/h)																												
		0 - 5	5 - 10	10 - 15	15 - 20	20 - 25	25 - 30	30 - 35	35 - 40	40 - 45	45 - 50	50 - 55	55 - 60	60 - 65	65 - 70	70 - 75	75 - 80	80 - 85	85 - 90	90 - 95	95 - 100	100 - 105	105 - 110	110 - 115	115 - 120	120 - 125	125 - 130	130 - 135	135 - 140
Mon	746	0	3	0	2	3	5	4	5	14	22	40	87	107	166	145	94	31	11	4	1	1	1	0	0	0	0	0	0	0
Tue	722	0	0	1	2	4	3	6	6	7	22	58	79	106	144	123	99	38	16	6	1	1	0	0	0	0	0	0	0	0
Wed	810	0	0	0	3	7	13	24	32	34	31	55	76	124	141	120	82	39	18	8	2	1	0	0	0	0	0	0	0	0
Thu	850	0	0	0	7	5	14	26	31	39	33	64	102	125	153	113	86	29	12	8	3	0	0	0	0	0	0	0	0	0
Fri	740	1	1	0	4	5	3	5	9	9	24	40	61	118	149	139	84	53	24	8	3	0	0	0	0	0	0	0	0	0
|Sat	578	0	0	0	4	5	10	6	3	6	12	33	62	87	110	108	77	34	14	4	3	0	0	0	0	0	0	0	0	0
|Sun	517	0	0	1	5	6	6	2	10	10	19	29	39	69	104	113	53	27	20	4	0	0	0	0	0	0	0	0	0	0
5 Day Ave.	**774**	**0**	**1**	**0**	**4**	**5**	**8**	**13**	**17**	**21**	**26**	**51**	**81**	**116**	**151**	**128**	**89**	**38**	**16**	**7**	**2**	**1**	**0**	**0**	**0**	**0**	**0**	**0**	**0**	**0**
7 Day Ave.	**709**	**0**	**1**	**0**	**4**	**5**	**8**	**10**	**14**	**17**	**23**	**46**	**72**	**105**	**138**	**123**	**82**	**36**	**16**	**6**	**2**	**0**	**0**	**0**	**0**	**0**	**0**	**0**	**0**	**0**
--	**4963**	**1**	**4**	**2**	**27**	**35**	**54**	**73**	**96**	**119**	**163**	**319**	**506**	**736**	**967**	**861**	**575**	**251**	**115**	**42**	**13**	**3**	**1**	**0**	**0**	**0**	**0**	**0**	**0**	**0**

Summary Graphs

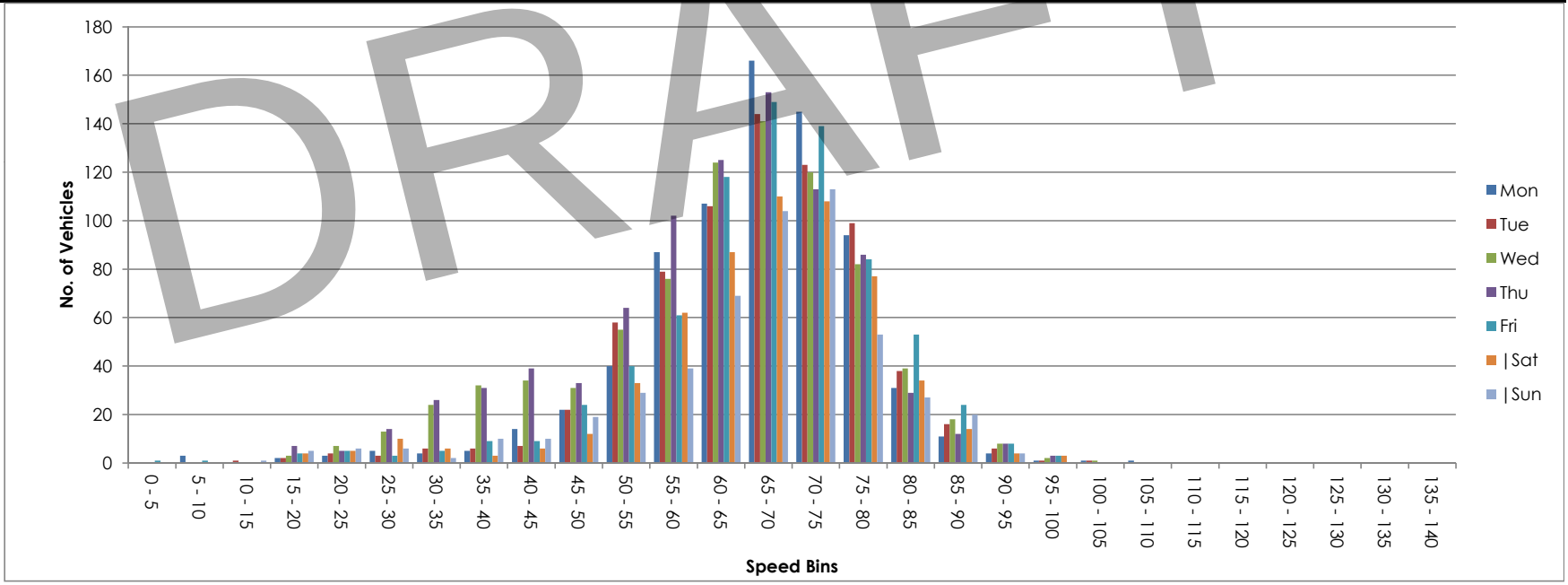

DRAFT

Nationwide Data Collection
for
Tobin Consulting Engineers



NDC NATIONWIDE DATA COLLECTION	**Site / Location:**	R161, att s/barrier, Lat 53.60298, Long -6.69659	**Project No:**	3279	**Photo No:**	3279-12	**Drawn By:** MOR
	Survey Date:	Mon, 7 October 2013 to Sun, 13 October 2013	**Project Name:**	Meath/Cavan/Monaghan ATC'S			
	Survey Times:	00:00 to 00(24):00	**Title:**	Site Photograph			

Site No.	Location.	Direction.	Speed Limit - PSL (km/h)	Start Date.	End Date.	Total Vehicles.	5 Day Ave.	7 Day Ave.	No. > Speed Limit.	%. > Speed Limit.	No. > Speed Limit1 (+5km/h).	%. > Speed Limit1 (+5km/h).	No. > Speed Limit1 (+10km/h).	%. > Speed Limit1 (+10km/h).	Mean Speed	85%ile Speed
12	R161, att s/barrier, Lat 53.60298, Long -6.69659	North	80	Mon, 7 October 2013	Sun, 13 October 2013	25118	3725	3588	11073	44.1	6145	24.5	3018	12.0	79.3	88.2
		South	80	Mon, 7 October 2013	Sun, 13 October 2013	25523	3836	3646	16449	64.4	10837	42.5	6399	25.1	84.0	94.0
		Two way	80	Mon, 7 October 2013	Sun, 13 October 2013	50641	7561	7234	27522	54.3	16982	33.5	9417	18.6	81.7	91.4

DRAFT

Site 12
Location R161, att s/barrier, Lat 53.60298, Long -6.69659
Direction North

3279 / Meath/Cavan/Monaghan ATC's
October 2013
Automatic Traffic Count

Mon, 7 October 2013

Time	Total	Classification												>PSL	>PSL%	>SL1	>SL1%	>SL2	>SL2%	Mean	Vpp
		1 MCL	2 SV	3 SVT	4 TB2	5 TB3	6 T4	7 ART3	8 ART4	9 ART5	10 ART6	11 BD	12 DRT	80	80	85 +5kph	85 +5kph	90 +10kph	90 +10kph		85
0000	46	0	40	1	5	0	0	0	0	0	0	0	0	20	43.5	12	26.1	9	19.6	80.6	92.5
0100	20	0	17	0	3	0	0	0	0	0	0	0	0	15	75	7	35	5	25	84.2	96.1
0200	14	0	11	0	3	0	0	0	0	0	0	0	0	11	78.6	8	57.1	6	42.9	88.9	95.8
0300	15	0	10	0	3	0	0	0	1	1	0	0	0	13	86.7	10	66.7	6	40	88.9	95.4
0400	12	1	6	0	3	0	0	0	0	2	0	0	0	10	83.3	9	75	4	33.3	86.4	92.2
0500	16	0	14	0	0	1	0	0	0	1	0	0	0	11	68.8	9	56.3	6	37.5	88.3	104.4
0600	51	0	45	0	4	0	0	0	0	2	0	0	0	36	70.6	31	60.8	22	43.1	88.7	102.2
0700	181	1	154	1	17	0	0	0	3	4	1	0	0	119	65.7	83	45.9	46	25.4	83.4	92.2
0800	**319**	**2**	**284**	**1**	**24**	**0**	**3**	**0**	**0**	**3**	**2**	**0**	**0**	**146**	**45.8**	**78**	**24.5**	**36**	**11.3**	**80.2**	**87.8**
0900	274	0	232	2	25	3	0	0	1	6	5	0	0	128	46.7	71	25.9	31	11.3	79.8	88.9
1000	219	0	195	0	16	1	2	0	1	1	3	0	0	100	45.7	48	21.9	13	5.9	80.1	85.7
1100	220	2	190	1	15	1	2	0	2	2	3	1	1	77	35	40	18.2	21	9.5	78.5	85.7
1200	226	1	191	1	20	2	2	0	2	4	3	0	0	105	46.5	53	23.5	24	10.6	80	87.5
1300	212	0	179	1	20	1	2	0	1	4	4	0	0	107	50.5	72	34	32	15.1	81	89.3
1400	245	1	201	6	22	3	4	0	1	4	3	0	0	74	30.2	36	14.7	14	5.7	75.9	84.6
1500	219	0	174	6	25	1	3	0	2	4	4	0	0	111	50.7	68	31.1	29	13.2	81.3	89.3
1600	249	0	205	6	28	0	7	0	2	1	0	0	0	119	47.8	74	29.7	44	17.7	80.3	91.1
1700	**267**	**1**	**230**	**4**	**25**	**1**	**0**	**0**	**0**	**2**	**4**	**0**	**0**	**142**	**53.2**	**75**	**28.1**	**34**	**12.7**	**80.5**	**88.9**
1800	254	1	228	2	11	0	2	1	0	7	2	0	0	140	55.1	89	35	43	16.9	81.4	90.4
1900	182	0	167	1	9	0	0	0	0	3	1	1	0	81	44.5	50	27.5	26	14.3	79.8	89.3
2000	127	0	111	2	9	1	0	0	1	3	0	0	0	48	37.8	29	22.8	16	12.6	77.6	88.6
2100	91	0	81	4	2	1	0	0	0	3	0	0	0	49	53.8	32	35.2	23	25.3	81.1	91.8
2200	69	0	58	3	4	0	0	0	0	3	1	0	0	31	44.9	24	34.8	9	13	80.6	89.3
2300	23	0	22	0	1	0	0	0	0	0	0	0	0	12	52.2	11	47.8	7	30.4	85.8	97.2
07-19	**2885**	**9**	**2463**	**31**	**248**	**13**	**27**	**1**	**15**	**42**	**34**	**1**	**1**	**1368**	**47.4**	**787**	**27.3**	**367**	**12.7**	**80.1**	**88.9**
06-22	**3336**	**9**	**2867**	**38**	**272**	**15**	**27**	**1**	**16**	**53**	**35**	**2**	**1**	**1582**	**47.4**	**929**	**27.8**	**454**	**13.6**	**80.2**	**89.3**
06-00	**3428**	**9**	**2947**	**41**	**277**	**15**	**27**	**1**	**16**	**56**	**36**	**2**	**1**	**1625**	**47.4**	**964**	**28.1**	**470**	**13.7**	**80.2**	**89.3**
00-00	**3551**	**10**	**3045**	**42**	**294**	**16**	**27**	**1**	**17**	**60**	**36**	**2**	**1**	**1705**	**48**	**1019**	**28.7**	**506**	**14.2**	**80.4**	**89.3**

DRAFT

Site 12
Location R161, att s/barrier, Lat 53.60298, Long -6.69659
Direction North

3279 / Meath/Cavan/Monaghan ATC's
October 2013
Automatic Traffic Count

Tue, 8 October 2013

Time	Total	Classification												>PSL	>PSL%	>SL1	>SL1%	>SL2	>SL2%	Mean	Vpp
		1 MCL	2 SV	3 SVT	4 TB2	5 TB3	6 T4	7 ART3	8 ART4	9 ART5	10 ART6	11 BD	12 DRT	80	80	85 +5kph	85 +5kph	90 +10kph	90 +10kph		85
0000	11	0	10	0	1	0	0	0	0	0	0	0	0	6	54.5	6	54.5	4	36.4	86.1	97.9
0100	3	0	2	0	0	0	0	0	0	1	0	0	0	3	100	2	66.7	1	33.3	92.3	-
0200	4	0	2	0	1	0	0	0	0	1	0	0	0	3	75	3	75	2	50	95.3	-
0300	7	0	2	0	1	0	0	0	0	3	1	0	0	4	57.1	3	42.9	1	14.3	84.7	-
0400	12	0	6	0	3	0	0	0	0	3	0	0	0	10	83.3	8	66.7	4	33.3	86.7	91.8
0500	17	0	10	0	2	0	1	0	0	4	0	0	0	12	70.6	8	47.1	4	23.5	87.4	93.6
0600	70	0	58	0	5	0	0	0	0	6	1	0	0	44	62.9	26	37.1	20	28.6	85.4	96.5
0700	170	0	139	3	21	0	1	0	3	2	1	0	0	117	68.8	67	39.4	34	20	83.7	91.4
0800	**310**	**2**	**273**	**1**	**24**	**1**	**1**	**1**	**2**	**2**	**3**	**0**	**0**	**125**	**40.3**	**67**	**21.6**	**27**	**8.7**	**78.7**	**86.8**
0900	304	0	248	3	33	1	1	1	6	7	4	0	0	122	40.1	51	16.8	24	7.9	78	86
1000	256	1	216	2	22	0	0	1	4	9	1	0	0	100	39.1	46	18	26	10.2	78.3	86.8
1100	228	1	194	3	18	0	2	0	1	5	4	0	0	84	36.8	37	16.2	12	5.3	77.2	86
1200	192	2	147	9	21	3	2	0	2	4	1	0	1	52	27.1	27	14.1	8	4.2	75.7	84.2
1300	212	1	170	5	18	0	2	0	0	5	11	0	0	96	45.3	32	15.1	13	6.1	79.2	85
1400	224	0	178	1	24	1	5	1	3	7	4	0	0	69	30.8	36	16.1	12	5.4	77.2	85
1500	**276**	**0**	**215**	**4**	**31**	**5**	**3**	**1**	**7**	**5**	**5**	**0**	**0**	**89**	**32.2**	**38**	**13.8**	**15**	**5.4**	**76.9**	**84.2**
1600	247	2	202	3	27	0	7	0	1	2	3	0	0	90	36.4	43	17.4	16	6.5	78.4	85.3
1700	275	0	240	4	19	1	3	0	2	3	3	0	0	117	42.5	56	20.4	20	7.3	77.5	86.4
1800	267	0	235	6	14	0	0	0	1	9	2	0	0	123	46.1	68	25.5	24	9	78.4	86.4
1900	210	1	196	3	7	0	0	0	1	2	0	0	0	83	39.5	44	21	16	7.6	78.6	86
2000	128	0	116	4	7	0	0	0	1	0	0	0	0	53	41.4	28	21.9	13	10.2	77.2	87.5
2100	67	1	61	2	2	0	0	0	0	1	0	0	0	40	59.7	24	35.8	19	28.4	83.3	95.4
2200	57	1	50	1	5	0	0	0	0	0	0	0	0	32	56.1	23	40.4	16	28.1	83.3	95.8
2300	25	0	22	1	1	0	0	0	0	1	0	0	0	15	60	12	48	6	24	85.5	99.7
07-19	**2961**	**9**	**2457**	**44**	**272**	**12**	**27**	**5**	**32**	**60**	**42**	**0**	**1**	**1184**	**40**	**568**	**19.2**	**231**	**7.8**	**78.2**	**86**
06-22	**3436**	**11**	**2888**	**53**	**293**	**12**	**27**	**5**	**34**	**69**	**43**	**0**	**1**	**1404**	**40.9**	**690**	**20.1**	**299**	**8.7**	**78.4**	**86.4**
06-00	**3518**	**12**	**2960**	**55**	**299**	**12**	**27**	**5**	**34**	**70**	**43**	**0**	**1**	**1451**	**41.2**	**725**	**20.6**	**321**	**9.1**	**78.5**	**86.8**
00-00	**3572**	**12**	**2992**	**55**	**307**	**12**	**28**	**5**	**34**	**82**	**44**	**0**	**1**	**1489**	**41.7**	**755**	**21.1**	**337**	**9.4**	**78.7**	**87.1**

DRAFT

Site 12
Location R161, att s/barrier, Lat 53.60298, Long -6.69659
Direction North

3279 / Meath/Cavan/Monaghan ATC's
October 2013
Automatic Traffic Count

Wed, 9 October 2013

Time	Total	Classification												>PSL	>PSL%	>SL1	>SL1%	>SL2	>SL2%	Mean	Vpp
		1 MCL	2 SV	3 SVT	4 TB2	5 TB3	6 T4	7 ART3	8 ART4	9 ART5	10 ART6	11 BD	12 DRT	80	80	85 +5kph	85 +5kph	90 +10kph	90 +10kph		85
0000	49	0	45	0	2	0	0	0	0	2	0	0	0	37	75.5	21	42.9	13	26.5	84.6	93.2
0100	31	0	30	0	1	0	0	0	0	0	0	0	0	16	51.6	10	32.3	6	19.4	79.4	91.1
0200	6	0	4	0	1	0	0	0	0	1	0	0	0	4	66.7	3	50	2	33.3	87.4	-
0300	5	0	3	0	0	0	0	0	0	1	1	0	0	4	80	1	20	0	0	82.2	-
0400	9	0	6	0	2	0	0	0	0	1	0	0	0	9	100	5	55.6	4	44.4	89	-
0500	19	0	12	0	2	0	0	0	0	3	2	0	0	15	78.9	10	52.6	7	36.8	89.9	103.7
0600	76	0	61	0	6	1	0	0	2	3	3	0	0	45	59.2	33	43.4	25	32.9	85.3	98.6
0700	181	1	148	2	19	0	2	0	0	4	5	0	0	95	52.5	41	22.7	19	10.5	80.1	87.1
0800	**301**	**1**	**262**	**6**	**25**	**0**	**2**	**0**	**1**	**4**	**0**	**0**	**0**	**118**	**39.2**	**61**	**20.3**	**29**	**9.6**	**78.4**	**86.8**
0900	279	2	227	5	33	0	4	0	0	6	2	0	0	90	32.3	42	15.1	23	8.2	77.5	84.6
1000	226	0	196	1	24	1	0	0	0	4	0	0	0	112	49.6	60	26.5	32	14.2	80.5	88.9
1100	215	0	182	3	23	0	3	1	1	1	1	0	0	76	35.3	43	20	11	5.1	77.6	85.7
1200	239	0	200	3	18	0	6	0	2	3	6	0	1	71	29.7	34	14.2	14	5.9	77.3	84.6
1300	229	0	171	9	24	0	5	0	3	11	5	0	1	70	30.6	36	15.7	11	4.8	76.1	85.7
1400	247	1	207	3	22	2	5	0	2	2	2	0	1	53	21.5	23	9.3	10	4	74.1	81
1500	236	0	183	2	32	1	6	1	3	5	2	0	1	94	39.8	35	14.8	10	4.2	78	84.6
1600	**289**	**0**	**229**	**5**	**34**	**1**	**5**	**0**	**2**	**6**	**7**	**0**	**0**	**117**	**40.5**	**58**	**20.1**	**23**	**8**	**78.6**	**86.4**
1700	271	0	227	3	30	1	2	0	2	4	2	0	0	129	47.6	66	24.4	23	8.5	80.1	86.8
1800	273	2	244	0	14	0	0	1	0	9	3	0	0	97	35.5	46	16.8	18	6.6	76.2	85.3
1900	180	0	167	1	11	0	0	0	1	0	0	0	0	77	42.8	34	18.9	17	9.4	78.6	86.4
2000	151	0	138	3	9	0	0	0	0	0	1	0	0	56	37.1	26	17.2	13	8.6	76.7	85.7
2100	95	0	84	1	6	0	0	0	0	2	2	0	0	40	42.1	28	29.5	13	13.7	78	88.9
2200	57	1	50	0	3	0	0	0	1	1	1	0	0	41	71.9	26	45.6	21	36.8	87.9	98.6
2300	32	0	30	0	1	0	0	0	0	1	0	0	0	22	68.8	15	46.9	11	34.4	85.6	95.4
07-19	**2986**	**7**	**2476**	**42**	**298**	**6**	**40**	**3**	**16**	**59**	**35**	**0**	**4**	**1122**	**37.6**	**545**	**18.3**	**223**	**7.5**	**77.8**	**86**
06-22	**3488**	**7**	**2926**	**47**	**330**	**7**	**40**	**3**	**19**	**64**	**41**	**0**	**4**	**1340**	**38.4**	**666**	**19.1**	**291**	**8.3**	**78**	**86.4**
06-00	**3577**	**8**	**3006**	**47**	**334**	**7**	**40**	**3**	**20**	**66**	**42**	**0**	**4**	**1403**	**39.2**	**707**	**19.8**	**323**	**9**	**78.2**	**86.4**
00-00	**3696**	**8**	**3106**	**47**	**342**	**7**	**40**	**3**	**20**	**74**	**45**	**0**	**4**	**1488**	**40.3**	**757**	**20.5**	**355**	**9.6**	**78.4**	**86.8**

DRAFT

Site 12
Location R161, att s/barrier, Lat 53.60298, Long -6.69659
Direction North

3279 / Meath/Cavan/Monaghan ATC's
October 2013
Automatic Traffic Count

Thu, 10 October 2013

Time	Total	Classification												>PSL	>PSL%	>SL1	>SL1%	>SL2	>SL2%	Mean	Vpp
		1 MCL	2 SV	3 SVT	4 TB2	5 TB3	6 T4	7 ART3	8 ART4	9 ART5	10 ART6	11 BD	12 DRT	80	80	85 +5kph	85 +5kph	90 +10kph	90 +10kph		85
0000	17	0	17	0	0	0	0	0	0	0	0	0	0	9	52.9	8	47.1	7	41.2	87.8	101.2
0100	10	0	6	0	1	0	0	0	1	1	1	0	0	8	80	5	50	3	30	87.9	-
0200	9	0	5	0	2	0	0	0	0	1	1	0	0	8	88.9	5	55.6	4	44.4	90.3	-
0300	13	0	9	0	0	0	0	0	1	3	0	0	0	10	76.9	8	61.5	4	30.8	89.3	107.6
0400	12	0	7	0	3	1	0	0	1	0	0	0	0	8	66.7	4	33.3	1	8.3	83.7	87.1
0500	13	0	12	0	0	0	0	0	0	1	0	0	0	12	92.3	8	61.5	7	53.8	91.4	101.9
0600	64	0	48	0	8	0	0	0	1	5	2	0	0	46	71.9	36	56.3	27	42.2	87.7	100.4
0700	168	0	137	0	21	0	4	0	0	3	3	0	0	79	47	39	23.2	22	13.1	80.8	88.9
0800	**322**	**2**	**283**	**4**	**22**	**0**	**5**	**1**	**0**	**1**	**4**	**0**	**0**	**142**	**44.1**	**66**	**20.5**	**20**	**6.2**	**78.8**	**86.4**
0900	305	0	267	2	28	0	1	0	2	4	0	1	0	142	46.6	66	21.6	32	10.5	79.4	87.1
1000	250	0	215	1	24	0	2	0	4	2	2	0	0	98	39.2	49	19.6	16	6.4	79.3	86
1100	247	4	198	4	27	0	3	0	1	6	4	0	0	75	30.4	40	16.2	16	6.5	74.8	85.3
1200	256	3	203	6	27	1	4	0	1	5	5	0	1	101	39.5	49	19.1	25	9.8	77.9	86.8
1300	216	2	177	1	22	1	2	0	1	5	4	0	1	103	47.7	50	23.1	16	7.4	79.1	87.1
1400	250	0	202	5	28	1	2	0	1	5	4	1	1	92	36.8	40	16	21	8.4	76.1	85.3
1500	259	1	206	6	31	0	4	0	2	4	4	0	1	117	45.2	49	18.9	26	10	78	86.8
1600	271	0	214	6	34	4	2	0	3	5	3	0	0	131	48.3	70	25.8	32	11.8	78.9	88.2
1700	**306**	**0**	**258**	**5**	**29**	**1**	**2**	**1**	**2**	**6**	**2**	**0**	**0**	**139**	**45.4**	**73**	**23.9**	**27**	**8.8**	**79.4**	**87.1**
1800	296	0	264	3	21	0	1	0	3	4	0	0	0	136	45.9	85	28.7	30	10.1	79.6	88.9
1900	243	0	219	4	14	0	0	0	2	2	2	0	0	74	30.5	38	15.6	20	8.2	75.4	85
2000	127	0	119	1	5	1	0	0	0	0	1	0	0	73	57.5	47	37	28	22	82.7	92.9
2100	102	0	94	2	6	0	0	0	0	0	0	0	0	54	52.9	27	26.5	16	15.7	79.3	90
2200	60	0	55	2	1	0	0	0	0	0	2	0	0	46	76.7	31	51.7	21	35	87.1	96.5
2300	41	0	34	0	2	1	0	0	1	3	0	0	0	24	58.5	15	36.6	13	31.7	85.3	95.4
07-19	**3146**	**12**	**2624**	**43**	**314**	**8**	**32**	**2**	**20**	**50**	**35**	**2**	**4**	**1355**	**43.1**	**676**	**21.5**	**283**	**9**	**78.5**	**87.1**
06-22	**3682**	**12**	**3104**	**50**	**347**	**9**	**32**	**2**	**23**	**57**	**40**	**2**	**4**	**1602**	**43.5**	**824**	**22.4**	**374**	**10.2**	**78.6**	**87.5**
06-00	**3783**	**12**	**3193**	**52**	**350**	**10**	**32**	**2**	**24**	**60**	**42**	**2**	**4**	**1672**	**44.2**	**870**	**23**	**408**	**10.8**	**78.8**	**87.8**
00-00	**3857**	**12**	**3249**	**52**	**356**	**11**	**32**	**2**	**27**	**66**	**44**	**2**	**4**	**1727**	**44.8**	**908**	**23.5**	**434**	**11.3**	**79**	**88.2**

DRAFT

Site 12
Location R161, att s/barrier, Lat 53.60298, Long -6.69659
Direction North

3279 / Meath/Cavan/Monaghan ATC's
October 2013
Automatic Traffic Count

Fri, 11 October 2013

Time	Total	Classification												>PSL	>PSL%	>SL1	>SL1%	>SL2	>SL2%	Mean	Vpp
		1 MCL	2 SV	3 SVT	4 TB2	5 TB3	6 T4	7 ART3	8 ART4	9 ART5	10 ART6	11 BD	12 DRT	80	80	85 +5kph	85 +5kph	90 +10kph	90 +10kph		85
0000	23	0	20	0	3	0	0	0	0	0	0	0	0	19	82.6	16	69.6	13	56.5	93.3	105.1
0100	15	0	14	0	1	0	0	0	0	0	0	0	0	13	86.7	10	66.7	7	46.7	88.4	93.6
0200	8	0	5	0	2	0	0	0	0	1	0	0	0	8	100	5	62.5	4	50	92.6	-
0300	10	0	4	0	2	0	0	0	0	3	1	0	0	8	80	3	30	2	20	86	-
0400	12	0	11	0	1	0	0	0	0	0	0	0	0	10	83.3	7	58.3	5	41.7	89.9	97.2
0500	18	0	14	0	0	1	0	0	0	3	0	0	0	16	88.9	14	77.8	10	55.6	92.1	102.6
0600	67	0	54	0	7	0	0	0	1	3	2	0	0	51	76.1	35	52.2	22	32.8	86.8	96.5
0700	184	0	147	1	22	1	0	0	0	5	8	0	0	107	58.2	67	36.4	30	16.3	81.8	90
0800	**305**	**1**	**251**	**1**	**31**	**0**	**4**	**0**	**6**	**2**	**9**	**0**	**0**	**137**	**44.9**	**56**	**18.4**	**22**	**7.2**	**79.3**	**86**
0900	277	0	235	1	29	3	1	0	0	6	2	0	0	117	42.2	62	22.4	30	10.8	78.7	87.1
1000	249	1	198	3	28	1	5	0	2	6	5	0	0	82	32.9	40	16.1	17	6.8	77.2	85.7
1100	265	1	219	2	29	0	3	0	1	3	5	0	2	79	29.8	42	15.8	13	4.9	77.4	85.3
1200	267	0	230	3	18	1	6	0	2	6	1	0	0	113	42.3	54	20.2	18	6.7	78.4	86.4
1300	264	2	226	2	18	2	1	0	0	6	7	0	0	80	30.3	40	15.2	11	4.2	76	84.6
1400	258	1	220	2	22	1	4	0	1	3	3	1	0	106	41.1	60	23.3	28	10.9	79.3	87.5
1500	**309**	**0**	**264**	**1**	**30**	**2**	**2**	**1**	**0**	**4**	**5**	**0**	**0**	**120**	**38.8**	**76**	**24.6**	**41**	**13.3**	**78.2**	**88.6**
1600	305	1	245	4	38	2	2	0	2	3	6	1	1	128	42	66	21.6	24	7.9	78.1	86.8
1700	303	0	254	10	28	0	1	0	2	4	4	0	0	147	48.5	80	26.4	30	9.9	78.6	87.8
1800	266	0	238	4	16	1	0	0	0	5	2	0	0	110	41.4	60	22.6	35	13.2	77.5	88.9
1900	227	0	210	2	7	1	0	1	0	4	2	0	0	98	43.2	58	25.6	24	10.6	78.7	87.5
2000	126	1	104	7	9	0	0	0	1	4	0	0	0	74	58.7	49	38.9	29	23	81.8	92.5
2100	88	1	83	0	1	0	1	0	0	1	1	0	0	45	51.1	33	37.5	24	27.3	81.7	96.8
2200	69	0	60	2	7	0	0	0	0	0	0	0	0	36	52.2	25	36.2	16	23.2	82.6	95
2300	36	0	31	0	1	0	0	0	1	2	1	0	0	21	58.3	15	41.7	13	36.1	87.1	101.9
07-19	**3252**	**7**	**2727**	**34**	**309**	**14**	**29**	**1**	**16**	**53**	**57**	**2**	**3**	**1326**	**40.8**	**703**	**21.6**	**299**	**9.2**	**78.3**	**87.1**
06-22	**3760**	**9**	**3178**	**43**	**333**	**15**	**30**	**2**	**18**	**65**	**62**	**2**	**3**	**1594**	**42.4**	**878**	**23.4**	**398**	**10.6**	**78.7**	**87.5**
06-00	**3865**	**9**	**3269**	**45**	**341**	**15**	**30**	**2**	**19**	**67**	**63**	**2**	**3**	**1651**	**42.7**	**918**	**23.8**	**427**	**11**	**78.8**	**87.8**
00-00	**3951**	**9**	**3337**	**45**	**350**	**16**	**30**	**2**	**19**	**74**	**64**	**2**	**3**	**1725**	**43.7**	**973**	**24.6**	**468**	**11.8**	**79.1**	**88.2**

DRAFT

Site 12
Location R161, att s/barrier, Lat 53.60298, Long -6.69659
Direction North

3279 / Meath/Cavan/Monaghan ATC's
October 2013
Automatic Traffic Count

Sat, 12 October 2013

Time	Total	Classification												>PSL	>PSL%	>SL1	>SL1%	>SL2	>SL2%	Mean	Vpp
		1 MCL	2 SV	3 SVT	4 TB2	5 TB3	6 T4	7 ART3	8 ART4	9 ART5	10 ART6	11 BD	12 DRT	80	80	85 +5kph	85 +5kph	90 +10kph	90 +10kph		85
0000	22	0	15	0	7	0	0	0	0	0	0	0	0	17	77.3	15	68.2	13	59.1	91.8	104
0100	21	0	15	0	4	0	0	0	0	1	1	0	0	16	76.2	14	66.7	11	52.4	89.7	98.3
0200	23	0	18	0	5	0	0	0	0	0	0	0	0	17	73.9	15	65.2	9	39.1	86.4	95.8
0300	9	0	6	0	0	0	0	0	0	3	0	0	0	6	66.7	5	55.6	3	33.3	86.4	-
0400	10	0	7	0	2	0	0	0	0	1	0	0	0	10	100	10	100	5	50	94.6	-
0500	14	0	12	0	2	0	0	0	0	0	0	0	0	13	92.9	11	78.6	9	64.3	96.7	108.7
0600	29	0	23	0	3	0	1	0	1	0	1	0	0	19	65.5	13	44.8	10	34.5	88.3	103
0700	80	0	67	1	7	1	1	0	3	0	0	0	0	47	58.8	33	41.3	24	30	84.5	95.4
0800	171	1	154	3	9	0	0	0	0	4	0	0	0	112	65.5	64	37.4	32	18.7	82.6	92.5
0900	296	0	273	2	19	0	0	0	0	1	1	0	0	108	36.5	58	19.6	20	6.8	77.5	86.4
1000	313	0	296	4	10	0	0	0	0	2	1	0	0	127	40.6	64	20.4	18	5.8	78.5	86.4
1100	**409**	**2**	**375**	**4**	**20**	**1**	**2**	**1**	**0**	**2**	**1**	**1**	**0**	**125**	**30.6**	**48**	**11.7**	**16**	**3.9**	**75.5**	**83.5**
1200	323	0	306	3	9	0	1	0	0	2	1	0	1	127	39.3	58	18	21	6.5	77.6	85.3
1300	**374**	**1**	**354**	**9**	**9**	**0**	**0**	**0**	**1**	**0**	**0**	**0**	**0**	**153**	**40.9**	**65**	**17.4**	**31**	**8.3**	**78.3**	**86.4**
1400	260	1	243	5	8	1	0	0	0	2	0	0	0	90	34.6	47	18.1	28	10.8	78	86.4
1500	273	3	254	2	10	0	0	1	1	2	0	0	0	114	41.8	64	23.4	23	8.4	78.6	86.8
1600	226	1	207	4	9	0	1	0	2	1	1	0	0	98	43.4	62	27.4	32	14.2	79.6	88.9
1700	238	0	220	2	12	0	0	0	0	3	0	0	1	99	41.6	67	28.2	36	15.1	79.3	89.6
1800	176	0	163	4	7	0	2	0	0	0	0	0	0	75	42.6	44	25	27	15.3	78.5	90.4
1900	151	0	143	1	6	0	0	1	0	0	0	0	0	61	40.4	37	24.5	24	15.9	78.3	90.7
2000	95	0	92	1	2	0	0	0	0	0	0	0	0	51	53.7	35	36.8	23	24.2	82.2	93.6
2100	73	0	65	3	4	0	0	0	0	0	1	0	0	31	42.5	18	24.7	15	20.5	79.9	92.2
2200	52	0	50	0	1	0	0	0	0	0	1	0	0	28	53.8	21	40.4	19	36.5	85.5	100.4
2300	44	0	40	0	4	0	0	0	0	0	0	0	0	33	75	18	40.9	12	27.3	86	96.8
07-19	**3139**	**9**	**2912**	**43**	**129**	**3**	**7**	**2**	**7**	**19**	**5**	**1**	**2**	**1275**	**40.6**	**674**	**21.5**	**308**	**9.8**	**78.4**	**87.1**
06-22	**3487**	**9**	**3235**	**48**	**144**	**3**	**8**	**3**	**8**	**19**	**7**	**1**	**2**	**1437**	**41.2**	**777**	**22.3**	**380**	**10.9**	**78.6**	**87.5**
06-00	**3583**	**9**	**3325**	**48**	**149**	**3**	**8**	**3**	**8**	**19**	**8**	**1**	**2**	**1498**	**41.8**	**816**	**22.8**	**411**	**11.5**	**78.8**	**87.8**
00-00	**3682**	**9**	**3398**	**48**	**169**	**3**	**8**	**3**	**8**	**24**	**9**	**1**	**2**	**1577**	**42.8**	**886**	**24.1**	**461**	**12.5**	**79.1**	**88.6**

DRAFT

Site 12
Location R161, att s/barrier, Lat 53.60298, Long -6.69659
Direction North

3279 / Meath/Cavan/Monaghan ATC's
October 2013
Automatic Traffic Count

Sun, 13 October 2013

Time	Total	Classification												>PSL	>PSL%	>SL1	>SL1%	>SL2	>SL2%	Mean	Vpp
		1 MCL	2 SV	3 SVT	4 TB2	5 TB3	6 T4	7 ART3	8 ART4	9 ART5	10 ART6	11 BD	12 DRT	80	80	85 +5kph	85 +5kph	90 +10kph	90 +10kph		85
0000	41	0	35	0	6	0	0	0	0	0	0	0	0	25	61	16	39	13	31.7	85.8	97.9
0100	31	0	25	0	6	0	0	0	0	0	0	0	0	20	64.5	19	61.3	10	32.3	86.7	96.8
0200	23	0	21	0	2	0	0	0	0	0	0	0	0	14	60.9	12	52.2	9	39.1	86.5	99.7
0300	27	0	20	1	6	0	0	0	0	0	0	0	0	20	74.1	15	55.6	15	55.6	89.2	101.9
0400	16	0	14	0	1	0	0	0	0	1	0	0	0	9	56.3	7	43.8	6	37.5	88	104
0500	11	0	9	0	2	0	0	0	0	0	0	0	0	6	54.5	5	45.5	4	36.4	84	95.4
0600	13	0	12	1	0	0	0	0	0	0	0	0	0	12	92.3	10	76.9	9	69.2	94	101.5
0700	33	0	28	1	3	0	0	0	0	1	0	0	0	24	72.7	18	54.5	15	45.5	87	95
0800	48	1	45	1	1	0	0	0	0	0	0	0	0	34	70.8	29	60.4	15	31.3	88	102.2
0900	102	2	93	3	1	0	1	0	0	2	0	0	0	64	62.7	37	36.3	24	23.5	81.8	93.2
1000	128	0	120	2	6	0	0	0	0	0	0	0	0	81	63.3	51	39.8	31	24.2	83	95.8
1100	**186**	**5**	**174**	**3**	**2**	**0**	**0**	**0**	**0**	**2**	**0**	**0**	**0**	**101**	**54.3**	**72**	**38.7**	**34**	**18.3**	**80.9**	**90.7**
1200	260	4	248	2	5	0	0	0	0	0	1	0	0	90	34.6	52	20	27	10.4	76.2	86.8
1300	**300**	**1**	**288**	**1**	**8**	**0**	**0**	**0**	**0**	**2**	**0**	**0**	**0**	**126**	**42**	**74**	**24.7**	**35**	**11.7**	**79.7**	**88.9**
1400	268	2	253	7	4	0	0	0	1	0	1	0	0	83	31	49	18.3	23	8.6	77.2	86.8
1500	255	3	245	1	5	0	1	0	0	0	0	0	0	100	39.2	50	19.6	22	8.6	78	86.8
1600	240	2	221	6	9	1	0	1	0	0	0	0	0	113	47.1	71	29.6	30	12.5	80.6	88.9
1700	231	2	216	4	6	0	0	0	0	3	0	0	0	122	52.8	56	24.2	31	13.4	80.1	88.2
1800	196	0	187	3	5	0	0	1	0	0	0	0	0	101	51.5	61	31.1	26	13.3	80.9	88.9
1900	152	0	147	1	3	0	0	0	0	1	0	0	0	81	53.3	45	29.6	21	13.8	80.3	89.3
2000	103	0	92	1	7	1	0	0	0	1	1	0	0	54	52.4	36	35	20	19.4	80	90.7
2100	69	0	65	0	4	0	0	0	0	0	0	0	0	35	50.7	23	33.3	13	18.8	81.6	91.8
2200	38	0	35	0	2	0	0	0	0	1	0	0	0	22	57.9	19	50	11	28.9	85.5	95.4
2300	38	0	35	0	3	0	0	0	0	0	0	0	0	25	65.8	20	52.6	13	34.2	89.6	103
07-19	**2247**	**22**	**2118**	**34**	**55**	**1**	**2**	**2**	**1**	**10**	**2**	**0**	**0**	**1039**	**46.2**	**620**	**27.6**	**313**	**13.9**	**79.7**	**89.3**
06-22	**2584**	**22**	**2434**	**37**	**69**	**2**	**2**	**2**	**1**	**12**	**3**	**0**	**0**	**1221**	**47.3**	**734**	**28.4**	**376**	**14.6**	**79.9**	**89.6**
06-00	**2660**	**22**	**2504**	**37**	**74**	**2**	**2**	**2**	**1**	**13**	**3**	**0**	**0**	**1268**	**47.7**	**773**	**29.1**	**400**	**15**	**80.1**	**90**
00-00	**2809**	**22**	**2628**	**38**	**97**	**2**	**2**	**2**	**1**	**14**	**3**	**0**	**0**	**1362**	**48.5**	**847**	**30.2**	**457**	**16.3**	**80.5**	**90.4**

DRAFT

Site 12
Location R161, att s/barrier, Lat 53.60298, Long -6.69659
Direction North

3279 / Meath/Cavan/Monaghan ATC's
October 2013
Automatic Traffic Count

Virtual Day (7)

Time	Total	Classification												>PSL	>PSL%	>SL1	>SL1%	>SL2	>SL2%	Mean	Vpp
		1 MCL	2 SV	3 SVT	4 TB2	5 TB3	6 T4	7 ART3	8 ART4	9 ART5	10 ART6	11 BD	12 DRT	80	80	85 +5kph	85 +5kph	90 +10kph	90 +10kph		85
0000	30	0	26	0	3	0	0	0	0	0	0	0	0	19	63.6	13	45	10	34.4	86	98.3
0100	19	0	16	0	2	0	0	0	0	0	0	0	0	13	69.5	10	51.1	6	32.8	85.5	97.2
0200	12	0	9	0	2	0	0	0	0	1	0	0	0	9	74.7	7	58.6	5	41.4	88.3	100.4
0300	12	0	8	0	2	0	0	0	0	2	0	0	0	9	75.6	6	52.3	4	36	87.7	97.9
0400	12	0	8	0	2	0	0	0	0	1	0	0	0	9	79.5	7	60.2	4	34.9	88.1	97.2
0500	15	0	12	0	1	0	0	0	0	2	0	0	0	12	78.7	9	60.2	7	43.5	90.1	104.4
0600	53	0	43	0	5	0	0	0	1	3	1	0	0	36	68.4	26	49.7	19	36.5	87	100.1
0700	142	0	117	1	16	0	1	0	1	3	3	0	0	84	59	50	34.9	27	19.1	82.3	91.4
0800	254	1	222	2	19	0	2	0	1	2	3	0	0	116	45.8	60	23.7	26	10.2	79.7	87.8
0900	**262**	**1**	**225**	**3**	**24**	**1**	**1**	**0**	**1**	**5**	**2**	**0**	**0**	**110**	**42**	**55**	**21.1**	**26**	**10**	**78.7**	**87.1**
1000	234	0	205	2	19	0	1	0	2	3	2	0	0	100	42.7	51	21.8	22	9.3	79.2	87.5
1100	253	2	219	3	19	0	2	0	1	3	3	0	0	88	34.9	46	18.2	18	6.9	77.1	85.7
1200	252	1	218	4	17	1	3	0	1	3	3	0	1	94	37.4	47	18.5	20	7.8	77.6	86
1300	258	1	224	4	17	1	2	0	1	5	4	0	0	105	40.7	53	20.4	21	8.2	78.4	86.8
1400	250	1	215	4	19	1	3	0	1	3	2	0	0	81	32.4	42	16.6	19	7.8	76.8	85.7
1500	261	1	220	3	23	1	3	1	2	3	3	0	0	106	40.8	54	20.8	24	9.1	78.4	86.8
1600	261	1	218	5	26	1	3	0	2	3	3	0	0	114	43.6	63	24.3	29	11	79.1	88.2
1700	**270**	**0**	**235**	**5**	**21**	**1**	**1**	**0**	**1**	**4**	**2**	**0**	**0**	**128**	**47.3**	**68**	**25**	**29**	**10.6**	**79.3**	**87.8**
1800	247	0	223	3	13	0	1	0	1	5	1	0	0	112	45.3	65	26.2	29	11.7	78.9	88.6
1900	192	0	178	2	8	0	0	0	1	2	1	0	0	79	41.3	44	22.8	21	11	78.4	87.5
2000	122	0	110	3	7	0	0	0	0	1	0	0	0	58	47.7	36	29.2	20	16.6	79.6	90.7
2100	84	0	76	2	4	0	0	0	0	1	1	0	0	42	50.3	26	31.6	18	21	80.5	92.9
2200	57	0	51	1	3	0	0	0	0	1	1	0	0	34	58.7	24	42	16	28.1	84.4	97.2
2300	34	0	31	0	2	0	0	0	0	1	0	0	0	22	63.6	15	44.4	11	31.4	86.5	99.7
07-19	**2945**	**11**	**2540**	**39**	**232**	**8**	**23**	**2**	**15**	**42**	**30**	**1**	**2**	**1238**	**42**	**653**	**22.2**	**289**	**9.8**	**78.7**	**87.5**
06-22	**3396**	**11**	**2947**	**45**	**255**	**9**	**24**	**3**	**17**	**48**	**33**	**1**	**2**	**1454**	**42.8**	**785**	**23.1**	**367**	**10.8**	**78.9**	**87.8**
06-00	**3488**	**12**	**3029**	**46**	**261**	**9**	**24**	**3**	**17**	**50**	**34**	**1**	**2**	**1510**	**43.3**	**825**	**23.6**	**394**	**11.3**	**79**	**87.8**
00-00	**3588**	**12**	**3108**	**47**	**274**	**10**	**24**	**3**	**18**	**56**	**35**	**1**	**2**	**1582**	**44.1**	**878**	**24.5**	**431**	**12**	**79.3**	**88.2**

DRAFT

Site 12
Location R161, att s/barrier, Lat 53.60298, Long -6.69659
Direction North

3279 / Meath/Cavan/Monaghan ATC's
October 2013
Automatic Traffic Count

Virtual Week (1)

Time	Total	Classification												>PSL	>PSL%	>SL1	>SL1%	>SL2	>SL2%	Mean	Vpp
		1 MCL	2 SV	3 SVT	4 TB2	5 TB3	6 T4	7 ART3	8 ART4	9 ART5	10 ART6	11 BD	12 DRT	80	80	85 +5kph	85 +5kph	90 +10kph	90 +10kph		85
Mon	3551	10	3045	42	294	16	27	1	17	60	36	2	1	1705	48	1019	28.7	506	14.2	80.4	89.3
Tue	3572	12	2992	55	307	12	28	5	34	82	44	0	1	1489	41.7	755	21.1	337	9.4	78.7	87.1
Wed	3696	8	3106	47	342	7	40	3	20	74	45	0	4	1488	40.3	757	20.5	355	9.6	78.4	86.8
Thu	3857	12	3249	52	356	11	32	2	27	66	44	2	4	1727	44.8	908	23.5	434	11.3	79	88.2
Fri	3951	9	3337	45	350	16	30	2	19	74	64	2	3	1725	43.7	973	24.6	468	11.8	79.1	88.2
| Sat	3682	9	3398	48	169	3	8	3	8	24	9	1	2	1577	42.8	886	24.1	461	12.5	79.1	88.6
| Sun	2809	22	2628	38	97	2	2	2	1	14	3	0	0	1362	48.5	847	30.2	457	16.3	80.5	90.4
5 Day Ave.	**3725**	**10**	**3146**	**48**	**330**	**12**	**31**	**3**	**23**	**71**	**47**	**1**	**3**	**1627**	**43.7**	**882**	**23.7**	**420**	**11.3**	**79.1**	**87.9**
7 Day Ave.	**3588**	**12**	**3108**	**47**	**274**	**10**	**24**	**3**	**18**	**56**	**35**	**1**	**2**	**1582**	**44.1**	**878**	**24.5**	**431**	**12.0**	**79.3**	**88.2**
--	**25118**	**82**	**21755**	**327**	**1915**	**67**	**167**	**18**	**126**	**394**	**245**	**7**	**15**	**11073**	**44.1**	**6145**	**24.5**	**3018**	**12.0**	**79.3**	**88.2**

Summary Graphs

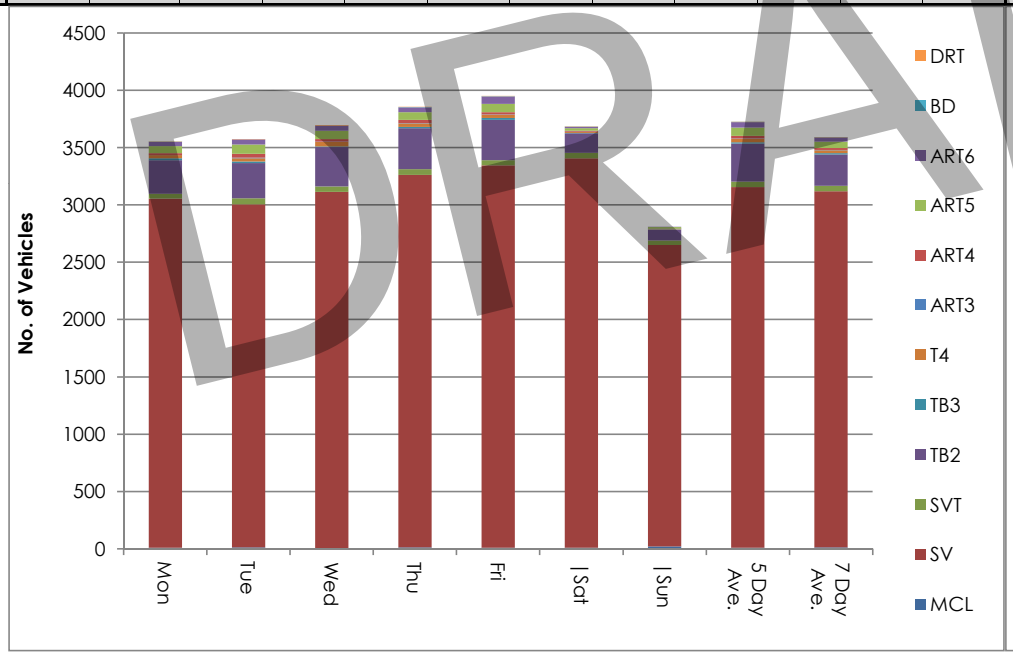

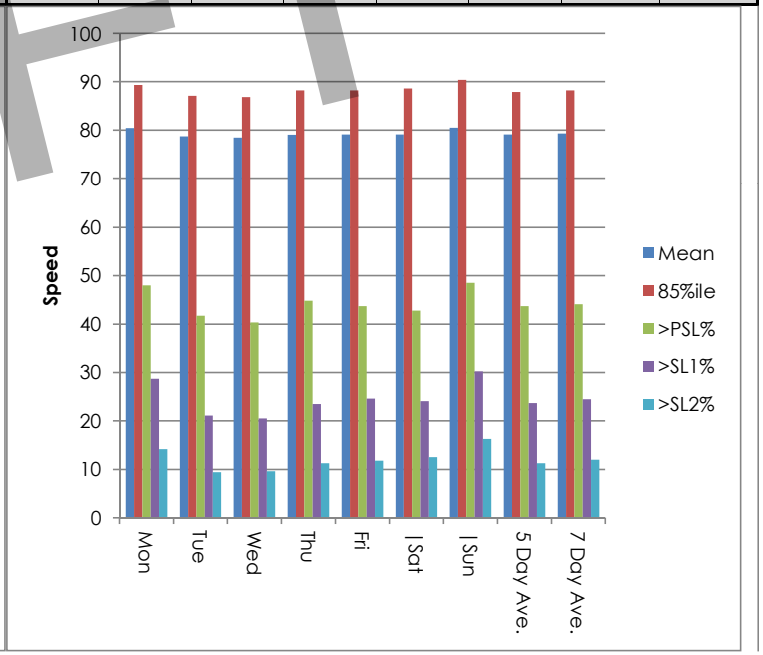

DRAFT

Site 12
Location R161, att s/barrier, Lat 53.60298, Long -6.69659
Direction North

3279 / Meath/Cavan/Monaghan ATC's
October 2013
Automatic Traffic Count

Mon, 7 October 2013

Time	Total	Speed Bins (km/h)																												
		0 - 5	5 - 10	10 - 15	15 - 20	20 - 25	25 - 30	30 - 35	35 - 40	40 - 45	45 - 50	50 - 55	55 - 60	60 - 65	65 - 70	70 - 75	75 - 80	80 - 85	85 - 90	90 - 95	95 - 100	100 - 105	105 - 110	110 - 115	115 - 120	120 - 125	125 - 130	130 - 135	135 - 140
0000	46	0	0	0	0	0	0	0	0	0	0	0	0	1	7	8	10	8	3	3	4	0	1	0	1	0	0	0	0
0100	20	0	0	0	0	0	0	0	0	0	0	0	0	0	0	3	2	8	2	1	4	0	0	0	0	0	0	0	0	0
0200	14	0	0	0	0	0	0	0	0	0	0	0	0	0	0	0	3	3	2	3	1	1	0	0	0	1	0	0	0	0
0300	15	0	0	0	0	0	0	0	0	0	0	0	0	0	1	0	1	3	4	3	1	0	2	0	0	0	0	0	0	0
0400	12	0	0	0	0	0	0	0	0	0	0	0	0	0	0	1	1	1	5	4	0	0	0	0	0	0	0	0	0	0
0500	16	0	0	0	0	0	0	0	0	0	0	0	0	0	1	1	3	2	3	2	0	2	2	0	0	0	0	0	0	0
0600	51	0	0	0	0	0	0	0	0	1	0	0	0	1	1	4	8	5	9	8	3	4	3	2	1	1	0	0	0	0
0700	181	0	0	0	0	0	0	0	0	0	0	0	0	6	11	18	27	36	37	27	10	6	3	0	0	0	0	0	0	0
0800	**319**	**0**	**0**	**0**	**0**	**0**	**0**	**0**	**0**	**0**	**0**	**0**	**0**	**1**	**15**	**68**	**89**	**68**	**42**	**25**	**8**	**2**	**0**	**0**	**0**	**1**	**0**	**0**	**0**	**0**
0900	274	0	0	0	0	0	0	0	0	0	4	3	1	0	16	48	74	57	40	23	4	2	0	2	0	0	0	0	0	0
1000	219	0	0	0	0	0	0	0	0	0	0	0	0	3	9	34	73	52	35	6	3	1	3	0	0	0	0	0	0	0
1100	220	0	0	0	0	0	0	0	0	0	0	1	1	5	23	40	73	37	19	14	3	1	1	1	1	0	0	0	0	0
1200	226	0	0	0	0	0	1	0	0	0	2	0	1	3	11	30	73	52	29	13	6	3	1	1	0	0	0	0	0	0
1300	212	0	0	0	0	0	0	0	0	0	1	1	2	6	8	41	46	35	40	14	10	6	2	0	0	0	0	0	0	0
1400	245	0	0	0	0	0	0	1	3	1	1	4	3	10	29	59	60	38	22	7	3	3	0	0	0	0	0	1	0	0
1500	219	0	0	0	0	0	0	0	0	0	0	0	1	6	12	39	50	43	39	12	6	8	1	2	0	0	0	0	0	0
1600	249	0	0	0	0	0	0	0	0	0	0	4	2	6	21	40	57	45	30	31	4	7	0	2	0	0	0	0	0	0
1700	**267**	**0**	**0**	**0**	**0**	**0**	**0**	**0**	**0**	**1**	**1**	**1**	**2**	**6**	**14**	**45**	**55**	**67**	**41**	**23**	**6**	**3**	**1**	**1**	**0**	**0**	**0**	**0**	**0**	**0**
1800	254	0	0	0	0	0	0	0	1	0	2	0	3	5	14	31	58	51	46	25	11	3	1	1	1	1	0	0	0	0
1900	182	0	0	0	0	0	0	0	0	0	0	0	2	5	23	32	39	31	24	16	2	3	3	1	0	0	0	0	0	1
2000	127	0	0	0	0	0	0	0	0	0	3	3	2	5	9	32	25	19	13	10	2	3	0	0	0	0	1	0	0	0
2100	91	0	0	0	0	0	0	0	2	2	0	0	1	0	5	16	16	17	9	13	4	2	2	1	1	0	0	0	0	0
2200	69	0	0	0	0	0	0	0	0	0	1	0	1	4	6	10	16	7	15	2	2	2	0	1	1	0	1	0	0	0
2300	23	0	0	0	0	0	0	0	0	0	0	0	0	0	1	2	8	1	4	2	2	0	1	1	1	0	0	0	0	0
07-19	**2885**	**0**	**0**	**0**	**0**	**0**	**1**	**1**	**4**	**2**	**11**	**14**	**16**	**57**	**183**	**493**	**735**	**581**	**420**	**220**	**74**	**45**	**13**	**10**	**2**	**2**	**0**	**1**	**0**
06-22	**3336**	**0**	**0**	**0**	**0**	**0**	**1**	**1**	**6**	**5**	**14**	**17**	**21**	**68**	**221**	**577**	**823**	**653**	**475**	**267**	**85**	**57**	**21**	**14**	**4**	**3**	**1**	**1**	**1**
06-00	**3428**	**0**	**0**	**0**	**0**	**0**	**1**	**1**	**6**	**5**	**15**	**17**	**22**	**72**	**228**	**589**	**847**	**661**	**494**	**271**	**89**	**59**	**22**	**16**	**6**	**3**	**2**	**1**	**1**
00-00	**3551**	**0**	**0**	**0**	**0**	**0**	**1**	**1**	**6**	**5**	**15**	**17**	**22**	**73**	**237**	**602**	**867**	**686**	**513**	**287**	**99**	**62**	**27**	**16**	**7**	**4**	**2**	**1**	**1**

DRAFT

Site 12
Location R161, att s/barrier, Lat 53.60298, Long -6.69659
Direction North

3279 / Meath/Cavan/Monaghan ATC's
October 2013
Automatic Traffic Count

Tue, 8 October 2013

Time	Total	Speed Bins (km/h)																											
		0 - 5	5 - 10	10 - 15	15 - 20	20 - 25	25 - 30	30 - 35	35 - 40	40 - 45	45 - 50	50 - 55	55 - 60	60 - 65	65 - 70	70 - 75	75 - 80	80 - 85	85 - 90	90 - 95	95 - 100	100 - 105	105 - 110	110 - 115	115 - 120	120 - 125	125 - 130	130 - 135	135 - 140
0000	11	0	0	0	0	0	0	0	0	0	0	0	0	0	0	3	2	0	2	0	2	1	1	0	0	0	0	0	0
0100	3	0	0	0	0	0	0	0	0	0	0	0	0	0	0	0	0	1	1	0	0	1	0	0	0	0	0	0	0
0200	4	0	0	0	0	0	0	0	0	0	0	0	0	0	0	1	0	0	1	0	0	0	1	1	0	0	0	0	0
0300	7	0	0	0	0	0	0	0	0	0	0	0	0	0	0	0	3	1	2	0	1	0	0	0	0	0	0	0	0
0400	12	0	0	0	0	0	0	0	0	0	0	0	0	0	0	1	1	2	4	3	1	0	0	0	0	0	0	0	0
0500	17	0	0	0	0	0	0	0	0	0	0	0	0	0	0	1	4	4	4	1	0	2	0	0	1	0	0	0	0
0600	70	0	0	0	0	0	0	0	0	0	0	0	0	0	2	7	17	18	6	4	9	1	3	1	1	1	0	0	0
0700	170	0	0	0	0	0	0	0	0	0	0	0	0	3	6	9	35	50	33	20	7	3	4	0	0	0	0	0	0
0800	**310**	**0**	**0**	**0**	**0**	**0**	**0**	**0**	**0**	**0**	**0**	**0**	**1**	**13**	**31**	**55**	**85**	**58**	**40**	**16**	**9**	**0**	**2**	**0**	**0**	**0**	**0**	**0**	**0**
0900	304	0	0	0	0	0	0	0	0	0	0	1	4	18	27	53	79	71	27	15	5	2	1	0	1	0	0	0	0
1000	256	0	0	0	0	0	0	1	0	0	0	0	2	16	25	46	66	54	20	10	10	3	2	1	0	0	0	0	0
1100	228	0	0	0	0	0	1	0	0	1	1	1	1	7	26	49	57	47	25	6	4	2	0	0	0	0	0	0	0
1200	192	0	0	0	0	1	0	0	1	0	0	0	1	12	28	44	53	25	19	5	2	0	1	0	0	0	0	0	0
1300	212	0	0	0	0	0	0	0	0	0	0	1	0	4	11	42	58	64	19	6	4	2	1	0	0	0	0	0	0
1400	224	0	0	0	0	0	0	0	0	0	0	1	2	2	31	57	62	33	24	8	2	1	0	1	0	0	0	0	0
1500	**276**	**0**	**0**	**0**	**0**	**0**	**0**	**0**	**0**	**3**	**0**	**1**	**1**	**11**	**28**	**57**	**86**	**51**	**23**	**11**	**3**	**1**	**0**	**0**	**0**	**0**	**0**	**0**	**0**
1600	247	0	0	0	0	1	1	0	0	0	0	1	0	7	12	57	78	47	27	8	4	2	0	2	0	0	0	0	0
1700	275	0	0	0	0	0	0	0	0	2	2	8	9	8	20	38	71	61	36	11	6	2	1	0	0	0	0	0	0
1800	267	0	0	0	0	0	0	0	0	0	0	4	8	11	26	44	51	55	44	13	6	4	1	0	0	0	0	0	0
1900	210	0	0	0	0	1	0	0	0	0	1	0	3	7	14	39	62	39	28	6	5	3	2	0	0	0	0	0	0
2000	128	0	0	0	0	0	0	0	3	0	0	3	0	9	16	22	22	25	15	5	3	2	0	2	1	0	0	0	0
2100	67	0	0	0	0	0	0	0	2	0	0	0	0	1	3	7	14	16	5	7	6	3	2	0	0	0	0	1	0
2200	57	0	0	0	0	0	0	0	0	0	0	0	1	2	4	7	11	9	7	4	6	3	1	2	0	0	0	0	0
2300	25	0	0	0	0	0	0	0	0	0	0	0	0	0	1	4	5	3	6	0	2	3	1	0	0	0	0	0	0
07-19	**2961**	**0**	**0**	**0**	**0**	**2**	**2**	**1**	**1**	**6**	**3**	**18**	**29**	**112**	**271**	**551**	**781**	**616**	**337**	**129**	**62**	**22**	**13**	**4**	**1**	**0**	**0**	**0**	**0**
06-22	**3436**	**0**	**0**	**0**	**0**	**3**	**2**	**1**	**6**	**6**	**4**	**21**	**32**	**129**	**306**	**626**	**896**	**714**	**391**	**151**	**85**	**31**	**20**	**7**	**3**	**1**	**0**	**1**	**0**
06-00	**3518**	**0**	**0**	**0**	**0**	**3**	**2**	**1**	**6**	**6**	**4**	**21**	**33**	**131**	**311**	**637**	**912**	**726**	**404**	**155**	**93**	**37**	**22**	**9**	**3**	**1**	**0**	**1**	**0**
00-00	**3572**	**0**	**0**	**0**	**0**	**3**	**2**	**1**	**6**	**6**	**4**	**21**	**33**	**131**	**311**	**643**	**922**	**734**	**418**	**159**	**97**	**41**	**24**	**10**	**4**	**1**	**0**	**1**	**0**

DRAFT

Site 12
Location R161, att s/barrier, Lat 53.60298, Long -6.69659
Direction North

3279 / Meath/Cavan/Monaghan ATC's
October 2013
Automatic Traffic Count

Wed, 9 October 2013

Time	Total	Speed Bins (km/h)																											
		0 - 5	5 - 10	10 - 15	15 - 20	20 - 25	25 - 30	30 - 35	35 - 40	40 - 45	45 - 50	50 - 55	55 - 60	60 - 65	65 - 70	70 - 75	75 - 80	80 - 85	85 - 90	90 - 95	95 - 100	100 - 105	105 - 110	110 - 115	115 - 120	120 - 125	125 - 130	130 - 135	135 - 140
0000	49	0	0	0	0	0	0	0	0	0	0	0	0	0	3	2	7	16	8	7	6	0	0	0	0	0	0	0	0
0100	31	0	0	0	0	0	0	0	0	0	0	0	3	1	2	3	6	6	4	5	0	1	0	0	0	0	0	0	0
0200	6	0	0	0	0	0	0	0	0	0	0	0	0	1	1	0	0	1	1	0	0	1	0	0	1	0	0	0	0
0300	5	0	0	0	0	0	0	0	0	0	0	0	0	0	0	1	0	3	1	0	0	0	0	0	0	0	0	0	0
0400	9	0	0	0	0	0	0	0	0	0	0	0	0	0	0	0	0	4	1	1	2	1	0	0	0	0	0	0	0
0500	19	0	0	0	0	0	0	0	0	0	0	0	0	0	0	1	3	5	3	1	1	3	0	1	1	0	0	0	0
0600	76	0	0	0	0	0	0	0	0	0	1	0	0	0	2	10	18	12	8	10	6	5	0	3	1	0	0	0	0
0700	181	0	0	0	0	0	0	0	0	0	0	3	3	4	8	28	40	54	22	10	3	2	2	2	0	0	0	0	0
0800	**301**	**0**	**0**	**0**	**0**	**0**	**0**	**0**	**0**	**0**	**1**	**2**	**1**	**10**	**33**	**51**	**85**	**57**	**32**	**19**	**5**	**4**	**0**	**1**	**0**	**0**	**0**	**0**	**0**
0900	279	0	0	0	0	0	0	0	0	0	0	2	2	6	35	72	72	48	19	11	8	3	0	0	0	1	0	0	0
1000	226	0	0	0	0	0	0	0	0	0	0	0	2	5	13	38	56	52	28	20	9	0	2	1	0	0	0	0	0
1100	215	0	0	0	0	0	0	0	0	0	0	0	2	5	27	50	55	33	32	7	3	0	0	1	0	0	0	0	0
1200	239	0	0	0	0	0	0	0	0	0	1	2	1	12	14	63	75	37	20	9	2	2	0	1	0	0	0	0	0
1300	229	0	0	0	0	0	0	0	0	0	1	6	0	9	29	65	49	34	25	6	5	0	0	0	0	0	0	0	0
1400	247	0	0	0	0	3	1	0	0	2	0	0	5	20	28	64	71	30	13	5	4	1	0	0	0	0	0	0	0
1500	236	0	0	0	0	0	0	1	0	0	0	0	2	7	18	48	66	59	25	6	2	1	1	0	0	0	0	0	0
1600	**289**	**0**	**0**	**0**	**0**	**0**	**0**	**0**	**0**	**0**	**0**	**0**	**4**	**6**	**28**	**52**	**82**	**59**	**35**	**13**	**8**	**1**	**0**	**1**	**0**	**0**	**0**	**0**	**0**
1700	271	0	0	0	0	0	0	0	0	0	0	0	1	3	18	45	75	63	43	12	5	4	0	2	0	0	0	0	0
1800	273	0	0	0	0	0	1	1	4	2	3	2	10	14	24	32	83	51	28	11	2	3	1	0	1	0	0	0	0
1900	180	0	0	0	0	0	0	0	0	0	0	0	2	7	24	36	34	43	17	9	4	0	2	1	0	0	1	0	0
2000	151	0	0	0	0	0	0	0	0	0	3	2	6	6	17	25	36	30	13	7	3	1	2	0	0	0	0	0	0
2100	95	0	0	0	0	0	0	0	0	0	3	1	2	3	16	15	15	12	15	5	4	1	2	0	1	0	0	0	0
2200	57	0	0	0	0	0	0	0	0	0	0	0	0	0	3	3	10	15	5	5	7	2	3	3	1	0	0	0	0
2300	32	0	0	0	0	0	0	0	0	0	0	0	0	0	0	5	5	7	4	5	4	1	1	0	0	0	0	0	0
07-19	**2986**	**0**	**0**	**0**	**0**	**3**	**2**	**2**	**4**	**4**	**6**	**17**	**33**	**101**	**275**	**608**	**809**	**577**	**322**	**129**	**56**	**21**	**6**	**9**	**1**	**1**	**0**	**0**	**0**
06-22	**3488**	**0**	**0**	**0**	**0**	**3**	**2**	**2**	**4**	**4**	**13**	**20**	**43**	**117**	**334**	**694**	**912**	**674**	**375**	**160**	**73**	**28**	**12**	**13**	**3**	**1**	**1**	**0**	**0**
06-00	**3577**	**0**	**0**	**0**	**0**	**3**	**2**	**2**	**4**	**4**	**13**	**20**	**43**	**117**	**337**	**702**	**927**	**696**	**384**	**170**	**84**	**31**	**16**	**16**	**4**	**1**	**1**	**0**	**0**
00-00	**3696**	**0**	**0**	**0**	**0**	**3**	**2**	**2**	**4**	**4**	**13**	**20**	**46**	**119**	**343**	**709**	**943**	**731**	**402**	**184**	**93**	**37**	**16**	**17**	**6**	**1**	**1**	**0**	**0**

DRAFT

Site 12
Location R161, att s/barrier, Lat 53.60298, Long -6.69659
Direction North

3279 / Meath/Cavan/Monaghan ATC's
October 2013
Automatic Traffic Count

Thu, 10 October 2013

Time	Total	Speed Bins (km/h)																											
		0 - 5	5 - 10	10 - 15	15 - 20	20 - 25	25 - 30	30 - 35	35 - 40	40 - 45	45 - 50	50 - 55	55 - 60	60 - 65	65 - 70	70 - 75	75 - 80	80 - 85	85 - 90	90 - 95	95 - 100	100 - 105	105 - 110	110 - 115	115 - 120	120 - 125	125 - 130	130 - 135	135 - 140
0000	17	0	0	0	0	0	0	0	0	0	0	0	0	0	0	1	7	1	1	2	0	3	1	1	0	0	0	0	0
0100	10	0	0	0	0	0	0	0	0	0	0	0	0	0	1	0	1	3	2	0	1	1	0	0	1	0	0	0	0
0200	9	0	0	0	0	0	0	0	0	0	0	0	0	0	0	1	0	3	1	1	2	0	0	1	0	0	0	0	0
0300	13	0	0	0	0	0	0	0	0	0	0	0	0	0	0	0	3	2	4	1	0	0	2	0	1	0	0	0	0
0400	12	0	0	0	0	0	0	0	0	0	0	0	0	0	0	0	4	4	3	0	1	0	0	0	0	0	0	0	0
0500	13	0	0	0	0	0	0	0	0	0	0	0	0	0	0	0	1	4	1	1	3	3	0	0	0	0	0	0	0
0600	64	0	0	0	0	0	0	0	0	0	0	0	0	1	0	6	11	10	9	11	5	8	3	0	0	0	0	0	0
0700	168	0	0	0	0	0	0	0	0	0	0	1	1	3	10	21	53	40	17	9	9	1	2	0	1	0	0	0	0
0800	**322**	**0**	**0**	**0**	**0**	**1**	**0**	**0**	**0**	**0**	**0**	**0**	**3**	**3**	**30**	**62**	**81**	**76**	**46**	**12**	**4**	**2**	**1**	**0**	**1**	**0**	**0**	**0**	**0**
0900	305	0	0	0	0	0	0	0	0	0	0	0	10	6	18	49	80	76	34	18	9	3	2	0	0	0	0	0	0
1000	250	0	0	0	0	0	0	0	0	0	0	0	0	4	15	49	84	49	33	6	6	1	0	1	2	0	0	0	0
1100	247	0	0	0	0	2	0	0	4	1	5	1	3	12	38	55	51	35	24	9	4	2	1	0	0	0	0	0	0
1200	256	0	0	0	0	0	0	0	0	0	3	3	11	10	19	34	75	52	24	14	4	6	1	0	0	0	0	0	0
1300	216	0	0	0	0	1	0	0	0	0	0	1	1	5	12	43	50	53	34	10	3	3	0	0	0	0	0	0	0
1400	250	0	0	0	0	0	0	1	0	0	5	3	12	21	17	41	58	52	19	11	3	5	2	0	0	0	0	0	0
1500	259	0	0	0	0	0	0	0	3	7	0	1	5	9	15	39	63	68	23	17	4	1	2	1	0	0	1	0	0
1600	271	0	0	2	0	0	0	0	2	1	1	1	6	10	14	36	67	61	38	17	9	3	2	1	0	0	0	0	0
1700	**306**	**0**	**0**	**0**	**0**	**0**	**0**	**0**	**0**	**4**	**0**	**0**	**2**	**7**	**13**	**61**	**80**	**66**	**46**	**15**	**5**	**4**	**1**	**2**	**0**	**0**	**0**	**0**	**0**
1800	296	0	0	0	0	0	0	0	0	0	0	0	1	16	30	43	70	51	55	21	3	2	1	3	0	0	0	0	0
1900	243	0	0	0	0	0	0	0	0	0	3	9	8	19	23	47	60	36	18	16	2	2	0	0	0	0	0	0	0
2000	127	0	0	0	0	0	0	0	0	0	0	0	1	4	8	15	26	26	19	11	7	4	2	2	1	0	1	0	0
2100	102	0	0	0	0	0	0	0	0	0	3	0	1	4	11	14	15	27	11	7	7	2	0	0	0	0	0	0	0
2200	60	0	0	0	0	0	0	0	0	0	0	0	0	0	1	4	9	15	10	8	8	2	2	1	0	0	0	0	0
2300	41	0	0	0	0	0	0	0	0	0	0	0	0	0	1	4	12	9	2	5	4	1	1	1	0	0	1	0	0
07-19	**3146**	**0**	**0**	**2**	**0**	**4**	**0**	**1**	**9**	**13**	**14**	**11**	**55**	**106**	**231**	**533**	**812**	**679**	**393**	**159**	**63**	**33**	**15**	**8**	**4**	**0**	**1**	**0**	**0**
06-22	**3682**	**0**	**0**	**2**	**0**	**4**	**0**	**1**	**9**	**13**	**20**	**20**	**65**	**134**	**273**	**615**	**924**	**778**	**450**	**204**	**84**	**49**	**20**	**10**	**5**	**0**	**2**	**0**	**0**
06-00	**3783**	**0**	**0**	**2**	**0**	**4**	**0**	**1**	**9**	**13**	**20**	**20**	**65**	**134**	**275**	**623**	**945**	**802**	**462**	**217**	**96**	**52**	**23**	**12**	**5**	**0**	**3**	**0**	**0**
00-00	**3857**	**0**	**0**	**2**	**0**	**4**	**0**	**1**	**9**	**13**	**20**	**20**	**65**	**134**	**276**	**625**	**961**	**819**	**474**	**222**	**103**	**59**	**26**	**14**	**7**	**0**	**3**	**0**	**0**

DRAFT

Site 12
Location R161, att s/barrier, Lat 53.60298, Long -6.69659
Direction North

3279 / Meath/Cavan/Monaghan ATC's
October 2013
Automatic Traffic Count

Fri, 11 October 2013

Time	Total	Speed Bins (km/h)																												
		0 - 5	5 - 10	10 - 15	15 - 20	20 - 25	25 - 30	30 - 35	35 - 40	40 - 45	45 - 50	50 - 55	55 - 60	60 - 65	65 - 70	70 - 75	75 - 80	80 - 85	85 - 90	90 - 95	95 - 100	100 - 105	105 - 110	110 - 115	115 - 120	120 - 125	125 - 130	130 - 135	135 - 140
0000	23	0	0	0	0	0	0	0	0	0	0	0	0	0	0	2	2	3	3	3	5	1	1	1	0	0	1	0	1
0100	15	0	0	0	0	0	0	0	0	0	0	0	0	0	1	0	1	3	3	5	0	1	0	0	1	0	0	0	0
0200	8	0	0	0	0	0	0	0	0	0	0	0	0	0	0	0	0	3	1	1	1	1	0	1	0	0	0	0	0
0300	10	0	0	0	0	0	0	0	0	0	0	0	0	0	0	1	1	5	1	0	1	0	0	1	0	0	0	0	0
0400	12	0	0	0	0	0	0	0	0	0	0	0	0	0	0	1	1	3	2	1	2	0	1	0	1	0	0	0	0
0500	18	0	0	0	0	0	0	0	0	0	0	0	0	0	0	2	0	2	4	2	3	3	2	0	0	0	0	0	0
0600	67	0	0	0	0	0	0	0	0	0	0	1	0	1	1	7	6	16	13	8	5	3	4	1	0	1	0	0	0
0700	184	0	0	0	0	0	0	0	0	0	1	0	0	3	12	23	38	40	37	20	5	2	1	2	0	0	0	0	0
0800	**305**	**0**	**0**	**0**	**0**	**0**	**0**	**0**	**0**	**0**	**0**	**0**	**6**	**9**	**14**	**48**	**91**	**81**	**34**	**11**	**5**	**3**	**1**	**1**	**0**	**0**	**0**	**0**	**1**
0900	277	0	0	0	0	1	0	0	0	0	0	0	2	14	23	49	71	55	32	21	4	4	1	0	0	0	0	0	0
1000	249	0	0	0	0	0	1	0	1	0	0	0	4	9	29	51	72	42	23	13	2	0	2	0	0	0	0	0	0
1100	265	0	0	0	0	1	0	0	0	0	0	0	4	0	26	74	81	37	29	4	8	0	1	0	0	0	0	0	0
1200	267	0	0	0	0	0	0	0	0	0	0	2	2	13	26	47	64	59	36	11	3	2	2	0	0	0	0	0	0
1300	264	0	0	0	0	1	0	1	1	0	1	1	4	13	24	71	67	40	29	9	1	0	1	0	0	0	0	0	0
1400	258	0	0	0	0	1	0	0	0	0	1	2	1	7	15	57	68	46	32	11	13	1	1	1	0	1	0	0	0
1500	**309**	**0**	**0**	**0**	**0**	**0**	**0**	**0**	**0**	**0**	**0**	**9**	**6**	**17**	**28**	**51**	**78**	**44**	**35**	**27**	**5**	**4**	**4**	**1**	**0**	**0**	**0**	**0**	**0**
1600	305	0	0	0	0	0	0	0	0	0	1	0	5	14	32	61	64	62	42	11	9	2	2	0	0	0	0	0	0
1700	303	0	0	0	0	0	0	0	1	3	7	4	3	11	25	32	70	67	50	16	8	3	3	0	0	0	0	0	0
1800	266	0	0	0	0	0	0	0	0	0	4	7	8	11	22	52	52	50	25	26	5	3	0	1	0	0	0	0	0
1900	227	0	0	0	0	0	0	0	0	0	0	1	8	8	17	42	53	40	34	17	5	1	1	0	0	0	0	0	0
2000	126	0	0	0	0	0	0	0	0	3	1	2	1	1	9	13	22	25	20	16	4	6	2	1	0	0	0	0	0
2100	88	0	0	0	0	0	0	0	0	0	5	1	1	1	6	13	16	12	9	4	12	2	2	3	0	1	0	0	0
2200	69	0	0	0	0	0	0	0	0	0	0	0	0	3	5	12	13	11	9	5	5	1	1	4	0	0	0	0	0
2300	36	0	0	0	0	0	0	0	0	0	0	0	0	0	1	5	9	6	2	4	0	4	3	1	0	1	0	0	0
07-19	**3252**	**0**	**0**	**0**	**0**	**4**	**1**	**1**	**3**	**3**	**15**	**25**	**45**	**121**	**276**	**616**	**816**	**623**	**404**	**180**	**68**	**24**	**19**	**6**	**0**	**1**	**0**	**0**	**1**
06-22	**3760**	**0**	**0**	**0**	**0**	**4**	**1**	**1**	**3**	**6**	**21**	**30**	**55**	**132**	**309**	**691**	**913**	**716**	**480**	**225**	**94**	**36**	**28**	**11**	**0**	**3**	**0**	**0**	**1**
06-00	**3865**	**0**	**0**	**0**	**0**	**4**	**1**	**1**	**3**	**6**	**21**	**30**	**55**	**135**	**315**	**708**	**935**	**733**	**491**	**234**	**99**	**41**	**32**	**16**	**0**	**4**	**0**	**0**	**1**
00-00	**3951**	**0**	**0**	**0**	**0**	**4**	**1**	**1**	**3**	**6**	**21**	**30**	**55**	**135**	**316**	**714**	**940**	**752**	**505**	**246**	**111**	**47**	**36**	**19**	**2**	**4**	**1**	**0**	**2**

DRAFT

Site 12
Location R161, att s/barrier, Lat 53.60298, Long -6.69659
Direction North

3279 / Meath/Cavan/Monaghan ATC's
October 2013
Automatic Traffic Count

Sat, 12 October 2013

Time	Total	Speed Bins (km/h)																												
		0 - 5	5 - 10	10 - 15	15 - 20	20 - 25	25 - 30	30 - 35	35 - 40	40 - 45	45 - 50	50 - 55	55 - 60	60 - 65	65 - 70	70 - 75	75 - 80	80 - 85	85 - 90	90 - 95	95 - 100	100 - 105	105 - 110	110 - 115	115 - 120	120 - 125	125 - 130	130 - 135	135 - 140
0000	22	0	0	0	0	0	0	0	0	0	0	0	0	1	0	2	2	2	2	1	6	3	1	2	0	0	0	0	0
0100	21	0	0	0	0	0	0	0	0	0	0	0	0	1	1	2	1	2	3	2	6	1	1	0	1	0	0	0	0
0200	23	0	0	0	0	0	0	0	0	0	0	1	1	0	0	4	0	2	6	5	2	0	1	0	1	0	0	0	0
0300	9	0	0	0	0	0	0	0	0	0	0	0	0	1	0	1	1	1	2	2	0	0	0	0	1	0	0	0	0
0400	10	0	0	0	0	0	0	0	0	0	0	0	0	0	0	0	0	0	5	2	0	1	0	2	0	0	0	0	0
0500	14	0	0	0	0	0	0	0	0	0	0	0	0	0	0	0	1	2	2	1	1	2	4	1	0	0	0	0	0
0600	29	0	0	0	0	0	0	0	0	0	0	0	0	0	0	7	3	6	3	1	3	2	1	0	0	3	0	0	0
0700	80	0	0	0	0	0	0	0	0	0	0	0	0	0	5	13	15	14	9	9	10	1	1	1	1	1	0	0	0
0800	171	0	0	0	1	0	1	0	0	0	0	0	0	3	6	24	24	48	32	17	7	4	3	0	0	0	1	0	0
0900	296	0	0	0	0	0	0	0	0	0	0	0	5	11	42	63	67	50	38	8	7	5	0	0	0	0	0	0	0
1000	313	0	0	0	0	0	0	0	0	0	0	0	3	5	25	84	69	63	46	9	5	2	2	0	0	0	0	0	0
1100	**409**	**0**	**0**	**0**	**0**	**1**	**0**	**0**	**0**	**3**	**3**	**4**	**8**	**19**	**49**	**105**	**92**	**77**	**32**	**10**	**5**	**0**	**1**	**0**	**0**	**0**	**0**	**0**	**0**
1200	323	0	0	0	0	0	0	0	0	0	0	2	4	28	27	47	88	69	37	14	4	0	3	0	0	0	0	0	0
1300	**374**	**0**	**0**	**0**	**0**	**0**	**0**	**0**	**0**	**3**	**0**	**0**	**3**	**20**	**30**	**66**	**99**	**88**	**34**	**17**	**9**	**2**	**2**	**0**	**1**	**0**	**0**	**0**	**0**
1400	260	0	0	0	0	0	0	0	0	0	0	0	0	15	23	62	70	43	19	21	6	0	0	1	0	0	0	0	0
1500	273	0	0	0	1	1	0	0	0	1	3	0	3	6	22	50	72	50	41	11	3	7	0	1	0	0	1	0	0
1600	226	0	0	0	0	0	1	0	0	0	0	0	1	3	18	50	55	36	30	23	6	2	0	0	1	0	0	0	0
1700	238	0	0	0	0	0	0	0	1	0	0	1	5	6	22	45	59	32	31	15	15	4	1	1	0	0	0	0	0
1800	176	0	0	0	0	0	0	0	2	7	0	0	0	5	15	23	49	31	17	15	8	3	1	0	0	0	0	0	0
1900	151	0	0	0	0	0	0	0	0	3	0	5	2	4	15	22	39	24	13	13	4	4	1	2	0	0	0	0	0
2000	95	0	0	0	0	0	0	0	0	0	0	0	0	5	6	17	16	16	12	10	6	3	1	3	0	0	0	0	0
2100	73	0	0	0	0	0	0	0	0	1	0	0	2	2	6	11	20	13	3	8	3	2	2	0	0	0	0	0	0
2200	52	0	0	0	0	0	0	0	0	0	0	0	0	1	5	8	10	7	2	4	6	6	0	0	2	0	0	1	0
2300	44	0	0	0	0	0	0	0	0	0	0	0	0	1	0	5	5	15	6	3	3	4	0	1	1	0	0	0	0
07-19	**3139**	**0**	**0**	**0**	**2**	**2**	**2**	**0**	**3**	**14**	**6**	**7**	**32**	**121**	**284**	**632**	**759**	**601**	**366**	**169**	**85**	**30**	**14**	**4**	**3**	**1**	**2**	**0**	**0**
06-22	**3487**	**0**	**0**	**0**	**2**	**2**	**2**	**0**	**3**	**18**	**6**	**12**	**36**	**132**	**311**	**689**	**837**	**660**	**397**	**201**	**101**	**41**	**19**	**9**	**3**	**4**	**2**	**0**	**0**
06-00	**3583**	**0**	**0**	**0**	**2**	**2**	**2**	**0**	**3**	**18**	**6**	**12**	**36**	**134**	**316**	**702**	**852**	**682**	**405**	**208**	**110**	**51**	**19**	**10**	**6**	**4**	**2**	**1**	**0**
00-00	**3682**	**0**	**0**	**0**	**2**	**2**	**2**	**0**	**3**	**18**	**6**	**13**	**37**	**137**	**317**	**711**	**857**	**691**	**425**	**221**	**125**	**58**	**26**	**15**	**9**	**4**	**2**	**1**	**0**

DRAFT

Site 12
Location R161, att s/barrier, Lat 53.60298, Long -6.69659
Direction North

3279 / Meath/Cavan/Monaghan ATC's
October 2013
Automatic Traffic Count

Sun, 13 October 2013

Time	Total	Speed Bins (km/h)																											
		0 - 5	5 - 10	10 - 15	15 - 20	20 - 25	25 - 30	30 - 35	35 - 40	40 - 45	45 - 50	50 - 55	55 - 60	60 - 65	65 - 70	70 - 75	75 - 80	80 - 85	85 - 90	90 - 95	95 - 100	100 - 105	105 - 110	110 - 115	115 - 120	120 - 125	125 - 130	130 - 135	135 - 140
0000	41	0	0	0	0	0	0	0	0	0	0	0	0	0	2	2	12	9	3	5	4	3	0	0	0	0	0	0	1
0100	31	0	0	0	0	0	0	0	0	0	0	0	0	0	1	5	5	1	9	4	4	0	0	1	0	1	0	0	0
0200	23	0	0	0	0	0	0	0	0	0	0	0	0	1	0	2	6	2	3	2	4	2	1	0	0	0	0	0	0
0300	27	0	0	0	0	0	0	0	0	0	0	0	0	1	0	2	4	5	0	3	6	4	1	1	0	0	0	0	0
0400	16	0	0	0	0	0	0	0	0	0	0	0	0	0	1	0	6	2	1	2	1	1	0	0	1	1	0	0	0
0500	11	0	0	0	0	0	0	0	0	0	0	0	0	0	3	1	1	1	1	1	2	0	1	0	0	0	0	0	0	0
0600	13	0	0	0	0	0	0	0	0	0	0	0	0	0	0	1	0	2	1	3	2	2	0	2	0	0	0	0	0
0700	33	0	0	0	0	0	0	0	0	0	0	0	0	0	2	3	4	6	3	8	3	3	0	1	0	0	0	0	0
0800	48	0	0	0	0	0	0	0	0	0	0	0	0	0	0	7	7	5	14	5	1	3	3	2	1	0	0	0	0
0900	102	0	0	0	0	1	1	1	0	0	0	0	1	4	2	11	17	27	13	16	3	2	1	2	0	0	0	0	0
1000	128	0	0	0	0	0	0	0	1	0	0	0	1	5	8	9	23	30	20	11	11	7	1	0	1	0	0	0	0
1100	**186**	**0**	**0**	**0**	**0**	**1**	**1**	**0**	**0**	**0**	**0**	**1**	**4**	**2**	**8**	**24**	**44**	**29**	**38**	**24**	**6**	**3**	**0**	**0**	**1**	**0**	**0**	**0**	**0**
1200	260	0	0	0	0	2	0	0	3	9	1	1	2	9	19	62	62	38	25	17	4	4	1	1	0	0	0	0	0
1300	**300**	**0**	**0**	**0**	**0**	**1**	**0**	**0**	**0**	**0**	**0**	**0**	**2**	**3**	**21**	**56**	**91**	**52**	**39**	**22**	**6**	**7**	**0**	**0**	**0**	**0**	**0**	**0**	**0**
1400	268	0	0	0	0	0	2	0	0	0	1	0	5	9	22	69	77	34	26	14	5	3	1	0	0	0	0	0	0
1500	255	0	0	0	0	0	0	0	0	2	1	4	9	2	21	40	76	50	28	9	7	4	2	0	0	0	0	0	0
1600	240	0	0	0	0	0	1	0	0	0	0	0	0	4	14	34	74	42	41	21	4	3	1	0	0	0	0	0	1
1700	231	0	0	0	0	1	0	0	0	1	0	0	0	7	22	27	51	66	25	17	9	3	1	0	1	0	0	0	0
1800	196	0	0	0	0	0	0	0	2	0	0	0	0	1	12	36	44	40	35	15	7	2	1	0	0	1	0	0	0
1900	152	0	0	0	0	0	0	0	0	0	0	0	0	2	22	28	19	36	24	13	5	2	1	0	0	0	0	0	0
2000	103	0	0	0	0	0	0	0	0	0	0	1	2	8	19	5	14	18	16	11	5	0	2	0	0	2	0	0	0
2100	69	0	0	0	0	0	0	0	0	0	0	0	2	0	3	14	15	12	10	5	3	2	2	1	0	0	0	0	0
2200	38	0	0	0	0	0	0	0	0	0	0	0	0	0	3	5	8	3	8	4	1	1	4	0	1	0	0	0	0
2300	38	0	0	0	0	0	0	0	0	0	0	0	0	0	0	3	10	5	7	4	1	2	1	1	2	1	0	1	0
07-19	**2247**	**0**	**0**	**0**	**0**	**6**	**5**	**1**	**6**	**12**	**3**	**6**	**24**	**46**	**151**	**378**	**570**	**419**	**307**	**179**	**66**	**44**	**12**	**6**	**4**	**1**	**0**	**0**	**1**
06-22	**2584**	**0**	**0**	**0**	**0**	**6**	**5**	**1**	**6**	**12**	**3**	**7**	**28**	**56**	**195**	**426**	**618**	**487**	**358**	**211**	**81**	**50**	**17**	**9**	**4**	**3**	**0**	**0**	**1**
06-00	**2660**	**0**	**0**	**0**	**0**	**6**	**5**	**1**	**6**	**12**	**3**	**7**	**28**	**56**	**198**	**434**	**636**	**495**	**373**	**219**	**83**	**53**	**22**	**10**	**7**	**4**	**0**	**1**	**1**
00-00	**2809**	**0**	**0**	**0**	**0**	**6**	**5**	**1**	**6**	**12**	**3**	**7**	**28**	**58**	**205**	**446**	**670**	**515**	**390**	**236**	**104**	**63**	**25**	**12**	**8**	**6**	**0**	**1**	**2**

DRAFT

Site 12
Location R161, att s/barrier, Lat 53.60298, Long -6.69659
Direction North

3279 / Meath/Cavan/Monaghan ATC's
October 2013
Automatic Traffic Count

Virtual Day (7)

Time	Total	Speed Bins (km/h)																												
		0 - 5	5 - 10	10 - 15	15 - 20	20 - 25	25 - 30	30 - 35	35 - 40	40 - 45	45 - 50	50 - 55	55 - 60	60 - 65	65 - 70	70 - 75	75 - 80	80 - 85	85 - 90	90 - 95	95 - 100	100 - 105	105 - 110	110 - 115	115 - 120	120 - 125	125 - 130	130 - 135	135 - 140
0000	30	0	0	0	0	0	0	0	0	0	0	0	0	0	2	3	6	6	3	3	4	2	1	1	0	0	0	0	0
0100	19	0	0	0	0	0	0	0	0	0	0	0	0	0	1	2	2	3	3	2	2	1	0	0	0	0	0	0	0	0
0200	12	0	0	0	0	0	0	0	0	0	0	0	0	0	0	1	1	2	2	2	1	1	0	0	0	0	0	0	0	0
0300	12	0	0	0	0	0	0	0	0	0	0	0	0	0	0	1	2	3	2	1	1	1	1	0	0	0	0	0	0	0
0400	12	0	0	0	0	0	0	0	0	0	0	0	0	0	0	0	2	2	3	2	1	0	0	0	0	0	0	0	0	0
0500	15	0	0	0	0	0	0	0	0	0	0	0	0	0	1	1	2	3	3	1	1	2	1	0	0	0	0	0	0	0
0600	53	0	0	0	0	0	0	0	0	0	0	0	0	0	1	6	9	10	7	6	5	4	2	1	0	1	0	0	0	0
0700	142	0	0	0	0	0	0	0	0	0	0	1	1	3	8	16	30	34	23	15	7	3	2	1	0	0	0	0	0	0
0800	254	0	0	0	0	0	0	0	0	0	0	0	2	6	18	45	66	56	34	15	6	3	1	1	0	0	0	0	0	0
0900	**262**	**0**	**0**	**0**	**0**	**0**	**0**	**0**	**0**	**0**	**1**	**1**	**4**	**8**	**23**	**49**	**66**	**55**	**29**	**16**	**6**	**3**	**1**	**1**	**0**	**0**	**0**	**0**	**0**	**0**
1000	234	0	0	0	0	0	0	0	0	0	0	0	2	7	18	44	63	49	29	11	7	2	2	0	0	0	0	0	0	0
1100	253	0	0	0	0	1	0	0	1	1	1	1	3	7	28	57	65	42	28	11	5	1	1	0	0	0	0	0	0	0
1200	252	0	0	0	0	0	0	0	1	1	1	1	3	12	21	47	70	47	27	12	4	2	1	0	0	0	0	0	0	0
1300	258	0	0	0	0	0	0	0	0	0	0	1	2	9	19	55	66	52	31	12	5	3	1	0	0	0	0	0	0	0
1400	250	0	0	0	0	1	0	0	0	0	1	1	4	12	24	58	67	39	22	11	5	2	1	0	0	0	0	0	0	0
1500	261	0	0	0	0	0	0	0	0	2	1	2	4	8	21	46	70	52	31	13	4	4	1	1	0	0	0	0	0	0
1600	261	0	0	0	0	0	0	0	0	0	0	1	3	7	20	47	68	50	35	18	6	3	1	1	0	0	0	0	0	0
1700	**270**	**0**	**0**	**0**	**0**	**0**	**0**	**0**	**0**	**2**	**1**	**2**	**3**	**7**	**19**	**42**	**66**	**60**	**39**	**16**	**8**	**3**	**1**	**1**	**0**	**0**	**0**	**0**	**0**	**0**
1800	247	0	0	0	0	0	0	0	1	1	1	2	4	9	20	37	58	47	36	18	6	3	1	1	0	0	0	0	0	0
1900	192	0	0	0	0	0	0	0	0	0	1	2	4	7	20	35	44	36	23	13	4	2	1	1	0	0	0	0	0	0
2000	122	0	0	0	0	0	0	0	0	0	1	2	2	5	12	18	23	23	15	10	4	3	1	1	0	0	0	0	0	0
2100	84	0	0	0	0	0	0	0	1	0	2	0	1	2	7	13	16	16	9	7	6	2	2	1	0	0	0	0	0	0
2200	57	0	0	0	0	0	0	0	0	0	0	0	0	1	4	7	11	10	8	5	5	2	2	2	1	0	0	0	0	0
2300	34	0	0	0	0	0	0	0	0	0	0	0	0	0	1	4	8	7	4	3	2	2	1	1	1	0	0	0	0	0
07-19	**2945**	**0**	**0**	**0**	**0**	**3**	**2**	**1**	**4**	**8**	**8**	**14**	**33**	**95**	**239**	**544**	**755**	**585**	**364**	**166**	**68**	**31**	**13**	**7**	**2**	**1**	**0**	**0**	**0**	**0**
06-22	**3396**	**0**	**0**	**0**	**0**	**3**	**2**	**1**	**5**	**9**	**12**	**18**	**40**	**110**	**278**	**617**	**846**	**669**	**418**	**203**	**86**	**42**	**20**	**10**	**3**	**2**	**1**	**0**	**0**	**0**
06-00	**3488**	**0**	**0**	**0**	**0**	**3**	**2**	**1**	**5**	**9**	**12**	**18**	**40**	**111**	**283**	**628**	**865**	**685**	**430**	**211**	**93**	**46**	**22**	**13**	**4**	**2**	**1**	**1**	**0**	**0**
00-00	**3588**	**0**	**0**	**0**	**0**	**3**	**2**	**1**	**5**	**9**	**12**	**18**	**41**	**112**	**286**	**636**	**880**	**704**	**447**	**222**	**105**	**52**	**26**	**15**	**6**	**3**	**1**	**1**	**1**	**1**

DRAFT

Site 12
Location R161, att s/barrier, Lat 53.60298, Long -6.69659
Direction North

3279 / Meath/Cavan/Monaghan ATC's
October 2013
Automatic Traffic Count

Virtual Week (1)

Time	Total	Speed Bins (km/h)																												
		0 - 5	5 - 10	10 - 15	15 - 20	20 - 25	25 - 30	30 - 35	35 - 40	40 - 45	45 - 50	50 - 55	55 - 60	60 - 65	65 - 70	70 - 75	75 - 80	80 - 85	85 - 90	90 - 95	95 - 100	100 - 105	105 - 110	110 - 115	115 - 120	120 - 125	125 - 130	130 - 135	135 - 140
Mon	3551	0	0	0	0	0	1	1	6	5	15	17	22	73	237	602	867	686	513	287	99	62	27	16	7	4	2	1	1
Tue	3572	0	0	0	0	3	2	1	6	6	4	21	33	131	311	643	922	734	418	159	97	41	24	10	4	1	0	1	0
Wed	3696	0	0	0	0	3	2	2	4	4	13	20	46	119	343	709	943	731	402	184	93	37	16	17	6	1	1	0	0
Thu	3857	0	0	2	0	4	0	1	9	13	20	20	65	134	276	625	961	819	474	222	103	59	26	14	7	0	3	0	0
Fri	3951	0	0	0	0	4	1	1	3	6	21	30	55	135	316	714	940	752	505	246	111	47	36	19	2	4	1	0	2
|Sat	3682	0	0	0	2	2	2	0	3	18	6	13	37	137	317	711	857	691	425	221	125	58	26	15	9	4	2	1	0
|Sun	2809	0	0	0	0	6	5	1	6	12	3	7	28	58	205	446	670	515	390	236	104	63	25	12	8	6	0	1	2
5 Day Ave.	**3725**	**0**	**0**	**0**	**0**	**3**	**1**	**1**	**6**	**7**	**15**	**22**	**44**	**118**	**297**	**659**	**927**	**744**	**462**	**220**	**101**	**49**	**26**	**15**	**5**	**2**	**1**	**0**	**1**
7 Day Ave.	**3588**	**0**	**0**	**0**	**0**	**3**	**2**	**1**	**5**	**9**	**12**	**18**	**41**	**112**	**286**	**636**	**880**	**704**	**447**	**222**	**105**	**52**	**26**	**15**	**6**	**3**	**1**	**1**	**1**
--	**25118**	**0**	**0**	**2**	**2**	**22**	**13**	**7**	**37**	**64**	**82**	**128**	**286**	**787**	**2005**	**4450**	**6160**	**4928**	**3127**	**1555**	**732**	**367**	**180**	**103**	**43**	**20**	**9**	**4**	**5**

Summary Graphs

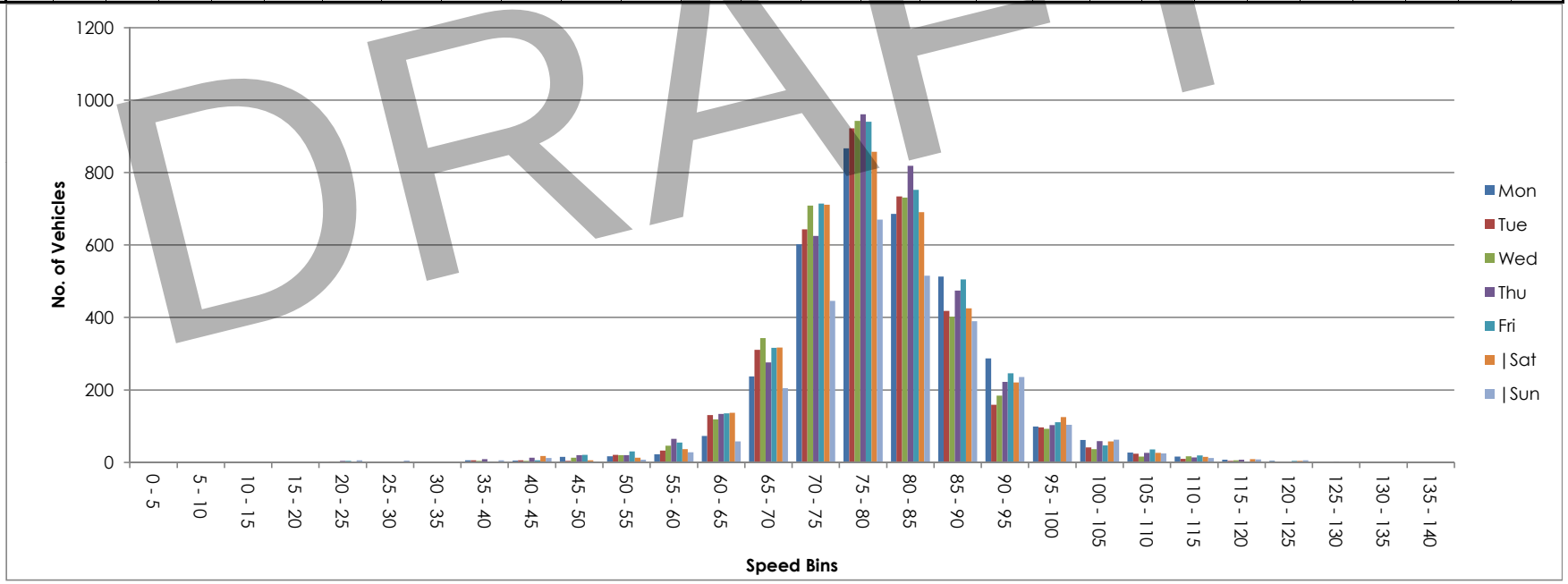

DRAFT

Site 12
Location R161, att s/barrier, Lat 53.60298, Long -6.69659
Direction South

3279 / Meath/Cavan/Monaghan ATC's
October 2013
Automatic Traffic Count

Mon, 7 October 2013

Time	Total	Classification												>PSL	>PSL%	>SL1	>SL1%	>SL2	>SL2%	Mean	Vpp
		1 MCL	2 SV	3 SVT	4 TB2	5 TB3	6 T4	7 ART3	8 ART4	9 ART5	10 ART6	11 BD	12 DRT	80	80	85 +5kph	85 +5kph	90 +10kph	90 +10kph		85
0000	15	0	11	0	3	1	0	0	0	0	0	0	0	10	66.7	6	40	4	26.7	85.5	96.5
0100	11	0	6	0	5	0	0	0	0	0	0	0	0	8	72.7	7	63.6	5	45.5	89.8	97.9
0200	7	0	5	0	2	0	0	0	0	0	0	0	0	7	100	7	100	7	100	101.4	-
0300	14	0	9	0	5	0	0	0	0	0	0	0	0	13	92.9	11	78.6	9	64.3	95.2	103.7
0400	10	0	8	0	2	0	0	0	0	0	0	0	0	9	90	8	80	7	70	93.9	-
0500	28	0	23	0	2	0	3	0	0	0	0	0	0	21	75	17	60.7	11	39.3	89	103
0600	99	1	83	0	7	3	0	0	1	0	4	0	0	85	85.9	69	69.7	44	44.4	89.1	96.8
0700	183	0	154	0	17	8	3	0	0	1	0	0	0	132	72.1	87	47.5	53	29	83.5	95.4
0800	**274**	**0**	**241**	**1**	**23**	**5**	**0**	**0**	**1**	**2**	**1**	**0**	**0**	**158**	**57.7**	**91**	**33.2**	**49**	**17.9**	**82.3**	**90.7**
0900	204	0	185	1	7	3	2	0	1	4	0	1	0	124	60.8	88	43.1	38	18.6	83.4	92.2
1000	181	0	150	2	15	4	1	0	2	3	4	0	0	104	57.5	59	32.6	36	19.9	82	92.2
1100	221	0	184	2	18	5	4	0	1	4	3	0	0	128	57.9	70	31.7	30	13.6	82	89.3
1200	235	0	202	3	17	7	3	0	1	2	0	0	0	114	48.5	76	32.3	43	18.3	81.4	90.7
1300	219	0	185	1	19	6	1	0	1	4	1	0	1	136	62.1	87	39.7	41	18.7	82.7	91.4
1400	220	0	195	0	15	4	2	0	0	2	2	0	0	112	50.9	65	29.5	42	19.1	81.6	90.4
1500	207	0	174	4	19	3	2	0	1	2	1	1	0	115	55.6	70	33.8	32	15.5	81.8	90
1600	283	0	263	1	13	2	3	0	0	1	0	0	0	144	50.9	73	25.8	38	13.4	81.3	89.3
1700	**345**	**0**	**300**	**2**	**24**	**11**	**2**	**1**	**1**	**2**	**2**	**0**	**0**	**219**	**63.5**	**144**	**41.7**	**69**	**20**	**82.9**	**92.2**
1800	220	1	189	2	17	5	2	0	1	3	0	0	0	157	71.4	98	44.5	52	23.6	84.8	92.5
1900	172	0	159	3	5	3	0	0	1	0	1	0	0	86	50	51	29.7	29	16.9	81.8	90.7
2000	176	0	162	1	6	5	0	0	0	1	1	0	0	88	50	48	27.3	27	15.3	81	90
2100	87	0	75	1	0	7	2	0	0	2	0	0	0	40	46	29	33.3	15	17.2	80.2	90
2200	80	0	74	0	3	2	0	0	0	0	1	0	0	39	48.8	28	35	18	22.5	82.7	96.5
2300	30	0	29	0	0	1	0	0	0	0	0	0	0	21	70	15	50	11	36.7	84.5	92.9
07-19	**2792**	**1**	**2422**	**19**	**204**	**63**	**25**	**1**	**10**	**30**	**14**	**2**	**1**	**1643**	**58.8**	**1008**	**36.1**	**523**	**18.7**	**82.5**	**91.1**
06-22	**3326**	**2**	**2901**	**24**	**222**	**81**	**27**	**1**	**12**	**33**	**20**	**2**	**1**	**1942**	**58.4**	**1205**	**36.2**	**638**	**19.2**	**82.5**	**91.4**
06-00	**3436**	**2**	**3004**	**24**	**225**	**84**	**27**	**1**	**12**	**33**	**21**	**2**	**1**	**2002**	**58.3**	**1248**	**36.3**	**667**	**19.4**	**82.5**	**91.8**
00-00	**3521**	**2**	**3066**	**24**	**244**	**85**	**30**	**1**	**12**	**33**	**21**	**2**	**1**	**2070**	**58.8**	**1304**	**37**	**710**	**20.2**	**82.7**	**92.2**

DRAFT

Site 12
Location R161, att s/barrier, Lat 53.60298, Long -6.69659
Direction South

3279 / Meath/Cavan/Monaghan ATC's
October 2013
Automatic Traffic Count

Tue, 8 October 2013

Time	Total	Classification												>PSL	>PSL%	>SL1	>SL1%	>SL2	>SL2%	Mean	Vpp
		1 MCL	2 SV	3 SVT	4 TB2	5 TB3	6 T4	7 ART3	8 ART4	9 ART5	10 ART6	11 BD	12 DRT	80	80	85 +5kph	85 +5kph	90 +10kph	90 +10kph		85
0000	25	0	25	0	0	0	0	0	0	0	0	0	0	18	72	14	56	14	56	88.3	98.3
0100	13	0	11	0	1	1	0	0	0	0	0	0	0	8	61.5	6	46.2	3	23.1	84.3	93.2
0200	8	0	7	0	1	0	0	0	0	0	0	0	0	7	87.5	7	87.5	6	75	99.5	-
0300	9	0	8	0	1	0	0	0	0	0	0	0	0	8	88.9	8	88.9	8	88.9	100.6	-
0400	9	0	7	0	0	2	0	0	0	0	0	0	0	8	88.9	6	66.7	4	44.4	85.6	-
0500	40	0	29	1	3	1	2	0	1	2	1	0	0	38	95	31	77.5	21	52.5	91.6	99.7
0600	84	0	65	0	12	0	2	0	1	3	1	0	0	64	76.2	54	64.3	33	39.3	88.1	101.5
0700	204	0	169	0	15	5	5	0	1	4	4	1	0	146	71.6	97	47.5	55	27	85.7	94
0800	**322**	**0**	**282**	**1**	**18**	**14**	**3**	**0**	**1**	**0**	**3**	**0**	**0**	**181**	**56.2**	**112**	**34.8**	**68**	**21.1**	**82.4**	**91.4**
0900	212	2	172	1	18	9	3	0	2	2	3	0	0	146	68.9	89	42	50	23.6	83.8	92.9
1000	245	0	211	2	14	7	3	0	1	3	4	0	0	119	48.6	59	24.1	24	9.8	79.4	86.8
1100	228	0	188	4	20	5	2	0	1	2	5	0	1	117	51.3	71	31.1	38	16.7	77.9	90
1200	226	0	194	2	14	5	3	0	1	3	4	0	0	132	58.4	84	37.2	48	21.2	78.6	91.8
1300	223	1	188	3	12	9	4	0	2	2	1	0	1	147	65.9	87	39	47	21.1	83.8	92.5
1400	237	0	200	3	13	10	2	0	4	2	3	0	0	130	54.9	76	32.1	37	15.6	81.7	90
1500	238	1	189	2	27	6	3	1	1	4	4	0	0	145	60.9	69	29	34	14.3	81.8	89.6
1600	241	1	216	1	9	7	1	0	0	1	3	1	1	140	58.1	86	35.7	47	19.5	81.7	91.1
1700	**330**	**1**	**296**	**3**	**8**	**16**	**1**	**0**	**1**	**2**	**2**	**0**	**0**	**211**	**63.9**	**129**	**39.1**	**61**	**18.5**	**83.3**	**91.1**
1800	260	0	239	1	5	8	1	0	2	1	3	0	0	183	70.4	116	44.6	62	23.8	85.2	93.6
1900	221	0	203	1	6	11	0	0	0	0	0	0	0	112	50.7	68	30.8	38	17.2	81.5	90.4
2000	153	0	137	1	5	6	0	0	0	2	2	0	0	93	60.8	55	35.9	30	19.6	82.8	90.7
2100	122	0	115	0	3	2	0	0	0	0	2	0	0	95	77.9	63	51.6	48	39.3	86.2	95.8
2200	77	0	70	0	2	4	0	0	0	1	0	0	0	49	63.6	28	36.4	21	27.3	85	95.4
2300	21	0	20	0	0	1	0	0	0	0	0	0	0	19	90.5	14	66.7	12	57.1	91.8	100.1
07-19	**2966**	**6**	**2544**	**23**	**173**	**101**	**31**	**1**	**17**	**26**	**39**	**2**	**3**	**1797**	**60.6**	**1075**	**36.2**	**571**	**19.3**	**82.1**	**91.4**
06-22	**3546**	**6**	**3064**	**25**	**199**	**120**	**33**	**1**	**18**	**31**	**44**	**2**	**3**	**2161**	**60.9**	**1315**	**37.1**	**720**	**20.3**	**82.4**	**91.8**
06-00	**3644**	**6**	**3154**	**25**	**201**	**125**	**33**	**1**	**18**	**32**	**44**	**2**	**3**	**2229**	**61.2**	**1357**	**37.2**	**753**	**20.7**	**82.5**	**91.8**
00-00	**3748**	**6**	**3241**	**26**	**207**	**129**	**35**	**1**	**19**	**34**	**45**	**2**	**3**	**2316**	**61.8**	**1429**	**38.1**	**809**	**21.6**	**82.7**	**92.2**

DRAFT

Site 12
Location R161, att s/barrier, Lat 53.60298, Long -6.69659
Direction South

3279 / Meath/Cavan/Monaghan ATC's
October 2013
Automatic Traffic Count

Wed, 9 October 2013

Time	Total	Classification												>PSL	>PSL%	>SL1	>SL1%	>SL2	>SL2%	Mean	Vpp
		1 MCL	2 SV	3 SVT	4 TB2	5 TB3	6 T4	7 ART3	8 ART4	9 ART5	10 ART6	11 BD	12 DRT	80	80	85 +5kph	85 +5kph	90 +10kph	90 +10kph		85
0000	18	0	14	1	2	1	0	0	0	0	0	0	0	16	88.9	14	77.8	12	66.7	96.2	108
0100	11	0	9	0	1	0	1	0	0	0	0	0	0	11	100	10	90.9	9	81.8	96.7	96.8
0200	6	0	6	0	0	0	0	0	0	0	0	0	0	6	100	6	100	3	50	91.4	-
0300	12	0	9	0	2	0	1	0	0	0	0	0	0	12	100	11	91.7	10	83.3	94.6	95
0400	10	0	6	0	1	2	0	0	0	0	1	0	0	8	80	7	70	7	70	96.9	-
0500	31	0	25	0	0	1	2	0	1	0	2	0	0	29	93.5	23	74.2	16	51.6	90.8	97.2
0600	86	0	71	0	6	5	1	0	0	1	2	0	0	76	88.4	57	66.3	39	45.3	91.5	103.3
0700	149	1	125	0	12	6	0	0	0	2	3	0	0	127	85.2	96	64.4	72	48.3	90	101.9
0800	**312**	**2**	**263**	**5**	**13**	**18**	**8**	**0**	**0**	**2**	**1**	**0**	**0**	**193**	**61.9**	**127**	**40.7**	**67**	**21.5**	**82.8**	**91.4**
0900	249	1	211	4	9	12	3	0	1	2	5	1	0	166	66.7	105	42.2	41	16.5	83.3	90.4
1000	195	0	158	3	18	8	3	0	1	0	4	0	0	121	62.1	71	36.4	42	21.5	83.7	94
1100	200	1	174	1	7	7	3	0	0	2	4	1	0	98	49	65	32.5	34	17	80.8	91.1
1200	239	1	203	1	13	5	8	0	2	0	6	0	0	117	49	65	27.2	39	16.3	82.3	90.7
1300	260	0	236	2	9	4	3	0	0	3	3	0	0	156	60	91	35	35	13.5	82	88.9
1400	242	1	202	0	22	8	2	1	0	3	3	0	0	119	49.2	61	25.2	33	13.6	81.1	88.9
1500	259	2	215	3	18	9	7	0	0	2	3	0	0	118	45.6	62	23.9	31	12	78.5	88.2
1600	298	2	260	2	18	5	5	0	1	0	3	1	1	172	57.7	104	34.9	60	20.1	79.8	91.8
1700	**329**	**2**	**297**	**0**	**10**	**10**	**4**	**0**	**2**	**2**	**2**	**0**	**0**	**238**	**72.3**	**146**	**44.4**	**65**	**19.8**	**84.2**	**91.8**
1800	288	2	257	1	11	12	2	0	1	1	1	0	0	192	66.7	117	40.6	60	20.8	83.9	92.2
1900	189	1	159	4	8	13	0	0	1	1	2	0	0	109	57.7	67	35.4	37	19.6	82.4	91.1
2000	167	0	155	2	1	9	0	0	0	0	0	0	0	113	67.7	60	35.9	29	17.4	82.8	91.8
2100	139	0	129	0	2	6	0	0	0	1	1	0	0	86	61.9	46	33.1	30	21.6	83.4	90.7
2200	95	0	88	0	0	5	1	0	0	1	0	0	0	70	73.7	49	51.6	39	41.1	89	97.6
2300	40	0	39	0	0	1	0	0	0	0	0	0	0	37	92.5	29	72.5	21	52.5	89.6	96.1
07-19	**3020**	**15**	**2601**	**22**	**160**	**104**	**48**	**1**	**8**	**19**	**38**	**3**	**1**	**1817**	**60.2**	**1110**	**36.8**	**579**	**19.2**	**82.5**	**91.4**
06-22	**3601**	**16**	**3115**	**28**	**177**	**137**	**49**	**1**	**9**	**22**	**43**	**3**	**1**	**2201**	**61.1**	**1340**	**37.2**	**714**	**19.8**	**82.7**	**91.8**
06-00	**3736**	**16**	**3242**	**28**	**177**	**143**	**50**	**1**	**9**	**23**	**43**	**3**	**1**	**2308**	**61.8**	**1418**	**38**	**774**	**20.7**	**83**	**92.2**
00-00	**3824**	**16**	**3311**	**29**	**183**	**147**	**54**	**1**	**10**	**23**	**46**	**3**	**1**	**2390**	**62.5**	**1489**	**38.9**	**831**	**21.7**	**83.2**	**92.5**

DRAFT

Site 12
Location R161, att s/barrier, Lat 53.60298, Long -6.69659
Direction South

3279 / Meath/Cavan/Monaghan ATC's
October 2013
Automatic Traffic Count

Thu, 10 October 2013

Time	Total	Classification												>PSL	>PSL%	>SL1	>SL1%	>SL2	>SL2%	Mean	Vpp
		1 MCL	2 SV	3 SVT	4 TB2	5 TB3	6 T4	7 ART3	8 ART4	9 ART5	10 ART6	11 BD	12 DRT	80	80	85 +5kph	85 +5kph	90 +10kph	90 +10kph		85
0000	11	0	10	0	0	1	0	0	0	0	0	0	0	9	81.8	7	63.6	2	18.2	87.6	89.3
0100	12	0	12	0	0	0	0	0	0	0	0	0	0	11	91.7	8	66.7	3	25	89.3	95.8
0200	5	0	4	0	0	0	0	0	0	0	1	0	0	5	100	5	100	4	80	101.2	-
0300	10	0	7	0	2	0	1	0	0	0	0	0	0	10	100	9	90	8	80	95.8	-
0400	19	0	17	0	0	2	0	0	0	0	0	0	0	11	57.9	11	57.9	11	57.9	95.8	113
0500	49	0	44	0	2	0	2	0	0	1	0	0	0	34	69.4	32	65.3	28	57.1	91.2	99.7
0600	99	0	81	2	6	4	1	1	3	0	1	0	0	90	90.9	84	84.8	60	60.6	93.7	103.7
0700	199	0	168	2	12	9	2	0	2	2	1	1	0	133	66.8	101	50.8	70	35.2	85.9	96.8
0800	**288**	**0**	**252**	**1**	**9**	**21**	**2**	**0**	**1**	**0**	**2**	**0**	**0**	**194**	**67.4**	**134**	**46.5**	**84**	**29.2**	**84.8**	**94.3**
0900	278	0	242	1	17	13	3	0	0	0	2	0	0	180	64.7	114	41	64	23	84.2	93.6
1000	213	0	178	1	11	14	5	0	0	2	1	0	1	130	61	72	33.8	25	11.7	81.3	88.6
1100	227	1	196	4	13	6	1	0	0	3	3	0	0	154	67.8	102	44.9	55	24.2	85.5	94.7
1200	204	0	174	0	17	4	3	0	0	1	4	0	1	130	63.7	82	40.2	37	18.1	82	91.1
1300	247	0	206	3	20	9	2	0	0	4	3	0	0	159	64.4	98	39.7	51	20.6	83.6	91.8
1400	229	0	190	2	22	7	2	0	0	0	5	1	0	137	59.8	79	34.5	33	14.4	82.8	89.6
1500	269	2	230	4	20	7	3	0	0	2	0	1	0	187	69.5	124	46.1	68	25.3	83.6	93.6
1600	325	0	286	1	18	12	4	0	0	2	2	0	0	205	63.1	137	42.2	75	23.1	82.6	92.9
1700	**358**	**0**	**319**	**3**	**13**	**14**	**1**	**0**	**1**	**2**	**5**	**0**	**0**	**254**	**70.9**	**161**	**45**	**84**	**23.5**	**84.7**	**92.2**
1800	240	0	212	1	10	14	1	0	0	0	2	0	0	177	73.8	144	60	61	25.4	86.1	92.2
1900	242	0	219	1	5	15	1	0	0	0	0	1	0	144	59.5	87	36	41	16.9	82.6	91.1
2000	211	0	182	1	7	18	0	1	0	0	2	0	0	139	65.9	70	33.2	31	14.7	82.4	89.6
2100	187	0	168	0	0	16	2	0	0	0	1	0	0	114	61	65	34.8	39	20.9	83.1	91.8
2200	105	0	99	0	0	5	0	0	0	1	0	0	0	74	70.5	54	51.4	36	34.3	86.2	94.7
2300	33	0	28	1	1	0	1	0	1	0	1	0	0	31	93.9	24	72.7	23	69.7	95.1	103.3
07-19	**3077**	**3**	**2653**	**23**	**182**	**130**	**29**	**0**	**4**	**18**	**30**	**3**	**2**	**2040**	**66.3**	**1348**	**43.8**	**707**	**23**	**84**	**92.9**
06-22	**3816**	**3**	**3303**	**27**	**200**	**183**	**33**	**2**	**7**	**18**	**34**	**4**	**2**	**2527**	**66.2**	**1654**	**43.3**	**878**	**23**	**84**	**92.9**
06-00	**3954**	**3**	**3430**	**28**	**201**	**188**	**34**	**2**	**8**	**19**	**35**	**4**	**2**	**2632**	**66.6**	**1732**	**43.8**	**937**	**23.7**	**84.1**	**93.2**
00-00	**4060**	**3**	**3524**	**28**	**205**	**191**	**37**	**2**	**8**	**20**	**36**	**4**	**2**	**2712**	**66.8**	**1804**	**44.4**	**993**	**24.5**	**84.4**	**93.6**

DRAFT

Site 12
Location R161, att s/barrier, Lat 53.60298, Long -6.69659
Direction South

3279 / Meath/Cavan/Monaghan ATC's
October 2013
Automatic Traffic Count

Fri, 11 October 2013

Time	Total	Classification												>PSL	>PSL%	>SL1	>SL1%	>SL2	>SL2%	Mean	Vpp
		1 MCL	2 SV	3 SVT	4 TB2	5 TB3	6 T4	7 ART3	8 ART4	9 ART5	10 ART6	11 BD	12 DRT	80	80	85 +5kph	85 +5kph	90 +10kph	90 +10kph		85
0000	19	0	17	0	0	1	0	0	0	0	1	0	0	17	89.5	15	78.9	14	73.7	99.3	105.5
0100	16	0	15	0	0	0	0	1	0	0	0	0	0	16	100	16	100	16	100	96.4	99.7
0200	14	0	14	0	0	0	0	0	0	0	0	0	0	12	85.7	6	42.9	6	42.9	88.9	94.3
0300	10	0	7	0	2	1	0	0	0	0	0	0	0	10	100	10	100	9	90	95.2	-
0400	18	0	16	0	0	1	0	0	0	0	1	0	0	17	94.4	17	94.4	17	94.4	103	103
0500	15	0	10	0	1	0	2	0	0	0	2	0	0	14	93.3	13	86.7	11	73.3	92.4	104.8
0600	84	0	70	0	5	1	0	1	3	1	3	0	0	80	95.2	77	91.7	69	82.1	100.3	112
0700	180	0	151	2	8	10	4	1	1	0	3	0	0	147	81.7	127	70.6	85	47.2	89.8	102.2
0800	**274**	**0**	**234**	**2**	**8**	**24**	**1**	**0**	**0**	**2**	**3**	**0**	**0**	**189**	**69**	**115**	**42**	**54**	**19.7**	**83**	**91.4**
0900	247	0	213	1	11	11	3	0	1	3	4	0	0	179	72.5	114	46.2	72	29.1	85.7	95.8
1000	178	3	153	1	7	7	5	0	0	1	1	0	0	95	53.4	55	30.9	28	15.7	81.3	90
1100	239	0	207	2	12	4	4	1	0	1	7	0	1	164	68.6	107	44.8	51	21.3	84	91.8
1200	262	0	224	4	15	10	5	1	2	1	0	0	0	137	52.3	80	30.5	45	17.2	82.1	91.1
1300	282	1	244	2	20	5	1	0	1	2	6	0	0	153	54.3	93	33	51	18.1	81.7	92.2
1400	295	0	254	3	25	3	4	0	0	2	4	0	0	171	58	99	33.6	59	20	83.3	91.8
1500	301	1	262	1	25	8	1	0	1	1	1	0	0	216	71.8	151	50.2	101	33.6	86.6	96.8
1600	329	0	295	5	11	7	2	0	1	3	4	0	1	200	60.8	140	42.6	78	23.7	82.7	92.5
1700	**332**	**2**	**300**	**2**	**10**	**12**	**3**	**0**	**0**	**1**	**2**	**0**	**0**	**187**	**56.3**	**119**	**35.8**	**55**	**16.6**	**81.5**	**91.1**
1800	265	1	243	2	6	11	1	0	0	0	1	0	0	179	67.5	121	45.7	70	26.4	84.8	95.8
1900	236	0	220	4	7	4	0	0	0	1	0	0	0	132	55.9	77	32.6	35	14.8	82.2	89.6
2000	178	0	160	0	6	10	1	0	1	0	0	0	0	120	67.4	67	37.6	41	23	84.3	91.4
2100	141	0	123	2	3	12	0	0	0	0	1	0	0	95	67.4	68	48.2	44	31.2	86.5	96.1
2200	77	0	68	1	5	2	0	0	0	1	0	0	0	70	90.9	57	74	37	48.1	93	105.1
2300	33	0	31	0	1	0	1	0	0	0	0	0	0	29	87.9	22	66.7	12	36.4	88.3	95.8
07-19	**3184**	**8**	**2780**	**27**	**158**	**112**	**34**	**3**	**7**	**17**	**36**	**0**	**2**	**2017**	**63.3**	**1321**	**41.5**	**749**	**23.5**	**83.7**	**93.6**
06-22	**3823**	**8**	**3353**	**33**	**179**	**139**	**35**	**4**	**11**	**19**	**40**	**0**	**2**	**2444**	**63.9**	**1610**	**42.1**	**938**	**24.5**	**84.1**	**94.3**
06-00	**3933**	**8**	**3452**	**34**	**185**	**141**	**36**	**4**	**11**	**20**	**40**	**0**	**2**	**2543**	**64.7**	**1689**	**42.9**	**987**	**25.1**	**84.3**	**94.7**
00-00	**4025**	**8**	**3531**	**34**	**188**	**144**	**38**	**5**	**11**	**20**	**44**	**0**	**2**	**2629**	**65.3**	**1766**	**43.9**	**1060**	**26.3**	**84.6**	**95**

DRAFT

Site 12
Location R161, att s/barrier, Lat 53.60298, Long -6.69659
Direction South

3279 / Meath/Cavan/Monaghan ATC's
October 2013
Automatic Traffic Count

Sat, 12 October 2013

Time	Total	Classification												>PSL	>PSL%	>SL1	>SL1%	>SL2	>SL2%	Mean	Vpp
		1 MCL	2 SV	3 SVT	4 TB2	5 TB3	6 T4	7 ART3	8 ART4	9 ART5	10 ART6	11 BD	12 DRT	80	80	85 +5kph	85 +5kph	90 +10kph	90 +10kph		85
0000	43	0	39	0	3	0	1	0	0	0	0	0	0	37	86	35	81.4	30	69.8	92.5	105.8
0100	25	0	19	0	4	0	1	0	0	1	0	0	0	18	72	13	52	10	40	86.5	98.6
0200	19	0	16	0	1	2	0	0	0	0	0	0	0	16	84.2	13	68.4	10	52.6	94.1	105.8
0300	17	0	11	0	5	1	0	0	0	0	0	0	0	15	88.2	15	88.2	14	82.4	98.7	104.8
0400	14	0	12	0	0	2	0	0	0	0	0	0	0	13	92.9	11	78.6	10	71.4	92	96.1
0500	15	0	11	0	2	2	0	0	0	0	0	0	0	15	100	12	80	10	66.7	98.3	116.6
0600	30	0	26	0	3	0	0	0	1	0	0	0	0	28	93.3	27	90	27	90	97.1	106.6
0700	89	0	76	1	3	5	3	0	0	1	0	0	0	78	87.6	60	67.4	54	60.7	92.9	105.5
0800	134	0	119	3	6	4	1	0	0	1	0	0	0	108	80.6	83	61.9	67	50	89.1	104
0900	193	1	173	3	5	9	1	0	0	1	0	0	0	149	77.2	109	56.5	66	34.2	86	97.2
1000	269	0	238	4	12	9	4	0	0	0	1	0	1	184	68.4	123	45.7	63	23.4	84.3	92.9
1100	**300**	**3**	**274**	**2**	**8**	**9**	**2**	**0**	**0**	**0**	**2**	**0**	**0**	**168**	**56**	**117**	**39**	**64**	**21.3**	**82.1**	**93.2**
1200	323	1	298	2	8	7	3	0	0	0	1	0	3	233	72.1	128	39.6	69	21.4	83.9	92.2
1300	**378**	**0**	**351**	**4**	**8**	**9**	**1**	**0**	**1**	**0**	**3**	**0**	**1**	**229**	**60.6**	**154**	**40.7**	**86**	**22.8**	**80.9**	**92.5**
1400	308	2	276	1	12	11	2	0	3	1	0	0	0	175	56.8	99	32.1	59	19.2	81.3	91.8
1500	310	1	283	3	8	13	0	0	0	1	1	0	0	189	61	115	37.1	56	18.1	83.1	91.4
1600	318	1	294	2	6	13	1	0	1	0	0	0	0	215	67.6	140	44	98	30.8	84.9	95
1700	274	2	254	0	8	9	0	0	0	0	1	0	0	183	66.8	125	45.6	86	31.4	85.3	95
1800	231	1	217	2	2	8	0	0	0	1	0	0	0	162	70.1	126	54.5	63	27.3	85.3	94
1900	132	0	117	0	5	8	1	0	0	0	0	1	0	70	53	47	35.6	28	21.2	82.9	93.2
2000	110	0	100	0	6	3	0	0	0	0	1	0	0	81	73.6	69	62.7	42	38.2	87.5	98.3
2100	62	0	55	0	4	3	0	0	0	0	0	0	0	45	72.6	29	46.8	17	27.4	86.3	97.9
2200	50	0	46	0	1	3	0	0	0	0	0	0	0	39	78	28	56	21	42	89.8	105.8
2300	42	0	39	0	1	2	0	0	0	0	0	0	0	37	88.1	29	69	27	64.3	92.7	103.3
07-19	**3127**	**12**	**2853**	**27**	**86**	**106**	**18**	**0**	**5**	**6**	**9**	**0**	**5**	**2073**	**66.3**	**1379**	**44.1**	**831**	**26.6**	**84**	**94.3**
06-22	**3461**	**12**	**3151**	**27**	**104**	**120**	**19**	**0**	**6**	**6**	**10**	**1**	**5**	**2297**	**66.4**	**1551**	**44.8**	**945**	**27.3**	**84.2**	**94.7**
06-00	**3553**	**12**	**3236**	**27**	**106**	**125**	**19**	**0**	**6**	**6**	**10**	**1**	**5**	**2373**	**66.8**	**1608**	**45.3**	**993**	**27.9**	**84.4**	**95**
00-00	**3686**	**12**	**3344**	**27**	**121**	**132**	**21**	**0**	**6**	**7**	**10**	**1**	**5**	**2487**	**67.5**	**1707**	**46.3**	**1077**	**29.2**	**84.7**	**95.8**

DRAFT

Site 12
Location R161, att s/barrier, Lat 53.60298, Long -6.69659
Direction South

3279 / Meath/Cavan/Monaghan ATC's
October 2013
Automatic Traffic Count

Sun, 13 October 2013

Time	Total	Classification												>PSL	>PSL%	>SL1	>SL1%	>SL2	>SL2%	Mean	Vpp
		1 MCL	2 SV	3 SVT	4 TB2	5 TB3	6 T4	7 ART3	8 ART4	9 ART5	10 ART6	11 BD	12 DRT	80	80	85 +5kph	85 +5kph	90 +10kph	90 +10kph		85
0000	44	0	36	0	7	1	0	0	0	0	0	0	0	28	63.6	23	52.3	20	45.5	87.2	97.9
0100	34	0	28	0	2	3	0	0	1	0	0	0	0	29	85.3	18	52.9	15	44.1	89.7	99.4
0200	29	0	25	0	3	1	0	0	0	0	0	0	0	24	82.8	21	72.4	16	55.2	91.3	104.8
0300	34	0	29	0	3	2	0	0	0	0	0	0	0	33	97.1	30	88.2	24	70.6	96.2	109.1
0400	17	0	16	0	1	0	0	0	0	0	0	0	0	17	100	16	94.1	14	82.4	100.6	108.4
0500	10	0	8	0	1	0	0	0	0	1	0	0	0	9	90	9	90	6	60	91.8	-
0600	14	0	14	0	0	0	0	0	0	0	0	0	0	13	92.9	7	50	7	50	93.1	110.2
0700	42	0	37	0	1	3	0	0	1	0	0	0	0	38	90.5	35	83.3	28	66.7	96.8	114.1
0800	59	0	51	1	2	4	0	0	1	0	0	0	0	42	71.2	39	66.1	35	59.3	93.5	109.1
0900	85	2	75	0	3	3	0	0	0	1	1	0	0	64	75.3	54	63.5	44	51.8	89.1	101.9
1000	111	2	99	0	3	7	0	0	0	0	0	0	0	81	73	60	54.1	44	39.6	87.3	98.6
1100	**129**	**3**	**116**	**0**	**2**	**7**	**1**	**0**	**0**	**0**	**0**	**0**	**0**	**75**	**58.1**	**44**	**34.1**	**34**	**26.4**	**80.7**	**94**
1200	191	5	178	1	3	4	0	0	0	0	0	0	0	154	80.6	117	61.3	89	46.6	89.4	99
1300	206	1	190	0	3	10	0	0	0	1	1	0	0	144	69.9	99	48.1	70	34	85.5	95
1400	227	0	212	2	6	4	0	0	0	1	2	0	0	153	67.4	105	46.3	68	30	85.4	94.3
1500	218	1	208	2	2	5	0	0	0	0	0	0	0	131	60.1	91	41.7	57	26.1	84	94
1600	264	5	242	3	3	11	0	0	0	0	0	0	0	180	68.2	133	50.4	89	33.7	86	95.8
1700	267	1	252	1	4	9	0	0	0	0	0	0	0	157	58.8	112	41.9	56	21	83.4	92.2
1800	**274**	**4**	**254**	**1**	**1**	**14**	**0**	**0**	**0**	**0**	**0**	**0**	**0**	**166**	**60.6**	**102**	**37.2**	**64**	**23.4**	**83**	**93.2**
1900	152	2	142	1	2	5	0	0	0	0	0	0	0	96	63.2	59	38.8	31	20.4	83.8	92.2
2000	121	2	112	0	0	6	1	0	0	0	0	0	0	101	83.5	73	60.3	40	33.1	87.8	96.5
2100	75	0	69	0	2	4	0	0	0	0	0	0	0	65	86.7	50	66.7	36	48	90.4	100.4
2200	35	0	32	0	2	0	0	0	0	1	0	0	0	30	85.7	26	74.3	18	51.4	91.2	98.3
2300	21	0	20	0	1	0	0	0	0	0	0	0	0	15	71.4	15	71.4	14	66.7	91.9	102.2
07-19	**2073**	**24**	**1914**	**11**	**33**	**81**	**1**	**0**	**2**	**3**	**4**	**0**	**0**	**1385**	**66.8**	**991**	**47.8**	**678**	**32.7**	**85.5**	**96.5**
06-22	**2435**	**28**	**2251**	**12**	**37**	**96**	**2**	**0**	**2**	**3**	**4**	**0**	**0**	**1660**	**68.2**	**1180**	**48.5**	**792**	**32.5**	**85.7**	**96.5**
06-00	**2491**	**28**	**2303**	**12**	**40**	**96**	**2**	**0**	**2**	**4**	**4**	**0**	**0**	**1705**	**68.4**	**1221**	**49**	**824**	**33.1**	**85.9**	**96.5**
00-00	**2659**	**28**	**2445**	**12**	**57**	**103**	**2**	**0**	**3**	**5**	**4**	**0**	**0**	**1845**	**69.4**	**1338**	**50.3**	**919**	**34.6**	**86.2**	**97.2**

DRAFT

Site 12
Location R161, att s/barrier, Lat 53.60298, Long -6.69659
Direction South

3279 / Meath/Cavan/Monaghan ATC's
October 2013
Automatic Traffic Count

Virtual Day (7)

Time	Total	Classification												>PSL	>PSL%	>SL1	>SL1%	>SL2	>SL2%	Mean	Vpp
		1 MCL	2 SV	3 SVT	4 TB2	5 TB3	6 T4	7 ART3	8 ART4	9 ART5	10 ART6	11 BD	12 DRT	80	80	85 +5kph	85 +5kph	90 +10kph	90 +10kph		85
0000	25	0	22	0	2	1	0	0	0	0	0	0	0	19	77.1	16	65.1	14	54.9	90.8	104
0100	17	0	14	0	2	1	0	0	0	0	0	0	0	14	82.8	11	63.9	9	50	89.9	99.4
0200	13	0	11	0	1	0	0	0	0	0	0	0	0	11	87.5	9	73.9	7	59.1	93.6	105.8
0300	15	0	11	0	3	1	0	0	0	0	0	0	0	14	95.3	13	88.7	12	77.4	96.5	105.5
0400	14	0	12	0	1	1	0	0	0	0	0	0	0	12	85.6	11	78.4	10	72.2	96.4	109.8
0500	27	0	21	0	2	1	2	0	0	1	1	0	0	23	85.1	20	72.9	15	54.8	91.6	101.9
0600	71	0	59	0	6	2	1	0	1	1	2	0	0	62	87.9	54	75.6	40	56.3	92.8	104.8
0700	149	0	126	1	10	7	2	0	1	1	2	0	0	114	76.6	86	57.6	60	39.9	87.7	99.4
0800	**238**	**0**	**206**	**2**	**11**	**13**	**2**	**0**	**1**	**1**	**1**	**0**	**0**	**152**	**64**	**100**	**42.2**	**61**	**25.5**	**83.9**	**93.2**
0900	210	1	182	2	10	9	2	0	1	2	2	0	0	144	68.7	96	45.8	54	25.5	84.6	94.3
1000	199	1	170	2	11	8	3	0	1	1	2	0	0	119	59.9	71	35.8	37	18.8	82.4	91.8
1100	221	1	191	2	11	6	2	0	0	2	3	0	0	129	58.5	82	37.3	44	19.8	82	91.4
1200	240	1	210	2	12	6	4	0	1	1	2	0	1	145	60.5	90	37.6	53	22	82.7	92.9
1300	259	0	229	2	13	7	2	0	1	2	3	0	0	161	61.9	101	39.1	54	21	82.6	92.2
1400	251	0	218	2	16	7	2	0	1	2	3	0	0	142	56.7	83	33.2	47	18.8	82.4	91.4
1500	257	1	223	3	17	7	2	0	0	2	1	0	0	157	61.1	97	37.8	54	21	82.9	92.5
1600	294	1	265	2	11	8	2	0	0	1	2	0	0	179	61	116	39.5	69	23.6	82.7	92.9
1700	**319**	**1**	**288**	**2**	**11**	**12**	**2**	**0**	**1**	**1**	**2**	**0**	**0**	**207**	**64.8**	**134**	**41.9**	**68**	**21.3**	**83.6**	**92.2**
1800	254	1	230	1	7	10	1	0	1	1	1	0	0	174	68.4	118	46.3	62	24.3	84.7	92.9
1900	192	0	174	2	5	8	0	0	0	0	0	0	0	107	55.7	65	33.9	34	17.8	82.4	90.7
2000	159	0	144	1	4	8	0	0	0	0	1	0	0	105	65.9	63	39.6	34	21.5	83.7	92.5
2100	116	0	105	0	2	7	1	0	0	0	1	0	0	77	66.4	50	43.1	33	28.2	84.8	95
2200	74	0	68	0	2	3	0	0	0	1	0	0	0	53	71.5	39	52	27	36.6	87.7	98.6
2300	31	0	29	0	1	1	0	0	0	0	0	0	0	27	85.9	21	67.3	17	54.5	90.6	101.9
07-19	**2891**	**10**	**2538**	**22**	**142**	**100**	**27**	**1**	**8**	**17**	**24**	**1**	**2**	**1825**	**63.1**	**1176**	**40.7**	**663**	**22.9**	**83.4**	**92.9**
06-22	**3430**	**11**	**3020**	**25**	**160**	**125**	**28**	**1**	**9**	**19**	**28**	**2**	**2**	**2176**	**63.4**	**1408**	**41**	**804**	**23.4**	**83.6**	**93.2**
06-00	**3535**	**11**	**3117**	**25**	**162**	**129**	**29**	**1**	**9**	**20**	**28**	**2**	**2**	**2256**	**63.8**	**1468**	**41.5**	**848**	**24**	**83.7**	**93.2**
00-00	**3646**	**11**	**3209**	**26**	**172**	**133**	**31**	**1**	**10**	**20**	**29**	**2**	**2**	**2350**	**64.4**	**1548**	**42.5**	**914**	**25.1**	**84**	**94**

DRAFT

Site 12
Location R161, att s/barrier, Lat 53.60298, Long -6.69659
Direction South

3279 / Meath/Cavan/Monaghan ATC's
October 2013
Automatic Traffic Count

Virtual Week (1)

Time	Total	Classification												>PSL	>PSL%	>SL1	>SL1%	>SL2	>SL2%	Mean	Vpp
		1 MCL	2 SV	3 SVT	4 TB2	5 TB3	6 T4	7 ART3	8 ART4	9 ART5	10 ART6	11 BD	12 DRT	80	80	85 +5kph	85 +5kph	90 +10kph	90 +10kph		85
Mon	3521	2	3066	24	244	85	30	1	12	33	21	2	1	2070	58.8	1304	37	710	20.2	82.7	92.2
Tue	3748	6	3241	26	207	129	35	1	19	34	45	2	3	2316	61.8	1429	38.1	809	21.6	82.7	92.2
Wed	3824	16	3311	29	183	147	54	1	10	23	46	3	1	2390	62.5	1489	38.9	831	21.7	83.2	92.5
Thu	4060	3	3524	28	205	191	37	2	8	20	36	4	2	2712	66.8	1804	44.4	993	24.5	84.4	93.6
Fri	4025	8	3531	34	188	144	38	5	11	20	44	0	2	2629	65.3	1766	43.9	1060	26.3	84.6	95
| Sat	3686	12	3344	27	121	132	21	0	6	7	10	1	5	2487	67.5	1707	46.3	1077	29.2	84.7	95.8
| Sun	2659	28	2445	12	57	103	2	0	3	5	4	0	0	1845	69.4	1338	50.3	919	34.6	86.2	97.2
5 Day Ave.	**3836**	**7**	**3335**	**28**	**205**	**139**	**39**	**2**	**12**	**26**	**38**	**2**	**2**	**2423**	**63.2**	**1558**	**40.6**	**881**	**23.0**	**83.5**	**93.1**
7 Day Ave.	**3646**	**11**	**3209**	**26**	**172**	**133**	**31**	**1**	**10**	**20**	**29**	**2**	**2**	**2350**	**64.4**	**1548**	**42.5**	**914**	**25.1**	**84.0**	**94.0**
--	**25523**	**75**	**22462**	**180**	**1205**	**931**	**217**	**10**	**69**	**142**	**206**	**12**	**14**	**16449**	**64.4**	**10837**	**42.5**	**6399**	**25.1**	**84.0**	**94.0**

Summary Graphs

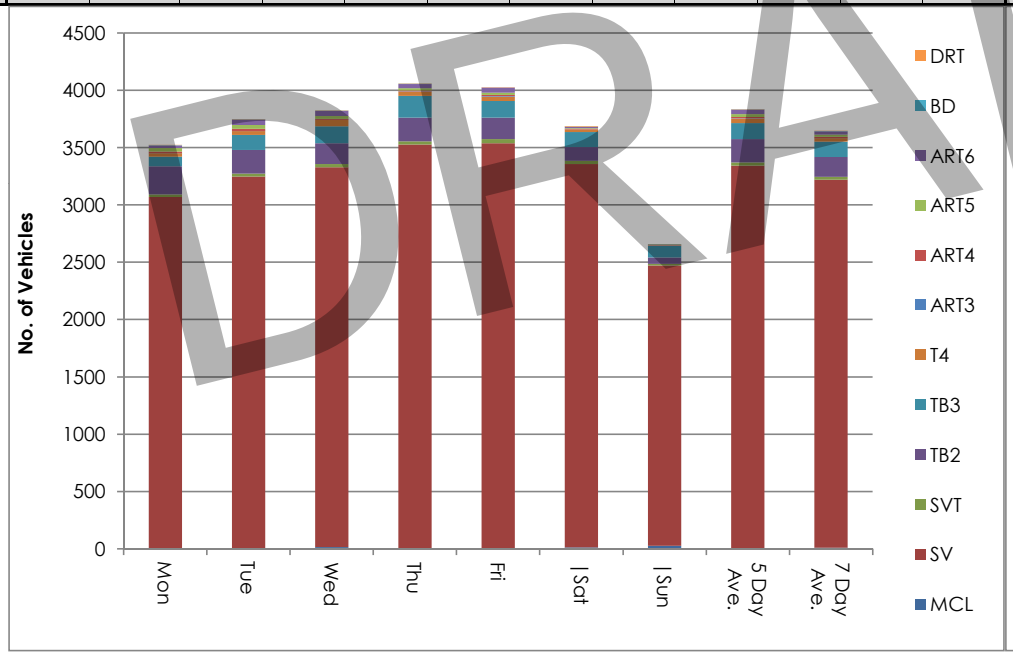

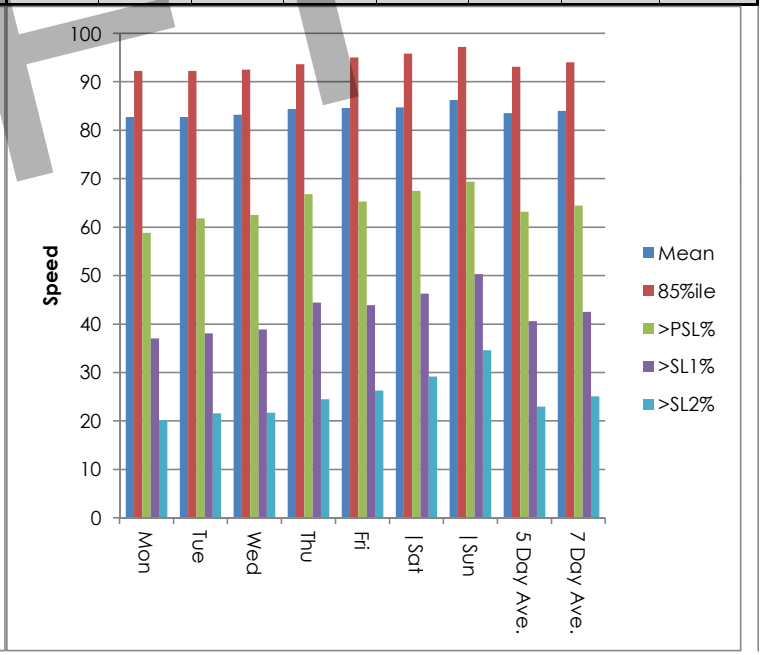

DRAFT

Site 12
Location R161, att s/barrier, Lat 53.60298, Long -6.69659
Direction South

3279 / Meath/Cavan/Monaghan ATC's
October 2013
Automatic Traffic Count

Mon, 7 October 2013

Time	Total	Speed Bins (km/h)																											
		0 - 5	5 - 10	10 - 15	15 - 20	20 - 25	25 - 30	30 - 35	35 - 40	40 - 45	45 - 50	50 - 55	55 - 60	60 - 65	65 - 70	70 - 75	75 - 80	80 - 85	85 - 90	90 - 95	95 - 100	100 - 105	105 - 110	110 - 115	115 - 120	120 - 125	125 - 130	130 - 135	135 - 140
0000	15	0	0	0	0	0	0	0	0	0	0	0	0	0	0	4	1	4	2	0	2	2	0	0	0	0	0	0	0
0100	11	0	0	0	0	0	0	0	0	0	0	0	0	0	1	1	1	1	2	1	2	0	1	0	0	1	0	0	0
0200	7	0	0	0	0	0	0	0	0	0	0	0	0	0	0	0	0	0	0	3	0	1	2	1	0	0	0	0	0
0300	14	0	0	0	0	0	0	0	0	0	0	0	0	0	0	0	1	2	2	1	2	4	1	0	0	1	0	0	0
0400	10	0	0	0	0	0	0	0	0	0	0	0	0	0	0	1	0	1	1	2	3	1	0	0	1	0	0	0	0
0500	28	0	0	0	0	0	0	0	0	0	0	0	0	2	0	1	4	4	6	3	1	3	2	2	0	0	0	0	0
0600	99	0	0	0	0	0	0	0	0	0	0	0	0	0	0	4	10	16	25	25	9	5	4	1	0	0	0	0	0
0700	183	0	0	0	0	0	0	0	0	4	3	4	0	0	9	9	22	45	34	24	17	9	1	2	0	0	0	0	0
0800	**274**	**0**	**0**	**0**	**0**	**0**	**0**	**0**	**0**	**0**	**1**	**3**	**0**	**0**	**10**	**24**	**78**	**67**	**42**	**30**	**11**	**6**	**1**	**0**	**0**	**1**	**0**	**0**	**0**
0900	204	0	0	0	0	0	0	0	0	0	0	0	0	2	3	28	47	36	50	16	13	3	5	1	0	0	0	0	0
1000	181	0	0	0	0	0	0	0	0	0	3	2	1	1	4	22	44	45	23	16	11	4	4	1	0	0	0	0	0
1100	221	0	0	0	0	0	0	0	0	0	0	2	1	0	5	28	57	58	40	14	9	5	0	0	1	1	0	0	0
1200	235	0	0	0	0	0	0	0	0	0	1	0	0	11	13	38	58	38	33	18	13	5	1	2	3	1	0	0	0
1300	219	0	0	0	0	0	0	0	0	0	1	8	2	1	1	18	52	49	46	20	11	6	2	1	1	0	0	0	0
1400	220	0	0	0	0	0	0	0	0	0	0	0	3	2	18	32	53	47	23	21	9	3	4	3	0	1	1	0	0
1500	207	0	0	0	0	0	0	0	0	0	0	0	1	5	8	39	39	45	38	16	9	2	2	1	1	0	0	1	0
1600	283	0	0	0	0	0	0	0	0	0	0	0	0	2	4	49	84	71	35	24	9	4	1	0	0	0	0	0	0
1700	**345**	**0**	**0**	**0**	**0**	**0**	**0**	**0**	**0**	**0**	**1**	**9**	**2**	**4**	**7**	**31**	**72**	**75**	**75**	**33**	**18**	**14**	**3**	**1**	**0**	**0**	**0**	**0**	**0**
1800	220	0	0	0	0	0	0	0	0	0	0	0	0	1	2	14	46	59	46	31	12	5	0	2	1	0	1	0	0
1900	172	0	0	0	0	0	0	0	0	0	0	1	0	4	6	29	46	35	22	11	10	4	3	0	0	0	1	0	0
2000	176	0	0	0	0	0	0	0	0	0	0	1	1	3	11	20	52	40	21	19	4	2	1	0	0	1	0	0	0
2100	87	0	0	0	0	0	0	0	0	0	1	0	0	4	5	21	16	11	14	11	1	3	0	0	0	0	0	0	0
2200	80	0	0	0	0	0	0	0	0	0	0	0	0	0	7	18	16	11	10	4	7	2	3	1	0	1	0	0	0
2300	30	0	0	0	0	0	0	0	0	0	1	0	0	1	0	3	4	6	4	7	2	0	2	0	0	0	0	0	0
07-19	**2792**	**0**	**0**	**0**	**0**	**0**	**0**	**0**	**0**	**4**	**10**	**28**	**10**	**29**	**84**	**332**	**652**	**635**	**485**	**263**	**142**	**66**	**24**	**14**	**7**	**4**	**2**	**1**	**0**
06-22	**3326**	**0**	**0**	**0**	**0**	**0**	**0**	**0**	**0**	**4**	**11**	**30**	**11**	**40**	**106**	**406**	**776**	**737**	**567**	**329**	**166**	**80**	**32**	**15**	**7**	**5**	**3**	**1**	**0**
06-00	**3436**	**0**	**0**	**0**	**0**	**0**	**0**	**0**	**0**	**4**	**12**	**30**	**11**	**41**	**113**	**427**	**796**	**754**	**581**	**340**	**175**	**82**	**37**	**16**	**7**	**6**	**3**	**1**	**0**
00-00	**3521**	**0**	**0**	**0**	**0**	**0**	**0**	**0**	**0**	**4**	**12**	**30**	**11**	**43**	**114**	**434**	**803**	**766**	**594**	**350**	**185**	**93**	**43**	**19**	**8**	**8**	**3**	**1**	**0**

DRAFT

Site 12
Location R161, att s/barrier, Lat 53.60298, Long -6.69659
Direction South

3279 / Meath/Cavan/Monaghan ATC's
October 2013
Automatic Traffic Count

Tue, 8 October 2013

Time	Total	Speed Bins (km/h)																											
		0 - 5	5 - 10	10 - 15	15 - 20	20 - 25	25 - 30	30 - 35	35 - 40	40 - 45	45 - 50	50 - 55	55 - 60	60 - 65	65 - 70	70 - 75	75 - 80	80 - 85	85 - 90	90 - 95	95 - 100	100 - 105	105 - 110	110 - 115	115 - 120	120 - 125	125 - 130	130 - 135	135 - 140
0000	25	0	0	0	0	0	0	0	0	0	0	0	0	0	0	5	2	4	0	5	6	1	2	0	0	0	0	0	0
0100	13	0	0	0	0	0	0	0	0	0	0	0	0	0	1	1	3	2	3	1	2	0	0	0	0	0	0	0	0
0200	8	0	0	0	0	0	0	0	0	0	0	0	0	0	0	1	0	0	1	1	1	2	0	1	1	0	0	0	0
0300	9	0	0	0	0	0	0	0	0	0	0	0	0	1	0	0	0	0	0	1	4	1	0	0	0	1	0	1	0
0400	9	0	0	0	0	0	0	0	0	0	1	0	0	0	0	0	0	2	2	2	2	0	0	0	0	0	0	0	0
0500	40	0	0	0	0	0	0	0	0	0	0	0	0	0	0	0	2	7	10	11	4	1	3	1	1	0	0	0	0
0600	84	0	0	0	0	0	1	0	0	0	0	0	0	1	4	1	13	10	21	10	8	8	2	2	2	1	0	0	0
0700	204	0	0	0	0	0	0	0	0	0	0	0	0	0	6	19	33	49	42	31	9	7	2	2	2	1	1	0	0
0800	**322**	**0**	**0**	**0**	**0**	**0**	**0**	**0**	**0**	**0**	**0**	**10**	**0**	**4**	**5**	**29**	**93**	**69**	**44**	**45**	**7**	**6**	**8**	**1**	**1**	**0**	**0**	**0**	**0**
0900	212	0	0	0	0	0	0	0	0	0	0	0	2	1	10	25	28	57	39	30	10	5	2	2	1	0	0	0	0
1000	245	0	0	0	0	0	0	1	0	0	0	1	7	10	18	12	77	60	35	14	5	3	1	1	0	0	0	0	0
1100	228	0	0	0	0	0	0	2	6	3	3	9	11	6	9	25	37	46	33	19	11	3	1	2	0	0	2	0	0
1200	226	0	0	0	0	0	3	10	1	6	1	2	1	3	8	31	28	48	36	25	11	9	3	0	0	0	0	0	0
1300	223	0	0	0	0	0	0	0	0	0	0	0	0	2	9	24	41	60	40	27	13	3	0	1	1	0	1	0	1
1400	237	0	0	0	0	0	0	0	0	0	0	0	0	2	13	32	60	54	39	18	10	5	2	1	1	0	0	0	0
1500	238	0	0	0	0	0	0	0	0	4	0	1	1	3	15	24	45	76	35	13	5	9	2	2	3	0	0	0	0
1600	241	0	0	0	0	0	0	0	0	0	0	2	4	3	16	17	59	54	39	32	13	2	0	0	0	0	0	0	0
1700	**330**	**0**	**0**	**0**	**0**	**0**	**0**	**0**	**0**	**0**	**0**	**0**	**0**	**1**	**14**	**42**	**62**	**82**	**68**	**38**	**11**	**4**	**8**	**0**	**0**	**0**	**0**	**0**	**0**
1800	260	0	0	0	0	0	0	0	0	0	0	0	1	0	11	23	42	67	54	29	12	8	7	1	3	0	1	0	1
1900	221	0	0	0	0	0	0	0	0	0	0	2	0	3	11	26	67	44	30	22	9	3	1	2	1	0	0	0	0
2000	153	0	0	0	0	0	0	0	0	0	0	0	0	1	16	15	28	38	25	17	5	3	1	3	1	0	0	0	0
2100	122	0	0	0	0	0	0	0	0	0	0	0	2	3	0	8	14	32	15	25	12	8	2	0	1	0	0	0	0
2200	77	0	0	0	0	0	0	0	0	0	0	0	0	1	5	4	18	21	7	8	6	2	2	0	1	2	0	0	0
2300	21	0	0	0	0	0	0	0	0	0	0	0	0	0	0	0	2	5	2	6	2	1	2	1	0	0	0	0	0
07-19	**2966**	**0**	**0**	**0**	**0**	**0**	**3**	**13**	**7**	**13**	**4**	**25**	**27**	**35**	**134**	**303**	**605**	**722**	**504**	**321**	**117**	**64**	**36**	**13**	**12**	**1**	**5**	**0**	**2**
06-22	**3546**	**0**	**0**	**0**	**0**	**0**	**4**	**13**	**7**	**13**	**4**	**27**	**29**	**43**	**165**	**353**	**727**	**846**	**595**	**395**	**151**	**86**	**42**	**20**	**17**	**2**	**5**	**0**	**2**
06-00	**3644**	**0**	**0**	**0**	**0**	**0**	**4**	**13**	**7**	**13**	**4**	**27**	**29**	**44**	**170**	**357**	**747**	**872**	**604**	**409**	**159**	**89**	**46**	**21**	**18**	**4**	**5**	**0**	**2**
00-00	**3748**	**0**	**0**	**0**	**0**	**0**	**4**	**13**	**7**	**13**	**5**	**27**	**29**	**45**	**171**	**364**	**754**	**887**	**620**	**430**	**178**	**94**	**51**	**23**	**20**	**5**	**5**	**1**	**2**

DRAFT

Site 12
Location R161, att s/barrier, Lat 53.60298, Long -6.69659
Direction South

3279 / Meath/Cavan/Monaghan ATC's
October 2013
Automatic Traffic Count

Wed, 9 October 2013

Time	Total	Speed Bins (km/h)																											
		0 - 5	5 - 10	10 - 15	15 - 20	20 - 25	25 - 30	30 - 35	35 - 40	40 - 45	45 - 50	50 - 55	55 - 60	60 - 65	65 - 70	70 - 75	75 - 80	80 - 85	85 - 90	90 - 95	95 - 100	100 - 105	105 - 110	110 - 115	115 - 120	120 - 125	125 - 130	130 - 135	135 - 140
0000	18	0	0	0	0	0	0	0	0	0	0	0	0	0	1	0	1	2	2	2	3	1	4	1	0	1	0	0	0
0100	11	0	0	0	0	0	0	0	0	0	0	0	0	0	0	0	0	1	1	2	6	0	0	0	0	0	1	0	0
0200	6	0	0	0	0	0	0	0	0	0	0	0	0	0	0	0	0	0	3	1	1	1	0	0	0	0	0	0	0
0300	12	0	0	0	0	0	0	0	0	0	0	0	0	0	0	0	0	1	1	5	4	0	0	0	1	0	0	0	0
0400	10	0	0	0	0	0	0	0	0	0	0	0	0	0	0	1	1	1	0	0	2	3	0	0	1	1	0	0	0
0500	31	0	0	0	0	0	0	0	0	0	0	0	0	0	0	0	2	6	7	8	5	2	0	0	1	0	0	0	0
0600	86	0	0	0	0	0	0	0	0	0	0	0	0	0	0	2	8	19	18	7	16	5	6	3	1	1	0	0	0
0700	149	0	0	0	0	0	0	0	0	0	0	0	0	0	3	7	12	31	24	25	22	14	7	2	1	1	0	0	0
0800	**312**	**0**	**0**	**0**	**0**	**0**	**0**	**0**	**0**	**0**	**0**	**0**	**0**	**1**	**22**	**44**	**52**	**66**	**60**	**40**	**19**	**4**	**3**	**1**	**0**	**0**	**0**	**0**	**0**
0900	249	0	0	0	0	0	0	0	0	0	0	0	2	0	13	27	41	61	64	22	13	2	2	1	0	1	0	0	0
1000	195	0	0	0	0	0	0	0	0	0	0	0	0	3	7	18	46	50	29	17	16	6	1	1	0	1	0	0	0
1100	200	0	0	0	0	0	0	0	0	0	0	1	0	5	13	20	63	33	31	28	5	1	0	0	0	0	0	0	0
1200	239	0	0	0	0	0	0	0	0	0	0	0	0	1	8	25	88	52	26	13	16	4	3	1	1	0	0	0	1
1300	260	0	0	0	0	0	0	1	1	0	0	1	2	1	11	15	72	65	56	19	8	5	1	1	1	0	0	0	0
1400	242	0	0	0	0	0	1	0	0	0	0	0	0	2	13	37	70	58	28	19	1	6	2	3	2	0	0	0	0
1500	259	0	0	0	0	0	0	1	0	3	5	4	6	5	19	35	63	56	31	21	2	1	4	2	0	0	0	1	0
1600	298	0	0	0	0	1	2	9	0	4	2	2	2	4	14	37	49	68	44	36	12	7	2	1	2	0	0	0	0
1700	**329**	**0**	**0**	**0**	**0**	**0**	**0**	**0**	**0**	**0**	**0**	**0**	**3**	**1**	**5**	**23**	**59**	**92**	**81**	**34**	**24**	**4**	**1**	**1**	**1**	**0**	**0**	**0**	**0**
1800	288	0	0	0	0	0	0	0	0	0	0	0	1	0	8	28	59	75	57	34	14	6	4	2	0	0	0	0	0
1900	189	0	0	0	0	0	0	0	0	0	0	1	0	4	7	19	49	42	30	23	5	6	2	1	0	0	0	0	0
2000	167	0	0	0	0	0	0	0	0	0	0	0	1	0	4	32	17	53	31	19	4	2	2	1	1	0	0	0	0
2100	139	0	0	0	0	0	0	0	0	0	0	0	0	0	3	21	29	40	16	17	4	5	1	1	0	2	0	0	0
2200	95	0	0	0	0	0	0	0	0	0	0	0	0	0	1	7	17	21	10	14	14	2	2	2	1	1	2	1	0
2300	40	0	0	0	0	0	0	0	0	0	0	0	0	0	1	2	0	8	8	12	4	4	0	0	1	0	0	0	0
07-19	**3020**	**0**	**0**	**0**	**0**	**1**	**3**	**11**	**1**	**7**	**7**	**8**	**16**	**23**	**136**	**316**	**674**	**707**	**531**	**308**	**152**	**60**	**30**	**16**	**8**	**3**	**0**	**1**	**1**
06-22	**3601**	**0**	**0**	**0**	**0**	**1**	**3**	**11**	**1**	**7**	**7**	**9**	**17**	**27**	**150**	**390**	**777**	**861**	**626**	**374**	**181**	**78**	**41**	**22**	**10**	**6**	**0**	**1**	**1**
06-00	**3736**	**0**	**0**	**0**	**0**	**1**	**3**	**11**	**1**	**7**	**7**	**9**	**17**	**27**	**152**	**399**	**794**	**890**	**644**	**400**	**199**	**84**	**43**	**24**	**12**	**7**	**2**	**2**	**1**
00-00	**3824**	**0**	**0**	**0**	**0**	**1**	**3**	**11**	**1**	**7**	**7**	**9**	**17**	**27**	**153**	**400**	**798**	**901**	**658**	**418**	**220**	**91**	**47**	**25**	**15**	**9**	**3**	**2**	**1**

DRAFT

Site 12
Location R161, att s/barrier, Lat 53.60298, Long -6.69659
Direction South

3279 / Meath/Cavan/Monaghan ATC's
October 2013
Automatic Traffic Count

Thu, 10 October 2013

Time	Total	Speed Bins (km/h)																											
		0 - 5	5 - 10	10 - 15	15 - 20	20 - 25	25 - 30	30 - 35	35 - 40	40 - 45	45 - 50	50 - 55	55 - 60	60 - 65	65 - 70	70 - 75	75 - 80	80 - 85	85 - 90	90 - 95	95 - 100	100 - 105	105 - 110	110 - 115	115 - 120	120 - 125	125 - 130	130 - 135	135 - 140
0000	11	0	0	0	0	0	0	0	0	0	0	0	0	0	0	0	2	2	5	1	0	0	0	1	0	0	0	0	0
0100	12	0	0	0	0	0	0	0	0	0	0	0	0	0	0	1	0	3	5	0	1	1	0	0	1	0	0	0	0
0200	5	0	0	0	0	0	0	0	0	0	0	0	0	0	0	0	0	0	1	0	1	1	1	1	0	0	0	0	0
0300	10	0	0	0	0	0	0	0	0	0	0	0	0	0	0	0	0	1	1	6	0	0	1	0	0	0	1	0	0
0400	19	0	0	0	0	0	0	0	0	1	0	0	0	0	0	0	7	0	0	0	0	1	4	5	1	0	0	0	0
0500	49	0	0	0	0	0	0	0	0	0	0	0	0	0	0	0	15	2	4	5	16	3	2	1	1	0	0	0	0
0600	99	0	0	0	0	0	0	0	0	0	0	0	0	0	1	1	7	6	24	25	11	12	2	6	1	2	0	1	0
0700	199	0	0	0	0	0	0	0	0	1	0	0	0	4	1	30	30	32	31	35	9	16	4	3	2	0	0	1	0
0800	**288**	**0**	**0**	**0**	**0**	**0**	**0**	**0**	**0**	**0**	**0**	**0**	**1**	**1**	**6**	**28**	**58**	**60**	**50**	**45**	**27**	**8**	**3**	**1**	**0**	**0**	**0**	**0**	**0**
0900	278	0	0	0	0	0	0	0	0	0	0	3	2	1	5	28	59	66	50	28	21	8	3	1	1	0	1	1	0
1000	213	0	0	0	0	0	0	0	1	0	0	4	2	2	12	22	40	58	47	14	5	4	0	1	1	0	0	0	0
1100	227	0	0	0	0	0	0	0	0	0	0	0	0	0	3	13	57	52	47	22	16	7	8	1	0	0	1	0	0
1200	204	0	0	0	0	0	0	1	0	1	0	2	4	5	10	23	28	48	45	20	7	4	4	1	0	1	0	0	0
1300	247	0	0	0	0	0	0	0	0	0	0	0	1	1	4	31	51	61	47	29	14	2	3	1	1	1	0	0	0
1400	229	0	0	0	0	0	0	0	0	0	0	0	0	0	3	28	61	58	46	19	6	3	1	1	3	0	0	0	0
1500	269	0	1	0	0	0	0	0	0	0	4	2	2	3	9	27	34	63	56	36	15	10	4	2	0	1	0	0	0
1600	325	0	0	0	0	0	0	0	0	0	0	2	6	7	31	37	37	68	62	39	19	10	2	5	0	0	0	0	0
1700	**358**	**0**	**0**	**0**	**0**	**0**	**0**	**0**	**0**	**0**	**0**	**0**	**0**	**0**	**0**	**47**	**57**	**93**	**77**	**54**	**17**	**3**	**4**	**4**	**1**	**0**	**1**	**0**	**0**
1800	240	0	0	0	0	0	0	0	0	0	0	0	0	1	2	15	45	33	83	37	11	8	2	0	0	1	1	1	0
1900	242	0	0	0	0	0	0	0	0	0	0	0	1	2	13	40	42	57	46	25	5	7	1	1	1	1	0	0	0
2000	211	0	0	0	0	0	0	0	0	0	0	1	0	2	8	27	34	69	39	17	6	4	2	0	1	1	0	0	0
2100	187	0	0	0	0	0	0	0	0	0	0	0	2	3	10	23	35	49	26	21	10	1	3	3	0	1	0	0	0
2200	105	0	0	0	0	0	0	0	0	0	0	0	0	0	5	5	21	20	18	20	7	7	0	0	2	0	0	0	0
2300	33	0	0	0	0	0	0	0	0	0	0	0	0	0	0	1	1	7	1	5	7	6	2	3	0	0	0	0	0
07-19	**3077**	**0**	**1**	**0**	**0**	**0**	**0**	**1**	**1**	**2**	**4**	**13**	**18**	**25**	**86**	**329**	**557**	**692**	**641**	**378**	**167**	**83**	**38**	**21**	**9**	**4**	**4**	**3**	**0**
06-22	**3816**	**0**	**1**	**0**	**0**	**0**	**0**	**1**	**1**	**2**	**4**	**14**	**21**	**32**	**118**	**420**	**675**	**873**	**776**	**466**	**199**	**107**	**46**	**31**	**12**	**9**	**4**	**4**	**0**
06-00	**3954**	**0**	**1**	**0**	**0**	**0**	**0**	**1**	**1**	**2**	**4**	**14**	**21**	**32**	**123**	**426**	**697**	**900**	**795**	**491**	**213**	**120**	**48**	**34**	**14**	**9**	**4**	**4**	**0**
00-00	**4060**	**0**	**1**	**0**	**0**	**0**	**0**	**1**	**1**	**3**	**4**	**14**	**21**	**32**	**123**	**427**	**721**	**908**	**811**	**503**	**231**	**126**	**56**	**42**	**17**	**9**	**5**	**4**	**0**

DRAFT

Site 12
Location R161, att s/barrier, Lat 53.60298, Long -6.69659
Direction South

3279 / Meath/Cavan/Monaghan ATC's
October 2013
Automatic Traffic Count

Fri, 11 October 2013

Time	Total	Speed Bins (km/h)																											
		0 - 5	5 - 10	10 - 15	15 - 20	20 - 25	25 - 30	30 - 35	35 - 40	40 - 45	45 - 50	50 - 55	55 - 60	60 - 65	65 - 70	70 - 75	75 - 80	80 - 85	85 - 90	90 - 95	95 - 100	100 - 105	105 - 110	110 - 115	115 - 120	120 - 125	125 - 130	130 - 135	135 - 140
0000	19	0	0	0	0	0	0	0	0	0	0	0	0	0	0	2	0	2	1	1	0	7	3	1	0	1	1	0	0
0100	16	0	0	0	0	0	0	0	0	0	0	0	0	0	0	0	0	0	0	6	9	1	0	0	0	0	0	0	0
0200	14	0	0	0	0	0	0	0	0	0	0	0	0	0	0	0	2	6	0	4	0	1	1	0	0	0	0	0	0
0300	10	0	0	0	0	0	0	0	0	0	0	0	0	0	0	0	0	0	1	1	8	0	0	0	0	0	0	0	0
0400	18	0	0	0	0	0	0	0	0	0	0	0	0	0	0	0	1	0	0	1	2	11	0	2	0	0	1	0	0
0500	15	0	0	0	0	0	0	0	0	0	0	0	0	0	0	0	1	1	2	6	1	2	2	0	0	0	0	0	0
0600	84	0	0	0	0	0	0	0	0	0	0	0	0	0	0	1	3	3	8	15	12	16	12	3	1	6	3	1	0
0700	180	0	0	0	0	0	0	0	0	1	1	1	0	1	2	12	15	20	42	26	22	24	3	8	1	0	0	1	0
0800	**274**	**0**	**0**	**0**	**0**	**0**	**0**	**0**	**0**	**0**	**0**	**3**	**9**	**3**	**10**	**21**	**39**	**74**	**61**	**33**	**10**	**5**	**6**	**0**	**0**	**0**	**0**	**0**	**0**
0900	247	0	0	0	0	0	0	0	0	0	0	0	2	3	8	23	32	65	42	29	24	11	2	4	1	1	0	0	0
1000	178	0	0	0	0	1	0	0	0	0	0	3	2	0	7	23	47	40	27	16	7	0	2	3	0	0	0	0	0
1100	239	0	0	0	0	0	0	0	0	0	1	1	5	1	6	24	37	57	56	26	12	5	7	0	1	0	0	0	0
1200	262	0	0	0	0	0	0	0	0	0	0	1	1	0	11	33	79	57	35	26	10	4	3	0	1	1	0	0	0
1300	282	0	0	0	0	0	0	0	1	0	0	0	6	2	20	37	63	60	42	11	29	6	3	1	1	0	0	0	0
1400	295	0	0	0	0	0	0	0	0	0	0	1	0	2	12	29	80	72	40	25	17	6	4	3	2	0	0	1	1
1500	301	0	0	0	0	0	0	0	0	0	0	0	0	1	12	20	52	65	50	43	31	9	7	6	3	0	0	1	1
1600	329	0	0	0	0	0	0	0	0	6	3	6	2	4	15	31	62	60	62	41	14	10	2	5	1	3	1	1	0
1700	**332**	**0**	**0**	**0**	**0**	**0**	**0**	**0**	**0**	**0**	**0**	**3**	**8**	**15**	**13**	**42**	**64**	**68**	**64**	**24**	**16**	**7**	**5**	**1**	**1**	**1**	**0**	**0**	**0**
1800	265	0	0	0	0	0	0	0	0	0	1	3	0	1	9	24	48	58	51	28	21	14	2	3	1	0	0	0	1
1900	236	0	0	0	0	0	0	0	0	0	0	0	0	1	8	36	59	55	42	23	1	4	3	1	2	1	0	0	0
2000	178	0	0	0	0	0	0	0	0	0	0	0	1	1	5	18	33	53	26	25	6	2	1	3	1	3	0	0	0
2100	141	0	0	0	0	0	0	0	0	0	1	0	0	2	1	6	36	27	24	13	14	5	3	6	2	1	0	0	0
2200	77	0	0	0	0	0	0	0	0	0	0	0	0	0	1	2	4	13	20	9	5	10	7	3	0	1	1	1	0
2300	33	0	0	0	0	0	0	0	0	0	0	0	0	1	0	0	3	7	10	3	7	2	0	0	0	0	0	0	0
07-19	**3184**	**0**	**0**	**0**	**0**	**1**	**0**	**0**	**1**	**7**	**6**	**22**	**35**	**33**	**125**	**319**	**618**	**696**	**572**	**328**	**213**	**101**	**46**	**34**	**13**	**6**	**1**	**4**	**3**
06-22	**3823**	**0**	**0**	**0**	**0**	**1**	**0**	**0**	**1**	**7**	**7**	**22**	**36**	**37**	**139**	**380**	**749**	**834**	**672**	**404**	**246**	**128**	**65**	**47**	**19**	**17**	**4**	**5**	**3**
06-00	**3933**	**0**	**0**	**0**	**0**	**1**	**0**	**0**	**1**	**7**	**7**	**22**	**36**	**38**	**140**	**382**	**756**	**854**	**702**	**416**	**258**	**140**	**72**	**50**	**19**	**18**	**5**	**6**	**3**
00-00	**4025**	**0**	**0**	**0**	**0**	**1**	**0**	**0**	**1**	**7**	**7**	**22**	**36**	**38**	**140**	**384**	**760**	**863**	**706**	**435**	**278**	**162**	**78**	**53**	**19**	**19**	**7**	**6**	**3**

DRAFT

Site 12
Location R161, att s/barrier, Lat 53.60298, Long -6.69659
Direction South

3279 / Meath/Cavan/Monaghan ATC's
October 2013
Automatic Traffic Count

Sat, 12 October 2013

Time	Total	Speed Bins (km/h)																												
		0 - 5	5 - 10	10 - 15	15 - 20	20 - 25	25 - 30	30 - 35	35 - 40	40 - 45	45 - 50	50 - 55	55 - 60	60 - 65	65 - 70	70 - 75	75 - 80	80 - 85	85 - 90	90 - 95	95 - 100	100 - 105	105 - 110	110 - 115	115 - 120	120 - 125	125 - 130	130 - 135	135 - 140
0000	43	0	0	0	0	0	0	1	0	0	0	0	0	0	2	2	1	2	5	16	3	3	4	2	1	1	0	0	0
0100	25	0	0	0	0	0	0	0	0	0	0	0	1	0	1	1	4	5	3	2	5	3	0	0	0	0	0	0	0	0
0200	19	0	0	0	0	0	0	0	0	0	0	0	0	0	0	0	3	3	3	1	1	2	5	0	0	1	0	0	0	0
0300	17	0	0	0	0	0	0	0	0	0	0	0	0	0	0	1	1	0	1	2	1	8	1	1	0	1	0	0	0	0
0400	14	0	0	0	0	0	0	0	0	0	0	0	0	0	1	0	0	2	1	7	1	1	0	0	0	1	0	0	0	0
0500	15	0	0	0	0	0	0	0	0	0	0	0	0	0	0	0	0	3	2	2	2	3	0	0	2	1	0	0	0	0
0600	30	0	0	0	0	0	0	0	0	0	0	0	0	0	0	0	2	1	0	13	4	3	4	2	1	0	0	0	0	0
0700	89	0	0	0	0	0	0	0	0	0	1	1	0	0	0	4	5	18	6	14	15	7	9	5	2	2	0	0	0	0
0800	134	0	0	0	0	0	0	0	0	1	1	6	2	0	3	4	9	25	16	24	15	11	5	6	1	3	1	1	0	0
0900	193	0	0	0	1	0	0	0	0	1	0	3	1	0	12	11	15	40	43	32	13	9	6	3	1	0	0	2	0	0
1000	269	0	0	0	0	0	0	0	0	1	3	0	1	5	4	27	44	61	60	32	17	6	2	4	0	1	0	0	1	0
1100	**300**	**0**	**0**	**0**	**0**	**0**	**0**	**2**	**0**	**0**	**4**	**0**	**4**	**7**	**10**	**49**	**56**	**51**	**53**	**26**	**18**	**11**	**6**	**2**	**1**	**0**	**0**	**0**	**0**	**0**
1200	323	0	0	0	0	0	0	0	2	2	0	0	0	1	5	27	53	105	59	39	14	9	5	1	0	1	0	0	0	0
1300	**378**	**0**	**0**	**0**	**0**	**0**	**0**	**0**	**2**	**18**	**3**	**3**	**0**	**4**	**18**	**43**	**58**	**75**	**68**	**51**	**20**	**8**	**4**	**2**	**1**	**0**	**0**	**0**	**0**	**0**
1400	308	0	0	0	0	0	0	1	1	3	7	2	2	11	8	31	67	76	40	22	17	13	3	1	2	0	0	1	0	0
1500	310	0	0	0	0	0	0	0	0	0	1	0	3	2	7	39	69	74	59	26	13	9	2	3	2	1	0	0	0	0
1600	318	0	0	0	0	0	0	0	0	0	0	0	6	4	7	31	55	75	42	45	30	12	3	3	1	2	2	0	0	0
1700	274	0	0	0	0	0	0	0	0	0	0	3	7	0	3	14	64	58	39	44	15	15	4	3	3	0	0	1	1	0
1800	231	0	0	0	0	0	0	0	0	0	0	1	3	2	4	32	27	36	63	29	15	8	5	3	1	0	1	1	0	0
1900	132	0	0	0	0	0	0	0	0	0	0	0	1	1	6	33	21	23	19	9	6	4	5	3	0	1	0	0	0	0
2000	110	0	0	0	0	0	0	0	0	0	0	0	1	1	3	9	15	12	27	14	16	6	3	2	0	1	0	0	0	0
2100	62	0	0	0	0	0	0	0	0	0	0	0	0	1	3	4	9	16	12	5	3	4	3	1	0	0	1	0	0	0
2200	50	0	0	0	0	0	0	0	0	0	0	0	0	0	0	6	5	11	7	6	3	4	3	4	1	0	0	0	0	0
2300	42	0	0	0	0	0	0	0	0	0	0	0	0	0	0	2	3	8	2	9	7	7	1	0	1	2	0	0	0	0
07-19	**3127**	**0**	**0**	**0**	**1**	**0**	**0**	**3**	**5**	**26**	**20**	**19**	**29**	**36**	**81**	**312**	**522**	**694**	**548**	**384**	**202**	**118**	**54**	**36**	**15**	**10**	**4**	**6**	**2**	
06-22	**3461**	**0**	**0**	**0**	**1**	**0**	**0**	**3**	**5**	**26**	**20**	**19**	**31**	**39**	**93**	**358**	**569**	**746**	**606**	**425**	**231**	**135**	**69**	**44**	**16**	**12**	**5**	**6**	**2**	
06-00	**3553**	**0**	**0**	**0**	**1**	**0**	**0**	**3**	**5**	**26**	**20**	**19**	**31**	**39**	**93**	**366**	**577**	**765**	**615**	**440**	**241**	**146**	**73**	**48**	**18**	**14**	**5**	**6**	**2**	
00-00	**3686**	**0**	**0**	**0**	**1**	**0**	**0**	**4**	**5**	**26**	**20**	**19**	**32**	**39**	**97**	**370**	**586**	**780**	**630**	**470**	**254**	**166**	**83**	**51**	**21**	**19**	**5**	**6**	**2**	

DRAFT

Site 12
Location R161, att s/barrier, Lat 53.60298, Long -6.69659
Direction South

3279 / Meath/Cavan/Monaghan ATC's
October 2013
Automatic Traffic Count

Sun, 13 October 2013

Time	Total	Speed Bins (km/h)																												
		0 - 5	5 - 10	10 - 15	15 - 20	20 - 25	25 - 30	30 - 35	35 - 40	40 - 45	45 - 50	50 - 55	55 - 60	60 - 65	65 - 70	70 - 75	75 - 80	80 - 85	85 - 90	90 - 95	95 - 100	100 - 105	105 - 110	110 - 115	115 - 120	120 - 125	125 - 130	130 - 135	135 - 140
0000	44	0	0	0	0	0	0	0	0	0	0	0	0	0	3	7	6	5	3	9	4	4	1	0	1	0	1	0	0
0100	34	0	0	0	0	0	0	0	0	0	0	0	0	0	0	1	4	11	3	1	11	2	1	0	0	0	0	0	0
0200	29	0	0	0	0	0	0	0	0	0	0	0	0	0	0	1	4	3	5	7	2	3	4	0	0	0	0	0	0
0300	34	0	0	0	0	0	0	0	0	0	0	0	0	0	0	1	0	3	6	7	8	2	2	3	1	1	0	0	0
0400	17	0	0	0	0	0	0	0	0	0	0	0	0	0	0	0	0	1	2	2	1	4	4	3	0	0	0	0	0
0500	10	0	0	0	0	0	0	0	0	0	0	0	0	0	0	0	1	0	3	3	2	0	1	0	0	0	0	0	0
0600	14	0	0	0	0	0	0	0	0	0	0	0	0	0	0	1	0	6	0	2	1	0	1	2	1	0	0	0	0
0700	42	0	0	0	0	0	0	0	0	0	0	0	0	0	0	2	2	3	7	9	5	3	1	4	3	2	1	0	0
0800	59	0	0	0	0	0	0	0	0	0	0	0	0	0	0	4	13	3	4	10	6	6	4	3	3	1	1	1	0
0900	85	0	0	0	0	0	0	0	1	0	0	0	0	5	1	4	10	10	10	15	15	5	5	2	0	0	2	0	0
1000	111	0	0	0	0	0	0	1	0	0	0	0	1	1	4	4	19	21	16	16	15	8	0	3	2	0	0	0	0
1100	**129**	**0**	**0**	**0**	**0**	**1**	**2**	**0**	**0**	**4**	**4**	**1**	**0**	**2**	**4**	**14**	**22**	**31**	**10**	**16**	**6**	**3**	**5**	**1**	**2**	**1**	**0**	**0**	**0**
1200	191	0	0	0	0	0	0	0	0	0	0	0	1	1	4	11	20	37	28	38	23	10	5	8	1	2	2	0	0
1300	206	0	0	0	0	0	0	0	0	0	1	0	0	2	9	19	31	45	29	37	16	11	4	0	1	0	1	0	0
1400	227	0	0	0	0	0	0	0	0	0	0	0	0	0	9	20	45	48	37	36	17	8	3	1	2	0	1	0	0
1500	218	0	0	0	0	0	0	0	0	1	0	0	3	1	7	29	46	40	34	27	16	8	3	2	0	0	0	1	0
1600	264	0	0	0	0	0	0	0	0	0	0	0	0	0	10	28	46	47	44	39	26	12	9	3	0	0	0	0	0
1700	267	0	0	0	0	0	0	0	0	0	0	0	0	3	6	33	68	45	56	35	10	4	2	1	3	1	0	0	0
1800	**274**	**0**	**0**	**0**	**0**	**0**	**0**	**0**	**0**	**0**	**0**	**0**	**6**	**8**	**15**	**27**	**52**	**64**	**38**	**34**	**15**	**5**	**3**	**4**	**1**	**1**	**0**	**1**	**0**
1900	152	0	0	0	0	0	0	0	0	0	0	0	0	0	5	26	25	37	28	17	5	1	6	0	1	0	0	1	0
2000	121	0	0	0	0	0	0	0	0	0	0	0	1	1	2	6	10	28	33	19	8	8	1	2	0	0	1	1	0
2100	75	0	0	0	0	0	0	0	0	0	0	0	0	0	1	0	9	15	14	9	15	7	3	1	1	0	0	0	0
2200	35	0	0	0	0	0	0	0	0	0	0	0	0	0	0	3	2	4	8	6	8	1	2	0	0	0	0	1	0
2300	21	0	0	0	0	0	0	0	0	0	0	0	0	0	2	0	4	0	1	7	2	3	0	0	2	0	0	0	0
07-19	**2073**	**0**	**0**	**0**	**0**	**1**	**2**	**1**	**1**	**5**	**5**	**1**	**11**	**23**	**69**	**195**	**374**	**394**	**313**	**312**	**170**	**83**	**44**	**32**	**18**	**8**	**8**	**3**	**0**
06-22	**2435**	**0**	**0**	**0**	**0**	**1**	**2**	**1**	**1**	**5**	**5**	**1**	**12**	**24**	**77**	**228**	**418**	**480**	**388**	**359**	**199**	**99**	**55**	**37**	**21**	**8**	**9**	**5**	**0**
06-00	**2491**	**0**	**0**	**0**	**0**	**1**	**2**	**1**	**1**	**5**	**5**	**1**	**12**	**24**	**79**	**231**	**424**	**484**	**397**	**372**	**209**	**103**	**57**	**37**	**23**	**8**	**9**	**6**	**0**
00-00	**2659**	**0**	**0**	**0**	**0**	**1**	**2**	**1**	**1**	**5**	**5**	**1**	**12**	**24**	**82**	**241**	**439**	**507**	**419**	**401**	**237**	**118**	**70**	**43**	**25**	**9**	**10**	**6**	**0**

DRAFT

Site 12
Location R161, att s/barrier, Lat 53.60298, Long -6.69659
Direction South

3279 / Meath/Cavan/Monaghan ATC's
October 2013
Automatic Traffic Count

Virtual Day (7)

Time	Total	Speed Bins (km/h)																											
		0 - 5	5 - 10	10 - 15	15 - 20	20 - 25	25 - 30	30 - 35	35 - 40	40 - 45	45 - 50	50 - 55	55 - 60	60 - 65	65 - 70	70 - 75	75 - 80	80 - 85	85 - 90	90 - 95	95 - 100	100 - 105	105 - 110	110 - 115	115 - 120	120 - 125	125 - 130	130 - 135	135 - 140
0000	25	0	0	0	0	0	0	0	0	0	0	0	0	0	1	3	2	3	3	5	3	3	2	1	0	0	0	0	0
0100	17	0	0	0	0	0	0	0	0	0	0	0	0	0	0	1	2	3	2	2	5	1	0	0	0	0	0	0	0
0200	13	0	0	0	0	0	0	0	0	0	0	0	0	0	0	0	1	2	2	2	1	2	2	0	0	0	0	0	0
0300	15	0	0	0	0	0	0	0	0	0	0	0	0	0	0	0	0	1	2	3	4	2	1	1	0	1	0	0	0
0400	14	0	0	0	0	0	0	0	0	0	0	0	0	0	0	0	1	1	1	2	2	3	1	1	0	0	0	0	0
0500	27	0	0	0	0	0	0	0	0	0	0	0	0	0	0	0	4	3	5	5	4	2	1	1	1	0	0	0	0
0600	71	0	0	0	0	0	0	0	0	0	0	0	0	0	1	1	6	9	14	14	9	7	4	3	1	1	0	0	0
0700	149	0	0	0	0	0	0	0	0	1	1	1	0	1	3	12	17	28	27	23	14	11	4	4	2	1	0	0	0
0800	**238**	**0**	**0**	**0**	**0**	**0**	**0**	**0**	**0**	**0**	**0**	**3**	**2**	**1**	**8**	**22**	**49**	**52**	**40**	**32**	**14**	**7**	**4**	**2**	**1**	**1**	**0**	**0**	**0**
0900	210	0	0	0	0	0	0	0	0	0	0	1	1	2	7	21	33	48	43	25	16	6	4	2	1	0	0	0	0
1000	199	0	0	0	0	0	0	0	0	0	1	1	2	3	8	18	45	48	34	18	11	4	1	2	0	0	0	0	0
1100	221	0	0	0	0	0	0	1	1	1	2	2	3	3	7	25	47	47	39	22	11	5	4	1	1	0	0	0	0
1200	240	0	0	0	0	0	0	2	0	1	0	1	1	3	8	27	51	55	37	26	13	6	3	2	1	1	0	0	0
1300	259	0	0	0	0	0	0	0	1	3	1	2	2	2	10	27	53	59	47	28	16	6	2	1	1	0	0	0	0
1400	251	0	0	0	0	0	0	0	0	0	1	0	1	3	11	30	62	59	36	23	11	6	3	2	2	0	0	0	0
1500	257	0	0	0	0	0	0	0	0	1	1	1	2	3	11	30	50	60	43	26	13	7	3	3	1	0	0	1	0
1600	294	0	0	0	0	0	0	1	0	1	1	2	3	3	14	33	56	63	47	37	18	8	3	2	1	1	0	0	0
1700	**319**	**0**	**0**	**0**	**0**	**0**	**0**	**0**	**0**	**0**	**0**	**2**	**3**	**3**	**7**	**33**	**64**	**73**	**66**	**37**	**16**	**7**	**4**	**2**	**1**	**0**	**0**	**0**	**0**
1800	254	0	0	0	0	0	0	0	0	0	0	1	2	2	7	23	46	56	56	32	14	8	3	2	1	0	1	0	0
1900	192	0	0	0	0	0	0	0	0	0	0	1	0	2	8	30	44	42	31	19	6	4	3	1	1	0	0	0	0
2000	159	0	0	0	0	0	0	0	0	0	0	0	1	1	7	18	27	42	29	19	7	4	2	2	1	1	0	0	0
2100	116	0	0	0	0	0	0	0	0	0	0	0	1	2	3	12	21	27	17	14	8	5	2	2	1	1	0	0	0
2200	74	0	0	0	0	0	0	0	0	0	0	0	0	0	3	6	12	14	11	10	7	4	3	1	1	1	0	0	0
2300	31	0	0	0	0	0	0	0	0	0	0	0	0	0	0	1	2	6	4	7	4	3	1	1	1	0	0	0	0
07-19	**2891**	**0**	**0**	**0**	**0**	**0**	**1**	**4**	**2**	**9**	**8**	**17**	**21**	**29**	**102**	**301**	**572**	**649**	**513**	**328**	**166**	**82**	**39**	**24**	**12**	**5**	**3**	**3**	**1**
06-22	**3430**	**0**	**0**	**0**	**0**	**0**	**1**	**4**	**2**	**9**	**8**	**17**	**22**	**35**	**121**	**362**	**670**	**768**	**604**	**393**	**196**	**102**	**50**	**31**	**15**	**8**	**4**	**3**	**1**
06-00	**3535**	**0**	**0**	**0**	**0**	**0**	**1**	**4**	**2**	**9**	**8**	**17**	**22**	**35**	**124**	**370**	**684**	**788**	**620**	**410**	**208**	**109**	**54**	**33**	**16**	**9**	**5**	**4**	**1**
00-00	**3646**	**0**	**0**	**0**	**0**	**0**	**1**	**4**	**2**	**9**	**9**	**17**	**23**	**35**	**126**	**374**	**694**	**802**	**634**	**430**	**226**	**121**	**61**	**37**	**18**	**11**	**5**	**4**	**1**

DRAFT

Site 12
Location R161, att s/barrier, Lat 53.60298, Long -6.69659
Direction South

3279 / Meath/Cavan/Monaghan ATC's
October 2013
Automatic Traffic Count

Virtual Week (1)

Time	Total	Speed Bins (km/h)																												
		0 - 5	5 - 10	10 - 15	15 - 20	20 - 25	25 - 30	30 - 35	35 - 40	40 - 45	45 - 50	50 - 55	55 - 60	60 - 65	65 - 70	70 - 75	75 - 80	80 - 85	85 - 90	90 - 95	95 - 100	100 - 105	105 - 110	110 - 115	115 - 120	120 - 125	125 - 130	130 - 135	135 - 140
Mon	3521	0	0	0	0	0	0	0	0	4	12	30	11	43	114	434	803	766	594	350	185	93	43	19	8	8	3	1	0
Tue	3748	0	0	0	0	0	4	13	7	13	5	27	29	45	171	364	754	887	620	430	178	94	51	23	20	5	5	1	2
Wed	3824	0	0	0	0	1	3	11	1	7	7	9	17	27	153	400	798	901	658	418	220	91	47	25	15	9	3	2	1
Thu	4060	0	1	0	0	0	0	1	1	3	4	14	21	32	123	427	721	908	811	503	231	126	56	42	17	9	5	4	0
Fri	4025	0	0	0	0	1	0	0	1	7	7	22	36	38	140	384	760	863	706	435	278	162	78	53	19	19	7	6	3
|Sat	3686	0	0	0	1	0	0	4	5	26	20	19	32	39	97	370	586	780	630	470	254	166	83	51	21	19	5	6	2
|Sun	2659	0	0	0	0	1	2	1	1	5	5	1	12	24	82	241	439	507	419	401	237	118	70	43	25	9	10	6	0
5 Day Ave.	**3836**	**0**	**0**	**0**	**0**	**0**	**1**	**5**	**2**	**7**	**7**	**20**	**23**	**37**	**140**	**402**	**767**	**865**	**678**	**427**	**218**	**113**	**55**	**32**	**16**	**10**	**5**	**3**	**1**
7 Day Ave.	**3646**	**0**	**0**	**0**	**0**	**0**	**1**	**4**	**2**	**9**	**9**	**17**	**23**	**35**	**126**	**374**	**694**	**802**	**634**	**430**	**226**	**121**	**61**	**37**	**18**	**11**	**5**	**4**	**1**
--	**25523**	**0**	**1**	**0**	**1**	**3**	**9**	**30**	**16**	**65**	**60**	**122**	**158**	**248**	**880**	**2620**	**4861**	**5612**	**4438**	**3007**	**1583**	**850**	**428**	**256**	**125**	**78**	**38**	**26**	**8**

Summary Graphs

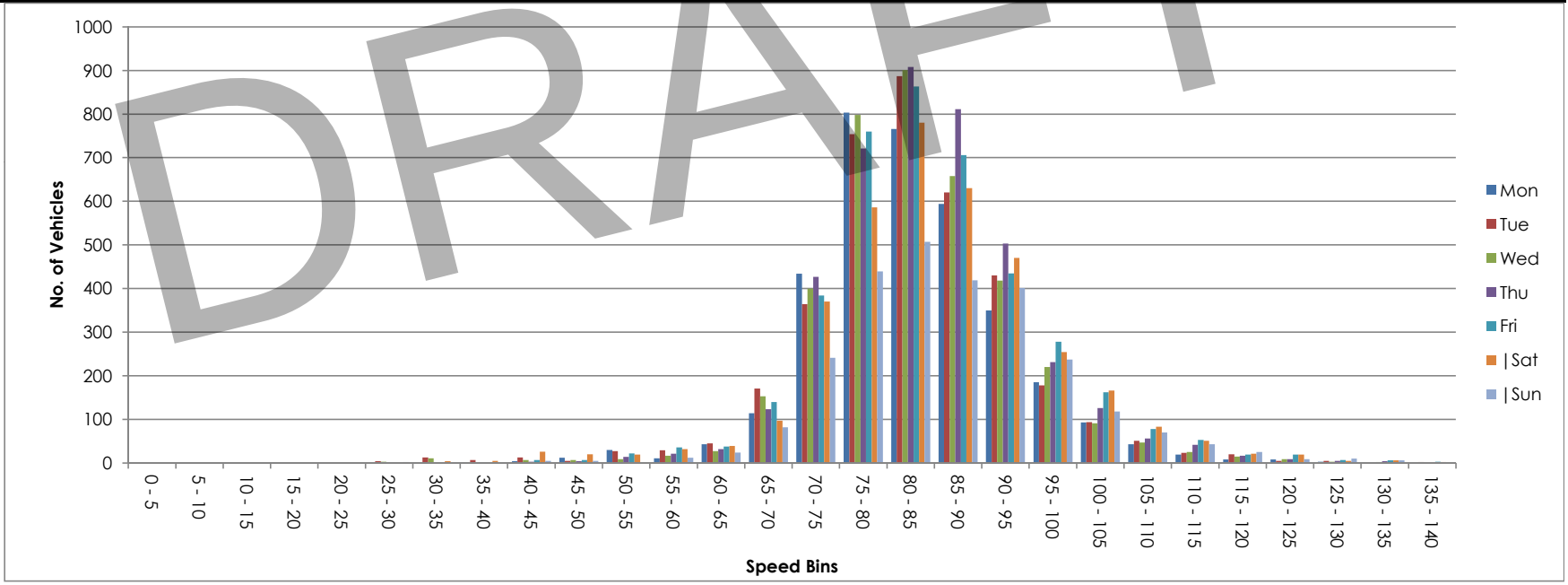

DRAFT

Site 12
Location R161, att s/barrier, Lat 53.60298, Long -6.69659
Direction Two way

3279 / Meath/Cavan/Monaghan ATC's
October 2013
Automatic Traffic Count

Mon, 7 October 2013

Time	Total	Classification												>PSL	>PSL%	>SL1	>SL1%	>SL2	>SL2%	Mean	Vpp
		1 MCL	2 SV	3 SVT	4 TB2	5 TB3	6 T4	7 ART3	8 ART4	9 ART5	10 ART6	11 BD	12 DRT	80	80	85 +5kph	85 +5kph	90 +10kph	90 +10kph		85
0000	61	0	51	1	8	1	0	0	0	0	0	0	0	30	49.2	18	29.5	13	21.3	81.8	95.4
0100	31	0	23	0	8	0	0	0	0	0	0	0	0	23	74.2	14	45.2	10	32.3	86.2	96.1
0200	21	0	16	0	5	0	0	0	0	0	0	0	0	18	85.7	15	71.4	13	61.9	93.1	107.6
0300	29	0	19	0	8	0	0	0	1	1	0	0	0	26	89.7	21	72.4	15	51.7	91.9	103.7
0400	22	1	14	0	5	0	0	0	0	2	0	0	0	19	86.4	17	77.3	11	50	89.8	99.4
0500	44	0	37	0	2	1	3	0	0	1	0	0	0	32	72.7	26	59.1	17	38.6	88.7	103
0600	150	1	128	0	11	3	0	0	1	2	4	0	0	121	80.7	100	66.7	66	44	89	99.4
0700	364	1	308	1	34	8	3	0	3	5	1	0	0	251	69	170	46.7	99	27.2	83.4	93.2
0800	**593**	**2**	**525**	**2**	**47**	**5**	**3**	**0**	**1**	**5**	**3**	**0**	**0**	**304**	**51.3**	**169**	**28.5**	**85**	**14.3**	**81.2**	**89.6**
0900	478	0	417	3	32	6	2	0	2	10	5	1	0	252	52.7	159	33.3	69	14.4	81.3	89.6
1000	400	0	345	2	31	5	3	0	3	4	7	0	0	204	51	107	26.8	49	12.3	81	88.9
1100	441	2	374	3	33	6	6	0	3	6	6	1	1	205	46.5	110	24.9	51	11.6	80.3	88.2
1200	461	1	393	4	37	9	5	0	3	6	3	0	0	219	47.5	129	28	67	14.5	80.7	89.6
1300	431	0	364	2	39	7	3	0	2	8	5	0	1	243	56.4	159	36.9	73	16.9	81.8	90.4
1400	465	1	396	6	37	7	6	0	1	6	5	0	0	186	40	101	21.7	56	12	78.6	88.6
1500	426	0	348	10	44	4	5	0	3	6	5	1	0	226	53.1	138	32.4	61	14.3	81.5	89.6
1600	532	0	468	7	41	2	10	0	2	2	0	0	0	263	49.4	147	27.6	82	15.4	80.8	90
1700	**612**	**1**	**530**	**6**	**49**	**12**	**2**	**1**	**1**	**4**	**6**	**0**	**0**	**361**	**59**	**219**	**35.8**	**103**	**16.8**	**81.8**	**90.7**
1800	474	2	417	4	28	5	4	1	1	10	2	0	0	297	62.7	187	39.5	95	20	82.9	91.4
1900	354	0	326	4	14	3	0	0	1	3	2	1	0	167	47.2	101	28.5	55	15.5	80.8	90
2000	303	0	273	3	15	6	0	0	1	4	1	0	0	136	44.9	77	25.4	43	14.2	79.6	89.3
2100	178	0	156	5	2	8	2	0	0	5	0	0	0	89	50	61	34.3	38	21.3	80.7	91.4
2200	149	0	132	3	7	2	0	0	0	3	2	0	0	70	47	52	34.9	27	18.1	81.7	92.5
2300	53	0	51	0	1	1	0	0	0	0	0	0	0	33	62.3	26	49.1	18	34	85.1	95.4
07-19	**5677**	**10**	**4885**	**50**	**452**	**76**	**52**	**2**	**25**	**72**	**48**	**3**	**2**	**3011**	**53**	**1795**	**31.6**	**890**	**15.7**	**81.3**	**90**
06-22	**6662**	**11**	**5768**	**62**	**494**	**96**	**54**	**2**	**28**	**86**	**55**	**4**	**2**	**3524**	**52.9**	**2134**	**32**	**1092**	**16.4**	**81.3**	**90.4**
06-00	**6864**	**11**	**5951**	**65**	**502**	**99**	**54**	**2**	**28**	**89**	**57**	**4**	**2**	**3627**	**52.8**	**2212**	**32.2**	**1137**	**16.6**	**81.4**	**90.4**
00-00	**7072**	**12**	**6111**	**66**	**538**	**101**	**57**	**2**	**29**	**93**	**57**	**4**	**2**	**3775**	**53.4**	**2323**	**32.8**	**1216**	**17.2**	**81.5**	**90.7**

DRAFT

Site 12
Location R161, att s/barrier, Lat 53.60298, Long -6.69659
Direction Two way

3279 / Meath/Cavan/Monaghan ATC's
October 2013
Automatic Traffic Count

Tue, 8 October 2013

Time	Total	Classification												>PSL	>PSL%	>SL1	>SL1%	>SL2	>SL2%	Mean	Vpp
		1 MCL	2 SV	3 SVT	4 TB2	5 TB3	6 T4	7 ART3	8 ART4	9 ART5	10 ART6	11 BD	12 DRT	80	80	85 +5kph	85 +5kph	90 +10kph	90 +10kph		85
0000	36	0	35	0	1	0	0	0	0	0	0	0	0	24	66.7	20	55.6	18	50	87.6	98.6
0100	16	0	13	0	1	1	0	0	0	1	0	0	0	11	68.8	8	50	4	25	85.8	96.5
0200	12	0	9	0	2	0	0	0	0	1	0	0	0	10	83.3	10	83.3	8	66.7	98.1	112.3
0300	16	0	10	0	2	0	0	0	0	3	1	0	0	12	75	11	68.8	9	56.3	93.7	100.1
0400	21	0	13	0	3	2	0	0	0	3	0	0	0	18	85.7	14	66.7	8	38.1	86.2	94
0500	57	0	39	1	5	1	3	0	1	6	1	0	0	50	87.7	39	68.4	25	43.9	90.3	99.7
0600	154	0	123	0	17	0	2	0	1	9	2	0	0	108	70.1	80	51.9	53	34.4	86.8	98.6
0700	374	0	308	3	36	5	6	0	4	6	5	1	0	263	70.3	164	43.9	89	23.8	84.8	93.2
0800	**632**	**2**	**555**	**2**	**42**	**15**	**4**	**1**	**3**	**2**	**6**	**0**	**0**	**306**	**48.4**	**179**	**28.3**	**95**	**15**	**80.6**	**89.6**
0900	516	2	420	4	51	10	4	1	8	9	7	0	0	268	51.9	140	27.1	74	14.3	80.4	89.6
1000	501	1	427	4	36	7	3	1	5	12	5	0	0	219	43.7	105	21	50	10	78.8	86.8
1100	456	1	382	7	38	5	4	0	2	7	9	0	1	201	44.1	108	23.7	50	11	77.6	87.8
1200	418	2	341	11	35	8	5	0	3	7	5	0	1	184	44	111	26.6	56	13.4	77.3	88.6
1300	435	2	358	8	30	9	6	0	2	7	12	0	1	243	55.9	119	27.4	60	13.8	81.6	88.6
1400	461	0	378	4	37	11	7	1	7	9	7	0	0	199	43.2	112	24.3	49	10.6	79.5	87.5
1500	514	1	404	6	58	11	6	2	8	9	9	0	0	234	45.5	107	20.8	49	9.5	79.2	86
1600	488	3	418	4	36	7	8	0	1	3	6	1	1	230	47.1	129	26.4	63	12.9	80	88.6
1700	**605**	**1**	**536**	**7**	**27**	**17**	**4**	**0**	**3**	**5**	**5**	**0**	**0**	**328**	**54.2**	**185**	**30.6**	**81**	**13.4**	**80.7**	**89.6**
1800	527	0	474	7	19	8	1	0	3	10	5	0	0	306	58.1	184	34.9	86	16.3	81.8	90.4
1900	431	1	399	4	13	11	0	0	1	2	0	0	0	195	45.2	112	26	54	12.5	80.1	87.8
2000	281	0	253	5	12	6	0	0	1	2	2	0	0	146	52	83	29.5	43	15.3	80.2	90
2100	189	1	176	2	5	2	0	0	0	1	2	0	0	135	71.4	87	46	67	35.4	85.1	95.8
2200	134	1	120	1	7	4	0	0	0	1	0	0	0	81	60.4	51	38.1	37	27.6	84.2	95.8
2300	46	0	42	1	1	1	0	0	0	1	0	0	0	34	73.9	26	56.5	18	39.1	88.4	100.1
07-19	**5927**	**15**	**5001**	**67**	**445**	**113**	**58**	**6**	**49**	**86**	**81**	**2**	**4**	**2981**	**50.3**	**1643**	**27.7**	**802**	**13.5**	**80.2**	**89.3**
06-22	**6982**	**17**	**5952**	**78**	**492**	**132**	**60**	**6**	**52**	**100**	**87**	**2**	**4**	**3565**	**51.1**	**2005**	**28.7**	**1019**	**14.6**	**80.4**	**89.6**
06-00	**7162**	**18**	**6114**	**80**	**500**	**137**	**60**	**6**	**52**	**102**	**87**	**2**	**4**	**3680**	**51.4**	**2082**	**29.1**	**1074**	**15**	**80.6**	**89.6**
00-00	**7320**	**18**	**6233**	**81**	**514**	**141**	**63**	**6**	**53**	**116**	**89**	**2**	**4**	**3805**	**52**	**2184**	**29.8**	**1146**	**15.7**	**80.8**	**90**

DRAFT

Site 12
Location R161, att s/barrier, Lat 53.60298, Long -6.69659
Direction Two way

3279 / Meath/Cavan/Monaghan ATC's
October 2013
Automatic Traffic Count

Wed, 9 October 2013

Time	Total	Classification												>PSL	>PSL%	>SL1	>SL1%	>SL2	>SL2%	Mean	Vpp
		1 MCL	2 SV	3 SVT	4 TB2	5 TB3	6 T4	7 ART3	8 ART4	9 ART5	10 ART6	11 BD	12 DRT	80	80	85 +5kph	85 +5kph	90 +10kph	90 +10kph		85
0000	67	0	59	1	4	1	0	0	0	2	0	0	0	53	79.1	35	52.2	25	37.3	87.7	97.9
0100	42	0	39	0	2	0	1	0	0	0	0	0	0	27	64.3	20	47.6	15	35.7	84	96.1
0200	12	0	10	0	1	0	0	0	0	1	0	0	0	10	83.3	9	75	5	41.7	89.4	101.9
0300	17	0	12	0	2	0	1	0	0	1	1	0	0	16	94.1	12	70.6	10	58.8	90.9	95
0400	19	0	12	0	3	2	0	0	0	1	1	0	0	17	89.5	12	63.2	11	57.9	93.1	101.2
0500	50	0	37	0	2	1	2	0	1	3	4	0	0	44	88	33	66	23	46	90.4	100.4
0600	162	0	132	0	12	6	1	0	2	4	5	0	0	121	74.7	90	55.6	64	39.5	88.6	99.7
0700	330	2	273	2	31	6	2	0	0	6	8	0	0	222	67.3	137	41.5	91	27.6	84.6	96.1
0800	**613**	**3**	**525**	**11**	**38**	**18**	**10**	**0**	**1**	**6**	**1**	**0**	**0**	**311**	**50.7**	**188**	**30.7**	**96**	**15.7**	**80.7**	**90**
0900	528	3	438	9	42	12	7	0	1	8	7	1	0	256	48.5	147	27.8	64	12.1	80.2	89.3
1000	421	0	354	4	42	9	3	0	1	4	4	0	0	233	55.3	131	31.1	74	17.6	82	91.4
1100	415	1	356	4	30	7	6	1	1	3	5	1	0	174	41.9	108	26	45	10.8	79.2	87.8
1200	478	1	403	4	31	5	14	0	4	3	12	0	1	188	39.3	99	20.7	53	11.1	79.8	87.8
1300	489	0	407	11	33	4	8	0	3	14	8	0	1	226	46.2	127	26	46	9.4	79.3	88.6
1400	489	2	409	3	44	10	7	1	2	5	5	0	1	172	35.2	84	17.2	43	8.8	77.6	85.7
1500	495	2	398	5	50	10	13	1	3	7	5	0	1	212	42.8	97	19.6	41	8.3	78.3	86
1600	587	2	489	7	52	6	10	0	3	6	10	1	1	289	49.2	162	27.6	83	14.1	79.2	89.3
1700	**600**	**2**	**524**	**3**	**40**	**11**	**6**	**0**	**4**	**6**	**4**	**0**	**0**	**367**	**61.2**	**212**	**35.3**	**88**	**14.7**	**82.3**	**89.6**
1800	561	4	501	1	25	12	2	1	1	10	4	0	0	289	51.5	163	29.1	78	13.9	80.2	89.3
1900	369	1	326	5	19	13	0	0	2	1	2	0	0	186	50.4	101	27.4	54	14.6	80.6	89.6
2000	318	0	293	5	10	9	0	0	0	0	1	0	0	169	53.1	86	27	42	13.2	79.9	88.2
2100	234	0	213	1	8	6	0	0	0	3	3	0	0	126	53.8	74	31.6	43	18.4	81.2	90.7
2200	152	1	138	0	3	5	1	0	1	2	1	0	0	111	73	75	49.3	60	39.5	88.6	98.3
2300	72	0	69	0	1	1	0	0	0	1	0	0	0	59	81.9	44	61.1	32	44.4	87.8	95.4
07-19	**6006**	**22**	**5077**	**64**	**458**	**110**	**88**	**4**	**24**	**78**	**73**	**3**	**5**	**2939**	**48.9**	**1655**	**27.6**	**802**	**13.4**	**80.2**	**89.3**
06-22	**7089**	**23**	**6041**	**75**	**507**	**144**	**89**	**4**	**28**	**86**	**84**	**3**	**5**	**3541**	**50**	**2006**	**28.3**	**1005**	**14.2**	**80.4**	**89.3**
06-00	**7313**	**24**	**6248**	**75**	**511**	**150**	**90**	**4**	**29**	**89**	**85**	**3**	**5**	**3711**	**50.7**	**2125**	**29.1**	**1097**	**15**	**80.7**	**89.6**
00-00	**7520**	**24**	**6417**	**76**	**525**	**154**	**94**	**4**	**30**	**97**	**91**	**3**	**5**	**3878**	**51.6**	**2246**	**29.9**	**1186**	**15.8**	**80.9**	**90**

DRAFT

Site 12
Location R161, att s/barrier, Lat 53.60298, Long -6.69659
Direction Two way

3279 / Meath/Cavan/Monaghan ATC's
October 2013
Automatic Traffic Count

Thu, 10 October 2013

Time	Total	Classification												>PSL	>PSL%	>SL1	>SL1%	>SL2	>SL2%	Mean	Vpp
		1 MCL	2 SV	3 SVT	4 TB2	5 TB3	6 T4	7 ART3	8 ART4	9 ART5	10 ART6	11 BD	12 DRT	80	80	85 +5kph	85 +5kph	90 +10kph	90 +10kph		85
0000	28	0	27	0	0	1	0	0	0	0	0	0	0	18	64.3	15	53.6	9	32.1	87.7	101.2
0100	22	0	18	0	1	0	0	0	1	1	1	0	0	19	86.4	13	59.1	6	27.3	88.7	101.2
0200	14	0	9	0	2	0	0	0	0	1	2	0	0	13	92.9	10	71.4	8	57.1	94.2	108
0300	23	0	16	0	2	0	1	0	1	3	0	0	0	20	87	17	73.9	12	52.2	92.1	107.6
0400	31	0	24	0	3	3	0	0	1	0	0	0	0	19	61.3	15	48.4	12	38.7	91.1	113
0500	62	0	56	0	2	0	2	0	0	2	0	0	0	46	74.2	40	64.5	35	56.5	91.2	101.9
0600	163	0	129	2	14	4	1	1	4	5	3	0	0	136	83.4	120	73.6	87	53.4	91.4	103.7
0700	367	0	305	2	33	9	6	0	2	5	4	1	0	212	57.8	140	38.1	92	25.1	83.6	94
0800	**610**	**2**	**535**	**5**	**31**	**21**	**7**	**1**	**1**	**1**	**6**	**0**	**0**	**336**	**55.1**	**200**	**32.8**	**104**	**17**	**81.6**	**90.7**
0900	583	0	509	3	45	13	4	0	2	4	2	1	0	322	55.2	180	30.9	96	16.5	81.6	90.4
1000	463	0	393	2	35	14	7	0	4	4	3	0	1	228	49.2	121	26.1	41	8.9	80.2	87.8
1100	474	5	394	8	40	6	4	0	1	9	7	0	0	229	48.3	142	30	71	15	80	89.6
1200	460	3	377	6	44	5	7	0	1	6	9	0	2	231	50.2	131	28.5	62	13.5	79.7	89.3
1300	463	2	383	4	42	10	4	0	1	9	7	0	1	262	56.6	148	32	67	14.5	81.5	89.3
1400	479	0	392	7	50	8	4	0	1	5	9	2	1	229	47.8	119	24.8	54	11.3	79.3	88.2
1500	528	3	436	10	51	7	7	0	2	6	4	1	1	304	57.6	173	32.8	94	17.8	80.9	90.7
1600	596	0	500	7	52	16	6	0	3	7	5	0	0	336	56.4	207	34.7	107	18	80.9	91.4
1700	**664**	**0**	**577**	**8**	**42**	**15**	**3**	**1**	**3**	**8**	**7**	**0**	**0**	**393**	**59.2**	**234**	**35.2**	**111**	**16.7**	**82.3**	**90.7**
1800	536	0	476	4	31	14	2	0	3	4	2	0	0	313	58.4	229	42.7	91	17	82.5	90.7
1900	485	0	438	5	19	15	1	0	2	2	2	1	0	218	44.9	125	25.8	61	12.6	79	88.9
2000	338	0	301	2	12	19	0	1	0	0	3	0	0	212	62.7	117	34.6	59	17.5	82.5	90.7
2100	289	0	262	2	6	16	2	0	0	0	1	0	0	168	58.1	92	31.8	55	19	81.7	91.4
2200	165	0	154	2	1	5	0	0	0	1	2	0	0	120	72.7	85	51.5	57	34.5	86.5	95.4
2300	74	0	62	1	3	1	1	0	2	3	1	0	0	55	74.3	39	52.7	36	48.6	89.7	101.9
07-19	**6223**	**15**	**5277**	**66**	**496**	**138**	**61**	**2**	**24**	**68**	**65**	**5**	**6**	**3395**	**54.6**	**2024**	**32.5**	**990**	**15.9**	**81.2**	**90**
06-22	**7498**	**15**	**6407**	**77**	**547**	**192**	**65**	**4**	**30**	**75**	**74**	**6**	**6**	**4129**	**55.1**	**2478**	**33**	**1252**	**16.7**	**81.4**	**90.7**
06-00	**7737**	**15**	**6623**	**80**	**551**	**198**	**66**	**4**	**32**	**79**	**77**	**6**	**6**	**4304**	**55.6**	**2602**	**33.6**	**1345**	**17.4**	**81.5**	**90.7**
00-00	**7917**	**15**	**6773**	**80**	**561**	**202**	**69**	**4**	**35**	**86**	**80**	**6**	**6**	**4439**	**56.1**	**2712**	**34.3**	**1427**	**18**	**81.8**	**91.1**

DRAFT

Site 12
Location R161, att s/barrier, Lat 53.60298, Long -6.69659
Direction Two way

3279 / Meath/Cavan/Monaghan ATC's
October 2013
Automatic Traffic Count

Fri, 11 October 2013

Time	Total	Classification												>PSL	>PSL%	>SL1	>SL1%	>SL2	>SL2%	Mean	Vpp
		1 MCL	2 SV	3 SVT	4 TB2	5 TB3	6 T4	7 ART3	8 ART4	9 ART5	10 ART6	11 BD	12 DRT	80	80	85 +5kph	85 +5kph	90 +10kph	90 +10kph		85
0000	42	0	37	0	3	1	0	0	0	0	1	0	0	36	85.7	31	73.8	27	64.3	96	105.5
0100	31	0	29	0	1	0	0	1	0	0	0	0	0	29	93.5	26	83.9	23	74.2	92.5	99
0200	22	0	19	0	2	0	0	0	0	1	0	0	0	20	90.9	11	50	10	45.5	90.3	100.1
0300	20	0	11	0	4	1	0	0	0	3	1	0	0	18	90	13	65	11	55	90.6	96.5
0400	30	0	27	0	1	1	0	0	0	0	1	0	0	27	90	24	80	22	73.3	97.8	105.1
0500	33	0	24	0	1	1	2	0	0	3	2	0	0	30	90.9	27	81.8	21	63.6	92.2	104
0600	151	0	124	0	12	1	0	1	4	4	5	0	0	131	86.8	112	74.2	91	60.3	94.3	106.6
0700	364	0	298	3	30	11	4	1	1	5	11	0	0	254	69.8	194	53.3	115	31.6	85.8	97.6
0800	**579**	**1**	**485**	**3**	**39**	**24**	**5**	**0**	**6**	**4**	**12**	**0**	**0**	**326**	**56.3**	**171**	**29.5**	**76**	**13.1**	**81**	**89.6**
0900	524	0	448	2	40	14	4	0	1	9	6	0	0	296	56.5	176	33.6	102	19.5	82	91.4
1000	427	4	351	4	35	8	10	0	2	7	6	0	0	177	41.5	95	22.2	45	10.5	78.9	88.2
1100	504	1	426	4	41	4	7	1	1	4	12	0	3	243	48.2	149	29.6	64	12.7	80.5	88.9
1200	529	0	454	7	33	11	11	1	4	7	1	0	0	250	47.3	134	25.3	63	11.9	80.2	87.8
1300	546	3	470	4	38	7	2	0	1	8	13	0	0	233	42.7	133	24.4	62	11.4	78.9	88.2
1400	553	1	474	5	47	4	8	0	1	5	7	1	0	277	50.1	159	28.8	87	15.7	81.4	90
1500	610	1	526	2	55	10	3	1	1	5	6	0	0	336	55.1	227	37.2	142	23.3	82.4	93.2
1600	634	1	540	9	49	9	4	0	3	6	10	1	2	328	51.7	206	32.5	102	16.1	80.5	90.4
1700	**635**	**2**	**554**	**12**	**38**	**12**	**4**	**0**	**2**	**5**	**6**	**0**	**0**	**334**	**52.6**	**199**	**31.3**	**85**	**13.4**	**80.1**	**89.3**
1800	531	1	481	6	22	12	1	0	0	5	3	0	0	289	54.4	181	34.1	105	19.8	81.1	92.2
1900	463	0	430	6	14	5	0	1	0	5	2	0	0	230	49.7	135	29.2	59	12.7	80.5	88.9
2000	304	1	264	7	15	10	1	0	2	4	0	0	0	194	63.8	116	38.2	70	23	83.2	92.2
2100	229	1	206	2	4	12	1	0	0	1	2	0	0	140	61.1	101	44.1	68	29.7	84.6	96.5
2200	146	0	128	3	12	2	0	0	0	1	0	0	0	106	72.6	82	56.2	53	36.3	88.1	102.2
2300	69	0	62	0	2	0	1	0	1	2	1	0	0	50	72.5	37	53.6	25	36.2	87.7	100.1
07-19	**6436**	**15**	**5507**	**61**	**467**	**126**	**63**	**4**	**23**	**70**	**93**	**2**	**5**	**3343**	**51.9**	**2024**	**31.4**	**1048**	**16.3**	**81**	**90.4**
06-22	**7583**	**17**	**6531**	**76**	**512**	**154**	**65**	**6**	**29**	**84**	**102**	**2**	**5**	**4038**	**53.3**	**2488**	**32.8**	**1336**	**17.6**	**81.4**	**91.1**
06-00	**7798**	**17**	**6721**	**79**	**526**	**156**	**66**	**6**	**30**	**87**	**103**	**2**	**5**	**4194**	**53.8**	**2607**	**33.4**	**1414**	**18.1**	**81.6**	**91.4**
00-00	**7976**	**17**	**6868**	**79**	**538**	**160**	**68**	**7**	**30**	**94**	**108**	**2**	**5**	**4354**	**54.6**	**2739**	**34.3**	**1528**	**19.2**	**81.9**	**91.8**

DRAFT

Site 12
Location R161, att s/barrier, Lat 53.60298, Long -6.69659
Direction Two way

3279 / Meath/Cavan/Monaghan ATC's
October 2013
Automatic Traffic Count

Sat, 12 October 2013

Time	Total	Classification												>PSL	>PSL%	>SL1	>SL1%	>SL2	>SL2%	Mean	Vpp
		1 MCL	2 SV	3 SVT	4 TB2	5 TB3	6 T4	7 ART3	8 ART4	9 ART5	10 ART6	11 BD	12 DRT	80	80	85 +5kph	85 +5kph	90 +10kph	90 +10kph		85
0000	65	0	54	0	10	0	1	0	0	0	0	0	0	54	83.1	50	76.9	43	66.2	92.3	104.8
0100	46	0	34	0	8	0	1	0	0	2	1	0	0	34	73.9	27	58.7	21	45.7	87.9	98.6
0200	42	0	34	0	6	2	0	0	0	0	0	0	0	33	78.6	28	66.7	19	45.2	89.9	105.8
0300	26	0	17	0	5	1	0	0	0	3	0	0	0	21	80.8	20	76.9	17	65.4	94.5	104.8
0400	24	0	19	0	2	2	0	0	0	1	0	0	0	23	95.8	21	87.5	15	62.5	93.1	101.5
0500	29	0	23	0	4	2	0	0	0	0	0	0	0	28	96.6	23	79.3	19	65.5	97.5	109.8
0600	59	0	49	0	6	0	1	0	2	0	1	0	0	47	79.7	40	67.8	37	62.7	92.8	105.5
0700	169	0	143	2	10	6	4	0	3	1	0	0	0	125	74	93	55	78	46.2	88.9	103.7
0800	305	1	273	6	15	4	1	0	0	5	0	0	0	220	72.1	147	48.2	99	32.5	85.4	97.2
0900	489	1	446	5	24	9	1	0	0	2	1	0	0	257	52.6	167	34.2	86	17.6	80.9	91.4
1000	582	0	534	8	22	9	4	0	0	2	2	0	1	311	53.4	187	32.1	81	13.9	81.1	89.6
1100	**709**	**5**	**649**	**6**	**28**	**10**	**4**	**1**	**0**	**2**	**3**	**1**	**0**	**293**	**41.3**	**165**	**23.3**	**80**	**11.3**	**78.3**	**87.8**
1200	646	1	604	5	17	7	4	0	0	2	2	0	4	360	55.7	186	28.8	90	13.9	80.8	88.9
1300	**752**	**1**	**705**	**13**	**17**	**9**	**1**	**0**	**2**	**0**	**3**	**0**	**1**	**382**	**50.8**	**219**	**29.1**	**117**	**15.6**	**79.6**	**90**
1400	568	3	519	6	20	12	2	0	3	3	0	0	0	265	46.7	146	25.7	87	15.3	79.8	90
1500	583	4	537	5	18	13	0	1	1	3	1	0	0	303	52	179	30.7	79	13.6	81	89.3
1600	544	2	501	6	15	13	2	0	3	1	1	0	0	313	57.5	202	37.1	130	23.9	82.7	92.9
1700	512	2	474	2	20	9	0	0	0	3	1	0	1	282	55.1	192	37.5	122	23.8	82.5	93.6
1800	407	1	380	6	9	8	2	0	0	1	0	0	0	237	58.2	170	41.8	90	22.1	82.4	92.2
1900	283	0	260	1	11	8	1	1	0	0	0	1	0	131	46.3	84	29.7	52	18.4	80.5	92.2
2000	205	0	192	1	8	3	0	0	0	0	1	0	0	132	64.4	104	50.7	65	31.7	85	96.5
2100	135	0	120	3	8	3	0	0	0	0	1	0	0	76	56.3	47	34.8	32	23.7	82.8	92.9
2200	102	0	96	0	2	3	0	0	0	0	1	0	0	67	65.7	49	48	40	39.2	87.6	102.6
2300	86	0	79	0	5	2	0	0	0	0	0	0	0	70	81.4	47	54.7	39	45.3	89.3	103
07-19	**6266**	**21**	**5765**	**70**	**215**	**109**	**25**	**2**	**12**	**25**	**14**	**1**	**7**	**3348**	**53.4**	**2053**	**32.8**	**1139**	**18.2**	**81.2**	**91.4**
06-22	**6948**	**21**	**6386**	**75**	**248**	**123**	**27**	**3**	**14**	**25**	**17**	**2**	**7**	**3734**	**53.7**	**2328**	**33.5**	**1325**	**19.1**	**81.4**	**91.8**
06-00	**7136**	**21**	**6561**	**75**	**255**	**128**	**27**	**3**	**14**	**25**	**18**	**2**	**7**	**3871**	**54.2**	**2424**	**34**	**1404**	**19.7**	**81.6**	**92.2**
00-00	**7368**	**21**	**6742**	**75**	**290**	**135**	**29**	**3**	**14**	**31**	**19**	**2**	**7**	**4064**	**55.2**	**2593**	**35.2**	**1538**	**20.9**	**81.9**	**92.5**

DRAFT

Site 12
Location R161, att s/barrier, Lat 53.60298, Long -6.69659
Direction Two way

3279 / Meath/Cavan/Monaghan ATC's
October 2013
Automatic Traffic Count

Sun, 13 October 2013

Time	Total	Classification												>PSL	>PSL%	>SL1	>SL1%	>SL2	>SL2%	Mean	Vpp
		1 MCL	2 SV	3 SVT	4 TB2	5 TB3	6 T4	7 ART3	8 ART4	9 ART5	10 ART6	11 BD	12 DRT	80	80	85 +5kph	85 +5kph	90 +10kph	90 +10kph		85
0000	85	0	71	0	13	1	0	0	0	0	0	0	0	53	62.4	39	45.9	33	38.8	86.5	97.9
0100	65	0	53	0	8	3	0	0	1	0	0	0	0	49	75.4	37	56.9	25	38.5	88.3	99.4
0200	52	0	46	0	5	1	0	0	0	0	0	0	0	38	73.1	33	63.5	25	48.1	89.2	100.8
0300	61	0	49	1	9	2	0	0	0	0	0	0	0	53	86.9	45	73.8	39	63.9	93.1	103.3
0400	33	0	30	0	2	0	0	0	0	1	0	0	0	26	78.8	23	69.7	20	60.6	94.5	108.4
0500	21	0	17	0	3	0	0	0	0	1	0	0	0	15	71.4	14	66.7	10	47.6	87.7	95.4
0600	27	0	26	1	0	0	0	0	0	0	0	0	0	25	92.6	17	63	16	59.3	93.5	110.2
0700	75	0	65	1	4	3	0	0	1	1	0	0	0	62	82.7	53	70.7	43	57.3	92.5	109.1
0800	107	1	96	2	3	4	0	0	1	0	0	0	0	76	71	68	63.6	50	46.7	91.1	106.6
0900	187	4	168	3	4	3	1	0	0	3	1	0	0	128	68.4	91	48.7	68	36.4	85.1	96.8
1000	239	2	219	2	9	7	0	0	0	0	0	0	0	162	67.8	111	46.4	75	31.4	85	96.8
1100	**315**	**8**	**290**	**3**	**4**	**7**	**1**	**0**	**0**	**2**	**0**	**0**	**0**	**176**	**55.9**	**116**	**36.8**	**68**	**21.6**	**80.8**	**92.5**
1200	451	9	426	3	8	4	0	0	0	0	1	0	0	244	54.1	169	37.5	116	25.7	81.8	94
1300	**506**	**2**	**478**	**1**	**11**	**10**	**0**	**0**	**0**	**3**	**1**	**0**	**0**	**270**	**53.4**	**173**	**34.2**	**105**	**20.8**	**82.1**	**91.8**
1400	495	2	465	9	10	4	0	0	1	1	3	0	0	236	47.7	154	31.1	91	18.4	81	91.8
1500	473	4	453	3	7	5	1	0	0	0	0	0	0	231	48.8	141	29.8	79	16.7	80.7	90.7
1600	504	7	463	9	12	12	0	1	0	0	0	0	0	293	58.1	204	40.5	119	23.6	83.4	92.9
1700	498	3	468	5	10	9	0	0	0	3	0	0	0	279	56	168	33.7	87	17.5	81.9	90.4
1800	470	4	441	4	6	14	0	1	0	0	0	0	0	267	56.8	163	34.7	90	19.1	82.1	92.5
1900	304	2	289	2	5	5	0	0	0	1	0	0	0	177	58.2	104	34.2	52	17.1	82	90.7
2000	224	2	204	1	7	7	1	0	0	1	1	0	0	155	69.2	109	48.7	60	26.8	84.2	93.6
2100	144	0	134	0	6	4	0	0	0	0	0	0	0	100	69.4	73	50.7	49	34	86.2	96.8
2200	73	0	67	0	4	0	0	0	0	2	0	0	0	52	71.2	45	61.6	29	39.7	88.2	98.3
2300	59	0	55	0	4	0	0	0	0	0	0	0	0	40	67.8	35	59.3	27	45.8	90.4	103
07-19	**4320**	**46**	**4032**	**45**	**88**	**82**	**3**	**2**	**3**	**13**	**6**	**0**	**0**	**2424**	**56.1**	**1611**	**37.3**	**991**	**22.9**	**82.5**	**92.9**
06-22	**5019**	**50**	**4685**	**49**	**106**	**98**	**4**	**2**	**3**	**15**	**7**	**0**	**0**	**2881**	**57.4**	**1914**	**38.1**	**1168**	**23.3**	**82.7**	**93.2**
06-00	**5151**	**50**	**4807**	**49**	**114**	**98**	**4**	**2**	**3**	**17**	**7**	**0**	**0**	**2973**	**57.7**	**1994**	**38.7**	**1224**	**23.8**	**82.9**	**93.2**
00-00	**5468**	**50**	**5073**	**50**	**154**	**105**	**4**	**2**	**4**	**19**	**7**	**0**	**0**	**3207**	**58.7**	**2185**	**40**	**1376**	**25.2**	**83.3**	**94**

DRAFT

Site 12
Location R161, att s/barrier, Lat 53.60298, Long -6.69659
Direction Two way

3279 / Meath/Cavan/Monaghan ATC's
October 2013
Automatic Traffic Count

Virtual Day (7)

Time	Total	Classification												>PSL	>PSL%	>SL1	>SL1%	>SL2	>SL2%	Mean	Vpp
		1 MCL	2 SV	3 SVT	4 TB2	5 TB3	6 T4	7 ART3	8 ART4	9 ART5	10 ART6	11 BD	12 DRT	80	80	85 +5kph	85 +5kph	90 +10kph	90 +10kph		85
0000	55	0	48	0	6	1	0	0	0	0	0	0	0	38	69.8	30	54.2	24	43.8	88.2	101.2
0100	36	0	30	0	4	1	0	0	0	1	0	0	0	27	75.9	21	57.3	15	41.1	87.6	98.6
0200	25	0	20	0	3	0	0	0	0	1	0	0	0	20	81.1	17	66.3	13	50.3	91	105.1
0300	27	0	19	0	5	1	0	0	0	2	0	0	0	24	86.5	20	72.4	16	58.9	92.6	103.7
0400	26	0	20	0	3	1	0	0	0	1	0	0	0	21	82.8	18	70	14	55	92.6	106.6
0500	42	0	33	0	3	1	2	0	0	2	1	0	0	35	82.8	29	68.2	21	50.7	91	103.3
0600	124	0	102	0	10	2	1	0	2	3	3	0	0	98	79.6	80	64.5	59	47.8	90.3	103
0700	292	0	243	2	25	7	4	0	2	4	4	0	0	198	68	136	46.5	87	29.7	85.1	95.8
0800	**491**	**2**	**428**	**4**	**31**	**13**	**4**	**0**	**2**	**3**	**4**	**0**	**0**	**268**	**54.6**	**160**	**32.6**	**86**	**17.6**	**81.7**	**90.7**
0900	472	1	407	4	34	10	3	0	2	6	4	0	0	254	53.8	151	32.1	80	16.9	81.3	91.1
1000	433	1	375	4	30	8	4	0	2	5	4	0	0	219	50.6	122	28.3	59	13.7	80.7	89.3
1100	473	3	410	5	31	6	5	0	1	5	6	0	1	217	45.9	128	27.1	61	12.9	79.4	88.9
1200	492	2	428	6	29	7	7	0	2	4	5	0	1	239	48.7	137	27.9	72	14.7	80.1	89.6
1300	517	1	452	6	30	8	3	0	2	7	7	0	1	266	51.3	154	29.8	76	14.6	80.6	89.6
1400	501	1	433	6	35	8	5	0	2	5	5	0	0	223	44.6	125	24.9	67	13.3	79.6	88.9
1500	518	2	443	6	40	9	5	1	3	5	4	0	0	264	50.9	152	29.3	78	15	80.6	90
1600	555	2	483	7	37	9	6	0	2	4	5	0	1	293	52.8	180	32.4	98	17.7	81	90.7
1700	**589**	**2**	**523**	**6**	**32**	**12**	**3**	**0**	**2**	**5**	**4**	**0**	**0**	**335**	**56.8**	**201**	**34.1**	**97**	**16.4**	**81.6**	**90.4**
1800	501	2	453	5	20	10	2	0	1	6	2	0	0	285	57	182	36.4	91	18.1	81.8	91.1
1900	384	1	353	4	14	9	0	0	1	2	1	0	0	186	48.5	109	28.3	55	14.4	80.4	89.6
2000	282	0	254	3	11	9	0	0	1	2	1	0	0	163	58	99	35.1	55	19.4	81.9	91.8
2100	200	0	181	2	6	7	1	0	0	1	1	0	0	119	59.7	76	38.3	50	25.2	83	94.7
2200	132	0	119	1	5	3	0	0	0	1	1	0	0	87	65.9	63	47.7	43	32.9	86.3	97.9
2300	66	0	60	0	2	1	0	0	0	1	0	0	0	49	74.3	36	55.3	28	42.5	88.4	100.8
07-19	**5836**	**21**	**5078**	**60**	**374**	**108**	**50**	**3**	**23**	**59**	**54**	**2**	**4**	**3063**	**52.5**	**1829**	**31.3**	**952**	**16.3**	**81**	**90.4**
06-22	**6826**	**22**	**5967**	**70**	**415**	**134**	**52**	**4**	**26**	**67**	**61**	**3**	**4**	**3630**	**53.2**	**2193**	**32.1**	**1171**	**17.2**	**81.2**	**90.7**
06-00	**7023**	**22**	**6146**	**72**	**423**	**138**	**52**	**4**	**27**	**70**	**62**	**3**	**4**	**3766**	**53.6**	**2292**	**32.6**	**1242**	**17.7**	**81.4**	**91.1**
00-00	**7234**	**22**	**6317**	**72**	**446**	**143**	**55**	**4**	**28**	**77**	**64**	**3**	**4**	**3932**	**54.3**	**2426**	**33.5**	**1345**	**18.6**	**81.7**	**91.4**

DRAFT

Site 12
Location R161, att s/barrier, Lat 53.60298, Long -6.69659
Direction Two way

3279 / Meath/Cavan/Monaghan ATC's
October 2013
Automatic Traffic Count

Virtual Week (1)

Time	Total	Classification												>PSL	>PSL%	>SL1	>SL1%	>SL2	>SL2%	Mean	Vpp
		1 MCL	2 SV	3 SVT	4 TB2	5 TB3	6 T4	7 ART3	8 ART4	9 ART5	10 ART6	11 BD	12 DRT	80	80	85 +5kph	85 +5kph	90 +10kph	90 +10kph		85
Mon	7072	12	6111	66	538	101	57	2	29	93	57	4	2	3775	53.4	2323	32.8	1216	17.2	81.5	90.7
Tue	7320	18	6233	81	514	141	63	6	53	116	89	2	4	3805	52	2184	29.8	1146	15.7	80.8	90
Wed	7520	24	6417	76	525	154	94	4	30	97	91	3	5	3878	51.6	2246	29.9	1186	15.8	80.9	90
Thu	7917	15	6773	80	561	202	69	4	35	86	80	6	6	4439	56.1	2712	34.3	1427	18	81.8	91.1
Fri	7976	17	6868	79	538	160	68	7	30	94	108	2	5	4354	54.6	2739	34.3	1528	19.2	81.9	91.8
| Sat	7368	21	6742	75	290	135	29	3	14	31	19	2	7	4064	55.2	2593	35.2	1538	20.9	81.9	92.5
| Sun	5468	50	5073	50	154	105	4	2	4	19	7	0	0	3207	58.7	2185	40	1376	25.2	83.3	94
5 Day Ave.	**7561**	**17**	**6480**	**76**	**535**	**152**	**70**	**5**	**35**	**97**	**85**	**3**	**4**	**4050**	**53.6**	**2441**	**32.3**	**1301**	**17.2**	**81.4**	**90.7**
7 Day Ave.	**7234**	**22**	**6317**	**72**	**446**	**143**	**55**	**4**	**28**	**77**	**64**	**3**	**4**	**3932**	**54.3**	**2426**	**33.5**	**1345**	**18.6**	**81.7**	**91.4**
--	**50641**	**157**	**44217**	**507**	**3120**	**998**	**384**	**28**	**195**	**536**	**451**	**19**	**29**	**27522**	**54.3**	**16982**	**33.5**	**9417**	**18.6**	**81.7**	**91.4**

Summary Graphs

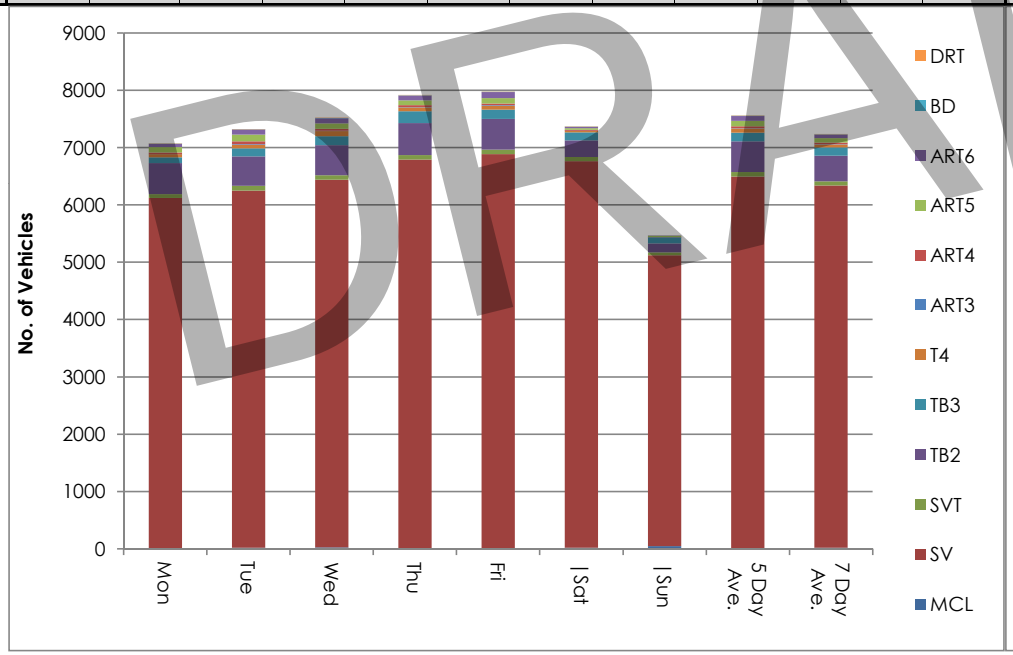

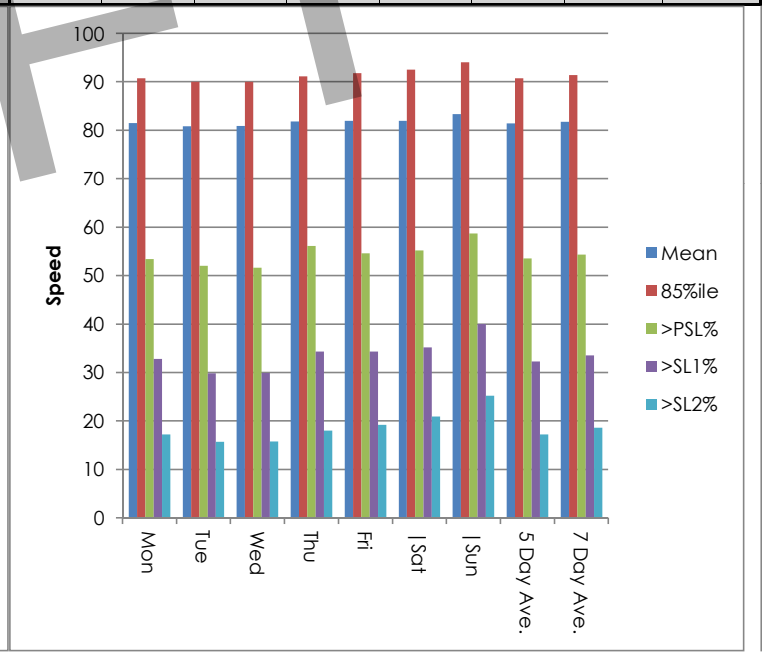

DRAFT

Site 12
Location R161, att s/barrier, Lat 53.60298, Long -6.69659
Direction Two way

3279 / Meath/Cavan/Monaghan ATC's
October 2013
Automatic Traffic Count

Mon, 7 October 2013

Time	Total	Speed Bins (km/h)																											
		0 - 5	5 - 10	10 - 15	15 - 20	20 - 25	25 - 30	30 - 35	35 - 40	40 - 45	45 - 50	50 - 55	55 - 60	60 - 65	65 - 70	70 - 75	75 - 80	80 - 85	85 - 90	90 - 95	95 - 100	100 - 105	105 - 110	110 - 115	115 - 120	120 - 125	125 - 130	130 - 135	135 - 140
0000	61	0	0	0	0	0	0	0	0	0	0	0	0	1	7	12	11	12	5	3	6	2	1	0	1	0	0	0	0
0100	31	0	0	0	0	0	0	0	0	0	0	0	0	0	1	4	3	9	4	2	6	0	1	0	0	1	0	0	0
0200	21	0	0	0	0	0	0	0	0	0	0	0	0	0	0	0	3	3	2	6	1	2	2	1	0	1	0	0	0
0300	29	0	0	0	0	0	0	0	0	0	0	0	0	0	1	0	2	5	6	4	3	4	3	0	0	1	0	0	0
0400	22	0	0	0	0	0	0	0	0	0	0	0	0	0	0	2	1	2	6	6	3	1	0	0	1	0	0	0	0
0500	44	0	0	0	0	0	0	0	0	0	0	0	0	2	1	2	7	6	9	5	1	5	4	2	0	0	0	0	0
0600	150	0	0	0	0	0	0	0	0	1	0	0	0	1	1	8	18	21	34	33	12	9	7	3	1	1	0	0	0
0700	364	0	0	0	0	0	0	0	0	4	3	4	0	6	20	27	49	81	71	51	27	15	4	2	0	0	0	0	0
0800	**593**	**0**	**0**	**0**	**0**	**0**	**0**	**0**	**0**	**0**	**1**	**3**	**0**	**1**	**25**	**92**	**167**	**135**	**84**	**55**	**19**	**8**	**1**	**0**	**0**	**2**	**0**	**0**	**0**
0900	478	0	0	0	0	0	0	0	0	0	4	3	1	2	19	76	121	93	90	39	17	5	5	3	0	0	0	0	0
1000	400	0	0	0	0	0	0	0	0	0	3	2	1	4	13	56	117	97	58	22	14	5	7	1	0	0	0	0	0
1100	441	0	0	0	0	0	0	0	0	0	0	3	2	5	28	68	130	95	59	28	12	6	1	1	2	1	0	0	0
1200	461	0	0	0	0	0	1	0	0	0	3	0	1	14	24	68	131	90	62	31	19	8	2	3	3	1	0	0	0
1300	431	0	0	0	0	0	0	0	0	0	2	9	4	7	9	59	98	84	86	34	21	12	4	1	1	0	0	0	0
1400	465	0	0	0	0	0	0	1	3	1	1	4	6	12	47	91	113	85	45	28	12	6	4	3	0	1	1	1	0
1500	426	0	0	0	0	0	0	0	0	0	0	0	2	11	20	78	89	88	77	28	15	10	3	3	1	0	0	1	0
1600	532	0	0	0	0	0	0	0	0	0	0	4	2	8	25	89	141	116	65	55	13	11	1	2	0	0	0	0	0
1700	**612**	**0**	**0**	**0**	**0**	**0**	**0**	**0**	**0**	**1**	**2**	**10**	**4**	**10**	**21**	**76**	**127**	**142**	**116**	**56**	**24**	**17**	**4**	**2**	**0**	**0**	**0**	**0**	**0**
1800	474	0	0	0	0	0	0	0	1	0	2	0	3	6	16	45	104	110	92	56	23	8	1	3	2	1	1	0	0
1900	354	0	0	0	0	0	0	0	0	0	0	1	2	9	29	61	85	66	46	27	12	7	6	1	0	0	1	0	1
2000	303	0	0	0	0	0	0	0	0	0	3	4	3	8	20	52	77	59	34	29	6	5	1	0	0	1	1	0	0
2100	178	0	0	0	0	0	0	0	2	2	1	0	1	4	10	37	32	28	23	24	5	5	2	1	1	0	0	0	0
2200	149	0	0	0	0	0	0	0	0	0	1	0	1	4	13	28	32	18	25	6	9	4	3	2	1	1	1	0	0
2300	53	0	0	0	0	0	0	0	0	0	1	0	0	1	1	5	12	7	8	9	4	0	3	1	1	0	0	0	0
07-19	**5677**	**0**	**0**	**0**	**0**	**0**	**1**	**1**	**4**	**6**	**21**	**42**	**26**	**86**	**267**	**825**	**1387**	**1216**	**905**	**483**	**216**	**111**	**37**	**24**	**9**	**6**	**2**	**2**	**0**
06-22	**6662**	**0**	**0**	**0**	**0**	**0**	**1**	**1**	**6**	**9**	**25**	**47**	**32**	**108**	**327**	**983**	**1599**	**1390**	**1042**	**596**	**251**	**137**	**53**	**29**	**11**	**8**	**4**	**2**	**1**
06-00	**6864**	**0**	**0**	**0**	**0**	**0**	**1**	**1**	**6**	**9**	**27**	**47**	**33**	**113**	**341**	**1016**	**1643**	**1415**	**1075**	**611**	**264**	**141**	**59**	**32**	**13**	**9**	**5**	**2**	**1**
00-00	**7072**	**0**	**0**	**0**	**0**	**0**	**1**	**1**	**6**	**9**	**27**	**47**	**33**	**116**	**351**	**1036**	**1670**	**1452**	**1107**	**637**	**284**	**155**	**70**	**35**	**15**	**12**	**5**	**2**	**1**

DRAFT

Site 12
Location R161, att s/barrier, Lat 53.60298, Long -6.69659
Direction Two way

3279 / Meath/Cavan/Monaghan ATC's
October 2013
Automatic Traffic Count

Tue, 8 October 2013

Time	Total	Speed Bins (km/h)																											
		0 - 5	5 - 10	10 - 15	15 - 20	20 - 25	25 - 30	30 - 35	35 - 40	40 - 45	45 - 50	50 - 55	55 - 60	60 - 65	65 - 70	70 - 75	75 - 80	80 - 85	85 - 90	90 - 95	95 - 100	100 - 105	105 - 110	110 - 115	115 - 120	120 - 125	125 - 130	130 - 135	135 - 140
0000	36	0	0	0	0	0	0	0	0	0	0	0	0	0	0	8	4	4	2	5	8	2	3	0	0	0	0	0	0
0100	16	0	0	0	0	0	0	0	0	0	0	0	0	0	1	1	3	3	4	1	2	1	0	0	0	0	0	0	0
0200	12	0	0	0	0	0	0	0	0	0	0	0	0	0	0	2	0	0	2	1	1	2	1	2	1	0	0	0	0
0300	16	0	0	0	0	0	0	0	0	0	0	0	0	1	0	0	3	1	2	1	5	1	0	0	0	1	0	1	0
0400	21	0	0	0	0	0	0	0	0	0	1	0	0	0	0	1	1	4	6	5	3	0	0	0	0	0	0	0	0
0500	57	0	0	0	0	0	0	0	0	0	0	0	0	0	0	1	6	11	14	12	4	3	3	1	2	0	0	0	0
0600	154	0	0	0	0	0	1	0	0	0	0	0	0	1	6	8	30	28	27	14	17	9	5	3	3	2	0	0	0
0700	374	0	0	0	0	0	0	0	0	0	0	0	0	3	12	28	68	99	75	51	16	10	6	2	2	1	1	0	0
0800	**632**	**0**	**0**	**0**	**0**	**0**	**0**	**0**	**0**	**0**	**0**	**10**	**1**	**17**	**36**	**84**	**178**	**127**	**84**	**61**	**16**	**6**	**10**	**1**	**1**	**0**	**0**	**0**	**0**
0900	516	0	0	0	0	0	0	0	0	0	0	1	6	19	37	78	107	128	66	45	15	7	3	2	2	0	0	0	0
1000	501	0	0	0	0	0	0	2	0	0	0	1	9	26	43	58	143	114	55	24	15	6	3	2	0	0	0	0	0
1100	456	0	0	0	0	0	1	2	6	4	4	10	12	13	35	74	94	93	58	25	15	5	1	2	0	0	2	0	0
1200	418	0	0	0	0	1	3	10	2	6	1	2	2	15	36	75	81	73	55	30	13	9	4	0	0	0	0	0	0
1300	435	0	0	0	0	0	0	0	0	0	0	1	0	6	20	66	99	124	59	33	17	5	1	1	1	0	1	0	1
1400	461	0	0	0	0	0	0	0	0	0	0	1	2	4	44	89	122	87	63	26	12	6	2	2	1	0	0	0	0
1500	514	0	0	0	0	0	0	0	0	7	0	2	2	14	43	81	131	127	58	24	8	10	2	2	3	0	0	0	0
1600	488	0	0	0	0	1	1	0	0	0	0	3	4	10	28	74	137	101	66	40	17	4	0	2	0	0	0	0	0
1700	**605**	**0**	**0**	**0**	**0**	**0**	**0**	**0**	**0**	**2**	**2**	**8**	**9**	**9**	**34**	**80**	**133**	**143**	**104**	**49**	**17**	**6**	**9**	**0**	**0**	**0**	**0**	**0**	**0**
1800	527	0	0	0	0	0	0	0	0	0	0	4	9	11	37	67	93	122	98	42	18	12	8	1	3	0	1	0	1
1900	431	0	0	0	0	1	0	0	0	0	1	2	3	10	25	65	129	83	58	28	14	6	3	2	1	0	0	0	0
2000	281	0	0	0	0	0	0	0	3	0	0	3	0	10	32	37	50	63	40	22	8	5	1	5	2	0	0	0	0
2100	189	0	0	0	0	0	0	0	2	0	0	0	2	4	3	15	28	48	20	32	18	11	4	0	1	0	0	1	0
2200	134	0	0	0	0	0	0	0	0	0	0	0	1	3	9	11	29	30	14	12	12	5	3	2	1	2	0	0	0
2300	46	0	0	0	0	0	0	0	0	0	0	0	0	0	1	4	7	8	8	6	4	4	3	1	0	0	0	0	0
07-19	**5927**	**0**	**0**	**0**	**0**	**2**	**5**	**14**	**8**	**19**	**7**	**43**	**56**	**147**	**405**	**854**	**1386**	**1338**	**841**	**450**	**179**	**86**	**49**	**17**	**13**	**1**	**5**	**0**	**2**
06-22	**6982**	**0**	**0**	**0**	**0**	**3**	**6**	**14**	**13**	**19**	**8**	**48**	**61**	**172**	**471**	**979**	**1623**	**1560**	**986**	**546**	**236**	**117**	**62**	**27**	**20**	**3**	**5**	**1**	**2**
06-00	**7162**	**0**	**0**	**0**	**0**	**3**	**6**	**14**	**13**	**19**	**8**	**48**	**62**	**175**	**481**	**994**	**1659**	**1598**	**1008**	**564**	**252**	**126**	**68**	**30**	**21**	**5**	**5**	**1**	**2**
00-00	**7320**	**0**	**0**	**0**	**0**	**3**	**6**	**14**	**13**	**19**	**9**	**48**	**62**	**176**	**482**	**1007**	**1676**	**1621**	**1038**	**589**	**275**	**135**	**75**	**33**	**24**	**6**	**5**	**2**	**2**

DRAFT

Site 12
Location R161, att s/barrier, Lat 53.60298, Long -6.69659
Direction Two way

3279 / Meath/Cavan/Monaghan ATC's
October 2013
Automatic Traffic Count

Wed, 9 October 2013

Time	Total	Speed Bins (km/h)																											
		0 - 5	5 - 10	10 - 15	15 - 20	20 - 25	25 - 30	30 - 35	35 - 40	40 - 45	45 - 50	50 - 55	55 - 60	60 - 65	65 - 70	70 - 75	75 - 80	80 - 85	85 - 90	90 - 95	95 - 100	100 - 105	105 - 110	110 - 115	115 - 120	120 - 125	125 - 130	130 - 135	135 - 140
0000	67	0	0	0	0	0	0	0	0	0	0	0	0	0	4	2	8	18	10	9	9	1	4	1	0	1	0	0	0
0100	42	0	0	0	0	0	0	0	0	0	0	0	3	1	2	3	6	7	5	7	6	1	0	0	0	0	1	0	0
0200	12	0	0	0	0	0	0	0	0	0	0	0	0	1	1	0	0	1	4	1	1	2	0	0	1	0	0	0	0
0300	17	0	0	0	0	0	0	0	0	0	0	0	0	0	0	1	0	4	2	5	4	0	0	0	1	0	0	0	0
0400	19	0	0	0	0	0	0	0	0	0	0	0	0	0	0	1	1	5	1	1	4	4	0	0	1	1	0	0	0
0500	50	0	0	0	0	0	0	0	0	0	0	0	0	0	0	1	5	11	10	9	6	5	0	1	2	0	0	0	0
0600	162	0	0	0	0	0	0	0	0	0	1	0	0	0	2	12	26	31	26	17	22	10	6	6	2	1	0	0	0
0700	330	0	0	0	0	0	0	0	0	0	0	3	3	4	11	35	52	85	46	35	25	16	9	4	1	1	0	0	0
0800	**613**	**0**	**0**	**0**	**0**	**0**	**0**	**0**	**0**	**0**	**1**	**2**	**1**	**11**	**55**	**95**	**137**	**123**	**92**	**59**	**24**	**8**	**3**	**2**	**0**	**0**	**0**	**0**	**0**
0900	528	0	0	0	0	0	0	0	0	0	0	2	4	6	48	99	113	109	83	33	21	5	2	1	0	2	0	0	0
1000	421	0	0	0	0	0	0	0	0	0	0	0	2	8	20	56	102	102	57	37	25	6	3	2	0	1	0	0	0
1100	415	0	0	0	0	0	0	0	0	0	0	1	2	10	40	70	118	66	63	35	8	1	0	1	0	0	0	0	0
1200	478	0	0	0	0	0	0	0	0	0	1	2	1	13	22	88	163	89	46	22	18	6	3	2	1	0	0	0	1
1300	489	0	0	0	0	0	0	1	1	0	1	7	2	10	40	80	121	99	81	25	13	5	1	1	1	0	0	0	0
1400	489	0	0	0	0	3	2	0	0	2	0	0	5	22	41	101	141	88	41	24	5	7	2	3	2	0	0	0	0
1500	495	0	0	0	0	0	0	2	0	3	5	4	8	12	37	83	129	115	56	27	4	2	5	2	0	0	0	1	0
1600	587	0	0	0	0	1	2	9	0	4	2	2	6	10	42	89	131	127	79	49	20	8	2	2	2	0	0	0	0
1700	**600**	**0**	**0**	**0**	**0**	**0**	**0**	**0**	**0**	**0**	**0**	**0**	**4**	**4**	**23**	**68**	**134**	**155**	**124**	**46**	**29**	**8**	**1**	**3**	**1**	**0**	**0**	**0**	**0**
1800	561	0	0	0	0	0	1	1	4	2	3	2	11	14	32	60	142	126	85	45	16	9	5	2	1	0	0	0	0
1900	369	0	0	0	0	0	0	0	0	0	0	1	2	11	31	55	83	85	47	32	9	6	4	2	0	0	1	0	0
2000	318	0	0	0	0	0	0	0	0	0	3	2	7	6	21	57	53	83	44	26	7	3	4	1	1	0	0	0	0
2100	234	0	0	0	0	0	0	0	0	0	3	1	2	3	19	36	44	52	31	22	8	6	3	1	1	2	0	0	0
2200	152	0	0	0	0	0	0	0	0	0	0	0	0	0	4	10	27	36	15	19	21	4	5	5	2	1	2	1	0
2300	72	0	0	0	0	0	0	0	0	0	0	0	0	0	1	7	5	15	12	17	8	5	1	0	1	0	0	0	0
07-19	**6006**	**0**	**0**	**0**	**0**	**4**	**5**	**13**	**5**	**11**	**13**	**25**	**49**	**124**	**411**	**924**	**1483**	**1284**	**853**	**437**	**208**	**81**	**36**	**25**	**9**	**4**	**0**	**1**	**1**
06-22	**7089**	**0**	**0**	**0**	**0**	**4**	**5**	**13**	**5**	**11**	**20**	**29**	**60**	**144**	**484**	**1084**	**1689**	**1535**	**1001**	**534**	**254**	**106**	**53**	**35**	**13**	**7**	**1**	**1**	**1**
06-00	**7313**	**0**	**0**	**0**	**0**	**4**	**5**	**13**	**5**	**11**	**20**	**29**	**60**	**144**	**489**	**1101**	**1721**	**1586**	**1028**	**570**	**283**	**115**	**59**	**40**	**16**	**8**	**3**	**2**	**1**
00-00	**7520**	**0**	**0**	**0**	**0**	**4**	**5**	**13**	**5**	**11**	**20**	**29**	**63**	**146**	**496**	**1109**	**1741**	**1632**	**1060**	**602**	**313**	**128**	**63**	**42**	**21**	**10**	**4**	**2**	**1**

DRAFT

Site 12
Location R161, att s/barrier, Lat 53.60298, Long -6.69659
Direction Two way

3279 / Meath/Cavan/Monaghan ATC's
October 2013
Automatic Traffic Count

Thu, 10 October 2013

Time	Total	Speed Bins (km/h)																												
		0 - 5	5 - 10	10 - 15	15 - 20	20 - 25	25 - 30	30 - 35	35 - 40	40 - 45	45 - 50	50 - 55	55 - 60	60 - 65	65 - 70	70 - 75	75 - 80	80 - 85	85 - 90	90 - 95	95 - 100	100 - 105	105 - 110	110 - 115	115 - 120	120 - 125	125 - 130	130 - 135	135 - 140
0000	28	0	0	0	0	0	0	0	0	0	0	0	0	0	0	1	9	3	6	3	0	3	1	2	0	0	0	0	0
0100	22	0	0	0	0	0	0	0	0	0	0	0	0	0	1	1	1	6	7	0	2	2	0	0	2	0	0	0	0
0200	14	0	0	0	0	0	0	0	0	0	0	0	0	0	0	1	0	3	2	1	3	1	1	2	0	0	0	0	0
0300	23	0	0	0	0	0	0	0	0	0	0	0	0	0	0	0	3	3	5	7	0	0	3	0	1	0	1	0	0
0400	31	0	0	0	0	0	0	0	0	1	0	0	0	0	0	0	11	4	3	0	1	1	4	5	1	0	0	0	0
0500	62	0	0	0	0	0	0	0	0	0	0	0	0	0	0	0	16	6	5	6	19	6	2	1	1	0	0	0	0
0600	163	0	0	0	0	0	0	0	0	0	0	0	0	1	1	7	18	16	33	36	16	20	5	6	1	2	0	1	0
0700	367	0	0	0	0	0	0	0	0	1	0	1	1	7	11	51	83	72	48	44	18	17	6	3	3	0	0	1	0
0800	**610**	**0**	**0**	**0**	**0**	**1**	**0**	**0**	**0**	**0**	**0**	**0**	**4**	**4**	**36**	**90**	**139**	**136**	**96**	**57**	**31**	**10**	**4**	**1**	**1**	**0**	**0**	**0**	**0**
0900	583	0	0	0	0	0	0	0	0	0	0	3	12	7	23	77	139	142	84	46	30	11	5	1	1	0	1	1	0
1000	463	0	0	0	0	0	0	0	1	0	0	4	2	6	27	71	124	107	80	20	11	5	0	2	3	0	0	0	0
1100	474	0	0	0	0	2	0	0	4	1	5	1	3	12	41	68	108	87	71	31	20	9	9	1	0	0	1	0	0
1200	460	0	0	0	0	0	0	1	0	1	3	5	15	15	29	57	103	100	69	34	11	10	5	1	0	1	0	0	0
1300	463	0	0	0	0	1	0	0	0	0	0	1	2	6	16	74	101	114	81	39	17	5	3	1	1	1	0	0	0
1400	479	0	0	0	0	0	0	1	0	0	5	3	12	21	20	69	119	110	65	30	9	8	3	1	3	0	0	0	0
1500	528	0	1	0	0	0	0	0	3	7	4	3	7	12	24	66	97	131	79	53	19	11	6	3	0	1	1	0	0
1600	596	0	0	2	0	0	0	0	2	1	1	3	12	17	45	73	104	129	100	56	28	13	4	6	0	0	0	0	0
1700	**664**	**0**	**0**	**0**	**0**	**0**	**0**	**0**	**0**	**4**	**0**	**0**	**2**	**7**	**13**	**108**	**137**	**159**	**123**	**69**	**22**	**7**	**5**	**6**	**1**	**0**	**1**	**0**	**0**
1800	536	0	0	0	0	0	0	0	0	0	0	0	1	17	32	58	115	84	138	58	14	10	3	3	0	1	1	1	0
1900	485	0	0	0	0	0	0	0	0	0	3	9	9	21	36	87	102	93	64	41	7	9	1	1	1	1	0	0	0
2000	338	0	0	0	0	0	0	0	0	0	0	1	1	6	16	42	60	95	58	28	13	8	4	2	2	1	1	0	0
2100	289	0	0	0	0	0	0	0	0	0	3	0	3	7	21	37	50	76	37	28	17	3	3	3	0	1	0	0	0
2200	165	0	0	0	0	0	0	0	0	0	0	0	0	0	6	9	30	35	28	28	15	9	2	1	2	0	0	0	0
2300	74	0	0	0	0	0	0	0	0	0	0	0	0	0	1	5	13	16	3	10	11	7	3	4	0	0	1	0	0
07-19	**6223**	**0**	**1**	**2**	**0**	**4**	**0**	**2**	**10**	**15**	**18**	**24**	**73**	**131**	**317**	**862**	**1369**	**1371**	**1034**	**537**	**230**	**116**	**53**	**29**	**13**	**4**	**5**	**3**	**0**
06-22	**7498**	**0**	**1**	**2**	**0**	**4**	**0**	**2**	**10**	**15**	**24**	**34**	**86**	**166**	**391**	**1035**	**1599**	**1651**	**1226**	**670**	**283**	**156**	**66**	**41**	**17**	**9**	**6**	**4**	**0**
06-00	**7737**	**0**	**1**	**2**	**0**	**4**	**0**	**2**	**10**	**15**	**24**	**34**	**86**	**166**	**398**	**1049**	**1642**	**1702**	**1257**	**708**	**309**	**172**	**71**	**46**	**19**	**9**	**7**	**4**	**0**
00-00	**7917**	**0**	**1**	**2**	**0**	**4**	**0**	**2**	**10**	**16**	**24**	**34**	**86**	**166**	**399**	**1052**	**1682**	**1727**	**1285**	**725**	**334**	**185**	**82**	**56**	**24**	**9**	**8**	**4**	**0**

DRAFT

Site 12
Location R161, att s/barrier, Lat 53.60298, Long -6.69659
Direction Two way

3279 / Meath/Cavan/Monaghan ATC's
October 2013
Automatic Traffic Count

Fri, 11 October 2013

Time	Total	Speed Bins (km/h)																											
		0 - 5	5 - 10	10 - 15	15 - 20	20 - 25	25 - 30	30 - 35	35 - 40	40 - 45	45 - 50	50 - 55	55 - 60	60 - 65	65 - 70	70 - 75	75 - 80	80 - 85	85 - 90	90 - 95	95 - 100	100 - 105	105 - 110	110 - 115	115 - 120	120 - 125	125 - 130	130 - 135	135 - 140
0000	42	0	0	0	0	0	0	0	0	0	0	0	0	0	0	4	2	5	4	4	5	8	4	2	0	1	2	0	1
0100	31	0	0	0	0	0	0	0	0	0	0	0	0	0	1	0	1	3	3	11	9	2	0	0	1	0	0	0	0
0200	22	0	0	0	0	0	0	0	0	0	0	0	0	0	0	0	2	9	1	5	1	2	1	1	0	0	0	0	0
0300	20	0	0	0	0	0	0	0	0	0	0	0	0	0	0	1	1	5	2	1	9	0	0	1	0	0	0	0	0
0400	30	0	0	0	0	0	0	0	0	0	0	0	0	0	0	1	2	3	2	2	4	11	1	2	1	0	1	0	0
0500	33	0	0	0	0	0	0	0	0	0	0	0	0	0	0	2	1	3	6	8	4	5	4	0	0	0	0	0	0
0600	151	0	0	0	0	0	0	0	0	0	0	1	0	1	1	8	9	19	21	23	17	19	16	4	1	7	3	1	0
0700	364	0	0	0	0	0	0	0	0	1	2	1	0	4	14	35	53	60	79	46	27	26	4	10	1	0	0	1	0
0800	**579**	**0**	**0**	**0**	**0**	**0**	**0**	**0**	**0**	**0**	**0**	**3**	**15**	**12**	**24**	**69**	**130**	**155**	**95**	**44**	**15**	**8**	**7**	**1**	**0**	**0**	**0**	**0**	**1**
0900	524	0	0	0	0	1	0	0	0	0	0	0	4	17	31	72	103	120	74	50	28	15	3	4	1	1	0	0	0
1000	427	0	0	0	0	1	1	0	1	0	0	3	6	9	36	74	119	82	50	29	9	0	4	3	0	0	0	0	0
1100	504	0	0	0	0	1	0	0	0	0	1	1	9	1	32	98	118	94	85	30	20	5	8	0	1	0	0	0	0
1200	529	0	0	0	0	0	0	0	0	0	0	3	3	13	37	80	143	116	71	37	13	6	5	0	1	1	0	0	0
1300	546	0	0	0	0	1	0	1	2	0	1	1	10	15	44	108	130	100	71	20	30	6	4	1	1	0	0	0	0
1400	553	0	0	0	0	1	0	0	0	0	1	3	1	9	27	86	148	118	72	36	30	7	5	4	2	1	0	1	1
1500	610	0	0	0	0	0	0	0	0	0	0	9	6	18	40	71	130	109	85	70	36	13	11	7	3	0	0	1	1
1600	634	0	0	0	0	0	0	0	0	6	4	6	7	18	47	92	126	122	104	52	23	12	4	5	1	3	1	1	0
1700	**635**	**0**	**0**	**0**	**0**	**0**	**0**	**0**	**1**	**3**	**7**	**7**	**11**	**26**	**38**	**74**	**134**	**135**	**114**	**40**	**24**	**10**	**8**	**1**	**1**	**1**	**0**	**0**	**0**
1800	531	0	0	0	0	0	0	0	0	0	5	10	8	12	31	76	100	108	76	54	26	17	2	4	1	0	0	0	1
1900	463	0	0	0	0	0	0	0	0	0	0	1	8	9	25	78	112	95	76	40	6	5	4	1	2	1	0	0	0
2000	304	0	0	0	0	0	0	0	0	3	1	2	2	2	14	31	55	78	46	41	10	8	3	4	1	3	0	0	0
2100	229	0	0	0	0	0	0	0	0	0	6	1	1	3	7	19	52	39	33	17	26	7	5	9	2	2	0	0	0
2200	146	0	0	0	0	0	0	0	0	0	0	0	0	3	6	14	17	24	29	14	10	11	8	7	0	1	1	1	0
2300	69	0	0	0	0	0	0	0	0	0	0	0	0	1	1	5	12	13	12	7	7	6	3	1	0	1	0	0	0
07-19	**6436**	**0**	**0**	**0**	**0**	**5**	**1**	**1**	**4**	**10**	**21**	**47**	**80**	**154**	**401**	**935**	**1434**	**1319**	**976**	**508**	**281**	**125**	**65**	**40**	**13**	**7**	**1**	**4**	**4**
06-22	**7583**	**0**	**0**	**0**	**0**	**5**	**1**	**1**	**4**	**13**	**28**	**52**	**91**	**169**	**448**	**1071**	**1662**	**1550**	**1152**	**629**	**340**	**164**	**93**	**58**	**19**	**20**	**4**	**5**	**4**
06-00	**7798**	**0**	**0**	**0**	**0**	**5**	**1**	**1**	**4**	**13**	**28**	**52**	**91**	**173**	**455**	**1090**	**1691**	**1587**	**1193**	**650**	**357**	**181**	**104**	**66**	**19**	**22**	**5**	**6**	**4**
00-00	**7976**	**0**	**0**	**0**	**0**	**5**	**1**	**1**	**4**	**13**	**28**	**52**	**91**	**173**	**456**	**1098**	**1700**	**1615**	**1211**	**681**	**389**	**209**	**114**	**72**	**21**	**23**	**8**	**6**	**5**

DRAFT

Site 12
Location R161, att s/barrier, Lat 53.60298, Long -6.69659
Direction Two way

3279 / Meath/Cavan/Monaghan ATC's
October 2013
Automatic Traffic Count

Sat, 12 October 2013

Time	Total	Speed Bins (km/h)																												
		0 - 5	5 - 10	10 - 15	15 - 20	20 - 25	25 - 30	30 - 35	35 - 40	40 - 45	45 - 50	50 - 55	55 - 60	60 - 65	65 - 70	70 - 75	75 - 80	80 - 85	85 - 90	90 - 95	95 - 100	100 - 105	105 - 110	110 - 115	115 - 120	120 - 125	125 - 130	130 - 135	135 - 140
0000	65	0	0	0	0	0	0	1	0	0	0	0	0	1	2	4	3	4	7	17	9	6	5	4	1	1	0	0	0
0100	46	0	0	0	0	0	0	0	0	0	0	0	1	1	2	3	5	7	6	4	11	4	1	0	1	0	0	0	0
0200	42	0	0	0	0	0	0	0	0	0	0	1	1	0	0	4	3	5	9	6	3	2	6	0	1	1	0	0	0
0300	26	0	0	0	0	0	0	0	0	0	0	0	0	1	0	2	2	1	3	4	1	8	1	1	1	1	0	0	0
0400	24	0	0	0	0	0	0	0	0	0	0	0	0	0	1	0	0	2	6	9	1	2	0	2	0	1	0	0	0
0500	29	0	0	0	0	0	0	0	0	0	0	0	0	0	0	0	1	5	4	3	3	5	4	1	2	1	0	0	0
0600	59	0	0	0	0	0	0	0	0	0	0	0	0	0	0	7	5	7	3	14	7	5	5	2	1	3	0	0	0
0700	169	0	0	0	0	0	0	0	0	0	1	1	0	0	5	17	20	32	15	23	25	8	10	6	3	3	0	0	0
0800	305	0	0	0	1	0	1	0	0	1	1	6	2	3	9	28	33	73	48	41	22	15	8	6	1	3	2	1	0
0900	489	0	0	0	1	0	0	0	0	1	0	3	6	11	54	74	82	90	81	40	20	14	6	3	1	0	0	2	0
1000	582	0	0	0	0	0	0	0	0	1	3	0	4	10	29	111	113	124	106	41	22	8	4	4	0	1	0	0	1
1100	**709**	**0**	**0**	**0**	**0**	**1**	**0**	**2**	**0**	**3**	**7**	**4**	**12**	**26**	**59**	**154**	**148**	**128**	**85**	**36**	**23**	**11**	**7**	**2**	**1**	**0**	**0**	**0**	**0**
1200	646	0	0	0	0	0	0	0	2	2	0	2	4	29	32	74	141	174	96	53	18	9	8	1	0	1	0	0	0
1300	**752**	**0**	**0**	**0**	**0**	**0**	**0**	**0**	**2**	**21**	**3**	**3**	**3**	**24**	**48**	**109**	**157**	**163**	**102**	**68**	**29**	**10**	**6**	**2**	**2**	**0**	**0**	**0**	**0**
1400	568	0	0	0	0	0	0	1	1	3	7	2	2	26	31	93	137	119	59	43	23	13	3	2	2	0	0	1	0
1500	583	0	0	0	1	1	0	0	0	1	4	0	6	8	29	89	141	124	100	37	16	16	2	4	2	1	1	0	0
1600	544	0	0	0	0	0	1	0	0	0	0	0	7	7	25	81	110	111	72	68	36	14	3	3	2	2	2	0	0
1700	512	0	0	0	0	0	0	0	1	0	0	4	12	6	25	59	123	90	70	59	30	19	5	4	3	0	0	1	1
1800	407	0	0	0	0	0	0	0	2	7	0	1	3	7	19	55	76	67	80	44	23	11	6	3	1	0	1	1	0
1900	283	0	0	0	0	0	0	0	0	3	0	5	3	5	21	55	60	47	32	22	10	8	6	5	0	1	0	0	0
2000	205	0	0	0	0	0	0	0	0	0	0	0	1	6	9	26	31	28	39	24	22	9	4	5	0	1	0	0	0
2100	135	0	0	0	0	0	0	0	0	1	0	0	2	3	9	15	29	29	15	13	6	6	5	1	0	0	1	0	0
2200	102	0	0	0	0	0	0	0	0	0	0	0	0	1	5	14	15	18	9	10	9	10	3	4	3	0	0	1	0
2300	86	0	0	0	0	0	0	0	0	0	0	0	0	1	0	7	8	23	8	12	10	11	1	1	2	2	0	0	0
07-19	**6266**	**0**	**0**	**0**	**3**	**2**	**2**	**3**	**8**	**40**	**26**	**26**	**61**	**157**	**365**	**944**	**1281**	**1295**	**914**	**553**	**287**	**148**	**68**	**40**	**18**	**11**	**6**	**6**	**2**
06-22	**6948**	**0**	**0**	**0**	**3**	**2**	**2**	**3**	**8**	**44**	**26**	**31**	**67**	**171**	**404**	**1047**	**1406**	**1406**	**1003**	**626**	**332**	**176**	**88**	**53**	**19**	**16**	**7**	**6**	**2**
06-00	**7136**	**0**	**0**	**0**	**3**	**2**	**2**	**3**	**8**	**44**	**26**	**31**	**67**	**173**	**409**	**1068**	**1429**	**1447**	**1020**	**648**	**351**	**197**	**92**	**58**	**24**	**18**	**7**	**7**	**2**
00-00	**7368**	**0**	**0**	**0**	**3**	**2**	**2**	**4**	**8**	**44**	**26**	**32**	**69**	**176**	**414**	**1081**	**1443**	**1471**	**1055**	**691**	**379**	**224**	**109**	**66**	**30**	**23**	**7**	**7**	**2**

DRAFT

Site 12
Location R161, att s/barrier, Lat 53.60298, Long -6.69659
Direction Two way

3279 / Meath/Cavan/Monaghan ATC's
October 2013
Automatic Traffic Count

Sun, 13 October 2013

Time	Total	Speed Bins (km/h)																												
		0 - 5	5 - 10	10 - 15	15 - 20	20 - 25	25 - 30	30 - 35	35 - 40	40 - 45	45 - 50	50 - 55	55 - 60	60 - 65	65 - 70	70 - 75	75 - 80	80 - 85	85 - 90	90 - 95	95 - 100	100 - 105	105 - 110	110 - 115	115 - 120	120 - 125	125 - 130	130 - 135	135 - 140
0000	85	0	0	0	0	0	0	0	0	0	0	0	0	0	5	9	18	14	6	14	8	7	1	0	1	0	1	0	1
0100	65	0	0	0	0	0	0	0	0	0	0	0	0	0	1	6	9	12	12	5	15	2	1	1	0	1	0	0	0
0200	52	0	0	0	0	0	0	0	0	0	0	0	0	1	0	3	10	5	8	9	6	5	5	0	0	0	0	0	0
0300	61	0	0	0	0	0	0	0	0	0	0	0	0	1	0	3	4	8	6	10	14	6	3	4	1	1	0	0	0
0400	33	0	0	0	0	0	0	0	0	0	0	0	0	0	1	0	6	3	3	4	2	5	4	3	1	1	0	0	0
0500	21	0	0	0	0	0	0	0	0	0	0	0	0	0	3	1	2	1	4	4	4	0	2	0	0	0	0	0	0
0600	27	0	0	0	0	0	0	0	0	0	0	0	0	0	0	2	0	8	1	5	3	2	1	4	1	0	0	0	0
0700	75	0	0	0	0	0	0	0	0	0	0	0	0	0	2	5	6	9	10	17	8	6	1	5	3	2	1	0	0
0800	107	0	0	0	0	0	0	0	0	0	0	0	0	0	0	11	20	8	18	15	7	9	7	5	4	1	1	1	0
0900	187	0	0	0	0	1	1	1	1	0	0	0	1	9	3	15	27	37	23	31	18	7	6	4	0	0	2	0	0
1000	239	0	0	0	0	0	0	1	1	0	0	0	2	6	12	13	42	51	36	27	26	15	1	3	3	0	0	0	0
1100	**315**	**0**	**0**	**0**	**0**	**2**	**3**	**0**	**0**	**4**	**4**	**2**	**4**	**4**	**12**	**38**	**66**	**60**	**48**	**40**	**12**	**6**	**5**	**1**	**3**	**1**	**0**	**0**	**0**
1200	451	0	0	0	0	2	0	0	3	9	1	1	3	10	23	73	82	75	53	55	27	14	6	9	1	2	2	0	0
1300	**506**	**0**	**0**	**0**	**0**	**1**	**0**	**0**	**0**	**0**	**1**	**0**	**2**	**5**	**30**	**75**	**122**	**97**	**68**	**59**	**22**	**18**	**4**	**0**	**1**	**0**	**1**	**0**	**0**
1400	495	0	0	0	0	0	2	0	0	0	1	0	5	9	31	89	122	82	63	50	22	11	4	1	2	0	1	0	0
1500	473	0	0	0	0	0	0	0	0	3	1	4	12	3	28	69	122	90	62	36	23	12	5	2	0	0	0	1	0
1600	504	0	0	0	0	0	1	0	0	0	0	0	0	4	24	62	120	89	85	60	30	15	10	3	0	0	0	0	1
1700	498	0	0	0	0	1	0	0	0	1	0	0	0	10	28	60	119	111	81	52	19	7	3	1	4	1	0	0	0
1800	470	0	0	0	0	0	0	0	2	0	0	0	6	9	27	63	96	104	73	49	22	7	4	4	1	2	0	1	0
1900	304	0	0	0	0	0	0	0	0	0	0	0	0	2	27	54	44	73	52	30	10	3	7	0	1	0	0	1	0
2000	224	0	0	0	0	0	0	0	0	0	0	1	3	9	21	11	24	46	49	30	13	8	3	2	0	2	1	1	0
2100	144	0	0	0	0	0	0	0	0	0	0	0	2	0	4	14	24	27	24	14	18	9	5	2	1	0	0	0	0
2200	73	0	0	0	0	0	0	0	0	0	0	0	0	0	3	8	10	7	16	10	9	2	6	0	1	0	0	1	0
2300	59	0	0	0	0	0	0	0	0	0	0	0	0	0	2	3	14	5	8	11	3	5	1	1	4	1	0	1	0
07-19	**4320**	**0**	**0**	**0**	**0**	**7**	**7**	**2**	**7**	**17**	**8**	**7**	**35**	**69**	**220**	**573**	**944**	**813**	**620**	**491**	**236**	**127**	**56**	**38**	**22**	**9**	**8**	**3**	**1**
06-22	**5019**	**0**	**0**	**0**	**0**	**7**	**7**	**2**	**7**	**17**	**8**	**8**	**40**	**80**	**272**	**654**	**1036**	**967**	**746**	**570**	**280**	**149**	**72**	**46**	**25**	**11**	**9**	**5**	**1**
06-00	**5151**	**0**	**0**	**0**	**0**	**7**	**7**	**2**	**7**	**17**	**8**	**8**	**40**	**80**	**277**	**665**	**1060**	**979**	**770**	**591**	**292**	**156**	**79**	**47**	**30**	**12**	**9**	**7**	**1**
00-00	**5468**	**0**	**0**	**0**	**0**	**7**	**7**	**2**	**7**	**17**	**8**	**8**	**40**	**82**	**287**	**687**	**1109**	**1022**	**809**	**637**	**341**	**181**	**95**	**55**	**33**	**15**	**10**	**7**	**2**

DRAFT

Site 12
Location R161, att s/barrier, Lat 53.60298, Long -6.69659
Direction Two way

3279 / Meath/Cavan/Monaghan ATC's
October 2013
Automatic Traffic Count

Virtual Day (7)

Time	Total	Speed Bins (km/h)																											
		0 - 5	5 - 10	10 - 15	15 - 20	20 - 25	25 - 30	30 - 35	35 - 40	40 - 45	45 - 50	50 - 55	55 - 60	60 - 65	65 - 70	70 - 75	75 - 80	80 - 85	85 - 90	90 - 95	95 - 100	100 - 105	105 - 110	110 - 115	115 - 120	120 - 125	125 - 130	130 - 135	135 - 140
0000	55	0	0	0	0	0	0	0	0	0	0	0	0	0	3	6	8	9	6	8	6	4	3	1	0	0	0	0	0
0100	36	0	0	0	0	0	0	0	0	0	0	0	1	0	1	3	4	7	6	4	7	2	0	0	1	0	0	0	0
0200	25	0	0	0	0	0	0	0	0	0	0	0	0	0	0	1	3	4	4	4	2	2	2	1	0	0	0	0	0
0300	27	0	0	0	0	0	0	0	0	0	0	0	0	0	0	1	2	4	4	5	5	3	1	1	1	1	0	0	0
0400	26	0	0	0	0	0	0	0	0	0	0	0	0	0	0	1	3	3	4	4	3	3	1	2	1	0	0	0	0
0500	42	0	0	0	0	0	0	0	0	0	0	0	0	0	1	1	5	6	7	7	6	4	3	1	1	0	0	0	0
0600	124	0	0	0	0	0	0	0	0	0	0	0	0	1	2	7	15	19	21	20	13	11	6	4	1	2	0	0	0
0700	292	0	0	0	0	0	0	0	0	1	1	1	1	3	11	28	47	63	49	38	21	14	6	5	2	1	0	0	0
0800	**491**	**0**	**0**	**0**	**0**	**0**	**0**	**0**	**0**	**0**	**0**	**3**	**3**	**7**	**26**	**67**	**115**	**108**	**74**	**47**	**19**	**9**	**6**	**2**	**1**	**1**	**0**	**0**	**0**
0900	472	0	0	0	0	0	0	0	0	0	1	2	5	10	31	70	99	103	72	41	21	9	4	3	1	0	0	0	0
1000	433	0	0	0	0	0	0	0	0	0	1	1	4	10	26	63	109	97	63	29	17	6	3	2	1	0	0	0	0
1100	473	0	0	0	0	1	1	1	1	2	3	3	6	10	35	81	112	89	67	32	16	6	4	1	1	0	0	0	0
1200	492	0	0	0	0	0	1	2	1	3	1	2	4	16	29	74	121	102	65	37	17	9	5	2	1	1	0	0	0
1300	517	0	0	0	0	0	0	0	1	3	1	3	3	10	30	82	118	112	78	40	21	9	3	1	1	0	0	0	0
1400	501	0	0	0	0	1	1	0	1	1	2	2	5	15	34	88	129	98	58	34	16	8	3	2	2	0	0	0	0
1500	518	0	0	0	0	0	0	0	0	3	2	3	6	11	32	77	120	112	74	39	17	11	5	3	1	0	0	1	0
1600	555	0	0	0	0	0	1	1	0	2	1	3	5	11	34	80	124	114	82	54	24	11	3	3	1	1	0	0	0
1700	**589**	**0**	**0**	**0**	**0**	**0**	**0**	**0**	**0**	**2**	**2**	**4**	**6**	**10**	**26**	**75**	**130**	**134**	**105**	**53**	**24**	**11**	**5**	**2**	**1**	**0**	**0**	**0**	**0**
1800	501	0	0	0	0	0	0	0	1	1	1	2	6	11	28	61	104	103	92	50	20	11	4	3	1	1	1	0	0
1900	384	0	0	0	0	0	0	0	0	0	1	3	4	10	28	65	88	77	54	31	10	6	4	2	1	0	0	0	0
2000	282	0	0	0	0	0	0	0	0	0	1	2	2	7	19	37	50	65	44	29	11	7	3	3	1	1	0	0	0
2100	200	0	0	0	0	0	0	0	1	0	2	0	2	3	10	25	37	43	26	21	14	7	4	2	1	1	0	0	0
2200	132	0	0	0	0	0	0	0	0	0	0	0	0	2	7	13	23	24	19	14	12	6	4	3	1	1	1	1	0
2300	66	0	0	0	0	0	0	0	0	0	0	0	0	0	1	5	10	12	8	10	7	5	2	1	1	1	0	0	0
07-19	**5836**	**0**	**0**	**0**	**0**	**3**	**3**	**5**	**7**	**17**	**16**	**31**	**54**	**124**	**341**	**845**	**1326**	**1234**	**878**	**494**	**234**	**113**	**52**	**30**	**14**	**6**	**4**	**3**	**1**
06-22	**6826**	**0**	**0**	**0**	**0**	**4**	**3**	**5**	**8**	**18**	**20**	**36**	**62**	**144**	**400**	**979**	**1516**	**1437**	**1022**	**596**	**282**	**144**	**70**	**41**	**18**	**11**	**5**	**3**	**2**
06-00	**7023**	**0**	**0**	**0**	**0**	**4**	**3**	**5**	**8**	**18**	**20**	**36**	**63**	**146**	**407**	**998**	**1549**	**1473**	**1050**	**620**	**301**	**155**	**76**	**46**	**20**	**12**	**6**	**4**	**2**
00-00	**7234**	**0**	**0**	**0**	**0**	**4**	**3**	**5**	**8**	**18**	**20**	**36**	**63**	**148**	**412**	**1010**	**1574**	**1506**	**1081**	**652**	**331**	**174**	**87**	**51**	**24**	**14**	**7**	**4**	**2**

DRAFT

Site 12
Location R161, att s/barrier, Lat 53.60298, Long -6.69659
Direction Two way

3279 / Meath/Cavan/Monaghan ATC's
October 2013
Automatic Traffic Count

Virtual Week (1)

Time	Total	Speed Bins (km/h)																												
		0 - 5	5 - 10	10 - 15	15 - 20	20 - 25	25 - 30	30 - 35	35 - 40	40 - 45	45 - 50	50 - 55	55 - 60	60 - 65	65 - 70	70 - 75	75 - 80	80 - 85	85 - 90	90 - 95	95 - 100	100 - 105	105 - 110	110 - 115	115 - 120	120 - 125	125 - 130	130 - 135	135 - 140
Mon	7072	0	0	0	0	0	1	1	6	9	27	47	33	116	351	1036	1670	1452	1107	637	284	155	70	35	15	12	5	2	1
Tue	7320	0	0	0	0	3	6	14	13	19	9	48	62	176	482	1007	1676	1621	1038	589	275	135	75	33	24	6	5	2	2
Wed	7520	0	0	0	0	4	5	13	5	11	20	29	63	146	496	1109	1741	1632	1060	602	313	128	63	42	21	10	4	2	1
Thu	7917	0	1	2	0	4	0	2	10	16	24	34	86	166	399	1052	1682	1727	1285	725	334	185	82	56	24	9	8	4	0
Fri	7976	0	0	0	0	5	1	1	4	13	28	52	91	173	456	1098	1700	1615	1211	681	389	209	114	72	21	23	8	6	5
|Sat	7368	0	0	0	3	2	2	4	8	44	26	32	69	176	414	1081	1443	1471	1055	691	379	224	109	66	30	23	7	7	2
|Sun	5468	0	0	0	0	7	7	2	7	17	8	8	40	82	287	687	1109	1022	809	637	341	181	95	55	33	15	10	7	2
5 Day Ave.	**7561**	**0**	**0**	**0**	**0**	**3**	**3**	**6**	**8**	**14**	**22**	**42**	**67**	**155**	**437**	**1060**	**1694**	**1609**	**1140**	**647**	**319**	**162**	**81**	**48**	**21**	**12**	**6**	**3**	**2**
7 Day Ave.	**7234**	**0**	**0**	**0**	**0**	**4**	**3**	**5**	**8**	**18**	**20**	**36**	**63**	**148**	**412**	**1010**	**1574**	**1506**	**1081**	**652**	**331**	**174**	**87**	**51**	**24**	**14**	**7**	**4**	**2**
--	**50641**	**0**	**1**	**2**	**3**	**25**	**22**	**37**	**53**	**129**	**142**	**250**	**444**	**1035**	**2885**	**7070**	**11021**	**10540**	**7565**	**4562**	**2315**	**1217**	**608**	**359**	**168**	**98**	**47**	**30**	**13**

Summary Graphs

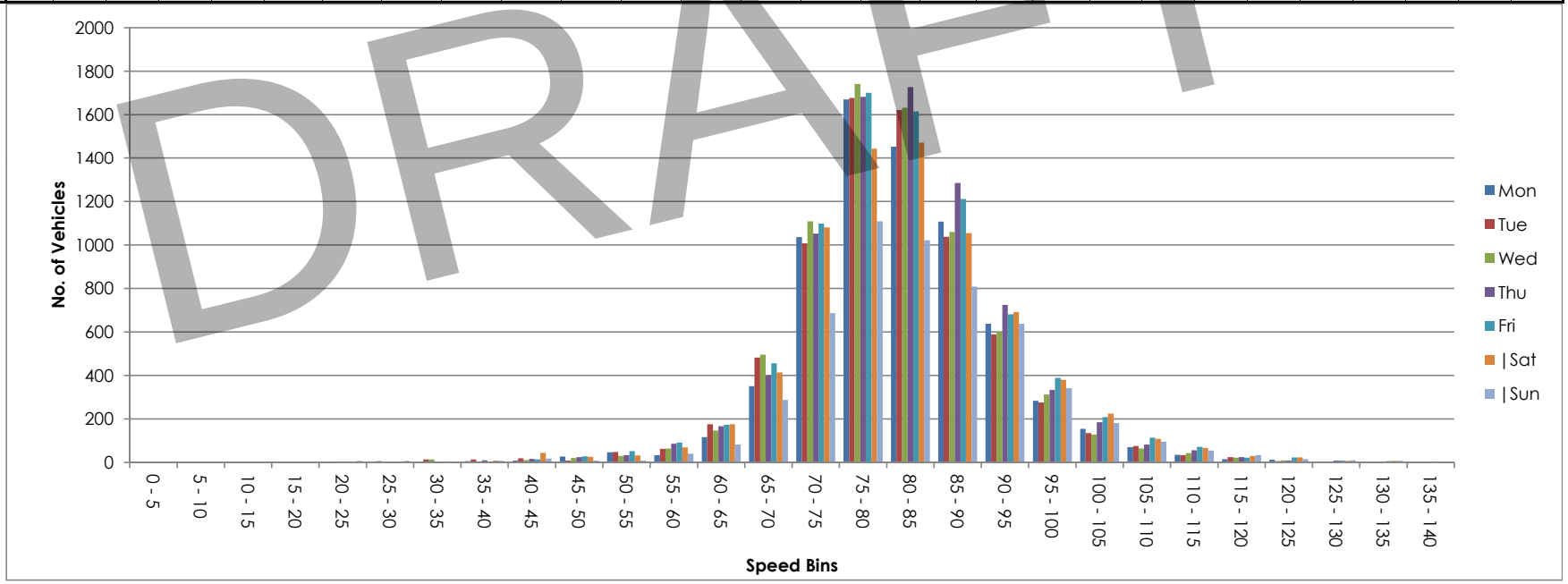

DRAFT



NDC NATIONWIDE DATA COLLECTION	**Site / Location:**	L-40071-7, att bends sign, Lat 53.58063, Long -6.73613	**Project No:**	3279	**Photo No:**	3279-13	**Drawn By:**	MOR
	Survey Date:	Wed, 16 October 2013 & Thu, 17 October 2013	**Project Name:**		Meath/Cavan/Monaghan ATC'S			
	Survey Times:	00:00 to 00(24):00	**Title:**		Site Photograph			

Site No.	Location.	Direction.	Speed Limit (km/h)	Start Date.	End Date.	Total Vehicles.	5 Day Ave.	7 Day Ave.	No. > Speed Limit.	%. > Speed Limit.	No. > Speed Limit1 (+5km/h).	%. > Speed Limit1 (+5km/h).	No. > Speed Limit1 (+10km/h).	%. > Speed Limit1 (+10km/h).	Mean Speed	85%ile Speed
13	L-40071-7, att bends sign, Lat 53.58063, Long -6.73613	North	80	Wed, 16 October 2013	Thu, 17 October 2013	693	347	347	585	84.4	543	78.4	482	69.6	100.0	121.7
		South	80	Wed, 16 October 2013	Thu, 17 October 2013	1018	509	509	472	46.4	401	39.4	351	34.5	84.9	115.6
		North South	80	Wed, 16 October 2013	Thu, 17 October 2013	1711	856	856	1057	61.8	944	55.2	833	48.7	91.0	118.8

DRAFT

Site 13
Location L-40071-7, att bends sign, Lat 53.58063, Long -6.73613
Direction North

3279 / Meath/Cavan/Monaghan ATC's
October 2013
Automatic Traffic Count

Wed, 16 October 2013

Time	Total	Classification												>PSL	>PSL%	>SL1	>SL1%	>SL2	>SL2%	Mean	Vpp
		1 MCL	2 SV	3 SVT	4 TB2	5 TB3	6 T4	7 ART3	8 ART4	9 ART5	10 ART6	11 BD	12 DRT	80	80	85 +5kph	85 +5kph	90 +10kph	90 +10kph		85
0000	0	0	0	0	0	0	0	0	0	0	0	0	0	0	0	0	0	0	0	-	-
0100	0	0	0	0	0	0	0	0	0	0	0	0	0	0	0	0	0	0	0	-	-
0200	1	0	0	0	0	0	0	0	0	0	1	0	0	0	0	0	0	0	0	37.1	-
0300	0	0	0	0	0	0	0	0	0	0	0	0	0	0	0	0	0	0	0	-	-
0400	0	0	0	0	0	0	0	0	0	0	0	0	0	0	0	0	0	0	0	-	-
0500	0	0	0	0	0	0	0	0	0	0	0	0	0	0	0	0	0	0	0	-	-
0600	3	0	0	0	3	0	0	0	0	0	0	0	0	3	100	3	100	3	100	108.6	-
0700	12	0	2	0	10	0	0	0	0	0	0	0	0	8	66.7	7	58.3	7	58.3	90.6	103
0800	**41**	**0**	**2**	**0**	**39**	**0**	**0**	**0**	**0**	**0**	**0**	**0**	**0**	**31**	**75.6**	**29**	**70.7**	**24**	**58.5**	**92.9**	**109.4**
0900	20	0	2	0	18	0	0	0	0	0	0	0	0	19	95	17	85	14	70	99.2	111.2
1000	16	0	0	0	15	0	0	1	0	0	0	0	0	10	62.5	8	50	7	43.8	89.7	115.9
1100	11	0	0	0	10	0	0	0	1	0	0	0	0	9	81.8	8	72.7	6	54.5	94.1	104
1200	21	0	0	0	21	0	0	0	0	0	0	0	0	16	76.2	14	66.7	13	61.9	97.7	116.6
1300	23	0	1	0	22	0	0	0	0	0	0	0	0	20	87	19	82.6	18	78.3	98.2	110.9
1400	25	0	1	0	23	0	0	0	1	0	0	0	0	20	80	19	76	13	52	91.9	112.7
1500	17	0	2	0	14	1	0	0	0	0	0	0	0	13	76.5	12	70.6	10	58.8	91.9	111.2
1600	**38**	**0**	**1**	**0**	**35**	**0**	**0**	**0**	**2**	**0**	**0**	**0**	**0**	**32**	**84.2**	**31**	**81.6**	**28**	**73.7**	**97.2**	**112**
1700	35	2	3	0	30	0	0	0	0	0	0	0	0	30	85.7	25	71.4	24	68.6	95	115.2
1800	37	0	0	0	37	0	0	0	0	0	0	0	0	33	89.2	31	83.8	28	75.7	96.3	110.5
1900	23	0	0	0	23	0	0	0	0	0	0	0	0	19	82.6	18	78.3	16	69.6	98.2	115.9
2000	19	0	2	0	17	0	0	0	0	0	0	0	0	12	63.2	9	47.4	6	31.6	89.3	104
2100	7	0	0	0	7	0	0	0	0	0	0	0	0	5	71.4	5	71.4	5	71.4	94.8	-
2200	2	0	0	0	2	0	0	0	0	0	0	0	0	1	50	1	50	1	50	104.4	-
2300	4	0	1	0	3	0	0	0	0	0	0	0	0	4	100	4	100	4	100	99	-
07-19	**296**	**2**	**14**	**0**	**274**	**1**	**0**	**1**	**4**	**0**	**0**	**0**	**0**	**241**	**81.4**	**220**	**74.3**	**192**	**64.9**	**94.9**	**113**
06-22	**348**	**2**	**16**	**0**	**324**	**1**	**0**	**1**	**4**	**0**	**0**	**0**	**0**	**280**	**80.5**	**255**	**73.3**	**222**	**63.8**	**95**	**113**
06-00	**354**	**2**	**17**	**0**	**329**	**1**	**0**	**1**	**4**	**0**	**0**	**0**	**0**	**285**	**80.5**	**260**	**73.4**	**227**	**64.1**	**95.1**	**113**
00-00	**355**	**2**	**17**	**0**	**329**	**1**	**0**	**1**	**4**	**0**	**1**	**0**	**0**	**285**	**80.3**	**260**	**73.2**	**227**	**63.9**	**94.9**	**113**

DRAFT

Site 13
Location L-40071-7, att bends sign, Lat 53.58063, Long -6.73613
Direction North

3279 / Meath/Cavan/Monaghan ATC's
October 2013
Automatic Traffic Count

Thu, 17 October 2013

Time	Total	Classification												>PSL	>PSL%	>SL1	>SL1%	>SL2	>SL2%	Mean	Vpp
		1 MCL	2 SV	3 SVT	4 TB2	5 TB3	6 T4	7 ART3	8 ART4	9 ART5	10 ART6	11 BD	12 DRT	80	80	85 +5kph	85 +5kph	90 +10kph	90 +10kph		85
0000	0	0	0	0	0	0	0	0	0	0	0	0	0	0	0	0	0	0	0	-	-
0100	0	0	0	0	0	0	0	0	0	0	0	0	0	0	0	0	0	0	0	-	-
0200	2	0	0	0	1	0	0	0	0	0	1	0	0	1	50	1	50	1	50	74.8	-
0300	0	0	0	0	0	0	0	0	0	0	0	0	0	0	0	0	0	0	0	-	-
0400	0	0	0	0	0	0	0	0	0	0	0	0	0	0	0	0	0	0	0	-	-
0500	1	0	0	0	1	0	0	0	0	0	0	0	0	1	100	1	100	1	100	106	-
0600	1	0	0	0	1	0	0	0	0	0	0	0	0	1	100	1	100	1	100	120.2	-
0700	15	0	1	1	12	1	0	0	0	0	0	0	0	11	73.3	9	60	7	46.7	86.5	102.2
0800	**41**	**0**	**1**	**0**	**39**	**0**	**0**	**0**	**0**	**0**	**1**	**0**	**0**	**36**	**87.8**	**31**	**75.6**	**26**	**63.4**	**94.4**	**111.2**
0900	22	0	2	1	18	0	0	1	0	0	0	0	0	16	72.7	13	59.1	11	50	91.7	112.7
1000	20	0	1	0	19	0	0	0	0	0	0	0	0	14	70	12	60	6	30	86.9	107.3
1100	16	0	2	0	14	0	0	0	0	0	0	0	0	13	81.3	13	81.3	10	62.5	100.9	134.3
1200	27	0	2	0	25	0	0	0	0	0	0	0	0	24	88.9	24	88.9	23	85.2	106.1	124.6
1300	**34**	**0**	**21**	**0**	**13**	**0**	**0**	**0**	**0**	**0**	**0**	**0**	**0**	**34**	**100**	**33**	**97.1**	**33**	**97.1**	**121.4**	**136.8**
1400	22	0	7	0	14	1	0	0	0	0	0	0	0	21	95.5	21	95.5	19	86.4	106.8	121.7
1500	6	0	1	0	5	0	0	0	0	0	0	0	0	6	100	6	100	6	100	122.4	-
1600	19	0	9	0	10	0	0	0	0	0	0	0	0	18	94.7	18	94.7	18	94.7	116	125.3
1700	33	0	7	0	25	1	0	0	0	0	0	0	0	27	81.8	26	78.8	24	72.7	107	125.3
1800	19	0	3	0	16	0	0	0	0	0	0	0	0	19	100	19	100	17	89.5	117.6	136.1
1900	20	0	2	0	17	0	0	0	1	0	0	0	0	20	100	17	85	16	80	109.9	128.9
2000	15	0	5	0	10	0	0	0	0	0	0	0	0	15	100	15	100	14	93.3	116.3	128.2
2100	15	0	2	0	13	0	0	0	0	0	0	0	0	13	86.7	13	86.7	13	86.7	104.6	114.1
2200	10	0	0	0	10	0	0	0	0	0	0	0	0	10	100	10	100	9	90	110.6	-
2300	0	0	0	0	0	0	0	0	0	0	0	0	0	0	0	0	0	0	0	0	0
07-19	**274**	**0**	**57**	**2**	**210**	**3**	**0**	**1**	**0**	**0**	**1**	**0**	**0**	**239**	**87.2**	**225**	**82.1**	**200**	**73**	**104.3**	**127.8**
06-22	**325**	**0**	**66**	**2**	**251**	**3**	**0**	**1**	**1**	**0**	**1**	**0**	**0**	**288**	**88.6**	**271**	**83.4**	**244**	**75.1**	**105.3**	**128.2**
06-00	**335**	**0**	**66**	**2**	**261**	**3**	**0**	**1**	**1**	**0**	**1**	**0**	**0**	**298**	**89**	**281**	**83.9**	**253**	**75.5**	**105.4**	**127.8**
00-00	**338**	**0**	**66**	**2**	**263**	**3**	**0**	**1**	**1**	**0**	**2**	**0**	**0**	**300**	**88.8**	**283**	**83.7**	**255**	**75.4**	**105.3**	**127.4**

DRAFT

Site 13
Location L-40071-7, att bends sign, Lat 53.58063, Long -6.73613
Direction North

3279 / Meath/Cavan/Monaghan ATC's
October 2013
Automatic Traffic Count

Virtual Day (2)

Time	Total	Classification												>PSL	>PSL%	>SL1	>SL1%	>SL2	>SL2%	Mean	Vpp
		1 MCL	2 SV	3 SVT	4 TB2	5 TB3	6 T4	7 ART3	8 ART4	9 ART5	10 ART6	11 BD	12 DRT	80	80	85 +5kph	85 +5kph	90 +10kph	90 +10kph		85
0000	0	0	0	0	0	0	0	0	0	0	0	0	0	0	0	0	0	0	0	-	-
0100	0	0	0	0	0	0	0	0	0	0	0	0	0	0	0	0	0	0	0	-	-
0200	2	0	0	0	1	0	0	0	0	0	1	0	0	1	33.3	1	33.3	1	33.3	62.2	-
0300	0	0	0	0	0	0	0	0	0	0	0	0	0	0	0	0	0	0	0	-	-
0400	0	0	0	0	0	0	0	0	0	0	0	0	0	0	0	0	0	0	0	-	-
0500	1	0	0	0	1	0	0	0	0	0	0	0	0	1	100	1	100	1	100	106	-
0600	2	0	0	0	2	0	0	0	0	0	0	0	0	2	100	2	100	2	100	111.5	-
0700	14	0	2	1	11	1	0	0	0	0	0	0	0	10	70.4	8	59.3	7	51.9	88.3	103
0800	**41**	**0**	**2**	**0**	**39**	**0**	**0**	**0**	**0**	**0**	**1**	**0**	**0**	**34**	**81.7**	**30**	**73.2**	**25**	**61**	**93.7**	**111.2**
0900	21	0	2	1	18	0	0	1	0	0	0	0	0	18	83.3	15	71.4	13	59.5	95.3	112.7
1000	18	0	1	0	17	0	0	1	0	0	0	0	0	12	66.7	10	55.6	7	36.1	88.1	110.2
1100	14	0	1	0	12	0	0	0	1	0	0	0	0	11	81.5	11	77.8	8	59.3	98.1	122.4
1200	24	0	1	0	23	0	0	0	0	0	0	0	0	20	83.3	19	79.2	18	75	102.4	119.5
1300	29	0	11	0	18	0	0	0	0	0	0	0	0	27	94.7	26	91.2	26	89.5	112.1	135.7
1400	24	0	4	0	19	1	0	0	1	0	0	0	0	21	87.2	20	85.1	16	68.1	98.8	119.2
1500	12	0	2	0	10	1	0	0	0	0	0	0	0	10	82.6	9	78.3	8	69.6	99.8	128.5
1600	29	0	5	0	23	0	0	0	1	0	0	0	0	25	87.7	25	86	23	80.7	103.4	125.3
1700	**34**	**1**	**5**	**0**	**28**	**1**	**0**	**0**	**0**	**0**	**0**	**0**	**0**	**29**	**83.8**	**26**	**75**	**24**	**70.6**	**100.9**	**124.6**
1800	28	0	2	0	27	0	0	0	0	0	0	0	0	26	92.9	25	89.3	23	80.4	103.5	131
1900	22	0	1	0	20	0	0	0	1	0	0	0	0	20	90.7	18	81.4	16	74.4	103.7	120.2
2000	17	0	4	0	14	0	0	0	0	0	0	0	0	14	79.4	12	70.6	10	58.8	101.2	126.7
2100	11	0	1	0	10	0	0	0	0	0	0	0	0	9	81.8	9	81.8	9	81.8	101.5	112.7
2200	6	0	0	0	6	0	0	0	0	0	0	0	0	6	91.7	6	91.7	5	83.3	109.6	-
2300	2	0	1	0	2	0	0	0	0	0	0	0	0	2	100	2	100	2	100	99	-
07-19	**285**	**1**	**36**	**1**	**242**	**2**	**0**	**1**	**2**	**0**	**1**	**0**	**0**	**240**	**84.2**	**223**	**78.1**	**196**	**68.8**	**99.4**	**121.3**
06-22	**337**	**1**	**41**	**1**	**288**	**2**	**0**	**1**	**3**	**0**	**1**	**0**	**0**	**284**	**84.4**	**263**	**78.2**	**233**	**69.2**	**99.9**	**121.7**
06-00	**345**	**1**	**42**	**1**	**295**	**2**	**0**	**1**	**3**	**0**	**1**	**0**	**0**	**292**	**84.6**	**271**	**78.5**	**240**	**69.7**	**100.1**	**122**
00-00	**347**	**1**	**42**	**1**	**296**	**2**	**0**	**1**	**3**	**0**	**2**	**0**	**0**	**293**	**84.4**	**272**	**78.4**	**241**	**69.6**	**100**	**121.7**

DRAFT

Site 13
Location L-40071-7, att bends sign, Lat 53.58063, Long -6.73613
Direction North

3279 / Meath/Cavan/Monaghan ATC's
October 2013
Automatic Traffic Count

Virtual Week (1)

Time	Total	Classification												>PSL	>PSL%	>SL1	>SL1%	>SL2	>SL2%	Mean	Vpp
		1 MCL	2 SV	3 SVT	4 TB2	5 TB3	6 T4	7 ART3	8 ART4	9 ART5	10 ART6	11 BD	12 DRT	80	80	85 +5kph	85 +5kph	90 +10kph	90 +10kph		85
Mon	0	0	0	0	0	0	0	0	0	0	0	0	0	0	0	0	0	0	0	-	-
Tue	0	0	0	0	0	0	0	0	0	0	0	0	0	0	0	0	0	0	0	-	-
Wed	355	2	17	0	329	1	0	1	4	0	1	0	0	285	80.3	260	73.2	227	63.9	94.9	113
Thu	338	0	66	2	263	3	0	1	1	0	2	0	0	300	88.8	283	83.7	255	75.4	105.3	127.4
Fri	0	0	0	0	0	0	0	0	0	0	0	0	0	0	0	0	0	0	0	-	-
| Sat	0	0	0	0	0	0	0	0	0	0	0	0	0	0	0	0	0	0	0	-	-
| Sun	0	0	0	0	0	0	0	0	0	0	0	0	0	0	0	0	0	0	0	-	-
5 Day Ave.	**347**	**1**	**42**	**1**	**296**	**2**	**0**	**1**	**3**	**0**	**2**	**0**	**0**	**293**	**84.4**	**272**	**78.4**	**241**	**69.5**	**100.0**	**120.0**
7 Day Ave.	**347**	**1**	**42**	**1**	**296**	**2**	**0**	**1**	**3**	**0**	**2**	**0**	**0**	**293**	**84.4**	**272**	**78.4**	**241**	**69.6**	**100.0**	**121.7**
Total	**693**	**2**	**83**	**2**	**592**	**4**	**0**	**2**	**5**	**0**	**3**	**0**	**0**	**585**	**84.4**	**543**	**78.4**	**482**	**69.6**	**100.0**	**121.7**

Summary Graphs

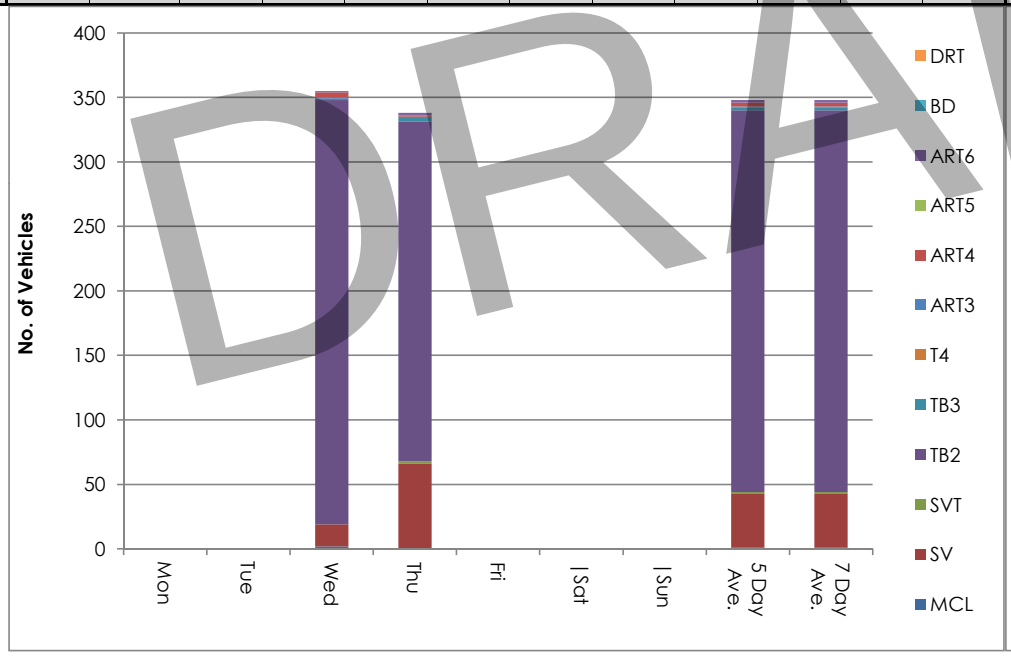

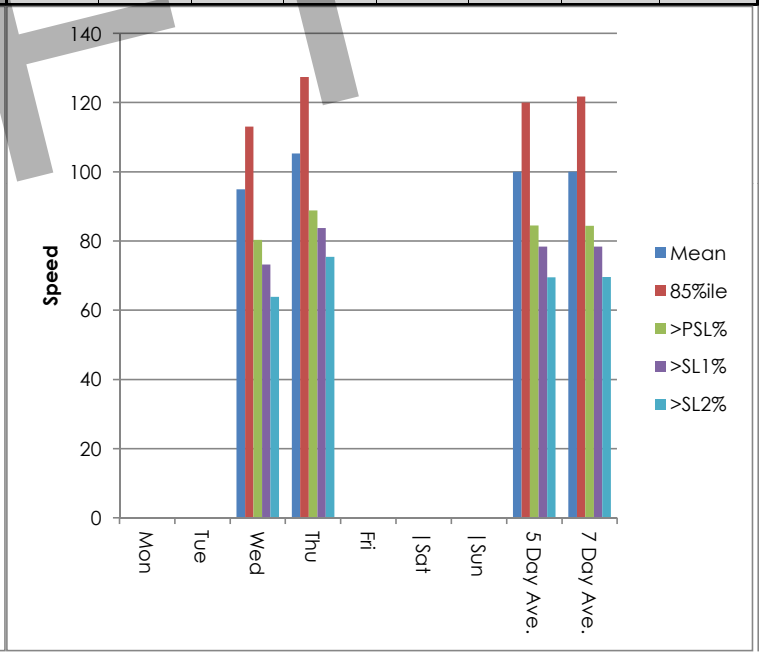

DRAFT

Site 13
Location L-40071-7, att bends sign, Lat 53.58063, Long -6.73613
Direction North

3279 / Meath/Cavan/Monaghan ATC's
October 2013
Automatic Traffic Count

Wed, 16 October 2013

Time	Total	Speed Bins (km/h)																											
		0 - 5	5 - 10	10 - 15	15 - 20	20 - 25	25 - 30	30 - 35	35 - 40	40 - 45	45 - 50	50 - 55	55 - 60	60 - 65	65 - 70	70 - 75	75 - 80	80 - 85	85 - 90	90 - 95	95 - 100	100 - 105	105 - 110	110 - 115	115 - 120	120 - 125	125 - 130	130 - 135	135 - 140
0000	0	0	0	0	0	0	0	0	0	0	0	0	0	0	0	0	0	0	0	0	0	0	0	0	0	0	0	0	0
0100	0	0	0	0	0	0	0	0	0	0	0	0	0	0	0	0	0	0	0	0	0	0	0	0	0	0	0	0	0
0200	1	0	0	0	0	0	0	0	1	0	0	0	0	0	0	0	0	0	0	0	0	0	0	0	0	0	0	0	0
0300	0	0	0	0	0	0	0	0	0	0	0	0	0	0	0	0	0	0	0	0	0	0	0	0	0	0	0	0	0
0400	0	0	0	0	0	0	0	0	0	0	0	0	0	0	0	0	0	0	0	0	0	0	0	0	0	0	0	0	0
0500	0	0	0	0	0	0	0	0	0	0	0	0	0	0	0	0	0	0	0	0	0	0	0	0	0	0	0	0	0
0600	3	0	0	0	0	0	0	0	0	0	0	0	0	0	0	0	0	0	1	0	1	0	0	0	0	0	1	0
0700	12	0	0	0	0	0	0	0	0	0	0	0	1	0	1	1	1	1	0	0	2	3	0	1	1	0	0	0	0
0800	**41**	**0**	**0**	**0**	**0**	**0**	**0**	**0**	**0**	**0**	**0**	**0**	**0**	**2**	**1**	**3**	**4**	**2**	**5**	**5**	**5**	**3**	**5**	**5**	**0**	**0**	**1**	**0**	**0**
0900	20	0	0	0	0	0	0	0	0	0	0	0	0	0	0	1	0	2	3	2	2	3	1	3	1	2	0	0	0
1000	16	0	0	0	0	0	0	0	1	0	0	0	0	1	0	2	2	2	1	0	2	1	0	1	1	0	1	1	0
1100	11	0	0	0	0	0	0	0	0	0	0	0	0	1	0	1	0	1	2	1	2	1	0	1	0	0	0	0	1
1200	21	0	0	0	0	0	0	0	0	0	0	0	0	0	1	1	3	2	1	1	0	5	2	1	2	2	0	0	0
1300	23	0	0	0	0	0	0	0	0	0	0	0	0	0	1	1	1	1	1	4	4	5	1	2	0	1	0	0	1
1400	25	0	0	0	0	0	0	0	0	1	0	0	1	2	0	1	0	1	6	3	2	1	2	1	1	1	2	0	0
1500	17	0	0	0	0	0	0	1	0	0	0	0	0	0	2	0	1	1	2	2	1	2	1	1	2	1	0	0	0
1600	**38**	**0**	**0**	**0**	**0**	**0**	**0**	**0**	**0**	**0**	**0**	**0**	**0**	**0**	**3**	**1**	**2**	**1**	**3**	**7**	**5**	**4**	**2**	**5**	**3**	**2**	**0**	**0**	**0**
1700	35	0	0	0	0	0	0	1	1	0	0	0	0	1	1	1	0	5	1	4	8	3	0	3	2	1	1	1	1
1800	37	0	0	0	0	0	0	2	0	0	0	0	1	0	0	1	0	2	3	5	7	6	3	3	1	0	0	3	0
1900	23	0	0	0	0	0	0	0	0	0	0	0	1	1	0	1	1	1	2	0	4	3	2	3	3	1	0	0	0
2000	19	0	0	0	0	0	0	0	0	0	0	0	0	0	1	3	3	3	3	0	2	1	0	1	0	1	1	0	0
2100	7	0	0	0	0	0	0	0	0	0	0	0	0	0	0	1	1	0	0	1	0	2	2	0	0	0	0	0	0
2200	2	0	0	0	0	0	0	0	0	0	0	0	0	0	0	0	1	0	0	0	0	0	0	0	0	0	0	1	0
2300	4	0	0	0	0	0	0	0	0	0	0	0	0	0	0	0	0	0	0	1	2	0	1	0	0	0	0	0	0
07-19	**296**	**0**	**0**	**0**	**0**	**0**	**0**	**4**	**2**	**1**	**0**	**0**	**3**	**7**	**10**	**14**	**14**	**21**	**28**	**34**	**40**	**37**	**17**	**27**	**14**	**10**	**5**	**5**	**3**
06-22	**348**	**0**	**0**	**0**	**0**	**0**	**0**	**4**	**2**	**1**	**0**	**0**	**4**	**8**	**11**	**19**	**19**	**25**	**33**	**36**	**46**	**44**	**21**	**31**	**17**	**12**	**6**	**6**	**3**
06-00	**354**	**0**	**0**	**0**	**0**	**0**	**0**	**4**	**2**	**1**	**0**	**0**	**4**	**8**	**11**	**19**	**20**	**25**	**33**	**37**	**48**	**44**	**22**	**31**	**17**	**12**	**6**	**7**	**3**
00-00	**355**	**0**	**0**	**0**	**0**	**0**	**0**	**4**	**3**	**1**	**0**	**0**	**4**	**8**	**11**	**19**	**20**	**25**	**33**	**37**	**48**	**44**	**22**	**31**	**17**	**12**	**6**	**7**	**3**

DRAFT

Site 13
Location L-40071-7, att bends sign, Lat 53.58063, Long -6.73613
Direction North

3279 / Meath/Cavan/Monaghan ATC's
October 2013
Automatic Traffic Count

Thu, 17 October 2013

Time	Total	Speed Bins (km/h)																											
		0 - 5	5 - 10	10 - 15	15 - 20	20 - 25	25 - 30	30 - 35	35 - 40	40 - 45	45 - 50	50 - 55	55 - 60	60 - 65	65 - 70	70 - 75	75 - 80	80 - 85	85 - 90	90 - 95	95 - 100	100 - 105	105 - 110	110 - 115	115 - 120	120 - 125	125 - 130	130 - 135	135 - 140
0000	0	0	0	0	0	0	0	0	0	0	0	0	0	0	0	0	0	0	0	0	0	0	0	0	0	0	0	0	0
0100	0	0	0	0	0	0	0	0	0	0	0	0	0	0	0	0	0	0	0	0	0	0	0	0	0	0	0	0	0
0200	2	0	0	0	0	0	0	1	0	0	0	0	0	0	0	0	0	0	0	0	0	0	0	0	1	0	0	0	0
0300	0	0	0	0	0	0	0	0	0	0	0	0	0	0	0	0	0	0	0	0	0	0	0	0	0	0	0	0	0
0400	0	0	0	0	0	0	0	0	0	0	0	0	0	0	0	0	0	0	0	0	0	0	0	0	0	0	0	0	0
0500	1	0	0	0	0	0	0	0	0	0	0	0	0	0	0	0	0	0	0	0	0	0	1	0	0	0	0	0	0
0600	1	0	0	0	0	0	0	0	0	0	0	0	0	0	0	0	0	0	0	0	0	0	0	0	1	0	0	0	0
0700	15	0	0	0	0	0	0	0	0	0	0	2	1	0	1	0	0	2	2	1	2	2	0	1	1	0	0	0	0
0800	**41**	**0**	**0**	**0**	**0**	**0**	**0**	**0**	**1**	**0**	**1**	**0**	**0**	**0**	**0**	**1**	**2**	**5**	**5**	**6**	**8**	**3**	**1**	**4**	**0**	**2**	**0**	**2**	**0**
0900	22	0	0	0	0	0	0	0	0	0	0	1	0	2	1	2	0	3	2	2	2	2	0	2	1	0	1	0	1
1000	20	0	0	0	0	0	0	0	1	0	0	0	0	0	0	3	2	2	6	1	0	1	2	1	1	0	0	0	0
1100	16	0	0	0	0	0	0	0	0	0	0	0	0	1	1	0	1	0	3	2	1	1	0	1	1	1	0	1	2
1200	27	0	0	0	0	0	0	0	0	0	0	0	0	1	1	0	1	0	1	1	3	5	4	2	3	1	1	0	3
1300	**34**	**0**	**0**	**0**	**0**	**0**	**0**	**0**	**0**	**0**	**0**	**0**	**0**	**0**	**0**	**0**	**0**	**1**	**0**	**1**	**1**	**1**	**2**	**1**	**10**	**2**	**3**	**2**	**10**
1400	22	0	0	0	0	0	0	0	0	0	0	0	0	1	0	0	0	0	2	3	2	1	2	3	4	1	1	2	0
1500	6	0	0	0	0	0	0	0	0	0	0	0	0	0	0	0	0	0	0	1	0	0	1	0	0	0	1	1	2
1600	19	0	0	0	0	0	0	0	0	0	0	0	0	0	1	0	0	0	0	2	0	1	0	1	3	0	11	0	0
1700	33	0	0	0	0	0	0	0	0	0	0	0	0	0	2	1	3	1	2	3	1	1	0	1	5	7	2	2	2
1800	19	0	0	0	0	0	0	0	0	0	0	0	0	0	0	0	0	0	2	2	0	1	2	1	2	1	1	2	5
1900	20	0	0	0	0	0	0	0	0	0	0	0	0	0	0	0	0	3	1	0	0	2	5	1	1	3	1	3	0
2000	15	0	0	0	0	0	0	0	0	0	0	0	0	0	0	0	0	0	1	0	1	2	1	2	2	0	4	1	1
2100	15	0	0	0	0	0	0	0	0	0	0	0	0	0	0	0	2	0	0	2	2	2	1	4	0	1	0	0	1
2200	10	0	0	0	0	0	0	0	0	0	0	0	0	0	0	0	0	0	1	1	0	3	0	0	2	0	3	0	0
2300	0	0	0	0	0	0	0	0	0	0	0	0	0	0	0	0	0	0	0	0	0	0	0	0	0	0	0	0	0
07-19	**274**	**0**	**0**	**0**	**0**	**0**	**0**	**0**	**2**	**0**	**1**	**3**	**1**	**5**	**7**	**7**	**9**	**14**	**25**	**25**	**20**	**19**	**14**	**18**	**31**	**15**	**21**	**12**	**25**
06-22	**325**	**0**	**0**	**0**	**0**	**0**	**0**	**0**	**2**	**0**	**1**	**3**	**1**	**5**	**7**	**7**	**11**	**17**	**27**	**27**	**23**	**25**	**21**	**25**	**34**	**20**	**26**	**16**	**27**
06-00	**335**	**0**	**0**	**0**	**0**	**0**	**0**	**0**	**2**	**0**	**1**	**3**	**1**	**5**	**7**	**7**	**11**	**17**	**28**	**28**	**23**	**28**	**21**	**25**	**36**	**20**	**29**	**16**	**27**
00-00	**338**	**0**	**0**	**0**	**0**	**0**	**0**	**1**	**2**	**0**	**1**	**3**	**1**	**5**	**7**	**7**	**11**	**17**	**28**	**28**	**23**	**28**	**22**	**25**	**37**	**20**	**29**	**16**	**27**

DRAFT

Site 13
Location L-40071-7, att bends sign, Lat 53.58063, Long -6.73613
Direction North

3279 / Meath/Cavan/Monaghan ATC's
October 2013
Automatic Traffic Count

Virtual Day (2)

Time	Total	Speed Bins (km/h)																											
		0 - 5	5 - 10	10 - 15	15 - 20	20 - 25	25 - 30	30 - 35	35 - 40	40 - 45	45 - 50	50 - 55	55 - 60	60 - 65	65 - 70	70 - 75	75 - 80	80 - 85	85 - 90	90 - 95	95 - 100	100 - 105	105 - 110	110 - 115	115 - 120	120 - 125	125 - 130	130 - 135	135 - 140
0000	0	0	0	0	0	0	0	0	0	0	0	0	0	0	0	0	0	0	0	0	0	0	0	0	0	0	0	0	0
0100	0	0	0	0	0	0	0	0	0	0	0	0	0	0	0	0	0	0	0	0	0	0	0	0	0	0	0	0	0
0200	2	0	0	0	0	0	0	1	1	0	0	0	0	0	0	0	0	0	0	0	0	0	0	0	1	0	0	0	0
0300	0	0	0	0	0	0	0	0	0	0	0	0	0	0	0	0	0	0	0	0	0	0	0	0	0	0	0	0	0
0400	0	0	0	0	0	0	0	0	0	0	0	0	0	0	0	0	0	0	0	0	0	0	0	0	0	0	0	0	0
0500	1	0	0	0	0	0	0	0	0	0	0	0	0	0	0	0	0	0	0	0	0	1	0	0	0	0	0	0	0
0600	2	0	0	0	0	0	0	0	0	0	0	0	0	0	0	0	0	0	1	0	1	0	0	0	1	0	1	0	0
0700	14	0	0	0	0	0	0	0	0	0	0	1	1	0	1	1	1	2	1	1	2	3	0	1	1	0	0	0	0
0800	**41**	**0**	**0**	**0**	**0**	**0**	**0**	**0**	**1**	**0**	**1**	**0**	**0**	**1**	**1**	**2**	**3**	**4**	**5**	**6**	**7**	**3**	**3**	**5**	**0**	**1**	**1**	**1**	**0**
0900	21	0	0	0	0	0	0	0	0	0	0	1	0	1	1	2	0	3	3	2	2	3	1	3	1	1	1	0	1
1000	18	0	0	0	0	0	0	0	1	0	0	0	0	1	0	3	2	2	4	1	1	1	1	1	1	0	1	1	0
1100	14	0	0	0	0	0	0	0	0	0	0	0	0	1	1	1	1	1	3	2	2	1	0	1	1	1	0	1	2
1200	24	0	0	0	0	0	0	0	0	0	0	0	0	1	1	1	2	1	1	1	2	5	3	2	3	2	1	0	2
1300	29	0	0	0	0	0	0	0	0	0	0	0	0	0	1	1	1	1	1	3	3	3	2	2	5	2	2	1	6
1400	24	0	0	0	0	0	0	0	0	1	0	0	1	2	0	1	0	1	4	3	2	1	2	2	3	1	2	1	0
1500	12	0	0	0	0	0	0	1	0	0	0	0	0	0	1	0	1	1	1	2	1	1	1	1	1	1	1	1	1
1600	29	0	0	0	0	0	0	0	0	0	0	0	0	0	2	1	1	1	2	5	3	3	1	3	3	1	6	0	0
1700	**34**	**0**	**0**	**0**	**0**	**0**	**0**	**1**	**1**	**0**	**0**	**0**	**0**	**1**	**2**	**1**	**2**	**3**	**2**	**4**	**5**	**2**	**0**	**2**	**4**	**4**	**2**	**2**	**2**
1800	28	0	0	0	0	0	0	1	0	0	0	0	1	0	0	1	0	1	3	4	4	4	3	2	2	1	1	3	3
1900	22	0	0	0	0	0	0	0	0	0	0	0	1	1	0	1	1	2	2	0	2	3	4	2	2	2	1	2	0
2000	17	0	0	0	0	0	0	0	0	0	0	0	0	0	1	2	2	2	2	0	2	2	1	2	1	1	3	1	1
2100	11	0	0	0	0	0	0	0	0	0	0	0	0	0	0	1	2	0	0	2	1	2	2	2	0	1	0	0	1
2200	6	0	0	0	0	0	0	0	0	0	0	0	0	0	0	0	1	0	1	1	0	2	0	0	1	0	2	1	0
2300	2	0	0	0	0	0	0	0	0	0	0	0	0	0	0	0	0	0	0	1	1	0	1	0	0	0	0	0	0
07-19	**285**	**0**	**0**	**0**	**0**	**0**	**0**	**2**	**2**	**1**	**1**	**2**	**2**	**6**	**9**	**11**	**12**	**18**	**27**	**30**	**30**	**28**	**16**	**23**	**23**	**13**	**13**	**9**	**14**
06-22	**337**	**0**	**0**	**0**	**0**	**0**	**0**	**2**	**2**	**1**	**1**	**2**	**3**	**7**	**9**	**13**	**15**	**21**	**30**	**32**	**35**	**35**	**21**	**28**	**26**	**16**	**16**	**11**	**15**
06-00	**345**	**0**	**0**	**0**	**0**	**0**	**0**	**2**	**2**	**1**	**1**	**2**	**3**	**7**	**9**	**13**	**16**	**21**	**31**	**33**	**36**	**36**	**22**	**28**	**27**	**16**	**18**	**12**	**15**
00-00	**347**	**0**	**0**	**0**	**0**	**0**	**0**	**3**	**3**	**1**	**1**	**2**	**3**	**7**	**9**	**13**	**16**	**21**	**31**	**33**	**36**	**36**	**22**	**28**	**27**	**16**	**18**	**12**	**15**

DRAFT

Site 13
Location L-40071-7, att bends sign, Lat 53.58063, Long -6.73613
Direction North

3279 / Meath/Cavan/Monaghan ATC's
October 2013
Automatic Traffic Count

Virtual Week (1)

Time	Total	Speed Bins (km/h)																											
		0 - 5	5 - 10	10 - 15	15 - 20	20 - 25	25 - 30	30 - 35	35 - 40	40 - 45	45 - 50	50 - 55	55 - 60	60 - 65	65 - 70	70 - 75	75 - 80	80 - 85	85 - 90	90 - 95	95 - 100	100 - 105	105 - 110	110 - 115	115 - 120	120 - 125	125 - 130	130 - 135	135 - 140
Mon	0	0	0	0	0	0	0	0	0	0	0	0	0	0	0	0	0	0	0	0	0	0	0	0	0	0	0	0	0
Tue	0	0	0	0	0	0	0	0	0	0	0	0	0	0	0	0	0	0	0	0	0	0	0	0	0	0	0	0	0
Wed	355	0	0	0	0	0	0	4	3	1	0	0	4	8	11	19	20	25	33	37	48	44	22	31	17	12	6	7	3
Thu	338	0	0	0	0	0	0	1	2	0	1	3	1	5	7	7	11	17	28	28	23	28	22	25	37	20	29	16	27
Fri	0	0	0	0	0	0	0	0	0	0	0	0	0	0	0	0	0	0	0	0	0	0	0	0	0	0	0	0	0
|Sat	0	0	0	0	0	0	0	0	0	0	0	0	0	0	0	0	0	0	0	0	0	0	0	0	0	0	0	0	0
|Sun	0	0	0	0	0	0	0	0	0	0	0	0	0	0	0	0	0	0	0	0	0	0	0	0	0	0	0	0	0
5 Day Ave.	**347**	**0**	**0**	**0**	**0**	**0**	**0**	**3**	**3**	**1**	**1**	**2**	**3**	**7**	**9**	**13**	**16**	**21**	**31**	**33**	**36**	**36**	**22**	**28**	**27**	**16**	**18**	**12**	**15**
7 Day Ave.	**347**	**0**	**0**	**0**	**0**	**0**	**0**	**3**	**3**	**1**	**1**	**2**	**3**	**7**	**9**	**13**	**16**	**21**	**31**	**33**	**36**	**36**	**22**	**28**	**27**	**16**	**18**	**12**	**15**
Total	**693**	**0**	**0**	**0**	**0**	**0**	**0**	**5**	**5**	**1**	**1**	**3**	**5**	**13**	**18**	**26**	**31**	**42**	**61**	**65**	**71**	**72**	**44**	**56**	**54**	**32**	**35**	**23**	**30**

Summary Graphs

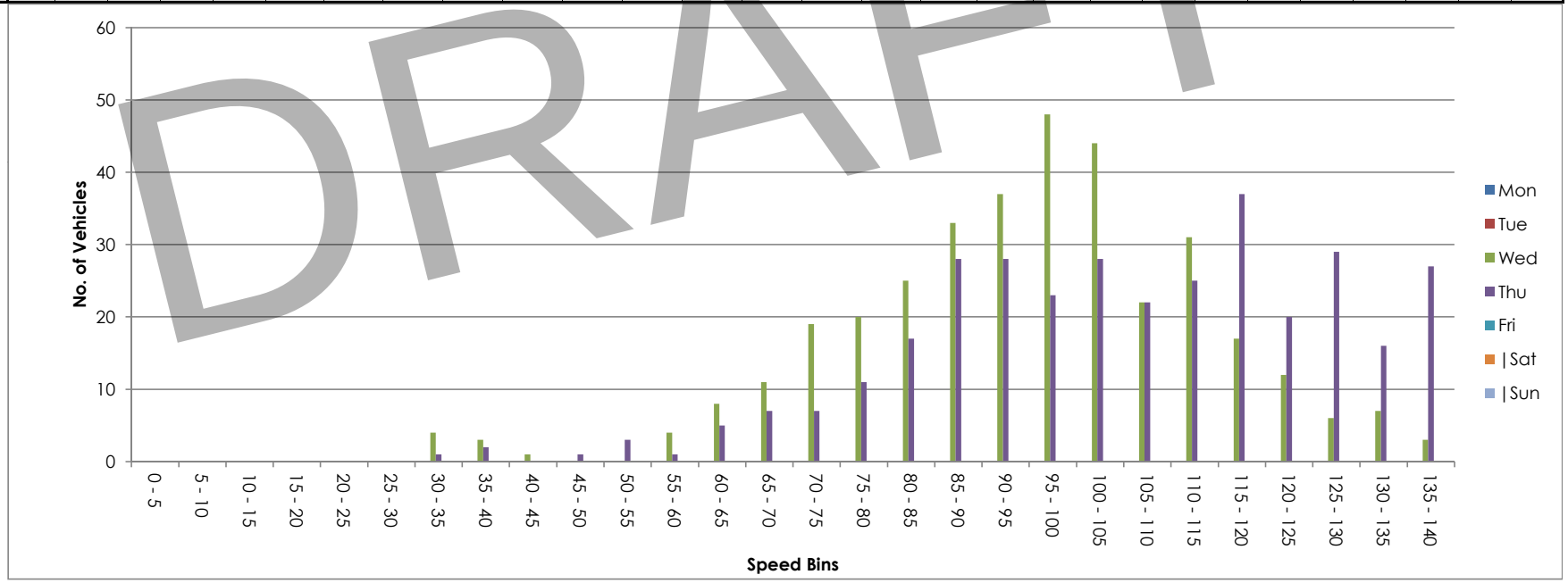

DRAFT

Site 13
Location L-40071-7, att bends sign, Lat 53.58063, Long -6.73613
Direction South

3279 / Meath/Cavan/Monaghan ATC's
October 2013
Automatic Traffic Count

Wed, 16 October 2013

Time	Total	Classification												>PSL	>PSL%	>SL1	>SL1%	>SL2	>SL2%	Mean	Vpp
		1 MCL	2 SV	3 SVT	4 TB2	5 TB3	6 T4	7 ART3	8 ART4	9 ART5	10 ART6	11 BD	12 DRT	80	80	85 +5kph	85 +5kph	90 +10kph	90 +10kph		85
0000	0	0	0	0	0	0	0	0	0	0	0	0	0	0	0	0	0	0	0	-	-
0100	0	0	0	0	0	0	0	0	0	0	0	0	0	0	0	0	0	0	0	-	-
0200	0	0	0	0	0	0	0	0	0	0	0	0	0	0	0	0	0	0	0	-	-
0300	1	0	0	0	0	0	1	0	0	0	0	0	0	0	0	0	0	0	0	47.8	-
0400	0	0	0	0	0	0	0	0	0	0	0	0	0	0	0	0	0	0	0	-	-
0500	4	0	3	0	0	0	0	0	0	0	1	0	0	0	0	0	0	0	0	56.6	-
0600	14	0	7	0	6	0	0	0	1	0	0	0	0	3	21.4	1	7.1	1	7.1	74	82.4
0700	15	0	9	0	4	1	0	0	0	0	1	0	0	1	6.7	0	0	0	0	65.2	72.4
0800	**50**	**0**	**30**	**0**	**18**	**2**	**0**	**0**	**0**	**0**	**0**	**0**	**0**	**9**	**18**	**4**	**8**	**3**	**6**	**72.7**	**82.4**
0900	33	0	18	0	12	1	0	1	0	1	0	0	0	8	24.2	2	6.1	0	0	70.7	82.1
1000	18	0	12	0	6	0	0	0	0	0	0	0	0	6	33.3	2	11.1	0	0	71.7	82.1
1100	23	0	13	2	8	0	0	0	0	0	0	0	0	6	26.1	4	17.4	1	4.3	72.5	87.1
1200	28	0	13	1	14	0	0	0	0	0	0	0	0	8	28.6	4	14.3	3	10.7	74.1	83.5
1300	33	0	17	0	16	0	0	0	0	0	0	0	0	9	27.3	6	18.2	2	6.1	70.6	85.3
1400	38	0	23	0	15	0	0	0	0	0	0	0	0	4	10.5	1	2.6	0	0	68.4	77
1500	33	0	20	0	12	1	0	0	0	0	0	0	0	11	33.3	8	24.2	2	6.1	75.8	87.8
1600	34	0	22	0	9	1	0	0	1	1	0	0	0	2	5.9	1	2.9	0	0	68.5	77.8
1700	**43**	**0**	**32**	**0**	**11**	**0**	**0**	**0**	**0**	**0**	**0**	**0**	**0**	**10**	**23.3**	**2**	**4.7**	**2**	**4.7**	**74.7**	**81.4**
1800	36	0	31	0	5	0	0	0	0	0	0	0	0	4	11.1	2	5.6	0	0	69	79.2
1900	25	0	18	0	7	0	0	0	0	0	0	0	0	4	16	2	8	0	0	71.8	78.5
2000	14	0	9	0	5	0	0	0	0	0	0	0	0	3	21.4	3	21.4	1	7.1	71.9	86.4
2100	9	0	6	0	2	1	0	0	0	0	0	0	0	7	77.8	6	66.7	1	11.1	83.9	-
2200	7	0	6	0	1	0	0	0	0	0	0	0	0	2	28.6	1	14.3	0	0	75.7	-
2300	2	0	0	0	1	1	0	0	0	0	0	0	0	0	0	0	0	0	0	56.4	-
07-19	**384**	**0**	**240**	**3**	**130**	**6**	**0**	**1**	**1**	**2**	**1**	**0**	**0**	**78**	**20.3**	**36**	**9.4**	**13**	**3.4**	**71.4**	**82.1**
06-22	**446**	**0**	**280**	**3**	**150**	**7**	**0**	**1**	**2**	**2**	**1**	**0**	**0**	**95**	**21.3**	**48**	**10.8**	**16**	**3.6**	**71.8**	**82.1**
06-00	**455**	**0**	**286**	**3**	**152**	**8**	**0**	**1**	**2**	**2**	**1**	**0**	**0**	**97**	**21.3**	**49**	**10.8**	**16**	**3.5**	**71.8**	**82.1**
00-00	**460**	**0**	**289**	**3**	**152**	**8**	**1**	**1**	**2**	**2**	**2**	**0**	**0**	**97**	**21.1**	**49**	**10.7**	**16**	**3.5**	**71.6**	**82.1**

DRAFT

Site 13
Location L-40071-7, att bends sign, Lat 53.58063, Long -6.73613
Direction South

3279 / Meath/Cavan/Monaghan ATC's
October 2013
Automatic Traffic Count

Thu, 17 October 2013

Time	Total	Classification												>PSL	>PSL%	>SL1	>SL1%	>SL2	>SL2%	Mean	Vpp
		1 MCL	2 SV	3 SVT	4 TB2	5 TB3	6 T4	7 ART3	8 ART4	9 ART5	10 ART6	11 BD	12 DRT	80	80	85 +5kph	85 +5kph	90 +10kph	90 +10kph		85
0000	1	0	1	0	0	0	0	0	0	0	0	0	0	1	100	1	100	1	100	92.5	-
0100	0	0	0	0	0	0	0	0	0	0	0	0	0	0	0	0	0	0	0	-	-
0200	0	0	0	0	0	0	0	0	0	0	0	0	0	0	0	0	0	0	0	-	-
0300	0	0	0	0	0	0	0	0	0	0	0	0	0	0	0	0	0	0	0	-	-
0400	0	0	0	0	0	0	0	0	0	0	0	0	0	0	0	0	0	0	0	-	-
0500	2	0	2	0	0	0	0	0	0	0	0	0	0	0	0	0	0	0	0	76.1	-
0600	9	0	2	0	6	0	1	0	0	0	0	0	0	4	44.4	2	22.2	2	22.2	78.5	-
0700	18	0	4	0	11	2	0	0	1	0	0	0	0	3	16.7	2	11.1	1	5.6	72.5	77.4
0800	**55**	**0**	**37**	**0**	**18**	**0**	**0**	**0**	**0**	**0**	**0**	**0**	**0**	**15**	**27.3**	**6**	**10.9**	**5**	**9.1**	**74.4**	**84.2**
0900	28	0	13	0	11	3	0	0	1	0	0	0	0	3	10.7	0	0	0	0	68	78.1
1000	30	0	21	0	8	0	0	1	0	0	0	0	0	1	3.3	1	3.3	0	0	68.6	76.7
1100	31	1	18	0	12	0	0	0	0	0	0	0	0	3	9.7	2	6.5	1	3.2	65	77.8
1200	31	0	25	0	6	0	0	0	0	0	0	0	0	3	9.7	2	6.5	2	6.5	69.3	76.7
1300	56	1	48	0	4	3	0	0	0	0	0	0	0	55	98.2	55	98.2	55	98.2	117.7	129.6
1400	**60**	**0**	**40**	**0**	**13**	**7**	**0**	**0**	**0**	**0**	**0**	**0**	**0**	**60**	**100**	**58**	**96.7**	**56**	**93.3**	**104**	**113**
1500	48	0	23	0	22	3	0	0	0	0	0	0	0	46	95.8	45	93.8	40	83.3	106.5	122.8
1600	32	1	15	0	12	3	1	0	0	0	0	0	0	27	84.4	27	84.4	26	81.3	105.2	128.2
1700	51	0	17	0	32	2	0	0	0	0	0	0	0	50	98	49	96.1	46	90.2	110.9	121
1800	32	0	16	0	14	2	0	0	0	0	0	0	0	30	93.8	30	93.8	30	93.8	116	127.4
1900	33	0	17	0	15	1	0	0	0	0	0	0	0	33	100	33	100	32	97	107.6	123.8
2000	19	0	13	0	6	0	0	0	0	0	0	0	0	19	100	17	89.5	16	84.2	110.5	117.7
2100	6	0	4	0	1	1	0	0	0	0	0	0	0	6	100	6	100	6	100	123.5	-
2200	16	0	13	0	3	0	0	0	0	0	0	0	0	16	100	16	100	16	100	118.9	122.4
2300	0	0	0	0	0	0	0	0	0	0	0	0	0	0	0	0	0	0	0	0	0
07-19	**472**	**3**	**277**	**0**	**163**	**25**	**1**	**1**	**2**	**0**	**0**	**0**	**0**	**296**	**62.7**	**277**	**58.7**	**262**	**55.5**	**93.7**	**121.7**
06-22	**539**	**3**	**313**	**0**	**191**	**27**	**2**	**1**	**2**	**0**	**0**	**0**	**0**	**358**	**66.4**	**335**	**62.2**	**318**	**59**	**95.2**	**121.7**
06-00	**555**	**3**	**326**	**0**	**194**	**27**	**2**	**1**	**2**	**0**	**0**	**0**	**0**	**374**	**67.4**	**351**	**63.2**	**334**	**60.2**	**95.9**	**122**
00-00	**558**	**3**	**329**	**0**	**194**	**27**	**2**	**1**	**2**	**0**	**0**	**0**	**0**	**375**	**67.2**	**352**	**63.1**	**335**	**60**	**95.8**	**122**

DRAFT

Site 13
Location L-40071-7, att bends sign, Lat 53.58063, Long -6.73613
Direction South

3279 / Meath/Cavan/Monaghan ATC's
October 2013
Automatic Traffic Count

Virtual Day (2)

Time	Total	Classification												>PSL	>PSL%	>SL1	>SL1%	>SL2	>SL2%	Mean	Vpp
		1 MCL	2 SV	3 SVT	4 TB2	5 TB3	6 T4	7 ART3	8 ART4	9 ART5	10 ART6	11 BD	12 DRT	80	80	85 +5kph	85 +5kph	90 +10kph	90 +10kph		85
0000	1	0	1	0	0	0	0	0	0	0	0	0	0	1	100	1	100	1	100	92.5	-
0100	0	0	0	0	0	0	0	0	0	0	0	0	0	0	0	0	0	0	0	-	-
0200	0	0	0	0	0	0	0	0	0	0	0	0	0	0	0	0	0	0	0	-	-
0300	1	0	0	0	0	0	1	0	0	0	0	0	0	0	0	0	0	0	0	47.8	-
0400	0	0	0	0	0	0	0	0	0	0	0	0	0	0	0	0	0	0	0	-	-
0500	3	0	3	0	0	0	0	0	0	0	1	0	0	0	0	0	0	0	0	63.1	-
0600	12	0	5	0	6	0	1	0	1	0	0	0	0	4	30.4	2	13	2	13	75.7	84.6
0700	17	0	7	0	8	2	0	0	1	0	1	0	0	2	12.1	1	6.1	1	3	69.2	77.4
0800	**53**	**0**	**34**	**0**	**18**	**1**	**0**	**0**	**0**	**0**	**0**	**0**	**0**	**12**	**22.9**	**5**	**9.5**	**4**	**7.6**	**73.6**	**83.5**
0900	31	0	16	0	12	2	0	1	1	1	0	0	0	6	18	1	3.3	0	0	69.5	79.9
1000	24	0	17	0	7	0	0	1	0	0	0	0	0	4	14.6	2	6.3	0	0	69.8	79.6
1100	27	1	16	1	10	0	0	0	0	0	0	0	0	5	16.7	3	11.1	1	3.7	68.2	80.6
1200	30	0	19	1	10	0	0	0	0	0	0	0	0	6	18.6	3	10.2	3	8.5	71.6	82.4
1300	45	1	33	0	10	2	0	0	0	0	0	0	0	32	71.9	31	68.5	29	64	100.3	129.6
1400	**49**	**0**	**32**	**0**	**14**	**4**	**0**	**0**	**0**	**0**	**0**	**0**	**0**	**32**	**65.3**	**30**	**60.2**	**28**	**57.1**	**90.2**	**109.8**
1500	41	0	22	0	17	2	0	0	0	0	0	0	0	29	70.4	27	65.4	21	51.9	94	118.4
1600	33	1	19	0	11	2	1	0	1	1	0	0	0	15	43.9	14	42.4	13	39.4	86.3	123.5
1700	47	0	25	0	22	1	0	0	0	0	0	0	0	30	63.8	26	54.3	24	51.1	94.4	118.8
1800	34	0	24	0	10	1	0	0	0	0	0	0	0	17	50	16	47.1	15	44.1	91.1	121.7
1900	29	0	18	0	11	1	0	0	0	0	0	0	0	19	63.8	18	60.3	16	55.2	92.2	113.8
2000	17	0	11	0	6	0	0	0	0	0	0	0	0	11	66.7	10	60.6	9	51.5	94.1	117.7
2100	8	0	5	0	2	1	0	0	0	0	0	0	0	7	86.7	6	80	4	46.7	99.8	-
2200	12	0	10	0	2	0	0	0	0	0	0	0	0	9	78.3	9	73.9	8	69.6	105.8	122
2300	1	0	0	0	1	1	0	0	0	0	0	0	0	0	0	0	0	0	0	56.4	-
07-19	**428**	**2**	**259**	**2**	**147**	**16**	**1**	**1**	**2**	**1**	**1**	**0**	**0**	**187**	**43.7**	**157**	**36.6**	**138**	**32.1**	**83.7**	**113.4**
06-22	**493**	**2**	**297**	**2**	**171**	**17**	**1**	**1**	**2**	**1**	**1**	**0**	**0**	**227**	**46**	**192**	**38.9**	**167**	**33.9**	**84.6**	**114.5**
06-00	**505**	**2**	**306**	**2**	**173**	**18**	**1**	**1**	**2**	**1**	**1**	**0**	**0**	**236**	**46.6**	**200**	**39.6**	**175**	**34.7**	**85**	**115.9**
00-00	**509**	**2**	**309**	**2**	**173**	**18**	**2**	**1**	**2**	**1**	**1**	**0**	**0**	**236**	**46.4**	**201**	**39.4**	**176**	**34.5**	**84.9**	**115.6**

DRAFT

Site 13
Location L-40071-7, att bends sign, Lat 53.58063, Long -6.73613
Direction South

3279 / Meath/Cavan/Monaghan ATC's
October 2013
Automatic Traffic Count

Virtual Week (1)

Time	Total	Classification												>PSL	>PSL%	>SL1	>SL1%	>SL2	>SL2%	Mean	Vpp
		1 MCL	2 SV	3 SVT	4 TB2	5 TB3	6 T4	7 ART3	8 ART4	9 ART5	10 ART6	11 BD	12 DRT	80	80	85 +5kph	85 +5kph	90 +10kph	90 +10kph		85
Mon	0	0	0	0	0	0	0	0	0	0	0	0	0	0	0	0	0	0	0	-	-
Tue	0	0	0	0	0	0	0	0	0	0	0	0	0	0	0	0	0	0	0	-	-
Wed	460	0	289	3	152	8	1	1	2	2	2	0	0	97	21.1	49	10.7	16	3.5	71.6	82.1
Thu	558	3	329	0	194	27	2	1	2	0	0	0	0	375	67.2	352	63.1	335	60	95.8	122
Fri	0	0	0	0	0	0	0	0	0	0	0	0	0	0	0	0	0	0	0	-	-
| Sat	0	0	0	0	0	0	0	0	0	0	0	0	0	0	0	0	0	0	0	-	-
| Sun	0	0	0	0	0	0	0	0	0	0	0	0	0	0	0	0	0	0	0	-	-
5 Day Ave.	**509**	**2**	**309**	**2**	**173**	**18**	**2**	**1**	**2**	**1**	**1**	**0**	**0**	**236**	**46.4**	**201**	**39.5**	**176**	**34.6**	**84.0**	**102.0**
7 Day Ave.	**509**	**2**	**309**	**2**	**173**	**18**	**2**	**1**	**2**	**1**	**1**	**0**	**0**	**236**	**46.4**	**201**	**39.4**	**176**	**34.5**	**84.9**	**115.6**
Total	**1018**	**3**	**618**	**3**	**346**	**35**	**3**	**2**	**4**	**2**	**2**	**0**	**0**	**472**	**46.4**	**401**	**39.4**	**351**	**34.5**	**84.9**	**115.6**

Summary Graphs

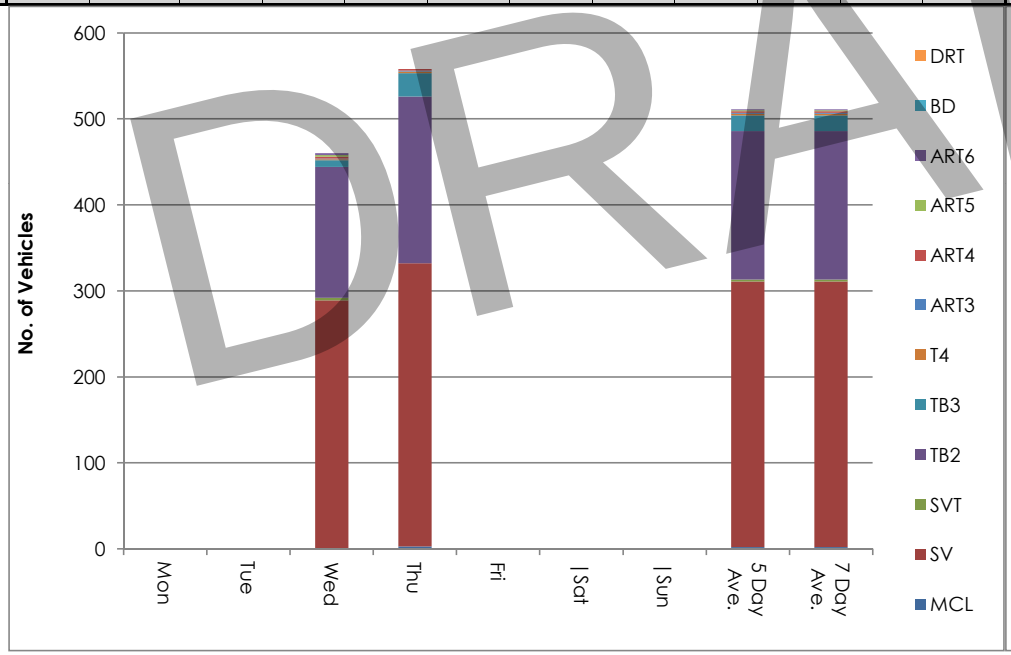

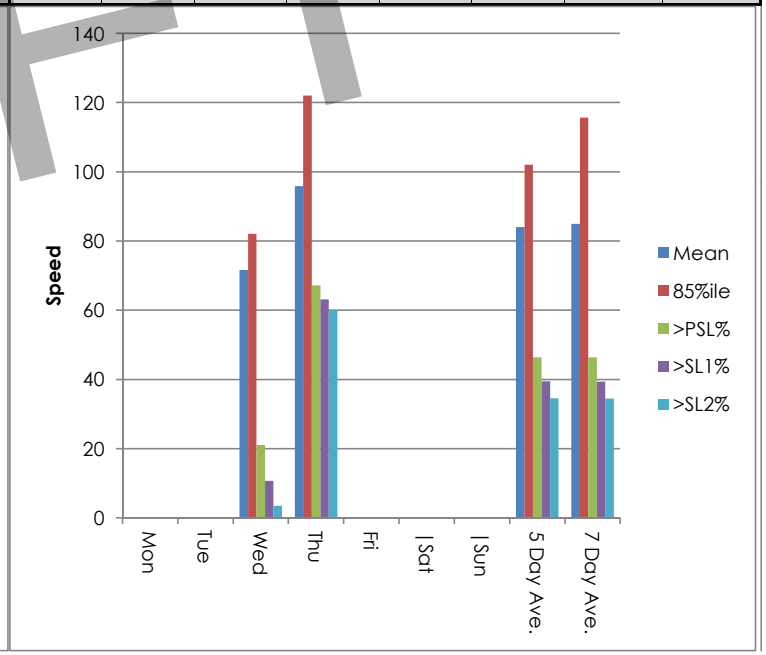

DRAFT

Site 13
Location L-40071-7, att bends sign, Lat 53.58063, Long -6.73613
Direction South

3279 / Meath/Cavan/Monaghan ATC's
October 2013
Automatic Traffic Count

Wed, 16 October 2013

Time	Total	Speed Bins (km/h)																											
		0 - 5	5 - 10	10 - 15	15 - 20	20 - 25	25 - 30	30 - 35	35 - 40	40 - 45	45 - 50	50 - 55	55 - 60	60 - 65	65 - 70	70 - 75	75 - 80	80 - 85	85 - 90	90 - 95	95 - 100	100 - 105	105 - 110	110 - 115	115 - 120	120 - 125	125 - 130	130 - 135	135 - 140
0000	0	0	0	0	0	0	0	0	0	0	0	0	0	0	0	0	0	0	0	0	0	0	0	0	0	0	0	0	0
0100	0	0	0	0	0	0	0	0	0	0	0	0	0	0	0	0	0	0	0	0	0	0	0	0	0	0	0	0	0
0200	0	0	0	0	0	0	0	0	0	0	0	0	0	0	0	0	0	0	0	0	0	0	0	0	0	0	0	0	0
0300	1	0	0	0	0	0	0	0	0	0	1	0	0	0	0	0	0	0	0	0	0	0	0	0	0	0	0	0	0
0400	0	0	0	0	0	0	0	0	0	0	0	0	0	0	0	0	0	0	0	0	0	0	0	0	0	0	0	0	0
0500	4	0	0	0	0	0	0	0	0	0	0	3	0	0	0	1	0	0	0	0	0	0	0	0	0	0	0	0	0
0600	14	0	0	0	0	0	0	0	0	0	1	0	0	1	0	6	3	2	0	0	1	0	0	0	0	0	0	0	0
0700	15	0	0	0	0	0	0	0	0	0	0	4	0	3	5	1	1	1	0	0	0	0	0	0	0	0	0	0	0
0800	**50**	**0**	**0**	**0**	**0**	**0**	**0**	**0**	**0**	**0**	**2**	**0**	**2**	**4**	**13**	**10**	**10**	**5**	**1**	**2**	**1**	**0**	**0**	**0**	**0**	**0**	**0**	**0**	**0**
0900	33	0	0	0	0	0	0	0	0	0	1	2	2	6	2	5	7	6	2	0	0	0	0	0	0	0	0	0	0
1000	18	0	0	0	0	0	0	0	0	0	0	1	4	1	3	1	2	4	2	0	0	0	0	0	0	0	0	0	0
1100	23	0	0	0	0	0	0	0	0	0	1	0	3	1	6	2	4	2	3	1	0	0	0	0	0	0	0	0	0
1200	28	0	0	0	0	0	0	0	0	1	0	0	2	3	5	3	6	4	1	2	0	1	0	0	0	0	0	0	0
1300	33	0	0	0	0	0	0	0	0	0	4	0	2	5	5	5	3	3	4	1	1	0	0	0	0	0	0	0	0
1400	38	0	0	0	0	0	0	0	0	1	1	2	2	6	9	7	6	3	1	0	0	0	0	0	0	0	0	0	0
1500	33	0	0	0	0	0	0	0	0	0	0	1	0	2	7	9	3	3	6	2	0	0	0	0	0	0	0	0	0
1600	34	0	0	0	0	0	0	0	0	0	1	2	4	4	6	9	6	1	1	0	0	0	0	0	0	0	0	0	0
1700	**43**	**0**	**0**	**0**	**0**	**0**	**0**	**0**	**0**	**0**	**1**	**0**	**1**	**4**	**1**	**13**	**13**	**8**	**0**	**2**	**0**	**0**	**0**	**0**	**0**	**0**	**0**	**0**	**0**
1800	36	0	0	0	0	0	0	0	2	0	0	1	2	5	10	4	8	2	2	0	0	0	0	0	0	0	0	0	0
1900	25	0	0	0	0	0	0	0	0	0	0	0	3	3	2	9	4	2	2	0	0	0	0	0	0	0	0	0	0
2000	14	0	0	0	0	0	0	0	0	0	1	0	2	1	2	4	1	0	2	0	0	1	0	0	0	0	0	0	0
2100	9	0	0	0	0	0	0	0	0	0	0	0	0	1	0	0	1	1	5	0	1	0	0	0	0	0	0	0	0
2200	7	0	0	0	0	0	0	0	0	0	0	0	0	0	1	3	1	1	1	0	0	0	0	0	0	0	0	0	0
2300	2	0	0	0	0	0	0	0	0	0	1	0	0	1	0	0	0	0	0	0	0	0	0	0	0	0	0	0	0
07-19	**384**	**0**	**0**	**0**	**0**	**0**	**0**	**0**	**2**	**2**	**11**	**13**	**24**	**44**	**72**	**69**	**69**	**42**	**23**	**10**	**2**	**1**	**0**	**0**	**0**	**0**	**0**	**0**	**0**
06-22	**446**	**0**	**0**	**0**	**0**	**0**	**0**	**0**	**2**	**2**	**13**	**13**	**29**	**50**	**76**	**88**	**78**	**47**	**32**	**10**	**4**	**2**	**0**	**0**	**0**	**0**	**0**	**0**	**0**
06-00	**455**	**0**	**0**	**0**	**0**	**0**	**0**	**0**	**2**	**2**	**14**	**13**	**29**	**51**	**77**	**91**	**79**	**48**	**33**	**10**	**4**	**2**	**0**	**0**	**0**	**0**	**0**	**0**	**0**
00-00	**460**	**0**	**0**	**0**	**0**	**0**	**0**	**0**	**2**	**2**	**15**	**16**	**29**	**51**	**77**	**92**	**79**	**48**	**33**	**10**	**4**	**2**	**0**	**0**	**0**	**0**	**0**	**0**	**0**

DRAFT

Site 13
Location L-40071-7, att bends sign, Lat 53.58063, Long -6.73613
Direction South

3279 / Meath/Cavan/Monaghan ATC's
October 2013
Automatic Traffic Count

Thu, 17 October 2013

Time	Total	Speed Bins (km/h)																											
		0 - 5	5 - 10	10 - 15	15 - 20	20 - 25	25 - 30	30 - 35	35 - 40	40 - 45	45 - 50	50 - 55	55 - 60	60 - 65	65 - 70	70 - 75	75 - 80	80 - 85	85 - 90	90 - 95	95 - 100	100 - 105	105 - 110	110 - 115	115 - 120	120 - 125	125 - 130	130 - 135	135 - 140
0000	1	0	0	0	0	0	0	0	0	0	0	0	0	0	0	0	0	0	0	1	0	0	0	0	0	0	0	0	0
0100	0	0	0	0	0	0	0	0	0	0	0	0	0	0	0	0	0	0	0	0	0	0	0	0	0	0	0	0	0
0200	0	0	0	0	0	0	0	0	0	0	0	0	0	0	0	0	0	0	0	0	0	0	0	0	0	0	0	0	0
0300	0	0	0	0	0	0	0	0	0	0	0	0	0	0	0	0	0	0	0	0	0	0	0	0	0	0	0	0	0
0400	0	0	0	0	0	0	0	0	0	0	0	0	0	0	0	0	0	0	0	0	0	0	0	0	0	0	0	0	0
0500	2	0	0	0	0	0	0	0	0	0	0	0	0	0	0	0	2	0	0	0	0	0	0	0	0	0	0	0	0
0600	9	0	0	0	0	0	0	0	0	0	0	0	0	2	0	2	1	2	0	1	0	0	1	0	0	0	0	0	0
0700	18	0	0	0	0	0	0	0	0	0	0	0	3	1	4	2	5	1	1	1	0	0	0	0	0	0	0	0	0
0800	**55**	**0**	**0**	**0**	**0**	**0**	**0**	**0**	**0**	**1**	**0**	**1**	**2**	**6**	**7**	**10**	**13**	**9**	**1**	**4**	**1**	**0**	**0**	**0**	**0**	**0**	**0**	**0**	**0**
0900	28	0	0	0	0	0	0	0	0	0	0	3	4	5	2	7	4	3	0	0	0	0	0	0	0	0	0	0	0
1000	30	0	0	0	0	0	0	0	0	0	0	3	2	3	8	8	5	0	1	0	0	0	0	0	0	0	0	0	0
1100	31	0	0	0	0	1	0	0	0	3	0	2	3	6	4	6	3	1	1	0	0	0	1	0	0	0	0	0	0
1200	31	0	0	0	0	0	0	1	1	0	2	0	1	11	3	6	3	1	0	0	0	0	0	0	0	0	2	0	0
1300	56	0	0	0	0	1	0	0	0	0	0	0	0	0	0	0	0	0	0	1	0	1	4	15	10	1	15	5	3
1400	**60**	**0**	**0**	**0**	**0**	**0**	**0**	**0**	**0**	**0**	**0**	**0**	**0**	**0**	**0**	**0**	**0**	**2**	**2**	**9**	**7**	**16**	**3**	**12**	**4**	**1**	**1**	**3**	**0**
1500	48	0	0	0	0	0	0	0	0	0	0	0	0	0	0	1	1	1	5	4	3	4	12	1	7	5	1	2	1
1600	32	0	0	1	0	0	1	0	0	0	0	0	0	1	2	0	0	0	1	3	1	2	1	2	4	5	7	1	0
1700	51	0	0	0	0	0	0	0	0	0	0	0	0	0	0	0	1	1	3	2	1	7	7	7	10	5	4	1	2
1800	32	0	0	0	0	0	0	0	0	1	0	0	0	0	0	0	1	0	0	1	1	2	1	0	8	11	1	1	4
1900	33	0	0	0	0	0	0	0	0	0	0	0	0	0	0	0	0	0	1	5	4	8	2	4	2	2	3	2	0
2000	19	0	0	0	0	0	0	0	0	0	0	0	0	0	0	0	0	2	1	0	2	0	4	1	6	1	0	1	1
2100	6	0	0	0	0	0	0	0	0	0	0	0	0	0	0	0	0	0	0	0	1	0	0	0	0	0	4	0	1
2200	16	0	0	0	0	0	0	0	0	0	0	0	0	0	0	0	0	0	0	0	0	0	0	6	1	8	0	1	0
2300	0	0	0	0	0	0	0	0	0	0	0	0	0	0	0	0	0	0	0	0	0	0	0	0	0	0	0	0	0
07-19	**472**	**0**	**0**	**1**	**0**	**2**	**1**	**1**	**1**	**5**	**2**	**9**	**15**	**33**	**30**	**40**	**36**	**19**	**15**	**25**	**14**	**32**	**29**	**37**	**43**	**28**	**31**	**13**	**10**
06-22	**539**	**0**	**0**	**1**	**0**	**2**	**1**	**1**	**1**	**5**	**2**	**9**	**15**	**35**	**30**	**42**	**37**	**23**	**17**	**31**	**21**	**40**	**36**	**42**	**51**	**31**	**38**	**16**	**12**
06-00	**555**	**0**	**0**	**1**	**0**	**2**	**1**	**1**	**1**	**5**	**2**	**9**	**15**	**35**	**30**	**42**	**37**	**23**	**17**	**31**	**21**	**40**	**36**	**48**	**52**	**39**	**38**	**17**	**12**
00-00	**558**	**0**	**0**	**1**	**0**	**2**	**1**	**1**	**1**	**5**	**2**	**9**	**15**	**35**	**30**	**42**	**39**	**23**	**17**	**32**	**21**	**40**	**36**	**48**	**52**	**39**	**38**	**17**	**12**

DRAFT

Site 13
Location L-40071-7, att bends sign, Lat 53.58063, Long -6.73613
Direction South

3279 / Meath/Cavan/Monaghan ATC's
October 2013
Automatic Traffic Count

Virtual Day (2)

Time	Total	Speed Bins (km/h)																											
		0 - 5	5 - 10	10 - 15	15 - 20	20 - 25	25 - 30	30 - 35	35 - 40	40 - 45	45 - 50	50 - 55	55 - 60	60 - 65	65 - 70	70 - 75	75 - 80	80 - 85	85 - 90	90 - 95	95 - 100	100 - 105	105 - 110	110 - 115	115 - 120	120 - 125	125 - 130	130 - 135	135 - 140
0000	1	0	0	0	0	0	0	0	0	0	0	0	0	0	0	0	0	0	0	1	0	0	0	0	0	0	0	0	0
0100	0	0	0	0	0	0	0	0	0	0	0	0	0	0	0	0	0	0	0	0	0	0	0	0	0	0	0	0	0
0200	0	0	0	0	0	0	0	0	0	0	0	0	0	0	0	0	0	0	0	0	0	0	0	0	0	0	0	0	0
0300	1	0	0	0	0	0	0	0	0	0	1	0	0	0	0	0	0	0	0	0	0	0	0	0	0	0	0	0	0
0400	0	0	0	0	0	0	0	0	0	0	0	0	0	0	0	0	0	0	0	0	0	0	0	0	0	0	0	0	0
0500	3	0	0	0	0	0	0	0	0	0	0	2	0	0	0	1	1	0	0	0	0	0	0	0	0	0	0	0	0
0600	12	0	0	0	0	0	0	0	0	0	1	0	0	2	0	4	2	2	0	1	1	0	1	0	0	0	0	0	0
0700	17	0	0	0	0	0	0	0	0	0	0	2	2	2	5	2	3	1	1	1	0	0	0	0	0	0	0	0	0
0800	**53**	**0**	**0**	**0**	**0**	**0**	**0**	**0**	**0**	**1**	**1**	**1**	**2**	**5**	**10**	**10**	**12**	**7**	**1**	**3**	**1**	**0**	**0**	**0**	**0**	**0**	**0**	**0**	**0**
0900	31	0	0	0	0	0	0	0	0	0	1	3	3	6	2	6	6	5	1	0	0	0	0	0	0	0	0	0	0
1000	24	0	0	0	0	0	0	0	0	0	0	2	3	2	6	5	4	2	2	0	0	0	0	0	0	0	0	0	0
1100	27	0	0	0	0	1	0	0	0	2	1	1	3	4	5	4	4	2	2	1	0	0	1	0	0	0	0	0	0
1200	30	0	0	0	0	0	0	1	1	1	1	0	2	7	4	5	5	3	1	1	0	1	0	0	0	0	1	0	0
1300	45	0	0	0	0	1	0	0	0	0	2	0	1	3	3	3	2	2	2	1	1	1	2	8	5	1	8	3	2
1400	**49**	**0**	**0**	**0**	**0**	**0**	**0**	**0**	**0**	**1**	**1**	**1**	**1**	**3**	**5**	**4**	**3**	**3**	**2**	**5**	**4**	**8**	**2**	**6**	**2**	**1**	**1**	**2**	**0**
1500	41	0	0	0	0	0	0	0	0	0	0	1	0	1	4	5	2	2	6	3	2	2	6	1	4	3	1	1	1
1600	33	0	0	1	0	0	1	0	0	0	1	1	2	3	4	5	3	1	1	2	1	1	1	1	2	3	4	1	0
1700	47	0	0	0	0	0	0	0	0	0	1	0	1	2	1	7	7	5	2	2	1	4	4	4	5	3	2	1	1
1800	34	0	0	0	0	0	0	0	1	1	0	1	1	3	5	2	5	1	1	1	1	1	1	0	4	6	1	1	2
1900	29	0	0	0	0	0	0	0	0	0	0	0	2	2	1	5	2	1	2	3	2	4	1	2	1	1	2	1	0
2000	17	0	0	0	0	0	0	0	0	0	1	0	1	1	1	2	1	1	2	0	1	1	2	1	3	1	0	1	1
2100	8	0	0	0	0	0	0	0	0	0	0	0	0	1	0	0	1	1	3	0	1	0	0	0	0	0	2	0	1
2200	12	0	0	0	0	0	0	0	0	0	0	0	0	0	1	2	1	1	1	0	0	0	0	3	1	4	0	1	0
2300	1	0	0	0	0	0	0	0	0	0	1	0	0	1	0	0	0	0	0	0	0	0	0	0	0	0	0	0	0
07-19	**428**	**0**	**0**	**1**	**0**	**1**	**1**	**1**	**2**	**4**	**7**	**11**	**20**	**39**	**51**	**55**	**53**	**31**	**19**	**18**	**8**	**17**	**15**	**19**	**22**	**14**	**16**	**7**	**5**
06-22	**493**	**0**	**0**	**1**	**0**	**1**	**1**	**1**	**2**	**4**	**8**	**11**	**22**	**43**	**53**	**65**	**58**	**35**	**25**	**21**	**13**	**21**	**18**	**21**	**26**	**16**	**19**	**8**	**6**
06-00	**505**	**0**	**0**	**1**	**0**	**1**	**1**	**1**	**2**	**4**	**8**	**11**	**22**	**43**	**54**	**67**	**58**	**36**	**25**	**21**	**13**	**21**	**18**	**24**	**26**	**20**	**19**	**9**	**6**
00-00	**509**	**0**	**0**	**1**	**0**	**1**	**1**	**1**	**2**	**4**	**9**	**13**	**22**	**43**	**54**	**67**	**59**	**36**	**25**	**21**	**13**	**21**	**18**	**24**	**26**	**20**	**19**	**9**	**6**

DRAFT

Site 13
Location L-40071-7, att bends sign, Lat 53.58063, Long -6.73613
Direction South

3279 / Meath/Cavan/Monaghan ATC's
October 2013
Automatic Traffic Count

Virtual Week (1)

Time	Total	Speed Bins (km/h)																											
		0 - 5	5 - 10	10 - 15	15 - 20	20 - 25	25 - 30	30 - 35	35 - 40	40 - 45	45 - 50	50 - 55	55 - 60	60 - 65	65 - 70	70 - 75	75 - 80	80 - 85	85 - 90	90 - 95	95 - 100	100 - 105	105 - 110	110 - 115	115 - 120	120 - 125	125 - 130	130 - 135	135 - 140
Mon	0	0	0	0	0	0	0	0	0	0	0	0	0	0	0	0	0	0	0	0	0	0	0	0	0	0	0	0	0
Tue	0	0	0	0	0	0	0	0	0	0	0	0	0	0	0	0	0	0	0	0	0	0	0	0	0	0	0	0	0
Wed	460	0	0	0	0	0	0	0	2	2	15	16	29	51	77	92	79	48	33	10	4	2	0	0	0	0	0	0	0
Thu	558	0	0	1	0	2	1	1	1	5	2	9	15	35	30	42	39	23	17	32	21	40	36	48	52	39	38	17	12
Fri	0	0	0	0	0	0	0	0	0	0	0	0	0	0	0	0	0	0	0	0	0	0	0	0	0	0	0	0	0
|Sat	0	0	0	0	0	0	0	0	0	0	0	0	0	0	0	0	0	0	0	0	0	0	0	0	0	0	0	0	0
|Sun	0	0	0	0	0	0	0	0	0	0	0	0	0	0	0	0	0	0	0	0	0	0	0	0	0	0	0	0	0
5 Day Ave.	**509**	**0**	**0**	**1**	**0**	**1**	**1**	**1**	**2**	**4**	**9**	**13**	**22**	**43**	**54**	**67**	**59**	**36**	**25**	**21**	**13**	**21**	**18**	**24**	**26**	**20**	**19**	**9**	**6**
7 Day Ave.	**509**	**0**	**0**	**1**	**0**	**1**	**1**	**1**	**2**	**4**	**9**	**13**	**22**	**43**	**54**	**67**	**59**	**36**	**25**	**21**	**13**	**21**	**18**	**24**	**26**	**20**	**19**	**9**	**6**
Total	**1018**	**0**	**0**	**1**	**0**	**2**	**1**	**1**	**3**	**7**	**17**	**25**	**44**	**86**	**107**	**134**	**118**	**71**	**50**	**42**	**25**	**42**	**36**	**48**	**52**	**39**	**38**	**17**	**12**

Summary Graphs

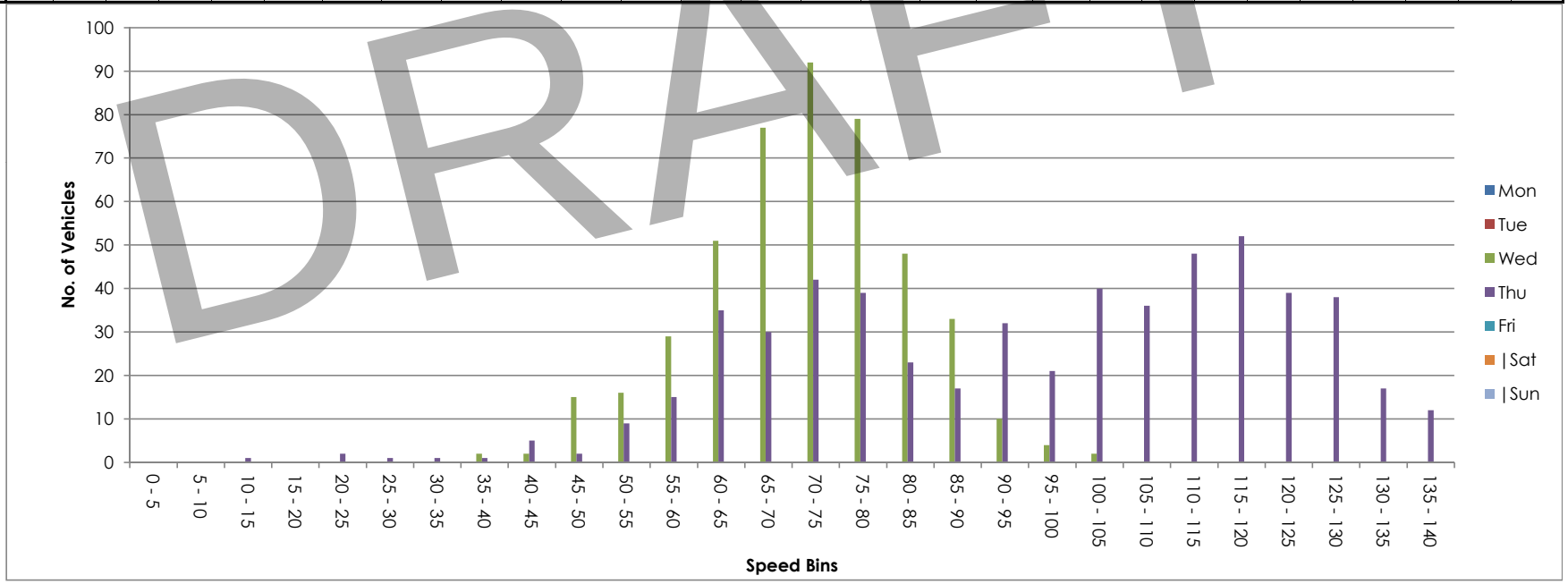

DRAFT

Site 13
Location L-40071-7, att bends sign, Lat 53.58063, Long -6.73613
Direction North South

3279 / Meath/Cavan/Monaghan ATC's
October 2013
Automatic Traffic Count

Wed, 16 October 2013

Time	Total	Classification												>PSL	>PSL%	>SL1	>SL1%	>SL2	>SL2%	Mean	Vpp
		1 MCL	2 SV	3 SVT	4 TB2	5 TB3	6 T4	7 ART3	8 ART4	9 ART5	10 ART6	11 BD	12 DRT	80	80	85 +5kph	85 +5kph	90 +10kph	90 +10kph		85
0000	0	0	0	0	0	0	0	0	0	0	0	0	0	0	0	0	0	0	0	-	-
0100	0	0	0	0	0	0	0	0	0	0	0	0	0	0	0	0	0	0	0	-	-
0200	1	0	0	0	0	0	0	0	0	0	1	0	0	0	0	0	0	0	0	37.1	-
0300	1	0	0	0	0	0	1	0	0	0	0	0	0	0	0	0	0	0	0	47.8	-
0400	0	0	0	0	0	0	0	0	0	0	0	0	0	0	0	0	0	0	0	-	-
0500	4	0	3	0	0	0	0	0	0	0	1	0	0	0	0	0	0	0	0	56.6	-
0600	17	0	7	0	9	0	0	0	1	0	0	0	0	6	35.3	4	23.5	4	23.5	80.1	90.4
0700	27	0	11	0	14	1	0	0	0	0	1	0	0	9	33.3	7	25.9	7	25.9	76.5	100.4
0800	**91**	**0**	**32**	**0**	**57**	**2**	**0**	**0**	**0**	**0**	**0**	**0**	**0**	**40**	**44**	**33**	**36.3**	**27**	**29.7**	**81.8**	**99**
0900	53	0	20	0	30	1	0	1	0	1	0	0	0	27	50.9	19	35.8	14	26.4	81.5	102.6
1000	34	0	12	0	21	0	0	1	0	0	0	0	0	16	47.1	10	29.4	7	20.6	80.2	97.6
1100	34	0	13	2	18	0	0	0	1	0	0	0	0	15	44.1	12	35.3	7	20.6	79.5	94
1200	49	0	13	1	35	0	0	0	0	0	0	0	0	24	49	18	36.7	16	32.7	84.2	104.8
1300	56	0	18	0	38	0	0	0	0	0	0	0	0	29	51.8	25	44.6	20	35.7	81.9	100.8
1400	63	0	24	0	38	0	0	0	1	0	0	0	0	24	38.1	20	31.7	13	20.6	77.7	95
1500	50	0	22	0	26	2	0	0	0	0	0	0	0	24	48	20	40	12	24	81.3	98.6
1600	72	0	23	0	44	1	0	0	3	1	0	0	0	34	47.2	32	44.4	28	38.9	83.6	105.8
1700	**78**	**2**	**35**	**0**	**41**	**0**	**0**	**0**	**0**	**0**	**0**	**0**	**0**	**40**	**51.3**	**27**	**34.6**	**26**	**33.3**	**83.8**	**99**
1800	73	0	31	0	42	0	0	0	0	0	0	0	0	37	50.7	33	45.2	28	38.4	82.9	104
1900	48	0	18	0	30	0	0	0	0	0	0	0	0	23	47.9	20	41.7	16	33.3	84.5	109.1
2000	33	0	11	0	22	0	0	0	0	0	0	0	0	15	45.5	12	36.4	7	21.2	81.9	97.6
2100	16	0	6	0	9	1	0	0	0	0	0	0	0	12	75	11	68.8	6	37.5	88.7	104.4
2200	9	0	6	0	3	0	0	0	0	0	0	0	0	3	33.3	2	22.2	1	11.1	82.1	-
2300	6	0	1	0	4	1	0	0	0	0	0	0	0	4	66.7	4	66.7	4	66.7	84.8	-
07-19	**680**	**2**	**254**	**3**	**404**	**7**	**0**	**2**	**5**	**2**	**1**	**0**	**0**	**319**	**46.9**	**256**	**37.6**	**205**	**30.1**	**81.7**	**102.2**
06-22	**794**	**2**	**296**	**3**	**474**	**8**	**0**	**2**	**6**	**2**	**1**	**0**	**0**	**375**	**47.2**	**303**	**38.2**	**238**	**30**	**82**	**102.6**
06-00	**809**	**2**	**303**	**3**	**481**	**9**	**0**	**2**	**6**	**2**	**1**	**0**	**0**	**382**	**47.2**	**309**	**38.2**	**243**	**30**	**82**	**102.6**
00-00	**815**	**2**	**306**	**3**	**481**	**9**	**1**	**2**	**6**	**2**	**3**	**0**	**0**	**382**	**46.9**	**309**	**37.9**	**243**	**29.8**	**81.8**	**102.6**

DRAFT

Site 13
Location L-40071-7, att bends sign, Lat 53.58063, Long -6.73613
Direction North South

3279 / Meath/Cavan/Monaghan ATC's
October 2013
Automatic Traffic Count

Thu, 17 October 2013

Time	Total	Classification												>PSL	>PSL%	>SL1	>SL1%	>SL2	>SL2%	Mean	Vpp
		1 MCL	2 SV	3 SVT	4 TB2	5 TB3	6 T4	7 ART3	8 ART4	9 ART5	10 ART6	11 BD	12 DRT	80	80	85 +5kph	85 +5kph	90 +10kph	90 +10kph		85
0000	1	0	1	0	0	0	0	0	0	0	0	0	0	1	100	1	100	1	100	92.5	-
0100	0	0	0	0	0	0	0	0	0	0	0	0	0	0	0	0	0	0	0	-	-
0200	2	0	0	0	1	0	0	0	0	0	1	0	0	1	50	1	50	1	50	74.8	-
0300	0	0	0	0	0	0	0	0	0	0	0	0	0	0	0	0	0	0	0	-	-
0400	0	0	0	0	0	0	0	0	0	0	0	0	0	0	0	0	0	0	0	-	-
0500	3	0	2	0	1	0	0	0	0	0	0	0	0	1	33.3	1	33.3	1	33.3	86.1	-
0600	10	0	2	0	7	0	1	0	0	0	0	0	0	5	50	3	30	3	30	82.6	-
0700	33	0	5	1	23	3	0	0	1	0	0	0	0	14	42.4	11	33.3	8	24.2	78.8	97.9
0800	**96**	**0**	**38**	**0**	**57**	**0**	**0**	**0**	**0**	**0**	**1**	**0**	**0**	**51**	**53.1**	**37**	**38.5**	**31**	**32.3**	**82.9**	**97.2**
0900	50	0	15	1	29	3	0	1	1	0	0	0	0	19	38	13	26	11	22	78.4	99
1000	50	0	22	0	27	0	0	1	0	0	0	0	0	15	30	13	26	6	12	75.9	88.9
1100	47	1	20	0	26	0	0	0	0	0	0	0	0	16	34	15	31.9	11	23.4	77.3	103
1200	58	0	27	0	31	0	0	0	0	0	0	0	0	27	46.6	26	44.8	25	43.1	86.4	114.8
1300	**90**	**1**	**69**	**0**	**17**	**3**	**0**	**0**	**0**	**0**	**0**	**0**	**0**	**89**	**98.9**	**88**	**97.8**	**88**	**97.8**	**119.1**	**134.6**
1400	82	0	47	0	27	8	0	0	0	0	0	0	0	81	98.8	79	96.3	75	91.5	104.7	115.9
1500	54	0	24	0	27	3	0	0	0	0	0	0	0	52	96.3	51	94.4	46	85.2	108.3	124.2
1600	51	1	24	0	22	3	1	0	0	0	0	0	0	45	88.2	45	88.2	44	86.3	109.2	126.4
1700	84	0	24	0	57	3	0	0	0	0	0	0	0	77	91.7	75	89.3	70	83.3	109.4	124.6
1800	51	0	19	0	30	2	0	0	0	0	0	0	0	49	96.1	49	96.1	47	92.2	116.6	135
1900	53	0	19	0	32	1	0	0	1	0	0	0	0	53	100	50	94.3	48	90.6	108.5	126.7
2000	34	0	18	0	16	0	0	0	0	0	0	0	0	34	100	32	94.1	30	88.2	113.1	128.2
2100	21	0	6	0	14	1	0	0	0	0	0	0	0	19	90.5	19	90.5	19	90.5	110	126.7
2200	26	0	13	0	13	0	0	0	0	0	0	0	0	26	100	26	100	25	96.2	115.7	123.1
2300	0	0	0	0	0	0	0	0	0	0	0	0	0	0	0	0	0	0	0	0	0
07-19	**746**	**3**	**334**	**2**	**373**	**28**	**1**	**2**	**2**	**0**	**1**	**0**	**0**	**535**	**71.7**	**502**	**67.3**	**462**	**61.9**	**97.6**	**124.9**
06-22	**864**	**3**	**379**	**2**	**442**	**30**	**2**	**2**	**3**	**0**	**1**	**0**	**0**	**646**	**74.8**	**606**	**70.1**	**562**	**65**	**99**	**125.3**
06-00	**890**	**3**	**392**	**2**	**455**	**30**	**2**	**2**	**3**	**0**	**1**	**0**	**0**	**672**	**75.5**	**632**	**71**	**587**	**66**	**99.5**	**125.3**
00-00	**896**	**3**	**395**	**2**	**457**	**30**	**2**	**2**	**3**	**0**	**2**	**0**	**0**	**675**	**75.3**	**635**	**70.9**	**590**	**65.8**	**99.4**	**125.3**

DRAFT

Site 13
Location L-40071-7, att bends sign, Lat 53.58063, Long -6.73613
Direction North South

Virtual Day (2)

3279 / Meath/Cavan/Monaghan ATC's
October 2013
Automatic Traffic Count

Time	Total	Classification												>PSL	>PSL%	>SL1	>SL1%	>SL2	>SL2%	Mean	Vpp
		1 MCL	2 SV	3 SVT	4 TB2	5 TB3	6 T4	7 ART3	8 ART4	9 ART5	10 ART6	11 BD	12 DRT	80	80	85 +5kph	85 +5kph	90 +10kph	90 +10kph		85
0000	1	0	1	0	0	0	0	0	0	0	0	0	0	1	100	1	100	1	100	92.5	-
0100	0	0	0	0	0	0	0	0	0	0	0	0	0	0	0	0	0	0	0	-	-
0200	2	0	0	0	1	0	0	0	0	0	1	0	0	1	33.3	1	33.3	1	33.3	62.2	-
0300	1	0	0	0	0	0	1	0	0	0	0	0	0	0	0	0	0	0	0	47.8	-
0400	0	0	0	0	0	0	0	0	0	0	0	0	0	0	0	0	0	0	0	-	-
0500	4	0	3	0	1	0	0	0	0	0	1	0	0	1	14.3	1	14.3	1	14.3	69.2	-
0600	14	0	5	0	8	0	1	0	1	0	0	0	0	6	40.7	4	25.9	4	25.9	81	95
0700	30	0	8	1	19	2	0	0	1	0	1	0	0	12	38.3	9	30	8	25	77.8	99.4
0800	**94**	**0**	**35**	**0**	**57**	**1**	**0**	**0**	**0**	**0**	**1**	**0**	**0**	**46**	**48.7**	**35**	**37.4**	**29**	**31**	**82.4**	**97.6**
0900	52	0	18	1	30	2	0	1	1	1	0	0	0	23	44.7	16	31.1	13	24.3	80	101.2
1000	42	0	17	0	24	0	0	1	0	0	0	0	0	16	36.9	12	27.4	7	15.5	77.6	89.6
1100	41	1	17	1	22	0	0	0	1	0	0	0	0	16	38.3	14	33.3	9	22.2	78.2	98.3
1200	54	0	20	1	33	0	0	0	0	0	0	0	0	26	47.7	22	41.1	21	38.3	85.4	110.9
1300	73	1	44	0	28	2	0	0	0	0	0	0	0	59	80.8	57	77.4	54	74	104.9	129.6
1400	73	0	36	0	33	4	0	0	1	0	0	0	0	53	72.4	50	68.3	44	60.7	93	113
1500	52	0	23	0	27	3	0	0	0	0	0	0	0	38	73.1	36	68.3	29	55.8	95.3	119.5
1600	62	1	24	0	33	2	1	0	2	1	0	0	0	40	64.2	39	62.6	36	58.5	94.2	125.3
1700	**81**	**1**	**30**	**0**	**49**	**2**	**0**	**0**	**0**	**0**	**0**	**0**	**0**	**59**	**72.2**	**51**	**63**	**48**	**59.3**	**97.1**	**121**
1800	62	0	25	0	36	1	0	0	0	0	0	0	0	43	69.4	41	66.1	38	60.5	96.7	124.9
1900	51	0	19	0	31	1	0	0	1	0	0	0	0	38	75.2	35	69.3	32	63.4	97.1	118.8
2000	34	0	15	0	19	0	0	0	0	0	0	0	0	25	73.1	22	65.7	19	55.2	97.7	122.4
2100	19	0	6	0	12	1	0	0	0	0	0	0	0	16	83.8	15	81.1	13	67.6	100.8	124.2
2200	18	0	10	0	8	0	0	0	0	0	0	0	0	15	82.9	14	80	13	74.3	107.1	123.1
2300	3	0	1	0	2	1	0	0	0	0	0	0	0	2	66.7	2	66.7	2	66.7	84.8	-
07-19	**713**	**3**	**294**	**3**	**389**	**18**	**1**	**2**	**4**	**1**	**1**	**0**	**0**	**427**	**59.9**	**379**	**53.2**	**334**	**46.8**	**90**	**118.1**
06-22	**829**	**3**	**338**	**3**	**458**	**19**	**1**	**2**	**5**	**1**	**1**	**0**	**0**	**511**	**61.6**	**455**	**54.8**	**400**	**48.3**	**90.8**	**118.4**
06-00	**850**	**3**	**348**	**3**	**468**	**20**	**1**	**2**	**5**	**1**	**1**	**0**	**0**	**527**	**62**	**471**	**55.4**	**415**	**48.9**	**91.1**	**118.8**
00-00	**856**	**3**	**351**	**3**	**469**	**20**	**2**	**2**	**5**	**1**	**3**	**0**	**0**	**529**	**61.8**	**472**	**55.2**	**417**	**48.7**	**91**	**118.8**

DRAFT

Site 13
Location L-40071-7, att bends sign, Lat 53.58063, Long -6.73613
Direction North South

3279 / Meath/Cavan/Monaghan ATC's
October 2013
Automatic Traffic Count

Virtual Week (1)

Time	Total	Classification												>PSL	>PSL%	>SL1	>SL1%	>SL2	>SL2%	Mean	Vpp
		1 MCL	2 SV	3 SVT	4 TB2	5 TB3	6 T4	7 ART3	8 ART4	9 ART5	10 ART6	11 BD	12 DRT	80	80	85 +5kph	85 +5kph	90 +10kph	90 +10kph		85
Mon	0	0	0	0	0	0	0	0	0	0	0	0	0	0	0	0	0	0	0	-	-
Tue	0	0	0	0	0	0	0	0	0	0	0	0	0	0	0	0	0	0	0	-	-
Wed	815	2	306	3	481	9	1	2	6	2	3	0	0	382	46.9	309	37.9	243	29.8	81.8	102.6
Thu	896	3	395	2	457	30	2	2	3	0	2	0	0	675	75.3	635	70.9	590	65.8	99.4	125.3
Fri	0	0	0	0	0	0	0	0	0	0	0	0	0	0	0	0	0	0	0	-	-
| Sat	0	0	0	0	0	0	0	0	0	0	0	0	0	0	0	0	0	0	0	-	-
| Sun	0	0	0	0	0	0	0	0	0	0	0	0	0	0	0	0	0	0	0	-	-
5 Day Ave.	**856**	**3**	**351**	**3**	**469**	**20**	**2**	**2**	**5**	**1**	**3**	**0**	**0**	**529**	**61.8**	**472**	**55.1**	**417**	**48.7**	**91.0**	**114.0**
7 Day Ave.	**856**	**3**	**351**	**3**	**469**	**20**	**2**	**2**	**5**	**1**	**3**	**0**	**0**	**529**	**61.8**	**472**	**55.2**	**417**	**48.7**	**91.0**	**118.8**
Total	**1711**	**5**	**701**	**5**	**938**	**39**	**3**	**4**	**9**	**2**	**5**	**0**	**0**	**1057**	**61.8**	**944**	**55.2**	**833**	**48.7**	**91.0**	**118.8**

Summary Graphs

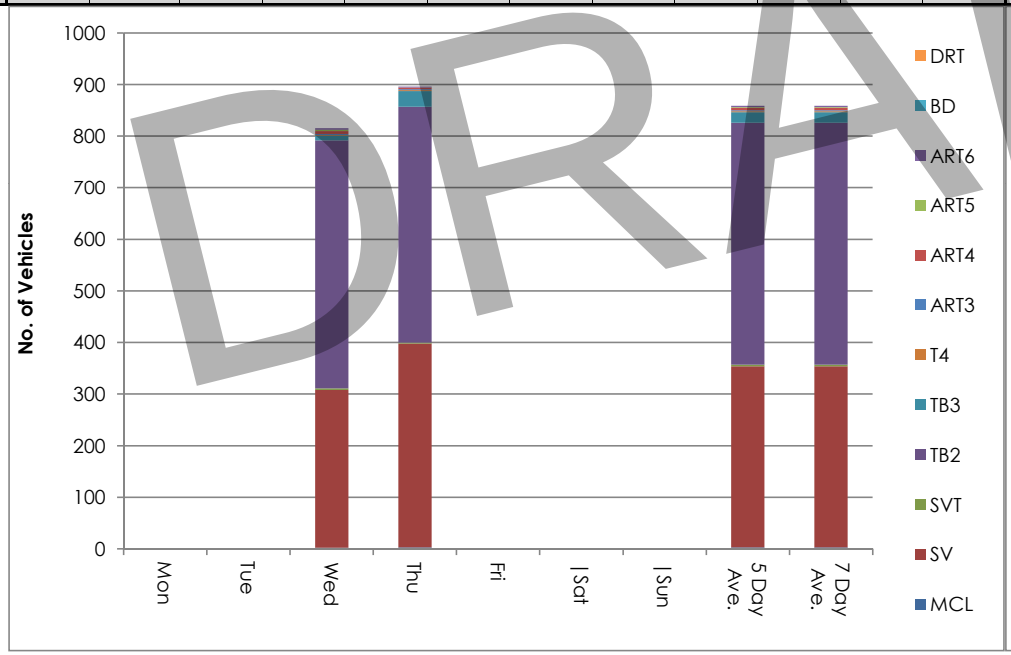

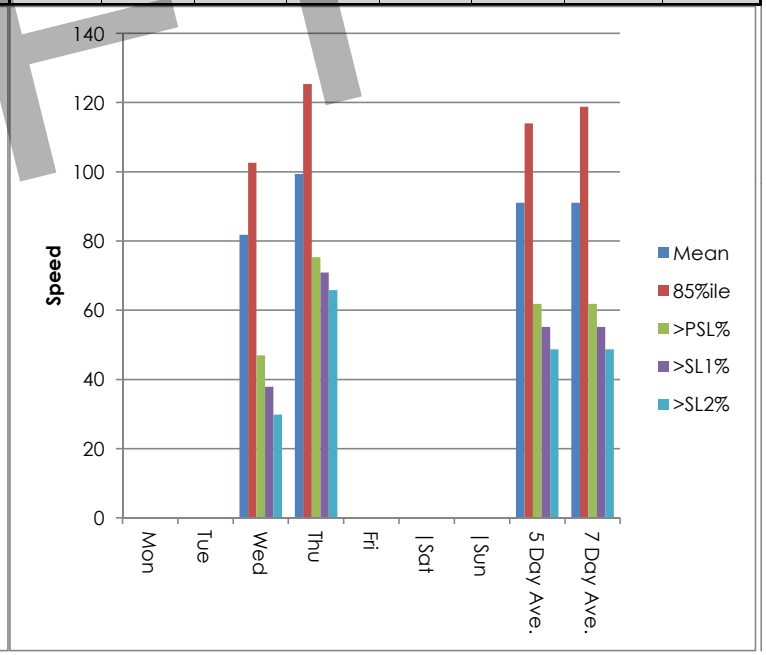

DRAFT

Site 13
Location L-40071-7, att bends sign, Lat 53.58063, Long -6.73613
Direction North South

3279 / Meath/Cavan/Monaghan ATC's
October 2013
Automatic Traffic Count

Wed, 16 October 2013

Time	Total	Speed Bins (km/h)																											
		0 - 5	5 - 10	10 - 15	15 - 20	20 - 25	25 - 30	30 - 35	35 - 40	40 - 45	45 - 50	50 - 55	55 - 60	60 - 65	65 - 70	70 - 75	75 - 80	80 - 85	85 - 90	90 - 95	95 - 100	100 - 105	105 - 110	110 - 115	115 - 120	120 - 125	125 - 130	130 - 135	135 - 140
0000	0	0	0	0	0	0	0	0	0	0	0	0	0	0	0	0	0	0	0	0	0	0	0	0	0	0	0	0	0
0100	0	0	0	0	0	0	0	0	0	0	0	0	0	0	0	0	0	0	0	0	0	0	0	0	0	0	0	0	0
0200	1	0	0	0	0	0	0	0	1	0	0	0	0	0	0	0	0	0	0	0	0	0	0	0	0	0	0	0	0
0300	1	0	0	0	0	0	0	0	0	0	1	0	0	0	0	0	0	0	0	0	0	0	0	0	0	0	0	0	0
0400	0	0	0	0	0	0	0	0	0	0	0	0	0	0	0	0	0	0	0	0	0	0	0	0	0	0	0	0	0
0500	4	0	0	0	0	0	0	0	0	0	0	3	0	0	0	1	0	0	0	0	0	0	0	0	0	0	0	0	0
0600	17	0	0	0	0	0	0	0	0	0	1	0	0	1	0	6	3	2	0	1	1	1	0	0	0	0	0	1	0
0700	27	0	0	0	0	0	0	0	0	0	0	4	1	3	6	2	2	2	0	0	2	3	0	1	1	0	0	0	0
0800	**91**	**0**	**0**	**0**	**0**	**0**	**0**	**0**	**0**	**0**	**2**	**0**	**2**	**6**	**14**	**13**	**14**	**7**	**6**	**7**	**6**	**3**	**5**	**5**	**0**	**0**	**1**	**0**	**0**
0900	53	0	0	0	0	0	0	0	0	0	1	2	2	6	2	6	7	8	5	2	2	3	1	3	1	2	0	0	0
1000	34	0	0	0	0	0	0	0	1	0	0	1	4	2	3	3	4	6	3	0	2	1	0	1	1	0	1	1	0
1100	34	0	0	0	0	0	0	0	0	0	1	0	3	2	6	3	4	3	5	2	2	1	0	1	0	0	0	0	1
1200	49	0	0	0	0	0	0	0	0	1	0	0	2	3	6	4	9	6	2	3	0	6	2	1	2	2	0	0	0
1300	56	0	0	0	0	0	0	0	0	0	4	0	2	5	6	6	4	4	5	5	5	5	1	2	0	1	0	0	1
1400	63	0	0	0	0	0	0	0	0	2	1	2	3	8	9	8	6	4	7	3	2	1	2	1	1	1	2	0	0
1500	50	0	0	0	0	0	0	1	0	0	0	1	0	2	9	9	4	4	8	4	1	2	1	1	2	1	0	0	0
1600	72	0	0	0	0	0	0	0	0	0	1	2	4	4	9	10	8	2	4	7	5	4	2	5	3	2	0	0	0
1700	**78**	**0**	**0**	**0**	**0**	**0**	**0**	**1**	**1**	**0**	**1**	**0**	**1**	**5**	**2**	**14**	**13**	**13**	**1**	**6**	**8**	**3**	**0**	**3**	**2**	**1**	**1**	**1**	**1**
1800	73	0	0	0	0	0	0	2	2	0	0	1	3	5	10	5	8	4	5	5	7	6	3	3	1	0	0	3	0
1900	48	0	0	0	0	0	0	0	0	0	0	0	4	4	2	10	5	3	4	0	4	3	2	3	3	1	0	0	0
2000	33	0	0	0	0	0	0	0	0	0	1	0	2	1	3	7	4	3	5	0	2	2	0	1	0	1	1	0	0
2100	16	0	0	0	0	0	0	0	0	0	0	0	0	1	0	1	2	1	5	1	1	2	2	0	0	0	0	0	0
2200	9	0	0	0	0	0	0	0	0	0	0	0	0	0	1	3	2	1	1	0	0	0	0	0	0	0	0	1	0
2300	6	0	0	0	0	0	0	0	0	0	1	0	0	1	0	0	0	0	0	1	2	0	1	0	0	0	0	0	0
07-19	**680**	**0**	**0**	**0**	**0**	**0**	**0**	**4**	**4**	**3**	**11**	**13**	**27**	**51**	**82**	**83**	**83**	**63**	**51**	**44**	**42**	**38**	**17**	**27**	**14**	**10**	**5**	**5**	**3**
06-22	**794**	**0**	**0**	**0**	**0**	**0**	**0**	**4**	**4**	**3**	**13**	**13**	**33**	**58**	**87**	**107**	**97**	**72**	**65**	**46**	**50**	**46**	**21**	**31**	**17**	**12**	**6**	**6**	**3**
06-00	**809**	**0**	**0**	**0**	**0**	**0**	**0**	**4**	**4**	**3**	**14**	**13**	**33**	**59**	**88**	**110**	**99**	**73**	**66**	**47**	**52**	**46**	**22**	**31**	**17**	**12**	**6**	**7**	**3**
00-00	**815**	**0**	**0**	**0**	**0**	**0**	**0**	**4**	**5**	**3**	**15**	**16**	**33**	**59**	**88**	**111**	**99**	**73**	**66**	**47**	**52**	**46**	**22**	**31**	**17**	**12**	**6**	**7**	**3**

DRAFT

Site 13
Location L-40071-7, att bends sign, Lat 53.58063, Long -6.73613
Direction North South

3279 / Meath/Cavan/Monaghan ATC's
October 2013
Automatic Traffic Count

Thu, 17 October 2013

Time	Total	Speed Bins (km/h)																											
		0 - 5	5 - 10	10 - 15	15 - 20	20 - 25	25 - 30	30 - 35	35 - 40	40 - 45	45 - 50	50 - 55	55 - 60	60 - 65	65 - 70	70 - 75	75 - 80	80 - 85	85 - 90	90 - 95	95 - 100	100 - 105	105 - 110	110 - 115	115 - 120	120 - 125	125 - 130	130 - 135	135 - 140
0000	1	0	0	0	0	0	0	0	0	0	0	0	0	0	0	0	0	0	0	1	0	0	0	0	0	0	0	0	0
0100	0	0	0	0	0	0	0	0	0	0	0	0	0	0	0	0	0	0	0	0	0	0	0	0	0	0	0	0	0
0200	2	0	0	0	0	0	0	1	0	0	0	0	0	0	0	0	0	0	0	0	0	0	0	1	0	0	0	0	0
0300	0	0	0	0	0	0	0	0	0	0	0	0	0	0	0	0	0	0	0	0	0	0	0	0	0	0	0	0	0
0400	0	0	0	0	0	0	0	0	0	0	0	0	0	0	0	0	0	0	0	0	0	0	0	0	0	0	0	0	0
0500	3	0	0	0	0	0	0	0	0	0	0	0	0	0	0	0	2	0	0	0	0	0	1	0	0	0	0	0	0
0600	10	0	0	0	0	0	0	0	0	0	0	0	0	2	0	2	1	2	0	1	0	0	1	0	0	1	0	0	0
0700	33	0	0	0	0	0	0	0	0	0	0	2	4	1	5	2	5	3	3	2	2	2	0	1	1	0	0	0	0
0800	**96**	**0**	**0**	**0**	**0**	**0**	**0**	**0**	**1**	**1**	**1**	**1**	**2**	**6**	**7**	**11**	**15**	**14**	**6**	**10**	**9**	**3**	**1**	**4**	**0**	**2**	**0**	**2**	**0**
0900	50	0	0	0	0	0	0	0	0	0	0	4	4	7	3	9	4	6	2	2	2	2	0	2	1	0	1	0	1
1000	50	0	0	0	0	0	0	0	1	0	0	3	2	3	8	11	7	2	7	1	0	1	2	1	1	0	0	0	0
1100	47	0	0	0	0	1	0	0	0	3	0	2	3	7	5	6	4	1	4	2	1	1	1	1	1	1	0	1	2
1200	58	0	0	0	0	0	0	1	1	0	2	0	1	12	4	6	4	1	1	1	3	5	4	2	3	1	3	0	3
1300	**90**	**0**	**0**	**0**	**0**	**1**	**0**	**0**	**0**	**0**	**0**	**0**	**0**	**0**	**0**	**0**	**0**	**1**	**0**	**2**	**1**	**2**	**6**	**16**	**20**	**3**	**18**	**7**	**13**
1400	82	0	0	0	0	0	0	0	0	0	0	0	0	1	0	0	0	2	4	12	9	17	5	15	8	2	2	5	0
1500	54	0	0	0	0	0	0	0	0	0	0	0	0	0	0	1	1	1	5	5	3	4	13	1	7	5	2	3	3
1600	51	0	0	1	0	0	1	0	0	0	0	0	0	1	3	0	0	0	1	5	1	3	1	3	7	5	18	1	0
1700	84	0	0	0	0	0	0	0	0	0	0	0	0	0	2	1	4	2	5	5	2	8	7	8	15	12	6	3	4
1800	51	0	0	0	0	0	0	0	0	1	0	0	0	0	0	0	1	0	2	3	1	3	3	1	10	12	2	3	9
1900	53	0	0	0	0	0	0	0	0	0	0	0	0	0	0	0	0	3	2	5	4	10	7	5	3	5	4	5	0
2000	34	0	0	0	0	0	0	0	0	0	0	0	0	0	0	0	0	2	2	0	3	2	5	3	8	1	4	2	2
2100	21	0	0	0	0	0	0	0	0	0	0	0	0	0	0	0	2	0	0	2	3	2	1	4	0	1	4	0	2
2200	26	0	0	0	0	0	0	0	0	0	0	0	0	0	0	0	0	0	1	1	0	3	0	6	3	8	3	1	0
2300	0	0	0	0	0	0	0	0	0	0	0	0	0	0	0	0	0	0	0	0	0	0	0	0	0	0	0	0	0
07-19	**746**	**0**	**0**	**1**	**0**	**2**	**1**	**1**	**3**	**5**	**3**	**12**	**16**	**38**	**37**	**47**	**45**	**33**	**40**	**50**	**34**	**51**	**43**	**55**	**74**	**43**	**52**	**25**	**35**
06-22	**864**	**0**	**0**	**1**	**0**	**2**	**1**	**1**	**3**	**5**	**3**	**12**	**16**	**40**	**37**	**49**	**48**	**40**	**44**	**58**	**44**	**65**	**57**	**67**	**85**	**51**	**64**	**32**	**39**
06-00	**890**	**0**	**0**	**1**	**0**	**2**	**1**	**1**	**3**	**5**	**3**	**12**	**16**	**40**	**37**	**49**	**48**	**40**	**45**	**59**	**44**	**68**	**57**	**73**	**88**	**59**	**67**	**33**	**39**
00-00	**896**	**0**	**0**	**1**	**0**	**2**	**1**	**2**	**3**	**5**	**3**	**12**	**16**	**40**	**37**	**49**	**50**	**40**	**45**	**60**	**44**	**68**	**58**	**73**	**89**	**59**	**67**	**33**	**39**

DRAFT

Site 13
Location L-40071-7, att bends sign, Lat 53.58063, Long -6.73613
Direction North South

3279 / Meath/Cavan/Monaghan ATC's
October 2013
Automatic Traffic Count

Virtual Day (2)

Time	Total	Speed Bins (km/h)																											
		0 - 5	5 - 10	10 - 15	15 - 20	20 - 25	25 - 30	30 - 35	35 - 40	40 - 45	45 - 50	50 - 55	55 - 60	60 - 65	65 - 70	70 - 75	75 - 80	80 - 85	85 - 90	90 - 95	95 - 100	100 - 105	105 - 110	110 - 115	115 - 120	120 - 125	125 - 130	130 - 135	135 - 140
0000	1	0	0	0	0	0	0	0	0	0	0	0	0	0	0	0	0	0	0	1	0	0	0	0	0	0	0	0	0
0100	0	0	0	0	0	0	0	0	0	0	0	0	0	0	0	0	0	0	0	0	0	0	0	0	0	0	0	0	0
0200	2	0	0	0	0	0	0	1	1	0	0	0	0	0	0	0	0	0	0	0	0	0	0	0	1	0	0	0	0
0300	1	0	0	0	0	0	0	0	0	0	1	0	0	0	0	0	0	0	0	0	0	0	0	0	0	0	0	0	0
0400	0	0	0	0	0	0	0	0	0	0	0	0	0	0	0	0	0	0	0	0	0	0	0	0	0	0	0	0	0
0500	4	0	0	0	0	0	0	0	0	0	0	2	0	0	0	1	1	0	0	0	0	0	1	0	0	0	0	0	0
0600	14	0	0	0	0	0	0	0	0	0	1	0	0	2	0	4	2	2	0	1	1	1	1	0	0	1	0	1	0
0700	30	0	0	0	0	0	0	0	0	0	0	3	3	2	6	2	4	3	2	1	2	3	0	1	1	0	0	0	0
0800	**94**	**0**	**0**	**0**	**0**	**0**	**0**	**0**	**1**	**1**	**2**	**1**	**2**	**6**	**11**	**12**	**15**	**11**	**6**	**9**	**8**	**3**	**3**	**5**	**0**	**1**	**1**	**1**	**0**
0900	52	0	0	0	0	0	0	0	0	0	1	3	3	7	3	8	6	7	4	2	2	3	1	3	1	1	1	0	1
1000	42	0	0	0	0	0	0	0	1	0	0	2	3	3	6	7	6	4	5	1	1	1	1	1	1	0	1	1	0
1100	41	0	0	0	0	1	0	0	0	2	1	1	3	5	6	5	4	2	5	2	2	1	1	1	1	1	0	1	2
1200	54	0	0	0	0	0	0	1	1	1	1	0	2	8	5	5	7	4	2	2	2	6	3	2	3	2	2	0	2
1300	73	0	0	0	0	1	0	0	0	0	2	0	1	3	3	3	2	3	3	4	3	4	4	9	10	2	9	4	7
1400	73	0	0	0	0	0	0	0	0	1	1	1	2	5	5	4	3	3	6	8	6	9	4	8	5	2	2	3	0
1500	52	0	0	0	0	0	0	1	0	0	0	1	0	1	5	5	3	3	7	5	2	3	7	1	5	3	1	2	2
1600	62	0	0	1	0	0	1	0	0	0	1	1	2	3	6	5	4	1	3	6	3	4	2	4	5	4	9	1	0
1700	**81**	**0**	**0**	**0**	**0**	**0**	**0**	**1**	**1**	**0**	**1**	**0**	**1**	**3**	**2**	**8**	**9**	**8**	**3**	**6**	**5**	**6**	**4**	**6**	**9**	**7**	**4**	**2**	**3**
1800	62	0	0	0	0	0	0	1	1	1	0	1	2	3	5	3	5	2	4	4	4	5	3	2	6	6	1	3	5
1900	51	0	0	0	0	0	0	0	0	0	0	0	2	2	1	5	3	3	3	3	4	7	5	4	3	3	2	3	0
2000	34	0	0	0	0	0	0	0	0	0	1	0	1	1	2	4	2	3	4	0	3	2	3	2	4	1	3	1	1
2100	19	0	0	0	0	0	0	0	0	0	0	0	0	1	0	1	2	1	3	2	2	2	2	2	0	1	2	0	1
2200	18	0	0	0	0	0	0	0	0	0	0	0	0	0	1	2	1	1	1	1	0	2	0	3	2	4	2	1	0
2300	3	0	0	0	0	0	0	0	0	0	1	0	0	1	0	0	0	0	0	1	1	0	1	0	0	0	0	0	0
07-19	**713**	**0**	**0**	**1**	**0**	**1**	**1**	**3**	**4**	**4**	**7**	**13**	**22**	**45**	**60**	**65**	**64**	**48**	**46**	**47**	**38**	**45**	**30**	**41**	**44**	**27**	**29**	**15**	**19**
06-22	**829**	**0**	**0**	**1**	**0**	**1**	**1**	**3**	**4**	**4**	**8**	**13**	**25**	**49**	**62**	**78**	**73**	**56**	**55**	**52**	**47**	**56**	**39**	**49**	**51**	**32**	**35**	**19**	**21**
06-00	**850**	**0**	**0**	**1**	**0**	**1**	**1**	**3**	**4**	**4**	**9**	**13**	**25**	**50**	**63**	**80**	**74**	**57**	**56**	**53**	**48**	**57**	**40**	**52**	**53**	**36**	**37**	**20**	**21**
00-00	**856**	**0**	**0**	**1**	**0**	**1**	**1**	**3**	**4**	**4**	**9**	**14**	**25**	**50**	**63**	**80**	**75**	**57**	**56**	**54**	**48**	**57**	**40**	**52**	**53**	**36**	**37**	**20**	**21**

DRAFT

Site 13
Location L-40071-7, att bends sign, Lat 53.58063, Long -6.73613
Direction North South

3279 / Meath/Cavan/Monaghan ATC's
October 2013
Automatic Traffic Count

Virtual Week (1)

Time	Total	Speed Bins (km/h)																											
		0 - 5	5 - 10	10 - 15	15 - 20	20 - 25	25 - 30	30 - 35	35 - 40	40 - 45	45 - 50	50 - 55	55 - 60	60 - 65	65 - 70	70 - 75	75 - 80	80 - 85	85 - 90	90 - 95	95 - 100	100 - 105	105 - 110	110 - 115	115 - 120	120 - 125	125 - 130	130 - 135	135 - 140
Mon	0	0	0	0	0	0	0	0	0	0	0	0	0	0	0	0	0	0	0	0	0	0	0	0	0	0	0	0	0
Tue	0	0	0	0	0	0	0	0	0	0	0	0	0	0	0	0	0	0	0	0	0	0	0	0	0	0	0	0	0
Wed	815	0	0	0	0	0	0	4	5	3	15	16	33	59	88	111	99	73	66	47	52	46	22	31	17	12	6	7	3
Thu	896	0	0	1	0	2	1	2	3	5	3	12	16	40	37	49	50	40	45	60	44	68	58	73	89	59	67	33	39
Fri	0	0	0	0	0	0	0	0	0	0	0	0	0	0	0	0	0	0	0	0	0	0	0	0	0	0	0	0	0
| Sat	0	0	0	0	0	0	0	0	0	0	0	0	0	0	0	0	0	0	0	0	0	0	0	0	0	0	0	0	0
| Sun	0	0	0	0	0	0	0	0	0	0	0	0	0	0	0	0	0	0	0	0	0	0	0	0	0	0	0	0	0
5 Day Ave.	**856**	**0**	**0**	**1**	**0**	**1**	**1**	**3**	**4**	**4**	**9**	**14**	**25**	**50**	**63**	**80**	**75**	**57**	**56**	**54**	**48**	**57**	**40**	**52**	**53**	**36**	**37**	**20**	**21**
7 Day Ave.	**856**	**0**	**0**	**1**	**0**	**1**	**1**	**3**	**4**	**4**	**9**	**14**	**25**	**50**	**63**	**80**	**75**	**57**	**56**	**54**	**48**	**57**	**40**	**52**	**53**	**36**	**37**	**20**	**21**
Total	**1711**	**0**	**0**	**1**	**0**	**2**	**1**	**6**	**8**	**8**	**18**	**28**	**49**	**99**	**125**	**160**	**149**	**113**	**111**	**107**	**96**	**114**	**80**	**104**	**106**	**71**	**73**	**40**	**42**

Summary Graphs

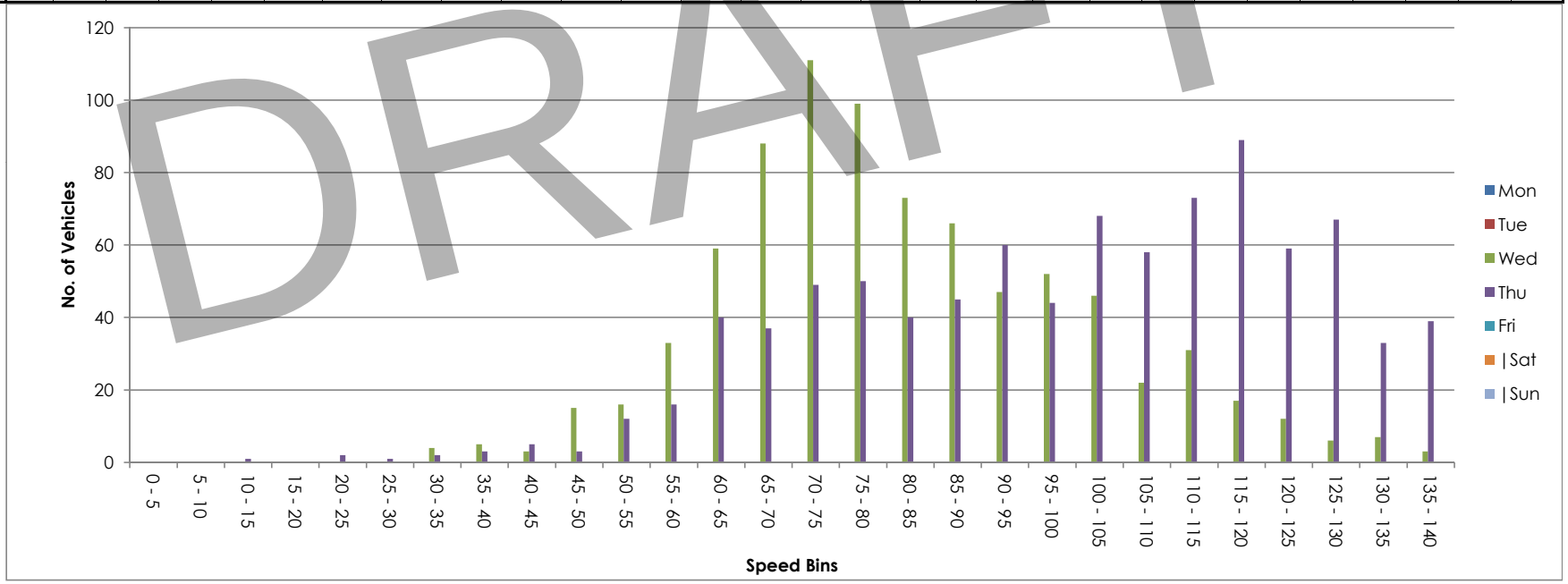

DRAFT



NDC NATIONWIDE DATA COLLECTION	**Site / Location:**	L-40231-0, att t/pole, Lat 53.58950, Long -6.74442	**Project No:**	3279	**Photo No:**	3279-14	**Drawn By:** MOR
	Survey Date:	Mon, 7 October 2013 to Sun, 13 October 2013	**Project Name:**		Meath/Cavan/Monaghan ATC'S		
	Survey Times:	00:00 to 00(24):00	**Title:**		Site Photograph		

Site No.	Location.	Direction.	Speed Limit - PSL (km/h)	Start Date.	End Date.	Total Vehicles.	5 Day Ave.	7 Day Ave.	No. > Speed Limit.	%. > Speed Limit.	No. > Speed Limit1 (+5km/h).	%. > Speed Limit1 (+5km/h).	No. > Speed Limit1 (+10km/h).	%. > Speed Limit1 (+10km/h).	Mean Speed	85%ile Speed
14	L-40231-0, att t/pole, Lat 53.58950, Long -6.74442	East	80	Mon, 7 October 2013	Sun, 13 October 2013	545	82	78	14	2.6	7	1.3	2	0.4	50.3	67.7
		West	80	Mon, 7 October 2013	Sun, 13 October 2013	566	86	81	13	2.3	7	1.2	5	0.9	52.5	69.5
		Two way	80	Mon, 7 October 2013	Sun, 13 October 2013	1111	168	159	27	2.4	14	1.3	7	0.6	51.4	68.8

DRAFT

Site 14
Location L-40231-0, att t/pole, Lat 53.58950, Long -6.74442
Direction East

3279 / Meath/Cavan/Monaghan ATC's
October 2013
Automatic Traffic Count

Mon, 7 October 2013

Time	Total	Classification												>PSL	>PSL%	>SL1	>SL1%	>SL2	>SL2%	Mean	Vpp
		1 MCL	2 SV	3 SVT	4 TB2	5 TB3	6 T4	7 ART3	8 ART4	9 ART5	10 ART6	11 BD	12 DRT	80	80	85 +5kph	85 +5kph	90 +10kph	90 +10kph		85
0000	0	0	0	0	0	0	0	0	0	0	0	0	0	0	0	0	0	0	0	-	-
0100	1	0	1	0	0	0	0	0	0	0	0	0	0	0	0	0	0	0	0	57.3	-
0200	0	0	0	0	0	0	0	0	0	0	0	0	0	0	0	0	0	0	0	-	-
0300	0	0	0	0	0	0	0	0	0	0	0	0	0	0	0	0	0	0	0	-	-
0400	0	0	0	0	0	0	0	0	0	0	0	0	0	0	0	0	0	0	0	-	-
0500	0	0	0	0	0	0	0	0	0	0	0	0	0	0	0	0	0	0	0	-	-
0600	2	0	2	0	0	0	0	0	0	0	0	0	0	0	0	0	0	0	0	57.4	-
0700	3	0	3	0	0	0	0	0	0	0	0	0	0	0	0	0	0	0	0	59.5	-
0800	**8**	**0**	**8**	**0**	**0**	**0**	**0**	**0**	**0**	**0**	**0**	**0**	**0**	**0**	**0**	**0**	**0**	**0**	**0**	**54.5**	**-**
0900	4	0	3	1	0	0	0	0	0	0	0	0	0	0	0	0	0	0	0	32.8	-
1000	5	0	2	1	1	1	0	0	0	0	0	0	0	0	0	0	0	0	0	37.7	-
1100	7	0	6	0	0	1	0	0	0	0	0	0	0	0	0	0	0	0	0	38.5	-
1200	7	0	4	1	1	1	0	0	0	0	0	0	0	0	0	0	0	0	0	52.1	-
1300	**8**	**0**	**6**	**0**	**0**	**2**	**0**	**0**	**0**	**0**	**0**	**0**	**0**	**0**	**0**	**0**	**0**	**0**	**0**	**40.5**	**-**
1400	6	0	5	1	0	0	0	0	0	0	0	0	0	0	0	0	0	0	0	49	-
1500	**8**	**0**	**7**	**1**	**0**	**0**	**0**	**0**	**0**	**0**	**0**	**0**	**0**	**0**	**0**	**0**	**0**	**0**	**0**	**38.8**	**-**
1600	6	0	5	0	0	0	0	0	1	0	0	0	0	0	0	0	0	0	0	46.2	-
1700	3	0	2	0	0	1	0	0	0	0	0	0	0	0	0	0	0	0	0	41.6	-
1800	5	0	5	0	0	0	0	0	0	0	0	0	0	0	0	0	0	0	0	43.6	-
1900	7	0	7	0	0	0	0	0	0	0	0	0	0	0	0	0	0	0	0	53.6	-
2000	3	0	3	0	0	0	0	0	0	0	0	0	0	0	0	0	0	0	0	57.8	-
2100	0	0	0	0	0	0	0	0	0	0	0	0	0	0	0	0	0	0	0	-	-
2200	2	0	2	0	0	0	0	0	0	0	0	0	0	0	0	0	0	0	0	67.6	-
2300	1	0	1	0	0	0	0	0	0	0	0	0	0	0	0	0	0	0	0	57.5	-
07-19	**70**	**0**	**56**	**5**	**2**	**6**	**0**	**0**	**1**	**0**	**0**	**0**	**0**	**0**	**0**	**0**	**0**	**0**	**0**	**44.5**	**61.9**
06-22	**82**	**0**	**68**	**5**	**2**	**6**	**0**	**0**	**1**	**0**	**0**	**0**	**0**	**0**	**0**	**0**	**0**	**0**	**0**	**46.1**	**64.1**
06-00	**85**	**0**	**71**	**5**	**2**	**6**	**0**	**0**	**1**	**0**	**0**	**0**	**0**	**0**	**0**	**0**	**0**	**0**	**0**	**46.7**	**64.1**
00-00	**86**	**0**	**72**	**5**	**2**	**6**	**0**	**0**	**1**	**0**	**0**	**0**	**0**	**0**	**0**	**0**	**0**	**0**	**0**	**46.9**	**64.1**

DRAFT

Site 14
Location L-40231-0, att t/pole, Lat 53.58950, Long -6.74442
Direction East

3279 / Meath/Cavan/Monaghan ATC's
October 2013
Automatic Traffic Count

Tue, 8 October 2013

Time	Total	Classification												>PSL	>PSL%	>SL1	>SL1%	>SL2	>SL2%	Mean	Vpp
		1 MCL	2 SV	3 SVT	4 TB2	5 TB3	6 T4	7 ART3	8 ART4	9 ART5	10 ART6	11 BD	12 DRT	80	80	85 +5kph	85 +5kph	90 +10kph	90 +10kph		85
0000	0	0	0	0	0	0	0	0	0	0	0	0	0	0	0	0	0	0	0	-	-
0100	0	0	0	0	0	0	0	0	0	0	0	0	0	0	0	0	0	0	0	-	-
0200	0	0	0	0	0	0	0	0	0	0	0	0	0	0	0	0	0	0	0	-	-
0300	0	0	0	0	0	0	0	0	0	0	0	0	0	0	0	0	0	0	0	-	-
0400	0	0	0	0	0	0	0	0	0	0	0	0	0	0	0	0	0	0	0	-	-
0500	0	0	0	0	0	0	0	0	0	0	0	0	0	0	0	0	0	0	0	-	-
0600	0	0	0	0	0	0	0	0	0	0	0	0	0	0	0	0	0	0	0	-	-
0700	3	0	3	0	0	0	0	0	0	0	0	0	0	0	0	0	0	0	0	54.2	-
0800	**11**	**0**	**11**	**0**	**0**	**0**	**0**	**0**	**0**	**0**	**0**	**0**	**0**	**0**	**0**	**0**	**0**	**0**	**0**	**59.1**	**69.8**
0900	6	0	6	0	0	0	0	0	0	0	0	0	0	1	16.7	1	16.7	0	0	60.5	-
1000	8	0	6	0	0	2	0	0	0	0	0	0	0	0	0	0	0	0	0	49.3	-
1100	7	0	5	0	0	2	0	0	0	0	0	0	0	1	14.3	0	0	0	0	45.7	-
1200	6	0	5	0	0	0	0	0	1	0	0	0	0	0	0	0	0	0	0	37.7	-
1300	4	0	4	0	0	0	0	0	0	0	0	0	0	0	0	0	0	0	0	53.2	-
1400	**9**	**0**	**9**	**0**	**0**	**0**	**0**	**0**	**0**	**0**	**0**	**0**	**0**	**0**	**0**	**0**	**0**	**0**	**0**	**46.9**	**-**
1500	4	0	3	1	0	0	0	0	0	0	0	0	0	0	0	0	0	0	0	40.2	-
1600	4	0	4	0	0	0	0	0	0	0	0	0	0	0	0	0	0	0	0	43.3	-
1700	4	0	4	0	0	0	0	0	0	0	0	0	0	0	0	0	0	0	0	63.9	-
1800	5	0	5	0	0	0	0	0	0	0	0	0	0	0	0	0	0	0	0	44.7	-
1900	6	0	6	0	0	0	0	0	0	0	0	0	0	2	33.3	2	33.3	0	0	72.9	-
2000	1	0	1	0	0	0	0	0	0	0	0	0	0	0	0	0	0	0	0	73.1	-
2100	0	0	0	0	0	0	0	0	0	0	0	0	0	0	0	0	0	0	0	-	-
2200	1	0	1	0	0	0	0	0	0	0	0	0	0	0	0	0	0	0	0	64.6	-
2300	0	0	0	0	0	0	0	0	0	0	0	0	0	0	0	0	0	0	0	-	-
07-19	**71**	**0**	**65**	**1**	**0**	**4**	**0**	**0**	**1**	**0**	**0**	**0**	**0**	**2**	**2.8**	**1**	**1.4**	**0**	**0**	**50.2**	**66.2**
06-22	**78**	**0**	**72**	**1**	**0**	**4**	**0**	**0**	**1**	**0**	**0**	**0**	**0**	**4**	**5.1**	**3**	**3.8**	**0**	**0**	**52.2**	**70.2**
06-00	**79**	**0**	**73**	**1**	**0**	**4**	**0**	**0**	**1**	**0**	**0**	**0**	**0**	**4**	**5.1**	**3**	**3.8**	**0**	**0**	**52.4**	**70.2**
00-00	**79**	**0**	**73**	**1**	**0**	**4**	**0**	**0**	**1**	**0**	**0**	**0**	**0**	**4**	**5.1**	**3**	**3.8**	**0**	**0**	**52.4**	**70.2**

DRAFT

Site 14
Location L-40231-0, att t/pole, Lat 53.58950, Long -6.74442
Direction East

3279 / Meath/Cavan/Monaghan ATC's
October 2013
Automatic Traffic Count

Wed, 9 October 2013

Time	Total	Classification												>PSL	>PSL%	>SL1	>SL1%	>SL2	>SL2%	Mean	Vpp
		1 MCL	2 SV	3 SVT	4 TB2	5 TB3	6 T4	7 ART3	8 ART4	9 ART5	10 ART6	11 BD	12 DRT	80	80	85 +5kph	85 +5kph	90 +10kph	90 +10kph		85
0000	0	0	0	0	0	0	0	0	0	0	0	0	0	0	0	0	0	0	0	-	-
0100	0	0	0	0	0	0	0	0	0	0	0	0	0	0	0	0	0	0	0	-	-
0200	0	0	0	0	0	0	0	0	0	0	0	0	0	0	0	0	0	0	0	-	-
0300	0	0	0	0	0	0	0	0	0	0	0	0	0	0	0	0	0	0	0	-	-
0400	0	0	0	0	0	0	0	0	0	0	0	0	0	0	0	0	0	0	0	-	-
0500	0	0	0	0	0	0	0	0	0	0	0	0	0	0	0	0	0	0	0	-	-
0600	2	0	2	0	0	0	0	0	0	0	0	0	0	0	0	0	0	0	0	46.3	-
0700	2	0	2	0	0	0	0	0	0	0	0	0	0	0	0	0	0	0	0	40.8	-
0800	**9**	**0**	**9**	**0**	**0**	**0**	**0**	**0**	**0**	**0**	**0**	**0**	**0**	**0**	**0**	**0**	**0**	**0**	**0**	**56.4**	**-**
0900	3	0	3	0	0	0	0	0	0	0	0	0	0	0	0	0	0	0	0	68.9	-
1000	5	0	4	0	1	0	0	0	0	0	0	0	0	0	0	0	0	0	0	50.5	-
1100	7	0	6	0	1	0	0	0	0	0	0	0	0	0	0	0	0	0	0	43.3	-
1200	6	0	6	0	0	0	0	0	0	0	0	0	0	0	0	0	0	0	0	43	-
1300	2	0	1	0	1	0	0	0	0	0	0	0	0	0	0	0	0	0	0	46.3	-
1400	6	0	5	1	0	0	0	0	0	0	0	0	0	0	0	0	0	0	0	45.9	-
1500	**10**	**0**	**8**	**0**	**1**	**1**	**0**	**0**	**0**	**0**	**0**	**0**	**0**	**0**	**0**	**0**	**0**	**0**	**0**	**42.6**	**-**
1600	4	0	4	0	0	0	0	0	0	0	0	0	0	0	0	0	0	0	0	47.3	-
1700	7	0	7	0	0	0	0	0	0	0	0	0	0	0	0	0	0	0	0	40.8	-
1800	8	0	8	0	0	0	0	0	0	0	0	0	0	0	0	0	0	0	0	43.1	-
1900	2	0	2	0	0	0	0	0	0	0	0	0	0	0	0	0	0	0	0	76.2	-
2000	2	0	2	0	0	0	0	0	0	0	0	0	0	0	0	0	0	0	0	69.5	-
2100	0	0	0	0	0	0	0	0	0	0	0	0	0	0	0	0	0	0	0	-	-
2200	2	0	2	0	0	0	0	0	0	0	0	0	0	0	0	0	0	0	0	54.3	-
2300	0	0	0	0	0	0	0	0	0	0	0	0	0	0	0	0	0	0	0	-	-
07-19	**69**	**0**	**63**	**1**	**4**	**1**	**0**	**0**	**0**	**0**	**0**	**0**	**0**	**0**	**0**	**0**	**0**	**0**	**0**	**46.7**	**64.4**
06-22	**75**	**0**	**69**	**1**	**4**	**1**	**0**	**0**	**0**	**0**	**0**	**0**	**0**	**0**	**0**	**0**	**0**	**0**	**0**	**48.1**	**67.7**
06-00	**77**	**0**	**71**	**1**	**4**	**1**	**0**	**0**	**0**	**0**	**0**	**0**	**0**	**0**	**0**	**0**	**0**	**0**	**0**	**48.2**	**67.7**
00-00	**77**	**0**	**71**	**1**	**4**	**1**	**0**	**0**	**0**	**0**	**0**	**0**	**0**	**0**	**0**	**0**	**0**	**0**	**0**	**48.2**	**67.7**

DRAFT

Site 14
Location L-40231-0, att t/pole, Lat 53.58950, Long -6.74442
Direction East

3279 / Meath/Cavan/Monaghan ATC's
October 2013
Automatic Traffic Count

Thu, 10 October 2013

Time	Total	Classification												>PSL	>PSL%	>SL1	>SL1%	>SL2	>SL2%	Mean	Vpp
		1 MCL	2 SV	3 SVT	4 TB2	5 TB3	6 T4	7 ART3	8 ART4	9 ART5	10 ART6	11 BD	12 DRT	80	80	85 +5kph	85 +5kph	90 +10kph	90 +10kph		85
0000	0	0	0	0	0	0	0	0	0	0	0	0	0	0	0	0	0	0	0	-	-
0100	0	0	0	0	0	0	0	0	0	0	0	0	0	0	0	0	0	0	0	-	-
0200	0	0	0	0	0	0	0	0	0	0	0	0	0	0	0	0	0	0	0	-	-
0300	0	0	0	0	0	0	0	0	0	0	0	0	0	0	0	0	0	0	0	-	-
0400	0	0	0	0	0	0	0	0	0	0	0	0	0	0	0	0	0	0	0	-	-
0500	0	0	0	0	0	0	0	0	0	0	0	0	0	0	0	0	0	0	0	-	-
0600	1	0	1	0	0	0	0	0	0	0	0	0	0	0	0	0	0	0	0	52	-
0700	2	0	2	0	0	0	0	0	0	0	0	0	0	0	0	0	0	0	0	45.5	-
0800	**11**	**0**	**11**	**0**	**0**	**0**	**0**	**0**	**0**	**0**	**0**	**0**	**0**	**0**	**0**	**0**	**0**	**0**	**0**	**52.3**	**57.2**
0900	2	0	1	1	0	0	0	0	0	0	0	0	0	0	0	0	0	0	0	47.6	-
1000	5	1	3	0	1	0	0	0	0	0	0	0	0	0	0	0	0	0	0	51.4	-
1100	8	0	8	0	0	0	0	0	0	0	0	0	0	0	0	0	0	0	0	57.9	-
1200	8	0	7	0	1	0	0	0	0	0	0	0	0	1	12.5	0	0	0	0	57.3	-
1300	3	0	3	0	0	0	0	0	0	0	0	0	0	0	0	0	0	0	0	57	-
1400	**9**	**0**	**8**	**0**	**1**	**0**	**0**	**0**	**0**	**0**	**0**	**0**	**0**	**1**	**11.1**	**1**	**11.1**	**1**	**11.1**	**61.5**	**-**
1500	1	0	1	0	0	0	0	0	0	0	0	0	0	0	0	0	0	0	0	67.7	-
1600	8	0	7	0	1	0	0	0	0	0	0	0	0	1	12.5	1	12.5	0	0	63.1	-
1700	3	0	2	0	1	0	0	0	0	0	0	0	0	0	0	0	0	0	0	36.8	-
1800	6	1	5	0	0	0	0	0	0	0	0	0	0	0	0	0	0	0	0	39.5	-
1900	**9**	**0**	**8**	**1**	**0**	**0**	**0**	**0**	**0**	**0**	**0**	**0**	**0**	**0**	**0**	**0**	**0**	**0**	**0**	**50.6**	**-**
2000	2	0	2	0	0	0	0	0	0	0	0	0	0	0	0	0	0	0	0	40.8	-
2100	2	0	2	0	0	0	0	0	0	0	0	0	0	0	0	0	0	0	0	52.1	-
2200	0	0	0	0	0	0	0	0	0	0	0	0	0	0	0	0	0	0	0	-	-
2300	0	0	0	0	0	0	0	0	0	0	0	0	0	0	0	0	0	0	0	-	-
07-19	**66**	**2**	**58**	**1**	**5**	**0**	**0**	**0**	**0**	**0**	**0**	**0**	**0**	**3**	**4.5**	**2**	**3**	**1**	**1.5**	**54.3**	**68.4**
06-22	**80**	**2**	**71**	**2**	**5**	**0**	**0**	**0**	**0**	**0**	**0**	**0**	**0**	**3**	**3.8**	**2**	**2.5**	**1**	**1.3**	**53.5**	**68.4**
06-00	**80**	**2**	**71**	**2**	**5**	**0**	**0**	**0**	**0**	**0**	**0**	**0**	**0**	**3**	**3.8**	**2**	**2.5**	**1**	**1.3**	**53.5**	**68.4**
00-00	**80**	**2**	**71**	**2**	**5**	**0**	**0**	**0**	**0**	**0**	**0**	**0**	**0**	**3**	**3.8**	**2**	**2.5**	**1**	**1.3**	**53.5**	**68.4**

DRAFT

Site 14
Location L-40231-0, att t/pole, Lat 53.58950, Long -6.74442
Direction East

3279 / Meath/Cavan/Monaghan ATC's
October 2013
Automatic Traffic Count

Fri, 11 October 2013

Time	Total	Classification												>PSL	>PSL%	>SL1	>SL1%	>SL2	>SL2%	Mean	Vpp
		1 MCL	2 SV	3 SVT	4 TB2	5 TB3	6 T4	7 ART3	8 ART4	9 ART5	10 ART6	11 BD	12 DRT	80	80	85 +5kph	85 +5kph	90 +10kph	90 +10kph		85
0000	0	0	0	0	0	0	0	0	0	0	0	0	0	0	0	0	0	0	0	-	-
0100	0	0	0	0	0	0	0	0	0	0	0	0	0	0	0	0	0	0	0	-	-
0200	0	0	0	0	0	0	0	0	0	0	0	0	0	0	0	0	0	0	0	-	-
0300	0	0	0	0	0	0	0	0	0	0	0	0	0	0	0	0	0	0	0	-	-
0400	0	0	0	0	0	0	0	0	0	0	0	0	0	0	0	0	0	0	0	-	-
0500	0	0	0	0	0	0	0	0	0	0	0	0	0	0	0	0	0	0	0	-	-
0600	2	0	2	0	0	0	0	0	0	0	0	0	0	0	0	0	0	0	0	56.3	-
0700	3	0	3	0	0	0	0	0	0	0	0	0	0	0	0	0	0	0	0	48.9	-
0800	**10**	**0**	**10**	**0**	**0**	**0**	**0**	**0**	**0**	**0**	**0**	**0**	**0**	**0**	**0**	**0**	**0**	**0**	**0**	**52.8**	**-**
0900	1	0	1	0	0	0	0	0	0	0	0	0	0	0	0	0	0	0	0	69.4	-
1000	**10**	**0**	**7**	**1**	**0**	**2**	**0**	**0**	**0**	**0**	**0**	**0**	**0**	**0**	**0**	**0**	**0**	**0**	**0**	**40.4**	**-**
1100	7	0	4	1	0	2	0	0	0	0	0	0	0	0	0	0	0	0	0	45.5	-
1200	**12**	**0**	**8**	**1**	**1**	**2**	**0**	**0**	**0**	**0**	**0**	**0**	**0**	**0**	**0**	**0**	**0**	**0**	**0**	**56.5**	**70.2**
1300	5	0	3	0	2	0	0	0	0	0	0	0	0	0	0	0	0	0	0	51.7	-
1400	7	0	6	0	1	0	0	0	0	0	0	0	0	0	0	0	0	0	0	49.4	-
1500	5	0	5	0	0	0	0	0	0	0	0	0	0	0	0	0	0	0	0	41.5	-
1600	8	0	7	0	1	0	0	0	0	0	0	0	0	1	12.5	0	0	0	0	55.9	-
1700	2	0	2	0	0	0	0	0	0	0	0	0	0	0	0	0	0	0	0	47.9	-
1800	7	0	6	0	1	0	0	0	0	0	0	0	0	0	0	0	0	0	0	57.6	-
1900	5	0	5	0	0	0	0	0	0	0	0	0	0	1	20	1	20	1	20	55.1	-
2000	2	0	2	0	0	0	0	0	0	0	0	0	0	0	0	0	0	0	0	60.7	-
2100	0	0	0	0	0	0	0	0	0	0	0	0	0	0	0	0	0	0	0	-	-
2200	2	0	2	0	0	0	0	0	0	0	0	0	0	0	0	0	0	0	0	56.8	-
2300	2	0	1	0	1	0	0	0	0	0	0	0	0	0	0	0	0	0	0	63.7	-
07-19	**77**	**0**	**62**	**3**	**6**	**6**	**0**	**0**	**0**	**0**	**0**	**0**	**0**	**1**	**1.3**	**0**	**0**	**0**	**0**	**50.7**	**67.7**
06-22	**86**	**0**	**71**	**3**	**6**	**6**	**0**	**0**	**0**	**0**	**0**	**0**	**0**	**2**	**2.3**	**1**	**1.2**	**1**	**1.2**	**51.3**	**68**
06-00	**90**	**0**	**74**	**3**	**7**	**6**	**0**	**0**	**0**	**0**	**0**	**0**	**0**	**2**	**2.2**	**1**	**1.1**	**1**	**1.1**	**51.7**	**68**
00-00	**90**	**0**	**74**	**3**	**7**	**6**	**0**	**0**	**0**	**0**	**0**	**0**	**0**	**2**	**2.2**	**1**	**1.1**	**1**	**1.1**	**51.7**	**68**

DRAFT

Site 14
Location L-40231-0, att t/pole, Lat 53.58950, Long -6.74442
Direction East

3279 / Meath/Cavan/Monaghan ATC's
October 2013
Automatic Traffic Count

Sat, 12 October 2013

Time	Total	Classification												>PSL	>PSL%	>SL1	>SL1%	>SL2	>SL2%	Mean	Vpp
		1 MCL	2 SV	3 SVT	4 TB2	5 TB3	6 T4	7 ART3	8 ART4	9 ART5	10 ART6	11 BD	12 DRT	80	80	85 +5kph	85 +5kph	90 +10kph	90 +10kph		85
0000	1	0	1	0	0	0	0	0	0	0	0	0	0	0	0	0	0	0	0	79.5	-
0100	0	0	0	0	0	0	0	0	0	0	0	0	0	0	0	0	0	0	0	-	-
0200	0	0	0	0	0	0	0	0	0	0	0	0	0	0	0	0	0	0	0	-	-
0300	0	0	0	0	0	0	0	0	0	0	0	0	0	0	0	0	0	0	0	-	-
0400	0	0	0	0	0	0	0	0	0	0	0	0	0	0	0	0	0	0	0	-	-
0500	0	0	0	0	0	0	0	0	0	0	0	0	0	0	0	0	0	0	0	-	-
0600	0	0	0	0	0	0	0	0	0	0	0	0	0	0	0	0	0	0	0	-	-
0700	1	0	1	0	0	0	0	0	0	0	0	0	0	0	0	0	0	0	0	35.9	-
0800	2	0	1	0	0	1	0	0	0	0	0	0	0	0	0	0	0	0	0	36.1	-
0900	5	0	5	0	0	0	0	0	0	0	0	0	0	0	0	0	0	0	0	60.8	-
1000	**11**	**0**	**9**	**2**	**0**	**0**	**0**	**0**	**0**	**0**	**0**	**0**	**0**	**0**	**0**	**0**	**0**	**0**	**0**	**50**	**58.3**
1100	7	0	7	0	0	0	0	0	0	0	0	0	0	0	0	0	0	0	0	44.8	-
1200	7	0	7	0	0	0	0	0	0	0	0	0	0	0	0	0	0	0	0	49.1	-
1300	7	0	7	0	0	0	0	0	0	0	0	0	0	1	14.3	0	0	0	0	42	-
1400	**10**	**0**	**8**	**2**	**0**	**0**	**0**	**0**	**0**	**0**	**0**	**0**	**0**	**0**	**0**	**0**	**0**	**0**	**0**	**43.7**	**-**
1500	7	0	7	0	0	0	0	0	0	0	0	0	0	0	0	0	0	0	0	47.8	-
1600	7	0	6	0	1	0	0	0	0	0	0	0	0	0	0	0	0	0	0	42	-
1700	4	0	4	0	0	0	0	0	0	0	0	0	0	0	0	0	0	0	0	45.8	-
1800	4	0	4	0	0	0	0	0	0	0	0	0	0	0	0	0	0	0	0	56.2	-
1900	2	0	1	0	1	0	0	0	0	0	0	0	0	0	0	0	0	0	0	56	-
2000	3	0	3	0	0	0	0	0	0	0	0	0	0	1	33.3	0	0	0	0	69.6	-
2100	3	0	3	0	0	0	0	0	0	0	0	0	0	1	33.3	0	0	0	0	59.7	-
2200	0	0	0	0	0	0	0	0	0	0	0	0	0	0	0	0	0	0	0	-	-
2300	0	0	0	0	0	0	0	0	0	0	0	0	0	0	0	0	0	0	0	-	-
07-19	**72**	**0**	**66**	**4**	**1**	**1**	**0**	**0**	**0**	**0**	**0**	**0**	**0**	**1**	**1.4**	**0**	**0**	**0**	**0**	**47**	**65.5**
06-22	**80**	**0**	**73**	**4**	**2**	**1**	**0**	**0**	**0**	**0**	**0**	**0**	**0**	**3**	**3.8**	**0**	**0**	**0**	**0**	**48.6**	**65.5**
06-00	**80**	**0**	**73**	**4**	**2**	**1**	**0**	**0**	**0**	**0**	**0**	**0**	**0**	**3**	**3.8**	**0**	**0**	**0**	**0**	**48.6**	**65.5**
00-00	**81**	**0**	**74**	**4**	**2**	**1**	**0**	**0**	**0**	**0**	**0**	**0**	**0**	**3**	**3.7**	**0**	**0**	**0**	**0**	**49**	**66.2**

DRAFT

Site 14
Location L-40231-0, att t/pole, Lat 53.58950, Long -6.74442
Direction East

3279 / Meath/Cavan/Monaghan ATC's
October 2013
Automatic Traffic Count

Sun, 13 October 2013

Time	Total	Classification												>PSL	>PSL%	>SL1	>SL1%	>SL2	>SL2%	Mean	Vpp
		1 MCL	2 SV	3 SVT	4 TB2	5 TB3	6 T4	7 ART3	8 ART4	9 ART5	10 ART6	11 BD	12 DRT	80	80	85 +5kph	85 +5kph	90 +10kph	90 +10kph		85
0000	0	0	0	0	0	0	0	0	0	0	0	0	0	0	0	0	0	0	0	-	-
0100	0	0	0	0	0	0	0	0	0	0	0	0	0	0	0	0	0	0	0	-	-
0200	0	0	0	0	0	0	0	0	0	0	0	0	0	0	0	0	0	0	0	-	-
0300	2	0	2	0	0	0	0	0	0	0	0	0	0	0	0	0	0	0	0	45.3	-
0400	0	0	0	0	0	0	0	0	0	0	0	0	0	0	0	0	0	0	0	-	-
0500	0	0	0	0	0	0	0	0	0	0	0	0	0	0	0	0	0	0	0	-	-
0600	0	0	0	0	0	0	0	0	0	0	0	0	0	0	0	0	0	0	0	-	-
0700	0	0	0	0	0	0	0	0	0	0	0	0	0	0	0	0	0	0	0	-	-
0800	3	0	3	0	0	0	0	0	0	0	0	0	0	0	0	0	0	0	0	53.3	-
0900	4	0	4	0	0	0	0	0	0	0	0	0	0	0	0	0	0	0	0	50.4	-
1000	**6**	**0**	**5**	**0**	**1**	**0**	**0**	**0**	**0**	**0**	**0**	**0**	**0**	**0**	**0**	**0**	**0**	**0**	**0**	**50.5**	**-**
1100	**6**	**0**	**6**	**0**	**0**	**0**	**0**	**0**	**0**	**0**	**0**	**0**	**0**	**0**	**0**	**0**	**0**	**0**	**0**	**41.7**	**-**
1200	4	0	4	0	0	0	0	0	0	0	0	0	0	0	0	0	0	0	0	67	-
1300	4	0	4	0	0	0	0	0	0	0	0	0	0	1	25	0	0	0	0	57.1	-
1400	4	0	3	1	0	0	0	0	0	0	0	0	0	0	0	0	0	0	0	49.9	-
1500	2	0	2	0	0	0	0	0	0	0	0	0	0	0	0	0	0	0	0	52.9	-
1600	1	0	0	0	1	0	0	0	0	0	0	0	0	0	0	0	0	0	0	32.3	-
1700	**5**	**0**	**4**	**1**	**0**	**0**	**0**	**0**	**0**	**0**	**0**	**0**	**0**	**0**	**0**	**0**	**0**	**0**	**0**	**44.7**	**-**
1800	2	0	2	0	0	0	0	0	0	0	0	0	0	0	0	0	0	0	0	42.5	-
1900	3	0	3	0	0	0	0	0	0	0	0	0	0	1	33.3	1	33.3	0	0	42.9	-
2000	2	0	2	0	0	0	0	0	0	0	0	0	0	0	0	0	0	0	0	52.4	-
2100	4	0	4	0	0	0	0	0	0	0	0	0	0	0	0	0	0	0	0	60.9	-
2200	0	0	0	0	0	0	0	0	0	0	0	0	0	0	0	0	0	0	0	0	0
2300	0	0	0	0	0	0	0	0	0	0	0	0	0	0	0	0	0	0	0	0	0
07-19	**41**	**0**	**37**	**2**	**2**	**0**	**0**	**0**	**0**	**0**	**0**	**0**	**0**	**1**	**2.4**	**0**	**0**	**0**	**0**	**50.2**	**64.4**
06-22	**50**	**0**	**46**	**2**	**2**	**0**	**0**	**0**	**0**	**0**	**0**	**0**	**0**	**2**	**4**	**1**	**2**	**0**	**0**	**50.7**	**66.2**
06-00	**50**	**0**	**46**	**2**	**2**	**0**	**0**	**0**	**0**	**0**	**0**	**0**	**0**	**2**	**4**	**1**	**2**	**0**	**0**	**50.7**	**66.2**
00-00	**52**	**0**	**48**	**2**	**2**	**0**	**0**	**0**	**0**	**0**	**0**	**0**	**0**	**2**	**3.8**	**1**	**1.9**	**0**	**0**	**50.5**	**65.5**

DRAFT

Site 14
Location L-40231-0, att t/pole, Lat 53.58950, Long -6.74442
Direction East

3279 / Meath/Cavan/Monaghan ATC's
October 2013
Automatic Traffic Count

Virtual Day (7)

Time	Total	Classification												>PSL	>PSL%	>SL1	>SL1%	>SL2	>SL2%	Mean	Vpp
		1 MCL	2 SV	3 SVT	4 TB2	5 TB3	6 T4	7 ART3	8 ART4	9 ART5	10 ART6	11 BD	12 DRT	80	80	85 +5kph	85 +5kph	90 +10kph	90 +10kph		85
0000	0	0	0	0	0	0	0	0	0	0	0	0	0	0	0	0	0	0	0	79.5	-
0100	0	0	0	0	0	0	0	0	0	0	0	0	0	0	0	0	0	0	0	57.3	-
0200	0	0	0	0	0	0	0	0	0	0	0	0	0	0	0	0	0	0	0	-	-
0300	0	0	0	0	0	0	0	0	0	0	0	0	0	0	0	0	0	0	0	45.3	-
0400	0	0	0	0	0	0	0	0	0	0	0	0	0	0	0	0	0	0	0	-	-
0500	0	0	0	0	0	0	0	0	0	0	0	0	0	0	0	0	0	0	0	-	-
0600	1	0	1	0	0	0	0	0	0	0	0	0	0	0	0	0	0	0	0	53.1	-
0700	2	0	2	0	0	0	0	0	0	0	0	0	0	0	0	0	0	0	0	49.8	-
0800	**8**	**0**	**8**	**0**	**0**	**0**	**0**	**0**	**0**	**0**	**0**	**0**	**0**	**0**	**0**	**0**	**0**	**0**	**0**	**54.3**	**-**
0900	4	0	3	0	0	0	0	0	0	0	0	0	0	0	4	0	4	0	0	54.9	-
1000	7	0	5	1	1	1	0	0	0	0	0	0	0	0	0	0	0	0	0	47	-
1100	7	0	6	0	0	1	0	0	0	0	0	0	0	0	2	0	0	0	0	45.7	-
1200	**7**	**0**	**6**	**0**	**0**	**0**	**0**	**0**	**0**	**0**	**0**	**0**	**0**	**0**	**2**	**0**	**0**	**0**	**0**	**51.9**	**-**
1300	5	0	4	0	0	0	0	0	0	0	0	0	0	0	6.1	0	0	0	0	47.9	-
1400	**7**	**0**	**6**	**1**	**0**	**0**	**0**	**0**	**0**	**0**	**0**	**0**	**0**	**0**	**2**	**0**	**2**	**0**	**2**	**49.5**	**-**
1500	5	0	5	0	0	0	0	0	0	0	0	0	0	0	0	0	0	0	0	43.6	-
1600	5	0	5	0	1	0	0	0	0	0	0	0	0	0	5.3	0	2.6	0	0	50.5	-
1700	4	0	4	0	0	0	0	0	0	0	0	0	0	0	0	0	0	0	0	45.7	-
1800	5	0	5	0	0	0	0	0	0	0	0	0	0	0	0	0	0	0	0	46.9	-
1900	5	0	5	0	0	0	0	0	0	0	0	0	0	1	11.8	1	11.8	0	2.9	56.9	-
2000	2	0	2	0	0	0	0	0	0	0	0	0	0	0	6.7	0	0	0	0	60.1	-
2100	1	0	1	0	0	0	0	0	0	0	0	0	0	0	11.1	0	0	0	0	58.5	-
2200	1	0	1	0	0	0	0	0	0	0	0	0	0	0	0	0	0	0	0	60.3	-
2300	0	0	0	0	0	0	0	0	0	0	0	0	0	0	0	0	0	0	0	61.7	-
07-19	**67**	**0**	**58**	**2**	**3**	**3**	**0**	**0**	**0**	**0**	**0**	**0**	**0**	**1**	**1.7**	**0**	**0.6**	**0**	**0.2**	**49**	**66.2**
06-22	**76**	**0**	**67**	**3**	**3**	**3**	**0**	**0**	**0**	**0**	**0**	**0**	**0**	**2**	**2.6**	**1**	**1.3**	**0**	**0.4**	**50**	**67.3**
06-00	**77**	**0**	**68**	**3**	**3**	**3**	**0**	**0**	**0**	**0**	**0**	**0**	**0**	**2**	**2.6**	**1**	**1.3**	**0**	**0.4**	**50.2**	**67.7**
00-00	**78**	**0**	**69**	**3**	**3**	**3**	**0**	**0**	**0**	**0**	**0**	**0**	**0**	**2**	**2.6**	**1**	**1.3**	**0**	**0.4**	**50.3**	**67.7**

DRAFT

Site 14
Location L-40231-0, att t/pole, Lat 53.58950, Long -6.74442
Direction East

3279 / Meath/Cavan/Monaghan ATC's
October 2013
Automatic Traffic Count

Virtual Week (1)

Time	Total	Classification												>PSL	>PSL%	>SL1	>SL1%	>SL2	>SL2%	Mean	Vpp
		1 MCL	2 SV	3 SVT	4 TB2	5 TB3	6 T4	7 ART3	8 ART4	9 ART5	10 ART6	11 BD	12 DRT	80	80	85 +5kph	85 +5kph	90 +10kph	90 +10kph		85
Mon	86	0	72	5	2	6	0	0	1	0	0	0	0	0	0	0	0	0	0	46.9	64.1
Tue	79	0	73	1	0	4	0	0	1	0	0	0	0	4	5.1	3	3.8	0	0	52.4	70.2
Wed	77	0	71	1	4	1	0	0	0	0	0	0	0	0	0	0	0	0	0	48.2	67.7
Thu	80	2	71	2	5	0	0	0	0	0	0	0	0	3	3.8	2	2.5	1	1.3	53.5	68.4
Fri	90	0	74	3	7	6	0	0	0	0	0	0	0	2	2.2	1	1.1	1	1.1	51.7	68
| Sat	81	0	74	4	2	1	0	0	0	0	0	0	0	3	3.7	0	0	0	0	49	66.2
| Sun	52	0	48	2	2	0	0	0	0	0	0	0	0	2	3.8	1	1.9	0	0	50.5	65.5
5 Day Ave.	**82**	**0**	**72**	**2**	**4**	**3**	**0**	**0**	**0**	**0**	**0**	**0**	**0**	**2**	**2.4**	**1**	**1.2**	**0**	**0.0**	**50.5**	**67.7**
7 Day Ave.	**78**	**0**	**69**	**3**	**3**	**3**	**0**	**0**	**0**	**0**	**0**	**0**	**0**	**2**	**2.6**	**1**	**1.3**	**0**	**0.4**	**50.3**	**67.7**
--	**545**	**2**	**483**	**18**	**22**	**18**	**0**	**0**	**2**	**0**	**0**	**0**	**0**	**14**	**2.6**	**7**	**1.3**	**2**	**0.4**	**50.3**	**67.7**

Summary Graphs

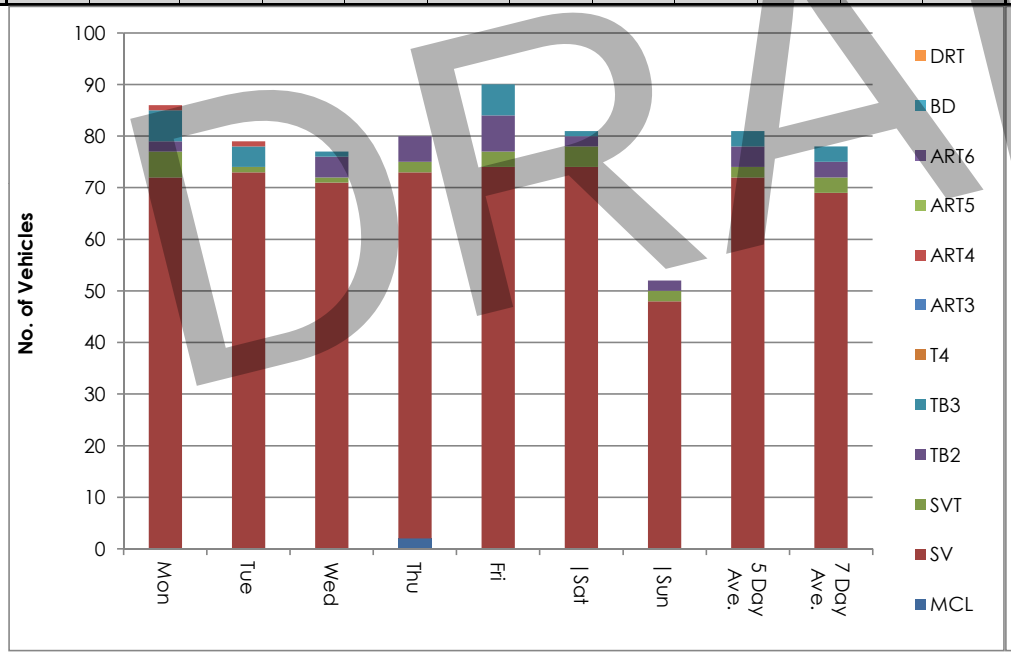

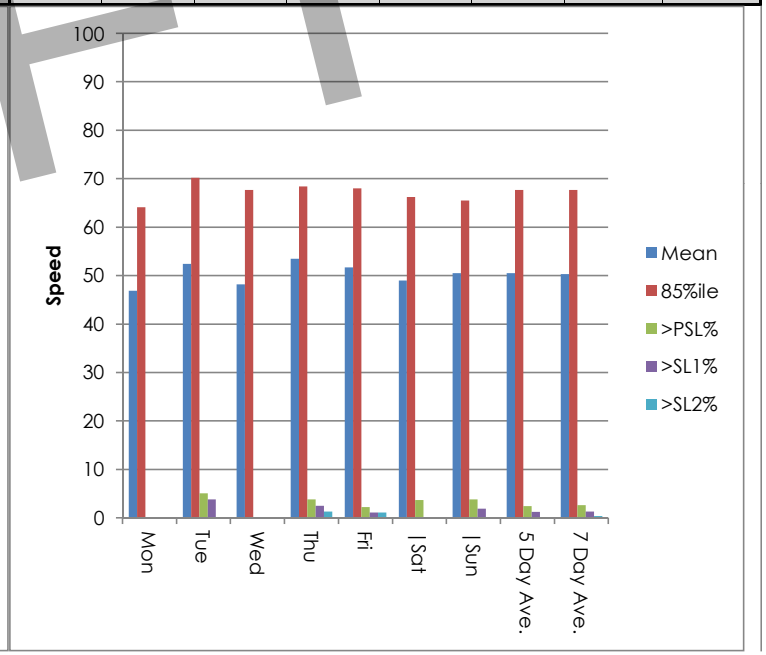

DRAFT

Site 14
Location L-40231-0, att t/pole, Lat 53.58950, Long -6.74442
Direction East

3279 / Meath/Cavan/Monaghan ATC's
October 2013
Automatic Traffic Count

Mon, 7 October 2013

Time	Total	Speed Bins (km/h)																											
		0 - 5	5 - 10	10 - 15	15 - 20	20 - 25	25 - 30	30 - 35	35 - 40	40 - 45	45 - 50	50 - 55	55 - 60	60 - 65	65 - 70	70 - 75	75 - 80	80 - 85	85 - 90	90 - 95	95 - 100	100 - 105	105 - 110	110 - 115	115 - 120	120 - 125	125 - 130	130 - 135	135 - 140
0000	0	0	0	0	0	0	0	0	0	0	0	0	0	0	0	0	0	0	0	0	0	0	0	0	0	0	0	0	0
0100	1	0	0	0	0	0	0	0	0	0	0	0	1	0	0	0	0	0	0	0	0	0	0	0	0	0	0	0	0
0200	0	0	0	0	0	0	0	0	0	0	0	0	0	0	0	0	0	0	0	0	0	0	0	0	0	0	0	0	0
0300	0	0	0	0	0	0	0	0	0	0	0	0	0	0	0	0	0	0	0	0	0	0	0	0	0	0	0	0	0
0400	0	0	0	0	0	0	0	0	0	0	0	0	0	0	0	0	0	0	0	0	0	0	0	0	0	0	0	0	0
0500	0	0	0	0	0	0	0	0	0	0	0	0	0	0	0	0	0	0	0	0	0	0	0	0	0	0	0	0	0
0600	2	0	0	0	0	0	0	0	0	0	1	0	0	0	1	0	0	0	0	0	0	0	0	0	0	0	0	0	0
0700	3	0	0	0	0	0	0	0	0	1	0	0	0	1	0	1	0	0	0	0	0	0	0	0	0	0	0	0	0
0800	**8**	**0**	**0**	**0**	**0**	**0**	**0**	**0**	**1**	**1**	**1**	**1**	**1**	**2**	**0**	**0**	**1**	**0**	**0**	**0**	**0**	**0**	**0**	**0**	**0**	**0**	**0**	**0**	**0**
0900	4	0	0	0	0	3	0	0	0	0	0	0	1	0	0	0	0	0	0	0	0	0	0	0	0	0	0	0	0
1000	5	0	0	0	1	1	1	0	0	0	0	1	0	1	0	0	0	0	0	0	0	0	0	0	0	0	0	0	0
1100	7	0	0	0	0	1	1	2	0	1	0	1	0	1	0	0	0	0	0	0	0	0	0	0	0	0	0	0	0
1200	7	0	0	0	0	1	0	1	0	0	1	0	2	0	1	1	0	0	0	0	0	0	0	0	0	0	0	0	0
1300	**8**	**0**	**1**	**0**	**1**	**0**	**0**	**2**	**0**	**0**	**1**	**1**	**0**	**1**	**0**	**1**	**0**	**0**	**0**	**0**	**0**	**0**	**0**	**0**	**0**	**0**	**0**	**0**	**0**
1400	6	0	0	0	0	0	0	1	0	2	0	1	1	0	1	0	0	0	0	0	0	0	0	0	0	0	0	0	0
1500	**8**	**0**	**0**	**0**	**0**	**3**	**0**	**0**	**1**	**0**	**3**	**0**	**1**	**0**	**0**	**0**	**0**	**0**	**0**	**0**	**0**	**0**	**0**	**0**	**0**	**0**	**0**	**0**	**0**
1600	6	0	0	0	0	0	2	1	0	0	0	0	1	1	1	0	0	0	0	0	0	0	0	0	0	0	0	0	0
1700	3	0	0	0	0	0	0	1	0	1	0	1	0	0	0	0	0	0	0	0	0	0	0	0	0	0	0	0	0
1800	5	0	0	0	0	0	0	0	1	2	1	1	0	0	0	0	0	0	0	0	0	0	0	0	0	0	0	0	0
1900	7	0	0	0	0	1	0	1	0	0	0	1	1	1	1	0	1	0	0	0	0	0	0	0	0	0	0	0	0
2000	3	0	0	0	0	0	0	0	1	0	0	0	0	1	1	0	0	0	0	0	0	0	0	0	0	0	0	0	0
2100	0	0	0	0	0	0	0	0	0	0	0	0	0	0	0	0	0	0	0	0	0	0	0	0	0	0	0	0	0
2200	2	0	0	0	0	0	0	0	0	0	0	0	0	1	0	1	0	0	0	0	0	0	0	0	0	0	0	0	0
2300	1	0	0	0	0	0	0	0	0	0	0	0	1	0	0	0	0	0	0	0	0	0	0	0	0	0	0	0	0
07-19	**70**	**0**	**1**	**0**	**2**	**9**	**4**	**8**	**3**	**8**	**7**	**7**	**7**	**7**	**3**	**3**	**1**	**0**	**0**	**0**	**0**	**0**	**0**	**0**	**0**	**0**	**0**	**0**	**0**
06-22	**82**	**0**	**1**	**0**	**2**	**10**	**4**	**9**	**4**	**8**	**8**	**8**	**8**	**9**	**6**	**3**	**2**	**0**	**0**	**0**	**0**	**0**	**0**	**0**	**0**	**0**	**0**	**0**	**0**
06-00	**85**	**0**	**1**	**0**	**2**	**10**	**4**	**9**	**4**	**8**	**8**	**8**	**9**	**10**	**6**	**4**	**2**	**0**	**0**	**0**	**0**	**0**	**0**	**0**	**0**	**0**	**0**	**0**	**0**
00-00	**86**	**0**	**1**	**0**	**2**	**10**	**4**	**9**	**4**	**8**	**8**	**8**	**10**	**10**	**6**	**4**	**2**	**0**	**0**	**0**	**0**	**0**	**0**	**0**	**0**	**0**	**0**	**0**	**0**

DRAFT

Site 14
Location L-40231-0, att t/pole, Lat 53.58950, Long -6.74442
Direction East

3279 / Meath/Cavan/Monaghan ATC's
October 2013
Automatic Traffic Count

Tue, 8 October 2013

Time	Total	Speed Bins (km/h)																											
		0 - 5	5 - 10	10 - 15	15 - 20	20 - 25	25 - 30	30 - 35	35 - 40	40 - 45	45 - 50	50 - 55	55 - 60	60 - 65	65 - 70	70 - 75	75 - 80	80 - 85	85 - 90	90 - 95	95 - 100	100 - 105	105 - 110	110 - 115	115 - 120	120 - 125	125 - 130	130 - 135	135 - 140
0000	0	0	0	0	0	0	0	0	0	0	0	0	0	0	0	0	0	0	0	0	0	0	0	0	0	0	0	0	0
0100	0	0	0	0	0	0	0	0	0	0	0	0	0	0	0	0	0	0	0	0	0	0	0	0	0	0	0	0	0
0200	0	0	0	0	0	0	0	0	0	0	0	0	0	0	0	0	0	0	0	0	0	0	0	0	0	0	0	0	0
0300	0	0	0	0	0	0	0	0	0	0	0	0	0	0	0	0	0	0	0	0	0	0	0	0	0	0	0	0	0
0400	0	0	0	0	0	0	0	0	0	0	0	0	0	0	0	0	0	0	0	0	0	0	0	0	0	0	0	0	0
0500	0	0	0	0	0	0	0	0	0	0	0	0	0	0	0	0	0	0	0	0	0	0	0	0	0	0	0	0	0
0600	0	0	0	0	0	0	0	0	0	0	0	0	0	0	0	0	0	0	0	0	0	0	0	0	0	0	0	0	0
0700	3	0	0	0	0	0	0	0	1	0	1	0	0	0	0	0	1	0	0	0	0	0	0	0	0	0	0	0	0
0800	**11**	**0**	**0**	**0**	**0**	**0**	**0**	**0**	**0**	**0**	**1**	**4**	**2**	**1**	**1**	**2**	**0**	**0**	**0**	**0**	**0**	**0**	**0**	**0**	**0**	**0**	**0**	**0**	**0**
0900	6	0	0	0	0	0	0	0	0	0	1	2	1	0	1	0	0	0	1	0	0	0	0	0	0	0	0	0	0
1000	8	0	0	0	0	0	1	2	0	0	1	0	2	0	1	0	1	0	0	0	0	0	0	0	0	0	0	0	0
1100	7	0	0	0	0	1	1	1	0	0	1	1	1	0	0	0	0	1	0	0	0	0	0	0	0	0	0	0	0
1200	6	0	0	0	0	0	3	1	0	0	1	0	1	0	0	0	0	0	0	0	0	0	0	0	0	0	0	0	0
1300	4	0	0	0	0	0	0	0	0	1	1	0	1	0	0	1	0	0	0	0	0	0	0	0	0	0	0	0	0
1400	**9**	**0**	**0**	**0**	**0**	**1**	**1**	**1**	**0**	**2**	**0**	**0**	**2**	**1**	**0**	**1**	**0**	**0**	**0**	**0**	**0**	**0**	**0**	**0**	**0**	**0**	**0**	**0**	**0**
1500	4	0	0	0	0	0	0	1	1	1	1	0	0	0	0	0	0	0	0	0	0	0	0	0	0	0	0	0	0
1600	4	0	0	0	1	0	0	1	0	0	0	0	1	1	0	0	0	0	0	0	0	0	0	0	0	0	0	0	0
1700	4	0	0	0	0	0	0	0	0	0	0	0	1	1	1	1	0	0	0	0	0	0	0	0	0	0	0	0	0
1800	5	0	0	0	1	0	0	1	0	0	1	0	1	1	0	0	0	0	0	0	0	0	0	0	0	0	0	0	0
1900	6	0	0	0	0	0	0	0	0	0	0	0	1	1	1	1	0	0	2	0	0	0	0	0	0	0	0	0	0
2000	1	0	0	0	0	0	0	0	0	0	0	0	0	0	0	1	0	0	0	0	0	0	0	0	0	0	0	0	0
2100	0	0	0	0	0	0	0	0	0	0	0	0	0	0	0	0	0	0	0	0	0	0	0	0	0	0	0	0	0
2200	1	0	0	0	0	0	0	0	0	0	0	0	0	1	0	0	0	0	0	0	0	0	0	0	0	0	0	0	0
2300	0	0	0	0	0	0	0	0	0	0	0	0	0	0	0	0	0	0	0	0	0	0	0	0	0	0	0	0	0
07-19	**71**	**0**	**0**	**0**	**2**	**2**	**6**	**8**	**2**	**4**	**9**	**7**	**13**	**5**	**4**	**5**	**2**	**1**	**1**	**0**	**0**	**0**	**0**	**0**	**0**	**0**	**0**	**0**	**0**
06-22	**78**	**0**	**0**	**0**	**2**	**2**	**6**	**8**	**2**	**4**	**9**	**7**	**14**	**6**	**5**	**7**	**2**	**1**	**3**	**0**	**0**	**0**	**0**	**0**	**0**	**0**	**0**	**0**	**0**
06-00	**79**	**0**	**0**	**0**	**2**	**2**	**6**	**8**	**2**	**4**	**9**	**7**	**14**	**7**	**5**	**7**	**2**	**1**	**3**	**0**	**0**	**0**	**0**	**0**	**0**	**0**	**0**	**0**	**0**
00-00	**79**	**0**	**0**	**0**	**2**	**2**	**6**	**8**	**2**	**4**	**9**	**7**	**14**	**7**	**5**	**7**	**2**	**1**	**3**	**0**	**0**	**0**	**0**	**0**	**0**	**0**	**0**	**0**	**0**

DRAFT

Site 14
Location L-40231-0, att t/pole, Lat 53.58950, Long -6.74442
Direction East

3279 / Meath/Cavan/Monaghan ATC's
October 2013
Automatic Traffic Count

Wed, 9 October 2013

Time	Total	Speed Bins (km/h)																											
		0 - 5	5 - 10	10 - 15	15 - 20	20 - 25	25 - 30	30 - 35	35 - 40	40 - 45	45 - 50	50 - 55	55 - 60	60 - 65	65 - 70	70 - 75	75 - 80	80 - 85	85 - 90	90 - 95	95 - 100	100 - 105	105 - 110	110 - 115	115 - 120	120 - 125	125 - 130	130 - 135	135 - 140
0000	0	0	0	0	0	0	0	0	0	0	0	0	0	0	0	0	0	0	0	0	0	0	0	0	0	0	0	0	0
0100	0	0	0	0	0	0	0	0	0	0	0	0	0	0	0	0	0	0	0	0	0	0	0	0	0	0	0	0	0
0200	0	0	0	0	0	0	0	0	0	0	0	0	0	0	0	0	0	0	0	0	0	0	0	0	0	0	0	0	0
0300	0	0	0	0	0	0	0	0	0	0	0	0	0	0	0	0	0	0	0	0	0	0	0	0	0	0	0	0	0
0400	0	0	0	0	0	0	0	0	0	0	0	0	0	0	0	0	0	0	0	0	0	0	0	0	0	0	0	0	0
0500	0	0	0	0	0	0	0	0	0	0	0	0	0	0	0	0	0	0	0	0	0	0	0	0	0	0	0	0	0
0600	2	0	0	0	0	0	0	0	1	0	0	1	0	0	0	0	0	0	0	0	0	0	0	0	0	0	0	0	0
0700	2	0	0	0	0	0	0	0	1	1	0	0	0	0	0	0	0	0	0	0	0	0	0	0	0	0	0	0	0
0800	**9**	**0**	**0**	**0**	**0**	**0**	**0**	**0**	**0**	**2**	**0**	**2**	**2**	**1**	**1**	**1**	**0**	**0**	**0**	**0**	**0**	**0**	**0**	**0**	**0**	**0**	**0**	**0**	**0**
0900	3	0	0	0	0	0	0	0	0	0	0	0	0	0	2	1	0	0	0	0	0	0	0	0	0	0	0	0	0
1000	5	0	0	0	0	1	0	0	0	1	0	1	0	0	2	0	0	0	0	0	0	0	0	0	0	0	0	0	0
1100	7	0	0	0	0	1	1	0	1	1	0	1	1	1	0	0	0	0	0	0	0	0	0	0	0	0	0	0	0
1200	6	0	0	0	0	0	1	2	1	0	0	0	1	1	0	0	0	0	0	0	0	0	0	0	0	0	0	0	0
1300	2	0	0	0	0	0	0	0	0	1	1	0	0	0	0	0	0	0	0	0	0	0	0	0	0	0	0	0	0
1400	6	0	0	0	0	0	0	2	0	0	2	0	1	1	0	0	0	0	0	0	0	0	0	0	0	0	0	0	0
1500	**10**	**0**	**0**	**0**	**0**	**0**	**2**	**4**	**0**	**0**	**2**	**0**	**1**	**0**	**0**	**1**	**0**	**0**	**0**	**0**	**0**	**0**	**0**	**0**	**0**	**0**	**0**	**0**	**0**
1600	4	0	0	0	0	0	0	0	1	0	2	1	0	0	0	0	0	0	0	0	0	0	0	0	0	0	0	0	0
1700	7	0	0	0	0	3	0	0	1	0	0	1	1	0	0	1	0	0	0	0	0	0	0	0	0	0	0	0	0
1800	8	0	0	0	0	2	0	0	3	0	0	0	1	1	1	0	0	0	0	0	0	0	0	0	0	0	0	0	0
1900	2	0	0	0	0	0	0	0	0	0	0	0	0	0	0	1	1	0	0	0	0	0	0	0	0	0	0	0	0
2000	2	0	0	0	0	0	0	0	0	0	0	0	0	0	1	1	0	0	0	0	0	0	0	0	0	0	0	0	0
2100	0	0	0	0	0	0	0	0	0	0	0	0	0	0	0	0	0	0	0	0	0	0	0	0	0	0	0	0	0
2200	2	0	0	0	0	0	0	0	1	0	0	0	0	0	0	1	0	0	0	0	0	0	0	0	0	0	0	0	0
2300	0	0	0	0	0	0	0	0	0	0	0	0	0	0	0	0	0	0	0	0	0	0	0	0	0	0	0	0	0
07-19	**69**	**0**	**0**	**0**	**0**	**7**	**4**	**8**	**8**	**6**	**7**	**6**	**8**	**5**	**6**	**4**	**0**	**0**	**0**	**0**	**0**	**0**	**0**	**0**	**0**	**0**	**0**	**0**	**0**
06-22	**75**	**0**	**0**	**0**	**0**	**7**	**4**	**8**	**9**	**6**	**7**	**7**	**8**	**5**	**7**	**6**	**1**	**0**	**0**	**0**	**0**	**0**	**0**	**0**	**0**	**0**	**0**	**0**	**0**
06-00	**77**	**0**	**0**	**0**	**0**	**7**	**4**	**8**	**10**	**6**	**7**	**7**	**8**	**5**	**7**	**7**	**1**	**0**	**0**	**0**	**0**	**0**	**0**	**0**	**0**	**0**	**0**	**0**	**0**
00-00	**77**	**0**	**0**	**0**	**0**	**7**	**4**	**8**	**10**	**6**	**7**	**7**	**8**	**5**	**7**	**7**	**1**	**0**	**0**	**0**	**0**	**0**	**0**	**0**	**0**	**0**	**0**	**0**	**0**

DRAFT

Site 14
Location L-40231-0, att t/pole, Lat 53.58950, Long -6.74442
Direction East

3279 / Meath/Cavan/Monaghan ATC's
October 2013
Automatic Traffic Count

Thu, 10 October 2013

Time	Total	Speed Bins (km/h)																											
		0 - 5	5 - 10	10 - 15	15 - 20	20 - 25	25 - 30	30 - 35	35 - 40	40 - 45	45 - 50	50 - 55	55 - 60	60 - 65	65 - 70	70 - 75	75 - 80	80 - 85	85 - 90	90 - 95	95 - 100	100 - 105	105 - 110	110 - 115	115 - 120	120 - 125	125 - 130	130 - 135	135 - 140
0000	0	0	0	0	0	0	0	0	0	0	0	0	0	0	0	0	0	0	0	0	0	0	0	0	0	0	0	0	0
0100	0	0	0	0	0	0	0	0	0	0	0	0	0	0	0	0	0	0	0	0	0	0	0	0	0	0	0	0	0
0200	0	0	0	0	0	0	0	0	0	0	0	0	0	0	0	0	0	0	0	0	0	0	0	0	0	0	0	0	0
0300	0	0	0	0	0	0	0	0	0	0	0	0	0	0	0	0	0	0	0	0	0	0	0	0	0	0	0	0	0
0400	0	0	0	0	0	0	0	0	0	0	0	0	0	0	0	0	0	0	0	0	0	0	0	0	0	0	0	0	0
0500	0	0	0	0	0	0	0	0	0	0	0	0	0	0	0	0	0	0	0	0	0	0	0	0	0	0	0	0	0
0600	1	0	0	0	0	0	0	0	0	0	0	1	0	0	0	0	0	0	0	0	0	0	0	0	0	0	0	0	0
0700	2	0	0	0	0	0	0	0	1	0	0	0	1	0	0	0	0	0	0	0	0	0	0	0	0	0	0	0	0
0800	**11**	**0**	**0**	**0**	**0**	**0**	**0**	**0**	**1**	**1**	**2**	**3**	**2**	**1**	**1**	**0**	**0**	**0**	**0**	**0**	**0**	**0**	**0**	**0**	**0**	**0**	**0**	**0**	**0**
0900	2	0	0	0	0	0	0	0	0	0	2	0	0	0	0	0	0	0	0	0	0	0	0	0	0	0	0	0	0
1000	5	0	0	0	0	0	1	0	0	0	1	0	1	2	0	0	0	0	0	0	0	0	0	0	0	0	0	0	0
1100	8	0	0	0	0	0	0	0	0	1	3	0	1	0	0	2	1	0	0	0	0	0	0	0	0	0	0	0	0
1200	8	0	0	0	0	1	0	0	0	1	1	1	0	0	3	0	0	1	0	0	0	0	0	0	0	0	0	0	0
1300	3	0	0	0	0	0	0	0	0	1	0	0	1	0	0	1	0	0	0	0	0	0	0	0	0	0	0	0	0
1400	**9**	**0**	**0**	**0**	**0**	**0**	**0**	**0**	**1**	**0**	**1**	**2**	**1**	**1**	**0**	**2**	**0**	**0**	**0**	**0**	**1**	**0**	**0**	**0**	**0**	**0**	**0**	**0**	**0**
1500	1	0	0	0	0	0	0	0	0	0	0	0	0	0	1	0	0	0	0	0	0	0	0	0	0	0	0	0	0
1600	8	0	0	0	0	0	0	0	0	0	1	1	0	3	2	0	0	0	1	0	0	0	0	0	0	0	0	0	0
1700	3	0	0	0	0	1	0	0	0	2	0	0	0	0	0	0	0	0	0	0	0	0	0	0	0	0	0	0	0
1800	6	0	0	0	1	0	1	0	1	1	0	1	1	0	0	0	0	0	0	0	0	0	0	0	0	0	0	0	0
1900	**9**	**0**	**0**	**0**	**0**	**2**	**0**	**0**	**0**	**0**	**2**	**2**	**0**	**0**	**2**	**1**	**0**	**0**	**0**	**0**	**0**	**0**	**0**	**0**	**0**	**0**	**0**	**0**	**0**
2000	2	0	0	0	1	0	0	0	0	0	0	0	0	1	0	0	0	0	0	0	0	0	0	0	0	0	0	0	0
2100	2	0	0	0	0	0	0	1	0	0	0	0	0	0	0	1	0	0	0	0	0	0	0	0	0	0	0	0	0
2200	0	0	0	0	0	0	0	0	0	0	0	0	0	0	0	0	0	0	0	0	0	0	0	0	0	0	0	0	0
2300	0	0	0	0	0	0	0	0	0	0	0	0	0	0	0	0	0	0	0	0	0	0	0	0	0	0	0	0	0
07-19	**66**	**0**	**0**	**0**	**1**	**2**	**2**	**0**	**4**	**7**	**11**	**8**	**8**	**7**	**7**	**5**	**1**	**1**	**1**	**0**	**1**	**0**	**0**	**0**	**0**	**0**	**0**	**0**	**0**
06-22	**80**	**0**	**0**	**0**	**2**	**4**	**2**	**1**	**4**	**7**	**13**	**11**	**8**	**8**	**9**	**7**	**1**	**1**	**1**	**0**	**1**	**0**	**0**	**0**	**0**	**0**	**0**	**0**	**0**
06-00	**80**	**0**	**0**	**0**	**2**	**4**	**2**	**1**	**4**	**7**	**13**	**11**	**8**	**8**	**9**	**7**	**1**	**1**	**1**	**0**	**1**	**0**	**0**	**0**	**0**	**0**	**0**	**0**	**0**
00-00	**80**	**0**	**0**	**0**	**2**	**4**	**2**	**1**	**4**	**7**	**13**	**11**	**8**	**8**	**9**	**7**	**1**	**1**	**1**	**0**	**1**	**0**	**0**	**0**	**0**	**0**	**0**	**0**	**0**

DRAFT

Site 14
Location L-40231-0, att t/pole, Lat 53.58950, Long -6.74442
Direction East

3279 / Meath/Cavan/Monaghan ATC's
October 2013
Automatic Traffic Count

Fri, 11 October 2013

Time	Total	Speed Bins (km/h)																											
		0 - 5	5 - 10	10 - 15	15 - 20	20 - 25	25 - 30	30 - 35	35 - 40	40 - 45	45 - 50	50 - 55	55 - 60	60 - 65	65 - 70	70 - 75	75 - 80	80 - 85	85 - 90	90 - 95	95 - 100	100 - 105	105 - 110	110 - 115	115 - 120	120 - 125	125 - 130	130 - 135	135 - 140
0000	0	0	0	0	0	0	0	0	0	0	0	0	0	0	0	0	0	0	0	0	0	0	0	0	0	0	0	0	0
0100	0	0	0	0	0	0	0	0	0	0	0	0	0	0	0	0	0	0	0	0	0	0	0	0	0	0	0	0	0
0200	0	0	0	0	0	0	0	0	0	0	0	0	0	0	0	0	0	0	0	0	0	0	0	0	0	0	0	0	0
0300	0	0	0	0	0	0	0	0	0	0	0	0	0	0	0	0	0	0	0	0	0	0	0	0	0	0	0	0	0
0400	0	0	0	0	0	0	0	0	0	0	0	0	0	0	0	0	0	0	0	0	0	0	0	0	0	0	0	0	0
0500	0	0	0	0	0	0	0	0	0	0	0	0	0	0	0	0	0	0	0	0	0	0	0	0	0	0	0	0	0
0600	2	0	0	0	0	0	0	0	0	1	0	0	0	0	1	0	0	0	0	0	0	0	0	0	0	0	0	0	0
0700	3	0	0	0	0	0	0	0	0	1	0	2	0	0	0	0	0	0	0	0	0	0	0	0	0	0	0	0	0
0800	**10**	**0**	**0**	**0**	**0**	**0**	**0**	**1**	**1**	**2**	**0**	**2**	**1**	**1**	**1**	**0**	**1**	**0**	**0**	**0**	**0**	**0**	**0**	**0**	**0**	**0**	**0**	**0**	**0**
0900	1	0	0	0	0	0	0	0	0	0	0	0	0	0	1	0	0	0	0	0	0	0	0	0	0	0	0	0	0
1000	**10**	**0**	**0**	**1**	**0**	**2**	**1**	**0**	**0**	**0**	**3**	**1**	**1**	**1**	**0**	**0**	**0**	**0**	**0**	**0**	**0**	**0**	**0**	**0**	**0**	**0**	**0**	**0**	**0**
1100	7	0	0	0	0	1	1	0	0	1	1	1	1	1	0	0	0	0	0	0	0	0	0	0	0	0	0	0	0
1200	**12**	**0**	**0**	**0**	**0**	**0**	**0**	**2**	**1**	**0**	**2**	**1**	**0**	**1**	**2**	**1**	**2**	**0**	**0**	**0**	**0**	**0**	**0**	**0**	**0**	**0**	**0**	**0**	**0**
1300	5	0	0	1	0	0	0	0	0	1	0	0	1	0	0	1	1	0	0	0	0	0	0	0	0	0	0	0	0
1400	7	0	0	0	0	0	0	0	1	2	2	0	0	1	1	0	0	0	0	0	0	0	0	0	0	0	0	0	0
1500	5	0	0	0	1	1	0	1	0	0	0	0	0	0	2	0	0	0	0	0	0	0	0	0	0	0	0	0	0
1600	8	0	0	0	0	0	0	0	2	1	0	1	2	0	0	0	1	1	0	0	0	0	0	0	0	0	0	0	0
1700	2	0	0	0	0	0	0	0	0	0	2	0	0	0	0	0	0	0	0	0	0	0	0	0	0	0	0	0	0
1800	7	0	0	0	0	0	0	0	1	0	1	0	2	0	2	1	0	0	0	0	0	0	0	0	0	0	0	0	0
1900	5	0	0	0	0	0	0	2	0	0	1	1	0	0	0	0	0	0	0	0	0	0	0	1	0	0	0	0	0
2000	2	0	0	0	0	0	0	0	0	0	0	1	0	0	1	0	0	0	0	0	0	0	0	0	0	0	0	0	0
2100	0	0	0	0	0	0	0	0	0	0	0	0	0	0	0	0	0	0	0	0	0	0	0	0	0	0	0	0	0
2200	2	0	0	0	0	0	0	0	0	0	1	0	0	0	1	0	0	0	0	0	0	0	0	0	0	0	0	0	0
2300	2	0	0	0	0	0	0	0	0	0	0	0	0	2	0	0	0	0	0	0	0	0	0	0	0	0	0	0	0
07-19	**77**	**0**	**0**	**2**	**1**	**4**	**2**	**4**	**6**	**8**	**11**	**8**	**8**	**5**	**9**	**3**	**5**	**1**	**0**	**0**	**0**	**0**	**0**	**0**	**0**	**0**	**0**	**0**	**0**
06-22	**86**	**0**	**0**	**2**	**1**	**4**	**2**	**6**	**6**	**9**	**12**	**10**	**8**	**5**	**11**	**3**	**5**	**1**	**0**	**0**	**0**	**0**	**0**	**1**	**0**	**0**	**0**	**0**	**0**
06-00	**90**	**0**	**0**	**2**	**1**	**4**	**2**	**6**	**6**	**9**	**13**	**10**	**8**	**7**	**12**	**3**	**5**	**1**	**0**	**0**	**0**	**0**	**0**	**1**	**0**	**0**	**0**	**0**	**0**
00-00	**90**	**0**	**0**	**2**	**1**	**4**	**2**	**6**	**6**	**9**	**13**	**10**	**8**	**7**	**12**	**3**	**5**	**1**	**0**	**0**	**0**	**0**	**0**	**1**	**0**	**0**	**0**	**0**	**0**

DRAFT

Site 14
Location L-40231-0, att t/pole, Lat 53.58950, Long -6.74442
Direction East

3279 / Meath/Cavan/Monaghan ATC's
October 2013
Automatic Traffic Count

Sat, 12 October 2013

Time	Total	Speed Bins (km/h)																											
		0 - 5	5 - 10	10 - 15	15 - 20	20 - 25	25 - 30	30 - 35	35 - 40	40 - 45	45 - 50	50 - 55	55 - 60	60 - 65	65 - 70	70 - 75	75 - 80	80 - 85	85 - 90	90 - 95	95 - 100	100 - 105	105 - 110	110 - 115	115 - 120	120 - 125	125 - 130	130 - 135	135 - 140
0000	1	0	0	0	0	0	0	0	0	0	0	0	0	0	0	0	1	0	0	0	0	0	0	0	0	0	0	0	0
0100	0	0	0	0	0	0	0	0	0	0	0	0	0	0	0	0	0	0	0	0	0	0	0	0	0	0	0	0	0
0200	0	0	0	0	0	0	0	0	0	0	0	0	0	0	0	0	0	0	0	0	0	0	0	0	0	0	0	0	0
0300	0	0	0	0	0	0	0	0	0	0	0	0	0	0	0	0	0	0	0	0	0	0	0	0	0	0	0	0	0
0400	0	0	0	0	0	0	0	0	0	0	0	0	0	0	0	0	0	0	0	0	0	0	0	0	0	0	0	0	0
0500	0	0	0	0	0	0	0	0	0	0	0	0	0	0	0	0	0	0	0	0	0	0	0	0	0	0	0	0	0
0600	0	0	0	0	0	0	0	0	0	0	0	0	0	0	0	0	0	0	0	0	0	0	0	0	0	0	0	0	0
0700	1	0	0	0	0	0	0	0	1	0	0	0	0	0	0	0	0	0	0	0	0	0	0	0	0	0	0	0	0
0800	2	0	0	0	1	0	0	0	0	0	0	1	0	0	0	0	0	0	0	0	0	0	0	0	0	0	0	0	0
0900	5	0	0	0	0	0	0	0	1	0	1	0	0	0	1	1	1	0	0	0	0	0	0	0	0	0	0	0	0
1000	**11**	**0**	**0**	**0**	**0**	**0**	**0**	**0**	**2**	**3**	**1**	**0**	**4**	**0**	**1**	**0**	**0**	**0**	**0**	**0**	**0**	**0**	**0**	**0**	**0**	**0**	**0**	**0**	**0**
1100	7	0	0	0	0	1	1	0	1	0	1	1	0	1	1	0	0	0	0	0	0	0	0	0	0	0	0	0	0
1200	7	0	0	0	1	0	0	1	1	0	0	0	1	1	2	0	0	0	0	0	0	0	0	0	0	0	0	0	0
1300	7	0	0	0	0	3	0	0	0	1	0	2	0	0	0	0	0	1	0	0	0	0	0	0	0	0	0	0	0
1400	**10**	**0**	**0**	**0**	**0**	**0**	**3**	**2**	**0**	**1**	**0**	**0**	**0**	**3**	**1**	**0**	**0**	**0**	**0**	**0**	**0**	**0**	**0**	**0**	**0**	**0**	**0**	**0**	**0**
1500	7	0	0	1	0	1	0	0	1	0	0	0	2	0	1	0	1	0	0	0	0	0	0	0	0	0	0	0	0
1600	7	0	0	0	1	1	0	0	1	1	0	1	1	1	0	0	0	0	0	0	0	0	0	0	0	0	0	0	0
1700	4	0	0	0	0	0	0	0	2	0	1	0	0	0	1	0	0	0	0	0	0	0	0	0	0	0	0	0	0
1800	4	0	0	0	0	0	0	0	0	1	0	1	0	0	2	0	0	0	0	0	0	0	0	0	0	0	0	0	0
1900	2	0	0	0	0	0	0	0	0	0	1	0	0	1	0	0	0	0	0	0	0	0	0	0	0	0	0	0	0
2000	3	0	0	0	0	0	0	0	0	0	0	0	0	2	0	0	0	1	0	0	0	0	0	0	0	0	0	0	0
2100	3	0	0	0	0	0	0	0	1	0	0	0	1	0	0	0	0	1	0	0	0	0	0	0	0	0	0	0	0
2200	0	0	0	0	0	0	0	0	0	0	0	0	0	0	0	0	0	0	0	0	0	0	0	0	0	0	0	0	0
2300	0	0	0	0	0	0	0	0	0	0	0	0	0	0	0	0	0	0	0	0	0	0	0	0	0	0	0	0	0
07-19	**72**	**0**	**0**	**1**	**3**	**6**	**4**	**3**	**10**	**7**	**4**	**6**	**8**	**6**	**10**	**1**	**2**	**1**	**0**	**0**	**0**	**0**	**0**	**0**	**0**	**0**	**0**	**0**	**0**
06-22	**80**	**0**	**0**	**1**	**3**	**6**	**4**	**3**	**11**	**7**	**5**	**6**	**9**	**9**	**10**	**1**	**2**	**3**	**0**	**0**	**0**	**0**	**0**	**0**	**0**	**0**	**0**	**0**	**0**
06-00	**80**	**0**	**0**	**1**	**3**	**6**	**4**	**3**	**11**	**7**	**5**	**6**	**9**	**9**	**10**	**1**	**2**	**3**	**0**	**0**	**0**	**0**	**0**	**0**	**0**	**0**	**0**	**0**	**0**
00-00	**81**	**0**	**0**	**1**	**3**	**6**	**4**	**3**	**11**	**7**	**5**	**6**	**9**	**9**	**10**	**1**	**3**	**3**	**0**	**0**	**0**	**0**	**0**	**0**	**0**	**0**	**0**	**0**	**0**

DRAFT

Site 14
Location L-40231-0, att t/pole, Lat 53.58950, Long -6.74442
Direction East

3279 / Meath/Cavan/Monaghan ATC's
October 2013
Automatic Traffic Count

Sun, 13 October 2013

Time	Total	Speed Bins (km/h)																											
		0 - 5	5 - 10	10 - 15	15 - 20	20 - 25	25 - 30	30 - 35	35 - 40	40 - 45	45 - 50	50 - 55	55 - 60	60 - 65	65 - 70	70 - 75	75 - 80	80 - 85	85 - 90	90 - 95	95 - 100	100 - 105	105 - 110	110 - 115	115 - 120	120 - 125	125 - 130	130 - 135	135 - 140
0000	0	0	0	0	0	0	0	0	0	0	0	0	0	0	0	0	0	0	0	0	0	0	0	0	0	0	0	0	0
0100	0	0	0	0	0	0	0	0	0	0	0	0	0	0	0	0	0	0	0	0	0	0	0	0	0	0	0	0	0
0200	0	0	0	0	0	0	0	0	0	0	0	0	0	0	0	0	0	0	0	0	0	0	0	0	0	0	0	0	0
0300	2	0	0	0	0	0	0	1	0	0	0	0	1	0	0	0	0	0	0	0	0	0	0	0	0	0	0	0	0
0400	0	0	0	0	0	0	0	0	0	0	0	0	0	0	0	0	0	0	0	0	0	0	0	0	0	0	0	0	0
0500	0	0	0	0	0	0	0	0	0	0	0	0	0	0	0	0	0	0	0	0	0	0	0	0	0	0	0	0	0
0600	0	0	0	0	0	0	0	0	0	0	0	0	0	0	0	0	0	0	0	0	0	0	0	0	0	0	0	0	0
0700	0	0	0	0	0	0	0	0	0	0	0	0	0	0	0	0	0	0	0	0	0	0	0	0	0	0	0	0	0
0800	3	0	0	0	0	0	0	0	0	0	1	1	0	1	0	0	0	0	0	0	0	0	0	0	0	0	0	0	0
0900	4	0	0	0	0	0	0	0	1	0	1	0	1	1	0	0	0	0	0	0	0	0	0	0	0	0	0	0	0
1000	**6**	**0**	**0**	**0**	**0**	**1**	**0**	**0**	**1**	**0**	**0**	**2**	**1**	**0**	**0**	**1**	**0**	**0**	**0**	**0**	**0**	**0**	**0**	**0**	**0**	**0**	**0**	**0**	**0**
1100	**6**	**0**	**0**	**1**	**0**	**0**	**0**	**1**	**1**	**0**	**1**	**0**	**0**	**2**	**0**	**0**	**0**	**0**	**0**	**0**	**0**	**0**	**0**	**0**	**0**	**0**	**0**	**0**	**0**
1200	4	0	0	0	0	0	0	0	0	0	0	0	0	2	1	1	0	0	0	0	0	0	0	0	0	0	0	0	0
1300	4	0	0	0	0	0	0	0	0	2	0	0	1	0	0	0	0	1	0	0	0	0	0	0	0	0	0	0	0
1400	4	0	0	0	0	0	1	0	0	0	1	0	1	0	1	0	0	0	0	0	0	0	0	0	0	0	0	0	0
1500	2	0	0	0	0	0	0	0	0	0	0	2	0	0	0	0	0	0	0	0	0	0	0	0	0	0	0	0	0
1600	1	0	0	0	0	0	0	1	0	0	0	0	0	0	0	0	0	0	0	0	0	0	0	0	0	0	0	0	0
1700	**5**	**0**	**0**	**0**	**0**	**0**	**1**	**0**	**2**	**0**	**0**	**1**	**0**	**0**	**0**	**1**	**0**	**0**	**0**	**0**	**0**	**0**	**0**	**0**	**0**	**0**	**0**	**0**	**0**
1800	2	0	0	0	0	0	0	0	1	0	1	0	0	0	0	0	0	0	0	0	0	0	0	0	0	0	0	0	0
1900	3	0	1	0	0	0	0	0	1	0	0	0	0	0	0	0	0	0	1	0	0	0	0	0	0	0	0	0	0
2000	2	0	0	0	0	0	0	0	0	1	0	0	0	1	0	0	0	0	0	0	0	0	0	0	0	0	0	0	0
2100	4	0	0	0	0	0	0	0	0	0	1	0	0	1	2	0	0	0	0	0	0	0	0	0	0	0	0	0	0
2200	0	0	0	0	0	0	0	0	0	0	0	0	0	0	0	0	0	0	0	0	0	0	0	0	0	0	0	0	0
2300	0	0	0	0	0	0	0	0	0	0	0	0	0	0	0	0	0	0	0	0	0	0	0	0	0	0	0	0	0
07-19	**41**	**0**	**0**	**1**	**0**	**1**	**2**	**2**	**6**	**2**	**5**	**6**	**4**	**6**	**2**	**3**	**0**	**1**	**0**	**0**	**0**	**0**	**0**	**0**	**0**	**0**	**0**	**0**	**0**
06-22	**50**	**0**	**1**	**1**	**0**	**1**	**2**	**2**	**7**	**3**	**6**	**6**	**4**	**8**	**4**	**3**	**0**	**1**	**1**	**0**	**0**	**0**	**0**	**0**	**0**	**0**	**0**	**0**	**0**
06-00	**50**	**0**	**1**	**1**	**0**	**1**	**2**	**2**	**7**	**3**	**6**	**6**	**4**	**8**	**4**	**3**	**0**	**1**	**1**	**0**	**0**	**0**	**0**	**0**	**0**	**0**	**0**	**0**	**0**
00-00	**52**	**0**	**1**	**1**	**0**	**1**	**2**	**3**	**7**	**3**	**6**	**6**	**5**	**8**	**4**	**3**	**0**	**1**	**1**	**0**	**0**	**0**	**0**	**0**	**0**	**0**	**0**	**0**	**0**

DRAFT

Site 14
Location L-40231-0, att t/pole, Lat 53.58950, Long -6.74442
Direction East

3279 / Meath/Cavan/Monaghan ATC's
October 2013
Automatic Traffic Count

Virtual Day (7)

Time	Total	Speed Bins (km/h)																											
		0 - 5	5 - 10	10 - 15	15 - 20	20 - 25	25 - 30	30 - 35	35 - 40	40 - 45	45 - 50	50 - 55	55 - 60	60 - 65	65 - 70	70 - 75	75 - 80	80 - 85	85 - 90	90 - 95	95 - 100	100 - 105	105 - 110	110 - 115	115 - 120	120 - 125	125 - 130	130 - 135	135 - 140
0000	0	0	0	0	0	0	0	0	0	0	0	0	0	0	0	0	0	0	0	0	0	0	0	0	0	0	0	0	0
0100	0	0	0	0	0	0	0	0	0	0	0	0	0	0	0	0	0	0	0	0	0	0	0	0	0	0	0	0	0
0200	0	0	0	0	0	0	0	0	0	0	0	0	0	0	0	0	0	0	0	0	0	0	0	0	0	0	0	0	0
0300	0	0	0	0	0	0	0	0	0	0	0	0	0	0	0	0	0	0	0	0	0	0	0	0	0	0	0	0	0
0400	0	0	0	0	0	0	0	0	0	0	0	0	0	0	0	0	0	0	0	0	0	0	0	0	0	0	0	0	0
0500	0	0	0	0	0	0	0	0	0	0	0	0	0	0	0	0	0	0	0	0	0	0	0	0	0	0	0	0	0
0600	1	0	0	0	0	0	0	0	0	0	0	0	0	0	0	0	0	0	0	0	0	0	0	0	0	0	0	0	0
0700	2	0	0	0	0	0	0	0	1	0	0	0	0	0	0	0	0	0	0	0	0	0	0	0	0	0	0	0	0
0800	**8**	**0**	**0**	**0**	**0**	**0**	**0**	**0**	**0**	**1**	**1**	**2**	**1**	**1**	**1**	**0**	**0**	**0**	**0**	**0**	**0**	**0**	**0**	**0**	**0**	**0**	**0**	**0**	**0**
0900	4	0	0	0	0	0	0	0	0	0	1	0	0	0	1	0	0	0	0	0	0	0	0	0	0	0	0	0	0
1000	7	0	0	0	0	1	1	0	0	1	1	1	1	1	1	0	0	0	0	0	0	0	0	0	0	0	0	0	0
1100	7	0	0	0	0	1	1	1	0	1	1	1	1	1	0	0	0	0	0	0	0	0	0	0	0	0	0	0	0
1200	**7**	**0**	**0**	**0**	**0**	**0**	**1**	**1**	**0**	**0**	**1**	**0**	**1**	**1**	**1**	**0**	**0**	**0**	**0**	**0**	**0**	**0**	**0**	**0**	**0**	**0**	**0**	**0**	**0**
1300	5	0	0	0	0	0	0	0	0	1	0	0	1	0	0	1	0	0	0	0	0	0	0	0	0	0	0	0	0
1400	**7**	**0**	**0**	**0**	**0**	**0**	**1**	**1**	**0**	**1**	**1**	**0**	**1**	**1**	**1**	**0**	**0**	**0**	**0**	**0**	**0**	**0**	**0**	**0**	**0**	**0**	**0**	**0**	**0**
1500	5	0	0	0	0	1	0	1	0	0	1	0	1	0	1	0	0	0	0	0	0	0	0	0	0	0	0	0	0
1600	5	0	0	0	0	0	0	0	1	0	0	1	1	1	0	0	0	0	0	0	0	0	0	0	0	0	0	0	0
1700	4	0	0	0	0	1	0	0	1	0	0	0	0	0	0	0	0	0	0	0	0	0	0	0	0	0	0	0	0
1800	5	0	0	0	0	0	0	0	1	1	1	0	1	0	1	0	0	0	0	0	0	0	0	0	0	0	0	0	0
1900	5	0	0	0	0	0	0	0	0	0	1	1	0	0	1	0	0	0	0	0	0	0	0	0	0	0	0	0	0
2000	2	0	0	0	0	0	0	0	0	0	0	0	0	1	0	0	0	0	0	0	0	0	0	0	0	0	0	0	0
2100	1	0	0	0	0	0	0	0	0	0	0	0	0	0	0	0	0	0	0	0	0	0	0	0	0	0	0	0	0
2200	1	0	0	0	0	0	0	0	0	0	0	0	0	0	0	0	0	0	0	0	0	0	0	0	0	0	0	0	0
2300	0	0	0	0	0	0	0	0	0	0	0	0	0	0	0	0	0	0	0	0	0	0	0	0	0	0	0	0	0
07-19	**67**	**0**	**0**	**1**	**1**	**4**	**3**	**5**	**6**	**6**	**8**	**7**	**8**	**6**	**6**	**3**	**2**	**1**	**0**	**0**	**0**	**0**	**0**	**0**	**0**	**0**	**0**	**0**	**0**
06-22	**76**	**0**	**0**	**1**	**1**	**5**	**3**	**5**	**6**	**6**	**9**	**8**	**8**	**7**	**7**	**4**	**2**	**1**	**1**	**0**	**0**	**0**	**0**	**0**	**0**	**0**	**0**	**0**	**0**
06-00	**77**	**0**	**0**	**1**	**1**	**5**	**3**	**5**	**6**	**6**	**9**	**8**	**9**	**8**	**8**	**5**	**2**	**1**	**1**	**0**	**0**	**0**	**0**	**0**	**0**	**0**	**0**	**0**	**0**
00-00	**78**	**0**	**0**	**1**	**1**	**5**	**3**	**5**	**6**	**6**	**9**	**8**	**9**	**8**	**8**	**5**	**2**	**1**	**1**	**0**	**0**	**0**	**0**	**0**	**0**	**0**	**0**	**0**	**0**

DRAFT

Site 14
Location L-40231-0, att t/pole, Lat 53.58950, Long -6.74442
Direction East

3279 / Meath/Cavan/Monaghan ATC's
October 2013
Automatic Traffic Count

Virtual Week (1)

Time	Total	Speed Bins (km/h)																											
		0 - 5	5 - 10	10 - 15	15 - 20	20 - 25	25 - 30	30 - 35	35 - 40	40 - 45	45 - 50	50 - 55	55 - 60	60 - 65	65 - 70	70 - 75	75 - 80	80 - 85	85 - 90	90 - 95	95 - 100	100 - 105	105 - 110	110 - 115	115 - 120	120 - 125	125 - 130	130 - 135	135 - 140
Mon	86	0	1	0	2	10	4	9	4	8	8	8	10	10	6	4	2	0	0	0	0	0	0	0	0	0	0	0	0
Tue	79	0	0	0	2	2	6	8	2	4	9	7	14	7	5	7	2	1	3	0	0	0	0	0	0	0	0	0	0
Wed	77	0	0	0	0	7	4	8	10	6	7	7	8	5	7	7	1	0	0	0	0	0	0	0	0	0	0	0	0
Thu	80	0	0	0	2	4	2	1	4	7	13	11	8	8	9	7	1	1	1	0	1	0	0	0	0	0	0	0	0
Fri	90	0	0	2	1	4	2	6	6	9	13	10	8	7	12	3	5	1	0	0	0	0	0	1	0	0	0	0	0
|Sat	81	0	0	1	3	6	4	3	11	7	5	6	9	9	10	1	3	3	0	0	0	0	0	0	0	0	0	0	0
|Sun	52	0	1	1	0	1	2	3	7	3	6	6	5	8	4	3	0	1	1	0	0	0	0	0	0	0	0	0	0
5 Day Ave.	**82**	**0**	**0**	**0**	**1**	**5**	**4**	**6**	**5**	**7**	**10**	**9**	**10**	**7**	**8**	**6**	**2**	**1**	**1**	**0**	**0**	**0**	**0**	**0**	**0**	**0**	**0**	**0**	**0**
7 Day Ave.	**78**	**0**	**0**	**1**	**1**	**5**	**3**	**5**	**6**	**6**	**9**	**8**	**9**	**8**	**8**	**5**	**2**	**1**	**1**	**0**	**0**	**0**	**0**	**0**	**0**	**0**	**0**	**0**	**0**
--	**545**	**0**	**2**	**4**	**10**	**34**	**24**	**38**	**44**	**44**	**61**	**55**	**62**	**54**	**53**	**32**	**14**	**7**	**5**	**0**	**1**	**0**	**0**	**1**	**0**	**0**	**0**	**0**	**0**

Summary Graphs

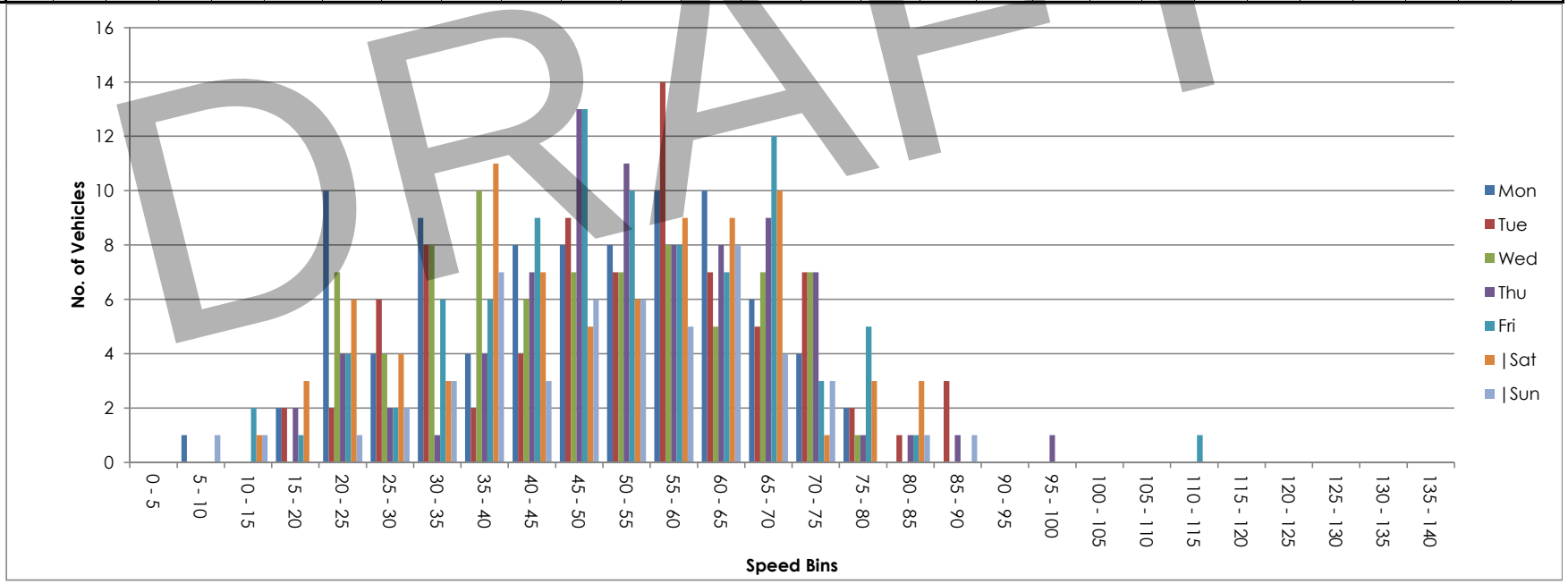

DRAFT

Site 14
Location L-40231-0, att t/pole, Lat 53.58950, Long -6.74442
Direction West

3279 / Meath/Cavan/Monaghan ATC's
October 2013
Automatic Traffic Count

Mon, 7 October 2013

Time	Total	Classification												>PSL	>PSL%	>SL1	>SL1%	>SL2	>SL2%	Mean	Vpp
		1 MCL	2 SV	3 SVT	4 TB2	5 TB3	6 T4	7 ART3	8 ART4	9 ART5	10 ART6	11 BD	12 DRT	80	80	85 +5kph	85 +5kph	90 +10kph	90 +10kph		85
0000	0	0	0	0	0	0	0	0	0	0	0	0	0	0	0	0	0	0	0	-	-
0100	0	0	0	0	0	0	0	0	0	0	0	0	0	0	0	0	0	0	0	-	-
0200	0	0	0	0	0	0	0	0	0	0	0	0	0	0	0	0	0	0	0	-	-
0300	0	0	0	0	0	0	0	0	0	0	0	0	0	0	0	0	0	0	0	-	-
0400	0	0	0	0	0	0	0	0	0	0	0	0	0	0	0	0	0	0	0	-	-
0500	1	0	1	0	0	0	0	0	0	0	0	0	0	1	100	1	100	1	100	100.4	-
0600	1	0	1	0	0	0	0	0	0	0	0	0	0	0	0	0	0	0	0	64.8	-
0700	2	0	2	0	0	0	0	0	0	0	0	0	0	0	0	0	0	0	0	66.1	-
0800	**7**	**0**	**6**	**0**	**1**	**0**	**0**	**0**	**0**	**0**	**0**	**0**	**0**	**0**	**0**	**0**	**0**	**0**	**0**	**56.4**	**-**
0900	5	0	4	0	1	0	0	0	0	0	0	0	0	0	0	0	0	0	0	64.7	-
1000	**7**	**0**	**5**	**2**	**0**	**0**	**0**	**0**	**0**	**0**	**0**	**0**	**0**	**0**	**0**	**0**	**0**	**0**	**0**	**44.9**	**-**
1100	6	0	5	1	0	0	0	0	0	0	0	0	0	0	0	0	0	0	0	42.6	-
1200	8	0	6	1	0	0	0	0	1	0	0	0	0	0	0	0	0	0	0	55	-
1300	8	0	5	1	0	0	0	0	2	0	0	0	0	0	0	0	0	0	0	44.7	-
1400	4	0	4	0	0	0	0	0	0	0	0	0	0	0	0	0	0	0	0	57	-
1500	1	0	1	0	0	0	0	0	0	0	0	0	0	0	0	0	0	0	0	32.1	-
1600	7	0	7	0	0	0	0	0	0	0	0	0	0	0	0	0	0	0	0	55.1	-
1700	**10**	**0**	**9**	**0**	**0**	**0**	**0**	**0**	**1**	**0**	**0**	**0**	**0**	**0**	**0**	**0**	**0**	**0**	**0**	**45**	**-**
1800	4	0	4	0	0	0	0	0	0	0	0	0	0	0	0	0	0	0	0	53.5	-
1900	4	0	4	0	0	0	0	0	0	0	0	0	0	0	0	0	0	0	0	54.7	-
2000	5	0	5	0	0	0	0	0	0	0	0	0	0	0	0	0	0	0	0	49.6	-
2100	2	0	1	0	0	0	0	0	0	1	0	0	0	1	50	0	0	0	0	62.2	-
2200	1	0	1	0	0	0	0	0	0	0	0	0	0	0	0	0	0	0	0	65.2	-
2300	0	0	0	0	0	0	0	0	0	0	0	0	0	0	0	0	0	0	0	-	-
07-19	**69**	**0**	**58**	**5**	**2**	**0**	**0**	**0**	**4**	**0**	**0**	**0**	**0**	**0**	**0**	**0**	**0**	**0**	**0**	**51.1**	**67.3**
06-22	**81**	**0**	**69**	**5**	**2**	**0**	**0**	**0**	**4**	**1**	**0**	**0**	**0**	**1**	**1.2**	**0**	**0**	**0**	**0**	**51.7**	**66.2**
06-00	**82**	**0**	**70**	**5**	**2**	**0**	**0**	**0**	**4**	**1**	**0**	**0**	**0**	**1**	**1.2**	**0**	**0**	**0**	**0**	**51.8**	**66.2**
00-00	**83**	**0**	**71**	**5**	**2**	**0**	**0**	**0**	**4**	**1**	**0**	**0**	**0**	**2**	**2.4**	**1**	**1.2**	**1**	**1.2**	**52.4**	**67.3**

DRAFT

Site 14
Location L-40231-0, att t/pole, Lat 53.58950, Long -6.74442
Direction West

3279 / Meath/Cavan/Monaghan ATC's
October 2013
Automatic Traffic Count

Tue, 8 October 2013

Time	Total	Classification												>PSL	>PSL%	>SL1	>SL1%	>SL2	>SL2%	Mean	Vpp
		1 MCL	2 SV	3 SVT	4 TB2	5 TB3	6 T4	7 ART3	8 ART4	9 ART5	10 ART6	11 BD	12 DRT	80	80	85 +5kph	85 +5kph	90 +10kph	90 +10kph		85
0000	1	0	1	0	0	0	0	0	0	0	0	0	0	0	0	0	0	0	0	40.6	-
0100	0	0	0	0	0	0	0	0	0	0	0	0	0	0	0	0	0	0	0	-	-
0200	0	0	0	0	0	0	0	0	0	0	0	0	0	0	0	0	0	0	0	-	-
0300	0	0	0	0	0	0	0	0	0	0	0	0	0	0	0	0	0	0	0	-	-
0400	0	0	0	0	0	0	0	0	0	0	0	0	0	0	0	0	0	0	0	-	-
0500	1	0	1	0	0	0	0	0	0	0	0	0	0	1	100	1	100	1	100	91.5	-
0600	1	0	1	0	0	0	0	0	0	0	0	0	0	0	0	0	0	0	0	68.7	-
0700	1	0	1	0	0	0	0	0	0	0	0	0	0	1	100	1	100	0	0	85.6	-
0800	7	0	6	0	1	0	0	0	0	0	0	0	0	0	0	0	0	0	0	55.7	-
0900	5	0	4	0	1	0	0	0	0	0	0	0	0	0	0	0	0	0	0	62	-
1000	**9**	**0**	**8**	**0**	**1**	**0**	**0**	**0**	**0**	**0**	**0**	**0**	**0**	**0**	**0**	**0**	**0**	**0**	**0**	**44**	**-**
1100	6	0	5	1	0	0	0	0	0	0	0	0	0	0	0	0	0	0	0	39.6	-
1200	6	0	5	0	0	0	0	0	1	0	0	0	0	0	0	0	0	0	0	42.8	-
1300	6	0	6	0	0	0	0	0	0	0	0	0	0	0	0	0	0	0	0	54.9	-
1400	**11**	**0**	**9**	**0**	**1**	**1**	**0**	**0**	**0**	**0**	**0**	**0**	**0**	**0**	**0**	**0**	**0**	**0**	**0**	**52.4**	**67**
1500	4	0	4	0	0	0	0	0	0	0	0	0	0	0	0	0	0	0	0	37	-
1600	7	0	7	0	0	0	0	0	0	0	0	0	0	0	0	0	0	0	0	46.9	-
1700	9	0	8	0	1	0	0	0	0	0	0	0	0	0	0	0	0	0	0	46.3	-
1800	3	0	3	0	0	0	0	0	0	0	0	0	0	0	0	0	0	0	0	53.1	-
1900	3	0	3	0	0	0	0	0	0	0	0	0	0	0	0	0	0	0	0	55.6	-
2000	4	0	4	0	0	0	0	0	0	0	0	0	0	0	0	0	0	0	0	60.8	-
2100	0	0	0	0	0	0	0	0	0	0	0	0	0	0	0	0	0	0	0	-	-
2200	4	0	4	0	0	0	0	0	0	0	0	0	0	0	0	0	0	0	0	65.1	-
2300	1	0	1	0	0	0	0	0	0	0	0	0	0	0	0	0	0	0	0	31.8	-
07-19	**74**	**0**	**66**	**1**	**5**	**1**	**0**	**0**	**1**	**0**	**0**	**0**	**0**	**1**	**1.4**	**1**	**1.4**	**0**	**0**	**49.1**	**67**
06-22	**82**	**0**	**74**	**1**	**5**	**1**	**0**	**0**	**1**	**0**	**0**	**0**	**0**	**1**	**1.2**	**1**	**1.2**	**0**	**0**	**50.1**	**67.7**
06-00	**87**	**0**	**79**	**1**	**5**	**1**	**0**	**0**	**1**	**0**	**0**	**0**	**0**	**1**	**1.1**	**1**	**1.1**	**0**	**0**	**50.6**	**69.1**
00-00	**89**	**0**	**81**	**1**	**5**	**1**	**0**	**0**	**1**	**0**	**0**	**0**	**0**	**2**	**2.2**	**2**	**2.2**	**1**	**1.1**	**51**	**69.5**

DRAFT

Site 14
Location L-40231-0, att t/pole, Lat 53.58950, Long -6.74442
Direction West

3279 / Meath/Cavan/Monaghan ATC's
October 2013
Automatic Traffic Count

Wed, 9 October 2013

Time	Total	Classification												>PSL	>PSL%	>SL1	>SL1%	>SL2	>SL2%	Mean	Vpp
		1 MCL	2 SV	3 SVT	4 TB2	5 TB3	6 T4	7 ART3	8 ART4	9 ART5	10 ART6	11 BD	12 DRT	80	80	85 +5kph	85 +5kph	90 +10kph	90 +10kph		85
0000	0	0	0	0	0	0	0	0	0	0	0	0	0	0	0	0	0	0	0	-	-
0100	0	0	0	0	0	0	0	0	0	0	0	0	0	0	0	0	0	0	0	-	-
0200	0	0	0	0	0	0	0	0	0	0	0	0	0	0	0	0	0	0	0	-	-
0300	0	0	0	0	0	0	0	0	0	0	0	0	0	0	0	0	0	0	0	-	-
0400	0	0	0	0	0	0	0	0	0	0	0	0	0	0	0	0	0	0	0	-	-
0500	0	0	0	0	0	0	0	0	0	0	0	0	0	0	0	0	0	0	0	-	-
0600	2	0	2	0	0	0	0	0	0	0	0	0	0	0	0	0	0	0	0	62	-
0700	1	0	1	0	0	0	0	0	0	0	0	0	0	1	100	1	100	0	0	85.5	-
0800	**10**	**0**	**9**	**0**	**1**	**0**	**0**	**0**	**0**	**0**	**0**	**0**	**0**	**1**	**10**	**0**	**0**	**0**	**0**	**58**	**-**
0900	7	0	5	1	1	0	0	0	0	0	0	0	0	0	0	0	0	0	0	51.7	-
1000	6	0	4	0	1	0	0	0	0	1	0	0	0	0	0	0	0	0	0	56.8	-
1100	7	0	7	0	0	0	0	0	0	0	0	0	0	0	0	0	0	0	0	51.4	-
1200	**9**	**0**	**8**	**1**	**0**	**0**	**0**	**0**	**0**	**0**	**0**	**0**	**0**	**1**	**11.1**	**0**	**0**	**0**	**0**	**46.5**	**-**
1300	5	0	5	0	0	0	0	0	0	0	0	0	0	0	0	0	0	0	0	49.8	-
1400	7	0	7	0	0	0	0	0	0	0	0	0	0	0	0	0	0	0	0	46	-
1500	4	0	2	2	0	0	0	0	0	0	0	0	0	0	0	0	0	0	0	50.2	-
1600	5	0	5	0	0	0	0	0	0	0	0	0	0	0	0	0	0	0	0	56.2	-
1700	6	0	6	0	0	0	0	0	0	0	0	0	0	0	0	0	0	0	0	48.7	-
1800	5	0	5	0	0	0	0	0	0	0	0	0	0	0	0	0	0	0	0	45.7	-
1900	2	0	2	0	0	0	0	0	0	0	0	0	0	0	0	0	0	0	0	62.1	-
2000	2	0	2	0	0	0	0	0	0	0	0	0	0	0	0	0	0	0	0	56.1	-
2100	4	0	4	0	0	0	0	0	0	0	0	0	0	0	0	0	0	0	0	53.6	-
2200	0	0	0	0	0	0	0	0	0	0	0	0	0	0	0	0	0	0	0	-	-
2300	0	0	0	0	0	0	0	0	0	0	0	0	0	0	0	0	0	0	0	-	-
07-19	**72**	**0**	**64**	**4**	**3**	**0**	**0**	**0**	**0**	**1**	**0**	**0**	**0**	**3**	**4.2**	**1**	**1.4**	**0**	**0**	**51.7**	**64.8**
06-22	**82**	**0**	**74**	**4**	**3**	**0**	**0**	**0**	**0**	**1**	**0**	**0**	**0**	**3**	**3.7**	**1**	**1.2**	**0**	**0**	**52.4**	**67**
06-00	**82**	**0**	**74**	**4**	**3**	**0**	**0**	**0**	**0**	**1**	**0**	**0**	**0**	**3**	**3.7**	**1**	**1.2**	**0**	**0**	**52.4**	**67**
00-00	**82**	**0**	**74**	**4**	**3**	**0**	**0**	**0**	**0**	**1**	**0**	**0**	**0**	**3**	**3.7**	**1**	**1.2**	**0**	**0**	**52.4**	**67**

DRAFT

Site 14
Location L-40231-0, att t/pole, Lat 53.58950, Long -6.74442
Direction West

3279 / Meath/Cavan/Monaghan ATC's
October 2013
Automatic Traffic Count

Thu, 10 October 2013

Time	Total	Classification												>PSL	>PSL%	>SL1	>SL1%	>SL2	>SL2%	Mean	Vpp
		1 MCL	2 SV	3 SVT	4 TB2	5 TB3	6 T4	7 ART3	8 ART4	9 ART5	10 ART6	11 BD	12 DRT	80	80	85 +5kph	85 +5kph	90 +10kph	90 +10kph		85
0000	0	0	0	0	0	0	0	0	0	0	0	0	0	0	0	0	0	0	0	-	-
0100	0	0	0	0	0	0	0	0	0	0	0	0	0	0	0	0	0	0	0	-	-
0200	0	0	0	0	0	0	0	0	0	0	0	0	0	0	0	0	0	0	0	-	-
0300	0	0	0	0	0	0	0	0	0	0	0	0	0	0	0	0	0	0	0	-	-
0400	0	0	0	0	0	0	0	0	0	0	0	0	0	0	0	0	0	0	0	-	-
0500	1	0	1	0	0	0	0	0	0	0	0	0	0	1	100	1	100	1	100	92.6	-
0600	1	0	1	0	0	0	0	0	0	0	0	0	0	0	0	0	0	0	0	50.8	-
0700	3	0	2	0	0	0	1	0	0	0	0	0	0	0	0	0	0	0	0	54.4	-
0800	6	0	5	0	1	0	0	0	0	0	0	0	0	0	0	0	0	0	0	46.2	-
0900	6	0	5	0	1	0	0	0	0	0	0	0	0	0	0	0	0	0	0	62	-
1000	3	1	1	1	0	0	0	0	0	0	0	0	0	0	0	0	0	0	0	37.7	-
1100	**7**	**0**	**7**	**0**	**0**	**0**	**0**	**0**	**0**	**0**	**0**	**0**	**0**	**0**	**0**	**0**	**0**	**0**	**0**	**52.2**	**-**
1200	5	0	5	0	0	0	0	0	0	0	0	0	0	0	0	0	0	0	0	63.3	-
1300	6	0	6	0	0	0	0	0	0	0	0	0	0	0	0	0	0	0	0	60.5	-
1400	7	0	7	0	0	0	0	0	0	0	0	0	0	0	0	0	0	0	0	59.7	-
1500	2	0	2	0	0	0	0	0	0	0	0	0	0	0	0	0	0	0	0	56.9	-
1600	**8**	**0**	**7**	**0**	**0**	**0**	**0**	**0**	**0**	**1**	**0**	**0**	**0**	**0**	**0**	**0**	**0**	**0**	**0**	**51.9**	**-**
1700	5	0	5	0	0	0	0	0	0	0	0	0	0	0	0	0	0	0	0	59.8	-
1800	4	0	4	0	0	0	0	0	0	0	0	0	0	0	0	0	0	0	0	63.1	-
1900	3	0	2	1	0	0	0	0	0	0	0	0	0	0	0	0	0	0	0	56	-
2000	5	0	5	0	0	0	0	0	0	0	0	0	0	0	0	0	0	0	0	55.2	-
2100	3	0	3	0	0	0	0	0	0	0	0	0	0	0	0	0	0	0	0	63.4	-
2200	2	0	2	0	0	0	0	0	0	0	0	0	0	0	0	0	0	0	0	43.7	-
2300	2	0	2	0	0	0	0	0	0	0	0	0	0	0	0	0	0	0	0	60.1	-
07-19	**62**	**1**	**56**	**1**	**2**	**0**	**1**	**0**	**0**	**1**	**0**	**0**	**0**	**0**	**0**	**0**	**0**	**0**	**0**	**55.9**	**71.3**
06-22	**74**	**1**	**67**	**2**	**2**	**0**	**1**	**0**	**0**	**1**	**0**	**0**	**0**	**0**	**0**	**0**	**0**	**0**	**0**	**56.1**	**69.8**
06-00	**78**	**1**	**71**	**2**	**2**	**0**	**1**	**0**	**0**	**1**	**0**	**0**	**0**	**0**	**0**	**0**	**0**	**0**	**0**	**55.9**	**69.8**
00-00	**79**	**1**	**72**	**2**	**2**	**0**	**1**	**0**	**0**	**1**	**0**	**0**	**0**	**1**	**1.3**	**1**	**1.3**	**1**	**1.3**	**56.4**	**69.8**

DRAFT

Site 14
Location L-40231-0, att t/pole, Lat 53.58950, Long -6.74442
Direction West

3279 / Meath/Cavan/Monaghan ATC's
October 2013
Automatic Traffic Count

Fri, 11 October 2013

Time	Total	Classification												>PSL	>PSL%	>SL1	>SL1%	>SL2	>SL2%	Mean	Vpp
		1 MCL	2 SV	3 SVT	4 TB2	5 TB3	6 T4	7 ART3	8 ART4	9 ART5	10 ART6	11 BD	12 DRT	80	80	85 +5kph	85 +5kph	90 +10kph	90 +10kph		85
0000	0	0	0	0	0	0	0	0	0	0	0	0	0	0	0	0	0	0	0	-	-
0100	1	0	1	0	0	0	0	0	0	0	0	0	0	0	0	0	0	0	0	71.4	-
0200	0	0	0	0	0	0	0	0	0	0	0	0	0	0	0	0	0	0	0	-	-
0300	0	0	0	0	0	0	0	0	0	0	0	0	0	0	0	0	0	0	0	-	-
0400	0	0	0	0	0	0	0	0	0	0	0	0	0	0	0	0	0	0	0	-	-
0500	0	0	0	0	0	0	0	0	0	0	0	0	0	0	0	0	0	0	0	-	-
0600	1	0	1	0	0	0	0	0	0	0	0	0	0	1	100	1	100	1	100	96.2	-
0700	1	0	1	0	0	0	0	0	0	0	0	0	0	1	100	1	100	1	100	93.6	-
0800	5	0	4	0	1	0	0	0	0	0	0	0	0	0	0	0	0	0	0	50.7	-
0900	4	0	3	0	1	0	0	0	0	0	0	0	0	0	0	0	0	0	0	61.7	-
1000	6	0	5	0	0	0	0	0	0	1	0	0	0	0	0	0	0	0	0	51.9	-
1100	**10**	**1**	**8**	**0**	**0**	**0**	**0**	**0**	**1**	**0**	**0**	**0**	**0**	**0**	**0**	**0**	**0**	**0**	**0**	**35.3**	**-**
1200	**11**	**0**	**7**	**3**	**1**	**0**	**0**	**0**	**0**	**0**	**0**	**0**	**0**	**0**	**0**	**0**	**0**	**0**	**0**	**52.6**	**57.2**
1300	10	0	6	2	2	0	0	0	0	0	0	0	0	0	0	0	0	0	0	52.2	-
1400	9	0	9	0	0	0	0	0	0	0	0	0	0	0	0	0	0	0	0	52.3	-
1500	8	0	6	0	2	0	0	0	0	0	0	0	0	0	0	0	0	0	0	49.4	-
1600	6	1	5	0	0	0	0	0	0	0	0	0	0	0	0	0	0	0	0	52.3	-
1700	7	0	7	0	0	0	0	0	0	0	0	0	0	0	0	0	0	0	0	55.1	-
1800	5	0	5	0	0	0	0	0	0	0	0	0	0	0	0	0	0	0	0	50.8	-
1900	4	0	4	0	0	0	0	0	0	0	0	0	0	0	0	0	0	0	0	58.2	-
2000	2	0	2	0	0	0	0	0	0	0	0	0	0	0	0	0	0	0	0	56.8	-
2100	2	0	2	0	0	0	0	0	0	0	0	0	0	0	0	0	0	0	0	40.4	-
2200	2	0	2	0	0	0	0	0	0	0	0	0	0	0	0	0	0	0	0	39.5	-
2300	1	0	1	0	0	0	0	0	0	0	0	0	0	0	0	0	0	0	0	69.2	-
07-19	**82**	**2**	**66**	**5**	**7**	**0**	**0**	**0**	**1**	**1**	**0**	**0**	**0**	**1**	**1.2**	**1**	**1.2**	**1**	**1.2**	**51**	**63.4**
06-22	**91**	**2**	**75**	**5**	**7**	**0**	**0**	**0**	**1**	**1**	**0**	**0**	**0**	**2**	**2.2**	**2**	**2.2**	**2**	**2.2**	**51.7**	**63.4**
06-00	**94**	**2**	**78**	**5**	**7**	**0**	**0**	**0**	**1**	**1**	**0**	**0**	**0**	**2**	**2.1**	**2**	**2.1**	**2**	**2.1**	**51.6**	**63.7**
00-00	**95**	**2**	**79**	**5**	**7**	**0**	**0**	**0**	**1**	**1**	**0**	**0**	**0**	**2**	**2.1**	**2**	**2.1**	**2**	**2.1**	**51.8**	**64.1**

DRAFT

Site 14
Location L-40231-0, att t/pole, Lat 53.58950, Long -6.74442
Direction West

3279 / Meath/Cavan/Monaghan ATC's
October 2013
Automatic Traffic Count

Sat, 12 October 2013

Time	Total	Classification												>PSL	>PSL%	>SL1	>SL1%	>SL2	>SL2%	Mean	Vpp
		1 MCL	2 SV	3 SVT	4 TB2	5 TB3	6 T4	7 ART3	8 ART4	9 ART5	10 ART6	11 BD	12 DRT	80	80	85 +5kph	85 +5kph	90 +10kph	90 +10kph		85
0000	1	0	1	0	0	0	0	0	0	0	0	0	0	0	0	0	0	0	0	40.7	-
0100	0	0	0	0	0	0	0	0	0	0	0	0	0	0	0	0	0	0	0	-	-
0200	1	0	1	0	0	0	0	0	0	0	0	0	0	0	0	0	0	0	0	76.7	-
0300	1	0	1	0	0	0	0	0	0	0	0	0	0	0	0	0	0	0	0	64.9	-
0400	0	0	0	0	0	0	0	0	0	0	0	0	0	0	0	0	0	0	0	-	-
0500	1	0	1	0	0	0	0	0	0	0	0	0	0	0	0	0	0	0	0	72.4	-
0600	0	0	0	0	0	0	0	0	0	0	0	0	0	0	0	0	0	0	0	-	-
0700	1	0	1	0	0	0	0	0	0	0	0	0	0	0	0	0	0	0	0	59.7	-
0800	4	0	4	0	0	0	0	0	0	0	0	0	0	0	0	0	0	0	0	67.7	-
0900	2	0	0	1	0	0	0	0	1	0	0	0	0	0	0	0	0	0	0	30.7	-
1000	**5**	**0**	**5**	**0**	**0**	**0**	**0**	**0**	**0**	**0**	**0**	**0**	**0**	**0**	**0**	**0**	**0**	**0**	**0**	**64.1**	**-**
1100	**5**	**0**	**5**	**0**	**0**	**0**	**0**	**0**	**0**	**0**	**0**	**0**	**0**	**0**	**0**	**0**	**0**	**0**	**0**	**48.8**	**-**
1200	**12**	**0**	**12**	**0**	**0**	**0**	**0**	**0**	**0**	**0**	**0**	**0**	**0**	**0**	**0**	**0**	**0**	**0**	**0**	**43.6**	**69.8**
1300	9	0	8	1	0	0	0	0	0	0	0	0	0	1	11.1	0	0	0	0	59.8	-
1400	6	1	5	0	0	0	0	0	0	0	0	0	0	0	0	0	0	0	0	44.4	-
1500	7	1	5	1	0	0	0	0	0	0	0	0	0	0	0	0	0	0	0	39.4	-
1600	9	0	8	1	0	0	0	0	0	0	0	0	0	0	0	0	0	0	0	61	-
1700	1	0	1	0	0	0	0	0	0	0	0	0	0	0	0	0	0	0	0	31.1	-
1800	7	0	7	0	0	0	0	0	0	0	0	0	0	1	14.3	0	0	0	0	47.9	-
1900	1	0	0	0	1	0	0	0	0	0	0	0	0	0	0	0	0	0	0	57.5	-
2000	3	0	3	0	0	0	0	0	0	0	0	0	0	1	33.3	0	0	0	0	63.6	-
2100	4	0	4	0	0	0	0	0	0	0	0	0	0	0	0	0	0	0	0	63.6	-
2200	2	0	2	0	0	0	0	0	0	0	0	0	0	0	0	0	0	0	0	39.8	-
2300	1	0	1	0	0	0	0	0	0	0	0	0	0	0	0	0	0	0	0	48.1	-
07-19	**68**	**2**	**61**	**4**	**0**	**0**	**0**	**0**	**1**	**0**	**0**	**0**	**0**	**2**	**2.9**	**0**	**0**	**0**	**0**	**51.1**	**73.8**
06-22	**76**	**2**	**68**	**4**	**1**	**0**	**0**	**0**	**1**	**0**	**0**	**0**	**0**	**3**	**3.9**	**0**	**0**	**0**	**0**	**52.3**	**73.8**
06-00	**79**	**2**	**71**	**4**	**1**	**0**	**0**	**0**	**1**	**0**	**0**	**0**	**0**	**3**	**3.8**	**0**	**0**	**0**	**0**	**52**	**73.4**
00-00	**83**	**2**	**75**	**4**	**1**	**0**	**0**	**0**	**1**	**0**	**0**	**0**	**0**	**3**	**3.6**	**0**	**0**	**0**	**0**	**52.5**	**73.8**

DRAFT

Site 14
Location L-40231-0, att t/pole, Lat 53.58950, Long -6.74442
Direction West

3279 / Meath/Cavan/Monaghan ATC's
October 2013
Automatic Traffic Count

Sun, 13 October 2013

Time	Total	Classification												>PSL	>PSL%	>SL1	>SL1%	>SL2	>SL2%	Mean	Vpp
		1 MCL	2 SV	3 SVT	4 TB2	5 TB3	6 T4	7 ART3	8 ART4	9 ART5	10 ART6	11 BD	12 DRT	80	80	85 +5kph	85 +5kph	90 +10kph	90 +10kph		85
0000	0	0	0	0	0	0	0	0	0	0	0	0	0	0	0	0	0	0	0	-	-
0100	0	0	0	0	0	0	0	0	0	0	0	0	0	0	0	0	0	0	0	-	-
0200	1	0	1	0	0	0	0	0	0	0	0	0	0	0	0	0	0	0	0	24.1	-
0300	1	0	1	0	0	0	0	0	0	0	0	0	0	0	0	0	0	0	0	33.4	-
0400	0	0	0	0	0	0	0	0	0	0	0	0	0	0	0	0	0	0	0	-	-
0500	1	0	1	0	0	0	0	0	0	0	0	0	0	0	0	0	0	0	0	70.6	-
0600	0	0	0	0	0	0	0	0	0	0	0	0	0	0	0	0	0	0	0	-	-
0700	0	0	0	0	0	0	0	0	0	0	0	0	0	0	0	0	0	0	0	-	-
0800	2	0	2	0	0	0	0	0	0	0	0	0	0	0	0	0	0	0	0	66	-
0900	2	0	2	0	0	0	0	0	0	0	0	0	0	0	0	0	0	0	0	58.8	-
1000	**10**	**0**	**9**	**0**	**0**	**0**	**0**	**0**	**0**	**1**	**0**	**0**	**0**	**0**	**0**	**0**	**0**	**0**	**0**	**49.9**	**-**
1100	3	0	2	0	1	0	0	0	0	0	0	0	0	0	0	0	0	0	0	63.3	-
1200	4	0	4	0	0	0	0	0	0	0	0	0	0	0	0	0	0	0	0	51.9	-
1300	2	0	2	0	0	0	0	0	0	0	0	0	0	0	0	0	0	0	0	61.3	-
1400	**7**	**0**	**7**	**0**	**0**	**0**	**0**	**0**	**0**	**0**	**0**	**0**	**0**	**0**	**0**	**0**	**0**	**0**	**0**	**52.1**	**-**
1500	3	0	2	1	0	0	0	0	0	0	0	0	0	0	0	0	0	0	0	43.6	-
1600	2	0	2	0	0	0	0	0	0	0	0	0	0	0	0	0	0	0	0	60.1	-
1700	5	0	5	0	0	0	0	0	0	0	0	0	0	0	0	0	0	0	0	47.9	-
1800	2	0	2	0	0	0	0	0	0	0	0	0	0	0	0	0	0	0	0	60.7	-
1900	**7**	**0**	**7**	**0**	**0**	**0**	**0**	**0**	**0**	**0**	**0**	**0**	**0**	**0**	**0**	**0**	**0**	**0**	**0**	**42.5**	**-**
2000	0	0	0	0	0	0	0	0	0	0	0	0	0	0	0	0	0	0	0	-	-
2100	2	0	2	0	0	0	0	0	0	0	0	0	0	0	0	0	0	0	0	46.7	-
2200	1	0	1	0	0	0	0	0	0	0	0	0	0	0	0	0	0	0	0	45.9	-
2300	0	0	0	0	0	0	0	0	0	0	0	0	0	0	0	0	0	0	0	0	0
07-19	**42**	**0**	**39**	**1**	**1**	**0**	**0**	**0**	**0**	**1**	**0**	**0**	**0**	**0**	**0**	**0**	**0**	**0**	**0**	**53.5**	**69.8**
06-22	**51**	**0**	**48**	**1**	**1**	**0**	**0**	**0**	**0**	**1**	**0**	**0**	**0**	**0**	**0**	**0**	**0**	**0**	**0**	**51.7**	**69.5**
06-00	**52**	**0**	**49**	**1**	**1**	**0**	**0**	**0**	**0**	**1**	**0**	**0**	**0**	**0**	**0**	**0**	**0**	**0**	**0**	**51.6**	**69.5**
00-00	**55**	**0**	**52**	**1**	**1**	**0**	**0**	**0**	**0**	**1**	**0**	**0**	**0**	**0**	**0**	**0**	**0**	**0**	**0**	**51.1**	**69.8**

DRAFT

Site 14
Location L-40231-0, att t/pole, Lat 53.58950, Long -6.74442
Direction West

3279 / Meath/Cavan/Monaghan ATC's
October 2013
Automatic Traffic Count

Virtual Day (7)

Time	Total	Classification												>PSL	>PSL%	>SL1	>SL1%	>SL2	>SL2%	Mean	Vpp
		1 MCL	2 SV	3 SVT	4 TB2	5 TB3	6 T4	7 ART3	8 ART4	9 ART5	10 ART6	11 BD	12 DRT	80	80	85 +5kph	85 +5kph	90 +10kph	90 +10kph		85
0000	0	0	0	0	0	0	0	0	0	0	0	0	0	0	0	0	0	0	0	40.7	-
0100	0	0	0	0	0	0	0	0	0	0	0	0	0	0	0	0	0	0	0	71.4	-
0200	0	0	0	0	0	0	0	0	0	0	0	0	0	0	0	0	0	0	0	50.4	-
0300	0	0	0	0	0	0	0	0	0	0	0	0	0	0	0	0	0	0	0	49.1	-
0400	0	0	0	0	0	0	0	0	0	0	0	0	0	0	0	0	0	0	0	-	-
0500	1	0	1	0	0	0	0	0	0	0	0	0	0	0	60	0	60	0	60	85.5	-
0600	1	0	1	0	0	0	0	0	0	0	0	0	0	0	16.7	0	16.7	0	16.7	67.4	-
0700	1	0	1	0	0	0	0	0	0	0	0	0	0	0	33.3	0	33.3	0	11.1	68.9	-
0800	6	0	5	0	1	0	0	0	0	0	0	0	0	0	2.4	0	0	0	0	56	-
0900	4	0	3	0	1	0	0	0	0	0	0	0	0	0	0	0	0	0	0	57.9	-
1000	**7**	**0**	**5**	**0**	**0**	**0**	**0**	**0**	**0**	**0**	**0**	**0**	**0**	**0**	**0**	**0**	**0**	**0**	**0**	**49.9**	**-**
1100	6	0	6	0	0	0	0	0	0	0	0	0	0	0	0	0	0	0	0	45.6	-
1200	**8**	**0**	**7**	**1**	**0**	**0**	**0**	**0**	**0**	**0**	**0**	**0**	**0**	**0**	**1.8**	**0**	**0**	**0**	**0**	**49.8**	**-**
1300	7	0	5	1	0	0	0	0	0	0	0	0	0	0	2.2	0	0	0	0	53.9	-
1400	7	0	7	0	0	0	0	0	0	0	0	0	0	0	0	0	0	0	0	51.9	-
1500	4	0	3	1	0	0	0	0	0	0	0	0	0	0	0	0	0	0	0	44.7	-
1600	6	0	6	0	0	0	0	0	0	0	0	0	0	0	0	0	0	0	0	54.4	-
1700	6	0	6	0	0	0	0	0	0	0	0	0	0	0	0	0	0	0	0	49.2	-
1800	4	0	4	0	0	0	0	0	0	0	0	0	0	0	3.3	0	0	0	0	52.2	-
1900	3	0	3	0	0	0	0	0	0	0	0	0	0	0	0	0	0	0	0	52.7	-
2000	3	0	3	0	0	0	0	0	0	0	0	0	0	0	4.8	0	0	0	0	56.4	-
2100	2	0	2	0	0	0	0	0	0	0	0	0	0	0	5.9	0	0	0	0	56.3	-
2200	2	0	2	0	0	0	0	0	0	0	0	0	0	0	0	0	0	0	0	51.5	-
2300	1	0	1	0	0	0	0	0	0	0	0	0	0	0	0	0	0	0	0	53.9	-
07-19	**67**	**1**	**59**	**3**	**3**	**0**	**0**	**0**	**1**	**1**	**0**	**0**	**0**	**1**	**1.5**	**0**	**0.6**	**0**	**0.2**	**51.7**	**69.1**
06-22	**77**	**1**	**68**	**3**	**3**	**0**	**0**	**0**	**1**	**1**	**0**	**0**	**0**	**1**	**1.9**	**1**	**0.7**	**0**	**0.4**	**52.3**	**69.1**
06-00	**79**	**1**	**70**	**3**	**3**	**0**	**0**	**0**	**1**	**1**	**0**	**0**	**0**	**1**	**1.8**	**1**	**0.7**	**0**	**0.4**	**52.3**	**69.1**
00-00	**81**	**1**	**72**	**3**	**3**	**0**	**0**	**0**	**1**	**1**	**0**	**0**	**0**	**2**	**2.3**	**1**	**1.2**	**1**	**0.9**	**52.5**	**69.5**

DRAFT

Site 14
Location L-40231-0, att t/pole, Lat 53.58950, Long -6.74442
Direction West

3279 / Meath/Cavan/Monaghan ATC's
October 2013
Automatic Traffic Count

Virtual Week (1)

Time	Total	Classification												>PSL	>PSL%	>SL1	>SL1%	>SL2	>SL2%	Mean	Vpp
		1 MCL	2 SV	3 SVT	4 TB2	5 TB3	6 T4	7 ART3	8 ART4	9 ART5	10 ART6	11 BD	12 DRT	80	80	85 +5kph	85 +5kph	90 +10kph	90 +10kph		85
Mon	83	0	71	5	2	0	0	0	4	1	0	0	0	2	2.4	1	1.2	1	1.2	52.4	67.3
Tue	89	0	81	1	5	1	0	0	1	0	0	0	0	2	2.2	2	2.2	1	1.1	51	69.5
Wed	82	0	74	4	3	0	0	0	0	1	0	0	0	3	3.7	1	1.2	0	0	52.4	67
Thu	79	1	72	2	2	0	1	0	0	1	0	0	0	1	1.3	1	1.3	1	1.3	56.4	69.8
Fri	95	2	79	5	7	0	0	0	1	1	0	0	0	2	2.1	2	2.1	2	2.1	51.8	64.1
| Sat	83	2	75	4	1	0	0	0	1	0	0	0	0	3	3.6	0	0	0	0	52.5	73.8
| Sun	55	0	52	1	1	0	0	0	0	1	0	0	0	0	0	0	0	0	0	51.1	69.8
5 Day Ave.	**86**	**1**	**75**	**3**	**4**	**0**	**0**	**0**	**1**	**1**	**0**	**0**	**0**	**2**	**2.3**	**1**	**1.2**	**1**	**1.2**	**52.8**	**67.5**
7 Day Ave.	**81**	**1**	**72**	**3**	**3**	**0**	**0**	**0**	**1**	**1**	**0**	**0**	**0**	**2**	**2.3**	**1**	**1.2**	**1**	**0.9**	**52.5**	**69.5**
--	**566**	**5**	**504**	**22**	**21**	**1**	**1**	**0**	**7**	**5**	**0**	**0**	**0**	**13**	**2.3**	**7**	**1.2**	**5**	**0.9**	**52.5**	**69.5**

Summary Graphs

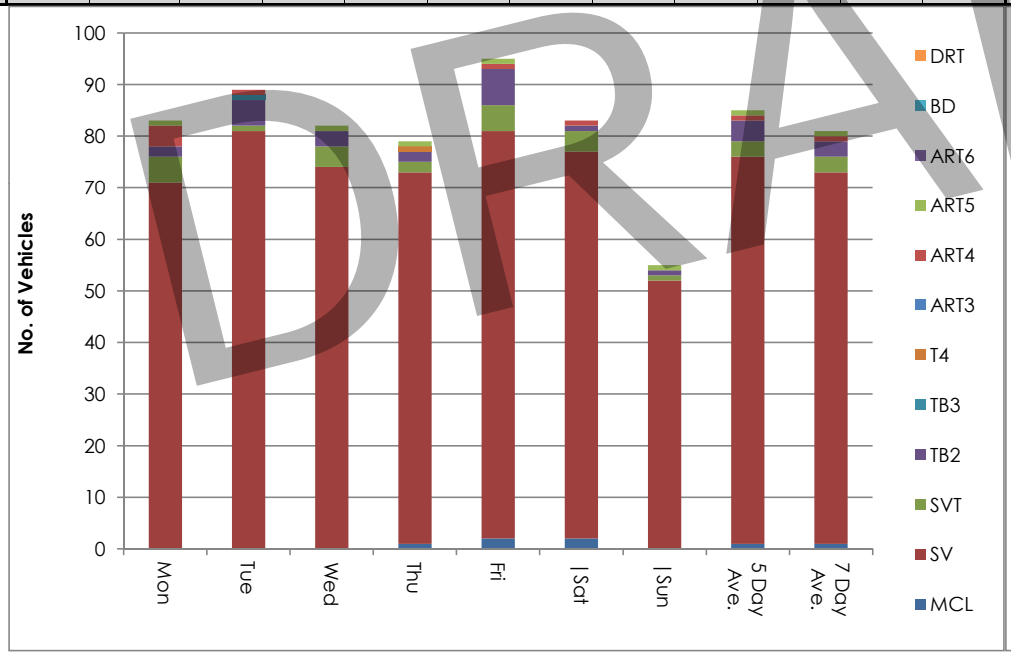

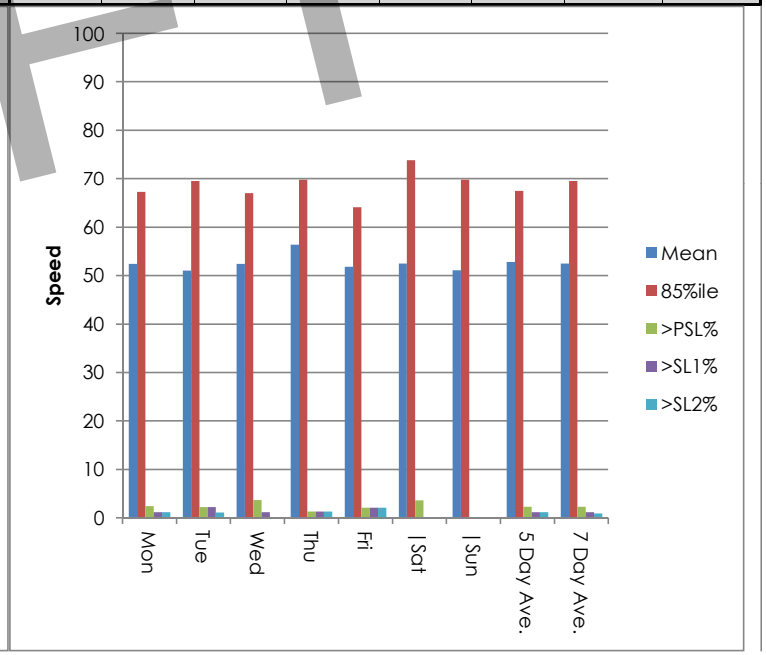

DRAFT

Site 14
Location L-40231-0, att t/pole, Lat 53.58950, Long -6.74442
Direction West

3279 / Meath/Cavan/Monaghan ATC's
October 2013
Automatic Traffic Count

Mon, 7 October 2013

Time	Total	Speed Bins (km/h)																											
		0 - 5	5 - 10	10 - 15	15 - 20	20 - 25	25 - 30	30 - 35	35 - 40	40 - 45	45 - 50	50 - 55	55 - 60	60 - 65	65 - 70	70 - 75	75 - 80	80 - 85	85 - 90	90 - 95	95 - 100	100 - 105	105 - 110	110 - 115	115 - 120	120 - 125	125 - 130	130 - 135	135 - 140
0000	0	0	0	0	0	0	0	0	0	0	0	0	0	0	0	0	0	0	0	0	0	0	0	0	0	0	0	0	0
0100	0	0	0	0	0	0	0	0	0	0	0	0	0	0	0	0	0	0	0	0	0	0	0	0	0	0	0	0	0
0200	0	0	0	0	0	0	0	0	0	0	0	0	0	0	0	0	0	0	0	0	0	0	0	0	0	0	0	0	0
0300	0	0	0	0	0	0	0	0	0	0	0	0	0	0	0	0	0	0	0	0	0	0	0	0	0	0	0	0	0
0400	0	0	0	0	0	0	0	0	0	0	0	0	0	0	0	0	0	0	0	0	0	0	0	0	0	0	0	0	0
0500	1	0	0	0	0	0	0	0	0	0	0	0	0	0	0	0	0	0	0	0	1	0	0	0	0	0	0	0	0
0600	1	0	0	0	0	0	0	0	0	0	0	0	0	1	0	0	0	0	0	0	0	0	0	0	0	0	0	0	0
0700	2	0	0	0	0	0	0	0	0	0	0	1	0	0	0	0	1	0	0	0	0	0	0	0	0	0	0	0	0
0800	**7**	**0**	**0**	**0**	**0**	**0**	**0**	**0**	**1**	**0**	**1**	**1**	**0**	**3**	**1**	**0**	**0**	**0**	**0**	**0**	**0**	**0**	**0**	**0**	**0**	**0**	**0**	**0**	**0**
0900	5	0	0	0	0	0	0	0	0	0	0	0	3	0	1	0	1	0	0	0	0	0	0	0	0	0	0	0	0
1000	**7**	**0**	**0**	**0**	**0**	**0**	**0**	**2**	**2**	**0**	**1**	**1**	**0**	**0**	**0**	**1**	**0**	**0**	**0**	**0**	**0**	**0**	**0**	**0**	**0**	**0**	**0**	**0**	**0**
1100	6	0	0	0	0	0	0	3	0	1	0	1	0	1	0	0	0	0	0	0	0	0	0	0	0	0	0	0	0
1200	8	0	0	0	0	0	0	1	0	1	0	2	1	1	0	2	0	0	0	0	0	0	0	0	0	0	0	0	0
1300	8	0	0	0	0	0	2	1	1	0	1	1	0	1	0	1	0	0	0	0	0	0	0	0	0	0	0	0	0
1400	4	0	0	0	0	0	1	0	0	0	0	0	0	1	1	1	0	0	0	0	0	0	0	0	0	0	0	0	0
1500	1	0	0	0	0	0	0	1	0	0	0	0	0	0	0	0	0	0	0	0	0	0	0	0	0	0	0	0	0
1600	7	0	0	0	0	0	1	1	0	0	0	0	0	4	0	1	0	0	0	0	0	0	0	0	0	0	0	0	0
1700	**10**	**0**	**0**	**0**	**0**	**0**	**1**	**1**	**0**	**5**	**0**	**1**	**1**	**1**	**0**	**0**	**0**	**0**	**0**	**0**	**0**	**0**	**0**	**0**	**0**	**0**	**0**	**0**	**0**
1800	4	0	0	0	1	0	0	0	0	0	0	0	0	2	0	1	0	0	0	0	0	0	0	0	0	0	0	0	0
1900	4	0	0	0	0	0	0	0	0	0	2	0	1	0	1	0	0	0	0	0	0	0	0	0	0	0	0	0	0
2000	5	0	0	0	1	0	0	0	0	0	0	1	2	0	1	0	0	0	0	0	0	0	0	0	0	0	0	0	0
2100	2	0	0	0	0	0	0	0	0	1	0	0	0	0	0	0	0	1	0	0	0	0	0	0	0	0	0	0	0
2200	1	0	0	0	0	0	0	0	0	0	0	0	0	0	1	0	0	0	0	0	0	0	0	0	0	0	0	0	0
2300	0	0	0	0	0	0	0	0	0	0	0	0	0	0	0	0	0	0	0	0	0	0	0	0	0	0	0	0	0
07-19	**69**	**0**	**0**	**0**	**1**	**0**	**5**	**10**	**4**	**7**	**3**	**8**	**5**	**14**	**3**	**7**	**2**	**0**	**0**	**0**	**0**	**0**	**0**	**0**	**0**	**0**	**0**	**0**	**0**
06-22	**81**	**0**	**0**	**0**	**2**	**0**	**5**	**10**	**4**	**8**	**5**	**9**	**8**	**15**	**5**	**7**	**2**	**1**	**0**	**0**	**0**	**0**	**0**	**0**	**0**	**0**	**0**	**0**	**0**
06-00	**82**	**0**	**0**	**0**	**2**	**0**	**5**	**10**	**4**	**8**	**5**	**9**	**8**	**15**	**6**	**7**	**2**	**1**	**0**	**0**	**0**	**0**	**0**	**0**	**0**	**0**	**0**	**0**	**0**
00-00	**83**	**0**	**0**	**0**	**2**	**0**	**5**	**10**	**4**	**8**	**5**	**9**	**8**	**15**	**6**	**7**	**2**	**1**	**0**	**0**	**0**	**1**	**0**	**0**	**0**	**0**	**0**	**0**	**0**

DRAFT

Site 14
Location L-40231-0, att t/pole, Lat 53.58950, Long -6.74442
Direction West

3279 / Meath/Cavan/Monaghan ATC's
October 2013
Automatic Traffic Count

Tue, 8 October 2013

Time	Total	Speed Bins (km/h)																											
		0 - 5	5 - 10	10 - 15	15 - 20	20 - 25	25 - 30	30 - 35	35 - 40	40 - 45	45 - 50	50 - 55	55 - 60	60 - 65	65 - 70	70 - 75	75 - 80	80 - 85	85 - 90	90 - 95	95 - 100	100 - 105	105 - 110	110 - 115	115 - 120	120 - 125	125 - 130	130 - 135	135 - 140
0000	1	0	0	0	0	0	0	0	0	1	0	0	0	0	0	0	0	0	0	0	0	0	0	0	0	0	0	0	0
0100	0	0	0	0	0	0	0	0	0	0	0	0	0	0	0	0	0	0	0	0	0	0	0	0	0	0	0	0	0
0200	0	0	0	0	0	0	0	0	0	0	0	0	0	0	0	0	0	0	0	0	0	0	0	0	0	0	0	0	0
0300	0	0	0	0	0	0	0	0	0	0	0	0	0	0	0	0	0	0	0	0	0	0	0	0	0	0	0	0	0
0400	0	0	0	0	0	0	0	0	0	0	0	0	0	0	0	0	0	0	0	0	0	0	0	0	0	0	0	0	0
0500	1	0	0	0	0	0	0	0	0	0	0	0	0	0	0	0	0	0	0	1	0	0	0	0	0	0	0	0	0
0600	1	0	0	0	0	0	0	0	0	0	0	0	0	0	1	0	0	0	0	0	0	0	0	0	0	0	0	0	0
0700	1	0	0	0	0	0	0	0	0	0	0	0	0	0	0	0	0	0	1	0	0	0	0	0	0	0	0	0	0
0800	7	0	0	0	0	0	1	0	0	0	0	1	0	4	1	0	0	0	0	0	0	0	0	0	0	0	0	0	0
0900	5	0	0	0	0	0	0	0	0	0	0	0	1	3	1	0	0	0	0	0	0	0	0	0	0	0	0	0	0
1000	**9**	**0**	**0**	**0**	**0**	**0**	**1**	**1**	**1**	**3**	**1**	**1**	**0**	**0**	**1**	**0**	**0**	**0**	**0**	**0**	**0**	**0**	**0**	**0**	**0**	**0**	**0**	**0**	**0**
1100	6	0	0	0	0	0	2	0	3	0	0	0	0	1	0	0	0	0	0	0	0	0	0	0	0	0	0	0	0
1200	6	0	0	0	0	1	0	2	1	0	0	1	0	0	0	0	1	0	0	0	0	0	0	0	0	0	0	0	0
1300	6	0	0	0	0	0	1	1	0	0	0	0	1	0	1	2	0	0	0	0	0	0	0	0	0	0	0	0	0
1400	**11**	**0**	**0**	**0**	**0**	**0**	**1**	**2**	**0**	**1**	**1**	**1**	**0**	**1**	**2**	**2**	**0**	**0**	**0**	**0**	**0**	**0**	**0**	**0**	**0**	**0**	**0**	**0**	**0**
1500	4	0	0	0	0	0	1	1	0	1	1	0	0	0	0	0	0	0	0	0	0	0	0	0	0	0	0	0	0
1600	7	0	0	0	1	0	0	0	0	2	1	0	2	1	0	0	0	0	0	0	0	0	0	0	0	0	0	0	0
1700	9	0	0	0	1	0	1	1	1	1	1	0	1	0	0	1	1	0	0	0	0	0	0	0	0	0	0	0	0
1800	3	0	0	0	0	0	0	0	0	1	0	0	2	0	0	0	0	0	0	0	0	0	0	0	0	0	0	0	0
1900	3	0	0	0	0	0	0	0	0	1	0	0	0	2	0	0	0	0	0	0	0	0	0	0	0	0	0	0	0
2000	4	0	0	0	0	0	0	0	0	0	0	0	2	1	1	0	0	0	0	0	0	0	0	0	0	0	0	0	0
2100	0	0	0	0	0	0	0	0	0	0	0	0	0	0	0	0	0	0	0	0	0	0	0	0	0	0	0	0	0
2200	4	0	0	0	0	0	0	0	0	1	0	0	0	0	1	2	0	0	0	0	0	0	0	0	0	0	0	0	0
2300	1	0	0	0	0	0	0	1	0	0	0	0	0	0	0	0	0	0	0	0	0	0	0	0	0	0	0	0	0
07-19	**74**	**0**	**0**	**0**	**2**	**1**	**8**	**8**	**6**	**9**	**5**	**4**	**7**	**10**	**6**	**5**	**2**	**0**	**1**	**0**	**0**	**0**	**0**	**0**	**0**	**0**	**0**	**0**	**0**
06-22	**82**	**0**	**0**	**0**	**2**	**1**	**8**	**8**	**6**	**10**	**5**	**4**	**9**	**13**	**8**	**5**	**2**	**0**	**1**	**0**	**0**	**0**	**0**	**0**	**0**	**0**	**0**	**0**	**0**
06-00	**87**	**0**	**0**	**0**	**2**	**1**	**8**	**9**	**6**	**11**	**5**	**4**	**9**	**13**	**9**	**7**	**2**	**0**	**1**	**0**	**0**	**0**	**0**	**0**	**0**	**0**	**0**	**0**	**0**
00-00	**89**	**0**	**0**	**0**	**2**	**1**	**8**	**9**	**6**	**12**	**5**	**4**	**9**	**13**	**9**	**7**	**2**	**0**	**1**	**1**	**0**	**0**	**0**	**0**	**0**	**0**	**0**	**0**	**0**

DRAFT

Site 14
Location L-40231-0, att t/pole, Lat 53.58950, Long -6.74442
Direction West

3279 / Meath/Cavan/Monaghan ATC's
October 2013
Automatic Traffic Count

Wed, 9 October 2013

Time	Total	Speed Bins (km/h)																											
		0 - 5	5 - 10	10 - 15	15 - 20	20 - 25	25 - 30	30 - 35	35 - 40	40 - 45	45 - 50	50 - 55	55 - 60	60 - 65	65 - 70	70 - 75	75 - 80	80 - 85	85 - 90	90 - 95	95 - 100	100 - 105	105 - 110	110 - 115	115 - 120	120 - 125	125 - 130	130 - 135	135 - 140
0000	0	0	0	0	0	0	0	0	0	0	0	0	0	0	0	0	0	0	0	0	0	0	0	0	0	0	0	0	0
0100	0	0	0	0	0	0	0	0	0	0	0	0	0	0	0	0	0	0	0	0	0	0	0	0	0	0	0	0	0
0200	0	0	0	0	0	0	0	0	0	0	0	0	0	0	0	0	0	0	0	0	0	0	0	0	0	0	0	0	0
0300	0	0	0	0	0	0	0	0	0	0	0	0	0	0	0	0	0	0	0	0	0	0	0	0	0	0	0	0	0
0400	0	0	0	0	0	0	0	0	0	0	0	0	0	0	0	0	0	0	0	0	0	0	0	0	0	0	0	0	0
0500	0	0	0	0	0	0	0	0	0	0	0	0	0	0	0	0	0	0	0	0	0	0	0	0	0	0	0	0	0
0600	2	0	0	0	0	0	0	0	0	0	0	1	0	0	0	1	0	0	0	0	0	0	0	0	0	0	0	0	0
0700	1	0	0	0	0	0	0	0	0	0	0	0	0	0	0	0	0	1	0	0	0	0	0	0	0	0	0	0	0
0800	**10**	**0**	**0**	**0**	**1**	**0**	**0**	**0**	**0**	**0**	**2**	**1**	**0**	**3**	**1**	**1**	**0**	**1**	**0**	**0**	**0**	**0**	**0**	**0**	**0**	**0**	**0**	**0**	**0**
0900	7	0	0	0	1	0	0	0	0	0	1	1	2	1	1	0	0	0	0	0	0	0	0	0	0	0	0	0	0
1000	6	0	0	0	0	0	0	0	0	1	1	1	1	0	1	1	0	0	0	0	0	0	0	0	0	0	0	0	0
1100	7	0	0	0	0	1	0	0	2	0	0	0	1	1	1	1	0	0	0	0	0	0	0	0	0	0	0	0	0
1200	**9**	**0**	**0**	**0**	**0**	**1**	**0**	**2**	**2**	**0**	**0**	**1**	**1**	**1**	**0**	**0**	**0**	**1**	**0**	**0**	**0**	**0**	**0**	**0**	**0**	**0**	**0**	**0**	**0**
1300	5	0	0	0	0	0	0	1	1	0	0	1	0	2	0	0	0	0	0	0	0	0	0	0	0	0	0	0	0
1400	7	0	0	0	0	0	0	1	1	1	0	3	1	0	0	0	0	0	0	0	0	0	0	0	0	0	0	0	0
1500	4	0	0	0	0	0	0	0	2	0	0	0	1	0	1	0	0	0	0	0	0	0	0	0	0	0	0	0	0
1600	5	0	0	0	0	0	0	1	0	0	0	0	1	2	1	0	0	0	0	0	0	0	0	0	0	0	0	0	0
1700	6	0	0	0	0	0	0	0	2	1	0	0	2	1	0	0	0	0	0	0	0	0	0	0	0	0	0	0	0
1800	5	0	0	0	0	0	0	1	1	0	1	1	0	1	0	0	0	0	0	0	0	0	0	0	0	0	0	0	0
1900	2	0	0	0	0	0	0	0	0	0	0	1	0	0	0	1	0	0	0	0	0	0	0	0	0	0	0	0	0
2000	2	0	0	0	0	0	0	0	0	0	0	1	0	1	0	0	0	0	0	0	0	0	0	0	0	0	0	0	0
2100	4	0	0	0	0	0	0	0	0	1	1	0	1	0	1	0	0	0	0	0	0	0	0	0	0	0	0	0	0
2200	0	0	0	0	0	0	0	0	0	0	0	0	0	0	0	0	0	0	0	0	0	0	0	0	0	0	0	0	0
2300	0	0	0	0	0	0	0	0	0	0	0	0	0	0	0	0	0	0	0	0	0	0	0	0	0	0	0	0	0
07-19	**72**	**0**	**0**	**0**	**2**	**2**	**0**	**6**	**11**	**3**	**5**	**9**	**10**	**12**	**6**	**3**	**0**	**2**	**1**	**0**	**0**	**0**	**0**	**0**	**0**	**0**	**0**	**0**	**0**
06-22	**82**	**0**	**0**	**0**	**2**	**2**	**0**	**6**	**11**	**4**	**6**	**12**	**11**	**13**	**7**	**5**	**0**	**2**	**1**	**0**	**0**	**0**	**0**	**0**	**0**	**0**	**0**	**0**	**0**
06-00	**82**	**0**	**0**	**0**	**2**	**2**	**0**	**6**	**11**	**4**	**6**	**12**	**11**	**13**	**7**	**5**	**0**	**2**	**1**	**0**	**0**	**0**	**0**	**0**	**0**	**0**	**0**	**0**	**0**
00-00	**82**	**0**	**0**	**0**	**2**	**2**	**0**	**6**	**11**	**4**	**6**	**12**	**11**	**13**	**7**	**5**	**0**	**2**	**1**	**0**	**0**	**0**	**0**	**0**	**0**	**0**	**0**	**0**	**0**

DRAFT

Site 14
Location L-40231-0, att t/pole, Lat 53.58950, Long -6.74442
Direction West

3279 / Meath/Cavan/Monaghan ATC's
October 2013
Automatic Traffic Count

Thu, 10 October 2013

Time	Total	Speed Bins (km/h)																											
		0 - 5	5 - 10	10 - 15	15 - 20	20 - 25	25 - 30	30 - 35	35 - 40	40 - 45	45 - 50	50 - 55	55 - 60	60 - 65	65 - 70	70 - 75	75 - 80	80 - 85	85 - 90	90 - 95	95 - 100	100 - 105	105 - 110	110 - 115	115 - 120	120 - 125	125 - 130	130 - 135	135 - 140
0000	0	0	0	0	0	0	0	0	0	0	0	0	0	0	0	0	0	0	0	0	0	0	0	0	0	0	0	0	0
0100	0	0	0	0	0	0	0	0	0	0	0	0	0	0	0	0	0	0	0	0	0	0	0	0	0	0	0	0	0
0200	0	0	0	0	0	0	0	0	0	0	0	0	0	0	0	0	0	0	0	0	0	0	0	0	0	0	0	0	0
0300	0	0	0	0	0	0	0	0	0	0	0	0	0	0	0	0	0	0	0	0	0	0	0	0	0	0	0	0	0
0400	0	0	0	0	0	0	0	0	0	0	0	0	0	0	0	0	0	0	0	0	0	0	0	0	0	0	0	0	0
0500	1	0	0	0	0	0	0	0	0	0	0	0	0	0	0	0	0	0	0	1	0	0	0	0	0	0	0	0	0
0600	1	0	0	0	0	0	0	0	0	0	0	1	0	0	0	0	0	0	0	0	0	0	0	0	0	0	0	0	0
0700	3	0	0	0	0	0	1	0	0	0	0	0	0	0	2	0	0	0	0	0	0	0	0	0	0	0	0	0	0
0800	6	0	0	0	1	0	0	0	1	0	0	1	2	1	0	0	0	0	0	0	0	0	0	0	0	0	0	0	0
0900	6	0	0	0	0	0	0	0	1	0	0	1	0	1	1	1	1	0	0	0	0	0	0	0	0	0	0	0	0
1000	3	0	0	0	1	0	0	0	0	1	0	1	0	0	0	0	0	0	0	0	0	0	0	0	0	0	0	0	0
1100	**7**	**0**	**0**	**0**	**1**	**0**	**0**	**0**	**1**	**0**	**1**	**0**	**1**	**2**	**0**	**1**	**0**	**0**	**0**	**0**	**0**	**0**	**0**	**0**	**0**	**0**	**0**	**0**	**0**
1200	5	0	0	0	0	0	0	0	1	0	1	0	0	0	0	0	3	0	0	0	0	0	0	0	0	0	0	0	0
1300	6	0	0	0	0	0	0	0	1	0	0	0	2	0	1	2	0	0	0	0	0	0	0	0	0	0	0	0	0
1400	7	0	0	0	0	0	0	0	0	0	1	1	2	1	0	2	0	0	0	0	0	0	0	0	0	0	0	0	0
1500	2	0	0	0	0	0	0	0	0	0	0	1	1	0	0	0	0	0	0	0	0	0	0	0	0	0	0	0	0
1600	**8**	**0**	**0**	**0**	**0**	**0**	**2**	**1**	**0**	**0**	**0**	**1**	**0**	**1**	**2**	**0**	**1**	**0**	**0**	**0**	**0**	**0**	**0**	**0**	**0**	**0**	**0**	**0**	**0**
1700	5	0	0	0	0	0	0	0	0	0	1	0	2	0	2	0	0	0	0	0	0	0	0	0	0	0	0	0	0
1800	4	0	0	0	0	0	0	0	0	0	0	1	0	1	2	0	0	0	0	0	0	0	0	0	0	0	0	0	0
1900	3	0	0	0	0	0	0	0	0	0	1	1	0	0	1	0	0	0	0	0	0	0	0	0	0	0	0	0	0
2000	5	0	0	0	0	0	0	0	1	0	0	2	0	1	1	0	0	0	0	0	0	0	0	0	0	0	0	0	0
2100	3	0	0	0	0	0	0	0	0	0	0	0	0	3	0	0	0	0	0	0	0	0	0	0	0	0	0	0	0
2200	2	0	0	0	0	0	0	0	0	1	1	0	0	0	0	0	0	0	0	0	0	0	0	0	0	0	0	0	0
2300	2	0	0	0	0	0	0	0	0	0	0	0	1	1	0	0	0	0	0	0	0	0	0	0	0	0	0	0	0
07-19	**62**	**0**	**0**	**0**	**3**	**0**	**3**	**1**	**5**	**1**	**4**	**7**	**10**	**7**	**10**	**6**	**5**	**0**	**0**	**0**	**0**	**0**	**0**	**0**	**0**	**0**	**0**	**0**	**0**
06-22	**74**	**0**	**0**	**0**	**3**	**0**	**3**	**1**	**6**	**1**	**5**	**11**	**10**	**11**	**12**	**6**	**5**	**0**	**0**	**0**	**0**	**0**	**0**	**0**	**0**	**0**	**0**	**0**	**0**
06-00	**78**	**0**	**0**	**0**	**3**	**0**	**3**	**1**	**6**	**2**	**6**	**11**	**11**	**12**	**12**	**6**	**5**	**0**	**0**	**0**	**0**	**0**	**0**	**0**	**0**	**0**	**0**	**0**	**0**
00-00	**79**	**0**	**0**	**0**	**3**	**0**	**3**	**1**	**6**	**2**	**6**	**11**	**11**	**12**	**12**	**6**	**5**	**0**	**0**	**1**	**0**	**0**	**0**	**0**	**0**	**0**	**0**	**0**	**0**

DRAFT

Site 14
Location L-40231-0, att t/pole, Lat 53.58950, Long -6.74442
Direction West

3279 / Meath/Cavan/Monaghan ATC's
October 2013
Automatic Traffic Count

Fri, 11 October 2013

Time	Total	Speed Bins (km/h)																											
		0 - 5	5 - 10	10 - 15	15 - 20	20 - 25	25 - 30	30 - 35	35 - 40	40 - 45	45 - 50	50 - 55	55 - 60	60 - 65	65 - 70	70 - 75	75 - 80	80 - 85	85 - 90	90 - 95	95 - 100	100 - 105	105 - 110	110 - 115	115 - 120	120 - 125	125 - 130	130 - 135	135 - 140
0000	0	0	0	0	0	0	0	0	0	0	0	0	0	0	0	0	0	0	0	0	0	0	0	0	0	0	0	0	0
0100	1	0	0	0	0	0	0	0	0	0	0	0	0	0	0	1	0	0	0	0	0	0	0	0	0	0	0	0	0
0200	0	0	0	0	0	0	0	0	0	0	0	0	0	0	0	0	0	0	0	0	0	0	0	0	0	0	0	0	0
0300	0	0	0	0	0	0	0	0	0	0	0	0	0	0	0	0	0	0	0	0	0	0	0	0	0	0	0	0	0
0400	0	0	0	0	0	0	0	0	0	0	0	0	0	0	0	0	0	0	0	0	0	0	0	0	0	0	0	0	0
0500	0	0	0	0	0	0	0	0	0	0	0	0	0	0	0	0	0	0	0	0	0	0	0	0	0	0	0	0	0
0600	1	0	0	0	0	0	0	0	0	0	0	0	0	0	0	0	0	0	0	1	0	0	0	0	0	0	0	0	0
0700	1	0	0	0	0	0	0	0	0	0	0	0	0	0	0	0	0	0	1	0	0	0	0	0	0	0	0	0	0
0800	5	0	0	0	0	1	0	0	0	0	1	1	0	2	0	0	0	0	0	0	0	0	0	0	0	0	0	0	0
0900	4	0	0	0	0	0	0	0	0	0	0	1	0	2	1	0	0	0	0	0	0	0	0	0	0	0	0	0	0
1000	6	0	0	0	0	0	0	1	0	1	0	2	1	0	0	1	0	0	0	0	0	0	0	0	0	0	0	0	0
1100	**10**	**0**	**0**	**0**	**1**	**2**	**0**	**1**	**2**	**2**	**1**	**0**	**0**	**1**	**0**	**0**	**0**	**0**	**0**	**0**	**0**	**0**	**0**	**0**	**0**	**0**	**0**	**0**	**0**
1200	**11**	**0**	**0**	**0**	**0**	**0**	**0**	**1**	**1**	**0**	**1**	**2**	**4**	**2**	**0**	**0**	**0**	**0**	**0**	**0**	**0**	**0**	**0**	**0**	**0**	**0**	**0**	**0**	**0**
1300	10	0	0	0	0	0	0	0	1	2	1	1	3	1	1	0	0	0	0	0	0	0	0	0	0	0	0	0	0
1400	9	0	0	0	0	0	0	0	1	1	1	1	2	3	0	0	0	0	0	0	0	0	0	0	0	0	0	0	0
1500	8	0	0	1	0	0	1	0	0	1	0	1	1	1	1	1	0	0	0	0	0	0	0	0	0	0	0	0	0
1600	6	0	0	0	0	0	1	0	0	0	1	1	1	1	1	0	0	0	0	0	0	0	0	0	0	0	0	0	0
1700	7	0	0	0	0	0	0	1	0	0	0	2	2	1	1	0	0	0	0	0	0	0	0	0	0	0	0	0	0
1800	5	0	0	0	0	0	0	0	1	1	1	0	0	1	1	0	0	0	0	0	0	0	0	0	0	0	0	0	0
1900	4	0	0	0	0	0	0	0	0	0	0	0	3	1	0	0	0	0	0	0	0	0	0	0	0	0	0	0	0
2000	2	0	0	0	0	0	0	0	0	0	1	0	0	1	0	0	0	0	0	0	0	0	0	0	0	0	0	0	0
2100	2	0	0	0	0	0	1	0	0	0	0	1	0	0	0	0	0	0	0	0	0	0	0	0	0	0	0	0	0
2200	2	0	0	0	0	0	0	1	0	0	1	0	0	0	0	0	0	0	0	0	0	0	0	0	0	0	0	0	0
2300	1	0	0	0	0	0	0	0	0	0	0	0	0	0	1	0	0	0	0	0	0	0	0	0	0	0	0	0	0
07-19	**82**	**0**	**0**	**1**	**1**	**3**	**2**	**4**	**6**	**8**	**7**	**12**	**14**	**15**	**6**	**2**	**0**	**0**	**0**	**1**	**0**	**0**	**0**	**0**	**0**	**0**	**0**	**0**	**0**
06-22	**91**	**0**	**0**	**1**	**1**	**3**	**3**	**4**	**6**	**8**	**8**	**13**	**17**	**17**	**6**	**2**	**0**	**0**	**0**	**1**	**1**	**0**	**0**	**0**	**0**	**0**	**0**	**0**	**0**
06-00	**94**	**0**	**0**	**1**	**1**	**3**	**3**	**5**	**6**	**8**	**9**	**13**	**17**	**17**	**7**	**2**	**0**	**0**	**0**	**1**	**1**	**0**	**0**	**0**	**0**	**0**	**0**	**0**	**0**
00-00	**95**	**0**	**0**	**1**	**1**	**3**	**3**	**5**	**6**	**8**	**9**	**13**	**17**	**17**	**7**	**3**	**0**	**0**	**0**	**1**	**1**	**0**	**0**	**0**	**0**	**0**	**0**	**0**	**0**

DRAFT

Site 14
Location L-40231-0, att t/pole, Lat 53.58950, Long -6.74442
Direction West

3279 / Meath/Cavan/Monaghan ATC's
October 2013
Automatic Traffic Count

Sat, 12 October 2013

Time	Total	Speed Bins (km/h)																											
		0 - 5	5 - 10	10 - 15	15 - 20	20 - 25	25 - 30	30 - 35	35 - 40	40 - 45	45 - 50	50 - 55	55 - 60	60 - 65	65 - 70	70 - 75	75 - 80	80 - 85	85 - 90	90 - 95	95 - 100	100 - 105	105 - 110	110 - 115	115 - 120	120 - 125	125 - 130	130 - 135	135 - 140
0000	1	0	0	0	0	0	0	0	0	1	0	0	0	0	0	0	0	0	0	0	0	0	0	0	0	0	0	0	0
0100	0	0	0	0	0	0	0	0	0	0	0	0	0	0	0	0	0	0	0	0	0	0	0	0	0	0	0	0	0
0200	1	0	0	0	0	0	0	0	0	0	0	0	0	0	0	0	1	0	0	0	0	0	0	0	0	0	0	0	0
0300	1	0	0	0	0	0	0	0	0	0	0	0	0	1	0	0	0	0	0	0	0	0	0	0	0	0	0	0	0
0400	0	0	0	0	0	0	0	0	0	0	0	0	0	0	0	0	0	0	0	0	0	0	0	0	0	0	0	0	0
0500	1	0	0	0	0	0	0	0	0	0	0	0	0	0	0	1	0	0	0	0	0	0	0	0	0	0	0	0	0
0600	0	0	0	0	0	0	0	0	0	0	0	0	0	0	0	0	0	0	0	0	0	0	0	0	0	0	0	0	0
0700	1	0	0	0	0	0	0	0	0	0	0	0	1	0	0	0	0	0	0	0	0	0	0	0	0	0	0	0	0
0800	4	0	0	0	0	0	0	0	0	0	0	1	0	0	2	0	1	0	0	0	0	0	0	0	0	0	0	0	0
0900	2	0	0	0	0	1	0	0	1	0	0	0	0	0	0	0	0	0	0	0	0	0	0	0	0	0	0	0	0
1000	**5**	**0**	**0**	**0**	**0**	**0**	**0**	**0**	**0**	**1**	**0**	**0**	**1**	**0**	**0**	**2**	**1**	**0**	**0**	**0**	**0**	**0**	**0**	**0**	**0**	**0**	**0**	**0**	**0**
1100	**5**	**0**	**0**	**0**	**0**	**0**	**2**	**0**	**0**	**0**	**0**	**0**	**2**	**0**	**0**	**0**	**1**	**0**	**0**	**0**	**0**	**0**	**0**	**0**	**0**	**0**	**0**	**0**	**0**
1200	**12**	**0**	**0**	**0**	**0**	**2**	**1**	**2**	**2**	**1**	**1**	**0**	**0**	**0**	**0**	**3**	**0**	**0**	**0**	**0**	**0**	**0**	**0**	**0**	**0**	**0**	**0**	**0**	**0**
1300	9	0	0	0	0	1	0	0	0	0	1	1	0	3	0	1	1	1	0	0	0	0	0	0	0	0	0	0	0
1400	6	0	0	0	1	0	0	0	1	1	0	1	1	1	0	0	0	0	0	0	0	0	0	0	0	0	0	0	0
1500	7	0	0	0	0	1	2	0	1	0	1	0	2	0	0	0	0	0	0	0	0	0	0	0	0	0	0	0	0
1600	9	0	0	0	0	0	1	1	0	0	0	0	1	0	2	2	2	0	0	0	0	0	0	0	0	0	0	0	0
1700	1	0	0	0	0	0	0	1	0	0	0	0	0	0	0	0	0	0	0	0	0	0	0	0	0	0	0	0	0
1800	7	0	0	0	0	1	1	0	1	1	0	0	1	0	1	0	0	1	0	0	0	0	0	0	0	0	0	0	0
1900	1	0	0	0	0	0	0	0	0	0	0	0	1	0	0	0	0	0	0	0	0	0	0	0	0	0	0	0	0
2000	3	0	0	0	0	0	0	0	1	0	0	0	0	0	0	1	0	1	0	0	0	0	0	0	0	0	0	0	0
2100	4	0	0	0	0	0	0	0	0	0	0	1	0	1	1	1	0	0	0	0	0	0	0	0	0	0	0	0	0
2200	2	0	0	0	0	0	0	1	0	0	1	0	0	0	0	0	0	0	0	0	0	0	0	0	0	0	0	0	0
2300	1	0	0	0	0	0	0	0	0	0	1	0	0	0	0	0	0	0	0	0	0	0	0	0	0	0	0	0	0
07-19	**68**	**0**	**0**	**0**	**1**	**6**	**7**	**4**	**6**	**4**	**3**	**3**	**9**	**4**	**5**	**8**	**6**	**2**	**0**	**0**	**0**	**0**	**0**	**0**	**0**	**0**	**0**	**0**	**0**
06-22	**76**	**0**	**0**	**0**	**1**	**6**	**7**	**4**	**7**	**4**	**3**	**4**	**10**	**5**	**6**	**10**	**6**	**3**	**0**	**0**	**0**	**0**	**0**	**0**	**0**	**0**	**0**	**0**	**0**
06-00	**79**	**0**	**0**	**0**	**1**	**6**	**7**	**5**	**7**	**4**	**5**	**4**	**10**	**5**	**6**	**10**	**6**	**3**	**0**	**0**	**0**	**0**	**0**	**0**	**0**	**0**	**0**	**0**	**0**
00-00	**83**	**0**	**0**	**0**	**1**	**6**	**7**	**5**	**7**	**5**	**5**	**4**	**10**	**6**	**6**	**11**	**7**	**3**	**0**	**0**	**0**	**0**	**0**	**0**	**0**	**0**	**0**	**0**	**0**

DRAFT

Site 14
Location L-40231-0, att t/pole, Lat 53.58950, Long -6.74442
Direction West

3279 / Meath/Cavan/Monaghan ATC's
October 2013
Automatic Traffic Count

Sun, 13 October 2013

Time	Total	Speed Bins (km/h)																											
		0 - 5	5 - 10	10 - 15	15 - 20	20 - 25	25 - 30	30 - 35	35 - 40	40 - 45	45 - 50	50 - 55	55 - 60	60 - 65	65 - 70	70 - 75	75 - 80	80 - 85	85 - 90	90 - 95	95 - 100	100 - 105	105 - 110	110 - 115	115 - 120	120 - 125	125 - 130	130 - 135	135 - 140
0000	0	0	0	0	0	0	0	0	0	0	0	0	0	0	0	0	0	0	0	0	0	0	0	0	0	0	0	0	0
0100	0	0	0	0	0	0	0	0	0	0	0	0	0	0	0	0	0	0	0	0	0	0	0	0	0	0	0	0	0
0200	1	0	0	0	0	1	0	0	0	0	0	0	0	0	0	0	0	0	0	0	0	0	0	0	0	0	0	0	0
0300	1	0	0	0	0	0	0	1	0	0	0	0	0	0	0	0	0	0	0	0	0	0	0	0	0	0	0	0	0
0400	0	0	0	0	0	0	0	0	0	0	0	0	0	0	0	0	0	0	0	0	0	0	0	0	0	0	0	0	0
0500	1	0	0	0	0	0	0	0	0	0	0	0	0	0	0	1	0	0	0	0	0	0	0	0	0	0	0	0	0
0600	0	0	0	0	0	0	0	0	0	0	0	0	0	0	0	0	0	0	0	0	0	0	0	0	0	0	0	0	0
0700	0	0	0	0	0	0	0	0	0	0	0	0	0	0	0	0	0	0	0	0	0	0	0	0	0	0	0	0	0
0800	2	0	0	0	0	0	0	0	0	0	0	0	1	0	0	1	0	0	0	0	0	0	0	0	0	0	0	0	0
0900	2	0	0	0	0	0	0	0	0	0	1	0	0	0	0	1	0	0	0	0	0	0	0	0	0	0	0	0	0
1000	**10**	**0**	**0**	**0**	**1**	**0**	**0**	**1**	**2**	**1**	**0**	**0**	**1**	**1**	**2**	**1**	**0**	**0**	**0**	**0**	**0**	**0**	**0**	**0**	**0**	**0**	**0**	**0**	**0**
1100	3	0	0	0	0	0	0	0	0	0	0	0	0	2	1	0	0	0	0	0	0	0	0	0	0	0	0	0	0
1200	4	0	0	0	0	0	0	0	0	1	1	1	0	1	0	0	0	0	0	0	0	0	0	0	0	0	0	0	0
1300	2	0	0	0	0	0	0	0	0	1	0	0	0	0	0	0	1	0	0	0	0	0	0	0	0	0	0	0	0
1400	**7**	**0**	**0**	**0**	**0**	**0**	**0**	**1**	**0**	**0**	**1**	**3**	**0**	**1**	**1**	**0**	**0**	**0**	**0**	**0**	**0**	**0**	**0**	**0**	**0**	**0**	**0**	**0**	**0**
1500	3	0	0	0	0	0	0	1	0	0	1	1	0	0	0	0	0	0	0	0	0	0	0	0	0	0	0	0	0
1600	2	0	0	0	0	0	0	0	0	0	1	0	0	0	0	1	0	0	0	0	0	0	0	0	0	0	0	0	0
1700	5	0	0	0	0	0	0	1	1	1	0	0	1	0	0	1	0	0	0	0	0	0	0	0	0	0	0	0	0
1800	2	0	0	0	0	0	0	0	0	0	1	0	0	0	0	1	0	0	0	0	0	0	0	0	0	0	0	0	0
1900	**7**	**0**	**0**	**0**	**1**	**2**	**0**	**0**	**0**	**0**	**2**	**0**	**0**	**0**	**1**	**1**	**0**	**0**	**0**	**0**	**0**	**0**	**0**	**0**	**0**	**0**	**0**	**0**	**0**
2000	0	0	0	0	0	0	0	0	0	0	0	0	0	0	0	0	0	0	0	0	0	0	0	0	0	0	0	0	0
2100	2	0	0	0	0	0	0	0	0	1	1	0	0	0	0	0	0	0	0	0	0	0	0	0	0	0	0	0	0
2200	1	0	0	0	0	0	0	0	0	0	1	0	0	0	0	0	0	0	0	0	0	0	0	0	0	0	0	0	0
2300	0	0	0	0	0	0	0	0	0	0	0	0	0	0	0	0	0	0	0	0	0	0	0	0	0	0	0	0	0
07-19	**42**	**0**	**0**	**0**	**1**	**0**	**0**	**4**	**3**	**4**	**6**	**5**	**3**	**5**	**4**	**6**	**1**	**0**	**0**	**0**	**0**	**0**	**0**	**0**	**0**	**0**	**0**	**0**	**0**
06-22	**51**	**0**	**0**	**0**	**2**	**2**	**0**	**4**	**3**	**5**	**9**	**5**	**3**	**5**	**5**	**7**	**1**	**0**	**0**	**0**	**0**	**0**	**0**	**0**	**0**	**0**	**0**	**0**	**0**
06-00	**52**	**0**	**0**	**0**	**2**	**2**	**0**	**4**	**3**	**5**	**10**	**5**	**3**	**5**	**5**	**7**	**1**	**0**	**0**	**0**	**0**	**0**	**0**	**0**	**0**	**0**	**0**	**0**	**0**
00-00	**55**	**0**	**0**	**0**	**2**	**3**	**0**	**5**	**3**	**5**	**10**	**5**	**3**	**5**	**5**	**8**	**1**	**0**	**0**	**0**	**0**	**0**	**0**	**0**	**0**	**0**	**0**	**0**	**0**

DRAFT

Site 14
Location L-40231-0, att t/pole, Lat 53.58950, Long -6.74442
Direction West

3279 / Meath/Cavan/Monaghan ATC's
October 2013
Automatic Traffic Count

Virtual Day (7)

Time	Total	Speed Bins (km/h)																											
		0 - 5	5 - 10	10 - 15	15 - 20	20 - 25	25 - 30	30 - 35	35 - 40	40 - 45	45 - 50	50 - 55	55 - 60	60 - 65	65 - 70	70 - 75	75 - 80	80 - 85	85 - 90	90 - 95	95 - 100	100 - 105	105 - 110	110 - 115	115 - 120	120 - 125	125 - 130	130 - 135	135 - 140
0000	0	0	0	0	0	0	0	0	0	0	0	0	0	0	0	0	0	0	0	0	0	0	0	0	0	0	0	0	0
0100	0	0	0	0	0	0	0	0	0	0	0	0	0	0	0	0	0	0	0	0	0	0	0	0	0	0	0	0	0
0200	0	0	0	0	0	0	0	0	0	0	0	0	0	0	0	0	0	0	0	0	0	0	0	0	0	0	0	0	0
0300	0	0	0	0	0	0	0	0	0	0	0	0	0	0	0	0	0	0	0	0	0	0	0	0	0	0	0	0	0
0400	0	0	0	0	0	0	0	0	0	0	0	0	0	0	0	0	0	0	0	0	0	0	0	0	0	0	0	0	0
0500	1	0	0	0	0	0	0	0	0	0	0	0	0	0	0	0	0	0	0	0	0	0	0	0	0	0	0	0	0
0600	1	0	0	0	0	0	0	0	0	0	0	0	0	0	0	0	0	0	0	0	0	0	0	0	0	0	0	0	0
0700	1	0	0	0	0	0	0	0	0	0	0	0	0	0	0	0	0	0	0	0	0	0	0	0	0	0	0	0	0
0800	6	0	0	0	0	0	0	0	0	0	1	1	0	2	1	0	0	0	0	0	0	0	0	0	0	0	0	0	0
0900	4	0	0	0	0	0	0	0	0	0	0	0	1	1	1	0	0	0	0	0	0	0	0	0	0	0	0	0	0
1000	**7**	**0**	**0**	**0**	**0**	**0**	**0**	**1**	**1**	**1**	**0**	**1**	**1**	**0**	**1**	**1**	**0**	**0**	**0**	**0**	**0**	**0**	**0**	**0**	**0**	**0**	**0**	**0**	**0**
1100	6	0	0	0	0	0	1	1	1	0	0	0	1	1	0	0	0	0	0	0	0	0	0	0	0	0	0	0	0
1200	**8**	**0**	**0**	**0**	**0**	**1**	**0**	**1**	**1**	**0**	**1**	**1**	**1**	**1**	**0**	**1**	**1**	**0**	**0**	**0**	**0**	**0**	**0**	**0**	**0**	**0**	**0**	**0**	**0**
1300	7	0	0	0	0	0	0	0	1	0	0	1	1	1	0	1	0	0	0	0	0	0	0	0	0	0	0	0	0
1400	7	0	0	0	0	0	0	1	0	1	1	1	1	1	1	1	0	0	0	0	0	0	0	0	0	0	0	0	0
1500	4	0	0	0	0	0	1	0	0	0	0	0	1	0	0	0	0	0	0	0	0	0	0	0	0	0	0	0	0
1600	6	0	0	0	0	0	1	1	0	0	0	0	1	1	1	0	0	0	0	0	0	0	0	0	0	0	0	0	0
1700	6	0	0	0	0	0	0	1	1	1	0	0	1	0	0	0	0	0	0	0	0	0	0	0	0	0	0	0	0
1800	4	0	0	0	0	0	0	0	0	0	0	0	0	1	1	0	0	0	0	0	0	0	0	0	0	0	0	0	0
1900	3	0	0	0	0	0	0	0	0	0	1	0	1	0	0	0	0	0	0	0	0	0	0	0	0	0	0	0	0
2000	3	0	0	0	0	0	0	0	0	0	0	1	1	1	0	0	0	0	0	0	0	0	0	0	0	0	0	0	0
2100	2	0	0	0	0	0	0	0	0	0	0	0	0	1	0	0	0	0	0	0	0	0	0	0	0	0	0	0	0
2200	2	0	0	0	0	0	0	0	0	0	1	0	0	0	0	0	0	0	0	0	0	0	0	0	0	0	0	0	0
2300	1	0	0	0	0	0	0	0	0	0	0	0	0	0	0	0	0	0	0	0	0	0	0	0	0	0	0	0	0
07-19	**67**	**0**	**0**	**0**	**2**	**2**	**4**	**5**	**6**	**5**	**5**	**7**	**8**	**10**	**6**	**5**	**2**	**1**	**0**	**0**	**0**	**0**	**0**	**0**	**0**	**0**	**0**	**0**	**0**
06-22	**77**	**0**	**0**	**0**	**2**	**2**	**4**	**5**	**6**	**6**	**6**	**8**	**10**	**11**	**7**	**6**	**2**	**1**	**0**	**0**	**0**	**0**	**0**	**0**	**0**	**0**	**0**	**0**	**0**
06-00	**79**	**0**	**0**	**0**	**2**	**2**	**4**	**6**	**6**	**6**	**7**	**8**	**10**	**11**	**7**	**6**	**2**	**1**	**0**	**0**	**0**	**0**	**0**	**0**	**0**	**0**	**0**	**0**	**0**
00-00	**81**	**0**	**0**	**0**	**2**	**2**	**4**	**6**	**6**	**6**	**7**	**8**	**10**	**12**	**7**	**7**	**2**	**1**	**0**	**0**	**0**	**0**	**0**	**0**	**0**	**0**	**0**	**0**	**0**

DRAFT

Site 14
Location L-40231-0, att t/pole, Lat 53.58950, Long -6.74442
Direction West

3279 / Meath/Cavan/Monaghan ATC's
October 2013
Automatic Traffic Count

Virtual Week (1)

Time	Total	Speed Bins (km/h)																												
		0 - 5	5 - 10	10 - 15	15 - 20	20 - 25	25 - 30	30 - 35	35 - 40	40 - 45	45 - 50	50 - 55	55 - 60	60 - 65	65 - 70	70 - 75	75 - 80	80 - 85	85 - 90	90 - 95	95 - 100	100 - 105	105 - 110	110 - 115	115 - 120	120 - 125	125 - 130	130 - 135	135 - 140
Mon	83	0	0	0	2	0	5	10	4	8	5	9	8	15	6	7	2	1	0	0	0	1	0	0	0	0	0	0	0	0
Tue	89	0	0	0	2	1	8	9	6	12	5	4	9	13	9	7	2	0	1	1	0	0	0	0	0	0	0	0	0	0
Wed	82	0	0	0	2	2	0	6	11	4	6	12	11	13	7	5	0	2	1	0	0	0	0	0	0	0	0	0	0	0
Thu	79	0	0	0	3	0	3	1	6	2	6	11	11	12	12	6	5	0	0	1	0	0	0	0	0	0	0	0	0	0
Fri	95	0	0	1	1	3	3	5	6	8	9	13	17	17	7	3	0	0	0	1	1	0	0	0	0	0	0	0	0	0
|Sat	83	0	0	0	1	6	7	5	7	5	5	4	10	6	6	11	7	3	0	0	0	0	0	0	0	0	0	0	0	0
|Sun	55	0	0	0	2	3	0	5	3	5	10	5	3	5	5	8	1	0	0	0	0	0	0	0	0	0	0	0	0	0
5 Day Ave.	**86**	**0**	**0**	**0**	**2**	**1**	**4**	**6**	**7**	**7**	**6**	**10**	**11**	**14**	**8**	**6**	**2**	**1**	**0**	**1**	**0**	**0**	**0**	**0**	**0**	**0**	**0**	**0**	**0**	**0**
7 Day Ave.	**81**	**0**	**0**	**0**	**2**	**2**	**4**	**6**	**6**	**6**	**7**	**8**	**10**	**12**	**7**	**7**	**2**	**1**	**0**	**0**	**0**	**0**	**0**	**0**	**0**	**0**	**0**	**0**	**0**	**0**
--	**566**	**0**	**0**	**1**	**13**	**15**	**26**	**41**	**43**	**44**	**46**	**58**	**69**	**81**	**52**	**47**	**17**	**6**	**2**	**3**	**1**	**1**	**0**	**0**	**0**	**0**	**0**	**0**	**0**	**0**

Summary Graphs

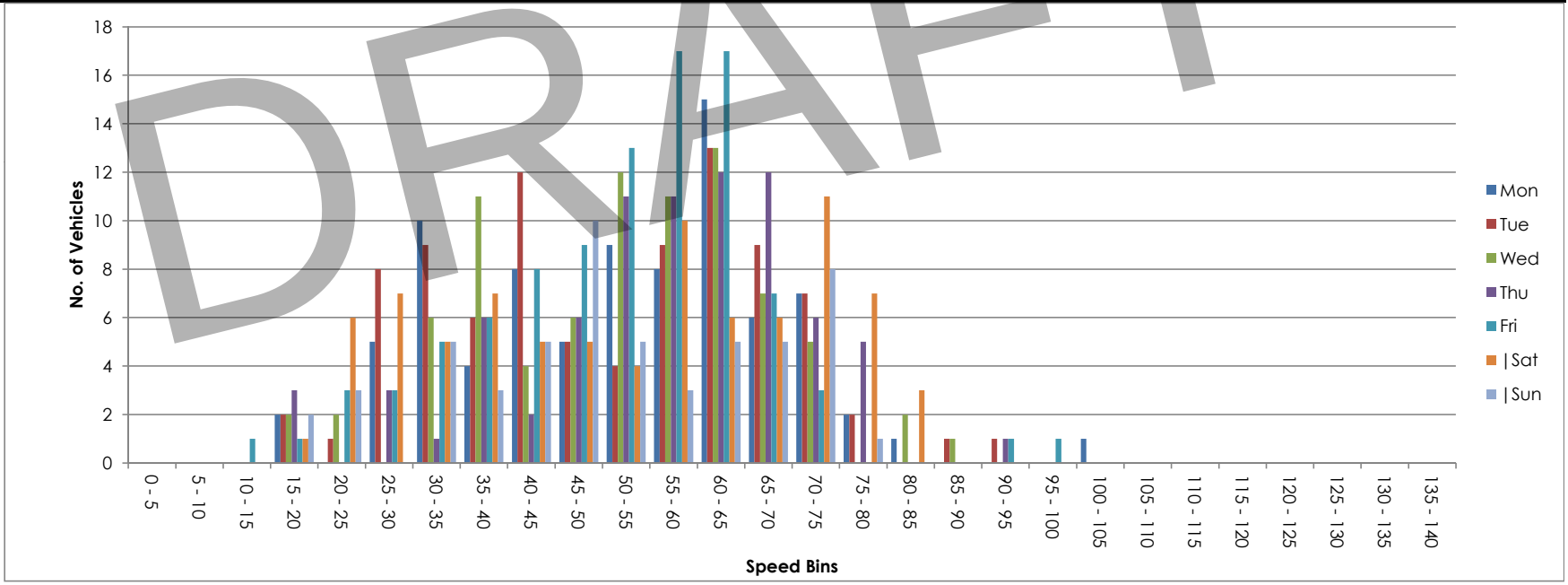

DRAFT

Site 14
Location L-40231-0, att t/pole, Lat 53.58950, Long -6.74442
Direction Two way

3279 / Meath/Cavan/Monaghan ATC's
October 2013
Automatic Traffic Count

Mon, 7 October 2013

Time	Total	Classification												>PSL	>PSL%	>SL1	>SL1%	>SL2	>SL2%	Mean	Vpp
		1 MCL	2 SV	3 SVT	4 TB2	5 TB3	6 T4	7 ART3	8 ART4	9 ART5	10 ART6	11 BD	12 DRT	80	80	85 +5kph	85 +5kph	90 +10kph	90 +10kph		85
0000	0	0	0	0	0	0	0	0	0	0	0	0	0	0	0	0	0	0	0	-	-
0100	1	0	1	0	0	0	0	0	0	0	0	0	0	0	0	0	0	0	0	57.3	-
0200	0	0	0	0	0	0	0	0	0	0	0	0	0	0	0	0	0	0	0	-	-
0300	0	0	0	0	0	0	0	0	0	0	0	0	0	0	0	0	0	0	0	-	-
0400	0	0	0	0	0	0	0	0	0	0	0	0	0	0	0	0	0	0	0	-	-
0500	1	0	1	0	0	0	0	0	0	0	0	0	0	1	100	1	100	1	100	100.4	-
0600	3	0	3	0	0	0	0	0	0	0	0	0	0	0	0	0	0	0	0	59.9	-
0700	5	0	5	0	0	0	0	0	0	0	0	0	0	0	0	0	0	0	0	62.2	-
0800	**15**	**0**	**14**	**0**	**1**	**0**	**0**	**0**	**0**	**0**	**0**	**0**	**0**	**0**	**0**	**0**	**0**	**0**	**0**	**55.4**	**64.4**
0900	9	0	7	1	1	0	0	0	0	0	0	0	0	0	0	0	0	0	0	50.6	-
1000	12	0	7	3	1	1	0	0	0	0	0	0	0	0	0	0	0	0	0	41.9	53.3
1100	13	0	11	1	0	1	0	0	0	0	0	0	0	0	0	0	0	0	0	40.4	53.6
1200	15	0	10	2	1	1	0	0	1	0	0	0	0	0	0	0	0	0	0	53.7	69.8
1300	**16**	**0**	**11**	**1**	**0**	**2**	**0**	**0**	**2**	**0**	**0**	**0**	**0**	**0**	**0**	**0**	**0**	**0**	**0**	**42.6**	**63.7**
1400	10	0	9	1	0	0	0	0	0	0	0	0	0	0	0	0	0	0	0	52.2	-
1500	9	0	8	1	0	0	0	0	0	0	0	0	0	0	0	0	0	0	0	38.1	-
1600	13	0	12	0	0	0	0	0	1	0	0	0	0	0	0	0	0	0	0	51	64.8
1700	13	0	11	0	0	1	0	0	1	0	0	0	0	0	0	0	0	0	0	44.2	52.9
1800	9	0	9	0	0	0	0	0	0	0	0	0	0	0	0	0	0	0	0	48	-
1900	11	0	11	0	0	0	0	0	0	0	0	0	0	0	0	0	0	0	0	54	66.2
2000	8	0	8	0	0	0	0	0	0	0	0	0	0	0	0	0	0	0	0	52.7	-
2100	2	0	1	0	0	0	0	0	0	1	0	0	0	1	50	0	0	0	0	62.2	-
2200	3	0	3	0	0	0	0	0	0	0	0	0	0	0	0	0	0	0	0	66.8	-
2300	1	0	1	0	0	0	0	0	0	0	0	0	0	0	0	0	0	0	0	57.5	-
07-19	**139**	**0**	**114**	**10**	**4**	**6**	**0**	**0**	**5**	**0**	**0**	**0**	**0**	**0**	**0**	**0**	**0**	**0**	**0**	**47.8**	**64.4**
06-22	**163**	**0**	**137**	**10**	**4**	**6**	**0**	**0**	**5**	**1**	**0**	**0**	**0**	**1**	**0.6**	**0**	**0**	**0**	**0**	**48.9**	**65.2**
06-00	**167**	**0**	**141**	**10**	**4**	**6**	**0**	**0**	**5**	**1**	**0**	**0**	**0**	**1**	**0.6**	**0**	**0**	**0**	**0**	**49.2**	**65.2**
00-00	**169**	**0**	**143**	**10**	**4**	**6**	**0**	**0**	**5**	**1**	**0**	**0**	**0**	**2**	**1.2**	**1**	**0.6**	**1**	**0.6**	**49.6**	**66.2**

DRAFT

Site 14
Location L-40231-0, att t/pole, Lat 53.58950, Long -6.74442
Direction Two way

3279 / Meath/Cavan/Monaghan ATC's
October 2013
Automatic Traffic Count

Tue, 8 October 2013

Time	Total	Classification												>PSL	>PSL%	>SL1	>SL1%	>SL2	>SL2%	Mean	Vpp
		1 MCL	2 SV	3 SVT	4 TB2	5 TB3	6 T4	7 ART3	8 ART4	9 ART5	10 ART6	11 BD	12 DRT	80	80	85 +5kph	85 +5kph	90 +10kph	90 +10kph		85
0000	1	0	1	0	0	0	0	0	0	0	0	0	0	0	0	0	0	0	0	40.6	-
0100	0	0	0	0	0	0	0	0	0	0	0	0	0	0	0	0	0	0	0	-	-
0200	0	0	0	0	0	0	0	0	0	0	0	0	0	0	0	0	0	0	0	-	-
0300	0	0	0	0	0	0	0	0	0	0	0	0	0	0	0	0	0	0	0	-	-
0400	0	0	0	0	0	0	0	0	0	0	0	0	0	0	0	0	0	0	0	-	-
0500	1	0	1	0	0	0	0	0	0	0	0	0	0	1	100	1	100	1	100	91.5	-
0600	1	0	1	0	0	0	0	0	0	0	0	0	0	0	0	0	0	0	0	68.7	-
0700	4	0	4	0	0	0	0	0	0	0	0	0	0	1	25	1	25	0	0	62.1	-
0800	**18**	**0**	**17**	**0**	**1**	**0**	**0**	**0**	**0**	**0**	**0**	**0**	**0**	**0**	**0**	**0**	**0**	**0**	**0**	**57.8**	**65.2**
0900	11	0	10	0	1	0	0	0	0	0	0	0	0	1	9.1	1	9.1	0	0	61.2	67.7
1000	17	0	14	0	1	2	0	0	0	0	0	0	0	0	0	0	0	0	0	46.5	55.1
1100	13	0	10	1	0	2	0	0	0	0	0	0	0	1	7.7	0	0	0	0	42.9	55.1
1200	12	0	10	0	0	0	0	0	2	0	0	0	0	0	0	0	0	0	0	40.3	52.6
1300	10	0	10	0	0	0	0	0	0	0	0	0	0	0	0	0	0	0	0	54.2	-
1400	**20**	**0**	**18**	**0**	**1**	**1**	**0**	**0**	**0**	**0**	**0**	**0**	**0**	**0**	**0**	**0**	**0**	**0**	**0**	**49.9**	**67**
1500	8	0	7	1	0	0	0	0	0	0	0	0	0	0	0	0	0	0	0	38.6	-
1600	11	0	11	0	0	0	0	0	0	0	0	0	0	0	0	0	0	0	0	45.6	59
1700	13	0	12	0	1	0	0	0	0	0	0	0	0	0	0	0	0	0	0	51.7	70.2
1800	8	0	8	0	0	0	0	0	0	0	0	0	0	0	0	0	0	0	0	47.8	-
1900	9	0	9	0	0	0	0	0	0	0	0	0	0	2	22.2	2	22.2	0	0	67.1	-
2000	5	0	5	0	0	0	0	0	0	0	0	0	0	0	0	0	0	0	0	63.2	-
2100	0	0	0	0	0	0	0	0	0	0	0	0	0	0	0	0	0	0	0	-	-
2200	5	0	5	0	0	0	0	0	0	0	0	0	0	0	0	0	0	0	0	65	-
2300	1	0	1	0	0	0	0	0	0	0	0	0	0	0	0	0	0	0	0	31.8	-
07-19	**145**	**0**	**131**	**2**	**5**	**5**	**0**	**0**	**2**	**0**	**0**	**0**	**0**	**3**	**2.1**	**2**	**1.4**	**0**	**0**	**49.6**	**67**
06-22	**160**	**0**	**146**	**2**	**5**	**5**	**0**	**0**	**2**	**0**	**0**	**0**	**0**	**5**	**3.1**	**4**	**2.5**	**0**	**0**	**51.2**	**69.1**
06-00	**166**	**0**	**152**	**2**	**5**	**5**	**0**	**0**	**2**	**0**	**0**	**0**	**0**	**5**	**3**	**4**	**2.4**	**0**	**0**	**51.5**	**69.5**
00-00	**168**	**0**	**154**	**2**	**5**	**5**	**0**	**0**	**2**	**0**	**0**	**0**	**0**	**6**	**3.6**	**5**	**3**	**1**	**0.6**	**51.6**	**69.8**

DRAFT

Site 14
Location L-40231-0, att t/pole, Lat 53.58950, Long -6.74442
Direction Two way

3279 / Meath/Cavan/Monaghan ATC's
October 2013
Automatic Traffic Count

Wed, 9 October 2013

Time	Total	Classification												>PSL	>PSL%	>SL1	>SL1%	>SL2	>SL2%	Mean	Vpp
		1 MCL	2 SV	3 SVT	4 TB2	5 TB3	6 T4	7 ART3	8 ART4	9 ART5	10 ART6	11 BD	12 DRT	80	80	85 +5kph	85 +5kph	90 +10kph	90 +10kph		85
0000	0	0	0	0	0	0	0	0	0	0	0	0	0	0	0	0	0	0	0	-	-
0100	0	0	0	0	0	0	0	0	0	0	0	0	0	0	0	0	0	0	0	-	-
0200	0	0	0	0	0	0	0	0	0	0	0	0	0	0	0	0	0	0	0	-	-
0300	0	0	0	0	0	0	0	0	0	0	0	0	0	0	0	0	0	0	0	-	-
0400	0	0	0	0	0	0	0	0	0	0	0	0	0	0	0	0	0	0	0	-	-
0500	0	0	0	0	0	0	0	0	0	0	0	0	0	0	0	0	0	0	0	-	-
0600	4	0	4	0	0	0	0	0	0	0	0	0	0	0	0	0	0	0	0	54.1	-
0700	3	0	3	0	0	0	0	0	0	0	0	0	0	1	33.3	1	33.3	0	0	55.7	-
0800	**19**	**0**	**18**	**0**	**1**	**0**	**0**	**0**	**0**	**0**	**0**	**0**	**0**	**1**	**5.3**	**0**	**0**	**0**	**0**	**57.2**	**67.7**
0900	10	0	8	1	1	0	0	0	0	0	0	0	0	0	0	0	0	0	0	56.9	-
1000	11	0	8	0	2	0	0	0	0	1	0	0	0	0	0	0	0	0	0	53.9	67
1100	14	0	13	0	1	0	0	0	0	0	0	0	0	0	0	0	0	0	0	47.4	62.6
1200	**15**	**0**	**14**	**1**	**0**	**0**	**0**	**0**	**0**	**0**	**0**	**0**	**0**	**1**	**6.7**	**0**	**0**	**0**	**0**	**45.1**	**62.6**
1300	7	0	6	0	1	0	0	0	0	0	0	0	0	0	0	0	0	0	0	48.8	-
1400	13	0	12	1	0	0	0	0	0	0	0	0	0	0	0	0	0	0	0	45.9	56.5
1500	14	0	10	2	1	1	0	0	0	0	0	0	0	0	0	0	0	0	0	44.7	59.8
1600	9	0	9	0	0	0	0	0	0	0	0	0	0	0	0	0	0	0	0	52.3	-
1700	13	0	13	0	0	0	0	0	0	0	0	0	0	0	0	0	0	0	0	44.5	58.3
1800	13	0	13	0	0	0	0	0	0	0	0	0	0	0	0	0	0	0	0	44.1	60.1
1900	4	0	4	0	0	0	0	0	0	0	0	0	0	0	0	0	0	0	0	69.2	-
2000	4	0	4	0	0	0	0	0	0	0	0	0	0	0	0	0	0	0	0	62.8	-
2100	4	0	4	0	0	0	0	0	0	0	0	0	0	0	0	0	0	0	0	53.6	-
2200	2	0	2	0	0	0	0	0	0	0	0	0	0	0	0	0	0	0	0	54.3	-
2300	0	0	0	0	0	0	0	0	0	0	0	0	0	0	0	0	0	0	0	-	-
07-19	**141**	**0**	**127**	**5**	**7**	**1**	**0**	**0**	**0**	**1**	**0**	**0**	**0**	**3**	**2.1**	**1**	**0.7**	**0**	**0**	**49.2**	**64.8**
06-22	**157**	**0**	**143**	**5**	**7**	**1**	**0**	**0**	**0**	**1**	**0**	**0**	**0**	**3**	**1.9**	**1**	**0.6**	**0**	**0**	**50.3**	**67**
06-00	**159**	**0**	**145**	**5**	**7**	**1**	**0**	**0**	**0**	**1**	**0**	**0**	**0**	**3**	**1.9**	**1**	**0.6**	**0**	**0**	**50.4**	**67.3**
00-00	**159**	**0**	**145**	**5**	**7**	**1**	**0**	**0**	**0**	**1**	**0**	**0**	**0**	**3**	**1.9**	**1**	**0.6**	**0**	**0**	**50.4**	**67.3**

DRAFT

Site 14
Location L-40231-0, att t/pole, Lat 53.58950, Long -6.74442
Direction Two way

3279 / Meath/Cavan/Monaghan ATC's
October 2013
Automatic Traffic Count

Thu, 10 October 2013

Time	Total	Classification												>PSL	>PSL%	>SL1	>SL1%	>SL2	>SL2%	Mean	Vpp
		1 MCL	2 SV	3 SVT	4 TB2	5 TB3	6 T4	7 ART3	8 ART4	9 ART5	10 ART6	11 BD	12 DRT	80	80	85 +5kph	85 +5kph	90 +10kph	90 +10kph		85
0000	0	0	0	0	0	0	0	0	0	0	0	0	0	0	0	0	0	0	0	-	-
0100	0	0	0	0	0	0	0	0	0	0	0	0	0	0	0	0	0	0	0	-	-
0200	0	0	0	0	0	0	0	0	0	0	0	0	0	0	0	0	0	0	0	-	-
0300	0	0	0	0	0	0	0	0	0	0	0	0	0	0	0	0	0	0	0	-	-
0400	0	0	0	0	0	0	0	0	0	0	0	0	0	0	0	0	0	0	0	-	-
0500	1	0	1	0	0	0	0	0	0	0	0	0	0	1	100	1	100	1	100	92.6	-
0600	2	0	2	0	0	0	0	0	0	0	0	0	0	0	0	0	0	0	0	51.4	-
0700	5	0	4	0	0	0	1	0	0	0	0	0	0	0	0	0	0	0	0	50.8	-
0800	**17**	**0**	**16**	**0**	**1**	**0**	**0**	**0**	**0**	**0**	**0**	**0**	**0**	**0**	**0**	**0**	**0**	**0**	**0**	**50.2**	**57.2**
0900	8	0	6	1	1	0	0	0	0	0	0	0	0	0	0	0	0	0	0	58.4	-
1000	8	2	4	1	1	0	0	0	0	0	0	0	0	0	0	0	0	0	0	46.2	-
1100	15	0	15	0	0	0	0	0	0	0	0	0	0	0	0	0	0	0	0	55.2	72.4
1200	13	0	12	0	1	0	0	0	0	0	0	0	0	1	7.7	0	0	0	0	59.6	76.7
1300	9	0	9	0	0	0	0	0	0	0	0	0	0	0	0	0	0	0	0	59.3	-
1400	**16**	**0**	**15**	**0**	**1**	**0**	**0**	**0**	**0**	**0**	**0**	**0**	**0**	**1**	**6.3**	**1**	**6.3**	**1**	**6.3**	**60.7**	**72.4**
1500	3	0	3	0	0	0	0	0	0	0	0	0	0	0	0	0	0	0	0	60.5	-
1600	**16**	**0**	**14**	**0**	**1**	**0**	**0**	**0**	**0**	**1**	**0**	**0**	**0**	**1**	**6.3**	**1**	**6.3**	**0**	**0**	**57.5**	**69.8**
1700	8	0	7	0	1	0	0	0	0	0	0	0	0	0	0	0	0	0	0	51.1	-
1800	10	1	9	0	0	0	0	0	0	0	0	0	0	0	0	0	0	0	0	49	-
1900	12	0	10	2	0	0	0	0	0	0	0	0	0	0	0	0	0	0	0	52	67.3
2000	7	0	7	0	0	0	0	0	0	0	0	0	0	0	0	0	0	0	0	51.1	-
2100	5	0	5	0	0	0	0	0	0	0	0	0	0	0	0	0	0	0	0	58.9	-
2200	2	0	2	0	0	0	0	0	0	0	0	0	0	0	0	0	0	0	0	43.7	-
2300	2	0	2	0	0	0	0	0	0	0	0	0	0	0	0	0	0	0	0	60.1	-
07-19	**128**	**3**	**114**	**2**	**7**	**0**	**1**	**0**	**0**	**1**	**0**	**0**	**0**	**3**	**2.3**	**2**	**1.6**	**1**	**0.8**	**55.1**	**70.6**
06-22	**154**	**3**	**138**	**4**	**7**	**0**	**1**	**0**	**0**	**1**	**0**	**0**	**0**	**3**	**1.9**	**2**	**1.3**	**1**	**0.6**	**54.8**	**69.8**
06-00	**158**	**3**	**142**	**4**	**7**	**0**	**1**	**0**	**0**	**1**	**0**	**0**	**0**	**3**	**1.9**	**2**	**1.3**	**1**	**0.6**	**54.7**	**69.8**
00-00	**159**	**3**	**143**	**4**	**7**	**0**	**1**	**0**	**0**	**1**	**0**	**0**	**0**	**4**	**2.5**	**3**	**1.9**	**2**	**1.3**	**54.9**	**69.8**

DRAFT

Site 14
Location L-40231-0, att t/pole, Lat 53.58950, Long -6.74442
Direction Two way

3279 / Meath/Cavan/Monaghan ATC's
October 2013
Automatic Traffic Count

Fri, 11 October 2013

Time	Total	Classification												>PSL	>PSL%	>SL1	>SL1%	>SL2	>SL2%	Mean	Vpp
		1 MCL	2 SV	3 SVT	4 TB2	5 TB3	6 T4	7 ART3	8 ART4	9 ART5	10 ART6	11 BD	12 DRT	80	80	85 +5kph	85 +5kph	90 +10kph	90 +10kph		85
0000	0	0	0	0	0	0	0	0	0	0	0	0	0	0	0	0	0	0	0	-	-
0100	1	0	1	0	0	0	0	0	0	0	0	0	0	0	0	0	0	0	0	71.4	-
0200	0	0	0	0	0	0	0	0	0	0	0	0	0	0	0	0	0	0	0	-	-
0300	0	0	0	0	0	0	0	0	0	0	0	0	0	0	0	0	0	0	0	-	-
0400	0	0	0	0	0	0	0	0	0	0	0	0	0	0	0	0	0	0	0	-	-
0500	0	0	0	0	0	0	0	0	0	0	0	0	0	0	0	0	0	0	0	-	-
0600	3	0	3	0	0	0	0	0	0	0	0	0	0	1	33.3	1	33.3	1	33.3	69.6	-
0700	4	0	4	0	0	0	0	0	0	0	0	0	0	1	25	1	25	1	25	60.1	-
0800	15	0	14	0	1	0	0	0	0	0	0	0	0	0	0	0	0	0	0	52.1	63.7
0900	5	0	4	0	1	0	0	0	0	0	0	0	0	0	0	0	0	0	0	63.3	-
1000	16	0	12	1	0	2	0	0	0	1	0	0	0	0	0	0	0	0	0	44.7	59.8
1100	**17**	**1**	**12**	**1**	**0**	**2**	**0**	**0**	**1**	**0**	**0**	**0**	**0**	**0**	**0**	**0**	**0**	**0**	**0**	**39.5**	**53.3**
1200	**23**	**0**	**15**	**4**	**2**	**2**	**0**	**0**	**0**	**0**	**0**	**0**	**0**	**0**	**0**	**0**	**0**	**0**	**0**	**54.6**	**69.1**
1300	15	0	9	2	4	0	0	0	0	0	0	0	0	0	0	0	0	0	0	52	67.3
1400	16	0	15	0	1	0	0	0	0	0	0	0	0	0	0	0	0	0	0	51.1	62.6
1500	13	0	11	0	2	0	0	0	0	0	0	0	0	0	0	0	0	0	0	46.4	68.4
1600	14	1	12	0	1	0	0	0	0	0	0	0	0	1	7.1	0	0	0	0	54.4	69.5
1700	9	0	9	0	0	0	0	0	0	0	0	0	0	0	0	0	0	0	0	53.5	-
1800	12	0	11	0	1	0	0	0	0	0	0	0	0	0	0	0	0	0	0	54.8	65.2
1900	9	0	9	0	0	0	0	0	0	0	0	0	0	1	11.1	1	11.1	1	11.1	56.5	-
2000	4	0	4	0	0	0	0	0	0	0	0	0	0	0	0	0	0	0	0	58.8	-
2100	2	0	2	0	0	0	0	0	0	0	0	0	0	0	0	0	0	0	0	40.4	-
2200	4	0	4	0	0	0	0	0	0	0	0	0	0	0	0	0	0	0	0	48.1	-
2300	3	0	2	0	1	0	0	0	0	0	0	0	0	0	0	0	0	0	0	65.6	-
07-19	**159**	**2**	**128**	**8**	**13**	**6**	**0**	**0**	**1**	**1**	**0**	**0**	**0**	**2**	**1.3**	**1**	**0.6**	**1**	**0.6**	**50.8**	**65.5**
06-22	**177**	**2**	**146**	**8**	**13**	**6**	**0**	**0**	**1**	**1**	**0**	**0**	**0**	**4**	**2.3**	**3**	**1.7**	**3**	**1.7**	**51.5**	**66.2**
06-00	**184**	**2**	**152**	**8**	**14**	**6**	**0**	**0**	**1**	**1**	**0**	**0**	**0**	**4**	**2.2**	**3**	**1.6**	**3**	**1.6**	**51.7**	**66.6**
00-00	**185**	**2**	**153**	**8**	**14**	**6**	**0**	**0**	**1**	**1**	**0**	**0**	**0**	**4**	**2.2**	**3**	**1.6**	**3**	**1.6**	**51.8**	**66.6**

DRAFT

Site 14
Location L-40231-0, att t/pole, Lat 53.58950, Long -6.74442
Direction Two way

3279 / Meath/Cavan/Monaghan ATC's
October 2013
Automatic Traffic Count

Sat, 12 October 2013

Time	Total	Classification												>PSL	>PSL%	>SL1	>SL1%	>SL2	>SL2%	Mean	Vpp
		1 MCL	2 SV	3 SVT	4 TB2	5 TB3	6 T4	7 ART3	8 ART4	9 ART5	10 ART6	11 BD	12 DRT	80	80	85 +5kph	85 +5kph	90 +10kph	90 +10kph		85
0000	2	0	2	0	0	0	0	0	0	0	0	0	0	0	0	0	0	0	0	60.1	-
0100	0	0	0	0	0	0	0	0	0	0	0	0	0	0	0	0	0	0	0	-	-
0200	1	0	1	0	0	0	0	0	0	0	0	0	0	0	0	0	0	0	0	76.7	-
0300	1	0	1	0	0	0	0	0	0	0	0	0	0	0	0	0	0	0	0	64.9	-
0400	0	0	0	0	0	0	0	0	0	0	0	0	0	0	0	0	0	0	0	-	-
0500	1	0	1	0	0	0	0	0	0	0	0	0	0	0	0	0	0	0	0	72.4	-
0600	0	0	0	0	0	0	0	0	0	0	0	0	0	0	0	0	0	0	0	-	-
0700	2	0	2	0	0	0	0	0	0	0	0	0	0	0	0	0	0	0	0	47.8	-
0800	6	0	5	0	0	1	0	0	0	0	0	0	0	0	0	0	0	0	0	57.2	-
0900	7	0	5	1	0	0	0	0	1	0	0	0	0	0	0	0	0	0	0	52.2	-
1000	**16**	**0**	**14**	**2**	**0**	**0**	**0**	**0**	**0**	**0**	**0**	**0**	**0**	**0**	**0**	**0**	**0**	**0**	**0**	**54.4**	**70.6**
1100	12	0	12	0	0	0	0	0	0	0	0	0	0	0	0	0	0	0	0	46.4	60.8
1200	**19**	**0**	**19**	**0**	**0**	**0**	**0**	**0**	**0**	**0**	**0**	**0**	**0**	**0**	**0**	**0**	**0**	**0**	**0**	**45.6**	**69.5**
1300	16	0	15	1	0	0	0	0	0	0	0	0	0	2	12.5	0	0	0	0	52	75.2
1400	16	1	13	2	0	0	0	0	0	0	0	0	0	0	0	0	0	0	0	44	61.9
1500	14	1	12	1	0	0	0	0	0	0	0	0	0	0	0	0	0	0	0	43.6	59.8
1600	16	0	14	1	1	0	0	0	0	0	0	0	0	0	0	0	0	0	0	52.7	73.8
1700	5	0	5	0	0	0	0	0	0	0	0	0	0	0	0	0	0	0	0	42.9	-
1800	11	0	11	0	0	0	0	0	0	0	0	0	0	1	9.1	0	0	0	0	50.9	65.9
1900	3	0	1	0	2	0	0	0	0	0	0	0	0	0	0	0	0	0	0	56.5	-
2000	6	0	6	0	0	0	0	0	0	0	0	0	0	2	33.3	0	0	0	0	66.6	-
2100	7	0	7	0	0	0	0	0	0	0	0	0	0	1	14.3	0	0	0	0	61.9	-
2200	2	0	2	0	0	0	0	0	0	0	0	0	0	0	0	0	0	0	0	39.8	-
2300	1	0	1	0	0	0	0	0	0	0	0	0	0	0	0	0	0	0	0	48.1	-
07-19	**140**	**2**	**127**	**8**	**1**	**1**	**0**	**0**	**1**	**0**	**0**	**0**	**0**	**3**	**2.1**	**0**	**0**	**0**	**0**	**49**	**69.5**
06-22	**156**	**2**	**141**	**8**	**3**	**1**	**0**	**0**	**1**	**0**	**0**	**0**	**0**	**6**	**3.8**	**0**	**0**	**0**	**0**	**50.4**	**70.2**
06-00	**159**	**2**	**144**	**8**	**3**	**1**	**0**	**0**	**1**	**0**	**0**	**0**	**0**	**6**	**3.8**	**0**	**0**	**0**	**0**	**50.3**	**69.8**
00-00	**164**	**2**	**149**	**8**	**3**	**1**	**0**	**0**	**1**	**0**	**0**	**0**	**0**	**6**	**3.7**	**0**	**0**	**0**	**0**	**50.8**	**70.6**

DRAFT

Site 14
Location L-40231-0, att t/pole, Lat 53.58950, Long -6.74442
Direction Two way

3279 / Meath/Cavan/Monaghan ATC's
October 2013
Automatic Traffic Count

Sun, 13 October 2013

Time	Total	Classification												>PSL	>PSL%	>SL1	>SL1%	>SL2	>SL2%	Mean	Vpp
		1 MCL	2 SV	3 SVT	4 TB2	5 TB3	6 T4	7 ART3	8 ART4	9 ART5	10 ART6	11 BD	12 DRT	80	80	85 +5kph	85 +5kph	90 +10kph	90 +10kph		85
0000	0	0	0	0	0	0	0	0	0	0	0	0	0	0	0	0	0	0	0	-	-
0100	0	0	0	0	0	0	0	0	0	0	0	0	0	0	0	0	0	0	0	-	-
0200	1	0	1	0	0	0	0	0	0	0	0	0	0	0	0	0	0	0	0	24.1	-
0300	3	0	3	0	0	0	0	0	0	0	0	0	0	0	0	0	0	0	0	41.3	-
0400	0	0	0	0	0	0	0	0	0	0	0	0	0	0	0	0	0	0	0	-	-
0500	1	0	1	0	0	0	0	0	0	0	0	0	0	0	0	0	0	0	0	70.6	-
0600	0	0	0	0	0	0	0	0	0	0	0	0	0	0	0	0	0	0	0	-	-
0700	0	0	0	0	0	0	0	0	0	0	0	0	0	0	0	0	0	0	0	-	-
0800	5	0	5	0	0	0	0	0	0	0	0	0	0	0	0	0	0	0	0	58.4	-
0900	6	0	6	0	0	0	0	0	0	0	0	0	0	0	0	0	0	0	0	53.2	-
1000	**16**	**0**	**14**	**0**	**1**	**0**	**0**	**0**	**0**	**1**	**0**	**0**	**0**	**0**	**0**	**0**	**0**	**0**	**0**	**50.1**	**68.8**
1100	9	0	8	0	1	0	0	0	0	0	0	0	0	0	0	0	0	0	0	48.9	-
1200	8	0	8	0	0	0	0	0	0	0	0	0	0	0	0	0	0	0	0	59.4	-
1300	6	0	6	0	0	0	0	0	0	0	0	0	0	1	16.7	0	0	0	0	58.5	-
1400	**11**	**0**	**10**	**1**	**0**	**0**	**0**	**0**	**0**	**0**	**0**	**0**	**0**	**0**	**0**	**0**	**0**	**0**	**0**	**51.3**	**61.9**
1500	5	0	4	1	0	0	0	0	0	0	0	0	0	0	0	0	0	0	0	47.3	-
1600	3	0	2	0	1	0	0	0	0	0	0	0	0	0	0	0	0	0	0	50.8	-
1700	10	0	9	1	0	0	0	0	0	0	0	0	0	0	0	0	0	0	0	46.3	-
1800	4	0	4	0	0	0	0	0	0	0	0	0	0	0	0	0	0	0	0	51.6	-
1900	10	0	10	0	0	0	0	0	0	0	0	0	0	1	10	1	10	0	0	42.6	-
2000	2	0	2	0	0	0	0	0	0	0	0	0	0	0	0	0	0	0	0	52.4	-
2100	6	0	6	0	0	0	0	0	0	0	0	0	0	0	0	0	0	0	0	56.1	-
2200	1	0	1	0	0	0	0	0	0	0	0	0	0	0	0	0	0	0	0	45.9	-
2300	0	0	0	0	0	0	0	0	0	0	0	0	0	0	0	0	0	0	0	0	0
07-19	**83**	**0**	**76**	**3**	**3**	**0**	**0**	**0**	**0**	**1**	**0**	**0**	**0**	**1**	**1.2**	**0**	**0**	**0**	**0**	**51.8**	**68.8**
06-22	**101**	**0**	**94**	**3**	**3**	**0**	**0**	**0**	**0**	**1**	**0**	**0**	**0**	**2**	**2**	**1**	**1**	**0**	**0**	**51.2**	**68.8**
06-00	**102**	**0**	**95**	**3**	**3**	**0**	**0**	**0**	**0**	**1**	**0**	**0**	**0**	**2**	**2**	**1**	**1**	**0**	**0**	**51.1**	**68.8**
00-00	**107**	**0**	**100**	**3**	**3**	**0**	**0**	**0**	**0**	**1**	**0**	**0**	**0**	**2**	**1.9**	**1**	**0.9**	**0**	**0**	**50.8**	**68.8**

DRAFT

Site 14
Location L-40231-0, att t/pole, Lat 53.58950, Long -6.74442
Direction Two way

3279 / Meath/Cavan/Monaghan ATC's
October 2013
Automatic Traffic Count

Virtual Day (7)

Time	Total	Classification												>PSL	>PSL%	>SL1	>SL1%	>SL2	>SL2%	Mean	Vpp
		1 MCL	2 SV	3 SVT	4 TB2	5 TB3	6 T4	7 ART3	8 ART4	9 ART5	10 ART6	11 BD	12 DRT	80	80	85 +5kph	85 +5kph	90 +10kph	90 +10kph		85
0000	0	0	0	0	0	0	0	0	0	0	0	0	0	0	0	0	0	0	0	53.6	-
0100	0	0	0	0	0	0	0	0	0	0	0	0	0	0	0	0	0	0	0	64.4	-
0200	0	0	0	0	0	0	0	0	0	0	0	0	0	0	0	0	0	0	0	50.4	-
0300	1	0	1	0	0	0	0	0	0	0	0	0	0	0	0	0	0	0	0	47.2	-
0400	0	0	0	0	0	0	0	0	0	0	0	0	0	0	0	0	0	0	0	-	-
0500	1	0	1	0	0	0	0	0	0	0	0	0	0	0	60	0	60	0	60	85.5	-
0600	2	0	2	0	0	0	0	0	0	0	0	0	0	0	7.7	0	7.7	0	7.7	59.7	-
0700	3	0	3	0	0	0	0	0	0	0	0	0	0	0	13	0	13	0	4.3	57.2	-
0800	**14**	**0**	**13**	**0**	**1**	**0**	**0**	**0**	**0**	**0**	**0**	**0**	**0**	**0**	**1.1**	**0**	**0**	**0**	**0**	**55**	**66.2**
0900	8	0	7	1	1	0	0	0	0	0	0	0	0	0	1.8	0	1.8	0	0	56.5	-
1000	**14**	**0**	**10**	**1**	**1**	**1**	**0**	**0**	**0**	**0**	**0**	**0**	**0**	**0**	**0**	**0**	**0**	**0**	**0**	**48.4**	**66.6**
1100	13	0	12	0	0	1	0	0	0	0	0	0	0	0	1.1	0	0	0	0	45.6	63
1200	**15**	**0**	**13**	**1**	**1**	**0**	**0**	**0**	**0**	**0**	**0**	**0**	**0**	**0**	**1.9**	**0**	**0**	**0**	**0**	**50.8**	**69.8**
1300	11	0	9	1	1	0	0	0	0	0	0	0	0	0	3.8	0	0	0	0	51.4	70.9
1400	**15**	**0**	**13**	**1**	**0**	**0**	**0**	**0**	**0**	**0**	**0**	**0**	**0**	**0**	**1**	**0**	**1**	**0**	**1**	**50.7**	**65.2**
1500	9	0	8	1	0	0	0	0	0	0	0	0	0	0	0	0	0	0	0	44.1	-
1600	12	0	11	0	1	0	0	0	0	0	0	0	0	0	2.4	0	1.2	0	0	52.6	69.1
1700	10	0	9	0	0	0	0	0	0	0	0	0	0	0	0	0	0	0	0	47.8	64.1
1800	10	0	9	0	0	0	0	0	0	0	0	0	0	0	1.5	0	0	0	0	49.3	-
1900	8	0	8	0	0	0	0	0	0	0	0	0	0	1	6.9	1	6.9	0	1.7	55.2	-
2000	5	0	5	0	0	0	0	0	0	0	0	0	0	0	5.6	0	0	0	0	57.9	-
2100	4	0	4	0	0	0	0	0	0	0	0	0	0	0	7.7	0	0	0	0	57.1	-
2200	3	0	3	0	0	0	0	0	0	0	0	0	0	0	0	0	0	0	0	54.7	-
2300	1	0	1	0	0	0	0	0	0	0	0	0	0	0	0	0	0	0	0	56.8	-
07-19	**134**	**1**	**117**	**5**	**6**	**3**	**0**	**0**	**1**	**1**	**0**	**0**	**0**	**2**	**1.6**	**1**	**0.6**	**0**	**0.2**	**50.4**	**67.3**
06-22	**153**	**1**	**135**	**6**	**6**	**3**	**0**	**0**	**1**	**1**	**0**	**0**	**0**	**3**	**2.2**	**2**	**1**	**1**	**0.4**	**51.2**	**68.4**
06-00	**156**	**1**	**139**	**6**	**6**	**3**	**0**	**0**	**1**	**1**	**0**	**0**	**0**	**3**	**2.2**	**2**	**1**	**1**	**0.4**	**51.3**	**68.4**
00-00	**159**	**1**	**141**	**6**	**6**	**3**	**0**	**0**	**1**	**1**	**0**	**0**	**0**	**4**	**2.4**	**2**	**1.3**	**1**	**0.6**	**51.4**	**68.8**

DRAFT

Site 14
Location L-40231-0, att t/pole, Lat 53.58950, Long -6.74442
Direction Two way

3279 / Meath/Cavan/Monaghan ATC's
October 2013
Automatic Traffic Count

Virtual Week (1)

Time	Total	Classification												>PSL	>PSL%	>SL1	>SL1%	>SL2	>SL2%	Mean	Vpp
		1 MCL	2 SV	3 SVT	4 TB2	5 TB3	6 T4	7 ART3	8 ART4	9 ART5	10 ART6	11 BD	12 DRT	80	80	85 +5kph	85 +5kph	90 +10kph	90 +10kph		85
Mon	169	0	143	10	4	6	0	0	5	1	0	0	0	2	1.2	1	0.6	1	0.6	49.6	66.2
Tue	168	0	154	2	5	5	0	0	2	0	0	0	0	6	3.6	5	3	1	0.6	51.6	69.8
Wed	159	0	145	5	7	1	0	0	0	1	0	0	0	3	1.9	1	0.6	0	0	50.4	67.3
Thu	159	3	143	4	7	0	1	0	0	1	0	0	0	4	2.5	3	1.9	2	1.3	54.9	69.8
Fri	185	2	153	8	14	6	0	0	1	1	0	0	0	4	2.2	3	1.6	3	1.6	51.8	66.6
| Sat	164	2	149	8	3	1	0	0	1	0	0	0	0	6	3.7	0	0	0	0	50.8	70.6
| Sun	107	0	100	3	3	0	0	0	0	1	0	0	0	2	1.9	1	0.9	0	0	50.8	68.8
5 Day Ave.	**168**	**1**	**148**	**6**	**7**	**4**	**0**	**0**	**2**	**1**	**0**	**0**	**0**	**4**	**2.4**	**3**	**1.8**	**1**	**0.6**	**51.7**	**67.9**
7 Day Ave.	**159**	**1**	**141**	**6**	**6**	**3**	**0**	**0**	**1**	**1**	**0**	**0**	**0**	**4**	**2.4**	**2**	**1.3**	**1**	**0.6**	**51.4**	**68.8**
--	**1111**	**7**	**987**	**40**	**43**	**19**	**1**	**0**	**9**	**5**	**0**	**0**	**0**	**27**	**2.4**	**14**	**1.3**	**7**	**0.6**	**51.4**	**68.8**

Summary Graphs

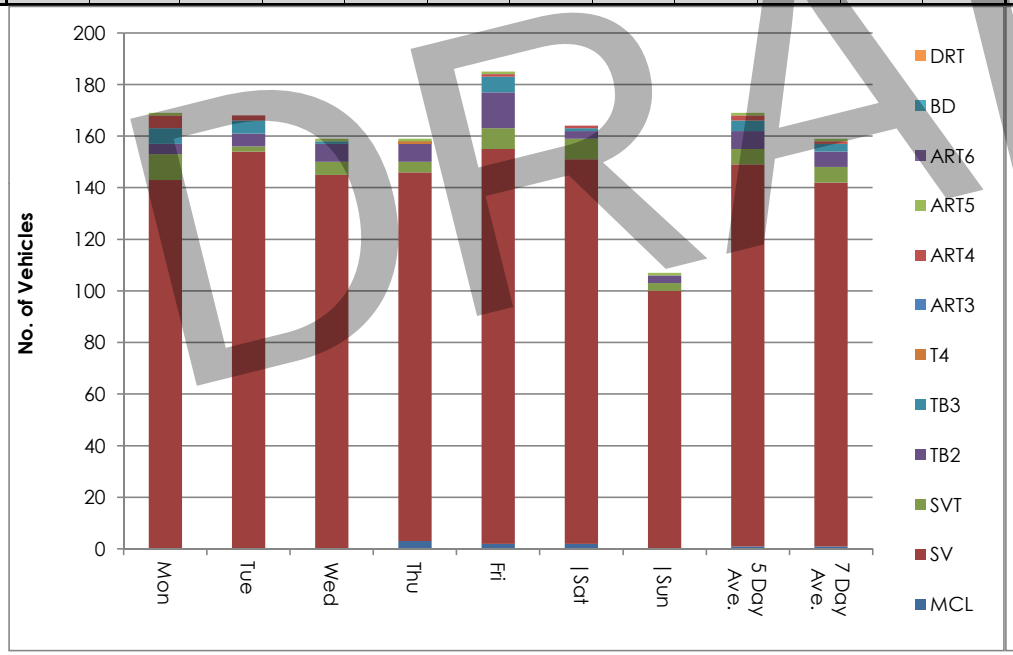

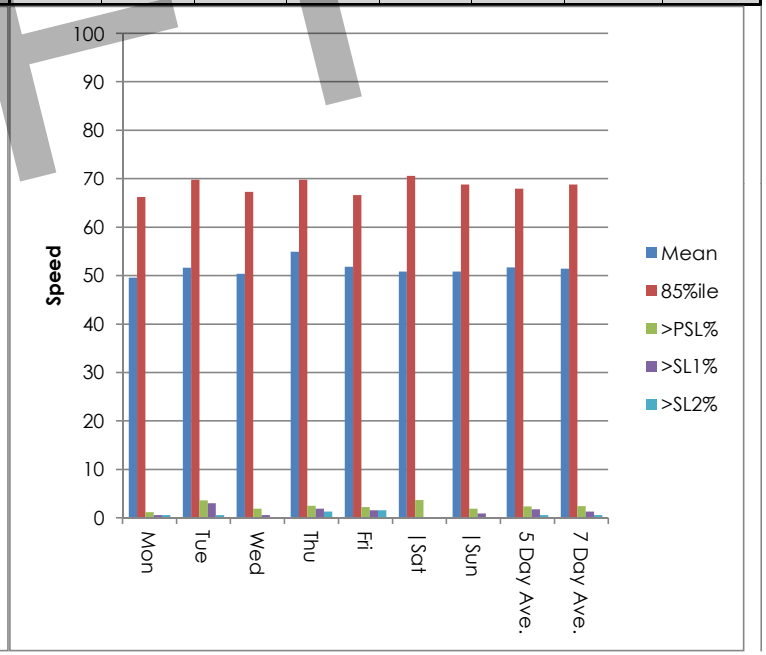

DRAFT

Site 9014
Location L-40231-0, att t/pole, Lat 53.58950, Long -6.74442
Direction Two way

3279 / Meath/Cavan/Monaghan ATC's
October 2013
Automatic Traffic Count

Mon, 7 October 2013

Time	Total	Speed Bins (km/h)																											
		0 - 5	5 - 10	10 - 15	15 - 20	20 - 25	25 - 30	30 - 35	35 - 40	40 - 45	45 - 50	50 - 55	55 - 60	60 - 65	65 - 70	70 - 75	75 - 80	80 - 85	85 - 90	90 - 95	95 - 100	100 - 105	105 - 110	110 - 115	115 - 120	120 - 125	125 - 130	130 - 135	135 - 140
0000	0	0	0	0	0	0	0	0	0	0	0	0	0	0	0	0	0	0	0	0	0	0	0	0	0	0	0	0	0
0100	1	0	0	0	0	0	0	0	0	0	0	0	1	0	0	0	0	0	0	0	0	0	0	0	0	0	0	0	0
0200	0	0	0	0	0	0	0	0	0	0	0	0	0	0	0	0	0	0	0	0	0	0	0	0	0	0	0	0	0
0300	0	0	0	0	0	0	0	0	0	0	0	0	0	0	0	0	0	0	0	0	0	0	0	0	0	0	0	0	0
0400	0	0	0	0	0	0	0	0	0	0	0	0	0	0	0	0	0	0	0	0	0	0	0	0	0	0	0	0	0
0500	1	0	0	0	0	0	0	0	0	0	0	0	0	0	0	0	0	0	0	0	1	0	0	0	0	0	0	0	0
0600	3	0	0	0	0	0	0	0	0	0	1	0	0	1	1	0	0	0	0	0	0	0	0	0	0	0	0	0	0
0700	5	0	0	0	0	0	0	0	0	1	0	1	0	1	0	1	1	0	0	0	0	0	0	0	0	0	0	0	0
0800	**15**	**0**	**0**	**0**	**0**	**0**	**0**	**0**	**2**	**1**	**2**	**2**	**1**	**5**	**1**	**0**	**1**	**0**	**0**	**0**	**0**	**0**	**0**	**0**	**0**	**0**	**0**	**0**	**0**
0900	9	0	0	0	0	3	0	0	0	0	0	0	4	0	1	0	1	0	0	0	0	0	0	0	0	0	0	0	0
1000	12	0	0	0	1	1	1	2	2	0	1	2	0	1	0	1	0	0	0	0	0	0	0	0	0	0	0	0	0
1100	13	0	0	0	0	1	1	5	0	2	0	2	0	2	0	0	0	0	0	0	0	0	0	0	0	0	0	0	0
1200	15	0	0	0	0	1	0	2	0	1	1	2	3	1	1	3	0	0	0	0	0	0	0	0	0	0	0	0	0
1300	**16**	**0**	**1**	**0**	**1**	**0**	**2**	**3**	**1**	**0**	**2**	**2**	**0**	**2**	**0**	**2**	**0**	**0**	**0**	**0**	**0**	**0**	**0**	**0**	**0**	**0**	**0**	**0**	**0**
1400	10	0	0	0	0	0	1	1	0	2	0	1	1	1	2	1	0	0	0	0	0	0	0	0	0	0	0	0	0
1500	9	0	0	0	0	3	0	1	1	0	3	0	1	0	0	0	0	0	0	0	0	0	0	0	0	0	0	0	0
1600	13	0	0	0	0	0	3	2	0	0	0	0	1	5	1	1	0	0	0	0	0	0	0	0	0	0	0	0	0
1700	13	0	0	0	0	0	1	2	0	6	0	2	1	1	0	0	0	0	0	0	0	0	0	0	0	0	0	0	0
1800	9	0	0	0	1	0	0	0	1	2	1	1	0	2	0	1	0	0	0	0	0	0	0	0	0	0	0	0	0
1900	11	0	0	0	0	1	0	1	0	0	2	1	2	1	2	0	1	0	0	0	0	0	0	0	0	0	0	0	0
2000	8	0	0	0	1	0	0	0	1	0	0	1	2	1	2	0	0	0	0	0	0	0	0	0	0	0	0	0	0
2100	2	0	0	0	0	0	0	0	0	1	0	0	0	0	0	0	0	1	0	0	0	0	0	0	0	0	0	0	0
2200	3	0	0	0	0	0	0	0	0	0	0	0	0	1	1	1	0	0	0	0	0	0	0	0	0	0	0	0	0
2300	1	0	0	0	0	0	0	0	0	0	0	0	1	0	0	0	0	0	0	0	0	0	0	0	0	0	0	0	0
07-19	**139**	**0**	**1**	**0**	**3**	**9**	**9**	**18**	**7**	**15**	**10**	**15**	**12**	**21**	**6**	**10**	**3**	**0**	**0**	**0**	**0**	**0**	**0**	**0**	**0**	**0**	**0**	**0**	**0**
06-22	**163**	**0**	**1**	**0**	**4**	**10**	**9**	**19**	**8**	**16**	**13**	**17**	**16**	**24**	**11**	**10**	**4**	**1**	**0**	**0**	**0**	**0**	**0**	**0**	**0**	**0**	**0**	**0**	**0**
06-00	**167**	**0**	**1**	**0**	**4**	**10**	**9**	**19**	**8**	**16**	**13**	**17**	**17**	**25**	**12**	**11**	**4**	**1**	**0**	**0**	**0**	**0**	**0**	**0**	**0**	**0**	**0**	**0**	**0**
00-00	**169**	**0**	**1**	**0**	**4**	**10**	**9**	**19**	**8**	**16**	**13**	**17**	**18**	**25**	**12**	**11**	**4**	**1**	**0**	**0**	**0**	**1**	**0**	**0**	**0**	**0**	**0**	**0**	**0**

DRAFT

Site 9014
Location L-40231-0, att t/pole, Lat 53.58950, Long -6.74442
Direction Two way

3279 / Meath/Cavan/Monaghan ATC's
October 2013
Automatic Traffic Count

Tue, 8 October 2013

Time	Total	Speed Bins (km/h)																											
		0 - 5	5 - 10	10 - 15	15 - 20	20 - 25	25 - 30	30 - 35	35 - 40	40 - 45	45 - 50	50 - 55	55 - 60	60 - 65	65 - 70	70 - 75	75 - 80	80 - 85	85 - 90	90 - 95	95 - 100	100 - 105	105 - 110	110 - 115	115 - 120	120 - 125	125 - 130	130 - 135	135 - 140
0000	1	0	0	0	0	0	0	0	0	1	0	0	0	0	0	0	0	0	0	0	0	0	0	0	0	0	0	0	0
0100	0	0	0	0	0	0	0	0	0	0	0	0	0	0	0	0	0	0	0	0	0	0	0	0	0	0	0	0	0
0200	0	0	0	0	0	0	0	0	0	0	0	0	0	0	0	0	0	0	0	0	0	0	0	0	0	0	0	0	0
0300	0	0	0	0	0	0	0	0	0	0	0	0	0	0	0	0	0	0	0	0	0	0	0	0	0	0	0	0	0
0400	0	0	0	0	0	0	0	0	0	0	0	0	0	0	0	0	0	0	0	0	0	0	0	0	0	0	0	0	0
0500	1	0	0	0	0	0	0	0	0	0	0	0	0	0	0	0	0	0	0	1	0	0	0	0	0	0	0	0	0
0600	1	0	0	0	0	0	0	0	0	0	0	0	0	0	1	0	0	0	0	0	0	0	0	0	0	0	0	0	0
0700	4	0	0	0	0	0	0	0	1	0	1	0	0	0	0	0	1	0	1	0	0	0	0	0	0	0	0	0	0
0800	**18**	**0**	**0**	**0**	**0**	**0**	**1**	**0**	**0**	**0**	**1**	**5**	**2**	**5**	**2**	**2**	**0**	**0**	**0**	**0**	**0**	**0**	**0**	**0**	**0**	**0**	**0**	**0**	**0**
0900	11	0	0	0	0	0	0	0	0	0	1	2	2	3	2	0	0	0	1	0	0	0	0	0	0	0	0	0	0
1000	17	0	0	0	0	0	2	3	1	3	2	1	2	0	2	0	1	0	0	0	0	0	0	0	0	0	0	0	0
1100	13	0	0	0	0	1	3	1	3	0	1	1	1	1	0	0	0	1	0	0	0	0	0	0	0	0	0	0	0
1200	12	0	0	0	0	1	3	3	1	0	1	1	1	0	0	0	1	0	0	0	0	0	0	0	0	0	0	0	0
1300	10	0	0	0	0	0	1	1	0	1	1	0	2	0	1	3	0	0	0	0	0	0	0	0	0	0	0	0	0
1400	**20**	**0**	**0**	**0**	**0**	**1**	**2**	**3**	**0**	**3**	**1**	**1**	**2**	**2**	**2**	**3**	**0**	**0**	**0**	**0**	**0**	**0**	**0**	**0**	**0**	**0**	**0**	**0**	**0**
1500	8	0	0	0	0	0	1	2	1	2	2	0	0	0	0	0	0	0	0	0	0	0	0	0	0	0	0	0	0
1600	11	0	0	0	2	0	0	1	0	2	1	0	3	2	0	0	0	0	0	0	0	0	0	0	0	0	0	0	0
1700	13	0	0	0	1	0	1	1	1	1	1	0	2	1	1	2	1	0	0	0	0	0	0	0	0	0	0	0	0
1800	8	0	0	0	1	0	0	1	0	1	1	0	3	1	0	0	0	0	0	0	0	0	0	0	0	0	0	0	0
1900	9	0	0	0	0	0	0	0	0	1	0	0	1	3	1	1	0	0	2	0	0	0	0	0	0	0	0	0	0
2000	5	0	0	0	0	0	0	0	0	0	0	0	2	1	1	1	0	0	0	0	0	0	0	0	0	0	0	0	0
2100	0	0	0	0	0	0	0	0	0	0	0	0	0	0	0	0	0	0	0	0	0	0	0	0	0	0	0	0	0
2200	5	0	0	0	0	0	0	0	0	1	0	0	0	1	1	2	0	0	0	0	0	0	0	0	0	0	0	0	0
2300	1	0	0	0	0	0	0	1	0	0	0	0	0	0	0	0	0	0	0	0	0	0	0	0	0	0	0	0	0
07-19	**145**	**0**	**0**	**0**	**4**	**3**	**14**	**16**	**8**	**13**	**14**	**11**	**20**	**15**	**10**	**10**	**4**	**1**	**2**	**0**	**0**	**0**	**0**	**0**	**0**	**0**	**0**	**0**	**0**
06-22	**160**	**0**	**0**	**0**	**4**	**3**	**14**	**16**	**8**	**14**	**14**	**11**	**23**	**19**	**13**	**12**	**4**	**1**	**4**	**0**	**0**	**0**	**0**	**0**	**0**	**0**	**0**	**0**	**0**
06-00	**166**	**0**	**0**	**0**	**4**	**3**	**14**	**17**	**8**	**15**	**14**	**11**	**23**	**20**	**14**	**14**	**4**	**1**	**4**	**0**	**0**	**0**	**0**	**0**	**0**	**0**	**0**	**0**	**0**
00-00	**168**	**0**	**0**	**0**	**4**	**3**	**14**	**17**	**8**	**16**	**14**	**11**	**23**	**20**	**14**	**14**	**4**	**1**	**4**	**1**	**0**	**0**	**0**	**0**	**0**	**0**	**0**	**0**	**0**

DRAFT

Site 9014
Location L-40231-0, att t/pole, Lat 53.58950, Long -6.74442
Direction Two way

3279 / Meath/Cavan/Monaghan ATC's
October 2013
Automatic Traffic Count

Wed, 9 October 2013

Time	Total	Speed Bins (km/h)																											
		0 - 5	5 - 10	10 - 15	15 - 20	20 - 25	25 - 30	30 - 35	35 - 40	40 - 45	45 - 50	50 - 55	55 - 60	60 - 65	65 - 70	70 - 75	75 - 80	80 - 85	85 - 90	90 - 95	95 - 100	100 - 105	105 - 110	110 - 115	115 - 120	120 - 125	125 - 130	130 - 135	135 - 140
0000	0	0	0	0	0	0	0	0	0	0	0	0	0	0	0	0	0	0	0	0	0	0	0	0	0	0	0	0	0
0100	0	0	0	0	0	0	0	0	0	0	0	0	0	0	0	0	0	0	0	0	0	0	0	0	0	0	0	0	0
0200	0	0	0	0	0	0	0	0	0	0	0	0	0	0	0	0	0	0	0	0	0	0	0	0	0	0	0	0	0
0300	0	0	0	0	0	0	0	0	0	0	0	0	0	0	0	0	0	0	0	0	0	0	0	0	0	0	0	0	0
0400	0	0	0	0	0	0	0	0	0	0	0	0	0	0	0	0	0	0	0	0	0	0	0	0	0	0	0	0	0
0500	0	0	0	0	0	0	0	0	0	0	0	0	0	0	0	0	0	0	0	0	0	0	0	0	0	0	0	0	0
0600	4	0	0	0	0	0	0	0	1	0	0	2	0	0	0	1	0	0	0	0	0	0	0	0	0	0	0	0	0
0700	3	0	0	0	0	0	0	0	1	1	0	0	0	0	0	0	0	0	1	0	0	0	0	0	0	0	0	0	0
0800	**19**	**0**	**0**	**0**	**1**	**0**	**0**	**0**	**0**	**2**	**2**	**3**	**2**	**4**	**2**	**2**	**0**	**1**	**0**	**0**	**0**	**0**	**0**	**0**	**0**	**0**	**0**	**0**	**0**
0900	10	0	0	0	1	0	0	0	0	0	1	1	2	1	3	1	0	0	0	0	0	0	0	0	0	0	0	0	0
1000	11	0	0	0	0	1	0	0	0	2	1	2	1	0	3	1	0	0	0	0	0	0	0	0	0	0	0	0	0
1100	14	0	0	0	0	2	1	0	3	1	0	1	2	2	1	1	0	0	0	0	0	0	0	0	0	0	0	0	0
1200	**15**	**0**	**0**	**0**	**0**	**1**	**1**	**4**	**3**	**0**	**0**	**1**	**2**	**2**	**0**	**0**	**0**	**1**	**0**	**0**	**0**	**0**	**0**	**0**	**0**	**0**	**0**	**0**	**0**
1300	7	0	0	0	0	0	0	1	1	1	1	1	0	2	0	0	0	0	0	0	0	0	0	0	0	0	0	0	0
1400	13	0	0	0	0	0	0	3	1	1	2	3	2	1	0	0	0	0	0	0	0	0	0	0	0	0	0	0	0
1500	14	0	0	0	0	0	2	4	2	0	2	0	2	0	1	1	0	0	0	0	0	0	0	0	0	0	0	0	0
1600	9	0	0	0	0	0	0	1	1	0	2	1	1	2	1	0	0	0	0	0	0	0	0	0	0	0	0	0	0
1700	13	0	0	0	0	3	0	0	3	1	0	1	3	1	0	1	0	0	0	0	0	0	0	0	0	0	0	0	0
1800	13	0	0	0	0	2	0	1	4	0	1	1	1	2	1	0	0	0	0	0	0	0	0	0	0	0	0	0	0
1900	4	0	0	0	0	0	0	0	0	0	0	1	0	0	0	2	1	0	0	0	0	0	0	0	0	0	0	0	0
2000	4	0	0	0	0	0	0	0	0	0	0	1	0	1	1	1	0	0	0	0	0	0	0	0	0	0	0	0	0
2100	4	0	0	0	0	0	0	0	0	1	1	0	1	0	1	0	0	0	0	0	0	0	0	0	0	0	0	0	0
2200	2	0	0	0	0	0	0	0	1	0	0	0	0	0	0	1	0	0	0	0	0	0	0	0	0	0	0	0	0
2300	0	0	0	0	0	0	0	0	0	0	0	0	0	0	0	0	0	0	0	0	0	0	0	0	0	0	0	0	0
07-19	**141**	**0**	**0**	**0**	**2**	**9**	**4**	**14**	**19**	**9**	**12**	**15**	**18**	**17**	**12**	**7**	**0**	**2**	**1**	**0**	**0**	**0**	**0**	**0**	**0**	**0**	**0**	**0**	**0**
06-22	**157**	**0**	**0**	**0**	**2**	**9**	**4**	**14**	**20**	**10**	**13**	**19**	**19**	**18**	**14**	**11**	**1**	**2**	**1**	**0**	**0**	**0**	**0**	**0**	**0**	**0**	**0**	**0**	**0**
06-00	**159**	**0**	**0**	**0**	**2**	**9**	**4**	**14**	**21**	**10**	**13**	**19**	**19**	**18**	**14**	**12**	**1**	**2**	**1**	**0**	**0**	**0**	**0**	**0**	**0**	**0**	**0**	**0**	**0**
00-00	**159**	**0**	**0**	**0**	**2**	**9**	**4**	**14**	**21**	**10**	**13**	**19**	**19**	**18**	**14**	**12**	**1**	**2**	**1**	**0**	**0**	**0**	**0**	**0**	**0**	**0**	**0**	**0**	**0**

DRAFT

Site 9014
Location L-40231-0, att t/pole, Lat 53.58950, Long -6.74442
Direction Two way

3279 / Meath/Cavan/Monaghan ATC's
October 2013
Automatic Traffic Count

Thu, 10 October 2013

Time	Total	Speed Bins (km/h)																											
		0 - 5	5 - 10	10 - 15	15 - 20	20 - 25	25 - 30	30 - 35	35 - 40	40 - 45	45 - 50	50 - 55	55 - 60	60 - 65	65 - 70	70 - 75	75 - 80	80 - 85	85 - 90	90 - 95	95 - 100	100 - 105	105 - 110	110 - 115	115 - 120	120 - 125	125 - 130	130 - 135	135 - 140
0000	0	0	0	0	0	0	0	0	0	0	0	0	0	0	0	0	0	0	0	0	0	0	0	0	0	0	0	0	0
0100	0	0	0	0	0	0	0	0	0	0	0	0	0	0	0	0	0	0	0	0	0	0	0	0	0	0	0	0	0
0200	0	0	0	0	0	0	0	0	0	0	0	0	0	0	0	0	0	0	0	0	0	0	0	0	0	0	0	0	0
0300	0	0	0	0	0	0	0	0	0	0	0	0	0	0	0	0	0	0	0	0	0	0	0	0	0	0	0	0	0
0400	0	0	0	0	0	0	0	0	0	0	0	0	0	0	0	0	0	0	0	0	0	0	0	0	0	0	0	0	0
0500	1	0	0	0	0	0	0	0	0	0	0	0	0	0	0	0	0	0	0	1	0	0	0	0	0	0	0	0	0
0600	2	0	0	0	0	0	0	0	0	0	0	2	0	0	0	0	0	0	0	0	0	0	0	0	0	0	0	0	0
0700	5	0	0	0	0	0	1	0	1	0	0	0	1	0	2	0	0	0	0	0	0	0	0	0	0	0	0	0	0
0800	**17**	**0**	**0**	**0**	**1**	**0**	**0**	**0**	**2**	**1**	**2**	**4**	**4**	**2**	**1**	**0**	**0**	**0**	**0**	**0**	**0**	**0**	**0**	**0**	**0**	**0**	**0**	**0**	**0**
0900	8	0	0	0	0	0	0	0	1	0	2	1	0	1	1	1	1	0	0	0	0	0	0	0	0	0	0	0	0
1000	8	0	0	0	1	0	1	0	0	1	1	1	1	2	0	0	0	0	0	0	0	0	0	0	0	0	0	0	0
1100	15	0	0	0	1	0	0	0	1	1	4	0	2	2	0	3	1	0	0	0	0	0	0	0	0	0	0	0	0
1200	13	0	0	0	0	1	0	0	1	1	2	1	0	0	3	0	3	1	0	0	0	0	0	0	0	0	0	0	0
1300	9	0	0	0	0	0	0	0	1	1	0	0	3	0	1	3	0	0	0	0	0	0	0	0	0	0	0	0	0
1400	**16**	**0**	**0**	**0**	**0**	**0**	**0**	**0**	**1**	**0**	**2**	**3**	**3**	**2**	**0**	**4**	**0**	**0**	**0**	**0**	**1**	**0**	**0**	**0**	**0**	**0**	**0**	**0**	**0**
1500	3	0	0	0	0	0	0	0	0	0	0	1	1	0	1	0	0	0	0	0	0	0	0	0	0	0	0	0	0
1600	**16**	**0**	**0**	**0**	**0**	**0**	**2**	**1**	**0**	**0**	**1**	**2**	**0**	**4**	**4**	**0**	**1**	**0**	**1**	**0**	**0**	**0**	**0**	**0**	**0**	**0**	**0**	**0**	**0**
1700	8	0	0	0	0	1	0	0	0	2	1	0	2	0	2	0	0	0	0	0	0	0	0	0	0	0	0	0	0
1800	10	0	0	0	1	0	1	0	1	1	0	2	1	1	2	0	0	0	0	0	0	0	0	0	0	0	0	0	0
1900	12	0	0	0	0	2	0	0	0	0	3	3	0	0	3	1	0	0	0	0	0	0	0	0	0	0	0	0	0
2000	7	0	0	0	1	0	0	0	1	0	0	2	0	2	1	0	0	0	0	0	0	0	0	0	0	0	0	0	0
2100	5	0	0	0	0	0	0	1	0	0	0	0	0	3	0	1	0	0	0	0	0	0	0	0	0	0	0	0	0
2200	2	0	0	0	0	0	0	0	0	1	1	0	0	0	0	0	0	0	0	0	0	0	0	0	0	0	0	0	0
2300	2	0	0	0	0	0	0	0	0	0	0	0	1	1	0	0	0	0	0	0	0	0	0	0	0	0	0	0	0
07-19	**128**	**0**	**0**	**0**	**4**	**2**	**5**	**1**	**9**	**8**	**15**	**15**	**18**	**14**	**17**	**11**	**6**	**1**	**1**	**0**	**1**	**0**	**0**	**0**	**0**	**0**	**0**	**0**	**0**
06-22	**154**	**0**	**0**	**0**	**5**	**4**	**5**	**2**	**10**	**8**	**18**	**22**	**18**	**19**	**21**	**13**	**6**	**1**	**1**	**0**	**1**	**0**	**0**	**0**	**0**	**0**	**0**	**0**	**0**
06-00	**158**	**0**	**0**	**0**	**5**	**4**	**5**	**2**	**10**	**9**	**19**	**22**	**19**	**20**	**21**	**13**	**6**	**1**	**1**	**0**	**1**	**0**	**0**	**0**	**0**	**0**	**0**	**0**	**0**
00-00	**159**	**0**	**0**	**0**	**5**	**4**	**5**	**2**	**10**	**9**	**19**	**22**	**19**	**20**	**21**	**13**	**6**	**1**	**1**	**1**	**1**	**0**	**0**	**0**	**0**	**0**	**0**	**0**	**0**

DRAFT

Site 9014
Location L-40231-0, att t/pole, Lat 53.58950, Long -6.74442
Direction Two way

3279 / Meath/Cavan/Monaghan ATC's
October 2013
Automatic Traffic Count

Fri, 11 October 2013

Time	Total	Speed Bins (km/h)																											
		0 - 5	5 - 10	10 - 15	15 - 20	20 - 25	25 - 30	30 - 35	35 - 40	40 - 45	45 - 50	50 - 55	55 - 60	60 - 65	65 - 70	70 - 75	75 - 80	80 - 85	85 - 90	90 - 95	95 - 100	100 - 105	105 - 110	110 - 115	115 - 120	120 - 125	125 - 130	130 - 135	135 - 140
0000	0	0	0	0	0	0	0	0	0	0	0	0	0	0	0	0	0	0	0	0	0	0	0	0	0	0	0	0	0
0100	1	0	0	0	0	0	0	0	0	0	0	0	0	0	0	1	0	0	0	0	0	0	0	0	0	0	0	0	0
0200	0	0	0	0	0	0	0	0	0	0	0	0	0	0	0	0	0	0	0	0	0	0	0	0	0	0	0	0	0
0300	0	0	0	0	0	0	0	0	0	0	0	0	0	0	0	0	0	0	0	0	0	0	0	0	0	0	0	0	0
0400	0	0	0	0	0	0	0	0	0	0	0	0	0	0	0	0	0	0	0	0	0	0	0	0	0	0	0	0	0
0500	0	0	0	0	0	0	0	0	0	0	0	0	0	0	0	0	0	0	0	0	0	0	0	0	0	0	0	0	0
0600	3	0	0	0	0	0	0	0	0	1	0	0	0	0	1	0	0	0	0	0	1	0	0	0	0	0	0	0	0
0700	4	0	0	0	0	0	0	0	0	1	0	2	0	0	0	0	0	0	0	1	0	0	0	0	0	0	0	0	0
0800	15	0	0	0	0	1	0	1	1	2	1	3	1	3	1	0	1	0	0	0	0	0	0	0	0	0	0	0	0	0
0900	5	0	0	0	0	0	0	0	0	0	0	1	0	2	2	0	0	0	0	0	0	0	0	0	0	0	0	0	0	0
1000	16	0	0	1	0	2	1	1	0	1	3	3	2	1	0	1	0	0	0	0	0	0	0	0	0	0	0	0	0	0
1100	**17**	**0**	**0**	**0**	**1**	**3**	**1**	**1**	**2**	**3**	**2**	**1**	**1**	**2**	**0**	**0**	**0**	**0**	**0**	**0**	**0**	**0**	**0**	**0**	**0**	**0**	**0**	**0**	**0**	**0**
1200	**23**	**0**	**0**	**0**	**0**	**0**	**0**	**3**	**2**	**0**	**3**	**3**	**4**	**3**	**2**	**1**	**2**	**0**	**0**	**0**	**0**	**0**	**0**	**0**	**0**	**0**	**0**	**0**	**0**	**0**
1300	15	0	0	1	0	0	0	0	1	3	1	1	4	1	1	1	1	0	0	0	0	0	0	0	0	0	0	0	0	0
1400	16	0	0	0	0	0	0	0	2	3	3	1	2	4	1	0	0	0	0	0	0	0	0	0	0	0	0	0	0	0
1500	13	0	0	1	1	1	1	1	0	1	0	1	1	1	3	1	0	0	0	0	0	0	0	0	0	0	0	0	0	0
1600	14	0	0	0	0	0	1	0	2	1	1	2	3	1	1	0	1	1	0	0	0	0	0	0	0	0	0	0	0	0
1700	9	0	0	0	0	0	0	1	0	0	2	2	2	1	1	0	0	0	0	0	0	0	0	0	0	0	0	0	0	0
1800	12	0	0	0	0	0	0	0	2	1	2	0	2	1	3	1	0	0	0	0	0	0	0	0	0	0	0	0	0	0
1900	9	0	0	0	0	0	0	2	0	0	1	1	3	1	0	0	0	0	0	0	0	0	0	1	0	0	0	0	0	0
2000	4	0	0	0	0	0	0	0	0	0	1	1	0	1	1	0	0	0	0	0	0	0	0	0	0	0	0	0	0	0
2100	2	0	0	0	0	0	1	0	0	0	0	1	0	0	0	0	0	0	0	0	0	0	0	0	0	0	0	0	0	0
2200	4	0	0	0	0	0	0	1	0	0	2	0	0	0	1	0	0	0	0	0	0	0	0	0	0	0	0	0	0	0
2300	3	0	0	0	0	0	0	0	0	0	0	0	0	2	1	0	0	0	0	0	0	0	0	0	0	0	0	0	0	0
07-19	**159**	**0**	**0**	**3**	**2**	**7**	**4**	**8**	**12**	**16**	**18**	**20**	**22**	**20**	**15**	**5**	**5**	**1**	**0**	**1**	**0**	**0**	**0**	**0**	**0**	**0**	**0**	**0**	**0**	**0**
06-22	**177**	**0**	**0**	**3**	**2**	**7**	**5**	**10**	**12**	**17**	**20**	**23**	**25**	**22**	**17**	**5**	**5**	**1**	**0**	**1**	**1**	**0**	**0**	**1**	**0**	**0**	**0**	**0**	**0**	**0**
06-00	**184**	**0**	**0**	**3**	**2**	**7**	**5**	**11**	**12**	**17**	**22**	**23**	**25**	**24**	**19**	**5**	**5**	**1**	**0**	**1**	**1**	**0**	**0**	**1**	**0**	**0**	**0**	**0**	**0**	**0**
00-00	**185**	**0**	**0**	**3**	**2**	**7**	**5**	**11**	**12**	**17**	**22**	**23**	**25**	**24**	**19**	**6**	**5**	**1**	**0**	**1**	**1**	**0**	**0**	**1**	**0**	**0**	**0**	**0**	**0**	**0**

DRAFT

Site 9014
Location L-40231-0, att t/pole, Lat 53.58950, Long -6.74442
Direction Two way

3279 / Meath/Cavan/Monaghan ATC's
October 2013
Automatic Traffic Count

Sat, 12 October 2013

Time	Total	Speed Bins (km/h)																											
		0 - 5	5 - 10	10 - 15	15 - 20	20 - 25	25 - 30	30 - 35	35 - 40	40 - 45	45 - 50	50 - 55	55 - 60	60 - 65	65 - 70	70 - 75	75 - 80	80 - 85	85 - 90	90 - 95	95 - 100	100 - 105	105 - 110	110 - 115	115 - 120	120 - 125	125 - 130	130 - 135	135 - 140
0000	2	0	0	0	0	0	0	0	0	1	0	0	0	0	0	0	1	0	0	0	0	0	0	0	0	0	0	0	0
0100	0	0	0	0	0	0	0	0	0	0	0	0	0	0	0	0	0	0	0	0	0	0	0	0	0	0	0	0	0
0200	1	0	0	0	0	0	0	0	0	0	0	0	0	0	0	0	1	0	0	0	0	0	0	0	0	0	0	0	0
0300	1	0	0	0	0	0	0	0	0	0	0	0	0	1	0	0	0	0	0	0	0	0	0	0	0	0	0	0	0
0400	0	0	0	0	0	0	0	0	0	0	0	0	0	0	0	0	0	0	0	0	0	0	0	0	0	0	0	0	0
0500	1	0	0	0	0	0	0	0	0	0	0	0	0	0	0	1	0	0	0	0	0	0	0	0	0	0	0	0	0
0600	0	0	0	0	0	0	0	0	0	0	0	0	0	0	0	0	0	0	0	0	0	0	0	0	0	0	0	0	0
0700	2	0	0	0	0	0	0	0	1	0	0	0	1	0	0	0	0	0	0	0	0	0	0	0	0	0	0	0	0
0800	6	0	0	0	1	0	0	0	0	0	0	2	0	0	2	0	1	0	0	0	0	0	0	0	0	0	0	0	0
0900	7	0	0	0	0	1	0	0	2	0	1	0	0	0	1	1	1	0	0	0	0	0	0	0	0	0	0	0	0
1000	**16**	**0**	**0**	**0**	**0**	**0**	**0**	**0**	**2**	**4**	**1**	**0**	**5**	**0**	**1**	**2**	**1**	**0**	**0**	**0**	**0**	**0**	**0**	**0**	**0**	**0**	**0**	**0**	**0**
1100	12	0	0	0	0	1	3	0	1	0	1	1	2	1	1	0	1	0	0	0	0	0	0	0	0	0	0	0	0
1200	**19**	**0**	**0**	**0**	**1**	**2**	**1**	**3**	**3**	**1**	**1**	**0**	**1**	**1**	**2**	**3**	**0**	**0**	**0**	**0**	**0**	**0**	**0**	**0**	**0**	**0**	**0**	**0**	**0**
1300	16	0	0	0	0	4	0	0	0	1	1	3	0	3	0	1	1	2	0	0	0	0	0	0	0	0	0	0	0
1400	16	0	0	0	1	0	3	2	1	2	0	1	1	4	1	0	0	0	0	0	0	0	0	0	0	0	0	0	0
1500	14	0	0	1	0	2	2	0	2	0	1	0	4	0	1	0	1	0	0	0	0	0	0	0	0	0	0	0	0
1600	16	0	0	0	1	1	1	1	1	1	0	1	2	1	2	2	2	0	0	0	0	0	0	0	0	0	0	0	0
1700	5	0	0	0	0	0	0	1	2	0	1	0	0	0	1	0	0	0	0	0	0	0	0	0	0	0	0	0	0
1800	11	0	0	0	0	1	1	0	1	2	0	1	1	0	3	0	0	1	0	0	0	0	0	0	0	0	0	0	0
1900	3	0	0	0	0	0	0	0	0	0	1	0	1	1	0	0	0	0	0	0	0	0	0	0	0	0	0	0	0
2000	6	0	0	0	0	0	0	0	1	0	0	0	0	2	0	1	0	2	0	0	0	0	0	0	0	0	0	0	0
2100	7	0	0	0	0	0	0	0	1	0	0	1	1	1	1	1	0	1	0	0	0	0	0	0	0	0	0	0	0
2200	2	0	0	0	0	0	0	1	0	0	1	0	0	0	0	0	0	0	0	0	0	0	0	0	0	0	0	0	0
2300	1	0	0	0	0	0	0	0	0	0	1	0	0	0	0	0	0	0	0	0	0	0	0	0	0	0	0	0	0
07-19	**140**	**0**	**0**	**1**	**4**	**12**	**11**	**7**	**16**	**11**	**7**	**9**	**17**	**10**	**15**	**9**	**8**	**3**	**0**	**0**	**0**	**0**	**0**	**0**	**0**	**0**	**0**	**0**	**0**
06-22	**156**	**0**	**0**	**1**	**4**	**12**	**11**	**7**	**18**	**11**	**8**	**10**	**19**	**14**	**16**	**11**	**8**	**6**	**0**	**0**	**0**	**0**	**0**	**0**	**0**	**0**	**0**	**0**	**0**
06-00	**159**	**0**	**0**	**1**	**4**	**12**	**11**	**8**	**18**	**11**	**10**	**10**	**19**	**14**	**16**	**11**	**8**	**6**	**0**	**0**	**0**	**0**	**0**	**0**	**0**	**0**	**0**	**0**	**0**
00-00	**164**	**0**	**0**	**1**	**4**	**12**	**11**	**8**	**18**	**12**	**10**	**10**	**19**	**15**	**16**	**12**	**10**	**6**	**0**	**0**	**0**	**0**	**0**	**0**	**0**	**0**	**0**	**0**	**0**

DRAFT

Site 9014
Location L-40231-0, att t/pole, Lat 53.58950, Long -6.74442
Direction Two way

3279 / Meath/Cavan/Monaghan ATC's
October 2013
Automatic Traffic Count

Sun, 13 October 2013

Time	Total	Speed Bins (km/h)																											
		0 - 5	5 - 10	10 - 15	15 - 20	20 - 25	25 - 30	30 - 35	35 - 40	40 - 45	45 - 50	50 - 55	55 - 60	60 - 65	65 - 70	70 - 75	75 - 80	80 - 85	85 - 90	90 - 95	95 - 100	100 - 105	105 - 110	110 - 115	115 - 120	120 - 125	125 - 130	130 - 135	135 - 140
0000	0	0	0	0	0	0	0	0	0	0	0	0	0	0	0	0	0	0	0	0	0	0	0	0	0	0	0	0	0
0100	0	0	0	0	0	0	0	0	0	0	0	0	0	0	0	0	0	0	0	0	0	0	0	0	0	0	0	0	0
0200	1	0	0	0	0	1	0	0	0	0	0	0	0	0	0	0	0	0	0	0	0	0	0	0	0	0	0	0	0
0300	3	0	0	0	0	0	0	2	0	0	0	0	1	0	0	0	0	0	0	0	0	0	0	0	0	0	0	0	0
0400	0	0	0	0	0	0	0	0	0	0	0	0	0	0	0	0	0	0	0	0	0	0	0	0	0	0	0	0	0
0500	1	0	0	0	0	0	0	0	0	0	0	0	0	0	0	1	0	0	0	0	0	0	0	0	0	0	0	0	0
0600	0	0	0	0	0	0	0	0	0	0	0	0	0	0	0	0	0	0	0	0	0	0	0	0	0	0	0	0	0
0700	0	0	0	0	0	0	0	0	0	0	0	0	0	0	0	0	0	0	0	0	0	0	0	0	0	0	0	0	0
0800	5	0	0	0	0	0	0	0	0	0	1	1	1	1	0	1	0	0	0	0	0	0	0	0	0	0	0	0	0
0900	6	0	0	0	0	0	0	0	1	0	2	0	1	1	0	1	0	0	0	0	0	0	0	0	0	0	0	0	0
1000	**16**	**0**	**0**	**0**	**1**	**1**	**0**	**1**	**3**	**1**	**0**	**2**	**2**	**1**	**2**	**2**	**0**	**0**	**0**	**0**	**0**	**0**	**0**	**0**	**0**	**0**	**0**	**0**	**0**
1100	9	0	0	1	0	0	0	1	1	0	1	0	0	4	1	0	0	0	0	0	0	0	0	0	0	0	0	0	0
1200	8	0	0	0	0	0	0	0	0	1	1	1	0	3	1	1	0	0	0	0	0	0	0	0	0	0	0	0	0
1300	6	0	0	0	0	0	0	0	0	3	0	0	1	0	0	0	1	1	0	0	0	0	0	0	0	0	0	0	0
1400	**11**	**0**	**0**	**0**	**0**	**0**	**1**	**1**	**0**	**0**	**2**	**3**	**1**	**1**	**2**	**0**	**0**	**0**	**0**	**0**	**0**	**0**	**0**	**0**	**0**	**0**	**0**	**0**	**0**
1500	5	0	0	0	0	0	0	1	0	0	1	3	0	0	0	0	0	0	0	0	0	0	0	0	0	0	0	0	0
1600	3	0	0	0	0	0	0	1	0	0	1	0	0	0	0	1	0	0	0	0	0	0	0	0	0	0	0	0	0
1700	10	0	0	0	0	0	1	1	3	1	0	1	1	0	0	2	0	0	0	0	0	0	0	0	0	0	0	0	0
1800	4	0	0	0	0	0	0	0	1	0	2	0	0	0	0	1	0	0	0	0	0	0	0	0	0	0	0	0	0
1900	10	0	1	0	1	2	0	0	1	0	2	0	0	0	1	1	0	0	1	0	0	0	0	0	0	0	0	0	0
2000	2	0	0	0	0	0	0	0	0	1	0	0	0	1	0	0	0	0	0	0	0	0	0	0	0	0	0	0	0
2100	6	0	0	0	0	0	0	0	0	1	2	0	0	1	2	0	0	0	0	0	0	0	0	0	0	0	0	0	0
2200	1	0	0	0	0	0	0	0	0	0	1	0	0	0	0	0	0	0	0	0	0	0	0	0	0	0	0	0	0
2300	0	0	0	0	0	0	0	0	0	0	0	0	0	0	0	0	0	0	0	0	0	0	0	0	0	0	0	0	0
07-19	**83**	**0**	**0**	**1**	**1**	**1**	**2**	**6**	**9**	**6**	**11**	**11**	**7**	**11**	**6**	**9**	**1**	**1**	**0**	**0**	**0**	**0**	**0**	**0**	**0**	**0**	**0**	**0**	**0**
06-22	**101**	**0**	**1**	**1**	**2**	**3**	**2**	**6**	**10**	**8**	**15**	**11**	**7**	**13**	**9**	**10**	**1**	**1**	**1**	**0**	**0**	**0**	**0**	**0**	**0**	**0**	**0**	**0**	**0**
06-00	**102**	**0**	**1**	**1**	**2**	**3**	**2**	**6**	**10**	**8**	**16**	**11**	**7**	**13**	**9**	**10**	**1**	**1**	**1**	**0**	**0**	**0**	**0**	**0**	**0**	**0**	**0**	**0**	**0**
00-00	**107**	**0**	**1**	**1**	**2**	**4**	**2**	**8**	**10**	**8**	**16**	**11**	**8**	**13**	**9**	**11**	**1**	**1**	**1**	**0**	**0**	**0**	**0**	**0**	**0**	**0**	**0**	**0**	**0**

DRAFT

Site 9014
Location L-40231-0, att t/pole, Lat 53.58950, Long -6.74442
Direction Two way

3279 / Meath/Cavan/Monaghan ATC's
October 2013
Automatic Traffic Count

Virtual Day (7)

Time	Total	Speed Bins (km/h)																											
		0 - 5	5 - 10	10 - 15	15 - 20	20 - 25	25 - 30	30 - 35	35 - 40	40 - 45	45 - 50	50 - 55	55 - 60	60 - 65	65 - 70	70 - 75	75 - 80	80 - 85	85 - 90	90 - 95	95 - 100	100 - 105	105 - 110	110 - 115	115 - 120	120 - 125	125 - 130	130 - 135	135 - 140
0000	0	0	0	0	0	0	0	0	0	0	0	0	0	0	0	0	0	0	0	0	0	0	0	0	0	0	0	0	0
0100	0	0	0	0	0	0	0	0	0	0	0	0	0	0	0	0	0	0	0	0	0	0	0	0	0	0	0	0	0
0200	0	0	0	0	0	0	0	0	0	0	0	0	0	0	0	0	0	0	0	0	0	0	0	0	0	0	0	0	0
0300	1	0	0	0	0	0	0	0	0	0	0	0	0	0	0	0	0	0	0	0	0	0	0	0	0	0	0	0	0
0400	0	0	0	0	0	0	0	0	0	0	0	0	0	0	0	0	0	0	0	0	0	0	0	0	0	0	0	0	0
0500	1	0	0	0	0	0	0	0	0	0	0	0	0	0	0	0	0	0	0	0	0	0	0	0	0	0	0	0	0
0600	2	0	0	0	0	0	0	0	0	0	0	1	0	0	0	0	0	0	0	0	0	0	0	0	0	0	0	0	0
0700	3	0	0	0	0	0	0	0	1	0	0	0	0	0	0	0	0	0	0	0	0	0	0	0	0	0	0	0	0
0800	**14**	**0**	**0**	**0**	**0**	**0**	**0**	**0**	**1**	**1**	**1**	**3**	**2**	**3**	**1**	**1**	**0**	**0**	**0**	**0**	**0**	**0**	**0**	**0**	**0**	**0**	**0**	**0**	**0**
0900	8	0	0	0	0	1	0	0	1	0	1	1	1	1	1	1	0	0	0	0	0	0	0	0	0	0	0	0	0
1000	**14**	**0**	**0**	**0**	**0**	**1**	**1**	**1**	**1**	**2**	**1**	**2**	**2**	**1**	**1**	**1**	**0**	**0**	**0**	**0**	**0**	**0**	**0**	**0**	**0**	**0**	**0**	**0**	**0**
1100	13	0	0	0	0	1	1	1	2	1	1	1	1	2	0	1	0	0	0	0	0	0	0	0	0	0	0	0	0
1200	**15**	**0**	**0**	**0**	**0**	**1**	**1**	**2**	**1**	**1**	**1**	**1**	**2**	**1**	**1**	**1**	**1**	**0**	**0**	**0**	**0**	**0**	**0**	**0**	**0**	**0**	**0**	**0**	**0**
1300	11	0	0	0	0	1	0	1	1	1	1	1	1	1	0	1	0	0	0	0	0	0	0	0	0	0	0	0	0
1400	**15**	**0**	**0**	**0**	**0**	**0**	**1**	**1**	**1**	**2**	**1**	**2**	**2**	**2**	**1**	**1**	**0**	**0**	**0**	**0**	**0**	**0**	**0**	**0**	**0**	**0**	**0**	**0**	**0**
1500	9	0	0	0	0	1	1	1	1	0	1	1	1	0	1	0	0	0	0	0	0	0	0	0	0	0	0	0	0
1600	12	0	0	0	0	0	1	1	1	1	1	1	1	2	1	1	1	0	0	0	0	0	0	0	0	0	0	0	0
1700	10	0	0	0	0	1	0	1	1	2	1	1	2	1	1	1	0	0	0	0	0	0	0	0	0	0	0	0	0
1800	10	0	0	0	0	0	0	0	1	1	1	1	1	1	1	1	0	0	0	0	0	0	0	0	0	0	0	0	0
1900	8	0	0	0	0	1	0	0	0	0	1	1	1	1	1	1	0	0	0	0	0	0	0	0	0	0	0	0	0
2000	5	0	0	0	0	0	0	0	0	0	0	1	1	1	1	1	0	0	0	0	0	0	0	0	0	0	0	0	0
2100	4	0	0	0	0	0	0	0	0	0	0	0	0	1	1	1	0	0	0	0	0	0	0	0	0	0	0	0	0
2200	3	0	0	0	0	0	0	0	0	0	1	0	0	0	0	1	0	0	0	0	0	0	0	0	0	0	0	0	0
2300	1	0	0	0	0	0	0	0	0	0	0	0	0	0	0	0	0	0	0	0	0	0	0	0	0	0	0	0	0
07-19	**134**	**0**	**0**	**1**	**3**	**6**	**7**	**10**	**11**	**11**	**12**	**14**	**16**	**15**	**12**	**9**	**4**	**1**	**1**	**0**	**0**	**0**	**0**	**0**	**0**	**0**	**0**	**0**	**0**
06-22	**153**	**0**	**0**	**1**	**3**	**7**	**7**	**11**	**12**	**12**	**14**	**16**	**18**	**18**	**14**	**10**	**4**	**2**	**1**	**0**	**0**	**0**	**0**	**0**	**0**	**0**	**0**	**0**	**0**
06-00	**156**	**0**	**0**	**1**	**3**	**7**	**7**	**11**	**12**	**12**	**15**	**16**	**18**	**19**	**15**	**11**	**4**	**2**	**1**	**0**	**0**	**0**	**0**	**0**	**0**	**0**	**0**	**0**	**0**
00-00	**159**	**0**	**0**	**1**	**3**	**7**	**7**	**11**	**12**	**13**	**15**	**16**	**19**	**19**	**15**	**11**	**4**	**2**	**1**	**0**	**0**	**0**	**0**	**0**	**0**	**0**	**0**	**0**	**0**

DRAFT

Site 9014
Location L-40231-0, att t/pole, Lat 53.58950, Long -6.74442
Direction Two way

3279 / Meath/Cavan/Monaghan ATC's
October 2013
Automatic Traffic Count

Virtual Week (1)

Time	Total	Speed Bins (km/h)																												
		0 - 5	5 - 10	10 - 15	15 - 20	20 - 25	25 - 30	30 - 35	35 - 40	40 - 45	45 - 50	50 - 55	55 - 60	60 - 65	65 - 70	70 - 75	75 - 80	80 - 85	85 - 90	90 - 95	95 - 100	100 - 105	105 - 110	110 - 115	115 - 120	120 - 125	125 - 130	130 - 135	135 - 140
Mon	169	0	1	0	4	10	9	19	8	16	13	17	18	25	12	11	4	1	0	0	0	1	0	0	0	0	0	0	0	0
Tue	168	0	0	0	4	3	14	17	8	16	14	11	23	20	14	14	4	1	4	1	0	0	0	0	0	0	0	0	0	0
Wed	159	0	0	0	2	9	4	14	21	10	13	19	19	18	14	12	1	2	1	0	0	0	0	0	0	0	0	0	0	0
Thu	159	0	0	0	5	4	5	2	10	9	19	22	19	20	21	13	6	1	1	1	1	0	0	0	0	0	0	0	0	0
Fri	185	0	0	3	2	7	5	11	12	17	22	23	25	24	19	6	5	1	0	1	1	0	0	1	0	0	0	0	0	0
|Sat	164	0	0	1	4	12	11	8	18	12	10	10	19	15	16	12	10	6	0	0	0	0	0	0	0	0	0	0	0	0
|Sun	107	0	1	1	2	4	2	8	10	8	16	11	8	13	9	11	1	1	1	0	0	0	0	0	0	0	0	0	0	0
5 Day Ave.	**168**	**0**	**0**	**1**	**3**	**7**	**7**	**13**	**12**	**14**	**16**	**18**	**21**	**21**	**16**	**11**	**4**	**1**	**1**	**1**	**0**	**0**	**0**	**0**	**0**	**0**	**0**	**0**	**0**	**0**
7 Day Ave.	**159**	**0**	**0**	**1**	**3**	**7**	**7**	**11**	**12**	**13**	**15**	**16**	**19**	**19**	**15**	**11**	**4**	**2**	**1**	**0**	**0**	**0**	**0**	**0**	**0**	**0**	**0**	**0**	**0**	**0**
--	**1111**	**0**	**2**	**5**	**23**	**49**	**50**	**79**	**87**	**88**	**107**	**113**	**131**	**135**	**105**	**79**	**31**	**13**	**7**	**3**	**2**	**1**	**0**	**1**	**0**	**0**	**0**	**0**	**0**	**0**

Summary Graphs

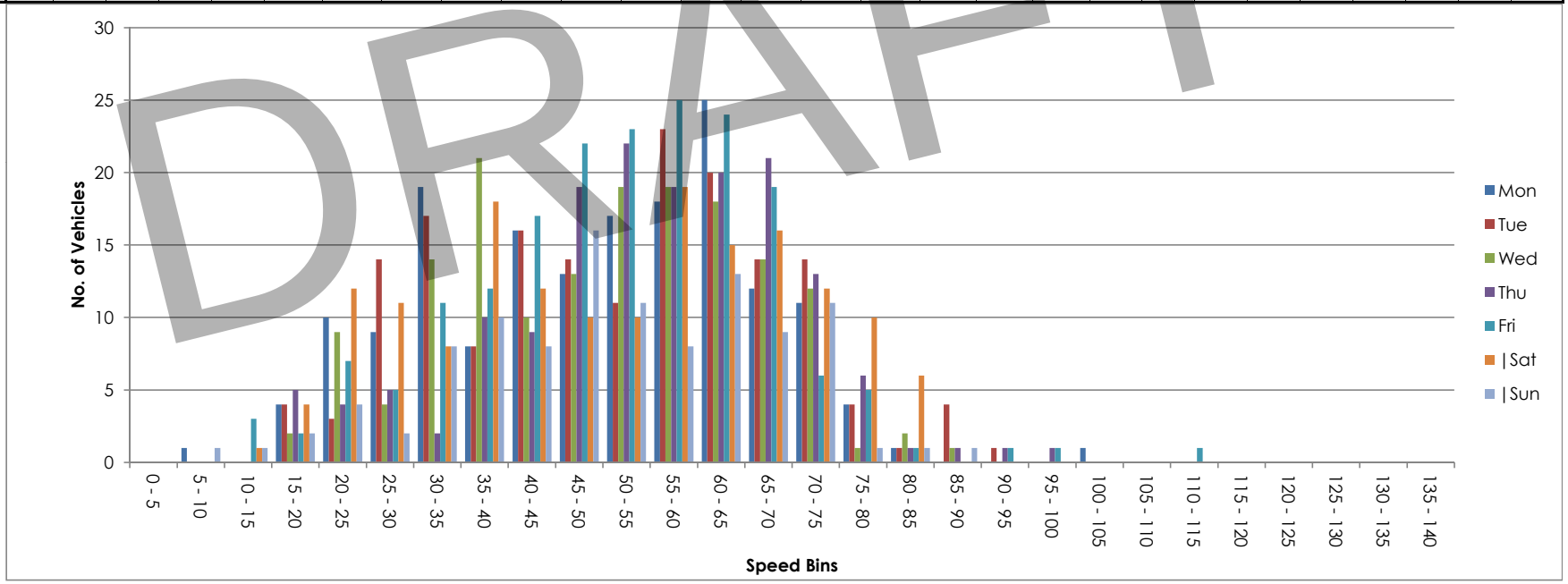

DRAFT



NDC NATIONWIDE DATA COLLECTION	**Site / Location:**	L-4008-10, att t/pole, Lat 53.60229, Long -6.74458	**Project No:**	3279	**Photo No:**	3279-15	**Drawn By:** MOR
	Survey Date:	Mon, 7 October 2013 to Sun, 13 October 2013	**Project Name:**		Meath/Cavan/Monaghan ATC'S		
	Survey Times:	00:00 to 00(24):00	**Title:**		Site Photograph		

Site No.	Location.	Direction.	Speed Limit - PSL (km/h)	Start Date.	End Date.	Total Vehicles.	5 Day Ave.	7 Day Ave.	No. > Speed Limit.	%. > Speed Limit.	No. > Speed Limit1 (+5km/h).	%. > Speed Limit1 (+5km/h).	No. > Speed Limit1 (+10km/h).	%. > Speed Limit1 (+10km/h).	Mean Speed	85%ile Speed
15	L-4008-10, att t/pole, Lat 53.60229, Long -6.74458	North	80	Mon, 7 October 2013	Sun, 13 October 2013	2333	350	333	330	14.1	185	7.9	91	3.9	64.9	79.2
		South	80	Mon, 7 October 2013	Sun, 13 October 2013	2430	363	347	252	10.4	123	5.1	58	2.4	62.7	77.4
		Two way	80	Mon, 7 October 2013	Sun, 13 October 2013	4763	713	680	582	12.2	308	6.5	149	3.1	63.8	78.5

DRAFT

Site 15
Location L-4008-10, att t/pole, Lat 53.60229, Long -6.74458
Direction North

3279 / Meath/Cavan/Monaghan ATC's
October 2013
Automatic Traffic Count

Mon, 7 October 2013

Time	Total	Classification												>PSL	>PSL%	>SL1	>SL1%	>SL2	>SL2%	Mean	Vpp
		1 MCL	2 SV	3 SVT	4 TB2	5 TB3	6 T4	7 ART3	8 ART4	9 ART5	10 ART6	11 BD	12 DRT	80	80	85 +5kph	85 +5kph	90 +10kph	90 +10kph		85
0000	1	0	1	0	0	0	0	0	0	0	0	0	0	0	0	0	0	0	0	54.6	-
0100	0	0	0	0	0	0	0	0	0	0	0	0	0	0	0	0	0	0	0	-	-
0200	0	0	0	0	0	0	0	0	0	0	0	0	0	0	0	0	0	0	0	-	-
0300	2	0	2	0	0	0	0	0	0	0	0	0	0	1	50	0	0	0	0	67.1	-
0400	0	0	0	0	0	0	0	0	0	0	0	0	0	0	0	0	0	0	0	-	-
0500	1	0	1	0	0	0	0	0	0	0	0	0	0	1	100	1	100	0	0	86.9	-
0600	3	0	2	0	1	0	0	0	0	0	0	0	0	0	0	0	0	0	0	63.3	-
0700	12	0	11	0	1	0	0	0	0	0	0	0	0	2	16.7	1	8.3	1	8.3	72	79.2
0800	**39**	**0**	**37**	**1**	**1**	**0**	**0**	**0**	**0**	**0**	**0**	**0**	**0**	**8**	**20.5**	**4**	**10.3**	**3**	**7.7**	**70.2**	**80.3**
0900	20	0	19	1	0	0	0	0	0	0	0	0	0	2	10	2	10	1	5	69.7	77.4
1000	13	0	6	0	6	1	0	0	0	0	0	0	0	0	0	0	0	0	0	62.9	74.9
1100	15	0	11	1	3	0	0	0	0	0	0	0	0	2	13.3	2	13.3	0	0	69.7	77
1200	17	0	13	0	4	0	0	0	0	0	0	0	0	4	23.5	2	11.8	1	5.9	69.2	81.4
1300	20	0	18	2	0	0	0	0	0	0	0	0	0	6	30	3	15	1	5	68	83.9
1400	27	0	23	1	3	0	0	0	0	0	0	0	0	5	18.5	4	14.8	2	7.4	67.9	83.5
1500	25	0	20	1	2	0	0	0	0	2	0	0	0	3	12	1	4	1	4	63.8	76.3
1600	24	1	21	0	2	0	0	0	0	0	0	0	0	7	29.2	5	20.8	1	4.2	64.1	85.7
1700	20	0	17	0	3	0	0	0	0	0	0	0	0	4	20	3	15	1	5	68.2	80.6
1800	**36**	**2**	**28**	**0**	**5**	**0**	**0**	**0**	**1**	**0**	**0**	**0**	**0**	**4**	**11.1**	**1**	**2.8**	**0**	**0**	**65.8**	**79.2**
1900	20	0	18	0	1	1	0	0	0	0	0	0	0	0	0	0	0	0	0	67	76.7
2000	11	0	9	0	2	0	0	0	0	0	0	0	0	3	27.3	2	18.2	0	0	73.6	82.8
2100	14	0	14	0	0	0	0	0	0	0	0	0	0	1	7.1	0	0	0	0	65.7	73.4
2200	2	0	2	0	0	0	0	0	0	0	0	0	0	1	50	1	50	0	0	79.2	-
2300	2	0	2	0	0	0	0	0	0	0	0	0	0	2	100	0	0	0	0	82.3	-
07-19	**268**	**3**	**224**	**7**	**30**	**1**	**0**	**0**	**1**	**2**	**0**	**0**	**0**	**47**	**17.5**	**28**	**10.4**	**12**	**4.5**	**67.5**	**81.4**
06-22	**316**	**3**	**267**	**7**	**34**	**2**	**0**	**0**	**1**	**2**	**0**	**0**	**0**	**51**	**16.1**	**30**	**9.5**	**12**	**3.8**	**67.6**	**80.6**
06-00	**320**	**3**	**271**	**7**	**34**	**2**	**0**	**0**	**1**	**2**	**0**	**0**	**0**	**54**	**16.9**	**31**	**9.7**	**12**	**3.8**	**67.8**	**80.6**
00-00	**324**	**3**	**275**	**7**	**34**	**2**	**0**	**0**	**1**	**2**	**0**	**0**	**0**	**56**	**17.3**	**32**	**9.9**	**12**	**3.7**	**67.8**	**81.4**

DRAFT

Site 15
Location L-4008-10, att t/pole, Lat 53.60229, Long -6.74458
Direction North

3279 / Meath/Cavan/Monaghan ATC's
October 2013
Automatic Traffic Count

Tue, 8 October 2013

Time	Total	Classification												>PSL	>PSL%	>SL1	>SL1%	>SL2	>SL2%	Mean	Vpp
		1 MCL	2 SV	3 SVT	4 TB2	5 TB3	6 T4	7 ART3	8 ART4	9 ART5	10 ART6	11 BD	12 DRT	80	80	85 +5kph	85 +5kph	90 +10kph	90 +10kph		85
0000	0	0	0	0	0	0	0	0	0	0	0	0	0	0	0	0	0	0	0	-	-
0100	0	0	0	0	0	0	0	0	0	0	0	0	0	0	0	0	0	0	0	-	-
0200	0	0	0	0	0	0	0	0	0	0	0	0	0	0	0	0	0	0	0	-	-
0300	0	0	0	0	0	0	0	0	0	0	0	0	0	0	0	0	0	0	0	-	-
0400	0	0	0	0	0	0	0	0	0	0	0	0	0	0	0	0	0	0	0	-	-
0500	1	0	1	0	0	0	0	0	0	0	0	0	0	0	0	0	0	0	0	73	-
0600	3	0	1	0	2	0	0	0	0	0	0	0	0	0	0	0	0	0	0	66.6	-
0700	18	1	16	0	1	0	0	0	0	0	0	0	0	6	33.3	6	33.3	4	22.2	74	90.7
0800	**31**	**0**	**28**	**1**	**2**	**0**	**0**	**0**	**0**	**0**	**0**	**0**	**0**	**7**	**22.6**	**3**	**9.7**	**2**	**6.5**	**70.8**	**80.3**
0900	**31**	**0**	**30**	**1**	**0**	**0**	**0**	**0**	**0**	**0**	**0**	**0**	**0**	**4**	**12.9**	**0**	**0**	**0**	**0**	**62.8**	**77.8**
1000	27	0	19	0	6	2	0	0	0	0	0	0	0	1	3.7	0	0	0	0	62.6	76.3
1100	11	0	9	0	2	0	0	0	0	0	0	0	0	1	9.1	1	9.1	0	0	71.1	78.1
1200	20	0	19	0	1	0	0	0	0	0	0	0	0	5	25	4	20	3	15	70.4	86.8
1300	27	1	24	0	1	0	0	1	0	0	0	0	0	4	14.8	2	7.4	0	0	61.2	79.6
1400	19	3	15	0	1	0	0	0	0	0	0	0	0	1	5.3	1	5.3	1	5.3	57.6	67
1500	28	0	22	1	4	0	0	0	0	1	0	0	0	3	10.7	1	3.6	1	3.6	62.4	76.7
1600	28	1	20	0	7	0	0	0	0	0	0	0	0	1	3.6	1	3.6	1	3.6	63	69.8
1700	34	1	26	0	7	0	0	0	0	0	0	0	0	5	14.7	3	8.8	1	2.9	67	79.2
1800	**37**	**1**	**33**	**1**	**2**	**0**	**0**	**0**	**0**	**0**	**0**	**0**	**0**	**1**	**2.7**	**0**	**0**	**0**	**0**	**63**	**74.5**
1900	23	0	23	0	0	0	0	0	0	0	0	0	0	5	21.7	1	4.3	0	0	65.9	83.9
2000	11	0	11	0	0	0	0	0	0	0	0	0	0	5	45.5	4	36.4	1	9.1	77	85
2100	15	0	15	0	0	0	0	0	0	0	0	0	0	4	26.7	2	13.3	0	0	69.6	84.2
2200	6	0	5	0	1	0	0	0	0	0	0	0	0	1	16.7	1	16.7	0	0	73.9	-
2300	1	0	1	0	0	0	0	0	0	0	0	0	0	0	0	0	0	0	0	54.7	-
07-19	**311**	**8**	**261**	**4**	**34**	**2**	**0**	**1**	**0**	**1**	**0**	**0**	**0**	**39**	**12.5**	**22**	**7.1**	**13**	**4.2**	**65**	**77.8**
06-22	**363**	**8**	**311**	**4**	**36**	**2**	**0**	**1**	**0**	**1**	**0**	**0**	**0**	**53**	**14.6**	**29**	**8**	**14**	**3.9**	**65.6**	**79.6**
06-00	**370**	**8**	**317**	**4**	**37**	**2**	**0**	**1**	**0**	**1**	**0**	**0**	**0**	**54**	**14.6**	**30**	**8.1**	**14**	**3.8**	**65.7**	**79.6**
00-00	**371**	**8**	**318**	**4**	**37**	**2**	**0**	**1**	**0**	**1**	**0**	**0**	**0**	**54**	**14.6**	**30**	**8.1**	**14**	**3.8**	**65.8**	**79.6**

DRAFT

Site 15
Location L-4008-10, att t/pole, Lat 53.60229, Long -6.74458
Direction North

3279 / Meath/Cavan/Monaghan ATC's
October 2013
Automatic Traffic Count

Wed, 9 October 2013

Time	Total	Classification												>PSL	>PSL%	>SL1	>SL1%	>SL2	>SL2%	Mean	Vpp
		1 MCL	2 SV	3 SVT	4 TB2	5 TB3	6 T4	7 ART3	8 ART4	9 ART5	10 ART6	11 BD	12 DRT	80	80	85 +5kph	85 +5kph	90 +10kph	90 +10kph		85
0000	0	0	0	0	0	0	0	0	0	0	0	0	0	0	0	0	0	0	0	-	-
0100	1	0	1	0	0	0	0	0	0	0	0	0	0	0	0	0	0	0	0	34.1	-
0200	0	0	0	0	0	0	0	0	0	0	0	0	0	0	0	0	0	0	0	-	-
0300	0	0	0	0	0	0	0	0	0	0	0	0	0	0	0	0	0	0	0	-	-
0400	1	0	1	0	0	0	0	0	0	0	0	0	0	0	0	0	0	0	0	74.3	-
0500	1	0	1	0	0	0	0	0	0	0	0	0	0	1	100	0	0	0	0	83.2	-
0600	3	0	1	0	2	0	0	0	0	0	0	0	0	0	0	0	0	0	0	72.4	-
0700	19	0	15	0	4	0	0	0	0	0	0	0	0	6	31.6	5	26.3	2	10.5	73	86.8
0800	**43**	**0**	**41**	**1**	**0**	**0**	**0**	**1**	**0**	**0**	**0**	**0**	**0**	**13**	**30.2**	**6**	**14**	**5**	**11.6**	**72.2**	**83.9**
0900	23	0	19	1	2	0	0	0	0	1	0	0	0	2	8.7	1	4.3	0	0	63	73.8
1000	22	0	18	0	3	0	0	0	1	0	0	0	0	4	18.2	2	9.1	0	0	60.5	80.3
1100	16	0	16	0	0	0	0	0	0	0	0	0	0	1	6.3	1	6.3	1	6.3	59.3	77.8
1200	22	0	18	0	3	0	0	0	0	1	0	0	0	3	13.6	2	9.1	1	4.5	62.3	70.6
1300	25	1	19	1	3	1	0	0	0	0	0	0	0	4	16	4	16	3	12	66.8	77.8
1400	18	0	14	0	4	0	0	0	0	0	0	0	0	1	5.6	0	0	0	0	59.1	68.8
1500	20	0	19	0	1	0	0	0	0	0	0	0	0	1	5	0	0	0	0	65.3	76
1600	17	0	15	0	1	1	0	0	0	0	0	0	0	3	17.6	1	5.9	0	0	64.9	74.9
1700	26	0	20	1	4	0	0	0	0	0	1	0	0	4	15.4	3	11.5	1	3.8	64.8	77
1800	**29**	**0**	**28**	**0**	**1**	**0**	**0**	**0**	**0**	**0**	**0**	**0**	**0**	**4**	**13.8**	**1**	**3.4**	**1**	**3.4**	**69.9**	**78.5**
1900	21	0	20	0	1	0	0	0	0	0	0	0	0	1	4.8	1	4.8	1	4.8	64.5	76.3
2000	20	0	17	0	3	0	0	0	0	0	0	0	0	3	15	2	10	1	5	67.8	79.6
2100	15	0	14	0	1	0	0	0	0	0	0	0	0	0	0	0	0	0	0	68.3	73.4
2200	6	0	6	0	0	0	0	0	0	0	0	0	0	0	0	0	0	0	0	71	-
2300	1	0	1	0	0	0	0	0	0	0	0	0	0	0	0	0	0	0	0	52.8	-
07-19	**280**	**1**	**242**	**4**	**26**	**2**	**0**	**1**	**1**	**2**	**1**	**0**	**0**	**46**	**16.4**	**26**	**9.3**	**14**	**5**	**65.9**	**80.3**
06-22	**339**	**1**	**294**	**4**	**33**	**2**	**0**	**1**	**1**	**2**	**1**	**0**	**0**	**50**	**14.7**	**29**	**8.6**	**16**	**4.7**	**66.1**	**79.6**
06-00	**346**	**1**	**301**	**4**	**33**	**2**	**0**	**1**	**1**	**2**	**1**	**0**	**0**	**50**	**14.5**	**29**	**8.4**	**16**	**4.6**	**66.1**	**79.2**
00-00	**349**	**1**	**304**	**4**	**33**	**2**	**0**	**1**	**1**	**2**	**1**	**0**	**0**	**51**	**14.6**	**29**	**8.3**	**16**	**4.6**	**66.1**	**79.6**

DRAFT

Site 15
Location L-4008-10, att t/pole, Lat 53.60229, Long -6.74458
Direction North

3279 / Meath/Cavan/Monaghan ATC's
October 2013
Automatic Traffic Count

Thu, 10 October 2013

Time	Total	Classification												>PSL	>PSL%	>SL1	>SL1%	>SL2	>SL2%	Mean	Vpp
		1 MCL	2 SV	3 SVT	4 TB2	5 TB3	6 T4	7 ART3	8 ART4	9 ART5	10 ART6	11 BD	12 DRT	80	80	85 +5kph	85 +5kph	90 +10kph	90 +10kph		85
0000	1	0	1	0	0	0	0	0	0	0	0	0	0	0	0	0	0	0	0	77.1	-
0100	0	0	0	0	0	0	0	0	0	0	0	0	0	0	0	0	0	0	0	-	-
0200	0	0	0	0	0	0	0	0	0	0	0	0	0	0	0	0	0	0	0	-	-
0300	0	0	0	0	0	0	0	0	0	0	0	0	0	0	0	0	0	0	0	-	-
0400	0	0	0	0	0	0	0	0	0	0	0	0	0	0	0	0	0	0	0	-	-
0500	1	0	1	0	0	0	0	0	0	0	0	0	0	1	100	0	0	0	0	82.1	-
0600	5	0	3	0	2	0	0	0	0	0	0	0	0	1	20	0	0	0	0	71	-
0700	15	0	13	0	2	0	0	0	0	0	0	0	0	5	33.3	3	20	3	20	76.7	90.4
0800	**32**	**0**	**27**	**0**	**3**	**0**	**0**	**1**	**0**	**0**	**1**	**0**	**0**	**7**	**21.9**	**4**	**12.5**	**1**	**3.1**	**69.3**	**83.5**
0900	24	0	22	0	2	0	0	0	0	0	0	0	0	1	4.2	1	4.2	0	0	60.4	69.8
1000	18	0	11	1	3	1	0	0	0	1	1	0	0	4	22.2	2	11.1	2	11.1	67.7	82.4
1100	21	1	17	1	1	0	1	0	0	0	0	0	0	0	0	0	0	0	0	59.5	74.2
1200	21	0	18	0	2	1	0	0	0	0	0	0	0	2	9.5	1	4.8	0	0	65.7	75.2
1300	28	0	22	2	2	1	0	0	0	0	1	0	0	5	17.9	4	14.3	2	7.1	66.6	82.8
1400	23	0	17	3	3	0	0	0	0	0	0	0	0	6	26.1	2	8.7	2	8.7	66.8	81.7
1500	15	0	12	0	1	1	0	0	0	0	1	0	0	4	26.7	2	13.3	0	0	63	83.2
1600	27	1	21	0	4	1	0	0	0	0	0	0	0	1	3.7	0	0	0	0	56.7	69.1
1700	36	0	30	0	5	1	0	0	0	0	0	0	0	2	5.6	1	2.8	1	2.8	54.1	72.7
1800	**45**	**2**	**37**	**1**	**1**	**1**	**1**	**0**	**0**	**0**	**2**	**0**	**0**	**6**	**13.3**	**4**	**8.9**	**4**	**8.9**	**58.1**	**78.8**
1900	21	0	16	2	2	0	0	0	1	0	0	0	0	4	19	1	4.8	0	0	64.4	80.3
2000	19	0	16	0	1	2	0	0	0	0	0	0	0	4	21.1	2	10.5	1	5.3	62.2	81
2100	20	0	19	0	1	0	0	0	0	0	0	0	0	3	15	2	10	1	5	67	77.4
2200	7	0	7	0	0	0	0	0	0	0	0	0	0	2	28.6	2	28.6	0	0	73.8	-
2300	3	0	3	0	0	0	0	0	0	0	0	0	0	1	33.3	1	33.3	1	33.3	82	-
07-19	**305**	**4**	**247**	**8**	**29**	**7**	**2**	**1**	**0**	**1**	**6**	**0**	**0**	**43**	**14.1**	**24**	**7.9**	**15**	**4.9**	**62.6**	**78.8**
06-22	**370**	**4**	**301**	**10**	**35**	**9**	**2**	**1**	**1**	**1**	**6**	**0**	**0**	**55**	**14.9**	**29**	**7.8**	**17**	**4.6**	**63.1**	**79.6**
06-00	**380**	**4**	**311**	**10**	**35**	**9**	**2**	**1**	**1**	**1**	**6**	**0**	**0**	**58**	**15.3**	**32**	**8.4**	**18**	**4.7**	**63.4**	**79.9**
00-00	**382**	**4**	**313**	**10**	**35**	**9**	**2**	**1**	**1**	**1**	**6**	**0**	**0**	**59**	**15.4**	**32**	**8.4**	**18**	**4.7**	**63.5**	**79.9**

DRAFT

Site 15
Location L-4008-10, att t/pole, Lat 53.60229, Long -6.74458
Direction North

3279 / Meath/Cavan/Monaghan ATC's
October 2013
Automatic Traffic Count

Fri, 11 October 2013

Time	Total	Classification												>PSL	>PSL%	>SL1	>SL1%	>SL2	>SL2%	Mean	Vpp
		1 MCL	2 SV	3 SVT	4 TB2	5 TB3	6 T4	7 ART3	8 ART4	9 ART5	10 ART6	11 BD	12 DRT	80	80	85 +5kph	85 +5kph	90 +10kph	90 +10kph		85
0000	2	0	2	0	0	0	0	0	0	0	0	0	0	1	50	0	0	0	0	72.7	-
0100	1	0	1	0	0	0	0	0	0	0	0	0	0	0	0	0	0	0	0	69.6	-
0200	0	0	0	0	0	0	0	0	0	0	0	0	0	0	0	0	0	0	0	-	-
0300	0	0	0	0	0	0	0	0	0	0	0	0	0	0	0	0	0	0	0	-	-
0400	3	0	3	0	0	0	0	0	0	0	0	0	0	1	33.3	1	33.3	1	33.3	84	-
0500	0	0	0	0	0	0	0	0	0	0	0	0	0	0	0	0	0	0	0	-	-
0600	5	0	3	0	2	0	0	0	0	0	0	0	0	1	20	1	20	0	0	73.5	-
0700	9	0	7	0	2	0	0	0	0	0	0	0	0	2	22.2	2	22.2	2	22.2	68.3	-
0800	**38**	**0**	**36**	**0**	**2**	**0**	**0**	**0**	**0**	**0**	**0**	**0**	**0**	**4**	**10.5**	**4**	**10.5**	**3**	**7.9**	**69.3**	**78.1**
0900	26	0	24	0	1	0	0	1	0	0	0	0	0	3	11.5	2	7.7	0	0	58.1	77.8
1000	19	0	10	4	5	0	0	0	0	0	0	0	0	4	21.1	3	15.8	3	15.8	65.2	81.4
1100	20	1	13	1	2	1	0	0	0	0	1	0	1	2	10	0	0	0	0	56.3	70.6
1200	9	0	8	0	0	1	0	0	0	0	0	0	0	0	0	0	0	0	0	54.3	-
1300	17	0	14	0	2	1	0	0	0	0	0	0	0	2	11.8	1	5.9	0	0	63.8	77
1400	22	1	19	0	2	0	0	0	0	0	0	0	0	2	9.1	1	4.5	0	0	61.2	75.2
1500	20	0	18	1	0	0	0	0	0	1	0	0	0	2	10	2	10	0	0	59.5	73.8
1600	**27**	**0**	**25**	**0**	**1**	**1**	**0**	**0**	**0**	**0**	**0**	**0**	**0**	**4**	**14.8**	**3**	**11.1**	**1**	**3.7**	**68.3**	**79.6**
1700	**27**	**1**	**26**	**0**	**0**	**0**	**0**	**0**	**0**	**0**	**0**	**0**	**0**	**4**	**14.8**	**3**	**11.1**	**2**	**7.4**	**63.6**	**78.1**
1800	24	0	20	1	1	0	0	1	1	0	0	0	0	3	12.5	1	4.2	1	4.2	70.3	78.8
1900	22	0	19	1	1	0	1	0	0	0	0	0	0	6	27.3	4	18.2	2	9.1	70.9	88.9
2000	18	0	18	0	0	0	0	0	0	0	0	0	0	0	0	0	0	0	0	61	73.8
2100	8	0	7	0	1	0	0	0	0	0	0	0	0	1	12.5	0	0	0	0	61.5	-
2200	6	0	5	1	0	0	0	0	0	0	0	0	0	2	33.3	1	16.7	1	16.7	68.5	-
2300	1	0	1	0	0	0	0	0	0	0	0	0	0	0	0	0	0	0	0	77	-
07-19	**258**	**3**	**220**	**7**	**18**	**4**	**0**	**2**	**1**	**1**	**1**	**0**	**1**	**32**	**12.4**	**22**	**8.5**	**12**	**4.7**	**63.9**	**78.5**
06-22	**311**	**3**	**267**	**8**	**22**	**4**	**1**	**2**	**1**	**1**	**1**	**0**	**1**	**40**	**12.9**	**27**	**8.7**	**14**	**4.5**	**64.3**	**78.5**
06-00	**318**	**3**	**273**	**9**	**22**	**4**	**1**	**2**	**1**	**1**	**1**	**0**	**1**	**42**	**13.2**	**28**	**8.8**	**15**	**4.7**	**64.4**	**78.8**
00-00	**324**	**3**	**279**	**9**	**22**	**4**	**1**	**2**	**1**	**1**	**1**	**0**	**1**	**44**	**13.6**	**29**	**9**	**16**	**4.9**	**64.7**	**78.8**

DRAFT

Site 15
Location L-4008-10, att t/pole, Lat 53.60229, Long -6.74458
Direction North

3279 / Meath/Cavan/Monaghan ATC's
October 2013
Automatic Traffic Count

Sat, 12 October 2013

Time	Total	Classification												>PSL	>PSL%	>SL1	>SL1%	>SL2	>SL2%	Mean	Vpp
		1 MCL	2 SV	3 SVT	4 TB2	5 TB3	6 T4	7 ART3	8 ART4	9 ART5	10 ART6	11 BD	12 DRT	80	80	85 +5kph	85 +5kph	90 +10kph	90 +10kph		85
0000	4	0	2	0	2	0	0	0	0	0	0	0	0	1	25	1	25	1	25	77.2	-
0100	0	0	0	0	0	0	0	0	0	0	0	0	0	0	0	0	0	0	0	-	-
0200	0	0	0	0	0	0	0	0	0	0	0	0	0	0	0	0	0	0	0	-	-
0300	2	0	1	0	1	0	0	0	0	0	0	0	0	0	0	0	0	0	0	54.8	-
0400	0	0	0	0	0	0	0	0	0	0	0	0	0	0	0	0	0	0	0	-	-
0500	0	0	0	0	0	0	0	0	0	0	0	0	0	0	0	0	0	0	0	-	-
0600	2	0	1	0	1	0	0	0	0	0	0	0	0	0	0	0	0	0	0	74	-
0700	2	0	1	0	1	0	0	0	0	0	0	0	0	1	50	0	0	0	0	72.4	-
0800	10	0	10	0	0	0	0	0	0	0	0	0	0	2	20	0	0	0	0	59.3	-
0900	23	0	19	0	2	0	0	0	0	2	0	0	0	2	8.7	1	4.3	1	4.3	62.4	75.6
1000	**26**	**1**	**22**	**2**	**0**	**0**	**1**	**0**	**0**	**0**	**0**	**0**	**0**	**3**	**11.5**	**2**	**7.7**	**2**	**7.7**	**61.2**	**78.5**
1100	25	4	17	3	0	0	0	0	0	0	1	0	0	1	4	1	4	0	0	57.6	74.5
1200	29	2	25	1	1	0	0	0	0	0	0	0	0	5	17.2	5	17.2	1	3.4	67.1	85
1300	28	1	23	1	3	0	0	0	0	0	0	0	0	4	14.3	3	10.7	3	10.7	62.4	78.5
1400	34	0	32	0	1	0	0	0	0	0	1	0	0	3	8.8	2	5.9	0	0	66.8	78.1
1500	21	1	18	0	0	1	0	0	0	1	0	0	0	1	4.8	1	4.8	0	0	60.7	73.8
1600	16	1	13	1	1	0	0	0	0	0	0	0	0	1	6.3	0	0	0	0	67.3	74.2
1700	**37**	**3**	**30**	**1**	**2**	**0**	**0**	**0**	**0**	**0**	**1**	**0**	**0**	**3**	**8.1**	**0**	**0**	**0**	**0**	**62.9**	**72.7**
1800	17	0	9	0	5	1	0	0	0	1	1	0	0	2	11.8	1	5.9	0	0	55	74.5
1900	28	0	25	0	2	0	1	0	0	0	0	0	0	3	10.7	1	3.6	1	3.6	58.3	76.3
2000	10	0	9	0	0	1	0	0	0	0	0	0	0	2	20	1	10	0	0	63.1	-
2100	11	0	10	0	1	0	0	0	0	0	0	0	0	2	18.2	1	9.1	0	0	66.2	73.4
2200	4	0	4	0	0	0	0	0	0	0	0	0	0	1	25	1	25	1	25	77.6	-
2300	1	0	1	0	0	0	0	0	0	0	0	0	0	1	100	1	100	0	0	87.9	-
07-19	**268**	**13**	**219**	**9**	**16**	**2**	**1**	**0**	**0**	**4**	**4**	**0**	**0**	**28**	**10.4**	**16**	**6**	**7**	**2.6**	**62.6**	**77.8**
06-22	**319**	**13**	**264**	**9**	**20**	**3**	**2**	**0**	**0**	**4**	**4**	**0**	**0**	**35**	**11**	**19**	**6**	**8**	**2.5**	**62.5**	**77.8**
06-00	**324**	**13**	**269**	**9**	**20**	**3**	**2**	**0**	**0**	**4**	**4**	**0**	**0**	**37**	**11.4**	**21**	**6.5**	**9**	**2.8**	**62.7**	**77.8**
00-00	**330**	**13**	**272**	**9**	**23**	**3**	**2**	**0**	**0**	**4**	**4**	**0**	**0**	**38**	**11.5**	**22**	**6.7**	**10**	**3**	**62.9**	**78.5**

DRAFT

Site 15
Location L-4008-10, att t/pole, Lat 53.60229, Long -6.74458
Direction North

3279 / Meath/Cavan/Monaghan ATC's
October 2013
Automatic Traffic Count

Sun, 13 October 2013

Time	Total	Classification												>PSL	>PSL%	>SL1	>SL1%	>SL2	>SL2%	Mean	Vpp
		1 MCL	2 SV	3 SVT	4 TB2	5 TB3	6 T4	7 ART3	8 ART4	9 ART5	10 ART6	11 BD	12 DRT	80	80	85 +5kph	85 +5kph	90 +10kph	90 +10kph		85
0000	2	0	2	0	0	0	0	0	0	0	0	0	0	0	0	0	0	0	0	61.9	-
0100	4	0	3	0	1	0	0	0	0	0	0	0	0	0	0	0	0	0	0	68.2	-
0200	0	0	0	0	0	0	0	0	0	0	0	0	0	0	0	0	0	0	0	-	-
0300	1	0	0	0	1	0	0	0	0	0	0	0	0	0	0	0	0	0	0	65.9	-
0400	1	0	1	0	0	0	0	0	0	0	0	0	0	0	0	0	0	0	0	71.1	-
0500	1	0	0	0	1	0	0	0	0	0	0	0	0	0	0	0	0	0	0	67.7	-
0600	0	0	0	0	0	0	0	0	0	0	0	0	0	0	0	0	0	0	0	-	-
0700	2	0	2	0	0	0	0	0	0	0	0	0	0	1	50	0	0	0	0	70.7	-
0800	5	1	3	1	0	0	0	0	0	0	0	0	0	1	20	1	20	0	0	63.1	-
0900	4	0	4	0	0	0	0	0	0	0	0	0	0	0	0	0	0	0	0	73.5	-
1000	**32**	**2**	**28**	**0**	**1**	**0**	**0**	**0**	**0**	**0**	**1**	**0**	**0**	**5**	**15.6**	**1**	**3.1**	**1**	**3.1**	**62.9**	**77**
1100	23	2	21	0	0	0	0	0	0	0	0	0	0	2	8.7	1	4.3	0	0	64.8	78.8
1200	21	5	14	0	2	0	0	0	0	0	0	0	0	2	9.5	1	4.8	0	0	55.2	75.6
1300	22	0	20	0	2	0	0	0	0	0	0	0	0	4	18.2	1	4.5	1	4.5	70.6	79.9
1400	14	0	12	0	1	0	0	0	0	0	1	0	0	2	14.3	1	7.1	0	0	67.3	79.9
1500	20	1	17	1	1	0	0	0	0	0	0	0	0	1	5	1	5	1	5	56.4	66.6
1600	**24**	**1**	**21**	**1**	**0**	**0**	**0**	**0**	**0**	**0**	**1**	**0**	**0**	**1**	**4.2**	**0**	**0**	**0**	**0**	**61.6**	**72**
1700	**24**	**0**	**22**	**2**	**0**	**0**	**0**	**0**	**0**	**0**	**0**	**0**	**0**	**2**	**8.3**	**1**	**4.2**	**1**	**4.2**	**61.3**	**77.4**
1800	18	0	18	0	0	0	0	0	0	0	0	0	0	0	0	0	0	0	0	65.1	76.7
1900	12	0	12	0	0	0	0	0	0	0	0	0	0	4	33.3	3	25	1	8.3	73.3	86
2000	11	0	10	1	0	0	0	0	0	0	0	0	0	2	18.2	0	0	0	0	64.7	72
2100	7	0	7	0	0	0	0	0	0	0	0	0	0	1	14.3	0	0	0	0	66	-
2200	4	0	3	0	1	0	0	0	0	0	0	0	0	0	0	0	0	0	0	69.8	-
2300	1	0	1	0	0	0	0	0	0	0	0	0	0	0	0	0	0	0	0	53.4	-
07-19	**209**	**12**	**182**	**5**	**7**	**0**	**0**	**0**	**0**	**0**	**3**	**0**	**0**	**21**	**10**	**8**	**3.8**	**4**	**1.9**	**63**	**78.1**
06-22	**239**	**12**	**211**	**6**	**7**	**0**	**0**	**0**	**0**	**0**	**3**	**0**	**0**	**28**	**11.7**	**11**	**4.6**	**5**	**2.1**	**63.6**	**78.1**
06-00	**244**	**12**	**215**	**6**	**8**	**0**	**0**	**0**	**0**	**0**	**3**	**0**	**0**	**28**	**11.5**	**11**	**4.5**	**5**	**2**	**63.7**	**78.1**
00-00	**253**	**12**	**221**	**6**	**11**	**0**	**0**	**0**	**0**	**0**	**3**	**0**	**0**	**28**	**11.1**	**11**	**4.3**	**5**	**2**	**63.8**	**78.1**

DRAFT

Site 15
Location L-4008-10, att t/pole, Lat 53.60229, Long -6.74458
Direction North

3279 / Meath/Cavan/Monaghan ATC's
October 2013
Automatic Traffic Count

Virtual Day (7)

Time	Total	Classification												>PSL	>PSL%	>SL1	>SL1%	>SL2	>SL2%	Mean	Vpp
		1 MCL	2 SV	3 SVT	4 TB2	5 TB3	6 T4	7 ART3	8 ART4	9 ART5	10 ART6	11 BD	12 DRT	80	80	85 +5kph	85 +5kph	90 +10kph	90 +10kph		85
0000	1	0	1	0	0	0	0	0	0	0	0	0	0	0	20	0	10	0	10	71	-
0100	1	0	1	0	0	0	0	0	0	0	0	0	0	0	0	0	0	0	0	62.7	-
0200	0	0	0	0	0	0	0	0	0	0	0	0	0	0	0	0	0	0	0	-	-
0300	1	0	0	0	0	0	0	0	0	0	0	0	0	0	20	0	0	0	0	62	-
0400	1	0	1	0	0	0	0	0	0	0	0	0	0	0	20	0	20	0	20	79.5	-
0500	1	0	1	0	0	0	0	0	0	0	0	0	0	0	60	0	20	0	0	78.6	-
0600	3	0	2	0	1	0	0	0	0	0	0	0	0	0	9.5	0	4.8	0	0	70.3	-
0700	11	0	9	0	2	0	0	0	0	0	0	0	0	3	29.9	2	22.1	2	15.6	73.2	88.9
0800	**28**	**0**	**26**	**1**	**1**	**0**	**0**	**0**	**0**	**0**	**0**	**0**	**0**	**6**	**21.2**	**3**	**11.1**	**2**	**7.1**	**69.7**	**82.8**
0900	22	0	20	0	1	0	0	0	0	0	0	0	0	2	9.3	1	4.6	0	1.3	62.8	77.4
1000	22	0	16	1	3	1	0	0	0	0	0	0	0	3	13.4	1	6.4	1	5.1	63.1	78.5
1100	19	1	15	1	1	0	0	0	0	0	0	0	0	1	6.9	1	4.6	0	0.8	61.7	77.4
1200	20	1	16	0	2	0	0	0	0	0	0	0	0	3	15.1	2	10.8	1	4.3	64.2	79.2
1300	24	0	20	1	2	0	0	0	0	0	0	0	0	4	17.4	3	10.8	1	6	65.5	81.4
1400	22	1	19	1	2	0	0	0	0	0	0	0	0	3	12.7	2	7	1	3.2	64.3	78.5
1500	21	0	18	1	1	0	0	0	0	1	0	0	0	2	10.1	1	5.4	0	2	61.6	76
1600	23	1	19	0	2	0	0	0	0	0	0	0	0	3	11	1	6.1	0	1.8	63.4	75.2
1700	**29**	**1**	**24**	**1**	**3**	**0**	**0**	**0**	**0**	**0**	**0**	**0**	**0**	**3**	**11.8**	**2**	**6.9**	**1**	**3.4**	**62.7**	**77.4**
1800	**29**	**1**	**25**	**0**	**2**	**0**	**0**	**0**	**0**	**0**	**0**	**0**	**0**	**3**	**9.7**	**1**	**3.9**	**1**	**2.9**	**63.8**	**78.1**
1900	21	0	19	0	1	0	0	0	0	0	0	0	0	3	15.6	2	7.5	1	3.4	65.6	80.3
2000	14	0	13	0	1	0	0	0	0	0	0	0	0	3	19	2	11	0	3	66.3	82.4
2100	13	0	12	0	1	0	0	0	0	0	0	0	0	2	13.3	1	5.6	0	1.1	66.8	77.4
2200	5	0	5	0	0	0	0	0	0	0	0	0	0	1	20	1	17.1	0	5.7	72.7	-
2300	1	0	1	0	0	0	0	0	0	0	0	0	0	1	40	0	20	0	10	73.6	-
07-19	**271**	**6**	**228**	**6**	**23**	**3**	**0**	**1**	**0**	**2**	**2**	**0**	**0**	**37**	**13.5**	**21**	**7.7**	**11**	**4.1**	**64.4**	**78.8**
06-22	**322**	**6**	**274**	**7**	**27**	**3**	**1**	**1**	**1**	**2**	**2**	**0**	**0**	**45**	**13.8**	**25**	**7.7**	**12**	**3.8**	**64.7**	**79.2**
06-00	**329**	**6**	**280**	**7**	**27**	**3**	**1**	**1**	**1**	**2**	**2**	**0**	**0**	**46**	**14**	**26**	**7.9**	**13**	**3.9**	**64.9**	**79.2**
00-00	**333**	**6**	**283**	**7**	**28**	**3**	**1**	**1**	**1**	**2**	**2**	**0**	**0**	**47**	**14.1**	**26**	**7.9**	**13**	**3.9**	**64.9**	**79.2**

DRAFT

Site 15
Location L-4008-10, att t/pole, Lat 53.60229, Long -6.74458
Direction North

3279 / Meath/Cavan/Monaghan ATC's
October 2013
Automatic Traffic Count

Virtual Week (1)

Time	Total	Classification												>PSL	>PSL%	>SL1	>SL1%	>SL2	>SL2%	Mean	Vpp
		1 MCL	2 SV	3 SVT	4 TB2	5 TB3	6 T4	7 ART3	8 ART4	9 ART5	10 ART6	11 BD	12 DRT	80	80	85 +5kph	85 +5kph	90 +10kph	90 +10kph		85
Mon	324	3	275	7	34	2	0	0	1	2	0	0	0	56	17.3	32	9.9	12	3.7	67.8	81.4
Tue	371	8	318	4	37	2	0	1	0	1	0	0	0	54	14.6	30	8.1	14	3.8	65.8	79.6
Wed	349	1	304	4	33	2	0	1	1	2	1	0	0	51	14.6	29	8.3	16	4.6	66.1	79.6
Thu	382	4	313	10	35	9	2	1	1	1	6	0	0	59	15.4	32	8.4	18	4.7	63.5	79.9
Fri	324	3	279	9	22	4	1	2	1	1	1	0	1	44	13.6	29	9	16	4.9	64.7	78.8
| Sat	330	13	272	9	23	3	2	0	0	4	4	0	0	38	11.5	22	6.7	10	3	62.9	78.5
| Sun	253	12	221	6	11	0	0	0	0	0	3	0	0	28	11.1	11	4.3	5	2	63.8	78.1
5 Day Ave.	**350**	**4**	**298**	**7**	**32**	**4**	**1**	**1**	**1**	**1**	**2**	**0**	**0**	**53**	**15.1**	**30**	**8.6**	**15**	**4.3**	**65.6**	**79.9**
7 Day Ave.	**333**	**6**	**283**	**7**	**28**	**3**	**1**	**1**	**1**	**2**	**2**	**0**	**0**	**47**	**14.1**	**26**	**7.9**	**13**	**3.9**	**64.9**	**79.2**
--	**2333**	**44**	**1982**	**49**	**195**	**22**	**5**	**5**	**4**	**11**	**15**	**0**	**1**	**330**	**14.1**	**185**	**7.9**	**91**	**3.9**	**64.9**	**79.2**

Summary Graphs

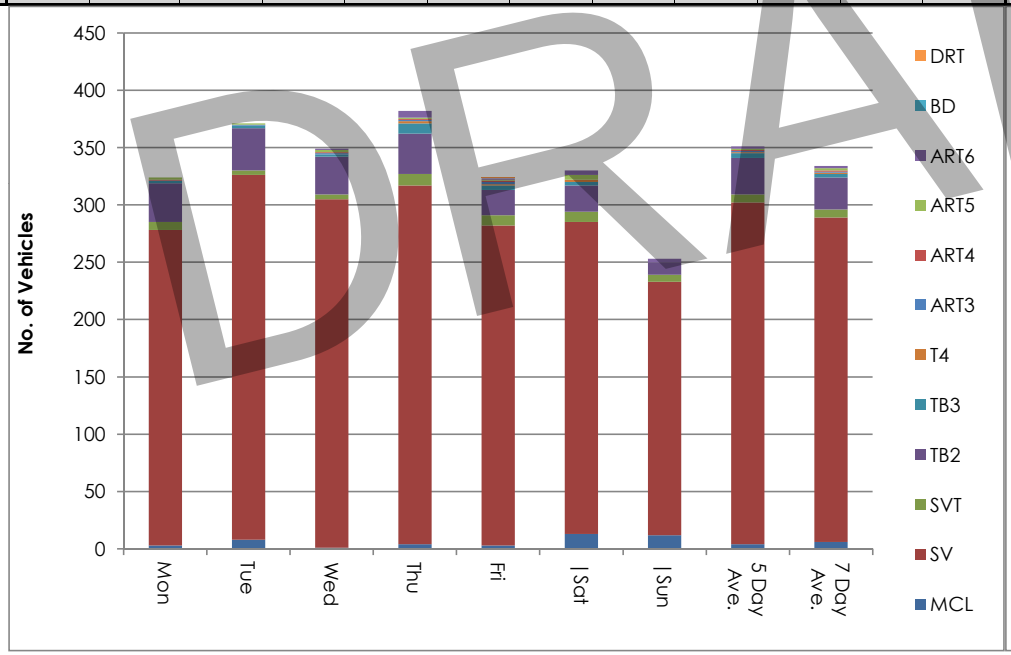

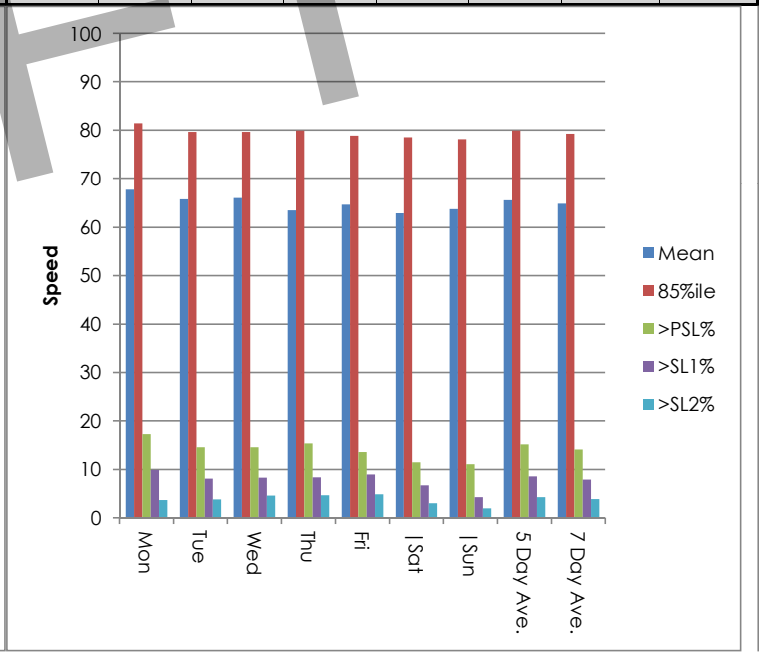

DRAFT

Site 15
Location L-4008-10, att t/pole, Lat 53.60229, Long -6.74458
Direction North

3279 / Meath/Cavan/Monaghan ATC's
October 2013
Automatic Traffic Count

Mon, 7 October 2013

Time	Total	Speed Bins (km/h)																											
		0 - 5	5 - 10	10 - 15	15 - 20	20 - 25	25 - 30	30 - 35	35 - 40	40 - 45	45 - 50	50 - 55	55 - 60	60 - 65	65 - 70	70 - 75	75 - 80	80 - 85	85 - 90	90 - 95	95 - 100	100 - 105	105 - 110	110 - 115	115 - 120	120 - 125	125 - 130	130 - 135	135 - 140
0000	1	0	0	0	0	0	0	0	0	0	0	1	0	0	0	0	0	0	0	0	0	0	0	0	0	0	0	0	0
0100	0	0	0	0	0	0	0	0	0	0	0	0	0	0	0	0	0	0	0	0	0	0	0	0	0	0	0	0	0
0200	0	0	0	0	0	0	0	0	0	0	0	0	0	0	0	0	0	0	0	0	0	0	0	0	0	0	0	0	0
0300	2	0	0	0	0	0	0	0	0	0	0	1	0	0	0	0	0	1	0	0	0	0	0	0	0	0	0	0	0
0400	0	0	0	0	0	0	0	0	0	0	0	0	0	0	0	0	0	0	0	0	0	0	0	0	0	0	0	0	0
0500	1	0	0	0	0	0	0	0	0	0	0	0	0	0	0	0	0	0	1	0	0	0	0	0	0	0	0	0	0
0600	3	0	0	0	0	0	0	0	0	0	0	0	1	0	2	0	0	0	0	0	0	0	0	0	0	0	0	0	0
0700	12	0	0	0	0	0	0	0	0	0	0	1	0	3	1	3	2	1	0	0	0	1	0	0	0	0	0	0	0
0800	**39**	**0**	**0**	**0**	**0**	**0**	**0**	**1**	**0**	**1**	**1**	**1**	**3**	**7**	**4**	**6**	**7**	**4**	**1**	**1**	**1**	**0**	**1**	**0**	**0**	**0**	**0**	**0**	**0**
0900	20	0	0	0	0	1	0	0	0	0	0	2	0	0	5	4	6	0	1	1	0	0	0	0	0	0	0	0	0
1000	13	0	0	0	0	0	0	0	0	0	0	4	3	1	1	1	3	0	0	0	0	0	0	0	0	0	0	0	0
1100	15	0	0	0	0	0	0	0	0	0	0	2	0	1	5	4	1	0	2	0	0	0	0	0	0	0	0	0	0
1200	17	0	0	0	0	0	0	0	1	1	1	0	1	1	4	0	4	2	1	0	1	0	0	0	0	0	0	0	0
1300	20	0	0	0	0	0	0	0	1	1	0	0	7	0	2	1	2	3	2	0	1	0	0	0	0	0	0	0	0
1400	27	0	0	0	0	0	0	0	1	0	1	2	5	3	4	5	1	1	2	1	1	0	0	0	0	0	0	0	0
1500	25	0	0	0	0	0	0	0	0	0	3	4	5	4	1	3	2	2	0	1	0	0	0	0	0	0	0	0	0
1600	24	0	2	1	0	1	0	0	0	0	1	1	0	1	4	4	2	2	4	0	1	0	0	0	0	0	0	0	0
1700	20	0	0	0	0	0	0	0	0	0	2	0	1	6	4	3	0	1	2	0	1	0	0	0	0	0	0	0	0
1800	**36**	**0**	**0**	**0**	**1**	**0**	**2**	**0**	**0**	**0**	**1**	**1**	**4**	**5**	**4**	**7**	**7**	**3**	**1**	**0**	**0**	**0**	**0**	**0**	**0**	**0**	**0**	**0**	**0**
1900	20	0	0	0	0	0	0	0	0	1	0	1	1	5	5	1	6	0	0	0	0	0	0	0	0	0	0	0	0
2000	11	0	0	0	0	0	0	0	0	0	0	0	0	3	1	2	2	1	2	0	0	0	0	0	0	0	0	0	0
2100	14	0	0	0	0	0	0	0	0	0	0	1	3	3	3	2	1	1	0	0	0	0	0	0	0	0	0	0	0
2200	2	0	0	0	0	0	0	0	0	0	0	0	0	0	0	1	0	0	1	0	0	0	0	0	0	0	0	0	0
2300	2	0	0	0	0	0	0	0	0	0	0	0	0	0	0	0	0	2	0	0	0	0	0	0	0	0	0	0	0
07-19	**268**	**0**	**2**	**1**	**1**	**2**	**2**	**1**	**3**	**3**	**10**	**18**	**29**	**32**	**39**	**41**	**37**	**19**	**16**	**4**	**6**	**1**	**1**	**0**	**0**	**0**	**0**	**0**	**0**
06-22	**316**	**0**	**2**	**1**	**1**	**2**	**2**	**1**	**3**	**4**	**10**	**20**	**34**	**43**	**50**	**46**	**46**	**21**	**18**	**4**	**6**	**1**	**1**	**0**	**0**	**0**	**0**	**0**	**0**
06-00	**320**	**0**	**2**	**1**	**1**	**2**	**2**	**1**	**3**	**4**	**10**	**20**	**34**	**43**	**50**	**47**	**46**	**23**	**19**	**4**	**6**	**1**	**1**	**0**	**0**	**0**	**0**	**0**	**0**
00-00	**324**	**0**	**2**	**1**	**1**	**2**	**2**	**1**	**3**	**4**	**10**	**22**	**34**	**43**	**50**	**47**	**46**	**24**	**20**	**4**	**6**	**1**	**1**	**0**	**0**	**0**	**0**	**0**	**0**

DRAFT

Site 15
Location L-4008-10, att t/pole, Lat 53.60229, Long -6.74458
Direction North

3279 / Meath/Cavan/Monaghan ATC's
October 2013
Automatic Traffic Count

Tue, 8 October 2013

Time	Total	Speed Bins (km/h)																											
		0 - 5	5 - 10	10 - 15	15 - 20	20 - 25	25 - 30	30 - 35	35 - 40	40 - 45	45 - 50	50 - 55	55 - 60	60 - 65	65 - 70	70 - 75	75 - 80	80 - 85	85 - 90	90 - 95	95 - 100	100 - 105	105 - 110	110 - 115	115 - 120	120 - 125	125 - 130	130 - 135	135 - 140
0000	0	0	0	0	0	0	0	0	0	0	0	0	0	0	0	0	0	0	0	0	0	0	0	0	0	0	0	0	0
0100	0	0	0	0	0	0	0	0	0	0	0	0	0	0	0	0	0	0	0	0	0	0	0	0	0	0	0	0	0
0200	0	0	0	0	0	0	0	0	0	0	0	0	0	0	0	0	0	0	0	0	0	0	0	0	0	0	0	0	0
0300	0	0	0	0	0	0	0	0	0	0	0	0	0	0	0	0	0	0	0	0	0	0	0	0	0	0	0	0	0
0400	0	0	0	0	0	0	0	0	0	0	0	0	0	0	0	0	0	0	0	0	0	0	0	0	0	0	0	0	0
0500	1	0	0	0	0	0	0	0	0	0	0	0	0	0	0	1	0	0	0	0	0	0	0	0	0	0	0	0	0
0600	3	0	0	0	0	0	0	0	0	0	0	0	0	1	1	1	0	0	0	0	0	0	0	0	0	0	0	0	0
0700	18	0	0	0	0	0	1	0	0	0	1	0	1	2	2	4	1	0	2	2	0	2	0	0	0	0	0	0	0
0800	**31**	**0**	**0**	**0**	**0**	**0**	**0**	**0**	**0**	**1**	**1**	**1**	**3**	**1**	**7**	**5**	**5**	**4**	**1**	**1**	**1**	**0**	**0**	**0**	**0**	**0**	**0**	**0**	**0**
0900	**31**	**0**	**0**	**0**	**0**	**0**	**1**	**0**	**2**	**0**	**1**	**2**	**5**	**8**	**4**	**1**	**3**	**4**	**0**	**0**	**0**	**0**	**0**	**0**	**0**	**0**	**0**	**0**	**0**
1000	27	0	0	0	1	1	0	0	1	0	0	2	4	3	5	4	5	1	0	0	0	0	0	0	0	0	0	0	0
1100	11	0	0	0	0	0	0	0	0	0	0	1	0	2	2	2	3	0	1	0	0	0	0	0	0	0	0	0	0
1200	20	0	0	0	0	0	0	0	0	1	2	0	1	4	2	3	2	1	1	2	1	0	0	0	0	0	0	0	0
1300	27	0	0	0	0	1	1	0	2	1	0	3	5	4	2	1	3	2	2	0	0	0	0	0	0	0	0	0	0
1400	19	0	0	0	1	2	0	0	0	0	2	0	5	2	4	2	0	0	0	0	0	0	1	0	0	0	0	0	0
1500	28	0	0	0	0	0	0	1	2	2	0	4	2	6	2	3	3	2	0	1	0	0	0	0	0	0	0	0	0
1600	28	0	0	0	1	0	0	0	0	0	2	3	3	6	8	3	1	0	0	0	1	0	0	0	0	0	0	0	0
1700	34	0	0	0	0	0	0	1	0	0	1	2	4	10	5	3	3	2	2	0	0	1	0	0	0	0	0	0	0
1800	**37**	**0**	**0**	**0**	**1**	**0**	**1**	**4**	**0**	**0**	**0**	**1**	**1**	**4**	**9**	**10**	**5**	**1**	**0**	**0**	**0**	**0**	**0**	**0**	**0**	**0**	**0**	**0**	**0**
1900	23	0	0	0	0	0	0	2	0	0	1	3	2	0	6	1	3	4	1	0	0	0	0	0	0	0	0	0	0
2000	11	0	0	0	0	0	0	0	0	0	1	0	0	1	0	1	3	1	3	1	0	0	0	0	0	0	0	0	0
2100	15	0	0	0	0	0	0	0	0	0	1	1	1	2	3	3	0	2	2	0	0	0	0	0	0	0	0	0	0
2200	6	0	0	0	0	0	0	0	0	0	0	0	0	0	1	3	1	0	1	0	0	0	0	0	0	0	0	0	0
2300	1	0	0	0	0	0	0	0	0	0	0	1	0	0	0	0	0	0	0	0	0	0	0	0	0	0	0	0	0
07-19	**311**	**0**	**0**	**0**	**4**	**4**	**4**	**6**	**7**	**5**	**10**	**19**	**34**	**52**	**52**	**41**	**34**	**17**	**9**	**6**	**3**	**3**	**1**	**0**	**0**	**0**	**0**	**0**	**0**
06-22	**363**	**0**	**0**	**0**	**4**	**4**	**4**	**8**	**7**	**5**	**13**	**23**	**37**	**56**	**62**	**47**	**40**	**24**	**15**	**7**	**3**	**3**	**1**	**0**	**0**	**0**	**0**	**0**	**0**
06-00	**370**	**0**	**0**	**0**	**4**	**4**	**4**	**8**	**7**	**5**	**13**	**24**	**37**	**56**	**63**	**50**	**41**	**24**	**16**	**7**	**3**	**3**	**1**	**0**	**0**	**0**	**0**	**0**	**0**
00-00	**371**	**0**	**0**	**0**	**4**	**4**	**4**	**8**	**7**	**5**	**13**	**24**	**37**	**56**	**63**	**51**	**41**	**24**	**16**	**7**	**3**	**3**	**1**	**0**	**0**	**0**	**0**	**0**	**0**

DRAFT

Site 15
Location L-4008-10, att t/pole, Lat 53.60229, Long -6.74458
Direction North

3279 / Meath/Cavan/Monaghan ATC's
October 2013
Automatic Traffic Count

Wed, 9 October 2013

Time	Total	Speed Bins (km/h)																											
		0 - 5	5 - 10	10 - 15	15 - 20	20 - 25	25 - 30	30 - 35	35 - 40	40 - 45	45 - 50	50 - 55	55 - 60	60 - 65	65 - 70	70 - 75	75 - 80	80 - 85	85 - 90	90 - 95	95 - 100	100 - 105	105 - 110	110 - 115	115 - 120	120 - 125	125 - 130	130 - 135	135 - 140
0000	0	0	0	0	0	0	0	0	0	0	0	0	0	0	0	0	0	0	0	0	0	0	0	0	0	0	0	0	0
0100	1	0	0	0	0	0	0	1	0	0	0	0	0	0	0	0	0	0	0	0	0	0	0	0	0	0	0	0	0
0200	0	0	0	0	0	0	0	0	0	0	0	0	0	0	0	0	0	0	0	0	0	0	0	0	0	0	0	0	0
0300	0	0	0	0	0	0	0	0	0	0	0	0	0	0	0	0	0	0	0	0	0	0	0	0	0	0	0	0	0
0400	1	0	0	0	0	0	0	0	0	0	0	0	0	0	0	1	0	0	0	0	0	0	0	0	0	0	0	0	0
0500	1	0	0	0	0	0	0	0	0	0	0	0	0	0	0	0	0	1	0	0	0	0	0	0	0	0	0	0	0
0600	3	0	0	0	0	0	0	0	0	0	0	0	0	0	2	0	1	0	0	0	0	0	0	0	0	0	0	0	0
0700	19	0	0	0	0	0	0	0	1	0	0	0	3	2	2	2	3	1	3	0	0	2	0	0	0	0	0	0	0
0800	**43**	**0**	**0**	**0**	**0**	**0**	**0**	**0**	**1**	**1**	**1**	**1**	**1**	**8**	**6**	**7**	**4**	**7**	**1**	**3**	**1**	**1**	**0**	**0**	**0**	**0**	**0**	**0**	**0**
0900	23	0	0	0	0	0	0	1	1	0	2	2	3	2	4	5	1	1	1	0	0	0	0	0	0	0	0	0	0
1000	22	0	0	1	0	0	0	1	2	1	0	4	0	3	3	1	2	2	2	0	0	0	0	0	0	0	0	0	0
1100	16	0	0	0	0	0	0	2	0	0	4	1	2	1	2	0	3	0	0	1	0	0	0	0	0	0	0	0	0
1200	22	0	0	0	0	0	0	3	0	2	1	0	2	3	7	1	0	1	1	0	0	0	0	0	0	0	1	0	0	0
1300	25	0	0	0	0	0	0	4	0	0	0	0	1	4	5	4	3	0	1	3	0	0	0	0	0	0	0	0	0	0
1400	18	0	0	0	0	0	0	1	0	2	0	4	2	3	3	2	0	1	0	0	0	0	0	0	0	0	0	0	0	0
1500	20	0	0	0	0	0	1	1	0	0	0	3	1	2	2	3	6	1	0	0	0	0	0	0	0	0	0	0	0	0
1600	17	0	0	0	0	0	0	1	0	1	0	2	1	2	4	1	2	2	1	0	0	0	0	0	0	0	0	0	0	0
1700	26	0	0	0	1	0	0	2	0	0	2	2	1	1	6	6	1	1	2	0	0	1	0	0	0	0	0	0	0	0
1800	**29**	**0**	**0**	**0**	**0**	**0**	**0**	**2**	**0**	**0**	**0**	**0**	**0**	**4**	**6**	**7**	**6**	**3**	**0**	**1**	**0**	**0**	**0**	**0**	**0**	**0**	**0**	**0**	**0**	**0**
1900	21	0	0	0	0	0	0	1	0	0	2	0	5	3	1	5	3	0	0	1	0	0	0	0	0	0	0	0	0	0
2000	20	0	0	0	0	0	0	0	0	0	3	0	2	5	2	4	1	1	1	0	0	1	0	0	0	0	0	0	0	0
2100	15	0	0	0	0	0	0	0	0	0	1	0	0	1	8	4	1	0	0	0	0	0	0	0	0	0	0	0	0	0
2200	6	0	0	0	0	0	0	0	0	0	0	0	0	2	1	0	3	0	0	0	0	0	0	0	0	0	0	0	0	0
2300	1	0	0	0	0	0	0	0	0	0	0	1	0	0	0	0	0	0	0	0	0	0	0	0	0	0	0	0	0	0
07-19	**280**	**0**	**0**	**1**	**1**	**0**	**1**	**18**	**5**	**7**	**10**	**19**	**17**	**35**	**50**	**39**	**31**	**20**	**12**	**8**	**1**	**4**	**0**	**0**	**0**	**1**	**0**	**0**	**0**
06-22	**339**	**0**	**0**	**1**	**1**	**0**	**1**	**19**	**5**	**7**	**16**	**19**	**24**	**44**	**63**	**52**	**37**	**21**	**13**	**9**	**1**	**5**	**0**	**0**	**0**	**1**	**0**	**0**	**0**
06-00	**346**	**0**	**0**	**1**	**1**	**0**	**1**	**19**	**5**	**7**	**16**	**20**	**24**	**46**	**64**	**52**	**40**	**21**	**13**	**9**	**1**	**5**	**0**	**0**	**0**	**1**	**0**	**0**	**0**
00-00	**349**	**0**	**0**	**1**	**1**	**0**	**1**	**20**	**5**	**7**	**16**	**20**	**24**	**46**	**64**	**53**	**40**	**22**	**13**	**9**	**1**	**5**	**0**	**0**	**0**	**1**	**0**	**0**	**0**

DRAFT

Site 15
Location L-4008-10, att t/pole, Lat 53.60229, Long -6.74458
Direction North

3279 / Meath/Cavan/Monaghan ATC's
October 2013
Automatic Traffic Count

Thu, 10 October 2013

Time	Total	Speed Bins (km/h)																											
		0 - 5	5 - 10	10 - 15	15 - 20	20 - 25	25 - 30	30 - 35	35 - 40	40 - 45	45 - 50	50 - 55	55 - 60	60 - 65	65 - 70	70 - 75	75 - 80	80 - 85	85 - 90	90 - 95	95 - 100	100 - 105	105 - 110	110 - 115	115 - 120	120 - 125	125 - 130	130 - 135	135 - 140
0000	1	0	0	0	0	0	0	0	0	0	0	0	0	0	0	0	1	0	0	0	0	0	0	0	0	0	0	0	0
0100	0	0	0	0	0	0	0	0	0	0	0	0	0	0	0	0	0	0	0	0	0	0	0	0	0	0	0	0	0
0200	0	0	0	0	0	0	0	0	0	0	0	0	0	0	0	0	0	0	0	0	0	0	0	0	0	0	0	0	0
0300	0	0	0	0	0	0	0	0	0	0	0	0	0	0	0	0	0	0	0	0	0	0	0	0	0	0	0	0	0
0400	0	0	0	0	0	0	0	0	0	0	0	0	0	0	0	0	0	0	0	0	0	0	0	0	0	0	0	0	0
0500	1	0	0	0	0	0	0	0	0	0	0	0	0	0	0	0	1	0	0	0	0	0	0	0	0	0	0	0	0
0600	5	0	0	0	0	0	0	0	0	0	0	1	0	0	0	2	1	1	0	0	0	0	0	0	0	0	0	0	0
0700	15	0	0	0	0	0	0	0	0	0	0	1	2	0	0	3	4	2	0	2	0	1	0	0	0	0	0	0	0
0800	**32**	**0**	**0**	**0**	**0**	**0**	**1**	**0**	**0**	**1**	**1**	**1**	**2**	**2**	**10**	**4**	**3**	**3**	**3**	**1**	**0**	**0**	**0**	**0**	**0**	**0**	**0**	**0**	**0**
0900	24	0	0	0	0	0	1	0	0	1	2	2	5	5	3	3	1	0	1	0	0	0	0	0	0	0	0	0	0
1000	18	0	0	0	0	0	0	1	0	0	1	2	2	1	2	4	1	2	0	0	1	1	0	0	0	0	0	0	0
1100	21	0	0	0	0	0	0	1	2	0	1	4	3	2	3	2	3	0	0	0	0	0	0	0	0	0	0	0	0
1200	21	0	0	0	0	0	1	0	0	0	1	2	2	2	4	5	2	1	1	0	0	0	0	0	0	0	0	0	0
1300	28	0	0	0	0	0	1	1	1	1	1	3	0	1	4	7	3	1	2	2	0	0	0	0	0	0	0	0	0
1400	23	0	0	0	0	0	1	2	0	2	0	1	0	3	3	2	3	4	0	0	1	0	1	0	0	0	0	0	0
1500	15	0	0	0	0	0	1	1	0	0	2	0	3	2	1	1	0	2	2	0	0	0	0	0	0	0	0	0	0
1600	27	0	0	0	0	0	1	2	1	2	3	2	2	7	3	1	2	1	0	0	0	0	0	0	0	0	0	0	0
1700	36	0	0	0	0	1	1	9	1	0	3	1	6	2	4	3	3	1	0	1	0	0	0	0	0	0	0	0	0
1800	**45**	**0**	**0**	**0**	**5**	**1**	**2**	**3**	**0**	**1**	**3**	**2**	**3**	**3**	**6**	**6**	**4**	**2**	**0**	**0**	**4**	**0**	**0**	**0**	**0**	**0**	**0**	**0**	**0**
1900	21	0	0	0	0	0	1	0	1	1	1	0	2	4	3	2	2	3	1	0	0	0	0	0	0	0	0	0	0
2000	19	0	0	0	0	1	1	0	1	1	0	2	1	4	1	1	2	2	1	1	0	0	0	0	0	0	0	0	0
2100	20	0	0	0	0	0	1	0	0	0	0	3	2	3	2	3	3	1	1	0	0	1	0	0	0	0	0	0	0
2200	7	0	0	0	0	0	0	0	0	0	0	0	1	0	1	3	0	0	2	0	0	0	0	0	0	0	0	0	0
2300	3	0	0	0	0	0	0	0	0	0	0	0	0	0	1	0	1	0	0	0	0	1	0	0	0	0	0	0	0
07-19	**305**	**0**	**0**	**0**	**5**	**2**	**10**	**20**	**5**	**8**	**18**	**21**	**30**	**30**	**43**	**41**	**29**	**19**	**9**	**6**	**6**	**2**	**1**	**0**	**0**	**0**	**0**	**0**	**0**
06-22	**370**	**0**	**0**	**0**	**5**	**3**	**13**	**20**	**7**	**10**	**19**	**27**	**35**	**41**	**49**	**49**	**37**	**26**	**12**	**7**	**6**	**3**	**1**	**0**	**0**	**0**	**0**	**0**	**0**
06-00	**380**	**0**	**0**	**0**	**5**	**3**	**13**	**20**	**7**	**10**	**19**	**27**	**36**	**41**	**51**	**52**	**38**	**26**	**14**	**7**	**6**	**4**	**1**	**0**	**0**	**0**	**0**	**0**	**0**
00-00	**382**	**0**	**0**	**0**	**5**	**3**	**13**	**20**	**7**	**10**	**19**	**27**	**36**	**41**	**51**	**52**	**39**	**27**	**14**	**7**	**6**	**4**	**1**	**0**	**0**	**0**	**0**	**0**	**0**

DRAFT

Site 15
Location L-4008-10, att t/pole, Lat 53.60229, Long -6.74458
Direction North

3279 / Meath/Cavan/Monaghan ATC's
October 2013
Automatic Traffic Count

Fri, 11 October 2013

Time	Total	Speed Bins (km/h)																											
		0 - 5	5 - 10	10 - 15	15 - 20	20 - 25	25 - 30	30 - 35	35 - 40	40 - 45	45 - 50	50 - 55	55 - 60	60 - 65	65 - 70	70 - 75	75 - 80	80 - 85	85 - 90	90 - 95	95 - 100	100 - 105	105 - 110	110 - 115	115 - 120	120 - 125	125 - 130	130 - 135	135 - 140
0000	2	0	0	0	0	0	0	0	0	0	0	0	0	1	0	0	0	1	0	0	0	0	0	0	0	0	0	0	0
0100	1	0	0	0	0	0	0	0	0	0	0	0	0	0	1	0	0	0	0	0	0	0	0	0	0	0	0	0	0
0200	0	0	0	0	0	0	0	0	0	0	0	0	0	0	0	0	0	0	0	0	0	0	0	0	0	0	0	0	0
0300	0	0	0	0	0	0	0	0	0	0	0	0	0	0	0	0	0	0	0	0	0	0	0	0	0	0	0	0	0
0400	3	0	0	0	0	0	0	0	0	0	0	0	0	1	0	1	0	0	0	0	0	0	0	0	1	0	0	0	0
0500	0	0	0	0	0	0	0	0	0	0	0	0	0	0	0	0	0	0	0	0	0	0	0	0	0	0	0	0	0
0600	5	0	0	0	0	0	0	0	0	0	0	0	0	0	1	3	0	0	1	0	0	0	0	0	0	0	0	0	0
0700	9	0	0	0	0	0	0	0	1	0	1	0	1	1	1	2	0	0	0	1	0	1	0	0	0	0	0	0	0
0800	**38**	**0**	**0**	**0**	**0**	**0**	**0**	**0**	**1**	**0**	**2**	**0**	**5**	**8**	**3**	**5**	**10**	**0**	**1**	**2**	**1**	**0**	**0**	**0**	**0**	**0**	**0**	**0**	**0**
0900	26	0	0	0	0	0	1	3	3	2	1	0	1	5	1	3	3	1	2	0	0	0	0	0	0	0	0	0	0
1000	19	0	0	0	0	0	0	1	1	0	1	3	2	1	3	1	2	1	0	2	1	0	0	0	0	0	0	0	0
1100	20	0	0	0	0	1	1	2	1	0	1	2	0	6	2	2	0	2	0	0	0	0	0	0	0	0	0	0	0
1200	9	0	0	0	0	0	0	3	0	0	0	2	0	1	1	0	2	0	0	0	0	0	0	0	0	0	0	0	0
1300	17	0	0	0	0	0	0	3	0	1	0	0	1	1	3	3	3	1	1	0	0	0	0	0	0	0	0	0	0
1400	22	0	0	0	0	0	1	3	0	0	0	2	3	0	6	2	3	1	1	0	0	0	0	0	0	0	0	0	0
1500	20	0	0	0	0	0	0	1	2	3	0	1	2	3	3	3	0	0	2	0	0	0	0	0	0	0	0	0	0
1600	**27**	**0**	**0**	**0**	**0**	**0**	**0**	**1**	**0**	**0**	**0**	**2**	**2**	**4**	**5**	**6**	**3**	**1**	**2**	**1**	**0**	**0**	**0**	**0**	**0**	**0**	**0**	**0**	**0**
1700	**27**	**0**	**0**	**0**	**0**	**1**	**0**	**3**	**1**	**0**	**2**	**1**	**0**	**4**	**3**	**4**	**4**	**1**	**1**	**2**	**0**	**0**	**0**	**0**	**0**	**0**	**0**	**0**	**0**
1800	24	0	0	0	0	0	0	1	1	0	0	0	1	1	7	4	6	2	0	0	0	1	0	0	0	0	0	0	0
1900	22	0	0	0	0	0	0	0	1	1	0	1	2	1	3	2	5	2	2	2	0	0	0	0	0	0	0	0	0
2000	18	0	0	0	0	0	0	1	2	1	0	1	0	5	3	2	3	0	0	0	0	0	0	0	0	0	0	0	0
2100	8	0	0	0	0	0	1	0	1	0	0	0	0	2	1	2	0	1	0	0	0	0	0	0	0	0	0	0	0
2200	6	0	0	0	0	0	0	1	0	0	0	0	0	0	3	0	0	1	0	0	1	0	0	0	0	0	0	0	0
2300	1	0	0	0	0	0	0	0	0	0	0	0	0	0	0	0	1	0	0	0	0	0	0	0	0	0	0	0	0
07-19	**258**	**0**	**0**	**0**	**0**	**2**	**3**	**21**	**11**	**6**	**8**	**13**	**18**	**35**	**38**	**35**	**36**	**10**	**10**	**8**	**2**	**2**	**0**	**0**	**0**	**0**	**0**	**0**	**0**
06-22	**311**	**0**	**0**	**0**	**0**	**2**	**4**	**22**	**15**	**8**	**8**	**15**	**20**	**43**	**46**	**44**	**44**	**13**	**13**	**10**	**2**	**2**	**0**	**0**	**0**	**0**	**0**	**0**	**0**
06-00	**318**	**0**	**0**	**0**	**0**	**2**	**4**	**23**	**15**	**8**	**8**	**15**	**20**	**43**	**49**	**44**	**45**	**14**	**13**	**10**	**3**	**2**	**0**	**0**	**0**	**0**	**0**	**0**	**0**
00-00	**324**	**0**	**0**	**0**	**0**	**2**	**4**	**23**	**15**	**8**	**8**	**15**	**20**	**45**	**50**	**45**	**45**	**15**	**13**	**10**	**3**	**2**	**0**	**0**	**1**	**0**	**0**	**0**	**0**

DRAFT

Site 15
Location L-4008-10, att t/pole, Lat 53.60229, Long -6.74458
Direction North

3279 / Meath/Cavan/Monaghan ATC's
October 2013
Automatic Traffic Count

Sat, 12 October 2013

Time	Total	Speed Bins (km/h)																												
		0 - 5	5 - 10	10 - 15	15 - 20	20 - 25	25 - 30	30 - 35	35 - 40	40 - 45	45 - 50	50 - 55	55 - 60	60 - 65	65 - 70	70 - 75	75 - 80	80 - 85	85 - 90	90 - 95	95 - 100	100 - 105	105 - 110	110 - 115	115 - 120	120 - 125	125 - 130	130 - 135	135 - 140
0000	4	0	0	0	0	0	0	0	0	0	0	0	1	0	1	1	0	0	0	0	0	0	1	0	0	0	0	0	0	0
0100	0	0	0	0	0	0	0	0	0	0	0	0	0	0	0	0	0	0	0	0	0	0	0	0	0	0	0	0	0	0
0200	0	0	0	0	0	0	0	0	0	0	0	0	0	0	0	0	0	0	0	0	0	0	0	0	0	0	0	0	0	0
0300	2	0	0	0	0	0	0	1	0	0	0	0	0	0	0	0	1	0	0	0	0	0	0	0	0	0	0	0	0	0
0400	0	0	0	0	0	0	0	0	0	0	0	0	0	0	0	0	0	0	0	0	0	0	0	0	0	0	0	0	0	0
0500	0	0	0	0	0	0	0	0	0	0	0	0	0	0	0	0	0	0	0	0	0	0	0	0	0	0	0	0	0	0
0600	2	0	0	0	0	0	0	0	0	0	0	0	0	0	1	0	1	0	0	0	0	0	0	0	0	0	0	0	0	0
0700	2	0	0	0	0	0	0	0	0	0	0	0	0	1	0	0	0	1	0	0	0	0	0	0	0	0	0	0	0	0
0800	10	0	0	0	0	0	1	0	0	0	3	1	1	0	1	0	1	2	0	0	0	0	0	0	0	0	0	0	0	0
0900	23	0	0	0	0	0	0	3	1	0	0	4	0	1	5	5	2	1	0	1	0	0	0	0	0	0	0	0	0	0
1000	**26**	**0**	**0**	**0**	**0**	**1**	**1**	**1**	**1**	**0**	**2**	**3**	**2**	**3**	**3**	**4**	**2**	**1**	**0**	**0**	**2**	**0**	**0**	**0**	**0**	**0**	**0**	**0**	**0**	**0**
1100	25	0	0	0	2	1	1	1	1	0	0	2	1	6	3	3	3	0	1	0	0	0	0	0	0	0	0	0	0	0
1200	29	0	0	0	0	2	0	0	0	0	0	5	0	5	2	6	4	0	4	1	0	0	0	0	0	0	0	0	0	0
1300	28	0	0	0	0	1	1	0	0	5	2	0	2	5	3	2	3	1	0	0	1	1	1	0	0	0	0	0	0	0
1400	34	0	0	0	0	0	0	1	0	0	0	4	4	6	5	7	4	1	2	0	0	0	0	0	0	0	0	0	0	0
1500	21	0	0	1	0	0	0	0	1	0	3	2	1	3	3	5	1	0	1	0	0	0	0	0	0	0	0	0	0	0
1600	16	0	0	0	0	0	0	0	0	0	1	0	1	3	4	6	0	1	0	0	0	0	0	0	0	0	0	0	0	0
1700	**37**	**0**	**0**	**1**	**1**	**1**	**1**	**0**	**0**	**0**	**0**	**2**	**1**	**9**	**8**	**7**	**3**	**3**	**0**	**0**	**0**	**0**	**0**	**0**	**0**	**0**	**0**	**0**	**0**	**0**
1800	17	0	0	0	0	1	0	3	1	1	0	2	1	3	0	2	1	1	1	0	0	0	0	0	0	0	0	0	0	0
1900	28	0	0	0	0	0	3	0	1	0	2	7	3	4	3	0	2	2	0	0	1	0	0	0	0	0	0	0	0	0
2000	10	0	0	1	0	0	0	0	0	0	0	0	0	4	3	0	0	1	1	0	0	0	0	0	0	0	0	0	0	0
2100	11	0	0	0	0	0	0	0	0	0	1	0	3	1	2	2	0	1	1	0	0	0	0	0	0	0	0	0	0	0
2200	4	0	0	0	0	0	0	0	0	0	0	0	0	0	1	1	1	0	0	1	0	0	0	0	0	0	0	0	0	0
2300	1	0	0	0	0	0	0	0	0	0	0	0	0	0	0	0	0	0	1	0	0	0	0	0	0	0	0	0	0	0
07-19	**268**	**0**	**0**	**2**	**3**	**7**	**5**	**9**	**5**	**6**	**11**	**25**	**14**	**45**	**37**	**47**	**24**	**12**	**9**	**2**	**3**	**1**	**1**	**0**	**0**	**0**	**0**	**0**	**0**	**0**
06-22	**319**	**0**	**0**	**3**	**3**	**7**	**8**	**9**	**6**	**6**	**14**	**32**	**20**	**54**	**46**	**49**	**27**	**16**	**11**	**2**	**4**	**1**	**1**	**0**	**0**	**0**	**0**	**0**	**0**	**0**
06-00	**324**	**0**	**0**	**3**	**3**	**7**	**8**	**9**	**6**	**6**	**14**	**32**	**20**	**54**	**47**	**50**	**28**	**16**	**12**	**3**	**4**	**1**	**1**	**0**	**0**	**0**	**0**	**0**	**0**	**0**
00-00	**330**	**0**	**0**	**3**	**3**	**7**	**8**	**10**	**6**	**6**	**14**	**32**	**21**	**54**	**48**	**51**	**29**	**16**	**12**	**3**	**4**	**1**	**2**	**0**	**0**	**0**	**0**	**0**	**0**	**0**

DRAFT

Site 15
Location L-4008-10, att t/pole, Lat 53.60229, Long -6.74458
Direction North

3279 / Meath/Cavan/Monaghan ATC's
October 2013
Automatic Traffic Count

Sun, 13 October 2013

Time	Total	Speed Bins (km/h)																											
		0 - 5	5 - 10	10 - 15	15 - 20	20 - 25	25 - 30	30 - 35	35 - 40	40 - 45	45 - 50	50 - 55	55 - 60	60 - 65	65 - 70	70 - 75	75 - 80	80 - 85	85 - 90	90 - 95	95 - 100	100 - 105	105 - 110	110 - 115	115 - 120	120 - 125	125 - 130	130 - 135	135 - 140
0000	2	0	0	0	0	0	0	0	0	0	0	0	1	1	0	0	0	0	0	0	0	0	0	0	0	0	0	0	0
0100	4	0	0	0	0	0	0	0	0	0	0	0	0	2	0	1	1	0	0	0	0	0	0	0	0	0	0	0	0
0200	0	0	0	0	0	0	0	0	0	0	0	0	0	0	0	0	0	0	0	0	0	0	0	0	0	0	0	0	0
0300	1	0	0	0	0	0	0	0	0	0	0	0	0	0	1	0	0	0	0	0	0	0	0	0	0	0	0	0	0
0400	1	0	0	0	0	0	0	0	0	0	0	0	0	0	0	1	0	0	0	0	0	0	0	0	0	0	0	0	0
0500	1	0	0	0	0	0	0	0	0	0	0	0	0	0	1	0	0	0	0	0	0	0	0	0	0	0	0	0	0
0600	0	0	0	0	0	0	0	0	0	0	0	0	0	0	0	0	0	0	0	0	0	0	0	0	0	0	0	0	0
0700	2	0	0	0	0	0	0	0	0	0	0	0	0	1	0	0	0	1	0	0	0	0	0	0	0	0	0	0	0
0800	5	0	0	0	0	1	0	0	0	0	0	0	1	0	0	2	0	0	1	0	0	0	0	0	0	0	0	0	0
0900	4	0	0	0	0	0	0	0	0	0	0	0	0	0	0	3	1	0	0	0	0	0	0	0	0	0	0	0	0
1000	**32**	**0**	**0**	**0**	**0**	**0**	**2**	**1**	**0**	**1**	**1**	**6**	**0**	**4**	**6**	**4**	**2**	**4**	**0**	**1**	**0**	**0**	**0**	**0**	**0**	**0**	**0**	**0**	**0**
1100	23	0	0	0	0	2	0	0	0	2	1	0	1	2	3	4	6	1	1	0	0	0	0	0	0	0	0	0	0
1200	21	0	0	0	3	1	1	0	0	0	2	0	3	3	3	1	2	1	1	0	0	0	0	0	0	0	0	0	0
1300	22	0	0	0	0	0	0	0	0	0	1	0	1	6	4	6	0	3	0	0	0	0	1	0	0	0	0	0	0
1400	14	0	0	0	0	0	0	1	0	0	0	1	0	3	2	4	1	1	1	0	0	0	0	0	0	0	0	0	0
1500	20	0	0	1	0	1	0	0	3	0	0	0	4	6	4	0	0	0	0	0	0	0	1	0	0	0	0	0	0
1600	**24**	**0**	**0**	**1**	**0**	**0**	**0**	**0**	**0**	**0**	**1**	**3**	**3**	**6**	**5**	**4**	**0**	**1**	**0**	**0**	**0**	**0**	**0**	**0**	**0**	**0**	**0**	**0**	**0**
1700	**24**	**0**	**0**	**0**	**0**	**0**	**0**	**2**	**1**	**1**	**1**	**3**	**2**	**4**	**3**	**2**	**3**	**1**	**0**	**1**	**0**	**0**	**0**	**0**	**0**	**0**	**0**	**0**	**0**
1800	18	0	0	0	0	0	2	0	0	0	1	0	1	3	1	2	8	0	0	0	0	0	0	0	0	0	0	0	0
1900	12	0	0	0	0	0	0	0	0	1	0	0	0	3	0	1	3	1	2	1	0	0	0	0	0	0	0	0	0
2000	11	0	0	0	0	0	1	0	0	0	0	0	1	4	1	2	0	2	0	0	0	0	0	0	0	0	0	0	0
2100	7	0	0	0	0	0	0	0	0	0	0	2	0	2	1	0	1	1	0	0	0	0	0	0	0	0	0	0	0
2200	4	0	0	0	0	0	0	0	0	0	0	0	0	0	2	1	1	0	0	0	0	0	0	0	0	0	0	0	0
2300	1	0	0	0	0	0	0	0	0	0	0	1	0	0	0	0	0	0	0	0	0	0	0	0	0	0	0	0	0
07-19	**209**	**0**	**0**	**2**	**3**	**5**	**5**	**4**	**4**	**4**	**8**	**13**	**16**	**38**	**31**	**32**	**23**	**13**	**4**	**2**	**0**	**0**	**2**	**0**	**0**	**0**	**0**	**0**	**0**
06-22	**239**	**0**	**0**	**2**	**3**	**5**	**6**	**4**	**4**	**5**	**8**	**15**	**17**	**47**	**33**	**35**	**27**	**17**	**6**	**3**	**0**	**0**	**2**	**0**	**0**	**0**	**0**	**0**	**0**
06-00	**244**	**0**	**0**	**2**	**3**	**5**	**6**	**4**	**4**	**5**	**8**	**16**	**17**	**47**	**35**	**36**	**28**	**17**	**6**	**3**	**0**	**0**	**2**	**0**	**0**	**0**	**0**	**0**	**0**
00-00	**253**	**0**	**0**	**2**	**3**	**5**	**6**	**4**	**4**	**5**	**8**	**16**	**18**	**50**	**37**	**38**	**29**	**17**	**6**	**3**	**0**	**0**	**2**	**0**	**0**	**0**	**0**	**0**	**0**

DRAFT

Site 15
Location L-4008-10, att t/pole, Lat 53.60229, Long -6.74458
Direction North

3279 / Meath/Cavan/Monaghan ATC's
October 2013
Automatic Traffic Count

Virtual Day (7)

Time	Total	Speed Bins (km/h)																											
		0 - 5	5 - 10	10 - 15	15 - 20	20 - 25	25 - 30	30 - 35	35 - 40	40 - 45	45 - 50	50 - 55	55 - 60	60 - 65	65 - 70	70 - 75	75 - 80	80 - 85	85 - 90	90 - 95	95 - 100	100 - 105	105 - 110	110 - 115	115 - 120	120 - 125	125 - 130	130 - 135	135 - 140
0000	1	0	0	0	0	0	0	0	0	0	0	0	0	0	0	0	0	0	0	0	0	0	0	0	0	0	0	0	0
0100	1	0	0	0	0	0	0	0	0	0	0	0	0	0	0	0	0	0	0	0	0	0	0	0	0	0	0	0	0
0200	0	0	0	0	0	0	0	0	0	0	0	0	0	0	0	0	0	0	0	0	0	0	0	0	0	0	0	0	0
0300	1	0	0	0	0	0	0	0	0	0	0	0	0	0	0	0	0	0	0	0	0	0	0	0	0	0	0	0	0
0400	1	0	0	0	0	0	0	0	0	0	0	0	0	0	0	0	0	0	0	0	0	0	0	0	0	0	0	0	0
0500	1	0	0	0	0	0	0	0	0	0	0	0	0	0	0	0	0	0	0	0	0	0	0	0	0	0	0	0	0
0600	3	0	0	0	0	0	0	0	0	0	0	0	0	0	1	1	0	0	0	0	0	0	0	0	0	0	0	0	0
0700	11	0	0	0	0	0	0	0	0	0	0	0	1	1	1	2	1	1	1	1	0	1	0	0	0	0	0	0	0
0800	**28**	**0**	**0**	**0**	**0**	**0**	**0**	**0**	**0**	**1**	**1**	**1**	**2**	**4**	**4**	**4**	**4**	**3**	**1**	**1**	**1**	**0**	**0**	**0**	**0**	**0**	**0**	**0**	**0**
0900	22	0	0	0	0	0	0	1	1	0	1	2	2	3	3	3	2	1	1	0	0	0	0	0	0	0	0	0	0
1000	22	0	0	0	0	0	0	1	1	0	1	3	2	2	3	3	2	2	0	0	1	0	0	0	0	0	0	0	0
1100	19	0	0	0	0	1	0	1	1	0	1	2	1	3	3	2	3	0	1	0	0	0	0	0	0	0	0	0	0
1200	20	0	0	0	0	0	0	1	0	1	1	1	1	3	3	2	2	1	1	0	0	0	0	0	0	0	0	0	0
1300	24	0	0	0	0	0	0	1	1	1	1	1	2	3	3	3	2	2	1	1	0	0	0	0	0	0	0	0	0
1400	22	0	0	0	0	0	0	1	0	1	0	2	3	3	4	3	2	1	1	0	0	0	0	0	0	0	0	0	0
1500	21	0	0	0	0	0	0	1	1	1	1	2	3	4	2	3	2	1	1	0	0	0	0	0	0	0	0	0	0
1600	23	0	0	0	0	0	0	1	0	0	1	2	2	4	5	4	1	1	1	0	0	0	0	0	0	0	0	0	0
1700	**29**	**0**	**0**	**0**	**0**	**0**	**0**	**2**	**0**	**0**	**2**	**2**	**2**	**5**	**5**	**4**	**2**	**1**	**1**	**1**	**0**	**0**	**0**	**0**	**0**	**0**	**0**	**0**	**0**
1800	**29**	**0**	**0**	**0**	**1**	**0**	**1**	**2**	**0**	**0**	**1**	**1**	**2**	**3**	**5**	**5**	**5**	**2**	**0**	**0**	**1**	**0**	**0**	**0**	**0**	**0**	**0**	**0**	**0**
1900	21	0	0	0	0	0	1	0	0	1	1	2	2	3	3	2	3	2	1	1	0	0	0	0	0	0	0	0	0
2000	14	0	0	0	0	0	0	0	0	0	1	0	1	4	2	2	2	1	1	0	0	0	0	0	0	0	0	0	0
2100	13	0	0	0	0	0	0	0	0	0	0	1	1	2	3	2	1	1	1	0	0	0	0	0	0	0	0	0	0
2200	5	0	0	0	0	0	0	0	0	0	0	0	0	0	1	1	1	0	1	0	0	0	0	0	0	0	0	0	0
2300	1	0	0	0	0	0	0	0	0	0	0	0	0	0	0	0	0	0	0	0	0	0	0	0	0	0	0	0	0
07-19	**271**	**0**	**0**	**1**	**2**	**3**	**4**	**11**	**6**	**6**	**11**	**18**	**23**	**38**	**41**	**39**	**31**	**16**	**10**	**5**	**3**	**2**	**1**	**0**	**0**	**0**	**0**	**0**	**0**
06-22	**322**	**0**	**0**	**1**	**2**	**3**	**5**	**12**	**7**	**6**	**13**	**22**	**27**	**47**	**50**	**46**	**37**	**20**	**13**	**6**	**3**	**2**	**1**	**0**	**0**	**0**	**0**	**0**	**0**
06-00	**329**	**0**	**0**	**1**	**2**	**3**	**5**	**12**	**7**	**6**	**13**	**22**	**27**	**47**	**51**	**47**	**38**	**20**	**13**	**6**	**3**	**2**	**1**	**0**	**0**	**0**	**0**	**0**	**0**
00-00	**333**	**0**	**0**	**1**	**2**	**3**	**5**	**12**	**7**	**6**	**13**	**22**	**27**	**48**	**52**	**48**	**38**	**21**	**13**	**6**	**3**	**2**	**1**	**0**	**0**	**0**	**0**	**0**	**0**

DRAFT

Site 15
Location L-4008-10, att t/pole, Lat 53.60229, Long -6.74458
Direction North

3279 / Meath/Cavan/Monaghan ATC's
October 2013
Automatic Traffic Count

Virtual Week (1)

Time	Total	Speed Bins (km/h)																											
		0 - 5	5 - 10	10 - 15	15 - 20	20 - 25	25 - 30	30 - 35	35 - 40	40 - 45	45 - 50	50 - 55	55 - 60	60 - 65	65 - 70	70 - 75	75 - 80	80 - 85	85 - 90	90 - 95	95 - 100	100 - 105	105 - 110	110 - 115	115 - 120	120 - 125	125 - 130	130 - 135	135 - 140
Mon	324	0	2	1	1	2	2	1	3	4	10	22	34	43	50	47	46	24	20	4	6	1	1	0	0	0	0	0	0
Tue	371	0	0	0	4	4	4	8	7	5	13	24	37	56	63	51	41	24	16	7	3	3	1	0	0	0	0	0	0
Wed	349	0	0	1	1	0	1	20	5	7	16	20	24	46	64	53	40	22	13	9	1	5	0	0	0	1	0	0	0
Thu	382	0	0	0	5	3	13	20	7	10	19	27	36	41	51	52	39	27	14	7	6	4	1	0	0	0	0	0	0
Fri	324	0	0	0	0	2	4	23	15	8	8	15	20	45	50	45	45	15	13	10	3	2	0	0	1	0	0	0	0
|Sat	330	0	0	3	3	7	8	10	6	6	14	32	21	54	48	51	29	16	12	3	4	1	2	0	0	0	0	0	0
|Sun	253	0	0	2	3	5	6	4	4	5	8	16	18	50	37	38	29	17	6	3	0	0	2	0	0	0	0	0	0
5 Day Ave.	**350**	**0**	**0**	**0**	**2**	**2**	**5**	**14**	**7**	**7**	**13**	**22**	**30**	**46**	**56**	**50**	**42**	**22**	**15**	**7**	**4**	**3**	**1**	**0**	**0**	**0**	**0**	**0**	**0**
7 Day Ave.	**333**	**0**	**0**	**1**	**2**	**3**	**5**	**12**	**7**	**6**	**13**	**22**	**27**	**48**	**52**	**48**	**38**	**21**	**13**	**6**	**3**	**2**	**1**	**0**	**0**	**0**	**0**	**0**	**0**
--	**2333**	**0**	**2**	**7**	**17**	**23**	**38**	**86**	**47**	**45**	**88**	**156**	**190**	**335**	**363**	**337**	**269**	**145**	**94**	**43**	**23**	**16**	**7**	**0**	**1**	**1**	**0**	**0**	**0**

Summary Graphs

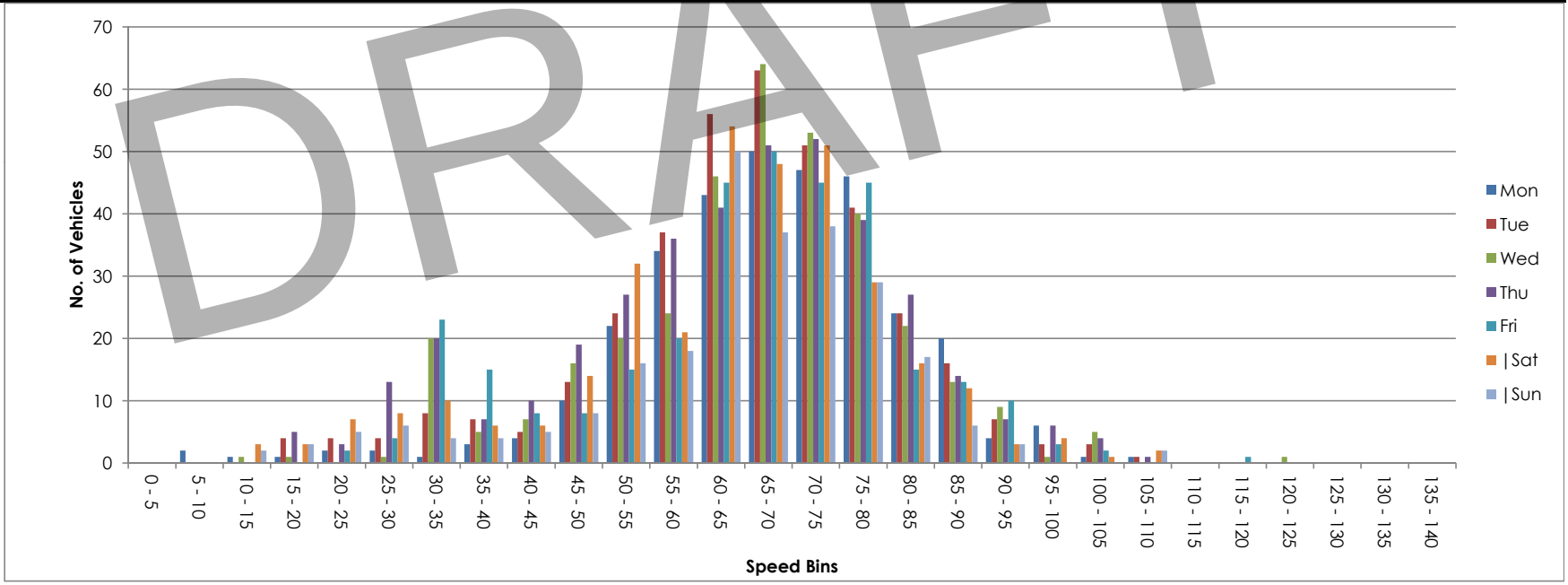

DRAFT

Site 15
Location L-4008-10, att t/pole, Lat 53.60229, Long -6.74458
Direction South

3279 / Meath/Cavan/Monaghan ATC's
October 2013
Automatic Traffic Count

Mon, 7 October 2013

Time	Total	Classification												>PSL	>PSL%	>SL1	>SL1%	>SL2	>SL2%	Mean	Vpp
		1 MCL	2 SV	3 SVT	4 TB2	5 TB3	6 T4	7 ART3	8 ART4	9 ART5	10 ART6	11 BD	12 DRT	80	80	85 +5kph	85 +5kph	90 +10kph	90 +10kph		85
0000	2	0	1	0	0	0	0	0	0	1	0	0	0	0	0	0	0	0	0	49.9	-
0100	1	0	1	0	0	0	0	0	0	0	0	0	0	0	0	0	0	0	0	67.8	-
0200	0	0	0	0	0	0	0	0	0	0	0	0	0	0	0	0	0	0	0	-	-
0300	0	0	0	0	0	0	0	0	0	0	0	0	0	0	0	0	0	0	0	-	-
0400	1	0	0	0	1	0	0	0	0	0	0	0	0	0	0	0	0	0	0	78.7	-
0500	0	0	0	0	0	0	0	0	0	0	0	0	0	0	0	0	0	0	0	-	-
0600	3	0	2	0	1	0	0	0	0	0	0	0	0	0	0	0	0	0	0	71.8	-
0700	11	0	7	0	2	0	1	0	0	1	0	0	0	0	0	0	0	0	0	56.7	68.8
0800	29	0	26	0	2	1	0	0	0	0	0	0	0	2	6.9	2	6.9	0	0	65.9	75.6
0900	**32**	**0**	**30**	**0**	**2**	**0**	**0**	**0**	**0**	**0**	**0**	**0**	**0**	**4**	**12.5**	**2**	**6.3**	**1**	**3.1**	**63.6**	**75.2**
1000	16	0	13	1	1	0	0	0	0	1	0	0	0	1	6.3	1	6.3	0	0	64	76.7
1100	19	1	14	0	3	1	0	0	0	0	0	0	0	2	10.5	2	10.5	0	0	63.2	73.1
1200	19	0	14	1	4	0	0	0	0	0	0	0	0	1	5.3	0	0	0	0	65.4	74.9
1300	19	0	15	1	3	0	0	0	0	0	0	0	0	4	21.1	1	5.3	0	0	64.4	80.6
1400	21	0	19	1	1	0	0	0	0	0	0	0	0	2	9.5	1	4.8	0	0	67.9	79.2
1500	**31**	**1**	**28**	**0**	**2**	**0**	**0**	**0**	**0**	**0**	**0**	**0**	**0**	**1**	**3.2**	**0**	**0**	**0**	**0**	**57**	**69.5**
1600	24	1	19	0	3	0	0	0	0	1	0	0	0	1	4.2	0	0	0	0	60.6	72
1700	30	0	27	0	3	0	0	0	0	0	0	0	0	2	6.7	1	3.3	0	0	64.1	73.1
1800	**31**	**2**	**28**	**0**	**1**	**0**	**0**	**0**	**0**	**0**	**0**	**0**	**0**	**3**	**9.7**	**3**	**9.7**	**1**	**3.2**	**64.9**	**74.2**
1900	24	0	23	0	1	0	0	0	0	0	0	0	0	4	16.7	2	8.3	2	8.3	66.1	75.6
2000	10	0	10	0	0	0	0	0	0	0	0	0	0	1	10	1	10	0	0	66.6	-
2100	10	0	7	0	2	0	0	0	0	0	1	0	0	0	0	0	0	0	0	64.8	-
2200	3	0	3	0	0	0	0	0	0	0	0	0	0	1	33.3	1	33.3	1	33.3	70.1	-
2300	1	0	1	0	0	0	0	0	0	0	0	0	0	0	0	0	0	0	0	71.7	-
07-19	**282**	**5**	**240**	**4**	**27**	**2**	**1**	**0**	**0**	**3**	**0**	**0**	**0**	**23**	**8.2**	**13**	**4.6**	**2**	**0.7**	**63.3**	**75.2**
06-22	**329**	**5**	**282**	**4**	**31**	**2**	**1**	**0**	**0**	**3**	**1**	**0**	**0**	**28**	**8.5**	**16**	**4.9**	**4**	**1.2**	**63.7**	**75.6**
06-00	**333**	**5**	**286**	**4**	**31**	**2**	**1**	**0**	**0**	**3**	**1**	**0**	**0**	**29**	**8.7**	**17**	**5.1**	**5**	**1.5**	**63.8**	**75.6**
00-00	**337**	**5**	**288**	**4**	**32**	**2**	**1**	**0**	**0**	**4**	**1**	**0**	**0**	**29**	**8.6**	**17**	**5**	**5**	**1.5**	**63.8**	**75.6**

DRAFT

Site 15
Location L-4008-10, att t/pole, Lat 53.60229, Long -6.74458
Direction South

3279 / Meath/Cavan/Monaghan ATC's
October 2013
Automatic Traffic Count

Tue, 8 October 2013

Time	Total	Classification												>PSL	>PSL%	>SL1	>SL1%	>SL2	>SL2%	Mean	Vpp
		1 MCL	2 SV	3 SVT	4 TB2	5 TB3	6 T4	7 ART3	8 ART4	9 ART5	10 ART6	11 BD	12 DRT	80	80	85 +5kph	85 +5kph	90 +10kph	90 +10kph		85
0000	2	0	2	0	0	0	0	0	0	0	0	0	0	1	50	0	0	0	0	71.2	-
0100	0	0	0	0	0	0	0	0	0	0	0	0	0	0	0	0	0	0	0	-	-
0200	1	1	0	0	0	0	0	0	0	0	0	0	0	0	0	0	0	0	0	64.8	-
0300	0	0	0	0	0	0	0	0	0	0	0	0	0	0	0	0	0	0	0	-	-
0400	1	0	1	0	0	0	0	0	0	0	0	0	0	0	0	0	0	0	0	28.7	-
0500	1	0	0	0	1	0	0	0	0	0	0	0	0	1	100	1	100	0	0	85.6	-
0600	6	0	4	0	2	0	0	0	0	0	0	0	0	0	0	0	0	0	0	64.8	-
0700	11	0	7	1	3	0	0	0	0	0	0	0	0	1	9.1	1	9.1	1	9.1	66.3	69.8
0800	31	0	28	0	2	0	0	0	1	0	0	0	0	7	22.6	4	12.9	2	6.5	66.8	83.2
0900	**35**	**1**	**29**	**1**	**3**	**0**	**0**	**1**	**0**	**0**	**0**	**0**	**0**	**3**	**8.6**	**1**	**2.9**	**1**	**2.9**	**59.9**	**77**
1000	17	0	14	1	2	0	0	0	0	0	0	0	0	0	0	0	0	0	0	59	69.5
1100	23	2	21	0	0	0	0	0	0	0	0	0	0	0	0	0	0	0	0	58.3	72.4
1200	22	1	20	0	1	0	0	0	0	0	0	0	0	1	4.5	0	0	0	0	63.9	75.2
1300	24	0	21	1	2	0	0	0	0	0	0	0	0	2	8.3	2	8.3	1	4.2	62.5	75.2
1400	25	0	23	0	2	0	0	0	0	0	0	0	0	1	4	0	0	0	0	66.8	77.4
1500	20	0	19	0	0	1	0	0	0	0	0	0	0	3	15	2	10	0	0	66.6	78.1
1600	26	0	22	0	3	0	0	0	0	0	1	0	0	2	7.7	0	0	0	0	63.8	73.4
1700	36	1	32	0	2	1	0	0	0	0	0	0	0	3	8.3	2	5.6	0	0	63.8	78.1
1800	**38**	**3**	**32**	**1**	**2**	**0**	**0**	**0**	**0**	**0**	**0**	**0**	**0**	**5**	**13.2**	**3**	**7.9**	**1**	**2.6**	**62**	**75.2**
1900	23	0	21	0	1	0	0	0	0	1	0	0	0	4	17.4	2	8.7	1	4.3	64.5	81
2000	9	0	8	0	1	0	0	0	0	0	0	0	0	1	11.1	0	0	0	0	63.9	-
2100	9	0	8	0	1	0	0	0	0	0	0	0	0	2	22.2	0	0	0	0	73.5	-
2200	8	0	8	0	0	0	0	0	0	0	0	0	0	2	25	2	25	1	12.5	76.3	-
2300	5	0	4	0	1	0	0	0	0	0	0	0	0	1	20	1	20	1	20	76	-
07-19	**308**	**8**	**268**	**5**	**22**	**2**	**0**	**1**	**1**	**0**	**1**	**0**	**0**	**28**	**9.1**	**15**	**4.9**	**6**	**1.9**	**63.2**	**77**
06-22	**355**	**8**	**309**	**5**	**27**	**2**	**0**	**1**	**1**	**1**	**1**	**0**	**0**	**35**	**9.9**	**17**	**4.8**	**7**	**2**	**63.6**	**78.1**
06-00	**368**	**8**	**321**	**5**	**28**	**2**	**0**	**1**	**1**	**1**	**1**	**0**	**0**	**38**	**10.3**	**20**	**5.4**	**9**	**2.4**	**64**	**78.1**
00-00	**373**	**9**	**324**	**5**	**29**	**2**	**0**	**1**	**1**	**1**	**1**	**0**	**0**	**40**	**10.7**	**21**	**5.6**	**9**	**2.4**	**64**	**78.1**

DRAFT

Site 15
Location L-4008-10, att t/pole, Lat 53.60229, Long -6.74458
Direction South

3279 / Meath/Cavan/Monaghan ATC's
October 2013
Automatic Traffic Count

Wed, 9 October 2013

Time	Total	Classification												>PSL	>PSL%	>SL1	>SL1%	>SL2	>SL2%	Mean	Vpp
		1 MCL	2 SV	3 SVT	4 TB2	5 TB3	6 T4	7 ART3	8 ART4	9 ART5	10 ART6	11 BD	12 DRT	80	80	85 +5kph	85 +5kph	90 +10kph	90 +10kph		85
0000	0	0	0	0	0	0	0	0	0	0	0	0	0	0	0	0	0	0	0	-	-
0100	0	0	0	0	0	0	0	0	0	0	0	0	0	0	0	0	0	0	0	-	-
0200	0	0	0	0	0	0	0	0	0	0	0	0	0	0	0	0	0	0	0	-	-
0300	1	0	1	0	0	0	0	0	0	0	0	0	0	0	0	0	0	0	0	28.4	-
0400	0	0	0	0	0	0	0	0	0	0	0	0	0	0	0	0	0	0	0	-	-
0500	0	0	0	0	0	0	0	0	0	0	0	0	0	0	0	0	0	0	0	-	-
0600	8	0	6	0	1	0	0	0	1	0	0	0	0	2	25	0	0	0	0	66	-
0700	13	0	8	2	3	0	0	0	0	0	0	0	0	1	7.7	1	7.7	0	0	62.9	73.4
0800	24	0	22	0	2	0	0	0	0	0	0	0	0	6	25	3	12.5	1	4.2	72	82.8
0900	**40**	**0**	**34**	**2**	**3**	**0**	**0**	**0**	**1**	**0**	**0**	**0**	**0**	**7**	**17.5**	**2**	**5**	**2**	**5**	**64.3**	**81**
1000	15	0	8	1	5	0	0	0	0	1	0	0	0	2	13.3	1	6.7	1	6.7	56.4	68.8
1100	23	1	20	1	0	0	0	0	0	0	1	0	0	2	8.7	1	4.3	0	0	55.1	70.2
1200	26	0	24	0	1	0	0	0	0	1	0	0	0	1	3.8	1	3.8	1	3.8	51.9	69.5
1300	20	0	14	0	4	2	0	0	0	0	0	0	0	3	15	1	5	1	5	59.6	73.8
1400	17	0	15	0	0	2	0	0	0	0	0	0	0	0	0	0	0	0	0	56	69.5
1500	30	0	26	1	3	0	0	0	0	0	0	0	0	4	13.3	2	6.7	1	3.3	64.1	79.2
1600	25	0	20	0	3	0	1	0	0	1	0	0	0	1	4	1	4	1	4	67.2	73.1
1700	**31**	**0**	**24**	**0**	**4**	**1**	**0**	**2**	**0**	**0**	**0**	**0**	**0**	**2**	**6.5**	**2**	**6.5**	**1**	**3.2**	**56.9**	**75.6**
1800	29	3	25	0	0	0	1	0	0	0	0	0	0	5	17.2	4	13.8	3	10.3	66.7	80.3
1900	22	0	20	0	2	0	0	0	0	0	0	0	0	3	13.6	2	9.1	0	0	67.6	79.2
2000	12	0	12	0	0	0	0	0	0	0	0	0	0	1	8.3	1	8.3	1	8.3	67.3	78.1
2100	10	0	10	0	0	0	0	0	0	0	0	0	0	1	10	0	0	0	0	66.8	-
2200	9	0	8	0	1	0	0	0	0	0	0	0	0	1	11.1	0	0	0	0	65.5	-
2300	1	0	1	0	0	0	0	0	0	0	0	0	0	0	0	0	0	0	0	63.4	-
07-19	**293**	**4**	**240**	**7**	**28**	**5**	**2**	**2**	**1**	**3**	**1**	**0**	**0**	**34**	**11.6**	**19**	**6.5**	**12**	**4.1**	**61.5**	**77.8**
06-22	**345**	**4**	**288**	**7**	**31**	**5**	**2**	**2**	**2**	**3**	**1**	**0**	**0**	**41**	**11.9**	**22**	**6.4**	**13**	**3.8**	**62.4**	**78.1**
06-00	**355**	**4**	**297**	**7**	**32**	**5**	**2**	**2**	**2**	**3**	**1**	**0**	**0**	**42**	**11.8**	**22**	**6.2**	**13**	**3.7**	**62.5**	**78.1**
00-00	**356**	**4**	**298**	**7**	**32**	**5**	**2**	**2**	**2**	**3**	**1**	**0**	**0**	**42**	**11.8**	**22**	**6.2**	**13**	**3.7**	**62.4**	**78.1**

DRAFT

Site 15
Location L-4008-10, att t/pole, Lat 53.60229, Long -6.74458
Direction South

3279 / Meath/Cavan/Monaghan ATC's
October 2013
Automatic Traffic Count

Thu, 10 October 2013

Time	Total	Classification												>PSL	>PSL%	>SL1	>SL1%	>SL2	>SL2%	Mean	Vpp
		1 MCL	2 SV	3 SVT	4 TB2	5 TB3	6 T4	7 ART3	8 ART4	9 ART5	10 ART6	11 BD	12 DRT	80	80	85 +5kph	85 +5kph	90 +10kph	90 +10kph		85
0000	1	0	1	0	0	0	0	0	0	0	0	0	0	0	0	0	0	0	0	25.5	-
0100	0	0	0	0	0	0	0	0	0	0	0	0	0	0	0	0	0	0	0	-	-
0200	0	0	0	0	0	0	0	0	0	0	0	0	0	0	0	0	0	0	0	-	-
0300	0	0	0	0	0	0	0	0	0	0	0	0	0	0	0	0	0	0	0	-	-
0400	2	0	1	0	1	0	0	0	0	0	0	0	0	0	0	0	0	0	0	51.5	-
0500	1	0	1	0	0	0	0	0	0	0	0	0	0	0	0	0	0	0	0	65.3	-
0600	5	0	3	0	1	0	1	0	0	0	0	0	0	1	20	1	20	1	20	57	-
0700	16	0	11	0	3	0	0	0	0	2	0	0	0	2	12.5	1	6.3	0	0	67.5	79.9
0800	**34**	**2**	**24**	**0**	**6**	**0**	**0**	**0**	**2**	**0**	**0**	**0**	**0**	**4**	**11.8**	**1**	**2.9**	**0**	**0**	**62.5**	**77.4**
0900	33	1	25	1	2	1	0	0	1	2	0	0	0	2	6.1	1	3	0	0	60.3	75.2
1000	20	0	17	0	3	0	0	0	0	0	0	0	0	3	15	1	5	1	5	55.9	73.1
1100	23	3	15	0	3	1	1	0	0	0	0	0	0	2	8.7	1	4.3	1	4.3	59.2	74.9
1200	28	0	26	1	1	0	0	0	0	0	0	0	0	4	14.3	1	3.6	1	3.6	64.3	79.9
1300	19	2	15	1	0	0	0	0	0	0	0	0	1	3	15.8	2	10.5	0	0	55.9	74.5
1400	30	0	23	5	1	0	0	0	0	1	0	0	0	4	13.3	2	6.7	0	0	61.2	75.6
1500	34	0	30	1	2	0	0	0	1	0	0	0	0	0	0	0	0	0	0	55.9	68.8
1600	32	0	26	0	6	0	0	0	0	0	0	0	0	0	0	0	0	0	0	58.2	74.2
1700	29	0	25	1	1	1	0	0	1	0	0	0	0	3	10.3	1	3.4	1	3.4	55.3	78.1
1800	**47**	**1**	**45**	**0**	**1**	**0**	**0**	**0**	**0**	**0**	**0**	**0**	**0**	**5**	**10.6**	**4**	**8.5**	**4**	**8.5**	**61.2**	**75.2**
1900	40	0	39	0	1	0	0	0	0	0	0	0	0	6	15	5	12.5	2	5	68.1	79.6
2000	13	0	12	0	1	0	0	0	0	0	0	0	0	0	0	0	0	0	0	66	72.4
2100	9	0	8	0	0	0	0	0	0	1	0	0	0	1	11.1	1	11.1	0	0	56.5	-
2200	1	0	1	0	0	0	0	0	0	0	0	0	0	0	0	0	0	0	0	62.4	-
2300	4	0	4	0	0	0	0	0	0	0	0	0	0	0	0	0	0	0	0	70	-
07-19	**345**	**9**	**282**	**10**	**29**	**3**	**1**	**0**	**5**	**5**	**0**	**0**	**1**	**32**	**9.3**	**15**	**4.3**	**8**	**2.3**	**59.8**	**76.7**
06-22	**412**	**9**	**344**	**10**	**32**	**3**	**2**	**0**	**5**	**6**	**0**	**0**	**1**	**40**	**9.7**	**22**	**5.3**	**11**	**2.7**	**60.7**	**77**
06-00	**417**	**9**	**349**	**10**	**32**	**3**	**2**	**0**	**5**	**6**	**0**	**0**	**1**	**40**	**9.6**	**22**	**5.3**	**11**	**2.6**	**60.8**	**77.4**
00-00	**421**	**9**	**352**	**10**	**33**	**3**	**2**	**0**	**5**	**6**	**0**	**0**	**1**	**40**	**9.5**	**22**	**5.2**	**11**	**2.6**	**60.6**	**77.4**

DRAFT

Site 15
Location L-4008-10, att t/pole, Lat 53.60229, Long -6.74458
Direction South

3279 / Meath/Cavan/Monaghan ATC's
October 2013
Automatic Traffic Count

Fri, 11 October 2013

Time	Total	Classification												>PSL	>PSL%	>SL1	>SL1%	>SL2	>SL2%	Mean	Vpp
		1 MCL	2 SV	3 SVT	4 TB2	5 TB3	6 T4	7 ART3	8 ART4	9 ART5	10 ART6	11 BD	12 DRT	80	80	85 +5kph	85 +5kph	90 +10kph	90 +10kph		85
0000	3	0	3	0	0	0	0	0	0	0	0	0	0	2	66.7	1	33.3	1	33.3	76.8	-
0100	0	0	0	0	0	0	0	0	0	0	0	0	0	0	0	0	0	0	0	-	-
0200	0	0	0	0	0	0	0	0	0	0	0	0	0	0	0	0	0	0	0	-	-
0300	0	0	0	0	0	0	0	0	0	0	0	0	0	0	0	0	0	0	0	-	-
0400	1	0	1	0	0	0	0	0	0	0	0	0	0	1	100	1	100	1	100	106.2	-
0500	1	0	1	0	0	0	0	0	0	0	0	0	0	0	0	0	0	0	0	55.8	-
0600	6	0	5	0	1	0	0	0	0	0	0	0	0	2	33.3	1	16.7	0	0	66.8	-
0700	12	0	9	0	3	0	0	0	0	0	0	0	0	1	8.3	0	0	0	0	66.9	73.1
0800	21	0	18	0	2	0	0	0	0	1	0	0	0	6	28.6	1	4.8	1	4.8	70.9	83.2
0900	**29**	**0**	**24**	**1**	**3**	**0**	**0**	**0**	**0**	**1**	**0**	**0**	**0**	**2**	**6.9**	**1**	**3.4**	**1**	**3.4**	**65.2**	**75.6**
1000	14	0	7	1	4	0	0	0	0	2	0	0	0	2	14.3	0	0	0	0	56.6	77.8
1100	28	3	21	1	2	0	1	0	0	0	0	0	0	1	3.6	0	0	0	0	48.1	68
1200	22	0	19	0	1	1	0	0	0	1	0	0	0	1	4.5	0	0	0	0	56	72
1300	20	1	14	1	4	0	0	0	0	0	0	0	0	3	15	3	15	1	5	64	79.2
1400	21	0	19	0	2	0	0	0	0	0	0	0	0	1	4.8	0	0	0	0	61.4	69.8
1500	27	0	24	0	3	0	0	0	0	0	0	0	0	2	7.4	0	0	0	0	61.4	75.6
1600	**30**	**0**	**23**	**2**	**5**	**0**	**0**	**0**	**0**	**0**	**0**	**0**	**0**	**2**	**6.7**	**0**	**0**	**0**	**0**	**61.7**	**73.4**
1700	26	0	24	0	1	0	0	0	0	0	1	0	0	1	3.8	1	3.8	1	3.8	64.6	70.9
1800	24	0	20	0	3	0	0	1	0	0	0	0	0	3	12.5	0	0	0	0	62.1	74.2
1900	10	0	8	1	1	0	0	0	0	0	0	0	0	1	10	1	10	0	0	60.3	-
2000	14	0	14	0	0	0	0	0	0	0	0	0	0	2	14.3	1	7.1	1	7.1	64.9	79.6
2100	15	0	15	0	0	0	0	0	0	0	0	0	0	2	13.3	2	13.3	0	0	62.8	78.1
2200	3	0	2	1	0	0	0	0	0	0	0	0	0	0	0	0	0	0	0	54.4	-
2300	3	0	3	0	0	0	0	0	0	0	0	0	0	2	66.7	1	33.3	1	33.3	91.1	-
07-19	**274**	**4**	**222**	**6**	**33**	**1**	**1**	**1**	**0**	**5**	**1**	**0**	**0**	**25**	**9.1**	**6**	**2.2**	**4**	**1.5**	**61.3**	**74.2**
06-22	**319**	**4**	**264**	**7**	**35**	**1**	**1**	**1**	**0**	**5**	**1**	**0**	**0**	**32**	**10**	**11**	**3.4**	**5**	**1.6**	**61.6**	**75.6**
06-00	**325**	**4**	**269**	**8**	**35**	**1**	**1**	**1**	**0**	**5**	**1**	**0**	**0**	**34**	**10.5**	**12**	**3.7**	**6**	**1.8**	**61.8**	**75.6**
00-00	**330**	**4**	**274**	**8**	**35**	**1**	**1**	**1**	**0**	**5**	**1**	**0**	**0**	**37**	**11.2**	**14**	**4.2**	**8**	**2.4**	**62.1**	**76.7**

DRAFT

Site 15
Location L-4008-10, att t/pole, Lat 53.60229, Long -6.74458
Direction South

3279 / Meath/Cavan/Monaghan ATC's
October 2013
Automatic Traffic Count

Sat, 12 October 2013

Time	Total	Classification												>PSL	>PSL%	>SL1	>SL1%	>SL2	>SL2%	Mean	Vpp
		1 MCL	2 SV	3 SVT	4 TB2	5 TB3	6 T4	7 ART3	8 ART4	9 ART5	10 ART6	11 BD	12 DRT	80	80	85 +5kph	85 +5kph	90 +10kph	90 +10kph		85
0000	4	0	4	0	0	0	0	0	0	0	0	0	0	0	0	0	0	0	0	67.5	-
0100	3	0	2	0	1	0	0	0	0	0	0	0	0	1	33.3	0	0	0	0	70	-
0200	0	0	0	0	0	0	0	0	0	0	0	0	0	0	0	0	0	0	0	-	-
0300	0	0	0	0	0	0	0	0	0	0	0	0	0	0	0	0	0	0	0	-	-
0400	0	0	0	0	0	0	0	0	0	0	0	0	0	0	0	0	0	0	0	-	-
0500	0	0	0	0	0	0	0	0	0	0	0	0	0	0	0	0	0	0	0	-	-
0600	4	0	4	0	0	0	0	0	0	0	0	0	0	1	25	0	0	0	0	74.8	-
0700	9	0	4	0	4	1	0	0	0	0	0	0	0	1	11.1	0	0	0	0	56.7	-
0800	16	1	11	1	1	0	0	0	1	1	0	0	0	3	18.8	0	0	0	0	60.8	81.4
0900	**29**	**0**	**25**	**1**	**2**	**0**	**0**	**0**	**0**	**1**	**0**	**0**	**0**	**4**	**13.8**	**2**	**6.9**	**0**	**0**	**61.5**	**79.2**
1000	27	0	24	0	3	0	0	0	0	0	0	0	0	2	7.4	0	0	0	0	60.8	73.8
1100	28	5	22	0	1	0	0	0	0	0	0	0	0	1	3.6	1	3.6	0	0	58	68.8
1200	**29**	**0**	**26**	**1**	**1**	**0**	**0**	**0**	**0**	**1**	**0**	**0**	**0**	**2**	**6.9**	**1**	**3.4**	**0**	**0**	**66.2**	**76.7**
1300	**29**	**1**	**23**	**1**	**3**	**1**	**0**	**0**	**0**	**0**	**0**	**0**	**0**	**1**	**3.4**	**1**	**3.4**	**0**	**0**	**62.1**	**74.9**
1400	28	1	24	3	0	0	0	0	0	0	0	0	0	2	7.1	1	3.6	0	0	65.7	78.8
1500	24	0	20	0	2	0	0	0	1	1	0	0	0	3	12.5	1	4.2	1	4.2	62.8	75.6
1600	14	1	11	1	1	0	0	0	0	0	0	0	0	1	7.1	1	7.1	1	7.1	58.6	73.4
1700	18	1	16	0	1	0	0	0	0	0	0	0	0	2	11.1	0	0	0	0	61.2	75.2
1800	23	1	20	0	2	0	0	0	0	0	0	0	0	2	8.7	2	8.7	1	4.3	60.7	78.5
1900	25	0	23	0	0	2	0	0	0	0	0	0	0	3	12	2	8	2	8	63.4	77.4
2000	15	0	14	0	1	0	0	0	0	0	0	0	0	1	6.7	1	6.7	0	0	64.1	74.9
2100	8	0	8	0	0	0	0	0	0	0	0	0	0	1	12.5	0	0	0	0	59.7	-
2200	7	0	7	0	0	0	0	0	0	0	0	0	0	1	14.3	0	0	0	0	71.4	-
2300	5	0	5	0	0	0	0	0	0	0	0	0	0	0	0	0	0	0	0	66.4	-
07-19	**274**	**11**	**226**	**8**	**21**	**2**	**0**	**0**	**2**	**4**	**0**	**0**	**0**	**24**	**8.8**	**10**	**3.6**	**3**	**1.1**	**61.7**	**77**
06-22	**326**	**11**	**275**	**8**	**22**	**4**	**0**	**0**	**2**	**4**	**0**	**0**	**0**	**30**	**9.2**	**13**	**4**	**5**	**1.5**	**62.1**	**77**
06-00	**338**	**11**	**287**	**8**	**22**	**4**	**0**	**0**	**2**	**4**	**0**	**0**	**0**	**31**	**9.2**	**13**	**3.8**	**5**	**1.5**	**62.3**	**77**
00-00	**345**	**11**	**293**	**8**	**23**	**4**	**0**	**0**	**2**	**4**	**0**	**0**	**0**	**32**	**9.3**	**13**	**3.8**	**5**	**1.4**	**62.5**	**77**

DRAFT

Site 15
Location L-4008-10, att t/pole, Lat 53.60229, Long -6.74458
Direction South

3279 / Meath/Cavan/Monaghan ATC's
October 2013
Automatic Traffic Count

Sun, 13 October 2013

Time	Total	Classification												>PSL	>PSL%	>SL1	>SL1%	>SL2	>SL2%	Mean	Vpp
		1 MCL	2 SV	3 SVT	4 TB2	5 TB3	6 T4	7 ART3	8 ART4	9 ART5	10 ART6	11 BD	12 DRT	80	80	85 +5kph	85 +5kph	90 +10kph	90 +10kph		85
0000	5	0	5	0	0	0	0	0	0	0	0	0	0	0	0	0	0	0	0	58.4	-
0100	3	0	2	0	1	0	0	0	0	0	0	0	0	1	33.3	0	0	0	0	73.6	-
0200	3	0	2	0	1	0	0	0	0	0	0	0	0	2	66.7	1	33.3	0	0	81.2	-
0300	1	0	1	0	0	0	0	0	0	0	0	0	0	0	0	0	0	0	0	21.1	-
0400	0	0	0	0	0	0	0	0	0	0	0	0	0	0	0	0	0	0	0	-	-
0500	2	0	0	0	2	0	0	0	0	0	0	0	0	0	0	0	0	0	0	65.6	-
0600	3	0	3	0	0	0	0	0	0	0	0	0	0	0	0	0	0	0	0	74.1	-
0700	3	0	1	0	2	0	0	0	0	0	0	0	0	0	0	0	0	0	0	72.1	-
0800	5	0	4	0	0	0	0	0	0	1	0	0	0	1	20	1	20	1	20	76.4	-
0900	**22**	**1**	**20**	**0**	**0**	**0**	**1**	**0**	**0**	**0**	**0**	**0**	**0**	**2**	**9.1**	**1**	**4.5**	**1**	**4.5**	**64.5**	**74.5**
1000	13	0	11	0	1	0	0	0	0	1	0	0	0	4	30.8	0	0	0	0	67.3	82.1
1100	19	1	18	0	0	0	0	0	0	0	0	0	0	2	10.5	1	5.3	0	0	63.8	73.4
1200	26	0	22	1	2	0	0	0	0	1	0	0	0	1	3.8	0	0	0	0	63.6	72.7
1300	17	1	14	0	2	0	0	0	0	0	0	0	0	1	5.9	0	0	0	0	61.9	77.8
1400	**30**	**1**	**28**	**0**	**1**	**0**	**0**	**0**	**0**	**0**	**0**	**0**	**0**	**6**	**20**	**4**	**13.3**	**1**	**3.3**	**64.5**	**83.5**
1500	24	1	22	0	0	0	0	0	0	1	0	0	0	1	4.2	0	0	0	0	61.9	75.6
1600	13	0	12	0	0	0	1	0	0	0	0	0	0	2	15.4	2	15.4	0	0	62.3	79.2
1700	16	0	14	1	1	0	0	0	0	0	0	0	0	0	0	0	0	0	0	63.8	73.4
1800	25	4	21	0	0	0	0	0	0	0	0	0	0	2	8	0	0	0	0	54.6	70.6
1900	8	1	7	0	0	0	0	0	0	0	0	0	0	0	0	0	0	0	0	63.8	-
2000	13	0	11	1	1	0	0	0	0	0	0	0	0	4	30.8	2	15.4	2	15.4	70.5	83.5
2100	7	0	7	0	0	0	0	0	0	0	0	0	0	2	28.6	2	28.6	2	28.6	78.7	-
2200	5	0	5	0	0	0	0	0	0	0	0	0	0	0	0	0	0	0	0	55.1	-
2300	5	0	5	0	0	0	0	0	0	0	0	0	0	1	20	0	0	0	0	66.1	-
07-19	**213**	**9**	**187**	**2**	**9**	**0**	**2**	**0**	**0**	**4**	**0**	**0**	**0**	**22**	**10.3**	**9**	**4.2**	**3**	**1.4**	**63**	**76.7**
06-22	**244**	**10**	**215**	**3**	**10**	**0**	**2**	**0**	**0**	**4**	**0**	**0**	**0**	**28**	**11.5**	**13**	**5.3**	**7**	**2.9**	**64**	**77.4**
06-00	**254**	**10**	**225**	**3**	**10**	**0**	**2**	**0**	**0**	**4**	**0**	**0**	**0**	**29**	**11.4**	**13**	**5.1**	**7**	**2.8**	**63.9**	**77.4**
00-00	**268**	**10**	**235**	**3**	**14**	**0**	**2**	**0**	**0**	**4**	**0**	**0**	**0**	**32**	**11.9**	**14**	**5.2**	**7**	**2.6**	**64**	**77.4**

DRAFT

Site 15
Location L-4008-10, att t/pole, Lat 53.60229, Long -6.74458
Direction South

3279 / Meath/Cavan/Monaghan ATC's
October 2013
Automatic Traffic Count

Virtual Day (7)

Time	Total	Classification												>PSL	>PSL%	>SL1	>SL1%	>SL2	>SL2%	Mean	Vpp
		1 MCL	2 SV	3 SVT	4 TB2	5 TB3	6 T4	7 ART3	8 ART4	9 ART5	10 ART6	11 BD	12 DRT	80	80	85 +5kph	85 +5kph	90 +10kph	90 +10kph		85
0000	2	0	2	0	0	0	0	0	0	0	0	0	0	0	17.6	0	5.9	0	5.9	62.4	-
0100	1	0	1	0	0	0	0	0	0	0	0	0	0	0	28.6	0	0	0	0	71.2	-
0200	1	0	0	0	0	0	0	0	0	0	0	0	0	0	50	0	25	0	0	77.1	-
0300	0	0	0	0	0	0	0	0	0	0	0	0	0	0	0	0	0	0	0	24.7	-
0400	1	0	0	0	0	0	0	0	0	0	0	0	0	0	20	0	20	0	20	63.3	-
0500	1	0	0	0	0	0	0	0	0	0	0	0	0	0	20	0	20	0	0	67.6	-
0600	5	0	4	0	1	0	0	0	0	0	0	0	0	1	17.1	0	5.7	0	2.9	66.9	-
0700	11	0	7	0	3	0	0	0	0	0	0	0	0	1	8	0	4	0	1.3	63.7	76.3
0800	23	0	19	0	2	0	0	0	1	0	0	0	0	4	18.1	2	7.5	1	3.1	66.7	82.1
0900	**31**	**0**	**27**	**1**	**2**	**0**	**0**	**0**	**0**	**1**	**0**	**0**	**0**	**3**	**10.9**	**1**	**4.5**	**1**	**2.7**	**62.7**	**77**
1000	17	0	13	1	3	0	0	0	0	1	0	0	0	2	11.5	0	2.5	0	1.6	59.9	76.7
1100	23	2	19	0	1	0	0	0	0	0	0	0	0	1	6.1	1	3.7	0	0.6	57.4	72.4
1200	25	0	22	1	2	0	0	0	0	1	0	0	0	2	6.4	0	1.7	0	1.2	61.7	74.5
1300	21	1	17	1	3	0	0	0	0	0	0	0	0	2	11.5	1	6.8	0	2	61.5	78.1
1400	25	0	22	1	1	0	0	0	0	0	0	0	0	2	9.3	1	4.7	0	0.6	63.7	75.6
1500	27	0	24	0	2	0	0	0	0	0	0	0	0	2	7.4	1	2.6	0	1.1	60.9	75.6
1600	23	0	19	0	3	0	0	0	0	0	0	0	0	1	5.5	1	2.4	0	1.2	61.8	73.8
1700	27	0	23	0	2	0	0	0	0	0	0	0	0	2	7	1	3.8	0	1.6	61.2	75.6
1800	**31**	**2**	**27**	**0**	**1**	**0**	**0**	**0**	**0**	**0**	**0**	**0**	**0**	**4**	**11.5**	**2**	**7.4**	**1**	**4.6**	**61.9**	**76.7**
1900	22	0	20	0	1	0	0	0	0	0	0	0	0	3	13.8	2	9.2	1	4.6	65.7	79.2
2000	12	0	12	0	1	0	0	0	0	0	0	0	0	1	11.6	1	7	1	4.7	66.2	79.2
2100	10	0	9	0	0	0	0	0	0	0	0	0	0	1	13.2	1	7.4	0	2.9	65.6	-
2200	5	0	5	0	0	0	0	0	0	0	0	0	0	1	13.9	0	8.3	0	5.6	67	-
2300	3	0	3	0	0	0	0	0	0	0	0	0	0	1	16.7	0	8.3	0	8.3	72.1	-
07-19	**284**	**7**	**238**	**6**	**24**	**2**	**1**	**1**	**1**	**3**	**0**	**0**	**0**	**27**	**9.5**	**12**	**4.4**	**5**	**1.9**	**61.9**	**76.7**
06-22	**333**	**7**	**282**	**6**	**27**	**2**	**1**	**1**	**1**	**4**	**1**	**0**	**0**	**33**	**10**	**16**	**4.9**	**7**	**2.2**	**62.5**	**77.4**
06-00	**341**	**7**	**291**	**6**	**27**	**2**	**1**	**1**	**1**	**4**	**1**	**0**	**0**	**35**	**10.2**	**17**	**5**	**8**	**2.3**	**62.6**	**77.4**
00-00	**347**	**7**	**295**	**6**	**28**	**2**	**1**	**1**	**1**	**4**	**1**	**0**	**0**	**36**	**10.4**	**18**	**5.1**	**8**	**2.4**	**62.7**	**77.4**

DRAFT

Site 15
Location L-4008-10, att t/pole, Lat 53.60229, Long -6.74458
Direction South

3279 / Meath/Cavan/Monaghan ATC's
October 2013
Automatic Traffic Count

Virtual Week (1)

Time	Total	Classification												>PSL	>PSL%	>SL1	>SL1%	>SL2	>SL2%	Mean	Vpp
		1 MCL	2 SV	3 SVT	4 TB2	5 TB3	6 T4	7 ART3	8 ART4	9 ART5	10 ART6	11 BD	12 DRT	80	80	85 +5kph	85 +5kph	90 +10kph	90 +10kph		85
Mon	337	5	288	4	32	2	1	0	0	4	1	0	0	29	8.6	17	5	5	1.5	63.8	75.6
Tue	373	9	324	5	29	2	0	1	1	1	1	0	0	40	10.7	21	5.6	9	2.4	64	78.1
Wed	356	4	298	7	32	5	2	2	2	3	1	0	0	42	11.8	22	6.2	13	3.7	62.4	78.1
Thu	421	9	352	10	33	3	2	0	5	6	0	0	1	40	9.5	22	5.2	11	2.6	60.6	77.4
Fri	330	4	274	8	35	1	1	1	0	5	1	0	0	37	11.2	14	4.2	8	2.4	62.1	76.7
|Sat	345	11	293	8	23	4	0	0	2	4	0	0	0	32	9.3	13	3.8	5	1.4	62.5	77
|Sun	268	10	235	3	14	0	2	0	0	4	0	0	0	32	11.9	14	5.2	7	2.6	64	77.4
5 Day Ave.	**363**	**6**	**307**	**7**	**32**	**3**	**1**	**1**	**2**	**4**	**1**	**0**	**0**	**38**	**10.5**	**19**	**5.2**	**9**	**2.5**	**62.6**	**77.2**
7 Day Ave.	**347**	**7**	**295**	**6**	**28**	**2**	**1**	**1**	**1**	**4**	**1**	**0**	**0**	**36**	**10.4**	**18**	**5.1**	**8**	**2.4**	**62.7**	**77.4**
--	**2430**	**52**	**2064**	**45**	**198**	**17**	**8**	**4**	**10**	**27**	**4**	**0**	**1**	**252**	**10.4**	**123**	**5.1**	**58**	**2.4**	**62.7**	**77.4**

DRAFT

Summary Graphs

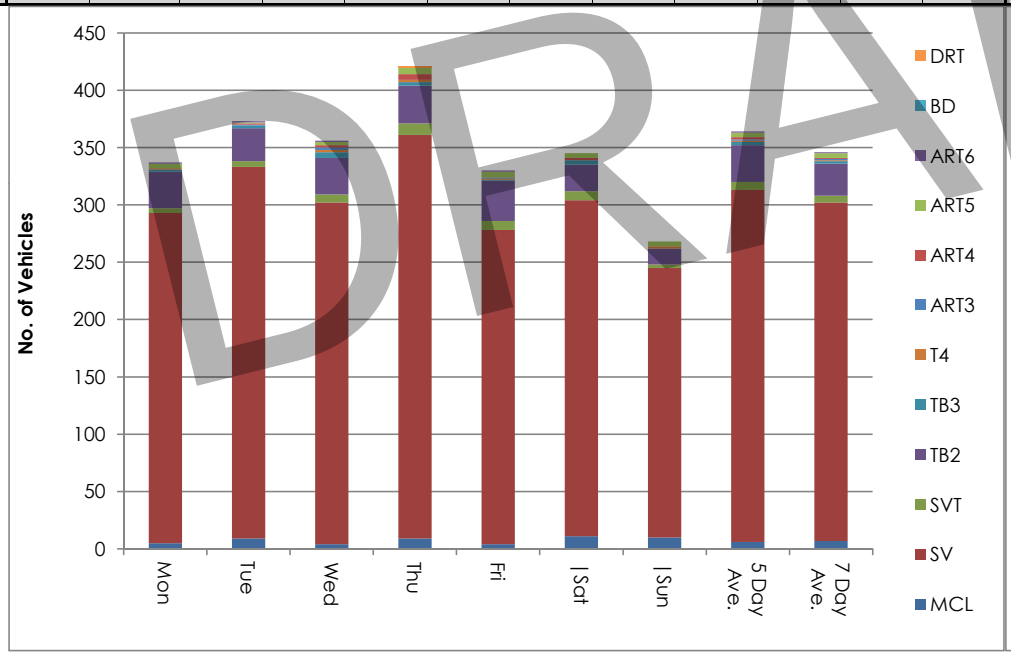

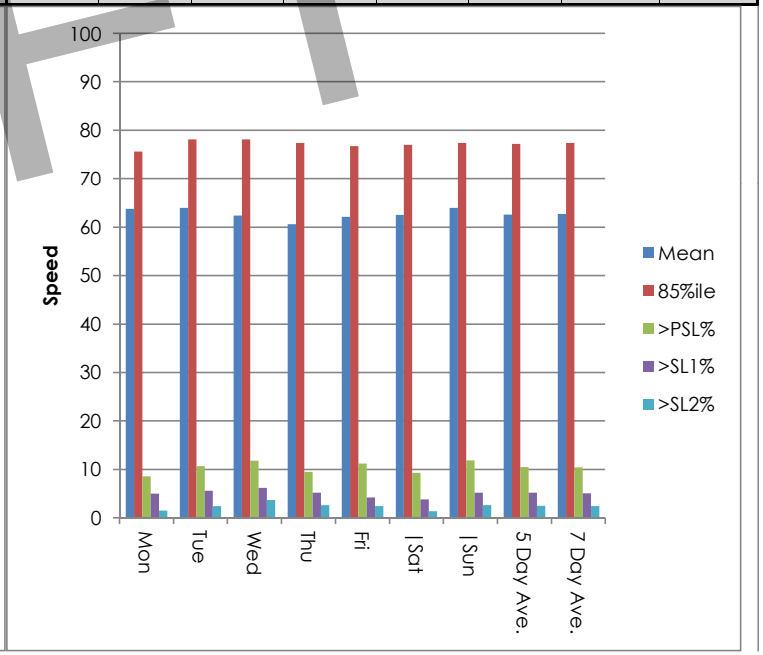

Site 15
Location L-4008-10, att t/pole, Lat 53.60229, Long -6.74458
Direction South

3279 / Meath/Cavan/Monaghan ATC's
October 2013
Automatic Traffic Count

Mon, 7 October 2013

Time	Total	Speed Bins (km/h)																											
		0 - 5	5 - 10	10 - 15	15 - 20	20 - 25	25 - 30	30 - 35	35 - 40	40 - 45	45 - 50	50 - 55	55 - 60	60 - 65	65 - 70	70 - 75	75 - 80	80 - 85	85 - 90	90 - 95	95 - 100	100 - 105	105 - 110	110 - 115	115 - 120	120 - 125	125 - 130	130 - 135	135 - 140
0000	2	0	0	0	0	0	0	0	0	0	1	1	0	0	0	0	0	0	0	0	0	0	0	0	0	0	0	0	0
0100	1	0	0	0	0	0	0	0	0	0	0	0	0	0	1	0	0	0	0	0	0	0	0	0	0	0	0	0	0
0200	0	0	0	0	0	0	0	0	0	0	0	0	0	0	0	0	0	0	0	0	0	0	0	0	0	0	0	0	0
0300	0	0	0	0	0	0	0	0	0	0	0	0	0	0	0	0	0	0	0	0	0	0	0	0	0	0	0	0	0
0400	1	0	0	0	0	0	0	0	0	0	0	0	0	0	0	0	1	0	0	0	0	0	0	0	0	0	0	0	0
0500	0	0	0	0	0	0	0	0	0	0	0	0	0	0	0	0	0	0	0	0	0	0	0	0	0	0	0	0	0
0600	3	0	0	0	0	0	0	0	0	0	0	0	0	0	1	2	0	0	0	0	0	0	0	0	0	0	0	0	0
0700	11	0	0	0	1	0	0	0	0	1	1	0	3	0	3	1	1	0	0	0	0	0	0	0	0	0	0	0	0
0800	29	0	0	0	0	0	1	1	0	1	0	3	2	0	9	6	4	0	2	0	0	0	0	0	0	0	0	0	0
0900	**32**	**0**	**0**	**0**	**0**	**0**	**0**	**0**	**1**	**1**	**3**	**3**	**3**	**7**	**5**	**3**	**2**	**2**	**1**	**1**	**0**	**0**	**0**	**0**	**0**	**0**	**0**	**0**	**0**
1000	16	0	0	0	1	0	0	0	0	0	1	1	2	2	3	2	3	0	1	0	0	0	0	0	0	0	0	0	0
1100	19	0	0	1	0	0	0	0	1	0	0	2	1	4	3	5	0	0	2	0	0	0	0	0	0	0	0	0	0
1200	19	0	0	0	0	0	0	1	0	0	0	1	1	5	5	3	2	1	0	0	0	0	0	0	0	0	0	0	0
1300	19	0	0	0	0	0	0	2	1	0	0	0	5	1	1	3	2	3	1	0	0	0	0	0	0	0	0	0	0
1400	21	0	0	0	0	0	0	0	0	1	1	0	2	4	4	4	3	1	1	0	0	0	0	0	0	0	0	0	0
1500	**31**	**0**	**0**	**0**	**0**	**0**	**3**	**0**	**0**	**1**	**4**	**5**	**3**	**6**	**4**	**4**	**0**	**1**	**0**	**0**	**0**	**0**	**0**	**0**	**0**	**0**	**0**	**0**	**0**
1600	24	0	1	0	0	0	0	1	1	0	1	2	2	4	4	5	2	1	0	0	0	0	0	0	0	0	0	0	0
1700	30	0	0	0	0	1	0	0	0	0	0	3	5	7	6	6	0	1	1	0	0	0	0	0	0	0	0	0	0
1800	**31**	**0**	**0**	**0**	**1**	**0**	**1**	**0**	**0**	**1**	**1**	**1**	**1**	**7**	**9**	**4**	**2**	**0**	**2**	**1**	**0**	**0**	**0**	**0**	**0**	**0**	**0**	**0**	**0**
1900	24	0	0	0	0	0	0	0	0	1	1	2	6	3	3	2	2	2	0	0	2	0	0	0	0	0	0	0	0
2000	10	0	0	0	0	0	0	0	0	0	0	0	4	1	2	1	1	0	1	0	0	0	0	0	0	0	0	0	0
2100	10	0	0	0	0	0	0	0	0	0	0	0	4	1	2	2	1	0	0	0	0	0	0	0	0	0	0	0	0
2200	3	0	0	0	0	0	0	0	0	0	0	0	1	1	0	0	0	0	0	1	0	0	0	0	0	0	0	0	0
2300	1	0	0	0	0	0	0	0	0	0	0	0	0	0	0	1	0	0	0	0	0	0	0	0	0	0	0	0	0
07-19	**282**	**0**	**1**	**1**	**3**	**1**	**5**	**5**	**4**	**6**	**12**	**21**	**30**	**47**	**56**	**46**	**21**	**10**	**11**	**2**	**0**	**0**	**0**	**0**	**0**	**0**	**0**	**0**	**0**
06-22	**329**	**0**	**1**	**1**	**3**	**1**	**5**	**5**	**4**	**7**	**13**	**23**	**44**	**52**	**64**	**53**	**25**	**12**	**12**	**2**	**2**	**0**	**0**	**0**	**0**	**0**	**0**	**0**	**0**
06-00	**333**	**0**	**1**	**1**	**3**	**1**	**5**	**5**	**4**	**7**	**13**	**23**	**45**	**53**	**64**	**54**	**25**	**12**	**12**	**3**	**2**	**0**	**0**	**0**	**0**	**0**	**0**	**0**	**0**
00-00	**337**	**0**	**1**	**1**	**3**	**1**	**5**	**5**	**4**	**7**	**14**	**24**	**45**	**53**	**65**	**54**	**26**	**12**	**12**	**3**	**2**	**0**	**0**	**0**	**0**	**0**	**0**	**0**	**0**

DRAFT

Site 15
Location L-4008-10, att t/pole, Lat 53.60229, Long -6.74458
Direction South

3279 / Meath/Cavan/Monaghan ATC's
October 2013
Automatic Traffic Count

Tue, 8 October 2013

Time	Total	Speed Bins (km/h)																												
		0 - 5	5 - 10	10 - 15	15 - 20	20 - 25	25 - 30	30 - 35	35 - 40	40 - 45	45 - 50	50 - 55	55 - 60	60 - 65	65 - 70	70 - 75	75 - 80	80 - 85	85 - 90	90 - 95	95 - 100	100 - 105	105 - 110	110 - 115	115 - 120	120 - 125	125 - 130	130 - 135	135 - 140
0000	2	0	0	0	0	0	0	0	0	0	0	0	0	1	0	0	0	1	0	0	0	0	0	0	0	0	0	0	0	0
0100	0	0	0	0	0	0	0	0	0	0	0	0	0	0	0	0	0	0	0	0	0	0	0	0	0	0	0	0	0	0
0200	1	0	0	0	0	0	0	0	0	0	0	0	0	1	0	0	0	0	0	0	0	0	0	0	0	0	0	0	0	0
0300	0	0	0	0	0	0	0	0	0	0	0	0	0	0	0	0	0	0	0	0	0	0	0	0	0	0	0	0	0	0
0400	1	0	0	0	0	0	1	0	0	0	0	0	0	0	0	0	0	0	0	0	0	0	0	0	0	0	0	0	0	0
0500	1	0	0	0	0	0	0	0	0	0	0	0	0	0	0	0	0	0	1	0	0	0	0	0	0	0	0	0	0	0
0600	6	0	0	0	0	1	0	0	0	0	0	0	0	1	1	0	3	0	0	0	0	0	0	0	0	0	0	0	0	0
0700	11	0	0	0	0	0	0	0	0	0	0	1	3	1	4	1	0	0	0	0	1	0	0	0	0	0	0	0	0	0
0800	31	0	0	0	0	0	2	2	0	0	0	1	1	5	7	4	2	3	2	2	0	0	0	0	0	0	0	0	0	0
0900	**35**	**0**	**0**	**0**	**1**	**2**	**0**	**0**	**0**	**2**	**2**	**2**	**8**	**6**	**3**	**3**	**3**	**2**	**0**	**1**	**0**	**0**	**0**	**0**	**0**	**0**	**0**	**0**	**0**	**0**
1000	17	0	0	0	0	0	0	1	0	1	1	4	2	2	3	2	1	0	0	0	0	0	0	0	0	0	0	0	0	0
1100	23	0	0	0	1	0	1	1	0	1	0	3	3	6	2	2	3	0	0	0	0	0	0	0	0	0	0	0	0	0
1200	22	0	0	0	0	0	1	1	0	0	0	2	1	5	4	4	3	1	0	0	0	0	0	0	0	0	0	0	0	0
1300	24	0	0	0	1	0	1	0	1	2	0	1	1	5	4	2	4	0	1	0	1	0	0	0	0	0	0	0	0	0
1400	25	0	0	0	0	0	0	1	0	0	0	1	4	4	5	1	8	1	0	0	0	0	0	0	0	0	0	0	0	0
1500	20	0	0	0	0	2	0	0	0	0	0	0	1	2	7	4	1	1	2	0	0	0	0	0	0	0	0	0	0	0
1600	26	0	0	0	0	0	1	1	0	1	1	3	0	3	6	6	2	2	0	0	0	0	0	0	0	0	0	0	0	0
1700	36	0	1	0	0	0	3	0	1	0	0	1	3	6	5	8	5	1	2	0	0	0	0	0	0	0	0	0	0	0
1800	**38**	**0**	**0**	**0**	**1**	**1**	**2**	**0**	**1**	**0**	**2**	**1**	**4**	**9**	**8**	**1**	**3**	**2**	**2**	**0**	**1**	**0**	**0**	**0**	**0**	**0**	**0**	**0**	**0**	**0**
1900	23	0	0	0	0	2	1	0	0	0	0	1	4	2	2	3	4	2	1	1	0	0	0	0	0	0	0	0	0	0
2000	9	0	0	0	0	0	0	1	0	0	0	1	2	1	1	0	2	1	0	0	0	0	0	0	0	0	0	0	0	0
2100	9	0	0	0	0	0	0	0	0	0	0	0	0	1	1	3	2	2	0	0	0	0	0	0	0	0	0	0	0	0
2200	8	0	0	0	0	0	0	0	0	0	0	0	0	2	2	1	1	0	1	0	0	0	0	1	0	0	0	0	0	0
2300	5	0	0	0	0	0	0	0	0	0	0	0	1	0	1	1	1	0	0	0	1	0	0	0	0	0	0	0	0	0
07-19	**308**	**0**	**1**	**0**	**4**	**5**	**11**	**7**	**3**	**7**	**6**	**20**	**31**	**54**	**58**	**38**	**35**	**13**	**9**	**3**	**3**	**0**	**0**	**0**	**0**	**0**	**0**	**0**	**0**	**0**
06-22	**355**	**0**	**1**	**0**	**4**	**8**	**12**	**8**	**3**	**7**	**6**	**22**	**37**	**59**	**63**	**44**	**46**	**18**	**10**	**4**	**3**	**0**	**0**	**0**	**0**	**0**	**0**	**0**	**0**	**0**
06-00	**368**	**0**	**1**	**0**	**4**	**8**	**12**	**8**	**3**	**7**	**6**	**22**	**38**	**61**	**66**	**46**	**48**	**18**	**11**	**4**	**4**	**0**	**0**	**1**	**0**	**0**	**0**	**0**	**0**	**0**
00-00	**373**	**0**	**1**	**0**	**4**	**8**	**13**	**8**	**3**	**7**	**6**	**22**	**38**	**63**	**66**	**46**	**48**	**19**	**12**	**4**	**4**	**0**	**0**	**1**	**0**	**0**	**0**	**0**	**0**	**0**

DRAFT

Site 15
Location L-4008-10, att t/pole, Lat 53.60229, Long -6.74458
Direction South

3279 / Meath/Cavan/Monaghan ATC's
October 2013
Automatic Traffic Count

Wed, 9 October 2013

Time	Total	Speed Bins (km/h)																											
		0 - 5	5 - 10	10 - 15	15 - 20	20 - 25	25 - 30	30 - 35	35 - 40	40 - 45	45 - 50	50 - 55	55 - 60	60 - 65	65 - 70	70 - 75	75 - 80	80 - 85	85 - 90	90 - 95	95 - 100	100 - 105	105 - 110	110 - 115	115 - 120	120 - 125	125 - 130	130 - 135	135 - 140
0000	0	0	0	0	0	0	0	0	0	0	0	0	0	0	0	0	0	0	0	0	0	0	0	0	0	0	0	0	0
0100	0	0	0	0	0	0	0	0	0	0	0	0	0	0	0	0	0	0	0	0	0	0	0	0	0	0	0	0	0
0200	0	0	0	0	0	0	0	0	0	0	0	0	0	0	0	0	0	0	0	0	0	0	0	0	0	0	0	0	0
0300	1	0	0	0	0	0	1	0	0	0	0	0	0	0	0	0	0	0	0	0	0	0	0	0	0	0	0	0	0
0400	0	0	0	0	0	0	0	0	0	0	0	0	0	0	0	0	0	0	0	0	0	0	0	0	0	0	0	0	0
0500	0	0	0	0	0	0	0	0	0	0	0	0	0	0	0	0	0	0	0	0	0	0	0	0	0	0	0	0	0
0600	8	0	0	0	0	0	1	0	0	1	0	0	0	0	1	1	2	2	0	0	0	0	0	0	0	0	0	0	0
0700	13	0	0	0	0	0	1	0	1	0	1	0	1	2	1	4	1	0	1	0	0	0	0	0	0	0	0	0	0
0800	24	0	0	0	0	0	0	1	0	0	0	0	2	0	7	6	2	3	2	0	1	0	0	0	0	0	0	0	0
0900	**40**	**0**	**0**	**0**	**0**	**0**	**3**	**3**	**0**	**0**	**1**	**3**	**3**	**4**	**6**	**7**	**3**	**5**	**0**	**1**	**0**	**1**	**0**	**0**	**0**	**0**	**0**	**0**	**0**
1000	15	0	0	0	0	1	1	1	0	0	2	0	4	1	3	0	0	1	0	1	0	0	0	0	0	0	0	0	0
1100	23	0	0	0	1	0	2	2	0	1	1	2	5	2	3	2	0	1	1	0	0	0	0	0	0	0	0	0	0
1200	26	0	0	0	0	0	4	3	3	0	1	4	1	1	5	1	2	0	0	1	0	0	0	0	0	0	0	0	0
1300	20	0	0	0	0	1	1	1	1	1	2	0	1	2	2	5	0	2	0	0	1	0	0	0	0	0	0	0	0
1400	17	0	0	0	0	2	1	0	0	1	1	1	3	1	4	2	1	0	0	0	0	0	0	0	0	0	0	0	0
1500	30	0	0	0	0	1	2	0	1	0	0	0	4	7	3	5	3	2	1	1	0	0	0	0	0	0	0	0	0
1600	25	0	0	0	0	0	1	0	0	1	0	0	2	3	7	9	1	0	0	0	0	1	0	0	0	0	0	0	0
1700	**31**	**0**	**0**	**0**	**1**	**5**	**1**	**1**	**0**	**0**	**1**	**0**	**2**	**7**	**5**	**2**	**4**	**0**	**1**	**1**	**0**	**0**	**0**	**0**	**0**	**0**	**0**	**0**	**0**
1800	29	0	0	1	0	1	0	2	0	0	0	1	1	5	2	6	5	1	1	1	2	0	0	0	0	0	0	0	0
1900	22	0	0	0	0	0	0	0	1	1	0	1	3	2	5	1	5	1	2	0	0	0	0	0	0	0	0	0	0
2000	12	0	0	0	0	0	1	0	0	0	0	0	2	1	3	1	3	0	0	1	0	0	0	0	0	0	0	0	0
2100	10	0	0	0	0	0	0	0	0	0	0	1	1	2	2	2	1	1	0	0	0	0	0	0	0	0	0	0	0
2200	9	0	0	0	0	0	0	0	0	0	0	2	2	1	1	0	2	1	0	0	0	0	0	0	0	0	0	0	0
2300	1	0	0	0	0	0	0	0	0	0	0	0	0	1	0	0	0	0	0	0	0	0	0	0	0	0	0	0	0
07-19	**293**	**0**	**0**	**1**	**2**	**11**	**17**	**14**	**6**	**4**	**10**	**11**	**29**	**35**	**48**	**49**	**22**	**15**	**7**	**6**	**4**	**2**	**0**	**0**	**0**	**0**	**0**	**0**	**0**
06-22	**345**	**0**	**0**	**1**	**2**	**11**	**19**	**14**	**7**	**6**	**10**	**13**	**35**	**40**	**59**	**54**	**33**	**19**	**9**	**7**	**4**	**2**	**0**	**0**	**0**	**0**	**0**	**0**	**0**
06-00	**355**	**0**	**0**	**1**	**2**	**11**	**19**	**14**	**7**	**6**	**10**	**15**	**37**	**42**	**60**	**54**	**35**	**20**	**9**	**7**	**4**	**2**	**0**	**0**	**0**	**0**	**0**	**0**	**0**
00-00	**356**	**0**	**0**	**1**	**2**	**11**	**20**	**14**	**7**	**6**	**10**	**15**	**37**	**42**	**60**	**54**	**35**	**20**	**9**	**7**	**4**	**2**	**0**	**0**	**0**	**0**	**0**	**0**	**0**

DRAFT

Site 15
Location L-4008-10, att t/pole, Lat 53.60229, Long -6.74458
Direction South

3279 / Meath/Cavan/Monaghan ATC's
October 2013
Automatic Traffic Count

Thu, 10 October 2013

Time	Total	Speed Bins (km/h)																												
		0 - 5	5 - 10	10 - 15	15 - 20	20 - 25	25 - 30	30 - 35	35 - 40	40 - 45	45 - 50	50 - 55	55 - 60	60 - 65	65 - 70	70 - 75	75 - 80	80 - 85	85 - 90	90 - 95	95 - 100	100 - 105	105 - 110	110 - 115	115 - 120	120 - 125	125 - 130	130 - 135	135 - 140
0000	1	0	0	0	0	0	1	0	0	0	0	0	0	0	0	0	0	0	0	0	0	0	0	0	0	0	0	0	0	0
0100	0	0	0	0	0	0	0	0	0	0	0	0	0	0	0	0	0	0	0	0	0	0	0	0	0	0	0	0	0	0
0200	0	0	0	0	0	0	0	0	0	0	0	0	0	0	0	0	0	0	0	0	0	0	0	0	0	0	0	0	0	0
0300	0	0	0	0	0	0	0	0	0	0	0	0	0	0	0	0	0	0	0	0	0	0	0	0	0	0	0	0	0	0
0400	2	0	0	0	0	0	1	0	0	0	0	0	0	0	0	0	1	0	0	0	0	0	0	0	0	0	0	0	0	0
0500	1	0	0	0	0	0	0	0	0	0	0	0	0	0	1	0	0	0	0	0	0	0	0	0	0	0	0	0	0	0
0600	5	0	0	0	1	0	1	0	0	0	0	0	0	0	1	0	1	0	0	0	1	0	0	0	0	0	0	0	0	0
0700	16	0	0	0	0	0	1	0	0	0	1	0	2	1	3	2	4	1	1	0	0	0	0	0	0	0	0	0	0	0
0800	**34**	**0**	**1**	**0**	**0**	**0**	**2**	**1**	**1**	**1**	**0**	**3**	**3**	**1**	**6**	**7**	**4**	**3**	**1**	**0**	**0**	**0**	**0**	**0**	**0**	**0**	**0**	**0**	**0**	**0**
0900	33	0	0	0	1	0	3	1	0	1	1	0	7	5	3	4	5	1	1	0	0	0	0	0	0	0	0	0	0	0
1000	20	0	0	0	0	0	2	2	1	1	1	3	1	2	2	2	0	2	0	1	0	0	0	0	0	0	0	0	0	0
1100	23	0	0	0	1	1	3	0	0	0	0	2	3	4	2	3	2	1	0	0	0	0	0	0	0	1	0	0	0	0
1200	28	0	0	0	0	1	1	0	1	0	0	2	2	7	4	4	2	3	0	1	0	0	0	0	0	0	0	0	0	0
1300	19	0	0	0	1	0	2	1	1	0	2	2	2	2	0	3	0	1	2	0	0	0	0	0	0	0	0	0	0	0
1400	30	0	0	0	0	1	2	1	0	1	3	1	1	5	5	5	1	2	2	0	0	0	0	0	0	0	0	0	0	0
1500	34	0	0	0	1	0	3	0	1	2	1	4	5	10	4	2	1	0	0	0	0	0	0	0	0	0	0	0	0	0
1600	32	0	0	0	0	0	1	2	1	4	2	2	2	6	5	2	5	0	0	0	0	0	0	0	0	0	0	0	0	0
1700	29	0	0	0	0	3	1	3	1	2	1	1	4	2	4	0	4	2	0	1	0	0	0	0	0	0	0	0	0	0
1800	**47**	**0**	**0**	**0**	**1**	**0**	**3**	**1**	**3**	**0**	**1**	**6**	**3**	**8**	**6**	**7**	**3**	**1**	**0**	**2**	**2**	**0**	**0**	**0**	**0**	**0**	**0**	**0**	**0**	**0**
1900	40	0	0	0	0	0	0	0	0	1	1	2	6	8	7	5	4	1	3	1	1	0	0	0	0	0	0	0	0	0
2000	13	0	0	0	0	0	0	0	0	0	0	1	3	2	3	2	2	0	0	0	0	0	0	0	0	0	0	0	0	0
2100	9	0	0	0	0	0	2	0	0	0	1	0	2	1	0	2	0	0	1	0	0	0	0	0	0	0	0	0	0	0
2200	1	0	0	0	0	0	0	0	0	0	0	0	0	1	0	0	0	0	0	0	0	0	0	0	0	0	0	0	0	0
2300	4	0	0	0	0	0	0	0	0	0	0	0	1	1	0	0	2	0	0	0	0	0	0	0	0	0	0	0	0	0
07-19	**345**	**0**	**1**	**0**	**5**	**6**	**24**	**12**	**10**	**12**	**13**	**26**	**35**	**53**	**44**	**41**	**31**	**17**	**7**	**5**	**2**	**0**	**0**	**0**	**0**	**1**	**0**	**0**	**0**
06-22	**412**	**0**	**1**	**0**	**6**	**6**	**27**	**12**	**10**	**13**	**15**	**29**	**46**	**64**	**55**	**50**	**38**	**18**	**11**	**6**	**4**	**0**	**0**	**0**	**0**	**1**	**0**	**0**	**0**
06-00	**417**	**0**	**1**	**0**	**6**	**6**	**27**	**12**	**10**	**13**	**15**	**29**	**47**	**66**	**55**	**50**	**40**	**18**	**11**	**6**	**4**	**0**	**0**	**0**	**0**	**1**	**0**	**0**	**0**
00-00	**421**	**0**	**1**	**0**	**6**	**6**	**29**	**12**	**10**	**13**	**15**	**29**	**47**	**66**	**56**	**50**	**41**	**18**	**11**	**6**	**4**	**0**	**0**	**0**	**0**	**1**	**0**	**0**	**0**

DRAFT

Site 15
Location L-4008-10, att t/pole, Lat 53.60229, Long -6.74458
Direction South

3279 / Meath/Cavan/Monaghan ATC's
October 2013
Automatic Traffic Count

Fri, 11 October 2013

Time	Total	Speed Bins (km/h)																											
		0 - 5	5 - 10	10 - 15	15 - 20	20 - 25	25 - 30	30 - 35	35 - 40	40 - 45	45 - 50	50 - 55	55 - 60	60 - 65	65 - 70	70 - 75	75 - 80	80 - 85	85 - 90	90 - 95	95 - 100	100 - 105	105 - 110	110 - 115	115 - 120	120 - 125	125 - 130	130 - 135	135 - 140
0000	3	0	0	0	0	0	0	0	0	0	1	0	0	0	0	0	0	1	0	0	0	1	0	0	0	0	0	0	0
0100	0	0	0	0	0	0	0	0	0	0	0	0	0	0	0	0	0	0	0	0	0	0	0	0	0	0	0	0	0
0200	0	0	0	0	0	0	0	0	0	0	0	0	0	0	0	0	0	0	0	0	0	0	0	0	0	0	0	0	0
0300	0	0	0	0	0	0	0	0	0	0	0	0	0	0	0	0	0	0	0	0	0	0	0	0	0	0	0	0	0
0400	1	0	0	0	0	0	0	0	0	0	0	0	0	0	0	0	0	0	0	0	0	0	1	0	0	0	0	0	0
0500	1	0	0	0	0	0	0	0	0	0	0	0	1	0	0	0	0	0	0	0	0	0	0	0	0	0	0	0	0
0600	6	0	0	0	0	0	1	0	0	0	0	0	0	0	2	1	0	1	1	0	0	0	0	0	0	0	0	0	0
0700	12	0	0	0	0	0	1	0	0	0	0	0	1	1	2	6	0	1	0	0	0	0	0	0	0	0	0	0	0
0800	21	0	0	0	0	0	0	1	0	0	1	0	2	1	3	4	3	5	0	1	0	0	0	0	0	0	0	0	0
0900	**29**	**0**	**0**	**0**	**0**	**0**	**2**	**0**	**0**	**0**	**1**	**2**	**2**	**3**	**6**	**8**	**3**	**1**	**0**	**1**	**0**	**0**	**0**	**0**	**0**	**0**	**0**	**0**	**0**
1000	14	0	0	0	0	0	0	3	1	0	1	2	2	0	1	1	1	2	0	0	0	0	0	0	0	0	0	0	0
1100	28	0	0	0	4	0	7	0	0	0	0	2	5	4	2	3	0	1	0	0	0	0	0	0	0	0	0	0	0
1200	22	0	0	0	0	1	2	2	0	1	2	1	1	0	7	4	0	1	0	0	0	0	0	0	0	0	0	0	0
1300	20	0	0	0	0	1	0	0	0	1	2	2	2	3	2	2	2	0	2	1	0	0	0	0	0	0	0	0	0
1400	21	0	0	0	0	0	2	0	0	0	0	2	4	2	5	5	0	1	0	0	0	0	0	0	0	0	0	0	0
1500	27	0	0	0	0	0	2	1	0	0	0	4	5	4	3	3	3	2	0	0	0	0	0	0	0	0	0	0	0
1600	**30**	**0**	**0**	**0**	**0**	**0**	**0**	**2**	**0**	**0**	**1**	**7**	**2**	**4**	**6**	**5**	**1**	**2**	**0**	**0**	**0**	**0**	**0**	**0**	**0**	**0**	**0**	**0**	**0**
1700	26	0	0	0	0	0	0	1	0	1	0	1	4	4	8	5	1	0	0	0	0	1	0	0	0	0	0	0	0
1800	24	0	0	0	0	0	2	0	0	2	1	2	1	3	7	2	1	3	0	0	0	0	0	0	0	0	0	0	0
1900	10	0	0	0	0	1	0	1	0	0	0	1	2	0	1	2	1	0	1	0	0	0	0	0	0	0	0	0	0
2000	14	0	0	0	0	1	0	0	0	2	0	1	0	3	1	2	2	1	0	0	1	0	0	0	0	0	0	0	0
2100	15	0	0	0	1	0	1	0	0	0	1	0	3	2	1	2	2	0	2	0	0	0	0	0	0	0	0	0	0
2200	3	0	0	0	0	0	0	0	0	0	1	1	0	0	1	0	0	0	0	0	0	0	0	0	0	0	0	0	0
2300	3	0	0	0	0	0	0	0	0	0	0	0	0	0	0	1	0	1	0	0	0	0	0	0	1	0	0	0	0
07-19	**274**	**0**	**0**	**0**	**4**	**2**	**18**	**10**	**1**	**5**	**9**	**25**	**31**	**29**	**52**	**48**	**15**	**19**	**2**	**3**	**0**	**1**	**0**	**0**	**0**	**0**	**0**	**0**	**0**
06-22	**319**	**0**	**0**	**0**	**5**	**4**	**20**	**11**	**1**	**7**	**10**	**27**	**36**	**34**	**57**	**55**	**20**	**21**	**6**	**3**	**1**	**1**	**0**	**0**	**0**	**0**	**0**	**0**	**0**
06-00	**325**	**0**	**0**	**0**	**5**	**4**	**20**	**11**	**1**	**7**	**11**	**28**	**36**	**34**	**58**	**56**	**20**	**22**	**6**	**3**	**1**	**1**	**0**	**0**	**1**	**0**	**0**	**0**	**0**
00-00	**330**	**0**	**0**	**0**	**5**	**4**	**20**	**11**	**1**	**7**	**12**	**28**	**37**	**34**	**58**	**56**	**20**	**23**	**6**	**3**	**1**	**2**	**1**	**0**	**1**	**0**	**0**	**0**	**0**

DRAFT

Site 15
Location L-4008-10, att t/pole, Lat 53.60229, Long -6.74458
Direction South

3279 / Meath/Cavan/Monaghan ATC's
October 2013
Automatic Traffic Count

Sat, 12 October 2013

Time	Total	Speed Bins (km/h)																											
		0 - 5	5 - 10	10 - 15	15 - 20	20 - 25	25 - 30	30 - 35	35 - 40	40 - 45	45 - 50	50 - 55	55 - 60	60 - 65	65 - 70	70 - 75	75 - 80	80 - 85	85 - 90	90 - 95	95 - 100	100 - 105	105 - 110	110 - 115	115 - 120	120 - 125	125 - 130	130 - 135	135 - 140
0000	4	0	0	0	0	0	0	0	0	0	0	0	0	1	3	0	0	0	0	0	0	0	0	0	0	0	0	0	0
0100	3	0	0	0	0	0	0	0	0	0	0	0	1	0	0	1	0	1	0	0	0	0	0	0	0	0	0	0	0
0200	0	0	0	0	0	0	0	0	0	0	0	0	0	0	0	0	0	0	0	0	0	0	0	0	0	0	0	0	0
0300	0	0	0	0	0	0	0	0	0	0	0	0	0	0	0	0	0	0	0	0	0	0	0	0	0	0	0	0	0
0400	0	0	0	0	0	0	0	0	0	0	0	0	0	0	0	0	0	0	0	0	0	0	0	0	0	0	0	0	0
0500	0	0	0	0	0	0	0	0	0	0	0	0	0	0	0	0	0	0	0	0	0	0	0	0	0	0	0	0	0
0600	4	0	0	0	0	0	0	0	0	0	0	0	0	0	1	1	1	1	0	0	0	0	0	0	0	0	0	0	0
0700	9	0	0	0	0	0	1	0	1	0	2	0	0	1	2	0	1	1	0	0	0	0	0	0	0	0	0	0	0
0800	16	0	0	0	0	1	1	1	1	0	0	0	2	1	3	2	1	3	0	0	0	0	0	0	0	0	0	0	0
0900	**29**	**0**	**0**	**2**	**1**	**0**	**2**	**1**	**0**	**1**	**1**	**0**	**0**	**1**	**7**	**4**	**5**	**2**	**2**	**0**	**0**	**0**	**0**	**0**	**0**	**0**	**0**	**0**	**0**
1000	27	0	0	0	0	0	3	1	2	0	1	1	1	2	6	6	2	2	0	0	0	0	0	0	0	0	0	0	0
1100	28	0	0	0	2	1	1	1	0	0	0	1	5	4	9	0	3	0	1	0	0	0	0	0	0	0	0	0	0
1200	**29**	**0**	**0**	**0**	**0**	**0**	**0**	**0**	**0**	**1**	**1**	**0**	**5**	**5**	**9**	**2**	**4**	**1**	**1**	**0**	**0**	**0**	**0**	**0**	**0**	**0**	**0**	**0**	**0**
1300	**29**	**0**	**0**	**0**	**1**	**1**	**0**	**1**	**0**	**0**	**1**	**2**	**4**	**3**	**6**	**6**	**3**	**0**	**1**	**0**	**0**	**0**	**0**	**0**	**0**	**0**	**0**	**0**	**0**
1400	28	0	0	0	0	0	1	0	0	0	0	1	5	6	8	1	4	1	1	0	0	0	0	0	0	0	0	0	0
1500	24	0	0	0	0	0	1	0	2	1	2	1	1	3	8	0	2	2	0	0	0	0	0	1	0	0	0	0	0
1600	14	0	0	0	1	1	0	0	1	0	0	1	0	5	2	1	1	0	0	0	1	0	0	0	0	0	0	0	0
1700	18	0	0	0	0	0	0	1	1	1	1	2	1	2	4	1	2	2	0	0	0	0	0	0	0	0	0	0	0
1800	23	0	0	0	0	0	1	1	0	2	3	2	2	2	3	2	3	0	1	0	1	0	0	0	0	0	0	0	0
1900	25	0	0	0	0	0	1	1	1	1	0	2	4	2	5	2	3	1	0	2	0	0	0	0	0	0	0	0	0
2000	15	0	0	0	0	0	0	1	0	0	1	0	0	5	5	0	2	0	1	0	0	0	0	0	0	0	0	0	0
2100	8	0	0	0	0	0	1	1	0	0	0	0	1	1	1	1	1	1	0	0	0	0	0	0	0	0	0	0	0
2200	7	0	0	0	0	0	0	0	0	0	0	0	0	2	1	3	0	1	0	0	0	0	0	0	0	0	0	0	0
2300	5	0	0	0	0	0	0	0	0	0	0	0	2	1	0	0	2	0	0	0	0	0	0	0	0	0	0	0	0
07-19	**274**	**0**	**0**	**2**	**5**	**4**	**11**	**7**	**8**	**6**	**12**	**11**	**26**	**35**	**67**	**25**	**31**	**14**	**7**	**0**	**2**	**0**	**0**	**1**	**0**	**0**	**0**	**0**	**0**
06-22	**326**	**0**	**0**	**2**	**5**	**4**	**13**	**10**	**9**	**7**	**13**	**13**	**31**	**43**	**79**	**29**	**38**	**17**	**8**	**2**	**2**	**0**	**0**	**1**	**0**	**0**	**0**	**0**	**0**
06-00	**338**	**0**	**0**	**2**	**5**	**4**	**13**	**10**	**9**	**7**	**13**	**13**	**33**	**46**	**80**	**32**	**40**	**18**	**8**	**2**	**2**	**0**	**0**	**1**	**0**	**0**	**0**	**0**	**0**
00-00	**345**	**0**	**0**	**2**	**5**	**4**	**13**	**10**	**9**	**7**	**13**	**13**	**34**	**47**	**83**	**33**	**40**	**19**	**8**	**2**	**2**	**0**	**0**	**1**	**0**	**0**	**0**	**0**	**0**

DRAFT

Site 15
Location L-4008-10, att t/pole, Lat 53.60229, Long -6.74458
Direction South

3279 / Meath/Cavan/Monaghan ATC's
October 2013
Automatic Traffic Count

Sun, 13 October 2013

Time	Total	Speed Bins (km/h)																											
		0 - 5	5 - 10	10 - 15	15 - 20	20 - 25	25 - 30	30 - 35	35 - 40	40 - 45	45 - 50	50 - 55	55 - 60	60 - 65	65 - 70	70 - 75	75 - 80	80 - 85	85 - 90	90 - 95	95 - 100	100 - 105	105 - 110	110 - 115	115 - 120	120 - 125	125 - 130	130 - 135	135 - 140
0000	5	0	0	0	0	0	0	0	0	0	0	1	3	0	0	1	0	0	0	0	0	0	0	0	0	0	0	0	0
0100	3	0	0	0	0	0	0	0	0	0	0	0	0	1	0	1	0	1	0	0	0	0	0	0	0	0	0	0	0
0200	3	0	0	0	0	0	0	0	0	0	0	0	0	0	0	1	0	1	1	0	0	0	0	0	0	0	0	0	0
0300	1	0	0	0	0	1	0	0	0	0	0	0	0	0	0	0	0	0	0	0	0	0	0	0	0	0	0	0	0
0400	0	0	0	0	0	0	0	0	0	0	0	0	0	0	0	0	0	0	0	0	0	0	0	0	0	0	0	0	0
0500	2	0	0	0	0	0	0	0	0	0	0	0	0	1	1	0	0	0	0	0	0	0	0	0	0	0	0	0	0
0600	3	0	0	0	0	0	0	0	0	0	0	0	0	0	1	1	1	0	0	0	0	0	0	0	0	0	0	0	0
0700	3	0	0	0	0	0	0	0	0	0	0	0	0	0	1	1	1	0	0	0	0	0	0	0	0	0	0	0	0
0800	5	0	0	0	0	0	0	0	0	0	0	0	1	0	0	0	3	0	0	1	0	0	0	0	0	0	0	0	0
0900	**22**	**0**	**0**	**0**	**0**	**1**	**2**	**0**	**0**	**0**	**0**	**0**	**1**	**4**	**6**	**5**	**1**	**1**	**0**	**0**	**0**	**1**	**0**	**0**	**0**	**0**	**0**	**0**	**0**
1000	13	0	0	0	0	0	0	0	0	1	0	1	2	1	4	0	0	4	0	0	0	0	0	0	0	0	0	0	0
1100	19	0	0	0	0	0	0	2	0	0	0	2	1	3	5	4	0	1	1	0	0	0	0	0	0	0	0	0	0
1200	26	0	0	0	0	0	0	0	0	0	0	3	8	4	6	3	1	1	0	0	0	0	0	0	0	0	0	0	0
1300	17	0	0	0	0	2	0	0	1	1	0	0	0	3	3	2	4	1	0	0	0	0	0	0	0	0	0	0	0
1400	**30**	**0**	**0**	**0**	**1**	**0**	**0**	**1**	**1**	**2**	**0**	**0**	**4**	**6**	**5**	**3**	**1**	**2**	**3**	**1**	**0**	**0**	**0**	**0**	**0**	**0**	**0**	**0**	**0**
1500	24	0	0	0	1	1	1	0	0	0	0	3	3	2	2	5	5	1	0	0	0	0	0	0	0	0	0	0	0
1600	13	0	0	0	1	0	1	0	0	0	1	0	1	2	3	1	1	0	2	0	0	0	0	0	0	0	0	0	0
1700	16	0	0	0	1	0	0	0	0	0	0	1	1	4	4	3	2	0	0	0	0	0	0	0	0	0	0	0	0
1800	25	0	0	0	0	4	1	1	0	1	2	3	0	2	6	2	1	2	0	0	0	0	0	0	0	0	0	0	0
1900	8	0	0	0	0	1	0	0	0	0	0	0	1	1	1	1	3	0	0	0	0	0	0	0	0	0	0	0	0
2000	13	0	0	0	0	0	1	0	0	0	0	0	2	0	3	1	2	2	0	2	0	0	0	0	0	0	0	0	0
2100	7	0	0	0	0	0	0	0	0	0	0	1	0	1	0	2	1	0	0	0	1	0	0	1	0	0	0	0	0
2200	5	0	0	0	0	0	0	1	0	0	1	1	0	0	1	0	1	0	0	0	0	0	0	0	0	0	0	0	0
2300	5	0	0	0	0	0	0	0	0	0	0	0	1	3	0	0	0	1	0	0	0	0	0	0	0	0	0	0	0
07-19	**213**	**0**	**0**	**0**	**4**	**8**	**5**	**4**	**2**	**5**	**3**	**13**	**22**	**31**	**45**	**29**	**20**	**13**	**6**	**2**	**0**	**1**	**0**	**0**	**0**	**0**	**0**	**0**	**0**
06-22	**244**	**0**	**0**	**0**	**4**	**9**	**6**	**4**	**2**	**5**	**3**	**14**	**25**	**33**	**50**	**34**	**27**	**15**	**6**	**4**	**1**	**1**	**0**	**1**	**0**	**0**	**0**	**0**	**0**
06-00	**254**	**0**	**0**	**0**	**4**	**9**	**6**	**5**	**2**	**5**	**4**	**15**	**26**	**36**	**51**	**34**	**28**	**16**	**6**	**4**	**1**	**1**	**0**	**1**	**0**	**0**	**0**	**0**	**0**
00-00	**268**	**0**	**0**	**0**	**4**	**10**	**6**	**5**	**2**	**5**	**4**	**16**	**29**	**38**	**52**	**37**	**28**	**18**	**7**	**4**	**1**	**1**	**0**	**1**	**0**	**0**	**0**	**0**	**0**

DRAFT

Site 15
Location L-4008-10, att t/pole, Lat 53.60229, Long -6.74458
Direction South

3279 / Meath/Cavan/Monaghan ATC's
October 2013
Automatic Traffic Count

Virtual Day (7)

Time	Total	Speed Bins (km/h)																											
		0 - 5	5 - 10	10 - 15	15 - 20	20 - 25	25 - 30	30 - 35	35 - 40	40 - 45	45 - 50	50 - 55	55 - 60	60 - 65	65 - 70	70 - 75	75 - 80	80 - 85	85 - 90	90 - 95	95 - 100	100 - 105	105 - 110	110 - 115	115 - 120	120 - 125	125 - 130	130 - 135	135 - 140
0000	2	0	0	0	0	0	0	0	0	0	0	0	0	0	0	0	0	0	0	0	0	0	0	0	0	0	0	0	0
0100	1	0	0	0	0	0	0	0	0	0	0	0	0	0	0	0	0	0	0	0	0	0	0	0	0	0	0	0	0
0200	1	0	0	0	0	0	0	0	0	0	0	0	0	0	0	0	0	0	0	0	0	0	0	0	0	0	0	0	0
0300	0	0	0	0	0	0	0	0	0	0	0	0	0	0	0	0	0	0	0	0	0	0	0	0	0	0	0	0	0
0400	1	0	0	0	0	0	0	0	0	0	0	0	0	0	0	0	0	0	0	0	0	0	0	0	0	0	0	0	0
0500	1	0	0	0	0	0	0	0	0	0	0	0	0	0	0	0	0	0	0	0	0	0	0	0	0	0	0	0	0
0600	5	0	0	0	0	0	0	0	0	0	0	0	0	0	1	1	1	1	0	0	0	0	0	0	0	0	0	0	0
0700	11	0	0	0	0	0	1	0	0	0	1	0	1	1	2	2	1	0	0	0	0	0	0	0	0	0	0	0	0
0800	23	0	0	0	0	0	1	1	0	0	0	1	2	1	5	4	3	2	1	1	0	0	0	0	0	0	0	0	0
0900	**31**	**0**	**0**	**0**	**0**	**0**	**2**	**1**	**0**	**1**	**1**	**1**	**3**	**4**	**5**	**5**	**3**	**2**	**1**	**1**	**0**	**0**	**0**	**0**	**0**	**0**	**0**	**0**	**0**
1000	17	0	0	0	0	0	1	1	1	0	1	2	2	1	3	2	1	2	0	0	0	0	0	0	0	0	0	0	0
1100	23	0	0	0	1	0	2	1	0	0	0	2	3	4	4	3	1	1	1	0	0	0	0	0	0	0	0	0	0
1200	25	0	0	0	0	0	1	1	1	0	1	2	3	4	6	3	2	1	0	0	0	0	0	0	0	0	0	0	0
1300	21	0	0	0	0	1	1	1	1	1	1	1	2	3	3	3	2	1	1	0	0	0	0	0	0	0	0	0	0
1400	25	0	0	0	0	0	1	0	0	1	1	1	3	4	5	3	3	1	1	0	0	0	0	0	0	0	0	0	0
1500	27	0	0	0	0	1	2	0	1	1	1	2	3	5	4	3	2	1	0	0	0	0	0	0	0	0	0	0	0
1600	23	0	0	0	0	0	1	1	0	1	1	2	1	4	5	4	2	1	0	0	0	0	0	0	0	0	0	0	0
1700	27	0	0	0	0	1	1	1	0	1	0	1	3	5	5	4	3	1	1	0	0	0	0	0	0	0	0	0	0
1800	**31**	**0**	**0**	**0**	**0**	**1**	**1**	**1**	**1**	**1**	**1**	**2**	**2**	**5**	**6**	**3**	**3**	**1**	**1**	**1**	**1**	**0**	**0**	**0**	**0**	**0**	**0**	**0**	**0**
1900	22	0	0	0	0	1	0	0	0	1	0	1	4	3	3	2	3	1	1	1	0	0	0	0	0	0	0	0	0
2000	12	0	0	0	0	0	0	0	0	0	0	0	2	2	3	1	2	1	0	0	0	0	0	0	0	0	0	0	0
2100	10	0	0	0	0	0	1	0	0	0	0	0	2	1	1	2	1	1	0	0	0	0	0	0	0	0	0	0	0
2200	5	0	0	0	0	0	0	0	0	0	0	1	0	1	1	1	1	0	0	0	0	0	0	0	0	0	0	0	0
2300	3	0	0	0	0	0	0	0	0	0	0	0	1	1	0	0	1	0	0	0	0	0	0	0	0	0	0	0	0
07-19	**284**	**0**	**0**	**1**	**4**	**5**	**13**	**8**	**5**	**6**	**9**	**18**	**29**	**41**	**53**	**39**	**25**	**14**	**7**	**3**	**2**	**1**	**0**	**0**	**0**	**0**	**0**	**0**	**0**
06-22	**333**	**0**	**0**	**1**	**4**	**6**	**15**	**9**	**5**	**7**	**10**	**20**	**36**	**46**	**61**	**46**	**32**	**17**	**9**	**4**	**2**	**1**	**0**	**0**	**0**	**0**	**0**	**0**	**0**
06-00	**341**	**0**	**0**	**1**	**4**	**6**	**15**	**9**	**5**	**7**	**10**	**21**	**37**	**48**	**62**	**47**	**34**	**18**	**9**	**4**	**3**	**1**	**0**	**0**	**0**	**0**	**0**	**0**	**0**
00-00	**347**	**0**	**0**	**1**	**4**	**6**	**15**	**9**	**5**	**7**	**11**	**21**	**38**	**49**	**63**	**47**	**34**	**18**	**9**	**4**	**3**	**1**	**0**	**0**	**0**	**0**	**0**	**0**	**0**

DRAFT

Site 15
Location L-4008-10, att t/pole, Lat 53.60229, Long -6.74458
Direction South

3279 / Meath/Cavan/Monaghan ATC's
October 2013
Automatic Traffic Count

Virtual Week (1)

Time	Total	Speed Bins (km/h)																											
		0 - 5	5 - 10	10 - 15	15 - 20	20 - 25	25 - 30	30 - 35	35 - 40	40 - 45	45 - 50	50 - 55	55 - 60	60 - 65	65 - 70	70 - 75	75 - 80	80 - 85	85 - 90	90 - 95	95 - 100	100 - 105	105 - 110	110 - 115	115 - 120	120 - 125	125 - 130	130 - 135	135 - 140
Mon	337	0	1	1	3	1	5	5	4	7	14	24	45	53	65	54	26	12	12	3	2	0	0	0	0	0	0	0	0
Tue	373	0	1	0	4	8	13	8	3	7	6	22	38	63	66	46	48	19	12	4	4	0	0	1	0	0	0	0	0
Wed	356	0	0	1	2	11	20	14	7	6	10	15	37	42	60	54	35	20	9	7	4	2	0	0	0	0	0	0	0
Thu	421	0	1	0	6	6	29	12	10	13	15	29	47	66	56	50	41	18	11	6	4	0	0	0	0	1	0	0	0
Fri	330	0	0	0	5	4	20	11	1	7	12	28	37	34	58	56	20	23	6	3	1	2	1	0	1	0	0	0	0
|Sat	345	0	0	2	5	4	13	10	9	7	13	13	34	47	83	33	40	19	8	2	2	0	0	1	0	0	0	0	0
|Sun	268	0	0	0	4	10	6	5	2	5	4	16	29	38	52	37	28	18	7	4	1	1	0	1	0	0	0	0	0
5 Day Ave.	**363**	**0**	**1**	**0**	**4**	**6**	**17**	**10**	**5**	**8**	**11**	**24**	**41**	**52**	**61**	**52**	**34**	**18**	**10**	**5**	**3**	**1**	**0**	**0**	**0**	**0**	**0**	**0**	**0**
7 Day Ave.	**347**	**0**	**0**	**1**	**4**	**6**	**15**	**9**	**5**	**7**	**11**	**21**	**38**	**49**	**63**	**47**	**34**	**18**	**9**	**4**	**3**	**1**	**0**	**0**	**0**	**0**	**0**	**0**	**0**
--	**2430**	**0**	**3**	**4**	**29**	**44**	**106**	**65**	**36**	**52**	**74**	**147**	**267**	**343**	**440**	**330**	**238**	**129**	**65**	**29**	**18**	**5**	**1**	**3**	**1**	**1**	**0**	**0**	**0**

Summary Graphs

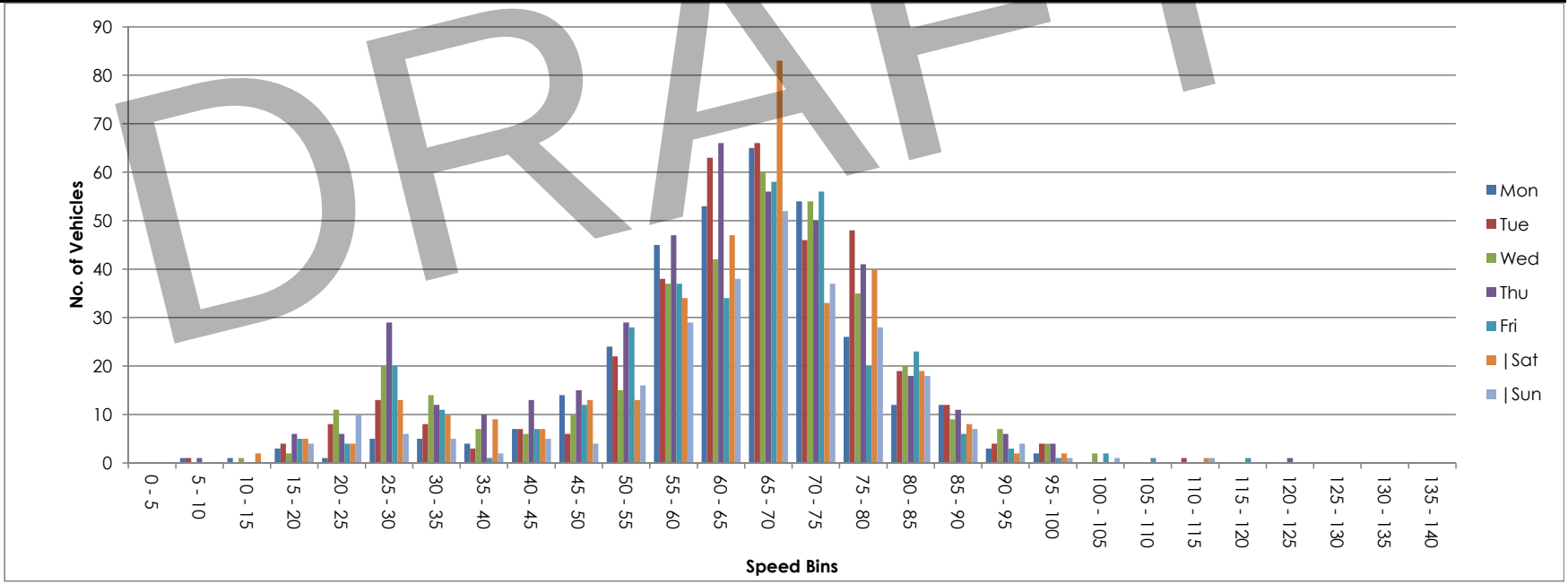

DRAFT

Nationwide Data Collection
for
Tobin Consulting Engineers

Site 15
Location L-4008-10, att t/pole, Lat 53.60229, Long -6.74458
Direction Two way

3279 / Meath/Cavan/Monaghan ATC's
October 2013
Automatic Traffic Count

Mon, 7 October 2013

Time	Total	Classification												>PSL	>PSL%	>SL1	>SL1%	>SL2	>SL2%	Mean	Vpp
		1 MCL	2 SV	3 SVT	4 TB2	5 TB3	6 T4	7 ART3	8 ART4	9 ART5	10 ART6	11 BD	12 DRT	80	80	85 +5kph	85 +5kph	90 +10kph	90 +10kph		85
0000	3	0	2	0	0	0	0	0	0	1	0	0	0	0	0	0	0	0	0	51.4	-
0100	1	0	1	0	0	0	0	0	0	0	0	0	0	0	0	0	0	0	0	67.8	-
0200	0	0	0	0	0	0	0	0	0	0	0	0	0	0	0	0	0	0	0	-	-
0300	2	0	2	0	0	0	0	0	0	0	0	0	0	1	50	0	0	0	0	67.1	-
0400	1	0	0	0	1	0	0	0	0	0	0	0	0	0	0	0	0	0	0	78.7	-
0500	1	0	1	0	0	0	0	0	0	0	0	0	0	1	100	1	100	0	0	86.9	-
0600	6	0	4	0	2	0	0	0	0	0	0	0	0	0	0	0	0	0	0	67.5	-
0700	23	0	18	0	3	0	1	0	0	1	0	0	0	2	8.7	1	4.3	1	4.3	64.7	78.1
0800	**68**	**0**	**63**	**1**	**3**	**1**	**0**	**0**	**0**	**0**	**0**	**0**	**0**	**10**	**14.7**	**6**	**8.8**	**3**	**4.4**	**68.3**	**79.6**
0900	52	0	49	1	2	0	0	0	0	0	0	0	0	6	11.5	4	7.7	2	3.8	66	77.4
1000	29	0	19	1	7	1	0	0	0	1	0	0	0	1	3.4	1	3.4	0	0	63.5	76.7
1100	34	1	25	1	6	1	0	0	0	0	0	0	0	4	11.8	4	11.8	0	0	66.1	74.9
1200	36	0	27	1	8	0	0	0	0	0	0	0	0	5	13.9	2	5.6	1	2.8	67.2	78.1
1300	39	0	33	3	3	0	0	0	0	0	0	0	0	10	25.6	4	10.3	1	2.6	66.2	83.5
1400	48	0	42	2	4	0	0	0	0	0	0	0	0	7	14.6	5	10.4	2	4.2	67.9	79.9
1500	56	1	48	1	4	0	0	0	0	2	0	0	0	4	7.1	1	1.8	1	1.8	60	73.1
1600	48	2	40	0	5	0	0	0	0	1	0	0	0	8	16.7	5	10.4	1	2.1	62.3	81.4
1700	50	0	44	0	6	0	0	0	0	0	0	0	0	6	12	4	8	1	2	65.8	73.1
1800	**67**	**4**	**56**	**0**	**6**	**0**	**0**	**0**	**1**	**0**	**0**	**0**	**0**	**7**	**10.4**	**4**	**6**	**1**	**1.5**	**65.4**	**78.1**
1900	44	0	41	0	2	1	0	0	0	0	0	0	0	4	9.1	2	4.5	2	4.5	66.6	76.7
2000	21	0	19	0	2	0	0	0	0	0	0	0	0	4	19	3	14.3	0	0	70.3	82.8
2100	24	0	21	0	2	0	0	0	0	0	1	0	0	1	4.2	0	0	0	0	65.4	72.7
2200	5	0	5	0	0	0	0	0	0	0	0	0	0	2	40	2	40	1	20	73.7	-
2300	3	0	3	0	0	0	0	0	0	0	0	0	0	2	66.7	0	0	0	0	78.8	-
07-19	**550**	**8**	**464**	**11**	**57**	**3**	**1**	**0**	**1**	**5**	**0**	**0**	**0**	**70**	**12.7**	**41**	**7.5**	**14**	**2.5**	**65.3**	**79.2**
06-22	**645**	**8**	**549**	**11**	**65**	**4**	**1**	**0**	**1**	**5**	**1**	**0**	**0**	**79**	**12.2**	**46**	**7.1**	**16**	**2.5**	**65.6**	**78.5**
06-00	**653**	**8**	**557**	**11**	**65**	**4**	**1**	**0**	**1**	**5**	**1**	**0**	**0**	**83**	**12.7**	**48**	**7.4**	**17**	**2.6**	**65.7**	**78.5**
00-00	**661**	**8**	**563**	**11**	**66**	**4**	**1**	**0**	**1**	**6**	**1**	**0**	**0**	**85**	**12.9**	**49**	**7.4**	**17**	**2.6**	**65.7**	**79.2**

DRAFT

Site 15
Location L-4008-10, att t/pole, Lat 53.60229, Long -6.74458
Direction Two way

3279 / Meath/Cavan/Monaghan ATC's
October 2013
Automatic Traffic Count

Tue, 8 October 2013

Time	Total	Classification												>PSL	>PSL%	>SL1	>SL1%	>SL2	>SL2%	Mean	Vpp
		1 MCL	2 SV	3 SVT	4 TB2	5 TB3	6 T4	7 ART3	8 ART4	9 ART5	10 ART6	11 BD	12 DRT	80	80	85 +5kph	85 +5kph	90 +10kph	90 +10kph		85
0000	2	0	2	0	0	0	0	0	0	0	0	0	0	1	50	0	0	0	0	71.2	-
0100	0	0	0	0	0	0	0	0	0	0	0	0	0	0	0	0	0	0	0	-	-
0200	1	1	0	0	0	0	0	0	0	0	0	0	0	0	0	0	0	0	0	64.8	-
0300	0	0	0	0	0	0	0	0	0	0	0	0	0	0	0	0	0	0	0	-	-
0400	1	0	1	0	0	0	0	0	0	0	0	0	0	0	0	0	0	0	0	28.7	-
0500	2	0	1	0	1	0	0	0	0	0	0	0	0	1	50	1	50	0	0	79.3	-
0600	9	0	5	0	4	0	0	0	0	0	0	0	0	0	0	0	0	0	0	65.4	-
0700	29	1	23	1	4	0	0	0	0	0	0	0	0	7	24.1	7	24.1	5	17.2	71.1	90.7
0800	62	0	56	1	4	0	0	0	1	0	0	0	0	14	22.6	7	11.3	4	6.5	68.8	82.8
0900	**66**	**1**	**59**	**2**	**3**	**0**	**0**	**1**	**0**	**0**	**0**	**0**	**0**	**7**	**10.6**	**1**	**1.5**	**1**	**1.5**	**61.3**	**77.8**
1000	44	0	33	1	8	2	0	0	0	0	0	0	0	1	2.3	0	0	0	0	61.2	74.5
1100	34	2	30	0	2	0	0	0	0	0	0	0	0	1	2.9	1	2.9	0	0	62.4	76.3
1200	42	1	39	0	2	0	0	0	0	0	0	0	0	6	14.3	4	9.5	3	7.1	67	79.2
1300	51	1	45	1	3	0	0	1	0	0	0	0	0	6	11.8	4	7.8	1	2	61.9	78.8
1400	44	3	38	0	3	0	0	0	0	0	0	0	0	2	4.5	1	2.3	1	2.3	62.9	75.2
1500	48	0	41	1	4	1	0	0	0	1	0	0	0	6	12.5	3	6.3	1	2.1	64.1	78.1
1600	54	1	42	0	10	0	0	0	0	0	1	0	0	3	5.6	1	1.9	1	1.9	63.4	73.1
1700	70	2	58	0	9	1	0	0	0	0	0	0	0	8	11.4	5	7.1	1	1.4	65.3	78.5
1800	**75**	**4**	**65**	**2**	**4**	**0**	**0**	**0**	**0**	**0**	**0**	**0**	**0**	**6**	**8**	**3**	**4**	**1**	**1.3**	**62.5**	**75.2**
1900	46	0	44	0	1	0	0	0	0	1	0	0	0	9	19.6	3	6.5	1	2.2	65.2	81.4
2000	20	0	19	0	1	0	0	0	0	0	0	0	0	6	30	4	20	1	5	71.1	85
2100	24	0	23	0	1	0	0	0	0	0	0	0	0	6	25	2	8.3	0	0	71.1	80.6
2200	14	0	13	0	1	0	0	0	0	0	0	0	0	3	21.4	3	21.4	1	7.1	75.3	86.8
2300	6	0	5	0	1	0	0	0	0	0	0	0	0	1	16.7	1	16.7	1	16.7	72.4	-
07-19	**619**	**16**	**529**	**9**	**56**	**4**	**0**	**2**	**1**	**1**	**1**	**0**	**0**	**67**	**10.8**	**37**	**6**	**19**	**3.1**	**64.1**	**77.8**
06-22	**718**	**16**	**620**	**9**	**63**	**4**	**0**	**2**	**1**	**2**	**1**	**0**	**0**	**88**	**12.3**	**46**	**6.4**	**21**	**2.9**	**64.6**	**78.1**
06-00	**738**	**16**	**638**	**9**	**65**	**4**	**0**	**2**	**1**	**2**	**1**	**0**	**0**	**92**	**12.5**	**50**	**6.8**	**23**	**3.1**	**64.9**	**78.5**
00-00	**744**	**17**	**642**	**9**	**66**	**4**	**0**	**2**	**1**	**2**	**1**	**0**	**0**	**94**	**12.6**	**51**	**6.9**	**23**	**3.1**	**64.9**	**78.5**

DRAFT

Site 15
Location L-4008-10, att t/pole, Lat 53.60229, Long -6.74458
Direction Two way

3279 / Meath/Cavan/Monaghan ATC's
October 2013
Automatic Traffic Count

Wed, 9 October 2013

Time	Total	Classification												>PSL	>PSL%	>SL1	>SL1%	>SL2	>SL2%	Mean	Vpp
		1 MCL	2 SV	3 SVT	4 TB2	5 TB3	6 T4	7 ART3	8 ART4	9 ART5	10 ART6	11 BD	12 DRT	80	80	85 +5kph	85 +5kph	90 +10kph	90 +10kph		85
0000	0	0	0	0	0	0	0	0	0	0	0	0	0	0	0	0	0	0	0	-	-
0100	1	0	1	0	0	0	0	0	0	0	0	0	0	0	0	0	0	0	0	34.1	-
0200	0	0	0	0	0	0	0	0	0	0	0	0	0	0	0	0	0	0	0	-	-
0300	1	0	1	0	0	0	0	0	0	0	0	0	0	0	0	0	0	0	0	28.4	-
0400	1	0	1	0	0	0	0	0	0	0	0	0	0	0	0	0	0	0	0	74.3	-
0500	1	0	1	0	0	0	0	0	0	0	0	0	0	1	100	0	0	0	0	83.2	-
0600	11	0	7	0	3	0	0	0	1	0	0	0	0	2	18.2	0	0	0	0	67.8	78.1
0700	32	0	23	2	7	0	0	0	0	0	0	0	0	7	21.9	6	18.8	2	6.3	68.9	85.3
0800	**67**	**0**	**63**	**1**	**2**	**0**	**0**	**1**	**0**	**0**	**0**	**0**	**0**	**19**	**28.4**	**9**	**13.4**	**6**	**9**	**72.2**	**83.9**
0900	63	0	53	3	5	0	0	0	1	1	0	0	0	9	14.3	3	4.8	2	3.2	63.8	77.8
1000	37	0	26	1	8	0	0	0	1	1	0	0	0	6	16.2	3	8.1	1	2.7	58.9	78.8
1100	39	1	36	1	0	0	0	0	0	0	1	0	0	3	7.7	2	5.1	1	2.6	56.8	74.5
1200	48	0	42	0	4	0	0	0	0	2	0	0	0	4	8.3	3	6.3	2	4.2	56.7	70.6
1300	45	1	33	1	7	3	0	0	0	0	0	0	0	7	15.6	5	11.1	4	8.9	63.6	77.8
1400	35	0	29	0	4	2	0	0	0	0	0	0	0	1	2.9	0	0	0	0	57.6	72
1500	50	0	45	1	4	0	0	0	0	0	0	0	0	5	10	2	4	1	2	64.5	78.8
1600	42	0	35	0	4	1	1	0	0	1	0	0	0	4	9.5	2	4.8	1	2.4	66.3	74.9
1700	57	0	44	1	8	1	0	2	0	0	1	0	0	6	10.5	5	8.8	2	3.5	60.5	76.3
1800	**58**	**3**	**53**	**0**	**1**	**0**	**1**	**0**	**0**	**0**	**0**	**0**	**0**	**9**	**15.5**	**5**	**8.6**	**4**	**6.9**	**68.3**	**79.2**
1900	43	0	40	0	3	0	0	0	0	0	0	0	0	4	9.3	3	7	1	2.3	66.1	76.7
2000	32	0	29	0	3	0	0	0	0	0	0	0	0	4	12.5	3	9.4	2	6.3	67.6	79.6
2100	25	0	24	0	1	0	0	0	0	0	0	0	0	1	4	0	0	0	0	67.7	73.4
2200	15	0	14	0	1	0	0	0	0	0	0	0	0	1	6.7	0	0	0	0	67.7	76
2300	2	0	2	0	0	0	0	0	0	0	0	0	0	0	0	0	0	0	0	58.1	-
07-19	**573**	**5**	**482**	**11**	**54**	**7**	**2**	**3**	**2**	**5**	**2**	**0**	**0**	**80**	**14**	**45**	**7.9**	**26**	**4.5**	**63.7**	**78.8**
06-22	**684**	**5**	**582**	**11**	**64**	**7**	**2**	**3**	**3**	**5**	**2**	**0**	**0**	**91**	**13.3**	**51**	**7.5**	**29**	**4.2**	**64.2**	**78.8**
06-00	**701**	**5**	**598**	**11**	**65**	**7**	**2**	**3**	**3**	**5**	**2**	**0**	**0**	**92**	**13.1**	**51**	**7.3**	**29**	**4.1**	**64.3**	**78.8**
00-00	**705**	**5**	**602**	**11**	**65**	**7**	**2**	**3**	**3**	**5**	**2**	**0**	**0**	**93**	**13.2**	**51**	**7.2**	**29**	**4.1**	**64.2**	**78.8**

DRAFT

Site 15
Location L-4008-10, att t/pole, Lat 53.60229, Long -6.74458
Direction Two way

3279 / Meath/Cavan/Monaghan ATC's
October 2013
Automatic Traffic Count

Thu, 10 October 2013

Time	Total	Classification												>PSL	>PSL%	>SL1	>SL1%	>SL2	>SL2%	Mean	Vpp
		1 MCL	2 SV	3 SVT	4 TB2	5 TB3	6 T4	7 ART3	8 ART4	9 ART5	10 ART6	11 BD	12 DRT	80	80	85 +5kph	85 +5kph	90 +10kph	90 +10kph		85
0000	2	0	2	0	0	0	0	0	0	0	0	0	0	0	0	0	0	0	0	51.3	-
0100	0	0	0	0	0	0	0	0	0	0	0	0	0	0	0	0	0	0	0	-	-
0200	0	0	0	0	0	0	0	0	0	0	0	0	0	0	0	0	0	0	0	-	-
0300	0	0	0	0	0	0	0	0	0	0	0	0	0	0	0	0	0	0	0	-	-
0400	2	0	1	0	1	0	0	0	0	0	0	0	0	0	0	0	0	0	0	51.5	-
0500	2	0	2	0	0	0	0	0	0	0	0	0	0	1	50	0	0	0	0	73.7	-
0600	10	0	6	0	3	0	1	0	0	0	0	0	0	2	20	1	10	1	10	64	-
0700	31	0	24	0	5	0	0	0	0	2	0	0	0	7	22.6	4	12.9	3	9.7	71.9	83.5
0800	**66**	**2**	**51**	**0**	**9**	**0**	**0**	**1**	**2**	**0**	**1**	**0**	**0**	**11**	**16.7**	**5**	**7.6**	**1**	**1.5**	**65.8**	**82.1**
0900	57	1	47	1	4	1	0	0	1	2	0	0	0	3	5.3	2	3.5	0	0	60.4	71.3
1000	38	0	28	1	6	1	0	0	0	1	1	0	0	7	18.4	3	7.9	3	7.9	61.5	80.6
1100	44	4	32	1	4	1	2	0	0	0	0	0	0	2	4.5	1	2.3	1	2.3	59.3	74.2
1200	49	0	44	1	3	1	0	0	0	0	0	0	0	6	12.2	2	4.1	1	2	64.9	78.5
1300	47	2	37	3	2	1	0	0	0	0	1	0	1	8	17	6	12.8	2	4.3	62.3	82.8
1400	53	0	40	8	4	0	0	0	0	1	0	0	0	10	18.9	4	7.5	2	3.8	63.7	81
1500	49	0	42	1	3	1	0	0	1	0	1	0	0	4	8.2	2	4.1	0	0	58.1	71.6
1600	59	1	47	0	10	1	0	0	0	0	0	0	0	1	1.7	0	0	0	0	57.5	73.8
1700	65	0	55	1	6	2	0	0	1	0	0	0	0	5	7.7	2	3.1	2	3.1	54.6	76.7
1800	**92**	**3**	**82**	**1**	**2**	**1**	**1**	**0**	**0**	**0**	**2**	**0**	**0**	**11**	**12**	**8**	**8.7**	**8**	**8.7**	**59.7**	**77.4**
1900	61	0	55	2	3	0	0	0	1	0	0	0	0	10	16.4	6	9.8	2	3.3	66.8	80.3
2000	32	0	28	0	2	2	0	0	0	0	0	0	0	4	12.5	2	6.3	1	3.1	63.7	79.2
2100	29	0	27	0	1	0	0	0	0	1	0	0	0	4	13.8	3	10.3	1	3.4	63.8	77.4
2200	8	0	8	0	0	0	0	0	0	0	0	0	0	2	25	2	25	0	0	72.4	-
2300	7	0	7	0	0	0	0	0	0	0	0	0	0	1	14.3	1	14.3	1	14.3	75.1	-
07-19	**650**	**13**	**529**	**18**	**58**	**10**	**3**	**1**	**5**	**6**	**6**	**0**	**1**	**75**	**11.5**	**39**	**6**	**23**	**3.5**	**61.1**	**77.8**
06-22	**782**	**13**	**645**	**20**	**67**	**12**	**4**	**1**	**6**	**7**	**6**	**0**	**1**	**95**	**12.1**	**51**	**6.5**	**28**	**3.6**	**61.8**	**78.5**
06-00	**797**	**13**	**660**	**20**	**67**	**12**	**4**	**1**	**6**	**7**	**6**	**0**	**1**	**98**	**12.3**	**54**	**6.8**	**29**	**3.6**	**62**	**78.5**
00-00	**803**	**13**	**665**	**20**	**68**	**12**	**4**	**1**	**6**	**7**	**6**	**0**	**1**	**99**	**12.3**	**54**	**6.7**	**29**	**3.6**	**62**	**78.5**

DRAFT

Site 15
Location L-4008-10, att t/pole, Lat 53.60229, Long -6.74458
Direction Two way

3279 / Meath/Cavan/Monaghan ATC's
October 2013
Automatic Traffic Count

Fri, 11 October 2013

Time	Total	Classification												>PSL	>PSL%	>SL1	>SL1%	>SL2	>SL2%	Mean	Vpp
		1 MCL	2 SV	3 SVT	4 TB2	5 TB3	6 T4	7 ART3	8 ART4	9 ART5	10 ART6	11 BD	12 DRT	80	80	85 +5kph	85 +5kph	90 +10kph	90 +10kph		85
0000	5	0	5	0	0	0	0	0	0	0	0	0	0	3	60	1	20	1	20	75.2	-
0100	1	0	1	0	0	0	0	0	0	0	0	0	0	0	0	0	0	0	0	69.6	-
0200	0	0	0	0	0	0	0	0	0	0	0	0	0	0	0	0	0	0	0	-	-
0300	0	0	0	0	0	0	0	0	0	0	0	0	0	0	0	0	0	0	0	-	-
0400	4	0	4	0	0	0	0	0	0	0	0	0	0	2	50	2	50	2	50	89.5	-
0500	1	0	1	0	0	0	0	0	0	0	0	0	0	0	0	0	0	0	0	55.8	-
0600	11	0	8	0	3	0	0	0	0	0	0	0	0	3	27.3	2	18.2	0	0	69.8	80.3
0700	21	0	16	0	5	0	0	0	0	0	0	0	0	3	14.3	2	9.5	2	9.5	67.5	74.2
0800	**59**	**0**	**54**	**0**	**4**	**0**	**0**	**0**	**0**	**1**	**0**	**0**	**0**	**10**	**16.9**	**5**	**8.5**	**4**	**6.8**	**69.9**	**80.3**
0900	55	0	48	1	4	0	0	1	0	1	0	0	0	5	9.1	3	5.5	1	1.8	61.9	76.7
1000	33	0	17	5	9	0	0	0	0	2	0	0	0	6	18.2	3	9.1	3	9.1	61.6	80.6
1100	48	4	34	2	4	1	1	0	0	0	1	0	1	3	6.3	0	0	0	0	51.5	70.2
1200	31	0	27	0	1	2	0	0	0	1	0	0	0	1	3.2	0	0	0	0	55.5	72
1300	37	1	28	1	6	1	0	0	0	0	0	0	0	5	13.5	4	10.8	1	2.7	63.9	78.5
1400	43	1	38	0	4	0	0	0	0	0	0	0	0	3	7	1	2.3	0	0	61.3	73.8
1500	47	0	42	1	3	0	0	0	0	1	0	0	0	4	8.5	2	4.3	0	0	60.6	73.8
1600	**57**	**0**	**48**	**2**	**6**	**1**	**0**	**0**	**0**	**0**	**0**	**0**	**0**	**6**	**10.5**	**3**	**5.3**	**1**	**1.8**	**64.8**	**74.9**
1700	53	1	50	0	1	0	0	0	0	0	1	0	0	5	9.4	4	7.5	3	5.7	64.1	75.6
1800	48	0	40	1	4	0	0	2	1	0	0	0	0	6	12.5	1	2.1	1	2.1	66.2	78.8
1900	32	0	27	2	2	0	1	0	0	0	0	0	0	7	21.9	5	15.6	2	6.3	67.6	82.4
2000	32	0	32	0	0	0	0	0	0	0	0	0	0	2	6.3	1	3.1	1	3.1	62.7	76.3
2100	23	0	22	0	1	0	0	0	0	0	0	0	0	3	13	2	8.7	0	0	62.4	78.1
2200	9	0	7	2	0	0	0	0	0	0	0	0	0	2	22.2	1	11.1	1	11.1	63.8	-
2300	4	0	4	0	0	0	0	0	0	0	0	0	0	2	50	1	25	1	25	87.6	-
07-19	**532**	**7**	**442**	**13**	**51**	**5**	**1**	**3**	**1**	**6**	**2**	**0**	**1**	**57**	**10.7**	**28**	**5.3**	**16**	**3**	**62.6**	**77.4**
06-22	**630**	**7**	**531**	**15**	**57**	**5**	**2**	**3**	**1**	**6**	**2**	**0**	**1**	**72**	**11.4**	**38**	**6**	**19**	**3**	**63**	**77.8**
06-00	**643**	**7**	**542**	**17**	**57**	**5**	**2**	**3**	**1**	**6**	**2**	**0**	**1**	**76**	**11.8**	**40**	**6.2**	**21**	**3.3**	**63.1**	**77.8**
00-00	**654**	**7**	**553**	**17**	**57**	**5**	**2**	**3**	**1**	**6**	**2**	**0**	**1**	**81**	**12.4**	**43**	**6.6**	**24**	**3.7**	**63.4**	**78.1**

DRAFT

Site 15
Location L-4008-10, att t/pole, Lat 53.60229, Long -6.74458
Direction Two way

3279 / Meath/Cavan/Monaghan ATC's
October 2013
Automatic Traffic Count

Sat, 12 October 2013

Time	Total	Classification												>PSL	>PSL%	>SL1	>SL1%	>SL2	>SL2%	Mean	Vpp
		1 MCL	2 SV	3 SVT	4 TB2	5 TB3	6 T4	7 ART3	8 ART4	9 ART5	10 ART6	11 BD	12 DRT	80	80	85 +5kph	85 +5kph	90 +10kph	90 +10kph		85
0000	8	0	6	0	2	0	0	0	0	0	0	0	0	1	12.5	1	12.5	1	12.5	72.4	-
0100	3	0	2	0	1	0	0	0	0	0	0	0	0	1	33.3	0	0	0	0	70	-
0200	0	0	0	0	0	0	0	0	0	0	0	0	0	0	0	0	0	0	0	-	-
0300	2	0	1	0	1	0	0	0	0	0	0	0	0	0	0	0	0	0	0	54.8	-
0400	0	0	0	0	0	0	0	0	0	0	0	0	0	0	0	0	0	0	0	-	-
0500	0	0	0	0	0	0	0	0	0	0	0	0	0	0	0	0	0	0	0	-	-
0600	6	0	5	0	1	0	0	0	0	0	0	0	0	1	16.7	0	0	0	0	74.5	-
0700	11	0	5	0	5	1	0	0	0	0	0	0	0	2	18.2	0	0	0	0	59.6	76.3
0800	26	1	21	1	1	0	0	0	1	1	0	0	0	5	19.2	0	0	0	0	60.2	79.9
0900	52	0	44	1	4	0	0	0	0	3	0	0	0	6	11.5	3	5.8	1	1.9	61.9	77.8
1000	**53**	**1**	**46**	**2**	**3**	**0**	**1**	**0**	**0**	**0**	**0**	**0**	**0**	**5**	**9.4**	**2**	**3.8**	**2**	**3.8**	**61**	**76.7**
1100	**53**	**9**	**39**	**3**	**1**	**0**	**0**	**0**	**0**	**0**	**1**	**0**	**0**	**2**	**3.8**	**2**	**3.8**	**0**	**0**	**57.8**	**74.5**
1200	58	2	51	2	2	0	0	0	0	1	0	0	0	7	12.1	6	10.3	1	1.7	66.7	77
1300	57	2	46	2	6	1	0	0	0	0	0	0	0	5	8.8	4	7	3	5.3	62.3	76.7
1400	**62**	**1**	**56**	**3**	**1**	**0**	**0**	**0**	**0**	**0**	**1**	**0**	**0**	**5**	**8.1**	**3**	**4.8**	**0**	**0**	**66.3**	**78.8**
1500	45	1	38	0	2	1	0	0	1	2	0	0	0	4	8.9	2	4.4	1	2.2	61.8	74.5
1600	30	2	24	2	2	0	0	0	0	0	0	0	0	2	6.7	1	3.3	1	3.3	63.2	74.2
1700	55	4	46	1	3	0	0	0	0	0	1	0	0	5	9.1	0	0	0	0	62.4	75.6
1800	40	1	29	0	7	1	0	0	0	1	1	0	0	4	10	3	7.5	1	2.5	58.3	77.4
1900	53	0	48	0	2	2	1	0	0	0	0	0	0	6	11.3	3	5.7	3	5.7	60.7	77.4
2000	25	0	23	0	1	1	0	0	0	0	0	0	0	3	12	2	8	0	0	63.7	74.9
2100	19	0	18	0	1	0	0	0	0	0	0	0	0	3	15.8	1	5.3	0	0	63.5	79.6
2200	11	0	11	0	0	0	0	0	0	0	0	0	0	2	18.2	1	9.1	1	9.1	73.6	76.7
2300	6	0	6	0	0	0	0	0	0	0	0	0	0	1	16.7	1	16.7	0	0	70	-
07-19	**542**	**24**	**445**	**17**	**37**	**4**	**1**	**0**	**2**	**8**	**4**	**0**	**0**	**52**	**9.6**	**26**	**4.8**	**10**	**1.8**	**62.2**	**77.4**
06-22	**645**	**24**	**539**	**17**	**42**	**7**	**2**	**0**	**2**	**8**	**4**	**0**	**0**	**65**	**10.1**	**32**	**5**	**13**	**2**	**62.3**	**77.4**
06-00	**662**	**24**	**556**	**17**	**42**	**7**	**2**	**0**	**2**	**8**	**4**	**0**	**0**	**68**	**10.3**	**34**	**5.1**	**14**	**2.1**	**62.5**	**77.4**
00-00	**675**	**24**	**565**	**17**	**46**	**7**	**2**	**0**	**2**	**8**	**4**	**0**	**0**	**70**	**10.4**	**35**	**5.2**	**15**	**2.2**	**62.7**	**77.8**

DRAFT

Site 15
Location L-4008-10, att t/pole, Lat 53.60229, Long -6.74458
Direction Two way

3279 / Meath/Cavan/Monaghan ATC's
October 2013
Automatic Traffic Count

Sun, 13 October 2013

Time	Total	Classification												>PSL	>PSL%	>SL1	>SL1%	>SL2	>SL2%	Mean	Vpp
		1 MCL	2 SV	3 SVT	4 TB2	5 TB3	6 T4	7 ART3	8 ART4	9 ART5	10 ART6	11 BD	12 DRT	80	80	85 +5kph	85 +5kph	90 +10kph	90 +10kph		85
0000	7	0	7	0	0	0	0	0	0	0	0	0	0	0	0	0	0	0	0	59.4	-
0100	7	0	5	0	2	0	0	0	0	0	0	0	0	1	14.3	0	0	0	0	70.5	-
0200	3	0	2	0	1	0	0	0	0	0	0	0	0	2	66.7	1	33.3	0	0	81.2	-
0300	2	0	1	0	1	0	0	0	0	0	0	0	0	0	0	0	0	0	0	43.5	-
0400	1	0	1	0	0	0	0	0	0	0	0	0	0	0	0	0	0	0	0	71.1	-
0500	3	0	0	0	3	0	0	0	0	0	0	0	0	0	0	0	0	0	0	66.3	-
0600	3	0	3	0	0	0	0	0	0	0	0	0	0	0	0	0	0	0	0	74.1	-
0700	5	0	3	0	2	0	0	0	0	0	0	0	0	1	20	0	0	0	0	71.5	-
0800	10	1	7	1	0	0	0	0	0	1	0	0	0	2	20	2	20	1	10	69.8	-
0900	26	1	24	0	0	0	1	0	0	0	0	0	0	2	7.7	1	3.8	1	3.8	65.9	74.5
1000	**45**	**2**	**39**	**0**	**2**	**0**	**0**	**0**	**0**	**1**	**1**	**0**	**0**	**9**	**20**	**1**	**2.2**	**1**	**2.2**	**64.2**	**81.4**
1100	42	3	39	0	0	0	0	0	0	0	0	0	0	4	9.5	2	4.8	0	0	64.4	78.5
1200	**47**	**5**	**36**	**1**	**4**	**0**	**0**	**0**	**0**	**1**	**0**	**0**	**0**	**3**	**6.4**	**1**	**2.1**	**0**	**0**	**59.8**	**74.2**
1300	39	1	34	0	4	0	0	0	0	0	0	0	0	5	12.8	1	2.6	1	2.6	66.8	78.1
1400	44	1	40	0	2	0	0	0	0	0	1	0	0	8	18.2	5	11.4	1	2.3	65.4	81
1500	44	2	39	1	1	0	0	0	0	1	0	0	0	2	4.5	1	2.3	1	2.3	59.4	74.2
1600	37	1	33	1	0	0	1	0	0	0	1	0	0	3	8.1	2	5.4	0	0	61.8	72.7
1700	40	0	36	3	1	0	0	0	0	0	0	0	0	2	5	1	2.5	1	2.5	62.3	77.4
1800	43	4	39	0	0	0	0	0	0	0	0	0	0	2	4.7	0	0	0	0	59	76.7
1900	20	1	19	0	0	0	0	0	0	0	0	0	0	4	20	3	15	1	5	69.5	82.1
2000	24	0	21	2	1	0	0	0	0	0	0	0	0	6	25	2	8.3	2	8.3	67.8	80.6
2100	14	0	14	0	0	0	0	0	0	0	0	0	0	3	21.4	2	14.3	2	14.3	72.4	79.9
2200	9	0	8	0	1	0	0	0	0	0	0	0	0	0	0	0	0	0	0	61.7	-
2300	6	0	6	0	0	0	0	0	0	0	0	0	0	1	16.7	0	0	0	0	64	-
07-19	**422**	**21**	**369**	**7**	**16**	**0**	**2**	**0**	**0**	**4**	**3**	**0**	**0**	**43**	**10.2**	**17**	**4**	**7**	**1.7**	**63**	**77.4**
06-22	**483**	**22**	**426**	**9**	**17**	**0**	**2**	**0**	**0**	**4**	**3**	**0**	**0**	**56**	**11.6**	**24**	**5**	**12**	**2.5**	**63.8**	**78.1**
06-00	**498**	**22**	**440**	**9**	**18**	**0**	**2**	**0**	**0**	**4**	**3**	**0**	**0**	**57**	**11.4**	**24**	**4.8**	**12**	**2.4**	**63.8**	**78.1**
00-00	**521**	**22**	**456**	**9**	**25**	**0**	**2**	**0**	**0**	**4**	**3**	**0**	**0**	**60**	**11.5**	**25**	**4.8**	**12**	**2.3**	**63.9**	**78.1**

DRAFT

Site 15
Location L-4008-10, att t/pole, Lat 53.60229, Long -6.74458
Direction Two way

3279 / Meath/Cavan/Monaghan ATC's
October 2013
Automatic Traffic Count

Virtual Day (7)

Time	Total	Classification												>PSL	>PSL%	>SL1	>SL1%	>SL2	>SL2%	Mean	Vpp
		1 MCL	2 SV	3 SVT	4 TB2	5 TB3	6 T4	7 ART3	8 ART4	9 ART5	10 ART6	11 BD	12 DRT	80	80	85 +5kph	85 +5kph	90 +10kph	90 +10kph		85
0000	4	0	3	0	0	0	0	0	0	0	0	0	0	1	18.5	0	7.4	0	7.4	65.6	-
0100	2	0	1	0	0	0	0	0	0	0	0	0	0	0	15.4	0	0	0	0	67.3	-
0200	1	0	0	0	0	0	0	0	0	0	0	0	0	0	50	0	25	0	0	77.1	-
0300	1	0	1	0	0	0	0	0	0	0	0	0	0	0	14.3	0	0	0	0	51.3	-
0400	1	0	1	0	0	0	0	0	0	0	0	0	0	0	20	0	20	0	20	71.4	-
0500	1	0	1	0	1	0	0	0	0	0	0	0	0	1	40	0	20	0	0	73.1	-
0600	8	0	5	0	2	0	0	0	0	0	0	0	0	1	14.3	0	5.4	0	1.8	68.2	-
0700	22	0	16	0	4	0	0	0	0	0	0	0	0	4	19.1	3	13.2	2	8.6	68.5	82.4
0800	51	1	45	1	3	0	0	0	1	0	0	0	0	10	19.8	5	9.5	3	5.3	68.4	82.1
0900	**53**	**0**	**46**	**1**	**3**	**0**	**0**	**0**	**0**	**1**	**0**	**0**	**0**	**5**	**10.2**	**2**	**4.6**	**1**	**2.2**	**62.7**	**77**
1000	40	0	30	2	6	1	0	0	0	1	0	0	0	5	12.5	2	4.7	1	3.6	61.7	78.5
1100	42	3	34	1	2	0	0	0	0	0	0	0	0	3	6.5	2	4.1	0	0.7	59.3	74.9
1200	44	1	38	1	3	0	0	0	0	1	0	0	0	5	10.3	3	5.8	1	2.6	62.8	77
1300	45	1	37	2	4	1	0	0	0	0	0	0	0	7	14.6	4	8.9	2	4.1	63.6	79.6
1400	47	1	40	2	3	0	0	0	0	0	0	0	0	5	10.9	3	5.8	1	1.8	63.9	78.5
1500	48	1	42	1	3	0	0	0	0	1	0	0	0	4	8.6	2	3.8	1	1.5	61.2	75.6
1600	47	1	38	1	5	0	0	0	0	0	0	0	0	4	8.3	2	4.3	1	1.5	62.6	74.9
1700	56	1	48	1	5	1	0	0	0	0	0	0	0	5	9.5	3	5.4	1	2.6	62	77
1800	**60**	**3**	**52**	**1**	**3**	**0**	**0**	**0**	**0**	**0**	**0**	**0**	**0**	**6**	**10.6**	**3**	**5.7**	**2**	**3.8**	**62.8**	**78.1**
1900	43	0	39	1	2	0	0	0	0	0	0	0	0	6	14.7	4	8.4	2	4	65.6	79.9
2000	27	0	24	0	1	0	0	0	0	0	0	0	0	4	15.6	2	9.1	1	3.8	66.3	79.9
2100	23	0	21	0	1	0	0	0	0	0	0	0	0	3	13.3	1	6.3	0	1.9	66.3	78.1
2200	10	0	9	0	0	0	0	0	0	0	0	0	0	2	16.9	1	12.7	1	5.6	69.8	81
2300	5	0	5	0	0	0	0	0	0	0	0	0	0	1	23.5	1	11.8	0	8.8	72.6	-
07-19	**555**	**13**	**466**	**12**	**47**	**5**	**1**	**1**	**2**	**5**	**3**	**0**	**0**	**63**	**11.4**	**33**	**6**	**16**	**3**	**63.1**	**77.8**
06-22	**655**	**14**	**556**	**13**	**54**	**6**	**2**	**1**	**2**	**5**	**3**	**0**	**0**	**78**	**11.9**	**41**	**6.3**	**20**	**3**	**63.6**	**78.1**
06-00	**670**	**14**	**570**	**13**	**54**	**6**	**2**	**1**	**2**	**5**	**3**	**0**	**0**	**81**	**12.1**	**43**	**6.4**	**21**	**3.1**	**63.7**	**78.1**
00-00	**680**	**14**	**578**	**13**	**56**	**6**	**2**	**1**	**2**	**5**	**3**	**0**	**0**	**83**	**12.2**	**44**	**6.5**	**21**	**3.1**	**63.8**	**78.5**

DRAFT

Site 15
Location L-4008-10, att t/pole, Lat 53.60229, Long -6.74458
Direction Two way

3279 / Meath/Cavan/Monaghan ATC's
October 2013
Automatic Traffic Count

Virtual Week (1)

Time	Total	Classification												>PSL	>PSL%	>SL1	>SL1%	>SL2	>SL2%	Mean	Vpp
		1 MCL	2 SV	3 SVT	4 TB2	5 TB3	6 T4	7 ART3	8 ART4	9 ART5	10 ART6	11 BD	12 DRT	80	80	85 +5kph	85 +5kph	90 +10kph	90 +10kph		85
Mon	661	8	563	11	66	4	1	0	1	6	1	0	0	85	12.9	49	7.4	17	2.6	65.7	79.2
Tue	744	17	642	9	66	4	0	2	1	2	1	0	0	94	12.6	51	6.9	23	3.1	64.9	78.5
Wed	705	5	602	11	65	7	2	3	3	5	2	0	0	93	13.2	51	7.2	29	4.1	64.2	78.8
Thu	803	13	665	20	68	12	4	1	6	7	6	0	1	99	12.3	54	6.7	29	3.6	62	78.5
Fri	654	7	553	17	57	5	2	3	1	6	2	0	1	81	12.4	43	6.6	24	3.7	63.4	78.1
| Sat	675	24	565	17	46	7	2	0	2	8	4	0	0	70	10.4	35	5.2	15	2.2	62.7	77.8
| Sun	521	22	456	9	25	0	2	0	0	4	3	0	0	60	11.5	25	4.8	12	2.3	63.9	78.1
5 Day Ave.	**713**	**10**	**605**	**14**	**64**	**6**	**2**	**2**	**2**	**5**	**2**	**0**	**0**	**90**	**12.6**	**50**	**7.0**	**24**	**3.4**	**64.0**	**78.6**
7 Day Ave.	**680**	**14**	**578**	**13**	**56**	**6**	**2**	**1**	**2**	**5**	**3**	**0**	**0**	**83**	**12.2**	**44**	**6.5**	**21**	**3.1**	**63.8**	**78.5**
--	**4763**	**96**	**4046**	**94**	**393**	**39**	**13**	**9**	**14**	**38**	**19**	**0**	**2**	**582**	**12.2**	**308**	**6.5**	**149**	**3.1**	**63.8**	**78.5**

Summary Graphs

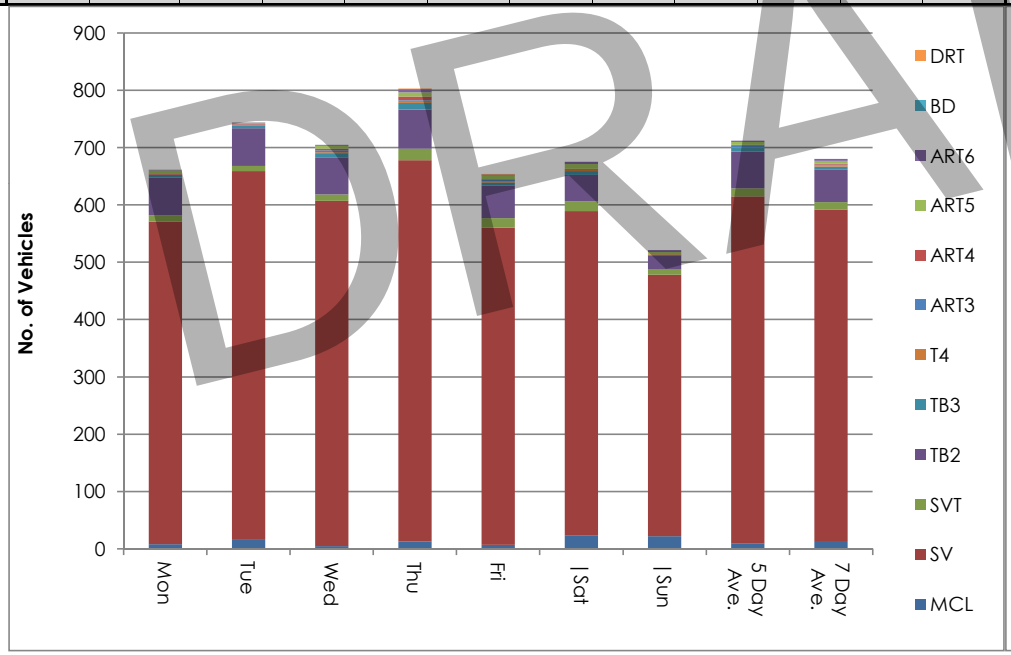

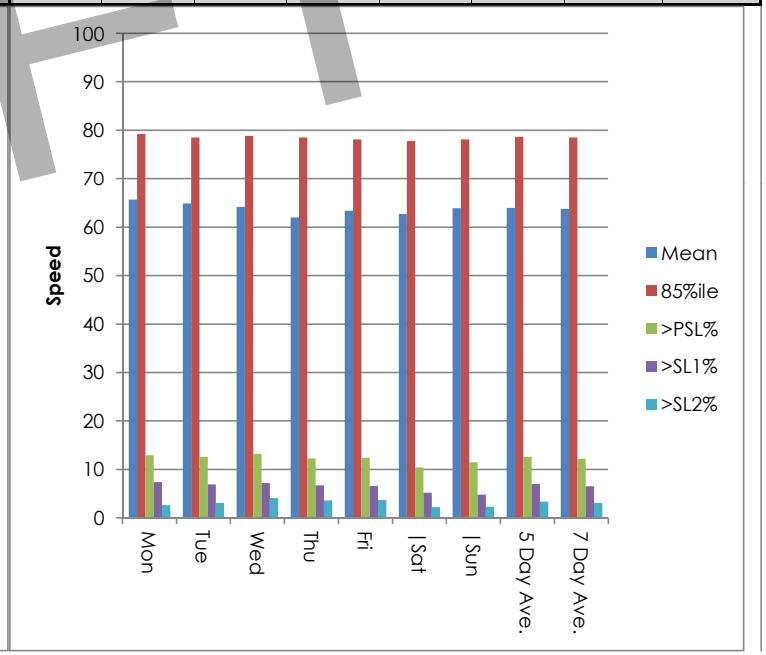

DRAFT

Site 15
Location L-4008-10, att t/pole, Lat 53.60229, Long -6.74458
Direction Two way

3279 / Meath/Cavan/Monaghan ATC's
October 2013
Automatic Traffic Count

Mon, 7 October 2013

Time	Total	Speed Bins (km/h)																											
		0 - 5	5 - 10	10 - 15	15 - 20	20 - 25	25 - 30	30 - 35	35 - 40	40 - 45	45 - 50	50 - 55	55 - 60	60 - 65	65 - 70	70 - 75	75 - 80	80 - 85	85 - 90	90 - 95	95 - 100	100 - 105	105 - 110	110 - 115	115 - 120	120 - 125	125 - 130	130 - 135	135 - 140
0000	3	0	0	0	0	0	0	0	0	0	1	2	0	0	0	0	0	0	0	0	0	0	0	0	0	0	0	0	0
0100	1	0	0	0	0	0	0	0	0	0	0	0	0	0	1	0	0	0	0	0	0	0	0	0	0	0	0	0	0
0200	0	0	0	0	0	0	0	0	0	0	0	0	0	0	0	0	0	0	0	0	0	0	0	0	0	0	0	0	0
0300	2	0	0	0	0	0	0	0	0	0	0	1	0	0	0	0	0	1	0	0	0	0	0	0	0	0	0	0	0
0400	1	0	0	0	0	0	0	0	0	0	0	0	0	0	0	0	1	0	0	0	0	0	0	0	0	0	0	0	0
0500	1	0	0	0	0	0	0	0	0	0	0	0	0	0	0	0	0	0	1	0	0	0	0	0	0	0	0	0	0
0600	6	0	0	0	0	0	0	0	0	0	0	0	1	0	3	2	0	0	0	0	0	0	0	0	0	0	0	0	0
0700	23	0	0	0	1	0	0	0	0	1	1	1	3	3	4	4	3	1	0	0	0	1	0	0	0	0	0	0	0
0800	**68**	**0**	**0**	**0**	**0**	**0**	**1**	**2**	**0**	**2**	**1**	**4**	**5**	**7**	**13**	**12**	**11**	**4**	**3**	**1**	**1**	**0**	**1**	**0**	**0**	**0**	**0**	**0**	**0**
0900	52	0	0	0	0	1	0	0	1	1	3	5	3	7	10	7	8	2	2	2	0	0	0	0	0	0	0	0	0
1000	29	0	0	0	1	0	0	0	0	0	1	5	5	3	4	3	6	0	1	0	0	0	0	0	0	0	0	0	0
1100	34	0	0	1	0	0	0	0	1	0	0	4	1	5	8	9	1	0	4	0	0	0	0	0	0	0	0	0	0
1200	36	0	0	0	0	0	0	1	1	1	1	1	2	6	9	3	6	3	1	0	1	0	0	0	0	0	0	0	0
1300	39	0	0	0	0	0	0	2	2	1	0	0	12	1	3	4	4	6	3	0	1	0	0	0	0	0	0	0	0
1400	48	0	0	0	0	0	0	0	1	1	2	2	7	7	8	9	4	2	3	1	1	0	0	0	0	0	0	0	0
1500	56	0	0	0	0	0	3	0	0	1	7	9	8	10	5	7	2	3	0	1	0	0	0	0	0	0	0	0	0
1600	48	0	3	1	0	1	0	1	1	0	2	3	2	5	8	9	4	3	4	0	1	0	0	0	0	0	0	0	0
1700	50	0	0	0	0	1	0	0	0	0	2	3	6	13	10	9	0	2	3	0	1	0	0	0	0	0	0	0	0
1800	**67**	**0**	**0**	**0**	**2**	**0**	**3**	**0**	**0**	**1**	**2**	**2**	**5**	**12**	**13**	**11**	**9**	**3**	**3**	**1**	**0**	**0**	**0**	**0**	**0**	**0**	**0**	**0**	**0**
1900	44	0	0	0	0	0	0	0	0	2	1	3	7	8	8	3	8	2	0	0	2	0	0	0	0	0	0	0	0
2000	21	0	0	0	0	0	0	0	0	0	0	0	4	4	3	3	3	1	3	0	0	0	0	0	0	0	0	0	0
2100	24	0	0	0	0	0	0	0	0	0	0	1	7	4	5	4	2	1	0	0	0	0	0	0	0	0	0	0	0
2200	5	0	0	0	0	0	0	0	0	0	0	0	1	1	0	1	0	0	1	1	0	0	0	0	0	0	0	0	0
2300	3	0	0	0	0	0	0	0	0	0	0	0	0	0	0	1	0	2	0	0	0	0	0	0	0	0	0	0	0
07-19	**550**	**0**	**3**	**2**	**4**	**3**	**7**	**6**	**7**	**9**	**22**	**39**	**59**	**79**	**95**	**87**	**58**	**29**	**27**	**6**	**6**	**1**	**1**	**0**	**0**	**0**	**0**	**0**	**0**
06-22	**645**	**0**	**3**	**2**	**4**	**3**	**7**	**6**	**7**	**11**	**23**	**43**	**78**	**95**	**114**	**99**	**71**	**33**	**30**	**6**	**8**	**1**	**1**	**0**	**0**	**0**	**0**	**0**	**0**
06-00	**653**	**0**	**3**	**2**	**4**	**3**	**7**	**6**	**7**	**11**	**23**	**43**	**79**	**96**	**114**	**101**	**71**	**35**	**31**	**7**	**8**	**1**	**1**	**0**	**0**	**0**	**0**	**0**	**0**
00-00	**661**	**0**	**3**	**2**	**4**	**3**	**7**	**6**	**7**	**11**	**24**	**46**	**79**	**96**	**115**	**101**	**72**	**36**	**32**	**7**	**8**	**1**	**1**	**0**	**0**	**0**	**0**	**0**	**0**

DRAFT

Site 15
Location L-4008-10, att t/pole, Lat 53.60229, Long -6.74458
Direction Two way

3279 / Meath/Cavan/Monaghan ATC's
October 2013
Automatic Traffic Count

Tue, 8 October 2013

Time	Total	Speed Bins (km/h)																											
		0 - 5	5 - 10	10 - 15	15 - 20	20 - 25	25 - 30	30 - 35	35 - 40	40 - 45	45 - 50	50 - 55	55 - 60	60 - 65	65 - 70	70 - 75	75 - 80	80 - 85	85 - 90	90 - 95	95 - 100	100 - 105	105 - 110	110 - 115	115 - 120	120 - 125	125 - 130	130 - 135	135 - 140
0000	2	0	0	0	0	0	0	0	0	0	0	0	0	1	0	0	0	1	0	0	0	0	0	0	0	0	0	0	0
0100	0	0	0	0	0	0	0	0	0	0	0	0	0	0	0	0	0	0	0	0	0	0	0	0	0	0	0	0	0
0200	1	0	0	0	0	0	0	0	0	0	0	0	0	1	0	0	0	0	0	0	0	0	0	0	0	0	0	0	0
0300	0	0	0	0	0	0	0	0	0	0	0	0	0	0	0	0	0	0	0	0	0	0	0	0	0	0	0	0	0
0400	1	0	0	0	0	0	1	0	0	0	0	0	0	0	0	0	0	0	0	0	0	0	0	0	0	0	0	0	0
0500	2	0	0	0	0	0	0	0	0	0	0	0	0	0	0	1	0	0	1	0	0	0	0	0	0	0	0	0	0
0600	9	0	0	0	0	1	0	0	0	0	0	0	0	2	2	1	3	0	0	0	0	0	0	0	0	0	0	0	0
0700	29	0	0	0	0	0	1	0	0	0	1	1	4	3	6	5	1	0	2	2	1	2	0	0	0	0	0	0	0
0800	62	0	0	0	0	0	2	2	0	1	1	2	4	6	14	9	7	7	3	3	1	0	0	0	0	0	0	0	0
0900	**66**	**0**	**0**	**0**	**1**	**2**	**1**	**0**	**2**	**2**	**3**	**4**	**13**	**14**	**7**	**4**	**6**	**6**	**0**	**1**	**0**	**0**	**0**	**0**	**0**	**0**	**0**	**0**	**0**
1000	44	0	0	0	1	1	0	1	1	1	1	6	6	5	8	6	6	1	0	0	0	0	0	0	0	0	0	0	0
1100	34	0	0	0	1	0	1	1	0	1	0	4	3	8	4	4	6	0	1	0	0	0	0	0	0	0	0	0	0
1200	42	0	0	0	0	0	1	1	0	1	2	2	2	9	6	7	5	2	1	2	1	0	0	0	0	0	0	0	0
1300	51	0	0	0	1	1	2	0	3	3	0	4	6	9	6	3	7	2	3	0	1	0	0	0	0	0	0	0	0
1400	44	0	0	0	1	2	0	1	0	0	2	1	9	6	9	3	8	1	0	0	0	0	1	0	0	0	0	0	0
1500	48	0	0	0	0	2	0	1	2	2	0	4	3	8	9	7	4	3	2	1	0	0	0	0	0	0	0	0	0
1600	54	0	0	0	1	0	1	1	0	1	3	6	3	9	14	9	3	2	0	0	1	0	0	0	0	0	0	0	0
1700	70	0	1	0	0	0	3	1	1	0	1	3	7	16	10	11	8	3	4	0	0	1	0	0	0	0	0	0	0
1800	**75**	**0**	**0**	**0**	**2**	**1**	**3**	**4**	**1**	**0**	**2**	**2**	**5**	**13**	**17**	**11**	**8**	**3**	**2**	**0**	**1**	**0**	**0**	**0**	**0**	**0**	**0**	**0**	**0**
1900	46	0	0	0	0	2	1	2	0	0	1	4	6	2	8	4	7	6	2	1	0	0	0	0	0	0	0	0	0
2000	20	0	0	0	0	0	0	1	0	0	1	1	2	2	1	1	5	2	3	1	0	0	0	0	0	0	0	0	0
2100	24	0	0	0	0	0	0	0	0	0	1	1	1	3	4	6	2	4	2	0	0	0	0	0	0	0	0	0	0
2200	14	0	0	0	0	0	0	0	0	0	0	0	0	2	3	4	2	0	2	0	0	0	0	1	0	0	0	0	0
2300	6	0	0	0	0	0	0	0	0	0	0	1	1	0	1	1	1	0	0	0	1	0	0	0	0	0	0	0	0
07-19	**619**	**0**	**1**	**0**	**8**	**9**	**15**	**13**	**10**	**12**	**16**	**39**	**65**	**106**	**110**	**79**	**69**	**30**	**18**	**9**	**6**	**3**	**1**	**0**	**0**	**0**	**0**	**0**	**0**
06-22	**718**	**0**	**1**	**0**	**8**	**12**	**16**	**16**	**10**	**12**	**19**	**45**	**74**	**115**	**125**	**91**	**86**	**42**	**25**	**11**	**6**	**3**	**1**	**0**	**0**	**0**	**0**	**0**	**0**
06-00	**738**	**0**	**1**	**0**	**8**	**12**	**16**	**16**	**10**	**12**	**19**	**46**	**75**	**117**	**129**	**96**	**89**	**42**	**27**	**11**	**7**	**3**	**1**	**1**	**0**	**0**	**0**	**0**	**0**
00-00	**744**	**0**	**1**	**0**	**8**	**12**	**17**	**16**	**10**	**12**	**19**	**46**	**75**	**119**	**129**	**97**	**89**	**43**	**28**	**11**	**7**	**3**	**1**	**1**	**0**	**0**	**0**	**0**	**0**

DRAFT

Site 15
Location L-4008-10, att t/pole, Lat 53.60229, Long -6.74458
Direction Two way

3279 / Meath/Cavan/Monaghan ATC's
October 2013
Automatic Traffic Count

Wed, 9 October 2013

Time	Total	Speed Bins (km/h)																											
		0 - 5	5 - 10	10 - 15	15 - 20	20 - 25	25 - 30	30 - 35	35 - 40	40 - 45	45 - 50	50 - 55	55 - 60	60 - 65	65 - 70	70 - 75	75 - 80	80 - 85	85 - 90	90 - 95	95 - 100	100 - 105	105 - 110	110 - 115	115 - 120	120 - 125	125 - 130	130 - 135	135 - 140
0000	0	0	0	0	0	0	0	0	0	0	0	0	0	0	0	0	0	0	0	0	0	0	0	0	0	0	0	0	0
0100	1	0	0	0	0	0	0	1	0	0	0	0	0	0	0	0	0	0	0	0	0	0	0	0	0	0	0	0	0
0200	0	0	0	0	0	0	0	0	0	0	0	0	0	0	0	0	0	0	0	0	0	0	0	0	0	0	0	0	0
0300	1	0	0	0	0	0	1	0	0	0	0	0	0	0	0	0	0	0	0	0	0	0	0	0	0	0	0	0	0
0400	1	0	0	0	0	0	0	0	0	0	0	0	0	0	0	1	0	0	0	0	0	0	0	0	0	0	0	0	0
0500	1	0	0	0	0	0	0	0	0	0	0	0	0	0	0	0	0	1	0	0	0	0	0	0	0	0	0	0	0
0600	11	0	0	0	0	0	1	0	0	1	0	0	0	0	3	1	3	2	0	0	0	0	0	0	0	0	0	0	0
0700	32	0	0	0	0	0	1	0	2	0	1	0	4	4	3	6	4	1	4	0	0	2	0	0	0	0	0	0	0
0800	**67**	**0**	**0**	**0**	**0**	**0**	**0**	**1**	**1**	**1**	**1**	**1**	**3**	**8**	**13**	**13**	**6**	**10**	**3**	**3**	**2**	**1**	**0**	**0**	**0**	**0**	**0**	**0**	**0**
0900	63	0	0	0	0	0	3	4	1	0	3	5	6	6	10	12	4	6	1	1	0	1	0	0	0	0	0	0	0
1000	37	0	0	1	0	1	1	2	2	1	2	4	4	4	6	1	2	3	2	1	0	0	0	0	0	0	0	0	0
1100	39	0	0	0	1	0	2	4	0	1	5	3	7	3	5	2	3	1	1	1	0	0	0	0	0	0	0	0	0
1200	48	0	0	0	0	0	4	6	3	2	2	4	3	4	12	2	2	1	1	1	0	0	0	0	0	1	0	0	0
1300	45	0	0	0	0	1	1	5	1	1	2	0	2	6	7	9	3	2	1	3	1	0	0	0	0	0	0	0	0
1400	35	0	0	0	0	2	1	1	0	3	1	5	5	4	7	4	1	1	0	0	0	0	0	0	0	0	0	0	0
1500	50	0	0	0	0	1	3	1	1	0	0	3	5	9	5	8	9	3	1	1	0	0	0	0	0	0	0	0	0
1600	42	0	0	0	0	0	1	1	0	2	0	2	3	5	11	10	3	2	1	0	0	1	0	0	0	0	0	0	0
1700	57	0	0	0	2	5	1	3	0	0	3	2	3	8	11	8	5	1	3	1	0	1	0	0	0	0	0	0	0
1800	**58**	**0**	**0**	**1**	**0**	**1**	**0**	**4**	**0**	**0**	**0**	**1**	**1**	**9**	**8**	**13**	**11**	**4**	**1**	**2**	**2**	**0**	**0**	**0**	**0**	**0**	**0**	**0**	**0**
1900	43	0	0	0	0	0	0	1	1	1	2	1	8	5	6	6	8	1	2	1	0	0	0	0	0	0	0	0	0
2000	32	0	0	0	0	0	1	0	0	0	3	0	4	6	5	5	4	1	1	1	0	1	0	0	0	0	0	0	0
2100	25	0	0	0	0	0	0	0	0	0	1	1	1	3	10	6	2	1	0	0	0	0	0	0	0	0	0	0	0
2200	15	0	0	0	0	0	0	0	0	0	0	2	2	3	2	0	5	1	0	0	0	0	0	0	0	0	0	0	0
2300	2	0	0	0	0	0	0	0	0	0	0	1	0	1	0	0	0	0	0	0	0	0	0	0	0	0	0	0	0
07-19	**573**	**0**	**0**	**2**	**3**	**11**	**18**	**32**	**11**	**11**	**20**	**30**	**46**	**70**	**98**	**88**	**53**	**35**	**19**	**14**	**5**	**6**	**0**	**0**	**0**	**1**	**0**	**0**	**0**
06-22	**684**	**0**	**0**	**2**	**3**	**11**	**20**	**33**	**12**	**13**	**26**	**32**	**59**	**84**	**122**	**106**	**70**	**40**	**22**	**16**	**5**	**7**	**0**	**0**	**0**	**1**	**0**	**0**	**0**
06-00	**701**	**0**	**0**	**2**	**3**	**11**	**20**	**33**	**12**	**13**	**26**	**35**	**61**	**88**	**124**	**106**	**75**	**41**	**22**	**16**	**5**	**7**	**0**	**0**	**0**	**1**	**0**	**0**	**0**
00-00	**705**	**0**	**0**	**2**	**3**	**11**	**21**	**34**	**12**	**13**	**26**	**35**	**61**	**88**	**124**	**107**	**75**	**42**	**22**	**16**	**5**	**7**	**0**	**0**	**0**	**1**	**0**	**0**	**0**

DRAFT

Site 15
Location L-4008-10, att t/pole, Lat 53.60229, Long -6.74458
Direction Two way

3279 / Meath/Cavan/Monaghan ATC's
October 2013
Automatic Traffic Count

Thu, 10 October 2013

Time	Total	Speed Bins (km/h)																											
		0 - 5	5 - 10	10 - 15	15 - 20	20 - 25	25 - 30	30 - 35	35 - 40	40 - 45	45 - 50	50 - 55	55 - 60	60 - 65	65 - 70	70 - 75	75 - 80	80 - 85	85 - 90	90 - 95	95 - 100	100 - 105	105 - 110	110 - 115	115 - 120	120 - 125	125 - 130	130 - 135	135 - 140
0000	2	0	0	0	0	0	1	0	0	0	0	0	0	0	0	0	1	0	0	0	0	0	0	0	0	0	0	0	0
0100	0	0	0	0	0	0	0	0	0	0	0	0	0	0	0	0	0	0	0	0	0	0	0	0	0	0	0	0	0
0200	0	0	0	0	0	0	0	0	0	0	0	0	0	0	0	0	0	0	0	0	0	0	0	0	0	0	0	0	0
0300	0	0	0	0	0	0	0	0	0	0	0	0	0	0	0	0	0	0	0	0	0	0	0	0	0	0	0	0	0
0400	2	0	0	0	0	0	1	0	0	0	0	0	0	0	0	0	1	0	0	0	0	0	0	0	0	0	0	0	0
0500	2	0	0	0	0	0	0	0	0	0	0	0	0	0	1	0	0	1	0	0	0	0	0	0	0	0	0	0	0
0600	10	0	0	0	1	0	1	0	0	0	0	1	0	0	1	2	2	1	0	0	1	0	0	0	0	0	0	0	0
0700	31	0	0	0	0	0	1	0	0	0	1	1	4	1	3	5	8	3	1	2	0	1	0	0	0	0	0	0	0
0800	**66**	**0**	**1**	**0**	**0**	**0**	**3**	**1**	**1**	**2**	**1**	**4**	**5**	**3**	**16**	**11**	**7**	**6**	**4**	**1**	**0**	**0**	**0**	**0**	**0**	**0**	**0**	**0**	**0**
0900	57	0	0	0	1	0	4	1	0	2	3	2	12	10	6	7	6	1	2	0	0	0	0	0	0	0	0	0	0
1000	38	0	0	0	0	0	2	3	1	1	2	5	3	3	4	6	1	4	0	1	1	1	0	0	0	0	0	0	0
1100	44	0	0	0	1	1	3	1	2	0	1	6	6	6	5	5	5	1	0	0	0	0	0	0	0	1	0	0	0
1200	49	0	0	0	0	1	2	0	1	0	1	4	4	9	8	9	4	4	1	1	0	0	0	0	0	0	0	0	0
1300	47	0	0	0	1	0	3	2	2	1	3	5	2	3	4	10	3	2	4	2	0	0	0	0	0	0	0	0	0
1400	53	0	0	0	0	1	3	3	0	3	3	2	1	8	8	7	4	6	2	0	1	0	1	0	0	0	0	0	0
1500	49	0	0	0	1	0	4	1	1	2	3	4	8	12	5	3	1	2	2	0	0	0	0	0	0	0	0	0	0
1600	59	0	0	0	0	0	2	4	2	6	5	4	4	13	8	3	7	1	0	0	0	0	0	0	0	0	0	0	0
1700	65	0	0	0	0	4	2	12	2	2	4	2	10	4	8	3	7	3	0	2	0	0	0	0	0	0	0	0	0
1800	**92**	**0**	**0**	**0**	**6**	**1**	**5**	**4**	**3**	**1**	**4**	**8**	**6**	**11**	**12**	**13**	**7**	**3**	**0**	**2**	**6**	**0**	**0**	**0**	**0**	**0**	**0**	**0**	**0**
1900	61	0	0	0	0	0	1	0	1	2	2	2	8	12	10	7	6	4	4	1	1	0	0	0	0	0	0	0	0
2000	32	0	0	0	0	1	1	0	1	1	0	3	4	6	4	3	4	2	1	1	0	0	0	0	0	0	0	0	0
2100	29	0	0	0	0	0	3	0	0	0	1	3	4	4	2	5	3	1	2	0	0	1	0	0	0	0	0	0	0
2200	8	0	0	0	0	0	0	0	0	0	0	0	1	1	1	3	0	0	2	0	0	0	0	0	0	0	0	0	0
2300	7	0	0	0	0	0	0	0	0	0	0	0	1	1	1	0	3	0	0	0	0	1	0	0	0	0	0	0	0
07-19	**650**	**0**	**1**	**0**	**10**	**8**	**34**	**32**	**15**	**20**	**31**	**47**	**65**	**83**	**87**	**82**	**60**	**36**	**16**	**11**	**8**	**2**	**1**	**0**	**0**	**1**	**0**	**0**	**0**
06-22	**782**	**0**	**1**	**0**	**11**	**9**	**40**	**32**	**17**	**23**	**34**	**56**	**81**	**105**	**104**	**99**	**75**	**44**	**23**	**13**	**10**	**3**	**1**	**0**	**0**	**1**	**0**	**0**	**0**
06-00	**797**	**0**	**1**	**0**	**11**	**9**	**40**	**32**	**17**	**23**	**34**	**56**	**83**	**107**	**106**	**102**	**78**	**44**	**25**	**13**	**10**	**4**	**1**	**0**	**0**	**1**	**0**	**0**	**0**
00-00	**803**	**0**	**1**	**0**	**11**	**9**	**42**	**32**	**17**	**23**	**34**	**56**	**83**	**107**	**107**	**102**	**80**	**45**	**25**	**13**	**10**	**4**	**1**	**0**	**0**	**1**	**0**	**0**	**0**

DRAFT

Site 15
Location L-4008-10, att t/pole, Lat 53.60229, Long -6.74458
Direction Two way

3279 / Meath/Cavan/Monaghan ATC's
October 2013
Automatic Traffic Count

Fri, 11 October 2013

Time	Total	Speed Bins (km/h)																											
		0 - 5	5 - 10	10 - 15	15 - 20	20 - 25	25 - 30	30 - 35	35 - 40	40 - 45	45 - 50	50 - 55	55 - 60	60 - 65	65 - 70	70 - 75	75 - 80	80 - 85	85 - 90	90 - 95	95 - 100	100 - 105	105 - 110	110 - 115	115 - 120	120 - 125	125 - 130	130 - 135	135 - 140
0000	5	0	0	0	0	0	0	0	0	0	1	0	0	1	0	0	0	2	0	0	0	1	0	0	0	0	0	0	0
0100	1	0	0	0	0	0	0	0	0	0	0	0	0	0	1	0	0	0	0	0	0	0	0	0	0	0	0	0	0
0200	0	0	0	0	0	0	0	0	0	0	0	0	0	0	0	0	0	0	0	0	0	0	0	0	0	0	0	0	0
0300	0	0	0	0	0	0	0	0	0	0	0	0	0	0	0	0	0	0	0	0	0	0	0	0	0	0	0	0	0
0400	4	0	0	0	0	0	0	0	0	0	0	0	0	1	0	1	0	0	0	0	0	0	1	0	1	0	0	0	0
0500	1	0	0	0	0	0	0	0	0	0	0	0	1	0	0	0	0	0	0	0	0	0	0	0	0	0	0	0	0
0600	11	0	0	0	0	0	1	0	0	0	0	0	0	0	3	4	0	1	2	0	0	0	0	0	0	0	0	0	0
0700	21	0	0	0	0	0	1	0	1	0	1	0	2	2	3	8	0	1	0	1	0	1	0	0	0	0	0	0	0
0800	**59**	**0**	**0**	**0**	**0**	**0**	**0**	**1**	**1**	**0**	**3**	**0**	**7**	**9**	**6**	**9**	**13**	**5**	**1**	**3**	**1**	**0**	**0**	**0**	**0**	**0**	**0**	**0**	**0**
0900	55	0	0	0	0	0	3	3	3	2	2	2	3	8	7	11	6	2	2	1	0	0	0	0	0	0	0	0	0
1000	33	0	0	0	0	0	0	4	2	0	2	5	4	1	4	2	3	3	0	2	1	0	0	0	0	0	0	0	0
1100	48	0	0	0	4	1	8	2	1	0	1	4	5	10	4	5	0	3	0	0	0	0	0	0	0	0	0	0	0
1200	31	0	0	0	0	1	2	5	0	1	2	3	1	1	8	4	2	1	0	0	0	0	0	0	0	0	0	0	0
1300	37	0	0	0	0	1	0	3	0	2	2	2	3	4	5	5	5	1	3	1	0	0	0	0	0	0	0	0	0
1400	43	0	0	0	0	0	3	3	0	0	0	4	7	2	11	7	3	2	1	0	0	0	0	0	0	0	0	0	0
1500	47	0	0	0	0	0	2	2	2	3	0	5	7	7	6	6	3	2	2	0	0	0	0	0	0	0	0	0	0
1600	**57**	**0**	**0**	**0**	**0**	**0**	**0**	**3**	**0**	**0**	**1**	**9**	**4**	**8**	**11**	**11**	**4**	**3**	**2**	**1**	**0**	**0**	**0**	**0**	**0**	**0**	**0**	**0**	**0**
1700	53	0	0	0	0	1	0	4	1	1	2	2	4	8	11	9	5	1	1	2	0	1	0	0	0	0	0	0	0
1800	48	0	0	0	0	0	2	1	1	2	1	2	2	4	14	6	7	5	0	0	0	1	0	0	0	0	0	0	0
1900	32	0	0	0	0	1	0	1	1	1	0	2	4	1	4	4	6	2	3	2	0	0	0	0	0	0	0	0	0
2000	32	0	0	0	0	1	0	1	2	3	0	2	0	8	4	4	5	1	0	0	1	0	0	0	0	0	0	0	0
2100	23	0	0	0	1	0	2	0	1	0	1	0	3	4	2	4	2	1	2	0	0	0	0	0	0	0	0	0	0
2200	9	0	0	0	0	0	0	1	0	0	1	1	0	0	4	0	0	1	0	0	1	0	0	0	0	0	0	0	0
2300	4	0	0	0	0	0	0	0	0	0	0	0	0	0	0	1	1	1	0	0	0	0	0	0	1	0	0	0	0
07-19	**532**	**0**	**0**	**0**	**4**	**4**	**21**	**31**	**12**	**11**	**17**	**38**	**49**	**64**	**90**	**83**	**51**	**29**	**12**	**11**	**2**	**3**	**0**	**0**	**0**	**0**	**0**	**0**	**0**
06-22	**630**	**0**	**0**	**0**	**5**	**6**	**24**	**33**	**16**	**15**	**18**	**42**	**56**	**77**	**103**	**99**	**64**	**34**	**19**	**13**	**3**	**3**	**0**	**0**	**0**	**0**	**0**	**0**	**0**
06-00	**643**	**0**	**0**	**0**	**5**	**6**	**24**	**34**	**16**	**15**	**19**	**43**	**56**	**77**	**107**	**100**	**65**	**36**	**19**	**13**	**4**	**3**	**0**	**0**	**1**	**0**	**0**	**0**	**0**
00-00	**654**	**0**	**0**	**0**	**5**	**6**	**24**	**34**	**16**	**15**	**20**	**43**	**57**	**79**	**108**	**101**	**65**	**38**	**19**	**13**	**4**	**4**	**1**	**0**	**2**	**0**	**0**	**0**	**0**

DRAFT

Site 15
Location L-4008-10, att t/pole, Lat 53.60229, Long -6.74458
Direction Two way

3279 / Meath/Cavan/Monaghan ATC's
October 2013
Automatic Traffic Count

Sat, 12 October 2013

Time	Total	Speed Bins (km/h)																												
		0 - 5	5 - 10	10 - 15	15 - 20	20 - 25	25 - 30	30 - 35	35 - 40	40 - 45	45 - 50	50 - 55	55 - 60	60 - 65	65 - 70	70 - 75	75 - 80	80 - 85	85 - 90	90 - 95	95 - 100	100 - 105	105 - 110	110 - 115	115 - 120	120 - 125	125 - 130	130 - 135	135 - 140
0000	8	0	0	0	0	0	0	0	0	0	0	0	1	1	4	1	0	0	0	0	0	0	1	0	0	0	0	0	0	0
0100	3	0	0	0	0	0	0	0	0	0	0	0	1	0	0	1	0	1	0	0	0	0	0	0	0	0	0	0	0	0
0200	0	0	0	0	0	0	0	0	0	0	0	0	0	0	0	0	0	0	0	0	0	0	0	0	0	0	0	0	0	0
0300	2	0	0	0	0	0	0	1	0	0	0	0	0	0	0	0	1	0	0	0	0	0	0	0	0	0	0	0	0	0
0400	0	0	0	0	0	0	0	0	0	0	0	0	0	0	0	0	0	0	0	0	0	0	0	0	0	0	0	0	0	0
0500	0	0	0	0	0	0	0	0	0	0	0	0	0	0	0	0	0	0	0	0	0	0	0	0	0	0	0	0	0	0
0600	6	0	0	0	0	0	0	0	0	0	0	0	0	0	2	1	2	1	0	0	0	0	0	0	0	0	0	0	0	0
0700	11	0	0	0	0	0	1	0	1	0	2	0	0	2	2	0	1	2	0	0	0	0	0	0	0	0	0	0	0	0
0800	26	0	0	0	0	1	2	1	1	0	3	1	3	1	4	2	2	5	0	0	0	0	0	0	0	0	0	0	0	0
0900	52	0	0	2	1	0	2	4	1	1	1	4	0	2	12	9	7	3	2	1	0	0	0	0	0	0	0	0	0	0
1000	**53**	**0**	**0**	**0**	**0**	**1**	**4**	**2**	**3**	**0**	**3**	**4**	**3**	**5**	**9**	**10**	**4**	**3**	**0**	**0**	**2**	**0**	**0**	**0**	**0**	**0**	**0**	**0**	**0**	**0**
1100	**53**	**0**	**0**	**0**	**4**	**2**	**2**	**2**	**1**	**0**	**0**	**3**	**6**	**10**	**12**	**3**	**6**	**0**	**2**	**0**	**0**	**0**	**0**	**0**	**0**	**0**	**0**	**0**	**0**	**0**
1200	58	0	0	0	0	2	0	0	0	1	1	5	5	10	11	8	8	1	5	1	0	0	0	0	0	0	0	0	0	0
1300	57	0	0	0	1	2	1	1	0	5	3	2	6	8	9	8	6	1	1	0	1	1	1	0	0	0	0	0	0	0
1400	**62**	**0**	**0**	**0**	**0**	**0**	**1**	**1**	**0**	**0**	**0**	**5**	**9**	**12**	**13**	**8**	**8**	**2**	**3**	**0**	**0**	**0**	**0**	**0**	**0**	**0**	**0**	**0**	**0**	**0**
1500	45	0	0	1	0	0	1	0	3	1	5	3	2	6	11	5	3	2	1	0	0	0	0	1	0	0	0	0	0	0
1600	30	0	0	0	1	1	0	0	1	0	1	1	1	8	6	7	1	1	0	0	1	0	0	0	0	0	0	0	0	0
1700	55	0	0	1	1	1	1	1	1	1	1	4	2	11	12	8	5	5	0	0	0	0	0	0	0	0	0	0	0	0
1800	40	0	0	0	0	1	1	4	1	3	3	4	3	5	3	4	4	1	2	0	1	0	0	0	0	0	0	0	0	0
1900	53	0	0	0	0	0	4	1	2	1	2	9	7	6	8	2	5	3	0	2	1	0	0	0	0	0	0	0	0	0
2000	25	0	0	1	0	0	0	1	0	0	1	0	0	9	8	0	2	1	2	0	0	0	0	0	0	0	0	0	0	0
2100	19	0	0	0	0	0	1	1	0	0	1	0	4	2	3	3	1	2	1	0	0	0	0	0	0	0	0	0	0	0
2200	11	0	0	0	0	0	0	0	0	0	0	0	0	2	2	4	1	1	0	1	0	0	0	0	0	0	0	0	0	0
2300	6	0	0	0	0	0	0	0	0	0	0	0	2	1	0	0	2	0	1	0	0	0	0	0	0	0	0	0	0	0
07-19	**542**	**0**	**0**	**4**	**8**	**11**	**16**	**16**	**13**	**12**	**23**	**36**	**40**	**80**	**104**	**72**	**55**	**26**	**16**	**2**	**5**	**1**	**1**	**1**	**0**	**0**	**0**	**0**	**0**	**0**
06-22	**645**	**0**	**0**	**5**	**8**	**11**	**21**	**19**	**15**	**13**	**27**	**45**	**51**	**97**	**125**	**78**	**65**	**33**	**19**	**4**	**6**	**1**	**1**	**1**	**0**	**0**	**0**	**0**	**0**	**0**
06-00	**662**	**0**	**0**	**5**	**8**	**11**	**21**	**19**	**15**	**13**	**27**	**45**	**53**	**100**	**127**	**82**	**68**	**34**	**20**	**5**	**6**	**1**	**1**	**1**	**0**	**0**	**0**	**0**	**0**	**0**
00-00	**675**	**0**	**0**	**5**	**8**	**11**	**21**	**20**	**15**	**13**	**27**	**45**	**55**	**101**	**131**	**84**	**69**	**35**	**20**	**5**	**6**	**1**	**2**	**1**	**0**	**0**	**0**	**0**	**0**	**0**

DRAFT

Site 15
Location L-4008-10, att t/pole, Lat 53.60229, Long -6.74458
Direction Two way

3279 / Meath/Cavan/Monaghan ATC's
October 2013
Automatic Traffic Count

Sun, 13 October 2013

Time	Total	Speed Bins (km/h)																											
		0 - 5	5 - 10	10 - 15	15 - 20	20 - 25	25 - 30	30 - 35	35 - 40	40 - 45	45 - 50	50 - 55	55 - 60	60 - 65	65 - 70	70 - 75	75 - 80	80 - 85	85 - 90	90 - 95	95 - 100	100 - 105	105 - 110	110 - 115	115 - 120	120 - 125	125 - 130	130 - 135	135 - 140
0000	7	0	0	0	0	0	0	0	0	0	0	1	4	1	0	1	0	0	0	0	0	0	0	0	0	0	0	0	0
0100	7	0	0	0	0	0	0	0	0	0	0	0	0	3	0	2	1	1	0	0	0	0	0	0	0	0	0	0	0
0200	3	0	0	0	0	0	0	0	0	0	0	0	0	0	0	1	0	1	1	0	0	0	0	0	0	0	0	0	0
0300	2	0	0	0	0	1	0	0	0	0	0	0	0	0	1	0	0	0	0	0	0	0	0	0	0	0	0	0	0
0400	1	0	0	0	0	0	0	0	0	0	0	0	0	0	0	1	0	0	0	0	0	0	0	0	0	0	0	0	0
0500	3	0	0	0	0	0	0	0	0	0	0	0	0	1	2	0	0	0	0	0	0	0	0	0	0	0	0	0	0
0600	3	0	0	0	0	0	0	0	0	0	0	0	0	0	1	1	1	0	0	0	0	0	0	0	0	0	0	0	0
0700	5	0	0	0	0	0	0	0	0	0	0	0	0	1	1	1	1	1	0	0	0	0	0	0	0	0	0	0	0
0800	10	0	0	0	0	1	0	0	0	0	0	0	2	0	0	2	3	0	1	1	0	0	0	0	0	0	0	0	0
0900	26	0	0	0	0	1	2	0	0	0	0	0	1	4	6	8	2	1	0	0	0	1	0	0	0	0	0	0	0
1000	**45**	**0**	**0**	**0**	**0**	**0**	**2**	**1**	**0**	**2**	**1**	**7**	**2**	**5**	**10**	**4**	**2**	**8**	**0**	**1**	**0**	**0**	**0**	**0**	**0**	**0**	**0**	**0**	**0**
1100	42	0	0	0	0	2	0	2	0	2	1	2	2	5	8	8	6	2	2	0	0	0	0	0	0	0	0	0	0
1200	**47**	**0**	**0**	**0**	**3**	**1**	**1**	**0**	**0**	**0**	**2**	**3**	**11**	**7**	**9**	**4**	**3**	**2**	**1**	**0**	**0**	**0**	**0**	**0**	**0**	**0**	**0**	**0**	**0**
1300	39	0	0	0	0	2	0	0	1	1	1	0	1	9	7	8	4	4	0	0	0	0	1	0	0	0	0	0	0
1400	44	0	0	0	1	0	0	2	1	2	0	1	4	9	7	7	2	3	4	1	0	0	0	0	0	0	0	0	0
1500	44	0	0	1	1	2	1	0	3	0	0	3	7	8	6	5	5	1	0	0	0	0	1	0	0	0	0	0	0
1600	37	0	0	1	1	0	1	0	0	0	2	3	4	8	8	5	1	1	2	0	0	0	0	0	0	0	0	0	0
1700	40	0	0	0	1	0	0	2	1	1	1	4	3	8	7	5	5	1	0	1	0	0	0	0	0	0	0	0	0
1800	43	0	0	0	0	4	3	1	0	1	3	3	1	5	7	4	9	2	0	0	0	0	0	0	0	0	0	0	0
1900	20	0	0	0	0	1	0	0	0	1	0	0	1	4	1	2	6	1	2	1	0	0	0	0	0	0	0	0	0
2000	24	0	0	0	0	0	2	0	0	0	0	0	3	4	4	3	2	4	0	2	0	0	0	0	0	0	0	0	0
2100	14	0	0	0	0	0	0	0	0	0	0	3	0	3	1	2	2	1	0	0	1	0	0	1	0	0	0	0	0
2200	9	0	0	0	0	0	0	1	0	0	1	1	0	0	3	1	2	0	0	0	0	0	0	0	0	0	0	0	0
2300	6	0	0	0	0	0	0	0	0	0	0	1	1	3	0	0	0	1	0	0	0	0	0	0	0	0	0	0	0
07-19	**422**	**0**	**0**	**2**	**7**	**13**	**10**	**8**	**6**	**9**	**11**	**26**	**38**	**69**	**76**	**61**	**43**	**26**	**10**	**4**	**0**	**1**	**2**	**0**	**0**	**0**	**0**	**0**	**0**
06-22	**483**	**0**	**0**	**2**	**7**	**14**	**12**	**8**	**6**	**10**	**11**	**29**	**42**	**80**	**83**	**69**	**54**	**32**	**12**	**7**	**1**	**1**	**2**	**1**	**0**	**0**	**0**	**0**	**0**
06-00	**498**	**0**	**0**	**2**	**7**	**14**	**12**	**9**	**6**	**10**	**12**	**31**	**43**	**83**	**86**	**70**	**56**	**33**	**12**	**7**	**1**	**1**	**2**	**1**	**0**	**0**	**0**	**0**	**0**
00-00	**521**	**0**	**0**	**2**	**7**	**15**	**12**	**9**	**6**	**10**	**12**	**32**	**47**	**88**	**89**	**75**	**57**	**35**	**13**	**7**	**1**	**1**	**2**	**1**	**0**	**0**	**0**	**0**	**0**

DRAFT

Site 15
Location L-4008-10, att t/pole, Lat 53.60229, Long -6.74458
Direction Two way

3279 / Meath/Cavan/Monaghan ATC's
October 2013
Automatic Traffic Count

Virtual Day (7)

Time	Total	Speed Bins (km/h)																											
		0 - 5	5 - 10	10 - 15	15 - 20	20 - 25	25 - 30	30 - 35	35 - 40	40 - 45	45 - 50	50 - 55	55 - 60	60 - 65	65 - 70	70 - 75	75 - 80	80 - 85	85 - 90	90 - 95	95 - 100	100 - 105	105 - 110	110 - 115	115 - 120	120 - 125	125 - 130	130 - 135	135 - 140
0000	4	0	0	0	0	0	0	0	0	0	0	0	1	1	1	0	0	0	0	0	0	0	0	0	0	0	0	0	0
0100	2	0	0	0	0	0	0	0	0	0	0	0	0	0	0	0	0	0	0	0	0	0	0	0	0	0	0	0	0
0200	1	0	0	0	0	0	0	0	0	0	0	0	0	0	0	0	0	0	0	0	0	0	0	0	0	0	0	0	0
0300	1	0	0	0	0	0	0	0	0	0	0	0	0	0	0	0	0	0	0	0	0	0	0	0	0	0	0	0	0
0400	1	0	0	0	0	0	0	0	0	0	0	0	0	0	0	0	0	0	0	0	0	0	0	0	0	0	0	0	0
0500	1	0	0	0	0	0	0	0	0	0	0	0	0	0	0	0	0	0	0	0	0	0	0	0	0	0	0	0	0
0600	8	0	0	0	0	0	0	0	0	0	0	0	0	0	2	2	2	1	0	0	0	0	0	0	0	0	0	0	0
0700	22	0	0	0	0	0	1	0	1	0	1	0	2	2	3	4	3	1	1	1	0	1	0	0	0	0	0	0	0
0800	51	0	0	0	0	0	1	1	1	1	1	2	4	5	9	8	7	5	2	2	1	0	0	0	0	0	0	0	0
0900	**53**	**0**	**0**	**0**	**0**	**1**	**2**	**2**	**1**	**1**	**2**	**3**	**5**	**7**	**8**	**8**	**6**	**3**	**1**	**1**	**0**	**0**	**0**	**0**	**0**	**0**	**0**	**0**	**0**
1000	40	0	0	0	0	0	1	2	1	1	2	5	4	4	6	5	3	3	0	1	1	0	0	0	0	0	0	0	0
1100	42	0	0	0	2	1	2	2	1	1	1	4	4	7	7	5	4	1	1	0	0	0	0	0	0	0	0	0	0
1200	44	0	0	0	0	1	1	2	1	1	2	3	4	7	9	5	4	2	1	1	0	0	0	0	0	0	0	0	0
1300	45	0	0	0	0	1	1	2	1	2	2	2	5	6	6	7	5	3	2	1	1	0	0	0	0	0	0	0	0
1400	47	0	0	0	0	1	1	2	0	1	1	3	6	7	9	6	4	2	2	0	0	0	0	0	0	0	0	0	0
1500	48	0	0	0	0	1	2	1	2	1	2	4	6	9	7	6	4	2	1	0	0	0	0	0	0	0	0	0	0
1600	47	0	0	0	0	0	1	1	1	1	2	4	3	8	9	8	3	2	1	0	0	0	0	0	0	0	0	0	0
1700	56	0	0	0	1	2	1	3	1	1	2	3	5	10	10	8	5	2	2	1	0	0	0	0	0	0	0	0	0
1800	**60**	**0**	**0**	**0**	**1**	**1**	**2**	**3**	**1**	**1**	**2**	**3**	**3**	**8**	**11**	**9**	**8**	**3**	**1**	**1**	**1**	**0**	**0**	**0**	**0**	**0**	**0**	**0**	**0**
1900	43	0	0	0	0	1	1	1	1	1	1	3	6	5	6	4	7	3	2	1	1	0	0	0	0	0	0	0	0
2000	27	0	0	0	0	0	1	0	0	1	1	1	2	6	4	3	4	2	1	1	0	0	0	0	0	0	0	0	0
2100	23	0	0	0	0	0	1	0	0	0	1	1	3	3	4	4	2	2	1	0	0	0	0	0	0	0	0	0	0
2200	10	0	0	0	0	0	0	0	0	0	0	1	1	1	2	2	1	0	1	0	0	0	0	0	0	0	0	0	0
2300	5	0	0	0	0	0	0	0	0	0	0	0	1	1	0	0	1	1	0	0	0	0	0	0	0	0	0	0	0
07-19	**555**	**0**	**1**	**1**	**6**	**8**	**17**	**20**	**11**	**12**	**20**	**36**	**52**	**79**	**94**	**79**	**56**	**30**	**17**	**8**	**5**	**2**	**1**	**0**	**0**	**0**	**0**	**0**	**0**
06-22	**655**	**0**	**1**	**2**	**7**	**9**	**20**	**21**	**12**	**14**	**23**	**42**	**63**	**93**	**111**	**92**	**69**	**37**	**21**	**10**	**6**	**3**	**1**	**0**	**0**	**0**	**0**	**0**	**0**
06-00	**670**	**0**	**1**	**2**	**7**	**9**	**20**	**21**	**12**	**14**	**23**	**43**	**64**	**95**	**113**	**94**	**72**	**38**	**22**	**10**	**6**	**3**	**1**	**0**	**0**	**0**	**0**	**0**	**0**
00-00	**680**	**0**	**1**	**2**	**7**	**10**	**21**	**22**	**12**	**14**	**23**	**43**	**65**	**97**	**115**	**95**	**72**	**39**	**23**	**10**	**6**	**3**	**1**	**0**	**0**	**0**	**0**	**0**	**0**

DRAFT

Site 15
Location L-4008-10, att t/pole, Lat 53.60229, Long -6.74458
Direction Two way

3279 / Meath/Cavan/Monaghan ATC's
October 2013
Automatic Traffic Count

Virtual Week (1)

Time	Total	Speed Bins (km/h)																											
		0 - 5	5 - 10	10 - 15	15 - 20	20 - 25	25 - 30	30 - 35	35 - 40	40 - 45	45 - 50	50 - 55	55 - 60	60 - 65	65 - 70	70 - 75	75 - 80	80 - 85	85 - 90	90 - 95	95 - 100	100 - 105	105 - 110	110 - 115	115 - 120	120 - 125	125 - 130	130 - 135	135 - 140
Mon	661	0	3	2	4	3	7	6	7	11	24	46	79	96	115	101	72	36	32	7	8	1	1	0	0	0	0	0	0
Tue	744	0	1	0	8	12	17	16	10	12	19	46	75	119	129	97	89	43	28	11	7	3	1	1	0	0	0	0	0
Wed	705	0	0	2	3	11	21	34	12	13	26	35	61	88	124	107	75	42	22	16	5	7	0	0	0	1	0	0	0
Thu	803	0	1	0	11	9	42	32	17	23	34	56	83	107	107	102	80	45	25	13	10	4	1	0	0	1	0	0	0
Fri	654	0	0	0	5	6	24	34	16	15	20	43	57	79	108	101	65	38	19	13	4	4	1	0	2	0	0	0	0
|Sat	675	0	0	5	8	11	21	20	15	13	27	45	55	101	131	84	69	35	20	5	6	1	2	1	0	0	0	0	0
|Sun	521	0	0	2	7	15	12	9	6	10	12	32	47	88	89	75	57	35	13	7	1	1	2	1	0	0	0	0	0
5 Day Ave.	**713**	**0**	**1**	**1**	**6**	**8**	**22**	**24**	**12**	**15**	**25**	**45**	**71**	**98**	**117**	**102**	**76**	**41**	**25**	**12**	**7**	**4**	**1**	**0**	**0**	**0**	**0**	**0**	**0**
7 Day Ave.	**680**	**0**	**1**	**2**	**7**	**10**	**21**	**22**	**12**	**14**	**23**	**43**	**65**	**97**	**115**	**95**	**72**	**39**	**23**	**10**	**6**	**3**	**1**	**0**	**0**	**0**	**0**	**0**	**0**
--	**4763**	**0**	**5**	**11**	**46**	**67**	**144**	**151**	**83**	**97**	**162**	**303**	**457**	**678**	**803**	**667**	**507**	**274**	**159**	**72**	**41**	**21**	**8**	**3**	**2**	**2**	**0**	**0**	**0**

Summary Graphs

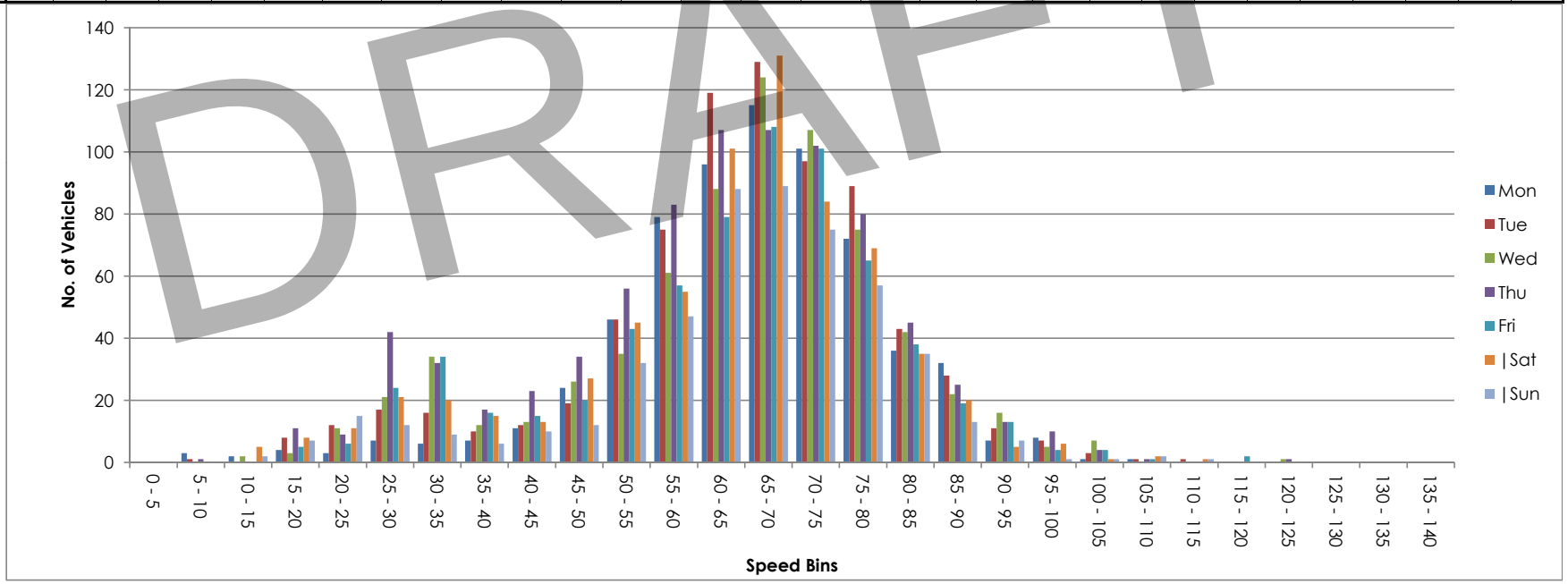

DRAFT



NDC NATIONWIDE DATA COLLECTION	**Site / Location:**	L-4024-2, att t/junction sign, Lat 53.61315, Long -6.76449	**Project No:**	3279	**Photo No:**	3279-16	**Drawn By:** MOR
	Survey Date:	Mon, 7 October 2013 to Sun, 13 October 2013	**Project Name:**		Meath/Cavan/Monaghan ATC'S		
	Survey Times:	00:00 to 00(24):00	**Title:**		Site Photograph		

Site No.	Location.	Direction.	Speed Limit - PSL (km/h)	Start Date.	End Date.	Total Vehicles.	5 Day Ave.	7 Day Ave.	No. > Speed Limit.	%. > Speed Limit.	No. > Speed Limit1 (+5km/h).	%. > Speed Limit1 (+5km/h).	No. > Speed Limit1 (+10km/h).	%. > Speed Limit1 (+10km/h).	Mean Speed	85%ile Speed
16	L-4024-2, att t/junction sign, Lat 53.61315, Long -6.76449	North	80	Mon, 7 October 2013	Sun, 13 October 2013	4848	750	693	500	10.3	217	4.5	92	1.9	66.0	77.4
		South	80	Mon, 7 October 2013	Sun, 13 October 2013	4726	722	675	53	1.1	14	0.3	2	0.0	58.4	67.7
		Two way	80	Mon, 7 October 2013	Sun, 13 October 2013	9574	1472	1368	553	5.8	231	2.4	94	1.0	62.3	73.8

DRAFT

Site 16
Location L-4024-2, att t/junction sign, Lat 53.61315, Long -6.76449
Direction North

3279 / Meath/Cavan/Monaghan ATC's
October 2013
Automatic Traffic Count

Mon, 7 October 2013

Time	Total	Classification												>PSL	>PSL%	>SL1	>SL1%	>SL2	>SL2%	Mean	Vpp
		1 MCL	2 SV	3 SVT	4 TB2	5 TB3	6 T4	7 ART3	8 ART4	9 ART5	10 ART6	11 BD	12 DRT	80	80	85 +5kph	85 +5kph	90 +10kph	90 +10kph		85
0000	4	0	3	0	1	0	0	0	0	0	0	0	0	1	25	1	25	0	0	68.6	-
0100	1	0	1	0	0	0	0	0	0	0	0	0	0	0	0	0	0	0	0	38.6	-
0200	2	0	0	0	2	0	0	0	0	0	0	0	0	0	0	0	0	0	0	65.8	-
0300	1	0	0	0	1	0	0	0	0	0	0	0	0	0	0	0	0	0	0	58.1	-
0400	0	0	0	0	0	0	0	0	0	0	0	0	0	0	0	0	0	0	0	-	-
0500	6	0	5	0	1	0	0	0	0	0	0	0	0	0	0	0	0	0	0	67.8	-
0600	7	0	6	0	1	0	0	0	0	0	0	0	0	1	14.3	1	14.3	0	0	72.6	-
0700	52	0	44	1	6	0	0	0	0	1	0	0	0	6	11.5	2	3.8	1	1.9	70.4	78.1
0800	**76**	**1**	**64**	**1**	**10**	**0**	**0**	**0**	**0**	**0**	**0**	**0**	**0**	**13**	**17.1**	**8**	**10.5**	**5**	**6.6**	**70.3**	**79.9**
0900	71	0	62	1	8	0	0	0	0	0	0	0	0	7	9.9	3	4.2	0	0	68.8	77.4
1000	48	0	40	0	5	0	0	0	1	1	1	0	0	1	2.1	0	0	0	0	57.1	68.8
1100	33	0	31	1	1	0	0	0	0	0	0	0	0	2	6.1	0	0	0	0	64.8	75.2
1200	24	0	22	0	2	0	0	0	0	0	0	0	0	1	4.2	0	0	0	0	64.5	72.7
1300	26	1	23	1	1	0	0	0	0	0	0	0	0	4	15.4	3	11.5	1	3.8	65.2	78.8
1400	45	0	36	2	6	0	0	0	0	0	1	0	0	5	11.1	2	4.4	0	0	64.3	74.2
1500	**55**	**0**	**46**	**1**	**7**	**0**	**0**	**0**	**0**	**1**	**0**	**0**	**0**	**3**	**5.5**	**1**	**1.8**	**0**	**0**	**67.2**	**76**
1600	31	2	24	2	2	0	0	0	0	1	0	0	0	1	3.2	0	0	0	0	60.6	71.6
1700	51	0	43	4	3	0	0	0	0	1	0	0	0	3	5.9	1	2	0	0	66.6	73.8
1800	37	1	33	0	3	0	0	0	0	0	0	0	0	3	8.1	1	2.7	1	2.7	66.1	71.6
1900	34	0	31	1	2	0	0	0	0	0	0	0	0	2	5.9	1	2.9	0	0	66.7	76.3
2000	22	0	22	0	0	0	0	0	0	0	0	0	0	2	9.1	0	0	0	0	68.2	74.5
2100	12	0	12	0	0	0	0	0	0	0	0	0	0	0	0	0	0	0	0	59.8	67.7
2200	15	0	13	0	2	0	0	0	0	0	0	0	0	0	0	0	0	0	0	65.6	70.9
2300	5	0	5	0	0	0	0	0	0	0	0	0	0	3	60	1	20	1	20	80.9	-
07-19	**549**	**5**	**468**	**14**	**54**	**0**	**0**	**0**	**1**	**5**	**2**	**0**	**0**	**49**	**8.9**	**21**	**3.8**	**8**	**1.5**	**66.2**	**76.7**
06-22	**624**	**5**	**539**	**15**	**57**	**0**	**0**	**0**	**1**	**5**	**2**	**0**	**0**	**54**	**8.7**	**23**	**3.7**	**8**	**1.3**	**66.2**	**76.7**
06-00	**644**	**5**	**557**	**15**	**59**	**0**	**0**	**0**	**1**	**5**	**2**	**0**	**0**	**57**	**8.9**	**24**	**3.7**	**9**	**1.4**	**66.3**	**76.7**
00-00	**658**	**5**	**566**	**15**	**64**	**0**	**0**	**0**	**1**	**5**	**2**	**0**	**0**	**58**	**8.8**	**25**	**3.8**	**9**	**1.4**	**66.3**	**76.7**

DRAFT

Site 16
Location L-4024-2, att t/junction sign, Lat 53.61315, Long -6.76449
Direction North

3279 / Meath/Cavan/Monaghan ATC's
October 2013
Automatic Traffic Count

Tue, 8 October 2013

Time	Total	Classification												>PSL	>PSL%	>SL1	>SL1%	>SL2	>SL2%	Mean	Vpp
		1 MCL	2 SV	3 SVT	4 TB2	5 TB3	6 T4	7 ART3	8 ART4	9 ART5	10 ART6	11 BD	12 DRT	80	80	85 +5kph	85 +5kph	90 +10kph	90 +10kph		85
0000	2	0	2	0	0	0	0	0	0	0	0	0	0	1	50	0	0	0	0	77	-
0100	1	0	1	0	0	0	0	0	0	0	0	0	0	0	0	0	0	0	0	62.1	-
0200	0	0	0	0	0	0	0	0	0	0	0	0	0	0	0	0	0	0	0	-	-
0300	0	0	0	0	0	0	0	0	0	0	0	0	0	0	0	0	0	0	0	-	-
0400	0	0	0	0	0	0	0	0	0	0	0	0	0	0	0	0	0	0	0	-	-
0500	3	0	3	0	0	0	0	0	0	0	0	0	0	1	33.3	0	0	0	0	70.4	-
0600	4	0	3	0	1	0	0	0	0	0	0	0	0	2	50	0	0	0	0	78.1	-
0700	53	0	43	0	9	0	0	0	0	1	0	0	0	6	11.3	1	1.9	0	0	69.2	79.6
0800	**80**	**1**	**72**	**0**	**7**	**0**	**0**	**0**	**0**	**0**	**0**	**0**	**0**	**12**	**15**	**5**	**6.3**	**0**	**0**	**69**	**79.6**
0900	77	0	63	2	11	0	0	0	0	1	0	0	0	10	13	5	6.5	3	3.9	67	77.4
1000	48	1	34	1	11	0	0	0	0	1	0	0	0	5	10.4	2	4.2	1	2.1	64.7	76.3
1100	44	1	36	0	6	0	0	0	0	1	0	0	0	4	9.1	0	0	0	0	65.7	75.6
1200	57	0	50	1	6	0	0	0	0	0	0	0	0	3	5.3	3	5.3	2	3.5	64.8	71.6
1300	34	0	30	0	2	0	0	2	0	0	0	0	0	3	8.8	2	5.9	2	5.9	66.5	76.7
1400	55	0	46	1	7	1	0	0	0	0	0	0	0	3	5.5	0	0	0	0	66.1	75.2
1500	**79**	**0**	**65**	**0**	**13**	**0**	**0**	**0**	**1**	**0**	**0**	**0**	**0**	**1**	**1.3**	**1**	**1.3**	**0**	**0**	**61.9**	**71.3**
1600	54	1	47	0	4	0	0	0	0	2	0	0	0	3	5.6	3	5.6	0	0	65.6	76.7
1700	66	0	55	2	8	1	0	0	0	0	0	0	0	5	7.6	1	1.5	0	0	63.9	75.2
1800	51	0	43	0	8	0	0	0	0	0	0	0	0	5	9.8	1	2	0	0	67.9	76.7
1900	34	0	33	0	0	1	0	0	0	0	0	0	0	2	5.9	1	2.9	1	2.9	63.9	73.8
2000	21	0	20	0	1	0	0	0	0	0	0	0	0	3	14.3	1	4.8	1	4.8	65.5	79.6
2100	18	0	16	0	1	1	0	0	0	0	0	0	0	2	11.1	1	5.6	0	0	61.1	78.1
2200	11	0	9	1	1	0	0	0	0	0	0	0	0	2	18.2	0	0	0	0	69.7	76.3
2300	2	0	2	0	0	0	0	0	0	0	0	0	0	0	0	0	0	0	0	69.2	-
07-19	**698**	**4**	**584**	**7**	**92**	**2**	**0**	**2**	**1**	**6**	**0**	**0**	**0**	**60**	**8.6**	**24**	**3.4**	**8**	**1.1**	**66**	**76.7**
06-22	**775**	**4**	**656**	**7**	**95**	**4**	**0**	**2**	**1**	**6**	**0**	**0**	**0**	**69**	**8.9**	**27**	**3.5**	**10**	**1.3**	**65.8**	**76.7**
06-00	**788**	**4**	**667**	**8**	**96**	**4**	**0**	**2**	**1**	**6**	**0**	**0**	**0**	**71**	**9**	**27**	**3.4**	**10**	**1.3**	**65.9**	**76.7**
00-00	**794**	**4**	**673**	**8**	**96**	**4**	**0**	**2**	**1**	**6**	**0**	**0**	**0**	**73**	**9.2**	**27**	**3.4**	**10**	**1.3**	**65.9**	**76.7**

DRAFT

Site 16
Location L-4024-2, att t/junction sign, Lat 53.61315, Long -6.76449
Direction North

3279 / Meath/Cavan/Monaghan ATC's
October 2013
Automatic Traffic Count

Wed, 9 October 2013

Time	Total	Classification												>PSL	>PSL%	>SL1	>SL1%	>SL2	>SL2%	Mean	Vpp
		1 MCL	2 SV	3 SVT	4 TB2	5 TB3	6 T4	7 ART3	8 ART4	9 ART5	10 ART6	11 BD	12 DRT	80	80	85 +5kph	85 +5kph	90 +10kph	90 +10kph		85
0000	5	0	5	0	0	0	0	0	0	0	0	0	0	0	0	0	0	0	0	68.9	-
0100	4	0	4	0	0	0	0	0	0	0	0	0	0	0	0	0	0	0	0	59.1	-
0200	1	0	1	0	0	0	0	0	0	0	0	0	0	0	0	0	0	0	0	48.9	-
0300	1	0	1	0	0	0	0	0	0	0	0	0	0	0	0	0	0	0	0	68.1	-
0400	2	0	1	0	1	0	0	0	0	0	0	0	0	1	50	1	50	1	50	84.3	-
0500	5	0	3	0	1	0	0	0	1	0	0	0	0	1	20	0	0	0	0	66.8	-
0600	13	0	11	0	1	0	1	0	0	0	0	0	0	4	30.8	1	7.7	1	7.7	69.5	82.4
0700	53	0	46	0	5	0	1	0	0	1	0	0	0	9	17	6	11.3	3	5.7	73.5	81.7
0800	**81**	**0**	**72**	**1**	**7**	**1**	**0**	**0**	**0**	**0**	**0**	**0**	**0**	**12**	**14.8**	**3**	**3.7**	**0**	**0**	**69.6**	**79.2**
0900	65	0	58	3	3	0	0	0	0	1	0	0	0	4	6.2	1	1.5	0	0	63.7	74.5
1000	40	0	34	0	4	0	0	0	0	1	0	0	1	5	12.5	2	5	2	5	63.1	77.4
1100	41	1	34	1	5	0	0	0	0	0	0	0	0	2	4.9	1	2.4	1	2.4	63	73.8
1200	42	1	38	0	3	0	0	0	0	0	0	0	0	4	9.5	4	9.5	1	2.4	63	75.2
1300	42	0	36	0	4	1	0	0	1	0	0	0	0	4	9.5	0	0	0	0	64.9	77.8
1400	43	0	35	2	5	0	0	0	0	1	0	0	0	1	2.3	1	2.3	0	0	59.8	72
1500	**55**	**0**	**50**	**1**	**4**	**0**	**0**	**0**	**0**	**0**	**0**	**0**	**0**	**10**	**18.2**	**2**	**3.6**	**0**	**0**	**68.1**	**81.4**
1600	52	0	43	1	6	1	0	0	1	0	0	0	0	6	11.5	4	7.7	1	1.9	62.6	77.4
1700	46	0	37	0	9	0	0	0	0	0	0	0	0	5	10.9	2	4.3	0	0	65.2	73.4
1800	48	2	41	0	5	0	0	0	0	0	0	0	0	6	12.5	2	4.2	0	0	62.8	77
1900	42	0	39	0	3	0	0	0	0	0	0	0	0	3	7.1	1	2.4	0	0	66.4	74.9
2000	23	0	22	0	1	0	0	0	0	0	0	0	0	3	13	2	8.7	1	4.3	69	78.1
2100	19	0	16	0	2	0	0	0	1	0	0	0	0	2	10.5	1	5.3	0	0	61.8	76
2200	16	0	16	0	0	0	0	0	0	0	0	0	0	3	18.8	2	12.5	0	0	64.8	82.8
2300	6	0	6	0	0	0	0	0	0	0	0	0	0	2	33.3	2	33.3	0	0	67.2	-
07-19	**608**	**4**	**524**	**9**	**60**	**3**	**1**	**0**	**2**	**4**	**0**	**0**	**1**	**68**	**11.2**	**28**	**4.6**	**8**	**1.3**	**65.4**	**77.8**
06-22	**705**	**4**	**612**	**9**	**67**	**3**	**2**	**0**	**3**	**4**	**0**	**0**	**1**	**80**	**11.3**	**33**	**4.7**	**10**	**1.4**	**65.5**	**77.8**
06-00	**727**	**4**	**634**	**9**	**67**	**3**	**2**	**0**	**3**	**4**	**0**	**0**	**1**	**85**	**11.7**	**37**	**5.1**	**10**	**1.4**	**65.5**	**77.8**
00-00	**745**	**4**	**649**	**9**	**69**	**3**	**2**	**0**	**4**	**4**	**0**	**0**	**1**	**87**	**11.7**	**38**	**5.1**	**11**	**1.5**	**65.5**	**77.8**

DRAFT

Site 16
Location L-4024-2, att t/junction sign, Lat 53.61315, Long -6.76449
Direction North

3279 / Meath/Cavan/Monaghan ATC's
October 2013
Automatic Traffic Count

Thu, 10 October 2013

Time	Total	Classification												>PSL	>PSL%	>SL1	>SL1%	>SL2	>SL2%	Mean	Vpp
		1 MCL	2 SV	3 SVT	4 TB2	5 TB3	6 T4	7 ART3	8 ART4	9 ART5	10 ART6	11 BD	12 DRT	80	80	85 +5kph	85 +5kph	90 +10kph	90 +10kph		85
0000	3	0	3	0	0	0	0	0	0	0	0	0	0	1	33.3	1	33.3	1	33.3	65.7	-
0100	1	0	1	0	0	0	0	0	0	0	0	0	0	0	0	0	0	0	0	58.2	-
0200	1	0	1	0	0	0	0	0	0	0	0	0	0	0	0	0	0	0	0	61.5	-
0300	0	0	0	0	0	0	0	0	0	0	0	0	0	0	0	0	0	0	0	-	-
0400	1	0	1	0	0	0	0	0	0	0	0	0	0	0	0	0	0	0	0	63.2	-
0500	2	0	2	0	0	0	0	0	0	0	0	0	0	0	0	0	0	0	0	63.9	-
0600	15	0	13	0	2	0	0	0	0	0	0	0	0	5	33.3	3	20	0	0	74.1	85
0700	48	0	39	0	5	0	1	0	1	2	0	0	0	13	27.1	5	10.4	2	4.2	70.5	82.8
0800	**87**	**0**	**77**	**2**	**8**	**0**	**0**	**0**	**0**	**0**	**0**	**0**	**0**	**10**	**11.5**	**4**	**4.6**	**1**	**1.1**	**68.9**	**77.4**
0900	61	0	54	2	5	0	0	0	0	0	0	0	0	6	9.8	2	3.3	1	1.6	66.9	76
1000	45	0	40	1	4	0	0	0	0	0	0	0	0	5	11.1	2	4.4	1	2.2	66.8	75.2
1100	40	0	35	0	4	1	0	0	0	0	0	0	0	1	2.5	0	0	0	0	58.7	73.8
1200	33	0	30	0	1	1	0	0	1	0	0	0	0	6	18.2	4	12.1	1	3	67.1	80.3
1300	46	0	37	0	7	1	1	0	0	0	0	0	0	6	13	3	6.5	1	2.2	63.9	76
1400	52	0	43	2	4	0	0	1	2	0	0	0	0	7	13.5	2	3.8	0	0	63	76.7
1500	**59**	**0**	**55**	**0**	**3**	**1**	**0**	**0**	**0**	**0**	**0**	**0**	**0**	**2**	**3.4**	**0**	**0**	**0**	**0**	**64.3**	**76**
1600	47	0	39	2	5	0	0	0	0	0	1	0	0	3	6.4	1	2.1	1	2.1	66.1	75.2
1700	53	0	45	0	8	0	0	0	0	0	0	0	0	4	7.5	2	3.8	0	0	62.1	73.4
1800	51	0	46	0	4	0	0	0	1	0	0	0	0	2	3.9	0	0	0	0	63.2	74.9
1900	46	0	41	0	3	1	0	0	0	1	0	0	0	1	2.2	1	2.2	1	2.2	60.6	72
2000	29	0	27	0	0	1	0	0	1	0	0	0	0	3	10.3	1	3.4	1	3.4	64.7	77
2100	18	0	17	0	1	0	0	0	0	0	0	0	0	2	11.1	1	5.6	1	5.6	67.4	78.1
2200	19	0	19	0	0	0	0	0	0	0	0	0	0	3	15.8	1	5.3	0	0	68.7	78.1
2300	5	0	5	0	0	0	0	0	0	0	0	0	0	1	20	0	0	0	0	62.1	-
07-19	**622**	**0**	**540**	**9**	**58**	**4**	**2**	**1**	**5**	**2**	**1**	**0**	**0**	**65**	**10.5**	**25**	**4**	**8**	**1.3**	**65.4**	**77**
06-22	**730**	**0**	**638**	**9**	**64**	**6**	**2**	**1**	**6**	**3**	**1**	**0**	**0**	**76**	**10.4**	**31**	**4.2**	**11**	**1.5**	**65.3**	**77**
06-00	**754**	**0**	**662**	**9**	**64**	**6**	**2**	**1**	**6**	**3**	**1**	**0**	**0**	**80**	**10.6**	**32**	**4.2**	**11**	**1.5**	**65.3**	**77**
00-00	**762**	**0**	**670**	**9**	**64**	**6**	**2**	**1**	**6**	**3**	**1**	**0**	**0**	**81**	**10.6**	**33**	**4.3**	**12**	**1.6**	**65.3**	**77**

DRAFT

Site 16
Location L-4024-2, att t/junction sign, Lat 53.61315, Long -6.76449
Direction North

3279 / Meath/Cavan/Monaghan ATC's
October 2013
Automatic Traffic Count

Fri, 11 October 2013

Time	Total	Classification												>PSL	>PSL%	>SL1	>SL1%	>SL2	>SL2%	Mean	Vpp
		1 MCL	2 SV	3 SVT	4 TB2	5 TB3	6 T4	7 ART3	8 ART4	9 ART5	10 ART6	11 BD	12 DRT	80	80	85 +5kph	85 +5kph	90 +10kph	90 +10kph		85
0000	5	0	5	0	0	0	0	0	0	0	0	0	0	1	20	1	20	1	20	73.1	-
0100	2	0	2	0	0	0	0	0	0	0	0	0	0	1	50	0	0	0	0	73.7	-
0200	0	0	0	0	0	0	0	0	0	0	0	0	0	0	0	0	0	0	0	-	-
0300	1	0	1	0	0	0	0	0	0	0	0	0	0	0	0	0	0	0	0	61.9	-
0400	1	0	1	0	0	0	0	0	0	0	0	0	0	1	100	0	0	0	0	84.7	-
0500	1	0	1	0	0	0	0	0	0	0	0	0	0	0	0	0	0	0	0	78.2	-
0600	9	0	7	0	1	0	0	0	1	0	0	0	0	2	22.2	2	22.2	0	0	72.8	-
0700	52	0	43	1	5	0	0	0	2	1	0	0	0	13	25	10	19.2	5	9.6	71.5	86
0800	64	0	56	2	6	0	0	0	0	0	0	0	0	18	28.1	10	15.6	6	9.4	73.2	83.9
0900	**68**	**0**	**57**	**1**	**7**	**2**	**0**	**0**	**0**	**0**	**1**	**0**	**0**	**8**	**11.8**	**4**	**5.9**	**2**	**2.9**	**65.7**	**77**
1000	38	0	29	0	8	0	0	0	0	1	0	0	0	1	2.6	1	2.6	1	2.6	63.8	73.1
1100	35	0	28	1	5	0	1	0	0	0	0	0	0	1	2.9	0	0	0	0	61.3	74.2
1200	45	0	40	1	3	0	0	0	0	0	1	0	0	2	4.4	1	2.2	1	2.2	64.9	76
1300	51	1	46	0	4	0	0	0	0	0	0	0	0	5	9.8	4	7.8	3	5.9	64.6	77
1400	45	0	39	0	6	0	0	0	0	0	0	0	0	1	2.2	0	0	0	0	66.1	75.2
1500	**81**	**0**	**67**	**2**	**9**	**1**	**0**	**0**	**1**	**0**	**1**	**0**	**0**	**3**	**3.7**	**2**	**2.5**	**1**	**1.2**	**61.4**	**72.7**
1600	70	1	61	1	6	1	0	0	0	0	0	0	0	3	4.3	1	1.4	0	0	66.1	75.6
1700	55	0	42	2	11	0	0	0	0	0	0	0	0	2	3.6	1	1.8	1	1.8	63.7	74.2
1800	68	0	59	1	8	0	0	0	0	0	0	0	0	5	7.4	1	1.5	0	0	63.7	75.2
1900	39	0	37	0	2	0	0	0	0	0	0	0	0	7	17.9	2	5.1	0	0	66.5	80.6
2000	23	0	21	0	2	0	0	0	0	0	0	0	0	4	17.4	0	0	0	0	65.1	79.9
2100	18	0	18	0	0	0	0	0	0	0	0	0	0	3	16.7	2	11.1	1	5.6	70.2	78.5
2200	18	0	17	0	1	0	0	0	0	0	0	0	0	4	22.2	2	11.1	1	5.6	70.6	80.6
2300	4	0	4	0	0	0	0	0	0	0	0	0	0	1	25	0	0	0	0	68.2	-
07-19	**672**	**2**	**567**	**12**	**78**	**4**	**1**	**0**	**3**	**2**	**3**	**0**	**0**	**62**	**9.2**	**35**	**5.2**	**20**	**3**	**65.6**	**77**
06-22	**761**	**2**	**650**	**12**	**83**	**4**	**1**	**0**	**4**	**2**	**3**	**0**	**0**	**78**	**10.2**	**41**	**5.4**	**21**	**2.8**	**65.8**	**77.4**
06-00	**783**	**2**	**671**	**12**	**84**	**4**	**1**	**0**	**4**	**2**	**3**	**0**	**0**	**83**	**10.6**	**43**	**5.5**	**22**	**2.8**	**65.9**	**77.4**
00-00	**793**	**2**	**681**	**12**	**84**	**4**	**1**	**0**	**4**	**2**	**3**	**0**	**0**	**86**	**10.8**	**44**	**5.5**	**23**	**2.9**	**66**	**77.4**

DRAFT

Site 16
Location L-4024-2, att t/junction sign, Lat 53.61315, Long -6.76449
Direction North

3279 / Meath/Cavan/Monaghan ATC's
October 2013
Automatic Traffic Count

Sat, 12 October 2013

Time	Total	Classification												>PSL	>PSL%	>SL1	>SL1%	>SL2	>SL2%	Mean	Vpp
		1 MCL	2 SV	3 SVT	4 TB2	5 TB3	6 T4	7 ART3	8 ART4	9 ART5	10 ART6	11 BD	12 DRT	80	80	85 +5kph	85 +5kph	90 +10kph	90 +10kph		85
0000	8	0	6	0	2	0	0	0	0	0	0	0	0	2	25	2	25	1	12.5	70.7	-
0100	1	0	0	0	1	0	0	0	0	0	0	0	0	0	0	0	0	0	0	73.9	-
0200	2	0	2	0	0	0	0	0	0	0	0	0	0	0	0	0	0	0	0	66.7	-
0300	1	0	1	0	0	0	0	0	0	0	0	0	0	0	0	0	0	0	0	60.7	-
0400	1	0	1	0	0	0	0	0	0	0	0	0	0	0	0	0	0	0	0	78.4	-
0500	2	0	2	0	0	0	0	0	0	0	0	0	0	0	0	0	0	0	0	75.5	-
0600	2	0	2	0	0	0	0	0	0	0	0	0	0	0	0	0	0	0	0	72.2	-
0700	14	0	14	0	0	0	0	0	0	0	0	0	0	5	35.7	4	28.6	2	14.3	76.9	85.3
0800	17	0	12	0	5	0	0	0	0	0	0	0	0	4	23.5	2	11.8	1	5.9	68.3	79.9
0900	38	0	36	1	0	0	0	0	0	1	0	0	0	5	13.2	2	5.3	1	2.6	69	79.2
1000	**42**	**0**	**37**	**0**	**4**	**0**	**0**	**0**	**1**	**0**	**0**	**0**	**0**	**8**	**19**	**4**	**9.5**	**2**	**4.8**	**70.9**	**82.4**
1100	38	0	32	1	5	0	0	0	0	0	0	0	0	5	13.2	2	5.3	0	0	69.3	78.5
1200	61	0	59	0	2	0	0	0	0	0	0	0	0	11	18	4	6.6	2	3.3	71	80.3
1300	49	1	43	0	2	0	0	0	2	0	1	0	0	3	6.1	2	4.1	1	2	63.9	75.6
1400	**68**	**0**	**63**	**0**	**5**	**0**	**0**	**0**	**0**	**0**	**0**	**0**	**0**	**10**	**14.7**	**5**	**7.4**	**3**	**4.4**	**68.7**	**77.4**
1500	46	1	38	2	5	0	0	0	0	0	0	0	0	5	10.9	1	2.2	0	0	69.3	77.4
1600	38	0	32	1	5	0	0	0	0	0	0	0	0	2	5.3	1	2.6	0	0	64.2	72
1700	44	0	40	0	4	0	0	0	0	0	0	0	0	4	9.1	1	2.3	1	2.3	68.2	77.8
1800	31	0	28	0	1	0	0	0	1	1	0	0	0	2	6.5	1	3.2	1	3.2	63.1	75.6
1900	44	0	39	0	4	1	0	0	0	0	0	0	0	4	9.1	1	2.3	0	0	63.3	76.3
2000	46	0	44	0	2	0	0	0	0	0	0	0	0	3	6.5	0	0	0	0	58.5	73.4
2100	8	0	8	0	0	0	0	0	0	0	0	0	0	1	12.5	0	0	0	0	63.4	-
2200	10	0	10	0	0	0	0	0	0	0	0	0	0	0	0	0	0	0	0	61.7	-
2300	6	0	5	0	1	0	0	0	0	0	0	0	0	0	0	0	0	0	0	60.1	-
07-19	**486**	**2**	**434**	**5**	**38**	**0**	**0**	**0**	**4**	**2**	**1**	**0**	**0**	**64**	**13.2**	**29**	**6**	**14**	**2.9**	**68.3**	**78.8**
06-22	**586**	**2**	**527**	**5**	**44**	**1**	**0**	**0**	**4**	**2**	**1**	**0**	**0**	**72**	**12.3**	**30**	**5.1**	**14**	**2.4**	**67.1**	**78.5**
06-00	**602**	**2**	**542**	**5**	**45**	**1**	**0**	**0**	**4**	**2**	**1**	**0**	**0**	**72**	**12**	**30**	**5**	**14**	**2.3**	**66.9**	**78.1**
00-00	**617**	**2**	**554**	**5**	**48**	**1**	**0**	**0**	**4**	**2**	**1**	**0**	**0**	**74**	**12**	**32**	**5.2**	**15**	**2.4**	**67**	**78.1**

DRAFT

Site 16
Location L-4024-2, att t/junction sign, Lat 53.61315, Long -6.76449
Direction North

3279 / Meath/Cavan/Monaghan ATC's
October 2013
Automatic Traffic Count

Sun, 13 October 2013

Time	Total	Classification												>PSL	>PSL%	>SL1	>SL1%	>SL2	>SL2%	Mean	Vpp
		1 MCL	2 SV	3 SVT	4 TB2	5 TB3	6 T4	7 ART3	8 ART4	9 ART5	10 ART6	11 BD	12 DRT	80	80	85 +5kph	85 +5kph	90 +10kph	90 +10kph		85
0000	17	0	17	0	0	0	0	0	0	0	0	0	0	1	5.9	1	5.9	0	0	61	67.3
0100	6	0	5	0	1	0	0	0	0	0	0	0	0	0	0	0	0	0	0	58.2	-
0200	0	0	0	0	0	0	0	0	0	0	0	0	0	0	0	0	0	0	0	-	-
0300	3	0	3	0	0	0	0	0	0	0	0	0	0	0	0	0	0	0	0	56.3	-
0400	3	0	2	0	1	0	0	0	0	0	0	0	0	0	0	0	0	0	0	66.3	-
0500	1	0	1	0	0	0	0	0	0	0	0	0	0	0	0	0	0	0	0	66.3	-
0600	3	0	3	0	0	0	0	0	0	0	0	0	0	1	33.3	0	0	0	0	70.7	-
0700	8	0	7	1	0	0	0	0	0	0	0	0	0	4	50	2	25	1	12.5	80.8	-
0800	7	0	6	0	1	0	0	0	0	0	0	0	0	0	0	0	0	0	0	66.8	-
0900	16	0	15	1	0	0	0	0	0	0	0	0	0	1	6.3	1	6.3	1	6.3	69.1	74.9
1000	**27**	**0**	**26**	**1**	**0**	**0**	**0**	**0**	**0**	**0**	**0**	**0**	**0**	**0**	**0**	**0**	**0**	**0**	**0**	**66.7**	**75.6**
1100	23	0	20	1	2	0	0	0	0	0	0	0	0	1	4.3	0	0	0	0	62.7	76.3
1200	40	0	40	0	0	0	0	0	0	0	0	0	0	5	12.5	3	7.5	3	7.5	69.1	76.7
1300	**69**	**1**	**66**	**0**	**2**	**0**	**0**	**0**	**0**	**0**	**0**	**0**	**0**	**7**	**10.1**	**4**	**5.8**	**2**	**2.9**	**68.4**	**77**
1400	37	0	35	0	2	0	0	0	0	0	0	0	0	4	10.8	0	0	0	0	67.9	76.3
1500	44	0	41	0	3	0	0	0	0	0	0	0	0	5	11.4	1	2.3	1	2.3	67.5	74.5
1600	36	1	35	0	0	0	0	0	0	0	0	0	0	1	2.8	0	0	0	0	65.6	76.7
1700	37	0	36	1	0	0	0	0	0	0	0	0	0	1	2.7	1	2.7	1	2.7	63.5	72.4
1800	27	0	26	0	1	0	0	0	0	0	0	0	0	2	7.4	0	0	0	0	64.3	72
1900	28	0	28	0	0	0	0	0	0	0	0	0	0	3	10.7	2	7.1	0	0	64.4	72.4
2000	15	0	11	0	3	0	0	1	0	0	0	0	0	3	20	1	6.7	1	6.7	72.6	83.2
2100	20	0	20	0	0	0	0	0	0	0	0	0	0	1	5	1	5	1	5	66.8	77.8
2200	5	0	4	0	1	0	0	0	0	0	0	0	0	0	0	0	0	0	0	67	-
2300	7	0	7	0	0	0	0	0	0	0	0	0	0	1	14.3	1	14.3	1	14.3	61.4	-
07-19	**371**	**2**	**353**	**5**	**11**	**0**	**0**	**0**	**0**	**0**	**0**	**0**	**0**	**31**	**8.4**	**12**	**3.2**	**9**	**2.4**	**67.1**	**76.3**
06-22	**437**	**2**	**415**	**5**	**14**	**0**	**0**	**1**	**0**	**0**	**0**	**0**	**0**	**39**	**8.9**	**16**	**3.7**	**11**	**2.5**	**67.1**	**77**
06-00	**449**	**2**	**426**	**5**	**15**	**0**	**0**	**1**	**0**	**0**	**0**	**0**	**0**	**40**	**8.9**	**17**	**3.8**	**12**	**2.7**	**67**	**77**
00-00	**479**	**2**	**454**	**5**	**17**	**0**	**0**	**1**	**0**	**0**	**0**	**0**	**0**	**41**	**8.6**	**18**	**3.8**	**12**	**2.5**	**66.6**	**76.7**

DRAFT

Site 16
Location L-4024-2, att t/junction sign, Lat 53.61315, Long -6.76449
Direction North

3279 / Meath/Cavan/Monaghan ATC's
October 2013
Automatic Traffic Count

Virtual Day (7)

Time	Total	Classification												>PSL	>PSL%	>SL1	>SL1%	>SL2	>SL2%	Mean	Vpp
		1 MCL	2 SV	3 SVT	4 TB2	5 TB3	6 T4	7 ART3	8 ART4	9 ART5	10 ART6	11 BD	12 DRT	80	80	85 +5kph	85 +5kph	90 +10kph	90 +10kph		85
0000	6	0	6	0	0	0	0	0	0	0	0	0	0	1	15.9	1	13.6	0	6.8	66.8	-
0100	2	0	2	0	0	0	0	0	0	0	0	0	0	0	6.3	0	0	0	0	60.4	-
0200	1	0	1	0	0	0	0	0	0	0	0	0	0	0	0	0	0	0	0	62.6	-
0300	1	0	1	0	0	0	0	0	0	0	0	0	0	0	0	0	0	0	0	59.7	-
0400	1	0	1	0	0	0	0	0	0	0	0	0	0	0	25	0	12.5	0	12.5	74.2	-
0500	3	0	2	0	0	0	0	0	0	0	0	0	0	0	10	0	0	0	0	68.8	-
0600	8	0	6	0	1	0	0	0	0	0	0	0	0	2	28.3	1	13.2	0	1.9	72.6	-
0700	40	0	34	0	4	0	0	0	0	1	0	0	0	8	20	4	10.7	2	5	71.6	82.1
0800	**59**	**0**	**51**	**1**	**6**	**0**	**0**	**0**	**0**	**0**	**0**	**0**	**0**	**10**	**16.7**	**5**	**7.8**	**2**	**3.2**	**69.9**	**80.3**
0900	57	0	49	2	5	0	0	0	0	0	0	0	0	6	10.4	3	4.5	1	2	66.8	77.4
1000	41	0	34	0	5	0	0	0	0	1	0	0	0	4	8.7	2	3.8	1	2.4	64.5	76.3
1100	36	0	31	1	4	0	0	0	0	0	0	0	0	2	6.3	0	1.2	0	0.4	63.7	76.3
1200	43	0	40	0	2	0	0	0	0	0	0	0	0	5	10.6	3	6.3	1	3.3	66.6	77.4
1300	45	1	40	0	3	0	0	0	0	0	0	0	0	5	10.1	3	5.7	1	3.2	65.5	77.4
1400	49	0	42	1	5	0	0	0	0	0	0	0	0	4	9	1	2.9	0	0.9	65.3	76.3
1500	**60**	**0**	**52**	**1**	**6**	**0**	**0**	**0**	**0**	**0**	**0**	**0**	**0**	**4**	**6.9**	**1**	**1.9**	**0**	**0.5**	**65.1**	**75.6**
1600	47	1	40	1	4	0	0	0	0	0	0	0	0	3	5.8	1	3	0	0.6	64.7	76.3
1700	50	0	43	1	6	0	0	0	0	0	0	0	0	3	6.8	1	2.6	0	0.9	64.7	75.2
1800	45	0	39	0	4	0	0	0	0	0	0	0	0	4	8	1	1.9	0	0.6	64.4	76
1900	38	0	35	0	2	0	0	0	0	0	0	0	0	3	8.2	1	3.4	0	0.7	64.4	76
2000	26	0	24	0	1	0	0	0	0	0	0	0	0	3	11.7	1	2.8	1	2.2	64.9	77.8
2100	16	0	15	0	1	0	0	0	0	0	0	0	0	2	9.7	1	5.3	0	2.7	64.7	78.1
2200	13	0	13	0	1	0	0	0	0	0	0	0	0	2	12.8	1	5.3	0	1.1	67.2	77.4
2300	5	0	5	0	0	0	0	0	0	0	0	0	0	1	22.9	1	11.4	0	5.7	66.3	-
07-19	**572**	**3**	**496**	**9**	**56**	**2**	**1**	**0**	**2**	**3**	**1**	**0**	**0**	**57**	**10**	**25**	**4.3**	**11**	**1.9**	**66.1**	**77**
06-22	**660**	**3**	**577**	**9**	**61**	**3**	**1**	**1**	**3**	**3**	**1**	**0**	**0**	**67**	**10.1**	**29**	**4.4**	**12**	**1.8**	**66**	**77.4**
06-00	**678**	**3**	**594**	**9**	**61**	**3**	**1**	**1**	**3**	**3**	**1**	**0**	**0**	**70**	**10.3**	**30**	**4.4**	**13**	**1.9**	**66**	**77.4**
00-00	**693**	**3**	**607**	**9**	**63**	**3**	**1**	**1**	**3**	**3**	**1**	**0**	**0**	**71**	**10.3**	**31**	**4.5**	**13**	**1.9**	**66**	**77.4**

DRAFT

Site 16
Location L-4024-2, att t/junction sign, Lat 53.61315, Long -6.76449
Direction North

3279 / Meath/Cavan/Monaghan ATC's
October 2013
Automatic Traffic Count

Virtual Week (1)

Time	Total	Classification												>PSL	>PSL%	>SL1	>SL1%	>SL2	>SL2%	Mean	Vpp
		1 MCL	2 SV	3 SVT	4 TB2	5 TB3	6 T4	7 ART3	8 ART4	9 ART5	10 ART6	11 BD	12 DRT	80	80	85 +5kph	85 +5kph	90 +10kph	90 +10kph		85
Mon	658	5	566	15	64	0	0	0	1	5	2	0	0	58	8.8	25	3.8	9	1.4	66.3	76.7
Tue	794	4	673	8	96	4	0	2	1	6	0	0	0	73	9.2	27	3.4	10	1.3	65.9	76.7
Wed	745	4	649	9	69	3	2	0	4	4	0	0	1	87	11.7	38	5.1	11	1.5	65.5	77.8
Thu	762	0	670	9	64	6	2	1	6	3	1	0	0	81	10.6	33	4.3	12	1.6	65.3	77
Fri	793	2	681	12	84	4	1	0	4	2	3	0	0	86	10.8	44	5.5	23	2.9	66	77.4
| Sat	617	2	554	5	48	1	0	0	4	2	1	0	0	74	12	32	5.2	15	2.4	67	78.1
| Sun	479	2	454	5	17	0	0	1	0	0	0	0	0	41	8.6	18	3.8	12	2.5	66.6	76.7
5 Day Ave.	**750**	**3**	**648**	**11**	**75**	**3**	**1**	**1**	**3**	**4**	**1**	**0**	**0**	**77**	**10.3**	**33**	**4.4**	**13**	**1.7**	**65.8**	**77.1**
7 Day Ave.	**693**	**3**	**607**	**9**	**63**	**3**	**1**	**1**	**3**	**3**	**1**	**0**	**0**	**71**	**10.3**	**31**	**4.5**	**13**	**1.9**	**66.0**	**77.4**
--	**4848**	**19**	**4247**	**63**	**442**	**18**	**5**	**4**	**20**	**22**	**7**	**0**	**1**	**500**	**10.3**	**217**	**4.5**	**92**	**1.9**	**66.0**	**77.4**

Summary Graphs

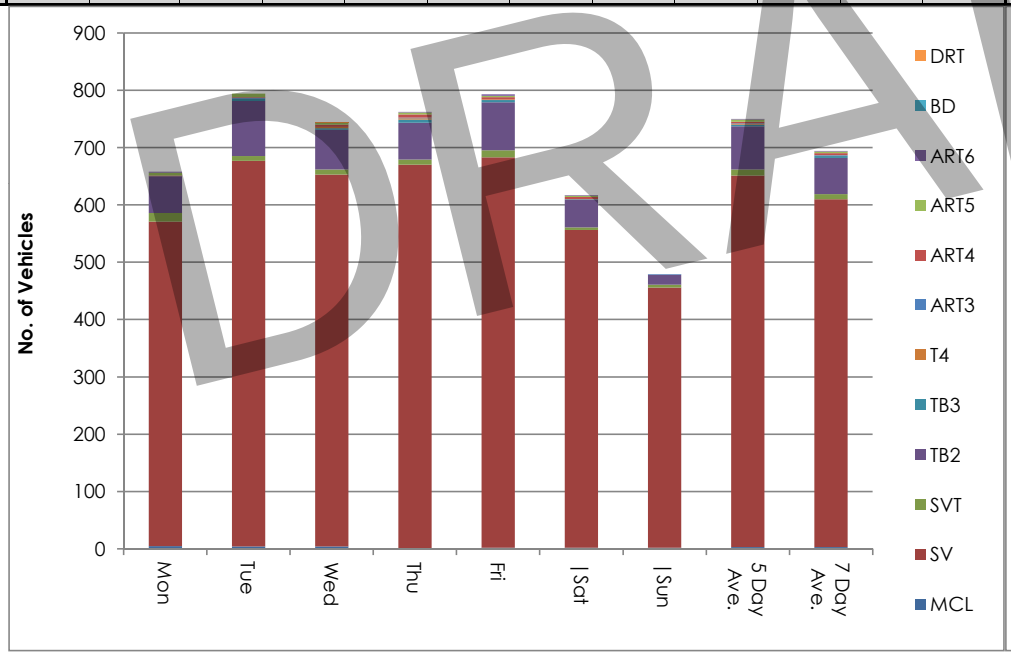

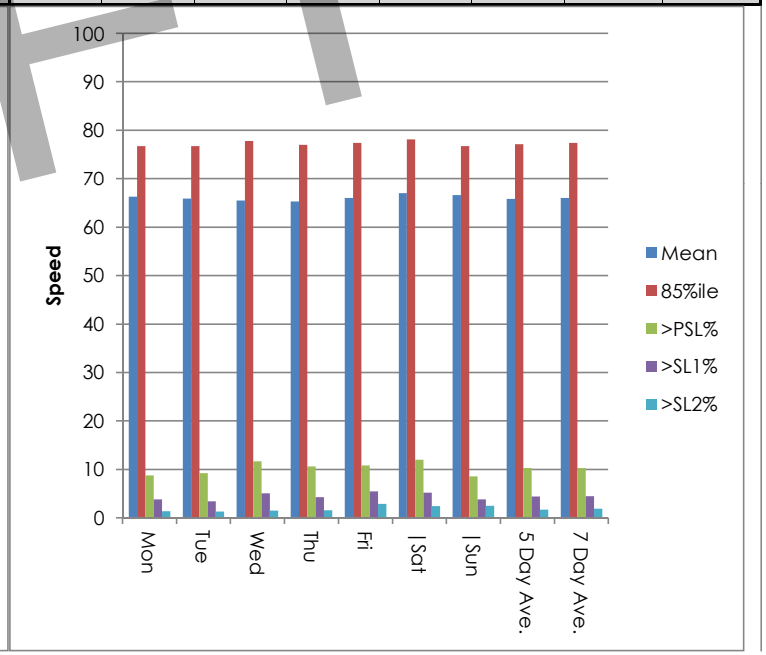

DRAFT

Site 16
Location L-4024-2, att t/junction sign, Lat 53.61315, Long -6.76449
Direction North

3279 / Meath/Cavan/Monaghan ATC's
October 2013
Automatic Traffic Count

Mon, 7 October 2013

Time	Total	Speed Bins (km/h)																											
		0 - 5	5 - 10	10 - 15	15 - 20	20 - 25	25 - 30	30 - 35	35 - 40	40 - 45	45 - 50	50 - 55	55 - 60	60 - 65	65 - 70	70 - 75	75 - 80	80 - 85	85 - 90	90 - 95	95 - 100	100 - 105	105 - 110	110 - 115	115 - 120	120 - 125	125 - 130	130 - 135	135 - 140
0000	4	0	0	0	0	0	0	0	0	0	0	0	1	2	0	0	0	0	1	0	0	0	0	0	0	0	0	0	0
0100	1	0	0	0	0	0	0	0	1	0	0	0	0	0	0	0	0	0	0	0	0	0	0	0	0	0	0	0	0
0200	2	0	0	0	0	0	0	0	0	0	0	0	0	1	1	0	0	0	0	0	0	0	0	0	0	0	0	0	0
0300	1	0	0	0	0	0	0	0	0	0	0	0	1	0	0	0	0	0	0	0	0	0	0	0	0	0	0	0	0
0400	0	0	0	0	0	0	0	0	0	0	0	0	0	0	0	0	0	0	0	0	0	0	0	0	0	0	0	0	0
0500	6	0	0	0	0	0	0	0	0	0	0	0	1	2	1	0	2	0	0	0	0	0	0	0	0	0	0	0	0
0600	7	0	0	0	0	0	0	0	0	0	0	0	0	2	1	2	1	0	1	0	0	0	0	0	0	0	0	0	0
0700	52	0	0	0	0	0	0	0	0	0	2	1	1	10	6	20	6	4	1	1	0	0	0	0	0	0	0	0	0
0800	**76**	**0**	**0**	**0**	**1**	**0**	**0**	**1**	**0**	**0**	**1**	**0**	**8**	**7**	**21**	**12**	**12**	**5**	**3**	**5**	**0**	**0**	**0**	**0**	**0**	**0**	**0**	**0**	**0**
0900	71	0	0	0	0	0	0	0	0	0	2	5	4	14	13	16	10	4	3	0	0	0	0	0	0	0	0	0	0
1000	48	0	0	0	0	0	5	1	0	1	4	5	13	7	5	3	3	1	0	0	0	0	0	0	0	0	0	0	0
1100	33	0	0	0	0	0	0	0	0	1	1	1	10	5	3	5	5	2	0	0	0	0	0	0	0	0	0	0	0
1200	24	0	0	0	0	2	0	0	0	0	0	1	1	6	3	7	3	1	0	0	0	0	0	0	0	0	0	0	0
1300	26	0	0	0	0	0	1	0	0	0	1	4	4	4	3	2	3	1	2	1	0	0	0	0	0	0	0	0	0
1400	45	0	0	0	0	0	0	0	0	1	4	2	5	14	8	5	1	3	2	0	0	0	0	0	0	0	0	0	0
1500	**55**	**0**	**0**	**0**	**0**	**0**	**0**	**0**	**0**	**1**	**1**	**3**	**5**	**12**	**12**	**10**	**8**	**2**	**1**	**0**	**0**	**0**	**0**	**0**	**0**	**0**	**0**	**0**	**0**
1600	31	0	0	0	0	1	0	1	2	1	3	0	4	2	8	6	2	1	0	0	0	0	0	0	0	0	0	0	0
1700	51	0	0	0	0	0	0	0	0	0	2	0	6	15	12	10	3	2	1	0	0	0	0	0	0	0	0	0	0
1800	37	0	0	0	1	0	0	0	0	0	1	0	3	10	13	4	2	2	0	0	1	0	0	0	0	0	0	0	0
1900	34	0	0	0	0	0	0	0	0	1	1	0	4	10	5	7	4	1	1	0	0	0	0	0	0	0	0	0	0
2000	22	0	0	0	0	0	0	0	0	0	0	1	1	6	8	3	1	2	0	0	0	0	0	0	0	0	0	0	0
2100	12	0	0	0	0	0	0	0	0	0	1	4	2	1	3	0	1	0	0	0	0	0	0	0	0	0	0	0	0
2200	15	0	0	0	0	0	0	0	0	0	1	0	1	4	5	2	2	0	0	0	0	0	0	0	0	0	0	0	0
2300	5	0	0	0	0	0	0	0	0	0	0	0	0	0	1	0	1	2	0	0	1	0	0	0	0	0	0	0	0
07-19	**549**	**0**	**0**	**0**	**2**	**3**	**6**	**3**	**2**	**5**	**22**	**22**	**64**	**106**	**107**	**100**	**58**	**28**	**13**	**7**	**1**	**0**	**0**	**0**	**0**	**0**	**0**	**0**	**0**
06-22	**624**	**0**	**0**	**0**	**2**	**3**	**6**	**3**	**2**	**6**	**24**	**27**	**71**	**125**	**124**	**112**	**65**	**31**	**15**	**7**	**1**	**0**	**0**	**0**	**0**	**0**	**0**	**0**	**0**
06-00	**644**	**0**	**0**	**0**	**2**	**3**	**6**	**3**	**2**	**6**	**25**	**27**	**72**	**129**	**130**	**114**	**68**	**33**	**15**	**7**	**2**	**0**	**0**	**0**	**0**	**0**	**0**	**0**	**0**
00-00	**658**	**0**	**0**	**0**	**2**	**3**	**6**	**3**	**3**	**6**	**25**	**27**	**75**	**134**	**132**	**114**	**70**	**33**	**16**	**7**	**2**	**0**	**0**	**0**	**0**	**0**	**0**	**0**	**0**

DRAFT

Site 16
Location L-4024-2, att t/junction sign, Lat 53.61315, Long -6.76449
Direction North

3279 / Meath/Cavan/Monaghan ATC's
October 2013
Automatic Traffic Count

Tue, 8 October 2013

Time	Total	Speed Bins (km/h)																											
		0 - 5	5 - 10	10 - 15	15 - 20	20 - 25	25 - 30	30 - 35	35 - 40	40 - 45	45 - 50	50 - 55	55 - 60	60 - 65	65 - 70	70 - 75	75 - 80	80 - 85	85 - 90	90 - 95	95 - 100	100 - 105	105 - 110	110 - 115	115 - 120	120 - 125	125 - 130	130 - 135	135 - 140
0000	2	0	0	0	0	0	0	0	0	0	0	0	0	0	0	1	0	1	0	0	0	0	0	0	0	0	0	0	0
0100	1	0	0	0	0	0	0	0	0	0	0	0	0	1	0	0	0	0	0	0	0	0	0	0	0	0	0	0	0
0200	0	0	0	0	0	0	0	0	0	0	0	0	0	0	0	0	0	0	0	0	0	0	0	0	0	0	0	0	0
0300	0	0	0	0	0	0	0	0	0	0	0	0	0	0	0	0	0	0	0	0	0	0	0	0	0	0	0	0	0
0400	0	0	0	0	0	0	0	0	0	0	0	0	0	0	0	0	0	0	0	0	0	0	0	0	0	0	0	0	0
0500	3	0	0	0	0	0	0	0	0	0	0	0	1	0	0	1	0	1	0	0	0	0	0	0	0	0	0	0	0
0600	4	0	0	0	0	0	0	0	0	0	0	0	0	0	0	2	0	2	0	0	0	0	0	0	0	0	0	0	0
0700	53	0	0	0	0	0	0	0	0	1	1	6	4	2	12	8	13	5	1	0	0	0	0	0	0	0	0	0	0
0800	**80**	**0**	**0**	**0**	**1**	**0**	**0**	**0**	**0**	**0**	**1**	**1**	**13**	**11**	**12**	**21**	**8**	**7**	**5**	**0**	**0**	**0**	**0**	**0**	**0**	**0**	**0**	**0**	**0**
0900	77	0	0	0	0	0	0	0	1	3	3	7	5	13	14	11	10	5	2	3	0	0	0	0	0	0	0	0	0
1000	48	0	0	0	1	0	0	0	0	2	3	3	4	11	7	8	4	3	1	1	0	0	0	0	0	0	0	0	0
1100	44	0	0	0	0	0	1	0	0	1	0	2	9	4	12	7	4	4	0	0	0	0	0	0	0	0	0	0	0
1200	57	0	0	0	2	0	0	0	1	0	0	4	10	8	12	14	3	0	1	2	0	0	0	0	0	0	0	0	0
1300	34	0	0	0	0	0	0	0	0	1	1	6	3	5	4	4	7	1	0	2	0	0	0	0	0	0	0	0	0
1400	55	0	0	0	0	0	0	0	0	0	2	3	5	17	13	6	6	3	0	0	0	0	0	0	0	0	0	0	0
1500	**79**	**0**	**0**	**0**	**0**	**0**	**2**	**4**	**0**	**0**	**2**	**7**	**13**	**18**	**16**	**8**	**8**	**0**	**1**	**0**	**0**	**0**	**0**	**0**	**0**	**0**	**0**	**0**	**0**
1600	54	0	0	0	0	0	0	1	0	0	4	5	5	9	7	13	7	0	3	0	0	0	0	0	0	0	0	0	0
1700	66	0	0	0	0	0	2	0	0	1	3	5	13	11	11	6	9	4	1	0	0	0	0	0	0	0	0	0	0
1800	51	0	0	0	0	0	0	2	0	0	0	3	3	8	12	10	8	4	1	0	0	0	0	0	0	0	0	0	0
1900	34	0	0	0	0	0	2	0	0	0	2	2	5	8	2	9	2	1	0	0	1	0	0	0	0	0	0	0	0
2000	21	0	0	0	0	0	0	0	1	0	1	1	5	4	2	1	3	2	0	1	0	0	0	0	0	0	0	0	0
2100	18	0	0	0	0	0	0	3	1	1	0	0	2	2	2	2	3	1	1	0	0	0	0	0	0	0	0	0	0
2200	11	0	0	0	0	0	0	0	0	0	0	1	0	3	1	3	1	2	0	0	0	0	0	0	0	0	0	0	0
2300	2	0	0	0	0	0	0	0	0	0	0	0	0	1	0	1	0	0	0	0	0	0	0	0	0	0	0	0	0
07-19	**698**	**0**	**0**	**0**	**4**	**0**	**5**	**7**	**2**	**9**	**20**	**52**	**87**	**117**	**132**	**116**	**87**	**36**	**16**	**8**	**0**	**0**	**0**	**0**	**0**	**0**	**0**	**0**	**0**
06-22	**775**	**0**	**0**	**0**	**4**	**0**	**7**	**10**	**4**	**10**	**23**	**55**	**99**	**131**	**138**	**130**	**95**	**42**	**17**	**9**	**1**	**0**	**0**	**0**	**0**	**0**	**0**	**0**	**0**
06-00	**788**	**0**	**0**	**0**	**4**	**0**	**7**	**10**	**4**	**10**	**23**	**56**	**99**	**135**	**139**	**134**	**96**	**44**	**17**	**9**	**1**	**0**	**0**	**0**	**0**	**0**	**0**	**0**	**0**
00-00	**794**	**0**	**0**	**0**	**4**	**0**	**7**	**10**	**4**	**10**	**23**	**56**	**100**	**136**	**139**	**136**	**96**	**46**	**17**	**9**	**1**	**0**	**0**	**0**	**0**	**0**	**0**	**0**	**0**

DRAFT

Site 16
Location L-4024-2, att t/junction sign, Lat 53.61315, Long -6.76449
Direction North

3279 / Meath/Cavan/Monaghan ATC's
October 2013
Automatic Traffic Count

Wed, 9 October 2013

Time	Total	Speed Bins (km/h)																											
		0 - 5	5 - 10	10 - 15	15 - 20	20 - 25	25 - 30	30 - 35	35 - 40	40 - 45	45 - 50	50 - 55	55 - 60	60 - 65	65 - 70	70 - 75	75 - 80	80 - 85	85 - 90	90 - 95	95 - 100	100 - 105	105 - 110	110 - 115	115 - 120	120 - 125	125 - 130	130 - 135	135 - 140
0000	5	0	0	0	0	0	0	0	0	0	0	1	0	0	2	0	2	0	0	0	0	0	0	0	0	0	0	0	0
0100	4	0	0	0	0	0	0	0	0	0	0	0	3	0	1	0	0	0	0	0	0	0	0	0	0	0	0	0	0
0200	1	0	0	0	0	0	0	0	0	0	1	0	0	0	0	0	0	0	0	0	0	0	0	0	0	0	0	0	0
0300	1	0	0	0	0	0	0	0	0	0	0	0	0	0	1	0	0	0	0	0	0	0	0	0	0	0	0	0	0
0400	2	0	0	0	0	0	0	0	0	0	0	0	0	0	0	0	1	0	0	1	0	0	0	0	0	0	0	0	0
0500	5	0	0	0	0	0	0	0	0	0	0	1	0	2	0	1	0	1	0	0	0	0	0	0	0	0	0	0	0
0600	13	0	0	0	0	0	0	0	0	2	0	0	1	0	4	0	2	3	0	1	0	0	0	0	0	0	0	0	0
0700	53	0	0	0	0	0	0	0	0	0	1	0	6	4	8	9	16	3	3	0	2	0	1	0	0	0	0	0	0
0800	**81**	**0**	**0**	**0**	**0**	**0**	**0**	**0**	**0**	**0**	**3**	**4**	**7**	**7**	**19**	**15**	**14**	**9**	**3**	**0**	**0**	**0**	**0**	**0**	**0**	**0**	**0**	**0**	**0**
0900	65	0	0	0	0	0	0	3	1	0	1	6	10	17	6	11	6	3	1	0	0	0	0	0	0	0	0	0	0
1000	40	0	0	0	1	0	0	3	0	1	3	1	4	4	10	5	3	3	0	2	0	0	0	0	0	0	0	0	0
1100	41	0	0	0	0	0	2	1	0	0	5	0	6	7	6	8	4	1	0	1	0	0	0	0	0	0	0	0	0
1200	42	0	0	0	0	1	2	2	0	0	1	5	3	8	4	9	3	0	3	0	0	1	0	0	0	0	0	0	0
1300	42	0	0	0	0	0	1	1	1	1	0	1	2	14	9	3	5	4	0	0	0	0	0	0	0	0	0	0	0
1400	43	0	0	0	0	0	3	3	0	0	1	4	7	6	10	5	3	0	1	0	0	0	0	0	0	0	0	0	0
1500	**55**	**0**	**0**	**0**	**0**	**0**	**0**	**0**	**1**	**0**	**0**	**3**	**7**	**11**	**9**	**12**	**2**	**8**	**2**	**0**	**0**	**0**	**0**	**0**	**0**	**0**	**0**	**0**	**0**
1600	52	0	0	0	0	2	2	1	1	0	2	4	9	7	8	3	7	2	3	1	0	0	0	0	0	0	0	0	0
1700	46	0	0	0	0	0	2	0	0	2	0	4	4	7	9	12	1	3	2	0	0	0	0	0	0	0	0	0	0
1800	48	0	0	1	0	2	1	1	0	1	0	3	9	6	6	8	4	4	2	0	0	0	0	0	0	0	0	0	0
1900	42	0	0	0	0	0	0	0	0	0	2	4	6	6	8	9	4	2	1	0	0	0	0	0	0	0	0	0	0
2000	23	0	0	0	0	0	0	0	0	1	0	0	3	5	3	5	3	1	1	1	0	0	0	0	0	0	0	0	0
2100	19	0	0	0	0	0	0	0	1	2	0	2	3	4	3	0	2	1	1	0	0	0	0	0	0	0	0	0	0
2200	16	0	0	0	0	0	0	0	0	0	3	0	3	4	1	2	0	1	2	0	0	0	0	0	0	0	0	0	0
2300	6	0	0	0	0	0	0	0	0	1	0	1	1	0	0	1	0	0	2	0	0	0	0	0	0	0	0	0	0
07-19	**608**	**0**	**0**	**1**	**1**	**5**	**13**	**15**	**4**	**5**	**17**	**35**	**74**	**98**	**104**	**100**	**68**	**40**	**20**	**4**	**2**	**1**	**1**	**0**	**0**	**0**	**0**	**0**	**0**
06-22	**705**	**0**	**0**	**1**	**1**	**5**	**13**	**15**	**5**	**10**	**19**	**41**	**87**	**113**	**122**	**114**	**79**	**47**	**23**	**6**	**2**	**1**	**1**	**0**	**0**	**0**	**0**	**0**	**0**
06-00	**727**	**0**	**0**	**1**	**1**	**5**	**13**	**15**	**5**	**11**	**22**	**42**	**91**	**117**	**123**	**117**	**79**	**48**	**27**	**6**	**2**	**1**	**1**	**0**	**0**	**0**	**0**	**0**	**0**
00-00	**745**	**0**	**0**	**1**	**1**	**5**	**13**	**15**	**5**	**11**	**23**	**44**	**94**	**119**	**127**	**118**	**82**	**49**	**27**	**7**	**2**	**1**	**1**	**0**	**0**	**0**	**0**	**0**	**0**

DRAFT

Site 16
Location L-4024-2, att t/junction sign, Lat 53.61315, Long -6.76449
Direction North

3279 / Meath/Cavan/Monaghan ATC's
October 2013
Automatic Traffic Count

Thu, 10 October 2013

Time	Total	Speed Bins (km/h)																												
		0 - 5	5 - 10	10 - 15	15 - 20	20 - 25	25 - 30	30 - 35	35 - 40	40 - 45	45 - 50	50 - 55	55 - 60	60 - 65	65 - 70	70 - 75	75 - 80	80 - 85	85 - 90	90 - 95	95 - 100	100 - 105	105 - 110	110 - 115	115 - 120	120 - 125	125 - 130	130 - 135	135 - 140
0000	3	0	0	0	0	0	0	0	0	0	1	0	1	0	0	0	0	0	0	1	0	0	0	0	0	0	0	0	0	0
0100	1	0	0	0	0	0	0	0	0	0	0	0	1	0	0	0	0	0	0	0	0	0	0	0	0	0	0	0	0	0
0200	1	0	0	0	0	0	0	0	0	0	0	0	0	1	0	0	0	0	0	0	0	0	0	0	0	0	0	0	0	0
0300	0	0	0	0	0	0	0	0	0	0	0	0	0	0	0	0	0	0	0	0	0	0	0	0	0	0	0	0	0	0
0400	1	0	0	0	0	0	0	0	0	0	0	0	0	1	0	0	0	0	0	0	0	0	0	0	0	0	0	0	0	0
0500	2	0	0	0	0	0	0	0	0	0	0	0	1	0	1	0	0	0	0	0	0	0	0	0	0	0	0	0	0	0
0600	15	0	0	0	0	0	0	0	0	0	0	0	1	3	2	2	2	2	3	0	0	0	0	0	0	0	0	0	0	0
0700	48	0	0	0	0	0	0	0	0	1	5	1	3	4	6	7	8	8	3	2	0	0	0	0	0	0	0	0	0	0
0800	**87**	**0**	**0**	**0**	**0**	**0**	**0**	**0**	**0**	**3**	**2**	**3**	**3**	**11**	**28**	**19**	**8**	**6**	**3**	**1**	**0**	**0**	**0**	**0**	**0**	**0**	**0**	**0**	**0**	**0**
0900	61	0	0	0	0	0	0	0	1	0	1	3	11	7	16	11	5	4	1	1	0	0	0	0	0	0	0	0	0	0
1000	45	0	0	0	0	0	1	1	0	0	0	3	5	6	11	9	4	3	1	1	0	0	0	0	0	0	0	0	0	0
1100	40	0	0	0	0	0	3	2	0	0	3	7	4	7	6	3	4	1	0	0	0	0	0	0	0	0	0	0	0	0
1200	33	0	0	0	0	0	0	2	0	1	2	2	1	5	5	5	4	2	3	1	0	0	0	0	0	0	0	0	0	0
1300	46	0	0	0	0	1	3	0	0	0	0	4	6	10	7	6	3	3	2	0	1	0	0	0	0	0	0	0	0	0
1400	52	0	0	0	0	0	0	3	1	0	4	5	9	6	9	6	2	5	2	0	0	0	0	0	0	0	0	0	0	0
1500	**59**	**0**	**0**	**0**	**0**	**0**	**3**	**0**	**0**	**0**	**3**	**4**	**7**	**8**	**14**	**8**	**10**	**2**	**0**	**0**	**0**	**0**	**0**	**0**	**0**	**0**	**0**	**0**	**0**	**0**
1600	47	0	0	0	0	0	0	1	0	0	2	4	6	6	10	9	6	2	0	1	0	0	0	0	0	0	0	0	0	0
1700	53	0	0	0	0	0	0	3	2	2	3	2	8	11	7	8	3	2	2	0	0	0	0	0	0	0	0	0	0	0
1800	51	0	0	0	0	0	2	2	0	0	1	6	5	6	14	6	7	2	0	0	0	0	0	0	0	0	0	0	0	0
1900	46	0	0	0	0	0	0	2	2	0	3	6	9	6	5	10	2	0	0	1	0	0	0	0	0	0	0	0	0	0
2000	29	0	0	0	0	2	0	2	0	0	0	2	0	6	6	3	5	2	0	0	0	0	1	0	0	0	0	0	0	0
2100	18	0	0	0	0	0	0	0	0	0	0	2	5	2	4	0	3	1	0	0	0	0	1	0	0	0	0	0	0	0
2200	19	0	0	0	0	0	0	0	0	0	1	1	2	2	4	4	2	2	1	0	0	0	0	0	0	0	0	0	0	0
2300	5	0	0	0	0	0	0	0	0	0	1	1	1	0	1	0	0	1	0	0	0	0	0	0	0	0	0	0	0	0
07-19	**622**	**0**	**0**	**0**	**0**	**1**	**12**	**14**	**4**	**7**	**26**	**44**	**68**	**87**	**133**	**97**	**64**	**40**	**17**	**7**	**1**	**0**	**0**	**0**	**0**	**0**	**0**	**0**	**0**	**0**
06-22	**730**	**0**	**0**	**0**	**0**	**3**	**12**	**18**	**6**	**7**	**29**	**54**	**83**	**104**	**150**	**112**	**76**	**45**	**20**	**8**	**1**	**0**	**2**	**0**	**0**	**0**	**0**	**0**	**0**	**0**
06-00	**754**	**0**	**0**	**0**	**0**	**3**	**12**	**18**	**6**	**7**	**31**	**56**	**86**	**106**	**155**	**116**	**78**	**48**	**21**	**8**	**1**	**0**	**2**	**0**	**0**	**0**	**0**	**0**	**0**	**0**
00-00	**762**	**0**	**0**	**0**	**0**	**3**	**12**	**18**	**6**	**7**	**32**	**56**	**89**	**108**	**156**	**116**	**78**	**48**	**21**	**9**	**1**	**0**	**2**	**0**	**0**	**0**	**0**	**0**	**0**	**0**

DRAFT

Site 16
Location L-4024-2, att t/junction sign, Lat 53.61315, Long -6.76449
Direction North

3279 / Meath/Cavan/Monaghan ATC's
October 2013
Automatic Traffic Count

Fri, 11 October 2013

Time	Total	Speed Bins (km/h)																												
		0 - 5	5 - 10	10 - 15	15 - 20	20 - 25	25 - 30	30 - 35	35 - 40	40 - 45	45 - 50	50 - 55	55 - 60	60 - 65	65 - 70	70 - 75	75 - 80	80 - 85	85 - 90	90 - 95	95 - 100	100 - 105	105 - 110	110 - 115	115 - 120	120 - 125	125 - 130	130 - 135	135 - 140
0000	5	0	0	0	0	0	0	0	0	0	0	0	0	1	3	0	0	0	0	0	0	1	0	0	0	0	0	0	0	0
0100	2	0	0	0	0	0	0	0	0	0	0	0	0	1	0	0	0	1	0	0	0	0	0	0	0	0	0	0	0	0
0200	0	0	0	0	0	0	0	0	0	0	0	0	0	0	0	0	0	0	0	0	0	0	0	0	0	0	0	0	0	0
0300	1	0	0	0	0	0	0	0	0	0	0	0	0	1	0	0	0	0	0	0	0	0	0	0	0	0	0	0	0	0
0400	1	0	0	0	0	0	0	0	0	0	0	0	0	0	0	0	0	1	0	0	0	0	0	0	0	0	0	0	0	0
0500	1	0	0	0	0	0	0	0	0	0	0	0	0	0	0	0	1	0	0	0	0	0	0	0	0	0	0	0	0	0
0600	9	0	0	0	0	0	0	0	0	0	0	1	1	1	0	1	3	0	2	0	0	0	0	0	0	0	0	0	0	0
0700	52	0	0	0	0	0	0	0	0	0	3	2	4	10	5	10	5	3	5	4	0	0	1	0	0	0	0	0	0	0
0800	64	0	0	0	0	0	0	0	0	2	2	3	1	3	12	14	9	8	4	5	0	1	0	0	0	0	0	0	0	0
0900	**68**	**0**	**0**	**0**	**0**	**0**	**0**	**1**	**0**	**2**	**4**	**10**	**3**	**8**	**12**	**14**	**6**	**4**	**2**	**1**	**1**	**0**	**0**	**0**	**0**	**0**	**0**	**0**	**0**	**0**
1000	38	0	0	0	0	0	0	1	0	0	3	7	2	5	9	7	3	0	0	1	0	0	0	0	0	0	0	0	0	0
1100	35	0	0	0	0	0	0	3	0	0	2	4	8	2	5	7	3	1	0	0	0	0	0	0	0	0	0	0	0	0
1200	45	0	0	0	0	0	0	1	2	1	0	5	4	7	8	8	7	1	0	1	0	0	0	0	0	0	0	0	0	0
1300	51	0	0	0	1	0	0	4	0	1	1	2	7	9	7	9	5	1	1	1	1	0	1	0	0	0	0	0	0	0
1400	45	0	0	0	0	0	0	1	0	1	3	2	3	3	12	12	7	1	0	0	0	0	0	0	0	0	0	0	0	0
1500	**81**	**0**	**0**	**0**	**0**	**0**	**0**	**6**	**0**	**1**	**3**	**10**	**14**	**13**	**15**	**13**	**3**	**1**	**1**	**0**	**1**	**0**	**0**	**0**	**0**	**0**	**0**	**0**	**0**	**0**
1600	70	0	0	0	0	0	0	1	0	0	3	3	9	13	19	11	8	2	1	0	0	0	0	0	0	0	0	0	0	0
1700	55	0	0	0	0	0	0	5	0	0	1	4	6	8	11	12	6	1	0	1	0	0	0	0	0	0	0	0	0	0
1800	68	0	0	0	0	0	0	0	2	4	4	7	6	12	13	9	6	4	1	0	0	0	0	0	0	0	0	0	0	0
1900	39	0	0	0	0	0	0	0	0	1	2	3	9	4	3	6	4	5	2	0	0	0	0	0	0	0	0	0	0	0
2000	23	0	0	0	0	0	0	0	0	0	2	3	3	3	6	2	0	4	0	0	0	0	0	0	0	0	0	0	0	0
2100	18	0	0	0	0	0	0	0	0	0	0	2	2	1	4	3	3	1	1	1	0	0	0	0	0	0	0	0	0	0
2200	18	0	0	0	0	0	0	0	0	1	0	0	2	2	3	3	3	2	1	1	0	0	0	0	0	0	0	0	0	0
2300	4	0	0	0	0	0	0	0	0	0	0	1	0	0	1	1	0	1	0	0	0	0	0	0	0	0	0	0	0	0
07-19	**672**	**0**	**0**	**0**	**1**	**0**	**0**	**23**	**4**	**12**	**29**	**59**	**67**	**93**	**128**	**126**	**68**	**27**	**15**	**14**	**3**	**1**	**2**	**0**	**0**	**0**	**0**	**0**	**0**	**0**
06-22	**761**	**0**	**0**	**0**	**1**	**0**	**0**	**23**	**4**	**13**	**33**	**68**	**82**	**102**	**141**	**138**	**78**	**37**	**20**	**15**	**3**	**1**	**2**	**0**	**0**	**0**	**0**	**0**	**0**	**0**
06-00	**783**	**0**	**0**	**0**	**1**	**0**	**0**	**23**	**4**	**14**	**33**	**69**	**84**	**104**	**145**	**142**	**81**	**40**	**21**	**16**	**3**	**1**	**2**	**0**	**0**	**0**	**0**	**0**	**0**	**0**
00-00	**793**	**0**	**0**	**0**	**1**	**0**	**0**	**23**	**4**	**14**	**33**	**69**	**84**	**107**	**148**	**142**	**82**	**42**	**21**	**16**	**3**	**2**	**2**	**0**	**0**	**0**	**0**	**0**	**0**	**0**

DRAFT

Site 16
Location L-4024-2, att t/junction sign, Lat 53.61315, Long -6.76449
Direction North

3279 / Meath/Cavan/Monaghan ATC's
October 2013
Automatic Traffic Count

Sat, 12 October 2013

Time	Total	Speed Bins (km/h)																											
		0 - 5	5 - 10	10 - 15	15 - 20	20 - 25	25 - 30	30 - 35	35 - 40	40 - 45	45 - 50	50 - 55	55 - 60	60 - 65	65 - 70	70 - 75	75 - 80	80 - 85	85 - 90	90 - 95	95 - 100	100 - 105	105 - 110	110 - 115	115 - 120	120 - 125	125 - 130	130 - 135	135 - 140
0000	8	0	0	0	0	0	0	0	1	0	0	0	1	0	1	2	1	0	1	0	1	0	0	0	0	0	0	0	0
0100	1	0	0	0	0	0	0	0	0	0	0	0	0	0	0	1	0	0	0	0	0	0	0	0	0	0	0	0	0
0200	2	0	0	0	0	0	0	0	0	0	0	0	1	0	0	0	1	0	0	0	0	0	0	0	0	0	0	0	0
0300	1	0	0	0	0	0	0	0	0	0	0	0	0	1	0	0	0	0	0	0	0	0	0	0	0	0	0	0	0
0400	1	0	0	0	0	0	0	0	0	0	0	0	0	0	0	0	1	0	0	0	0	0	0	0	0	0	0	0	0
0500	2	0	0	0	0	0	0	0	0	0	0	0	0	0	0	1	1	0	0	0	0	0	0	0	0	0	0	0	0
0600	2	0	0	0	0	0	0	0	0	0	0	0	0	0	1	0	1	0	0	0	0	0	0	0	0	0	0	0	0
0700	14	0	0	0	0	0	0	0	0	0	0	0	2	1	2	1	3	1	2	1	0	0	0	0	1	0	0	0	0
0800	17	0	0	0	0	0	0	0	0	1	2	0	3	0	2	2	3	2	1	1	0	0	0	0	0	0	0	0	0
0900	38	0	0	0	0	0	0	0	1	0	0	3	2	8	4	8	7	3	1	1	0	0	0	0	0	0	0	0	0
1000	**42**	**0**	**0**	**0**	**0**	**0**	**0**	**0**	**0**	**0**	**2**	**1**	**5**	**5**	**6**	**7**	**8**	**4**	**2**	**1**	**1**	**0**	**0**	**0**	**0**	**0**	**0**	**0**	**0**
1100	38	0	0	0	0	0	0	0	0	0	1	2	6	5	2	10	7	3	2	0	0	0	0	0	0	0	0	0	0
1200	61	0	0	0	0	0	0	0	0	1	0	1	1	20	4	12	11	7	2	1	0	0	1	0	0	0	0	0	0
1300	49	0	0	0	1	0	0	0	0	2	2	5	5	10	12	3	6	1	1	0	1	0	0	0	0	0	0	0	0
1400	**68**	**0**	**0**	**0**	**0**	**0**	**0**	**0**	**0**	**0**	**3**	**1**	**9**	**7**	**23**	**9**	**6**	**5**	**2**	**2**	**1**	**0**	**0**	**0**	**0**	**0**	**0**	**0**	**0**
1500	46	0	0	0	0	0	1	0	0	0	0	0	3	9	12	8	8	4	1	0	0	0	0	0	0	0	0	0	0
1600	38	0	0	0	0	0	0	0	1	1	3	2	4	7	9	7	2	1	1	0	0	0	0	0	0	0	0	0	0
1700	44	0	0	0	0	0	0	0	0	0	2	4	2	9	8	5	10	3	0	0	1	0	0	0	0	0	0	0	0
1800	31	0	0	0	0	0	1	0	2	0	1	3	7	2	4	5	4	1	0	1	0	0	0	0	0	0	0	0	0
1900	44	0	0	0	0	0	0	3	1	1	3	6	3	2	8	4	9	3	1	0	0	0	0	0	0	0	0	0	0
2000	46	0	0	0	0	0	0	2	1	1	6	11	8	4	4	4	2	3	0	0	0	0	0	0	0	0	0	0	0
2100	8	0	0	0	0	0	0	0	0	0	1	1	2	0	2	1	0	1	0	0	0	0	0	0	0	0	0	0	0
2200	10	0	0	0	0	0	0	0	0	0	0	1	4	2	2	1	0	0	0	0	0	0	0	0	0	0	0	0	0
2300	6	0	0	0	0	0	0	0	0	0	1	1	1	1	1	1	0	0	0	0	0	0	0	0	0	0	0	0	0
07-19	**486**	**0**	**0**	**0**	**1**	**0**	**2**	**0**	**4**	**5**	**16**	**22**	**49**	**83**	**88**	**77**	**75**	**35**	**15**	**8**	**4**	**0**	**1**	**0**	**1**	**0**	**0**	**0**	**0**
06-22	**586**	**0**	**0**	**0**	**1**	**0**	**2**	**5**	**6**	**7**	**26**	**40**	**62**	**89**	**103**	**86**	**87**	**42**	**16**	**8**	**4**	**0**	**1**	**0**	**1**	**0**	**0**	**0**	**0**
06-00	**602**	**0**	**0**	**0**	**1**	**0**	**2**	**5**	**6**	**7**	**27**	**42**	**67**	**92**	**106**	**88**	**87**	**42**	**16**	**8**	**4**	**0**	**1**	**0**	**1**	**0**	**0**	**0**	**0**
00-00	**617**	**0**	**0**	**0**	**1**	**0**	**2**	**5**	**7**	**7**	**27**	**42**	**69**	**93**	**107**	**92**	**91**	**42**	**17**	**8**	**5**	**0**	**1**	**0**	**1**	**0**	**0**	**0**	**0**

DRAFT

Site 16
Location L-4024-2, att t/junction sign, Lat 53.61315, Long -6.76449
Direction North

3279 / Meath/Cavan/Monaghan ATC's
October 2013
Automatic Traffic Count

Sun, 13 October 2013

Time	Total	Speed Bins (km/h)																											
		0 - 5	5 - 10	10 - 15	15 - 20	20 - 25	25 - 30	30 - 35	35 - 40	40 - 45	45 - 50	50 - 55	55 - 60	60 - 65	65 - 70	70 - 75	75 - 80	80 - 85	85 - 90	90 - 95	95 - 100	100 - 105	105 - 110	110 - 115	115 - 120	120 - 125	125 - 130	130 - 135	135 - 140
0000	17	0	0	0	0	0	0	0	0	0	2	3	4	1	5	1	0	0	1	0	0	0	0	0	0	0	0	0	0
0100	6	0	0	0	0	0	0	0	0	1	0	0	2	2	1	0	0	0	0	0	0	0	0	0	0	0	0	0	0
0200	0	0	0	0	0	0	0	0	0	0	0	0	0	0	0	0	0	0	0	0	0	0	0	0	0	0	0	0	0
0300	3	0	0	0	0	0	0	0	0	0	1	1	0	0	0	1	0	0	0	0	0	0	0	0	0	0	0	0	0
0400	3	0	0	0	0	0	0	0	0	0	0	1	0	0	1	0	1	0	0	0	0	0	0	0	0	0	0	0	0
0500	1	0	0	0	0	0	0	0	0	0	0	0	0	0	1	0	0	0	0	0	0	0	0	0	0	0	0	0	0
0600	3	0	0	0	0	0	0	0	0	0	0	1	0	0	0	0	1	1	0	0	0	0	0	0	0	0	0	0	0
0700	8	0	0	0	0	0	0	0	0	0	0	0	0	0	1	1	2	2	1	0	0	1	0	0	0	0	0	0	0
0800	7	0	0	0	0	0	0	0	0	0	0	0	2	1	1	2	1	0	0	0	0	0	0	0	0	0	0	0	0
0900	16	0	0	0	0	0	0	0	0	0	0	0	1	4	5	4	1	0	0	1	0	0	0	0	0	0	0	0	0
1000	**27**	**0**	**0**	**0**	**0**	**0**	**0**	**0**	**0**	**0**	**1**	**2**	**3**	**4**	**7**	**4**	**6**	**0**	**0**	**0**	**0**	**0**	**0**	**0**	**0**	**0**	**0**	**0**	**0**
1100	23	0	0	0	0	0	0	0	0	0	1	4	6	4	3	1	3	1	0	0	0	0	0	0	0	0	0	0	0
1200	40	0	0	0	0	0	0	0	0	0	0	1	6	9	7	9	3	2	0	2	0	1	0	0	0	0	0	0	0
1300	**69**	**0**	**0**	**0**	**0**	**0**	**1**	**0**	**0**	**0**	**1**	**3**	**5**	**12**	**20**	**13**	**7**	**3**	**2**	**0**	**1**	**1**	**0**	**0**	**0**	**0**	**0**	**0**	**0**
1400	37	0	0	0	0	0	0	0	0	0	0	4	5	4	6	9	5	4	0	0	0	0	0	0	0	0	0	0	0
1500	44	0	0	0	0	0	0	0	0	0	1	0	8	9	9	11	1	4	0	1	0	0	0	0	0	0	0	0	0
1600	36	0	0	0	1	0	0	0	0	0	2	3	4	5	6	7	7	1	0	0	0	0	0	0	0	0	0	0	0
1700	37	0	0	0	0	0	0	1	0	1	0	2	12	4	6	7	3	0	0	1	0	0	0	0	0	0	0	0	0
1800	27	0	0	0	0	0	0	0	0	1	0	3	5	8	4	3	1	2	0	0	0	0	0	0	0	0	0	0	0
1900	28	0	0	0	0	0	0	1	0	0	0	2	7	5	6	4	0	1	2	0	0	0	0	0	0	0	0	0	0
2000	15	0	0	0	0	0	0	0	0	0	0	0	2	2	3	2	3	2	0	0	0	1	0	0	0	0	0	0	0
2100	20	0	0	0	0	0	0	0	0	0	1	2	3	4	3	0	6	0	0	1	0	0	0	0	0	0	0	0	0
2200	5	0	0	0	0	0	0	0	0	0	0	0	1	1	2	0	1	0	0	0	0	0	0	0	0	0	0	0	0
2300	7	0	0	0	0	0	0	0	1	1	0	1	0	1	1	1	0	0	0	0	1	0	0	0	0	0	0	0	0
07-19	**371**	**0**	**0**	**0**	**1**	**0**	**1**	**1**	**0**	**2**	**6**	**22**	**57**	**64**	**75**	**71**	**40**	**19**	**3**	**5**	**1**	**3**	**0**	**0**	**0**	**0**	**0**	**0**	**0**
06-22	**437**	**0**	**0**	**0**	**1**	**0**	**1**	**2**	**0**	**2**	**7**	**27**	**69**	**75**	**87**	**77**	**50**	**23**	**5**	**6**	**1**	**4**	**0**	**0**	**0**	**0**	**0**	**0**	**0**
06-00	**449**	**0**	**0**	**0**	**1**	**0**	**1**	**2**	**1**	**3**	**7**	**28**	**70**	**77**	**90**	**78**	**51**	**23**	**5**	**6**	**2**	**4**	**0**	**0**	**0**	**0**	**0**	**0**	**0**
00-00	**479**	**0**	**0**	**0**	**1**	**0**	**1**	**2**	**1**	**4**	**10**	**33**	**76**	**80**	**98**	**80**	**52**	**23**	**6**	**6**	**2**	**4**	**0**	**0**	**0**	**0**	**0**	**0**	**0**

DRAFT

Site 16
Location L-4024-2, att t/junction sign, Lat 53.61315, Long -6.76449
Direction North

3279 / Meath/Cavan/Monaghan ATC's
October 2013
Automatic Traffic Count

Virtual Day (7)

Time	Total	Speed Bins (km/h)																											
		0 - 5	5 - 10	10 - 15	15 - 20	20 - 25	25 - 30	30 - 35	35 - 40	40 - 45	45 - 50	50 - 55	55 - 60	60 - 65	65 - 70	70 - 75	75 - 80	80 - 85	85 - 90	90 - 95	95 - 100	100 - 105	105 - 110	110 - 115	115 - 120	120 - 125	125 - 130	130 - 135	135 - 140
0000	6	0	0	0	0	0	0	0	0	0	0	1	1	1	2	1	0	0	0	0	0	0	0	0	0	0	0	0	0
0100	2	0	0	0	0	0	0	0	0	0	0	0	1	1	0	0	0	0	0	0	0	0	0	0	0	0	0	0	0
0200	1	0	0	0	0	0	0	0	0	0	0	0	0	0	0	0	0	0	0	0	0	0	0	0	0	0	0	0	0
0300	1	0	0	0	0	0	0	0	0	0	0	0	0	0	0	0	0	0	0	0	0	0	0	0	0	0	0	0	0
0400	1	0	0	0	0	0	0	0	0	0	0	0	0	0	0	0	0	0	0	0	0	0	0	0	0	0	0	0	0
0500	3	0	0	0	0	0	0	0	0	0	0	0	0	1	0	0	1	0	0	0	0	0	0	0	0	0	0	0	0
0600	8	0	0	0	0	0	0	0	0	0	0	0	0	1	1	1	1	1	1	0	0	0	0	0	0	0	0	0	0
0700	40	0	0	0	0	0	0	0	0	0	2	1	3	4	6	8	8	4	2	1	0	0	0	0	0	0	0	0	0
0800	**59**	**0**	**0**	**0**	**0**	**0**	**0**	**0**	**0**	**1**	**2**	**2**	**5**	**6**	**14**	**12**	**8**	**5**	**3**	**2**	**0**	**0**	**0**	**0**	**0**	**0**	**0**	**0**	**0**
0900	57	0	0	0	0	0	0	1	1	1	2	5	5	10	10	11	6	3	1	1	0	0	0	0	0	0	0	0	0
1000	41	0	0	0	0	0	1	1	0	1	2	3	5	6	8	6	4	2	1	1	0	0	0	0	0	0	0	0	0
1100	36	0	0	0	0	0	1	1	0	0	2	3	7	5	5	6	4	2	0	0	0	0	0	0	0	0	0	0	0
1200	43	0	0	0	0	0	0	1	0	0	0	3	4	9	6	9	5	2	1	1	0	0	0	0	0	0	0	0	0
1300	45	0	0	0	0	0	1	1	0	1	1	4	5	9	9	6	5	2	1	1	1	0	0	0	0	0	0	0	0
1400	49	0	0	0	0	0	0	1	0	0	2	3	6	8	12	7	4	3	1	0	0	0	0	0	0	0	0	0	0
1500	**60**	**0**	**0**	**0**	**0**	**0**	**1**	**1**	**0**	**0**	**1**	**4**	**8**	**11**	**12**	**10**	**6**	**3**	**1**	**0**	**0**	**0**	**0**	**0**	**0**	**0**	**0**	**0**	**0**
1600	47	0	0	0	0	0	0	1	1	0	3	3	6	7	10	8	6	1	1	0	0	0	0	0	0	0	0	0	0
1700	50	0	0	0	0	0	1	1	0	1	2	3	7	9	9	9	5	2	1	0	0	0	0	0	0	0	0	0	0
1800	45	0	0	0	0	0	1	1	1	1	1	4	5	7	9	6	5	3	1	0	0	0	0	0	0	0	0	0	0
1900	38	0	0	0	0	0	0	1	0	0	2	3	6	6	5	7	4	2	1	0	0	0	0	0	0	0	0	0	0
2000	26	0	0	0	0	0	0	1	0	0	1	3	3	4	5	3	2	2	0	0	0	0	0	0	0	0	0	0	0
2100	16	0	0	0	0	0	0	0	0	0	0	2	3	2	3	1	3	1	0	0	0	0	0	0	0	0	0	0	0
2200	13	0	0	0	0	0	0	0	0	0	1	0	2	3	3	2	1	1	1	0	0	0	0	0	0	0	0	0	0
2300	5	0	0	0	0	0	0	0	0	0	0	1	0	0	1	1	0	1	0	0	0	0	0	0	0	0	0	0	0
07-19	**572**	**0**	**0**	**0**	**1**	**1**	**6**	**9**	**3**	**6**	**19**	**37**	**67**	**93**	**110**	**98**	**66**	**32**	**14**	**8**	**2**	**1**	**1**	**0**	**0**	**0**	**0**	**0**	**0**
06-22	**660**	**0**	**0**	**0**	**1**	**2**	**6**	**11**	**4**	**8**	**23**	**45**	**79**	**106**	**124**	**110**	**76**	**38**	**17**	**8**	**2**	**1**	**1**	**0**	**0**	**0**	**0**	**0**	**0**
06-00	**678**	**0**	**0**	**0**	**1**	**2**	**6**	**11**	**4**	**8**	**24**	**46**	**81**	**109**	**127**	**113**	**77**	**40**	**17**	**9**	**2**	**1**	**1**	**0**	**0**	**0**	**0**	**0**	**0**
00-00	**693**	**0**	**0**	**0**	**1**	**2**	**6**	**11**	**4**	**8**	**25**	**47**	**84**	**111**	**130**	**114**	**79**	**40**	**18**	**9**	**2**	**1**	**1**	**0**	**0**	**0**	**0**	**0**	**0**

DRAFT

Site 16
Location L-4024-2, att t/junction sign, Lat 53.61315, Long -6.76449
Direction North

3279 / Meath/Cavan/Monaghan ATC's
October 2013
Automatic Traffic Count

Virtual Week (1)

Time	Total	Speed Bins (km/h)																											
		0 - 5	5 - 10	10 - 15	15 - 20	20 - 25	25 - 30	30 - 35	35 - 40	40 - 45	45 - 50	50 - 55	55 - 60	60 - 65	65 - 70	70 - 75	75 - 80	80 - 85	85 - 90	90 - 95	95 - 100	100 - 105	105 - 110	110 - 115	115 - 120	120 - 125	125 - 130	130 - 135	135 - 140
Mon	658	0	0	0	2	3	6	3	3	6	25	27	75	134	132	114	70	33	16	7	2	0	0	0	0	0	0	0	0
Tue	794	0	0	0	4	0	7	10	4	10	23	56	100	136	139	136	96	46	17	9	1	0	0	0	0	0	0	0	0
Wed	745	0	0	1	1	5	13	15	5	11	23	44	94	119	127	118	82	49	27	7	2	1	1	0	0	0	0	0	0
Thu	762	0	0	0	0	3	12	18	6	7	32	56	89	108	156	116	78	48	21	9	1	0	2	0	0	0	0	0	0
Fri	793	0	0	0	1	0	0	23	4	14	33	69	84	107	148	142	82	42	21	16	3	2	2	0	0	0	0	0	0
|Sat	617	0	0	0	1	0	2	5	7	7	27	42	69	93	107	92	91	42	17	8	5	0	1	0	1	0	0	0	0
|Sun	479	0	0	0	1	0	1	2	1	4	10	33	76	80	98	80	52	23	6	6	2	4	0	0	0	0	0	0	0
5 Day Ave.	**750**	**0**	**0**	**0**	**2**	**2**	**8**	**14**	**4**	**10**	**27**	**50**	**88**	**121**	**140**	**125**	**82**	**44**	**20**	**10**	**2**	**1**	**1**	**0**	**0**	**0**	**0**	**0**	**0**
7 Day Ave.	**693**	**0**	**0**	**0**	**1**	**2**	**6**	**11**	**4**	**8**	**25**	**47**	**84**	**111**	**130**	**114**	**79**	**40**	**18**	**9**	**2**	**1**	**1**	**0**	**0**	**0**	**0**	**0**	**0**
--	**4848**	**0**	**0**	**1**	**10**	**11**	**41**	**76**	**30**	**59**	**173**	**327**	**587**	**777**	**907**	**798**	**551**	**283**	**125**	**62**	**16**	**7**	**6**	**0**	**1**	**0**	**0**	**0**	**0**

Summary Graphs

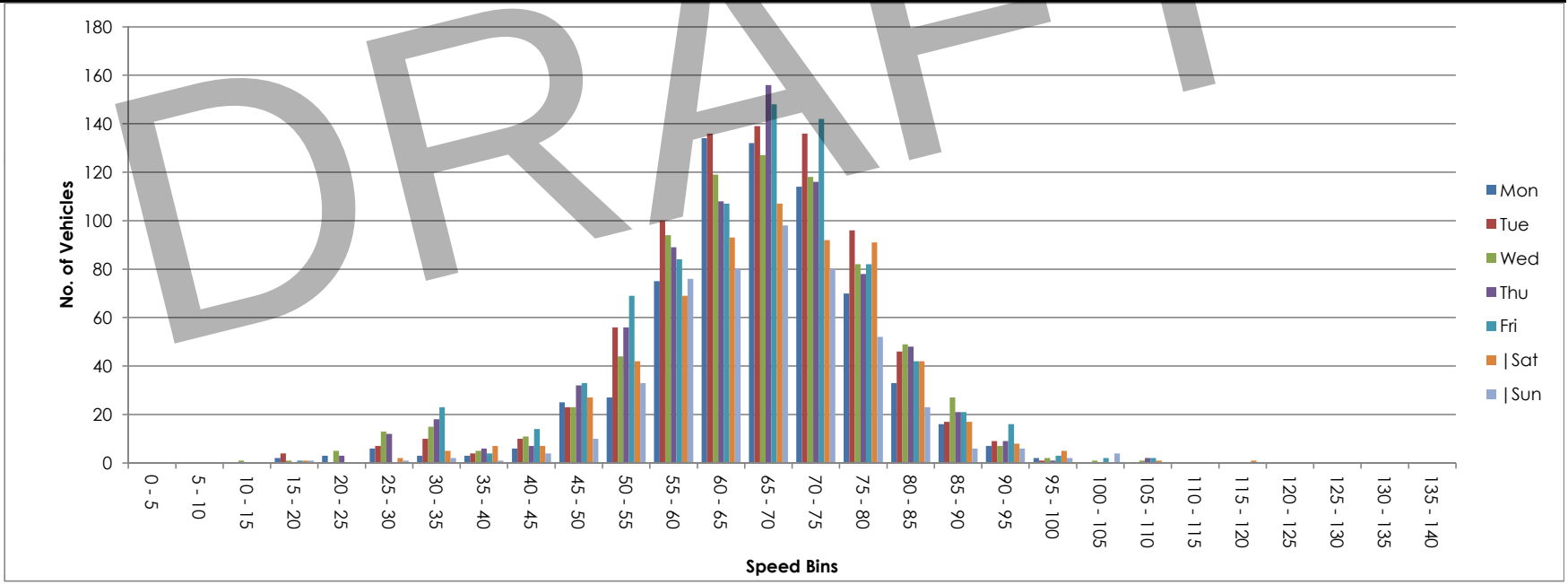

DRAFT

Site 16
Location L-4024-2, att t/junction sign, Lat 53.61315, Long -6.76449
Direction South

3279 / Meath/Cavan/Monaghan ATC's
October 2013
Automatic Traffic Count

Mon, 7 October 2013

Time	Total	Classification												>PSL	>PSL%	>SL1	>SL1%	>SL2	>SL2%	Mean	Vpp
		1 MCL	2 SV	3 SVT	4 TB2	5 TB3	6 T4	7 ART3	8 ART4	9 ART5	10 ART6	11 BD	12 DRT	80	80	85 +5kph	85 +5kph	90 +10kph	90 +10kph		85
0000	0	0	0	0	0	0	0	0	0	0	0	0	0	0	0	0	0	0	0	-	-
0100	1	0	1	0	0	0	0	0	0	0	0	0	0	0	0	0	0	0	0	59.5	-
0200	2	0	2	0	0	0	0	0	0	0	0	0	0	0	0	0	0	0	0	63.9	-
0300	0	0	0	0	0	0	0	0	0	0	0	0	0	0	0	0	0	0	0	-	-
0400	0	0	0	0	0	0	0	0	0	0	0	0	0	0	0	0	0	0	0	-	-
0500	2	0	2	0	0	0	0	0	0	0	0	0	0	0	0	0	0	0	0	59.7	-
0600	7	0	5	0	2	0	0	0	0	0	0	0	0	0	0	0	0	0	0	62.6	-
0700	24	0	19	0	3	0	0	0	1	1	0	0	0	1	4.2	0	0	0	0	57.4	63.4
0800	**52**	**0**	**45**	**2**	**5**	**0**	**0**	**0**	**0**	**0**	**0**	**0**	**0**	**0**	**0**	**0**	**0**	**0**	**0**	**57.3**	**64.4**
0900	42	0	41	0	1	0	0	0	0	0	0	0	0	0	0	0	0	0	0	58.2	67.3
1000	33	0	27	2	2	0	0	0	1	1	0	0	0	0	0	0	0	0	0	51.6	62.6
1100	30	0	21	2	7	0	0	0	0	0	0	0	0	0	0	0	0	0	0	52.5	60.8
1200	35	0	29	1	3	1	0	0	0	1	0	0	0	0	0	0	0	0	0	58.8	68.8
1300	45	1	37	1	3	0	1	0	0	1	1	0	0	0	0	0	0	0	0	57.5	67
1400	36	1	33	2	0	0	0	0	0	0	0	0	0	0	0	0	0	0	0	54.7	65.9
1500	47	0	40	1	5	0	0	0	0	1	0	0	0	0	0	0	0	0	0	56.9	63.4
1600	53	0	48	1	4	0	0	0	0	0	0	0	0	0	0	0	0	0	0	59.9	65.5
1700	70	0	64	2	4	0	0	0	0	0	0	0	0	1	1.4	0	0	0	0	62.9	68.8
1800	**71**	**0**	**66**	**1**	**3**	**0**	**0**	**0**	**0**	**1**	**0**	**0**	**0**	**3**	**4.2**	**1**	**1.4**	**0**	**0**	**62.4**	**69.8**
1900	43	1	40	1	1	0	0	0	0	0	0	0	0	0	0	0	0	0	0	59.7	68.4
2000	32	0	32	0	0	0	0	0	0	0	0	0	0	0	0	0	0	0	0	60	69.1
2100	16	0	14	1	1	0	0	0	0	0	0	0	0	0	0	0	0	0	0	60.8	67.7
2200	6	0	6	0	0	0	0	0	0	0	0	0	0	0	0	0	0	0	0	56	-
2300	2	0	1	0	1	0	0	0	0	0	0	0	0	0	0	0	0	0	0	62.8	-
07-19	**538**	**2**	**470**	**15**	**40**	**1**	**1**	**0**	**2**	**6**	**1**	**0**	**0**	**5**	**0.9**	**1**	**0.2**	**0**	**0**	**58.3**	**67**
06-22	**636**	**3**	**561**	**17**	**44**	**1**	**1**	**0**	**2**	**6**	**1**	**0**	**0**	**5**	**0.8**	**1**	**0.2**	**0**	**0**	**58.6**	**67.7**
06-00	**644**	**3**	**568**	**17**	**45**	**1**	**1**	**0**	**2**	**6**	**1**	**0**	**0**	**5**	**0.8**	**1**	**0.2**	**0**	**0**	**58.6**	**67.3**
00-00	**649**	**3**	**573**	**17**	**45**	**1**	**1**	**0**	**2**	**6**	**1**	**0**	**0**	**5**	**0.8**	**1**	**0.2**	**0**	**0**	**58.6**	**67.3**

DRAFT

Site 16
Location L-4024-2, att t/junction sign, Lat 53.61315, Long -6.76449
Direction South

3279 / Meath/Cavan/Monaghan ATC's
October 2013
Automatic Traffic Count

Tue, 8 October 2013

Time	Total	Classification												>PSL	>PSL%	>SL1	>SL1%	>SL2	>SL2%	Mean	Vpp
		1 MCL	2 SV	3 SVT	4 TB2	5 TB3	6 T4	7 ART3	8 ART4	9 ART5	10 ART6	11 BD	12 DRT	80	80	85 +5kph	85 +5kph	90 +10kph	90 +10kph		85
0000	6	0	6	0	0	0	0	0	0	0	0	0	0	0	0	0	0	0	0	57.6	-
0100	2	0	2	0	0	0	0	0	0	0	0	0	0	0	0	0	0	0	0	52	-
0200	2	0	2	0	0	0	0	0	0	0	0	0	0	0	0	0	0	0	0	69.8	-
0300	1	0	1	0	0	0	0	0	0	0	0	0	0	0	0	0	0	0	0	74.8	-
0400	1	0	1	0	0	0	0	0	0	0	0	0	0	0	0	0	0	0	0	65.6	-
0500	2	0	1	0	1	0	0	0	0	0	0	0	0	0	0	0	0	0	0	60.7	-
0600	10	0	5	0	3	0	0	0	1	0	1	0	0	0	0	0	0	0	0	60.4	-
0700	28	0	23	2	1	0	0	0	1	0	1	0	0	0	0	0	0	0	0	53.2	66.6
0800	44	0	37	0	6	1	0	0	0	0	0	0	0	0	0	0	0	0	0	59.3	66.2
0900	40	0	34	0	5	0	0	1	0	0	0	0	0	0	0	0	0	0	0	55.7	65.2
1000	**45**	**0**	**45**	**0**	**0**	**0**	**0**	**0**	**0**	**0**	**0**	**0**	**0**	**0**	**0**	**0**	**0**	**0**	**0**	**59.2**	**68.4**
1100	34	0	27	4	3	0	0	0	0	0	0	0	0	1	2.9	0	0	0	0	58.5	65.5
1200	45	0	35	1	9	0	0	0	0	0	0	0	0	1	2.2	0	0	0	0	55	62.3
1300	48	0	42	1	4	1	0	0	0	0	0	0	0	0	0	0	0	0	0	59.9	64.8
1400	41	0	31	3	6	0	0	0	0	1	0	0	0	0	0	0	0	0	0	56.7	64.8
1500	65	1	57	1	6	0	0	0	0	0	0	0	0	0	0	0	0	0	0	57.3	65.9
1600	**79**	**0**	**74**	**2**	**2**	**1**	**0**	**0**	**0**	**0**	**0**	**0**	**0**	**1**	**1.3**	**0**	**0**	**0**	**0**	**59.6**	**68.8**
1700	76	1	67	1	6	1	0	0	0	0	0	0	0	1	1.3	0	0	0	0	58.7	69.8
1800	70	0	66	0	4	0	0	0	0	0	0	0	0	2	2.9	0	0	0	0	60.7	69.1
1900	53	2	47	1	1	0	0	0	2	0	0	0	0	0	0	0	0	0	0	54.2	66.6
2000	29	0	29	0	0	0	0	0	0	0	0	0	0	1	3.4	0	0	0	0	58.4	68.4
2100	11	0	10	0	1	0	0	0	0	0	0	0	0	0	0	0	0	0	0	60	63.7
2200	18	0	18	0	0	0	0	0	0	0	0	0	0	0	0	0	0	0	0	57.8	64.8
2300	9	0	9	0	0	0	0	0	0	0	0	0	0	0	0	0	0	0	0	60.8	-
07-19	**615**	**2**	**538**	**15**	**52**	**4**	**0**	**1**	**1**	**1**	**1**	**0**	**0**	**6**	**1**	**0**	**0**	**0**	**0**	**58.2**	**67.3**
06-22	**718**	**4**	**629**	**16**	**57**	**4**	**0**	**1**	**4**	**1**	**2**	**0**	**0**	**7**	**1**	**0**	**0**	**0**	**0**	**58**	**67.3**
06-00	**745**	**4**	**656**	**16**	**57**	**4**	**0**	**1**	**4**	**1**	**2**	**0**	**0**	**7**	**0.9**	**0**	**0**	**0**	**0**	**58**	**67.3**
00-00	**759**	**4**	**669**	**16**	**58**	**4**	**0**	**1**	**4**	**1**	**2**	**0**	**0**	**7**	**0.9**	**0**	**0**	**0**	**0**	**58.1**	**67.3**

DRAFT

Site 16
Location L-4024-2, att t/junction sign, Lat 53.61315, Long -6.76449
Direction South

3279 / Meath/Cavan/Monaghan ATC's
October 2013
Automatic Traffic Count

Wed, 9 October 2013

Time	Total	Classification												>PSL	>PSL%	>SL1	>SL1%	>SL2	>SL2%	Mean	Vpp
		1 MCL	2 SV	3 SVT	4 TB2	5 TB3	6 T4	7 ART3	8 ART4	9 ART5	10 ART6	11 BD	12 DRT	80	80	85 +5kph	85 +5kph	90 +10kph	90 +10kph		85
0000	2	0	2	0	0	0	0	0	0	0	0	0	0	0	0	0	0	0	0	61.1	-
0100	1	0	1	0	0	0	0	0	0	0	0	0	0	0	0	0	0	0	0	71.5	-
0200	2	0	1	0	1	0	0	0	0	0	0	0	0	0	0	0	0	0	0	65.4	-
0300	0	0	0	0	0	0	0	0	0	0	0	0	0	0	0	0	0	0	0	-	-
0400	1	0	1	0	0	0	0	0	0	0	0	0	0	0	0	0	0	0	0	61.9	-
0500	2	0	2	0	0	0	0	0	0	0	0	0	0	0	0	0	0	0	0	61	-
0600	10	0	7	0	3	0	0	0	0	0	0	0	0	0	0	0	0	0	0	56.9	-
0700	23	0	20	0	2	0	1	0	0	0	0	0	0	0	0	0	0	0	0	59.6	65.5
0800	**54**	**0**	**45**	**2**	**4**	**1**	**0**	**0**	**0**	**1**	**1**	**0**	**0**	**2**	**3.7**	**0**	**0**	**0**	**0**	**59.1**	**67.7**
0900	45	0	38	2	3	1	0	0	0	0	1	0	0	0	0	0	0	0	0	53.9	64.8
1000	44	0	34	3	6	0	0	0	0	0	1	0	0	0	0	0	0	0	0	55.6	65.5
1100	31	0	25	0	4	1	0	0	0	1	0	0	0	0	0	0	0	0	0	57.1	67
1200	41	0	31	3	4	0	1	0	0	0	2	0	0	0	0	0	0	0	0	53.1	61.9
1300	37	0	29	1	7	0	0	0	0	0	0	0	0	2	5.4	0	0	0	0	60.3	69.5
1400	45	0	37	0	4	2	0	0	0	2	0	0	0	0	0	0	0	0	0	54.7	66.6
1500	43	0	38	1	4	0	0	0	0	0	0	0	0	0	0	0	0	0	0	61	67.7
1600	66	0	62	0	3	0	1	0	0	0	0	0	0	0	0	0	0	0	0	58.8	66.2
1700	**87**	**2**	**74**	**1**	**9**	**1**	**0**	**0**	**0**	**0**	**0**	**0**	**0**	**0**	**0**	**0**	**0**	**0**	**0**	**58.6**	**70.6**
1800	64	0	61	1	2	0	0	0	0	0	0	0	0	1	1.6	0	0	0	0	59.8	68.8
1900	21	0	20	1	0	0	0	0	0	0	0	0	0	0	0	0	0	0	0	57	61.9
2000	42	0	42	0	0	0	0	0	0	0	0	0	0	1	2.4	0	0	0	0	60.3	70.6
2100	20	0	20	0	0	0	0	0	0	0	0	0	0	0	0	0	0	0	0	59.7	67.3
2200	10	0	9	0	0	0	0	0	0	1	0	0	0	0	0	0	0	0	0	59.8	-
2300	5	0	5	0	0	0	0	0	0	0	0	0	0	0	0	0	0	0	0	54.5	-
07-19	**580**	**2**	**494**	**14**	**52**	**6**	**3**	**0**	**0**	**4**	**5**	**0**	**0**	**5**	**0.9**	**0**	**0**	**0**	**0**	**57.8**	**67.7**
06-22	**673**	**2**	**583**	**15**	**55**	**6**	**3**	**0**	**0**	**4**	**5**	**0**	**0**	**6**	**0.9**	**0**	**0**	**0**	**0**	**57.9**	**67.7**
06-00	**688**	**2**	**597**	**15**	**55**	**6**	**3**	**0**	**0**	**5**	**5**	**0**	**0**	**6**	**0.9**	**0**	**0**	**0**	**0**	**57.9**	**67.7**
00-00	**696**	**2**	**604**	**15**	**56**	**6**	**3**	**0**	**0**	**5**	**5**	**0**	**0**	**6**	**0.9**	**0**	**0**	**0**	**0**	**58**	**67.7**

DRAFT

Site 16
Location L-4024-2, att t/junction sign, Lat 53.61315, Long -6.76449
Direction South

3279 / Meath/Cavan/Monaghan ATC's
October 2013
Automatic Traffic Count

Thu, 10 October 2013

Time	Total	Classification												>PSL	>PSL%	>SL1	>SL1%	>SL2	>SL2%	Mean	Vpp
		1 MCL	2 SV	3 SVT	4 TB2	5 TB3	6 T4	7 ART3	8 ART4	9 ART5	10 ART6	11 BD	12 DRT	80	80	85 +5kph	85 +5kph	90 +10kph	90 +10kph		85
0000	4	0	4	0	0	0	0	0	0	0	0	0	0	0	0	0	0	0	0	62.3	-
0100	0	0	0	0	0	0	0	0	0	0	0	0	0	0	0	0	0	0	0	-	-
0200	0	0	0	0	0	0	0	0	0	0	0	0	0	0	0	0	0	0	0	-	-
0300	0	0	0	0	0	0	0	0	0	0	0	0	0	0	0	0	0	0	0	-	-
0400	2	0	1	0	1	0	0	0	0	0	0	0	0	0	0	0	0	0	0	59.5	-
0500	3	0	2	0	1	0	0	0	0	0	0	0	0	0	0	0	0	0	0	63.1	-
0600	7	0	4	0	3	0	0	0	0	0	0	0	0	0	0	0	0	0	0	63.9	-
0700	24	0	21	0	2	0	0	0	0	0	1	0	0	0	0	0	0	0	0	59.2	65.5
0800	45	0	39	1	4	1	0	0	0	0	0	0	0	0	0	0	0	0	0	59.3	67
0900	**47**	**0**	**42**	**2**	**3**	**0**	**0**	**0**	**0**	**0**	**0**	**0**	**0**	**0**	**0**	**0**	**0**	**0**	**0**	**55.9**	**67.3**
1000	35	0	29	0	5	1	0	0	0	0	0	0	0	0	0	0	0	0	0	56.8	65.5
1100	33	0	29	1	3	0	0	0	0	0	0	0	0	0	0	0	0	0	0	57.8	64.8
1200	34	0	26	1	5	0	0	0	0	2	0	0	0	0	0	0	0	0	0	54.5	66.6
1300	35	0	31	1	3	0	0	0	0	0	0	0	0	1	2.9	0	0	0	0	56.7	69.1
1400	44	0	37	2	4	0	0	0	0	1	0	0	0	0	0	0	0	0	0	57	67.7
1500	51	0	45	0	5	0	0	0	1	0	0	0	0	0	0	0	0	0	0	57	65.5
1600	69	0	58	4	6	0	1	0	0	0	0	0	0	1	1.4	1	1.4	0	0	59.2	67.3
1700	**85**	**0**	**77**	**0**	**5**	**0**	**1**	**0**	**0**	**2**	**0**	**0**	**0**	**2**	**2.4**	**1**	**1.2**	**1**	**1.2**	**58.6**	**70.9**
1800	58	0	56	1	1	0	0	0	0	0	0	0	0	1	1.7	0	0	0	0	61.5	69.1
1900	33	1	30	0	2	0	0	0	0	0	0	0	0	0	0	0	0	0	0	57.6	70.9
2000	40	0	40	0	0	0	0	0	0	0	0	0	0	0	0	0	0	0	0	57.7	65.9
2100	23	0	22	0	1	0	0	0	0	0	0	0	0	0	0	0	0	0	0	59.6	67.7
2200	11	0	11	0	0	0	0	0	0	0	0	0	0	1	9.1	1	9.1	0	0	64.9	71.6
2300	8	0	8	0	0	0	0	0	0	0	0	0	0	1	12.5	0	0	0	0	62	-
07-19	**560**	**0**	**490**	**13**	**46**	**2**	**2**	**0**	**1**	**5**	**1**	**0**	**0**	**5**	**0.9**	**2**	**0.4**	**1**	**0.2**	**58**	**68**
06-22	**663**	**1**	**586**	**13**	**52**	**2**	**2**	**0**	**1**	**5**	**1**	**0**	**0**	**5**	**0.8**	**2**	**0.3**	**1**	**0.2**	**58.1**	**68**
06-00	**682**	**1**	**605**	**13**	**52**	**2**	**2**	**0**	**1**	**5**	**1**	**0**	**0**	**7**	**1**	**3**	**0.4**	**1**	**0.1**	**58.3**	**68**
00-00	**691**	**1**	**612**	**13**	**54**	**2**	**2**	**0**	**1**	**5**	**1**	**0**	**0**	**7**	**1**	**3**	**0.4**	**1**	**0.1**	**58.3**	**68**

DRAFT

Site 16
Location L-4024-2, att t/junction sign, Lat 53.61315, Long -6.76449
Direction South

3279 / Meath/Cavan/Monaghan ATC's
October 2013
Automatic Traffic Count

Fri, 11 October 2013

Time	Total	Classification												>PSL	>PSL%	>SL1	>SL1%	>SL2	>SL2%	Mean	Vpp
		1 MCL	2 SV	3 SVT	4 TB2	5 TB3	6 T4	7 ART3	8 ART4	9 ART5	10 ART6	11 BD	12 DRT	80	80	85 +5kph	85 +5kph	90 +10kph	90 +10kph		85
0000	3	0	3	0	0	0	0	0	0	0	0	0	0	0	0	0	0	0	0	72	-
0100	1	0	1	0	0	0	0	0	0	0	0	0	0	0	0	0	0	0	0	46.5	-
0200	0	0	0	0	0	0	0	0	0	0	0	0	0	0	0	0	0	0	0	-	-
0300	0	0	0	0	0	0	0	0	0	0	0	0	0	0	0	0	0	0	0	-	-
0400	2	0	2	0	0	0	0	0	0	0	0	0	0	0	0	0	0	0	0	56.9	-
0500	0	0	0	0	0	0	0	0	0	0	0	0	0	0	0	0	0	0	0	-	-
0600	7	0	4	0	3	0	0	0	0	0	0	0	0	0	0	0	0	0	0	59.1	-
0700	21	0	20	0	1	0	0	0	0	0	0	0	0	0	0	0	0	0	0	60.9	66.2
0800	40	0	34	0	6	0	0	0	0	0	0	0	0	0	0	0	0	0	0	62.5	68
0900	**50**	**1**	**39**	**1**	**7**	**0**	**1**	**0**	**0**	**1**	**0**	**0**	**0**	**0**	**0**	**0**	**0**	**0**	**0**	**56.1**	**65.5**
1000	38	0	33	1	2	0	1	0	0	1	0	0	0	0	0	0	0	0	0	54.7	66.6
1100	48	0	37	1	8	2	0	0	0	0	0	0	0	0	0	0	0	0	0	56.1	63.7
1200	46	0	40	2	3	0	0	0	0	1	0	0	0	1	2.2	1	2.2	0	0	54.1	63.7
1300	63	0	58	0	4	0	0	0	0	1	0	0	0	1	1.6	0	0	0	0	56.2	65.5
1400	63	0	57	2	4	0	0	0	0	0	0	0	0	1	1.6	1	1.6	0	0	59.5	68.4
1500	62	0	55	1	6	0	0	0	0	0	0	0	0	0	0	0	0	0	0	58.2	68
1600	**99**	**1**	**85**	**2**	**11**	**0**	**0**	**0**	**0**	**0**	**0**	**0**	**0**	**1**	**1**	**0**	**0**	**0**	**0**	**58**	**65.9**
1700	87	0	81	2	4	0	0	0	0	0	0	0	0	2	2.3	0	0	0	0	59	68.4
1800	61	0	55	1	4	0	0	0	0	1	0	0	0	0	0	0	0	0	0	56.6	66.2
1900	41	2	38	1	0	0	0	0	0	0	0	0	0	1	2.4	0	0	0	0	55.3	67.7
2000	32	0	32	0	0	0	0	0	0	0	0	0	0	0	0	0	0	0	0	63.5	69.8
2100	23	0	22	0	1	0	0	0	0	0	0	0	0	0	0	0	0	0	0	56.4	65.2
2200	17	0	17	0	0	0	0	0	0	0	0	0	0	0	0	0	0	0	0	59.9	66.2
2300	10	1	9	0	0	0	0	0	0	0	0	0	0	3	30	1	10	0	0	62.2	-
07-19	**678**	**2**	**594**	**13**	**60**	**2**	**2**	**0**	**0**	**5**	**0**	**0**	**0**	**6**	**0.9**	**2**	**0.3**	**0**	**0**	**57.6**	**67**
06-22	**781**	**4**	**690**	**14**	**64**	**2**	**2**	**0**	**0**	**5**	**0**	**0**	**0**	**7**	**0.9**	**2**	**0.3**	**0**	**0**	**57.7**	**67.3**
06-00	**808**	**5**	**716**	**14**	**64**	**2**	**2**	**0**	**0**	**5**	**0**	**0**	**0**	**10**	**1.2**	**3**	**0.4**	**0**	**0**	**57.8**	**67.3**
00-00	**814**	**5**	**722**	**14**	**64**	**2**	**2**	**0**	**0**	**5**	**0**	**0**	**0**	**10**	**1.2**	**3**	**0.4**	**0**	**0**	**57.9**	**67.3**

DRAFT

Site 16
Location L-4024-2, att t/junction sign, Lat 53.61315, Long -6.76449
Direction South

3279 / Meath/Cavan/Monaghan ATC's
October 2013
Automatic Traffic Count

Sat, 12 October 2013

Time	Total	Classification												>PSL	>PSL%	>SL1	>SL1%	>SL2	>SL2%	Mean	Vpp
		1 MCL	2 SV	3 SVT	4 TB2	5 TB3	6 T4	7 ART3	8 ART4	9 ART5	10 ART6	11 BD	12 DRT	80	80	85 +5kph	85 +5kph	90 +10kph	90 +10kph		85
0000	6	0	5	0	1	0	0	0	0	0	0	0	0	0	0	0	0	0	0	62.7	-
0100	1	0	1	0	0	0	0	0	0	0	0	0	0	0	0	0	0	0	0	65.9	-
0200	1	0	1	0	0	0	0	0	0	0	0	0	0	0	0	0	0	0	0	59.7	-
0300	2	0	2	0	0	0	0	0	0	0	0	0	0	0	0	0	0	0	0	67.8	-
0400	2	0	2	0	0	0	0	0	0	0	0	0	0	0	0	0	0	0	0	66.9	-
0500	0	0	0	0	0	0	0	0	0	0	0	0	0	0	0	0	0	0	0	-	-
0600	0	0	0	0	0	0	0	0	0	0	0	0	0	0	0	0	0	0	0	-	-
0700	12	0	7	0	3	1	0	0	1	0	0	0	0	1	8.3	1	8.3	0	0	58.3	64.8
0800	17	1	12	0	2	0	0	1	0	1	0	0	0	1	5.9	0	0	0	0	58	77.4
0900	30	1	27	1	1	0	0	0	0	0	0	0	0	1	3.3	1	3.3	0	0	56.2	69.1
1000	**41**	**0**	**38**	**1**	**2**	**0**	**0**	**0**	**0**	**0**	**0**	**0**	**0**	**0**	**0**	**0**	**0**	**0**	**0**	**58.2**	**65.5**
1100	35	0	33	0	2	0	0	0	0	0	0	0	0	1	2.9	1	2.9	0	0	58.3	63.7
1200	62	0	57	1	2	1	1	0	0	0	0	0	0	1	1.6	0	0	0	0	60	72.7
1300	**72**	**1**	**63**	**2**	**4**	**2**	**0**	**0**	**0**	**0**	**0**	**0**	**0**	**0**	**0**	**0**	**0**	**0**	**0**	**61.1**	**69.1**
1400	50	0	46	1	3	0	0	0	0	0	0	0	0	0	0	0	0	0	0	59.3	64.1
1500	56	1	51	2	2	0	0	0	0	0	0	0	0	0	0	0	0	0	0	58.7	65.5
1600	50	0	44	1	3	0	0	1	0	1	0	0	0	2	4	0	0	0	0	58.6	68.4
1700	58	1	51	1	5	0	0	0	0	0	0	0	0	2	3.4	0	0	0	0	61.4	69.1
1800	58	0	55	0	3	0	0	0	0	0	0	0	0	3	5.2	1	1.7	0	0	60.7	71.3
1900	47	0	47	0	0	0	0	0	0	0	0	0	0	0	0	0	0	0	0	55.9	64.8
2000	26	0	25	0	1	0	0	0	0	0	0	0	0	0	0	0	0	0	0	59.6	65.2
2100	15	0	15	0	0	0	0	0	0	0	0	0	0	1	6.7	0	0	0	0	57.9	64.8
2200	15	1	14	0	0	0	0	0	0	0	0	0	0	1	6.7	1	6.7	0	0	60.7	69.1
2300	12	0	12	0	0	0	0	0	0	0	0	0	0	0	0	0	0	0	0	61.9	68.8
07-19	**541**	**5**	**484**	**10**	**32**	**4**	**1**	**2**	**1**	**2**	**0**	**0**	**0**	**12**	**2.2**	**4**	**0.7**	**0**	**0**	**59.5**	**68.4**
06-22	**629**	**5**	**571**	**10**	**33**	**4**	**1**	**2**	**1**	**2**	**0**	**0**	**0**	**13**	**2.1**	**4**	**0.6**	**0**	**0**	**59.2**	**68**
06-00	**656**	**6**	**597**	**10**	**33**	**4**	**1**	**2**	**1**	**2**	**0**	**0**	**0**	**14**	**2.1**	**5**	**0.8**	**0**	**0**	**59.3**	**68.4**
00-00	**668**	**6**	**608**	**10**	**34**	**4**	**1**	**2**	**1**	**2**	**0**	**0**	**0**	**14**	**2.1**	**5**	**0.7**	**0**	**0**	**59.4**	**68.8**

DRAFT

Site 16
Location L-4024-2, att t/junction sign, Lat 53.61315, Long -6.76449
Direction South

3279 / Meath/Cavan/Monaghan ATC's
October 2013
Automatic Traffic Count

Sun, 13 October 2013

Time	Total	Classification												>PSL	>PSL%	>SL1	>SL1%	>SL2	>SL2%	Mean	Vpp
		1 MCL	2 SV	3 SVT	4 TB2	5 TB3	6 T4	7 ART3	8 ART4	9 ART5	10 ART6	11 BD	12 DRT	80	80	85 +5kph	85 +5kph	90 +10kph	90 +10kph		85
0000	5	0	5	0	0	0	0	0	0	0	0	0	0	0	0	0	0	0	0	57.7	-
0100	5	0	4	0	1	0	0	0	0	0	0	0	0	0	0	0	0	0	0	56.2	-
0200	0	0	0	0	0	0	0	0	0	0	0	0	0	0	0	0	0	0	0	-	-
0300	3	0	3	0	0	0	0	0	0	0	0	0	0	0	0	0	0	0	0	68.1	-
0400	2	0	2	0	0	0	0	0	0	0	0	0	0	0	0	0	0	0	0	58.7	-
0500	2	0	2	0	0	0	0	0	0	0	0	0	0	0	0	0	0	0	0	62.6	-
0600	2	0	2	0	0	0	0	0	0	0	0	0	0	0	0	0	0	0	0	66.9	-
0700	6	0	4	1	1	0	0	0	0	0	0	0	0	1	16.7	0	0	0	0	62.3	-
0800	7	2	5	0	0	0	0	0	0	0	0	0	0	0	0	0	0	0	0	51.9	-
0900	14	0	14	0	0	0	0	0	0	0	0	0	0	0	0	0	0	0	0	61.2	66.2
1000	**31**	**1**	**28**	**1**	**1**	**0**	**0**	**0**	**0**	**0**	**0**	**0**	**0**	**0**	**0**	**0**	**0**	**0**	**0**	**57.4**	**69.8**
1100	19	1	15	1	1	0	1	0	0	0	0	0	0	0	0	0	0	0	0	53.6	64.4
1200	35	1	33	0	1	0	0	0	0	0	0	0	0	1	2.9	0	0	0	0	57.8	63.7
1300	40	0	39	0	1	0	0	0	0	0	0	0	0	0	0	0	0	0	0	56.8	61.9
1400	31	2	28	0	1	0	0	0	0	0	0	0	0	0	0	0	0	0	0	59.4	67.7
1500	45	1	41	1	2	0	0	0	0	0	0	0	0	0	0	0	0	0	0	60.2	67.3
1600	33	1	31	1	0	0	0	0	0	0	0	0	0	0	0	0	0	0	0	58.6	63.7
1700	**48**	**0**	**48**	**0**	**0**	**0**	**0**	**0**	**0**	**0**	**0**	**0**	**0**	**0**	**0**	**0**	**0**	**0**	**0**	**60.4**	**68**
1800	47	1	44	1	0	0	0	0	1	0	0	0	0	1	2.1	1	2.1	0	0	59.7	69.8
1900	31	0	31	0	0	0	0	0	0	0	0	0	0	0	0	0	0	0	0	57	64.8
2000	19	0	19	0	0	0	0	0	0	0	0	0	0	0	0	0	0	0	0	57.2	67.3
2100	9	0	9	0	0	0	0	0	0	0	0	0	0	0	0	0	0	0	0	60.4	-
2200	10	0	9	0	1	0	0	0	0	0	0	0	0	1	10	1	10	1	10	63.4	-
2300	5	0	5	0	0	0	0	0	0	0	0	0	0	0	0	0	0	0	0	56.8	-
07-19	**356**	**10**	**330**	**6**	**8**	**0**	**1**	**0**	**1**	**0**	**0**	**0**	**0**	**3**	**0.8**	**1**	**0.3**	**0**	**0**	**58.6**	**67.7**
06-22	**417**	**10**	**391**	**6**	**8**	**0**	**1**	**0**	**1**	**0**	**0**	**0**	**0**	**3**	**0.7**	**1**	**0.2**	**0**	**0**	**58.5**	**67.7**
06-00	**432**	**10**	**405**	**6**	**9**	**0**	**1**	**0**	**1**	**0**	**0**	**0**	**0**	**4**	**0.9**	**2**	**0.5**	**1**	**0.2**	**58.6**	**67.7**
00-00	**449**	**10**	**421**	**6**	**10**	**0**	**1**	**0**	**1**	**0**	**0**	**0**	**0**	**4**	**0.9**	**2**	**0.4**	**1**	**0.2**	**58.7**	**67.7**

DRAFT

Site 16
Location L-4024-2, att t/junction sign, Lat 53.61315, Long -6.76449
Direction South

3279 / Meath/Cavan/Monaghan ATC's
October 2013
Automatic Traffic Count

Virtual Day (7)

Time	Total	Classification												>PSL	>PSL%	>SL1	>SL1%	>SL2	>SL2%	Mean	Vpp
		1 MCL	2 SV	3 SVT	4 TB2	5 TB3	6 T4	7 ART3	8 ART4	9 ART5	10 ART6	11 BD	12 DRT	80	80	85 +5kph	85 +5kph	90 +10kph	90 +10kph		85
0000	4	0	4	0	0	0	0	0	0	0	0	0	0	0	0	0	0	0	0	61.4	-
0100	2	0	1	0	0	0	0	0	0	0	0	0	0	0	0	0	0	0	0	57.1	-
0200	1	0	1	0	0	0	0	0	0	0	0	0	0	0	0	0	0	0	0	65.4	-
0300	1	0	1	0	0	0	0	0	0	0	0	0	0	0	0	0	0	0	0	69.1	-
0400	1	0	1	0	0	0	0	0	0	0	0	0	0	0	0	0	0	0	0	61.2	-
0500	2	0	1	0	0	0	0	0	0	0	0	0	0	0	0	0	0	0	0	61.6	-
0600	6	0	4	0	2	0	0	0	0	0	0	0	0	0	0	0	0	0	0	60.6	-
0700	20	0	16	0	2	0	0	0	0	0	0	0	0	0	2.2	0	0.7	0	0	58.1	66.2
0800	37	0	31	1	4	0	0	0	0	0	0	0	0	0	1.2	0	0	0	0	59.1	67.7
0900	**38**	**0**	**34**	**1**	**3**	**0**	**0**	**0**	**0**	**0**	**0**	**0**	**0**	**0**	**0.4**	**0**	**0.4**	**0**	**0**	**56.2**	**66.2**
1000	**38**	**0**	**33**	**1**	**3**	**0**	**0**	**0**	**0**	**0**	**0**	**0**	**0**	**0**	**0**	**0**	**0**	**0**	**0**	**56.3**	**67**
1100	33	0	27	1	4	0	0	0	0	0	0	0	0	0	0.9	0	0.4	0	0	56.5	65.2
1200	43	0	36	1	4	0	0	0	0	1	0	0	0	1	1.3	0	0.3	0	0	56.4	66.6
1300	49	0	43	1	4	0	0	0	0	0	0	0	0	1	1.2	0	0	0	0	58.5	67
1400	44	0	38	1	3	0	0	0	0	1	0	0	0	0	0.3	0	0.3	0	0	57.5	67.3
1500	53	0	47	1	4	0	0	0	0	0	0	0	0	0	0	0	0	0	0	58.3	66.6
1600	64	0	57	2	4	0	0	0	0	0	0	0	0	1	1.1	0	0.2	0	0	58.9	67
1700	**73**	**1**	**66**	**1**	**5**	**0**	**0**	**0**	**0**	**0**	**0**	**0**	**0**	**1**	**1.6**	**0**	**0.2**	**0**	**0.2**	**59.7**	**69.8**
1800	61	0	58	1	2	0	0	0	0	0	0	0	0	2	2.6	0	0.7	0	0	60.3	69.1
1900	38	1	36	1	1	0	0	0	0	0	0	0	0	0	0.4	0	0	0	0	56.5	67.3
2000	31	0	31	0	0	0	0	0	0	0	0	0	0	0	0.9	0	0	0	0	59.6	68.8
2100	17	0	16	0	1	0	0	0	0	0	0	0	0	0	0.9	0	0	0	0	59	67.3
2200	12	0	12	0	0	0	0	0	0	0	0	0	0	0	3.4	0	3.4	0	1.1	60.3	70.2
2300	7	0	7	0	0	0	0	0	0	0	0	0	0	1	7.8	0	2	0	0	60.6	-
07-19	**553**	**3**	**486**	**12**	**41**	**3**	**1**	**0**	**1**	**3**	**1**	**0**	**0**	**6**	**1.1**	**1**	**0.3**	**0**	**0**	**58.2**	**67.3**
06-22	**645**	**4**	**573**	**13**	**45**	**3**	**1**	**0**	**1**	**3**	**1**	**0**	**0**	**7**	**1**	**1**	**0.2**	**0**	**0**	**58.3**	**67.3**
06-00	**665**	**4**	**592**	**13**	**45**	**3**	**1**	**0**	**1**	**3**	**1**	**0**	**0**	**8**	**1.1**	**2**	**0.3**	**0**	**0**	**58.3**	**67.7**
00-00	**675**	**4**	**601**	**13**	**46**	**3**	**1**	**0**	**1**	**3**	**1**	**0**	**0**	**8**	**1.1**	**2**	**0.3**	**0**	**0**	**58.4**	**67.7**

DRAFT

Site 16
Location L-4024-2, att t/junction sign, Lat 53.61315, Long -6.76449
Direction South

3279 / Meath/Cavan/Monaghan ATC's
October 2013
Automatic Traffic Count

Virtual Week (1)

Time	Total	Classification												>PSL	>PSL%	>SL1	>SL1%	>SL2	>SL2%	Mean	Vpp
		1 MCL	2 SV	3 SVT	4 TB2	5 TB3	6 T4	7 ART3	8 ART4	9 ART5	10 ART6	11 BD	12 DRT	80	80	85 +5kph	85 +5kph	90 +10kph	90 +10kph		85
Mon	649	3	573	17	45	1	1	0	2	6	1	0	0	5	0.8	1	0.2	0	0	58.6	67.3
Tue	759	4	669	16	58	4	0	1	4	1	2	0	0	7	0.9	0	0	0	0	58.1	67.3
Wed	696	2	604	15	56	6	3	0	0	5	5	0	0	6	0.9	0	0	0	0	58	67.7
Thu	691	1	612	13	54	2	2	0	1	5	1	0	0	7	1	3	0.4	1	0.1	58.3	68
Fri	814	5	722	14	64	2	2	0	0	5	0	0	0	10	1.2	3	0.4	0	0	57.9	67.3
| Sat	668	6	608	10	34	4	1	2	1	2	0	0	0	14	2.1	5	0.7	0	0	59.4	68.8
| Sun	449	10	421	6	10	0	1	0	1	0	0	0	0	4	0.9	2	0.4	1	0.2	58.7	67.7
5 Day Ave.	**722**	**3**	**636**	**15**	**55**	**3**	**2**	**0**	**1**	**4**	**2**	**0**	**0**	**7**	**1.0**	**1**	**0.1**	**0**	**0.0**	**58.2**	**67.5**
7 Day Ave.	**675**	**4**	**601**	**13**	**46**	**3**	**1**	**0**	**1**	**3**	**1**	**0**	**0**	**8**	**1.1**	**2**	**0.3**	**0**	**0.0**	**58.4**	**67.7**
--	**4726**	**31**	**4209**	**91**	**321**	**19**	**10**	**3**	**9**	**24**	**9**	**0**	**0**	**53**	**1.1**	**14**	**0.3**	**2**	**0.0**	**58.4**	**67.7**

Summary Graphs

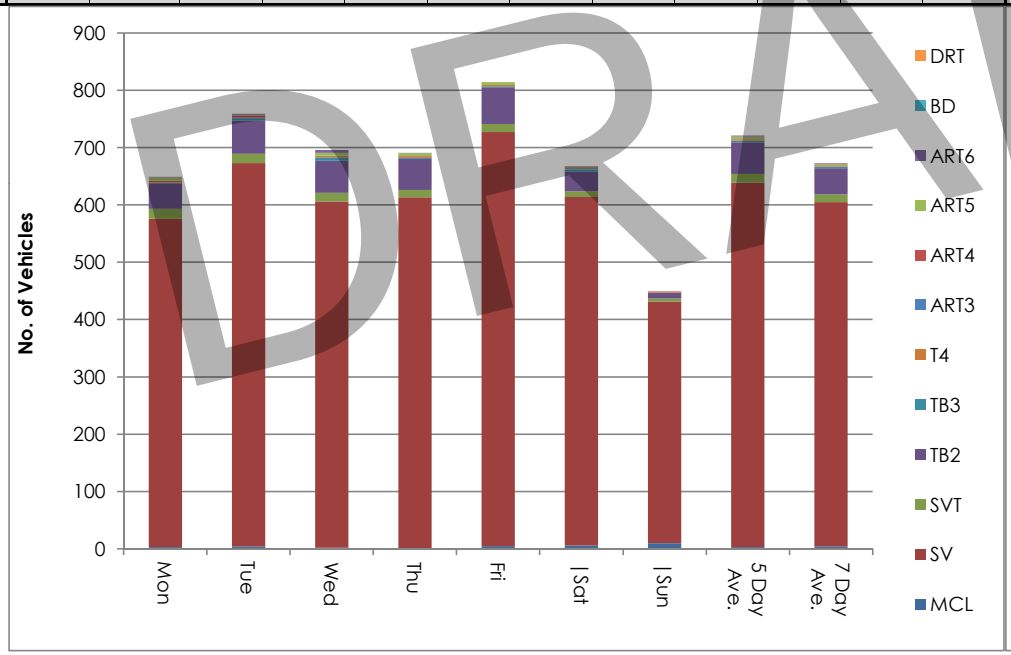

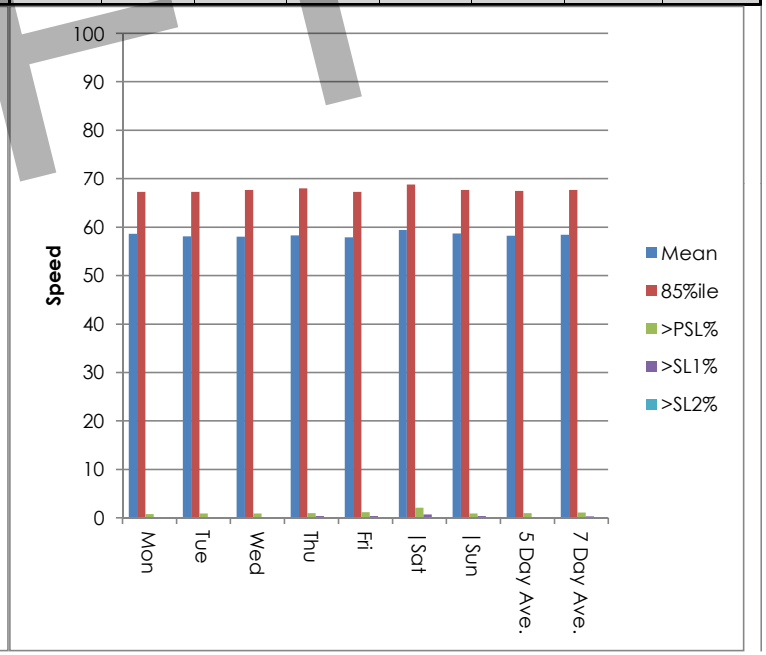

DRAFT

Site 16
Location L-4024-2, att t/junction sign, Lat 53.61315, Long -6.76449
Direction South

3279 / Meath/Cavan/Monaghan ATC's
October 2013
Automatic Traffic Count

Mon, 7 October 2013

Time	Total	Speed Bins (km/h)																											
		0 - 5	5 - 10	10 - 15	15 - 20	20 - 25	25 - 30	30 - 35	35 - 40	40 - 45	45 - 50	50 - 55	55 - 60	60 - 65	65 - 70	70 - 75	75 - 80	80 - 85	85 - 90	90 - 95	95 - 100	100 - 105	105 - 110	110 - 115	115 - 120	120 - 125	125 - 130	130 - 135	135 - 140
0000	0	0	0	0	0	0	0	0	0	0	0	0	0	0	0	0	0	0	0	0	0	0	0	0	0	0	0	0	0
0100	1	0	0	0	0	0	0	0	0	0	0	0	1	0	0	0	0	0	0	0	0	0	0	0	0	0	0	0	0
0200	2	0	0	0	0	0	0	0	0	0	0	0	0	1	1	0	0	0	0	0	0	0	0	0	0	0	0	0	0
0300	0	0	0	0	0	0	0	0	0	0	0	0	0	0	0	0	0	0	0	0	0	0	0	0	0	0	0	0	0
0400	0	0	0	0	0	0	0	0	0	0	0	0	0	0	0	0	0	0	0	0	0	0	0	0	0	0	0	0	0
0500	2	0	0	0	0	0	0	0	0	0	0	0	1	1	0	0	0	0	0	0	0	0	0	0	0	0	0	0	0
0600	7	0	0	0	0	0	0	0	0	0	0	1	2	2	0	2	0	0	0	0	0	0	0	0	0	0	0	0	0
0700	24	0	0	0	0	0	0	0	1	0	2	7	7	3	2	1	0	1	0	0	0	0	0	0	0	0	0	0	0
0800	**52**	**0**	**0**	**0**	**0**	**0**	**0**	**0**	**0**	**3**	**3**	**14**	**14**	**11**	**6**	**0**	**1**	**0**	**0**	**0**	**0**	**0**	**0**	**0**	**0**	**0**	**0**	**0**	**0**
0900	42	0	0	0	0	0	0	0	0	1	9	7	5	10	8	1	1	0	0	0	0	0	0	0	0	0	0	0	0
1000	33	0	0	0	0	0	2	0	1	3	8	7	6	3	3	0	0	0	0	0	0	0	0	0	0	0	0	0	0
1100	30	0	0	1	0	0	2	0	0	2	4	2	13	3	3	0	0	0	0	0	0	0	0	0	0	0	0	0	0
1200	35	0	0	0	0	0	0	0	1	2	2	7	7	8	3	3	2	0	0	0	0	0	0	0	0	0	0	0	0
1300	45	0	0	0	0	0	0	1	2	4	1	7	10	11	4	5	0	0	0	0	0	0	0	0	0	0	0	0	0
1400	36	0	0	0	0	0	1	0	3	1	6	4	11	4	2	3	1	0	0	0	0	0	0	0	0	0	0	0	0
1500	47	0	0	0	0	0	0	0	0	2	8	9	11	11	5	1	0	0	0	0	0	0	0	0	0	0	0	0	0
1600	53	0	0	0	0	0	0	0	0	1	4	5	18	15	6	3	1	0	0	0	0	0	0	0	0	0	0	0	0
1700	70	0	0	0	0	0	0	0	0	0	3	5	12	24	18	5	2	1	0	0	0	0	0	0	0	0	0	0	0
1800	**71**	**0**	**0**	**0**	**0**	**0**	**0**	**0**	**0**	**0**	**4**	**12**	**12**	**17**	**15**	**7**	**1**	**2**	**1**	**0**	**0**	**0**	**0**	**0**	**0**	**0**	**0**	**0**	**0**
1900	43	0	0	0	0	1	0	0	0	2	1	5	12	8	10	2	2	0	0	0	0	0	0	0	0	0	0	0	0
2000	32	0	0	0	0	0	0	0	0	0	3	7	8	7	3	4	0	0	0	0	0	0	0	0	0	0	0	0	0
2100	16	0	0	0	0	0	0	0	0	0	0	5	2	5	2	2	0	0	0	0	0	0	0	0	0	0	0	0	0
2200	6	0	0	0	0	0	0	0	0	0	2	1	0	3	0	0	0	0	0	0	0	0	0	0	0	0	0	0	0
2300	2	0	0	0	0	0	0	0	0	0	0	0	1	0	1	0	0	0	0	0	0	0	0	0	0	0	0	0	0
07-19	**538**	**0**	**0**	**1**	**0**	**0**	**5**	**1**	**8**	**19**	**54**	**86**	**126**	**120**	**75**	**29**	**9**	**4**	**1**	**0**	**0**	**0**	**0**	**0**	**0**	**0**	**0**	**0**	**0**
06-22	**636**	**0**	**0**	**1**	**0**	**1**	**5**	**1**	**8**	**21**	**58**	**104**	**150**	**142**	**90**	**39**	**11**	**4**	**1**	**0**	**0**	**0**	**0**	**0**	**0**	**0**	**0**	**0**	**0**
06-00	**644**	**0**	**0**	**1**	**0**	**1**	**5**	**1**	**8**	**21**	**60**	**105**	**151**	**145**	**91**	**39**	**11**	**4**	**1**	**0**	**0**	**0**	**0**	**0**	**0**	**0**	**0**	**0**	**0**
00-00	**649**	**0**	**0**	**1**	**0**	**1**	**5**	**1**	**8**	**21**	**60**	**105**	**153**	**147**	**92**	**39**	**11**	**4**	**1**	**0**	**0**	**0**	**0**	**0**	**0**	**0**	**0**	**0**	**0**

DRAFT

Site 16
Location L-4024-2, att t/junction sign, Lat 53.61315, Long -6.76449
Direction South

3279 / Meath/Cavan/Monaghan ATC's
October 2013
Automatic Traffic Count

Tue, 8 October 2013

Time	Total	Speed Bins (km/h)																											
		0 - 5	5 - 10	10 - 15	15 - 20	20 - 25	25 - 30	30 - 35	35 - 40	40 - 45	45 - 50	50 - 55	55 - 60	60 - 65	65 - 70	70 - 75	75 - 80	80 - 85	85 - 90	90 - 95	95 - 100	100 - 105	105 - 110	110 - 115	115 - 120	120 - 125	125 - 130	130 - 135	135 - 140
0000	6	0	0	0	0	0	0	0	0	0	1	2	1	1	0	0	1	0	0	0	0	0	0	0	0	0	0	0	0
0100	2	0	0	0	0	0	0	0	0	1	0	0	0	1	0	0	0	0	0	0	0	0	0	0	0	0	0	0	0
0200	2	0	0	0	0	0	0	0	0	0	0	0	0	0	1	1	0	0	0	0	0	0	0	0	0	0	0	0	0
0300	1	0	0	0	0	0	0	0	0	0	0	0	0	0	0	1	0	0	0	0	0	0	0	0	0	0	0	0	0
0400	1	0	0	0	0	0	0	0	0	0	0	0	0	0	1	0	0	0	0	0	0	0	0	0	0	0	0	0	0
0500	2	0	0	0	0	0	0	0	0	0	0	0	1	1	0	0	0	0	0	0	0	0	0	0	0	0	0	0	0
0600	10	0	0	0	0	0	0	0	0	0	0	1	4	3	1	1	0	0	0	0	0	0	0	0	0	0	0	0	0
0700	28	0	0	0	3	0	0	0	0	0	4	5	9	1	6	0	0	0	0	0	0	0	0	0	0	0	0	0	0
0800	44	0	0	0	0	0	1	0	1	0	3	3	15	12	7	2	0	0	0	0	0	0	0	0	0	0	0	0	0
0900	40	0	0	0	0	0	0	0	2	2	8	7	7	7	5	2	0	0	0	0	0	0	0	0	0	0	0	0	0
1000	**45**	**0**	**0**	**0**	**0**	**0**	**0**	**0**	**2**	**0**	**3**	**7**	**15**	**6**	**7**	**5**	**0**	**0**	**0**	**0**	**0**	**0**	**0**	**0**	**0**	**0**	**0**	**0**	**0**
1100	34	0	0	0	0	0	0	1	1	1	1	5	10	9	4	1	0	1	0	0	0	0	0	0	0	0	0	0	0
1200	45	0	0	0	0	0	0	2	0	3	8	9	11	5	4	1	1	1	0	0	0	0	0	0	0	0	0	0	0
1300	48	0	0	0	0	1	0	0	0	0	4	5	9	23	4	2	0	0	0	0	0	0	0	0	0	0	0	0	0
1400	41	0	0	0	0	0	0	0	3	2	4	7	7	11	4	2	1	0	0	0	0	0	0	0	0	0	0	0	0
1500	65	0	0	0	0	0	2	0	1	3	2	17	14	14	7	3	2	0	0	0	0	0	0	0	0	0	0	0	0
1600	**79**	**0**	**0**	**0**	**0**	**0**	**1**	**1**	**1**	**1**	**11**	**5**	**17**	**19**	**13**	**5**	**4**	**1**	**0**	**0**	**0**	**0**	**0**	**0**	**0**	**0**	**0**	**0**	**0**
1700	76	0	0	0	2	0	3	0	0	2	4	14	10	19	11	9	1	1	0	0	0	0	0	0	0	0	0	0	0
1800	70	0	0	0	0	0	0	0	0	1	5	9	21	14	12	6	0	2	0	0	0	0	0	0	0	0	0	0	0
1900	53	0	0	1	0	1	4	1	0	4	3	7	9	12	8	2	1	0	0	0	0	0	0	0	0	0	0	0	0
2000	29	0	0	0	0	0	0	0	0	2	4	6	4	5	5	2	0	1	0	0	0	0	0	0	0	0	0	0	0
2100	11	0	0	0	0	0	0	0	0	1	1	0	2	5	1	1	0	0	0	0	0	0	0	0	0	0	0	0	0
2200	18	0	0	0	0	0	0	0	0	1	3	4	2	4	3	1	0	0	0	0	0	0	0	0	0	0	0	0	0
2300	9	0	0	0	0	0	0	0	0	0	1	2	1	2	1	2	0	0	0	0	0	0	0	0	0	0	0	0	0
07-19	**615**	**0**	**0**	**0**	**5**	**1**	**7**	**4**	**11**	**15**	**57**	**93**	**145**	**140**	**84**	**38**	**9**	**6**	**0**	**0**	**0**	**0**	**0**	**0**	**0**	**0**	**0**	**0**	**0**
06-22	**718**	**0**	**0**	**1**	**5**	**2**	**11**	**5**	**11**	**22**	**65**	**107**	**164**	**165**	**99**	**44**	**10**	**7**	**0**	**0**	**0**	**0**	**0**	**0**	**0**	**0**	**0**	**0**	**0**
06-00	**745**	**0**	**0**	**1**	**5**	**2**	**11**	**5**	**11**	**23**	**69**	**113**	**167**	**171**	**103**	**47**	**10**	**7**	**0**	**0**	**0**	**0**	**0**	**0**	**0**	**0**	**0**	**0**	**0**
00-00	**759**	**0**	**0**	**1**	**5**	**2**	**11**	**5**	**11**	**24**	**70**	**115**	**169**	**174**	**105**	**49**	**11**	**7**	**0**	**0**	**0**	**0**	**0**	**0**	**0**	**0**	**0**	**0**	**0**

DRAFT

Site 16
Location L-4024-2, att t/junction sign, Lat 53.61315, Long -6.76449
Direction South

3279 / Meath/Cavan/Monaghan ATC's
October 2013
Automatic Traffic Count

Wed, 9 October 2013

Time	Total	Speed Bins (km/h)																											
		0 - 5	5 - 10	10 - 15	15 - 20	20 - 25	25 - 30	30 - 35	35 - 40	40 - 45	45 - 50	50 - 55	55 - 60	60 - 65	65 - 70	70 - 75	75 - 80	80 - 85	85 - 90	90 - 95	95 - 100	100 - 105	105 - 110	110 - 115	115 - 120	120 - 125	125 - 130	130 - 135	135 - 140
0000	2	0	0	0	0	0	0	0	0	0	1	0	0	0	0	0	1	0	0	0	0	0	0	0	0	0	0	0	0
0100	1	0	0	0	0	0	0	0	0	0	0	0	0	0	0	1	0	0	0	0	0	0	0	0	0	0	0	0	0
0200	2	0	0	0	0	0	0	0	0	0	0	0	0	1	1	0	0	0	0	0	0	0	0	0	0	0	0	0	0
0300	0	0	0	0	0	0	0	0	0	0	0	0	0	0	0	0	0	0	0	0	0	0	0	0	0	0	0	0	0
0400	1	0	0	0	0	0	0	0	0	0	0	0	0	1	0	0	0	0	0	0	0	0	0	0	0	0	0	0	0
0500	2	0	0	0	0	0	0	0	0	0	0	1	0	0	1	0	0	0	0	0	0	0	0	0	0	0	0	0	0
0600	10	0	0	0	0	0	0	0	0	0	0	3	4	3	0	0	0	0	0	0	0	0	0	0	0	0	0	0	0
0700	23	0	0	0	0	0	0	0	0	0	2	2	8	7	3	1	0	0	0	0	0	0	0	0	0	0	0	0	0
0800	**54**	**0**	**0**	**0**	**0**	**0**	**1**	**0**	**1**	**2**	**2**	**9**	**19**	**7**	**7**	**3**	**1**	**2**	**0**	**0**	**0**	**0**	**0**	**0**	**0**	**0**	**0**	**0**	**0**
0900	45	0	0	0	3	0	1	0	0	4	7	5	6	10	8	1	0	0	0	0	0	0	0	0	0	0	0	0	0
1000	44	0	0	0	0	0	1	0	1	1	12	5	9	7	4	4	0	0	0	0	0	0	0	0	0	0	0	0	0
1100	31	0	0	0	0	0	2	1	0	1	3	3	8	5	5	3	0	0	0	0	0	0	0	0	0	0	0	0	0
1200	41	0	0	0	0	0	3	1	2	3	2	10	9	8	0	3	0	0	0	0	0	0	0	0	0	0	0	0	0
1300	37	0	0	0	0	0	0	0	0	3	4	3	7	9	5	4	0	2	0	0	0	0	0	0	0	0	0	0	0
1400	45	0	0	0	0	0	4	1	1	0	6	10	9	5	6	3	0	0	0	0	0	0	0	0	0	0	0	0	0
1500	43	0	0	0	0	0	0	0	3	2	0	4	6	15	8	3	2	0	0	0	0	0	0	0	0	0	0	0	0
1600	66	0	0	0	0	2	0	0	1	1	7	6	12	19	14	3	1	0	0	0	0	0	0	0	0	0	0	0	0
1700	**87**	**0**	**0**	**0**	**1**	**0**	**3**	**1**	**2**	**3**	**7**	**10**	**10**	**20**	**13**	**14**	**3**	**0**	**0**	**0**	**0**	**0**	**0**	**0**	**0**	**0**	**0**	**0**	**0**
1800	64	0	0	0	0	1	0	0	1	2	3	9	16	15	9	5	2	1	0	0	0	0	0	0	0	0	0	0	0
1900	21	0	0	0	0	0	0	0	0	2	3	1	4	10	0	1	0	0	0	0	0	0	0	0	0	0	0	0	0
2000	42	0	0	0	0	0	0	0	0	2	4	5	12	9	3	2	4	1	0	0	0	0	0	0	0	0	0	0	0
2100	20	0	0	0	0	0	0	0	1	0	3	2	3	4	5	1	1	0	0	0	0	0	0	0	0	0	0	0	0
2200	10	0	0	0	0	0	0	0	0	0	2	2	2	1	0	2	1	0	0	0	0	0	0	0	0	0	0	0	0
2300	5	0	0	0	0	0	0	0	0	0	1	2	1	1	0	0	0	0	0	0	0	0	0	0	0	0	0	0	0
07-19	**580**	**0**	**0**	**0**	**4**	**3**	**15**	**4**	**12**	**22**	**55**	**76**	**119**	**127**	**82**	**47**	**9**	**5**	**0**	**0**	**0**	**0**	**0**	**0**	**0**	**0**	**0**	**0**	**0**
06-22	**673**	**0**	**0**	**0**	**4**	**3**	**15**	**4**	**13**	**26**	**65**	**87**	**142**	**153**	**90**	**51**	**14**	**6**	**0**	**0**	**0**	**0**	**0**	**0**	**0**	**0**	**0**	**0**	**0**
06-00	**688**	**0**	**0**	**0**	**4**	**3**	**15**	**4**	**13**	**26**	**68**	**91**	**145**	**155**	**90**	**53**	**15**	**6**	**0**	**0**	**0**	**0**	**0**	**0**	**0**	**0**	**0**	**0**	**0**
00-00	**696**	**0**	**0**	**0**	**4**	**3**	**15**	**4**	**13**	**26**	**69**	**92**	**145**	**157**	**92**	**54**	**16**	**6**	**0**	**0**	**0**	**0**	**0**	**0**	**0**	**0**	**0**	**0**	**0**

DRAFT

Site 16
Location L-4024-2, att t/junction sign, Lat 53.61315, Long -6.76449
Direction South

3279 / Meath/Cavan/Monaghan ATC's
October 2013
Automatic Traffic Count

Thu, 10 October 2013

Time	Total	Speed Bins (km/h)																												
		0 - 5	5 - 10	10 - 15	15 - 20	20 - 25	25 - 30	30 - 35	35 - 40	40 - 45	45 - 50	50 - 55	55 - 60	60 - 65	65 - 70	70 - 75	75 - 80	80 - 85	85 - 90	90 - 95	95 - 100	100 - 105	105 - 110	110 - 115	115 - 120	120 - 125	125 - 130	130 - 135	135 - 140
0000	4	0	0	0	0	0	0	0	0	0	1	0	1	0	0	1	1	0	0	0	0	0	0	0	0	0	0	0	0	0
0100	0	0	0	0	0	0	0	0	0	0	0	0	0	0	0	0	0	0	0	0	0	0	0	0	0	0	0	0	0	0
0200	0	0	0	0	0	0	0	0	0	0	0	0	0	0	0	0	0	0	0	0	0	0	0	0	0	0	0	0	0	0
0300	0	0	0	0	0	0	0	0	0	0	0	0	0	0	0	0	0	0	0	0	0	0	0	0	0	0	0	0	0	0
0400	2	0	0	0	0	0	0	0	0	0	0	1	0	0	1	0	0	0	0	0	0	0	0	0	0	0	0	0	0	0
0500	3	0	0	0	0	0	0	0	0	0	0	0	0	2	1	0	0	0	0	0	0	0	0	0	0	0	0	0	0	0
0600	7	0	0	0	0	0	0	0	0	1	0	0	1	1	2	1	1	0	0	0	0	0	0	0	0	0	0	0	0	0
0700	24	0	0	0	0	0	0	0	0	1	1	4	8	5	4	1	0	0	0	0	0	0	0	0	0	0	0	0	0	0
0800	45	0	0	0	0	0	0	3	0	0	1	5	15	10	8	3	0	0	0	0	0	0	0	0	0	0	0	0	0	0
0900	**47**	**0**	**0**	**0**	**0**	**1**	**2**	**0**	**0**	**7**	**2**	**6**	**10**	**8**	**6**	**5**	**0**	**0**	**0**	**0**	**0**	**0**	**0**	**0**	**0**	**0**	**0**	**0**	**0**	**0**
1000	35	0	0	0	0	1	0	0	1	2	3	6	8	8	3	3	0	0	0	0	0	0	0	0	0	0	0	0	0	0
1100	33	0	0	0	0	1	0	1	0	0	0	5	11	11	3	1	0	0	0	0	0	0	0	0	0	0	0	0	0	0
1200	34	0	0	0	0	2	2	0	0	0	5	4	10	3	6	2	0	0	0	0	0	0	0	0	0	0	0	0	0	0
1300	35	0	0	0	0	0	4	1	1	1	4	0	4	9	7	1	2	1	0	0	0	0	0	0	0	0	0	0	0	0
1400	44	0	0	0	0	0	2	0	3	2	1	7	8	10	6	4	1	0	0	0	0	0	0	0	0	0	0	0	0	0
1500	51	0	0	0	0	0	3	0	0	1	5	6	16	10	6	3	1	0	0	0	0	0	0	0	0	0	0	0	0	0
1600	69	0	0	0	0	1	1	0	0	1	4	9	19	20	9	2	2	0	1	0	0	0	0	0	0	0	0	0	0	0
1700	**85**	**0**	**0**	**0**	**0**	**0**	**3**	**2**	**0**	**5**	**11**	**7**	**14**	**20**	**8**	**9**	**4**	**1**	**0**	**1**	**0**	**0**	**0**	**0**	**0**	**0**	**0**	**0**	**0**	**0**
1800	58	0	0	0	0	0	1	0	0	0	4	7	16	11	10	4	4	1	0	0	0	0	0	0	0	0	0	0	0	0
1900	33	0	0	0	0	1	1	0	1	1	4	4	6	8	1	3	3	0	0	0	0	0	0	0	0	0	0	0	0	0
2000	40	0	0	0	0	0	1	0	2	2	2	7	8	10	4	2	2	0	0	0	0	0	0	0	0	0	0	0	0	0
2100	23	0	0	0	0	0	0	0	0	2	1	3	5	5	5	2	0	0	0	0	0	0	0	0	0	0	0	0	0	0
2200	11	0	0	0	0	0	0	0	0	0	0	1	4	1	1	3	0	0	1	0	0	0	0	0	0	0	0	0	0	0
2300	8	0	0	0	0	0	0	0	0	1	0	0	2	2	2	0	0	1	0	0	0	0	0	0	0	0	0	0	0	0
07-19	**560**	**0**	**0**	**0**	**0**	**6**	**18**	**7**	**5**	**20**	**41**	**66**	**139**	**125**	**76**	**38**	**14**	**3**	**1**	**1**	**0**	**0**	**0**	**0**	**0**	**0**	**0**	**0**	**0**	**0**
06-22	**663**	**0**	**0**	**0**	**0**	**7**	**20**	**7**	**8**	**26**	**48**	**80**	**159**	**149**	**88**	**46**	**20**	**3**	**1**	**1**	**0**	**0**	**0**	**0**	**0**	**0**	**0**	**0**	**0**	**0**
06-00	**682**	**0**	**0**	**0**	**0**	**7**	**20**	**7**	**8**	**27**	**48**	**81**	**165**	**152**	**91**	**49**	**20**	**4**	**2**	**1**	**0**	**0**	**0**	**0**	**0**	**0**	**0**	**0**	**0**	**0**
00-00	**691**	**0**	**0**	**0**	**0**	**7**	**20**	**7**	**8**	**27**	**49**	**82**	**166**	**154**	**93**	**50**	**21**	**4**	**2**	**1**	**0**	**0**	**0**	**0**	**0**	**0**	**0**	**0**	**0**	**0**

DRAFT

Site 16
Location L-4024-2, att t/junction sign, Lat 53.61315, Long -6.76449
Direction South

3279 / Meath/Cavan/Monaghan ATC's
October 2013
Automatic Traffic Count

Fri, 11 October 2013

Time	Total	Speed Bins (km/h)																											
		0 - 5	5 - 10	10 - 15	15 - 20	20 - 25	25 - 30	30 - 35	35 - 40	40 - 45	45 - 50	50 - 55	55 - 60	60 - 65	65 - 70	70 - 75	75 - 80	80 - 85	85 - 90	90 - 95	95 - 100	100 - 105	105 - 110	110 - 115	115 - 120	120 - 125	125 - 130	130 - 135	135 - 140
0000	3	0	0	0	0	0	0	0	0	0	0	0	0	0	1	1	1	0	0	0	0	0	0	0	0	0	0	0	0
0100	1	0	0	0	0	0	0	0	0	0	1	0	0	0	0	0	0	0	0	0	0	0	0	0	0	0	0	0	0
0200	0	0	0	0	0	0	0	0	0	0	0	0	0	0	0	0	0	0	0	0	0	0	0	0	0	0	0	0	0
0300	0	0	0	0	0	0	0	0	0	0	0	0	0	0	0	0	0	0	0	0	0	0	0	0	0	0	0	0	0
0400	2	0	0	0	0	0	0	0	0	0	0	1	0	1	0	0	0	0	0	0	0	0	0	0	0	0	0	0	0
0500	0	0	0	0	0	0	0	0	0	0	0	0	0	0	0	0	0	0	0	0	0	0	0	0	0	0	0	0	0
0600	7	0	0	0	0	0	0	0	0	0	0	1	4	0	1	1	0	0	0	0	0	0	0	0	0	0	0	0	0
0700	21	0	0	0	0	0	0	0	0	0	2	2	4	7	4	2	0	0	0	0	0	0	0	0	0	0	0	0	0
0800	40	0	0	0	0	0	0	0	0	0	0	5	9	14	8	2	2	0	0	0	0	0	0	0	0	0	0	0	0
0900	**50**	**0**	**0**	**0**	**0**	**3**	**1**	**0**	**0**	**3**	**4**	**3**	**16**	**12**	**6**	**1**	**1**	**0**	**0**	**0**	**0**	**0**	**0**	**0**	**0**	**0**	**0**	**0**	**0**
1000	38	0	0	0	0	0	3	1	2	2	4	5	7	2	10	1	1	0	0	0	0	0	0	0	0	0	0	0	0
1100	48	0	0	0	0	0	2	0	0	3	4	12	9	11	6	1	0	0	0	0	0	0	0	0	0	0	0	0	0
1200	46	0	0	0	0	0	4	0	3	4	2	8	9	9	5	1	0	0	1	0	0	0	0	0	0	0	0	0	0
1300	63	0	0	0	0	4	0	0	1	4	4	10	14	14	8	2	1	1	0	0	0	0	0	0	0	0	0	0	0
1400	63	0	0	0	0	0	2	0	0	1	4	13	12	11	15	3	1	0	1	0	0	0	0	0	0	0	0	0	0
1500	62	0	0	0	0	0	3	0	1	2	8	4	10	14	14	4	2	0	0	0	0	0	0	0	0	0	0	0	0
1600	**99**	**1**	**0**	**0**	**0**	**3**	**0**	**0**	**1**	**1**	**4**	**17**	**27**	**27**	**10**	**6**	**1**	**1**	**0**	**0**	**0**	**0**	**0**	**0**	**0**	**0**	**0**	**0**	**0**
1700	87	0	0	0	0	3	0	0	0	3	11	7	18	22	11	7	3	2	0	0	0	0	0	0	0	0	0	0	0
1800	61	0	0	0	1	0	0	1	1	5	6	12	11	8	11	2	3	0	0	0	0	0	0	0	0	0	0	0	0
1900	41	0	0	0	0	1	1	0	3	1	3	8	11	6	3	3	0	1	0	0	0	0	0	0	0	0	0	0	0
2000	32	0	0	0	0	0	0	0	0	0	1	1	8	9	6	6	1	0	0	0	0	0	0	0	0	0	0	0	0
2100	23	0	0	0	0	0	0	0	2	1	2	5	4	4	4	1	0	0	0	0	0	0	0	0	0	0	0	0	0
2200	17	0	0	0	0	0	0	0	0	2	0	3	4	2	4	0	2	0	0	0	0	0	0	0	0	0	0	0	0
2300	10	0	0	0	0	0	1	0	0	1	1	0	2	1	0	0	1	2	1	0	0	0	0	0	0	0	0	0	0
07-19	**678**	**1**	**0**	**0**	**1**	**13**	**15**	**2**	**9**	**28**	**53**	**98**	**146**	**151**	**108**	**32**	**15**	**4**	**2**	**0**	**0**	**0**	**0**	**0**	**0**	**0**	**0**	**0**	**0**
06-22	**781**	**1**	**0**	**0**	**1**	**14**	**16**	**2**	**14**	**30**	**59**	**113**	**173**	**170**	**122**	**43**	**16**	**5**	**2**	**0**	**0**	**0**	**0**	**0**	**0**	**0**	**0**	**0**	**0**
06-00	**808**	**1**	**0**	**0**	**1**	**14**	**17**	**2**	**14**	**33**	**60**	**116**	**179**	**173**	**126**	**43**	**19**	**7**	**3**	**0**	**0**	**0**	**0**	**0**	**0**	**0**	**0**	**0**	**0**
00-00	**814**	**1**	**0**	**0**	**1**	**14**	**17**	**2**	**14**	**33**	**61**	**117**	**179**	**174**	**127**	**44**	**20**	**7**	**3**	**0**	**0**	**0**	**0**	**0**	**0**	**0**	**0**	**0**	**0**

DRAFT

Site 16
Location L-4024-2, att t/junction sign, Lat 53.61315, Long -6.76449
Direction South

3279 / Meath/Cavan/Monaghan ATC's
October 2013
Automatic Traffic Count

Sat, 12 October 2013

Time	Total	Speed Bins (km/h)																											
		0 - 5	5 - 10	10 - 15	15 - 20	20 - 25	25 - 30	30 - 35	35 - 40	40 - 45	45 - 50	50 - 55	55 - 60	60 - 65	65 - 70	70 - 75	75 - 80	80 - 85	85 - 90	90 - 95	95 - 100	100 - 105	105 - 110	110 - 115	115 - 120	120 - 125	125 - 130	130 - 135	135 - 140
0000	6	0	0	0	0	0	0	0	0	0	0	2	1	1	0	1	1	0	0	0	0	0	0	0	0	0	0	0	0
0100	1	0	0	0	0	0	0	0	0	0	0	0	0	0	1	0	0	0	0	0	0	0	0	0	0	0	0	0	0
0200	1	0	0	0	0	0	0	0	0	0	0	0	1	0	0	0	0	0	0	0	0	0	0	0	0	0	0	0	0
0300	2	0	0	0	0	0	0	0	0	0	0	0	0	1	0	1	0	0	0	0	0	0	0	0	0	0	0	0	0
0400	2	0	0	0	0	0	0	0	0	0	0	0	0	1	1	0	0	0	0	0	0	0	0	0	0	0	0	0	0
0500	0	0	0	0	0	0	0	0	0	0	0	0	0	0	0	0	0	0	0	0	0	0	0	0	0	0	0	0	0
0600	0	0	0	0	0	0	0	0	0	0	0	0	0	0	0	0	0	0	0	0	0	0	0	0	0	0	0	0	0
0700	12	0	0	0	0	0	1	0	0	0	0	4	2	3	1	0	0	0	1	0	0	0	0	0	0	0	0	0	0
0800	17	0	0	0	0	1	0	1	0	2	2	1	2	1	1	1	4	1	0	0	0	0	0	0	0	0	0	0	0
0900	30	0	0	0	0	0	2	1	0	1	1	9	7	3	4	0	1	0	1	0	0	0	0	0	0	0	0	0	0
1000	**41**	**0**	**0**	**0**	**0**	**0**	**0**	**0**	**1**	**1**	**6**	**2**	**13**	**10**	**5**	**2**	**1**	**0**	**0**	**0**	**0**	**0**	**0**	**0**	**0**	**0**	**0**	**0**	**0**
1100	35	0	0	0	0	0	0	0	0	0	3	9	11	7	4	0	0	0	1	0	0	0	0	0	0	0	0	0	0
1200	62	0	0	0	1	0	0	0	0	4	2	9	13	16	6	6	4	1	0	0	0	0	0	0	0	0	0	0	0
1300	**72**	**0**	**0**	**0**	**0**	**1**	**0**	**0**	**0**	**0**	**4**	**8**	**20**	**16**	**12**	**6**	**5**	**0**	**0**	**0**	**0**	**0**	**0**	**0**	**0**	**0**	**0**	**0**	**0**
1400	50	0	0	0	0	0	0	0	0	1	1	8	17	17	4	1	1	0	0	0	0	0	0	0	0	0	0	0	0
1500	56	0	0	0	0	0	1	0	1	2	5	6	11	17	9	2	2	0	0	0	0	0	0	0	0	0	0	0	0
1600	50	0	0	0	0	2	0	0	0	4	5	7	8	8	9	3	2	2	0	0	0	0	0	0	0	0	0	0	0
1700	58	0	0	0	0	0	1	0	0	0	3	6	16	15	8	5	2	2	0	0	0	0	0	0	0	0	0	0	0
1800	58	0	0	0	0	0	0	0	2	1	6	11	7	12	8	4	4	2	1	0	0	0	0	0	0	0	0	0	0
1900	47	0	0	0	0	0	0	1	1	2	8	9	12	7	2	4	1	0	0	0	0	0	0	0	0	0	0	0	0
2000	26	0	0	0	0	0	0	0	0	0	2	5	6	8	3	1	1	0	0	0	0	0	0	0	0	0	0	0	0
2100	15	0	0	0	0	0	0	0	0	1	4	1	3	4	0	1	0	1	0	0	0	0	0	0	0	0	0	0	0
2200	15	0	0	0	0	0	0	0	0	1	1	1	6	2	2	1	0	0	1	0	0	0	0	0	0	0	0	0	0
2300	12	0	0	0	0	0	0	0	0	0	0	4	1	2	4	0	1	0	0	0	0	0	0	0	0	0	0	0	0
07-19	**541**	**0**	**0**	**0**	**1**	**4**	**5**	**2**	**4**	**16**	**38**	**80**	**127**	**125**	**71**	**30**	**26**	**8**	**4**	**0**	**0**	**0**	**0**	**0**	**0**	**0**	**0**	**0**	**0**
06-22	**629**	**0**	**0**	**0**	**1**	**4**	**5**	**3**	**5**	**19**	**52**	**95**	**148**	**144**	**76**	**36**	**28**	**9**	**4**	**0**	**0**	**0**	**0**	**0**	**0**	**0**	**0**	**0**	**0**
06-00	**656**	**0**	**0**	**0**	**1**	**4**	**5**	**3**	**5**	**20**	**53**	**100**	**155**	**148**	**82**	**37**	**29**	**9**	**5**	**0**	**0**	**0**	**0**	**0**	**0**	**0**	**0**	**0**	**0**
00-00	**668**	**0**	**0**	**0**	**1**	**4**	**5**	**3**	**5**	**20**	**53**	**102**	**157**	**151**	**84**	**39**	**30**	**9**	**5**	**0**	**0**	**0**	**0**	**0**	**0**	**0**	**0**	**0**	**0**

DRAFT

Site 16
Location L-4024-2, att t/junction sign, Lat 53.61315, Long -6.76449
Direction South

3279 / Meath/Cavan/Monaghan ATC's
October 2013
Automatic Traffic Count

Sun, 13 October 2013

Time	Total	Speed Bins (km/h)																											
		0 - 5	5 - 10	10 - 15	15 - 20	20 - 25	25 - 30	30 - 35	35 - 40	40 - 45	45 - 50	50 - 55	55 - 60	60 - 65	65 - 70	70 - 75	75 - 80	80 - 85	85 - 90	90 - 95	95 - 100	100 - 105	105 - 110	110 - 115	115 - 120	120 - 125	125 - 130	130 - 135	135 - 140
0000	5	0	0	0	0	0	0	0	0	0	1	1	2	0	0	1	0	0	0	0	0	0	0	0	0	0	0	0	0
0100	5	0	0	0	0	0	0	0	0	0	0	2	3	0	0	0	0	0	0	0	0	0	0	0	0	0	0	0	0
0200	0	0	0	0	0	0	0	0	0	0	0	0	0	0	0	0	0	0	0	0	0	0	0	0	0	0	0	0	0
0300	3	0	0	0	0	0	0	0	0	0	0	0	0	1	2	0	0	0	0	0	0	0	0	0	0	0	0	0	0
0400	2	0	0	0	0	0	0	0	0	0	0	1	0	1	0	0	0	0	0	0	0	0	0	0	0	0	0	0	0
0500	2	0	0	0	0	0	0	0	0	0	0	0	0	2	0	0	0	0	0	0	0	0	0	0	0	0	0	0	0
0600	2	0	0	0	0	0	0	0	0	0	0	0	0	0	2	0	0	0	0	0	0	0	0	0	0	0	0	0	0
0700	6	0	0	0	0	0	0	0	0	0	2	0	0	2	1	0	0	1	0	0	0	0	0	0	0	0	0	0	0
0800	7	0	0	0	0	2	0	0	0	1	0	0	1	0	1	2	0	0	0	0	0	0	0	0	0	0	0	0	0
0900	14	0	0	0	0	0	0	0	0	0	0	2	5	3	3	1	0	0	0	0	0	0	0	0	0	0	0	0	0
1000	**31**	**0**	**0**	**0**	**0**	**0**	**0**	**1**	**2**	**1**	**6**	**3**	**5**	**4**	**4**	**2**	**3**	**0**	**0**	**0**	**0**	**0**	**0**	**0**	**0**	**0**	**0**	**0**	**0**
1100	19	0	0	0	0	0	2	0	1	2	0	3	5	4	2	0	0	0	0	0	0	0	0	0	0	0	0	0	0
1200	35	0	0	0	1	0	0	0	0	2	2	3	15	7	2	1	1	1	0	0	0	0	0	0	0	0	0	0	0
1300	40	0	0	0	0	0	0	0	1	0	4	9	14	8	3	1	0	0	0	0	0	0	0	0	0	0	0	0	0
1400	31	0	0	0	0	0	0	0	0	3	2	4	9	4	5	2	2	0	0	0	0	0	0	0	0	0	0	0	0
1500	45	0	0	0	0	0	0	1	0	0	2	6	12	13	5	5	1	0	0	0	0	0	0	0	0	0	0	0	0
1600	33	0	0	0	0	1	0	0	0	0	1	7	8	11	3	1	1	0	0	0	0	0	0	0	0	0	0	0	0
1700	**48**	**0**	**0**	**0**	**0**	**0**	**0**	**0**	**0**	**0**	**4**	**7**	**12**	**15**	**6**	**4**	**0**	**0**	**0**	**0**	**0**	**0**	**0**	**0**	**0**	**0**	**0**	**0**	**0**
1800	47	0	0	0	0	0	1	0	1	1	1	9	14	7	6	4	2	0	1	0	0	0	0	0	0	0	0	0	0
1900	31	0	0	0	0	0	0	0	1	2	5	5	7	6	1	2	2	0	0	0	0	0	0	0	0	0	0	0	0
2000	19	0	0	0	0	0	1	0	1	0	1	4	4	3	4	1	0	0	0	0	0	0	0	0	0	0	0	0	0
2100	9	0	0	0	0	0	0	0	0	1	0	2	1	1	2	2	0	0	0	0	0	0	0	0	0	0	0	0	0
2200	10	0	0	0	0	0	0	0	0	0	1	2	2	2	0	1	1	0	0	0	1	0	0	0	0	0	0	0	0
2300	5	0	0	0	0	0	0	0	0	0	0	1	3	0	1	0	0	0	0	0	0	0	0	0	0	0	0	0	0
07-19	**356**	**0**	**0**	**0**	**1**	**3**	**3**	**2**	**5**	**10**	**24**	**53**	**100**	**78**	**41**	**23**	**10**	**2**	**1**	**0**	**0**	**0**	**0**	**0**	**0**	**0**	**0**	**0**	**0**
06-22	**417**	**0**	**0**	**0**	**1**	**3**	**4**	**2**	**7**	**13**	**30**	**64**	**112**	**88**	**50**	**28**	**12**	**2**	**1**	**0**	**0**	**0**	**0**	**0**	**0**	**0**	**0**	**0**	**0**
06-00	**432**	**0**	**0**	**0**	**1**	**3**	**4**	**2**	**7**	**13**	**31**	**67**	**117**	**90**	**51**	**29**	**13**	**2**	**1**	**0**	**1**	**0**	**0**	**0**	**0**	**0**	**0**	**0**	**0**
00-00	**449**	**0**	**0**	**0**	**1**	**3**	**4**	**2**	**7**	**13**	**32**	**71**	**122**	**94**	**53**	**30**	**13**	**2**	**1**	**0**	**1**	**0**	**0**	**0**	**0**	**0**	**0**	**0**	**0**

DRAFT

Site 16
Location L-4024-2, att t/junction sign, Lat 53.61315, Long -6.76449
Direction South

3279 / Meath/Cavan/Monaghan ATC's
October 2013
Automatic Traffic Count

Virtual Day (7)

Time	Total	Speed Bins (km/h)																											
		0 - 5	5 - 10	10 - 15	15 - 20	20 - 25	25 - 30	30 - 35	35 - 40	40 - 45	45 - 50	50 - 55	55 - 60	60 - 65	65 - 70	70 - 75	75 - 80	80 - 85	85 - 90	90 - 95	95 - 100	100 - 105	105 - 110	110 - 115	115 - 120	120 - 125	125 - 130	130 - 135	135 - 140
0000	4	0	0	0	0	0	0	0	0	0	1	1	1	0	0	1	1	0	0	0	0	0	0	0	0	0	0	0	0
0100	2	0	0	0	0	0	0	0	0	0	0	0	1	0	0	0	0	0	0	0	0	0	0	0	0	0	0	0	0
0200	1	0	0	0	0	0	0	0	0	0	0	0	0	0	0	0	0	0	0	0	0	0	0	0	0	0	0	0	0
0300	1	0	0	0	0	0	0	0	0	0	0	0	0	0	0	0	0	0	0	0	0	0	0	0	0	0	0	0	0
0400	1	0	0	0	0	0	0	0	0	0	0	0	0	1	0	0	0	0	0	0	0	0	0	0	0	0	0	0	0
0500	2	0	0	0	0	0	0	0	0	0	0	0	0	1	0	0	0	0	0	0	0	0	0	0	0	0	0	0	0
0600	6	0	0	0	0	0	0	0	0	0	0	1	2	1	1	1	0	0	0	0	0	0	0	0	0	0	0	0	0
0700	20	0	0	0	0	0	0	0	0	0	2	3	5	4	3	1	0	0	0	0	0	0	0	0	0	0	0	0	0
0800	37	0	0	0	0	0	0	1	0	1	2	5	11	8	5	2	1	0	0	0	0	0	0	0	0	0	0	0	0
0900	**38**	**0**	**0**	**0**	**0**	**1**	**1**	**0**	**0**	**3**	**4**	**6**	**8**	**8**	**6**	**2**	**0**	**0**	**0**	**0**	**0**	**0**	**0**	**0**	**0**	**0**	**0**	**0**	**0**
1000	**38**	**0**	**0**	**0**	**0**	**0**	**1**	**0**	**1**	**1**	**6**	**5**	**9**	**6**	**5**	**2**	**1**	**0**	**0**	**0**	**0**	**0**	**0**	**0**	**0**	**0**	**0**	**0**	**0**
1100	33	0	0	0	0	0	1	0	0	1	2	6	10	7	4	1	0	0	0	0	0	0	0	0	0	0	0	0	0
1200	43	0	0	0	0	0	1	0	1	3	3	7	11	8	4	2	1	0	0	0	0	0	0	0	0	0	0	0	0
1300	49	0	0	0	0	1	1	0	1	2	4	6	11	13	6	3	1	1	0	0	0	0	0	0	0	0	0	0	0
1400	44	0	0	0	0	0	1	0	1	1	3	8	10	9	6	3	1	0	0	0	0	0	0	0	0	0	0	0	0
1500	53	0	0	0	0	0	1	0	1	2	4	7	11	13	8	3	1	0	0	0	0	0	0	0	0	0	0	0	0
1600	64	0	0	0	0	1	0	0	0	1	5	8	16	17	9	3	2	1	0	0	0	0	0	0	0	0	0	0	0
1700	**73**	**0**	**0**	**0**	**0**	**0**	**1**	**0**	**0**	**2**	**6**	**8**	**13**	**19**	**11**	**8**	**2**	**1**	**0**	**0**	**0**	**0**	**0**	**0**	**0**	**0**	**0**	**0**	**0**
1800	61	0	0	0	0	0	0	0	1	1	4	10	14	12	10	5	2	1	0	0	0	0	0	0	0	0	0	0	0
1900	38	0	0	0	0	1	1	0	1	2	4	6	9	8	4	2	1	0	0	0	0	0	0	0	0	0	0	0	0
2000	31	0	0	0	0	0	0	0	0	1	2	5	7	7	4	3	1	0	0	0	0	0	0	0	0	0	0	0	0
2100	17	0	0	0	0	0	0	0	0	1	2	3	3	4	3	1	0	0	0	0	0	0	0	0	0	0	0	0	0
2200	12	0	0	0	0	0	0	0	0	1	1	2	3	2	1	1	1	0	0	0	0	0	0	0	0	0	0	0	0
2300	7	0	0	0	0	0	0	0	0	0	0	1	2	1	1	0	0	0	0	0	0	0	0	0	0	0	0	0	0
07-19	**553**	**0**	**0**	**0**	**2**	**4**	**10**	**3**	**8**	**19**	**46**	**79**	**129**	**124**	**77**	**34**	**13**	**5**	**1**	**0**	**0**	**0**	**0**	**0**	**0**	**0**	**0**	**0**	**0**
06-22	**645**	**0**	**0**	**0**	**2**	**5**	**11**	**3**	**9**	**22**	**54**	**93**	**150**	**144**	**88**	**41**	**16**	**5**	**1**	**0**	**0**	**0**	**0**	**0**	**0**	**0**	**0**	**0**	**0**
06-00	**665**	**0**	**0**	**0**	**2**	**5**	**11**	**3**	**9**	**23**	**56**	**96**	**154**	**148**	**91**	**42**	**17**	**6**	**2**	**0**	**0**	**0**	**0**	**0**	**0**	**0**	**0**	**0**	**0**
00-00	**675**	**0**	**0**	**0**	**2**	**5**	**11**	**3**	**9**	**23**	**56**	**98**	**156**	**150**	**92**	**44**	**17**	**6**	**2**	**0**	**0**	**0**	**0**	**0**	**0**	**0**	**0**	**0**	**0**

DRAFT

Site 16
Location L-4024-2, att t/junction sign, Lat 53.61315, Long -6.76449
Direction South

3279 / Meath/Cavan/Monaghan ATC's
October 2013
Automatic Traffic Count

Virtual Week (1)

Time	Total	Speed Bins (km/h)																											
		0 - 5	5 - 10	10 - 15	15 - 20	20 - 25	25 - 30	30 - 35	35 - 40	40 - 45	45 - 50	50 - 55	55 - 60	60 - 65	65 - 70	70 - 75	75 - 80	80 - 85	85 - 90	90 - 95	95 - 100	100 - 105	105 - 110	110 - 115	115 - 120	120 - 125	125 - 130	130 - 135	135 - 140
Mon	649	0	0	1	0	1	5	1	8	21	60	105	153	147	92	39	11	4	1	0	0	0	0	0	0	0	0	0	0
Tue	759	0	0	1	5	2	11	5	11	24	70	115	169	174	105	49	11	7	0	0	0	0	0	0	0	0	0	0	0
Wed	696	0	0	0	4	3	15	4	13	26	69	92	145	157	92	54	16	6	0	0	0	0	0	0	0	0	0	0	0
Thu	691	0	0	0	0	7	20	7	8	27	49	82	166	154	93	50	21	4	2	1	0	0	0	0	0	0	0	0	0
Fri	814	1	0	0	1	14	17	2	14	33	61	117	179	174	127	44	20	7	3	0	0	0	0	0	0	0	0	0	0
|Sat	668	0	0	0	1	4	5	3	5	20	53	102	157	151	84	39	30	9	5	0	0	0	0	0	0	0	0	0	0
|Sun	449	0	0	0	1	3	4	2	7	13	32	71	122	94	53	30	13	2	1	0	1	0	0	0	0	0	0	0	0
5 Day Ave.	**722**	**0**	**0**	**0**	**2**	**5**	**14**	**4**	**11**	**26**	**62**	**102**	**162**	**161**	**102**	**47**	**16**	**6**	**1**	**0**	**0**	**0**	**0**	**0**	**0**	**0**	**0**	**0**	**0**
7 Day Ave.	**675**	**0**	**0**	**0**	**2**	**5**	**11**	**3**	**9**	**23**	**56**	**98**	**156**	**150**	**92**	**44**	**17**	**6**	**2**	**0**	**0**	**0**	**0**	**0**	**0**	**0**	**0**	**0**	**0**
--	**4726**	**1**	**0**	**2**	**12**	**34**	**77**	**24**	**66**	**164**	**394**	**684**	**1091**	**1051**	**646**	**305**	**122**	**39**	**12**	**1**	**1**	**0**	**0**	**0**	**0**	**0**	**0**	**0**	**0**

Summary Graphs

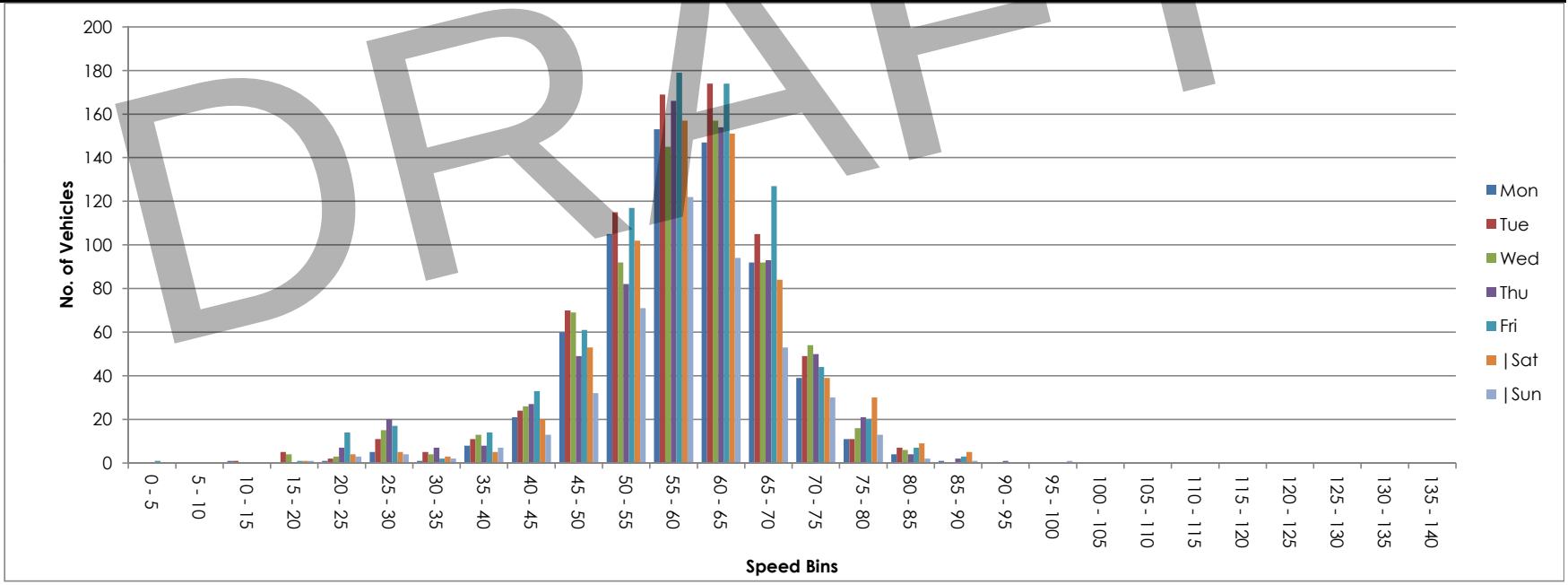

DRAFT

Site 16
Location L-4024-2, att t/junction sign, Lat 53.61315, Long -6.76449
Direction Two way

3279 / Meath/Cavan/Monaghan ATC's
October 2013
Automatic Traffic Count

Mon, 7 October 2013

Time	Total	Classification												>PSL	>PSL%	>SL1	>SL1%	>SL2	>SL2%	Mean	Vpp
		1 MCL	2 SV	3 SVT	4 TB2	5 TB3	6 T4	7 ART3	8 ART4	9 ART5	10 ART6	11 BD	12 DRT	80	80	85 +5kph	85 +5kph	90 +10kph	90 +10kph		85
0000	4	0	3	0	1	0	0	0	0	0	0	0	0	1	25	1	25	0	0	68.6	-
0100	2	0	2	0	0	0	0	0	0	0	0	0	0	0	0	0	0	0	0	49.1	-
0200	4	0	2	0	2	0	0	0	0	0	0	0	0	0	0	0	0	0	0	64.8	-
0300	1	0	0	0	1	0	0	0	0	0	0	0	0	0	0	0	0	0	0	58.1	-
0400	0	0	0	0	0	0	0	0	0	0	0	0	0	0	0	0	0	0	0	-	-
0500	8	0	7	0	1	0	0	0	0	0	0	0	0	0	0	0	0	0	0	65.8	-
0600	14	0	11	0	3	0	0	0	0	0	0	0	0	1	7.1	1	7.1	0	0	67.6	72.7
0700	76	0	63	1	9	0	0	0	1	2	0	0	0	7	9.2	2	2.6	1	1.3	66.3	77
0800	**128**	**1**	**109**	**3**	**15**	**0**	**0**	**0**	**0**	**0**	**0**	**0**	**0**	**13**	**10.2**	**8**	**6.3**	**5**	**3.9**	**65**	**77.8**
0900	113	0	103	1	9	0	0	0	0	0	0	0	0	7	6.2	3	2.7	0	0	64.9	75.2
1000	81	0	67	2	7	0	0	0	2	2	1	0	0	1	1.2	0	0	0	0	54.8	67.3
1100	63	0	52	3	8	0	0	0	0	0	0	0	0	2	3.2	0	0	0	0	58.9	73.1
1200	59	0	51	1	5	1	0	0	0	1	0	0	0	1	1.7	0	0	0	0	61.1	70.9
1300	71	2	60	2	4	0	1	0	0	1	1	0	0	4	5.6	3	4.2	1	1.4	60.3	70.2
1400	81	1	69	4	6	0	0	0	0	0	1	0	0	5	6.2	2	2.5	0	0	60.1	70.9
1500	102	0	86	2	12	0	0	0	0	2	0	0	0	3	2.9	1	1	0	0	62.4	72.7
1600	84	2	72	3	6	0	0	0	0	1	0	0	0	1	1.2	0	0	0	0	60.1	69.5
1700	**121**	**0**	**107**	**6**	**7**	**0**	**0**	**0**	**0**	**1**	**0**	**0**	**0**	**4**	**3.3**	**1**	**0.8**	**0**	**0**	**64.4**	**71.6**
1800	108	1	99	1	6	0	0	0	0	1	0	0	0	6	5.6	2	1.9	1	0.9	63.7	71.3
1900	77	1	71	2	3	0	0	0	0	0	0	0	0	2	2.6	1	1.3	0	0	62.8	72
2000	54	0	54	0	0	0	0	0	0	0	0	0	0	2	3.7	0	0	0	0	63.4	72.7
2100	28	0	26	1	1	0	0	0	0	0	0	0	0	0	0	0	0	0	0	60.4	67.7
2200	21	0	19	0	2	0	0	0	0	0	0	0	0	0	0	0	0	0	0	62.9	70.2
2300	7	0	6	0	1	0	0	0	0	0	0	0	0	3	42.9	1	14.3	1	14.3	75.7	-
07-19	**1087**	**7**	**938**	**29**	**94**	**1**	**1**	**0**	**3**	**11**	**3**	**0**	**0**	**54**	**5**	**22**	**2**	**8**	**0.7**	**62.3**	**72.7**
06-22	**1260**	**8**	**1100**	**32**	**101**	**1**	**1**	**0**	**3**	**11**	**3**	**0**	**0**	**59**	**4.7**	**24**	**1.9**	**8**	**0.6**	**62.4**	**72.7**
06-00	**1288**	**8**	**1125**	**32**	**104**	**1**	**1**	**0**	**3**	**11**	**3**	**0**	**0**	**62**	**4.8**	**25**	**1.9**	**9**	**0.7**	**62.4**	**72.7**
00-00	**1307**	**8**	**1139**	**32**	**109**	**1**	**1**	**0**	**3**	**11**	**3**	**0**	**0**	**63**	**4.8**	**26**	**2**	**9**	**0.7**	**62.5**	**72.7**

DRAFT

Site 16
Location L-4024-2, att t/junction sign, Lat 53.61315, Long -6.76449
Direction Two way

3279 / Meath/Cavan/Monaghan ATC's
October 2013
Automatic Traffic Count

Tue, 8 October 2013

Time	Total	Classification												>PSL	>PSL%	>SL1	>SL1%	>SL2	>SL2%	Mean	Vpp
		1 MCL	2 SV	3 SVT	4 TB2	5 TB3	6 T4	7 ART3	8 ART4	9 ART5	10 ART6	11 BD	12 DRT	80	80	85 +5kph	85 +5kph	90 +10kph	90 +10kph		85
0000	8	0	8	0	0	0	0	0	0	0	0	0	0	1	12.5	0	0	0	0	62.5	-
0100	3	0	3	0	0	0	0	0	0	0	0	0	0	0	0	0	0	0	0	55.3	-
0200	2	0	2	0	0	0	0	0	0	0	0	0	0	0	0	0	0	0	0	69.8	-
0300	1	0	1	0	0	0	0	0	0	0	0	0	0	0	0	0	0	0	0	74.8	-
0400	1	0	1	0	0	0	0	0	0	0	0	0	0	0	0	0	0	0	0	65.6	-
0500	5	0	4	0	1	0	0	0	0	0	0	0	0	1	20	0	0	0	0	66.5	-
0600	14	0	8	0	4	0	0	0	1	0	1	0	0	2	14.3	0	0	0	0	65.5	74.2
0700	81	0	66	2	10	0	0	0	1	1	1	0	0	6	7.4	1	1.2	0	0	63.6	78.5
0800	**124**	**1**	**109**	**0**	**13**	**1**	**0**	**0**	**0**	**0**	**0**	**0**	**0**	**12**	**9.7**	**5**	**4**	**0**	**0**	**65.6**	**75.2**
0900	117	0	97	2	16	0	0	1	0	1	0	0	0	10	8.5	5	4.3	3	2.6	63.2	75.2
1000	93	1	79	1	11	0	0	0	0	1	0	0	0	5	5.4	2	2.2	1	1.1	62	72.7
1100	78	1	63	4	9	0	0	0	0	1	0	0	0	5	6.4	0	0	0	0	62.6	72
1200	102	0	85	2	15	0	0	0	0	0	0	0	0	4	3.9	3	2.9	2	2	60.5	70.9
1300	82	0	72	1	6	1	0	2	0	0	0	0	0	3	3.7	2	2.4	2	2.4	62.6	73.4
1400	96	0	77	4	13	1	0	0	0	1	0	0	0	3	3.1	0	0	0	0	62.1	73.4
1500	**144**	**1**	**122**	**1**	**19**	**0**	**0**	**0**	**1**	**0**	**0**	**0**	**0**	**1**	**0.7**	**1**	**0.7**	**0**	**0**	**59.8**	**69.8**
1600	133	1	121	2	6	1	0	0	0	2	0	0	0	4	3	3	2.3	0	0	62	72.4
1700	142	1	122	3	14	2	0	0	0	0	0	0	0	6	4.2	1	0.7	0	0	61.1	71.6
1800	121	0	109	0	12	0	0	0	0	0	0	0	0	7	5.8	1	0.8	0	0	63.7	73.1
1900	87	2	80	1	1	1	0	0	2	0	0	0	0	2	2.3	1	1.1	1	1.1	58	71.6
2000	50	0	49	0	1	0	0	0	0	0	0	0	0	4	8	1	2	1	2	61.4	74.2
2100	29	0	26	0	2	1	0	0	0	0	0	0	0	2	6.9	1	3.4	0	0	60.7	75.6
2200	29	0	27	1	1	0	0	0	0	0	0	0	0	2	6.9	0	0	0	0	62.3	70.9
2300	11	0	11	0	0	0	0	0	0	0	0	0	0	0	0	0	0	0	0	62.3	73.1
07-19	**1313**	**6**	**1122**	**22**	**144**	**6**	**0**	**3**	**2**	**7**	**1**	**0**	**0**	**66**	**5**	**24**	**1.8**	**8**	**0.6**	**62.3**	**73.1**
06-22	**1493**	**8**	**1285**	**23**	**152**	**8**	**0**	**3**	**5**	**7**	**2**	**0**	**0**	**76**	**5.1**	**27**	**1.8**	**10**	**0.7**	**62**	**73.1**
06-00	**1533**	**8**	**1323**	**24**	**153**	**8**	**0**	**3**	**5**	**7**	**2**	**0**	**0**	**78**	**5.1**	**27**	**1.8**	**10**	**0.7**	**62**	**73.1**
00-00	**1553**	**8**	**1342**	**24**	**154**	**8**	**0**	**3**	**5**	**7**	**2**	**0**	**0**	**80**	**5.2**	**27**	**1.7**	**10**	**0.6**	**62.1**	**73.1**

DRAFT

Site 16
Location L-4024-2, att t/junction sign, Lat 53.61315, Long -6.76449
Direction Two way

3279 / Meath/Cavan/Monaghan ATC's
October 2013
Automatic Traffic Count

Wed, 9 October 2013

Time	Total	Classification												>PSL	>PSL%	>SL1	>SL1%	>SL2	>SL2%	Mean	Vpp
		1 MCL	2 SV	3 SVT	4 TB2	5 TB3	6 T4	7 ART3	8 ART4	9 ART5	10 ART6	11 BD	12 DRT	80	80	85 +5kph	85 +5kph	90 +10kph	90 +10kph		85
0000	7	0	7	0	0	0	0	0	0	0	0	0	0	0	0	0	0	0	0	66.6	-
0100	5	0	5	0	0	0	0	0	0	0	0	0	0	0	0	0	0	0	0	61.6	-
0200	3	0	2	0	1	0	0	0	0	0	0	0	0	0	0	0	0	0	0	59.9	-
0300	1	0	1	0	0	0	0	0	0	0	0	0	0	0	0	0	0	0	0	68.1	-
0400	3	0	2	0	1	0	0	0	0	0	0	0	0	1	33.3	1	33.3	1	33.3	76.8	-
0500	7	0	5	0	1	0	0	0	1	0	0	0	0	1	14.3	0	0	0	0	65.2	-
0600	23	0	18	0	4	0	1	0	0	0	0	0	0	4	17.4	1	4.3	1	4.3	64	80.6
0700	76	0	66	0	7	0	2	0	0	1	0	0	0	9	11.8	6	7.9	3	3.9	69.3	79.2
0800	**135**	**0**	**117**	**3**	**11**	**2**	**0**	**0**	**0**	**1**	**1**	**0**	**0**	**14**	**10.4**	**3**	**2.2**	**0**	**0**	**65.4**	**77.4**
0900	110	0	96	5	6	1	0	0	0	1	1	0	0	4	3.6	1	0.9	0	0	59.7	72.4
1000	84	0	68	3	10	0	0	0	0	1	1	0	1	5	6	2	2.4	2	2.4	59.2	70.6
1100	72	1	59	1	9	1	0	0	0	1	0	0	0	2	2.8	1	1.4	1	1.4	60.5	72.7
1200	83	1	69	3	7	0	1	0	0	0	2	0	0	4	4.8	4	4.8	1	1.2	58.1	72
1300	79	0	65	1	11	1	0	0	1	0	0	0	0	6	7.6	0	0	0	0	62.8	72.4
1400	88	0	72	2	9	2	0	0	0	3	0	0	0	1	1.1	1	1.1	0	0	57.2	68.4
1500	98	0	88	2	8	0	0	0	0	0	0	0	0	10	10.2	2	2	0	0	65	74.5
1600	118	0	105	1	9	1	1	0	1	0	0	0	0	6	5.1	4	3.4	1	0.8	60.5	72.4
1700	**133**	**2**	**111**	**1**	**18**	**1**	**0**	**0**	**0**	**0**	**0**	**0**	**0**	**5**	**3.8**	**2**	**1.5**	**0**	**0**	**60.8**	**72.4**
1800	112	2	102	1	7	0	0	0	0	0	0	0	0	7	6.3	2	1.8	0	0	61.1	73.1
1900	63	0	59	1	3	0	0	0	0	0	0	0	0	3	4.8	1	1.6	0	0	63.3	74.2
2000	65	0	64	0	1	0	0	0	0	0	0	0	0	4	6.2	2	3.1	1	1.5	63.3	75.2
2100	39	0	36	0	2	0	0	0	1	0	0	0	0	2	5.1	1	2.6	0	0	60.7	68.4
2200	26	0	25	0	0	0	0	0	0	1	0	0	0	3	11.5	2	7.7	0	0	62.9	74.5
2300	11	0	11	0	0	0	0	0	0	0	0	0	0	2	18.2	2	18.2	0	0	61.4	72.7
07-19	**1188**	**6**	**1018**	**23**	**112**	**9**	**4**	**0**	**2**	**8**	**5**	**0**	**1**	**73**	**6.1**	**28**	**2.4**	**8**	**0.7**	**61.6**	**73.8**
06-22	**1378**	**6**	**1195**	**24**	**122**	**9**	**5**	**0**	**3**	**8**	**5**	**0**	**1**	**86**	**6.2**	**33**	**2.4**	**10**	**0.7**	**61.8**	**73.8**
06-00	**1415**	**6**	**1231**	**24**	**122**	**9**	**5**	**0**	**3**	**9**	**5**	**0**	**1**	**91**	**6.4**	**37**	**2.6**	**10**	**0.7**	**61.8**	**73.8**
00-00	**1441**	**6**	**1253**	**24**	**125**	**9**	**5**	**0**	**4**	**9**	**5**	**0**	**1**	**93**	**6.5**	**38**	**2.6**	**11**	**0.8**	**61.9**	**73.8**

DRAFT

Site 16
Location L-4024-2, att t/junction sign, Lat 53.61315, Long -6.76449
Direction Two way

3279 / Meath/Cavan/Monaghan ATC's
October 2013
Automatic Traffic Count

Thu, 10 October 2013

Time	Total	Classification												>PSL	>PSL%	>SL1	>SL1%	>SL2	>SL2%	Mean	Vpp
		1 MCL	2 SV	3 SVT	4 TB2	5 TB3	6 T4	7 ART3	8 ART4	9 ART5	10 ART6	11 BD	12 DRT	80	80	85 +5kph	85 +5kph	90 +10kph	90 +10kph		85
0000	7	0	7	0	0	0	0	0	0	0	0	0	0	1	14.3	1	14.3	1	14.3	63.7	-
0100	1	0	1	0	0	0	0	0	0	0	0	0	0	0	0	0	0	0	0	58.2	-
0200	1	0	1	0	0	0	0	0	0	0	0	0	0	0	0	0	0	0	0	61.5	-
0300	0	0	0	0	0	0	0	0	0	0	0	0	0	0	0	0	0	0	0	-	-
0400	3	0	2	0	1	0	0	0	0	0	0	0	0	0	0	0	0	0	0	60.7	-
0500	5	0	4	0	1	0	0	0	0	0	0	0	0	0	0	0	0	0	0	63.4	-
0600	22	0	17	0	5	0	0	0	0	0	0	0	0	5	22.7	3	13.6	0	0	70.8	84.2
0700	72	0	60	0	7	0	1	0	1	2	1	0	0	13	18.1	5	6.9	2	2.8	66.8	80.6
0800	**132**	**0**	**116**	**3**	**12**	**1**	**0**	**0**	**0**	**0**	**0**	**0**	**0**	**10**	**7.6**	**4**	**3**	**1**	**0.8**	**65.6**	**73.8**
0900	108	0	96	4	8	0	0	0	0	0	0	0	0	6	5.6	2	1.9	1	0.9	62.1	72.4
1000	80	0	69	1	9	1	0	0	0	0	0	0	0	5	6.3	2	2.5	1	1.3	62.4	72.4
1100	73	0	64	1	7	1	0	0	0	0	0	0	0	1	1.4	0	0	0	0	58.3	67.3
1200	67	0	56	1	6	1	0	0	1	2	0	0	0	6	9	4	6	1	1.5	60.7	74.5
1300	81	0	68	1	10	1	1	0	0	0	0	0	0	7	8.6	3	3.7	1	1.2	60.8	74.5
1400	96	0	80	4	8	0	0	1	2	1	0	0	0	7	7.3	2	2.1	0	0	60.2	72
1500	110	0	100	0	8	1	0	0	1	0	0	0	0	2	1.8	0	0	0	0	60.9	72.7
1600	116	0	97	6	11	0	1	0	0	0	1	0	0	4	3.4	2	1.7	1	0.9	62	70.9
1700	**138**	**0**	**122**	**0**	**13**	**0**	**1**	**0**	**0**	**2**	**0**	**0**	**0**	**6**	**4.3**	**3**	**2.2**	**1**	**0.7**	**59.9**	**72.4**
1800	109	0	102	1	5	0	0	0	1	0	0	0	0	3	2.8	0	0	0	0	62.3	72.4
1900	79	1	71	0	5	1	0	0	0	1	0	0	0	1	1.3	1	1.3	1	1.3	59.4	71.6
2000	69	0	67	0	0	1	0	0	1	0	0	0	0	3	4.3	1	1.4	1	1.4	60.6	72.7
2100	41	0	39	0	2	0	0	0	0	0	0	0	0	2	4.9	1	2.4	1	2.4	63	70.9
2200	30	0	30	0	0	0	0	0	0	0	0	0	0	4	13.3	2	6.7	0	0	67.3	78.1
2300	13	0	13	0	0	0	0	0	0	0	0	0	0	2	15.4	0	0	0	0	62	66.2
07-19	**1182**	**0**	**1030**	**22**	**104**	**6**	**4**	**1**	**6**	**7**	**2**	**0**	**0**	**70**	**5.9**	**27**	**2.3**	**9**	**0.8**	**61.9**	**73.4**
06-22	**1393**	**1**	**1224**	**22**	**116**	**8**	**4**	**1**	**7**	**8**	**2**	**0**	**0**	**81**	**5.8**	**33**	**2.4**	**12**	**0.9**	**61.9**	**73.4**
06-00	**1436**	**1**	**1267**	**22**	**116**	**8**	**4**	**1**	**7**	**8**	**2**	**0**	**0**	**87**	**6.1**	**35**	**2.4**	**12**	**0.8**	**62**	**73.4**
00-00	**1453**	**1**	**1282**	**22**	**118**	**8**	**4**	**1**	**7**	**8**	**2**	**0**	**0**	**88**	**6.1**	**36**	**2.5**	**13**	**0.9**	**62**	**73.4**

DRAFT

Site 16
Location L-4024-2, att t/junction sign, Lat 53.61315, Long -6.76449
Direction Two way

3279 / Meath/Cavan/Monaghan ATC's
October 2013
Automatic Traffic Count

Fri, 11 October 2013

Time	Total	Classification												>PSL	>PSL%	>SL1	>SL1%	>SL2	>SL2%	Mean	Vpp
		1 MCL	2 SV	3 SVT	4 TB2	5 TB3	6 T4	7 ART3	8 ART4	9 ART5	10 ART6	11 BD	12 DRT	80	80	85 +5kph	85 +5kph	90 +10kph	90 +10kph		85
0000	8	0	8	0	0	0	0	0	0	0	0	0	0	1	12.5	1	12.5	1	12.5	72.7	-
0100	3	0	3	0	0	0	0	0	0	0	0	0	0	1	33.3	0	0	0	0	64.6	-
0200	0	0	0	0	0	0	0	0	0	0	0	0	0	0	0	0	0	0	0	-	-
0300	1	0	1	0	0	0	0	0	0	0	0	0	0	0	0	0	0	0	0	61.9	-
0400	3	0	3	0	0	0	0	0	0	0	0	0	0	1	33.3	0	0	0	0	66.2	-
0500	1	0	1	0	0	0	0	0	0	0	0	0	0	0	0	0	0	0	0	78.2	-
0600	16	0	11	0	4	0	0	0	1	0	0	0	0	2	12.5	2	12.5	0	0	66.8	77.4
0700	73	0	63	1	6	0	0	0	2	1	0	0	0	13	17.8	10	13.7	5	6.8	68.5	82.1
0800	104	0	90	2	12	0	0	0	0	0	0	0	0	18	17.3	10	9.6	6	5.8	69.1	81.4
0900	**118**	**1**	**96**	**2**	**14**	**2**	**1**	**0**	**0**	**1**	**1**	**0**	**0**	**8**	**6.8**	**4**	**3.4**	**2**	**1.7**	**61.6**	**73.4**
1000	76	0	62	1	10	0	1	0	0	2	0	0	0	1	1.3	1	1.3	1	1.3	59.2	72.4
1100	83	0	65	2	13	2	1	0	0	0	0	0	0	1	1.2	0	0	0	0	58.3	69.8
1200	91	0	80	3	6	0	0	0	0	1	1	0	0	3	3.3	2	2.2	1	1.1	59.4	72.4
1300	114	1	104	0	8	0	0	0	0	1	0	0	0	6	5.3	4	3.5	3	2.6	59.9	72.7
1400	108	0	96	2	10	0	0	0	0	0	0	0	0	2	1.9	1	0.9	0	0	62.3	71.3
1500	143	0	122	3	15	1	0	0	1	0	1	0	0	3	2.1	2	1.4	1	0.7	60.1	71.6
1600	**169**	**2**	**146**	**3**	**17**	**1**	**0**	**0**	**0**	**0**	**0**	**0**	**0**	**4**	**2.4**	**1**	**0.6**	**0**	**0**	**61.4**	**72**
1700	142	0	123	4	15	0	0	0	0	0	0	0	0	4	2.8	1	0.7	1	0.7	60.8	70.9
1800	129	0	114	2	12	0	0	0	0	1	0	0	0	5	3.9	1	0.8	0	0	60.3	73.1
1900	80	2	75	1	2	0	0	0	0	0	0	0	0	8	10	2	2.5	0	0	60.8	74.2
2000	55	0	53	0	2	0	0	0	0	0	0	0	0	4	7.3	0	0	0	0	64.2	71.6
2100	41	0	40	0	1	0	0	0	0	0	0	0	0	3	7.3	2	4.9	1	2.4	62.5	74.5
2200	35	0	34	0	1	0	0	0	0	0	0	0	0	4	11.4	2	5.7	1	2.9	65.4	78.8
2300	14	1	13	0	0	0	0	0	0	0	0	0	0	4	28.6	1	7.1	0	0	63.9	81.7
07-19	**1350**	**4**	**1161**	**25**	**138**	**6**	**3**	**0**	**3**	**7**	**3**	**0**	**0**	**68**	**5**	**37**	**2.7**	**20**	**1.5**	**61.6**	**73.1**
06-22	**1542**	**6**	**1340**	**26**	**147**	**6**	**3**	**0**	**4**	**7**	**3**	**0**	**0**	**85**	**5.5**	**43**	**2.8**	**21**	**1.4**	**61.7**	**73.1**
06-00	**1591**	**7**	**1387**	**26**	**148**	**6**	**3**	**0**	**4**	**7**	**3**	**0**	**0**	**93**	**5.8**	**46**	**2.9**	**22**	**1.4**	**61.8**	**73.4**
00-00	**1607**	**7**	**1403**	**26**	**148**	**6**	**3**	**0**	**4**	**7**	**3**	**0**	**0**	**96**	**6**	**47**	**2.9**	**23**	**1.4**	**61.9**	**73.4**

DRAFT

Site 16
Location L-4024-2, att t/junction sign, Lat 53.61315, Long -6.76449
Direction Two way

3279 / Meath/Cavan/Monaghan ATC's
October 2013
Automatic Traffic Count

Sat, 12 October 2013

Time	Total	Classification												>PSL	>PSL%	>SL1	>SL1%	>SL2	>SL2%	Mean	Vpp
		1 MCL	2 SV	3 SVT	4 TB2	5 TB3	6 T4	7 ART3	8 ART4	9 ART5	10 ART6	11 BD	12 DRT	80	80	85 +5kph	85 +5kph	90 +10kph	90 +10kph		85
0000	14	0	11	0	3	0	0	0	0	0	0	0	0	2	14.3	2	14.3	1	7.1	67.2	79.2
0100	2	0	1	0	1	0	0	0	0	0	0	0	0	0	0	0	0	0	0	69.9	-
0200	3	0	3	0	0	0	0	0	0	0	0	0	0	0	0	0	0	0	0	64.4	-
0300	3	0	3	0	0	0	0	0	0	0	0	0	0	0	0	0	0	0	0	65.4	-
0400	3	0	3	0	0	0	0	0	0	0	0	0	0	0	0	0	0	0	0	70.7	-
0500	2	0	2	0	0	0	0	0	0	0	0	0	0	0	0	0	0	0	0	75.5	-
0600	2	0	2	0	0	0	0	0	0	0	0	0	0	0	0	0	0	0	0	72.2	-
0700	26	0	21	0	3	1	0	0	1	0	0	0	0	6	23.1	5	19.2	2	7.7	68.3	85
0800	34	1	24	0	7	0	0	1	0	1	0	0	0	5	14.7	2	5.9	1	2.9	63.2	79.6
0900	68	1	63	2	1	0	0	0	0	1	0	0	0	6	8.8	3	4.4	1	1.5	63.4	76.7
1000	**83**	**0**	**75**	**1**	**6**	**0**	**0**	**0**	**1**	**0**	**0**	**0**	**0**	**8**	**9.6**	**4**	**4.8**	**2**	**2.4**	**64.6**	**76.7**
1100	73	0	65	1	7	0	0	0	0	0	0	0	0	6	8.2	3	4.1	0	0	64	76.3
1200	**123**	**0**	**116**	**1**	**4**	**1**	**1**	**0**	**0**	**0**	**0**	**0**	**0**	**12**	**9.8**	**4**	**3.3**	**2**	**1.6**	**65.5**	**77**
1300	121	2	106	2	6	2	0	0	2	0	1	0	0	3	2.5	2	1.7	1	0.8	62.2	73.8
1400	118	0	109	1	8	0	0	0	0	0	0	0	0	10	8.5	5	4.2	3	2.5	64.7	73.4
1500	102	2	89	4	7	0	0	0	0	0	0	0	0	5	4.9	1	1	0	0	63.5	74.5
1600	88	0	76	2	8	0	0	1	0	1	0	0	0	4	4.5	1	1.1	0	0	61	71.6
1700	102	1	91	1	9	0	0	0	0	0	0	0	0	6	5.9	1	1	1	1	64.4	75.6
1800	89	0	83	0	4	0	0	0	1	1	0	0	0	5	5.6	2	2.2	1	1.1	61.6	74.2
1900	91	0	86	0	4	1	0	0	0	0	0	0	0	4	4.4	1	1.1	0	0	59.5	74.2
2000	72	0	69	0	3	0	0	0	0	0	0	0	0	3	4.2	0	0	0	0	58.9	69.8
2100	23	0	23	0	0	0	0	0	0	0	0	0	0	2	8.7	0	0	0	0	59.8	71.3
2200	25	1	24	0	0	0	0	0	0	0	0	0	0	1	4	1	4	0	0	61.1	68.4
2300	18	0	17	0	1	0	0	0	0	0	0	0	0	0	0	0	0	0	0	61.3	68.8
07-19	**1027**	**7**	**918**	**15**	**70**	**4**	**1**	**2**	**5**	**4**	**1**	**0**	**0**	**76**	**7.4**	**33**	**3.2**	**14**	**1.4**	**63.7**	**75.6**
06-22	**1215**	**7**	**1098**	**15**	**77**	**5**	**1**	**2**	**5**	**4**	**1**	**0**	**0**	**85**	**7**	**34**	**2.8**	**14**	**1.2**	**63**	**75.6**
06-00	**1258**	**8**	**1139**	**15**	**78**	**5**	**1**	**2**	**5**	**4**	**1**	**0**	**0**	**86**	**6.8**	**35**	**2.8**	**14**	**1.1**	**62.9**	**75.2**
00-00	**1285**	**8**	**1162**	**15**	**82**	**5**	**1**	**2**	**5**	**4**	**1**	**0**	**0**	**88**	**6.8**	**37**	**2.9**	**15**	**1.2**	**63**	**75.6**

DRAFT

Site 16
Location L-4024-2, att t/junction sign, Lat 53.61315, Long -6.76449
Direction Two way

3279 / Meath/Cavan/Monaghan ATC's
October 2013
Automatic Traffic Count

Sun, 13 October 2013

Time	Total	Classification												>PSL	>PSL%	>SL1	>SL1%	>SL2	>SL2%	Mean	Vpp
		1 MCL	2 SV	3 SVT	4 TB2	5 TB3	6 T4	7 ART3	8 ART4	9 ART5	10 ART6	11 BD	12 DRT	80	80	85 +5kph	85 +5kph	90 +10kph	90 +10kph		85
0000	22	0	22	0	0	0	0	0	0	0	0	0	0	1	4.5	1	4.5	0	0	60.3	68
0100	11	0	9	0	2	0	0	0	0	0	0	0	0	0	0	0	0	0	0	57.3	59.8
0200	0	0	0	0	0	0	0	0	0	0	0	0	0	0	0	0	0	0	0	-	-
0300	6	0	6	0	0	0	0	0	0	0	0	0	0	0	0	0	0	0	0	62.2	-
0400	5	0	4	0	1	0	0	0	0	0	0	0	0	0	0	0	0	0	0	63.3	-
0500	3	0	3	0	0	0	0	0	0	0	0	0	0	0	0	0	0	0	0	63.9	-
0600	5	0	5	0	0	0	0	0	0	0	0	0	0	1	20	0	0	0	0	69.2	-
0700	14	0	11	2	1	0	0	0	0	0	0	0	0	5	35.7	2	14.3	1	7.1	72.8	82.8
0800	14	2	11	0	1	0	0	0	0	0	0	0	0	0	0	0	0	0	0	59.4	72.4
0900	30	0	29	1	0	0	0	0	0	0	0	0	0	1	3.3	1	3.3	1	3.3	65.4	73.1
1000	**58**	**1**	**54**	**2**	**1**	**0**	**0**	**0**	**0**	**0**	**0**	**0**	**0**	**0**	**0**	**0**	**0**	**0**	**0**	**61.7**	**74.9**
1100	42	1	35	2	3	0	1	0	0	0	0	0	0	1	2.4	0	0	0	0	58.6	67.7
1200	75	1	73	0	1	0	0	0	0	0	0	0	0	6	8	3	4	3	4	63.9	73.8
1300	**109**	**1**	**105**	**0**	**3**	**0**	**0**	**0**	**0**	**0**	**0**	**0**	**0**	**7**	**6.4**	**4**	**3.7**	**2**	**1.8**	**64.2**	**73.4**
1400	68	2	63	0	3	0	0	0	0	0	0	0	0	4	5.9	0	0	0	0	64.1	75.2
1500	89	1	82	1	5	0	0	0	0	0	0	0	0	5	5.6	1	1.1	1	1.1	63.8	72.7
1600	69	2	66	1	0	0	0	0	0	0	0	0	0	1	1.4	0	0	0	0	62.3	74.5
1700	85	0	84	1	0	0	0	0	0	0	0	0	0	1	1.2	1	1.2	1	1.2	61.8	70.9
1800	74	1	70	1	1	0	0	0	1	0	0	0	0	3	4.1	1	1.4	0	0	61.4	70.6
1900	59	0	59	0	0	0	0	0	0	0	0	0	0	3	5.1	2	3.4	0	0	60.5	72
2000	34	0	30	0	3	0	0	1	0	0	0	0	0	3	8.8	1	2.9	1	2.9	64	77.4
2100	29	0	29	0	0	0	0	0	0	0	0	0	0	1	3.4	1	3.4	1	3.4	64.8	76.7
2200	15	0	13	0	2	0	0	0	0	0	0	0	0	1	6.7	1	6.7	1	6.7	64.6	74.9
2300	12	0	12	0	0	0	0	0	0	0	0	0	0	1	8.3	1	8.3	1	8.3	59.5	69.1
07-19	**727**	**12**	**683**	**11**	**19**	**0**	**1**	**0**	**1**	**0**	**0**	**0**	**0**	**34**	**4.7**	**13**	**1.8**	**9**	**1.2**	**62.9**	**73.4**
06-22	**854**	**12**	**806**	**11**	**22**	**0**	**1**	**1**	**1**	**0**	**0**	**0**	**0**	**42**	**4.9**	**17**	**2**	**11**	**1.3**	**62.9**	**73.4**
06-00	**881**	**12**	**831**	**11**	**24**	**0**	**1**	**1**	**1**	**0**	**0**	**0**	**0**	**44**	**5**	**19**	**2.2**	**13**	**1.5**	**62.9**	**73.4**
00-00	**928**	**12**	**875**	**11**	**27**	**0**	**1**	**1**	**1**	**0**	**0**	**0**	**0**	**45**	**4.8**	**20**	**2.2**	**13**	**1.4**	**62.8**	**73.1**

DRAFT

Site 16
Location L-4024-2, att t/junction sign, Lat 53.61315, Long -6.76449
Direction Two way

3279 / Meath/Cavan/Monaghan ATC's
October 2013
Automatic Traffic Count

Virtual Day (7)

Time	Total	Classification												>PSL	>PSL%	>SL1	>SL1%	>SL2	>SL2%	Mean	Vpp
		1 MCL	2 SV	3 SVT	4 TB2	5 TB3	6 T4	7 ART3	8 ART4	9 ART5	10 ART6	11 BD	12 DRT	80	80	85 +5kph	85 +5kph	90 +10kph	90 +10kph		85
0000	10	0	9	0	1	0	0	0	0	0	0	0	0	1	10	1	8.6	0	4.3	64.8	-
0100	4	0	3	0	0	0	0	0	0	0	0	0	0	0	3.7	0	0	0	0	59	-
0200	2	0	1	0	0	0	0	0	0	0	0	0	0	0	0	0	0	0	0	64.1	-
0300	2	0	2	0	0	0	0	0	0	0	0	0	0	0	0	0	0	0	0	64	-
0400	3	0	2	0	0	0	0	0	0	0	0	0	0	0	11.1	0	5.6	0	5.6	67	-
0500	4	0	4	0	1	0	0	0	0	0	0	0	0	0	6.5	0	0	0	0	66.2	-
0600	14	0	10	0	3	0	0	0	0	0	0	0	0	2	15.6	1	7.3	0	1	67.2	80.3
0700	60	0	50	1	6	0	0	0	1	1	0	0	0	8	14.1	4	7.4	2	3.3	67.1	79.6
0800	**96**	**1**	**82**	**2**	**10**	**1**	**0**	**0**	**0**	**0**	**0**	**0**	**0**	**10**	**10.7**	**5**	**4.8**	**2**	**1.9**	**65.7**	**77.4**
0900	95	0	83	2	8	0	0	0	0	1	0	0	0	6	6.3	3	2.9	1	1.2	62.5	73.8
1000	79	0	68	2	8	0	0	0	0	1	0	0	0	4	4.5	2	2	1	1.3	60.6	72.7
1100	69	0	58	2	8	1	0	0	0	0	0	0	0	3	3.7	1	0.8	0	0.2	60.3	72.4
1200	86	0	76	2	6	0	0	0	0	1	0	0	0	5	6	3	3.3	1	1.7	61.5	73.8
1300	94	1	83	1	7	1	0	0	0	0	0	0	0	5	5.5	3	2.7	1	1.5	61.9	73.4
1400	94	0	81	2	8	0	0	0	0	1	0	0	0	5	4.9	2	1.7	0	0.5	61.6	72.7
1500	113	1	98	2	11	0	0	0	0	0	0	0	0	4	3.7	1	1	0	0.3	61.9	72.7
1600	111	1	98	3	8	0	0	0	0	1	0	0	0	3	3.1	2	1.4	0	0.3	61.4	72
1700	**123**	**1**	**109**	**2**	**11**	**0**	**0**	**0**	**0**	**0**	**0**	**0**	**0**	**5**	**3.7**	**1**	**1.2**	**1**	**0.5**	**61.7**	**72**
1800	106	1	97	1	7	0	0	0	0	0	0	0	0	5	4.9	1	1.2	0	0.3	62	72.4
1900	77	1	72	1	3	0	0	0	0	0	0	0	0	3	4.3	1	1.7	0	0.4	60.4	73.1
2000	57	0	55	0	1	0	0	0	0	0	0	0	0	3	5.8	1	1.3	1	1	62	73.4
2100	33	0	31	0	1	0	0	0	0	0	0	0	0	2	5.2	1	2.6	0	1.3	61.8	73.8
2200	26	0	25	0	1	0	0	0	0	0	0	0	0	2	8.3	1	4.4	0	1.1	63.9	74.9
2300	12	0	12	0	0	0	0	0	0	0	0	0	0	2	14	1	5.8	0	2.3	62.9	76.3
07-19	**1125**	**6**	**981**	**21**	**97**	**5**	**2**	**1**	**3**	**6**	**2**	**0**	**0**	**63**	**5.6**	**26**	**2.3**	**11**	**1**	**62.3**	**73.4**
06-22	**1305**	**7**	**1150**	**22**	**105**	**5**	**2**	**1**	**4**	**6**	**2**	**0**	**0**	**73**	**5.6**	**30**	**2.3**	**12**	**0.9**	**62.2**	**73.4**
06-00	**1343**	**7**	**1186**	**22**	**106**	**5**	**2**	**1**	**4**	**7**	**2**	**0**	**0**	**77**	**5.8**	**32**	**2.4**	**13**	**1**	**62.2**	**73.4**
00-00	**1368**	**7**	**1208**	**22**	**109**	**5**	**2**	**1**	**4**	**7**	**2**	**0**	**0**	**79**	**5.8**	**33**	**2.4**	**13**	**1**	**62.3**	**73.8**

DRAFT

Site 16
Location L-4024-2, att t/junction sign, Lat 53.61315, Long -6.76449
Direction Two way

3279 / Meath/Cavan/Monaghan ATC's
October 2013
Automatic Traffic Count

Virtual Week (1)

Time	Total	Classification												>PSL	>PSL%	>SL1	>SL1%	>SL2	>SL2%	Mean	Vpp
		1 MCL	2 SV	3 SVT	4 TB2	5 TB3	6 T4	7 ART3	8 ART4	9 ART5	10 ART6	11 BD	12 DRT	80	80	85 +5kph	85 +5kph	90 +10kph	90 +10kph		85
Mon	1307	8	1139	32	109	1	1	0	3	11	3	0	0	63	4.8	26	2	9	0.7	62.5	72.7
Tue	1553	8	1342	24	154	8	0	3	5	7	2	0	0	80	5.2	27	1.7	10	0.6	62.1	73.1
Wed	1441	6	1253	24	125	9	5	0	4	9	5	0	1	93	6.5	38	2.6	11	0.8	61.9	73.8
Thu	1453	1	1282	22	118	8	4	1	7	8	2	0	0	88	6.1	36	2.5	13	0.9	62	73.4
Fri	1607	7	1403	26	148	6	3	0	4	7	3	0	0	96	6	47	2.9	23	1.4	61.9	73.4
|Sat	1285	8	1162	15	82	5	1	2	5	4	1	0	0	88	6.8	37	2.9	15	1.2	63	75.6
|Sun	928	12	875	11	27	0	1	1	1	0	0	0	0	45	4.8	20	2.2	13	1.4	62.8	73.1
5 Day Ave.	**1472**	**6**	**1284**	**26**	**131**	**6**	**3**	**1**	**5**	**8**	**3**	**0**	**0**	**84**	**5.7**	**35**	**2.4**	**13**	**0.9**	**62.1**	**73.3**
7 Day Ave.	**1368**	**7**	**1208**	**22**	**109**	**5**	**2**	**1**	**4**	**7**	**2**	**0**	**0**	**79**	**5.8**	**33**	**2.4**	**13**	**1.0**	**62.3**	**73.8**
--	**9574**	**50**	**8456**	**154**	**763**	**37**	**15**	**7**	**29**	**46**	**16**	**0**	**1**	**553**	**5.8**	**231**	**2.4**	**94**	**1.0**	**62.3**	**73.8**

Summary Graphs

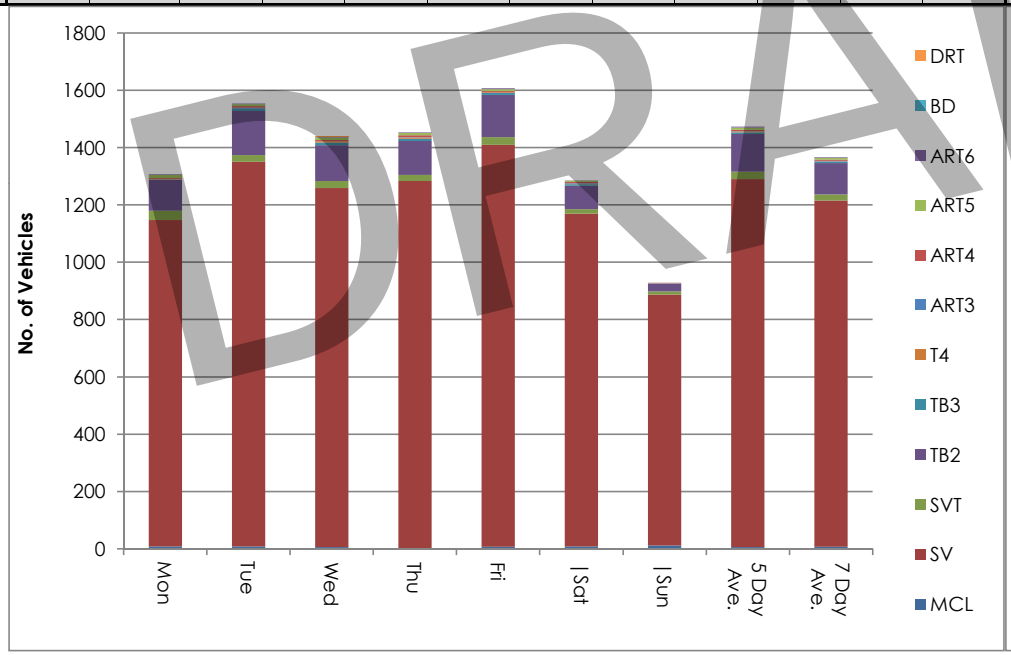

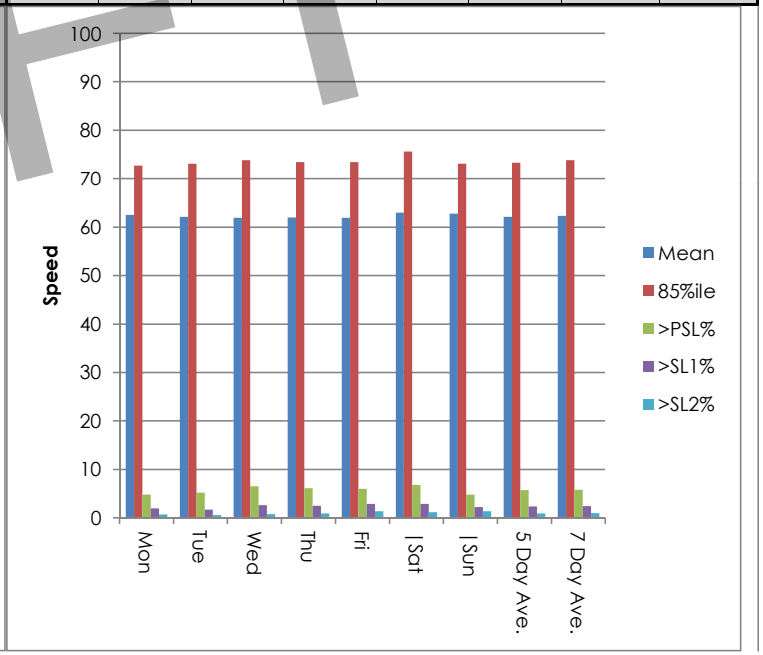

DRAFT

Site 16
Location L-4024-2, att t/junction sign, Lat 53.61315, Long -6.76449
Direction Two way

3279 / Meath/Cavan/Monaghan ATC's
October 2013
Automatic Traffic Count

Mon, 7 October 2013

Time	Total	Speed Bins (km/h)																											
		0 - 5	5 - 10	10 - 15	15 - 20	20 - 25	25 - 30	30 - 35	35 - 40	40 - 45	45 - 50	50 - 55	55 - 60	60 - 65	65 - 70	70 - 75	75 - 80	80 - 85	85 - 90	90 - 95	95 - 100	100 - 105	105 - 110	110 - 115	115 - 120	120 - 125	125 - 130	130 - 135	135 - 140
0000	4	0	0	0	0	0	0	0	0	0	0	0	1	2	0	0	0	0	1	0	0	0	0	0	0	0	0	0	0
0100	2	0	0	0	0	0	0	0	1	0	0	0	1	0	0	0	0	0	0	0	0	0	0	0	0	0	0	0	0
0200	4	0	0	0	0	0	0	0	0	0	0	0	0	2	2	0	0	0	0	0	0	0	0	0	0	0	0	0	0
0300	1	0	0	0	0	0	0	0	0	0	0	0	1	0	0	0	0	0	0	0	0	0	0	0	0	0	0	0	0
0400	0	0	0	0	0	0	0	0	0	0	0	0	0	0	0	0	0	0	0	0	0	0	0	0	0	0	0	0	0
0500	8	0	0	0	0	0	0	0	0	0	0	0	2	3	1	0	2	0	0	0	0	0	0	0	0	0	0	0	0
0600	14	0	0	0	0	0	0	0	0	0	0	1	2	4	1	4	1	0	1	0	0	0	0	0	0	0	0	0	0
0700	76	0	0	0	0	0	0	0	1	0	4	8	8	13	8	21	6	5	1	1	0	0	0	0	0	0	0	0	0
0800	**128**	**0**	**0**	**0**	**1**	**0**	**0**	**1**	**0**	**3**	**4**	**14**	**22**	**18**	**27**	**12**	**13**	**5**	**3**	**5**	**0**	**0**	**0**	**0**	**0**	**0**	**0**	**0**	**0**
0900	113	0	0	0	0	0	0	0	0	1	11	12	9	24	21	17	11	4	3	0	0	0	0	0	0	0	0	0	0
1000	81	0	0	0	0	0	7	1	1	4	12	12	19	10	8	3	3	1	0	0	0	0	0	0	0	0	0	0	0
1100	63	0	0	1	0	0	2	0	0	3	5	3	23	8	6	5	5	2	0	0	0	0	0	0	0	0	0	0	0
1200	59	0	0	0	0	2	0	0	1	2	2	8	8	14	6	10	5	1	0	0	0	0	0	0	0	0	0	0	0
1300	71	0	0	0	0	0	1	1	2	4	2	11	14	15	7	7	3	1	2	1	0	0	0	0	0	0	0	0	0
1400	81	0	0	0	0	0	1	0	3	2	10	6	16	18	10	8	2	3	2	0	0	0	0	0	0	0	0	0	0
1500	102	0	0	0	0	0	0	0	0	3	9	12	16	23	17	11	8	2	1	0	0	0	0	0	0	0	0	0	0
1600	84	0	0	0	0	1	0	1	2	2	7	5	22	17	14	9	3	1	0	0	0	0	0	0	0	0	0	0	0
1700	**121**	**0**	**0**	**0**	**0**	**0**	**0**	**0**	**0**	**0**	**5**	**5**	**18**	**39**	**30**	**15**	**5**	**3**	**1**	**0**	**0**	**0**	**0**	**0**	**0**	**0**	**0**	**0**	**0**
1800	108	0	0	0	1	0	0	0	0	0	5	12	15	27	28	11	3	4	1	0	1	0	0	0	0	0	0	0	0
1900	77	0	0	0	0	1	0	0	0	3	2	5	16	18	15	9	6	1	1	0	0	0	0	0	0	0	0	0	0
2000	54	0	0	0	0	0	0	0	0	0	3	8	9	13	11	7	1	2	0	0	0	0	0	0	0	0	0	0	0
2100	28	0	0	0	0	0	0	0	0	0	1	9	4	6	5	2	1	0	0	0	0	0	0	0	0	0	0	0	0
2200	21	0	0	0	0	0	0	0	0	0	3	1	1	7	5	2	2	0	0	0	0	0	0	0	0	0	0	0	0
2300	7	0	0	0	0	0	0	0	0	0	0	0	1	0	2	0	1	2	0	0	1	0	0	0	0	0	0	0	0
07-19	**1087**	**0**	**0**	**1**	**2**	**3**	**11**	**4**	**10**	**24**	**76**	**108**	**190**	**226**	**182**	**129**	**67**	**32**	**14**	**7**	**1**	**0**	**0**	**0**	**0**	**0**	**0**	**0**	**0**
06-22	**1260**	**0**	**0**	**1**	**2**	**4**	**11**	**4**	**10**	**27**	**82**	**131**	**221**	**267**	**214**	**151**	**76**	**35**	**16**	**7**	**1**	**0**	**0**	**0**	**0**	**0**	**0**	**0**	**0**
06-00	**1288**	**0**	**0**	**1**	**2**	**4**	**11**	**4**	**10**	**27**	**85**	**132**	**223**	**274**	**221**	**153**	**79**	**37**	**16**	**7**	**2**	**0**	**0**	**0**	**0**	**0**	**0**	**0**	**0**
00-00	**1307**	**0**	**0**	**1**	**2**	**4**	**11**	**4**	**11**	**27**	**85**	**132**	**228**	**281**	**224**	**153**	**81**	**37**	**17**	**7**	**2**	**0**	**0**	**0**	**0**	**0**	**0**	**0**	**0**

DRAFT

Site 16
Location L-4024-2, att t/junction sign, Lat 53.61315, Long -6.76449
Direction Two way

3279 / Meath/Cavan/Monaghan ATC's
October 2013
Automatic Traffic Count

Tue, 8 October 2013

Time	Total	Speed Bins (km/h)																												
		0 - 5	5 - 10	10 - 15	15 - 20	20 - 25	25 - 30	30 - 35	35 - 40	40 - 45	45 - 50	50 - 55	55 - 60	60 - 65	65 - 70	70 - 75	75 - 80	80 - 85	85 - 90	90 - 95	95 - 100	100 - 105	105 - 110	110 - 115	115 - 120	120 - 125	125 - 130	130 - 135	135 - 140
0000	8	0	0	0	0	0	0	0	0	0	1	2	1	1	0	1	1	1	0	0	0	0	0	0	0	0	0	0	0	0
0100	3	0	0	0	0	0	0	0	0	1	0	0	0	2	0	0	0	0	0	0	0	0	0	0	0	0	0	0	0	0
0200	2	0	0	0	0	0	0	0	0	0	0	0	0	0	1	1	0	0	0	0	0	0	0	0	0	0	0	0	0	0
0300	1	0	0	0	0	0	0	0	0	0	0	0	0	0	0	1	0	0	0	0	0	0	0	0	0	0	0	0	0	0
0400	1	0	0	0	0	0	0	0	0	0	0	0	0	0	1	0	0	0	0	0	0	0	0	0	0	0	0	0	0	0
0500	5	0	0	0	0	0	0	0	0	0	0	0	2	1	0	1	0	1	0	0	0	0	0	0	0	0	0	0	0	0
0600	14	0	0	0	0	0	0	0	0	0	0	1	4	3	1	3	0	2	0	0	0	0	0	0	0	0	0	0	0	0
0700	81	0	0	0	3	0	0	0	0	1	5	11	13	3	18	8	13	5	1	0	0	0	0	0	0	0	0	0	0	0
0800	**124**	**0**	**0**	**0**	**1**	**0**	**1**	**0**	**1**	**0**	**4**	**4**	**28**	**23**	**19**	**23**	**8**	**7**	**5**	**0**	**0**	**0**	**0**	**0**	**0**	**0**	**0**	**0**	**0**	**0**
0900	117	0	0	0	0	0	0	0	3	5	11	14	12	20	19	13	10	5	2	3	0	0	0	0	0	0	0	0	0	0
1000	93	0	0	0	1	0	0	0	2	2	6	10	19	17	14	13	4	3	1	1	0	0	0	0	0	0	0	0	0	0
1100	78	0	0	0	0	0	1	1	1	2	1	7	19	13	16	8	4	5	0	0	0	0	0	0	0	0	0	0	0	0
1200	102	0	0	0	2	0	0	2	1	3	8	13	21	13	16	15	4	1	1	2	0	0	0	0	0	0	0	0	0	0
1300	82	0	0	0	0	1	0	0	0	1	5	11	12	28	8	6	7	1	0	2	0	0	0	0	0	0	0	0	0	0
1400	96	0	0	0	0	0	0	0	3	2	6	10	12	28	17	8	7	3	0	0	0	0	0	0	0	0	0	0	0	0
1500	**144**	**0**	**0**	**0**	**0**	**0**	**4**	**4**	**1**	**3**	**4**	**24**	**27**	**32**	**23**	**11**	**10**	**0**	**1**	**0**	**0**	**0**	**0**	**0**	**0**	**0**	**0**	**0**	**0**	**0**
1600	133	0	0	0	0	0	1	2	1	1	15	10	22	28	20	18	11	1	3	0	0	0	0	0	0	0	0	0	0	0
1700	142	0	0	0	2	0	5	0	0	3	7	19	23	30	22	15	10	5	1	0	0	0	0	0	0	0	0	0	0	0
1800	121	0	0	0	0	0	0	2	0	1	5	12	24	22	24	16	8	6	1	0	0	0	0	0	0	0	0	0	0	0
1900	87	0	0	1	0	1	6	1	0	4	5	9	14	20	10	11	3	1	0	0	1	0	0	0	0	0	0	0	0	0
2000	50	0	0	0	0	0	0	0	1	2	5	7	9	9	7	3	3	3	0	1	0	0	0	0	0	0	0	0	0	0
2100	29	0	0	0	0	0	0	3	1	2	1	0	4	7	3	3	3	1	1	0	0	0	0	0	0	0	0	0	0	0
2200	29	0	0	0	0	0	0	0	0	1	3	5	2	7	4	4	1	2	0	0	0	0	0	0	0	0	0	0	0	0
2300	11	0	0	0	0	0	0	0	0	0	1	2	1	3	1	3	0	0	0	0	0	0	0	0	0	0	0	0	0	0
07-19	**1313**	**0**	**0**	**0**	**9**	**1**	**12**	**11**	**13**	**24**	**77**	**145**	**232**	**257**	**216**	**154**	**96**	**42**	**16**	**8**	**0**	**0**	**0**	**0**	**0**	**0**	**0**	**0**	**0**	**0**
06-22	**1493**	**0**	**0**	**1**	**9**	**2**	**18**	**15**	**15**	**32**	**88**	**162**	**263**	**296**	**237**	**174**	**105**	**49**	**17**	**9**	**1**	**0**	**0**	**0**	**0**	**0**	**0**	**0**	**0**	**0**
06-00	**1533**	**0**	**0**	**1**	**9**	**2**	**18**	**15**	**15**	**33**	**92**	**169**	**266**	**306**	**242**	**181**	**106**	**51**	**17**	**9**	**1**	**0**	**0**	**0**	**0**	**0**	**0**	**0**	**0**	**0**
00-00	**1553**	**0**	**0**	**1**	**9**	**2**	**18**	**15**	**15**	**34**	**93**	**171**	**269**	**310**	**244**	**185**	**107**	**53**	**17**	**9**	**1**	**0**	**0**	**0**	**0**	**0**	**0**	**0**	**0**	**0**

DRAFT

Site 16
Location L-4024-2, att t/junction sign, Lat 53.61315, Long -6.76449
Direction Two way

3279 / Meath/Cavan/Monaghan ATC's
October 2013
Automatic Traffic Count

Wed, 9 October 2013

Time	Total	Speed Bins (km/h)																											
		0 - 5	5 - 10	10 - 15	15 - 20	20 - 25	25 - 30	30 - 35	35 - 40	40 - 45	45 - 50	50 - 55	55 - 60	60 - 65	65 - 70	70 - 75	75 - 80	80 - 85	85 - 90	90 - 95	95 - 100	100 - 105	105 - 110	110 - 115	115 - 120	120 - 125	125 - 130	130 - 135	135 - 140
0000	7	0	0	0	0	0	0	0	0	0	1	1	0	0	2	0	3	0	0	0	0	0	0	0	0	0	0	0	0
0100	5	0	0	0	0	0	0	0	0	0	0	0	3	0	1	1	0	0	0	0	0	0	0	0	0	0	0	0	0
0200	3	0	0	0	0	0	0	0	0	0	1	0	0	1	1	0	0	0	0	0	0	0	0	0	0	0	0	0	0
0300	1	0	0	0	0	0	0	0	0	0	0	0	0	0	1	0	0	0	0	0	0	0	0	0	0	0	0	0	0
0400	3	0	0	0	0	0	0	0	0	0	0	0	0	1	0	0	1	0	0	1	0	0	0	0	0	0	0	0	0
0500	7	0	0	0	0	0	0	0	0	0	0	2	0	2	1	1	0	1	0	0	0	0	0	0	0	0	0	0	0
0600	23	0	0	0	0	0	0	0	0	2	0	3	5	3	4	0	2	3	0	1	0	0	0	0	0	0	0	0	0
0700	76	0	0	0	0	0	0	0	0	0	3	2	14	11	11	10	16	3	3	0	2	0	1	0	0	0	0	0	0
0800	**135**	**0**	**0**	**0**	**0**	**0**	**1**	**0**	**1**	**2**	**5**	**13**	**26**	**14**	**26**	**18**	**15**	**11**	**3**	**0**	**0**	**0**	**0**	**0**	**0**	**0**	**0**	**0**	**0**
0900	110	0	0	0	3	0	1	3	1	4	8	11	16	27	14	12	6	3	1	0	0	0	0	0	0	0	0	0	0
1000	84	0	0	0	1	0	1	3	1	2	15	6	13	11	14	9	3	3	0	2	0	0	0	0	0	0	0	0	0
1100	72	0	0	0	0	0	4	2	0	1	8	3	14	12	11	11	4	1	0	1	0	0	0	0	0	0	0	0	0
1200	83	0	0	0	0	1	5	3	2	3	3	15	12	16	4	12	3	0	3	0	0	1	0	0	0	0	0	0	0
1300	79	0	0	0	0	0	1	1	1	4	4	4	9	23	14	7	5	6	0	0	0	0	0	0	0	0	0	0	0
1400	88	0	0	0	0	0	7	4	1	0	7	14	16	11	16	8	3	0	1	0	0	0	0	0	0	0	0	0	0
1500	98	0	0	0	0	0	0	0	4	2	0	7	13	26	17	15	4	8	2	0	0	0	0	0	0	0	0	0	0
1600	118	0	0	0	0	4	2	1	2	1	9	10	21	26	22	6	8	2	3	1	0	0	0	0	0	0	0	0	0
1700	**133**	**0**	**0**	**0**	**1**	**0**	**5**	**1**	**2**	**5**	**7**	**14**	**14**	**27**	**22**	**26**	**4**	**3**	**2**	**0**	**0**	**0**	**0**	**0**	**0**	**0**	**0**	**0**	**0**
1800	112	0	0	1	0	3	1	1	1	3	3	12	25	21	15	13	6	5	2	0	0	0	0	0	0	0	0	0	0
1900	63	0	0	0	0	0	0	0	0	2	5	5	10	16	8	10	4	2	1	0	0	0	0	0	0	0	0	0	0
2000	65	0	0	0	0	0	0	0	0	3	4	5	15	14	6	7	7	2	1	1	0	0	0	0	0	0	0	0	0
2100	39	0	0	0	0	0	0	0	2	2	3	4	6	8	8	1	3	1	1	0	0	0	0	0	0	0	0	0	0
2200	26	0	0	0	0	0	0	0	0	0	5	2	5	5	1	4	1	1	2	0	0	0	0	0	0	0	0	0	0
2300	11	0	0	0	0	0	0	0	0	1	1	3	2	1	0	1	0	0	2	0	0	0	0	0	0	0	0	0	0
07-19	**1188**	**0**	**0**	**1**	**5**	**8**	**28**	**19**	**16**	**27**	**72**	**111**	**193**	**225**	**186**	**147**	**77**	**45**	**20**	**4**	**2**	**1**	**1**	**0**	**0**	**0**	**0**	**0**	**0**
06-22	**1378**	**0**	**0**	**1**	**5**	**8**	**28**	**19**	**18**	**36**	**84**	**128**	**229**	**266**	**212**	**165**	**93**	**53**	**23**	**6**	**2**	**1**	**1**	**0**	**0**	**0**	**0**	**0**	**0**
06-00	**1415**	**0**	**0**	**1**	**5**	**8**	**28**	**19**	**18**	**37**	**90**	**133**	**236**	**272**	**213**	**170**	**94**	**54**	**27**	**6**	**2**	**1**	**1**	**0**	**0**	**0**	**0**	**0**	**0**
00-00	**1441**	**0**	**0**	**1**	**5**	**8**	**28**	**19**	**18**	**37**	**92**	**136**	**239**	**276**	**219**	**172**	**98**	**55**	**27**	**7**	**2**	**1**	**1**	**0**	**0**	**0**	**0**	**0**	**0**

DRAFT

Site 16
Location L-4024-2, att t/junction sign, Lat 53.61315, Long -6.76449
Direction Two way

3279 / Meath/Cavan/Monaghan ATC's
October 2013
Automatic Traffic Count

Thu, 10 October 2013

Time	Total	Speed Bins (km/h)																												
		0 - 5	5 - 10	10 - 15	15 - 20	20 - 25	25 - 30	30 - 35	35 - 40	40 - 45	45 - 50	50 - 55	55 - 60	60 - 65	65 - 70	70 - 75	75 - 80	80 - 85	85 - 90	90 - 95	95 - 100	100 - 105	105 - 110	110 - 115	115 - 120	120 - 125	125 - 130	130 - 135	135 - 140
0000	7	0	0	0	0	0	0	0	0	0	2	0	2	0	0	1	1	0	0	1	0	0	0	0	0	0	0	0	0	0
0100	1	0	0	0	0	0	0	0	0	0	0	0	1	0	0	0	0	0	0	0	0	0	0	0	0	0	0	0	0	0
0200	1	0	0	0	0	0	0	0	0	0	0	0	0	1	0	0	0	0	0	0	0	0	0	0	0	0	0	0	0	0
0300	0	0	0	0	0	0	0	0	0	0	0	0	0	0	0	0	0	0	0	0	0	0	0	0	0	0	0	0	0	0
0400	3	0	0	0	0	0	0	0	0	0	0	1	0	1	1	0	0	0	0	0	0	0	0	0	0	0	0	0	0	0
0500	5	0	0	0	0	0	0	0	0	0	0	0	1	2	2	0	0	0	0	0	0	0	0	0	0	0	0	0	0	0
0600	22	0	0	0	0	0	0	0	0	1	0	0	2	4	4	3	3	2	3	0	0	0	0	0	0	0	0	0	0	0
0700	72	0	0	0	0	0	0	0	0	2	6	5	11	9	10	8	8	8	3	2	0	0	0	0	0	0	0	0	0	0
0800	**132**	**0**	**0**	**0**	**0**	**0**	**0**	**3**	**0**	**3**	**3**	**8**	**18**	**21**	**36**	**22**	**8**	**6**	**3**	**1**	**0**	**0**	**0**	**0**	**0**	**0**	**0**	**0**	**0**	**0**
0900	108	0	0	0	0	1	2	0	1	7	3	9	21	15	22	16	5	4	1	1	0	0	0	0	0	0	0	0	0	0
1000	80	0	0	0	0	1	1	1	1	2	3	9	13	14	14	12	4	3	1	1	0	0	0	0	0	0	0	0	0	0
1100	73	0	0	0	0	1	3	3	0	0	3	12	15	18	9	4	4	1	0	0	0	0	0	0	0	0	0	0	0	0
1200	67	0	0	0	0	2	2	2	0	1	7	6	11	8	11	7	4	2	3	1	0	0	0	0	0	0	0	0	0	0
1300	81	0	0	0	0	1	7	1	1	1	4	4	10	19	14	7	5	4	2	0	1	0	0	0	0	0	0	0	0	0
1400	96	0	0	0	0	0	2	3	4	2	5	12	17	16	15	10	3	5	2	0	0	0	0	0	0	0	0	0	0	0
1500	110	0	0	0	0	0	6	0	0	1	8	10	23	18	20	11	11	2	0	0	0	0	0	0	0	0	0	0	0	0
1600	116	0	0	0	0	1	1	1	0	1	6	13	25	26	19	11	8	2	1	1	0	0	0	0	0	0	0	0	0	0
1700	**138**	**0**	**0**	**0**	**0**	**0**	**3**	**5**	**2**	**7**	**14**	**9**	**22**	**31**	**15**	**17**	**7**	**3**	**2**	**1**	**0**	**0**	**0**	**0**	**0**	**0**	**0**	**0**	**0**	**0**
1800	109	0	0	0	0	0	3	2	0	0	5	13	21	17	24	10	11	3	0	0	0	0	0	0	0	0	0	0	0	0
1900	79	0	0	0	0	1	1	2	3	1	7	10	15	14	6	13	5	0	0	1	0	0	0	0	0	0	0	0	0	0
2000	69	0	0	0	0	2	1	2	2	2	2	9	8	16	10	5	7	2	0	0	0	0	1	0	0	0	0	0	0	0
2100	41	0	0	0	0	0	0	0	0	2	1	5	10	7	9	2	3	1	0	0	0	0	1	0	0	0	0	0	0	0
2200	30	0	0	0	0	0	0	0	0	0	1	2	6	3	5	7	2	2	2	0	0	0	0	0	0	0	0	0	0	0
2300	13	0	0	0	0	0	0	0	0	1	1	1	3	2	3	0	0	2	0	0	0	0	0	0	0	0	0	0	0	0
07-19	**1182**	**0**	**0**	**0**	**0**	**7**	**30**	**21**	**9**	**27**	**67**	**110**	**207**	**212**	**209**	**135**	**78**	**43**	**18**	**8**	**1**	**0**	**0**	**0**	**0**	**0**	**0**	**0**	**0**	**0**
06-22	**1393**	**0**	**0**	**0**	**0**	**10**	**32**	**25**	**14**	**33**	**77**	**134**	**242**	**253**	**238**	**158**	**96**	**48**	**21**	**9**	**1**	**0**	**2**	**0**	**0**	**0**	**0**	**0**	**0**	**0**
06-00	**1436**	**0**	**0**	**0**	**0**	**10**	**32**	**25**	**14**	**34**	**79**	**137**	**251**	**258**	**246**	**165**	**98**	**52**	**23**	**9**	**1**	**0**	**2**	**0**	**0**	**0**	**0**	**0**	**0**	**0**
00-00	**1453**	**0**	**0**	**0**	**0**	**10**	**32**	**25**	**14**	**34**	**81**	**138**	**255**	**262**	**249**	**166**	**99**	**52**	**23**	**10**	**1**	**0**	**2**	**0**	**0**	**0**	**0**	**0**	**0**	**0**

DRAFT

Site 16
Location L-4024-2, att t/junction sign, Lat 53.61315, Long -6.76449
Direction Two way

3279 / Meath/Cavan/Monaghan ATC's
October 2013
Automatic Traffic Count

Fri, 11 October 2013

Time	Total	Speed Bins (km/h)																											
		0 - 5	5 - 10	10 - 15	15 - 20	20 - 25	25 - 30	30 - 35	35 - 40	40 - 45	45 - 50	50 - 55	55 - 60	60 - 65	65 - 70	70 - 75	75 - 80	80 - 85	85 - 90	90 - 95	95 - 100	100 - 105	105 - 110	110 - 115	115 - 120	120 - 125	125 - 130	130 - 135	135 - 140
0000	8	0	0	0	0	0	0	0	0	0	0	0	0	1	4	1	1	0	0	0	0	1	0	0	0	0	0	0	0
0100	3	0	0	0	0	0	0	0	0	0	1	0	0	1	0	0	0	1	0	0	0	0	0	0	0	0	0	0	0
0200	0	0	0	0	0	0	0	0	0	0	0	0	0	0	0	0	0	0	0	0	0	0	0	0	0	0	0	0	0
0300	1	0	0	0	0	0	0	0	0	0	0	0	0	1	0	0	0	0	0	0	0	0	0	0	0	0	0	0	0
0400	3	0	0	0	0	0	0	0	0	0	0	1	0	1	0	0	0	1	0	0	0	0	0	0	0	0	0	0	0
0500	1	0	0	0	0	0	0	0	0	0	0	0	0	0	0	0	1	0	0	0	0	0	0	0	0	0	0	0	0
0600	16	0	0	0	0	0	0	0	0	0	0	2	5	1	1	2	3	0	2	0	0	0	0	0	0	0	0	0	0
0700	73	0	0	0	0	0	0	0	0	0	5	4	8	17	9	12	5	3	5	4	0	0	1	0	0	0	0	0	0
0800	104	0	0	0	0	0	0	0	0	2	2	8	10	17	20	16	11	8	4	5	0	1	0	0	0	0	0	0	0
0900	**118**	**0**	**0**	**0**	**0**	**3**	**1**	**1**	**0**	**5**	**8**	**13**	**19**	**20**	**18**	**15**	**7**	**4**	**2**	**1**	**1**	**0**	**0**	**0**	**0**	**0**	**0**	**0**	**0**
1000	76	0	0	0	0	0	3	2	2	2	7	12	9	7	19	8	4	0	0	1	0	0	0	0	0	0	0	0	0
1100	83	0	0	0	0	0	2	3	0	3	6	16	17	13	11	8	3	1	0	0	0	0	0	0	0	0	0	0	0
1200	91	0	0	0	0	0	4	1	5	5	2	13	13	16	13	9	7	1	1	1	0	0	0	0	0	0	0	0	0
1300	114	0	0	0	1	4	0	4	1	5	5	12	21	23	15	11	6	2	1	1	1	0	1	0	0	0	0	0	0
1400	108	0	0	0	0	0	2	1	0	2	7	15	15	14	27	15	8	1	1	0	0	0	0	0	0	0	0	0	0
1500	143	0	0	0	0	0	3	6	1	3	11	14	24	27	29	17	5	1	1	0	1	0	0	0	0	0	0	0	0
1600	**169**	**1**	**0**	**0**	**0**	**3**	**0**	**1**	**1**	**1**	**7**	**20**	**36**	**40**	**29**	**17**	**9**	**3**	**1**	**0**	**0**	**0**	**0**	**0**	**0**	**0**	**0**	**0**	**0**
1700	142	0	0	0	0	3	0	5	0	3	12	11	24	30	22	19	9	3	0	1	0	0	0	0	0	0	0	0	0
1800	129	0	0	0	1	0	0	1	3	9	10	19	17	20	24	11	9	4	1	0	0	0	0	0	0	0	0	0	0
1900	80	0	0	0	0	1	1	0	3	2	5	11	20	10	6	9	4	6	2	0	0	0	0	0	0	0	0	0	0
2000	55	0	0	0	0	0	0	0	0	0	3	4	11	12	12	8	1	4	0	0	0	0	0	0	0	0	0	0	0
2100	41	0	0	0	0	0	0	0	2	1	2	7	6	5	8	4	3	1	1	1	0	0	0	0	0	0	0	0	0
2200	35	0	0	0	0	0	0	0	0	3	0	3	6	4	7	3	5	2	1	1	0	0	0	0	0	0	0	0	0
2300	14	0	0	0	0	0	1	0	0	1	1	1	2	1	1	1	1	3	1	0	0	0	0	0	0	0	0	0	0
07-19	**1350**	**1**	**0**	**0**	**2**	**13**	**15**	**25**	**13**	**40**	**82**	**157**	**213**	**244**	**236**	**158**	**83**	**31**	**17**	**14**	**3**	**1**	**2**	**0**	**0**	**0**	**0**	**0**	**0**
06-22	**1542**	**1**	**0**	**0**	**2**	**14**	**16**	**25**	**18**	**43**	**92**	**181**	**255**	**272**	**263**	**181**	**94**	**42**	**22**	**15**	**3**	**1**	**2**	**0**	**0**	**0**	**0**	**0**	**0**
06-00	**1591**	**1**	**0**	**0**	**2**	**14**	**17**	**25**	**18**	**47**	**93**	**185**	**263**	**277**	**271**	**185**	**100**	**47**	**24**	**16**	**3**	**1**	**2**	**0**	**0**	**0**	**0**	**0**	**0**
00-00	**1607**	**1**	**0**	**0**	**2**	**14**	**17**	**25**	**18**	**47**	**94**	**186**	**263**	**281**	**275**	**186**	**102**	**49**	**24**	**16**	**3**	**2**	**2**	**0**	**0**	**0**	**0**	**0**	**0**

DRAFT

Site 16
Location L-4024-2, att t/junction sign, Lat 53.61315, Long -6.76449
Direction Two way

3279 / Meath/Cavan/Monaghan ATC's
October 2013
Automatic Traffic Count

Sat, 12 October 2013

Time	Total	Speed Bins (km/h)																												
		0 - 5	5 - 10	10 - 15	15 - 20	20 - 25	25 - 30	30 - 35	35 - 40	40 - 45	45 - 50	50 - 55	55 - 60	60 - 65	65 - 70	70 - 75	75 - 80	80 - 85	85 - 90	90 - 95	95 - 100	100 - 105	105 - 110	110 - 115	115 - 120	120 - 125	125 - 130	130 - 135	135 - 140
0000	14	0	0	0	0	0	0	0	1	0	0	2	2	1	1	3	2	0	1	0	1	0	0	0	0	0	0	0	0	0
0100	2	0	0	0	0	0	0	0	0	0	0	0	0	0	1	1	0	0	0	0	0	0	0	0	0	0	0	0	0	0
0200	3	0	0	0	0	0	0	0	0	0	0	0	2	0	0	0	1	0	0	0	0	0	0	0	0	0	0	0	0	0
0300	3	0	0	0	0	0	0	0	0	0	0	0	0	2	0	1	0	0	0	0	0	0	0	0	0	0	0	0	0	0
0400	3	0	0	0	0	0	0	0	0	0	0	0	0	1	1	0	1	0	0	0	0	0	0	0	0	0	0	0	0	0
0500	2	0	0	0	0	0	0	0	0	0	0	0	0	0	0	1	1	0	0	0	0	0	0	0	0	0	0	0	0	0
0600	2	0	0	0	0	0	0	0	0	0	0	0	0	0	1	0	1	0	0	0	0	0	0	0	0	0	0	0	0	0
0700	26	0	0	0	0	0	1	0	0	0	0	4	4	4	3	1	3	1	3	1	0	0	0	0	1	0	0	0	0	0
0800	34	0	0	0	0	1	0	1	0	3	4	1	5	1	3	3	7	3	1	1	0	0	0	0	0	0	0	0	0	0
0900	68	0	0	0	0	0	2	1	1	1	1	12	9	11	8	8	8	3	2	1	0	0	0	0	0	0	0	0	0	0
1000	**83**	**0**	**0**	**0**	**0**	**0**	**0**	**0**	**1**	**1**	**8**	**3**	**18**	**15**	**11**	**9**	**9**	**4**	**2**	**1**	**1**	**0**	**0**	**0**	**0**	**0**	**0**	**0**	**0**	**0**
1100	73	0	0	0	0	0	0	0	0	0	4	11	17	12	6	10	7	3	3	0	0	0	0	0	0	0	0	0	0	0
1200	**123**	**0**	**0**	**0**	**1**	**0**	**0**	**0**	**0**	**5**	**2**	**10**	**14**	**36**	**10**	**18**	**15**	**8**	**2**	**1**	**0**	**0**	**1**	**0**	**0**	**0**	**0**	**0**	**0**	**0**
1300	121	0	0	0	1	1	0	0	0	2	6	13	25	26	24	9	11	1	1	0	1	0	0	0	0	0	0	0	0	0
1400	118	0	0	0	0	0	0	0	0	1	4	9	26	24	27	10	7	5	2	2	1	0	0	0	0	0	0	0	0	0
1500	102	0	0	0	0	0	2	0	1	2	5	6	14	26	21	10	10	4	1	0	0	0	0	0	0	0	0	0	0	0
1600	88	0	0	0	0	2	0	0	1	5	8	9	12	15	18	10	4	3	1	0	0	0	0	0	0	0	0	0	0	0
1700	102	0	0	0	0	0	1	0	0	0	5	10	18	24	16	10	12	5	0	0	1	0	0	0	0	0	0	0	0	0
1800	89	0	0	0	0	0	1	0	4	1	7	14	14	14	12	9	8	3	1	1	0	0	0	0	0	0	0	0	0	0
1900	91	0	0	0	0	0	0	4	2	3	11	15	15	9	10	8	10	3	1	0	0	0	0	0	0	0	0	0	0	0
2000	72	0	0	0	0	0	0	2	1	1	8	16	14	12	7	5	3	3	0	0	0	0	0	0	0	0	0	0	0	0
2100	23	0	0	0	0	0	0	0	0	1	5	2	5	4	2	2	0	2	0	0	0	0	0	0	0	0	0	0	0	0
2200	25	0	0	0	0	0	0	0	0	1	1	2	10	4	4	2	0	0	1	0	0	0	0	0	0	0	0	0	0	0
2300	18	0	0	0	0	0	0	0	0	0	1	5	2	3	5	1	1	0	0	0	0	0	0	0	0	0	0	0	0	0
07-19	**1027**	**0**	**0**	**0**	**2**	**4**	**7**	**2**	**8**	**21**	**54**	**102**	**176**	**208**	**159**	**107**	**101**	**43**	**19**	**8**	**4**	**0**	**1**	**0**	**1**	**0**	**0**	**0**	**0**	**0**
06-22	**1215**	**0**	**0**	**0**	**2**	**4**	**7**	**8**	**11**	**26**	**78**	**135**	**210**	**233**	**179**	**122**	**115**	**51**	**20**	**8**	**4**	**0**	**1**	**0**	**1**	**0**	**0**	**0**	**0**	**0**
06-00	**1258**	**0**	**0**	**0**	**2**	**4**	**7**	**8**	**11**	**27**	**80**	**142**	**222**	**240**	**188**	**125**	**116**	**51**	**21**	**8**	**4**	**0**	**1**	**0**	**1**	**0**	**0**	**0**	**0**	**0**
00-00	**1285**	**0**	**0**	**0**	**2**	**4**	**7**	**8**	**12**	**27**	**80**	**144**	**226**	**244**	**191**	**131**	**121**	**51**	**22**	**8**	**5**	**0**	**1**	**0**	**1**	**0**	**0**	**0**	**0**	**0**

DRAFT

Site 16
Location L-4024-2, att t/junction sign, Lat 53.61315, Long -6.76449
Direction Two way

3279 / Meath/Cavan/Monaghan ATC's
October 2013
Automatic Traffic Count

Sun, 13 October 2013

Time	Total	Speed Bins (km/h)																											
		0 - 5	5 - 10	10 - 15	15 - 20	20 - 25	25 - 30	30 - 35	35 - 40	40 - 45	45 - 50	50 - 55	55 - 60	60 - 65	65 - 70	70 - 75	75 - 80	80 - 85	85 - 90	90 - 95	95 - 100	100 - 105	105 - 110	110 - 115	115 - 120	120 - 125	125 - 130	130 - 135	135 - 140
0000	22	0	0	0	0	0	0	0	0	0	3	4	6	1	5	2	0	0	1	0	0	0	0	0	0	0	0	0	0
0100	11	0	0	0	0	0	0	0	0	1	0	2	5	2	1	0	0	0	0	0	0	0	0	0	0	0	0	0	0
0200	0	0	0	0	0	0	0	0	0	0	0	0	0	0	0	0	0	0	0	0	0	0	0	0	0	0	0	0	0
0300	6	0	0	0	0	0	0	0	0	0	1	1	0	1	2	1	0	0	0	0	0	0	0	0	0	0	0	0	0
0400	5	0	0	0	0	0	0	0	0	0	0	2	0	1	1	0	1	0	0	0	0	0	0	0	0	0	0	0	0
0500	3	0	0	0	0	0	0	0	0	0	0	0	0	2	1	0	0	0	0	0	0	0	0	0	0	0	0	0	0
0600	5	0	0	0	0	0	0	0	0	0	0	1	0	0	2	0	1	1	0	0	0	0	0	0	0	0	0	0	0
0700	14	0	0	0	0	0	0	0	0	0	2	0	0	2	2	1	2	3	1	0	0	1	0	0	0	0	0	0	0
0800	14	0	0	0	0	2	0	0	0	1	0	0	3	1	2	4	1	0	0	0	0	0	0	0	0	0	0	0	0
0900	30	0	0	0	0	0	0	0	0	0	0	2	6	7	8	5	1	0	0	1	0	0	0	0	0	0	0	0	0
1000	**58**	**0**	**0**	**0**	**0**	**0**	**0**	**1**	**2**	**1**	**7**	**5**	**8**	**8**	**11**	**6**	**9**	**0**	**0**	**0**	**0**	**0**	**0**	**0**	**0**	**0**	**0**	**0**	**0**
1100	42	0	0	0	0	0	2	0	1	2	1	7	11	8	5	1	3	1	0	0	0	0	0	0	0	0	0	0	0
1200	75	0	0	0	1	0	0	0	0	2	2	4	21	16	9	10	4	3	0	2	0	1	0	0	0	0	0	0	0
1300	**109**	**0**	**0**	**0**	**0**	**0**	**1**	**0**	**1**	**0**	**5**	**12**	**19**	**20**	**23**	**14**	**7**	**3**	**2**	**0**	**1**	**1**	**0**	**0**	**0**	**0**	**0**	**0**	**0**
1400	68	0	0	0	0	0	0	0	0	3	2	8	14	8	11	11	7	4	0	0	0	0	0	0	0	0	0	0	0
1500	89	0	0	0	0	0	0	1	0	0	3	6	20	22	14	16	2	4	0	1	0	0	0	0	0	0	0	0	0
1600	69	0	0	0	1	1	0	0	0	0	3	10	12	16	9	8	8	1	0	0	0	0	0	0	0	0	0	0	0
1700	85	0	0	0	0	0	0	1	0	1	4	9	24	19	12	11	3	0	0	1	0	0	0	0	0	0	0	0	0
1800	74	0	0	0	0	0	1	0	1	2	1	12	19	15	10	7	3	2	1	0	0	0	0	0	0	0	0	0	0
1900	59	0	0	0	0	0	0	1	1	2	5	7	14	11	7	6	2	1	2	0	0	0	0	0	0	0	0	0	0
2000	34	0	0	0	0	0	1	0	1	0	1	4	6	5	7	3	3	2	0	0	0	1	0	0	0	0	0	0	0
2100	29	0	0	0	0	0	0	0	0	1	1	4	4	5	5	2	6	0	0	1	0	0	0	0	0	0	0	0	0
2200	15	0	0	0	0	0	0	0	0	0	1	2	3	3	2	1	2	0	0	0	1	0	0	0	0	0	0	0	0
2300	12	0	0	0	0	0	0	0	1	1	0	2	3	1	2	1	0	0	0	0	1	0	0	0	0	0	0	0	0
07-19	**727**	**0**	**0**	**0**	**2**	**3**	**4**	**3**	**5**	**12**	**30**	**75**	**157**	**142**	**116**	**94**	**50**	**21**	**4**	**5**	**1**	**3**	**0**	**0**	**0**	**0**	**0**	**0**	**0**
06-22	**854**	**0**	**0**	**0**	**2**	**3**	**5**	**4**	**7**	**15**	**37**	**91**	**181**	**163**	**137**	**105**	**62**	**25**	**6**	**6**	**1**	**4**	**0**	**0**	**0**	**0**	**0**	**0**	**0**
06-00	**881**	**0**	**0**	**0**	**2**	**3**	**5**	**4**	**8**	**16**	**38**	**95**	**187**	**167**	**141**	**107**	**64**	**25**	**6**	**6**	**3**	**4**	**0**	**0**	**0**	**0**	**0**	**0**	**0**
00-00	**928**	**0**	**0**	**0**	**2**	**3**	**5**	**4**	**8**	**17**	**42**	**104**	**198**	**174**	**151**	**110**	**65**	**25**	**7**	**6**	**3**	**4**	**0**	**0**	**0**	**0**	**0**	**0**	**0**

DRAFT

Site 16
Location L-4024-2, att t/junction sign, Lat 53.61315, Long -6.76449
Direction Two way

3279 / Meath/Cavan/Monaghan ATC's
October 2013
Automatic Traffic Count

Virtual Day (7)

Time	Total	Speed Bins (km/h)																											
		0 - 5	5 - 10	10 - 15	15 - 20	20 - 25	25 - 30	30 - 35	35 - 40	40 - 45	45 - 50	50 - 55	55 - 60	60 - 65	65 - 70	70 - 75	75 - 80	80 - 85	85 - 90	90 - 95	95 - 100	100 - 105	105 - 110	110 - 115	115 - 120	120 - 125	125 - 130	130 - 135	135 - 140
0000	10	0	0	0	0	0	0	0	0	0	1	1	2	1	2	1	1	0	0	0	0	0	0	0	0	0	0	0	0
0100	4	0	0	0	0	0	0	0	0	0	0	0	1	1	0	0	0	0	0	0	0	0	0	0	0	0	0	0	0
0200	2	0	0	0	0	0	0	0	0	0	0	0	0	1	1	0	0	0	0	0	0	0	0	0	0	0	0	0	0
0300	2	0	0	0	0	0	0	0	0	0	0	0	0	1	0	0	0	0	0	0	0	0	0	0	0	0	0	0	0
0400	3	0	0	0	0	0	0	0	0	0	0	1	0	1	1	0	0	0	0	0	0	0	0	0	0	0	0	0	0
0500	4	0	0	0	0	0	0	0	0	0	0	0	1	1	1	0	1	0	0	0	0	0	0	0	0	0	0	0	0
0600	14	0	0	0	0	0	0	0	0	0	0	1	3	2	2	2	2	1	1	0	0	0	0	0	0	0	0	0	0
0700	60	0	0	0	0	0	0	0	0	0	4	5	8	8	9	9	8	4	2	1	0	0	0	0	0	0	0	0	0
0800	**96**	**0**	**0**	**0**	**0**	**0**	**0**	**1**	**0**	**2**	**3**	**7**	**16**	**14**	**19**	**14**	**9**	**6**	**3**	**2**	**0**	**0**	**0**	**0**	**0**	**0**	**0**	**0**	**0**
0900	95	0	0	0	0	1	1	1	1	3	6	10	13	18	16	12	7	3	2	1	0	0	0	0	0	0	0	0	0
1000	79	0	0	0	0	0	2	1	1	2	8	8	14	12	13	9	5	2	1	1	0	0	0	0	0	0	0	0	0
1100	69	0	0	0	0	0	2	1	0	2	4	8	17	12	9	7	4	2	0	0	0	0	0	0	0	0	0	0	0
1200	86	0	0	0	1	1	2	1	1	3	4	10	14	17	10	12	6	2	1	1	0	0	0	0	0	0	0	0	0
1300	94	0	0	0	0	1	1	1	1	2	4	10	16	22	15	9	6	3	1	1	1	0	0	0	0	0	0	0	0
1400	94	0	0	0	0	0	2	1	2	2	6	11	17	17	18	10	5	3	1	0	0	0	0	0	0	0	0	0	0
1500	113	0	0	0	0	0	2	2	1	2	6	11	20	25	20	13	7	3	1	0	0	0	0	0	0	0	0	0	0
1600	111	0	0	0	0	2	1	1	1	2	8	11	21	24	19	11	7	2	1	0	0	0	0	0	0	0	0	0	0
1700	**123**	**0**	**0**	**0**	**0**	**0**	**2**	**2**	**1**	**3**	**8**	**11**	**20**	**29**	**20**	**16**	**7**	**3**	**1**	**0**	**0**	**0**	**0**	**0**	**0**	**0**	**0**	**0**	**0**
1800	106	0	0	0	0	0	1	1	1	2	5	13	19	19	20	11	7	4	1	0	0	0	0	0	0	0	0	0	0
1900	77	0	0	0	0	1	1	1	1	2	6	9	15	14	9	9	5	2	1	0	0	0	0	0	0	0	0	0	0
2000	57	0	0	0	0	0	0	1	1	1	4	8	10	12	9	5	4	3	0	0	0	0	0	0	0	0	0	0	0
2100	33	0	0	0	0	0	0	0	1	1	2	4	6	6	6	2	3	1	0	0	0	0	0	0	0	0	0	0	0
2200	26	0	0	0	0	0	0	0	0	1	2	2	5	5	4	3	2	1	1	0	0	0	0	0	0	0	0	0	0
2300	12	0	0	0	0	0	0	0	0	1	1	2	2	2	2	1	0	1	0	0	0	0	0	0	0	0	0	0	0
07-19	**1125**	**0**	**0**	**0**	**3**	**6**	**15**	**12**	**11**	**25**	**65**	**115**	**195**	**216**	**186**	**132**	**79**	**37**	**15**	**8**	**2**	**1**	**1**	**0**	**0**	**0**	**0**	**0**	**0**
06-22	**1305**	**0**	**0**	**0**	**3**	**6**	**17**	**14**	**13**	**30**	**77**	**137**	**229**	**250**	**211**	**151**	**92**	**43**	**18**	**9**	**2**	**1**	**1**	**0**	**0**	**0**	**0**	**0**	**0**
06-00	**1343**	**0**	**0**	**0**	**3**	**6**	**17**	**14**	**13**	**32**	**80**	**142**	**235**	**256**	**217**	**155**	**94**	**45**	**19**	**9**	**2**	**1**	**1**	**0**	**0**	**0**	**0**	**0**	**0**
00-00	**1368**	**0**	**0**	**0**	**3**	**6**	**17**	**14**	**14**	**32**	**81**	**144**	**240**	**261**	**222**	**158**	**96**	**46**	**20**	**9**	**2**	**1**	**1**	**0**	**0**	**0**	**0**	**0**	**0**

DRAFT

Site 16
Location L-4024-2, att t/junction sign, Lat 53.61315, Long -6.76449
Direction Two way

3279 / Meath/Cavan/Monaghan ATC's
October 2013
Automatic Traffic Count

Virtual Week (1)

Time	Total	Speed Bins (km/h)																												
		0 - 5	5 - 10	10 - 15	15 - 20	20 - 25	25 - 30	30 - 35	35 - 40	40 - 45	45 - 50	50 - 55	55 - 60	60 - 65	65 - 70	70 - 75	75 - 80	80 - 85	85 - 90	90 - 95	95 - 100	100 - 105	105 - 110	110 - 115	115 - 120	120 - 125	125 - 130	130 - 135	135 - 140
Mon	1307	0	0	1	2	4	11	4	11	27	85	132	228	281	224	153	81	37	17	7	2	0	0	0	0	0	0	0	0	0
Tue	1553	0	0	1	9	2	18	15	15	34	93	171	269	310	244	185	107	53	17	9	1	0	0	0	0	0	0	0	0	0
Wed	1441	0	0	1	5	8	28	19	18	37	92	136	239	276	219	172	98	55	27	7	2	1	1	0	0	0	0	0	0	0
Thu	1453	0	0	0	0	10	32	25	14	34	81	138	255	262	249	166	99	52	23	10	1	0	2	0	0	0	0	0	0	0
Fri	1607	1	0	0	2	14	17	25	18	47	94	186	263	281	275	186	102	49	24	16	3	2	2	0	0	0	0	0	0	0
|Sat	1285	0	0	0	2	4	7	8	12	27	80	144	226	244	191	131	121	51	22	8	5	0	1	0	1	0	0	0	0	0
|Sun	928	0	0	0	2	3	5	4	8	17	42	104	198	174	151	110	65	25	7	6	3	4	0	0	0	0	0	0	0	0
5 Day Ave.	**1472**	**0**	**0**	**1**	**4**	**8**	**21**	**18**	**15**	**36**	**89**	**153**	**251**	**282**	**242**	**172**	**97**	**49**	**22**	**10**	**2**	**1**	**1**	**0**	**0**	**0**	**0**	**0**	**0**	**0**
7 Day Ave.	**1368**	**0**	**0**	**0**	**3**	**6**	**17**	**14**	**14**	**32**	**81**	**144**	**240**	**261**	**222**	**158**	**96**	**46**	**20**	**9**	**2**	**1**	**1**	**0**	**0**	**0**	**0**	**0**	**0**	**0**
--	**9574**	**1**	**0**	**3**	**22**	**45**	**118**	**100**	**96**	**223**	**567**	**1011**	**1678**	**1828**	**1553**	**1103**	**673**	**322**	**137**	**63**	**17**	**7**	**6**	**0**	**1**	**0**	**0**	**0**	**0**	**0**

Summary Graphs

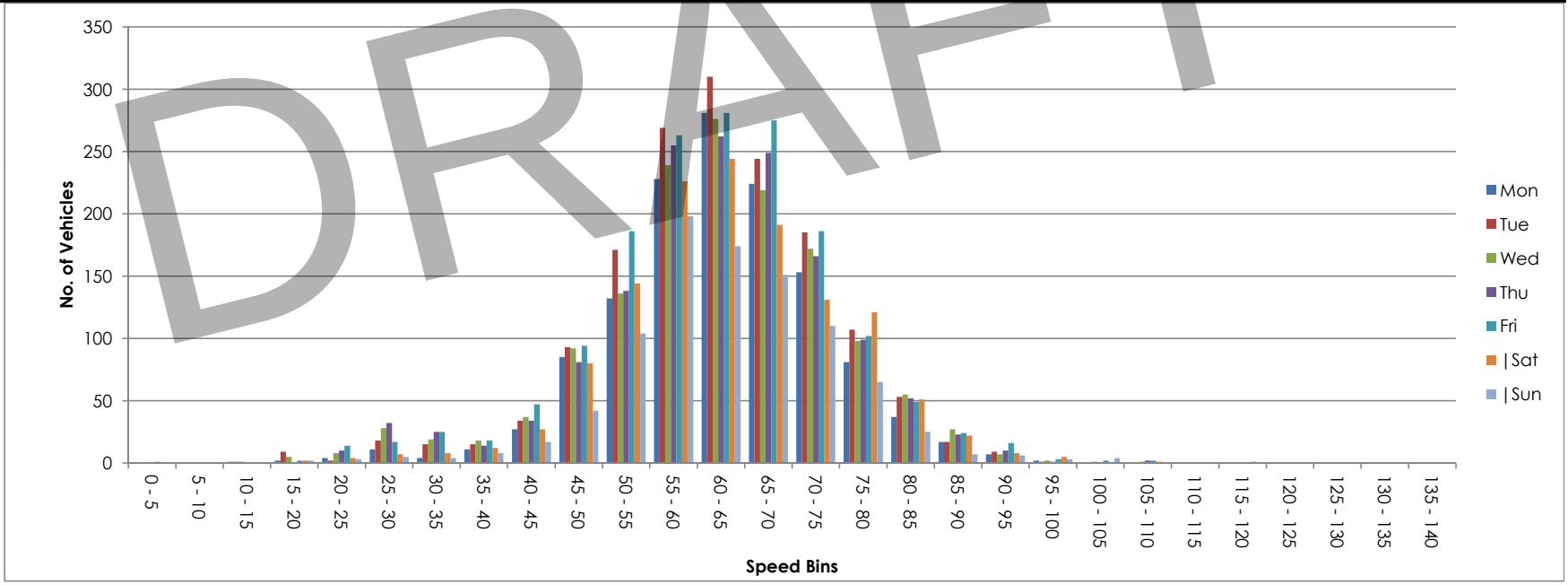

DRAFT



NDC NATIONWIDE DATA COLLECTION	**Site / Location:**	L-4006-27, att road sign, Lat 53.62668, Long -6.77125	**Project No:**	3279	**Photo No:**	3279-17	**Drawn By:**	MOR
	Survey Date:	Mon, 7 October 2013 to Sun, 13 October 2013	**Project Name:**		Meath/Cavan/Monaghan ATC'S			
	Survey Times:	00:00 to 00(24):00	**Title:**		Site Photograph			

Site No.	Location.	Direction.	Speed Limit - PSL (km/h)	Start Date.	End Date.	Total Vehicles.	5 Day Ave.	7 Day Ave.	No. > Speed Limit.	%. > Speed Limit.	No. > Speed Limit1 (+5km/h).	%. > Speed Limit1 (+5km/h).	No. > Speed Limit1 (+10km/h).	%. > Speed Limit1 (+10km/h).	Mean Speed	85%ile Speed
17	L-4006-27, att road sign, Lat 53.62668, Long -6.77125	North	80	Mon, 7 October 2013	Sun, 13 October 2013	1692	264	242	92	5.4	52	3.1	26	1.5	57.4	72.7
		South	80	Mon, 7 October 2013	Sun, 13 October 2013	1721	267	246	106	6.2	41	2.4	14	0.8	60.0	74.5
		Two way	80	Mon, 7 October 2013	Sun, 13 October 2013	3413	531	488	198	5.8	93	2.7	40	1.2	58.7	73.4

DRAFT

Site 17
Location L-4006-27, att road sign, Lat 53.62668, Long -6.77125
Direction North

3279 / Meath/Cavan/Monaghan ATC's
October 2013
Automatic Traffic Count

Mon, 7 October 2013

Time	Total	Classification												>PSL	>PSL%	>SL1	>SL1%	>SL2	>SL2%	Mean	Vpp
		1 MCL	2 SV	3 SVT	4 TB2	5 TB3	6 T4	7 ART3	8 ART4	9 ART5	10 ART6	11 BD	12 DRT	80	80	85 +5kph	85 +5kph	90 +10kph	90 +10kph		85
0000	1	0	1	0	0	0	0	0	0	0	0	0	0	1	100	1	100	1	100	97.6	-
0100	1	0	1	0	0	0	0	0	0	0	0	0	0	0	0	0	0	0	0	38	-
0200	1	0	0	0	1	0	0	0	0	0	0	0	0	0	0	0	0	0	0	70.3	-
0300	0	0	0	0	0	0	0	0	0	0	0	0	0	0	0	0	0	0	0	-	-
0400	0	0	0	0	0	0	0	0	0	0	0	0	0	0	0	0	0	0	0	-	-
0500	0	0	0	0	0	0	0	0	0	0	0	0	0	0	0	0	0	0	0	-	-
0600	2	0	2	0	0	0	0	0	0	0	0	0	0	0	0	0	0	0	0	50.6	-
0700	9	1	7	0	1	0	0	0	0	0	0	0	0	0	0	0	0	0	0	56.1	-
0800	10	1	7	0	2	0	0	0	0	0	0	0	0	0	0	0	0	0	0	46.1	-
0900	**20**	**0**	**16**	**2**	**2**	**0**	**0**	**0**	**0**	**0**	**0**	**0**	**0**	**0**	**0**	**0**	**0**	**0**	**0**	**63.4**	**73.1**
1000	17	0	14	1	2	0	0	0	0	0	0	0	0	0	0	0	0	0	0	57.4	68.8
1100	9	0	7	0	1	0	0	0	0	1	0	0	0	0	0	0	0	0	0	55	-
1200	15	0	12	0	3	0	0	0	0	0	0	0	0	0	0	0	0	0	0	53	62.6
1300	15	0	14	1	0	0	0	0	0	0	0	0	0	0	0	0	0	0	0	50.6	60.5
1400	15	0	11	1	2	0	0	0	0	1	0	0	0	1	6.7	1	6.7	0	0	59.7	72.4
1500	**28**	**1**	**24**	**0**	**3**	**0**	**0**	**0**	**0**	**0**	**0**	**0**	**0**	**2**	**7.1**	**1**	**3.6**	**0**	**0**	**54.1**	**75.2**
1600	11	0	8	1	1	0	0	0	1	0	0	0	0	0	0	0	0	0	0	57.9	70.6
1700	26	0	20	3	2	0	0	0	0	1	0	0	0	0	0	0	0	0	0	55.7	67.7
1800	23	0	20	2	1	0	0	0	0	0	0	0	0	1	4.3	1	4.3	1	4.3	58.7	69.5
1900	13	0	11	2	0	0	0	0	0	0	0	0	0	0	0	0	0	0	0	60.1	73.1
2000	7	0	6	0	1	0	0	0	0	0	0	0	0	0	0	0	0	0	0	61.5	-
2100	2	0	2	0	0	0	0	0	0	0	0	0	0	0	0	0	0	0	0	62.8	-
2200	10	0	10	0	0	0	0	0	0	0	0	0	0	1	10	0	0	0	0	67.6	-
2300	4	0	4	0	0	0	0	0	0	0	0	0	0	0	0	0	0	0	0	68.8	-
07-19	**198**	**3**	**160**	**11**	**20**	**0**	**0**	**0**	**1**	**3**	**0**	**0**	**0**	**4**	**2**	**3**	**1.5**	**1**	**0.5**	**56.1**	**70.6**
06-22	**222**	**3**	**181**	**13**	**21**	**0**	**0**	**0**	**1**	**3**	**0**	**0**	**0**	**4**	**1.8**	**3**	**1.4**	**1**	**0.5**	**56.5**	**71.6**
06-00	**236**	**3**	**195**	**13**	**21**	**0**	**0**	**0**	**1**	**3**	**0**	**0**	**0**	**5**	**2.1**	**3**	**1.3**	**1**	**0.4**	**57.2**	**72**
00-00	**239**	**3**	**197**	**13**	**22**	**0**	**0**	**0**	**1**	**3**	**0**	**0**	**0**	**6**	**2.5**	**4**	**1.7**	**2**	**0.8**	**57.3**	**72**

DRAFT

Site 17
Location L-4006-27, att road sign, Lat 53.62668, Long -6.77125
Direction North

3279 / Meath/Cavan/Monaghan ATC's
October 2013
Automatic Traffic Count

Tue, 8 October 2013

Time	Total	Classification												>PSL	>PSL%	>SL1	>SL1%	>SL2	>SL2%	Mean	Vpp
		1 MCL	2 SV	3 SVT	4 TB2	5 TB3	6 T4	7 ART3	8 ART4	9 ART5	10 ART6	11 BD	12 DRT	80	80	85 +5kph	85 +5kph	90 +10kph	90 +10kph		85
0000	1	0	1	0	0	0	0	0	0	0	0	0	0	0	0	0	0	0	0	74.3	-
0100	1	0	1	0	0	0	0	0	0	0	0	0	0	0	0	0	0	0	0	58	-
0200	0	0	0	0	0	0	0	0	0	0	0	0	0	0	0	0	0	0	0	-	-
0300	0	0	0	0	0	0	0	0	0	0	0	0	0	0	0	0	0	0	0	-	-
0400	0	0	0	0	0	0	0	0	0	0	0	0	0	0	0	0	0	0	0	-	-
0500	0	0	0	0	0	0	0	0	0	0	0	0	0	0	0	0	0	0	0	-	-
0600	1	0	1	0	0	0	0	0	0	0	0	0	0	0	0	0	0	0	0	29.2	-
0700	9	1	6	1	1	0	0	0	0	0	0	0	0	1	11.1	0	0	0	0	54.3	-
0800	10	0	9	0	1	0	0	0	0	0	0	0	0	2	20	1	10	0	0	50.5	-
0900	**30**	**0**	**23**	**2**	**4**	**0**	**0**	**0**	**0**	**0**	**1**	**0**	**0**	**1**	**3.3**	**0**	**0**	**0**	**0**	**57.3**	**68**
1000	20	0	16	2	1	0	0	0	0	0	1	0	0	2	10	1	5	0	0	57	72.4
1100	16	1	11	0	2	0	0	0	0	0	2	0	0	0	0	0	0	0	0	56	75.6
1200	20	0	16	1	1	1	0	0	0	0	1	0	0	0	0	0	0	0	0	49.8	61.2
1300	22	2	18	0	1	0	0	1	0	0	0	0	0	1	4.5	1	4.5	0	0	58.4	74.2
1400	**27**	**0**	**24**	**1**	**1**	**0**	**0**	**0**	**1**	**0**	**0**	**0**	**0**	**2**	**7.4**	**2**	**7.4**	**2**	**7.4**	**62**	**76.3**
1500	22	0	17	0	5	0	0	0	0	0	0	0	0	0	0	0	0	0	0	54.8	65.2
1600	20	0	18	0	1	0	0	0	1	0	0	0	0	1	5	0	0	0	0	63.5	73.4
1700	24	0	24	0	0	0	0	0	0	0	0	0	0	1	4.2	1	4.2	0	0	55.2	65.2
1800	21	0	17	0	2	0	0	0	1	1	0	0	0	0	0	0	0	0	0	54.9	68.4
1900	11	0	10	0	0	0	0	0	0	0	1	0	0	0	0	0	0	0	0	51.8	60.5
2000	9	0	8	0	0	0	0	0	1	0	0	0	0	1	11.1	1	11.1	0	0	59.9	-
2100	8	0	8	0	0	0	0	0	0	0	0	0	0	2	25	1	12.5	1	12.5	70.5	-
2200	3	0	3	0	0	0	0	0	0	0	0	0	0	0	0	0	0	0	0	65.8	-
2300	3	0	3	0	0	0	0	0	0	0	0	0	0	0	0	0	0	0	0	47.1	-
07-19	**241**	**4**	**199**	**7**	**20**	**1**	**0**	**1**	**3**	**1**	**5**	**0**	**0**	**11**	**4.6**	**6**	**2.5**	**2**	**0.8**	**56.7**	**72**
06-22	**270**	**4**	**226**	**7**	**20**	**1**	**0**	**1**	**4**	**1**	**6**	**0**	**0**	**14**	**5.2**	**8**	**3**	**3**	**1.1**	**56.9**	**72.4**
06-00	**276**	**4**	**232**	**7**	**20**	**1**	**0**	**1**	**4**	**1**	**6**	**0**	**0**	**14**	**5.1**	**8**	**2.9**	**3**	**1.1**	**56.9**	**72.4**
00-00	**278**	**4**	**234**	**7**	**20**	**1**	**0**	**1**	**4**	**1**	**6**	**0**	**0**	**14**	**5**	**8**	**2.9**	**3**	**1.1**	**56.9**	**72.4**

DRAFT

Site 17
Location L-4006-27, att road sign, Lat 53.62668, Long -6.77125
Direction North

3279 / Meath/Cavan/Monaghan ATC's
October 2013
Automatic Traffic Count

Wed, 9 October 2013

Time	Total	Classification												>PSL	>PSL%	>SL1	>SL1%	>SL2	>SL2%	Mean	Vpp
		1 MCL	2 SV	3 SVT	4 TB2	5 TB3	6 T4	7 ART3	8 ART4	9 ART5	10 ART6	11 BD	12 DRT	80	80	85 +5kph	85 +5kph	90 +10kph	90 +10kph		85
0000	1	0	1	0	0	0	0	0	0	0	0	0	0	0	0	0	0	0	0	69.9	-
0100	2	0	2	0	0	0	0	0	0	0	0	0	0	0	0	0	0	0	0	64.6	-
0200	1	0	1	0	0	0	0	0	0	0	0	0	0	0	0	0	0	0	0	49.8	-
0300	0	0	0	0	0	0	0	0	0	0	0	0	0	0	0	0	0	0	0	-	-
0400	0	0	0	0	0	0	0	0	0	0	0	0	0	0	0	0	0	0	0	-	-
0500	0	0	0	0	0	0	0	0	0	0	0	0	0	0	0	0	0	0	0	-	-
0600	3	0	3	0	0	0	0	0	0	0	0	0	0	0	0	0	0	0	0	58.4	-
0700	8	0	5	0	1	0	2	0	0	0	0	0	0	0	0	0	0	0	0	45.2	-
0800	9	0	6	0	2	0	1	0	0	0	0	0	0	1	11.1	0	0	0	0	54	-
0900	**22**	**0**	**17**	**1**	**2**	**0**	**0**	**0**	**2**	**0**	**0**	**0**	**0**	**1**	**4.5**	**0**	**0**	**0**	**0**	**57.8**	**76**
1000	11	0	11	0	0	0	0	0	0	0	0	0	0	1	9.1	1	9.1	1	9.1	57.8	66.2
1100	16	0	14	0	1	0	0	0	0	1	0	0	0	0	0	0	0	0	0	50	63.4
1200	18	0	13	0	3	0	0	0	1	1	0	0	0	1	5.6	1	5.6	1	5.6	56.7	68.8
1300	18	0	18	0	0	0	0	0	0	0	0	0	0	2	11.1	0	0	0	0	61.6	70.6
1400	**24**	**0**	**18**	**0**	**4**	**0**	**1**	**0**	**1**	**0**	**0**	**0**	**0**	**2**	**8.3**	**0**	**0**	**0**	**0**	**57.7**	**74.2**
1500	16	0	12	1	1	0	0	0	1	0	1	0	0	1	6.3	0	0	0	0	60.7	73.4
1600	17	0	14	0	2	1	0	0	0	0	0	0	0	2	11.8	1	5.9	0	0	60.9	76
1700	**24**	**0**	**20**	**0**	**2**	**1**	**0**	**0**	**1**	**0**	**0**	**0**	**0**	**2**	**8.3**	**2**	**8.3**	**1**	**4.2**	**62.3**	**72**
1800	23	0	23	0	0	0	0	0	0	0	0	0	0	3	13	0	0	0	0	62.7	78.1
1900	18	0	17	0	0	0	0	0	1	0	0	0	0	1	5.6	1	5.6	1	5.6	59.7	72.4
2000	9	0	8	0	1	0	0	0	0	0	0	0	0	0	0	0	0	0	0	67.9	-
2100	9	0	9	0	0	0	0	0	0	0	0	0	0	0	0	0	0	0	0	59.7	-
2200	5	0	5	0	0	0	0	0	0	0	0	0	0	0	0	0	0	0	0	54.8	-
2300	1	0	1	0	0	0	0	0	0	0	0	0	0	0	0	0	0	0	0	43.3	-
07-19	**206**	**0**	**171**	**2**	**18**	**2**	**4**	**0**	**6**	**2**	**1**	**0**	**0**	**16**	**7.8**	**5**	**2.4**	**3**	**1.5**	**58.3**	**73.4**
06-22	**245**	**0**	**208**	**2**	**19**	**2**	**4**	**0**	**7**	**2**	**1**	**0**	**0**	**17**	**6.9**	**6**	**2.4**	**4**	**1.6**	**58.8**	**74.5**
06-00	**251**	**0**	**214**	**2**	**19**	**2**	**4**	**0**	**7**	**2**	**1**	**0**	**0**	**17**	**6.8**	**6**	**2.4**	**4**	**1.6**	**58.7**	**74.5**
00-00	**255**	**0**	**218**	**2**	**19**	**2**	**4**	**0**	**7**	**2**	**1**	**0**	**0**	**17**	**6.7**	**6**	**2.4**	**4**	**1.6**	**58.7**	**74.5**

DRAFT

Site 17
Location L-4006-27, att road sign, Lat 53.62668, Long -6.77125
Direction North

3279 / Meath/Cavan/Monaghan ATC's
October 2013
Automatic Traffic Count

Thu, 10 October 2013

Time	Total	Classification												>PSL	>PSL%	>SL1	>SL1%	>SL2	>SL2%	Mean	Vpp
		1 MCL	2 SV	3 SVT	4 TB2	5 TB3	6 T4	7 ART3	8 ART4	9 ART5	10 ART6	11 BD	12 DRT	80	80	85 +5kph	85 +5kph	90 +10kph	90 +10kph		85
0000	1	0	1	0	0	0	0	0	0	0	0	0	0	1	100	1	100	0	0	87.3	-
0100	0	0	0	0	0	0	0	0	0	0	0	0	0	0	0	0	0	0	0	-	-
0200	1	0	1	0	0	0	0	0	0	0	0	0	0	0	0	0	0	0	0	62.2	-
0300	0	0	0	0	0	0	0	0	0	0	0	0	0	0	0	0	0	0	0	-	-
0400	0	0	0	0	0	0	0	0	0	0	0	0	0	0	0	0	0	0	0	-	-
0500	0	0	0	0	0	0	0	0	0	0	0	0	0	0	0	0	0	0	0	-	-
0600	3	0	3	0	0	0	0	0	0	0	0	0	0	0	0	0	0	0	0	54.1	-
0700	9	0	7	0	2	0	0	0	0	0	0	0	0	1	11.1	0	0	0	0	63	-
0800	14	0	12	0	0	0	1	0	0	1	0	0	0	1	7.1	1	7.1	1	7.1	48.8	62.3
0900	**23**	**0**	**20**	**1**	**2**	**0**	**0**	**0**	**0**	**0**	**0**	**0**	**0**	**1**	**4.3**	**1**	**4.3**	**0**	**0**	**58.7**	**73.1**
1000	18	0	14	2	1	0	0	0	1	0	0	0	0	2	11.1	0	0	0	0	56	70.6
1100	19	1	14	0	2	0	0	1	1	0	0	0	0	1	5.3	1	5.3	0	0	49.2	62.3
1200	12	0	10	1	0	0	0	0	1	0	0	0	0	1	8.3	1	8.3	1	8.3	56.4	76.3
1300	15	0	12	0	2	1	0	0	0	0	0	0	0	1	6.7	0	0	0	0	58.9	69.8
1400	19	0	15	1	1	0	0	0	2	0	0	0	0	1	5.3	1	5.3	1	5.3	60.6	72.4
1500	19	0	17	0	1	0	0	0	0	1	0	0	0	0	0	0	0	0	0	61.8	73.4
1600	15	0	13	1	1	0	0	0	0	0	0	0	0	1	6.7	0	0	0	0	59.1	70.9
1700	**27**	**0**	**22**	**0**	**4**	**0**	**0**	**0**	**1**	**0**	**0**	**0**	**0**	**0**	**0**	**0**	**0**	**0**	**0**	**53.5**	**70.6**
1800	13	0	13	0	0	0	0	0	0	0	0	0	0	0	0	0	0	0	0	52.8	68
1900	23	1	20	0	1	0	0	0	1	0	0	0	0	0	0	0	0	0	0	52.4	68.4
2000	16	0	15	0	1	0	0	0	0	0	0	0	0	2	12.5	2	12.5	1	6.3	65.5	78.5
2100	11	0	10	0	1	0	0	0	0	0	0	0	0	0	0	0	0	0	0	54.1	63
2200	6	0	6	0	0	0	0	0	0	0	0	0	0	0	0	0	0	0	0	63.2	-
2300	2	0	2	0	0	0	0	0	0	0	0	0	0	0	0	0	0	0	0	65.8	-
07-19	**203**	**1**	**169**	**6**	**16**	**1**	**1**	**1**	**6**	**2**	**0**	**0**	**0**	**10**	**4.9**	**5**	**2.5**	**3**	**1.5**	**56.4**	**72.4**
06-22	**256**	**2**	**217**	**6**	**19**	**1**	**1**	**1**	**7**	**2**	**0**	**0**	**0**	**12**	**4.7**	**7**	**2.7**	**4**	**1.6**	**56.5**	**72.4**
06-00	**264**	**2**	**225**	**6**	**19**	**1**	**1**	**1**	**7**	**2**	**0**	**0**	**0**	**12**	**4.5**	**7**	**2.7**	**4**	**1.5**	**56.7**	**72.4**
00-00	**266**	**2**	**227**	**6**	**19**	**1**	**1**	**1**	**7**	**2**	**0**	**0**	**0**	**13**	**4.9**	**8**	**3**	**4**	**1.5**	**56.8**	**72.7**

DRAFT

Site 17
Location L-4006-27, att road sign, Lat 53.62668, Long -6.77125
Direction North

3279 / Meath/Cavan/Monaghan ATC's
October 2013
Automatic Traffic Count

Fri, 11 October 2013

Time	Total	Classification												>PSL	>PSL%	>SL1	>SL1%	>SL2	>SL2%	Mean	Vpp
		1 MCL	2 SV	3 SVT	4 TB2	5 TB3	6 T4	7 ART3	8 ART4	9 ART5	10 ART6	11 BD	12 DRT	80	80	85 +5kph	85 +5kph	90 +10kph	90 +10kph		85
0000	3	0	3	0	0	0	0	0	0	0	0	0	0	1	33.3	1	33.3	0	0	70.8	-
0100	2	0	2	0	0	0	0	0	0	0	0	0	0	0	0	0	0	0	0	69.3	-
0200	0	0	0	0	0	0	0	0	0	0	0	0	0	0	0	0	0	0	0	-	-
0300	0	0	0	0	0	0	0	0	0	0	0	0	0	0	0	0	0	0	0	-	-
0400	1	0	1	0	0	0	0	0	0	0	0	0	0	1	100	1	100	1	100	98.5	-
0500	0	0	0	0	0	0	0	0	0	0	0	0	0	0	0	0	0	0	0	-	-
0600	2	0	2	0	0	0	0	0	0	0	0	0	0	1	50	0	0	0	0	56.1	-
0700	6	0	2	1	1	0	0	0	0	2	0	0	0	1	16.7	1	16.7	1	16.7	59.8	-
0800	11	0	10	0	0	0	0	0	1	0	0	0	0	1	9.1	0	0	0	0	56.1	72.4
0900	**23**	**0**	**20**	**0**	**1**	**1**	**0**	**0**	**0**	**0**	**1**	**0**	**0**	**2**	**8.7**	**1**	**4.3**	**1**	**4.3**	**58.2**	**77.4**
1000	15	0	11	0	3	0	0	0	1	0	0	0	0	2	13.3	1	6.7	0	0	57.9	70.6
1100	12	1	8	0	3	0	0	0	0	0	0	0	0	0	0	0	0	0	0	51.5	65.9
1200	23	0	20	0	1	0	0	0	1	0	1	0	0	2	8.7	1	4.3	0	0	56.2	70.9
1300	14	1	12	0	0	0	0	0	0	1	0	0	0	1	7.1	1	7.1	0	0	55.6	72
1400	14	0	12	0	1	0	0	0	0	1	0	0	0	0	0	0	0	0	0	55.3	68.4
1500	25	0	19	0	3	1	0	0	1	0	1	0	0	0	0	0	0	0	0	57.5	76.7
1600	23	0	18	1	3	0	0	0	1	0	0	0	0	2	8.7	1	4.3	0	0	59.3	69.8
1700	22	0	19	0	1	0	0	1	0	1	0	0	0	0	0	0	0	0	0	58	72
1800	**30**	**0**	**27**	**0**	**1**	**0**	**0**	**0**	**1**	**1**	**0**	**0**	**0**	**1**	**3.3**	**1**	**3.3**	**1**	**3.3**	**56**	**68.8**
1900	27	0	26	0	0	0	0	0	1	0	0	0	0	3	11.1	2	7.4	1	3.7	60.7	74.5
2000	10	0	9	0	1	0	0	0	0	0	0	0	0	0	0	0	0	0	0	57.3	-
2100	10	0	10	0	0	0	0	0	0	0	0	0	0	1	10	0	0	0	0	60.4	-
2200	5	0	5	0	0	0	0	0	0	0	0	0	0	0	0	0	0	0	0	63.5	-
2300	4	0	4	0	0	0	0	0	0	0	0	0	0	0	0	0	0	0	0	62.3	-
07-19	**218**	**2**	**178**	**2**	**18**	**2**	**0**	**1**	**6**	**6**	**3**	**0**	**0**	**12**	**5.5**	**7**	**3.2**	**3**	**1.4**	**56.9**	**72.4**
06-22	**267**	**2**	**225**	**2**	**19**	**2**	**0**	**1**	**7**	**6**	**3**	**0**	**0**	**17**	**6.4**	**9**	**3.4**	**4**	**1.5**	**57.4**	**72.4**
06-00	**276**	**2**	**234**	**2**	**19**	**2**	**0**	**1**	**7**	**6**	**3**	**0**	**0**	**17**	**6.2**	**9**	**3.3**	**4**	**1.4**	**57.6**	**72.7**
00-00	**282**	**2**	**240**	**2**	**19**	**2**	**0**	**1**	**7**	**6**	**3**	**0**	**0**	**19**	**6.7**	**11**	**3.9**	**5**	**1.8**	**58**	**73.1**

DRAFT

Site 17
Location L-4006-27, att road sign, Lat 53.62668, Long -6.77125
Direction North

3279 / Meath/Cavan/Monaghan ATC's
October 2013
Automatic Traffic Count

Sat, 12 October 2013

Time	Total	Classification												>PSL	>PSL%	>SL1	>SL1%	>SL2	>SL2%	Mean	Vpp
		1 MCL	2 SV	3 SVT	4 TB2	5 TB3	6 T4	7 ART3	8 ART4	9 ART5	10 ART6	11 BD	12 DRT	80	80	85 +5kph	85 +5kph	90 +10kph	90 +10kph		85
0000	4	0	3	0	1	0	0	0	0	0	0	0	0	2	50	2	50	1	25	70.5	-
0100	0	0	0	0	0	0	0	0	0	0	0	0	0	0	0	0	0	0	0	-	-
0200	1	0	1	0	0	0	0	0	0	0	0	0	0	0	0	0	0	0	0	65.3	-
0300	0	0	0	0	0	0	0	0	0	0	0	0	0	0	0	0	0	0	0	-	-
0400	0	0	0	0	0	0	0	0	0	0	0	0	0	0	0	0	0	0	0	-	-
0500	1	0	1	0	0	0	0	0	0	0	0	0	0	1	100	0	0	0	0	80.3	-
0600	0	0	0	0	0	0	0	0	0	0	0	0	0	0	0	0	0	0	0	-	-
0700	4	0	3	0	1	0	0	0	0	0	0	0	0	0	0	0	0	0	0	60	-
0800	5	0	4	0	1	0	0	0	0	0	0	0	0	0	0	0	0	0	0	55.5	-
0900	**18**	**0**	**18**	**0**	**0**	**0**	**0**	**0**	**0**	**0**	**0**	**0**	**0**	**0**	**0**	**0**	**0**	**0**	**0**	**45.6**	**52.2**
1000	12	0	10	0	1	0	1	0	0	0	0	0	0	1	8.3	0	0	0	0	53.1	73.4
1100	16	0	15	0	1	0	0	0	0	0	0	0	0	0	0	0	0	0	0	54.4	70.9
1200	22	0	21	0	1	0	0	0	0	0	0	0	0	1	4.5	0	0	0	0	57.5	71.6
1300	17	0	13	2	2	0	0	0	0	0	0	0	0	0	0	0	0	0	0	54.6	63
1400	20	0	17	1	2	0	0	0	0	0	0	0	0	2	10	2	10	2	10	62.3	70.6
1500	22	0	20	0	2	0	0	0	0	0	0	0	0	0	0	0	0	0	0	56.6	71.6
1600	13	0	11	0	1	0	0	0	1	0	0	0	0	0	0	0	0	0	0	53	64.4
1700	10	0	9	0	1	0	0	0	0	0	0	0	0	0	0	0	0	0	0	58.4	-
1800	6	0	6	0	0	0	0	0	0	0	0	0	0	1	16.7	1	16.7	0	0	66.2	-
1900	16	0	14	0	2	0	0	0	0	0	0	0	0	2	12.5	1	6.3	1	6.3	59.7	76
2000	**32**	**0**	**30**	**0**	**2**	**0**	**0**	**0**	**0**	**0**	**0**	**0**	**0**	**3**	**9.4**	**3**	**9.4**	**1**	**3.1**	**57.5**	**71.6**
2100	3	0	3	0	0	0	0	0	0	0	0	0	0	0	0	0	0	0	0	60.4	-
2200	1	0	1	0	0	0	0	0	0	0	0	0	0	0	0	0	0	0	0	53	-
2300	0	0	0	0	0	0	0	0	0	0	0	0	0	0	0	0	0	0	0	-	-
07-19	**165**	**0**	**147**	**3**	**13**	**0**	**1**	**0**	**1**	**0**	**0**	**0**	**0**	**5**	**3**	**3**	**1.8**	**2**	**1.2**	**55.8**	**70.9**
06-22	**216**	**0**	**194**	**3**	**17**	**0**	**1**	**0**	**1**	**0**	**0**	**0**	**0**	**10**	**4.6**	**7**	**3.2**	**4**	**1.9**	**56.4**	**71.6**
06-00	**217**	**0**	**195**	**3**	**17**	**0**	**1**	**0**	**1**	**0**	**0**	**0**	**0**	**10**	**4.6**	**7**	**3.2**	**4**	**1.8**	**56.4**	**71.6**
00-00	**223**	**0**	**200**	**3**	**18**	**0**	**1**	**0**	**1**	**0**	**0**	**0**	**0**	**13**	**5.8**	**9**	**4**	**5**	**2.2**	**56.8**	**71.6**

DRAFT

Site 17
Location L-4006-27, att road sign, Lat 53.62668, Long -6.77125
Direction North

3279 / Meath/Cavan/Monaghan ATC's
October 2013
Automatic Traffic Count

Sun, 13 October 2013

Time	Total	Classification												>PSL	>PSL%	>SL1	>SL1%	>SL2	>SL2%	Mean	Vpp
		1 MCL	2 SV	3 SVT	4 TB2	5 TB3	6 T4	7 ART3	8 ART4	9 ART5	10 ART6	11 BD	12 DRT	80	80	85 +5kph	85 +5kph	90 +10kph	90 +10kph		85
0000	4	0	4	0	0	0	0	0	0	0	0	0	0	1	25	1	25	1	25	67.7	-
0100	7	0	6	0	1	0	0	0	0	0	0	0	0	0	0	0	0	0	0	52.5	-
0200	0	0	0	0	0	0	0	0	0	0	0	0	0	0	0	0	0	0	0	-	-
0300	2	0	2	0	0	0	0	0	0	0	0	0	0	0	0	0	0	0	0	52.6	-
0400	1	0	1	0	0	0	0	0	0	0	0	0	0	0	0	0	0	0	0	51.5	-
0500	0	0	0	0	0	0	0	0	0	0	0	0	0	0	0	0	0	0	0	-	-
0600	1	0	1	0	0	0	0	0	0	0	0	0	0	0	0	0	0	0	0	75.9	-
0700	1	0	1	0	0	0	0	0	0	0	0	0	0	0	0	0	0	0	0	33.7	-
0800	0	0	0	0	0	0	0	0	0	0	0	0	0	0	0	0	0	0	0	-	-
0900	5	0	5	0	0	0	0	0	0	0	0	0	0	0	0	0	0	0	0	53	-
1000	8	0	8	0	0	0	0	0	0	0	0	0	0	0	0	0	0	0	0	61	-
1100	**14**	**2**	**11**	**1**	**0**	**0**	**0**	**0**	**0**	**0**	**0**	**0**	**0**	**0**	**0**	**0**	**0**	**0**	**0**	**41.6**	**56.2**
1200	8	0	8	0	0	0	0	0	0	0	0	0	0	0	0	0	0	0	0	54	-
1300	13	1	12	0	0	0	0	0	0	0	0	0	0	1	7.7	0	0	0	0	57.2	70.2
1400	13	0	13	0	0	0	0	0	0	0	0	0	0	3	23.1	2	15.4	0	0	67	82.8
1500	10	0	9	0	1	0	0	0	0	0	0	0	0	0	0	0	0	0	0	56.5	-
1600	8	0	8	0	0	0	0	0	0	0	0	0	0	0	0	0	0	0	0	61	-
1700	8	0	8	0	0	0	0	0	0	0	0	0	0	0	0	0	0	0	0	55.1	-
1800	**14**	**0**	**13**	**0**	**1**	**0**	**0**	**0**	**0**	**0**	**0**	**0**	**0**	**0**	**0**	**0**	**0**	**0**	**0**	**46.7**	**58**
1900	11	0	11	0	0	0	0	0	0	0	0	0	0	1	9.1	0	0	0	0	58.6	67.7
2000	8	0	8	0	0	0	0	0	0	0	0	0	0	1	12.5	1	12.5	0	0	69	-
2100	11	0	11	0	0	0	0	0	0	0	0	0	0	3	27.3	2	18.2	2	18.2	67.2	82.8
2200	1	0	1	0	0	0	0	0	0	0	0	0	0	0	0	0	0	0	0	60.5	-
2300	1	0	1	0	0	0	0	0	0	0	0	0	0	0	0	0	0	0	0	42.6	-
07-19	**102**	**3**	**96**	**1**	**2**	**0**	**0**	**0**	**0**	**0**	**0**	**0**	**0**	**4**	**3.9**	**2**	**2**	**0**	**0**	**54.5**	**70.2**
06-22	**133**	**3**	**127**	**1**	**2**	**0**	**0**	**0**	**0**	**0**	**0**	**0**	**0**	**9**	**6.8**	**5**	**3.8**	**2**	**1.5**	**56.9**	**72.7**
06-00	**135**	**3**	**129**	**1**	**2**	**0**	**0**	**0**	**0**	**0**	**0**	**0**	**0**	**9**	**6.7**	**5**	**3.7**	**2**	**1.5**	**56.9**	**72.7**
00-00	**149**	**3**	**142**	**1**	**3**	**0**	**0**	**0**	**0**	**0**	**0**	**0**	**0**	**10**	**6.7**	**6**	**4**	**3**	**2**	**56.9**	**72.7**

DRAFT

Site 17
Location L-4006-27, att road sign, Lat 53.62668, Long -6.77125
Direction North

3279 / Meath/Cavan/Monaghan ATC's
October 2013
Automatic Traffic Count

Virtual Day (7)

Time	Total	Classification												>PSL	>PSL%	>SL1	>SL1%	>SL2	>SL2%	Mean	Vpp
		1 MCL	2 SV	3 SVT	4 TB2	5 TB3	6 T4	7 ART3	8 ART4	9 ART5	10 ART6	11 BD	12 DRT	80	80	85 +5kph	85 +5kph	90 +10kph	90 +10kph		85
0000	2	0	2	0	0	0	0	0	0	0	0	0	0	1	40	1	40	0	20	73	-
0100	2	0	2	0	0	0	0	0	0	0	0	0	0	0	0	0	0	0	0	56.3	-
0200	1	0	0	0	0	0	0	0	0	0	0	0	0	0	0	0	0	0	0	61.9	-
0300	0	0	0	0	0	0	0	0	0	0	0	0	0	0	0	0	0	0	0	52.6	-
0400	0	0	0	0	0	0	0	0	0	0	0	0	0	0	50	0	50	0	50	75	-
0500	0	0	0	0	0	0	0	0	0	0	0	0	0	0	100	0	0	0	0	80.3	-
0600	2	0	2	0	0	0	0	0	0	0	0	0	0	0	8.3	0	0	0	0	54.6	-
0700	7	0	4	0	1	0	0	0	0	0	0	0	0	0	6.5	0	2.2	0	2.2	55.5	-
0800	8	0	7	0	1	0	0	0	0	0	0	0	0	1	8.5	0	3.4	0	1.7	51.4	-
0900	**20**	**0**	**17**	**1**	**2**	**0**	**0**	**0**	**0**	**0**	**0**	**0**	**0**	**1**	**3.5**	**0**	**1.4**	**0**	**0.7**	**57**	**72.4**
1000	14	0	12	1	1	0	0	0	0	0	0	0	0	1	7.9	0	3	0	1	57	72.4
1100	15	1	11	0	1	0	0	0	0	0	0	0	0	0	1	0	1	0	0	51	69.1
1200	17	0	14	0	1	0	0	0	0	0	0	0	0	1	4.2	0	2.5	0	1.7	54.9	69.8
1300	16	1	14	0	1	0	0	0	0	0	0	0	0	1	5.3	0	1.8	0	0	56.9	70.9
1400	19	0	16	1	2	0	0	0	1	0	0	0	0	2	8.3	1	6.1	1	3.8	60.6	74.5
1500	**20**	**0**	**17**	**0**	**2**	**0**	**0**	**0**	**0**	**0**	**0**	**0**	**0**	**0**	**2.1**	**0**	**0.7**	**0**	**0**	**57.1**	**73.4**
1600	15	0	13	0	1	0	0	0	1	0	0	0	0	1	5.6	0	1.9	0	0	59.5	73.1
1700	**20**	**0**	**17**	**0**	**1**	**0**	**0**	**0**	**0**	**0**	**0**	**0**	**0**	**0**	**2.1**	**0**	**2.1**	**0**	**0.7**	**56.8**	**70.6**
1800	19	0	17	0	1	0	0	0	0	0	0	0	0	1	4.6	0	2.3	0	1.5	56.6	69.5
1900	17	0	16	0	0	0	0	0	0	0	0	0	0	1	5.9	1	3.4	0	2.5	57.7	73.1
2000	13	0	12	0	1	0	0	0	0	0	0	0	0	1	7.7	1	7.7	0	2.2	61.5	77
2100	8	0	8	0	0	0	0	0	0	0	0	0	0	1	11.1	0	5.6	0	5.6	62	-
2200	4	0	4	0	0	0	0	0	0	0	0	0	0	0	3.2	0	0	0	0	63.2	-
2300	2	0	2	0	0	0	0	0	0	0	0	0	0	0	0	0	0	0	0	58.9	-
07-19	**190**	**2**	**160**	**5**	**15**	**1**	**1**	**0**	**3**	**2**	**1**	**0**	**0**	**9**	**4.7**	**4**	**2.3**	**2**	**1.1**	**56.6**	**72**
06-22	**230**	**2**	**197**	**5**	**17**	**1**	**1**	**0**	**4**	**2**	**1**	**0**	**0**	**12**	**5.2**	**6**	**2.8**	**3**	**1.4**	**57.1**	**72.4**
06-00	**236**	**2**	**203**	**5**	**17**	**1**	**1**	**0**	**4**	**2**	**1**	**0**	**0**	**12**	**5.1**	**6**	**2.7**	**3**	**1.3**	**57.2**	**72.7**
00-00	**242**	**2**	**208**	**5**	**17**	**1**	**1**	**0**	**4**	**2**	**1**	**0**	**0**	**13**	**5.4**	**7**	**3.1**	**4**	**1.5**	**57.4**	**72.7**

DRAFT

Site 17
Location L-4006-27, att road sign, Lat 53.62668, Long -6.77125
Direction North

3279 / Meath/Cavan/Monaghan ATC's
October 2013
Automatic Traffic Count

Virtual Week (1)

Time	Total	Classification												>PSL	>PSL%	>SL1	>SL1%	>SL2	>SL2%	Mean	Vpp
		1 MCL	2 SV	3 SVT	4 TB2	5 TB3	6 T4	7 ART3	8 ART4	9 ART5	10 ART6	11 BD	12 DRT	80	80	85 +5kph	85 +5kph	90 +10kph	90 +10kph		85
Mon	239	3	197	13	22	0	0	0	1	3	0	0	0	6	2.5	4	1.7	2	0.8	57.3	72
Tue	278	4	234	7	20	1	0	1	4	1	6	0	0	14	5	8	2.9	3	1.1	56.9	72.4
Wed	255	0	218	2	19	2	4	0	7	2	1	0	0	17	6.7	6	2.4	4	1.6	58.7	74.5
Thu	266	2	227	6	19	1	1	1	7	2	0	0	0	13	4.9	8	3	4	1.5	56.8	72.7
Fri	282	2	240	2	19	2	0	1	7	6	3	0	0	19	6.7	11	3.9	5	1.8	58	73.1
| Sat	223	0	200	3	18	0	1	0	1	0	0	0	0	13	5.8	9	4	5	2.2	56.8	71.6
| Sun	149	3	142	1	3	0	0	0	0	0	0	0	0	10	6.7	6	4	3	2	56.9	72.7
5 Day Ave.	**264**	**2**	**223**	**6**	**20**	**1**	**1**	**1**	**5**	**3**	**2**	**0**	**0**	**14**	**5.3**	**7**	**2.7**	**4**	**1.5**	**57.5**	**72.9**
7 Day Ave.	**242**	**2**	**208**	**5**	**17**	**1**	**1**	**0**	**4**	**2**	**1**	**0**	**0**	**13**	**5.4**	**7**	**3.1**	**4**	**1.5**	**57.4**	**72.7**
--	**1692**	**14**	**1458**	**34**	**120**	**6**	**6**	**3**	**27**	**14**	**10**	**0**	**0**	**92**	**5.4**	**52**	**3.1**	**26**	**1.5**	**57.4**	**72.7**

Summary Graphs

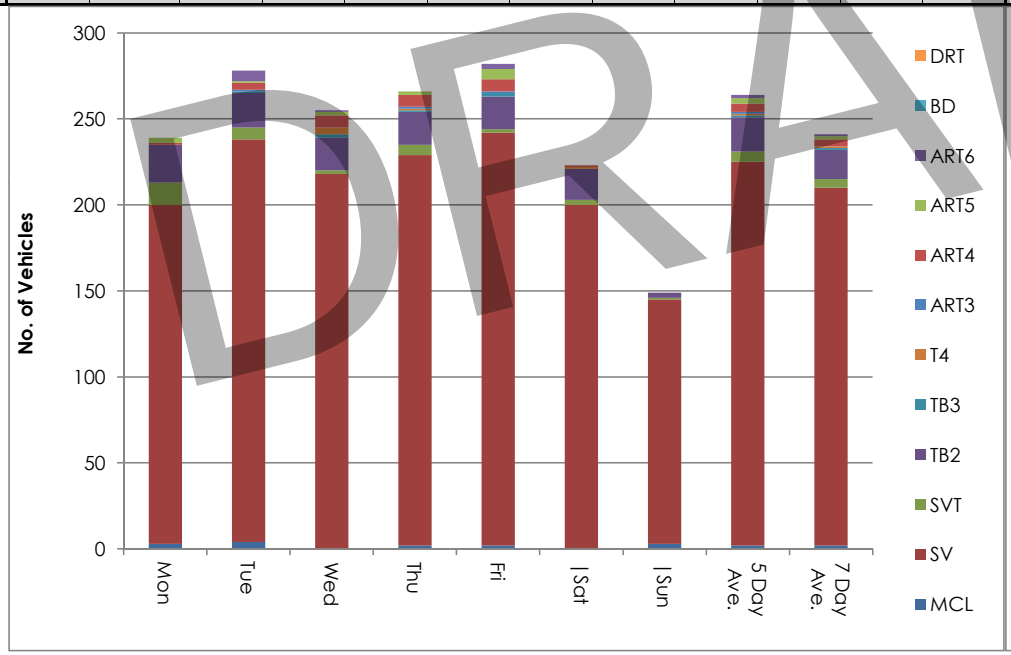

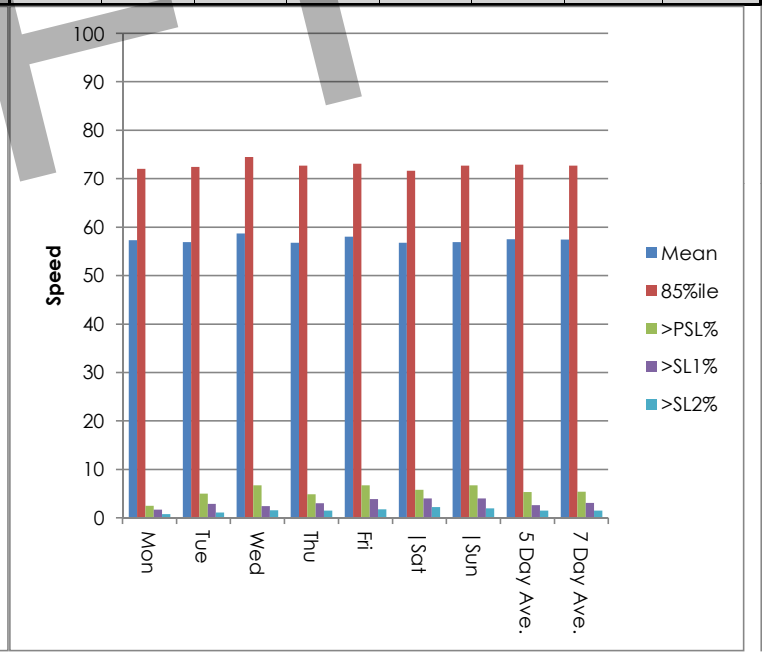

DRAFT

Site 17
Location L-4006-27, att road sign, Lat 53.62668, Long -6.77125
Direction North

3279 / Meath/Cavan/Monaghan ATC's
October 2013
Automatic Traffic Count

Mon, 7 October 2013

Time	Total	Speed Bins (km/h)																											
		0 - 5	5 - 10	10 - 15	15 - 20	20 - 25	25 - 30	30 - 35	35 - 40	40 - 45	45 - 50	50 - 55	55 - 60	60 - 65	65 - 70	70 - 75	75 - 80	80 - 85	85 - 90	90 - 95	95 - 100	100 - 105	105 - 110	110 - 115	115 - 120	120 - 125	125 - 130	130 - 135	135 - 140
0000	1	0	0	0	0	0	0	0	0	0	0	0	0	0	0	0	0	0	0	0	1	0	0	0	0	0	0	0	0
0100	1	0	0	0	0	0	0	0	1	0	0	0	0	0	0	0	0	0	0	0	0	0	0	0	0	0	0	0	0
0200	1	0	0	0	0	0	0	0	0	0	0	0	0	0	0	1	0	0	0	0	0	0	0	0	0	0	0	0	0
0300	0	0	0	0	0	0	0	0	0	0	0	0	0	0	0	0	0	0	0	0	0	0	0	0	0	0	0	0	0
0400	0	0	0	0	0	0	0	0	0	0	0	0	0	0	0	0	0	0	0	0	0	0	0	0	0	0	0	0	0
0500	0	0	0	0	0	0	0	0	0	0	0	0	0	0	0	0	0	0	0	0	0	0	0	0	0	0	0	0	0
0600	2	0	0	0	0	0	0	1	0	0	0	0	0	0	1	0	0	0	0	0	0	0	0	0	0	0	0	0	0
0700	9	0	0	0	0	0	0	0	0	0	1	3	4	0	1	0	0	0	0	0	0	0	0	0	0	0	0	0	0
0800	10	0	0	0	1	0	1	0	1	1	2	1	1	1	1	0	0	0	0	0	0	0	0	0	0	0	0	0	0
0900	**20**	**0**	**0**	**0**	**0**	**0**	**0**	**0**	**1**	**0**	**1**	**2**	**2**	**5**	**3**	**5**	**1**	**0**	**0**	**0**	**0**	**0**	**0**	**0**	**0**	**0**	**0**	**0**	**0**
1000	17	0	0	0	0	0	1	1	0	1	1	3	1	3	3	2	1	0	0	0	0	0	0	0	0	0	0	0	0
1100	9	0	0	0	0	0	0	0	1	1	1	3	0	1	1	0	1	0	0	0	0	0	0	0	0	0	0	0	0
1200	15	0	0	0	0	1	0	1	1	1	1	0	3	5	1	1	0	0	0	0	0	0	0	0	0	0	0	0	0
1300	15	0	0	0	1	0	0	2	1	1	1	2	3	2	0	1	1	0	0	0	0	0	0	0	0	0	0	0	0
1400	15	0	0	0	0	0	0	0	0	3	2	2	2	0	1	3	1	0	1	0	0	0	0	0	0	0	0	0	0
1500	**28**	**0**	**0**	**0**	**1**	**1**	**0**	**2**	**3**	**1**	**1**	**6**	**5**	**0**	**1**	**2**	**3**	**1**	**1**	**0**	**0**	**0**	**0**	**0**	**0**	**0**	**0**	**0**	**0**
1600	11	0	0	0	0	0	0	1	0	1	0	2	3	1	0	3	0	0	0	0	0	0	0	0	0	0	0	0	0
1700	26	0	0	0	0	0	0	1	3	1	4	3	5	2	4	2	1	0	0	0	0	0	0	0	0	0	0	0	0
1800	23	0	0	0	0	0	0	1	2	2	1	0	4	6	4	2	0	0	0	1	0	0	0	0	0	0	0	0	0
1900	13	0	0	0	0	0	0	1	0	1	1	1	1	4	0	3	1	0	0	0	0	0	0	0	0	0	0	0	0
2000	7	0	0	0	0	0	0	0	0	1	1	0	1	0	2	1	1	0	0	0	0	0	0	0	0	0	0	0	0
2100	2	0	0	0	0	0	0	0	0	0	0	1	0	0	0	1	0	0	0	0	0	0	0	0	0	0	0	0	0
2200	10	0	0	0	0	0	0	0	0	0	0	1	1	2	2	2	1	1	0	0	0	0	0	0	0	0	0	0	0
2300	4	0	0	0	0	0	0	0	0	0	0	0	0	2	0	1	1	0	0	0	0	0	0	0	0	0	0	0	0
07-19	**198**	**0**	**0**	**0**	**3**	**2**	**2**	**9**	**13**	**13**	**16**	**27**	**33**	**26**	**20**	**21**	**9**	**1**	**2**	**1**	**0**	**0**	**0**	**0**	**0**	**0**	**0**	**0**	**0**
06-22	**222**	**0**	**0**	**0**	**3**	**2**	**2**	**11**	**13**	**15**	**18**	**29**	**35**	**30**	**23**	**26**	**11**	**1**	**2**	**1**	**0**	**0**	**0**	**0**	**0**	**0**	**0**	**0**	**0**
06-00	**236**	**0**	**0**	**0**	**3**	**2**	**2**	**11**	**13**	**15**	**18**	**30**	**36**	**34**	**25**	**29**	**13**	**2**	**2**	**1**	**0**	**0**	**0**	**0**	**0**	**0**	**0**	**0**	**0**
00-00	**239**	**0**	**0**	**0**	**3**	**2**	**2**	**11**	**14**	**15**	**18**	**30**	**36**	**34**	**25**	**30**	**13**	**2**	**2**	**1**	**1**	**0**	**0**	**0**	**0**	**0**	**0**	**0**	**0**

DRAFT

Site 17
Location L-4006-27, att road sign, Lat 53.62668, Long -6.77125
Direction North

3279 / Meath/Cavan/Monaghan ATC's
October 2013
Automatic Traffic Count

Tue, 8 October 2013

Time	Total	Speed Bins (km/h)																											
		0 - 5	5 - 10	10 - 15	15 - 20	20 - 25	25 - 30	30 - 35	35 - 40	40 - 45	45 - 50	50 - 55	55 - 60	60 - 65	65 - 70	70 - 75	75 - 80	80 - 85	85 - 90	90 - 95	95 - 100	100 - 105	105 - 110	110 - 115	115 - 120	120 - 125	125 - 130	130 - 135	135 - 140
0000	1	0	0	0	0	0	0	0	0	0	0	0	0	0	0	1	0	0	0	0	0	0	0	0	0	0	0	0	0
0100	1	0	0	0	0	0	0	0	0	0	0	0	1	0	0	0	0	0	0	0	0	0	0	0	0	0	0	0	0
0200	0	0	0	0	0	0	0	0	0	0	0	0	0	0	0	0	0	0	0	0	0	0	0	0	0	0	0	0	0
0300	0	0	0	0	0	0	0	0	0	0	0	0	0	0	0	0	0	0	0	0	0	0	0	0	0	0	0	0	0
0400	0	0	0	0	0	0	0	0	0	0	0	0	0	0	0	0	0	0	0	0	0	0	0	0	0	0	0	0	0
0500	0	0	0	0	0	0	0	0	0	0	0	0	0	0	0	0	0	0	0	0	0	0	0	0	0	0	0	0	0
0600	1	0	0	0	0	0	1	0	0	0	0	0	0	0	0	0	0	0	0	0	0	0	0	0	0	0	0	0	0
0700	9	0	0	0	1	0	0	0	0	2	1	0	1	2	0	1	0	1	0	0	0	0	0	0	0	0	0	0	0
0800	10	0	0	0	3	0	0	0	1	0	1	0	1	0	2	0	0	1	1	0	0	0	0	0	0	0	0	0	0
0900	**30**	**0**	**0**	**0**	**0**	**2**	**0**	**0**	**0**	**1**	**4**	**4**	**4**	**10**	**1**	**2**	**1**	**1**	**0**	**0**	**0**	**0**	**0**	**0**	**0**	**0**	**0**	**0**	**0**
1000	20	0	0	0	0	0	1	3	0	0	1	3	2	3	2	3	0	1	1	0	0	0	0	0	0	0	0	0	0
1100	16	0	0	0	0	0	1	1	4	0	1	1	0	0	3	2	3	0	0	0	0	0	0	0	0	0	0	0	0
1200	20	0	0	0	1	0	1	0	3	2	4	1	3	2	1	2	0	0	0	0	0	0	0	0	0	0	0	0	0
1300	22	0	0	0	1	0	0	0	0	1	3	4	5	3	1	1	2	0	1	0	0	0	0	0	0	0	0	0	0
1400	**27**	**0**	**0**	**0**	**0**	**1**	**0**	**0**	**0**	**2**	**3**	**3**	**4**	**5**	**1**	**3**	**3**	**0**	**0**	**0**	**0**	**1**	**1**	**0**	**0**	**0**	**0**	**0**	**0**
1500	22	0	0	0	0	0	0	0	3	2	3	3	3	4	1	2	1	0	0	0	0	0	0	0	0	0	0	0	0
1600	20	0	0	0	0	0	0	0	0	2	0	3	2	3	4	4	1	1	0	0	0	0	0	0	0	0	0	0	0
1700	24	0	0	1	0	0	0	0	3	0	1	8	2	3	4	1	0	0	1	0	0	0	0	0	0	0	0	0	0
1800	21	0	0	0	0	0	0	1	4	0	0	5	3	3	4	0	1	0	0	0	0	0	0	0	0	0	0	0	0
1900	11	0	0	0	0	1	0	0	1	1	2	0	2	3	1	0	0	0	0	0	0	0	0	0	0	0	0	0	0
2000	9	0	0	0	0	0	0	0	0	2	1	1	2	0	0	1	1	0	1	0	0	0	0	0	0	0	0	0	0
2100	8	0	0	0	0	0	0	0	0	1	0	0	1	1	1	2	0	1	0	0	0	1	0	0	0	0	0	0	0
2200	3	0	0	0	0	0	0	0	0	0	0	1	0	1	0	0	1	0	0	0	0	0	0	0	0	0	0	0	0
2300	3	0	0	0	0	0	0	1	1	0	0	0	0	0	0	1	0	0	0	0	0	0	0	0	0	0	0	0	0
07-19	**241**	**0**	**0**	**1**	**6**	**3**	**3**	**5**	**18**	**12**	**22**	**35**	**30**	**38**	**24**	**21**	**12**	**5**	**4**	**0**	**0**	**1**	**1**	**0**	**0**	**0**	**0**	**0**	**0**
06-22	**270**	**0**	**0**	**1**	**6**	**4**	**4**	**5**	**19**	**16**	**25**	**36**	**35**	**42**	**26**	**24**	**13**	**6**	**5**	**0**	**0**	**2**	**1**	**0**	**0**	**0**	**0**	**0**	**0**
06-00	**276**	**0**	**0**	**1**	**6**	**4**	**4**	**6**	**20**	**16**	**25**	**37**	**35**	**43**	**26**	**25**	**14**	**6**	**5**	**0**	**0**	**2**	**1**	**0**	**0**	**0**	**0**	**0**	**0**
00-00	**278**	**0**	**0**	**1**	**6**	**4**	**4**	**6**	**20**	**16**	**25**	**37**	**36**	**43**	**26**	**26**	**14**	**6**	**5**	**0**	**0**	**2**	**1**	**0**	**0**	**0**	**0**	**0**	**0**

DRAFT

Site 17
Location L-4006-27, att road sign, Lat 53.62668, Long -6.77125
Direction North

3279 / Meath/Cavan/Monaghan ATC's
October 2013
Automatic Traffic Count

Wed, 9 October 2013

Time	Total	Speed Bins (km/h)																											
		0 - 5	5 - 10	10 - 15	15 - 20	20 - 25	25 - 30	30 - 35	35 - 40	40 - 45	45 - 50	50 - 55	55 - 60	60 - 65	65 - 70	70 - 75	75 - 80	80 - 85	85 - 90	90 - 95	95 - 100	100 - 105	105 - 110	110 - 115	115 - 120	120 - 125	125 - 130	130 - 135	135 - 140
0000	1	0	0	0	0	0	0	0	0	0	0	0	0	0	1	0	0	0	0	0	0	0	0	0	0	0	0	0	0
0100	2	0	0	0	0	0	0	0	0	0	0	0	1	0	1	0	0	0	0	0	0	0	0	0	0	0	0	0	0
0200	1	0	0	0	0	0	0	0	0	0	1	0	0	0	0	0	0	0	0	0	0	0	0	0	0	0	0	0	0
0300	0	0	0	0	0	0	0	0	0	0	0	0	0	0	0	0	0	0	0	0	0	0	0	0	0	0	0	0	0
0400	0	0	0	0	0	0	0	0	0	0	0	0	0	0	0	0	0	0	0	0	0	0	0	0	0	0	0	0	0
0500	0	0	0	0	0	0	0	0	0	0	0	0	0	0	0	0	0	0	0	0	0	0	0	0	0	0	0	0	0
0600	3	0	0	0	0	0	1	0	0	0	0	0	0	0	1	0	1	0	0	0	0	0	0	0	0	0	0	0	0
0700	8	0	0	0	0	0	1	0	1	2	1	1	2	0	0	0	0	0	0	0	0	0	0	0	0	0	0	0	0
0800	9	0	0	0	0	0	1	2	0	0	0	0	3	0	1	0	1	1	0	0	0	0	0	0	0	0	0	0	0
0900	**22**	**0**	**0**	**0**	**0**	**0**	**0**	**0**	**1**	**4**	**2**	**1**	**6**	**2**	**1**	**1**	**3**	**1**	**0**	**0**	**0**	**0**	**0**	**0**	**0**	**0**	**0**	**0**	**0**
1000	11	0	0	0	0	0	0	1	0	0	4	1	0	0	3	0	1	0	0	1	0	0	0	0	0	0	0	0	0
1100	16	0	0	0	0	0	1	0	4	1	2	3	0	4	0	1	0	0	0	0	0	0	0	0	0	0	0	0	0
1200	18	0	0	0	0	0	0	1	0	2	5	3	0	2	2	2	0	0	0	0	1	0	0	0	0	0	0	0	0
1300	18	0	0	0	1	0	0	0	0	0	0	1	8	2	2	2	0	2	0	0	0	0	0	0	0	0	0	0	0
1400	**24**	**0**	**0**	**0**	**0**	**1**	**2**	**1**	**0**	**2**	**0**	**3**	**4**	**3**	**0**	**5**	**1**	**2**	**0**	**0**	**0**	**0**	**0**	**0**	**0**	**0**	**0**	**0**	**0**
1500	16	0	0	0	0	0	0	1	0	1	2	1	2	4	0	3	1	1	0	0	0	0	0	0	0	0	0	0	0
1600	17	0	0	0	0	1	1	0	0	0	2	2	2	1	3	1	2	1	1	0	0	0	0	0	0	0	0	0	0
1700	**24**	**0**	**0**	**0**	**0**	**0**	**0**	**0**	**2**	**1**	**2**	**1**	**3**	**4**	**6**	**2**	**1**	**0**	**1**	**1**	**0**	**0**	**0**	**0**	**0**	**0**	**0**	**0**	**0**
1800	23	0	0	0	0	0	0	1	0	2	1	4	1	2	5	2	2	3	0	0	0	0	0	0	0	0	0	0	0
1900	18	0	0	0	0	0	0	1	1	1	0	4	2	2	3	2	1	0	0	0	1	0	0	0	0	0	0	0	0
2000	9	0	0	0	0	0	0	0	0	0	0	0	1	3	2	1	2	0	0	0	0	0	0	0	0	0	0	0	0
2100	9	0	0	0	0	0	0	0	0	2	0	2	0	2	1	0	2	0	0	0	0	0	0	0	0	0	0	0	0
2200	5	0	0	0	0	0	0	1	0	1	1	0	0	0	0	1	1	0	0	0	0	0	0	0	0	0	0	0	0
2300	1	0	0	0	0	0	0	0	0	1	0	0	0	0	0	0	0	0	0	0	0	0	0	0	0	0	0	0	0
07-19	**206**	**0**	**0**	**0**	**1**	**2**	**6**	**7**	**8**	**15**	**21**	**21**	**31**	**24**	**23**	**19**	**12**	**11**	**2**	**2**	**1**	**0**	**0**	**0**	**0**	**0**	**0**	**0**	**0**
06-22	**245**	**0**	**0**	**0**	**1**	**2**	**7**	**8**	**9**	**18**	**21**	**27**	**34**	**31**	**30**	**22**	**18**	**11**	**2**	**2**	**2**	**0**	**0**	**0**	**0**	**0**	**0**	**0**	**0**
06-00	**251**	**0**	**0**	**0**	**1**	**2**	**7**	**9**	**9**	**20**	**22**	**27**	**34**	**31**	**30**	**23**	**19**	**11**	**2**	**2**	**2**	**0**	**0**	**0**	**0**	**0**	**0**	**0**	**0**
00-00	**255**	**0**	**0**	**0**	**1**	**2**	**7**	**9**	**9**	**20**	**23**	**27**	**35**	**31**	**32**	**23**	**19**	**11**	**2**	**2**	**2**	**0**	**0**	**0**	**0**	**0**	**0**	**0**	**0**

DRAFT

Site 17
Location L-4006-27, att road sign, Lat 53.62668, Long -6.77125
Direction North

3279 / Meath/Cavan/Monaghan ATC's
October 2013
Automatic Traffic Count

Thu, 10 October 2013

Time	Total	Speed Bins (km/h)																											
		0 - 5	5 - 10	10 - 15	15 - 20	20 - 25	25 - 30	30 - 35	35 - 40	40 - 45	45 - 50	50 - 55	55 - 60	60 - 65	65 - 70	70 - 75	75 - 80	80 - 85	85 - 90	90 - 95	95 - 100	100 - 105	105 - 110	110 - 115	115 - 120	120 - 125	125 - 130	130 - 135	135 - 140
0000	1	0	0	0	0	0	0	0	0	0	0	0	0	0	0	0	0	0	1	0	0	0	0	0	0	0	0	0	0
0100	0	0	0	0	0	0	0	0	0	0	0	0	0	0	0	0	0	0	0	0	0	0	0	0	0	0	0	0	0
0200	1	0	0	0	0	0	0	0	0	0	0	0	0	1	0	0	0	0	0	0	0	0	0	0	0	0	0	0	0
0300	0	0	0	0	0	0	0	0	0	0	0	0	0	0	0	0	0	0	0	0	0	0	0	0	0	0	0	0	0
0400	0	0	0	0	0	0	0	0	0	0	0	0	0	0	0	0	0	0	0	0	0	0	0	0	0	0	0	0	0
0500	0	0	0	0	0	0	0	0	0	0	0	0	0	0	0	0	0	0	0	0	0	0	0	0	0	0	0	0	0
0600	3	0	0	0	0	0	1	0	0	0	0	0	1	0	0	0	1	0	0	0	0	0	0	0	0	0	0	0	0
0700	9	0	0	0	0	0	0	0	1	0	1	0	2	0	2	1	1	1	0	0	0	0	0	0	0	0	0	0	0
0800	14	0	0	0	0	0	3	0	2	2	2	0	2	1	0	0	1	0	0	1	0	0	0	0	0	0	0	0	0
0900	**23**	**0**	**0**	**0**	**0**	**0**	**1**	**0**	**2**	**3**	**3**	**1**	**0**	**2**	**5**	**3**	**2**	**0**	**1**	**0**	**0**	**0**	**0**	**0**	**0**	**0**	**0**	**0**	**0**
1000	18	0	0	0	0	0	0	2	1	3	3	0	2	2	1	1	1	2	0	0	0	0	0	0	0	0	0	0	0
1100	19	0	0	0	0	0	1	3	3	1	2	3	2	1	1	1	0	0	1	0	0	0	0	0	0	0	0	0	0
1200	12	0	0	0	1	0	0	0	3	0	1	1	0	2	0	1	2	0	0	1	0	0	0	0	0	0	0	0	0
1300	15	0	0	0	0	0	0	2	0	0	2	1	3	1	4	0	1	1	0	0	0	0	0	0	0	0	0	0	0
1400	19	0	0	0	0	0	1	1	0	0	2	2	2	5	1	3	1	0	0	1	0	0	0	0	0	0	0	0	0
1500	19	0	0	0	0	0	0	0	1	0	3	2	1	2	5	3	2	0	0	0	0	0	0	0	0	0	0	0	0
1600	15	0	0	0	0	0	0	1	0	0	1	4	3	1	2	1	1	1	0	0	0	0	0	0	0	0	0	0	0
1700	**27**	**0**	**0**	**0**	**0**	**1**	**1**	**1**	**4**	**3**	**0**	**1**	**4**	**4**	**3**	**5**	**0**	**0**	**0**	**0**	**0**	**0**	**0**	**0**	**0**	**0**	**0**	**0**	**0**
1800	13	0	0	0	1	0	0	2	1	0	1	2	0	1	4	1	0	0	0	0	0	0	0	0	0	0	0	0	0
1900	23	0	0	0	1	1	1	0	2	3	1	2	2	5	2	2	1	0	0	0	0	0	0	0	0	0	0	0	0
2000	16	0	0	1	0	0	0	0	0	0	2	2	1	1	1	3	3	0	1	0	0	0	0	1	0	0	0	0	0
2100	11	0	0	0	0	0	0	0	1	2	2	1	1	2	1	0	1	0	0	0	0	0	0	0	0	0	0	0	0
2200	6	0	0	0	0	0	0	0	0	0	1	0	0	2	2	1	0	0	0	0	0	0	0	0	0	0	0	0	0
2300	2	0	0	0	0	0	0	0	0	0	0	0	1	0	0	1	0	0	0	0	0	0	0	0	0	0	0	0	0
07-19	**203**	**0**	**0**	**0**	**2**	**1**	**7**	**12**	**18**	**12**	**21**	**17**	**21**	**22**	**28**	**20**	**12**	**5**	**2**	**3**	**0**	**0**	**0**	**0**	**0**	**0**	**0**	**0**	**0**
06-22	**256**	**0**	**0**	**1**	**3**	**2**	**9**	**12**	**21**	**17**	**26**	**22**	**26**	**30**	**32**	**25**	**18**	**5**	**3**	**3**	**0**	**0**	**0**	**1**	**0**	**0**	**0**	**0**	**0**
06-00	**264**	**0**	**0**	**1**	**3**	**2**	**9**	**12**	**21**	**17**	**27**	**22**	**27**	**32**	**34**	**27**	**18**	**5**	**3**	**3**	**0**	**0**	**0**	**1**	**0**	**0**	**0**	**0**	**0**
00-00	**266**	**0**	**0**	**1**	**3**	**2**	**9**	**12**	**21**	**17**	**27**	**22**	**27**	**33**	**34**	**27**	**18**	**5**	**4**	**3**	**0**	**0**	**0**	**1**	**0**	**0**	**0**	**0**	**0**

DRAFT

Site 17
Location L-4006-27, att road sign, Lat 53.62668, Long -6.77125
Direction North

3279 / Meath/Cavan/Monaghan ATC's
October 2013
Automatic Traffic Count

Fri, 11 October 2013

Time	Total	Speed Bins (km/h)																											
		0 - 5	5 - 10	10 - 15	15 - 20	20 - 25	25 - 30	30 - 35	35 - 40	40 - 45	45 - 50	50 - 55	55 - 60	60 - 65	65 - 70	70 - 75	75 - 80	80 - 85	85 - 90	90 - 95	95 - 100	100 - 105	105 - 110	110 - 115	115 - 120	120 - 125	125 - 130	130 - 135	135 - 140
0000	3	0	0	0	0	0	0	0	0	0	1	0	0	0	0	0	1	0	1	0	0	0	0	0	0	0	0	0	0
0100	2	0	0	0	0	0	0	0	0	0	0	0	0	0	1	1	0	0	0	0	0	0	0	0	0	0	0	0	0
0200	0	0	0	0	0	0	0	0	0	0	0	0	0	0	0	0	0	0	0	0	0	0	0	0	0	0	0	0	0
0300	0	0	0	0	0	0	0	0	0	0	0	0	0	0	0	0	0	0	0	0	0	0	0	0	0	0	0	0	0
0400	1	0	0	0	0	0	0	0	0	0	0	0	0	0	0	0	0	0	0	0	1	0	0	0	0	0	0	0	0
0500	0	0	0	0	0	0	0	0	0	0	0	0	0	0	0	0	0	0	0	0	0	0	0	0	0	0	0	0	0
0600	2	0	0	0	0	0	0	1	0	0	0	0	0	0	0	0	0	1	0	0	0	0	0	0	0	0	0	0	0
0700	6	0	0	0	0	0	0	0	0	0	0	4	1	0	0	0	0	0	0	0	1	0	0	0	0	0	0	0	0
0800	11	0	0	0	0	0	0	1	1	0	4	0	0	1	1	1	1	1	0	0	0	0	0	0	0	0	0	0	0
0900	**23**	**0**	**0**	**0**	**0**	**0**	**0**	**1**	**2**	**0**	**3**	**5**	**4**	**1**	**2**	**1**	**2**	**1**	**0**	**1**	**0**	**0**	**0**	**0**	**0**	**0**	**0**	**0**	**0**
1000	15	0	0	0	0	0	0	0	2	2	1	1	3	1	1	2	0	1	1	0	0	0	0	0	0	0	0	0	0
1100	12	0	0	1	0	0	0	0	1	1	3	2	1	0	1	2	0	0	0	0	0	0	0	0	0	0	0	0	0
1200	23	0	0	0	1	0	0	0	2	2	4	2	2	3	3	1	1	1	1	0	0	0	0	0	0	0	0	0	0
1300	14	0	0	1	0	0	0	0	1	3	1	1	0	1	3	2	0	0	1	0	0	0	0	0	0	0	0	0	0
1400	14	0	0	0	0	0	0	0	3	1	2	1	2	0	3	2	0	0	0	0	0	0	0	0	0	0	0	0	0
1500	25	0	0	0	1	0	0	1	0	2	2	4	6	1	3	0	5	0	0	0	0	0	0	0	0	0	0	0	0
1600	23	0	0	0	0	1	0	1	1	0	1	3	4	3	5	2	0	1	1	0	0	0	0	0	0	0	0	0	0
1700	22	0	0	0	0	1	1	0	2	1	2	0	3	0	7	5	0	0	0	0	0	0	0	0	0	0	0	0	0
1800	**30**	**0**	**0**	**0**	**0**	**0**	**0**	**1**	**2**	**4**	**4**	**3**	**5**	**3**	**4**	**3**	**0**	**0**	**0**	**1**	**0**	**0**	**0**	**0**	**0**	**0**	**0**	**0**	**0**
1900	27	0	0	0	0	1	0	1	0	1	4	4	2	4	2	4	1	1	1	0	1	0	0	0	0	0	0	0	0
2000	10	0	0	0	0	0	0	0	2	0	0	3	0	1	2	2	0	0	0	0	0	0	0	0	0	0	0	0	0
2100	10	0	0	0	0	0	0	0	0	0	1	4	1	2	0	0	1	1	0	0	0	0	0	0	0	0	0	0	0
2200	5	0	0	0	0	0	0	0	0	1	0	0	0	0	2	2	0	0	0	0	0	0	0	0	0	0	0	0	0
2300	4	0	0	0	0	0	0	0	0	0	1	0	0	1	1	1	0	0	0	0	0	0	0	0	0	0	0	0	0
07-19	**218**	**0**	**0**	**2**	**2**	**2**	**1**	**5**	**17**	**16**	**27**	**26**	**31**	**14**	**33**	**21**	**9**	**5**	**4**	**2**	**1**	**0**	**0**	**0**	**0**	**0**	**0**	**0**	**0**
06-22	**267**	**0**	**0**	**2**	**2**	**3**	**1**	**7**	**19**	**17**	**32**	**37**	**34**	**21**	**37**	**27**	**11**	**8**	**5**	**2**	**2**	**0**	**0**	**0**	**0**	**0**	**0**	**0**	**0**
06-00	**276**	**0**	**0**	**2**	**2**	**3**	**1**	**7**	**19**	**18**	**33**	**37**	**34**	**22**	**40**	**30**	**11**	**8**	**5**	**2**	**2**	**0**	**0**	**0**	**0**	**0**	**0**	**0**	**0**
00-00	**282**	**0**	**0**	**2**	**2**	**3**	**1**	**7**	**19**	**18**	**34**	**37**	**34**	**22**	**41**	**31**	**12**	**8**	**6**	**2**	**3**	**0**	**0**	**0**	**0**	**0**	**0**	**0**	**0**

DRAFT

Site 17
Location L-4006-27, att road sign, Lat 53.62668, Long -6.77125
Direction North

3279 / Meath/Cavan/Monaghan ATC's
October 2013
Automatic Traffic Count

Sat, 12 October 2013

Time	Total	Speed Bins (km/h)																											
		0 - 5	5 - 10	10 - 15	15 - 20	20 - 25	25 - 30	30 - 35	35 - 40	40 - 45	45 - 50	50 - 55	55 - 60	60 - 65	65 - 70	70 - 75	75 - 80	80 - 85	85 - 90	90 - 95	95 - 100	100 - 105	105 - 110	110 - 115	115 - 120	120 - 125	125 - 130	130 - 135	135 - 140
0000	4	0	0	0	0	0	0	0	0	1	0	0	1	0	0	0	0	0	1	1	0	0	0	0	0	0	0	0	0
0100	0	0	0	0	0	0	0	0	0	0	0	0	0	0	0	0	0	0	0	0	0	0	0	0	0	0	0	0	0
0200	1	0	0	0	0	0	0	0	0	0	0	0	0	0	1	0	0	0	0	0	0	0	0	0	0	0	0	0	0
0300	0	0	0	0	0	0	0	0	0	0	0	0	0	0	0	0	0	0	0	0	0	0	0	0	0	0	0	0	0
0400	0	0	0	0	0	0	0	0	0	0	0	0	0	0	0	0	0	0	0	0	0	0	0	0	0	0	0	0	0
0500	1	0	0	0	0	0	0	0	0	0	0	0	0	0	0	0	0	1	0	0	0	0	0	0	0	0	0	0	0
0600	0	0	0	0	0	0	0	0	0	0	0	0	0	0	0	0	0	0	0	0	0	0	0	0	0	0	0	0	0
0700	4	0	0	0	0	0	0	0	0	1	0	0	1	0	1	1	0	0	0	0	0	0	0	0	0	0	0	0	0
0800	5	0	0	0	0	0	1	0	0	0	0	2	0	0	0	2	0	0	0	0	0	0	0	0	0	0	0	0	0
0900	**18**	**0**	**0**	**0**	**1**	**0**	**1**	**1**	**2**	**2**	**2**	**7**	**1**	**1**	**0**	**0**	**0**	**0**	**0**	**0**	**0**	**0**	**0**	**0**	**0**	**0**	**0**	**0**	**0**
1000	12	0	0	0	0	0	0	1	3	1	2	0	1	1	0	2	0	1	0	0	0	0	0	0	0	0	0	0	0
1100	16	0	0	0	0	0	1	0	3	2	1	1	3	0	2	1	2	0	0	0	0	0	0	0	0	0	0	0	0
1200	22	0	0	0	0	0	1	0	0	3	4	0	6	2	2	2	1	1	0	0	0	0	0	0	0	0	0	0	0
1300	17	0	0	0	0	0	0	0	2	3	1	4	2	2	1	1	1	0	0	0	0	0	0	0	0	0	0	0	0
1400	20	0	0	0	0	0	0	0	1	1	2	2	4	2	4	2	0	0	0	0	1	1	0	0	0	0	0	0	0
1500	22	0	0	0	1	0	1	1	1	1	1	3	0	6	2	4	1	0	0	0	0	0	0	0	0	0	0	0	0
1600	13	0	0	0	0	1	0	1	0	1	1	3	0	4	1	1	0	0	0	0	0	0	0	0	0	0	0	0	0
1700	10	0	0	0	0	0	0	1	0	1	1	0	1	2	3	1	0	0	0	0	0	0	0	0	0	0	0	0	0
1800	6	0	0	0	0	0	0	0	0	0	1	0	1	1	1	0	1	0	1	0	0	0	0	0	0	0	0	0	0
1900	16	0	0	0	0	1	0	1	1	0	2	3	1	0	2	1	2	1	0	1	0	0	0	0	0	0	0	0	0
2000	**32**	**0**	**0**	**0**	**0**	**0**	**0**	**0**	**1**	**5**	**5**	**9**	**2**	**2**	**2**	**2**	**1**	**0**	**2**	**1**	**0**	**0**	**0**	**0**	**0**	**0**	**0**	**0**	**0**
2100	3	0	0	0	0	0	0	0	0	0	0	0	1	2	0	0	0	0	0	0	0	0	0	0	0	0	0	0	0
2200	1	0	0	0	0	0	0	0	0	0	0	1	0	0	0	0	0	0	0	0	0	0	0	0	0	0	0	0	0
2300	0	0	0	0	0	0	0	0	0	0	0	0	0	0	0	0	0	0	0	0	0	0	0	0	0	0	0	0	0
07-19	**165**	**0**	**0**	**0**	**2**	**1**	**5**	**5**	**12**	**16**	**16**	**22**	**20**	**21**	**17**	**17**	**6**	**2**	**1**	**0**	**1**	**1**	**0**	**0**	**0**	**0**	**0**	**0**	**0**
06-22	**216**	**0**	**0**	**0**	**2**	**2**	**5**	**6**	**14**	**21**	**23**	**34**	**24**	**25**	**21**	**20**	**9**	**3**	**3**	**2**	**1**	**1**	**0**	**0**	**0**	**0**	**0**	**0**	**0**
06-00	**217**	**0**	**0**	**0**	**2**	**2**	**5**	**6**	**14**	**21**	**23**	**35**	**24**	**25**	**21**	**20**	**9**	**3**	**3**	**2**	**1**	**1**	**0**	**0**	**0**	**0**	**0**	**0**	**0**
00-00	**223**	**0**	**0**	**0**	**2**	**2**	**5**	**6**	**14**	**22**	**23**	**35**	**25**	**25**	**22**	**20**	**9**	**4**	**4**	**3**	**1**	**1**	**0**	**0**	**0**	**0**	**0**	**0**	**0**

DRAFT

Site 17
Location L-4006-27, att road sign, Lat 53.62668, Long -6.77125
Direction North

3279 / Meath/Cavan/Monaghan ATC's
October 2013
Automatic Traffic Count

Sun, 13 October 2013

Time	Total	Speed Bins (km/h)																											
		0 - 5	5 - 10	10 - 15	15 - 20	20 - 25	25 - 30	30 - 35	35 - 40	40 - 45	45 - 50	50 - 55	55 - 60	60 - 65	65 - 70	70 - 75	75 - 80	80 - 85	85 - 90	90 - 95	95 - 100	100 - 105	105 - 110	110 - 115	115 - 120	120 - 125	125 - 130	130 - 135	135 - 140
0000	4	0	0	0	0	0	0	0	0	0	0	2	0	0	0	0	1	0	0	1	0	0	0	0	0	0	0	0	0
0100	7	0	0	0	0	0	0	0	0	1	1	2	2	1	0	0	0	0	0	0	0	0	0	0	0	0	0	0	0
0200	0	0	0	0	0	0	0	0	0	0	0	0	0	0	0	0	0	0	0	0	0	0	0	0	0	0	0	0	0
0300	2	0	0	0	0	0	0	0	0	1	0	0	0	1	0	0	0	0	0	0	0	0	0	0	0	0	0	0	0
0400	1	0	0	0	0	0	0	0	0	0	0	1	0	0	0	0	0	0	0	0	0	0	0	0	0	0	0	0	0
0500	0	0	0	0	0	0	0	0	0	0	0	0	0	0	0	0	0	0	0	0	0	0	0	0	0	0	0	0	0
0600	1	0	0	0	0	0	0	0	0	0	0	0	0	0	0	0	1	0	0	0	0	0	0	0	0	0	0	0	0
0700	1	0	0	0	0	0	0	1	0	0	0	0	0	0	0	0	0	0	0	0	0	0	0	0	0	0	0	0	0
0800	0	0	0	0	0	0	0	0	0	0	0	0	0	0	0	0	0	0	0	0	0	0	0	0	0	0	0	0	0
0900	5	0	0	0	0	0	0	1	1	0	0	0	1	1	0	1	0	0	0	0	0	0	0	0	0	0	0	0	0
1000	8	0	0	0	0	0	0	0	0	0	0	2	1	2	3	0	0	0	0	0	0	0	0	0	0	0	0	0	0
1100	**14**	**0**	**1**	**0**	**0**	**0**	**3**	**1**	**2**	**0**	**2**	**2**	**2**	**0**	**1**	**0**	**0**	**0**	**0**	**0**	**0**	**0**	**0**	**0**	**0**	**0**	**0**	**0**	**0**
1200	8	0	0	0	1	0	0	1	0	0	0	0	3	1	1	0	1	0	0	0	0	0	0	0	0	0	0	0	0
1300	13	0	0	0	0	1	1	0	0	0	1	2	2	1	2	2	0	1	0	0	0	0	0	0	0	0	0	0	0
1400	13	0	0	0	0	0	1	0	0	0	0	2	0	2	1	2	2	1	2	0	0	0	0	0	0	0	0	0	0
1500	10	0	0	0	0	0	0	0	1	2	1	0	0	3	1	1	1	0	0	0	0	0	0	0	0	0	0	0	0
1600	8	0	0	0	0	0	0	0	0	1	1	1	1	0	1	2	1	0	0	0	0	0	0	0	0	0	0	0	0
1700	8	0	0	0	0	0	0	0	0	2	0	2	2	1	0	1	0	0	0	0	0	0	0	0	0	0	0	0	0
1800	**14**	**0**	**0**	**0**	**0**	**2**	**0**	**0**	**3**	**1**	**3**	**1**	**2**	**0**	**1**	**1**	**0**	**0**	**0**	**0**	**0**	**0**	**0**	**0**	**0**	**0**	**0**	**0**	**0**
1900	11	0	0	0	0	0	0	0	0	0	2	4	1	1	1	1	0	1	0	0	0	0	0	0	0	0	0	0	0
2000	8	0	0	0	0	0	0	0	0	0	0	1	1	2	0	1	2	0	1	0	0	0	0	0	0	0	0	0	0
2100	11	0	0	0	0	0	0	0	1	0	0	1	2	1	3	0	0	1	0	2	0	0	0	0	0	0	0	0	0
2200	1	0	0	0	0	0	0	0	0	0	0	0	0	1	0	0	0	0	0	0	0	0	0	0	0	0	0	0	0
2300	1	0	0	0	0	0	0	0	0	1	0	0	0	0	0	0	0	0	0	0	0	0	0	0	0	0	0	0	0
07-19	**102**	**0**	**1**	**0**	**1**	**3**	**5**	**4**	**7**	**6**	**8**	**12**	**14**	**11**	**11**	**10**	**5**	**2**	**2**	**0**	**0**	**0**	**0**	**0**	**0**	**0**	**0**	**0**	**0**
06-22	**133**	**0**	**1**	**0**	**1**	**3**	**5**	**4**	**8**	**6**	**10**	**18**	**18**	**15**	**15**	**12**	**8**	**4**	**3**	**2**	**0**	**0**	**0**	**0**	**0**	**0**	**0**	**0**	**0**
06-00	**135**	**0**	**1**	**0**	**1**	**3**	**5**	**4**	**8**	**7**	**10**	**18**	**18**	**16**	**15**	**12**	**8**	**4**	**3**	**2**	**0**	**0**	**0**	**0**	**0**	**0**	**0**	**0**	**0**
00-00	**149**	**0**	**1**	**0**	**1**	**3**	**5**	**4**	**8**	**9**	**11**	**23**	**20**	**18**	**15**	**12**	**9**	**4**	**3**	**3**	**0**	**0**	**0**	**0**	**0**	**0**	**0**	**0**	**0**

DRAFT

Site 17
Location L-4006-27, att road sign, Lat 53.62668, Long -6.77125
Direction North

3279 / Meath/Cavan/Monaghan ATC's
October 2013
Automatic Traffic Count

Virtual Day (7)

Time	Total	Speed Bins (km/h)																											
		0 - 5	5 - 10	10 - 15	15 - 20	20 - 25	25 - 30	30 - 35	35 - 40	40 - 45	45 - 50	50 - 55	55 - 60	60 - 65	65 - 70	70 - 75	75 - 80	80 - 85	85 - 90	90 - 95	95 - 100	100 - 105	105 - 110	110 - 115	115 - 120	120 - 125	125 - 130	130 - 135	135 - 140
0000	2	0	0	0	0	0	0	0	0	0	0	0	0	0	0	0	0	0	0	0	0	0	0	0	0	0	0	0	0
0100	2	0	0	0	0	0	0	0	0	0	0	0	1	0	0	0	0	0	0	0	0	0	0	0	0	0	0	0	0
0200	1	0	0	0	0	0	0	0	0	0	0	0	0	0	0	0	0	0	0	0	0	0	0	0	0	0	0	0	0
0300	0	0	0	0	0	0	0	0	0	0	0	0	0	0	0	0	0	0	0	0	0	0	0	0	0	0	0	0	0
0400	0	0	0	0	0	0	0	0	0	0	0	0	0	0	0	0	0	0	0	0	0	0	0	0	0	0	0	0	0
0500	0	0	0	0	0	0	0	0	0	0	0	0	0	0	0	0	0	0	0	0	0	0	0	0	0	0	0	0	0
0600	2	0	0	0	0	0	0	0	0	0	0	0	0	0	0	0	0	0	0	0	0	0	0	0	0	0	0	0	0
0700	7	0	0	0	0	0	0	0	0	1	1	1	2	0	1	0	0	0	0	0	0	0	0	0	0	0	0	0	0
0800	8	0	0	0	1	0	1	0	1	0	1	0	1	0	1	0	0	0	0	0	0	0	0	0	0	0	0	0	0
0900	**20**	**0**	**0**	**0**	**0**	**0**	**0**	**0**	**1**	**1**	**2**	**3**	**3**	**3**	**2**	**2**	**1**	**0**	**0**	**0**	**0**	**0**	**0**	**0**	**0**	**0**	**0**	**0**	**0**
1000	14	0	0	0	0	0	0	1	1	1	2	1	1	2	2	1	0	1	0	0	0	0	0	0	0	0	0	0	0
1100	15	0	0	0	0	0	1	1	3	1	2	2	1	1	1	1	1	0	0	0	0	0	0	0	0	0	0	0	0
1200	17	0	0	0	1	0	0	0	1	1	3	1	2	2	1	1	1	0	0	0	0	0	0	0	0	0	0	0	0
1300	16	0	0	0	0	0	0	1	1	1	1	2	3	2	2	1	1	1	0	0	0	0	0	0	0	0	0	0	0
1400	19	0	0	0	0	0	1	0	1	1	2	2	3	2	2	3	1	0	0	0	0	0	0	0	0	0	0	0	0
1500	**20**	**0**	**0**	**0**	**0**	**0**	**0**	**1**	**1**	**1**	**2**	**3**	**2**	**3**	**2**	**2**	**2**	**0**	**0**	**0**	**0**	**0**	**0**	**0**	**0**	**0**	**0**	**0**	**0**
1600	15	0	0	0	0	0	0	1	0	1	1	3	2	2	2	2	1	1	0	0	0	0	0	0	0	0	0	0	0
1700	**20**	**0**	**0**	**0**	**0**	**0**	**0**	**0**	**2**	**1**	**1**	**2**	**3**	**2**	**4**	**2**	**0**	**0**	**0**	**0**	**0**	**0**	**0**	**0**	**0**	**0**	**0**	**0**	**0**
1800	19	0	0	0	0	0	0	1	2	1	2	2	2	2	3	1	1	0	0	0	0	0	0	0	0	0	0	0	0
1900	17	0	0	0	0	1	0	1	1	1	2	3	2	3	2	2	1	0	0	0	0	0	0	0	0	0	0	0	0
2000	13	0	0	0	0	0	0	0	0	1	1	2	1	1	1	2	1	0	1	0	0	0	0	0	0	0	0	0	0
2100	8	0	0	0	0	0	0	0	0	1	0	1	1	1	1	0	1	0	0	0	0	0	0	0	0	0	0	0	0
2200	4	0	0	0	0	0	0	0	0	0	0	0	0	1	1	1	0	0	0	0	0	0	0	0	0	0	0	0	0
2300	2	0	0	0	0	0	0	0	0	0	0	0	0	0	0	1	0	0	0	0	0	0	0	0	0	0	0	0	0
07-19	**190**	**0**	**0**	**0**	**2**	**2**	**4**	**7**	**13**	**13**	**19**	**23**	**26**	**22**	**22**	**18**	**9**	**4**	**2**	**1**	**0**	**0**	**0**	**0**	**0**	**0**	**0**	**0**	**0**
06-22	**230**	**0**	**0**	**1**	**3**	**3**	**5**	**8**	**15**	**16**	**22**	**29**	**29**	**28**	**26**	**22**	**13**	**5**	**3**	**2**	**1**	**0**	**0**	**0**	**0**	**0**	**0**	**0**	**0**
06-00	**236**	**0**	**0**	**1**	**3**	**3**	**5**	**8**	**15**	**16**	**23**	**29**	**30**	**29**	**27**	**24**	**13**	**6**	**3**	**2**	**1**	**0**	**0**	**0**	**0**	**0**	**0**	**0**	**0**
00-00	**242**	**0**	**0**	**1**	**3**	**3**	**5**	**8**	**15**	**17**	**23**	**30**	**30**	**29**	**28**	**24**	**13**	**6**	**4**	**2**	**1**	**0**	**0**	**0**	**0**	**0**	**0**	**0**	**0**

DRAFT

Site 17
Location L-4006-27, att road sign, Lat 53.62668, Long -6.77125
Direction North

3279 / Meath/Cavan/Monaghan ATC's
October 2013
Automatic Traffic Count

Virtual Week (1)

Time	Total	Speed Bins (km/h)																											
		0 - 5	5 - 10	10 - 15	15 - 20	20 - 25	25 - 30	30 - 35	35 - 40	40 - 45	45 - 50	50 - 55	55 - 60	60 - 65	65 - 70	70 - 75	75 - 80	80 - 85	85 - 90	90 - 95	95 - 100	100 - 105	105 - 110	110 - 115	115 - 120	120 - 125	125 - 130	130 - 135	135 - 140
Mon	239	0	0	0	3	2	2	11	14	15	18	30	36	34	25	30	13	2	2	1	1	0	0	0	0	0	0	0	0
Tue	278	0	0	1	6	4	4	6	20	16	25	37	36	43	26	26	14	6	5	0	0	2	1	0	0	0	0	0	0
Wed	255	0	0	0	1	2	7	9	9	20	23	27	35	31	32	23	19	11	2	2	2	0	0	0	0	0	0	0	0
Thu	266	0	0	1	3	2	9	12	21	17	27	22	27	33	34	27	18	5	4	3	0	0	0	1	0	0	0	0	0
Fri	282	0	0	2	2	3	1	7	19	18	34	37	34	22	41	31	12	8	6	2	3	0	0	0	0	0	0	0	0
|Sat	223	0	0	0	2	2	5	6	14	22	23	35	25	25	22	20	9	4	4	3	1	1	0	0	0	0	0	0	0
|Sun	149	0	1	0	1	3	5	4	8	9	11	23	20	18	15	12	9	4	3	3	0	0	0	0	0	0	0	0	0
5 Day Ave.	**264**	**0**	**0**	**1**	**3**	**3**	**5**	**9**	**17**	**17**	**25**	**31**	**34**	**33**	**32**	**27**	**15**	**6**	**4**	**2**	**1**	**0**	**0**	**0**	**0**	**0**	**0**	**0**	**0**
7 Day Ave.	**242**	**0**	**0**	**1**	**3**	**3**	**5**	**8**	**15**	**17**	**23**	**30**	**30**	**29**	**28**	**24**	**13**	**6**	**4**	**2**	**1**	**0**	**0**	**0**	**0**	**0**	**0**	**0**	**0**
--	**1692**	**0**	**1**	**4**	**18**	**18**	**33**	**55**	**105**	**117**	**161**	**211**	**213**	**206**	**195**	**169**	**94**	**40**	**26**	**14**	**7**	**3**	**1**	**1**	**0**	**0**	**0**	**0**	**0**

Summary Graphs

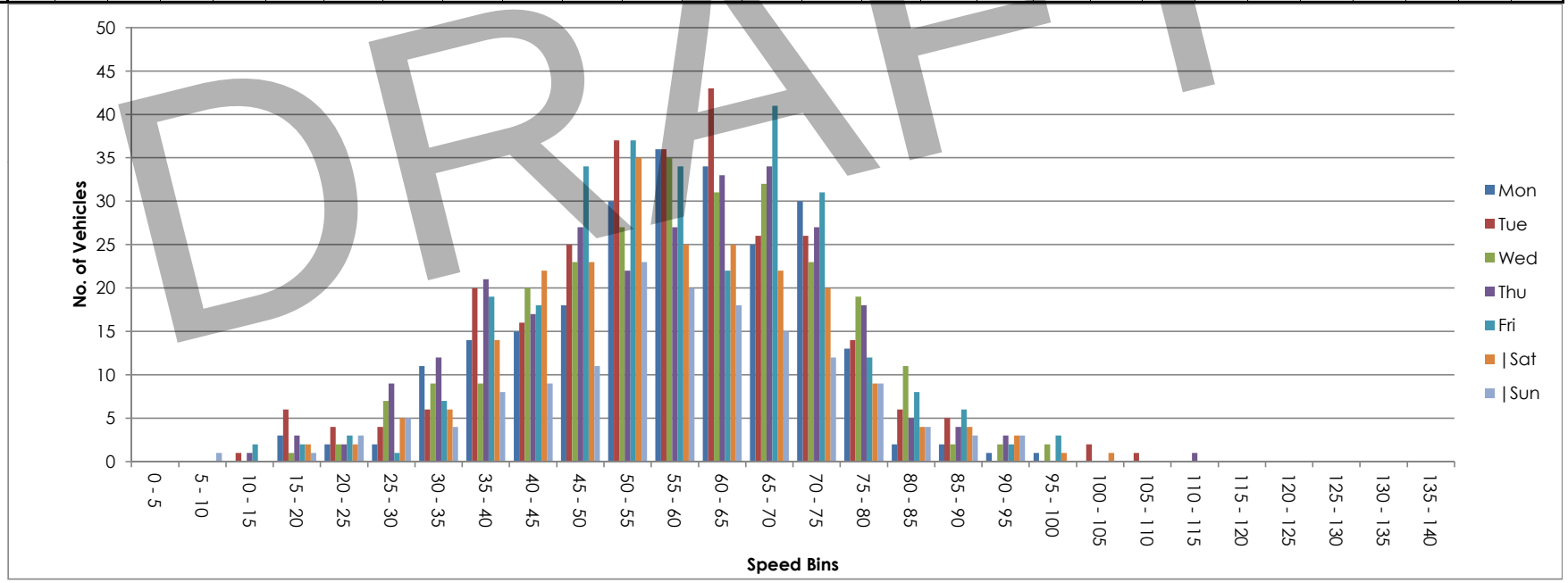

DRAFT

Site 17
Location L-4006-27, att road sign, Lat 53.62668, Long -6.77125
Direction South

3279 / Meath/Cavan/Monaghan ATC's
October 2013
Automatic Traffic Count

Mon, 7 October 2013

Time	Total	Classification												>PSL	>PSL%	>SL1	>SL1%	>SL2	>SL2%	Mean	Vpp
		1 MCL	2 SV	3 SVT	4 TB2	5 TB3	6 T4	7 ART3	8 ART4	9 ART5	10 ART6	11 BD	12 DRT	80	80	85 +5kph	85 +5kph	90 +10kph	90 +10kph		85
0000	1	0	1	0	0	0	0	0	0	0	0	0	0	0	0	0	0	0	0	62.1	-
0100	0	0	0	0	0	0	0	0	0	0	0	0	0	0	0	0	0	0	0	-	-
0200	0	0	0	0	0	0	0	0	0	0	0	0	0	0	0	0	0	0	0	-	-
0300	0	0	0	0	0	0	0	0	0	0	0	0	0	0	0	0	0	0	0	-	-
0400	0	0	0	0	0	0	0	0	0	0	0	0	0	0	0	0	0	0	0	-	-
0500	1	0	1	0	0	0	0	0	0	0	0	0	0	0	0	0	0	0	0	59.7	-
0600	1	0	1	0	0	0	0	0	0	0	0	0	0	0	0	0	0	0	0	58.3	-
0700	11	0	8	0	2	0	0	0	1	0	0	0	0	0	0	0	0	0	0	61.5	69.1
0800	**24**	**0**	**21**	**1**	**2**	**0**	**0**	**0**	**0**	**0**	**0**	**0**	**0**	**1**	**4.2**	**0**	**0**	**0**	**0**	**65.8**	**76.7**
0900	16	0	14	1	1	0	0	0	0	0	0	0	0	0	0	0	0	0	0	60.3	72
1000	17	0	16	0	1	0	0	0	0	0	0	0	0	0	0	0	0	0	0	59.9	75.2
1100	12	0	7	0	5	0	0	0	0	0	0	0	0	0	0	0	0	0	0	61.2	66.2
1200	19	0	16	0	3	0	0	0	0	0	0	0	0	2	10.5	0	0	0	0	57.9	71.6
1300	14	0	9	1	2	0	1	0	0	1	0	0	0	2	14.3	0	0	0	0	65.9	79.9
1400	16	0	15	1	0	0	0	0	0	0	0	0	0	1	6.3	0	0	0	0	53.2	63
1500	21	0	15	1	5	0	0	0	0	0	0	0	0	0	0	0	0	0	0	55.7	68
1600	18	0	14	1	3	0	0	0	0	0	0	0	0	0	0	0	0	0	0	56.8	64.4
1700	16	0	13	2	0	0	0	0	0	1	0	0	0	0	0	0	0	0	0	59.8	76
1800	**22**	**1**	**17**	**3**	**1**	**0**	**0**	**0**	**0**	**0**	**0**	**0**	**0**	**2**	**9.1**	**1**	**4.5**	**0**	**0**	**63.6**	**77.8**
1900	20	0	20	0	0	0	0	0	0	0	0	0	0	1	5	1	5	0	0	62	70.2
2000	14	0	14	0	0	0	0	0	0	0	0	0	0	0	0	0	0	0	0	58.4	72.7
2100	5	0	5	0	0	0	0	0	0	0	0	0	0	1	20	1	20	1	20	54.1	-
2200	2	0	2	0	0	0	0	0	0	0	0	0	0	0	0	0	0	0	0	55.7	-
2300	0	0	0	0	0	0	0	0	0	0	0	0	0	0	0	0	0	0	0	-	-
07-19	**206**	**1**	**165**	**11**	**25**	**0**	**1**	**0**	**1**	**2**	**0**	**0**	**0**	**8**	**3.9**	**1**	**0.5**	**0**	**0**	**60.2**	**74.9**
06-22	**246**	**1**	**205**	**11**	**25**	**0**	**1**	**0**	**1**	**2**	**0**	**0**	**0**	**10**	**4.1**	**3**	**1.2**	**1**	**0.4**	**60.1**	**74.9**
06-00	**248**	**1**	**207**	**11**	**25**	**0**	**1**	**0**	**1**	**2**	**0**	**0**	**0**	**10**	**4**	**3**	**1.2**	**1**	**0.4**	**60.1**	**74.9**
00-00	**250**	**1**	**209**	**11**	**25**	**0**	**1**	**0**	**1**	**2**	**0**	**0**	**0**	**10**	**4**	**3**	**1.2**	**1**	**0.4**	**60.1**	**74.9**

DRAFT

Site 17
Location L-4006-27, att road sign, Lat 53.62668, Long -6.77125
Direction South

3279 / Meath/Cavan/Monaghan ATC's
October 2013
Automatic Traffic Count

Tue, 8 October 2013

Time	Total	Classification												>PSL	>PSL%	>SL1	>SL1%	>SL2	>SL2%	Mean	Vpp
		1 MCL	2 SV	3 SVT	4 TB2	5 TB3	6 T4	7 ART3	8 ART4	9 ART5	10 ART6	11 BD	12 DRT	80	80	85 +5kph	85 +5kph	90 +10kph	90 +10kph		85
0000	2	0	2	0	0	0	0	0	0	0	0	0	0	0	0	0	0	0	0	57.9	-
0100	1	0	1	0	0	0	0	0	0	0	0	0	0	0	0	0	0	0	0	58.5	-
0200	0	0	0	0	0	0	0	0	0	0	0	0	0	0	0	0	0	0	0	-	-
0300	1	0	1	0	0	0	0	0	0	0	0	0	0	1	100	1	100	1	100	93.5	-
0400	0	0	0	0	0	0	0	0	0	0	0	0	0	0	0	0	0	0	0	-	-
0500	2	0	1	0	1	0	0	0	0	0	0	0	0	0	0	0	0	0	0	67.1	-
0600	2	0	1	0	1	0	0	0	0	0	0	0	0	0	0	0	0	0	0	65.3	-
0700	11	0	9	1	1	0	0	0	0	0	0	0	0	1	9.1	0	0	0	0	62.6	65.5
0800	**26**	**0**	**22**	**1**	**2**	**0**	**0**	**0**	**1**	**0**	**0**	**0**	**0**	**6**	**23.1**	**2**	**7.7**	**0**	**0**	**66.5**	**82.8**
0900	21	1	14	0	3	0	0	1	1	0	1	0	0	1	4.8	0	0	0	0	55.6	77.8
1000	22	0	21	1	0	0	0	0	0	0	0	0	0	2	9.1	0	0	0	0	62.2	77.8
1100	11	0	6	2	1	0	0	0	2	0	0	0	0	1	9.1	0	0	0	0	57.9	63
1200	15	0	12	1	2	0	0	0	0	0	0	0	0	1	6.7	0	0	0	0	58.2	67.7
1300	19	1	14	1	3	0	0	0	0	0	0	0	0	2	10.5	2	10.5	0	0	66.7	75.6
1400	16	0	11	3	1	0	0	0	0	0	1	0	0	0	0	0	0	0	0	55.1	71.3
1500	**25**	**0**	**22**	**0**	**2**	**1**	**0**	**0**	**0**	**0**	**0**	**0**	**0**	**0**	**0**	**0**	**0**	**0**	**0**	**58.3**	**74.5**
1600	19	0	17	0	1	0	0	0	0	0	1	0	0	1	5.3	1	5.3	0	0	62.1	75.2
1700	16	1	12	1	1	0	0	0	1	0	0	0	0	2	12.5	0	0	0	0	57.1	74.5
1800	23	0	18	0	2	1	0	0	1	1	0	0	0	0	0	0	0	0	0	59.2	71.6
1900	21	0	20	0	0	0	0	0	1	0	0	0	0	3	14.3	0	0	0	0	59.2	78.5
2000	9	0	8	0	0	0	0	0	0	1	0	0	0	0	0	0	0	0	0	58.4	-
2100	4	0	4	0	0	0	0	0	0	0	0	0	0	0	0	0	0	0	0	59.6	-
2200	8	0	8	0	0	0	0	0	0	0	0	0	0	0	0	0	0	0	0	54.1	-
2300	4	0	4	0	0	0	0	0	0	0	0	0	0	0	0	0	0	0	0	49.5	-
07-19	**224**	**3**	**178**	**11**	**19**	**2**	**0**	**1**	**6**	**1**	**3**	**0**	**0**	**17**	**7.6**	**5**	**2.2**	**0**	**0**	**60.4**	**75.6**
06-22	**260**	**3**	**211**	**11**	**20**	**2**	**0**	**1**	**7**	**2**	**3**	**0**	**0**	**20**	**7.7**	**5**	**1.9**	**0**	**0**	**60.2**	**75.6**
06-00	**272**	**3**	**223**	**11**	**20**	**2**	**0**	**1**	**7**	**2**	**3**	**0**	**0**	**20**	**7.4**	**5**	**1.8**	**0**	**0**	**59.9**	**75.2**
00-00	**278**	**3**	**228**	**11**	**21**	**2**	**0**	**1**	**7**	**2**	**3**	**0**	**0**	**21**	**7.6**	**6**	**2.2**	**1**	**0.4**	**60.1**	**75.2**

DRAFT

Site 17
Location L-4006-27, att road sign, Lat 53.62668, Long -6.77125
Direction South

3279 / Meath/Cavan/Monaghan ATC's
October 2013
Automatic Traffic Count

Wed, 9 October 2013

Time	Total	Classification												>PSL	>PSL%	>SL1	>SL1%	>SL2	>SL2%	Mean	Vpp
		1 MCL	2 SV	3 SVT	4 TB2	5 TB3	6 T4	7 ART3	8 ART4	9 ART5	10 ART6	11 BD	12 DRT	80	80	85 +5kph	85 +5kph	90 +10kph	90 +10kph		85
0000	3	0	3	0	0	0	0	0	0	0	0	0	0	0	0	0	0	0	0	56.2	-
0100	0	0	0	0	0	0	0	0	0	0	0	0	0	0	0	0	0	0	0	-	-
0200	0	0	0	0	0	0	0	0	0	0	0	0	0	0	0	0	0	0	0	-	-
0300	0	0	0	0	0	0	0	0	0	0	0	0	0	0	0	0	0	0	0	-	-
0400	0	0	0	0	0	0	0	0	0	0	0	0	0	0	0	0	0	0	0	-	-
0500	2	0	2	0	0	0	0	0	0	0	0	0	0	0	0	0	0	0	0	66.5	-
0600	4	0	3	0	1	0	0	0	0	0	0	0	0	0	0	0	0	0	0	60.9	-
0700	10	0	10	0	0	0	0	0	0	0	0	0	0	2	20	2	20	2	20	73.1	-
0800	**25**	**0**	**22**	**1**	**1**	**0**	**0**	**0**	**0**	**0**	**1**	**0**	**0**	**1**	**4**	**1**	**4**	**0**	**0**	**66.7**	**74.5**
0900	15	0	12	0	1	0	0	0	0	1	1	0	0	1	6.7	0	0	0	0	58.9	73.8
1000	22	0	18	0	2	0	0	0	2	0	0	0	0	1	4.5	0	0	0	0	56.9	68
1100	21	0	16	0	3	1	0	0	0	1	0	0	0	1	4.8	1	4.8	1	4.8	59.2	71.6
1200	13	0	8	1	4	0	0	0	0	0	0	0	0	2	15.4	2	15.4	1	7.7	62.6	75.2
1300	14	0	8	1	5	0	0	0	0	0	0	0	0	0	0	0	0	0	0	59.3	68.8
1400	17	0	13	0	2	0	0	0	1	1	0	0	0	1	5.9	0	0	0	0	63.4	69.8
1500	15	0	15	0	0	0	0	0	0	0	0	0	0	2	13.3	0	0	0	0	63.4	78.5
1600	20	0	16	0	2	1	0	0	0	1	0	0	0	1	5	0	0	0	0	58.2	67
1700	**26**	**1**	**23**	**0**	**2**	**0**	**0**	**0**	**0**	**0**	**0**	**0**	**0**	**1**	**3.8**	**0**	**0**	**0**	**0**	**59.2**	**74.2**
1800	21	0	19	0	2	0	0	0	0	0	0	0	0	2	9.5	0	0	0	0	66.2	74.5
1900	14	0	12	1	0	0	0	0	0	1	0	0	0	2	14.3	1	7.1	1	7.1	64.4	78.1
2000	17	0	17	0	0	0	0	0	0	0	0	0	0	0	0	0	0	0	0	54.7	65.5
2100	8	0	8	0	0	0	0	0	0	0	0	0	0	0	0	0	0	0	0	63.4	-
2200	6	0	6	0	0	0	0	0	0	0	0	0	0	0	0	0	0	0	0	52.5	-
2300	3	0	3	0	0	0	0	0	0	0	0	0	0	1	33.3	0	0	0	0	71.1	-
07-19	**219**	**1**	**180**	**3**	**24**	**2**	**0**	**0**	**3**	**4**	**2**	**0**	**0**	**15**	**6.8**	**6**	**2.7**	**4**	**1.8**	**61.8**	**74.5**
06-22	**262**	**1**	**220**	**4**	**25**	**2**	**0**	**0**	**3**	**5**	**2**	**0**	**0**	**17**	**6.5**	**7**	**2.7**	**5**	**1.9**	**61.5**	**74.5**
06-00	**271**	**1**	**229**	**4**	**25**	**2**	**0**	**0**	**3**	**5**	**2**	**0**	**0**	**18**	**6.6**	**7**	**2.6**	**5**	**1.8**	**61.5**	**74.5**
00-00	**276**	**1**	**234**	**4**	**25**	**2**	**0**	**0**	**3**	**5**	**2**	**0**	**0**	**18**	**6.5**	**7**	**2.5**	**5**	**1.8**	**61.4**	**74.5**

DRAFT

Site 17
Location L-4006-27, att road sign, Lat 53.62668, Long -6.77125
Direction South

3279 / Meath/Cavan/Monaghan ATC's
October 2013
Automatic Traffic Count

Thu, 10 October 2013

Time	Total	Classification												>PSL	>PSL%	>SL1	>SL1%	>SL2	>SL2%	Mean	Vpp
		1 MCL	2 SV	3 SVT	4 TB2	5 TB3	6 T4	7 ART3	8 ART4	9 ART5	10 ART6	11 BD	12 DRT	80	80	85 +5kph	85 +5kph	90 +10kph	90 +10kph		85
0000	0	0	0	0	0	0	0	0	0	0	0	0	0	0	0	0	0	0	0	-	-
0100	0	0	0	0	0	0	0	0	0	0	0	0	0	0	0	0	0	0	0	-	-
0200	0	0	0	0	0	0	0	0	0	0	0	0	0	0	0	0	0	0	0	-	-
0300	0	0	0	0	0	0	0	0	0	0	0	0	0	0	0	0	0	0	0	-	-
0400	2	0	1	0	1	0	0	0	0	0	0	0	0	0	0	0	0	0	0	68.1	-
0500	0	0	0	0	0	0	0	0	0	0	0	0	0	0	0	0	0	0	0	-	-
0600	2	0	1	0	1	0	0	0	0	0	0	0	0	0	0	0	0	0	0	70.4	-
0700	11	0	10	0	0	0	1	0	0	0	0	0	0	0	0	0	0	0	0	61.8	72.7
0800	**20**	**0**	**17**	**0**	**2**	**1**	**0**	**0**	**0**	**0**	**0**	**0**	**0**	**3**	**15**	**1**	**5**	**0**	**0**	**66.4**	**77.4**
0900	17	0	17	0	0	0	0	0	0	0	0	0	0	0	0	0	0	0	0	57.9	72.7
1000	17	0	10	0	2	1	0	0	2	1	1	0	0	0	0	0	0	0	0	53.5	63.7
1100	13	0	12	0	1	0	0	0	0	0	0	0	0	1	7.7	1	7.7	0	0	56.3	63.4
1200	14	0	11	1	1	0	0	0	0	0	1	0	0	1	7.1	1	7.1	0	0	63.2	77
1300	9	0	8	0	1	0	0	0	0	0	0	0	0	2	22.2	2	22.2	2	22.2	70.6	-
1400	15	1	10	1	2	0	0	0	0	1	0	0	0	2	13.3	1	6.7	0	0	58.2	70.6
1500	15	0	14	0	0	1	0	0	0	0	0	0	0	1	6.7	0	0	0	0	57.3	70.2
1600	**27**	**0**	**20**	**1**	**3**	**0**	**0**	**0**	**0**	**2**	**1**	**0**	**0**	**0**	**0**	**0**	**0**	**0**	**0**	**60.1**	**73.4**
1700	20	0	18	0	1	0	0	0	1	0	0	0	0	0	0	0	0	0	0	54	67.3
1800	19	0	18	0	0	0	0	0	0	1	0	0	0	0	0	0	0	0	0	62.5	72.7
1900	16	0	15	0	0	0	0	0	0	1	0	0	0	1	6.3	0	0	0	0	51.6	70.9
2000	9	0	9	0	0	0	0	0	0	0	0	0	0	0	0	0	0	0	0	56	-
2100	13	0	13	0	0	0	0	0	0	0	0	0	0	2	15.4	1	7.7	0	0	61.4	72.4
2200	3	0	2	1	0	0	0	0	0	0	0	0	0	0	0	0	0	0	0	41.8	-
2300	0	0	0	0	0	0	0	0	0	0	0	0	0	0	0	0	0	0	0	-	-
07-19	**197**	**1**	**165**	**3**	**13**	**3**	**1**	**0**	**3**	**5**	**3**	**0**	**0**	**10**	**5.1**	**6**	**3**	**2**	**1**	**59.8**	**74.5**
06-22	**237**	**1**	**203**	**3**	**14**	**3**	**1**	**0**	**3**	**6**	**3**	**0**	**0**	**13**	**5.5**	**7**	**3**	**2**	**0.8**	**59.3**	**73.4**
06-00	**240**	**1**	**205**	**4**	**14**	**3**	**1**	**0**	**3**	**6**	**3**	**0**	**0**	**13**	**5.4**	**7**	**2.9**	**2**	**0.8**	**59**	**73.4**
00-00	**242**	**1**	**206**	**4**	**15**	**3**	**1**	**0**	**3**	**6**	**3**	**0**	**0**	**13**	**5.4**	**7**	**2.9**	**2**	**0.8**	**59.1**	**73.4**

DRAFT

Site 17
Location L-4006-27, att road sign, Lat 53.62668, Long -6.77125
Direction South

3279 / Meath/Cavan/Monaghan ATC's
October 2013
Automatic Traffic Count

Fri, 11 October 2013

Time	Total	Classification												>PSL	>PSL%	>SL1	>SL1%	>SL2	>SL2%	Mean	Vpp
		1 MCL	2 SV	3 SVT	4 TB2	5 TB3	6 T4	7 ART3	8 ART4	9 ART5	10 ART6	11 BD	12 DRT	80	80	85 +5kph	85 +5kph	90 +10kph	90 +10kph		85
0000	1	0	1	0	0	0	0	0	0	0	0	0	0	1	100	1	100	0	0	85.8	-
0100	1	0	1	0	0	0	0	0	0	0	0	0	0	0	0	0	0	0	0	66	-
0200	0	0	0	0	0	0	0	0	0	0	0	0	0	0	0	0	0	0	0	-	-
0300	0	0	0	0	0	0	0	0	0	0	0	0	0	0	0	0	0	0	0	-	-
0400	1	0	1	0	0	0	0	0	0	0	0	0	0	0	0	0	0	0	0	59.3	-
0500	0	0	0	0	0	0	0	0	0	0	0	0	0	0	0	0	0	0	0	-	-
0600	3	0	2	0	1	0	0	0	0	0	0	0	0	1	33.3	1	33.3	0	0	75.5	-
0700	7	0	6	0	1	0	0	0	0	0	0	0	0	1	14.3	0	0	0	0	65.7	-
0800	**27**	**0**	**23**	**0**	**3**	**0**	**0**	**0**	**0**	**1**	**0**	**0**	**0**	**2**	**7.4**	**1**	**3.7**	**0**	**0**	**64.2**	**77.4**
0900	18	0	15	0	2	0	0	0	0	1	0	0	0	2	11.1	1	5.6	0	0	63.9	73.8
1000	16	0	14	0	0	0	0	0	0	2	0	0	0	1	6.3	0	0	0	0	57	73.1
1100	16	1	11	0	4	0	0	0	0	0	0	0	0	0	0	0	0	0	0	61.4	74.5
1200	16	0	13	0	2	0	0	0	0	1	0	0	0	0	0	0	0	0	0	54.5	67
1300	**32**	**0**	**31**	**0**	**1**	**0**	**0**	**0**	**0**	**0**	**0**	**0**	**0**	**4**	**12.5**	**0**	**0**	**0**	**0**	**63.1**	**76.3**
1400	12	0	11	1	0	0	0	0	0	0	0	0	0	0	0	0	0	0	0	63.6	73.1
1500	20	0	16	0	2	0	0	0	1	1	0	0	0	1	5	0	0	0	0	55.2	68.4
1600	23	0	17	0	6	0	0	0	0	0	0	0	0	0	0	0	0	0	0	60.3	74.2
1700	21	0	19	0	1	0	0	0	0	1	0	0	0	1	4.8	0	0	0	0	62.6	75.2
1800	18	0	16	0	1	0	0	0	0	1	0	0	0	0	0	0	0	0	0	58.8	70.9
1900	18	0	17	0	0	0	0	0	0	1	0	0	0	1	5.6	1	5.6	1	5.6	54.7	70.9
2000	12	0	12	0	0	0	0	0	0	0	0	0	0	1	8.3	1	8.3	0	0	62.7	74.5
2100	17	0	16	0	1	0	0	0	0	0	0	0	0	2	11.8	1	5.9	0	0	64.4	77.4
2200	3	0	3	0	0	0	0	0	0	0	0	0	0	1	33.3	1	33.3	1	33.3	75.5	-
2300	6	0	5	1	0	0	0	0	0	0	0	0	0	0	0	0	0	0	0	45.2	-
07-19	**226**	**1**	**192**	**1**	**23**	**0**	**0**	**0**	**1**	**8**	**0**	**0**	**0**	**12**	**5.3**	**2**	**0.9**	**0**	**0**	**60.9**	**75.2**
06-22	**276**	**1**	**239**	**1**	**25**	**0**	**0**	**0**	**1**	**9**	**0**	**0**	**0**	**17**	**6.2**	**6**	**2.2**	**1**	**0.4**	**60.9**	**75.6**
06-00	**285**	**1**	**247**	**2**	**25**	**0**	**0**	**0**	**1**	**9**	**0**	**0**	**0**	**18**	**6.3**	**7**	**2.5**	**2**	**0.7**	**60.7**	**75.2**
00-00	**288**	**1**	**250**	**2**	**25**	**0**	**0**	**0**	**1**	**9**	**0**	**0**	**0**	**19**	**6.6**	**8**	**2.8**	**2**	**0.7**	**60.8**	**75.6**

DRAFT

Site 17
Location L-4006-27, att road sign, Lat 53.62668, Long -6.77125
Direction South

3279 / Meath/Cavan/Monaghan ATC's
October 2013
Automatic Traffic Count

Sat, 12 October 2013

Time	Total	Classification												>PSL	>PSL%	>SL1	>SL1%	>SL2	>SL2%	Mean	Vpp
		1 MCL	2 SV	3 SVT	4 TB2	5 TB3	6 T4	7 ART3	8 ART4	9 ART5	10 ART6	11 BD	12 DRT	80	80	85 +5kph	85 +5kph	90 +10kph	90 +10kph		85
0000	1	0	1	0	0	0	0	0	0	0	0	0	0	0	0	0	0	0	0	61.2	-
0100	1	0	1	0	0	0	0	0	0	0	0	0	0	0	0	0	0	0	0	49.1	-
0200	0	0	0	0	0	0	0	0	0	0	0	0	0	0	0	0	0	0	0	-	-
0300	0	0	0	0	0	0	0	0	0	0	0	0	0	0	0	0	0	0	0	-	-
0400	0	0	0	0	0	0	0	0	0	0	0	0	0	0	0	0	0	0	0	-	-
0500	1	0	1	0	0	0	0	0	0	0	0	0	0	0	0	0	0	0	0	56.1	-
0600	1	0	1	0	0	0	0	0	0	0	0	0	0	1	100	0	0	0	0	80.1	-
0700	4	0	2	0	2	0	0	0	0	0	0	0	0	1	25	0	0	0	0	72.5	-
0800	10	0	9	0	1	0	0	0	0	0	0	0	0	0	0	0	0	0	0	53.5	-
0900	**24**	**1**	**19**	**1**	**2**	**0**	**1**	**0**	**0**	**0**	**0**	**0**	**0**	**0**	**0**	**0**	**0**	**0**	**0**	**50.2**	**68.4**
1000	19	0	18	0	1	0	0	0	0	0	0	0	0	1	5.3	1	5.3	0	0	64.8	73.1
1100	20	0	19	0	1	0	0	0	0	0	0	0	0	0	0	0	0	0	0	60.2	69.5
1200	16	0	13	1	1	1	0	0	0	0	0	0	0	1	6.3	0	0	0	0	57.9	72
1300	**28**	**1**	**21**	**2**	**3**	**0**	**0**	**0**	**0**	**1**	**0**	**0**	**0**	**0**	**0**	**0**	**0**	**0**	**0**	**58.3**	**73.4**
1400	20	0	20	0	0	0	0	0	0	0	0	0	0	2	10	0	0	0	0	60.4	76.7
1500	14	1	11	0	2	0	0	0	0	0	0	0	0	3	21.4	1	7.1	0	0	63.1	80.6
1600	15	0	13	0	2	0	0	0	0	0	0	0	0	0	0	0	0	0	0	49.3	60.1
1700	17	0	14	0	2	0	0	0	1	0	0	0	0	1	5.9	0	0	0	0	56.8	69.1
1800	10	0	8	0	1	1	0	0	0	0	0	0	0	1	10	0	0	0	0	62.3	-
1900	23	0	23	0	0	0	0	0	0	0	0	0	0	2	8.7	1	4.3	0	0	63.8	76.7
2000	7	0	7	0	0	0	0	0	0	0	0	0	0	2	28.6	1	14.3	1	14.3	71.1	-
2100	7	0	7	0	0	0	0	0	0	0	0	0	0	0	0	0	0	0	0	55.8	-
2200	5	0	5	0	0	0	0	0	0	0	0	0	0	1	20	1	20	0	0	64.4	-
2300	2	0	2	0	0	0	0	0	0	0	0	0	0	0	0	0	0	0	0	60.6	-
07-19	**197**	**3**	**167**	**4**	**18**	**2**	**1**	**0**	**1**	**1**	**0**	**0**	**0**	**10**	**5.1**	**2**	**1**	**0**	**0**	**58.1**	**72.7**
06-22	**235**	**3**	**205**	**4**	**18**	**2**	**1**	**0**	**1**	**1**	**0**	**0**	**0**	**15**	**6.4**	**4**	**1.7**	**1**	**0.4**	**59.1**	**73.1**
06-00	**242**	**3**	**212**	**4**	**18**	**2**	**1**	**0**	**1**	**1**	**0**	**0**	**0**	**16**	**6.6**	**5**	**2.1**	**1**	**0.4**	**59.2**	**73.1**
00-00	**245**	**3**	**215**	**4**	**18**	**2**	**1**	**0**	**1**	**1**	**0**	**0**	**0**	**16**	**6.5**	**5**	**2**	**1**	**0.4**	**59.1**	**73.1**

DRAFT

Site 17
Location L-4006-27, att road sign, Lat 53.62668, Long -6.77125
Direction South

3279 / Meath/Cavan/Monaghan ATC's
October 2013
Automatic Traffic Count

Sun, 13 October 2013

Time	Total	Classification												>PSL	>PSL%	>SL1	>SL1%	>SL2	>SL2%	Mean	Vpp
		1 MCL	2 SV	3 SVT	4 TB2	5 TB3	6 T4	7 ART3	8 ART4	9 ART5	10 ART6	11 BD	12 DRT	80	80	85 +5kph	85 +5kph	90 +10kph	90 +10kph		85
0000	1	0	1	0	0	0	0	0	0	0	0	0	0	0	0	0	0	0	0	54.8	-
0100	0	0	0	0	0	0	0	0	0	0	0	0	0	0	0	0	0	0	0	-	-
0200	2	0	2	0	0	0	0	0	0	0	0	0	0	0	0	0	0	0	0	53.6	-
0300	2	0	2	0	0	0	0	0	0	0	0	0	0	0	0	0	0	0	0	60.7	-
0400	0	0	0	0	0	0	0	0	0	0	0	0	0	0	0	0	0	0	0	-	-
0500	0	0	0	0	0	0	0	0	0	0	0	0	0	0	0	0	0	0	0	-	-
0600	0	0	0	0	0	0	0	0	0	0	0	0	0	0	0	0	0	0	0	-	-
0700	0	0	0	0	0	0	0	0	0	0	0	0	0	0	0	0	0	0	0	-	-
0800	4	0	4	0	0	0	0	0	0	0	0	0	0	0	0	0	0	0	0	42.5	-
0900	2	0	2	0	0	0	0	0	0	0	0	0	0	0	0	0	0	0	0	68.7	-
1000	9	0	8	0	1	0	0	0	0	0	0	0	0	0	0	0	0	0	0	63.2	-
1100	**10**	**1**	**8**	**1**	**0**	**0**	**0**	**0**	**0**	**0**	**0**	**0**	**0**	**0**	**0**	**0**	**0**	**0**	**0**	**52.8**	**-**
1200	**15**	**1**	**14**	**0**	**0**	**0**	**0**	**0**	**0**	**0**	**0**	**0**	**0**	**1**	**6.7**	**1**	**6.7**	**0**	**0**	**58.1**	**72.4**
1300	12	1	10	0	1	0	0	0	0	0	0	0	0	0	0	0	0	0	0	51.2	70.9
1400	14	2	12	0	0	0	0	0	0	0	0	0	0	2	14.3	2	14.3	2	14.3	60	77.4
1500	12	0	9	0	3	0	0	0	0	0	0	0	0	2	16.7	1	8.3	0	0	65.3	73.8
1600	5	0	5	0	0	0	0	0	0	0	0	0	0	1	20	0	0	0	0	55.2	-
1700	**15**	**0**	**15**	**0**	**0**	**0**	**0**	**0**	**0**	**0**	**0**	**0**	**0**	**0**	**0**	**0**	**0**	**0**	**0**	**56.9**	**68**
1800	10	0	9	0	0	0	0	0	0	1	0	0	0	0	0	0	0	0	0	54.4	-
1900	14	1	13	0	0	0	0	0	0	0	0	0	0	0	0	0	0	0	0	58.5	66.2
2000	4	0	4	0	0	0	0	0	0	0	0	0	0	2	50	1	25	0	0	69.4	-
2100	7	0	7	0	0	0	0	0	0	0	0	0	0	1	14.3	0	0	0	0	63.2	-
2200	4	0	4	0	0	0	0	0	0	0	0	0	0	0	0	0	0	0	0	58.3	-
2300	0	0	0	0	0	0	0	0	0	0	0	0	0	0	0	0	0	0	0	0	0
07-19	**108**	**5**	**96**	**1**	**5**	**0**	**0**	**0**	**0**	**1**	**0**	**0**	**0**	**6**	**5.6**	**4**	**3.7**	**2**	**1.9**	**57.3**	**72.7**
06-22	**133**	**6**	**120**	**1**	**5**	**0**	**0**	**0**	**0**	**1**	**0**	**0**	**0**	**9**	**6.8**	**5**	**3.8**	**2**	**1.5**	**58.1**	**72.7**
06-00	**137**	**6**	**124**	**1**	**5**	**0**	**0**	**0**	**0**	**1**	**0**	**0**	**0**	**9**	**6.6**	**5**	**3.6**	**2**	**1.5**	**58.1**	**72.7**
00-00	**142**	**6**	**129**	**1**	**5**	**0**	**0**	**0**	**0**	**1**	**0**	**0**	**0**	**9**	**6.3**	**5**	**3.5**	**2**	**1.4**	**58**	**72.7**

DRAFT

Site 17
Location L-4006-27, att road sign, Lat 53.62668, Long -6.77125
Direction South

3279 / Meath/Cavan/Monaghan ATC's
October 2013
Automatic Traffic Count

Virtual Day (7)

Time	Total	Classification												>PSL	>PSL%	>SL1	>SL1%	>SL2	>SL2%	Mean	Vpp
		1 MCL	2 SV	3 SVT	4 TB2	5 TB3	6 T4	7 ART3	8 ART4	9 ART5	10 ART6	11 BD	12 DRT	80	80	85 +5kph	85 +5kph	90 +10kph	90 +10kph		85
0000	1	0	1	0	0	0	0	0	0	0	0	0	0	0	11.1	0	11.1	0	0	60.9	-
0100	0	0	0	0	0	0	0	0	0	0	0	0	0	0	0	0	0	0	0	57.9	-
0200	0	0	0	0	0	0	0	0	0	0	0	0	0	0	0	0	0	0	0	53.6	-
0300	0	0	0	0	0	0	0	0	0	0	0	0	0	0	33.3	0	33.3	0	33.3	71.6	-
0400	0	0	0	0	0	0	0	0	0	0	0	0	0	0	0	0	0	0	0	65.1	-
0500	1	0	1	0	0	0	0	0	0	0	0	0	0	0	0	0	0	0	0	63.8	-
0600	2	0	1	0	1	0	0	0	0	0	0	0	0	0	15.4	0	7.7	0	0	67.7	-
0700	8	0	6	0	1	0	0	0	0	0	0	0	0	1	9.3	0	3.7	0	3.7	65.3	-
0800	**19**	**0**	**17**	**0**	**2**	**0**	**0**	**0**	**0**	**0**	**0**	**0**	**0**	**2**	**9.6**	**1**	**3.7**	**0**	**0**	**64.3**	**77.4**
0900	16	0	13	0	1	0	0	0	0	0	0	0	0	1	3.5	0	0.9	0	0	57.5	72.7
1000	17	0	15	0	1	0	0	0	1	0	0	0	0	1	4.1	0	0.8	0	0	59.5	74.5
1100	15	0	11	0	2	0	0	0	0	0	0	0	0	0	2.9	0	1.9	0	1	58.8	72.7
1200	15	0	12	1	2	0	0	0	0	0	0	0	0	1	7.4	1	3.7	0	0.9	58.7	72.4
1300	18	0	14	1	2	0	0	0	0	0	0	0	0	1	7.8	1	3.1	0	1.6	61.9	76.3
1400	16	0	13	1	1	0	0	0	0	0	0	0	0	1	7.3	0	2.7	0	1.8	59	74.5
1500	17	0	15	0	2	0	0	0	0	0	0	0	0	1	7.4	0	1.6	0	0	59.1	74.5
1600	18	0	15	0	2	0	0	0	0	0	0	0	0	0	2.4	0	0.8	0	0	58.2	73.4
1700	**19**	**0**	**16**	**0**	**1**	**0**	**0**	**0**	**0**	**0**	**0**	**0**	**0**	**1**	**3.8**	**0**	**0**	**0**	**0**	**58.2**	**72.7**
1800	18	0	15	0	1	0	0	0	0	1	0	0	0	1	4.1	0	0.8	0	0	61.5	74.5
1900	18	0	17	0	0	0	0	0	0	0	0	0	0	1	7.9	1	3.2	0	1.6	59.4	75.6
2000	10	0	10	0	0	0	0	0	0	0	0	0	0	1	6.9	0	4.2	0	1.4	59.8	73.8
2100	9	0	9	0	0	0	0	0	0	0	0	0	0	1	9.8	0	4.9	0	1.6	61.3	-
2200	4	0	4	0	0	0	0	0	0	0	0	0	0	0	6.5	0	6.5	0	3.2	57	-
2300	2	0	2	0	0	0	0	0	0	0	0	0	0	0	6.7	0	0	0	0	53.6	-
07-19	**197**	**2**	**163**	**5**	**18**	**1**	**0**	**0**	**2**	**3**	**1**	**0**	**0**	**11**	**5.7**	**4**	**1.9**	**1**	**0.6**	**60**	**74.5**
06-22	**236**	**2**	**200**	**5**	**19**	**1**	**0**	**0**	**2**	**4**	**1**	**0**	**0**	**14**	**6.1**	**5**	**2.2**	**2**	**0.7**	**60.1**	**74.9**
06-00	**242**	**2**	**207**	**5**	**19**	**1**	**0**	**0**	**2**	**4**	**1**	**0**	**0**	**15**	**6.1**	**6**	**2.3**	**2**	**0.8**	**59.9**	**74.5**
00-00	**246**	**2**	**210**	**5**	**19**	**1**	**0**	**0**	**2**	**4**	**1**	**0**	**0**	**15**	**6.2**	**6**	**2.4**	**2**	**0.8**	**60**	**74.5**

DRAFT

Site 17
Location L-4006-27, att road sign, Lat 53.62668, Long -6.77125
Direction South

3279 / Meath/Cavan/Monaghan ATC's
October 2013
Automatic Traffic Count

Virtual Week (1)

Time	Total	Classification												>PSL	>PSL%	>SL1	>SL1%	>SL2	>SL2%	Mean	Vpp
		1 MCL	2 SV	3 SVT	4 TB2	5 TB3	6 T4	7 ART3	8 ART4	9 ART5	10 ART6	11 BD	12 DRT	80	80	85 +5kph	85 +5kph	90 +10kph	90 +10kph		85
Mon	250	1	209	11	25	0	1	0	1	2	0	0	0	10	4	3	1.2	1	0.4	60.1	74.9
Tue	278	3	228	11	21	2	0	1	7	2	3	0	0	21	7.6	6	2.2	1	0.4	60.1	75.2
Wed	276	1	234	4	25	2	0	0	3	5	2	0	0	18	6.5	7	2.5	5	1.8	61.4	74.5
Thu	242	1	206	4	15	3	1	0	3	6	3	0	0	13	5.4	7	2.9	2	0.8	59.1	73.4
Fri	288	1	250	2	25	0	0	0	1	9	0	0	0	19	6.6	8	2.8	2	0.7	60.8	75.6
| Sat	245	3	215	4	18	2	1	0	1	1	0	0	0	16	6.5	5	2	1	0.4	59.1	73.1
| Sun	142	6	129	1	5	0	0	0	0	1	0	0	0	9	6.3	5	3.5	2	1.4	58	72.7
5 Day Ave.	**267**	**1**	**225**	**6**	**22**	**1**	**0**	**0**	**3**	**5**	**2**	**0**	**0**	**16**	**6.0**	**6**	**2.2**	**2**	**0.7**	**60.3**	**74.7**
7 Day Ave.	**246**	**2**	**210**	**5**	**19**	**1**	**0**	**0**	**2**	**4**	**1**	**0**	**0**	**15**	**6.2**	**6**	**2.4**	**2**	**0.8**	**60.0**	**74.5**
--	**1721**	**16**	**1471**	**37**	**134**	**9**	**3**	**1**	**16**	**26**	**8**	**0**	**0**	**106**	**6.2**	**41**	**2.4**	**14**	**0.8**	**60.0**	**74.5**

Summary Graphs

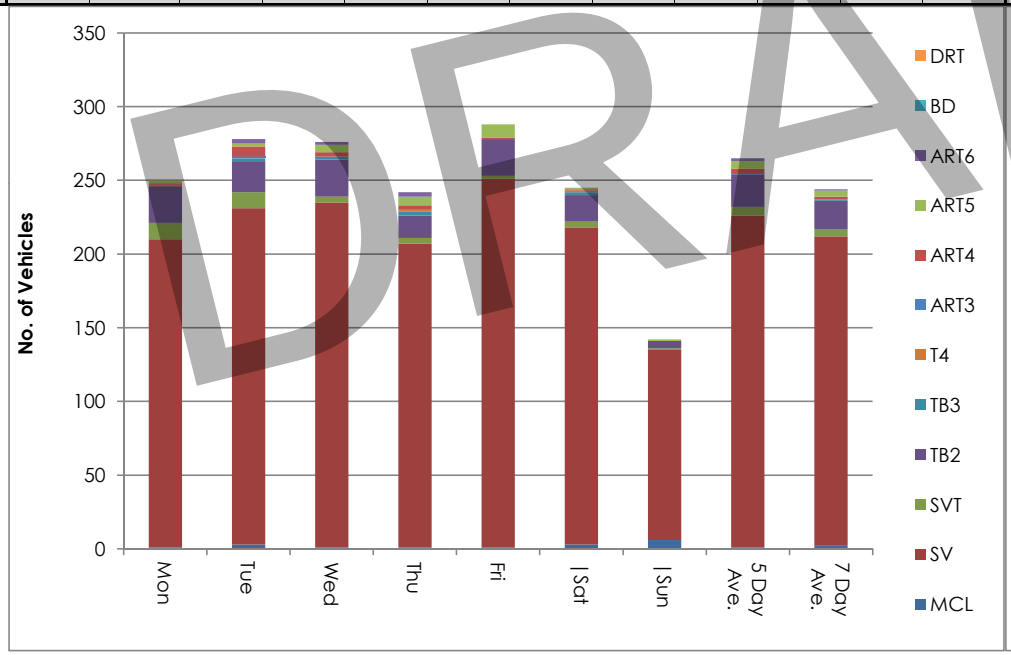

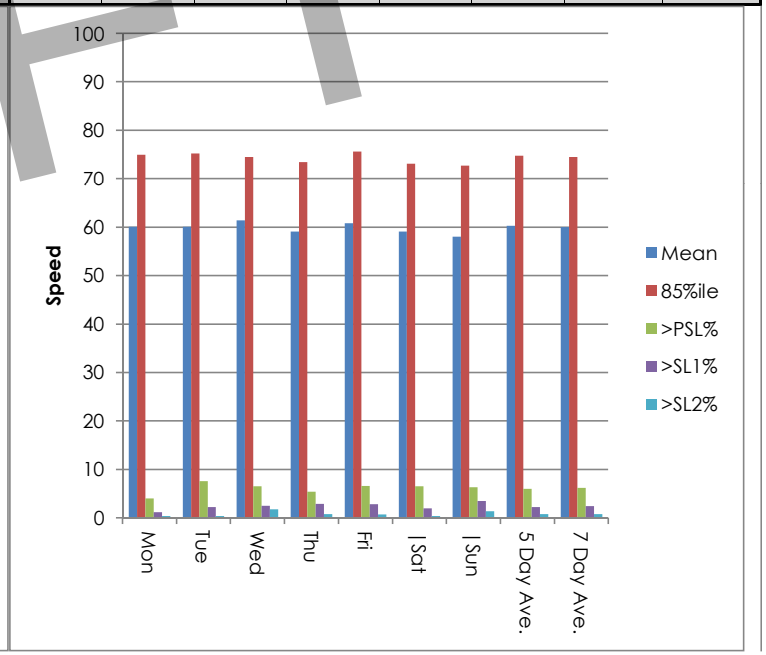

DRAFT

Site 17
Location L-4006-27, att road sign, Lat 53.62668, Long -6.77125
Direction South

3279 / Meath/Cavan/Monaghan ATC's
October 2013
Automatic Traffic Count

Mon, 7 October 2013

Time	Total	Speed Bins (km/h)																											
		0 - 5	5 - 10	10 - 15	15 - 20	20 - 25	25 - 30	30 - 35	35 - 40	40 - 45	45 - 50	50 - 55	55 - 60	60 - 65	65 - 70	70 - 75	75 - 80	80 - 85	85 - 90	90 - 95	95 - 100	100 - 105	105 - 110	110 - 115	115 - 120	120 - 125	125 - 130	130 - 135	135 - 140
0000	1	0	0	0	0	0	0	0	0	0	0	0	0	1	0	0	0	0	0	0	0	0	0	0	0	0	0	0	0
0100	0	0	0	0	0	0	0	0	0	0	0	0	0	0	0	0	0	0	0	0	0	0	0	0	0	0	0	0	0
0200	0	0	0	0	0	0	0	0	0	0	0	0	0	0	0	0	0	0	0	0	0	0	0	0	0	0	0	0	0
0300	0	0	0	0	0	0	0	0	0	0	0	0	0	0	0	0	0	0	0	0	0	0	0	0	0	0	0	0	0
0400	0	0	0	0	0	0	0	0	0	0	0	0	0	0	0	0	0	0	0	0	0	0	0	0	0	0	0	0	0
0500	1	0	0	0	0	0	0	0	0	0	0	0	1	0	0	0	0	0	0	0	0	0	0	0	0	0	0	0	0
0600	1	0	0	0	0	0	0	0	0	0	0	0	1	0	0	0	0	0	0	0	0	0	0	0	0	0	0	0	0
0700	11	0	0	0	0	0	1	0	0	0	0	0	3	3	2	0	2	0	0	0	0	0	0	0	0	0	0	0	0
0800	**24**	**0**	**0**	**0**	**0**	**0**	**1**	**0**	**0**	**0**	**1**	**0**	**5**	**3**	**4**	**3**	**6**	**1**	**0**	**0**	**0**	**0**	**0**	**0**	**0**	**0**	**0**	**0**	**0**
0900	16	0	0	0	0	0	0	0	0	1	2	0	5	4	1	2	1	0	0	0	0	0	0	0	0	0	0	0	0
1000	17	0	0	0	0	0	0	0	2	1	1	3	2	1	2	1	4	0	0	0	0	0	0	0	0	0	0	0	0
1100	12	0	0	0	0	0	0	0	0	0	1	1	3	3	3	1	0	0	0	0	0	0	0	0	0	0	0	0	0
1200	19	0	0	0	0	0	1	0	1	1	2	3	4	2	0	2	1	2	0	0	0	0	0	0	0	0	0	0	0
1300	14	0	0	0	0	0	1	0	0	0	0	1	2	2	2	3	1	2	0	0	0	0	0	0	0	0	0	0	0
1400	16	0	0	0	0	0	1	0	1	3	2	2	1	4	1	0	0	1	0	0	0	0	0	0	0	0	0	0	0
1500	21	0	0	0	0	0	0	1	0	2	3	4	4	2	2	2	1	0	0	0	0	0	0	0	0	0	0	0	0
1600	18	0	0	0	0	0	0	0	0	1	4	3	5	2	1	2	0	0	0	0	0	0	0	0	0	0	0	0	0
1700	16	0	0	0	0	0	0	0	0	0	5	3	1	0	2	2	3	0	0	0	0	0	0	0	0	0	0	0	0
1800	**22**	**0**	**0**	**0**	**0**	**0**	**0**	**1**	**0**	**0**	**1**	**4**	**3**	**3**	**3**	**2**	**3**	**1**	**1**	**0**	**0**	**0**	**0**	**0**	**0**	**0**	**0**	**0**	**0**
1900	20	0	0	0	0	0	0	0	1	1	3	1	1	4	5	1	2	0	1	0	0	0	0	0	0	0	0	0	0
2000	14	0	0	0	1	0	0	0	0	1	1	3	0	3	1	2	2	0	0	0	0	0	0	0	0	0	0	0	0
2100	5	0	0	0	0	0	0	0	2	1	0	0	1	0	0	0	0	0	0	1	0	0	0	0	0	0	0	0	0
2200	2	0	0	0	0	0	0	0	0	0	0	0	2	0	0	0	0	0	0	0	0	0	0	0	0	0	0	0	0
2300	0	0	0	0	0	0	0	0	0	0	0	0	0	0	0	0	0	0	0	0	0	0	0	0	0	0	0	0	0
07-19	**206**	**0**	**0**	**0**	**0**	**0**	**5**	**2**	**4**	**9**	**22**	**24**	**38**	**29**	**23**	**20**	**22**	**7**	**1**	**0**	**0**	**0**	**0**	**0**	**0**	**0**	**0**	**0**	**0**
06-22	**246**	**0**	**0**	**0**	**1**	**0**	**5**	**2**	**7**	**12**	**26**	**28**	**41**	**36**	**29**	**23**	**26**	**7**	**2**	**1**	**0**	**0**	**0**	**0**	**0**	**0**	**0**	**0**	**0**
06-00	**248**	**0**	**0**	**0**	**1**	**0**	**5**	**2**	**7**	**12**	**26**	**28**	**43**	**36**	**29**	**23**	**26**	**7**	**2**	**1**	**0**	**0**	**0**	**0**	**0**	**0**	**0**	**0**	**0**
00-00	**250**	**0**	**0**	**0**	**1**	**0**	**5**	**2**	**7**	**12**	**26**	**28**	**44**	**37**	**29**	**23**	**26**	**7**	**2**	**1**	**0**	**0**	**0**	**0**	**0**	**0**	**0**	**0**	**0**

DRAFT

Site 17
Location L-4006-27, att road sign, Lat 53.62668, Long -6.77125
Direction South

3279 / Meath/Cavan/Monaghan ATC's
October 2013
Automatic Traffic Count

Tue, 8 October 2013

Time	Total	Speed Bins (km/h)																											
		0 - 5	5 - 10	10 - 15	15 - 20	20 - 25	25 - 30	30 - 35	35 - 40	40 - 45	45 - 50	50 - 55	55 - 60	60 - 65	65 - 70	70 - 75	75 - 80	80 - 85	85 - 90	90 - 95	95 - 100	100 - 105	105 - 110	110 - 115	115 - 120	120 - 125	125 - 130	130 - 135	135 - 140
0000	2	0	0	0	0	0	0	0	0	0	0	0	1	1	0	0	0	0	0	0	0	0	0	0	0	0	0	0	0
0100	1	0	0	0	0	0	0	0	0	0	0	0	1	0	0	0	0	0	0	0	0	0	0	0	0	0	0	0	0
0200	0	0	0	0	0	0	0	0	0	0	0	0	0	0	0	0	0	0	0	0	0	0	0	0	0	0	0	0	0
0300	1	0	0	0	0	0	0	0	0	0	0	0	0	0	0	0	0	0	1	0	0	0	0	0	0	0	0	0	0
0400	0	0	0	0	0	0	0	0	0	0	0	0	0	0	0	0	0	0	0	0	0	0	0	0	0	0	0	0	0
0500	2	0	0	0	0	0	0	0	0	0	0	0	0	1	0	1	0	0	0	0	0	0	0	0	0	0	0	0	0
0600	2	0	0	0	0	0	0	0	0	0	0	0	0	1	1	0	0	0	0	0	0	0	0	0	0	0	0	0	0
0700	11	0	0	0	0	0	0	0	0	0	1	1	2	4	1	1	0	1	0	0	0	0	0	0	0	0	0	0	0
0800	**26**	**0**	**0**	**0**	**0**	**0**	**2**	**0**	**1**	**0**	**2**	**0**	**3**	**2**	**3**	**5**	**2**	**4**	**2**	**0**	**0**	**0**	**0**	**0**	**0**	**0**	**0**	**0**	**0**
0900	21	0	0	0	0	1	1	2	1	1	1	2	5	0	1	1	4	1	0	0	0	0	0	0	0	0	0	0	0
1000	22	0	0	0	0	0	0	1	1	2	2	1	0	4	3	2	4	2	0	0	0	0	0	0	0	0	0	0	0
1100	11	0	0	0	0	0	0	1	0	0	2	2	2	2	0	0	1	1	0	0	0	0	0	0	0	0	0	0	0
1200	15	0	0	0	0	0	0	0	1	0	3	2	2	3	2	1	0	1	0	0	0	0	0	0	0	0	0	0	0
1300	19	0	0	0	0	0	0	0	0	0	2	3	1	2	4	1	4	0	2	0	0	0	0	0	0	0	0	0	0
1400	16	0	0	0	0	0	0	1	3	0	0	3	4	0	2	3	0	0	0	0	0	0	0	0	0	0	0	0	0
1500	**25**	**0**	**0**	**0**	**0**	**0**	**0**	**1**	**2**	**3**	**0**	**4**	**5**	**2**	**2**	**2**	**4**	**0**	**0**	**0**	**0**	**0**	**0**	**0**	**0**	**0**	**0**	**0**	**0**
1600	19	0	0	0	0	0	0	0	1	0	3	3	2	2	2	2	3	0	1	0	0	0	0	0	0	0	0	0	0
1700	16	0	0	0	0	0	1	0	2	1	1	1	2	2	3	1	0	2	0	0	0	0	0	0	0	0	0	0	0
1800	23	0	0	0	0	0	1	0	0	2	4	2	2	3	3	4	2	0	0	0	0	0	0	0	0	0	0	0	0
1900	21	0	0	0	0	1	0	0	2	3	0	1	2	4	2	1	2	3	0	0	0	0	0	0	0	0	0	0	0
2000	9	0	0	0	0	0	0	0	1	1	0	2	0	1	3	1	0	0	0	0	0	0	0	0	0	0	0	0	0
2100	4	0	0	0	0	0	0	0	0	0	1	0	1	1	0	1	0	0	0	0	0	0	0	0	0	0	0	0	0
2200	8	0	0	0	0	0	1	1	0	0	0	1	2	0	2	1	0	0	0	0	0	0	0	0	0	0	0	0	0
2300	4	0	0	0	0	0	0	0	1	0	1	0	2	0	0	0	0	0	0	0	0	0	0	0	0	0	0	0	0
07-19	**224**	**0**	**0**	**0**	**0**	**1**	**5**	**6**	**12**	**9**	**21**	**24**	**30**	**26**	**26**	**23**	**24**	**12**	**5**	**0**	**0**	**0**	**0**	**0**	**0**	**0**	**0**	**0**	**0**
06-22	**260**	**0**	**0**	**0**	**0**	**2**	**5**	**6**	**15**	**13**	**22**	**27**	**33**	**33**	**32**	**26**	**26**	**15**	**5**	**0**	**0**	**0**	**0**	**0**	**0**	**0**	**0**	**0**	**0**
06-00	**272**	**0**	**0**	**0**	**0**	**2**	**6**	**7**	**16**	**13**	**23**	**28**	**37**	**33**	**34**	**27**	**26**	**15**	**5**	**0**	**0**	**0**	**0**	**0**	**0**	**0**	**0**	**0**	**0**
00-00	**278**	**0**	**0**	**0**	**0**	**2**	**6**	**7**	**16**	**13**	**23**	**28**	**39**	**35**	**34**	**28**	**26**	**15**	**5**	**1**	**0**	**0**	**0**	**0**	**0**	**0**	**0**	**0**	**0**

DRAFT

Site 17
Location L-4006-27, att road sign, Lat 53.62668, Long -6.77125
Direction South

3279 / Meath/Cavan/Monaghan ATC's
October 2013
Automatic Traffic Count

Wed, 9 October 2013

Time	Total	Speed Bins (km/h)																											
		0 - 5	5 - 10	10 - 15	15 - 20	20 - 25	25 - 30	30 - 35	35 - 40	40 - 45	45 - 50	50 - 55	55 - 60	60 - 65	65 - 70	70 - 75	75 - 80	80 - 85	85 - 90	90 - 95	95 - 100	100 - 105	105 - 110	110 - 115	115 - 120	120 - 125	125 - 130	130 - 135	135 - 140
0000	3	0	0	0	0	0	0	0	0	0	0	1	1	1	0	0	0	0	0	0	0	0	0	0	0	0	0	0	0
0100	0	0	0	0	0	0	0	0	0	0	0	0	0	0	0	0	0	0	0	0	0	0	0	0	0	0	0	0	0
0200	0	0	0	0	0	0	0	0	0	0	0	0	0	0	0	0	0	0	0	0	0	0	0	0	0	0	0	0	0
0300	0	0	0	0	0	0	0	0	0	0	0	0	0	0	0	0	0	0	0	0	0	0	0	0	0	0	0	0	0
0400	0	0	0	0	0	0	0	0	0	0	0	0	0	0	0	0	0	0	0	0	0	0	0	0	0	0	0	0	0
0500	2	0	0	0	0	0	0	0	0	0	0	0	1	0	0	1	0	0	0	0	0	0	0	0	0	0	0	0	0
0600	4	0	0	0	0	0	0	0	0	0	0	0	2	0	2	0	0	0	0	0	0	0	0	0	0	0	0	0	0
0700	10	0	0	0	0	0	0	0	0	0	0	0	1	1	3	2	1	0	0	2	0	0	0	0	0	0	0	0	0
0800	**25**	**0**	**0**	**0**	**0**	**0**	**0**	**0**	**0**	**0**	**2**	**3**	**3**	**2**	**3**	**8**	**3**	**0**	**1**	**0**	**0**	**0**	**0**	**0**	**0**	**0**	**0**	**0**	**0**
0900	15	0	0	0	0	0	1	0	1	0	2	1	2	3	2	1	1	1	0	0	0	0	0	0	0	0	0	0	0
1000	22	0	0	0	0	0	0	2	1	2	1	1	4	5	4	0	1	1	0	0	0	0	0	0	0	0	0	0	0
1100	21	0	0	0	0	0	0	1	2	0	3	3	2	3	1	4	1	0	0	0	0	1	0	0	0	0	0	0	0
1200	13	0	0	0	0	1	0	0	0	0	0	3	2	2	2	0	1	0	1	0	0	1	0	0	0	0	0	0	0
1300	14	0	0	0	0	0	0	0	2	0	1	1	3	1	4	1	1	0	0	0	0	0	0	0	0	0	0	0	0
1400	17	0	0	0	0	0	0	0	0	1	0	2	2	6	3	1	1	1	0	0	0	0	0	0	0	0	0	0	0
1500	15	0	0	0	0	0	0	0	0	3	0	2	1	1	3	2	1	2	0	0	0	0	0	0	0	0	0	0	0
1600	20	0	0	0	0	1	0	0	0	2	1	2	5	3	4	1	0	1	0	0	0	0	0	0	0	0	0	0	0
1700	**26**	**0**	**0**	**0**	**0**	**0**	**1**	**0**	**0**	**2**	**3**	**4**	**7**	**0**	**2**	**3**	**3**	**1**	**0**	**0**	**0**	**0**	**0**	**0**	**0**	**0**	**0**	**0**	**0**
1800	21	0	0	0	0	0	0	0	0	0	2	1	2	2	7	4	1	2	0	0	0	0	0	0	0	0	0	0	0
1900	14	0	0	0	0	0	1	0	0	0	2	3	0	0	2	1	3	1	0	0	1	0	0	0	0	0	0	0	0
2000	17	0	0	0	0	0	1	0	0	1	4	3	3	1	2	1	1	0	0	0	0	0	0	0	0	0	0	0	0
2100	8	0	0	0	0	0	0	0	1	0	0	1	0	1	2	2	1	0	0	0	0	0	0	0	0	0	0	0	0
2200	6	0	0	0	0	0	0	0	0	1	1	3	0	0	1	0	0	0	0	0	0	0	0	0	0	0	0	0	0
2300	3	0	0	0	0	0	0	0	0	0	0	0	0	1	0	1	0	1	0	0	0	0	0	0	0	0	0	0	0
07-19	**219**	**0**	**0**	**0**	**0**	**2**	**2**	**3**	**6**	**10**	**15**	**23**	**34**	**29**	**38**	**27**	**15**	**9**	**2**	**2**	**0**	**2**	**0**	**0**	**0**	**0**	**0**	**0**	**0**
06-22	**262**	**0**	**0**	**0**	**0**	**2**	**4**	**3**	**7**	**11**	**21**	**30**	**39**	**31**	**46**	**31**	**20**	**10**	**2**	**2**	**1**	**2**	**0**	**0**	**0**	**0**	**0**	**0**	**0**
06-00	**271**	**0**	**0**	**0**	**0**	**2**	**4**	**3**	**7**	**12**	**22**	**33**	**39**	**32**	**47**	**32**	**20**	**11**	**2**	**2**	**1**	**2**	**0**	**0**	**0**	**0**	**0**	**0**	**0**
00-00	**276**	**0**	**0**	**0**	**0**	**2**	**4**	**3**	**7**	**12**	**22**	**34**	**41**	**33**	**47**	**33**	**20**	**11**	**2**	**2**	**1**	**2**	**0**	**0**	**0**	**0**	**0**	**0**	**0**

DRAFT

Site 17
Location L-4006-27, att road sign, Lat 53.62668, Long -6.77125
Direction South

3279 / Meath/Cavan/Monaghan ATC's
October 2013
Automatic Traffic Count

Thu, 10 October 2013

Time	Total	Speed Bins (km/h)																											
		0 - 5	5 - 10	10 - 15	15 - 20	20 - 25	25 - 30	30 - 35	35 - 40	40 - 45	45 - 50	50 - 55	55 - 60	60 - 65	65 - 70	70 - 75	75 - 80	80 - 85	85 - 90	90 - 95	95 - 100	100 - 105	105 - 110	110 - 115	115 - 120	120 - 125	125 - 130	130 - 135	135 - 140
0000	0	0	0	0	0	0	0	0	0	0	0	0	0	0	0	0	0	0	0	0	0	0	0	0	0	0	0	0	0
0100	0	0	0	0	0	0	0	0	0	0	0	0	0	0	0	0	0	0	0	0	0	0	0	0	0	0	0	0	0
0200	0	0	0	0	0	0	0	0	0	0	0	0	0	0	0	0	0	0	0	0	0	0	0	0	0	0	0	0	0
0300	0	0	0	0	0	0	0	0	0	0	0	0	0	0	0	0	0	0	0	0	0	0	0	0	0	0	0	0	0
0400	2	0	0	0	0	0	0	0	0	0	0	0	1	0	0	0	1	0	0	0	0	0	0	0	0	0	0	0	0
0500	0	0	0	0	0	0	0	0	0	0	0	0	0	0	0	0	0	0	0	0	0	0	0	0	0	0	0	0	0
0600	2	0	0	0	0	0	0	0	0	0	0	0	0	0	1	1	0	0	0	0	0	0	0	0	0	0	0	0	0
0700	11	0	0	0	0	0	0	0	1	1	0	0	1	4	1	2	1	0	0	0	0	0	0	0	0	0	0	0	0
0800	**20**	**0**	**0**	**0**	**0**	**0**	**0**	**0**	**2**	**0**	**0**	**2**	**2**	**2**	**4**	**2**	**3**	**2**	**1**	**0**	**0**	**0**	**0**	**0**	**0**	**0**	**0**	**0**	**0**
0900	17	0	0	0	0	0	1	1	0	2	2	0	2	1	4	2	2	0	0	0	0	0	0	0	0	0	0	0	0
1000	17	0	0	0	0	0	1	0	3	1	1	2	2	4	1	2	0	0	0	0	0	0	0	0	0	0	0	0	0
1100	13	0	0	0	0	0	0	1	1	1	0	3	3	2	0	0	1	0	1	0	0	0	0	0	0	0	0	0	0
1200	14	0	0	0	0	0	0	0	0	1	2	1	2	2	3	0	2	0	1	0	0	0	0	0	0	0	0	0	0
1300	9	0	0	0	0	0	0	0	1	0	1	0	0	1	0	1	3	0	0	2	0	0	0	0	0	0	0	0	0
1400	15	0	0	0	1	0	0	1	0	0	1	2	3	3	1	1	0	1	1	0	0	0	0	0	0	0	0	0	0
1500	15	0	0	0	0	0	1	1	0	2	0	2	2	2	2	1	1	1	0	0	0	0	0	0	0	0	0	0	0
1600	**27**	**0**	**0**	**0**	**0**	**0**	**0**	**2**	**1**	**2**	**2**	**1**	**1**	**7**	**5**	**3**	**3**	**0**	**0**	**0**	**0**	**0**	**0**	**0**	**0**	**0**	**0**	**0**	**0**
1700	20	0	0	0	1	0	0	0	1	5	1	0	6	0	3	2	1	0	0	0	0	0	0	0	0	0	0	0	0
1800	19	0	0	0	0	0	0	1	0	3	0	0	3	1	4	4	3	0	0	0	0	0	0	0	0	0	0	0	0
1900	16	0	0	1	1	1	0	0	0	3	0	2	1	3	1	2	0	1	0	0	0	0	0	0	0	0	0	0	0
2000	9	0	0	0	0	0	0	0	0	1	2	2	1	1	1	1	0	0	0	0	0	0	0	0	0	0	0	0	0
2100	13	0	0	0	0	0	1	0	0	2	0	1	3	0	0	4	0	1	1	0	0	0	0	0	0	0	0	0	0
2200	3	0	1	0	0	0	0	0	0	0	1	0	0	0	1	0	0	0	0	0	0	0	0	0	0	0	0	0	0
2300	0	0	0	0	0	0	0	0	0	0	0	0	0	0	0	0	0	0	0	0	0	0	0	0	0	0	0	0	0
07-19	**197**	**0**	**0**	**0**	**2**	**0**	**3**	**7**	**10**	**18**	**10**	**13**	**27**	**29**	**28**	**20**	**20**	**4**	**4**	**2**	**0**	**0**	**0**	**0**	**0**	**0**	**0**	**0**	**0**
06-22	**237**	**0**	**0**	**1**	**3**	**1**	**4**	**7**	**10**	**24**	**12**	**18**	**32**	**33**	**31**	**28**	**20**	**6**	**5**	**2**	**0**	**0**	**0**	**0**	**0**	**0**	**0**	**0**	**0**
06-00	**240**	**0**	**1**	**1**	**3**	**1**	**4**	**7**	**10**	**24**	**13**	**18**	**32**	**33**	**32**	**28**	**20**	**6**	**5**	**2**	**0**	**0**	**0**	**0**	**0**	**0**	**0**	**0**	**0**
00-00	**242**	**0**	**1**	**1**	**3**	**1**	**4**	**7**	**10**	**24**	**13**	**18**	**33**	**33**	**32**	**28**	**21**	**6**	**5**	**2**	**0**	**0**	**0**	**0**	**0**	**0**	**0**	**0**	**0**

DRAFT

Site 17
Location L-4006-27, att road sign, Lat 53.62668, Long -6.77125
Direction South

3279 / Meath/Cavan/Monaghan ATC's
October 2013
Automatic Traffic Count

Fri, 11 October 2013

Time	Total	Speed Bins (km/h)																											
		0 - 5	5 - 10	10 - 15	15 - 20	20 - 25	25 - 30	30 - 35	35 - 40	40 - 45	45 - 50	50 - 55	55 - 60	60 - 65	65 - 70	70 - 75	75 - 80	80 - 85	85 - 90	90 - 95	95 - 100	100 - 105	105 - 110	110 - 115	115 - 120	120 - 125	125 - 130	130 - 135	135 - 140
0000	1	0	0	0	0	0	0	0	0	0	0	0	0	0	0	0	0	0	1	0	0	0	0	0	0	0	0	0	0
0100	1	0	0	0	0	0	0	0	0	0	0	0	0	0	1	0	0	0	0	0	0	0	0	0	0	0	0	0	0
0200	0	0	0	0	0	0	0	0	0	0	0	0	0	0	0	0	0	0	0	0	0	0	0	0	0	0	0	0	0
0300	0	0	0	0	0	0	0	0	0	0	0	0	0	0	0	0	0	0	0	0	0	0	0	0	0	0	0	0	0
0400	1	0	0	0	0	0	0	0	0	0	0	0	1	0	0	0	0	0	0	0	0	0	0	0	0	0	0	0	0
0500	0	0	0	0	0	0	0	0	0	0	0	0	0	0	0	0	0	0	0	0	0	0	0	0	0	0	0	0	0
0600	3	0	0	0	0	0	0	0	0	0	0	0	0	0	1	1	0	0	1	0	0	0	0	0	0	0	0	0	0
0700	7	0	0	0	0	0	0	0	0	0	0	1	1	2	1	1	0	1	0	0	0	0	0	0	0	0	0	0	0
0800	**27**	**0**	**0**	**0**	**0**	**0**	**0**	**1**	**0**	**2**	**1**	**3**	**2**	**4**	**4**	**2**	**6**	**1**	**1**	**0**	**0**	**0**	**0**	**0**	**0**	**0**	**0**	**0**	**0**
0900	18	0	0	0	0	0	0	0	0	0	2	3	1	5	2	2	1	1	1	0	0	0	0	0	0	0	0	0	0
1000	16	0	0	0	0	0	0	2	1	2	1	0	2	1	2	4	0	1	0	0	0	0	0	0	0	0	0	0	0
1100	16	0	0	0	0	1	0	0	1	0	1	1	2	2	3	3	2	0	0	0	0	0	0	0	0	0	0	0	0
1200	16	0	0	0	0	0	0	1	1	1	2	2	5	1	1	1	1	0	0	0	0	0	0	0	0	0	0	0	0
1300	**32**	**0**	**0**	**0**	**0**	**0**	**0**	**1**	**1**	**1**	**2**	**2**	**4**	**7**	**4**	**2**	**4**	**4**	**0**	**0**	**0**	**0**	**0**	**0**	**0**	**0**	**0**	**0**	**0**
1400	12	0	0	0	0	0	0	0	0	0	2	0	2	3	1	2	2	0	0	0	0	0	0	0	0	0	0	0	0
1500	20	0	0	0	0	0	1	0	2	2	2	3	4	1	2	2	0	1	0	0	0	0	0	0	0	0	0	0	0
1600	23	0	0	0	0	0	0	1	1	2	0	3	5	1	2	5	3	0	0	0	0	0	0	0	0	0	0	0	0
1700	21	0	0	0	0	0	1	0	0	0	2	1	4	4	2	3	3	1	0	0	0	0	0	0	0	0	0	0	0
1800	18	0	0	0	0	0	0	0	2	1	1	1	6	1	2	1	3	0	0	0	0	0	0	0	0	0	0	0	0
1900	18	0	0	0	0	1	0	1	3	1	1	3	1	1	1	4	0	0	0	1	0	0	0	0	0	0	0	0	0
2000	12	0	0	0	0	0	0	0	1	2	1	0	0	1	3	2	1	0	1	0	0	0	0	0	0	0	0	0	0
2100	17	0	0	0	0	0	0	0	2	0	2	1	1	2	2	1	4	1	1	0	0	0	0	0	0	0	0	0	0
2200	3	0	0	0	0	0	0	0	0	0	0	1	1	0	0	0	0	0	0	0	0	0	0	0	1	0	0	0	0
2300	6	0	0	0	0	0	0	2	2	0	0	0	1	0	1	0	0	0	0	0	0	0	0	0	0	0	0	0	0
07-19	**226**	**0**	**0**	**0**	**0**	**1**	**2**	**6**	**9**	**11**	**16**	**20**	**38**	**32**	**26**	**28**	**25**	**10**	**2**	**0**	**0**	**0**	**0**	**0**	**0**	**0**	**0**	**0**	**0**
06-22	**276**	**0**	**0**	**0**	**0**	**2**	**2**	**7**	**15**	**14**	**20**	**24**	**40**	**36**	**33**	**36**	**30**	**11**	**5**	**1**	**0**	**0**	**0**	**0**	**0**	**0**	**0**	**0**	**0**
06-00	**285**	**0**	**0**	**0**	**0**	**2**	**2**	**9**	**17**	**14**	**20**	**25**	**42**	**36**	**34**	**36**	**30**	**11**	**5**	**1**	**0**	**0**	**0**	**0**	**1**	**0**	**0**	**0**	**0**
00-00	**288**	**0**	**0**	**0**	**0**	**2**	**2**	**9**	**17**	**14**	**20**	**25**	**43**	**36**	**35**	**36**	**30**	**11**	**6**	**1**	**0**	**0**	**0**	**0**	**1**	**0**	**0**	**0**	**0**

DRAFT

Site 17
Location L-4006-27, att road sign, Lat 53.62668, Long -6.77125
Direction South

3279 / Meath/Cavan/Monaghan ATC's
October 2013
Automatic Traffic Count

Sat, 12 October 2013

Time	Total	Speed Bins (km/h)																											
		0 - 5	5 - 10	10 - 15	15 - 20	20 - 25	25 - 30	30 - 35	35 - 40	40 - 45	45 - 50	50 - 55	55 - 60	60 - 65	65 - 70	70 - 75	75 - 80	80 - 85	85 - 90	90 - 95	95 - 100	100 - 105	105 - 110	110 - 115	115 - 120	120 - 125	125 - 130	130 - 135	135 - 140
0000	1	0	0	0	0	0	0	0	0	0	0	0	0	1	0	0	0	0	0	0	0	0	0	0	0	0	0	0	0
0100	1	0	0	0	0	0	0	0	0	0	1	0	0	0	0	0	0	0	0	0	0	0	0	0	0	0	0	0	0
0200	0	0	0	0	0	0	0	0	0	0	0	0	0	0	0	0	0	0	0	0	0	0	0	0	0	0	0	0	0
0300	0	0	0	0	0	0	0	0	0	0	0	0	0	0	0	0	0	0	0	0	0	0	0	0	0	0	0	0	0
0400	0	0	0	0	0	0	0	0	0	0	0	0	0	0	0	0	0	0	0	0	0	0	0	0	0	0	0	0	0
0500	1	0	0	0	0	0	0	0	0	0	0	0	1	0	0	0	0	0	0	0	0	0	0	0	0	0	0	0	0
0600	1	0	0	0	0	0	0	0	0	0	0	0	0	0	0	0	0	1	0	0	0	0	0	0	0	0	0	0	0
0700	4	0	0	0	0	0	0	0	0	0	0	0	0	1	1	1	0	1	0	0	0	0	0	0	0	0	0	0	0
0800	10	0	0	0	0	0	1	0	1	0	3	1	0	2	1	0	1	0	0	0	0	0	0	0	0	0	0	0	0	0
0900	**24**	**2**	**0**	**0**	**0**	**0**	**0**	**2**	**0**	**2**	**5**	**2**	**4**	**2**	**3**	**2**	**0**	**0**	**0**	**0**	**0**	**0**	**0**	**0**	**0**	**0**	**0**	**0**	**0**
1000	19	0	0	0	1	0	0	0	0	1	0	0	3	1	9	2	1	0	1	0	0	0	0	0	0	0	0	0	0	0
1100	20	0	0	0	0	0	0	0	0	1	2	3	4	5	2	1	2	0	0	0	0	0	0	0	0	0	0	0	0	0
1200	16	0	0	0	0	0	0	1	1	0	1	4	3	2	0	3	0	1	0	0	0	0	0	0	0	0	0	0	0	0
1300	**28**	**0**	**0**	**0**	**0**	**1**	**1**	**0**	**0**	**1**	**3**	**4**	**7**	**2**	**3**	**2**	**4**	**0**	**0**	**0**	**0**	**0**	**0**	**0**	**0**	**0**	**0**	**0**	**0**	**0**
1400	20	0	0	0	1	1	0	1	0	0	1	1	4	2	1	3	3	2	0	0	0	0	0	0	0	0	0	0	0	0
1500	14	0	0	0	0	0	1	0	1	0	1	0	3	2	2	0	1	2	1	0	0	0	0	0	0	0	0	0	0	0
1600	15	0	0	0	0	1	1	0	2	1	3	2	2	2	0	0	1	0	0	0	0	0	0	0	0	0	0	0	0	0
1700	17	0	0	0	0	0	1	2	1	1	0	0	2	4	3	2	0	1	0	0	0	0	0	0	0	0	0	0	0	0
1800	10	0	0	0	0	0	0	0	1	1	1	0	0	1	3	2	0	1	0	0	0	0	0	0	0	0	0	0	0	0
1900	23	0	0	0	0	0	0	0	1	0	1	1	5	5	4	2	2	1	1	0	0	0	0	0	0	0	0	0	0	0
2000	7	0	0	0	0	0	0	0	0	0	0	2	0	2	0	0	1	1	0	0	0	1	0	0	0	0	0	0	0	0
2100	7	0	0	0	0	0	0	0	1	0	1	0	2	2	1	0	0	0	0	0	0	0	0	0	0	0	0	0	0	0
2200	5	0	0	0	0	0	0	0	0	0	0	2	1	0	0	1	0	0	1	0	0	0	0	0	0	0	0	0	0	0
2300	2	0	0	0	0	0	0	0	0	0	0	1	0	0	1	0	0	0	0	0	0	0	0	0	0	0	0	0	0	0
07-19	**197**	**2**	**0**	**0**	**2**	**3**	**5**	**6**	**7**	**8**	**20**	**17**	**32**	**26**	**28**	**18**	**13**	**8**	**2**	**0**	**0**	**0**	**0**	**0**	**0**	**0**	**0**	**0**	**0**	**0**
06-22	**235**	**2**	**0**	**0**	**2**	**3**	**5**	**6**	**9**	**8**	**22**	**20**	**39**	**35**	**33**	**20**	**16**	**11**	**3**	**0**	**0**	**1**	**0**	**0**	**0**	**0**	**0**	**0**	**0**	**0**
06-00	**242**	**2**	**0**	**0**	**2**	**3**	**5**	**6**	**9**	**8**	**22**	**23**	**40**	**35**	**34**	**21**	**16**	**11**	**4**	**0**	**0**	**1**	**0**	**0**	**0**	**0**	**0**	**0**	**0**	**0**
00-00	**245**	**2**	**0**	**0**	**2**	**3**	**5**	**6**	**9**	**8**	**23**	**23**	**41**	**36**	**34**	**21**	**16**	**11**	**4**	**0**	**0**	**1**	**0**	**0**	**0**	**0**	**0**	**0**	**0**	**0**

DRAFT

Site 17
Location L-4006-27, att road sign, Lat 53.62668, Long -6.77125
Direction South

3279 / Meath/Cavan/Monaghan ATC's
October 2013
Automatic Traffic Count

Sun, 13 October 2013

Time	Total	Speed Bins (km/h)																												
		0 - 5	5 - 10	10 - 15	15 - 20	20 - 25	25 - 30	30 - 35	35 - 40	40 - 45	45 - 50	50 - 55	55 - 60	60 - 65	65 - 70	70 - 75	75 - 80	80 - 85	85 - 90	90 - 95	95 - 100	100 - 105	105 - 110	110 - 115	115 - 120	120 - 125	125 - 130	130 - 135	135 - 140
0000	1	0	0	0	0	0	0	0	0	0	0	1	0	0	0	0	0	0	0	0	0	0	0	0	0	0	0	0	0	0
0100	0	0	0	0	0	0	0	0	0	0	0	0	0	0	0	0	0	0	0	0	0	0	0	0	0	0	0	0	0	0
0200	2	0	0	0	0	0	0	0	0	0	1	0	1	0	0	0	0	0	0	0	0	0	0	0	0	0	0	0	0	0
0300	2	0	0	0	0	0	0	0	0	0	0	0	1	1	0	0	0	0	0	0	0	0	0	0	0	0	0	0	0	0
0400	0	0	0	0	0	0	0	0	0	0	0	0	0	0	0	0	0	0	0	0	0	0	0	0	0	0	0	0	0	0
0500	0	0	0	0	0	0	0	0	0	0	0	0	0	0	0	0	0	0	0	0	0	0	0	0	0	0	0	0	0	0
0600	0	0	0	0	0	0	0	0	0	0	0	0	0	0	0	0	0	0	0	0	0	0	0	0	0	0	0	0	0	0
0700	0	0	0	0	0	0	0	0	0	0	0	0	0	0	0	0	0	0	0	0	0	0	0	0	0	0	0	0	0	0
0800	4	0	0	0	0	0	0	1	1	0	1	1	0	0	0	0	0	0	0	0	0	0	0	0	0	0	0	0	0	0
0900	2	0	0	0	0	0	0	0	0	0	0	0	0	1	0	1	0	0	0	0	0	0	0	0	0	0	0	0	0	0
1000	9	0	0	0	0	0	0	0	0	1	0	1	1	3	0	1	2	0	0	0	0	0	0	0	0	0	0	0	0	0
1100	**10**	**0**	**0**	**0**	**1**	**0**	**0**	**1**	**0**	**0**	**1**	**2**	**0**	**4**	**0**	**0**	**1**	**0**	**0**	**0**	**0**	**0**	**0**	**0**	**0**	**0**	**0**	**0**	**0**	**0**
1200	**15**	**0**	**0**	**0**	**1**	**1**	**0**	**0**	**0**	**0**	**2**	**0**	**3**	**1**	**4**	**1**	**1**	**0**	**1**	**0**	**0**	**0**	**0**	**0**	**0**	**0**	**0**	**0**	**0**	**0**
1300	12	0	0	1	0	1	0	0	1	1	1	2	0	1	1	3	0	0	0	0	0	0	0	0	0	0	0	0	0	0
1400	14	0	0	0	1	0	0	0	0	2	2	1	1	1	2	1	1	0	0	2	0	0	0	0	0	0	0	0	0	0
1500	12	0	0	0	0	0	0	0	0	0	1	0	3	3	1	2	0	1	1	0	0	0	0	0	0	0	0	0	0	0
1600	5	0	0	0	0	0	0	0	1	1	0	0	1	1	0	0	0	1	0	0	0	0	0	0	0	0	0	0	0	0
1700	**15**	**0**	**0**	**0**	**0**	**0**	**0**	**0**	**0**	**1**	**5**	**3**	**1**	**0**	**3**	**1**	**1**	**0**	**0**	**0**	**0**	**0**	**0**	**0**	**0**	**0**	**0**	**0**	**0**	**0**
1800	10	0	0	0	0	0	0	1	0	1	1	2	1	2	1	1	0	0	0	0	0	0	0	0	0	0	0	0	0	0
1900	14	0	0	0	0	0	0	0	0	1	4	0	1	4	3	0	1	0	0	0	0	0	0	0	0	0	0	0	0	0
2000	4	0	0	0	0	0	0	0	1	0	0	0	0	0	0	1	0	1	1	0	0	0	0	0	0	0	0	0	0	0
2100	7	0	0	0	0	0	0	0	1	0	0	1	1	0	2	1	0	1	0	0	0	0	0	0	0	0	0	0	0	0
2200	4	0	0	0	0	0	0	0	0	1	0	0	1	1	1	0	0	0	0	0	0	0	0	0	0	0	0	0	0	0
2300	0	0	0	0	0	0	0	0	0	0	0	0	0	0	0	0	0	0	0	0	0	0	0	0	0	0	0	0	0	0
07-19	**108**	**0**	**0**	**1**	**3**	**2**	**0**	**3**	**3**	**7**	**14**	**12**	**11**	**17**	**12**	**11**	**6**	**2**	**2**	**2**	**0**	**0**	**0**	**0**	**0**	**0**	**0**	**0**	**0**	**0**
06-22	**133**	**0**	**0**	**1**	**3**	**2**	**0**	**3**	**5**	**8**	**18**	**13**	**13**	**21**	**17**	**13**	**7**	**4**	**3**	**2**	**0**	**0**	**0**	**0**	**0**	**0**	**0**	**0**	**0**	**0**
06-00	**137**	**0**	**0**	**1**	**3**	**2**	**0**	**3**	**5**	**9**	**18**	**13**	**14**	**22**	**18**	**13**	**7**	**4**	**3**	**2**	**0**	**0**	**0**	**0**	**0**	**0**	**0**	**0**	**0**	**0**
00-00	**142**	**0**	**0**	**1**	**3**	**2**	**0**	**3**	**5**	**9**	**19**	**14**	**16**	**23**	**18**	**13**	**7**	**4**	**3**	**2**	**0**	**0**	**0**	**0**	**0**	**0**	**0**	**0**	**0**	**0**

DRAFT

Site 17
Location L-4006-27, att road sign, Lat 53.62668, Long -6.77125
Direction South

3279 / Meath/Cavan/Monaghan ATC's
October 2013
Automatic Traffic Count

Virtual Day (7)

Time	Total	Speed Bins (km/h)																											
		0 - 5	5 - 10	10 - 15	15 - 20	20 - 25	25 - 30	30 - 35	35 - 40	40 - 45	45 - 50	50 - 55	55 - 60	60 - 65	65 - 70	70 - 75	75 - 80	80 - 85	85 - 90	90 - 95	95 - 100	100 - 105	105 - 110	110 - 115	115 - 120	120 - 125	125 - 130	130 - 135	135 - 140
0000	1	0	0	0	0	0	0	0	0	0	0	0	0	1	0	0	0	0	0	0	0	0	0	0	0	0	0	0	0
0100	0	0	0	0	0	0	0	0	0	0	0	0	0	0	0	0	0	0	0	0	0	0	0	0	0	0	0	0	0
0200	0	0	0	0	0	0	0	0	0	0	0	0	0	0	0	0	0	0	0	0	0	0	0	0	0	0	0	0	0
0300	0	0	0	0	0	0	0	0	0	0	0	0	0	0	0	0	0	0	0	0	0	0	0	0	0	0	0	0	0
0400	0	0	0	0	0	0	0	0	0	0	0	0	0	0	0	0	0	0	0	0	0	0	0	0	0	0	0	0	0
0500	1	0	0	0	0	0	0	0	0	0	0	0	0	0	0	0	0	0	0	0	0	0	0	0	0	0	0	0	0
0600	2	0	0	0	0	0	0	0	0	0	0	0	0	0	1	0	0	0	0	0	0	0	0	0	0	0	0	0	0
0700	8	0	0	0	0	0	0	0	0	0	0	0	1	2	1	1	1	0	0	0	0	0	0	0	0	0	0	0	0
0800	**19**	**0**	**0**	**0**	**0**	**0**	**1**	**0**	**1**	**0**	**1**	**1**	**2**	**2**	**3**	**3**	**3**	**1**	**1**	**0**	**0**	**0**	**0**	**0**	**0**	**0**	**0**	**0**	**0**
0900	16	0	0	0	0	0	0	1	0	1	2	1	3	2	2	2	1	0	0	0	0	0	0	0	0	0	0	0	0
1000	17	0	0	0	0	0	0	1	1	1	1	1	2	3	3	2	2	1	0	0	0	0	0	0	0	0	0	0	0
1100	15	0	0	0	0	0	0	1	1	0	1	2	2	3	1	1	1	0	0	0	0	0	0	0	0	0	0	0	0
1200	15	0	0	0	0	0	0	0	1	0	2	2	3	2	2	1	1	1	0	0	0	0	0	0	0	0	0	0	0
1300	18	0	0	0	0	0	0	0	1	0	1	2	2	2	3	2	2	1	0	0	0	0	0	0	0	0	0	0	0
1400	16	0	0	0	0	0	0	0	1	1	1	2	2	3	2	2	1	1	0	0	0	0	0	0	0	0	0	0	0
1500	17	0	0	0	0	0	0	0	1	2	1	2	3	2	2	2	1	1	0	0	0	0	0	0	0	0	0	0	0
1600	18	0	0	0	0	0	0	0	1	1	2	2	3	3	2	2	1	0	0	0	0	0	0	0	0	0	0	0	0
1700	**19**	**0**	**0**	**0**	**0**	**0**	**1**	**0**	**1**	**1**	**2**	**2**	**3**	**1**	**3**	**2**	**2**	**1**	**0**	**0**	**0**	**0**	**0**	**0**	**0**	**0**	**0**	**0**	**0**
1800	18	0	0	0	0	0	0	0	0	1	1	1	2	2	3	3	2	1	0	0	0	0	0	0	0	0	0	0	0
1900	18	0	0	0	0	0	0	0	1	1	2	2	2	3	3	2	1	1	0	0	0	0	0	0	0	0	0	0	0
2000	10	0	0	0	0	0	0	0	0	1	1	2	1	1	1	1	1	0	0	0	0	0	0	0	0	0	0	0	0
2100	9	0	0	0	0	0	0	0	1	0	1	1	1	1	1	1	1	0	0	0	0	0	0	0	0	0	0	0	0
2200	4	0	0	0	0	0	0	0	0	0	0	1	1	0	1	0	0	0	0	0	0	0	0	0	0	0	0	0	0
2300	2	0	0	0	0	0	0	0	0	0	0	0	0	0	0	0	0	0	0	0	0	0	0	0	0	0	0	0	0
07-19	**197**	**0**	**0**	**0**	**1**	**1**	**3**	**5**	**7**	**10**	**17**	**19**	**30**	**27**	**26**	**21**	**18**	**7**	**3**	**1**	**0**	**0**	**0**	**0**	**0**	**0**	**0**	**0**	**0**
06-22	**236**	**0**	**0**	**0**	**1**	**2**	**4**	**5**	**10**	**13**	**20**	**23**	**34**	**32**	**32**	**25**	**21**	**9**	**4**	**1**	**0**	**0**	**0**	**0**	**0**	**0**	**0**	**0**	**0**
06-00	**242**	**0**	**0**	**0**	**1**	**2**	**4**	**5**	**10**	**13**	**21**	**24**	**35**	**32**	**33**	**26**	**21**	**9**	**4**	**1**	**0**	**0**	**0**	**0**	**0**	**0**	**0**	**0**	**0**
00-00	**246**	**0**	**0**	**0**	**1**	**2**	**4**	**5**	**10**	**13**	**21**	**24**	**37**	**33**	**33**	**26**	**21**	**9**	**4**	**1**	**0**	**0**	**0**	**0**	**0**	**0**	**0**	**0**	**0**

DRAFT

Site 17
Location L-4006-27, att road sign, Lat 53.62668, Long -6.77125
Direction South

3279 / Meath/Cavan/Monaghan ATC's
October 2013
Automatic Traffic Count

Virtual Week (1)

Time	Total	Speed Bins (km/h)																											
		0 - 5	5 - 10	10 - 15	15 - 20	20 - 25	25 - 30	30 - 35	35 - 40	40 - 45	45 - 50	50 - 55	55 - 60	60 - 65	65 - 70	70 - 75	75 - 80	80 - 85	85 - 90	90 - 95	95 - 100	100 - 105	105 - 110	110 - 115	115 - 120	120 - 125	125 - 130	130 - 135	135 - 140
Mon	250	0	0	0	1	0	5	2	7	12	26	28	44	37	29	23	26	7	2	1	0	0	0	0	0	0	0	0	0
Tue	278	0	0	0	0	2	6	7	16	13	23	28	39	35	34	28	26	15	5	1	0	0	0	0	0	0	0	0	0
Wed	276	0	0	0	0	2	4	3	7	12	22	34	41	33	47	33	20	11	2	2	1	2	0	0	0	0	0	0	0
Thu	242	0	1	1	3	1	4	7	10	24	13	18	33	33	32	28	21	6	5	2	0	0	0	0	0	0	0	0	0
Fri	288	0	0	0	0	2	2	9	17	14	20	25	43	36	35	36	30	11	6	1	0	0	0	0	1	0	0	0	0
|Sat	245	2	0	0	2	3	5	6	9	8	23	23	41	36	34	21	16	11	4	0	0	1	0	0	0	0	0	0	0
|Sun	142	0	0	1	3	2	0	3	5	9	19	14	16	23	18	13	7	4	3	2	0	0	0	0	0	0	0	0	0
5 Day Ave.	**267**	**0**	**0**	**0**	**1**	**1**	**4**	**6**	**11**	**15**	**21**	**27**	**40**	**35**	**35**	**30**	**25**	**10**	**4**	**1**	**0**	**0**	**0**	**0**	**0**	**0**	**0**	**0**	**0**
7 Day Ave.	**246**	**0**	**0**	**0**	**1**	**2**	**4**	**5**	**10**	**13**	**21**	**24**	**37**	**33**	**33**	**26**	**21**	**9**	**4**	**1**	**0**	**0**	**0**	**0**	**0**	**0**	**0**	**0**	**0**
--	**1721**	**2**	**1**	**2**	**9**	**12**	**26**	**37**	**71**	**92**	**146**	**170**	**257**	**233**	**229**	**182**	**146**	**65**	**27**	**9**	**1**	**3**	**0**	**0**	**1**	**0**	**0**	**0**	**0**

Summary Graphs

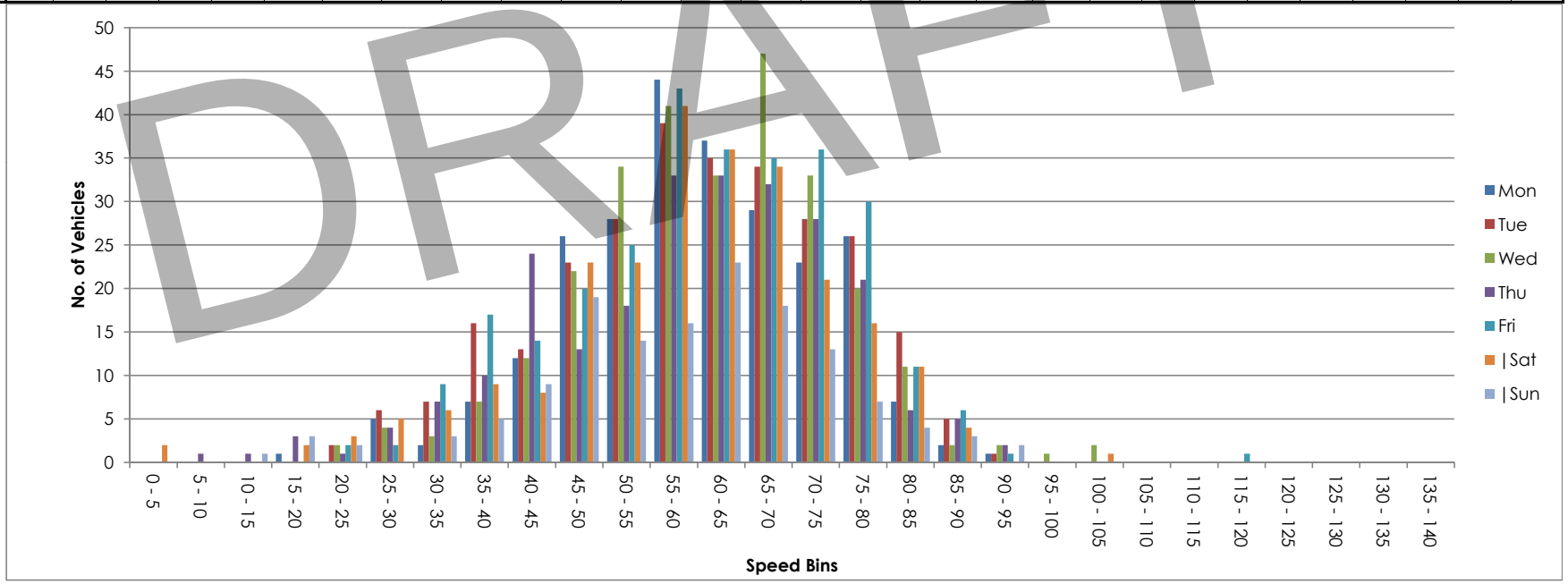

DRAFT

Site 17
Location L-4006-27, att road sign, Lat 53.62668, Long -6.77125
Direction Two way

3279 / Meath/Cavan/Monaghan ATC's
October 2013
Automatic Traffic Count

Mon, 7 October 2013

Time	Total	Classification												>PSL	>PSL%	>SL1	>SL1%	>SL2	>SL2%	Mean	Vpp
		1 MCL	2 SV	3 SVT	4 TB2	5 TB3	6 T4	7 ART3	8 ART4	9 ART5	10 ART6	11 BD	12 DRT	80	80	85 +5kph	85 +5kph	90 +10kph	90 +10kph		85
0000	2	0	2	0	0	0	0	0	0	0	0	0	0	1	50	1	50	1	50	79.8	-
0100	1	0	1	0	0	0	0	0	0	0	0	0	0	0	0	0	0	0	0	38	-
0200	1	0	0	0	1	0	0	0	0	0	0	0	0	0	0	0	0	0	0	70.3	-
0300	0	0	0	0	0	0	0	0	0	0	0	0	0	0	0	0	0	0	0	-	-
0400	0	0	0	0	0	0	0	0	0	0	0	0	0	0	0	0	0	0	0	-	-
0500	1	0	1	0	0	0	0	0	0	0	0	0	0	0	0	0	0	0	0	59.7	-
0600	3	0	3	0	0	0	0	0	0	0	0	0	0	0	0	0	0	0	0	53.2	-
0700	20	1	15	0	3	0	0	0	1	0	0	0	0	0	0	0	0	0	0	59	68
0800	34	1	28	1	4	0	0	0	0	0	0	0	0	1	2.9	0	0	0	0	60	76.3
0900	**36**	**0**	**30**	**3**	**3**	**0**	**0**	**0**	**0**	**0**	**0**	**0**	**0**	**0**	**0**	**0**	**0**	**0**	**0**	**62**	**73.1**
1000	34	0	30	1	3	0	0	0	0	0	0	0	0	0	0	0	0	0	0	58.7	72.7
1100	21	0	14	0	6	0	0	0	0	1	0	0	0	0	0	0	0	0	0	58.6	68
1200	34	0	28	0	6	0	0	0	0	0	0	0	0	2	5.9	0	0	0	0	55.7	69.8
1300	29	0	23	2	2	0	1	0	0	1	0	0	0	2	6.9	0	0	0	0	58	74.5
1400	31	0	26	2	2	0	0	0	0	1	0	0	0	2	6.5	1	3.2	0	0	56.4	70.6
1500	**49**	**1**	**39**	**1**	**8**	**0**	**0**	**0**	**0**	**0**	**0**	**0**	**0**	**2**	**4.1**	**1**	**2**	**0**	**0**	**54.8**	**72.4**
1600	29	0	22	2	4	0	0	0	1	0	0	0	0	0	0	0	0	0	0	57.2	70.6
1700	42	0	33	5	2	0	0	0	0	2	0	0	0	0	0	0	0	0	0	57.2	70.6
1800	45	1	37	5	2	0	0	0	0	0	0	0	0	3	6.7	2	4.4	1	2.2	61.1	74.2
1900	33	0	31	2	0	0	0	0	0	0	0	0	0	1	3	1	3	0	0	61.3	73.1
2000	21	0	20	0	1	0	0	0	0	0	0	0	0	0	0	0	0	0	0	59.5	73.8
2100	7	0	7	0	0	0	0	0	0	0	0	0	0	1	14.3	1	14.3	1	14.3	56.6	-
2200	12	0	12	0	0	0	0	0	0	0	0	0	0	1	8.3	0	0	0	0	65.7	72.4
2300	4	0	4	0	0	0	0	0	0	0	0	0	0	0	0	0	0	0	0	68.8	-
07-19	**404**	**4**	**325**	**22**	**45**	**0**	**1**	**0**	**2**	**5**	**0**	**0**	**0**	**12**	**3**	**4**	**1**	**1**	**0.2**	**58.2**	**72.4**
06-22	**468**	**4**	**386**	**24**	**46**	**0**	**1**	**0**	**2**	**5**	**0**	**0**	**0**	**14**	**3**	**6**	**1.3**	**2**	**0.4**	**58.4**	**72.7**
06-00	**484**	**4**	**402**	**24**	**46**	**0**	**1**	**0**	**2**	**5**	**0**	**0**	**0**	**15**	**3.1**	**6**	**1.2**	**2**	**0.4**	**58.7**	**72.7**
00-00	**489**	**4**	**406**	**24**	**47**	**0**	**1**	**0**	**2**	**5**	**0**	**0**	**0**	**16**	**3.3**	**7**	**1.4**	**3**	**0.6**	**58.7**	**72.7**

DRAFT

Site 17
Location L-4006-27, att road sign, Lat 53.62668, Long -6.77125
Direction Two way

3279 / Meath/Cavan/Monaghan ATC's
October 2013
Automatic Traffic Count

Tue, 8 October 2013

Time	Total	Classification												>PSL	>PSL%	>SL1	>SL1%	>SL2	>SL2%	Mean	Vpp
		1 MCL	2 SV	3 SVT	4 TB2	5 TB3	6 T4	7 ART3	8 ART4	9 ART5	10 ART6	11 BD	12 DRT	80	80	85 +5kph	85 +5kph	90 +10kph	90 +10kph		85
0000	3	0	3	0	0	0	0	0	0	0	0	0	0	0	0	0	0	0	0	63.4	-
0100	2	0	2	0	0	0	0	0	0	0	0	0	0	0	0	0	0	0	0	58.3	-
0200	0	0	0	0	0	0	0	0	0	0	0	0	0	0	0	0	0	0	0	-	-
0300	1	0	1	0	0	0	0	0	0	0	0	0	0	1	100	1	100	1	100	93.5	-
0400	0	0	0	0	0	0	0	0	0	0	0	0	0	0	0	0	0	0	0	-	-
0500	2	0	1	0	1	0	0	0	0	0	0	0	0	0	0	0	0	0	0	67.1	-
0600	3	0	2	0	1	0	0	0	0	0	0	0	0	0	0	0	0	0	0	53.3	-
0700	20	1	15	2	2	0	0	0	0	0	0	0	0	2	10	0	0	0	0	58.8	72.7
0800	36	0	31	1	3	0	0	0	1	0	0	0	0	8	22.2	3	8.3	0	0	62.1	82.8
0900	**51**	**1**	**37**	**2**	**7**	**0**	**0**	**1**	**1**	**0**	**2**	**0**	**0**	**2**	**3.9**	**0**	**0**	**0**	**0**	**56.6**	**72.4**
1000	42	0	37	3	1	0	0	0	0	0	1	0	0	4	9.5	1	2.4	0	0	59.7	77
1100	27	1	17	2	3	0	0	0	2	0	2	0	0	1	3.7	0	0	0	0	56.8	75.6
1200	35	0	28	2	3	1	0	0	0	0	1	0	0	1	2.9	0	0	0	0	53.4	67.7
1300	41	3	32	1	4	0	0	1	0	0	0	0	0	3	7.3	3	7.3	0	0	62.3	75.6
1400	43	0	35	4	2	0	0	0	1	0	1	0	0	2	4.7	2	4.7	2	4.7	59.5	72.7
1500	**47**	**0**	**39**	**0**	**7**	**1**	**0**	**0**	**0**	**0**	**0**	**0**	**0**	**0**	**0**	**0**	**0**	**0**	**0**	**56.7**	**70.6**
1600	39	0	35	0	2	0	0	0	1	0	1	0	0	2	5.1	1	2.6	0	0	62.8	73.8
1700	40	1	36	1	1	0	0	0	1	0	0	0	0	3	7.5	1	2.5	0	0	55.9	65.9
1800	44	0	35	0	4	1	0	0	2	2	0	0	0	0	0	0	0	0	0	57.1	69.1
1900	32	0	30	0	0	0	0	0	1	0	1	0	0	3	9.4	0	0	0	0	56.7	71.3
2000	18	0	16	0	0	0	0	0	1	1	0	0	0	1	5.6	1	5.6	0	0	59.2	72.4
2100	12	0	12	0	0	0	0	0	0	0	0	0	0	2	16.7	1	8.3	1	8.3	66.9	73.8
2200	11	0	11	0	0	0	0	0	0	0	0	0	0	0	0	0	0	0	0	57.3	68.8
2300	7	0	7	0	0	0	0	0	0	0	0	0	0	0	0	0	0	0	0	48.4	-
07-19	**465**	**7**	**377**	**18**	**39**	**3**	**0**	**2**	**9**	**2**	**8**	**0**	**0**	**28**	**6**	**11**	**2.4**	**2**	**0.4**	**58.5**	**74.2**
06-22	**530**	**7**	**437**	**18**	**40**	**3**	**0**	**2**	**11**	**3**	**9**	**0**	**0**	**34**	**6.4**	**13**	**2.5**	**3**	**0.6**	**58.5**	**74.2**
06-00	**548**	**7**	**455**	**18**	**40**	**3**	**0**	**2**	**11**	**3**	**9**	**0**	**0**	**34**	**6.2**	**13**	**2.4**	**3**	**0.5**	**58.4**	**74.2**
00-00	**556**	**7**	**462**	**18**	**41**	**3**	**0**	**2**	**11**	**3**	**9**	**0**	**0**	**35**	**6.3**	**14**	**2.5**	**4**	**0.7**	**58.5**	**74.2**

DRAFT

Site 17
Location L-4006-27, att road sign, Lat 53.62668, Long -6.77125
Direction Two way

3279 / Meath/Cavan/Monaghan ATC's
October 2013
Automatic Traffic Count

Wed, 9 October 2013

Time	Total	Classification												>PSL	>PSL%	>SL1	>SL1%	>SL2	>SL2%	Mean	Vpp
		1 MCL	2 SV	3 SVT	4 TB2	5 TB3	6 T4	7 ART3	8 ART4	9 ART5	10 ART6	11 BD	12 DRT	80	80	85 +5kph	85 +5kph	90 +10kph	90 +10kph		85
0000	4	0	4	0	0	0	0	0	0	0	0	0	0	0	0	0	0	0	0	59.7	-
0100	2	0	2	0	0	0	0	0	0	0	0	0	0	0	0	0	0	0	0	64.6	-
0200	1	0	1	0	0	0	0	0	0	0	0	0	0	0	0	0	0	0	0	49.8	-
0300	0	0	0	0	0	0	0	0	0	0	0	0	0	0	0	0	0	0	0	-	-
0400	0	0	0	0	0	0	0	0	0	0	0	0	0	0	0	0	0	0	0	-	-
0500	2	0	2	0	0	0	0	0	0	0	0	0	0	0	0	0	0	0	0	66.5	-
0600	7	0	6	0	1	0	0	0	0	0	0	0	0	0	0	0	0	0	0	59.8	-
0700	18	0	15	0	1	0	2	0	0	0	0	0	0	2	11.1	2	11.1	2	11.1	60.7	73.8
0800	34	0	28	1	3	0	1	0	0	0	1	0	0	2	5.9	1	2.9	0	0	63.4	75.2
0900	**37**	**0**	**29**	**1**	**3**	**0**	**0**	**0**	**2**	**1**	**1**	**0**	**0**	**2**	**5.4**	**0**	**0**	**0**	**0**	**58.3**	**74.5**
1000	33	0	29	0	2	0	0	0	2	0	0	0	0	2	6.1	1	3	1	3	57.2	68
1100	**37**	**0**	**30**	**0**	**4**	**1**	**0**	**0**	**0**	**2**	**0**	**0**	**0**	**1**	**2.7**	**1**	**2.7**	**1**	**2.7**	**55.2**	**70.6**
1200	31	0	21	1	7	0	0	0	1	1	0	0	0	3	9.7	3	9.7	2	6.5	59.1	72.7
1300	32	0	26	1	5	0	0	0	0	0	0	0	0	2	6.3	0	0	0	0	60.6	70.2
1400	41	0	31	0	6	0	1	0	2	1	0	0	0	3	7.3	0	0	0	0	60	74.2
1500	31	0	27	1	1	0	0	0	1	0	1	0	0	3	9.7	0	0	0	0	62	74.5
1600	37	0	30	0	4	2	0	0	0	1	0	0	0	3	8.1	1	2.7	0	0	59.4	73.4
1700	**50**	**1**	**43**	**0**	**4**	**1**	**0**	**0**	**1**	**0**	**0**	**0**	**0**	**3**	**6**	**2**	**4**	**1**	**2**	**60.7**	**74.2**
1800	44	0	42	0	2	0	0	0	0	0	0	0	0	5	11.4	0	0	0	0	64.4	76
1900	32	0	29	1	0	0	0	0	1	1	0	0	0	3	9.4	2	6.3	2	6.3	61.8	76.3
2000	26	0	25	0	1	0	0	0	0	0	0	0	0	0	0	0	0	0	0	59.3	73.1
2100	17	0	17	0	0	0	0	0	0	0	0	0	0	0	0	0	0	0	0	61.5	70.9
2200	11	0	11	0	0	0	0	0	0	0	0	0	0	0	0	0	0	0	0	53.5	68
2300	4	0	4	0	0	0	0	0	0	0	0	0	0	1	25	0	0	0	0	64.2	-
07-19	**425**	**1**	**351**	**5**	**42**	**4**	**4**	**0**	**9**	**6**	**3**	**0**	**0**	**31**	**7.3**	**11**	**2.6**	**7**	**1.6**	**60.1**	**74.2**
06-22	**507**	**1**	**428**	**6**	**44**	**4**	**4**	**0**	**10**	**7**	**3**	**0**	**0**	**34**	**6.7**	**13**	**2.6**	**9**	**1.8**	**60.2**	**74.5**
06-00	**522**	**1**	**443**	**6**	**44**	**4**	**4**	**0**	**10**	**7**	**3**	**0**	**0**	**35**	**6.7**	**13**	**2.5**	**9**	**1.7**	**60.1**	**74.5**
00-00	**531**	**1**	**452**	**6**	**44**	**4**	**4**	**0**	**10**	**7**	**3**	**0**	**0**	**35**	**6.6**	**13**	**2.4**	**9**	**1.7**	**60.1**	**74.5**

DRAFT

Site 17
Location L-4006-27, att road sign, Lat 53.62668, Long -6.77125
Direction Two way

3279 / Meath/Cavan/Monaghan ATC's
October 2013
Automatic Traffic Count

Thu, 10 October 2013

Time	Total	Classification												>PSL	>PSL%	>SL1	>SL1%	>SL2	>SL2%	Mean	Vpp
		1 MCL	2 SV	3 SVT	4 TB2	5 TB3	6 T4	7 ART3	8 ART4	9 ART5	10 ART6	11 BD	12 DRT	80	80	85 +5kph	85 +5kph	90 +10kph	90 +10kph		85
0000	1	0	1	0	0	0	0	0	0	0	0	0	0	1	100	1	100	0	0	87.3	-
0100	0	0	0	0	0	0	0	0	0	0	0	0	0	0	0	0	0	0	0	-	-
0200	1	0	1	0	0	0	0	0	0	0	0	0	0	0	0	0	0	0	0	62.2	-
0300	0	0	0	0	0	0	0	0	0	0	0	0	0	0	0	0	0	0	0	-	-
0400	2	0	1	0	1	0	0	0	0	0	0	0	0	0	0	0	0	0	0	68.1	-
0500	0	0	0	0	0	0	0	0	0	0	0	0	0	0	0	0	0	0	0	-	-
0600	5	0	4	0	1	0	0	0	0	0	0	0	0	0	0	0	0	0	0	60.6	-
0700	20	0	17	0	2	0	1	0	0	0	0	0	0	1	5	0	0	0	0	62.3	73.4
0800	34	0	29	0	2	1	1	0	0	1	0	0	0	4	11.8	2	5.9	1	2.9	59.2	76.7
0900	**40**	**0**	**37**	**1**	**2**	**0**	**0**	**0**	**0**	**0**	**0**	**0**	**0**	**1**	**2.5**	**1**	**2.5**	**0**	**0**	**58.4**	**73.1**
1000	35	0	24	2	3	1	0	0	3	1	1	0	0	2	5.7	0	0	0	0	54.8	70.6
1100	32	1	26	0	3	0	0	1	1	0	0	0	0	2	6.3	2	6.3	0	0	52.1	63.4
1200	26	0	21	2	1	0	0	0	1	0	1	0	0	2	7.7	2	7.7	1	3.8	60.1	76.3
1300	24	0	20	0	3	1	0	0	0	0	0	0	0	3	12.5	2	8.3	2	8.3	63.3	77.8
1400	34	1	25	2	3	0	0	0	2	1	0	0	0	3	8.8	2	5.9	1	2.9	59.6	72.4
1500	34	0	31	0	1	1	0	0	0	1	0	0	0	1	2.9	0	0	0	0	59.8	73.4
1600	42	0	33	2	4	0	0	0	0	2	1	0	0	1	2.4	0	0	0	0	59.7	73.4
1700	**47**	**0**	**40**	**0**	**5**	**0**	**0**	**0**	**2**	**0**	**0**	**0**	**0**	**0**	**0**	**0**	**0**	**0**	**0**	**53.7**	**69.8**
1800	32	0	31	0	0	0	0	0	0	1	0	0	0	0	0	0	0	0	0	58.5	72.7
1900	39	1	35	0	1	0	0	0	1	1	0	0	0	1	2.6	0	0	0	0	52.1	68.4
2000	25	0	24	0	1	0	0	0	0	0	0	0	0	2	8	2	8	1	4	62.1	76.3
2100	24	0	23	0	1	0	0	0	0	0	0	0	0	2	8.3	1	4.2	0	0	58	72.4
2200	9	0	8	1	0	0	0	0	0	0	0	0	0	0	0	0	0	0	0	56.1	-
2300	2	0	2	0	0	0	0	0	0	0	0	0	0	0	0	0	0	0	0	65.8	-
07-19	**400**	**2**	**334**	**9**	**29**	**4**	**2**	**1**	**9**	**7**	**3**	**0**	**0**	**20**	**5**	**11**	**2.8**	**5**	**1.3**	**58.1**	**73.4**
06-22	**493**	**3**	**420**	**9**	**33**	**4**	**2**	**1**	**10**	**8**	**3**	**0**	**0**	**25**	**5.1**	**14**	**2.8**	**6**	**1.2**	**57.8**	**73.1**
06-00	**504**	**3**	**430**	**10**	**33**	**4**	**2**	**1**	**10**	**8**	**3**	**0**	**0**	**25**	**5**	**14**	**2.8**	**6**	**1.2**	**57.8**	**73.1**
00-00	**508**	**3**	**433**	**10**	**34**	**4**	**2**	**1**	**10**	**8**	**3**	**0**	**0**	**26**	**5.1**	**15**	**3**	**6**	**1.2**	**57.9**	**73.1**

DRAFT

Site 17
Location L-4006-27, att road sign, Lat 53.62668, Long -6.77125
Direction Two way

3279 / Meath/Cavan/Monaghan ATC's
October 2013
Automatic Traffic Count

Fri, 11 October 2013

Time	Total	Classification												>PSL	>PSL%	>SL1	>SL1%	>SL2	>SL2%	Mean	Vpp
		1 MCL	2 SV	3 SVT	4 TB2	5 TB3	6 T4	7 ART3	8 ART4	9 ART5	10 ART6	11 BD	12 DRT	80	80	85 +5kph	85 +5kph	90 +10kph	90 +10kph		85
0000	4	0	4	0	0	0	0	0	0	0	0	0	0	2	50	2	50	0	0	74.6	-
0100	3	0	3	0	0	0	0	0	0	0	0	0	0	0	0	0	0	0	0	68.2	-
0200	0	0	0	0	0	0	0	0	0	0	0	0	0	0	0	0	0	0	0	-	-
0300	0	0	0	0	0	0	0	0	0	0	0	0	0	0	0	0	0	0	0	-	-
0400	2	0	2	0	0	0	0	0	0	0	0	0	0	1	50	1	50	1	50	78.9	-
0500	0	0	0	0	0	0	0	0	0	0	0	0	0	0	0	0	0	0	0	-	-
0600	5	0	4	0	1	0	0	0	0	0	0	0	0	2	40	1	20	0	0	67.7	-
0700	13	0	8	1	2	0	0	0	0	2	0	0	0	2	15.4	1	7.7	1	7.7	63	73.4
0800	38	0	33	0	3	0	0	0	1	1	0	0	0	3	7.9	1	2.6	0	0	61.9	76.3
0900	**41**	**0**	**35**	**0**	**3**	**1**	**0**	**0**	**0**	**1**	**1**	**0**	**0**	**4**	**9.8**	**2**	**4.9**	**1**	**2.4**	**60.7**	**77.4**
1000	31	0	25	0	3	0	0	0	1	2	0	0	0	3	9.7	1	3.2	0	0	57.4	70.9
1100	28	2	19	0	7	0	0	0	0	0	0	0	0	0	0	0	0	0	0	57.2	73.4
1200	39	0	33	0	3	0	0	0	1	1	1	0	0	2	5.1	1	2.6	0	0	55.5	69.5
1300	46	1	43	0	1	0	0	0	0	1	0	0	0	5	10.9	1	2.2	0	0	60.8	76
1400	26	0	23	1	1	0	0	0	0	1	0	0	0	0	0	0	0	0	0	59.2	72.4
1500	45	0	35	0	5	1	0	0	2	1	1	0	0	1	2.2	0	0	0	0	56.5	73.8
1600	46	0	35	1	9	0	0	0	1	0	0	0	0	2	4.3	1	2.2	0	0	59.8	72
1700	43	0	38	0	2	0	0	1	0	2	0	0	0	1	2.3	0	0	0	0	60.2	72.7
1800	**48**	**0**	**43**	**0**	**2**	**0**	**0**	**0**	**1**	**2**	**0**	**0**	**0**	**1**	**2.1**	**1**	**2.1**	**1**	**2.1**	**57.1**	**70.9**
1900	45	0	43	0	0	0	0	0	1	1	0	0	0	4	8.9	3	6.7	2	4.4	58.3	73.1
2000	22	0	21	0	1	0	0	0	0	0	0	0	0	1	4.5	1	4.5	0	0	60.3	72.7
2100	27	0	26	0	1	0	0	0	0	0	0	0	0	3	11.1	1	3.7	0	0	62.9	77.4
2200	8	0	8	0	0	0	0	0	0	0	0	0	0	1	12.5	1	12.5	1	12.5	68	-
2300	10	0	9	1	0	0	0	0	0	0	0	0	0	0	0	0	0	0	0	52.1	-
07-19	**444**	**3**	**370**	**3**	**41**	**2**	**0**	**1**	**7**	**14**	**3**	**0**	**0**	**24**	**5.4**	**9**	**2**	**3**	**0.7**	**58.9**	**73.8**
06-22	**543**	**3**	**464**	**3**	**44**	**2**	**0**	**1**	**8**	**15**	**3**	**0**	**0**	**34**	**6.3**	**15**	**2.8**	**5**	**0.9**	**59.2**	**74.2**
06-00	**561**	**3**	**481**	**4**	**44**	**2**	**0**	**1**	**8**	**15**	**3**	**0**	**0**	**35**	**6.2**	**16**	**2.9**	**6**	**1.1**	**59.2**	**73.8**
00-00	**570**	**3**	**490**	**4**	**44**	**2**	**0**	**1**	**8**	**15**	**3**	**0**	**0**	**38**	**6.7**	**19**	**3.3**	**7**	**1.2**	**59.4**	**74.5**

DRAFT

Site 17
Location L-4006-27, att road sign, Lat 53.62668, Long -6.77125
Direction Two way

3279 / Meath/Cavan/Monaghan ATC's
October 2013
Automatic Traffic Count

Sat, 12 October 2013

Time	Total	Classification												>PSL	>PSL%	>SL1	>SL1%	>SL2	>SL2%	Mean	Vpp
		1 MCL	2 SV	3 SVT	4 TB2	5 TB3	6 T4	7 ART3	8 ART4	9 ART5	10 ART6	11 BD	12 DRT	80	80	85 +5kph	85 +5kph	90 +10kph	90 +10kph		85
0000	5	0	4	0	1	0	0	0	0	0	0	0	0	2	40	2	40	1	20	68.6	-
0100	1	0	1	0	0	0	0	0	0	0	0	0	0	0	0	0	0	0	0	49.1	-
0200	1	0	1	0	0	0	0	0	0	0	0	0	0	0	0	0	0	0	0	65.3	-
0300	0	0	0	0	0	0	0	0	0	0	0	0	0	0	0	0	0	0	0	-	-
0400	0	0	0	0	0	0	0	0	0	0	0	0	0	0	0	0	0	0	0	-	-
0500	2	0	2	0	0	0	0	0	0	0	0	0	0	1	50	0	0	0	0	68.2	-
0600	1	0	1	0	0	0	0	0	0	0	0	0	0	1	100	0	0	0	0	80.1	-
0700	8	0	5	0	3	0	0	0	0	0	0	0	0	1	12.5	0	0	0	0	66.3	-
0800	15	0	13	0	2	0	0	0	0	0	0	0	0	0	0	0	0	0	0	54.2	70.6
0900	**42**	**1**	**37**	**1**	**2**	**0**	**1**	**0**	**0**	**0**	**0**	**0**	**0**	**0**	**0**	**0**	**0**	**0**	**0**	**48.2**	**60.8**
1000	31	0	28	0	2	0	1	0	0	0	0	0	0	2	6.5	1	3.2	0	0	60.3	73.4
1100	36	0	34	0	2	0	0	0	0	0	0	0	0	0	0	0	0	0	0	57.6	70.9
1200	38	0	34	1	2	1	0	0	0	0	0	0	0	2	5.3	0	0	0	0	57.6	71.6
1300	**45**	**1**	**34**	**4**	**5**	**0**	**0**	**0**	**0**	**1**	**0**	**0**	**0**	**0**	**0**	**0**	**0**	**0**	**0**	**56.9**	**69.8**
1400	40	0	37	1	2	0	0	0	0	0	0	0	0	4	10	2	5	2	5	61.4	75.6
1500	36	1	31	0	4	0	0	0	0	0	0	0	0	3	8.3	1	2.8	0	0	59.1	74.5
1600	28	0	24	0	3	0	0	0	1	0	0	0	0	0	0	0	0	0	0	51	64.4
1700	27	0	23	0	3	0	0	0	1	0	0	0	0	1	3.7	0	0	0	0	57.4	69.5
1800	16	0	14	0	1	1	0	0	0	0	0	0	0	2	12.5	1	6.3	0	0	63.8	77
1900	39	0	37	0	2	0	0	0	0	0	0	0	0	4	10.3	2	5.1	1	2.6	62.1	76
2000	39	0	37	0	2	0	0	0	0	0	0	0	0	5	12.8	4	10.3	2	5.1	60	76
2100	10	0	10	0	0	0	0	0	0	0	0	0	0	0	0	0	0	0	0	57.2	-
2200	6	0	6	0	0	0	0	0	0	0	0	0	0	1	16.7	1	16.7	0	0	62.5	-
2300	2	0	2	0	0	0	0	0	0	0	0	0	0	0	0	0	0	0	0	60.6	-
07-19	**362**	**3**	**314**	**7**	**31**	**2**	**2**	**0**	**2**	**1**	**0**	**0**	**0**	**15**	**4.1**	**5**	**1.4**	**2**	**0.6**	**57**	**72**
06-22	**451**	**3**	**399**	**7**	**35**	**2**	**2**	**0**	**2**	**1**	**0**	**0**	**0**	**25**	**5.5**	**11**	**2.4**	**5**	**1.1**	**57.8**	**72.7**
06-00	**459**	**3**	**407**	**7**	**35**	**2**	**2**	**0**	**2**	**1**	**0**	**0**	**0**	**26**	**5.7**	**12**	**2.6**	**5**	**1.1**	**57.8**	**72.7**
00-00	**468**	**3**	**415**	**7**	**36**	**2**	**2**	**0**	**2**	**1**	**0**	**0**	**0**	**29**	**6.2**	**14**	**3**	**6**	**1.3**	**58**	**72.7**

DRAFT

Site 17
Location L-4006-27, att road sign, Lat 53.62668, Long -6.77125
Direction Two way

3279 / Meath/Cavan/Monaghan ATC's
October 2013
Automatic Traffic Count

Sun, 13 October 2013

Time	Total	Classification												>PSL	>PSL%	>SL1	>SL1%	>SL2	>SL2%	Mean	Vpp
		1 MCL	2 SV	3 SVT	4 TB2	5 TB3	6 T4	7 ART3	8 ART4	9 ART5	10 ART6	11 BD	12 DRT	80	80	85 +5kph	85 +5kph	90 +10kph	90 +10kph		85
0000	5	0	5	0	0	0	0	0	0	0	0	0	0	1	20	1	20	1	20	65.1	-
0100	7	0	6	0	1	0	0	0	0	0	0	0	0	0	0	0	0	0	0	52.5	-
0200	2	0	2	0	0	0	0	0	0	0	0	0	0	0	0	0	0	0	0	53.6	-
0300	4	0	4	0	0	0	0	0	0	0	0	0	0	0	0	0	0	0	0	56.6	-
0400	1	0	1	0	0	0	0	0	0	0	0	0	0	0	0	0	0	0	0	51.5	-
0500	0	0	0	0	0	0	0	0	0	0	0	0	0	0	0	0	0	0	0	-	-
0600	1	0	1	0	0	0	0	0	0	0	0	0	0	0	0	0	0	0	0	75.9	-
0700	1	0	1	0	0	0	0	0	0	0	0	0	0	0	0	0	0	0	0	33.7	-
0800	4	0	4	0	0	0	0	0	0	0	0	0	0	0	0	0	0	0	0	42.5	-
0900	7	0	7	0	0	0	0	0	0	0	0	0	0	0	0	0	0	0	0	57.5	-
1000	17	0	16	0	1	0	0	0	0	0	0	0	0	0	0	0	0	0	0	62.1	68
1100	**24**	**3**	**19**	**2**	**0**	**0**	**0**	**0**	**0**	**0**	**0**	**0**	**0**	**0**	**0**	**0**	**0**	**0**	**0**	**46.3**	**60.5**
1200	23	1	22	0	0	0	0	0	0	0	0	0	0	1	4.3	1	4.3	0	0	56.7	72.4
1300	25	2	22	0	1	0	0	0	0	0	0	0	0	1	4	0	0	0	0	54.3	70.9
1400	**27**	**2**	**25**	**0**	**0**	**0**	**0**	**0**	**0**	**0**	**0**	**0**	**0**	**5**	**18.5**	**4**	**14.8**	**2**	**7.4**	**63.4**	**82.8**
1500	22	0	18	0	4	0	0	0	0	0	0	0	0	2	9.1	1	4.5	0	0	61.3	73.8
1600	13	0	13	0	0	0	0	0	0	0	0	0	0	1	7.7	0	0	0	0	58.7	73.1
1700	23	0	23	0	0	0	0	0	0	0	0	0	0	0	0	0	0	0	0	56.3	68
1800	24	0	22	0	1	0	0	0	0	1	0	0	0	0	0	0	0	0	0	49.9	63
1900	25	1	24	0	0	0	0	0	0	0	0	0	0	1	4	0	0	0	0	58.5	67.7
2000	12	0	12	0	0	0	0	0	0	0	0	0	0	3	25	2	16.7	0	0	69.1	82.8
2100	18	0	18	0	0	0	0	0	0	0	0	0	0	4	22.2	2	11.1	2	11.1	65.6	80.6
2200	5	0	5	0	0	0	0	0	0	0	0	0	0	0	0	0	0	0	0	58.8	-
2300	1	0	1	0	0	0	0	0	0	0	0	0	0	0	0	0	0	0	0	42.6	-
07-19	**210**	**8**	**192**	**2**	**7**	**0**	**0**	**0**	**0**	**1**	**0**	**0**	**0**	**10**	**4.8**	**6**	**2.9**	**2**	**1**	**55.9**	**72**
06-22	**266**	**9**	**247**	**2**	**7**	**0**	**0**	**0**	**0**	**1**	**0**	**0**	**0**	**18**	**6.8**	**10**	**3.8**	**4**	**1.5**	**57.5**	**72.7**
06-00	**272**	**9**	**253**	**2**	**7**	**0**	**0**	**0**	**0**	**1**	**0**	**0**	**0**	**18**	**6.6**	**10**	**3.7**	**4**	**1.5**	**57.5**	**72.7**
00-00	**291**	**9**	**271**	**2**	**8**	**0**	**0**	**0**	**0**	**1**	**0**	**0**	**0**	**19**	**6.5**	**11**	**3.8**	**5**	**1.7**	**57.4**	**72.7**

DRAFT

Site 17
Location L-4006-27, att road sign, Lat 53.62668, Long -6.77125
Direction Two way

3279 / Meath/Cavan/Monaghan ATC's
October 2013
Automatic Traffic Count

Virtual Day (7)

Time	Total	Classification												>PSL	>PSL%	>SL1	>SL1%	>SL2	>SL2%	Mean	Vpp
		1 MCL	2 SV	3 SVT	4 TB2	5 TB3	6 T4	7 ART3	8 ART4	9 ART5	10 ART6	11 BD	12 DRT	80	80	85 +5kph	85 +5kph	90 +10kph	90 +10kph		85
0000	3	0	3	0	0	0	0	0	0	0	0	0	0	1	29.2	1	29.2	0	12.5	68.5	-
0100	2	0	2	0	0	0	0	0	0	0	0	0	0	0	0	0	0	0	0	56.6	-
0200	1	0	1	0	0	0	0	0	0	0	0	0	0	0	0	0	0	0	0	59.1	-
0300	1	0	1	0	0	0	0	0	0	0	0	0	0	0	20	0	20	0	20	64	-
0400	1	0	1	0	0	0	0	0	0	0	0	0	0	0	20	0	20	0	20	69.1	-
0500	1	0	1	0	0	0	0	0	0	0	0	0	0	0	14.3	0	0	0	0	66.2	-
0600	4	0	3	0	1	0	0	0	0	0	0	0	0	0	12	0	4	0	0	61.4	-
0700	14	0	11	0	2	0	0	0	0	0	0	0	0	1	8	0	3	0	3	60.8	73.8
0800	28	0	24	0	2	0	0	0	0	0	0	0	0	3	9.2	1	3.6	0	0.5	60.4	76.7
0900	**36**	**0**	**30**	**1**	**3**	**0**	**0**	**0**	**0**	**0**	**1**	**0**	**0**	**1**	**3.5**	**0**	**1.2**	**0**	**0.4**	**57.2**	**72.7**
1000	32	0	27	1	2	0	0	0	1	0	0	0	0	2	5.8	1	1.8	0	0.4	58.4	73.4
1100	29	1	23	1	4	0	0	0	0	0	0	0	0	1	2	0	1.5	0	0.5	54.9	70.9
1200	32	0	27	1	3	0	0	0	0	0	0	0	0	2	5.8	1	3.1	0	1.3	56.7	71.6
1300	35	1	29	1	3	0	0	0	0	0	0	0	0	2	6.6	1	2.5	0	0.8	59.5	75.2
1400	35	0	29	1	2	0	0	0	1	1	0	0	0	3	7.9	2	4.5	1	2.9	59.9	74.5
1500	38	0	31	0	4	0	0	0	0	0	0	0	0	2	4.5	0	1.1	0	0	58	73.8
1600	33	0	27	1	4	0	0	0	1	0	0	0	0	1	3.8	0	1.3	0	0	58.8	73.4
1700	**39**	**0**	**34**	**1**	**2**	**0**	**0**	**0**	**1**	**1**	**0**	**0**	**0**	**1**	**2.9**	**0**	**1.1**	**0**	**0.4**	**57.5**	**70.9**
1800	36	0	32	1	2	0	0	0	0	1	0	0	0	2	4.3	1	1.6	0	0.8	59	72.4
1900	35	0	33	0	0	0	0	0	1	0	0	0	0	2	6.9	1	3.3	1	2	58.6	73.4
2000	23	0	22	0	1	0	0	0	0	0	0	0	0	2	7.4	1	6.1	0	1.8	60.7	76
2100	16	0	16	0	0	0	0	0	0	0	0	0	0	2	10.4	1	5.2	1	3.5	61.6	77.4
2200	9	0	9	0	0	0	0	0	0	0	0	0	0	0	4.8	0	3.2	0	1.6	60.1	-
2300	4	0	4	0	0	0	0	0	0	0	0	0	0	0	3.3	0	0	0	0	56.2	-
07-19	**387**	**4**	**323**	**9**	**33**	**2**	**1**	**1**	**5**	**5**	**2**	**0**	**0**	**20**	**5.2**	**8**	**2.1**	**3**	**0.8**	**58.3**	**73.4**
06-22	**465**	**4**	**397**	**10**	**36**	**2**	**1**	**1**	**6**	**6**	**3**	**0**	**0**	**26**	**5.6**	**12**	**2.5**	**5**	**1**	**58.6**	**73.4**
06-00	**479**	**4**	**410**	**10**	**36**	**2**	**1**	**1**	**6**	**6**	**3**	**0**	**0**	**27**	**5.6**	**12**	**2.5**	**5**	**1**	**58.6**	**73.4**
00-00	**488**	**4**	**418**	**10**	**36**	**2**	**1**	**1**	**6**	**6**	**3**	**0**	**0**	**28**	**5.8**	**13**	**2.7**	**6**	**1.2**	**58.7**	**73.4**

DRAFT

Site 17
Location L-4006-27, att road sign, Lat 53.62668, Long -6.77125
Direction Two way

3279 / Meath/Cavan/Monaghan ATC's
October 2013
Automatic Traffic Count

Virtual Week (1)

Time	Total	Classification												>PSL	>PSL%	>SL1	>SL1%	>SL2	>SL2%	Mean	Vpp
		1 MCL	2 SV	3 SVT	4 TB2	5 TB3	6 T4	7 ART3	8 ART4	9 ART5	10 ART6	11 BD	12 DRT	80	80	85 +5kph	85 +5kph	90 +10kph	90 +10kph		85
Mon	489	4	406	24	47	0	1	0	2	5	0	0	0	16	3.3	7	1.4	3	0.6	58.7	72.7
Tue	556	7	462	18	41	3	0	2	11	3	9	0	0	35	6.3	14	2.5	4	0.7	58.5	74.2
Wed	531	1	452	6	44	4	4	0	10	7	3	0	0	35	6.6	13	2.4	9	1.7	60.1	74.5
Thu	508	3	433	10	34	4	2	1	10	8	3	0	0	26	5.1	15	3	6	1.2	57.9	73.1
Fri	570	3	490	4	44	2	0	1	8	15	3	0	0	38	6.7	19	3.3	7	1.2	59.4	74.5
| Sat	468	3	415	7	36	2	2	0	2	1	0	0	0	29	6.2	14	3	6	1.3	58	72.7
| Sun	291	9	271	2	8	0	0	0	0	1	0	0	0	19	6.5	11	3.8	5	1.7	57.4	72.7
5 Day Ave.	**531**	**4**	**449**	**12**	**42**	**3**	**1**	**1**	**8**	**8**	**4**	**0**	**0**	**30**	**5.6**	**14**	**2.6**	**6**	**1.1**	**58.9**	**73.8**
7 Day Ave.	**488**	**4**	**418**	**10**	**36**	**2**	**1**	**1**	**6**	**6**	**3**	**0**	**0**	**28**	**5.8**	**13**	**2.7**	**6**	**1.2**	**58.7**	**73.4**
--	**3413**	**30**	**2929**	**71**	**254**	**15**	**9**	**4**	**43**	**40**	**18**	**0**	**0**	**198**	**5.8**	**93**	**2.7**	**40**	**1.2**	**58.7**	**73.4**

Summary Graphs

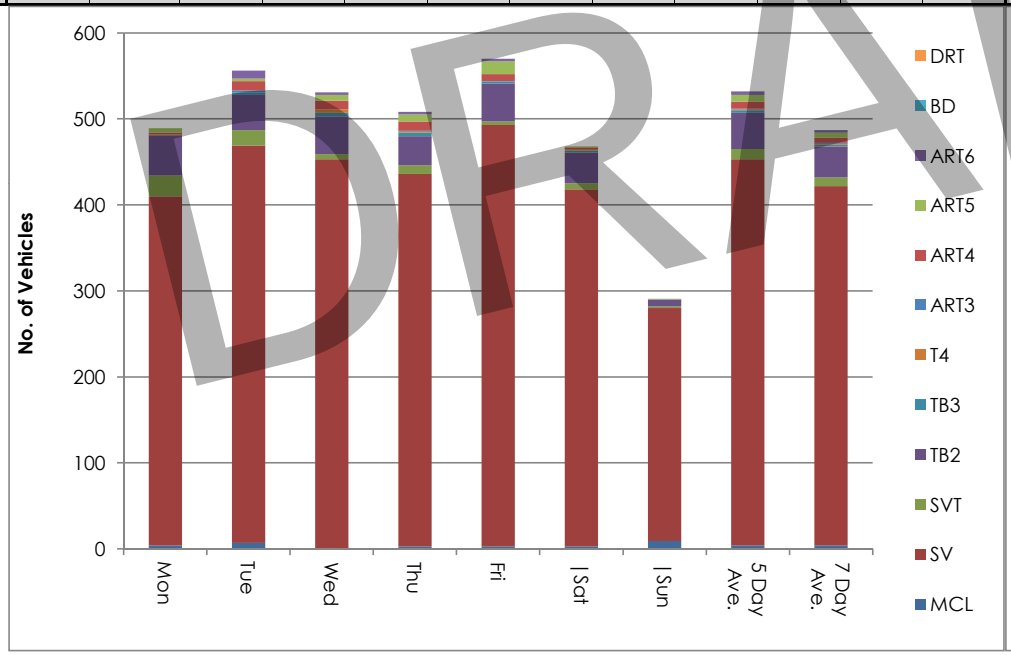

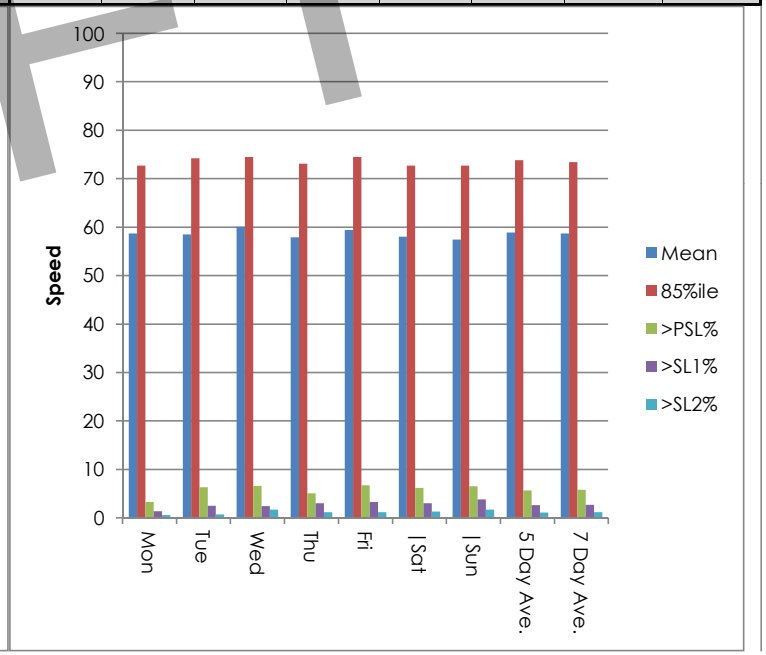

DRAFT

Site 17
Location L-4006-27, att road sign, Lat 53.62668, Long -6.77125
Direction Two way

3279 / Meath/Cavan/Monaghan ATC's
October 2013
Automatic Traffic Count

Mon, 7 October 2013

Time	Total	Speed Bins (km/h)																												
		0 - 5	5 - 10	10 - 15	15 - 20	20 - 25	25 - 30	30 - 35	35 - 40	40 - 45	45 - 50	50 - 55	55 - 60	60 - 65	65 - 70	70 - 75	75 - 80	80 - 85	85 - 90	90 - 95	95 - 100	100 - 105	105 - 110	110 - 115	115 - 120	120 - 125	125 - 130	130 - 135	135 - 140
0000	2	0	0	0	0	0	0	0	0	0	0	0	0	1	0	0	0	0	0	0	1	0	0	0	0	0	0	0	0	0
0100	1	0	0	0	0	0	0	0	1	0	0	0	0	0	0	0	0	0	0	0	0	0	0	0	0	0	0	0	0	0
0200	1	0	0	0	0	0	0	0	0	0	0	0	0	0	0	1	0	0	0	0	0	0	0	0	0	0	0	0	0	0
0300	0	0	0	0	0	0	0	0	0	0	0	0	0	0	0	0	0	0	0	0	0	0	0	0	0	0	0	0	0	0
0400	0	0	0	0	0	0	0	0	0	0	0	0	0	0	0	0	0	0	0	0	0	0	0	0	0	0	0	0	0	0
0500	1	0	0	0	0	0	0	0	0	0	0	0	1	0	0	0	0	0	0	0	0	0	0	0	0	0	0	0	0	0
0600	3	0	0	0	0	0	0	1	0	0	0	0	1	0	1	0	0	0	0	0	0	0	0	0	0	0	0	0	0	0
0700	20	0	0	0	0	0	1	0	0	0	1	3	7	3	3	0	2	0	0	0	0	0	0	0	0	0	0	0	0	0
0800	34	0	0	0	1	0	2	0	1	1	3	1	6	4	5	3	6	1	0	0	0	0	0	0	0	0	0	0	0	0
0900	**36**	**0**	**0**	**0**	**0**	**0**	**0**	**0**	**1**	**1**	**3**	**2**	**7**	**9**	**4**	**7**	**2**	**0**	**0**	**0**	**0**	**0**	**0**	**0**	**0**	**0**	**0**	**0**	**0**	**0**
1000	34	0	0	0	0	0	1	1	2	2	2	6	3	4	5	3	5	0	0	0	0	0	0	0	0	0	0	0	0	0
1100	21	0	0	0	0	0	0	0	1	1	2	4	3	4	4	1	1	0	0	0	0	0	0	0	0	0	0	0	0	0
1200	34	0	0	0	0	1	1	1	2	2	3	3	7	7	1	3	1	2	0	0	0	0	0	0	0	0	0	0	0	0
1300	29	0	0	0	1	0	1	2	1	1	1	3	5	4	2	4	2	2	0	0	0	0	0	0	0	0	0	0	0	0
1400	31	0	0	0	0	0	1	0	1	6	4	4	3	4	2	3	1	1	1	0	0	0	0	0	0	0	0	0	0	0
1500	**49**	**0**	**0**	**0**	**1**	**1**	**0**	**3**	**3**	**3**	**4**	**10**	**9**	**2**	**3**	**4**	**4**	**1**	**1**	**0**	**0**	**0**	**0**	**0**	**0**	**0**	**0**	**0**	**0**	**0**
1600	29	0	0	0	0	0	0	1	0	2	4	5	8	3	1	5	0	0	0	0	0	0	0	0	0	0	0	0	0	0
1700	42	0	0	0	0	0	0	1	3	1	9	6	6	2	6	4	4	0	0	0	0	0	0	0	0	0	0	0	0	0
1800	45	0	0	0	0	0	0	2	2	2	2	4	7	9	7	4	3	1	1	1	0	0	0	0	0	0	0	0	0	0
1900	33	0	0	0	0	0	0	1	1	2	4	2	2	8	5	4	3	0	1	0	0	0	0	0	0	0	0	0	0	0
2000	21	0	0	0	1	0	0	0	0	2	2	3	1	3	3	3	3	0	0	0	0	0	0	0	0	0	0	0	0	0
2100	7	0	0	0	0	0	0	0	2	1	0	1	1	0	0	1	0	0	0	1	0	0	0	0	0	0	0	0	0	0
2200	12	0	0	0	0	0	0	0	0	0	0	1	3	2	2	2	1	1	0	0	0	0	0	0	0	0	0	0	0	0
2300	4	0	0	0	0	0	0	0	0	0	0	0	0	2	0	1	1	0	0	0	0	0	0	0	0	0	0	0	0	0
07-19	**404**	**0**	**0**	**0**	**3**	**2**	**7**	**11**	**17**	**22**	**38**	**51**	**71**	**55**	**43**	**41**	**31**	**8**	**3**	**1**	**0**	**0**	**0**	**0**	**0**	**0**	**0**	**0**	**0**	**0**
06-22	**468**	**0**	**0**	**0**	**4**	**2**	**7**	**13**	**20**	**27**	**44**	**57**	**76**	**66**	**52**	**49**	**37**	**8**	**4**	**2**	**0**	**0**	**0**	**0**	**0**	**0**	**0**	**0**	**0**	**0**
06-00	**484**	**0**	**0**	**0**	**4**	**2**	**7**	**13**	**20**	**27**	**44**	**58**	**79**	**70**	**54**	**52**	**39**	**9**	**4**	**2**	**0**	**0**	**0**	**0**	**0**	**0**	**0**	**0**	**0**	**0**
00-00	**489**	**0**	**0**	**0**	**4**	**2**	**7**	**13**	**21**	**27**	**44**	**58**	**80**	**71**	**54**	**53**	**39**	**9**	**4**	**2**	**1**	**0**	**0**	**0**	**0**	**0**	**0**	**0**	**0**	**0**

DRAFT

Site 17
Location L-4006-27, att road sign, Lat 53.62668, Long -6.77125
Direction Two way

3279 / Meath/Cavan/Monaghan ATC's
October 2013
Automatic Traffic Count

Tue, 8 October 2013

Time	Total	Speed Bins (km/h)																											
		0 - 5	5 - 10	10 - 15	15 - 20	20 - 25	25 - 30	30 - 35	35 - 40	40 - 45	45 - 50	50 - 55	55 - 60	60 - 65	65 - 70	70 - 75	75 - 80	80 - 85	85 - 90	90 - 95	95 - 100	100 - 105	105 - 110	110 - 115	115 - 120	120 - 125	125 - 130	130 - 135	135 - 140
0000	3	0	0	0	0	0	0	0	0	0	0	0	1	1	0	1	0	0	0	0	0	0	0	0	0	0	0	0	0
0100	2	0	0	0	0	0	0	0	0	0	0	0	2	0	0	0	0	0	0	0	0	0	0	0	0	0	0	0	0
0200	0	0	0	0	0	0	0	0	0	0	0	0	0	0	0	0	0	0	0	0	0	0	0	0	0	0	0	0	0
0300	1	0	0	0	0	0	0	0	0	0	0	0	0	0	0	0	0	0	1	0	0	0	0	0	0	0	0	0	0
0400	0	0	0	0	0	0	0	0	0	0	0	0	0	0	0	0	0	0	0	0	0	0	0	0	0	0	0	0	0
0500	2	0	0	0	0	0	0	0	0	0	0	0	0	1	0	1	0	0	0	0	0	0	0	0	0	0	0	0	0
0600	3	0	0	0	0	0	1	0	0	0	0	0	0	1	1	0	0	0	0	0	0	0	0	0	0	0	0	0	0
0700	20	0	0	0	1	0	0	0	0	2	2	1	3	6	1	2	0	2	0	0	0	0	0	0	0	0	0	0	0
0800	36	0	0	0	3	0	2	0	2	0	3	0	4	2	5	5	2	5	3	0	0	0	0	0	0	0	0	0	0
0900	**51**	**0**	**0**	**0**	**0**	**3**	**1**	**2**	**1**	**2**	**5**	**6**	**9**	**10**	**2**	**3**	**5**	**2**	**0**	**0**	**0**	**0**	**0**	**0**	**0**	**0**	**0**	**0**	**0**
1000	42	0	0	0	0	0	1	4	1	2	3	4	2	7	5	5	4	3	1	0	0	0	0	0	0	0	0	0	0
1100	27	0	0	0	0	0	1	2	4	0	3	3	2	2	3	2	4	1	0	0	0	0	0	0	0	0	0	0	0
1200	35	0	0	0	1	0	1	0	4	2	7	3	5	5	3	3	0	1	0	0	0	0	0	0	0	0	0	0	0
1300	41	0	0	0	1	0	0	0	0	1	5	7	6	5	5	2	6	0	3	0	0	0	0	0	0	0	0	0	0
1400	43	0	0	0	0	1	0	1	3	2	3	6	8	5	3	6	3	0	0	0	0	1	1	0	0	0	0	0	0
1500	**47**	**0**	**0**	**0**	**0**	**0**	**0**	**1**	**5**	**5**	**3**	**7**	**8**	**6**	**3**	**4**	**5**	**0**	**0**	**0**	**0**	**0**	**0**	**0**	**0**	**0**	**0**	**0**	**0**
1600	39	0	0	0	0	0	0	0	1	2	3	6	4	5	6	6	4	1	1	0	0	0	0	0	0	0	0	0	0
1700	40	0	0	1	0	0	1	0	5	1	2	9	4	5	7	2	0	2	1	0	0	0	0	0	0	0	0	0	0
1800	44	0	0	0	0	0	1	1	4	2	4	7	5	6	7	4	3	0	0	0	0	0	0	0	0	0	0	0	0
1900	32	0	0	0	0	2	0	0	3	4	2	1	4	7	3	1	2	3	0	0	0	0	0	0	0	0	0	0	0
2000	18	0	0	0	0	0	0	0	1	3	1	3	2	1	3	2	1	0	1	0	0	0	0	0	0	0	0	0	0
2100	12	0	0	0	0	0	0	0	0	1	1	0	2	2	1	3	0	1	0	0	0	1	0	0	0	0	0	0	0
2200	11	0	0	0	0	0	1	1	0	0	0	2	2	1	2	1	1	0	0	0	0	0	0	0	0	0	0	0	0
2300	7	0	0	0	0	0	0	1	2	0	1	0	2	0	0	1	0	0	0	0	0	0	0	0	0	0	0	0	0
07-19	**465**	**0**	**0**	**1**	**6**	**4**	**8**	**11**	**30**	**21**	**43**	**59**	**60**	**64**	**50**	**44**	**36**	**17**	**9**	**0**	**0**	**1**	**1**	**0**	**0**	**0**	**0**	**0**	**0**
06-22	**530**	**0**	**0**	**1**	**6**	**6**	**9**	**11**	**34**	**29**	**47**	**63**	**68**	**75**	**58**	**50**	**39**	**21**	**10**	**0**	**0**	**2**	**1**	**0**	**0**	**0**	**0**	**0**	**0**
06-00	**548**	**0**	**0**	**1**	**6**	**6**	**10**	**13**	**36**	**29**	**48**	**65**	**72**	**76**	**60**	**52**	**40**	**21**	**10**	**0**	**0**	**2**	**1**	**0**	**0**	**0**	**0**	**0**	**0**
00-00	**556**	**0**	**0**	**1**	**6**	**6**	**10**	**13**	**36**	**29**	**48**	**65**	**75**	**78**	**60**	**54**	**40**	**21**	**10**	**1**	**0**	**2**	**1**	**0**	**0**	**0**	**0**	**0**	**0**

DRAFT

Site 17
Location L-4006-27, att road sign, Lat 53.62668, Long -6.77125
Direction Two way

3279 / Meath/Cavan/Monaghan ATC's
October 2013
Automatic Traffic Count

Wed, 9 October 2013

Time	Total	Speed Bins (km/h)																												
		0 - 5	5 - 10	10 - 15	15 - 20	20 - 25	25 - 30	30 - 35	35 - 40	40 - 45	45 - 50	50 - 55	55 - 60	60 - 65	65 - 70	70 - 75	75 - 80	80 - 85	85 - 90	90 - 95	95 - 100	100 - 105	105 - 110	110 - 115	115 - 120	120 - 125	125 - 130	130 - 135	135 - 140
0000	4	0	0	0	0	0	0	0	0	0	0	1	1	1	1	0	0	0	0	0	0	0	0	0	0	0	0	0	0	0
0100	2	0	0	0	0	0	0	0	0	0	0	0	1	0	1	0	0	0	0	0	0	0	0	0	0	0	0	0	0	0
0200	1	0	0	0	0	0	0	0	0	0	1	0	0	0	0	0	0	0	0	0	0	0	0	0	0	0	0	0	0	0
0300	0	0	0	0	0	0	0	0	0	0	0	0	0	0	0	0	0	0	0	0	0	0	0	0	0	0	0	0	0	0
0400	0	0	0	0	0	0	0	0	0	0	0	0	0	0	0	0	0	0	0	0	0	0	0	0	0	0	0	0	0	0
0500	2	0	0	0	0	0	0	0	0	0	0	0	1	0	0	1	0	0	0	0	0	0	0	0	0	0	0	0	0	0
0600	7	0	0	0	0	0	1	0	0	0	0	0	2	0	3	0	1	0	0	0	0	0	0	0	0	0	0	0	0	0
0700	18	0	0	0	0	0	1	0	1	2	1	1	3	1	3	2	1	0	0	2	0	0	0	0	0	0	0	0	0	0
0800	34	0	0	0	0	0	1	2	0	0	2	3	6	2	4	8	4	1	1	0	0	0	0	0	0	0	0	0	0	0
0900	**37**	**0**	**0**	**0**	**0**	**0**	**1**	**0**	**2**	**4**	**4**	**2**	**8**	**5**	**3**	**2**	**4**	**2**	**0**	**0**	**0**	**0**	**0**	**0**	**0**	**0**	**0**	**0**	**0**	**0**
1000	33	0	0	0	0	0	0	3	1	2	5	2	4	5	7	0	2	1	0	1	0	0	0	0	0	0	0	0	0	0
1100	**37**	**0**	**0**	**0**	**0**	**0**	**1**	**1**	**6**	**1**	**5**	**6**	**2**	**7**	**1**	**5**	**1**	**0**	**0**	**0**	**0**	**1**	**0**	**0**	**0**	**0**	**0**	**0**	**0**	**0**
1200	31	0	0	0	0	1	0	1	0	2	5	6	2	4	4	2	1	0	1	0	1	1	0	0	0	0	0	0	0	0
1300	32	0	0	0	1	0	0	0	2	0	1	2	11	3	6	3	1	2	0	0	0	0	0	0	0	0	0	0	0	0
1400	41	0	0	0	0	1	2	1	0	3	0	5	6	9	3	6	2	3	0	0	0	0	0	0	0	0	0	0	0	0
1500	31	0	0	0	0	0	0	1	0	4	2	3	3	5	3	5	2	3	0	0	0	0	0	0	0	0	0	0	0	0
1600	37	0	0	0	0	2	1	0	0	2	3	4	7	4	7	2	2	2	1	0	0	0	0	0	0	0	0	0	0	0
1700	**50**	**0**	**0**	**0**	**0**	**0**	**1**	**0**	**2**	**3**	**5**	**5**	**10**	**4**	**8**	**5**	**4**	**1**	**1**	**1**	**0**	**0**	**0**	**0**	**0**	**0**	**0**	**0**	**0**	**0**
1800	44	0	0	0	0	0	0	1	0	2	3	5	3	4	12	6	3	5	0	0	0	0	0	0	0	0	0	0	0	0
1900	32	0	0	0	0	0	1	1	1	1	2	7	2	2	5	3	4	1	0	0	2	0	0	0	0	0	0	0	0	0
2000	26	0	0	0	0	0	1	0	0	1	4	3	4	4	4	2	3	0	0	0	0	0	0	0	0	0	0	0	0	0
2100	17	0	0	0	0	0	0	0	1	2	0	3	0	3	3	2	3	0	0	0	0	0	0	0	0	0	0	0	0	0
2200	11	0	0	0	0	0	0	1	0	2	2	3	0	0	1	1	1	0	0	0	0	0	0	0	0	0	0	0	0	0
2300	4	0	0	0	0	0	0	0	0	1	0	0	0	1	0	1	0	1	0	0	0	0	0	0	0	0	0	0	0	0
07-19	**425**	**0**	**0**	**0**	**1**	**4**	**8**	**10**	**14**	**25**	**36**	**44**	**65**	**53**	**61**	**46**	**27**	**20**	**4**	**4**	**1**	**2**	**0**	**0**	**0**	**0**	**0**	**0**	**0**	**0**
06-22	**507**	**0**	**0**	**0**	**1**	**4**	**11**	**11**	**16**	**29**	**42**	**57**	**73**	**62**	**76**	**53**	**38**	**21**	**4**	**4**	**3**	**2**	**0**	**0**	**0**	**0**	**0**	**0**	**0**	**0**
06-00	**522**	**0**	**0**	**0**	**1**	**4**	**11**	**12**	**16**	**32**	**44**	**60**	**73**	**63**	**77**	**55**	**39**	**22**	**4**	**4**	**3**	**2**	**0**	**0**	**0**	**0**	**0**	**0**	**0**	**0**
00-00	**531**	**0**	**0**	**0**	**1**	**4**	**11**	**12**	**16**	**32**	**45**	**61**	**76**	**64**	**79**	**56**	**39**	**22**	**4**	**4**	**3**	**2**	**0**	**0**	**0**	**0**	**0**	**0**	**0**	**0**

DRAFT

Site 17
Location L-4006-27, att road sign, Lat 53.62668, Long -6.77125
Direction Two way

3279 / Meath/Cavan/Monaghan ATC's
October 2013
Automatic Traffic Count

Thu, 10 October 2013

Time	Total	Speed Bins (km/h)																											
		0 - 5	5 - 10	10 - 15	15 - 20	20 - 25	25 - 30	30 - 35	35 - 40	40 - 45	45 - 50	50 - 55	55 - 60	60 - 65	65 - 70	70 - 75	75 - 80	80 - 85	85 - 90	90 - 95	95 - 100	100 - 105	105 - 110	110 - 115	115 - 120	120 - 125	125 - 130	130 - 135	135 - 140
0000	1	0	0	0	0	0	0	0	0	0	0	0	0	0	0	0	0	0	1	0	0	0	0	0	0	0	0	0	0
0100	0	0	0	0	0	0	0	0	0	0	0	0	0	0	0	0	0	0	0	0	0	0	0	0	0	0	0	0	0
0200	1	0	0	0	0	0	0	0	0	0	0	0	0	1	0	0	0	0	0	0	0	0	0	0	0	0	0	0	0
0300	0	0	0	0	0	0	0	0	0	0	0	0	0	0	0	0	0	0	0	0	0	0	0	0	0	0	0	0	0
0400	2	0	0	0	0	0	0	0	0	0	0	0	1	0	0	0	1	0	0	0	0	0	0	0	0	0	0	0	0
0500	0	0	0	0	0	0	0	0	0	0	0	0	0	0	0	0	0	0	0	0	0	0	0	0	0	0	0	0	0
0600	5	0	0	0	0	0	1	0	0	0	0	0	1	0	1	1	1	0	0	0	0	0	0	0	0	0	0	0	0
0700	20	0	0	0	0	0	0	0	2	1	1	0	3	4	3	3	2	1	0	0	0	0	0	0	0	0	0	0	0
0800	34	0	0	0	0	0	3	0	4	2	2	2	4	3	4	2	4	2	1	1	0	0	0	0	0	0	0	0	0	0
0900	**40**	**0**	**0**	**0**	**0**	**0**	**2**	**1**	**2**	**5**	**5**	**1**	**2**	**3**	**9**	**5**	**4**	**0**	**1**	**0**	**0**	**0**	**0**	**0**	**0**	**0**	**0**	**0**	**0**	**0**
1000	35	0	0	0	0	0	1	2	4	4	4	2	4	6	2	3	1	2	0	0	0	0	0	0	0	0	0	0	0	0
1100	32	0	0	0	0	0	1	4	4	2	2	6	5	3	1	1	1	0	2	0	0	0	0	0	0	0	0	0	0	0
1200	26	0	0	0	1	0	0	0	3	1	3	2	2	4	3	1	4	0	1	1	0	0	0	0	0	0	0	0	0	0
1300	24	0	0	0	0	0	0	2	1	0	3	1	3	2	4	1	4	1	0	2	0	0	0	0	0	0	0	0	0	0
1400	34	0	0	0	1	0	1	2	0	0	3	4	5	8	2	4	1	1	1	1	0	0	0	0	0	0	0	0	0	0
1500	34	0	0	0	0	0	1	1	1	2	3	4	3	4	7	4	3	1	0	0	0	0	0	0	0	0	0	0	0	0
1600	42	0	0	0	0	0	0	3	1	2	3	5	4	8	7	4	4	1	0	0	0	0	0	0	0	0	0	0	0	0
1700	**47**	**0**	**0**	**0**	**1**	**1**	**1**	**1**	**5**	**8**	**1**	**1**	**10**	**4**	**6**	**7**	**1**	**0**	**0**	**0**	**0**	**0**	**0**	**0**	**0**	**0**	**0**	**0**	**0**	**0**
1800	32	0	0	0	1	0	0	3	1	3	1	2	3	2	8	5	3	0	0	0	0	0	0	0	0	0	0	0	0	0
1900	39	0	0	1	2	2	1	0	2	6	1	4	3	8	3	4	1	1	0	0	0	0	0	0	0	0	0	0	0	0
2000	25	0	0	1	0	0	0	0	0	1	4	4	2	2	2	4	3	0	1	0	0	0	0	1	0	0	0	0	0	0
2100	24	0	0	0	0	0	1	0	1	4	2	2	4	2	1	4	1	1	1	0	0	0	0	0	0	0	0	0	0	0
2200	9	0	1	0	0	0	0	0	0	0	2	0	0	2	3	1	0	0	0	0	0	0	0	0	0	0	0	0	0	0
2300	2	0	0	0	0	0	0	0	0	0	0	0	1	0	0	1	0	0	0	0	0	0	0	0	0	0	0	0	0	0
07-19	**400**	**0**	**0**	**0**	**4**	**1**	**10**	**19**	**28**	**30**	**31**	**30**	**48**	**51**	**56**	**40**	**32**	**9**	**6**	**5**	**0**	**0**	**0**	**0**	**0**	**0**	**0**	**0**	**0**	**0**
06-22	**493**	**0**	**0**	**2**	**6**	**3**	**13**	**19**	**31**	**41**	**38**	**40**	**58**	**63**	**63**	**53**	**38**	**11**	**8**	**5**	**0**	**0**	**0**	**1**	**0**	**0**	**0**	**0**	**0**	**0**
06-00	**504**	**0**	**1**	**2**	**6**	**3**	**13**	**19**	**31**	**41**	**40**	**40**	**59**	**65**	**66**	**55**	**38**	**11**	**8**	**5**	**0**	**0**	**0**	**1**	**0**	**0**	**0**	**0**	**0**	**0**
00-00	**508**	**0**	**1**	**2**	**6**	**3**	**13**	**19**	**31**	**41**	**40**	**40**	**60**	**66**	**66**	**55**	**39**	**11**	**9**	**5**	**0**	**0**	**0**	**1**	**0**	**0**	**0**	**0**	**0**	**0**

DRAFT

Site 17
Location L-4006-27, att road sign, Lat 53.62668, Long -6.77125
Direction Two way

3279 / Meath/Cavan/Monaghan ATC's
October 2013
Automatic Traffic Count

Fri, 11 October 2013

Time	Total	Speed Bins (km/h)																											
		0 - 5	5 - 10	10 - 15	15 - 20	20 - 25	25 - 30	30 - 35	35 - 40	40 - 45	45 - 50	50 - 55	55 - 60	60 - 65	65 - 70	70 - 75	75 - 80	80 - 85	85 - 90	90 - 95	95 - 100	100 - 105	105 - 110	110 - 115	115 - 120	120 - 125	125 - 130	130 - 135	135 - 140
0000	4	0	0	0	0	0	0	0	0	0	1	0	0	0	0	0	1	0	2	0	0	0	0	0	0	0	0	0	0
0100	3	0	0	0	0	0	0	0	0	0	0	0	0	0	2	1	0	0	0	0	0	0	0	0	0	0	0	0	0
0200	0	0	0	0	0	0	0	0	0	0	0	0	0	0	0	0	0	0	0	0	0	0	0	0	0	0	0	0	0
0300	0	0	0	0	0	0	0	0	0	0	0	0	0	0	0	0	0	0	0	0	0	0	0	0	0	0	0	0	0
0400	2	0	0	0	0	0	0	0	0	0	0	0	1	0	0	0	0	0	0	0	1	0	0	0	0	0	0	0	0
0500	0	0	0	0	0	0	0	0	0	0	0	0	0	0	0	0	0	0	0	0	0	0	0	0	0	0	0	0	0
0600	5	0	0	0	0	0	0	1	0	0	0	0	0	0	1	1	0	1	1	0	0	0	0	0	0	0	0	0	0
0700	13	0	0	0	0	0	0	0	0	0	0	5	2	2	1	1	0	1	0	0	1	0	0	0	0	0	0	0	0
0800	38	0	0	0	0	0	0	2	1	2	5	3	2	5	5	3	7	2	1	0	0	0	0	0	0	0	0	0	0	0
0900	**41**	**0**	**0**	**0**	**0**	**0**	**0**	**1**	**2**	**0**	**5**	**8**	**5**	**6**	**4**	**3**	**3**	**2**	**1**	**1**	**0**	**0**	**0**	**0**	**0**	**0**	**0**	**0**	**0**	**0**
1000	31	0	0	0	0	0	0	2	3	4	2	1	5	2	3	6	0	2	1	0	0	0	0	0	0	0	0	0	0	0
1100	28	0	0	1	0	1	0	0	2	1	4	3	3	2	4	5	2	0	0	0	0	0	0	0	0	0	0	0	0	0
1200	39	0	0	0	1	0	0	1	3	3	6	4	7	4	4	2	2	1	1	0	0	0	0	0	0	0	0	0	0	0
1300	46	0	0	1	0	0	0	1	2	4	3	3	4	8	7	4	4	4	1	0	0	0	0	0	0	0	0	0	0	0
1400	26	0	0	0	0	0	0	0	3	1	4	1	4	3	4	4	2	0	0	0	0	0	0	0	0	0	0	0	0	0
1500	45	0	0	0	1	0	1	1	2	4	4	7	10	2	5	2	5	1	0	0	0	0	0	0	0	0	0	0	0	0
1600	46	0	0	0	0	1	0	2	2	2	1	6	9	4	7	7	3	1	1	0	0	0	0	0	0	0	0	0	0	0
1700	43	0	0	0	0	1	2	0	2	1	4	1	7	4	9	8	3	1	0	0	0	0	0	0	0	0	0	0	0	0
1800	**48**	**0**	**0**	**0**	**0**	**0**	**0**	**1**	**4**	**5**	**5**	**4**	**11**	**4**	**6**	**4**	**3**	**0**	**0**	**1**	**0**	**0**	**0**	**0**	**0**	**0**	**0**	**0**	**0**	**0**
1900	45	0	0	0	0	2	0	2	3	2	5	7	3	5	3	8	1	1	1	1	1	0	0	0	0	0	0	0	0	0
2000	22	0	0	0	0	0	0	0	3	2	1	3	0	2	5	4	1	0	1	0	0	0	0	0	0	0	0	0	0	0
2100	27	0	0	0	0	0	0	0	2	0	3	5	2	4	2	1	5	2	1	0	0	0	0	0	0	0	0	0	0	0
2200	8	0	0	0	0	0	0	0	0	1	0	1	1	0	2	2	0	0	0	0	0	0	0	0	1	0	0	0	0	0
2300	10	0	0	0	0	0	0	2	2	0	1	0	1	1	2	1	0	0	0	0	0	0	0	0	0	0	0	0	0	0
07-19	**444**	**0**	**0**	**2**	**2**	**3**	**3**	**11**	**26**	**27**	**43**	**46**	**69**	**46**	**59**	**49**	**34**	**15**	**6**	**2**	**1**	**0**	**0**	**0**	**0**	**0**	**0**	**0**	**0**	**0**
06-22	**543**	**0**	**0**	**2**	**2**	**5**	**3**	**14**	**34**	**31**	**52**	**61**	**74**	**57**	**70**	**63**	**41**	**19**	**10**	**3**	**2**	**0**	**0**	**0**	**0**	**0**	**0**	**0**	**0**	**0**
06-00	**561**	**0**	**0**	**2**	**2**	**5**	**3**	**16**	**36**	**32**	**53**	**62**	**76**	**58**	**74**	**66**	**41**	**19**	**10**	**3**	**2**	**0**	**0**	**0**	**1**	**0**	**0**	**0**	**0**	**0**
00-00	**570**	**0**	**0**	**2**	**2**	**5**	**3**	**16**	**36**	**32**	**54**	**62**	**77**	**58**	**76**	**67**	**42**	**19**	**12**	**3**	**3**	**0**	**0**	**0**	**1**	**0**	**0**	**0**	**0**	**0**

DRAFT

Site 17
Location L-4006-27, att road sign, Lat 53.62668, Long -6.77125
Direction Two way

3279 / Meath/Cavan/Monaghan ATC's
October 2013
Automatic Traffic Count

Sat, 12 October 2013

Time	Total	Speed Bins (km/h)																												
		0 - 5	5 - 10	10 - 15	15 - 20	20 - 25	25 - 30	30 - 35	35 - 40	40 - 45	45 - 50	50 - 55	55 - 60	60 - 65	65 - 70	70 - 75	75 - 80	80 - 85	85 - 90	90 - 95	95 - 100	100 - 105	105 - 110	110 - 115	115 - 120	120 - 125	125 - 130	130 - 135	135 - 140
0000	5	0	0	0	0	0	0	0	0	1	0	0	1	1	0	0	0	0	1	1	0	0	0	0	0	0	0	0	0	0
0100	1	0	0	0	0	0	0	0	0	0	1	0	0	0	0	0	0	0	0	0	0	0	0	0	0	0	0	0	0	0
0200	1	0	0	0	0	0	0	0	0	0	0	0	0	0	1	0	0	0	0	0	0	0	0	0	0	0	0	0	0	0
0300	0	0	0	0	0	0	0	0	0	0	0	0	0	0	0	0	0	0	0	0	0	0	0	0	0	0	0	0	0	0
0400	0	0	0	0	0	0	0	0	0	0	0	0	0	0	0	0	0	0	0	0	0	0	0	0	0	0	0	0	0	0
0500	2	0	0	0	0	0	0	0	0	0	0	0	1	0	0	0	0	1	0	0	0	0	0	0	0	0	0	0	0	0
0600	1	0	0	0	0	0	0	0	0	0	0	0	0	0	0	0	0	1	0	0	0	0	0	0	0	0	0	0	0	0
0700	8	0	0	0	0	0	0	0	0	1	0	0	1	1	2	2	0	1	0	0	0	0	0	0	0	0	0	0	0	0
0800	15	0	0	0	0	0	2	0	1	0	3	3	0	2	1	2	1	0	0	0	0	0	0	0	0	0	0	0	0	0
0900	**42**	**2**	**0**	**0**	**1**	**0**	**1**	**3**	**2**	**4**	**7**	**9**	**5**	**3**	**3**	**2**	**0**	**0**	**0**	**0**	**0**	**0**	**0**	**0**	**0**	**0**	**0**	**0**	**0**	**0**
1000	31	0	0	0	1	0	0	1	3	2	2	0	4	2	9	4	1	1	1	0	0	0	0	0	0	0	0	0	0	0
1100	36	0	0	0	0	0	1	0	3	3	3	4	7	5	4	2	4	0	0	0	0	0	0	0	0	0	0	0	0	0
1200	38	0	0	0	0	0	1	1	1	3	5	4	9	4	2	5	1	2	0	0	0	0	0	0	0	0	0	0	0	0
1300	**45**	**0**	**0**	**0**	**0**	**1**	**1**	**0**	**2**	**4**	**4**	**8**	**9**	**4**	**4**	**3**	**5**	**0**	**0**	**0**	**0**	**0**	**0**	**0**	**0**	**0**	**0**	**0**	**0**	**0**
1400	40	0	0	0	1	1	0	1	1	1	3	3	8	4	5	5	3	2	0	0	1	1	0	0	0	0	0	0	0	0
1500	36	0	0	0	1	0	2	1	2	1	2	3	3	8	4	4	2	2	1	0	0	0	0	0	0	0	0	0	0	0
1600	28	0	0	0	0	2	1	1	2	2	4	5	2	6	1	1	1	0	0	0	0	0	0	0	0	0	0	0	0	0
1700	27	0	0	0	0	0	1	3	1	2	1	0	3	6	6	3	0	1	0	0	0	0	0	0	0	0	0	0	0	0
1800	16	0	0	0	0	0	0	0	1	1	2	0	1	2	4	2	1	1	1	0	0	0	0	0	0	0	0	0	0	0
1900	39	0	0	0	0	1	0	1	2	0	3	4	6	5	6	3	4	2	1	1	0	0	0	0	0	0	0	0	0	0
2000	39	0	0	0	0	0	0	0	1	5	5	11	2	4	2	2	2	1	2	1	0	1	0	0	0	0	0	0	0	0
2100	10	0	0	0	0	0	0	0	1	0	1	0	3	4	1	0	0	0	0	0	0	0	0	0	0	0	0	0	0	0
2200	6	0	0	0	0	0	0	0	0	0	0	3	1	0	0	1	0	0	1	0	0	0	0	0	0	0	0	0	0	0
2300	2	0	0	0	0	0	0	0	0	0	0	1	0	0	1	0	0	0	0	0	0	0	0	0	0	0	0	0	0	0
07-19	**362**	**2**	**0**	**0**	**4**	**4**	**10**	**11**	**19**	**24**	**36**	**39**	**52**	**47**	**45**	**35**	**19**	**10**	**3**	**0**	**1**	**1**	**0**	**0**	**0**	**0**	**0**	**0**	**0**	**0**
06-22	**451**	**2**	**0**	**0**	**4**	**5**	**10**	**12**	**23**	**29**	**45**	**54**	**63**	**60**	**54**	**40**	**25**	**14**	**6**	**2**	**1**	**2**	**0**	**0**	**0**	**0**	**0**	**0**	**0**	**0**
06-00	**459**	**2**	**0**	**0**	**4**	**5**	**10**	**12**	**23**	**29**	**45**	**58**	**64**	**60**	**55**	**41**	**25**	**14**	**7**	**2**	**1**	**2**	**0**	**0**	**0**	**0**	**0**	**0**	**0**	**0**
00-00	**468**	**2**	**0**	**0**	**4**	**5**	**10**	**12**	**23**	**30**	**46**	**58**	**66**	**61**	**56**	**41**	**25**	**15**	**8**	**3**	**1**	**2**	**0**	**0**	**0**	**0**	**0**	**0**	**0**	**0**

DRAFT

Site 17
Location L-4006-27, att road sign, Lat 53.62668, Long -6.77125
Direction Two way

3279 / Meath/Cavan/Monaghan ATC's
October 2013
Automatic Traffic Count

Sun, 13 October 2013

Time	Total	Speed Bins (km/h)																												
		0 - 5	5 - 10	10 - 15	15 - 20	20 - 25	25 - 30	30 - 35	35 - 40	40 - 45	45 - 50	50 - 55	55 - 60	60 - 65	65 - 70	70 - 75	75 - 80	80 - 85	85 - 90	90 - 95	95 - 100	100 - 105	105 - 110	110 - 115	115 - 120	120 - 125	125 - 130	130 - 135	135 - 140
0000	5	0	0	0	0	0	0	0	0	0	0	3	0	0	0	0	1	0	0	1	0	0	0	0	0	0	0	0	0	0
0100	7	0	0	0	0	0	0	0	0	1	1	2	2	1	0	0	0	0	0	0	0	0	0	0	0	0	0	0	0	0
0200	2	0	0	0	0	0	0	0	0	0	1	0	1	0	0	0	0	0	0	0	0	0	0	0	0	0	0	0	0	0
0300	4	0	0	0	0	0	0	0	0	1	0	0	1	2	0	0	0	0	0	0	0	0	0	0	0	0	0	0	0	0
0400	1	0	0	0	0	0	0	0	0	0	0	1	0	0	0	0	0	0	0	0	0	0	0	0	0	0	0	0	0	0
0500	0	0	0	0	0	0	0	0	0	0	0	0	0	0	0	0	0	0	0	0	0	0	0	0	0	0	0	0	0	0
0600	1	0	0	0	0	0	0	0	0	0	0	0	0	0	0	0	1	0	0	0	0	0	0	0	0	0	0	0	0	0
0700	1	0	0	0	0	0	0	1	0	0	0	0	0	0	0	0	0	0	0	0	0	0	0	0	0	0	0	0	0	0
0800	4	0	0	0	0	0	0	1	1	0	1	1	0	0	0	0	0	0	0	0	0	0	0	0	0	0	0	0	0	0
0900	7	0	0	0	0	0	0	1	1	0	0	0	1	2	0	2	0	0	0	0	0	0	0	0	0	0	0	0	0	0
1000	17	0	0	0	0	0	0	0	0	1	0	3	2	5	3	1	2	0	0	0	0	0	0	0	0	0	0	0	0	0
1100	**24**	**0**	**1**	**0**	**1**	**0**	**3**	**2**	**2**	**0**	**3**	**4**	**2**	**4**	**1**	**0**	**1**	**0**	**0**	**0**	**0**	**0**	**0**	**0**	**0**	**0**	**0**	**0**	**0**	**0**
1200	23	0	0	0	2	1	0	1	0	0	2	0	6	2	5	1	2	0	1	0	0	0	0	0	0	0	0	0	0	0
1300	25	0	0	1	0	2	1	0	1	1	2	4	2	2	3	5	0	1	0	0	0	0	0	0	0	0	0	0	0	0
1400	**27**	**0**	**0**	**0**	**1**	**0**	**1**	**0**	**0**	**2**	**2**	**3**	**1**	**3**	**3**	**3**	**3**	**1**	**2**	**2**	**0**	**0**	**0**	**0**	**0**	**0**	**0**	**0**	**0**	**0**
1500	22	0	0	0	0	0	0	0	1	2	2	0	3	6	2	3	1	1	1	0	0	0	0	0	0	0	0	0	0	0
1600	13	0	0	0	0	0	0	0	1	2	1	1	2	1	1	2	1	1	0	0	0	0	0	0	0	0	0	0	0	0
1700	23	0	0	0	0	0	0	0	0	3	5	5	3	1	3	2	1	0	0	0	0	0	0	0	0	0	0	0	0	0
1800	24	0	0	0	0	2	0	1	3	2	4	3	3	2	2	2	0	0	0	0	0	0	0	0	0	0	0	0	0	0
1900	25	0	0	0	0	0	0	0	0	1	6	4	2	5	4	1	1	1	0	0	0	0	0	0	0	0	0	0	0	0
2000	12	0	0	0	0	0	0	0	1	0	0	1	1	2	0	2	2	1	2	0	0	0	0	0	0	0	0	0	0	0
2100	18	0	0	0	0	0	0	0	2	0	0	2	3	1	5	1	0	2	0	2	0	0	0	0	0	0	0	0	0	0
2200	5	0	0	0	0	0	0	0	0	1	0	0	1	2	1	0	0	0	0	0	0	0	0	0	0	0	0	0	0	0
2300	1	0	0	0	0	0	0	0	0	1	0	0	0	0	0	0	0	0	0	0	0	0	0	0	0	0	0	0	0	0
07-19	**210**	**0**	**1**	**1**	**4**	**5**	**5**	**7**	**10**	**13**	**22**	**24**	**25**	**28**	**23**	**21**	**11**	**4**	**4**	**2**	**0**	**0**	**0**	**0**	**0**	**0**	**0**	**0**	**0**	**0**
06-22	**266**	**0**	**1**	**1**	**4**	**5**	**5**	**7**	**13**	**14**	**28**	**31**	**31**	**36**	**32**	**25**	**15**	**8**	**6**	**4**	**0**	**0**	**0**	**0**	**0**	**0**	**0**	**0**	**0**	**0**
06-00	**272**	**0**	**1**	**1**	**4**	**5**	**5**	**7**	**13**	**16**	**28**	**31**	**32**	**38**	**33**	**25**	**15**	**8**	**6**	**4**	**0**	**0**	**0**	**0**	**0**	**0**	**0**	**0**	**0**	**0**
00-00	**291**	**0**	**1**	**1**	**4**	**5**	**5**	**7**	**13**	**18**	**30**	**37**	**36**	**41**	**33**	**25**	**16**	**8**	**6**	**5**	**0**	**0**	**0**	**0**	**0**	**0**	**0**	**0**	**0**	**0**

DRAFT

Site 17
Location L-4006-27, att road sign, Lat 53.62668, Long -6.77125
Direction Two way

3279 / Meath/Cavan/Monaghan ATC's
October 2013
Automatic Traffic Count

Virtual Day (7)

Time	Total	Speed Bins (km/h)																											
		0 - 5	5 - 10	10 - 15	15 - 20	20 - 25	25 - 30	30 - 35	35 - 40	40 - 45	45 - 50	50 - 55	55 - 60	60 - 65	65 - 70	70 - 75	75 - 80	80 - 85	85 - 90	90 - 95	95 - 100	100 - 105	105 - 110	110 - 115	115 - 120	120 - 125	125 - 130	130 - 135	135 - 140
0000	3	0	0	0	0	0	0	0	0	0	0	1	0	1	0	0	0	0	1	0	0	0	0	0	0	0	0	0	0
0100	2	0	0	0	0	0	0	0	0	0	0	0	1	0	0	0	0	0	0	0	0	0	0	0	0	0	0	0	0
0200	1	0	0	0	0	0	0	0	0	0	0	0	0	0	0	0	0	0	0	0	0	0	0	0	0	0	0	0	0
0300	1	0	0	0	0	0	0	0	0	0	0	0	0	0	0	0	0	0	0	0	0	0	0	0	0	0	0	0	0
0400	1	0	0	0	0	0	0	0	0	0	0	0	0	0	0	0	0	0	0	0	0	0	0	0	0	0	0	0	0
0500	1	0	0	0	0	0	0	0	0	0	0	0	0	0	0	0	0	0	0	0	0	0	0	0	0	0	0	0	0
0600	4	0	0	0	0	0	0	0	0	0	0	0	1	0	1	0	0	0	0	0	0	0	0	0	0	0	0	0	0
0700	14	0	0	0	0	0	0	0	0	1	1	1	3	2	2	1	1	1	0	0	0	0	0	0	0	0	0	0	0
0800	28	0	0	0	1	0	1	1	1	1	3	2	3	3	3	3	3	2	1	0	0	0	0	0	0	0	0	0	0
0900	**36**	**0**	**0**	**0**	**0**	**0**	**1**	**1**	**2**	**2**	**4**	**4**	**5**	**5**	**4**	**3**	**3**	**1**	**0**	**0**	**0**	**0**	**0**	**0**	**0**	**0**	**0**	**0**	**0**
1000	32	0	0	0	0	0	0	2	2	2	3	3	3	4	5	3	2	1	0	0	0	0	0	0	0	0	0	0	0
1100	29	0	0	0	0	0	1	1	3	1	3	4	3	4	3	2	2	0	0	0	0	0	0	0	0	0	0	0	0
1200	32	0	0	0	1	0	0	1	2	2	4	3	5	4	3	2	2	1	1	0	0	0	0	0	0	0	0	0	0
1300	35	0	0	0	0	0	0	1	1	2	3	4	6	4	4	3	3	1	1	0	0	0	0	0	0	0	0	0	0
1400	35	0	0	0	0	0	1	1	1	2	3	4	5	5	3	4	2	1	1	0	0	0	0	0	0	0	0	0	0
1500	38	0	0	0	0	0	1	1	2	3	3	5	6	5	4	4	3	1	0	0	0	0	0	0	0	0	0	0	0
1600	33	0	0	0	0	1	0	1	1	2	3	5	5	4	4	4	2	1	0	0	0	0	0	0	0	0	0	0	0
1700	**39**	**0**	**0**	**0**	**0**	**0**	**1**	**1**	**3**	**3**	**4**	**4**	**6**	**4**	**6**	**4**	**2**	**1**	**0**	**0**	**0**	**0**	**0**	**0**	**0**	**0**	**0**	**0**	**0**
1800	36	0	0	0	0	0	0	1	2	2	3	4	5	4	7	4	2	1	0	0	0	0	0	0	0	0	0	0	0
1900	35	0	0	0	0	1	0	1	2	2	3	4	3	6	4	3	2	1	0	0	0	0	0	0	0	0	0	0	0
2000	23	0	0	0	0	0	0	0	1	2	2	4	2	3	3	3	2	0	1	0	0	0	0	0	0	0	0	0	0
2100	16	0	0	0	0	0	0	0	1	1	1	2	2	2	2	2	1	1	0	0	0	0	0	0	0	0	0	0	0
2200	9	0	0	0	0	0	0	0	0	1	1	1	1	1	2	1	0	0	0	0	0	0	0	0	0	0	0	0	0
2300	4	0	0	0	0	0	0	0	1	0	0	0	1	1	0	1	0	0	0	0	0	0	0	0	0	0	0	0	0
07-19	**387**	**0**	**0**	**1**	**3**	**3**	**7**	**11**	**21**	**23**	**36**	**42**	**56**	**49**	**48**	**39**	**27**	**12**	**5**	**2**	**0**	**1**	**0**	**0**	**0**	**0**	**0**	**0**	**0**
06-22	**465**	**0**	**0**	**1**	**4**	**4**	**8**	**12**	**24**	**29**	**42**	**52**	**63**	**60**	**58**	**48**	**33**	**15**	**7**	**3**	**1**	**1**	**0**	**0**	**0**	**0**	**0**	**0**	**0**
06-00	**479**	**0**	**0**	**1**	**4**	**4**	**8**	**13**	**25**	**29**	**43**	**53**	**65**	**61**	**60**	**49**	**34**	**15**	**7**	**3**	**1**	**1**	**0**	**0**	**0**	**0**	**0**	**0**	**0**
00-00	**488**	**0**	**0**	**1**	**4**	**4**	**8**	**13**	**25**	**30**	**44**	**54**	**67**	**63**	**61**	**50**	**34**	**15**	**8**	**3**	**1**	**1**	**0**	**0**	**0**	**0**	**0**	**0**	**0**

DRAFT

Site 17
Location L-4006-27, att road sign, Lat 53.62668, Long -6.77125
Direction Two way

3279 / Meath/Cavan/Monaghan ATC's
October 2013
Automatic Traffic Count

Virtual Week (1)

Time	Total	Speed Bins (km/h)																											
		0 - 5	5 - 10	10 - 15	15 - 20	20 - 25	25 - 30	30 - 35	35 - 40	40 - 45	45 - 50	50 - 55	55 - 60	60 - 65	65 - 70	70 - 75	75 - 80	80 - 85	85 - 90	90 - 95	95 - 100	100 - 105	105 - 110	110 - 115	115 - 120	120 - 125	125 - 130	130 - 135	135 - 140
Mon	489	0	0	0	4	2	7	13	21	27	44	58	80	71	54	53	39	9	4	2	1	0	0	0	0	0	0	0	0
Tue	556	0	0	1	6	6	10	13	36	29	48	65	75	78	60	54	40	21	10	1	0	2	1	0	0	0	0	0	0
Wed	531	0	0	0	1	4	11	12	16	32	45	61	76	64	79	56	39	22	4	4	3	2	0	0	0	0	0	0	0
Thu	508	0	1	2	6	3	13	19	31	41	40	40	60	66	66	55	39	11	9	5	0	0	0	1	0	0	0	0	0
Fri	570	0	0	2	2	5	3	16	36	32	54	62	77	58	76	67	42	19	12	3	3	0	0	0	1	0	0	0	0
|Sat	468	2	0	0	4	5	10	12	23	30	46	58	66	61	56	41	25	15	8	3	1	2	0	0	0	0	0	0	0
|Sun	291	0	1	1	4	5	5	7	13	18	30	37	36	41	33	25	16	8	6	5	0	0	0	0	0	0	0	0	0
5 Day Ave.	**531**	**0**	**0**	**1**	**4**	**4**	**9**	**15**	**28**	**32**	**46**	**57**	**74**	**67**	**67**	**57**	**40**	**16**	**8**	**3**	**1**	**1**	**0**	**0**	**0**	**0**	**0**	**0**	**0**
7 Day Ave.	**488**	**0**	**0**	**1**	**4**	**4**	**8**	**13**	**25**	**30**	**44**	**54**	**67**	**63**	**61**	**50**	**34**	**15**	**8**	**3**	**1**	**1**	**0**	**0**	**0**	**0**	**0**	**0**	**0**
--	**3413**	**2**	**2**	**6**	**27**	**30**	**59**	**92**	**176**	**209**	**307**	**381**	**470**	**439**	**424**	**351**	**240**	**105**	**53**	**23**	**8**	**6**	**1**	**1**	**1**	**0**	**0**	**0**	**0**

Summary Graphs

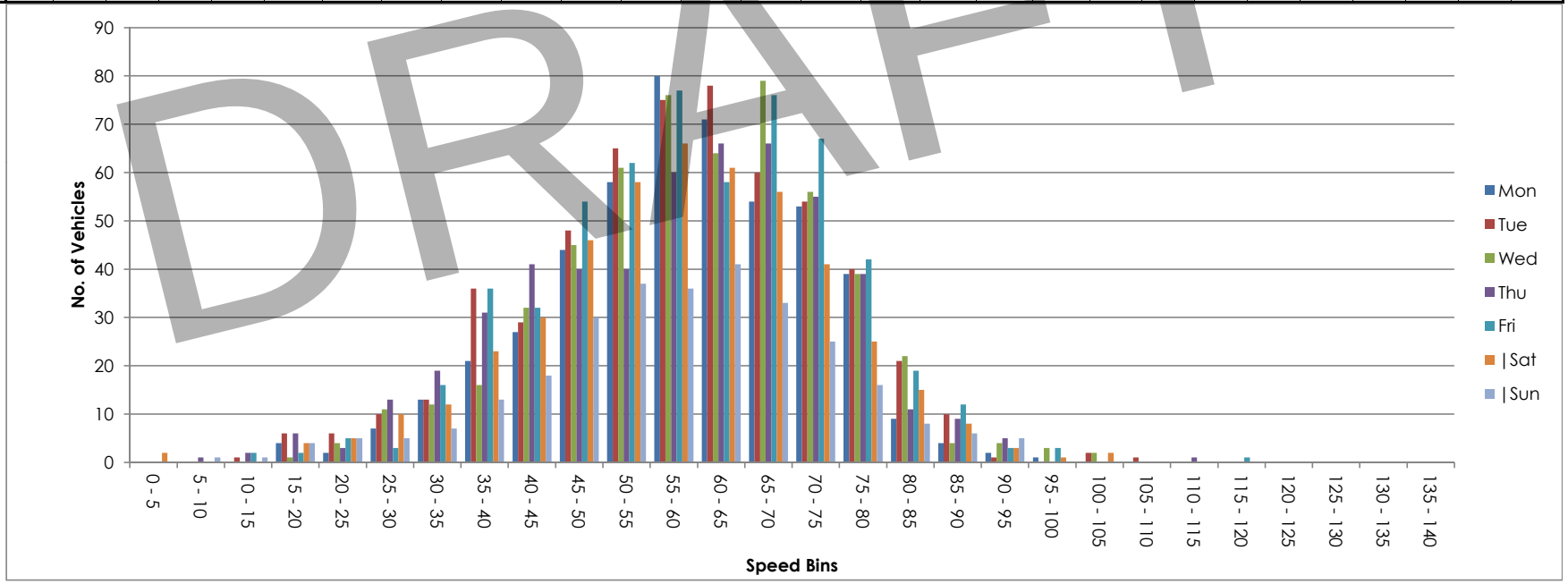

DRAFT



NDC NATIONWIDE DATA COLLECTION	**Site / Location:**	N51, att junction sign, Lat 53.63328, Long -6.74525	**Project No:**	3279	**Photo No:**	3279-18	**Drawn By:** MOR
	Survey Date:	Mon, 7 October 2013 to Sun, 13 October 2013	**Project Name:**		Meath/Cavan/Monaghan ATC'S		
	Survey Times:	00:00 to 00(24):00	**Title:**		Site Photograph		

Site No.	Location.	Direction.	Speed Limit - PSL (km/h)	Start Date.	End Date.	Total Vehicles.	5 Day Ave.	7 Day Ave.	No. > Speed Limit.	%. > Speed Limit.	No. > Speed Limit1 (+5km/h).	%. > Speed Limit1 (+5km/h).	No. > Speed Limit1 (+10km/h).	%. > Speed Limit1 (+10km/h).	Mean Speed	85%ile Speed
18	N51, att junction sign, Lat 53.63328, Long -6.74525	North	100	Mon, 7 October 2013	Sun, 13 October 2013	19252	2902	2750	798	4.1	400	2.1	199	1.0	79.9	90.4
		South	100	Mon, 7 October 2013	Sun, 13 October 2013	19184	2866	2741	2553	13.3	1347	7.0	673	3.5	87.0	98.6
		Two way	100	Mon, 7 October 2013	Sun, 13 October 2013	38436	5768	5491	3351	8.7	1747	4.5	872	2.3	83.4	95.4

DRAFT

Site 18
Location N51, att junction sign, Lat 53.63328, Long -6.74525
Direction North

3279 / Meath/Cavan/Monaghan ATC's
October 2013
Automatic Traffic Count

Mon, 7 October 2013

Time	Total	Classification												>PSL	>PSL%	>SL1	>SL1%	>SL2	>SL2%	Mean	Vpp
		1 MCL	2 SV	3 SVT	4 TB2	5 TB3	6 T4	7 ART3	8 ART4	9 ART5	10 ART6	11 BD	12 DRT	100	100	105 +5kph	105 +5kph	110 +10kph	110 +10kph		85
0000	9	0	8	0	0	0	0	0	0	1	0	0	0	0	0	0	0	0	0	79.2	-
0100	3	0	2	0	1	0	0	0	0	0	0	0	0	0	0	0	0	0	0	88.7	-
0200	3	0	2	0	1	0	0	0	0	0	0	0	0	0	0	0	0	0	0	82	-
0300	4	0	3	0	1	0	0	0	0	0	0	0	0	1	25	1	25	0	0	85.2	-
0400	13	0	13	0	0	0	0	0	0	0	0	0	0	0	0	0	0	0	0	82.9	89.3
0500	23	0	20	0	1	0	0	0	0	2	0	0	0	2	8.7	2	8.7	2	8.7	80.9	92.5
0600	109	0	96	0	11	0	0	0	2	0	0	0	0	8	7.3	7	6.4	2	1.8	83.6	92.9
0700	273	0	245	5	20	1	0	1	1	0	0	0	0	14	5.1	8	2.9	6	2.2	80.7	91.4
0800	**421**	**0**	**392**	**3**	**23**	**0**	**0**	**1**	**1**	**1**	**0**	**0**	**0**	**7**	**1.7**	**4**	**1**	**1**	**0.2**	**78.7**	**86.4**
0900	289	0	271	2	14	0	0	0	0	2	0	0	0	5	1.7	1	0.3	0	0	78	88.2
1000	167	0	152	0	8	0	0	1	2	2	1	0	1	4	2.4	3	1.8	3	1.8	76.3	83.5
1100	136	0	114	3	16	0	0	0	0	3	0	0	0	7	5.1	3	2.2	1	0.7	80.4	88.6
1200	144	0	126	4	11	0	0	0	2	1	0	0	0	8	5.6	3	2.1	2	1.4	79.2	92.2
1300	158	0	139	2	16	0	0	0	1	0	0	0	0	2	1.3	1	0.6	0	0	80	89.3
1400	150	0	132	2	14	0	0	0	0	1	1	0	0	9	6	5	3.3	3	2	80.7	91.8
1500	**181**	**0**	**163**	**3**	**12**	**0**	**0**	**0**	**1**	**2**	**0**	**0**	**0**	**5**	**2.8**	**3**	**1.7**	**1**	**0.6**	**78.4**	**86.8**
1600	134	0	113	0	17	0	1	1	1	1	0	0	0	2	1.5	2	1.5	0	0	80.8	88.6
1700	156	1	143	2	7	0	0	0	0	3	0	0	0	3	1.9	1	0.6	1	0.6	80.5	90
1800	160	0	150	2	7	0	0	0	1	0	0	0	0	5	3.1	2	1.3	1	0.6	80.8	89.6
1900	108	0	105	1	2	0	0	0	0	0	0	0	0	6	5.6	6	5.6	3	2.8	82.9	93.6
2000	92	0	88	1	2	0	0	0	0	1	0	0	0	6	6.5	5	5.4	3	3.3	78.6	86.4
2100	95	0	90	0	4	0	0	0	0	1	0	0	0	6	6.3	3	3.2	2	2.1	80.1	87.5
2200	34	0	31	1	2	0	0	0	0	0	0	0	0	4	11.8	3	8.8	1	2.9	81.7	92.9
2300	16	0	16	0	0	0	0	0	0	0	0	0	0	0	0	0	0	0	0	79.6	86.8
07-19	**2369**	**1**	**2140**	**28**	**165**	**1**	**1**	**4**	**10**	**16**	**2**	**0**	**1**	**71**	**3**	**36**	**1.5**	**19**	**0.8**	**79.4**	**88.9**
06-22	**2773**	**1**	**2519**	**30**	**184**	**1**	**1**	**4**	**12**	**18**	**2**	**0**	**1**	**97**	**3.5**	**57**	**2.1**	**29**	**1**	**79.7**	**89.3**
06-00	**2823**	**1**	**2566**	**31**	**186**	**1**	**1**	**4**	**12**	**18**	**2**	**0**	**1**	**101**	**3.6**	**60**	**2.1**	**30**	**1.1**	**79.7**	**89.3**
00-00	**2878**	**1**	**2614**	**31**	**190**	**1**	**1**	**4**	**12**	**21**	**2**	**0**	**1**	**104**	**3.6**	**63**	**2.2**	**32**	**1.1**	**79.7**	**89.3**

DRAFT

Site 18
Location N51, att junction sign, Lat 53.63328, Long -6.74525
Direction North

3279 / Meath/Cavan/Monaghan ATC's
October 2013
Automatic Traffic Count

Tue, 8 October 2013

Time	Total	Classification												>PSL	>PSL%	>SL1	>SL1%	>SL2	>SL2%	Mean	Vpp
		1 MCL	2 SV	3 SVT	4 TB2	5 TB3	6 T4	7 ART3	8 ART4	9 ART5	10 ART6	11 BD	12 DRT	100	100	105 +5kph	105 +5kph	110 +10kph	110 +10kph		85
0000	8	0	8	0	0	0	0	0	0	0	0	0	0	1	12.5	1	12.5	1	12.5	80.8	-
0100	5	0	4	0	1	0	0	0	0	0	0	0	0	1	20	1	20	1	20	81.3	-
0200	0	0	0	0	0	0	0	0	0	0	0	0	0	0	0	0	0	0	0	-	-
0300	3	0	3	0	0	0	0	0	0	0	0	0	0	0	0	0	0	0	0	86.5	-
0400	5	0	4	0	0	0	0	0	1	0	0	0	0	1	20	0	0	0	0	91.3	-
0500	26	0	21	0	2	0	0	0	0	3	0	0	0	5	19.2	3	11.5	2	7.7	86	101.2
0600	97	0	85	0	10	0	0	0	0	1	1	0	0	12	12.4	10	10.3	3	3.1	84.8	98.3
0700	307	1	273	4	26	0	1	1	1	0	0	0	0	17	5.5	7	2.3	3	1	82.5	92.5
0800	**420**	**0**	**385**	**1**	**30**	**0**	**0**	**0**	**0**	**4**	**0**	**0**	**0**	**7**	**1.7**	**2**	**0.5**	**2**	**0.5**	**78.3**	**86.4**
0900	291	0	269	1	15	0	0	0	2	3	1	0	0	8	2.7	4	1.4	3	1	80.2	88.2
1000	165	0	134	3	22	1	1	0	1	1	2	0	0	5	3	3	1.8	0	0	78.1	88.2
1100	170	0	140	4	17	0	0	0	2	3	3	1	0	3	1.8	0	0	0	0	76.2	87.8
1200	146	0	124	4	15	0	0	1	0	1	1	0	0	4	2.7	2	1.4	2	1.4	79.3	92.2
1300	142	1	128	1	11	0	0	0	1	0	0	0	0	9	6.3	5	3.5	2	1.4	80.9	91.4
1400	146	0	126	3	12	2	1	0	1	1	0	0	0	4	2.7	2	1.4	0	0	79.1	91.4
1500	**212**	**0**	**177**	**4**	**26**	**1**	**1**	**1**	**1**	**1**	**0**	**0**	**0**	**5**	**2.4**	**2**	**0.9**	**0**	**0**	**78.6**	**89.3**
1600	157	1	136	0	18	0	0	0	1	1	0	0	0	10	6.4	4	2.5	2	1.3	81.2	92.2
1700	179	1	152	4	18	0	1	0	0	3	0	0	0	5	2.8	3	1.7	1	0.6	79.5	90
1800	166	0	146	1	14	0	1	0	1	3	0	0	0	6	3.6	3	1.8	2	1.2	79	88.9
1900	138	0	133	0	4	0	0	0	0	0	1	0	0	5	3.6	3	2.2	0	0	79.7	88.9
2000	84	0	75	0	6	0	0	0	2	1	0	0	0	5	6	4	4.8	2	2.4	79.2	87.1
2100	32	0	32	0	0	0	0	0	0	0	0	0	0	6	18.8	4	12.5	3	9.4	83.2	100.8
2200	27	0	27	0	0	0	0	0	0	0	0	0	0	0	0	0	0	0	0	81.3	93.2
2300	14	0	13	0	1	0	0	0	0	0	0	0	0	1	7.1	0	0	0	0	78.1	87.8
07-19	**2501**	**4**	**2190**	**30**	**224**	**4**	**6**	**3**	**11**	**21**	**7**	**1**	**0**	**83**	**3.3**	**37**	**1.5**	**17**	**0.7**	**79.5**	**89.6**
06-22	**2852**	**4**	**2515**	**30**	**244**	**4**	**6**	**3**	**13**	**23**	**9**	**1**	**0**	**111**	**3.9**	**58**	**2**	**25**	**0.9**	**79.7**	**90**
06-00	**2893**	**4**	**2555**	**30**	**245**	**4**	**6**	**3**	**13**	**23**	**9**	**1**	**0**	**112**	**3.9**	**58**	**2**	**25**	**0.9**	**79.7**	**90**
00-00	**2940**	**4**	**2595**	**30**	**248**	**4**	**6**	**3**	**14**	**26**	**9**	**1**	**0**	**120**	**4.1**	**63**	**2.1**	**29**	**1**	**79.8**	**90.4**

DRAFT

Site 18
Location N51, att junction sign, Lat 53.63328, Long -6.74525
Direction North

3279 / Meath/Cavan/Monaghan ATC's
October 2013
Automatic Traffic Count

Wed, 9 October 2013

Time	Total	Classification												>PSL	>PSL%	>SL1	>SL1%	>SL2	>SL2%	Mean	Vpp
		1 MCL	2 SV	3 SVT	4 TB2	5 TB3	6 T4	7 ART3	8 ART4	9 ART5	10 ART6	11 BD	12 DRT	100	100	105 +5kph	105 +5kph	110 +10kph	110 +10kph		85
0000	6	0	6	0	0	0	0	0	0	0	0	0	0	1	16.7	1	16.7	1	16.7	92.1	-
0100	6	0	4	0	1	0	0	0	0	1	0	0	0	1	16.7	1	16.7	1	16.7	83.2	-
0200	2	0	1	0	1	0	0	0	0	0	0	0	0	0	0	0	0	0	0	91.6	-
0300	2	0	2	0	0	0	0	0	0	0	0	0	0	1	50	1	50	1	50	93.4	-
0400	10	0	9	0	1	0	0	0	0	0	0	0	0	3	30	2	20	2	20	98.4	-
0500	23	0	18	0	2	1	0	0	1	1	0	0	0	2	8.7	1	4.3	0	0	82.6	93.2
0600	119	0	102	0	11	1	0	0	2	2	1	0	0	17	14.3	7	5.9	4	3.4	85.4	99.4
0700	260	1	231	3	24	1	0	0	0	0	0	0	0	15	5.8	9	3.5	6	2.3	84.7	95
0800	**408**	**0**	**374**	**3**	**24**	**2**	**0**	**0**	**3**	**2**	**0**	**0**	**0**	**6**	**1.5**	**5**	**1.2**	**3**	**0.7**	**79**	**87.5**
0900	279	0	256	5	12	0	1	1	3	1	0	0	0	9	3.2	4	1.4	2	0.7	77.1	88.6
1000	157	0	138	2	15	1	0	0	1	0	0	0	0	7	4.5	3	1.9	0	0	75.8	85.7
1100	141	0	131	1	6	0	1	0	0	1	1	0	0	5	3.5	3	2.1	1	0.7	77.7	87.1
1200	136	0	121	1	12	0	0	0	2	0	0	0	0	5	3.7	2	1.5	1	0.7	78.8	90.4
1300	145	0	122	1	20	0	0	0	1	0	1	0	0	3	2.1	0	0	0	0	79	88.2
1400	155	1	129	3	18	1	0	0	0	3	0	0	0	6	3.9	1	0.6	0	0	79.3	90.4
1500	**188**	**0**	**177**	**1**	**9**	**0**	**0**	**0**	**0**	**0**	**1**	**0**	**0**	**2**	**1.1**	**1**	**0.5**	**1**	**0.5**	**77.8**	**88.2**
1600	158	0	138	3	10	4	0	0	0	3	0	0	0	5	3.2	1	0.6	0	0	81.3	90.4
1700	169	0	143	1	20	2	1	0	1	0	1	0	0	5	3	0	0	0	0	80.2	91.4
1800	147	1	130	1	14	0	1	0	0	0	0	0	0	14	9.5	4	2.7	1	0.7	81.8	94.3
1900	137	0	131	0	5	0	0	0	1	0	0	0	0	3	2.2	1	0.7	1	0.7	79.6	88.2
2000	82	0	79	1	2	0	0	0	0	0	0	0	0	8	9.8	3	3.7	1	1.2	81.3	94.3
2100	47	0	43	0	3	0	0	0	1	0	0	0	0	4	8.5	3	6.4	2	4.3	83.4	95.8
2200	28	0	24	0	2	1	0	0	0	1	0	0	0	3	10.7	2	7.1	2	7.1	81.9	96.8
2300	15	0	15	0	0	0	0	0	0	0	0	0	0	1	6.7	0	0	0	0	82.2	91.1
07-19	**2343**	**3**	**2090**	**25**	**184**	**11**	**4**	**1**	**11**	**10**	**4**	**0**	**0**	**82**	**3.5**	**33**	**1.4**	**15**	**0.6**	**79.4**	**90**
06-22	**2728**	**3**	**2445**	**26**	**205**	**12**	**4**	**1**	**15**	**12**	**5**	**0**	**0**	**114**	**4.2**	**47**	**1.7**	**23**	**0.8**	**79.8**	**90.7**
06-00	**2771**	**3**	**2484**	**26**	**207**	**13**	**4**	**1**	**15**	**13**	**5**	**0**	**0**	**118**	**4.3**	**49**	**1.8**	**25**	**0.9**	**79.9**	**90.7**
00-00	**2820**	**3**	**2524**	**26**	**212**	**14**	**4**	**1**	**16**	**15**	**5**	**0**	**0**	**126**	**4.5**	**55**	**2**	**30**	**1.1**	**80**	**90.7**

DRAFT

Site 18
Location N51, att junction sign, Lat 53.63328, Long -6.74525
Direction North

3279 / Meath/Cavan/Monaghan ATC's
October 2013
Automatic Traffic Count

Thu, 10 October 2013

Time	Total	Classification												>PSL	>PSL%	>SL1	>SL1%	>SL2	>SL2%	Mean	Vpp
		1 MCL	2 SV	3 SVT	4 TB2	5 TB3	6 T4	7 ART3	8 ART4	9 ART5	10 ART6	11 BD	12 DRT	100	100	105 +5kph	105 +5kph	110 +10kph	110 +10kph		85
0000	7	0	6	0	1	0	0	0	0	0	0	0	0	1	14.3	1	14.3	0	0	82.7	-
0100	2	0	2	0	0	0	0	0	0	0	0	0	0	1	50	1	50	1	50	105.1	-
0200	2	0	2	0	0	0	0	0	0	0	0	0	0	0	0	0	0	0	0	95.8	-
0300	2	0	2	0	0	0	0	0	0	0	0	0	0	0	0	0	0	0	0	75.2	-
0400	2	0	2	0	0	0	0	0	0	0	0	0	0	1	50	0	0	0	0	101.6	-
0500	24	0	22	0	0	0	0	0	0	2	0	0	0	7	29.2	7	29.2	3	12.5	91.5	108
0600	113	0	94	0	15	1	0	0	1	1	1	0	0	13	11.5	8	7.1	3	2.7	86.6	97.2
0700	263	1	233	2	24	0	0	0	1	1	1	0	0	13	4.9	6	2.3	2	0.8	83.7	93.6
0800	**397**	**0**	**369**	**6**	**17**	**1**	**0**	**1**	**2**	**0**	**1**	**0**	**0**	**10**	**2.5**	**2**	**0.5**	**2**	**0.5**	**79.4**	**88.9**
0900	301	0	272	3	23	0	0	0	2	1	0	0	0	5	1.7	2	0.7	2	0.7	78.4	88.6
1000	172	0	154	4	9	0	1	0	2	0	2	0	0	6	3.5	3	1.7	1	0.6	80.5	90.4
1100	151	1	125	3	16	1	0	1	2	2	0	0	0	5	3.3	4	2.6	2	1.3	78.4	88.6
1200	135	0	117	2	8	1	1	0	2	4	0	0	0	3	2.2	1	0.7	1	0.7	78	88.9
1300	133	0	113	3	15	0	0	0	1	0	1	0	0	2	1.5	0	0	0	0	79.1	88.9
1400	159	0	129	3	19	3	1	0	3	0	0	0	1	6	3.8	1	0.6	0	0	76.8	88.2
1500	**192**	**0**	**169**	**2**	**17**	**0**	**0**	**0**	**1**	**2**	**1**	**0**	**0**	**11**	**5.7**	**5**	**2.6**	**2**	**1**	**80.2**	**89.6**
1600	157	0	136	1	17	0	1	0	1	0	1	0	0	6	3.8	5	3.2	3	1.9	82.1	91.8
1700	175	0	151	1	17	0	3	0	3	0	0	0	0	3	1.7	1	0.6	0	0	80.8	88.6
1800	162	0	153	0	4	0	2	0	0	1	1	1	0	8	4.9	4	2.5	3	1.9	81.3	91.4
1900	159	0	151	0	6	0	0	1	1	0	0	0	0	5	3.1	4	2.5	3	1.9	77	86.4
2000	75	0	71	1	3	0	0	0	0	0	0	0	0	8	10.7	3	4	0	0	83.3	94.7
2100	52	0	48	1	2	0	0	0	0	1	0	0	0	5	9.6	2	3.8	0	0	81.8	92.5
2200	24	0	22	0	0	0	0	0	0	2	0	0	0	1	4.2	1	4.2	1	4.2	85.8	92.9
2300	18	0	18	0	0	0	0	0	0	0	0	0	0	2	11.1	1	5.6	0	0	82.1	91.8
07-19	**2397**	**2**	**2121**	**30**	**186**	**6**	**9**	**2**	**20**	**11**	**8**	**1**	**1**	**78**	**3.3**	**34**	**1.4**	**18**	**0.8**	**80**	**90.4**
06-22	**2796**	**2**	**2485**	**32**	**212**	**7**	**9**	**3**	**22**	**13**	**9**	**1**	**1**	**109**	**3.9**	**51**	**1.8**	**24**	**0.9**	**80.2**	**90.7**
06-00	**2838**	**2**	**2525**	**32**	**212**	**7**	**9**	**3**	**22**	**15**	**9**	**1**	**1**	**112**	**3.9**	**53**	**1.9**	**25**	**0.9**	**80.2**	**90.7**
00-00	**2877**	**2**	**2561**	**32**	**213**	**7**	**9**	**3**	**22**	**17**	**9**	**1**	**1**	**122**	**4.2**	**62**	**2.2**	**29**	**1**	**80.4**	**91.1**

DRAFT

Site 18
Location N51, att junction sign, Lat 53.63328, Long -6.74525
Direction North

3279 / Meath/Cavan/Monaghan ATC's
October 2013
Automatic Traffic Count

Fri, 11 October 2013

Time	Total	Classification												>PSL	>PSL%	>SL1	>SL1%	>SL2	>SL2%	Mean	Vpp
		1 MCL	2 SV	3 SVT	4 TB2	5 TB3	6 T4	7 ART3	8 ART4	9 ART5	10 ART6	11 BD	12 DRT	100	100	105 +5kph	105 +5kph	110 +10kph	110 +10kph		85
0000	6	0	5	0	0	0	0	0	0	1	0	0	0	1	16.7	0	0	0	0	82.1	-
0100	3	0	3	0	0	0	0	0	0	0	0	0	0	0	0	0	0	0	0	70.3	-
0200	2	0	2	0	0	0	0	0	0	0	0	0	0	1	50	1	50	1	50	95.8	-
0300	5	0	5	0	0	0	0	0	0	0	0	0	0	0	0	0	0	0	0	81	-
0400	3	0	3	0	0	0	0	0	0	0	0	0	0	1	33.3	1	33.3	1	33.3	102.3	-
0500	15	0	10	0	2	0	0	0	1	2	0	0	0	0	0	0	0	0	0	79.2	90.4
0600	101	0	81	0	15	0	0	0	3	2	0	0	0	14	13.9	7	6.9	3	3	86.5	97.9
0700	260	0	229	4	22	0	0	0	3	2	0	0	0	13	5	6	2.3	3	1.2	81.1	92.2
0800	**392**	**0**	**363**	**6**	**20**	**0**	**0**	**0**	**2**	**1**	**0**	**0**	**0**	**6**	**1.5**	**4**	**1**	**2**	**0.5**	**79.5**	**87.8**
0900	282	0	261	0	18	0	1	1	0	0	1	0	0	3	1.1	1	0.4	1	0.4	76.8	86.8
1000	196	0	174	4	14	0	1	0	2	1	0	0	0	4	2	2	1	1	0.5	77.3	89.6
1100	163	0	132	2	24	1	1	0	1	1	1	0	0	5	3.1	2	1.2	1	0.6	78	86.8
1200	154	1	135	0	15	0	0	0	2	0	1	0	0	3	1.9	1	0.6	0	0	79.3	89.3
1300	138	1	120	2	13	0	1	0	1	0	0	0	0	6	4.3	4	2.9	3	2.2	80.3	90
1400	154	0	140	1	10	0	0	0	1	0	2	0	0	3	1.9	1	0.6	0	0	77.4	87.1
1500	**222**	**0**	**195**	**3**	**17**	**1**	**1**	**0**	**1**	**1**	**2**	**0**	**1**	**3**	**1.4**	**3**	**1.4**	**0**	**0**	**77.1**	**85.7**
1600	195	1	174	2	13	1	1	0	2	1	0	0	0	3	1.5	2	1	1	0.5	78.4	87.8
1700	180	1	155	2	18	0	0	1	1	1	0	0	1	2	1.1	2	1.1	1	0.6	79	91.1
1800	192	1	179	0	11	0	0	0	1	0	0	0	0	3	1.6	3	1.6	1	0.5	80.2	88.2
1900	136	0	130	0	5	1	0	0	0	0	0	0	0	7	5.1	4	2.9	4	2.9	80.1	91.1
2000	80	0	77	0	3	0	0	0	0	0	0	0	0	5	6.3	1	1.3	1	1.3	80.8	93.2
2100	55	0	52	0	3	0	0	0	0	0	0	0	0	2	3.6	2	3.6	1	1.8	82	92.2
2200	42	0	41	0	1	0	0	0	0	0	0	0	0	3	7.1	1	2.4	1	2.4	83.7	94.7
2300	19	0	18	0	0	0	0	0	0	1	0	0	0	2	10.5	1	5.3	1	5.3	78.6	94.3
07-19	**2528**	**5**	**2257**	**26**	**195**	**3**	**6**	**2**	**17**	**8**	**7**	**0**	**2**	**54**	**2.1**	**31**	**1.2**	**14**	**0.6**	**78.7**	**88.6**
06-22	**2900**	**5**	**2597**	**26**	**221**	**4**	**6**	**2**	**20**	**10**	**7**	**0**	**2**	**82**	**2.8**	**45**	**1.6**	**23**	**0.8**	**79.2**	**89.3**
06-00	**2961**	**5**	**2656**	**26**	**222**	**4**	**6**	**2**	**20**	**11**	**7**	**0**	**2**	**87**	**2.9**	**47**	**1.6**	**25**	**0.8**	**79.3**	**89.3**
00-00	**2995**	**5**	**2684**	**26**	**224**	**4**	**6**	**2**	**21**	**14**	**7**	**0**	**2**	**90**	**3**	**49**	**1.6**	**27**	**0.9**	**79.3**	**89.6**

DRAFT

Site 18
Location N51, att junction sign, Lat 53.63328, Long -6.74525
Direction North

3279 / Meath/Cavan/Monaghan ATC's
October 2013
Automatic Traffic Count

Sat, 12 October 2013

Time	Total	Classification												>PSL	>PSL%	>SL1	>SL1%	>SL2	>SL2%	Mean	Vpp
		1 MCL	2 SV	3 SVT	4 TB2	5 TB3	6 T4	7 ART3	8 ART4	9 ART5	10 ART6	11 BD	12 DRT	100	100	105 +5kph	105 +5kph	110 +10kph	110 +10kph		85
0000	16	0	13	0	3	0	0	0	0	0	0	0	0	1	6.3	1	6.3	1	6.3	82.4	95.4
0100	9	0	8	0	1	0	0	0	0	0	0	0	0	0	0	0	0	0	0	77.8	-
0200	4	0	3	0	1	0	0	0	0	0	0	0	0	0	0	0	0	0	0	69.3	-
0300	12	0	12	0	0	0	0	0	0	0	0	0	0	1	8.3	0	0	0	0	81.7	94
0400	6	0	6	0	0	0	0	0	0	0	0	0	0	0	0	0	0	0	0	80.3	-
0500	13	0	12	0	0	0	0	0	0	1	0	0	0	1	7.7	1	7.7	1	7.7	82.8	96.8
0600	24	0	19	0	4	0	0	0	1	0	0	0	0	2	8.3	0	0	0	0	86.3	94.3
0700	68	0	56	1	10	0	0	0	1	0	0	0	0	10	14.7	6	8.8	1	1.5	85.7	99.7
0800	132	0	121	0	9	0	0	0	1	1	0	0	0	15	11.4	8	6.1	3	2.3	84.3	96.1
0900	184	0	167	7	5	2	1	0	0	2	0	0	0	11	6	6	3.3	3	1.6	80.5	92.2
1000	186	0	177	3	5	0	0	0	1	0	0	0	0	7	3.8	2	1.1	2	1.1	81.1	90
1100	**239**	**0**	**223**	**4**	**10**	**0**	**1**	**0**	**0**	**0**	**1**	**0**	**0**	**12**	**5**	**2**	**0.8**	**1**	**0.4**	**78.8**	**87.8**
1200	199	0	191	1	3	0	1	1	0	0	2	0	0	9	4.5	3	1.5	1	0.5	80.9	87.8
1300	**223**	**2**	**210**	**2**	**6**	**0**	**0**	**0**	**1**	**0**	**1**	**0**	**1**	**3**	**1.3**	**2**	**0.9**	**1**	**0.4**	**78.5**	**86.4**
1400	189	0	173	4	8	1	0	1	1	0	1	0	0	7	3.7	3	1.6	0	0	80	90.7
1500	195	1	181	4	7	0	0	0	0	1	1	0	0	9	4.6	3	1.5	1	0.5	79.2	88.9
1600	156	0	146	3	7	0	0	0	0	0	0	0	0	6	3.8	2	1.3	2	1.3	81	90.4
1700	150	1	136	0	12	1	0	0	0	0	0	0	0	7	4.7	1	0.7	1	0.7	79.8	90.7
1800	133	2	127	0	3	0	0	0	0	0	1	0	0	6	4.5	4	3	3	2.3	78.2	90.4
1900	132	0	121	2	8	0	0	0	0	1	0	0	0	10	7.6	6	4.5	3	2.3	79.2	91.8
2000	97	0	92	2	2	0	0	0	1	0	0	0	0	7	7.2	2	2.1	1	1	82.6	92.5
2100	32	0	31	0	1	0	0	0	0	0	0	0	0	2	6.3	1	3.1	1	3.1	83.1	90.7
2200	46	0	45	0	1	0	0	0	0	0	0	0	0	4	8.7	2	4.3	1	2.2	82	94.7
2300	27	0	21	0	5	1	0	0	0	0	0	0	0	2	7.4	2	7.4	1	3.7	79.6	90.4
07-19	**2054**	**6**	**1908**	**29**	**85**	**4**	**3**	**2**	**5**	**4**	**7**	**0**	**1**	**102**	**5**	**42**	**2**	**19**	**0.9**	**80.2**	**90.7**
06-22	**2339**	**6**	**2171**	**33**	**100**	**4**	**3**	**2**	**7**	**5**	**7**	**0**	**1**	**123**	**5.3**	**51**	**2.2**	**24**	**1**	**80.4**	**91.1**
06-00	**2412**	**6**	**2237**	**33**	**106**	**5**	**3**	**2**	**7**	**5**	**7**	**0**	**1**	**129**	**5.3**	**55**	**2.3**	**26**	**1.1**	**80.4**	**91.1**
00-00	**2472**	**6**	**2291**	**33**	**111**	**5**	**3**	**2**	**7**	**6**	**7**	**0**	**1**	**132**	**5.3**	**57**	**2.3**	**28**	**1.1**	**80.4**	**91.4**

DRAFT

Site 18
Location N51, att junction sign, Lat 53.63328, Long -6.74525
Direction North

3279 / Meath/Cavan/Monaghan ATC's
October 2013
Automatic Traffic Count

Sun, 13 October 2013

Time	Total	Classification												>PSL	>PSL%	>SL1	>SL1%	>SL2	>SL2%	Mean	Vpp
		1 MCL	2 SV	3 SVT	4 TB2	5 TB3	6 T4	7 ART3	8 ART4	9 ART5	10 ART6	11 BD	12 DRT	100	100	105 +5kph	105 +5kph	110 +10kph	110 +10kph		85
0000	25	0	23	0	2	0	0	0	0	0	0	0	0	0	0	0	0	0	0	79.5	86.4
0100	20	0	18	0	1	1	0	0	0	0	0	0	0	3	15	3	15	2	10	85	99.4
0200	10	0	10	0	0	0	0	0	0	0	0	0	0	2	20	1	10	1	10	86.2	-
0300	10	0	8	0	2	0	0	0	0	0	0	0	0	1	10	0	0	0	0	83.5	-
0400	9	0	7	0	2	0	0	0	0	0	0	0	0	3	33.3	2	22.2	0	0	88.4	-
0500	6	0	6	0	0	0	0	0	0	0	0	0	0	2	33.3	2	33.3	2	33.3	93.5	-
0600	9	0	8	0	1	0	0	0	0	0	0	0	0	0	0	0	0	0	0	85.9	-
0700	47	0	44	0	3	0	0	0	0	0	0	0	0	8	17	3	6.4	2	4.3	88	101.2
0800	28	0	27	0	1	0	0	0	0	0	0	0	0	1	3.6	1	3.6	1	3.6	83.3	93.6
0900	55	0	54	1	0	0	0	0	0	0	0	0	0	13	23.6	8	14.5	4	7.3	87.3	104
1000	87	1	83	1	0	0	0	0	1	0	1	0	0	3	3.4	1	1.1	1	1.1	81.1	90.4
1100	**110**	**0**	**107**	**0**	**3**	**0**	**0**	**0**	**0**	**0**	**0**	**0**	**0**	**3**	**2.7**	**3**	**2.7**	**3**	**2.7**	**81.3**	**89.3**
1200	211	1	202	1	6	0	1	0	0	0	0	0	0	8	3.8	3	1.4	2	0.9	77.3	87.8
1300	336	0	329	1	6	0	0	0	0	0	0	0	0	5	1.5	2	0.6	0	0	77.2	84.6
1400	**358**	**0**	**350**	**2**	**5**	**0**	**0**	**0**	**0**	**0**	**1**	**0**	**0**	**1**	**0.3**	**1**	**0.3**	**1**	**0.3**	**76.5**	**83.9**
1500	257	0	254	1	2	0	0	0	0	0	0	0	0	3	1.2	1	0.4	0	0	77.5	87.1
1600	140	0	136	1	2	0	0	0	0	0	1	0	0	5	3.6	4	2.9	1	0.7	79.4	88.9
1700	138	0	136	1	1	0	0	0	0	0	0	0	0	12	8.7	3	2.2	0	0	82.5	93.2
1800	133	0	129	2	2	0	0	0	0	0	0	0	0	11	8.3	4	3	1	0.8	82.4	93.2
1900	120	0	109	2	6	0	0	0	1	1	1	0	0	4	3.3	1	0.8	1	0.8	78.9	89.6
2000	79	1	74	2	1	0	0	1	0	0	0	0	0	7	8.9	3	3.8	0	0	81.6	95
2100	44	0	39	0	5	0	0	0	0	0	0	0	0	5	11.4	3	6.8	1	2.3	82.4	95.4
2200	23	0	20	0	1	0	0	0	0	2	0	0	0	2	8.7	1	4.3	1	4.3	83.5	97.2
2300	15	0	13	0	1	0	0	0	0	1	0	0	0	2	13.3	1	6.7	0	0	79.9	96.8
07-19	**1900**	**2**	**1851**	**11**	**31**	**0**	**1**	**0**	**1**	**0**	**3**	**0**	**0**	**73**	**3.8**	**34**	**1.8**	**16**	**0.8**	**79.1**	**89.3**
06-22	**2152**	**3**	**2081**	**15**	**44**	**0**	**1**	**1**	**2**	**1**	**4**	**0**	**0**	**89**	**4.1**	**41**	**1.9**	**18**	**0.8**	**79.3**	**89.6**
06-00	**2190**	**3**	**2114**	**15**	**46**	**0**	**1**	**1**	**2**	**4**	**4**	**0**	**0**	**93**	**4.2**	**43**	**2**	**19**	**0.9**	**79.3**	**89.6**
00-00	**2270**	**3**	**2186**	**15**	**53**	**1**	**1**	**1**	**2**	**4**	**4**	**0**	**0**	**104**	**4.6**	**51**	**2.2**	**24**	**1.1**	**79.5**	**89.6**

DRAFT

Site 18
Location N51, att junction sign, Lat 53.63328, Long -6.74525
Direction North

3279 / Meath/Cavan/Monaghan ATC's
October 2013
Automatic Traffic Count

Virtual Day (7)

Time	Total	Classification												>PSL	>PSL%	>SL1	>SL1%	>SL2	>SL2%	Mean	Vpp
		1 MCL	2 SV	3 SVT	4 TB2	5 TB3	6 T4	7 ART3	8 ART4	9 ART5	10 ART6	11 BD	12 DRT	100	100	105 +5kph	105 +5kph	110 +10kph	110 +10kph		85
0000	11	0	10	0	1	0	0	0	0	0	0	0	0	1	6.5	1	5.2	0	3.9	81.7	92.9
0100	7	0	6	0	1	0	0	0	0	0	0	0	0	1	12.5	1	12.5	1	10.4	83.2	-
0200	3	0	3	0	0	0	0	0	0	0	0	0	0	0	13	0	8.7	0	8.7	84.9	-
0300	5	0	5	0	0	0	0	0	0	0	0	0	0	1	10.5	0	5.3	0	2.6	83.1	-
0400	7	0	6	0	0	0	0	0	0	0	0	0	0	1	18.8	1	10.4	0	6.3	89.7	-
0500	19	0	16	0	1	0	0	0	0	2	0	0	0	3	14.6	2	12.3	1	7.7	84.7	98.6
0600	82	0	69	0	10	0	0	0	1	1	0	0	0	9	11.5	6	6.8	2	2.6	85.4	97.6
0700	211	0	187	3	18	0	0	0	1	0	0	0	0	13	6.1	6	3	3	1.6	82.8	93.6
0800	**314**	**0**	**290**	**3**	**18**	**0**	**0**	**0**	**1**	**1**	**0**	**0**	**0**	**7**	**2.4**	**4**	**1.2**	**2**	**0.6**	**79.4**	**88.2**
0900	240	0	221	3	12	0	0	0	1	1	0	0	0	8	3.2	4	1.5	2	0.9	78.7	88.9
1000	161	0	145	2	10	0	0	0	1	1	1	0	0	5	3.2	2	1.5	1	0.7	78.5	88.9
1100	159	0	139	2	13	0	0	0	1	1	1	0	0	6	3.6	2	1.5	1	0.8	78.5	87.8
1200	161	0	145	2	10	0	0	0	1	1	1	0	0	6	3.6	2	1.3	1	0.8	79	89.6
1300	182	1	166	2	12	0	0	0	1	0	0	0	0	4	2.4	2	1.1	1	0.5	78.9	88.6
1400	187	0	168	3	12	1	0	0	1	1	1	0	0	5	2.7	2	1.1	1	0.3	78.2	88.2
1500	**207**	**0**	**188**	**3**	**13**	**0**	**0**	**0**	**1**	**1**	**1**	**0**	**0**	**5**	**2.6**	**3**	**1.2**	**1**	**0.3**	**78.3**	**87.8**
1600	157	0	140	1	12	1	0	0	1	1	0	0	0	5	3.4	3	1.8	1	0.8	80.5	90
1700	164	1	145	2	13	0	1	0	1	1	0	0	0	5	3.2	2	1	1	0.3	80.3	90.7
1800	156	1	145	1	8	0	1	0	0	1	0	0	0	8	4.8	3	2.2	2	1.1	80.5	90.7
1900	133	0	126	1	5	0	0	0	0	0	0	0	0	6	4.3	4	2.7	2	1.6	79.5	90
2000	84	0	79	1	3	0	0	0	0	0	0	0	0	7	7.8	3	3.6	1	1.4	81	92.9
2100	51	0	48	0	3	0	0	0	0	0	0	0	0	4	8.4	3	5	1	2.8	81.9	93.6
2200	32	0	30	0	1	0	0	0	0	1	0	0	0	2	7.6	1	4.5	1	3.1	82.7	94.7
2300	18	0	16	0	1	0	0	0	0	0	0	0	0	1	8.1	1	4	0	1.6	80	91.8
07-19	**2299**	**3**	**2080**	**26**	**153**	**4**	**4**	**2**	**11**	**10**	**5**	**0**	**1**	**78**	**3.4**	**35**	**1.5**	**17**	**0.7**	**79.5**	**89.6**
06-22	**2649**	**3**	**2402**	**27**	**173**	**5**	**4**	**2**	**13**	**12**	**6**	**0**	**1**	**104**	**3.9**	**50**	**1.9**	**24**	**0.9**	**79.7**	**90**
06-00	**2698**	**3**	**2448**	**28**	**175**	**5**	**4**	**2**	**13**	**13**	**6**	**0**	**1**	**107**	**4**	**52**	**1.9**	**25**	**0.9**	**79.8**	**90**
00-00	**2750**	**3**	**2494**	**28**	**179**	**5**	**4**	**2**	**13**	**15**	**6**	**0**	**1**	**114**	**4.1**	**57**	**2.1**	**28**	**1**	**79.9**	**90.4**

DRAFT

Site 18
Location N51, att junction sign, Lat 53.63328, Long -6.74525
Direction North

3279 / Meath/Cavan/Monaghan ATC's
October 2013
Automatic Traffic Count

Virtual Week (1)

Time	Total	Classification												>PSL	>PSL%	>SL1	>SL1%	>SL2	>SL2%	Mean	Vpp
		1 MCL	2 SV	3 SVT	4 TB2	5 TB3	6 T4	7 ART3	8 ART4	9 ART5	10 ART6	11 BD	12 DRT	100	100	105 +5kph	105 +5kph	110 +10kph	110 +10kph		85
Mon	2878	1	2614	31	190	1	1	4	12	21	2	0	1	104	3.6	63	2.2	32	1.1	79.7	89.3
Tue	2940	4	2595	30	248	4	6	3	14	26	9	1	0	120	4.1	63	2.1	29	1	79.8	90.4
Wed	2820	3	2524	26	212	14	4	1	16	15	5	0	0	126	4.5	55	2	30	1.1	80	90.7
Thu	2877	2	2561	32	213	7	9	3	22	17	9	1	1	122	4.2	62	2.2	29	1	80.4	91.1
Fri	2995	5	2684	26	224	4	6	2	21	14	7	0	2	90	3	49	1.6	27	0.9	79.3	89.6
| Sat	2472	6	2291	33	111	5	3	2	7	6	7	0	1	132	5.3	57	2.3	28	1.1	80.4	91.4
| Sun	2270	3	2186	15	53	1	1	1	2	4	4	0	0	104	4.6	51	2.2	24	1.1	79.5	89.6
5 Day Ave.	**2902**	**3**	**2596**	**29**	**217**	**6**	**5**	**3**	**17**	**19**	**6**	**0**	**1**	**112**	**3.9**	**58**	**2.0**	**29**	**1.0**	**79.8**	**90.2**
7 Day Ave.	**2750**	**3**	**2494**	**28**	**179**	**5**	**4**	**2**	**13**	**15**	**6**	**0**	**1**	**114**	**4.1**	**57**	**2.1**	**28**	**1.0**	**79.9**	**90.4**
--	**19252**	**24**	**17455**	**193**	**1251**	**36**	**30**	**16**	**94**	**103**	**43**	**2**	**5**	**798**	**4.1**	**400**	**2.1**	**199**	**1.0**	**79.9**	**90.4**

Summary Graphs

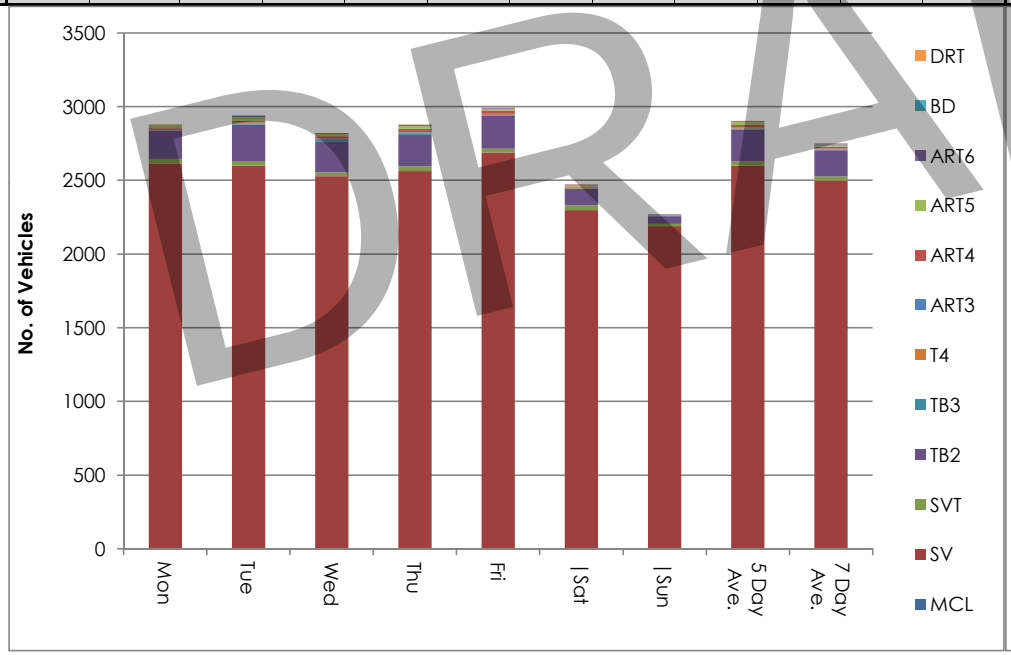

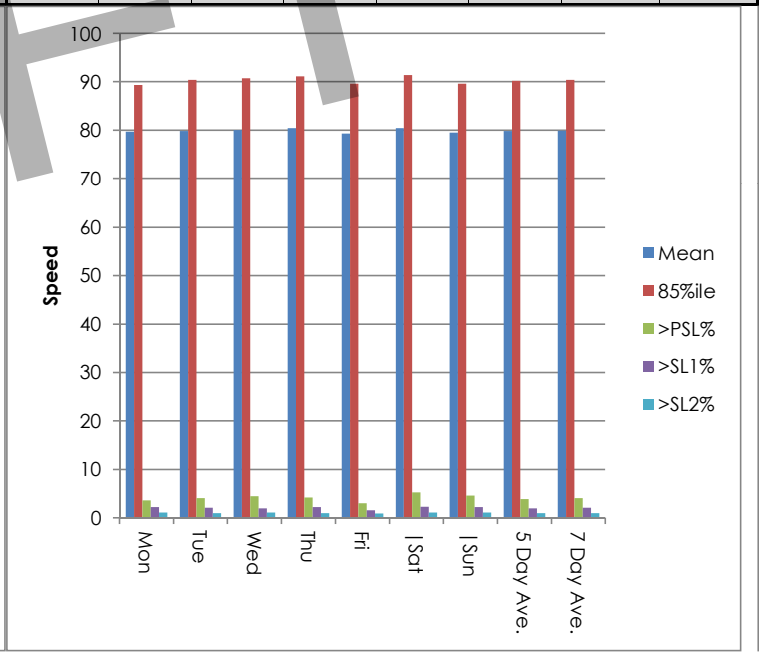

DRAFT

Site 18
Location N51, att junction sign, Lat 53.63328, Long -6.74525
Direction North

3279 / Meath/Cavan/Monaghan ATC's
October 2013
Automatic Traffic Count

Mon, 7 October 2013

Time	Total	Speed Bins (km/h)																											
		0 - 5	5 - 10	10 - 15	15 - 20	20 - 25	25 - 30	30 - 35	35 - 40	40 - 45	45 - 50	50 - 55	55 - 60	60 - 65	65 - 70	70 - 75	75 - 80	80 - 85	85 - 90	90 - 95	95 - 100	100 - 105	105 - 110	110 - 115	115 - 120	120 - 125	125 - 130	130 - 135	135 - 140
0000	9	0	0	0	0	0	0	0	0	0	0	0	0	1	0	2	2	1	2	1	0	0	0	0	0	0	0	0	0
0100	3	0	0	0	0	0	0	0	0	0	0	0	0	0	0	0	0	1	1	0	1	0	0	0	0	0	0	0	0
0200	3	0	0	0	0	0	0	0	0	0	0	0	0	0	1	0	0	0	1	1	0	0	0	0	0	0	0	0	0
0300	4	0	0	0	0	0	0	0	0	0	0	0	1	0	0	0	1	0	0	0	1	0	1	0	0	0	0	0	0
0400	13	0	0	0	0	0	0	0	0	0	0	0	0	0	0	2	2	4	3	1	1	0	0	0	0	0	0	0	0
0500	23	0	0	0	0	0	0	0	0	0	0	0	1	1	2	5	4	3	3	1	1	0	0	1	0	0	1	0	0
0600	109	0	0	0	0	0	0	0	0	0	0	0	1	0	4	19	19	23	15	15	5	1	5	1	1	0	0	0	0
0700	273	0	0	0	0	0	0	0	0	0	0	3	2	18	24	29	67	39	38	27	12	6	2	2	4	0	0	0	0
0800	**421**	**0**	**0**	**0**	**0**	**0**	**0**	**0**	**0**	**0**	**0**	**2**	**13**	**11**	**41**	**69**	**107**	**87**	**49**	**22**	**13**	**3**	**3**	**1**	**0**	**0**	**0**	**0**	**0**
0900	289	0	0	0	0	0	0	0	0	0	0	1	5	13	33	62	63	48	37	13	9	4	1	0	0	0	0	0	0
1000	167	0	0	0	0	0	0	0	0	0	1	1	3	10	25	41	40	23	10	7	2	1	0	1	0	1	1	0	0
1100	136	0	0	0	0	0	0	0	0	0	1	0	2	3	9	18	38	33	15	6	4	4	2	0	1	0	0	0	0
1200	144	0	0	0	0	0	1	0	1	0	1	3	1	8	18	21	27	22	14	12	7	5	1	0	1	0	0	0	1
1300	158	0	0	0	0	0	0	0	0	0	0	2	4	4	7	22	45	32	20	12	8	1	1	0	0	0	0	0	0
1400	150	0	0	0	0	0	0	0	0	0	2	0	3	4	9	28	33	23	21	11	7	4	2	0	1	1	0	0	1
1500	**181**	**0**	**0**	**0**	**0**	**0**	**0**	**0**	**0**	**0**	**2**	**5**	**3**	**5**	**10**	**35**	**41**	**42**	**23**	**7**	**3**	**2**	**2**	**0**	**1**	**0**	**0**	**0**	**0**
1600	134	0	0	0	0	0	0	0	0	0	0	1	1	1	2	25	37	32	20	9	4	0	2	0	0	0	0	0	0
1700	156	0	0	0	0	0	0	0	0	0	0	1	1	6	15	25	26	26	32	13	8	2	0	1	0	0	0	0	0
1800	160	0	0	0	0	0	0	0	0	1	0	2	0	4	9	32	24	39	26	14	4	3	1	0	1	0	0	0	0
1900	108	0	0	0	0	0	0	0	0	0	1	0	0	2	4	15	25	23	15	11	6	0	3	3	0	0	0	0	0
2000	92	0	0	0	0	0	0	0	0	0	0	1	2	4	10	22	11	22	10	3	1	1	2	1	2	0	0	0	0
2100	95	0	0	0	0	0	0	0	0	0	0	0	1	9	7	13	15	27	12	3	2	3	1	1	0	0	0	0	1
2200	34	0	0	0	0	0	0	0	0	0	1	1	0	1	2	7	6	3	3	5	1	1	2	0	0	1	0	0	0
2300	16	0	0	0	0	0	0	0	0	0	0	0	1	0	1	3	2	5	2	2	0	0	0	0	0	0	0	0	0
07-19	**2369**	**0**	**0**	**0**	**0**	**0**	**1**	**0**	**1**	**1**	**7**	**21**	**38**	**87**	**202**	**407**	**548**	**446**	**305**	**153**	**81**	**35**	**17**	**5**	**9**	**2**	**1**	**0**	**2**
06-22	**2773**	**0**	**0**	**0**	**0**	**0**	**1**	**0**	**1**	**1**	**8**	**22**	**42**	**102**	**227**	**476**	**618**	**541**	**357**	**185**	**95**	**40**	**28**	**11**	**12**	**2**	**1**	**0**	**3**
06-00	**2823**	**0**	**0**	**0**	**0**	**0**	**1**	**0**	**1**	**1**	**9**	**23**	**43**	**103**	**230**	**486**	**626**	**549**	**362**	**192**	**96**	**41**	**30**	**11**	**12**	**3**	**1**	**0**	**3**
00-00	**2878**	**0**	**0**	**0**	**0**	**0**	**1**	**0**	**1**	**1**	**9**	**23**	**45**	**105**	**233**	**495**	**635**	**558**	**372**	**196**	**100**	**41**	**31**	**12**	**12**	**3**	**2**	**0**	**3**

DRAFT

Site 18
Location N51, att junction sign, Lat 53.63328, Long -6.74525
Direction North

3279 / Meath/Cavan/Monaghan ATC's
October 2013
Automatic Traffic Count

Tue, 8 October 2013

Time	Total	Speed Bins (km/h)																												
		0 - 5	5 - 10	10 - 15	15 - 20	20 - 25	25 - 30	30 - 35	35 - 40	40 - 45	45 - 50	50 - 55	55 - 60	60 - 65	65 - 70	70 - 75	75 - 80	80 - 85	85 - 90	90 - 95	95 - 100	100 - 105	105 - 110	110 - 115	115 - 120	120 - 125	125 - 130	130 - 135	135 - 140
0000	8	0	0	0	0	0	0	0	0	0	0	1	0	0	0	2	0	3	0	0	1	0	0	1	0	0	0	0	0
0100	5	0	0	0	0	0	0	0	0	1	0	0	0	0	0	0	2	0	0	0	1	0	0	1	0	0	0	0	0
0200	0	0	0	0	0	0	0	0	0	0	0	0	0	0	0	0	0	0	0	0	0	0	0	0	0	0	0	0	0
0300	3	0	0	0	0	0	0	0	0	0	0	0	0	0	0	0	1	0	1	0	1	0	0	0	0	0	0	0	0
0400	5	0	0	0	0	0	0	0	0	0	0	0	0	0	1	0	0	0	1	0	2	1	0	0	0	0	0	0	0
0500	26	0	0	0	0	0	0	0	0	0	0	1	0	2	1	3	2	5	2	3	2	2	1	0	1	1	0	0	0
0600	97	0	0	0	0	0	0	0	0	0	0	0	6	5	3	6	14	15	18	9	9	2	7	3	0	0	0	0	0
0700	307	0	0	0	0	0	0	0	0	0	0	1	2	6	16	49	69	47	46	42	12	10	4	1	0	1	0	1	0
0800	**420**	**0**	**0**	**0**	**0**	**0**	**0**	**0**	**0**	**0**	**0**	**2**	**2**	**8**	**52**	**89**	**112**	**74**	**42**	**20**	**12**	**5**	**0**	**2**	**0**	**0**	**0**	**0**	**0**
0900	291	0	0	0	0	0	0	0	0	0	0	1	4	6	28	39	68	71	41	19	6	4	1	1	1	0	0	0	1
1000	165	0	0	0	0	0	0	0	0	1	0	1	5	13	12	30	31	33	19	11	4	2	3	0	0	0	0	0	0
1100	170	0	0	0	1	0	1	0	0	1	1	2	7	5	25	38	25	23	21	13	4	3	0	0	0	0	0	0	0
1200	146	0	0	0	0	0	0	0	1	0	0	1	4	6	21	23	21	27	16	11	11	2	0	0	1	0	1	0	0
1300	142	0	0	0	0	0	0	0	0	0	0	3	3	1	5	31	28	31	13	11	7	4	3	1	1	0	0	0	0
1400	146	0	0	0	0	0	0	0	0	0	0	1	3	9	14	30	27	22	15	11	10	2	2	0	0	0	0	0	0
1500	**212**	**0**	**0**	**0**	**0**	**0**	**0**	**0**	**0**	**0**	**3**	**3**	**3**	**13**	**13**	**33**	**48**	**41**	**28**	**17**	**5**	**3**	**2**	**0**	**0**	**0**	**0**	**0**	**0**
1600	157	0	0	0	0	0	0	0	0	0	1	2	1	3	11	27	29	40	13	10	10	6	2	2	0	0	0	0	0
1700	179	0	0	0	0	0	0	0	3	1	0	3	3	5	12	25	41	30	28	17	6	2	2	0	0	0	1	0	0
1800	166	0	0	0	0	0	0	0	0	1	0	0	2	9	21	26	40	32	16	7	6	3	1	1	0	0	0	1	0
1900	138	0	0	0	0	0	0	0	0	0	0	1	2	4	13	27	31	21	19	9	6	2	3	0	0	0	0	0	0
2000	84	0	0	0	0	0	0	0	0	0	1	0	0	4	10	20	17	11	9	5	2	1	2	0	0	0	2	0	0
2100	32	0	0	0	0	0	0	0	0	0	0	0	1	5	0	2	8	6	1	1	2	2	1	2	1	0	0	0	0
2200	27	0	0	0	0	0	0	0	0	0	0	0	0	1	2	3	9	4	1	4	3	0	0	0	0	0	0	0	0
2300	14	0	0	0	0	0	0	0	0	0	0	0	1	1	1	2	4	2	1	1	0	1	0	0	0	0	0	0	0
07-19	**2501**	**0**	**0**	**0**	**1**	**0**	**1**	**0**	**4**	**4**	**5**	**20**	**39**	**84**	**230**	**440**	**539**	**471**	**298**	**189**	**93**	**46**	**20**	**8**	**3**	**1**	**2**	**2**	**1**
06-22	**2852**	**0**	**0**	**0**	**1**	**0**	**1**	**0**	**4**	**4**	**6**	**21**	**48**	**102**	**256**	**495**	**609**	**524**	**345**	**213**	**112**	**53**	**33**	**13**	**4**	**1**	**4**	**2**	**1**
06-00	**2893**	**0**	**0**	**0**	**1**	**0**	**1**	**0**	**4**	**4**	**6**	**21**	**49**	**104**	**259**	**500**	**622**	**530**	**347**	**218**	**115**	**54**	**33**	**13**	**4**	**1**	**4**	**2**	**1**
00-00	**2940**	**0**	**0**	**0**	**1**	**0**	**1**	**0**	**4**	**5**	**6**	**23**	**49**	**106**	**261**	**505**	**627**	**538**	**351**	**221**	**122**	**57**	**34**	**15**	**5**	**2**	**4**	**2**	**1**

DRAFT

Site 18
Location N51, att junction sign, Lat 53.63328, Long -6.74525
Direction North

3279 / Meath/Cavan/Monaghan ATC's
October 2013
Automatic Traffic Count

Wed, 9 October 2013

Time	Total	Speed Bins (km/h)																											
		0 - 5	5 - 10	10 - 15	15 - 20	20 - 25	25 - 30	30 - 35	35 - 40	40 - 45	45 - 50	50 - 55	55 - 60	60 - 65	65 - 70	70 - 75	75 - 80	80 - 85	85 - 90	90 - 95	95 - 100	100 - 105	105 - 110	110 - 115	115 - 120	120 - 125	125 - 130	130 - 135	135 - 140
0000	6	0	0	0	0	0	0	0	0	0	0	0	0	0	0	1	1	0	0	2	1	0	0	0	0	0	1	0	0
0100	6	0	0	0	0	0	0	0	0	0	0	0	0	0	1	1	1	0	2	0	0	0	0	1	0	0	0	0	0
0200	2	0	0	0	0	0	0	0	0	0	0	0	0	0	0	0	0	1	0	0	1	0	0	0	0	0	0	0	0
0300	2	0	0	0	0	0	0	0	0	0	0	0	0	0	0	0	1	0	0	0	0	0	0	1	0	0	0	0	0
0400	10	0	0	0	0	0	0	0	0	0	0	0	0	0	0	0	0	1	1	4	1	1	0	0	1	1	0	0	0
0500	23	0	0	0	0	0	0	0	0	0	0	0	1	2	1	2	1	7	3	3	1	1	1	0	0	0	0	0	0
0600	119	0	0	0	0	0	0	0	0	1	0	1	1	3	8	16	14	11	20	11	16	10	3	3	0	1	0	0	0
0700	260	0	0	0	0	0	0	0	0	0	0	1	3	4	8	33	39	47	52	32	26	6	3	3	1	1	0	1	0
0800	**408**	**0**	**0**	**0**	**0**	**0**	**0**	**1**	**0**	**0**	**0**	**5**	**3**	**9**	**35**	**85**	**92**	**82**	**54**	**24**	**12**	**1**	**2**	**2**	**0**	**0**	**1**	**0**	**0**
0900	279	0	0	0	0	0	0	0	0	1	2	6	1	13	51	56	48	37	29	20	6	5	2	1	0	1	0	0	0
1000	157	0	0	0	0	0	0	0	0	0	4	5	3	7	27	34	28	19	16	4	3	4	3	0	0	0	0	0	0
1100	141	0	0	0	0	0	0	0	2	0	0	0	4	6	14	36	24	28	14	3	5	2	2	0	1	0	0	0	0
1200	136	0	0	0	0	0	0	0	1	0	0	2	3	6	17	26	20	26	14	12	4	3	1	0	0	1	0	0	0
1300	145	0	0	0	0	0	0	0	0	1	0	0	1	5	20	26	21	32	20	13	3	3	0	0	0	0	0	0	0
1400	155	0	0	0	0	0	0	0	0	1	1	1	1	8	14	28	35	22	17	13	8	5	1	0	0	0	0	0	0
1500	**188**	**0**	**0**	**0**	**0**	**0**	**0**	**0**	**0**	**0**	**4**	**2**	**5**	**5**	**21**	**36**	**42**	**34**	**16**	**11**	**10**	**1**	**0**	**1**	**0**	**0**	**0**	**0**	**0**
1600	158	0	0	0	0	0	0	0	0	1	1	0	3	2	6	18	43	29	29	18	3	4	1	0	0	0	0	0	0
1700	169	0	0	0	0	0	0	0	0	0	2	0	7	6	11	24	31	35	23	17	8	5	0	0	0	0	0	0	0
1800	147	0	0	0	0	0	0	1	0	0	0	2	2	1	11	27	21	30	20	11	7	10	3	0	1	0	0	0	0
1900	137	0	0	0	0	0	0	0	0	0	0	0	3	7	15	18	26	37	14	9	5	2	0	0	0	1	0	0	0
2000	82	0	0	0	0	0	0	0	0	0	0	0	5	6	5	14	9	11	13	8	3	5	2	0	0	1	0	0	0
2100	47	0	0	0	0	0	0	0	0	0	0	0	1	1	4	7	7	7	7	5	4	1	1	1	1	0	0	0	0
2200	28	0	0	0	0	0	0	0	0	0	0	0	0	2	2	5	7	3	3	1	2	1	0	1	0	1	0	0	0
2300	15	0	0	0	0	0	0	0	0	0	0	0	0	0	1	2	3	5	1	1	1	1	0	0	0	0	0	0	0
07-19	**2343**	**0**	**0**	**0**	**0**	**0**	**0**	**2**	**3**	**4**	**14**	**24**	**36**	**72**	**235**	**429**	**444**	**421**	**304**	**178**	**95**	**49**	**18**	**7**	**3**	**3**	**1**	**1**	**0**
06-22	**2728**	**0**	**0**	**0**	**0**	**0**	**0**	**2**	**3**	**5**	**14**	**25**	**46**	**89**	**267**	**484**	**500**	**487**	**358**	**211**	**123**	**67**	**24**	**11**	**4**	**6**	**1**	**1**	**0**
06-00	**2771**	**0**	**0**	**0**	**0**	**0**	**0**	**2**	**3**	**5**	**14**	**25**	**46**	**91**	**270**	**491**	**510**	**495**	**362**	**213**	**126**	**69**	**24**	**12**	**4**	**7**	**1**	**1**	**0**
00-00	**2820**	**0**	**0**	**0**	**0**	**0**	**0**	**2**	**3**	**5**	**14**	**25**	**47**	**93**	**272**	**495**	**514**	**504**	**368**	**222**	**130**	**71**	**25**	**14**	**5**	**8**	**2**	**1**	**0**

DRAFT

Site 18
Location N51, att junction sign, Lat 53.63328, Long -6.74525
Direction North

3279 / Meath/Cavan/Monaghan ATC's
October 2013
Automatic Traffic Count

Thu, 10 October 2013

Time	Total	Speed Bins (km/h)																											
		0 - 5	5 - 10	10 - 15	15 - 20	20 - 25	25 - 30	30 - 35	35 - 40	40 - 45	45 - 50	50 - 55	55 - 60	60 - 65	65 - 70	70 - 75	75 - 80	80 - 85	85 - 90	90 - 95	95 - 100	100 - 105	105 - 110	110 - 115	115 - 120	120 - 125	125 - 130	130 - 135	135 - 140
0000	7	0	0	0	0	0	0	0	0	0	0	0	0	1	0	0	2	1	2	0	0	0	1	0	0	0	0	0	0
0100	2	0	0	0	0	0	0	0	0	0	0	0	0	0	0	0	0	0	0	0	1	0	0	0	1	0	0	0	0
0200	2	0	0	0	0	0	0	0	0	0	0	0	0	0	0	0	0	0	0	0	2	0	0	0	0	0	0	0	0
0300	2	0	0	0	0	0	0	0	0	0	0	0	0	0	0	1	1	0	0	0	0	0	0	0	0	0	0	0	0
0400	2	0	0	0	0	0	0	0	0	0	0	0	0	0	0	0	0	0	0	0	1	1	0	0	0	0	0	0	0
0500	24	0	0	0	0	0	0	0	0	0	0	1	0	0	2	1	1	3	2	2	5	0	4	2	1	0	0	0	0
0600	113	0	0	0	0	0	0	0	0	0	0	1	0	1	5	7	17	26	16	14	13	5	5	1	2	0	0	0	0
0700	263	0	0	0	0	0	0	0	0	0	0	2	2	8	6	30	44	57	41	42	18	7	4	2	0	0	0	0	0
0800	**397**	**0**	**0**	**0**	**0**	**0**	**0**	**0**	**0**	**0**	**0**	**2**	**7**	**19**	**39**	**47**	**110**	**64**	**56**	**28**	**15**	**8**	**0**	**2**	**0**	**0**	**0**	**0**	**0**
0900	301	0	0	0	0	0	0	0	0	1	2	0	6	15	45	46	52	56	40	17	16	3	0	2	0	0	0	0	0
1000	172	0	0	0	0	0	0	0	0	0	0	3	5	2	14	24	44	19	30	16	9	3	2	0	1	0	0	0	0
1100	151	0	0	0	0	0	0	0	0	0	2	1	5	5	15	31	30	27	15	9	6	1	2	2	0	0	0	0	0
1200	135	0	0	0	0	0	1	0	0	1	0	1	3	14	10	20	20	29	18	11	4	2	0	0	1	0	0	0	0
1300	133	0	0	0	0	0	0	1	1	0	2	0	1	6	12	17	27	27	24	10	3	2	0	0	0	0	0	0	0
1400	159	0	0	0	0	1	0	0	0	0	1	2	5	11	20	29	37	14	21	9	3	5	1	0	0	0	0	0	0
1500	**192**	**0**	**0**	**0**	**0**	**0**	**0**	**0**	**0**	**0**	**0**	**3**	**5**	**8**	**13**	**33**	**33**	**42**	**27**	**7**	**10**	**6**	**3**	**1**	**0**	**0**	**1**	**0**	**0**
1600	157	0	0	0	0	0	0	0	0	0	1	2	1	6	8	15	30	36	29	15	8	1	2	2	1	0	0	0	0
1700	175	0	0	0	0	0	0	0	0	1	0	1	1	4	9	19	45	39	33	13	7	2	1	0	0	0	0	0	0
1800	162	0	0	0	0	0	0	0	0	0	0	1	2	1	16	17	37	42	18	18	2	4	1	3	0	0	0	0	0
1900	159	0	0	0	0	0	0	0	0	0	0	4	5	7	24	31	30	28	11	8	6	1	1	2	0	1	0	0	0
2000	75	0	0	0	0	0	0	0	0	0	1	0	1	0	5	11	11	14	14	6	4	5	3	0	0	0	0	0	0
2100	52	0	0	0	0	0	0	0	0	0	0	0	0	1	5	9	13	4	9	4	2	3	2	0	0	0	0	0	0
2200	24	0	0	0	0	0	0	0	0	0	0	0	1	0	1	3	2	4	5	5	2	0	0	0	0	0	0	0	1
2300	18	0	0	0	0	0	0	0	0	0	0	0	0	0	3	3	4	2	0	4	0	1	1	0	0	0	0	0	0
07-19	**2397**	**0**	**0**	**0**	**0**	**1**	**1**	**1**	**1**	**3**	**8**	**18**	**43**	**99**	**207**	**328**	**509**	**452**	**352**	**195**	**101**	**44**	**16**	**14**	**3**	**0**	**1**	**0**	**0**
06-22	**2796**	**0**	**0**	**0**	**0**	**1**	**1**	**1**	**1**	**3**	**9**	**23**	**49**	**108**	**246**	**386**	**580**	**524**	**402**	**227**	**126**	**58**	**27**	**17**	**5**	**1**	**1**	**0**	**0**
06-00	**2838**	**0**	**0**	**0**	**0**	**1**	**1**	**1**	**1**	**3**	**9**	**23**	**50**	**108**	**250**	**392**	**586**	**530**	**407**	**236**	**128**	**59**	**28**	**17**	**5**	**1**	**1**	**0**	**1**
00-00	**2877**	**0**	**0**	**0**	**0**	**1**	**1**	**1**	**1**	**3**	**9**	**24**	**50**	**109**	**252**	**394**	**590**	**534**	**411**	**238**	**137**	**60**	**33**	**19**	**7**	**1**	**1**	**0**	**1**

DRAFT

Site 18
Location N51, att junction sign, Lat 53.63328, Long -6.74525
Direction North

3279 / Meath/Cavan/Monaghan ATC's
October 2013
Automatic Traffic Count

Fri, 11 October 2013

Time	Total	Speed Bins (km/h)																											
		0 - 5	5 - 10	10 - 15	15 - 20	20 - 25	25 - 30	30 - 35	35 - 40	40 - 45	45 - 50	50 - 55	55 - 60	60 - 65	65 - 70	70 - 75	75 - 80	80 - 85	85 - 90	90 - 95	95 - 100	100 - 105	105 - 110	110 - 115	115 - 120	120 - 125	125 - 130	130 - 135	135 - 140
0000	6	0	0	0	0	0	0	0	0	0	0	0	0	0	1	1	0	2	1	0	0	1	0	0	0	0	0	0	0
0100	3	0	0	0	0	0	0	0	0	0	0	1	0	0	0	0	1	1	0	0	0	0	0	0	0	0	0	0	0
0200	2	0	0	0	0	0	0	0	0	0	0	0	0	0	0	0	1	0	0	0	0	0	0	1	0	0	0	0	0
0300	5	0	0	0	0	0	0	0	0	0	0	0	0	0	1	1	0	1	1	0	1	0	0	0	0	0	0	0	0
0400	3	0	0	0	0	0	0	0	0	0	0	0	0	0	0	0	0	0	1	0	1	0	0	0	0	1	0	0	0
0500	15	0	0	0	0	0	0	0	0	0	0	0	1	0	2	2	4	0	3	1	2	0	0	0	0	0	0	0	0	0
0600	101	0	0	0	0	0	0	0	0	0	0	0	0	2	6	13	13	11	14	19	9	7	4	1	1	1	0	0	0
0700	260	0	0	0	0	0	0	0	0	0	1	0	3	11	23	44	46	42	35	27	15	7	3	1	1	0	1	0	0
0800	**392**	**0**	**0**	**0**	**0**	**0**	**0**	**0**	**0**	**0**	**1**	**2**	**1**	**11**	**42**	**68**	**77**	**87**	**62**	**27**	**8**	**2**	**2**	**2**	**0**	**0**	**0**	**0**	**0**
0900	282	0	0	0	0	0	0	0	0	0	1	0	3	18	41	67	55	44	35	8	7	2	0	0	1	0	0	0	0
1000	196	0	0	0	0	0	0	0	0	0	1	2	4	14	23	36	46	25	20	17	4	2	1	1	0	0	0	0	0
1100	163	0	0	0	0	0	0	0	0	0	2	1	3	8	9	35	42	32	15	8	3	3	1	1	0	0	0	0	0
1200	154	0	0	0	0	0	0	1	0	0	0	1	5	6	10	25	32	30	22	13	6	2	1	0	0	0	0	0	0
1300	138	0	0	0	0	0	0	0	0	0	0	3	1	2	13	22	32	31	11	9	8	2	1	2	1	0	0	0	0
1400	154	0	0	0	0	0	0	0	0	1	1	1	0	17	16	24	34	25	15	11	6	2	1	0	0	0	0	0	0
1500	**222**	**0**	**0**	**0**	**0**	**0**	**0**	**0**	**0**	**0**	**2**	**2**	**3**	**12**	**21**	**52**	**47**	**44**	**24**	**7**	**5**	**0**	**3**	**0**	**0**	**0**	**0**	**0**	**0**
1600	195	0	0	0	0	0	0	0	0	2	1	0	3	7	19	39	51	33	17	14	6	1	1	0	0	1	0	0	0
1700	180	0	0	0	0	0	0	0	0	0	0	1	3	9	20	28	47	24	18	16	12	0	1	1	0	0	0	0	0
1800	192	0	0	0	0	0	0	0	0	0	0	1	1	7	10	27	54	37	32	14	6	0	2	1	0	0	0	0	0
1900	136	0	0	0	0	0	0	0	0	0	1	0	5	5	13	22	29	19	20	7	8	3	0	3	1	0	0	0	0
2000	80	0	0	0	0	0	0	0	0	0	0	0	0	3	12	11	20	10	7	7	5	4	0	0	0	0	0	1	0
2100	55	0	0	0	0	0	0	0	0	0	0	0	0	3	7	3	13	6	11	7	3	0	1	1	0	0	0	0	0
2200	42	0	0	0	0	0	0	0	0	0	0	0	1	1	4	3	7	10	5	4	4	2	0	0	0	0	0	1	0
2300	19	0	0	0	0	0	0	0	0	1	1	0	0	0	3	1	5	2	2	1	1	1	0	0	1	0	0	0	0
07-19	**2528**	**0**	**0**	**0**	**0**	**0**	**0**	**1**	**0**	**3**	**10**	**14**	**30**	**122**	**247**	**467**	**563**	**454**	**306**	**171**	**86**	**23**	**17**	**9**	**3**	**1**	**1**	**0**	**0**
06-22	**2900**	**0**	**0**	**0**	**0**	**0**	**0**	**1**	**0**	**3**	**11**	**14**	**35**	**135**	**285**	**516**	**638**	**500**	**358**	**211**	**111**	**37**	**22**	**14**	**5**	**2**	**1**	**1**	**0**
06-00	**2961**	**0**	**0**	**0**	**0**	**0**	**0**	**1**	**0**	**4**	**12**	**14**	**36**	**136**	**292**	**520**	**650**	**512**	**365**	**216**	**116**	**40**	**22**	**14**	**6**	**2**	**1**	**2**	**0**
00-00	**2995**	**0**	**0**	**0**	**0**	**0**	**0**	**1**	**0**	**4**	**12**	**15**	**37**	**136**	**296**	**524**	**656**	**516**	**371**	**217**	**120**	**41**	**22**	**15**	**6**	**3**	**1**	**2**	**0**

DRAFT

Site 18
Location N51, att junction sign, Lat 53.63328, Long -6.74525
Direction North

3279 / Meath/Cavan/Monaghan ATC's
October 2013
Automatic Traffic Count

Sat, 12 October 2013

Time	Total	Speed Bins (km/h)																												
		0 - 5	5 - 10	10 - 15	15 - 20	20 - 25	25 - 30	30 - 35	35 - 40	40 - 45	45 - 50	50 - 55	55 - 60	60 - 65	65 - 70	70 - 75	75 - 80	80 - 85	85 - 90	90 - 95	95 - 100	100 - 105	105 - 110	110 - 115	115 - 120	120 - 125	125 - 130	130 - 135	135 - 140
0000	16	0	0	0	0	0	0	0	0	0	0	0	0	1	3	1	2	3	1	2	2	0	0	1	0	0	0	0	0
0100	9	0	0	0	0	0	0	0	0	0	0	0	1	0	1	2	1	2	1	0	1	0	0	0	0	0	0	0	0	0
0200	4	0	0	0	0	0	0	0	0	0	0	0	1	0	1	1	1	0	0	0	0	0	0	0	0	0	0	0	0	0
0300	12	0	0	0	0	0	0	0	0	0	0	0	1	1	0	2	3	0	1	2	1	1	0	0	0	0	0	0	0	0
0400	6	0	0	0	0	0	0	0	0	0	0	0	0	0	0	3	0	1	1	0	1	0	0	0	0	0	0	0	0	0
0500	13	0	0	0	0	0	0	0	0	0	0	0	1	0	1	2	2	3	1	0	2	0	0	0	0	0	1	0	0	0
0600	24	0	0	0	0	0	0	0	0	0	0	0	0	0	1	2	5	2	4	6	2	2	0	0	0	0	0	0	0	0
0700	68	0	0	0	0	0	0	0	0	0	1	2	2	0	2	6	12	6	9	8	10	4	5	0	0	0	1	0	0	0
0800	132	0	0	0	0	0	0	0	0	0	1	1	2	2	5	18	13	31	24	10	10	7	5	2	1	0	0	0	0	0
0900	184	0	0	0	0	0	0	0	0	0	3	2	3	8	19	26	30	27	27	18	10	5	3	2	1	0	0	0	0	0
1000	186	0	0	0	0	0	0	0	0	0	0	0	2	4	17	28	32	46	27	17	6	5	0	1	1	0	0	0	0	0
1100	**239**	**0**	**0**	**0**	**0**	**0**	**1**	**0**	**0**	**1**	**5**	**2**	**4**	**9**	**15**	**35**	**59**	**47**	**30**	**12**	**7**	**10**	**1**	**1**	**0**	**0**	**0**	**0**	**0**	**0**
1200	199	0	0	0	0	0	0	0	0	0	0	2	0	5	14	25	44	53	32	10	5	6	2	0	1	0	0	0	0	0
1300	**223**	**0**	**0**	**0**	**0**	**0**	**0**	**0**	**0**	**0**	**0**	**1**	**1**	**3**	**23**	**52**	**60**	**43**	**17**	**14**	**6**	**1**	**1**	**0**	**0**	**0**	**1**	**0**	**0**	**0**
1400	189	0	0	0	0	0	0	0	1	0	0	1	4	9	16	23	40	36	28	21	3	4	3	0	0	0	0	0	0	0
1500	195	0	0	0	0	0	0	0	0	0	1	0	6	9	19	37	28	47	24	7	8	6	2	1	0	0	0	0	0	0
1600	156	0	0	0	0	0	0	0	0	0	0	2	1	1	8	26	45	25	22	16	4	4	0	0	1	1	0	0	0	0
1700	150	0	0	0	0	0	0	0	0	0	1	2	1	7	13	24	31	28	19	11	6	6	0	1	0	0	0	0	0	0
1800	133	0	0	0	0	0	0	0	0	0	0	5	9	8	14	17	21	21	17	9	6	2	1	1	1	0	1	0	0	0
1900	132	0	0	0	0	0	0	0	0	0	1	1	1	9	19	24	21	16	16	10	4	4	3	2	0	0	1	0	0	0
2000	97	0	0	0	0	0	0	0	0	0	0	0	0	2	8	10	23	21	13	9	4	5	1	0	0	0	1	0	0	0
2100	32	0	0	0	0	0	0	0	0	0	0	0	0	1	1	4	9	4	7	3	1	1	0	0	1	0	0	0	0	0
2200	46	0	0	0	0	0	0	0	0	0	0	0	2	0	2	8	11	8	4	4	3	2	1	0	1	0	0	0	0	0
2300	27	0	0	0	0	0	0	0	0	0	0	0	1	2	4	2	7	2	4	1	2	0	1	1	0	0	0	0	0	0
07-19	**2054**	**0**	**0**	**0**	**0**	**0**	**1**	**0**	**1**	**1**	**12**	**20**	**35**	**65**	**165**	**317**	**415**	**410**	**276**	**153**	**81**	**60**	**23**	**9**	**6**	**1**	**3**	**0**	**0**	
06-22	**2339**	**0**	**0**	**0**	**0**	**0**	**1**	**0**	**1**	**1**	**13**	**21**	**36**	**77**	**194**	**357**	**473**	**453**	**316**	**181**	**92**	**72**	**27**	**11**	**7**	**1**	**5**	**0**	**0**	
06-00	**2412**	**0**	**0**	**0**	**0**	**0**	**1**	**0**	**1**	**1**	**13**	**21**	**39**	**79**	**200**	**367**	**491**	**463**	**324**	**186**	**97**	**74**	**29**	**12**	**8**	**1**	**5**	**0**	**0**	
00-00	**2472**	**0**	**0**	**0**	**0**	**0**	**1**	**0**	**1**	**1**	**13**	**21**	**43**	**81**	**206**	**378**	**500**	**472**	**329**	**190**	**104**	**75**	**29**	**13**	**8**	**2**	**5**	**0**	**0**	

DRAFT

Site 18
Location N51, att junction sign, Lat 53.63328, Long -6.74525
Direction North

3279 / Meath/Cavan/Monaghan ATC's
October 2013
Automatic Traffic Count

Sun, 13 October 2013

Time	Total	Speed Bins (km/h)																												
		0 - 5	5 - 10	10 - 15	15 - 20	20 - 25	25 - 30	30 - 35	35 - 40	40 - 45	45 - 50	50 - 55	55 - 60	60 - 65	65 - 70	70 - 75	75 - 80	80 - 85	85 - 90	90 - 95	95 - 100	100 - 105	105 - 110	110 - 115	115 - 120	120 - 125	125 - 130	130 - 135	135 - 140
0000	25	0	0	0	0	0	0	0	0	0	0	0	0	2	0	6	5	3	7	2	0	0	0	0	0	0	0	0	0	0
0100	20	0	0	0	0	0	0	0	0	0	0	0	1	2	1	1	4	4	2	0	2	0	1	0	1	0	0	0	1
0200	10	0	0	0	0	0	0	0	0	0	0	0	0	0	0	0	4	3	1	0	0	1	0	1	0	0	0	0	0	0
0300	10	0	0	0	0	0	0	0	0	0	0	1	0	0	1	0	2	1	1	1	2	1	0	0	0	0	0	0	0	0
0400	9	0	0	0	0	0	0	0	0	0	0	0	1	0	0	1	1	0	1	1	1	1	2	0	0	0	0	0	0	0
0500	6	0	0	0	0	0	0	0	0	0	0	0	0	0	0	0	1	2	1	0	0	0	0	1	1	0	0	0	0	0
0600	9	0	0	0	0	0	0	0	0	0	0	0	0	0	1	0	1	1	3	2	1	0	0	0	0	0	0	0	0	0
0700	47	0	0	0	0	0	0	0	0	0	1	0	1	0	2	2	6	5	13	5	4	5	1	0	1	0	1	0	0	0
0800	28	0	0	0	0	0	0	0	0	0	0	0	0	1	1	3	8	4	5	2	3	0	0	1	0	0	0	0	0	0
0900	55	0	0	0	0	0	0	0	0	0	0	1	0	3	1	8	7	7	6	3	6	5	4	2	0	1	1	0	0	0
1000	87	0	0	0	0	0	0	0	0	1	0	1	1	2	5	16	11	18	16	7	6	2	0	0	1	0	0	0	0	0
1100	**110**	**0**	**0**	**0**	**0**	**0**	**0**	**0**	**0**	**0**	**0**	**0**	**0**	**2**	**11**	**18**	**25**	**14**	**25**	**9**	**3**	**0**	**0**	**2**	**1**	**0**	**0**	**0**	**0**	**0**
1200	211	0	0	0	0	0	0	0	0	0	3	3	2	12	23	58	44	21	14	12	11	5	1	0	0	0	1	0	1	0
1300	336	0	0	0	0	0	0	0	0	0	0	1	6	14	47	70	84	65	17	19	8	3	2	0	0	0	0	0	0	0
1400	**358**	**0**	**0**	**0**	**0**	**0**	**0**	**0**	**0**	**0**	**0**	**5**	**4**	**5**	**48**	**96**	**92**	**62**	**31**	**12**	**2**	**0**	**0**	**1**	**0**	**0**	**0**	**0**	**0**	**0**
1500	257	0	0	0	0	0	0	0	0	0	0	4	5	15	35	40	61	44	27	13	10	2	1	0	0	0	0	0	0	0
1600	140	0	0	0	0	0	0	0	0	0	0	1	3	9	15	20	28	22	25	6	6	1	3	1	0	0	0	0	0	0
1700	138	0	0	0	0	0	0	0	0	0	1	0	1	7	8	18	18	32	23	10	8	9	3	0	0	0	0	0	0	0
1800	133	0	0	0	0	0	0	0	0	0	0	0	0	8	13	11	26	20	24	17	3	7	3	1	0	0	0	0	0	0
1900	120	0	0	0	0	0	0	0	0	0	1	2	1	10	12	19	20	19	19	8	5	3	0	0	1	0	0	0	0	0
2000	79	0	0	0	0	0	0	0	0	0	0	0	2	3	3	21	7	15	11	4	6	4	3	0	0	0	0	0	0	0
2100	44	0	0	0	0	0	0	0	0	0	0	1	1	2	3	5	12	4	3	3	5	2	2	1	0	0	0	0	0	0
2200	23	0	0	0	0	0	0	0	0	0	0	0	1	0	1	5	2	4	4	1	3	1	0	1	0	0	0	0	0	0
2300	15	0	0	0	0	0	0	0	0	0	0	0	2	1	1	2	4	0	1	1	1	1	1	0	0	0	0	0	0	0
07-19	**1900**	**0**	**0**	**0**	**0**	**0**	**0**	**0**	**0**	**1**	**5**	**16**	**23**	**78**	**209**	**360**	**410**	**314**	**226**	**115**	**70**	**39**	**18**	**8**	**3**	**1**	**3**	**0**	**1**
06-22	**2152**	**0**	**0**	**0**	**0**	**0**	**0**	**0**	**0**	**1**	**6**	**19**	**27**	**93**	**228**	**405**	**450**	**353**	**262**	**132**	**87**	**48**	**23**	**9**	**4**	**1**	**3**	**0**	**1**
06-00	**2190**	**0**	**0**	**0**	**0**	**0**	**0**	**0**	**0**	**1**	**6**	**19**	**30**	**94**	**230**	**412**	**456**	**357**	**267**	**134**	**91**	**50**	**24**	**10**	**4**	**1**	**3**	**0**	**1**
00-00	**2270**	**0**	**0**	**0**	**0**	**0**	**0**	**0**	**0**	**1**	**6**	**20**	**32**	**98**	**232**	**420**	**473**	**370**	**280**	**138**	**96**	**53**	**27**	**12**	**6**	**1**	**3**	**0**	**2**

DRAFT

Site 18
Location N51, att junction sign, Lat 53.63328, Long -6.74525
Direction North

3279 / Meath/Cavan/Monaghan ATC's
October 2013
Automatic Traffic Count

Virtual Day (7)

Time	Total	Speed Bins (km/h)																											
		0 - 5	5 - 10	10 - 15	15 - 20	20 - 25	25 - 30	30 - 35	35 - 40	40 - 45	45 - 50	50 - 55	55 - 60	60 - 65	65 - 70	70 - 75	75 - 80	80 - 85	85 - 90	90 - 95	95 - 100	100 - 105	105 - 110	110 - 115	115 - 120	120 - 125	125 - 130	130 - 135	135 - 140
0000	11	0	0	0	0	0	0	0	0	0	0	0	0	1	1	2	2	2	2	1	1	0	0	0	0	0	0	0	0
0100	7	0	0	0	0	0	0	0	0	0	0	0	0	0	0	1	1	1	1	0	1	0	0	0	0	0	0	0	0
0200	3	0	0	0	0	0	0	0	0	0	0	0	0	0	0	0	1	1	0	0	0	0	0	0	0	0	0	0	0
0300	5	0	0	0	0	0	0	0	0	0	0	0	0	0	0	1	1	0	1	0	1	0	0	0	0	0	0	0	0
0400	7	0	0	0	0	0	0	0	0	0	0	0	0	0	0	1	0	1	1	1	1	1	0	0	0	0	0	0	0
0500	19	0	0	0	0	0	0	0	0	0	0	0	1	1	1	2	2	3	2	1	2	0	1	1	0	0	0	0	0
0600	82	0	0	0	0	0	0	0	0	0	0	0	1	2	4	9	12	13	13	11	8	4	3	1	1	0	0	0	0
0700	211	0	0	0	0	0	0	0	0	0	0	1	2	7	12	28	40	35	33	26	14	6	3	1	1	0	0	0	0
0800	**314**	**0**	**0**	**0**	**0**	**0**	**0**	**0**	**0**	**0**	**0**	**2**	**4**	**9**	**31**	**54**	**74**	**61**	**42**	**19**	**10**	**4**	**2**	**2**	**0**	**0**	**0**	**0**	**0**
0900	240	0	0	0	0	0	0	0	0	0	1	2	3	11	31	43	46	41	31	14	9	4	2	1	0	0	0	0	0
1000	161	0	0	0	0	0	0	0	0	0	1	2	3	7	18	30	33	26	20	11	5	3	1	0	0	0	0	0	0
1100	159	0	0	0	0	0	0	0	0	0	2	1	4	5	14	30	35	29	19	9	5	3	1	1	0	0	0	0	0
1200	161	0	0	0	0	0	0	0	0	0	1	2	3	8	16	28	30	30	19	12	7	4	1	0	1	0	0	0	0
1300	182	0	0	0	0	0	0	0	0	0	0	1	2	5	18	34	42	37	17	13	6	2	1	0	0	0	0	0	0
1400	187	0	0	0	0	0	0	0	0	0	1	2	3	9	20	37	43	29	21	13	6	3	1	0	0	0	0	0	0
1500	**207**	**0**	**0**	**0**	**0**	**0**	**0**	**0**	**0**	**0**	**2**	**3**	**4**	**10**	**19**	**38**	**43**	**42**	**24**	**10**	**7**	**3**	**2**	**0**	**0**	**0**	**0**	**0**	**0**
1600	157	0	0	0	0	0	0	0	0	0	1	1	2	4	10	24	38	31	22	13	6	2	2	1	0	0	0	0	0
1700	164	0	0	0	0	0	0	0	0	0	1	1	2	6	13	23	34	31	25	14	8	4	1	0	0	0	0	0	0
1800	156	0	0	0	0	0	0	0	0	0	0	2	2	5	13	22	32	32	22	13	5	4	2	1	0	0	0	0	0
1900	133	0	0	0	0	0	0	0	0	0	1	1	2	6	14	22	26	23	16	9	6	2	1	1	0	0	0	0	0
2000	84	0	0	0	0	0	0	0	0	0	0	0	1	3	8	16	14	15	11	6	4	4	2	0	0	0	0	0	0
2100	51	0	0	0	0	0	0	0	0	0	0	0	1	3	4	6	11	8	7	4	3	2	1	1	0	0	0	0	0
2200	32	0	0	0	0	0	0	0	0	0	0	0	1	1	2	5	6	5	4	3	3	1	0	0	0	0	0	0	0
2300	18	0	0	0	0	0	0	0	0	0	0	0	1	1	2	2	4	3	2	2	1	1	0	0	0	0	0	0	0
07-19	**2299**	**0**	**0**	**0**	**0**	**0**	**1**	**1**	**1**	**2**	**9**	**19**	**35**	**87**	**214**	**393**	**490**	**424**	**295**	**165**	**87**	**42**	**18**	**9**	**4**	**1**	**2**	**0**	**1**
06-22	**2649**	**0**	**0**	**0**	**0**	**0**	**1**	**1**	**1**	**3**	**10**	**21**	**40**	**101**	**243**	**446**	**553**	**483**	**343**	**194**	**107**	**54**	**26**	**12**	**6**	**2**	**2**	**1**	**1**
06-00	**2698**	**0**	**0**	**0**	**0**	**0**	**1**	**1**	**1**	**3**	**10**	**21**	**42**	**102**	**247**	**453**	**563**	**491**	**348**	**199**	**110**	**55**	**27**	**13**	**6**	**2**	**2**	**1**	**1**
00-00	**2750**	**0**	**0**	**0**	**0**	**0**	**1**	**1**	**1**	**3**	**10**	**22**	**43**	**104**	**250**	**459**	**571**	**499**	**355**	**203**	**116**	**57**	**29**	**14**	**7**	**3**	**3**	**1**	**1**

DRAFT

Site 18
Location N51, att junction sign, Lat 53.63328, Long -6.74525
Direction North

3279 / Meath/Cavan/Monaghan ATC's
October 2013
Automatic Traffic Count

Virtual Week (1)

Time	Total	Speed Bins (km/h)																												
		0 - 5	5 - 10	10 - 15	15 - 20	20 - 25	25 - 30	30 - 35	35 - 40	40 - 45	45 - 50	50 - 55	55 - 60	60 - 65	65 - 70	70 - 75	75 - 80	80 - 85	85 - 90	90 - 95	95 - 100	100 - 105	105 - 110	110 - 115	115 - 120	120 - 125	125 - 130	130 - 135	135 - 140
Mon	2878	0	0	0	0	0	1	0	1	1	9	23	45	105	233	495	635	558	372	196	100	41	31	12	12	3	2	0	3
Tue	2940	0	0	0	1	0	1	0	4	5	6	23	49	106	261	505	627	538	351	221	122	57	34	15	5	2	4	2	1
Wed	2820	0	0	0	0	0	0	2	3	5	14	25	47	93	272	495	514	504	368	222	130	71	25	14	5	8	2	1	0
Thu	2877	0	0	0	0	1	1	1	1	3	9	24	50	109	252	394	590	534	411	238	137	60	33	19	7	1	1	0	1
Fri	2995	0	0	0	0	0	0	1	0	4	12	15	37	136	296	524	656	516	371	217	120	41	22	15	6	3	1	2	0
|Sat	2472	0	0	0	0	0	1	0	1	1	13	21	43	81	206	378	500	472	329	190	104	75	29	13	8	2	5	0	0
|Sun	2270	0	0	0	0	0	0	0	0	1	6	20	32	98	232	420	473	370	280	138	96	53	27	12	6	1	3	0	2
5 Day Ave.	**2902**	**0**	**0**	**0**	**0**	**0**	**1**	**1**	**2**	**4**	**10**	**22**	**46**	**110**	**263**	**483**	**604**	**530**	**375**	**219**	**122**	**54**	**29**	**15**	**7**	**3**	**2**	**1**	**1**
7 Day Ave.	**2750**	**0**	**0**	**0**	**0**	**0**	**1**	**1**	**1**	**3**	**10**	**22**	**43**	**104**	**250**	**459**	**571**	**499**	**355**	**203**	**116**	**57**	**29**	**14**	**7**	**3**	**3**	**1**	**1**
--	**19252**	**0**	**0**	**0**	**1**	**1**	**4**	**4**	**10**	**20**	**69**	**151**	**303**	**728**	**1752**	**3211**	**3995**	**3492**	**2482**	**1422**	**809**	**398**	**201**	**100**	**49**	**20**	**18**	**5**	**7**

Summary Graphs

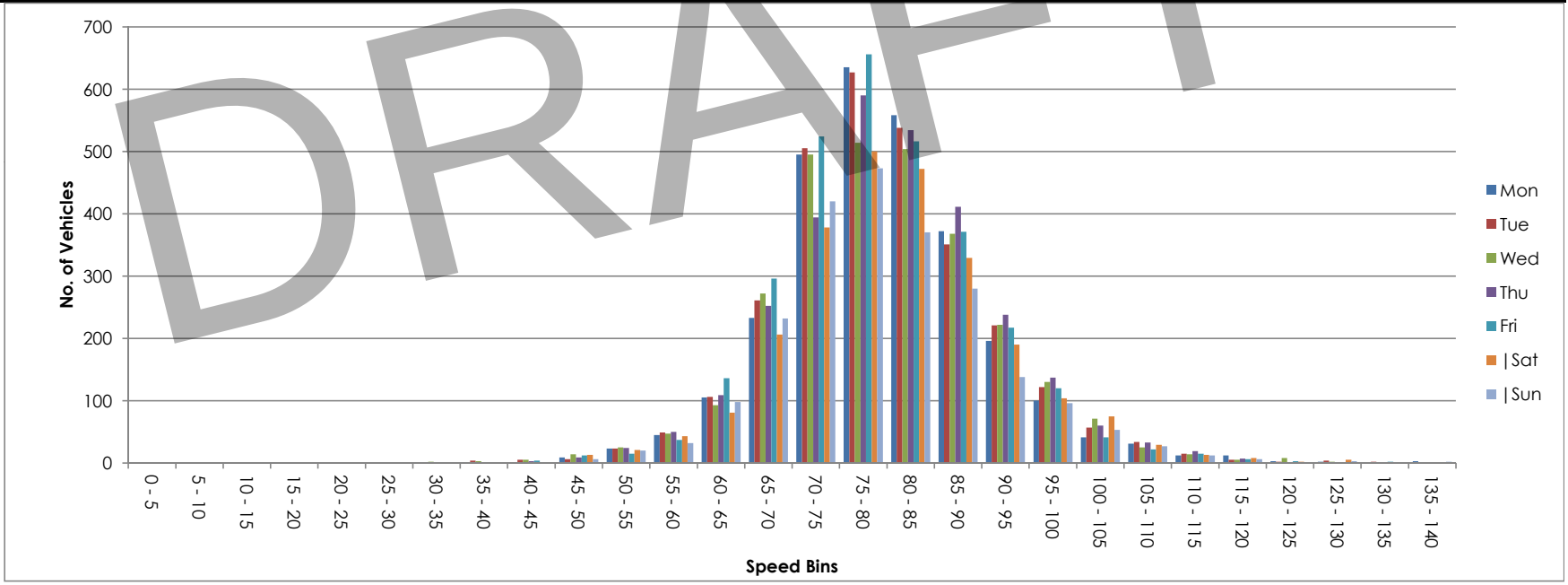

DRAFT

Site 18
Location N51, att junction sign, Lat 53.63328, Long -6.74525
Direction South

3279 / Meath/Cavan/Monaghan ATC's
October 2013
Automatic Traffic Count

Mon, 7 October 2013

Time	Total	Classification												>PSL	>PSL%	>SL1	>SL1%	>SL2	>SL2%	Mean	Vpp
		1 MCL	2 SV	3 SVT	4 TB2	5 TB3	6 T4	7 ART3	8 ART4	9 ART5	10 ART6	11 BD	12 DRT	100	100	105 +5kph	105 +5kph	110 +10kph	110 +10kph		85
0000	22	0	19	0	0	0	0	0	0	3	0	0	0	3	13.6	3	13.6	2	9.1	86.4	94.7
0100	9	0	9	0	0	0	0	0	0	0	0	0	0	1	11.1	1	11.1	1	11.1	90.1	-
0200	6	0	4	0	1	0	0	0	0	1	0	0	0	1	16.7	1	16.7	0	0	89.4	-
0300	1	0	1	0	0	0	0	0	0	0	0	0	0	1	100	0	0	0	0	104.4	-
0400	4	0	3	0	1	0	0	0	0	0	0	0	0	2	50	1	25	1	25	99.7	-
0500	10	0	10	0	0	0	0	0	0	0	0	0	0	4	40	0	0	0	0	91.3	-
0600	28	0	25	0	2	0	0	0	1	0	0	0	0	4	14.3	3	10.7	1	3.6	88.5	96.8
0700	73	0	62	1	5	1	0	1	1	2	0	0	0	8	11	5	6.8	3	4.1	84.5	96.5
0800	**143**	**0**	**128**	**2**	**12**	**0**	**0**	**1**	**0**	**0**	**0**	**0**	**0**	**14**	**9.8**	**10**	**7**	**6**	**4.2**	**86.5**	**97.9**
0900	125	0	109	1	13	0	0	0	1	1	0	0	0	14	11.2	6	4.8	2	1.6	83.7	96.5
1000	114	0	94	0	13	0	1	2	1	2	1	0	0	5	4.4	3	2.6	1	0.9	81.5	89.3
1100	119	0	101	0	14	0	0	1	1	1	1	0	0	14	11.8	6	5	2	1.7	84.3	95.8
1200	140	0	118	4	15	1	1	0	0	1	0	0	0	9	6.4	5	3.6	2	1.4	81.6	95
1300	145	0	129	1	11	0	1	0	0	2	0	0	1	16	11	8	5.5	3	2.1	86	96.8
1400	174	1	158	4	10	0	0	0	0	1	0	0	0	21	12.1	14	8	10	5.7	85.5	97.9
1500	210	0	185	2	21	0	0	0	0	2	0	0	0	16	7.6	10	4.8	2	1	84	94
1600	268	1	245	0	20	1	0	0	1	0	0	0	0	20	7.5	10	3.7	3	1.1	84.3	94.7
1700	**382**	**0**	**351**	**3**	**22**	**1**	**0**	**1**	**1**	**2**	**1**	**0**	**0**	**24**	**6.3**	**13**	**3.4**	**5**	**1.3**	**84.5**	**95.4**
1800	313	1	281	4	23	0	0	0	2	1	1	0	0	29	9.3	13	4.2	5	1.6	84.7	96.8
1900	183	0	172	1	8	0	1	0	0	0	1	0	0	28	15.3	14	7.7	7	3.8	87.1	100.1
2000	135	0	128	0	6	0	0	0	0	0	1	0	0	11	8.1	4	3	1	0.7	84.9	95.4
2100	88	0	81	2	5	0	0	0	0	0	0	0	0	19	21.6	12	13.6	6	6.8	87.6	102.6
2200	56	0	53	0	2	0	0	0	0	1	0	0	0	8	14.3	5	8.9	4	7.1	88.4	99.4
2300	23	0	22	0	1	0	0	0	0	0	0	0	0	10	43.5	3	13	1	4.3	93.4	104.4
07-19	**2206**	**3**	**1961**	**22**	**179**	**4**	**3**	**6**	**8**	**15**	**4**	**0**	**1**	**190**	**8.6**	**103**	**4.7**	**44**	**2**	**84.4**	**95.8**
06-22	**2640**	**3**	**2367**	**25**	**200**	**4**	**4**	**6**	**9**	**15**	**6**	**0**	**1**	**252**	**9.5**	**136**	**5.2**	**59**	**2.2**	**84.7**	**96.1**
06-00	**2719**	**3**	**2442**	**25**	**203**	**4**	**4**	**6**	**9**	**16**	**6**	**0**	**1**	**270**	**9.9**	**144**	**5.3**	**64**	**2.4**	**84.9**	**96.5**
00-00	**2771**	**3**	**2488**	**25**	**205**	**4**	**4**	**6**	**9**	**20**	**6**	**0**	**1**	**282**	**10.2**	**150**	**5.4**	**68**	**2.5**	**85**	**96.5**

DRAFT

Site 18
Location N51, att junction sign, Lat 53.63328, Long -6.74525
Direction South

3279 / Meath/Cavan/Monaghan ATC's
October 2013
Automatic Traffic Count

Tue, 8 October 2013

Time	Total	Classification												>PSL	>PSL%	>SL1	>SL1%	>SL2	>SL2%	Mean	Vpp
		1 MCL	2 SV	3 SVT	4 TB2	5 TB3	6 T4	7 ART3	8 ART4	9 ART5	10 ART6	11 BD	12 DRT	100	100	105 +5kph	105 +5kph	110 +10kph	110 +10kph		85
0000	28	0	27	0	1	0	0	0	0	0	0	0	0	2	7.1	1	3.6	1	3.6	87.9	97.9
0100	14	0	14	0	0	0	0	0	0	0	0	0	0	3	21.4	2	14.3	2	14.3	91.2	100.1
0200	10	1	8	0	1	0	0	0	0	0	0	0	0	3	30	0	0	0	0	89.9	-
0300	7	0	7	0	0	0	0	0	0	0	0	0	0	1	14.3	1	14.3	0	0	87.5	-
0400	4	0	1	0	1	0	0	0	0	2	0	0	0	1	25	1	25	0	0	87.7	-
0500	7	0	6	0	1	0	0	0	0	0	0	0	0	0	0	0	0	0	0	82.9	-
0600	26	0	21	0	3	0	0	0	1	0	1	0	0	5	19.2	4	15.4	2	7.7	89.1	101.2
0700	80	0	68	1	7	0	0	0	0	3	1	0	0	12	15	6	7.5	2	2.5	86	99
0800	**151**	**0**	**128**	**1**	**20**	**0**	**0**	**0**	**1**	**1**	**0**	**0**	**0**	**26**	**17.2**	**17**	**11.3**	**10**	**6.6**	**88.6**	**101.2**
0900	130	0	101	1	19	0	1	1	3	2	2	0	0	15	11.5	9	6.9	2	1.5	86	96.8
1000	122	0	90	3	25	0	0	0	2	2	0	0	0	9	7.4	6	4.9	3	2.5	85.5	95.4
1100	115	0	94	1	14	0	1	0	2	3	0	0	0	9	7.8	5	4.3	2	1.7	81.7	96.1
1200	145	0	121	4	17	0	1	0	0	1	1	0	0	10	6.9	5	3.4	4	2.8	83.7	94.7
1300	174	0	155	5	13	0	0	0	0	1	0	0	0	14	8	8	4.6	3	1.7	85.6	96.1
1400	167	0	148	3	12	2	0	0	0	2	0	0	0	17	10.2	6	3.6	5	3	85.4	95
1500	211	0	187	1	22	0	1	0	0	0	0	0	0	18	8.5	7	3.3	6	2.8	84	96.5
1600	279	0	252	1	20	1	0	0	4	1	0	0	0	26	9.3	11	3.9	3	1.1	86	97.2
1700	**398**	**3**	**355**	**5**	**28**	**0**	**0**	**0**	**2**	**5**	**0**	**0**	**0**	**32**	**8**	**18**	**4.5**	**7**	**1.8**	**86.3**	**96.1**
1800	293	2	262	0	23	1	2	0	1	2	0	0	0	29	9.9	11	3.8	8	2.7	86.1	96.5
1900	158	1	141	1	11	0	0	0	3	1	0	0	0	27	17.1	14	8.9	8	5.1	87.9	100.8
2000	140	0	129	1	7	1	0	0	0	1	1	0	0	18	12.9	8	5.7	7	5	86.6	97.9
2100	85	0	78	0	5	0	0	0	0	2	0	0	0	10	11.8	3	3.5	1	1.2	86.6	96.5
2200	83	0	81	1	1	0	0	0	0	0	0	0	0	12	14.5	4	4.8	1	1.2	85.7	99.7
2300	36	0	34	0	2	0	0	0	0	0	0	0	0	10	27.8	6	16.7	3	8.3	91	105.5
07-19	**2265**	**5**	**1961**	**26**	**220**	**4**	**6**	**1**	**15**	**23**	**4**	**0**	**0**	**217**	**9.6**	**109**	**4.8**	**55**	**2.4**	**85.6**	**96.8**
06-22	**2674**	**6**	**2330**	**28**	**246**	**5**	**6**	**1**	**19**	**27**	**6**	**0**	**0**	**277**	**10.4**	**138**	**5.2**	**73**	**2.7**	**85.8**	**96.8**
06-00	**2793**	**6**	**2445**	**29**	**249**	**5**	**6**	**1**	**19**	**27**	**6**	**0**	**0**	**299**	**10.7**	**148**	**5.3**	**77**	**2.8**	**85.9**	**97.2**
00-00	**2863**	**7**	**2508**	**29**	**253**	**5**	**6**	**1**	**19**	**29**	**6**	**0**	**0**	**309**	**10.8**	**153**	**5.3**	**80**	**2.8**	**86**	**97.2**

DRAFT

Site 18
Location N51, att junction sign, Lat 53.63328, Long -6.74525
Direction South

3279 / Meath/Cavan/Monaghan ATC's
October 2013
Automatic Traffic Count

Wed, 9 October 2013

Time	Total	Classification												>PSL	>PSL%	>SL1	>SL1%	>SL2	>SL2%	Mean	Vpp
		1 MCL	2 SV	3 SVT	4 TB2	5 TB3	6 T4	7 ART3	8 ART4	9 ART5	10 ART6	11 BD	12 DRT	100	100	105 +5kph	105 +5kph	110 +10kph	110 +10kph		85
0000	21	0	19	0	2	0	0	0	0	0	0	0	0	2	9.5	1	4.8	1	4.8	85.2	96.1
0100	6	0	6	0	0	0	0	0	0	0	0	0	0	1	16.7	1	16.7	1	16.7	88.6	-
0200	7	0	5	0	2	0	0	0	0	0	0	0	0	0	0	0	0	0	0	88.2	-
0300	1	0	1	0	0	0	0	0	0	0	0	0	0	0	0	0	0	0	0	76.9	-
0400	4	0	2	0	0	0	0	0	0	2	0	0	0	0	0	0	0	0	0	80.1	-
0500	10	0	7	0	2	1	0	0	0	0	0	0	0	4	40	4	40	3	30	99.6	-
0600	34	0	26	0	6	1	0	0	1	0	0	0	0	6	17.6	5	14.7	3	8.8	86.5	104.8
0700	67	0	58	1	6	0	1	0	0	1	0	0	0	14	20.9	7	10.4	3	4.5	88.7	101.2
0800	**146**	**0**	**130**	**1**	**11**	**1**	**1**	**0**	**0**	**1**	**1**	**0**	**0**	**21**	**14.4**	**6**	**4.1**	**2**	**1.4**	**88.2**	**98.3**
0900	112	0	94	0	15	0	0	0	0	1	2	0	0	19	17	10	8.9	3	2.7	88.9	101.5
1000	93	0	71	3	12	0	1	0	4	0	2	0	0	10	10.8	4	4.3	1	1.1	86	97.6
1100	118	0	98	3	13	0	0	0	1	3	0	0	0	15	12.7	9	7.6	3	2.5	84	98.3
1200	150	0	131	3	16	0	0	0	0	0	0	0	0	15	10	11	7.3	5	3.3	85.7	96.1
1300	166	0	148	2	14	0	0	0	1	0	0	1	0	23	13.9	14	8.4	8	4.8	89.8	99
1400	180	0	155	2	20	1	0	0	1	1	0	0	0	11	6.1	6	3.3	3	1.7	85.3	95.4
1500	212	0	189	2	17	1	2	0	1	0	0	0	0	29	13.7	14	6.6	9	4.2	86.8	96.8
1600	271	0	249	1	14	3	0	0	0	4	0	0	0	33	12.2	10	3.7	4	1.5	86	98.3
1700	**405**	**1**	**361**	**4**	**32**	**0**	**0**	**1**	**3**	**3**	**0**	**0**	**0**	**34**	**8.4**	**17**	**4.2**	**8**	**2**	**85.2**	**96.1**
1800	310	0	287	1	20	0	1	0	0	1	0	0	0	48	15.5	25	8.1	12	3.9	88.1	100.4
1900	165	0	147	4	11	0	0	1	0	2	0	0	0	26	15.8	14	8.5	7	4.2	88.9	100.1
2000	117	0	108	1	7	0	0	0	0	0	1	0	0	16	13.7	11	9.4	5	4.3	86.2	98.3
2100	118	1	112	0	5	0	0	0	0	0	0	0	0	24	20.3	13	11	8	6.8	90.4	101.9
2200	63	0	60	0	3	0	0	0	0	0	0	0	0	17	27	12	19	7	11.1	89.3	105.8
2300	30	0	26	0	3	0	0	0	1	0	0	0	0	9	30	4	13.3	3	10	94	104
07-19	**2230**	**1**	**1971**	**23**	**190**	**6**	**6**	**1**	**11**	**15**	**5**	**1**	**0**	**272**	**12.2**	**133**	**6**	**61**	**2.7**	**86.7**	**98.3**
06-22	**2664**	**2**	**2364**	**28**	**219**	**7**	**6**	**2**	**12**	**17**	**6**	**1**	**0**	**344**	**12.9**	**176**	**6.6**	**84**	**3.2**	**87**	**98.6**
06-00	**2757**	**2**	**2450**	**28**	**225**	**7**	**6**	**2**	**13**	**17**	**6**	**1**	**0**	**370**	**13.4**	**192**	**7**	**94**	**3.4**	**87.1**	**99**
00-00	**2806**	**2**	**2490**	**28**	**231**	**8**	**6**	**2**	**13**	**19**	**6**	**1**	**0**	**377**	**13.4**	**198**	**7.1**	**99**	**3.5**	**87.1**	**99**

DRAFT

Site 18
Location N51, att junction sign, Lat 53.63328, Long -6.74525
Direction South

3279 / Meath/Cavan/Monaghan ATC's
October 2013
Automatic Traffic Count

Thu, 10 October 2013

Time	Total	Classification												>PSL	>PSL%	>SL1	>SL1%	>SL2	>SL2%	Mean	Vpp
		1 MCL	2 SV	3 SVT	4 TB2	5 TB3	6 T4	7 ART3	8 ART4	9 ART5	10 ART6	11 BD	12 DRT	100	100	105 +5kph	105 +5kph	110 +10kph	110 +10kph		85
0000	25	0	23	0	2	0	0	0	0	0	0	0	0	10	40	4	16	2	8	95.4	104
0100	8	0	6	0	2	0	0	0	0	0	0	0	0	2	25	1	12.5	1	12.5	97.8	-
0200	4	0	4	0	0	0	0	0	0	0	0	0	0	2	50	0	0	0	0	91.1	-
0300	1	0	1	0	0	0	0	0	0	0	0	0	0	1	100	1	100	1	100	123.1	-
0400	5	0	4	0	1	0	0	0	0	0	0	0	0	1	20	1	20	1	20	91.8	-
0500	9	0	8	0	1	0	0	0	0	0	0	0	0	4	44.4	2	22.2	1	11.1	97.3	-
0600	17	0	14	0	1	0	0	1	1	0	0	0	0	6	35.3	4	23.5	3	17.6	93.6	105.8
0700	89	1	71	1	12	0	1	0	1	1	1	0	0	19	21.3	8	9	4	4.5	89.4	103.3
0800	**160**	**0**	**135**	**3**	**18**	**2**	**0**	**0**	**0**	**1**	**1**	**0**	**0**	**23**	**14.4**	**15**	**9.4**	**6**	**3.8**	**88**	**99**
0900	121	0	93	0	16	1	2	0	2	3	4	0	0	12	9.9	5	4.1	2	1.7	86.3	96.5
1000	112	0	88	4	16	1	0	0	1	1	1	0	0	19	17	12	10.7	7	6.3	88.5	100.4
1100	124	0	103	3	13	1	1	1	1	1	0	0	0	22	17.7	9	7.3	2	1.6	85.1	100.8
1200	155	1	132	1	17	0	1	0	0	2	1	0	0	18	11.6	12	7.7	5	3.2	87	97.6
1300	146	0	133	3	7	1	0	0	0	1	1	0	0	23	15.8	15	10.3	5	3.4	90.5	99.7
1400	191	2	155	1	28	1	0	0	0	3	1	0	0	20	10.5	13	6.8	6	3.1	86.5	96.5
1500	207	0	179	1	21	0	2	0	0	3	1	0	0	17	8.2	7	3.4	5	2.4	86.4	96.8
1600	299	0	264	4	25	0	0	0	1	5	0	0	0	28	9.4	15	5	11	3.7	84.9	96.1
1700	**365**	**0**	**335**	**4**	**18**	**0**	**1**	**1**	**2**	**4**	**0**	**0**	**0**	**39**	**10.7**	**15**	**4.1**	**5**	**1.4**	**86.6**	**97.9**
1800	285	1	258	3	16	0	1	0	2	2	2	0	0	42	14.7	18	6.3	9	3.2	88.8	99.7
1900	194	1	176	1	11	0	0	0	2	2	1	0	0	27	13.9	10	5.2	8	4.1	88.7	99
2000	162	0	154	0	7	0	0	0	0	1	0	0	0	16	9.9	10	6.2	4	2.5	84.9	95.8
2100	123	0	117	0	6	0	0	0	0	0	0	0	0	19	15.4	7	5.7	4	3.3	86	100.4
2200	60	0	59	0	1	0	0	0	0	0	0	0	0	9	15	4	6.7	3	5	86.4	97.2
2300	42	0	40	0	2	0	0	0	0	0	0	0	0	8	19	8	19	3	7.1	92.7	106.2
07-19	**2254**	**5**	**1946**	**28**	**207**	**7**	**9**	**2**	**10**	**27**	**13**	**0**	**0**	**282**	**12.5**	**144**	**6.4**	**67**	**3**	**87.1**	**98.6**
06-22	**2750**	**6**	**2407**	**29**	**232**	**7**	**9**	**3**	**13**	**30**	**14**	**0**	**0**	**350**	**12.7**	**175**	**6.4**	**86**	**3.1**	**87.1**	**98.6**
06-00	**2852**	**6**	**2506**	**29**	**235**	**7**	**9**	**3**	**13**	**30**	**14**	**0**	**0**	**367**	**12.9**	**187**	**6.6**	**92**	**3.2**	**87.1**	**98.6**
00-00	**2904**	**6**	**2552**	**29**	**241**	**7**	**9**	**3**	**13**	**30**	**14**	**0**	**0**	**387**	**13.3**	**196**	**6.7**	**98**	**3.4**	**87.3**	**99**

DRAFT

Site 18
Location N51, att junction sign, Lat 53.63328, Long -6.74525
Direction South

3279 / Meath/Cavan/Monaghan ATC's
October 2013
Automatic Traffic Count

Fri, 11 October 2013

Time	Total	Classification												>PSL	>PSL%	>SL1	>SL1%	>SL2	>SL2%	Mean	Vpp
		1 MCL	2 SV	3 SVT	4 TB2	5 TB3	6 T4	7 ART3	8 ART4	9 ART5	10 ART6	11 BD	12 DRT	100	100	105 +5kph	105 +5kph	110 +10kph	110 +10kph		85
0000	23	0	20	0	1	0	0	0	1	1	0	0	0	8	34.8	8	34.8	6	26.1	92.6	117
0100	10	0	9	0	1	0	0	0	0	0	0	0	0	1	10	0	0	0	0	89.3	-
0200	2	0	2	0	0	0	0	0	0	0	0	0	0	1	50	1	50	1	50	103.5	-
0300	8	0	8	0	0	0	0	0	0	0	0	0	0	2	25	0	0	0	0	85.3	-
0400	4	0	2	0	1	0	0	0	0	1	0	0	0	2	50	2	50	2	50	102.8	-
0500	3	0	3	0	0	0	0	0	0	0	0	0	0	2	66.7	2	66.7	0	0	95.3	-
0600	25	0	20	0	1	0	0	1	1	1	1	0	0	8	32	7	28	5	20	92.9	112.7
0700	83	0	71	0	10	0	1	0	0	0	1	0	0	20	24.1	9	10.8	5	6	92.2	104
0800	**157**	**0**	**131**	**0**	**24**	**0**	**1**	**0**	**0**	**1**	**0**	**0**	**0**	**26**	**16.6**	**11**	**7**	**7**	**4.5**	**89**	**100.1**
0900	101	0	86	1	8	0	1	0	0	1	2	2	0	14	13.9	6	5.9	3	3	86.4	97.9
1000	96	1	76	0	15	0	1	0	2	1	0	0	0	10	10.4	5	5.2	2	2.1	87.1	98.6
1100	143	0	117	4	18	0	1	0	0	1	2	0	0	15	10.5	11	7.7	6	4.2	86.6	96.5
1200	165	0	144	0	16	0	0	0	1	3	1	0	0	21	12.7	14	8.5	8	4.8	86.4	97.9
1300	182	1	164	1	10	0	1	1	0	3	1	0	0	25	13.7	12	6.6	4	2.2	88.2	99
1400	230	0	196	2	28	0	1	0	1	0	2	0	0	19	8.3	11	4.8	5	2.2	86.8	96.8
1500	231	1	192	2	30	1	1	0	1	2	1	0	0	25	10.8	10	4.3	3	1.3	85.8	96.5
1600	317	0	289	3	23	0	0	0	0	1	0	0	1	29	9.1	15	4.7	8	2.5	83.9	95.4
1700	**346**	**0**	**313**	**1**	**27**	**0**	**0**	**1**	**1**	**3**	**0**	**0**	**0**	**46**	**13.3**	**21**	**6.1**	**12**	**3.5**	**88.9**	**99**
1800	282	1	259	2	16	1	0	1	0	2	0	0	0	35	12.4	19	6.7	8	2.8	87.7	97.6
1900	198	0	185	1	9	0	0	0	0	2	1	0	0	29	14.6	18	9.1	7	3.5	87.2	99.4
2000	138	0	127	0	9	0	0	1	1	0	0	0	0	25	18.1	12	8.7	5	3.6	89.2	101.2
2100	115	0	111	0	4	0	0	0	0	0	0	0	0	19	16.5	11	9.6	6	5.2	90.2	101.5
2200	79	0	73	0	6	0	0	0	0	0	0	0	0	16	20.3	7	8.9	6	7.6	89.4	102.6
2300	49	0	49	0	0	0	0	0	0	0	0	0	0	14	28.6	10	20.4	5	10.2	91.1	108
07-19	**2333**	**4**	**2038**	**16**	**225**	**2**	**8**	**3**	**6**	**18**	**10**	**2**	**1**	**285**	**12.2**	**144**	**6.2**	**71**	**3**	**87.1**	**98.3**
06-22	**2809**	**4**	**2481**	**17**	**248**	**2**	**8**	**5**	**8**	**21**	**12**	**2**	**1**	**366**	**13**	**192**	**6.8**	**94**	**3.3**	**87.4**	**98.6**
06-00	**2937**	**4**	**2603**	**17**	**254**	**2**	**8**	**5**	**8**	**21**	**12**	**2**	**1**	**396**	**13.5**	**209**	**7.1**	**105**	**3.6**	**87.5**	**99**
00-00	**2987**	**4**	**2647**	**17**	**257**	**2**	**8**	**5**	**9**	**23**	**12**	**2**	**1**	**412**	**13.8**	**222**	**7.4**	**114**	**3.8**	**87.6**	**99**

DRAFT

Site 18
Location N51, att junction sign, Lat 53.63328, Long -6.74525
Direction South

3279 / Meath/Cavan/Monaghan ATC's
October 2013
Automatic Traffic Count

Sat, 12 October 2013

Time	Total	Classification												>PSL	>PSL%	>SL1	>SL1%	>SL2	>SL2%	Mean	Vpp
		1 MCL	2 SV	3 SVT	4 TB2	5 TB3	6 T4	7 ART3	8 ART4	9 ART5	10 ART6	11 BD	12 DRT	100	100	105 +5kph	105 +5kph	110 +10kph	110 +10kph		85
0000	36	0	34	0	2	0	0	0	0	0	0	0	0	10	27.8	6	16.7	3	8.3	90.7	104.8
0100	22	0	21	0	1	0	0	0	0	0	0	0	0	6	27.3	3	13.6	2	9.1	90.8	103.7
0200	14	0	12	0	1	0	0	0	0	1	0	0	0	3	21.4	3	21.4	1	7.1	88.9	105.8
0300	12	0	10	0	2	0	0	0	0	0	0	0	0	2	16.7	1	8.3	1	8.3	89.8	96.5
0400	12	0	11	0	0	0	0	0	0	1	0	0	0	2	16.7	1	8.3	1	8.3	88.8	94.7
0500	4	0	4	0	0	0	0	0	0	0	0	0	0	1	25	1	25	1	25	94.8	-
0600	11	0	11	0	0	0	0	0	0	0	0	0	0	5	45.5	1	9.1	1	9.1	93.8	102.6
0700	36	0	32	0	3	0	0	0	0	1	0	0	0	10	27.8	4	11.1	0	0	91	103
0800	46	0	37	1	5	0	1	0	0	2	0	0	0	12	26.1	6	13	2	4.3	92.3	104
0900	104	0	90	1	12	0	0	0	0	1	0	0	0	25	24	13	12.5	8	7.7	90.9	102.2
1000	112	0	106	0	3	0	2	1	0	0	0	0	0	20	17.9	10	8.9	8	7.1	87.6	102.2
1100	**156**	**1**	**144**	**2**	**5**	**2**	**0**	**1**	**1**	**0**	**0**	**0**	**0**	**19**	**12.2**	**6**	**3.8**	**3**	**1.9**	**86.8**	**99.4**
1200	231	0	208	2	16	2	0	0	1	1	1	0	0	37	16	22	9.5	8	3.5	86.9	100.1
1300	221	0	204	4	11	0	0	0	1	0	1	0	0	36	16.3	19	8.6	9	4.1	87.6	100.1
1400	229	3	205	4	15	1	0	0	1	0	0	0	0	31	13.5	16	7	8	3.5	86.7	99
1500	247	0	229	5	12	0	0	0	0	1	0	0	0	37	15	21	8.5	14	5.7	88	99.4
1600	243	1	227	2	12	0	0	0	0	1	0	0	0	29	11.9	18	7.4	10	4.1	87.1	98.3
1700	**267**	**0**	**257**	**1**	**9**	**0**	**0**	**0**	**0**	**0**	**0**	**0**	**0**	**32**	**12**	**14**	**5.2**	**5**	**1.9**	**87.4**	**96.8**
1800	210	0	198	2	9	1	0	0	0	0	0	0	0	41	19.5	25	11.9	11	5.2	89.4	102.6
1900	138	0	131	1	5	0	0	0	0	1	0	0	0	27	19.6	17	12.3	11	8	88.8	101.5
2000	84	0	78	0	6	0	0	0	0	0	0	0	0	13	15.5	12	14.3	6	7.1	88.9	99.4
2100	57	0	56	0	0	0	0	0	1	0	0	0	0	9	15.8	6	10.5	2	3.5	89.4	99.4
2200	55	1	54	0	0	0	0	0	0	0	0	0	0	13	23.6	5	9.1	4	7.3	90.7	102.6
2300	40	0	38	0	2	0	0	0	0	0	0	0	0	10	25	6	15	0	0	89.3	103.3
07-19	**2102**	**5**	**1937**	**24**	**112**	**6**	**3**	**2**	**4**	**7**	**2**	**0**	**0**	**329**	**15.7**	**174**	**8.3**	**86**	**4.1**	**87.8**	**100.1**
06-22	**2392**	**5**	**2213**	**25**	**123**	**6**	**3**	**2**	**5**	**8**	**2**	**0**	**0**	**383**	**16**	**210**	**8.8**	**106**	**4.4**	**88**	**100.4**
06-00	**2487**	**6**	**2305**	**25**	**125**	**6**	**3**	**2**	**5**	**8**	**2**	**0**	**0**	**406**	**16.3**	**221**	**8.9**	**110**	**4.4**	**88.1**	**100.4**
00-00	**2587**	**6**	**2397**	**25**	**131**	**6**	**3**	**2**	**5**	**10**	**2**	**0**	**0**	**430**	**16.6**	**236**	**9.1**	**119**	**4.6**	**88.2**	**100.8**

DRAFT

Site 18
Location N51, att junction sign, Lat 53.63328, Long -6.74525
Direction South

3279 / Meath/Cavan/Monaghan ATC's
October 2013
Automatic Traffic Count

Sun, 13 October 2013

Time	Total	Classification												>PSL	>PSL%	>SL1	>SL1%	>SL2	>SL2%	Mean	Vpp
		1 MCL	2 SV	3 SVT	4 TB2	5 TB3	6 T4	7 ART3	8 ART4	9 ART5	10 ART6	11 BD	12 DRT	100	100	105 +5kph	105 +5kph	110 +10kph	110 +10kph		85
0000	40	0	35	0	5	0	0	0	0	0	0	0	0	15	37.5	9	22.5	7	17.5	92.3	110.9
0100	24	0	23	0	1	0	0	0	0	0	0	0	0	5	20.8	3	12.5	2	8.3	92.6	102.2
0200	18	0	15	0	3	0	0	0	0	0	0	0	0	5	27.8	2	11.1	0	0	90.7	102.2
0300	22	0	19	0	3	0	0	0	0	0	0	0	0	9	40.9	4	18.2	3	13.6	95.1	108
0400	13	0	12	0	1	0	0	0	0	0	0	0	0	4	30.8	2	15.4	1	7.7	91.3	102.2
0500	5	0	4	0	1	0	0	0	0	0	0	0	0	3	60	1	20	0	0	93.5	-
0600	7	0	7	0	0	0	0	0	0	0	0	0	0	2	28.6	2	28.6	2	28.6	99.5	-
0700	14	0	12	0	2	0	0	0	0	0	0	0	0	1	7.1	0	0	0	0	87.2	93.2
0800	34	0	30	0	3	0	0	0	0	1	0	0	0	5	14.7	4	11.8	2	5.9	87.3	96.1
0900	29	0	26	3	0	0	0	0	0	0	0	0	0	8	27.6	2	6.9	0	0	89.1	101.9
1000	**130**	**1**	**123**	**2**	**3**	**0**	**1**	**0**	**0**	**0**	**0**	**0**	**0**	**26**	**20**	**17**	**13.1**	**8**	**6.2**	**88.9**	**103.7**
1100	123	2	116	2	1	0	0	0	1	1	0	0	0	22	17.9	13	10.6	8	6.5	87.1	101.5
1200	102	1	97	0	4	0	0	0	0	0	0	0	0	25	24.5	14	13.7	7	6.9	90.4	104
1300	187	1	179	0	7	0	0	0	0	0	0	0	0	29	15.5	15	8	7	3.7	88	100.1
1400	160	0	156	0	4	0	0	0	0	0	0	0	0	27	16.9	14	8.8	5	3.1	86.7	101.2
1500	176	1	169	1	4	0	0	0	0	1	0	0	0	17	9.7	9	5.1	5	2.8	87.3	96.8
1600	306	0	303	1	2	0	0	0	0	0	0	0	0	27	8.8	8	2.6	2	0.7	85.9	96.5
1700	**351**	**0**	**341**	**1**	**9**	**0**	**0**	**0**	**0**	**0**	**0**	**0**	**0**	**22**	**6.3**	**12**	**3.4**	**6**	**1.7**	**84.4**	**95**
1800	192	3	181	1	6	0	0	0	0	1	0	0	0	32	16.7	14	7.3	4	2.1	89	100.8
1900	142	0	138	0	4	0	0	0	0	0	0	0	0	32	22.5	17	12	9	6.3	89.3	103.3
2000	83	0	77	1	3	0	0	0	1	1	0	0	0	19	22.9	12	14.5	7	8.4	90.9	104
2100	67	1	63	0	3	0	0	0	0	0	0	0	0	13	19.4	10	14.9	5	7.5	91.6	102.2
2200	23	0	21	1	1	0	0	0	0	0	0	0	0	3	13	3	13	1	4.3	88	97.9
2300	18	0	18	0	0	0	0	0	0	0	0	0	0	5	27.8	5	27.8	4	22.2	94.1	112
07-19	**1804**	**9**	**1733**	**11**	**45**	**0**	**1**	**0**	**1**	**4**	**0**	**0**	**0**	**241**	**13.4**	**122**	**6.8**	**54**	**3**	**87**	**98.6**
06-22	**2103**	**10**	**2018**	**12**	**55**	**0**	**1**	**0**	**2**	**5**	**0**	**0**	**0**	**307**	**14.6**	**163**	**7.8**	**77**	**3.7**	**87.5**	**99.7**
06-00	**2144**	**10**	**2057**	**13**	**56**	**0**	**1**	**0**	**2**	**5**	**0**	**0**	**0**	**315**	**14.7**	**171**	**8**	**82**	**3.8**	**87.6**	**99.7**
00-00	**2266**	**10**	**2165**	**13**	**70**	**0**	**1**	**0**	**2**	**5**	**0**	**0**	**0**	**356**	**15.7**	**192**	**8.5**	**95**	**4.2**	**87.8**	**100.4**

DRAFT

Site 18
Location N51, att junction sign, Lat 53.63328, Long -6.74525
Direction South

3279 / Meath/Cavan/Monaghan ATC's
October 2013
Automatic Traffic Count

Virtual Day (7)

Time	Total	Classification												>PSL	>PSL%	>SL1	>SL1%	>SL2	>SL2%	Mean	Vpp
		1 MCL	2 SV	3 SVT	4 TB2	5 TB3	6 T4	7 ART3	8 ART4	9 ART5	10 ART6	11 BD	12 DRT	100	100	105 +5kph	105 +5kph	110 +10kph	110 +10kph		85
0000	28	0	25	0	2	0	0	0	0	1	0	0	0	7	25.6	5	16.4	3	11.3	90.4	105.8
0100	13	0	13	0	1	0	0	0	0	0	0	0	0	3	20.4	2	11.8	1	9.7	91.6	102.2
0200	9	0	7	0	1	0	0	0	0	0	0	0	0	2	24.6	1	11.5	0	3.3	90.2	-
0300	7	0	7	0	1	0	0	0	0	0	0	0	0	2	30.8	1	13.5	1	9.6	91.7	-
0400	7	0	5	0	1	0	0	0	0	1	0	0	0	2	26.1	1	17.4	1	13	91.2	-
0500	7	0	6	0	1	0	0	0	0	0	0	0	0	3	37.5	1	20.8	1	10.4	93.7	-
0600	21	0	18	0	2	0	0	0	1	0	0	0	0	5	24.3	4	17.6	2	11.5	90.4	106.2
0700	63	0	53	1	6	0	0	0	0	1	0	0	0	12	19	6	8.8	2	3.8	88.5	101.5
0800	120	0	103	1	13	0	0	0	0	1	0	0	0	18	15.2	10	8.2	5	4.2	88.3	99.7
0900	103	0	86	1	12	0	1	0	1	1	1	0	0	15	14.8	7	7.1	3	2.8	87	99.7
1000	111	0	93	2	12	0	1	0	1	1	1	0	0	14	12.7	8	7.3	4	3.9	86.5	98.6
1100	**128**	**0**	**110**	**2**	**11**	**0**	**0**	**0**	**1**	**1**	**0**	**0**	**0**	**17**	**12.9**	**8**	**6.6**	**4**	**2.9**	**85.2**	**98.6**
1200	155	0	136	2	14	0	0	0	0	1	1	0	0	19	12.4	12	7.6	6	3.6	85.9	97.9
1300	174	0	159	2	10	0	0	0	0	1	0	0	0	24	13.6	13	7.5	6	3.2	87.9	99
1400	190	1	168	2	17	1	0	0	0	1	0	0	0	21	11	11	6	6	3.2	86.2	97.2
1500	213	0	190	2	18	0	1	0	0	1	0	0	0	23	10.6	11	5.2	6	2.9	86.1	96.8
1600	283	0	261	2	17	1	0	0	1	2	0	0	0	27	9.7	12	4.4	6	2.1	85.4	96.8
1700	**359**	**1**	**330**	**3**	**21**	**0**	**0**	**1**	**1**	**2**	**0**	**0**	**0**	**33**	**9.1**	**16**	**4.4**	**7**	**1.9**	**86.1**	**96.5**
1800	269	1	247	2	16	0	1	0	1	1	0	0	0	37	13.6	18	6.6	8	3	87.5	99.4
1900	168	0	156	1	8	0	0	0	1	1	0	0	0	28	16.6	15	8.8	8	4.8	88.2	100.4
2000	123	0	114	0	6	0	0	0	0	0	0	0	0	17	13.7	10	8	5	4.1	87	98.6
2100	93	0	88	0	4	0	0	0	0	0	0	0	0	16	17.3	9	9.5	5	4.9	88.7	101.2
2200	60	0	57	0	2	0	0	0	0	0	0	0	0	11	18.6	6	9.5	4	6.2	88.2	101.5
2300	34	0	32	0	1	0	0	0	0	0	0	0	0	9	27.7	6	17.6	3	8	91.9	106.2
07-19	**2171**	**5**	**1935**	**21**	**168**	**4**	**5**	**2**	**8**	**16**	**5**	**0**	**0**	**259**	**12**	**133**	**6.1**	**63**	**2.9**	**86.5**	**97.9**
06-22	**2576**	**5**	**2311**	**23**	**189**	**4**	**5**	**3**	**10**	**18**	**7**	**0**	**0**	**326**	**12.6**	**170**	**6.6**	**83**	**3.2**	**86.8**	**98.3**
06-00	**2670**	**5**	**2401**	**24**	**192**	**4**	**5**	**3**	**10**	**18**	**7**	**0**	**0**	**346**	**13**	**182**	**6.8**	**89**	**3.3**	**86.9**	**98.6**
00-00	**2741**	**5**	**2464**	**24**	**198**	**5**	**5**	**3**	**10**	**19**	**7**	**0**	**0**	**365**	**13.3**	**192**	**7**	**96**	**3.5**	**87**	**98.6**

DRAFT

Site 18
Location N51, att junction sign, Lat 53.63328, Long -6.74525
Direction South

3279 / Meath/Cavan/Monaghan ATC's
October 2013
Automatic Traffic Count

Virtual Week (1)

Time	Total	Classification												>PSL	>PSL%	>SL1	>SL1%	>SL2	>SL2%	Mean	Vpp
		1 MCL	2 SV	3 SVT	4 TB2	5 TB3	6 T4	7 ART3	8 ART4	9 ART5	10 ART6	11 BD	12 DRT	100	100	105 +5kph	105 +5kph	110 +10kph	110 +10kph		85
Mon	2771	3	2488	25	205	4	4	6	9	20	6	0	1	282	10.2	150	5.4	68	2.5	85	96.5
Tue	2863	7	2508	29	253	5	6	1	19	29	6	0	0	309	10.8	153	5.3	80	2.8	86	97.2
Wed	2806	2	2490	28	231	8	6	2	13	19	6	1	0	377	13.4	198	7.1	99	3.5	87.1	99
Thu	2904	6	2552	29	241	7	9	3	13	30	14	0	0	387	13.3	196	6.7	98	3.4	87.3	99
Fri	2987	4	2647	17	257	2	8	5	9	23	12	2	1	412	13.8	222	7.4	114	3.8	87.6	99
| Sat	2587	6	2397	25	131	6	3	2	5	10	2	0	0	430	16.6	236	9.1	119	4.6	88.2	100.8
| Sun	2266	10	2165	13	70	0	1	0	2	5	0	0	0	356	15.7	192	8.5	95	4.2	87.8	100.4
5 Day Ave.	**2866**	**4**	**2537**	**26**	**237**	**5**	**7**	**3**	**13**	**24**	**9**	**1**	**0**	**353**	**12.3**	**184**	**6.4**	**92**	**3.2**	**86.6**	**98.1**
7 Day Ave.	**2741**	**5**	**2464**	**24**	**198**	**5**	**5**	**3**	**10**	**19**	**7**	**0**	**0**	**365**	**13.3**	**192**	**7.0**	**96**	**3.5**	**87.0**	**98.6**
--	**19184**	**38**	**17247**	**166**	**1388**	**32**	**37**	**19**	**70**	**136**	**46**	**3**	**2**	**2553**	**13.3**	**1347**	**7.0**	**673**	**3.5**	**87.0**	**98.6**

Summary Graphs

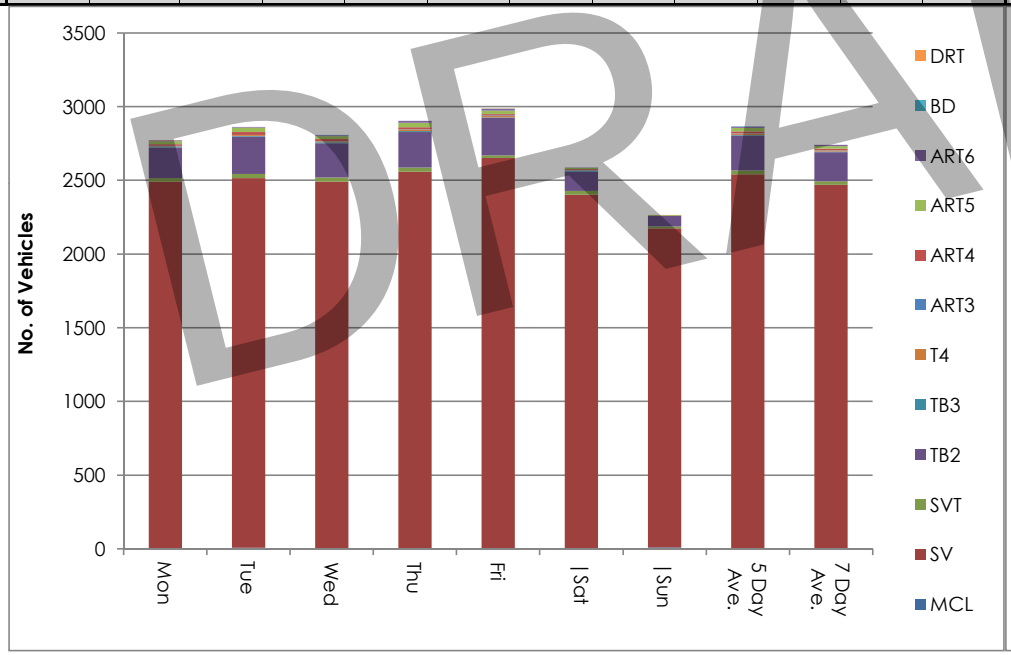

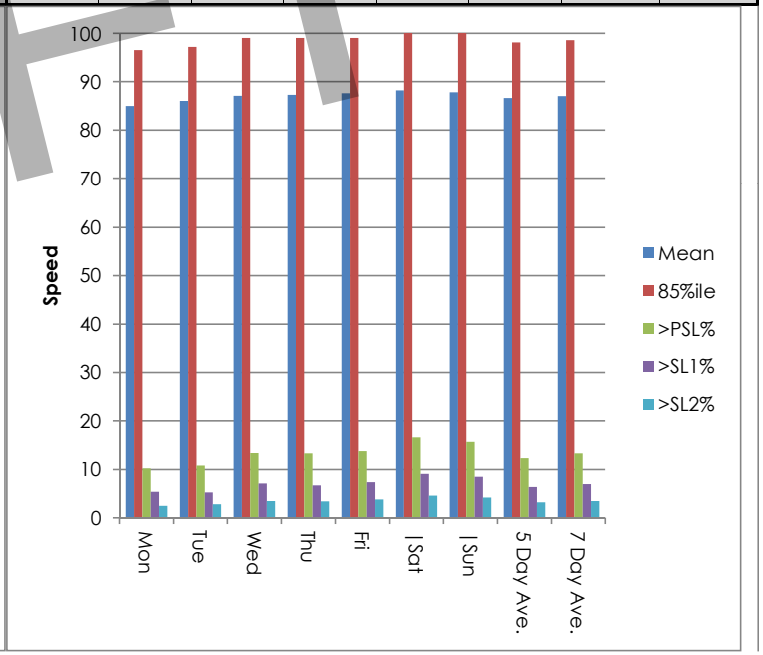

DRAFT

Site 18
Location N51, att junction sign, Lat 53.63328, Long -6.74525
Direction South

3279 / Meath/Cavan/Monaghan ATC's
October 2013
Automatic Traffic Count

Mon, 7 October 2013

Time	Total	Speed Bins (km/h)																												
		0 - 5	5 - 10	10 - 15	15 - 20	20 - 25	25 - 30	30 - 35	35 - 40	40 - 45	45 - 50	50 - 55	55 - 60	60 - 65	65 - 70	70 - 75	75 - 80	80 - 85	85 - 90	90 - 95	95 - 100	100 - 105	105 - 110	110 - 115	115 - 120	120 - 125	125 - 130	130 - 135	135 - 140
0000	22	0	0	0	0	0	0	0	0	0	0	0	0	0	4	1	2	4	5	3	0	0	1	0	1	0	1	0	0	
0100	9	0	0	0	0	0	0	0	0	0	0	0	0	0	1	0	0	0	6	1	0	0	0	0	0	0	1	0	0	
0200	6	0	0	0	0	0	0	0	0	0	0	0	0	0	0	0	2	0	1	2	0	0	1	0	0	0	0	0	0	
0300	1	0	0	0	0	0	0	0	0	0	0	0	0	0	0	0	0	0	0	0	0	1	0	0	0	0	0	0	0	
0400	4	0	0	0	0	0	0	0	0	0	0	0	0	0	0	0	0	0	1	1	0	1	0	0	1	0	0	0	0	
0500	10	0	0	0	0	0	0	0	0	0	0	0	0	0	0	1	1	0	3	1	0	4	0	0	0	0	0	0	0	
0600	28	0	0	0	0	0	0	0	0	0	0	0	0	0	1	1	2	6	8	4	2	1	2	1	0	0	0	0	0	
0700	73	0	0	0	0	0	0	0	0	0	1	1	2	0	1	10	8	17	9	11	5	3	2	1	2	0	0	0	0	
0800	**143**	**0**	**0**	**0**	**0**	**0**	**0**	**0**	**1**	**0**	**0**	**1**	**2**	**2**	**4**	**11**	**19**	**19**	**29**	**26**	**15**	**4**	**4**	**5**	**1**	**0**	**0**	**0**	**0**	
0900	125	0	0	0	0	0	0	0	0	0	0	1	1	3	10	11	18	34	15	9	9	8	4	1	1	0	0	0	0	
1000	114	0	0	0	0	0	0	0	1	1	0	1	0	2	4	13	28	25	22	8	4	2	2	1	0	0	0	0	0	
1100	119	0	0	0	0	0	0	0	0	0	1	1	0	1	8	6	26	27	18	11	6	8	4	1	1	0	0	0	0	
1200	140	0	0	0	0	0	1	0	0	0	0	0	3	4	15	22	23	18	20	12	13	4	3	1	0	0	0	0	1	
1300	145	0	0	0	0	0	0	0	0	0	1	0	1	4	3	13	21	28	24	18	16	8	5	3	0	0	0	0	0	
1400	174	0	0	0	0	0	0	0	0	0	0	0	3	2	9	12	37	34	23	25	8	7	4	4	4	2	0	0	0	
1500	210	0	0	0	0	0	0	0	1	1	1	1	1	0	9	22	36	47	37	25	13	6	8	1	1	0	0	0	0	
1600	268	0	0	0	0	0	0	0	0	0	0	1	3	7	10	23	54	58	35	38	19	10	7	1	1	0	1	0	0	
1700	**382**	**0**	**0**	**0**	**0**	**0**	**0**	**0**	**0**	**0**	**1**	**2**	**0**	**3**	**16**	**44**	**62**	**76**	**71**	**47**	**36**	**11**	**8**	**3**	**2**	**0**	**0**	**0**	**0**	
1800	313	0	0	0	0	2	0	1	0	2	0	0	4	4	11	31	50	51	61	37	30	16	8	1	2	1	0	0	1	
1900	183	0	0	0	0	0	0	0	0	0	0	0	3	0	11	15	15	43	31	17	20	14	7	3	3	1	0	0	0	
2000	135	0	0	0	0	0	0	0	0	0	0	0	1	2	5	17	19	25	24	16	15	7	3	0	1	0	0	0	0	
2100	88	0	0	0	0	0	0	0	0	0	0	0	1	2	7	11	4	15	13	10	6	7	6	3	0	1	2	0	0	
2200	56	0	0	0	0	0	0	0	0	0	0	0	0	0	3	4	7	11	9	5	9	3	1	1	3	0	0	0	0	
2300	23	0	0	0	0	0	0	0	0	0	0	0	0	0	0	4	0	2	2	3	2	7	2	0	0	0	1	0	0	
07-19	**2206**	**0**	**0**	**0**	**0**	**2**	**1**	**1**	**3**	**4**	**5**	**9**	**20**	**32**	**100**	**218**	**382**	**434**	**364**	**267**	**174**	**87**	**59**	**23**	**15**	**3**	**1**	**0**	**2**	
06-22	**2640**	**0**	**0**	**0**	**0**	**2**	**1**	**1**	**3**	**4**	**5**	**9**	**25**	**36**	**124**	**262**	**422**	**523**	**440**	**314**	**217**	**116**	**77**	**30**	**19**	**5**	**3**	**0**	**2**	
06-00	**2719**	**0**	**0**	**0**	**0**	**2**	**1**	**1**	**3**	**4**	**5**	**9**	**25**	**36**	**127**	**270**	**429**	**536**	**451**	**322**	**228**	**126**	**80**	**31**	**22**	**5**	**4**	**0**	**2**	
00-00	**2771**	**0**	**0**	**0**	**0**	**2**	**1**	**1**	**3**	**4**	**5**	**9**	**25**	**36**	**132**	**272**	**434**	**540**	**467**	**330**	**228**	**132**	**82**	**31**	**24**	**5**	**6**	**0**	**2**	

DRAFT

Site 18
Location N51, att junction sign, Lat 53.63328, Long -6.74525
Direction South

Tue, 8 October 2013

3279 / Meath/Cavan/Monaghan ATC's
October 2013
Automatic Traffic Count

Time	Total	Speed Bins (km/h)																												
		0 - 5	5 - 10	10 - 15	15 - 20	20 - 25	25 - 30	30 - 35	35 - 40	40 - 45	45 - 50	50 - 55	55 - 60	60 - 65	65 - 70	70 - 75	75 - 80	80 - 85	85 - 90	90 - 95	95 - 100	100 - 105	105 - 110	110 - 115	115 - 120	120 - 125	125 - 130	130 - 135	135 - 140
0000	28	0	0	0	0	0	0	0	0	0	0	0	2	1	0	0	1	5	5	7	5	1	0	1	0	0	0	0	0
0100	14	0	0	0	0	0	0	0	0	0	0	0	0	0	0	0	3	2	5	0	1	1	0	1	0	0	1	0	0
0200	10	0	0	0	0	0	0	0	0	0	0	0	0	0	1	0	2	0	1	2	1	3	0	0	0	0	0	0	0
0300	7	0	0	0	0	0	0	0	0	0	0	0	0	0	0	2	0	1	1	1	1	0	1	0	0	0	0	0	0
0400	4	0	0	0	0	0	0	0	0	0	0	0	0	0	0	1	0	1	1	0	0	0	1	0	0	0	0	0	0
0500	7	0	0	0	0	0	0	0	0	0	0	0	0	0	1	1	0	2	1	2	0	0	0	0	0	0	0	0	0	0
0600	26	0	0	0	0	0	0	0	0	0	0	0	0	0	1	2	4	5	3	3	3	1	2	1	1	0	0	0	0	0
0700	80	0	0	0	0	0	0	0	0	0	0	0	0	0	7	10	9	12	15	9	6	6	4	1	1	0	0	0	0	0
0800	**151**	**0**	**0**	**0**	**0**	**0**	**0**	**0**	**0**	**1**	**0**	**0**	**0**	**2**	**5**	**9**	**20**	**27**	**18**	**27**	**16**	**9**	**7**	**7**	**1**	**2**	**0**	**0**	**0**	**0**
0900	130	0	0	0	0	0	0	0	0	0	0	0	0	3	10	13	14	20	27	17	11	6	7	1	0	0	0	0	0	1
1000	122	0	0	0	0	0	0	0	0	0	2	2	0	1	2	10	19	23	17	24	13	3	3	3	0	0	0	0	0	0
1100	115	0	0	0	0	0	0	2	0	0	1	1	4	7	6	13	14	18	19	11	10	4	3	1	0	1	0	0	0	0
1200	145	0	0	0	0	1	0	1	0	0	0	0	0	5	8	14	28	26	20	20	12	5	1	1	1	1	1	0	0	0
1300	174	0	0	0	0	0	0	0	0	0	0	0	3	8	5	9	21	36	33	28	17	6	5	1	1	1	0	0	0	0
1400	167	0	0	0	0	0	0	0	0	0	0	5	1	3	5	12	26	22	33	32	11	11	1	2	2	1	0	0	0	0
1500	211	0	0	0	0	1	0	0	0	1	1	4	2	6	9	16	35	38	31	26	23	11	1	3	1	1	0	1	0	0
1600	279	0	0	0	0	0	0	0	0	1	0	0	1	3	8	31	44	45	46	43	31	15	8	0	1	1	1	0	0	0
1700	**398**	**0**	**0**	**0**	**1**	**0**	**0**	**0**	**0**	**0**	**1**	**0**	**0**	**5**	**15**	**26**	**58**	**68**	**83**	**67**	**42**	**14**	**11**	**4**	**2**	**0**	**1**	**0**	**0**	**0**
1800	293	0	0	0	0	0	2	2	0	0	0	0	2	2	4	30	34	58	57	45	28	18	3	4	2	2	0	0	0	0
1900	158	0	0	0	0	0	1	1	0	0	0	1	0	1	5	12	18	28	20	32	12	13	6	5	2	0	1	0	0	0
2000	140	0	0	0	0	0	0	0	0	0	0	0	1	1	8	11	15	31	28	17	10	10	1	2	3	1	1	0	0	0
2100	85	0	0	0	0	0	0	0	0	0	0	0	0	0	6	5	14	18	11	13	8	7	2	0	0	0	0	0	0	1
2200	83	0	0	0	0	0	0	0	0	1	0	0	1	1	2	8	15	12	15	9	7	8	3	0	0	1	0	0	0	0
2300	36	0	0	0	0	0	0	0	0	0	1	0	0	0	0	2	6	6	3	3	5	4	3	1	1	1	1	0	0	0
07-19	**2265**	**0**	**0**	**0**	**1**	**2**	**2**	**5**	**0**	**3**	**5**	**12**	**13**	**45**	**84**	**193**	**322**	**393**	**399**	**349**	**220**	**108**	**54**	**28**	**12**	**10**	**3**	**1**	**1**	
06-22	**2674**	**0**	**0**	**0**	**1**	**2**	**3**	**6**	**0**	**3**	**5**	**13**	**14**	**47**	**104**	**223**	**373**	**475**	**461**	**414**	**253**	**139**	**65**	**36**	**18**	**11**	**5**	**1**	**2**	
06-00	**2793**	**0**	**0**	**0**	**1**	**2**	**3**	**6**	**0**	**4**	**6**	**13**	**15**	**48**	**106**	**233**	**394**	**493**	**479**	**426**	**265**	**151**	**71**	**37**	**19**	**13**	**5**	**1**	**2**	
00-00	**2863**	**0**	**0**	**0**	**1**	**2**	**3**	**6**	**0**	**4**	**6**	**13**	**17**	**49**	**108**	**237**	**400**	**504**	**493**	**438**	**273**	**156**	**73**	**39**	**19**	**13**	**6**	**1**	**2**	

DRAFT

Site 18
Location N51, att junction sign, Lat 53.63328, Long -6.74525
Direction South

3279 / Meath/Cavan/Monaghan ATC's
October 2013
Automatic Traffic Count

Wed, 9 October 2013

Time	Total	Speed Bins (km/h)																											
		0 - 5	5 - 10	10 - 15	15 - 20	20 - 25	25 - 30	30 - 35	35 - 40	40 - 45	45 - 50	50 - 55	55 - 60	60 - 65	65 - 70	70 - 75	75 - 80	80 - 85	85 - 90	90 - 95	95 - 100	100 - 105	105 - 110	110 - 115	115 - 120	120 - 125	125 - 130	130 - 135	135 - 140
0000	21	0	0	0	0	0	0	0	0	0	0	0	0	2	0	4	1	4	3	2	3	1	0	0	1	0	0	0	0
0100	6	0	0	0	0	0	0	0	0	0	0	0	0	1	0	0	0	1	1	2	0	0	0	1	0	0	0	0	0
0200	7	0	0	0	0	0	0	0	0	0	0	0	0	0	0	0	1	0	5	0	1	0	0	0	0	0	0	0	0
0300	1	0	0	0	0	0	0	0	0	0	0	0	0	0	0	0	1	0	0	0	0	0	0	0	0	0	0	0	0
0400	4	0	0	0	0	0	0	0	0	0	0	0	0	0	0	0	2	2	0	0	0	0	0	0	0	0	0	0	0
0500	10	0	0	0	0	0	0	0	0	0	0	0	0	0	0	0	1	1	0	3	1	0	1	2	0	1	0	0	0
0600	34	0	0	0	0	0	0	0	0	0	0	0	0	4	1	3	4	6	3	2	5	1	2	2	1	0	0	0	0
0700	67	0	0	0	0	0	0	0	0	0	0	0	0	3	3	5	5	8	9	15	5	7	4	2	1	0	0	0	0
0800	**146**	**0**	**0**	**0**	**0**	**0**	**0**	**0**	**0**	**0**	**0**	**1**	**0**	**1**	**1**	**7**	**22**	**27**	**26**	**19**	**21**	**15**	**4**	**1**	**0**	**0**	**1**	**0**	**0**
0900	112	0	0	0	0	0	0	0	0	0	0	0	0	1	4	6	21	16	13	17	15	9	7	2	0	1	0	0	0
1000	93	0	0	0	0	0	0	0	0	0	0	0	1	2	7	8	13	14	8	15	15	6	3	0	0	1	0	0	0
1100	118	0	0	0	0	0	0	1	0	0	0	0	0	7	6	10	26	17	20	9	7	6	6	2	0	1	0	0	0
1200	150	0	0	0	0	0	0	0	0	0	0	0	0	2	8	11	24	33	23	26	8	4	6	3	2	0	0	0	0
1300	166	0	0	0	0	0	0	0	0	0	0	0	1	1	5	6	15	27	33	23	32	9	6	4	2	2	0	0	0
1400	180	0	0	0	0	0	1	0	0	0	0	1	0	2	7	19	26	25	42	26	20	5	3	2	0	1	0	0	0
1500	212	0	0	0	0	0	0	0	0	1	0	1	0	5	8	7	30	46	37	36	12	15	5	7	1	1	0	0	0
1600	271	0	0	0	0	0	0	0	0	0	0	0	1	7	11	23	43	45	40	44	24	23	6	3	0	1	0	0	0
1700	**405**	**0**	**0**	**0**	**0**	**0**	**1**	**0**	**1**	**0**	**0**	**0**	**1**	**3**	**16**	**41**	**60**	**93**	**74**	**42**	**39**	**17**	**9**	**5**	**1**	**0**	**0**	**2**	**0**
1800	310	0	0	0	0	1	0	0	0	0	0	0	1	4	13	15	43	47	56	55	27	23	13	5	4	2	1	0	0
1900	165	0	0	0	0	0	0	0	0	0	0	1	0	0	10	15	12	19	32	26	24	12	7	4	1	1	0	0	1
2000	117	0	0	0	0	0	0	0	0	0	0	1	1	2	8	11	13	23	17	14	11	5	6	0	3	1	0	0	1
2100	118	0	0	0	0	0	0	0	0	0	0	0	0	0	3	10	12	13	19	26	11	11	5	4	3	1	0	0	0
2200	63	0	0	0	0	0	0	0	0	1	1	0	1	1	3	8	3	5	10	3	10	5	5	4	2	0	0	1	0
2300	30	0	0	0	0	0	0	0	0	0	0	0	0	1	0	0	3	2	6	3	6	5	1	1	1	1	0	0	0
07-19	**2230**	**0**	**0**	**0**	**0**	**1**	**2**	**1**	**1**	**1**	**0**	**3**	**5**	**38**	**89**	**158**	**328**	**398**	**381**	**327**	**225**	**139**	**72**	**36**	**11**	**10**	**2**	**2**	**0**
06-22	**2664**	**0**	**0**	**0**	**0**	**1**	**2**	**1**	**1**	**1**	**0**	**5**	**6**	**44**	**111**	**197**	**369**	**459**	**452**	**395**	**276**	**168**	**92**	**46**	**19**	**13**	**2**	**2**	**2**
06-00	**2757**	**0**	**0**	**0**	**0**	**1**	**2**	**1**	**1**	**2**	**1**	**5**	**7**	**46**	**114**	**205**	**375**	**466**	**468**	**401**	**292**	**178**	**98**	**51**	**22**	**14**	**2**	**3**	**2**
00-00	**2806**	**0**	**0**	**0**	**0**	**1**	**2**	**1**	**1**	**2**	**1**	**5**	**7**	**49**	**114**	**209**	**381**	**474**	**477**	**408**	**297**	**179**	**99**	**54**	**23**	**15**	**2**	**3**	**2**

DRAFT

Site 18
Location N51, att junction sign, Lat 53.63328, Long -6.74525
Direction South

3279 / Meath/Cavan/Monaghan ATC's
October 2013
Automatic Traffic Count

Thu, 10 October 2013

Time	Total	Speed Bins (km/h)																											
		0 - 5	5 - 10	10 - 15	15 - 20	20 - 25	25 - 30	30 - 35	35 - 40	40 - 45	45 - 50	50 - 55	55 - 60	60 - 65	65 - 70	70 - 75	75 - 80	80 - 85	85 - 90	90 - 95	95 - 100	100 - 105	105 - 110	110 - 115	115 - 120	120 - 125	125 - 130	130 - 135	135 - 140
0000	25	0	0	0	0	0	0	0	0	0	0	0	0	2	0	0	0	3	1	1	8	6	2	2	0	0	0	0	0
0100	8	0	0	0	0	0	0	0	0	0	0	0	0	0	0	0	0	1	0	3	2	1	0	0	0	0	1	0	0
0200	4	0	0	0	0	0	0	0	0	0	0	0	0	0	1	0	0	0	1	0	0	2	0	0	0	0	0	0	0
0300	1	0	0	0	0	0	0	0	0	0	0	0	0	0	0	0	0	0	0	0	0	0	0	0	0	1	0	0	0
0400	5	0	0	0	0	0	0	0	0	0	0	0	0	0	0	1	0	0	2	0	1	0	0	1	0	0	0	0	0
0500	9	0	0	0	0	0	0	0	0	0	0	0	0	0	0	0	1	0	1	2	1	2	1	1	0	0	0	0	0
0600	17	0	0	0	0	0	0	0	0	0	0	0	0	0	0	0	3	2	3	2	1	2	1	2	1	0	0	0	0
0700	89	0	0	0	0	0	0	0	0	0	0	0	0	2	2	4	6	21	17	11	7	11	4	3	1	0	0	0	0
0800	**160**	**0**	**0**	**0**	**0**	**0**	**0**	**0**	**0**	**0**	**1**	**1**	**0**	**4**	**5**	**8**	**19**	**29**	**22**	**32**	**16**	**8**	**9**	**0**	**6**	**0**	**0**	**0**	**0**
0900	121	0	0	0	0	0	0	0	0	0	0	0	1	1	6	13	19	16	19	21	13	7	3	0	1	0	1	0	0
1000	112	0	0	0	0	0	0	0	0	0	0	1	1	1	5	4	17	20	15	13	16	7	5	4	2	1	0	0	0
1100	124	0	0	0	0	0	0	1	0	1	0	0	2	5	7	6	17	25	21	12	5	13	7	0	1	0	1	0	0
1200	155	0	0	0	0	0	2	0	0	0	0	0	2	3	4	6	18	30	26	26	20	6	7	4	0	0	1	0	0
1300	146	0	0	0	0	0	0	0	0	0	0	1	0	2	1	1	17	20	26	36	19	8	10	2	2	1	0	0	0
1400	191	0	0	0	0	0	1	0	0	0	0	0	3	3	3	10	34	31	35	32	19	7	7	3	2	0	1	0	0
1500	207	0	0	0	0	0	0	0	0	0	1	0	1	2	10	11	29	43	35	33	25	10	2	2	2	1	0	0	0
1600	299	0	0	0	0	0	0	0	1	0	0	0	4	3	14	32	50	47	65	31	24	13	4	6	3	1	1	0	0
1700	**365**	**0**	**0**	**0**	**0**	**0**	**0**	**0**	**0**	**0**	**0**	**0**	**0**	**7**	**10**	**35**	**51**	**55**	**75**	**54**	**39**	**24**	**10**	**4**	**1**	**0**	**0**	**0**	**0**
1800	285	0	0	0	0	0	1	0	1	0	0	0	0	4	6	17	29	42	55	48	40	24	9	7	1	0	1	0	0
1900	194	0	0	0	0	0	0	1	0	0	0	0	1	1	6	6	25	26	37	37	27	17	2	5	3	0	0	0	0
2000	162	0	0	0	0	0	0	0	0	0	0	0	0	2	11	15	27	35	26	20	10	6	6	3	1	0	0	0	0
2100	123	0	0	0	0	0	0	0	0	0	0	0	4	1	3	13	19	21	16	16	11	12	3	3	0	1	0	0	0
2200	60	0	0	0	0	0	0	0	0	0	0	0	0	2	4	2	11	9	12	5	6	5	1	2	1	0	0	0	0
2300	42	0	0	0	0	0	0	0	0	0	0	0	0	0	1	1	4	6	9	7	6	0	5	0	1	1	0	0	1
07-19	**2254**	**0**	**0**	**0**	**0**	**0**	**4**	**1**	**2**	**1**	**2**	**3**	**14**	**37**	**73**	**147**	**306**	**379**	**411**	**349**	**243**	**138**	**77**	**35**	**22**	**4**	**6**	**0**	**0**
06-22	**2750**	**0**	**0**	**0**	**0**	**0**	**4**	**2**	**2**	**1**	**2**	**3**	**19**	**41**	**93**	**181**	**380**	**463**	**493**	**424**	**292**	**175**	**89**	**48**	**27**	**5**	**6**	**0**	**0**
06-00	**2852**	**0**	**0**	**0**	**0**	**0**	**4**	**2**	**2**	**1**	**2**	**3**	**19**	**43**	**98**	**184**	**395**	**478**	**514**	**436**	**304**	**180**	**95**	**50**	**29**	**6**	**6**	**0**	**1**
00-00	**2904**	**0**	**0**	**0**	**0**	**0**	**4**	**2**	**2**	**1**	**2**	**3**	**19**	**45**	**99**	**185**	**396**	**482**	**519**	**442**	**316**	**191**	**98**	**54**	**29**	**7**	**7**	**0**	**1**

DRAFT

Site 18
Location N51, att junction sign, Lat 53.63328, Long -6.74525
Direction South

3279 / Meath/Cavan/Monaghan ATC's
October 2013
Automatic Traffic Count

Fri, 11 October 2013

Time	Total	Speed Bins (km/h)																											
		0 - 5	5 - 10	10 - 15	15 - 20	20 - 25	25 - 30	30 - 35	35 - 40	40 - 45	45 - 50	50 - 55	55 - 60	60 - 65	65 - 70	70 - 75	75 - 80	80 - 85	85 - 90	90 - 95	95 - 100	100 - 105	105 - 110	110 - 115	115 - 120	120 - 125	125 - 130	130 - 135	135 - 140
0000	23	0	0	0	0	0	0	0	0	0	1	0	0	0	0	1	5	3	3	1	1	0	2	2	3	0	1	0	0
0100	10	0	0	0	0	0	0	0	0	0	0	0	0	0	0	0	0	2	3	4	0	1	0	0	0	0	0	0	0	0
0200	2	0	0	0	0	0	0	0	0	0	0	0	0	0	0	0	0	0	0	0	1	0	0	1	0	0	0	0	0	0
0300	8	0	0	0	0	0	0	0	0	0	0	0	0	0	1	0	2	1	2	0	0	2	0	0	0	0	0	0	0	0
0400	4	0	0	0	0	0	0	0	0	0	0	0	0	0	0	0	1	0	0	0	1	0	0	1	0	1	0	0	0	0
0500	3	0	0	0	0	0	0	0	0	0	0	0	0	0	0	1	0	0	0	0	0	0	2	0	0	0	0	0	0	0
0600	25	0	0	0	0	0	0	0	0	0	0	0	1	0	0	1	2	4	7	0	2	1	2	1	4	0	0	0	0	0
0700	83	0	0	0	0	0	0	0	0	0	0	0	0	1	1	3	6	10	15	17	10	11	4	3	2	0	0	0	0	0
0800	**157**	**0**	**0**	**0**	**0**	**0**	**0**	**0**	**0**	**0**	**0**	**0**	**2**	**0**	**8**	**9**	**15**	**20**	**31**	**27**	**19**	**15**	**4**	**5**	**2**	**0**	**0**	**0**	**0**	**0**
0900	101	0	0	0	0	0	0	0	0	0	1	0	0	3	2	6	15	22	17	14	7	8	3	1	0	1	0	1	0	0
1000	96	0	0	0	0	0	1	0	0	0	0	0	0	0	3	7	17	14	14	15	15	5	3	0	2	0	0	0	0	0
1100	143	0	0	0	0	0	1	0	0	0	0	0	2	0	3	14	24	27	21	21	15	4	5	0	2	3	1	0	0	0
1200	165	0	0	0	0	0	0	0	1	0	0	0	1	2	15	12	12	32	32	19	18	7	6	5	2	1	0	0	0	0
1300	182	0	0	0	0	0	0	0	0	0	0	0	0	0	7	11	23	30	41	24	21	13	8	0	4	0	0	0	0	0
1400	230	0	0	0	0	0	0	0	0	0	0	0	0	2	12	16	24	38	56	40	23	8	6	5	0	0	0	0	0	0
1500	231	0	0	0	0	0	1	0	1	1	0	1	1	1	5	15	41	45	37	35	22	15	7	1	1	1	0	0	0	0
1600	317	0	0	0	0	0	0	1	0	0	0	2	2	12	18	35	48	57	41	50	22	14	7	7	0	1	0	0	0	0
1700	**346**	**0**	**0**	**0**	**0**	**0**	**0**	**0**	**0**	**0**	**0**	**0**	**3**	**1**	**8**	**19**	**33**	**53**	**91**	**55**	**37**	**25**	**9**	**1**	**8**	**2**	**0**	**0**	**1**	**0**
1800	282	0	0	0	0	0	0	0	0	0	0	0	1	1	6	24	40	49	45	52	29	16	11	5	2	0	0	0	1	0
1900	198	0	0	0	0	0	0	0	0	0	0	0	1	9	5	21	20	36	24	26	27	11	11	3	1	2	1	0	0	0
2000	138	0	0	0	0	0	0	0	0	0	0	0	2	1	6	4	17	22	21	22	18	13	7	2	1	2	0	0	0	0
2100	115	0	0	0	0	0	0	0	0	0	0	0	0	1	3	4	17	11	18	30	12	8	5	2	3	0	1	0	0	0
2200	79	0	0	0	0	0	0	0	0	0	0	0	0	4	2	6	6	15	9	10	11	9	1	2	2	0	0	2	0	0
2300	49	0	0	0	0	0	0	0	0	0	1	0	1	3	2	3	3	2	4	9	7	4	5	2	2	0	0	1	0	0
07-19	**2333**	**0**	**0**	**0**	**0**	**0**	**3**	**1**	**2**	**1**	**1**	**3**	**12**	**23**	**88**	**171**	**298**	**397**	**441**	**369**	**238**	**141**	**73**	**33**	**25**	**9**	**1**	**1**	**2**	**0**
06-22	**2809**	**0**	**0**	**0**	**0**	**0**	**3**	**1**	**2**	**1**	**1**	**3**	**16**	**34**	**102**	**201**	**354**	**470**	**511**	**447**	**297**	**174**	**98**	**41**	**34**	**13**	**3**	**1**	**2**	**0**
06-00	**2937**	**0**	**0**	**0**	**0**	**0**	**3**	**1**	**2**	**1**	**2**	**3**	**17**	**41**	**106**	**210**	**363**	**487**	**524**	**466**	**315**	**187**	**104**	**45**	**38**	**13**	**3**	**4**	**2**	**0**
00-00	**2987**	**0**	**0**	**0**	**0**	**0**	**3**	**1**	**2**	**1**	**3**	**3**	**17**	**41**	**107**	**212**	**371**	**493**	**532**	**471**	**318**	**190**	**108**	**49**	**41**	**14**	**4**	**4**	**2**	**0**

DRAFT

Site 18
Location N51, att junction sign, Lat 53.63328, Long -6.74525
Direction South

3279 / Meath/Cavan/Monaghan ATC's
October 2013
Automatic Traffic Count

Sat, 12 October 2013

Time	Total	Speed Bins (km/h)																												
		0 - 5	5 - 10	10 - 15	15 - 20	20 - 25	25 - 30	30 - 35	35 - 40	40 - 45	45 - 50	50 - 55	55 - 60	60 - 65	65 - 70	70 - 75	75 - 80	80 - 85	85 - 90	90 - 95	95 - 100	100 - 105	105 - 110	110 - 115	115 - 120	120 - 125	125 - 130	130 - 135	135 - 140
0000	36	0	0	0	0	0	0	0	0	0	0	1	0	0	2	4	0	3	6	7	3	4	3	1	1	0	1	0	0
0100	22	0	0	0	0	0	0	0	0	0	0	0	0	1	0	1	3	2	3	2	4	3	1	2	0	0	0	0	0
0200	14	0	0	0	0	0	0	0	0	0	0	0	0	0	0	1	2	3	4	1	0	0	2	0	1	0	0	0	0
0300	12	0	0	0	0	0	0	0	0	0	0	0	0	1	0	0	1	3	2	0	3	1	0	0	1	0	0	0	0
0400	12	0	0	0	0	0	0	0	0	0	0	0	0	0	0	0	4	2	3	1	0	1	0	0	0	0	0	0	1
0500	4	0	0	0	0	0	0	0	0	0	0	0	0	0	0	0	1	0	1	0	1	0	0	1	0	0	0	0	0
0600	11	0	0	0	0	0	0	0	0	0	0	0	0	0	0	1	1	1	2	1	0	4	0	0	0	0	1	0	0
0700	36	0	0	0	0	0	0	0	0	0	0	0	0	0	1	0	4	10	3	4	4	6	4	0	0	0	0	0	0
0800	46	0	0	0	0	0	0	0	0	0	0	0	0	0	1	3	3	7	6	9	5	6	4	1	1	0	0	0	0
0900	104	0	0	0	0	0	0	0	0	0	0	0	1	1	1	5	13	10	19	18	11	12	5	5	3	0	0	0	0
1000	112	0	0	0	0	1	0	0	0	2	0	0	0	3	5	7	9	16	23	14	12	10	2	4	3	1	0	0	0
1100	**156**	**0**	**0**	**0**	**0**	**0**	**0**	**0**	**0**	**0**	**0**	**0**	**0**	**6**	**6**	**12**	**23**	**25**	**18**	**24**	**23**	**13**	**3**	**1**	**1**	**1**	**0**	**0**	**0**
1200	231	0	0	0	0	0	0	1	0	0	0	2	1	4	3	18	33	49	37	27	19	15	14	6	1	1	0	0	0
1300	221	0	0	0	0	1	0	0	0	0	0	0	0	1	14	19	24	34	39	31	22	17	10	5	3	0	0	1	0
1400	229	0	0	0	0	0	1	0	0	0	0	1	1	1	7	16	39	47	32	33	20	15	8	4	2	2	0	0	0
1500	247	0	0	0	0	0	0	0	0	0	1	0	0	2	4	24	31	39	46	43	20	16	7	8	1	3	2	0	0
1600	243	0	0	0	0	0	0	0	0	0	0	0	2	4	9	16	31	49	44	32	27	11	8	4	5	0	1	0	0
1700	**267**	**0**	**0**	**0**	**0**	**0**	**0**	**0**	**0**	**0**	**0**	**1**	**3**	**1**	**4**	**17**	**37**	**43**	**61**	**43**	**25**	**18**	**9**	**5**	**0**	**0**	**0**	**0**	**0**
1800	210	0	0	0	0	0	0	0	0	0	1	0	0	0	7	10	24	36	44	31	16	16	14	5	4	2	0	0	0
1900	138	0	0	0	0	0	0	0	0	0	0	0	1	3	8	7	15	22	27	20	8	10	6	3	4	2	2	0	0
2000	84	0	0	0	0	0	0	0	0	0	0	0	0	1	4	5	10	14	12	15	10	1	6	3	3	0	0	0	0
2100	57	0	0	0	0	0	0	0	0	0	0	0	0	1	0	5	3	14	11	5	9	3	4	0	2	0	0	0	0
2200	55	0	0	0	0	0	0	0	0	0	0	0	2	0	0	2	4	13	7	10	4	8	1	1	0	1	1	1	0
2300	40	0	0	0	0	0	0	0	0	0	0	0	0	1	3	0	8	5	5	3	5	4	6	0	0	0	0	0	0
07-19	**2102**	**0**	**0**	**0**	**0**	**2**	**1**	**1**	**0**	**2**	**2**	**4**	**8**	**23**	**62**	**147**	**271**	**365**	**372**	**309**	**204**	**155**	**88**	**48**	**24**	**10**	**3**	**1**	**0**
06-22	**2392**	**0**	**0**	**0**	**0**	**2**	**1**	**1**	**0**	**2**	**2**	**4**	**9**	**28**	**74**	**165**	**300**	**416**	**424**	**350**	**231**	**173**	**104**	**54**	**33**	**12**	**6**	**1**	**0**
06-00	**2487**	**0**	**0**	**0**	**0**	**2**	**1**	**1**	**0**	**2**	**2**	**4**	**11**	**29**	**77**	**167**	**312**	**434**	**436**	**363**	**240**	**185**	**111**	**55**	**33**	**13**	**7**	**2**	**0**
00-00	**2587**	**0**	**0**	**0**	**0**	**2**	**1**	**1**	**0**	**2**	**2**	**5**	**11**	**31**	**79**	**173**	**323**	**447**	**455**	**374**	**251**	**194**	**117**	**59**	**36**	**13**	**8**	**2**	**1**

DRAFT

Site 18
Location N51, att junction sign, Lat 53.63328, Long -6.74525
Direction South

3279 / Meath/Cavan/Monaghan ATC's
October 2013
Automatic Traffic Count

Sun, 13 October 2013

Time	Total	Speed Bins (km/h)																											
		0 - 5	5 - 10	10 - 15	15 - 20	20 - 25	25 - 30	30 - 35	35 - 40	40 - 45	45 - 50	50 - 55	55 - 60	60 - 65	65 - 70	70 - 75	75 - 80	80 - 85	85 - 90	90 - 95	95 - 100	100 - 105	105 - 110	110 - 115	115 - 120	120 - 125	125 - 130	130 - 135	135 - 140
0000	40	0	0	0	0	0	0	0	0	0	0	0	0	2	2	2	4	7	4	3	1	6	2	3	1	1	1	1	0
0100	24	0	0	0	0	0	0	0	0	0	0	0	0	0	0	1	3	3	5	4	3	2	1	0	1	0	1	0	0
0200	18	0	0	0	0	0	0	0	0	0	0	0	0	1	0	1	3	0	1	6	1	3	2	0	0	0	0	0	0
0300	22	0	0	0	0	0	0	0	0	0	0	0	0	0	0	0	3	1	4	5	0	5	1	0	2	1	0	0	0
0400	13	0	0	0	0	0	0	0	0	0	0	0	0	1	0	2	0	2	0	1	3	2	1	0	1	0	0	0	0
0500	5	0	0	0	0	0	0	0	0	0	0	0	0	0	0	0	2	0	0	0	0	2	1	0	0	0	0	0	0
0600	7	0	0	0	0	0	0	0	0	0	0	0	0	0	0	1	0	0	1	2	1	0	0	0	1	0	0	1	0
0700	14	0	0	0	0	0	0	0	0	0	0	0	1	0	0	1	1	1	3	5	1	1	0	0	0	0	0	0	0
0800	34	0	0	0	0	0	0	0	0	0	0	0	0	1	2	1	5	5	7	5	3	1	2	2	0	0	0	0	0
0900	29	0	0	0	0	0	0	0	0	0	0	1	0	1	1	1	1	4	4	6	2	6	2	0	0	0	0	0	0
1000	**130**	**0**	**0**	**0**	**0**	**0**	**1**	**1**	**0**	**0**	**0**	**0**	**0**	**1**	**1**	**6**	**18**	**25**	**19**	**18**	**14**	**9**	**9**	**6**	**1**	**1**	**0**	**0**	**0**
1100	123	0	0	0	0	1	2	0	0	0	0	2	1	2	4	5	9	26	20	18	11	9	5	5	1	2	0	0	0
1200	102	0	0	0	0	0	0	1	0	0	0	0	0	1	5	4	11	14	14	21	6	11	7	4	0	1	1	0	1
1300	187	0	0	0	0	0	1	0	0	0	0	1	0	0	5	11	19	43	32	31	15	14	8	3	4	0	0	0	0
1400	160	0	0	0	0	0	0	0	0	0	0	4	0	2	13	11	16	27	23	18	19	13	9	3	2	0	0	0	0
1500	176	0	0	0	0	0	0	0	0	0	1	0	0	1	4	14	20	38	26	33	22	8	4	4	1	0	0	0	0
1600	306	0	0	0	0	0	0	0	0	0	0	0	3	2	8	29	41	58	64	45	29	19	6	2	0	0	0	0	0
1700	**351**	**0**	**0**	**0**	**0**	**0**	**0**	**0**	**0**	**3**	**1**	**5**	**0**	**3**	**8**	**32**	**66**	**74**	**54**	**50**	**33**	**10**	**6**	**5**	**0**	**1**	**0**	**0**	**0**
1800	192	0	0	0	0	0	0	0	1	0	1	0	0	1	9	8	17	30	31	44	18	18	10	1	1	2	0	0	0
1900	142	0	0	0	0	0	0	0	0	0	0	0	1	4	4	8	18	21	21	20	13	15	8	7	0	1	0	0	1
2000	83	0	0	0	0	0	0	0	0	0	0	0	0	1	2	5	7	15	13	11	10	7	5	4	1	1	0	1	0
2100	67	0	0	0	0	0	0	0	0	0	0	0	0	0	0	3	6	11	16	11	7	3	5	1	1	2	1	0	0
2200	23	0	0	0	0	0	0	0	0	0	0	0	1	1	1	1	0	5	4	5	2	0	2	0	0	0	1	0	0
2300	18	0	0	0	0	0	0	0	0	0	0	0	0	0	0	4	0	0	6	2	1	0	1	1	1	1	0	1	0
07-19	**1804**	**0**	**0**	**0**	**0**	**1**	**4**	**2**	**1**	**3**	**3**	**13**	**5**	**15**	**60**	**123**	**224**	**345**	**297**	**294**	**173**	**119**	**68**	**35**	**10**	**7**	**1**	**0**	**1**
06-22	**2103**	**0**	**0**	**0**	**0**	**1**	**4**	**2**	**1**	**3**	**3**	**13**	**6**	**20**	**66**	**140**	**255**	**392**	**348**	**338**	**204**	**144**	**86**	**47**	**13**	**11**	**2**	**2**	**2**
06-00	**2144**	**0**	**0**	**0**	**0**	**1**	**4**	**2**	**1**	**3**	**3**	**13**	**7**	**21**	**67**	**145**	**255**	**397**	**358**	**345**	**207**	**144**	**89**	**48**	**14**	**12**	**3**	**3**	**2**
00-00	**2266**	**0**	**0**	**0**	**0**	**1**	**4**	**2**	**1**	**3**	**3**	**13**	**7**	**25**	**69**	**151**	**270**	**410**	**372**	**364**	**215**	**164**	**97**	**51**	**19**	**14**	**5**	**4**	**2**

DRAFT

Site 18
Location N51, att junction sign, Lat 53.63328, Long -6.74525
Direction South

3279 / Meath/Cavan/Monaghan ATC's
October 2013
Automatic Traffic Count

Virtual Day (7)

Time	Total	Speed Bins (km/h)																											
		0 - 5	5 - 10	10 - 15	15 - 20	20 - 25	25 - 30	30 - 35	35 - 40	40 - 45	45 - 50	50 - 55	55 - 60	60 - 65	65 - 70	70 - 75	75 - 80	80 - 85	85 - 90	90 - 95	95 - 100	100 - 105	105 - 110	110 - 115	115 - 120	120 - 125	125 - 130	130 - 135	135 - 140
0000	28	0	0	0	0	0	0	0	0	0	0	0	0	1	1	2	2	4	4	3	3	3	1	1	1	0	1	0	0
0100	13	0	0	0	0	0	0	0	0	0	0	0	0	0	0	0	1	2	3	2	1	1	0	1	0	0	1	0	0
0200	9	0	0	0	0	0	0	0	0	0	0	0	0	0	0	0	1	0	2	2	1	1	1	0	0	0	0	0	0
0300	7	0	0	0	0	0	0	0	0	0	0	0	0	0	0	0	1	1	1	1	1	1	0	0	0	0	0	0	0
0400	7	0	0	0	0	0	0	0	0	0	0	0	0	0	0	1	1	1	1	0	1	1	0	0	0	0	0	0	0
0500	7	0	0	0	0	0	0	0	0	0	0	0	0	0	0	0	1	0	1	1	0	1	1	1	0	0	0	0	0
0600	21	0	0	0	0	0	0	0	0	0	0	0	0	1	0	1	2	3	4	2	2	1	1	1	1	0	0	0	0
0700	63	0	0	0	0	0	0	0	0	0	0	0	0	1	2	5	6	11	10	10	5	6	3	1	1	0	0	0	0
0800	120	0	0	0	0	0	0	0	0	0	0	0	1	1	4	7	15	19	20	21	14	8	5	3	2	0	0	0	0
0900	103	0	0	0	0	0	0	0	0	0	0	0	0	2	5	8	14	17	16	15	10	8	4	1	1	0	0	0	0
1000	111	0	0	0	0	0	0	0	0	0	0	1	0	1	4	8	17	20	17	15	13	6	4	3	1	1	0	0	0
1100	**128**	**0**	**0**	**0**	**0**	**0**	**0**	**1**	**0**	**0**	**0**	**1**	**1**	**4**	**6**	**9**	**20**	**24**	**20**	**15**	**11**	**8**	**5**	**1**	**1**	**1**	**0**	**0**	**0**
1200	155	0	0	0	0	0	0	0	0	0	0	0	1	3	8	12	21	29	25	22	14	7	6	3	1	1	0	0	0
1300	174	0	0	0	0	0	0	0	0	0	0	0	1	2	6	10	20	31	33	27	20	11	7	3	2	1	0	0	0
1400	190	0	0	0	0	0	0	0	0	0	0	2	1	2	8	14	29	32	35	29	17	9	5	3	2	1	0	0	0
1500	213	0	0	0	0	0	0	0	0	1	1	1	1	2	7	16	32	42	36	33	20	12	5	4	1	1	0	0	0
1600	283	0	0	0	0	0	0	0	0	0	0	0	2	5	11	27	44	51	48	40	25	15	7	3	1	1	1	0	0
1700	**359**	**0**	**0**	**0**	**0**	**0**	**0**	**0**	**0**	**0**	**0**	**1**	**1**	**3**	**11**	**31**	**52**	**66**	**73**	**51**	**36**	**17**	**9**	**4**	**2**	**0**	**0**	**0**	**0**
1800	269	0	0	0	0	0	0	0	0	0	0	0	1	2	8	19	34	45	50	45	27	19	10	4	2	1	0	0	0
1900	168	0	0	0	0	0	0	0	0	0	0	0	1	3	7	12	18	28	27	25	19	13	7	4	2	1	1	0	0
2000	123	0	0	0	0	0	0	0	0	0	0	0	1	1	6	10	15	24	20	16	12	7	5	2	2	1	0	0	0
2100	93	0	0	0	0	0	0	0	0	0	0	0	1	1	3	7	11	15	15	16	9	7	4	2	1	1	1	0	0
2200	60	0	0	0	0	0	0	0	0	0	0	0	1	1	2	4	7	10	9	7	7	5	2	1	1	0	0	1	0
2300	34	0	0	0	0	0	0	0	0	0	0	0	0	1	1	2	3	3	5	4	5	3	3	1	1	1	0	0	0
07-19	**2171**	**0**	**0**	**0**	**0**	**1**	**2**	**2**	**1**	**2**	**3**	**7**	**11**	**30**	**79**	**165**	**304**	**387**	**381**	**323**	**211**	**127**	**70**	**34**	**17**	**8**	**2**	**1**	**1**
06-22	**2576**	**0**	**0**	**0**	**0**	**1**	**3**	**2**	**1**	**2**	**3**	**7**	**14**	**36**	**96**	**196**	**350**	**457**	**447**	**383**	**253**	**156**	**87**	**43**	**23**	**10**	**4**	**1**	**1**
06-00	**2670**	**0**	**0**	**0**	**0**	**1**	**3**	**2**	**1**	**2**	**3**	**7**	**14**	**38**	**99**	**202**	**360**	**470**	**461**	**394**	**264**	**164**	**93**	**45**	**25**	**11**	**4**	**2**	**2**
00-00	**2741**	**0**	**0**	**0**	**0**	**1**	**3**	**2**	**1**	**2**	**3**	**7**	**15**	**39**	**101**	**206**	**368**	**479**	**474**	**404**	**271**	**172**	**96**	**48**	**27**	**12**	**5**	**2**	**2**

DRAFT

Site 18
Location N51, att junction sign, Lat 53.63328, Long -6.74525
Direction South

3279 / Meath/Cavan/Monaghan ATC's
October 2013
Automatic Traffic Count

Virtual Week (1)

Time	Total	Speed Bins (km/h)																											
		0 - 5	5 - 10	10 - 15	15 - 20	20 - 25	25 - 30	30 - 35	35 - 40	40 - 45	45 - 50	50 - 55	55 - 60	60 - 65	65 - 70	70 - 75	75 - 80	80 - 85	85 - 90	90 - 95	95 - 100	100 - 105	105 - 110	110 - 115	115 - 120	120 - 125	125 - 130	130 - 135	135 - 140
Mon	2771	0	0	0	0	2	1	1	3	4	5	9	25	36	132	272	434	540	467	330	228	132	82	31	24	5	6	0	2
Tue	2863	0	0	0	1	2	3	6	0	4	6	13	17	49	108	237	400	504	493	438	273	156	73	39	19	13	6	1	2
Wed	2806	0	0	0	0	1	2	1	1	2	1	5	7	49	114	209	381	474	477	408	297	179	99	54	23	15	2	3	2
Thu	2904	0	0	0	0	0	4	2	2	1	2	3	19	45	99	185	396	482	519	442	316	191	98	54	29	7	7	0	1
Fri	2987	0	0	0	0	0	3	1	2	1	3	3	17	41	107	212	371	493	532	471	318	190	108	49	41	14	4	4	2
|Sat	2587	0	0	0	0	2	1	1	0	2	2	5	11	31	79	173	323	447	455	374	251	194	117	59	36	13	8	2	1
|Sun	2266	0	0	0	0	1	4	2	1	3	3	13	7	25	69	151	270	410	372	364	215	164	97	51	19	14	5	4	2
5 Day Ave.	**2866**	**0**	**0**	**0**	**0**	**1**	**3**	**2**	**2**	**2**	**3**	**7**	**17**	**44**	**112**	**223**	**396**	**499**	**498**	**418**	**286**	**170**	**92**	**45**	**27**	**11**	**5**	**2**	**2**
7 Day Ave.	**2741**	**0**	**0**	**0**	**0**	**1**	**3**	**2**	**1**	**2**	**3**	**7**	**15**	**39**	**101**	**206**	**368**	**479**	**474**	**404**	**271**	**172**	**96**	**48**	**27**	**12**	**5**	**2**	**2**
--	**19184**	**0**	**0**	**0**	**1**	**8**	**18**	**14**	**9**	**17**	**22**	**51**	**103**	**276**	**708**	**1439**	**2575**	**3350**	**3315**	**2827**	**1898**	**1206**	**674**	**337**	**191**	**81**	**38**	**14**	**12**

Summary Graphs

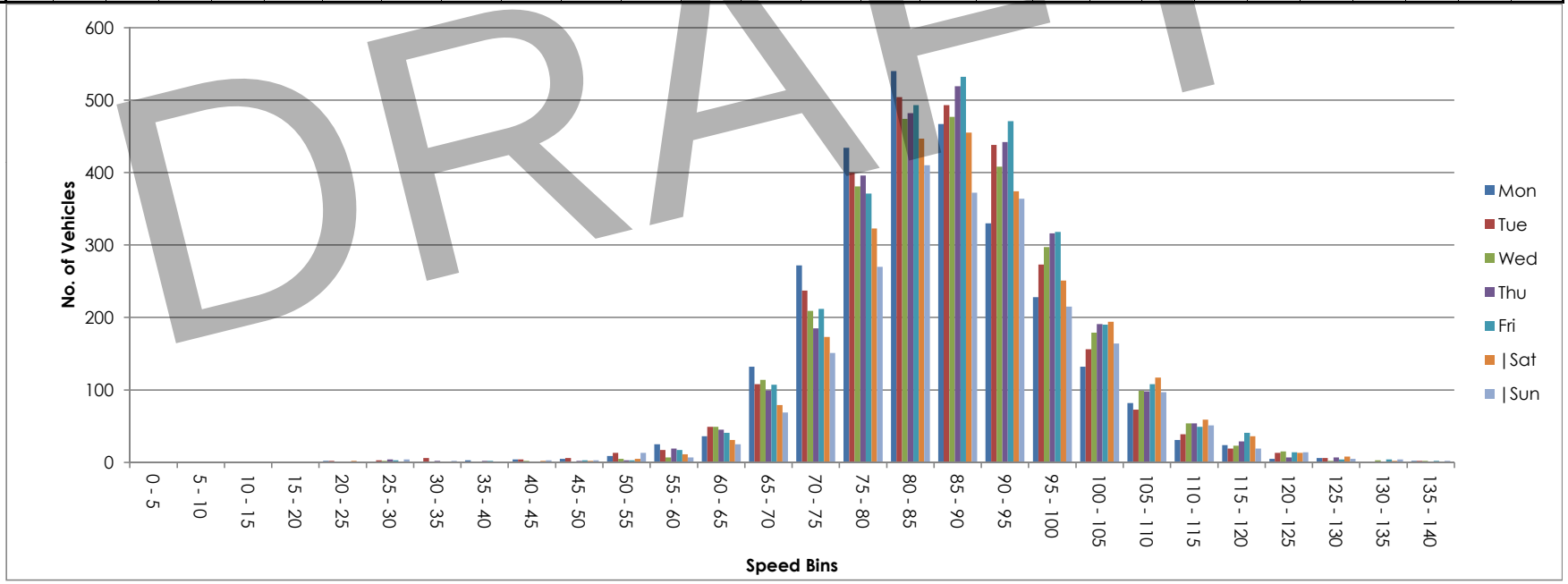

DRAFT

Site 18
Location N51, att junction sign, Lat 53.63328, Long -6.74525
Direction Two way

3279 / Meath/Cavan/Monaghan ATC's
October 2013
Automatic Traffic Count

Mon, 7 October 2013

Time	Total	Classification												>PSL	>PSL%	>SL1	>SL1%	>SL2	>SL2%	Mean	Vpp
		1 MCL	2 SV	3 SVT	4 TB2	5 TB3	6 T4	7 ART3	8 ART4	9 ART5	10 ART6	11 BD	12 DRT	100	100	105 +5kph	105 +5kph	110 +10kph	110 +10kph		85
0000	31	0	27	0	0	0	0	0	0	4	0	0	0	3	9.7	3	9.7	2	6.5	84.3	93.6
0100	12	0	11	0	1	0	0	0	0	0	0	0	0	1	8.3	1	8.3	1	8.3	89.7	92.2
0200	9	0	6	0	2	0	0	0	0	1	0	0	0	1	11.1	1	11.1	0	0	86.9	-
0300	5	0	4	0	1	0	0	0	0	0	0	0	0	2	40	1	20	0	0	89	-
0400	17	0	16	0	1	0	0	0	0	0	0	0	0	2	11.8	1	5.9	1	5.9	86.9	93.2
0500	33	0	30	0	1	0	0	0	0	2	0	0	0	6	18.2	2	6.1	2	6.1	84	100.1
0600	137	0	121	0	13	0	0	0	3	0	0	0	0	12	8.8	10	7.3	3	2.2	84.6	93.6
0700	346	0	307	6	25	2	0	2	2	2	0	0	0	22	6.4	13	3.8	9	2.6	81.5	92.2
0800	**564**	**0**	**520**	**5**	**35**	**0**	**0**	**2**	**1**	**1**	**0**	**0**	**0**	**21**	**3.7**	**14**	**2.5**	**7**	**1.2**	**80.7**	**91.8**
0900	414	0	380	3	27	0	0	0	1	3	0	0	0	19	4.6	7	1.7	2	0.5	79.7	89.6
1000	281	0	246	0	21	0	1	3	3	4	2	0	1	9	3.2	6	2.1	4	1.4	78.4	87.8
1100	255	0	215	3	30	0	0	1	1	4	1	0	0	21	8.2	9	3.5	3	1.2	82.3	92.2
1200	284	0	244	8	26	1	1	0	2	2	0	0	0	17	6	8	2.8	4	1.4	80.4	93.2
1300	303	0	268	3	27	0	1	0	1	2	0	0	1	18	5.9	9	3	3	1	82.9	94
1400	324	1	290	6	24	0	0	0	0	2	1	0	0	30	9.3	19	5.9	13	4	83.2	94
1500	391	0	348	5	33	0	0	0	1	4	0	0	0	21	5.4	13	3.3	3	0.8	81.4	91.1
1600	402	1	358	0	37	1	1	1	2	1	0	0	0	22	5.5	12	3	3	0.7	83.1	92.9
1700	**538**	**1**	**494**	**5**	**29**	**1**	**0**	**1**	**1**	**5**	**1**	**0**	**0**	**27**	**5**	**14**	**2.6**	**6**	**1.1**	**83.3**	**93.2**
1800	473	1	431	6	30	0	0	0	3	1	1	0	0	34	7.2	15	3.2	6	1.3	83.4	94.3
1900	291	0	277	2	10	0	1	0	0	0	1	0	0	34	11.7	20	6.9	10	3.4	85.5	97.2
2000	227	0	216	1	8	0	0	0	0	1	1	0	0	17	7.5	9	4	4	1.8	82.3	94
2100	183	0	171	2	9	0	0	0	0	1	0	0	0	25	13.7	15	8.2	8	4.4	83.7	96.1
2200	90	0	84	1	4	0	0	0	0	1	0	0	0	12	13.3	8	8.9	5	5.6	85.8	98.6
2300	39	0	38	0	1	0	0	0	0	0	0	0	0	10	25.6	3	7.7	1	2.6	87.7	101.5
07-19	**4575**	**4**	**4101**	**50**	**344**	**5**	**4**	**10**	**18**	**31**	**6**	**0**	**2**	**261**	**5.7**	**139**	**3**	**63**	**1.4**	**81.8**	**92.5**
06-22	**5413**	**4**	**4886**	**55**	**384**	**5**	**5**	**10**	**21**	**33**	**8**	**0**	**2**	**349**	**6.4**	**193**	**3.6**	**88**	**1.6**	**82.1**	**92.9**
06-00	**5542**	**4**	**5008**	**56**	**389**	**5**	**5**	**10**	**21**	**34**	**8**	**0**	**2**	**371**	**6.7**	**204**	**3.7**	**94**	**1.7**	**82.2**	**93.2**
00-00	**5649**	**4**	**5102**	**56**	**395**	**5**	**5**	**10**	**21**	**41**	**8**	**0**	**2**	**386**	**6.8**	**213**	**3.8**	**100**	**1.8**	**82.3**	**93.2**

DRAFT

Site 18
Location N51, att junction sign, Lat 53.63328, Long -6.74525
Direction Two way

3279 / Meath/Cavan/Monaghan ATC's
October 2013
Automatic Traffic Count

Tue, 8 October 2013

Time	Total	Classification												>PSL	>PSL%	>SL1	>SL1%	>SL2	>SL2%	Mean	Vpp
		1 MCL	2 SV	3 SVT	4 TB2	5 TB3	6 T4	7 ART3	8 ART4	9 ART5	10 ART6	11 BD	12 DRT	100	100	105 +5kph	105 +5kph	110 +10kph	110 +10kph		85
0000	36	0	35	0	1	0	0	0	0	0	0	0	0	3	8.3	2	5.6	2	5.6	86.3	97.9
0100	19	0	18	0	1	0	0	0	0	0	0	0	0	4	21.1	3	15.8	3	15.8	88.6	100.1
0200	10	1	8	0	1	0	0	0	0	0	0	0	0	3	30	0	0	0	0	89.9	-
0300	10	0	10	0	0	0	0	0	0	0	0	0	0	1	10	1	10	0	0	87.2	-
0400	9	0	5	0	1	0	0	0	1	2	0	0	0	2	22.2	1	11.1	0	0	89.7	-
0500	33	0	27	0	3	0	0	0	0	3	0	0	0	5	15.2	3	9.1	2	6.1	85.3	98.6
0600	123	0	106	0	13	0	0	0	1	1	2	0	0	17	13.8	14	11.4	5	4.1	85.7	99.4
0700	387	1	341	5	33	0	1	1	1	3	1	0	0	29	7.5	13	3.4	5	1.3	83.2	93.2
0800	**571**	**0**	**513**	**2**	**50**	**0**	**0**	**0**	**1**	**5**	**0**	**0**	**0**	**33**	**5.8**	**19**	**3.3**	**12**	**2.1**	**81**	**91.8**
0900	421	0	370	2	34	0	1	1	5	5	3	0	0	23	5.5	13	3.1	5	1.2	82	91.1
1000	287	0	224	6	47	1	1	0	3	3	2	0	0	14	4.9	9	3.1	3	1	81.3	92.5
1100	285	0	234	5	31	0	1	0	4	6	3	1	0	12	4.2	5	1.8	2	0.7	78.4	90.4
1200	291	0	245	8	32	0	1	1	0	2	2	0	0	14	4.8	7	2.4	6	2.1	81.5	94
1300	316	1	283	6	24	0	0	0	1	1	0	0	0	23	7.3	13	4.1	5	1.6	83.5	94.7
1400	313	0	274	6	24	4	1	0	1	3	0	0	0	21	6.7	8	2.6	5	1.6	82.5	93.6
1500	423	0	364	5	48	1	2	1	1	1	0	0	0	23	5.4	9	2.1	6	1.4	81.3	93.2
1600	436	1	388	1	38	1	0	0	5	2	0	0	0	36	8.3	15	3.4	5	1.1	84.3	96.1
1700	**577**	**4**	**507**	**9**	**46**	**0**	**1**	**0**	**2**	**8**	**0**	**0**	**0**	**37**	**6.4**	**21**	**3.6**	**8**	**1.4**	**84.2**	**94.7**
1800	459	2	408	1	37	1	3	0	2	5	0	0	0	35	7.6	14	3.1	10	2.2	83.5	94.7
1900	296	1	274	1	15	0	0	0	3	1	1	0	0	32	10.8	17	5.7	8	2.7	84.1	95.8
2000	224	0	204	1	13	1	0	0	2	2	1	0	0	23	10.3	12	5.4	9	4	83.8	95.8
2100	117	0	110	0	5	0	0	0	0	2	0	0	0	16	13.7	7	6	4	3.4	85.6	96.5
2200	110	0	108	1	1	0	0	0	0	0	0	0	0	12	10.9	4	3.6	1	0.9	84.6	98.3
2300	50	0	47	0	3	0	0	0	0	0	0	0	0	11	22	6	12	3	6	87.4	101.5
07-19	**4766**	**9**	**4151**	**56**	**444**	**8**	**12**	**4**	**26**	**44**	**11**	**1**	**0**	**300**	**6.3**	**146**	**3.1**	**72**	**1.5**	**82.4**	**93.6**
06-22	**5526**	**10**	**4845**	**58**	**490**	**9**	**12**	**4**	**32**	**50**	**15**	**1**	**0**	**388**	**7**	**196**	**3.5**	**98**	**1.8**	**82.7**	**94.3**
06-00	**5686**	**10**	**5000**	**59**	**494**	**9**	**12**	**4**	**32**	**50**	**15**	**1**	**0**	**411**	**7.2**	**206**	**3.6**	**102**	**1.8**	**82.8**	**94.3**
00-00	**5803**	**11**	**5103**	**59**	**501**	**9**	**12**	**4**	**33**	**55**	**15**	**1**	**0**	**429**	**7.4**	**216**	**3.7**	**109**	**1.9**	**82.8**	**94.3**

DRAFT

Site 18
Location N51, att junction sign, Lat 53.63328, Long -6.74525
Direction Two way

3279 / Meath/Cavan/Monaghan ATC's
October 2013
Automatic Traffic Count

Wed, 9 October 2013

Time	Total	Classification												>PSL	>PSL%	>SL1	>SL1%	>SL2	>SL2%	Mean	Vpp
		1 MCL	2 SV	3 SVT	4 TB2	5 TB3	6 T4	7 ART3	8 ART4	9 ART5	10 ART6	11 BD	12 DRT	100	100	105 +5kph	105 +5kph	110 +10kph	110 +10kph		85
0000	27	0	25	0	2	0	0	0	0	0	0	0	0	3	11.1	2	7.4	2	7.4	86.8	96.1
0100	12	0	10	0	1	0	0	0	0	1	0	0	0	2	16.7	2	16.7	2	16.7	85.9	92.2
0200	9	0	6	0	3	0	0	0	0	0	0	0	0	0	0	0	0	0	0	88.9	-
0300	3	0	3	0	0	0	0	0	0	0	0	0	0	1	33.3	1	33.3	1	33.3	87.9	-
0400	14	0	11	0	1	0	0	0	0	2	0	0	0	3	21.4	2	14.3	2	14.3	93.2	101.2
0500	33	0	25	0	4	2	0	0	1	1	0	0	0	6	18.2	5	15.2	3	9.1	87.7	101.9
0600	153	0	128	0	17	2	0	0	3	2	1	0	0	23	15	12	7.8	7	4.6	85.6	99.4
0700	327	1	289	4	30	1	1	0	0	1	0	0	0	29	8.9	16	4.9	9	2.8	85.5	95.8
0800	**554**	**0**	**504**	**4**	**35**	**3**	**1**	**0**	**3**	**3**	**1**	**0**	**0**	**27**	**4.9**	**11**	**2**	**5**	**0.9**	**81.4**	**92.2**
0900	391	0	350	5	27	0	1	1	3	2	2	0	0	28	7.2	14	3.6	5	1.3	80.5	93.2
1000	250	0	209	5	27	1	1	0	5	0	2	0	0	17	6.8	7	2.8	1	0.4	79.6	93.6
1100	259	0	229	4	19	0	1	0	1	4	1	0	0	20	7.7	12	4.6	4	1.5	80.6	91.8
1200	286	0	252	4	28	0	0	0	2	0	0	0	0	20	7	13	4.5	6	2.1	82.4	93.6
1300	311	0	270	3	34	0	0	0	2	0	1	1	0	26	8.4	14	4.5	8	2.6	84.8	96.8
1400	335	1	284	5	38	2	0	0	1	4	0	0	0	17	5.1	7	2.1	3	0.9	82.5	93.6
1500	400	0	366	3	26	1	2	0	1	0	1	0	0	31	7.8	15	3.8	10	2.5	82.6	94.3
1600	429	0	387	4	24	7	0	0	0	7	0	0	0	38	8.9	11	2.6	4	0.9	84.3	95
1700	**574**	**1**	**504**	**5**	**52**	**2**	**1**	**1**	**4**	**3**	**1**	**0**	**0**	**39**	**6.8**	**17**	**3**	**8**	**1.4**	**83.7**	**94.7**
1800	457	1	417	2	34	0	2	0	0	1	0	0	0	62	13.6	29	6.3	13	2.8	86.1	98.3
1900	302	0	278	4	16	0	0	1	1	2	0	0	0	29	9.6	15	5	8	2.6	84.7	96.8
2000	199	0	187	2	9	0	0	0	0	0	1	0	0	24	12.1	14	7	6	3	84.2	97.2
2100	165	1	155	0	8	0	0	0	1	0	0	0	0	28	17	16	9.7	10	6.1	88.4	100.8
2200	91	0	84	0	5	1	0	0	0	1	0	0	0	20	22	14	15.4	9	9.9	87	104
2300	45	0	41	0	3	0	0	0	1	0	0	0	0	10	22.2	4	8.9	3	6.7	90.1	103
07-19	**4573**	**4**	**4061**	**48**	**374**	**17**	**10**	**2**	**22**	**25**	**9**	**1**	**0**	**354**	**7.7**	**166**	**3.6**	**76**	**1.7**	**83**	**94.7**
06-22	**5392**	**5**	**4809**	**54**	**424**	**19**	**10**	**3**	**27**	**29**	**11**	**1**	**0**	**458**	**8.5**	**223**	**4.1**	**107**	**2**	**83.4**	**95.4**
06-00	**5528**	**5**	**4934**	**54**	**432**	**20**	**10**	**3**	**28**	**30**	**11**	**1**	**0**	**488**	**8.8**	**241**	**4.4**	**119**	**2.2**	**83.5**	**95.8**
00-00	**5626**	**5**	**5014**	**54**	**443**	**22**	**10**	**3**	**29**	**34**	**11**	**1**	**0**	**503**	**8.9**	**253**	**4.5**	**129**	**2.3**	**83.6**	**95.8**

DRAFT

Site 18
Location N51, att junction sign, Lat 53.63328, Long -6.74525
Direction Two way

3279 / Meath/Cavan/Monaghan ATC's
October 2013
Automatic Traffic Count

Thu, 10 October 2013

Time	Total	Classification												>PSL	>PSL%	>SL1	>SL1%	>SL2	>SL2%	Mean	Vpp
		1 MCL	2 SV	3 SVT	4 TB2	5 TB3	6 T4	7 ART3	8 ART4	9 ART5	10 ART6	11 BD	12 DRT	100	100	105 +5kph	105 +5kph	110 +10kph	110 +10kph		85
0000	32	0	29	0	3	0	0	0	0	0	0	0	0	11	34.4	5	15.6	2	6.3	92.6	104
0100	10	0	8	0	2	0	0	0	0	0	0	0	0	3	30	2	20	2	20	99.3	-
0200	6	0	6	0	0	0	0	0	0	0	0	0	0	2	33.3	0	0	0	0	92.7	-
0300	3	0	3	0	0	0	0	0	0	0	0	0	0	1	33.3	1	33.3	1	33.3	91.2	-
0400	7	0	6	0	1	0	0	0	0	0	0	0	0	2	28.6	1	14.3	1	14.3	94.6	-
0500	33	0	30	0	1	0	0	0	0	2	0	0	0	11	33.3	9	27.3	4	12.1	93.1	108
0600	130	0	108	0	16	1	0	1	2	1	1	0	0	19	14.6	12	9.2	6	4.6	87.5	99.7
0700	352	2	304	3	36	0	1	0	2	2	2	0	0	32	9.1	14	4	6	1.7	85.1	95.8
0800	**557**	**0**	**504**	**9**	**35**	**3**	**0**	**1**	**2**	**1**	**2**	**0**	**0**	**33**	**5.9**	**17**	**3.1**	**8**	**1.4**	**81.9**	**92.9**
0900	422	0	365	3	39	1	2	0	4	4	4	0	0	17	4	7	1.7	4	0.9	80.6	92.2
1000	284	0	242	8	25	1	1	0	3	1	3	0	0	25	8.8	15	5.3	8	2.8	83.7	96.1
1100	275	1	228	6	29	2	1	2	3	3	0	0	0	27	9.8	13	4.7	4	1.5	81.4	94.3
1200	290	1	249	3	25	1	2	0	2	6	1	0	0	21	7.2	13	4.5	6	2.1	82.8	95.4
1300	279	0	246	6	22	1	0	0	1	1	2	0	0	25	9	15	5.4	5	1.8	85	95.4
1400	350	2	284	4	47	4	1	0	3	3	1	0	1	26	7.4	14	4	6	1.7	82.1	94
1500	399	0	348	3	38	0	2	0	1	5	2	0	0	28	7	12	3	7	1.8	83.4	95.4
1600	456	0	400	5	42	0	1	0	2	5	1	0	0	34	7.5	20	4.4	14	3.1	83.9	94.7
1700	**540**	**0**	**486**	**5**	**35**	**0**	**4**	**1**	**5**	**4**	**0**	**0**	**0**	**42**	**7.8**	**16**	**3**	**5**	**0.9**	**84.7**	**95.4**
1800	447	1	411	3	20	0	3	0	2	3	3	1	0	50	11.2	22	4.9	12	2.7	86.1	97.6
1900	353	1	327	1	17	0	0	1	3	2	1	0	0	32	9.1	14	4	11	3.1	83.5	96.1
2000	237	0	225	1	10	0	0	0	0	1	0	0	0	24	10.1	13	5.5	4	1.7	84.4	95
2100	175	0	165	1	8	0	0	0	0	1	0	0	0	24	13.7	9	5.1	4	2.3	84.7	97.9
2200	84	0	81	0	1	0	0	0	0	2	0	0	0	10	11.9	5	6	4	4.8	86.2	96.8
2300	60	0	58	0	2	0	0	0	0	0	0	0	0	10	16.7	9	15	3	5	89.5	100.1
07-19	**4651**	**7**	**4067**	**58**	**393**	**13**	**18**	**4**	**30**	**38**	**21**	**1**	**1**	**360**	**7.7**	**178**	**3.8**	**85**	**1.8**	**83.4**	**95**
06-22	**5546**	**8**	**4892**	**61**	**444**	**14**	**18**	**6**	**35**	**43**	**23**	**1**	**1**	**459**	**8.3**	**226**	**4.1**	**110**	**2**	**83.6**	**95.4**
06-00	**5690**	**8**	**5031**	**61**	**447**	**14**	**18**	**6**	**35**	**45**	**23**	**1**	**1**	**479**	**8.4**	**240**	**4.2**	**117**	**2.1**	**83.7**	**95.4**
00-00	**5781**	**8**	**5113**	**61**	**454**	**14**	**18**	**6**	**35**	**47**	**23**	**1**	**1**	**509**	**8.8**	**258**	**4.5**	**127**	**2.2**	**83.9**	**95.8**

DRAFT

Site 18
Location N51, att junction sign, Lat 53.63328, Long -6.74525
Direction Two way

3279 / Meath/Cavan/Monaghan ATC's
October 2013
Automatic Traffic Count

Fri, 11 October 2013

Time	Total	Classification												>PSL	>PSL%	>SL1	>SL1%	>SL2	>SL2%	Mean	Vpp
		1 MCL	2 SV	3 SVT	4 TB2	5 TB3	6 T4	7 ART3	8 ART4	9 ART5	10 ART6	11 BD	12 DRT	100	100	105 +5kph	105 +5kph	110 +10kph	110 +10kph		85
0000	29	0	25	0	1	0	0	0	1	2	0	0	0	9	31	8	27.6	6	20.7	90.4	113.4
0100	13	0	12	0	1	0	0	0	0	0	0	0	0	1	7.7	0	0	0	0	84.9	91.1
0200	4	0	4	0	0	0	0	0	0	0	0	0	0	2	50	2	50	2	50	99.7	-
0300	13	0	13	0	0	0	0	0	0	0	0	0	0	2	15.4	0	0	0	0	83.6	96.1
0400	7	0	5	0	1	0	0	0	0	1	0	0	0	3	42.9	3	42.9	3	42.9	102.6	-
0500	18	0	13	0	2	0	0	0	1	2	0	0	0	2	11.1	2	11.1	0	0	81.9	96.5
0600	126	0	101	0	16	0	0	1	4	3	1	0	0	22	17.5	14	11.1	8	6.3	87.8	100.8
0700	343	0	300	4	32	0	1	0	3	2	1	0	0	33	9.6	15	4.4	8	2.3	83.8	95.8
0800	**549**	**0**	**494**	**6**	**44**	**0**	**1**	**0**	**2**	**2**	**0**	**0**	**0**	**32**	**5.8**	**15**	**2.7**	**9**	**1.6**	**82.2**	**92.5**
0900	383	0	347	1	26	0	2	1	0	1	3	2	0	17	4.4	7	1.8	4	1	79.3	89.6
1000	292	1	250	4	29	0	2	0	4	2	0	0	0	14	4.8	7	2.4	3	1	80.5	92.5
1100	306	0	249	6	42	1	2	0	1	2	3	0	0	20	6.5	13	4.2	7	2.3	82	92.9
1200	319	1	279	0	31	0	0	0	3	3	2	0	0	24	7.5	15	4.7	8	2.5	83	94.7
1300	320	2	284	3	23	0	2	1	1	3	1	0	0	31	9.7	16	5	7	2.2	84.8	96.5
1400	384	0	336	3	38	0	1	0	2	0	4	0	0	22	5.7	12	3.1	5	1.3	83.1	93.6
1500	453	1	387	5	47	2	2	0	2	3	3	0	1	28	6.2	13	2.9	3	0.7	81.6	92.5
1600	512	1	463	5	36	1	1	0	2	2	0	0	1	32	6.3	17	3.3	9	1.8	81.8	92.9
1700	**526**	**1**	**468**	**3**	**45**	**0**	**0**	**2**	**2**	**4**	**0**	**0**	**1**	**48**	**9.1**	**23**	**4.4**	**13**	**2.5**	**85.5**	**96.1**
1800	474	2	438	2	27	1	0	1	1	2	0	0	0	38	8	22	4.6	9	1.9	84.7	95
1900	334	0	315	1	14	1	0	0	0	2	1	0	0	36	10.8	22	6.6	11	3.3	84.3	97.6
2000	218	0	204	0	12	0	0	1	1	0	0	0	0	30	13.8	13	6	6	2.8	86.1	98.3
2100	170	0	163	0	7	0	0	0	0	0	0	0	0	21	12.4	13	7.6	7	4.1	87.5	98.6
2200	121	0	114	0	7	0	0	0	0	0	0	0	0	19	15.7	8	6.6	7	5.8	87.4	100.1
2300	68	0	67	0	0	0	0	0	0	1	0	0	0	16	23.5	11	16.2	6	8.8	87.6	104.8
07-19	**4861**	**9**	**4295**	**42**	**420**	**5**	**14**	**5**	**23**	**26**	**17**	**2**	**3**	**339**	**7**	**175**	**3.6**	**85**	**1.7**	**82.8**	**94.3**
06-22	**5709**	**9**	**5078**	**43**	**469**	**6**	**14**	**7**	**28**	**31**	**19**	**2**	**3**	**448**	**7.8**	**237**	**4.2**	**117**	**2**	**83.2**	**94.7**
06-00	**5898**	**9**	**5259**	**43**	**476**	**6**	**14**	**7**	**28**	**32**	**19**	**2**	**3**	**483**	**8.2**	**256**	**4.3**	**130**	**2.2**	**83.4**	**95**
00-00	**5982**	**9**	**5331**	**43**	**481**	**6**	**14**	**7**	**30**	**37**	**19**	**2**	**3**	**502**	**8.4**	**271**	**4.5**	**141**	**2.4**	**83.4**	**95.4**

DRAFT

Site 18
Location N51, att junction sign, Lat 53.63328, Long -6.74525
Direction Two way

3279 / Meath/Cavan/Monaghan ATC's
October 2013
Automatic Traffic Count

Sat, 12 October 2013

Time	Total	Classification												>PSL	>PSL%	>SL1	>SL1%	>SL2	>SL2%	Mean	Vpp
		1 MCL	2 SV	3 SVT	4 TB2	5 TB3	6 T4	7 ART3	8 ART4	9 ART5	10 ART6	11 BD	12 DRT	100	100	105 +5kph	105 +5kph	110 +10kph	110 +10kph		85
0000	52	0	47	0	5	0	0	0	0	0	0	0	0	11	21.2	7	13.5	4	7.7	88.2	102.2
0100	31	0	29	0	2	0	0	0	0	0	0	0	0	6	19.4	3	9.7	2	6.5	87.1	100.1
0200	18	0	15	0	2	0	0	0	0	1	0	0	0	3	16.7	3	16.7	1	5.6	84.6	94.3
0300	24	0	22	0	2	0	0	0	0	0	0	0	0	3	12.5	1	4.2	1	4.2	85.7	96.5
0400	18	0	17	0	0	0	0	0	0	1	0	0	0	2	11.1	1	5.6	1	5.6	85.9	94.7
0500	17	0	16	0	0	0	0	0	0	1	0	0	0	2	11.8	2	11.8	2	11.8	85.6	97.2
0600	35	0	30	0	4	0	0	0	1	0	0	0	0	7	20	1	2.9	1	2.9	88.6	100.8
0700	104	0	88	1	13	0	0	0	1	1	0	0	0	20	19.2	10	9.6	1	1	87.5	101.2
0800	178	0	158	1	14	0	1	0	1	3	0	0	0	27	15.2	14	7.9	5	2.8	86.4	99.4
0900	288	0	257	8	17	2	1	0	0	3	0	0	0	36	12.5	19	6.6	11	3.8	84.3	97.2
1000	298	0	283	3	8	0	2	1	1	0	0	0	0	27	9.1	12	4	10	3.4	83.5	94.7
1100	**395**	**1**	**367**	**6**	**15**	**2**	**1**	**1**	**1**	**0**	**1**	**0**	**0**	**31**	**7.8**	**8**	**2**	**4**	**1**	**82**	**95**
1200	430	0	399	3	19	2	1	1	1	1	3	0	0	46	10.7	25	5.8	9	2.1	84.1	95.8
1300	**444**	**2**	**414**	**6**	**17**	**0**	**0**	**0**	**2**	**0**	**2**	**0**	**1**	**39**	**8.8**	**21**	**4.7**	**10**	**2.3**	**83**	**94.7**
1400	418	3	378	8	23	2	0	1	2	0	1	0	0	38	9.1	19	4.5	8	1.9	83.6	94.7
1500	442	1	410	9	19	0	0	0	0	2	1	0	0	46	10.4	24	5.4	15	3.4	84.1	95.4
1600	399	1	373	5	19	0	0	0	0	1	0	0	0	35	8.8	20	5	12	3	84.7	95.4
1700	417	1	393	1	21	1	0	0	0	0	0	0	0	39	9.4	15	3.6	6	1.4	84.7	95.8
1800	343	2	325	2	12	1	0	0	0	0	1	0	0	47	13.7	29	8.5	14	4.1	85.1	99.4
1900	270	0	252	3	13	0	0	0	0	2	0	0	0	37	13.7	23	8.5	14	5.2	84.1	98.3
2000	181	0	170	2	8	0	0	0	1	0	0	0	0	20	11	14	7.7	7	3.9	85.5	95.4
2100	89	0	87	0	1	0	0	0	1	0	0	0	0	11	12.4	7	7.9	3	3.4	87.1	98.6
2200	101	1	99	0	1	0	0	0	0	0	0	0	0	17	16.8	7	6.9	5	5	86.7	101.5
2300	67	0	59	0	7	1	0	0	0	0	0	0	0	12	17.9	8	11.9	1	1.5	85.4	101.2
07-19	**4156**	**11**	**3845**	**53**	**197**	**10**	**6**	**4**	**9**	**11**	**9**	**0**	**1**	**431**	**10.4**	**216**	**5.2**	**105**	**2.5**	**84.1**	**96.1**
06-22	**4731**	**11**	**4384**	**58**	**223**	**10**	**6**	**4**	**12**	**13**	**9**	**0**	**1**	**506**	**10.7**	**261**	**5.5**	**130**	**2.7**	**84.2**	**96.1**
06-00	**4899**	**12**	**4542**	**58**	**231**	**11**	**6**	**4**	**12**	**13**	**9**	**0**	**1**	**535**	**10.9**	**276**	**5.6**	**136**	**2.8**	**84.3**	**96.5**
00-00	**5059**	**12**	**4688**	**58**	**242**	**11**	**6**	**4**	**12**	**16**	**9**	**0**	**1**	**562**	**11.1**	**293**	**5.8**	**147**	**2.9**	**84.4**	**96.5**

DRAFT

Site 18
Location N51, att junction sign, Lat 53.63328, Long -6.74525
Direction Two way

3279 / Meath/Cavan/Monaghan ATC's
October 2013
Automatic Traffic Count

Sun, 13 October 2013

Time	Total	Classification												>PSL	>PSL%	>SL1	>SL1%	>SL2	>SL2%	Mean	Vpp
		1 MCL	2 SV	3 SVT	4 TB2	5 TB3	6 T4	7 ART3	8 ART4	9 ART5	10 ART6	11 BD	12 DRT	100	100	105 +5kph	105 +5kph	110 +10kph	110 +10kph		85
0000	65	0	58	0	7	0	0	0	0	0	0	0	0	15	23.1	9	13.8	7	10.8	87.4	104
0100	44	0	41	0	2	1	0	0	0	0	0	0	0	8	18.2	6	13.6	4	9.1	89.2	102.2
0200	28	0	25	0	3	0	0	0	0	0	0	0	0	7	25	3	10.7	1	3.6	89.1	103.3
0300	32	0	27	0	5	0	0	0	0	0	0	0	0	10	31.3	4	12.5	3	9.4	91.5	103
0400	22	0	19	0	3	0	0	0	0	0	0	0	0	7	31.8	4	18.2	1	4.5	90.1	108
0500	11	0	10	0	1	0	0	0	0	0	0	0	0	5	45.5	3	27.3	2	18.2	93.5	107.3
0600	16	0	15	0	1	0	0	0	0	0	0	0	0	2	12.5	2	12.5	2	12.5	91.9	99.4
0700	61	0	56	0	5	0	0	0	0	0	0	0	0	9	14.8	3	4.9	2	3.3	87.8	98.6
0800	62	0	57	0	4	0	0	0	0	1	0	0	0	6	9.7	5	8.1	3	4.8	85.5	96.1
0900	84	0	80	4	0	0	0	0	0	0	0	0	0	21	25	10	11.9	4	4.8	87.9	101.9
1000	217	2	206	3	3	0	1	0	1	0	1	0	0	29	13.4	18	8.3	9	4.1	85.8	98.3
1100	**233**	**2**	**223**	**2**	**4**	**0**	**0**	**0**	**1**	**1**	**0**	**0**	**0**	**25**	**10.7**	**16**	**6.9**	**11**	**4.7**	**84.3**	**95.8**
1200	313	2	299	1	10	0	1	0	0	0	0	0	0	33	10.5	17	5.4	9	2.9	81.5	95.4
1300	**523**	**1**	**508**	**1**	**13**	**0**	**0**	**0**	**0**	**0**	**0**	**0**	**0**	**34**	**6.5**	**17**	**3.3**	**7**	**1.3**	**81.1**	**92.2**
1400	518	0	506	2	9	0	0	0	0	0	1	0	0	28	5.4	15	2.9	6	1.2	79.6	90
1500	433	1	423	2	6	0	0	0	0	1	0	0	0	20	4.6	10	2.3	5	1.2	81.5	93.6
1600	446	0	439	2	4	0	0	0	0	0	1	0	0	32	7.2	12	2.7	3	0.7	83.8	94.7
1700	489	0	477	2	10	0	0	0	0	0	0	0	0	34	7	15	3.1	6	1.2	83.9	95
1800	325	3	310	3	8	0	0	0	0	1	0	0	0	43	13.2	18	5.5	5	1.5	86.3	98.6
1900	262	0	247	2	10	0	0	0	1	1	1	0	0	36	13.7	18	6.9	10	3.8	84.5	99
2000	162	1	151	3	4	0	0	1	1	1	0	0	0	26	16	15	9.3	7	4.3	86.3	100.1
2100	111	1	102	0	8	0	0	0	0	0	0	0	0	18	16.2	13	11.7	6	5.4	87.9	100.8
2200	46	0	41	1	2	0	0	0	0	2	0	0	0	5	10.9	4	8.7	2	4.3	85.7	97.2
2300	33	0	31	0	1	0	0	0	0	1	0	0	0	7	21.2	6	18.2	4	12.1	87.6	107.6
07-19	**3704**	**11**	**3584**	**22**	**76**	**0**	**2**	**0**	**2**	**4**	**3**	**0**	**0**	**314**	**8.5**	**156**	**4.2**	**70**	**1.9**	**82.9**	**94.7**
06-22	**4255**	**13**	**4099**	**27**	**99**	**0**	**2**	**1**	**4**	**6**	**4**	**0**	**0**	**396**	**9.3**	**204**	**4.8**	**95**	**2.2**	**83.3**	**95.8**
06-00	**4334**	**13**	**4171**	**28**	**102**	**0**	**2**	**1**	**4**	**9**	**4**	**0**	**0**	**408**	**9.4**	**214**	**4.9**	**101**	**2.3**	**83.4**	**95.8**
00-00	**4536**	**13**	**4351**	**28**	**123**	**1**	**2**	**1**	**4**	**9**	**4**	**0**	**0**	**460**	**10.1**	**243**	**5.4**	**119**	**2.6**	**83.7**	**96.1**

DRAFT

Site 18
Location N51, att junction sign, Lat 53.63328, Long -6.74525
Direction Two way

3279 / Meath/Cavan/Monaghan ATC's
October 2013
Automatic Traffic Count

Virtual Day (7)

Time	Total	Classification												>PSL	>PSL%	>SL1	>SL1%	>SL2	>SL2%	Mean	Vpp
		1 MCL	2 SV	3 SVT	4 TB2	5 TB3	6 T4	7 ART3	8 ART4	9 ART5	10 ART6	11 BD	12 DRT	100	100	105 +5kph	105 +5kph	110 +10kph	110 +10kph		85
0000	39	0	35	0	3	0	0	0	0	1	0	0	0	8	20.2	5	13.2	4	9.2	87.9	103.3
0100	20	0	18	0	1	0	0	0	0	0	0	0	0	4	17.7	2	12.1	2	9.9	88.7	101.5
0200	12	0	10	0	2	0	0	0	0	0	0	0	0	3	21.4	1	10.7	1	4.8	88.7	103.3
0300	13	0	12	0	1	0	0	0	0	0	0	0	0	3	22.2	1	10	1	6.7	88.1	103
0400	13	0	11	0	1	0	0	0	0	1	0	0	0	3	22.3	2	13.8	1	9.6	90.4	102.2
0500	25	0	22	0	2	0	0	0	0	2	0	0	0	5	20.8	4	14.6	2	8.4	87.2	104.8
0600	103	0	87	0	11	0	0	0	2	1	1	0	0	15	14.2	9	9	5	4.4	86.5	99.4
0700	274	1	241	3	25	0	1	0	1	2	1	0	0	25	9.1	12	4.4	6	2.1	84.1	95.4
0800	**434**	**0**	**393**	**4**	**31**	**1**	**0**	**0**	**1**	**2**	**0**	**0**	**0**	**26**	**5.9**	**14**	**3.1**	**7**	**1.6**	**81.8**	**92.9**
0900	343	0	307	4	24	0	1	0	2	3	2	0	0	23	6.7	11	3.2	5	1.5	81.2	92.9
1000	273	0	237	4	23	0	1	1	3	1	1	0	0	19	7.1	11	3.9	5	2	81.7	93.6
1100	287	1	249	5	24	1	1	1	2	3	1	0	0	22	7.8	11	3.8	5	1.7	81.5	94
1200	316	1	281	4	24	1	1	0	1	2	1	0	0	25	7.9	14	4.4	7	2.2	82.4	94.3
1300	357	1	325	4	23	0	0	0	1	1	1	0	0	28	7.9	15	4.2	6	1.8	83.3	95
1400	377	1	336	5	29	2	0	0	1	2	1	0	0	26	6.9	13	3.6	7	1.7	82.2	93.6
1500	420	0	378	5	31	1	1	0	1	2	1	0	0	28	6.7	14	3.3	7	1.7	82.3	94
1600	440	1	401	3	29	1	0	0	2	3	0	0	0	33	7.4	15	3.5	7	1.6	83.7	94.7
1700	**523**	**1**	**476**	**4**	**34**	**1**	**1**	**1**	**2**	**3**	**0**	**0**	**0**	**38**	**7.3**	**17**	**3.3**	**7**	**1.4**	**84.3**	**95**
1800	425	2	391	3	24	0	1	0	1	2	1	0	0	44	10.4	21	5	10	2.3	84.9	96.5
1900	301	0	281	2	14	0	0	0	1	1	1	0	0	34	11.2	18	6.1	10	3.4	84.4	97.2
2000	207	0	194	1	9	0	0	0	1	1	0	0	0	23	11.3	13	6.2	6	3	84.6	97.2
2100	144	0	136	0	7	0	0	0	0	1	0	0	0	20	14.2	11	7.9	6	4.2	86.3	99
2200	92	0	87	0	3	0	0	0	0	1	0	0	0	14	14.8	7	7.8	5	5.1	86.3	99.7
2300	52	0	49	0	2	0	0	0	0	0	0	0	0	11	21	7	13	3	5.8	87.8	104
07-19	**4469**	**8**	**4015**	**47**	**321**	**8**	**9**	**4**	**19**	**26**	**11**	**1**	**1**	**337**	**7.5**	**168**	**3.8**	**79**	**1.8**	**82.9**	**94.3**
06-22	**5225**	**9**	**4713**	**51**	**362**	**9**	**10**	**5**	**23**	**29**	**13**	**1**	**1**	**429**	**8.2**	**220**	**4.2**	**106**	**2**	**83.2**	**95**
06-00	**5368**	**9**	**4849**	**51**	**367**	**9**	**10**	**5**	**23**	**30**	**13**	**1**	**1**	**454**	**8.4**	**234**	**4.4**	**114**	**2.1**	**83.3**	**95**
00-00	**5491**	**9**	**4957**	**51**	**377**	**10**	**10**	**5**	**23**	**34**	**13**	**1**	**1**	**479**	**8.7**	**250**	**4.5**	**125**	**2.3**	**83.4**	**95.4**

DRAFT

Site 18
Location N51, att junction sign, Lat 53.63328, Long -6.74525
Direction Two way

3279 / Meath/Cavan/Monaghan ATC's
October 2013
Automatic Traffic Count

Virtual Week (1)

Time	Total	Classification												>PSL	>PSL%	>SL1	>SL1%	>SL2	>SL2%	Mean	Vpp
		1 MCL	2 SV	3 SVT	4 TB2	5 TB3	6 T4	7 ART3	8 ART4	9 ART5	10 ART6	11 BD	12 DRT	100	100	105 +5kph	105 +5kph	110 +10kph	110 +10kph		85
Mon	5649	4	5102	56	395	5	5	10	21	41	8	0	2	386	6.8	213	3.8	100	1.8	82.3	93.2
Tue	5803	11	5103	59	501	9	12	4	33	55	15	1	0	429	7.4	216	3.7	109	1.9	82.8	94.3
Wed	5626	5	5014	54	443	22	10	3	29	34	11	1	0	503	8.9	253	4.5	129	2.3	83.6	95.8
Thu	5781	8	5113	61	454	14	18	6	35	47	23	1	1	509	8.8	258	4.5	127	2.2	83.9	95.8
Fri	5982	9	5331	43	481	6	14	7	30	37	19	2	3	502	8.4	271	4.5	141	2.4	83.4	95.4
| Sat	5059	12	4688	58	242	11	6	4	12	16	9	0	1	562	11.1	293	5.8	147	2.9	84.4	96.5
| Sun	4536	13	4351	28	123	1	2	1	4	9	4	0	0	460	10.1	243	5.4	119	2.6	83.7	96.1
5 Day Ave.	**5768**	**7**	**5133**	**55**	**455**	**11**	**12**	**6**	**30**	**43**	**15**	**1**	**1**	**466**	**8.1**	**242**	**4.2**	**121**	**2.1**	**83.2**	**94.9**
7 Day Ave.	**5491**	**9**	**4957**	**51**	**377**	**10**	**10**	**5**	**23**	**34**	**13**	**1**	**1**	**479**	**8.7**	**250**	**4.5**	**125**	**2.3**	**83.4**	**95.4**
--	**38436**	**62**	**34702**	**359**	**2639**	**68**	**67**	**35**	**164**	**239**	**89**	**5**	**7**	**3351**	**8.7**	**1747**	**4.5**	**872**	**2.3**	**83.4**	**95.4**

Summary Graphs

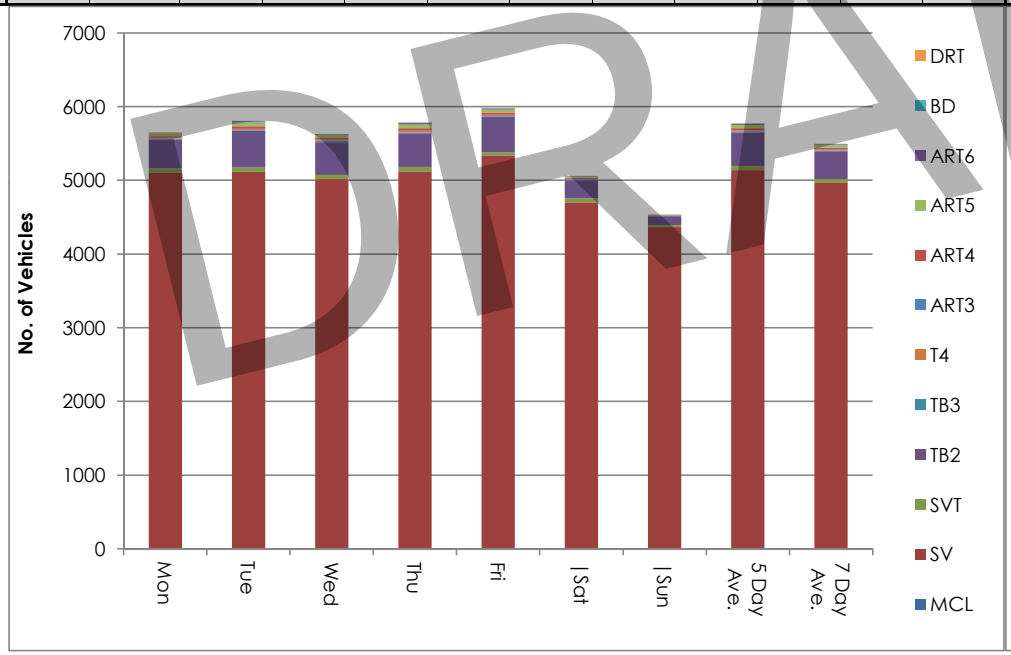

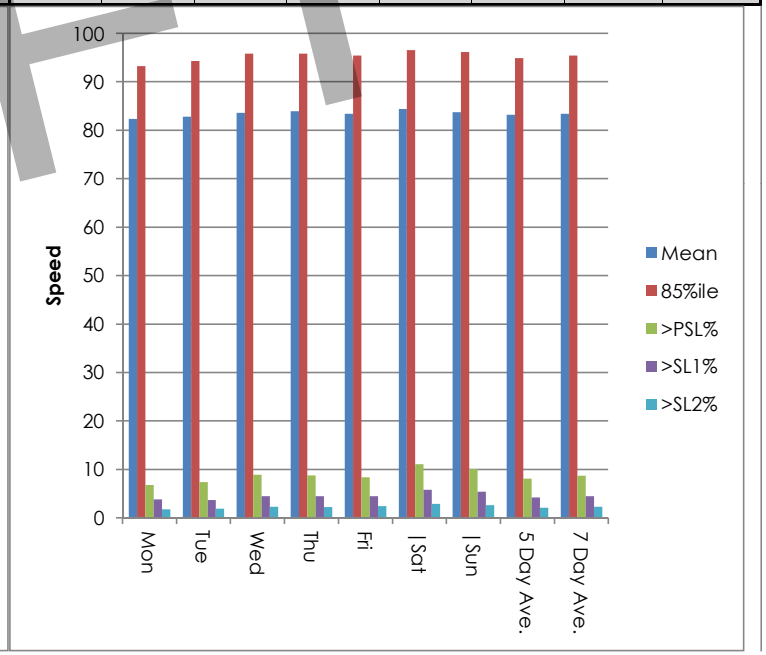

DRAFT

Site 18
Location N51, att junction sign, Lat 53.63328, Long -6.74525
Direction Two way

3279 / Meath/Cavan/Monaghan ATC's
October 2013
Automatic Traffic Count

Mon, 7 October 2013

Time	Total	Speed Bins (km/h)																												
		0 - 5	5 - 10	10 - 15	15 - 20	20 - 25	25 - 30	30 - 35	35 - 40	40 - 45	45 - 50	50 - 55	55 - 60	60 - 65	65 - 70	70 - 75	75 - 80	80 - 85	85 - 90	90 - 95	95 - 100	100 - 105	105 - 110	110 - 115	115 - 120	120 - 125	125 - 130	130 - 135	135 - 140
0000	31	0	0	0	0	0	0	0	0	0	0	0	0	1	4	3	4	5	7	4	0	0	1	0	1	0	1	0	0
0100	12	0	0	0	0	0	0	0	0	0	0	0	0	0	1	0	0	1	7	1	1	0	0	0	0	0	1	0	0
0200	9	0	0	0	0	0	0	0	0	0	0	0	0	0	1	0	2	0	2	3	0	0	1	0	0	0	0	0	0
0300	5	0	0	0	0	0	0	0	0	0	0	0	1	0	0	0	1	0	0	0	1	1	1	0	0	0	0	0	0
0400	17	0	0	0	0	0	0	0	0	0	0	0	0	0	0	2	2	4	4	2	1	1	0	0	1	0	0	0	0
0500	33	0	0	0	0	0	0	0	0	0	0	0	1	1	2	6	5	3	6	2	1	4	0	1	0	0	1	0	0
0600	137	0	0	0	0	0	0	0	0	0	0	0	1	0	5	20	21	29	23	19	7	2	7	2	1	0	0	0	0
0700	346	0	0	0	0	0	0	0	0	0	1	4	4	18	25	39	75	56	47	38	17	9	4	3	6	0	0	0	0
0800	**564**	**0**	**0**	**0**	**0**	**0**	**0**	**0**	**1**	**0**	**0**	**3**	**15**	**13**	**45**	**80**	**126**	**106**	**78**	**48**	**28**	**7**	**7**	**6**	**1**	**0**	**0**	**0**	**0**
0900	414	0	0	0	0	0	0	0	0	0	0	2	6	16	43	73	81	82	52	22	18	12	5	1	1	0	0	0	0
1000	281	0	0	0	0	0	0	0	1	1	1	2	3	12	29	54	68	48	32	15	6	3	2	2	0	1	1	0	0
1100	255	0	0	0	0	0	0	0	0	0	2	1	2	4	17	24	64	60	33	17	10	12	6	1	2	0	0	0	0
1200	284	0	0	0	0	0	2	0	1	0	1	3	4	12	33	43	50	40	34	24	20	9	4	1	1	0	0	0	2
1300	303	0	0	0	0	0	0	0	0	0	1	2	5	8	10	35	66	60	44	30	24	9	6	3	0	0	0	0	0
1400	324	0	0	0	0	0	0	0	0	0	2	0	6	6	18	40	70	57	44	36	15	11	6	4	5	3	0	0	1
1500	391	0	0	0	0	0	0	0	1	1	3	6	4	5	19	57	77	89	60	32	16	8	10	1	2	0	0	0	0
1600	402	0	0	0	0	0	0	0	0	0	0	2	4	8	12	48	91	90	55	47	23	10	9	1	1	0	1	0	0
1700	**538**	**0**	**0**	**0**	**0**	**0**	**0**	**0**	**0**	**0**	**1**	**3**	**1**	**9**	**31**	**69**	**88**	**102**	**103**	**60**	**44**	**13**	**8**	**4**	**2**	**0**	**0**	**0**	**0**
1800	473	0	0	0	0	2	0	1	0	3	0	2	4	8	20	63	74	90	87	51	34	19	9	1	3	1	0	0	1
1900	291	0	0	0	0	0	0	0	0	0	1	0	3	2	15	30	40	66	46	28	26	14	10	6	3	1	0	0	0
2000	227	0	0	0	0	0	0	0	0	0	0	1	3	6	15	39	30	47	34	19	16	8	5	1	3	0	0	0	0
2100	183	0	0	0	0	0	0	0	0	0	0	0	2	11	14	24	19	42	25	13	8	10	7	4	0	1	2	0	1
2200	90	0	0	0	0	0	0	0	0	0	1	1	0	1	5	11	13	14	12	10	10	4	3	1	3	1	0	0	0
2300	39	0	0	0	0	0	0	0	0	0	0	0	1	0	1	7	2	7	4	5	2	7	2	0	0	0	1	0	0
07-19	**4575**	**0**	**0**	**0**	**0**	**2**	**2**	**1**	**4**	**5**	**12**	**30**	**58**	**119**	**302**	**625**	**930**	**880**	**669**	**420**	**255**	**122**	**76**	**28**	**24**	**5**	**2**	**0**	**4**
06-22	**5413**	**0**	**0**	**0**	**0**	**2**	**2**	**1**	**4**	**5**	**13**	**31**	**67**	**138**	**351**	**738**	**1040**	**1064**	**797**	**499**	**312**	**156**	**105**	**41**	**31**	**7**	**4**	**0**	**5**
06-00	**5542**	**0**	**0**	**0**	**0**	**2**	**2**	**1**	**4**	**5**	**14**	**32**	**68**	**139**	**357**	**756**	**1055**	**1085**	**813**	**514**	**324**	**167**	**110**	**42**	**34**	**8**	**5**	**0**	**5**
00-00	**5649**	**0**	**0**	**0**	**0**	**2**	**2**	**1**	**4**	**5**	**14**	**32**	**70**	**141**	**365**	**767**	**1069**	**1098**	**839**	**526**	**328**	**173**	**113**	**43**	**36**	**8**	**8**	**0**	**5**

DRAFT

Site 18
Location N51, att junction sign, Lat 53.63328, Long -6.74525
Direction Two way

3279 / Meath/Cavan/Monaghan ATC's
October 2013
Automatic Traffic Count

Tue, 8 October 2013

Time	Total	Speed Bins (km/h)																												
		0 - 5	5 - 10	10 - 15	15 - 20	20 - 25	25 - 30	30 - 35	35 - 40	40 - 45	45 - 50	50 - 55	55 - 60	60 - 65	65 - 70	70 - 75	75 - 80	80 - 85	85 - 90	90 - 95	95 - 100	100 - 105	105 - 110	110 - 115	115 - 120	120 - 125	125 - 130	130 - 135	135 - 140
0000	36	0	0	0	0	0	0	0	0	0	0	1	2	1	0	2	1	8	5	7	6	1	0	2	0	0	0	0	0
0100	19	0	0	0	0	0	0	0	0	1	0	0	0	0	0	0	5	2	5	0	2	1	0	2	0	0	1	0	0
0200	10	0	0	0	0	0	0	0	0	0	0	0	0	0	1	0	2	0	1	2	1	3	0	0	0	0	0	0	0
0300	10	0	0	0	0	0	0	0	0	0	0	0	0	0	0	2	1	1	2	1	2	0	1	0	0	0	0	0	0
0400	9	0	0	0	0	0	0	0	0	0	0	0	0	0	1	1	0	1	2	0	2	1	1	0	0	0	0	0	0
0500	33	0	0	0	0	0	0	0	0	0	0	1	0	2	2	4	2	7	3	5	2	2	1	0	1	1	0	0	0
0600	123	0	0	0	0	0	0	0	0	0	0	0	6	5	4	8	18	20	21	12	12	3	9	4	1	0	0	0	0
0700	387	0	0	0	0	0	0	0	0	0	0	1	2	6	23	59	78	59	61	51	18	16	8	2	1	1	0	1	0
0800	**571**	**0**	**0**	**0**	**0**	**0**	**0**	**0**	**0**	**1**	**0**	**2**	**2**	**10**	**57**	**98**	**132**	**101**	**60**	**47**	**28**	**14**	**7**	**9**	**1**	**2**	**0**	**0**	**0**
0900	421	0	0	0	0	0	0	0	0	0	0	1	4	9	38	52	82	91	68	36	17	10	8	2	1	0	0	0	2
1000	287	0	0	0	0	0	0	0	0	1	2	3	5	14	14	40	50	56	36	35	17	5	6	3	0	0	0	0	0
1100	285	0	0	0	1	0	1	2	0	1	2	3	11	12	31	51	39	41	40	24	14	7	3	1	0	1	0	0	0
1200	291	0	0	0	0	1	0	1	1	0	0	1	4	11	29	37	49	53	36	31	23	7	1	1	2	1	2	0	0
1300	316	0	0	0	0	0	0	0	0	0	0	3	6	9	10	40	49	67	46	39	24	10	8	2	2	1	0	0	0
1400	313	0	0	0	0	0	0	0	0	0	0	6	4	12	19	42	53	44	48	43	21	13	3	2	2	1	0	0	0
1500	423	0	0	0	0	1	0	0	0	1	4	7	5	19	22	49	83	79	59	43	28	14	3	3	1	1	0	1	0
1600	436	0	0	0	0	0	0	0	0	1	1	2	2	6	19	58	73	85	59	53	41	21	10	2	1	1	1	0	0
1700	**577**	**0**	**0**	**0**	**1**	**0**	**0**	**0**	**3**	**1**	**1**	**3**	**3**	**10**	**27**	**51**	**99**	**98**	**111**	**84**	**48**	**16**	**13**	**4**	**2**	**0**	**2**	**0**	**0**
1800	459	0	0	0	0	0	2	2	0	1	0	0	4	11	25	56	74	90	73	52	34	21	4	5	2	2	0	1	0
1900	296	0	0	0	0	0	1	1	0	0	0	2	2	5	18	39	49	49	39	41	18	15	9	5	2	0	1	0	0
2000	224	0	0	0	0	0	0	0	0	0	1	0	1	5	18	31	32	42	37	22	12	11	3	2	3	1	3	0	0
2100	117	0	0	0	0	0	0	0	0	0	0	0	1	5	6	7	22	24	12	14	10	9	3	2	1	0	0	0	1
2200	110	0	0	0	0	0	0	0	0	1	0	0	1	2	4	11	24	16	16	13	10	8	3	0	0	1	0	0	0
2300	50	0	0	0	0	0	0	0	0	0	1	0	1	1	1	4	10	8	4	4	5	5	3	1	1	1	0	0	0
07-19	**4766**	**0**	**0**	**0**	**2**	**2**	**3**	**5**	**4**	**7**	**10**	**32**	**52**	**129**	**314**	**633**	**861**	**864**	**697**	**538**	**313**	**154**	**74**	**36**	**15**	**11**	**5**	**3**	**2**
06-22	**5526**	**0**	**0**	**0**	**2**	**2**	**4**	**6**	**4**	**7**	**11**	**34**	**62**	**149**	**360**	**718**	**982**	**999**	**806**	**627**	**365**	**192**	**98**	**49**	**22**	**12**	**9**	**3**	**3**
06-00	**5686**	**0**	**0**	**0**	**2**	**2**	**4**	**6**	**4**	**8**	**12**	**34**	**64**	**152**	**365**	**733**	**1016**	**1023**	**826**	**644**	**380**	**205**	**104**	**50**	**23**	**14**	**9**	**3**	**3**
00-00	**5803**	**0**	**0**	**0**	**2**	**2**	**4**	**6**	**4**	**9**	**12**	**36**	**66**	**155**	**369**	**742**	**1027**	**1042**	**844**	**659**	**395**	**213**	**107**	**54**	**24**	**15**	**10**	**3**	**3**

DRAFT

Site 18
Location N51, att junction sign, Lat 53.63328, Long -6.74525
Direction Two way

3279 / Meath/Cavan/Monaghan ATC's
October 2013
Automatic Traffic Count

Wed, 9 October 2013

Time	Total	Speed Bins (km/h)																											
		0 - 5	5 - 10	10 - 15	15 - 20	20 - 25	25 - 30	30 - 35	35 - 40	40 - 45	45 - 50	50 - 55	55 - 60	60 - 65	65 - 70	70 - 75	75 - 80	80 - 85	85 - 90	90 - 95	95 - 100	100 - 105	105 - 110	110 - 115	115 - 120	120 - 125	125 - 130	130 - 135	135 - 140
0000	27	0	0	0	0	0	0	0	0	0	0	0	0	2	0	5	2	4	3	4	4	1	0	0	1	0	1	0	0
0100	12	0	0	0	0	0	0	0	0	0	0	0	0	1	1	1	1	1	3	2	0	0	0	2	0	0	0	0	0
0200	9	0	0	0	0	0	0	0	0	0	0	0	0	0	0	0	1	1	5	0	2	0	0	0	0	0	0	0	0
0300	3	0	0	0	0	0	0	0	0	0	0	0	0	0	0	0	2	0	0	0	0	0	0	1	0	0	0	0	0
0400	14	0	0	0	0	0	0	0	0	0	0	0	0	0	0	0	2	3	1	4	1	1	0	0	1	1	0	0	0
0500	33	0	0	0	0	0	0	0	0	0	0	0	1	2	1	2	2	8	3	6	2	1	2	2	0	1	0	0	0
0600	153	0	0	0	0	0	0	0	0	1	0	1	1	7	9	19	18	17	23	13	21	11	5	5	1	1	0	0	0
0700	327	0	0	0	0	0	0	0	0	0	0	1	3	7	11	38	44	55	61	47	31	13	7	5	2	1	0	1	0
0800	**554**	**0**	**0**	**0**	**0**	**0**	**0**	**1**	**0**	**0**	**0**	**6**	**3**	**10**	**36**	**92**	**114**	**109**	**80**	**43**	**33**	**16**	**6**	**3**	**0**	**0**	**2**	**0**	**0**
0900	391	0	0	0	0	0	0	0	0	1	2	6	1	14	55	62	69	53	42	37	21	14	9	3	0	2	0	0	0
1000	250	0	0	0	0	0	0	0	0	0	4	5	4	9	34	42	41	33	24	19	18	10	6	0	0	1	0	0	0
1100	259	0	0	0	0	0	0	1	2	0	0	0	4	13	20	46	50	45	34	12	12	8	8	2	1	1	0	0	0
1200	286	0	0	0	0	0	0	0	1	0	0	2	3	8	25	37	44	59	37	38	12	7	7	3	2	1	0	0	0
1300	311	0	0	0	0	0	0	0	0	1	0	0	2	6	25	32	36	59	53	36	35	12	6	4	2	2	0	0	0
1400	335	0	0	0	0	0	1	0	0	1	1	2	1	10	21	47	61	47	59	39	28	10	4	2	0	1	0	0	0
1500	400	0	0	0	0	0	0	0	0	1	4	3	5	10	29	43	72	80	53	47	22	16	5	8	1	1	0	0	0
1600	429	0	0	0	0	0	0	0	0	1	1	0	4	9	17	41	86	74	69	62	27	27	7	3	0	1	0	0	0
1700	**574**	**0**	**0**	**0**	**0**	**0**	**1**	**0**	**1**	**0**	**2**	**0**	**8**	**9**	**27**	**65**	**91**	**128**	**97**	**59**	**47**	**22**	**9**	**5**	**1**	**0**	**0**	**2**	**0**
1800	457	0	0	0	0	1	0	1	0	0	0	2	3	5	24	42	64	77	76	66	34	33	16	5	5	2	1	0	0
1900	302	0	0	0	0	0	0	0	0	0	0	1	3	7	25	33	38	56	46	35	29	14	7	4	1	2	0	0	1
2000	199	0	0	0	0	0	0	0	0	0	0	1	6	8	13	25	22	34	30	22	14	10	8	0	3	2	0	0	1
2100	165	0	0	0	0	0	0	0	0	0	0	0	1	1	7	17	19	20	26	31	15	12	6	5	4	1	0	0	0
2200	91	0	0	0	0	0	0	0	0	1	1	0	1	3	5	13	10	8	13	4	12	6	5	5	2	1	0	1	0
2300	45	0	0	0	0	0	0	0	0	0	0	0	0	1	1	2	6	7	7	4	7	6	1	1	1	1	0	0	0
07-19	**4573**	**0**	**0**	**0**	**0**	**1**	**2**	**3**	**4**	**5**	**14**	**27**	**41**	**110**	**324**	**587**	**772**	**819**	**685**	**505**	**320**	**188**	**90**	**43**	**14**	**13**	**3**	**3**	**0**
06-22	**5392**	**0**	**0**	**0**	**0**	**1**	**2**	**3**	**4**	**6**	**14**	**30**	**52**	**133**	**378**	**681**	**869**	**946**	**810**	**606**	**399**	**235**	**116**	**57**	**23**	**19**	**3**	**3**	**2**
06-00	**5528**	**0**	**0**	**0**	**0**	**1**	**2**	**3**	**4**	**7**	**15**	**30**	**53**	**137**	**384**	**696**	**885**	**961**	**830**	**614**	**418**	**247**	**122**	**63**	**26**	**21**	**3**	**4**	**2**
00-00	**5626**	**0**	**0**	**0**	**0**	**1**	**2**	**3**	**4**	**7**	**15**	**30**	**54**	**142**	**386**	**704**	**895**	**978**	**845**	**630**	**427**	**250**	**124**	**68**	**28**	**23**	**4**	**4**	**2**

DRAFT

Site 18
Location N51, att junction sign, Lat 53.63328, Long -6.74525
Direction Two way

3279 / Meath/Cavan/Monaghan ATC's
October 2013
Automatic Traffic Count

Thu, 10 October 2013

Time	Total	Speed Bins (km/h)																												
		0 - 5	5 - 10	10 - 15	15 - 20	20 - 25	25 - 30	30 - 35	35 - 40	40 - 45	45 - 50	50 - 55	55 - 60	60 - 65	65 - 70	70 - 75	75 - 80	80 - 85	85 - 90	90 - 95	95 - 100	100 - 105	105 - 110	110 - 115	115 - 120	120 - 125	125 - 130	130 - 135	135 - 140
0000	32	0	0	0	0	0	0	0	0	0	0	0	0	3	0	0	2	4	3	1	8	6	3	2	0	0	0	0	0
0100	10	0	0	0	0	0	0	0	0	0	0	0	0	0	0	0	0	1	0	3	3	1	0	0	1	0	1	0	0
0200	6	0	0	0	0	0	0	0	0	0	0	0	0	0	1	0	0	0	1	0	2	2	0	0	0	0	0	0	0
0300	3	0	0	0	0	0	0	0	0	0	0	0	0	0	0	1	1	0	0	0	0	0	0	0	0	1	0	0	0
0400	7	0	0	0	0	0	0	0	0	0	0	0	0	0	0	1	0	0	2	0	2	1	0	1	0	0	0	0	0
0500	33	0	0	0	0	0	0	0	0	0	0	1	0	0	2	1	2	3	3	4	6	2	5	3	1	0	0	0	0
0600	130	0	0	0	0	0	0	0	0	0	0	1	0	1	5	7	20	28	19	16	14	7	6	3	3	0	0	0	0
0700	352	0	0	0	0	0	0	0	0	0	0	2	2	10	8	34	50	78	58	53	25	18	8	5	1	0	0	0	0
0800	**557**	**0**	**0**	**0**	**0**	**0**	**0**	**0**	**0**	**0**	**1**	**3**	**7**	**23**	**44**	**55**	**129**	**93**	**78**	**60**	**31**	**16**	**9**	**2**	**6**	**0**	**0**	**0**	**0**
0900	422	0	0	0	0	0	0	0	0	1	2	0	7	16	51	59	71	72	59	38	29	10	3	2	1	0	1	0	0
1000	284	0	0	0	0	0	0	0	0	0	0	4	6	3	19	28	61	39	45	29	25	10	7	4	3	1	0	0	0
1100	275	0	0	0	0	0	0	1	0	1	2	1	7	10	22	37	47	52	36	21	11	14	9	2	1	0	1	0	0
1200	290	0	0	0	0	0	3	0	0	1	0	1	5	17	14	26	38	59	44	37	24	8	7	4	1	0	1	0	0
1300	279	0	0	0	0	0	0	1	1	0	2	1	1	8	13	18	44	47	50	46	22	10	10	2	2	1	0	0	0
1400	350	0	0	0	0	1	1	0	0	0	1	2	8	14	23	39	71	45	56	41	22	12	8	3	2	0	1	0	0
1500	399	0	0	0	0	0	0	0	0	0	1	3	6	10	23	44	62	85	62	40	35	16	5	3	2	1	1	0	0
1600	456	0	0	0	0	0	0	0	1	0	1	2	5	9	22	47	80	83	94	46	32	14	6	8	4	1	1	0	0
1700	**540**	**0**	**0**	**0**	**0**	**0**	**0**	**0**	**0**	**1**	**0**	**1**	**1**	**11**	**19**	**54**	**96**	**94**	**108**	**67**	**46**	**26**	**11**	**4**	**1**	**0**	**0**	**0**	**0**
1800	447	0	0	0	0	0	1	0	1	0	0	1	2	5	22	34	66	84	73	66	42	28	10	10	1	0	1	0	0
1900	353	0	0	0	0	0	0	1	0	0	0	4	6	8	30	37	55	54	48	45	33	18	3	7	3	1	0	0	0
2000	237	0	0	0	0	0	0	0	0	0	1	0	1	2	16	26	38	49	40	26	14	11	9	3	1	0	0	0	0
2100	175	0	0	0	0	0	0	0	0	0	0	0	4	2	8	22	32	25	25	20	13	15	5	3	0	1	0	0	0
2200	84	0	0	0	0	0	0	0	0	0	0	0	1	2	5	5	13	13	17	10	8	5	1	2	1	0	0	0	1
2300	60	0	0	0	0	0	0	0	0	0	0	0	0	0	4	4	8	8	9	11	6	1	6	0	1	1	0	0	1
07-19	**4651**	**0**	**0**	**0**	**0**	**1**	**5**	**2**	**3**	**4**	**10**	**21**	**57**	**136**	**280**	**475**	**815**	**831**	**763**	**544**	**344**	**182**	**93**	**49**	**25**	**4**	**7**	**0**	**0**
06-22	**5546**	**0**	**0**	**0**	**0**	**1**	**5**	**3**	**3**	**4**	**11**	**26**	**68**	**149**	**339**	**567**	**960**	**987**	**895**	**651**	**418**	**233**	**116**	**65**	**32**	**6**	**7**	**0**	**0**
06-00	**5690**	**0**	**0**	**0**	**0**	**1**	**5**	**3**	**3**	**4**	**11**	**26**	**69**	**151**	**348**	**576**	**981**	**1008**	**921**	**672**	**432**	**239**	**123**	**67**	**34**	**7**	**7**	**0**	**2**
00-00	**5781**	**0**	**0**	**0**	**0**	**1**	**5**	**3**	**3**	**4**	**11**	**27**	**69**	**154**	**351**	**579**	**986**	**1016**	**930**	**680**	**453**	**251**	**131**	**73**	**36**	**8**	**8**	**0**	**2**

DRAFT

Site 18
Location N51, att junction sign, Lat 53.63328, Long -6.74525
Direction Two way

Fri, 11 October 2013

3279 / Meath/Cavan/Monaghan ATC's
October 2013
Automatic Traffic Count

Time	Total	Speed Bins (km/h)																												
		0 - 5	5 - 10	10 - 15	15 - 20	20 - 25	25 - 30	30 - 35	35 - 40	40 - 45	45 - 50	50 - 55	55 - 60	60 - 65	65 - 70	70 - 75	75 - 80	80 - 85	85 - 90	90 - 95	95 - 100	100 - 105	105 - 110	110 - 115	115 - 120	120 - 125	125 - 130	130 - 135	135 - 140
0000	29	0	0	0	0	0	0	0	0	0	1	0	0	0	1	2	5	5	4	1	1	1	2	2	3	0	1	0	0
0100	13	0	0	0	0	0	0	0	0	0	0	1	0	0	0	0	1	3	3	4	0	1	0	0	0	0	0	0	0	0
0200	4	0	0	0	0	0	0	0	0	0	0	0	0	0	0	0	1	0	0	0	1	0	0	2	0	0	0	0	0	0
0300	13	0	0	0	0	0	0	0	0	0	0	0	0	0	2	1	2	2	3	0	1	2	0	0	0	0	0	0	0	0
0400	7	0	0	0	0	0	0	0	0	0	0	0	0	0	0	0	1	0	1	0	2	0	0	1	0	2	0	0	0	0
0500	18	0	0	0	0	0	0	0	0	0	0	0	1	0	2	3	4	0	3	1	2	0	2	0	0	0	0	0	0	0
0600	126	0	0	0	0	0	0	0	0	0	0	0	1	2	6	14	15	15	21	19	11	8	6	2	5	1	0	0	0	0
0700	343	0	0	0	0	0	0	0	0	0	1	0	3	12	24	47	52	52	50	44	25	18	7	4	3	0	1	0	0	0
0800	**549**	**0**	**0**	**0**	**0**	**0**	**0**	**0**	**0**	**0**	**1**	**2**	**3**	**11**	**50**	**77**	**92**	**107**	**93**	**54**	**27**	**17**	**6**	**7**	**2**	**0**	**0**	**0**	**0**	**0**
0900	383	0	0	0	0	0	0	0	0	0	2	0	3	21	43	73	70	66	52	22	14	10	3	1	1	1	0	1	0	0
1000	292	0	0	0	0	0	1	0	0	0	1	2	4	14	26	43	63	39	34	32	19	7	4	1	2	0	0	0	0	0
1100	306	0	0	0	0	0	1	0	0	0	2	1	5	8	12	49	66	59	36	29	18	7	6	1	2	3	1	0	0	0
1200	319	0	0	0	0	0	0	1	1	0	0	1	6	8	25	37	44	62	54	32	24	9	7	5	2	1	0	0	0	0
1300	320	0	0	0	0	0	0	0	0	0	0	3	1	2	20	33	55	61	52	33	29	15	9	2	5	0	0	0	0	0
1400	384	0	0	0	0	0	0	0	0	1	1	1	0	19	28	40	58	63	71	51	29	10	7	5	0	0	0	0	0	0
1500	453	0	0	0	0	0	1	0	1	1	2	3	4	13	26	67	88	89	61	42	27	15	10	1	1	1	0	0	0	0
1600	512	0	0	0	0	0	0	1	0	2	1	2	5	19	37	74	99	90	58	64	28	15	8	7	0	2	0	0	0	0
1700	**526**	**0**	**0**	**0**	**0**	**0**	**0**	**0**	**0**	**0**	**0**	**1**	**6**	**10**	**28**	**47**	**80**	**77**	**109**	**71**	**49**	**25**	**10**	**2**	**8**	**2**	**0**	**0**	**1**	
1800	474	0	0	0	0	0	0	0	0	0	0	1	2	8	16	51	94	86	77	66	35	16	13	6	2	0	0	0	1	
1900	334	0	0	0	0	0	0	0	0	0	1	0	6	14	18	43	49	55	44	33	35	14	11	6	2	2	1	0	0	
2000	218	0	0	0	0	0	0	0	0	0	0	0	2	4	18	15	37	32	28	29	23	17	7	2	1	2	0	1	0	
2100	170	0	0	0	0	0	0	0	0	0	0	0	0	4	10	7	30	17	29	37	15	8	6	3	3	0	1	0	0	
2200	121	0	0	0	0	0	0	0	0	0	0	0	1	5	6	9	13	25	14	14	15	11	1	2	2	0	0	3	0	
2300	68	0	0	0	0	0	0	0	0	1	2	0	1	3	5	4	8	4	6	10	8	5	5	2	3	0	0	1	0	
07-19	**4861**	**0**	**0**	**0**	**0**	**0**	**3**	**2**	**2**	**4**	**11**	**17**	**42**	**145**	**335**	**638**	**861**	**851**	**747**	**540**	**324**	**164**	**90**	**42**	**28**	**10**	**2**	**1**	**2**	
06-22	**5709**	**0**	**0**	**0**	**0**	**0**	**3**	**2**	**2**	**4**	**12**	**17**	**51**	**169**	**387**	**717**	**992**	**970**	**869**	**658**	**408**	**211**	**120**	**55**	**39**	**15**	**4**	**2**	**2**	
06-00	**5898**	**0**	**0**	**0**	**0**	**0**	**3**	**2**	**2**	**5**	**14**	**17**	**53**	**177**	**398**	**730**	**1013**	**999**	**889**	**682**	**431**	**227**	**126**	**59**	**44**	**15**	**4**	**6**	**2**	
00-00	**5982**	**0**	**0**	**0**	**0**	**0**	**3**	**2**	**2**	**5**	**15**	**18**	**54**	**177**	**403**	**736**	**1027**	**1009**	**903**	**688**	**438**	**231**	**130**	**64**	**47**	**17**	**5**	**6**	**2**	

DRAFT

Site 18
Location N51, att junction sign, Lat 53.63328, Long -6.74525
Direction Two way

3279 / Meath/Cavan/Monaghan ATC's
October 2013
Automatic Traffic Count

Sat, 12 October 2013

Time	Total	Speed Bins (km/h)																												
		0 - 5	5 - 10	10 - 15	15 - 20	20 - 25	25 - 30	30 - 35	35 - 40	40 - 45	45 - 50	50 - 55	55 - 60	60 - 65	65 - 70	70 - 75	75 - 80	80 - 85	85 - 90	90 - 95	95 - 100	100 - 105	105 - 110	110 - 115	115 - 120	120 - 125	125 - 130	130 - 135	135 - 140
0000	52	0	0	0	0	0	0	0	0	0	0	1	0	1	5	5	2	6	7	9	5	4	3	2	1	0	1	0	0
0100	31	0	0	0	0	0	0	0	0	0	0	0	1	1	1	3	4	4	4	2	5	3	1	2	0	0	0	0	0
0200	18	0	0	0	0	0	0	0	0	0	0	0	1	0	1	2	3	3	4	1	0	0	2	0	1	0	0	0	0
0300	24	0	0	0	0	0	0	0	0	0	0	0	1	2	0	2	4	3	3	2	4	2	0	0	1	0	0	0	0
0400	18	0	0	0	0	0	0	0	0	0	0	0	0	0	0	3	4	3	4	1	1	1	0	0	0	0	0	0	1
0500	17	0	0	0	0	0	0	0	0	0	0	0	1	0	1	2	3	3	2	0	3	0	0	1	0	1	0	0	0
0600	35	0	0	0	0	0	0	0	0	0	0	0	0	0	1	3	6	3	6	7	2	6	0	0	0	0	1	0	0
0700	104	0	0	0	0	0	0	0	0	0	1	2	2	0	3	6	16	16	12	12	14	10	9	0	0	0	1	0	0
0800	178	0	0	0	0	0	0	0	0	0	1	1	2	2	6	21	16	38	30	19	15	13	9	3	2	0	0	0	0
0900	288	0	0	0	0	0	0	0	0	0	3	2	4	9	20	31	43	37	46	36	21	17	8	7	4	0	0	0	0
1000	298	0	0	0	0	1	0	0	0	2	0	0	2	7	22	35	41	62	50	31	18	15	2	5	4	1	0	0	0
1100	**395**	**0**	**0**	**0**	**0**	**0**	**1**	**0**	**0**	**1**	**5**	**2**	**4**	**15**	**21**	**47**	**82**	**72**	**48**	**36**	**30**	**23**	**4**	**2**	**1**	**1**	**0**	**0**	**0**
1200	430	0	0	0	0	0	0	1	0	0	0	4	1	9	17	43	77	102	69	37	24	21	16	6	2	1	0	0	0
1300	**444**	**0**	**0**	**0**	**0**	**1**	**0**	**0**	**0**	**0**	**0**	**1**	**1**	**4**	**37**	**71**	**84**	**77**	**56**	**45**	**28**	**18**	**11**	**5**	**3**	**0**	**1**	**1**	**0**
1400	418	0	0	0	0	0	1	0	1	0	0	2	5	10	23	39	79	83	60	54	23	19	11	4	2	2	0	0	0
1500	442	0	0	0	0	0	0	0	0	0	2	0	6	11	23	61	59	86	70	50	28	22	9	9	1	3	2	0	0
1600	399	0	0	0	0	0	0	0	0	0	0	2	3	5	17	42	76	74	66	48	31	15	8	4	6	1	1	0	0
1700	417	0	0	0	0	0	0	0	0	0	1	3	4	8	17	41	68	71	80	54	31	24	9	6	0	0	0	0	0
1800	343	0	0	0	0	0	0	0	0	0	1	5	9	8	21	27	45	57	61	40	22	18	15	6	5	2	1	0	0
1900	270	0	0	0	0	0	0	0	0	0	1	1	2	12	27	31	36	38	43	30	12	14	9	5	4	2	3	0	0
2000	181	0	0	0	0	0	0	0	0	0	0	0	0	3	12	15	33	35	25	24	14	6	7	3	3	0	1	0	0
2100	89	0	0	0	0	0	0	0	0	0	0	0	0	2	1	9	12	18	18	8	10	4	4	0	3	0	0	0	0
2200	101	0	0	0	0	0	0	0	0	0	0	0	4	0	2	10	15	21	11	14	7	10	2	1	1	1	1	1	0
2300	67	0	0	0	0	0	0	0	0	0	0	0	1	3	7	2	15	7	9	4	7	4	7	1	0	0	0	0	0
07-19	**4156**	**0**	**0**	**0**	**0**	**2**	**2**	**1**	**1**	**3**	**14**	**24**	**43**	**88**	**227**	**464**	**686**	**775**	**648**	**462**	**285**	**215**	**111**	**57**	**30**	**11**	**6**	**1**	**0**
06-22	**4731**	**0**	**0**	**0**	**0**	**2**	**2**	**1**	**1**	**3**	**15**	**25**	**45**	**105**	**268**	**522**	**773**	**869**	**740**	**531**	**323**	**245**	**131**	**65**	**40**	**13**	**11**	**1**	**0**
06-00	**4899**	**0**	**0**	**0**	**0**	**2**	**2**	**1**	**1**	**3**	**15**	**25**	**50**	**108**	**277**	**534**	**803**	**897**	**760**	**549**	**337**	**259**	**140**	**67**	**41**	**14**	**12**	**2**	**0**
00-00	**5059**	**0**	**0**	**0**	**0**	**2**	**2**	**1**	**1**	**3**	**15**	**26**	**54**	**112**	**285**	**551**	**823**	**919**	**784**	**564**	**355**	**269**	**146**	**72**	**44**	**15**	**13**	**2**	**1**

DRAFT

Site 18
Location N51, att junction sign, Lat 53.63328, Long -6.74525
Direction Two way

3279 / Meath/Cavan/Monaghan ATC's
October 2013
Automatic Traffic Count

Sun, 13 October 2013

Time	Total	Speed Bins (km/h)																												
		0 - 5	5 - 10	10 - 15	15 - 20	20 - 25	25 - 30	30 - 35	35 - 40	40 - 45	45 - 50	50 - 55	55 - 60	60 - 65	65 - 70	70 - 75	75 - 80	80 - 85	85 - 90	90 - 95	95 - 100	100 - 105	105 - 110	110 - 115	115 - 120	120 - 125	125 - 130	130 - 135	135 - 140
0000	65	0	0	0	0	0	0	0	0	0	0	0	0	4	2	8	9	10	11	5	1	6	2	3	1	1	1	1	0
0100	44	0	0	0	0	0	0	0	0	0	0	0	1	2	1	2	7	7	7	4	5	2	2	0	2	0	1	0	1
0200	28	0	0	0	0	0	0	0	0	0	0	0	0	1	0	1	7	3	2	6	1	4	2	1	0	0	0	0	0
0300	32	0	0	0	0	0	0	0	0	0	0	1	0	0	1	0	5	2	5	6	2	6	1	0	2	1	0	0	0
0400	22	0	0	0	0	0	0	0	0	0	0	0	1	1	0	3	1	2	1	2	4	3	3	0	1	0	0	0	0
0500	11	0	0	0	0	0	0	0	0	0	0	0	0	0	0	0	3	2	1	0	0	2	1	1	1	0	0	0	0
0600	16	0	0	0	0	0	0	0	0	0	0	0	0	0	1	1	1	1	4	4	2	0	0	0	1	0	0	1	0
0700	61	0	0	0	0	0	0	0	0	0	1	0	2	0	2	3	7	6	16	10	5	6	1	0	1	0	1	0	0
0800	62	0	0	0	0	0	0	0	0	0	0	0	0	2	3	4	13	9	12	7	6	1	2	3	0	0	0	0	0
0900	84	0	0	0	0	0	0	0	0	0	0	2	0	4	2	9	8	11	10	9	8	11	6	2	0	1	1	0	0
1000	217	0	0	0	0	0	1	1	0	1	0	1	1	3	6	22	29	43	35	25	20	11	9	6	2	1	0	0	0
1100	**233**	**0**	**0**	**0**	**0**	**1**	**2**	**0**	**0**	**0**	**0**	**2**	**1**	**4**	**15**	**23**	**34**	**40**	**45**	**27**	**14**	**9**	**5**	**7**	**2**	**2**	**0**	**0**	**0**
1200	313	0	0	0	0	0	0	1	0	0	3	3	2	13	28	62	55	35	28	33	17	16	8	4	0	1	2	0	2
1300	**523**	**0**	**0**	**0**	**0**	**0**	**1**	**0**	**0**	**0**	**0**	**2**	**6**	**14**	**52**	**81**	**103**	**108**	**49**	**50**	**23**	**17**	**10**	**3**	**4**	**0**	**0**	**0**	**0**
1400	518	0	0	0	0	0	0	0	0	0	0	9	4	7	61	107	108	89	54	30	21	13	9	4	2	0	0	0	0
1500	433	0	0	0	0	0	0	0	0	0	1	4	5	16	39	54	81	82	53	46	32	10	5	4	1	0	0	0	0
1600	446	0	0	0	0	0	0	0	0	0	0	1	6	11	23	49	69	80	89	51	35	20	9	3	0	0	0	0	0
1700	489	0	0	0	0	0	0	0	0	3	2	5	1	10	16	50	84	106	77	60	41	19	9	5	0	1	0	0	0
1800	325	0	0	0	0	0	0	0	1	0	1	0	0	9	22	19	43	50	55	61	21	25	13	2	1	2	0	0	0
1900	262	0	0	0	0	0	0	0	0	0	1	2	2	14	16	27	38	40	40	28	18	18	8	7	1	1	0	0	1
2000	162	0	0	0	0	0	0	0	0	0	0	0	2	4	5	26	14	30	24	15	16	11	8	4	1	1	0	1	0
2100	111	0	0	0	0	0	0	0	0	0	0	1	1	2	3	8	18	15	19	14	12	5	7	2	1	2	1	0	0
2200	46	0	0	0	0	0	0	0	0	0	0	0	2	1	2	6	2	9	8	6	5	1	2	1	0	0	1	0	0
2300	33	0	0	0	0	0	0	0	0	0	0	0	2	1	1	6	4	0	7	3	2	1	2	1	1	1	0	1	0
07-19	**3704**	**0**	**0**	**0**	**0**	**1**	**4**	**2**	**1**	**4**	**8**	**29**	**28**	**93**	**269**	**483**	**634**	**659**	**523**	**409**	**243**	**158**	**86**	**43**	**13**	**8**	**4**	**0**	**2**
06-22	**4255**	**0**	**0**	**0**	**0**	**1**	**4**	**2**	**1**	**4**	**9**	**32**	**33**	**113**	**294**	**545**	**705**	**745**	**610**	**470**	**291**	**192**	**109**	**56**	**17**	**12**	**5**	**2**	**3**
06-00	**4334**	**0**	**0**	**0**	**0**	**1**	**4**	**2**	**1**	**4**	**9**	**32**	**37**	**115**	**297**	**557**	**711**	**754**	**625**	**479**	**298**	**194**	**113**	**58**	**18**	**13**	**6**	**3**	**3**
00-00	**4536**	**0**	**0**	**0**	**0**	**1**	**4**	**2**	**1**	**4**	**9**	**33**	**39**	**123**	**301**	**571**	**743**	**780**	**652**	**502**	**311**	**217**	**124**	**63**	**25**	**15**	**8**	**4**	**4**

DRAFT

Site 18
Location N51, att junction sign, Lat 53.63328, Long -6.74525
Direction Two way

3279 / Meath/Cavan/Monaghan ATC's
October 2013
Automatic Traffic Count

Virtual Day (7)

Time	Total	Speed Bins (km/h)																											
		0 - 5	5 - 10	10 - 15	15 - 20	20 - 25	25 - 30	30 - 35	35 - 40	40 - 45	45 - 50	50 - 55	55 - 60	60 - 65	65 - 70	70 - 75	75 - 80	80 - 85	85 - 90	90 - 95	95 - 100	100 - 105	105 - 110	110 - 115	115 - 120	120 - 125	125 - 130	130 - 135	135 - 140
0000	39	0	0	0	0	0	0	0	0	0	0	0	0	2	2	4	4	6	6	4	4	3	2	2	1	0	1	0	0
0100	20	0	0	0	0	0	0	0	0	0	0	0	0	1	1	1	3	3	4	2	2	1	0	1	0	0	1	0	0
0200	12	0	0	0	0	0	0	0	0	0	0	0	0	0	1	0	2	1	2	2	1	1	1	0	0	0	0	0	0
0300	13	0	0	0	0	0	0	0	0	0	0	0	0	0	0	1	2	1	2	1	1	2	0	0	0	0	0	0	0
0400	13	0	0	0	0	0	0	0	0	0	0	0	0	0	0	1	1	2	2	1	2	1	1	0	0	0	0	0	0
0500	25	0	0	0	0	0	0	0	0	0	0	0	1	1	1	3	3	4	3	3	2	2	2	1	0	0	0	0	0
0600	103	0	0	0	0	0	0	0	0	0	0	0	1	2	4	10	14	16	17	13	10	5	5	2	2	0	0	0	0
0700	274	0	0	0	0	0	0	0	0	0	1	1	3	8	14	32	46	46	44	36	19	13	6	3	2	0	0	0	0
0800	**434**	**0**	**0**	**0**	**0**	**0**	**0**	**0**	**0**	**0**	**0**	**2**	**5**	**10**	**34**	**61**	**89**	**80**	**62**	**40**	**24**	**12**	**7**	**5**	**2**	**0**	**0**	**0**	**0**
0900	343	0	0	0	0	0	0	0	0	0	1	2	4	13	36	51	61	59	47	29	18	12	6	3	1	1	0	0	0
1000	273	0	0	0	0	0	0	0	0	1	1	2	4	9	21	38	50	46	37	27	18	9	5	3	2	1	0	0	0
1100	287	0	0	0	0	0	1	1	0	0	2	1	5	9	20	40	55	53	39	24	16	11	6	2	1	1	0	0	0
1200	316	0	0	0	0	0	1	1	1	0	1	2	4	11	24	41	51	59	43	33	21	11	7	3	1	1	1	0	1
1300	357	0	0	0	0	0	0	0	0	0	0	2	3	7	24	44	62	68	50	40	26	13	9	3	3	1	0	0	0
1400	377	0	0	0	0	0	0	0	0	0	1	3	4	11	28	51	71	61	56	42	23	13	7	3	2	1	0	0	0
1500	420	0	0	0	0	0	0	0	0	1	2	4	5	12	26	54	75	84	60	43	27	14	7	4	1	1	0	0	0
1600	440	0	0	0	0	0	0	0	0	1	1	2	4	10	21	51	82	82	70	53	31	17	8	4	2	1	1	0	0
1700	**523**	**0**	**0**	**0**	**0**	**0**	**0**	**0**	**1**	**1**	**1**	**2**	**3**	**10**	**24**	**54**	**87**	**97**	**98**	**65**	**44**	**21**	**10**	**4**	**2**	**0**	**0**	**0**	**0**
1800	425	0	0	0	0	0	0	1	0	1	0	2	3	8	21	42	66	76	72	57	32	23	11	5	3	1	0	0	0
1900	301	0	0	0	0	0	0	0	0	0	1	1	3	9	21	34	44	51	44	34	24	15	8	6	2	1	1	0	0
2000	207	0	0	0	0	0	0	0	0	0	0	0	2	5	14	25	29	38	31	22	16	11	7	2	2	1	1	0	0
2100	144	0	0	0	0	0	0	0	0	0	0	0	1	4	7	13	22	23	22	20	12	9	5	3	2	1	1	0	0
2200	92	0	0	0	0	0	0	0	0	0	0	0	1	2	4	9	13	15	13	10	10	6	2	2	1	1	0	1	0
2300	52	0	0	0	0	0	0	0	0	0	0	0	1	1	3	4	8	6	7	6	5	4	4	1	1	1	0	0	0
07-19	**4469**	**0**	**0**	**0**	**0**	**1**	**3**	**2**	**3**	**5**	**11**	**26**	**46**	**117**	**293**	**558**	**794**	**811**	**676**	**488**	**298**	**169**	**89**	**43**	**21**	**9**	**4**	**1**	**1**
06-22	**5225**	**0**	**0**	**0**	**0**	**1**	**3**	**3**	**3**	**5**	**12**	**28**	**54**	**137**	**340**	**641**	**903**	**940**	**790**	**577**	**359**	**209**	**114**	**55**	**29**	**12**	**6**	**2**	**2**
06-00	**5368**	**0**	**0**	**0**	**0**	**1**	**3**	**3**	**3**	**5**	**13**	**28**	**56**	**140**	**347**	**655**	**923**	**961**	**809**	**593**	**374**	**220**	**120**	**58**	**31**	**13**	**7**	**3**	**2**
00-00	**5491**	**0**	**0**	**0**	**0**	**1**	**3**	**3**	**3**	**5**	**13**	**29**	**58**	**143**	**351**	**664**	**939**	**977**	**828**	**607**	**387**	**229**	**125**	**62**	**34**	**14**	**8**	**3**	**3**

DRAFT

Site 18
Location N51, att junction sign, Lat 53.63328, Long -6.74525
Direction Two way

3279 / Meath/Cavan/Monaghan ATC's
October 2013
Automatic Traffic Count

Virtual Week (1)

Time	Total	Speed Bins (km/h)																												
		0 - 5	5 - 10	10 - 15	15 - 20	20 - 25	25 - 30	30 - 35	35 - 40	40 - 45	45 - 50	50 - 55	55 - 60	60 - 65	65 - 70	70 - 75	75 - 80	80 - 85	85 - 90	90 - 95	95 - 100	100 - 105	105 - 110	110 - 115	115 - 120	120 - 125	125 - 130	130 - 135	135 - 140
Mon	5649	0	0	0	0	2	2	1	4	5	14	32	70	141	365	767	1069	1098	839	526	328	173	113	43	36	8	8	0	5
Tue	5803	0	0	0	2	2	4	6	4	9	12	36	66	155	369	742	1027	1042	844	659	395	213	107	54	24	15	10	3	3
Wed	5626	0	0	0	0	1	2	3	4	7	15	30	54	142	386	704	895	978	845	630	427	250	124	68	28	23	4	4	2
Thu	5781	0	0	0	0	1	5	3	3	4	11	27	69	154	351	579	986	1016	930	680	453	251	131	73	36	8	8	0	2
Fri	5982	0	0	0	0	0	3	2	2	5	15	18	54	177	403	736	1027	1009	903	688	438	231	130	64	47	17	5	6	2
|Sat	5059	0	0	0	0	2	2	1	1	3	15	26	54	112	285	551	823	919	784	564	355	269	146	72	44	15	13	2	1
|Sun	4536	0	0	0	0	1	4	2	1	4	9	33	39	123	301	571	743	780	652	502	311	217	124	63	25	15	8	4	4
5 Day Ave.	**5768**	**0**	**0**	**0**	**0**	**1**	**3**	**3**	**3**	**6**	**13**	**29**	**63**	**154**	**375**	**706**	**1001**	**1029**	**872**	**637**	**408**	**224**	**121**	**60**	**34**	**14**	**7**	**3**	**3**
7 Day Ave.	**5491**	**0**	**0**	**0**	**0**	**1**	**3**	**3**	**3**	**5**	**13**	**29**	**58**	**143**	**351**	**664**	**939**	**977**	**828**	**607**	**387**	**229**	**125**	**62**	**34**	**14**	**8**	**3**	**3**
--	**38436**	**0**	**0**	**0**	**2**	**9**	**22**	**18**	**19**	**37**	**91**	**202**	**406**	**1004**	**2460**	**4650**	**6570**	**6842**	**5797**	**4249**	**2707**	**1604**	**875**	**437**	**240**	**101**	**56**	**19**	**19**

Summary Graphs

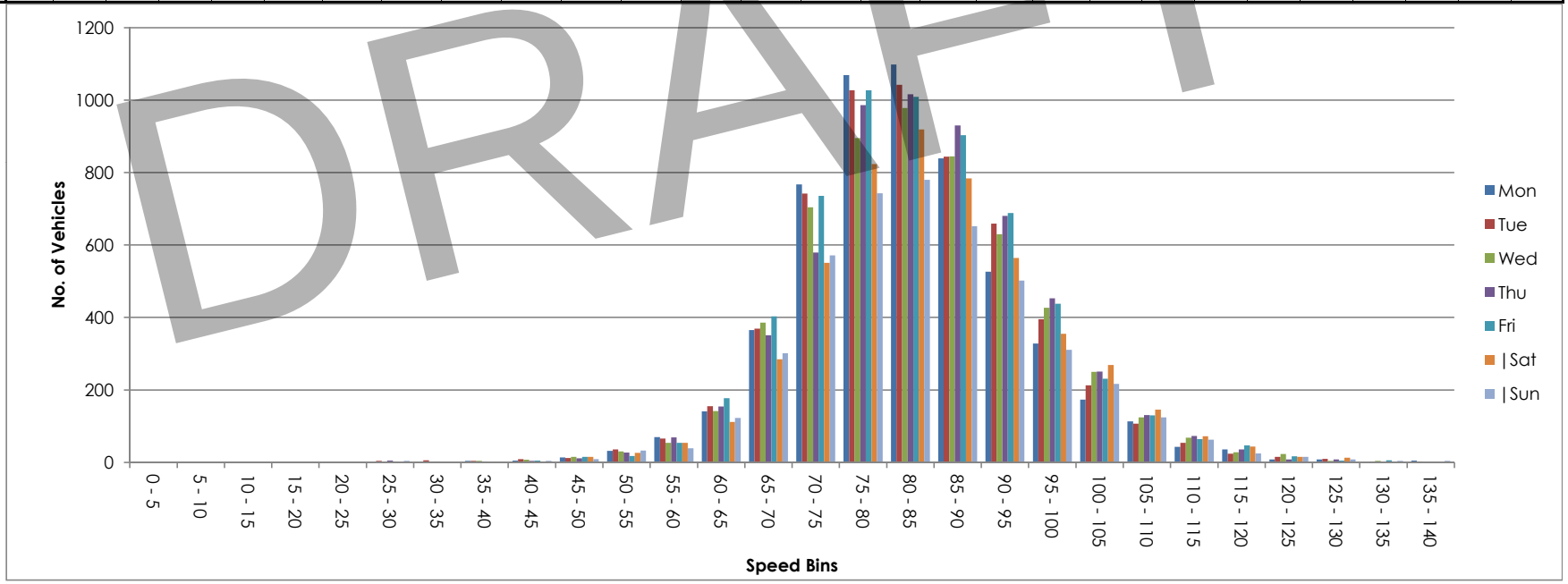

DRAFT



NDC NATIONWIDE DATA COLLECTION	**Site / Location:**	L-4063-0, att t/pole, Lat 53.63830 Long -6.76664	**Project No:**	3279	**Photo No:**	3279-19	**Drawn By:** MOR
	Survey Date:	Mon, 7 October 2013 to Sun, 13 October 2013	**Project Name:**		Meath/Cavan/Monaghan ATC'S		
	Survey Times:	00:00 to 00(24):00	**Title:**		Site Photograph		

Site No.	Location.	Direction.	Speed Limit - PSL (km/h)	Start Date.	End Date.	Total Vehicles.	5 Day Ave.	7 Day Ave.	No. > Speed Limit.	%. > Speed Limit.	No. > Speed Limit1 (+5km/h).	%. > Speed Limit1 (+5km/h).	No. > Speed Limit1 (+10km/h).	%. > Speed Limit1 (+10km/h).	Mean Speed	85%ile Speed
19	L-4063-0, att t/pole, Lat 53.63830 Long -6.76664	North	80	Mon, 7 October 2013	Sun, 13 October 2013	418	66	60	15	3.6	7	1.7	5	1.2	51.3	68.0
		South	80	Mon, 7 October 2013	Sun, 13 October 2013	448	70	64	12	2.7	9	2.0	4	0.9	51.3	65.9
		Two way	80	Mon, 7 October 2013	Sun, 13 October 2013	866	136	124	27	3.1	16	1.8	9	1.0	51.3	67.0

DRAFT

Site 19
Location L-4063-0, att t/pole, Lat 53.63830 Long -6.76664
Direction North

3279 / Meath/Cavan/Monaghan ATC's
October 2013
Automatic Traffic Count

Mon, 7 October 2013

Time	Total	Classification												>PSL	>PSL%	>SL1	>SL1%	>SL2	>SL2%	Mean	Vpp
		1 MCL	2 SV	3 SVT	4 TB2	5 TB3	6 T4	7 ART3	8 ART4	9 ART5	10 ART6	11 BD	12 DRT	80	80	85 +5kph	85 +5kph	90 +10kph	90 +10kph		85
0000	1	0	1	0	0	0	0	0	0	0	0	0	0	0	0	0	0	0	0	66.4	-
0100	0	0	0	0	0	0	0	0	0	0	0	0	0	0	0	0	0	0	0	-	-
0200	0	0	0	0	0	0	0	0	0	0	0	0	0	0	0	0	0	0	0	-	-
0300	0	0	0	0	0	0	0	0	0	0	0	0	0	0	0	0	0	0	0	-	-
0400	0	0	0	0	0	0	0	0	0	0	0	0	0	0	0	0	0	0	0	-	-
0500	1	0	1	0	0	0	0	0	0	0	0	0	0	0	0	0	0	0	0	75.5	-
0600	0	0	0	0	0	0	0	0	0	0	0	0	0	0	0	0	0	0	0	-	-
0700	0	0	0	0	0	0	0	0	0	0	0	0	0	0	0	0	0	0	0	-	-
0800	3	0	3	0	0	0	0	0	0	0	0	0	0	0	0	0	0	0	0	72.5	-
0900	4	0	3	0	1	0	0	0	0	0	0	0	0	0	0	0	0	0	0	47.7	-
1000	**5**	**0**	**2**	**0**	**3**	**0**	**0**	**0**	**0**	**0**	**0**	**0**	**0**	**0**	**0**	**0**	**0**	**0**	**0**	**46.5**	**-**
1100	4	0	2	0	2	0	0	0	0	0	0	0	0	0	0	0	0	0	0	45.2	-
1200	3	0	1	0	1	0	0	0	0	1	0	0	0	0	0	0	0	0	0	44.1	-
1300	7	0	5	0	2	0	0	0	0	0	0	0	0	0	0	0	0	0	0	46.9	-
1400	5	0	5	0	0	0	0	0	0	0	0	0	0	0	0	0	0	0	0	39.8	-
1500	6	0	4	0	2	0	0	0	0	0	0	0	0	0	0	0	0	0	0	49.1	-
1600	7	0	7	0	0	0	0	0	0	0	0	0	0	0	0	0	0	0	0	41.5	-
1700	5	0	3	0	2	0	0	0	0	0	0	0	0	0	0	0	0	0	0	46.2	-
1800	7	0	7	0	0	0	0	0	0	0	0	0	0	0	0	0	0	0	0	52.4	-
1900	**8**	**0**	**7**	**0**	**1**	**0**	**0**	**0**	**0**	**0**	**0**	**0**	**0**	**1**	**12.5**	**0**	**0**	**0**	**0**	**57.3**	**-**
2000	5	0	5	0	0	0	0	0	0	0	0	0	0	1	20	0	0	0	0	66	-
2100	2	0	2	0	0	0	0	0	0	0	0	0	0	0	0	0	0	0	0	57.5	-
2200	0	0	0	0	0	0	0	0	0	0	0	0	0	0	0	0	0	0	0	-	-
2300	0	0	0	0	0	0	0	0	0	0	0	0	0	0	0	0	0	0	0	-	-
07-19	**56**	**0**	**42**	**0**	**13**	**0**	**0**	**0**	**0**	**1**	**0**	**0**	**0**	**0**	**0**	**0**	**0**	**0**	**0**	**47.6**	**61.2**
06-22	**71**	**0**	**56**	**0**	**14**	**0**	**0**	**0**	**0**	**1**	**0**	**0**	**0**	**2**	**2.8**	**0**	**0**	**0**	**0**	**50.2**	**67.7**
06-00	**71**	**0**	**56**	**0**	**14**	**0**	**0**	**0**	**0**	**1**	**0**	**0**	**0**	**2**	**2.8**	**0**	**0**	**0**	**0**	**50.2**	**67.7**
00-00	**73**	**0**	**58**	**0**	**14**	**0**	**0**	**0**	**0**	**1**	**0**	**0**	**0**	**2**	**2.7**	**0**	**0**	**0**	**0**	**50.8**	**68**

DRAFT

Site 19
Location L-4063-0, att t/pole, Lat 53.63830 Long -6.76664
Direction North

3279 / Meath/Cavan/Monaghan ATC's
October 2013
Automatic Traffic Count

Tue, 8 October 2013

Time	Total	Classification												>PSL	>PSL%	>SL1	>SL1%	>SL2	>SL2%	Mean	Vpp
		1 MCL	2 SV	3 SVT	4 TB2	5 TB3	6 T4	7 ART3	8 ART4	9 ART5	10 ART6	11 BD	12 DRT	80	80	85 +5kph	85 +5kph	90 +10kph	90 +10kph		85
0000	0	0	0	0	0	0	0	0	0	0	0	0	0	0	0	0	0	0	0	-	-
0100	0	0	0	0	0	0	0	0	0	0	0	0	0	0	0	0	0	0	0	-	-
0200	0	0	0	0	0	0	0	0	0	0	0	0	0	0	0	0	0	0	0	-	-
0300	0	0	0	0	0	0	0	0	0	0	0	0	0	0	0	0	0	0	0	-	-
0400	0	0	0	0	0	0	0	0	0	0	0	0	0	0	0	0	0	0	0	-	-
0500	0	0	0	0	0	0	0	0	0	0	0	0	0	0	0	0	0	0	0	-	-
0600	0	0	0	0	0	0	0	0	0	0	0	0	0	0	0	0	0	0	0	-	-
0700	1	0	0	0	0	0	1	0	0	0	0	0	0	0	0	0	0	0	0	24.1	-
0800	2	0	1	0	1	0	0	0	0	0	0	0	0	0	0	0	0	0	0	41.3	-
0900	1	0	1	0	0	0	0	0	0	0	0	0	0	0	0	0	0	0	0	56.5	-
1000	**6**	**0**	**4**	**1**	**1**	**0**	**0**	**0**	**0**	**0**	**0**	**0**	**0**	**0**	**0**	**0**	**0**	**0**	**0**	**45.1**	**-**
1100	3	0	3	0	0	0	0	0	0	0	0	0	0	0	0	0	0	0	0	50.4	-
1200	3	0	1	0	2	0	0	0	0	0	0	0	0	0	0	0	0	0	0	44.6	-
1300	5	0	5	0	0	0	0	0	0	0	0	0	0	0	0	0	0	0	0	50.7	-
1400	4	0	4	0	0	0	0	0	0	0	0	0	0	0	0	0	0	0	0	50.5	-
1500	5	0	5	0	0	0	0	0	0	0	0	0	0	0	0	0	0	0	0	56.1	-
1600	6	0	6	0	0	0	0	0	0	0	0	0	0	0	0	0	0	0	0	52.7	-
1700	8	0	7	0	1	0	0	0	0	0	0	0	0	0	0	0	0	0	0	47.4	-
1800	**9**	**0**	**8**	**0**	**1**	**0**	**0**	**0**	**0**	**0**	**0**	**0**	**0**	**2**	**22.2**	**1**	**11.1**	**1**	**11.1**	**55.7**	**-**
1900	2	0	2	0	0	0	0	0	0	0	0	0	0	0	0	0	0	0	0	41.1	-
2000	4	0	3	0	1	0	0	0	0	0	0	0	0	0	0	0	0	0	0	50.7	-
2100	1	0	1	0	0	0	0	0	0	0	0	0	0	1	100	1	100	1	100	107.3	-
2200	0	0	0	0	0	0	0	0	0	0	0	0	0	0	0	0	0	0	0	-	-
2300	1	0	1	0	0	0	0	0	0	0	0	0	0	0	0	0	0	0	0	69.7	-
07-19	**53**	**0**	**45**	**1**	**6**	**0**	**1**	**0**	**0**	**0**	**0**	**0**	**0**	**2**	**3.8**	**1**	**1.9**	**1**	**1.9**	**50**	**63**
06-22	**60**	**0**	**51**	**1**	**7**	**0**	**1**	**0**	**0**	**0**	**0**	**0**	**0**	**3**	**5**	**2**	**3.3**	**2**	**3.3**	**50.7**	**63.7**
06-00	**61**	**0**	**52**	**1**	**7**	**0**	**1**	**0**	**0**	**0**	**0**	**0**	**0**	**3**	**4.9**	**2**	**3.3**	**2**	**3.3**	**51.1**	**64.1**
00-00	**61**	**0**	**52**	**1**	**7**	**0**	**1**	**0**	**0**	**0**	**0**	**0**	**0**	**3**	**4.9**	**2**	**3.3**	**2**	**3.3**	**51.1**	**64.1**

DRAFT

Site 19
Location L-4063-0, att t/pole, Lat 53.63830 Long -6.76664
Direction North

3279 / Meath/Cavan/Monaghan ATC's
October 2013
Automatic Traffic Count

Wed, 9 October 2013

Time	Total	Classification												>PSL	>PSL%	>SL1	>SL1%	>SL2	>SL2%	Mean	Vpp
		1 MCL	2 SV	3 SVT	4 TB2	5 TB3	6 T4	7 ART3	8 ART4	9 ART5	10 ART6	11 BD	12 DRT	80	80	85 +5kph	85 +5kph	90 +10kph	90 +10kph		85
0000	0	0	0	0	0	0	0	0	0	0	0	0	0	0	0	0	0	0	0	-	-
0100	0	0	0	0	0	0	0	0	0	0	0	0	0	0	0	0	0	0	0	-	-
0200	1	0	1	0	0	0	0	0	0	0	0	0	0	0	0	0	0	0	0	21.1	-
0300	0	0	0	0	0	0	0	0	0	0	0	0	0	0	0	0	0	0	0	-	-
0400	0	0	0	0	0	0	0	0	0	0	0	0	0	0	0	0	0	0	0	-	-
0500	1	0	1	0	0	0	0	0	0	0	0	0	0	0	0	0	0	0	0	69.7	-
0600	0	0	0	0	0	0	0	0	0	0	0	0	0	0	0	0	0	0	0	-	-
0700	1	0	1	0	0	0	0	0	0	0	0	0	0	0	0	0	0	0	0	45.6	-
0800	4	0	3	0	1	0	0	0	0	0	0	0	0	0	0	0	0	0	0	44.1	-
0900	3	0	3	0	0	0	0	0	0	0	0	0	0	0	0	0	0	0	0	45.6	-
1000	4	0	1	0	3	0	0	0	0	0	0	0	0	0	0	0	0	0	0	26.4	-
1100	**7**	**1**	**3**	**0**	**2**	**0**	**1**	**0**	**0**	**0**	**0**	**0**	**0**	**0**	**0**	**0**	**0**	**0**	**0**	**30.5**	**-**
1200	5	0	2	0	3	0	0	0	0	0	0	0	0	0	0	0	0	0	0	36.8	-
1300	7	0	3	0	4	0	0	0	0	0	0	0	0	0	0	0	0	0	0	41.7	-
1400	5	0	2	0	2	0	1	0	0	0	0	0	0	0	0	0	0	0	0	44.1	-
1500	3	0	2	0	1	0	0	0	0	0	0	0	0	0	0	0	0	0	0	47.7	-
1600	**8**	**0**	**7**	**0**	**1**	**0**	**0**	**0**	**0**	**0**	**0**	**0**	**0**	**1**	**12.5**	**1**	**12.5**	**0**	**0**	**51.4**	**-**
1700	4	0	3	0	1	0	0	0	0	0	0	0	0	0	0	0	0	0	0	50.9	-
1800	4	0	4	0	0	0	0	0	0	0	0	0	0	0	0	0	0	0	0	55	-
1900	2	0	2	0	0	0	0	0	0	0	0	0	0	0	0	0	0	0	0	69.1	-
2000	0	0	0	0	0	0	0	0	0	0	0	0	0	0	0	0	0	0	0	-	-
2100	3	0	3	0	0	0	0	0	0	0	0	0	0	1	33.3	0	0	0	0	68.2	-
2200	0	0	0	0	0	0	0	0	0	0	0	0	0	0	0	0	0	0	0	-	-
2300	0	0	0	0	0	0	0	0	0	0	0	0	0	0	0	0	0	0	0	-	-
07-19	**55**	**1**	**34**	**0**	**18**	**0**	**2**	**0**	**0**	**0**	**0**	**0**	**0**	**1**	**1.8**	**1**	**1.8**	**0**	**0**	**42.8**	**56.9**
06-22	**60**	**1**	**39**	**0**	**18**	**0**	**2**	**0**	**0**	**0**	**0**	**0**	**0**	**2**	**3.3**	**1**	**1.7**	**0**	**0**	**44.9**	**60.8**
06-00	**60**	**1**	**39**	**0**	**18**	**0**	**2**	**0**	**0**	**0**	**0**	**0**	**0**	**2**	**3.3**	**1**	**1.7**	**0**	**0**	**44.9**	**60.8**
00-00	**62**	**1**	**41**	**0**	**18**	**0**	**2**	**0**	**0**	**0**	**0**	**0**	**0**	**2**	**3.2**	**1**	**1.6**	**0**	**0**	**44.9**	**63**

DRAFT

Site 19
Location L-4063-0, att t/pole, Lat 53.63830 Long -6.76664
Direction North

3279 / Meath/Cavan/Monaghan ATC's
October 2013
Automatic Traffic Count

Thu, 10 October 2013

Time	Total	Classification												>PSL	>PSL%	>SL1	>SL1%	>SL2	>SL2%	Mean	Vpp
		1 MCL	2 SV	3 SVT	4 TB2	5 TB3	6 T4	7 ART3	8 ART4	9 ART5	10 ART6	11 BD	12 DRT	80	80	85 +5kph	85 +5kph	90 +10kph	90 +10kph		85
0000	0	0	0	0	0	0	0	0	0	0	0	0	0	0	0	0	0	0	0	-	-
0100	0	0	0	0	0	0	0	0	0	0	0	0	0	0	0	0	0	0	0	-	-
0200	0	0	0	0	0	0	0	0	0	0	0	0	0	0	0	0	0	0	0	-	-
0300	0	0	0	0	0	0	0	0	0	0	0	0	0	0	0	0	0	0	0	-	-
0400	0	0	0	0	0	0	0	0	0	0	0	0	0	0	0	0	0	0	0	-	-
0500	1	0	1	0	0	0	0	0	0	0	0	0	0	0	0	0	0	0	0	78.3	-
0600	0	0	0	0	0	0	0	0	0	0	0	0	0	0	0	0	0	0	0	-	-
0700	2	0	1	0	1	0	0	0	0	0	0	0	0	0	0	0	0	0	0	66.4	-
0800	2	0	2	0	0	0	0	0	0	0	0	0	0	0	0	0	0	0	0	54.9	-
0900	0	0	0	0	0	0	0	0	0	0	0	0	0	0	0	0	0	0	0	-	-
1000	**4**	**0**	**3**	**0**	**0**	**1**	**0**	**0**	**0**	**0**	**0**	**0**	**0**	**0**	**0**	**0**	**0**	**0**	**0**	**49.7**	**-**
1100	2	0	1	1	0	0	0	0	0	0	0	0	0	0	0	0	0	0	0	41.8	-
1200	5	0	2	2	1	0	0	0	0	0	0	0	0	0	0	0	0	0	0	36	-
1300	8	0	6	0	2	0	0	0	0	0	0	0	0	0	0	0	0	0	0	48.9	-
1400	5	0	4	0	1	0	0	0	0	0	0	0	0	0	0	0	0	0	0	48.4	-
1500	**9**	**0**	**7**	**1**	**1**	**0**	**0**	**0**	**0**	**0**	**0**	**0**	**0**	**0**	**0**	**0**	**0**	**0**	**0**	**47.1**	**-**
1600	3	0	3	0	0	0	0	0	0	0	0	0	0	0	0	0	0	0	0	45	-
1700	**9**	**0**	**9**	**0**	**0**	**0**	**0**	**0**	**0**	**0**	**0**	**0**	**0**	**0**	**0**	**0**	**0**	**0**	**0**	**45.8**	**-**
1800	4	0	3	1	0	0	0	0	0	0	0	0	0	0	0	0	0	0	0	49.5	-
1900	5	0	3	0	2	0	0	0	0	0	0	0	0	0	0	0	0	0	0	53.7	-
2000	1	0	1	0	0	0	0	0	0	0	0	0	0	0	0	0	0	0	0	76.7	-
2100	1	0	1	0	0	0	0	0	0	0	0	0	0	0	0	0	0	0	0	63.1	-
2200	1	0	1	0	0	0	0	0	0	0	0	0	0	0	0	0	0	0	0	60.5	-
2300	0	0	0	0	0	0	0	0	0	0	0	0	0	0	0	0	0	0	0	-	-
07-19	**53**	**0**	**41**	**5**	**6**	**1**	**0**	**0**	**0**	**0**	**0**	**0**	**0**	**0**	**0**	**0**	**0**	**0**	**0**	**47.3**	**59.4**
06-22	**60**	**0**	**46**	**5**	**8**	**1**	**0**	**0**	**0**	**0**	**0**	**0**	**0**	**0**	**0**	**0**	**0**	**0**	**0**	**48.6**	**63**
06-00	**61**	**0**	**47**	**5**	**8**	**1**	**0**	**0**	**0**	**0**	**0**	**0**	**0**	**0**	**0**	**0**	**0**	**0**	**0**	**48.8**	**63**
00-00	**62**	**0**	**48**	**5**	**8**	**1**	**0**	**0**	**0**	**0**	**0**	**0**	**0**	**0**	**0**	**0**	**0**	**0**	**0**	**49.3**	**63.4**

DRAFT

Site 19
Location L-4063-0, att t/pole, Lat 53.63830 Long -6.76664
Direction North

3279 / Meath/Cavan/Monaghan ATC's
October 2013
Automatic Traffic Count

Fri, 11 October 2013

Time	Total	Classification												>PSL	>PSL%	>SL1	>SL1%	>SL2	>SL2%	Mean	Vpp
		1 MCL	2 SV	3 SVT	4 TB2	5 TB3	6 T4	7 ART3	8 ART4	9 ART5	10 ART6	11 BD	12 DRT	80	80	85 +5kph	85 +5kph	90 +10kph	90 +10kph		85
0000	1	0	1	0	0	0	0	0	0	0	0	0	0	0	0	0	0	0	0	72.9	-
0100	1	0	1	0	0	0	0	0	0	0	0	0	0	0	0	0	0	0	0	75.2	-
0200	0	0	0	0	0	0	0	0	0	0	0	0	0	0	0	0	0	0	0	-	-
0300	0	0	0	0	0	0	0	0	0	0	0	0	0	0	0	0	0	0	0	-	-
0400	0	0	0	0	0	0	0	0	0	0	0	0	0	0	0	0	0	0	0	-	-
0500	0	0	0	0	0	0	0	0	0	0	0	0	0	0	0	0	0	0	0	-	-
0600	1	0	1	0	0	0	0	0	0	0	0	0	0	1	100	0	0	0	0	81.2	-
0700	0	0	0	0	0	0	0	0	0	0	0	0	0	0	0	0	0	0	0	-	-
0800	**5**	**0**	**4**	**0**	**1**	**0**	**0**	**0**	**0**	**0**	**0**	**0**	**0**	**0**	**0**	**0**	**0**	**0**	**0**	**60.8**	**-**
0900	**5**	**0**	**4**	**0**	**1**	**0**	**0**	**0**	**0**	**0**	**0**	**0**	**0**	**1**	**20**	**1**	**20**	**1**	**20**	**64.9**	**-**
1000	3	0	2	0	1	0	0	0	0	0	0	0	0	0	0	0	0	0	0	48.3	-
1100	3	1	2	0	0	0	0	0	0	0	0	0	0	0	0	0	0	0	0	36.6	-
1200	5	1	1	1	2	0	0	0	0	0	0	0	0	0	0	0	0	0	0	30.1	-
1300	5	0	5	0	0	0	0	0	0	0	0	0	0	0	0	0	0	0	0	47.8	-
1400	4	0	4	0	0	0	0	0	0	0	0	0	0	0	0	0	0	0	0	38.7	-
1500	7	0	6	0	0	1	0	0	0	0	0	0	0	0	0	0	0	0	0	45.4	-
1600	**9**	**0**	**7**	**1**	**1**	**0**	**0**	**0**	**0**	**0**	**0**	**0**	**0**	**0**	**0**	**0**	**0**	**0**	**0**	**51.5**	**-**
1700	2	0	2	0	0	0	0	0	0	0	0	0	0	0	0	0	0	0	0	45.3	-
1800	**9**	**0**	**8**	**0**	**1**	**0**	**0**	**0**	**0**	**0**	**0**	**0**	**0**	**0**	**0**	**0**	**0**	**0**	**0**	**57.6**	**-**
1900	6	0	6	0	0	0	0	0	0	0	0	0	0	1	16.7	0	0	0	0	61.7	-
2000	3	0	2	0	1	0	0	0	0	0	0	0	0	0	0	0	0	0	0	61.5	-
2100	1	0	1	0	0	0	0	0	0	0	0	0	0	0	0	0	0	0	0	62.1	-
2200	1	0	1	0	0	0	0	0	0	0	0	0	0	0	0	0	0	0	0	32.7	-
2300	1	0	1	0	0	0	0	0	0	0	0	0	0	0	0	0	0	0	0	60.7	-
07-19	**57**	**2**	**45**	**2**	**7**	**1**	**0**	**0**	**0**	**0**	**0**	**0**	**0**	**1**	**1.8**	**1**	**1.8**	**1**	**1.8**	**49.4**	**65.2**
06-22	**68**	**2**	**55**	**2**	**8**	**1**	**0**	**0**	**0**	**0**	**0**	**0**	**0**	**3**	**4.4**	**1**	**1.5**	**1**	**1.5**	**51.7**	**67.3**
06-00	**70**	**2**	**57**	**2**	**8**	**1**	**0**	**0**	**0**	**0**	**0**	**0**	**0**	**3**	**4.3**	**1**	**1.4**	**1**	**1.4**	**51.5**	**67.3**
00-00	**72**	**2**	**59**	**2**	**8**	**1**	**0**	**0**	**0**	**0**	**0**	**0**	**0**	**3**	**4.2**	**1**	**1.4**	**1**	**1.4**	**52.2**	**72**

DRAFT

Site 19
Location L-4063-0, att t/pole, Lat 53.63830 Long -6.76664
Direction North

3279 / Meath/Cavan/Monaghan ATC's
October 2013
Automatic Traffic Count

Sat, 12 October 2013

Time	Total	Classification												>PSL	>PSL%	>SL1	>SL1%	>SL2	>SL2%	Mean	Vpp
		1 MCL	2 SV	3 SVT	4 TB2	5 TB3	6 T4	7 ART3	8 ART4	9 ART5	10 ART6	11 BD	12 DRT	80	80	85 +5kph	85 +5kph	90 +10kph	90 +10kph		85
0000	2	0	2	0	0	0	0	0	0	0	0	0	0	1	50	1	50	1	50	87.7	-
0100	0	0	0	0	0	0	0	0	0	0	0	0	0	0	0	0	0	0	0	-	-
0200	0	0	0	0	0	0	0	0	0	0	0	0	0	0	0	0	0	0	0	-	-
0300	0	0	0	0	0	0	0	0	0	0	0	0	0	0	0	0	0	0	0	-	-
0400	0	0	0	0	0	0	0	0	0	0	0	0	0	0	0	0	0	0	0	-	-
0500	0	0	0	0	0	0	0	0	0	0	0	0	0	0	0	0	0	0	0	-	-
0600	0	0	0	0	0	0	0	0	0	0	0	0	0	0	0	0	0	0	0	-	-
0700	0	0	0	0	0	0	0	0	0	0	0	0	0	0	0	0	0	0	0	-	-
0800	1	0	0	0	1	0	0	0	0	0	0	0	0	0	0	0	0	0	0	53.2	-
0900	**5**	**0**	**5**	**0**	**0**	**0**	**0**	**0**	**0**	**0**	**0**	**0**	**0**	**0**	**0**	**0**	**0**	**0**	**0**	**55.2**	**-**
1000	1	0	1	0	0	0	0	0	0	0	0	0	0	0	0	0	0	0	0	47.1	-
1100	3	0	2	0	1	0	0	0	0	0	0	0	0	0	0	0	0	0	0	62.1	-
1200	4	0	3	0	1	0	0	0	0	0	0	0	0	0	0	0	0	0	0	43.9	-
1300	6	0	4	1	1	0	0	0	0	0	0	0	0	0	0	0	0	0	0	60.7	-
1400	**7**	**0**	**5**	**0**	**1**	**0**	**0**	**0**	**0**	**0**	**1**	**0**	**0**	**0**	**0**	**0**	**0**	**0**	**0**	**56.9**	**-**
1500	6	0	4	0	2	0	0	0	0	0	0	0	0	0	0	0	0	0	0	40	-
1600	5	0	4	0	1	0	0	0	0	0	0	0	0	0	0	0	0	0	0	52.8	-
1700	1	0	1	0	0	0	0	0	0	0	0	0	0	0	0	0	0	0	0	61.9	-
1800	4	0	4	0	0	0	0	0	0	0	0	0	0	0	0	0	0	0	0	52.8	-
1900	6	0	4	0	2	0	0	0	0	0	0	0	0	2	33.3	1	16.7	1	16.7	75	-
2000	4	0	4	0	0	0	0	0	0	0	0	0	0	1	25	1	25	0	0	69.8	-
2100	1	0	1	0	0	0	0	0	0	0	0	0	0	0	0	0	0	0	0	54	-
2200	0	0	0	0	0	0	0	0	0	0	0	0	0	0	0	0	0	0	0	-	-
2300	1	0	1	0	0	0	0	0	0	0	0	0	0	0	0	0	0	0	0	61.4	-
07-19	**43**	**0**	**33**	**1**	**8**	**0**	**0**	**0**	**0**	**0**	**1**	**0**	**0**	**0**	**0**	**0**	**0**	**0**	**0**	**53**	**65.2**
06-22	**54**	**0**	**42**	**1**	**10**	**0**	**0**	**0**	**0**	**0**	**1**	**0**	**0**	**3**	**5.6**	**2**	**3.7**	**1**	**1.9**	**56.7**	**70.9**
06-00	**55**	**0**	**43**	**1**	**10**	**0**	**0**	**0**	**0**	**0**	**1**	**0**	**0**	**3**	**5.5**	**2**	**3.6**	**1**	**1.8**	**56.8**	**70.9**
00-00	**57**	**0**	**45**	**1**	**10**	**0**	**0**	**0**	**0**	**0**	**1**	**0**	**0**	**4**	**7**	**3**	**5.3**	**2**	**3.5**	**57.8**	**71.3**

DRAFT

Site 19
Location L-4063-0, att t/pole, Lat 53.63830 Long -6.76664
Direction North

3279 / Meath/Cavan/Monaghan ATC's
October 2013
Automatic Traffic Count

Sun, 13 October 2013

Time	Total	Classification												>PSL	>PSL%	>SL1	>SL1%	>SL2	>SL2%	Mean	Vpp
		1 MCL	2 SV	3 SVT	4 TB2	5 TB3	6 T4	7 ART3	8 ART4	9 ART5	10 ART6	11 BD	12 DRT	80	80	85 +5kph	85 +5kph	90 +10kph	90 +10kph		85
0000	1	0	0	0	1	0	0	0	0	0	0	0	0	0	0	0	0	0	0	51.3	-
0100	**3**	**0**	**2**	**0**	**1**	**0**	**0**	**0**	**0**	**0**	**0**	**0**	**0**	**0**	**0**	**0**	**0**	**0**	**0**	**53.2**	**-**
0200	0	0	0	0	0	0	0	0	0	0	0	0	0	0	0	0	0	0	0	-	-
0300	0	0	0	0	0	0	0	0	0	0	0	0	0	0	0	0	0	0	0	-	-
0400	0	0	0	0	0	0	0	0	0	0	0	0	0	0	0	0	0	0	0	-	-
0500	0	0	0	0	0	0	0	0	0	0	0	0	0	0	0	0	0	0	0	-	-
0600	0	0	0	0	0	0	0	0	0	0	0	0	0	0	0	0	0	0	0	-	-
0700	0	0	0	0	0	0	0	0	0	0	0	0	0	0	0	0	0	0	0	-	-
0800	0	0	0	0	0	0	0	0	0	0	0	0	0	0	0	0	0	0	0	-	-
0900	0	0	0	0	0	0	0	0	0	0	0	0	0	0	0	0	0	0	0	-	-
1000	2	0	2	0	0	0	0	0	0	0	0	0	0	0	0	0	0	0	0	43.8	-
1100	1	0	1	0	0	0	0	0	0	0	0	0	0	0	0	0	0	0	0	64.5	-
1200	0	0	0	0	0	0	0	0	0	0	0	0	0	0	0	0	0	0	0	-	-
1300	**4**	**0**	**4**	**0**	**0**	**0**	**0**	**0**	**0**	**0**	**0**	**0**	**0**	**0**	**0**	**0**	**0**	**0**	**0**	**50.4**	**-**
1400	3	0	3	0	0	0	0	0	0	0	0	0	0	0	0	0	0	0	0	70.3	-
1500	2	0	1	0	1	0	0	0	0	0	0	0	0	0	0	0	0	0	0	52.5	-
1600	**4**	**1**	**3**	**0**	**0**	**0**	**0**	**0**	**0**	**0**	**0**	**0**	**0**	**0**	**0**	**0**	**0**	**0**	**0**	**62.5**	**-**
1700	2	0	2	0	0	0	0	0	0	0	0	0	0	0	0	0	0	0	0	39.6	-
1800	3	0	2	0	1	0	0	0	0	0	0	0	0	0	0	0	0	0	0	58.1	-
1900	3	0	3	0	0	0	0	0	0	0	0	0	0	0	0	0	0	0	0	50	-
2000	1	0	1	0	0	0	0	0	0	0	0	0	0	1	100	0	0	0	0	80.3	-
2100	1	0	1	0	0	0	0	0	0	0	0	0	0	0	0	0	0	0	0	67.1	-
2200	0	0	0	0	0	0	0	0	0	0	0	0	0	0	0	0	0	0	0	-	-
2300	1	0	1	0	0	0	0	0	0	0	0	0	0	0	0	0	0	0	0	32.4	-
07-19	**21**	**1**	**18**	**0**	**2**	**0**	**0**	**0**	**0**	**0**	**0**	**0**	**0**	**0**	**0**	**0**	**0**	**0**	**0**	**55.9**	**70.6**
06-22	**26**	**1**	**23**	**0**	**2**	**0**	**0**	**0**	**0**	**0**	**0**	**0**	**0**	**1**	**3.8**	**0**	**0**	**0**	**0**	**56.5**	**70.6**
06-00	**27**	**1**	**24**	**0**	**2**	**0**	**0**	**0**	**0**	**0**	**0**	**0**	**0**	**1**	**3.7**	**0**	**0**	**0**	**0**	**55.7**	**70.6**
00-00	**31**	**1**	**26**	**0**	**4**	**0**	**0**	**0**	**0**	**0**	**0**	**0**	**0**	**1**	**3.2**	**0**	**0**	**0**	**0**	**55.3**	**70.6**

DRAFT

Site 19
Location L-4063-0, att t/pole, Lat 53.63830 Long -6.76664
Direction North

3279 / Meath/Cavan/Monaghan ATC's
October 2013
Automatic Traffic Count

Virtual Day (7)

Time	Total	Classification												>PSL	>PSL%	>SL1	>SL1%	>SL2	>SL2%	Mean	Vpp
		1 MCL	2 SV	3 SVT	4 TB2	5 TB3	6 T4	7 ART3	8 ART4	9 ART5	10 ART6	11 BD	12 DRT	80	80	85 +5kph	85 +5kph	90 +10kph	90 +10kph		85
0000	1	0	1	0	0	0	0	0	0	0	0	0	0	0	20	0	20	0	20	73.2	-
0100	1	0	0	0	0	0	0	0	0	0	0	0	0	0	0	0	0	0	0	58.7	-
0200	0	0	0	0	0	0	0	0	0	0	0	0	0	0	0	0	0	0	0	21.1	-
0300	0	0	0	0	0	0	0	0	0	0	0	0	0	0	0	0	0	0	0	-	-
0400	0	0	0	0	0	0	0	0	0	0	0	0	0	0	0	0	0	0	0	-	-
0500	0	0	0	0	0	0	0	0	0	0	0	0	0	0	0	0	0	0	0	74.5	-
0600	0	0	0	0	0	0	0	0	0	0	0	0	0	0	100	0	0	0	0	81.2	-
0700	1	0	0	0	0	0	0	0	0	0	0	0	0	0	0	0	0	0	0	50.6	-
0800	2	0	2	0	1	0	0	0	0	0	0	0	0	0	0	0	0	0	0	55.5	-
0900	3	0	2	0	0	0	0	0	0	0	0	0	0	0	5.6	0	5.6	0	5.6	54.7	-
1000	**4**	**0**	**2**	**0**	**1**	**0**	**0**	**0**	**0**	**0**	**0**	**0**	**0**	**0**	**0**	**0**	**0**	**0**	**0**	**43.5**	**-**
1100	3	0	2	0	1	0	0	0	0	0	0	0	0	0	0	0	0	0	0	43	-
1200	4	0	1	0	1	0	0	0	0	0	0	0	0	0	0	0	0	0	0	38.3	-
1300	**6**	**0**	**5**	**0**	**1**	**0**	**0**	**0**	**0**	**0**	**0**	**0**	**0**	**0**	**0**	**0**	**0**	**0**	**0**	**49.3**	**-**
1400	5	0	4	0	1	0	0	0	0	0	0	0	0	0	0	0	0	0	0	49.3	-
1500	5	0	4	0	1	0	0	0	0	0	0	0	0	0	0	0	0	0	0	47.5	-
1600	**6**	**0**	**5**	**0**	**0**	**0**	**0**	**0**	**0**	**0**	**0**	**0**	**0**	**0**	**2.4**	**0**	**2.4**	**0**	**0**	**50.7**	**-**
1700	4	0	4	0	1	0	0	0	0	0	0	0	0	0	0	0	0	0	0	47	-
1800	**6**	**0**	**5**	**0**	**0**	**0**	**0**	**0**	**0**	**0**	**0**	**0**	**0**	**0**	**5**	**0**	**2.5**	**0**	**2.5**	**54.7**	**-**
1900	5	0	4	0	1	0	0	0	0	0	0	0	0	1	12.5	0	3.1	0	3.1	59.9	-
2000	3	0	2	0	0	0	0	0	0	0	0	0	0	0	16.7	0	5.6	0	0	64.1	-
2100	1	0	1	0	0	0	0	0	0	0	0	0	0	0	20	0	10	0	10	67.3	-
2200	0	0	0	0	0	0	0	0	0	0	0	0	0	0	0	0	0	0	0	46.6	-
2300	1	0	1	0	0	0	0	0	0	0	0	0	0	0	0	0	0	0	0	56.1	-
07-19	**48**	**1**	**37**	**1**	**9**	**0**	**0**	**0**	**0**	**0**	**0**	**0**	**0**	**1**	**1.2**	**0**	**0.9**	**0**	**0.6**	**48.6**	**64.1**
06-22	**57**	**1**	**45**	**1**	**10**	**0**	**0**	**0**	**0**	**0**	**0**	**0**	**0**	**2**	**3.5**	**1**	**1.5**	**1**	**1**	**50.8**	**67.3**
06-00	**58**	**1**	**45**	**1**	**10**	**0**	**0**	**0**	**0**	**0**	**0**	**0**	**0**	**2**	**3.5**	**1**	**1.5**	**1**	**1**	**50.8**	**67.3**
00-00	**60**	**1**	**47**	**1**	**10**	**0**	**0**	**0**	**0**	**0**	**0**	**0**	**0**	**2**	**3.6**	**1**	**1.7**	**1**	**1.2**	**51.3**	**68**

DRAFT

Site 19
Location L-4063-0, att t/pole, Lat 53.63830 Long -6.76664
Direction North

3279 / Meath/Cavan/Monaghan ATC's
October 2013
Automatic Traffic Count

Virtual Week (1)

Time	Total	Classification												>PSL	>PSL%	>SL1	>SL1%	>SL2	>SL2%	Mean	Vpp
		1 MCL	2 SV	3 SVT	4 TB2	5 TB3	6 T4	7 ART3	8 ART4	9 ART5	10 ART6	11 BD	12 DRT	80	80	85 +5kph	85 +5kph	90 +10kph	90 +10kph		85
Mon	73	0	58	0	14	0	0	0	0	1	0	0	0	2	2.7	0	0	0	0	50.8	68
Tue	61	0	52	1	7	0	1	0	0	0	0	0	0	3	4.9	2	3.3	2	3.3	51.1	64.1
Wed	62	1	41	0	18	0	2	0	0	0	0	0	0	2	3.2	1	1.6	0	0	44.9	63
Thu	62	0	48	5	8	1	0	0	0	0	0	0	0	0	0	0	0	0	0	49.3	63.4
Fri	72	2	59	2	8	1	0	0	0	0	0	0	0	3	4.2	1	1.4	1	1.4	52.2	72
| Sat	57	0	45	1	10	0	0	0	0	0	1	0	0	4	7	3	5.3	2	3.5	57.8	71.3
| Sun	31	1	26	0	4	0	0	0	0	0	0	0	0	1	3.2	0	0	0	0	55.3	70.6
5 Day Ave.	**66**	**1**	**52**	**2**	**11**	**0**	**1**	**0**	**0**	**0**	**0**	**0**	**0**	**2**	**3.0**	**1**	**1.5**	**1**	**1.5**	**49.7**	**66.1**
7 Day Ave.	**60**	**1**	**47**	**1**	**10**	**0**	**0**	**0**	**0**	**0**	**0**	**0**	**0**	**2**	**3.6**	**1**	**1.7**	**1**	**1.2**	**51.3**	**68.0**
--	**418**	**4**	**329**	**9**	**69**	**2**	**3**	**0**	**0**	**1**	**1**	**0**	**0**	**15**	**3.6**	**7**	**1.7**	**5**	**1.2**	**51.3**	**68.0**

Summary Graphs

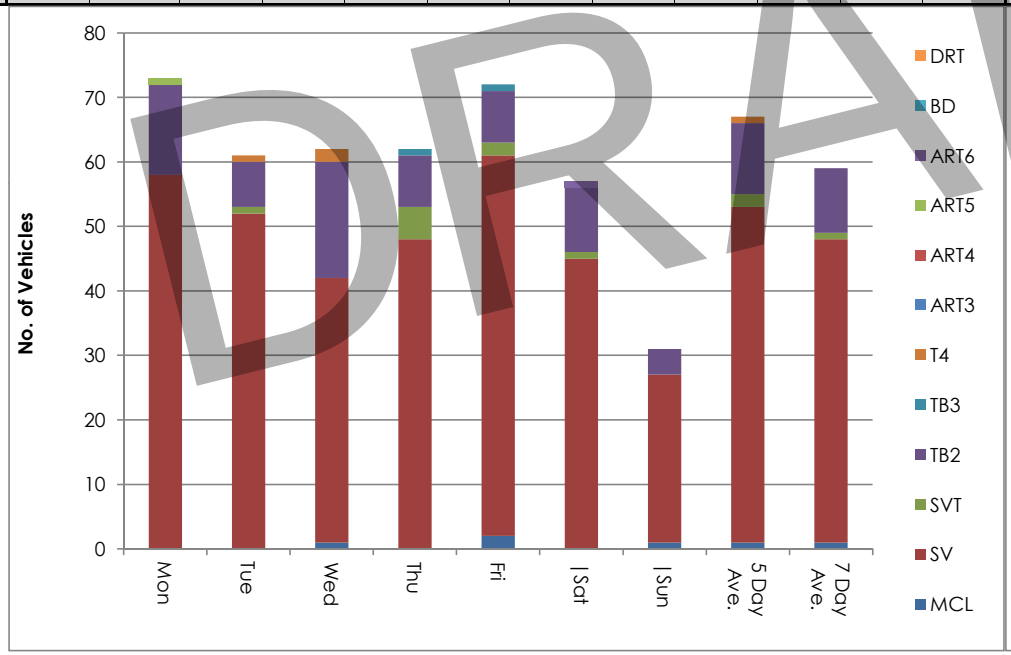

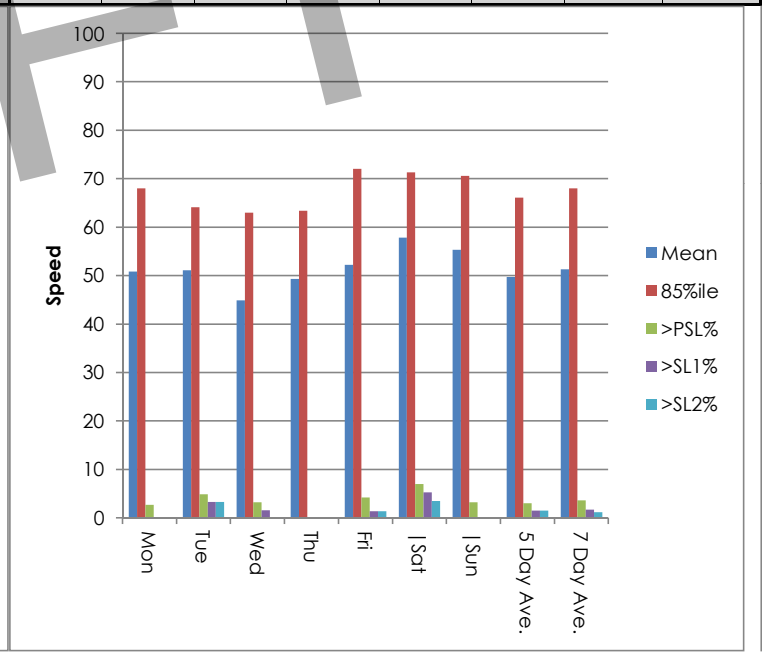

DRAFT

Site 19
Location L-4063-0, att t/pole, Lat 53.63830 Long -6.76664
Direction North

3279 / Meath/Cavan/Monaghan ATC's
October 2013
Automatic Traffic Count

Mon, 7 October 2013

Time	Total	Speed Bins (km/h)																											
		0 - 5	5 - 10	10 - 15	15 - 20	20 - 25	25 - 30	30 - 35	35 - 40	40 - 45	45 - 50	50 - 55	55 - 60	60 - 65	65 - 70	70 - 75	75 - 80	80 - 85	85 - 90	90 - 95	95 - 100	100 - 105	105 - 110	110 - 115	115 - 120	120 - 125	125 - 130	130 - 135	135 - 140
0000	1	0	0	0	0	0	0	0	0	0	0	0	0	0	1	0	0	0	0	0	0	0	0	0	0	0	0	0	0
0100	0	0	0	0	0	0	0	0	0	0	0	0	0	0	0	0	0	0	0	0	0	0	0	0	0	0	0	0	0
0200	0	0	0	0	0	0	0	0	0	0	0	0	0	0	0	0	0	0	0	0	0	0	0	0	0	0	0	0	0
0300	0	0	0	0	0	0	0	0	0	0	0	0	0	0	0	0	0	0	0	0	0	0	0	0	0	0	0	0	0
0400	0	0	0	0	0	0	0	0	0	0	0	0	0	0	0	0	0	0	0	0	0	0	0	0	0	0	0	0	0
0500	1	0	0	0	0	0	0	0	0	0	0	0	0	0	0	1	0	0	0	0	0	0	0	0	0	0	0	0	0
0600	0	0	0	0	0	0	0	0	0	0	0	0	0	0	0	0	0	0	0	0	0	0	0	0	0	0	0	0	0
0700	0	0	0	0	0	0	0	0	0	0	0	0	0	0	0	0	0	0	0	0	0	0	0	0	0	0	0	0	0
0800	3	0	0	0	0	0	0	0	0	0	0	0	0	0	0	3	0	0	0	0	0	0	0	0	0	0	0	0	0
0900	4	0	1	0	0	0	0	0	0	0	0	1	0	1	1	0	0	0	0	0	0	0	0	0	0	0	0	0	0
1000	**5**	**0**	**0**	**0**	**0**	**0**	**0**	**1**	**0**	**2**	**1**	**0**	**0**	**0**	**1**	**0**	**0**	**0**	**0**	**0**	**0**	**0**	**0**	**0**	**0**	**0**	**0**	**0**	**0**
1100	4	0	0	0	0	0	0	1	0	0	2	1	0	0	0	0	0	0	0	0	0	0	0	0	0	0	0	0	0
1200	3	0	0	0	0	0	0	0	0	2	1	0	0	0	0	0	0	0	0	0	0	0	0	0	0	0	0	0	0
1300	7	0	0	0	0	0	1	0	1	2	0	1	1	0	0	1	0	0	0	0	0	0	0	0	0	0	0	0	0
1400	5	0	0	1	0	0	0	1	0	1	0	1	1	0	0	0	0	0	0	0	0	0	0	0	0	0	0	0	0
1500	6	0	0	0	0	0	0	1	0	1	2	0	1	0	1	0	0	0	0	0	0	0	0	0	0	0	0	0	0
1600	7	0	0	1	0	0	0	2	0	0	0	3	1	0	0	0	0	0	0	0	0	0	0	0	0	0	0	0	0
1700	5	0	0	0	0	0	1	0	0	0	2	2	0	0	0	0	0	0	0	0	0	0	0	0	0	0	0	0	0
1800	7	0	0	0	0	0	1	0	0	1	0	1	3	0	0	0	1	0	0	0	0	0	0	0	0	0	0	0	0
1900	**8**	**0**	**0**	**0**	**0**	**1**	**0**	**1**	**0**	**0**	**0**	**0**	**1**	**1**	**3**	**0**	**0**	**1**	**0**	**0**	**0**	**0**	**0**	**0**	**0**	**0**	**0**	**0**	**0**
2000	5	0	0	0	0	0	0	1	0	0	0	0	0	1	0	1	1	1	0	0	0	0	0	0	0	0	0	0	0
2100	2	0	0	0	0	0	0	0	0	0	1	0	0	0	1	0	0	0	0	0	0	0	0	0	0	0	0	0	0
2200	0	0	0	0	0	0	0	0	0	0	0	0	0	0	0	0	0	0	0	0	0	0	0	0	0	0	0	0	0
2300	0	0	0	0	0	0	0	0	0	0	0	0	0	0	0	0	0	0	0	0	0	0	0	0	0	0	0	0	0
07-19	**56**	**0**	**1**	**2**	**0**	**0**	**3**	**6**	**1**	**9**	**8**	**10**	**7**	**1**	**3**	**4**	**1**	**0**	**0**	**0**	**0**	**0**	**0**	**0**	**0**	**0**	**0**	**0**	**0**
06-22	**71**	**0**	**1**	**2**	**0**	**1**	**3**	**8**	**1**	**9**	**9**	**10**	**8**	**3**	**7**	**5**	**2**	**2**	**0**	**0**	**0**	**0**	**0**	**0**	**0**	**0**	**0**	**0**	**0**
06-00	**71**	**0**	**1**	**2**	**0**	**1**	**3**	**8**	**1**	**9**	**9**	**10**	**8**	**3**	**7**	**5**	**2**	**2**	**0**	**0**	**0**	**0**	**0**	**0**	**0**	**0**	**0**	**0**	**0**
00-00	**73**	**0**	**1**	**2**	**0**	**1**	**3**	**8**	**1**	**9**	**9**	**10**	**8**	**3**	**8**	**5**	**3**	**2**	**0**	**0**	**0**	**0**	**0**	**0**	**0**	**0**	**0**	**0**	**0**

DRAFT

Site 19
Location L-4063-0, att t/pole, Lat 53.63830 Long -6.76664
Direction North

3279 / Meath/Cavan/Monaghan ATC's
October 2013
Automatic Traffic Count

Tue, 8 October 2013

Time	Total	Speed Bins (km/h)																											
		0 - 5	5 - 10	10 - 15	15 - 20	20 - 25	25 - 30	30 - 35	35 - 40	40 - 45	45 - 50	50 - 55	55 - 60	60 - 65	65 - 70	70 - 75	75 - 80	80 - 85	85 - 90	90 - 95	95 - 100	100 - 105	105 - 110	110 - 115	115 - 120	120 - 125	125 - 130	130 - 135	135 - 140
0000	0	0	0	0	0	0	0	0	0	0	0	0	0	0	0	0	0	0	0	0	0	0	0	0	0	0	0	0	0
0100	0	0	0	0	0	0	0	0	0	0	0	0	0	0	0	0	0	0	0	0	0	0	0	0	0	0	0	0	0
0200	0	0	0	0	0	0	0	0	0	0	0	0	0	0	0	0	0	0	0	0	0	0	0	0	0	0	0	0	0
0300	0	0	0	0	0	0	0	0	0	0	0	0	0	0	0	0	0	0	0	0	0	0	0	0	0	0	0	0	0
0400	0	0	0	0	0	0	0	0	0	0	0	0	0	0	0	0	0	0	0	0	0	0	0	0	0	0	0	0	0
0500	0	0	0	0	0	0	0	0	0	0	0	0	0	0	0	0	0	0	0	0	0	0	0	0	0	0	0	0	0
0600	0	0	0	0	0	0	0	0	0	0	0	0	0	0	0	0	0	0	0	0	0	0	0	0	0	0	0	0	0
0700	1	0	0	0	0	1	0	0	0	0	0	0	0	0	0	0	0	0	0	0	0	0	0	0	0	0	0	0	0
0800	2	0	0	0	0	0	0	0	1	1	0	0	0	0	0	0	0	0	0	0	0	0	0	0	0	0	0	0	0
0900	1	0	0	0	0	0	0	0	0	0	0	0	1	0	0	0	0	0	0	0	0	0	0	0	0	0	0	0	0
1000	**6**	**0**	**0**	**0**	**0**	**1**	**0**	**0**	**2**	**0**	**0**	**1**	**1**	**1**	**0**	**0**	**0**	**0**	**0**	**0**	**0**	**0**	**0**	**0**	**0**	**0**	**0**	**0**	**0**
1100	3	0	0	0	0	0	0	0	0	1	0	1	1	0	0	0	0	0	0	0	0	0	0	0	0	0	0	0	0
1200	3	0	0	0	0	0	0	0	1	1	0	1	0	0	0	0	0	0	0	0	0	0	0	0	0	0	0	0	0
1300	5	0	0	0	0	0	0	0	1	0	1	2	0	0	1	0	0	0	0	0	0	0	0	0	0	0	0	0	0
1400	4	0	0	0	0	0	0	0	0	1	2	0	0	1	0	0	0	0	0	0	0	0	0	0	0	0	0	0	0
1500	5	0	0	0	0	0	0	0	0	0	2	1	0	1	0	1	0	0	0	0	0	0	0	0	0	0	0	0	0
1600	6	0	0	0	0	0	0	0	1	0	0	3	0	2	0	0	0	0	0	0	0	0	0	0	0	0	0	0	0
1700	8	0	0	0	0	0	2	0	0	1	2	0	1	1	1	0	0	0	0	0	0	0	0	0	0	0	0	0	0
1800	**9**	**0**	**1**	**0**	**0**	**0**	**0**	**0**	**1**	**1**	**1**	**1**	**0**	**0**	**0**	**1**	**1**	**1**	**0**	**1**	**0**	**0**	**0**	**0**	**0**	**0**	**0**	**0**	**0**
1900	2	0	0	0	0	0	1	0	0	0	0	1	0	0	0	0	0	0	0	0	0	0	0	0	0	0	0	0	0
2000	4	0	0	0	0	0	0	0	1	0	0	2	0	1	0	0	0	0	0	0	0	0	0	0	0	0	0	0	0
2100	1	0	0	0	0	0	0	0	0	0	0	0	0	0	0	0	0	0	0	0	0	0	1	0	0	0	0	0	0
2200	0	0	0	0	0	0	0	0	0	0	0	0	0	0	0	0	0	0	0	0	0	0	0	0	0	0	0	0	0
2300	1	0	0	0	0	0	0	0	0	0	0	0	0	0	1	0	0	0	0	0	0	0	0	0	0	0	0	0	0
07-19	**53**	**0**	**1**	**0**	**0**	**2**	**2**	**0**	**7**	**6**	**8**	**10**	**4**	**6**	**2**	**2**	**1**	**1**	**0**	**1**	**0**	**0**	**0**	**0**	**0**	**0**	**0**	**0**	**0**
06-22	**60**	**0**	**1**	**0**	**0**	**2**	**3**	**0**	**8**	**6**	**8**	**13**	**4**	**7**	**2**	**2**	**1**	**1**	**0**	**1**	**0**	**0**	**1**	**0**	**0**	**0**	**0**	**0**	**0**
06-00	**61**	**0**	**1**	**0**	**0**	**2**	**3**	**0**	**8**	**6**	**8**	**13**	**4**	**7**	**3**	**2**	**1**	**1**	**0**	**1**	**0**	**0**	**1**	**0**	**0**	**0**	**0**	**0**	**0**
00-00	**61**	**0**	**1**	**0**	**0**	**2**	**3**	**0**	**8**	**6**	**8**	**13**	**4**	**7**	**3**	**2**	**1**	**1**	**0**	**1**	**0**	**0**	**1**	**0**	**0**	**0**	**0**	**0**	**0**

DRAFT

Site 19
Location L-4063-0, att t/pole, Lat 53.63830 Long -6.76664
Direction North

3279 / Meath/Cavan/Monaghan ATC's
October 2013
Automatic Traffic Count

Wed, 9 October 2013

Time	Total	Speed Bins (km/h)																											
		0 - 5	5 - 10	10 - 15	15 - 20	20 - 25	25 - 30	30 - 35	35 - 40	40 - 45	45 - 50	50 - 55	55 - 60	60 - 65	65 - 70	70 - 75	75 - 80	80 - 85	85 - 90	90 - 95	95 - 100	100 - 105	105 - 110	110 - 115	115 - 120	120 - 125	125 - 130	130 - 135	135 - 140
0000	0	0	0	0	0	0	0	0	0	0	0	0	0	0	0	0	0	0	0	0	0	0	0	0	0	0	0	0	0
0100	0	0	0	0	0	0	0	0	0	0	0	0	0	0	0	0	0	0	0	0	0	0	0	0	0	0	0	0	0
0200	1	0	0	0	0	1	0	0	0	0	0	0	0	0	0	0	0	0	0	0	0	0	0	0	0	0	0	0	0
0300	0	0	0	0	0	0	0	0	0	0	0	0	0	0	0	0	0	0	0	0	0	0	0	0	0	0	0	0	0
0400	0	0	0	0	0	0	0	0	0	0	0	0	0	0	0	0	0	0	0	0	0	0	0	0	0	0	0	0	0
0500	1	0	0	0	0	0	0	0	0	0	0	0	0	0	1	0	0	0	0	0	0	0	0	0	0	0	0	0	0
0600	0	0	0	0	0	0	0	0	0	0	0	0	0	0	0	0	0	0	0	0	0	0	0	0	0	0	0	0	0
0700	1	0	0	0	0	0	0	0	0	0	1	0	0	0	0	0	0	0	0	0	0	0	0	0	0	0	0	0	0
0800	4	0	0	0	0	0	0	1	0	1	1	1	0	0	0	0	0	0	0	0	0	0	0	0	0	0	0	0	0
0900	3	0	0	0	0	0	1	0	0	0	1	0	1	0	0	0	0	0	0	0	0	0	0	0	0	0	0	0	0
1000	4	0	0	1	0	1	0	1	1	0	0	0	0	0	0	0	0	0	0	0	0	0	0	0	0	0	0	0	0
1100	**7**	**0**	**0**	**0**	**2**	**1**	**0**	**1**	**1**	**1**	**1**	**0**	**0**	**0**	**0**	**0**	**0**	**0**	**0**	**0**	**0**	**0**	**0**	**0**	**0**	**0**	**0**	**0**	**0**
1200	5	0	0	0	0	0	0	3	1	0	0	1	0	0	0	0	0	0	0	0	0	0	0	0	0	0	0	0	0
1300	7	0	0	0	1	0	0	2	1	0	1	0	1	0	0	1	0	0	0	0	0	0	0	0	0	0	0	0	0
1400	5	0	0	0	0	0	1	0	0	3	0	0	0	1	0	0	0	0	0	0	0	0	0	0	0	0	0	0	0
1500	3	0	0	0	0	0	0	0	0	0	3	0	0	0	0	0	0	0	0	0	0	0	0	0	0	0	0	0	0
1600	**8**	**0**	**0**	**1**	**0**	**0**	**0**	**0**	**1**	**1**	**1**	**0**	**1**	**2**	**0**	**0**	**0**	**0**	**1**	**0**	**0**	**0**	**0**	**0**	**0**	**0**	**0**	**0**	**0**
1700	4	0	0	0	0	0	0	0	1	0	0	2	1	0	0	0	0	0	0	0	0	0	0	0	0	0	0	0	0
1800	4	0	0	0	0	0	0	0	0	1	0	1	1	0	1	0	0	0	0	0	0	0	0	0	0	0	0	0	0
1900	2	0	0	0	0	0	0	0	0	0	0	0	0	0	1	1	0	0	0	0	0	0	0	0	0	0	0	0	0
2000	0	0	0	0	0	0	0	0	0	0	0	0	0	0	0	0	0	0	0	0	0	0	0	0	0	0	0	0	0
2100	3	0	0	0	0	0	0	0	0	0	0	1	0	0	0	1	0	1	0	0	0	0	0	0	0	0	0	0	0
2200	0	0	0	0	0	0	0	0	0	0	0	0	0	0	0	0	0	0	0	0	0	0	0	0	0	0	0	0	0
2300	0	0	0	0	0	0	0	0	0	0	0	0	0	0	0	0	0	0	0	0	0	0	0	0	0	0	0	0	0
07-19	**55**	**0**	**0**	**2**	**3**	**2**	**2**	**8**	**6**	**7**	**9**	**5**	**5**	**3**	**1**	**1**	**0**	**0**	**1**	**0**	**0**	**0**	**0**	**0**	**0**	**0**	**0**	**0**	**0**
06-22	**60**	**0**	**0**	**2**	**3**	**2**	**2**	**8**	**6**	**7**	**9**	**6**	**5**	**3**	**2**	**3**	**0**	**1**	**1**	**0**	**0**	**0**	**0**	**0**	**0**	**0**	**0**	**0**	**0**
06-00	**60**	**0**	**0**	**2**	**3**	**2**	**2**	**8**	**6**	**7**	**9**	**6**	**5**	**3**	**2**	**3**	**0**	**1**	**1**	**0**	**0**	**0**	**0**	**0**	**0**	**0**	**0**	**0**	**0**
00-00	**62**	**0**	**0**	**2**	**3**	**3**	**2**	**8**	**6**	**7**	**9**	**6**	**5**	**3**	**3**	**3**	**0**	**1**	**1**	**0**	**0**	**0**	**0**	**0**	**0**	**0**	**0**	**0**	**0**

DRAFT

Site 19
Location L-4063-0, att t/pole, Lat 53.63830 Long -6.76664
Direction North

3279 / Meath/Cavan/Monaghan ATC's
October 2013
Automatic Traffic Count

Thu, 10 October 2013

Time	Total	Speed Bins (km/h)																											
		0 - 5	5 - 10	10 - 15	15 - 20	20 - 25	25 - 30	30 - 35	35 - 40	40 - 45	45 - 50	50 - 55	55 - 60	60 - 65	65 - 70	70 - 75	75 - 80	80 - 85	85 - 90	90 - 95	95 - 100	100 - 105	105 - 110	110 - 115	115 - 120	120 - 125	125 - 130	130 - 135	135 - 140
0000	0	0	0	0	0	0	0	0	0	0	0	0	0	0	0	0	0	0	0	0	0	0	0	0	0	0	0	0	0
0100	0	0	0	0	0	0	0	0	0	0	0	0	0	0	0	0	0	0	0	0	0	0	0	0	0	0	0	0	0
0200	0	0	0	0	0	0	0	0	0	0	0	0	0	0	0	0	0	0	0	0	0	0	0	0	0	0	0	0	0
0300	0	0	0	0	0	0	0	0	0	0	0	0	0	0	0	0	0	0	0	0	0	0	0	0	0	0	0	0	0
0400	0	0	0	0	0	0	0	0	0	0	0	0	0	0	0	0	0	0	0	0	0	0	0	0	0	0	0	0	0
0500	1	0	0	0	0	0	0	0	0	0	0	0	0	0	0	0	1	0	0	0	0	0	0	0	0	0	0	0	0
0600	0	0	0	0	0	0	0	0	0	0	0	0	0	0	0	0	0	0	0	0	0	0	0	0	0	0	0	0	0
0700	2	0	0	0	0	0	0	0	0	0	0	0	0	1	1	0	0	0	0	0	0	0	0	0	0	0	0	0	0
0800	2	0	0	0	0	0	0	0	1	0	0	0	0	0	0	1	0	0	0	0	0	0	0	0	0	0	0	0	0
0900	0	0	0	0	0	0	0	0	0	0	0	0	0	0	0	0	0	0	0	0	0	0	0	0	0	0	0	0	0
1000	**4**	**0**	**0**	**0**	**0**	**0**	**0**	**0**	**0**	**2**	**0**	**0**	**1**	**1**	**0**	**0**	**0**	**0**	**0**	**0**	**0**	**0**	**0**	**0**	**0**	**0**	**0**	**0**	**0**
1100	2	0	0	0	0	0	0	1	0	0	0	1	0	0	0	0	0	0	0	0	0	0	0	0	0	0	0	0	0
1200	5	0	0	0	0	2	1	0	0	2	0	0	0	0	0	0	0	0	0	0	0	0	0	0	0	0	0	0	0
1300	8	0	0	0	0	0	0	2	0	1	0	2	2	0	1	0	0	0	0	0	0	0	0	0	0	0	0	0	0
1400	5	0	0	0	0	0	0	1	1	0	1	0	1	0	0	1	0	0	0	0	0	0	0	0	0	0	0	0	0
1500	**9**	**0**	**0**	**0**	**0**	**0**	**0**	**1**	**2**	**1**	**1**	**1**	**2**	**1**	**0**	**0**	**0**	**0**	**0**	**0**	**0**	**0**	**0**	**0**	**0**	**0**	**0**	**0**	**0**
1600	3	0	0	0	0	0	0	0	0	2	1	0	0	0	0	0	0	0	0	0	0	0	0	0	0	0	0	0	0
1700	**9**	**0**	**0**	**0**	**0**	**0**	**0**	**2**	**0**	**3**	**1**	**1**	**1**	**1**	**0**	**0**	**0**	**0**	**0**	**0**	**0**	**0**	**0**	**0**	**0**	**0**	**0**	**0**	**0**
1800	4	0	0	0	0	0	0	0	1	1	0	0	2	0	0	0	0	0	0	0	0	0	0	0	0	0	0	0	0
1900	5	0	0	0	0	0	0	1	1	0	0	1	0	0	1	0	1	0	0	0	0	0	0	0	0	0	0	0	0
2000	1	0	0	0	0	0	0	0	0	0	0	0	0	0	0	0	1	0	0	0	0	0	0	0	0	0	0	0	0
2100	1	0	0	0	0	0	0	0	0	0	0	0	0	1	0	0	0	0	0	0	0	0	0	0	0	0	0	0	0
2200	1	0	0	0	0	0	0	0	0	0	0	0	0	1	0	0	0	0	0	0	0	0	0	0	0	0	0	0	0
2300	0	0	0	0	0	0	0	0	0	0	0	0	0	0	0	0	0	0	0	0	0	0	0	0	0	0	0	0	0
07-19	**53**	**0**	**0**	**0**	**0**	**0**	**2**	**8**	**5**	**10**	**6**	**5**	**9**	**4**	**2**	**2**	**0**	**0**	**0**	**0**	**0**	**0**	**0**	**0**	**0**	**0**	**0**	**0**	**0**
06-22	**60**	**0**	**0**	**0**	**0**	**0**	**2**	**9**	**6**	**10**	**6**	**6**	**9**	**5**	**3**	**2**	**2**	**0**	**0**	**0**	**0**	**0**	**0**	**0**	**0**	**0**	**0**	**0**	**0**
06-00	**61**	**0**	**0**	**0**	**0**	**0**	**2**	**9**	**6**	**10**	**6**	**6**	**9**	**6**	**3**	**2**	**2**	**0**	**0**	**0**	**0**	**0**	**0**	**0**	**0**	**0**	**0**	**0**	**0**
00-00	**62**	**0**	**0**	**0**	**0**	**0**	**2**	**9**	**6**	**10**	**6**	**6**	**9**	**6**	**3**	**2**	**3**	**0**	**0**	**0**	**0**	**0**	**0**	**0**	**0**	**0**	**0**	**0**	**0**

DRAFT

Site 19
Location L-4063-0, att t/pole, Lat 53.63830 Long -6.76664
Direction North

3279 / Meath/Cavan/Monaghan ATC's
October 2013
Automatic Traffic Count

Fri, 11 October 2013

Time	Total	Speed Bins (km/h)																											
		0 - 5	5 - 10	10 - 15	15 - 20	20 - 25	25 - 30	30 - 35	35 - 40	40 - 45	45 - 50	50 - 55	55 - 60	60 - 65	65 - 70	70 - 75	75 - 80	80 - 85	85 - 90	90 - 95	95 - 100	100 - 105	105 - 110	110 - 115	115 - 120	120 - 125	125 - 130	130 - 135	135 - 140
0000	1	0	0	0	0	0	0	0	0	0	0	0	0	0	0	1	0	0	0	0	0	0	0	0	0	0	0	0	0
0100	1	0	0	0	0	0	0	0	0	0	0	0	0	0	0	0	1	0	0	0	0	0	0	0	0	0	0	0	0
0200	0	0	0	0	0	0	0	0	0	0	0	0	0	0	0	0	0	0	0	0	0	0	0	0	0	0	0	0	0
0300	0	0	0	0	0	0	0	0	0	0	0	0	0	0	0	0	0	0	0	0	0	0	0	0	0	0	0	0	0
0400	0	0	0	0	0	0	0	0	0	0	0	0	0	0	0	0	0	0	0	0	0	0	0	0	0	0	0	0	0
0500	0	0	0	0	0	0	0	0	0	0	0	0	0	0	0	0	0	0	0	0	0	0	0	0	0	0	0	0	0
0600	1	0	0	0	0	0	0	0	0	0	0	0	0	0	0	0	0	1	0	0	0	0	0	0	0	0	0	0	0
0700	0	0	0	0	0	0	0	0	0	0	0	0	0	0	0	0	0	0	0	0	0	0	0	0	0	0	0	0	0
0800	**5**	**0**	**0**	**0**	**0**	**0**	**0**	**0**	**0**	**0**	**0**	**2**	**0**	**1**	**1**	**1**	**0**	**0**	**0**	**0**	**0**	**0**	**0**	**0**	**0**	**0**	**0**	**0**	**0**
0900	**5**	**0**	**0**	**0**	**0**	**0**	**0**	**0**	**0**	**1**	**0**	**0**	**1**	**0**	**2**	**0**	**0**	**0**	**0**	**1**	**0**	**0**	**0**	**0**	**0**	**0**	**0**	**0**	**0**
1000	3	0	0	0	0	0	0	0	1	0	0	1	1	0	0	0	0	0	0	0	0	0	0	0	0	0	0	0	0
1100	3	0	0	0	1	0	0	0	1	0	0	1	0	0	0	0	0	0	0	0	0	0	0	0	0	0	0	0	0
1200	5	0	0	0	1	1	0	2	0	1	0	0	0	0	0	0	0	0	0	0	0	0	0	0	0	0	0	0	0
1300	5	0	0	0	0	0	0	0	2	0	2	0	0	0	0	1	0	0	0	0	0	0	0	0	0	0	0	0	0
1400	4	0	0	0	0	0	1	0	1	1	1	0	0	0	0	0	0	0	0	0	0	0	0	0	0	0	0	0	0
1500	7	0	0	1	0	0	0	1	0	0	1	3	0	0	1	0	0	0	0	0	0	0	0	0	0	0	0	0	0
1600	**9**	**0**	**0**	**0**	**0**	**0**	**0**	**0**	**0**	**2**	**2**	**3**	**0**	**2**	**0**	**0**	**0**	**0**	**0**	**0**	**0**	**0**	**0**	**0**	**0**	**0**	**0**	**0**	**0**
1700	2	0	0	0	0	0	0	0	0	1	1	0	0	0	0	0	0	0	0	0	0	0	0	0	0	0	0	0	0
1800	**9**	**0**	**0**	**0**	**0**	**0**	**1**	**1**	**0**	**0**	**0**	**1**	**1**	**1**	**2**	**1**	**1**	**0**	**0**	**0**	**0**	**0**	**0**	**0**	**0**	**0**	**0**	**0**	**0**
1900	6	0	0	0	0	0	0	1	1	0	0	0	1	0	0	0	2	1	0	0	0	0	0	0	0	0	0	0	0
2000	3	0	0	0	0	0	0	0	0	0	1	0	1	0	0	1	0	0	0	0	0	0	0	0	0	0	0	0	0
2100	1	0	0	0	0	0	0	0	0	0	0	0	0	1	0	0	0	0	0	0	0	0	0	0	0	0	0	0	0
2200	1	0	0	0	0	0	0	1	0	0	0	0	0	0	0	0	0	0	0	0	0	0	0	0	0	0	0	0	0
2300	1	0	0	0	0	0	0	0	0	0	0	0	0	1	0	0	0	0	0	0	0	0	0	0	0	0	0	0	0
07-19	**57**	**0**	**0**	**1**	**2**	**1**	**2**	**4**	**5**	**6**	**7**	**11**	**3**	**4**	**6**	**3**	**1**	**0**	**0**	**1**	**0**	**0**	**0**	**0**	**0**	**0**	**0**	**0**	**0**
06-22	**68**	**0**	**0**	**1**	**2**	**1**	**2**	**5**	**6**	**6**	**8**	**11**	**5**	**5**	**6**	**4**	**3**	**2**	**0**	**1**	**0**	**0**	**0**	**0**	**0**	**0**	**0**	**0**	**0**
06-00	**70**	**0**	**0**	**1**	**2**	**1**	**2**	**6**	**6**	**6**	**8**	**11**	**5**	**6**	**6**	**4**	**3**	**2**	**0**	**1**	**0**	**0**	**0**	**0**	**0**	**0**	**0**	**0**	**0**
00-00	**72**	**0**	**0**	**1**	**2**	**1**	**2**	**6**	**6**	**6**	**8**	**11**	**5**	**6**	**6**	**5**	**4**	**2**	**0**	**1**	**0**	**0**	**0**	**0**	**0**	**0**	**0**	**0**	**0**

DRAFT

Site 19
Location L-4063-0, att t/pole, Lat 53.63830 Long -6.76664
Direction North

3279 / Meath/Cavan/Monaghan ATC's
October 2013
Automatic Traffic Count

Sat, 12 October 2013

Time	Total	Speed Bins (km/h)																											
		0 - 5	5 - 10	10 - 15	15 - 20	20 - 25	25 - 30	30 - 35	35 - 40	40 - 45	45 - 50	50 - 55	55 - 60	60 - 65	65 - 70	70 - 75	75 - 80	80 - 85	85 - 90	90 - 95	95 - 100	100 - 105	105 - 110	110 - 115	115 - 120	120 - 125	125 - 130	130 - 135	135 - 140
0000	2	0	0	0	0	0	0	0	0	0	0	0	0	0	0	0	1	0	0	0	1	0	0	0	0	0	0	0	0
0100	0	0	0	0	0	0	0	0	0	0	0	0	0	0	0	0	0	0	0	0	0	0	0	0	0	0	0	0	0
0200	0	0	0	0	0	0	0	0	0	0	0	0	0	0	0	0	0	0	0	0	0	0	0	0	0	0	0	0	0
0300	0	0	0	0	0	0	0	0	0	0	0	0	0	0	0	0	0	0	0	0	0	0	0	0	0	0	0	0	0
0400	0	0	0	0	0	0	0	0	0	0	0	0	0	0	0	0	0	0	0	0	0	0	0	0	0	0	0	0	0
0500	0	0	0	0	0	0	0	0	0	0	0	0	0	0	0	0	0	0	0	0	0	0	0	0	0	0	0	0	0
0600	0	0	0	0	0	0	0	0	0	0	0	0	0	0	0	0	0	0	0	0	0	0	0	0	0	0	0	0	0
0700	0	0	0	0	0	0	0	0	0	0	0	0	0	0	0	0	0	0	0	0	0	0	0	0	0	0	0	0	0
0800	1	0	0	0	0	0	0	0	0	0	0	1	0	0	0	0	0	0	0	0	0	0	0	0	0	0	0	0	0
0900	**5**	**0**	**0**	**0**	**0**	**0**	**0**	**0**	**0**	**1**	**0**	**0**	**3**	**1**	**0**	**0**	**0**	**0**	**0**	**0**	**0**	**0**	**0**	**0**	**0**	**0**	**0**	**0**	**0**
1000	1	0	0	0	0	0	0	0	0	0	1	0	0	0	0	0	0	0	0	0	0	0	0	0	0	0	0	0	0
1100	3	0	0	0	0	0	0	0	0	0	1	0	0	1	0	0	1	0	0	0	0	0	0	0	0	0	0	0	0
1200	4	0	0	0	0	0	0	0	1	1	1	1	0	0	0	0	0	0	0	0	0	0	0	0	0	0	0	0	0
1300	6	0	0	0	0	0	0	0	0	0	1	1	1	0	1	2	0	0	0	0	0	0	0	0	0	0	0	0	0
1400	**7**	**0**	**0**	**0**	**0**	**0**	**0**	**0**	**1**	**1**	**0**	**1**	**0**	**2**	**1**	**1**	**0**	**0**	**0**	**0**	**0**	**0**	**0**	**0**	**0**	**0**	**0**	**0**	**0**
1500	6	0	0	1	0	1	0	1	0	0	1	0	1	0	1	0	0	0	0	0	0	0	0	0	0	0	0	0	0
1600	5	0	0	0	0	0	0	0	0	1	0	2	1	1	0	0	0	0	0	0	0	0	0	0	0	0	0	0	0
1700	1	0	0	0	0	0	0	0	0	0	0	0	0	1	0	0	0	0	0	0	0	0	0	0	0	0	0	0	0
1800	4	0	0	0	0	0	0	0	1	0	1	0	0	1	1	0	0	0	0	0	0	0	0	0	0	0	0	0	0
1900	6	0	0	0	0	0	0	0	0	0	0	0	1	0	0	3	0	1	0	1	0	0	0	0	0	0	0	0	0
2000	4	0	0	0	0	0	0	0	0	1	0	0	0	0	0	1	1	0	1	0	0	0	0	0	0	0	0	0	0
2100	1	0	0	0	0	0	0	0	0	0	0	1	0	0	0	0	0	0	0	0	0	0	0	0	0	0	0	0	0
2200	0	0	0	0	0	0	0	0	0	0	0	0	0	0	0	0	0	0	0	0	0	0	0	0	0	0	0	0	0
2300	1	0	0	0	0	0	0	0	0	0	0	0	0	1	0	0	0	0	0	0	0	0	0	0	0	0	0	0	0
07-19	**43**	**0**	**0**	**1**	**0**	**1**	**0**	**1**	**3**	**4**	**6**	**6**	**6**	**7**	**4**	**3**	**1**	**0**	**0**	**0**	**0**	**0**	**0**	**0**	**0**	**0**	**0**	**0**	**0**
06-22	**54**	**0**	**0**	**1**	**0**	**1**	**0**	**1**	**3**	**5**	**6**	**7**	**7**	**7**	**4**	**7**	**2**	**1**	**1**	**1**	**0**	**0**	**0**	**0**	**0**	**0**	**0**	**0**	**0**
06-00	**55**	**0**	**0**	**1**	**0**	**1**	**0**	**1**	**3**	**5**	**6**	**7**	**7**	**8**	**4**	**7**	**2**	**1**	**1**	**1**	**0**	**0**	**0**	**0**	**0**	**0**	**0**	**0**	**0**
00-00	**57**	**0**	**0**	**1**	**0**	**1**	**0**	**1**	**3**	**5**	**6**	**7**	**7**	**8**	**4**	**7**	**3**	**1**	**1**	**1**	**1**	**0**	**0**	**0**	**0**	**0**	**0**	**0**	**0**

DRAFT

Site 19
Location L-4063-0, att t/pole, Lat 53.63830 Long -6.76664
Direction North

3279 / Meath/Cavan/Monaghan ATC's
October 2013
Automatic Traffic Count

Sun, 13 October 2013

Time	Total	Speed Bins (km/h)																											
		0 - 5	5 - 10	10 - 15	15 - 20	20 - 25	25 - 30	30 - 35	35 - 40	40 - 45	45 - 50	50 - 55	55 - 60	60 - 65	65 - 70	70 - 75	75 - 80	80 - 85	85 - 90	90 - 95	95 - 100	100 - 105	105 - 110	110 - 115	115 - 120	120 - 125	125 - 130	130 - 135	135 - 140
0000	1	0	0	0	0	0	0	0	0	0	0	1	0	0	0	0	0	0	0	0	0	0	0	0	0	0	0	0	0
0100	**3**	**0**	**0**	**0**	**0**	**0**	**0**	**0**	**0**	**1**	**0**	**1**	**0**	**0**	**1**	**0**	**0**	**0**	**0**	**0**	**0**	**0**	**0**	**0**	**0**	**0**	**0**	**0**	**0**
0200	0	0	0	0	0	0	0	0	0	0	0	0	0	0	0	0	0	0	0	0	0	0	0	0	0	0	0	0	0
0300	0	0	0	0	0	0	0	0	0	0	0	0	0	0	0	0	0	0	0	0	0	0	0	0	0	0	0	0	0
0400	0	0	0	0	0	0	0	0	0	0	0	0	0	0	0	0	0	0	0	0	0	0	0	0	0	0	0	0	0
0500	0	0	0	0	0	0	0	0	0	0	0	0	0	0	0	0	0	0	0	0	0	0	0	0	0	0	0	0	0
0600	0	0	0	0	0	0	0	0	0	0	0	0	0	0	0	0	0	0	0	0	0	0	0	0	0	0	0	0	0
0700	0	0	0	0	0	0	0	0	0	0	0	0	0	0	0	0	0	0	0	0	0	0	0	0	0	0	0	0	0
0800	0	0	0	0	0	0	0	0	0	0	0	0	0	0	0	0	0	0	0	0	0	0	0	0	0	0	0	0	0
0900	0	0	0	0	0	0	0	0	0	0	0	0	0	0	0	0	0	0	0	0	0	0	0	0	0	0	0	0	0
1000	2	0	0	0	0	0	0	1	0	0	0	1	0	0	0	0	0	0	0	0	0	0	0	0	0	0	0	0	0
1100	1	0	0	0	0	0	0	0	0	0	0	0	0	1	0	0	0	0	0	0	0	0	0	0	0	0	0	0	0
1200	0	0	0	0	0	0	0	0	0	0	0	0	0	0	0	0	0	0	0	0	0	0	0	0	0	0	0	0	0
1300	**4**	**0**	**0**	**0**	**0**	**0**	**0**	**1**	**0**	**0**	**0**	**1**	**2**	**0**	**0**	**0**	**0**	**0**	**0**	**0**	**0**	**0**	**0**	**0**	**0**	**0**	**0**	**0**	**0**
1400	3	0	0	0	0	0	0	0	0	0	0	0	0	0	1	2	0	0	0	0	0	0	0	0	0	0	0	0	0
1500	2	0	0	0	0	0	0	0	0	0	1	0	1	0	0	0	0	0	0	0	0	0	0	0	0	0	0	0	0
1600	**4**	**0**	**0**	**0**	**0**	**0**	**0**	**0**	**0**	**0**	**1**	**0**	**1**	**0**	**0**	**1**	**1**	**0**	**0**	**0**	**0**	**0**	**0**	**0**	**0**	**0**	**0**	**0**	**0**
1700	2	0	0	0	0	0	0	1	0	0	1	0	0	0	0	0	0	0	0	0	0	0	0	0	0	0	0	0	0
1800	3	0	0	0	0	0	0	0	1	0	0	0	0	1	0	1	0	0	0	0	0	0	0	0	0	0	0	0	0
1900	3	0	0	0	0	0	0	1	0	0	1	0	0	0	1	0	0	0	0	0	0	0	0	0	0	0	0	0	0
2000	1	0	0	0	0	0	0	0	0	0	0	0	0	0	0	0	0	1	0	0	0	0	0	0	0	0	0	0	0
2100	1	0	0	0	0	0	0	0	0	0	0	0	0	0	1	0	0	0	0	0	0	0	0	0	0	0	0	0	0
2200	0	0	0	0	0	0	0	0	0	0	0	0	0	0	0	0	0	0	0	0	0	0	0	0	0	0	0	0	0
2300	1	0	0	0	0	0	0	1	0	0	0	0	0	0	0	0	0	0	0	0	0	0	0	0	0	0	0	0	0
07-19	**21**	**0**	**0**	**0**	**0**	**0**	**0**	**3**	**1**	**0**	**3**	**2**	**4**	**2**	**1**	**4**	**1**	**0**	**0**	**0**	**0**	**0**	**0**	**0**	**0**	**0**	**0**	**0**	**0**
06-22	**26**	**0**	**0**	**0**	**0**	**0**	**0**	**4**	**1**	**0**	**4**	**2**	**4**	**2**	**3**	**4**	**1**	**1**	**0**	**0**	**0**	**0**	**0**	**0**	**0**	**0**	**0**	**0**	**0**
06-00	**27**	**0**	**0**	**0**	**0**	**0**	**0**	**5**	**1**	**0**	**4**	**2**	**4**	**2**	**3**	**4**	**1**	**1**	**0**	**0**	**0**	**0**	**0**	**0**	**0**	**0**	**0**	**0**	**0**
00-00	**31**	**0**	**0**	**0**	**0**	**0**	**0**	**5**	**1**	**1**	**4**	**4**	**4**	**2**	**4**	**4**	**1**	**1**	**0**	**0**	**0**	**0**	**0**	**0**	**0**	**0**	**0**	**0**	**0**

DRAFT

Site 19
Location L-4063-0, att t/pole, Lat 53.63830 Long -6.76664
Direction North

3279 / Meath/Cavan/Monaghan ATC's
October 2013
Automatic Traffic Count

Virtual Day (7)

Time	Total	Speed Bins (km/h)																											
		0 - 5	5 - 10	10 - 15	15 - 20	20 - 25	25 - 30	30 - 35	35 - 40	40 - 45	45 - 50	50 - 55	55 - 60	60 - 65	65 - 70	70 - 75	75 - 80	80 - 85	85 - 90	90 - 95	95 - 100	100 - 105	105 - 110	110 - 115	115 - 120	120 - 125	125 - 130	130 - 135	135 - 140
0000	1	0	0	0	0	0	0	0	0	0	0	0	0	0	0	0	0	0	0	0	0	0	0	0	0	0	0	0	0
0100	1	0	0	0	0	0	0	0	0	0	0	0	0	0	0	0	0	0	0	0	0	0	0	0	0	0	0	0	0
0200	0	0	0	0	0	0	0	0	0	0	0	0	0	0	0	0	0	0	0	0	0	0	0	0	0	0	0	0	0
0300	0	0	0	0	0	0	0	0	0	0	0	0	0	0	0	0	0	0	0	0	0	0	0	0	0	0	0	0	0
0400	0	0	0	0	0	0	0	0	0	0	0	0	0	0	0	0	0	0	0	0	0	0	0	0	0	0	0	0	0
0500	0	0	0	0	0	0	0	0	0	0	0	0	0	0	0	0	0	0	0	0	0	0	0	0	0	0	0	0	0
0600	0	0	0	0	0	0	0	0	0	0	0	0	0	0	0	0	0	0	0	0	0	0	0	0	0	0	0	0	0
0700	1	0	0	0	0	0	0	0	0	0	0	0	0	0	0	0	0	0	0	0	0	0	0	0	0	0	0	0	0
0800	2	0	0	0	0	0	0	0	0	0	0	1	0	0	0	1	0	0	0	0	0	0	0	0	0	0	0	0	0
0900	3	0	0	0	0	0	0	0	0	0	0	0	1	0	0	0	0	0	0	0	0	0	0	0	0	0	0	0	0
1000	**4**	**0**	**0**	**0**	**0**	**0**	**0**	**0**	**1**	**1**	**0**	**0**	**0**	**0**	**0**	**0**	**0**	**0**	**0**	**0**	**0**	**0**	**0**	**0**	**0**	**0**	**0**	**0**	**0**
1100	3	0	0	0	0	0	0	0	0	0	1	1	0	0	0	0	0	0	0	0	0	0	0	0	0	0	0	0	0
1200	4	0	0	0	0	0	0	1	0	1	1	0	0	0	0	0	0	0	0	0	0	0	0	0	0	0	0	0	0
1300	**6**	**0**	**0**	**0**	**0**	**0**	**0**	**1**	**1**	**0**	**1**	**1**	**1**	**0**	**0**	**1**	**0**	**0**	**0**	**0**	**0**	**0**	**0**	**0**	**0**	**0**	**0**	**0**	**0**
1400	5	0	0	0	0	0	0	0	0	1	1	0	0	1	0	1	0	0	0	0	0	0	0	0	0	0	0	0	0
1500	5	0	0	0	0	0	0	1	0	0	2	1	1	0	0	0	0	0	0	0	0	0	0	0	0	0	0	0	0
1600	**6**	**0**	**0**	**0**	**0**	**0**	**0**	**0**	**0**	**1**	**1**	**2**	**1**	**1**	**0**	**0**	**0**	**0**	**0**	**0**	**0**	**0**	**0**	**0**	**0**	**0**	**0**	**0**	**0**
1700	4	0	0	0	0	0	0	0	0	1	1	1	0	0	0	0	0	0	0	0	0	0	0	0	0	0	0	0	0
1800	**6**	**0**	**0**	**0**	**0**	**0**	**0**	**0**	**1**	**1**	**0**	**1**	**1**	**0**	**1**	**0**	**0**	**0**	**0**	**0**	**0**	**0**	**0**	**0**	**0**	**0**	**0**	**0**	**0**
1900	5	0	0	0	0	0	0	1	0	0	0	0	0	0	1	1	0	0	0	0	0	0	0	0	0	0	0	0	0
2000	3	0	0	0	0	0	0	0	0	0	0	0	0	0	0	0	0	0	0	0	0	0	0	0	0	0	0	0	0
2100	1	0	0	0	0	0	0	0	0	0	0	0	0	0	0	0	0	0	0	0	0	0	0	0	0	0	0	0	0
2200	0	0	0	0	0	0	0	0	0	0	0	0	0	0	0	0	0	0	0	0	0	0	0	0	0	0	0	0	0
2300	1	0	0	0	0	0	0	0	0	0	0	0	0	0	0	0	0	0	0	0	0	0	0	0	0	0	0	0	0
07-19	**48**	**0**	**0**	**1**	**1**	**1**	**2**	**4**	**4**	**6**	**7**	**7**	**5**	**4**	**3**	**3**	**1**	**0**	**0**	**0**	**0**	**0**	**0**	**0**	**0**	**0**	**0**	**0**	**0**
06-22	**57**	**0**	**0**	**1**	**1**	**1**	**2**	**5**	**4**	**6**	**7**	**8**	**6**	**5**	**4**	**4**	**2**	**1**	**0**	**0**	**0**	**0**	**0**	**0**	**0**	**0**	**0**	**0**	**0**
06-00	**58**	**0**	**0**	**1**	**1**	**1**	**2**	**5**	**4**	**6**	**7**	**8**	**6**	**5**	**4**	**4**	**2**	**1**	**0**	**0**	**0**	**0**	**0**	**0**	**0**	**0**	**0**	**0**	**0**
00-00	**60**	**0**	**0**	**1**	**1**	**1**	**2**	**5**	**4**	**6**	**7**	**8**	**6**	**5**	**4**	**4**	**2**	**1**	**0**	**0**	**0**	**0**	**0**	**0**	**0**	**0**	**0**	**0**	**0**

DRAFT

Site 19
Location L-4063-0, att t/pole, Lat 53.63830 Long -6.76664
Direction North

3279 / Meath/Cavan/Monaghan ATC's
October 2013
Automatic Traffic Count

Virtual Week (1)

Time	Total	Speed Bins (km/h)																											
		0 - 5	5 - 10	10 - 15	15 - 20	20 - 25	25 - 30	30 - 35	35 - 40	40 - 45	45 - 50	50 - 55	55 - 60	60 - 65	65 - 70	70 - 75	75 - 80	80 - 85	85 - 90	90 - 95	95 - 100	100 - 105	105 - 110	110 - 115	115 - 120	120 - 125	125 - 130	130 - 135	135 - 140
Mon	73	0	1	2	0	1	3	8	1	9	9	10	8	3	8	5	3	2	0	0	0	0	0	0	0	0	0	0	0
Tue	61	0	1	0	0	2	3	0	8	6	8	13	4	7	3	2	1	1	0	1	0	0	1	0	0	0	0	0	0
Wed	62	0	0	2	3	3	2	8	6	7	9	6	5	3	3	3	0	1	1	0	0	0	0	0	0	0	0	0	0
Thu	62	0	0	0	0	0	2	9	6	10	6	6	9	6	3	2	3	0	0	0	0	0	0	0	0	0	0	0	0
Fri	72	0	0	1	2	1	2	6	6	6	8	11	5	6	6	5	4	2	0	1	0	0	0	0	0	0	0	0	0
| Sat	57	0	0	1	0	1	0	1	3	5	6	7	7	8	4	7	3	1	1	1	1	0	0	0	0	0	0	0	0
| Sun	31	0	0	0	0	0	0	5	1	1	4	4	4	2	4	4	1	1	0	0	0	0	0	0	0	0	0	0	0
5 Day Ave.	**66**	**0**	**0**	**1**	**1**	**1**	**2**	**6**	**5**	**8**	**8**	**9**	**6**	**5**	**5**	**3**	**2**	**1**	**0**	**0**	**0**	**0**	**0**	**0**	**0**	**0**	**0**	**0**	**0**
7 Day Ave.	**60**	**0**	**0**	**1**	**1**	**1**	**2**	**5**	**4**	**6**	**7**	**8**	**6**	**5**	**4**	**4**	**2**	**1**	**0**	**0**	**0**	**0**	**0**	**0**	**0**	**0**	**0**	**0**	**0**
--	**418**	**0**	**2**	**6**	**5**	**8**	**12**	**37**	**31**	**44**	**50**	**57**	**42**	**35**	**31**	**28**	**15**	**8**	**2**	**3**	**1**	**0**	**1**	**0**	**0**	**0**	**0**	**0**	**0**

Summary Graphs

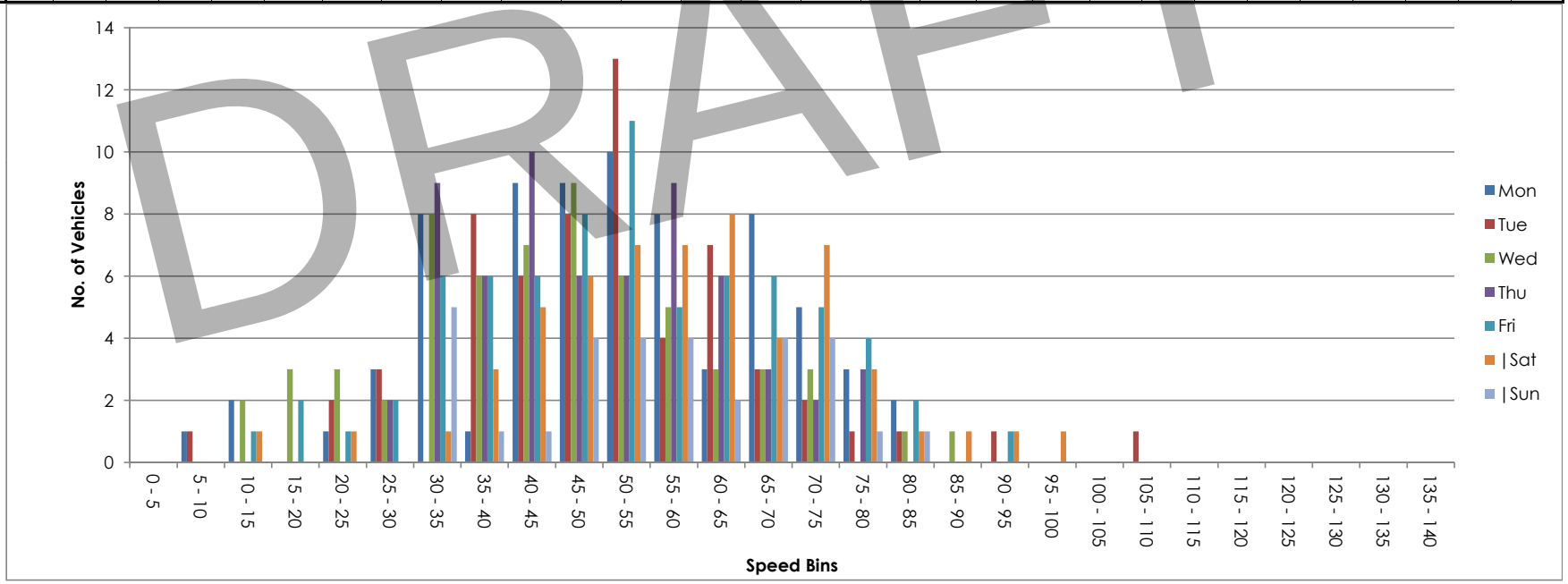

DRAFT

Site 19
Location L-4063-0, att t/pole, Lat 53.63830 Long -6.76664
Direction South

3279 / Meath/Cavan/Monaghan ATC's
October 2013
Automatic Traffic Count

Mon, 7 October 2013

Time	Total	Classification												>PSL	>PSL%	>SL1	>SL1%	>SL2	>SL2%	Mean	Vpp
		1 MCL	2 SV	3 SVT	4 TB2	5 TB3	6 T4	7 ART3	8 ART4	9 ART5	10 ART6	11 BD	12 DRT	80	80	85 +5kph	85 +5kph	90 +10kph	90 +10kph		85
0000	0	0	0	0	0	0	0	0	0	0	0	0	0	0	0	0	0	0	0	-	-
0100	0	0	0	0	0	0	0	0	0	0	0	0	0	0	0	0	0	0	0	-	-
0200	0	0	0	0	0	0	0	0	0	0	0	0	0	0	0	0	0	0	0	-	-
0300	0	0	0	0	0	0	0	0	0	0	0	0	0	0	0	0	0	0	0	-	-
0400	0	0	0	0	0	0	0	0	0	0	0	0	0	0	0	0	0	0	0	-	-
0500	0	0	0	0	0	0	0	0	0	0	0	0	0	0	0	0	0	0	0	-	-
0600	0	0	0	0	0	0	0	0	0	0	0	0	0	0	0	0	0	0	0	-	-
0700	4	0	4	0	0	0	0	0	0	0	0	0	0	0	0	0	0	0	0	59.6	-
0800	**7**	**1**	**5**	**0**	**1**	**0**	**0**	**0**	**0**	**0**	**0**	**0**	**0**	**0**	**0**	**0**	**0**	**0**	**0**	**52.2**	**-**
0900	6	0	4	0	2	0	0	0	0	0	0	0	0	0	0	0	0	0	0	55.9	-
1000	3	0	2	0	1	0	0	0	0	0	0	0	0	0	0	0	0	0	0	55.1	-
1100	2	0	1	0	1	0	0	0	0	0	0	0	0	0	0	0	0	0	0	60.7	-
1200	4	0	3	0	0	0	0	0	0	1	0	0	0	0	0	0	0	0	0	46.7	-
1300	6	0	4	0	2	0	0	0	0	0	0	0	0	0	0	0	0	0	0	53.7	-
1400	**8**	**0**	**6**	**1**	**1**	**0**	**0**	**0**	**0**	**0**	**0**	**0**	**0**	**0**	**0**	**0**	**0**	**0**	**0**	**40.4**	**-**
1500	5	0	2	0	3	0	0	0	0	0	0	0	0	0	0	0	0	0	0	27.3	-
1600	3	0	2	0	1	0	0	0	0	0	0	0	0	0	0	0	0	0	0	53	-
1700	3	0	2	0	1	0	0	0	0	0	0	0	0	0	0	0	0	0	0	34.3	-
1800	7	0	6	0	1	0	0	0	0	0	0	0	0	0	0	0	0	0	0	54.8	-
1900	7	0	7	0	0	0	0	0	0	0	0	0	0	0	0	0	0	0	0	55.5	-
2000	4	0	2	0	1	0	0	0	0	1	0	0	0	0	0	0	0	0	0	55.7	-
2100	0	0	0	0	0	0	0	0	0	0	0	0	0	0	0	0	0	0	0	-	-
2200	1	0	1	0	0	0	0	0	0	0	0	0	0	0	0	0	0	0	0	71.7	-
2300	2	0	2	0	0	0	0	0	0	0	0	0	0	0	0	0	0	0	0	69.5	-
07-19	**58**	**1**	**41**	**1**	**14**	**0**	**0**	**0**	**0**	**1**	**0**	**0**	**0**	**0**	**0**	**0**	**0**	**0**	**0**	**49**	**61.6**
06-22	**69**	**1**	**50**	**1**	**15**	**0**	**0**	**0**	**0**	**2**	**0**	**0**	**0**	**0**	**0**	**0**	**0**	**0**	**0**	**50**	**62.6**
06-00	**72**	**1**	**53**	**1**	**15**	**0**	**0**	**0**	**0**	**2**	**0**	**0**	**0**	**0**	**0**	**0**	**0**	**0**	**0**	**50.9**	**65.9**
00-00	**72**	**1**	**53**	**1**	**15**	**0**	**0**	**0**	**0**	**2**	**0**	**0**	**0**	**0**	**0**	**0**	**0**	**0**	**0**	**50.9**	**65.9**

DRAFT

Site 19
Location L-4063-0, att t/pole, Lat 53.63830 Long -6.76664
Direction South

3279 / Meath/Cavan/Monaghan ATC's
October 2013
Automatic Traffic Count

Tue, 8 October 2013

Time	Total	Classification												>PSL	>PSL%	>SL1	>SL1%	>SL2	>SL2%	Mean	Vpp
		1 MCL	2 SV	3 SVT	4 TB2	5 TB3	6 T4	7 ART3	8 ART4	9 ART5	10 ART6	11 BD	12 DRT	80	80	85 +5kph	85 +5kph	90 +10kph	90 +10kph		85
0000	0	0	0	0	0	0	0	0	0	0	0	0	0	0	0	0	0	0	0	-	-
0100	0	0	0	0	0	0	0	0	0	0	0	0	0	0	0	0	0	0	0	-	-
0200	0	0	0	0	0	0	0	0	0	0	0	0	0	0	0	0	0	0	0	-	-
0300	0	0	0	0	0	0	0	0	0	0	0	0	0	0	0	0	0	0	0	-	-
0400	0	0	0	0	0	0	0	0	0	0	0	0	0	0	0	0	0	0	0	-	-
0500	0	0	0	0	0	0	0	0	0	0	0	0	0	0	0	0	0	0	0	-	-
0600	1	0	0	0	0	0	1	0	0	0	0	0	0	0	0	0	0	0	0	16	-
0700	5	0	4	0	1	0	0	0	0	0	0	0	0	0	0	0	0	0	0	54.4	-
0800	**8**	**0**	**7**	**0**	**0**	**1**	**0**	**0**	**0**	**0**	**0**	**0**	**0**	**0**	**0**	**0**	**0**	**0**	**0**	**48.4**	**-**
0900	4	0	4	0	0	0	0	0	0	0	0	0	0	0	0	0	0	0	0	64.5	-
1000	4	1	2	0	1	0	0	0	0	0	0	0	0	0	0	0	0	0	0	35.8	-
1100	4	0	3	0	1	0	0	0	0	0	0	0	0	0	0	0	0	0	0	44.6	-
1200	1	0	0	0	1	0	0	0	0	0	0	0	0	0	0	0	0	0	0	54.2	-
1300	7	0	6	0	1	0	0	0	0	0	0	0	0	0	0	0	0	0	0	54.4	-
1400	**8**	**0**	**8**	**0**	**0**	**0**	**0**	**0**	**0**	**0**	**0**	**0**	**0**	**0**	**0**	**0**	**0**	**0**	**0**	**46.9**	**-**
1500	**8**	**0**	**8**	**0**	**0**	**0**	**0**	**0**	**0**	**0**	**0**	**0**	**0**	**0**	**0**	**0**	**0**	**0**	**0**	**52.5**	**-**
1600	2	0	2	0	0	0	0	0	0	0	0	0	0	0	0	0	0	0	0	51.8	-
1700	6	0	5	0	1	0	0	0	0	0	0	0	0	1	16.7	0	0	0	0	56.7	-
1800	6	0	6	0	0	0	0	0	0	0	0	0	0	0	0	0	0	0	0	41.1	-
1900	5	0	5	0	0	0	0	0	0	0	0	0	0	0	0	0	0	0	0	60.9	-
2000	4	0	4	0	0	0	0	0	0	0	0	0	0	0	0	0	0	0	0	56.9	-
2100	1	0	0	0	1	0	0	0	0	0	0	0	0	0	0	0	0	0	0	51.9	-
2200	0	0	0	0	0	0	0	0	0	0	0	0	0	0	0	0	0	0	0	-	-
2300	0	0	0	0	0	0	0	0	0	0	0	0	0	0	0	0	0	0	0	-	-
07-19	**63**	**1**	**55**	**0**	**6**	**1**	**0**	**0**	**0**	**0**	**0**	**0**	**0**	**1**	**1.6**	**0**	**0**	**0**	**0**	**50.1**	**65.5**
06-22	**74**	**1**	**64**	**0**	**7**	**1**	**1**	**0**	**0**	**0**	**0**	**0**	**0**	**1**	**1.4**	**0**	**0**	**0**	**0**	**50.8**	**65.9**
06-00	**74**	**1**	**64**	**0**	**7**	**1**	**1**	**0**	**0**	**0**	**0**	**0**	**0**	**1**	**1.4**	**0**	**0**	**0**	**0**	**50.8**	**65.9**
00-00	**74**	**1**	**64**	**0**	**7**	**1**	**1**	**0**	**0**	**0**	**0**	**0**	**0**	**1**	**1.4**	**0**	**0**	**0**	**0**	**50.8**	**65.9**

DRAFT

Site 19
Location L-4063-0, att t/pole, Lat 53.63830 Long -6.76664
Direction South

3279 / Meath/Cavan/Monaghan ATC's
October 2013
Automatic Traffic Count

Wed, 9 October 2013

Time	Total	Classification												>PSL	>PSL%	>SL1	>SL1%	>SL2	>SL2%	Mean	Vpp
		1 MCL	2 SV	3 SVT	4 TB2	5 TB3	6 T4	7 ART3	8 ART4	9 ART5	10 ART6	11 BD	12 DRT	80	80	85 +5kph	85 +5kph	90 +10kph	90 +10kph		85
0000	0	0	0	0	0	0	0	0	0	0	0	0	0	0	0	0	0	0	0	-	-
0100	0	0	0	0	0	0	0	0	0	0	0	0	0	0	0	0	0	0	0	-	-
0200	0	0	0	0	0	0	0	0	0	0	0	0	0	0	0	0	0	0	0	-	-
0300	0	0	0	0	0	0	0	0	0	0	0	0	0	0	0	0	0	0	0	-	-
0400	0	0	0	0	0	0	0	0	0	0	0	0	0	0	0	0	0	0	0	-	-
0500	0	0	0	0	0	0	0	0	0	0	0	0	0	0	0	0	0	0	0	-	-
0600	0	0	0	0	0	0	0	0	0	0	0	0	0	0	0	0	0	0	0	-	-
0700	4	0	4	0	0	0	0	0	0	0	0	0	0	0	0	0	0	0	0	57.2	-
0800	**10**	**0**	**9**	**0**	**1**	**0**	**0**	**0**	**0**	**0**	**0**	**0**	**0**	**0**	**0**	**0**	**0**	**0**	**0**	**54.7**	**-**
0900	5	0	4	0	0	0	0	0	0	1	0	0	0	0	0	0	0	0	0	48	-
1000	6	0	3	0	3	0	0	0	0	0	0	0	0	0	0	0	0	0	0	37.9	-
1100	3	0	1	0	2	0	0	0	0	0	0	0	0	0	0	0	0	0	0	32.2	-
1200	6	0	3	0	3	0	0	0	0	0	0	0	0	0	0	0	0	0	0	40.8	-
1300	9	0	6	0	3	0	0	0	0	0	0	0	0	0	0	0	0	0	0	48.3	-
1400	3	0	1	0	2	0	0	0	0	0	0	0	0	0	0	0	0	0	0	38.9	-
1500	**10**	**0**	**9**	**0**	**1**	**0**	**0**	**0**	**0**	**0**	**0**	**0**	**0**	**0**	**0**	**0**	**0**	**0**	**0**	**41.2**	**-**
1600	3	0	3	0	0	0	0	0	0	0	0	0	0	0	0	0	0	0	0	58.5	-
1700	6	1	2	0	3	0	0	0	0	0	0	0	0	0	0	0	0	0	0	43.6	-
1800	1	0	1	0	0	0	0	0	0	0	0	0	0	0	0	0	0	0	0	54.9	-
1900	3	0	2	0	1	0	0	0	0	0	0	0	0	1	33.3	1	33.3	0	0	72.4	-
2000	4	0	3	0	1	0	0	0	0	0	0	0	0	0	0	0	0	0	0	54.9	-
2100	0	0	0	0	0	0	0	0	0	0	0	0	0	0	0	0	0	0	0	-	-
2200	0	0	0	0	0	0	0	0	0	0	0	0	0	0	0	0	0	0	0	-	-
2300	0	0	0	0	0	0	0	0	0	0	0	0	0	0	0	0	0	0	0	-	-
07-19	**66**	**1**	**46**	**0**	**18**	**0**	**0**	**0**	**0**	**1**	**0**	**0**	**0**	**0**	**0**	**0**	**0**	**0**	**0**	**46.1**	**61.2**
06-22	**73**	**1**	**51**	**0**	**20**	**0**	**0**	**0**	**0**	**1**	**0**	**0**	**0**	**1**	**1.4**	**1**	**1.4**	**0**	**0**	**47.6**	**63**
06-00	**73**	**1**	**51**	**0**	**20**	**0**	**0**	**0**	**0**	**1**	**0**	**0**	**0**	**1**	**1.4**	**1**	**1.4**	**0**	**0**	**47.6**	**63**
00-00	**73**	**1**	**51**	**0**	**20**	**0**	**0**	**0**	**0**	**1**	**0**	**0**	**0**	**1**	**1.4**	**1**	**1.4**	**0**	**0**	**47.6**	**63**

DRAFT

Site 19
Location L-4063-0, att t/pole, Lat 53.63830 Long -6.76664
Direction South

3279 / Meath/Cavan/Monaghan ATC's
October 2013
Automatic Traffic Count

Thu, 10 October 2013

Time	Total	Classification												>PSL	>PSL%	>SL1	>SL1%	>SL2	>SL2%	Mean	Vpp
		1 MCL	2 SV	3 SVT	4 TB2	5 TB3	6 T4	7 ART3	8 ART4	9 ART5	10 ART6	11 BD	12 DRT	80	80	85 +5kph	85 +5kph	90 +10kph	90 +10kph		85
0000	0	0	0	0	0	0	0	0	0	0	0	0	0	0	0	0	0	0	0	-	-
0100	0	0	0	0	0	0	0	0	0	0	0	0	0	0	0	0	0	0	0	-	-
0200	0	0	0	0	0	0	0	0	0	0	0	0	0	0	0	0	0	0	0	-	-
0300	0	0	0	0	0	0	0	0	0	0	0	0	0	0	0	0	0	0	0	-	-
0400	0	0	0	0	0	0	0	0	0	0	0	0	0	0	0	0	0	0	0	-	-
0500	0	0	0	0	0	0	0	0	0	0	0	0	0	0	0	0	0	0	0	-	-
0600	0	0	0	0	0	0	0	0	0	0	0	0	0	0	0	0	0	0	0	-	-
0700	4	0	3	0	1	0	0	0	0	0	0	0	0	0	0	0	0	0	0	60.3	-
0800	**6**	**0**	**5**	**0**	**0**	**1**	**0**	**0**	**0**	**0**	**0**	**0**	**0**	**0**	**0**	**0**	**0**	**0**	**0**	**50.4**	**-**
0900	5	0	4	0	1	0	0	0	0	0	0	0	0	0	0	0	0	0	0	43.2	-
1000	5	0	2	1	2	0	0	0	0	0	0	0	0	0	0	0	0	0	0	47.3	-
1100	4	0	3	1	0	0	0	0	0	0	0	0	0	0	0	0	0	0	0	53.7	-
1200	5	0	3	1	1	0	0	0	0	0	0	0	0	0	0	0	0	0	0	34.9	-
1300	7	0	7	0	0	0	0	0	0	0	0	0	0	0	0	0	0	0	0	47.7	-
1400	6	0	5	1	0	0	0	0	0	0	0	0	0	0	0	0	0	0	0	45.4	-
1500	**9**	**0**	**7**	**0**	**1**	**1**	**0**	**0**	**0**	**0**	**0**	**0**	**0**	**0**	**0**	**0**	**0**	**0**	**0**	**47**	**-**
1600	2	0	1	0	1	0	0	0	0	0	0	0	0	0	0	0	0	0	0	48.6	-
1700	0	0	0	0	0	0	0	0	0	0	0	0	0	0	0	0	0	0	0	-	-
1800	6	0	5	0	1	0	0	0	0	0	0	0	0	0	0	0	0	0	0	59.1	-
1900	2	0	1	0	1	0	0	0	0	0	0	0	0	0	0	0	0	0	0	52.1	-
2000	2	0	1	0	1	0	0	0	0	0	0	0	0	0	0	0	0	0	0	29.7	-
2100	3	0	3	0	0	0	0	0	0	0	0	0	0	1	33.3	1	33.3	0	0	76	-
2200	1	0	1	0	0	0	0	0	0	0	0	0	0	0	0	0	0	0	0	66	-
2300	0	0	0	0	0	0	0	0	0	0	0	0	0	0	0	0	0	0	0	-	-
07-19	**59**	**0**	**45**	**4**	**8**	**2**	**0**	**0**	**0**	**0**	**0**	**0**	**0**	**0**	**0**	**0**	**0**	**0**	**0**	**48.6**	**60.8**
06-22	**66**	**0**	**50**	**4**	**10**	**2**	**0**	**0**	**0**	**0**	**0**	**0**	**0**	**1**	**1.5**	**1**	**1.5**	**0**	**0**	**49.4**	**61.2**
06-00	**67**	**0**	**51**	**4**	**10**	**2**	**0**	**0**	**0**	**0**	**0**	**0**	**0**	**1**	**1.5**	**1**	**1.5**	**0**	**0**	**49.6**	**61.6**
00-00	**67**	**0**	**51**	**4**	**10**	**2**	**0**	**0**	**0**	**0**	**0**	**0**	**0**	**1**	**1.5**	**1**	**1.5**	**0**	**0**	**49.6**	**61.6**

DRAFT

Site 19
Location L-4063-0, att t/pole, Lat 53.63830 Long -6.76664
Direction South

3279 / Meath/Cavan/Monaghan ATC's
October 2013
Automatic Traffic Count

Fri, 11 October 2013

Time	Total	Classification												>PSL	>PSL%	>SL1	>SL1%	>SL2	>SL2%	Mean	Vpp
		1 MCL	2 SV	3 SVT	4 TB2	5 TB3	6 T4	7 ART3	8 ART4	9 ART5	10 ART6	11 BD	12 DRT	80	80	85 +5kph	85 +5kph	90 +10kph	90 +10kph		85
0000	0	0	0	0	0	0	0	0	0	0	0	0	0	0	0	0	0	0	0	-	-
0100	0	0	0	0	0	0	0	0	0	0	0	0	0	0	0	0	0	0	0	-	-
0200	0	0	0	0	0	0	0	0	0	0	0	0	0	0	0	0	0	0	0	-	-
0300	0	0	0	0	0	0	0	0	0	0	0	0	0	0	0	0	0	0	0	-	-
0400	0	0	0	0	0	0	0	0	0	0	0	0	0	0	0	0	0	0	0	-	-
0500	0	0	0	0	0	0	0	0	0	0	0	0	0	0	0	0	0	0	0	-	-
0600	0	0	0	0	0	0	0	0	0	0	0	0	0	0	0	0	0	0	0	-	-
0700	7	0	7	0	0	0	0	0	0	0	0	0	0	0	0	0	0	0	0	58.3	-
0800	**8**	**0**	**8**	**0**	**0**	**0**	**0**	**0**	**0**	**0**	**0**	**0**	**0**	**1**	**12.5**	**0**	**0**	**0**	**0**	**56.4**	**-**
0900	7	0	6	0	0	0	0	0	0	1	0	0	0	0	0	0	0	0	0	58.1	-
1000	3	0	3	0	0	0	0	0	0	0	0	0	0	0	0	0	0	0	0	48.4	-
1100	4	0	2	1	1	0	0	0	0	0	0	0	0	0	0	0	0	0	0	35.4	-
1200	4	0	2	0	2	0	0	0	0	0	0	0	0	0	0	0	0	0	0	38.7	-
1300	**7**	**0**	**7**	**0**	**0**	**0**	**0**	**0**	**0**	**0**	**0**	**0**	**0**	**0**	**0**	**0**	**0**	**0**	**0**	**48.5**	**-**
1400	1	0	1	0	0	0	0	0	0	0	0	0	0	0	0	0	0	0	0	51.5	-
1500	5	0	5	0	0	0	0	0	0	0	0	0	0	0	0	0	0	0	0	48.2	-
1600	5	0	4	0	1	0	0	0	0	0	0	0	0	0	0	0	0	0	0	51.4	-
1700	1	0	0	0	0	1	0	0	0	0	0	0	0	0	0	0	0	0	0	16.9	-
1800	3	0	3	0	0	0	0	0	0	0	0	0	0	1	33.3	1	33.3	1	33.3	68	-
1900	4	0	4	0	0	0	0	0	0	0	0	0	0	1	25	1	25	0	0	56.1	-
2000	3	0	3	0	0	0	0	0	0	0	0	0	0	1	33.3	0	0	0	0	71.7	-
2100	2	0	1	0	1	0	0	0	0	0	0	0	0	0	0	0	0	0	0	56.7	-
2200	1	0	1	0	0	0	0	0	0	0	0	0	0	0	0	0	0	0	0	52.7	-
2300	1	0	1	0	0	0	0	0	0	0	0	0	0	0	0	0	0	0	0	71.6	-
07-19	**55**	**0**	**48**	**1**	**4**	**1**	**0**	**0**	**0**	**1**	**0**	**0**	**0**	**2**	**3.6**	**1**	**1.8**	**1**	**1.8**	**51.2**	**63**
06-22	**64**	**0**	**56**	**1**	**5**	**1**	**0**	**0**	**0**	**1**	**0**	**0**	**0**	**4**	**6.3**	**2**	**3.1**	**1**	**1.6**	**52.7**	**64.1**
06-00	**66**	**0**	**58**	**1**	**5**	**1**	**0**	**0**	**0**	**1**	**0**	**0**	**0**	**4**	**6.1**	**2**	**3**	**1**	**1.5**	**53**	**65.5**
00-00	**66**	**0**	**58**	**1**	**5**	**1**	**0**	**0**	**0**	**1**	**0**	**0**	**0**	**4**	**6.1**	**2**	**3**	**1**	**1.5**	**53**	**65.5**

DRAFT

Site 19
Location L-4063-0, att t/pole, Lat 53.63830 Long -6.76664
Direction South

3279 / Meath/Cavan/Monaghan ATC's
October 2013
Automatic Traffic Count

Sat, 12 October 2013

Time	Total	Classification												>PSL	>PSL%	>SL1	>SL1%	>SL2	>SL2%	Mean	Vpp
		1 MCL	2 SV	3 SVT	4 TB2	5 TB3	6 T4	7 ART3	8 ART4	9 ART5	10 ART6	11 BD	12 DRT	80	80	85 +5kph	85 +5kph	90 +10kph	90 +10kph		85
0000	1	0	1	0	0	0	0	0	0	0	0	0	0	0	0	0	0	0	0	52.8	-
0100	0	0	0	0	0	0	0	0	0	0	0	0	0	0	0	0	0	0	0	-	-
0200	0	0	0	0	0	0	0	0	0	0	0	0	0	0	0	0	0	0	0	-	-
0300	0	0	0	0	0	0	0	0	0	0	0	0	0	0	0	0	0	0	0	-	-
0400	0	0	0	0	0	0	0	0	0	0	0	0	0	0	0	0	0	0	0	-	-
0500	0	0	0	0	0	0	0	0	0	0	0	0	0	0	0	0	0	0	0	-	-
0600	0	0	0	0	0	0	0	0	0	0	0	0	0	0	0	0	0	0	0	-	-
0700	1	0	1	0	0	0	0	0	0	0	0	0	0	0	0	0	0	0	0	41.6	-
0800	2	0	2	0	0	0	0	0	0	0	0	0	0	0	0	0	0	0	0	55.1	-
0900	**8**	**0**	**5**	**0**	**2**	**1**	**0**	**0**	**0**	**0**	**0**	**0**	**0**	**0**	**0**	**0**	**0**	**0**	**0**	**51.3**	**-**
1000	1	0	1	0	0	0	0	0	0	0	0	0	0	0	0	0	0	0	0	38.7	-
1100	5	0	4	0	1	0	0	0	0	0	0	0	0	0	0	0	0	0	0	55.2	-
1200	2	0	2	0	0	0	0	0	0	0	0	0	0	0	0	0	0	0	0	43.3	-
1300	7	0	6	1	0	0	0	0	0	0	0	0	0	0	0	0	0	0	0	56.1	-
1400	**10**	**0**	**8**	**0**	**1**	**0**	**0**	**0**	**1**	**0**	**0**	**0**	**0**	**1**	**10**	**1**	**10**	**1**	**10**	**60.5**	**-**
1500	7	1	3	0	3	0	0	0	0	0	0	0	0	0	0	0	0	0	0	40.7	-
1600	6	0	5	0	1	0	0	0	0	0	0	0	0	0	0	0	0	0	0	51.8	-
1700	1	0	0	0	1	0	0	0	0	0	0	0	0	0	0	0	0	0	0	65.7	-
1800	0	0	0	0	0	0	0	0	0	0	0	0	0	0	0	0	0	0	0	-	-
1900	7	0	7	0	0	0	0	0	0	0	0	0	0	1	14.3	1	14.3	0	0	62.8	-
2000	3	0	2	0	1	0	0	0	0	0	0	0	0	0	0	0	0	0	0	67.3	-
2100	1	0	1	0	0	0	0	0	0	0	0	0	0	0	0	0	0	0	0	62.9	-
2200	0	0	0	0	0	0	0	0	0	0	0	0	0	0	0	0	0	0	0	-	-
2300	0	0	0	0	0	0	0	0	0	0	0	0	0	0	0	0	0	0	0	-	-
07-19	**50**	**1**	**37**	**1**	**9**	**1**	**0**	**0**	**1**	**0**	**0**	**0**	**0**	**1**	**2**	**1**	**2**	**1**	**2**	**52.4**	**67.3**
06-22	**61**	**1**	**47**	**1**	**10**	**1**	**0**	**0**	**1**	**0**	**0**	**0**	**0**	**2**	**3.3**	**2**	**3.3**	**1**	**1.6**	**54.5**	**67.3**
06-00	**61**	**1**	**47**	**1**	**10**	**1**	**0**	**0**	**1**	**0**	**0**	**0**	**0**	**2**	**3.3**	**2**	**3.3**	**1**	**1.6**	**54.5**	**67.3**
00-00	**62**	**1**	**48**	**1**	**10**	**1**	**0**	**0**	**1**	**0**	**0**	**0**	**0**	**2**	**3.2**	**2**	**3.2**	**1**	**1.6**	**54.5**	**67.3**

DRAFT

Site 19
Location L-4063-0, att t/pole, Lat 53.63830 Long -6.76664
Direction South

3279 / Meath/Cavan/Monaghan ATC's
October 2013
Automatic Traffic Count

Sun, 13 October 2013

Time	Total	Classification												>PSL	>PSL%	>SL1	>SL1%	>SL2	>SL2%	Mean	Vpp
		1 MCL	2 SV	3 SVT	4 TB2	5 TB3	6 T4	7 ART3	8 ART4	9 ART5	10 ART6	11 BD	12 DRT	80	80	85 +5kph	85 +5kph	90 +10kph	90 +10kph		85
0000	1	0	1	0	0	0	0	0	0	0	0	0	0	0	0	0	0	0	0	59.8	-
0100	0	0	0	0	0	0	0	0	0	0	0	0	0	0	0	0	0	0	0	-	-
0200	0	0	0	0	0	0	0	0	0	0	0	0	0	0	0	0	0	0	0	-	-
0300	0	0	0	0	0	0	0	0	0	0	0	0	0	0	0	0	0	0	0	-	-
0400	0	0	0	0	0	0	0	0	0	0	0	0	0	0	0	0	0	0	0	-	-
0500	0	0	0	0	0	0	0	0	0	0	0	0	0	0	0	0	0	0	0	-	-
0600	0	0	0	0	0	0	0	0	0	0	0	0	0	0	0	0	0	0	0	-	-
0700	0	0	0	0	0	0	0	0	0	0	0	0	0	0	0	0	0	0	0	-	-
0800	0	0	0	0	0	0	0	0	0	0	0	0	0	0	0	0	0	0	0	-	-
0900	1	0	0	0	0	0	0	0	0	1	0	0	0	0	0	0	0	0	0	48.4	-
1000	1	0	1	0	0	0	0	0	0	0	0	0	0	0	0	0	0	0	0	55.1	-
1100	**7**	**1**	**6**	**0**	**0**	**0**	**0**	**0**	**0**	**0**	**0**	**0**	**0**	**0**	**0**	**0**	**0**	**0**	**0**	**50.9**	**-**
1200	3	0	3	0	0	0	0	0	0	0	0	0	0	1	33.3	1	33.3	0	0	70.3	-
1300	**5**	**1**	**4**	**0**	**0**	**0**	**0**	**0**	**0**	**0**	**0**	**0**	**0**	**1**	**20**	**1**	**20**	**1**	**20**	**58.6**	**-**
1400	1	0	1	0	0	0	0	0	0	0	0	0	0	0	0	0	0	0	0	56.5	-
1500	**5**	**0**	**4**	**0**	**1**	**0**	**0**	**0**	**0**	**0**	**0**	**0**	**0**	**1**	**20**	**1**	**20**	**1**	**20**	**62.8**	**-**
1600	1	0	1	0	0	0	0	0	0	0	0	0	0	0	0	0	0	0	0	18.1	-
1700	**5**	**0**	**5**	**0**	**0**	**0**	**0**	**0**	**0**	**0**	**0**	**0**	**0**	**0**	**0**	**0**	**0**	**0**	**0**	**49.8**	**-**
1800	1	0	1	0	0	0	0	0	0	0	0	0	0	0	0	0	0	0	0	62.2	-
1900	2	0	2	0	0	0	0	0	0	0	0	0	0	0	0	0	0	0	0	47.5	-
2000	0	0	0	0	0	0	0	0	0	0	0	0	0	0	0	0	0	0	0	-	-
2100	0	0	0	0	0	0	0	0	0	0	0	0	0	0	0	0	0	0	0	-	-
2200	1	0	1	0	0	0	0	0	0	0	0	0	0	0	0	0	0	0	0	70.5	-
2300	0	0	0	0	0	0	0	0	0	0	0	0	0	0	0	0	0	0	0	0	0
07-19	**30**	**2**	**26**	**0**	**1**	**0**	**0**	**0**	**0**	**1**	**0**	**0**	**0**	**3**	**10**	**3**	**10**	**2**	**6.7**	**55.5**	**78.1**
06-22	**32**	**2**	**28**	**0**	**1**	**0**	**0**	**0**	**0**	**1**	**0**	**0**	**0**	**3**	**9.4**	**3**	**9.4**	**2**	**6.3**	**55**	**74.9**
06-00	**33**	**2**	**29**	**0**	**1**	**0**	**0**	**0**	**0**	**1**	**0**	**0**	**0**	**3**	**9.1**	**3**	**9.1**	**2**	**6.1**	**55.4**	**74.9**
00-00	**34**	**2**	**30**	**0**	**1**	**0**	**0**	**0**	**0**	**1**	**0**	**0**	**0**	**3**	**8.8**	**3**	**8.8**	**2**	**5.9**	**55.6**	**74.9**

DRAFT

Site 19
Location L-4063-0, att t/pole, Lat 53.63830 Long -6.76664
Direction South

3279 / Meath/Cavan/Monaghan ATC's
October 2013
Automatic Traffic Count

Virtual Day (7)

Time	Total	Classification												>PSL	>PSL%	>SL1	>SL1%	>SL2	>SL2%	Mean	Vpp
		1 MCL	2 SV	3 SVT	4 TB2	5 TB3	6 T4	7 ART3	8 ART4	9 ART5	10 ART6	11 BD	12 DRT	80	80	85 +5kph	85 +5kph	90 +10kph	90 +10kph		85
0000	0	0	0	0	0	0	0	0	0	0	0	0	0	0	0	0	0	0	0	56.3	-
0100	0	0	0	0	0	0	0	0	0	0	0	0	0	0	0	0	0	0	0	-	-
0200	0	0	0	0	0	0	0	0	0	0	0	0	0	0	0	0	0	0	0	-	-
0300	0	0	0	0	0	0	0	0	0	0	0	0	0	0	0	0	0	0	0	-	-
0400	0	0	0	0	0	0	0	0	0	0	0	0	0	0	0	0	0	0	0	-	-
0500	0	0	0	0	0	0	0	0	0	0	0	0	0	0	0	0	0	0	0	-	-
0600	0	0	0	0	0	0	0	0	0	0	0	0	0	0	0	0	0	0	0	16	-
0700	4	0	3	0	0	0	0	0	0	0	0	0	0	0	0	0	0	0	0	57.2	-
0800	**6**	**0**	**5**	**0**	**0**	**0**	**0**	**0**	**0**	**0**	**0**	**0**	**0**	**0**	**2.4**	**0**	**0**	**0**	**0**	**52.7**	**-**
0900	5	0	4	0	1	0	0	0	0	0	0	0	0	0	0	0	0	0	0	53.2	-
1000	3	0	2	0	1	0	0	0	0	0	0	0	0	0	0	0	0	0	0	44	-
1100	4	0	3	0	1	0	0	0	0	0	0	0	0	0	0	0	0	0	0	47.7	-
1200	4	0	2	0	1	0	0	0	0	0	0	0	0	0	4	0	4	0	0	44.5	-
1300	**7**	**0**	**6**	**0**	**1**	**0**	**0**	**0**	**0**	**0**	**0**	**0**	**0**	**0**	**2.1**	**0**	**2.1**	**0**	**2.1**	**52**	**-**
1400	5	0	4	0	1	0	0	0	0	0	0	0	0	0	2.7	0	2.7	0	2.7	48.7	-
1500	**7**	**0**	**5**	**0**	**1**	**0**	**0**	**0**	**0**	**0**	**0**	**0**	**0**	**0**	**2**	**0**	**2**	**0**	**2**	**45.5**	**-**
1600	3	0	3	0	1	0	0	0	0	0	0	0	0	0	0	0	0	0	0	51	-
1700	3	0	2	0	1	0	0	0	0	0	0	0	0	0	4.5	0	0	0	0	47.1	-
1800	3	0	3	0	0	0	0	0	0	0	0	0	0	0	4.2	0	4.2	0	4.2	54.4	-
1900	4	0	4	0	0	0	0	0	0	0	0	0	0	0	10	0	10	0	0	59.1	-
2000	3	0	2	0	1	0	0	0	0	0	0	0	0	0	5	0	0	0	0	57.3	-
2100	1	0	1	0	0	0	0	0	0	0	0	0	0	0	14.3	0	14.3	0	0	65.2	-
2200	1	0	1	0	0	0	0	0	0	0	0	0	0	0	0	0	0	0	0	65.2	-
2300	0	0	0	0	0	0	0	0	0	0	0	0	0	0	0	0	0	0	0	70.2	-
07-19	**54**	**1**	**43**	**1**	**9**	**1**	**0**	**0**	**0**	**1**	**0**	**0**	**0**	**1**	**1.8**	**1**	**1.3**	**1**	**1**	**49.9**	**63.7**
06-22	**63**	**1**	**49**	**1**	**10**	**1**	**0**	**0**	**0**	**1**	**0**	**0**	**0**	**2**	**2.7**	**1**	**2.1**	**1**	**0.9**	**51**	**65.5**
06-00	**64**	**1**	**50**	**1**	**10**	**1**	**0**	**0**	**0**	**1**	**0**	**0**	**0**	**2**	**2.7**	**1**	**2**	**1**	**0.9**	**51.3**	**65.9**
00-00	**64**	**1**	**51**	**1**	**10**	**1**	**0**	**0**	**0**	**1**	**0**	**0**	**0**	**2**	**2.7**	**1**	**2**	**1**	**0.9**	**51.3**	**65.9**

DRAFT

Site 19
Location L-4063-0, att t/pole, Lat 53.63830 Long -6.76664
Direction South

3279 / Meath/Cavan/Monaghan ATC's
October 2013
Automatic Traffic Count

Virtual Week (1)

Time	Total	Classification												>PSL	>PSL%	>SL1	>SL1%	>SL2	>SL2%	Mean	Vpp
		1 MCL	2 SV	3 SVT	4 TB2	5 TB3	6 T4	7 ART3	8 ART4	9 ART5	10 ART6	11 BD	12 DRT	80	80	85 +5kph	85 +5kph	90 +10kph	90 +10kph		85
Mon	72	1	53	1	15	0	0	0	0	2	0	0	0	0	0	0	0	0	0	50.9	65.9
Tue	74	1	64	0	7	1	1	0	0	0	0	0	0	1	1.4	0	0	0	0	50.8	65.9
Wed	73	1	51	0	20	0	0	0	0	1	0	0	0	1	1.4	1	1.4	0	0	47.6	63
Thu	67	0	51	4	10	2	0	0	0	0	0	0	0	1	1.5	1	1.5	0	0	49.6	61.6
Fri	66	0	58	1	5	1	0	0	0	1	0	0	0	4	6.1	2	3	1	1.5	53	65.5
| Sat	62	1	48	1	10	1	0	0	1	0	0	0	0	2	3.2	2	3.2	1	1.6	54.5	67.3
| Sun	34	2	30	0	1	0	0	0	0	1	0	0	0	3	8.8	3	8.8	2	5.9	55.6	74.9
5 Day Ave.	**70**	**1**	**55**	**1**	**11**	**1**	**0**	**0**	**0**	**1**	**0**	**0**	**0**	**1**	**1.4**	**1**	**1.4**	**0**	**0.0**	**50.4**	**64.4**
7 Day Ave.	**64**	**1**	**51**	**1**	**10**	**1**	**0**	**0**	**0**	**1**	**0**	**0**	**0**	**2**	**2.7**	**1**	**2.0**	**1**	**0.9**	**51.3**	**65.9**
--	**448**	**6**	**355**	**7**	**68**	**5**	**1**	**0**	**1**	**5**	**0**	**0**	**0**	**12**	**2.7**	**9**	**2.0**	**4**	**0.9**	**51.3**	**65.9**

Summary Graphs

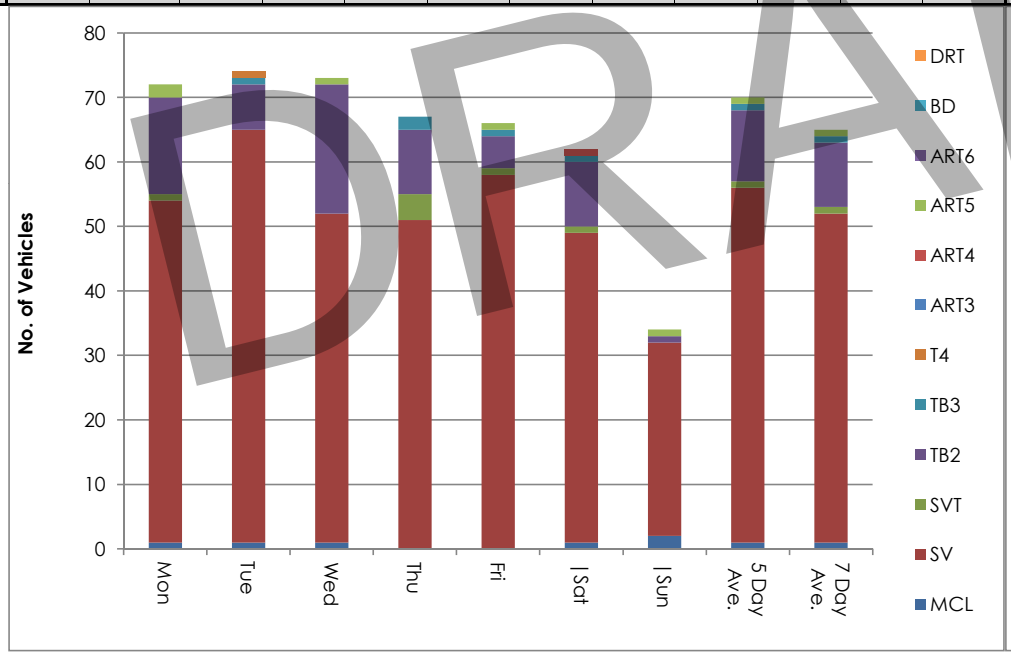

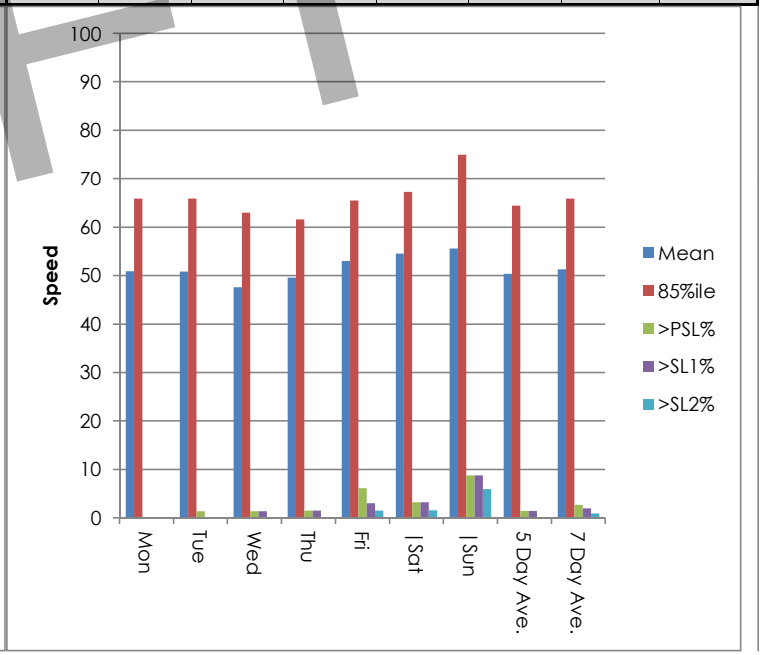

DRAFT

Site 19
Location L-4063-0, att t/pole, Lat 53.63830 Long -6.76664
Direction South

3279 / Meath/Cavan/Monaghan ATC's
October 2013
Automatic Traffic Count

Mon, 7 October 2013

Time	Total	Speed Bins (km/h)																											
		0 - 5	5 - 10	10 - 15	15 - 20	20 - 25	25 - 30	30 - 35	35 - 40	40 - 45	45 - 50	50 - 55	55 - 60	60 - 65	65 - 70	70 - 75	75 - 80	80 - 85	85 - 90	90 - 95	95 - 100	100 - 105	105 - 110	110 - 115	115 - 120	120 - 125	125 - 130	130 - 135	135 - 140
0000	0	0	0	0	0	0	0	0	0	0	0	0	0	0	0	0	0	0	0	0	0	0	0	0	0	0	0	0	0
0100	0	0	0	0	0	0	0	0	0	0	0	0	0	0	0	0	0	0	0	0	0	0	0	0	0	0	0	0	0
0200	0	0	0	0	0	0	0	0	0	0	0	0	0	0	0	0	0	0	0	0	0	0	0	0	0	0	0	0	0
0300	0	0	0	0	0	0	0	0	0	0	0	0	0	0	0	0	0	0	0	0	0	0	0	0	0	0	0	0	0
0400	0	0	0	0	0	0	0	0	0	0	0	0	0	0	0	0	0	0	0	0	0	0	0	0	0	0	0	0	0
0500	0	0	0	0	0	0	0	0	0	0	0	0	0	0	0	0	0	0	0	0	0	0	0	0	0	0	0	0	0
0600	0	0	0	0	0	0	0	0	0	0	0	0	0	0	0	0	0	0	0	0	0	0	0	0	0	0	0	0	0
0700	4	0	0	0	0	0	0	0	0	0	0	1	2	0	0	1	0	0	0	0	0	0	0	0	0	0	0	0	0
0800	**7**	**0**	**0**	**0**	**0**	**0**	**0**	**0**	**1**	**1**	**1**	**1**	**2**	**0**	**1**	**0**	**0**	**0**	**0**	**0**	**0**	**0**	**0**	**0**	**0**	**0**	**0**	**0**	**0**
0900	6	0	0	0	0	0	0	0	0	1	1	1	1	1	0	1	0	0	0	0	0	0	0	0	0	0	0	0	0
1000	3	0	0	0	0	0	0	0	0	0	1	1	0	1	0	0	0	0	0	0	0	0	0	0	0	0	0	0	0
1100	2	0	0	0	0	0	0	0	0	0	0	1	0	0	1	0	0	0	0	0	0	0	0	0	0	0	0	0	0
1200	4	0	0	0	0	1	0	0	0	0	0	1	2	0	0	0	0	0	0	0	0	0	0	0	0	0	0	0	0
1300	6	0	0	0	0	0	0	0	1	0	1	1	2	0	1	0	0	0	0	0	0	0	0	0	0	0	0	0	0
1400	**8**	**0**	**0**	**1**	**0**	**0**	**0**	**1**	**2**	**0**	**3**	**0**	**0**	**1**	**0**	**0**	**0**	**0**	**0**	**0**	**0**	**0**	**0**	**0**	**0**	**0**	**0**	**0**	**0**
1500	5	1	0	0	0	2	1	0	0	0	0	0	1	0	0	0	0	0	0	0	0	0	0	0	0	0	0	0	0
1600	3	0	0	0	0	0	1	0	0	0	0	0	0	1	1	0	0	0	0	0	0	0	0	0	0	0	0	0	0
1700	3	0	0	0	0	2	0	0	0	0	0	0	1	0	0	0	0	0	0	0	0	0	0	0	0	0	0	0	0
1800	7	0	0	0	0	0	0	0	0	0	3	1	1	1	0	1	0	0	0	0	0	0	0	0	0	0	0	0	0
1900	7	0	0	0	0	0	0	0	1	0	1	2	0	1	2	0	0	0	0	0	0	0	0	0	0	0	0	0	0
2000	4	0	0	0	0	0	0	0	0	0	0	2	1	1	0	0	0	0	0	0	0	0	0	0	0	0	0	0	0
2100	0	0	0	0	0	0	0	0	0	0	0	0	0	0	0	0	0	0	0	0	0	0	0	0	0	0	0	0	0
2200	1	0	0	0	0	0	0	0	0	0	0	0	0	0	0	1	0	0	0	0	0	0	0	0	0	0	0	0	0
2300	2	0	0	0	0	0	0	0	0	0	0	0	0	0	1	1	0	0	0	0	0	0	0	0	0	0	0	0	0
07-19	**58**	**1**	**0**	**1**	**0**	**5**	**2**	**1**	**4**	**2**	**10**	**8**	**12**	**5**	**4**	**3**	**0**	**0**	**0**	**0**	**0**	**0**	**0**	**0**	**0**	**0**	**0**	**0**	**0**
06-22	**69**	**1**	**0**	**1**	**0**	**5**	**2**	**1**	**5**	**2**	**11**	**12**	**13**	**7**	**6**	**3**	**0**	**0**	**0**	**0**	**0**	**0**	**0**	**0**	**0**	**0**	**0**	**0**	**0**
06-00	**72**	**1**	**0**	**1**	**0**	**5**	**2**	**1**	**5**	**2**	**11**	**12**	**13**	**7**	**7**	**5**	**0**	**0**	**0**	**0**	**0**	**0**	**0**	**0**	**0**	**0**	**0**	**0**	**0**
00-00	**72**	**1**	**0**	**1**	**0**	**5**	**2**	**1**	**5**	**2**	**11**	**12**	**13**	**7**	**7**	**5**	**0**	**0**	**0**	**0**	**0**	**0**	**0**	**0**	**0**	**0**	**0**	**0**	**0**

DRAFT

Site 19
Location L-4063-0, att t/pole, Lat 53.63830 Long -6.76664
Direction South

3279 / Meath/Cavan/Monaghan ATC's
October 2013
Automatic Traffic Count

Tue, 8 October 2013

Time	Total	Speed Bins (km/h)																											
		0 - 5	5 - 10	10 - 15	15 - 20	20 - 25	25 - 30	30 - 35	35 - 40	40 - 45	45 - 50	50 - 55	55 - 60	60 - 65	65 - 70	70 - 75	75 - 80	80 - 85	85 - 90	90 - 95	95 - 100	100 - 105	105 - 110	110 - 115	115 - 120	120 - 125	125 - 130	130 - 135	135 - 140
0000	0	0	0	0	0	0	0	0	0	0	0	0	0	0	0	0	0	0	0	0	0	0	0	0	0	0	0	0	0
0100	0	0	0	0	0	0	0	0	0	0	0	0	0	0	0	0	0	0	0	0	0	0	0	0	0	0	0	0	0
0200	0	0	0	0	0	0	0	0	0	0	0	0	0	0	0	0	0	0	0	0	0	0	0	0	0	0	0	0	0
0300	0	0	0	0	0	0	0	0	0	0	0	0	0	0	0	0	0	0	0	0	0	0	0	0	0	0	0	0	0
0400	0	0	0	0	0	0	0	0	0	0	0	0	0	0	0	0	0	0	0	0	0	0	0	0	0	0	0	0	0
0500	0	0	0	0	0	0	0	0	0	0	0	0	0	0	0	0	0	0	0	0	0	0	0	0	0	0	0	0	0
0600	1	0	0	0	1	0	0	0	0	0	0	0	0	0	0	0	0	0	0	0	0	0	0	0	0	0	0	0	0
0700	5	0	0	0	0	0	0	0	0	1	0	2	1	1	0	0	0	0	0	0	0	0	0	0	0	0	0	0	0
0800	**8**	**0**	**0**	**0**	**0**	**0**	**1**	**1**	**1**	**0**	**0**	**2**	**1**	**1**	**1**	**0**	**0**	**0**	**0**	**0**	**0**	**0**	**0**	**0**	**0**	**0**	**0**	**0**	**0**
0900	4	0	0	0	0	0	0	0	0	0	0	1	0	1	1	1	0	0	0	0	0	0	0	0	0	0	0	0	0
1000	4	0	0	1	0	0	1	0	0	0	1	0	1	0	0	0	0	0	0	0	0	0	0	0	0	0	0	0	0
1100	4	0	0	0	0	0	1	0	0	0	2	0	1	0	0	0	0	0	0	0	0	0	0	0	0	0	0	0	0
1200	1	0	0	0	0	0	0	0	0	0	0	1	0	0	0	0	0	0	0	0	0	0	0	0	0	0	0	0	0
1300	7	0	0	0	0	0	1	0	0	0	1	1	1	2	1	0	0	0	0	0	0	0	0	0	0	0	0	0	0
1400	**8**	**0**	**0**	**0**	**0**	**1**	**0**	**1**	**1**	**1**	**0**	**2**	**1**	**0**	**0**	**0**	**1**	**0**	**0**	**0**	**0**	**0**	**0**	**0**	**0**	**0**	**0**	**0**	**0**
1500	**8**	**0**	**0**	**0**	**0**	**1**	**0**	**0**	**1**	**1**	**0**	**0**	**1**	**2**	**1**	**1**	**0**	**0**	**0**	**0**	**0**	**0**	**0**	**0**	**0**	**0**	**0**	**0**	**0**
1600	2	0	0	0	0	0	0	0	0	0	1	0	1	0	0	0	0	0	0	0	0	0	0	0	0	0	0	0	0
1700	6	0	0	0	0	1	0	0	1	0	0	0	0	0	3	0	0	1	0	0	0	0	0	0	0	0	0	0	0
1800	6	0	0	1	0	1	0	0	1	0	0	2	0	0	0	1	0	0	0	0	0	0	0	0	0	0	0	0	0
1900	5	0	0	0	0	0	0	0	0	0	1	0	2	0	1	0	1	0	0	0	0	0	0	0	0	0	0	0	0
2000	4	0	0	0	0	0	0	0	1	0	0	1	0	0	2	0	0	0	0	0	0	0	0	0	0	0	0	0	0
2100	1	0	0	0	0	0	0	0	0	0	0	1	0	0	0	0	0	0	0	0	0	0	0	0	0	0	0	0	0
2200	0	0	0	0	0	0	0	0	0	0	0	0	0	0	0	0	0	0	0	0	0	0	0	0	0	0	0	0	0
2300	0	0	0	0	0	0	0	0	0	0	0	0	0	0	0	0	0	0	0	0	0	0	0	0	0	0	0	0	0
07-19	**63**	**0**	**0**	**2**	**0**	**4**	**4**	**2**	**5**	**3**	**5**	**11**	**8**	**7**	**7**	**3**	**1**	**1**	**0**	**0**	**0**	**0**	**0**	**0**	**0**	**0**	**0**	**0**	**0**
06-22	**74**	**0**	**0**	**2**	**1**	**4**	**4**	**2**	**6**	**3**	**6**	**13**	**10**	**7**	**10**	**3**	**2**	**1**	**0**	**0**	**0**	**0**	**0**	**0**	**0**	**0**	**0**	**0**	**0**
06-00	**74**	**0**	**0**	**2**	**1**	**4**	**4**	**2**	**6**	**3**	**6**	**13**	**10**	**7**	**10**	**3**	**2**	**1**	**0**	**0**	**0**	**0**	**0**	**0**	**0**	**0**	**0**	**0**	**0**
00-00	**74**	**0**	**0**	**2**	**1**	**4**	**4**	**2**	**6**	**3**	**6**	**13**	**10**	**7**	**10**	**3**	**2**	**1**	**0**	**0**	**0**	**0**	**0**	**0**	**0**	**0**	**0**	**0**	**0**

DRAFT

Site 19
Location L-4063-0, att t/pole, Lat 53.63830 Long -6.76664
Direction South

3279 / Meath/Cavan/Monaghan ATC's
October 2013
Automatic Traffic Count

Wed, 9 October 2013

Time	Total	Speed Bins (km/h)																											
		0 - 5	5 - 10	10 - 15	15 - 20	20 - 25	25 - 30	30 - 35	35 - 40	40 - 45	45 - 50	50 - 55	55 - 60	60 - 65	65 - 70	70 - 75	75 - 80	80 - 85	85 - 90	90 - 95	95 - 100	100 - 105	105 - 110	110 - 115	115 - 120	120 - 125	125 - 130	130 - 135	135 - 140
0000	0	0	0	0	0	0	0	0	0	0	0	0	0	0	0	0	0	0	0	0	0	0	0	0	0	0	0	0	0
0100	0	0	0	0	0	0	0	0	0	0	0	0	0	0	0	0	0	0	0	0	0	0	0	0	0	0	0	0	0
0200	0	0	0	0	0	0	0	0	0	0	0	0	0	0	0	0	0	0	0	0	0	0	0	0	0	0	0	0	0
0300	0	0	0	0	0	0	0	0	0	0	0	0	0	0	0	0	0	0	0	0	0	0	0	0	0	0	0	0	0
0400	0	0	0	0	0	0	0	0	0	0	0	0	0	0	0	0	0	0	0	0	0	0	0	0	0	0	0	0	0
0500	0	0	0	0	0	0	0	0	0	0	0	0	0	0	0	0	0	0	0	0	0	0	0	0	0	0	0	0	0
0600	0	0	0	0	0	0	0	0	0	0	0	0	0	0	0	0	0	0	0	0	0	0	0	0	0	0	0	0	0
0700	4	0	0	0	0	0	0	0	0	0	1	1	0	2	0	0	0	0	0	0	0	0	0	0	0	0	0	0	0
0800	**10**	**0**	**0**	**0**	**0**	**1**	**0**	**0**	**1**	**0**	**1**	**1**	**2**	**2**	**0**	**2**	**0**	**0**	**0**	**0**	**0**	**0**	**0**	**0**	**0**	**0**	**0**	**0**	**0**
0900	5	0	0	0	0	0	1	0	0	1	1	0	1	0	1	0	0	0	0	0	0	0	0	0	0	0	0	0	0
1000	6	0	1	0	0	0	1	0	0	2	1	0	0	1	0	0	0	0	0	0	0	0	0	0	0	0	0	0	0
1100	3	0	0	0	0	1	1	0	0	0	1	0	0	0	0	0	0	0	0	0	0	0	0	0	0	0	0	0	0
1200	6	0	0	0	0	0	1	2	0	1	1	0	1	0	0	0	0	0	0	0	0	0	0	0	0	0	0	0	0
1300	9	0	0	0	0	1	0	0	1	1	1	1	4	0	0	0	0	0	0	0	0	0	0	0	0	0	0	0	0
1400	3	0	0	0	1	0	0	0	1	0	0	0	0	1	0	0	0	0	0	0	0	0	0	0	0	0	0	0	0
1500	**10**	**0**	**0**	**1**	**0**	**1**	**0**	**0**	**2**	**2**	**2**	**0**	**1**	**1**	**0**	**0**	**0**	**0**	**0**	**0**	**0**	**0**	**0**	**0**	**0**	**0**	**0**	**0**	**0**
1600	3	0	0	0	0	0	0	0	0	0	1	1	0	0	0	0	1	0	0	0	0	0	0	0	0	0	0	0	0
1700	6	0	0	0	0	2	0	0	0	1	0	1	1	1	0	0	0	0	0	0	0	0	0	0	0	0	0	0	0
1800	1	0	0	0	0	0	0	0	0	0	0	1	0	0	0	0	0	0	0	0	0	0	0	0	0	0	0	0	0
1900	3	0	0	0	0	0	0	0	0	0	0	0	0	1	1	0	0	0	1	0	0	0	0	0	0	0	0	0	0
2000	4	0	0	0	0	0	0	0	0	0	2	1	0	0	0	1	0	0	0	0	0	0	0	0	0	0	0	0	0
2100	0	0	0	0	0	0	0	0	0	0	0	0	0	0	0	0	0	0	0	0	0	0	0	0	0	0	0	0	0
2200	0	0	0	0	0	0	0	0	0	0	0	0	0	0	0	0	0	0	0	0	0	0	0	0	0	0	0	0	0
2300	0	0	0	0	0	0	0	0	0	0	0	0	0	0	0	0	0	0	0	0	0	0	0	0	0	0	0	0	0
07-19	**66**	**0**	**1**	**1**	**1**	**6**	**4**	**2**	**5**	**8**	**10**	**6**	**10**	**8**	**1**	**2**	**1**	**0**	**0**	**0**	**0**	**0**	**0**	**0**	**0**	**0**	**0**	**0**	**0**
06-22	**73**	**0**	**1**	**1**	**1**	**6**	**4**	**2**	**5**	**8**	**12**	**7**	**10**	**9**	**2**	**3**	**1**	**0**	**1**	**0**	**0**	**0**	**0**	**0**	**0**	**0**	**0**	**0**	**0**
06-00	**73**	**0**	**1**	**1**	**1**	**6**	**4**	**2**	**5**	**8**	**12**	**7**	**10**	**9**	**2**	**3**	**1**	**0**	**1**	**0**	**0**	**0**	**0**	**0**	**0**	**0**	**0**	**0**	**0**
00-00	**73**	**0**	**1**	**1**	**1**	**6**	**4**	**2**	**5**	**8**	**12**	**7**	**10**	**9**	**2**	**3**	**1**	**0**	**1**	**0**	**0**	**0**	**0**	**0**	**0**	**0**	**0**	**0**	**0**

DRAFT

Site 19
Location L-4063-0, att t/pole, Lat 53.63830 Long -6.76664
Direction South

3279 / Meath/Cavan/Monaghan ATC's
October 2013
Automatic Traffic Count

Thu, 10 October 2013

Time	Total	Speed Bins (km/h)																											
		0 - 5	5 - 10	10 - 15	15 - 20	20 - 25	25 - 30	30 - 35	35 - 40	40 - 45	45 - 50	50 - 55	55 - 60	60 - 65	65 - 70	70 - 75	75 - 80	80 - 85	85 - 90	90 - 95	95 - 100	100 - 105	105 - 110	110 - 115	115 - 120	120 - 125	125 - 130	130 - 135	135 - 140
0000	0	0	0	0	0	0	0	0	0	0	0	0	0	0	0	0	0	0	0	0	0	0	0	0	0	0	0	0	0
0100	0	0	0	0	0	0	0	0	0	0	0	0	0	0	0	0	0	0	0	0	0	0	0	0	0	0	0	0	0
0200	0	0	0	0	0	0	0	0	0	0	0	0	0	0	0	0	0	0	0	0	0	0	0	0	0	0	0	0	0
0300	0	0	0	0	0	0	0	0	0	0	0	0	0	0	0	0	0	0	0	0	0	0	0	0	0	0	0	0	0
0400	0	0	0	0	0	0	0	0	0	0	0	0	0	0	0	0	0	0	0	0	0	0	0	0	0	0	0	0	0
0500	0	0	0	0	0	0	0	0	0	0	0	0	0	0	0	0	0	0	0	0	0	0	0	0	0	0	0	0	0
0600	0	0	0	0	0	0	0	0	0	0	0	0	0	0	0	0	0	0	0	0	0	0	0	0	0	0	0	0	0
0700	4	0	0	0	0	0	0	0	0	1	0	0	1	1	0	1	0	0	0	0	0	0	0	0	0	0	0	0	0
0800	**6**	**0**	**0**	**0**	**0**	**1**	**0**	**0**	**0**	**0**	**2**	**0**	**1**	**1**	**1**	**0**	**0**	**0**	**0**	**0**	**0**	**0**	**0**	**0**	**0**	**0**	**0**	**0**	**0**
0900	5	0	0	0	0	1	0	0	1	0	1	2	0	0	0	0	0	0	0	0	0	0	0	0	0	0	0	0	0
1000	5	0	0	0	0	1	0	0	0	0	1	2	1	0	0	0	0	0	0	0	0	0	0	0	0	0	0	0	0
1100	4	0	0	0	0	0	0	1	0	0	0	0	1	2	0	0	0	0	0	0	0	0	0	0	0	0	0	0	0
1200	5	0	0	0	0	2	0	1	1	0	0	0	1	0	0	0	0	0	0	0	0	0	0	0	0	0	0	0	0
1300	7	0	0	0	0	1	0	0	0	1	0	4	1	0	0	0	0	0	0	0	0	0	0	0	0	0	0	0	0
1400	6	0	0	0	0	0	1	0	1	1	0	1	2	0	0	0	0	0	0	0	0	0	0	0	0	0	0	0	0
1500	**9**	**0**	**0**	**0**	**0**	**0**	**0**	**0**	**2**	**2**	**2**	**2**	**0**	**1**	**0**	**0**	**0**	**0**	**0**	**0**	**0**	**0**	**0**	**0**	**0**	**0**	**0**	**0**	**0**
1600	2	0	0	0	0	0	0	0	0	0	2	0	0	0	0	0	0	0	0	0	0	0	0	0	0	0	0	0	0
1700	0	0	0	0	0	0	0	0	0	0	0	0	0	0	0	0	0	0	0	0	0	0	0	0	0	0	0	0	0
1800	6	0	0	0	0	0	0	0	0	0	0	2	1	2	1	0	0	0	0	0	0	0	0	0	0	0	0	0	0
1900	2	0	0	0	0	0	0	0	0	0	0	2	0	0	0	0	0	0	0	0	0	0	0	0	0	0	0	0	0
2000	2	0	0	0	1	0	0	0	0	1	0	0	0	0	0	0	0	0	0	0	0	0	0	0	0	0	0	0	0
2100	3	0	0	0	0	0	0	0	0	0	0	0	0	0	1	1	0	0	1	0	0	0	0	0	0	0	0	0	0
2200	1	0	0	0	0	0	0	0	0	0	0	0	0	0	1	0	0	0	0	0	0	0	0	0	0	0	0	0	0
2300	0	0	0	0	0	0	0	0	0	0	0	0	0	0	0	0	0	0	0	0	0	0	0	0	0	0	0	0	0
07-19	**59**	**0**	**0**	**0**	**0**	**6**	**1**	**2**	**5**	**5**	**8**	**13**	**9**	**7**	**2**	**1**	**0**	**0**	**0**	**0**	**0**	**0**	**0**	**0**	**0**	**0**	**0**	**0**	**0**
06-22	**66**	**0**	**0**	**0**	**1**	**6**	**1**	**2**	**5**	**6**	**8**	**15**	**9**	**7**	**3**	**2**	**0**	**0**	**1**	**0**	**0**	**0**	**0**	**0**	**0**	**0**	**0**	**0**	**0**
06-00	**67**	**0**	**0**	**0**	**1**	**6**	**1**	**2**	**5**	**6**	**8**	**15**	**9**	**7**	**4**	**2**	**0**	**0**	**1**	**0**	**0**	**0**	**0**	**0**	**0**	**0**	**0**	**0**	**0**
00-00	**67**	**0**	**0**	**0**	**1**	**6**	**1**	**2**	**5**	**6**	**8**	**15**	**9**	**7**	**4**	**2**	**0**	**0**	**1**	**0**	**0**	**0**	**0**	**0**	**0**	**0**	**0**	**0**	**0**

DRAFT

Site 19
Location L-4063-0, att t/pole, Lat 53.63830 Long -6.76664
Direction South

3279 / Meath/Cavan/Monaghan ATC's
October 2013
Automatic Traffic Count

Fri, 11 October 2013

Time	Total	Speed Bins (km/h)																											
		0 - 5	5 - 10	10 - 15	15 - 20	20 - 25	25 - 30	30 - 35	35 - 40	40 - 45	45 - 50	50 - 55	55 - 60	60 - 65	65 - 70	70 - 75	75 - 80	80 - 85	85 - 90	90 - 95	95 - 100	100 - 105	105 - 110	110 - 115	115 - 120	120 - 125	125 - 130	130 - 135	135 - 140
0000	0	0	0	0	0	0	0	0	0	0	0	0	0	0	0	0	0	0	0	0	0	0	0	0	0	0	0	0	0
0100	0	0	0	0	0	0	0	0	0	0	0	0	0	0	0	0	0	0	0	0	0	0	0	0	0	0	0	0	0
0200	0	0	0	0	0	0	0	0	0	0	0	0	0	0	0	0	0	0	0	0	0	0	0	0	0	0	0	0	0
0300	0	0	0	0	0	0	0	0	0	0	0	0	0	0	0	0	0	0	0	0	0	0	0	0	0	0	0	0	0
0400	0	0	0	0	0	0	0	0	0	0	0	0	0	0	0	0	0	0	0	0	0	0	0	0	0	0	0	0	0
0500	0	0	0	0	0	0	0	0	0	0	0	0	0	0	0	0	0	0	0	0	0	0	0	0	0	0	0	0	0
0600	0	0	0	0	0	0	0	0	0	0	0	0	0	0	0	0	0	0	0	0	0	0	0	0	0	0	0	0	0
0700	7	0	0	0	0	0	0	0	0	0	1	3	0	1	1	1	0	0	0	0	0	0	0	0	0	0	0	0	0
0800	**8**	**0**	**0**	**0**	**0**	**0**	**1**	**0**	**0**	**1**	**1**	**0**	**1**	**2**	**1**	**0**	**0**	**1**	**0**	**0**	**0**	**0**	**0**	**0**	**0**	**0**	**0**	**0**	**0**
0900	7	0	0	0	0	0	0	0	0	2	0	1	0	2	0	1	1	0	0	0	0	0	0	0	0	0	0	0	0
1000	3	0	0	0	0	0	0	0	1	0	0	1	1	0	0	0	0	0	0	0	0	0	0	0	0	0	0	0	0
1100	4	0	0	0	0	2	0	0	0	1	0	1	0	0	0	0	0	0	0	0	0	0	0	0	0	0	0	0	0
1200	4	0	0	0	1	1	0	0	0	0	1	0	0	1	0	0	0	0	0	0	0	0	0	0	0	0	0	0	0
1300	**7**	**0**	**0**	**0**	**0**	**0**	**0**	**1**	**1**	**0**	**1**	**1**	**3**	**0**	**0**	**0**	**0**	**0**	**0**	**0**	**0**	**0**	**0**	**0**	**0**	**0**	**0**	**0**	**0**
1400	1	0	0	0	0	0	0	0	0	0	0	1	0	0	0	0	0	0	0	0	0	0	0	0	0	0	0	0	0
1500	5	0	0	0	0	1	0	0	0	0	2	0	1	1	0	0	0	0	0	0	0	0	0	0	0	0	0	0	0
1600	5	0	0	0	0	0	0	0	1	0	1	1	2	0	0	0	0	0	0	0	0	0	0	0	0	0	0	0	0
1700	1	0	0	0	1	0	0	0	0	0	0	0	0	0	0	0	0	0	0	0	0	0	0	0	0	0	0	0	0
1800	3	0	0	0	0	0	0	0	0	0	0	0	2	0	0	0	0	0	0	1	0	0	0	0	0	0	0	0	0
1900	4	0	0	0	0	1	0	0	0	0	0	1	0	1	0	0	0	0	1	0	0	0	0	0	0	0	0	0	0
2000	3	0	0	0	0	0	0	0	0	0	0	0	0	1	1	0	0	1	0	0	0	0	0	0	0	0	0	0	0
2100	2	0	0	0	0	0	0	0	0	0	1	0	0	1	0	0	0	0	0	0	0	0	0	0	0	0	0	0	0
2200	1	0	0	0	0	0	0	0	0	0	0	1	0	0	0	0	0	0	0	0	0	0	0	0	0	0	0	0	0
2300	1	0	0	0	0	0	0	0	0	0	0	0	0	0	0	1	0	0	0	0	0	0	0	0	0	0	0	0	0
07-19	**55**	**0**	**0**	**0**	**2**	**4**	**1**	**1**	**3**	**4**	**7**	**9**	**10**	**7**	**2**	**2**	**1**	**1**	**0**	**1**	**0**	**0**	**0**	**0**	**0**	**0**	**0**	**0**	**0**
06-22	**64**	**0**	**0**	**0**	**2**	**5**	**1**	**1**	**3**	**4**	**8**	**10**	**10**	**10**	**3**	**2**	**1**	**2**	**1**	**1**	**0**	**0**	**0**	**0**	**0**	**0**	**0**	**0**	**0**
06-00	**66**	**0**	**0**	**0**	**2**	**5**	**1**	**1**	**3**	**4**	**8**	**11**	**10**	**10**	**3**	**3**	**1**	**2**	**1**	**1**	**0**	**0**	**0**	**0**	**0**	**0**	**0**	**0**	**0**
00-00	**66**	**0**	**0**	**0**	**2**	**5**	**1**	**1**	**3**	**4**	**8**	**11**	**10**	**10**	**3**	**3**	**1**	**2**	**1**	**1**	**0**	**0**	**0**	**0**	**0**	**0**	**0**	**0**	**0**

DRAFT

Site 19
Location L-4063-0, att t/pole, Lat 53.63830 Long -6.76664
Direction South

3279 / Meath/Cavan/Monaghan ATC's
October 2013
Automatic Traffic Count

Sat, 12 October 2013

Time	Total	Speed Bins (km/h)																											
		0 - 5	5 - 10	10 - 15	15 - 20	20 - 25	25 - 30	30 - 35	35 - 40	40 - 45	45 - 50	50 - 55	55 - 60	60 - 65	65 - 70	70 - 75	75 - 80	80 - 85	85 - 90	90 - 95	95 - 100	100 - 105	105 - 110	110 - 115	115 - 120	120 - 125	125 - 130	130 - 135	135 - 140
0000	1	0	0	0	0	0	0	0	0	0	0	1	0	0	0	0	0	0	0	0	0	0	0	0	0	0	0	0	0
0100	0	0	0	0	0	0	0	0	0	0	0	0	0	0	0	0	0	0	0	0	0	0	0	0	0	0	0	0	0
0200	0	0	0	0	0	0	0	0	0	0	0	0	0	0	0	0	0	0	0	0	0	0	0	0	0	0	0	0	0
0300	0	0	0	0	0	0	0	0	0	0	0	0	0	0	0	0	0	0	0	0	0	0	0	0	0	0	0	0	0
0400	0	0	0	0	0	0	0	0	0	0	0	0	0	0	0	0	0	0	0	0	0	0	0	0	0	0	0	0	0
0500	0	0	0	0	0	0	0	0	0	0	0	0	0	0	0	0	0	0	0	0	0	0	0	0	0	0	0	0	0
0600	0	0	0	0	0	0	0	0	0	0	0	0	0	0	0	0	0	0	0	0	0	0	0	0	0	0	0	0	0
0700	1	0	0	0	0	0	0	0	0	1	0	0	0	0	0	0	0	0	0	0	0	0	0	0	0	0	0	0	0
0800	2	0	0	0	0	0	0	0	0	0	0	1	1	0	0	0	0	0	0	0	0	0	0	0	0	0	0	0	0
0900	**8**	**0**	**0**	**0**	**0**	**0**	**0**	**2**	**0**	**0**	**1**	**0**	**3**	**1**	**1**	**0**	**0**	**0**	**0**	**0**	**0**	**0**	**0**	**0**	**0**	**0**	**0**	**0**	**0**
1000	1	0	0	0	0	0	0	0	1	0	0	0	0	0	0	0	0	0	0	0	0	0	0	0	0	0	0	0	0
1100	5	0	0	0	0	0	0	0	0	0	2	2	0	0	0	0	1	0	0	0	0	0	0	0	0	0	0	0	0
1200	2	0	0	0	0	1	0	0	0	0	0	0	0	1	0	0	0	0	0	0	0	0	0	0	0	0	0	0	0
1300	7	0	0	0	0	0	1	0	0	1	0	1	1	0	1	1	1	0	0	0	0	0	0	0	0	0	0	0	0
1400	**10**	**0**	**0**	**0**	**0**	**1**	**0**	**0**	**0**	**0**	**0**	**1**	**1**	**5**	**1**	**0**	**0**	**0**	**0**	**1**	**0**	**0**	**0**	**0**	**0**	**0**	**0**	**0**	**0**
1500	7	0	1	0	0	1	1	0	0	0	1	1	1	0	1	0	0	0	0	0	0	0	0	0	0	0	0	0	0
1600	6	0	0	0	0	0	1	0	0	1	0	2	1	0	0	0	1	0	0	0	0	0	0	0	0	0	0	0	0
1700	1	0	0	0	0	0	0	0	0	0	0	0	0	0	1	0	0	0	0	0	0	0	0	0	0	0	0	0	0
1800	0	0	0	0	0	0	0	0	0	0	0	0	0	0	0	0	0	0	0	0	0	0	0	0	0	0	0	0	0
1900	7	0	0	0	0	0	0	0	0	0	0	1	3	1	1	0	0	0	1	0	0	0	0	0	0	0	0	0	0
2000	3	0	0	0	0	0	0	0	0	0	0	0	1	0	1	1	0	0	0	0	0	0	0	0	0	0	0	0	0
2100	1	0	0	0	0	0	0	0	0	0	0	0	0	1	0	0	0	0	0	0	0	0	0	0	0	0	0	0	0
2200	0	0	0	0	0	0	0	0	0	0	0	0	0	0	0	0	0	0	0	0	0	0	0	0	0	0	0	0	0
2300	0	0	0	0	0	0	0	0	0	0	0	0	0	0	0	0	0	0	0	0	0	0	0	0	0	0	0	0	0
07-19	**50**	**0**	**1**	**0**	**0**	**3**	**3**	**2**	**1**	**3**	**4**	**8**	**8**	**7**	**5**	**1**	**3**	**0**	**0**	**1**	**0**	**0**	**0**	**0**	**0**	**0**	**0**	**0**	**0**
06-22	**61**	**0**	**1**	**0**	**0**	**3**	**3**	**2**	**1**	**3**	**4**	**9**	**12**	**9**	**7**	**2**	**3**	**0**	**1**	**1**	**0**	**0**	**0**	**0**	**0**	**0**	**0**	**0**	**0**
06-00	**61**	**0**	**1**	**0**	**0**	**3**	**3**	**2**	**1**	**3**	**4**	**9**	**12**	**9**	**7**	**2**	**3**	**0**	**1**	**1**	**0**	**0**	**0**	**0**	**0**	**0**	**0**	**0**	**0**
00-00	**62**	**0**	**1**	**0**	**0**	**3**	**3**	**2**	**1**	**3**	**4**	**10**	**12**	**9**	**7**	**2**	**3**	**0**	**1**	**1**	**0**	**0**	**0**	**0**	**0**	**0**	**0**	**0**	**0**

DRAFT

Site 19
Location L-4063-0, att t/pole, Lat 53.63830 Long -6.76664
Direction South

3279 / Meath/Cavan/Monaghan ATC's
October 2013
Automatic Traffic Count

Sun, 13 October 2013

Time	Total	Speed Bins (km/h)																												
		0 - 5	5 - 10	10 - 15	15 - 20	20 - 25	25 - 30	30 - 35	35 - 40	40 - 45	45 - 50	50 - 55	55 - 60	60 - 65	65 - 70	70 - 75	75 - 80	80 - 85	85 - 90	90 - 95	95 - 100	100 - 105	105 - 110	110 - 115	115 - 120	120 - 125	125 - 130	130 - 135	135 - 140
0000	1	0	0	0	0	0	0	0	0	0	0	0	1	0	0	0	0	0	0	0	0	0	0	0	0	0	0	0	0	0
0100	0	0	0	0	0	0	0	0	0	0	0	0	0	0	0	0	0	0	0	0	0	0	0	0	0	0	0	0	0	0
0200	0	0	0	0	0	0	0	0	0	0	0	0	0	0	0	0	0	0	0	0	0	0	0	0	0	0	0	0	0	0
0300	0	0	0	0	0	0	0	0	0	0	0	0	0	0	0	0	0	0	0	0	0	0	0	0	0	0	0	0	0	0
0400	0	0	0	0	0	0	0	0	0	0	0	0	0	0	0	0	0	0	0	0	0	0	0	0	0	0	0	0	0	0
0500	0	0	0	0	0	0	0	0	0	0	0	0	0	0	0	0	0	0	0	0	0	0	0	0	0	0	0	0	0	0
0600	0	0	0	0	0	0	0	0	0	0	0	0	0	0	0	0	0	0	0	0	0	0	0	0	0	0	0	0	0	0
0700	0	0	0	0	0	0	0	0	0	0	0	0	0	0	0	0	0	0	0	0	0	0	0	0	0	0	0	0	0	0
0800	0	0	0	0	0	0	0	0	0	0	0	0	0	0	0	0	0	0	0	0	0	0	0	0	0	0	0	0	0	0
0900	1	0	0	0	0	0	0	0	0	0	1	0	0	0	0	0	0	0	0	0	0	0	0	0	0	0	0	0	0	0
1000	1	0	0	0	0	0	0	0	0	0	0	0	1	0	0	0	0	0	0	0	0	0	0	0	0	0	0	0	0	0
1100	**7**	**0**	**0**	**0**	**0**	**0**	**1**	**0**	**0**	**1**	**2**	**0**	**1**	**1**	**0**	**0**	**1**	**0**	**0**	**0**	**0**	**0**	**0**	**0**	**0**	**0**	**0**	**0**	**0**	**0**
1200	3	0	0	0	0	0	0	0	0	0	1	0	0	0	0	0	1	0	1	0	0	0	0	0	0	0	0	0	0	0
1300	**5**	**0**	**1**	**0**	**0**	**0**	**0**	**0**	**0**	**0**	**0**	**0**	**1**	**1**	**1**	**0**	**0**	**0**	**0**	**0**	**1**	**0**	**0**	**0**	**0**	**0**	**0**	**0**	**0**	**0**
1400	1	0	0	0	0	0	0	0	0	0	0	0	1	0	0	0	0	0	0	0	0	0	0	0	0	0	0	0	0	0
1500	**5**	**0**	**0**	**0**	**0**	**0**	**0**	**0**	**1**	**0**	**0**	**2**	**0**	**0**	**0**	**1**	**0**	**0**	**0**	**1**	**0**	**0**	**0**	**0**	**0**	**0**	**0**	**0**	**0**	**0**
1600	1	0	0	0	1	0	0	0	0	0	0	0	0	0	0	0	0	0	0	0	0	0	0	0	0	0	0	0	0	0
1700	**5**	**0**	**0**	**0**	**0**	**2**	**0**	**0**	**0**	**0**	**0**	**0**	**1**	**0**	**0**	**1**	**1**	**0**	**0**	**0**	**0**	**0**	**0**	**0**	**0**	**0**	**0**	**0**	**0**	**0**
1800	1	0	0	0	0	0	0	0	0	0	0	0	0	1	0	0	0	0	0	0	0	0	0	0	0	0	0	0	0	0
1900	2	0	0	0	0	0	0	0	0	0	2	0	0	0	0	0	0	0	0	0	0	0	0	0	0	0	0	0	0	0
2000	0	0	0	0	0	0	0	0	0	0	0	0	0	0	0	0	0	0	0	0	0	0	0	0	0	0	0	0	0	0
2100	0	0	0	0	0	0	0	0	0	0	0	0	0	0	0	0	0	0	0	0	0	0	0	0	0	0	0	0	0	0
2200	1	0	0	0	0	0	0	0	0	0	0	0	0	0	0	1	0	0	0	0	0	0	0	0	0	0	0	0	0	0
2300	0	0	0	0	0	0	0	0	0	0	0	0	0	0	0	0	0	0	0	0	0	0	0	0	0	0	0	0	0	0
07-19	**30**	**0**	**1**	**0**	**1**	**2**	**1**	**0**	**1**	**1**	**4**	**2**	**5**	**3**	**1**	**2**	**3**	**0**	**1**	**1**	**1**	**0**	**0**	**0**	**0**	**0**	**0**	**0**	**0**	**0**
06-22	**32**	**0**	**1**	**0**	**1**	**2**	**1**	**0**	**1**	**1**	**6**	**2**	**5**	**3**	**1**	**2**	**3**	**0**	**1**	**1**	**1**	**0**	**0**	**0**	**0**	**0**	**0**	**0**	**0**	**0**
06-00	**33**	**0**	**1**	**0**	**1**	**2**	**1**	**0**	**1**	**1**	**6**	**2**	**5**	**3**	**1**	**3**	**3**	**0**	**1**	**1**	**1**	**0**	**0**	**0**	**0**	**0**	**0**	**0**	**0**	**0**
00-00	**34**	**0**	**1**	**0**	**1**	**2**	**1**	**0**	**1**	**1**	**6**	**2**	**6**	**3**	**1**	**3**	**3**	**0**	**1**	**1**	**1**	**0**	**0**	**0**	**0**	**0**	**0**	**0**	**0**	**0**

DRAFT

Site 19
Location L-4063-0, att t/pole, Lat 53.63830 Long -6.76664
Direction South

3279 / Meath/Cavan/Monaghan ATC's
October 2013
Automatic Traffic Count

Virtual Day (7)

Time	Total	Speed Bins (km/h)																											
		0 - 5	5 - 10	10 - 15	15 - 20	20 - 25	25 - 30	30 - 35	35 - 40	40 - 45	45 - 50	50 - 55	55 - 60	60 - 65	65 - 70	70 - 75	75 - 80	80 - 85	85 - 90	90 - 95	95 - 100	100 - 105	105 - 110	110 - 115	115 - 120	120 - 125	125 - 130	130 - 135	135 - 140
0000	0	0	0	0	0	0	0	0	0	0	0	0	0	0	0	0	0	0	0	0	0	0	0	0	0	0	0	0	0
0100	0	0	0	0	0	0	0	0	0	0	0	0	0	0	0	0	0	0	0	0	0	0	0	0	0	0	0	0	0
0200	0	0	0	0	0	0	0	0	0	0	0	0	0	0	0	0	0	0	0	0	0	0	0	0	0	0	0	0	0
0300	0	0	0	0	0	0	0	0	0	0	0	0	0	0	0	0	0	0	0	0	0	0	0	0	0	0	0	0	0
0400	0	0	0	0	0	0	0	0	0	0	0	0	0	0	0	0	0	0	0	0	0	0	0	0	0	0	0	0	0
0500	0	0	0	0	0	0	0	0	0	0	0	0	0	0	0	0	0	0	0	0	0	0	0	0	0	0	0	0	0
0600	0	0	0	0	0	0	0	0	0	0	0	0	0	0	0	0	0	0	0	0	0	0	0	0	0	0	0	0	0
0700	4	0	0	0	0	0	0	0	0	0	0	1	1	1	0	0	0	0	0	0	0	0	0	0	0	0	0	0	0
0800	**6**	**0**	**0**	**0**	**0**	**0**	**0**	**0**	**0**	**0**	**1**	**1**	**1**	**1**	**1**	**0**	**0**	**0**	**0**	**0**	**0**	**0**	**0**	**0**	**0**	**0**	**0**	**0**	**0**
0900	5	0	0	0	0	0	0	0	0	1	1	1	1	1	0	0	0	0	0	0	0	0	0	0	0	0	0	0	0
1000	3	0	0	0	0	0	0	0	0	0	1	1	1	0	0	0	0	0	0	0	0	0	0	0	0	0	0	0	0
1100	4	0	0	0	0	0	0	0	0	0	1	1	0	0	0	0	0	0	0	0	0	0	0	0	0	0	0	0	0
1200	4	0	0	0	0	1	0	0	0	0	0	0	1	0	0	0	0	0	0	0	0	0	0	0	0	0	0	0	0
1300	**7**	**0**	**0**	**0**	**0**	**0**	**0**	**0**	**0**	**0**	**1**	**1**	**2**	**0**	**1**	**0**	**0**	**0**	**0**	**0**	**0**	**0**	**0**	**0**	**0**	**0**	**0**	**0**	**0**
1400	5	0	0	0	0	0	0	0	1	0	0	1	1	1	0	0	0	0	0	0	0	0	0	0	0	0	0	0	0
1500	**7**	**0**	**0**	**0**	**0**	**1**	**0**	**0**	**1**	**1**	**1**	**1**	**1**	**1**	**0**	**0**	**0**	**0**	**0**	**0**	**0**	**0**	**0**	**0**	**0**	**0**	**0**	**0**	**0**
1600	3	0	0	0	0	0	0	0	0	0	1	1	1	0	0	0	0	0	0	0	0	0	0	0	0	0	0	0	0
1700	3	0	0	0	0	1	0	0	0	0	0	0	0	0	1	0	0	0	0	0	0	0	0	0	0	0	0	0	0
1800	3	0	0	0	0	0	0	0	0	0	0	1	1	1	0	0	0	0	0	0	0	0	0	0	0	0	0	0	0
1900	4	0	0	0	0	0	0	0	0	0	1	1	1	1	1	0	0	0	0	0	0	0	0	0	0	0	0	0	0
2000	3	0	0	0	0	0	0	0	0	0	0	1	0	0	1	0	0	0	0	0	0	0	0	0	0	0	0	0	0
2100	1	0	0	0	0	0	0	0	0	0	0	0	0	0	0	0	0	0	0	0	0	0	0	0	0	0	0	0	0
2200	1	0	0	0	0	0	0	0	0	0	0	0	0	0	0	0	0	0	0	0	0	0	0	0	0	0	0	0	0
2300	0	0	0	0	0	0	0	0	0	0	0	0	0	0	0	0	0	0	0	0	0	0	0	0	0	0	0	0	0
07-19	**54**	**0**	**0**	**1**	**1**	**4**	**2**	**1**	**3**	**4**	**7**	**8**	**9**	**6**	**3**	**2**	**1**	**0**	**0**	**0**	**0**	**0**	**0**	**0**	**0**	**0**	**0**	**0**	**0**
06-22	**63**	**0**	**0**	**1**	**1**	**4**	**2**	**1**	**4**	**4**	**8**	**10**	**10**	**7**	**5**	**2**	**1**	**0**	**1**	**0**	**0**	**0**	**0**	**0**	**0**	**0**	**0**	**0**	**0**
06-00	**64**	**0**	**0**	**1**	**1**	**4**	**2**	**1**	**4**	**4**	**8**	**10**	**10**	**7**	**5**	**3**	**1**	**0**	**1**	**0**	**0**	**0**	**0**	**0**	**0**	**0**	**0**	**0**	**0**
00-00	**64**	**0**	**0**	**1**	**1**	**4**	**2**	**1**	**4**	**4**	**8**	**10**	**10**	**7**	**5**	**3**	**1**	**0**	**1**	**0**	**0**	**0**	**0**	**0**	**0**	**0**	**0**	**0**	**0**

DRAFT

Site 19
Location L-4063-0, att t/pole, Lat 53.63830 Long -6.76664
Direction South

3279 / Meath/Cavan/Monaghan ATC's
October 2013
Automatic Traffic Count

Virtual Week (1)

Time	Total	Speed Bins (km/h)																											
		0 - 5	5 - 10	10 - 15	15 - 20	20 - 25	25 - 30	30 - 35	35 - 40	40 - 45	45 - 50	50 - 55	55 - 60	60 - 65	65 - 70	70 - 75	75 - 80	80 - 85	85 - 90	90 - 95	95 - 100	100 - 105	105 - 110	110 - 115	115 - 120	120 - 125	125 - 130	130 - 135	135 - 140
Mon	72	1	0	1	0	5	2	1	5	2	11	12	13	7	7	5	0	0	0	0	0	0	0	0	0	0	0	0	0
Tue	74	0	0	2	1	4	4	2	6	3	6	13	10	7	10	3	2	1	0	0	0	0	0	0	0	0	0	0	0
Wed	73	0	1	1	1	6	4	2	5	8	12	7	10	9	2	3	1	0	1	0	0	0	0	0	0	0	0	0	0
Thu	67	0	0	0	1	6	1	2	5	6	8	15	9	7	4	2	0	0	1	0	0	0	0	0	0	0	0	0	0
Fri	66	0	0	0	2	5	1	1	3	4	8	11	10	10	3	3	1	2	1	1	0	0	0	0	0	0	0	0	0
|Sat	62	0	1	0	0	3	3	2	1	3	4	10	12	9	7	2	3	0	1	1	0	0	0	0	0	0	0	0	0
|Sun	34	0	1	0	1	2	1	0	1	1	6	2	6	3	1	3	3	0	1	1	1	0	0	0	0	0	0	0	0
5 Day Ave.	**70**	**0**	**0**	**1**	**1**	**5**	**2**	**2**	**5**	**5**	**9**	**12**	**10**	**8**	**5**	**3**	**1**	**1**	**1**	**0**	**0**	**0**	**0**	**0**	**0**	**0**	**0**	**0**	**0**
7 Day Ave.	**64**	**0**	**0**	**1**	**1**	**4**	**2**	**1**	**4**	**4**	**8**	**10**	**10**	**7**	**5**	**3**	**1**	**0**	**1**	**0**	**0**	**0**	**0**	**0**	**0**	**0**	**0**	**0**	**0**
--	**448**	**1**	**3**	**4**	**6**	**31**	**16**	**10**	**26**	**27**	**55**	**70**	**70**	**52**	**34**	**21**	**10**	**3**	**5**	**3**	**1**	**0**	**0**	**0**	**0**	**0**	**0**	**0**	**0**	**0**

Summary Graphs

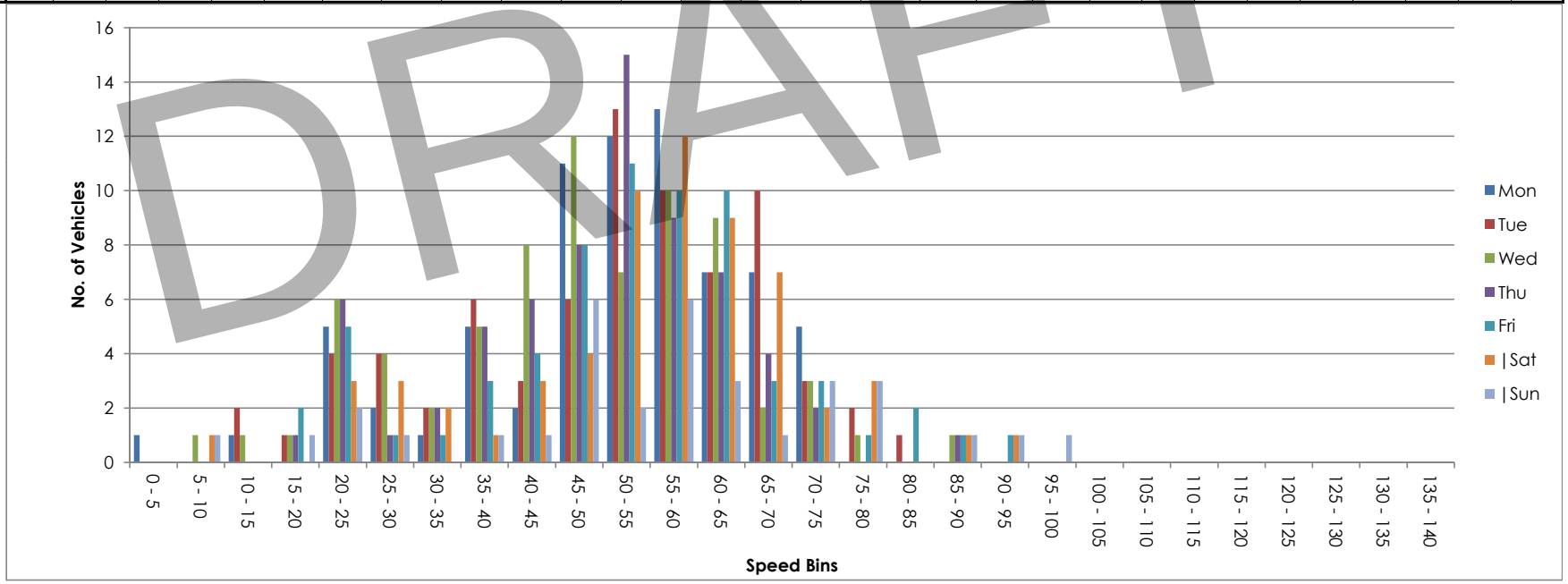

DRAFT

Site 19
Location L-4063-0, att t/pole, Lat 53.63830 Long -6.76664
Direction Two way

3279 / Meath/Cavan/Monaghan ATC's
October 2013
Automatic Traffic Count

Mon, 7 October 2013

Time	Total	Classification												>PSL	>PSL%	>SL1	>SL1%	>SL2	>SL2%	Mean	Vpp
		1 MCL	2 SV	3 SVT	4 TB2	5 TB3	6 T4	7 ART3	8 ART4	9 ART5	10 ART6	11 BD	12 DRT	80	80	85 +5kph	85 +5kph	90 +10kph	90 +10kph		85
0000	1	0	1	0	0	0	0	0	0	0	0	0	0	0	0	0	0	0	0	66.4	-
0100	0	0	0	0	0	0	0	0	0	0	0	0	0	0	0	0	0	0	0	-	-
0200	0	0	0	0	0	0	0	0	0	0	0	0	0	0	0	0	0	0	0	-	-
0300	0	0	0	0	0	0	0	0	0	0	0	0	0	0	0	0	0	0	0	-	-
0400	0	0	0	0	0	0	0	0	0	0	0	0	0	0	0	0	0	0	0	-	-
0500	1	0	1	0	0	0	0	0	0	0	0	0	0	0	0	0	0	0	0	75.5	-
0600	0	0	0	0	0	0	0	0	0	0	0	0	0	0	0	0	0	0	0	-	-
0700	4	0	4	0	0	0	0	0	0	0	0	0	0	0	0	0	0	0	0	59.6	-
0800	**10**	**1**	**8**	**0**	**1**	**0**	**0**	**0**	**0**	**0**	**0**	**0**	**0**	**0**	**0**	**0**	**0**	**0**	**0**	**58.3**	**-**
0900	**10**	**0**	**7**	**0**	**3**	**0**	**0**	**0**	**0**	**0**	**0**	**0**	**0**	**0**	**0**	**0**	**0**	**0**	**0**	**52.6**	**-**
1000	8	0	4	0	4	0	0	0	0	0	0	0	0	0	0	0	0	0	0	49.7	-
1100	6	0	3	0	3	0	0	0	0	0	0	0	0	0	0	0	0	0	0	50.3	-
1200	7	0	4	0	1	0	0	0	0	2	0	0	0	0	0	0	0	0	0	45.6	-
1300	13	0	9	0	4	0	0	0	0	0	0	0	0	0	0	0	0	0	0	50	57.6
1400	13	0	11	1	1	0	0	0	0	0	0	0	0	0	0	0	0	0	0	40.2	52.9
1500	11	0	6	0	5	0	0	0	0	0	0	0	0	0	0	0	0	0	0	39.2	57.2
1600	10	0	9	0	1	0	0	0	0	0	0	0	0	0	0	0	0	0	0	44.9	-
1700	8	0	5	0	3	0	0	0	0	0	0	0	0	0	0	0	0	0	0	41.7	-
1800	14	0	13	0	1	0	0	0	0	0	0	0	0	0	0	0	0	0	0	53.6	60.8
1900	**15**	**0**	**14**	**0**	**1**	**0**	**0**	**0**	**0**	**0**	**0**	**0**	**0**	**1**	**6.7**	**0**	**0**	**0**	**0**	**56.5**	**67.3**
2000	9	0	7	0	1	0	0	0	0	1	0	0	0	1	11.1	0	0	0	0	61.4	-
2100	2	0	2	0	0	0	0	0	0	0	0	0	0	0	0	0	0	0	0	57.5	-
2200	1	0	1	0	0	0	0	0	0	0	0	0	0	0	0	0	0	0	0	71.7	-
2300	2	0	2	0	0	0	0	0	0	0	0	0	0	0	0	0	0	0	0	69.5	-
07-19	**114**	**1**	**83**	**1**	**27**	**0**	**0**	**0**	**0**	**2**	**0**	**0**	**0**	**0**	**0**	**0**	**0**	**0**	**0**	**48.3**	**61.6**
06-22	**140**	**1**	**106**	**1**	**29**	**0**	**0**	**0**	**0**	**3**	**0**	**0**	**0**	**2**	**1.4**	**0**	**0**	**0**	**0**	**50.1**	**65.9**
06-00	**143**	**1**	**109**	**1**	**29**	**0**	**0**	**0**	**0**	**3**	**0**	**0**	**0**	**2**	**1.4**	**0**	**0**	**0**	**0**	**50.6**	**67**
00-00	**145**	**1**	**111**	**1**	**29**	**0**	**0**	**0**	**0**	**3**	**0**	**0**	**0**	**2**	**1.4**	**0**	**0**	**0**	**0**	**50.8**	**67**

DRAFT

Site 19
Location L-4063-0, att t/pole, Lat 53.63830 Long -6.76664
Direction Two way

3279 / Meath/Cavan/Monaghan ATC's
October 2013
Automatic Traffic Count

Tue, 8 October 2013

Time	Total	Classification												>PSL	>PSL%	>SL1	>SL1%	>SL2	>SL2%	Mean	Vpp
		1 MCL	2 SV	3 SVT	4 TB2	5 TB3	6 T4	7 ART3	8 ART4	9 ART5	10 ART6	11 BD	12 DRT	80	80	85 +5kph	85 +5kph	90 +10kph	90 +10kph		85
0000	0	0	0	0	0	0	0	0	0	0	0	0	0	0	0	0	0	0	0	-	-
0100	0	0	0	0	0	0	0	0	0	0	0	0	0	0	0	0	0	0	0	-	-
0200	0	0	0	0	0	0	0	0	0	0	0	0	0	0	0	0	0	0	0	-	-
0300	0	0	0	0	0	0	0	0	0	0	0	0	0	0	0	0	0	0	0	-	-
0400	0	0	0	0	0	0	0	0	0	0	0	0	0	0	0	0	0	0	0	-	-
0500	0	0	0	0	0	0	0	0	0	0	0	0	0	0	0	0	0	0	0	-	-
0600	1	0	0	0	0	0	1	0	0	0	0	0	0	0	0	0	0	0	0	16	-
0700	6	0	4	0	1	0	1	0	0	0	0	0	0	0	0	0	0	0	0	49.4	-
0800	**10**	**0**	**8**	**0**	**1**	**1**	**0**	**0**	**0**	**0**	**0**	**0**	**0**	**0**	**0**	**0**	**0**	**0**	**0**	**47**	**-**
0900	5	0	5	0	0	0	0	0	0	0	0	0	0	0	0	0	0	0	0	62.9	-
1000	**10**	**1**	**6**	**1**	**2**	**0**	**0**	**0**	**0**	**0**	**0**	**0**	**0**	**0**	**0**	**0**	**0**	**0**	**0**	**41.4**	**-**
1100	7	0	6	0	1	0	0	0	0	0	0	0	0	0	0	0	0	0	0	47.1	-
1200	4	0	1	0	3	0	0	0	0	0	0	0	0	0	0	0	0	0	0	47	-
1300	12	0	11	0	1	0	0	0	0	0	0	0	0	0	0	0	0	0	0	52.9	62.3
1400	12	0	12	0	0	0	0	0	0	0	0	0	0	0	0	0	0	0	0	48.1	57.6
1500	13	0	13	0	0	0	0	0	0	0	0	0	0	0	0	0	0	0	0	53.9	64.8
1600	8	0	8	0	0	0	0	0	0	0	0	0	0	0	0	0	0	0	0	52.5	-
1700	14	0	12	0	2	0	0	0	0	0	0	0	0	1	7.1	0	0	0	0	51.4	66.6
1800	**15**	**0**	**14**	**0**	**1**	**0**	**0**	**0**	**0**	**0**	**0**	**0**	**0**	**2**	**13.3**	**1**	**6.7**	**1**	**6.7**	**49.9**	**76.7**
1900	7	0	7	0	0	0	0	0	0	0	0	0	0	0	0	0	0	0	0	55.3	-
2000	8	0	7	0	1	0	0	0	0	0	0	0	0	0	0	0	0	0	0	53.8	-
2100	2	0	1	0	1	0	0	0	0	0	0	0	0	1	50	1	50	1	50	79.6	-
2200	0	0	0	0	0	0	0	0	0	0	0	0	0	0	0	0	0	0	0	-	-
2300	1	0	1	0	0	0	0	0	0	0	0	0	0	0	0	0	0	0	0	69.7	-
07-19	**116**	**1**	**100**	**1**	**12**	**1**	**1**	**0**	**0**	**0**	**0**	**0**	**0**	**3**	**2.6**	**1**	**0.9**	**1**	**0.9**	**50.1**	**65.2**
06-22	**134**	**1**	**115**	**1**	**14**	**1**	**2**	**0**	**0**	**0**	**0**	**0**	**0**	**4**	**3**	**2**	**1.5**	**2**	**1.5**	**50.8**	**65.5**
06-00	**135**	**1**	**116**	**1**	**14**	**1**	**2**	**0**	**0**	**0**	**0**	**0**	**0**	**4**	**3**	**2**	**1.5**	**2**	**1.5**	**50.9**	**65.5**
00-00	**135**	**1**	**116**	**1**	**14**	**1**	**2**	**0**	**0**	**0**	**0**	**0**	**0**	**4**	**3**	**2**	**1.5**	**2**	**1.5**	**50.9**	**65.5**

DRAFT

Site 19
Location L-4063-0, att t/pole, Lat 53.63830 Long -6.76664
Direction Two way

3279 / Meath/Cavan/Monaghan ATC's
October 2013
Automatic Traffic Count

Wed, 9 October 2013

Time	Total	Classification												>PSL	>PSL%	>SL1	>SL1%	>SL2	>SL2%	Mean	Vpp
		1 MCL	2 SV	3 SVT	4 TB2	5 TB3	6 T4	7 ART3	8 ART4	9 ART5	10 ART6	11 BD	12 DRT	80	80	85 +5kph	85 +5kph	90 +10kph	90 +10kph		85
0000	0	0	0	0	0	0	0	0	0	0	0	0	0	0	0	0	0	0	0	-	-
0100	0	0	0	0	0	0	0	0	0	0	0	0	0	0	0	0	0	0	0	-	-
0200	1	0	1	0	0	0	0	0	0	0	0	0	0	0	0	0	0	0	0	21.1	-
0300	0	0	0	0	0	0	0	0	0	0	0	0	0	0	0	0	0	0	0	-	-
0400	0	0	0	0	0	0	0	0	0	0	0	0	0	0	0	0	0	0	0	-	-
0500	1	0	1	0	0	0	0	0	0	0	0	0	0	0	0	0	0	0	0	69.7	-
0600	0	0	0	0	0	0	0	0	0	0	0	0	0	0	0	0	0	0	0	-	-
0700	5	0	5	0	0	0	0	0	0	0	0	0	0	0	0	0	0	0	0	54.9	-
0800	**14**	**0**	**12**	**0**	**2**	**0**	**0**	**0**	**0**	**0**	**0**	**0**	**0**	**0**	**0**	**0**	**0**	**0**	**0**	**51.7**	**63.4**
0900	8	0	7	0	0	0	0	0	0	1	0	0	0	0	0	0	0	0	0	47.1	-
1000	10	0	4	0	6	0	0	0	0	0	0	0	0	0	0	0	0	0	0	33.3	-
1100	10	1	4	0	4	0	1	0	0	0	0	0	0	0	0	0	0	0	0	31	-
1200	11	0	5	0	6	0	0	0	0	0	0	0	0	0	0	0	0	0	0	39	49.7
1300	**16**	**0**	**9**	**0**	**7**	**0**	**0**	**0**	**0**	**0**	**0**	**0**	**0**	**0**	**0**	**0**	**0**	**0**	**0**	**45.4**	**58.3**
1400	8	0	3	0	4	0	1	0	0	0	0	0	0	0	0	0	0	0	0	42.2	-
1500	13	0	11	0	2	0	0	0	0	0	0	0	0	0	0	0	0	0	0	42.7	49
1600	11	0	10	0	1	0	0	0	0	0	0	0	0	1	9.1	1	9.1	0	0	53.3	64.4
1700	10	1	5	0	4	0	0	0	0	0	0	0	0	0	0	0	0	0	0	46.5	-
1800	5	0	5	0	0	0	0	0	0	0	0	0	0	0	0	0	0	0	0	54.9	-
1900	5	0	4	0	1	0	0	0	0	0	0	0	0	1	20	1	20	0	0	71.1	-
2000	4	0	3	0	1	0	0	0	0	0	0	0	0	0	0	0	0	0	0	54.9	-
2100	3	0	3	0	0	0	0	0	0	0	0	0	0	1	33.3	0	0	0	0	68.2	-
2200	0	0	0	0	0	0	0	0	0	0	0	0	0	0	0	0	0	0	0	-	-
2300	0	0	0	0	0	0	0	0	0	0	0	0	0	0	0	0	0	0	0	-	-
07-19	**121**	**2**	**80**	**0**	**36**	**0**	**2**	**0**	**0**	**1**	**0**	**0**	**0**	**1**	**0.8**	**1**	**0.8**	**0**	**0**	**44.6**	**59.4**
06-22	**133**	**2**	**90**	**0**	**38**	**0**	**2**	**0**	**0**	**1**	**0**	**0**	**0**	**3**	**2.3**	**2**	**1.5**	**0**	**0**	**46.4**	**63**
06-00	**133**	**2**	**90**	**0**	**38**	**0**	**2**	**0**	**0**	**1**	**0**	**0**	**0**	**3**	**2.3**	**2**	**1.5**	**0**	**0**	**46.4**	**63**
00-00	**135**	**2**	**92**	**0**	**38**	**0**	**2**	**0**	**0**	**1**	**0**	**0**	**0**	**3**	**2.2**	**2**	**1.5**	**0**	**0**	**46.4**	**63**

DRAFT

Site 19
Location L-4063-0, att t/pole, Lat 53.63830 Long -6.76664
Direction Two way

3279 / Meath/Cavan/Monaghan ATC's
October 2013
Automatic Traffic Count

Thu, 10 October 2013

Time	Total	Classification												>PSL	>PSL%	>SL1	>SL1%	>SL2	>SL2%	Mean	Vpp
		1 MCL	2 SV	3 SVT	4 TB2	5 TB3	6 T4	7 ART3	8 ART4	9 ART5	10 ART6	11 BD	12 DRT	80	80	85 +5kph	85 +5kph	90 +10kph	90 +10kph		85
0000	0	0	0	0	0	0	0	0	0	0	0	0	0	0	0	0	0	0	0	-	-
0100	0	0	0	0	0	0	0	0	0	0	0	0	0	0	0	0	0	0	0	-	-
0200	0	0	0	0	0	0	0	0	0	0	0	0	0	0	0	0	0	0	0	-	-
0300	0	0	0	0	0	0	0	0	0	0	0	0	0	0	0	0	0	0	0	-	-
0400	0	0	0	0	0	0	0	0	0	0	0	0	0	0	0	0	0	0	0	-	-
0500	1	0	1	0	0	0	0	0	0	0	0	0	0	0	0	0	0	0	0	78.3	-
0600	0	0	0	0	0	0	0	0	0	0	0	0	0	0	0	0	0	0	0	-	-
0700	6	0	4	0	2	0	0	0	0	0	0	0	0	0	0	0	0	0	0	62.3	-
0800	8	0	7	0	0	1	0	0	0	0	0	0	0	0	0	0	0	0	0	51.5	-
0900	5	0	4	0	1	0	0	0	0	0	0	0	0	0	0	0	0	0	0	43.2	-
1000	**9**	**0**	**5**	**1**	**2**	**1**	**0**	**0**	**0**	**0**	**0**	**0**	**0**	**0**	**0**	**0**	**0**	**0**	**0**	**48.3**	**-**
1100	6	0	4	2	0	0	0	0	0	0	0	0	0	0	0	0	0	0	0	49.8	-
1200	10	0	5	3	2	0	0	0	0	0	0	0	0	0	0	0	0	0	0	35.5	-
1300	15	0	13	0	2	0	0	0	0	0	0	0	0	0	0	0	0	0	0	48.4	56.5
1400	11	0	9	1	1	0	0	0	0	0	0	0	0	0	0	0	0	0	0	46.8	55.4
1500	**18**	**0**	**14**	**1**	**2**	**1**	**0**	**0**	**0**	**0**	**0**	**0**	**0**	**0**	**0**	**0**	**0**	**0**	**0**	**47.1**	**55.8**
1600	5	0	4	0	1	0	0	0	0	0	0	0	0	0	0	0	0	0	0	46.4	-
1700	9	0	9	0	0	0	0	0	0	0	0	0	0	0	0	0	0	0	0	45.8	-
1800	10	0	8	1	1	0	0	0	0	0	0	0	0	0	0	0	0	0	0	55.3	-
1900	7	0	4	0	3	0	0	0	0	0	0	0	0	0	0	0	0	0	0	53.2	-
2000	3	0	2	0	1	0	0	0	0	0	0	0	0	0	0	0	0	0	0	45.4	-
2100	4	0	4	0	0	0	0	0	0	0	0	0	0	1	25	1	25	0	0	72.8	-
2200	2	0	2	0	0	0	0	0	0	0	0	0	0	0	0	0	0	0	0	63.2	-
2300	0	0	0	0	0	0	0	0	0	0	0	0	0	0	0	0	0	0	0	-	-
07-19	**112**	**0**	**86**	**9**	**14**	**3**	**0**	**0**	**0**	**0**	**0**	**0**	**0**	**0**	**0**	**0**	**0**	**0**	**0**	**48**	**60.1**
06-22	**126**	**0**	**96**	**9**	**18**	**3**	**0**	**0**	**0**	**0**	**0**	**0**	**0**	**1**	**0.8**	**1**	**0.8**	**0**	**0**	**49**	**62.3**
06-00	**128**	**0**	**98**	**9**	**18**	**3**	**0**	**0**	**0**	**0**	**0**	**0**	**0**	**1**	**0.8**	**1**	**0.8**	**0**	**0**	**49.2**	**62.3**
00-00	**129**	**0**	**99**	**9**	**18**	**3**	**0**	**0**	**0**	**0**	**0**	**0**	**0**	**1**	**0.8**	**1**	**0.8**	**0**	**0**	**49.5**	**63**

DRAFT

Site 19
Location L-4063-0, att t/pole, Lat 53.63830 Long -6.76664
Direction Two way

3279 / Meath/Cavan/Monaghan ATC's
October 2013
Automatic Traffic Count

Fri, 11 October 2013

Time	Total	Classification												>PSL	>PSL%	>SL1	>SL1%	>SL2	>SL2%	Mean	Vpp
		1 MCL	2 SV	3 SVT	4 TB2	5 TB3	6 T4	7 ART3	8 ART4	9 ART5	10 ART6	11 BD	12 DRT	80	80	85 +5kph	85 +5kph	90 +10kph	90 +10kph		85
0000	1	0	1	0	0	0	0	0	0	0	0	0	0	0	0	0	0	0	0	72.9	-
0100	1	0	1	0	0	0	0	0	0	0	0	0	0	0	0	0	0	0	0	75.2	-
0200	0	0	0	0	0	0	0	0	0	0	0	0	0	0	0	0	0	0	0	-	-
0300	0	0	0	0	0	0	0	0	0	0	0	0	0	0	0	0	0	0	0	-	-
0400	0	0	0	0	0	0	0	0	0	0	0	0	0	0	0	0	0	0	0	-	-
0500	0	0	0	0	0	0	0	0	0	0	0	0	0	0	0	0	0	0	0	-	-
0600	1	0	1	0	0	0	0	0	0	0	0	0	0	1	100	0	0	0	0	81.2	-
0700	7	0	7	0	0	0	0	0	0	0	0	0	0	0	0	0	0	0	0	58.3	-
0800	**13**	**0**	**12**	**0**	**1**	**0**	**0**	**0**	**0**	**0**	**0**	**0**	**0**	**1**	**7.7**	**0**	**0**	**0**	**0**	**58.1**	**68**
0900	12	0	10	0	1	0	0	0	0	1	0	0	0	1	8.3	1	8.3	1	8.3	60.9	73.8
1000	6	0	5	0	1	0	0	0	0	0	0	0	0	0	0	0	0	0	0	48.4	-
1100	7	1	4	1	1	0	0	0	0	0	0	0	0	0	0	0	0	0	0	35.9	-
1200	9	1	3	1	4	0	0	0	0	0	0	0	0	0	0	0	0	0	0	33.9	-
1300	12	0	12	0	0	0	0	0	0	0	0	0	0	0	0	0	0	0	0	48.2	57.6
1400	5	0	5	0	0	0	0	0	0	0	0	0	0	0	0	0	0	0	0	41.3	-
1500	12	0	11	0	0	1	0	0	0	0	0	0	0	0	0	0	0	0	0	46.5	59
1600	**14**	**0**	**11**	**1**	**2**	**0**	**0**	**0**	**0**	**0**	**0**	**0**	**0**	**0**	**0**	**0**	**0**	**0**	**0**	**51.5**	**59.8**
1700	3	0	2	0	0	1	0	0	0	0	0	0	0	0	0	0	0	0	0	35.8	-
1800	12	0	11	0	1	0	0	0	0	0	0	0	0	1	8.3	1	8.3	1	8.3	60.2	73.4
1900	10	0	10	0	0	0	0	0	0	0	0	0	0	2	20	1	10	0	0	59.5	-
2000	6	0	5	0	1	0	0	0	0	0	0	0	0	1	16.7	0	0	0	0	66.6	-
2100	3	0	2	0	1	0	0	0	0	0	0	0	0	0	0	0	0	0	0	58.5	-
2200	2	0	2	0	0	0	0	0	0	0	0	0	0	0	0	0	0	0	0	42.7	-
2300	2	0	2	0	0	0	0	0	0	0	0	0	0	0	0	0	0	0	0	66.2	-
07-19	**112**	**2**	**93**	**3**	**11**	**2**	**0**	**0**	**0**	**1**	**0**	**0**	**0**	**3**	**2.7**	**2**	**1.8**	**2**	**1.8**	**50.3**	**65.2**
06-22	**132**	**2**	**111**	**3**	**13**	**2**	**0**	**0**	**0**	**1**	**0**	**0**	**0**	**7**	**5.3**	**3**	**2.3**	**2**	**1.5**	**52.2**	**67**
06-00	**136**	**2**	**115**	**3**	**13**	**2**	**0**	**0**	**0**	**1**	**0**	**0**	**0**	**7**	**5.1**	**3**	**2.2**	**2**	**1.5**	**52.2**	**67.3**
00-00	**138**	**2**	**117**	**3**	**13**	**2**	**0**	**0**	**0**	**1**	**0**	**0**	**0**	**7**	**5.1**	**3**	**2.2**	**2**	**1.4**	**52.5**	**68**

DRAFT

Site 19
Location L-4063-0, att t/pole, Lat 53.63830 Long -6.76664
Direction Two way

3279 / Meath/Cavan/Monaghan ATC's
October 2013
Automatic Traffic Count

Sat, 12 October 2013

Time	Total	Classification												>PSL	>PSL%	>SL1	>SL1%	>SL2	>SL2%	Mean	Vpp
		1 MCL	2 SV	3 SVT	4 TB2	5 TB3	6 T4	7 ART3	8 ART4	9 ART5	10 ART6	11 BD	12 DRT	80	80	85 +5kph	85 +5kph	90 +10kph	90 +10kph		85
0000	3	0	3	0	0	0	0	0	0	0	0	0	0	1	33.3	1	33.3	1	33.3	76	-
0100	0	0	0	0	0	0	0	0	0	0	0	0	0	0	0	0	0	0	0	-	-
0200	0	0	0	0	0	0	0	0	0	0	0	0	0	0	0	0	0	0	0	-	-
0300	0	0	0	0	0	0	0	0	0	0	0	0	0	0	0	0	0	0	0	-	-
0400	0	0	0	0	0	0	0	0	0	0	0	0	0	0	0	0	0	0	0	-	-
0500	0	0	0	0	0	0	0	0	0	0	0	0	0	0	0	0	0	0	0	-	-
0600	0	0	0	0	0	0	0	0	0	0	0	0	0	0	0	0	0	0	0	-	-
0700	1	0	1	0	0	0	0	0	0	0	0	0	0	0	0	0	0	0	0	41.6	-
0800	3	0	2	0	1	0	0	0	0	0	0	0	0	0	0	0	0	0	0	54.5	-
0900	**13**	**0**	**10**	**0**	**2**	**1**	**0**	**0**	**0**	**0**	**0**	**0**	**0**	**0**	**0**	**0**	**0**	**0**	**0**	**52.8**	**60.5**
1000	2	0	2	0	0	0	0	0	0	0	0	0	0	0	0	0	0	0	0	42.9	-
1100	8	0	6	0	2	0	0	0	0	0	0	0	0	0	0	0	0	0	0	57.8	-
1200	6	0	5	0	1	0	0	0	0	0	0	0	0	0	0	0	0	0	0	43.7	-
1300	13	0	10	2	1	0	0	0	0	0	0	0	0	0	0	0	0	0	0	58.2	71.3
1400	**17**	**0**	**13**	**0**	**2**	**0**	**0**	**0**	**1**	**0**	**1**	**0**	**0**	**1**	**5.9**	**1**	**5.9**	**1**	**5.9**	**59**	**68**
1500	13	1	7	0	5	0	0	0	0	0	0	0	0	0	0	0	0	0	0	40.4	58.3
1600	11	0	9	0	2	0	0	0	0	0	0	0	0	0	0	0	0	0	0	52.3	58.7
1700	2	0	1	0	1	0	0	0	0	0	0	0	0	0	0	0	0	0	0	63.8	-
1800	4	0	4	0	0	0	0	0	0	0	0	0	0	0	0	0	0	0	0	52.8	-
1900	13	0	11	0	2	0	0	0	0	0	0	0	0	3	23.1	2	15.4	1	7.7	68.4	79.9
2000	7	0	6	0	1	0	0	0	0	0	0	0	0	1	14.3	1	14.3	0	0	68.7	-
2100	2	0	2	0	0	0	0	0	0	0	0	0	0	0	0	0	0	0	0	58.5	-
2200	0	0	0	0	0	0	0	0	0	0	0	0	0	0	0	0	0	0	0	-	-
2300	1	0	1	0	0	0	0	0	0	0	0	0	0	0	0	0	0	0	0	61.4	-
07-19	**93**	**1**	**70**	**2**	**17**	**1**	**0**	**0**	**1**	**0**	**1**	**0**	**0**	**1**	**1.1**	**1**	**1.1**	**1**	**1.1**	**52.7**	**65.9**
06-22	**115**	**1**	**89**	**2**	**20**	**1**	**0**	**0**	**1**	**0**	**1**	**0**	**0**	**5**	**4.3**	**4**	**3.5**	**2**	**1.7**	**55.5**	**70.6**
06-00	**116**	**1**	**90**	**2**	**20**	**1**	**0**	**0**	**1**	**0**	**1**	**0**	**0**	**5**	**4.3**	**4**	**3.4**	**2**	**1.7**	**55.6**	**70.6**
00-00	**119**	**1**	**93**	**2**	**20**	**1**	**0**	**0**	**1**	**0**	**1**	**0**	**0**	**6**	**5**	**5**	**4.2**	**3**	**2.5**	**56.1**	**70.9**

DRAFT

Site 19
Location L-4063-0, att t/pole, Lat 53.63830 Long -6.76664
Direction Two way

3279 / Meath/Cavan/Monaghan ATC's
October 2013
Automatic Traffic Count

Sun, 13 October 2013

Time	Total	Classification												>PSL	>PSL%	>SL1	>SL1%	>SL2	>SL2%	Mean	Vpp
		1 MCL	2 SV	3 SVT	4 TB2	5 TB3	6 T4	7 ART3	8 ART4	9 ART5	10 ART6	11 BD	12 DRT	80	80	85 +5kph	85 +5kph	90 +10kph	90 +10kph		85
0000	2	0	1	0	1	0	0	0	0	0	0	0	0	0	0	0	0	0	0	55.5	-
0100	3	0	2	0	1	0	0	0	0	0	0	0	0	0	0	0	0	0	0	53.2	-
0200	0	0	0	0	0	0	0	0	0	0	0	0	0	0	0	0	0	0	0	-	-
0300	0	0	0	0	0	0	0	0	0	0	0	0	0	0	0	0	0	0	0	-	-
0400	0	0	0	0	0	0	0	0	0	0	0	0	0	0	0	0	0	0	0	-	-
0500	0	0	0	0	0	0	0	0	0	0	0	0	0	0	0	0	0	0	0	-	-
0600	0	0	0	0	0	0	0	0	0	0	0	0	0	0	0	0	0	0	0	-	-
0700	0	0	0	0	0	0	0	0	0	0	0	0	0	0	0	0	0	0	0	-	-
0800	0	0	0	0	0	0	0	0	0	0	0	0	0	0	0	0	0	0	0	-	-
0900	1	0	0	0	0	0	0	0	0	1	0	0	0	0	0	0	0	0	0	48.4	-
1000	3	0	3	0	0	0	0	0	0	0	0	0	0	0	0	0	0	0	0	47.5	-
1100	**8**	**1**	**7**	**0**	**0**	**0**	**0**	**0**	**0**	**0**	**0**	**0**	**0**	**0**	**0**	**0**	**0**	**0**	**0**	**52.6**	**-**
1200	3	0	3	0	0	0	0	0	0	0	0	0	0	1	33.3	1	33.3	0	0	70.3	-
1300	**9**	**1**	**8**	**0**	**0**	**0**	**0**	**0**	**0**	**0**	**0**	**0**	**0**	**1**	**11.1**	**1**	**11.1**	**1**	**11.1**	**55**	**-**
1400	4	0	4	0	0	0	0	0	0	0	0	0	0	0	0	0	0	0	0	66.9	-
1500	7	0	5	0	2	0	0	0	0	0	0	0	0	1	14.3	1	14.3	1	14.3	59.9	-
1600	5	1	4	0	0	0	0	0	0	0	0	0	0	0	0	0	0	0	0	53.6	-
1700	7	0	7	0	0	0	0	0	0	0	0	0	0	0	0	0	0	0	0	46.9	-
1800	4	0	3	0	1	0	0	0	0	0	0	0	0	0	0	0	0	0	0	59.1	-
1900	5	0	5	0	0	0	0	0	0	0	0	0	0	0	0	0	0	0	0	49	-
2000	1	0	1	0	0	0	0	0	0	0	0	0	0	1	100	0	0	0	0	80.3	-
2100	1	0	1	0	0	0	0	0	0	0	0	0	0	0	0	0	0	0	0	67.1	-
2200	1	0	1	0	0	0	0	0	0	0	0	0	0	0	0	0	0	0	0	70.5	-
2300	1	0	1	0	0	0	0	0	0	0	0	0	0	0	0	0	0	0	0	32.4	-
07-19	**51**	**3**	**44**	**0**	**3**	**0**	**0**	**0**	**0**	**1**	**0**	**0**	**0**	**3**	**5.9**	**3**	**5.9**	**2**	**3.9**	**55.6**	**73.8**
06-22	**58**	**3**	**51**	**0**	**3**	**0**	**0**	**0**	**0**	**1**	**0**	**0**	**0**	**4**	**6.9**	**3**	**5.2**	**2**	**3.4**	**55.7**	**73.8**
06-00	**60**	**3**	**53**	**0**	**3**	**0**	**0**	**0**	**0**	**1**	**0**	**0**	**0**	**4**	**6.7**	**3**	**5**	**2**	**3.3**	**55.5**	**73.8**
00-00	**65**	**3**	**56**	**0**	**5**	**0**	**0**	**0**	**0**	**1**	**0**	**0**	**0**	**4**	**6.2**	**3**	**4.6**	**2**	**3.1**	**55.4**	**73.8**

DRAFT

Site 19
Location L-4063-0, att t/pole, Lat 53.63830 Long -6.76664
Direction Two way

3279 / Meath/Cavan/Monaghan ATC's
October 2013
Automatic Traffic Count

Virtual Day (7)

Time	Total	Classification												>PSL	>PSL%	>SL1	>SL1%	>SL2	>SL2%	Mean	Vpp
		1 MCL	2 SV	3 SVT	4 TB2	5 TB3	6 T4	7 ART3	8 ART4	9 ART5	10 ART6	11 BD	12 DRT	80	80	85 +5kph	85 +5kph	90 +10kph	90 +10kph		85
0000	1	0	1	0	0	0	0	0	0	0	0	0	0	0	14.3	0	14.3	0	14.3	68.4	-
0100	1	0	0	0	0	0	0	0	0	0	0	0	0	0	0	0	0	0	0	58.7	-
0200	0	0	0	0	0	0	0	0	0	0	0	0	0	0	0	0	0	0	0	21.1	-
0300	0	0	0	0	0	0	0	0	0	0	0	0	0	0	0	0	0	0	0	-	-
0400	0	0	0	0	0	0	0	0	0	0	0	0	0	0	0	0	0	0	0	-	-
0500	0	0	0	0	0	0	0	0	0	0	0	0	0	0	0	0	0	0	0	74.5	-
0600	0	0	0	0	0	0	0	0	0	0	0	0	0	0	50	0	0	0	0	48.6	-
0700	4	0	4	0	0	0	0	0	0	0	0	0	0	0	0	0	0	0	0	56.3	-
0800	**8**	**0**	**7**	**0**	**1**	**0**	**0**	**0**	**0**	**0**	**0**	**0**	**0**	**0**	**1.7**	**0**	**0**	**0**	**0**	**53.6**	**-**
0900	**8**	**0**	**6**	**0**	**1**	**0**	**0**	**0**	**0**	**0**	**0**	**0**	**0**	**0**	**1.9**	**0**	**1.9**	**0**	**1.9**	**53.7**	**-**
1000	7	0	4	0	2	0	0	0	0	0	0	0	0	0	0	0	0	0	0	43.7	-
1100	7	0	5	0	2	0	0	0	0	0	0	0	0	0	0	0	0	0	0	45.7	-
1200	7	0	4	1	2	0	0	0	0	0	0	0	0	0	2	0	2	0	0	41.4	-
1300	**13**	**0**	**10**	**0**	**2**	**0**	**0**	**0**	**0**	**0**	**0**	**0**	**0**	**0**	**1.1**	**0**	**1.1**	**0**	**1.1**	**50.7**	**65.2**
1400	10	0	8	0	1	0	0	0	0	0	0	0	0	0	1.4	0	1.4	0	1.4	49	-
1500	12	0	10	0	2	0	0	0	0	0	0	0	0	0	1.1	0	1.1	0	1.1	46.4	60.8
1600	9	0	8	0	1	0	0	0	0	0	0	0	0	0	1.6	0	1.6	0	0	50.8	-
1700	8	0	6	0	1	0	0	0	0	0	0	0	0	0	1.9	0	0	0	0	47.1	-
1800	9	0	8	0	1	0	0	0	0	0	0	0	0	0	4.7	0	3.1	0	3.1	54.6	-
1900	9	0	8	0	1	0	0	0	0	0	0	0	0	1	11.3	1	6.5	0	1.6	59.5	-
2000	5	0	4	0	1	0	0	0	0	0	0	0	0	1	10.5	0	2.6	0	0	60.5	-
2100	2	0	2	0	0	0	0	0	0	0	0	0	0	0	17.6	0	11.8	0	5.9	66.4	-
2200	1	0	1	0	0	0	0	0	0	0	0	0	0	0	0	0	0	0	0	59	-
2300	1	0	1	0	0	0	0	0	0	0	0	0	0	0	0	0	0	0	0	62.1	-
07-19	**103**	**1**	**79**	**2**	**17**	**1**	**0**	**0**	**0**	**1**	**0**	**0**	**0**	**2**	**1.5**	**1**	**1.1**	**1**	**0.8**	**49.3**	**64.1**
06-22	**120**	**1**	**94**	**2**	**19**	**1**	**1**	**0**	**0**	**1**	**0**	**0**	**0**	**4**	**3.1**	**2**	**1.8**	**1**	**1**	**50.9**	**66.6**
06-00	**122**	**1**	**96**	**2**	**19**	**1**	**1**	**0**	**0**	**1**	**0**	**0**	**0**	**4**	**3.1**	**2**	**1.8**	**1**	**0.9**	**51.1**	**67**
00-00	**124**	**1**	**98**	**2**	**20**	**1**	**1**	**0**	**0**	**1**	**0**	**0**	**0**	**4**	**3.1**	**2**	**1.8**	**1**	**1**	**51.3**	**67**

DRAFT

Site 19
Location L-4063-0, att t/pole, Lat 53.63830 Long -6.76664
Direction Two way

3279 / Meath/Cavan/Monaghan ATC's
October 2013
Automatic Traffic Count

Virtual Week (1)

Time	Total	Classification												>PSL	>PSL%	>SL1	>SL1%	>SL2	>SL2%	Mean	Vpp
		1 MCL	2 SV	3 SVT	4 TB2	5 TB3	6 T4	7 ART3	8 ART4	9 ART5	10 ART6	11 BD	12 DRT	80	80	85 +5kph	85 +5kph	90 +10kph	90 +10kph		85
Mon	145	1	111	1	29	0	0	0	0	3	0	0	0	2	1.4	0	0	0	0	50.8	67
Tue	135	1	116	1	14	1	2	0	0	0	0	0	0	4	3	2	1.5	2	1.5	50.9	65.5
Wed	135	2	92	0	38	0	2	0	0	1	0	0	0	3	2.2	2	1.5	0	0	46.4	63
Thu	129	0	99	9	18	3	0	0	0	0	0	0	0	1	0.8	1	0.8	0	0	49.5	63
Fri	138	2	117	3	13	2	0	0	0	1	0	0	0	7	5.1	3	2.2	2	1.4	52.5	68
| Sat	119	1	93	2	20	1	0	0	1	0	1	0	0	6	5	5	4.2	3	2.5	56.1	70.9
| Sun	65	3	56	0	5	0	0	0	0	1	0	0	0	4	6.2	3	4.6	2	3.1	55.4	73.8
5 Day Ave.	**136**	**1**	**107**	**3**	**22**	**1**	**1**	**0**	**0**	**1**	**0**	**0**	**0**	**3**	**2.2**	**2**	**1.5**	**1**	**0.7**	**50.0**	**65.3**
7 Day Ave.	**124**	**1**	**98**	**2**	**20**	**1**	**1**	**0**	**0**	**1**	**0**	**0**	**0**	**4**	**3.1**	**2**	**1.8**	**1**	**1.0**	**51.3**	**67.0**
--	**866**	**10**	**684**	**16**	**137**	**7**	**4**	**0**	**1**	**6**	**1**	**0**	**0**	**27**	**3.1**	**16**	**1.8**	**9**	**1.0**	**51.3**	**67.0**

Summary Graphs

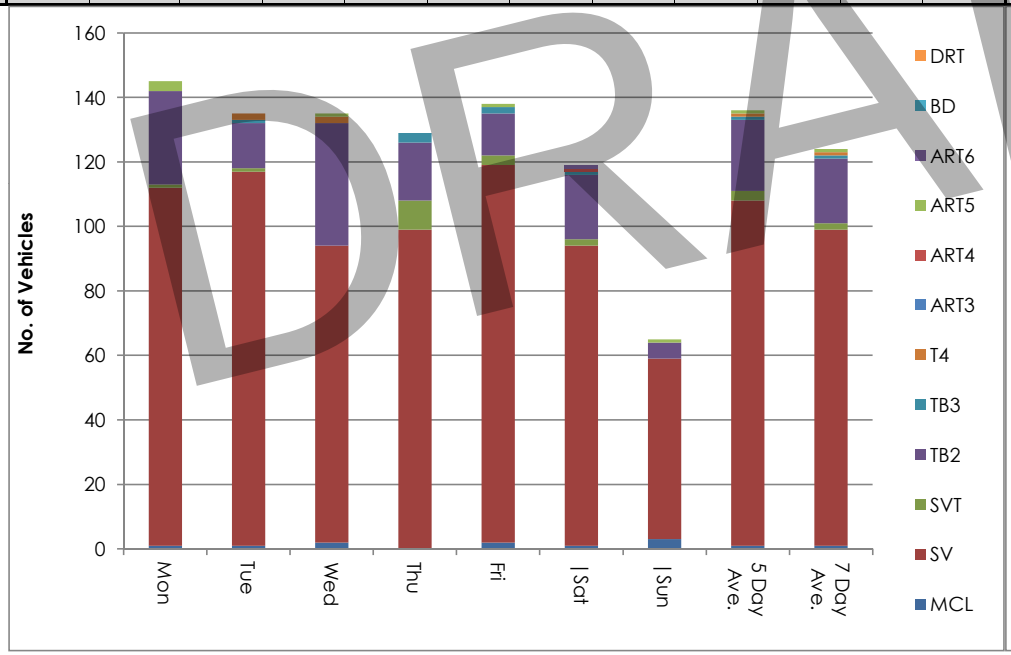

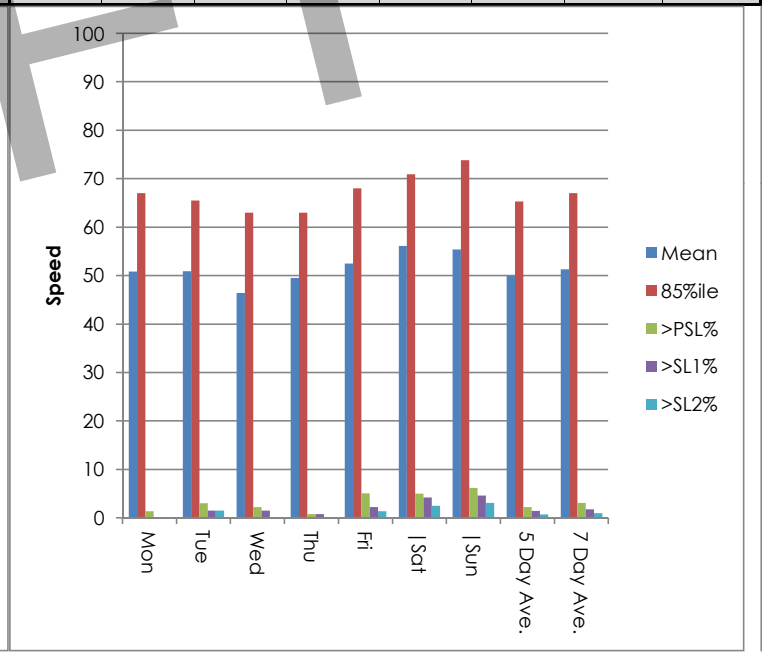

DRAFT

Site 19
Location L-4063-0, att t/pole, Lat 53.63830 Long -6.76664
Direction Two way

3279 / Meath/Cavan/Monaghan ATC's
October 2013
Automatic Traffic Count

Mon, 7 October 2013

Time	Total	Speed Bins (km/h)																											
		0 - 5	5 - 10	10 - 15	15 - 20	20 - 25	25 - 30	30 - 35	35 - 40	40 - 45	45 - 50	50 - 55	55 - 60	60 - 65	65 - 70	70 - 75	75 - 80	80 - 85	85 - 90	90 - 95	95 - 100	100 - 105	105 - 110	110 - 115	115 - 120	120 - 125	125 - 130	130 - 135	135 - 140
0000	1	0	0	0	0	0	0	0	0	0	0	0	0	0	1	0	0	0	0	0	0	0	0	0	0	0	0	0	0
0100	0	0	0	0	0	0	0	0	0	0	0	0	0	0	0	0	0	0	0	0	0	0	0	0	0	0	0	0	0
0200	0	0	0	0	0	0	0	0	0	0	0	0	0	0	0	0	0	0	0	0	0	0	0	0	0	0	0	0	0
0300	0	0	0	0	0	0	0	0	0	0	0	0	0	0	0	0	0	0	0	0	0	0	0	0	0	0	0	0	0
0400	0	0	0	0	0	0	0	0	0	0	0	0	0	0	0	0	0	0	0	0	0	0	0	0	0	0	0	0	0
0500	1	0	0	0	0	0	0	0	0	0	0	0	0	0	0	1	0	0	0	0	0	0	0	0	0	0	0	0	0
0600	0	0	0	0	0	0	0	0	0	0	0	0	0	0	0	0	0	0	0	0	0	0	0	0	0	0	0	0	0
0700	4	0	0	0	0	0	0	0	0	0	0	1	2	0	0	1	0	0	0	0	0	0	0	0	0	0	0	0	0
0800	**10**	**0**	**0**	**0**	**0**	**0**	**0**	**0**	**1**	**1**	**1**	**1**	**2**	**0**	**1**	**3**	**0**	**0**	**0**	**0**	**0**	**0**	**0**	**0**	**0**	**0**	**0**	**0**	**0**
0900	**10**	**0**	**1**	**0**	**0**	**0**	**0**	**0**	**0**	**1**	**1**	**2**	**1**	**2**	**1**	**1**	**0**	**0**	**0**	**0**	**0**	**0**	**0**	**0**	**0**	**0**	**0**	**0**	**0**
1000	8	0	0	0	0	0	0	1	0	2	2	1	0	1	1	0	0	0	0	0	0	0	0	0	0	0	0	0	0
1100	6	0	0	0	0	0	0	1	0	0	2	2	0	0	1	0	0	0	0	0	0	0	0	0	0	0	0	0	0
1200	7	0	0	0	0	1	0	0	0	2	1	1	2	0	0	0	0	0	0	0	0	0	0	0	0	0	0	0	0
1300	13	0	0	0	0	0	1	0	2	2	1	2	3	0	1	1	0	0	0	0	0	0	0	0	0	0	0	0	0
1400	13	0	0	2	0	0	0	2	2	1	3	1	1	1	0	0	0	0	0	0	0	0	0	0	0	0	0	0	0
1500	11	1	0	0	0	2	1	1	0	1	2	0	2	0	1	0	0	0	0	0	0	0	0	0	0	0	0	0	0
1600	10	0	0	1	0	0	1	2	0	0	0	3	1	1	1	0	0	0	0	0	0	0	0	0	0	0	0	0	0
1700	8	0	0	0	0	2	1	0	0	0	2	2	1	0	0	0	0	0	0	0	0	0	0	0	0	0	0	0	0
1800	14	0	0	0	0	0	1	0	0	1	3	2	4	1	0	1	1	0	0	0	0	0	0	0	0	0	0	0	0
1900	**15**	**0**	**0**	**0**	**0**	**1**	**0**	**1**	**1**	**0**	**1**	**2**	**1**	**2**	**5**	**0**	**0**	**1**	**0**	**0**	**0**	**0**	**0**	**0**	**0**	**0**	**0**	**0**	**0**
2000	9	0	0	0	0	0	0	1	0	0	0	2	1	2	0	1	1	1	0	0	0	0	0	0	0	0	0	0	0
2100	2	0	0	0	0	0	0	0	0	0	1	0	0	0	1	0	0	0	0	0	0	0	0	0	0	0	0	0	0
2200	1	0	0	0	0	0	0	0	0	0	0	0	0	0	0	1	0	0	0	0	0	0	0	0	0	0	0	0	0
2300	2	0	0	0	0	0	0	0	0	0	0	0	0	0	1	1	0	0	0	0	0	0	0	0	0	0	0	0	0
07-19	**114**	**1**	**1**	**3**	**0**	**5**	**5**	**7**	**5**	**11**	**18**	**18**	**19**	**6**	**7**	**7**	**1**	**0**	**0**	**0**	**0**	**0**	**0**	**0**	**0**	**0**	**0**	**0**	**0**
06-22	**140**	**1**	**1**	**3**	**0**	**6**	**5**	**9**	**6**	**11**	**20**	**22**	**21**	**10**	**13**	**8**	**2**	**2**	**0**	**0**	**0**	**0**	**0**	**0**	**0**	**0**	**0**	**0**	**0**
06-00	**143**	**1**	**1**	**3**	**0**	**6**	**5**	**9**	**6**	**11**	**20**	**22**	**21**	**10**	**14**	**10**	**2**	**2**	**0**	**0**	**0**	**0**	**0**	**0**	**0**	**0**	**0**	**0**	**0**
00-00	**145**	**1**	**1**	**3**	**0**	**6**	**5**	**9**	**6**	**11**	**20**	**22**	**21**	**10**	**15**	**10**	**3**	**2**	**0**	**0**	**0**	**0**	**0**	**0**	**0**	**0**	**0**	**0**	**0**

DRAFT

Site 19
Location L-4063-0, att t/pole, Lat 53.63830 Long -6.76664
Direction Two way

3279 / Meath/Cavan/Monaghan ATC's
October 2013
Automatic Traffic Count

Tue, 8 October 2013

Time	Total	Speed Bins (km/h)																											
		0 - 5	5 - 10	10 - 15	15 - 20	20 - 25	25 - 30	30 - 35	35 - 40	40 - 45	45 - 50	50 - 55	55 - 60	60 - 65	65 - 70	70 - 75	75 - 80	80 - 85	85 - 90	90 - 95	95 - 100	100 - 105	105 - 110	110 - 115	115 - 120	120 - 125	125 - 130	130 - 135	135 - 140
0000	0	0	0	0	0	0	0	0	0	0	0	0	0	0	0	0	0	0	0	0	0	0	0	0	0	0	0	0	0
0100	0	0	0	0	0	0	0	0	0	0	0	0	0	0	0	0	0	0	0	0	0	0	0	0	0	0	0	0	0
0200	0	0	0	0	0	0	0	0	0	0	0	0	0	0	0	0	0	0	0	0	0	0	0	0	0	0	0	0	0
0300	0	0	0	0	0	0	0	0	0	0	0	0	0	0	0	0	0	0	0	0	0	0	0	0	0	0	0	0	0
0400	0	0	0	0	0	0	0	0	0	0	0	0	0	0	0	0	0	0	0	0	0	0	0	0	0	0	0	0	0
0500	0	0	0	0	0	0	0	0	0	0	0	0	0	0	0	0	0	0	0	0	0	0	0	0	0	0	0	0	0
0600	1	0	0	0	1	0	0	0	0	0	0	0	0	0	0	0	0	0	0	0	0	0	0	0	0	0	0	0	0
0700	6	0	0	0	0	1	0	0	0	1	0	2	1	1	0	0	0	0	0	0	0	0	0	0	0	0	0	0	0
0800	**10**	**0**	**0**	**0**	**0**	**0**	**1**	**1**	**2**	**1**	**0**	**2**	**1**	**1**	**1**	**0**	**0**	**0**	**0**	**0**	**0**	**0**	**0**	**0**	**0**	**0**	**0**	**0**	**0**
0900	5	0	0	0	0	0	0	0	0	0	0	1	1	1	1	1	0	0	0	0	0	0	0	0	0	0	0	0	0
1000	**10**	**0**	**0**	**1**	**0**	**1**	**1**	**0**	**2**	**0**	**1**	**1**	**2**	**1**	**0**	**0**	**0**	**0**	**0**	**0**	**0**	**0**	**0**	**0**	**0**	**0**	**0**	**0**	**0**
1100	7	0	0	0	0	0	1	0	0	1	2	1	2	0	0	0	0	0	0	0	0	0	0	0	0	0	0	0	0
1200	4	0	0	0	0	0	0	0	1	1	0	2	0	0	0	0	0	0	0	0	0	0	0	0	0	0	0	0	0
1300	12	0	0	0	0	0	1	0	1	0	2	3	1	2	2	0	0	0	0	0	0	0	0	0	0	0	0	0	0
1400	12	0	0	0	0	1	0	1	1	2	2	2	1	1	0	0	1	0	0	0	0	0	0	0	0	0	0	0	0
1500	13	0	0	0	0	1	0	0	1	1	2	1	1	3	1	2	0	0	0	0	0	0	0	0	0	0	0	0	0
1600	8	0	0	0	0	0	0	0	1	0	1	3	1	2	0	0	0	0	0	0	0	0	0	0	0	0	0	0	0
1700	14	0	0	0	0	1	2	0	1	1	2	0	1	1	4	0	0	1	0	0	0	0	0	0	0	0	0	0	0
1800	**15**	**0**	**1**	**1**	**0**	**1**	**0**	**0**	**2**	**1**	**1**	**3**	**0**	**0**	**0**	**2**	**1**	**1**	**0**	**1**	**0**	**0**	**0**	**0**	**0**	**0**	**0**	**0**	**0**
1900	7	0	0	0	0	0	1	0	0	0	1	1	2	0	1	0	1	0	0	0	0	0	0	0	0	0	0	0	0
2000	8	0	0	0	0	0	0	0	2	0	0	3	0	1	2	0	0	0	0	0	0	0	0	0	0	0	0	0	0
2100	2	0	0	0	0	0	0	0	0	0	0	1	0	0	0	0	0	0	0	0	0	0	1	0	0	0	0	0	0
2200	0	0	0	0	0	0	0	0	0	0	0	0	0	0	0	0	0	0	0	0	0	0	0	0	0	0	0	0	0
2300	1	0	0	0	0	0	0	0	0	0	0	0	0	0	1	0	0	0	0	0	0	0	0	0	0	0	0	0	0
07-19	**116**	**0**	**1**	**2**	**0**	**6**	**6**	**2**	**12**	**9**	**13**	**21**	**12**	**13**	**9**	**5**	**2**	**2**	**0**	**1**	**0**	**0**	**0**	**0**	**0**	**0**	**0**	**0**	**0**
06-22	**134**	**0**	**1**	**2**	**1**	**6**	**7**	**2**	**14**	**9**	**14**	**26**	**14**	**14**	**12**	**5**	**3**	**2**	**0**	**1**	**0**	**0**	**1**	**0**	**0**	**0**	**0**	**0**	**0**
06-00	**135**	**0**	**1**	**2**	**1**	**6**	**7**	**2**	**14**	**9**	**14**	**26**	**14**	**14**	**13**	**5**	**3**	**2**	**0**	**1**	**0**	**0**	**1**	**0**	**0**	**0**	**0**	**0**	**0**
00-00	**135**	**0**	**1**	**2**	**1**	**6**	**7**	**2**	**14**	**9**	**14**	**26**	**14**	**14**	**13**	**5**	**3**	**2**	**0**	**1**	**0**	**0**	**1**	**0**	**0**	**0**	**0**	**0**	**0**

DRAFT

Site 19
Location L-4063-0, att t/pole, Lat 53.63830 Long -6.76664
Direction Two way

3279 / Meath/Cavan/Monaghan ATC's
October 2013
Automatic Traffic Count

Wed, 9 October 2013

Time	Total	Speed Bins (km/h)																											
		0 - 5	5 - 10	10 - 15	15 - 20	20 - 25	25 - 30	30 - 35	35 - 40	40 - 45	45 - 50	50 - 55	55 - 60	60 - 65	65 - 70	70 - 75	75 - 80	80 - 85	85 - 90	90 - 95	95 - 100	100 - 105	105 - 110	110 - 115	115 - 120	120 - 125	125 - 130	130 - 135	135 - 140
0000	0	0	0	0	0	0	0	0	0	0	0	0	0	0	0	0	0	0	0	0	0	0	0	0	0	0	0	0	0
0100	0	0	0	0	0	0	0	0	0	0	0	0	0	0	0	0	0	0	0	0	0	0	0	0	0	0	0	0	0
0200	1	0	0	0	0	1	0	0	0	0	0	0	0	0	0	0	0	0	0	0	0	0	0	0	0	0	0	0	0
0300	0	0	0	0	0	0	0	0	0	0	0	0	0	0	0	0	0	0	0	0	0	0	0	0	0	0	0	0	0
0400	0	0	0	0	0	0	0	0	0	0	0	0	0	0	0	0	0	0	0	0	0	0	0	0	0	0	0	0	0
0500	1	0	0	0	0	0	0	0	0	0	0	0	0	0	1	0	0	0	0	0	0	0	0	0	0	0	0	0	0
0600	0	0	0	0	0	0	0	0	0	0	0	0	0	0	0	0	0	0	0	0	0	0	0	0	0	0	0	0	0
0700	5	0	0	0	0	0	0	0	0	0	2	1	0	2	0	0	0	0	0	0	0	0	0	0	0	0	0	0	0
0800	**14**	**0**	**0**	**0**	**0**	**1**	**0**	**1**	**1**	**1**	**2**	**2**	**2**	**2**	**0**	**2**	**0**	**0**	**0**	**0**	**0**	**0**	**0**	**0**	**0**	**0**	**0**	**0**	**0**
0900	8	0	0	0	0	0	2	0	0	1	2	0	2	0	1	0	0	0	0	0	0	0	0	0	0	0	0	0	0
1000	10	0	1	1	0	1	1	1	1	2	1	0	0	1	0	0	0	0	0	0	0	0	0	0	0	0	0	0	0
1100	10	0	0	0	2	2	1	1	1	1	2	0	0	0	0	0	0	0	0	0	0	0	0	0	0	0	0	0	0
1200	11	0	0	0	0	0	1	5	1	1	1	1	1	0	0	0	0	0	0	0	0	0	0	0	0	0	0	0	0
1300	**16**	**0**	**0**	**0**	**1**	**1**	**0**	**2**	**2**	**1**	**2**	**1**	**5**	**0**	**0**	**1**	**0**	**0**	**0**	**0**	**0**	**0**	**0**	**0**	**0**	**0**	**0**	**0**	**0**
1400	8	0	0	0	1	0	1	0	1	3	0	0	0	2	0	0	0	0	0	0	0	0	0	0	0	0	0	0	0
1500	13	0	0	1	0	1	0	0	2	2	5	0	1	1	0	0	0	0	0	0	0	0	0	0	0	0	0	0	0
1600	11	0	0	1	0	0	0	0	1	1	2	1	1	2	0	0	1	0	1	0	0	0	0	0	0	0	0	0	0
1700	10	0	0	0	0	2	0	0	1	1	0	3	2	1	0	0	0	0	0	0	0	0	0	0	0	0	0	0	0
1800	5	0	0	0	0	0	0	0	0	1	0	2	1	0	1	0	0	0	0	0	0	0	0	0	0	0	0	0	0
1900	5	0	0	0	0	0	0	0	0	0	0	0	0	1	2	1	0	0	1	0	0	0	0	0	0	0	0	0	0
2000	4	0	0	0	0	0	0	0	0	0	2	1	0	0	0	1	0	0	0	0	0	0	0	0	0	0	0	0	0
2100	3	0	0	0	0	0	0	0	0	0	0	1	0	0	0	1	0	1	0	0	0	0	0	0	0	0	0	0	0
2200	0	0	0	0	0	0	0	0	0	0	0	0	0	0	0	0	0	0	0	0	0	0	0	0	0	0	0	0	0
2300	0	0	0	0	0	0	0	0	0	0	0	0	0	0	0	0	0	0	0	0	0	0	0	0	0	0	0	0	0
07-19	**121**	**0**	**1**	**3**	**4**	**8**	**6**	**10**	**11**	**15**	**19**	**11**	**15**	**11**	**2**	**3**	**1**	**0**	**1**	**0**	**0**	**0**	**0**	**0**	**0**	**0**	**0**	**0**	**0**
06-22	**133**	**0**	**1**	**3**	**4**	**8**	**6**	**10**	**11**	**15**	**21**	**13**	**15**	**12**	**4**	**6**	**1**	**1**	**2**	**0**	**0**	**0**	**0**	**0**	**0**	**0**	**0**	**0**	**0**
06-00	**133**	**0**	**1**	**3**	**4**	**8**	**6**	**10**	**11**	**15**	**21**	**13**	**15**	**12**	**4**	**6**	**1**	**1**	**2**	**0**	**0**	**0**	**0**	**0**	**0**	**0**	**0**	**0**	**0**
00-00	**135**	**0**	**1**	**3**	**4**	**9**	**6**	**10**	**11**	**15**	**21**	**13**	**15**	**12**	**5**	**6**	**1**	**1**	**2**	**0**	**0**	**0**	**0**	**0**	**0**	**0**	**0**	**0**	**0**

DRAFT

Site 19
Location L-4063-0, att t/pole, Lat 53.63830 Long -6.76664
Direction Two way

3279 / Meath/Cavan/Monaghan ATC's
October 2013
Automatic Traffic Count

Thu, 10 October 2013

Time	Total	Speed Bins (km/h)																											
		0 - 5	5 - 10	10 - 15	15 - 20	20 - 25	25 - 30	30 - 35	35 - 40	40 - 45	45 - 50	50 - 55	55 - 60	60 - 65	65 - 70	70 - 75	75 - 80	80 - 85	85 - 90	90 - 95	95 - 100	100 - 105	105 - 110	110 - 115	115 - 120	120 - 125	125 - 130	130 - 135	135 - 140
0000	0	0	0	0	0	0	0	0	0	0	0	0	0	0	0	0	0	0	0	0	0	0	0	0	0	0	0	0	0
0100	0	0	0	0	0	0	0	0	0	0	0	0	0	0	0	0	0	0	0	0	0	0	0	0	0	0	0	0	0
0200	0	0	0	0	0	0	0	0	0	0	0	0	0	0	0	0	0	0	0	0	0	0	0	0	0	0	0	0	0
0300	0	0	0	0	0	0	0	0	0	0	0	0	0	0	0	0	0	0	0	0	0	0	0	0	0	0	0	0	0
0400	0	0	0	0	0	0	0	0	0	0	0	0	0	0	0	0	0	0	0	0	0	0	0	0	0	0	0	0	0
0500	1	0	0	0	0	0	0	0	0	0	0	0	0	0	0	0	1	0	0	0	0	0	0	0	0	0	0	0	0
0600	0	0	0	0	0	0	0	0	0	0	0	0	0	0	0	0	0	0	0	0	0	0	0	0	0	0	0	0	0
0700	6	0	0	0	0	0	0	0	0	1	0	0	1	2	1	1	0	0	0	0	0	0	0	0	0	0	0	0	0
0800	8	0	0	0	0	1	0	0	1	0	2	0	1	1	1	1	0	0	0	0	0	0	0	0	0	0	0	0	0
0900	5	0	0	0	0	1	0	0	1	0	1	2	0	0	0	0	0	0	0	0	0	0	0	0	0	0	0	0	0
1000	**9**	**0**	**0**	**0**	**0**	**1**	**0**	**0**	**0**	**2**	**1**	**2**	**2**	**1**	**0**	**0**	**0**	**0**	**0**	**0**	**0**	**0**	**0**	**0**	**0**	**0**	**0**	**0**	**0**
1100	6	0	0	0	0	0	0	2	0	0	0	1	1	2	0	0	0	0	0	0	0	0	0	0	0	0	0	0	0
1200	10	0	0	0	0	2	2	2	1	0	2	0	1	0	0	0	0	0	0	0	0	0	0	0	0	0	0	0	0
1300	15	0	0	0	0	1	0	2	0	2	0	6	3	0	1	0	0	0	0	0	0	0	0	0	0	0	0	0	0
1400	11	0	0	0	0	0	1	1	2	1	1	1	3	0	0	1	0	0	0	0	0	0	0	0	0	0	0	0	0
1500	**18**	**0**	**0**	**0**	**0**	**0**	**0**	**1**	**4**	**3**	**3**	**3**	**2**	**2**	**0**	**0**	**0**	**0**	**0**	**0**	**0**	**0**	**0**	**0**	**0**	**0**	**0**	**0**	**0**
1600	5	0	0	0	0	0	0	0	0	2	3	0	0	0	0	0	0	0	0	0	0	0	0	0	0	0	0	0	0
1700	9	0	0	0	0	0	0	2	0	3	1	1	1	1	0	0	0	0	0	0	0	0	0	0	0	0	0	0	0
1800	10	0	0	0	0	0	0	0	1	1	0	2	3	2	1	0	0	0	0	0	0	0	0	0	0	0	0	0	0
1900	7	0	0	0	0	0	0	1	1	0	0	3	0	0	1	0	1	0	0	0	0	0	0	0	0	0	0	0	0
2000	3	0	0	0	1	0	0	0	0	1	0	0	0	0	0	0	1	0	0	0	0	0	0	0	0	0	0	0	0
2100	4	0	0	0	0	0	0	0	0	0	0	0	0	1	1	1	0	0	1	0	0	0	0	0	0	0	0	0	0
2200	2	0	0	0	0	0	0	0	0	0	0	0	0	1	1	0	0	0	0	0	0	0	0	0	0	0	0	0	0
2300	0	0	0	0	0	0	0	0	0	0	0	0	0	0	0	0	0	0	0	0	0	0	0	0	0	0	0	0	0
07-19	**112**	**0**	**0**	**0**	**0**	**6**	**3**	**10**	**10**	**15**	**14**	**18**	**18**	**11**	**4**	**3**	**0**	**0**	**0**	**0**	**0**	**0**	**0**	**0**	**0**	**0**	**0**	**0**	**0**
06-22	**126**	**0**	**0**	**0**	**1**	**6**	**3**	**11**	**11**	**16**	**14**	**21**	**18**	**12**	**6**	**4**	**2**	**0**	**1**	**0**	**0**	**0**	**0**	**0**	**0**	**0**	**0**	**0**	**0**
06-00	**128**	**0**	**0**	**0**	**1**	**6**	**3**	**11**	**11**	**16**	**14**	**21**	**18**	**13**	**7**	**4**	**2**	**0**	**1**	**0**	**0**	**0**	**0**	**0**	**0**	**0**	**0**	**0**	**0**
00-00	**129**	**0**	**0**	**0**	**1**	**6**	**3**	**11**	**11**	**16**	**14**	**21**	**18**	**13**	**7**	**4**	**3**	**0**	**1**	**0**	**0**	**0**	**0**	**0**	**0**	**0**	**0**	**0**	**0**

DRAFT

Site 19
Location L-4063-0, att t/pole, Lat 53.63830 Long -6.76664
Direction Two way

3279 / Meath/Cavan/Monaghan ATC's
October 2013
Automatic Traffic Count

Fri, 11 October 2013

Time	Total	Speed Bins (km/h)																											
		0 - 5	5 - 10	10 - 15	15 - 20	20 - 25	25 - 30	30 - 35	35 - 40	40 - 45	45 - 50	50 - 55	55 - 60	60 - 65	65 - 70	70 - 75	75 - 80	80 - 85	85 - 90	90 - 95	95 - 100	100 - 105	105 - 110	110 - 115	115 - 120	120 - 125	125 - 130	130 - 135	135 - 140
0000	1	0	0	0	0	0	0	0	0	0	0	0	0	0	0	1	0	0	0	0	0	0	0	0	0	0	0	0	0
0100	1	0	0	0	0	0	0	0	0	0	0	0	0	0	0	0	1	0	0	0	0	0	0	0	0	0	0	0	0
0200	0	0	0	0	0	0	0	0	0	0	0	0	0	0	0	0	0	0	0	0	0	0	0	0	0	0	0	0	0
0300	0	0	0	0	0	0	0	0	0	0	0	0	0	0	0	0	0	0	0	0	0	0	0	0	0	0	0	0	0
0400	0	0	0	0	0	0	0	0	0	0	0	0	0	0	0	0	0	0	0	0	0	0	0	0	0	0	0	0	0
0500	0	0	0	0	0	0	0	0	0	0	0	0	0	0	0	0	0	0	0	0	0	0	0	0	0	0	0	0	0
0600	1	0	0	0	0	0	0	0	0	0	0	0	0	0	0	0	1	0	0	0	0	0	0	0	0	0	0	0	0
0700	7	0	0	0	0	0	0	0	0	0	1	3	0	1	1	1	0	0	0	0	0	0	0	0	0	0	0	0	0
0800	**13**	**0**	**0**	**0**	**0**	**0**	**1**	**0**	**0**	**1**	**1**	**2**	**1**	**3**	**2**	**1**	**0**	**1**	**0**	**0**	**0**	**0**	**0**	**0**	**0**	**0**	**0**	**0**	**0**
0900	12	0	0	0	0	0	0	0	0	3	0	1	1	2	2	1	1	0	0	1	0	0	0	0	0	0	0	0	0
1000	6	0	0	0	0	0	0	0	2	0	0	2	2	0	0	0	0	0	0	0	0	0	0	0	0	0	0	0	0
1100	7	0	0	0	1	2	0	0	1	1	0	2	0	0	0	0	0	0	0	0	0	0	0	0	0	0	0	0	0
1200	9	0	0	0	2	2	0	2	0	1	1	0	0	1	0	0	0	0	0	0	0	0	0	0	0	0	0	0	0
1300	12	0	0	0	0	0	0	1	3	0	3	1	3	0	0	1	0	0	0	0	0	0	0	0	0	0	0	0	0
1400	5	0	0	0	0	0	1	0	1	1	1	1	0	0	0	0	0	0	0	0	0	0	0	0	0	0	0	0	0
1500	12	0	0	1	0	1	0	1	0	0	3	3	1	1	1	0	0	0	0	0	0	0	0	0	0	0	0	0	0
1600	**14**	**0**	**0**	**0**	**0**	**0**	**0**	**0**	**1**	**2**	**3**	**4**	**2**	**2**	**0**	**0**	**0**	**0**	**0**	**0**	**0**	**0**	**0**	**0**	**0**	**0**	**0**	**0**	**0**
1700	3	0	0	0	1	0	0	0	0	1	1	0	0	0	0	0	0	0	0	0	0	0	0	0	0	0	0	0	0
1800	12	0	0	0	0	0	1	1	0	0	0	1	3	1	2	1	1	0	0	1	0	0	0	0	0	0	0	0	0
1900	10	0	0	0	0	1	0	1	1	0	0	1	1	1	0	0	2	1	1	0	0	0	0	0	0	0	0	0	0
2000	6	0	0	0	0	0	0	0	0	0	1	0	1	1	1	1	0	1	0	0	0	0	0	0	0	0	0	0	0
2100	3	0	0	0	0	0	0	0	0	0	1	0	0	2	0	0	0	0	0	0	0	0	0	0	0	0	0	0	0
2200	2	0	0	0	0	0	0	1	0	0	0	1	0	0	0	0	0	0	0	0	0	0	0	0	0	0	0	0	0
2300	2	0	0	0	0	0	0	0	0	0	0	0	0	1	0	1	0	0	0	0	0	0	0	0	0	0	0	0	0
07-19	**112**	**0**	**0**	**1**	**4**	**5**	**3**	**5**	**8**	**10**	**14**	**20**	**13**	**11**	**8**	**5**	**2**	**1**	**0**	**2**	**0**	**0**	**0**	**0**	**0**	**0**	**0**	**0**	**0**
06-22	**132**	**0**	**0**	**1**	**4**	**6**	**3**	**6**	**9**	**10**	**16**	**21**	**15**	**15**	**9**	**6**	**4**	**4**	**1**	**2**	**0**	**0**	**0**	**0**	**0**	**0**	**0**	**0**	**0**
06-00	**136**	**0**	**0**	**1**	**4**	**6**	**3**	**7**	**9**	**10**	**16**	**22**	**15**	**16**	**9**	**7**	**4**	**4**	**1**	**2**	**0**	**0**	**0**	**0**	**0**	**0**	**0**	**0**	**0**
00-00	**138**	**0**	**0**	**1**	**4**	**6**	**3**	**7**	**9**	**10**	**16**	**22**	**15**	**16**	**9**	**8**	**5**	**4**	**1**	**2**	**0**	**0**	**0**	**0**	**0**	**0**	**0**	**0**	**0**

DRAFT

Site 19
Location L-4063-0, att t/pole, Lat 53.63830 Long -6.76664
Direction Two way

3279 / Meath/Cavan/Monaghan ATC's
October 2013
Automatic Traffic Count

Sat, 12 October 2013

Time	Total	Speed Bins (km/h)																											
		0 - 5	5 - 10	10 - 15	15 - 20	20 - 25	25 - 30	30 - 35	35 - 40	40 - 45	45 - 50	50 - 55	55 - 60	60 - 65	65 - 70	70 - 75	75 - 80	80 - 85	85 - 90	90 - 95	95 - 100	100 - 105	105 - 110	110 - 115	115 - 120	120 - 125	125 - 130	130 - 135	135 - 140
0000	3	0	0	0	0	0	0	0	0	0	0	1	0	0	0	0	1	0	0	0	1	0	0	0	0	0	0	0	0
0100	0	0	0	0	0	0	0	0	0	0	0	0	0	0	0	0	0	0	0	0	0	0	0	0	0	0	0	0	0
0200	0	0	0	0	0	0	0	0	0	0	0	0	0	0	0	0	0	0	0	0	0	0	0	0	0	0	0	0	0
0300	0	0	0	0	0	0	0	0	0	0	0	0	0	0	0	0	0	0	0	0	0	0	0	0	0	0	0	0	0
0400	0	0	0	0	0	0	0	0	0	0	0	0	0	0	0	0	0	0	0	0	0	0	0	0	0	0	0	0	0
0500	0	0	0	0	0	0	0	0	0	0	0	0	0	0	0	0	0	0	0	0	0	0	0	0	0	0	0	0	0
0600	0	0	0	0	0	0	0	0	0	0	0	0	0	0	0	0	0	0	0	0	0	0	0	0	0	0	0	0	0
0700	1	0	0	0	0	0	0	0	0	1	0	0	0	0	0	0	0	0	0	0	0	0	0	0	0	0	0	0	0
0800	3	0	0	0	0	0	0	0	0	0	0	2	1	0	0	0	0	0	0	0	0	0	0	0	0	0	0	0	0
0900	**13**	**0**	**0**	**0**	**0**	**0**	**0**	**2**	**0**	**1**	**1**	**0**	**6**	**2**	**1**	**0**	**0**	**0**	**0**	**0**	**0**	**0**	**0**	**0**	**0**	**0**	**0**	**0**	**0**
1000	2	0	0	0	0	0	0	0	1	0	1	0	0	0	0	0	0	0	0	0	0	0	0	0	0	0	0	0	0
1100	8	0	0	0	0	0	0	0	0	0	3	2	0	1	0	0	2	0	0	0	0	0	0	0	0	0	0	0	0
1200	6	0	0	0	0	1	0	0	1	1	1	1	0	1	0	0	0	0	0	0	0	0	0	0	0	0	0	0	0
1300	13	0	0	0	0	0	1	0	0	1	1	2	2	0	2	3	1	0	0	0	0	0	0	0	0	0	0	0	0
1400	**17**	**0**	**0**	**0**	**0**	**1**	**0**	**0**	**1**	**1**	**0**	**2**	**1**	**7**	**2**	**1**	**0**	**0**	**0**	**1**	**0**	**0**	**0**	**0**	**0**	**0**	**0**	**0**	**0**
1500	13	0	1	1	0	2	1	1	0	0	2	1	2	0	2	0	0	0	0	0	0	0	0	0	0	0	0	0	0
1600	11	0	0	0	0	0	1	0	0	2	0	4	2	1	0	0	1	0	0	0	0	0	0	0	0	0	0	0	0
1700	2	0	0	0	0	0	0	0	0	0	0	0	0	1	1	0	0	0	0	0	0	0	0	0	0	0	0	0	0
1800	4	0	0	0	0	0	0	0	1	0	1	0	0	1	1	0	0	0	0	0	0	0	0	0	0	0	0	0	0
1900	13	0	0	0	0	0	0	0	0	0	0	1	4	1	1	3	0	1	1	1	0	0	0	0	0	0	0	0	0
2000	7	0	0	0	0	0	0	0	0	1	0	0	1	0	1	2	1	0	1	0	0	0	0	0	0	0	0	0	0
2100	2	0	0	0	0	0	0	0	0	0	0	1	0	1	0	0	0	0	0	0	0	0	0	0	0	0	0	0	0
2200	0	0	0	0	0	0	0	0	0	0	0	0	0	0	0	0	0	0	0	0	0	0	0	0	0	0	0	0	0
2300	1	0	0	0	0	0	0	0	0	0	0	0	0	1	0	0	0	0	0	0	0	0	0	0	0	0	0	0	0
07-19	**93**	**0**	**1**	**1**	**0**	**4**	**3**	**3**	**4**	**7**	**10**	**14**	**14**	**14**	**9**	**4**	**4**	**0**	**0**	**1**	**0**	**0**	**0**	**0**	**0**	**0**	**0**	**0**	**0**
06-22	**115**	**0**	**1**	**1**	**0**	**4**	**3**	**3**	**4**	**8**	**10**	**16**	**19**	**16**	**11**	**9**	**5**	**1**	**2**	**2**	**0**	**0**	**0**	**0**	**0**	**0**	**0**	**0**	**0**
06-00	**116**	**0**	**1**	**1**	**0**	**4**	**3**	**3**	**4**	**8**	**10**	**16**	**19**	**17**	**11**	**9**	**5**	**1**	**2**	**2**	**0**	**0**	**0**	**0**	**0**	**0**	**0**	**0**	**0**
00-00	**119**	**0**	**1**	**1**	**0**	**4**	**3**	**3**	**4**	**8**	**10**	**17**	**19**	**17**	**11**	**9**	**6**	**1**	**2**	**2**	**1**	**0**	**0**	**0**	**0**	**0**	**0**	**0**	**0**

DRAFT

Site 19
Location L-4063-0, att t/pole, Lat 53.63830 Long -6.76664
Direction Two way

3279 / Meath/Cavan/Monaghan ATC's
October 2013
Automatic Traffic Count

Sun, 13 October 2013

Time	Total	Speed Bins (km/h)																												
		0 - 5	5 - 10	10 - 15	15 - 20	20 - 25	25 - 30	30 - 35	35 - 40	40 - 45	45 - 50	50 - 55	55 - 60	60 - 65	65 - 70	70 - 75	75 - 80	80 - 85	85 - 90	90 - 95	95 - 100	100 - 105	105 - 110	110 - 115	115 - 120	120 - 125	125 - 130	130 - 135	135 - 140
0000	2	0	0	0	0	0	0	0	0	0	0	1	1	0	0	0	0	0	0	0	0	0	0	0	0	0	0	0	0	0
0100	3	0	0	0	0	0	0	0	0	1	0	1	0	0	1	0	0	0	0	0	0	0	0	0	0	0	0	0	0	0
0200	0	0	0	0	0	0	0	0	0	0	0	0	0	0	0	0	0	0	0	0	0	0	0	0	0	0	0	0	0	0
0300	0	0	0	0	0	0	0	0	0	0	0	0	0	0	0	0	0	0	0	0	0	0	0	0	0	0	0	0	0	0
0400	0	0	0	0	0	0	0	0	0	0	0	0	0	0	0	0	0	0	0	0	0	0	0	0	0	0	0	0	0	0
0500	0	0	0	0	0	0	0	0	0	0	0	0	0	0	0	0	0	0	0	0	0	0	0	0	0	0	0	0	0	0
0600	0	0	0	0	0	0	0	0	0	0	0	0	0	0	0	0	0	0	0	0	0	0	0	0	0	0	0	0	0	0
0700	0	0	0	0	0	0	0	0	0	0	0	0	0	0	0	0	0	0	0	0	0	0	0	0	0	0	0	0	0	0
0800	0	0	0	0	0	0	0	0	0	0	0	0	0	0	0	0	0	0	0	0	0	0	0	0	0	0	0	0	0	0
0900	1	0	0	0	0	0	0	0	0	0	1	0	0	0	0	0	0	0	0	0	0	0	0	0	0	0	0	0	0	0
1000	3	0	0	0	0	0	0	1	0	0	0	1	1	0	0	0	0	0	0	0	0	0	0	0	0	0	0	0	0	0
1100	**8**	**0**	**0**	**0**	**0**	**0**	**1**	**0**	**0**	**1**	**2**	**0**	**1**	**2**	**0**	**0**	**1**	**0**	**0**	**0**	**0**	**0**	**0**	**0**	**0**	**0**	**0**	**0**	**0**	**0**
1200	3	0	0	0	0	0	0	0	0	0	1	0	0	0	0	0	1	0	1	0	0	0	0	0	0	0	0	0	0	0
1300	**9**	**0**	**1**	**0**	**0**	**0**	**0**	**1**	**0**	**0**	**0**	**1**	**3**	**1**	**1**	**0**	**0**	**0**	**0**	**0**	**1**	**0**	**0**	**0**	**0**	**0**	**0**	**0**	**0**	**0**
1400	4	0	0	0	0	0	0	0	0	0	0	0	1	0	1	2	0	0	0	0	0	0	0	0	0	0	0	0	0	0
1500	7	0	0	0	0	0	0	0	1	0	1	2	1	0	0	1	0	0	0	1	0	0	0	0	0	0	0	0	0	0
1600	5	0	0	0	1	0	0	0	0	0	1	0	1	0	0	1	1	0	0	0	0	0	0	0	0	0	0	0	0	0
1700	7	0	0	0	0	2	0	1	0	0	1	0	1	0	0	1	1	0	0	0	0	0	0	0	0	0	0	0	0	0
1800	4	0	0	0	0	0	0	0	1	0	0	0	0	2	0	1	0	0	0	0	0	0	0	0	0	0	0	0	0	0
1900	5	0	0	0	0	0	0	1	0	0	3	0	0	0	1	0	0	0	0	0	0	0	0	0	0	0	0	0	0	0
2000	1	0	0	0	0	0	0	0	0	0	0	0	0	0	0	0	0	1	0	0	0	0	0	0	0	0	0	0	0	0
2100	1	0	0	0	0	0	0	0	0	0	0	0	0	0	1	0	0	0	0	0	0	0	0	0	0	0	0	0	0	0
2200	1	0	0	0	0	0	0	0	0	0	0	0	0	0	0	1	0	0	0	0	0	0	0	0	0	0	0	0	0	0
2300	1	0	0	0	0	0	0	1	0	0	0	0	0	0	0	0	0	0	0	0	0	0	0	0	0	0	0	0	0	0
07-19	**51**	**0**	**1**	**0**	**1**	**2**	**1**	**3**	**2**	**1**	**7**	**4**	**9**	**5**	**2**	**6**	**4**	**0**	**1**	**1**	**1**	**0**	**0**	**0**	**0**	**0**	**0**	**0**	**0**	**0**
06-22	**58**	**0**	**1**	**0**	**1**	**2**	**1**	**4**	**2**	**1**	**10**	**4**	**9**	**5**	**4**	**6**	**4**	**1**	**1**	**1**	**1**	**0**	**0**	**0**	**0**	**0**	**0**	**0**	**0**	**0**
06-00	**60**	**0**	**1**	**0**	**1**	**2**	**1**	**5**	**2**	**1**	**10**	**4**	**9**	**5**	**4**	**7**	**4**	**1**	**1**	**1**	**1**	**0**	**0**	**0**	**0**	**0**	**0**	**0**	**0**	**0**
00-00	**65**	**0**	**1**	**0**	**1**	**2**	**1**	**5**	**2**	**2**	**10**	**6**	**10**	**5**	**5**	**7**	**4**	**1**	**1**	**1**	**1**	**0**	**0**	**0**	**0**	**0**	**0**	**0**	**0**	**0**

DRAFT

Site 19
Location L-4063-0, att t/pole, Lat 53.63830 Long -6.76664
Direction Two way

3279 / Meath/Cavan/Monaghan ATC's
October 2013
Automatic Traffic Count

Virtual Day (7)

Time	Total	Speed Bins (km/h)																											
		0 - 5	5 - 10	10 - 15	15 - 20	20 - 25	25 - 30	30 - 35	35 - 40	40 - 45	45 - 50	50 - 55	55 - 60	60 - 65	65 - 70	70 - 75	75 - 80	80 - 85	85 - 90	90 - 95	95 - 100	100 - 105	105 - 110	110 - 115	115 - 120	120 - 125	125 - 130	130 - 135	135 - 140
0000	1	0	0	0	0	0	0	0	0	0	0	0	0	0	0	0	0	0	0	0	0	0	0	0	0	0	0	0	0
0100	1	0	0	0	0	0	0	0	0	0	0	0	0	0	0	0	0	0	0	0	0	0	0	0	0	0	0	0	0
0200	0	0	0	0	0	0	0	0	0	0	0	0	0	0	0	0	0	0	0	0	0	0	0	0	0	0	0	0	0
0300	0	0	0	0	0	0	0	0	0	0	0	0	0	0	0	0	0	0	0	0	0	0	0	0	0	0	0	0	0
0400	0	0	0	0	0	0	0	0	0	0	0	0	0	0	0	0	0	0	0	0	0	0	0	0	0	0	0	0	0
0500	0	0	0	0	0	0	0	0	0	0	0	0	0	0	0	0	0	0	0	0	0	0	0	0	0	0	0	0	0
0600	0	0	0	0	0	0	0	0	0	0	0	0	0	0	0	0	0	0	0	0	0	0	0	0	0	0	0	0	0
0700	4	0	0	0	0	0	0	0	0	0	0	1	1	1	0	0	0	0	0	0	0	0	0	0	0	0	0	0	0
0800	**8**	**0**	**0**	**0**	**0**	**0**	**0**	**0**	**1**	**1**	**1**	**1**	**1**	**1**	**1**	**1**	**0**	**0**	**0**	**0**	**0**	**0**	**0**	**0**	**0**	**0**	**0**	**0**	**0**
0900	**8**	**0**	**0**	**0**	**0**	**0**	**0**	**0**	**0**	**1**	**1**	**1**	**2**	**1**	**1**	**0**	**0**	**0**	**0**	**0**	**0**	**0**	**0**	**0**	**0**	**0**	**0**	**0**	**0**
1000	7	0	0	0	0	0	0	0	1	1	1	1	1	1	0	0	0	0	0	0	0	0	0	0	0	0	0	0	0
1100	7	0	0	0	0	1	0	1	0	1	2	1	1	1	0	0	0	0	0	0	0	0	0	0	0	0	0	0	0
1200	7	0	0	0	0	1	0	1	1	1	1	1	1	0	0	0	0	0	0	0	0	0	0	0	0	0	0	0	0
1300	**13**	**0**	**0**	**0**	**0**	**0**	**0**	**1**	**1**	**1**	**1**	**2**	**3**	**0**	**1**	**1**	**0**	**0**	**0**	**0**	**0**	**0**	**0**	**0**	**0**	**0**	**0**	**0**	**0**
1400	10	0	0	0	0	0	0	1	1	1	1	1	1	2	0	1	0	0	0	0	0	0	0	0	0	0	0	0	0
1500	12	0	0	0	0	1	0	1	1	1	3	1	1	1	1	0	0	0	0	0	0	0	0	0	0	0	0	0	0
1600	9	0	0	0	0	0	0	0	0	1	1	2	1	1	0	0	0	0	0	0	0	0	0	0	0	0	0	0	0
1700	8	0	0	0	0	1	0	0	0	1	1	1	1	1	1	0	0	0	0	0	0	0	0	0	0	0	0	0	0
1800	9	0	0	0	0	0	0	0	1	1	1	1	2	1	1	1	0	0	0	0	0	0	0	0	0	0	0	0	0
1900	9	0	0	0	0	0	0	1	0	0	1	1	1	1	2	1	1	0	0	0	0	0	0	0	0	0	0	0	0
2000	5	0	0	0	0	0	0	0	0	0	0	1	0	1	1	1	0	0	0	0	0	0	0	0	0	0	0	0	0
2100	2	0	0	0	0	0	0	0	0	0	0	0	0	1	0	0	0	0	0	0	0	0	0	0	0	0	0	0	0
2200	1	0	0	0	0	0	0	0	0	0	0	0	0	0	0	0	0	0	0	0	0	0	0	0	0	0	0	0	0
2300	1	0	0	0	0	0	0	0	0	0	0	0	0	0	0	0	0	0	0	0	0	0	0	0	0	0	0	0	0
07-19	**103**	**0**	**1**	**1**	**1**	**5**	**4**	**6**	**7**	**10**	**14**	**15**	**14**	**10**	**6**	**5**	**2**	**0**	**0**	**1**	**0**	**0**	**0**	**0**	**0**	**0**	**0**	**0**	**0**
06-22	**120**	**0**	**1**	**1**	**2**	**5**	**4**	**6**	**8**	**10**	**15**	**18**	**16**	**12**	**8**	**6**	**3**	**2**	**1**	**1**	**0**	**0**	**0**	**0**	**0**	**0**	**0**	**0**	**0**
06-00	**122**	**0**	**1**	**1**	**2**	**5**	**4**	**7**	**8**	**10**	**15**	**18**	**16**	**12**	**9**	**7**	**3**	**2**	**1**	**1**	**0**	**0**	**0**	**0**	**0**	**0**	**0**	**0**	**0**
00-00	**124**	**0**	**1**	**1**	**2**	**6**	**4**	**7**	**8**	**10**	**15**	**18**	**16**	**12**	**9**	**7**	**4**	**2**	**1**	**1**	**0**	**0**	**0**	**0**	**0**	**0**	**0**	**0**	**0**

DRAFT

Site 19
Location L-4063-0, att t/pole, Lat 53.63830 Long -6.76664
Direction Two way

3279 / Meath/Cavan/Monaghan ATC's
October 2013
Automatic Traffic Count

Virtual Week (1)

Time	Total	Speed Bins (km/h)																												
		0 - 5	5 - 10	10 - 15	15 - 20	20 - 25	25 - 30	30 - 35	35 - 40	40 - 45	45 - 50	50 - 55	55 - 60	60 - 65	65 - 70	70 - 75	75 - 80	80 - 85	85 - 90	90 - 95	95 - 100	100 - 105	105 - 110	110 - 115	115 - 120	120 - 125	125 - 130	130 - 135	135 - 140
Mon	145	1	1	3	0	6	5	9	6	11	20	22	21	10	15	10	3	2	0	0	0	0	0	0	0	0	0	0	0	0
Tue	135	0	1	2	1	6	7	2	14	9	14	26	14	14	13	5	3	2	0	1	0	0	1	0	0	0	0	0	0	0
Wed	135	0	1	3	4	9	6	10	11	15	21	13	15	12	5	6	1	1	2	0	0	0	0	0	0	0	0	0	0	0
Thu	129	0	0	0	1	6	3	11	11	16	14	21	18	13	7	4	3	0	1	0	0	0	0	0	0	0	0	0	0	0
Fri	138	0	0	1	4	6	3	7	9	10	16	22	15	16	9	8	5	4	1	2	0	0	0	0	0	0	0	0	0	0
|Sat	119	0	1	1	0	4	3	3	4	8	10	17	19	17	11	9	6	1	2	2	1	0	0	0	0	0	0	0	0	0
|Sun	65	0	1	0	1	2	1	5	2	2	10	6	10	5	5	7	4	1	1	1	1	0	0	0	0	0	0	0	0	0
5 Day Ave.	**136**	**0**	**1**	**2**	**2**	**7**	**5**	**8**	**10**	**12**	**17**	**21**	**17**	**13**	**10**	**7**	**3**	**2**	**1**	**1**	**0**	**0**	**0**	**0**	**0**	**0**	**0**	**0**	**0**	**0**
7 Day Ave.	**124**	**0**	**1**	**1**	**2**	**6**	**4**	**7**	**8**	**10**	**15**	**18**	**16**	**12**	**9**	**7**	**4**	**2**	**1**	**1**	**0**	**0**	**0**	**0**	**0**	**0**	**0**	**0**	**0**	**0**
--	**866**	**1**	**5**	**10**	**11**	**39**	**28**	**47**	**57**	**71**	**105**	**127**	**112**	**87**	**65**	**49**	**25**	**11**	**7**	**6**	**2**	**0**	**1**	**0**	**0**	**0**	**0**	**0**	**0**	**0**

Summary Graphs

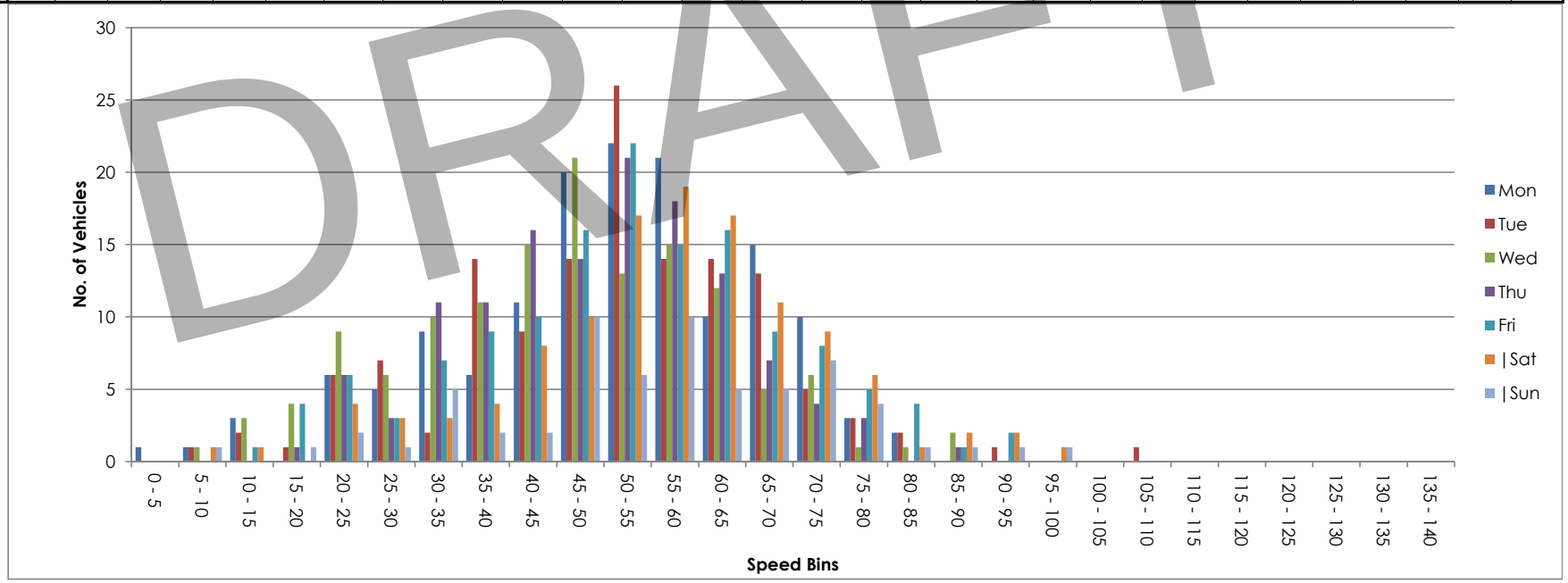

DRAFT



DRAFT

NDC NATIONWIDE DATA COLLECTION	**Site / Location:**	L-80091-16, att t/pole, Lat 53.64507, Long -6.77006	**Project No:**	3279	**Photo No:**	3279-20	**Drawn By:** MOR
	Survey Date:	Mon, 7 October 2013 to Sun, 13 October 2013	**Project Name:**		Meath/Cavan/Monaghan ATC'S		
	Survey Times:	00:00 to 00(24):00	**Title:**		Site Photograph		

Site No.	Location.	Direction.	Speed Limit - PSL (km/h)	Start Date.	End Date.	Total Vehicles.	5 Day Ave.	7 Day Ave.	No. > Speed Limit.	%. > Speed Limit.	No. > Speed Limit1 (+5km/h).	%. > Speed Limit1 (+5km/h).	No. > Speed Limit1 (+10km/h).	%. > Speed Limit1 (+10km/h).	Mean Speed	85%ile Speed
20	L-80091-16, att t/pole, Lat 53.64507, Long -6.77006	East	80	Mon, 7 October 2013	Sun, 13 October 2013	400	61	57	66	16.5	43	10.8	27	6.8	63.5	80.3
		West	80	Mon, 7 October 2013	Sun, 13 October 2013	353	49	50	55	15.6	34	9.6	24	6.8	59.9	80.3
		Two way	80	Mon, 7 October 2013	Sun, 13 October 2013	753	110	108	121	16.1	77	10.2	51	6.8	61.8	80.3

DRAFT

Site 20
Location L-80091-16, att t/pole, Lat 53.64507, Long -6.77006
Direction East

3279 / Meath/Cavan/Monaghan ATC's
October 2013
Automatic Traffic Count

Mon, 7 October 2013

Time	Total	Classification												>PSL	>PSL%	>SL1	>SL1%	>SL2	>SL2%	Mean	Vpp
		1 MCL	2 SV	3 SVT	4 TB2	5 TB3	6 T4	7 ART3	8 ART4	9 ART5	10 ART6	11 BD	12 DRT	80	80	85 +5kph	85 +5kph	90 +10kph	90 +10kph		85
0000	0	0	0	0	0	0	0	0	0	0	0	0	0	0	0	0	0	0	0	-	-
0100	0	0	0	0	0	0	0	0	0	0	0	0	0	0	0	0	0	0	0	-	-
0200	0	0	0	0	0	0	0	0	0	0	0	0	0	0	0	0	0	0	0	-	-
0300	0	0	0	0	0	0	0	0	0	0	0	0	0	0	0	0	0	0	0	-	-
0400	0	0	0	0	0	0	0	0	0	0	0	0	0	0	0	0	0	0	0	-	-
0500	1	0	1	0	0	0	0	0	0	0	0	0	0	0	0	0	0	0	0	70.9	-
0600	0	0	0	0	0	0	0	0	0	0	0	0	0	0	0	0	0	0	0	-	-
0700	2	0	2	0	0	0	0	0	0	0	0	0	0	0	0	0	0	0	0	52.2	-
0800	**6**	**0**	**6**	**0**	**0**	**0**	**0**	**0**	**0**	**0**	**0**	**0**	**0**	**1**	**16.7**	**1**	**16.7**	**1**	**16.7**	**76.1**	**-**
0900	3	0	3	0	0	0	0	0	0	0	0	0	0	1	33.3	0	0	0	0	67.2	-
1000	4	0	3	0	1	0	0	0	0	0	0	0	0	0	0	0	0	0	0	45.3	-
1100	1	0	1	0	0	0	0	0	0	0	0	0	0	0	0	0	0	0	0	44.9	-
1200	3	0	3	0	0	0	0	0	0	0	0	0	0	0	0	0	0	0	0	75.8	-
1300	0	0	0	0	0	0	0	0	0	0	0	0	0	0	0	0	0	0	0	-	-
1400	2	0	2	0	0	0	0	0	0	0	0	0	0	0	0	0	0	0	0	63.4	-
1500	4	0	3	0	1	0	0	0	0	0	0	0	0	0	0	0	0	0	0	64.6	-
1600	3	0	3	0	0	0	0	0	0	0	0	0	0	1	33.3	0	0	0	0	72.4	-
1700	1	0	1	0	0	0	0	0	0	0	0	0	0	0	0	0	0	0	0	76.3	-
1800	**11**	**0**	**9**	**0**	**1**	**0**	**0**	**0**	**0**	**1**	**0**	**0**	**0**	**1**	**9.1**	**1**	**9.1**	**1**	**9.1**	**58.6**	**74.2**
1900	1	0	0	0	0	0	0	0	0	1	0	0	0	0	0	0	0	0	0	62.1	-
2000	4	0	3	0	1	0	0	0	0	0	0	0	0	0	0	0	0	0	0	53.9	-
2100	1	0	1	0	0	0	0	0	0	0	0	0	0	0	0	0	0	0	0	75.5	-
2200	0	0	0	0	0	0	0	0	0	0	0	0	0	0	0	0	0	0	0	-	-
2300	0	0	0	0	0	0	0	0	0	0	0	0	0	0	0	0	0	0	0	-	-
07-19	**40**	**0**	**36**	**0**	**3**	**0**	**0**	**0**	**0**	**1**	**0**	**0**	**0**	**4**	**10**	**2**	**5**	**2**	**5**	**63.5**	**77.8**
06-22	**46**	**0**	**40**	**0**	**4**	**0**	**0**	**0**	**0**	**2**	**0**	**0**	**0**	**4**	**8.7**	**2**	**4.3**	**2**	**4.3**	**62.9**	**77.4**
06-00	**46**	**0**	**40**	**0**	**4**	**0**	**0**	**0**	**0**	**2**	**0**	**0**	**0**	**4**	**8.7**	**2**	**4.3**	**2**	**4.3**	**62.9**	**77.4**
00-00	**47**	**0**	**41**	**0**	**4**	**0**	**0**	**0**	**0**	**2**	**0**	**0**	**0**	**4**	**8.5**	**2**	**4.3**	**2**	**4.3**	**63.1**	**77.4**

DRAFT

Site 20
Location L-80091-16, att t/pole, Lat 53.64507, Long -6.77006
Direction East

3279 / Meath/Cavan/Monaghan ATC's
October 2013
Automatic Traffic Count

Tue, 8 October 2013

Time	Total	Classification												>PSL	>PSL%	>SL1	>SL1%	>SL2	>SL2%	Mean	Vpp
		1 MCL	2 SV	3 SVT	4 TB2	5 TB3	6 T4	7 ART3	8 ART4	9 ART5	10 ART6	11 BD	12 DRT	80	80	85 +5kph	85 +5kph	90 +10kph	90 +10kph		85
0000	0	0	0	0	0	0	0	0	0	0	0	0	0	0	0	0	0	0	0	-	-
0100	0	0	0	0	0	0	0	0	0	0	0	0	0	0	0	0	0	0	0	-	-
0200	0	0	0	0	0	0	0	0	0	0	0	0	0	0	0	0	0	0	0	-	-
0300	0	0	0	0	0	0	0	0	0	0	0	0	0	0	0	0	0	0	0	-	-
0400	0	0	0	0	0	0	0	0	0	0	0	0	0	0	0	0	0	0	0	-	-
0500	2	0	1	0	0	0	1	0	0	0	0	0	0	0	0	0	0	0	0	47.5	-
0600	1	0	1	0	0	0	0	0	0	0	0	0	0	0	0	0	0	0	0	61.3	-
0700	4	0	4	0	0	0	0	0	0	0	0	0	0	1	25	1	25	1	25	65.4	-
0800	**6**	**0**	**6**	**0**	**0**	**0**	**0**	**0**	**0**	**0**	**0**	**0**	**0**	**2**	**33.3**	**1**	**16.7**	**1**	**16.7**	**71.4**	**-**
0900	3	0	3	0	0	0	0	0	0	0	0	0	0	1	33.3	0	0	0	0	73.6	-
1000	1	0	1	0	0	0	0	0	0	0	0	0	0	0	0	0	0	0	0	67	-
1100	4	1	2	1	0	0	0	0	0	0	0	0	0	0	0	0	0	0	0	44.3	-
1200	4	0	4	0	0	0	0	0	0	0	0	0	0	1	25	1	25	0	0	75.1	-
1300	3	0	3	0	0	0	0	0	0	0	0	0	0	1	33.3	0	0	0	0	73.1	-
1400	3	0	3	0	0	0	0	0	0	0	0	0	0	0	0	0	0	0	0	53.1	-
1500	**7**	**0**	**7**	**0**	**0**	**0**	**0**	**0**	**0**	**0**	**0**	**0**	**0**	**0**	**0**	**0**	**0**	**0**	**0**	**63.6**	**-**
1600	4	0	4	0	0	0	0	0	0	0	0	0	0	1	25	1	25	1	25	73.1	-
1700	1	0	1	0	0	0	0	0	0	0	0	0	0	0	0	0	0	0	0	54.4	-
1800	1	0	1	0	0	0	0	0	0	0	0	0	0	0	0	0	0	0	0	70.1	-
1900	6	0	6	0	0	0	0	0	0	0	0	0	0	0	0	0	0	0	0	59.7	-
2000	4	0	3	0	1	0	0	0	0	0	0	0	0	0	0	0	0	0	0	42.7	-
2100	0	0	0	0	0	0	0	0	0	0	0	0	0	0	0	0	0	0	0	-	-
2200	1	0	1	0	0	0	0	0	0	0	0	0	0	0	0	0	0	0	0	56.2	-
2300	0	0	0	0	0	0	0	0	0	0	0	0	0	0	0	0	0	0	0	-	-
07-19	**41**	**1**	**39**	**1**	**0**	**0**	**0**	**0**	**0**	**0**	**0**	**0**	**0**	**7**	**17.1**	**4**	**9.8**	**3**	**7.3**	**65.8**	**80.3**
06-22	**52**	**1**	**49**	**1**	**1**	**0**	**0**	**0**	**0**	**0**	**0**	**0**	**0**	**7**	**13.5**	**4**	**7.7**	**3**	**5.8**	**63.2**	**77.4**
06-00	**53**	**1**	**50**	**1**	**1**	**0**	**0**	**0**	**0**	**0**	**0**	**0**	**0**	**7**	**13.2**	**4**	**7.5**	**3**	**5.7**	**63.1**	**77.4**
00-00	**55**	**1**	**51**	**1**	**1**	**0**	**1**	**0**	**0**	**0**	**0**	**0**	**0**	**7**	**12.7**	**4**	**7.3**	**3**	**5.5**	**62.5**	**77.4**

DRAFT

Site 20
Location L-80091-16, att t/pole, Lat 53.64507, Long -6.77006
Direction East

3279 / Meath/Cavan/Monaghan ATC's
October 2013
Automatic Traffic Count

Wed, 9 October 2013

Time	Total	Classification												>PSL	>PSL%	>SL1	>SL1%	>SL2	>SL2%	Mean	Vpp
		1 MCL	2 SV	3 SVT	4 TB2	5 TB3	6 T4	7 ART3	8 ART4	9 ART5	10 ART6	11 BD	12 DRT	80	80	85 +5kph	85 +5kph	90 +10kph	90 +10kph		85
0000	0	0	0	0	0	0	0	0	0	0	0	0	0	0	0	0	0	0	0	-	-
0100	0	0	0	0	0	0	0	0	0	0	0	0	0	0	0	0	0	0	0	-	-
0200	0	0	0	0	0	0	0	0	0	0	0	0	0	0	0	0	0	0	0	-	-
0300	0	0	0	0	0	0	0	0	0	0	0	0	0	0	0	0	0	0	0	-	-
0400	0	0	0	0	0	0	0	0	0	0	0	0	0	0	0	0	0	0	0	-	-
0500	1	0	1	0	0	0	0	0	0	0	0	0	0	0	0	0	0	0	0	60.4	-
0600	1	0	0	0	0	1	0	0	0	0	0	0	0	0	0	0	0	0	0	45.9	-
0700	4	0	3	0	0	1	0	0	0	0	0	0	0	0	0	0	0	0	0	57.9	-
0800	**9**	**0**	**9**	**0**	**0**	**0**	**0**	**0**	**0**	**0**	**0**	**0**	**0**	**3**	**33.3**	**2**	**22.2**	**2**	**22.2**	**75.9**	**-**
0900	7	0	6	0	0	0	0	0	0	1	0	0	0	4	57.1	1	14.3	0	0	69.4	-
1000	1	0	1	0	0	0	0	0	0	0	0	0	0	0	0	0	0	0	0	61.3	-
1100	4	0	4	0	0	0	0	0	0	0	0	0	0	0	0	0	0	0	0	59.8	-
1200	4	1	3	0	0	0	0	0	0	0	0	0	0	0	0	0	0	0	0	60.1	-
1300	3	0	2	0	1	0	0	0	0	0	0	0	0	0	0	0	0	0	0	76.5	-
1400	1	0	1	0	0	0	0	0	0	0	0	0	0	0	0	0	0	0	0	65.9	-
1500	**8**	**0**	**8**	**0**	**0**	**0**	**0**	**0**	**0**	**0**	**0**	**0**	**0**	**2**	**25**	**1**	**12.5**	**1**	**12.5**	**62.9**	**-**
1600	1	0	0	0	1	0	0	0	0	0	0	0	0	0	0	0	0	0	0	39.5	-
1700	6	0	5	0	1	0	0	0	0	0	0	0	0	2	33.3	2	33.3	1	16.7	69.7	-
1800	2	0	2	0	0	0	0	0	0	0	0	0	0	1	50	1	50	1	50	83.7	-
1900	4	0	4	0	0	0	0	0	0	0	0	0	0	1	25	0	0	0	0	60.9	-
2000	2	0	1	0	1	0	0	0	0	0	0	0	0	0	0	0	0	0	0	72	-
2100	4	0	4	0	0	0	0	0	0	0	0	0	0	0	0	0	0	0	0	55.1	-
2200	0	0	0	0	0	0	0	0	0	0	0	0	0	0	0	0	0	0	0	-	-
2300	0	0	0	0	0	0	0	0	0	0	0	0	0	0	0	0	0	0	0	-	-
07-19	**50**	**1**	**44**	**0**	**3**	**1**	**0**	**0**	**0**	**1**	**0**	**0**	**0**	**12**	**24**	**7**	**14**	**5**	**10**	**67.3**	**83.9**
06-22	**61**	**1**	**53**	**0**	**4**	**2**	**0**	**0**	**0**	**1**	**0**	**0**	**0**	**13**	**21.3**	**7**	**11.5**	**5**	**8.2**	**65.9**	**83.2**
06-00	**61**	**1**	**53**	**0**	**4**	**2**	**0**	**0**	**0**	**1**	**0**	**0**	**0**	**13**	**21.3**	**7**	**11.5**	**5**	**8.2**	**65.9**	**83.2**
00-00	**62**	**1**	**54**	**0**	**4**	**2**	**0**	**0**	**0**	**1**	**0**	**0**	**0**	**13**	**21**	**7**	**11.3**	**5**	**8.1**	**65.8**	**83.2**

DRAFT

Site 20
Location L-80091-16, att t/pole, Lat 53.64507, Long -6.77006
Direction East

3279 / Meath/Cavan/Monaghan ATC's
October 2013
Automatic Traffic Count

Thu, 10 October 2013

Time	Total	Classification												>PSL	>PSL%	>SL1	>SL1%	>SL2	>SL2%	Mean	Vpp
		1 MCL	2 SV	3 SVT	4 TB2	5 TB3	6 T4	7 ART3	8 ART4	9 ART5	10 ART6	11 BD	12 DRT	80	80	85 +5kph	85 +5kph	90 +10kph	90 +10kph		85
0000	0	0	0	0	0	0	0	0	0	0	0	0	0	0	0	0	0	0	0	-	-
0100	0	0	0	0	0	0	0	0	0	0	0	0	0	0	0	0	0	0	0	-	-
0200	0	0	0	0	0	0	0	0	0	0	0	0	0	0	0	0	0	0	0	-	-
0300	0	0	0	0	0	0	0	0	0	0	0	0	0	0	0	0	0	0	0	-	-
0400	0	0	0	0	0	0	0	0	0	0	0	0	0	0	0	0	0	0	0	-	-
0500	1	0	1	0	0	0	0	0	0	0	0	0	0	0	0	0	0	0	0	78.8	-
0600	0	0	0	0	0	0	0	0	0	0	0	0	0	0	0	0	0	0	0	-	-
0700	4	0	4	0	0	0	0	0	0	0	0	0	0	2	50	2	50	2	50	85.3	-
0800	**8**	**1**	**7**	**0**	**0**	**0**	**0**	**0**	**0**	**0**	**0**	**0**	**0**	**0**	**0**	**0**	**0**	**0**	**0**	**55.1**	**-**
0900	6	0	6	0	0	0	0	0	0	0	0	0	0	0	0	0	0	0	0	56	-
1000	4	1	3	0	0	0	0	0	0	0	0	0	0	0	0	0	0	0	0	57.4	-
1100	4	1	2	0	1	0	0	0	0	0	0	0	0	0	0	0	0	0	0	54.6	-
1200	3	0	3	0	0	0	0	0	0	0	0	0	0	2	66.7	0	0	0	0	70.5	-
1300	4	0	4	0	0	0	0	0	0	0	0	0	0	0	0	0	0	0	0	53.1	-
1400	3	1	2	0	0	0	0	0	0	0	0	0	0	1	33.3	1	33.3	0	0	52.2	-
1500	7	0	6	0	1	0	0	0	0	0	0	0	0	1	14.3	0	0	0	0	59.6	-
1600	5	0	5	0	0	0	0	0	0	0	0	0	0	1	20	0	0	0	0	62	-
1700	2	0	2	0	0	0	0	0	0	0	0	0	0	0	0	0	0	0	0	61.8	-
1800	**8**	**0**	**6**	**0**	**2**	**0**	**0**	**0**	**0**	**0**	**0**	**0**	**0**	**3**	**37.5**	**2**	**25**	**2**	**25**	**78**	**-**
1900	5	0	5	0	0	0	0	0	0	0	0	0	0	2	40	1	20	0	0	65.9	-
2000	5	0	2	0	3	0	0	0	0	0	0	0	0	1	20	0	0	0	0	63.8	-
2100	4	0	4	0	0	0	0	0	0	0	0	0	0	2	50	1	25	0	0	74.8	-
2200	1	0	1	0	0	0	0	0	0	0	0	0	0	0	0	0	0	0	0	43.3	-
2300	0	0	0	0	0	0	0	0	0	0	0	0	0	0	0	0	0	0	0	-	-
07-19	**58**	**4**	**50**	**0**	**4**	**0**	**0**	**0**	**0**	**0**	**0**	**0**	**0**	**10**	**17.2**	**5**	**8.6**	**4**	**6.9**	**62.4**	**80.6**
06-22	**72**	**4**	**61**	**0**	**7**	**0**	**0**	**0**	**0**	**0**	**0**	**0**	**0**	**15**	**20.8**	**7**	**9.7**	**4**	**5.6**	**63.5**	**81.4**
06-00	**73**	**4**	**62**	**0**	**7**	**0**	**0**	**0**	**0**	**0**	**0**	**0**	**0**	**15**	**20.5**	**7**	**9.6**	**4**	**5.5**	**63.2**	**81.4**
00-00	**74**	**4**	**63**	**0**	**7**	**0**	**0**	**0**	**0**	**0**	**0**	**0**	**0**	**15**	**20.3**	**7**	**9.5**	**4**	**5.4**	**63.4**	**81.4**

DRAFT

Site 20
Location L-80091-16, att t/pole, Lat 53.64507, Long -6.77006
Direction East

3279 / Meath/Cavan/Monaghan ATC's
October 2013
Automatic Traffic Count

Fri, 11 October 2013

Time	Total	Classification												>PSL	>PSL%	>SL1	>SL1%	>SL2	>SL2%	Mean	Vpp
		1 MCL	2 SV	3 SVT	4 TB2	5 TB3	6 T4	7 ART3	8 ART4	9 ART5	10 ART6	11 BD	12 DRT	80	80	85 +5kph	85 +5kph	90 +10kph	90 +10kph		85
0000	0	0	0	0	0	0	0	0	0	0	0	0	0	0	0	0	0	0	0	-	-
0100	1	0	1	0	0	0	0	0	0	0	0	0	0	0	0	0	0	0	0	61.5	-
0200	0	0	0	0	0	0	0	0	0	0	0	0	0	0	0	0	0	0	0	-	-
0300	0	0	0	0	0	0	0	0	0	0	0	0	0	0	0	0	0	0	0	-	-
0400	0	0	0	0	0	0	0	0	0	0	0	0	0	0	0	0	0	0	0	-	-
0500	1	0	1	0	0	0	0	0	0	0	0	0	0	0	0	0	0	0	0	56.9	-
0600	0	0	0	0	0	0	0	0	0	0	0	0	0	0	0	0	0	0	0	-	-
0700	4	0	4	0	0	0	0	0	0	0	0	0	0	1	25	1	25	1	25	74	-
0800	**10**	**1**	**9**	**0**	**0**	**0**	**0**	**0**	**0**	**0**	**0**	**0**	**0**	**4**	**40**	**3**	**30**	**3**	**30**	**69.2**	**-**
0900	4	0	3	0	0	0	0	0	0	1	0	0	0	0	0	0	0	0	0	70.1	-
1000	2	0	1	1	0	0	0	0	0	0	0	0	0	0	0	0	0	0	0	70.7	-
1100	3	1	2	0	0	0	0	0	0	0	0	0	0	0	0	0	0	0	0	37.8	-
1200	6	0	5	0	1	0	0	0	0	0	0	0	0	0	0	0	0	0	0	50.4	-
1300	5	0	4	0	1	0	0	0	0	0	0	0	0	1	20	1	20	1	20	59.8	-
1400	2	0	2	0	0	0	0	0	0	0	0	0	0	1	50	1	50	0	0	76.5	-
1500	**7**	**0**	**7**	**0**	**0**	**0**	**0**	**0**	**0**	**0**	**0**	**0**	**0**	**0**	**0**	**0**	**0**	**0**	**0**	**46.4**	**-**
1600	5	0	2	1	0	1	0	0	1	0	0	0	0	1	20	1	20	0	0	57	-
1700	1	0	1	0	0	0	0	0	0	0	0	0	0	0	0	0	0	0	0	74.1	-
1800	4	0	4	0	0	0	0	0	0	0	0	0	0	0	0	0	0	0	0	59.1	-
1900	5	0	5	0	0	0	0	0	0	0	0	0	0	1	20	1	20	0	0	59.9	-
2000	3	0	2	0	1	0	0	0	0	0	0	0	0	0	0	0	0	0	0	59.9	-
2100	1	0	1	0	0	0	0	0	0	0	0	0	0	0	0	0	0	0	0	27.9	-
2200	1	0	1	0	0	0	0	0	0	0	0	0	0	1	100	1	100	1	100	90.7	-
2300	1	0	1	0	0	0	0	0	0	0	0	0	0	1	100	0	0	0	0	80.2	-
07-19	**53**	**2**	**44**	**2**	**2**	**1**	**0**	**0**	**1**	**1**	**0**	**0**	**0**	**8**	**15.1**	**7**	**13.2**	**5**	**9.4**	**60.3**	**77.4**
06-22	**62**	**2**	**52**	**2**	**3**	**1**	**0**	**0**	**1**	**1**	**0**	**0**	**0**	**9**	**14.5**	**8**	**12.9**	**5**	**8.1**	**59.8**	**77.4**
06-00	**64**	**2**	**54**	**2**	**3**	**1**	**0**	**0**	**1**	**1**	**0**	**0**	**0**	**11**	**17.2**	**9**	**14.1**	**6**	**9.4**	**60.6**	**79.9**
00-00	**66**	**2**	**56**	**2**	**3**	**1**	**0**	**0**	**1**	**1**	**0**	**0**	**0**	**11**	**16.7**	**9**	**13.6**	**6**	**9.1**	**60.5**	**79.9**

DRAFT

Site 20
Location L-80091-16, att t/pole, Lat 53.64507, Long -6.77006
Direction East

3279 / Meath/Cavan/Monaghan ATC's
October 2013
Automatic Traffic Count

Sat, 12 October 2013

Time	Total	Classification												>PSL	>PSL%	>SL1	>SL1%	>SL2	>SL2%	Mean	Vpp
		1 MCL	2 SV	3 SVT	4 TB2	5 TB3	6 T4	7 ART3	8 ART4	9 ART5	10 ART6	11 BD	12 DRT	80	80	85 +5kph	85 +5kph	90 +10kph	90 +10kph		85
0000	0	0	0	0	0	0	0	0	0	0	0	0	0	0	0	0	0	0	0	-	-
0100	0	0	0	0	0	0	0	0	0	0	0	0	0	0	0	0	0	0	0	-	-
0200	0	0	0	0	0	0	0	0	0	0	0	0	0	0	0	0	0	0	0	-	-
0300	0	0	0	0	0	0	0	0	0	0	0	0	0	0	0	0	0	0	0	-	-
0400	0	0	0	0	0	0	0	0	0	0	0	0	0	0	0	0	0	0	0	-	-
0500	0	0	0	0	0	0	0	0	0	0	0	0	0	0	0	0	0	0	0	-	-
0600	0	0	0	0	0	0	0	0	0	0	0	0	0	0	0	0	0	0	0	-	-
0700	1	0	1	0	0	0	0	0	0	0	0	0	0	0	0	0	0	0	0	70.4	-
0800	1	0	1	0	0	0	0	0	0	0	0	0	0	1	100	1	100	1	100	94	-
0900	**5**	**0**	**5**	**0**	**0**	**0**	**0**	**0**	**0**	**0**	**0**	**0**	**0**	**0**	**0**	**0**	**0**	**0**	**0**	**59**	**-**
1000	4	0	4	0	0	0	0	0	0	0	0	0	0	1	25	1	25	0	0	67.7	-
1100	**5**	**0**	**4**	**1**	**0**	**0**	**0**	**0**	**0**	**0**	**0**	**0**	**0**	**1**	**20**	**1**	**20**	**0**	**0**	**63.2**	**-**
1200	1	0	0	1	0	0	0	0	0	0	0	0	0	0	0	0	0	0	0	50.2	-
1300	3	0	3	0	0	0	0	0	0	0	0	0	0	0	0	0	0	0	0	24.9	-
1400	5	1	4	0	0	0	0	0	0	0	0	0	0	1	20	1	20	1	20	60.9	-
1500	7	0	7	0	0	0	0	0	0	0	0	0	0	1	14.3	1	14.3	0	0	61.3	-
1600	**9**	**0**	**9**	**0**	**0**	**0**	**0**	**0**	**0**	**0**	**0**	**0**	**0**	**1**	**11.1**	**1**	**11.1**	**0**	**0**	**70.6**	**-**
1700	3	0	3	0	0	0	0	0	0	0	0	0	0	0	0	0	0	0	0	61.9	-
1800	2	0	1	0	0	0	0	0	0	0	1	0	0	0	0	0	0	0	0	45.3	-
1900	5	0	5	0	0	0	0	0	0	0	0	0	0	0	0	0	0	0	0	52.7	-
2000	3	0	2	0	1	0	0	0	0	0	0	0	0	1	33.3	0	0	0	0	76.4	-
2100	0	0	0	0	0	0	0	0	0	0	0	0	0	0	0	0	0	0	0	-	-
2200	1	0	1	0	0	0	0	0	0	0	0	0	0	1	100	1	100	1	100	124.4	-
2300	2	0	2	0	0	0	0	0	0	0	0	0	0	0	0	0	0	0	0	71.4	-
07-19	**46**	**1**	**42**	**2**	**0**	**0**	**0**	**0**	**0**	**0**	**1**	**0**	**0**	**6**	**13**	**6**	**13**	**2**	**4.3**	**61.2**	**77.4**
06-22	**54**	**1**	**49**	**2**	**1**	**0**	**0**	**0**	**0**	**0**	**1**	**0**	**0**	**7**	**13**	**6**	**11.1**	**2**	**3.7**	**61.3**	**77.4**
06-00	**57**	**1**	**52**	**2**	**1**	**0**	**0**	**0**	**0**	**0**	**1**	**0**	**0**	**8**	**14**	**7**	**12.3**	**3**	**5.3**	**62.8**	**77.4**
00-00	**57**	**1**	**52**	**2**	**1**	**0**	**0**	**0**	**0**	**0**	**1**	**0**	**0**	**8**	**14**	**7**	**12.3**	**3**	**5.3**	**62.8**	**77.4**

DRAFT

Site 20
Location L-80091-16, att t/pole, Lat 53.64507, Long -6.77006
Direction East

3279 / Meath/Cavan/Monaghan ATC's
October 2013
Automatic Traffic Count

Sun, 13 October 2013

Time	Total	Classification												>PSL	>PSL%	>SL1	>SL1%	>SL2	>SL2%	Mean	Vpp
		1 MCL	2 SV	3 SVT	4 TB2	5 TB3	6 T4	7 ART3	8 ART4	9 ART5	10 ART6	11 BD	12 DRT	80	80	85 +5kph	85 +5kph	90 +10kph	90 +10kph		85
0000	0	0	0	0	0	0	0	0	0	0	0	0	0	0	0	0	0	0	0	-	-
0100	0	0	0	0	0	0	0	0	0	0	0	0	0	0	0	0	0	0	0	-	-
0200	1	0	1	0	0	0	0	0	0	0	0	0	0	0	0	0	0	0	0	73.3	-
0300	**2**	**0**	**2**	**0**	**0**	**0**	**0**	**0**	**0**	**0**	**0**	**0**	**0**	**1**	**50**	**1**	**50**	**1**	**50**	**82.8**	**-**
0400	0	0	0	0	0	0	0	0	0	0	0	0	0	0	0	0	0	0	0	-	-
0500	0	0	0	0	0	0	0	0	0	0	0	0	0	0	0	0	0	0	0	-	-
0600	0	0	0	0	0	0	0	0	0	0	0	0	0	0	0	0	0	0	0	-	-
0700	1	0	1	0	0	0	0	0	0	0	0	0	0	0	0	0	0	0	0	79.9	-
0800	0	0	0	0	0	0	0	0	0	0	0	0	0	0	0	0	0	0	0	-	-
0900	1	0	0	0	0	0	0	0	0	1	0	0	0	0	0	0	0	0	0	47.9	-
1000	**2**	**0**	**2**	**0**	**0**	**0**	**0**	**0**	**0**	**0**	**0**	**0**	**0**	**0**	**0**	**0**	**0**	**0**	**0**	**66.5**	**-**
1100	**2**	**0**	**2**	**0**	**0**	**0**	**0**	**0**	**0**	**0**	**0**	**0**	**0**	**0**	**0**	**0**	**0**	**0**	**0**	**66.4**	**-**
1200	**6**	**0**	**6**	**0**	**0**	**0**	**0**	**0**	**0**	**0**	**0**	**0**	**0**	**1**	**16.7**	**1**	**16.7**	**1**	**16.7**	**74.5**	**-**
1300	4	0	4	0	0	0	0	0	0	0	0	0	0	1	25	1	25	1	25	68.6	-
1400	4	0	4	0	0	0	0	0	0	0	0	0	0	1	25	1	25	0	0	69.2	-
1500	4	0	4	0	0	0	0	0	0	0	0	0	0	0	0	0	0	0	0	52.9	-
1600	1	0	1	0	0	0	0	0	0	0	0	0	0	0	0	0	0	0	0	61.5	-
1700	4	1	3	0	0	0	0	0	0	0	0	0	0	2	50	1	25	1	25	67.1	-
1800	1	1	0	0	0	0	0	0	0	0	0	0	0	0	0	0	0	0	0	63.4	-
1900	5	0	5	0	0	0	0	0	0	0	0	0	0	1	20	1	20	0	0	68.2	-
2000	0	0	0	0	0	0	0	0	0	0	0	0	0	0	0	0	0	0	0	-	-
2100	1	0	1	0	0	0	0	0	0	0	0	0	0	1	100	1	100	0	0	85.1	-
2200	0	0	0	0	0	0	0	0	0	0	0	0	0	0	0	0	0	0	0	0	0
2300	0	0	0	0	0	0	0	0	0	0	0	0	0	0	0	0	0	0	0	0	0
07-19	**30**	**2**	**27**	**0**	**0**	**0**	**0**	**0**	**0**	**1**	**0**	**0**	**0**	**5**	**16.7**	**4**	**13.3**	**3**	**10**	**66.5**	**80.3**
06-22	**36**	**2**	**33**	**0**	**0**	**0**	**0**	**0**	**0**	**1**	**0**	**0**	**0**	**7**	**19.4**	**6**	**16.7**	**3**	**8.3**	**67.3**	**85**
06-00	**36**	**2**	**33**	**0**	**0**	**0**	**0**	**0**	**0**	**1**	**0**	**0**	**0**	**7**	**19.4**	**6**	**16.7**	**3**	**8.3**	**67.3**	**85**
00-00	**39**	**2**	**36**	**0**	**0**	**0**	**0**	**0**	**0**	**1**	**0**	**0**	**0**	**8**	**20.5**	**7**	**17.9**	**4**	**10.3**	**68.2**	**85**

DRAFT

Site 20
Location L-80091-16, att t/pole, Lat 53.64507, Long -6.77006
Direction East

3279 / Meath/Cavan/Monaghan ATC's
October 2013
Automatic Traffic Count

Virtual Day (7)

Time	Total	Classification												>PSL	>PSL%	>SL1	>SL1%	>SL2	>SL2%	Mean	Vpp
		1 MCL	2 SV	3 SVT	4 TB2	5 TB3	6 T4	7 ART3	8 ART4	9 ART5	10 ART6	11 BD	12 DRT	80	80	85 +5kph	85 +5kph	90 +10kph	90 +10kph		85
0000	0	0	0	0	0	0	0	0	0	0	0	0	0	0	0	0	0	0	0	-	-
0100	0	0	0	0	0	0	0	0	0	0	0	0	0	0	0	0	0	0	0	61.5	-
0200	0	0	0	0	0	0	0	0	0	0	0	0	0	0	0	0	0	0	0	73.3	-
0300	0	0	0	0	0	0	0	0	0	0	0	0	0	0	50	0	50	0	50	82.8	-
0400	0	0	0	0	0	0	0	0	0	0	0	0	0	0	0	0	0	0	0	-	-
0500	1	0	1	0	0	0	0	0	0	0	0	0	0	0	0	0	0	0	0	60.3	-
0600	0	0	0	0	0	0	0	0	0	0	0	0	0	0	0	0	0	0	0	53.6	-
0700	3	0	3	0	0	0	0	0	0	0	0	0	0	1	20	1	20	1	20	69.2	-
0800	**6**	**0**	**5**	**0**	**0**	**0**	**0**	**0**	**0**	**0**	**0**	**0**	**0**	**2**	**27.5**	**1**	**20**	**1**	**20**	**69.9**	**-**
0900	4	0	4	0	0	0	0	0	0	0	0	0	0	1	20.7	0	3.4	0	0	64.4	-
1000	3	0	2	0	0	0	0	0	0	0	0	0	0	0	5.6	0	5.6	0	0	60.3	-
1100	3	0	2	0	0	0	0	0	0	0	0	0	0	0	4.3	0	4.3	0	0	54	-
1200	4	0	3	0	0	0	0	0	0	0	0	0	0	1	14.8	0	7.4	0	3.7	65.9	-
1300	3	0	3	0	0	0	0	0	0	0	0	0	0	0	13.6	0	9.1	0	9.1	59.5	-
1400	3	0	3	0	0	0	0	0	0	0	0	0	0	1	20	1	20	0	5	62.1	-
1500	**6**	**0**	**6**	**0**	**0**	**0**	**0**	**0**	**0**	**0**	**0**	**0**	**0**	**1**	**9.1**	**0**	**4.5**	**0**	**2.3**	**58.9**	**-**
1600	4	0	3	0	0	0	0	0	0	0	0	0	0	1	17.9	0	10.7	0	3.6	65.8	-
1700	3	0	2	0	0	0	0	0	0	0	0	0	0	1	22.2	0	16.7	0	11.1	66.7	-
1800	4	0	3	0	0	0	0	0	0	0	0	0	0	1	17.2	1	13.8	1	13.8	65.4	-
1900	4	0	4	0	0	0	0	0	0	0	0	0	0	1	16.1	0	9.7	0	0	61.2	-
2000	3	0	2	0	1	0	0	0	0	0	0	0	0	0	9.5	0	0	0	0	59.9	-
2100	2	0	2	0	0	0	0	0	0	0	0	0	0	0	27.3	0	18.2	0	0	64.4	-
2200	1	0	1	0	0	0	0	0	0	0	0	0	0	0	50	0	50	0	50	78.7	-
2300	0	0	0	0	0	0	0	0	0	0	0	0	0	0	33.3	0	0	0	0	74.3	-
07-19	**45**	**2**	**40**	**1**	**2**	**0**	**0**	**0**	**0**	**1**	**0**	**0**	**0**	**7**	**16.4**	**5**	**11**	**3**	**7.5**	**63.6**	**80.3**
06-22	**55**	**2**	**48**	**1**	**3**	**0**	**0**	**0**	**0**	**1**	**0**	**0**	**0**	**9**	**16.2**	**6**	**10.4**	**3**	**6.3**	**63.2**	**80.3**
06-00	**56**	**2**	**49**	**1**	**3**	**0**	**0**	**0**	**0**	**1**	**0**	**0**	**0**	**9**	**16.7**	**6**	**10.8**	**4**	**6.7**	**63.4**	**80.3**
00-00	**57**	**2**	**50**	**1**	**3**	**0**	**0**	**0**	**0**	**1**	**0**	**0**	**0**	**9**	**16.5**	**6**	**10.8**	**4**	**6.8**	**63.5**	**80.3**

DRAFT

Site 20
Location L-80091-16, att t/pole, Lat 53.64507, Long -6.77006
Direction East

3279 / Meath/Cavan/Monaghan ATC's
October 2013
Automatic Traffic Count

Virtual Week (1)

Time	Total	Classification												>PSL	>PSL%	>SL1	>SL1%	>SL2	>SL2%	Mean	Vpp
		1 MCL	2 SV	3 SVT	4 TB2	5 TB3	6 T4	7 ART3	8 ART4	9 ART5	10 ART6	11 BD	12 DRT	80	80	85 +5kph	85 +5kph	90 +10kph	90 +10kph		85
Mon	47	0	41	0	4	0	0	0	0	2	0	0	0	4	8.5	2	4.3	2	4.3	63.1	77.4
Tue	55	1	51	1	1	0	1	0	0	0	0	0	0	7	12.7	4	7.3	3	5.5	62.5	77.4
Wed	62	1	54	0	4	2	0	0	0	1	0	0	0	13	21	7	11.3	5	8.1	65.8	83.2
Thu	74	4	63	0	7	0	0	0	0	0	0	0	0	15	20.3	7	9.5	4	5.4	63.4	81.4
Fri	66	2	56	2	3	1	0	0	1	1	0	0	0	11	16.7	9	13.6	6	9.1	60.5	79.9
| Sat	57	1	52	2	1	0	0	0	0	0	1	0	0	8	14	7	12.3	3	5.3	62.8	77.4
| Sun	39	2	36	0	0	0	0	0	0	1	0	0	0	8	20.5	7	17.9	4	10.3	68.2	85
5 Day Ave.	**61**	**2**	**53**	**1**	**4**	**1**	**0**	**0**	**0**	**1**	**0**	**0**	**0**	**10**	**16.4**	**6**	**9.8**	**4**	**6.6**	**63.1**	**79.9**
7 Day Ave.	**57**	**2**	**50**	**1**	**3**	**0**	**0**	**0**	**0**	**1**	**0**	**0**	**0**	**9**	**16.5**	**6**	**10.8**	**4**	**6.8**	**63.5**	**80.3**
--	**400**	**11**	**353**	**5**	**20**	**3**	**1**	**0**	**1**	**5**	**1**	**0**	**0**	**66**	**16.5**	**43**	**10.8**	**27**	**6.8**	**63.5**	**80.3**

Summary Graphs

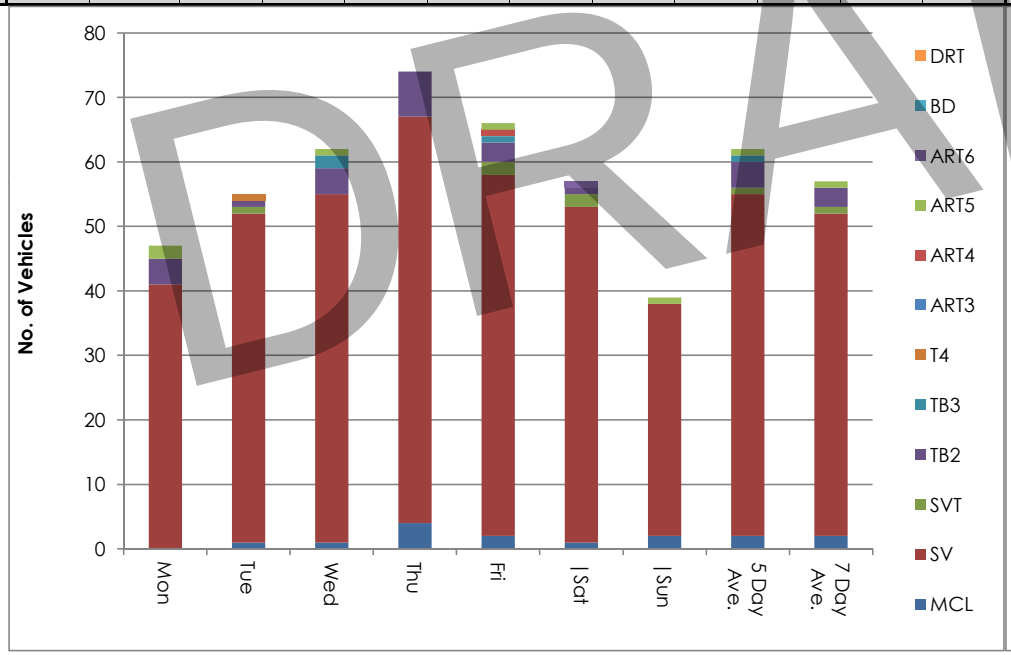

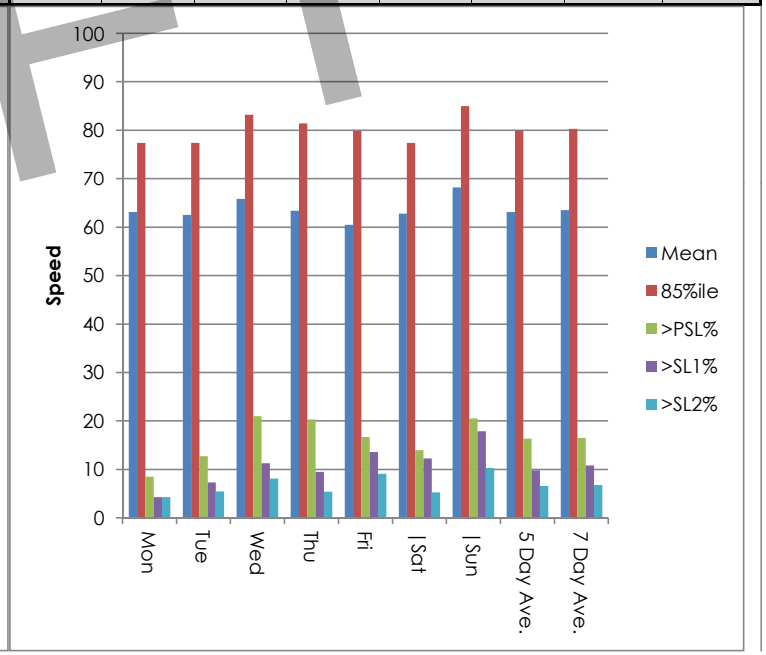

DRAFT

Site 20
Location L-80091-16, att t/pole, Lat 53.64507, Long -6.77006
Direction East

3279 / Meath/Cavan/Monaghan ATC's
October 2013
Automatic Traffic Count

Mon, 7 October 2013

Time	Total	Speed Bins (km/h)																											
		0 - 5	5 - 10	10 - 15	15 - 20	20 - 25	25 - 30	30 - 35	35 - 40	40 - 45	45 - 50	50 - 55	55 - 60	60 - 65	65 - 70	70 - 75	75 - 80	80 - 85	85 - 90	90 - 95	95 - 100	100 - 105	105 - 110	110 - 115	115 - 120	120 - 125	125 - 130	130 - 135	135 - 140
0000	0	0	0	0	0	0	0	0	0	0	0	0	0	0	0	0	0	0	0	0	0	0	0	0	0	0	0	0	0
0100	0	0	0	0	0	0	0	0	0	0	0	0	0	0	0	0	0	0	0	0	0	0	0	0	0	0	0	0	0
0200	0	0	0	0	0	0	0	0	0	0	0	0	0	0	0	0	0	0	0	0	0	0	0	0	0	0	0	0	0
0300	0	0	0	0	0	0	0	0	0	0	0	0	0	0	0	0	0	0	0	0	0	0	0	0	0	0	0	0	0
0400	0	0	0	0	0	0	0	0	0	0	0	0	0	0	0	0	0	0	0	0	0	0	0	0	0	0	0	0	0
0500	1	0	0	0	0	0	0	0	0	0	0	0	0	0	0	1	0	0	0	0	0	0	0	0	0	0	0	0	0
0600	0	0	0	0	0	0	0	0	0	0	0	0	0	0	0	0	0	0	0	0	0	0	0	0	0	0	0	0	0
0700	2	0	0	0	0	0	0	1	0	0	0	0	0	0	1	0	0	0	0	0	0	0	0	0	0	0	0	0	0
0800	**6**	**0**	**0**	**0**	**0**	**0**	**0**	**0**	**0**	**0**	**0**	**0**	**1**	**1**	**0**	**1**	**2**	**0**	**0**	**0**	**0**	**0**	**1**	**0**	**0**	**0**	**0**	**0**	**0**
0900	3	0	0	0	0	0	0	0	0	0	0	0	0	2	0	0	0	1	0	0	0	0	0	0	0	0	0	0	0
1000	4	0	0	1	0	0	0	0	0	0	0	1	1	1	0	0	0	0	0	0	0	0	0	0	0	0	0	0	0
1100	1	0	0	0	0	0	0	0	0	1	0	0	0	0	0	0	0	0	0	0	0	0	0	0	0	0	0	0	0
1200	3	0	0	0	0	0	0	0	0	0	0	0	0	0	0	1	2	0	0	0	0	0	0	0	0	0	0	0	0
1300	0	0	0	0	0	0	0	0	0	0	0	0	0	0	0	0	0	0	0	0	0	0	0	0	0	0	0	0	0
1400	2	0	0	0	0	0	0	0	0	0	0	0	1	0	0	1	0	0	0	0	0	0	0	0	0	0	0	0	0
1500	4	0	0	0	0	0	0	0	0	1	0	0	0	0	1	1	1	0	0	0	0	0	0	0	0	0	0	0	0
1600	3	0	0	0	0	0	0	0	0	0	0	0	1	0	0	0	1	1	0	0	0	0	0	0	0	0	0	0	0
1700	1	0	0	0	0	0	0	0	0	0	0	0	0	0	0	0	1	0	0	0	0	0	0	0	0	0	0	0	0
1800	**11**	**0**	**0**	**0**	**0**	**0**	**0**	**2**	**1**	**0**	**0**	**0**	**4**	**0**	**1**	**1**	**1**	**0**	**0**	**1**	**0**	**0**	**0**	**0**	**0**	**0**	**0**	**0**	**0**
1900	1	0	0	0	0	0	0	0	0	0	0	0	0	1	0	0	0	0	0	0	0	0	0	0	0	0	0	0	0
2000	4	0	0	0	0	0	1	0	0	0	0	0	0	3	0	0	0	0	0	0	0	0	0	0	0	0	0	0	0
2100	1	0	0	0	0	0	0	0	0	0	0	0	0	0	0	0	1	0	0	0	0	0	0	0	0	0	0	0	0
2200	0	0	0	0	0	0	0	0	0	0	0	0	0	0	0	0	0	0	0	0	0	0	0	0	0	0	0	0	0
2300	0	0	0	0	0	0	0	0	0	0	0	0	0	0	0	0	0	0	0	0	0	0	0	0	0	0	0	0	0
07-19	**40**	**0**	**0**	**1**	**0**	**0**	**0**	**3**	**1**	**2**	**0**	**1**	**8**	**4**	**3**	**5**	**8**	**2**	**0**	**1**	**0**	**0**	**1**	**0**	**0**	**0**	**0**	**0**	**0**
06-22	**46**	**0**	**0**	**1**	**0**	**0**	**1**	**3**	**1**	**2**	**0**	**1**	**8**	**8**	**3**	**5**	**9**	**2**	**0**	**1**	**0**	**0**	**1**	**0**	**0**	**0**	**0**	**0**	**0**
06-00	**46**	**0**	**0**	**1**	**0**	**0**	**1**	**3**	**1**	**2**	**0**	**1**	**8**	**8**	**3**	**5**	**9**	**2**	**0**	**1**	**0**	**0**	**1**	**0**	**0**	**0**	**0**	**0**	**0**
00-00	**47**	**0**	**0**	**1**	**0**	**0**	**1**	**3**	**1**	**2**	**0**	**1**	**8**	**8**	**3**	**6**	**9**	**2**	**0**	**1**	**0**	**0**	**1**	**0**	**0**	**0**	**0**	**0**	**0**

DRAFT

Site 20
Location L-80091-16, att t/pole, Lat 53.64507, Long -6.77006
Direction East

3279 / Meath/Cavan/Monaghan ATC's
October 2013
Automatic Traffic Count

Tue, 8 October 2013

Time	Total	Speed Bins (km/h)																											
		0 - 5	5 - 10	10 - 15	15 - 20	20 - 25	25 - 30	30 - 35	35 - 40	40 - 45	45 - 50	50 - 55	55 - 60	60 - 65	65 - 70	70 - 75	75 - 80	80 - 85	85 - 90	90 - 95	95 - 100	100 - 105	105 - 110	110 - 115	115 - 120	120 - 125	125 - 130	130 - 135	135 - 140
0000	0	0	0	0	0	0	0	0	0	0	0	0	0	0	0	0	0	0	0	0	0	0	0	0	0	0	0	0	0
0100	0	0	0	0	0	0	0	0	0	0	0	0	0	0	0	0	0	0	0	0	0	0	0	0	0	0	0	0	0
0200	0	0	0	0	0	0	0	0	0	0	0	0	0	0	0	0	0	0	0	0	0	0	0	0	0	0	0	0	0
0300	0	0	0	0	0	0	0	0	0	0	0	0	0	0	0	0	0	0	0	0	0	0	0	0	0	0	0	0	0
0400	0	0	0	0	0	0	0	0	0	0	0	0	0	0	0	0	0	0	0	0	0	0	0	0	0	0	0	0	0
0500	2	0	0	0	1	0	0	0	0	0	0	0	0	0	0	0	1	0	0	0	0	0	0	0	0	0	0	0	0
0600	1	0	0	0	0	0	0	0	0	0	0	0	0	1	0	0	0	0	0	0	0	0	0	0	0	0	0	0	0
0700	4	0	0	0	0	0	0	1	0	0	0	0	0	0	1	1	0	0	0	1	0	0	0	0	0	0	0	0	0
0800	**6**	**0**	**0**	**0**	**0**	**0**	**0**	**1**	**0**	**0**	**0**	**0**	**0**	**0**	**3**	**0**	**0**	**1**	**0**	**0**	**0**	**0**	**1**	**0**	**0**	**0**	**0**	**0**	**0**
0900	3	0	0	0	0	0	0	0	0	0	0	0	0	0	1	1	0	1	0	0	0	0	0	0	0	0	0	0	0
1000	1	0	0	0	0	0	0	0	0	0	0	0	0	0	1	0	0	0	0	0	0	0	0	0	0	0	0	0	0
1100	4	0	0	0	1	0	1	0	0	0	0	0	0	1	0	1	0	0	0	0	0	0	0	0	0	0	0	0	0
1200	4	0	0	0	0	0	0	0	0	0	0	0	0	0	1	1	1	0	1	0	0	0	0	0	0	0	0	0	0
1300	3	0	0	0	0	0	0	0	0	0	0	0	0	0	1	1	0	1	0	0	0	0	0	0	0	0	0	0	0
1400	3	0	0	0	0	0	0	0	0	0	0	2	1	0	0	0	0	0	0	0	0	0	0	0	0	0	0	0	0
1500	**7**	**0**	**0**	**0**	**0**	**0**	**0**	**0**	**0**	**0**	**0**	**1**	**3**	**0**	**1**	**1**	**1**	**0**	**0**	**0**	**0**	**0**	**0**	**0**	**0**	**0**	**0**	**0**	**0**
1600	4	0	0	0	0	0	0	0	0	0	1	0	0	0	1	1	0	0	0	0	0	0	1	0	0	0	0	0	0
1700	1	0	0	0	0	0	0	0	0	0	0	1	0	0	0	0	0	0	0	0	0	0	0	0	0	0	0	0	0
1800	1	0	0	0	0	0	0	0	0	0	0	0	0	0	0	1	0	0	0	0	0	0	0	0	0	0	0	0	0
1900	6	0	0	0	0	0	0	1	0	0	1	0	0	1	1	1	1	0	0	0	0	0	0	0	0	0	0	0	0
2000	4	0	0	0	0	1	0	1	0	0	0	0	1	1	0	0	0	0	0	0	0	0	0	0	0	0	0	0	0
2100	0	0	0	0	0	0	0	0	0	0	0	0	0	0	0	0	0	0	0	0	0	0	0	0	0	0	0	0	0
2200	1	0	0	0	0	0	0	0	0	0	0	0	1	0	0	0	0	0	0	0	0	0	0	0	0	0	0	0	0
2300	0	0	0	0	0	0	0	0	0	0	0	0	0	0	0	0	0	0	0	0	0	0	0	0	0	0	0	0	0
07-19	**41**	**0**	**0**	**0**	**1**	**0**	**1**	**2**	**0**	**0**	**1**	**4**	**4**	**1**	**10**	**8**	**2**	**3**	**1**	**1**	**0**	**0**	**2**	**0**	**0**	**0**	**0**	**0**	**0**
06-22	**52**	**0**	**0**	**0**	**1**	**1**	**1**	**4**	**0**	**0**	**2**	**4**	**5**	**4**	**11**	**9**	**3**	**3**	**1**	**1**	**0**	**0**	**2**	**0**	**0**	**0**	**0**	**0**	**0**
06-00	**53**	**0**	**0**	**0**	**1**	**1**	**1**	**4**	**0**	**0**	**2**	**4**	**6**	**4**	**11**	**9**	**3**	**3**	**1**	**1**	**0**	**0**	**2**	**0**	**0**	**0**	**0**	**0**	**0**
00-00	**55**	**0**	**0**	**0**	**2**	**1**	**1**	**4**	**0**	**0**	**2**	**4**	**6**	**4**	**11**	**9**	**4**	**3**	**1**	**1**	**0**	**0**	**2**	**0**	**0**	**0**	**0**	**0**	**0**

DRAFT

Site 20
Location L-80091-16, att t/pole, Lat 53.64507, Long -6.77006
Direction East

3279 / Meath/Cavan/Monaghan ATC's
October 2013
Automatic Traffic Count

Wed, 9 October 2013

Time	Total	Speed Bins (km/h)																											
		0 - 5	5 - 10	10 - 15	15 - 20	20 - 25	25 - 30	30 - 35	35 - 40	40 - 45	45 - 50	50 - 55	55 - 60	60 - 65	65 - 70	70 - 75	75 - 80	80 - 85	85 - 90	90 - 95	95 - 100	100 - 105	105 - 110	110 - 115	115 - 120	120 - 125	125 - 130	130 - 135	135 - 140
0000	0	0	0	0	0	0	0	0	0	0	0	0	0	0	0	0	0	0	0	0	0	0	0	0	0	0	0	0	0
0100	0	0	0	0	0	0	0	0	0	0	0	0	0	0	0	0	0	0	0	0	0	0	0	0	0	0	0	0	0
0200	0	0	0	0	0	0	0	0	0	0	0	0	0	0	0	0	0	0	0	0	0	0	0	0	0	0	0	0	0
0300	0	0	0	0	0	0	0	0	0	0	0	0	0	0	0	0	0	0	0	0	0	0	0	0	0	0	0	0	0
0400	0	0	0	0	0	0	0	0	0	0	0	0	0	0	0	0	0	0	0	0	0	0	0	0	0	0	0	0	0
0500	1	0	0	0	0	0	0	0	0	0	0	0	0	1	0	0	0	0	0	0	0	0	0	0	0	0	0	0	0
0600	1	0	0	0	0	0	0	0	0	0	1	0	0	0	0	0	0	0	0	0	0	0	0	0	0	0	0	0	0
0700	4	0	0	0	0	0	0	1	0	1	0	0	0	0	0	0	2	0	0	0	0	0	0	0	0	0	0	0	0
0800	**9**	**0**	**0**	**0**	**0**	**0**	**0**	**0**	**0**	**0**	**0**	**0**	**2**	**0**	**2**	**2**	**0**	**1**	**0**	**0**	**0**	**1**	**1**	**0**	**0**	**0**	**0**	**0**	**0**
0900	7	0	0	0	0	0	0	0	1	0	0	0	2	0	0	0	0	3	1	0	0	0	0	0	0	0	0	0	0
1000	1	0	0	0	0	0	0	0	0	0	0	0	0	1	0	0	0	0	0	0	0	0	0	0	0	0	0	0	0
1100	4	0	0	0	0	1	0	0	0	0	0	0	0	0	0	3	0	0	0	0	0	0	0	0	0	0	0	0	0
1200	4	0	0	0	1	0	0	0	0	0	0	0	0	0	0	2	1	0	0	0	0	0	0	0	0	0	0	0	0
1300	3	0	0	0	0	0	0	0	0	0	0	0	0	0	0	0	3	0	0	0	0	0	0	0	0	0	0	0	0
1400	1	0	0	0	0	0	0	0	0	0	0	0	0	0	1	0	0	0	0	0	0	0	0	0	0	0	0	0	0
1500	**8**	**0**	**0**	**0**	**0**	**0**	**1**	**0**	**0**	**0**	**0**	**1**	**1**	**2**	**1**	**0**	**0**	**1**	**0**	**1**	**0**	**0**	**0**	**0**	**0**	**0**	**0**	**0**	**0**
1600	1	0	0	0	0	0	0	0	1	0	0	0	0	0	0	0	0	0	0	0	0	0	0	0	0	0	0	0	0
1700	6	0	0	0	0	0	0	0	0	0	1	0	0	2	1	0	0	0	1	1	0	0	0	0	0	0	0	0	0
1800	2	0	0	0	0	0	0	0	0	0	0	0	0	0	0	1	0	0	0	1	0	0	0	0	0	0	0	0	0
1900	4	0	0	0	0	0	0	0	0	1	0	1	0	0	1	0	0	1	0	0	0	0	0	0	0	0	0	0	0
2000	2	0	0	0	0	0	0	0	0	0	0	0	0	0	1	1	0	0	0	0	0	0	0	0	0	0	0	0	0
2100	4	0	0	0	0	0	0	2	0	0	0	0	0	0	0	0	2	0	0	0	0	0	0	0	0	0	0	0	0
2200	0	0	0	0	0	0	0	0	0	0	0	0	0	0	0	0	0	0	0	0	0	0	0	0	0	0	0	0	0
2300	0	0	0	0	0	0	0	0	0	0	0	0	0	0	0	0	0	0	0	0	0	0	0	0	0	0	0	0	0
07-19	**50**	**0**	**0**	**0**	**1**	**1**	**1**	**1**	**2**	**1**	**1**	**1**	**5**	**5**	**5**	**8**	**6**	**5**	**2**	**3**	**0**	**1**	**1**	**0**	**0**	**0**	**0**	**0**	**0**
06-22	**61**	**0**	**0**	**0**	**1**	**1**	**1**	**3**	**2**	**2**	**2**	**2**	**5**	**5**	**7**	**9**	**8**	**6**	**2**	**3**	**0**	**1**	**1**	**0**	**0**	**0**	**0**	**0**	**0**
06-00	**61**	**0**	**0**	**0**	**1**	**1**	**1**	**3**	**2**	**2**	**2**	**2**	**5**	**5**	**7**	**9**	**8**	**6**	**2**	**3**	**0**	**1**	**1**	**0**	**0**	**0**	**0**	**0**	**0**
00-00	**62**	**0**	**0**	**0**	**1**	**1**	**1**	**3**	**2**	**2**	**2**	**2**	**5**	**6**	**7**	**9**	**8**	**6**	**2**	**3**	**0**	**1**	**1**	**0**	**0**	**0**	**0**	**0**	**0**

DRAFT

Site 20
Location L-80091-16, att t/pole, Lat 53.64507, Long -6.77006
Direction East

3279 / Meath/Cavan/Monaghan ATC's
October 2013
Automatic Traffic Count

Thu, 10 October 2013

Time	Total	Speed Bins (km/h)																											
		0 - 5	5 - 10	10 - 15	15 - 20	20 - 25	25 - 30	30 - 35	35 - 40	40 - 45	45 - 50	50 - 55	55 - 60	60 - 65	65 - 70	70 - 75	75 - 80	80 - 85	85 - 90	90 - 95	95 - 100	100 - 105	105 - 110	110 - 115	115 - 120	120 - 125	125 - 130	130 - 135	135 - 140
0000	0	0	0	0	0	0	0	0	0	0	0	0	0	0	0	0	0	0	0	0	0	0	0	0	0	0	0	0	0
0100	0	0	0	0	0	0	0	0	0	0	0	0	0	0	0	0	0	0	0	0	0	0	0	0	0	0	0	0	0
0200	0	0	0	0	0	0	0	0	0	0	0	0	0	0	0	0	0	0	0	0	0	0	0	0	0	0	0	0	0
0300	0	0	0	0	0	0	0	0	0	0	0	0	0	0	0	0	0	0	0	0	0	0	0	0	0	0	0	0	0
0400	0	0	0	0	0	0	0	0	0	0	0	0	0	0	0	0	0	0	0	0	0	0	0	0	0	0	0	0	0
0500	1	0	0	0	0	0	0	0	0	0	0	0	0	0	0	0	1	0	0	0	0	0	0	0	0	0	0	0	0
0600	0	0	0	0	0	0	0	0	0	0	0	0	0	0	0	0	0	0	0	0	0	0	0	0	0	0	0	0	0
0700	4	0	0	0	0	0	0	0	0	0	0	0	0	0	0	2	0	0	0	1	0	1	0	0	0	0	0	0	0
0800	**8**	**0**	**0**	**1**	**0**	**0**	**0**	**0**	**0**	**0**	**2**	**0**	**1**	**2**	**1**	**0**	**1**	**0**	**0**	**0**	**0**	**0**	**0**	**0**	**0**	**0**	**0**	**0**	**0**
0900	6	0	0	0	0	0	0	0	1	1	1	0	0	1	1	0	1	0	0	0	0	0	0	0	0	0	0	0	0
1000	4	0	0	0	1	0	0	0	0	0	0	0	0	0	2	0	1	0	0	0	0	0	0	0	0	0	0	0	0
1100	4	0	0	0	1	0	0	0	0	0	1	0	0	0	0	0	2	0	0	0	0	0	0	0	0	0	0	0	0
1200	3	0	0	0	0	0	0	0	0	0	1	0	0	0	0	0	0	2	0	0	0	0	0	0	0	0	0	0	0
1300	4	0	0	0	1	0	0	0	0	0	0	0	0	1	2	0	0	0	0	0	0	0	0	0	0	0	0	0	0
1400	3	0	0	1	0	0	0	0	0	0	0	1	0	0	0	0	0	0	1	0	0	0	0	0	0	0	0	0	0
1500	7	0	0	0	0	0	0	1	0	1	1	0	0	0	1	2	0	1	0	0	0	0	0	0	0	0	0	0	0
1600	5	0	0	0	0	0	0	0	1	0	0	1	0	0	2	0	0	1	0	0	0	0	0	0	0	0	0	0	0
1700	2	0	0	0	0	0	0	0	0	0	0	0	1	1	0	0	0	0	0	0	0	0	0	0	0	0	0	0	0
1800	**8**	**0**	**0**	**0**	**0**	**0**	**0**	**0**	**0**	**0**	**0**	**0**	**0**	**1**	**1**	**2**	**1**	**1**	**0**	**1**	**1**	**0**	**0**	**0**	**0**	**0**	**0**	**0**	**0**
1900	5	0	0	0	0	0	0	1	0	0	1	0	0	0	0	0	1	1	1	0	0	0	0	0	0	0	0	0	0
2000	5	0	0	0	0	0	0	0	0	0	1	0	0	3	0	0	0	1	0	0	0	0	0	0	0	0	0	0	0
2100	4	0	0	0	0	0	0	0	0	0	0	0	0	1	1	0	0	1	1	0	0	0	0	0	0	0	0	0	0
2200	1	0	0	0	0	0	0	0	0	1	0	0	0	0	0	0	0	0	0	0	0	0	0	0	0	0	0	0	0
2300	0	0	0	0	0	0	0	0	0	0	0	0	0	0	0	0	0	0	0	0	0	0	0	0	0	0	0	0	0
07-19	**58**	**0**	**0**	**2**	**3**	**0**	**0**	**1**	**2**	**2**	**6**	**2**	**2**	**6**	**10**	**6**	**6**	**5**	**1**	**2**	**1**	**1**	**0**	**0**	**0**	**0**	**0**	**0**	**0**
06-22	**72**	**0**	**0**	**2**	**3**	**0**	**0**	**2**	**2**	**2**	**8**	**2**	**2**	**10**	**11**	**6**	**7**	**8**	**3**	**2**	**1**	**1**	**0**	**0**	**0**	**0**	**0**	**0**	**0**
06-00	**73**	**0**	**0**	**2**	**3**	**0**	**0**	**2**	**2**	**3**	**8**	**2**	**2**	**10**	**11**	**6**	**7**	**8**	**3**	**2**	**1**	**1**	**0**	**0**	**0**	**0**	**0**	**0**	**0**
00-00	**74**	**0**	**0**	**2**	**3**	**0**	**0**	**2**	**2**	**3**	**8**	**2**	**2**	**10**	**11**	**6**	**8**	**8**	**3**	**2**	**1**	**1**	**0**	**0**	**0**	**0**	**0**	**0**	**0**

DRAFT

Site 20
Location L-80091-16, att t/pole, Lat 53.64507, Long -6.77006
Direction East

3279 / Meath/Cavan/Monaghan ATC's
October 2013
Automatic Traffic Count

Fri, 11 October 2013

Time	Total	Speed Bins (km/h)																											
		0 - 5	5 - 10	10 - 15	15 - 20	20 - 25	25 - 30	30 - 35	35 - 40	40 - 45	45 - 50	50 - 55	55 - 60	60 - 65	65 - 70	70 - 75	75 - 80	80 - 85	85 - 90	90 - 95	95 - 100	100 - 105	105 - 110	110 - 115	115 - 120	120 - 125	125 - 130	130 - 135	135 - 140
0000	0	0	0	0	0	0	0	0	0	0	0	0	0	0	0	0	0	0	0	0	0	0	0	0	0	0	0	0	0
0100	1	0	0	0	0	0	0	0	0	0	0	0	0	1	0	0	0	0	0	0	0	0	0	0	0	0	0	0	0
0200	0	0	0	0	0	0	0	0	0	0	0	0	0	0	0	0	0	0	0	0	0	0	0	0	0	0	0	0	0
0300	0	0	0	0	0	0	0	0	0	0	0	0	0	0	0	0	0	0	0	0	0	0	0	0	0	0	0	0	0
0400	0	0	0	0	0	0	0	0	0	0	0	0	0	0	0	0	0	0	0	0	0	0	0	0	0	0	0	0	0
0500	1	0	0	0	0	0	0	0	0	0	0	0	1	0	0	0	0	0	0	0	0	0	0	0	0	0	0	0	0
0600	0	0	0	0	0	0	0	0	0	0	0	0	0	0	0	0	0	0	0	0	0	0	0	0	0	0	0	0	0
0700	4	0	0	0	0	0	0	0	0	0	0	0	0	0	2	1	0	0	0	1	0	0	0	0	0	0	0	0	0
0800	**10**	**0**	**0**	**0**	**1**	**0**	**0**	**0**	**1**	**0**	**0**	**0**	**1**	**1**	**1**	**0**	**1**	**1**	**0**	**2**	**0**	**0**	**1**	**0**	**0**	**0**	**0**	**0**	**0**
0900	4	0	0	0	0	0	0	0	0	0	0	0	0	1	0	2	1	0	0	0	0	0	0	0	0	0	0	0	0
1000	2	0	0	0	0	0	0	0	0	0	0	0	0	1	0	0	1	0	0	0	0	0	0	0	0	0	0	0	0
1100	3	0	0	0	1	0	1	0	0	0	0	0	0	0	0	1	0	0	0	0	0	0	0	0	0	0	0	0	0
1200	6	0	0	0	0	0	1	1	0	0	1	0	1	0	1	1	0	0	0	0	0	0	0	0	0	0	0	0	0
1300	5	0	0	0	0	0	1	0	0	0	0	1	0	2	0	0	0	0	0	1	0	0	0	0	0	0	0	0	0
1400	2	0	0	0	0	0	0	0	0	0	0	0	0	1	0	0	0	0	1	0	0	0	0	0	0	0	0	0	0
1500	**7**	**0**	**0**	**2**	**0**	**0**	**1**	**0**	**0**	**0**	**0**	**0**	**1**	**0**	**1**	**1**	**1**	**0**	**0**	**0**	**0**	**0**	**0**	**0**	**0**	**0**	**0**	**0**	**0**
1600	5	0	0	0	0	0	0	1	0	1	0	0	1	1	0	0	0	0	1	0	0	0	0	0	0	0	0	0	0
1700	1	0	0	0	0	0	0	0	0	0	0	0	0	0	0	1	0	0	0	0	0	0	0	0	0	0	0	0	0
1800	4	0	0	0	0	0	0	0	1	0	0	0	1	1	0	0	1	0	0	0	0	0	0	0	0	0	0	0	0
1900	5	0	0	0	0	0	0	0	0	1	0	1	2	0	0	0	0	0	1	0	0	0	0	0	0	0	0	0	0
2000	3	0	0	0	0	0	0	0	1	0	0	0	0	0	1	1	0	0	0	0	0	0	0	0	0	0	0	0	0
2100	1	0	0	0	0	0	1	0	0	0	0	0	0	0	0	0	0	0	0	0	0	0	0	0	0	0	0	0	0
2200	1	0	0	0	0	0	0	0	0	0	0	0	0	0	0	0	0	0	0	1	0	0	0	0	0	0	0	0	0
2300	1	0	0	0	0	0	0	0	0	0	0	0	0	0	0	0	0	1	0	0	0	0	0	0	0	0	0	0	0
07-19	**53**	**0**	**0**	**2**	**2**	**0**	**4**	**2**	**2**	**1**	**1**	**1**	**5**	**8**	**5**	**7**	**5**	**1**	**2**	**4**	**0**	**0**	**1**	**0**	**0**	**0**	**0**	**0**	**0**
06-22	**62**	**0**	**0**	**2**	**2**	**0**	**5**	**2**	**3**	**2**	**1**	**2**	**7**	**8**	**6**	**8**	**5**	**1**	**3**	**4**	**0**	**0**	**1**	**0**	**0**	**0**	**0**	**0**	**0**
06-00	**64**	**0**	**0**	**2**	**2**	**0**	**5**	**2**	**3**	**2**	**1**	**2**	**7**	**8**	**6**	**8**	**5**	**2**	**3**	**5**	**0**	**0**	**1**	**0**	**0**	**0**	**0**	**0**	**0**
00-00	**66**	**0**	**0**	**2**	**2**	**0**	**5**	**2**	**3**	**2**	**1**	**2**	**8**	**9**	**6**	**8**	**5**	**2**	**3**	**5**	**0**	**0**	**1**	**0**	**0**	**0**	**0**	**0**	**0**

DRAFT

Site 20
Location L-80091-16, att t/pole, Lat 53.64507, Long -6.77006
Direction East

3279 / Meath/Cavan/Monaghan ATC's
October 2013
Automatic Traffic Count

Sat, 12 October 2013

Time	Total	Speed Bins (km/h)																											
		0 - 5	5 - 10	10 - 15	15 - 20	20 - 25	25 - 30	30 - 35	35 - 40	40 - 45	45 - 50	50 - 55	55 - 60	60 - 65	65 - 70	70 - 75	75 - 80	80 - 85	85 - 90	90 - 95	95 - 100	100 - 105	105 - 110	110 - 115	115 - 120	120 - 125	125 - 130	130 - 135	135 - 140
0000	0	0	0	0	0	0	0	0	0	0	0	0	0	0	0	0	0	0	0	0	0	0	0	0	0	0	0	0	0
0100	0	0	0	0	0	0	0	0	0	0	0	0	0	0	0	0	0	0	0	0	0	0	0	0	0	0	0	0	0
0200	0	0	0	0	0	0	0	0	0	0	0	0	0	0	0	0	0	0	0	0	0	0	0	0	0	0	0	0	0
0300	0	0	0	0	0	0	0	0	0	0	0	0	0	0	0	0	0	0	0	0	0	0	0	0	0	0	0	0	0
0400	0	0	0	0	0	0	0	0	0	0	0	0	0	0	0	0	0	0	0	0	0	0	0	0	0	0	0	0	0
0500	0	0	0	0	0	0	0	0	0	0	0	0	0	0	0	0	0	0	0	0	0	0	0	0	0	0	0	0	0
0600	0	0	0	0	0	0	0	0	0	0	0	0	0	0	0	0	0	0	0	0	0	0	0	0	0	0	0	0	0
0700	1	0	0	0	0	0	0	0	0	0	0	0	0	0	0	1	0	0	0	0	0	0	0	0	0	0	0	0	0
0800	1	0	0	0	0	0	0	0	0	0	0	0	0	0	0	0	0	0	0	1	0	0	0	0	0	0	0	0	0
0900	**5**	**0**	**0**	**0**	**0**	**0**	**0**	**0**	**0**	**0**	**1**	**0**	**1**	**2**	**1**	**0**	**0**	**0**	**0**	**0**	**0**	**0**	**0**	**0**	**0**	**0**	**0**	**0**	**0**
1000	4	0	0	0	0	0	0	1	0	0	0	0	0	0	0	1	1	0	1	0	0	0	0	0	0	0	0	0	0
1100	**5**	**0**	**0**	**0**	**0**	**0**	**0**	**0**	**0**	**0**	**1**	**0**	**1**	**2**	**0**	**0**	**0**	**0**	**1**	**0**	**0**	**0**	**0**	**0**	**0**	**0**	**0**	**0**	**0**
1200	1	0	0	0	0	0	0	0	0	0	0	1	0	0	0	0	0	0	0	0	0	0	0	0	0	0	0	0	0
1300	3	0	1	1	0	0	0	0	0	0	0	0	1	0	0	0	0	0	0	0	0	0	0	0	0	0	0	0	0
1400	5	0	0	0	1	0	0	0	0	0	1	1	0	0	1	0	0	0	0	0	0	0	0	0	0	1	0	0	0
1500	7	0	0	0	0	0	0	1	0	0	0	2	1	0	0	1	1	0	1	0	0	0	0	0	0	0	0	0	0
1600	**9**	**0**	**0**	**0**	**0**	**0**	**0**	**0**	**0**	**0**	**0**	**0**	**1**	**1**	**3**	**0**	**3**	**0**	**1**	**0**	**0**	**0**	**0**	**0**	**0**	**0**	**0**	**0**	**0**
1700	3	0	0	0	0	0	0	0	0	0	0	0	1	2	0	0	0	0	0	0	0	0	0	0	0	0	0	0	0
1800	2	0	0	0	0	0	1	0	0	0	0	0	0	1	0	0	0	0	0	0	0	0	0	0	0	0	0	0	0
1900	5	0	0	0	0	0	0	1	0	0	2	0	0	0	2	0	0	0	0	0	0	0	0	0	0	0	0	0	0
2000	3	0	0	0	0	0	0	0	0	0	0	0	0	0	1	0	1	1	0	0	0	0	0	0	0	0	0	0	0
2100	0	0	0	0	0	0	0	0	0	0	0	0	0	0	0	0	0	0	0	0	0	0	0	0	0	0	0	0	0
2200	1	0	0	0	0	0	0	0	0	0	0	0	0	0	0	0	0	0	0	0	0	0	0	0	0	1	0	0	0
2300	2	0	0	0	0	0	0	0	0	0	0	0	0	0	1	0	1	0	0	0	0	0	0	0	0	0	0	0	0
07-19	**46**	**0**	**1**	**1**	**1**	**0**	**1**	**2**	**0**	**0**	**3**	**4**	**6**	**8**	**5**	**3**	**5**	**0**	**4**	**1**	**0**	**0**	**0**	**0**	**0**	**1**	**0**	**0**	**0**
06-22	**54**	**0**	**1**	**1**	**1**	**0**	**1**	**3**	**0**	**0**	**5**	**4**	**6**	**8**	**8**	**3**	**6**	**1**	**4**	**1**	**0**	**0**	**0**	**0**	**0**	**1**	**0**	**0**	**0**
06-00	**57**	**0**	**1**	**1**	**1**	**0**	**1**	**3**	**0**	**0**	**5**	**4**	**6**	**8**	**9**	**3**	**7**	**1**	**4**	**1**	**0**	**0**	**0**	**0**	**0**	**2**	**0**	**0**	**0**
00-00	**57**	**0**	**1**	**1**	**1**	**0**	**1**	**3**	**0**	**0**	**5**	**4**	**6**	**8**	**9**	**3**	**7**	**1**	**4**	**1**	**0**	**0**	**0**	**0**	**0**	**2**	**0**	**0**	**0**

DRAFT

Site 20
Location L-80091-16, att t/pole, Lat 53.64507, Long -6.77006
Direction East

3279 / Meath/Cavan/Monaghan ATC's
October 2013
Automatic Traffic Count

Sun, 13 October 2013

Time	Total	Speed Bins (km/h)																											
		0 - 5	5 - 10	10 - 15	15 - 20	20 - 25	25 - 30	30 - 35	35 - 40	40 - 45	45 - 50	50 - 55	55 - 60	60 - 65	65 - 70	70 - 75	75 - 80	80 - 85	85 - 90	90 - 95	95 - 100	100 - 105	105 - 110	110 - 115	115 - 120	120 - 125	125 - 130	130 - 135	135 - 140
0000	0	0	0	0	0	0	0	0	0	0	0	0	0	0	0	0	0	0	0	0	0	0	0	0	0	0	0	0	0
0100	0	0	0	0	0	0	0	0	0	0	0	0	0	0	0	0	0	0	0	0	0	0	0	0	0	0	0	0	0
0200	1	0	0	0	0	0	0	0	0	0	0	0	0	0	0	1	0	0	0	0	0	0	0	0	0	0	0	0	0
0300	**2**	**0**	**0**	**0**	**0**	**0**	**0**	**0**	**0**	**0**	**0**	**0**	**0**	**0**	**1**	**0**	**0**	**0**	**0**	**0**	**1**	**0**	**0**	**0**	**0**	**0**	**0**	**0**	**0**
0400	0	0	0	0	0	0	0	0	0	0	0	0	0	0	0	0	0	0	0	0	0	0	0	0	0	0	0	0	0
0500	0	0	0	0	0	0	0	0	0	0	0	0	0	0	0	0	0	0	0	0	0	0	0	0	0	0	0	0	0
0600	0	0	0	0	0	0	0	0	0	0	0	0	0	0	0	0	0	0	0	0	0	0	0	0	0	0	0	0	0
0700	1	0	0	0	0	0	0	0	0	0	0	0	0	0	0	1	0	0	0	0	0	0	0	0	0	0	0	0	0
0800	0	0	0	0	0	0	0	0	0	0	0	0	0	0	0	0	0	0	0	0	0	0	0	0	0	0	0	0	0
0900	1	0	0	0	0	0	0	0	0	0	1	0	0	0	0	0	0	0	0	0	0	0	0	0	0	0	0	0	0
1000	**2**	**0**	**0**	**0**	**0**	**0**	**0**	**0**	**0**	**0**	**0**	**0**	**0**	**1**	**0**	**1**	**0**	**0**	**0**	**0**	**0**	**0**	**0**	**0**	**0**	**0**	**0**	**0**	**0**
1100	**2**	**0**	**0**	**0**	**0**	**0**	**0**	**0**	**0**	**0**	**0**	**0**	**1**	**0**	**0**	**1**	**0**	**0**	**0**	**0**	**0**	**0**	**0**	**0**	**0**	**0**	**0**	**0**	**0**
1200	**6**	**0**	**0**	**0**	**0**	**0**	**0**	**0**	**0**	**0**	**0**	**0**	**0**	**0**	**2**	**3**	**0**	**0**	**0**	**0**	**0**	**1**	**0**	**0**	**0**	**0**	**0**	**0**	**0**
1300	4	0	0	0	0	0	0	0	0	0	0	1	2	0	0	0	0	0	0	0	0	0	1	0	0	0	0	0	0
1400	4	0	0	0	0	0	0	0	0	0	0	1	0	0	1	1	0	0	1	0	0	0	0	0	0	0	0	0	0
1500	4	0	0	1	0	0	0	0	0	0	0	0	1	1	0	1	0	0	0	0	0	0	0	0	0	0	0	0	0
1600	1	0	0	0	0	0	0	0	0	0	0	0	0	1	0	0	0	0	0	0	0	0	0	0	0	0	0	0	0
1700	4	0	0	1	0	0	0	0	0	0	0	0	0	0	0	0	1	1	0	0	0	1	0	0	0	0	0	0	0
1800	1	0	0	0	0	0	0	0	0	0	0	0	0	1	0	0	0	0	0	0	0	0	0	0	0	0	0	0	0
1900	5	0	0	0	0	0	0	1	0	0	0	0	0	0	1	1	1	0	1	0	0	0	0	0	0	0	0	0	0
2000	0	0	0	0	0	0	0	0	0	0	0	0	0	0	0	0	0	0	0	0	0	0	0	0	0	0	0	0	0
2100	1	0	0	0	0	0	0	0	0	0	0	0	0	0	0	0	0	1	0	0	0	0	0	0	0	0	0	0	0
2200	0	0	0	0	0	0	0	0	0	0	0	0	0	0	0	0	0	0	0	0	0	0	0	0	0	0	0	0	0
2300	0	0	0	0	0	0	0	0	0	0	0	0	0	0	0	0	0	0	0	0	0	0	0	0	0	0	0	0	0
07-19	**30**	**0**	**0**	**2**	**0**	**0**	**0**	**0**	**0**	**0**	**1**	**2**	**4**	**4**	**3**	**7**	**2**	**1**	**1**	**0**	**0**	**2**	**1**	**0**	**0**	**0**	**0**	**0**	**0**
06-22	**36**	**0**	**0**	**2**	**0**	**0**	**0**	**1**	**0**	**0**	**1**	**2**	**4**	**4**	**4**	**8**	**3**	**1**	**3**	**0**	**0**	**2**	**1**	**0**	**0**	**0**	**0**	**0**	**0**
06-00	**36**	**0**	**0**	**2**	**0**	**0**	**0**	**1**	**0**	**0**	**1**	**2**	**4**	**4**	**4**	**8**	**3**	**1**	**3**	**0**	**0**	**2**	**1**	**0**	**0**	**0**	**0**	**0**	**0**
00-00	**39**	**0**	**0**	**2**	**0**	**0**	**0**	**1**	**0**	**0**	**1**	**2**	**4**	**4**	**5**	**9**	**3**	**1**	**3**	**0**	**1**	**2**	**1**	**0**	**0**	**0**	**0**	**0**	**0**

DRAFT

Site 20
Location L-80091-16, att t/pole, Lat 53.64507, Long -6.77006
Direction East

3279 / Meath/Cavan/Monaghan ATC's
October 2013
Automatic Traffic Count

Virtual Day (7)

Time	Total	Speed Bins (km/h)																											
		0 - 5	5 - 10	10 - 15	15 - 20	20 - 25	25 - 30	30 - 35	35 - 40	40 - 45	45 - 50	50 - 55	55 - 60	60 - 65	65 - 70	70 - 75	75 - 80	80 - 85	85 - 90	90 - 95	95 - 100	100 - 105	105 - 110	110 - 115	115 - 120	120 - 125	125 - 130	130 - 135	135 - 140
0000	0	0	0	0	0	0	0	0	0	0	0	0	0	0	0	0	0	0	0	0	0	0	0	0	0	0	0	0	0
0100	0	0	0	0	0	0	0	0	0	0	0	0	0	0	0	0	0	0	0	0	0	0	0	0	0	0	0	0	0
0200	0	0	0	0	0	0	0	0	0	0	0	0	0	0	0	0	0	0	0	0	0	0	0	0	0	0	0	0	0
0300	0	0	0	0	0	0	0	0	0	0	0	0	0	0	0	0	0	0	0	0	0	0	0	0	0	0	0	0	0
0400	0	0	0	0	0	0	0	0	0	0	0	0	0	0	0	0	0	0	0	0	0	0	0	0	0	0	0	0	0
0500	1	0	0	0	0	0	0	0	0	0	0	0	0	0	0	0	0	0	0	0	0	0	0	0	0	0	0	0	0
0600	0	0	0	0	0	0	0	0	0	0	0	0	0	0	0	0	0	0	0	0	0	0	0	0	0	0	0	0	0
0700	3	0	0	0	0	0	0	0	0	0	0	0	0	0	1	1	0	0	0	0	0	0	0	0	0	0	0	0	0
0800	**6**	**0**	**0**	**0**	**0**	**0**	**0**	**0**	**0**	**0**	**0**	**0**	**1**	**1**	**1**	**0**	**1**	**0**	**0**	**0**	**0**	**0**	**1**	**0**	**0**	**0**	**0**	**0**	**0**
0900	4	0	0	0	0	0	0	0	0	0	0	0	0	1	0	0	0	1	0	0	0	0	0	0	0	0	0	0	0
1000	3	0	0	0	0	0	0	0	0	0	0	0	0	1	0	0	0	0	0	0	0	0	0	0	0	0	0	0	0
1100	3	0	0	0	0	0	0	0	0	0	0	0	0	0	0	1	0	0	0	0	0	0	0	0	0	0	0	0	0
1200	4	0	0	0	0	0	0	0	0	0	0	0	0	0	1	1	1	0	0	0	0	0	0	0	0	0	0	0	0
1300	3	0	0	0	0	0	0	0	0	0	0	0	0	0	0	0	0	0	0	0	0	0	0	0	0	0	0	0	0
1400	3	0	0	0	0	0	0	0	0	0	0	1	0	0	0	0	0	0	0	0	0	0	0	0	0	0	0	0	0
1500	**6**	**0**	**0**	**0**	**0**	**0**	**0**	**0**	**0**	**0**	**0**	**1**	**1**	**0**	**1**	**1**	**1**	**0**	**0**	**0**	**0**	**0**	**0**	**0**	**0**	**0**	**0**	**0**	**0**
1600	4	0	0	0	0	0	0	0	0	0	0	0	0	0	1	0	1	0	0	0	0	0	0	0	0	0	0	0	0
1700	3	0	0	0	0	0	0	0	0	0	0	0	0	1	0	0	0	0	0	0	0	0	0	0	0	0	0	0	0
1800	4	0	0	0	0	0	0	0	0	0	0	0	1	1	0	1	0	0	0	0	0	0	0	0	0	0	0	0	0
1900	4	0	0	0	0	0	0	1	0	0	1	0	0	0	1	0	0	0	0	0	0	0	0	0	0	0	0	0	0
2000	3	0	0	0	0	0	0	0	0	0	0	0	0	1	0	0	0	0	0	0	0	0	0	0	0	0	0	0	0
2100	2	0	0	0	0	0	0	0	0	0	0	0	0	0	0	0	0	0	0	0	0	0	0	0	0	0	0	0	0
2200	1	0	0	0	0	0	0	0	0	0	0	0	0	0	0	0	0	0	0	0	0	0	0	0	0	0	0	0	0
2300	0	0	0	0	0	0	0	0	0	0	0	0	0	0	0	0	0	0	0	0	0	0	0	0	0	0	0	0	0
07-19	**45**	**0**	**0**	**1**	**1**	**0**	**1**	**2**	**1**	**1**	**2**	**2**	**5**	**5**	**6**	**6**	**5**	**2**	**2**	**2**	**0**	**1**	**1**	**0**	**0**	**0**	**0**	**0**	**0**
06-22	**55**	**0**	**0**	**1**	**1**	**0**	**1**	**3**	**1**	**1**	**3**	**2**	**5**	**7**	**7**	**7**	**6**	**3**	**2**	**2**	**0**	**1**	**1**	**0**	**0**	**0**	**0**	**0**	**0**
06-00	**56**	**0**	**0**	**1**	**1**	**0**	**1**	**3**	**1**	**1**	**3**	**2**	**5**	**7**	**7**	**7**	**6**	**3**	**2**	**2**	**0**	**1**	**1**	**0**	**0**	**0**	**0**	**0**	**0**
00-00	**57**	**0**	**0**	**1**	**1**	**0**	**1**	**3**	**1**	**1**	**3**	**2**	**6**	**7**	**7**	**7**	**6**	**3**	**2**	**2**	**0**	**1**	**1**	**0**	**0**	**0**	**0**	**0**	**0**

DRAFT

Site 20
Location L-80091-16, att t/pole, Lat 53.64507, Long -6.77006
Direction East

3279 / Meath/Cavan/Monaghan ATC's
October 2013
Automatic Traffic Count

Virtual Week (1)

Time	Total	Speed Bins (km/h)																												
		0 - 5	5 - 10	10 - 15	15 - 20	20 - 25	25 - 30	30 - 35	35 - 40	40 - 45	45 - 50	50 - 55	55 - 60	60 - 65	65 - 70	70 - 75	75 - 80	80 - 85	85 - 90	90 - 95	95 - 100	100 - 105	105 - 110	110 - 115	115 - 120	120 - 125	125 - 130	130 - 135	135 - 140
Mon	47	0	0	1	0	0	1	3	1	2	0	1	8	8	3	6	9	2	0	1	0	0	1	0	0	0	0	0	0	0
Tue	55	0	0	0	2	1	1	4	0	0	2	4	6	4	11	9	4	3	1	1	0	0	2	0	0	0	0	0	0	0
Wed	62	0	0	0	1	1	1	3	2	2	2	2	5	6	7	9	8	6	2	3	0	1	1	0	0	0	0	0	0	0
Thu	74	0	0	2	3	0	0	2	2	3	8	2	2	10	11	6	8	8	3	2	1	1	0	0	0	0	0	0	0	0
Fri	66	0	0	2	2	0	5	2	3	2	1	2	8	9	6	8	5	2	3	5	0	0	1	0	0	0	0	0	0	0
|Sat	57	0	1	1	1	0	1	3	0	0	5	4	6	8	9	3	7	1	4	1	0	0	0	0	0	2	0	0	0	0
|Sun	39	0	0	2	0	0	0	1	0	0	1	2	4	4	5	9	3	1	3	0	1	2	1	0	0	0	0	0	0	0
5 Day Ave.	**61**	**0**	**0**	**1**	**2**	**0**	**2**	**3**	**2**	**2**	**3**	**2**	**6**	**7**	**8**	**8**	**7**	**4**	**2**	**2**	**0**	**0**	**1**	**0**	**0**	**0**	**0**	**0**	**0**	**0**
7 Day Ave.	**57**	**0**	**0**	**1**	**1**	**0**	**1**	**3**	**1**	**1**	**3**	**2**	**6**	**7**	**7**	**7**	**6**	**3**	**2**	**2**	**0**	**1**	**1**	**0**	**0**	**0**	**0**	**0**	**0**	**0**
--	**400**	**0**	**1**	**8**	**9**	**2**	**9**	**18**	**8**	**9**	**19**	**17**	**39**	**49**	**52**	**50**	**44**	**23**	**16**	**13**	**2**	**4**	**6**	**0**	**0**	**2**	**0**	**0**	**0**	**0**

Summary Graphs

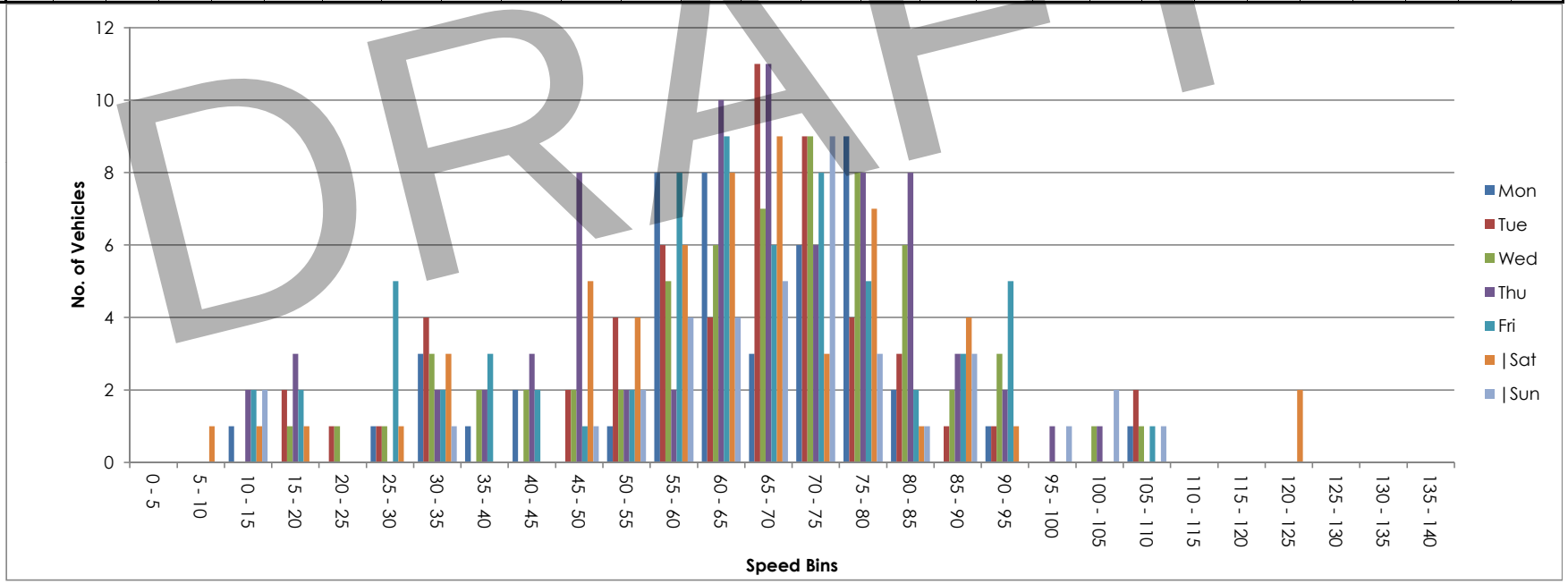

DRAFT

Site 20
Location L-80091-16, att t/pole, Lat 53.64507, Long -6.77006
Direction West

3279 / Meath/Cavan/Monaghan ATC's
October 2013
Automatic Traffic Count

Mon, 7 October 2013

Time	Total	Classification												>PSL	>PSL%	>SL1	>SL1%	>SL2	>SL2%	Mean	Vpp
		1 MCL	2 SV	3 SVT	4 TB2	5 TB3	6 T4	7 ART3	8 ART4	9 ART5	10 ART6	11 BD	12 DRT	80	80	85 +5kph	85 +5kph	90 +10kph	90 +10kph		85
0000	0	0	0	0	0	0	0	0	0	0	0	0	0	0	0	0	0	0	0	-	-
0100	0	0	0	0	0	0	0	0	0	0	0	0	0	0	0	0	0	0	0	-	-
0200	0	0	0	0	0	0	0	0	0	0	0	0	0	0	0	0	0	0	0	-	-
0300	0	0	0	0	0	0	0	0	0	0	0	0	0	0	0	0	0	0	0	-	-
0400	0	0	0	0	0	0	0	0	0	0	0	0	0	0	0	0	0	0	0	-	-
0500	0	0	0	0	0	0	0	0	0	0	0	0	0	0	0	0	0	0	0	-	-
0600	0	0	0	0	0	0	0	0	0	0	0	0	0	0	0	0	0	0	0	-	-
0700	0	0	0	0	0	0	0	0	0	0	0	0	0	0	0	0	0	0	0	-	-
0800	**4**	**0**	**4**	**0**	**0**	**0**	**0**	**0**	**0**	**0**	**0**	**0**	**0**	**0**	**0**	**0**	**0**	**0**	**0**	**69.3**	**-**
0900	**4**	**0**	**2**	**1**	**1**	**0**	**0**	**0**	**0**	**0**	**0**	**0**	**0**	**0**	**0**	**0**	**0**	**0**	**0**	**65.4**	**-**
1000	1	0	0	0	1	0	0	0	0	0	0	0	0	0	0	0	0	0	0	28.8	-
1100	2	0	2	0	0	0	0	0	0	0	0	0	0	1	50	0	0	0	0	62.7	-
1200	2	0	2	0	0	0	0	0	0	0	0	0	0	1	50	0	0	0	0	80.2	-
1300	1	0	1	0	0	0	0	0	0	0	0	0	0	0	0	0	0	0	0	67	-
1400	1	0	1	0	0	0	0	0	0	0	0	0	0	0	0	0	0	0	0	44.2	-
1500	3	0	3	0	0	0	0	0	0	0	0	0	0	1	33.3	0	0	0	0	65.4	-
1600	5	0	5	0	0	0	0	0	0	0	0	0	0	1	20	0	0	0	0	72.4	-
1700	5	1	4	0	0	0	0	0	0	0	0	0	0	0	0	0	0	0	0	45.6	-
1800	**7**	**0**	**7**	**0**	**0**	**0**	**0**	**0**	**0**	**0**	**0**	**0**	**0**	**0**	**0**	**0**	**0**	**0**	**0**	**53.6**	**-**
1900	6	0	5	0	1	0	0	0	0	0	0	0	0	1	16.7	1	16.7	1	16.7	72.8	-
2000	5	0	5	0	0	0	0	0	0	0	0	0	0	0	0	0	0	0	0	49.1	-
2100	2	0	2	0	0	0	0	0	0	0	0	0	0	0	0	0	0	0	0	75.3	-
2200	0	0	0	0	0	0	0	0	0	0	0	0	0	0	0	0	0	0	0	-	-
2300	0	0	0	0	0	0	0	0	0	0	0	0	0	0	0	0	0	0	0	-	-
07-19	**35**	**1**	**31**	**1**	**2**	**0**	**0**	**0**	**0**	**0**	**0**	**0**	**0**	**4**	**11.4**	**0**	**0**	**0**	**0**	**60.7**	**76**
06-22	**48**	**1**	**43**	**1**	**3**	**0**	**0**	**0**	**0**	**0**	**0**	**0**	**0**	**5**	**10.4**	**1**	**2.1**	**1**	**2.1**	**61.6**	**78.8**
06-00	**48**	**1**	**43**	**1**	**3**	**0**	**0**	**0**	**0**	**0**	**0**	**0**	**0**	**5**	**10.4**	**1**	**2.1**	**1**	**2.1**	**61.6**	**78.8**
00-00	**48**	**1**	**43**	**1**	**3**	**0**	**0**	**0**	**0**	**0**	**0**	**0**	**0**	**5**	**10.4**	**1**	**2.1**	**1**	**2.1**	**61.6**	**78.8**

DRAFT

Site 20
Location L-80091-16, att t/pole, Lat 53.64507, Long -6.77006
Direction West

3279 / Meath/Cavan/Monaghan ATC's
October 2013
Automatic Traffic Count

Tue, 8 October 2013

Time	Total	Classification												>PSL	>PSL%	>SL1	>SL1%	>SL2	>SL2%	Mean	Vpp
		1 MCL	2 SV	3 SVT	4 TB2	5 TB3	6 T4	7 ART3	8 ART4	9 ART5	10 ART6	11 BD	12 DRT	80	80	85 +5kph	85 +5kph	90 +10kph	90 +10kph		85
0000	0	0	0	0	0	0	0	0	0	0	0	0	0	0	0	0	0	0	0	-	-
0100	0	0	0	0	0	0	0	0	0	0	0	0	0	0	0	0	0	0	0	-	-
0200	0	0	0	0	0	0	0	0	0	0	0	0	0	0	0	0	0	0	0	-	-
0300	0	0	0	0	0	0	0	0	0	0	0	0	0	0	0	0	0	0	0	-	-
0400	0	0	0	0	0	0	0	0	0	0	0	0	0	0	0	0	0	0	0	-	-
0500	0	0	0	0	0	0	0	0	0	0	0	0	0	0	0	0	0	0	0	-	-
0600	0	0	0	0	0	0	0	0	0	0	0	0	0	0	0	0	0	0	0	-	-
0700	2	0	1	0	0	0	1	0	0	0	0	0	0	0	0	0	0	0	0	57.7	-
0800	**4**	**0**	**3**	**0**	**1**	**0**	**0**	**0**	**0**	**0**	**0**	**0**	**0**	**0**	**0**	**0**	**0**	**0**	**0**	**68.4**	**-**
0900	2	0	2	0	0	0	0	0	0	0	0	0	0	1	50	0	0	0	0	76	-
1000	1	0	0	1	0	0	0	0	0	0	0	0	0	0	0	0	0	0	0	61.4	-
1100	1	0	1	0	0	0	0	0	0	0	0	0	0	0	0	0	0	0	0	53.3	-
1200	4	0	4	0	0	0	0	0	0	0	0	0	0	2	50	1	25	1	25	78.3	-
1300	0	0	0	0	0	0	0	0	0	0	0	0	0	0	0	0	0	0	0	-	-
1400	1	0	1	0	0	0	0	0	0	0	0	0	0	1	100	1	100	1	100	93.2	-
1500	4	1	3	0	0	0	0	0	0	0	0	0	0	1	25	0	0	0	0	55.9	-
1600	**7**	**0**	**6**	**0**	**1**	**0**	**0**	**0**	**0**	**0**	**0**	**0**	**0**	**0**	**0**	**0**	**0**	**0**	**0**	**65.6**	**-**
1700	2	0	2	0	0	0	0	0	0	0	0	0	0	0	0	0	0	0	0	63.6	-
1800	**7**	**1**	**6**	**0**	**0**	**0**	**0**	**0**	**0**	**0**	**0**	**0**	**0**	**2**	**28.6**	**2**	**28.6**	**1**	**14.3**	**56.2**	**-**
1900	6	0	6	0	0	0	0	0	0	0	0	0	0	0	0	0	0	0	0	56.4	-
2000	1	0	1	0	0	0	0	0	0	0	0	0	0	0	0	0	0	0	0	51.6	-
2100	2	0	2	0	0	0	0	0	0	0	0	0	0	0	0	0	0	0	0	62.3	-
2200	2	0	2	0	0	0	0	0	0	0	0	0	0	0	0	0	0	0	0	41.6	-
2300	0	0	0	0	0	0	0	0	0	0	0	0	0	0	0	0	0	0	0	-	-
07-19	**35**	**2**	**29**	**1**	**2**	**0**	**1**	**0**	**0**	**0**	**0**	**0**	**0**	**7**	**20**	**4**	**11.4**	**3**	**8.6**	**64.7**	**81.7**
06-22	**44**	**2**	**38**	**1**	**2**	**0**	**1**	**0**	**0**	**0**	**0**	**0**	**0**	**7**	**15.9**	**4**	**9.1**	**3**	**6.8**	**63.2**	**78.5**
06-00	**46**	**2**	**40**	**1**	**2**	**0**	**1**	**0**	**0**	**0**	**0**	**0**	**0**	**7**	**15.2**	**4**	**8.7**	**3**	**6.5**	**62.3**	**78.5**
00-00	**46**	**2**	**40**	**1**	**2**	**0**	**1**	**0**	**0**	**0**	**0**	**0**	**0**	**7**	**15.2**	**4**	**8.7**	**3**	**6.5**	**62.3**	**78.5**

DRAFT

Site 20
Location L-80091-16, att t/pole, Lat 53.64507, Long -6.77006
Direction West

3279 / Meath/Cavan/Monaghan ATC's
October 2013
Automatic Traffic Count

Wed, 9 October 2013

Time	Total	Classification												>PSL	>PSL%	>SL1	>SL1%	>SL2	>SL2%	Mean	Vpp
		1 MCL	2 SV	3 SVT	4 TB2	5 TB3	6 T4	7 ART3	8 ART4	9 ART5	10 ART6	11 BD	12 DRT	80	80	85 +5kph	85 +5kph	90 +10kph	90 +10kph		85
0000	0	0	0	0	0	0	0	0	0	0	0	0	0	0	0	0	0	0	0	-	-
0100	0	0	0	0	0	0	0	0	0	0	0	0	0	0	0	0	0	0	0	-	-
0200	1	0	1	0	0	0	0	0	0	0	0	0	0	0	0	0	0	0	0	56.2	-
0300	0	0	0	0	0	0	0	0	0	0	0	0	0	0	0	0	0	0	0	-	-
0400	0	0	0	0	0	0	0	0	0	0	0	0	0	0	0	0	0	0	0	-	-
0500	0	0	0	0	0	0	0	0	0	0	0	0	0	0	0	0	0	0	0	-	-
0600	0	0	0	0	0	0	0	0	0	0	0	0	0	0	0	0	0	0	0	-	-
0700	1	0	1	0	0	0	0	0	0	0	0	0	0	0	0	0	0	0	0	67.6	-
0800	1	0	1	0	0	0	0	0	0	0	0	0	0	0	0	0	0	0	0	73.7	-
0900	**3**	**0**	**3**	**0**	**0**	**0**	**0**	**0**	**0**	**0**	**0**	**0**	**0**	**1**	**33.3**	**1**	**33.3**	**1**	**33.3**	**75.6**	**-**
1000	**3**	**0**	**3**	**0**	**0**	**0**	**0**	**0**	**0**	**0**	**0**	**0**	**0**	**0**	**0**	**0**	**0**	**0**	**0**	**64.8**	**-**
1100	**3**	**0**	**2**	**1**	**0**	**0**	**0**	**0**	**0**	**0**	**0**	**0**	**0**	**0**	**0**	**0**	**0**	**0**	**0**	**57.4**	**-**
1200	**5**	**0**	**5**	**0**	**0**	**0**	**0**	**0**	**0**	**0**	**0**	**0**	**0**	**2**	**40**	**0**	**0**	**0**	**0**	**68.8**	**-**
1300	1	0	1	0	0	0	0	0	0	0	0	0	0	0	0	0	0	0	0	71.6	-
1400	2	0	2	0	0	0	0	0	0	0	0	0	0	1	50	0	0	0	0	72.5	-
1500	1	1	0	0	0	0	0	0	0	0	0	0	0	0	0	0	0	0	0	12.1	-
1600	**5**	**1**	**4**	**0**	**0**	**0**	**0**	**0**	**0**	**0**	**0**	**0**	**0**	**1**	**20**	**0**	**0**	**0**	**0**	**59.6**	**-**
1700	3	0	3	0	0	0	0	0	0	0	0	0	0	1	33.3	1	33.3	1	33.3	75.5	-
1800	4	0	4	0	0	0	0	0	0	0	0	0	0	1	25	0	0	0	0	74.1	-
1900	1	0	1	0	0	0	0	0	0	0	0	0	0	0	0	0	0	0	0	60.6	-
2000	2	0	2	0	0	0	0	0	0	0	0	0	0	0	0	0	0	0	0	48.4	-
2100	1	0	1	0	0	0	0	0	0	0	0	0	0	0	0	0	0	0	0	70.5	-
2200	2	0	2	0	0	0	0	0	0	0	0	0	0	0	0	0	0	0	0	71.5	-
2300	0	0	0	0	0	0	0	0	0	0	0	0	0	0	0	0	0	0	0	-	-
07-19	**32**	**2**	**29**	**1**	**0**	**0**	**0**	**0**	**0**	**0**	**0**	**0**	**0**	**7**	**21.9**	**2**	**6.3**	**2**	**6.3**	**66.5**	**81.4**
06-22	**36**	**2**	**33**	**1**	**0**	**0**	**0**	**0**	**0**	**0**	**0**	**0**	**0**	**7**	**19.4**	**2**	**5.6**	**2**	**5.6**	**65.5**	**81.4**
06-00	**38**	**2**	**35**	**1**	**0**	**0**	**0**	**0**	**0**	**0**	**0**	**0**	**0**	**7**	**18.4**	**2**	**5.3**	**2**	**5.3**	**65.8**	**81**
00-00	**39**	**2**	**36**	**1**	**0**	**0**	**0**	**0**	**0**	**0**	**0**	**0**	**0**	**7**	**17.9**	**2**	**5.1**	**2**	**5.1**	**65.5**	**81**

DRAFT

Site 20
Location L-80091-16, att t/pole, Lat 53.64507, Long -6.77006
Direction West

3279 / Meath/Cavan/Monaghan ATC's
October 2013
Automatic Traffic Count

Thu, 10 October 2013

Time	Total	Classification												>PSL	>PSL%	>SL1	>SL1%	>SL2	>SL2%	Mean	Vpp
		1 MCL	2 SV	3 SVT	4 TB2	5 TB3	6 T4	7 ART3	8 ART4	9 ART5	10 ART6	11 BD	12 DRT	80	80	85 +5kph	85 +5kph	90 +10kph	90 +10kph		85
0000	0	0	0	0	0	0	0	0	0	0	0	0	0	0	0	0	0	0	0	-	-
0100	0	0	0	0	0	0	0	0	0	0	0	0	0	0	0	0	0	0	0	-	-
0200	0	0	0	0	0	0	0	0	0	0	0	0	0	0	0	0	0	0	0	-	-
0300	0	0	0	0	0	0	0	0	0	0	0	0	0	0	0	0	0	0	0	-	-
0400	0	0	0	0	0	0	0	0	0	0	0	0	0	0	0	0	0	0	0	-	-
0500	0	0	0	0	0	0	0	0	0	0	0	0	0	0	0	0	0	0	0	-	-
0600	0	0	0	0	0	0	0	0	0	0	0	0	0	0	0	0	0	0	0	-	-
0700	0	0	0	0	0	0	0	0	0	0	0	0	0	0	0	0	0	0	0	-	-
0800	**9**	**2**	**7**	**0**	**0**	**0**	**0**	**0**	**0**	**0**	**0**	**0**	**0**	**1**	**11.1**	**1**	**11.1**	**0**	**0**	**45.3**	**-**
0900	3	0	2	0	1	0	0	0	0	0	0	0	0	0	0	0	0	0	0	36.1	-
1000	2	0	1	1	0	0	0	0	0	0	0	0	0	0	0	0	0	0	0	59.3	-
1100	0	0	0	0	0	0	0	0	0	0	0	0	0	0	0	0	0	0	0	-	-
1200	6	0	6	0	0	0	0	0	0	0	0	0	0	0	0	0	0	0	0	59.7	-
1300	1	0	1	0	0	0	0	0	0	0	0	0	0	0	0	0	0	0	0	75.8	-
1400	0	0	0	0	0	0	0	0	0	0	0	0	0	0	0	0	0	0	0	-	-
1500	2	0	1	0	1	0	0	0	0	0	0	0	0	0	0	0	0	0	0	52.8	-
1600	6	0	5	0	1	0	0	0	0	0	0	0	0	2	33.3	0	0	0	0	61.2	-
1700	**7**	**0**	**7**	**0**	**0**	**0**	**0**	**0**	**0**	**0**	**0**	**0**	**0**	**1**	**14.3**	**1**	**14.3**	**1**	**14.3**	**68.2**	**-**
1800	5	0	5	0	0	0	0	0	0	0	0	0	0	1	20	1	20	1	20	67.1	-
1900	6	0	6	0	0	0	0	0	0	0	0	0	0	2	33.3	2	33.3	1	16.7	68.2	-
2000	2	0	2	0	0	0	0	0	0	0	0	0	0	1	50	1	50	1	50	79.9	-
2100	3	0	2	0	0	1	0	0	0	0	0	0	0	0	0	0	0	0	0	43.6	-
2200	0	0	0	0	0	0	0	0	0	0	0	0	0	0	0	0	0	0	0	-	-
2300	0	0	0	0	0	0	0	0	0	0	0	0	0	0	0	0	0	0	0	-	-
07-19	**41**	**2**	**35**	**1**	**3**	**0**	**0**	**0**	**0**	**0**	**0**	**0**	**0**	**5**	**12.2**	**3**	**7.3**	**2**	**4.9**	**57.4**	**76.3**
06-22	**52**	**2**	**45**	**1**	**3**	**1**	**0**	**0**	**0**	**0**	**0**	**0**	**0**	**8**	**15.4**	**6**	**11.5**	**4**	**7.7**	**58.7**	**77**
06-00	**52**	**2**	**45**	**1**	**3**	**1**	**0**	**0**	**0**	**0**	**0**	**0**	**0**	**8**	**15.4**	**6**	**11.5**	**4**	**7.7**	**58.7**	**77**
00-00	**52**	**2**	**45**	**1**	**3**	**1**	**0**	**0**	**0**	**0**	**0**	**0**	**0**	**8**	**15.4**	**6**	**11.5**	**4**	**7.7**	**58.7**	**77**

DRAFT

Site 20
Location L-80091-16, att t/pole, Lat 53.64507, Long -6.77006
Direction West

3279 / Meath/Cavan/Monaghan ATC's
October 2013
Automatic Traffic Count

Fri, 11 October 2013

Time	Total	Classification												>PSL	>PSL%	>SL1	>SL1%	>SL2	>SL2%	Mean	Vpp
		1 MCL	2 SV	3 SVT	4 TB2	5 TB3	6 T4	7 ART3	8 ART4	9 ART5	10 ART6	11 BD	12 DRT	80	80	85 +5kph	85 +5kph	90 +10kph	90 +10kph		85
0000	0	0	0	0	0	0	0	0	0	0	0	0	0	0	0	0	0	0	0	-	-
0100	1	0	1	0	0	0	0	0	0	0	0	0	0	0	0	0	0	0	0	43.6	-
0200	0	0	0	0	0	0	0	0	0	0	0	0	0	0	0	0	0	0	0	-	-
0300	0	0	0	0	0	0	0	0	0	0	0	0	0	0	0	0	0	0	0	-	-
0400	0	0	0	0	0	0	0	0	0	0	0	0	0	0	0	0	0	0	0	-	-
0500	0	0	0	0	0	0	0	0	0	0	0	0	0	0	0	0	0	0	0	-	-
0600	1	0	0	0	1	0	0	0	0	0	0	0	0	0	0	0	0	0	0	56.3	-
0700	1	0	1	0	0	0	0	0	0	0	0	0	0	0	0	0	0	0	0	38.4	-
0800	3	0	3	0	0	0	0	0	0	0	0	0	0	0	0	0	0	0	0	67.1	-
0900	3	0	1	1	1	0	0	0	0	0	0	0	0	0	0	0	0	0	0	67.4	-
1000	2	1	1	0	0	0	0	0	0	0	0	0	0	0	0	0	0	0	0	49.7	-
1100	**4**	**0**	**4**	**0**	**0**	**0**	**0**	**0**	**0**	**0**	**0**	**0**	**0**	**1**	**25**	**1**	**25**	**0**	**0**	**45.3**	**-**
1200	6	0	5	0	1	0	0	0	0	0	0	0	0	1	16.7	0	0	0	0	56.5	-
1300	2	0	2	0	0	0	0	0	0	0	0	0	0	0	0	0	0	0	0	43.9	-
1400	6	0	6	0	0	0	0	0	0	0	0	0	0	1	16.7	0	0	0	0	57.1	-
1500	**10**	**0**	**9**	**0**	**0**	**1**	**0**	**0**	**0**	**0**	**0**	**0**	**0**	**2**	**20**	**1**	**10**	**1**	**10**	**50.4**	**-**
1600	5	0	5	0	0	0	0	0	0	0	0	0	0	1	20	1	20	1	20	69.2	-
1700	1	0	1	0	0	0	0	0	0	0	0	0	0	1	100	0	0	0	0	81.9	-
1800	7	0	5	0	2	0	0	0	0	0	0	0	0	0	0	0	0	0	0	60.1	-
1900	3	0	3	0	0	0	0	0	0	0	0	0	0	1	33.3	1	33.3	1	33.3	63.3	-
2000	2	0	2	0	0	0	0	0	0	0	0	0	0	0	0	0	0	0	0	57	-
2100	0	0	0	0	0	0	0	0	0	0	0	0	0	0	0	0	0	0	0	-	-
2200	2	0	2	0	0	0	0	0	0	0	0	0	0	0	0	0	0	0	0	41.1	-
2300	2	0	2	0	0	0	0	0	0	0	0	0	0	2	100	1	50	1	50	89.3	-
07-19	**50**	**1**	**43**	**1**	**4**	**1**	**0**	**0**	**0**	**0**	**0**	**0**	**0**	**7**	**14**	**3**	**6**	**2**	**4**	**56.9**	**79.6**
06-22	**56**	**1**	**48**	**1**	**5**	**1**	**0**	**0**	**0**	**0**	**0**	**0**	**0**	**8**	**14.3**	**4**	**7.1**	**3**	**5.4**	**57.2**	**79.6**
06-00	**60**	**1**	**52**	**1**	**5**	**1**	**0**	**0**	**0**	**0**	**0**	**0**	**0**	**10**	**16.7**	**5**	**8.3**	**4**	**6.7**	**57.8**	**79.9**
00-00	**61**	**1**	**53**	**1**	**5**	**1**	**0**	**0**	**0**	**0**	**0**	**0**	**0**	**10**	**16.4**	**5**	**8.2**	**4**	**6.6**	**57.5**	**79.9**

DRAFT

Site 20
Location L-80091-16, att t/pole, Lat 53.64507, Long -6.77006
Direction West

3279 / Meath/Cavan/Monaghan ATC's
October 2013
Automatic Traffic Count

Sat, 12 October 2013

Time	Total	Classification												>PSL	>PSL%	>SL1	>SL1%	>SL2	>SL2%	Mean	Vpp
		1 MCL	2 SV	3 SVT	4 TB2	5 TB3	6 T4	7 ART3	8 ART4	9 ART5	10 ART6	11 BD	12 DRT	80	80	85 +5kph	85 +5kph	90 +10kph	90 +10kph		85
0000	0	0	0	0	0	0	0	0	0	0	0	0	0	0	0	0	0	0	0	-	-
0100	0	0	0	0	0	0	0	0	0	0	0	0	0	0	0	0	0	0	0	-	-
0200	0	0	0	0	0	0	0	0	0	0	0	0	0	0	0	0	0	0	0	-	-
0300	0	0	0	0	0	0	0	0	0	0	0	0	0	0	0	0	0	0	0	-	-
0400	0	0	0	0	0	0	0	0	0	0	0	0	0	0	0	0	0	0	0	-	-
0500	0	0	0	0	0	0	0	0	0	0	0	0	0	0	0	0	0	0	0	-	-
0600	0	0	0	0	0	0	0	0	0	0	0	0	0	0	0	0	0	0	0	-	-
0700	2	0	2	0	0	0	0	0	0	0	0	0	0	1	50	1	50	0	0	69.7	-
0800	2	0	2	0	0	0	0	0	0	0	0	0	0	1	50	1	50	1	50	84.1	-
0900	2	0	1	1	0	0	0	0	0	0	0	0	0	0	0	0	0	0	0	34.5	-
1000	2	0	2	0	0	0	0	0	0	0	0	0	0	0	0	0	0	0	0	50.6	-
1100	**4**	**0**	**3**	**1**	**0**	**0**	**0**	**0**	**0**	**0**	**0**	**0**	**0**	**1**	**25**	**1**	**25**	**0**	**0**	**66.5**	**-**
1200	3	0	1	1	1	0	0	0	0	0	0	0	0	0	0	0	0	0	0	48.3	-
1300	6	0	5	0	0	1	0	0	0	0	0	0	0	1	16.7	1	16.7	0	0	42	-
1400	11	0	10	0	0	1	0	0	0	0	0	0	0	1	9.1	0	0	0	0	47.9	54.7
1500	7	0	7	0	0	0	0	0	0	0	0	0	0	0	0	0	0	0	0	53.3	-
1600	7	0	7	0	0	0	0	0	0	0	0	0	0	3	42.9	2	28.6	2	28.6	73.1	-
1700	**13**	**0**	**13**	**0**	**0**	**0**	**0**	**0**	**0**	**0**	**0**	**0**	**0**	**1**	**7.7**	**1**	**7.7**	**0**	**0**	**28**	**63**
1800	0	0	0	0	0	0	0	0	0	0	0	0	0	0	0	0	0	0	0	-	-
1900	4	0	3	0	1	0	0	0	0	0	0	0	0	0	0	0	0	0	0	69.6	-
2000	3	0	3	0	0	0	0	0	0	0	0	0	0	1	33.3	1	33.3	1	33.3	73.1	-
2100	3	0	3	0	0	0	0	0	0	0	0	0	0	1	33.3	1	33.3	0	0	76.6	-
2200	1	0	1	0	0	0	0	0	0	0	0	0	0	1	100	1	100	1	100	98	-
2300	0	0	0	0	0	0	0	0	0	0	0	0	0	0	0	0	0	0	0	-	-
07-19	**59**	**0**	**53**	**3**	**1**	**2**	**0**	**0**	**0**	**0**	**0**	**0**	**0**	**9**	**15.3**	**7**	**11.9**	**3**	**5.1**	**49.4**	**78.1**
06-22	**69**	**0**	**62**	**3**	**2**	**2**	**0**	**0**	**0**	**0**	**0**	**0**	**0**	**11**	**15.9**	**9**	**13**	**4**	**5.8**	**52.8**	**80.3**
06-00	**70**	**0**	**63**	**3**	**2**	**2**	**0**	**0**	**0**	**0**	**0**	**0**	**0**	**12**	**17.1**	**10**	**14.3**	**5**	**7.1**	**53.5**	**84.2**
00-00	**70**	**0**	**63**	**3**	**2**	**2**	**0**	**0**	**0**	**0**	**0**	**0**	**0**	**12**	**17.1**	**10**	**14.3**	**5**	**7.1**	**53.5**	**84.2**

DRAFT

Site 20
Location L-80091-16, att t/pole, Lat 53.64507, Long -6.77006
Direction West

3279 / Meath/Cavan/Monaghan ATC's
October 2013
Automatic Traffic Count

Sun, 13 October 2013

Time	Total	Classification												>PSL	>PSL%	>SL1	>SL1%	>SL2	>SL2%	Mean	Vpp
		1 MCL	2 SV	3 SVT	4 TB2	5 TB3	6 T4	7 ART3	8 ART4	9 ART5	10 ART6	11 BD	12 DRT	80	80	85 +5kph	85 +5kph	90 +10kph	90 +10kph		85
0000	1	0	1	0	0	0	0	0	0	0	0	0	0	0	0	0	0	0	0	79.5	-
0100	0	0	0	0	0	0	0	0	0	0	0	0	0	0	0	0	0	0	0	-	-
0200	1	0	1	0	0	0	0	0	0	0	0	0	0	0	0	0	0	0	0	68.9	-
0300	**3**	**0**	**3**	**0**	**0**	**0**	**0**	**0**	**0**	**0**	**0**	**0**	**0**	**1**	**33.3**	**1**	**33.3**	**0**	**0**	**73.9**	**-**
0400	0	0	0	0	0	0	0	0	0	0	0	0	0	0	0	0	0	0	0	-	-
0500	0	0	0	0	0	0	0	0	0	0	0	0	0	0	0	0	0	0	0	-	-
0600	0	0	0	0	0	0	0	0	0	0	0	0	0	0	0	0	0	0	0	-	-
0700	1	0	1	0	0	0	0	0	0	0	0	0	0	0	0	0	0	0	0	65	-
0800	1	0	1	0	0	0	0	0	0	0	0	0	0	0	0	0	0	0	0	50.8	-
0900	1	0	1	0	0	0	0	0	0	0	0	0	0	0	0	0	0	0	0	40.7	-
1000	2	0	2	0	0	0	0	0	0	0	0	0	0	1	50	1	50	1	50	76.6	-
1100	0	0	0	0	0	0	0	0	0	0	0	0	0	0	0	0	0	0	0	-	-
1200	2	0	2	0	0	0	0	0	0	0	0	0	0	0	0	0	0	0	0	58.1	-
1300	1	0	1	0	0	0	0	0	0	0	0	0	0	0	0	0	0	0	0	57.6	-
1400	2	0	2	0	0	0	0	0	0	0	0	0	0	0	0	0	0	0	0	64	-
1500	3	1	2	0	0	0	0	0	0	0	0	0	0	0	0	0	0	0	0	45.3	-
1600	3	0	3	0	0	0	0	0	0	0	0	0	0	1	33.3	1	33.3	1	33.3	79	-
1700	1	0	1	0	0	0	0	0	0	0	0	0	0	0	0	0	0	0	0	79.6	-
1800	**5**	**3**	**2**	**0**	**0**	**0**	**0**	**0**	**0**	**0**	**0**	**0**	**0**	**3**	**60**	**3**	**60**	**3**	**60**	**78.1**	**-**
1900	4	0	4	0	0	0	0	0	0	0	0	0	0	0	0	0	0	0	0	69.5	-
2000	0	0	0	0	0	0	0	0	0	0	0	0	0	0	0	0	0	0	0	-	-
2100	3	0	3	0	0	0	0	0	0	0	0	0	0	0	0	0	0	0	0	67.6	-
2200	0	0	0	0	0	0	0	0	0	0	0	0	0	0	0	0	0	0	0	-	-
2300	3	0	3	0	0	0	0	0	0	0	0	0	0	0	0	0	0	0	0	51.9	-
07-19	**22**	**4**	**18**	**0**	**0**	**0**	**0**	**0**	**0**	**0**	**0**	**0**	**0**	**5**	**22.7**	**5**	**22.7**	**5**	**22.7**	**66.1**	**95.8**
06-22	**29**	**4**	**25**	**0**	**0**	**0**	**0**	**0**	**0**	**0**	**0**	**0**	**0**	**5**	**17.2**	**5**	**17.2**	**5**	**17.2**	**66.7**	**90.7**
06-00	**32**	**4**	**28**	**0**	**0**	**0**	**0**	**0**	**0**	**0**	**0**	**0**	**0**	**5**	**15.6**	**5**	**15.6**	**5**	**15.6**	**65.4**	**79.6**
00-00	**37**	**4**	**33**	**0**	**0**	**0**	**0**	**0**	**0**	**0**	**0**	**0**	**0**	**6**	**16.2**	**6**	**16.2**	**5**	**13.5**	**66.5**	**79.6**

DRAFT

Site 20
Location L-80091-16, att t/pole, Lat 53.64507, Long -6.77006
Direction West

3279 / Meath/Cavan/Monaghan ATC's
October 2013
Automatic Traffic Count

Virtual Day (7)

Time	Total	Classification												>PSL	>PSL%	>SL1	>SL1%	>SL2	>SL2%	Mean	Vpp
		1 MCL	2 SV	3 SVT	4 TB2	5 TB3	6 T4	7 ART3	8 ART4	9 ART5	10 ART6	11 BD	12 DRT	80	80	85 +5kph	85 +5kph	90 +10kph	90 +10kph		85
0000	0	0	0	0	0	0	0	0	0	0	0	0	0	0	0	0	0	0	0	79.5	-
0100	0	0	0	0	0	0	0	0	0	0	0	0	0	0	0	0	0	0	0	43.6	-
0200	0	0	0	0	0	0	0	0	0	0	0	0	0	0	0	0	0	0	0	62.6	-
0300	0	0	0	0	0	0	0	0	0	0	0	0	0	0	33.3	0	33.3	0	0	73.9	-
0400	0	0	0	0	0	0	0	0	0	0	0	0	0	0	0	0	0	0	0	-	-
0500	0	0	0	0	0	0	0	0	0	0	0	0	0	0	0	0	0	0	0	-	-
0600	0	0	0	0	0	0	0	0	0	0	0	0	0	0	0	0	0	0	0	56.3	-
0700	1	0	1	0	0	0	0	0	0	0	0	0	0	0	14.3	0	14.3	0	0	60.8	-
0800	**3**	**0**	**3**	**0**	**0**	**0**	**0**	**0**	**0**	**0**	**0**	**0**	**0**	**0**	**8.3**	**0**	**8.3**	**0**	**4.2**	**60.5**	**-**
0900	**3**	**0**	**2**	**0**	**0**	**0**	**0**	**0**	**0**	**0**	**0**	**0**	**0**	**0**	**11.1**	**0**	**5.6**	**0**	**5.6**	**58.9**	**-**
1000	2	0	1	0	0	0	0	0	0	0	0	0	0	0	7.7	0	7.7	0	7.7	58.2	-
1100	2	0	2	0	0	0	0	0	0	0	0	0	0	0	21.4	0	14.3	0	0	57	-
1200	4	0	4	0	0	0	0	0	0	0	0	0	0	1	21.4	0	3.6	0	3.6	63.4	-
1300	2	0	2	0	0	0	0	0	0	0	0	0	0	0	8.3	0	8.3	0	0	51	-
1400	3	0	3	0	0	0	0	0	0	0	0	0	0	1	17.4	0	4.3	0	4.3	55.6	-
1500	4	0	4	0	0	0	0	0	0	0	0	0	0	1	13.3	0	3.3	0	3.3	51.7	-
1600	**5**	**0**	**5**	**0**	**0**	**0**	**0**	**0**	**0**	**0**	**0**	**0**	**0**	**1**	**23.7**	**1**	**10.5**	**1**	**10.5**	**67.9**	**-**
1700	**5**	**0**	**4**	**0**	**0**	**0**	**0**	**0**	**0**	**0**	**0**	**0**	**0**	**1**	**12.5**	**0**	**9.4**	**0**	**6.3**	**49.5**	**-**
1800	**5**	**1**	**4**	**0**	**0**	**0**	**0**	**0**	**0**	**0**	**0**	**0**	**0**	**1**	**20**	**1**	**17.1**	**1**	**14.3**	**63.2**	**-**
1900	4	0	4	0	0	0	0	0	0	0	0	0	0	1	13.3	1	13.3	0	10	66.4	-
2000	2	0	2	0	0	0	0	0	0	0	0	0	0	0	13.3	0	13.3	0	13.3	59.1	-
2100	2	0	2	0	0	0	0	0	0	0	0	0	0	0	7.1	0	7.1	0	0	64.9	-
2200	1	0	1	0	0	0	0	0	0	0	0	0	0	0	14.3	0	14.3	0	14.3	58.1	-
2300	1	0	1	0	0	0	0	0	0	0	0	0	0	0	40	0	20	0	20	66.9	-
07-19	**39**	**2**	**34**	**1**	**2**	**0**	**0**	**0**	**0**	**0**	**0**	**0**	**0**	**6**	**16.1**	**3**	**8.8**	**2**	**6.2**	**58.7**	**80.3**
06-22	**48**	**2**	**42**	**1**	**2**	**1**	**0**	**0**	**0**	**0**	**0**	**0**	**0**	**7**	**15.3**	**4**	**9.3**	**3**	**6.6**	**59.7**	**79.9**
06-00	**49**	**2**	**44**	**1**	**2**	**1**	**0**	**0**	**0**	**0**	**0**	**0**	**0**	**8**	**15.6**	**5**	**9.5**	**3**	**6.9**	**59.8**	**80.3**
00-00	**50**	**2**	**45**	**1**	**2**	**1**	**0**	**0**	**0**	**0**	**0**	**0**	**0**	**8**	**15.6**	**5**	**9.6**	**3**	**6.8**	**59.9**	**80.3**

DRAFT

Site 20
Location L-80091-16, att t/pole, Lat 53.64507, Long -6.77006
Direction West

3279 / Meath/Cavan/Monaghan ATC's
October 2013
Automatic Traffic Count

Virtual Week (1)

Time	Total	Classification												>PSL	>PSL%	>SL1	>SL1%	>SL2	>SL2%	Mean	Vpp
		1 MCL	2 SV	3 SVT	4 TB2	5 TB3	6 T4	7 ART3	8 ART4	9 ART5	10 ART6	11 BD	12 DRT	80	80	85 +5kph	85 +5kph	90 +10kph	90 +10kph		85
Mon	48	1	43	1	3	0	0	0	0	0	0	0	0	5	10.4	1	2.1	1	2.1	61.6	78.8
Tue	46	2	40	1	2	0	1	0	0	0	0	0	0	7	15.2	4	8.7	3	6.5	62.3	78.5
Wed	39	2	36	1	0	0	0	0	0	0	0	0	0	7	17.9	2	5.1	2	5.1	65.5	81
Thu	52	2	45	1	3	1	0	0	0	0	0	0	0	8	15.4	6	11.5	4	7.7	58.7	77
Fri	61	1	53	1	5	1	0	0	0	0	0	0	0	10	16.4	5	8.2	4	6.6	57.5	79.9
| Sat	70	0	63	3	2	2	0	0	0	0	0	0	0	12	17.1	10	14.3	5	7.1	53.5	84.2
| Sun	37	4	33	0	0	0	0	0	0	0	0	0	0	6	16.2	6	16.2	5	13.5	66.5	79.6
5 Day Ave.	**49**	**2**	**43**	**1**	**3**	**0**	**0**	**0**	**0**	**0**	**0**	**0**	**0**	**7**	**14.3**	**4**	**8.2**	**3**	**6.1**	**61.1**	**79.0**
7 Day Ave.	**50**	**2**	**45**	**1**	**2**	**1**	**0**	**0**	**0**	**0**	**0**	**0**	**0**	**8**	**15.6**	**5**	**9.6**	**3**	**6.8**	**59.9**	**80.3**
--	**353**	**12**	**313**	**8**	**15**	**4**	**1**	**0**	**0**	**0**	**0**	**0**	**0**	**55**	**15.6**	**34**	**9.6**	**24**	**6.8**	**59.9**	**80.3**

Summary Graphs

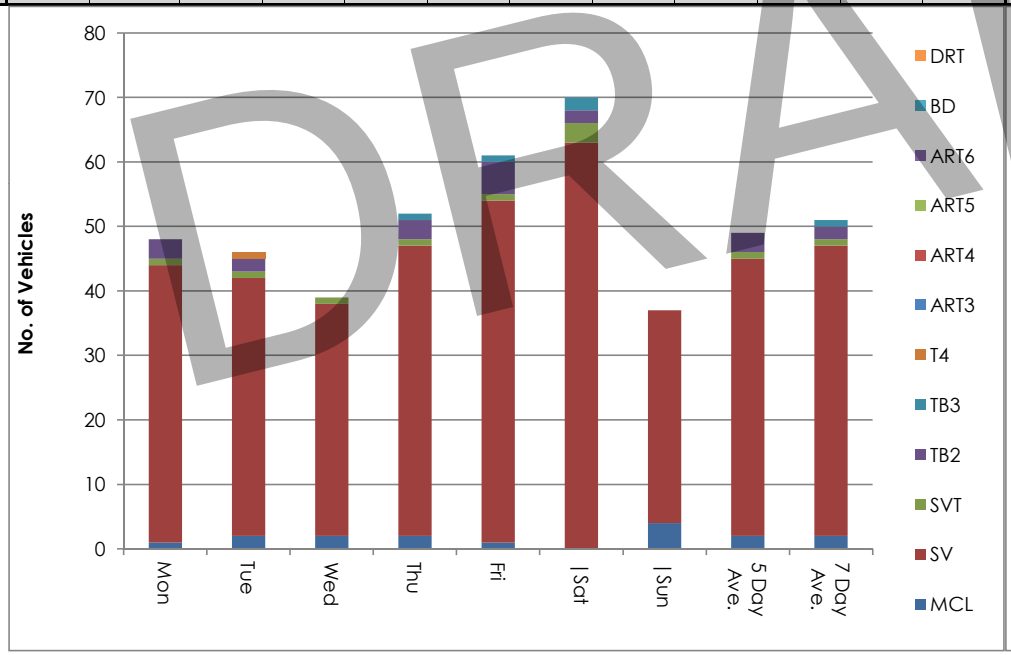

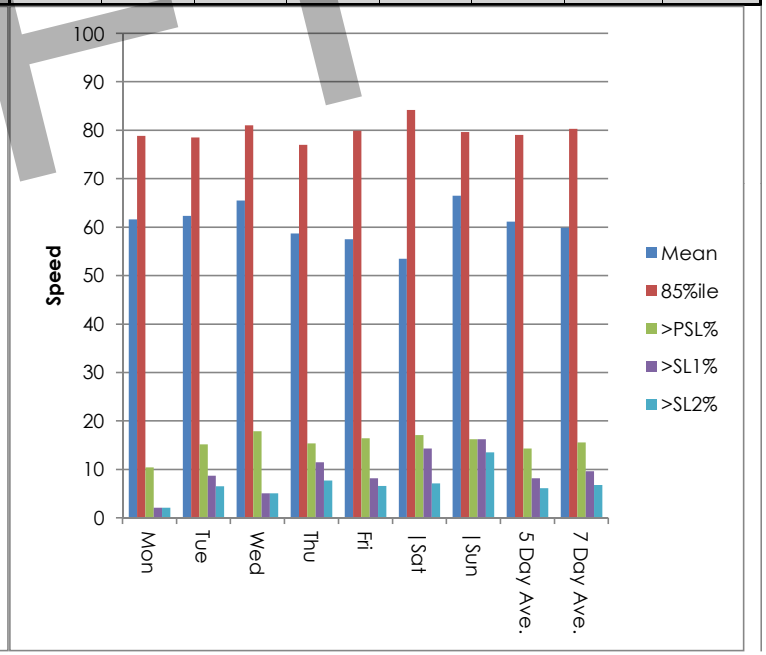

DRAFT

Site 20
Location L-80091-16, att t/pole, Lat 53.64507, Long -6.77006
Direction West

3279 / Meath/Cavan/Monaghan ATC's
October 2013
Automatic Traffic Count

Mon, 7 October 2013

Time	Total	Speed Bins (km/h)																											
		0 - 5	5 - 10	10 - 15	15 - 20	20 - 25	25 - 30	30 - 35	35 - 40	40 - 45	45 - 50	50 - 55	55 - 60	60 - 65	65 - 70	70 - 75	75 - 80	80 - 85	85 - 90	90 - 95	95 - 100	100 - 105	105 - 110	110 - 115	115 - 120	120 - 125	125 - 130	130 - 135	135 - 140
0000	0	0	0	0	0	0	0	0	0	0	0	0	0	0	0	0	0	0	0	0	0	0	0	0	0	0	0	0	0
0100	0	0	0	0	0	0	0	0	0	0	0	0	0	0	0	0	0	0	0	0	0	0	0	0	0	0	0	0	0
0200	0	0	0	0	0	0	0	0	0	0	0	0	0	0	0	0	0	0	0	0	0	0	0	0	0	0	0	0	0
0300	0	0	0	0	0	0	0	0	0	0	0	0	0	0	0	0	0	0	0	0	0	0	0	0	0	0	0	0	0
0400	0	0	0	0	0	0	0	0	0	0	0	0	0	0	0	0	0	0	0	0	0	0	0	0	0	0	0	0	0
0500	0	0	0	0	0	0	0	0	0	0	0	0	0	0	0	0	0	0	0	0	0	0	0	0	0	0	0	0	0
0600	0	0	0	0	0	0	0	0	0	0	0	0	0	0	0	0	0	0	0	0	0	0	0	0	0	0	0	0	0
0700	0	0	0	0	0	0	0	0	0	0	0	0	0	0	0	0	0	0	0	0	0	0	0	0	0	0	0	0	0
0800	**4**	**0**	**0**	**0**	**0**	**0**	**0**	**0**	**0**	**0**	**0**	**0**	**0**	**2**	**0**	**1**	**1**	**0**	**0**	**0**	**0**	**0**	**0**	**0**	**0**	**0**	**0**	**0**	**0**
0900	**4**	**0**	**0**	**0**	**0**	**0**	**0**	**0**	**0**	**0**	**0**	**1**	**0**	**1**	**0**	**1**	**1**	**0**	**0**	**0**	**0**	**0**	**0**	**0**	**0**	**0**	**0**	**0**	**0**
1000	1	0	0	0	0	0	1	0	0	0	0	0	0	0	0	0	0	0	0	0	0	0	0	0	0	0	0	0	0
1100	2	0	0	0	0	0	0	0	0	1	0	0	0	0	0	0	0	1	0	0	0	0	0	0	0	0	0	0	0
1200	2	0	0	0	0	0	0	0	0	0	0	0	0	0	0	0	1	1	0	0	0	0	0	0	0	0	0	0	0
1300	1	0	0	0	0	0	0	0	0	0	0	0	0	0	1	0	0	0	0	0	0	0	0	0	0	0	0	0	0
1400	1	0	0	0	0	0	0	0	0	1	0	0	0	0	0	0	0	0	0	0	0	0	0	0	0	0	0	0	0
1500	3	0	0	0	0	0	0	0	0	0	0	0	2	0	0	0	0	1	0	0	0	0	0	0	0	0	0	0	0
1600	5	0	0	0	0	0	0	0	0	0	0	0	0	1	0	2	1	1	0	0	0	0	0	0	0	0	0	0	0
1700	5	0	0	1	0	0	0	1	0	0	0	1	0	1	1	0	0	0	0	0	0	0	0	0	0	0	0	0	0
1800	**7**	**0**	**0**	**0**	**0**	**0**	**0**	**0**	**1**	**1**	**0**	**1**	**3**	**0**	**0**	**1**	**0**	**0**	**0**	**0**	**0**	**0**	**0**	**0**	**0**	**0**	**0**	**0**	**0**
1900	6	0	0	0	0	0	0	0	0	0	0	0	0	0	3	2	0	0	0	1	0	0	0	0	0	0	0	0	0
2000	5	0	0	0	0	1	0	0	1	1	0	0	0	1	0	0	1	0	0	0	0	0	0	0	0	0	0	0	0
2100	2	0	0	0	0	0	0	0	0	0	0	0	0	0	0	1	1	0	0	0	0	0	0	0	0	0	0	0	0
2200	0	0	0	0	0	0	0	0	0	0	0	0	0	0	0	0	0	0	0	0	0	0	0	0	0	0	0	0	0
2300	0	0	0	0	0	0	0	0	0	0	0	0	0	0	0	0	0	0	0	0	0	0	0	0	0	0	0	0	0
07-19	**35**	**0**	**0**	**1**	**0**	**0**	**1**	**1**	**1**	**3**	**0**	**3**	**5**	**5**	**2**	**5**	**4**	**4**	**0**	**0**	**0**	**0**	**0**	**0**	**0**	**0**	**0**	**0**	**0**
06-22	**48**	**0**	**0**	**1**	**0**	**1**	**1**	**1**	**2**	**4**	**0**	**3**	**5**	**6**	**5**	**8**	**6**	**4**	**0**	**1**	**0**	**0**	**0**	**0**	**0**	**0**	**0**	**0**	**0**
06-00	**48**	**0**	**0**	**1**	**0**	**1**	**1**	**1**	**2**	**4**	**0**	**3**	**5**	**6**	**5**	**8**	**6**	**4**	**0**	**1**	**0**	**0**	**0**	**0**	**0**	**0**	**0**	**0**	**0**
00-00	**48**	**0**	**0**	**1**	**0**	**1**	**1**	**1**	**2**	**4**	**0**	**3**	**5**	**6**	**5**	**8**	**6**	**4**	**0**	**1**	**0**	**0**	**0**	**0**	**0**	**0**	**0**	**0**	**0**

DRAFT

Site 20
Location L-80091-16, att t/pole, Lat 53.64507, Long -6.77006
Direction West

3279 / Meath/Cavan/Monaghan ATC's
October 2013
Automatic Traffic Count

Tue, 8 October 2013

Time	Total	Speed Bins (km/h)																											
		0 - 5	5 - 10	10 - 15	15 - 20	20 - 25	25 - 30	30 - 35	35 - 40	40 - 45	45 - 50	50 - 55	55 - 60	60 - 65	65 - 70	70 - 75	75 - 80	80 - 85	85 - 90	90 - 95	95 - 100	100 - 105	105 - 110	110 - 115	115 - 120	120 - 125	125 - 130	130 - 135	135 - 140
0000	0	0	0	0	0	0	0	0	0	0	0	0	0	0	0	0	0	0	0	0	0	0	0	0	0	0	0	0	0
0100	0	0	0	0	0	0	0	0	0	0	0	0	0	0	0	0	0	0	0	0	0	0	0	0	0	0	0	0	0
0200	0	0	0	0	0	0	0	0	0	0	0	0	0	0	0	0	0	0	0	0	0	0	0	0	0	0	0	0	0
0300	0	0	0	0	0	0	0	0	0	0	0	0	0	0	0	0	0	0	0	0	0	0	0	0	0	0	0	0	0
0400	0	0	0	0	0	0	0	0	0	0	0	0	0	0	0	0	0	0	0	0	0	0	0	0	0	0	0	0	0
0500	0	0	0	0	0	0	0	0	0	0	0	0	0	0	0	0	0	0	0	0	0	0	0	0	0	0	0	0	0
0600	0	0	0	0	0	0	0	0	0	0	0	0	0	0	0	0	0	0	0	0	0	0	0	0	0	0	0	0	0
0700	2	0	0	0	0	0	0	0	0	0	0	1	0	0	1	0	0	0	0	0	0	0	0	0	0	0	0	0	0
0800	**4**	**0**	**0**	**0**	**0**	**0**	**0**	**0**	**0**	**0**	**0**	**0**	**0**	**2**	**0**	**1**	**1**	**0**	**0**	**0**	**0**	**0**	**0**	**0**	**0**	**0**	**0**	**0**	**0**
0900	2	0	0	0	0	0	0	0	0	0	0	0	0	0	0	1	0	1	0	0	0	0	0	0	0	0	0	0	0
1000	1	0	0	0	0	0	0	0	0	0	0	0	0	1	0	0	0	0	0	0	0	0	0	0	0	0	0	0	0
1100	1	0	0	0	0	0	0	0	0	0	0	1	0	0	0	0	0	0	0	0	0	0	0	0	0	0	0	0	0
1200	4	0	0	0	0	0	0	0	0	0	0	0	0	1	0	0	1	1	0	1	0	0	0	0	0	0	0	0	0
1300	0	0	0	0	0	0	0	0	0	0	0	0	0	0	0	0	0	0	0	0	0	0	0	0	0	0	0	0	0
1400	1	0	0	0	0	0	0	0	0	0	0	0	0	0	0	0	0	0	0	1	0	0	0	0	0	0	0	0	0
1500	4	0	0	1	0	0	0	0	0	0	0	0	0	2	0	0	0	1	0	0	0	0	0	0	0	0	0	0	0
1600	**7**	**0**	**0**	**0**	**0**	**0**	**0**	**0**	**0**	**0**	**0**	**0**	**2**	**1**	**3**	**1**	**0**	**0**	**0**	**0**	**0**	**0**	**0**	**0**	**0**	**0**	**0**	**0**	**0**
1700	2	0	0	0	0	0	0	0	0	0	0	0	1	0	1	0	0	0	0	0	0	0	0	0	0	0	0	0	0
1800	**7**	**0**	**0**	**1**	**0**	**0**	**0**	**0**	**1**	**0**	**1**	**1**	**1**	**0**	**0**	**0**	**0**	**0**	**1**	**1**	**0**	**0**	**0**	**0**	**0**	**0**	**0**	**0**	**0**
1900	6	0	0	0	0	0	1	0	0	1	0	1	0	1	0	1	1	0	0	0	0	0	0	0	0	0	0	0	0
2000	1	0	0	0	0	0	0	0	0	0	0	1	0	0	0	0	0	0	0	0	0	0	0	0	0	0	0	0	0
2100	2	0	0	0	0	0	0	0	0	0	0	0	1	0	1	0	0	0	0	0	0	0	0	0	0	0	0	0	0
2200	2	0	0	0	0	0	0	0	0	2	0	0	0	0	0	0	0	0	0	0	0	0	0	0	0	0	0	0	0
2300	0	0	0	0	0	0	0	0	0	0	0	0	0	0	0	0	0	0	0	0	0	0	0	0	0	0	0	0	0
07-19	**35**	**0**	**0**	**2**	**0**	**0**	**0**	**0**	**1**	**0**	**1**	**3**	**4**	**7**	**5**	**3**	**2**	**3**	**1**	**3**	**0**	**0**	**0**	**0**	**0**	**0**	**0**	**0**	**0**
06-22	**44**	**0**	**0**	**2**	**0**	**0**	**1**	**0**	**1**	**1**	**1**	**5**	**5**	**8**	**6**	**4**	**3**	**3**	**1**	**3**	**0**	**0**	**0**	**0**	**0**	**0**	**0**	**0**	**0**
06-00	**46**	**0**	**0**	**2**	**0**	**0**	**1**	**0**	**1**	**3**	**1**	**5**	**5**	**8**	**6**	**4**	**3**	**3**	**1**	**3**	**0**	**0**	**0**	**0**	**0**	**0**	**0**	**0**	**0**
00-00	**46**	**0**	**0**	**2**	**0**	**0**	**1**	**0**	**1**	**3**	**1**	**5**	**5**	**8**	**6**	**4**	**3**	**3**	**1**	**3**	**0**	**0**	**0**	**0**	**0**	**0**	**0**	**0**	**0**

DRAFT

Site 20
Location L-80091-16, att t/pole, Lat 53.64507, Long -6.77006
Direction West

3279 / Meath/Cavan/Monaghan ATC's
October 2013
Automatic Traffic Count

Wed, 9 October 2013

Time	Total	Speed Bins (km/h)																											
		0 - 5	5 - 10	10 - 15	15 - 20	20 - 25	25 - 30	30 - 35	35 - 40	40 - 45	45 - 50	50 - 55	55 - 60	60 - 65	65 - 70	70 - 75	75 - 80	80 - 85	85 - 90	90 - 95	95 - 100	100 - 105	105 - 110	110 - 115	115 - 120	120 - 125	125 - 130	130 - 135	135 - 140
0000	0	0	0	0	0	0	0	0	0	0	0	0	0	0	0	0	0	0	0	0	0	0	0	0	0	0	0	0	0
0100	0	0	0	0	0	0	0	0	0	0	0	0	0	0	0	0	0	0	0	0	0	0	0	0	0	0	0	0	0
0200	1	0	0	0	0	0	0	0	0	0	0	0	1	0	0	0	0	0	0	0	0	0	0	0	0	0	0	0	0
0300	0	0	0	0	0	0	0	0	0	0	0	0	0	0	0	0	0	0	0	0	0	0	0	0	0	0	0	0	0
0400	0	0	0	0	0	0	0	0	0	0	0	0	0	0	0	0	0	0	0	0	0	0	0	0	0	0	0	0	0
0500	0	0	0	0	0	0	0	0	0	0	0	0	0	0	0	0	0	0	0	0	0	0	0	0	0	0	0	0	0
0600	0	0	0	0	0	0	0	0	0	0	0	0	0	0	0	0	0	0	0	0	0	0	0	0	0	0	0	0	0
0700	1	0	0	0	0	0	0	0	0	0	0	0	0	0	1	0	0	0	0	0	0	0	0	0	0	0	0	0	0
0800	1	0	0	0	0	0	0	0	0	0	0	0	0	0	0	1	0	0	0	0	0	0	0	0	0	0	0	0	0
0900	**3**	**0**	**0**	**0**	**0**	**0**	**0**	**0**	**0**	**0**	**0**	**0**	**0**	**1**	**0**	**1**	**0**	**0**	**0**	**0**	**1**	**0**	**0**	**0**	**0**	**0**	**0**	**0**	**0**
1000	**3**	**0**	**0**	**0**	**0**	**0**	**0**	**0**	**0**	**0**	**0**	**1**	**0**	**1**	**0**	**0**	**1**	**0**	**0**	**0**	**0**	**0**	**0**	**0**	**0**	**0**	**0**	**0**	**0**
1100	**3**	**0**	**0**	**0**	**0**	**0**	**0**	**0**	**0**	**0**	**0**	**1**	**2**	**0**	**0**	**0**	**0**	**0**	**0**	**0**	**0**	**0**	**0**	**0**	**0**	**0**	**0**	**0**	**0**
1200	**5**	**0**	**0**	**0**	**0**	**0**	**0**	**0**	**0**	**1**	**0**	**0**	**0**	**1**	**0**	**0**	**1**	**2**	**0**	**0**	**0**	**0**	**0**	**0**	**0**	**0**	**0**	**0**	**0**
1300	1	0	0	0	0	0	0	0	0	0	0	0	0	0	0	1	0	0	0	0	0	0	0	0	0	0	0	0	0
1400	2	0	0	0	0	0	0	0	0	0	0	0	0	1	0	0	0	1	0	0	0	0	0	0	0	0	0	0	0
1500	1	0	0	1	0	0	0	0	0	0	0	0	0	0	0	0	0	0	0	0	0	0	0	0	0	0	0	0	0
1600	**5**	**0**	**0**	**1**	**0**	**0**	**0**	**0**	**0**	**0**	**0**	**0**	**0**	**1**	**1**	**0**	**1**	**1**	**0**	**0**	**0**	**0**	**0**	**0**	**0**	**0**	**0**	**0**	**0**
1700	3	0	0	0	0	0	0	0	0	0	0	0	0	2	0	0	0	0	0	0	0	1	0	0	0	0	0	0	0
1800	4	0	0	0	0	0	0	0	0	0	0	0	0	1	0	1	1	1	0	0	0	0	0	0	0	0	0	0	0
1900	1	0	0	0	0	0	0	0	0	0	0	0	0	1	0	0	0	0	0	0	0	0	0	0	0	0	0	0	0
2000	2	0	0	0	0	0	0	0	0	0	1	1	0	0	0	0	0	0	0	0	0	0	0	0	0	0	0	0	0
2100	1	0	0	0	0	0	0	0	0	0	0	0	0	0	0	1	0	0	0	0	0	0	0	0	0	0	0	0	0
2200	2	0	0	0	0	0	0	0	0	0	0	0	0	0	1	0	1	0	0	0	0	0	0	0	0	0	0	0	0
2300	0	0	0	0	0	0	0	0	0	0	0	0	0	0	0	0	0	0	0	0	0	0	0	0	0	0	0	0	0
07-19	**32**	**0**	**0**	**2**	**0**	**0**	**0**	**0**	**0**	**1**	**0**	**2**	**2**	**8**	**2**	**4**	**4**	**5**	**0**	**0**	**1**	**1**	**0**	**0**	**0**	**0**	**0**	**0**	**0**
06-22	**36**	**0**	**0**	**2**	**0**	**0**	**0**	**0**	**0**	**1**	**1**	**3**	**2**	**9**	**2**	**5**	**4**	**5**	**0**	**0**	**1**	**1**	**0**	**0**	**0**	**0**	**0**	**0**	**0**
06-00	**38**	**0**	**0**	**2**	**0**	**0**	**0**	**0**	**0**	**1**	**1**	**3**	**2**	**9**	**3**	**5**	**5**	**5**	**0**	**0**	**1**	**1**	**0**	**0**	**0**	**0**	**0**	**0**	**0**
00-00	**39**	**0**	**0**	**2**	**0**	**0**	**0**	**0**	**0**	**1**	**1**	**3**	**3**	**9**	**3**	**5**	**5**	**5**	**0**	**0**	**1**	**1**	**0**	**0**	**0**	**0**	**0**	**0**	**0**

DRAFT

Site 20
Location L-80091-16, att t/pole, Lat 53.64507, Long -6.77006
Direction West

3279 / Meath/Cavan/Monaghan ATC's
October 2013
Automatic Traffic Count

Thu, 10 October 2013

Time	Total	Speed Bins (km/h)																											
		0 - 5	5 - 10	10 - 15	15 - 20	20 - 25	25 - 30	30 - 35	35 - 40	40 - 45	45 - 50	50 - 55	55 - 60	60 - 65	65 - 70	70 - 75	75 - 80	80 - 85	85 - 90	90 - 95	95 - 100	100 - 105	105 - 110	110 - 115	115 - 120	120 - 125	125 - 130	130 - 135	135 - 140
0000	0	0	0	0	0	0	0	0	0	0	0	0	0	0	0	0	0	0	0	0	0	0	0	0	0	0	0	0	0
0100	0	0	0	0	0	0	0	0	0	0	0	0	0	0	0	0	0	0	0	0	0	0	0	0	0	0	0	0	0
0200	0	0	0	0	0	0	0	0	0	0	0	0	0	0	0	0	0	0	0	0	0	0	0	0	0	0	0	0	0
0300	0	0	0	0	0	0	0	0	0	0	0	0	0	0	0	0	0	0	0	0	0	0	0	0	0	0	0	0	0
0400	0	0	0	0	0	0	0	0	0	0	0	0	0	0	0	0	0	0	0	0	0	0	0	0	0	0	0	0	0
0500	0	0	0	0	0	0	0	0	0	0	0	0	0	0	0	0	0	0	0	0	0	0	0	0	0	0	0	0	0
0600	0	0	0	0	0	0	0	0	0	0	0	0	0	0	0	0	0	0	0	0	0	0	0	0	0	0	0	0	0
0700	0	0	0	0	0	0	0	0	0	0	0	0	0	0	0	0	0	0	0	0	0	0	0	0	0	0	0	0	0
0800	**9**	**0**	**1**	**0**	**3**	**0**	**0**	**0**	**0**	**0**	**0**	**1**	**0**	**1**	**0**	**0**	**2**	**0**	**1**	**0**	**0**	**0**	**0**	**0**	**0**	**0**	**0**	**0**	**0**
0900	3	0	0	0	1	0	0	1	0	0	0	0	1	0	0	0	0	0	0	0	0	0	0	0	0	0	0	0	0
1000	2	0	0	0	0	0	0	0	0	0	0	1	0	1	0	0	0	0	0	0	0	0	0	0	0	0	0	0	0
1100	0	0	0	0	0	0	0	0	0	0	0	0	0	0	0	0	0	0	0	0	0	0	0	0	0	0	0	0	0
1200	6	0	0	0	0	0	0	0	0	1	0	2	1	0	0	0	2	0	0	0	0	0	0	0	0	0	0	0	0
1300	1	0	0	0	0	0	0	0	0	0	0	0	0	0	0	0	1	0	0	0	0	0	0	0	0	0	0	0	0
1400	0	0	0	0	0	0	0	0	0	0	0	0	0	0	0	0	0	0	0	0	0	0	0	0	0	0	0	0	0
1500	2	0	0	0	0	0	0	0	0	1	0	0	0	1	0	0	0	0	0	0	0	0	0	0	0	0	0	0	0
1600	6	0	1	0	0	0	0	0	0	0	1	0	0	0	0	1	1	2	0	0	0	0	0	0	0	0	0	0	0
1700	**7**	**0**	**0**	**0**	**0**	**0**	**0**	**0**	**0**	**0**	**1**	**0**	**2**	**1**	**0**	**1**	**1**	**0**	**0**	**0**	**0**	**1**	**0**	**0**	**0**	**0**	**0**	**0**	**0**
1800	5	0	0	0	0	0	0	0	0	0	1	0	2	0	0	1	0	0	0	0	1	0	0	0	0	0	0	0	0
1900	6	0	0	0	0	0	0	0	0	2	0	0	0	1	0	0	1	0	1	1	0	0	0	0	0	0	0	0	0
2000	2	0	0	0	0	0	0	0	0	0	0	0	0	0	1	0	0	0	0	1	0	0	0	0	0	0	0	0	0
2100	3	0	0	1	0	0	0	0	0	0	0	1	0	1	0	0	0	0	0	0	0	0	0	0	0	0	0	0	0
2200	0	0	0	0	0	0	0	0	0	0	0	0	0	0	0	0	0	0	0	0	0	0	0	0	0	0	0	0	0
2300	0	0	0	0	0	0	0	0	0	0	0	0	0	0	0	0	0	0	0	0	0	0	0	0	0	0	0	0	0
07-19	**41**	**0**	**2**	**0**	**4**	**0**	**0**	**1**	**0**	**2**	**3**	**4**	**6**	**4**	**0**	**3**	**7**	**2**	**1**	**0**	**1**	**1**	**0**	**0**	**0**	**0**	**0**	**0**	**0**
06-22	**52**	**0**	**2**	**1**	**4**	**0**	**0**	**1**	**0**	**4**	**3**	**5**	**6**	**6**	**1**	**3**	**8**	**2**	**2**	**2**	**1**	**1**	**0**	**0**	**0**	**0**	**0**	**0**	**0**
06-00	**52**	**0**	**2**	**1**	**4**	**0**	**0**	**1**	**0**	**4**	**3**	**5**	**6**	**6**	**1**	**3**	**8**	**2**	**2**	**2**	**1**	**1**	**0**	**0**	**0**	**0**	**0**	**0**	**0**
00-00	**52**	**0**	**2**	**1**	**4**	**0**	**0**	**1**	**0**	**4**	**3**	**5**	**6**	**6**	**1**	**3**	**8**	**2**	**2**	**2**	**1**	**1**	**0**	**0**	**0**	**0**	**0**	**0**	**0**

DRAFT

Site 20
Location L-80091-16, att t/pole, Lat 53.64507, Long -6.77006
Direction West

3279 / Meath/Cavan/Monaghan ATC's
October 2013
Automatic Traffic Count

Fri, 11 October 2013

Time	Total	Speed Bins (km/h)																											
		0 - 5	5 - 10	10 - 15	15 - 20	20 - 25	25 - 30	30 - 35	35 - 40	40 - 45	45 - 50	50 - 55	55 - 60	60 - 65	65 - 70	70 - 75	75 - 80	80 - 85	85 - 90	90 - 95	95 - 100	100 - 105	105 - 110	110 - 115	115 - 120	120 - 125	125 - 130	130 - 135	135 - 140
0000	0	0	0	0	0	0	0	0	0	0	0	0	0	0	0	0	0	0	0	0	0	0	0	0	0	0	0	0	0
0100	1	0	0	0	0	0	0	0	0	1	0	0	0	0	0	0	0	0	0	0	0	0	0	0	0	0	0	0	0
0200	0	0	0	0	0	0	0	0	0	0	0	0	0	0	0	0	0	0	0	0	0	0	0	0	0	0	0	0	0
0300	0	0	0	0	0	0	0	0	0	0	0	0	0	0	0	0	0	0	0	0	0	0	0	0	0	0	0	0	0
0400	0	0	0	0	0	0	0	0	0	0	0	0	0	0	0	0	0	0	0	0	0	0	0	0	0	0	0	0	0
0500	0	0	0	0	0	0	0	0	0	0	0	0	0	0	0	0	0	0	0	0	0	0	0	0	0	0	0	0	0
0600	1	0	0	0	0	0	0	0	0	0	0	0	1	0	0	0	0	0	0	0	0	0	0	0	0	0	0	0	0
0700	1	0	0	0	0	0	0	0	1	0	0	0	0	0	0	0	0	0	0	0	0	0	0	0	0	0	0	0	0
0800	3	0	0	0	0	0	0	0	0	0	0	1	0	0	1	0	1	0	0	0	0	0	0	0	0	0	0	0	0
0900	3	0	0	0	0	0	0	0	0	0	0	1	0	0	0	1	1	0	0	0	0	0	0	0	0	0	0	0	0
1000	2	0	0	0	0	1	0	0	0	0	0	0	0	0	0	0	1	0	0	0	0	0	0	0	0	0	0	0	0
1100	**4**	**0**	**0**	**0**	**2**	**0**	**0**	**0**	**0**	**0**	**0**	**0**	**0**	**1**	**0**	**0**	**0**	**0**	**1**	**0**	**0**	**0**	**0**	**0**	**0**	**0**	**0**	**0**	**0**
1200	6	0	0	0	0	0	1	0	1	1	0	0	0	0	0	1	1	1	0	0	0	0	0	0	0	0	0	0	0
1300	2	0	0	0	0	0	1	0	0	0	0	0	0	1	0	0	0	0	0	0	0	0	0	0	0	0	0	0	0
1400	6	0	0	0	0	1	0	0	1	0	0	0	0	0	2	1	0	1	0	0	0	0	0	0	0	0	0	0	0
1500	**10**	**0**	**0**	**1**	**1**	**0**	**1**	**1**	**0**	**0**	**0**	**0**	**1**	**3**	**0**	**0**	**0**	**1**	**0**	**1**	**0**	**0**	**0**	**0**	**0**	**0**	**0**	**0**	**0**
1600	5	0	0	0	0	0	0	1	0	0	0	0	1	0	0	2	0	0	0	0	0	0	0	1	0	0	0	0	0
1700	1	0	0	0	0	0	0	0	0	0	0	0	0	0	0	0	0	1	0	0	0	0	0	0	0	0	0	0	0
1800	7	0	0	0	0	0	0	1	0	0	1	0	0	2	0	3	0	0	0	0	0	0	0	0	0	0	0	0	0
1900	3	0	0	0	0	0	0	0	0	1	0	1	0	0	0	0	0	0	0	1	0	0	0	0	0	0	0	0	0
2000	2	0	0	0	0	0	0	0	0	0	1	0	0	0	1	0	0	0	0	0	0	0	0	0	0	0	0	0	0
2100	0	0	0	0	0	0	0	0	0	0	0	0	0	0	0	0	0	0	0	0	0	0	0	0	0	0	0	0	0
2200	2	0	0	0	0	0	0	0	1	0	1	0	0	0	0	0	0	0	0	0	0	0	0	0	0	0	0	0	0
2300	2	0	0	0	0	0	0	0	0	0	0	0	0	0	0	0	0	1	0	1	0	0	0	0	0	0	0	0	0
07-19	**50**	**0**	**0**	**1**	**3**	**2**	**3**	**3**	**3**	**1**	**1**	**2**	**2**	**7**	**3**	**8**	**4**	**4**	**1**	**1**	**0**	**0**	**0**	**1**	**0**	**0**	**0**	**0**	**0**
06-22	**56**	**0**	**0**	**1**	**3**	**2**	**3**	**3**	**3**	**2**	**2**	**3**	**3**	**7**	**4**	**8**	**4**	**4**	**1**	**2**	**0**	**0**	**0**	**1**	**0**	**0**	**0**	**0**	**0**
06-00	**60**	**0**	**0**	**1**	**3**	**2**	**3**	**3**	**4**	**2**	**3**	**3**	**3**	**7**	**4**	**8**	**4**	**5**	**1**	**3**	**0**	**0**	**0**	**1**	**0**	**0**	**0**	**0**	**0**
00-00	**61**	**0**	**0**	**1**	**3**	**2**	**3**	**3**	**4**	**3**	**3**	**3**	**3**	**7**	**4**	**8**	**4**	**5**	**1**	**3**	**0**	**0**	**0**	**1**	**0**	**0**	**0**	**0**	**0**

DRAFT

Site 20
Location L-80091-16, att t/pole, Lat 53.64507, Long -6.77006
Direction West

3279 / Meath/Cavan/Monaghan ATC's
October 2013
Automatic Traffic Count

Sat, 12 October 2013

Time	Total	Speed Bins (km/h)																											
		0 - 5	5 - 10	10 - 15	15 - 20	20 - 25	25 - 30	30 - 35	35 - 40	40 - 45	45 - 50	50 - 55	55 - 60	60 - 65	65 - 70	70 - 75	75 - 80	80 - 85	85 - 90	90 - 95	95 - 100	100 - 105	105 - 110	110 - 115	115 - 120	120 - 125	125 - 130	130 - 135	135 - 140
0000	0	0	0	0	0	0	0	0	0	0	0	0	0	0	0	0	0	0	0	0	0	0	0	0	0	0	0	0	0
0100	0	0	0	0	0	0	0	0	0	0	0	0	0	0	0	0	0	0	0	0	0	0	0	0	0	0	0	0	0
0200	0	0	0	0	0	0	0	0	0	0	0	0	0	0	0	0	0	0	0	0	0	0	0	0	0	0	0	0	0
0300	0	0	0	0	0	0	0	0	0	0	0	0	0	0	0	0	0	0	0	0	0	0	0	0	0	0	0	0	0
0400	0	0	0	0	0	0	0	0	0	0	0	0	0	0	0	0	0	0	0	0	0	0	0	0	0	0	0	0	0
0500	0	0	0	0	0	0	0	0	0	0	0	0	0	0	0	0	0	0	0	0	0	0	0	0	0	0	0	0	0
0600	0	0	0	0	0	0	0	0	0	0	0	0	0	0	0	0	0	0	0	0	0	0	0	0	0	0	0	0	0
0700	2	0	0	0	0	0	0	0	0	0	0	1	0	0	0	0	0	0	1	0	0	0	0	0	0	0	0	0	0
0800	2	0	0	0	0	0	0	0	0	0	0	0	0	0	0	0	1	0	0	1	0	0	0	0	0	0	0	0	0
0900	2	0	0	0	1	0	0	0	0	0	0	1	0	0	0	0	0	0	0	0	0	0	0	0	0	0	0	0	0
1000	2	0	0	0	0	0	1	0	0	0	0	0	0	0	0	1	0	0	0	0	0	0	0	0	0	0	0	0	0
1100	**4**	**0**	**0**	**0**	**0**	**0**	**0**	**0**	**0**	**1**	**0**	**0**	**1**	**0**	**0**	**0**	**1**	**0**	**1**	**0**	**0**	**0**	**0**	**0**	**0**	**0**	**0**	**0**	**0**
1200	3	0	0	0	0	0	0	0	1	0	0	1	1	0	0	0	0	0	0	0	0	0	0	0	0	0	0	0	0
1300	6	0	0	1	1	0	0	1	1	0	0	0	0	1	0	0	0	0	1	0	0	0	0	0	0	0	0	0	0
1400	11	0	0	1	0	0	0	0	3	0	1	3	1	1	0	0	0	1	0	0	0	0	0	0	0	0	0	0	0
1500	7	0	0	0	0	0	0	0	2	0	1	1	0	1	2	0	0	0	0	0	0	0	0	0	0	0	0	0	0
1600	7	0	0	0	0	0	0	0	0	1	1	0	0	1	1	0	0	1	0	0	1	0	1	0	0	0	0	0	0
1700	**13**	**0**	**3**	**4**	**2**	**0**	**1**	**0**	**0**	**0**	**0**	**0**	**0**	**2**	**0**	**0**	**0**	**0**	**1**	**0**	**0**	**0**	**0**	**0**	**0**	**0**	**0**	**0**	**0**
1800	0	0	0	0	0	0	0	0	0	0	0	0	0	0	0	0	0	0	0	0	0	0	0	0	0	0	0	0	0
1900	4	0	0	0	0	0	0	0	0	0	0	0	0	1	0	3	0	0	0	0	0	0	0	0	0	0	0	0	0
2000	3	0	0	0	0	0	0	0	0	0	0	0	1	0	1	0	0	0	0	1	0	0	0	0	0	0	0	0	0
2100	3	0	0	0	0	0	0	0	0	0	0	0	0	0	0	2	0	0	1	0	0	0	0	0	0	0	0	0	0
2200	1	0	0	0	0	0	0	0	0	0	0	0	0	0	0	0	0	0	0	0	1	0	0	0	0	0	0	0	0
2300	0	0	0	0	0	0	0	0	0	0	0	0	0	0	0	0	0	0	0	0	0	0	0	0	0	0	0	0	0
07-19	**59**	**0**	**3**	**6**	**4**	**0**	**2**	**1**	**7**	**2**	**3**	**7**	**3**	**6**	**3**	**1**	**2**	**2**	**4**	**1**	**1**	**0**	**1**	**0**	**0**	**0**	**0**	**0**	**0**
06-22	**69**	**0**	**3**	**6**	**4**	**0**	**2**	**1**	**7**	**2**	**3**	**7**	**4**	**7**	**4**	**6**	**2**	**2**	**5**	**2**	**1**	**0**	**1**	**0**	**0**	**0**	**0**	**0**	**0**
06-00	**70**	**0**	**3**	**6**	**4**	**0**	**2**	**1**	**7**	**2**	**3**	**7**	**4**	**7**	**4**	**6**	**2**	**2**	**5**	**2**	**2**	**0**	**1**	**0**	**0**	**0**	**0**	**0**	**0**
00-00	**70**	**0**	**3**	**6**	**4**	**0**	**2**	**1**	**7**	**2**	**3**	**7**	**4**	**7**	**4**	**6**	**2**	**2**	**5**	**2**	**2**	**0**	**1**	**0**	**0**	**0**	**0**	**0**	**0**

DRAFT

Site 20
Location L-80091-16, att t/pole, Lat 53.64507, Long -6.77006
Direction West

3279 / Meath/Cavan/Monaghan ATC's
October 2013
Automatic Traffic Count

Sun, 13 October 2013

Time	Total	Speed Bins (km/h)																											
		0 - 5	5 - 10	10 - 15	15 - 20	20 - 25	25 - 30	30 - 35	35 - 40	40 - 45	45 - 50	50 - 55	55 - 60	60 - 65	65 - 70	70 - 75	75 - 80	80 - 85	85 - 90	90 - 95	95 - 100	100 - 105	105 - 110	110 - 115	115 - 120	120 - 125	125 - 130	130 - 135	135 - 140
0000	1	0	0	0	0	0	0	0	0	0	0	0	0	0	0	0	1	0	0	0	0	0	0	0	0	0	0	0	0
0100	0	0	0	0	0	0	0	0	0	0	0	0	0	0	0	0	0	0	0	0	0	0	0	0	0	0	0	0	0
0200	1	0	0	0	0	0	0	0	0	0	0	0	0	0	1	0	0	0	0	0	0	0	0	0	0	0	0	0	0
0300	**3**	**0**	**0**	**0**	**0**	**0**	**0**	**0**	**0**	**0**	**0**	**0**	**0**	**1**	**1**	**0**	**0**	**0**	**1**	**0**	**0**	**0**	**0**	**0**	**0**	**0**	**0**	**0**	**0**
0400	0	0	0	0	0	0	0	0	0	0	0	0	0	0	0	0	0	0	0	0	0	0	0	0	0	0	0	0	0
0500	0	0	0	0	0	0	0	0	0	0	0	0	0	0	0	0	0	0	0	0	0	0	0	0	0	0	0	0	0
0600	0	0	0	0	0	0	0	0	0	0	0	0	0	0	0	0	0	0	0	0	0	0	0	0	0	0	0	0	0
0700	1	0	0	0	0	0	0	0	0	0	0	0	0	1	0	0	0	0	0	0	0	0	0	0	0	0	0	0	0
0800	1	0	0	0	0	0	0	0	0	0	0	1	0	0	0	0	0	0	0	0	0	0	0	0	0	0	0	0	0
0900	1	0	0	0	0	0	0	0	0	1	0	0	0	0	0	0	0	0	0	0	0	0	0	0	0	0	0	0	0
1000	2	0	0	0	0	0	0	0	0	0	0	0	0	1	0	0	0	0	0	1	0	0	0	0	0	0	0	0	0
1100	0	0	0	0	0	0	0	0	0	0	0	0	0	0	0	0	0	0	0	0	0	0	0	0	0	0	0	0	0
1200	2	0	0	0	0	0	0	0	1	0	0	0	0	0	0	0	1	0	0	0	0	0	0	0	0	0	0	0	0
1300	1	0	0	0	0	0	0	0	0	0	0	0	1	0	0	0	0	0	0	0	0	0	0	0	0	0	0	0	0
1400	2	0	0	0	0	0	0	0	0	0	0	0	0	2	0	0	0	0	0	0	0	0	0	0	0	0	0	0	0
1500	3	0	0	1	0	0	0	0	0	0	0	0	0	2	0	0	0	0	0	0	0	0	0	0	0	0	0	0	0
1600	3	0	0	0	0	0	0	0	0	0	0	0	1	0	0	1	0	0	0	0	0	0	1	0	0	0	0	0	0
1700	1	0	0	0	0	0	0	0	0	0	0	0	0	0	0	0	1	0	0	0	0	0	0	0	0	0	0	0	0
1800	**5**	**0**	**0**	**1**	**0**	**0**	**0**	**0**	**0**	**0**	**0**	**0**	**0**	**0**	**0**	**1**	**0**	**0**	**0**	**0**	**1**	**1**	**1**	**0**	**0**	**0**	**0**	**0**	**0**
1900	4	0	0	0	0	0	0	0	0	0	0	0	0	1	0	3	0	0	0	0	0	0	0	0	0	0	0	0	0
2000	0	0	0	0	0	0	0	0	0	0	0	0	0	0	0	0	0	0	0	0	0	0	0	0	0	0	0	0	0
2100	3	0	0	0	0	0	0	0	0	0	0	1	0	0	0	1	1	0	0	0	0	0	0	0	0	0	0	0	0
2200	0	0	0	0	0	0	0	0	0	0	0	0	0	0	0	0	0	0	0	0	0	0	0	0	0	0	0	0	0
2300	3	0	0	0	0	0	0	0	1	1	0	0	0	0	0	0	1	0	0	0	0	0	0	0	0	0	0	0	0
07-19	**22**	**0**	**0**	**2**	**0**	**0**	**0**	**0**	**1**	**1**	**0**	**1**	**2**	**6**	**0**	**2**	**2**	**0**	**0**	**1**	**1**	**1**	**2**	**0**	**0**	**0**	**0**	**0**	**0**
06-22	**29**	**0**	**0**	**2**	**0**	**0**	**0**	**0**	**1**	**1**	**0**	**2**	**2**	**7**	**0**	**6**	**3**	**0**	**0**	**1**	**1**	**1**	**2**	**0**	**0**	**0**	**0**	**0**	**0**
06-00	**32**	**0**	**0**	**2**	**0**	**0**	**0**	**0**	**2**	**2**	**0**	**2**	**2**	**7**	**0**	**6**	**4**	**0**	**0**	**1**	**1**	**1**	**2**	**0**	**0**	**0**	**0**	**0**	**0**
00-00	**37**	**0**	**0**	**2**	**0**	**0**	**0**	**0**	**2**	**2**	**0**	**2**	**2**	**8**	**2**	**6**	**5**	**0**	**1**	**1**	**1**	**1**	**2**	**0**	**0**	**0**	**0**	**0**	**0**

DRAFT

Site 20
Location L-80091-16, att t/pole, Lat 53.64507, Long -6.77006
Direction West

3279 / Meath/Cavan/Monaghan ATC's
October 2013
Automatic Traffic Count

Virtual Day (7)

Time	Total	Speed Bins (km/h)																											
		0 - 5	5 - 10	10 - 15	15 - 20	20 - 25	25 - 30	30 - 35	35 - 40	40 - 45	45 - 50	50 - 55	55 - 60	60 - 65	65 - 70	70 - 75	75 - 80	80 - 85	85 - 90	90 - 95	95 - 100	100 - 105	105 - 110	110 - 115	115 - 120	120 - 125	125 - 130	130 - 135	135 - 140
0000	0	0	0	0	0	0	0	0	0	0	0	0	0	0	0	0	0	0	0	0	0	0	0	0	0	0	0	0	0
0100	0	0	0	0	0	0	0	0	0	0	0	0	0	0	0	0	0	0	0	0	0	0	0	0	0	0	0	0	0
0200	0	0	0	0	0	0	0	0	0	0	0	0	0	0	0	0	0	0	0	0	0	0	0	0	0	0	0	0	0
0300	0	0	0	0	0	0	0	0	0	0	0	0	0	0	0	0	0	0	0	0	0	0	0	0	0	0	0	0	0
0400	0	0	0	0	0	0	0	0	0	0	0	0	0	0	0	0	0	0	0	0	0	0	0	0	0	0	0	0	0
0500	0	0	0	0	0	0	0	0	0	0	0	0	0	0	0	0	0	0	0	0	0	0	0	0	0	0	0	0	0
0600	0	0	0	0	0	0	0	0	0	0	0	0	0	0	0	0	0	0	0	0	0	0	0	0	0	0	0	0	0
0700	1	0	0	0	0	0	0	0	0	0	0	0	0	0	0	0	0	0	0	0	0	0	0	0	0	0	0	0	0
0800	**3**	**0**	**0**	**0**	**0**	**0**	**0**	**0**	**0**	**0**	**0**	**0**	**0**	**1**	**0**	**0**	**1**	**0**	**0**	**0**	**0**	**0**	**0**	**0**	**0**	**0**	**0**	**0**	**0**
0900	**3**	**0**	**0**	**0**	**0**	**0**	**0**	**0**	**0**	**0**	**0**	**0**	**0**	**0**	**0**	**1**	**0**	**0**	**0**	**0**	**0**	**0**	**0**	**0**	**0**	**0**	**0**	**0**	**0**
1000	2	0	0	0	0	0	0	0	0	0	0	0	0	1	0	0	0	0	0	0	0	0	0	0	0	0	0	0	0
1100	2	0	0	0	0	0	0	0	0	0	0	0	0	0	0	0	0	0	0	0	0	0	0	0	0	0	0	0	0
1200	4	0	0	0	0	0	0	0	0	0	0	0	0	0	0	0	1	1	0	0	0	0	0	0	0	0	0	0	0
1300	2	0	0	0	0	0	0	0	0	0	0	0	0	0	0	0	0	0	0	0	0	0	0	0	0	0	0	0	0
1400	3	0	0	0	0	0	0	0	1	0	0	0	0	1	0	0	0	0	0	0	0	0	0	0	0	0	0	0	0
1500	4	0	0	1	0	0	0	0	0	0	0	0	0	1	0	0	0	0	0	0	0	0	0	0	0	0	0	0	0
1600	**5**	**0**	**0**	**0**	**0**	**0**	**0**	**0**	**0**	**0**	**0**	**0**	**1**	**1**	**1**	**1**	**0**	**1**	**0**	**0**	**0**	**0**	**0**	**0**	**0**	**0**	**0**	**0**	**0**
1700	**5**	**0**	**0**	**1**	**0**	**0**	**0**	**0**	**0**	**0**	**0**	**0**	**0**	**1**	**0**	**0**	**0**	**0**	**0**	**0**	**0**	**0**	**0**	**0**	**0**	**0**	**0**	**0**	**0**
1800	**5**	**0**	**0**	**0**	**0**	**0**	**0**	**0**	**0**	**0**	**0**	**0**	**1**	**0**	**0**	**1**	**0**	**0**	**0**	**0**	**0**	**0**	**0**	**0**	**0**	**0**	**0**	**0**	**0**
1900	4	0	0	0	0	0	0	0	0	1	0	0	0	1	0	1	0	0	0	0	0	0	0	0	0	0	0	0	0
2000	2	0	0	0	0	0	0	0	0	0	0	0	0	0	0	0	0	0	0	0	0	0	0	0	0	0	0	0	0
2100	2	0	0	0	0	0	0	0	0	0	0	0	0	0	0	1	0	0	0	0	0	0	0	0	0	0	0	0	0
2200	1	0	0	0	0	0	0	0	0	0	0	0	0	0	0	0	0	0	0	0	0	0	0	0	0	0	0	0	0
2300	1	0	0	0	0	0	0	0	0	0	0	0	0	0	0	0	0	0	0	0	0	0	0	0	0	0	0	0	0
07-19	**39**	**0**	**1**	**2**	**2**	**0**	**1**	**1**	**2**	**1**	**1**	**3**	**3**	**6**	**2**	**4**	**4**	**3**	**1**	**1**	**1**	**0**	**0**	**0**	**0**	**0**	**0**	**0**	**0**
06-22	**48**	**0**	**1**	**2**	**2**	**0**	**1**	**1**	**2**	**2**	**1**	**4**	**4**	**7**	**3**	**6**	**4**	**3**	**1**	**2**	**1**	**0**	**0**	**0**	**0**	**0**	**0**	**0**	**0**
06-00	**49**	**0**	**1**	**2**	**2**	**0**	**1**	**1**	**2**	**3**	**2**	**4**	**4**	**7**	**3**	**6**	**5**	**3**	**1**	**2**	**1**	**0**	**0**	**0**	**0**	**0**	**0**	**0**	**0**
00-00	**50**	**0**	**1**	**2**	**2**	**0**	**1**	**1**	**2**	**3**	**2**	**4**	**4**	**7**	**4**	**6**	**5**	**3**	**1**	**2**	**1**	**0**	**0**	**0**	**0**	**0**	**0**	**0**	**0**

DRAFT

Site 20
Location L-80091-16, att t/pole, Lat 53.64507, Long -6.77006
Direction West

3279 / Meath/Cavan/Monaghan ATC's
October 2013
Automatic Traffic Count

Virtual Week (1)

Time	Total	Speed Bins (km/h)																												
		0 - 5	5 - 10	10 - 15	15 - 20	20 - 25	25 - 30	30 - 35	35 - 40	40 - 45	45 - 50	50 - 55	55 - 60	60 - 65	65 - 70	70 - 75	75 - 80	80 - 85	85 - 90	90 - 95	95 - 100	100 - 105	105 - 110	110 - 115	115 - 120	120 - 125	125 - 130	130 - 135	135 - 140
Mon	48	0	0	1	0	1	1	1	2	4	0	3	5	6	5	8	6	4	0	1	0	0	0	0	0	0	0	0	0	0
Tue	46	0	0	2	0	0	1	0	1	3	1	5	5	8	6	4	3	3	1	3	0	0	0	0	0	0	0	0	0	0
Wed	39	0	0	2	0	0	0	0	0	1	1	3	3	9	3	5	5	5	0	0	1	1	0	0	0	0	0	0	0	0
Thu	52	0	2	1	4	0	0	1	0	4	3	5	6	6	1	3	8	2	2	2	1	1	0	0	0	0	0	0	0	0
Fri	61	0	0	1	3	2	3	3	4	3	3	3	3	7	4	8	4	5	1	3	0	0	0	1	0	0	0	0	0	0
|Sat	70	0	3	6	4	0	2	1	7	2	3	7	4	7	4	6	2	2	5	2	2	0	1	0	0	0	0	0	0	0
|Sun	37	0	0	2	0	0	0	0	2	2	0	2	2	8	2	6	5	0	1	1	1	1	2	0	0	0	0	0	0	0
5 Day Ave.	**49**	**0**	**0**	**1**	**1**	**1**	**1**	**1**	**1**	**3**	**2**	**4**	**4**	**7**	**4**	**6**	**5**	**4**	**1**	**2**	**0**	**0**	**0**	**0**	**0**	**0**	**0**	**0**	**0**	**0**
7 Day Ave.	**50**	**0**	**1**	**2**	**2**	**0**	**1**	**1**	**2**	**3**	**2**	**4**	**4**	**7**	**4**	**6**	**5**	**3**	**1**	**2**	**1**	**0**	**0**	**0**	**0**	**0**	**0**	**0**	**0**	**0**
--	**353**	**0**	**5**	**15**	**11**	**3**	**7**	**6**	**16**	**19**	**11**	**28**	**28**	**51**	**25**	**40**	**33**	**21**	**10**	**12**	**5**	**3**	**3**	**1**	**0**	**0**	**0**	**0**	**0**	**0**

Summary Graphs

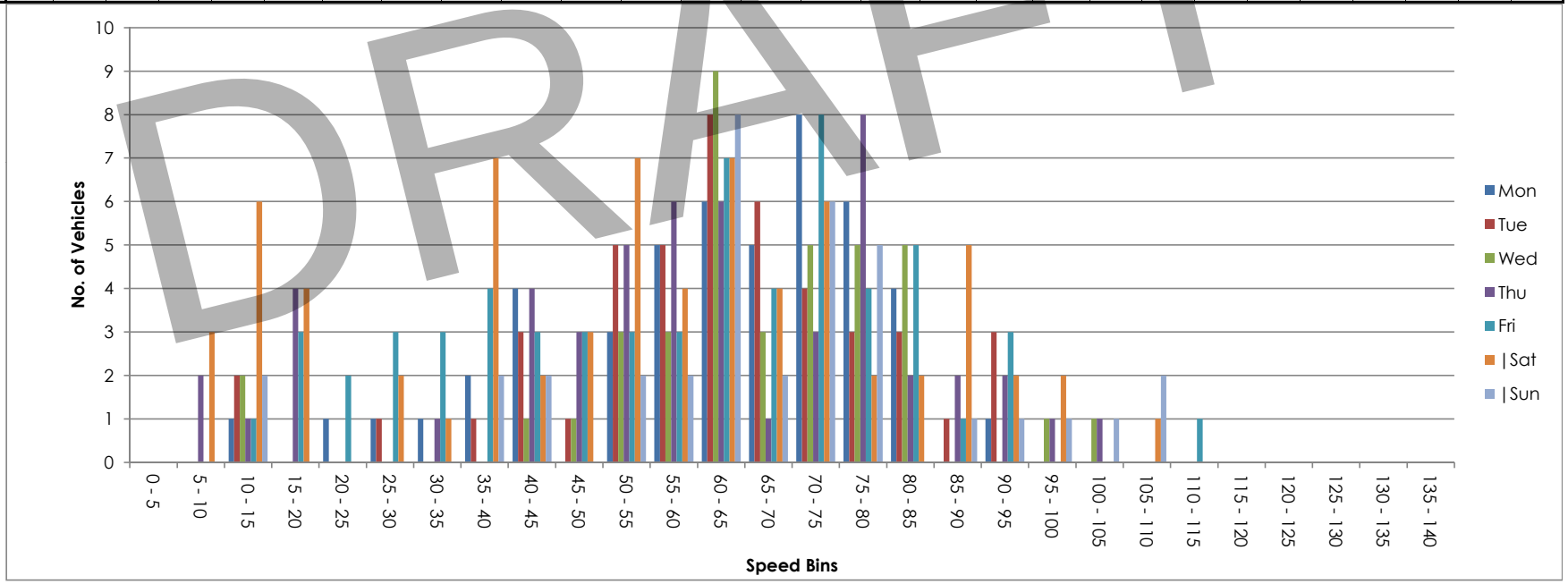

DRAFT

Site 20
Location L-80091-16, att t/pole, Lat 53.64507, Long -6.77006
Direction Two way

3279 / Meath/Cavan/Monaghan ATC's
October 2013
Automatic Traffic Count

Mon, 7 October 2013

Time	Total	Classification												>PSL	>PSL%	>SL1	>SL1%	>SL2	>SL2%	Mean	Vpp
		1 MCL	2 SV	3 SVT	4 TB2	5 TB3	6 T4	7 ART3	8 ART4	9 ART5	10 ART6	11 BD	12 DRT	80	80	85 +5kph	85 +5kph	90 +10kph	90 +10kph		85
0000	0	0	0	0	0	0	0	0	0	0	0	0	0	0	0	0	0	0	0	-	-
0100	0	0	0	0	0	0	0	0	0	0	0	0	0	0	0	0	0	0	0	-	-
0200	0	0	0	0	0	0	0	0	0	0	0	0	0	0	0	0	0	0	0	-	-
0300	0	0	0	0	0	0	0	0	0	0	0	0	0	0	0	0	0	0	0	-	-
0400	0	0	0	0	0	0	0	0	0	0	0	0	0	0	0	0	0	0	0	-	-
0500	1	0	1	0	0	0	0	0	0	0	0	0	0	0	0	0	0	0	0	70.9	-
0600	0	0	0	0	0	0	0	0	0	0	0	0	0	0	0	0	0	0	0	-	-
0700	2	0	2	0	0	0	0	0	0	0	0	0	0	0	0	0	0	0	0	52.2	-
0800	**10**	**0**	**10**	**0**	**0**	**0**	**0**	**0**	**0**	**0**	**0**	**0**	**0**	**1**	**10**	**1**	**10**	**1**	**10**	**73.4**	**-**
0900	7	0	5	1	1	0	0	0	0	0	0	0	0	1	14.3	0	0	0	0	66.2	-
1000	5	0	3	0	2	0	0	0	0	0	0	0	0	0	0	0	0	0	0	42	-
1100	3	0	3	0	0	0	0	0	0	0	0	0	0	1	33.3	0	0	0	0	56.8	-
1200	5	0	5	0	0	0	0	0	0	0	0	0	0	1	20	0	0	0	0	77.6	-
1300	1	0	1	0	0	0	0	0	0	0	0	0	0	0	0	0	0	0	0	67	-
1400	3	0	3	0	0	0	0	0	0	0	0	0	0	0	0	0	0	0	0	57	-
1500	7	0	6	0	1	0	0	0	0	0	0	0	0	1	14.3	0	0	0	0	64.9	-
1600	8	0	8	0	0	0	0	0	0	0	0	0	0	2	25	0	0	0	0	72.4	-
1700	6	1	5	0	0	0	0	0	0	0	0	0	0	0	0	0	0	0	0	50.7	-
1800	**18**	**0**	**16**	**0**	**1**	**0**	**0**	**0**	**0**	**1**	**0**	**0**	**0**	**1**	**5.6**	**1**	**5.6**	**1**	**5.6**	**56.7**	**71.6**
1900	7	0	5	0	1	0	0	0	0	1	0	0	0	1	14.3	1	14.3	1	14.3	71.3	-
2000	9	0	8	0	1	0	0	0	0	0	0	0	0	0	0	0	0	0	0	51.2	-
2100	3	0	3	0	0	0	0	0	0	0	0	0	0	0	0	0	0	0	0	75.3	-
2200	0	0	0	0	0	0	0	0	0	0	0	0	0	0	0	0	0	0	0	-	-
2300	0	0	0	0	0	0	0	0	0	0	0	0	0	0	0	0	0	0	0	-	-
07-19	**75**	**1**	**67**	**1**	**5**	**0**	**0**	**0**	**0**	**1**	**0**	**0**	**0**	**8**	**10.7**	**2**	**2.7**	**2**	**2.7**	**62.2**	**77.8**
06-22	**94**	**1**	**83**	**1**	**7**	**0**	**0**	**0**	**0**	**2**	**0**	**0**	**0**	**9**	**9.6**	**3**	**3.2**	**3**	**3.2**	**62.3**	**77.8**
06-00	**94**	**1**	**83**	**1**	**7**	**0**	**0**	**0**	**0**	**2**	**0**	**0**	**0**	**9**	**9.6**	**3**	**3.2**	**3**	**3.2**	**62.3**	**77.8**
00-00	**95**	**1**	**84**	**1**	**7**	**0**	**0**	**0**	**0**	**2**	**0**	**0**	**0**	**9**	**9.5**	**3**	**3.2**	**3**	**3.2**	**62.3**	**77.8**

DRAFT

Site 20
Location L-80091-16, att t/pole, Lat 53.64507, Long -6.77006
Direction Two way

3279 / Meath/Cavan/Monaghan ATC's
October 2013
Automatic Traffic Count

Tue, 8 October 2013

Time	Total	Classification												>PSL	>PSL%	>SL1	>SL1%	>SL2	>SL2%	Mean	Vpp
		1 MCL	2 SV	3 SVT	4 TB2	5 TB3	6 T4	7 ART3	8 ART4	9 ART5	10 ART6	11 BD	12 DRT	80	80	85 +5kph	85 +5kph	90 +10kph	90 +10kph		85
0000	0	0	0	0	0	0	0	0	0	0	0	0	0	0	0	0	0	0	0	-	-
0100	0	0	0	0	0	0	0	0	0	0	0	0	0	0	0	0	0	0	0	-	-
0200	0	0	0	0	0	0	0	0	0	0	0	0	0	0	0	0	0	0	0	-	-
0300	0	0	0	0	0	0	0	0	0	0	0	0	0	0	0	0	0	0	0	-	-
0400	0	0	0	0	0	0	0	0	0	0	0	0	0	0	0	0	0	0	0	-	-
0500	2	0	1	0	0	0	1	0	0	0	0	0	0	0	0	0	0	0	0	47.5	-
0600	1	0	1	0	0	0	0	0	0	0	0	0	0	0	0	0	0	0	0	61.3	-
0700	6	0	5	0	0	0	1	0	0	0	0	0	0	1	16.7	1	16.7	1	16.7	62.8	-
0800	**10**	**0**	**9**	**0**	**1**	**0**	**0**	**0**	**0**	**0**	**0**	**0**	**0**	**2**	**20**	**1**	**10**	**1**	**10**	**70.2**	**-**
0900	5	0	5	0	0	0	0	0	0	0	0	0	0	2	40	0	0	0	0	74.5	-
1000	2	0	1	1	0	0	0	0	0	0	0	0	0	0	0	0	0	0	0	64.2	-
1100	5	1	3	1	0	0	0	0	0	0	0	0	0	0	0	0	0	0	0	46.1	-
1200	8	0	8	0	0	0	0	0	0	0	0	0	0	3	37.5	2	25	1	12.5	76.7	-
1300	3	0	3	0	0	0	0	0	0	0	0	0	0	1	33.3	0	0	0	0	73.1	-
1400	4	0	4	0	0	0	0	0	0	0	0	0	0	1	25	1	25	1	25	63.1	-
1500	11	1	10	0	0	0	0	0	0	0	0	0	0	1	9.1	0	0	0	0	60.8	72.4
1600	11	0	10	0	1	0	0	0	0	0	0	0	0	1	9.1	1	9.1	1	9.1	68.4	69.8
1700	3	0	3	0	0	0	0	0	0	0	0	0	0	0	0	0	0	0	0	60.5	-
1800	8	1	7	0	0	0	0	0	0	0	0	0	0	2	25	2	25	1	12.5	57.9	-
1900	**12**	**0**	**12**	**0**	**0**	**0**	**0**	**0**	**0**	**0**	**0**	**0**	**0**	**0**	**0**	**0**	**0**	**0**	**0**	**58.1**	**70.6**
2000	5	0	4	0	1	0	0	0	0	0	0	0	0	0	0	0	0	0	0	44.5	-
2100	2	0	2	0	0	0	0	0	0	0	0	0	0	0	0	0	0	0	0	62.3	-
2200	3	0	3	0	0	0	0	0	0	0	0	0	0	0	0	0	0	0	0	46.5	-
2300	0	0	0	0	0	0	0	0	0	0	0	0	0	0	0	0	0	0	0	-	-
07-19	**76**	**3**	**68**	**2**	**2**	**0**	**1**	**0**	**0**	**0**	**0**	**0**	**0**	**14**	**18.4**	**8**	**10.5**	**6**	**7.9**	**65.3**	**81.4**
06-22	**96**	**3**	**87**	**2**	**3**	**0**	**1**	**0**	**0**	**0**	**0**	**0**	**0**	**14**	**14.6**	**8**	**8.3**	**6**	**6.3**	**63.2**	**78.5**
06-00	**99**	**3**	**90**	**2**	**3**	**0**	**1**	**0**	**0**	**0**	**0**	**0**	**0**	**14**	**14.1**	**8**	**8.1**	**6**	**6.1**	**62.7**	**78.5**
00-00	**101**	**3**	**91**	**2**	**3**	**0**	**2**	**0**	**0**	**0**	**0**	**0**	**0**	**14**	**13.9**	**8**	**7.9**	**6**	**5.9**	**62.4**	**78.5**

DRAFT

Site 20
Location L-80091-16, att t/pole, Lat 53.64507, Long -6.77006
Direction Two way

3279 / Meath/Cavan/Monaghan ATC's
October 2013
Automatic Traffic Count

Wed, 9 October 2013

Time	Total	Classification												>PSL	>PSL%	>SL1	>SL1%	>SL2	>SL2%	Mean	Vpp
		1 MCL	2 SV	3 SVT	4 TB2	5 TB3	6 T4	7 ART3	8 ART4	9 ART5	10 ART6	11 BD	12 DRT	80	80	85 +5kph	85 +5kph	90 +10kph	90 +10kph		85
0000	0	0	0	0	0	0	0	0	0	0	0	0	0	0	0	0	0	0	0	-	-
0100	0	0	0	0	0	0	0	0	0	0	0	0	0	0	0	0	0	0	0	-	-
0200	1	0	1	0	0	0	0	0	0	0	0	0	0	0	0	0	0	0	0	56.2	-
0300	0	0	0	0	0	0	0	0	0	0	0	0	0	0	0	0	0	0	0	-	-
0400	0	0	0	0	0	0	0	0	0	0	0	0	0	0	0	0	0	0	0	-	-
0500	1	0	1	0	0	0	0	0	0	0	0	0	0	0	0	0	0	0	0	60.4	-
0600	1	0	0	0	0	1	0	0	0	0	0	0	0	0	0	0	0	0	0	45.9	-
0700	5	0	4	0	0	1	0	0	0	0	0	0	0	0	0	0	0	0	0	59.8	-
0800	**10**	**0**	**10**	**0**	**0**	**0**	**0**	**0**	**0**	**0**	**0**	**0**	**0**	**3**	**30**	**2**	**20**	**2**	**20**	**75.7**	**-**
0900	**10**	**0**	**9**	**0**	**0**	**0**	**0**	**0**	**0**	**1**	**0**	**0**	**0**	**5**	**50**	**2**	**20**	**1**	**10**	**71.3**	**-**
1000	4	0	4	0	0	0	0	0	0	0	0	0	0	0	0	0	0	0	0	63.9	-
1100	7	0	6	1	0	0	0	0	0	0	0	0	0	0	0	0	0	0	0	58.8	-
1200	**9**	**1**	**8**	**0**	**0**	**0**	**0**	**0**	**0**	**0**	**0**	**0**	**0**	**2**	**22.2**	**0**	**0**	**0**	**0**	**64.9**	**-**
1300	4	0	3	0	1	0	0	0	0	0	0	0	0	0	0	0	0	0	0	75.2	-
1400	3	0	3	0	0	0	0	0	0	0	0	0	0	1	33.3	0	0	0	0	70.3	-
1500	**9**	**1**	**8**	**0**	**0**	**0**	**0**	**0**	**0**	**0**	**0**	**0**	**0**	**2**	**22.2**	**1**	**11.1**	**1**	**11.1**	**57.2**	**-**
1600	6	1	4	0	1	0	0	0	0	0	0	0	0	1	16.7	0	0	0	0	56.3	-
1700	**9**	**0**	**8**	**0**	**1**	**0**	**0**	**0**	**0**	**0**	**0**	**0**	**0**	**3**	**33.3**	**3**	**33.3**	**2**	**22.2**	**71.6**	**-**
1800	6	0	6	0	0	0	0	0	0	0	0	0	0	2	33.3	1	16.7	1	16.7	77.3	-
1900	5	0	5	0	0	0	0	0	0	0	0	0	0	1	20	0	0	0	0	60.9	-
2000	4	0	3	0	1	0	0	0	0	0	0	0	0	0	0	0	0	0	0	60.2	-
2100	5	0	5	0	0	0	0	0	0	0	0	0	0	0	0	0	0	0	0	58.2	-
2200	2	0	2	0	0	0	0	0	0	0	0	0	0	0	0	0	0	0	0	71.5	-
2300	0	0	0	0	0	0	0	0	0	0	0	0	0	0	0	0	0	0	0	-	-
07-19	**82**	**3**	**73**	**1**	**3**	**1**	**0**	**0**	**0**	**1**	**0**	**0**	**0**	**19**	**23.2**	**9**	**11**	**7**	**8.5**	**67**	**83.9**
06-22	**97**	**3**	**86**	**1**	**4**	**2**	**0**	**0**	**0**	**1**	**0**	**0**	**0**	**20**	**20.6**	**9**	**9.3**	**7**	**7.2**	**65.7**	**81.4**
06-00	**99**	**3**	**88**	**1**	**4**	**2**	**0**	**0**	**0**	**1**	**0**	**0**	**0**	**20**	**20.2**	**9**	**9.1**	**7**	**7.1**	**65.8**	**81.4**
00-00	**101**	**3**	**90**	**1**	**4**	**2**	**0**	**0**	**0**	**1**	**0**	**0**	**0**	**20**	**19.8**	**9**	**8.9**	**7**	**6.9**	**65.7**	**81.4**

DRAFT

Site 20
Location L-80091-16, att t/pole, Lat 53.64507, Long -6.77006
Direction Two way

3279 / Meath/Cavan/Monaghan ATC's
October 2013
Automatic Traffic Count

Thu, 10 October 2013

Time	Total	Classification												>PSL	>PSL%	>SL1	>SL1%	>SL2	>SL2%	Mean	Vpp
		1 MCL	2 SV	3 SVT	4 TB2	5 TB3	6 T4	7 ART3	8 ART4	9 ART5	10 ART6	11 BD	12 DRT	80	80	85 +5kph	85 +5kph	90 +10kph	90 +10kph		85
0000	0	0	0	0	0	0	0	0	0	0	0	0	0	0	0	0	0	0	0	-	-
0100	0	0	0	0	0	0	0	0	0	0	0	0	0	0	0	0	0	0	0	-	-
0200	0	0	0	0	0	0	0	0	0	0	0	0	0	0	0	0	0	0	0	-	-
0300	0	0	0	0	0	0	0	0	0	0	0	0	0	0	0	0	0	0	0	-	-
0400	0	0	0	0	0	0	0	0	0	0	0	0	0	0	0	0	0	0	0	-	-
0500	1	0	1	0	0	0	0	0	0	0	0	0	0	0	0	0	0	0	0	78.8	-
0600	0	0	0	0	0	0	0	0	0	0	0	0	0	0	0	0	0	0	0	-	-
0700	4	0	4	0	0	0	0	0	0	0	0	0	0	2	50	2	50	2	50	85.3	-
0800	**17**	**3**	**14**	**0**	**0**	**0**	**0**	**0**	**0**	**0**	**0**	**0**	**0**	**1**	**5.9**	**1**	**5.9**	**0**	**0**	**49.9**	**74.9**
0900	9	0	8	0	1	0	0	0	0	0	0	0	0	0	0	0	0	0	0	49.4	-
1000	6	1	4	1	0	0	0	0	0	0	0	0	0	0	0	0	0	0	0	58.1	-
1100	4	1	2	0	1	0	0	0	0	0	0	0	0	0	0	0	0	0	0	54.6	-
1200	9	0	9	0	0	0	0	0	0	0	0	0	0	2	22.2	0	0	0	0	63.3	-
1300	5	0	5	0	0	0	0	0	0	0	0	0	0	0	0	0	0	0	0	57.7	-
1400	3	1	2	0	0	0	0	0	0	0	0	0	0	1	33.3	1	33.3	0	0	52.2	-
1500	9	0	7	0	2	0	0	0	0	0	0	0	0	1	11.1	0	0	0	0	58.1	-
1600	11	0	10	0	1	0	0	0	0	0	0	0	0	3	27.3	0	0	0	0	61.6	82.1
1700	9	0	9	0	0	0	0	0	0	0	0	0	0	1	11.1	1	11.1	1	11.1	66.7	-
1800	**13**	**0**	**11**	**0**	**2**	**0**	**0**	**0**	**0**	**0**	**0**	**0**	**0**	**4**	**30.8**	**3**	**23.1**	**3**	**23.1**	**73.8**	**93.6**
1900	11	0	11	0	0	0	0	0	0	0	0	0	0	4	36.4	3	27.3	1	9.1	67.2	86
2000	7	0	4	0	3	0	0	0	0	0	0	0	0	2	28.6	1	14.3	1	14.3	68.4	-
2100	7	0	6	0	0	1	0	0	0	0	0	0	0	2	28.6	1	14.3	0	0	61.4	-
2200	1	0	1	0	0	0	0	0	0	0	0	0	0	0	0	0	0	0	0	43.3	-
2300	0	0	0	0	0	0	0	0	0	0	0	0	0	0	0	0	0	0	0	-	-
07-19	**99**	**6**	**85**	**1**	**7**	**0**	**0**	**0**	**0**	**0**	**0**	**0**	**0**	**15**	**15.2**	**8**	**8.1**	**6**	**6.1**	**60.4**	**78.8**
06-22	**124**	**6**	**106**	**1**	**10**	**1**	**0**	**0**	**0**	**0**	**0**	**0**	**0**	**23**	**18.5**	**13**	**10.5**	**8**	**6.5**	**61.5**	**81.4**
06-00	**125**	**6**	**107**	**1**	**10**	**1**	**0**	**0**	**0**	**0**	**0**	**0**	**0**	**23**	**18.4**	**13**	**10.4**	**8**	**6.4**	**61.3**	**81.4**
00-00	**126**	**6**	**108**	**1**	**10**	**1**	**0**	**0**	**0**	**0**	**0**	**0**	**0**	**23**	**18.3**	**13**	**10.3**	**8**	**6.3**	**61.5**	**81.4**

DRAFT

Site 20
Location L-80091-16, att t/pole, Lat 53.64507, Long -6.77006
Direction Two way

3279 / Meath/Cavan/Monaghan ATC's
October 2013
Automatic Traffic Count

Fri, 11 October 2013

Time	Total	Classification												>PSL	>PSL%	>SL1	>SL1%	>SL2	>SL2%	Mean	Vpp
		1 MCL	2 SV	3 SVT	4 TB2	5 TB3	6 T4	7 ART3	8 ART4	9 ART5	10 ART6	11 BD	12 DRT	80	80	85 +5kph	85 +5kph	90 +10kph	90 +10kph		85
0000	0	0	0	0	0	0	0	0	0	0	0	0	0	0	0	0	0	0	0	-	-
0100	2	0	2	0	0	0	0	0	0	0	0	0	0	0	0	0	0	0	0	52.5	-
0200	0	0	0	0	0	0	0	0	0	0	0	0	0	0	0	0	0	0	0	-	-
0300	0	0	0	0	0	0	0	0	0	0	0	0	0	0	0	0	0	0	0	-	-
0400	0	0	0	0	0	0	0	0	0	0	0	0	0	0	0	0	0	0	0	-	-
0500	1	0	1	0	0	0	0	0	0	0	0	0	0	0	0	0	0	0	0	56.9	-
0600	1	0	0	0	1	0	0	0	0	0	0	0	0	0	0	0	0	0	0	56.3	-
0700	5	0	5	0	0	0	0	0	0	0	0	0	0	1	20	1	20	1	20	66.9	-
0800	**13**	**1**	**12**	**0**	**0**	**0**	**0**	**0**	**0**	**0**	**0**	**0**	**0**	**4**	**30.8**	**3**	**23.1**	**3**	**23.1**	**68.7**	**91.1**
0900	7	0	4	1	1	0	0	0	0	1	0	0	0	0	0	0	0	0	0	68.9	-
1000	4	1	2	1	0	0	0	0	0	0	0	0	0	0	0	0	0	0	0	60.2	-
1100	7	1	6	0	0	0	0	0	0	0	0	0	0	1	14.3	1	14.3	0	0	42.1	-
1200	12	0	10	0	2	0	0	0	0	0	0	0	0	1	8.3	0	0	0	0	53.5	72.4
1300	7	0	6	0	1	0	0	0	0	0	0	0	0	1	14.3	1	14.3	1	14.3	55.2	-
1400	8	0	8	0	0	0	0	0	0	0	0	0	0	2	25	1	12.5	0	0	61.9	-
1500	**17**	**0**	**16**	**0**	**0**	**1**	**0**	**0**	**0**	**0**	**0**	**0**	**0**	**2**	**11.8**	**1**	**5.9**	**1**	**5.9**	**48.8**	**72**
1600	10	0	7	1	0	1	0	0	1	0	0	0	0	2	20	2	20	1	10	63.1	-
1700	2	0	2	0	0	0	0	0	0	0	0	0	0	1	50	0	0	0	0	78	-
1800	11	0	9	0	2	0	0	0	0	0	0	0	0	0	0	0	0	0	0	59.7	73.1
1900	8	0	8	0	0	0	0	0	0	0	0	0	0	2	25	2	25	1	12.5	61.2	-
2000	5	0	4	0	1	0	0	0	0	0	0	0	0	0	0	0	0	0	0	58.7	-
2100	1	0	1	0	0	0	0	0	0	0	0	0	0	0	0	0	0	0	0	27.9	-
2200	3	0	3	0	0	0	0	0	0	0	0	0	0	1	33.3	1	33.3	1	33.3	57.6	-
2300	3	0	3	0	0	0	0	0	0	0	0	0	0	3	100	1	33.3	1	33.3	86.3	-
07-19	**103**	**3**	**87**	**3**	**6**	**2**	**0**	**0**	**1**	**1**	**0**	**0**	**0**	**15**	**14.6**	**10**	**9.7**	**7**	**6.8**	**58.7**	**79.6**
06-22	**118**	**3**	**100**	**3**	**8**	**2**	**0**	**0**	**1**	**1**	**0**	**0**	**0**	**17**	**14.4**	**12**	**10.2**	**8**	**6.8**	**58.6**	**78.1**
06-00	**124**	**3**	**106**	**3**	**8**	**2**	**0**	**0**	**1**	**1**	**0**	**0**	**0**	**21**	**16.9**	**14**	**11.3**	**10**	**8.1**	**59.2**	**79.9**
00-00	**127**	**3**	**109**	**3**	**8**	**2**	**0**	**0**	**1**	**1**	**0**	**0**	**0**	**21**	**16.5**	**14**	**11**	**10**	**7.9**	**59.1**	**79.9**

DRAFT

Site 20
Location L-80091-16, att t/pole, Lat 53.64507, Long -6.77006
Direction Two way

3279 / Meath/Cavan/Monaghan ATC's
October 2013
Automatic Traffic Count

Sat, 12 October 2013

Time	Total	Classification												>PSL	>PSL%	>SL1	>SL1%	>SL2	>SL2%	Mean	Vpp
		1 MCL	2 SV	3 SVT	4 TB2	5 TB3	6 T4	7 ART3	8 ART4	9 ART5	10 ART6	11 BD	12 DRT	80	80	85 +5kph	85 +5kph	90 +10kph	90 +10kph		85
0000	0	0	0	0	0	0	0	0	0	0	0	0	0	0	0	0	0	0	0	-	-
0100	0	0	0	0	0	0	0	0	0	0	0	0	0	0	0	0	0	0	0	-	-
0200	0	0	0	0	0	0	0	0	0	0	0	0	0	0	0	0	0	0	0	-	-
0300	0	0	0	0	0	0	0	0	0	0	0	0	0	0	0	0	0	0	0	-	-
0400	0	0	0	0	0	0	0	0	0	0	0	0	0	0	0	0	0	0	0	-	-
0500	0	0	0	0	0	0	0	0	0	0	0	0	0	0	0	0	0	0	0	-	-
0600	0	0	0	0	0	0	0	0	0	0	0	0	0	0	0	0	0	0	0	-	-
0700	3	0	3	0	0	0	0	0	0	0	0	0	0	1	33.3	1	33.3	0	0	69.9	-
0800	3	0	3	0	0	0	0	0	0	0	0	0	0	2	66.7	2	66.7	2	66.7	87.4	-
0900	7	0	6	1	0	0	0	0	0	0	0	0	0	0	0	0	0	0	0	52	-
1000	6	0	6	0	0	0	0	0	0	0	0	0	0	1	16.7	1	16.7	0	0	62	-
1100	**9**	**0**	**7**	**2**	**0**	**0**	**0**	**0**	**0**	**0**	**0**	**0**	**0**	**2**	**22.2**	**2**	**22.2**	**0**	**0**	**64.7**	**-**
1200	4	0	1	2	1	0	0	0	0	0	0	0	0	0	0	0	0	0	0	48.8	-
1300	9	0	8	0	0	1	0	0	0	0	0	0	0	1	11.1	1	11.1	0	0	36.3	-
1400	**16**	**1**	**14**	**0**	**0**	**1**	**0**	**0**	**0**	**0**	**0**	**0**	**0**	**2**	**12.5**	**1**	**6.3**	**1**	**6.3**	**52**	**65.5**
1500	14	0	14	0	0	0	0	0	0	0	0	0	0	1	7.1	1	7.1	0	0	57.3	69.8
1600	**16**	**0**	**16**	**0**	**0**	**0**	**0**	**0**	**0**	**0**	**0**	**0**	**0**	**4**	**25**	**3**	**18.8**	**2**	**12.5**	**71.7**	**86**
1700	**16**	**0**	**16**	**0**	**0**	**0**	**0**	**0**	**0**	**0**	**0**	**0**	**0**	**1**	**6.3**	**1**	**6.3**	**0**	**0**	**34.3**	**64.4**
1800	2	0	1	0	0	0	0	0	0	0	1	0	0	0	0	0	0	0	0	45.3	-
1900	9	0	8	0	1	0	0	0	0	0	0	0	0	0	0	0	0	0	0	60.2	-
2000	6	0	5	0	1	0	0	0	0	0	0	0	0	2	33.3	1	16.7	1	16.7	74.7	-
2100	3	0	3	0	0	0	0	0	0	0	0	0	0	1	33.3	1	33.3	0	0	76.6	-
2200	2	0	2	0	0	0	0	0	0	0	0	0	0	2	100	2	100	2	100	111.2	-
2300	2	0	2	0	0	0	0	0	0	0	0	0	0	0	0	0	0	0	0	71.4	-
07-19	**105**	**1**	**95**	**5**	**1**	**2**	**0**	**0**	**0**	**0**	**1**	**0**	**0**	**15**	**14.3**	**13**	**12.4**	**5**	**4.8**	**54.6**	**78.1**
06-22	**123**	**1**	**111**	**5**	**3**	**2**	**0**	**0**	**0**	**0**	**1**	**0**	**0**	**18**	**14.6**	**15**	**12.2**	**6**	**4.9**	**56.5**	**79.6**
06-00	**127**	**1**	**115**	**5**	**3**	**2**	**0**	**0**	**0**	**0**	**1**	**0**	**0**	**20**	**15.7**	**17**	**13.4**	**8**	**6.3**	**57.6**	**80.3**
00-00	**127**	**1**	**115**	**5**	**3**	**2**	**0**	**0**	**0**	**0**	**1**	**0**	**0**	**20**	**15.7**	**17**	**13.4**	**8**	**6.3**	**57.6**	**80.3**

DRAFT

Site 20
Location L-80091-16, att t/pole, Lat 53.64507, Long -6.77006
Direction Two way

3279 / Meath/Cavan/Monaghan ATC's
October 2013
Automatic Traffic Count

Sun, 13 October 2013

Time	Total	Classification												>PSL	>PSL%	>SL1	>SL1%	>SL2	>SL2%	Mean	Vpp
		1 MCL	2 SV	3 SVT	4 TB2	5 TB3	6 T4	7 ART3	8 ART4	9 ART5	10 ART6	11 BD	12 DRT	80	80	85 +5kph	85 +5kph	90 +10kph	90 +10kph		85
0000	1	0	1	0	0	0	0	0	0	0	0	0	0	0	0	0	0	0	0	79.5	-
0100	0	0	0	0	0	0	0	0	0	0	0	0	0	0	0	0	0	0	0	-	-
0200	2	0	2	0	0	0	0	0	0	0	0	0	0	0	0	0	0	0	0	71.1	-
0300	**5**	**0**	**5**	**0**	**0**	**0**	**0**	**0**	**0**	**0**	**0**	**0**	**0**	**2**	**40**	**2**	**40**	**1**	**20**	**77.4**	**-**
0400	0	0	0	0	0	0	0	0	0	0	0	0	0	0	0	0	0	0	0	-	-
0500	0	0	0	0	0	0	0	0	0	0	0	0	0	0	0	0	0	0	0	-	-
0600	0	0	0	0	0	0	0	0	0	0	0	0	0	0	0	0	0	0	0	-	-
0700	2	0	2	0	0	0	0	0	0	0	0	0	0	0	0	0	0	0	0	72.4	-
0800	1	0	1	0	0	0	0	0	0	0	0	0	0	0	0	0	0	0	0	50.8	-
0900	2	0	1	0	0	0	0	0	0	1	0	0	0	0	0	0	0	0	0	44.3	-
1000	4	0	4	0	0	0	0	0	0	0	0	0	0	1	25	1	25	1	25	71.5	-
1100	2	0	2	0	0	0	0	0	0	0	0	0	0	0	0	0	0	0	0	66.4	-
1200	8	0	8	0	0	0	0	0	0	0	0	0	0	1	12.5	1	12.5	1	12.5	70.4	-
1300	5	0	5	0	0	0	0	0	0	0	0	0	0	1	20	1	20	1	20	66.4	-
1400	6	0	6	0	0	0	0	0	0	0	0	0	0	1	16.7	1	16.7	0	0	67.4	-
1500	7	1	6	0	0	0	0	0	0	0	0	0	0	0	0	0	0	0	0	49.6	-
1600	4	0	4	0	0	0	0	0	0	0	0	0	0	1	25	1	25	1	25	74.6	-
1700	5	1	4	0	0	0	0	0	0	0	0	0	0	2	40	1	20	1	20	69.6	-
1800	6	4	2	0	0	0	0	0	0	0	0	0	0	3	50	3	50	3	50	75.7	-
1900	**9**	**0**	**9**	**0**	**0**	**0**	**0**	**0**	**0**	**0**	**0**	**0**	**0**	**1**	**11.1**	**1**	**11.1**	**0**	**0**	**68.8**	**-**
2000	0	0	0	0	0	0	0	0	0	0	0	0	0	0	0	0	0	0	0	-	-
2100	4	0	4	0	0	0	0	0	0	0	0	0	0	1	25	1	25	0	0	72	-
2200	0	0	0	0	0	0	0	0	0	0	0	0	0	0	0	0	0	0	0	-	-
2300	3	0	3	0	0	0	0	0	0	0	0	0	0	0	0	0	0	0	0	51.9	-
07-19	**52**	**6**	**45**	**0**	**0**	**0**	**0**	**0**	**0**	**1**	**0**	**0**	**0**	**10**	**19.2**	**9**	**17.3**	**8**	**15.4**	**66.4**	**85.3**
06-22	**65**	**6**	**58**	**0**	**0**	**0**	**0**	**0**	**0**	**1**	**0**	**0**	**0**	**12**	**18.5**	**11**	**16.9**	**8**	**12.3**	**67**	**85**
06-00	**68**	**6**	**61**	**0**	**0**	**0**	**0**	**0**	**0**	**1**	**0**	**0**	**0**	**12**	**17.6**	**11**	**16.2**	**8**	**11.8**	**66.4**	**85**
00-00	**76**	**6**	**69**	**0**	**0**	**0**	**0**	**0**	**0**	**1**	**0**	**0**	**0**	**14**	**18.4**	**13**	**17.1**	**9**	**11.8**	**67.4**	**85.3**

DRAFT

Site 20
Location L-80091-16, att t/pole, Lat 53.64507, Long -6.77006
Direction Two way

3279 / Meath/Cavan/Monaghan ATC's
October 2013
Automatic Traffic Count

Virtual Day (7)

Time	Total	Classification												>PSL	>PSL%	>SL1	>SL1%	>SL2	>SL2%	Mean	Vpp
		1 MCL	2 SV	3 SVT	4 TB2	5 TB3	6 T4	7 ART3	8 ART4	9 ART5	10 ART6	11 BD	12 DRT	80	80	85 +5kph	85 +5kph	90 +10kph	90 +10kph		85
0000	0	0	0	0	0	0	0	0	0	0	0	0	0	0	0	0	0	0	0	79.5	-
0100	0	0	0	0	0	0	0	0	0	0	0	0	0	0	0	0	0	0	0	52.5	-
0200	0	0	0	0	0	0	0	0	0	0	0	0	0	0	0	0	0	0	0	66.1	-
0300	1	0	1	0	0	0	0	0	0	0	0	0	0	0	40	0	40	0	20	77.4	-
0400	0	0	0	0	0	0	0	0	0	0	0	0	0	0	0	0	0	0	0	-	-
0500	1	0	1	0	0	0	0	0	0	0	0	0	0	0	0	0	0	0	0	60.3	-
0600	0	0	0	0	0	0	0	0	0	0	0	0	0	0	0	0	0	0	0	54.5	-
0700	4	0	4	0	0	0	0	0	0	0	0	0	0	1	18.5	1	18.5	1	14.8	67	-
0800	**9**	**1**	**8**	**0**	**0**	**0**	**0**	**0**	**0**	**0**	**0**	**0**	**0**	**2**	**20.3**	**1**	**15.6**	**1**	**14.1**	**66.4**	**-**
0900	7	0	5	0	0	0	0	0	0	0	0	0	0	1	17	0	4.3	0	2.1	62.3	-
1000	4	0	3	0	0	0	0	0	0	0	0	0	0	0	6.5	0	6.5	0	3.2	59.4	-
1100	5	0	4	1	0	0	0	0	0	0	0	0	0	1	10.8	0	8.1	0	0	55.1	-
1200	8	0	7	0	0	0	0	0	0	0	0	0	0	1	18.2	0	5.5	0	3.6	64.6	-
1300	5	0	4	0	0	0	0	0	0	0	0	0	0	1	11.8	0	8.8	0	5.9	56.5	-
1400	6	0	6	0	0	0	0	0	0	0	0	0	0	1	18.6	1	11.6	0	4.7	58.7	-
1500	**11**	**0**	**10**	**0**	**0**	**0**	**0**	**0**	**0**	**0**	**0**	**0**	**0**	**1**	**10.8**	**0**	**4.1**	**0**	**2.7**	**56**	**75.2**
1600	9	0	8	0	0	0	0	0	0	0	0	0	0	2	21.2	1	10.6	1	7.6	67	-
1700	7	0	7	0	0	0	0	0	0	0	0	0	0	1	16	1	12	1	8	55.7	-
1800	9	1	7	0	1	0	0	0	0	0	0	0	0	2	18.8	1	15.6	1	14.1	64.2	-
1900	9	0	8	0	0	0	0	0	0	0	0	0	0	1	14.8	1	11.5	0	4.9	63.8	-
2000	5	0	4	0	1	0	0	0	0	0	0	0	0	1	11.1	0	5.6	0	5.6	59.6	-
2100	4	0	3	0	0	0	0	0	0	0	0	0	0	1	16	0	12	0	0	64.7	-
2200	2	0	2	0	0	0	0	0	0	0	0	0	0	0	27.3	0	27.3	0	27.3	65.6	-
2300	1	0	1	0	0	0	0	0	0	0	0	0	0	0	37.5	0	12.5	0	12.5	69.7	-
07-19	**85**	**3**	**74**	**2**	**3**	**1**	**0**	**0**	**0**	**1**	**0**	**0**	**0**	**14**	**16.2**	**8**	**10**	**6**	**6.9**	**61.4**	**80.3**
06-22	**102**	**3**	**90**	**2**	**5**	**1**	**0**	**0**	**0**	**1**	**0**	**0**	**0**	**16**	**15.8**	**10**	**9.9**	**7**	**6.4**	**61.6**	**80.3**
06-00	**105**	**3**	**93**	**2**	**5**	**1**	**0**	**0**	**0**	**1**	**0**	**0**	**0**	**17**	**16.2**	**11**	**10.2**	**7**	**6.8**	**61.7**	**80.3**
00-00	**108**	**3**	**95**	**2**	**5**	**1**	**0**	**0**	**0**	**1**	**0**	**0**	**0**	**17**	**16.1**	**11**	**10.2**	**7**	**6.8**	**61.8**	**80.3**

DRAFT

Site 20
Location L-80091-16, att t/pole, Lat 53.64507, Long -6.77006
Direction Two way

3279 / Meath/Cavan/Monaghan ATC's
October 2013
Automatic Traffic Count

Virtual Week (1)

Time	Total	Classification												>PSL	>PSL%	>SL1	>SL1%	>SL2	>SL2%	Mean	Vpp
		1 MCL	2 SV	3 SVT	4 TB2	5 TB3	6 T4	7 ART3	8 ART4	9 ART5	10 ART6	11 BD	12 DRT	80	80	85 +5kph	85 +5kph	90 +10kph	90 +10kph		85
Mon	95	1	84	1	7	0	0	0	0	2	0	0	0	9	9.5	3	3.2	3	3.2	62.3	77.8
Tue	101	3	91	2	3	0	2	0	0	0	0	0	0	14	13.9	8	7.9	6	5.9	62.4	78.5
Wed	101	3	90	1	4	2	0	0	0	1	0	0	0	20	19.8	9	8.9	7	6.9	65.7	81.4
Thu	126	6	108	1	10	1	0	0	0	0	0	0	0	23	18.3	13	10.3	8	6.3	61.5	81.4
Fri	127	3	109	3	8	2	0	0	1	1	0	0	0	21	16.5	14	11	10	7.9	59.1	79.9
| Sat	127	1	115	5	3	2	0	0	0	0	1	0	0	20	15.7	17	13.4	8	6.3	57.6	80.3
| Sun	76	6	69	0	0	0	0	0	0	1	0	0	0	14	18.4	13	17.1	9	11.8	67.4	85.3
5 Day Ave.	**110**	**3**	**96**	**2**	**6**	**1**	**0**	**0**	**0**	**1**	**0**	**0**	**0**	**17**	**15.5**	**9**	**8.2**	**7**	**6.4**	**62.2**	**79.8**
7 Day Ave.	**108**	**3**	**95**	**2**	**5**	**1**	**0**	**0**	**0**	**1**	**0**	**0**	**0**	**17**	**16.1**	**11**	**10.2**	**7**	**6.8**	**61.8**	**80.3**
--	**753**	**23**	**666**	**13**	**35**	**7**	**2**	**0**	**1**	**5**	**1**	**0**	**0**	**121**	**16.1**	**77**	**10.2**	**51**	**6.8**	**61.8**	**80.3**

Summary Graphs

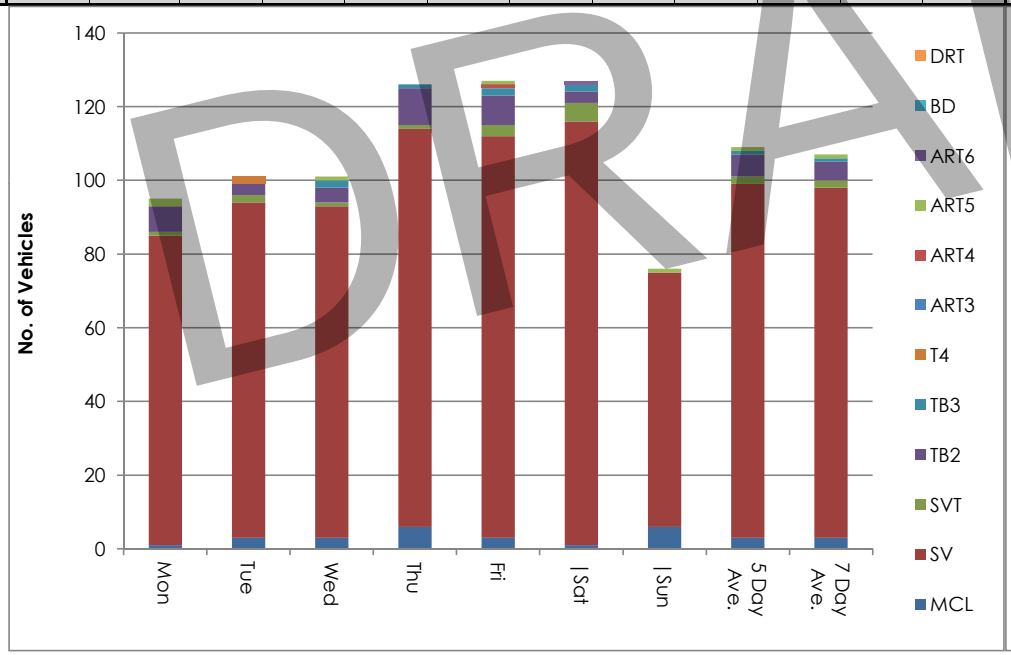

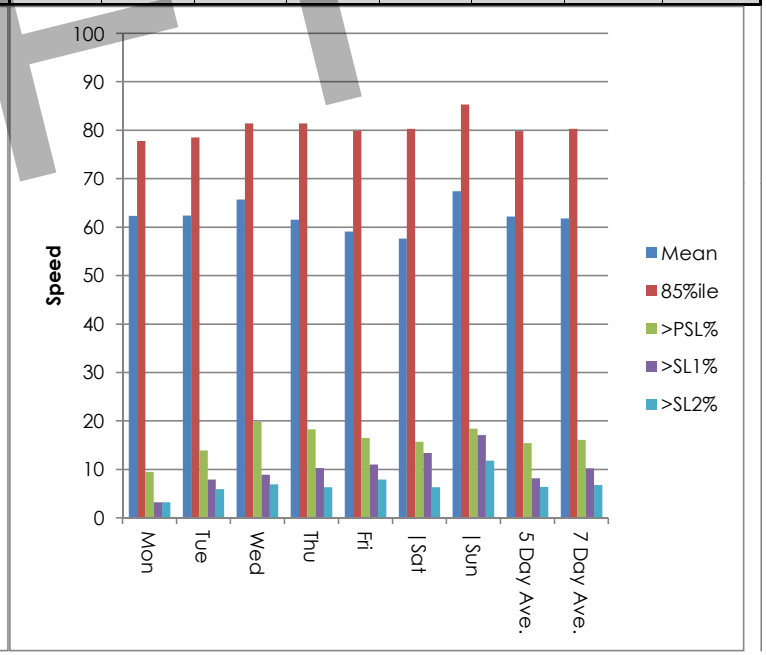

DRAFT

Site 20
Location L-80091-16, att t/pole, Lat 53.64507, Long -6.77006
Direction Two way

3279 / Meath/Cavan/Monaghan ATC's
October 2013
Automatic Traffic Count

Mon, 7 October 2013

Time	Total	Speed Bins (km/h)																											
		0 - 5	5 - 10	10 - 15	15 - 20	20 - 25	25 - 30	30 - 35	35 - 40	40 - 45	45 - 50	50 - 55	55 - 60	60 - 65	65 - 70	70 - 75	75 - 80	80 - 85	85 - 90	90 - 95	95 - 100	100 - 105	105 - 110	110 - 115	115 - 120	120 - 125	125 - 130	130 - 135	135 - 140
0000	0	0	0	0	0	0	0	0	0	0	0	0	0	0	0	0	0	0	0	0	0	0	0	0	0	0	0	0	0
0100	0	0	0	0	0	0	0	0	0	0	0	0	0	0	0	0	0	0	0	0	0	0	0	0	0	0	0	0	0
0200	0	0	0	0	0	0	0	0	0	0	0	0	0	0	0	0	0	0	0	0	0	0	0	0	0	0	0	0	0
0300	0	0	0	0	0	0	0	0	0	0	0	0	0	0	0	0	0	0	0	0	0	0	0	0	0	0	0	0	0
0400	0	0	0	0	0	0	0	0	0	0	0	0	0	0	0	0	0	0	0	0	0	0	0	0	0	0	0	0	0
0500	1	0	0	0	0	0	0	0	0	0	0	0	0	0	0	1	0	0	0	0	0	0	0	0	0	0	0	0	0
0600	0	0	0	0	0	0	0	0	0	0	0	0	0	0	0	0	0	0	0	0	0	0	0	0	0	0	0	0	0
0700	2	0	0	0	0	0	0	1	0	0	0	0	0	0	1	0	0	0	0	0	0	0	0	0	0	0	0	0	0
0800	**10**	**0**	**0**	**0**	**0**	**0**	**0**	**0**	**0**	**0**	**0**	**0**	**1**	**3**	**0**	**2**	**3**	**0**	**0**	**0**	**0**	**0**	**1**	**0**	**0**	**0**	**0**	**0**	**0**
0900	7	0	0	0	0	0	0	0	0	0	0	1	0	3	0	1	1	1	0	0	0	0	0	0	0	0	0	0	0
1000	5	0	0	1	0	0	1	0	0	0	0	1	1	1	0	0	0	0	0	0	0	0	0	0	0	0	0	0	0
1100	3	0	0	0	0	0	0	0	0	2	0	0	0	0	0	0	0	1	0	0	0	0	0	0	0	0	0	0	0
1200	5	0	0	0	0	0	0	0	0	0	0	0	0	0	0	1	3	1	0	0	0	0	0	0	0	0	0	0	0
1300	1	0	0	0	0	0	0	0	0	0	0	0	0	0	1	0	0	0	0	0	0	0	0	0	0	0	0	0	0
1400	3	0	0	0	0	0	0	0	0	1	0	0	1	0	0	1	0	0	0	0	0	0	0	0	0	0	0	0	0
1500	7	0	0	0	0	0	0	0	0	1	0	0	2	0	1	1	1	1	0	0	0	0	0	0	0	0	0	0	0
1600	8	0	0	0	0	0	0	0	0	0	0	0	1	1	0	2	2	2	0	0	0	0	0	0	0	0	0	0	0
1700	6	0	0	1	0	0	0	1	0	0	0	1	0	1	1	0	1	0	0	0	0	0	0	0	0	0	0	0	0
1800	**18**	**0**	**0**	**0**	**0**	**0**	**0**	**2**	**2**	**1**	**0**	**1**	**7**	**0**	**1**	**2**	**1**	**0**	**0**	**1**	**0**	**0**	**0**	**0**	**0**	**0**	**0**	**0**	**0**
1900	7	0	0	0	0	0	0	0	0	0	0	0	0	1	3	2	0	0	0	1	0	0	0	0	0	0	0	0	0
2000	9	0	0	0	0	1	1	0	1	1	0	0	0	4	0	0	1	0	0	0	0	0	0	0	0	0	0	0	0
2100	3	0	0	0	0	0	0	0	0	0	0	0	0	0	0	1	2	0	0	0	0	0	0	0	0	0	0	0	0
2200	0	0	0	0	0	0	0	0	0	0	0	0	0	0	0	0	0	0	0	0	0	0	0	0	0	0	0	0	0
2300	0	0	0	0	0	0	0	0	0	0	0	0	0	0	0	0	0	0	0	0	0	0	0	0	0	0	0	0	0
07-19	**75**	**0**	**0**	**2**	**0**	**0**	**1**	**4**	**2**	**5**	**0**	**4**	**13**	**9**	**5**	**10**	**12**	**6**	**0**	**1**	**0**	**0**	**1**	**0**	**0**	**0**	**0**	**0**	**0**
06-22	**94**	**0**	**0**	**2**	**0**	**1**	**2**	**4**	**3**	**6**	**0**	**4**	**13**	**14**	**8**	**13**	**15**	**6**	**0**	**2**	**0**	**0**	**1**	**0**	**0**	**0**	**0**	**0**	**0**
06-00	**94**	**0**	**0**	**2**	**0**	**1**	**2**	**4**	**3**	**6**	**0**	**4**	**13**	**14**	**8**	**13**	**15**	**6**	**0**	**2**	**0**	**0**	**1**	**0**	**0**	**0**	**0**	**0**	**0**
00-00	**95**	**0**	**0**	**2**	**0**	**1**	**2**	**4**	**3**	**6**	**0**	**4**	**13**	**14**	**8**	**14**	**15**	**6**	**0**	**2**	**0**	**0**	**1**	**0**	**0**	**0**	**0**	**0**	**0**

DRAFT

Site 20
Location L-80091-16, att t/pole, Lat 53.64507, Long -6.77006
Direction Two way

3279 / Meath/Cavan/Monaghan ATC's
October 2013
Automatic Traffic Count

Tue, 8 October 2013

Time	Total	Speed Bins (km/h)																											
		0 - 5	5 - 10	10 - 15	15 - 20	20 - 25	25 - 30	30 - 35	35 - 40	40 - 45	45 - 50	50 - 55	55 - 60	60 - 65	65 - 70	70 - 75	75 - 80	80 - 85	85 - 90	90 - 95	95 - 100	100 - 105	105 - 110	110 - 115	115 - 120	120 - 125	125 - 130	130 - 135	135 - 140
0000	0	0	0	0	0	0	0	0	0	0	0	0	0	0	0	0	0	0	0	0	0	0	0	0	0	0	0	0	0
0100	0	0	0	0	0	0	0	0	0	0	0	0	0	0	0	0	0	0	0	0	0	0	0	0	0	0	0	0	0
0200	0	0	0	0	0	0	0	0	0	0	0	0	0	0	0	0	0	0	0	0	0	0	0	0	0	0	0	0	0
0300	0	0	0	0	0	0	0	0	0	0	0	0	0	0	0	0	0	0	0	0	0	0	0	0	0	0	0	0	0
0400	0	0	0	0	0	0	0	0	0	0	0	0	0	0	0	0	0	0	0	0	0	0	0	0	0	0	0	0	0
0500	2	0	0	0	1	0	0	0	0	0	0	0	0	0	0	0	1	0	0	0	0	0	0	0	0	0	0	0	0
0600	1	0	0	0	0	0	0	0	0	0	0	0	0	1	0	0	0	0	0	0	0	0	0	0	0	0	0	0	0
0700	6	0	0	0	0	0	0	1	0	0	0	1	0	0	2	1	0	0	0	1	0	0	0	0	0	0	0	0	0
0800	**10**	**0**	**0**	**0**	**0**	**0**	**0**	**1**	**0**	**0**	**0**	**0**	**0**	**2**	**3**	**1**	**1**	**1**	**0**	**0**	**0**	**0**	**1**	**0**	**0**	**0**	**0**	**0**	**0**
0900	5	0	0	0	0	0	0	0	0	0	0	0	0	0	1	2	0	2	0	0	0	0	0	0	0	0	0	0	0
1000	2	0	0	0	0	0	0	0	0	0	0	0	0	1	1	0	0	0	0	0	0	0	0	0	0	0	0	0	0
1100	5	0	0	0	1	0	1	0	0	0	0	1	0	1	0	1	0	0	0	0	0	0	0	0	0	0	0	0	0
1200	8	0	0	0	0	0	0	0	0	0	0	0	0	1	1	1	2	1	1	1	0	0	0	0	0	0	0	0	0
1300	3	0	0	0	0	0	0	0	0	0	0	0	0	0	1	1	0	1	0	0	0	0	0	0	0	0	0	0	0
1400	4	0	0	0	0	0	0	0	0	0	0	2	1	0	0	0	0	0	0	1	0	0	0	0	0	0	0	0	0
1500	11	0	0	1	0	0	0	0	0	0	0	1	3	2	1	1	1	1	0	0	0	0	0	0	0	0	0	0	0
1600	11	0	0	0	0	0	0	0	0	0	1	0	2	1	4	2	0	0	0	0	0	0	1	0	0	0	0	0	0
1700	3	0	0	0	0	0	0	0	0	0	0	1	1	0	1	0	0	0	0	0	0	0	0	0	0	0	0	0	0
1800	8	0	0	1	0	0	0	0	1	0	1	1	1	0	0	1	0	0	1	1	0	0	0	0	0	0	0	0	0
1900	**12**	**0**	**0**	**0**	**0**	**0**	**1**	**1**	**0**	**1**	**1**	**1**	**0**	**2**	**1**	**2**	**2**	**0**	**0**	**0**	**0**	**0**	**0**	**0**	**0**	**0**	**0**	**0**	**0**
2000	5	0	0	0	0	1	0	1	0	0	0	1	1	1	0	0	0	0	0	0	0	0	0	0	0	0	0	0	0
2100	2	0	0	0	0	0	0	0	0	0	0	0	1	0	1	0	0	0	0	0	0	0	0	0	0	0	0	0	0
2200	3	0	0	0	0	0	0	0	0	2	0	0	1	0	0	0	0	0	0	0	0	0	0	0	0	0	0	0	0
2300	0	0	0	0	0	0	0	0	0	0	0	0	0	0	0	0	0	0	0	0	0	0	0	0	0	0	0	0	0
07-19	**76**	**0**	**0**	**2**	**1**	**0**	**1**	**2**	**1**	**0**	**2**	**7**	**8**	**8**	**15**	**11**	**4**	**6**	**2**	**4**	**0**	**0**	**2**	**0**	**0**	**0**	**0**	**0**	**0**
06-22	**96**	**0**	**0**	**2**	**1**	**1**	**2**	**4**	**1**	**1**	**3**	**9**	**10**	**12**	**17**	**13**	**6**	**6**	**2**	**4**	**0**	**0**	**2**	**0**	**0**	**0**	**0**	**0**	**0**
06-00	**99**	**0**	**0**	**2**	**1**	**1**	**2**	**4**	**1**	**3**	**3**	**9**	**11**	**12**	**17**	**13**	**6**	**6**	**2**	**4**	**0**	**0**	**2**	**0**	**0**	**0**	**0**	**0**	**0**
00-00	**101**	**0**	**0**	**2**	**2**	**1**	**2**	**4**	**1**	**3**	**3**	**9**	**11**	**12**	**17**	**13**	**7**	**6**	**2**	**4**	**0**	**0**	**2**	**0**	**0**	**0**	**0**	**0**	**0**

DRAFT

Site 20
Location L-80091-16, att t/pole, Lat 53.64507, Long -6.77006
Direction Two way

3279 / Meath/Cavan/Monaghan ATC's
October 2013
Automatic Traffic Count

Wed, 9 October 2013

Time	Total	Speed Bins (km/h)																											
		0 - 5	5 - 10	10 - 15	15 - 20	20 - 25	25 - 30	30 - 35	35 - 40	40 - 45	45 - 50	50 - 55	55 - 60	60 - 65	65 - 70	70 - 75	75 - 80	80 - 85	85 - 90	90 - 95	95 - 100	100 - 105	105 - 110	110 - 115	115 - 120	120 - 125	125 - 130	130 - 135	135 - 140
0000	0	0	0	0	0	0	0	0	0	0	0	0	0	0	0	0	0	0	0	0	0	0	0	0	0	0	0	0	0
0100	0	0	0	0	0	0	0	0	0	0	0	0	0	0	0	0	0	0	0	0	0	0	0	0	0	0	0	0	0
0200	1	0	0	0	0	0	0	0	0	0	0	0	1	0	0	0	0	0	0	0	0	0	0	0	0	0	0	0	0
0300	0	0	0	0	0	0	0	0	0	0	0	0	0	0	0	0	0	0	0	0	0	0	0	0	0	0	0	0	0
0400	0	0	0	0	0	0	0	0	0	0	0	0	0	0	0	0	0	0	0	0	0	0	0	0	0	0	0	0	0
0500	1	0	0	0	0	0	0	0	0	0	0	0	0	1	0	0	0	0	0	0	0	0	0	0	0	0	0	0	0
0600	1	0	0	0	0	0	0	0	0	0	1	0	0	0	0	0	0	0	0	0	0	0	0	0	0	0	0	0	0
0700	5	0	0	0	0	0	0	1	0	1	0	0	0	0	1	0	2	0	0	0	0	0	0	0	0	0	0	0	0
0800	**10**	**0**	**0**	**0**	**0**	**0**	**0**	**0**	**0**	**0**	**0**	**0**	**2**	**0**	**2**	**3**	**0**	**1**	**0**	**0**	**0**	**1**	**1**	**0**	**0**	**0**	**0**	**0**	**0**
0900	**10**	**0**	**0**	**0**	**0**	**0**	**0**	**0**	**1**	**0**	**0**	**0**	**2**	**1**	**0**	**1**	**0**	**3**	**1**	**0**	**1**	**0**	**0**	**0**	**0**	**0**	**0**	**0**	**0**
1000	4	0	0	0	0	0	0	0	0	0	0	1	0	2	0	0	1	0	0	0	0	0	0	0	0	0	0	0	0
1100	7	0	0	0	0	1	0	0	0	0	0	1	2	0	0	3	0	0	0	0	0	0	0	0	0	0	0	0	0
1200	**9**	**0**	**0**	**0**	**1**	**0**	**0**	**0**	**0**	**1**	**0**	**0**	**0**	**1**	**0**	**2**	**2**	**2**	**0**	**0**	**0**	**0**	**0**	**0**	**0**	**0**	**0**	**0**	**0**
1300	4	0	0	0	0	0	0	0	0	0	0	0	0	0	0	1	3	0	0	0	0	0	0	0	0	0	0	0	0
1400	3	0	0	0	0	0	0	0	0	0	0	0	0	1	1	0	0	1	0	0	0	0	0	0	0	0	0	0	0
1500	**9**	**0**	**0**	**1**	**0**	**0**	**1**	**0**	**0**	**0**	**0**	**1**	**1**	**2**	**1**	**0**	**0**	**1**	**0**	**1**	**0**	**0**	**0**	**0**	**0**	**0**	**0**	**0**	**0**
1600	6	0	0	1	0	0	0	0	1	0	0	0	0	1	1	0	1	1	0	0	0	0	0	0	0	0	0	0	0
1700	**9**	**0**	**0**	**0**	**0**	**0**	**0**	**0**	**0**	**0**	**1**	**0**	**0**	**4**	**1**	**0**	**0**	**0**	**1**	**1**	**0**	**1**	**0**	**0**	**0**	**0**	**0**	**0**	**0**
1800	6	0	0	0	0	0	0	0	0	0	0	0	0	1	0	2	1	1	0	1	0	0	0	0	0	0	0	0	0
1900	5	0	0	0	0	0	0	0	0	1	0	1	0	1	1	0	0	1	0	0	0	0	0	0	0	0	0	0	0
2000	4	0	0	0	0	0	0	0	0	0	1	1	0	0	1	1	0	0	0	0	0	0	0	0	0	0	0	0	0
2100	5	0	0	0	0	0	0	2	0	0	0	0	0	0	0	1	2	0	0	0	0	0	0	0	0	0	0	0	0
2200	2	0	0	0	0	0	0	0	0	0	0	0	0	0	1	0	1	0	0	0	0	0	0	0	0	0	0	0	0
2300	0	0	0	0	0	0	0	0	0	0	0	0	0	0	0	0	0	0	0	0	0	0	0	0	0	0	0	0	0
07-19	**82**	**0**	**0**	**2**	**1**	**1**	**1**	**1**	**2**	**2**	**1**	**3**	**7**	**13**	**7**	**12**	**10**	**10**	**2**	**3**	**1**	**2**	**1**	**0**	**0**	**0**	**0**	**0**	**0**
06-22	**97**	**0**	**0**	**2**	**1**	**1**	**1**	**3**	**2**	**3**	**3**	**5**	**7**	**14**	**9**	**14**	**12**	**11**	**2**	**3**	**1**	**2**	**1**	**0**	**0**	**0**	**0**	**0**	**0**
06-00	**99**	**0**	**0**	**2**	**1**	**1**	**1**	**3**	**2**	**3**	**3**	**5**	**7**	**14**	**10**	**14**	**13**	**11**	**2**	**3**	**1**	**2**	**1**	**0**	**0**	**0**	**0**	**0**	**0**
00-00	**101**	**0**	**0**	**2**	**1**	**1**	**1**	**3**	**2**	**3**	**3**	**5**	**8**	**15**	**10**	**14**	**13**	**11**	**2**	**3**	**1**	**2**	**1**	**0**	**0**	**0**	**0**	**0**	**0**

DRAFT

Site 20
Location L-80091-16, att t/pole, Lat 53.64507, Long -6.77006
Direction Two way

3279 / Meath/Cavan/Monaghan ATC's
October 2013
Automatic Traffic Count

Thu, 10 October 2013

Time	Total	Speed Bins (km/h)																											
		0 - 5	5 - 10	10 - 15	15 - 20	20 - 25	25 - 30	30 - 35	35 - 40	40 - 45	45 - 50	50 - 55	55 - 60	60 - 65	65 - 70	70 - 75	75 - 80	80 - 85	85 - 90	90 - 95	95 - 100	100 - 105	105 - 110	110 - 115	115 - 120	120 - 125	125 - 130	130 - 135	135 - 140
0000	0	0	0	0	0	0	0	0	0	0	0	0	0	0	0	0	0	0	0	0	0	0	0	0	0	0	0	0	0
0100	0	0	0	0	0	0	0	0	0	0	0	0	0	0	0	0	0	0	0	0	0	0	0	0	0	0	0	0	0
0200	0	0	0	0	0	0	0	0	0	0	0	0	0	0	0	0	0	0	0	0	0	0	0	0	0	0	0	0	0
0300	0	0	0	0	0	0	0	0	0	0	0	0	0	0	0	0	0	0	0	0	0	0	0	0	0	0	0	0	0
0400	0	0	0	0	0	0	0	0	0	0	0	0	0	0	0	0	0	0	0	0	0	0	0	0	0	0	0	0	0
0500	1	0	0	0	0	0	0	0	0	0	0	0	0	0	0	0	1	0	0	0	0	0	0	0	0	0	0	0	0
0600	0	0	0	0	0	0	0	0	0	0	0	0	0	0	0	0	0	0	0	0	0	0	0	0	0	0	0	0	0
0700	4	0	0	0	0	0	0	0	0	0	0	0	0	0	0	2	0	0	0	1	0	1	0	0	0	0	0	0	0
0800	**17**	**0**	**1**	**1**	**3**	**0**	**0**	**0**	**0**	**0**	**2**	**1**	**1**	**3**	**1**	**0**	**3**	**0**	**1**	**0**	**0**	**0**	**0**	**0**	**0**	**0**	**0**	**0**	**0**
0900	9	0	0	0	1	0	0	1	1	1	1	0	1	1	1	0	1	0	0	0	0	0	0	0	0	0	0	0	0
1000	6	0	0	0	1	0	0	0	0	0	0	1	0	1	2	0	1	0	0	0	0	0	0	0	0	0	0	0	0
1100	4	0	0	0	1	0	0	0	0	0	1	0	0	0	0	0	2	0	0	0	0	0	0	0	0	0	0	0	0
1200	9	0	0	0	0	0	0	0	0	1	1	2	1	0	0	0	2	2	0	0	0	0	0	0	0	0	0	0	0
1300	5	0	0	0	1	0	0	0	0	0	0	0	0	1	2	0	1	0	0	0	0	0	0	0	0	0	0	0	0
1400	3	0	0	1	0	0	0	0	0	0	0	1	0	0	0	0	0	0	1	0	0	0	0	0	0	0	0	0	0
1500	9	0	0	0	0	0	0	1	0	2	1	0	0	1	1	2	0	1	0	0	0	0	0	0	0	0	0	0	0
1600	11	0	1	0	0	0	0	0	1	0	1	1	0	0	2	1	1	3	0	0	0	0	0	0	0	0	0	0	0
1700	9	0	0	0	0	0	0	0	0	0	1	0	3	2	0	1	1	0	0	0	0	1	0	0	0	0	0	0	0
1800	**13**	**0**	**0**	**0**	**0**	**0**	**0**	**0**	**0**	**0**	**1**	**0**	**2**	**1**	**1**	**3**	**1**	**1**	**0**	**1**	**2**	**0**	**0**	**0**	**0**	**0**	**0**	**0**	**0**
1900	11	0	0	0	0	0	0	1	0	2	1	0	0	1	0	0	2	1	2	1	0	0	0	0	0	0	0	0	0
2000	7	0	0	0	0	0	0	0	0	0	1	0	0	3	1	0	0	1	0	1	0	0	0	0	0	0	0	0	0
2100	7	0	0	1	0	0	0	0	0	0	0	1	0	2	1	0	0	1	1	0	0	0	0	0	0	0	0	0	0
2200	1	0	0	0	0	0	0	0	0	1	0	0	0	0	0	0	0	0	0	0	0	0	0	0	0	0	0	0	0
2300	0	0	0	0	0	0	0	0	0	0	0	0	0	0	0	0	0	0	0	0	0	0	0	0	0	0	0	0	0
07-19	**99**	**0**	**2**	**2**	**7**	**0**	**0**	**2**	**2**	**4**	**9**	**6**	**8**	**10**	**10**	**9**	**13**	**7**	**2**	**2**	**2**	**2**	**0**	**0**	**0**	**0**	**0**	**0**	**0**
06-22	**124**	**0**	**2**	**3**	**7**	**0**	**0**	**3**	**2**	**6**	**11**	**7**	**8**	**16**	**12**	**9**	**15**	**10**	**5**	**4**	**2**	**2**	**0**	**0**	**0**	**0**	**0**	**0**	**0**
06-00	**125**	**0**	**2**	**3**	**7**	**0**	**0**	**3**	**2**	**7**	**11**	**7**	**8**	**16**	**12**	**9**	**15**	**10**	**5**	**4**	**2**	**2**	**0**	**0**	**0**	**0**	**0**	**0**	**0**
00-00	**126**	**0**	**2**	**3**	**7**	**0**	**0**	**3**	**2**	**7**	**11**	**7**	**8**	**16**	**12**	**9**	**16**	**10**	**5**	**4**	**2**	**2**	**0**	**0**	**0**	**0**	**0**	**0**	**0**

DRAFT

Site 20
Location L-80091-16, att t/pole, Lat 53.64507, Long -6.77006
Direction Two way

3279 / Meath/Cavan/Monaghan ATC's
October 2013
Automatic Traffic Count

Fri, 11 October 2013

Time	Total	Speed Bins (km/h)																											
		0 - 5	5 - 10	10 - 15	15 - 20	20 - 25	25 - 30	30 - 35	35 - 40	40 - 45	45 - 50	50 - 55	55 - 60	60 - 65	65 - 70	70 - 75	75 - 80	80 - 85	85 - 90	90 - 95	95 - 100	100 - 105	105 - 110	110 - 115	115 - 120	120 - 125	125 - 130	130 - 135	135 - 140
0000	0	0	0	0	0	0	0	0	0	0	0	0	0	0	0	0	0	0	0	0	0	0	0	0	0	0	0	0	0
0100	2	0	0	0	0	0	0	0	0	1	0	0	0	1	0	0	0	0	0	0	0	0	0	0	0	0	0	0	0
0200	0	0	0	0	0	0	0	0	0	0	0	0	0	0	0	0	0	0	0	0	0	0	0	0	0	0	0	0	0
0300	0	0	0	0	0	0	0	0	0	0	0	0	0	0	0	0	0	0	0	0	0	0	0	0	0	0	0	0	0
0400	0	0	0	0	0	0	0	0	0	0	0	0	0	0	0	0	0	0	0	0	0	0	0	0	0	0	0	0	0
0500	1	0	0	0	0	0	0	0	0	0	0	0	1	0	0	0	0	0	0	0	0	0	0	0	0	0	0	0	0
0600	1	0	0	0	0	0	0	0	0	0	0	0	1	0	0	0	0	0	0	0	0	0	0	0	0	0	0	0	0
0700	5	0	0	0	0	0	0	0	1	0	0	0	0	0	2	1	0	0	0	1	0	0	0	0	0	0	0	0	0
0800	**13**	**0**	**0**	**0**	**1**	**0**	**0**	**0**	**1**	**0**	**0**	**1**	**1**	**1**	**2**	**0**	**2**	**1**	**0**	**2**	**0**	**0**	**1**	**0**	**0**	**0**	**0**	**0**	**0**
0900	7	0	0	0	0	0	0	0	0	0	0	1	0	1	0	3	2	0	0	0	0	0	0	0	0	0	0	0	0
1000	4	0	0	0	0	1	0	0	0	0	0	0	0	1	0	0	2	0	0	0	0	0	0	0	0	0	0	0	0
1100	7	0	0	0	3	0	1	0	0	0	0	0	0	1	0	1	0	0	1	0	0	0	0	0	0	0	0	0	0
1200	12	0	0	0	0	0	2	1	1	1	1	0	1	0	1	2	1	1	0	0	0	0	0	0	0	0	0	0	0
1300	7	0	0	0	0	0	2	0	0	0	0	1	0	3	0	0	0	0	0	1	0	0	0	0	0	0	0	0	0
1400	8	0	0	0	0	1	0	0	1	0	0	0	0	1	2	1	0	1	1	0	0	0	0	0	0	0	0	0	0
1500	**17**	**0**	**0**	**3**	**1**	**0**	**2**	**1**	**0**	**0**	**0**	**0**	**2**	**3**	**1**	**1**	**1**	**1**	**0**	**1**	**0**	**0**	**0**	**0**	**0**	**0**	**0**	**0**	**0**
1600	10	0	0	0	0	0	0	2	0	1	0	0	2	1	0	2	0	0	1	0	0	0	0	1	0	0	0	0	0
1700	2	0	0	0	0	0	0	0	0	0	0	0	0	0	0	1	0	1	0	0	0	0	0	0	0	0	0	0	0
1800	11	0	0	0	0	0	0	1	1	0	1	0	1	3	0	3	1	0	0	0	0	0	0	0	0	0	0	0	0
1900	8	0	0	0	0	0	0	0	0	2	0	2	2	0	0	0	0	0	1	1	0	0	0	0	0	0	0	0	0
2000	5	0	0	0	0	0	0	0	1	0	1	0	0	0	2	1	0	0	0	0	0	0	0	0	0	0	0	0	0
2100	1	0	0	0	0	0	1	0	0	0	0	0	0	0	0	0	0	0	0	0	0	0	0	0	0	0	0	0	0
2200	3	0	0	0	0	0	0	0	1	0	1	0	0	0	0	0	0	0	0	1	0	0	0	0	0	0	0	0	0
2300	3	0	0	0	0	0	0	0	0	0	0	0	0	0	0	0	0	2	0	1	0	0	0	0	0	0	0	0	0
07-19	**103**	**0**	**0**	**3**	**5**	**2**	**7**	**5**	**5**	**2**	**2**	**3**	**7**	**15**	**8**	**15**	**9**	**5**	**3**	**5**	**0**	**0**	**1**	**1**	**0**	**0**	**0**	**0**	**0**
06-22	**118**	**0**	**0**	**3**	**5**	**2**	**8**	**5**	**6**	**4**	**3**	**5**	**10**	**15**	**10**	**16**	**9**	**5**	**4**	**6**	**0**	**0**	**1**	**1**	**0**	**0**	**0**	**0**	**0**
06-00	**124**	**0**	**0**	**3**	**5**	**2**	**8**	**5**	**7**	**4**	**4**	**5**	**10**	**15**	**10**	**16**	**9**	**7**	**4**	**8**	**0**	**0**	**1**	**1**	**0**	**0**	**0**	**0**	**0**
00-00	**127**	**0**	**0**	**3**	**5**	**2**	**8**	**5**	**7**	**5**	**4**	**5**	**11**	**16**	**10**	**16**	**9**	**7**	**4**	**8**	**0**	**0**	**1**	**1**	**0**	**0**	**0**	**0**	**0**

DRAFT

Site 20
Location L-80091-16, att t/pole, Lat 53.64507, Long -6.77006
Direction Two way

3279 / Meath/Cavan/Monaghan ATC's
October 2013
Automatic Traffic Count

Sat, 12 October 2013

Time	Total	Speed Bins (km/h)																											
		0 - 5	5 - 10	10 - 15	15 - 20	20 - 25	25 - 30	30 - 35	35 - 40	40 - 45	45 - 50	50 - 55	55 - 60	60 - 65	65 - 70	70 - 75	75 - 80	80 - 85	85 - 90	90 - 95	95 - 100	100 - 105	105 - 110	110 - 115	115 - 120	120 - 125	125 - 130	130 - 135	135 - 140
0000	0	0	0	0	0	0	0	0	0	0	0	0	0	0	0	0	0	0	0	0	0	0	0	0	0	0	0	0	0
0100	0	0	0	0	0	0	0	0	0	0	0	0	0	0	0	0	0	0	0	0	0	0	0	0	0	0	0	0	0
0200	0	0	0	0	0	0	0	0	0	0	0	0	0	0	0	0	0	0	0	0	0	0	0	0	0	0	0	0	0
0300	0	0	0	0	0	0	0	0	0	0	0	0	0	0	0	0	0	0	0	0	0	0	0	0	0	0	0	0	0
0400	0	0	0	0	0	0	0	0	0	0	0	0	0	0	0	0	0	0	0	0	0	0	0	0	0	0	0	0	0
0500	0	0	0	0	0	0	0	0	0	0	0	0	0	0	0	0	0	0	0	0	0	0	0	0	0	0	0	0	0
0600	0	0	0	0	0	0	0	0	0	0	0	0	0	0	0	0	0	0	0	0	0	0	0	0	0	0	0	0	0
0700	3	0	0	0	0	0	0	0	0	0	0	1	0	0	0	1	0	0	1	0	0	0	0	0	0	0	0	0	0
0800	3	0	0	0	0	0	0	0	0	0	0	0	0	0	0	0	1	0	0	2	0	0	0	0	0	0	0	0	0
0900	7	0	0	0	1	0	0	0	0	0	1	1	1	2	1	0	0	0	0	0	0	0	0	0	0	0	0	0	0
1000	6	0	0	0	0	0	1	1	0	0	0	0	0	0	0	2	1	0	1	0	0	0	0	0	0	0	0	0	0
1100	**9**	**0**	**0**	**0**	**0**	**0**	**0**	**0**	**0**	**1**	**1**	**0**	**2**	**2**	**0**	**0**	**1**	**0**	**2**	**0**	**0**	**0**	**0**	**0**	**0**	**0**	**0**	**0**	**0**
1200	4	0	0	0	0	0	0	0	1	0	0	2	1	0	0	0	0	0	0	0	0	0	0	0	0	0	0	0	0
1300	9	0	1	2	1	0	0	1	1	0	0	0	1	1	0	0	0	0	1	0	0	0	0	0	0	0	0	0	0
1400	**16**	**0**	**0**	**1**	**1**	**0**	**0**	**0**	**3**	**0**	**2**	**4**	**1**	**1**	**1**	**0**	**0**	**1**	**0**	**0**	**0**	**0**	**0**	**0**	**0**	**1**	**0**	**0**	**0**
1500	14	0	0	0	0	0	0	1	2	0	1	3	1	1	2	1	1	0	1	0	0	0	0	0	0	0	0	0	0
1600	**16**	**0**	**0**	**0**	**0**	**0**	**0**	**0**	**0**	**1**	**1**	**0**	**1**	**2**	**4**	**0**	**3**	**1**	**1**	**0**	**1**	**0**	**1**	**0**	**0**	**0**	**0**	**0**	**0**
1700	**16**	**0**	**3**	**4**	**2**	**0**	**1**	**0**	**0**	**0**	**0**	**0**	**1**	**4**	**0**	**0**	**0**	**0**	**1**	**0**	**0**	**0**	**0**	**0**	**0**	**0**	**0**	**0**	**0**
1800	2	0	0	0	0	0	1	0	0	0	0	0	0	1	0	0	0	0	0	0	0	0	0	0	0	0	0	0	0
1900	9	0	0	0	0	0	0	1	0	0	2	0	0	1	2	3	0	0	0	0	0	0	0	0	0	0	0	0	0
2000	6	0	0	0	0	0	0	0	0	0	0	0	1	0	2	0	1	1	0	1	0	0	0	0	0	0	0	0	0
2100	3	0	0	0	0	0	0	0	0	0	0	0	0	0	0	2	0	0	1	0	0	0	0	0	0	0	0	0	0
2200	2	0	0	0	0	0	0	0	0	0	0	0	0	0	0	0	0	0	0	0	1	0	0	0	0	1	0	0	0
2300	2	0	0	0	0	0	0	0	0	0	0	0	0	0	1	0	1	0	0	0	0	0	0	0	0	0	0	0	0
07-19	**105**	**0**	**4**	**7**	**5**	**0**	**3**	**3**	**7**	**2**	**6**	**11**	**9**	**14**	**8**	**4**	**7**	**2**	**8**	**2**	**1**	**0**	**1**	**0**	**0**	**1**	**0**	**0**	**0**
06-22	**123**	**0**	**4**	**7**	**5**	**0**	**3**	**4**	**7**	**2**	**8**	**11**	**10**	**15**	**12**	**9**	**8**	**3**	**9**	**3**	**1**	**0**	**1**	**0**	**0**	**1**	**0**	**0**	**0**
06-00	**127**	**0**	**4**	**7**	**5**	**0**	**3**	**4**	**7**	**2**	**8**	**11**	**10**	**15**	**13**	**9**	**9**	**3**	**9**	**3**	**2**	**0**	**1**	**0**	**0**	**2**	**0**	**0**	**0**
00-00	**127**	**0**	**4**	**7**	**5**	**0**	**3**	**4**	**7**	**2**	**8**	**11**	**10**	**15**	**13**	**9**	**9**	**3**	**9**	**3**	**2**	**0**	**1**	**0**	**0**	**2**	**0**	**0**	**0**

DRAFT

Site 20
Location L-80091-16, att t/pole, Lat 53.64507, Long -6.77006
Direction Two way

3279 / Meath/Cavan/Monaghan ATC's
October 2013
Automatic Traffic Count

Sun, 13 October 2013

Time	Total	Speed Bins (km/h)																											
		0 - 5	5 - 10	10 - 15	15 - 20	20 - 25	25 - 30	30 - 35	35 - 40	40 - 45	45 - 50	50 - 55	55 - 60	60 - 65	65 - 70	70 - 75	75 - 80	80 - 85	85 - 90	90 - 95	95 - 100	100 - 105	105 - 110	110 - 115	115 - 120	120 - 125	125 - 130	130 - 135	135 - 140
0000	1	0	0	0	0	0	0	0	0	0	0	0	0	0	0	0	1	0	0	0	0	0	0	0	0	0	0	0	0
0100	0	0	0	0	0	0	0	0	0	0	0	0	0	0	0	0	0	0	0	0	0	0	0	0	0	0	0	0	0
0200	2	0	0	0	0	0	0	0	0	0	0	0	0	0	1	1	0	0	0	0	0	0	0	0	0	0	0	0	0
0300	**5**	**0**	**0**	**0**	**0**	**0**	**0**	**0**	**0**	**0**	**0**	**0**	**0**	**1**	**2**	**0**	**0**	**0**	**1**	**0**	**1**	**0**	**0**	**0**	**0**	**0**	**0**	**0**	**0**
0400	0	0	0	0	0	0	0	0	0	0	0	0	0	0	0	0	0	0	0	0	0	0	0	0	0	0	0	0	0
0500	0	0	0	0	0	0	0	0	0	0	0	0	0	0	0	0	0	0	0	0	0	0	0	0	0	0	0	0	0
0600	0	0	0	0	0	0	0	0	0	0	0	0	0	0	0	0	0	0	0	0	0	0	0	0	0	0	0	0	0
0700	2	0	0	0	0	0	0	0	0	0	0	0	0	1	0	0	1	0	0	0	0	0	0	0	0	0	0	0	0
0800	1	0	0	0	0	0	0	0	0	0	0	1	0	0	0	0	0	0	0	0	0	0	0	0	0	0	0	0	0
0900	2	0	0	0	0	0	0	0	0	1	1	0	0	0	0	0	0	0	0	0	0	0	0	0	0	0	0	0	0
1000	4	0	0	0	0	0	0	0	0	0	0	0	0	2	0	1	0	0	0	1	0	0	0	0	0	0	0	0	0
1100	2	0	0	0	0	0	0	0	0	0	0	0	1	0	0	1	0	0	0	0	0	0	0	0	0	0	0	0	0
1200	8	0	0	0	0	0	0	0	1	0	0	0	0	0	2	3	1	0	0	0	0	1	0	0	0	0	0	0	0
1300	5	0	0	0	0	0	0	0	0	0	0	1	3	0	0	0	0	0	0	0	0	0	1	0	0	0	0	0	0
1400	6	0	0	0	0	0	0	0	0	0	0	1	0	2	1	1	0	0	1	0	0	0	0	0	0	0	0	0	0
1500	7	0	0	2	0	0	0	0	0	0	0	0	1	3	0	1	0	0	0	0	0	0	0	0	0	0	0	0	0
1600	4	0	0	0	0	0	0	0	0	0	0	0	1	1	0	1	0	0	0	0	0	0	1	0	0	0	0	0	0
1700	5	0	0	1	0	0	0	0	0	0	0	0	0	0	0	0	2	1	0	0	0	1	0	0	0	0	0	0	0
1800	6	0	0	1	0	0	0	0	0	0	0	0	0	1	0	1	0	0	0	0	1	1	1	0	0	0	0	0	0
1900	**9**	**0**	**0**	**0**	**0**	**0**	**0**	**1**	**0**	**0**	**0**	**0**	**0**	**1**	**1**	**4**	**1**	**0**	**1**	**0**	**0**	**0**	**0**	**0**	**0**	**0**	**0**	**0**	**0**
2000	0	0	0	0	0	0	0	0	0	0	0	0	0	0	0	0	0	0	0	0	0	0	0	0	0	0	0	0	0
2100	4	0	0	0	0	0	0	0	0	0	0	1	0	0	0	1	1	0	1	0	0	0	0	0	0	0	0	0	0
2200	0	0	0	0	0	0	0	0	0	0	0	0	0	0	0	0	0	0	0	0	0	0	0	0	0	0	0	0	0
2300	3	0	0	0	0	0	0	0	1	1	0	0	0	0	0	0	1	0	0	0	0	0	0	0	0	0	0	0	0
07-19	**52**	**0**	**0**	**4**	**0**	**0**	**0**	**0**	**1**	**1**	**1**	**3**	**6**	**10**	**3**	**9**	**4**	**1**	**1**	**1**	**1**	**3**	**3**	**0**	**0**	**0**	**0**	**0**	**0**
06-22	**65**	**0**	**0**	**4**	**0**	**0**	**0**	**1**	**1**	**1**	**1**	**4**	**6**	**11**	**4**	**14**	**6**	**1**	**3**	**1**	**1**	**3**	**3**	**0**	**0**	**0**	**0**	**0**	**0**
06-00	**68**	**0**	**0**	**4**	**0**	**0**	**0**	**1**	**2**	**2**	**1**	**4**	**6**	**11**	**4**	**14**	**7**	**1**	**3**	**1**	**1**	**3**	**3**	**0**	**0**	**0**	**0**	**0**	**0**
00-00	**76**	**0**	**0**	**4**	**0**	**0**	**0**	**1**	**2**	**2**	**1**	**4**	**6**	**12**	**7**	**15**	**8**	**1**	**4**	**1**	**2**	**3**	**3**	**0**	**0**	**0**	**0**	**0**	**0**

DRAFT

Site 20
Location L-80091-16, att t/pole, Lat 53.64507, Long -6.77006
Direction Two way

3279 / Meath/Cavan/Monaghan ATC's
October 2013
Automatic Traffic Count

Virtual Day (7)

Time	Total	Speed Bins (km/h)																											
		0 - 5	5 - 10	10 - 15	15 - 20	20 - 25	25 - 30	30 - 35	35 - 40	40 - 45	45 - 50	50 - 55	55 - 60	60 - 65	65 - 70	70 - 75	75 - 80	80 - 85	85 - 90	90 - 95	95 - 100	100 - 105	105 - 110	110 - 115	115 - 120	120 - 125	125 - 130	130 - 135	135 - 140
0000	0	0	0	0	0	0	0	0	0	0	0	0	0	0	0	0	0	0	0	0	0	0	0	0	0	0	0	0	0
0100	0	0	0	0	0	0	0	0	0	0	0	0	0	0	0	0	0	0	0	0	0	0	0	0	0	0	0	0	0
0200	0	0	0	0	0	0	0	0	0	0	0	0	0	0	0	0	0	0	0	0	0	0	0	0	0	0	0	0	0
0300	1	0	0	0	0	0	0	0	0	0	0	0	0	0	0	0	0	0	0	0	0	0	0	0	0	0	0	0	0
0400	0	0	0	0	0	0	0	0	0	0	0	0	0	0	0	0	0	0	0	0	0	0	0	0	0	0	0	0	0
0500	1	0	0	0	0	0	0	0	0	0	0	0	0	0	0	0	0	0	0	0	0	0	0	0	0	0	0	0	0
0600	0	0	0	0	0	0	0	0	0	0	0	0	0	0	0	0	0	0	0	0	0	0	0	0	0	0	0	0	0
0700	4	0	0	0	0	0	0	0	0	0	0	0	0	0	1	1	0	0	0	0	0	0	0	0	0	0	0	0	0
0800	**9**	**0**	**0**	**0**	**1**	**0**	**0**	**0**	**0**	**0**	**0**	**0**	**1**	**1**	**1**	**1**	**1**	**0**	**0**	**1**	**0**	**0**	**1**	**0**	**0**	**0**	**0**	**0**	**0**
0900	7	0	0	0	0	0	0	0	0	0	0	0	1	1	0	1	1	1	0	0	0	0	0	0	0	0	0	0	0
1000	4	0	0	0	0	0	0	0	0	0	0	0	0	1	0	0	1	0	0	0	0	0	0	0	0	0	0	0	0
1100	5	0	0	0	1	0	0	0	0	0	0	0	1	1	0	1	0	0	0	0	0	0	0	0	0	0	0	0	0
1200	8	0	0	0	0	0	0	0	0	0	0	1	0	0	1	1	2	1	0	0	0	0	0	0	0	0	0	0	0
1300	5	0	0	0	0	0	0	0	0	0	0	0	1	1	1	0	1	0	0	0	0	0	0	0	0	0	0	0	0
1400	6	0	0	0	0	0	0	0	1	0	0	1	0	1	1	0	0	0	0	0	0	0	0	0	0	0	0	0	0
1500	**11**	**0**	**0**	**1**	**0**	**0**	**0**	**0**	**0**	**0**	**0**	**1**	**1**	**2**	**1**	**1**	**1**	**1**	**0**	**0**	**0**	**0**	**0**	**0**	**0**	**0**	**0**	**0**	**0**
1600	9	0	0	0	0	0	0	0	0	0	0	0	1	1	2	1	1	1	0	0	0	0	0	0	0	0	0	0	0
1700	7	0	0	1	0	0	0	0	0	0	0	0	1	2	0	0	1	0	0	0	0	0	0	0	0	0	0	0	0
1800	9	0	0	0	0	0	0	0	1	0	0	0	2	1	0	2	1	0	0	1	0	0	0	0	0	0	0	0	0
1900	9	0	0	0	0	0	0	1	0	1	1	1	0	1	1	2	1	0	1	0	0	0	0	0	0	0	0	0	0
2000	5	0	0	0	0	0	0	0	0	0	0	0	0	1	1	0	0	0	0	0	0	0	0	0	0	0	0	0	0
2100	4	0	0	0	0	0	0	0	0	0	0	0	0	0	0	1	1	0	0	0	0	0	0	0	0	0	0	0	0
2200	2	0	0	0	0	0	0	0	0	0	0	0	0	0	0	0	0	0	0	0	0	0	0	0	0	0	0	0	0
2300	1	0	0	0	0	0	0	0	0	0	0	0	0	0	0	0	0	0	0	0	0	0	0	0	0	0	0	0	0
07-19	**85**	**0**	**1**	**3**	**3**	**0**	**2**	**2**	**3**	**2**	**3**	**5**	**8**	**11**	**8**	**10**	**8**	**5**	**3**	**3**	**1**	**1**	**1**	**0**	**0**	**0**	**0**	**0**	**0**
06-22	**102**	**0**	**1**	**3**	**3**	**1**	**2**	**3**	**3**	**3**	**4**	**6**	**9**	**14**	**10**	**13**	**10**	**6**	**4**	**3**	**1**	**1**	**1**	**0**	**0**	**0**	**0**	**0**	**0**
06-00	**105**	**0**	**1**	**3**	**3**	**1**	**2**	**3**	**3**	**4**	**4**	**6**	**9**	**14**	**11**	**13**	**11**	**6**	**4**	**4**	**1**	**1**	**1**	**0**	**0**	**0**	**0**	**0**	**0**
00-00	**108**	**0**	**1**	**3**	**3**	**1**	**2**	**3**	**3**	**4**	**4**	**6**	**10**	**14**	**11**	**13**	**11**	**6**	**4**	**4**	**1**	**1**	**1**	**0**	**0**	**0**	**0**	**0**	**0**

DRAFT

Site 20
Location L-80091-16, att t/pole, Lat 53.64507, Long -6.77006
Direction Two way

3279 / Meath/Cavan/Monaghan ATC's
October 2013
Automatic Traffic Count

Virtual Week (1)

Time	Total	Speed Bins (km/h)																											
		0 - 5	5 - 10	10 - 15	15 - 20	20 - 25	25 - 30	30 - 35	35 - 40	40 - 45	45 - 50	50 - 55	55 - 60	60 - 65	65 - 70	70 - 75	75 - 80	80 - 85	85 - 90	90 - 95	95 - 100	100 - 105	105 - 110	110 - 115	115 - 120	120 - 125	125 - 130	130 - 135	135 - 140
Mon	95	0	0	2	0	1	2	4	3	6	0	4	13	14	8	14	15	6	0	2	0	0	1	0	0	0	0	0	0
Tue	101	0	0	2	2	1	2	4	1	3	3	9	11	12	17	13	7	6	2	4	0	0	2	0	0	0	0	0	0
Wed	101	0	0	2	1	1	1	3	2	3	3	5	8	15	10	14	13	11	2	3	1	2	1	0	0	0	0	0	0
Thu	126	0	2	3	7	0	0	3	2	7	11	7	8	16	12	9	16	10	5	4	2	2	0	0	0	0	0	0	0
Fri	127	0	0	3	5	2	8	5	7	5	4	5	11	16	10	16	9	7	4	8	0	0	1	1	0	0	0	0	0
|Sat	127	0	4	7	5	0	3	4	7	2	8	11	10	15	13	9	9	3	9	3	2	0	1	0	0	2	0	0	0
|Sun	76	0	0	4	0	0	0	1	2	2	1	4	6	12	7	15	8	1	4	1	2	3	3	0	0	0	0	0	0
5 Day Ave.	**110**	**0**	**0**	**2**	**3**	**1**	**3**	**4**	**3**	**5**	**4**	**6**	**10**	**15**	**11**	**13**	**12**	**8**	**3**	**4**	**1**	**1**	**1**	**0**	**0**	**0**	**0**	**0**	**0**
7 Day Ave.	**108**	**0**	**1**	**3**	**3**	**1**	**2**	**3**	**3**	**4**	**4**	**6**	**10**	**14**	**11**	**13**	**11**	**6**	**4**	**4**	**1**	**1**	**1**	**0**	**0**	**0**	**0**	**0**	**0**
--	**753**	**0**	**6**	**23**	**20**	**5**	**16**	**24**	**24**	**28**	**30**	**45**	**67**	**100**	**77**	**90**	**77**	**44**	**26**	**25**	**7**	**7**	**9**	**1**	**0**	**2**	**0**	**0**	**0**

Summary Graphs

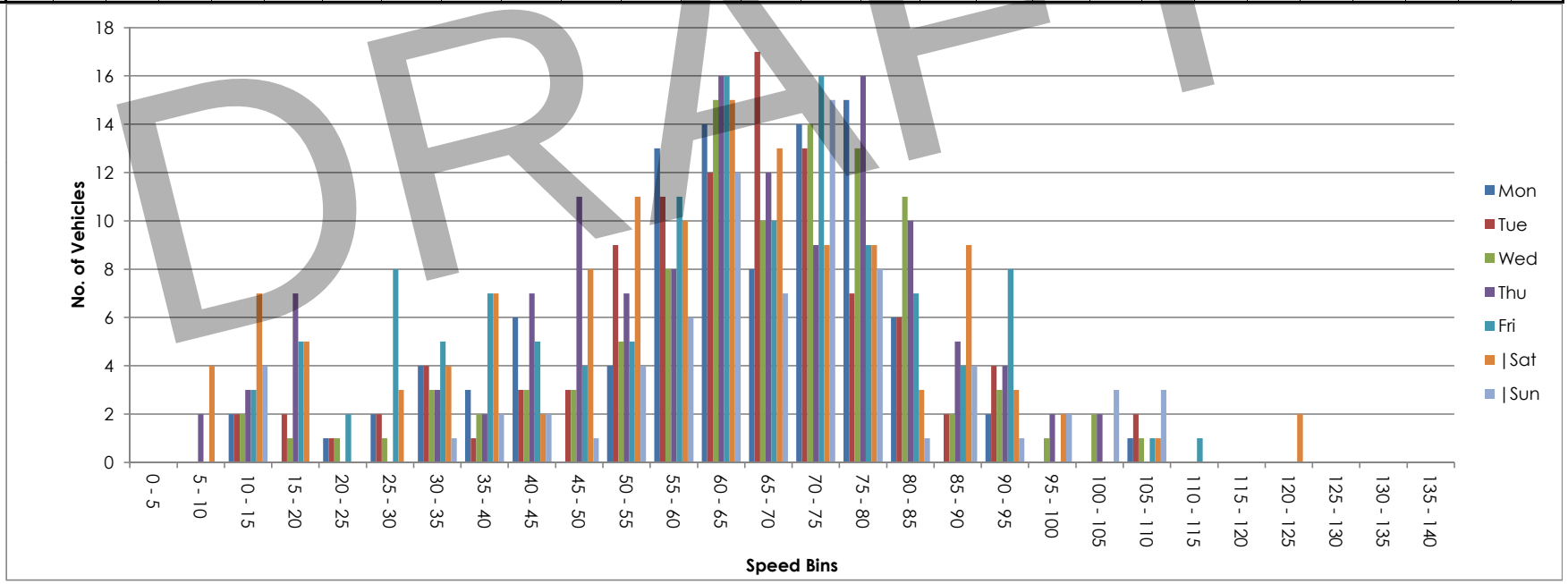

DRAFT



NDC NATIONWIDE DATA COLLECTION	**Site / Location:**	Unnamed Road, att s/barrier, Lat 53.65279, Long -6.76042	**Project No:**	3279	**Photo No:**	3279-21	**Drawn By:**	MOR
	Survey Date:	Mon, 7 October 2013 to Sun, 13 October 2013	**Project Name:**		Meath/Cavan/Monaghan ATC'S			
	Survey Times:	00:00 to 00(24):00	**Title:**		Site Photograph			

Site No.	Location.	Direction.	Speed Limit - PSL (km/h)	Start Date.	End Date.	Total Vehicles.	5 Day Ave.	7 Day Ave.	No. > Speed Limit.	%. > Speed Limit.	No. > Speed Limit1 (+5km/h).	%. > Speed Limit1 (+5km/h).	No. > Speed Limit1 (+10km/h).	%. > Speed Limit1 (+10km/h).	Mean Speed	85%ile Speed
21	Unnamed Road, att s/barrier, Lat 53.65279, Long -6.76042	East	80	Mon, 7 October 2013	Sun, 13 October 2013	722	108	103	8	1.1	2	0.3	2	0.3	58.8	68.0
		West	80	Mon, 7 October 2013	Sun, 13 October 2013	758	117	108	12	1.6	1	0.1	1	0.1	57.4	68.4
		Two way	80	Mon, 7 October 2013	Sun, 13 October 2013	1480	225	211	20	1.4	3	0.2	3	0.2	58.1	68.0

DRAFT

Site 21
Location Unnamed Road, att s/barrier, Lat 53.65279, Long -6.76042
Direction East

3279 / Meath/Cavan/Monaghan ATC's
October 2013
Automatic Traffic Count

Mon, 7 October 2013

Time	Total	Classification												>PSL	>PSL%	>SL1	>SL1%	>SL2	>SL2%	Mean	Vpp
		1 MCL	2 SV	3 SVT	4 TB2	5 TB3	6 T4	7 ART3	8 ART4	9 ART5	10 ART6	11 BD	12 DRT	80	80	85 +5kph	85 +5kph	90 +10kph	90 +10kph		85
0000	1	0	1	0	0	0	0	0	0	0	0	0	0	0	0	0	0	0	0	66.4	-
0100	0	0	0	0	0	0	0	0	0	0	0	0	0	0	0	0	0	0	0	-	-
0200	0	0	0	0	0	0	0	0	0	0	0	0	0	0	0	0	0	0	0	-	-
0300	0	0	0	0	0	0	0	0	0	0	0	0	0	0	0	0	0	0	0	-	-
0400	0	0	0	0	0	0	0	0	0	0	0	0	0	0	0	0	0	0	0	-	-
0500	0	0	0	0	0	0	0	0	0	0	0	0	0	0	0	0	0	0	0	-	-
0600	0	0	0	0	0	0	0	0	0	0	0	0	0	0	0	0	0	0	0	-	-
0700	3	0	3	0	0	0	0	0	0	0	0	0	0	0	0	0	0	0	0	59	-
0800	5	0	5	0	0	0	0	0	0	0	0	0	0	0	0	0	0	0	0	63.4	-
0900	**6**	**0**	**4**	**0**	**2**	**0**	**0**	**0**	**0**	**0**	**0**	**0**	**0**	**0**	**0**	**0**	**0**	**0**	**0**	**57.5**	**-**
1000	3	0	2	0	1	0	0	0	0	0	0	0	0	1	33.3	0	0	0	0	64.2	-
1100	5	1	4	0	0	0	0	0	0	0	0	0	0	0	0	0	0	0	0	49.5	-
1200	3	0	3	0	0	0	0	0	0	0	0	0	0	0	0	0	0	0	0	64.7	-
1300	8	0	6	0	2	0	0	0	0	0	0	0	0	0	0	0	0	0	0	63	-
1400	7	0	6	0	0	1	0	0	0	0	0	0	0	0	0	0	0	0	0	51	-
1500	7	1	4	0	2	0	0	0	0	0	0	0	0	0	0	0	0	0	0	52	-
1600	8	0	5	1	2	0	0	0	0	0	0	0	0	0	0	0	0	0	0	60	-
1700	8	0	8	0	0	0	0	0	0	0	0	0	0	0	0	0	0	0	0	57.6	-
1800	**12**	**0**	**11**	**0**	**1**	**0**	**0**	**0**	**0**	**0**	**0**	**0**	**0**	**0**	**0**	**0**	**0**	**0**	**0**	**60.7**	**65.9**
1900	7	0	7	0	0	0	0	0	0	0	0	0	0	0	0	0	0	0	0	63.5	-
2000	7	0	7	0	0	0	0	0	0	0	0	0	0	0	0	0	0	0	0	64.6	-
2100	4	0	4	0	0	0	0	0	0	0	0	0	0	0	0	0	0	0	0	60.1	-
2200	1	0	1	0	0	0	0	0	0	0	0	0	0	0	0	0	0	0	0	65.9	-
2300	4	0	4	0	0	0	0	0	0	0	0	0	0	0	0	0	0	0	0	57.4	-
07-19	**75**	**2**	**61**	**1**	**10**	**1**	**0**	**0**	**0**	**0**	**0**	**0**	**0**	**1**	**1.3**	**0**	**0**	**0**	**0**	**58.2**	**68.8**
06-22	**93**	**2**	**79**	**1**	**10**	**1**	**0**	**0**	**0**	**0**	**0**	**0**	**0**	**1**	**1.1**	**0**	**0**	**0**	**0**	**59.2**	**69.1**
06-00	**98**	**2**	**84**	**1**	**10**	**1**	**0**	**0**	**0**	**0**	**0**	**0**	**0**	**1**	**1**	**0**	**0**	**0**	**0**	**59.2**	**69.1**
00-00	**99**	**2**	**85**	**1**	**10**	**1**	**0**	**0**	**0**	**0**	**0**	**0**	**0**	**1**	**1**	**0**	**0**	**0**	**0**	**59.3**	**69.1**

DRAFT

Site 21
Location Unnamed Road, att s/barrier, Lat 53.65279, Long -6.76042
Direction East

3279 / Meath/Cavan/Monaghan ATC's
October 2013
Automatic Traffic Count

Tue, 8 October 2013

Time	Total	Classification												>PSL	>PSL%	>SL1	>SL1%	>SL2	>SL2%	Mean	Vpp
		1 MCL	2 SV	3 SVT	4 TB2	5 TB3	6 T4	7 ART3	8 ART4	9 ART5	10 ART6	11 BD	12 DRT	80	80	85 +5kph	85 +5kph	90 +10kph	90 +10kph		85
0000	2	0	2	0	0	0	0	0	0	0	0	0	0	0	0	0	0	0	0	56.3	-
0100	0	0	0	0	0	0	0	0	0	0	0	0	0	0	0	0	0	0	0	-	-
0200	0	0	0	0	0	0	0	0	0	0	0	0	0	0	0	0	0	0	0	-	-
0300	0	0	0	0	0	0	0	0	0	0	0	0	0	0	0	0	0	0	0	-	-
0400	0	0	0	0	0	0	0	0	0	0	0	0	0	0	0	0	0	0	0	-	-
0500	0	0	0	0	0	0	0	0	0	0	0	0	0	0	0	0	0	0	0	-	-
0600	1	0	1	0	0	0	0	0	0	0	0	0	0	0	0	0	0	0	0	53.1	-
0700	3	0	3	0	0	0	0	0	0	0	0	0	0	0	0	0	0	0	0	58.2	-
0800	5	0	5	0	0	0	0	0	0	0	0	0	0	0	0	0	0	0	0	47.9	-
0900	**7**	**0**	**7**	**0**	**0**	**0**	**0**	**0**	**0**	**0**	**0**	**0**	**0**	**0**	**0**	**0**	**0**	**0**	**0**	**60**	**-**
1000	2	0	2	0	0	0	0	0	0	0	0	0	0	0	0	0	0	0	0	60.6	-
1100	**7**	**1**	**5**	**0**	**1**	**0**	**0**	**0**	**0**	**0**	**0**	**0**	**0**	**0**	**0**	**0**	**0**	**0**	**0**	**52.3**	**-**
1200	7	0	6	0	1	0	0	0	0	0	0	0	0	0	0	0	0	0	0	62.1	-
1300	7	0	6	0	1	0	0	0	0	0	0	0	0	0	0	0	0	0	0	59.2	-
1400	6	0	6	0	0	0	0	0	0	0	0	0	0	0	0	0	0	0	0	60.2	-
1500	11	0	11	0	0	0	0	0	0	0	0	0	0	0	0	0	0	0	0	61.8	67.7
1600	9	1	5	0	3	0	0	0	0	0	0	0	0	0	0	0	0	0	0	54.3	-
1700	8	0	7	1	0	0	0	0	0	0	0	0	0	0	0	0	0	0	0	57.4	-
1800	**16**	**1**	**15**	**0**	**0**	**0**	**0**	**0**	**0**	**0**	**0**	**0**	**0**	**0**	**0**	**0**	**0**	**0**	**0**	**56.6**	**65.5**
1900	12	0	12	0	0	0	0	0	0	0	0	0	0	2	16.7	0	0	0	0	63.3	67.7
2000	4	0	4	0	0	0	0	0	0	0	0	0	0	0	0	0	0	0	0	63.4	-
2100	3	0	3	0	0	0	0	0	0	0	0	0	0	0	0	0	0	0	0	61.1	-
2200	3	0	3	0	0	0	0	0	0	0	0	0	0	0	0	0	0	0	0	65	-
2300	1	0	1	0	0	0	0	0	0	0	0	0	0	0	0	0	0	0	0	77.1	-
07-19	**88**	**3**	**78**	**1**	**6**	**0**	**0**	**0**	**0**	**0**	**0**	**0**	**0**	**0**	**0**	**0**	**0**	**0**	**0**	**57.5**	**67.3**
06-22	**108**	**3**	**98**	**1**	**6**	**0**	**0**	**0**	**0**	**0**	**0**	**0**	**0**	**2**	**1.9**	**0**	**0**	**0**	**0**	**58.5**	**67.7**
06-00	**112**	**3**	**102**	**1**	**6**	**0**	**0**	**0**	**0**	**0**	**0**	**0**	**0**	**2**	**1.8**	**0**	**0**	**0**	**0**	**58.8**	**67.7**
00-00	**114**	**3**	**104**	**1**	**6**	**0**	**0**	**0**	**0**	**0**	**0**	**0**	**0**	**2**	**1.8**	**0**	**0**	**0**	**0**	**58.8**	**67.7**

DRAFT

Site 21
Location Unnamed Road, att s/barrier, Lat 53.65279, Long -6.76042
Direction East

3279 / Meath/Cavan/Monaghan ATC's
October 2013
Automatic Traffic Count

Wed, 9 October 2013

Time	Total	Classification												>PSL	>PSL%	>SL1	>SL1%	>SL2	>SL2%	Mean	Vpp
		1 MCL	2 SV	3 SVT	4 TB2	5 TB3	6 T4	7 ART3	8 ART4	9 ART5	10 ART6	11 BD	12 DRT	80	80	85 +5kph	85 +5kph	90 +10kph	90 +10kph		85
0000	2	0	2	0	0	0	0	0	0	0	0	0	0	0	0	0	0	0	0	65.6	-
0100	0	0	0	0	0	0	0	0	0	0	0	0	0	0	0	0	0	0	0	-	-
0200	0	0	0	0	0	0	0	0	0	0	0	0	0	0	0	0	0	0	0	-	-
0300	1	0	1	0	0	0	0	0	0	0	0	0	0	0	0	0	0	0	0	66.7	-
0400	0	0	0	0	0	0	0	0	0	0	0	0	0	0	0	0	0	0	0	-	-
0500	0	0	0	0	0	0	0	0	0	0	0	0	0	0	0	0	0	0	0	-	-
0600	1	0	1	0	0	0	0	0	0	0	0	0	0	0	0	0	0	0	0	62.9	-
0700	4	0	4	0	0	0	0	0	0	0	0	0	0	0	0	0	0	0	0	57.9	-
0800	8	0	6	0	2	0	0	0	0	0	0	0	0	0	0	0	0	0	0	62.5	-
0900	**10**	**0**	**8**	**0**	**2**	**0**	**0**	**0**	**0**	**0**	**0**	**0**	**0**	**0**	**0**	**0**	**0**	**0**	**0**	**59.5**	**-**
1000	5	0	5	0	0	0	0	0	0	0	0	0	0	0	0	0	0	0	0	64.3	-
1100	5	0	4	0	1	0	0	0	0	0	0	0	0	0	0	0	0	0	0	59.1	-
1200	**11**	**0**	**11**	**0**	**0**	**0**	**0**	**0**	**0**	**0**	**0**	**0**	**0**	**1**	**9.1**	**0**	**0**	**0**	**0**	**57.3**	**67**
1300	8	0	7	0	1	0	0	0	0	0	0	0	0	0	0	0	0	0	0	63.4	-
1400	8	0	8	0	0	0	0	0	0	0	0	0	0	0	0	0	0	0	0	59.7	-
1500	9	0	7	0	2	0	0	0	0	0	0	0	0	0	0	0	0	0	0	53.3	-
1600	**11**	**2**	**7**	**2**	**0**	**0**	**0**	**0**	**0**	**0**	**0**	**0**	**0**	**0**	**0**	**0**	**0**	**0**	**0**	**49**	**62.6**
1700	6	1	5	0	0	0	0	0	0	0	0	0	0	0	0	0	0	0	0	54.1	-
1800	8	0	7	0	1	0	0	0	0	0	0	0	0	0	0	0	0	0	0	59.6	-
1900	5	0	5	0	0	0	0	0	0	0	0	0	0	0	0	0	0	0	0	61.6	-
2000	5	0	5	0	0	0	0	0	0	0	0	0	0	0	0	0	0	0	0	54.4	-
2100	5	0	5	0	0	0	0	0	0	0	0	0	0	0	0	0	0	0	0	62.8	-
2200	2	0	2	0	0	0	0	0	0	0	0	0	0	0	0	0	0	0	0	57.5	-
2300	0	0	0	0	0	0	0	0	0	0	0	0	0	0	0	0	0	0	0	-	-
07-19	**93**	**3**	**79**	**2**	**9**	**0**	**0**	**0**	**0**	**0**	**0**	**0**	**0**	**1**	**1.1**	**0**	**0**	**0**	**0**	**57.8**	**67**
06-22	**109**	**3**	**95**	**2**	**9**	**0**	**0**	**0**	**0**	**0**	**0**	**0**	**0**	**1**	**0.9**	**0**	**0**	**0**	**0**	**58.1**	**67**
06-00	**111**	**3**	**97**	**2**	**9**	**0**	**0**	**0**	**0**	**0**	**0**	**0**	**0**	**1**	**0.9**	**0**	**0**	**0**	**0**	**58.1**	**67**
00-00	**114**	**3**	**100**	**2**	**9**	**0**	**0**	**0**	**0**	**0**	**0**	**0**	**0**	**1**	**0.9**	**0**	**0**	**0**	**0**	**58.3**	**67**

DRAFT

Site 21
Location Unnamed Road, att s/barrier, Lat 53.65279, Long -6.76042
Direction East

3279 / Meath/Cavan/Monaghan ATC's
October 2013
Automatic Traffic Count

Thu, 10 October 2013

Time	Total	Classification												>PSL	>PSL%	>SL1	>SL1%	>SL2	>SL2%	Mean	Vpp
		1 MCL	2 SV	3 SVT	4 TB2	5 TB3	6 T4	7 ART3	8 ART4	9 ART5	10 ART6	11 BD	12 DRT	80	80	85 +5kph	85 +5kph	90 +10kph	90 +10kph		85
0000	2	0	2	0	0	0	0	0	0	0	0	0	0	0	0	0	0	0	0	67.2	-
0100	1	0	1	0	0	0	0	0	0	0	0	0	0	0	0	0	0	0	0	53.3	-
0200	1	0	1	0	0	0	0	0	0	0	0	0	0	0	0	0	0	0	0	61.7	-
0300	0	0	0	0	0	0	0	0	0	0	0	0	0	0	0	0	0	0	0	-	-
0400	0	0	0	0	0	0	0	0	0	0	0	0	0	0	0	0	0	0	0	-	-
0500	0	0	0	0	0	0	0	0	0	0	0	0	0	0	0	0	0	0	0	-	-
0600	1	0	1	0	0	0	0	0	0	0	0	0	0	0	0	0	0	0	0	63.8	-
0700	3	0	3	0	0	0	0	0	0	0	0	0	0	0	0	0	0	0	0	46.3	-
0800	**6**	**0**	**6**	**0**	**0**	**0**	**0**	**0**	**0**	**0**	**0**	**0**	**0**	**0**	**0**	**0**	**0**	**0**	**0**	**54.2**	**-**
0900	**6**	**0**	**4**	**0**	**2**	**0**	**0**	**0**	**0**	**0**	**0**	**0**	**0**	**0**	**0**	**0**	**0**	**0**	**0**	**62**	**-**
1000	5	0	2	0	2	0	0	0	0	0	1	0	0	0	0	0	0	0	0	51.9	-
1100	**6**	**0**	**5**	**1**	**0**	**0**	**0**	**0**	**0**	**0**	**0**	**0**	**0**	**0**	**0**	**0**	**0**	**0**	**0**	**60.6**	**-**
1200	5	0	5	0	0	0	0	0	0	0	0	0	0	0	0	0	0	0	0	58.4	-
1300	6	0	6	0	0	0	0	0	0	0	0	0	0	0	0	0	0	0	0	57.6	-
1400	5	0	5	0	0	0	0	0	0	0	0	0	0	0	0	0	0	0	0	57.9	-
1500	**14**	**0**	**13**	**0**	**0**	**1**	**0**	**0**	**0**	**0**	**0**	**0**	**0**	**0**	**0**	**0**	**0**	**0**	**0**	**60.1**	**65.5**
1600	10	0	7	1	2	0	0	0	0	0	0	0	0	0	0	0	0	0	0	61.1	-
1700	11	0	10	0	1	0	0	0	0	0	0	0	0	0	0	0	0	0	0	60.3	62.6
1800	11	0	11	0	0	0	0	0	0	0	0	0	0	0	0	0	0	0	0	60.5	65.5
1900	4	0	4	0	0	0	0	0	0	0	0	0	0	0	0	0	0	0	0	66.1	-
2000	6	0	6	0	0	0	0	0	0	0	0	0	0	0	0	0	0	0	0	59.2	-
2100	6	0	6	0	0	0	0	0	0	0	0	0	0	0	0	0	0	0	0	59	-
2200	3	0	3	0	0	0	0	0	0	0	0	0	0	0	0	0	0	0	0	66.4	-
2300	1	0	1	0	0	0	0	0	0	0	0	0	0	0	0	0	0	0	0	77.2	-
07-19	**88**	**0**	**77**	**2**	**7**	**1**	**0**	**0**	**0**	**0**	**1**	**0**	**0**	**0**	**0**	**0**	**0**	**0**	**0**	**58.7**	**67.3**
06-22	**105**	**0**	**94**	**2**	**7**	**1**	**0**	**0**	**0**	**0**	**1**	**0**	**0**	**0**	**0**	**0**	**0**	**0**	**0**	**59.1**	**67.3**
06-00	**109**	**0**	**98**	**2**	**7**	**1**	**0**	**0**	**0**	**0**	**1**	**0**	**0**	**0**	**0**	**0**	**0**	**0**	**0**	**59.5**	**68.4**
00-00	**113**	**0**	**102**	**2**	**7**	**1**	**0**	**0**	**0**	**0**	**1**	**0**	**0**	**0**	**0**	**0**	**0**	**0**	**0**	**59.6**	**68.4**

DRAFT

Site 21
Location Unnamed Road, att s/barrier, Lat 53.65279, Long -6.76042
Direction East

3279 / Meath/Cavan/Monaghan ATC's
October 2013
Automatic Traffic Count

Fri, 11 October 2013

Time	Total	Classification												>PSL	>PSL%	>SL1	>SL1%	>SL2	>SL2%	Mean	Vpp
		1 MCL	2 SV	3 SVT	4 TB2	5 TB3	6 T4	7 ART3	8 ART4	9 ART5	10 ART6	11 BD	12 DRT	80	80	85 +5kph	85 +5kph	90 +10kph	90 +10kph		85
0000	0	0	0	0	0	0	0	0	0	0	0	0	0	0	0	0	0	0	0	-	-
0100	2	0	2	0	0	0	0	0	0	0	0	0	0	0	0	0	0	0	0	60.1	-
0200	0	0	0	0	0	0	0	0	0	0	0	0	0	0	0	0	0	0	0	-	-
0300	0	0	0	0	0	0	0	0	0	0	0	0	0	0	0	0	0	0	0	-	-
0400	1	0	1	0	0	0	0	0	0	0	0	0	0	0	0	0	0	0	0	58.4	-
0500	0	0	0	0	0	0	0	0	0	0	0	0	0	0	0	0	0	0	0	-	-
0600	0	0	0	0	0	0	0	0	0	0	0	0	0	0	0	0	0	0	0	-	-
0700	4	0	4	0	0	0	0	0	0	0	0	0	0	0	0	0	0	0	0	49.9	-
0800	5	0	5	0	0	0	0	0	0	0	0	0	0	0	0	0	0	0	0	59.1	-
0900	3	0	1	1	1	0	0	0	0	0	0	0	0	0	0	0	0	0	0	56.3	-
1000	**7**	**2**	**5**	**0**	**0**	**0**	**0**	**0**	**0**	**0**	**0**	**0**	**0**	**0**	**0**	**0**	**0**	**0**	**0**	**46.6**	**-**
1100	**7**	**0**	**7**	**0**	**0**	**0**	**0**	**0**	**0**	**0**	**0**	**0**	**0**	**0**	**0**	**0**	**0**	**0**	**0**	**61.7**	**-**
1200	7	0	6	0	1	0	0	0	0	0	0	0	0	0	0	0	0	0	0	56.2	-
1300	9	0	9	0	0	0	0	0	0	0	0	0	0	0	0	0	0	0	0	49.8	-
1400	6	0	6	0	0	0	0	0	0	0	0	0	0	0	0	0	0	0	0	63.8	-
1500	**10**	**0**	**10**	**0**	**0**	**0**	**0**	**0**	**0**	**0**	**0**	**0**	**0**	**0**	**0**	**0**	**0**	**0**	**0**	**59.1**	**-**
1600	8	0	7	0	1	0	0	0	0	0	0	0	0	0	0	0	0	0	0	57.2	-
1700	7	0	7	0	0	0	0	0	0	0	0	0	0	0	0	0	0	0	0	58.2	-
1800	8	0	7	0	1	0	0	0	0	0	0	0	0	0	0	0	0	0	0	59.5	-
1900	6	0	6	0	0	0	0	0	0	0	0	0	0	1	16.7	0	0	0	0	57.8	-
2000	2	0	2	0	0	0	0	0	0	0	0	0	0	0	0	0	0	0	0	63.2	-
2100	4	0	4	0	0	0	0	0	0	0	0	0	0	0	0	0	0	0	0	55.8	-
2200	2	0	2	0	0	0	0	0	0	0	0	0	0	0	0	0	0	0	0	68.4	-
2300	2	0	2	0	0	0	0	0	0	0	0	0	0	0	0	0	0	0	0	64.7	-
07-19	**81**	**2**	**74**	**1**	**4**	**0**	**0**	**0**	**0**	**0**	**0**	**0**	**0**	**0**	**0**	**0**	**0**	**0**	**0**	**56.5**	**64.8**
06-22	**93**	**2**	**86**	**1**	**4**	**0**	**0**	**0**	**0**	**0**	**0**	**0**	**0**	**1**	**1.1**	**0**	**0**	**0**	**0**	**56.7**	**64.8**
06-00	**97**	**2**	**90**	**1**	**4**	**0**	**0**	**0**	**0**	**0**	**0**	**0**	**0**	**1**	**1**	**0**	**0**	**0**	**0**	**57.1**	**66.6**
00-00	**100**	**2**	**93**	**1**	**4**	**0**	**0**	**0**	**0**	**0**	**0**	**0**	**0**	**1**	**1**	**0**	**0**	**0**	**0**	**57.2**	**67.3**

DRAFT

Site 21
Location Unnamed Road, att s/barrier, Lat 53.65279, Long -6.76042
Direction East

3279 / Meath/Cavan/Monaghan ATC's
October 2013
Automatic Traffic Count

Sat, 12 October 2013

Time	Total	Classification												>PSL	>PSL%	>SL1	>SL1%	>SL2	>SL2%	Mean	Vpp
		1 MCL	2 SV	3 SVT	4 TB2	5 TB3	6 T4	7 ART3	8 ART4	9 ART5	10 ART6	11 BD	12 DRT	80	80	85 +5kph	85 +5kph	90 +10kph	90 +10kph		85
0000	1	0	1	0	0	0	0	0	0	0	0	0	0	0	0	0	0	0	0	60.5	-
0100	1	0	1	0	0	0	0	0	0	0	0	0	0	0	0	0	0	0	0	55.2	-
0200	0	0	0	0	0	0	0	0	0	0	0	0	0	0	0	0	0	0	0	-	-
0300	0	0	0	0	0	0	0	0	0	0	0	0	0	0	0	0	0	0	0	-	-
0400	0	0	0	0	0	0	0	0	0	0	0	0	0	0	0	0	0	0	0	-	-
0500	0	0	0	0	0	0	0	0	0	0	0	0	0	0	0	0	0	0	0	-	-
0600	2	0	2	0	0	0	0	0	0	0	0	0	0	0	0	0	0	0	0	74.1	-
0700	2	0	2	0	0	0	0	0	0	0	0	0	0	0	0	0	0	0	0	57.4	-
0800	0	0	0	0	0	0	0	0	0	0	0	0	0	0	0	0	0	0	0	-	-
0900	4	0	3	0	1	0	0	0	0	0	0	0	0	0	0	0	0	0	0	57.2	-
1000	4	0	3	0	1	0	0	0	0	0	0	0	0	0	0	0	0	0	0	59.9	-
1100	**7**	**0**	**6**	**0**	**1**	**0**	**0**	**0**	**0**	**0**	**0**	**0**	**0**	**0**	**0**	**0**	**0**	**0**	**0**	**65.8**	**-**
1200	4	0	4	0	0	0	0	0	0	0	0	0	0	0	0	0	0	0	0	56.9	-
1300	12	0	11	1	0	0	0	0	0	0	0	0	0	0	0	0	0	0	0	58.6	65.9
1400	9	0	8	0	1	0	0	0	0	0	0	0	0	0	0	0	0	0	0	61.4	-
1500	7	1	6	0	0	0	0	0	0	0	0	0	0	0	0	0	0	0	0	52.8	-
1600	**13**	**0**	**12**	**0**	**1**	**0**	**0**	**0**	**0**	**0**	**0**	**0**	**0**	**0**	**0**	**0**	**0**	**0**	**0**	**60.8**	**67**
1700	7	0	7	0	0	0	0	0	0	0	0	0	0	1	14.3	0	0	0	0	62.6	-
1800	8	0	8	0	0	0	0	0	0	0	0	0	0	0	0	0	0	0	0	60.3	-
1900	6	0	6	0	0	0	0	0	0	0	0	0	0	0	0	0	0	0	0	61.2	-
2000	3	0	3	0	0	0	0	0	0	0	0	0	0	0	0	0	0	0	0	59.4	-
2100	4	0	4	0	0	0	0	0	0	0	0	0	0	0	0	0	0	0	0	66.4	-
2200	2	0	2	0	0	0	0	0	0	0	0	0	0	1	50	1	50	1	50	83.4	-
2300	1	0	1	0	0	0	0	0	0	0	0	0	0	0	0	0	0	0	0	52.6	-
07-19	**77**	**1**	**70**	**1**	**5**	**0**	**0**	**0**	**0**	**0**	**0**	**0**	**0**	**1**	**1.3**	**0**	**0**	**0**	**0**	**59.9**	**69.5**
06-22	**92**	**1**	**85**	**1**	**5**	**0**	**0**	**0**	**0**	**0**	**0**	**0**	**0**	**1**	**1.1**	**0**	**0**	**0**	**0**	**60.5**	**70.9**
06-00	**95**	**1**	**88**	**1**	**5**	**0**	**0**	**0**	**0**	**0**	**0**	**0**	**0**	**2**	**2.1**	**1**	**1.1**	**1**	**1.1**	**60.9**	**71.6**
00-00	**97**	**1**	**90**	**1**	**5**	**0**	**0**	**0**	**0**	**0**	**0**	**0**	**0**	**2**	**2.1**	**1**	**1**	**1**	**1**	**60.9**	**70.9**

DRAFT

Site 21
Location Unnamed Road, att s/barrier, Lat 53.65279, Long -6.76042
Direction East

3279 / Meath/Cavan/Monaghan ATC's
October 2013
Automatic Traffic Count

Sun, 13 October 2013

Time	Total	Classification												>PSL	>PSL%	>SL1	>SL1%	>SL2	>SL2%	Mean	Vpp
		1 MCL	2 SV	3 SVT	4 TB2	5 TB3	6 T4	7 ART3	8 ART4	9 ART5	10 ART6	11 BD	12 DRT	80	80	85 +5kph	85 +5kph	90 +10kph	90 +10kph		85
0000	1	0	1	0	0	0	0	0	0	0	0	0	0	0	0	0	0	0	0	55.5	-
0100	2	0	2	0	0	0	0	0	0	0	0	0	0	0	0	0	0	0	0	65.2	-
0200	3	0	3	0	0	0	0	0	0	0	0	0	0	0	0	0	0	0	0	61.5	-
0300	5	0	5	0	0	0	0	0	0	0	0	0	0	0	0	0	0	0	0	61.5	-
0400	0	0	0	0	0	0	0	0	0	0	0	0	0	0	0	0	0	0	0	-	-
0500	1	0	1	0	0	0	0	0	0	0	0	0	0	0	0	0	0	0	0	48.6	-
0600	0	0	0	0	0	0	0	0	0	0	0	0	0	0	0	0	0	0	0	-	-
0700	1	0	1	0	0	0	0	0	0	0	0	0	0	0	0	0	0	0	0	64.2	-
0800	0	0	0	0	0	0	0	0	0	0	0	0	0	0	0	0	0	0	0	-	-
0900	3	0	3	0	0	0	0	0	0	0	0	0	0	0	0	0	0	0	0	66.2	-
1000	5	0	5	0	0	0	0	0	0	0	0	0	0	0	0	0	0	0	0	53.9	-
1100	**7**	**1**	**5**	**1**	**0**	**0**	**0**	**0**	**0**	**0**	**0**	**0**	**0**	**0**	**0**	**0**	**0**	**0**	**0**	**55.7**	**-**
1200	5	2	3	0	0	0	0	0	0	0	0	0	0	0	0	0	0	0	0	35.9	-
1300	5	0	5	0	0	0	0	0	0	0	0	0	0	0	0	0	0	0	0	56.6	-
1400	7	0	7	0	0	0	0	0	0	0	0	0	0	0	0	0	0	0	0	58.3	-
1500	4	0	4	0	0	0	0	0	0	0	0	0	0	0	0	0	0	0	0	56.3	-
1600	5	0	5	0	0	0	0	0	0	0	0	0	0	0	0	0	0	0	0	49.1	-
1700	6	0	6	0	0	0	0	0	0	0	0	0	0	0	0	0	0	0	0	63.4	-
1800	**9**	**1**	**8**	**0**	**0**	**0**	**0**	**0**	**0**	**0**	**0**	**0**	**0**	**1**	**11.1**	**1**	**11.1**	**1**	**11.1**	**60.7**	**-**
1900	**9**	**0**	**9**	**0**	**0**	**0**	**0**	**0**	**0**	**0**	**0**	**0**	**0**	**0**	**0**	**0**	**0**	**0**	**0**	**58.4**	**-**
2000	0	0	0	0	0	0	0	0	0	0	0	0	0	0	0	0	0	0	0	-	-
2100	3	0	3	0	0	0	0	0	0	0	0	0	0	0	0	0	0	0	0	59.8	-
2200	2	0	2	0	0	0	0	0	0	0	0	0	0	0	0	0	0	0	0	57.6	-
2300	2	0	2	0	0	0	0	0	0	0	0	0	0	0	0	0	0	0	0	61.6	-
07-19	**57**	**4**	**52**	**1**	**0**	**0**	**0**	**0**	**0**	**0**	**0**	**0**	**0**	**1**	**1.8**	**1**	**1.8**	**1**	**1.8**	**56**	**64.1**
06-22	**69**	**4**	**64**	**1**	**0**	**0**	**0**	**0**	**0**	**0**	**0**	**0**	**0**	**1**	**1.4**	**1**	**1.4**	**1**	**1.4**	**56.5**	**65.5**
06-00	**73**	**4**	**68**	**1**	**0**	**0**	**0**	**0**	**0**	**0**	**0**	**0**	**0**	**1**	**1.4**	**1**	**1.4**	**1**	**1.4**	**56.6**	**65.5**
00-00	**85**	**4**	**80**	**1**	**0**	**0**	**0**	**0**	**0**	**0**	**0**	**0**	**0**	**1**	**1.2**	**1**	**1.2**	**1**	**1.2**	**57.2**	**65.9**

DRAFT

Site 21
Location Unnamed Road, att s/barrier, Lat 53.65279, Long -6.76042
Direction East

3279 / Meath/Cavan/Monaghan ATC's
October 2013
Automatic Traffic Count

Virtual Day (7)

Time	Total	Classification												>PSL	>PSL%	>SL1	>SL1%	>SL2	>SL2%	Mean	Vpp
		1 MCL	2 SV	3 SVT	4 TB2	5 TB3	6 T4	7 ART3	8 ART4	9 ART5	10 ART6	11 BD	12 DRT	80	80	85 +5kph	85 +5kph	90 +10kph	90 +10kph		85
0000	1	0	1	0	0	0	0	0	0	0	0	0	0	0	0	0	0	0	0	62.3	-
0100	1	0	1	0	0	0	0	0	0	0	0	0	0	0	0	0	0	0	0	59.8	-
0200	1	0	1	0	0	0	0	0	0	0	0	0	0	0	0	0	0	0	0	61.5	-
0300	1	0	1	0	0	0	0	0	0	0	0	0	0	0	0	0	0	0	0	62.3	-
0400	0	0	0	0	0	0	0	0	0	0	0	0	0	0	0	0	0	0	0	58.4	-
0500	0	0	0	0	0	0	0	0	0	0	0	0	0	0	0	0	0	0	0	48.6	-
0600	1	0	1	0	0	0	0	0	0	0	0	0	0	0	0	0	0	0	0	65.6	-
0700	3	0	3	0	0	0	0	0	0	0	0	0	0	0	0	0	0	0	0	55	-
0800	4	0	4	0	0	0	0	0	0	0	0	0	0	0	0	0	0	0	0	57.8	-
0900	**6**	**0**	**4**	**0**	**1**	**0**	**0**	**0**	**0**	**0**	**0**	**0**	**0**	**0**	**0**	**0**	**0**	**0**	**0**	**59.7**	**-**
1000	4	0	3	0	1	0	0	0	0	0	0	0	0	0	3.2	0	0	0	0	55.8	-
1100	**6**	**0**	**5**	**0**	**0**	**0**	**0**	**0**	**0**	**0**	**0**	**0**	**0**	**0**	**0**	**0**	**0**	**0**	**0**	**58.1**	**-**
1200	6	0	5	0	0	0	0	0	0	0	0	0	0	0	2.4	0	0	0	0	56	-
1300	8	0	7	0	1	0	0	0	0	0	0	0	0	0	0	0	0	0	0	58.3	-
1400	7	0	7	0	0	0	0	0	0	0	0	0	0	0	0	0	0	0	0	58.9	-
1500	9	0	8	0	1	0	0	0	0	0	0	0	0	0	0	0	0	0	0	57.3	-
1600	9	0	7	1	1	0	0	0	0	0	0	0	0	0	0	0	0	0	0	56.4	-
1700	8	0	7	0	0	0	0	0	0	0	0	0	0	0	1.9	0	0	0	0	59.1	-
1800	**10**	**0**	**10**	**0**	**0**	**0**	**0**	**0**	**0**	**0**	**0**	**0**	**0**	**0**	**1.4**	**0**	**1.4**	**0**	**1.4**	**59.5**	**65.9**
1900	7	0	7	0	0	0	0	0	0	0	0	0	0	0	6.1	0	0	0	0	61.6	-
2000	4	0	4	0	0	0	0	0	0	0	0	0	0	0	0	0	0	0	0	60.7	-
2100	4	0	4	0	0	0	0	0	0	0	0	0	0	0	0	0	0	0	0	60.7	-
2200	2	0	2	0	0	0	0	0	0	0	0	0	0	0	6.7	0	6.7	0	6.7	66.3	-
2300	2	0	2	0	0	0	0	0	0	0	0	0	0	0	0	0	0	0	0	62.6	-
07-19	**80**	**2**	**70**	**1**	**6**	**0**	**0**	**0**	**0**	**0**	**0**	**0**	**0**	**1**	**0.7**	**0**	**0.2**	**0**	**0.2**	**57.9**	**67.7**
06-22	**96**	**2**	**86**	**1**	**6**	**0**	**0**	**0**	**0**	**0**	**0**	**0**	**0**	**1**	**1**	**0**	**0.1**	**0**	**0.1**	**58.4**	**67.7**
06-00	**99**	**2**	**90**	**1**	**6**	**0**	**0**	**0**	**0**	**0**	**0**	**0**	**0**	**1**	**1.2**	**0**	**0.3**	**0**	**0.3**	**58.7**	**68**
00-00	**103**	**2**	**93**	**1**	**6**	**0**	**0**	**0**	**0**	**0**	**0**	**0**	**0**	**1**	**1.1**	**0**	**0.3**	**0**	**0.3**	**58.8**	**68**

DRAFT

Site 21
Location Unnamed Road, att s/barrier, Lat 53.65279, Long -6.76042
Direction East

3279 / Meath/Cavan/Monaghan ATC's
October 2013
Automatic Traffic Count

Virtual Week (1)

Time	Total	Classification												>PSL	>PSL%	>SL1	>SL1%	>SL2	>SL2%	Mean	Vpp
		1 MCL	2 SV	3 SVT	4 TB2	5 TB3	6 T4	7 ART3	8 ART4	9 ART5	10 ART6	11 BD	12 DRT	80	80	85 +5kph	85 +5kph	90 +10kph	90 +10kph		85
Mon	99	2	85	1	10	1	0	0	0	0	0	0	0	1	1	0	0	0	0	59.3	69.1
Tue	114	3	104	1	6	0	0	0	0	0	0	0	0	2	1.8	0	0	0	0	58.8	67.7
Wed	114	3	100	2	9	0	0	0	0	0	0	0	0	1	0.9	0	0	0	0	58.3	67
Thu	113	0	102	2	7	1	0	0	0	0	1	0	0	0	0	0	0	0	0	59.6	68.4
Fri	100	2	93	1	4	0	0	0	0	0	0	0	0	1	1	0	0	0	0	57.2	67.3
| Sat	97	1	90	1	5	0	0	0	0	0	0	0	0	2	2.1	1	1	1	1	60.9	70.9
| Sun	85	4	80	1	0	0	0	0	0	0	0	0	0	1	1.2	1	1.2	1	1.2	57.2	65.9
5 Day Ave.	**108**	**2**	**97**	**1**	**7**	**0**	**0**	**0**	**0**	**0**	**0**	**0**	**0**	**1**	**0.9**	**0**	**0.0**	**0**	**0.0**	**58.6**	**67.9**
7 Day Ave.	**103**	**2**	**93**	**1**	**6**	**0**	**0**	**0**	**0**	**0**	**0**	**0**	**0**	**1**	**1.1**	**0**	**0.3**	**0**	**0.3**	**58.8**	**68.0**
--	**722**	**15**	**654**	**9**	**41**	**2**	**0**	**0**	**0**	**0**	**1**	**0**	**0**	**8**	**1.1**	**2**	**0.3**	**2**	**0.3**	**58.8**	**68.0**

Summary Graphs

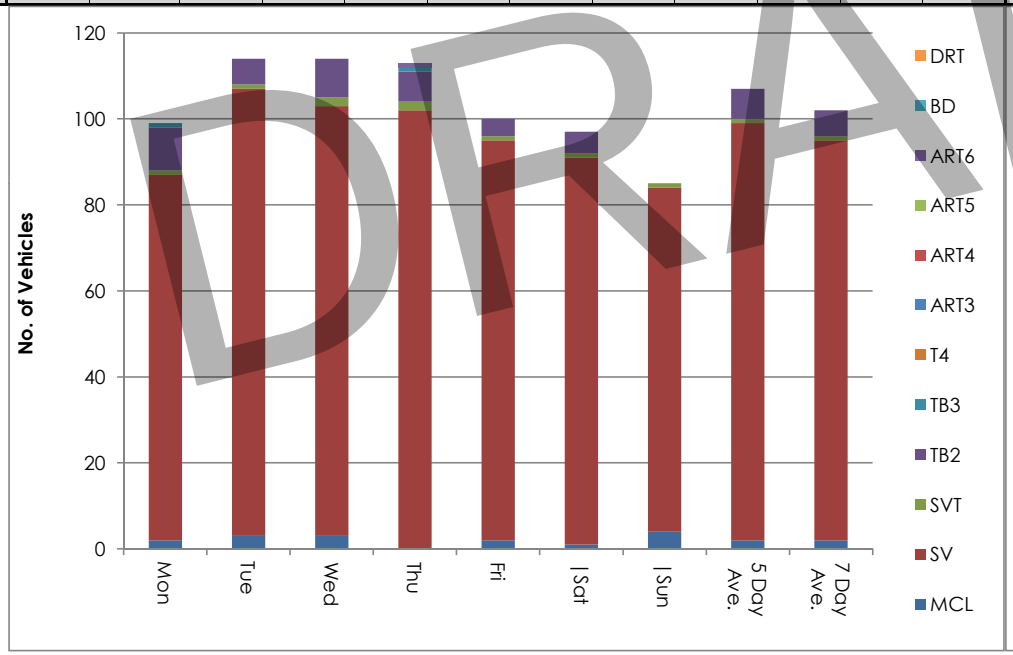

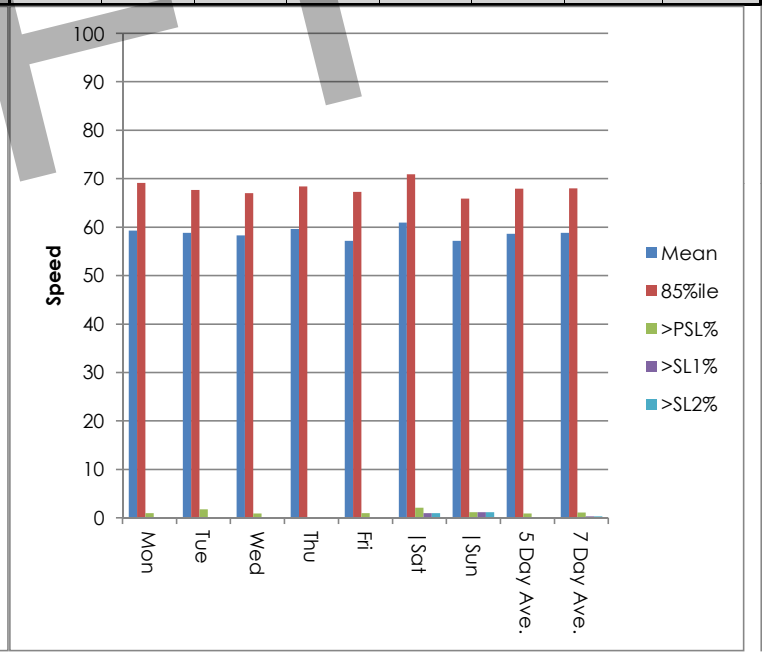

DRAFT

Site 21
Location Unnamed Road, att s/barrier, Lat 53.65279, Long -6.76042
Direction East

3279 / Meath/Cavan/Monaghan ATC's
October 2013
Automatic Traffic Count

Mon, 7 October 2013

Time	Total	Speed Bins (km/h)																											
		0 - 5	5 - 10	10 - 15	15 - 20	20 - 25	25 - 30	30 - 35	35 - 40	40 - 45	45 - 50	50 - 55	55 - 60	60 - 65	65 - 70	70 - 75	75 - 80	80 - 85	85 - 90	90 - 95	95 - 100	100 - 105	105 - 110	110 - 115	115 - 120	120 - 125	125 - 130	130 - 135	135 - 140
0000	1	0	0	0	0	0	0	0	0	0	0	0	0	0	1	0	0	0	0	0	0	0	0	0	0	0	0	0	0
0100	0	0	0	0	0	0	0	0	0	0	0	0	0	0	0	0	0	0	0	0	0	0	0	0	0	0	0	0	0
0200	0	0	0	0	0	0	0	0	0	0	0	0	0	0	0	0	0	0	0	0	0	0	0	0	0	0	0	0	0
0300	0	0	0	0	0	0	0	0	0	0	0	0	0	0	0	0	0	0	0	0	0	0	0	0	0	0	0	0	0
0400	0	0	0	0	0	0	0	0	0	0	0	0	0	0	0	0	0	0	0	0	0	0	0	0	0	0	0	0	0
0500	0	0	0	0	0	0	0	0	0	0	0	0	0	0	0	0	0	0	0	0	0	0	0	0	0	0	0	0	0
0600	0	0	0	0	0	0	0	0	0	0	0	0	0	0	0	0	0	0	0	0	0	0	0	0	0	0	0	0	0
0700	3	0	0	0	0	0	0	0	0	0	0	1	1	0	0	1	0	0	0	0	0	0	0	0	0	0	0	0	0
0800	5	0	0	0	0	0	0	0	0	0	0	1	1	0	2	1	0	0	0	0	0	0	0	0	0	0	0	0	0
0900	**6**	**0**	**0**	**0**	**0**	**0**	**0**	**0**	**0**	**0**	**0**	**3**	**1**	**1**	**0**	**1**	**0**	**0**	**0**	**0**	**0**	**0**	**0**	**0**	**0**	**0**	**0**	**0**	**0**
1000	3	0	0	0	0	0	0	0	0	0	1	0	0	0	1	0	0	1	0	0	0	0	0	0	0	0	0	0	0
1100	5	0	0	1	0	0	0	0	1	0	0	1	0	0	1	1	0	0	0	0	0	0	0	0	0	0	0	0	0
1200	3	0	0	0	0	0	0	0	0	0	0	0	1	0	1	1	0	0	0	0	0	0	0	0	0	0	0	0	0
1300	8	0	0	0	0	0	0	0	0	0	0	1	2	2	2	1	0	0	0	0	0	0	0	0	0	0	0	0	0
1400	7	0	0	0	0	0	0	1	1	0	1	2	0	1	1	0	0	0	0	0	0	0	0	0	0	0	0	0	0
1500	7	0	0	1	0	0	0	0	0	0	1	0	2	2	1	0	0	0	0	0	0	0	0	0	0	0	0	0	0
1600	8	0	0	0	0	0	0	0	0	0	0	2	2	1	3	0	0	0	0	0	0	0	0	0	0	0	0	0	0
1700	8	0	0	0	0	0	0	0	2	0	0	0	1	3	1	1	0	0	0	0	0	0	0	0	0	0	0	0	0
1800	**12**	**0**	**0**	**0**	**0**	**0**	**0**	**0**	**0**	**0**	**0**	**1**	**5**	**3**	**1**	**2**	**0**	**0**	**0**	**0**	**0**	**0**	**0**	**0**	**0**	**0**	**0**	**0**	**0**
1900	7	0	0	0	0	0	0	0	0	0	0	0	1	4	1	1	0	0	0	0	0	0	0	0	0	0	0	0	0
2000	7	0	0	0	0	0	0	0	0	0	1	1	0	1	1	2	1	0	0	0	0	0	0	0	0	0	0	0	0
2100	4	0	0	0	0	0	0	0	0	0	0	1	1	2	0	0	0	0	0	0	0	0	0	0	0	0	0	0	0
2200	1	0	0	0	0	0	0	0	0	0	0	0	0	0	1	0	0	0	0	0	0	0	0	0	0	0	0	0	0
2300	4	0	0	0	0	0	0	0	0	0	2	0	0	1	0	1	0	0	0	0	0	0	0	0	0	0	0	0	0
07-19	**75**	**0**	**0**	**2**	**0**	**0**	**0**	**1**	**4**	**0**	**3**	**12**	**16**	**13**	**14**	**9**	**0**	**1**	**0**	**0**	**0**	**0**	**0**	**0**	**0**	**0**	**0**	**0**	**0**
06-22	**93**	**0**	**0**	**2**	**0**	**0**	**0**	**1**	**4**	**0**	**4**	**14**	**18**	**20**	**16**	**12**	**1**	**1**	**0**	**0**	**0**	**0**	**0**	**0**	**0**	**0**	**0**	**0**	**0**
06-00	**98**	**0**	**0**	**2**	**0**	**0**	**0**	**1**	**4**	**0**	**6**	**14**	**18**	**21**	**17**	**13**	**1**	**1**	**0**	**0**	**0**	**0**	**0**	**0**	**0**	**0**	**0**	**0**	**0**
00-00	**99**	**0**	**0**	**2**	**0**	**0**	**0**	**1**	**4**	**0**	**6**	**14**	**18**	**21**	**18**	**13**	**1**	**1**	**0**	**0**	**0**	**0**	**0**	**0**	**0**	**0**	**0**	**0**	**0**

DRAFT

Site 21
Location Unnamed Road, att s/barrier, Lat 53.65279, Long -6.76042
Direction East

3279 / Meath/Cavan/Monaghan ATC's
October 2013
Automatic Traffic Count

Tue, 8 October 2013

Time	Total	Speed Bins (km/h)																											
		0 - 5	5 - 10	10 - 15	15 - 20	20 - 25	25 - 30	30 - 35	35 - 40	40 - 45	45 - 50	50 - 55	55 - 60	60 - 65	65 - 70	70 - 75	75 - 80	80 - 85	85 - 90	90 - 95	95 - 100	100 - 105	105 - 110	110 - 115	115 - 120	120 - 125	125 - 130	130 - 135	135 - 140
0000	2	0	0	0	0	0	0	0	0	0	1	0	0	1	0	0	0	0	0	0	0	0	0	0	0	0	0	0	0
0100	0	0	0	0	0	0	0	0	0	0	0	0	0	0	0	0	0	0	0	0	0	0	0	0	0	0	0	0	0
0200	0	0	0	0	0	0	0	0	0	0	0	0	0	0	0	0	0	0	0	0	0	0	0	0	0	0	0	0	0
0300	0	0	0	0	0	0	0	0	0	0	0	0	0	0	0	0	0	0	0	0	0	0	0	0	0	0	0	0	0
0400	0	0	0	0	0	0	0	0	0	0	0	0	0	0	0	0	0	0	0	0	0	0	0	0	0	0	0	0	0
0500	0	0	0	0	0	0	0	0	0	0	0	0	0	0	0	0	0	0	0	0	0	0	0	0	0	0	0	0	0
0600	1	0	0	0	0	0	0	0	0	0	0	1	0	0	0	0	0	0	0	0	0	0	0	0	0	0	0	0	0
0700	3	0	0	0	0	0	0	0	0	0	0	1	0	2	0	0	0	0	0	0	0	0	0	0	0	0	0	0	0
0800	5	0	0	0	0	1	0	0	0	0	0	2	2	0	0	0	0	0	0	0	0	0	0	0	0	0	0	0	0
0900	**7**	**0**	**0**	**0**	**0**	**0**	**0**	**0**	**0**	**0**	**1**	**1**	**2**	**0**	**2**	**1**	**0**	**0**	**0**	**0**	**0**	**0**	**0**	**0**	**0**	**0**	**0**	**0**	**0**
1000	2	0	0	0	0	0	0	0	0	0	0	0	1	1	0	0	0	0	0	0	0	0	0	0	0	0	0	0	0
1100	**7**	**0**	**0**	**1**	**0**	**0**	**0**	**0**	**0**	**0**	**1**	**1**	**1**	**2**	**1**	**0**	**0**	**0**	**0**	**0**	**0**	**0**	**0**	**0**	**0**	**0**	**0**	**0**	**0**
1200	7	0	0	0	0	0	0	0	0	0	0	2	1	1	2	1	0	0	0	0	0	0	0	0	0	0	0	0	0
1300	7	0	0	0	0	0	0	0	0	0	0	2	1	3	1	0	0	0	0	0	0	0	0	0	0	0	0	0	0
1400	6	0	0	0	0	0	0	0	0	1	0	1	0	2	1	1	0	0	0	0	0	0	0	0	0	0	0	0	0
1500	11	0	0	0	0	0	0	0	0	0	1	2	2	2	2	2	0	0	0	0	0	0	0	0	0	0	0	0	0
1600	9	0	0	1	0	0	0	0	0	0	0	1	4	3	0	0	0	0	0	0	0	0	0	0	0	0	0	0	0
1700	8	0	0	0	0	0	0	0	0	0	2	1	2	1	2	0	0	0	0	0	0	0	0	0	0	0	0	0	0
1800	**16**	**0**	**0**	**0**	**1**	**0**	**0**	**0**	**0**	**0**	**0**	**3**	**4**	**5**	**3**	**0**	**0**	**0**	**0**	**0**	**0**	**0**	**0**	**0**	**0**	**0**	**0**	**0**	**0**
1900	12	0	0	0	0	0	0	0	0	1	0	1	2	3	3	0	0	2	0	0	0	0	0	0	0	0	0	0	0
2000	4	0	0	0	0	0	0	0	0	0	0	1	1	0	1	1	0	0	0	0	0	0	0	0	0	0	0	0	0
2100	3	0	0	0	0	0	0	0	0	0	0	0	2	0	1	0	0	0	0	0	0	0	0	0	0	0	0	0	0
2200	3	0	0	0	0	0	0	0	0	0	0	0	0	2	1	0	0	0	0	0	0	0	0	0	0	0	0	0	0
2300	1	0	0	0	0	0	0	0	0	0	0	0	0	0	0	0	1	0	0	0	0	0	0	0	0	0	0	0	0
07-19	**88**	**0**	**0**	**2**	**1**	**1**	**0**	**0**	**0**	**1**	**5**	**17**	**20**	**22**	**14**	**5**	**0**	**0**	**0**	**0**	**0**	**0**	**0**	**0**	**0**	**0**	**0**	**0**	**0**
06-22	**108**	**0**	**0**	**2**	**1**	**1**	**0**	**0**	**0**	**2**	**5**	**20**	**25**	**25**	**19**	**6**	**0**	**2**	**0**	**0**	**0**	**0**	**0**	**0**	**0**	**0**	**0**	**0**	**0**
06-00	**112**	**0**	**0**	**2**	**1**	**1**	**0**	**0**	**0**	**2**	**5**	**20**	**25**	**27**	**20**	**6**	**1**	**2**	**0**	**0**	**0**	**0**	**0**	**0**	**0**	**0**	**0**	**0**	**0**
00-00	**114**	**0**	**0**	**2**	**1**	**1**	**0**	**0**	**0**	**2**	**6**	**20**	**25**	**28**	**20**	**6**	**1**	**2**	**0**	**0**	**0**	**0**	**0**	**0**	**0**	**0**	**0**	**0**	**0**

DRAFT

Site 21
Location Unnamed Road, att s/barrier, Lat 53.65279, Long -6.76042
Direction East

3279 / Meath/Cavan/Monaghan ATC's
October 2013
Automatic Traffic Count

Wed, 9 October 2013

Time	Total	Speed Bins (km/h)																												
		0 - 5	5 - 10	10 - 15	15 - 20	20 - 25	25 - 30	30 - 35	35 - 40	40 - 45	45 - 50	50 - 55	55 - 60	60 - 65	65 - 70	70 - 75	75 - 80	80 - 85	85 - 90	90 - 95	95 - 100	100 - 105	105 - 110	110 - 115	115 - 120	120 - 125	125 - 130	130 - 135	135 - 140
0000	2	0	0	0	0	0	0	0	0	0	0	0	0	1	1	0	0	0	0	0	0	0	0	0	0	0	0	0	0	0
0100	0	0	0	0	0	0	0	0	0	0	0	0	0	0	0	0	0	0	0	0	0	0	0	0	0	0	0	0	0	0
0200	0	0	0	0	0	0	0	0	0	0	0	0	0	0	0	0	0	0	0	0	0	0	0	0	0	0	0	0	0	0
0300	1	0	0	0	0	0	0	0	0	0	0	0	0	0	1	0	0	0	0	0	0	0	0	0	0	0	0	0	0	0
0400	0	0	0	0	0	0	0	0	0	0	0	0	0	0	0	0	0	0	0	0	0	0	0	0	0	0	0	0	0	0
0500	0	0	0	0	0	0	0	0	0	0	0	0	0	0	0	0	0	0	0	0	0	0	0	0	0	0	0	0	0	0
0600	1	0	0	0	0	0	0	0	0	0	0	0	0	1	0	0	0	0	0	0	0	0	0	0	0	0	0	0	0	0
0700	4	0	0	0	0	0	0	0	0	0	0	1	2	1	0	0	0	0	0	0	0	0	0	0	0	0	0	0	0	0
0800	8	0	0	0	0	0	0	0	0	0	1	1	0	3	1	2	0	0	0	0	0	0	0	0	0	0	0	0	0	0
0900	**10**	**0**	**0**	**0**	**0**	**0**	**0**	**0**	**0**	**0**	**2**	**1**	**2**	**2**	**2**	**1**	**0**	**0**	**0**	**0**	**0**	**0**	**0**	**0**	**0**	**0**	**0**	**0**	**0**	**0**
1000	5	0	0	0	0	0	0	0	0	0	0	0	1	2	2	0	0	0	0	0	0	0	0	0	0	0	0	0	0	0
1100	5	0	0	0	0	0	0	0	0	0	1	1	1	0	1	1	0	0	0	0	0	0	0	0	0	0	0	0	0	0
1200	**11**	**0**	**0**	**0**	**0**	**1**	**0**	**0**	**0**	**1**	**1**	**1**	**3**	**0**	**3**	**0**	**0**	**1**	**0**	**0**	**0**	**0**	**0**	**0**	**0**	**0**	**0**	**0**	**0**	**0**
1300	8	0	0	0	0	0	0	0	0	0	1	1	1	2	1	1	1	0	0	0	0	0	0	0	0	0	0	0	0	0
1400	8	0	0	0	0	0	0	0	0	0	0	2	3	1	2	0	0	0	0	0	0	0	0	0	0	0	0	0	0	0
1500	9	0	0	0	0	0	0	0	0	1	2	3	1	1	1	0	0	0	0	0	0	0	0	0	0	0	0	0	0	0
1600	**11**	**0**	**0**	**1**	**1**	**0**	**0**	**0**	**1**	**0**	**2**	**0**	**2**	**3**	**1**	**0**	**0**	**0**	**0**	**0**	**0**	**0**	**0**	**0**	**0**	**0**	**0**	**0**	**0**	**0**
1700	6	0	0	0	0	0	1	0	0	0	1	1	1	1	0	1	0	0	0	0	0	0	0	0	0	0	0	0	0	0
1800	8	0	0	0	0	0	0	0	0	1	0	1	1	3	2	0	0	0	0	0	0	0	0	0	0	0	0	0	0	0
1900	5	0	0	0	0	0	0	0	0	0	1	0	2	0	1	0	1	0	0	0	0	0	0	0	0	0	0	0	0	0
2000	5	0	0	0	0	0	0	0	0	2	0	0	1	2	0	0	0	0	0	0	0	0	0	0	0	0	0	0	0	0
2100	5	0	0	0	0	0	0	0	0	0	0	1	0	2	2	0	0	0	0	0	0	0	0	0	0	0	0	0	0	0
2200	2	0	0	0	0	0	0	0	0	0	0	1	0	1	0	0	0	0	0	0	0	0	0	0	0	0	0	0	0	0
2300	0	0	0	0	0	0	0	0	0	0	0	0	0	0	0	0	0	0	0	0	0	0	0	0	0	0	0	0	0	0
07-19	**93**	**0**	**0**	**1**	**1**	**1**	**1**	**0**	**1**	**3**	**11**	**13**	**18**	**19**	**16**	**6**	**1**	**1**	**0**	**0**	**0**	**0**	**0**	**0**	**0**	**0**	**0**	**0**	**0**	**0**
06-22	**109**	**0**	**0**	**1**	**1**	**1**	**1**	**0**	**1**	**5**	**12**	**14**	**21**	**24**	**19**	**6**	**2**	**1**	**0**	**0**	**0**	**0**	**0**	**0**	**0**	**0**	**0**	**0**	**0**	**0**
06-00	**111**	**0**	**0**	**1**	**1**	**1**	**1**	**0**	**1**	**5**	**12**	**15**	**21**	**25**	**19**	**6**	**2**	**1**	**0**	**0**	**0**	**0**	**0**	**0**	**0**	**0**	**0**	**0**	**0**	**0**
00-00	**114**	**0**	**0**	**1**	**1**	**1**	**1**	**0**	**1**	**5**	**12**	**15**	**21**	**26**	**21**	**6**	**2**	**1**	**0**	**0**	**0**	**0**	**0**	**0**	**0**	**0**	**0**	**0**	**0**	**0**

DRAFT

Site 21
Location Unnamed Road, att s/barrier, Lat 53.65279, Long -6.76042
Direction East

3279 / Meath/Cavan/Monaghan ATC's
October 2013
Automatic Traffic Count

Thu, 10 October 2013

Time	Total	Speed Bins (km/h)																											
		0 - 5	5 - 10	10 - 15	15 - 20	20 - 25	25 - 30	30 - 35	35 - 40	40 - 45	45 - 50	50 - 55	55 - 60	60 - 65	65 - 70	70 - 75	75 - 80	80 - 85	85 - 90	90 - 95	95 - 100	100 - 105	105 - 110	110 - 115	115 - 120	120 - 125	125 - 130	130 - 135	135 - 140
0000	2	0	0	0	0	0	0	0	0	0	0	0	0	1	0	1	0	0	0	0	0	0	0	0	0	0	0	0	0
0100	1	0	0	0	0	0	0	0	0	0	0	1	0	0	0	0	0	0	0	0	0	0	0	0	0	0	0	0	0
0200	1	0	0	0	0	0	0	0	0	0	0	0	0	1	0	0	0	0	0	0	0	0	0	0	0	0	0	0	0
0300	0	0	0	0	0	0	0	0	0	0	0	0	0	0	0	0	0	0	0	0	0	0	0	0	0	0	0	0	0
0400	0	0	0	0	0	0	0	0	0	0	0	0	0	0	0	0	0	0	0	0	0	0	0	0	0	0	0	0	0
0500	0	0	0	0	0	0	0	0	0	0	0	0	0	0	0	0	0	0	0	0	0	0	0	0	0	0	0	0	0
0600	1	0	0	0	0	0	0	0	0	0	0	0	0	1	0	0	0	0	0	0	0	0	0	0	0	0	0	0	0
0700	3	0	0	0	0	0	0	0	0	2	0	1	0	0	0	0	0	0	0	0	0	0	0	0	0	0	0	0	0
0800	**6**	**0**	**0**	**0**	**0**	**0**	**0**	**0**	**0**	**0**	**2**	**1**	**2**	**1**	**0**	**0**	**0**	**0**	**0**	**0**	**0**	**0**	**0**	**0**	**0**	**0**	**0**	**0**	**0**
0900	**6**	**0**	**0**	**0**	**0**	**0**	**0**	**0**	**0**	**0**	**0**	**1**	**2**	**1**	**1**	**1**	**0**	**0**	**0**	**0**	**0**	**0**	**0**	**0**	**0**	**0**	**0**	**0**	**0**
1000	5	0	0	0	0	0	0	0	1	1	1	0	0	1	1	0	0	0	0	0	0	0	0	0	0	0	0	0	0
1100	**6**	**0**	**0**	**0**	**0**	**0**	**0**	**0**	**0**	**1**	**0**	**0**	**2**	**0**	**3**	**0**	**0**	**0**	**0**	**0**	**0**	**0**	**0**	**0**	**0**	**0**	**0**	**0**	**0**
1200	5	0	0	0	0	0	0	0	0	0	0	3	0	1	0	1	0	0	0	0	0	0	0	0	0	0	0	0	0
1300	6	0	0	0	0	0	0	0	0	1	0	2	1	0	2	0	0	0	0	0	0	0	0	0	0	0	0	0	0
1400	5	0	0	0	0	0	0	0	0	0	1	1	2	0	0	1	0	0	0	0	0	0	0	0	0	0	0	0	0
1500	**14**	**0**	**0**	**0**	**0**	**0**	**0**	**0**	**0**	**1**	**1**	**0**	**3**	**6**	**2**	**1**	**0**	**0**	**0**	**0**	**0**	**0**	**0**	**0**	**0**	**0**	**0**	**0**	**0**
1600	10	0	0	0	0	0	0	0	0	1	0	1	2	4	0	1	1	0	0	0	0	0	0	0	0	0	0	0	0
1700	11	0	0	0	0	0	0	0	0	1	0	1	3	4	0	1	1	0	0	0	0	0	0	0	0	0	0	0	0
1800	11	0	0	0	0	0	0	0	0	0	1	1	3	2	4	0	0	0	0	0	0	0	0	0	0	0	0	0	0
1900	4	0	0	0	0	0	0	0	0	0	0	0	1	1	1	0	1	0	0	0	0	0	0	0	0	0	0	0	0
2000	6	0	0	0	0	0	0	0	0	0	1	1	2	1	0	0	1	0	0	0	0	0	0	0	0	0	0	0	0
2100	6	0	0	0	0	0	1	0	0	0	0	1	0	2	1	0	1	0	0	0	0	0	0	0	0	0	0	0	0
2200	3	0	0	0	0	0	0	0	0	0	0	0	0	1	1	1	0	0	0	0	0	0	0	0	0	0	0	0	0
2300	1	0	0	0	0	0	0	0	0	0	0	0	0	0	0	0	1	0	0	0	0	0	0	0	0	0	0	0	0
07-19	**88**	**0**	**0**	**0**	**0**	**0**	**0**	**0**	**1**	**8**	**6**	**12**	**20**	**20**	**13**	**6**	**2**	**0**	**0**	**0**	**0**	**0**	**0**	**0**	**0**	**0**	**0**	**0**	**0**
06-22	**105**	**0**	**0**	**0**	**0**	**0**	**1**	**0**	**1**	**8**	**7**	**14**	**23**	**25**	**15**	**6**	**5**	**0**	**0**	**0**	**0**	**0**	**0**	**0**	**0**	**0**	**0**	**0**	**0**
06-00	**109**	**0**	**0**	**0**	**0**	**0**	**1**	**0**	**1**	**8**	**7**	**14**	**23**	**26**	**16**	**7**	**6**	**0**	**0**	**0**	**0**	**0**	**0**	**0**	**0**	**0**	**0**	**0**	**0**
00-00	**113**	**0**	**0**	**0**	**0**	**0**	**1**	**0**	**1**	**8**	**7**	**15**	**23**	**28**	**16**	**8**	**6**	**0**	**0**	**0**	**0**	**0**	**0**	**0**	**0**	**0**	**0**	**0**	**0**

DRAFT

Site 21
Location Unnamed Road, att s/barrier, Lat 53.65279, Long -6.76042
Direction East

3279 / Meath/Cavan/Monaghan ATC's
October 2013
Automatic Traffic Count

Fri, 11 October 2013

Time	Total	Speed Bins (km/h)																											
		0 - 5	5 - 10	10 - 15	15 - 20	20 - 25	25 - 30	30 - 35	35 - 40	40 - 45	45 - 50	50 - 55	55 - 60	60 - 65	65 - 70	70 - 75	75 - 80	80 - 85	85 - 90	90 - 95	95 - 100	100 - 105	105 - 110	110 - 115	115 - 120	120 - 125	125 - 130	130 - 135	135 - 140
0000	0	0	0	0	0	0	0	0	0	0	0	0	0	0	0	0	0	0	0	0	0	0	0	0	0	0	0	0	0
0100	2	0	0	0	0	0	0	0	0	0	0	1	0	0	1	0	0	0	0	0	0	0	0	0	0	0	0	0	0
0200	0	0	0	0	0	0	0	0	0	0	0	0	0	0	0	0	0	0	0	0	0	0	0	0	0	0	0	0	0
0300	0	0	0	0	0	0	0	0	0	0	0	0	0	0	0	0	0	0	0	0	0	0	0	0	0	0	0	0	0
0400	1	0	0	0	0	0	0	0	0	0	0	0	1	0	0	0	0	0	0	0	0	0	0	0	0	0	0	0	0
0500	0	0	0	0	0	0	0	0	0	0	0	0	0	0	0	0	0	0	0	0	0	0	0	0	0	0	0	0	0
0600	0	0	0	0	0	0	0	0	0	0	0	0	0	0	0	0	0	0	0	0	0	0	0	0	0	0	0	0	0
0700	4	0	0	0	0	0	0	0	0	1	1	1	1	0	0	0	0	0	0	0	0	0	0	0	0	0	0	0	0
0800	5	0	0	0	0	0	0	0	0	0	1	1	1	1	0	1	0	0	0	0	0	0	0	0	0	0	0	0	0
0900	3	0	0	0	0	0	0	0	0	1	0	0	1	0	1	0	0	0	0	0	0	0	0	0	0	0	0	0	0
1000	**7**	**0**	**0**	**1**	**0**	**1**	**0**	**0**	**0**	**0**	**1**	**0**	**2**	**1**	**1**	**0**	**0**	**0**	**0**	**0**	**0**	**0**	**0**	**0**	**0**	**0**	**0**	**0**	**0**
1100	**7**	**0**	**0**	**0**	**0**	**0**	**0**	**1**	**0**	**0**	**0**	**0**	**0**	**3**	**1**	**1**	**1**	**0**	**0**	**0**	**0**	**0**	**0**	**0**	**0**	**0**	**0**	**0**	**0**
1200	7	0	0	0	0	0	0	0	0	0	0	4	0	3	0	0	0	0	0	0	0	0	0	0	0	0	0	0	0
1300	9	0	0	0	0	0	0	1	1	1	1	2	2	0	1	0	0	0	0	0	0	0	0	0	0	0	0	0	0
1400	6	0	0	0	0	0	0	0	0	0	0	1	0	3	1	1	0	0	0	0	0	0	0	0	0	0	0	0	0
1500	**10**	**0**	**0**	**0**	**0**	**0**	**0**	**0**	**0**	**0**	**0**	**2**	**5**	**3**	**0**	**0**	**0**	**0**	**0**	**0**	**0**	**0**	**0**	**0**	**0**	**0**	**0**	**0**	**0**
1600	8	0	0	0	0	0	0	1	0	0	0	3	1	1	1	0	1	0	0	0	0	0	0	0	0	0	0	0	0
1700	7	0	0	0	0	0	0	0	0	0	1	1	2	2	1	0	0	0	0	0	0	0	0	0	0	0	0	0	0
1800	8	0	0	0	0	0	0	0	0	1	0	1	2	3	0	0	1	0	0	0	0	0	0	0	0	0	0	0	0
1900	6	0	0	0	0	0	0	0	0	1	2	0	1	0	1	0	0	1	0	0	0	0	0	0	0	0	0	0	0
2000	2	0	0	0	0	0	0	0	0	0	0	0	1	0	1	0	0	0	0	0	0	0	0	0	0	0	0	0	0
2100	4	0	0	0	0	0	0	0	0	1	0	0	2	1	0	0	0	0	0	0	0	0	0	0	0	0	0	0	0
2200	2	0	0	0	0	0	0	0	0	0	0	0	0	0	2	0	0	0	0	0	0	0	0	0	0	0	0	0	0
2300	2	0	0	0	0	0	0	0	0	0	0	0	0	1	1	0	0	0	0	0	0	0	0	0	0	0	0	0	0
07-19	**81**	**0**	**0**	**1**	**0**	**1**	**0**	**3**	**1**	**4**	**5**	**16**	**17**	**20**	**7**	**3**	**3**	**0**	**0**	**0**	**0**	**0**	**0**	**0**	**0**	**0**	**0**	**0**	**0**
06-22	**93**	**0**	**0**	**1**	**0**	**1**	**0**	**3**	**1**	**6**	**7**	**16**	**21**	**21**	**9**	**3**	**3**	**1**	**0**	**0**	**0**	**0**	**0**	**0**	**0**	**0**	**0**	**0**	**0**
06-00	**97**	**0**	**0**	**1**	**0**	**1**	**0**	**3**	**1**	**6**	**7**	**16**	**21**	**22**	**12**	**3**	**3**	**1**	**0**	**0**	**0**	**0**	**0**	**0**	**0**	**0**	**0**	**0**	**0**
00-00	**100**	**0**	**0**	**1**	**0**	**1**	**0**	**3**	**1**	**6**	**7**	**17**	**22**	**22**	**13**	**3**	**3**	**1**	**0**	**0**	**0**	**0**	**0**	**0**	**0**	**0**	**0**	**0**	**0**

DRAFT

Site 21
Location Unnamed Road, att s/barrier, Lat 53.65279, Long -6.76042
Direction East

3279 / Meath/Cavan/Monaghan ATC's
October 2013
Automatic Traffic Count

Sat, 12 October 2013

Time	Total	Speed Bins (km/h)																											
		0 - 5	5 - 10	10 - 15	15 - 20	20 - 25	25 - 30	30 - 35	35 - 40	40 - 45	45 - 50	50 - 55	55 - 60	60 - 65	65 - 70	70 - 75	75 - 80	80 - 85	85 - 90	90 - 95	95 - 100	100 - 105	105 - 110	110 - 115	115 - 120	120 - 125	125 - 130	130 - 135	135 - 140
0000	1	0	0	0	0	0	0	0	0	0	0	0	0	1	0	0	0	0	0	0	0	0	0	0	0	0	0	0	0
0100	1	0	0	0	0	0	0	0	0	0	0	0	1	0	0	0	0	0	0	0	0	0	0	0	0	0	0	0	0
0200	0	0	0	0	0	0	0	0	0	0	0	0	0	0	0	0	0	0	0	0	0	0	0	0	0	0	0	0	0
0300	0	0	0	0	0	0	0	0	0	0	0	0	0	0	0	0	0	0	0	0	0	0	0	0	0	0	0	0	0
0400	0	0	0	0	0	0	0	0	0	0	0	0	0	0	0	0	0	0	0	0	0	0	0	0	0	0	0	0	0
0500	0	0	0	0	0	0	0	0	0	0	0	0	0	0	0	0	0	0	0	0	0	0	0	0	0	0	0	0	0
0600	2	0	0	0	0	0	0	0	0	0	0	0	0	0	0	1	1	0	0	0	0	0	0	0	0	0	0	0	0
0700	2	0	0	0	0	0	0	0	0	0	0	1	0	1	0	0	0	0	0	0	0	0	0	0	0	0	0	0	0
0800	0	0	0	0	0	0	0	0	0	0	0	0	0	0	0	0	0	0	0	0	0	0	0	0	0	0	0	0	0
0900	4	0	0	0	0	0	0	0	0	1	0	0	2	0	1	0	0	0	0	0	0	0	0	0	0	0	0	0	0
1000	4	0	0	0	0	0	0	0	1	0	0	0	0	2	0	0	1	0	0	0	0	0	0	0	0	0	0	0	0
1100	**7**	**0**	**0**	**0**	**0**	**0**	**0**	**0**	**0**	**0**	**0**	**0**	**1**	**3**	**2**	**1**	**0**	**0**	**0**	**0**	**0**	**0**	**0**	**0**	**0**	**0**	**0**	**0**	**0**
1200	4	0	0	0	0	0	0	0	0	0	0	3	0	0	0	1	0	0	0	0	0	0	0	0	0	0	0	0	0
1300	12	0	0	0	0	0	0	0	0	2	1	1	3	2	1	2	0	0	0	0	0	0	0	0	0	0	0	0	0
1400	9	0	0	0	0	0	0	0	1	0	1	0	0	3	2	2	0	0	0	0	0	0	0	0	0	0	0	0	0
1500	7	0	0	0	0	0	1	0	0	1	0	1	2	0	1	1	0	0	0	0	0	0	0	0	0	0	0	0	0
1600	**13**	**0**	**0**	**0**	**0**	**0**	**0**	**0**	**0**	**1**	**0**	**1**	**5**	**2**	**2**	**1**	**1**	**0**	**0**	**0**	**0**	**0**	**0**	**0**	**0**	**0**	**0**	**0**	**0**
1700	7	0	0	0	0	0	0	1	0	0	0	0	0	2	3	0	0	1	0	0	0	0	0	0	0	0	0	0	0
1800	8	0	0	0	0	0	0	0	0	0	1	1	3	1	1	1	0	0	0	0	0	0	0	0	0	0	0	0	0
1900	6	0	0	0	0	0	0	0	0	0	1	0	3	0	1	0	1	0	0	0	0	0	0	0	0	0	0	0	0
2000	3	0	0	0	0	0	0	0	0	0	0	0	2	1	0	0	0	0	0	0	0	0	0	0	0	0	0	0	0
2100	4	0	0	0	0	0	0	0	0	0	0	0	0	2	1	1	0	0	0	0	0	0	0	0	0	0	0	0	0
2200	2	0	0	0	0	0	0	0	0	0	0	0	0	0	0	0	1	0	0	1	0	0	0	0	0	0	0	0	0
2300	1	0	0	0	0	0	0	0	0	0	0	1	0	0	0	0	0	0	0	0	0	0	0	0	0	0	0	0	0
07-19	**77**	**0**	**0**	**0**	**0**	**0**	**1**	**1**	**2**	**5**	**3**	**8**	**16**	**16**	**13**	**9**	**2**	**1**	**0**	**0**	**0**	**0**	**0**	**0**	**0**	**0**	**0**	**0**	**0**
06-22	**92**	**0**	**0**	**0**	**0**	**0**	**1**	**1**	**2**	**5**	**4**	**8**	**21**	**19**	**15**	**11**	**4**	**1**	**0**	**0**	**0**	**0**	**0**	**0**	**0**	**0**	**0**	**0**	**0**
06-00	**95**	**0**	**0**	**0**	**0**	**0**	**1**	**1**	**2**	**5**	**4**	**9**	**21**	**19**	**15**	**11**	**5**	**1**	**0**	**1**	**0**	**0**	**0**	**0**	**0**	**0**	**0**	**0**	**0**
00-00	**97**	**0**	**0**	**0**	**0**	**0**	**1**	**1**	**2**	**5**	**4**	**9**	**22**	**20**	**15**	**11**	**5**	**1**	**0**	**1**	**0**	**0**	**0**	**0**	**0**	**0**	**0**	**0**	**0**

DRAFT

Site 21
Location Unnamed Road, att s/barrier, Lat 53.65279, Long -6.76042
Direction East

3279 / Meath/Cavan/Monaghan ATC's
October 2013
Automatic Traffic Count

Sun, 13 October 2013

Time	Total	Speed Bins (km/h)																												
		0 - 5	5 - 10	10 - 15	15 - 20	20 - 25	25 - 30	30 - 35	35 - 40	40 - 45	45 - 50	50 - 55	55 - 60	60 - 65	65 - 70	70 - 75	75 - 80	80 - 85	85 - 90	90 - 95	95 - 100	100 - 105	105 - 110	110 - 115	115 - 120	120 - 125	125 - 130	130 - 135	135 - 140
0000	1	0	0	0	0	0	0	0	0	0	0	0	1	0	0	0	0	0	0	0	0	0	0	0	0	0	0	0	0	0
0100	2	0	0	0	0	0	0	0	0	0	0	0	0	1	1	0	0	0	0	0	0	0	0	0	0	0	0	0	0	0
0200	3	0	0	0	0	0	0	0	0	0	0	0	1	2	0	0	0	0	0	0	0	0	0	0	0	0	0	0	0	0
0300	5	0	0	0	0	0	0	0	0	0	0	1	2	0	1	1	0	0	0	0	0	0	0	0	0	0	0	0	0	0
0400	0	0	0	0	0	0	0	0	0	0	0	0	0	0	0	0	0	0	0	0	0	0	0	0	0	0	0	0	0	0
0500	1	0	0	0	0	0	0	0	0	0	1	0	0	0	0	0	0	0	0	0	0	0	0	0	0	0	0	0	0	0
0600	0	0	0	0	0	0	0	0	0	0	0	0	0	0	0	0	0	0	0	0	0	0	0	0	0	0	0	0	0	0
0700	1	0	0	0	0	0	0	0	0	0	0	0	0	1	0	0	0	0	0	0	0	0	0	0	0	0	0	0	0	0
0800	0	0	0	0	0	0	0	0	0	0	0	0	0	0	0	0	0	0	0	0	0	0	0	0	0	0	0	0	0	0
0900	3	0	0	0	0	0	0	0	0	0	0	0	1	1	0	0	1	0	0	0	0	0	0	0	0	0	0	0	0	0
1000	5	0	0	0	0	0	0	0	0	1	0	1	2	1	0	0	0	0	0	0	0	0	0	0	0	0	0	0	0	0
1100	**7**	**0**	**0**	**0**	**0**	**0**	**1**	**0**	**0**	**1**	**0**	**0**	**2**	**1**	**0**	**2**	**0**	**0**	**0**	**0**	**0**	**0**	**0**	**0**	**0**	**0**	**0**	**0**	**0**	**0**
1200	5	0	0	1	1	0	0	0	0	1	0	1	1	0	0	0	0	0	0	0	0	0	0	0	0	0	0	0	0	0
1300	5	0	0	0	0	0	0	0	0	1	0	1	0	3	0	0	0	0	0	0	0	0	0	0	0	0	0	0	0	0
1400	7	0	0	0	0	0	0	0	0	1	0	1	3	1	0	0	1	0	0	0	0	0	0	0	0	0	0	0	0	0
1500	4	0	0	0	0	0	0	0	0	0	0	2	1	1	0	0	0	0	0	0	0	0	0	0	0	0	0	0	0	0
1600	5	0	0	0	0	0	0	1	0	1	0	1	2	0	0	0	0	0	0	0	0	0	0	0	0	0	0	0	0	0
1700	6	0	0	0	0	0	0	0	0	0	1	0	2	1	1	0	1	0	0	0	0	0	0	0	0	0	0	0	0	0
1800	**9**	**0**	**0**	**0**	**0**	**0**	**0**	**0**	**1**	**0**	**2**	**1**	**1**	**1**	**1**	**1**	**0**	**0**	**0**	**0**	**1**	**0**	**0**	**0**	**0**	**0**	**0**	**0**	**0**	**0**
1900	**9**	**0**	**0**	**0**	**0**	**0**	**0**	**0**	**0**	**1**	**0**	**1**	**1**	**4**	**2**	**0**	**0**	**0**	**0**	**0**	**0**	**0**	**0**	**0**	**0**	**0**	**0**	**0**	**0**	**0**
2000	0	0	0	0	0	0	0	0	0	0	0	0	0	0	0	0	0	0	0	0	0	0	0	0	0	0	0	0	0	0
2100	3	0	0	0	0	0	0	0	0	0	0	2	0	0	0	0	1	0	0	0	0	0	0	0	0	0	0	0	0	0
2200	2	0	0	0	0	0	0	0	0	0	0	1	0	1	0	0	0	0	0	0	0	0	0	0	0	0	0	0	0	0
2300	2	0	0	0	0	0	0	0	0	0	0	1	0	0	0	1	0	0	0	0	0	0	0	0	0	0	0	0	0	0
07-19	**57**	**0**	**0**	**1**	**1**	**0**	**1**	**1**	**1**	**6**	**3**	**8**	**15**	**11**	**2**	**3**	**3**	**0**	**0**	**0**	**1**	**0**	**0**	**0**	**0**	**0**	**0**	**0**	**0**	**0**
06-22	**69**	**0**	**0**	**1**	**1**	**0**	**1**	**1**	**1**	**7**	**3**	**11**	**16**	**15**	**4**	**3**	**4**	**0**	**0**	**0**	**1**	**0**	**0**	**0**	**0**	**0**	**0**	**0**	**0**	**0**
06-00	**73**	**0**	**0**	**1**	**1**	**0**	**1**	**1**	**1**	**7**	**3**	**13**	**16**	**16**	**4**	**4**	**4**	**0**	**0**	**0**	**1**	**0**	**0**	**0**	**0**	**0**	**0**	**0**	**0**	**0**
00-00	**85**	**0**	**0**	**1**	**1**	**0**	**1**	**1**	**1**	**7**	**4**	**14**	**20**	**19**	**6**	**5**	**4**	**0**	**0**	**0**	**1**	**0**	**0**	**0**	**0**	**0**	**0**	**0**	**0**	**0**

DRAFT

Site 21
Location Unnamed Road, att s/barrier, Lat 53.65279, Long -6.76042
Direction East

3279 / Meath/Cavan/Monaghan ATC's
October 2013
Automatic Traffic Count

Virtual Day (7)

Time	Total	Speed Bins (km/h)																											
		0 - 5	5 - 10	10 - 15	15 - 20	20 - 25	25 - 30	30 - 35	35 - 40	40 - 45	45 - 50	50 - 55	55 - 60	60 - 65	65 - 70	70 - 75	75 - 80	80 - 85	85 - 90	90 - 95	95 - 100	100 - 105	105 - 110	110 - 115	115 - 120	120 - 125	125 - 130	130 - 135	135 - 140
0000	1	0	0	0	0	0	0	0	0	0	0	0	0	1	0	0	0	0	0	0	0	0	0	0	0	0	0	0	0
0100	1	0	0	0	0	0	0	0	0	0	0	0	0	0	0	0	0	0	0	0	0	0	0	0	0	0	0	0	0
0200	1	0	0	0	0	0	0	0	0	0	0	0	0	0	0	0	0	0	0	0	0	0	0	0	0	0	0	0	0
0300	1	0	0	0	0	0	0	0	0	0	0	0	0	0	0	0	0	0	0	0	0	0	0	0	0	0	0	0	0
0400	0	0	0	0	0	0	0	0	0	0	0	0	0	0	0	0	0	0	0	0	0	0	0	0	0	0	0	0	0
0500	0	0	0	0	0	0	0	0	0	0	0	0	0	0	0	0	0	0	0	0	0	0	0	0	0	0	0	0	0
0600	1	0	0	0	0	0	0	0	0	0	0	0	0	0	0	0	0	0	0	0	0	0	0	0	0	0	0	0	0
0700	3	0	0	0	0	0	0	0	0	0	0	1	1	1	0	0	0	0	0	0	0	0	0	0	0	0	0	0	0
0800	4	0	0	0	0	0	0	0	0	0	1	1	1	1	0	1	0	0	0	0	0	0	0	0	0	0	0	0	0
0900	**6**	**0**	**0**	**0**	**0**	**0**	**0**	**0**	**0**	**0**	**0**	**1**	**2**	**1**	**1**	**1**	**0**	**0**	**0**	**0**	**0**	**0**	**0**	**0**	**0**	**0**	**0**	**0**	**0**
1000	4	0	0	0	0	0	0	0	0	0	0	0	1	1	1	0	0	0	0	0	0	0	0	0	0	0	0	0	0
1100	**6**	**0**	**0**	**0**	**0**	**0**	**0**	**0**	**0**	**0**	**0**	**0**	**1**	**1**	**1**	**1**	**0**	**0**	**0**	**0**	**0**	**0**	**0**	**0**	**0**	**0**	**0**	**0**	**0**
1200	6	0	0	0	0	0	0	0	0	0	0	2	1	1	1	1	0	0	0	0	0	0	0	0	0	0	0	0	0
1300	8	0	0	0	0	0	0	0	0	1	0	1	1	2	1	1	0	0	0	0	0	0	0	0	0	0	0	0	0
1400	7	0	0	0	0	0	0	0	0	0	0	1	1	2	1	1	0	0	0	0	0	0	0	0	0	0	0	0	0
1500	9	0	0	0	0	0	0	0	0	0	1	1	2	2	1	1	0	0	0	0	0	0	0	0	0	0	0	0	0
1600	9	0	0	0	0	0	0	0	0	0	0	1	3	2	1	0	0	0	0	0	0	0	0	0	0	0	0	0	0
1700	8	0	0	0	0	0	0	0	0	0	1	1	2	2	1	0	0	0	0	0	0	0	0	0	0	0	0	0	0
1800	**10**	**0**	**0**	**0**	**0**	**0**	**0**	**0**	**0**	**0**	**1**	**1**	**3**	**3**	**2**	**1**	**0**	**0**	**0**	**0**	**0**	**0**	**0**	**0**	**0**	**0**	**0**	**0**	**0**
1900	7	0	0	0	0	0	0	0	0	0	1	0	2	2	1	0	0	0	0	0	0	0	0	0	0	0	0	0	0
2000	4	0	0	0	0	0	0	0	0	0	0	0	1	1	0	0	0	0	0	0	0	0	0	0	0	0	0	0	0
2100	4	0	0	0	0	0	0	0	0	0	0	1	1	1	1	0	0	0	0	0	0	0	0	0	0	0	0	0	0
2200	2	0	0	0	0	0	0	0	0	0	0	0	0	1	1	0	0	0	0	0	0	0	0	0	0	0	0	0	0
2300	2	0	0	0	0	0	0	0	0	0	0	0	0	0	0	0	0	0	0	0	0	0	0	0	0	0	0	0	0
07-19	**80**	**0**	**0**	**1**	**0**	**0**	**0**	**1**	**1**	**4**	**5**	**12**	**17**	**17**	**11**	**6**	**2**	**0**	**0**	**0**	**0**	**0**	**0**	**0**	**0**	**0**	**0**	**0**	**0**
06-22	**96**	**0**	**0**	**1**	**0**	**0**	**1**	**1**	**1**	**5**	**6**	**14**	**21**	**21**	**14**	**7**	**3**	**1**	**0**	**0**	**0**	**0**	**0**	**0**	**0**	**0**	**0**	**0**	**0**
06-00	**99**	**0**	**0**	**1**	**0**	**0**	**1**	**1**	**1**	**5**	**6**	**14**	**21**	**22**	**15**	**7**	**3**	**1**	**0**	**0**	**0**	**0**	**0**	**0**	**0**	**0**	**0**	**0**	**0**
00-00	**103**	**0**	**0**	**1**	**0**	**0**	**1**	**1**	**1**	**5**	**7**	**15**	**22**	**23**	**16**	**7**	**3**	**1**	**0**	**0**	**0**	**0**	**0**	**0**	**0**	**0**	**0**	**0**	**0**

DRAFT

Site 21
Location Unnamed Road, att s/barrier, Lat 53.65279, Long -6.76042
Direction East

3279 / Meath/Cavan/Monaghan ATC's
October 2013
Automatic Traffic Count

Virtual Week (1)

Time	Total	Speed Bins (km/h)																											
		0 - 5	5 - 10	10 - 15	15 - 20	20 - 25	25 - 30	30 - 35	35 - 40	40 - 45	45 - 50	50 - 55	55 - 60	60 - 65	65 - 70	70 - 75	75 - 80	80 - 85	85 - 90	90 - 95	95 - 100	100 - 105	105 - 110	110 - 115	115 - 120	120 - 125	125 - 130	130 - 135	135 - 140
Mon	99	0	0	2	0	0	0	1	4	0	6	14	18	21	18	13	1	1	0	0	0	0	0	0	0	0	0	0	0
Tue	114	0	0	2	1	1	0	0	0	2	6	20	25	28	20	6	1	2	0	0	0	0	0	0	0	0	0	0	0
Wed	114	0	0	1	1	1	1	0	1	5	12	15	21	26	21	6	2	1	0	0	0	0	0	0	0	0	0	0	0
Thu	113	0	0	0	0	0	1	0	1	8	7	15	23	28	16	8	6	0	0	0	0	0	0	0	0	0	0	0	0
Fri	100	0	0	1	0	1	0	3	1	6	7	17	22	22	13	3	3	1	0	0	0	0	0	0	0	0	0	0	0
|Sat	97	0	0	0	0	0	1	1	2	5	4	9	22	20	15	11	5	1	0	1	0	0	0	0	0	0	0	0	0
|Sun	85	0	0	1	1	0	1	1	1	7	4	14	20	19	6	5	4	0	0	0	1	0	0	0	0	0	0	0	0
5 Day Ave.	**108**	**0**	**0**	**1**	**0**	**1**	**0**	**1**	**1**	**4**	**8**	**16**	**22**	**25**	**18**	**7**	**3**	**1**	**0**	**0**	**0**	**0**	**0**	**0**	**0**	**0**	**0**	**0**	**0**
7 Day Ave.	**103**	**0**	**0**	**1**	**0**	**0**	**1**	**1**	**1**	**5**	**7**	**15**	**22**	**23**	**16**	**7**	**3**	**1**	**0**	**0**	**0**	**0**	**0**	**0**	**0**	**0**	**0**	**0**	**0**
--	**722**	**0**	**0**	**7**	**3**	**3**	**4**	**6**	**10**	**33**	**46**	**104**	**151**	**164**	**109**	**52**	**22**	**6**	**0**	**1**	**1**	**0**	**0**	**0**	**0**	**0**	**0**	**0**	**0**

Summary Graphs

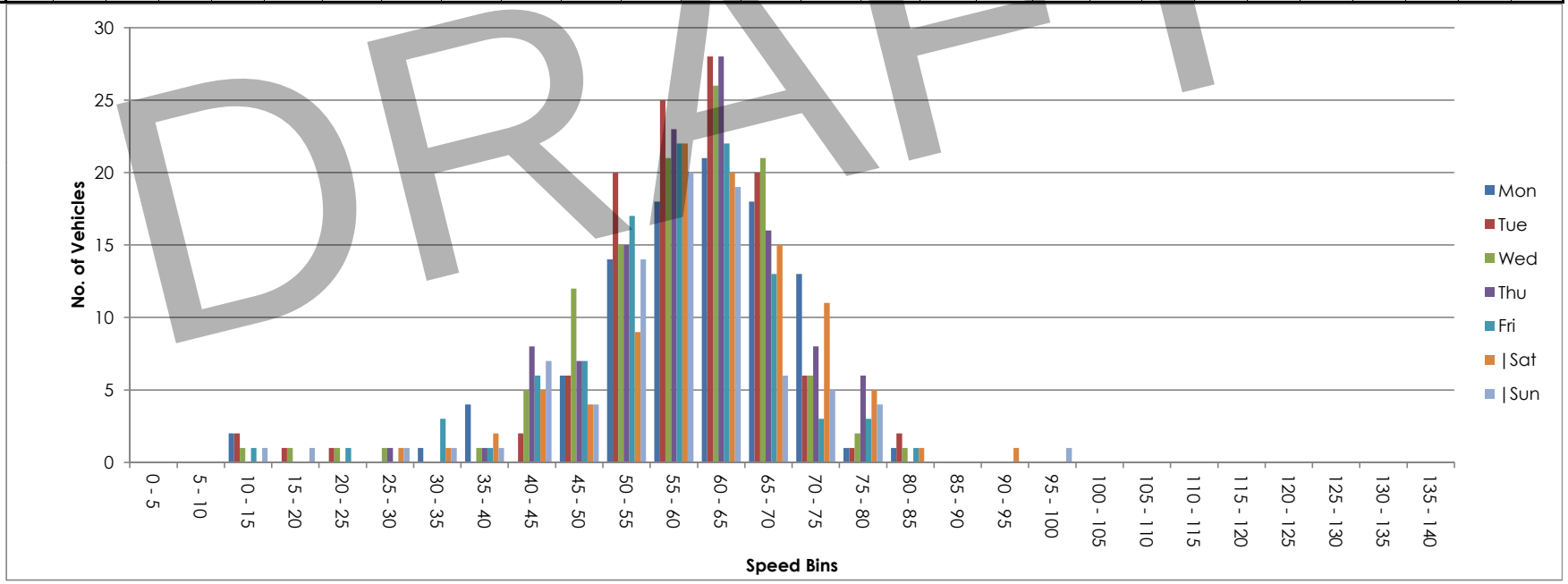

DRAFT

Site 21
Location Unnamed Road, att s/barrier, Lat 53.65279, Long -6.76042
Direction West

3279 / Meath/Cavan/Monaghan ATC's
October 2013
Automatic Traffic Count

Mon, 7 October 2013

Time	Total	Classification												>PSL	>PSL%	>SL1	>SL1%	>SL2	>SL2%	Mean	Vpp
		1 MCL	2 SV	3 SVT	4 TB2	5 TB3	6 T4	7 ART3	8 ART4	9 ART5	10 ART6	11 BD	12 DRT	80	80	85 +5kph	85 +5kph	90 +10kph	90 +10kph		85
0000	1	0	1	0	0	0	0	0	0	0	0	0	0	0	0	0	0	0	0	51.6	-
0100	0	0	0	0	0	0	0	0	0	0	0	0	0	0	0	0	0	0	0	-	-
0200	0	0	0	0	0	0	0	0	0	0	0	0	0	0	0	0	0	0	0	-	-
0300	0	0	0	0	0	0	0	0	0	0	0	0	0	0	0	0	0	0	0	-	-
0400	0	0	0	0	0	0	0	0	0	0	0	0	0	0	0	0	0	0	0	-	-
0500	1	0	1	0	0	0	0	0	0	0	0	0	0	0	0	0	0	0	0	69.2	-
0600	2	0	2	0	0	0	0	0	0	0	0	0	0	0	0	0	0	0	0	62.9	-
0700	4	0	3	0	1	0	0	0	0	0	0	0	0	0	0	0	0	0	0	62.3	-
0800	**10**	**0**	**10**	**0**	**0**	**0**	**0**	**0**	**0**	**0**	**0**	**0**	**0**	**0**	**0**	**0**	**0**	**0**	**0**	**54**	**-**
0900	3	0	3	0	0	0	0	0	0	0	0	0	0	0	0	0	0	0	0	65.9	-
1000	8	1	6	0	1	0	0	0	0	0	0	0	0	1	12.5	0	0	0	0	56.9	-
1100	7	0	4	0	3	0	0	0	0	0	0	0	0	0	0	0	0	0	0	54	-
1200	3	0	3	0	0	0	0	0	0	0	0	0	0	0	0	0	0	0	0	51.4	-
1300	7	0	4	0	3	0	0	0	0	0	0	0	0	0	0	0	0	0	0	63.4	-
1400	**10**	**1**	**9**	**0**	**0**	**0**	**0**	**0**	**0**	**0**	**0**	**0**	**0**	**0**	**0**	**0**	**0**	**0**	**0**	**55.8**	**-**
1500	6	0	4	0	2	0	0	0	0	0	0	0	0	0	0	0	0	0	0	54.1	-
1600	5	0	5	0	0	0	0	0	0	0	0	0	0	0	0	0	0	0	0	56.5	-
1700	7	0	6	0	1	0	0	0	0	0	0	0	0	0	0	0	0	0	0	61.3	-
1800	9	0	9	0	0	0	0	0	0	0	0	0	0	0	0	0	0	0	0	60.9	-
1900	5	0	5	0	0	0	0	0	0	0	0	0	0	0	0	0	0	0	0	59.1	-
2000	5	0	5	0	0	0	0	0	0	0	0	0	0	0	0	0	0	0	0	63.5	-
2100	4	0	4	0	0	0	0	0	0	0	0	0	0	0	0	0	0	0	0	63.5	-
2200	2	0	2	0	0	0	0	0	0	0	0	0	0	0	0	0	0	0	0	60	-
2300	1	0	1	0	0	0	0	0	0	0	0	0	0	0	0	0	0	0	0	73.6	-
07-19	**79**	**2**	**66**	**0**	**11**	**0**	**0**	**0**	**0**	**0**	**0**	**0**	**0**	**1**	**1.3**	**0**	**0**	**0**	**0**	**57.7**	**66.6**
06-22	**95**	**2**	**82**	**0**	**11**	**0**	**0**	**0**	**0**	**0**	**0**	**0**	**0**	**1**	**1.1**	**0**	**0**	**0**	**0**	**58.5**	**68.4**
06-00	**98**	**2**	**85**	**0**	**11**	**0**	**0**	**0**	**0**	**0**	**0**	**0**	**0**	**1**	**1**	**0**	**0**	**0**	**0**	**58.7**	**68.4**
00-00	**100**	**2**	**87**	**0**	**11**	**0**	**0**	**0**	**0**	**0**	**0**	**0**	**0**	**1**	**1**	**0**	**0**	**0**	**0**	**58.7**	**68.8**

DRAFT

Site 21
Location Unnamed Road, att s/barrier, Lat 53.65279, Long -6.76042
Direction West

3279 / Meath/Cavan/Monaghan ATC's
October 2013
Automatic Traffic Count

Tue, 8 October 2013

Time	Total	Classification												>PSL	>PSL%	>SL1	>SL1%	>SL2	>SL2%	Mean	Vpp
		1 MCL	2 SV	3 SVT	4 TB2	5 TB3	6 T4	7 ART3	8 ART4	9 ART5	10 ART6	11 BD	12 DRT	80	80	85 +5kph	85 +5kph	90 +10kph	90 +10kph		85
0000	0	0	0	0	0	0	0	0	0	0	0	0	0	0	0	0	0	0	0	-	-
0100	0	0	0	0	0	0	0	0	0	0	0	0	0	0	0	0	0	0	0	-	-
0200	0	0	0	0	0	0	0	0	0	0	0	0	0	0	0	0	0	0	0	-	-
0300	0	0	0	0	0	0	0	0	0	0	0	0	0	0	0	0	0	0	0	-	-
0400	0	0	0	0	0	0	0	0	0	0	0	0	0	0	0	0	0	0	0	-	-
0500	1	0	1	0	0	0	0	0	0	0	0	0	0	0	0	0	0	0	0	72.4	-
0600	2	0	2	0	0	0	0	0	0	0	0	0	0	0	0	0	0	0	0	62.7	-
0700	6	0	5	0	1	0	0	0	0	0	0	0	0	0	0	0	0	0	0	57.1	-
0800	9	0	9	0	0	0	0	0	0	0	0	0	0	0	0	0	0	0	0	55.2	-
0900	8	0	8	0	0	0	0	0	0	0	0	0	0	0	0	0	0	0	0	57	-
1000	7	0	6	1	0	0	0	0	0	0	0	0	0	0	0	0	0	0	0	57.6	-
1100	**11**	**1**	**9**	**1**	**0**	**0**	**0**	**0**	**0**	**0**	**0**	**0**	**0**	**0**	**0**	**0**	**0**	**0**	**0**	**56.1**	**68.4**
1200	5	0	4	0	1	0	0	0	0	0	0	0	0	0	0	0	0	0	0	65.3	-
1300	**11**	**0**	**10**	**0**	**1**	**0**	**0**	**0**	**0**	**0**	**0**	**0**	**0**	**0**	**0**	**0**	**0**	**0**	**0**	**57.9**	**63.4**
1400	5	0	5	0	0	0	0	0	0	0	0	0	0	0	0	0	0	0	0	53.9	-
1500	7	0	7	0	0	0	0	0	0	0	0	0	0	0	0	0	0	0	0	60	-
1600	8	0	7	0	1	0	0	0	0	0	0	0	0	0	0	0	0	0	0	57.1	-
1700	6	0	6	0	0	0	0	0	0	0	0	0	0	0	0	0	0	0	0	50.9	-
1800	7	0	7	0	0	0	0	0	0	0	0	0	0	1	14.3	0	0	0	0	63.1	-
1900	10	0	10	0	0	0	0	0	0	0	0	0	0	0	0	0	0	0	0	63.6	-
2000	6	0	6	0	0	0	0	0	0	0	0	0	0	1	16.7	0	0	0	0	58.6	-
2100	1	0	0	0	1	0	0	0	0	0	0	0	0	0	0	0	0	0	0	49.4	-
2200	1	0	1	0	0	0	0	0	0	0	0	0	0	0	0	0	0	0	0	70.4	-
2300	0	0	0	0	0	0	0	0	0	0	0	0	0	0	0	0	0	0	0	-	-
07-19	**90**	**1**	**83**	**2**	**4**	**0**	**0**	**0**	**0**	**0**	**0**	**0**	**0**	**1**	**1.1**	**0**	**0**	**0**	**0**	**57.5**	**68.4**
06-22	**109**	**1**	**101**	**2**	**5**	**0**	**0**	**0**	**0**	**0**	**0**	**0**	**0**	**2**	**1.8**	**0**	**0**	**0**	**0**	**58.1**	**68**
06-00	**110**	**1**	**102**	**2**	**5**	**0**	**0**	**0**	**0**	**0**	**0**	**0**	**0**	**2**	**1.8**	**0**	**0**	**0**	**0**	**58.2**	**68.4**
00-00	**111**	**1**	**103**	**2**	**5**	**0**	**0**	**0**	**0**	**0**	**0**	**0**	**0**	**2**	**1.8**	**0**	**0**	**0**	**0**	**58.4**	**68.4**

DRAFT

Site 21
Location Unnamed Road, att s/barrier, Lat 53.65279, Long -6.76042
Direction West

3279 / Meath/Cavan/Monaghan ATC's
October 2013
Automatic Traffic Count

Wed, 9 October 2013

Time	Total	Classification												>PSL	>PSL%	>SL1	>SL1%	>SL2	>SL2%	Mean	Vpp
		1 MCL	2 SV	3 SVT	4 TB2	5 TB3	6 T4	7 ART3	8 ART4	9 ART5	10 ART6	11 BD	12 DRT	80	80	85 +5kph	85 +5kph	90 +10kph	90 +10kph		85
0000	1	0	1	0	0	0	0	0	0	0	0	0	0	0	0	0	0	0	0	66.5	-
0100	0	0	0	0	0	0	0	0	0	0	0	0	0	0	0	0	0	0	0	-	-
0200	0	0	0	0	0	0	0	0	0	0	0	0	0	0	0	0	0	0	0	-	-
0300	0	0	0	0	0	0	0	0	0	0	0	0	0	0	0	0	0	0	0	-	-
0400	0	0	0	0	0	0	0	0	0	0	0	0	0	0	0	0	0	0	0	-	-
0500	1	0	1	0	0	0	0	0	0	0	0	0	0	0	0	0	0	0	0	67.3	-
0600	2	0	1	0	0	1	0	0	0	0	0	0	0	0	0	0	0	0	0	61.6	-
0700	8	0	6	0	1	1	0	0	0	0	0	0	0	0	0	0	0	0	0	60.6	-
0800	**15**	**0**	**14**	**0**	**1**	**0**	**0**	**0**	**0**	**0**	**0**	**0**	**0**	**0**	**0**	**0**	**0**	**0**	**0**	**62.6**	**70.9**
0900	11	0	8	0	3	0	0	0	0	0	0	0	0	0	0	0	0	0	0	59.2	65.9
1000	5	0	5	0	0	0	0	0	0	0	0	0	0	0	0	0	0	0	0	61.7	-
1100	14	1	11	0	1	0	1	0	0	0	0	0	0	0	0	0	0	0	0	55.5	63
1200	8	2	5	0	1	0	0	0	0	0	0	0	0	0	0	0	0	0	0	46.9	-
1300	**9**	**0**	**8**	**0**	**1**	**0**	**0**	**0**	**0**	**0**	**0**	**0**	**0**	**0**	**0**	**0**	**0**	**0**	**0**	**57.8**	**-**
1400	6	0	6	0	0	0	0	0	0	0	0	0	0	0	0	0	0	0	0	59	-
1500	8	0	8	0	0	0	0	0	0	0	0	0	0	0	0	0	0	0	0	54.1	-
1600	7	0	5	1	1	0	0	0	0	0	0	0	0	1	14.3	0	0	0	0	54.5	-
1700	6	0	6	0	0	0	0	0	0	0	0	0	0	0	0	0	0	0	0	56.7	-
1800	7	1	6	0	0	0	0	0	0	0	0	0	0	0	0	0	0	0	0	46.9	-
1900	6	0	6	0	0	0	0	0	0	0	0	0	0	0	0	0	0	0	0	59.5	-
2000	6	0	6	0	0	0	0	0	0	0	0	0	0	0	0	0	0	0	0	61.2	-
2100	5	0	5	0	0	0	0	0	0	0	0	0	0	0	0	0	0	0	0	58.7	-
2200	0	0	0	0	0	0	0	0	0	0	0	0	0	0	0	0	0	0	0	-	-
2300	1	0	1	0	0	0	0	0	0	0	0	0	0	0	0	0	0	0	0	57.9	-
07-19	**104**	**4**	**88**	**1**	**9**	**1**	**1**	**0**	**0**	**0**	**0**	**0**	**0**	**1**	**1**	**0**	**0**	**0**	**0**	**56.7**	**67**
06-22	**123**	**4**	**106**	**1**	**9**	**2**	**1**	**0**	**0**	**0**	**0**	**0**	**0**	**1**	**0.8**	**0**	**0**	**0**	**0**	**57.2**	**67**
06-00	**124**	**4**	**107**	**1**	**9**	**2**	**1**	**0**	**0**	**0**	**0**	**0**	**0**	**1**	**0.8**	**0**	**0**	**0**	**0**	**57.2**	**66.6**
00-00	**126**	**4**	**109**	**1**	**9**	**2**	**1**	**0**	**0**	**0**	**0**	**0**	**0**	**1**	**0.8**	**0**	**0**	**0**	**0**	**57.3**	**67**

DRAFT

Site 21
Location Unnamed Road, att s/barrier, Lat 53.65279, Long -6.76042
Direction West

3279 / Meath/Cavan/Monaghan ATC's
October 2013
Automatic Traffic Count

Thu, 10 October 2013

Time	Total	Classification												>PSL	>PSL%	>SL1	>SL1%	>SL2	>SL2%	Mean	Vpp
		1 MCL	2 SV	3 SVT	4 TB2	5 TB3	6 T4	7 ART3	8 ART4	9 ART5	10 ART6	11 BD	12 DRT	80	80	85 +5kph	85 +5kph	90 +10kph	90 +10kph		85
0000	0	0	0	0	0	0	0	0	0	0	0	0	0	0	0	0	0	0	0	-	-
0100	0	0	0	0	0	0	0	0	0	0	0	0	0	0	0	0	0	0	0	-	-
0200	1	0	1	0	0	0	0	0	0	0	0	0	0	0	0	0	0	0	0	51.7	-
0300	0	0	0	0	0	0	0	0	0	0	0	0	0	0	0	0	0	0	0	-	-
0400	0	0	0	0	0	0	0	0	0	0	0	0	0	0	0	0	0	0	0	-	-
0500	1	0	1	0	0	0	0	0	0	0	0	0	0	0	0	0	0	0	0	73.8	-
0600	2	0	2	0	0	0	0	0	0	0	0	0	0	0	0	0	0	0	0	54.5	-
0700	7	0	6	0	1	0	0	0	0	0	0	0	0	1	14.3	0	0	0	0	61.5	-
0800	**11**	**0**	**11**	**0**	**0**	**0**	**0**	**0**	**0**	**0**	**0**	**0**	**0**	**0**	**0**	**0**	**0**	**0**	**0**	**58.3**	**64.8**
0900	5	0	5	0	0	0	0	0	0	0	0	0	0	0	0	0	0	0	0	63.5	-
1000	7	2	3	0	1	0	0	0	0	0	1	0	0	1	14.3	0	0	0	0	47.4	-
1100	6	0	5	0	1	0	0	0	0	0	0	0	0	0	0	0	0	0	0	54.8	-
1200	6	0	6	0	0	0	0	0	0	0	0	0	0	0	0	0	0	0	0	49.7	-
1300	11	0	9	0	2	0	0	0	0	0	0	0	0	0	0	0	0	0	0	57.6	63
1400	10	2	7	0	1	0	0	0	0	0	0	0	0	0	0	0	0	0	0	51.3	-
1500	9	0	9	0	0	0	0	0	0	0	0	0	0	0	0	0	0	0	0	65.5	-
1600	12	0	10	0	2	0	0	0	0	0	0	0	0	0	0	0	0	0	0	56.4	63
1700	**14**	**0**	**13**	**0**	**1**	**0**	**0**	**0**	**0**	**0**	**0**	**0**	**0**	**0**	**0**	**0**	**0**	**0**	**0**	**59.1**	**69.5**
1800	10	0	9	0	1	0	0	0	0	0	0	0	0	0	0	0	0	0	0	61.9	-
1900	9	0	9	0	0	0	0	0	0	0	0	0	0	0	0	0	0	0	0	60.1	-
2000	6	0	4	0	2	0	0	0	0	0	0	0	0	0	0	0	0	0	0	55.3	-
2100	3	0	3	0	0	0	0	0	0	0	0	0	0	0	0	0	0	0	0	71.8	-
2200	1	0	1	0	0	0	0	0	0	0	0	0	0	0	0	0	0	0	0	74.3	-
2300	0	0	0	0	0	0	0	0	0	0	0	0	0	0	0	0	0	0	0	-	-
07-19	**108**	**4**	**93**	**0**	**10**	**0**	**0**	**0**	**0**	**0**	**1**	**0**	**0**	**2**	**1.9**	**0**	**0**	**0**	**0**	**57.5**	**68**
06-22	**128**	**4**	**111**	**0**	**12**	**0**	**0**	**0**	**0**	**0**	**1**	**0**	**0**	**2**	**1.6**	**0**	**0**	**0**	**0**	**57.8**	**69.5**
06-00	**129**	**4**	**112**	**0**	**12**	**0**	**0**	**0**	**0**	**0**	**1**	**0**	**0**	**2**	**1.6**	**0**	**0**	**0**	**0**	**58**	**69.8**
00-00	**131**	**4**	**114**	**0**	**12**	**0**	**0**	**0**	**0**	**0**	**1**	**0**	**0**	**2**	**1.5**	**0**	**0**	**0**	**0**	**58**	**69.8**

DRAFT

Site 21
Location Unnamed Road, att s/barrier, Lat 53.65279, Long -6.76042
Direction West

3279 / Meath/Cavan/Monaghan ATC's
October 2013
Automatic Traffic Count

Fri, 11 October 2013

Time	Total	Classification												>PSL	>PSL%	>SL1	>SL1%	>SL2	>SL2%	Mean	Vpp
		1 MCL	2 SV	3 SVT	4 TB2	5 TB3	6 T4	7 ART3	8 ART4	9 ART5	10 ART6	11 BD	12 DRT	80	80	85 +5kph	85 +5kph	90 +10kph	90 +10kph		85
0000	1	0	1	0	0	0	0	0	0	0	0	0	0	0	0	0	0	0	0	60.3	-
0100	2	0	2	0	0	0	0	0	0	0	0	0	0	0	0	0	0	0	0	59.5	-
0200	0	0	0	0	0	0	0	0	0	0	0	0	0	0	0	0	0	0	0	-	-
0300	0	0	0	0	0	0	0	0	0	0	0	0	0	0	0	0	0	0	0	-	-
0400	0	0	0	0	0	0	0	0	0	0	0	0	0	0	0	0	0	0	0	-	-
0500	1	0	1	0	0	0	0	0	0	0	0	0	0	0	0	0	0	0	0	72.4	-
0600	1	0	1	0	0	0	0	0	0	0	0	0	0	0	0	0	0	0	0	63.4	-
0700	6	0	5	0	1	0	0	0	0	0	0	0	0	1	16.7	0	0	0	0	60.5	-
0800	**14**	**1**	**11**	**1**	**1**	**0**	**0**	**0**	**0**	**0**	**0**	**0**	**0**	**0**	**0**	**0**	**0**	**0**	**0**	**59**	**67**
0900	3	0	3	0	0	0	0	0	0	0	0	0	0	0	0	0	0	0	0	56.7	-
1000	11	2	8	1	0	0	0	0	0	0	0	0	0	0	0	0	0	0	0	48.5	60.8
1100	7	2	5	0	0	0	0	0	0	0	0	0	0	0	0	0	0	0	0	45.5	-
1200	9	1	7	0	1	0	0	0	0	0	0	0	0	0	0	0	0	0	0	54.1	-
1300	**13**	**0**	**11**	**0**	**2**	**0**	**0**	**0**	**0**	**0**	**0**	**0**	**0**	**0**	**0**	**0**	**0**	**0**	**0**	**52.8**	**62.6**
1400	6	1	5	0	0	0	0	0	0	0	0	0	0	0	0	0	0	0	0	50	-
1500	6	0	6	0	0	0	0	0	0	0	0	0	0	0	0	0	0	0	0	54.6	-
1600	8	0	5	1	1	0	0	0	1	0	0	0	0	0	0	0	0	0	0	57.6	-
1700	4	1	3	0	0	0	0	0	0	0	0	0	0	0	0	0	0	0	0	49.1	-
1800	7	0	7	0	0	0	0	0	0	0	0	0	0	0	0	0	0	0	0	59.6	-
1900	11	0	11	0	0	0	0	0	0	0	0	0	0	1	9.1	0	0	0	0	59.7	68.8
2000	4	0	4	0	0	0	0	0	0	0	0	0	0	1	25	0	0	0	0	59	-
2100	1	0	1	0	0	0	0	0	0	0	0	0	0	0	0	0	0	0	0	66.1	-
2200	3	0	3	0	0	0	0	0	0	0	0	0	0	0	0	0	0	0	0	56.7	-
2300	1	0	1	0	0	0	0	0	0	0	0	0	0	0	0	0	0	0	0	58.7	-
07-19	**94**	**8**	**76**	**3**	**6**	**0**	**0**	**0**	**1**	**0**	**0**	**0**	**0**	**1**	**1.1**	**0**	**0**	**0**	**0**	**54.1**	**65.2**
06-22	**111**	**8**	**93**	**3**	**6**	**0**	**0**	**0**	**1**	**0**	**0**	**0**	**0**	**3**	**2.7**	**0**	**0**	**0**	**0**	**55**	**67**
06-00	**115**	**8**	**97**	**3**	**6**	**0**	**0**	**0**	**1**	**0**	**0**	**0**	**0**	**3**	**2.6**	**0**	**0**	**0**	**0**	**55.1**	**67**
00-00	**119**	**8**	**101**	**3**	**6**	**0**	**0**	**0**	**1**	**0**	**0**	**0**	**0**	**3**	**2.5**	**0**	**0**	**0**	**0**	**55.4**	**67**

DRAFT

Site 21
Location Unnamed Road, att s/barrier, Lat 53.65279, Long -6.76042
Direction West

3279 / Meath/Cavan/Monaghan ATC's
October 2013
Automatic Traffic Count

Sat, 12 October 2013

Time	Total	Classification												>PSL	>PSL%	>SL1	>SL1%	>SL2	>SL2%	Mean	Vpp
		1 MCL	2 SV	3 SVT	4 TB2	5 TB3	6 T4	7 ART3	8 ART4	9 ART5	10 ART6	11 BD	12 DRT	80	80	85 +5kph	85 +5kph	90 +10kph	90 +10kph		85
0000	0	0	0	0	0	0	0	0	0	0	0	0	0	0	0	0	0	0	0	-	-
0100	0	0	0	0	0	0	0	0	0	0	0	0	0	0	0	0	0	0	0	-	-
0200	0	0	0	0	0	0	0	0	0	0	0	0	0	0	0	0	0	0	0	-	-
0300	0	0	0	0	0	0	0	0	0	0	0	0	0	0	0	0	0	0	0	-	-
0400	0	0	0	0	0	0	0	0	0	0	0	0	0	0	0	0	0	0	0	-	-
0500	0	0	0	0	0	0	0	0	0	0	0	0	0	0	0	0	0	0	0	-	-
0600	0	0	0	0	0	0	0	0	0	0	0	0	0	0	0	0	0	0	0	-	-
0700	4	0	3	0	1	0	0	0	0	0	0	0	0	0	0	0	0	0	0	60.6	-
0800	3	0	2	0	1	0	0	0	0	0	0	0	0	0	0	0	0	0	0	59.4	-
0900	7	0	7	0	0	0	0	0	0	0	0	0	0	0	0	0	0	0	0	68.7	-
1000	4	0	3	0	1	0	0	0	0	0	0	0	0	0	0	0	0	0	0	56.4	-
1100	**9**	**1**	**8**	**0**	**0**	**0**	**0**	**0**	**0**	**0**	**0**	**0**	**0**	**1**	**11.1**	**0**	**0**	**0**	**0**	**55.7**	**-**
1200	4	0	4	0	0	0	0	0	0	0	0	0	0	0	0	0	0	0	0	61.3	-
1300	6	0	5	0	1	0	0	0	0	0	0	0	0	0	0	0	0	0	0	48.8	-
1400	**7**	**1**	**6**	**0**	**0**	**0**	**0**	**0**	**0**	**0**	**0**	**0**	**0**	**1**	**14.3**	**1**	**14.3**	**1**	**14.3**	**69**	**-**
1500	**7**	**0**	**7**	**0**	**0**	**0**	**0**	**0**	**0**	**0**	**0**	**0**	**0**	**0**	**0**	**0**	**0**	**0**	**0**	**60.2**	**-**
1600	**7**	**0**	**7**	**0**	**0**	**0**	**0**	**0**	**0**	**0**	**0**	**0**	**0**	**0**	**0**	**0**	**0**	**0**	**0**	**55.6**	**-**
1700	5	0	5	0	0	0	0	0	0	0	0	0	0	0	0	0	0	0	0	52.3	-
1800	6	0	6	0	0	0	0	0	0	0	0	0	0	0	0	0	0	0	0	55.1	-
1900	**7**	**0**	**7**	**0**	**0**	**0**	**0**	**0**	**0**	**0**	**0**	**0**	**0**	**0**	**0**	**0**	**0**	**0**	**0**	**59.9**	**-**
2000	4	0	4	0	0	0	0	0	0	0	0	0	0	0	0	0	0	0	0	58	-
2100	0	0	0	0	0	0	0	0	0	0	0	0	0	0	0	0	0	0	0	-	-
2200	1	0	1	0	0	0	0	0	0	0	0	0	0	0	0	0	0	0	0	66	-
2300	2	0	2	0	0	0	0	0	0	0	0	0	0	0	0	0	0	0	0	60.6	-
07-19	**69**	**2**	**63**	**0**	**4**	**0**	**0**	**0**	**0**	**0**	**0**	**0**	**0**	**2**	**2.9**	**1**	**1.4**	**1**	**1.4**	**58.7**	**70.6**
06-22	**80**	**2**	**74**	**0**	**4**	**0**	**0**	**0**	**0**	**0**	**0**	**0**	**0**	**2**	**2.5**	**1**	**1.3**	**1**	**1.3**	**58.8**	**69.1**
06-00	**83**	**2**	**77**	**0**	**4**	**0**	**0**	**0**	**0**	**0**	**0**	**0**	**0**	**2**	**2.4**	**1**	**1.2**	**1**	**1.2**	**58.9**	**69.1**
00-00	**83**	**2**	**77**	**0**	**4**	**0**	**0**	**0**	**0**	**0**	**0**	**0**	**0**	**2**	**2.4**	**1**	**1.2**	**1**	**1.2**	**58.9**	**69.1**

DRAFT

Site 21
Location Unnamed Road, att s/barrier, Lat 53.65279, Long -6.76042
Direction West

3279 / Meath/Cavan/Monaghan ATC's
October 2013
Automatic Traffic Count

Sun, 13 October 2013

Time	Total	Classification												>PSL	>PSL%	>SL1	>SL1%	>SL2	>SL2%	Mean	Vpp
		1 MCL	2 SV	3 SVT	4 TB2	5 TB3	6 T4	7 ART3	8 ART4	9 ART5	10 ART6	11 BD	12 DRT	80	80	85 +5kph	85 +5kph	90 +10kph	90 +10kph		85
0000	0	0	0	0	0	0	0	0	0	0	0	0	0	0	0	0	0	0	0	-	-
0100	2	0	1	0	1	0	0	0	0	0	0	0	0	0	0	0	0	0	0	65.5	-
0200	2	0	2	0	0	0	0	0	0	0	0	0	0	0	0	0	0	0	0	63.1	-
0300	4	0	4	0	0	0	0	0	0	0	0	0	0	0	0	0	0	0	0	61.3	-
0400	0	0	0	0	0	0	0	0	0	0	0	0	0	0	0	0	0	0	0	-	-
0500	1	0	1	0	0	0	0	0	0	0	0	0	0	0	0	0	0	0	0	41.2	-
0600	1	0	1	0	0	0	0	0	0	0	0	0	0	0	0	0	0	0	0	58.8	-
0700	2	0	2	0	0	0	0	0	0	0	0	0	0	0	0	0	0	0	0	61.5	-
0800	2	0	2	0	0	0	0	0	0	0	0	0	0	0	0	0	0	0	0	51.6	-
0900	1	0	1	0	0	0	0	0	0	0	0	0	0	0	0	0	0	0	0	61.5	-
1000	**7**	**0**	**7**	**0**	**0**	**0**	**0**	**0**	**0**	**0**	**0**	**0**	**0**	**1**	**14.3**	**0**	**0**	**0**	**0**	**57.6**	**-**
1100	5	2	3	0	0	0	0	0	0	0	0	0	0	0	0	0	0	0	0	40.4	-
1200	**11**	**0**	**11**	**0**	**0**	**0**	**0**	**0**	**0**	**0**	**0**	**0**	**0**	**0**	**0**	**0**	**0**	**0**	**0**	**51.8**	**59.8**
1300	6	0	6	0	0	0	0	0	0	0	0	0	0	0	0	0	0	0	0	61.4	-
1400	8	0	8	0	0	0	0	0	0	0	0	0	0	0	0	0	0	0	0	50	-
1500	3	0	3	0	0	0	0	0	0	0	0	0	0	0	0	0	0	0	0	66.4	-
1600	8	1	7	0	0	0	0	0	0	0	0	0	0	0	0	0	0	0	0	50	-
1700	10	1	9	0	0	0	0	0	0	0	0	0	0	0	0	0	0	0	0	56.3	-
1800	3	0	3	0	0	0	0	0	0	0	0	0	0	0	0	0	0	0	0	60.8	-
1900	9	0	9	0	0	0	0	0	0	0	0	0	0	0	0	0	0	0	0	57.3	-
2000	0	0	0	0	0	0	0	0	0	0	0	0	0	0	0	0	0	0	0	-	-
2100	1	0	1	0	0	0	0	0	0	0	0	0	0	0	0	0	0	0	0	67.8	-
2200	2	0	2	0	0	0	0	0	0	0	0	0	0	0	0	0	0	0	0	60.9	-
2300	0	0	0	0	0	0	0	0	0	0	0	0	0	0	0	0	0	0	0	0	0
07-19	**66**	**4**	**62**	**0**	**0**	**0**	**0**	**0**	**0**	**0**	**0**	**0**	**0**	**1**	**1.5**	**0**	**0**	**0**	**0**	**54.2**	**67**
06-22	**77**	**4**	**73**	**0**	**0**	**0**	**0**	**0**	**0**	**0**	**0**	**0**	**0**	**1**	**1.3**	**0**	**0**	**0**	**0**	**54.8**	**67**
06-00	**79**	**4**	**75**	**0**	**0**	**0**	**0**	**0**	**0**	**0**	**0**	**0**	**0**	**1**	**1.3**	**0**	**0**	**0**	**0**	**54.9**	**67.3**
00-00	**88**	**4**	**83**	**0**	**1**	**0**	**0**	**0**	**0**	**0**	**0**	**0**	**0**	**1**	**1.1**	**0**	**0**	**0**	**0**	**55.5**	**67.7**

DRAFT

Site 21
Location Unnamed Road, att s/barrier, Lat 53.65279, Long -6.76042
Direction West

3279 / Meath/Cavan/Monaghan ATC's
October 2013
Automatic Traffic Count

Virtual Day (7)

Time	Total	Classification												>PSL	>PSL%	>SL1	>SL1%	>SL2	>SL2%	Mean	Vpp
		1 MCL	2 SV	3 SVT	4 TB2	5 TB3	6 T4	7 ART3	8 ART4	9 ART5	10 ART6	11 BD	12 DRT	80	80	85 +5kph	85 +5kph	90 +10kph	90 +10kph		85
0000	0	0	0	0	0	0	0	0	0	0	0	0	0	0	0	0	0	0	0	59.4	-
0100	1	0	0	0	0	0	0	0	0	0	0	0	0	0	0	0	0	0	0	62.5	-
0200	0	0	0	0	0	0	0	0	0	0	0	0	0	0	0	0	0	0	0	59.3	-
0300	1	0	1	0	0	0	0	0	0	0	0	0	0	0	0	0	0	0	0	61.3	-
0400	0	0	0	0	0	0	0	0	0	0	0	0	0	0	0	0	0	0	0	-	-
0500	1	0	1	0	0	0	0	0	0	0	0	0	0	0	0	0	0	0	0	66	-
0600	1	0	1	0	0	0	0	0	0	0	0	0	0	0	0	0	0	0	0	60.6	-
0700	5	0	4	0	1	0	0	0	0	0	0	0	0	0	5.4	0	0	0	0	60.4	-
0800	**9**	**0**	**8**	**0**	**0**	**0**	**0**	**0**	**0**	**0**	**0**	**0**	**0**	**0**	**0**	**0**	**0**	**0**	**0**	**58.2**	**-**
0900	5	0	5	0	0	0	0	0	0	0	0	0	0	0	0	0	0	0	0	61.4	-
1000	7	1	5	0	0	0	0	0	0	0	0	0	0	0	6.1	0	0	0	0	54.3	-
1100	8	1	6	0	1	0	0	0	0	0	0	0	0	0	1.7	0	0	0	0	52.9	-
1200	7	0	6	0	0	0	0	0	0	0	0	0	0	0	0	0	0	0	0	53.4	-
1300	**9**	**0**	**8**	**0**	**1**	**0**	**0**	**0**	**0**	**0**	**0**	**0**	**0**	**0**	**0**	**0**	**0**	**0**	**0**	**56.8**	**-**
1400	7	1	7	0	0	0	0	0	0	0	0	0	0	0	1.9	0	1.9	0	1.9	55.3	-
1500	7	0	6	0	0	0	0	0	0	0	0	0	0	0	0	0	0	0	0	59	-
1600	8	0	7	0	1	0	0	0	0	0	0	0	0	0	1.8	0	0	0	0	55.4	-
1700	7	0	7	0	0	0	0	0	0	0	0	0	0	0	0	0	0	0	0	56.2	-
1800	7	0	7	0	0	0	0	0	0	0	0	0	0	0	2	0	0	0	0	58.5	-
1900	8	0	8	0	0	0	0	0	0	0	0	0	0	0	1.8	0	0	0	0	60	-
2000	4	0	4	0	0	0	0	0	0	0	0	0	0	0	6.5	0	0	0	0	59.2	-
2100	2	0	2	0	0	0	0	0	0	0	0	0	0	0	0	0	0	0	0	63.1	-
2200	1	0	1	0	0	0	0	0	0	0	0	0	0	0	0	0	0	0	0	62.3	-
2300	1	0	1	0	0	0	0	0	0	0	0	0	0	0	0	0	0	0	0	62.3	-
07-19	**87**	**4**	**76**	**1**	**6**	**0**	**0**	**0**	**0**	**0**	**0**	**0**	**0**	**1**	**1.5**	**0**	**0.2**	**0**	**0.2**	**56.6**	**67.7**
06-22	**103**	**4**	**91**	**1**	**7**	**0**	**0**	**0**	**0**	**0**	**0**	**0**	**0**	**2**	**1.7**	**0**	**0.1**	**0**	**0.1**	**57.2**	**68**
06-00	**105**	**4**	**94**	**1**	**7**	**0**	**0**	**0**	**0**	**0**	**0**	**0**	**0**	**2**	**1.6**	**0**	**0.1**	**0**	**0.1**	**57.3**	**68**
00-00	**108**	**4**	**96**	**1**	**7**	**0**	**0**	**0**	**0**	**0**	**0**	**0**	**0**	**2**	**1.6**	**0**	**0.1**	**0**	**0.1**	**57.4**	**68.4**

DRAFT

Site 21
Location Unnamed Road, att s/barrier, Lat 53.65279, Long -6.76042
Direction West

3279 / Meath/Cavan/Monaghan ATC's
October 2013
Automatic Traffic Count

Virtual Week (1)

Time	Total	Classification												>PSL	>PSL%	>SL1	>SL1%	>SL2	>SL2%	Mean	Vpp
		1 MCL	2 SV	3 SVT	4 TB2	5 TB3	6 T4	7 ART3	8 ART4	9 ART5	10 ART6	11 BD	12 DRT	80	80	85 +5kph	85 +5kph	90 +10kph	90 +10kph		85
Mon	100	2	87	0	11	0	0	0	0	0	0	0	0	1	1	0	0	0	0	58.7	68.8
Tue	111	1	103	2	5	0	0	0	0	0	0	0	0	2	1.8	0	0	0	0	58.4	68.4
Wed	126	4	109	1	9	2	1	0	0	0	0	0	0	1	0.8	0	0	0	0	57.3	67
Thu	131	4	114	0	12	0	0	0	0	0	1	0	0	2	1.5	0	0	0	0	58	69.8
Fri	119	8	101	3	6	0	0	0	1	0	0	0	0	3	2.5	0	0	0	0	55.4	67
| Sat	83	2	77	0	4	0	0	0	0	0	0	0	0	2	2.4	1	1.2	1	1.2	58.9	69.1
| Sun	88	4	83	0	1	0	0	0	0	0	0	0	0	1	1.1	0	0	0	0	55.5	67.7
5 Day Ave.	**117**	**4**	**103**	**1**	**9**	**0**	**0**	**0**	**0**	**0**	**0**	**0**	**0**	**2**	**1.7**	**0**	**0.0**	**0**	**0.0**	**57.6**	**68.2**
7 Day Ave.	**108**	**4**	**96**	**1**	**7**	**0**	**0**	**0**	**0**	**0**	**0**	**0**	**0**	**2**	**1.6**	**0**	**0.1**	**0**	**0.1**	**57.4**	**68.4**
--	**758**	**25**	**674**	**6**	**48**	**2**	**1**	**0**	**1**	**0**	**1**	**0**	**0**	**12**	**1.6**	**1**	**0.1**	**1**	**0.1**	**57.4**	**68.4**

Summary Graphs

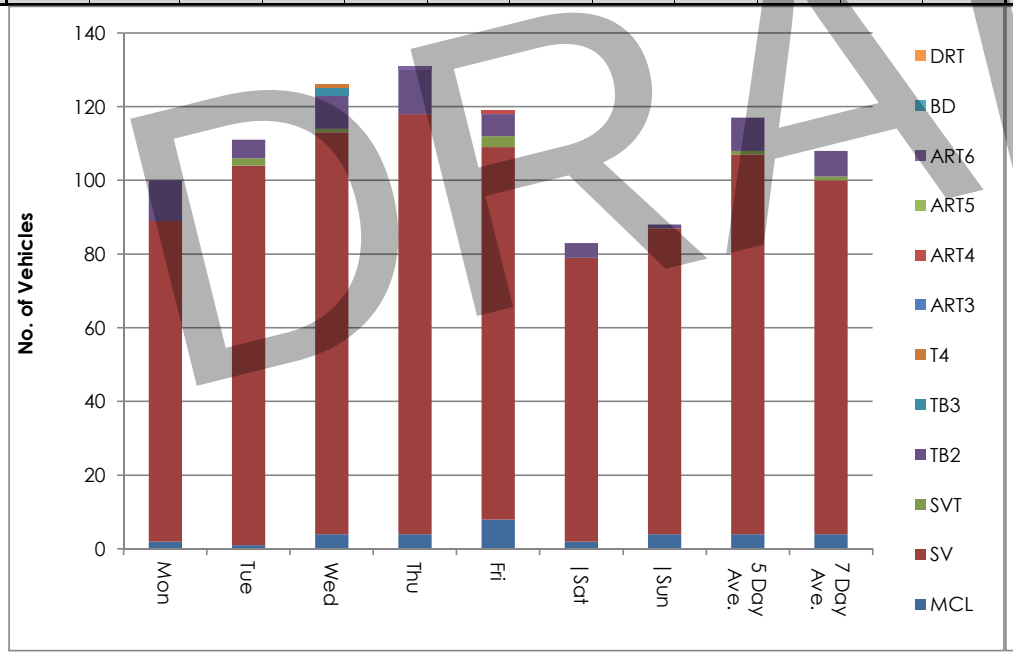

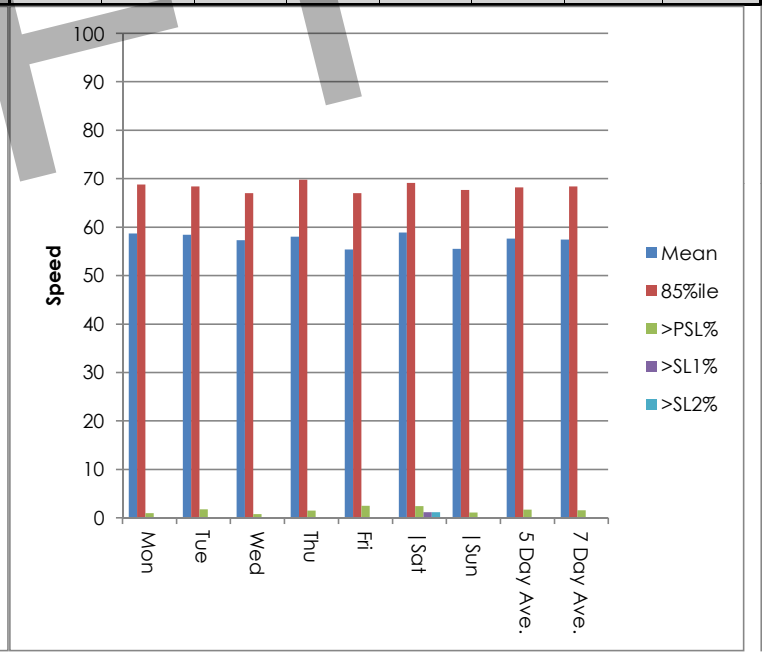

DRAFT

Site 21
Location Unnamed Road, att s/barrier, Lat 53.65279, Long -6.76042
Direction West

3279 / Meath/Cavan/Monaghan ATC's
October 2013
Automatic Traffic Count

Mon, 7 October 2013

Time	Total	Speed Bins (km/h)																											
		0 - 5	5 - 10	10 - 15	15 - 20	20 - 25	25 - 30	30 - 35	35 - 40	40 - 45	45 - 50	50 - 55	55 - 60	60 - 65	65 - 70	70 - 75	75 - 80	80 - 85	85 - 90	90 - 95	95 - 100	100 - 105	105 - 110	110 - 115	115 - 120	120 - 125	125 - 130	130 - 135	135 - 140
0000	1	0	0	0	0	0	0	0	0	0	0	1	0	0	0	0	0	0	0	0	0	0	0	0	0	0	0	0	0
0100	0	0	0	0	0	0	0	0	0	0	0	0	0	0	0	0	0	0	0	0	0	0	0	0	0	0	0	0	0
0200	0	0	0	0	0	0	0	0	0	0	0	0	0	0	0	0	0	0	0	0	0	0	0	0	0	0	0	0	0
0300	0	0	0	0	0	0	0	0	0	0	0	0	0	0	0	0	0	0	0	0	0	0	0	0	0	0	0	0	0
0400	0	0	0	0	0	0	0	0	0	0	0	0	0	0	0	0	0	0	0	0	0	0	0	0	0	0	0	0	0
0500	1	0	0	0	0	0	0	0	0	0	0	0	0	0	1	0	0	0	0	0	0	0	0	0	0	0	0	0	0
0600	2	0	0	0	0	0	0	0	0	0	0	0	1	0	1	0	0	0	0	0	0	0	0	0	0	0	0	0	0
0700	4	0	0	0	0	0	0	0	0	0	0	1	0	2	0	1	0	0	0	0	0	0	0	0	0	0	0	0	0
0800	**10**	**0**	**0**	**0**	**0**	**0**	**0**	**2**	**0**	**0**	**2**	**1**	**1**	**1**	**1**	**1**	**1**	**0**	**0**	**0**	**0**	**0**	**0**	**0**	**0**	**0**	**0**	**0**	**0**
0900	3	0	0	0	0	0	0	0	0	0	0	0	1	0	2	0	0	0	0	0	0	0	0	0	0	0	0	0	0
1000	8	0	0	1	0	0	0	0	0	1	0	0	1	2	2	0	0	1	0	0	0	0	0	0	0	0	0	0	0
1100	7	0	0	0	0	0	0	0	1	2	0	0	0	3	1	0	0	0	0	0	0	0	0	0	0	0	0	0	0
1200	3	0	0	0	0	0	0	0	1	0	0	0	1	1	0	0	0	0	0	0	0	0	0	0	0	0	0	0	0
1300	7	0	0	0	0	0	0	0	0	0	0	0	2	3	1	1	0	0	0	0	0	0	0	0	0	0	0	0	0
1400	**10**	**0**	**0**	**1**	**0**	**0**	**0**	**0**	**0**	**0**	**1**	**0**	**4**	**2**	**2**	**0**	**0**	**0**	**0**	**0**	**0**	**0**	**0**	**0**	**0**	**0**	**0**	**0**	**0**
1500	6	0	0	0	0	0	0	0	1	0	1	1	1	1	1	0	0	0	0	0	0	0	0	0	0	0	0	0	0
1600	5	0	0	0	0	0	0	0	0	0	1	0	3	1	0	0	0	0	0	0	0	0	0	0	0	0	0	0	0
1700	7	0	0	0	0	0	0	0	0	0	0	1	2	3	1	0	0	0	0	0	0	0	0	0	0	0	0	0	0
1800	9	0	0	0	0	0	0	0	0	0	1	1	3	0	3	1	0	0	0	0	0	0	0	0	0	0	0	0	0
1900	5	0	0	0	0	0	0	0	0	0	0	2	1	1	0	1	0	0	0	0	0	0	0	0	0	0	0	0	0
2000	5	0	0	0	0	0	0	0	0	1	0	0	0	1	2	0	1	0	0	0	0	0	0	0	0	0	0	0	0
2100	4	0	0	0	0	0	0	0	0	0	0	1	0	2	0	1	0	0	0	0	0	0	0	0	0	0	0	0	0
2200	2	0	0	0	0	0	0	0	0	0	0	0	1	1	0	0	0	0	0	0	0	0	0	0	0	0	0	0	0
2300	1	0	0	0	0	0	0	0	0	0	0	0	0	0	0	1	0	0	0	0	0	0	0	0	0	0	0	0	0
07-19	**79**	**0**	**0**	**2**	**0**	**0**	**0**	**2**	**3**	**3**	**6**	**5**	**19**	**19**	**14**	**4**	**1**	**1**	**0**	**0**	**0**	**0**	**0**	**0**	**0**	**0**	**0**	**0**	**0**
06-22	**95**	**0**	**0**	**2**	**0**	**0**	**0**	**2**	**3**	**4**	**6**	**8**	**21**	**23**	**17**	**6**	**2**	**1**	**0**	**0**	**0**	**0**	**0**	**0**	**0**	**0**	**0**	**0**	**0**
06-00	**98**	**0**	**0**	**2**	**0**	**0**	**0**	**2**	**3**	**4**	**6**	**8**	**22**	**24**	**17**	**7**	**2**	**1**	**0**	**0**	**0**	**0**	**0**	**0**	**0**	**0**	**0**	**0**	**0**
00-00	**100**	**0**	**0**	**2**	**0**	**0**	**0**	**2**	**3**	**4**	**6**	**9**	**22**	**24**	**18**	**7**	**2**	**1**	**0**	**0**	**0**	**0**	**0**	**0**	**0**	**0**	**0**	**0**	**0**

DRAFT

Site 21
Location Unnamed Road, att s/barrier, Lat 53.65279, Long -6.76042
Direction West

3279 / Meath/Cavan/Monaghan ATC's
October 2013
Automatic Traffic Count

Tue, 8 October 2013

Time	Total	Speed Bins (km/h)																											
		0 - 5	5 - 10	10 - 15	15 - 20	20 - 25	25 - 30	30 - 35	35 - 40	40 - 45	45 - 50	50 - 55	55 - 60	60 - 65	65 - 70	70 - 75	75 - 80	80 - 85	85 - 90	90 - 95	95 - 100	100 - 105	105 - 110	110 - 115	115 - 120	120 - 125	125 - 130	130 - 135	135 - 140
0000	0	0	0	0	0	0	0	0	0	0	0	0	0	0	0	0	0	0	0	0	0	0	0	0	0	0	0	0	0
0100	0	0	0	0	0	0	0	0	0	0	0	0	0	0	0	0	0	0	0	0	0	0	0	0	0	0	0	0	0
0200	0	0	0	0	0	0	0	0	0	0	0	0	0	0	0	0	0	0	0	0	0	0	0	0	0	0	0	0	0
0300	0	0	0	0	0	0	0	0	0	0	0	0	0	0	0	0	0	0	0	0	0	0	0	0	0	0	0	0	0
0400	0	0	0	0	0	0	0	0	0	0	0	0	0	0	0	0	0	0	0	0	0	0	0	0	0	0	0	0	0
0500	1	0	0	0	0	0	0	0	0	0	0	0	0	0	0	1	0	0	0	0	0	0	0	0	0	0	0	0	0
0600	2	0	0	0	0	0	0	0	0	0	0	0	0	2	0	0	0	0	0	0	0	0	0	0	0	0	0	0	0
0700	6	0	0	0	0	0	0	0	0	1	0	1	2	1	1	0	0	0	0	0	0	0	0	0	0	0	0	0	0
0800	9	0	0	0	0	0	1	0	0	0	0	3	3	0	1	1	0	0	0	0	0	0	0	0	0	0	0	0	0
0900	8	0	0	0	0	0	0	0	0	0	1	3	1	2	1	0	0	0	0	0	0	0	0	0	0	0	0	0	0
1000	7	0	0	0	0	0	0	0	1	0	0	2	1	1	1	1	0	0	0	0	0	0	0	0	0	0	0	0	0
1100	**11**	**0**	**0**	**0**	**1**	**0**	**0**	**0**	**0**	**1**	**1**	**0**	**3**	**1**	**3**	**1**	**0**	**0**	**0**	**0**	**0**	**0**	**0**	**0**	**0**	**0**	**0**	**0**	**0**
1200	5	0	0	0	0	0	0	0	0	0	0	1	0	3	1	0	0	0	0	0	0	0	0	0	0	0	0	0	0
1300	**11**	**0**	**0**	**0**	**0**	**0**	**0**	**0**	**0**	**0**	**1**	**3**	**4**	**1**	**2**	**0**	**0**	**0**	**0**	**0**	**0**	**0**	**0**	**0**	**0**	**0**	**0**	**0**	**0**
1400	5	0	0	0	0	0	0	0	0	0	2	0	2	1	0	0	0	0	0	0	0	0	0	0	0	0	0	0	0
1500	7	0	0	0	0	0	0	0	0	0	0	2	2	1	1	1	0	0	0	0	0	0	0	0	0	0	0	0	0
1600	8	0	0	0	0	0	0	0	1	0	1	2	0	3	0	0	1	0	0	0	0	0	0	0	0	0	0	0	0
1700	6	0	0	0	0	0	0	0	1	0	1	3	0	1	0	0	0	0	0	0	0	0	0	0	0	0	0	0	0
1800	7	0	0	0	0	0	0	0	0	0	2	1	0	0	2	0	1	1	0	0	0	0	0	0	0	0	0	0	0
1900	10	0	0	0	0	0	0	0	0	0	0	1	2	1	5	1	0	0	0	0	0	0	0	0	0	0	0	0	0
2000	6	0	0	0	0	0	0	1	0	0	0	1	2	1	0	0	0	1	0	0	0	0	0	0	0	0	0	0	0
2100	1	0	0	0	0	0	0	0	0	0	1	0	0	0	0	0	0	0	0	0	0	0	0	0	0	0	0	0	0
2200	1	0	0	0	0	0	0	0	0	0	0	0	0	0	0	1	0	0	0	0	0	0	0	0	0	0	0	0	0
2300	0	0	0	0	0	0	0	0	0	0	0	0	0	0	0	0	0	0	0	0	0	0	0	0	0	0	0	0	0
07-19	**90**	**0**	**0**	**0**	**1**	**0**	**1**	**0**	**3**	**2**	**9**	**20**	**19**	**12**	**15**	**5**	**2**	**1**	**0**	**0**	**0**	**0**	**0**	**0**	**0**	**0**	**0**	**0**	**0**
06-22	**109**	**0**	**0**	**0**	**1**	**0**	**1**	**1**	**3**	**2**	**10**	**22**	**23**	**16**	**20**	**6**	**2**	**2**	**0**	**0**	**0**	**0**	**0**	**0**	**0**	**0**	**0**	**0**	**0**
06-00	**110**	**0**	**0**	**0**	**1**	**0**	**1**	**1**	**3**	**2**	**10**	**22**	**23**	**16**	**20**	**7**	**2**	**2**	**0**	**0**	**0**	**0**	**0**	**0**	**0**	**0**	**0**	**0**	**0**
00-00	**111**	**0**	**0**	**0**	**1**	**0**	**1**	**1**	**3**	**2**	**10**	**22**	**23**	**16**	**20**	**8**	**2**	**2**	**0**	**0**	**0**	**0**	**0**	**0**	**0**	**0**	**0**	**0**	**0**

DRAFT

Site 21
Location Unnamed Road, att s/barrier, Lat 53.65279, Long -6.76042
Direction West

3279 / Meath/Cavan/Monaghan ATC's
October 2013
Automatic Traffic Count

Wed, 9 October 2013

Time	Total	Speed Bins (km/h)																											
		0 - 5	5 - 10	10 - 15	15 - 20	20 - 25	25 - 30	30 - 35	35 - 40	40 - 45	45 - 50	50 - 55	55 - 60	60 - 65	65 - 70	70 - 75	75 - 80	80 - 85	85 - 90	90 - 95	95 - 100	100 - 105	105 - 110	110 - 115	115 - 120	120 - 125	125 - 130	130 - 135	135 - 140
0000	1	0	0	0	0	0	0	0	0	0	0	0	0	0	1	0	0	0	0	0	0	0	0	0	0	0	0	0	0
0100	0	0	0	0	0	0	0	0	0	0	0	0	0	0	0	0	0	0	0	0	0	0	0	0	0	0	0	0	0
0200	0	0	0	0	0	0	0	0	0	0	0	0	0	0	0	0	0	0	0	0	0	0	0	0	0	0	0	0	0
0300	0	0	0	0	0	0	0	0	0	0	0	0	0	0	0	0	0	0	0	0	0	0	0	0	0	0	0	0	0
0400	0	0	0	0	0	0	0	0	0	0	0	0	0	0	0	0	0	0	0	0	0	0	0	0	0	0	0	0	0
0500	1	0	0	0	0	0	0	0	0	0	0	0	0	0	1	0	0	0	0	0	0	0	0	0	0	0	0	0	0
0600	2	0	0	0	0	0	0	0	0	0	0	0	1	0	1	0	0	0	0	0	0	0	0	0	0	0	0	0	0
0700	8	0	0	0	0	0	0	0	0	0	0	3	0	3	2	0	0	0	0	0	0	0	0	0	0	0	0	0	0
0800	**15**	**0**	**0**	**0**	**0**	**0**	**0**	**0**	**1**	**0**	**0**	**2**	**2**	**3**	**3**	**3**	**1**	**0**	**0**	**0**	**0**	**0**	**0**	**0**	**0**	**0**	**0**	**0**	**0**
0900	11	0	0	0	0	0	0	0	1	0	1	1	1	4	2	1	0	0	0	0	0	0	0	0	0	0	0	0	0
1000	5	0	0	0	0	0	0	0	0	0	0	1	1	1	2	0	0	0	0	0	0	0	0	0	0	0	0	0	0
1100	14	0	0	1	0	0	0	0	0	0	1	2	4	4	1	1	0	0	0	0	0	0	0	0	0	0	0	0	0
1200	8	0	0	2	0	0	0	0	0	0	1	0	2	3	0	0	0	0	0	0	0	0	0	0	0	0	0	0	0
1300	**9**	**0**	**0**	**0**	**0**	**0**	**0**	**0**	**0**	**0**	**2**	**1**	**3**	**1**	**1**	**1**	**0**	**0**	**0**	**0**	**0**	**0**	**0**	**0**	**0**	**0**	**0**	**0**	**0**
1400	6	0	0	0	0	0	0	0	0	0	0	1	3	1	1	0	0	0	0	0	0	0	0	0	0	0	0	0	0
1500	8	0	0	0	0	1	0	0	0	1	0	1	2	1	2	0	0	0	0	0	0	0	0	0	0	0	0	0	0
1600	7	0	0	0	0	0	0	1	0	1	0	1	2	1	0	0	0	1	0	0	0	0	0	0	0	0	0	0	0
1700	6	0	0	0	0	0	0	0	0	1	0	2	0	1	2	0	0	0	0	0	0	0	0	0	0	0	0	0	0
1800	7	0	0	1	0	0	0	0	1	1	1	0	0	3	0	0	0	0	0	0	0	0	0	0	0	0	0	0	0
1900	6	0	0	0	0	0	0	0	0	0	0	3	0	2	0	1	0	0	0	0	0	0	0	0	0	0	0	0	0
2000	6	0	0	0	0	0	0	0	0	1	0	0	2	2	0	0	1	0	0	0	0	0	0	0	0	0	0	0	0
2100	5	0	0	0	0	0	0	0	0	0	0	0	4	1	0	0	0	0	0	0	0	0	0	0	0	0	0	0	0
2200	0	0	0	0	0	0	0	0	0	0	0	0	0	0	0	0	0	0	0	0	0	0	0	0	0	0	0	0	0
2300	1	0	0	0	0	0	0	0	0	0	0	0	1	0	0	0	0	0	0	0	0	0	0	0	0	0	0	0	0
07-19	**104**	**0**	**0**	**4**	**0**	**1**	**0**	**1**	**3**	**4**	**6**	**15**	**20**	**26**	**16**	**6**	**1**	**1**	**0**	**0**	**0**	**0**	**0**	**0**	**0**	**0**	**0**	**0**	**0**
06-22	**123**	**0**	**0**	**4**	**0**	**1**	**0**	**1**	**3**	**5**	**6**	**18**	**27**	**31**	**17**	**7**	**2**	**1**	**0**	**0**	**0**	**0**	**0**	**0**	**0**	**0**	**0**	**0**	**0**
06-00	**124**	**0**	**0**	**4**	**0**	**1**	**0**	**1**	**3**	**5**	**6**	**18**	**28**	**31**	**17**	**7**	**2**	**1**	**0**	**0**	**0**	**0**	**0**	**0**	**0**	**0**	**0**	**0**	**0**
00-00	**126**	**0**	**0**	**4**	**0**	**1**	**0**	**1**	**3**	**5**	**6**	**18**	**28**	**31**	**19**	**7**	**2**	**1**	**0**	**0**	**0**	**0**	**0**	**0**	**0**	**0**	**0**	**0**	**0**

DRAFT

Site 21
Location Unnamed Road, att s/barrier, Lat 53.65279, Long -6.76042
Direction West

3279 / Meath/Cavan/Monaghan ATC's
October 2013
Automatic Traffic Count

Thu, 10 October 2013

Time	Total	Speed Bins (km/h)																											
		0 - 5	5 - 10	10 - 15	15 - 20	20 - 25	25 - 30	30 - 35	35 - 40	40 - 45	45 - 50	50 - 55	55 - 60	60 - 65	65 - 70	70 - 75	75 - 80	80 - 85	85 - 90	90 - 95	95 - 100	100 - 105	105 - 110	110 - 115	115 - 120	120 - 125	125 - 130	130 - 135	135 - 140
0000	0	0	0	0	0	0	0	0	0	0	0	0	0	0	0	0	0	0	0	0	0	0	0	0	0	0	0	0	0
0100	0	0	0	0	0	0	0	0	0	0	0	0	0	0	0	0	0	0	0	0	0	0	0	0	0	0	0	0	0
0200	1	0	0	0	0	0	0	0	0	0	0	1	0	0	0	0	0	0	0	0	0	0	0	0	0	0	0	0	0
0300	0	0	0	0	0	0	0	0	0	0	0	0	0	0	0	0	0	0	0	0	0	0	0	0	0	0	0	0	0
0400	0	0	0	0	0	0	0	0	0	0	0	0	0	0	0	0	0	0	0	0	0	0	0	0	0	0	0	0	0
0500	1	0	0	0	0	0	0	0	0	0	0	0	0	0	0	1	0	0	0	0	0	0	0	0	0	0	0	0	0
0600	2	0	0	0	0	0	0	0	1	0	0	0	0	0	1	0	0	0	0	0	0	0	0	0	0	0	0	0	0
0700	7	0	0	0	0	0	0	0	0	0	0	2	1	3	0	0	0	1	0	0	0	0	0	0	0	0	0	0	0
0800	**11**	**0**	**0**	**0**	**0**	**0**	**0**	**0**	**0**	**1**	**0**	**2**	**3**	**3**	**2**	**0**	**0**	**0**	**0**	**0**	**0**	**0**	**0**	**0**	**0**	**0**	**0**	**0**	**0**
0900	5	0	0	0	0	0	0	0	0	0	0	1	1	2	0	0	1	0	0	0	0	0	0	0	0	0	0	0	0
1000	7	0	0	2	0	0	0	0	1	1	0	0	0	1	0	1	0	1	0	0	0	0	0	0	0	0	0	0	0
1100	6	0	0	0	0	0	0	0	0	0	2	2	1	0	0	1	0	0	0	0	0	0	0	0	0	0	0	0	0
1200	6	0	0	0	0	0	0	0	1	0	1	3	1	0	0	0	0	0	0	0	0	0	0	0	0	0	0	0	0
1300	11	0	0	0	0	0	0	0	0	1	1	2	4	2	0	0	1	0	0	0	0	0	0	0	0	0	0	0	0
1400	10	0	0	0	2	0	0	0	0	1	1	0	1	2	2	0	1	0	0	0	0	0	0	0	0	0	0	0	0
1500	9	0	0	0	0	0	0	0	0	0	0	0	1	1	5	2	0	0	0	0	0	0	0	0	0	0	0	0	0
1600	12	0	0	0	0	0	0	0	0	2	2	1	3	3	0	0	1	0	0	0	0	0	0	0	0	0	0	0	0
1700	**14**	**0**	**0**	**0**	**0**	**0**	**0**	**0**	**0**	**2**	**0**	**3**	**2**	**2**	**3**	**2**	**0**	**0**	**0**	**0**	**0**	**0**	**0**	**0**	**0**	**0**	**0**	**0**	**0**
1800	10	0	0	0	0	0	0	0	0	0	0	2	2	3	1	2	0	0	0	0	0	0	0	0	0	0	0	0	0
1900	9	0	0	0	0	0	0	0	0	1	0	2	0	3	2	1	0	0	0	0	0	0	0	0	0	0	0	0	0
2000	6	0	0	0	0	0	0	0	0	0	1	3	1	0	1	0	0	0	0	0	0	0	0	0	0	0	0	0	0
2100	3	0	0	0	0	0	0	0	0	0	0	0	0	1	0	1	1	0	0	0	0	0	0	0	0	0	0	0	0
2200	1	0	0	0	0	0	0	0	0	0	0	0	0	0	0	1	0	0	0	0	0	0	0	0	0	0	0	0	0
2300	0	0	0	0	0	0	0	0	0	0	0	0	0	0	0	0	0	0	0	0	0	0	0	0	0	0	0	0	0
07-19	**108**	**0**	**0**	**2**	**2**	**0**	**0**	**0**	**2**	**8**	**7**	**18**	**20**	**22**	**13**	**8**	**4**	**2**	**0**	**0**	**0**	**0**	**0**	**0**	**0**	**0**	**0**	**0**	**0**
06-22	**128**	**0**	**0**	**2**	**2**	**0**	**0**	**0**	**3**	**9**	**8**	**23**	**21**	**26**	**17**	**10**	**5**	**2**	**0**	**0**	**0**	**0**	**0**	**0**	**0**	**0**	**0**	**0**	**0**
06-00	**129**	**0**	**0**	**2**	**2**	**0**	**0**	**0**	**3**	**9**	**8**	**23**	**21**	**26**	**17**	**11**	**5**	**2**	**0**	**0**	**0**	**0**	**0**	**0**	**0**	**0**	**0**	**0**	**0**
00-00	**131**	**0**	**0**	**2**	**2**	**0**	**0**	**0**	**3**	**9**	**8**	**24**	**21**	**26**	**17**	**12**	**5**	**2**	**0**	**0**	**0**	**0**	**0**	**0**	**0**	**0**	**0**	**0**	**0**

DRAFT

Site 21
Location Unnamed Road, att s/barrier, Lat 53.65279, Long -6.76042
Direction West

3279 / Meath/Cavan/Monaghan ATC's
October 2013
Automatic Traffic Count

Fri, 11 October 2013

Time	Total	Speed Bins (km/h)																											
		0 - 5	5 - 10	10 - 15	15 - 20	20 - 25	25 - 30	30 - 35	35 - 40	40 - 45	45 - 50	50 - 55	55 - 60	60 - 65	65 - 70	70 - 75	75 - 80	80 - 85	85 - 90	90 - 95	95 - 100	100 - 105	105 - 110	110 - 115	115 - 120	120 - 125	125 - 130	130 - 135	135 - 140
0000	1	0	0	0	0	0	0	0	0	0	0	0	0	1	0	0	0	0	0	0	0	0	0	0	0	0	0	0	0
0100	2	0	0	0	0	0	0	0	0	0	0	0	1	1	0	0	0	0	0	0	0	0	0	0	0	0	0	0	0
0200	0	0	0	0	0	0	0	0	0	0	0	0	0	0	0	0	0	0	0	0	0	0	0	0	0	0	0	0	0
0300	0	0	0	0	0	0	0	0	0	0	0	0	0	0	0	0	0	0	0	0	0	0	0	0	0	0	0	0	0
0400	0	0	0	0	0	0	0	0	0	0	0	0	0	0	0	0	0	0	0	0	0	0	0	0	0	0	0	0	0
0500	1	0	0	0	0	0	0	0	0	0	0	0	0	0	0	1	0	0	0	0	0	0	0	0	0	0	0	0	0
0600	1	0	0	0	0	0	0	0	0	0	0	0	0	1	0	0	0	0	0	0	0	0	0	0	0	0	0	0	0
0700	6	0	0	0	0	0	0	0	0	0	1	1	2	1	0	0	0	1	0	0	0	0	0	0	0	0	0	0	0
0800	**14**	**0**	**0**	**0**	**1**	**0**	**0**	**0**	**0**	**0**	**0**	**2**	**3**	**3**	**3**	**2**	**0**	**0**	**0**	**0**	**0**	**0**	**0**	**0**	**0**	**0**	**0**	**0**	**0**
0900	3	0	0	0	0	0	0	0	0	0	1	0	0	2	0	0	0	0	0	0	0	0	0	0	0	0	0	0	0
1000	11	0	0	2	0	0	0	0	0	1	1	2	2	1	1	1	0	0	0	0	0	0	0	0	0	0	0	0	0
1100	7	0	0	1	1	0	0	0	0	0	0	2	2	0	1	0	0	0	0	0	0	0	0	0	0	0	0	0	0
1200	9	0	0	0	1	0	0	0	0	1	0	3	0	1	3	0	0	0	0	0	0	0	0	0	0	0	0	0	0
1300	**13**	**0**	**0**	**0**	**0**	**0**	**1**	**0**	**1**	**1**	**2**	**3**	**1**	**2**	**1**	**1**	**0**	**0**	**0**	**0**	**0**	**0**	**0**	**0**	**0**	**0**	**0**	**0**	**0**
1400	6	0	0	0	1	0	0	0	0	0	1	2	0	2	0	0	0	0	0	0	0	0	0	0	0	0	0	0	0
1500	6	0	0	0	0	0	0	1	0	0	1	0	1	3	0	0	0	0	0	0	0	0	0	0	0	0	0	0	0
1600	8	0	0	0	0	0	0	0	0	1	1	1	2	1	1	1	0	0	0	0	0	0	0	0	0	0	0	0	0
1700	4	0	0	1	0	0	0	0	0	0	0	1	0	2	0	0	0	0	0	0	0	0	0	0	0	0	0	0	0
1800	7	0	0	0	0	0	0	0	0	1	0	1	1	3	0	1	0	0	0	0	0	0	0	0	0	0	0	0	0
1900	11	0	0	0	0	0	0	0	0	0	3	2	1	1	2	1	0	1	0	0	0	0	0	0	0	0	0	0	0
2000	4	0	1	0	0	0	0	0	0	0	0	0	0	0	0	2	0	1	0	0	0	0	0	0	0	0	0	0	0
2100	1	0	0	0	0	0	0	0	0	0	0	0	0	0	1	0	0	0	0	0	0	0	0	0	0	0	0	0	0
2200	3	0	0	0	0	0	0	0	0	0	0	0	3	0	0	0	0	0	0	0	0	0	0	0	0	0	0	0	0
2300	1	0	0	0	0	0	0	0	0	0	0	0	1	0	0	0	0	0	0	0	0	0	0	0	0	0	0	0	0
07-19	**94**	**0**	**0**	**4**	**4**	**0**	**1**	**1**	**1**	**5**	**8**	**18**	**14**	**21**	**10**	**6**	**0**	**1**	**0**	**0**	**0**	**0**	**0**	**0**	**0**	**0**	**0**	**0**	**0**
06-22	**111**	**0**	**1**	**4**	**4**	**0**	**1**	**1**	**1**	**5**	**11**	**20**	**15**	**23**	**13**	**9**	**0**	**3**	**0**	**0**	**0**	**0**	**0**	**0**	**0**	**0**	**0**	**0**	**0**
06-00	**115**	**0**	**1**	**4**	**4**	**0**	**1**	**1**	**1**	**5**	**11**	**20**	**19**	**23**	**13**	**9**	**0**	**3**	**0**	**0**	**0**	**0**	**0**	**0**	**0**	**0**	**0**	**0**	**0**
00-00	**119**	**0**	**1**	**4**	**4**	**0**	**1**	**1**	**1**	**5**	**11**	**20**	**20**	**25**	**13**	**10**	**0**	**3**	**0**	**0**	**0**	**0**	**0**	**0**	**0**	**0**	**0**	**0**	**0**

DRAFT

Site 21
Location Unnamed Road, att s/barrier, Lat 53.65279, Long -6.76042
Direction West

3279 / Meath/Cavan/Monaghan ATC's
October 2013
Automatic Traffic Count

Sat, 12 October 2013

Time	Total	Speed Bins (km/h)																											
		0 - 5	5 - 10	10 - 15	15 - 20	20 - 25	25 - 30	30 - 35	35 - 40	40 - 45	45 - 50	50 - 55	55 - 60	60 - 65	65 - 70	70 - 75	75 - 80	80 - 85	85 - 90	90 - 95	95 - 100	100 - 105	105 - 110	110 - 115	115 - 120	120 - 125	125 - 130	130 - 135	135 - 140
0000	0	0	0	0	0	0	0	0	0	0	0	0	0	0	0	0	0	0	0	0	0	0	0	0	0	0	0	0	0
0100	0	0	0	0	0	0	0	0	0	0	0	0	0	0	0	0	0	0	0	0	0	0	0	0	0	0	0	0	0
0200	0	0	0	0	0	0	0	0	0	0	0	0	0	0	0	0	0	0	0	0	0	0	0	0	0	0	0	0	0
0300	0	0	0	0	0	0	0	0	0	0	0	0	0	0	0	0	0	0	0	0	0	0	0	0	0	0	0	0	0
0400	0	0	0	0	0	0	0	0	0	0	0	0	0	0	0	0	0	0	0	0	0	0	0	0	0	0	0	0	0
0500	0	0	0	0	0	0	0	0	0	0	0	0	0	0	0	0	0	0	0	0	0	0	0	0	0	0	0	0	0
0600	0	0	0	0	0	0	0	0	0	0	0	0	0	0	0	0	0	0	0	0	0	0	0	0	0	0	0	0	0
0700	4	0	0	0	0	0	0	0	0	0	1	0	1	1	0	1	0	0	0	0	0	0	0	0	0	0	0	0	0
0800	3	0	0	0	0	0	0	0	0	0	0	1	1	0	1	0	0	0	0	0	0	0	0	0	0	0	0	0	0
0900	7	0	0	0	0	0	0	0	0	0	0	0	1	0	2	4	0	0	0	0	0	0	0	0	0	0	0	0	0
1000	4	0	0	0	0	0	0	0	0	0	0	1	3	0	0	0	0	0	0	0	0	0	0	0	0	0	0	0	0
1100	**9**	**0**	**0**	**0**	**1**	**0**	**0**	**0**	**1**	**0**	**2**	**0**	**1**	**1**	**0**	**2**	**0**	**1**	**0**	**0**	**0**	**0**	**0**	**0**	**0**	**0**	**0**	**0**	**0**
1200	4	0	0	0	0	0	0	0	0	0	1	0	0	2	0	1	0	0	0	0	0	0	0	0	0	0	0	0	0
1300	6	0	0	0	0	0	1	1	0	0	1	1	0	1	1	0	0	0	0	0	0	0	0	0	0	0	0	0	0
1400	**7**	**0**	**0**	**0**	**0**	**0**	**0**	**0**	**0**	**0**	**0**	**1**	**1**	**2**	**2**	**0**	**0**	**0**	**0**	**0**	**0**	**0**	**1**	**0**	**0**	**0**	**0**	**0**	**0**
1500	**7**	**0**	**0**	**0**	**0**	**0**	**0**	**0**	**0**	**0**	**1**	**1**	**1**	**2**	**1**	**1**	**0**	**0**	**0**	**0**	**0**	**0**	**0**	**0**	**0**	**0**	**0**	**0**	**0**
1600	**7**	**0**	**0**	**0**	**0**	**0**	**0**	**0**	**1**	**0**	**1**	**2**	**0**	**1**	**2**	**0**	**0**	**0**	**0**	**0**	**0**	**0**	**0**	**0**	**0**	**0**	**0**	**0**	**0**
1700	5	0	0	0	0	0	0	0	0	1	2	0	0	2	0	0	0	0	0	0	0	0	0	0	0	0	0	0	0
1800	6	0	0	0	0	0	0	0	0	2	0	2	0	0	1	1	0	0	0	0	0	0	0	0	0	0	0	0	0
1900	**7**	**0**	**0**	**0**	**0**	**0**	**0**	**0**	**0**	**0**	**0**	**1**	**4**	**0**	**2**	**0**	**0**	**0**	**0**	**0**	**0**	**0**	**0**	**0**	**0**	**0**	**0**	**0**	**0**
2000	4	0	0	0	0	0	0	0	0	1	0	0	1	1	1	0	0	0	0	0	0	0	0	0	0	0	0	0	0
2100	0	0	0	0	0	0	0	0	0	0	0	0	0	0	0	0	0	0	0	0	0	0	0	0	0	0	0	0	0
2200	1	0	0	0	0	0	0	0	0	0	0	0	0	0	1	0	0	0	0	0	0	0	0	0	0	0	0	0	0
2300	2	0	0	0	0	0	0	0	0	0	0	0	1	1	0	0	0	0	0	0	0	0	0	0	0	0	0	0	0
07-19	**69**	**0**	**0**	**0**	**1**	**0**	**1**	**1**	**2**	**3**	**9**	**9**	**9**	**12**	**10**	**10**	**0**	**1**	**0**	**0**	**0**	**0**	**1**	**0**	**0**	**0**	**0**	**0**	**0**
06-22	**80**	**0**	**0**	**0**	**1**	**0**	**1**	**1**	**2**	**4**	**9**	**10**	**14**	**13**	**13**	**10**	**0**	**1**	**0**	**0**	**0**	**0**	**1**	**0**	**0**	**0**	**0**	**0**	**0**
06-00	**83**	**0**	**0**	**0**	**1**	**0**	**1**	**1**	**2**	**4**	**9**	**10**	**15**	**14**	**14**	**10**	**0**	**1**	**0**	**0**	**0**	**0**	**1**	**0**	**0**	**0**	**0**	**0**	**0**
00-00	**83**	**0**	**0**	**0**	**1**	**0**	**1**	**1**	**2**	**4**	**9**	**10**	**15**	**14**	**14**	**10**	**0**	**1**	**0**	**0**	**0**	**0**	**1**	**0**	**0**	**0**	**0**	**0**	**0**

DRAFT

Site 21
Location Unnamed Road, att s/barrier, Lat 53.65279, Long -6.76042
Direction West

3279 / Meath/Cavan/Monaghan ATC's
October 2013
Automatic Traffic Count

Sun, 13 October 2013

Time	Total	Speed Bins (km/h)																											
		0 - 5	5 - 10	10 - 15	15 - 20	20 - 25	25 - 30	30 - 35	35 - 40	40 - 45	45 - 50	50 - 55	55 - 60	60 - 65	65 - 70	70 - 75	75 - 80	80 - 85	85 - 90	90 - 95	95 - 100	100 - 105	105 - 110	110 - 115	115 - 120	120 - 125	125 - 130	130 - 135	135 - 140
0000	0	0	0	0	0	0	0	0	0	0	0	0	0	0	0	0	0	0	0	0	0	0	0	0	0	0	0	0	0
0100	2	0	0	0	0	0	0	0	0	0	0	0	0	1	0	1	0	0	0	0	0	0	0	0	0	0	0	0	0
0200	2	0	0	0	0	0	0	0	0	0	0	0	1	0	1	0	0	0	0	0	0	0	0	0	0	0	0	0	0
0300	4	0	0	0	0	0	0	0	0	0	0	2	0	1	0	0	1	0	0	0	0	0	0	0	0	0	0	0	0
0400	0	0	0	0	0	0	0	0	0	0	0	0	0	0	0	0	0	0	0	0	0	0	0	0	0	0	0	0	0
0500	1	0	0	0	0	0	0	0	0	1	0	0	0	0	0	0	0	0	0	0	0	0	0	0	0	0	0	0	0
0600	1	0	0	0	0	0	0	0	0	0	0	0	1	0	0	0	0	0	0	0	0	0	0	0	0	0	0	0	0
0700	2	0	0	0	0	0	0	0	0	0	0	0	1	1	0	0	0	0	0	0	0	0	0	0	0	0	0	0	0
0800	2	0	0	0	0	0	0	0	0	0	0	2	0	0	0	0	0	0	0	0	0	0	0	0	0	0	0	0	0
0900	1	0	0	0	0	0	0	0	0	0	0	0	0	1	0	0	0	0	0	0	0	0	0	0	0	0	0	0	0
1000	**7**	**0**	**0**	**0**	**0**	**0**	**0**	**0**	**0**	**2**	**1**	**0**	**2**	**0**	**0**	**0**	**1**	**1**	**0**	**0**	**0**	**0**	**0**	**0**	**0**	**0**	**0**	**0**	**0**
1100	5	0	0	1	1	0	0	0	0	1	0	0	0	1	1	0	0	0	0	0	0	0	0	0	0	0	0	0	0
1200	**11**	**0**	**0**	**0**	**0**	**1**	**0**	**0**	**0**	**0**	**3**	**1**	**4**	**2**	**0**	**0**	**0**	**0**	**0**	**0**	**0**	**0**	**0**	**0**	**0**	**0**	**0**	**0**	**0**
1300	6	0	0	0	0	0	0	0	0	0	2	0	0	1	1	2	0	0	0	0	0	0	0	0	0	0	0	0	0
1400	8	0	0	0	0	0	0	1	0	2	2	0	0	2	1	0	0	0	0	0	0	0	0	0	0	0	0	0	0
1500	3	0	0	0	0	0	0	0	0	0	0	0	1	1	0	0	1	0	0	0	0	0	0	0	0	0	0	0	0
1600	8	0	0	1	0	0	0	0	0	2	0	1	1	2	1	0	0	0	0	0	0	0	0	0	0	0	0	0	0
1700	10	0	0	0	1	0	0	0	0	1	1	0	1	2	4	0	0	0	0	0	0	0	0	0	0	0	0	0	0
1800	3	0	0	0	0	0	0	0	0	0	0	0	2	0	1	0	0	0	0	0	0	0	0	0	0	0	0	0	0
1900	9	0	0	0	0	1	0	0	0	0	0	0	3	3	2	0	0	0	0	0	0	0	0	0	0	0	0	0	0
2000	0	0	0	0	0	0	0	0	0	0	0	0	0	0	0	0	0	0	0	0	0	0	0	0	0	0	0	0	0
2100	1	0	0	0	0	0	0	0	0	0	0	0	0	0	1	0	0	0	0	0	0	0	0	0	0	0	0	0	0
2200	2	0	0	0	0	0	0	0	0	0	0	1	0	0	1	0	0	0	0	0	0	0	0	0	0	0	0	0	0
2300	0	0	0	0	0	0	0	0	0	0	0	0	0	0	0	0	0	0	0	0	0	0	0	0	0	0	0	0	0
07-19	**66**	**0**	**0**	**2**	**2**	**1**	**0**	**1**	**0**	**8**	**9**	**4**	**12**	**13**	**9**	**2**	**2**	**1**	**0**	**0**	**0**	**0**	**0**	**0**	**0**	**0**	**0**	**0**	**0**
06-22	**77**	**0**	**0**	**2**	**2**	**2**	**0**	**1**	**0**	**8**	**9**	**4**	**16**	**16**	**12**	**2**	**2**	**1**	**0**	**0**	**0**	**0**	**0**	**0**	**0**	**0**	**0**	**0**	**0**
06-00	**79**	**0**	**0**	**2**	**2**	**2**	**0**	**1**	**0**	**8**	**9**	**5**	**16**	**16**	**13**	**2**	**2**	**1**	**0**	**0**	**0**	**0**	**0**	**0**	**0**	**0**	**0**	**0**	**0**
00-00	**88**	**0**	**0**	**2**	**2**	**2**	**0**	**1**	**0**	**9**	**9**	**7**	**17**	**18**	**14**	**3**	**3**	**1**	**0**	**0**	**0**	**0**	**0**	**0**	**0**	**0**	**0**	**0**	**0**

DRAFT

Site 21
Location Unnamed Road, att s/barrier, Lat 53.65279, Long -6.76042
Direction West

3279 / Meath/Cavan/Monaghan ATC's
October 2013
Automatic Traffic Count

Virtual Day (7)

Time	Total	Speed Bins (km/h)																											
		0 - 5	5 - 10	10 - 15	15 - 20	20 - 25	25 - 30	30 - 35	35 - 40	40 - 45	45 - 50	50 - 55	55 - 60	60 - 65	65 - 70	70 - 75	75 - 80	80 - 85	85 - 90	90 - 95	95 - 100	100 - 105	105 - 110	110 - 115	115 - 120	120 - 125	125 - 130	130 - 135	135 - 140
0000	0	0	0	0	0	0	0	0	0	0	0	0	0	0	0	0	0	0	0	0	0	0	0	0	0	0	0	0	0
0100	1	0	0	0	0	0	0	0	0	0	0	0	0	0	0	0	0	0	0	0	0	0	0	0	0	0	0	0	0
0200	0	0	0	0	0	0	0	0	0	0	0	0	0	0	0	0	0	0	0	0	0	0	0	0	0	0	0	0	0
0300	1	0	0	0	0	0	0	0	0	0	0	0	0	0	0	0	0	0	0	0	0	0	0	0	0	0	0	0	0
0400	0	0	0	0	0	0	0	0	0	0	0	0	0	0	0	0	0	0	0	0	0	0	0	0	0	0	0	0	0
0500	1	0	0	0	0	0	0	0	0	0	0	0	0	0	0	0	0	0	0	0	0	0	0	0	0	0	0	0	0
0600	1	0	0	0	0	0	0	0	0	0	0	0	0	0	0	0	0	0	0	0	0	0	0	0	0	0	0	0	0
0700	5	0	0	0	0	0	0	0	0	0	0	1	1	2	0	0	0	0	0	0	0	0	0	0	0	0	0	0	0
0800	**9**	**0**	**0**	**0**	**0**	**0**	**0**	**0**	**0**	**0**	**0**	**2**	**2**	**1**	**2**	**1**	**0**	**0**	**0**	**0**	**0**	**0**	**0**	**0**	**0**	**0**	**0**	**0**	**0**
0900	5	0	0	0	0	0	0	0	0	0	0	1	1	2	1	1	0	0	0	0	0	0	0	0	0	0	0	0	0
1000	7	0	0	1	0	0	0	0	0	1	0	1	1	1	1	0	0	0	0	0	0	0	0	0	0	0	0	0	0
1100	8	0	0	0	1	0	0	0	0	1	1	1	2	1	1	1	0	0	0	0	0	0	0	0	0	0	0	0	0
1200	7	0	0	0	0	0	0	0	0	0	1	1	1	1	1	0	0	0	0	0	0	0	0	0	0	0	0	0	0
1300	**9**	**0**	**0**	**0**	**0**	**0**	**0**	**0**	**0**	**0**	**1**	**1**	**2**	**2**	**1**	**1**	**0**	**0**	**0**	**0**	**0**	**0**	**0**	**0**	**0**	**0**	**0**	**0**	**0**
1400	7	0	0	0	0	0	0	0	0	0	1	1	2	2	1	0	0	0	0	0	0	0	0	0	0	0	0	0	0
1500	7	0	0	0	0	0	0	0	0	0	0	1	1	1	1	1	0	0	0	0	0	0	0	0	0	0	0	0	0
1600	8	0	0	0	0	0	0	0	0	1	1	1	2	2	1	0	0	0	0	0	0	0	0	0	0	0	0	0	0
1700	7	0	0	0	0	0	0	0	0	1	1	1	1	2	1	0	0	0	0	0	0	0	0	0	0	0	0	0	0
1800	7	0	0	0	0	0	0	0	0	1	1	1	1	1	1	1	0	0	0	0	0	0	0	0	0	0	0	0	0
1900	8	0	0	0	0	0	0	0	0	0	0	2	2	2	2	1	0	0	0	0	0	0	0	0	0	0	0	0	0
2000	4	0	0	0	0	0	0	0	0	0	0	1	1	1	1	0	0	0	0	0	0	0	0	0	0	0	0	0	0
2100	2	0	0	0	0	0	0	0	0	0	0	0	1	1	0	0	0	0	0	0	0	0	0	0	0	0	0	0	0
2200	1	0	0	0	0	0	0	0	0	0	0	0	1	0	0	0	0	0	0	0	0	0	0	0	0	0	0	0	0
2300	1	0	0	0	0	0	0	0	0	0	0	0	0	0	0	0	0	0	0	0	0	0	0	0	0	0	0	0	0
07-19	**87**	**0**	**0**	**2**	**1**	**0**	**0**	**1**	**2**	**5**	**8**	**13**	**16**	**18**	**12**	**6**	**1**	**1**	**0**	**0**	**0**	**0**	**0**	**0**	**0**	**0**	**0**	**0**	**0**
06-22	**103**	**0**	**0**	**2**	**1**	**0**	**0**	**1**	**2**	**5**	**8**	**15**	**20**	**21**	**16**	**7**	**2**	**2**	**0**	**0**	**0**	**0**	**0**	**0**	**0**	**0**	**0**	**0**	**0**
06-00	**105**	**0**	**0**	**2**	**1**	**0**	**0**	**1**	**2**	**5**	**8**	**15**	**21**	**21**	**16**	**8**	**2**	**2**	**0**	**0**	**0**	**0**	**0**	**0**	**0**	**0**	**0**	**0**	**0**
00-00	**108**	**0**	**0**	**2**	**1**	**0**	**0**	**1**	**2**	**5**	**8**	**16**	**21**	**22**	**16**	**8**	**2**	**2**	**0**	**0**	**0**	**0**	**0**	**0**	**0**	**0**	**0**	**0**	**0**

DRAFT

Site 21
Location Unnamed Road, att s/barrier, Lat 53.65279, Long -6.76042
Direction West

3279 / Meath/Cavan/Monaghan ATC's
October 2013
Automatic Traffic Count

Virtual Week (1)

Time	Total	Speed Bins (km/h)																											
		0 - 5	5 - 10	10 - 15	15 - 20	20 - 25	25 - 30	30 - 35	35 - 40	40 - 45	45 - 50	50 - 55	55 - 60	60 - 65	65 - 70	70 - 75	75 - 80	80 - 85	85 - 90	90 - 95	95 - 100	100 - 105	105 - 110	110 - 115	115 - 120	120 - 125	125 - 130	130 - 135	135 - 140
Mon	100	0	0	2	0	0	0	2	3	4	6	9	22	24	18	7	2	1	0	0	0	0	0	0	0	0	0	0	0
Tue	111	0	0	0	1	0	1	1	3	2	10	22	23	16	20	8	2	2	0	0	0	0	0	0	0	0	0	0	0
Wed	126	0	0	4	0	1	0	1	3	5	6	18	28	31	19	7	2	1	0	0	0	0	0	0	0	0	0	0	0
Thu	131	0	0	2	2	0	0	0	3	9	8	24	21	26	17	12	5	2	0	0	0	0	0	0	0	0	0	0	0
Fri	119	0	1	4	4	0	1	1	1	5	11	20	20	25	13	10	0	3	0	0	0	0	0	0	0	0	0	0	0
|Sat	83	0	0	0	1	0	1	1	2	4	9	10	15	14	14	10	0	1	0	0	0	0	1	0	0	0	0	0	0
|Sun	88	0	0	2	2	2	0	1	0	9	9	7	17	18	14	3	3	1	0	0	0	0	0	0	0	0	0	0	0
5 Day Ave.	**117**	**0**	**0**	**2**	**1**	**0**	**0**	**1**	**3**	**5**	**8**	**19**	**23**	**24**	**17**	**9**	**2**	**2**	**0**	**0**	**0**	**0**	**0**	**0**	**0**	**0**	**0**	**0**	**0**
7 Day Ave.	**108**	**0**	**0**	**2**	**1**	**0**	**0**	**1**	**2**	**5**	**8**	**16**	**21**	**22**	**16**	**8**	**2**	**2**	**0**	**0**	**0**	**0**	**0**	**0**	**0**	**0**	**0**	**0**	**0**
--	**758**	**0**	**1**	**14**	**10**	**3**	**3**	**7**	**15**	**38**	**59**	**110**	**146**	**154**	**115**	**57**	**14**	**11**	**0**	**0**	**0**	**0**	**1**	**0**	**0**	**0**	**0**	**0**	**0**

Summary Graphs

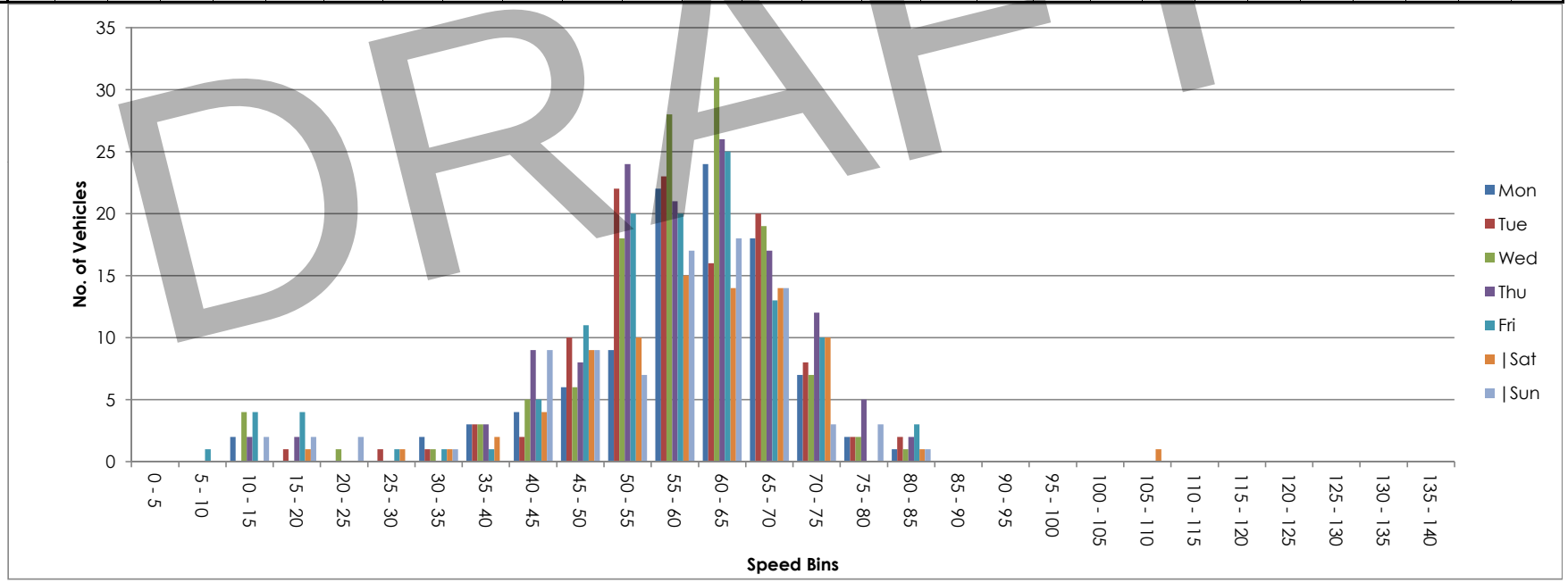

DRAFT

Site 21
Location Unnamed Road, att s/barrier, Lat 53.65279, Long -6.76042
Direction Two way

3279 / Meath/Cavan/Monaghan ATC's
October 2013
Automatic Traffic Count

Mon, 7 October 2013

Time	Total	Classification												>PSL	>PSL%	>SL1	>SL1%	>SL2	>SL2%	Mean	Vpp
		1 MCL	2 SV	3 SVT	4 TB2	5 TB3	6 T4	7 ART3	8 ART4	9 ART5	10 ART6	11 BD	12 DRT	80	80	85 +5kph	85 +5kph	90 +10kph	90 +10kph		85
0000	2	0	2	0	0	0	0	0	0	0	0	0	0	0	0	0	0	0	0	59	-
0100	0	0	0	0	0	0	0	0	0	0	0	0	0	0	0	0	0	0	0	-	-
0200	0	0	0	0	0	0	0	0	0	0	0	0	0	0	0	0	0	0	0	-	-
0300	0	0	0	0	0	0	0	0	0	0	0	0	0	0	0	0	0	0	0	-	-
0400	0	0	0	0	0	0	0	0	0	0	0	0	0	0	0	0	0	0	0	-	-
0500	1	0	1	0	0	0	0	0	0	0	0	0	0	0	0	0	0	0	0	69.2	-
0600	2	0	2	0	0	0	0	0	0	0	0	0	0	0	0	0	0	0	0	62.9	-
0700	7	0	6	0	1	0	0	0	0	0	0	0	0	0	0	0	0	0	0	60.9	-
0800	**15**	**0**	**15**	**0**	**0**	**0**	**0**	**0**	**0**	**0**	**0**	**0**	**0**	**0**	**0**	**0**	**0**	**0**	**0**	**57.2**	**70.9**
0900	9	0	7	0	2	0	0	0	0	0	0	0	0	0	0	0	0	0	0	60.3	-
1000	11	1	8	0	2	0	0	0	0	0	0	0	0	2	18.2	0	0	0	0	58.9	66.6
1100	12	1	8	0	3	0	0	0	0	0	0	0	0	0	0	0	0	0	0	52.2	65.9
1200	6	0	6	0	0	0	0	0	0	0	0	0	0	0	0	0	0	0	0	58.1	-
1300	15	0	10	0	5	0	0	0	0	0	0	0	0	0	0	0	0	0	0	63.2	68.8
1400	17	1	15	0	0	1	0	0	0	0	0	0	0	0	0	0	0	0	0	53.8	64.1
1500	13	1	8	0	4	0	0	0	0	0	0	0	0	0	0	0	0	0	0	53	63.4
1600	13	0	10	1	2	0	0	0	0	0	0	0	0	0	0	0	0	0	0	58.6	65.9
1700	15	0	14	0	1	0	0	0	0	0	0	0	0	0	0	0	0	0	0	59.3	65.9
1800	**21**	**0**	**20**	**0**	**1**	**0**	**0**	**0**	**0**	**0**	**0**	**0**	**0**	**0**	**0**	**0**	**0**	**0**	**0**	**60.8**	**67.7**
1900	12	0	12	0	0	0	0	0	0	0	0	0	0	0	0	0	0	0	0	61.7	67.3
2000	12	0	12	0	0	0	0	0	0	0	0	0	0	0	0	0	0	0	0	64.1	72
2100	8	0	8	0	0	0	0	0	0	0	0	0	0	0	0	0	0	0	0	61.8	-
2200	3	0	3	0	0	0	0	0	0	0	0	0	0	0	0	0	0	0	0	62	-
2300	5	0	5	0	0	0	0	0	0	0	0	0	0	0	0	0	0	0	0	60.6	-
07-19	**154**	**4**	**127**	**1**	**21**	**1**	**0**	**0**	**0**	**0**	**0**	**0**	**0**	**2**	**1.3**	**0**	**0**	**0**	**0**	**58**	**68.4**
06-22	**188**	**4**	**161**	**1**	**21**	**1**	**0**	**0**	**0**	**0**	**0**	**0**	**0**	**2**	**1.1**	**0**	**0**	**0**	**0**	**58.8**	**68.8**
06-00	**196**	**4**	**169**	**1**	**21**	**1**	**0**	**0**	**0**	**0**	**0**	**0**	**0**	**2**	**1**	**0**	**0**	**0**	**0**	**58.9**	**68.8**
00-00	**199**	**4**	**172**	**1**	**21**	**1**	**0**	**0**	**0**	**0**	**0**	**0**	**0**	**2**	**1**	**0**	**0**	**0**	**0**	**59**	**68.8**

DRAFT

Site 21
Location Unnamed Road, att s/barrier, Lat 53.65279, Long -6.76042
Direction Two way

3279 / Meath/Cavan/Monaghan ATC's
October 2013
Automatic Traffic Count

Tue, 8 October 2013

Time	Total	Classification												>PSL	>PSL%	>SL1	>SL1%	>SL2	>SL2%	Mean	Vpp
		1 MCL	2 SV	3 SVT	4 TB2	5 TB3	6 T4	7 ART3	8 ART4	9 ART5	10 ART6	11 BD	12 DRT	80	80	85 +5kph	85 +5kph	90 +10kph	90 +10kph		85
0000	2	0	2	0	0	0	0	0	0	0	0	0	0	0	0	0	0	0	0	56.3	-
0100	0	0	0	0	0	0	0	0	0	0	0	0	0	0	0	0	0	0	0	-	-
0200	0	0	0	0	0	0	0	0	0	0	0	0	0	0	0	0	0	0	0	-	-
0300	0	0	0	0	0	0	0	0	0	0	0	0	0	0	0	0	0	0	0	-	-
0400	0	0	0	0	0	0	0	0	0	0	0	0	0	0	0	0	0	0	0	-	-
0500	1	0	1	0	0	0	0	0	0	0	0	0	0	0	0	0	0	0	0	72.4	-
0600	3	0	3	0	0	0	0	0	0	0	0	0	0	0	0	0	0	0	0	59.5	-
0700	9	0	8	0	1	0	0	0	0	0	0	0	0	0	0	0	0	0	0	57.5	-
0800	14	0	14	0	0	0	0	0	0	0	0	0	0	0	0	0	0	0	0	52.6	59.4
0900	15	0	15	0	0	0	0	0	0	0	0	0	0	0	0	0	0	0	0	58.4	67.3
1000	9	0	8	1	0	0	0	0	0	0	0	0	0	0	0	0	0	0	0	58.2	-
1100	**18**	**2**	**14**	**1**	**1**	**0**	**0**	**0**	**0**	**0**	**0**	**0**	**0**	**0**	**0**	**0**	**0**	**0**	**0**	**54.6**	**67.7**
1200	12	0	10	0	2	0	0	0	0	0	0	0	0	0	0	0	0	0	0	63.5	68.8
1300	18	0	16	0	2	0	0	0	0	0	0	0	0	0	0	0	0	0	0	58.4	63.4
1400	11	0	11	0	0	0	0	0	0	0	0	0	0	0	0	0	0	0	0	57.3	63.7
1500	18	0	18	0	0	0	0	0	0	0	0	0	0	0	0	0	0	0	0	61.1	67.7
1600	17	1	12	0	4	0	0	0	0	0	0	0	0	0	0	0	0	0	0	55.6	62.3
1700	14	0	13	1	0	0	0	0	0	0	0	0	0	0	0	0	0	0	0	54.6	61.9
1800	**23**	**1**	**22**	**0**	**0**	**0**	**0**	**0**	**0**	**0**	**0**	**0**	**0**	**1**	**4.3**	**0**	**0**	**0**	**0**	**58.6**	**69.1**
1900	22	0	22	0	0	0	0	0	0	0	0	0	0	2	9.1	0	0	0	0	63.4	68
2000	10	0	10	0	0	0	0	0	0	0	0	0	0	1	10	0	0	0	0	60.5	-
2100	4	0	3	0	1	0	0	0	0	0	0	0	0	0	0	0	0	0	0	58.2	-
2200	4	0	4	0	0	0	0	0	0	0	0	0	0	0	0	0	0	0	0	66.3	-
2300	1	0	1	0	0	0	0	0	0	0	0	0	0	0	0	0	0	0	0	77.1	-
07-19	**178**	**4**	**161**	**3**	**10**	**0**	**0**	**0**	**0**	**0**	**0**	**0**	**0**	**1**	**0.6**	**0**	**0**	**0**	**0**	**57.5**	**67.7**
06-22	**217**	**4**	**199**	**3**	**11**	**0**	**0**	**0**	**0**	**0**	**0**	**0**	**0**	**4**	**1.8**	**0**	**0**	**0**	**0**	**58.3**	**67.7**
06-00	**222**	**4**	**204**	**3**	**11**	**0**	**0**	**0**	**0**	**0**	**0**	**0**	**0**	**4**	**1.8**	**0**	**0**	**0**	**0**	**58.5**	**68**
00-00	**225**	**4**	**207**	**3**	**11**	**0**	**0**	**0**	**0**	**0**	**0**	**0**	**0**	**4**	**1.8**	**0**	**0**	**0**	**0**	**58.6**	**68**

DRAFT

Site 21
Location Unnamed Road, att s/barrier, Lat 53.65279, Long -6.76042
Direction Two way

3279 / Meath/Cavan/Monaghan ATC's
October 2013
Automatic Traffic Count

Wed, 9 October 2013

Time	Total	Classification												>PSL	>PSL%	>SL1	>SL1%	>SL2	>SL2%	Mean	Vpp
		1 MCL	2 SV	3 SVT	4 TB2	5 TB3	6 T4	7 ART3	8 ART4	9 ART5	10 ART6	11 BD	12 DRT	80	80	85 +5kph	85 +5kph	90 +10kph	90 +10kph		85
0000	3	0	3	0	0	0	0	0	0	0	0	0	0	0	0	0	0	0	0	65.9	-
0100	0	0	0	0	0	0	0	0	0	0	0	0	0	0	0	0	0	0	0	-	-
0200	0	0	0	0	0	0	0	0	0	0	0	0	0	0	0	0	0	0	0	-	-
0300	1	0	1	0	0	0	0	0	0	0	0	0	0	0	0	0	0	0	0	66.7	-
0400	0	0	0	0	0	0	0	0	0	0	0	0	0	0	0	0	0	0	0	-	-
0500	1	0	1	0	0	0	0	0	0	0	0	0	0	0	0	0	0	0	0	67.3	-
0600	3	0	2	0	0	1	0	0	0	0	0	0	0	0	0	0	0	0	0	62	-
0700	12	0	10	0	1	1	0	0	0	0	0	0	0	0	0	0	0	0	0	59.7	63
0800	**23**	**0**	**20**	**0**	**3**	**0**	**0**	**0**	**0**	**0**	**0**	**0**	**0**	**0**	**0**	**0**	**0**	**0**	**0**	**62.6**	**70.9**
0900	21	0	16	0	5	0	0	0	0	0	0	0	0	0	0	0	0	0	0	59.3	67.3
1000	10	0	10	0	0	0	0	0	0	0	0	0	0	0	0	0	0	0	0	63	-
1100	19	1	15	0	2	0	1	0	0	0	0	0	0	0	0	0	0	0	0	56.4	65.9
1200	**19**	**2**	**16**	**0**	**1**	**0**	**0**	**0**	**0**	**0**	**0**	**0**	**0**	**1**	**5.3**	**0**	**0**	**0**	**0**	**52.9**	**65.2**
1300	17	0	15	0	2	0	0	0	0	0	0	0	0	0	0	0	0	0	0	60.4	66.2
1400	14	0	14	0	0	0	0	0	0	0	0	0	0	0	0	0	0	0	0	59.4	64.8
1500	17	0	15	0	2	0	0	0	0	0	0	0	0	0	0	0	0	0	0	53.7	64.8
1600	18	2	12	3	1	0	0	0	0	0	0	0	0	1	5.6	0	0	0	0	51.1	62.6
1700	12	1	11	0	0	0	0	0	0	0	0	0	0	0	0	0	0	0	0	55.4	65.5
1800	15	1	13	0	1	0	0	0	0	0	0	0	0	0	0	0	0	0	0	53.7	64.1
1900	11	0	11	0	0	0	0	0	0	0	0	0	0	0	0	0	0	0	0	60.4	68
2000	11	0	11	0	0	0	0	0	0	0	0	0	0	0	0	0	0	0	0	58.1	62.6
2100	10	0	10	0	0	0	0	0	0	0	0	0	0	0	0	0	0	0	0	60.7	-
2200	2	0	2	0	0	0	0	0	0	0	0	0	0	0	0	0	0	0	0	57.5	-
2300	1	0	1	0	0	0	0	0	0	0	0	0	0	0	0	0	0	0	0	57.9	-
07-19	**197**	**7**	**167**	**3**	**18**	**1**	**1**	**0**	**0**	**0**	**0**	**0**	**0**	**2**	**1**	**0**	**0**	**0**	**0**	**57.2**	**67**
06-22	**232**	**7**	**201**	**3**	**18**	**2**	**1**	**0**	**0**	**0**	**0**	**0**	**0**	**2**	**0.9**	**0**	**0**	**0**	**0**	**57.6**	**67**
06-00	**235**	**7**	**204**	**3**	**18**	**2**	**1**	**0**	**0**	**0**	**0**	**0**	**0**	**2**	**0.9**	**0**	**0**	**0**	**0**	**57.6**	**67**
00-00	**240**	**7**	**209**	**3**	**18**	**2**	**1**	**0**	**0**	**0**	**0**	**0**	**0**	**2**	**0.8**	**0**	**0**	**0**	**0**	**57.8**	**67**

DRAFT

Site 21
Location Unnamed Road, att s/barrier, Lat 53.65279, Long -6.76042
Direction Two way

3279 / Meath/Cavan/Monaghan ATC's
October 2013
Automatic Traffic Count

Thu, 10 October 2013

Time	Total	Classification												>PSL	>PSL%	>SL1	>SL1%	>SL2	>SL2%	Mean	Vpp
		1 MCL	2 SV	3 SVT	4 TB2	5 TB3	6 T4	7 ART3	8 ART4	9 ART5	10 ART6	11 BD	12 DRT	80	80	85 +5kph	85 +5kph	90 +10kph	90 +10kph		85
0000	2	0	2	0	0	0	0	0	0	0	0	0	0	0	0	0	0	0	0	67.2	-
0100	1	0	1	0	0	0	0	0	0	0	0	0	0	0	0	0	0	0	0	53.3	-
0200	2	0	2	0	0	0	0	0	0	0	0	0	0	0	0	0	0	0	0	56.7	-
0300	0	0	0	0	0	0	0	0	0	0	0	0	0	0	0	0	0	0	0	-	-
0400	0	0	0	0	0	0	0	0	0	0	0	0	0	0	0	0	0	0	0	-	-
0500	1	0	1	0	0	0	0	0	0	0	0	0	0	0	0	0	0	0	0	73.8	-
0600	3	0	3	0	0	0	0	0	0	0	0	0	0	0	0	0	0	0	0	57.6	-
0700	10	0	9	0	1	0	0	0	0	0	0	0	0	1	10	0	0	0	0	57	-
0800	**17**	**0**	**17**	**0**	**0**	**0**	**0**	**0**	**0**	**0**	**0**	**0**	**0**	**0**	**0**	**0**	**0**	**0**	**0**	**56.8**	**64.1**
0900	11	0	9	0	2	0	0	0	0	0	0	0	0	0	0	0	0	0	0	62.7	65.2
1000	12	2	5	0	3	0	0	0	0	0	2	0	0	1	8.3	0	0	0	0	49.2	66.6
1100	12	0	10	1	1	0	0	0	0	0	0	0	0	0	0	0	0	0	0	57.7	68.8
1200	11	0	11	0	0	0	0	0	0	0	0	0	0	0	0	0	0	0	0	53.7	59
1300	17	0	15	0	2	0	0	0	0	0	0	0	0	0	0	0	0	0	0	57.6	63
1400	15	2	12	0	1	0	0	0	0	0	0	0	0	0	0	0	0	0	0	53.5	66.6
1500	23	0	22	0	0	1	0	0	0	0	0	0	0	0	0	0	0	0	0	62.2	68
1600	22	0	17	1	4	0	0	0	0	0	0	0	0	0	0	0	0	0	0	58.5	64.4
1700	**25**	**0**	**23**	**0**	**2**	**0**	**0**	**0**	**0**	**0**	**0**	**0**	**0**	**0**	**0**	**0**	**0**	**0**	**0**	**59.6**	**69.5**
1800	21	0	20	0	1	0	0	0	0	0	0	0	0	0	0	0	0	0	0	61.2	65.9
1900	13	0	13	0	0	0	0	0	0	0	0	0	0	0	0	0	0	0	0	62	69.8
2000	12	0	10	0	2	0	0	0	0	0	0	0	0	0	0	0	0	0	0	57.2	60.1
2100	9	0	9	0	0	0	0	0	0	0	0	0	0	0	0	0	0	0	0	63.2	-
2200	4	0	4	0	0	0	0	0	0	0	0	0	0	0	0	0	0	0	0	68.4	-
2300	1	0	1	0	0	0	0	0	0	0	0	0	0	0	0	0	0	0	0	77.2	-
07-19	**196**	**4**	**170**	**2**	**17**	**1**	**0**	**0**	**0**	**0**	**2**	**0**	**0**	**2**	**1**	**0**	**0**	**0**	**0**	**58**	**67.7**
06-22	**233**	**4**	**205**	**2**	**19**	**1**	**0**	**0**	**0**	**0**	**2**	**0**	**0**	**2**	**0.9**	**0**	**0**	**0**	**0**	**58.4**	**68.4**
06-00	**238**	**4**	**210**	**2**	**19**	**1**	**0**	**0**	**0**	**0**	**2**	**0**	**0**	**2**	**0.8**	**0**	**0**	**0**	**0**	**58.7**	**69.1**
00-00	**244**	**4**	**216**	**2**	**19**	**1**	**0**	**0**	**0**	**0**	**2**	**0**	**0**	**2**	**0.8**	**0**	**0**	**0**	**0**	**58.7**	**69.1**

DRAFT

Site 21
Location Unnamed Road, att s/barrier, Lat 53.65279, Long -6.76042
Direction Two way

3279 / Meath/Cavan/Monaghan ATC's
October 2013
Automatic Traffic Count

Fri, 11 October 2013

Time	Total	Classification												>PSL	>PSL%	>SL1	>SL1%	>SL2	>SL2%	Mean	Vpp
		1 MCL	2 SV	3 SVT	4 TB2	5 TB3	6 T4	7 ART3	8 ART4	9 ART5	10 ART6	11 BD	12 DRT	80	80	85 +5kph	85 +5kph	90 +10kph	90 +10kph		85
0000	1	0	1	0	0	0	0	0	0	0	0	0	0	0	0	0	0	0	0	60.3	-
0100	4	0	4	0	0	0	0	0	0	0	0	0	0	0	0	0	0	0	0	59.8	-
0200	0	0	0	0	0	0	0	0	0	0	0	0	0	0	0	0	0	0	0	-	-
0300	0	0	0	0	0	0	0	0	0	0	0	0	0	0	0	0	0	0	0	-	-
0400	1	0	1	0	0	0	0	0	0	0	0	0	0	0	0	0	0	0	0	58.4	-
0500	1	0	1	0	0	0	0	0	0	0	0	0	0	0	0	0	0	0	0	72.4	-
0600	1	0	1	0	0	0	0	0	0	0	0	0	0	0	0	0	0	0	0	63.4	-
0700	10	0	9	0	1	0	0	0	0	0	0	0	0	1	10	0	0	0	0	56.2	-
0800	**19**	**1**	**16**	**1**	**1**	**0**	**0**	**0**	**0**	**0**	**0**	**0**	**0**	**0**	**0**	**0**	**0**	**0**	**0**	**59**	**67**
0900	6	0	4	1	1	0	0	0	0	0	0	0	0	0	0	0	0	0	0	56.5	-
1000	18	4	13	1	0	0	0	0	0	0	0	0	0	0	0	0	0	0	0	47.8	64.1
1100	14	2	12	0	0	0	0	0	0	0	0	0	0	0	0	0	0	0	0	53.6	68
1200	16	1	13	0	2	0	0	0	0	0	0	0	0	0	0	0	0	0	0	55	65.2
1300	**22**	**0**	**20**	**0**	**2**	**0**	**0**	**0**	**0**	**0**	**0**	**0**	**0**	**0**	**0**	**0**	**0**	**0**	**0**	**51.5**	**62.6**
1400	12	1	11	0	0	0	0	0	0	0	0	0	0	0	0	0	0	0	0	56.9	64.8
1500	16	0	16	0	0	0	0	0	0	0	0	0	0	0	0	0	0	0	0	57.5	63
1600	16	0	12	1	2	0	0	0	1	0	0	0	0	0	0	0	0	0	0	57.4	69.5
1700	11	1	10	0	0	0	0	0	0	0	0	0	0	0	0	0	0	0	0	54.9	64.1
1800	15	0	14	0	1	0	0	0	0	0	0	0	0	0	0	0	0	0	0	59.5	64.1
1900	17	0	17	0	0	0	0	0	0	0	0	0	0	2	11.8	0	0	0	0	59	68.8
2000	6	0	6	0	0	0	0	0	0	0	0	0	0	1	16.7	0	0	0	0	60.4	-
2100	5	0	5	0	0	0	0	0	0	0	0	0	0	0	0	0	0	0	0	57.9	-
2200	5	0	5	0	0	0	0	0	0	0	0	0	0	0	0	0	0	0	0	61.4	-
2300	3	0	3	0	0	0	0	0	0	0	0	0	0	0	0	0	0	0	0	62.7	-
07-19	**175**	**10**	**150**	**4**	**10**	**0**	**0**	**0**	**1**	**0**	**0**	**0**	**0**	**1**	**0.6**	**0**	**0**	**0**	**0**	**55.2**	**65.2**
06-22	**204**	**10**	**179**	**4**	**10**	**0**	**0**	**0**	**1**	**0**	**0**	**0**	**0**	**4**	**2**	**0**	**0**	**0**	**0**	**55.8**	**67**
06-00	**212**	**10**	**187**	**4**	**10**	**0**	**0**	**0**	**1**	**0**	**0**	**0**	**0**	**4**	**1.9**	**0**	**0**	**0**	**0**	**56**	**67**
00-00	**219**	**10**	**194**	**4**	**10**	**0**	**0**	**0**	**1**	**0**	**0**	**0**	**0**	**4**	**1.8**	**0**	**0**	**0**	**0**	**56.2**	**67.3**

DRAFT

Site 21
Location Unnamed Road, att s/barrier, Lat 53.65279, Long -6.76042
Direction Two way

3279 / Meath/Cavan/Monaghan ATC's
October 2013
Automatic Traffic Count

Sat, 12 October 2013

Time	Total	Classification												>PSL	>PSL%	>SL1	>SL1%	>SL2	>SL2%	Mean	Vpp
		1 MCL	2 SV	3 SVT	4 TB2	5 TB3	6 T4	7 ART3	8 ART4	9 ART5	10 ART6	11 BD	12 DRT	80	80	85 +5kph	85 +5kph	90 +10kph	90 +10kph		85
0000	1	0	1	0	0	0	0	0	0	0	0	0	0	0	0	0	0	0	0	60.5	-
0100	1	0	1	0	0	0	0	0	0	0	0	0	0	0	0	0	0	0	0	55.2	-
0200	0	0	0	0	0	0	0	0	0	0	0	0	0	0	0	0	0	0	0	-	-
0300	0	0	0	0	0	0	0	0	0	0	0	0	0	0	0	0	0	0	0	-	-
0400	0	0	0	0	0	0	0	0	0	0	0	0	0	0	0	0	0	0	0	-	-
0500	0	0	0	0	0	0	0	0	0	0	0	0	0	0	0	0	0	0	0	-	-
0600	2	0	2	0	0	0	0	0	0	0	0	0	0	0	0	0	0	0	0	74.1	-
0700	6	0	5	0	1	0	0	0	0	0	0	0	0	0	0	0	0	0	0	59.6	-
0800	3	0	2	0	1	0	0	0	0	0	0	0	0	0	0	0	0	0	0	59.4	-
0900	11	0	10	0	1	0	0	0	0	0	0	0	0	0	0	0	0	0	0	64.6	71.3
1000	8	0	6	0	2	0	0	0	0	0	0	0	0	0	0	0	0	0	0	58.1	-
1100	**16**	**1**	**14**	**0**	**1**	**0**	**0**	**0**	**0**	**0**	**0**	**0**	**0**	**1**	**6.3**	**0**	**0**	**0**	**0**	**60.1**	**74.2**
1200	8	0	8	0	0	0	0	0	0	0	0	0	0	0	0	0	0	0	0	59.1	-
1300	18	0	16	1	1	0	0	0	0	0	0	0	0	0	0	0	0	0	0	55.4	65.9
1400	16	1	14	0	1	0	0	0	0	0	0	0	0	1	6.3	1	6.3	1	6.3	64.7	72.4
1500	14	1	13	0	0	0	0	0	0	0	0	0	0	0	0	0	0	0	0	56.5	66.2
1600	**20**	**0**	**19**	**0**	**1**	**0**	**0**	**0**	**0**	**0**	**0**	**0**	**0**	**0**	**0**	**0**	**0**	**0**	**0**	**59**	**68**
1700	12	0	12	0	0	0	0	0	0	0	0	0	0	1	8.3	0	0	0	0	58.3	67
1800	14	0	14	0	0	0	0	0	0	0	0	0	0	0	0	0	0	0	0	58.1	69.5
1900	13	0	13	0	0	0	0	0	0	0	0	0	0	0	0	0	0	0	0	60.5	67.7
2000	7	0	7	0	0	0	0	0	0	0	0	0	0	0	0	0	0	0	0	58.6	-
2100	4	0	4	0	0	0	0	0	0	0	0	0	0	0	0	0	0	0	0	66.4	-
2200	3	0	3	0	0	0	0	0	0	0	0	0	0	1	33.3	1	33.3	1	33.3	77.6	-
2300	3	0	3	0	0	0	0	0	0	0	0	0	0	0	0	0	0	0	0	57.9	-
07-19	**146**	**3**	**133**	**1**	**9**	**0**	**0**	**0**	**0**	**0**	**0**	**0**	**0**	**3**	**2.1**	**1**	**0.7**	**1**	**0.7**	**59.3**	**69.8**
06-22	**172**	**3**	**159**	**1**	**9**	**0**	**0**	**0**	**0**	**0**	**0**	**0**	**0**	**3**	**1.7**	**1**	**0.6**	**1**	**0.6**	**59.7**	**69.8**
06-00	**178**	**3**	**165**	**1**	**9**	**0**	**0**	**0**	**0**	**0**	**0**	**0**	**0**	**4**	**2.2**	**2**	**1.1**	**2**	**1.1**	**60**	**70.6**
00-00	**180**	**3**	**167**	**1**	**9**	**0**	**0**	**0**	**0**	**0**	**0**	**0**	**0**	**4**	**2.2**	**2**	**1.1**	**2**	**1.1**	**60**	**70.6**

DRAFT

Site 21
Location Unnamed Road, att s/barrier, Lat 53.65279, Long -6.76042
Direction Two way

3279 / Meath/Cavan/Monaghan ATC's
October 2013
Automatic Traffic Count

Sun, 13 October 2013

Time	Total	Classification												>PSL	>PSL%	>SL1	>SL1%	>SL2	>SL2%	Mean	Vpp
		1 MCL	2 SV	3 SVT	4 TB2	5 TB3	6 T4	7 ART3	8 ART4	9 ART5	10 ART6	11 BD	12 DRT	80	80	85 +5kph	85 +5kph	90 +10kph	90 +10kph		85
0000	1	0	1	0	0	0	0	0	0	0	0	0	0	0	0	0	0	0	0	55.5	-
0100	4	0	3	0	1	0	0	0	0	0	0	0	0	0	0	0	0	0	0	65.4	-
0200	5	0	5	0	0	0	0	0	0	0	0	0	0	0	0	0	0	0	0	62.1	-
0300	9	0	9	0	0	0	0	0	0	0	0	0	0	0	0	0	0	0	0	61.4	-
0400	0	0	0	0	0	0	0	0	0	0	0	0	0	0	0	0	0	0	0	-	-
0500	2	0	2	0	0	0	0	0	0	0	0	0	0	0	0	0	0	0	0	44.9	-
0600	1	0	1	0	0	0	0	0	0	0	0	0	0	0	0	0	0	0	0	58.8	-
0700	3	0	3	0	0	0	0	0	0	0	0	0	0	0	0	0	0	0	0	62.4	-
0800	2	0	2	0	0	0	0	0	0	0	0	0	0	0	0	0	0	0	0	51.6	-
0900	4	0	4	0	0	0	0	0	0	0	0	0	0	0	0	0	0	0	0	65	-
1000	**12**	**0**	**12**	**0**	**0**	**0**	**0**	**0**	**0**	**0**	**0**	**0**	**0**	**1**	**8.3**	**0**	**0**	**0**	**0**	**56**	**60.5**
1100	**12**	**3**	**8**	**1**	**0**	**0**	**0**	**0**	**0**	**0**	**0**	**0**	**0**	**0**	**0**	**0**	**0**	**0**	**0**	**49.3**	**65.2**
1200	16	2	14	0	0	0	0	0	0	0	0	0	0	0	0	0	0	0	0	46.8	59.8
1300	11	0	11	0	0	0	0	0	0	0	0	0	0	0	0	0	0	0	0	59.2	64.8
1400	15	0	15	0	0	0	0	0	0	0	0	0	0	0	0	0	0	0	0	53.9	63
1500	7	0	7	0	0	0	0	0	0	0	0	0	0	0	0	0	0	0	0	60.6	-
1600	13	1	12	0	0	0	0	0	0	0	0	0	0	0	0	0	0	0	0	49.7	60.1
1700	16	1	15	0	0	0	0	0	0	0	0	0	0	0	0	0	0	0	0	59	67.7
1800	12	1	11	0	0	0	0	0	0	0	0	0	0	1	8.3	1	8.3	1	8.3	60.7	68.8
1900	**18**	**0**	**18**	**0**	**0**	**0**	**0**	**0**	**0**	**0**	**0**	**0**	**0**	**0**	**0**	**0**	**0**	**0**	**0**	**57.9**	**64.8**
2000	0	0	0	0	0	0	0	0	0	0	0	0	0	0	0	0	0	0	0	-	-
2100	4	0	4	0	0	0	0	0	0	0	0	0	0	0	0	0	0	0	0	61.8	-
2200	4	0	4	0	0	0	0	0	0	0	0	0	0	0	0	0	0	0	0	59.3	-
2300	2	0	2	0	0	0	0	0	0	0	0	0	0	0	0	0	0	0	0	61.6	-
07-19	**123**	**8**	**114**	**1**	**0**	**0**	**0**	**0**	**0**	**0**	**0**	**0**	**0**	**2**	**1.6**	**1**	**0.8**	**1**	**0.8**	**55**	**67**
06-22	**146**	**8**	**137**	**1**	**0**	**0**	**0**	**0**	**0**	**0**	**0**	**0**	**0**	**2**	**1.4**	**1**	**0.7**	**1**	**0.7**	**55.6**	**67**
06-00	**152**	**8**	**143**	**1**	**0**	**0**	**0**	**0**	**0**	**0**	**0**	**0**	**0**	**2**	**1.3**	**1**	**0.7**	**1**	**0.7**	**55.7**	**67.3**
00-00	**173**	**8**	**163**	**1**	**1**	**0**	**0**	**0**	**0**	**0**	**0**	**0**	**0**	**2**	**1.2**	**1**	**0.6**	**1**	**0.6**	**56.3**	**67.3**

DRAFT

Site 21
Location Unnamed Road, att s/barrier, Lat 53.65279, Long -6.76042
Direction Two way

3279 / Meath/Cavan/Monaghan ATC's
October 2013
Automatic Traffic Count

Virtual Day (7)

Time	Total	Classification												>PSL	>PSL%	>SL1	>SL1%	>SL2	>SL2%	Mean	Vpp
		1 MCL	2 SV	3 SVT	4 TB2	5 TB3	6 T4	7 ART3	8 ART4	9 ART5	10 ART6	11 BD	12 DRT	80	80	85 +5kph	85 +5kph	90 +10kph	90 +10kph		85
0000	2	0	2	0	0	0	0	0	0	0	0	0	0	0	0	0	0	0	0	61.6	-
0100	1	0	1	0	0	0	0	0	0	0	0	0	0	0	0	0	0	0	0	60.9	-
0200	1	0	1	0	0	0	0	0	0	0	0	0	0	0	0	0	0	0	0	60.6	-
0300	1	0	1	0	0	0	0	0	0	0	0	0	0	0	0	0	0	0	0	61.9	-
0400	0	0	0	0	0	0	0	0	0	0	0	0	0	0	0	0	0	0	0	58.4	-
0500	1	0	1	0	0	0	0	0	0	0	0	0	0	0	0	0	0	0	0	63.5	-
0600	2	0	2	0	0	0	0	0	0	0	0	0	0	0	0	0	0	0	0	62.2	-
0700	8	0	7	0	1	0	0	0	0	0	0	0	0	0	3.5	0	0	0	0	58.5	-
0800	13	0	12	0	1	0	0	0	0	0	0	0	0	0	0	0	0	0	0	58.1	69.5
0900	11	0	9	0	2	0	0	0	0	0	0	0	0	0	0	0	0	0	0	60.6	69.5
1000	11	1	9	0	1	0	0	0	0	0	0	0	0	1	5	0	0	0	0	54.9	67.7
1100	**15**	**1**	**12**	**0**	**1**	**0**	**0**	**0**	**0**	**0**	**0**	**0**	**0**	**0**	**1**	**0**	**0**	**0**	**0**	**55.1**	**69.1**
1200	13	1	11	0	1	0	0	0	0	0	0	0	0	0	1.1	0	0	0	0	54.6	67
1300	**17**	**0**	**15**	**0**	**2**	**0**	**0**	**0**	**0**	**0**	**0**	**0**	**0**	**0**	**0**	**0**	**0**	**0**	**0**	**57.5**	**66.6**
1400	14	1	13	0	0	0	0	0	0	0	0	0	0	0	1	0	1	0	1	57.1	66.6
1500	15	0	14	0	1	0	0	0	0	0	0	0	0	0	0	0	0	0	0	58	66.6
1600	**17**	**1**	**13**	**1**	**2**	**0**	**0**	**0**	**0**	**0**	**0**	**0**	**0**	**0**	**0.8**	**0**	**0**	**0**	**0**	**56**	**65.9**
1700	15	0	14	0	0	0	0	0	0	0	0	0	0	0	1	0	0	0	0	57.7	67.3
1800	**17**	**0**	**16**	**0**	**1**	**0**	**0**	**0**	**0**	**0**	**0**	**0**	**0**	**0**	**1.7**	**0**	**0.8**	**0**	**0.8**	**59.1**	**68**
1900	15	0	15	0	0	0	0	0	0	0	0	0	0	1	3.8	0	0	0	0	60.7	68.4
2000	8	0	8	0	0	0	0	0	0	0	0	0	0	0	3.4	0	0	0	0	59.9	-
2100	6	0	6	0	0	0	0	0	0	0	0	0	0	0	0	0	0	0	0	61.5	-
2200	4	0	4	0	0	0	0	0	0	0	0	0	0	0	4	0	4	0	4	64.7	-
2300	2	0	2	0	0	0	0	0	0	0	0	0	0	0	0	0	0	0	0	62.5	-
07-19	**167**	**6**	**146**	**2**	**12**	**0**	**0**	**0**	**0**	**0**	**0**	**0**	**0**	**2**	**1.1**	**0**	**0.2**	**0**	**0.2**	**57.2**	**67.7**
06-22	**199**	**6**	**177**	**2**	**13**	**1**	**0**	**0**	**0**	**0**	**0**	**0**	**0**	**3**	**1.4**	**0**	**0.1**	**0**	**0.1**	**57.8**	**68**
06-00	**205**	**6**	**183**	**2**	**13**	**1**	**0**	**0**	**0**	**0**	**0**	**0**	**0**	**3**	**1.4**	**0**	**0.2**	**0**	**0.2**	**58**	**68**
00-00	**211**	**6**	**190**	**2**	**13**	**1**	**0**	**0**	**0**	**0**	**0**	**0**	**0**	**3**	**1.4**	**0**	**0.2**	**0**	**0.2**	**58.1**	**68**

DRAFT

Site 21
Location Unnamed Road, att s/barrier, Lat 53.65279, Long -6.76042
Direction Two way

3279 / Meath/Cavan/Monaghan ATC's
October 2013
Automatic Traffic Count

Virtual Week (1)

Time	Total	Classification												>PSL	>PSL%	>SL1	>SL1%	>SL2	>SL2%	Mean	Vpp
		1 MCL	2 SV	3 SVT	4 TB2	5 TB3	6 T4	7 ART3	8 ART4	9 ART5	10 ART6	11 BD	12 DRT	80	80	85 +5kph	85 +5kph	90 +10kph	90 +10kph		85
Mon	199	4	172	1	21	1	0	0	0	0	0	0	0	2	1	0	0	0	0	59	68.8
Tue	225	4	207	3	11	0	0	0	0	0	0	0	0	4	1.8	0	0	0	0	58.6	68
Wed	240	7	209	3	18	2	1	0	0	0	0	0	0	2	0.8	0	0	0	0	57.8	67
Thu	244	4	216	2	19	1	0	0	0	0	2	0	0	2	0.8	0	0	0	0	58.7	69.1
Fri	219	10	194	4	10	0	0	0	1	0	0	0	0	4	1.8	0	0	0	0	56.2	67.3
| Sat	180	3	167	1	9	0	0	0	0	0	0	0	0	4	2.2	2	1.1	2	1.1	60	70.6
| Sun	173	8	163	1	1	0	0	0	0	0	0	0	0	2	1.2	1	0.6	1	0.6	56.3	67.3
5 Day Ave.	**225**	**6**	**200**	**3**	**16**	**1**	**0**	**0**	**0**	**0**	**0**	**0**	**0**	**3**	**1.3**	**0**	**0.0**	**0**	**0.0**	**58.1**	**68.0**
7 Day Ave.	**211**	**6**	**190**	**2**	**13**	**1**	**0**	**0**	**0**	**0**	**0**	**0**	**0**	**3**	**1.4**	**0**	**0.2**	**0**	**0.2**	**58.1**	**68.0**
--	**1480**	**40**	**1328**	**15**	**89**	**4**	**1**	**0**	**1**	**0**	**2**	**0**	**0**	**20**	**1.4**	**3**	**0.2**	**3**	**0.2**	**58.1**	**68.0**

Summary Graphs

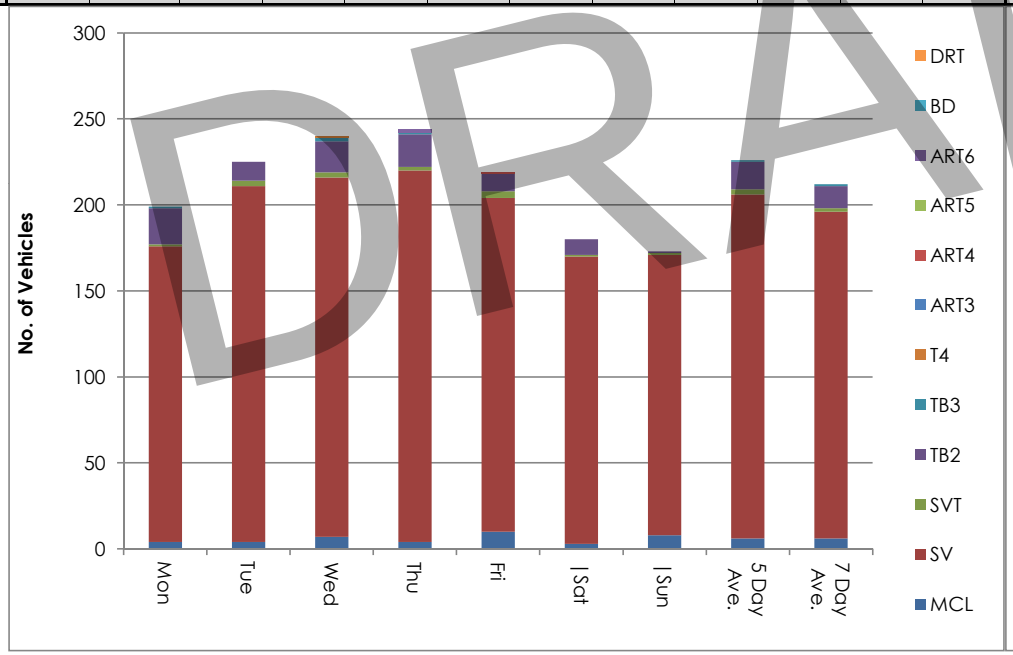

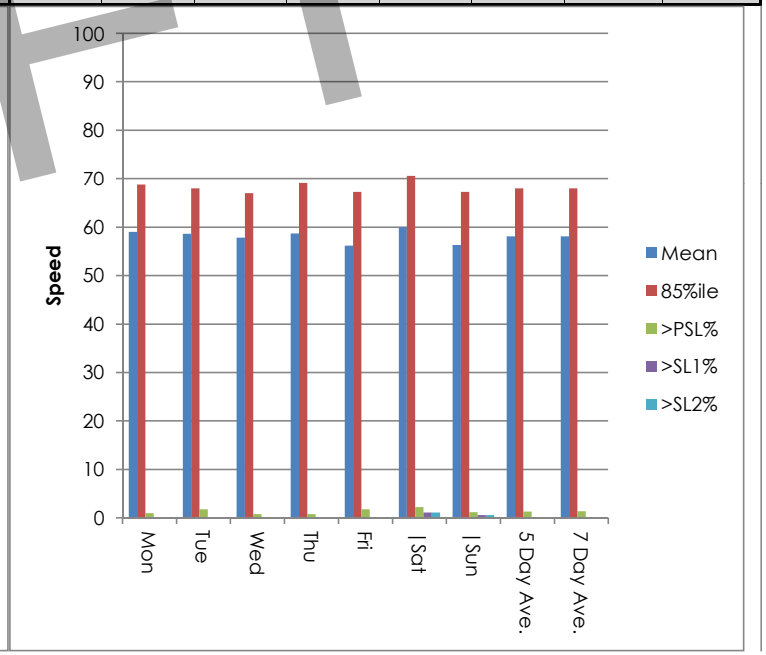

DRAFT

Site 21
Location Unnamed Road, att s/barrier, Lat 53.65279, Long -6.76042
Direction Two way

3279 / Meath/Cavan/Monaghan ATC's
October 2013
Automatic Traffic Count

Mon, 7 October 2013

Time	Total	Speed Bins (km/h)																											
		0 - 5	5 - 10	10 - 15	15 - 20	20 - 25	25 - 30	30 - 35	35 - 40	40 - 45	45 - 50	50 - 55	55 - 60	60 - 65	65 - 70	70 - 75	75 - 80	80 - 85	85 - 90	90 - 95	95 - 100	100 - 105	105 - 110	110 - 115	115 - 120	120 - 125	125 - 130	130 - 135	135 - 140
0000	2	0	0	0	0	0	0	0	0	0	0	1	0	0	1	0	0	0	0	0	0	0	0	0	0	0	0	0	0
0100	0	0	0	0	0	0	0	0	0	0	0	0	0	0	0	0	0	0	0	0	0	0	0	0	0	0	0	0	0
0200	0	0	0	0	0	0	0	0	0	0	0	0	0	0	0	0	0	0	0	0	0	0	0	0	0	0	0	0	0
0300	0	0	0	0	0	0	0	0	0	0	0	0	0	0	0	0	0	0	0	0	0	0	0	0	0	0	0	0	0
0400	0	0	0	0	0	0	0	0	0	0	0	0	0	0	0	0	0	0	0	0	0	0	0	0	0	0	0	0	0
0500	1	0	0	0	0	0	0	0	0	0	0	0	0	0	1	0	0	0	0	0	0	0	0	0	0	0	0	0	0
0600	2	0	0	0	0	0	0	0	0	0	0	0	1	0	1	0	0	0	0	0	0	0	0	0	0	0	0	0	0
0700	7	0	0	0	0	0	0	0	0	0	0	2	1	2	0	2	0	0	0	0	0	0	0	0	0	0	0	0	0
0800	**15**	**0**	**0**	**0**	**0**	**0**	**0**	**2**	**0**	**0**	**2**	**2**	**2**	**1**	**3**	**2**	**1**	**0**	**0**	**0**	**0**	**0**	**0**	**0**	**0**	**0**	**0**	**0**	**0**
0900	9	0	0	0	0	0	0	0	0	0	0	3	2	1	2	1	0	0	0	0	0	0	0	0	0	0	0	0	0
1000	11	0	0	1	0	0	0	0	0	1	1	0	1	2	3	0	0	2	0	0	0	0	0	0	0	0	0	0	0
1100	12	0	0	1	0	0	0	0	2	2	0	1	0	3	2	1	0	0	0	0	0	0	0	0	0	0	0	0	0
1200	6	0	0	0	0	0	0	0	1	0	0	0	2	1	1	1	0	0	0	0	0	0	0	0	0	0	0	0	0
1300	15	0	0	0	0	0	0	0	0	0	0	1	4	5	3	2	0	0	0	0	0	0	0	0	0	0	0	0	0
1400	17	0	0	1	0	0	0	1	1	0	2	2	4	3	3	0	0	0	0	0	0	0	0	0	0	0	0	0	0
1500	13	0	0	1	0	0	0	0	1	0	2	1	3	3	2	0	0	0	0	0	0	0	0	0	0	0	0	0	0
1600	13	0	0	0	0	0	0	0	0	0	1	2	5	2	3	0	0	0	0	0	0	0	0	0	0	0	0	0	0
1700	15	0	0	0	0	0	0	0	2	0	0	1	3	6	2	1	0	0	0	0	0	0	0	0	0	0	0	0	0
1800	**21**	**0**	**0**	**0**	**0**	**0**	**0**	**0**	**0**	**0**	**1**	**2**	**8**	**3**	**4**	**3**	**0**	**0**	**0**	**0**	**0**	**0**	**0**	**0**	**0**	**0**	**0**	**0**	**0**
1900	12	0	0	0	0	0	0	0	0	0	0	2	2	5	1	2	0	0	0	0	0	0	0	0	0	0	0	0	0
2000	12	0	0	0	0	0	0	0	0	1	1	1	0	2	3	2	2	0	0	0	0	0	0	0	0	0	0	0	0
2100	8	0	0	0	0	0	0	0	0	0	0	2	1	4	0	1	0	0	0	0	0	0	0	0	0	0	0	0	0
2200	3	0	0	0	0	0	0	0	0	0	0	0	1	1	1	0	0	0	0	0	0	0	0	0	0	0	0	0	0
2300	5	0	0	0	0	0	0	0	0	0	2	0	0	1	0	2	0	0	0	0	0	0	0	0	0	0	0	0	0
07-19	**154**	**0**	**0**	**4**	**0**	**0**	**0**	**3**	**7**	**3**	**9**	**17**	**35**	**32**	**28**	**13**	**1**	**2**	**0**	**0**	**0**	**0**	**0**	**0**	**0**	**0**	**0**	**0**	**0**
06-22	**188**	**0**	**0**	**4**	**0**	**0**	**0**	**3**	**7**	**4**	**10**	**22**	**39**	**43**	**33**	**18**	**3**	**2**	**0**	**0**	**0**	**0**	**0**	**0**	**0**	**0**	**0**	**0**	**0**
06-00	**196**	**0**	**0**	**4**	**0**	**0**	**0**	**3**	**7**	**4**	**12**	**22**	**40**	**45**	**34**	**20**	**3**	**2**	**0**	**0**	**0**	**0**	**0**	**0**	**0**	**0**	**0**	**0**	**0**
00-00	**199**	**0**	**0**	**4**	**0**	**0**	**0**	**3**	**7**	**4**	**12**	**23**	**40**	**45**	**36**	**20**	**3**	**2**	**0**	**0**	**0**	**0**	**0**	**0**	**0**	**0**	**0**	**0**	**0**

DRAFT

Site 21
Location Unnamed Road, att s/barrier, Lat 53.65279, Long -6.76042
Direction Two way

3279 / Meath/Cavan/Monaghan ATC's
October 2013
Automatic Traffic Count

Tue, 8 October 2013

Time	Total	Speed Bins (km/h)																												
		0 - 5	5 - 10	10 - 15	15 - 20	20 - 25	25 - 30	30 - 35	35 - 40	40 - 45	45 - 50	50 - 55	55 - 60	60 - 65	65 - 70	70 - 75	75 - 80	80 - 85	85 - 90	90 - 95	95 - 100	100 - 105	105 - 110	110 - 115	115 - 120	120 - 125	125 - 130	130 - 135	135 - 140
0000	2	0	0	0	0	0	0	0	0	0	1	0	0	1	0	0	0	0	0	0	0	0	0	0	0	0	0	0	0	0
0100	0	0	0	0	0	0	0	0	0	0	0	0	0	0	0	0	0	0	0	0	0	0	0	0	0	0	0	0	0	0
0200	0	0	0	0	0	0	0	0	0	0	0	0	0	0	0	0	0	0	0	0	0	0	0	0	0	0	0	0	0	0
0300	0	0	0	0	0	0	0	0	0	0	0	0	0	0	0	0	0	0	0	0	0	0	0	0	0	0	0	0	0	0
0400	0	0	0	0	0	0	0	0	0	0	0	0	0	0	0	0	0	0	0	0	0	0	0	0	0	0	0	0	0	0
0500	1	0	0	0	0	0	0	0	0	0	0	0	0	0	0	1	0	0	0	0	0	0	0	0	0	0	0	0	0	0
0600	3	0	0	0	0	0	0	0	0	0	0	1	0	2	0	0	0	0	0	0	0	0	0	0	0	0	0	0	0	0
0700	9	0	0	0	0	0	0	0	0	1	0	2	2	3	1	0	0	0	0	0	0	0	0	0	0	0	0	0	0	0
0800	14	0	0	0	0	1	1	0	0	0	0	5	5	0	1	1	0	0	0	0	0	0	0	0	0	0	0	0	0	0
0900	15	0	0	0	0	0	0	0	0	0	2	4	3	2	3	1	0	0	0	0	0	0	0	0	0	0	0	0	0	0
1000	9	0	0	0	0	0	0	0	1	0	0	2	2	2	1	1	0	0	0	0	0	0	0	0	0	0	0	0	0	0
1100	**18**	**0**	**0**	**1**	**1**	**0**	**0**	**0**	**0**	**1**	**2**	**1**	**4**	**3**	**4**	**1**	**0**	**0**	**0**	**0**	**0**	**0**	**0**	**0**	**0**	**0**	**0**	**0**	**0**	**0**
1200	12	0	0	0	0	0	0	0	0	0	0	2	2	1	5	2	0	0	0	0	0	0	0	0	0	0	0	0	0	0
1300	18	0	0	0	0	0	0	0	0	0	1	5	5	4	3	0	0	0	0	0	0	0	0	0	0	0	0	0	0	0
1400	11	0	0	0	0	0	0	0	0	1	2	1	2	3	1	1	0	0	0	0	0	0	0	0	0	0	0	0	0	0
1500	18	0	0	0	0	0	0	0	0	0	1	4	4	3	3	3	0	0	0	0	0	0	0	0	0	0	0	0	0	0
1600	17	0	0	1	0	0	0	0	1	0	1	3	4	6	0	0	1	0	0	0	0	0	0	0	0	0	0	0	0	0
1700	14	0	0	0	0	0	0	0	1	0	3	4	2	2	2	0	0	0	0	0	0	0	0	0	0	0	0	0	0	0
1800	**23**	**0**	**0**	**0**	**1**	**0**	**0**	**0**	**0**	**0**	**2**	**4**	**4**	**5**	**5**	**0**	**1**	**1**	**0**	**0**	**0**	**0**	**0**	**0**	**0**	**0**	**0**	**0**	**0**	**0**
1900	22	0	0	0	0	0	0	0	0	1	0	2	4	4	8	1	0	2	0	0	0	0	0	0	0	0	0	0	0	0
2000	10	0	0	0	0	0	0	1	0	0	0	2	3	1	1	1	0	1	0	0	0	0	0	0	0	0	0	0	0	0
2100	4	0	0	0	0	0	0	0	0	0	1	0	2	0	1	0	0	0	0	0	0	0	0	0	0	0	0	0	0	0
2200	4	0	0	0	0	0	0	0	0	0	0	0	0	2	1	1	0	0	0	0	0	0	0	0	0	0	0	0	0	0
2300	1	0	0	0	0	0	0	0	0	0	0	0	0	0	0	0	1	0	0	0	0	0	0	0	0	0	0	0	0	0
07-19	**178**	**0**	**0**	**2**	**2**	**1**	**1**	**0**	**3**	**3**	**14**	**37**	**39**	**34**	**29**	**10**	**2**	**1**	**0**	**0**	**0**	**0**	**0**	**0**	**0**	**0**	**0**	**0**	**0**	**0**
06-22	**217**	**0**	**0**	**2**	**2**	**1**	**1**	**1**	**3**	**4**	**15**	**42**	**48**	**41**	**39**	**12**	**2**	**4**	**0**	**0**	**0**	**0**	**0**	**0**	**0**	**0**	**0**	**0**	**0**	**0**
06-00	**222**	**0**	**0**	**2**	**2**	**1**	**1**	**1**	**3**	**4**	**15**	**42**	**48**	**43**	**40**	**13**	**3**	**4**	**0**	**0**	**0**	**0**	**0**	**0**	**0**	**0**	**0**	**0**	**0**	**0**
00-00	**225**	**0**	**0**	**2**	**2**	**1**	**1**	**1**	**3**	**4**	**16**	**42**	**48**	**44**	**40**	**14**	**3**	**4**	**0**	**0**	**0**	**0**	**0**	**0**	**0**	**0**	**0**	**0**	**0**	**0**

DRAFT

Site 21
Location Unnamed Road, att s/barrier, Lat 53.65279, Long -6.76042
Direction Two way

3279 / Meath/Cavan/Monaghan ATC's
October 2013
Automatic Traffic Count

Wed, 9 October 2013

Time	Total	Speed Bins (km/h)																											
		0 - 5	5 - 10	10 - 15	15 - 20	20 - 25	25 - 30	30 - 35	35 - 40	40 - 45	45 - 50	50 - 55	55 - 60	60 - 65	65 - 70	70 - 75	75 - 80	80 - 85	85 - 90	90 - 95	95 - 100	100 - 105	105 - 110	110 - 115	115 - 120	120 - 125	125 - 130	130 - 135	135 - 140
0000	3	0	0	0	0	0	0	0	0	0	0	0	0	1	2	0	0	0	0	0	0	0	0	0	0	0	0	0	0
0100	0	0	0	0	0	0	0	0	0	0	0	0	0	0	0	0	0	0	0	0	0	0	0	0	0	0	0	0	0
0200	0	0	0	0	0	0	0	0	0	0	0	0	0	0	0	0	0	0	0	0	0	0	0	0	0	0	0	0	0
0300	1	0	0	0	0	0	0	0	0	0	0	0	0	0	1	0	0	0	0	0	0	0	0	0	0	0	0	0	0
0400	0	0	0	0	0	0	0	0	0	0	0	0	0	0	0	0	0	0	0	0	0	0	0	0	0	0	0	0	0
0500	1	0	0	0	0	0	0	0	0	0	0	0	0	0	1	0	0	0	0	0	0	0	0	0	0	0	0	0	0
0600	3	0	0	0	0	0	0	0	0	0	0	0	1	1	1	0	0	0	0	0	0	0	0	0	0	0	0	0	0
0700	12	0	0	0	0	0	0	0	0	0	0	4	2	4	2	0	0	0	0	0	0	0	0	0	0	0	0	0	0
0800	**23**	**0**	**0**	**0**	**0**	**0**	**0**	**0**	**1**	**0**	**1**	**3**	**2**	**6**	**4**	**5**	**1**	**0**	**0**	**0**	**0**	**0**	**0**	**0**	**0**	**0**	**0**	**0**	**0**
0900	21	0	0	0	0	0	0	0	1	0	3	2	3	6	4	2	0	0	0	0	0	0	0	0	0	0	0	0	0
1000	10	0	0	0	0	0	0	0	0	0	0	1	2	3	4	0	0	0	0	0	0	0	0	0	0	0	0	0	0
1100	19	0	0	1	0	0	0	0	0	0	2	3	5	4	2	2	0	0	0	0	0	0	0	0	0	0	0	0	0
1200	**19**	**0**	**0**	**2**	**0**	**1**	**0**	**0**	**0**	**1**	**2**	**1**	**5**	**3**	**3**	**0**	**0**	**1**	**0**	**0**	**0**	**0**	**0**	**0**	**0**	**0**	**0**	**0**	**0**
1300	17	0	0	0	0	0	0	0	0	0	3	2	4	3	2	2	1	0	0	0	0	0	0	0	0	0	0	0	0
1400	14	0	0	0	0	0	0	0	0	0	0	3	6	2	3	0	0	0	0	0	0	0	0	0	0	0	0	0	0
1500	17	0	0	0	0	1	0	0	0	2	2	4	3	2	3	0	0	0	0	0	0	0	0	0	0	0	0	0	0
1600	18	0	0	1	1	0	0	1	1	1	2	1	4	4	1	0	0	1	0	0	0	0	0	0	0	0	0	0	0
1700	12	0	0	0	0	0	1	0	0	1	1	3	1	2	2	1	0	0	0	0	0	0	0	0	0	0	0	0	0
1800	15	0	0	1	0	0	0	0	1	2	1	1	1	6	2	0	0	0	0	0	0	0	0	0	0	0	0	0	0
1900	11	0	0	0	0	0	0	0	0	0	1	3	2	2	1	1	1	0	0	0	0	0	0	0	0	0	0	0	0
2000	11	0	0	0	0	0	0	0	0	3	0	0	3	4	0	0	1	0	0	0	0	0	0	0	0	0	0	0	0
2100	10	0	0	0	0	0	0	0	0	0	0	1	4	3	2	0	0	0	0	0	0	0	0	0	0	0	0	0	0
2200	2	0	0	0	0	0	0	0	0	0	0	1	0	1	0	0	0	0	0	0	0	0	0	0	0	0	0	0	0
2300	1	0	0	0	0	0	0	0	0	0	0	0	1	0	0	0	0	0	0	0	0	0	0	0	0	0	0	0	0
07-19	**197**	**0**	**0**	**5**	**1**	**2**	**1**	**1**	**4**	**7**	**17**	**28**	**38**	**45**	**32**	**12**	**2**	**2**	**0**	**0**	**0**	**0**	**0**	**0**	**0**	**0**	**0**	**0**	**0**
06-22	**232**	**0**	**0**	**5**	**1**	**2**	**1**	**1**	**4**	**10**	**18**	**32**	**48**	**55**	**36**	**13**	**4**	**2**	**0**	**0**	**0**	**0**	**0**	**0**	**0**	**0**	**0**	**0**	**0**
06-00	**235**	**0**	**0**	**5**	**1**	**2**	**1**	**1**	**4**	**10**	**18**	**33**	**49**	**56**	**36**	**13**	**4**	**2**	**0**	**0**	**0**	**0**	**0**	**0**	**0**	**0**	**0**	**0**	**0**
00-00	**240**	**0**	**0**	**5**	**1**	**2**	**1**	**1**	**4**	**10**	**18**	**33**	**49**	**57**	**40**	**13**	**4**	**2**	**0**	**0**	**0**	**0**	**0**	**0**	**0**	**0**	**0**	**0**	**0**

DRAFT

Site 21
Location Unnamed Road, att s/barrier, Lat 53.65279, Long -6.76042
Direction Two way

3279 / Meath/Cavan/Monaghan ATC's
October 2013
Automatic Traffic Count

Thu, 10 October 2013

Time	Total	Speed Bins (km/h)																											
		0 - 5	5 - 10	10 - 15	15 - 20	20 - 25	25 - 30	30 - 35	35 - 40	40 - 45	45 - 50	50 - 55	55 - 60	60 - 65	65 - 70	70 - 75	75 - 80	80 - 85	85 - 90	90 - 95	95 - 100	100 - 105	105 - 110	110 - 115	115 - 120	120 - 125	125 - 130	130 - 135	135 - 140
0000	2	0	0	0	0	0	0	0	0	0	0	0	0	1	0	1	0	0	0	0	0	0	0	0	0	0	0	0	0
0100	1	0	0	0	0	0	0	0	0	0	0	1	0	0	0	0	0	0	0	0	0	0	0	0	0	0	0	0	0
0200	2	0	0	0	0	0	0	0	0	0	0	1	0	1	0	0	0	0	0	0	0	0	0	0	0	0	0	0	0
0300	0	0	0	0	0	0	0	0	0	0	0	0	0	0	0	0	0	0	0	0	0	0	0	0	0	0	0	0	0
0400	0	0	0	0	0	0	0	0	0	0	0	0	0	0	0	0	0	0	0	0	0	0	0	0	0	0	0	0	0
0500	1	0	0	0	0	0	0	0	0	0	0	0	0	0	0	1	0	0	0	0	0	0	0	0	0	0	0	0	0
0600	3	0	0	0	0	0	0	0	1	0	0	0	0	1	1	0	0	0	0	0	0	0	0	0	0	0	0	0	0
0700	10	0	0	0	0	0	0	0	0	2	0	3	1	3	0	0	0	1	0	0	0	0	0	0	0	0	0	0	0
0800	**17**	**0**	**0**	**0**	**0**	**0**	**0**	**0**	**0**	**1**	**2**	**3**	**5**	**4**	**2**	**0**	**0**	**0**	**0**	**0**	**0**	**0**	**0**	**0**	**0**	**0**	**0**	**0**	**0**
0900	11	0	0	0	0	0	0	0	0	0	0	2	3	3	1	1	1	0	0	0	0	0	0	0	0	0	0	0	0
1000	12	0	0	2	0	0	0	0	2	2	1	0	0	2	1	1	0	1	0	0	0	0	0	0	0	0	0	0	0
1100	12	0	0	0	0	0	0	0	0	1	2	2	3	0	3	1	0	0	0	0	0	0	0	0	0	0	0	0	0
1200	11	0	0	0	0	0	0	0	1	0	1	6	1	1	0	1	0	0	0	0	0	0	0	0	0	0	0	0	0
1300	17	0	0	0	0	0	0	0	0	2	1	4	5	2	2	0	1	0	0	0	0	0	0	0	0	0	0	0	0
1400	15	0	0	0	2	0	0	0	0	1	2	1	3	2	2	1	1	0	0	0	0	0	0	0	0	0	0	0	0
1500	23	0	0	0	0	0	0	0	0	1	1	0	4	7	7	3	0	0	0	0	0	0	0	0	0	0	0	0	0
1600	22	0	0	0	0	0	0	0	0	3	2	2	5	7	0	1	2	0	0	0	0	0	0	0	0	0	0	0	0
1700	**25**	**0**	**0**	**0**	**0**	**0**	**0**	**0**	**0**	**3**	**0**	**4**	**5**	**6**	**3**	**3**	**1**	**0**	**0**	**0**	**0**	**0**	**0**	**0**	**0**	**0**	**0**	**0**	**0**
1800	21	0	0	0	0	0	0	0	0	0	1	3	5	5	5	2	0	0	0	0	0	0	0	0	0	0	0	0	0
1900	13	0	0	0	0	0	0	0	0	1	0	2	1	4	3	1	1	0	0	0	0	0	0	0	0	0	0	0	0
2000	12	0	0	0	0	0	0	0	0	0	2	4	3	1	1	0	1	0	0	0	0	0	0	0	0	0	0	0	0
2100	9	0	0	0	0	0	1	0	0	0	0	1	0	3	1	1	2	0	0	0	0	0	0	0	0	0	0	0	0
2200	4	0	0	0	0	0	0	0	0	0	0	0	0	1	1	2	0	0	0	0	0	0	0	0	0	0	0	0	0
2300	1	0	0	0	0	0	0	0	0	0	0	0	0	0	0	0	1	0	0	0	0	0	0	0	0	0	0	0	0
07-19	**196**	**0**	**0**	**2**	**2**	**0**	**0**	**0**	**3**	**16**	**13**	**30**	**40**	**42**	**26**	**14**	**6**	**2**	**0**	**0**	**0**	**0**	**0**	**0**	**0**	**0**	**0**	**0**	**0**
06-22	**233**	**0**	**0**	**2**	**2**	**0**	**1**	**0**	**4**	**17**	**15**	**37**	**44**	**51**	**32**	**16**	**10**	**2**	**0**	**0**	**0**	**0**	**0**	**0**	**0**	**0**	**0**	**0**	**0**
06-00	**238**	**0**	**0**	**2**	**2**	**0**	**1**	**0**	**4**	**17**	**15**	**37**	**44**	**52**	**33**	**18**	**11**	**2**	**0**	**0**	**0**	**0**	**0**	**0**	**0**	**0**	**0**	**0**	**0**
00-00	**244**	**0**	**0**	**2**	**2**	**0**	**1**	**0**	**4**	**17**	**15**	**39**	**44**	**54**	**33**	**20**	**11**	**2**	**0**	**0**	**0**	**0**	**0**	**0**	**0**	**0**	**0**	**0**	**0**

DRAFT

Site 21
Location Unnamed Road, att s/barrier, Lat 53.65279, Long -6.76042
Direction Two way

3279 / Meath/Cavan/Monaghan ATC's
October 2013
Automatic Traffic Count

Fri, 11 October 2013

Time	Total	Speed Bins (km/h)																											
		0 - 5	5 - 10	10 - 15	15 - 20	20 - 25	25 - 30	30 - 35	35 - 40	40 - 45	45 - 50	50 - 55	55 - 60	60 - 65	65 - 70	70 - 75	75 - 80	80 - 85	85 - 90	90 - 95	95 - 100	100 - 105	105 - 110	110 - 115	115 - 120	120 - 125	125 - 130	130 - 135	135 - 140
0000	1	0	0	0	0	0	0	0	0	0	0	0	0	1	0	0	0	0	0	0	0	0	0	0	0	0	0	0	0
0100	4	0	0	0	0	0	0	0	0	0	0	1	1	1	1	0	0	0	0	0	0	0	0	0	0	0	0	0	0
0200	0	0	0	0	0	0	0	0	0	0	0	0	0	0	0	0	0	0	0	0	0	0	0	0	0	0	0	0	0
0300	0	0	0	0	0	0	0	0	0	0	0	0	0	0	0	0	0	0	0	0	0	0	0	0	0	0	0	0	0
0400	1	0	0	0	0	0	0	0	0	0	0	0	1	0	0	0	0	0	0	0	0	0	0	0	0	0	0	0	0
0500	1	0	0	0	0	0	0	0	0	0	0	0	0	0	0	1	0	0	0	0	0	0	0	0	0	0	0	0	0
0600	1	0	0	0	0	0	0	0	0	0	0	0	0	1	0	0	0	0	0	0	0	0	0	0	0	0	0	0	0
0700	10	0	0	0	0	0	0	0	0	1	2	2	3	1	0	0	0	1	0	0	0	0	0	0	0	0	0	0	0
0800	**19**	**0**	**0**	**0**	**1**	**0**	**0**	**0**	**0**	**0**	**1**	**3**	**4**	**4**	**3**	**3**	**0**	**0**	**0**	**0**	**0**	**0**	**0**	**0**	**0**	**0**	**0**	**0**	**0**
0900	6	0	0	0	0	0	0	0	0	1	1	0	1	2	1	0	0	0	0	0	0	0	0	0	0	0	0	0	0
1000	18	0	0	3	0	1	0	0	0	1	2	2	4	2	2	1	0	0	0	0	0	0	0	0	0	0	0	0	0
1100	14	0	0	1	1	0	0	1	0	0	0	2	2	3	2	1	1	0	0	0	0	0	0	0	0	0	0	0	0
1200	16	0	0	0	1	0	0	0	0	1	0	7	0	4	3	0	0	0	0	0	0	0	0	0	0	0	0	0	0
1300	**22**	**0**	**0**	**0**	**0**	**0**	**1**	**1**	**2**	**2**	**3**	**5**	**3**	**2**	**2**	**1**	**0**	**0**	**0**	**0**	**0**	**0**	**0**	**0**	**0**	**0**	**0**	**0**	**0**
1400	12	0	0	0	1	0	0	0	0	0	1	3	0	5	1	1	0	0	0	0	0	0	0	0	0	0	0	0	0
1500	16	0	0	0	0	0	0	1	0	0	1	2	6	6	0	0	0	0	0	0	0	0	0	0	0	0	0	0	0
1600	16	0	0	0	0	0	0	1	0	1	1	4	3	2	2	1	1	0	0	0	0	0	0	0	0	0	0	0	0
1700	11	0	0	1	0	0	0	0	0	0	1	2	2	4	1	0	0	0	0	0	0	0	0	0	0	0	0	0	0
1800	15	0	0	0	0	0	0	0	0	2	0	2	3	6	0	1	1	0	0	0	0	0	0	0	0	0	0	0	0
1900	17	0	0	0	0	0	0	0	0	1	5	2	2	1	3	1	0	2	0	0	0	0	0	0	0	0	0	0	0
2000	6	0	1	0	0	0	0	0	0	0	0	0	1	0	1	2	0	1	0	0	0	0	0	0	0	0	0	0	0
2100	5	0	0	0	0	0	0	0	0	1	0	0	2	1	1	0	0	0	0	0	0	0	0	0	0	0	0	0	0
2200	5	0	0	0	0	0	0	0	0	0	0	0	3	0	2	0	0	0	0	0	0	0	0	0	0	0	0	0	0
2300	3	0	0	0	0	0	0	0	0	0	0	0	1	1	1	0	0	0	0	0	0	0	0	0	0	0	0	0	0
07-19	**175**	**0**	**0**	**5**	**4**	**1**	**1**	**4**	**2**	**9**	**13**	**34**	**31**	**41**	**17**	**9**	**3**	**1**	**0**	**0**	**0**	**0**	**0**	**0**	**0**	**0**	**0**	**0**	**0**
06-22	**204**	**0**	**1**	**5**	**4**	**1**	**1**	**4**	**2**	**11**	**18**	**36**	**36**	**44**	**22**	**12**	**3**	**4**	**0**	**0**	**0**	**0**	**0**	**0**	**0**	**0**	**0**	**0**	**0**
06-00	**212**	**0**	**1**	**5**	**4**	**1**	**1**	**4**	**2**	**11**	**18**	**36**	**40**	**45**	**25**	**12**	**3**	**4**	**0**	**0**	**0**	**0**	**0**	**0**	**0**	**0**	**0**	**0**	**0**
00-00	**219**	**0**	**1**	**5**	**4**	**1**	**1**	**4**	**2**	**11**	**18**	**37**	**42**	**47**	**26**	**13**	**3**	**4**	**0**	**0**	**0**	**0**	**0**	**0**	**0**	**0**	**0**	**0**	**0**

DRAFT

Site 21
Location Unnamed Road, att s/barrier, Lat 53.65279, Long -6.76042
Direction Two way

3279 / Meath/Cavan/Monaghan ATC's
October 2013
Automatic Traffic Count

Sat, 12 October 2013

Time	Total	Speed Bins (km/h)																											
		0 - 5	5 - 10	10 - 15	15 - 20	20 - 25	25 - 30	30 - 35	35 - 40	40 - 45	45 - 50	50 - 55	55 - 60	60 - 65	65 - 70	70 - 75	75 - 80	80 - 85	85 - 90	90 - 95	95 - 100	100 - 105	105 - 110	110 - 115	115 - 120	120 - 125	125 - 130	130 - 135	135 - 140
0000	1	0	0	0	0	0	0	0	0	0	0	0	0	1	0	0	0	0	0	0	0	0	0	0	0	0	0	0	0
0100	1	0	0	0	0	0	0	0	0	0	0	0	1	0	0	0	0	0	0	0	0	0	0	0	0	0	0	0	0
0200	0	0	0	0	0	0	0	0	0	0	0	0	0	0	0	0	0	0	0	0	0	0	0	0	0	0	0	0	0
0300	0	0	0	0	0	0	0	0	0	0	0	0	0	0	0	0	0	0	0	0	0	0	0	0	0	0	0	0	0
0400	0	0	0	0	0	0	0	0	0	0	0	0	0	0	0	0	0	0	0	0	0	0	0	0	0	0	0	0	0
0500	0	0	0	0	0	0	0	0	0	0	0	0	0	0	0	0	0	0	0	0	0	0	0	0	0	0	0	0	0
0600	2	0	0	0	0	0	0	0	0	0	0	0	0	0	0	1	1	0	0	0	0	0	0	0	0	0	0	0	0
0700	6	0	0	0	0	0	0	0	0	0	1	1	1	2	0	1	0	0	0	0	0	0	0	0	0	0	0	0	0
0800	3	0	0	0	0	0	0	0	0	0	0	1	1	0	1	0	0	0	0	0	0	0	0	0	0	0	0	0	0
0900	11	0	0	0	0	0	0	0	0	1	0	0	3	0	3	4	0	0	0	0	0	0	0	0	0	0	0	0	0
1000	8	0	0	0	0	0	0	0	1	0	0	1	3	2	0	0	1	0	0	0	0	0	0	0	0	0	0	0	0
1100	**16**	**0**	**0**	**0**	**1**	**0**	**0**	**0**	**1**	**0**	**2**	**0**	**2**	**4**	**2**	**3**	**0**	**1**	**0**	**0**	**0**	**0**	**0**	**0**	**0**	**0**	**0**	**0**	**0**
1200	8	0	0	0	0	0	0	0	0	0	1	3	0	2	0	2	0	0	0	0	0	0	0	0	0	0	0	0	0
1300	18	0	0	0	0	0	1	1	0	2	2	2	3	3	2	2	0	0	0	0	0	0	0	0	0	0	0	0	0
1400	16	0	0	0	0	0	0	0	1	0	1	1	1	5	4	2	0	0	0	0	0	0	1	0	0	0	0	0	0
1500	14	0	0	0	0	0	1	0	0	1	1	2	3	2	2	2	0	0	0	0	0	0	0	0	0	0	0	0	0
1600	**20**	**0**	**0**	**0**	**0**	**0**	**0**	**0**	**1**	**1**	**1**	**3**	**5**	**3**	**4**	**1**	**1**	**0**	**0**	**0**	**0**	**0**	**0**	**0**	**0**	**0**	**0**	**0**	**0**
1700	12	0	0	0	0	0	0	1	0	1	2	0	0	4	3	0	0	1	0	0	0	0	0	0	0	0	0	0	0
1800	14	0	0	0	0	0	0	0	0	2	1	3	3	1	2	2	0	0	0	0	0	0	0	0	0	0	0	0	0
1900	13	0	0	0	0	0	0	0	0	0	1	1	7	0	3	0	1	0	0	0	0	0	0	0	0	0	0	0	0
2000	7	0	0	0	0	0	0	0	0	1	0	0	3	2	1	0	0	0	0	0	0	0	0	0	0	0	0	0	0
2100	4	0	0	0	0	0	0	0	0	0	0	0	0	2	1	1	0	0	0	0	0	0	0	0	0	0	0	0	0
2200	3	0	0	0	0	0	0	0	0	0	0	0	0	0	1	0	1	0	0	1	0	0	0	0	0	0	0	0	0
2300	3	0	0	0	0	0	0	0	0	0	0	1	1	1	0	0	0	0	0	0	0	0	0	0	0	0	0	0	0
07-19	**146**	**0**	**0**	**0**	**1**	**0**	**2**	**2**	**4**	**8**	**12**	**17**	**25**	**28**	**23**	**19**	**2**	**2**	**0**	**0**	**0**	**0**	**1**	**0**	**0**	**0**	**0**	**0**	**0**
06-22	**172**	**0**	**0**	**0**	**1**	**0**	**2**	**2**	**4**	**9**	**13**	**18**	**35**	**32**	**28**	**21**	**4**	**2**	**0**	**0**	**0**	**0**	**1**	**0**	**0**	**0**	**0**	**0**	**0**
06-00	**178**	**0**	**0**	**0**	**1**	**0**	**2**	**2**	**4**	**9**	**13**	**19**	**36**	**33**	**29**	**21**	**5**	**2**	**0**	**1**	**0**	**0**	**1**	**0**	**0**	**0**	**0**	**0**	**0**
00-00	**180**	**0**	**0**	**0**	**1**	**0**	**2**	**2**	**4**	**9**	**13**	**19**	**37**	**34**	**29**	**21**	**5**	**2**	**0**	**1**	**0**	**0**	**1**	**0**	**0**	**0**	**0**	**0**	**0**

DRAFT

Site 21
Location Unnamed Road, att s/barrier, Lat 53.65279, Long -6.76042
Direction Two way

3279 / Meath/Cavan/Monaghan ATC's
October 2013
Automatic Traffic Count

Sun, 13 October 2013

Time	Total	Speed Bins (km/h)																												
		0 - 5	5 - 10	10 - 15	15 - 20	20 - 25	25 - 30	30 - 35	35 - 40	40 - 45	45 - 50	50 - 55	55 - 60	60 - 65	65 - 70	70 - 75	75 - 80	80 - 85	85 - 90	90 - 95	95 - 100	100 - 105	105 - 110	110 - 115	115 - 120	120 - 125	125 - 130	130 - 135	135 - 140
0000	1	0	0	0	0	0	0	0	0	0	0	0	1	0	0	0	0	0	0	0	0	0	0	0	0	0	0	0	0	0
0100	4	0	0	0	0	0	0	0	0	0	0	0	0	2	1	1	0	0	0	0	0	0	0	0	0	0	0	0	0	0
0200	5	0	0	0	0	0	0	0	0	0	0	0	2	2	1	0	0	0	0	0	0	0	0	0	0	0	0	0	0	0
0300	9	0	0	0	0	0	0	0	0	0	0	3	2	1	1	1	1	0	0	0	0	0	0	0	0	0	0	0	0	0
0400	0	0	0	0	0	0	0	0	0	0	0	0	0	0	0	0	0	0	0	0	0	0	0	0	0	0	0	0	0	0
0500	2	0	0	0	0	0	0	0	0	1	1	0	0	0	0	0	0	0	0	0	0	0	0	0	0	0	0	0	0	0
0600	1	0	0	0	0	0	0	0	0	0	0	0	1	0	0	0	0	0	0	0	0	0	0	0	0	0	0	0	0	0
0700	3	0	0	0	0	0	0	0	0	0	0	0	1	2	0	0	0	0	0	0	0	0	0	0	0	0	0	0	0	0
0800	2	0	0	0	0	0	0	0	0	0	0	2	0	0	0	0	0	0	0	0	0	0	0	0	0	0	0	0	0	0
0900	4	0	0	0	0	0	0	0	0	0	0	0	1	2	0	0	1	0	0	0	0	0	0	0	0	0	0	0	0	0
1000	**12**	**0**	**0**	**0**	**0**	**0**	**0**	**0**	**0**	**3**	**1**	**1**	**4**	**1**	**0**	**0**	**1**	**1**	**0**	**0**	**0**	**0**	**0**	**0**	**0**	**0**	**0**	**0**	**0**	**0**
1100	**12**	**0**	**0**	**1**	**1**	**0**	**1**	**0**	**0**	**2**	**0**	**0**	**2**	**2**	**1**	**2**	**0**	**0**	**0**	**0**	**0**	**0**	**0**	**0**	**0**	**0**	**0**	**0**	**0**	**0**
1200	16	0	0	1	1	1	0	0	0	1	3	2	5	2	0	0	0	0	0	0	0	0	0	0	0	0	0	0	0	0
1300	11	0	0	0	0	0	0	0	0	1	2	1	0	4	1	2	0	0	0	0	0	0	0	0	0	0	0	0	0	0
1400	15	0	0	0	0	0	0	1	0	3	2	1	3	3	1	0	1	0	0	0	0	0	0	0	0	0	0	0	0	0
1500	7	0	0	0	0	0	0	0	0	0	0	2	2	2	0	0	1	0	0	0	0	0	0	0	0	0	0	0	0	0
1600	13	0	0	1	0	0	0	1	0	3	0	2	3	2	1	0	0	0	0	0	0	0	0	0	0	0	0	0	0	0
1700	16	0	0	0	1	0	0	0	0	1	2	0	3	3	5	0	1	0	0	0	0	0	0	0	0	0	0	0	0	0
1800	12	0	0	0	0	0	0	0	1	0	2	1	3	1	2	1	0	0	0	0	1	0	0	0	0	0	0	0	0	0
1900	**18**	**0**	**0**	**0**	**0**	**1**	**0**	**0**	**0**	**1**	**0**	**1**	**4**	**7**	**4**	**0**	**0**	**0**	**0**	**0**	**0**	**0**	**0**	**0**	**0**	**0**	**0**	**0**	**0**	**0**
2000	0	0	0	0	0	0	0	0	0	0	0	0	0	0	0	0	0	0	0	0	0	0	0	0	0	0	0	0	0	0
2100	4	0	0	0	0	0	0	0	0	0	0	2	0	0	1	0	1	0	0	0	0	0	0	0	0	0	0	0	0	0
2200	4	0	0	0	0	0	0	0	0	0	0	2	0	1	1	0	0	0	0	0	0	0	0	0	0	0	0	0	0	0
2300	2	0	0	0	0	0	0	0	0	0	0	1	0	0	0	1	0	0	0	0	0	0	0	0	0	0	0	0	0	0
07-19	**123**	**0**	**0**	**3**	**3**	**1**	**1**	**2**	**1**	**14**	**12**	**12**	**27**	**24**	**11**	**5**	**5**	**1**	**0**	**0**	**1**	**0**	**0**	**0**	**0**	**0**	**0**	**0**	**0**	**0**
06-22	**146**	**0**	**0**	**3**	**3**	**2**	**1**	**2**	**1**	**15**	**12**	**15**	**32**	**31**	**16**	**5**	**6**	**1**	**0**	**0**	**1**	**0**	**0**	**0**	**0**	**0**	**0**	**0**	**0**	**0**
06-00	**152**	**0**	**0**	**3**	**3**	**2**	**1**	**2**	**1**	**15**	**12**	**18**	**32**	**32**	**17**	**6**	**6**	**1**	**0**	**0**	**1**	**0**	**0**	**0**	**0**	**0**	**0**	**0**	**0**	**0**
00-00	**173**	**0**	**0**	**3**	**3**	**2**	**1**	**2**	**1**	**16**	**13**	**21**	**37**	**37**	**20**	**8**	**7**	**1**	**0**	**0**	**1**	**0**	**0**	**0**	**0**	**0**	**0**	**0**	**0**	**0**

DRAFT

Site 21
Location Unnamed Road, att s/barrier, Lat 53.65279, Long -6.76042
Direction Two way

3279 / Meath/Cavan/Monaghan ATC's
October 2013
Automatic Traffic Count

Virtual Day (7)

Time	Total	Speed Bins (km/h)																											
		0 - 5	5 - 10	10 - 15	15 - 20	20 - 25	25 - 30	30 - 35	35 - 40	40 - 45	45 - 50	50 - 55	55 - 60	60 - 65	65 - 70	70 - 75	75 - 80	80 - 85	85 - 90	90 - 95	95 - 100	100 - 105	105 - 110	110 - 115	115 - 120	120 - 125	125 - 130	130 - 135	135 - 140
0000	2	0	0	0	0	0	0	0	0	0	0	0	0	1	0	0	0	0	0	0	0	0	0	0	0	0	0	0	0
0100	1	0	0	0	0	0	0	0	0	0	0	0	0	0	0	0	0	0	0	0	0	0	0	0	0	0	0	0	0
0200	1	0	0	0	0	0	0	0	0	0	0	0	0	0	0	0	0	0	0	0	0	0	0	0	0	0	0	0	0
0300	1	0	0	0	0	0	0	0	0	0	0	0	0	0	0	0	0	0	0	0	0	0	0	0	0	0	0	0	0
0400	0	0	0	0	0	0	0	0	0	0	0	0	0	0	0	0	0	0	0	0	0	0	0	0	0	0	0	0	0
0500	1	0	0	0	0	0	0	0	0	0	0	0	0	0	0	0	0	0	0	0	0	0	0	0	0	0	0	0	0
0600	2	0	0	0	0	0	0	0	0	0	0	0	0	1	0	0	0	0	0	0	0	0	0	0	0	0	0	0	0
0700	8	0	0	0	0	0	0	0	0	1	0	2	2	2	0	0	0	0	0	0	0	0	0	0	0	0	0	0	0
0800	13	0	0	0	0	0	0	0	0	0	1	3	3	2	2	2	0	0	0	0	0	0	0	0	0	0	0	0	0
0900	11	0	0	0	0	0	0	0	0	0	1	2	2	2	2	1	0	0	0	0	0	0	0	0	0	0	0	0	0
1000	11	0	0	1	0	0	0	0	1	1	1	1	2	2	2	0	0	1	0	0	0	0	0	0	0	0	0	0	0
1100	**15**	**0**	**0**	**1**	**1**	**0**	**0**	**0**	**0**	**1**	**1**	**1**	**3**	**3**	**2**	**2**	**0**	**0**	**0**	**0**	**0**	**0**	**0**	**0**	**0**	**0**	**0**	**0**	**0**
1200	13	0	0	0	0	0	0	0	0	0	1	3	2	2	2	1	0	0	0	0	0	0	0	0	0	0	0	0	0
1300	**17**	**0**	**0**	**0**	**0**	**0**	**0**	**0**	**0**	**1**	**2**	**3**	**3**	**3**	**2**	**1**	**0**	**0**	**0**	**0**	**0**	**0**	**0**	**0**	**0**	**0**	**0**	**0**	**0**
1400	14	0	0	0	0	0	0	0	0	1	1	2	3	3	2	1	0	0	0	0	0	0	0	0	0	0	0	0	0
1500	15	0	0	0	0	0	0	0	0	1	1	2	4	4	2	1	0	0	0	0	0	0	0	0	0	0	0	0	0
1600	**17**	**0**	**0**	**0**	**0**	**0**	**0**	**0**	**0**	**1**	**1**	**2**	**4**	**4**	**2**	**0**	**1**	**0**	**0**	**0**	**0**	**0**	**0**	**0**	**0**	**0**	**0**	**0**	**0**
1700	15	0	0	0	0	0	0	0	0	1	1	2	2	4	3	1	0	0	0	0	0	0	0	0	0	0	0	0	0
1800	**17**	**0**	**0**	**0**	**0**	**0**	**0**	**0**	**0**	**1**	**1**	**2**	**4**	**4**	**3**	**1**	**0**	**0**	**0**	**0**	**0**	**0**	**0**	**0**	**0**	**0**	**0**	**0**	**0**
1900	15	0	0	0	0	0	0	0	0	1	1	2	3	3	3	1	0	1	0	0	0	0	0	0	0	0	0	0	0
2000	8	0	0	0	0	0	0	0	0	1	0	1	2	1	1	1	1	0	0	0	0	0	0	0	0	0	0	0	0
2100	6	0	0	0	0	0	0	0	0	0	0	1	1	2	1	0	0	0	0	0	0	0	0	0	0	0	0	0	0
2200	4	0	0	0	0	0	0	0	0	0	0	0	1	1	1	0	0	0	0	0	0	0	0	0	0	0	0	0	0
2300	2	0	0	0	0	0	0	0	0	0	0	0	0	0	0	0	0	0	0	0	0	0	0	0	0	0	0	0	0
07-19	**167**	**0**	**0**	**3**	**2**	**1**	**1**	**2**	**3**	**9**	**13**	**25**	**34**	**35**	**24**	**12**	**3**	**2**	**0**	**0**	**0**	**0**	**0**	**0**	**0**	**0**	**0**	**0**	**0**
06-22	**199**	**0**	**0**	**3**	**2**	**1**	**1**	**2**	**4**	**10**	**14**	**29**	**40**	**42**	**29**	**14**	**5**	**2**	**0**	**0**	**0**	**0**	**0**	**0**	**0**	**0**	**0**	**0**	**0**
06-00	**205**	**0**	**0**	**3**	**2**	**1**	**1**	**2**	**4**	**10**	**15**	**30**	**41**	**44**	**31**	**15**	**5**	**2**	**0**	**0**	**0**	**0**	**0**	**0**	**0**	**0**	**0**	**0**	**0**
00-00	**211**	**0**	**0**	**3**	**2**	**1**	**1**	**2**	**4**	**10**	**15**	**31**	**42**	**45**	**32**	**16**	**5**	**2**	**0**	**0**	**0**	**0**	**0**	**0**	**0**	**0**	**0**	**0**	**0**

DRAFT

Site 21
Location Unnamed Road, att s/barrier, Lat 53.65279, Long -6.76042
Direction Two way

3279 / Meath/Cavan/Monaghan ATC's
October 2013
Automatic Traffic Count

Virtual Week (1)

Time	Total	Speed Bins (km/h)																												
		0 - 5	5 - 10	10 - 15	15 - 20	20 - 25	25 - 30	30 - 35	35 - 40	40 - 45	45 - 50	50 - 55	55 - 60	60 - 65	65 - 70	70 - 75	75 - 80	80 - 85	85 - 90	90 - 95	95 - 100	100 - 105	105 - 110	110 - 115	115 - 120	120 - 125	125 - 130	130 - 135	135 - 140
Mon	199	0	0	4	0	0	0	3	7	4	12	23	40	45	36	20	3	2	0	0	0	0	0	0	0	0	0	0	0	0
Tue	225	0	0	2	2	1	1	1	3	4	16	42	48	44	40	14	3	4	0	0	0	0	0	0	0	0	0	0	0	0
Wed	240	0	0	5	1	2	1	1	4	10	18	33	49	57	40	13	4	2	0	0	0	0	0	0	0	0	0	0	0	0
Thu	244	0	0	2	2	0	1	0	4	17	15	39	44	54	33	20	11	2	0	0	0	0	0	0	0	0	0	0	0	0
Fri	219	0	1	5	4	1	1	4	2	11	18	37	42	47	26	13	3	4	0	0	0	0	0	0	0	0	0	0	0	0
|Sat	180	0	0	0	1	0	2	2	4	9	13	19	37	34	29	21	5	2	0	1	0	0	1	0	0	0	0	0	0	0
|Sun	173	0	0	3	3	2	1	2	1	16	13	21	37	37	20	8	7	1	0	0	1	0	0	0	0	0	0	0	0	0
5 Day Ave.	**225**	**0**	**0**	**4**	**2**	**1**	**1**	**2**	**4**	**9**	**16**	**35**	**45**	**49**	**35**	**16**	**5**	**3**	**0**	**0**	**0**	**0**	**0**	**0**	**0**	**0**	**0**	**0**	**0**	**0**
7 Day Ave.	**211**	**0**	**0**	**3**	**2**	**1**	**1**	**2**	**4**	**10**	**15**	**31**	**42**	**45**	**32**	**16**	**5**	**2**	**0**	**0**	**0**	**0**	**0**	**0**	**0**	**0**	**0**	**0**	**0**	**0**
--	**1480**	**0**	**1**	**21**	**13**	**6**	**7**	**13**	**25**	**71**	**105**	**214**	**297**	**318**	**224**	**109**	**36**	**17**	**0**	**1**	**1**	**0**	**1**	**0**	**0**	**0**	**0**	**0**	**0**	**0**

Summary Graphs

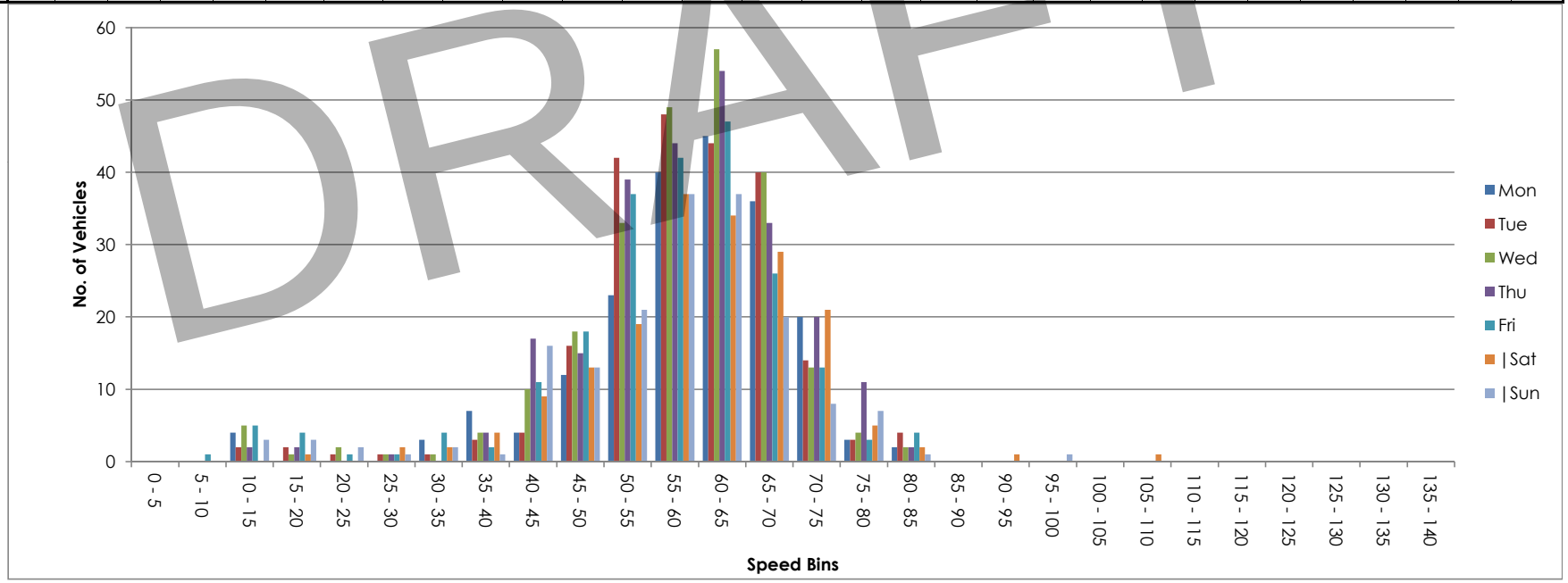

DRAFT



NDC NATIONWIDE DATA COLLECTION	**Site / Location:**	L-8009-6, att t/pole, Lat 53.65172, Long -6.77525	**Project No:**	3279	**Photo No:**	3279-22	**Drawn By:** MOR
	Survey Date:	Mon, 7 October 2013 to Sun, 13 October 2013	**Project Name:**	Meath/Cavan/Monaghan ATC'S			
	Survey Times:	00:00 to 00(24):00	**Title:**	Site Photograph			

Site No.	Location.	Direction.	Speed Limit - PSL (km/h)	Start Date.	End Date.	Total Vehicles.	5 Day Ave.	7 Day Ave.	No. > Speed Limit.	%. > Speed Limit.	No. > Speed Limit1 (+5km/h).	%. > Speed Limit1 (+5km/h).	No. > Speed Limit1 (+10km/h).	%. > Speed Limit1 (+10km/h).	Mean Speed	85%ile Speed
22	L-8009-6, att t/pole, Lat 53.65172, Long -6.77525	East	80	Mon, 7 October 2013	Sun, 13 October 2013	4171	627	596	1313	31.5	827	19.8	494	11.8	72.7	87.1
		West	80	Mon, 7 October 2013	Sun, 13 October 2013	3880	586	554	1042	26.9	653	16.8	340	8.8	70.9	85.7
		Two way	80	Mon, 7 October 2013	Sun, 13 October 2013	8051	1213	1150	2355	29.3	1480	18.4	834	10.4	71.8	86.4

DRAFT

Site 22
Location L-8009-6, att t/pole, Lat 53.65172, Long -6.77525
Direction East

3279 / Meath/Cavan/Monaghan ATC's
October 2013
Automatic Traffic Count

Mon, 7 October 2013

Time	Total	Classification												>PSL	>PSL%	>SL1	>SL1%	>SL2	>SL2%	Mean	Vpp
		1 MCL	2 SV	3 SVT	4 TB2	5 TB3	6 T4	7 ART3	8 ART4	9 ART5	10 ART6	11 BD	12 DRT	80	80	85 +5kph	85 +5kph	90 +10kph	90 +10kph		85
0000	0	0	0	0	0	0	0	0	0	0	0	0	0	0	0	0	0	0	0	-	-
0100	0	0	0	0	0	0	0	0	0	0	0	0	0	0	0	0	0	0	0	-	-
0200	1	0	1	0	0	0	0	0	0	0	0	0	0	0	0	0	0	0	0	71	-
0300	0	0	0	0	0	0	0	0	0	0	0	0	0	0	0	0	0	0	0	-	-
0400	0	0	0	0	0	0	0	0	0	0	0	0	0	0	0	0	0	0	0	-	-
0500	2	0	2	0	0	0	0	0	0	0	0	0	0	0	0	0	0	0	0	76.1	-
0600	10	0	8	0	2	0	0	0	0	0	0	0	0	5	50	3	30	2	20	80.5	-
0700	39	0	34	0	5	0	0	0	0	0	0	0	0	24	61.5	16	41	11	28.2	81.1	97.9
0800	**70**	**0**	**60**	**1**	**9**	**0**	**0**	**0**	**0**	**0**	**0**	**0**	**0**	**36**	**51.4**	**25**	**35.7**	**14**	**20**	**80.4**	**91.1**
0900	68	0	65	1	2	0	0	0	0	0	0	0	0	21	30.9	9	13.2	6	8.8	74.3	83.5
1000	29	1	26	0	1	0	0	0	1	0	0	0	0	7	24.1	5	17.2	3	10.3	70.2	86.4
1100	34	2	31	0	1	0	0	0	0	0	0	0	0	10	29.4	6	17.6	3	8.8	70.7	86
1200	31	0	28	0	3	0	0	0	0	0	0	0	0	3	9.7	1	3.2	0	0	67.1	78.5
1300	35	0	27	1	6	0	0	1	0	0	0	0	0	9	25.7	4	11.4	3	8.6	73	83.5
1400	38	0	36	1	1	0	0	0	0	0	0	0	0	11	28.9	5	13.2	1	2.6	69.9	83.2
1500	**42**	**1**	**36**	**1**	**3**	**0**	**0**	**1**	**0**	**0**	**0**	**0**	**0**	**12**	**28.6**	**9**	**21.4**	**5**	**11.9**	**69.5**	**87.1**
1600	33	1	27	1	3	0	0	0	1	0	0	0	0	7	21.2	4	12.1	3	9.1	68.7	81
1700	35	0	31	0	4	0	0	0	0	0	0	0	0	10	28.6	7	20	2	5.7	68.1	85
1800	28	0	22	0	6	0	0	0	0	0	0	0	0	11	39.3	9	32.1	9	32.1	75.8	92.5
1900	34	1	33	0	0	0	0	0	0	0	0	0	0	6	17.6	3	8.8	1	2.9	61.6	80.3
2000	28	0	27	0	1	0	0	0	0	0	0	0	0	10	35.7	5	17.9	2	7.1	71.4	85.3
2100	11	0	11	0	0	0	0	0	0	0	0	0	0	2	18.2	2	18.2	2	18.2	72.5	78.8
2200	12	0	12	0	0	0	0	0	0	0	0	0	0	1	8.3	1	8.3	1	8.3	67.9	78.8
2300	5	0	5	0	0	0	0	0	0	0	0	0	0	0	0	0	0	0	0	66.1	-
07-19	**482**	**5**	**423**	**6**	**44**	**0**	**0**	**2**	**2**	**0**	**0**	**0**	**0**	**161**	**33.4**	**100**	**20.7**	**60**	**12.4**	**73.1**	**87.1**
06-22	**565**	**6**	**502**	**6**	**47**	**0**	**0**	**2**	**2**	**0**	**0**	**0**	**0**	**184**	**32.6**	**113**	**20**	**67**	**11.9**	**72.5**	**86.8**
06-00	**582**	**6**	**519**	**6**	**47**	**0**	**0**	**2**	**2**	**0**	**0**	**0**	**0**	**185**	**31.8**	**114**	**19.6**	**68**	**11.7**	**72.3**	**86.8**
00-00	**585**	**6**	**522**	**6**	**47**	**0**	**0**	**2**	**2**	**0**	**0**	**0**	**0**	**185**	**31.6**	**114**	**19.5**	**68**	**11.6**	**72.3**	**86.8**

DRAFT

Site 22
Location L-8009-6, att t/pole, Lat 53.65172, Long -6.77525
Direction East

3279 / Meath/Cavan/Monaghan ATC's
October 2013
Automatic Traffic Count

Tue, 8 October 2013

Time	Total	Classification												>PSL	>PSL%	>SL1	>SL1%	>SL2	>SL2%	Mean	Vpp
		1 MCL	2 SV	3 SVT	4 TB2	5 TB3	6 T4	7 ART3	8 ART4	9 ART5	10 ART6	11 BD	12 DRT	80	80	85 +5kph	85 +5kph	90 +10kph	90 +10kph		85
0000	4	0	4	0	0	0	0	0	0	0	0	0	0	3	75	3	75	2	50	85.2	-
0100	1	0	1	0	0	0	0	0	0	0	0	0	0	1	100	0	0	0	0	84	-
0200	0	0	0	0	0	0	0	0	0	0	0	0	0	0	0	0	0	0	0	-	-
0300	0	0	0	0	0	0	0	0	0	0	0	0	0	0	0	0	0	0	0	-	-
0400	0	0	0	0	0	0	0	0	0	0	0	0	0	0	0	0	0	0	0	-	-
0500	6	0	6	0	0	0	0	0	0	0	0	0	0	4	66.7	2	33.3	1	16.7	86.6	-
0600	9	0	7	0	2	0	0	0	0	0	0	0	0	6	66.7	5	55.6	3	33.3	86.4	-
0700	41	0	37	0	4	0	0	0	0	0	0	0	0	20	48.8	15	36.6	7	17.1	80	90.4
0800	71	1	64	1	5	0	0	0	0	0	0	0	0	34	47.9	23	32.4	12	16.9	78.6	90.4
0900	**78**	**0**	**71**	**1**	**6**	**0**	**0**	**0**	**0**	**0**	**0**	**0**	**0**	**24**	**30.8**	**16**	**20.5**	**9**	**11.5**	**74.4**	**87.1**
1000	41	2	32	0	7	0	0	0	0	0	0	0	0	10	24.4	9	22	9	22	68.1	91.4
1100	29	0	24	1	1	0	2	0	1	0	0	0	0	8	27.6	5	17.2	4	13.8	70.7	88.6
1200	45	1	44	0	0	0	0	0	0	0	0	0	0	11	24.4	4	8.9	4	8.9	69.5	82.8
1300	30	1	23	1	4	1	0	0	0	0	0	0	0	8	26.7	3	10	3	10	66.3	83.5
1400	25	0	24	1	0	0	0	0	0	0	0	0	0	7	28	5	20	3	12	71.7	87.5
1500	46	2	43	0	1	0	0	0	0	0	0	0	0	9	19.6	5	10.9	3	6.5	66.4	81
1600	37	1	34	0	2	0	0	0	0	0	0	0	0	8	21.6	3	8.1	1	2.7	69.1	81.7
1700	33	0	31	0	1	0	1	0	0	0	0	0	0	10	30.3	8	24.2	4	12.1	72	87.5
1800	43	0	42	0	1	0	0	0	0	0	0	0	0	6	14	2	4.7	1	2.3	65.2	77.4
1900	**63**	**0**	**63**	**0**	**0**	**0**	**0**	**0**	**0**	**0**	**0**	**0**	**0**	**11**	**17.5**	**4**	**6.3**	**4**	**6.3**	**66.1**	**80.3**
2000	19	0	19	0	0	0	0	0	0	0	0	0	0	5	26.3	2	10.5	2	10.5	70.4	82.1
2100	16	0	14	0	2	0	0	0	0	0	0	0	0	6	37.5	3	18.8	2	12.5	76.5	86.4
2200	9	0	9	0	0	0	0	0	0	0	0	0	0	4	44.4	3	33.3	2	22.2	77	-
2300	3	0	2	1	0	0	0	0	0	0	0	0	0	1	33.3	0	0	0	0	63.5	-
07-19	**519**	**8**	**469**	**5**	**32**	**1**	**3**	**0**	**1**	**0**	**0**	**0**	**0**	**155**	**29.9**	**98**	**18.9**	**60**	**11.6**	**71.7**	**87.1**
06-22	**626**	**8**	**572**	**5**	**36**	**1**	**3**	**0**	**1**	**0**	**0**	**0**	**0**	**183**	**29.2**	**112**	**17.9**	**71**	**11.3**	**71.4**	**86.8**
06-00	**638**	**8**	**583**	**6**	**36**	**1**	**3**	**0**	**1**	**0**	**0**	**0**	**0**	**188**	**29.5**	**115**	**18**	**73**	**11.4**	**71.5**	**86.8**
00-00	**649**	**8**	**594**	**6**	**36**	**1**	**3**	**0**	**1**	**0**	**0**	**0**	**0**	**196**	**30.2**	**120**	**18.5**	**76**	**11.7**	**71.7**	**87.1**

DRAFT

Site 22
Location L-8009-6, att t/pole, Lat 53.65172, Long -6.77525
Direction East

3279 / Meath/Cavan/Monaghan ATC's
October 2013
Automatic Traffic Count

Wed, 9 October 2013

Time	Total	Classification												>PSL	>PSL%	>SL1	>SL1%	>SL2	>SL2%	Mean	Vpp
		1 MCL	2 SV	3 SVT	4 TB2	5 TB3	6 T4	7 ART3	8 ART4	9 ART5	10 ART6	11 BD	12 DRT	80	80	85 +5kph	85 +5kph	90 +10kph	90 +10kph		85
0000	2	0	2	0	0	0	0	0	0	0	0	0	0	1	50	0	0	0	0	69.6	-
0100	2	0	2	0	0	0	0	0	0	0	0	0	0	0	0	0	0	0	0	74.6	-
0200	0	0	0	0	0	0	0	0	0	0	0	0	0	0	0	0	0	0	0	-	-
0300	0	0	0	0	0	0	0	0	0	0	0	0	0	0	0	0	0	0	0	-	-
0400	1	0	1	0	0	0	0	0	0	0	0	0	0	1	100	1	100	0	0	88.7	-
0500	2	0	2	0	0	0	0	0	0	0	0	0	0	1	50	1	50	0	0	78.5	-
0600	12	0	11	0	1	0	0	0	0	0	0	0	0	4	33.3	4	33.3	1	8.3	78.1	87.1
0700	50	0	43	0	7	0	0	0	0	0	0	0	0	29	58	22	44	9	18	82	91.1
0800	72	1	64	0	7	0	0	0	0	0	0	0	0	31	43.1	22	30.6	15	20.8	79	92.5
0900	**75**	**1**	**68**	**1**	**5**	**0**	**0**	**0**	**0**	**0**	**0**	**0**	**0**	**26**	**34.7**	**17**	**22.7**	**8**	**10.7**	**74.3**	**88.6**
1000	32	0	25	3	4	0	0	0	0	0	0	0	0	7	21.9	2	6.3	2	6.3	71.7	80.3
1100	33	0	31	1	1	0	0	0	0	0	0	0	0	8	24.2	6	18.2	2	6.1	68.7	85
1200	31	1	23	2	4	0	1	0	0	0	0	0	0	4	12.9	4	12.9	2	6.5	65.2	78.8
1300	27	0	23	0	4	0	0	0	0	0	0	0	0	8	29.6	6	22.2	5	18.5	76.2	93.2
1400	27	0	26	0	1	0	0	0	0	0	0	0	0	6	22.2	4	14.8	4	14.8	73.7	81.7
1500	37	0	32	1	4	0	0	0	0	0	0	0	0	7	18.9	4	10.8	1	2.7	69.1	80.6
1600	37	3	32	0	1	0	0	0	1	0	0	0	0	9	24.3	8	21.6	5	13.5	70.2	87.5
1700	23	1	20	0	2	0	0	0	0	0	0	0	0	9	39.1	6	26.1	2	8.7	71.9	88.2
1800	40	0	38	1	1	0	0	0	0	0	0	0	0	5	12.5	1	2.5	1	2.5	68.1	77
1900	**45**	**0**	**44**	**0**	**1**	**0**	**0**	**0**	**0**	**0**	**0**	**0**	**0**	**7**	**15.6**	**4**	**8.9**	**3**	**6.7**	**68**	**79.2**
2000	28	1	27	0	0	0	0	0	0	0	0	0	0	6	21.4	5	17.9	2	7.1	71.6	85
2100	9	0	9	0	0	0	0	0	0	0	0	0	0	3	33.3	2	22.2	1	11.1	78.4	-
2200	10	0	10	0	0	0	0	0	0	0	0	0	0	2	20	2	20	2	20	64.5	-
2300	3	0	3	0	0	0	0	0	0	0	0	0	0	0	0	0	0	0	0	70.2	-
07-19	**484**	**7**	**425**	**9**	**41**	**0**	**1**	**0**	**1**	**0**	**0**	**0**	**0**	**149**	**30.8**	**102**	**21.1**	**56**	**11.6**	**73.4**	**87.8**
06-22	**578**	**8**	**516**	**9**	**43**	**0**	**1**	**0**	**1**	**0**	**0**	**0**	**0**	**169**	**29.2**	**117**	**20.2**	**63**	**10.9**	**73.1**	**87.1**
06-00	**591**	**8**	**529**	**9**	**43**	**0**	**1**	**0**	**1**	**0**	**0**	**0**	**0**	**171**	**28.9**	**119**	**20.1**	**65**	**11**	**72.9**	**87.1**
00-00	**598**	**8**	**536**	**9**	**43**	**0**	**1**	**0**	**1**	**0**	**0**	**0**	**0**	**174**	**29.1**	**121**	**20.2**	**65**	**10.9**	**72.9**	**87.1**

DRAFT

Site 22
Location L-8009-6, att t/pole, Lat 53.65172, Long -6.77525
Direction East

3279 / Meath/Cavan/Monaghan ATC's
October 2013
Automatic Traffic Count

Thu, 10 October 2013

Time	Total	Classification												>PSL	>PSL%	>SL1	>SL1%	>SL2	>SL2%	Mean	Vpp
		1 MCL	2 SV	3 SVT	4 TB2	5 TB3	6 T4	7 ART3	8 ART4	9 ART5	10 ART6	11 BD	12 DRT	80	80	85 +5kph	85 +5kph	90 +10kph	90 +10kph		85
0000	1	0	1	0	0	0	0	0	0	0	0	0	0	0	0	0	0	0	0	17.2	-
0100	1	0	1	0	0	0	0	0	0	0	0	0	0	1	100	1	100	1	100	99.4	-
0200	0	0	0	0	0	0	0	0	0	0	0	0	0	0	0	0	0	0	0	-	-
0300	0	0	0	0	0	0	0	0	0	0	0	0	0	0	0	0	0	0	0	-	-
0400	1	0	1	0	0	0	0	0	0	0	0	0	0	0	0	0	0	0	0	53.1	-
0500	4	0	4	0	0	0	0	0	0	0	0	0	0	2	50	1	25	1	25	81.4	-
0600	14	0	12	0	2	0	0	0	0	0	0	0	0	8	57.1	7	50	6	42.9	87.5	100.1
0700	42	0	36	0	6	0	0	0	0	0	0	0	0	28	66.7	23	54.8	17	40.5	86.1	99.7
0800	67	0	60	0	6	0	0	0	1	0	0	0	0	35	52.2	20	29.9	13	19.4	80.2	96.1
0900	**76**	**0**	**71**	**1**	**3**	**0**	**1**	**0**	**0**	**0**	**0**	**0**	**0**	**27**	**35.5**	**17**	**22.4**	**10**	**13.2**	**77.2**	**86.4**
1000	43	1	35	1	6	0	0	0	0	0	0	0	0	15	34.9	8	18.6	3	7	71.7	85.7
1100	38	0	32	1	5	0	0	0	0	0	0	0	0	11	28.9	8	21.1	3	7.9	75.4	85.7
1200	30	0	29	0	1	0	0	0	0	0	0	0	0	10	33.3	6	20	2	6.7	75.8	86.8
1300	22	0	19	2	1	0	0	0	0	0	0	0	0	7	31.8	3	13.6	1	4.5	69.7	83.5
1400	42	1	39	0	2	0	0	0	0	0	0	0	0	7	16.7	4	9.5	2	4.8	71.2	81.7
1500	**57**	**1**	**53**	**2**	**1**	**0**	**0**	**0**	**0**	**0**	**0**	**0**	**0**	**14**	**24.6**	**6**	**10.5**	**2**	**3.5**	**71.1**	**82.4**
1600	50	0	43	0	6	0	0	0	1	0	0	0	0	17	34	9	18	4	8	73.2	85.7
1700	41	0	37	1	2	0	1	0	0	0	0	0	0	14	34.1	10	24.4	5	12.2	73.9	87.5
1800	28	0	27	0	1	0	0	0	0	0	0	0	0	13	46.4	7	25	4	14.3	77.1	87.8
1900	31	0	29	0	2	0	0	0	0	0	0	0	0	5	16.1	4	12.9	2	6.5	67.8	77.8
2000	19	0	18	0	1	0	0	0	0	0	0	0	0	4	21.1	3	15.8	2	10.5	68	80.3
2100	13	0	13	0	0	0	0	0	0	0	0	0	0	8	61.5	5	38.5	4	30.8	82.1	93.6
2200	10	0	10	0	0	0	0	0	0	0	0	0	0	6	60	6	60	4	40	81.5	-
2300	2	0	2	0	0	0	0	0	0	0	0	0	0	1	50	1	50	0	0	65.8	-
07-19	**536**	**3**	**481**	**8**	**40**	**0**	**2**	**0**	**2**	**0**	**0**	**0**	**0**	**198**	**36.9**	**121**	**22.6**	**66**	**12.3**	**75.6**	**87.5**
06-22	**613**	**3**	**553**	**8**	**45**	**0**	**2**	**0**	**2**	**0**	**0**	**0**	**0**	**223**	**36.4**	**140**	**22.8**	**80**	**13.1**	**75.3**	**87.8**
06-00	**625**	**3**	**565**	**8**	**45**	**0**	**2**	**0**	**2**	**0**	**0**	**0**	**0**	**230**	**36.8**	**147**	**23.5**	**84**	**13.4**	**75.4**	**88.2**
00-00	**632**	**3**	**572**	**8**	**45**	**0**	**2**	**0**	**2**	**0**	**0**	**0**	**0**	**233**	**36.9**	**149**	**23.6**	**86**	**13.6**	**75.4**	**88.6**

DRAFT

Site 22
Location L-8009-6, att t/pole, Lat 53.65172, Long -6.77525
Direction East

3279 / Meath/Cavan/Monaghan ATC's
October 2013
Automatic Traffic Count

Fri, 11 October 2013

Time	Total	Classification												>PSL	>PSL%	>SL1	>SL1%	>SL2	>SL2%	Mean	Vpp
		1 MCL	2 SV	3 SVT	4 TB2	5 TB3	6 T4	7 ART3	8 ART4	9 ART5	10 ART6	11 BD	12 DRT	80	80	85 +5kph	85 +5kph	90 +10kph	90 +10kph		85
0000	1	0	1	0	0	0	0	0	0	0	0	0	0	0	0	0	0	0	0	39.8	-
0100	0	0	0	0	0	0	0	0	0	0	0	0	0	0	0	0	0	0	0	-	-
0200	0	0	0	0	0	0	0	0	0	0	0	0	0	0	0	0	0	0	0	-	-
0300	0	0	0	0	0	0	0	0	0	0	0	0	0	0	0	0	0	0	0	-	-
0400	0	0	0	0	0	0	0	0	0	0	0	0	0	0	0	0	0	0	0	-	-
0500	3	0	3	0	0	0	0	0	0	0	0	0	0	2	66.7	1	33.3	1	33.3	92.2	-
0600	11	0	9	0	2	0	0	0	0	0	0	0	0	5	45.5	5	45.5	3	27.3	81.6	90.4
0700	36	0	31	1	4	0	0	0	0	0	0	0	0	21	58.3	16	44.4	12	33.3	83.3	99.7
0800	67	0	59	1	7	0	0	0	0	0	0	0	0	39	58.2	24	35.8	16	23.9	81.9	92.2
0900	**73**	**1**	**63**	**1**	**7**	**0**	**1**	**0**	**0**	**0**	**0**	**0**	**0**	**22**	**30.1**	**13**	**17.8**	**11**	**15.1**	**75.4**	**87.1**
1000	40	4	35	0	1	0	0	0	0	0	0	0	0	11	27.5	3	7.5	1	2.5	65.9	83.2
1100	40	0	36	1	2	0	1	0	0	0	0	0	0	10	25	7	17.5	5	12.5	71.6	86.4
1200	31	1	26	1	3	0	0	0	0	0	0	0	0	4	12.9	2	6.5	2	6.5	66.2	78.5
1300	33	0	25	1	7	0	0	0	0	0	0	0	0	5	15.2	3	9.1	3	9.1	66.4	79.6
1400	47	0	42	0	5	0	0	0	0	0	0	0	0	12	25.5	7	14.9	1	2.1	70.5	84.6
1500	44	2	41	1	0	0	0	0	0	0	0	0	0	9	20.5	4	9.1	3	6.8	67	80.6
1600	33	0	28	1	3	0	0	0	1	0	0	0	0	6	18.2	4	12.1	3	9.1	70.1	80.3
1700	44	0	40	0	4	0	0	0	0	0	0	0	0	16	36.4	8	18.2	3	6.8	73	85
1800	48	0	42	1	5	0	0	0	0	0	0	0	0	12	25	6	12.5	2	4.2	70.1	84.2
1900	**61**	**0**	**58**	**0**	**3**	**0**	**0**	**0**	**0**	**0**	**0**	**0**	**0**	**5**	**8.2**	**3**	**4.9**	**2**	**3.3**	**59.4**	**73.4**
2000	24	0	21	0	3	0	0	0	0	0	0	0	0	2	8.3	2	8.3	2	8.3	65.2	74.5
2100	21	0	19	1	1	0	0	0	0	0	0	0	0	6	28.6	4	19	2	9.5	72.5	88.2
2200	11	0	11	0	0	0	0	0	0	0	0	0	0	7	63.6	6	54.5	3	27.3	80.1	91.1
2300	5	0	5	0	0	0	0	0	0	0	0	0	0	0	0	0	0	0	0	63.9	-
07-19	**536**	**8**	**468**	**9**	**48**	**0**	**2**	**0**	**1**	**0**	**0**	**0**	**0**	**167**	**31.2**	**97**	**18.1**	**62**	**11.6**	**72.5**	**86.8**
06-22	**653**	**8**	**575**	**10**	**57**	**0**	**2**	**0**	**1**	**0**	**0**	**0**	**0**	**185**	**28.3**	**111**	**17**	**71**	**10.9**	**71.2**	**86**
06-00	**669**	**8**	**591**	**10**	**57**	**0**	**2**	**0**	**1**	**0**	**0**	**0**	**0**	**192**	**28.7**	**117**	**17.5**	**74**	**11.1**	**71.3**	**86.4**
00-00	**673**	**8**	**595**	**10**	**57**	**0**	**2**	**0**	**1**	**0**	**0**	**0**	**0**	**194**	**28.8**	**118**	**17.5**	**75**	**11.1**	**71.3**	**86.4**

DRAFT

Site 22
Location L-8009-6, att t/pole, Lat 53.65172, Long -6.77525
Direction East

3279 / Meath/Cavan/Monaghan ATC's
October 2013
Automatic Traffic Count

Sat, 12 October 2013

Time	Total	Classification												>PSL	>PSL%	>SL1	>SL1%	>SL2	>SL2%	Mean	Vpp
		1 MCL	2 SV	3 SVT	4 TB2	5 TB3	6 T4	7 ART3	8 ART4	9 ART5	10 ART6	11 BD	12 DRT	80	80	85 +5kph	85 +5kph	90 +10kph	90 +10kph		85
0000	4	0	4	0	0	0	0	0	0	0	0	0	0	1	25	0	0	0	0	76.4	-
0100	1	0	0	0	1	0	0	0	0	0	0	0	0	0	0	0	0	0	0	50.2	-
0200	1	0	1	0	0	0	0	0	0	0	0	0	0	0	0	0	0	0	0	75.7	-
0300	1	0	1	0	0	0	0	0	0	0	0	0	0	0	0	0	0	0	0	72.8	-
0400	0	0	0	0	0	0	0	0	0	0	0	0	0	0	0	0	0	0	0	-	-
0500	3	0	3	0	0	0	0	0	0	0	0	0	0	1	33.3	1	33.3	0	0	70.8	-
0600	2	0	2	0	0	0	0	0	0	0	0	0	0	2	100	2	100	2	100	92.6	-
0700	29	0	24	1	3	0	0	0	1	0	0	0	0	17	58.6	9	31	6	20.7	77.9	93.6
0800	21	1	16	0	3	0	0	0	1	0	0	0	0	13	61.9	9	42.9	6	28.6	78.4	94
0900	35	1	29	0	5	0	0	0	0	0	0	0	0	13	37.1	9	25.7	5	14.3	75.2	89.3
1000	**41**	**3**	**34**	**2**	**2**	**0**	**0**	**0**	**0**	**0**	**0**	**0**	**0**	**12**	**29.3**	**4**	**9.8**	**3**	**7.3**	**70.6**	**81.4**
1100	39	2	34	0	2	0	1	0	0	0	0	0	0	12	30.8	7	17.9	5	12.8	71.4	85.3
1200	55	4	49	0	2	0	0	0	0	0	0	0	0	16	29.1	10	18.2	5	9.1	70.5	85
1300	38	3	28	1	5	1	0	0	0	0	0	0	0	4	10.5	1	2.6	0	0	65.2	74.2
1400	46	1	42	1	2	0	0	0	0	0	0	0	0	14	30.4	9	19.6	4	8.7	73.3	86.4
1500	**67**	**2**	**61**	**0**	**4**	**0**	**0**	**0**	**0**	**0**	**0**	**0**	**0**	**23**	**34.3**	**14**	**20.9**	**7**	**10.4**	**74.3**	**86.4**
1600	43	1	40	0	2	0	0	0	0	0	0	0	0	10	23.3	8	18.6	4	9.3	71.9	85
1700	29	0	27	0	2	0	0	0	0	0	0	0	0	9	31	5	17.2	2	6.9	74.6	86.4
1800	29	0	22	0	7	0	0	0	0	0	0	0	0	6	20.7	2	6.9	2	6.9	72.4	81
1900	36	0	34	0	2	0	0	0	0	0	0	0	0	7	19.4	6	16.7	3	8.3	70.2	85.7
2000	13	0	13	0	0	0	0	0	0	0	0	0	0	4	30.8	4	30.8	3	23.1	73.7	90.4
2100	5	0	5	0	0	0	0	0	0	0	0	0	0	2	40	2	40	1	20	68.5	-
2200	9	0	8	0	1	0	0	0	0	0	0	0	0	3	33.3	2	22.2	2	22.2	77.8	-
2300	3	0	3	0	0	0	0	0	0	0	0	0	0	1	33.3	1	33.3	0	0	81.3	-
07-19	**472**	**18**	**406**	**5**	**39**	**1**	**1**	**0**	**2**	**0**	**0**	**0**	**0**	**149**	**31.6**	**87**	**18.4**	**49**	**10.4**	**72.6**	**86.4**
06-22	**528**	**18**	**460**	**5**	**41**	**1**	**1**	**0**	**2**	**0**	**0**	**0**	**0**	**164**	**31.1**	**101**	**19.1**	**58**	**11**	**72.5**	**86.4**
06-00	**540**	**18**	**471**	**5**	**42**	**1**	**1**	**0**	**2**	**0**	**0**	**0**	**0**	**168**	**31.1**	**104**	**19.3**	**60**	**11.1**	**72.7**	**86.4**
00-00	**550**	**18**	**480**	**5**	**43**	**1**	**1**	**0**	**2**	**0**	**0**	**0**	**0**	**170**	**30.9**	**105**	**19.1**	**60**	**10.9**	**72.6**	**86.4**

DRAFT

Site 22
Location L-8009-6, att t/pole, Lat 53.65172, Long -6.77525
Direction East

3279 / Meath/Cavan/Monaghan ATC's
October 2013
Automatic Traffic Count

Sun, 13 October 2013

Time	Total	Classification												>PSL	>PSL%	>SL1	>SL1%	>SL2	>SL2%	Mean	Vpp
		1 MCL	2 SV	3 SVT	4 TB2	5 TB3	6 T4	7 ART3	8 ART4	9 ART5	10 ART6	11 BD	12 DRT	80	80	85 +5kph	85 +5kph	90 +10kph	90 +10kph		85
0000	3	0	3	0	0	0	0	0	0	0	0	0	0	2	66.7	0	0	0	0	74.7	-
0100	5	0	4	0	1	0	0	0	0	0	0	0	0	0	0	0	0	0	0	61.2	-
0200	4	0	4	0	0	0	0	0	0	0	0	0	0	3	75	3	75	1	25	90.2	-
0300	6	0	5	0	1	0	0	0	0	0	0	0	0	3	50	1	16.7	1	16.7	78.6	-
0400	1	0	1	0	0	0	0	0	0	0	0	0	0	0	0	0	0	0	0	68.9	-
0500	1	0	1	0	0	0	0	0	0	0	0	0	0	0	0	0	0	0	0	63.2	-
0600	1	0	1	0	0	0	0	0	0	0	0	0	0	1	100	0	0	0	0	81.4	-
0700	10	0	10	0	0	0	0	0	0	0	0	0	0	7	70	6	60	5	50	87.8	-
0800	11	0	11	0	0	0	0	0	0	0	0	0	0	5	45.5	5	45.5	5	45.5	80.2	103.3
0900	19	1	14	1	2	0	0	0	0	0	0	1	0	9	47.4	6	31.6	2	10.5	72.4	88.2
1000	16	0	15	1	0	0	0	0	0	0	0	0	0	6	37.5	4	25	4	25	76.5	90.4
1100	**25**	**2**	**22**	**0**	**1**	**0**	**0**	**0**	**0**	**0**	**0**	**0**	**0**	**9**	**36**	**7**	**28**	**6**	**24**	**70.3**	**96.5**
1200	83	1	81	0	1	0	0	0	0	0	0	0	0	21	25.3	8	9.6	3	3.6	68.9	83.2
1300	**93**	**1**	**90**	**1**	**1**	**0**	**0**	**0**	**0**	**0**	**0**	**0**	**0**	**41**	**44.1**	**28**	**30.1**	**16**	**17.2**	**77.4**	**92.2**
1400	36	1	35	0	0	0	0	0	0	0	0	0	0	13	36.1	7	19.4	5	13.9	73.9	87.8
1500	39	0	39	0	0	0	0	0	0	0	0	0	0	12	30.8	5	12.8	1	2.6	67.8	83.5
1600	33	2	28	2	1	0	0	0	0	0	0	0	0	5	15.2	5	15.2	4	12.1	68.6	78.1
1700	29	2	26	0	1	0	0	0	0	0	0	0	0	7	24.1	4	13.8	2	6.9	68.4	85
1800	27	0	24	1	2	0	0	0	0	0	0	0	0	7	25.9	5	18.5	4	14.8	72.2	85
1900	17	0	16	0	1	0	0	0	0	0	0	0	0	2	11.8	2	11.8	1	5.9	65.3	74.9
2000	10	0	10	0	0	0	0	0	0	0	0	0	0	5	50	2	20	2	20	78	-
2100	8	0	8	0	0	0	0	0	0	0	0	0	0	2	25	2	25	2	25	73.6	-
2200	2	0	2	0	0	0	0	0	0	0	0	0	0	0	0	0	0	0	0	75.8	-
2300	5	0	4	0	1	0	0	0	0	0	0	0	0	1	20	0	0	0	0	73.4	-
07-19	**421**	**10**	**395**	**6**	**9**	**0**	**0**	**0**	**0**	**0**	**0**	**1**	**0**	**142**	**33.7**	**90**	**21.4**	**57**	**13.5**	**72.5**	**88.6**
06-22	**457**	**10**	**430**	**6**	**10**	**0**	**0**	**0**	**0**	**0**	**0**	**1**	**0**	**152**	**33.3**	**96**	**21**	**62**	**13.6**	**72.4**	**88.2**
06-00	**464**	**10**	**436**	**6**	**11**	**0**	**0**	**0**	**0**	**0**	**0**	**1**	**0**	**153**	**33**	**96**	**20.7**	**62**	**13.4**	**72.4**	**88.2**
00-00	**484**	**10**	**454**	**6**	**13**	**0**	**0**	**0**	**0**	**0**	**0**	**1**	**0**	**161**	**33.3**	**100**	**20.7**	**64**	**13.2**	**72.5**	**88.2**

DRAFT

Site 22
Location L-8009-6, att t/pole, Lat 53.65172, Long -6.77525
Direction East

3279 / Meath/Cavan/Monaghan ATC's
October 2013
Automatic Traffic Count

Virtual Day (7)

Time	Total	Classification												>PSL	>PSL%	>SL1	>SL1%	>SL2	>SL2%	Mean	Vpp
		1 MCL	2 SV	3 SVT	4 TB2	5 TB3	6 T4	7 ART3	8 ART4	9 ART5	10 ART6	11 BD	12 DRT	80	80	85 +5kph	85 +5kph	90 +10kph	90 +10kph		85
0000	2	0	2	0	0	0	0	0	0	0	0	0	0	1	46.7	0	20	0	13.3	71.1	-
0100	1	0	1	0	0	0	0	0	0	0	0	0	0	0	20	0	10	0	10	68.9	-
0200	1	0	1	0	0	0	0	0	0	0	0	0	0	0	50	0	50	0	16.7	84.6	-
0300	1	0	1	0	0	0	0	0	0	0	0	0	0	0	42.9	0	14.3	0	14.3	77.8	-
0400	0	0	0	0	0	0	0	0	0	0	0	0	0	0	33.3	0	33.3	0	0	70.2	-
0500	3	0	3	0	0	0	0	0	0	0	0	0	0	1	47.6	1	28.6	0	14.3	81.3	-
0600	8	0	7	0	1	0	0	0	0	0	0	0	0	4	52.5	4	44.1	2	28.8	83.2	-
0700	35	0	31	0	4	0	0	0	0	0	0	0	0	21	59.1	15	43.3	10	27.1	82.2	97.9
0800	54	0	48	0	5	0	0	0	0	0	0	0	0	28	50.9	18	33.8	12	21.4	79.9	92.5
0900	**61**	**1**	**54**	**1**	**4**	**0**	**0**	**0**	**0**	**0**	**0**	**0**	**0**	**20**	**33.5**	**12**	**20.5**	**7**	**12**	**75**	**87.1**
1000	35	2	29	1	3	0	0	0	0	0	0	0	0	10	28.1	5	14.5	4	10.3	70.1	84.6
1100	34	1	30	1	2	0	1	0	0	0	0	0	0	10	28.6	7	19.3	4	11.8	71.4	86.4
1200	44	1	40	0	2	0	0	0	0	0	0	0	0	10	22.5	5	11.4	3	5.9	69.1	83.2
1300	40	1	34	1	4	0	0	0	0	0	0	0	0	12	29.5	7	17.3	4	11.2	71.9	86.8
1400	37	0	35	0	2	0	0	0	0	0	0	0	0	10	26.8	6	15.7	3	7.7	71.9	85.7
1500	**47**	**1**	**44**	**1**	**2**	**0**	**0**	**0**	**0**	**0**	**0**	**0**	**0**	**12**	**25.9**	**7**	**14.2**	**3**	**6.6**	**69.8**	**83.9**
1600	38	1	33	1	3	0	0	0	1	0	0	0	0	9	23.3	6	15.4	3	9	70.5	85
1700	33	0	30	0	2	0	0	0	0	0	0	0	0	11	32.1	7	20.5	3	8.5	71.8	86.4
1800	35	0	31	0	3	0	0	0	0	0	0	0	0	9	24.7	5	13.2	3	9.5	70.9	83.5
1900	41	0	40	0	1	0	0	0	0	0	0	0	0	6	15	4	9.1	2	5.6	65.1	79.6
2000	20	0	19	0	1	0	0	0	0	0	0	0	0	5	25.5	3	16.3	2	10.6	70.5	85.3
2100	12	0	11	0	0	0	0	0	0	0	0	0	0	4	34.9	3	24.1	2	16.9	75.3	91.1
2200	9	0	9	0	0	0	0	0	0	0	0	0	0	3	36.5	3	31.7	2	22.2	74.6	-
2300	4	0	3	0	0	0	0	0	0	0	0	0	0	1	15.4	0	7.7	0	0	69	-
07-19	**493**	**8**	**438**	**7**	**36**	**0**	**1**	**0**	**1**	**0**	**0**	**0**	**0**	**160**	**32.5**	**99**	**20.1**	**59**	**11.9**	**73.1**	**87.5**
06-22	**574**	**9**	**515**	**7**	**40**	**0**	**1**	**0**	**1**	**0**	**0**	**0**	**0**	**180**	**31.3**	**113**	**19.7**	**67**	**11.7**	**72.6**	**87.1**
06-00	**587**	**9**	**528**	**7**	**40**	**0**	**1**	**0**	**1**	**0**	**0**	**0**	**0**	**184**	**31.3**	**116**	**19.8**	**69**	**11.8**	**72.6**	**87.1**
00-00	**596**	**9**	**536**	**7**	**41**	**0**	**1**	**0**	**1**	**0**	**0**	**0**	**0**	**188**	**31.5**	**118**	**19.8**	**71**	**11.8**	**72.7**	**87.1**

DRAFT

Site 22
Location L-8009-6, att t/pole, Lat 53.65172, Long -6.77525
Direction East

3279 / Meath/Cavan/Monaghan ATC's
October 2013
Automatic Traffic Count

Virtual Week (1)

Time	Total	Classification												>PSL	>PSL%	>SL1	>SL1%	>SL2	>SL2%	Mean	Vpp
		1 MCL	2 SV	3 SVT	4 TB2	5 TB3	6 T4	7 ART3	8 ART4	9 ART5	10 ART6	11 BD	12 DRT	80	80	85 +5kph	85 +5kph	90 +10kph	90 +10kph		85
Mon	585	6	522	6	47	0	0	2	2	0	0	0	0	185	31.6	114	19.5	68	11.6	72.3	86.8
Tue	649	8	594	6	36	1	3	0	1	0	0	0	0	196	30.2	120	18.5	76	11.7	71.7	87.1
Wed	598	8	536	9	43	0	1	0	1	0	0	0	0	174	29.1	121	20.2	65	10.9	72.9	87.1
Thu	632	3	572	8	45	0	2	0	2	0	0	0	0	233	36.9	149	23.6	86	13.6	75.4	88.6
Fri	673	8	595	10	57	0	2	0	1	0	0	0	0	194	28.8	118	17.5	75	11.1	71.3	86.4
| Sat	550	18	480	5	43	1	1	0	2	0	0	0	0	170	30.9	105	19.1	60	10.9	72.6	86.4
| Sun	484	10	454	6	13	0	0	0	0	0	0	1	0	161	33.3	100	20.7	64	13.2	72.5	88.2
5 Day Ave.	**627**	**7**	**564**	**8**	**46**	**0**	**2**	**0**	**1**	**0**	**0**	**0**	**0**	**196**	**31.3**	**124**	**19.8**	**74**	**11.8**	**72.7**	**87.2**
7 Day Ave.	**596**	**9**	**536**	**7**	**41**	**0**	**1**	**0**	**1**	**0**	**0**	**0**	**0**	**188**	**31.5**	**118**	**19.8**	**71**	**11.8**	**72.7**	**87.1**
--	**4171**	**61**	**3753**	**50**	**284**	**2**	**9**	**2**	**9**	**0**	**0**	**1**	**0**	**1313**	**31.5**	**827**	**19.8**	**494**	**11.8**	**72.7**	**87.1**

Summary Graphs

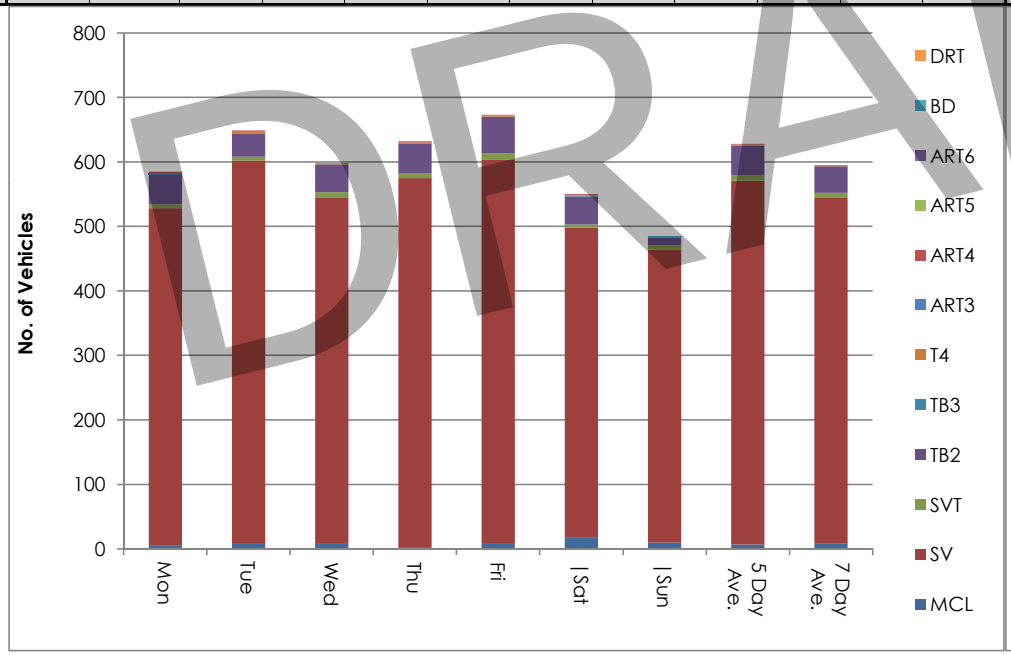

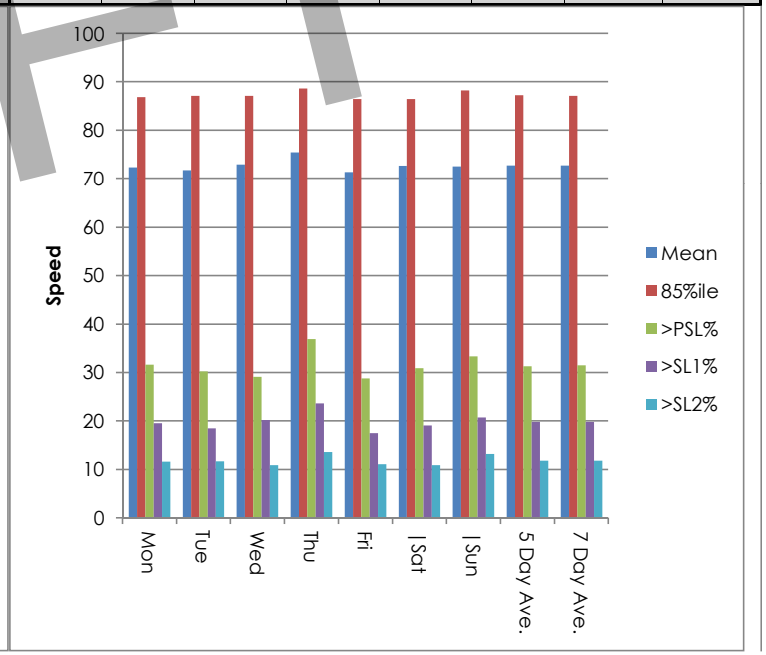

DRAFT

Site 22
Location L-8009-6, att t/pole, Lat 53.65172, Long -6.77525
Direction East

3279 / Meath/Cavan/Monaghan ATC's
October 2013
Automatic Traffic Count

Mon, 7 October 2013

Time	Total	Speed Bins (km/h)																											
		0 - 5	5 - 10	10 - 15	15 - 20	20 - 25	25 - 30	30 - 35	35 - 40	40 - 45	45 - 50	50 - 55	55 - 60	60 - 65	65 - 70	70 - 75	75 - 80	80 - 85	85 - 90	90 - 95	95 - 100	100 - 105	105 - 110	110 - 115	115 - 120	120 - 125	125 - 130	130 - 135	135 - 140
0000	0	0	0	0	0	0	0	0	0	0	0	0	0	0	0	0	0	0	0	0	0	0	0	0	0	0	0	0	0
0100	0	0	0	0	0	0	0	0	0	0	0	0	0	0	0	0	0	0	0	0	0	0	0	0	0	0	0	0	0
0200	1	0	0	0	0	0	0	0	0	0	0	0	0	0	0	1	0	0	0	0	0	0	0	0	0	0	0	0	0
0300	0	0	0	0	0	0	0	0	0	0	0	0	0	0	0	0	0	0	0	0	0	0	0	0	0	0	0	0	0
0400	0	0	0	0	0	0	0	0	0	0	0	0	0	0	0	0	0	0	0	0	0	0	0	0	0	0	0	0	0
0500	2	0	0	0	0	0	0	0	0	0	0	0	0	0	0	1	1	0	0	0	0	0	0	0	0	0	0	0	0
0600	10	0	0	0	0	0	0	0	0	0	0	0	0	1	1	2	1	2	1	1	1	0	0	0	0	0	0	0	0
0700	39	0	0	0	0	0	0	0	0	1	0	0	4	0	4	4	2	8	5	4	4	2	1	0	0	0	0	0	0
0800	**70**	**0**	**0**	**0**	**0**	**0**	**0**	**0**	**0**	**0**	**2**	**0**	**2**	**2**	**3**	**13**	**12**	**11**	**11**	**8**	**5**	**0**	**1**	**0**	**0**	**0**	**0**	**0**	**0**
0900	68	0	0	0	0	0	0	0	0	1	1	1	3	5	15	9	12	12	3	1	3	1	1	0	0	0	0	0	0
1000	29	0	0	0	1	0	0	0	0	0	1	4	1	1	3	7	4	2	2	1	1	1	0	0	0	0	0	0	0
1100	34	0	0	0	2	1	0	0	0	0	0	0	2	2	4	11	2	4	3	2	0	0	1	0	0	0	0	0	0
1200	31	0	0	1	1	0	0	0	0	0	0	0	4	6	3	5	8	2	1	0	0	0	0	0	0	0	0	0	0
1300	35	0	0	0	0	0	0	0	2	0	0	0	2	3	6	4	9	5	1	2	0	1	0	0	0	0	0	0	0
1400	38	0	0	0	1	0	0	1	0	0	3	2	1	4	3	6	6	6	4	0	1	0	0	0	0	0	0	0	0
1500	**42**	**0**	**0**	**0**	**1**	**0**	**0**	**0**	**1**	**1**	**2**	**4**	**3**	**5**	**5**	**4**	**4**	**3**	**4**	**2**	**2**	**1**	**0**	**0**	**0**	**0**	**0**	**0**	**0**
1600	33	0	0	0	1	0	0	1	0	0	0	3	5	3	2	6	5	3	1	2	0	0	0	1	0	0	0	0	0
1700	35	0	0	0	0	0	0	2	1	2	1	3	0	2	6	4	4	3	5	2	0	0	0	0	0	0	0	0	0
1800	28	0	0	1	0	0	0	0	0	0	0	0	3	6	3	3	1	2	0	5	1	0	1	2	0	0	0	0	0
1900	34	0	0	1	0	1	1	0	1	1	3	4	3	4	2	4	3	3	2	1	0	0	0	0	0	0	0	0	0
2000	28	0	0	0	0	2	0	0	0	0	0	0	3	1	7	3	2	5	3	1	0	0	1	0	0	0	0	0	0
2100	11	0	0	0	0	0	0	0	0	0	1	0	1	1	3	1	2	0	0	0	0	2	0	0	0	0	0	0	0
2200	12	0	0	0	0	0	0	0	0	0	1	2	2	1	0	2	3	0	0	0	0	1	0	0	0	0	0	0	0
2300	5	0	0	0	0	0	0	0	0	0	0	0	1	1	1	2	0	0	0	0	0	0	0	0	0	0	0	0	0
07-19	**482**	**0**	**0**	**2**	**7**	**1**	**0**	**4**	**4**	**5**	**10**	**17**	**30**	**39**	**57**	**76**	**69**	**61**	**40**	**29**	**17**	**6**	**5**	**3**	**0**	**0**	**0**	**0**	**0**
06-22	**565**	**0**	**0**	**3**	**7**	**4**	**1**	**4**	**5**	**6**	**14**	**21**	**37**	**46**	**70**	**86**	**77**	**71**	**46**	**32**	**18**	**8**	**6**	**3**	**0**	**0**	**0**	**0**	**0**
06-00	**582**	**0**	**0**	**3**	**7**	**4**	**1**	**4**	**5**	**6**	**15**	**23**	**40**	**48**	**71**	**90**	**80**	**71**	**46**	**32**	**18**	**9**	**6**	**3**	**0**	**0**	**0**	**0**	**0**
00-00	**585**	**0**	**0**	**3**	**7**	**4**	**1**	**4**	**5**	**6**	**15**	**23**	**40**	**48**	**71**	**92**	**81**	**71**	**46**	**32**	**18**	**9**	**6**	**3**	**0**	**0**	**0**	**0**	**0**

DRAFT

Site 22
Location L-8009-6, att t/pole, Lat 53.65172, Long -6.77525
Direction East

3279 / Meath/Cavan/Monaghan ATC's
October 2013
Automatic Traffic Count

Tue, 8 October 2013

Time	Total	Speed Bins (km/h)																											
		0 - 5	5 - 10	10 - 15	15 - 20	20 - 25	25 - 30	30 - 35	35 - 40	40 - 45	45 - 50	50 - 55	55 - 60	60 - 65	65 - 70	70 - 75	75 - 80	80 - 85	85 - 90	90 - 95	95 - 100	100 - 105	105 - 110	110 - 115	115 - 120	120 - 125	125 - 130	130 - 135	135 - 140
0000	4	0	0	0	0	0	0	0	0	0	0	0	0	1	0	0	0	0	1	1	1	0	0	0	0	0	0	0	0
0100	1	0	0	0	0	0	0	0	0	0	0	0	0	0	0	0	0	1	0	0	0	0	0	0	0	0	0	0	0
0200	0	0	0	0	0	0	0	0	0	0	0	0	0	0	0	0	0	0	0	0	0	0	0	0	0	0	0	0	0
0300	0	0	0	0	0	0	0	0	0	0	0	0	0	0	0	0	0	0	0	0	0	0	0	0	0	0	0	0	0
0400	0	0	0	0	0	0	0	0	0	0	0	0	0	0	0	0	0	0	0	0	0	0	0	0	0	0	0	0	0
0500	6	0	0	0	0	0	0	0	0	0	0	0	0	0	0	1	1	2	1	0	0	0	0	1	0	0	0	0	0
0600	9	0	0	0	0	0	0	0	0	0	0	0	0	0	0	1	2	1	2	1	1	1	0	0	0	0	0	0	0
0700	41	0	0	0	0	0	0	0	0	0	0	1	1	2	3	6	8	5	8	3	2	2	0	0	0	0	0	0	0
0800	71	0	0	1	1	0	0	0	0	0	0	1	2	4	3	8	17	11	11	7	3	1	0	0	1	0	0	0	0
0900	**78**	**0**	**0**	**0**	**0**	**0**	**0**	**0**	**2**	**0**	**0**	**4**	**2**	**7**	**11**	**15**	**13**	**8**	**7**	**5**	**3**	**0**	**0**	**1**	**0**	**0**	**0**	**0**	**0**
1000	41	0	0	0	1	0	1	0	3	0	0	3	5	3	5	6	4	1	0	4	5	0	0	0	0	0	0	0	0
1100	29	0	0	0	0	0	1	0	0	0	1	0	5	3	4	4	3	3	1	3	0	1	0	0	0	0	0	0	0
1200	45	0	0	0	0	1	0	1	0	0	2	3	5	5	5	9	3	7	0	1	0	1	2	0	0	0	0	0	0
1300	30	0	0	1	1	0	0	0	1	0	2	2	2	5	4	1	3	5	0	1	0	1	1	0	0	0	0	0	0
1400	25	0	0	0	0	0	0	0	0	0	0	4	1	2	5	5	1	2	2	1	2	0	0	0	0	0	0	0	0
1500	46	0	0	0	2	0	0	1	0	1	1	4	3	8	6	6	5	4	2	2	1	0	0	0	0	0	0	0	0
1600	37	0	0	1	0	0	0	0	0	1	0	1	3	8	3	5	7	5	2	1	0	0	0	0	0	0	0	0	0
1700	33	0	0	1	0	0	1	0	2	0	0	0	2	1	4	6	6	2	4	1	2	0	1	0	0	0	0	0	0
1800	43	0	0	0	0	0	0	1	0	2	4	2	5	3	10	6	4	4	1	1	0	0	0	0	0	0	0	0	0
1900	**63**	**0**	**0**	**0**	**0**	**0**	**0**	**0**	**0**	**3**	**3**	**8**	**10**	**7**	**7**	**7**	**7**	**7**	**0**	**1**	**2**	**1**	**0**	**0**	**0**	**0**	**0**	**0**	**0**
2000	19	0	0	0	1	0	0	0	0	1	0	0	1	2	0	6	3	3	0	1	1	0	0	0	0	0	0	0	0
2100	16	0	0	0	0	0	0	0	0	0	0	2	1	0	2	1	4	3	1	1	0	0	0	0	0	0	1	0	0
2200	9	0	0	0	0	0	0	0	0	0	0	0	0	3	1	1	0	1	1	0	1	1	0	0	0	0	0	0	0
2300	3	0	0	0	0	0	0	0	0	1	0	0	0	1	0	0	0	1	0	0	0	0	0	0	0	0	0	0	0
07-19	**519**	**0**	**0**	**4**	**5**	**1**	**3**	**3**	**8**	**4**	**10**	**25**	**36**	**51**	**63**	**77**	**74**	**57**	**38**	**30**	**18**	**6**	**4**	**1**	**1**	**0**	**0**	**0**	**0**
06-22	**626**	**0**	**0**	**4**	**6**	**1**	**3**	**3**	**8**	**8**	**13**	**35**	**48**	**60**	**72**	**92**	**90**	**71**	**41**	**34**	**22**	**8**	**4**	**1**	**1**	**0**	**1**	**0**	**0**
06-00	**638**	**0**	**0**	**4**	**6**	**1**	**3**	**3**	**8**	**9**	**13**	**35**	**48**	**64**	**73**	**93**	**90**	**73**	**42**	**34**	**23**	**9**	**4**	**1**	**1**	**0**	**1**	**0**	**0**
00-00	**649**	**0**	**0**	**4**	**6**	**1**	**3**	**3**	**8**	**9**	**13**	**35**	**48**	**65**	**73**	**94**	**91**	**76**	**44**	**35**	**24**	**9**	**4**	**2**	**1**	**0**	**1**	**0**	**0**

DRAFT

Site 22
Location L-8009-6, att t/pole, Lat 53.65172, Long -6.77525
Direction East

3279 / Meath/Cavan/Monaghan ATC's
October 2013
Automatic Traffic Count

Wed, 9 October 2013

Time	Total	Speed Bins (km/h)																											
		0 - 5	5 - 10	10 - 15	15 - 20	20 - 25	25 - 30	30 - 35	35 - 40	40 - 45	45 - 50	50 - 55	55 - 60	60 - 65	65 - 70	70 - 75	75 - 80	80 - 85	85 - 90	90 - 95	95 - 100	100 - 105	105 - 110	110 - 115	115 - 120	120 - 125	125 - 130	130 - 135	135 - 140
0000	2	0	0	0	0	0	0	0	0	0	0	0	1	0	0	0	0	1	0	0	0	0	0	0	0	0	0	0	0
0100	2	0	0	0	0	0	0	0	0	0	0	0	0	0	1	0	1	0	0	0	0	0	0	0	0	0	0	0	0
0200	0	0	0	0	0	0	0	0	0	0	0	0	0	0	0	0	0	0	0	0	0	0	0	0	0	0	0	0	0
0300	0	0	0	0	0	0	0	0	0	0	0	0	0	0	0	0	0	0	0	0	0	0	0	0	0	0	0	0	0
0400	1	0	0	0	0	0	0	0	0	0	0	0	0	0	0	0	0	0	1	0	0	0	0	0	0	0	0	0	0
0500	2	0	0	0	0	0	0	0	0	0	0	0	0	0	0	1	0	0	1	0	0	0	0	0	0	0	0	0	0
0600	12	0	0	0	0	0	0	0	0	0	0	0	0	1	2	3	2	0	3	0	0	0	0	1	0	0	0	0	0
0700	50	0	0	0	0	0	0	0	0	0	1	0	0	1	8	4	7	7	13	4	0	4	0	0	0	1	0	0	0
0800	72	0	0	1	0	0	0	0	0	0	0	1	2	2	8	11	16	9	7	8	2	2	3	0	0	0	0	0	0
0900	**75**	**0**	**0**	**0**	**2**	**0**	**0**	**0**	**0**	**2**	**0**	**0**	**1**	**7**	**11**	**17**	**9**	**9**	**9**	**4**	**2**	**1**	**0**	**0**	**1**	**0**	**0**	**0**	**0**
1000	32	0	0	0	0	0	0	0	0	0	0	2	3	6	0	7	7	5	0	1	1	0	0	0	0	0	0	0	0
1100	33	0	0	0	0	0	0	0	0	2	3	2	3	5	4	2	4	2	4	1	0	0	0	0	0	1	0	0	0
1200	31	0	0	0	2	0	0	1	0	0	3	1	2	5	3	4	6	0	2	1	0	1	0	0	0	0	0	0	0
1300	27	0	0	0	0	0	0	0	0	1	1	1	0	0	5	4	7	2	1	3	2	0	0	0	0	0	0	0	0
1400	27	0	0	0	0	0	0	0	0	0	0	2	2	2	4	6	5	2	0	2	1	1	0	0	0	0	0	0	0
1500	37	0	0	0	0	0	0	0	0	1	1	2	6	3	5	5	7	3	3	1	0	0	0	0	0	0	0	0	0
1600	37	0	0	1	2	0	0	2	0	0	0	1	2	1	2	8	9	1	3	1	2	1	1	0	0	0	0	0	0
1700	23	0	0	0	1	0	0	0	0	0	1	1	3	2	1	1	4	3	4	1	1	0	0	0	0	0	0	0	0
1800	40	0	0	0	0	0	0	0	0	0	1	4	4	9	6	5	6	4	0	0	0	0	0	1	0	0	0	0	0
1900	**45**	**0**	**0**	**1**	**1**	**0**	**0**	**0**	**0**	**0**	**1**	**2**	**4**	**6**	**12**	**5**	**6**	**3**	**1**	**0**	**0**	**1**	**2**	**0**	**0**	**0**	**0**	**0**	**0**
2000	28	0	0	0	1	0	1	0	1	0	0	1	1	1	2	6	8	1	3	0	1	0	0	0	0	1	0	0	0
2100	9	0	0	0	0	0	0	0	0	0	0	0	1	0	3	1	1	1	1	0	0	0	0	0	0	0	1	0	0
2200	10	0	0	0	1	0	0	0	0	0	2	0	3	1	0	0	1	0	0	0	1	0	0	0	1	0	0	0	0
2300	3	0	0	0	0	0	0	0	0	0	0	0	1	0	0	0	2	0	0	0	0	0	0	0	0	0	0	0	0
07-19	**484**	**0**	**0**	**2**	**7**	**0**	**0**	**3**	**0**	**6**	**11**	**17**	**28**	**43**	**57**	**74**	**87**	**47**	**46**	**27**	**11**	**10**	**4**	**1**	**1**	**2**	**0**	**0**	**0**
06-22	**578**	**0**	**0**	**3**	**9**	**0**	**1**	**3**	**1**	**6**	**12**	**20**	**34**	**51**	**76**	**89**	**104**	**52**	**54**	**27**	**12**	**11**	**6**	**2**	**1**	**3**	**1**	**0**	**0**
06-00	**591**	**0**	**0**	**3**	**10**	**0**	**1**	**3**	**1**	**6**	**14**	**20**	**38**	**52**	**76**	**89**	**107**	**52**	**54**	**27**	**13**	**11**	**6**	**2**	**2**	**3**	**1**	**0**	**0**
00-00	**598**	**0**	**0**	**3**	**10**	**0**	**1**	**3**	**1**	**6**	**14**	**20**	**39**	**52**	**77**	**90**	**108**	**53**	**56**	**27**	**13**	**11**	**6**	**2**	**2**	**3**	**1**	**0**	**0**

DRAFT

Site 22
Location L-8009-6, att t/pole, Lat 53.65172, Long -6.77525
Direction East

3279 / Meath/Cavan/Monaghan ATC's
October 2013
Automatic Traffic Count

Thu, 10 October 2013

Time	Total	Speed Bins (km/h)																											
		0 - 5	5 - 10	10 - 15	15 - 20	20 - 25	25 - 30	30 - 35	35 - 40	40 - 45	45 - 50	50 - 55	55 - 60	60 - 65	65 - 70	70 - 75	75 - 80	80 - 85	85 - 90	90 - 95	95 - 100	100 - 105	105 - 110	110 - 115	115 - 120	120 - 125	125 - 130	130 - 135	135 - 140
0000	1	0	0	0	1	0	0	0	0	0	0	0	0	0	0	0	0	0	0	0	0	0	0	0	0	0	0	0	0
0100	1	0	0	0	0	0	0	0	0	0	0	0	0	0	0	0	0	0	0	0	1	0	0	0	0	0	0	0	0
0200	0	0	0	0	0	0	0	0	0	0	0	0	0	0	0	0	0	0	0	0	0	0	0	0	0	0	0	0	0
0300	0	0	0	0	0	0	0	0	0	0	0	0	0	0	0	0	0	0	0	0	0	0	0	0	0	0	0	0	0
0400	1	0	0	0	0	0	0	0	0	0	0	1	0	0	0	0	0	0	0	0	0	0	0	0	0	0	0	0	0
0500	4	0	0	0	0	0	0	0	0	0	0	0	0	0	0	1	1	1	0	1	0	0	0	0	0	0	0	0	0
0600	14	0	0	0	0	0	0	0	0	0	0	0	1	0	1	0	4	1	1	0	2	3	0	1	0	0	0	0	0
0700	42	0	0	0	0	0	0	0	0	0	0	1	1	1	4	3	4	5	6	7	5	1	2	1	0	0	0	1	0
0800	67	0	0	0	0	0	0	0	0	0	0	3	2	2	5	8	12	15	7	2	9	1	1	0	0	0	0	0	0
0900	**76**	**0**	**0**	**0**	**0**	**0**	**0**	**0**	**0**	**0**	**0**	**1**	**3**	**3**	**11**	**18**	**13**	**10**	**7**	**5**	**2**	**1**	**1**	**1**	**0**	**0**	**0**	**0**	**0**
1000	43	0	0	1	1	0	0	0	0	0	1	3	1	6	3	6	6	7	5	1	0	1	1	0	0	0	0	0	0
1100	38	0	0	0	0	0	0	0	0	0	0	0	4	2	7	3	11	3	5	2	1	0	0	0	0	0	0	0	0
1200	30	0	0	0	0	0	0	0	0	0	0	1	0	3	4	5	7	4	4	2	0	0	0	0	0	0	0	0	0
1300	22	0	0	1	0	0	0	0	0	0	0	3	1	3	3	4	0	4	2	0	0	0	0	0	0	1	0	0	0
1400	42	0	0	0	1	1	0	0	0	1	0	2	1	1	6	13	9	3	2	0	1	0	1	0	0	0	0	0	0
1500	**57**	**0**	**0**	**0**	**1**	**0**	**1**	**0**	**0**	**0**	**0**	**3**	**6**	**5**	**8**	**10**	**9**	**8**	**4**	**0**	**0**	**0**	**1**	**0**	**0**	**1**	**0**	**0**	**0**
1600	50	0	0	0	0	0	0	0	0	1	1	4	3	1	8	8	7	8	5	2	1	0	1	0	0	0	0	0	0
1700	41	0	0	0	0	1	0	0	1	0	0	3	0	4	7	6	5	4	5	1	2	1	1	0	0	0	0	0	0
1800	28	0	0	0	0	0	0	0	0	0	1	1	1	2	4	3	3	6	3	2	1	0	0	0	1	0	0	0	0
1900	31	0	0	1	0	0	0	1	0	1	0	0	4	2	10	4	3	1	2	1	1	0	0	0	0	0	0	0	0
2000	19	0	0	0	1	0	0	0	0	0	0	3	4	2	1	3	1	1	1	0	0	0	2	0	0	0	0	0	0
2100	13	0	0	0	0	0	0	0	0	0	0	0	2	1	0	1	1	3	1	2	0	0	1	1	0	0	0	0	0
2200	10	0	0	0	0	1	0	0	0	0	0	0	0	0	0	2	1	0	2	2	1	0	0	1	0	0	0	0	0
2300	2	0	0	0	0	0	0	0	0	1	0	0	0	0	0	0	0	0	1	0	0	0	0	0	0	0	0	0	0
07-19	**536**	**0**	**0**	**2**	**3**	**2**	**1**	**0**	**1**	**2**	**3**	**25**	**23**	**33**	**70**	**87**	**86**	**77**	**55**	**24**	**22**	**5**	**9**	**2**	**1**	**2**	**0**	**1**	**0**
06-22	**613**	**0**	**0**	**3**	**4**	**2**	**1**	**1**	**1**	**3**	**3**	**28**	**34**	**38**	**82**	**95**	**95**	**83**	**60**	**27**	**25**	**8**	**12**	**4**	**1**	**2**	**0**	**1**	**0**
06-00	**625**	**0**	**0**	**3**	**4**	**3**	**1**	**1**	**1**	**4**	**3**	**28**	**34**	**38**	**82**	**97**	**96**	**83**	**63**	**29**	**26**	**8**	**12**	**5**	**1**	**2**	**0**	**1**	**0**
00-00	**632**	**0**	**0**	**3**	**5**	**3**	**1**	**1**	**1**	**4**	**3**	**29**	**34**	**38**	**82**	**98**	**97**	**84**	**63**	**30**	**27**	**8**	**12**	**5**	**1**	**2**	**0**	**1**	**0**

DRAFT

Site 22
Location L-8009-6, att t/pole, Lat 53.65172, Long -6.77525
Direction East

3279 / Meath/Cavan/Monaghan ATC's
October 2013
Automatic Traffic Count

Fri, 11 October 2013

Time	Total	Speed Bins (km/h)																											
		0 - 5	5 - 10	10 - 15	15 - 20	20 - 25	25 - 30	30 - 35	35 - 40	40 - 45	45 - 50	50 - 55	55 - 60	60 - 65	65 - 70	70 - 75	75 - 80	80 - 85	85 - 90	90 - 95	95 - 100	100 - 105	105 - 110	110 - 115	115 - 120	120 - 125	125 - 130	130 - 135	135 - 140
0000	1	0	0	0	0	0	0	0	1	0	0	0	0	0	0	0	0	0	0	0	0	0	0	0	0	0	0	0	0
0100	0	0	0	0	0	0	0	0	0	0	0	0	0	0	0	0	0	0	0	0	0	0	0	0	0	0	0	0	0
0200	0	0	0	0	0	0	0	0	0	0	0	0	0	0	0	0	0	0	0	0	0	0	0	0	0	0	0	0	0
0300	0	0	0	0	0	0	0	0	0	0	0	0	0	0	0	0	0	0	0	0	0	0	0	0	0	0	0	0	0
0400	0	0	0	0	0	0	0	0	0	0	0	0	0	0	0	0	0	0	0	0	0	0	0	0	0	0	0	0	0
0500	3	0	0	0	0	0	0	0	0	0	0	0	0	0	0	1	0	1	0	0	0	0	0	0	0	1	0	0	0
0600	11	0	0	0	0	0	0	0	0	0	0	1	0	0	2	0	3	0	2	2	0	0	0	0	0	0	1	0	0
0700	36	0	0	0	0	0	0	0	0	1	0	0	1	2	3	7	1	5	4	2	5	2	2	0	0	1	0	0	0
0800	67	0	0	0	0	0	0	0	0	0	1	0	1	1	4	9	12	15	8	10	4	1	0	0	1	0	0	0	0
0900	**73**	**0**	**0**	**0**	**1**	**0**	**0**	**0**	**0**	**0**	**0**	**3**	**2**	**4**	**13**	**14**	**14**	**9**	**2**	**6**	**3**	**2**	**0**	**0**	**0**	**0**	**0**	**0**	**0**
1000	40	0	0	2	1	1	0	0	1	0	0	2	4	3	7	4	4	8	2	0	1	0	0	0	0	0	0	0	0
1100	40	0	0	0	0	0	0	0	1	1	1	1	4	4	6	7	5	3	2	3	1	0	1	0	0	0	0	0	0
1200	31	0	0	1	0	0	0	0	1	2	1	1	3	2	5	7	4	2	0	2	0	0	0	0	0	0	0	0	0
1300	33	0	0	1	1	2	0	0	0	0	0	3	3	1	3	7	7	2	0	1	1	0	0	0	1	0	0	0	0
1400	47	0	0	0	0	1	0	0	0	0	1	4	6	1	7	9	6	5	6	0	0	1	0	0	0	0	0	0	0
1500	44	0	0	1	2	0	0	0	0	0	3	1	5	2	9	8	4	5	1	2	0	1	0	0	0	0	0	0	0
1600	33	0	0	0	0	0	0	0	2	1	0	3	1	1	7	6	6	2	1	2	0	1	0	0	0	0	0	0	0
1700	44	0	0	0	0	1	0	0	1	0	2	2	1	2	7	4	8	8	5	0	0	3	0	0	0	0	0	0	0
1800	48	0	0	0	0	0	0	0	0	1	2	0	5	13	3	9	3	6	4	1	1	0	0	0	0	0	0	0	0
1900	**61**	**0**	**0**	**0**	**1**	**0**	**1**	**1**	**1**	**5**	**7**	**8**	**5**	**10**	**4**	**10**	**3**	**2**	**1**	**2**	**0**	**0**	**0**	**0**	**0**	**0**	**0**	**0**	**0**
2000	24	0	0	0	0	0	0	0	1	0	1	4	4	2	5	3	2	0	0	1	1	0	0	0	0	0	0	0	0
2100	21	0	0	0	0	0	0	0	0	0	1	0	2	2	6	3	1	2	2	1	0	1	0	0	0	0	0	0	0
2200	11	0	0	0	0	0	0	0	0	0	0	1	1	0	2	0	0	1	3	3	0	0	0	0	0	0	0	0	0
2300	5	0	0	0	0	0	0	0	0	0	1	1	0	0	1	1	1	0	0	0	0	0	0	0	0	0	0	0	0
07-19	**536**	**0**	**0**	**5**	**5**	**5**	**0**	**0**	**6**	**6**	**11**	**20**	**36**	**36**	**74**	**91**	**74**	**70**	**35**	**29**	**16**	**11**	**3**	**0**	**2**	**1**	**0**	**0**	**0**
06-22	**653**	**0**	**0**	**5**	**6**	**5**	**1**	**1**	**8**	**11**	**20**	**33**	**47**	**50**	**91**	**107**	**83**	**74**	**40**	**35**	**17**	**12**	**3**	**0**	**2**	**1**	**1**	**0**	**0**
06-00	**669**	**0**	**0**	**5**	**6**	**5**	**1**	**1**	**8**	**11**	**21**	**35**	**48**	**50**	**94**	**108**	**84**	**75**	**43**	**38**	**17**	**12**	**3**	**0**	**2**	**1**	**1**	**0**	**0**
00-00	**673**	**0**	**0**	**5**	**6**	**5**	**1**	**1**	**9**	**11**	**21**	**35**	**48**	**50**	**94**	**109**	**84**	**76**	**43**	**38**	**17**	**12**	**3**	**0**	**2**	**2**	**1**	**0**	**0**

DRAFT

Site 22
Location L-8009-6, att t/pole, Lat 53.65172, Long -6.77525
Direction East

3279 / Meath/Cavan/Monaghan ATC's
October 2013
Automatic Traffic Count

Sat, 12 October 2013

Time	Total	Speed Bins (km/h)																											
		0 - 5	5 - 10	10 - 15	15 - 20	20 - 25	25 - 30	30 - 35	35 - 40	40 - 45	45 - 50	50 - 55	55 - 60	60 - 65	65 - 70	70 - 75	75 - 80	80 - 85	85 - 90	90 - 95	95 - 100	100 - 105	105 - 110	110 - 115	115 - 120	120 - 125	125 - 130	130 - 135	135 - 140
0000	4	0	0	0	0	0	0	0	0	0	0	0	0	0	0	2	1	1	0	0	0	0	0	0	0	0	0	0	0
0100	1	0	0	0	0	0	0	0	0	0	0	1	0	0	0	0	0	0	0	0	0	0	0	0	0	0	0	0	0
0200	1	0	0	0	0	0	0	0	0	0	0	0	0	0	0	0	1	0	0	0	0	0	0	0	0	0	0	0	0
0300	1	0	0	0	0	0	0	0	0	0	0	0	0	0	0	1	0	0	0	0	0	0	0	0	0	0	0	0	0
0400	0	0	0	0	0	0	0	0	0	0	0	0	0	0	0	0	0	0	0	0	0	0	0	0	0	0	0	0	0
0500	3	0	0	0	0	0	0	0	0	0	0	1	0	0	1	0	0	0	1	0	0	0	0	0	0	0	0	0	0
0600	2	0	0	0	0	0	0	0	0	0	0	0	0	0	0	0	0	0	0	2	0	0	0	0	0	0	0	0	0
0700	29	0	0	0	0	0	0	0	0	2	1	0	1	2	3	1	2	8	3	2	1	2	1	0	0	0	0	0	0
0800	21	0	0	1	0	0	0	0	1	0	0	0	1	1	1	2	1	4	3	3	0	2	1	0	0	0	0	0	0
0900	35	0	0	0	1	0	0	0	0	0	0	0	4	6	2	3	6	4	4	0	4	0	1	0	0	0	0	0	0
1000	**41**	**0**	**0**	**0**	**1**	**0**	**1**	**1**	**1**	**0**	**0**	**0**	**2**	**3**	**7**	**8**	**5**	**8**	**1**	**0**	**1**	**2**	**0**	**0**	**0**	**0**	**0**	**0**	**0**
1100	39	0	0	0	2	1	1	0	0	0	0	1	2	2	5	8	5	5	2	2	0	0	1	2	0	0	0	0	0
1200	55	0	0	0	1	2	1	0	0	0	1	1	3	5	9	10	6	6	5	4	1	0	0	0	0	0	0	0	0
1300	38	0	0	0	0	1	1	0	0	0	0	2	4	10	8	6	2	3	1	0	0	0	0	0	0	0	0	0	0
1400	46	0	0	0	2	0	0	0	0	0	0	3	2	2	4	9	10	5	5	2	1	0	1	0	0	0	0	0	0
1500	**67**	**0**	**0**	**0**	**0**	**0**	**1**	**0**	**2**	**0**	**1**	**5**	**2**	**3**	**6**	**9**	**15**	**9**	**7**	**1**	**4**	**2**	**0**	**0**	**0**	**0**	**0**	**0**	**0**
1600	43	0	0	0	0	0	0	1	0	1	0	2	4	4	5	7	9	2	4	3	0	1	0	0	0	0	0	0	0
1700	29	0	0	0	0	0	0	0	0	0	1	1	1	2	4	5	6	4	3	0	2	0	0	0	0	0	0	0	0
1800	29	0	0	0	0	0	0	0	0	0	0	1	1	4	9	5	3	4	0	0	1	0	0	0	1	0	0	0	0
1900	36	0	0	0	0	0	0	1	1	0	2	0	3	4	8	6	4	1	3	0	2	0	0	1	0	0	0	0	0
2000	13	0	0	0	0	0	0	1	0	0	1	1	0	0	3	0	3	0	1	1	1	0	0	0	1	0	0	0	0
2100	5	0	0	0	0	0	1	0	0	0	0	0	1	0	0	1	0	0	1	0	0	1	0	0	0	0	0	0	0
2200	9	0	0	0	0	0	0	0	0	0	0	0	1	1	0	3	1	1	0	1	0	0	0	0	1	0	0	0	0
2300	3	0	0	0	0	0	0	0	0	0	0	0	0	0	0	0	2	0	1	0	0	0	0	0	0	0	0	0	0
07-19	**472**	**0**	**0**	**1**	**7**	**4**	**5**	**2**	**4**	**3**	**4**	**16**	**27**	**44**	**63**	**73**	**70**	**62**	**38**	**17**	**15**	**9**	**5**	**2**	**1**	**0**	**0**	**0**	**0**
06-22	**528**	**0**	**0**	**1**	**7**	**4**	**6**	**4**	**5**	**3**	**7**	**17**	**31**	**48**	**74**	**80**	**77**	**63**	**43**	**20**	**18**	**10**	**5**	**3**	**2**	**0**	**0**	**0**	**0**
06-00	**540**	**0**	**0**	**1**	**7**	**4**	**6**	**4**	**5**	**3**	**7**	**17**	**32**	**49**	**74**	**83**	**80**	**64**	**44**	**21**	**18**	**10**	**5**	**3**	**3**	**0**	**0**	**0**	**0**
00-00	**550**	**0**	**0**	**1**	**7**	**4**	**6**	**4**	**5**	**3**	**7**	**19**	**32**	**49**	**75**	**86**	**82**	**65**	**45**	**21**	**18**	**10**	**5**	**3**	**3**	**0**	**0**	**0**	**0**

DRAFT

Site 22
Location L-8009-6, att t/pole, Lat 53.65172, Long -6.77525
Direction East

3279 / Meath/Cavan/Monaghan ATC's
October 2013
Automatic Traffic Count

Sun, 13 October 2013

Time	Total	Speed Bins (km/h)																												
		0 - 5	5 - 10	10 - 15	15 - 20	20 - 25	25 - 30	30 - 35	35 - 40	40 - 45	45 - 50	50 - 55	55 - 60	60 - 65	65 - 70	70 - 75	75 - 80	80 - 85	85 - 90	90 - 95	95 - 100	100 - 105	105 - 110	110 - 115	115 - 120	120 - 125	125 - 130	130 - 135	135 - 140
0000	3	0	0	0	0	0	0	0	0	0	0	0	0	1	0	0	0	2	0	0	0	0	0	0	0	0	0	0	0	0
0100	5	0	0	0	0	0	0	0	0	1	1	0	0	0	0	3	0	0	0	0	0	0	0	0	0	0	0	0	0	0
0200	4	0	0	0	0	0	0	0	0	0	0	0	0	1	0	0	0	0	2	0	0	0	0	0	0	1	0	0	0	0
0300	6	0	0	0	0	0	0	0	0	0	0	0	0	1	0	1	1	2	0	1	0	0	0	0	0	0	0	0	0	0
0400	1	0	0	0	0	0	0	0	0	0	0	0	0	0	1	0	0	0	0	0	0	0	0	0	0	0	0	0	0	0
0500	1	0	0	0	0	0	0	0	0	0	0	0	0	1	0	0	0	0	0	0	0	0	0	0	0	0	0	0	0	0
0600	1	0	0	0	0	0	0	0	0	0	0	0	0	0	0	0	0	1	0	0	0	0	0	0	0	0	0	0	0	0
0700	10	0	0	0	0	0	0	0	0	0	0	0	0	1	1	1	0	1	1	2	1	1	0	0	1	0	0	0	0	0
0800	11	0	0	0	0	0	0	1	0	0	0	0	1	1	0	1	2	0	0	1	1	2	1	0	0	0	0	0	0	0
0900	19	0	0	0	0	0	1	1	0	0	0	0	3	1	2	1	1	3	4	1	1	0	0	0	0	0	0	0	0	0
1000	16	0	0	0	0	0	0	0	0	0	0	1	0	2	3	2	2	2	0	2	1	1	0	0	0	0	0	0	0	0
1100	**25**	**0**	**0**	**0**	**0**	**1**	**1**	**1**	**0**	**1**	**1**	**0**	**1**	**1**	**5**	**3**	**1**	**2**	**1**	**1**	**4**	**1**	**0**	**0**	**0**	**0**	**0**	**0**	**0**	**0**
1200	83	0	0	0	0	0	1	0	0	0	1	6	12	19	9	6	8	13	5	2	0	1	0	0	0	0	0	0	0	0
1300	**93**	**0**	**0**	**1**	**0**	**0**	**1**	**0**	**0**	**1**	**2**	**0**	**3**	**6**	**10**	**13**	**15**	**13**	**12**	**7**	**4**	**4**	**1**	**0**	**0**	**0**	**0**	**0**	**0**	**0**
1400	36	0	0	0	1	0	0	0	0	0	0	1	4	5	4	3	5	6	2	1	2	1	0	0	1	0	0	0	0	0
1500	39	0	0	0	0	0	0	1	0	2	3	3	2	7	3	4	2	7	4	0	1	0	0	0	0	0	0	0	0	0
1600	33	0	0	1	0	1	0	0	1	1	0	1	3	3	4	6	7	0	1	0	1	3	0	0	0	0	0	0	0	0
1700	29	0	0	0	0	1	0	1	1	0	0	2	2	2	5	6	2	3	2	1	0	0	1	0	0	0	0	0	0	0
1800	27	0	0	0	0	0	0	0	1	1	0	2	3	1	3	2	7	2	1	1	2	1	0	0	0	0	0	0	0	0
1900	17	0	0	0	0	0	0	0	0	0	1	2	5	1	4	0	2	0	1	0	1	0	0	0	0	0	0	0	0	0
2000	10	0	0	0	0	0	0	0	0	0	0	1	0	1	0	1	2	3	0	2	0	0	0	0	0	0	0	0	0	0
2100	8	0	0	0	0	0	0	0	0	1	0	1	0	1	0	1	2	0	0	1	0	1	0	0	0	0	0	0	0	0
2200	2	0	0	0	0	0	0	0	0	0	0	0	0	0	0	0	2	0	0	0	0	0	0	0	0	0	0	0	0	0
2300	5	0	0	0	0	0	0	0	0	0	0	0	0	1	0	2	1	1	0	0	0	0	0	0	0	0	0	0	0	0
07-19	**421**	**0**	**0**	**2**	**1**	**3**	**4**	**5**	**3**	**6**	**7**	**16**	**34**	**49**	**49**	**48**	**52**	**52**	**33**	**19**	**18**	**15**	**3**	**0**	**2**	**0**	**0**	**0**	**0**	**0**
06-22	**457**	**0**	**0**	**2**	**1**	**3**	**4**	**5**	**3**	**7**	**8**	**20**	**39**	**52**	**53**	**50**	**58**	**56**	**34**	**22**	**19**	**16**	**3**	**0**	**2**	**0**	**0**	**0**	**0**	**0**
06-00	**464**	**0**	**0**	**2**	**1**	**3**	**4**	**5**	**3**	**7**	**8**	**20**	**39**	**53**	**53**	**52**	**61**	**57**	**34**	**22**	**19**	**16**	**3**	**0**	**2**	**0**	**0**	**0**	**0**	**0**
00-00	**484**	**0**	**0**	**2**	**1**	**3**	**4**	**5**	**3**	**8**	**9**	**20**	**39**	**57**	**54**	**56**	**62**	**61**	**36**	**23**	**19**	**16**	**3**	**0**	**2**	**1**	**0**	**0**	**0**	**0**

DRAFT

Site 22
Location L-8009-6, att t/pole, Lat 53.65172, Long -6.77525
Direction East

3279 / Meath/Cavan/Monaghan ATC's
October 2013
Automatic Traffic Count

Virtual Day (7)

Time	Total	Speed Bins (km/h)																											
		0 - 5	5 - 10	10 - 15	15 - 20	20 - 25	25 - 30	30 - 35	35 - 40	40 - 45	45 - 50	50 - 55	55 - 60	60 - 65	65 - 70	70 - 75	75 - 80	80 - 85	85 - 90	90 - 95	95 - 100	100 - 105	105 - 110	110 - 115	115 - 120	120 - 125	125 - 130	130 - 135	135 - 140
0000	2	0	0	0	0	0	0	0	0	0	0	0	0	0	0	0	0	1	0	0	0	0	0	0	0	0	0	0	0
0100	1	0	0	0	0	0	0	0	0	0	0	0	0	0	0	0	0	0	0	0	0	0	0	0	0	0	0	0	0
0200	1	0	0	0	0	0	0	0	0	0	0	0	0	0	0	0	0	0	0	0	0	0	0	0	0	0	0	0	0
0300	1	0	0	0	0	0	0	0	0	0	0	0	0	0	0	0	0	0	0	0	0	0	0	0	0	0	0	0	0
0400	0	0	0	0	0	0	0	0	0	0	0	0	0	0	0	0	0	0	0	0	0	0	0	0	0	0	0	0	0
0500	3	0	0	0	0	0	0	0	0	0	0	0	0	0	0	1	0	1	0	0	0	0	0	0	0	0	0	0	0
0600	8	0	0	0	0	0	0	0	0	0	0	0	0	0	1	1	2	1	1	1	1	1	0	0	0	0	0	0	0
0700	35	0	0	0	0	0	0	0	0	1	0	0	1	1	4	4	3	6	6	3	3	2	1	0	0	0	0	0	0
0800	54	0	0	0	0	0	0	0	0	0	0	1	2	2	3	7	10	9	7	6	3	1	1	0	0	0	0	0	0
0900	**61**	**0**	**0**	**0**	**1**	**0**	**0**	**0**	**0**	**0**	**0**	**1**	**3**	**5**	**9**	**11**	**10**	**8**	**5**	**3**	**3**	**1**	**0**	**0**	**0**	**0**	**0**	**0**	**0**
1000	35	0	0	0	1	0	0	0	1	0	0	2	2	3	4	6	5	5	1	1	1	1	0	0	0	0	0	0	0
1100	34	0	0	0	1	0	0	0	0	1	1	1	3	3	5	5	4	3	3	2	1	0	0	0	0	0	0	0	0
1200	44	0	0	0	1	0	0	0	0	0	1	2	4	6	5	7	6	5	2	2	0	0	0	0	0	0	0	0	0
1300	40	0	0	1	0	0	0	0	0	0	1	2	2	4	6	6	6	5	2	2	1	1	0	0	0	0	0	0	0
1400	37	0	0	0	1	0	0	0	0	0	1	3	2	2	5	7	6	4	3	1	1	0	0	0	0	0	0	0	0
1500	**47**	**0**	**0**	**0**	**1**	**0**	**0**	**0**	**0**	**1**	**2**	**3**	**4**	**5**	**6**	**7**	**7**	**6**	**4**	**1**	**1**	**1**	**0**	**0**	**0**	**0**	**0**	**0**	**0**
1600	38	0	0	0	0	0	0	1	0	1	0	2	3	3	4	7	7	3	2	2	1	1	0	0	0	0	0	0	0
1700	33	0	0	0	0	0	0	0	1	0	1	2	1	2	5	5	5	4	4	1	1	1	0	0	0	0	0	0	0
1800	35	0	0	0	0	0	0	0	0	1	1	1	3	5	5	5	4	4	1	1	1	0	0	0	0	0	0	0	0
1900	41	0	0	0	0	0	0	0	0	1	2	3	5	5	7	5	4	2	1	1	1	0	0	0	0	0	0	0	0
2000	20	0	0	0	0	0	0	0	0	0	0	1	2	1	3	3	3	2	1	1	1	0	0	0	0	0	0	0	0
2100	12	0	0	0	0	0	0	0	0	0	0	0	1	1	2	1	2	1	1	1	0	1	0	0	0	0	0	0	0
2200	9	0	0	0	0	0	0	0	0	0	0	0	1	1	0	1	1	0	1	1	0	0	0	0	0	0	0	0	0
2300	4	0	0	0	0	0	0	0	0	0	0	0	0	0	0	1	1	0	0	0	0	0	0	0	0	0	0	0	0
07-19	**493**	**0**	**0**	**3**	**5**	**2**	**2**	**2**	**4**	**5**	**8**	**19**	**31**	**42**	**62**	**75**	**73**	**61**	**41**	**25**	**17**	**9**	**5**	**1**	**1**	**1**	**0**	**0**	**0**
06-22	**574**	**0**	**0**	**3**	**6**	**3**	**2**	**3**	**4**	**6**	**11**	**25**	**39**	**49**	**74**	**86**	**83**	**67**	**45**	**28**	**19**	**10**	**6**	**2**	**1**	**1**	**0**	**0**	**0**
06-00	**587**	**0**	**0**	**3**	**6**	**3**	**2**	**3**	**4**	**7**	**12**	**25**	**40**	**51**	**75**	**87**	**85**	**68**	**47**	**29**	**19**	**11**	**6**	**2**	**2**	**1**	**0**	**0**	**0**
00-00	**596**	**0**	**0**	**3**	**6**	**3**	**2**	**3**	**5**	**7**	**12**	**26**	**40**	**51**	**75**	**89**	**86**	**69**	**48**	**29**	**19**	**11**	**6**	**2**	**2**	**1**	**0**	**0**	**0**

DRAFT

Site 22
Location L-8009-6, att t/pole, Lat 53.65172, Long -6.77525
Direction East

3279 / Meath/Cavan/Monaghan ATC's
October 2013
Automatic Traffic Count

Virtual Week (1)

Time	Total	Speed Bins (km/h)																											
		0 - 5	5 - 10	10 - 15	15 - 20	20 - 25	25 - 30	30 - 35	35 - 40	40 - 45	45 - 50	50 - 55	55 - 60	60 - 65	65 - 70	70 - 75	75 - 80	80 - 85	85 - 90	90 - 95	95 - 100	100 - 105	105 - 110	110 - 115	115 - 120	120 - 125	125 - 130	130 - 135	135 - 140
Mon	585	0	0	3	7	4	1	4	5	6	15	23	40	48	71	92	81	71	46	32	18	9	6	3	0	0	0	0	0
Tue	649	0	0	4	6	1	3	3	8	9	13	35	48	65	73	94	91	76	44	35	24	9	4	2	1	0	1	0	0
Wed	598	0	0	3	10	0	1	3	1	6	14	20	39	52	77	90	108	53	56	27	13	11	6	2	2	3	1	0	0
Thu	632	0	0	3	5	3	1	1	1	4	3	29	34	38	82	98	97	84	63	30	27	8	12	5	1	2	0	1	0
Fri	673	0	0	5	6	5	1	1	9	11	21	35	48	50	94	109	84	76	43	38	17	12	3	0	2	2	1	0	0
|Sat	550	0	0	1	7	4	6	4	5	3	7	19	32	49	75	86	82	65	45	21	18	10	5	3	3	0	0	0	0
|Sun	484	0	0	2	1	3	4	5	3	8	9	20	39	57	54	56	62	61	36	23	19	16	3	0	2	1	0	0	0
5 Day Ave.	**627**	**0**	**0**	**4**	**7**	**3**	**1**	**2**	**5**	**7**	**13**	**28**	**42**	**51**	**79**	**97**	**92**	**72**	**50**	**32**	**20**	**10**	**6**	**2**	**1**	**1**	**1**	**0**	**0**
7 Day Ave.	**596**	**0**	**0**	**3**	**6**	**3**	**2**	**3**	**5**	**7**	**12**	**26**	**40**	**51**	**75**	**89**	**86**	**69**	**48**	**29**	**19**	**11**	**6**	**2**	**2**	**1**	**0**	**0**	**0**
--	**4171**	**0**	**0**	**21**	**42**	**20**	**17**	**21**	**32**	**47**	**82**	**181**	**280**	**359**	**526**	**625**	**605**	**486**	**333**	**206**	**136**	**75**	**39**	**15**	**11**	**8**	**3**	**1**	**0**

Summary Graphs

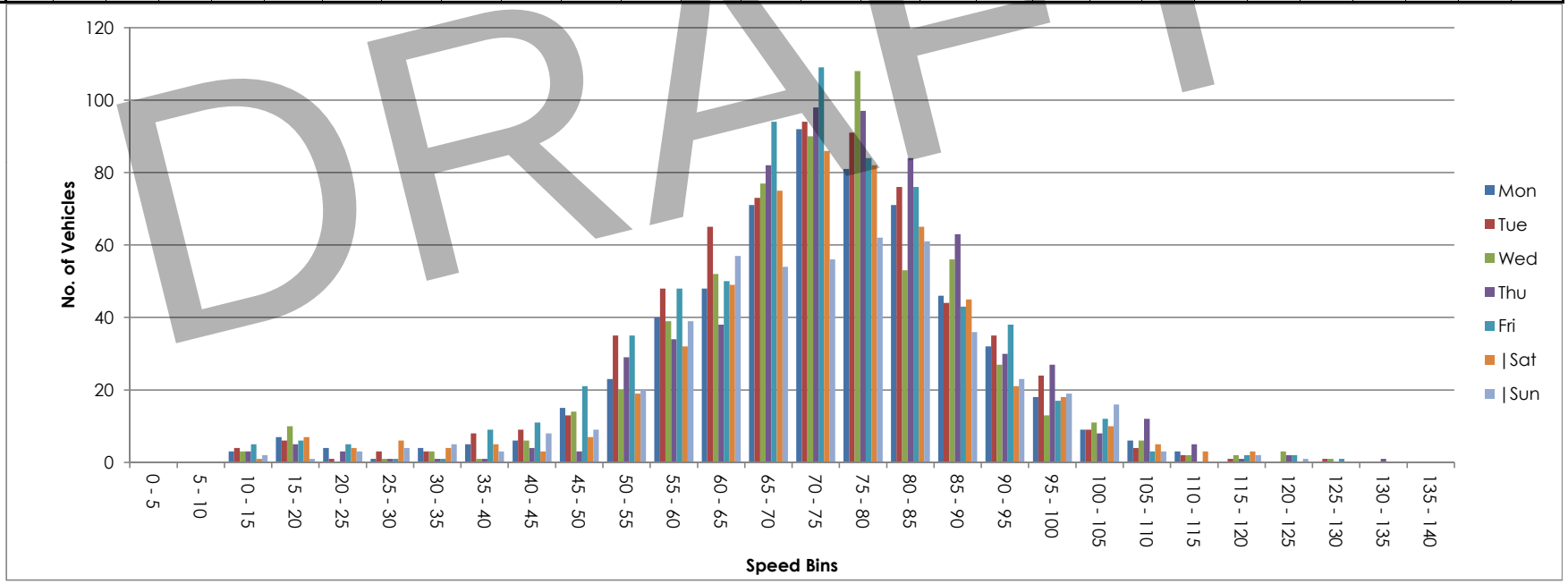

DRAFT

Site 22
Location L-8009-6, att t/pole, Lat 53.65172, Long -6.77525
Direction West

3279 / Meath/Cavan/Monaghan ATC's
October 2013
Automatic Traffic Count

Mon, 7 October 2013

Time	Total	Classification												>PSL	>PSL%	>SL1	>SL1%	>SL2	>SL2%	Mean	Vpp
		1 MCL	2 SV	3 SVT	4 TB2	5 TB3	6 T4	7 ART3	8 ART4	9 ART5	10 ART6	11 BD	12 DRT	80	80	85 +5kph	85 +5kph	90 +10kph	90 +10kph		85
0000	4	0	3	0	1	0	0	0	0	0	0	0	0	2	50	1	25	0	0	74.7	-
0100	1	0	0	0	1	0	0	0	0	0	0	0	0	0	0	0	0	0	0	59.9	-
0200	1	0	1	0	0	0	0	0	0	0	0	0	0	0	0	0	0	0	0	69.8	-
0300	0	0	0	0	0	0	0	0	0	0	0	0	0	0	0	0	0	0	0	-	-
0400	0	0	0	0	0	0	0	0	0	0	0	0	0	0	0	0	0	0	0	-	-
0500	0	0	0	0	0	0	0	0	0	0	0	0	0	0	0	0	0	0	0	-	-
0600	2	0	2	0	0	0	0	0	0	0	0	0	0	0	0	0	0	0	0	75.4	-
0700	13	0	10	0	3	0	0	0	0	0	0	0	0	4	30.8	3	23.1	1	7.7	76.5	86.4
0800	10	0	9	0	1	0	0	0	0	0	0	0	0	3	30	2	20	1	10	67.5	-
0900	**35**	**0**	**32**	**0**	**3**	**0**	**0**	**0**	**0**	**0**	**0**	**0**	**0**	**3**	**8.6**	**1**	**2.9**	**1**	**2.9**	**66.5**	**78.8**
1000	26	0	21	1	4	0	0	0	0	0	0	0	0	2	7.7	1	3.8	1	3.8	57.9	75.2
1100	28	1	26	0	1	0	0	0	0	0	0	0	0	7	25	5	17.9	2	7.1	69.8	85.3
1200	41	0	38	0	3	0	0	0	0	0	0	0	0	6	14.6	2	4.9	1	2.4	68.6	79.2
1300	42	0	38	0	2	1	0	0	1	0	0	0	0	9	21.4	5	11.9	1	2.4	69.8	84.6
1400	38	2	32	0	4	0	0	0	0	0	0	0	0	8	21.1	5	13.2	2	5.3	68.2	81.7
1500	42	0	38	1	3	0	0	0	0	0	0	0	0	7	16.7	4	9.5	1	2.4	70	79.9
1600	**62**	**2**	**58**	**2**	**0**	**0**	**0**	**0**	**0**	**0**	**0**	**0**	**0**	**17**	**27.4**	**12**	**19.4**	**5**	**8.1**	**70.7**	**86**
1700	59	0	53	0	6	0	0	0	0	0	0	0	0	12	20.3	6	10.2	3	5.1	67.5	80.3
1800	61	1	55	0	5	0	0	0	0	0	0	0	0	12	19.7	9	14.8	6	9.8	67.9	84.2
1900	26	0	23	0	3	0	0	0	0	0	0	0	0	5	19.2	2	7.7	1	3.8	63	80.3
2000	35	0	33	1	1	0	0	0	0	0	0	0	0	9	25.7	6	17.1	4	11.4	70.9	86.8
2100	19	0	19	0	0	0	0	0	0	0	0	0	0	6	31.6	4	21.1	2	10.5	77	87.1
2200	11	0	11	0	0	0	0	0	0	0	0	0	0	5	45.5	5	45.5	4	36.4	78.8	97.2
2300	6	0	6	0	0	0	0	0	0	0	0	0	0	2	33.3	1	16.7	1	16.7	74.3	-
07-19	**457**	**6**	**410**	**4**	**35**	**1**	**0**	**0**	**1**	**0**	**0**	**0**	**0**	**90**	**19.7**	**55**	**12**	**25**	**5.5**	**68.3**	**82.8**
06-22	**539**	**6**	**487**	**5**	**39**	**1**	**0**	**0**	**1**	**0**	**0**	**0**	**0**	**110**	**20.4**	**67**	**12.4**	**32**	**5.9**	**68.6**	**83.5**
06-00	**556**	**6**	**504**	**5**	**39**	**1**	**0**	**0**	**1**	**0**	**0**	**0**	**0**	**117**	**21**	**73**	**13.1**	**37**	**6.7**	**68.8**	**83.9**
00-00	**562**	**6**	**508**	**5**	**41**	**1**	**0**	**0**	**1**	**0**	**0**	**0**	**0**	**119**	**21.2**	**74**	**13.2**	**37**	**6.6**	**68.9**	**83.9**

DRAFT

Site 22
Location L-8009-6, att t/pole, Lat 53.65172, Long -6.77525
Direction West

3279 / Meath/Cavan/Monaghan ATC's
October 2013
Automatic Traffic Count

Tue, 8 October 2013

Time	Total	Classification												>PSL	>PSL%	>SL1	>SL1%	>SL2	>SL2%	Mean	Vpp
		1 MCL	2 SV	3 SVT	4 TB2	5 TB3	6 T4	7 ART3	8 ART4	9 ART5	10 ART6	11 BD	12 DRT	80	80	85 +5kph	85 +5kph	90 +10kph	90 +10kph		85
0000	0	0	0	0	0	0	0	0	0	0	0	0	0	0	0	0	0	0	0	-	-
0100	1	0	1	0	0	0	0	0	0	0	0	0	0	1	100	0	0	0	0	84.2	-
0200	1	0	1	0	0	0	0	0	0	0	0	0	0	0	0	0	0	0	0	74.5	-
0300	0	0	0	0	0	0	0	0	0	0	0	0	0	0	0	0	0	0	0	-	-
0400	0	0	0	0	0	0	0	0	0	0	0	0	0	0	0	0	0	0	0	-	-
0500	1	0	1	0	0	0	0	0	0	0	0	0	0	1	100	1	100	1	100	101.3	-
0600	6	1	5	0	0	0	0	0	0	0	0	0	0	2	33.3	2	33.3	1	16.7	73.7	-
0700	14	0	11	0	3	0	0	0	0	0	0	0	0	4	28.6	3	21.4	2	14.3	74.7	88.9
0800	20	0	15	1	4	0	0	0	0	0	0	0	0	4	20	3	15	2	10	68.6	82.1
0900	**33**	**0**	**30**	**0**	**3**	**0**	**0**	**0**	**0**	**0**	**0**	**0**	**0**	**8**	**24.2**	**5**	**15.2**	**2**	**6.1**	**71.5**	**81.4**
1000	29	1	24	2	2	0	0	0	0	0	0	0	0	9	31	6	20.7	2	6.9	68.4	85.7
1100	31	0	29	0	1	0	1	0	0	0	0	0	0	7	22.6	3	9.7	1	3.2	68.6	82.8
1200	29	1	27	0	1	0	0	0	0	0	0	0	0	9	31	5	17.2	3	10.3	72	85.3
1300	39	0	38	0	1	0	0	0	0	0	0	0	0	13	33.3	8	20.5	3	7.7	74.3	87.5
1400	43	1	39	0	3	0	0	0	0	0	0	0	0	15	34.9	13	30.2	7	16.3	75.1	90
1500	42	1	39	0	1	0	1	0	0	0	0	0	0	9	21.4	7	16.7	5	11.9	68.2	87.1
1600	60	0	58	0	2	0	0	0	0	0	0	0	0	11	18.3	9	15	5	8.3	72.8	81.7
1700	**86**	**1**	**77**	**1**	**5**	**0**	**1**	**0**	**1**	**0**	**0**	**0**	**0**	**15**	**17.4**	**10**	**11.6**	**6**	**7**	**67.8**	**80.3**
1800	76	0	72	0	4	0	0	0	0	0	0	0	0	13	17.1	10	13.2	3	3.9	69.1	84.2
1900	36	0	33	0	3	0	0	0	0	0	0	0	0	4	11.1	2	5.6	1	2.8	68.8	79.2
2000	24	0	23	0	1	0	0	0	0	0	0	0	0	10	41.7	7	29.2	4	16.7	76.6	87.8
2100	17	0	17	0	0	0	0	0	0	0	0	0	0	8	47.1	3	17.6	2	11.8	77.3	84.6
2200	13	0	12	0	1	0	0	0	0	0	0	0	0	2	15.4	1	7.7	0	0	73.1	78.1
2300	8	0	8	0	0	0	0	0	0	0	0	0	0	3	37.5	3	37.5	2	25	72.3	-
07-19	**502**	**5**	**459**	**4**	**30**	**0**	**3**	**0**	**1**	**0**	**0**	**0**	**0**	**117**	**23.3**	**82**	**16.3**	**41**	**8.2**	**70.5**	**85.7**
06-22	**585**	**6**	**537**	**4**	**34**	**0**	**3**	**0**	**1**	**0**	**0**	**0**	**0**	**141**	**24.1**	**96**	**16.4**	**49**	**8.4**	**70.9**	**85.3**
06-00	**606**	**6**	**557**	**4**	**35**	**0**	**3**	**0**	**1**	**0**	**0**	**0**	**0**	**146**	**24.1**	**100**	**16.5**	**51**	**8.4**	**71**	**85.3**
00-00	**609**	**6**	**560**	**4**	**35**	**0**	**3**	**0**	**1**	**0**	**0**	**0**	**0**	**148**	**24.3**	**101**	**16.6**	**52**	**8.5**	**71.1**	**85.7**

DRAFT

Site 22
Location L-8009-6, att t/pole, Lat 53.65172, Long -6.77525
Direction West

3279 / Meath/Cavan/Monaghan ATC's
October 2013
Automatic Traffic Count

Wed, 9 October 2013

Time	Total	Classification												>PSL	>PSL%	>SL1	>SL1%	>SL2	>SL2%	Mean	Vpp
		1 MCL	2 SV	3 SVT	4 TB2	5 TB3	6 T4	7 ART3	8 ART4	9 ART5	10 ART6	11 BD	12 DRT	80	80	85 +5kph	85 +5kph	90 +10kph	90 +10kph		85
0000	1	0	1	0	0	0	0	0	0	0	0	0	0	0	0	0	0	0	0	69.8	-
0100	1	0	1	0	0	0	0	0	0	0	0	0	0	0	0	0	0	0	0	73.6	-
0200	0	0	0	0	0	0	0	0	0	0	0	0	0	0	0	0	0	0	0	-	-
0300	0	0	0	0	0	0	0	0	0	0	0	0	0	0	0	0	0	0	0	-	-
0400	0	0	0	0	0	0	0	0	0	0	0	0	0	0	0	0	0	0	0	-	-
0500	1	0	1	0	0	0	0	0	0	0	0	0	0	1	100	1	100	1	100	90.6	-
0600	9	0	8	0	1	0	0	0	0	0	0	0	0	2	22.2	0	0	0	0	61.9	-
0700	11	0	10	0	1	0	0	0	0	0	0	0	0	3	27.3	3	27.3	1	9.1	70.7	87.8
0800	18	0	12	1	5	0	0	0	0	0	0	0	0	2	11.1	1	5.6	1	5.6	64.1	71.3
0900	29	1	25	0	3	0	0	0	0	0	0	0	0	5	17.2	2	6.9	0	0	68.7	80.3
1000	28	1	24	0	2	0	0	0	1	0	0	0	0	8	28.6	4	14.3	4	14.3	73.3	82.8
1100	**40**	**1**	**36**	**1**	**2**	**0**	**0**	**0**	**0**	**0**	**0**	**0**	**0**	**14**	**35**	**8**	**20**	**1**	**2.5**	**67.3**	**89.6**
1200	29	2	25	0	2	0	0	0	0	0	0	0	0	8	27.6	7	24.1	3	10.3	70.4	88.9
1300	42	0	36	0	6	0	0	0	0	0	0	0	0	15	35.7	10	23.8	6	14.3	74.8	89.3
1400	41	0	38	0	1	1	0	0	1	0	0	0	0	12	29.3	6	14.6	3	7.3	72.7	83.2
1500	40	0	33	1	4	0	1	0	1	0	0	0	0	10	25	8	20	4	10	72.5	85.3
1600	57	1	54	0	2	0	0	0	0	0	0	0	0	26	45.6	21	36.8	10	17.5	77.9	90
1700	**59**	**1**	**55**	**0**	**3**	**0**	**0**	**0**	**0**	**0**	**0**	**0**	**0**	**25**	**42.4**	**14**	**23.7**	**6**	**10.2**	**75.3**	**86.8**
1800	56	0	53	0	3	0	0	0	0	0	0	0	0	13	23.2	5	8.9	0	0	70.1	83.5
1900	44	0	40	0	4	0	0	0	0	0	0	0	0	7	15.9	4	9.1	1	2.3	69.4	79.6
2000	34	0	33	0	1	0	0	0	0	0	0	0	0	9	26.5	5	14.7	3	8.8	67.3	82.4
2100	13	0	12	1	0	0	0	0	0	0	0	0	0	5	38.5	3	23.1	1	7.7	74.6	85
2200	9	0	9	0	0	0	0	0	0	0	0	0	0	5	55.6	2	22.2	0	0	64.3	-
2300	5	0	5	0	0	0	0	0	0	0	0	0	0	1	20	0	0	0	0	70.3	-
07-19	**450**	**7**	**401**	**3**	**34**	**1**	**1**	**0**	**3**	**0**	**0**	**0**	**0**	**141**	**31.3**	**89**	**19.8**	**39**	**8.7**	**72.3**	**87.1**
06-22	**550**	**7**	**494**	**4**	**40**	**1**	**1**	**0**	**3**	**0**	**0**	**0**	**0**	**164**	**29.8**	**101**	**18.4**	**44**	**8**	**71.6**	**86.4**
06-00	**564**	**7**	**508**	**4**	**40**	**1**	**1**	**0**	**3**	**0**	**0**	**0**	**0**	**170**	**30.1**	**103**	**18.3**	**44**	**7.8**	**71.5**	**86.4**
00-00	**567**	**7**	**511**	**4**	**40**	**1**	**1**	**0**	**3**	**0**	**0**	**0**	**0**	**171**	**30.2**	**104**	**18.3**	**45**	**7.9**	**71.6**	**86.4**

DRAFT

Site 22
Location L-8009-6, att t/pole, Lat 53.65172, Long -6.77525
Direction West

3279 / Meath/Cavan/Monaghan ATC's
October 2013
Automatic Traffic Count

Thu, 10 October 2013

Time	Total	Classification												>PSL	>PSL%	>SL1	>SL1%	>SL2	>SL2%	Mean	Vpp
		1 MCL	2 SV	3 SVT	4 TB2	5 TB3	6 T4	7 ART3	8 ART4	9 ART5	10 ART6	11 BD	12 DRT	80	80	85 +5kph	85 +5kph	90 +10kph	90 +10kph		85
0000	1	0	0	0	1	0	0	0	0	0	0	0	0	1	100	1	100	1	100	95.1	-
0100	0	0	0	0	0	0	0	0	0	0	0	0	0	0	0	0	0	0	0	-	-
0200	0	0	0	0	0	0	0	0	0	0	0	0	0	0	0	0	0	0	0	-	-
0300	0	0	0	0	0	0	0	0	0	0	0	0	0	0	0	0	0	0	0	-	-
0400	0	0	0	0	0	0	0	0	0	0	0	0	0	0	0	0	0	0	0	-	-
0500	1	0	1	0	0	0	0	0	0	0	0	0	0	1	100	1	100	1	100	109.8	-
0600	0	0	0	0	0	0	0	0	0	0	0	0	0	0	0	0	0	0	0	-	-
0700	16	0	13	0	3	0	0	0	0	0	0	0	0	3	18.8	1	6.3	1	6.3	74.1	81
0800	12	0	12	0	0	0	0	0	0	0	0	0	0	2	16.7	2	16.7	2	16.7	64	77.4
0900	**29**	**0**	**28**	**0**	**1**	**0**	**0**	**0**	**0**	**0**	**0**	**0**	**0**	**8**	**27.6**	**7**	**24.1**	**1**	**3.4**	**72**	**86**
1000	27	2	20	2	3	0	0	0	0	0	0	0	0	12	44.4	8	29.6	5	18.5	74.3	92.9
1100	23	0	19	2	2	0	0	0	0	0	0	0	0	9	39.1	7	30.4	5	21.7	78.9	92.9
1200	30	0	26	0	4	0	0	0	0	0	0	0	0	13	43.3	8	26.7	4	13.3	76.4	88.6
1300	37	0	36	0	1	0	0	0	0	0	0	0	0	4	10.8	1	2.7	0	0	65.8	76.7
1400	47	3	43	0	1	0	0	0	0	0	0	0	0	8	17	8	17	5	10.6	67.8	86.4
1500	52	0	49	2	1	0	0	0	0	0	0	0	0	19	36.5	11	21.2	5	9.6	75.7	87.1
1600	57	0	54	0	3	0	0	0	0	0	0	0	0	20	35.1	11	19.3	6	10.5	73.4	87.1
1700	**67**	**0**	**63**	**0**	**4**	**0**	**0**	**0**	**0**	**0**	**0**	**0**	**0**	**27**	**40.3**	**17**	**25.4**	**6**	**9**	**76.7**	**88.2**
1800	61	0	55	0	6	0	0	0	0	0	0	0	0	16	26.2	10	16.4	4	6.6	69.5	86
1900	34	0	30	0	3	1	0	0	0	0	0	0	0	7	20.6	4	11.8	2	5.9	69.6	84.2
2000	26	0	25	0	1	0	0	0	0	0	0	0	0	7	26.9	5	19.2	3	11.5	68.4	85.3
2100	23	0	23	0	0	0	0	0	0	0	0	0	0	7	30.4	6	26.1	3	13	77.6	87.8
2200	10	0	10	0	0	0	0	0	0	0	0	0	0	0	0	0	0	0	0	62.5	-
2300	5	0	5	0	0	0	0	0	0	0	0	0	0	3	60	2	40	2	40	81.4	-
07-19	**458**	**5**	**418**	**6**	**29**	**0**	**0**	**0**	**0**	**0**	**0**	**0**	**0**	**141**	**30.8**	**91**	**19.9**	**44**	**9.6**	**72.7**	**87.1**
06-22	**541**	**5**	**496**	**6**	**33**	**1**	**0**	**0**	**0**	**0**	**0**	**0**	**0**	**162**	**29.9**	**106**	**19.6**	**52**	**9.6**	**72.5**	**87.1**
06-00	**556**	**5**	**511**	**6**	**33**	**1**	**0**	**0**	**0**	**0**	**0**	**0**	**0**	**165**	**29.7**	**108**	**19.4**	**54**	**9.7**	**72.4**	**87.1**
00-00	**558**	**5**	**512**	**6**	**34**	**1**	**0**	**0**	**0**	**0**	**0**	**0**	**0**	**167**	**29.9**	**110**	**19.7**	**56**	**10**	**72.5**	**87.1**

DRAFT

Site 22
Location L-8009-6, att t/pole, Lat 53.65172, Long -6.77525
Direction West

3279 / Meath/Cavan/Monaghan ATC's
October 2013
Automatic Traffic Count

Fri, 11 October 2013

Time	Total	Classification												>PSL	>PSL%	>SL1	>SL1%	>SL2	>SL2%	Mean	Vpp
		1 MCL	2 SV	3 SVT	4 TB2	5 TB3	6 T4	7 ART3	8 ART4	9 ART5	10 ART6	11 BD	12 DRT	80	80	85 +5kph	85 +5kph	90 +10kph	90 +10kph		85
0000	1	0	1	0	0	0	0	0	0	0	0	0	0	0	0	0	0	0	0	74.5	-
0100	1	0	1	0	0	0	0	0	0	0	0	0	0	1	100	1	100	1	100	122.2	-
0200	0	0	0	0	0	0	0	0	0	0	0	0	0	0	0	0	0	0	0	-	-
0300	0	0	0	0	0	0	0	0	0	0	0	0	0	0	0	0	0	0	0	-	-
0400	0	0	0	0	0	0	0	0	0	0	0	0	0	0	0	0	0	0	0	-	-
0500	1	0	1	0	0	0	0	0	0	0	0	0	0	1	100	0	0	0	0	83.3	-
0600	2	0	2	0	0	0	0	0	0	0	0	0	0	1	50	1	50	1	50	90.7	-
0700	13	0	11	0	2	0	0	0	0	0	0	0	0	3	23.1	3	23.1	2	15.4	78.2	85.3
0800	17	0	16	0	1	0	0	0	0	0	0	0	0	7	41.2	2	11.8	1	5.9	73.2	82.8
0900	**38**	**0**	**30**	**1**	**6**	**0**	**1**	**0**	**0**	**0**	**0**	**0**	**0**	**4**	**10.5**	**1**	**2.6**	**1**	**2.6**	**63.9**	**76.3**
1000	22	1	15	1	5	0	0	0	0	0	0	0	0	3	13.6	1	4.5	0	0	64.2	78.5
1100	37	1	31	1	2	0	1	0	0	1	0	0	0	9	24.3	7	18.9	3	8.1	68.2	85
1200	44	0	43	1	0	0	0	0	0	0	0	0	0	5	11.4	3	6.8	2	4.5	63	74.9
1300	47	1	38	0	8	0	0	0	0	0	0	0	0	15	31.9	10	21.3	5	10.6	68.4	88.2
1400	58	2	50	1	4	0	1	0	0	0	0	0	0	11	19	7	12.1	2	3.4	64.9	80.3
1500	55	0	46	1	6	1	1	0	0	0	0	0	0	14	25.5	10	18.2	6	10.9	74.3	85.7
1600	51	0	46	2	3	0	0	0	0	0	0	0	0	18	35.3	13	25.5	7	13.7	74.5	88.6
1700	54	0	50	0	4	0	0	0	0	0	0	0	0	14	25.9	6	11.1	6	11.1	71.3	82.8
1800	52	0	47	0	5	0	0	0	0	0	0	0	0	4	7.7	0	0	0	0	67.4	77.8
1900	**66**	**0**	**64**	**0**	**2**	**0**	**0**	**0**	**0**	**0**	**0**	**0**	**0**	**8**	**12.1**	**4**	**6.1**	**2**	**3**	**64**	**77**
2000	39	0	35	0	4	0	0	0	0	0	0	0	0	9	23.1	7	17.9	6	15.4	72.2	88.6
2100	16	0	14	0	2	0	0	0	0	0	0	0	0	3	18.8	1	6.3	0	0	67.3	83.2
2200	12	0	10	0	2	0	0	0	0	0	0	0	0	5	41.7	4	33.3	2	16.7	76.4	88.6
2300	8	0	8	0	0	0	0	0	0	0	0	0	0	4	50	4	50	2	25	85.7	-
07-19	**488**	**5**	**423**	**8**	**46**	**1**	**4**	**0**	**0**	**1**	**0**	**0**	**0**	**107**	**21.9**	**63**	**12.9**	**35**	**7.2**	**68.9**	**83.5**
06-22	**611**	**5**	**538**	**8**	**54**	**1**	**4**	**0**	**0**	**1**	**0**	**0**	**0**	**128**	**20.9**	**76**	**12.4**	**44**	**7.2**	**68.6**	**83.2**
06-00	**631**	**5**	**556**	**8**	**56**	**1**	**4**	**0**	**0**	**1**	**0**	**0**	**0**	**137**	**21.7**	**84**	**13.3**	**48**	**7.6**	**69**	**83.5**
00-00	**634**	**5**	**559**	**8**	**56**	**1**	**4**	**0**	**0**	**1**	**0**	**0**	**0**	**139**	**21.9**	**85**	**13.4**	**49**	**7.7**	**69.1**	**83.5**

DRAFT

Site 22
Location L-8009-6, att t/pole, Lat 53.65172, Long -6.77525
Direction West

3279 / Meath/Cavan/Monaghan ATC's
October 2013
Automatic Traffic Count

Sat, 12 October 2013

Time	Total	Classification												>PSL	>PSL%	>SL1	>SL1%	>SL2	>SL2%	Mean	Vpp
		1 MCL	2 SV	3 SVT	4 TB2	5 TB3	6 T4	7 ART3	8 ART4	9 ART5	10 ART6	11 BD	12 DRT	80	80	85 +5kph	85 +5kph	90 +10kph	90 +10kph		85
0000	3	0	3	0	0	0	0	0	0	0	0	0	0	1	33.3	1	33.3	0	0	65.6	-
0100	1	0	1	0	0	0	0	0	0	0	0	0	0	1	100	0	0	0	0	80.9	-
0200	2	0	2	0	0	0	0	0	0	0	0	0	0	1	50	1	50	0	0	82.2	-
0300	3	0	3	0	0	0	0	0	0	0	0	0	0	1	33.3	0	0	0	0	74.1	-
0400	1	0	1	0	0	0	0	0	0	0	0	0	0	1	100	1	100	1	100	110.2	-
0500	1	0	1	0	0	0	0	0	0	0	0	0	0	0	0	0	0	0	0	61.3	-
0600	3	0	3	0	0	0	0	0	0	0	0	0	0	2	66.7	1	33.3	1	33.3	81.6	-
0700	7	0	5	0	1	1	0	0	0	0	0	0	0	2	28.6	0	0	0	0	67.6	-
0800	10	1	6	0	2	1	0	0	0	0	0	0	0	5	50	4	40	3	30	70.7	-
0900	26	7	17	0	1	0	0	0	0	0	1	0	0	7	26.9	5	19.2	3	11.5	59.3	85.3
1000	33	3	24	0	6	0	0	0	0	0	0	0	0	14	42.4	5	15.2	0	0	72.8	84.2
1100	**38**	**0**	**35**	**0**	**2**	**0**	**0**	**0**	**0**	**0**	**0**	**0**	**1**	**9**	**23.7**	**3**	**7.9**	**1**	**2.6**	**61.6**	**81**
1200	39	0	36	1	1	0	0	0	0	0	1	0	0	9	23.1	5	12.8	3	7.7	72.7	83.9
1300	43	0	39	0	4	0	0	0	0	0	0	0	0	17	39.5	15	34.9	9	20.9	80.6	98.3
1400	49	1	42	2	4	0	0	0	0	0	0	0	0	14	28.6	13	26.5	7	14.3	71.8	89.3
1500	27	0	22	0	5	0	0	0	0	0	0	0	0	12	44.4	7	25.9	4	14.8	75.3	87.8
1600	42	0	38	1	3	0	0	0	0	0	0	0	0	6	14.3	5	11.9	4	9.5	71.8	79.2
1700	**57**	**0**	**55**	**0**	**2**	**0**	**0**	**0**	**0**	**0**	**0**	**0**	**0**	**15**	**26.3**	**6**	**10.5**	**3**	**5.3**	**73.9**	**81.7**
1800	51	0	46	0	5	0	0	0	0	0	0	0	0	10	19.6	4	7.8	2	3.9	68.2	81.4
1900	38	0	36	0	2	0	0	0	0	0	0	0	0	4	10.5	3	7.9	3	7.9	64.9	74.9
2000	18	0	18	0	0	0	0	0	0	0	0	0	0	9	50	6	33.3	5	27.8	81	95.4
2100	7	0	7	0	0	0	0	0	0	0	0	0	0	4	57.1	0	0	0	0	68.8	-
2200	7	0	7	0	0	0	0	0	0	0	0	0	0	3	42.9	3	42.9	2	28.6	82.9	-
2300	4	0	4	0	0	0	0	0	0	0	0	0	0	3	75	3	75	2	50	88.3	-
07-19	**422**	**12**	**365**	**4**	**36**	**2**	**0**	**0**	**0**	**0**	**2**	**0**	**1**	**120**	**28.4**	**72**	**17.1**	**39**	**9.2**	**71.2**	**86**
06-22	**488**	**12**	**429**	**4**	**38**	**2**	**0**	**0**	**0**	**0**	**2**	**0**	**1**	**139**	**28.5**	**82**	**16.8**	**48**	**9.8**	**71.1**	**86**
06-00	**499**	**12**	**440**	**4**	**38**	**2**	**0**	**0**	**0**	**0**	**2**	**0**	**1**	**145**	**29.1**	**88**	**17.6**	**52**	**10.4**	**71.4**	**86.4**
00-00	**510**	**12**	**451**	**4**	**38**	**2**	**0**	**0**	**0**	**0**	**2**	**0**	**1**	**150**	**29.4**	**91**	**17.8**	**53**	**10.4**	**71.5**	**87.1**

DRAFT

Site 22
Location L-8009-6, att t/pole, Lat 53.65172, Long -6.77525
Direction West

3279 / Meath/Cavan/Monaghan ATC's
October 2013
Automatic Traffic Count

Sun, 13 October 2013

Time	Total	Classification												>PSL	>PSL%	>SL1	>SL1%	>SL2	>SL2%	Mean	Vpp
		1 MCL	2 SV	3 SVT	4 TB2	5 TB3	6 T4	7 ART3	8 ART4	9 ART5	10 ART6	11 BD	12 DRT	80	80	85 +5kph	85 +5kph	90 +10kph	90 +10kph		85
0000	3	0	3	0	0	0	0	0	0	0	0	0	0	1	33.3	1	33.3	0	0	79.7	-
0100	3	0	3	0	0	0	0	0	0	0	0	0	0	1	33.3	0	0	0	0	65.8	-
0200	3	0	3	0	0	0	0	0	0	0	0	0	0	2	66.7	2	66.7	0	0	83.8	-
0300	7	0	7	0	0	0	0	0	0	0	0	0	0	2	28.6	2	28.6	1	14.3	76.2	-
0400	2	0	1	0	1	0	0	0	0	0	0	0	0	0	0	0	0	0	0	74.7	-
0500	0	0	0	0	0	0	0	0	0	0	0	0	0	0	0	0	0	0	0	-	-
0600	4	0	4	0	0	0	0	0	0	0	0	0	0	2	50	2	50	2	50	88	-
0700	4	0	4	0	0	0	0	0	0	0	0	0	0	3	75	2	50	2	50	83.9	-
0800	8	2	5	1	0	0	0	0	0	0	0	0	0	4	50	2	25	1	12.5	68.6	-
0900	16	2	13	1	0	0	0	0	0	0	0	0	0	6	37.5	5	31.3	3	18.8	71.3	94
1000	13	0	13	0	0	0	0	0	0	0	0	0	0	2	15.4	2	15.4	0	0	69.6	77.8
1100	**34**	**0**	**33**	**0**	**1**	**0**	**0**	**0**	**0**	**0**	**0**	**0**	**0**	**7**	**20.6**	**3**	**8.8**	**1**	**2.9**	**67.7**	**83.9**
1200	20	0	20	0	0	0	0	0	0	0	0	0	0	8	40	4	20	0	0	71.5	85.3
1300	23	0	21	2	0	0	0	0	0	0	0	0	0	7	30.4	5	21.7	1	4.3	71.5	87.8
1400	25	0	22	0	3	0	0	0	0	0	0	0	0	10	40	4	16	3	12	75.9	83.9
1500	46	0	44	0	2	0	0	0	0	0	0	0	0	18	39.1	12	26.1	6	13	69.2	89.3
1600	52	1	49	1	1	0	0	0	0	0	0	0	0	15	28.8	11	21.2	7	13.5	73.4	86
1700	**86**	**0**	**85**	**0**	**1**	**0**	**0**	**0**	**0**	**0**	**0**	**0**	**0**	**35**	**40.7**	**17**	**19.8**	**12**	**14**	**75.1**	**88.2**
1800	28	0	28	0	0	0	0	0	0	0	0	0	0	8	28.6	3	10.7	2	7.1	73	82.8
1900	27	0	26	1	0	0	0	0	0	0	0	0	0	7	25.9	3	11.1	2	7.4	69.2	82.4
2000	18	0	18	0	0	0	0	0	0	0	0	0	0	4	22.2	2	11.1	1	5.6	68.5	81.4
2100	8	0	8	0	0	0	0	0	0	0	0	0	0	2	25	2	25	1	12.5	73.7	-
2200	4	0	3	1	0	0	0	0	0	0	0	0	0	1	25	1	25	0	0	62.5	-
2300	6	0	6	0	0	0	0	0	0	0	0	0	0	3	50	3	50	3	50	79.4	-
07-19	**355**	**5**	**337**	**5**	**8**	**0**	**0**	**0**	**0**	**0**	**0**	**0**	**0**	**123**	**34.6**	**70**	**19.7**	**38**	**10.7**	**72.4**	**87.1**
06-22	**412**	**5**	**393**	**6**	**8**	**0**	**0**	**0**	**0**	**0**	**0**	**0**	**0**	**138**	**33.5**	**79**	**19.2**	**44**	**10.7**	**72.2**	**87.1**
06-00	**422**	**5**	**402**	**7**	**8**	**0**	**0**	**0**	**0**	**0**	**0**	**0**	**0**	**142**	**33.6**	**83**	**19.7**	**47**	**11.1**	**72.2**	**87.1**
00-00	**440**	**5**	**419**	**7**	**9**	**0**	**0**	**0**	**0**	**0**	**0**	**0**	**0**	**148**	**33.6**	**88**	**20**	**48**	**10.9**	**72.4**	**87.1**

DRAFT

Site 22
Location L-8009-6, att t/pole, Lat 53.65172, Long -6.77525
Direction West

3279 / Meath/Cavan/Monaghan ATC's
October 2013
Automatic Traffic Count

Virtual Day (7)

Time	Total	Classification												>PSL	>PSL%	>SL1	>SL1%	>SL2	>SL2%	Mean	Vpp
		1 MCL	2 SV	3 SVT	4 TB2	5 TB3	6 T4	7 ART3	8 ART4	9 ART5	10 ART6	11 BD	12 DRT	80	80	85 +5kph	85 +5kph	90 +10kph	90 +10kph		85
0000	2	0	2	0	0	0	0	0	0	0	0	0	0	1	38.5	1	30.8	0	7.7	74.9	-
0100	1	0	1	0	0	0	0	0	0	0	0	0	0	1	50	0	12.5	0	12.5	77.3	-
0200	1	0	1	0	0	0	0	0	0	0	0	0	0	0	42.9	0	42.9	0	0	80	-
0300	1	0	1	0	0	0	0	0	0	0	0	0	0	0	30	0	20	0	10	75.6	-
0400	0	0	0	0	0	0	0	0	0	0	0	0	0	0	33.3	0	33.3	0	33.3	86.5	-
0500	1	0	1	0	0	0	0	0	0	0	0	0	0	1	80	0	60	0	60	89.2	-
0600	4	0	3	0	0	0	0	0	0	0	0	0	0	1	34.6	1	23.1	1	19.2	74.2	-
0700	11	0	9	0	2	0	0	0	0	0	0	0	0	3	28.2	2	19.2	1	11.5	74.7	87.5
0800	14	0	11	0	2	0	0	0	0	0	0	0	0	4	28.4	2	16.8	2	11.6	68.1	87.5
0900	29	1	25	0	2	0	0	0	0	0	0	0	0	6	19.9	4	12.6	2	5.3	67.4	82.1
1000	25	1	20	1	3	0	0	0	0	0	0	0	0	7	28.1	4	15.2	2	6.7	68.9	84.6
1100	**33**	**0**	**30**	**1**	**2**	**0**	**0**	**0**	**0**	**0**	**0**	**0**	**0**	**9**	**26.8**	**5**	**15.6**	**2**	**6.1**	**68.2**	**85**
1200	33	0	31	0	2	0	0	0	0	0	0	0	0	8	25	5	14.7	2	6.9	70.1	84.6
1300	39	0	35	0	3	0	0	0	0	0	0	0	0	11	29.3	8	19.8	4	9.2	72.3	88.2
1400	43	1	38	0	3	0	0	0	0	0	0	0	0	11	25.9	8	18.6	4	9.6	70.3	86.4
1500	43	0	39	1	3	0	0	0	0	0	0	0	0	13	29.3	8	19.4	4	10.2	72.2	86.4
1600	54	1	51	1	2	0	0	0	0	0	0	0	0	16	29.7	12	21.5	6	11.5	73.5	87.1
1700	**67**	**0**	**63**	**0**	**4**	**0**	**0**	**0**	**0**	**0**	**0**	**0**	**0**	**20**	**30.6**	**11**	**16.2**	**6**	**9**	**72.5**	**85.7**
1800	55	0	51	0	4	0	0	0	0	0	0	0	0	11	19.7	6	10.6	2	4.4	69	82.8
1900	39	0	36	0	2	0	0	0	0	0	0	0	0	6	15.5	3	8.1	2	4.4	66.8	79.9
2000	28	0	26	0	1	0	0	0	0	0	0	0	0	8	29.4	5	19.6	4	13.4	71.6	87.5
2100	15	0	14	0	0	0	0	0	0	0	0	0	0	5	34	3	18.4	1	8.7	74.6	85.7
2200	9	0	9	0	0	0	0	0	0	0	0	0	0	3	31.8	2	24.2	1	12.1	72.2	-
2300	6	0	6	0	0	0	0	0	0	0	0	0	0	3	45.2	2	38.1	2	28.6	78.5	-
07-19	**447**	**6**	**402**	**5**	**31**	**1**	**1**	**0**	**1**	**0**	**0**	**0**	**0**	**120**	**26.8**	**75**	**16.7**	**37**	**8.3**	**70.8**	**85.7**
06-22	**532**	**7**	**482**	**5**	**35**	**1**	**1**	**0**	**1**	**0**	**0**	**0**	**0**	**140**	**26.4**	**87**	**16.3**	**45**	**8.4**	**70.7**	**85.3**
06-00	**548**	**7**	**497**	**5**	**36**	**1**	**1**	**0**	**1**	**0**	**0**	**0**	**0**	**146**	**26.7**	**91**	**16.7**	**48**	**8.7**	**70.8**	**85.7**
00-00	**554**	**7**	**503**	**5**	**36**	**1**	**1**	**0**	**1**	**0**	**0**	**0**	**0**	**149**	**26.9**	**93**	**16.8**	**49**	**8.8**	**70.9**	**85.7**

DRAFT

Site 22
Location L-8009-6, att t/pole, Lat 53.65172, Long -6.77525
Direction West

3279 / Meath/Cavan/Monaghan ATC's
October 2013
Automatic Traffic Count

Virtual Week (1)

Time	Total	Classification												>PSL	>PSL%	>SL1	>SL1%	>SL2	>SL2%	Mean	Vpp
		1 MCL	2 SV	3 SVT	4 TB2	5 TB3	6 T4	7 ART3	8 ART4	9 ART5	10 ART6	11 BD	12 DRT	80	80	85 +5kph	85 +5kph	90 +10kph	90 +10kph		85
Mon	562	6	508	5	41	1	0	0	1	0	0	0	0	119	21.2	74	13.2	37	6.6	68.9	83.9
Tue	609	6	560	4	35	0	3	0	1	0	0	0	0	148	24.3	101	16.6	52	8.5	71.1	85.7
Wed	567	7	511	4	40	1	1	0	3	0	0	0	0	171	30.2	104	18.3	45	7.9	71.6	86.4
Thu	558	5	512	6	34	1	0	0	0	0	0	0	0	167	29.9	110	19.7	56	10	72.5	87.1
Fri	634	5	559	8	56	1	4	0	0	1	0	0	0	139	21.9	85	13.4	49	7.7	69.1	83.5
| Sat	510	12	451	4	38	2	0	0	0	0	2	0	1	150	29.4	91	17.8	53	10.4	71.5	87.1
| Sun	440	5	419	7	9	0	0	0	0	0	0	0	0	148	33.6	88	20	48	10.9	72.4	87.1
5 Day Ave.	**586**	**6**	**530**	**5**	**41**	**1**	**2**	**0**	**1**	**0**	**0**	**0**	**0**	**149**	**25.4**	**95**	**16.2**	**48**	**8.2**	**70.6**	**85.3**
7 Day Ave.	**554**	**7**	**503**	**5**	**36**	**1**	**1**	**0**	**1**	**0**	**0**	**0**	**0**	**149**	**26.9**	**93**	**16.8**	**49**	**8.8**	**70.9**	**85.7**
--	**3880**	**46**	**3520**	**38**	**253**	**6**	**8**	**0**	**5**	**1**	**2**	**0**	**1**	**1042**	**26.9**	**653**	**16.8**	**340**	**8.8**	**70.9**	**85.7**

Summary Graphs

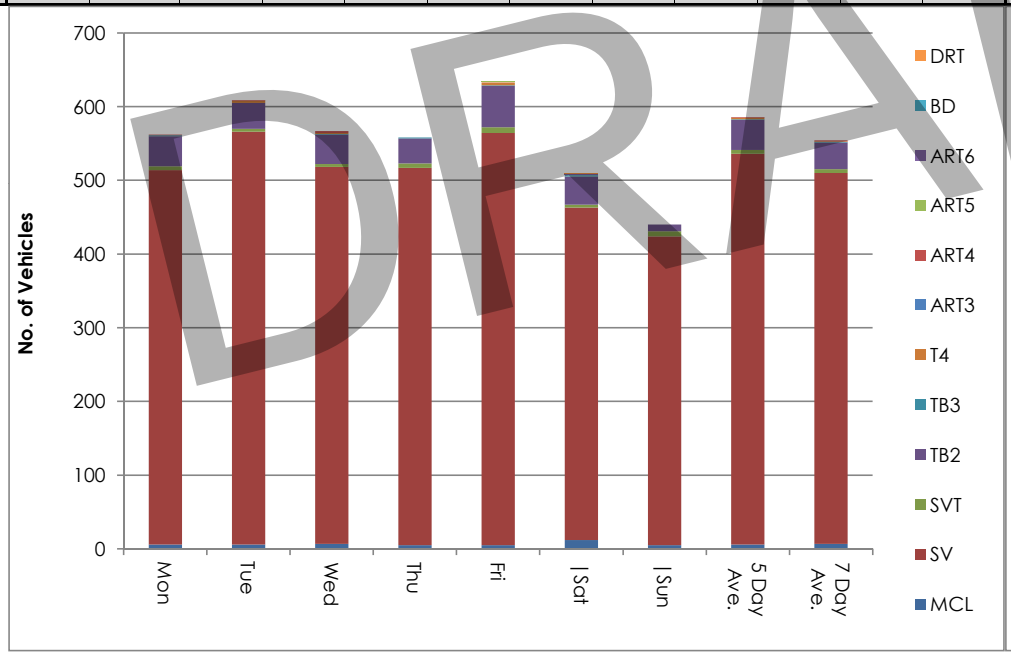

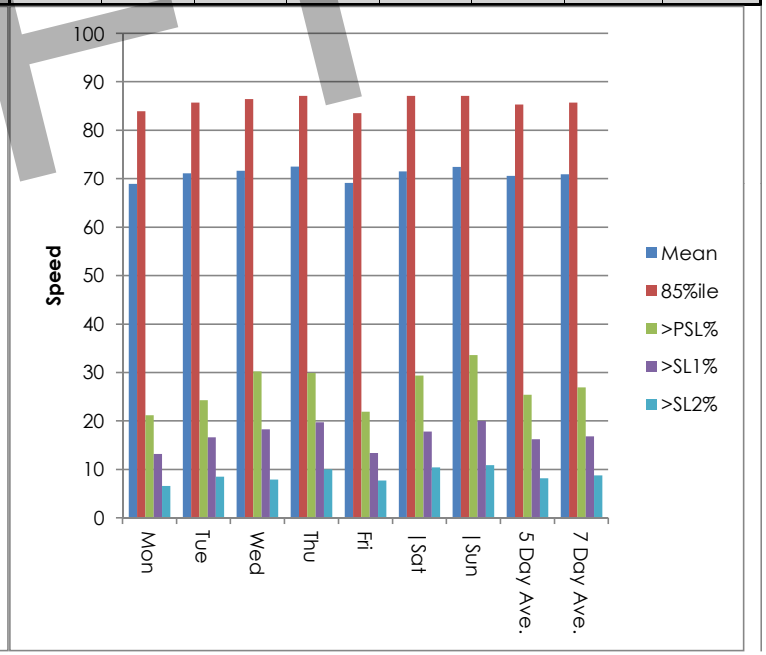

DRAFT

Site 22
Location L-8009-6, att t/pole, Lat 53.65172, Long -6.77525
Direction West

3279 / Meath/Cavan/Monaghan ATC's
October 2013
Automatic Traffic Count

Mon, 7 October 2013

Time	Total	Speed Bins (km/h)																											
		0 - 5	5 - 10	10 - 15	15 - 20	20 - 25	25 - 30	30 - 35	35 - 40	40 - 45	45 - 50	50 - 55	55 - 60	60 - 65	65 - 70	70 - 75	75 - 80	80 - 85	85 - 90	90 - 95	95 - 100	100 - 105	105 - 110	110 - 115	115 - 120	120 - 125	125 - 130	130 - 135	135 - 140
0000	4	0	0	0	0	0	0	0	0	0	0	1	0	0	0	1	0	1	1	0	0	0	0	0	0	0	0	0	0
0100	1	0	0	0	0	0	0	0	0	0	0	0	1	0	0	0	0	0	0	0	0	0	0	0	0	0	0	0	0
0200	1	0	0	0	0	0	0	0	0	0	0	0	0	0	1	0	0	0	0	0	0	0	0	0	0	0	0	0	0
0300	0	0	0	0	0	0	0	0	0	0	0	0	0	0	0	0	0	0	0	0	0	0	0	0	0	0	0	0	0
0400	0	0	0	0	0	0	0	0	0	0	0	0	0	0	0	0	0	0	0	0	0	0	0	0	0	0	0	0	0
0500	0	0	0	0	0	0	0	0	0	0	0	0	0	0	0	0	0	0	0	0	0	0	0	0	0	0	0	0	0
0600	2	0	0	0	0	0	0	0	0	0	0	0	0	0	0	1	1	0	0	0	0	0	0	0	0	0	0	0	0
0700	13	0	0	0	0	0	0	0	0	1	0	1	0	0	0	1	6	1	2	0	0	0	1	0	0	0	0	0	0
0800	10	0	0	0	0	0	1	0	1	1	0	0	0	1	1	0	2	1	1	0	0	0	1	0	0	0	0	0	0
0900	**35**	**0**	**0**	**0**	**0**	**0**	**0**	**0**	**1**	**1**	**1**	**1**	**6**	**4**	**5**	**8**	**5**	**2**	**0**	**1**	**0**	**0**	**0**	**0**	**0**	**0**	**0**	**0**	**0**
1000	26	0	0	0	0	1	1	0	0	2	3	3	6	3	1	1	3	1	0	1	0	0	0	0	0	0	0	0	0
1100	28	0	0	0	1	0	0	1	0	0	1	1	1	3	6	2	5	2	3	2	0	0	0	0	0	0	0	0	0
1200	41	0	0	0	0	1	0	0	0	0	2	1	6	5	4	8	8	4	1	0	1	0	0	0	0	0	0	0	0
1300	42	0	0	0	0	0	1	0	1	1	1	3	0	5	5	10	6	4	4	0	1	0	0	0	0	0	0	0	0
1400	38	0	0	2	0	0	0	0	0	1	1	2	2	8	7	2	5	3	3	0	1	0	0	0	0	0	0	0	1
1500	42	0	0	0	0	0	0	0	0	1	1	0	7	6	8	3	9	3	3	1	0	0	0	0	0	0	0	0	0
1600	**62**	**0**	**0**	**1**	**1**	**0**	**0**	**1**	**0**	**0**	**1**	**2**	**6**	**6**	**9**	**12**	**6**	**5**	**7**	**2**	**1**	**2**	**0**	**0**	**0**	**0**	**0**	**0**	**0**
1700	59	0	0	0	0	1	2	0	1	2	4	2	6	4	6	8	11	6	3	1	1	1	0	0	0	0	0	0	0
1800	61	0	0	0	1	1	1	2	0	1	1	3	7	9	5	9	9	3	3	3	1	1	1	0	0	0	0	0	0
1900	26	0	0	0	0	0	2	2	0	0	0	2	1	7	3	3	1	3	1	1	0	0	0	0	0	0	0	0	0
2000	35	0	0	0	0	0	0	0	1	1	0	2	3	6	5	5	3	3	2	1	1	2	0	0	0	0	0	0	0
2100	19	0	0	0	0	0	0	0	0	0	0	0	1	3	3	0	6	2	2	0	2	0	0	0	0	0	0	0	0
2200	11	0	0	0	0	0	0	0	0	0	1	1	0	2	0	0	2	0	1	1	2	0	0	1	0	0	0	0	0
2300	6	0	0	0	0	0	0	0	0	0	0	1	1	0	1	1	0	1	0	0	0	0	0	1	0	0	0	0	0
07-19	**457**	**0**	**0**	**3**	**3**	**4**	**6**	**4**	**4**	**11**	**16**	**19**	**47**	**54**	**57**	**64**	**75**	**35**	**30**	**11**	**6**	**4**	**3**	**0**	**0**	**0**	**0**	**0**	**1**
06-22	**539**	**0**	**0**	**3**	**3**	**4**	**8**	**6**	**5**	**12**	**16**	**23**	**52**	**70**	**68**	**73**	**86**	**43**	**35**	**13**	**9**	**6**	**3**	**0**	**0**	**0**	**0**	**0**	**1**
06-00	**556**	**0**	**0**	**3**	**3**	**4**	**8**	**6**	**5**	**12**	**17**	**25**	**53**	**72**	**69**	**74**	**88**	**44**	**36**	**14**	**11**	**6**	**3**	**2**	**0**	**0**	**0**	**0**	**1**
00-00	**562**	**0**	**0**	**3**	**3**	**4**	**8**	**6**	**5**	**12**	**17**	**26**	**54**	**72**	**70**	**75**	**88**	**45**	**37**	**14**	**11**	**6**	**3**	**2**	**0**	**0**	**0**	**0**	**1**

DRAFT

Site 22
Location L-8009-6, att t/pole, Lat 53.65172, Long -6.77525
Direction West

3279 / Meath/Cavan/Monaghan ATC's
October 2013
Automatic Traffic Count

Tue, 8 October 2013

Time	Total	Speed Bins (km/h)																											
		0 - 5	5 - 10	10 - 15	15 - 20	20 - 25	25 - 30	30 - 35	35 - 40	40 - 45	45 - 50	50 - 55	55 - 60	60 - 65	65 - 70	70 - 75	75 - 80	80 - 85	85 - 90	90 - 95	95 - 100	100 - 105	105 - 110	110 - 115	115 - 120	120 - 125	125 - 130	130 - 135	135 - 140
0000	0	0	0	0	0	0	0	0	0	0	0	0	0	0	0	0	0	0	0	0	0	0	0	0	0	0	0	0	0
0100	1	0	0	0	0	0	0	0	0	0	0	0	0	0	0	0	0	1	0	0	0	0	0	0	0	0	0	0	0
0200	1	0	0	0	0	0	0	0	0	0	0	0	0	0	0	1	0	0	0	0	0	0	0	0	0	0	0	0	0
0300	0	0	0	0	0	0	0	0	0	0	0	0	0	0	0	0	0	0	0	0	0	0	0	0	0	0	0	0	0
0400	0	0	0	0	0	0	0	0	0	0	0	0	0	0	0	0	0	0	0	0	0	0	0	0	0	0	0	0	0
0500	1	0	0	0	0	0	0	0	0	0	0	0	0	0	0	0	0	0	0	0	1	0	0	0	0	0	0	0	0
0600	6	0	0	0	1	0	0	0	0	0	0	0	0	0	0	1	2	0	1	0	0	0	0	1	0	0	0	0	0
0700	14	0	0	0	0	0	0	0	1	0	0	0	0	1	3	1	4	1	1	1	1	0	0	0	0	0	0	0	0
0800	20	0	0	0	1	0	0	0	0	0	3	0	1	1	2	6	2	1	1	0	1	0	1	0	0	0	0	0	0
0900	**33**	**0**	**0**	**0**	**0**	**0**	**0**	**0**	**0**	**0**	**1**	**5**	**3**	**1**	**2**	**8**	**5**	**3**	**3**	**1**	**0**	**0**	**1**	**0**	**0**	**0**	**0**	**0**	**0**
1000	29	0	0	1	0	0	0	0	0	0	3	3	1	5	3	3	1	3	4	0	1	1	0	0	0	0	0	0	0
1100	31	0	0	0	0	0	1	0	0	2	0	1	3	4	6	5	2	4	2	0	0	1	0	0	0	0	0	0	0
1200	29	0	0	0	0	0	1	0	0	0	2	2	1	1	2	8	3	4	2	2	0	1	0	0	0	0	0	0	0
1300	39	0	0	0	0	0	0	0	0	0	2	1	3	3	4	9	4	5	5	2	1	0	0	0	0	0	0	0	0
1400	43	0	0	1	0	0	0	0	0	1	1	0	4	1	2	10	8	2	6	2	2	3	0	0	0	0	0	0	0
1500	42	0	0	0	2	2	0	0	0	2	1	1	1	1	8	10	5	2	2	4	0	0	1	0	0	0	0	0	0
1600	60	0	0	0	0	0	0	0	0	0	0	2	6	5	12	15	9	2	4	2	2	1	0	0	0	0	0	0	0
1700	**86**	**0**	**0**	**1**	**0**	**0**	**1**	**0**	**0**	**1**	**5**	**3**	**9**	**17**	**14**	**12**	**8**	**5**	**4**	**4**	**1**	**1**	**0**	**0**	**0**	**0**	**0**	**0**	**0**
1800	76	0	0	0	1	0	0	0	1	0	2	5	3	13	17	14	7	3	7	2	1	0	0	0	0	0	0	0	0
1900	36	0	0	0	0	0	0	0	1	1	0	2	1	4	10	8	5	2	1	0	1	0	0	0	0	0	0	0	0
2000	24	0	0	0	0	0	0	0	0	0	1	2	0	2	3	2	4	3	3	2	0	0	1	1	0	0	0	0	0
2100	17	0	0	0	0	0	0	0	0	0	0	0	1	6	0	1	1	5	1	0	0	1	0	0	0	0	0	1	0
2200	13	0	0	0	0	0	0	0	0	0	0	0	1	0	4	2	4	1	1	0	0	0	0	0	0	0	0	0	0
2300	8	0	0	0	1	1	0	0	0	0	0	0	0	0	1	1	1	0	1	0	0	0	0	0	1	1	0	0	0
07-19	**502**	**0**	**0**	**3**	**4**	**2**	**3**	**0**	**2**	**6**	**20**	**23**	**35**	**53**	**75**	**101**	**58**	**35**	**41**	**20**	**10**	**8**	**3**	**0**	**0**	**0**	**0**	**0**	**0**
06-22	**585**	**0**	**0**	**3**	**5**	**2**	**3**	**0**	**3**	**7**	**21**	**27**	**37**	**65**	**88**	**113**	**70**	**45**	**47**	**22**	**11**	**9**	**4**	**2**	**0**	**0**	**0**	**1**	**0**
06-00	**606**	**0**	**0**	**3**	**6**	**3**	**3**	**0**	**3**	**7**	**21**	**27**	**38**	**65**	**93**	**116**	**75**	**46**	**49**	**22**	**11**	**9**	**4**	**2**	**1**	**1**	**0**	**1**	**0**
00-00	**609**	**0**	**0**	**3**	**6**	**3**	**3**	**0**	**3**	**7**	**21**	**27**	**38**	**65**	**93**	**117**	**75**	**47**	**49**	**22**	**11**	**10**	**4**	**2**	**1**	**1**	**0**	**1**	**0**

DRAFT

Site 22
Location L-8009-6, att t/pole, Lat 53.65172, Long -6.77525
Direction West

3279 / Meath/Cavan/Monaghan ATC's
October 2013
Automatic Traffic Count

Wed, 9 October 2013

Time	Total	Speed Bins (km/h)																											
		0 - 5	5 - 10	10 - 15	15 - 20	20 - 25	25 - 30	30 - 35	35 - 40	40 - 45	45 - 50	50 - 55	55 - 60	60 - 65	65 - 70	70 - 75	75 - 80	80 - 85	85 - 90	90 - 95	95 - 100	100 - 105	105 - 110	110 - 115	115 - 120	120 - 125	125 - 130	130 - 135	135 - 140
0000	1	0	0	0	0	0	0	0	0	0	0	0	0	0	1	0	0	0	0	0	0	0	0	0	0	0	0	0	0
0100	1	0	0	0	0	0	0	0	0	0	0	0	0	0	0	1	0	0	0	0	0	0	0	0	0	0	0	0	0
0200	0	0	0	0	0	0	0	0	0	0	0	0	0	0	0	0	0	0	0	0	0	0	0	0	0	0	0	0	0
0300	0	0	0	0	0	0	0	0	0	0	0	0	0	0	0	0	0	0	0	0	0	0	0	0	0	0	0	0	0
0400	0	0	0	0	0	0	0	0	0	0	0	0	0	0	0	0	0	0	0	0	0	0	0	0	0	0	0	0	0
0500	1	0	0	0	0	0	0	0	0	0	0	0	0	0	0	0	0	0	0	1	0	0	0	0	0	0	0	0	0
0600	9	0	0	0	0	0	1	0	0	0	2	0	1	0	1	2	0	2	0	0	0	0	0	0	0	0	0	0	0
0700	11	0	0	0	0	0	0	0	0	1	1	0	1	1	1	2	1	0	2	0	1	0	0	0	0	0	0	0	0
0800	18	0	0	0	0	1	0	0	0	0	1	2	2	5	3	2	0	1	0	0	0	0	1	0	0	0	0	0	0
0900	29	0	0	0	0	1	0	0	0	1	0	3	0	6	2	5	6	3	2	0	0	0	0	0	0	0	0	0	0
1000	28	0	0	1	0	0	0	0	0	0	1	1	2	2	1	5	7	4	0	0	3	1	0	0	0	0	0	0	0
1100	**40**	**0**	**0**	**1**	**0**	**1**	**0**	**1**	**4**	**1**	**1**	**1**	**3**	**2**	**2**	**5**	**4**	**6**	**7**	**1**	**0**	**0**	**0**	**0**	**0**	**0**	**0**	**0**	**0**
1200	29	0	0	0	1	2	0	0	0	0	1	1	1	2	2	4	7	1	4	2	0	0	1	0	0	0	0	0	0
1300	42	0	0	0	0	0	0	0	0	0	2	2	1	1	10	8	3	5	4	3	2	1	0	0	0	0	0	0	0
1400	41	0	0	0	1	0	0	0	0	1	0	0	3	6	4	6	8	6	3	1	0	2	0	0	0	0	0	0	0
1500	40	0	0	0	0	0	1	0	0	0	0	1	4	4	5	9	6	2	4	3	0	0	1	0	0	0	0	0	0
1600	57	0	0	0	1	0	0	0	0	0	1	2	0	5	4	7	11	5	11	5	2	2	1	0	0	0	0	0	0
1700	**59**	**0**	**0**	**1**	**0**	**0**	**0**	**1**	**0**	**0**	**0**	**1**	**3**	**2**	**9**	**11**	**6**	**11**	**8**	**5**	**1**	**0**	**0**	**0**	**0**	**0**	**0**	**0**	**0**
1800	56	0	0	0	0	0	0	0	0	1	3	3	4	11	7	5	9	8	5	0	0	0	0	0	0	0	0	0	0
1900	44	0	0	0	0	0	1	0	0	1	1	2	4	2	12	5	9	3	3	1	0	0	0	0	0	0	0	0	0
2000	34	0	0	0	0	1	1	1	0	0	2	4	1	1	6	5	3	4	2	2	1	0	0	0	0	0	0	0	0
2100	13	0	0	0	0	0	0	0	0	0	0	0	2	1	2	3	0	2	2	0	0	1	0	0	0	0	0	0	0
2200	9	0	0	0	1	1	0	0	0	0	1	0	0	0	1	0	0	3	2	0	0	0	0	0	0	0	0	0	0
2300	5	0	0	0	0	0	0	0	0	0	0	1	0	0	0	2	1	1	0	0	0	0	0	0	0	0	0	0	0
07-19	**450**	**0**	**0**	**3**	**3**	**5**	**1**	**2**	**4**	**5**	**11**	**17**	**24**	**47**	**50**	**69**	**68**	**52**	**50**	**20**	**9**	**6**	**4**	**0**	**0**	**0**	**0**	**0**	**0**
06-22	**550**	**0**	**0**	**3**	**3**	**6**	**4**	**3**	**4**	**6**	**16**	**23**	**32**	**51**	**71**	**84**	**80**	**63**	**57**	**23**	**10**	**7**	**4**	**0**	**0**	**0**	**0**	**0**	**0**
06-00	**564**	**0**	**0**	**3**	**4**	**7**	**4**	**3**	**4**	**6**	**17**	**24**	**32**	**51**	**72**	**86**	**81**	**67**	**59**	**23**	**10**	**7**	**4**	**0**	**0**	**0**	**0**	**0**	**0**
00-00	**567**	**0**	**0**	**3**	**4**	**7**	**4**	**3**	**4**	**6**	**17**	**24**	**32**	**51**	**73**	**87**	**81**	**67**	**59**	**24**	**10**	**7**	**4**	**0**	**0**	**0**	**0**	**0**	**0**

DRAFT

Site 22
Location L-8009-6, att t/pole, Lat 53.65172, Long -6.77525
Direction West

3279 / Meath/Cavan/Monaghan ATC's
October 2013
Automatic Traffic Count

Thu, 10 October 2013

Time	Total	Speed Bins (km/h)																												
		0 - 5	5 - 10	10 - 15	15 - 20	20 - 25	25 - 30	30 - 35	35 - 40	40 - 45	45 - 50	50 - 55	55 - 60	60 - 65	65 - 70	70 - 75	75 - 80	80 - 85	85 - 90	90 - 95	95 - 100	100 - 105	105 - 110	110 - 115	115 - 120	120 - 125	125 - 130	130 - 135	135 - 140
0000	1	0	0	0	0	0	0	0	0	0	0	0	0	0	0	0	0	0	0	0	1	0	0	0	0	0	0	0	0	0
0100	0	0	0	0	0	0	0	0	0	0	0	0	0	0	0	0	0	0	0	0	0	0	0	0	0	0	0	0	0	0
0200	0	0	0	0	0	0	0	0	0	0	0	0	0	0	0	0	0	0	0	0	0	0	0	0	0	0	0	0	0	0
0300	0	0	0	0	0	0	0	0	0	0	0	0	0	0	0	0	0	0	0	0	0	0	0	0	0	0	0	0	0	0
0400	0	0	0	0	0	0	0	0	0	0	0	0	0	0	0	0	0	0	0	0	0	0	0	0	0	0	0	0	0	0
0500	1	0	0	0	0	0	0	0	0	0	0	0	0	0	0	0	0	0	0	0	0	0	1	0	0	0	0	0	0	0
0600	0	0	0	0	0	0	0	0	0	0	0	0	0	0	0	0	0	0	0	0	0	0	0	0	0	0	0	0	0	0
0700	16	0	0	0	0	0	0	0	0	0	0	0	0	0	7	2	4	2	0	0	1	0	0	0	0	0	0	0	0	0
0800	12	0	0	1	0	0	1	0	1	0	0	0	1	2	0	1	3	0	0	0	1	0	1	0	0	0	0	0	0	0
0900	**29**	**0**	**0**	**0**	**0**	**0**	**0**	**0**	**0**	**0**	**0**	**1**	**4**	**4**	**2**	**7**	**3**	**1**	**6**	**1**	**0**	**0**	**0**	**0**	**0**	**0**	**0**	**0**	**0**	**0**
1000	27	0	0	0	1	2	0	0	0	0	0	0	0	0	3	4	5	4	3	1	4	0	0	0	0	0	0	0	0	0
1100	23	0	0	0	0	0	0	0	0	0	0	0	2	2	2	2	6	2	2	3	1	1	0	0	0	0	0	0	0	0
1200	30	0	0	0	0	0	1	0	0	0	0	0	2	2	6	2	4	5	4	2	1	0	0	1	0	0	0	0	0	0
1300	37	0	0	0	0	1	0	1	0	0	1	1	7	4	10	3	5	3	1	0	0	0	0	0	0	0	0	0	0	0
1400	47	0	0	1	1	0	1	0	1	0	0	0	4	9	8	7	7	0	3	3	2	0	0	0	0	0	0	0	0	0
1500	52	0	0	0	0	0	0	0	0	1	2	5	3	2	0	9	11	8	6	1	1	1	0	0	0	0	1	1	0	0
1600	57	0	0	0	0	1	0	0	0	2	1	1	2	7	9	6	8	9	5	2	4	0	0	0	0	0	0	0	0	0
1700	**67**	**0**	**0**	**0**	**1**	**0**	**0**	**0**	**0**	**0**	**3**	**0**	**1**	**5**	**7**	**11**	**12**	**10**	**11**	**1**	**2**	**2**	**0**	**1**	**0**	**0**	**0**	**0**	**0**	**0**
1800	61	0	0	1	0	0	0	0	1	2	0	1	10	8	12	5	5	6	6	2	1	1	0	0	0	0	0	0	0	0
1900	34	0	0	0	0	1	0	0	0	0	5	1	1	1	6	8	4	3	2	0	2	0	0	0	0	0	0	0	0	0
2000	26	0	0	0	0	0	1	0	0	1	0	1	5	2	6	2	1	2	2	3	0	0	0	0	0	0	0	0	0	0
2100	23	0	0	0	0	0	0	0	0	0	0	0	1	1	5	1	8	1	3	1	1	1	0	0	0	0	0	0	0	0
2200	10	0	0	0	1	0	0	0	0	0	0	0	2	1	3	2	1	0	0	0	0	0	0	0	0	0	0	0	0	0
2300	5	0	0	0	0	0	0	0	0	0	0	0	1	0	1	0	0	1	0	1	0	0	1	0	0	0	0	0	0	0
07-19	**458**	**0**	**0**	**3**	**3**	**4**	**3**	**1**	**3**	**5**	**7**	**9**	**36**	**45**	**66**	**59**	**73**	**50**	**47**	**16**	**18**	**5**	**1**	**2**	**0**	**1**	**1**	**0**	**0**	
06-22	**541**	**0**	**0**	**3**	**3**	**5**	**4**	**1**	**3**	**6**	**12**	**11**	**43**	**49**	**83**	**70**	**86**	**56**	**54**	**20**	**21**	**6**	**1**	**2**	**0**	**1**	**1**	**0**	**0**	
06-00	**556**	**0**	**0**	**3**	**4**	**5**	**4**	**1**	**3**	**6**	**12**	**11**	**46**	**50**	**87**	**72**	**87**	**57**	**54**	**21**	**21**	**6**	**2**	**2**	**0**	**1**	**1**	**0**	**0**	
00-00	**558**	**0**	**0**	**3**	**4**	**5**	**4**	**1**	**3**	**6**	**12**	**11**	**46**	**50**	**87**	**72**	**87**	**57**	**54**	**21**	**22**	**6**	**3**	**2**	**0**	**1**	**1**	**0**	**0**	

DRAFT

Site 22
Location L-8009-6, att t/pole, Lat 53.65172, Long -6.77525
Direction West

3279 / Meath/Cavan/Monaghan ATC's
October 2013
Automatic Traffic Count

Fri, 11 October 2013

Time	Total	Speed Bins (km/h)																											
		0 - 5	5 - 10	10 - 15	15 - 20	20 - 25	25 - 30	30 - 35	35 - 40	40 - 45	45 - 50	50 - 55	55 - 60	60 - 65	65 - 70	70 - 75	75 - 80	80 - 85	85 - 90	90 - 95	95 - 100	100 - 105	105 - 110	110 - 115	115 - 120	120 - 125	125 - 130	130 - 135	135 - 140
0000	1	0	0	0	0	0	0	0	0	0	0	0	0	0	0	1	0	0	0	0	0	0	0	0	0	0	0	0	0
0100	1	0	0	0	0	0	0	0	0	0	0	0	0	0	0	0	0	0	0	0	0	0	0	0	0	1	0	0	0
0200	0	0	0	0	0	0	0	0	0	0	0	0	0	0	0	0	0	0	0	0	0	0	0	0	0	0	0	0	0
0300	0	0	0	0	0	0	0	0	0	0	0	0	0	0	0	0	0	0	0	0	0	0	0	0	0	0	0	0	0
0400	0	0	0	0	0	0	0	0	0	0	0	0	0	0	0	0	0	0	0	0	0	0	0	0	0	0	0	0	0
0500	1	0	0	0	0	0	0	0	0	0	0	0	0	0	0	0	1	0	0	0	0	0	0	0	0	0	0	0	0
0600	2	0	0	0	0	0	0	0	0	0	0	0	0	1	0	0	0	0	0	0	0	0	0	1	0	0	0	0	0
0700	13	0	0	0	0	0	0	0	0	0	0	0	0	1	4	5	0	1	1	1	0	0	0	0	0	0	0	0	0
0800	17	0	0	0	0	1	0	0	0	0	0	0	2	1	2	1	3	5	1	0	1	0	0	0	0	0	0	0	0	0
0900	**38**	**0**	**0**	**0**	**2**	**1**	**0**	**0**	**1**	**0**	**0**	**5**	**1**	**5**	**9**	**7**	**3**	**3**	**0**	**1**	**0**	**0**	**0**	**0**	**0**	**0**	**0**	**0**	**0**	**0**
1000	22	0	0	0	1	0	0	0	0	0	0	2	7	4	0	1	4	2	1	0	0	0	0	0	0	0	0	0	0	0
1100	37	0	0	1	0	0	0	0	0	1	1	3	4	2	8	6	2	2	4	2	1	0	0	0	0	0	0	0	0	0
1200	44	0	0	0	0	1	1	0	2	1	3	3	6	5	7	7	3	2	1	1	1	0	0	0	0	0	0	0	0	0
1300	47	0	0	0	2	0	2	1	1	2	1	3	0	4	3	8	5	5	5	2	2	1	0	0	0	0	0	0	0	0
1400	58	0	0	1	0	2	0	0	1	4	1	3	6	8	9	6	6	4	5	1	0	1	0	0	0	0	0	0	0	0
1500	55	0	0	0	0	0	0	0	0	0	0	4	1	11	5	10	10	4	4	3	0	0	1	2	0	0	0	0	0	0
1600	51	0	0	0	0	1	0	1	0	0	3	1	2	2	2	12	9	5	6	4	2	0	1	0	0	0	0	0	0	0
1700	54	0	0	0	1	1	0	0	1	0	2	0	1	7	8	10	9	8	0	3	3	0	0	0	0	0	0	0	0	0
1800	52	0	0	0	0	0	0	0	0	0	4	5	3	7	8	9	12	4	0	0	0	0	0	0	0	0	0	0	0	0
1900	**66**	**0**	**0**	**0**	**0**	**1**	**0**	**0**	**0**	**8**	**8**	**1**	**3**	**10**	**12**	**10**	**5**	**4**	**2**	**1**	**1**	**0**	**0**	**0**	**0**	**0**	**0**	**0**	**0**	**0**
2000	39	0	0	0	0	0	0	0	2	1	0	1	1	4	8	9	4	2	1	3	1	2	0	0	0	0	0	0	0	0
2100	16	0	0	0	0	1	0	0	0	0	0	1	0	4	2	3	2	2	1	0	0	0	0	0	0	0	0	0	0	0
2200	12	0	0	0	0	0	0	0	0	0	1	0	0	1	3	2	0	1	2	0	1	1	0	0	0	0	0	0	0	0
2300	8	0	0	0	0	0	0	0	0	0	0	0	1	0	1	0	2	0	2	0	0	0	1	0	1	0	0	0	0	0
07-19	**488**	**0**	**0**	**2**	**6**	**7**	**3**	**2**	**6**	**8**	**15**	**29**	**33**	**56**	**62**	**81**	**71**	**44**	**28**	**18**	**11**	**2**	**2**	**2**	**0**	**0**	**0**	**0**	**0**	**0**
06-22	**611**	**0**	**0**	**2**	**6**	**9**	**3**	**2**	**8**	**17**	**23**	**32**	**37**	**74**	**85**	**103**	**82**	**52**	**32**	**22**	**13**	**4**	**2**	**2**	**1**	**0**	**0**	**0**	**0**	**0**
06-00	**631**	**0**	**0**	**2**	**6**	**9**	**3**	**2**	**8**	**17**	**24**	**32**	**38**	**75**	**89**	**105**	**84**	**53**	**36**	**22**	**14**	**5**	**3**	**2**	**2**	**0**	**0**	**0**	**0**	**0**
00-00	**634**	**0**	**0**	**2**	**6**	**9**	**3**	**2**	**8**	**17**	**24**	**32**	**38**	**75**	**89**	**106**	**84**	**54**	**36**	**22**	**14**	**5**	**3**	**2**	**2**	**1**	**0**	**0**	**0**	**0**

DRAFT

Site 22
Location L-8009-6, att t/pole, Lat 53.65172, Long -6.77525
Direction West

3279 / Meath/Cavan/Monaghan ATC's
October 2013
Automatic Traffic Count

Sat, 12 October 2013

Time	Total	Speed Bins (km/h)																											
		0 - 5	5 - 10	10 - 15	15 - 20	20 - 25	25 - 30	30 - 35	35 - 40	40 - 45	45 - 50	50 - 55	55 - 60	60 - 65	65 - 70	70 - 75	75 - 80	80 - 85	85 - 90	90 - 95	95 - 100	100 - 105	105 - 110	110 - 115	115 - 120	120 - 125	125 - 130	130 - 135	135 - 140
0000	3	0	0	0	0	0	0	0	0	0	0	1	1	0	0	0	0	0	1	0	0	0	0	0	0	0	0	0	0
0100	1	0	0	0	0	0	0	0	0	0	0	0	0	0	0	0	0	1	0	0	0	0	0	0	0	0	0	0	0
0200	2	0	0	0	0	0	0	0	0	0	0	0	0	0	0	0	1	0	1	0	0	0	0	0	0	0	0	0	0
0300	3	0	0	0	0	0	0	0	0	0	0	0	0	1	0	1	0	1	0	0	0	0	0	0	0	0	0	0	0
0400	1	0	0	0	0	0	0	0	0	0	0	0	0	0	0	0	0	0	0	0	0	0	0	1	0	0	0	0	0
0500	1	0	0	0	0	0	0	0	0	0	0	0	0	1	0	0	0	0	0	0	0	0	0	0	0	0	0	0	0
0600	3	0	0	0	0	0	0	0	0	0	0	0	0	0	1	0	0	1	0	1	0	0	0	0	0	0	0	0	0
0700	7	0	0	0	0	0	0	0	0	1	0	0	1	0	2	1	0	2	0	0	0	0	0	0	0	0	0	0	0
0800	10	0	0	1	0	1	0	0	0	0	0	0	0	0	2	0	1	1	1	1	1	1	0	0	0	0	0	0	0
0900	26	0	0	1	0	3	3	2	0	0	0	0	3	0	1	4	2	2	2	2	0	0	1	0	0	0	0	0	0
1000	33	0	0	0	0	0	1	1	1	0	0	0	1	4	1	4	6	9	5	0	0	0	0	0	0	0	0	0	0
1100	**38**	**0**	**0**	**0**	**0**	**8**	**0**	**0**	**0**	**0**	**1**	**1**	**4**	**2**	**3**	**6**	**4**	**6**	**2**	**1**	**0**	**0**	**0**	**0**	**0**	**0**	**0**	**0**	**0**
1200	39	0	0	0	0	0	0	0	0	0	0	0	6	5	6	10	3	4	2	2	0	0	0	0	0	0	1	0	0	0
1300	43	0	0	0	0	0	0	0	0	0	1	0	0	5	3	6	11	2	6	2	1	3	1	1	1	0	0	0	0
1400	49	0	2	0	0	0	0	0	0	0	2	3	5	4	5	5	9	1	6	3	2	0	0	0	0	2	0	0	0	0
1500	27	0	0	0	0	0	0	0	0	3	0	2	0	1	3	4	2	5	3	1	1	1	0	0	1	0	0	0	0
1600	42	0	0	0	0	0	0	1	0	0	0	2	2	7	6	9	9	1	1	2	0	2	0	0	0	0	0	0	0	0
1700	**57**	**0**	**0**	**0**	**0**	**0**	**0**	**0**	**0**	**1**	**2**	**0**	**2**	**4**	**7**	**18**	**8**	**9**	**3**	**1**	**1**	**1**	**0**	**0**	**0**	**0**	**0**	**0**	**0**	**0**
1800	51	0	0	0	0	0	0	0	0	0	4	8	2	6	8	6	7	6	2	2	0	0	0	0	0	0	0	0	0	0
1900	38	0	0	0	0	0	0	0	1	1	4	5	4	2	7	8	2	1	0	0	2	1	0	0	0	0	0	0	0	0
2000	18	0	0	0	0	0	0	0	0	0	0	0	1	1	4	2	1	3	1	1	1	1	1	0	1	0	0	0	0	0
2100	7	0	0	0	1	0	0	0	0	0	0	0	0	0	2	0	0	4	0	0	0	0	0	0	0	0	0	0	0	0
2200	7	0	0	0	0	0	0	0	0	0	0	0	0	0	2	1	1	0	1	1	0	0	0	0	1	0	0	0	0	0
2300	4	0	0	0	0	0	0	0	0	0	0	0	0	0	1	0	0	0	1	1	0	0	1	0	0	0	0	0	0	0
07-19	**422**	**0**	**2**	**2**	**0**	**12**	**4**	**4**	**1**	**5**	**10**	**16**	**26**	**38**	**47**	**73**	**62**	**48**	**33**	**17**	**6**	**8**	**2**	**1**	**4**	**1**	**0**	**0**	**0**	**0**
06-22	**488**	**0**	**2**	**2**	**1**	**12**	**4**	**4**	**2**	**6**	**14**	**21**	**31**	**41**	**61**	**83**	**65**	**57**	**34**	**19**	**9**	**10**	**3**	**1**	**5**	**1**	**0**	**0**	**0**	**0**
06-00	**499**	**0**	**2**	**2**	**1**	**12**	**4**	**4**	**2**	**6**	**14**	**21**	**31**	**41**	**64**	**84**	**66**	**57**	**36**	**21**	**9**	**10**	**4**	**1**	**6**	**1**	**0**	**0**	**0**	**0**
00-00	**510**	**0**	**2**	**2**	**1**	**12**	**4**	**4**	**2**	**6**	**14**	**22**	**32**	**43**	**64**	**85**	**67**	**59**	**38**	**21**	**9**	**10**	**4**	**2**	**6**	**1**	**0**	**0**	**0**	**0**

DRAFT

Site 22
Location L-8009-6, att t/pole, Lat 53.65172, Long -6.77525
Direction West

3279 / Meath/Cavan/Monaghan ATC's
October 2013
Automatic Traffic Count

Sun, 13 October 2013

Time	Total	Speed Bins (km/h)																											
		0 - 5	5 - 10	10 - 15	15 - 20	20 - 25	25 - 30	30 - 35	35 - 40	40 - 45	45 - 50	50 - 55	55 - 60	60 - 65	65 - 70	70 - 75	75 - 80	80 - 85	85 - 90	90 - 95	95 - 100	100 - 105	105 - 110	110 - 115	115 - 120	120 - 125	125 - 130	130 - 135	135 - 140
0000	3	0	0	0	0	0	0	0	0	0	0	0	0	0	0	1	1	0	1	0	0	0	0	0	0	0	0	0	0
0100	3	0	0	0	0	0	0	0	0	0	0	1	0	1	0	0	0	1	0	0	0	0	0	0	0	0	0	0	0
0200	3	0	0	0	0	0	0	0	0	0	0	0	0	0	0	0	1	0	2	0	0	0	0	0	0	0	0	0	0
0300	7	0	0	0	0	0	0	0	0	0	0	0	0	0	2	2	1	0	1	1	0	0	0	0	0	0	0	0	0
0400	2	0	0	0	0	0	0	0	0	0	0	0	0	0	0	1	1	0	0	0	0	0	0	0	0	0	0	0	0
0500	0	0	0	0	0	0	0	0	0	0	0	0	0	0	0	0	0	0	0	0	0	0	0	0	0	0	0	0	0
0600	4	0	0	0	0	0	0	0	0	0	0	0	0	0	1	0	1	0	0	0	0	1	1	0	0	0	0	0	0
0700	4	0	0	0	0	0	0	0	0	0	0	0	0	0	1	0	0	1	0	2	0	0	0	0	0	0	0	0	0
0800	8	0	0	0	0	0	1	1	0	0	0	0	0	1	0	0	1	2	1	0	0	1	0	0	0	0	0	0	0
0900	16	0	0	0	0	1	1	0	0	0	0	1	2	0	1	2	2	1	2	2	0	1	0	0	0	0	0	0	0
1000	13	0	0	0	0	0	0	0	0	0	1	1	2	1	0	2	4	0	2	0	0	0	0	0	0	0	0	0	0
1100	**34**	**0**	**0**	**0**	**0**	**0**	**0**	**0**	**0**	**2**	**1**	**1**	**2**	**7**	**9**	**4**	**1**	**4**	**2**	**1**	**0**	**0**	**0**	**0**	**0**	**0**	**0**	**0**	**0**
1200	20	0	0	0	0	0	0	0	0	0	1	3	1	2	2	0	3	4	4	0	0	0	0	0	0	0	0	0	0
1300	23	0	0	0	0	0	0	0	0	0	0	3	3	3	1	4	2	2	4	0	1	0	0	0	0	0	0	0	0
1400	25	0	0	0	0	1	0	0	0	0	0	0	2	3	2	3	4	6	1	0	1	0	1	0	0	1	0	0	0
1500	46	0	0	0	3	2	0	1	1	1	0	0	3	4	3	7	3	6	6	3	2	0	1	0	0	0	0	0	0
1600	52	0	0	0	0	1	0	1	0	0	0	2	2	6	7	10	8	4	4	1	5	1	0	0	0	0	0	0	0
1700	**86**	**0**	**0**	**0**	**0**	**0**	**0**	**0**	**0**	**2**	**1**	**4**	**4**	**7**	**13**	**10**	**10**	**18**	**5**	**7**	**2**	**2**	**1**	**0**	**0**	**0**	**0**	**0**	**0**
1800	28	0	0	0	0	0	0	0	0	0	0	1	4	4	2	5	4	5	1	0	2	0	0	0	0	0	0	0	0
1900	27	0	0	0	0	0	1	0	0	1	1	2	4	2	1	5	3	4	1	1	0	0	1	0	0	0	0	0	0
2000	18	0	0	0	0	0	0	0	0	2	0	1	0	3	5	1	2	2	1	0	1	0	0	0	0	0	0	0	0
2100	8	0	0	0	0	0	0	0	0	0	0	0	1	1	1	2	1	0	1	1	0	0	0	0	0	0	0	0	0
2200	4	0	0	0	0	0	0	0	1	0	0	1	0	0	0	1	0	0	1	0	0	0	0	0	0	0	0	0	0
2300	6	0	0	0	0	0	0	0	0	0	0	0	1	1	0	1	0	0	0	2	1	0	0	0	0	0	0	0	0
07-19	**355**	**0**	**0**	**0**	**3**	**5**	**2**	**3**	**1**	**5**	**4**	**16**	**25**	**38**	**41**	**47**	**42**	**53**	**32**	**16**	**13**	**5**	**3**	**0**	**0**	**1**	**0**	**0**	**0**
06-22	**412**	**0**	**0**	**0**	**3**	**5**	**3**	**3**	**1**	**8**	**5**	**19**	**30**	**44**	**49**	**55**	**49**	**59**	**35**	**18**	**14**	**6**	**5**	**0**	**0**	**1**	**0**	**0**	**0**
06-00	**422**	**0**	**0**	**0**	**3**	**5**	**3**	**3**	**2**	**8**	**5**	**20**	**31**	**45**	**49**	**57**	**49**	**59**	**36**	**20**	**15**	**6**	**5**	**0**	**0**	**1**	**0**	**0**	**0**
00-00	**440**	**0**	**0**	**0**	**3**	**5**	**3**	**3**	**2**	**8**	**5**	**21**	**31**	**46**	**51**	**61**	**53**	**60**	**40**	**21**	**15**	**6**	**5**	**0**	**0**	**1**	**0**	**0**	**0**

DRAFT

Site 22
Location L-8009-6, att t/pole, Lat 53.65172, Long -6.77525
Direction West

3279 / Meath/Cavan/Monaghan ATC's
October 2013
Automatic Traffic Count

Virtual Day (7)

Time	Total	Speed Bins (km/h)																											
		0 - 5	5 - 10	10 - 15	15 - 20	20 - 25	25 - 30	30 - 35	35 - 40	40 - 45	45 - 50	50 - 55	55 - 60	60 - 65	65 - 70	70 - 75	75 - 80	80 - 85	85 - 90	90 - 95	95 - 100	100 - 105	105 - 110	110 - 115	115 - 120	120 - 125	125 - 130	130 - 135	135 - 140
0000	2	0	0	0	0	0	0	0	0	0	0	0	0	0	0	0	0	0	0	0	0	0	0	0	0	0	0	0	0
0100	1	0	0	0	0	0	0	0	0	0	0	0	0	0	0	0	0	0	0	0	0	0	0	0	0	0	0	0	0
0200	1	0	0	0	0	0	0	0	0	0	0	0	0	0	0	0	0	0	0	0	0	0	0	0	0	0	0	0	0
0300	1	0	0	0	0	0	0	0	0	0	0	0	0	0	0	0	0	0	0	0	0	0	0	0	0	0	0	0	0
0400	0	0	0	0	0	0	0	0	0	0	0	0	0	0	0	0	0	0	0	0	0	0	0	0	0	0	0	0	0
0500	1	0	0	0	0	0	0	0	0	0	0	0	0	0	0	0	0	0	0	0	0	0	0	0	0	0	0	0	0
0600	4	0	0	0	0	0	0	0	0	0	0	0	0	0	1	1	1	0	0	0	0	0	0	0	0	0	0	0	0
0700	11	0	0	0	0	0	0	0	0	0	0	0	0	0	2	2	3	1	1	1	1	0	0	0	0	0	0	0	0
0800	14	0	0	0	0	0	0	0	0	0	1	0	1	2	1	1	2	2	1	0	1	0	1	0	0	0	0	0	0
0900	29	0	0	0	0	1	1	0	0	0	0	2	3	3	3	6	4	2	2	1	0	0	0	0	0	0	0	0	0
1000	25	0	0	0	0	0	0	0	0	0	1	1	3	3	1	3	4	3	2	0	1	0	0	0	0	0	0	0	0
1100	**33**	**0**	**0**	**0**	**0**	**1**	**0**	**0**	**1**	**1**	**1**	**1**	**3**	**3**	**5**	**4**	**3**	**4**	**3**	**1**	**0**	**0**	**0**	**0**	**0**	**0**	**0**	**0**	**0**
1200	33	0	0	0	0	1	0	0	0	0	1	1	3	3	4	6	4	3	3	1	0	0	0	0	0	0	0	0	0
1300	39	0	0	0	0	0	0	0	0	0	1	2	2	4	5	7	5	4	4	1	1	1	0	0	0	0	0	0	0
1400	43	0	0	1	0	0	0	0	0	1	1	1	4	6	5	6	7	3	4	1	1	1	0	0	0	0	0	0	0
1500	43	0	0	0	1	1	0	0	0	1	1	2	3	4	5	7	7	4	4	2	1	0	1	0	0	0	0	0	0
1600	54	0	0	0	0	0	0	1	0	0	1	2	3	5	7	10	9	4	5	3	2	1	0	0	0	0	0	0	0
1700	**67**	**0**	**0**	**0**	**0**	**0**	**0**	**0**	**0**	**1**	**2**	**1**	**4**	**7**	**9**	**11**	**9**	**10**	**5**	**3**	**2**	**1**	**0**	**0**	**0**	**0**	**0**	**0**	**0**
1800	55	0	0	0	0	0	0	0	0	1	2	4	5	8	8	8	8	5	3	1	1	0	0	0	0	0	0	0	0
1900	39	0	0	0	0	0	1	0	0	2	3	2	3	4	7	7	4	3	1	1	1	0	0	0	0	0	0	0	0
2000	28	0	0	0	0	0	0	0	0	1	0	2	2	3	5	4	3	3	2	2	1	1	0	0	0	0	0	0	0
2100	15	0	0	0	0	0	0	0	0	0	0	0	1	2	2	1	3	2	1	0	0	0	0	0	0	0	0	0	0
2200	9	0	0	0	0	0	0	0	0	0	0	0	0	1	2	1	1	1	1	0	0	0	0	0	0	0	0	0	0
2300	6	0	0	0	0	0	0	0	0	0	0	0	1	0	1	1	1	0	1	1	0	0	0	0	0	0	0	0	0
07-19	**447**	**0**	**0**	**2**	**3**	**6**	**3**	**2**	**3**	**6**	**12**	**18**	**32**	**47**	**57**	**71**	**64**	**45**	**37**	**17**	**10**	**5**	**3**	**1**	**1**	**0**	**0**	**0**	**0**
06-22	**532**	**0**	**0**	**2**	**3**	**6**	**4**	**3**	**4**	**9**	**15**	**22**	**37**	**56**	**72**	**83**	**74**	**54**	**42**	**20**	**12**	**7**	**3**	**1**	**1**	**0**	**0**	**0**	**0**
06-00	**548**	**0**	**0**	**2**	**4**	**6**	**4**	**3**	**4**	**9**	**16**	**23**	**38**	**57**	**75**	**85**	**76**	**55**	**44**	**20**	**13**	**7**	**4**	**1**	**1**	**1**	**0**	**0**	**0**
00-00	**554**	**0**	**0**	**2**	**4**	**6**	**4**	**3**	**4**	**9**	**16**	**23**	**39**	**57**	**75**	**86**	**76**	**56**	**45**	**21**	**13**	**7**	**4**	**1**	**1**	**1**	**0**	**0**	**0**

DRAFT

Site 22
Location L-8009-6, att t/pole, Lat 53.65172, Long -6.77525
Direction West

3279 / Meath/Cavan/Monaghan ATC's
October 2013
Automatic Traffic Count

Virtual Week (1)

Time	Total	Speed Bins (km/h)																												
		0 - 5	5 - 10	10 - 15	15 - 20	20 - 25	25 - 30	30 - 35	35 - 40	40 - 45	45 - 50	50 - 55	55 - 60	60 - 65	65 - 70	70 - 75	75 - 80	80 - 85	85 - 90	90 - 95	95 - 100	100 - 105	105 - 110	110 - 115	115 - 120	120 - 125	125 - 130	130 - 135	135 - 140
Mon	562	0	0	3	3	4	8	6	5	12	17	26	54	72	70	75	88	45	37	14	11	6	3	2	0	0	0	0	1
Tue	609	0	0	3	6	3	3	0	3	7	21	27	38	65	93	117	75	47	49	22	11	10	4	2	1	1	0	1	0
Wed	567	0	0	3	4	7	4	3	4	6	17	24	32	51	73	87	81	67	59	24	10	7	4	0	0	0	0	0	0
Thu	558	0	0	3	4	5	4	1	3	6	12	11	46	50	87	72	87	57	54	21	22	6	3	2	0	1	1	0	0
Fri	634	0	0	2	6	9	3	2	8	17	24	32	38	75	89	106	84	54	36	22	14	5	3	2	2	1	0	0	0
|Sat	510	0	2	2	1	12	4	4	2	6	14	22	32	43	64	85	67	59	38	21	9	10	4	2	6	1	0	0	0
|Sun	440	0	0	0	3	5	3	3	2	8	5	21	31	46	51	61	53	60	40	21	15	6	5	0	0	1	0	0	0
5 Day Ave.	**586**	**0**	**0**	**3**	**5**	**6**	**4**	**2**	**5**	**10**	**18**	**24**	**42**	**63**	**82**	**91**	**83**	**54**	**47**	**21**	**14**	**7**	**3**	**2**	**1**	**1**	**0**	**0**	**0**
7 Day Ave.	**554**	**0**	**0**	**2**	**4**	**6**	**4**	**3**	**4**	**9**	**16**	**23**	**39**	**57**	**75**	**86**	**76**	**56**	**45**	**21**	**13**	**7**	**4**	**1**	**1**	**1**	**0**	**0**	**0**
--	**3880**	**0**	**2**	**16**	**27**	**45**	**29**	**19**	**27**	**62**	**110**	**163**	**271**	**402**	**527**	**603**	**535**	**389**	**313**	**145**	**92**	**50**	**26**	**10**	**9**	**5**	**1**	**1**	**1**

Summary Graphs

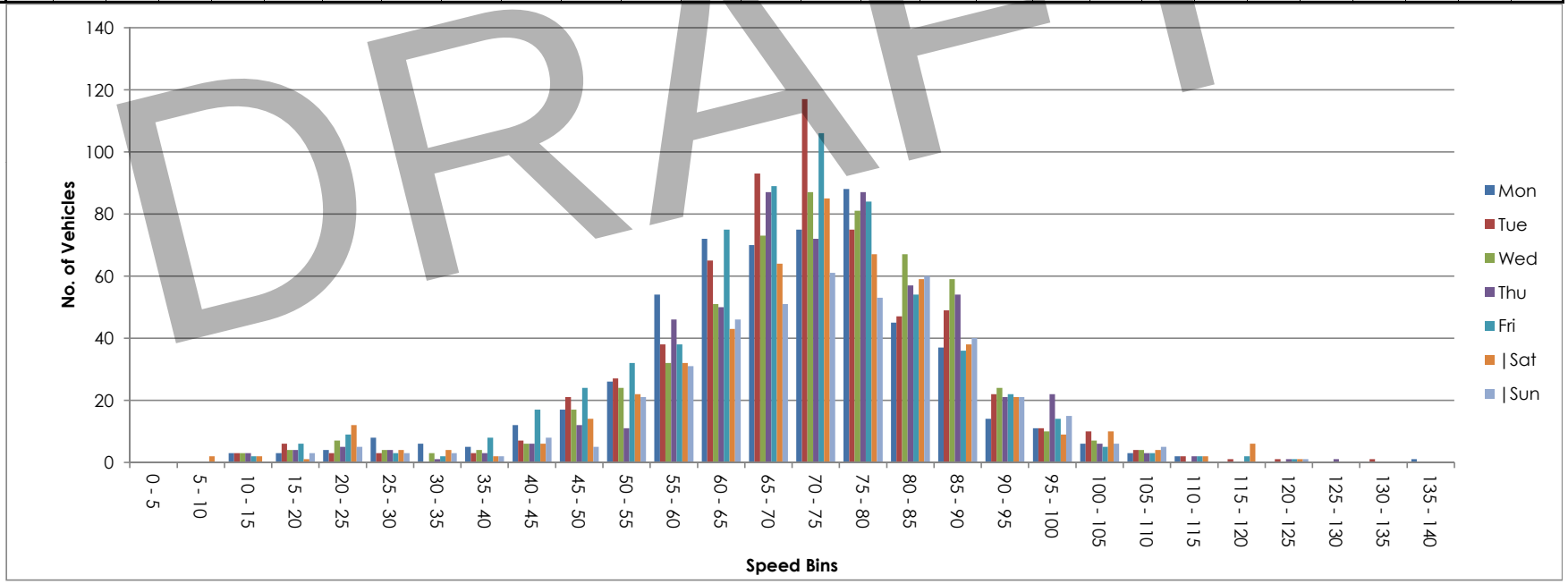

DRAFT

Nationwide Data Collection
for
Tobin Consulting Engineers

Site 22
Location L-8009-6, att t/pole, Lat 53.65172, Long -6.77525
Direction Two way

3279 / Meath/Cavan/Monaghan ATC's
October 2013
Automatic Traffic Count

Mon, 7 October 2013

Time	Total	Classification												>PSL	>PSL%	>SL1	>SL1%	>SL2	>SL2%	Mean	Vpp
		1 MCL	2 SV	3 SVT	4 TB2	5 TB3	6 T4	7 ART3	8 ART4	9 ART5	10 ART6	11 BD	12 DRT	80	80	85 +5kph	85 +5kph	90 +10kph	90 +10kph		85
0000	4	0	3	0	1	0	0	0	0	0	0	0	0	2	50	1	25	0	0	74.7	-
0100	1	0	0	0	1	0	0	0	0	0	0	0	0	0	0	0	0	0	0	59.9	-
0200	2	0	2	0	0	0	0	0	0	0	0	0	0	0	0	0	0	0	0	70.4	-
0300	0	0	0	0	0	0	0	0	0	0	0	0	0	0	0	0	0	0	0	-	-
0400	0	0	0	0	0	0	0	0	0	0	0	0	0	0	0	0	0	0	0	-	-
0500	2	0	2	0	0	0	0	0	0	0	0	0	0	0	0	0	0	0	0	76.1	-
0600	12	0	10	0	2	0	0	0	0	0	0	0	0	5	41.7	3	25	2	16.7	79.6	89.3
0700	52	0	44	0	8	0	0	0	0	0	0	0	0	28	53.8	19	36.5	12	23.1	79.9	93.6
0800	80	0	69	1	10	0	0	0	0	0	0	0	0	39	48.8	27	33.8	15	18.8	78.8	91.1
0900	**103**	**0**	**97**	**1**	**5**	**0**	**0**	**0**	**0**	**0**	**0**	**0**	**0**	**24**	**23.3**	**10**	**9.7**	**7**	**6.8**	**71.6**	**82.1**
1000	55	1	47	1	5	0	0	0	1	0	0	0	0	9	16.4	6	10.9	4	7.3	64.4	79.9
1100	62	3	57	0	2	0	0	0	0	0	0	0	0	17	27.4	11	17.7	5	8.1	70.3	86
1200	72	0	66	0	6	0	0	0	0	0	0	0	0	9	12.5	3	4.2	1	1.4	67.9	79.2
1300	77	0	65	1	8	1	0	1	1	0	0	0	0	18	23.4	9	11.7	4	5.2	71.3	83.5
1400	76	2	68	1	5	0	0	0	0	0	0	0	0	19	25	10	13.2	3	3.9	69	83.5
1500	84	1	74	2	6	0	0	1	0	0	0	0	0	19	22.6	13	15.5	6	7.1	69.7	84.6
1600	**95**	**3**	**85**	**3**	**3**	**0**	**0**	**0**	**1**	**0**	**0**	**0**	**0**	**24**	**25.3**	**16**	**16.8**	**8**	**8.4**	**70**	**85.7**
1700	94	0	84	0	10	0	0	0	0	0	0	0	0	22	23.4	13	13.8	5	5.3	67.7	83.9
1800	89	1	77	0	11	0	0	0	0	0	0	0	0	23	25.8	18	20.2	15	16.9	70.3	90.7
1900	60	1	56	0	3	0	0	0	0	0	0	0	0	11	18.3	5	8.3	2	3.3	62.2	80.3
2000	63	0	60	1	2	0	0	0	0	0	0	0	0	19	30.2	11	17.5	6	9.5	71.1	86.4
2100	30	0	30	0	0	0	0	0	0	0	0	0	0	8	26.7	6	20	4	13.3	75.4	89.6
2200	23	0	23	0	0	0	0	0	0	0	0	0	0	6	26.1	6	26.1	5	21.7	73.1	97.2
2300	11	0	11	0	0	0	0	0	0	0	0	0	0	2	18.2	1	9.1	1	9.1	70.5	74.5
07-19	**939**	**11**	**833**	**10**	**79**	**1**	**0**	**2**	**3**	**0**	**0**	**0**	**0**	**251**	**26.7**	**155**	**16.5**	**85**	**9.1**	**70.8**	**85.7**
06-22	**1104**	**12**	**989**	**11**	**86**	**1**	**0**	**2**	**3**	**0**	**0**	**0**	**0**	**294**	**26.6**	**180**	**16.3**	**99**	**9**	**70.6**	**85.3**
06-00	**1138**	**12**	**1023**	**11**	**86**	**1**	**0**	**2**	**3**	**0**	**0**	**0**	**0**	**302**	**26.5**	**187**	**16.4**	**105**	**9.2**	**70.6**	**85.7**
00-00	**1147**	**12**	**1030**	**11**	**88**	**1**	**0**	**2**	**3**	**0**	**0**	**0**	**0**	**304**	**26.5**	**188**	**16.4**	**105**	**9.2**	**70.6**	**85.7**

DRAFT

Site 22
Location L-8009-6, att t/pole, Lat 53.65172, Long -6.77525
Direction Two way

3279 / Meath/Cavan/Monaghan ATC's
October 2013
Automatic Traffic Count

Tue, 8 October 2013

Time	Total	Classification												>PSL	>PSL%	>SL1	>SL1%	>SL2	>SL2%	Mean	Vpp
		1 MCL	2 SV	3 SVT	4 TB2	5 TB3	6 T4	7 ART3	8 ART4	9 ART5	10 ART6	11 BD	12 DRT	80	80	85 +5kph	85 +5kph	90 +10kph	90 +10kph		85
0000	4	0	4	0	0	0	0	0	0	0	0	0	0	3	75	3	75	2	50	85.2	-
0100	2	0	2	0	0	0	0	0	0	0	0	0	0	2	100	0	0	0	0	84.1	-
0200	1	0	1	0	0	0	0	0	0	0	0	0	0	0	0	0	0	0	0	74.5	-
0300	0	0	0	0	0	0	0	0	0	0	0	0	0	0	0	0	0	0	0	-	-
0400	0	0	0	0	0	0	0	0	0	0	0	0	0	0	0	0	0	0	0	-	-
0500	7	0	7	0	0	0	0	0	0	0	0	0	0	5	71.4	3	42.9	2	28.6	88.7	-
0600	15	1	12	0	2	0	0	0	0	0	0	0	0	8	53.3	7	46.7	4	26.7	81.3	96.5
0700	55	0	48	0	7	0	0	0	0	0	0	0	0	24	43.6	18	32.7	9	16.4	78.6	90.4
0800	91	1	79	2	9	0	0	0	0	0	0	0	0	38	41.8	26	28.6	14	15.4	76.4	89.6
0900	**111**	**0**	**101**	**1**	**9**	**0**	**0**	**0**	**0**	**0**	**0**	**0**	**0**	**32**	**28.8**	**21**	**18.9**	**11**	**9.9**	**73.5**	**87.1**
1000	70	3	56	2	9	0	0	0	0	0	0	0	0	19	27.1	15	21.4	11	15.7	68.2	90.4
1100	60	0	53	1	2	0	3	0	1	0	0	0	0	15	25	8	13.3	5	8.3	69.7	83.2
1200	74	2	71	0	1	0	0	0	0	0	0	0	0	20	27	9	12.2	7	9.5	70.5	83.5
1300	69	1	61	1	5	1	0	0	0	0	0	0	0	21	30.4	11	15.9	6	8.7	70.9	86.4
1400	68	1	63	1	3	0	0	0	0	0	0	0	0	22	32.4	18	26.5	10	14.7	73.9	89.3
1500	88	3	82	0	2	0	1	0	0	0	0	0	0	18	20.5	12	13.6	8	9.1	67.3	82.8
1600	97	1	92	0	4	0	0	0	0	0	0	0	0	19	19.6	12	12.4	6	6.2	71.4	81.7
1700	**119**	**1**	**108**	**1**	**6**	**0**	**2**	**0**	**1**	**0**	**0**	**0**	**0**	**25**	**21**	**18**	**15.1**	**10**	**8.4**	**68.9**	**83.9**
1800	**119**	**0**	**114**	**0**	**5**	**0**	**0**	**0**	**0**	**0**	**0**	**0**	**0**	**19**	**16**	**12**	**10.1**	**4**	**3.4**	**67.7**	**80.6**
1900	99	0	96	0	3	0	0	0	0	0	0	0	0	15	15.2	6	6.1	5	5.1	67.1	79.6
2000	43	0	42	0	1	0	0	0	0	0	0	0	0	15	34.9	9	20.9	6	14	73.9	87.8
2100	33	0	31	0	2	0	0	0	0	0	0	0	0	14	42.4	6	18.2	4	12.1	76.9	86.4
2200	22	0	21	0	1	0	0	0	0	0	0	0	0	6	27.3	4	18.2	2	9.1	74.7	85
2300	11	0	10	1	0	0	0	0	0	0	0	0	0	4	36.4	3	27.3	2	18.2	69.9	86.4
07-19	**1021**	**13**	**928**	**9**	**62**	**1**	**6**	**0**	**2**	**0**	**0**	**0**	**0**	**272**	**26.6**	**180**	**17.6**	**101**	**9.9**	**71.1**	**86.4**
06-22	**1211**	**14**	**1109**	**9**	**70**	**1**	**6**	**0**	**2**	**0**	**0**	**0**	**0**	**324**	**26.8**	**208**	**17.2**	**120**	**9.9**	**71.2**	**86**
06-00	**1244**	**14**	**1140**	**10**	**71**	**1**	**6**	**0**	**2**	**0**	**0**	**0**	**0**	**334**	**26.8**	**215**	**17.3**	**124**	**10**	**71.2**	**86**
00-00	**1258**	**14**	**1154**	**10**	**71**	**1**	**6**	**0**	**2**	**0**	**0**	**0**	**0**	**344**	**27.3**	**221**	**17.6**	**128**	**10.2**	**71.4**	**86.4**

DRAFT

Site 22
Location L-8009-6, att t/pole, Lat 53.65172, Long -6.77525
Direction Two way

3279 / Meath/Cavan/Monaghan ATC's
October 2013
Automatic Traffic Count

Wed, 9 October 2013

Time	Total	Classification												>PSL	>PSL%	>SL1	>SL1%	>SL2	>SL2%	Mean	Vpp
		1 MCL	2 SV	3 SVT	4 TB2	5 TB3	6 T4	7 ART3	8 ART4	9 ART5	10 ART6	11 BD	12 DRT	80	80	85 +5kph	85 +5kph	90 +10kph	90 +10kph		85
0000	3	0	3	0	0	0	0	0	0	0	0	0	0	1	33.3	0	0	0	0	69.7	-
0100	3	0	3	0	0	0	0	0	0	0	0	0	0	0	0	0	0	0	0	74.3	-
0200	0	0	0	0	0	0	0	0	0	0	0	0	0	0	0	0	0	0	0	-	-
0300	0	0	0	0	0	0	0	0	0	0	0	0	0	0	0	0	0	0	0	-	-
0400	1	0	1	0	0	0	0	0	0	0	0	0	0	1	100	1	100	0	0	88.7	-
0500	3	0	3	0	0	0	0	0	0	0	0	0	0	2	66.7	2	66.7	1	33.3	82.5	-
0600	21	0	19	0	2	0	0	0	0	0	0	0	0	6	28.6	4	19	1	4.8	71.1	86.4
0700	61	0	53	0	8	0	0	0	0	0	0	0	0	32	52.5	25	41	10	16.4	80	90
0800	90	1	76	1	12	0	0	0	0	0	0	0	0	33	36.7	23	25.6	16	17.8	76	91.8
0900	**104**	**2**	**93**	**1**	**8**	**0**	**0**	**0**	**0**	**0**	**0**	**0**	**0**	**31**	**29.8**	**19**	**18.3**	**8**	**7.7**	**72.7**	**86.4**
1000	60	1	49	3	6	0	0	0	1	0	0	0	0	15	25	6	10	6	10	72.4	81.4
1100	73	1	67	2	3	0	0	0	0	0	0	0	0	22	30.1	14	19.2	3	4.1	67.9	85.7
1200	60	3	48	2	6	0	1	0	0	0	0	0	0	12	20	11	18.3	5	8.3	67.7	85
1300	69	0	59	0	10	0	0	0	0	0	0	0	0	23	33.3	16	23.2	11	15.9	75.3	90
1400	68	0	64	0	2	1	0	0	1	0	0	0	0	18	26.5	10	14.7	7	10.3	73.1	83.2
1500	77	0	65	2	8	0	1	0	1	0	0	0	0	17	22.1	12	15.6	5	6.5	70.9	84.2
1600	94	4	86	0	3	0	0	0	1	0	0	0	0	35	37.2	29	30.9	15	16	74.9	90
1700	82	2	75	0	5	0	0	0	0	0	0	0	0	34	41.5	20	24.4	8	9.8	74.3	87.1
1800	**96**	**0**	**91**	**1**	**4**	**0**	**0**	**0**	**0**	**0**	**0**	**0**	**0**	**18**	**18.8**	**6**	**6.3**	**1**	**1**	**69.3**	**82.8**
1900	89	0	84	0	5	0	0	0	0	0	0	0	0	14	15.7	8	9	4	4.5	68.7	80.6
2000	62	1	60	0	1	0	0	0	0	0	0	0	0	15	24.2	10	16.1	5	8.1	69.2	85
2100	22	0	21	1	0	0	0	0	0	0	0	0	0	8	36.4	5	22.7	2	9.1	76.2	86
2200	19	0	19	0	0	0	0	0	0	0	0	0	0	7	36.8	4	21.1	2	10.5	64.4	86.8
2300	8	0	8	0	0	0	0	0	0	0	0	0	0	1	12.5	0	0	0	0	70.3	-
07-19	**934**	**14**	**826**	**12**	**75**	**1**	**2**	**0**	**4**	**0**	**0**	**0**	**0**	**290**	**31**	**191**	**20.4**	**95**	**10.2**	**72.9**	**87.8**
06-22	**1128**	**15**	**1010**	**13**	**83**	**1**	**2**	**0**	**4**	**0**	**0**	**0**	**0**	**333**	**29.5**	**218**	**19.3**	**107**	**9.5**	**72.4**	**86.8**
06-00	**1155**	**15**	**1037**	**13**	**83**	**1**	**2**	**0**	**4**	**0**	**0**	**0**	**0**	**341**	**29.5**	**222**	**19.2**	**109**	**9.4**	**72.2**	**86.8**
00-00	**1165**	**15**	**1047**	**13**	**83**	**1**	**2**	**0**	**4**	**0**	**0**	**0**	**0**	**345**	**29.6**	**225**	**19.3**	**110**	**9.4**	**72.3**	**86.8**

DRAFT

Site 22
Location L-8009-6, att t/pole, Lat 53.65172, Long -6.77525
Direction Two way

3279 / Meath/Cavan/Monaghan ATC's
October 2013
Automatic Traffic Count

Thu, 10 October 2013

Time	Total	Classification												>PSL	>PSL%	>SL1	>SL1%	>SL2	>SL2%	Mean	Vpp
		1 MCL	2 SV	3 SVT	4 TB2	5 TB3	6 T4	7 ART3	8 ART4	9 ART5	10 ART6	11 BD	12 DRT	80	80	85 +5kph	85 +5kph	90 +10kph	90 +10kph		85
0000	2	0	1	0	1	0	0	0	0	0	0	0	0	1	50	1	50	1	50	56.1	-
0100	1	0	1	0	0	0	0	0	0	0	0	0	0	1	100	1	100	1	100	99.4	-
0200	0	0	0	0	0	0	0	0	0	0	0	0	0	0	0	0	0	0	0	-	-
0300	0	0	0	0	0	0	0	0	0	0	0	0	0	0	0	0	0	0	0	-	-
0400	1	0	1	0	0	0	0	0	0	0	0	0	0	0	0	0	0	0	0	53.1	-
0500	5	0	5	0	0	0	0	0	0	0	0	0	0	3	60	2	40	2	40	87.1	-
0600	14	0	12	0	2	0	0	0	0	0	0	0	0	8	57.1	7	50	6	42.9	87.5	100.1
0700	58	0	49	0	9	0	0	0	0	0	0	0	0	31	53.4	24	41.4	18	31	82.8	97.6
0800	79	0	72	0	6	0	0	0	1	0	0	0	0	37	46.8	22	27.8	15	19	77.7	96.1
0900	**105**	**0**	**99**	**1**	**4**	**0**	**1**	**0**	**0**	**0**	**0**	**0**	**0**	**35**	**33.3**	**24**	**22.9**	**11**	**10.5**	**75.8**	**86**
1000	70	3	55	3	9	0	0	0	0	0	0	0	0	27	38.6	16	22.9	8	11.4	72.7	87.1
1100	61	0	51	3	7	0	0	0	0	0	0	0	0	20	32.8	15	24.6	8	13.1	76.7	88.2
1200	60	0	55	0	5	0	0	0	0	0	0	0	0	23	38.3	14	23.3	6	10	76.1	87.5
1300	59	0	55	2	2	0	0	0	0	0	0	0	0	11	18.6	4	6.8	1	1.7	67.3	82.4
1400	89	4	82	0	3	0	0	0	0	0	0	0	0	15	16.9	12	13.5	7	7.9	69.4	83.5
1500	**109**	**1**	**102**	**4**	**2**	**0**	**0**	**0**	**0**	**0**	**0**	**0**	**0**	**33**	**30.3**	**17**	**15.6**	**7**	**6.4**	**73.3**	**85.7**
1600	107	0	97	0	9	0	0	0	1	0	0	0	0	37	34.6	20	18.7	10	9.3	73.3	87.1
1700	108	0	100	1	6	0	1	0	0	0	0	0	0	41	38	27	25	11	10.2	75.7	88.2
1800	89	0	82	0	7	0	0	0	0	0	0	0	0	29	32.6	17	19.1	8	9	71.9	86.4
1900	65	0	59	0	5	1	0	0	0	0	0	0	0	12	18.5	8	12.3	4	6.2	68.7	84.2
2000	45	0	43	0	2	0	0	0	0	0	0	0	0	11	24.4	8	17.8	5	11.1	68.2	85.3
2100	36	0	36	0	0	0	0	0	0	0	0	0	0	15	41.7	11	30.6	7	19.4	79.2	92.9
2200	20	0	20	0	0	0	0	0	0	0	0	0	0	6	30	6	30	4	20	72	90.7
2300	7	0	7	0	0	0	0	0	0	0	0	0	0	4	57.1	3	42.9	2	28.6	76.9	-
07-19	**994**	**8**	**899**	**14**	**69**	**0**	**2**	**0**	**2**	**0**	**0**	**0**	**0**	**339**	**34.1**	**212**	**21.3**	**110**	**11.1**	**74.2**	**87.1**
06-22	**1154**	**8**	**1049**	**14**	**78**	**1**	**2**	**0**	**2**	**0**	**0**	**0**	**0**	**385**	**33.4**	**246**	**21.3**	**132**	**11.4**	**74**	**87.5**
06-00	**1181**	**8**	**1076**	**14**	**78**	**1**	**2**	**0**	**2**	**0**	**0**	**0**	**0**	**395**	**33.4**	**255**	**21.6**	**138**	**11.7**	**74**	**87.5**
00-00	**1190**	**8**	**1084**	**14**	**79**	**1**	**2**	**0**	**2**	**0**	**0**	**0**	**0**	**400**	**33.6**	**259**	**21.8**	**142**	**11.9**	**74**	**87.5**

DRAFT

Site 22
Location L-8009-6, att t/pole, Lat 53.65172, Long -6.77525
Direction Two way

3279 / Meath/Cavan/Monaghan ATC's
October 2013
Automatic Traffic Count

Fri, 11 October 2013

Time	Total	Classification												>PSL	>PSL%	>SL1	>SL1%	>SL2	>SL2%	Mean	Vpp
		1 MCL	2 SV	3 SVT	4 TB2	5 TB3	6 T4	7 ART3	8 ART4	9 ART5	10 ART6	11 BD	12 DRT	80	80	85 +5kph	85 +5kph	90 +10kph	90 +10kph		85
0000	2	0	2	0	0	0	0	0	0	0	0	0	0	0	0	0	0	0	0	57.1	-
0100	1	0	1	0	0	0	0	0	0	0	0	0	0	1	100	1	100	1	100	122.2	-
0200	0	0	0	0	0	0	0	0	0	0	0	0	0	0	0	0	0	0	0	-	-
0300	0	0	0	0	0	0	0	0	0	0	0	0	0	0	0	0	0	0	0	-	-
0400	0	0	0	0	0	0	0	0	0	0	0	0	0	0	0	0	0	0	0	-	-
0500	4	0	4	0	0	0	0	0	0	0	0	0	0	3	75	1	25	1	25	90	-
0600	13	0	11	0	2	0	0	0	0	0	0	0	0	6	46.2	6	46.2	4	30.8	83	93.2
0700	49	0	42	1	6	0	0	0	0	0	0	0	0	24	49	19	38.8	14	28.6	82	98.6
0800	84	0	75	1	8	0	0	0	0	0	0	0	0	46	54.8	26	31	17	20.2	80.2	91.1
0900	**111**	**1**	**93**	**2**	**13**	**0**	**2**	**0**	**0**	**0**	**0**	**0**	**0**	**26**	**23.4**	**14**	**12.6**	**12**	**10.8**	**71.4**	**84.2**
1000	62	5	50	1	6	0	0	0	0	0	0	0	0	14	22.6	4	6.5	1	1.6	65.3	82.4
1100	77	1	67	2	4	0	2	0	0	1	0	0	0	19	24.7	14	18.2	8	10.4	70	85
1200	75	1	69	2	3	0	0	0	0	0	0	0	0	9	12	5	6.7	4	5.3	64.3	77.8
1300	80	1	63	1	15	0	0	0	0	0	0	0	0	20	25	13	16.3	8	10	67.6	86.8
1400	105	2	92	1	9	0	1	0	0	0	0	0	0	23	21.9	14	13.3	3	2.9	67.4	82.4
1500	99	2	87	2	6	1	1	0	0	0	0	0	0	23	23.2	14	14.1	9	9.1	71	83.2
1600	84	0	74	3	6	0	0	0	1	0	0	0	0	24	28.6	17	20.2	10	11.9	72.8	86
1700	98	0	90	0	8	0	0	0	0	0	0	0	0	30	30.6	14	14.3	9	9.2	72.1	84.2
1800	100	0	89	1	10	0	0	0	0	0	0	0	0	16	16	6	6	2	2	68.7	80.6
1900	**127**	**0**	**122**	**0**	**5**	**0**	**0**	**0**	**0**	**0**	**0**	**0**	**0**	**13**	**10.2**	**7**	**5.5**	**4**	**3.1**	**61.8**	**76.3**
2000	63	0	56	0	7	0	0	0	0	0	0	0	0	11	17.5	9	14.3	8	12.7	69.5	83.9
2100	37	0	33	1	3	0	0	0	0	0	0	0	0	9	24.3	5	13.5	2	5.4	70.3	83.2
2200	23	0	21	0	2	0	0	0	0	0	0	0	0	12	52.2	10	43.5	5	21.7	78.2	91.8
2300	13	0	13	0	0	0	0	0	0	0	0	0	0	4	30.8	4	30.8	2	15.4	77.3	88.6
07-19	**1024**	**13**	**891**	**17**	**94**	**1**	**6**	**0**	**1**	**1**	**0**	**0**	**0**	**274**	**26.8**	**160**	**15.6**	**97**	**9.5**	**70.8**	**85**
06-22	**1264**	**13**	**1113**	**18**	**111**	**1**	**6**	**0**	**1**	**1**	**0**	**0**	**0**	**313**	**24.8**	**187**	**14.8**	**115**	**9.1**	**69.9**	**84.6**
06-00	**1300**	**13**	**1147**	**18**	**113**	**1**	**6**	**0**	**1**	**1**	**0**	**0**	**0**	**329**	**25.3**	**201**	**15.5**	**122**	**9.4**	**70.2**	**85**
00-00	**1307**	**13**	**1154**	**18**	**113**	**1**	**6**	**0**	**1**	**1**	**0**	**0**	**0**	**333**	**25.5**	**203**	**15.5**	**124**	**9.5**	**70.2**	**85**

DRAFT

Site 22
Location L-8009-6, att t/pole, Lat 53.65172, Long -6.77525
Direction Two way

3279 / Meath/Cavan/Monaghan ATC's
October 2013
Automatic Traffic Count

Sat, 12 October 2013

Time	Total	Classification												>PSL	>PSL%	>SL1	>SL1%	>SL2	>SL2%	Mean	Vpp
		1 MCL	2 SV	3 SVT	4 TB2	5 TB3	6 T4	7 ART3	8 ART4	9 ART5	10 ART6	11 BD	12 DRT	80	80	85 +5kph	85 +5kph	90 +10kph	90 +10kph		85
0000	7	0	7	0	0	0	0	0	0	0	0	0	0	2	28.6	1	14.3	0	0	71.7	-
0100	2	0	1	0	1	0	0	0	0	0	0	0	0	1	50	0	0	0	0	65.6	-
0200	3	0	3	0	0	0	0	0	0	0	0	0	0	1	33.3	1	33.3	0	0	80.1	-
0300	4	0	4	0	0	0	0	0	0	0	0	0	0	1	25	0	0	0	0	73.8	-
0400	1	0	1	0	0	0	0	0	0	0	0	0	0	1	100	1	100	1	100	110.2	-
0500	4	0	4	0	0	0	0	0	0	0	0	0	0	1	25	1	25	0	0	68.4	-
0600	5	0	5	0	0	0	0	0	0	0	0	0	0	4	80	3	60	3	60	86	-
0700	36	0	29	1	4	1	0	0	1	0	0	0	0	19	52.8	9	25	6	16.7	75.9	92.5
0800	31	2	22	0	5	1	0	0	1	0	0	0	0	18	58.1	13	41.9	9	29	75.9	94
0900	61	8	46	0	6	0	0	0	0	0	1	0	0	20	32.8	14	23	8	13.1	68.4	87.5
1000	74	6	58	2	8	0	0	0	0	0	0	0	0	26	35.1	9	12.2	3	4.1	71.6	83.2
1100	**77**	**2**	**69**	**0**	**4**	**0**	**1**	**0**	**0**	**0**	**0**	**0**	**1**	**21**	**27.3**	**10**	**13**	**6**	**7.8**	**66.5**	**83.5**
1200	94	4	85	1	3	0	0	0	0	0	1	0	0	25	26.6	15	16	8	8.5	71.4	85
1300	81	3	67	1	9	1	0	0	0	0	0	0	0	21	25.9	16	19.8	9	11.1	73.4	88.6
1400	**95**	**2**	**84**	**3**	**6**	**0**	**0**	**0**	**0**	**0**	**0**	**0**	**0**	**28**	**29.5**	**22**	**23.2**	**11**	**11.6**	**72.5**	**88.6**
1500	94	2	83	0	9	0	0	0	0	0	0	0	0	35	37.2	21	22.3	11	11.7	74.6	86.4
1600	85	1	78	1	5	0	0	0	0	0	0	0	0	16	18.8	13	15.3	8	9.4	71.9	82.1
1700	86	0	82	0	4	0	0	0	0	0	0	0	0	24	27.9	11	12.8	5	5.8	74.2	82.8
1800	80	0	68	0	12	0	0	0	0	0	0	0	0	16	20	6	7.5	4	5	69.8	81.4
1900	74	0	70	0	4	0	0	0	0	0	0	0	0	11	14.9	9	12.2	6	8.1	67.5	79.6
2000	31	0	31	0	0	0	0	0	0	0	0	0	0	13	41.9	10	32.3	8	25.8	77.9	95.4
2100	12	0	12	0	0	0	0	0	0	0	0	0	0	6	50	2	16.7	1	8.3	68.7	83.9
2200	16	0	15	0	1	0	0	0	0	0	0	0	0	6	37.5	5	31.3	4	25	80.1	91.8
2300	7	0	7	0	0	0	0	0	0	0	0	0	0	4	57.1	4	57.1	2	28.6	85.3	-
07-19	**894**	**30**	**771**	**9**	**75**	**3**	**1**	**0**	**2**	**0**	**2**	**0**	**1**	**269**	**30.1**	**159**	**17.8**	**88**	**9.8**	**71.9**	**86.4**
06-22	**1016**	**30**	**889**	**9**	**79**	**3**	**1**	**0**	**2**	**0**	**2**	**0**	**1**	**303**	**29.8**	**183**	**18**	**106**	**10.4**	**71.8**	**86.4**
06-00	**1039**	**30**	**911**	**9**	**80**	**3**	**1**	**0**	**2**	**0**	**2**	**0**	**1**	**313**	**30.1**	**192**	**18.5**	**112**	**10.8**	**72**	**86.4**
00-00	**1060**	**30**	**931**	**9**	**81**	**3**	**1**	**0**	**2**	**0**	**2**	**0**	**1**	**320**	**30.2**	**196**	**18.5**	**113**	**10.7**	**72.1**	**86.8**

DRAFT

Site 22
Location L-8009-6, att t/pole, Lat 53.65172, Long -6.77525
Direction Two way

3279 / Meath/Cavan/Monaghan ATC's
October 2013
Automatic Traffic Count

Sun, 13 October 2013

Time	Total	Classification												>PSL	>PSL%	>SL1	>SL1%	>SL2	>SL2%	Mean	Vpp
		1 MCL	2 SV	3 SVT	4 TB2	5 TB3	6 T4	7 ART3	8 ART4	9 ART5	10 ART6	11 BD	12 DRT	80	80	85 +5kph	85 +5kph	90 +10kph	90 +10kph		85
0000	6	0	6	0	0	0	0	0	0	0	0	0	0	3	50	1	16.7	0	0	77.2	-
0100	8	0	7	0	1	0	0	0	0	0	0	0	0	1	12.5	0	0	0	0	62.9	-
0200	7	0	7	0	0	0	0	0	0	0	0	0	0	5	71.4	5	71.4	1	14.3	87.4	-
0300	13	0	12	0	1	0	0	0	0	0	0	0	0	5	38.5	3	23.1	2	15.4	77.3	85
0400	3	0	2	0	1	0	0	0	0	0	0	0	0	0	0	0	0	0	0	72.8	-
0500	1	0	1	0	0	0	0	0	0	0	0	0	0	0	0	0	0	0	0	63.2	-
0600	5	0	5	0	0	0	0	0	0	0	0	0	0	3	60	2	40	2	40	86.7	-
0700	14	0	14	0	0	0	0	0	0	0	0	0	0	10	71.4	8	57.1	7	50	86.7	97.9
0800	19	2	16	1	0	0	0	0	0	0	0	0	0	9	47.4	7	36.8	6	31.6	75.4	102.6
0900	35	3	27	2	2	0	0	0	0	0	0	1	0	15	42.9	11	31.4	5	14.3	71.9	89.6
1000	29	0	28	1	0	0	0	0	0	0	0	0	0	8	27.6	6	20.7	4	13.8	73.4	85.3
1100	**59**	**2**	**55**	**0**	**2**	**0**	**0**	**0**	**0**	**0**	**0**	**0**	**0**	**16**	**27.1**	**10**	**16.9**	**7**	**11.9**	**68.9**	**85**
1200	103	1	101	0	1	0	0	0	0	0	0	0	0	29	28.2	12	11.7	3	2.9	69.4	83.9
1300	**116**	**1**	**111**	**3**	**1**	**0**	**0**	**0**	**0**	**0**	**0**	**0**	**0**	**48**	**41.4**	**33**	**28.4**	**17**	**14.7**	**76.2**	**89.6**
1400	61	1	57	0	3	0	0	0	0	0	0	0	0	23	37.7	11	18	8	13.1	74.7	87.8
1500	85	0	83	0	2	0	0	0	0	0	0	0	0	30	35.3	17	20	7	8.2	68.5	85.3
1600	85	3	77	3	2	0	0	0	0	0	0	0	0	20	23.5	16	18.8	11	12.9	71.5	85.7
1700	115	2	111	0	2	0	0	0	0	0	0	0	0	42	36.5	21	18.3	14	12.2	73.4	87.1
1800	55	0	52	1	2	0	0	0	0	0	0	0	0	15	27.3	8	14.5	6	10.9	72.6	83.5
1900	44	0	42	1	1	0	0	0	0	0	0	0	0	9	20.5	5	11.4	3	6.8	67.7	81.7
2000	28	0	28	0	0	0	0	0	0	0	0	0	0	9	32.1	4	14.3	3	10.7	71.9	83.9
2100	16	0	16	0	0	0	0	0	0	0	0	0	0	4	25	4	25	3	18.8	73.6	93.2
2200	6	0	5	1	0	0	0	0	0	0	0	0	0	1	16.7	1	16.7	0	0	66.9	-
2300	11	0	10	0	1	0	0	0	0	0	0	0	0	4	36.4	3	27.3	3	27.3	76.7	91.8
07-19	**776**	**15**	**732**	**11**	**17**	**0**	**0**	**0**	**0**	**0**	**0**	**1**	**0**	**265**	**34.1**	**160**	**20.6**	**95**	**12.2**	**72.5**	**87.8**
06-22	**869**	**15**	**823**	**12**	**18**	**0**	**0**	**0**	**0**	**0**	**0**	**1**	**0**	**290**	**33.4**	**175**	**20.1**	**106**	**12.2**	**72.3**	**87.8**
06-00	**886**	**15**	**838**	**13**	**19**	**0**	**0**	**0**	**0**	**0**	**0**	**1**	**0**	**295**	**33.3**	**179**	**20.2**	**109**	**12.3**	**72.3**	**87.8**
00-00	**924**	**15**	**873**	**13**	**22**	**0**	**0**	**0**	**0**	**0**	**0**	**1**	**0**	**309**	**33.4**	**188**	**20.3**	**112**	**12.1**	**72.5**	**87.8**

DRAFT

Site 22
Location L-8009-6, att t/pole, Lat 53.65172, Long -6.77525
Direction Two way

3279 / Meath/Cavan/Monaghan ATC's
October 2013
Automatic Traffic Count

Virtual Day (7)

Time	Total	Classification												>PSL	>PSL%	>SL1	>SL1%	>SL2	>SL2%	Mean	Vpp
		1 MCL	2 SV	3 SVT	4 TB2	5 TB3	6 T4	7 ART3	8 ART4	9 ART5	10 ART6	11 BD	12 DRT	80	80	85 +5kph	85 +5kph	90 +10kph	90 +10kph		85
0000	4	0	4	0	0	0	0	0	0	0	0	0	0	2	42.9	1	25	0	10.7	72.9	-
0100	3	0	2	0	0	0	0	0	0	0	0	0	0	1	33.3	0	11.1	0	11.1	72.6	-
0200	2	0	2	0	0	0	0	0	0	0	0	0	0	1	46.2	1	46.2	0	7.7	82.1	-
0300	2	0	2	0	0	0	0	0	0	0	0	0	0	1	35.3	0	17.6	0	11.8	76.5	-
0400	1	0	1	0	0	0	0	0	0	0	0	0	0	0	33.3	0	33.3	0	16.7	78.4	-
0500	4	0	4	0	0	0	0	0	0	0	0	0	0	2	53.8	1	34.6	1	23.1	82.8	-
0600	12	0	11	0	1	0	0	0	0	0	0	0	0	6	47.1	5	37.6	3	25.9	80.4	98.3
0700	46	0	40	0	6	0	0	0	0	0	0	0	0	24	51.7	17	37.5	11	23.4	80.4	94.3
0800	68	1	58	1	7	0	0	0	0	0	0	0	0	31	46.4	21	30.4	13	19.4	77.5	92.2
0900	**90**	**2**	**79**	**1**	**7**	**0**	**0**	**0**	**0**	**0**	**0**	**0**	**0**	**26**	**29**	**16**	**17.9**	**9**	**9.8**	**72.5**	**86**
1000	60	3	49	2	6	0	0	0	0	0	0	0	0	17	28.1	9	14.8	5	8.8	69.6	84.6
1100	67	1	60	1	3	0	1	0	0	0	0	0	0	19	27.7	12	17.5	6	9	69.8	85.7
1200	77	2	71	1	4	0	0	0	0	0	0	0	0	18	23.6	10	12.8	5	6.3	69.5	83.9
1300	79	1	69	1	7	0	0	0	0	0	0	0	0	23	29.4	15	18.5	8	10.2	72.1	87.8
1400	80	2	73	1	4	0	0	0	0	0	0	0	0	21	26.3	14	17.3	7	8.7	71.1	86
1500	91	1	82	1	5	0	0	0	0	0	0	0	0	25	27.5	15	16.7	8	8.3	70.9	85.7
1600	92	2	84	1	5	0	0	0	1	0	0	0	0	25	27	18	19	10	10.5	72.3	86.4
1700	**100**	**1**	**93**	**0**	**6**	**0**	**0**	**0**	**0**	**0**	**0**	**0**	**0**	**31**	**31.1**	**18**	**17.7**	**9**	**8.8**	**72.2**	**86.4**
1800	90	0	82	0	7	0	0	0	0	0	0	0	0	19	21.7	10	11.6	6	6.4	69.8	83.2
1900	80	0	76	0	4	0	0	0	0	0	0	0	0	12	15.2	7	8.6	4	5	65.9	79.9
2000	48	0	46	0	2	0	0	0	0	0	0	0	0	13	27.8	9	18.2	6	12.2	71.1	86.8
2100	27	0	26	0	1	0	0	0	0	0	0	0	0	9	34.4	6	21	3	12.4	74.9	87.8
2200	18	0	18	0	1	0	0	0	0	0	0	0	0	6	34.1	5	27.9	3	17.1	73.4	91.4
2300	10	0	9	0	0	0	0	0	0	0	0	0	0	3	33.8	3	26.5	2	17.6	74.9	-
07-19	**940**	**15**	**840**	**12**	**67**	**1**	**2**	**0**	**2**	**0**	**0**	**0**	**0**	**280**	**29.8**	**174**	**18.5**	**96**	**10.2**	**72**	**86.4**
06-22	**1107**	**15**	**997**	**12**	**75**	**1**	**2**	**0**	**2**	**0**	**0**	**0**	**0**	**320**	**28.9**	**200**	**18**	**112**	**10.1**	**71.7**	**86.4**
06-00	**1135**	**15**	**1025**	**13**	**76**	**1**	**2**	**0**	**2**	**0**	**0**	**0**	**0**	**330**	**29.1**	**207**	**18.3**	**117**	**10.3**	**71.8**	**86.4**
00-00	**1150**	**15**	**1039**	**13**	**77**	**1**	**2**	**0**	**2**	**0**	**0**	**0**	**0**	**336**	**29.3**	**211**	**18.4**	**119**	**10.4**	**71.8**	**86.4**

DRAFT

Site 22
Location L-8009-6, att t/pole, Lat 53.65172, Long -6.77525
Direction Two way

3279 / Meath/Cavan/Monaghan ATC's
October 2013
Automatic Traffic Count

Virtual Week (1)

Time	Total	Classification												>PSL	>PSL%	>SL1	>SL1%	>SL2	>SL2%	Mean	Vpp
		1 MCL	2 SV	3 SVT	4 TB2	5 TB3	6 T4	7 ART3	8 ART4	9 ART5	10 ART6	11 BD	12 DRT	80	80	85 +5kph	85 +5kph	90 +10kph	90 +10kph		85
Mon	1147	12	1030	11	88	1	0	2	3	0	0	0	0	304	26.5	188	16.4	105	9.2	70.6	85.7
Tue	1258	14	1154	10	71	1	6	0	2	0	0	0	0	344	27.3	221	17.6	128	10.2	71.4	86.4
Wed	1165	15	1047	13	83	1	2	0	4	0	0	0	0	345	29.6	225	19.3	110	9.4	72.3	86.8
Thu	1190	8	1084	14	79	1	2	0	2	0	0	0	0	400	33.6	259	21.8	142	11.9	74	87.5
Fri	1307	13	1154	18	113	1	6	0	1	1	0	0	0	333	25.5	203	15.5	124	9.5	70.2	85
| Sat	1060	30	931	9	81	3	1	0	2	0	2	0	1	320	30.2	196	18.5	113	10.7	72.1	86.8
| Sun	924	15	873	13	22	0	0	0	0	0	0	1	0	309	33.4	188	20.3	112	12.1	72.5	87.8
5 Day Ave.	**1213**	**12**	**1094**	**13**	**87**	**1**	**3**	**0**	**2**	**0**	**0**	**0**	**0**	**345**	**28.4**	**219**	**18.1**	**122**	**10.1**	**71.7**	**86.3**
7 Day Ave.	**1150**	**15**	**1039**	**13**	**77**	**1**	**2**	**0**	**2**	**0**	**0**	**0**	**0**	**336**	**29.3**	**211**	**18.4**	**119**	**10.4**	**71.8**	**86.4**
--	**8051**	**107**	**7273**	**88**	**537**	**8**	**17**	**2**	**14**	**1**	**2**	**1**	**1**	**2355**	**29.3**	**1480**	**18.4**	**834**	**10.4**	**71.8**	**86.4**

Summary Graphs

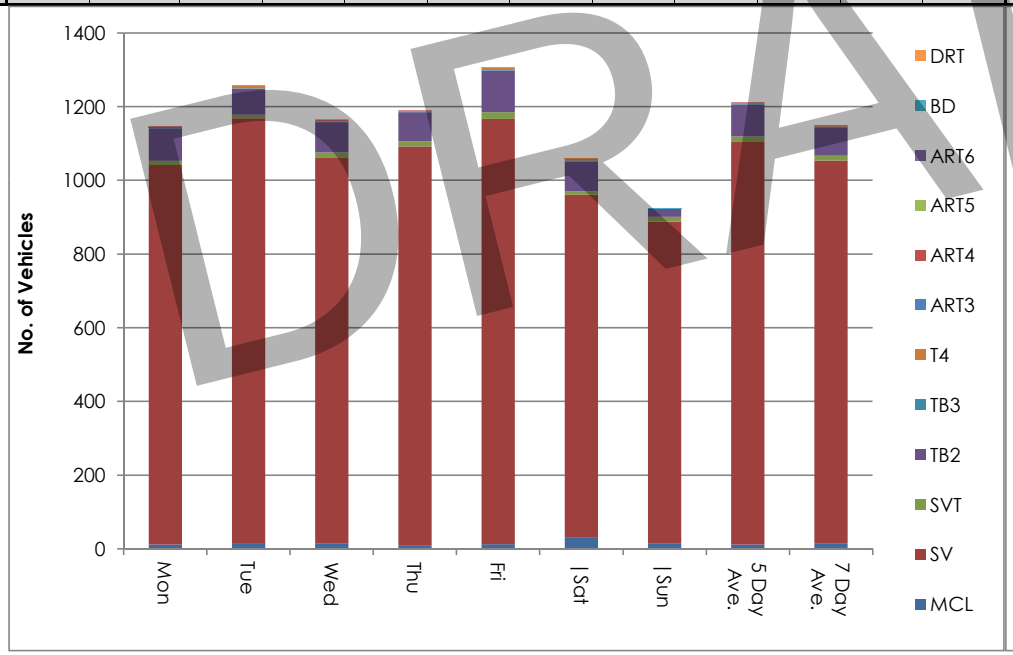

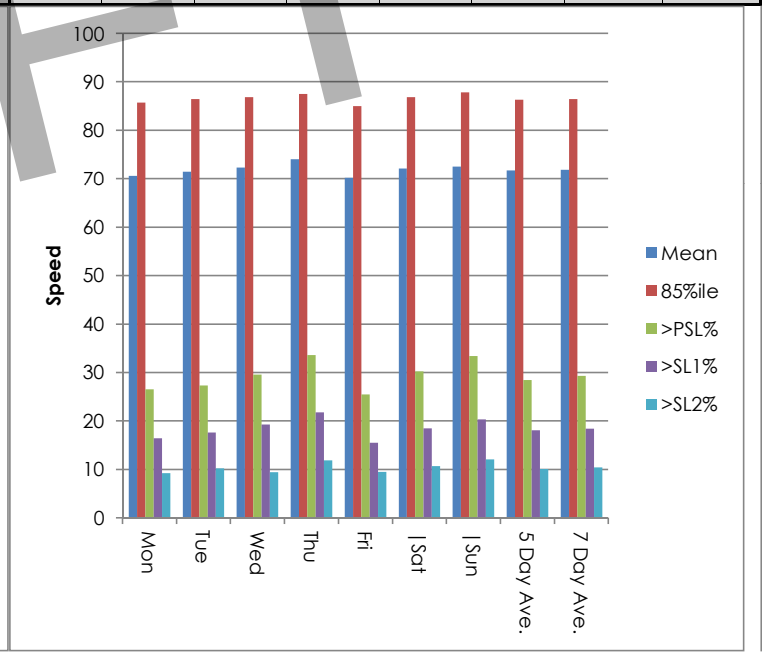

DRAFT

Site 22
Location L-8009-6, att t/pole, Lat 53.65172, Long -6.77525
Direction Two way

3279 / Meath/Cavan/Monaghan ATC's
October 2013
Automatic Traffic Count

Mon, 7 October 2013

Time	Total	Speed Bins (km/h)																											
		0 - 5	5 - 10	10 - 15	15 - 20	20 - 25	25 - 30	30 - 35	35 - 40	40 - 45	45 - 50	50 - 55	55 - 60	60 - 65	65 - 70	70 - 75	75 - 80	80 - 85	85 - 90	90 - 95	95 - 100	100 - 105	105 - 110	110 - 115	115 - 120	120 - 125	125 - 130	130 - 135	135 - 140
0000	4	0	0	0	0	0	0	0	0	0	0	1	0	0	0	1	0	1	1	0	0	0	0	0	0	0	0	0	0
0100	1	0	0	0	0	0	0	0	0	0	0	0	1	0	0	0	0	0	0	0	0	0	0	0	0	0	0	0	0
0200	2	0	0	0	0	0	0	0	0	0	0	0	0	0	1	1	0	0	0	0	0	0	0	0	0	0	0	0	0
0300	0	0	0	0	0	0	0	0	0	0	0	0	0	0	0	0	0	0	0	0	0	0	0	0	0	0	0	0	0
0400	0	0	0	0	0	0	0	0	0	0	0	0	0	0	0	0	0	0	0	0	0	0	0	0	0	0	0	0	0
0500	2	0	0	0	0	0	0	0	0	0	0	0	0	0	0	1	1	0	0	0	0	0	0	0	0	0	0	0	0
0600	12	0	0	0	0	0	0	0	0	0	0	0	0	1	1	3	2	2	1	1	1	0	0	0	0	0	0	0	0
0700	52	0	0	0	0	0	0	0	0	2	0	1	4	0	4	5	8	9	7	4	4	2	2	0	0	0	0	0	0
0800	80	0	0	0	0	0	1	0	1	1	2	0	2	3	4	13	14	12	12	8	5	0	2	0	0	0	0	0	0
0900	**103**	**0**	**0**	**0**	**0**	**0**	**0**	**0**	**1**	**2**	**2**	**2**	**9**	**9**	**20**	**17**	**17**	**14**	**3**	**2**	**3**	**1**	**1**	**0**	**0**	**0**	**0**	**0**	**0**
1000	55	0	0	0	1	1	1	0	0	2	4	7	7	4	4	8	7	3	2	2	1	1	0	0	0	0	0	0	0
1100	62	0	0	0	3	1	0	1	0	0	1	1	3	5	10	13	7	6	6	4	0	0	1	0	0	0	0	0	0
1200	72	0	0	1	1	1	0	0	0	0	2	1	10	11	7	13	16	6	2	0	1	0	0	0	0	0	0	0	0
1300	77	0	0	0	0	0	1	0	3	1	1	3	2	8	11	14	15	9	5	2	1	1	0	0	0	0	0	0	0
1400	76	0	0	2	1	0	0	1	0	1	4	4	3	12	10	8	11	9	7	0	2	0	0	0	0	0	0	0	1
1500	84	0	0	0	1	0	0	0	1	2	3	4	10	11	13	7	13	6	7	3	2	1	0	0	0	0	0	0	0
1600	**95**	**0**	**0**	**1**	**2**	**0**	**0**	**2**	**0**	**0**	**1**	**5**	**11**	**9**	**11**	**18**	**11**	**8**	**8**	**4**	**1**	**2**	**0**	**1**	**0**	**0**	**0**	**0**	**0**
1700	94	0	0	0	0	1	2	2	2	4	5	5	6	6	12	12	15	9	8	3	1	1	0	0	0	0	0	0	0
1800	89	0	0	1	1	1	1	2	0	1	1	3	10	15	8	12	10	5	3	8	2	1	2	2	0	0	0	0	0
1900	60	0	0	1	0	1	3	2	1	1	3	6	4	11	5	7	4	6	3	2	0	0	0	0	0	0	0	0	0
2000	63	0	0	0	0	2	0	0	1	1	0	2	6	7	12	8	5	8	5	2	1	2	1	0	0	0	0	0	0
2100	30	0	0	0	0	0	0	0	0	0	1	0	2	4	6	1	8	2	2	0	2	2	0	0	0	0	0	0	0
2200	23	0	0	0	0	0	0	0	0	0	2	3	2	3	0	2	5	0	1	1	2	1	0	1	0	0	0	0	0
2300	11	0	0	0	0	0	0	0	0	0	0	1	2	1	2	3	0	1	0	0	0	0	0	1	0	0	0	0	0
07-19	**939**	**0**	**0**	**5**	**10**	**5**	**6**	**8**	**8**	**16**	**26**	**36**	**77**	**93**	**114**	**140**	**144**	**96**	**70**	**40**	**23**	**10**	**8**	**3**	**0**	**0**	**0**	**0**	**1**
06-22	**1104**	**0**	**0**	**6**	**10**	**8**	**9**	**10**	**10**	**18**	**30**	**44**	**89**	**116**	**138**	**159**	**163**	**114**	**81**	**45**	**27**	**14**	**9**	**3**	**0**	**0**	**0**	**0**	**1**
06-00	**1138**	**0**	**0**	**6**	**10**	**8**	**9**	**10**	**10**	**18**	**32**	**48**	**93**	**120**	**140**	**164**	**168**	**115**	**82**	**46**	**29**	**15**	**9**	**5**	**0**	**0**	**0**	**0**	**1**
00-00	**1147**	**0**	**0**	**6**	**10**	**8**	**9**	**10**	**10**	**18**	**32**	**49**	**94**	**120**	**141**	**167**	**169**	**116**	**83**	**46**	**29**	**15**	**9**	**5**	**0**	**0**	**0**	**0**	**1**

DRAFT

Site 22
Location L-8009-6, att t/pole, Lat 53.65172, Long -6.77525
Direction Two way

3279 / Meath/Cavan/Monaghan ATC's
October 2013
Automatic Traffic Count

Tue, 8 October 2013

Time	Total	Speed Bins (km/h)																											
		0 - 5	5 - 10	10 - 15	15 - 20	20 - 25	25 - 30	30 - 35	35 - 40	40 - 45	45 - 50	50 - 55	55 - 60	60 - 65	65 - 70	70 - 75	75 - 80	80 - 85	85 - 90	90 - 95	95 - 100	100 - 105	105 - 110	110 - 115	115 - 120	120 - 125	125 - 130	130 - 135	135 - 140
0000	4	0	0	0	0	0	0	0	0	0	0	0	0	1	0	0	0	0	1	1	1	0	0	0	0	0	0	0	0
0100	2	0	0	0	0	0	0	0	0	0	0	0	0	0	0	0	0	2	0	0	0	0	0	0	0	0	0	0	0
0200	1	0	0	0	0	0	0	0	0	0	0	0	0	0	0	1	0	0	0	0	0	0	0	0	0	0	0	0	0
0300	0	0	0	0	0	0	0	0	0	0	0	0	0	0	0	0	0	0	0	0	0	0	0	0	0	0	0	0	0
0400	0	0	0	0	0	0	0	0	0	0	0	0	0	0	0	0	0	0	0	0	0	0	0	0	0	0	0	0	0
0500	7	0	0	0	0	0	0	0	0	0	0	0	0	0	0	1	1	2	1	0	0	1	0	1	0	0	0	0	0
0600	15	0	0	0	1	0	0	0	0	0	0	0	0	0	0	2	4	1	3	1	1	1	0	1	0	0	0	0	0
0700	55	0	0	0	0	0	0	0	1	0	0	1	1	3	6	7	12	6	9	4	3	2	0	0	0	0	0	0	0
0800	91	0	0	1	2	0	0	0	0	0	3	1	3	5	5	14	19	12	12	7	4	1	1	0	1	0	0	0	0
0900	**111**	**0**	**0**	**0**	**0**	**0**	**0**	**0**	**2**	**0**	**1**	**9**	**5**	**8**	**13**	**23**	**18**	**11**	**10**	**6**	**3**	**0**	**1**	**1**	**0**	**0**	**0**	**0**	**0**
1000	70	0	0	1	1	0	1	0	3	0	3	6	6	8	8	9	5	4	4	4	6	1	0	0	0	0	0	0	0
1100	60	0	0	0	0	0	2	0	0	2	1	1	8	7	10	9	5	7	3	3	0	2	0	0	0	0	0	0	0
1200	74	0	0	0	0	1	1	1	0	0	4	5	6	6	7	17	6	11	2	3	0	2	2	0	0	0	0	0	0
1300	69	0	0	1	1	0	0	0	1	0	4	3	5	8	8	10	7	10	5	3	1	1	1	0	0	0	0	0	0
1400	68	0	0	1	0	0	0	0	0	1	1	4	5	3	7	15	9	4	8	3	4	3	0	0	0	0	0	0	0
1500	88	0	0	0	4	2	0	1	0	3	2	5	4	9	14	16	10	6	4	6	1	0	1	0	0	0	0	0	0
1600	97	0	0	1	0	0	0	0	0	1	0	3	9	13	15	20	16	7	6	3	2	1	0	0	0	0	0	0	0
1700	**119**	**0**	**0**	**2**	**0**	**0**	**2**	**0**	**2**	**1**	**5**	**3**	**11**	**18**	**18**	**18**	**14**	**7**	**8**	**5**	**3**	**1**	**1**	**0**	**0**	**0**	**0**	**0**	**0**
1800	**119**	**0**	**0**	**0**	**1**	**0**	**0**	**1**	**1**	**2**	**6**	**7**	**8**	**16**	**27**	**20**	**11**	**7**	**8**	**3**	**1**	**0**	**0**	**0**	**0**	**0**	**0**	**0**	**0**
1900	99	0	0	0	0	0	0	0	1	4	3	10	11	11	17	15	12	9	1	1	3	1	0	0	0	0	0	0	0
2000	43	0	0	0	1	0	0	0	0	1	1	2	1	4	3	8	7	6	3	3	1	0	1	1	0	0	0	0	0
2100	33	0	0	0	0	0	0	0	0	0	0	2	2	6	2	2	5	8	2	1	0	1	0	0	0	0	1	1	0
2200	22	0	0	0	0	0	0	0	0	0	0	0	1	3	5	3	4	2	2	0	1	1	0	0	0	0	0	0	0
2300	11	0	0	0	1	1	0	0	0	1	0	0	0	1	1	1	1	1	1	0	0	0	0	0	1	1	0	0	0
07-19	**1021**	**0**	**0**	**7**	**9**	**3**	**6**	**3**	**10**	**10**	**30**	**48**	**71**	**104**	**138**	**178**	**132**	**92**	**79**	**50**	**28**	**14**	**7**	**1**	**1**	**0**	**0**	**0**	**0**
06-22	**1211**	**0**	**0**	**7**	**11**	**3**	**6**	**3**	**11**	**15**	**34**	**62**	**85**	**125**	**160**	**205**	**160**	**116**	**88**	**56**	**33**	**17**	**8**	**3**	**1**	**0**	**1**	**1**	**0**
06-00	**1244**	**0**	**0**	**7**	**12**	**4**	**6**	**3**	**11**	**16**	**34**	**62**	**86**	**129**	**166**	**209**	**165**	**119**	**91**	**56**	**34**	**18**	**8**	**3**	**2**	**1**	**1**	**1**	**0**
00-00	**1258**	**0**	**0**	**7**	**12**	**4**	**6**	**3**	**11**	**16**	**34**	**62**	**86**	**130**	**166**	**211**	**166**	**123**	**93**	**57**	**35**	**19**	**8**	**4**	**2**	**1**	**1**	**1**	**0**

DRAFT

Site 22
Location L-8009-6, att t/pole, Lat 53.65172, Long -6.77525
Direction Two way

3279 / Meath/Cavan/Monaghan ATC's
October 2013
Automatic Traffic Count

Wed, 9 October 2013

Time	Total	Speed Bins (km/h)																												
		0 - 5	5 - 10	10 - 15	15 - 20	20 - 25	25 - 30	30 - 35	35 - 40	40 - 45	45 - 50	50 - 55	55 - 60	60 - 65	65 - 70	70 - 75	75 - 80	80 - 85	85 - 90	90 - 95	95 - 100	100 - 105	105 - 110	110 - 115	115 - 120	120 - 125	125 - 130	130 - 135	135 - 140
0000	3	0	0	0	0	0	0	0	0	0	0	0	1	0	1	0	0	1	0	0	0	0	0	0	0	0	0	0	0	0
0100	3	0	0	0	0	0	0	0	0	0	0	0	0	0	1	1	1	0	0	0	0	0	0	0	0	0	0	0	0	0
0200	0	0	0	0	0	0	0	0	0	0	0	0	0	0	0	0	0	0	0	0	0	0	0	0	0	0	0	0	0	0
0300	0	0	0	0	0	0	0	0	0	0	0	0	0	0	0	0	0	0	0	0	0	0	0	0	0	0	0	0	0	0
0400	1	0	0	0	0	0	0	0	0	0	0	0	0	0	0	0	0	0	1	0	0	0	0	0	0	0	0	0	0	0
0500	3	0	0	0	0	0	0	0	0	0	0	0	0	0	0	1	0	0	1	1	0	0	0	0	0	0	0	0	0	0
0600	21	0	0	0	0	0	1	0	0	0	2	0	1	1	3	5	2	2	3	0	0	0	0	1	0	0	0	0	0	0
0700	61	0	0	0	0	0	0	0	0	1	2	0	1	2	9	6	8	7	15	4	1	4	0	0	0	1	0	0	0	0
0800	90	0	0	1	0	1	0	0	0	0	1	3	4	7	11	13	16	10	7	8	2	2	4	0	0	0	0	0	0	0
0900	**104**	**0**	**0**	**0**	**2**	**1**	**0**	**0**	**0**	**3**	**0**	**3**	**1**	**13**	**13**	**22**	**15**	**12**	**11**	**4**	**2**	**1**	**0**	**0**	**1**	**0**	**0**	**0**	**0**	**0**
1000	60	0	0	1	0	0	0	0	0	0	1	3	5	8	1	12	14	9	0	1	4	1	0	0	0	0	0	0	0	0
1100	73	0	0	1	0	1	0	1	4	3	4	3	6	7	6	7	8	8	11	2	0	0	0	0	0	1	0	0	0	0
1200	60	0	0	0	3	2	0	1	0	0	4	2	3	7	5	8	13	1	6	3	0	1	1	0	0	0	0	0	0	0
1300	69	0	0	0	0	0	0	0	0	1	3	3	1	1	15	12	10	7	5	6	4	1	0	0	0	0	0	0	0	0
1400	68	0	0	0	1	0	0	0	0	1	0	2	5	8	8	12	13	8	3	3	1	3	0	0	0	0	0	0	0	0
1500	77	0	0	0	0	0	1	0	0	1	1	3	10	7	10	14	13	5	7	4	0	0	1	0	0	0	0	0	0	0
1600	94	0	0	1	3	0	0	2	0	0	1	3	2	6	6	15	20	6	14	6	4	3	2	0	0	0	0	0	0	0
1700	82	0	0	1	1	0	0	1	0	0	1	2	6	4	10	12	10	14	12	6	2	0	0	0	0	0	0	0	0	0
1800	**96**	**0**	**0**	**0**	**0**	**0**	**0**	**0**	**0**	**1**	**4**	**7**	**8**	**20**	**13**	**10**	**15**	**12**	**5**	**0**	**0**	**0**	**0**	**1**	**0**	**0**	**0**	**0**	**0**	**0**
1900	89	0	0	1	1	0	1	0	0	1	2	4	8	8	24	10	15	6	4	1	0	1	2	0	0	0	0	0	0	0
2000	62	0	0	0	1	1	2	1	1	0	2	5	2	2	8	11	11	5	5	2	2	0	0	0	0	1	0	0	0	0
2100	22	0	0	0	0	0	0	0	0	0	0	0	3	1	5	4	1	3	3	0	0	1	0	0	0	0	1	0	0	0
2200	19	0	0	0	2	1	0	0	0	0	3	0	3	1	1	0	1	3	2	0	1	0	0	0	1	0	0	0	0	0
2300	8	0	0	0	0	0	0	0	0	0	0	1	1	0	0	2	3	1	0	0	0	0	0	0	0	0	0	0	0	0
07-19	**934**	**0**	**0**	**5**	**10**	**5**	**1**	**5**	**4**	**11**	**22**	**34**	**52**	**90**	**107**	**143**	**155**	**99**	**96**	**47**	**20**	**16**	**8**	**1**	**1**	**2**	**0**	**0**	**0**	
06-22	**1128**	**0**	**0**	**6**	**12**	**6**	**5**	**6**	**5**	**12**	**28**	**43**	**66**	**102**	**147**	**173**	**184**	**115**	**111**	**50**	**22**	**18**	**10**	**2**	**1**	**3**	**1**	**0**	**0**	
06-00	**1155**	**0**	**0**	**6**	**14**	**7**	**5**	**6**	**5**	**12**	**31**	**44**	**70**	**103**	**148**	**175**	**188**	**119**	**113**	**50**	**23**	**18**	**10**	**2**	**2**	**3**	**1**	**0**	**0**	
00-00	**1165**	**0**	**0**	**6**	**14**	**7**	**5**	**6**	**5**	**12**	**31**	**44**	**71**	**103**	**150**	**177**	**189**	**120**	**115**	**51**	**23**	**18**	**10**	**2**	**2**	**3**	**1**	**0**	**0**	

DRAFT

Site 22
Location L-8009-6, att t/pole, Lat 53.65172, Long -6.77525
Direction Two way

3279 / Meath/Cavan/Monaghan ATC's
October 2013
Automatic Traffic Count

Thu, 10 October 2013

Time	Total	Speed Bins (km/h)																											
		0 - 5	5 - 10	10 - 15	15 - 20	20 - 25	25 - 30	30 - 35	35 - 40	40 - 45	45 - 50	50 - 55	55 - 60	60 - 65	65 - 70	70 - 75	75 - 80	80 - 85	85 - 90	90 - 95	95 - 100	100 - 105	105 - 110	110 - 115	115 - 120	120 - 125	125 - 130	130 - 135	135 - 140
0000	2	0	0	0	1	0	0	0	0	0	0	0	0	0	0	0	0	0	0	0	1	0	0	0	0	0	0	0	0
0100	1	0	0	0	0	0	0	0	0	0	0	0	0	0	0	0	0	0	0	0	1	0	0	0	0	0	0	0	0
0200	0	0	0	0	0	0	0	0	0	0	0	0	0	0	0	0	0	0	0	0	0	0	0	0	0	0	0	0	0
0300	0	0	0	0	0	0	0	0	0	0	0	0	0	0	0	0	0	0	0	0	0	0	0	0	0	0	0	0	0
0400	1	0	0	0	0	0	0	0	0	0	0	1	0	0	0	0	0	0	0	0	0	0	0	0	0	0	0	0	0
0500	5	0	0	0	0	0	0	0	0	0	0	0	0	0	0	1	1	1	0	1	0	0	1	0	0	0	0	0	0
0600	14	0	0	0	0	0	0	0	0	0	0	0	1	0	1	0	4	1	1	0	2	3	0	1	0	0	0	0	0
0700	58	0	0	0	0	0	0	0	0	0	0	1	1	1	11	5	8	7	6	7	6	1	2	1	0	0	0	1	0
0800	79	0	0	1	0	0	1	0	1	0	0	3	3	4	5	9	15	15	7	2	10	1	2	0	0	0	0	0	0
0900	**105**	**0**	**0**	**0**	**0**	**0**	**0**	**0**	**0**	**0**	**0**	**2**	**7**	**7**	**13**	**25**	**16**	**11**	**13**	**6**	**2**	**1**	**1**	**1**	**0**	**0**	**0**	**0**	**0**
1000	70	0	0	1	2	2	0	0	0	0	1	3	1	6	6	10	11	11	8	2	4	1	1	0	0	0	0	0	0
1100	61	0	0	0	0	0	0	0	0	0	0	0	6	4	9	5	17	5	7	5	2	1	0	0	0	0	0	0	0
1200	60	0	0	0	0	0	1	0	0	0	0	1	2	5	10	7	11	9	8	4	1	0	0	1	0	0	0	0	0
1300	59	0	0	1	0	1	0	1	0	0	1	4	8	7	13	7	5	7	3	0	0	0	0	0	0	1	0	0	0
1400	89	0	0	1	2	1	1	0	1	1	0	2	5	10	14	20	16	3	5	3	3	0	1	0	0	0	0	0	0
1500	**109**	**0**	**0**	**0**	**1**	**0**	**1**	**0**	**0**	**1**	**2**	**8**	**9**	**7**	**8**	**19**	**20**	**16**	**10**	**1**	**1**	**1**	**1**	**0**	**0**	**2**	**1**	**0**	**0**
1600	107	0	0	0	0	1	0	0	0	3	2	5	5	8	17	14	15	17	10	4	5	0	1	0	0	0	0	0	0
1700	108	0	0	0	1	1	0	0	1	0	3	3	1	9	14	17	17	14	16	2	4	3	1	1	0	0	0	0	0
1800	89	0	0	1	0	0	0	0	1	2	1	2	11	10	16	8	8	12	9	4	2	1	0	0	1	0	0	0	0
1900	65	0	0	1	0	1	0	1	0	1	5	1	5	3	16	12	7	4	4	1	3	0	0	0	0	0	0	0	0
2000	45	0	0	0	1	0	1	0	0	1	0	4	9	4	7	5	2	3	3	3	0	0	2	0	0	0	0	0	0
2100	36	0	0	0	0	0	0	0	0	0	0	0	3	2	5	2	9	4	4	3	1	1	1	1	0	0	0	0	0
2200	20	0	0	0	1	1	0	0	0	0	0	0	2	1	3	4	2	0	2	2	1	0	0	1	0	0	0	0	0
2300	7	0	0	0	0	0	0	0	0	1	0	0	1	0	1	0	0	1	1	1	0	0	1	0	0	0	0	0	0
07-19	**994**	**0**	**0**	**5**	**6**	**6**	**4**	**1**	**4**	**7**	**10**	**34**	**59**	**78**	**136**	**146**	**159**	**127**	**102**	**40**	**40**	**10**	**10**	**4**	**1**	**3**	**1**	**1**	**0**
06-22	**1154**	**0**	**0**	**6**	**7**	**7**	**5**	**2**	**4**	**9**	**15**	**39**	**77**	**87**	**165**	**165**	**181**	**139**	**114**	**47**	**46**	**14**	**13**	**6**	**1**	**3**	**1**	**1**	**0**
06-00	**1181**	**0**	**0**	**6**	**8**	**8**	**5**	**2**	**4**	**10**	**15**	**39**	**80**	**88**	**169**	**169**	**183**	**140**	**117**	**50**	**47**	**14**	**14**	**7**	**1**	**3**	**1**	**1**	**0**
00-00	**1190**	**0**	**0**	**6**	**9**	**8**	**5**	**2**	**4**	**10**	**15**	**40**	**80**	**88**	**169**	**170**	**184**	**141**	**117**	**51**	**49**	**14**	**15**	**7**	**1**	**3**	**1**	**1**	**0**

DRAFT

Site 22
Location L-8009-6, att t/pole, Lat 53.65172, Long -6.77525
Direction Two way

3279 / Meath/Cavan/Monaghan ATC's
October 2013
Automatic Traffic Count

Fri, 11 October 2013

Time	Total	Speed Bins (km/h)																											
		0 - 5	5 - 10	10 - 15	15 - 20	20 - 25	25 - 30	30 - 35	35 - 40	40 - 45	45 - 50	50 - 55	55 - 60	60 - 65	65 - 70	70 - 75	75 - 80	80 - 85	85 - 90	90 - 95	95 - 100	100 - 105	105 - 110	110 - 115	115 - 120	120 - 125	125 - 130	130 - 135	135 - 140
0000	2	0	0	0	0	0	0	0	1	0	0	0	0	0	0	1	0	0	0	0	0	0	0	0	0	0	0	0	0
0100	1	0	0	0	0	0	0	0	0	0	0	0	0	0	0	0	0	0	0	0	0	0	0	0	0	1	0	0	0
0200	0	0	0	0	0	0	0	0	0	0	0	0	0	0	0	0	0	0	0	0	0	0	0	0	0	0	0	0	0
0300	0	0	0	0	0	0	0	0	0	0	0	0	0	0	0	0	0	0	0	0	0	0	0	0	0	0	0	0	0
0400	0	0	0	0	0	0	0	0	0	0	0	0	0	0	0	0	0	0	0	0	0	0	0	0	0	0	0	0	0
0500	4	0	0	0	0	0	0	0	0	0	0	0	0	0	0	1	0	2	0	0	0	0	0	0	0	1	0	0	0
0600	13	0	0	0	0	0	0	0	0	0	0	1	0	0	3	0	3	0	2	2	0	0	0	0	1	0	1	0	0
0700	49	0	0	0	0	0	0	0	0	1	0	0	1	2	4	11	6	5	5	3	6	2	2	0	0	1	0	0	0
0800	84	0	0	0	0	1	0	0	0	0	1	0	3	2	6	10	15	20	9	10	5	1	0	0	1	0	0	0	0
0900	**111**	**0**	**0**	**0**	**3**	**1**	**0**	**0**	**1**	**0**	**0**	**8**	**3**	**9**	**22**	**21**	**17**	**12**	**2**	**7**	**3**	**2**	**0**	**0**	**0**	**0**	**0**	**0**	**0**
1000	62	0	0	2	2	1	0	0	1	0	0	4	11	7	7	5	8	10	3	0	1	0	0	0	0	0	0	0	0
1100	77	0	0	1	0	0	0	0	1	2	2	4	8	6	14	13	7	5	6	5	2	0	1	0	0	0	0	0	0
1200	75	0	0	1	0	1	1	0	3	3	4	4	9	7	12	14	7	4	1	3	1	0	0	0	0	0	0	0	0
1300	80	0	0	1	3	2	2	1	1	2	1	6	3	5	6	15	12	7	5	3	3	1	0	0	1	0	0	0	0
1400	105	0	0	1	0	3	0	0	1	4	2	7	12	9	16	15	12	9	11	1	0	2	0	0	0	0	0	0	0
1500	99	0	0	1	2	0	0	0	0	0	3	5	6	13	14	18	14	9	5	5	0	1	1	2	0	0	0	0	0
1600	84	0	0	0	0	1	0	1	2	1	3	4	3	3	9	18	15	7	7	6	2	1	1	0	0	0	0	0	0
1700	98	0	0	0	1	2	0	0	2	0	4	2	2	9	15	14	17	16	5	3	3	3	0	0	0	0	0	0	0
1800	100	0	0	0	0	0	0	0	0	1	6	5	8	20	11	18	15	10	4	1	1	0	0	0	0	0	0	0	0
1900	**127**	**0**	**0**	**0**	**1**	**1**	**1**	**1**	**1**	**13**	**15**	**9**	**8**	**20**	**16**	**20**	**8**	**6**	**3**	**3**	**1**	**0**	**0**	**0**	**0**	**0**	**0**	**0**	**0**
2000	63	0	0	0	0	0	0	0	3	1	1	5	5	6	13	12	6	2	1	4	2	2	0	0	0	0	0	0	0
2100	37	0	0	0	0	1	0	0	0	0	1	1	2	6	8	6	3	4	3	1	0	1	0	0	0	0	0	0	0
2200	23	0	0	0	0	0	0	0	0	0	1	1	1	1	5	2	0	2	5	3	1	1	0	0	0	0	0	0	0
2300	13	0	0	0	0	0	0	0	0	0	1	1	1	0	2	1	3	0	2	0	0	0	1	0	1	0	0	0	0
07-19	**1024**	**0**	**0**	**7**	**11**	**12**	**3**	**2**	**12**	**14**	**26**	**49**	**69**	**92**	**136**	**172**	**145**	**114**	**63**	**47**	**27**	**13**	**5**	**2**	**2**	**1**	**0**	**0**	**0**
06-22	**1264**	**0**	**0**	**7**	**12**	**14**	**4**	**3**	**16**	**28**	**43**	**65**	**84**	**124**	**176**	**210**	**165**	**126**	**72**	**57**	**30**	**16**	**5**	**2**	**3**	**1**	**1**	**0**	**0**
06-00	**1300**	**0**	**0**	**7**	**12**	**14**	**4**	**3**	**16**	**28**	**45**	**67**	**86**	**125**	**183**	**213**	**168**	**128**	**79**	**60**	**31**	**17**	**6**	**2**	**4**	**1**	**1**	**0**	**0**
00-00	**1307**	**0**	**0**	**7**	**12**	**14**	**4**	**3**	**17**	**28**	**45**	**67**	**86**	**125**	**183**	**215**	**168**	**130**	**79**	**60**	**31**	**17**	**6**	**2**	**4**	**3**	**1**	**0**	**0**

DRAFT

Site 22
Location L-8009-6, att t/pole, Lat 53.65172, Long -6.77525
Direction Two way

3279 / Meath/Cavan/Monaghan ATC's
October 2013
Automatic Traffic Count

Sat, 12 October 2013

Time	Total	Speed Bins (km/h)																											
		0 - 5	5 - 10	10 - 15	15 - 20	20 - 25	25 - 30	30 - 35	35 - 40	40 - 45	45 - 50	50 - 55	55 - 60	60 - 65	65 - 70	70 - 75	75 - 80	80 - 85	85 - 90	90 - 95	95 - 100	100 - 105	105 - 110	110 - 115	115 - 120	120 - 125	125 - 130	130 - 135	135 - 140
0000	7	0	0	0	0	0	0	0	0	0	0	1	1	0	0	2	1	1	1	0	0	0	0	0	0	0	0	0	0
0100	2	0	0	0	0	0	0	0	0	0	0	1	0	0	0	0	0	1	0	0	0	0	0	0	0	0	0	0	0
0200	3	0	0	0	0	0	0	0	0	0	0	0	0	0	0	0	2	0	1	0	0	0	0	0	0	0	0	0	0
0300	4	0	0	0	0	0	0	0	0	0	0	0	0	1	0	2	0	1	0	0	0	0	0	0	0	0	0	0	0
0400	1	0	0	0	0	0	0	0	0	0	0	0	0	0	0	0	0	0	0	0	0	0	1	0	0	0	0	0	0
0500	4	0	0	0	0	0	0	0	0	0	0	1	0	1	1	0	0	0	1	0	0	0	0	0	0	0	0	0	0
0600	5	0	0	0	0	0	0	0	0	0	0	0	0	0	1	0	0	1	0	3	0	0	0	0	0	0	0	0	0
0700	36	0	0	0	0	0	0	0	0	3	1	0	2	2	5	2	2	10	3	2	1	2	1	0	0	0	0	0	0
0800	31	0	0	2	0	1	0	0	1	0	0	0	1	1	3	2	2	5	4	4	1	3	1	0	0	0	0	0	0
0900	61	0	0	1	1	3	3	2	0	0	0	0	7	6	3	7	8	6	6	2	4	0	2	0	0	0	0	0	0
1000	74	0	0	0	1	0	2	2	2	0	0	0	3	7	8	12	11	17	6	0	1	2	0	0	0	0	0	0	0
1100	**77**	**0**	**0**	**0**	**2**	**9**	**1**	**0**	**0**	**0**	**1**	**2**	**6**	**4**	**8**	**14**	**9**	**11**	**4**	**3**	**0**	**0**	**1**	**2**	**0**	**0**	**0**	**0**	**0**
1200	94	0	0	0	1	2	1	0	0	0	1	1	9	10	15	20	9	10	7	6	1	0	0	0	0	1	0	0	0
1300	81	0	0	0	0	1	1	0	0	0	1	2	4	15	11	12	13	5	7	2	1	3	1	1	1	0	0	0	0
1400	**95**	**0**	**2**	**0**	**2**	**0**	**0**	**0**	**0**	**0**	**2**	**6**	**7**	**6**	**9**	**14**	**19**	**6**	**11**	**5**	**3**	**0**	**1**	**0**	**2**	**0**	**0**	**0**	**0**
1500	94	0	0	0	0	0	1	0	2	3	1	7	2	4	9	13	17	14	10	2	5	3	0	0	1	0	0	0	0
1600	85	0	0	0	0	0	0	2	0	1	0	4	6	11	11	16	18	3	5	5	0	3	0	0	0	0	0	0	0
1700	86	0	0	0	0	0	0	0	0	1	3	1	3	6	11	23	14	13	6	1	3	1	0	0	0	0	0	0	0
1800	80	0	0	0	0	0	0	0	0	0	4	9	3	10	17	11	10	10	2	2	1	0	0	0	1	0	0	0	0
1900	74	0	0	0	0	0	0	1	2	1	6	5	7	6	15	14	6	2	3	0	4	1	0	1	0	0	0	0	0
2000	31	0	0	0	0	0	0	1	0	0	1	1	1	1	7	2	4	3	2	2	2	1	1	0	2	0	0	0	0
2100	12	0	0	0	1	0	1	0	0	0	0	0	1	0	2	1	0	4	1	0	0	1	0	0	0	0	0	0	0
2200	16	0	0	0	0	0	0	0	0	0	0	0	1	1	2	4	2	1	1	2	0	0	0	0	2	0	0	0	0
2300	7	0	0	0	0	0	0	0	0	0	0	0	0	0	1	0	2	0	2	1	0	0	1	0	0	0	0	0	0
07-19	**894**	**0**	**2**	**3**	**7**	**16**	**9**	**6**	**5**	**8**	**14**	**32**	**53**	**82**	**110**	**146**	**132**	**110**	**71**	**34**	**21**	**17**	**7**	**3**	**5**	**1**	**0**	**0**	**0**
06-22	**1016**	**0**	**2**	**3**	**8**	**16**	**10**	**8**	**7**	**9**	**21**	**38**	**62**	**89**	**135**	**163**	**142**	**120**	**77**	**39**	**27**	**20**	**8**	**4**	**7**	**1**	**0**	**0**	**0**
06-00	**1039**	**0**	**2**	**3**	**8**	**16**	**10**	**8**	**7**	**9**	**21**	**38**	**63**	**90**	**138**	**167**	**146**	**121**	**80**	**42**	**27**	**20**	**9**	**4**	**9**	**1**	**0**	**0**	**0**
00-00	**1060**	**0**	**2**	**3**	**8**	**16**	**10**	**8**	**7**	**9**	**21**	**41**	**64**	**92**	**139**	**171**	**149**	**124**	**83**	**42**	**27**	**20**	**9**	**5**	**9**	**1**	**0**	**0**	**0**

DRAFT

Site 22
Location L-8009-6, att t/pole, Lat 53.65172, Long -6.77525
Direction Two way

3279 / Meath/Cavan/Monaghan ATC's
October 2013
Automatic Traffic Count

Sun, 13 October 2013

Time	Total	Speed Bins (km/h)																											
		0 - 5	5 - 10	10 - 15	15 - 20	20 - 25	25 - 30	30 - 35	35 - 40	40 - 45	45 - 50	50 - 55	55 - 60	60 - 65	65 - 70	70 - 75	75 - 80	80 - 85	85 - 90	90 - 95	95 - 100	100 - 105	105 - 110	110 - 115	115 - 120	120 - 125	125 - 130	130 - 135	135 - 140
0000	6	0	0	0	0	0	0	0	0	0	0	0	0	1	0	1	1	2	1	0	0	0	0	0	0	0	0	0	0
0100	8	0	0	0	0	0	0	0	0	1	1	1	0	1	0	3	0	1	0	0	0	0	0	0	0	0	0	0	0
0200	7	0	0	0	0	0	0	0	0	0	0	0	0	1	0	0	1	0	4	0	0	0	0	0	0	1	0	0	0
0300	13	0	0	0	0	0	0	0	0	0	0	0	0	1	2	3	2	2	1	2	0	0	0	0	0	0	0	0	0
0400	3	0	0	0	0	0	0	0	0	0	0	0	0	0	1	1	1	0	0	0	0	0	0	0	0	0	0	0	0
0500	1	0	0	0	0	0	0	0	0	0	0	0	0	1	0	0	0	0	0	0	0	0	0	0	0	0	0	0	0
0600	5	0	0	0	0	0	0	0	0	0	0	0	0	0	1	0	1	1	0	0	0	1	1	0	0	0	0	0	0
0700	14	0	0	0	0	0	0	0	0	0	0	0	0	1	2	1	0	2	1	4	1	1	0	0	1	0	0	0	0
0800	19	0	0	0	0	0	1	2	0	0	0	0	1	2	0	1	3	2	1	1	1	3	1	0	0	0	0	0	0
0900	35	0	0	0	0	1	2	1	0	0	0	1	5	1	3	3	3	4	6	3	1	1	0	0	0	0	0	0	0
1000	29	0	0	0	0	0	0	0	0	0	1	2	2	3	3	4	6	2	2	2	1	1	0	0	0	0	0	0	0
1100	**59**	**0**	**0**	**0**	**0**	**1**	**1**	**1**	**0**	**3**	**2**	**1**	**3**	**8**	**14**	**7**	**2**	**6**	**3**	**2**	**4**	**1**	**0**	**0**	**0**	**0**	**0**	**0**	**0**
1200	103	0	0	0	0	0	1	0	0	0	2	9	13	21	11	6	11	17	9	2	0	1	0	0	0	0	0	0	0
1300	**116**	**0**	**0**	**1**	**0**	**0**	**1**	**0**	**0**	**1**	**2**	**3**	**6**	**9**	**11**	**17**	**17**	**15**	**16**	**7**	**5**	**4**	**1**	**0**	**0**	**0**	**0**	**0**	**0**
1400	61	0	0	0	1	1	0	0	0	0	0	1	6	8	6	6	9	12	3	1	3	1	1	0	1	1	0	0	0
1500	85	0	0	0	3	2	0	2	1	3	3	3	5	11	6	11	5	13	10	3	3	0	1	0	0	0	0	0	0
1600	85	0	0	1	0	2	0	1	1	1	0	3	5	9	11	16	15	4	5	1	6	4	0	0	0	0	0	0	0
1700	115	0	0	0	0	1	0	1	1	2	1	6	6	9	18	16	12	21	7	8	2	2	2	0	0	0	0	0	0
1800	55	0	0	0	0	0	0	0	1	1	0	3	7	5	5	7	11	7	2	1	4	1	0	0	0	0	0	0	0
1900	44	0	0	0	0	0	1	0	0	1	2	4	9	3	5	5	5	4	2	1	1	0	1	0	0	0	0	0	0
2000	28	0	0	0	0	0	0	0	0	2	0	2	0	4	5	2	4	5	1	2	1	0	0	0	0	0	0	0	0
2100	16	0	0	0	0	0	0	0	0	1	0	1	1	2	1	3	3	0	1	2	0	1	0	0	0	0	0	0	0
2200	6	0	0	0	0	0	0	0	1	0	0	1	0	0	0	1	2	0	1	0	0	0	0	0	0	0	0	0	0
2300	11	0	0	0	0	0	0	0	0	0	0	0	1	2	0	3	1	1	0	2	1	0	0	0	0	0	0	0	0
07-19	**776**	**0**	**0**	**2**	**4**	**8**	**6**	**8**	**4**	**11**	**11**	**32**	**59**	**87**	**90**	**95**	**94**	**105**	**65**	**35**	**31**	**20**	**6**	**0**	**2**	**1**	**0**	**0**	**0**
06-22	**869**	**0**	**0**	**2**	**4**	**8**	**7**	**8**	**4**	**15**	**13**	**39**	**69**	**96**	**102**	**105**	**107**	**115**	**69**	**40**	**33**	**22**	**8**	**0**	**2**	**1**	**0**	**0**	**0**
06-00	**886**	**0**	**0**	**2**	**4**	**8**	**7**	**8**	**5**	**15**	**13**	**40**	**70**	**98**	**102**	**109**	**110**	**116**	**70**	**42**	**34**	**22**	**8**	**0**	**2**	**1**	**0**	**0**	**0**
00-00	**924**	**0**	**0**	**2**	**4**	**8**	**7**	**8**	**5**	**16**	**14**	**41**	**70**	**103**	**105**	**117**	**115**	**121**	**76**	**44**	**34**	**22**	**8**	**0**	**2**	**2**	**0**	**0**	**0**

DRAFT

Site 22
Location L-8009-6, att t/pole, Lat 53.65172, Long -6.77525
Direction Two way

3279 / Meath/Cavan/Monaghan ATC's
October 2013
Automatic Traffic Count

Virtual Day (7)

Time	Total	Speed Bins (km/h)																											
		0 - 5	5 - 10	10 - 15	15 - 20	20 - 25	25 - 30	30 - 35	35 - 40	40 - 45	45 - 50	50 - 55	55 - 60	60 - 65	65 - 70	70 - 75	75 - 80	80 - 85	85 - 90	90 - 95	95 - 100	100 - 105	105 - 110	110 - 115	115 - 120	120 - 125	125 - 130	130 - 135	135 - 140
0000	4	0	0	0	0	0	0	0	0	0	0	0	0	0	0	1	0	1	1	0	0	0	0	0	0	0	0	0	0
0100	3	0	0	0	0	0	0	0	0	0	0	0	0	0	0	1	0	1	0	0	0	0	0	0	0	0	0	0	0
0200	2	0	0	0	0	0	0	0	0	0	0	0	0	0	0	0	0	0	1	0	0	0	0	0	0	0	0	0	0
0300	2	0	0	0	0	0	0	0	0	0	0	0	0	0	0	1	0	0	0	0	0	0	0	0	0	0	0	0	0
0400	1	0	0	0	0	0	0	0	0	0	0	0	0	0	0	0	0	0	0	0	0	0	0	0	0	0	0	0	0
0500	4	0	0	0	0	0	0	0	0	0	0	0	0	0	0	1	0	1	0	0	0	0	0	0	0	0	0	0	0
0600	12	0	0	0	0	0	0	0	0	0	0	0	0	0	1	1	2	1	1	1	1	1	0	0	0	0	0	0	0
0700	46	0	0	0	0	0	0	0	0	1	0	0	1	2	6	5	6	7	7	4	3	2	1	0	0	0	0	0	0
0800	68	0	0	1	0	0	0	0	0	0	1	1	2	3	5	9	12	11	7	6	4	2	2	0	0	0	0	0	0
0900	**90**	**0**	**0**	**0**	**1**	**1**	**1**	**0**	**1**	**1**	**0**	**4**	**5**	**8**	**12**	**17**	**13**	**10**	**7**	**4**	**3**	**1**	**1**	**0**	**0**	**0**	**0**	**0**	**0**
1000	60	0	0	1	1	1	1	0	1	0	1	4	5	6	5	9	9	8	4	2	3	1	0	0	0	0	0	0	0
1100	67	0	0	0	1	2	1	0	1	1	2	2	6	6	10	10	8	7	6	3	1	1	0	0	0	0	0	0	0
1200	77	0	0	0	1	1	1	0	0	0	2	3	7	10	10	12	10	8	5	3	1	1	0	0	0	0	0	0	0
1300	79	0	0	1	1	1	1	0	1	1	2	3	4	8	11	12	11	9	7	3	2	2	0	0	0	0	0	0	0
1400	80	0	0	1	1	1	0	0	0	1	1	4	6	8	10	13	13	7	7	2	2	1	0	0	0	0	0	0	0
1500	91	0	0	0	2	1	0	0	1	2	2	5	7	9	11	14	13	10	8	3	2	1	1	0	0	0	0	0	0
1600	92	0	0	1	1	1	0	1	0	1	1	4	6	8	11	17	16	7	8	4	3	2	1	0	0	0	0	0	0
1700	**100**	**0**	**0**	**0**	**0**	**1**	**1**	**1**	**1**	**1**	**3**	**3**	**5**	**9**	**14**	**16**	**14**	**13**	**9**	**4**	**3**	**2**	**1**	**0**	**0**	**0**	**0**	**0**	**0**
1800	90	0	0	0	0	0	0	0	0	1	3	5	8	14	14	12	11	9	5	3	2	0	0	0	0	0	0	0	0
1900	80	0	0	0	0	0	1	1	1	3	5	6	7	9	14	12	8	5	3	1	2	0	0	0	0	0	0	0	0
2000	48	0	0	0	0	0	0	0	1	1	1	3	3	4	8	7	6	5	3	3	1	1	1	0	0	0	0	0	0
2100	27	0	0	0	0	0	0	0	0	0	0	1	2	3	4	3	4	4	2	1	0	1	0	0	0	0	0	0	0
2200	18	0	0	0	0	0	0	0	0	0	1	1	1	1	2	2	2	1	2	1	1	0	0	0	0	0	0	0	0
2300	10	0	0	0	0	0	0	0	0	0	0	0	1	1	1	1	1	1	1	1	0	0	0	0	0	0	0	0	0
07-19	**940**	**0**	**0**	**5**	**8**	**8**	**5**	**5**	**7**	**11**	**20**	**38**	**63**	**89**	**119**	**146**	**137**	**106**	**78**	**42**	**27**	**14**	**7**	**2**	**2**	**1**	**0**	**0**	**0**
06-22	**1107**	**0**	**0**	**5**	**9**	**9**	**7**	**6**	**8**	**15**	**26**	**47**	**76**	**106**	**146**	**169**	**157**	**121**	**87**	**48**	**31**	**17**	**9**	**3**	**2**	**1**	**1**	**0**	**0**
06-00	**1135**	**0**	**0**	**5**	**10**	**9**	**7**	**6**	**8**	**15**	**27**	**48**	**78**	**108**	**149**	**172**	**161**	**123**	**90**	**49**	**32**	**18**	**9**	**3**	**3**	**1**	**1**	**0**	**0**
00-00	**1150**	**0**	**0**	**5**	**10**	**9**	**7**	**6**	**8**	**16**	**27**	**49**	**79**	**109**	**150**	**175**	**163**	**125**	**92**	**50**	**33**	**18**	**9**	**4**	**3**	**2**	**1**	**0**	**0**

DRAFT

Site 22
Location L-8009-6, att t/pole, Lat 53.65172, Long -6.77525
Direction Two way

3279 / Meath/Cavan/Monaghan ATC's
October 2013
Automatic Traffic Count

Virtual Week (1)

Time	Total	Speed Bins (km/h)																												
		0 - 5	5 - 10	10 - 15	15 - 20	20 - 25	25 - 30	30 - 35	35 - 40	40 - 45	45 - 50	50 - 55	55 - 60	60 - 65	65 - 70	70 - 75	75 - 80	80 - 85	85 - 90	90 - 95	95 - 100	100 - 105	105 - 110	110 - 115	115 - 120	120 - 125	125 - 130	130 - 135	135 - 140
Mon	1147	0	0	6	10	8	9	10	10	18	32	49	94	120	141	167	169	116	83	46	29	15	9	5	0	0	0	0	1
Tue	1258	0	0	7	12	4	6	3	11	16	34	62	86	130	166	211	166	123	93	57	35	19	8	4	2	1	1	1	0
Wed	1165	0	0	6	14	7	5	6	5	12	31	44	71	103	150	177	189	120	115	51	23	18	10	2	2	3	1	0	0
Thu	1190	0	0	6	9	8	5	2	4	10	15	40	80	88	169	170	184	141	117	51	49	14	15	7	1	3	1	1	0
Fri	1307	0	0	7	12	14	4	3	17	28	45	67	86	125	183	215	168	130	79	60	31	17	6	2	4	3	1	0	0
|Sat	1060	0	2	3	8	16	10	8	7	9	21	41	64	92	139	171	149	124	83	42	27	20	9	5	9	1	0	0	0
|Sun	924	0	0	2	4	8	7	8	5	16	14	41	70	103	105	117	115	121	76	44	34	22	8	0	2	2	0	0	0
5 Day Ave.	**1213**	**0**	**0**	**6**	**11**	**8**	**6**	**5**	**9**	**17**	**31**	**52**	**83**	**113**	**162**	**188**	**175**	**126**	**97**	**53**	**33**	**17**	**10**	**4**	**2**	**2**	**1**	**0**	**0**
7 Day Ave.	**1150**	**0**	**0**	**5**	**10**	**9**	**7**	**6**	**8**	**16**	**27**	**49**	**79**	**109**	**150**	**175**	**163**	**125**	**92**	**50**	**33**	**18**	**9**	**4**	**3**	**2**	**1**	**0**	**0**
--	**8051**	**0**	**2**	**37**	**69**	**65**	**46**	**40**	**59**	**109**	**192**	**344**	**551**	**761**	**1053**	**1228**	**1140**	**875**	**646**	**351**	**228**	**125**	**65**	**25**	**20**	**13**	**4**	**2**	**1**

Summary Graphs

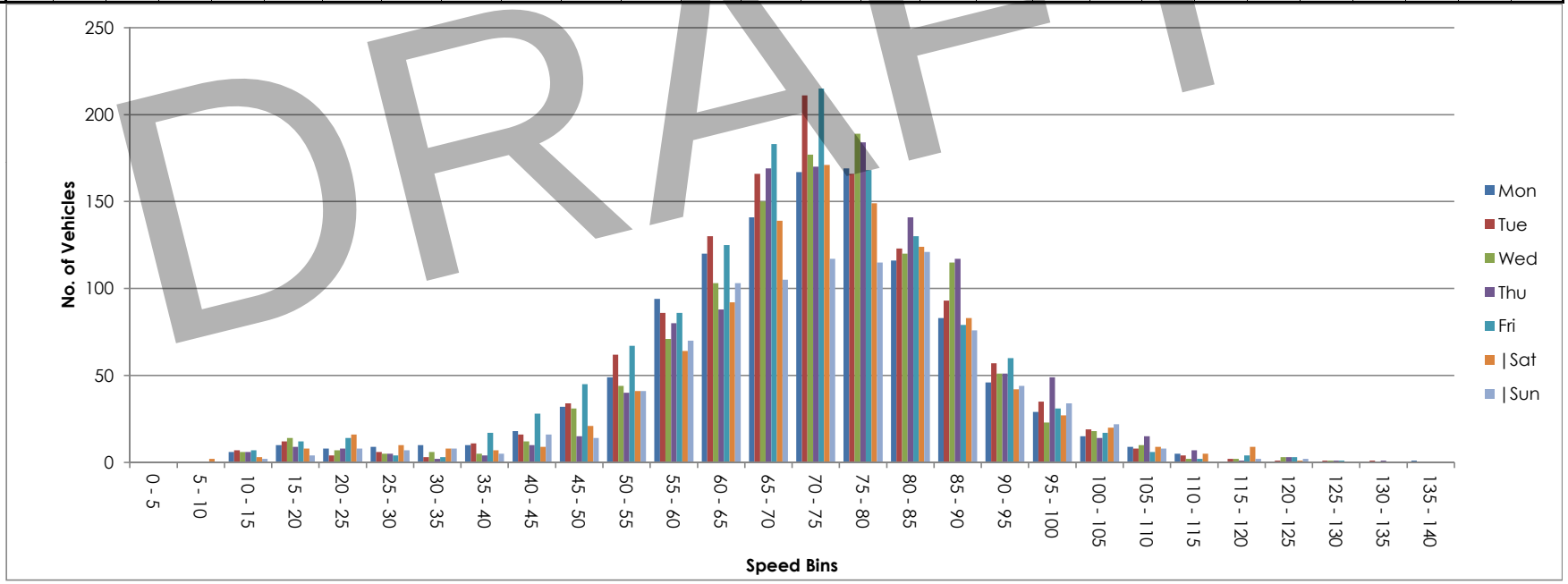

DRAFT



NDC NATIONWIDE DATA COLLECTION	**Site / Location:**	L-4005-1, att t-junction sign, Lat 53.66525, Long -6.77352	**Project No:**	3279	**Photo No:**	3279-23	**Drawn By:** MOR
	Survey Date:	Mon, 7 October 2013 to Sun, 13 October 2013	**Project Name:**		Meath/Cavan/Monaghan ATC'S		
	Survey Times:	00:00 to 00(24):00	**Title:**		Site Photograph		

Site No.	Location.	Direction.	Speed Limit - PSL (km/h)	Start Date.	End Date.	Total Vehicles.	5 Day Ave.	7 Day Ave.	No. > Speed Limit.	%. > Speed Limit.	No. > Speed Limit1 (+5km/h).	%. > Speed Limit1 (+5km/h).	No. > Speed Limit1 (+10km/h).	%. > Speed Limit1 (+10km/h).	Mean Speed	85%ile Speed
23	L-4005-1, att t-junction sign, Lat 53.66525, Long -6.77352	East	80	Mon, 7 October 2013	Sun, 13 October 2013	2694	409	385	21	0.8	5	0.2	0	0.0	59.3	68.0
		West	80	Mon, 7 October 2013	Sun, 13 October 2013	2389	353	341	80	3.3	28	1.2	9	0.4	61.5	72.4
		Two way	80	Mon, 7 October 2013	Sun, 13 October 2013	5083	762	726	101	2.0	33	0.6	9	0.2	60.4	69.8

DRAFT

Site 23
Location L-4005-1, att t-junction sign, Lat 53.66525, Long -6.77352
Direction East

3279 / Meath/Cavan/Monaghan ATC's
October 2013
Automatic Traffic Count

Mon, 7 October 2013

Time	Total	Classification												>PSL	>PSL%	>SL1	>SL1%	>SL2	>SL2%	Mean	Vpp
		1 MCL	2 SV	3 SVT	4 TB2	5 TB3	6 T4	7 ART3	8 ART4	9 ART5	10 ART6	11 BD	12 DRT	80	80	85 +5kph	85 +5kph	90 +10kph	90 +10kph		85
0000	4	0	4	0	0	0	0	0	0	0	0	0	0	0	0	0	0	0	0	62.7	-
0100	1	0	1	0	0	0	0	0	0	0	0	0	0	0	0	0	0	0	0	60.6	-
0200	1	0	1	0	0	0	0	0	0	0	0	0	0	0	0	0	0	0	0	63.5	-
0300	1	0	1	0	0	0	0	0	0	0	0	0	0	0	0	0	0	0	0	57.3	-
0400	0	0	0	0	0	0	0	0	0	0	0	0	0	0	0	0	0	0	0	-	-
0500	2	0	2	0	0	0	0	0	0	0	0	0	0	0	0	0	0	0	0	60.6	-
0600	7	0	6	0	1	0	0	0	0	0	0	0	0	0	0	0	0	0	0	68.6	-
0700	26	0	25	0	1	0	0	0	0	0	0	0	0	0	0	0	0	0	0	64.5	69.8
0800	**46**	**0**	**41**	**1**	**2**	**2**	**0**	**0**	**0**	**0**	**0**	**0**	**0**	**1**	**2.2**	**0**	**0**	**0**	**0**	**60.8**	**69.1**
0900	45	0	43	0	1	1	0	0	0	0	0	0	0	0	0	0	0	0	0	55.2	68
1000	24	0	22	0	0	1	0	1	0	0	0	0	0	0	0	0	0	0	0	59.2	67
1100	29	1	25	1	2	0	0	0	0	0	0	0	0	2	6.9	0	0	0	0	61.9	68
1200	**34**	**0**	**31**	**0**	**3**	**0**	**0**	**0**	**0**	**0**	**0**	**0**	**0**	**0**	**0**	**0**	**0**	**0**	**0**	**58.1**	**61.9**
1300	26	0	26	0	0	0	0	0	0	0	0	0	0	0	0	0	0	0	0	54.1	58.3
1400	29	0	27	0	1	1	0	0	0	0	0	0	0	0	0	0	0	0	0	53.1	61.6
1500	33	0	29	1	2	1	0	0	0	0	0	0	0	0	0	0	0	0	0	55.4	67
1600	25	0	18	0	7	0	0	0	0	0	0	0	0	0	0	0	0	0	0	57.9	66.6
1700	30	0	29	0	1	0	0	0	0	0	0	0	0	0	0	0	0	0	0	61.2	64.4
1800	20	0	20	0	0	0	0	0	0	0	0	0	0	0	0	0	0	0	0	54.5	63.4
1900	23	0	21	0	0	1	0	0	0	1	0	0	0	0	0	0	0	0	0	58.1	64.8
2000	13	0	12	0	1	0	0	0	0	0	0	0	0	0	0	0	0	0	0	59.9	67.3
2100	8	0	8	0	0	0	0	0	0	0	0	0	0	2	25	0	0	0	0	68.7	-
2200	6	0	6	0	0	0	0	0	0	0	0	0	0	0	0	0	0	0	0	63.8	-
2300	2	0	2	0	0	0	0	0	0	0	0	0	0	0	0	0	0	0	0	65.8	-
07-19	**367**	**1**	**336**	**3**	**20**	**6**	**0**	**1**	**0**	**0**	**0**	**0**	**0**	**3**	**0.8**	**0**	**0**	**0**	**0**	**58**	**67.3**
06-22	**418**	**1**	**383**	**3**	**22**	**7**	**0**	**1**	**0**	**1**	**0**	**0**	**0**	**5**	**1.2**	**0**	**0**	**0**	**0**	**58.5**	**68**
06-00	**426**	**1**	**391**	**3**	**22**	**7**	**0**	**1**	**0**	**1**	**0**	**0**	**0**	**5**	**1.2**	**0**	**0**	**0**	**0**	**58.6**	**68**
00-00	**435**	**1**	**400**	**3**	**22**	**7**	**0**	**1**	**0**	**1**	**0**	**0**	**0**	**5**	**1.1**	**0**	**0**	**0**	**0**	**58.6**	**68**

DRAFT

Site 23
Location L-4005-1, att t-junction sign, Lat 53.66525, Long -6.77352
Direction East

3279 / Meath/Cavan/Monaghan ATC's
October 2013
Automatic Traffic Count

Tue, 8 October 2013

Time	Total	Classification												>PSL	>PSL%	>SL1	>SL1%	>SL2	>SL2%	Mean	Vpp
		1 MCL	2 SV	3 SVT	4 TB2	5 TB3	6 T4	7 ART3	8 ART4	9 ART5	10 ART6	11 BD	12 DRT	80	80	85 +5kph	85 +5kph	90 +10kph	90 +10kph		85
0000	2	0	2	0	0	0	0	0	0	0	0	0	0	0	0	0	0	0	0	46.1	-
0100	0	0	0	0	0	0	0	0	0	0	0	0	0	0	0	0	0	0	0	-	-
0200	0	0	0	0	0	0	0	0	0	0	0	0	0	0	0	0	0	0	0	-	-
0300	0	0	0	0	0	0	0	0	0	0	0	0	0	0	0	0	0	0	0	-	-
0400	0	0	0	0	0	0	0	0	0	0	0	0	0	0	0	0	0	0	0	-	-
0500	4	0	3	0	1	0	0	0	0	0	0	0	0	0	0	0	0	0	0	61.4	-
0600	10	0	9	0	0	0	1	0	0	0	0	0	0	0	0	0	0	0	0	63.1	-
0700	16	0	14	2	0	0	0	0	0	0	0	0	0	0	0	0	0	0	0	64.7	70.9
0800	41	0	40	0	1	0	0	0	0	0	0	0	0	0	0	0	0	0	0	66.2	70.2
0900	**44**	**0**	**39**	**0**	**4**	**1**	**0**	**0**	**0**	**0**	**0**	**0**	**0**	**0**	**0**	**0**	**0**	**0**	**0**	**57.9**	**64.1**
1000	16	0	13	1	1	1	0	0	0	0	0	0	0	0	0	0	0	0	0	60.2	61.9
1100	31	2	26	0	1	2	0	0	0	0	0	0	0	0	0	0	0	0	0	55.1	60.5
1200	21	0	21	0	0	0	0	0	0	0	0	0	0	0	0	0	0	0	0	55.2	61.6
1300	21	1	19	0	0	0	1	0	0	0	0	0	0	0	0	0	0	0	0	55.6	65.5
1400	25	0	22	0	3	0	0	0	0	0	0	0	0	0	0	0	0	0	0	61.6	64.8
1500	15	0	12	0	1	2	0	0	0	0	0	0	0	0	0	0	0	0	0	55.3	61.9
1600	**31**	**0**	**26**	**1**	**2**	**1**	**0**	**0**	**0**	**0**	**1**	**0**	**0**	**0**	**0**	**0**	**0**	**0**	**0**	**54.6**	**59.8**
1700	29	0	25	2	1	1	0	0	0	0	0	0	0	0	0	0	0	0	0	59.3	68
1800	**31**	**0**	**26**	**4**	**0**	**1**	**0**	**0**	**0**	**0**	**0**	**0**	**0**	**0**	**0**	**0**	**0**	**0**	**0**	**62.8**	**70.9**
1900	22	0	21	0	1	0	0	0	0	0	0	0	0	0	0	0	0	0	0	56.4	65.5
2000	9	0	9	0	0	0	0	0	0	0	0	0	0	0	0	0	0	0	0	62.4	-
2100	7	0	6	0	1	0	0	0	0	0	0	0	0	0	0	0	0	0	0	64.1	-
2200	3	0	3	0	0	0	0	0	0	0	0	0	0	1	33.3	0	0	0	0	70.6	-
2300	1	0	1	0	0	0	0	0	0	0	0	0	0	0	0	0	0	0	0	36.7	-
07-19	**321**	**3**	**283**	**10**	**14**	**9**	**1**	**0**	**0**	**0**	**1**	**0**	**0**	**0**	**0**	**0**	**0**	**0**	**0**	**59.2**	**67.7**
06-22	**369**	**3**	**328**	**10**	**16**	**9**	**2**	**0**	**0**	**0**	**1**	**0**	**0**	**0**	**0**	**0**	**0**	**0**	**0**	**59.3**	**67.7**
06-00	**373**	**3**	**332**	**10**	**16**	**9**	**2**	**0**	**0**	**0**	**1**	**0**	**0**	**1**	**0.3**	**0**	**0**	**0**	**0**	**59.4**	**68**
00-00	**379**	**3**	**337**	**10**	**17**	**9**	**2**	**0**	**0**	**0**	**1**	**0**	**0**	**1**	**0.3**	**0**	**0**	**0**	**0**	**59.3**	**67.7**

DRAFT

Site 23
Location L-4005-1, att t-junction sign, Lat 53.66525, Long -6.77352
Direction East

3279 / Meath/Cavan/Monaghan ATC's
October 2013
Automatic Traffic Count

Wed, 9 October 2013

Time	Total	Classification												>PSL	>PSL%	>SL1	>SL1%	>SL2	>SL2%	Mean	Vpp
		1 MCL	2 SV	3 SVT	4 TB2	5 TB3	6 T4	7 ART3	8 ART4	9 ART5	10 ART6	11 BD	12 DRT	80	80	85 +5kph	85 +5kph	90 +10kph	90 +10kph		85
0000	4	0	4	0	0	0	0	0	0	0	0	0	0	0	0	0	0	0	0	56.9	-
0100	1	0	0	0	1	0	0	0	0	0	0	0	0	0	0	0	0	0	0	60.5	-
0200	0	0	0	0	0	0	0	0	0	0	0	0	0	0	0	0	0	0	0	-	-
0300	0	0	0	0	0	0	0	0	0	0	0	0	0	0	0	0	0	0	0	-	-
0400	0	0	0	0	0	0	0	0	0	0	0	0	0	0	0	0	0	0	0	-	-
0500	2	0	2	0	0	0	0	0	0	0	0	0	0	0	0	0	0	0	0	59.7	-
0600	6	0	6	0	0	0	0	0	0	0	0	0	0	0	0	0	0	0	0	61.1	-
0700	15	0	13	0	1	1	0	0	0	0	0	0	0	0	0	0	0	0	0	64.9	69.8
0800	40	0	34	1	2	3	0	0	0	0	0	0	0	0	0	0	0	0	0	61.9	68.4
0900	**54**	**0**	**50**	**0**	**2**	**2**	**0**	**0**	**0**	**0**	**0**	**0**	**0**	**1**	**1.9**	**0**	**0**	**0**	**0**	**59.9**	**67**
1000	30	0	30	0	0	0	0	0	0	0	0	0	0	0	0	0	0	0	0	58.7	63.7
1100	15	0	13	0	1	1	0	0	0	0	0	0	0	0	0	0	0	0	0	60.9	64.8
1200	24	2	21	1	0	0	0	0	0	0	0	0	0	0	0	0	0	0	0	51.9	63.4
1300	20	0	12	1	4	2	0	1	0	0	0	0	0	0	0	0	0	0	0	57.3	67.3
1400	26	1	23	1	0	1	0	0	0	0	0	0	0	0	0	0	0	0	0	51.5	63
1500	36	0	27	0	4	4	0	0	1	0	0	0	0	0	0	0	0	0	0	54.3	62.6
1600	**41**	**0**	**31**	**1**	**4**	**4**	**0**	**0**	**0**	**0**	**1**	**0**	**0**	**0**	**0**	**0**	**0**	**0**	**0**	**58.9**	**67.7**
1700	28	1	25	1	1	0	0	0	0	0	0	0	0	0	0	0	0	0	0	59.4	67
1800	27	0	22	0	4	1	0	0	0	0	0	0	0	1	3.7	1	3.7	0	0	59.1	66.2
1900	22	0	21	0	1	0	0	0	0	0	0	0	0	0	0	0	0	0	0	57.9	68
2000	6	0	6	0	0	0	0	0	0	0	0	0	0	0	0	0	0	0	0	59.1	-
2100	7	0	5	2	0	0	0	0	0	0	0	0	0	0	0	0	0	0	0	55.5	-
2200	6	0	6	0	0	0	0	0	0	0	0	0	0	0	0	0	0	0	0	65.4	-
2300	0	0	0	0	0	0	0	0	0	0	0	0	0	0	0	0	0	0	0	-	-
07-19	**356**	**4**	**301**	**6**	**23**	**19**	**0**	**1**	**1**	**0**	**1**	**0**	**0**	**2**	**0.6**	**1**	**0.3**	**0**	**0**	**58.2**	**67**
06-22	**397**	**4**	**339**	**8**	**24**	**19**	**0**	**1**	**1**	**0**	**1**	**0**	**0**	**2**	**0.5**	**1**	**0.3**	**0**	**0**	**58.2**	**67**
06-00	**403**	**4**	**345**	**8**	**24**	**19**	**0**	**1**	**1**	**0**	**1**	**0**	**0**	**2**	**0.5**	**1**	**0.2**	**0**	**0**	**58.3**	**67.3**
00-00	**410**	**4**	**351**	**8**	**25**	**19**	**0**	**1**	**1**	**0**	**1**	**0**	**0**	**2**	**0.5**	**1**	**0.2**	**0**	**0**	**58.3**	**67.3**

DRAFT

Site 23
Location L-4005-1, att t-junction sign, Lat 53.66525, Long -6.77352
Direction East

3279 / Meath/Cavan/Monaghan ATC's
October 2013
Automatic Traffic Count

Thu, 10 October 2013

Time	Total	Classification												>PSL	>PSL%	>SL1	>SL1%	>SL2	>SL2%	Mean	Vpp
		1 MCL	2 SV	3 SVT	4 TB2	5 TB3	6 T4	7 ART3	8 ART4	9 ART5	10 ART6	11 BD	12 DRT	80	80	85 +5kph	85 +5kph	90 +10kph	90 +10kph		85
0000	2	0	2	0	0	0	0	0	0	0	0	0	0	0	0	0	0	0	0	56.1	-
0100	1	0	1	0	0	0	0	0	0	0	0	0	0	0	0	0	0	0	0	67.9	-
0200	1	0	1	0	0	0	0	0	0	0	0	0	0	0	0	0	0	0	0	54.8	-
0300	0	0	0	0	0	0	0	0	0	0	0	0	0	0	0	0	0	0	0	-	-
0400	0	0	0	0	0	0	0	0	0	0	0	0	0	0	0	0	0	0	0	-	-
0500	3	0	2	0	1	0	0	0	0	0	0	0	0	0	0	0	0	0	0	66.8	-
0600	6	0	6	0	0	0	0	0	0	0	0	0	0	0	0	0	0	0	0	61.8	-
0700	26	0	22	0	4	0	0	0	0	0	0	0	0	0	0	0	0	0	0	61.8	64.8
0800	36	1	31	0	3	0	0	1	0	0	0	0	0	0	0	0	0	0	0	60.5	69.8
0900	**40**	**1**	**31**	**0**	**5**	**3**	**0**	**0**	**0**	**0**	**0**	**0**	**0**	**0**	**0**	**0**	**0**	**0**	**0**	**59.9**	**65.5**
1000	30	0	24	0	3	2	0	0	1	0	0	0	0	0	0	0	0	0	0	53.7	60.1
1100	21	0	16	0	3	2	0	0	0	0	0	0	0	0	0	0	0	0	0	60.7	66.6
1200	13	1	10	0	2	0	0	0	0	0	0	0	0	0	0	0	0	0	0	56.2	63.7
1300	18	0	15	1	1	1	0	0	0	0	0	0	0	0	0	0	0	0	0	62.9	69.5
1400	19	0	15	0	2	2	0	0	0	0	0	0	0	1	5.3	1	5.3	0	0	61.1	68.4
1500	27	1	25	0	0	1	0	0	0	0	0	0	0	1	3.7	0	0	0	0	60.3	64.8
1600	25	0	22	1	2	0	0	0	0	0	0	0	0	0	0	0	0	0	0	57.8	65.2
1700	**28**	**0**	**23**	**0**	**0**	**3**	**1**	**0**	**1**	**0**	**0**	**0**	**0**	**0**	**0**	**0**	**0**	**0**	**0**	**54.6**	**65.9**
1800	27	0	27	0	0	0	0	0	0	0	0	0	0	1	3.7	1	3.7	0	0	58.9	67
1900	26	0	23	0	0	2	0	1	0	0	0	0	0	0	0	0	0	0	0	59.3	67
2000	14	0	14	0	0	0	0	0	0	0	0	0	0	0	0	0	0	0	0	57.2	62.3
2100	9	0	7	0	2	0	0	0	0	0	0	0	0	0	0	0	0	0	0	56.7	-
2200	0	0	0	0	0	0	0	0	0	0	0	0	0	0	0	0	0	0	0	-	-
2300	2	0	2	0	0	0	0	0	0	0	0	0	0	0	0	0	0	0	0	60.9	-
07-19	**310**	**4**	**261**	**2**	**25**	**14**	**1**	**1**	**2**	**0**	**0**	**0**	**0**	**3**	**1**	**2**	**0.6**	**0**	**0**	**59**	**66.6**
06-22	**365**	**4**	**311**	**2**	**27**	**16**	**1**	**2**	**2**	**0**	**0**	**0**	**0**	**3**	**0.8**	**2**	**0.5**	**0**	**0**	**58.9**	**66.6**
06-00	**367**	**4**	**313**	**2**	**27**	**16**	**1**	**2**	**2**	**0**	**0**	**0**	**0**	**3**	**0.8**	**2**	**0.5**	**0**	**0**	**58.9**	**66.6**
00-00	**374**	**4**	**319**	**2**	**28**	**16**	**1**	**2**	**2**	**0**	**0**	**0**	**0**	**3**	**0.8**	**2**	**0.5**	**0**	**0**	**59**	**67**

DRAFT

Site 23
Location L-4005-1, att t-junction sign, Lat 53.66525, Long -6.77352
Direction East

3279 / Meath/Cavan/Monaghan ATC's
October 2013
Automatic Traffic Count

Fri, 11 October 2013

Time	Total	Classification												>PSL	>PSL%	>SL1	>SL1%	>SL2	>SL2%	Mean	Vpp
		1 MCL	2 SV	3 SVT	4 TB2	5 TB3	6 T4	7 ART3	8 ART4	9 ART5	10 ART6	11 BD	12 DRT	80	80	85 +5kph	85 +5kph	90 +10kph	90 +10kph		85
0000	2	0	2	0	0	0	0	0	0	0	0	0	0	0	0	0	0	0	0	53.7	-
0100	0	0	0	0	0	0	0	0	0	0	0	0	0	0	0	0	0	0	0	-	-
0200	0	0	0	0	0	0	0	0	0	0	0	0	0	0	0	0	0	0	0	-	-
0300	0	0	0	0	0	0	0	0	0	0	0	0	0	0	0	0	0	0	0	-	-
0400	0	0	0	0	0	0	0	0	0	0	0	0	0	0	0	0	0	0	0	-	-
0500	2	0	2	0	0	0	0	0	0	0	0	0	0	0	0	0	0	0	0	66.1	-
0600	7	0	6	0	1	0	0	0	0	0	0	0	0	0	0	0	0	0	0	64.8	-
0700	23	0	19	0	3	1	0	0	0	0	0	0	0	0	0	0	0	0	0	64	68
0800	38	0	36	0	0	2	0	0	0	0	0	0	0	0	0	0	0	0	0	62.5	67.7
0900	**47**	**0**	**46**	**0**	**1**	**0**	**0**	**0**	**0**	**0**	**0**	**0**	**0**	**0**	**0**	**0**	**0**	**0**	**0**	**59.7**	**67**
1000	25	0	22	0	2	1	0	0	0	0	0	0	0	0	0	0	0	0	0	58.8	68.8
1100	25	0	20	1	0	4	0	0	0	0	0	0	0	1	4	1	4	0	0	60.3	67.3
1200	29	0	24	3	2	0	0	0	0	0	0	0	0	1	3.4	0	0	0	0	61	72.4
1300	**39**	**0**	**36**	**0**	**3**	**0**	**0**	**0**	**0**	**0**	**0**	**0**	**0**	**0**	**0**	**0**	**0**	**0**	**0**	**58.4**	**65.5**
1400	35	0	28	1	2	3	0	0	0	0	1	0	0	0	0	0	0	0	0	57.6	63.7
1500	30	2	22	0	3	3	0	0	0	0	0	0	0	0	0	0	0	0	0	59.6	67.7
1600	27	0	24	0	1	2	0	0	0	0	0	0	0	0	0	0	0	0	0	61.5	72.4
1700	23	0	20	0	2	0	0	0	1	0	0	0	0	0	0	0	0	0	0	60.8	69.1
1800	18	0	17	0	0	1	0	0	0	0	0	0	0	1	5.6	1	5.6	0	0	61.7	67.7
1900	32	0	30	1	1	0	0	0	0	0	0	0	0	1	3.1	0	0	0	0	59.9	65.2
2000	13	0	13	0	0	0	0	0	0	0	0	0	0	0	0	0	0	0	0	53.2	60.5
2100	19	0	16	0	1	2	0	0	0	0	0	0	0	1	5.3	0	0	0	0	64	73.1
2200	10	0	9	0	1	0	0	0	0	0	0	0	0	0	0	0	0	0	0	62.3	-
2300	3	0	3	0	0	0	0	0	0	0	0	0	0	0	0	0	0	0	0	60.2	-
07-19	**359**	**2**	**314**	**5**	**19**	**17**	**0**	**0**	**1**	**0**	**1**	**0**	**0**	**3**	**0.8**	**2**	**0.6**	**0**	**0**	**60.3**	**68**
06-22	**430**	**2**	**379**	**6**	**22**	**19**	**0**	**0**	**1**	**0**	**1**	**0**	**0**	**5**	**1.2**	**2**	**0.5**	**0**	**0**	**60.3**	**68.4**
06-00	**443**	**2**	**391**	**6**	**23**	**19**	**0**	**0**	**1**	**0**	**1**	**0**	**0**	**5**	**1.1**	**2**	**0.5**	**0**	**0**	**60.4**	**68.4**
00-00	**447**	**2**	**395**	**6**	**23**	**19**	**0**	**0**	**1**	**0**	**1**	**0**	**0**	**5**	**1.1**	**2**	**0.4**	**0**	**0**	**60.3**	**68.4**

DRAFT

Site 23
Location L-4005-1, att t-junction sign, Lat 53.66525, Long -6.77352
Direction East

3279 / Meath/Cavan/Monaghan ATC's
October 2013
Automatic Traffic Count

Sat, 12 October 2013

Time	Total	Classification												>PSL	>PSL%	>SL1	>SL1%	>SL2	>SL2%	Mean	Vpp
		1 MCL	2 SV	3 SVT	4 TB2	5 TB3	6 T4	7 ART3	8 ART4	9 ART5	10 ART6	11 BD	12 DRT	80	80	85 +5kph	85 +5kph	90 +10kph	90 +10kph		85
0000	1	0	1	0	0	0	0	0	0	0	0	0	0	0	0	0	0	0	0	76.6	-
0100	2	0	2	0	0	0	0	0	0	0	0	0	0	0	0	0	0	0	0	48	-
0200	0	0	0	0	0	0	0	0	0	0	0	0	0	0	0	0	0	0	0	-	-
0300	2	0	2	0	0	0	0	0	0	0	0	0	0	0	0	0	0	0	0	53	-
0400	1	0	1	0	0	0	0	0	0	0	0	0	0	0	0	0	0	0	0	53.7	-
0500	1	0	1	0	0	0	0	0	0	0	0	0	0	0	0	0	0	0	0	72.5	-
0600	2	0	2	0	0	0	0	0	0	0	0	0	0	0	0	0	0	0	0	74.3	-
0700	9	0	9	0	0	0	0	0	0	0	0	0	0	0	0	0	0	0	0	66.6	-
0800	15	1	11	0	3	0	0	0	0	0	0	0	0	0	0	0	0	0	0	59.4	66.2
0900	**22**	**0**	**21**	**1**	**0**	**0**	**0**	**0**	**0**	**0**	**0**	**0**	**0**	**0**	**0**	**0**	**0**	**0**	**0**	**61.7**	**65.5**
1000	20	0	20	0	0	0	0	0	0	0	0	0	0	0	0	0	0	0	0	63.8	70.9
1100	**22**	**0**	**19**	**0**	**0**	**1**	**1**	**0**	**1**	**0**	**0**	**0**	**0**	**1**	**4.5**	**0**	**0**	**0**	**0**	**61.2**	**68**
1200	29	5	19	0	2	1	2	0	0	0	0	0	0	0	0	0	0	0	0	52.4	65.5
1300	28	0	24	0	1	3	0	0	0	0	0	0	0	0	0	0	0	0	0	59.9	65.2
1400	**41**	**1**	**36**	**1**	**1**	**2**	**0**	**0**	**0**	**0**	**0**	**0**	**0**	**0**	**0**	**0**	**0**	**0**	**0**	**59.5**	**67.7**
1500	**41**	**1**	**37**	**0**	**1**	**1**	**0**	**0**	**1**	**0**	**0**	**0**	**0**	**1**	**2.4**	**0**	**0**	**0**	**0**	**58.3**	**70.9**
1600	25	1	20	0	2	2	0	0	0	0	0	0	0	0	0	0	0	0	0	59.5	67
1700	28	1	25	1	0	1	0	0	0	0	0	0	0	0	0	0	0	0	0	53.7	64.8
1800	31	0	28	1	1	1	0	0	0	0	0	0	0	1	3.2	0	0	0	0	59.9	65.5
1900	19	0	18	0	0	0	0	0	0	0	1	0	0	1	5.3	0	0	0	0	58.2	67.3
2000	14	0	11	0	3	0	0	0	0	0	0	0	0	0	0	0	0	0	0	63.5	69.1
2100	10	0	9	0	1	0	0	0	0	0	0	0	0	0	0	0	0	0	0	51.7	-
2200	4	1	3	0	0	0	0	0	0	0	0	0	0	0	0	0	0	0	0	61.6	-
2300	1	0	1	0	0	0	0	0	0	0	0	0	0	0	0	0	0	0	0	53.3	-
07-19	**311**	**10**	**269**	**4**	**11**	**12**	**3**	**0**	**2**	**0**	**0**	**0**	**0**	**3**	**1**	**0**	**0**	**0**	**0**	**59**	**67.7**
06-22	**356**	**10**	**309**	**4**	**15**	**12**	**3**	**0**	**2**	**0**	**1**	**0**	**0**	**4**	**1.1**	**0**	**0**	**0**	**0**	**59**	**68**
06-00	**361**	**11**	**313**	**4**	**15**	**12**	**3**	**0**	**2**	**0**	**1**	**0**	**0**	**4**	**1.1**	**0**	**0**	**0**	**0**	**59**	**68**
00-00	**368**	**11**	**320**	**4**	**15**	**12**	**3**	**0**	**2**	**0**	**1**	**0**	**0**	**4**	**1.1**	**0**	**0**	**0**	**0**	**59**	**68**

DRAFT

Site 23
Location L-4005-1, att t-junction sign, Lat 53.66525, Long -6.77352
Direction East

3279 / Meath/Cavan/Monaghan ATC's
October 2013
Automatic Traffic Count

Sun, 13 October 2013

Time	Total	Classification												>PSL	>PSL%	>SL1	>SL1%	>SL2	>SL2%	Mean	Vpp
		1 MCL	2 SV	3 SVT	4 TB2	5 TB3	6 T4	7 ART3	8 ART4	9 ART5	10 ART6	11 BD	12 DRT	80	80	85 +5kph	85 +5kph	90 +10kph	90 +10kph		85
0000	2	0	1	0	1	0	0	0	0	0	0	0	0	0	0	0	0	0	0	60	-
0100	2	0	2	0	0	0	0	0	0	0	0	0	0	0	0	0	0	0	0	57.2	-
0200	3	0	1	0	2	0	0	0	0	0	0	0	0	0	0	0	0	0	0	59.4	-
0300	3	0	3	0	0	0	0	0	0	0	0	0	0	0	0	0	0	0	0	65.6	-
0400	1	0	1	0	0	0	0	0	0	0	0	0	0	0	0	0	0	0	0	54.8	-
0500	0	0	0	0	0	0	0	0	0	0	0	0	0	0	0	0	0	0	0	-	-
0600	0	0	0	0	0	0	0	0	0	0	0	0	0	0	0	0	0	0	0	-	-
0700	3	0	2	0	1	0	0	0	0	0	0	0	0	0	0	0	0	0	0	58.9	-
0800	6	0	6	0	0	0	0	0	0	0	0	0	0	0	0	0	0	0	0	60.1	-
0900	9	0	9	0	0	0	0	0	0	0	0	0	0	0	0	0	0	0	0	59.6	-
1000	**18**	**0**	**17**	**0**	**0**	**1**	**0**	**0**	**0**	**0**	**0**	**0**	**0**	**0**	**0**	**0**	**0**	**0**	**0**	**56.2**	**59.8**
1100	17	0	17	0	0	0	0	0	0	0	0	0	0	0	0	0	0	0	0	68.2	70.2
1200	**41**	**0**	**40**	**0**	**0**	**1**	**0**	**0**	**0**	**0**	**0**	**0**	**0**	**0**	**0**	**0**	**0**	**0**	**0**	**63.9**	**68.8**
1300	40	0	36	1	2	1	0	0	0	0	0	0	0	0	0	0	0	0	0	63.4	70.6
1400	25	2	23	0	0	0	0	0	0	0	0	0	0	0	0	0	0	0	0	60.7	68.4
1500	28	0	25	0	1	2	0	0	0	0	0	0	0	0	0	0	0	0	0	61.6	66.6
1600	20	1	17	0	0	2	0	0	0	0	0	0	0	1	5	0	0	0	0	55.4	67.7
1700	19	0	14	3	0	2	0	0	0	0	0	0	0	0	0	0	0	0	0	61.8	68
1800	8	0	7	0	1	0	0	0	0	0	0	0	0	0	0	0	0	0	0	61.8	-
1900	19	0	19	0	0	0	0	0	0	0	0	0	0	0	0	0	0	0	0	59.7	63.4
2000	1	0	0	0	1	0	0	0	0	0	0	0	0	0	0	0	0	0	0	76.3	-
2100	5	0	5	0	0	0	0	0	0	0	0	0	0	0	0	0	0	0	0	59.7	-
2200	6	0	6	0	0	0	0	0	0	0	0	0	0	0	0	0	0	0	0	59.2	-
2300	5	0	5	0	0	0	0	0	0	0	0	0	0	0	0	0	0	0	0	59.6	-
07-19	**234**	**3**	**213**	**4**	**5**	**9**	**0**	**0**	**0**	**0**	**0**	**0**	**0**	**1**	**0.4**	**0**	**0**	**0**	**0**	**61.6**	**69.1**
06-22	**259**	**3**	**237**	**4**	**6**	**9**	**0**	**0**	**0**	**0**	**0**	**0**	**0**	**1**	**0.4**	**0**	**0**	**0**	**0**	**61.5**	**69.1**
06-00	**270**	**3**	**248**	**4**	**6**	**9**	**0**	**0**	**0**	**0**	**0**	**0**	**0**	**1**	**0.4**	**0**	**0**	**0**	**0**	**61.4**	**69.1**
00-00	**281**	**3**	**256**	**4**	**9**	**9**	**0**	**0**	**0**	**0**	**0**	**0**	**0**	**1**	**0.4**	**0**	**0**	**0**	**0**	**61.4**	**69.1**

DRAFT

Site 23
Location L-4005-1, att t-junction sign, Lat 53.66525, Long -6.77352
Direction East

3279 / Meath/Cavan/Monaghan ATC's
October 2013
Automatic Traffic Count

Virtual Day (7)

Time	Total	Classification												>PSL	>PSL%	>SL1	>SL1%	>SL2	>SL2%	Mean	Vpp
		1 MCL	2 SV	3 SVT	4 TB2	5 TB3	6 T4	7 ART3	8 ART4	9 ART5	10 ART6	11 BD	12 DRT	80	80	85 +5kph	85 +5kph	90 +10kph	90 +10kph		85
0000	2	0	2	0	0	0	0	0	0	0	0	0	0	0	0	0	0	0	0	58	-
0100	1	0	1	0	0	0	0	0	0	0	0	0	0	0	0	0	0	0	0	57.1	-
0200	1	0	0	0	0	0	0	0	0	0	0	0	0	0	0	0	0	0	0	59.3	-
0300	1	0	1	0	0	0	0	0	0	0	0	0	0	0	0	0	0	0	0	60	-
0400	0	0	0	0	0	0	0	0	0	0	0	0	0	0	0	0	0	0	0	54.3	-
0500	2	0	2	0	0	0	0	0	0	0	0	0	0	0	0	0	0	0	0	63.7	-
0600	5	0	5	0	0	0	0	0	0	0	0	0	0	0	0	0	0	0	0	64.5	-
0700	17	0	15	0	1	0	0	0	0	0	0	0	0	0	0	0	0	0	0	63.9	68.8
0800	32	0	28	0	2	1	0	0	0	0	0	0	0	0	0.5	0	0	0	0	62.1	69.1
0900	**37**	**0**	**34**	**0**	**2**	**1**	**0**	**0**	**0**	**0**	**0**	**0**	**0**	**0**	**0.4**	**0**	**0**	**0**	**0**	**58.8**	**66.6**
1000	23	0	21	0	1	1	0	0	0	0	0	0	0	0	0	0	0	0	0	58.4	66.6
1100	23	0	19	0	1	1	0	0	0	0	0	0	0	1	2.5	0	0.6	0	0	60.7	68.8
1200	27	1	24	1	1	0	0	0	0	0	0	0	0	0	0.5	0	0	0	0	57.7	67.3
1300	27	0	24	0	2	1	0	0	0	0	0	0	0	0	0	0	0	0	0	59.1	68
1400	29	1	25	0	1	1	0	0	0	0	0	0	0	0	0.5	0	0.5	0	0	57.8	65.5
1500	**30**	**1**	**25**	**0**	**2**	**2**	**0**	**0**	**0**	**0**	**0**	**0**	**0**	**0**	**1**	**0**	**0**	**0**	**0**	**57.8**	**67.7**
1600	28	0	23	0	3	2	0	0	0	0	0	0	0	0	0.5	0	0	0	0	58	67.3
1700	26	0	23	1	1	1	0	0	0	0	0	0	0	0	0	0	0	0	0	58.5	66.6
1800	23	0	21	1	1	1	0	0	0	0	0	0	0	1	2.5	0	1.9	0	0	59.8	68.4
1900	23	0	22	0	0	0	0	0	0	0	0	0	0	0	1.2	0	0	0	0	58.6	67
2000	10	0	9	0	1	0	0	0	0	0	0	0	0	0	0	0	0	0	0	59.3	-
2100	9	0	8	0	1	0	0	0	0	0	0	0	0	0	4.6	0	0	0	0	60.4	-
2200	5	0	5	0	0	0	0	0	0	0	0	0	0	0	2.9	0	0	0	0	63.2	-
2300	2	0	2	0	0	0	0	0	0	0	0	0	0	0	0	0	0	0	0	58.7	-
07-19	**323**	**4**	**282**	**5**	**17**	**12**	**1**	**0**	**1**	**0**	**0**	**0**	**0**	**2**	**0.7**	**1**	**0.2**	**0**	**0**	**59.2**	**67.7**
06-22	**371**	**4**	**327**	**5**	**19**	**13**	**1**	**1**	**1**	**0**	**1**	**0**	**0**	**3**	**0.8**	**1**	**0.2**	**0**	**0**	**59.3**	**68**
06-00	**378**	**4**	**333**	**5**	**19**	**13**	**1**	**1**	**1**	**0**	**1**	**0**	**0**	**3**	**0.8**	**1**	**0.2**	**0**	**0**	**59.3**	**68**
00-00	**385**	**4**	**340**	**5**	**20**	**13**	**1**	**1**	**1**	**0**	**1**	**0**	**0**	**3**	**0.8**	**1**	**0.2**	**0**	**0**	**59.3**	**68**

DRAFT

Site 23
Location L-4005-1, att t-junction sign, Lat 53.66525, Long -6.77352
Direction East

3279 / Meath/Cavan/Monaghan ATC's
October 2013
Automatic Traffic Count

Virtual Week (1)

Time	Total	Classification												>PSL	>PSL%	>SL1	>SL1%	>SL2	>SL2%	Mean	Vpp
		1 MCL	2 SV	3 SVT	4 TB2	5 TB3	6 T4	7 ART3	8 ART4	9 ART5	10 ART6	11 BD	12 DRT	80	80	85 +5kph	85 +5kph	90 +10kph	90 +10kph		85
Mon	435	1	400	3	22	7	0	1	0	1	0	0	0	5	1.1	0	0	0	0	58.6	68
Tue	379	3	337	10	17	9	2	0	0	0	1	0	0	1	0.3	0	0	0	0	59.3	67.7
Wed	410	4	351	8	25	19	0	1	1	0	1	0	0	2	0.5	1	0.2	0	0	58.3	67.3
Thu	374	4	319	2	28	16	1	2	2	0	0	0	0	3	0.8	2	0.5	0	0	59	67
Fri	447	2	395	6	23	19	0	0	1	0	1	0	0	5	1.1	2	0.4	0	0	60.3	68.4
|Sat	368	11	320	4	15	12	3	0	2	0	1	0	0	4	1.1	0	0	0	0	59	68
|Sun	281	3	256	4	9	9	0	0	0	0	0	0	0	1	0.4	0	0	0	0	61.4	69.1
5 Day Ave.	**409**	**3**	**360**	**6**	**23**	**14**	**1**	**1**	**1**	**0**	**1**	**0**	**0**	**3**	**0.7**	**1**	**0.2**	**0**	**0.0**	**59.1**	**67.7**
7 Day Ave.	**385**	**4**	**340**	**5**	**20**	**13**	**1**	**1**	**1**	**0**	**1**	**0**	**0**	**3**	**0.8**	**1**	**0.2**	**0**	**0.0**	**59.3**	**68.0**
--	**2694**	**28**	**2378**	**37**	**139**	**91**	**6**	**4**	**6**	**1**	**4**	**0**	**0**	**21**	**0.8**	**5**	**0.2**	**0**	**0.0**	**59.3**	**68.0**

Summary Graphs

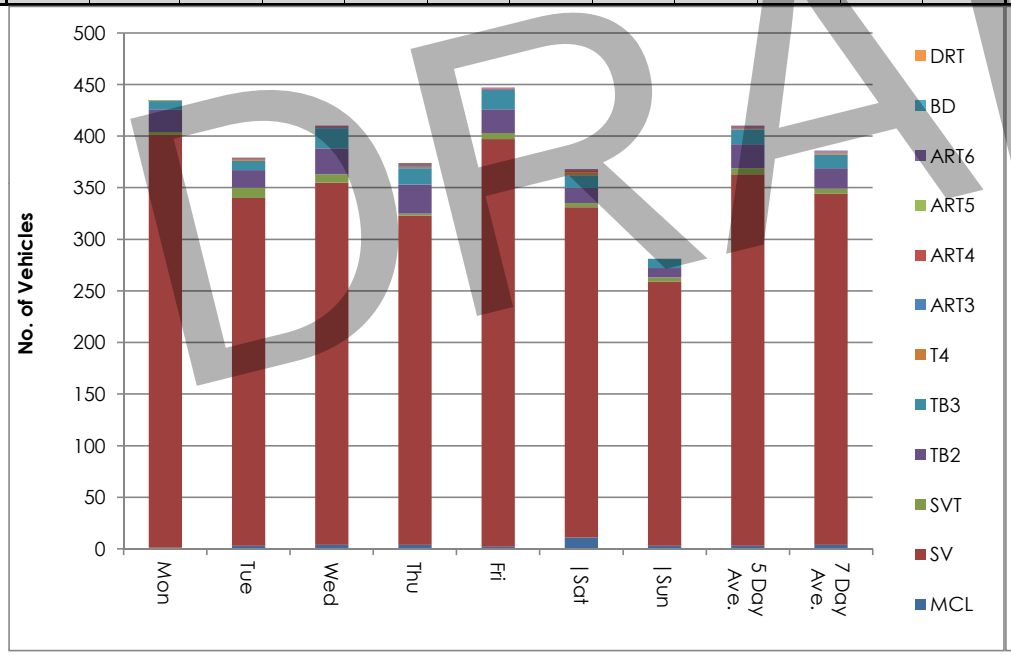

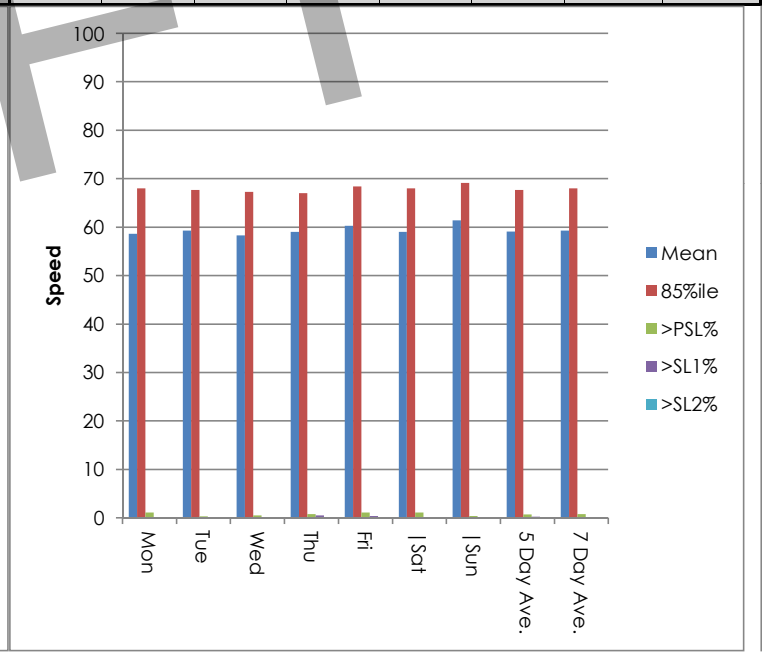

DRAFT

Site 23
Location L-4005-1, att t-junction sign, Lat 53.66525, Long -6.77352
Direction East

3279 / Meath/Cavan/Monaghan ATC's
October 2013
Automatic Traffic Count

Mon, 7 October 2013

Time	Total	Speed Bins (km/h)																											
		0 - 5	5 - 10	10 - 15	15 - 20	20 - 25	25 - 30	30 - 35	35 - 40	40 - 45	45 - 50	50 - 55	55 - 60	60 - 65	65 - 70	70 - 75	75 - 80	80 - 85	85 - 90	90 - 95	95 - 100	100 - 105	105 - 110	110 - 115	115 - 120	120 - 125	125 - 130	130 - 135	135 - 140
0000	4	0	0	0	0	0	0	0	0	0	0	1	0	1	1	1	0	0	0	0	0	0	0	0	0	0	0	0	0
0100	1	0	0	0	0	0	0	0	0	0	0	0	0	1	0	0	0	0	0	0	0	0	0	0	0	0	0	0	0
0200	1	0	0	0	0	0	0	0	0	0	0	0	0	1	0	0	0	0	0	0	0	0	0	0	0	0	0	0	0
0300	1	0	0	0	0	0	0	0	0	0	0	0	1	0	0	0	0	0	0	0	0	0	0	0	0	0	0	0	0
0400	0	0	0	0	0	0	0	0	0	0	0	0	0	0	0	0	0	0	0	0	0	0	0	0	0	0	0	0	0
0500	2	0	0	0	0	0	0	0	0	0	0	0	1	1	0	0	0	0	0	0	0	0	0	0	0	0	0	0	0
0600	7	0	0	0	0	0	0	0	0	0	0	0	0	1	3	3	0	0	0	0	0	0	0	0	0	0	0	0	0
0700	26	0	0	0	0	0	0	0	0	0	0	3	5	3	10	3	2	0	0	0	0	0	0	0	0	0	0	0	0
0800	**46**	**0**	**0**	**0**	**1**	**0**	**1**	**0**	**1**	**1**	**2**	**4**	**5**	**13**	**12**	**4**	**1**	**1**	**0**	**0**	**0**	**0**	**0**	**0**	**0**	**0**	**0**	**0**	**0**
0900	45	0	0	0	0	0	1	0	2	10	6	3	4	7	10	0	2	0	0	0	0	0	0	0	0	0	0	0	0
1000	24	0	0	0	0	0	0	0	2	0	0	7	1	8	5	1	0	0	0	0	0	0	0	0	0	0	0	0	0
1100	29	0	0	1	0	0	0	0	0	0	0	0	10	11	4	1	0	2	0	0	0	0	0	0	0	0	0	0	0
1200	**34**	**0**	**0**	**0**	**0**	**0**	**0**	**0**	**0**	**2**	**0**	**5**	**14**	**11**	**0**	**2**	**0**	**0**	**0**	**0**	**0**	**0**	**0**	**0**	**0**	**0**	**0**	**0**	**0**
1300	26	0	0	0	0	0	1	1	0	2	1	5	14	0	1	0	1	0	0	0	0	0	0	0	0	0	0	0	0
1400	29	0	0	0	0	0	1	0	0	8	0	4	8	6	2	0	0	0	0	0	0	0	0	0	0	0	0	0	0
1500	33	0	0	1	0	0	1	0	2	2	2	5	4	10	5	1	0	0	0	0	0	0	0	0	0	0	0	0	0
1600	25	0	0	0	0	0	1	0	0	2	3	4	2	5	7	0	1	0	0	0	0	0	0	0	0	0	0	0	0
1700	30	0	0	0	0	0	0	0	0	2	0	1	4	19	3	1	0	0	0	0	0	0	0	0	0	0	0	0	0
1800	20	0	0	0	0	0	0	1	0	2	4	2	3	6	1	1	0	0	0	0	0	0	0	0	0	0	0	0	0
1900	23	0	0	0	0	0	0	0	0	1	3	5	3	8	2	1	0	0	0	0	0	0	0	0	0	0	0	0	0
2000	13	0	0	0	0	0	0	1	0	0	0	1	2	6	3	0	0	0	0	0	0	0	0	0	0	0	0	0	0
2100	8	0	0	0	0	0	0	0	0	0	0	0	1	4	1	0	0	2	0	0	0	0	0	0	0	0	0	0	0
2200	6	0	0	0	0	0	0	0	0	0	0	1	0	2	3	0	0	0	0	0	0	0	0	0	0	0	0	0	0
2300	2	0	0	0	0	0	0	0	0	0	0	0	0	1	1	0	0	0	0	0	0	0	0	0	0	0	0	0	0
07-19	**367**	**0**	**0**	**2**	**1**	**0**	**6**	**2**	**7**	**31**	**18**	**43**	**74**	**99**	**60**	**14**	**7**	**3**	**0**	**0**	**0**	**0**	**0**	**0**	**0**	**0**	**0**	**0**	**0**
06-22	**418**	**0**	**0**	**2**	**1**	**0**	**6**	**3**	**7**	**32**	**21**	**49**	**80**	**118**	**69**	**18**	**7**	**5**	**0**	**0**	**0**	**0**	**0**	**0**	**0**	**0**	**0**	**0**	**0**
06-00	**426**	**0**	**0**	**2**	**1**	**0**	**6**	**3**	**7**	**32**	**21**	**50**	**80**	**121**	**73**	**18**	**7**	**5**	**0**	**0**	**0**	**0**	**0**	**0**	**0**	**0**	**0**	**0**	**0**
00-00	**435**	**0**	**0**	**2**	**1**	**0**	**6**	**3**	**7**	**32**	**21**	**51**	**82**	**125**	**74**	**19**	**7**	**5**	**0**	**0**	**0**	**0**	**0**	**0**	**0**	**0**	**0**	**0**	**0**

DRAFT

Site 23
Location L-4005-1, att t-junction sign, Lat 53.66525, Long -6.77352
Direction East

3279 / Meath/Cavan/Monaghan ATC's
October 2013
Automatic Traffic Count

Tue, 8 October 2013

Time	Total	Speed Bins (km/h)																											
		0 - 5	5 - 10	10 - 15	15 - 20	20 - 25	25 - 30	30 - 35	35 - 40	40 - 45	45 - 50	50 - 55	55 - 60	60 - 65	65 - 70	70 - 75	75 - 80	80 - 85	85 - 90	90 - 95	95 - 100	100 - 105	105 - 110	110 - 115	115 - 120	120 - 125	125 - 130	130 - 135	135 - 140
0000	2	0	0	0	0	0	0	0	0	1	0	1	0	0	0	0	0	0	0	0	0	0	0	0	0	0	0	0	0
0100	0	0	0	0	0	0	0	0	0	0	0	0	0	0	0	0	0	0	0	0	0	0	0	0	0	0	0	0	0
0200	0	0	0	0	0	0	0	0	0	0	0	0	0	0	0	0	0	0	0	0	0	0	0	0	0	0	0	0	0
0300	0	0	0	0	0	0	0	0	0	0	0	0	0	0	0	0	0	0	0	0	0	0	0	0	0	0	0	0	0
0400	0	0	0	0	0	0	0	0	0	0	0	0	0	0	0	0	0	0	0	0	0	0	0	0	0	0	0	0	0
0500	4	0	0	0	0	0	0	0	0	0	0	0	2	1	1	0	0	0	0	0	0	0	0	0	0	0	0	0	0
0600	10	0	0	0	0	0	0	0	0	1	0	0	1	4	3	1	0	0	0	0	0	0	0	0	0	0	0	0	0
0700	16	0	0	0	0	0	0	0	0	0	0	1	1	6	5	3	0	0	0	0	0	0	0	0	0	0	0	0	0
0800	41	0	0	0	0	0	0	0	0	0	1	2	3	7	17	9	2	0	0	0	0	0	0	0	0	0	0	0	0
0900	**44**	**0**	**0**	**0**	**0**	**0**	**1**	**0**	**0**	**4**	**2**	**8**	**5**	**20**	**1**	**3**	**0**	**0**	**0**	**0**	**0**	**0**	**0**	**0**	**0**	**0**	**0**	**0**	**0**
1000	16	0	0	0	0	0	0	0	0	0	0	0	4	12	0	0	0	0	0	0	0	0	0	0	0	0	0	0	0
1100	31	0	0	0	0	1	0	1	1	0	2	3	14	8	0	1	0	0	0	0	0	0	0	0	0	0	0	0	0
1200	21	0	0	0	1	0	0	0	2	0	0	5	4	7	2	0	0	0	0	0	0	0	0	0	0	0	0	0	0
1300	21	0	0	0	0	0	1	1	1	0	4	0	5	5	2	2	0	0	0	0	0	0	0	0	0	0	0	0	0
1400	25	0	0	0	0	0	0	0	0	0	2	4	1	13	3	0	2	0	0	0	0	0	0	0	0	0	0	0	0
1500	15	0	0	0	0	0	0	2	0	0	1	0	8	3	1	0	0	0	0	0	0	0	0	0	0	0	0	0	0
1600	**31**	**0**	**0**	**0**	**0**	**0**	**1**	**0**	**1**	**3**	**1**	**5**	**14**	**5**	**1**	**0**	**0**	**0**	**0**	**0**	**0**	**0**	**0**	**0**	**0**	**0**	**0**	**0**	**0**
1700	29	0	0	0	0	0	0	0	1	2	2	4	4	4	10	1	1	0	0	0	0	0	0	0	0	0	0	0	0
1800	**31**	**0**	**0**	**0**	**0**	**0**	**0**	**0**	**0**	**1**	**2**	**4**	**5**	**6**	**5**	**6**	**2**	**0**	**0**	**0**	**0**	**0**	**0**	**0**	**0**	**0**	**0**	**0**	**0**
1900	22	0	0	0	0	0	1	0	0	1	4	4	2	4	6	0	0	0	0	0	0	0	0	0	0	0	0	0	0
2000	9	0	0	0	0	0	0	0	0	0	0	3	0	3	2	0	1	0	0	0	0	0	0	0	0	0	0	0	0
2100	7	0	0	0	0	0	0	0	0	0	0	1	0	3	2	1	0	0	0	0	0	0	0	0	0	0	0	0	0
2200	3	0	0	0	0	0	0	0	0	0	0	0	1	0	1	0	0	1	0	0	0	0	0	0	0	0	0	0	0
2300	1	0	0	0	0	0	0	0	1	0	0	0	0	0	0	0	0	0	0	0	0	0	0	0	0	0	0	0	0
07-19	**321**	**0**	**0**	**0**	**1**	**1**	**3**	**4**	**6**	**10**	**17**	**36**	**68**	**96**	**47**	**25**	**7**	**0**	**0**	**0**	**0**	**0**	**0**	**0**	**0**	**0**	**0**	**0**	**0**
06-22	**369**	**0**	**0**	**0**	**1**	**1**	**4**	**4**	**6**	**12**	**21**	**44**	**71**	**110**	**60**	**27**	**8**	**0**	**0**	**0**	**0**	**0**	**0**	**0**	**0**	**0**	**0**	**0**	**0**
06-00	**373**	**0**	**0**	**0**	**1**	**1**	**4**	**4**	**7**	**12**	**21**	**44**	**72**	**110**	**61**	**27**	**8**	**1**	**0**	**0**	**0**	**0**	**0**	**0**	**0**	**0**	**0**	**0**	**0**
00-00	**379**	**0**	**0**	**0**	**1**	**1**	**4**	**4**	**7**	**13**	**21**	**45**	**74**	**111**	**62**	**27**	**8**	**1**	**0**	**0**	**0**	**0**	**0**	**0**	**0**	**0**	**0**	**0**	**0**

DRAFT

Site 23
Location L-4005-1, att t-junction sign, Lat 53.66525, Long -6.77352
Direction East

3279 / Meath/Cavan/Monaghan ATC's
October 2013
Automatic Traffic Count

Wed, 9 October 2013

Time	Total	Speed Bins (km/h)																											
		0 - 5	5 - 10	10 - 15	15 - 20	20 - 25	25 - 30	30 - 35	35 - 40	40 - 45	45 - 50	50 - 55	55 - 60	60 - 65	65 - 70	70 - 75	75 - 80	80 - 85	85 - 90	90 - 95	95 - 100	100 - 105	105 - 110	110 - 115	115 - 120	120 - 125	125 - 130	130 - 135	135 - 140
0000	4	0	0	0	0	0	0	0	0	0	0	1	2	1	0	0	0	0	0	0	0	0	0	0	0	0	0	0	0
0100	1	0	0	0	0	0	0	0	0	0	0	0	0	1	0	0	0	0	0	0	0	0	0	0	0	0	0	0	0
0200	0	0	0	0	0	0	0	0	0	0	0	0	0	0	0	0	0	0	0	0	0	0	0	0	0	0	0	0	0
0300	0	0	0	0	0	0	0	0	0	0	0	0	0	0	0	0	0	0	0	0	0	0	0	0	0	0	0	0	0
0400	0	0	0	0	0	0	0	0	0	0	0	0	0	0	0	0	0	0	0	0	0	0	0	0	0	0	0	0	0
0500	2	0	0	0	0	0	0	0	0	0	0	0	1	1	0	0	0	0	0	0	0	0	0	0	0	0	0	0	0
0600	6	0	0	0	0	0	0	0	0	0	0	3	0	1	1	0	1	0	0	0	0	0	0	0	0	0	0	0	0
0700	15	0	0	0	0	0	0	0	0	0	0	1	1	4	6	3	0	0	0	0	0	0	0	0	0	0	0	0	0
0800	40	0	0	0	0	1	0	0	1	0	3	0	2	12	19	2	0	0	0	0	0	0	0	0	0	0	0	0	0	0
0900	**54**	**0**	**0**	**0**	**0**	**0**	**0**	**1**	**0**	**2**	**4**	**8**	**10**	**16**	**7**	**2**	**3**	**1**	**0**	**0**	**0**	**0**	**0**	**0**	**0**	**0**	**0**	**0**	**0**
1000	30	0	0	0	0	0	0	0	1	2	1	2	9	11	4	0	0	0	0	0	0	0	0	0	0	0	0	0	0	0
1100	15	0	0	0	0	0	0	0	0	0	0	1	7	3	4	0	0	0	0	0	0	0	0	0	0	0	0	0	0	0
1200	24	0	1	0	0	0	0	4	0	1	1	7	4	3	1	1	1	0	0	0	0	0	0	0	0	0	0	0	0	0
1300	20	0	0	0	0	0	0	0	1	1	3	2	3	6	3	1	0	0	0	0	0	0	0	0	0	0	0	0	0	0
1400	26	0	0	0	0	0	1	1	6	1	2	2	4	6	3	0	0	0	0	0	0	0	0	0	0	0	0	0	0	0
1500	36	0	0	0	0	2	1	0	1	1	5	4	11	6	3	2	0	0	0	0	0	0	0	0	0	0	0	0	0	0
1600	**41**	**0**	**0**	**0**	**0**	**1**	**0**	**1**	**1**	**1**	**2**	**3**	**8**	**14**	**6**	**3**	**1**	**0**	**0**	**0**	**0**	**0**	**0**	**0**	**0**	**0**	**0**	**0**	**0**	**0**
1700	28	0	0	0	0	0	0	1	0	1	2	3	3	9	8	1	0	0	0	0	0	0	0	0	0	0	0	0	0	0
1800	27	0	0	0	0	0	0	0	0	2	2	6	5	6	4	0	1	0	1	0	0	0	0	0	0	0	0	0	0	0
1900	22	0	0	0	0	0	1	1	0	2	0	1	6	2	7	2	0	0	0	0	0	0	0	0	0	0	0	0	0	0
2000	6	0	0	0	0	0	0	0	0	0	1	1	2	0	0	2	0	0	0	0	0	0	0	0	0	0	0	0	0	0
2100	7	0	0	0	0	0	0	0	1	1	1	0	1	0	3	0	0	0	0	0	0	0	0	0	0	0	0	0	0	0
2200	6	0	0	0	0	0	0	0	0	0	0	0	2	1	1	1	1	0	0	0	0	0	0	0	0	0	0	0	0	0
2300	0	0	0	0	0	0	0	0	0	0	0	0	0	0	0	0	0	0	0	0	0	0	0	0	0	0	0	0	0	0
07-19	**356**	**0**	**1**	**0**	**0**	**4**	**2**	**8**	**11**	**12**	**25**	**39**	**67**	**96**	**68**	**15**	**6**	**1**	**1**	**0**	**0**	**0**	**0**	**0**	**0**	**0**	**0**	**0**	**0**	**0**
06-22	**397**	**0**	**1**	**0**	**0**	**4**	**3**	**9**	**12**	**15**	**27**	**44**	**76**	**99**	**79**	**19**	**7**	**1**	**1**	**0**	**0**	**0**	**0**	**0**	**0**	**0**	**0**	**0**	**0**	**0**
06-00	**403**	**0**	**1**	**0**	**0**	**4**	**3**	**9**	**12**	**15**	**27**	**44**	**78**	**100**	**80**	**20**	**8**	**1**	**1**	**0**	**0**	**0**	**0**	**0**	**0**	**0**	**0**	**0**	**0**	**0**
00-00	**410**	**0**	**1**	**0**	**0**	**4**	**3**	**9**	**12**	**15**	**27**	**45**	**81**	**103**	**80**	**20**	**8**	**1**	**1**	**0**	**0**	**0**	**0**	**0**	**0**	**0**	**0**	**0**	**0**	**0**

DRAFT

Site 23
Location L-4005-1, att t-junction sign, Lat 53.66525, Long -6.77352
Direction East

3279 / Meath/Cavan/Monaghan ATC's
October 2013
Automatic Traffic Count

Thu, 10 October 2013

Time	Total	Speed Bins (km/h)																												
		0 - 5	5 - 10	10 - 15	15 - 20	20 - 25	25 - 30	30 - 35	35 - 40	40 - 45	45 - 50	50 - 55	55 - 60	60 - 65	65 - 70	70 - 75	75 - 80	80 - 85	85 - 90	90 - 95	95 - 100	100 - 105	105 - 110	110 - 115	115 - 120	120 - 125	125 - 130	130 - 135	135 - 140
0000	2	0	0	0	0	0	0	0	0	0	0	1	1	0	0	0	0	0	0	0	0	0	0	0	0	0	0	0	0	0
0100	1	0	0	0	0	0	0	0	0	0	0	0	0	0	1	0	0	0	0	0	0	0	0	0	0	0	0	0	0	0
0200	1	0	0	0	0	0	0	0	0	0	0	1	0	0	0	0	0	0	0	0	0	0	0	0	0	0	0	0	0	0
0300	0	0	0	0	0	0	0	0	0	0	0	0	0	0	0	0	0	0	0	0	0	0	0	0	0	0	0	0	0	0
0400	0	0	0	0	0	0	0	0	0	0	0	0	0	0	0	0	0	0	0	0	0	0	0	0	0	0	0	0	0	0
0500	3	0	0	0	0	0	0	0	0	0	0	0	1	0	0	2	0	0	0	0	0	0	0	0	0	0	0	0	0	0
0600	6	0	0	0	0	0	0	0	0	0	0	2	1	1	1	0	1	0	0	0	0	0	0	0	0	0	0	0	0	0
0700	26	0	0	0	0	0	0	0	0	0	1	1	4	16	4	0	0	0	0	0	0	0	0	0	0	0	0	0	0	0
0800	36	0	0	0	0	0	1	0	1	2	1	4	4	7	12	2	2	0	0	0	0	0	0	0	0	0	0	0	0	0
0900	**40**	**0**	**0**	**0**	**0**	**1**	**0**	**0**	**0**	**0**	**4**	**5**	**6**	**14**	**6**	**2**	**2**	**0**	**0**	**0**	**0**	**0**	**0**	**0**	**0**	**0**	**0**	**0**	**0**	**0**
1000	30	0	0	0	0	3	0	0	0	1	0	6	13	6	0	1	0	0	0	0	0	0	0	0	0	0	0	0	0	0
1100	21	0	0	0	0	0	0	0	0	0	1	1	9	4	3	3	0	0	0	0	0	0	0	0	0	0	0	0	0	0
1200	13	0	0	0	0	1	0	0	0	1	0	0	6	4	1	0	0	0	0	0	0	0	0	0	0	0	0	0	0	0
1300	18	0	0	0	0	0	0	1	0	0	0	1	2	9	2	1	2	0	0	0	0	0	0	0	0	0	0	0	0	0
1400	19	0	0	0	0	0	1	1	0	0	0	2	2	5	6	1	0	0	1	0	0	0	0	0	0	0	0	0	0	0
1500	27	0	0	0	0	0	0	0	0	1	1	6	4	11	1	2	0	1	0	0	0	0	0	0	0	0	0	0	0	0
1600	25	0	0	0	0	0	0	0	2	3	0	3	4	6	7	0	0	0	0	0	0	0	0	0	0	0	0	0	0	0
1700	**28**	**0**	**0**	**0**	**0**	**0**	**0**	**1**	**1**	**0**	**11**	**2**	**4**	**3**	**5**	**1**	**0**	**0**	**0**	**0**	**0**	**0**	**0**	**0**	**0**	**0**	**0**	**0**	**0**	**0**
1800	27	0	0	0	0	0	1	0	0	1	4	2	5	6	4	2	1	0	1	0	0	0	0	0	0	0	0	0	0	0
1900	26	0	0	0	0	0	0	0	0	2	2	3	4	8	6	1	0	0	0	0	0	0	0	0	0	0	0	0	0	0
2000	14	0	0	0	0	0	0	0	0	1	0	4	6	2	1	0	0	0	0	0	0	0	0	0	0	0	0	0	0	0
2100	9	0	0	0	0	0	0	1	0	0	0	3	1	3	0	1	0	0	0	0	0	0	0	0	0	0	0	0	0	0
2200	0	0	0	0	0	0	0	0	0	0	0	0	0	0	0	0	0	0	0	0	0	0	0	0	0	0	0	0	0	0
2300	2	0	0	0	0	0	0	0	0	0	0	0	1	0	1	0	0	0	0	0	0	0	0	0	0	0	0	0	0	0
07-19	**310**	**0**	**0**	**0**	**0**	**5**	**3**	**3**	**4**	**9**	**23**	**33**	**63**	**91**	**51**	**15**	**7**	**1**	**2**	**0**	**0**	**0**	**0**	**0**	**0**	**0**	**0**	**0**	**0**	**0**
06-22	**365**	**0**	**0**	**0**	**0**	**5**	**3**	**4**	**4**	**12**	**25**	**45**	**75**	**105**	**59**	**17**	**8**	**1**	**2**	**0**	**0**	**0**	**0**	**0**	**0**	**0**	**0**	**0**	**0**	**0**
06-00	**367**	**0**	**0**	**0**	**0**	**5**	**3**	**4**	**4**	**12**	**25**	**45**	**76**	**105**	**60**	**17**	**8**	**1**	**2**	**0**	**0**	**0**	**0**	**0**	**0**	**0**	**0**	**0**	**0**	**0**
00-00	**374**	**0**	**0**	**0**	**0**	**5**	**3**	**4**	**4**	**12**	**25**	**47**	**78**	**105**	**61**	**19**	**8**	**1**	**2**	**0**	**0**	**0**	**0**	**0**	**0**	**0**	**0**	**0**	**0**	**0**

DRAFT

Site 23
Location L-4005-1, att t-junction sign, Lat 53.66525, Long -6.77352
Direction East

3279 / Meath/Cavan/Monaghan ATC's
October 2013
Automatic Traffic Count

Fri, 11 October 2013

Time	Total	Speed Bins (km/h)																												
		0 - 5	5 - 10	10 - 15	15 - 20	20 - 25	25 - 30	30 - 35	35 - 40	40 - 45	45 - 50	50 - 55	55 - 60	60 - 65	65 - 70	70 - 75	75 - 80	80 - 85	85 - 90	90 - 95	95 - 100	100 - 105	105 - 110	110 - 115	115 - 120	120 - 125	125 - 130	130 - 135	135 - 140
0000	2	0	0	0	0	0	0	0	0	0	0	1	1	0	0	0	0	0	0	0	0	0	0	0	0	0	0	0	0	0
0100	0	0	0	0	0	0	0	0	0	0	0	0	0	0	0	0	0	0	0	0	0	0	0	0	0	0	0	0	0	0
0200	0	0	0	0	0	0	0	0	0	0	0	0	0	0	0	0	0	0	0	0	0	0	0	0	0	0	0	0	0	0
0300	0	0	0	0	0	0	0	0	0	0	0	0	0	0	0	0	0	0	0	0	0	0	0	0	0	0	0	0	0	0
0400	0	0	0	0	0	0	0	0	0	0	0	0	0	0	0	0	0	0	0	0	0	0	0	0	0	0	0	0	0	0
0500	2	0	0	0	0	0	0	0	0	0	0	0	0	1	0	1	0	0	0	0	0	0	0	0	0	0	0	0	0	0
0600	7	0	0	0	0	0	0	0	0	0	0	2	0	2	1	1	1	0	0	0	0	0	0	0	0	0	0	0	0	0
0700	23	0	0	0	0	0	0	0	0	0	0	1	5	5	9	3	0	0	0	0	0	0	0	0	0	0	0	0	0	0
0800	38	0	0	0	0	0	0	0	1	0	1	0	5	20	9	2	0	0	0	0	0	0	0	0	0	0	0	0	0	0
0900	**47**	**0**	**0**	**0**	**0**	**0**	**0**	**1**	**0**	**2**	**2**	**5**	**10**	**18**	**7**	**0**	**2**	**0**	**0**	**0**	**0**	**0**	**0**	**0**	**0**	**0**	**0**	**0**	**0**	**0**
1000	25	0	0	0	0	0	0	1	0	0	5	2	4	5	6	1	1	0	0	0	0	0	0	0	0	0	0	0	0	0
1100	25	0	0	0	0	0	0	0	0	0	3	4	5	7	4	0	1	0	1	0	0	0	0	0	0	0	0	0	0	0
1200	29	0	0	0	0	0	0	2	0	0	1	4	6	6	2	7	0	1	0	0	0	0	0	0	0	0	0	0	0	0
1300	**39**	**0**	**0**	**0**	**0**	**1**	**0**	**0**	**0**	**2**	**2**	**3**	**12**	**9**	**8**	**2**	**0**	**0**	**0**	**0**	**0**	**0**	**0**	**0**	**0**	**0**	**0**	**0**	**0**	**0**
1400	35	0	0	0	0	0	0	0	0	2	3	5	13	10	1	1	0	0	0	0	0	0	0	0	0	0	0	0	0	0
1500	30	0	0	0	0	1	0	0	0	2	1	3	7	6	7	3	0	0	0	0	0	0	0	0	0	0	0	0	0	0
1600	27	0	0	0	0	0	0	0	1	2	2	1	6	3	5	5	2	0	0	0	0	0	0	0	0	0	0	0	0	0
1700	23	0	0	0	0	0	0	0	1	0	0	4	8	4	3	2	1	0	0	0	0	0	0	0	0	0	0	0	0	0
1800	18	0	0	0	0	0	0	0	1	1	0	1	4	2	7	1	0	0	1	0	0	0	0	0	0	0	0	0	0	0
1900	32	0	0	0	0	0	0	0	1	0	1	3	15	6	3	1	1	1	0	0	0	0	0	0	0	0	0	0	0	0
2000	13	0	0	0	0	0	0	0	0	1	5	3	0	3	1	0	0	0	0	0	0	0	0	0	0	0	0	0	0	0
2100	19	0	0	0	0	0	0	0	1	0	0	2	2	5	4	3	1	1	0	0	0	0	0	0	0	0	0	0	0	0
2200	10	0	0	0	0	0	0	0	0	0	1	2	1	2	2	1	1	0	0	0	0	0	0	0	0	0	0	0	0	0
2300	3	0	0	0	0	0	0	0	0	0	1	0	0	0	2	0	0	0	0	0	0	0	0	0	0	0	0	0	0	0
07-19	**359**	**0**	**0**	**0**	**0**	**2**	**0**	**4**	**4**	**11**	**20**	**33**	**85**	**95**	**68**	**27**	**7**	**1**	**2**	**0**	**0**	**0**	**0**	**0**	**0**	**0**	**0**	**0**	**0**	**0**
06-22	**430**	**0**	**0**	**0**	**0**	**2**	**0**	**4**	**6**	**12**	**26**	**43**	**102**	**111**	**77**	**32**	**10**	**3**	**2**	**0**	**0**	**0**	**0**	**0**	**0**	**0**	**0**	**0**	**0**	**0**
06-00	**443**	**0**	**0**	**0**	**0**	**2**	**0**	**4**	**6**	**12**	**28**	**45**	**103**	**113**	**81**	**33**	**11**	**3**	**2**	**0**	**0**	**0**	**0**	**0**	**0**	**0**	**0**	**0**	**0**	**0**
00-00	**447**	**0**	**0**	**0**	**0**	**2**	**0**	**4**	**6**	**12**	**28**	**46**	**104**	**114**	**81**	**34**	**11**	**3**	**2**	**0**	**0**	**0**	**0**	**0**	**0**	**0**	**0**	**0**	**0**	**0**

DRAFT

Site 23
Location L-4005-1, att t-junction sign, Lat 53.66525, Long -6.77352
Direction East

3279 / Meath/Cavan/Monaghan ATC's
October 2013
Automatic Traffic Count

Sat, 12 October 2013

Time	Total	Speed Bins (km/h)																											
		0 - 5	5 - 10	10 - 15	15 - 20	20 - 25	25 - 30	30 - 35	35 - 40	40 - 45	45 - 50	50 - 55	55 - 60	60 - 65	65 - 70	70 - 75	75 - 80	80 - 85	85 - 90	90 - 95	95 - 100	100 - 105	105 - 110	110 - 115	115 - 120	120 - 125	125 - 130	130 - 135	135 - 140
0000	1	0	0	0	0	0	0	0	0	0	0	0	0	0	0	0	1	0	0	0	0	0	0	0	0	0	0	0	0
0100	2	0	0	0	0	0	0	0	0	1	0	1	0	0	0	0	0	0	0	0	0	0	0	0	0	0	0	0	0
0200	0	0	0	0	0	0	0	0	0	0	0	0	0	0	0	0	0	0	0	0	0	0	0	0	0	0	0	0	0
0300	2	0	0	0	0	0	0	0	0	0	0	1	1	0	0	0	0	0	0	0	0	0	0	0	0	0	0	0	0
0400	1	0	0	0	0	0	0	0	0	0	0	1	0	0	0	0	0	0	0	0	0	0	0	0	0	0	0	0	0
0500	1	0	0	0	0	0	0	0	0	0	0	0	0	0	0	1	0	0	0	0	0	0	0	0	0	0	0	0	0
0600	2	0	0	0	0	0	0	0	0	0	0	0	0	0	1	0	1	0	0	0	0	0	0	0	0	0	0	0	0
0700	9	0	0	0	0	0	0	0	0	0	0	0	1	1	4	3	0	0	0	0	0	0	0	0	0	0	0	0	0
0800	15	0	0	0	0	0	1	0	0	0	0	1	4	5	4	0	0	0	0	0	0	0	0	0	0	0	0	0	0
0900	**22**	**0**	**0**	**0**	**0**	**0**	**0**	**0**	**0**	**0**	**1**	**1**	**4**	**10**	**6**	**0**	**0**	**0**	**0**	**0**	**0**	**0**	**0**	**0**	**0**	**0**	**0**	**0**	**0**
1000	20	0	0	0	0	0	0	0	0	0	0	3	2	7	4	3	1	0	0	0	0	0	0	0	0	0	0	0	0
1100	**22**	**0**	**0**	**0**	**0**	**0**	**1**	**0**	**0**	**0**	**1**	**3**	**2**	**10**	**3**	**0**	**1**	**1**	**0**	**0**	**0**	**0**	**0**	**0**	**0**	**0**	**0**	**0**	**0**
1200	29	0	0	0	0	0	8	1	0	0	0	0	5	8	5	0	2	0	0	0	0	0	0	0	0	0	0	0	0
1300	28	0	1	0	0	0	0	0	0	1	0	2	3	16	4	1	0	0	0	0	0	0	0	0	0	0	0	0	0
1400	**41**	**0**	**0**	**0**	**0**	**0**	**1**	**0**	**1**	**0**	**4**	**3**	**11**	**10**	**9**	**2**	**0**	**0**	**0**	**0**	**0**	**0**	**0**	**0**	**0**	**0**	**0**	**0**	**0**
1500	**41**	**0**	**0**	**1**	**0**	**0**	**1**	**0**	**5**	**0**	**3**	**1**	**8**	**6**	**9**	**4**	**2**	**1**	**0**	**0**	**0**	**0**	**0**	**0**	**0**	**0**	**0**	**0**	**0**
1600	25	0	0	0	1	0	0	0	1	0	2	1	5	10	2	2	1	0	0	0	0	0	0	0	0	0	0	0	0
1700	28	0	0	1	0	1	0	0	2	3	2	2	5	7	4	1	0	0	0	0	0	0	0	0	0	0	0	0	0
1800	31	0	0	0	0	0	0	1	1	0	2	1	8	11	5	1	0	1	0	0	0	0	0	0	0	0	0	0	0
1900	19	0	0	0	0	0	2	0	0	0	2	2	4	4	2	1	1	1	0	0	0	0	0	0	0	0	0	0	0
2000	14	0	0	0	0	0	0	0	0	0	1	0	4	2	6	1	0	0	0	0	0	0	0	0	0	0	0	0	0
2100	10	0	0	0	0	0	0	1	0	1	2	2	2	1	1	0	0	0	0	0	0	0	0	0	0	0	0	0	0
2200	4	0	0	0	0	0	0	0	0	0	0	0	2	1	1	0	0	0	0	0	0	0	0	0	0	0	0	0	0
2300	1	0	0	0	0	0	0	0	0	0	0	1	0	0	0	0	0	0	0	0	0	0	0	0	0	0	0	0	0
07-19	**311**	**0**	**1**	**2**	**1**	**1**	**12**	**2**	**10**	**4**	**15**	**18**	**58**	**101**	**59**	**17**	**7**	**3**	**0**	**0**	**0**	**0**	**0**	**0**	**0**	**0**	**0**	**0**	**0**
06-22	**356**	**0**	**1**	**2**	**1**	**1**	**14**	**3**	**10**	**5**	**20**	**22**	**68**	**108**	**69**	**19**	**9**	**4**	**0**	**0**	**0**	**0**	**0**	**0**	**0**	**0**	**0**	**0**	**0**
06-00	**361**	**0**	**1**	**2**	**1**	**1**	**14**	**3**	**10**	**5**	**20**	**23**	**70**	**109**	**70**	**19**	**9**	**4**	**0**	**0**	**0**	**0**	**0**	**0**	**0**	**0**	**0**	**0**	**0**
00-00	**368**	**0**	**1**	**2**	**1**	**1**	**14**	**3**	**10**	**6**	**20**	**26**	**71**	**109**	**70**	**20**	**10**	**4**	**0**	**0**	**0**	**0**	**0**	**0**	**0**	**0**	**0**	**0**	**0**

DRAFT

Site 23
Location L-4005-1, att t-junction sign, Lat 53.66525, Long -6.77352
Direction East

3279 / Meath/Cavan/Monaghan ATC's
October 2013
Automatic Traffic Count

Sun, 13 October 2013

Time	Total	Speed Bins (km/h)																											
		0 - 5	5 - 10	10 - 15	15 - 20	20 - 25	25 - 30	30 - 35	35 - 40	40 - 45	45 - 50	50 - 55	55 - 60	60 - 65	65 - 70	70 - 75	75 - 80	80 - 85	85 - 90	90 - 95	95 - 100	100 - 105	105 - 110	110 - 115	115 - 120	120 - 125	125 - 130	130 - 135	135 - 140
0000	2	0	0	0	0	0	0	0	0	0	0	0	1	1	0	0	0	0	0	0	0	0	0	0	0	0	0	0	0
0100	2	0	0	0	0	0	0	0	0	0	0	0	2	0	0	0	0	0	0	0	0	0	0	0	0	0	0	0	0
0200	3	0	0	0	0	0	0	0	0	0	0	0	2	1	0	0	0	0	0	0	0	0	0	0	0	0	0	0	0
0300	3	0	0	0	0	0	0	0	0	0	0	0	0	2	1	0	0	0	0	0	0	0	0	0	0	0	0	0	0
0400	1	0	0	0	0	0	0	0	0	0	0	1	0	0	0	0	0	0	0	0	0	0	0	0	0	0	0	0	0
0500	0	0	0	0	0	0	0	0	0	0	0	0	0	0	0	0	0	0	0	0	0	0	0	0	0	0	0	0	0
0600	0	0	0	0	0	0	0	0	0	0	0	0	0	0	0	0	0	0	0	0	0	0	0	0	0	0	0	0	0
0700	3	0	0	0	0	0	0	0	0	0	1	0	0	1	1	0	0	0	0	0	0	0	0	0	0	0	0	0	0
0800	6	0	0	0	0	0	0	1	0	0	0	1	0	1	1	1	1	0	0	0	0	0	0	0	0	0	0	0	0
0900	9	0	0	0	0	0	0	0	0	0	0	1	6	0	1	0	1	0	0	0	0	0	0	0	0	0	0	0	0
1000	**18**	**0**	**0**	**0**	**0**	**0**	**0**	**0**	**1**	**0**	**0**	**5**	**9**	**2**	**1**	**0**	**0**	**0**	**0**	**0**	**0**	**0**	**0**	**0**	**0**	**0**	**0**	**0**	**0**
1100	17	0	0	0	0	0	0	0	0	0	0	0	2	1	7	6	1	0	0	0	0	0	0	0	0	0	0	0	0
1200	**41**	**0**	**0**	**0**	**0**	**0**	**0**	**1**	**0**	**0**	**0**	**2**	**5**	**13**	**14**	**3**	**3**	**0**	**0**	**0**	**0**	**0**	**0**	**0**	**0**	**0**	**0**	**0**	**0**
1300	40	0	0	0	0	0	0	0	0	0	1	4	9	9	10	5	2	0	0	0	0	0	0	0	0	0	0	0	0
1400	25	0	0	0	0	0	1	1	0	1	0	0	5	9	5	2	1	0	0	0	0	0	0	0	0	0	0	0	0
1500	28	0	0	0	0	0	0	0	0	0	1	3	5	11	8	0	0	0	0	0	0	0	0	0	0	0	0	0	0
1600	20	0	0	0	1	0	0	0	1	3	1	2	4	2	4	0	1	1	0	0	0	0	0	0	0	0	0	0	0
1700	19	0	0	0	0	0	0	0	0	0	1	2	3	6	7	0	0	0	0	0	0	0	0	0	0	0	0	0	0
1800	8	0	0	0	0	0	0	0	0	0	0	2	1	3	1	1	0	0	0	0	0	0	0	0	0	0	0	0	0
1900	19	0	0	0	0	0	0	0	0	0	1	3	6	6	2	1	0	0	0	0	0	0	0	0	0	0	0	0	0
2000	1	0	0	0	0	0	0	0	0	0	0	0	0	0	0	0	1	0	0	0	0	0	0	0	0	0	0	0	0
2100	5	0	0	0	0	0	0	0	0	1	0	1	1	0	1	1	0	0	0	0	0	0	0	0	0	0	0	0	0
2200	6	0	0	0	0	0	0	0	0	0	0	2	1	2	1	0	0	0	0	0	0	0	0	0	0	0	0	0	0
2300	5	0	0	0	0	0	0	0	0	0	0	1	1	3	0	0	0	0	0	0	0	0	0	0	0	0	0	0	0
07-19	**234**	**0**	**0**	**0**	**1**	**0**	**1**	**3**	**2**	**4**	**5**	**22**	**49**	**58**	**60**	**18**	**10**	**1**	**0**	**0**	**0**	**0**	**0**	**0**	**0**	**0**	**0**	**0**	**0**
06-22	**259**	**0**	**0**	**0**	**1**	**0**	**1**	**3**	**2**	**5**	**6**	**26**	**56**	**64**	**63**	**20**	**11**	**1**	**0**	**0**	**0**	**0**	**0**	**0**	**0**	**0**	**0**	**0**	**0**
06-00	**270**	**0**	**0**	**0**	**1**	**0**	**1**	**3**	**2**	**5**	**6**	**29**	**58**	**69**	**64**	**20**	**11**	**1**	**0**	**0**	**0**	**0**	**0**	**0**	**0**	**0**	**0**	**0**	**0**
00-00	**281**	**0**	**0**	**0**	**1**	**0**	**1**	**3**	**2**	**5**	**6**	**30**	**63**	**73**	**65**	**20**	**11**	**1**	**0**	**0**	**0**	**0**	**0**	**0**	**0**	**0**	**0**	**0**	**0**

DRAFT

Site 23
Location L-4005-1, att t-junction sign, Lat 53.66525, Long -6.77352
Direction East

3279 / Meath/Cavan/Monaghan ATC's
October 2013
Automatic Traffic Count

Virtual Day (7)

Time	Total	Speed Bins (km/h)																											
		0 - 5	5 - 10	10 - 15	15 - 20	20 - 25	25 - 30	30 - 35	35 - 40	40 - 45	45 - 50	50 - 55	55 - 60	60 - 65	65 - 70	70 - 75	75 - 80	80 - 85	85 - 90	90 - 95	95 - 100	100 - 105	105 - 110	110 - 115	115 - 120	120 - 125	125 - 130	130 - 135	135 - 140
0000	2	0	0	0	0	0	0	0	0	0	0	1	1	0	0	0	0	0	0	0	0	0	0	0	0	0	0	0	0
0100	1	0	0	0	0	0	0	0	0	0	0	0	0	0	0	0	0	0	0	0	0	0	0	0	0	0	0	0	0
0200	1	0	0	0	0	0	0	0	0	0	0	0	0	0	0	0	0	0	0	0	0	0	0	0	0	0	0	0	0
0300	1	0	0	0	0	0	0	0	0	0	0	0	0	0	0	0	0	0	0	0	0	0	0	0	0	0	0	0	0
0400	0	0	0	0	0	0	0	0	0	0	0	0	0	0	0	0	0	0	0	0	0	0	0	0	0	0	0	0	0
0500	2	0	0	0	0	0	0	0	0	0	0	0	1	1	0	1	0	0	0	0	0	0	0	0	0	0	0	0	0
0600	5	0	0	0	0	0	0	0	0	0	0	1	0	1	1	1	1	0	0	0	0	0	0	0	0	0	0	0	0
0700	17	0	0	0	0	0	0	0	0	0	0	1	2	5	6	2	0	0	0	0	0	0	0	0	0	0	0	0	0
0800	32	0	0	0	0	0	0	0	1	0	1	2	3	9	11	3	1	0	0	0	0	0	0	0	0	0	0	0	0
0900	**37**	**0**	**0**	**0**	**0**	**0**	**0**	**0**	**0**	**3**	**3**	**4**	**6**	**12**	**5**	**1**	**1**	**0**	**0**	**0**	**0**	**0**	**0**	**0**	**0**	**0**	**0**	**0**	**0**
1000	23	0	0	0	0	0	0	0	1	0	1	4	6	7	3	1	0	0	0	0	0	0	0	0	0	0	0	0	0
1100	23	0	0	0	0	0	0	0	0	0	1	2	7	6	4	2	0	0	0	0	0	0	0	0	0	0	0	0	0
1200	27	0	0	0	0	0	1	1	0	1	0	3	6	7	4	2	1	0	0	0	0	0	0	0	0	0	0	0	0
1300	27	0	0	0	0	0	0	0	0	1	2	2	7	8	4	2	1	0	0	0	0	0	0	0	0	0	0	0	0
1400	29	0	0	0	0	0	1	0	1	2	2	3	6	8	4	1	0	0	0	0	0	0	0	0	0	0	0	0	0
1500	**30**	**0**	**0**	**0**	**0**	**0**	**0**	**0**	**1**	**1**	**2**	**3**	**7**	**8**	**5**	**2**	**0**	**0**	**0**	**0**	**0**	**0**	**0**	**0**	**0**	**0**	**0**	**0**	**0**
1600	28	0	0	0	0	0	0	0	1	2	2	3	6	6	5	1	1	0	0	0	0	0	0	0	0	0	0	0	0
1700	26	0	0	0	0	0	0	0	1	1	3	3	4	7	6	1	0	0	0	0	0	0	0	0	0	0	0	0	0
1800	23	0	0	0	0	0	0	0	0	1	2	3	4	6	4	2	1	0	0	0	0	0	0	0	0	0	0	0	0
1900	23	0	0	0	0	0	1	0	0	1	2	3	6	5	4	1	0	0	0	0	0	0	0	0	0	0	0	0	0
2000	10	0	0	0	0	0	0	0	0	0	1	2	2	2	2	0	0	0	0	0	0	0	0	0	0	0	0	0	0
2100	9	0	0	0	0	0	0	0	0	0	0	1	1	2	2	1	0	0	0	0	0	0	0	0	0	0	0	0	0
2200	5	0	0	0	0	0	0	0	0	0	0	1	1	1	1	0	0	0	0	0	0	0	0	0	0	0	0	0	0
2300	2	0	0	0	0	0	0	0	0	0	0	0	0	1	1	0	0	0	0	0	0	0	0	0	0	0	0	0	0
07-19	**323**	**0**	**0**	**1**	**1**	**2**	**4**	**4**	**6**	**12**	**18**	**32**	**66**	**91**	**59**	**19**	**7**	**1**	**1**	**0**	**0**	**0**	**0**	**0**	**0**	**0**	**0**	**0**	**0**
06-22	**371**	**0**	**0**	**1**	**1**	**2**	**4**	**4**	**7**	**13**	**21**	**39**	**75**	**102**	**68**	**22**	**9**	**2**	**1**	**0**	**0**	**0**	**0**	**0**	**0**	**0**	**0**	**0**	**0**
06-00	**378**	**0**	**0**	**1**	**1**	**2**	**4**	**4**	**7**	**13**	**21**	**40**	**77**	**104**	**70**	**22**	**9**	**2**	**1**	**0**	**0**	**0**	**0**	**0**	**0**	**0**	**0**	**0**	**0**
00-00	**385**	**0**	**0**	**1**	**1**	**2**	**4**	**4**	**7**	**14**	**21**	**41**	**79**	**106**	**70**	**23**	**9**	**2**	**1**	**0**	**0**	**0**	**0**	**0**	**0**	**0**	**0**	**0**	**0**

DRAFT

Site 23
Location L-4005-1, att t-junction sign, Lat 53.66525, Long -6.77352
Direction East

3279 / Meath/Cavan/Monaghan ATC's
October 2013
Automatic Traffic Count

Virtual Week (1)

Time	Total	Speed Bins (km/h)																											
		0 - 5	5 - 10	10 - 15	15 - 20	20 - 25	25 - 30	30 - 35	35 - 40	40 - 45	45 - 50	50 - 55	55 - 60	60 - 65	65 - 70	70 - 75	75 - 80	80 - 85	85 - 90	90 - 95	95 - 100	100 - 105	105 - 110	110 - 115	115 - 120	120 - 125	125 - 130	130 - 135	135 - 140
Mon	435	0	0	2	1	0	6	3	7	32	21	51	82	125	74	19	7	5	0	0	0	0	0	0	0	0	0	0	0
Tue	379	0	0	0	1	1	4	4	7	13	21	45	74	111	62	27	8	1	0	0	0	0	0	0	0	0	0	0	0
Wed	410	0	1	0	0	4	3	9	12	15	27	45	81	103	80	20	8	1	1	0	0	0	0	0	0	0	0	0	0
Thu	374	0	0	0	0	5	3	4	4	12	25	47	78	105	61	19	8	1	2	0	0	0	0	0	0	0	0	0	0
Fri	447	0	0	0	0	2	0	4	6	12	28	46	104	114	81	34	11	3	2	0	0	0	0	0	0	0	0	0	0
|Sat	368	0	1	2	1	1	14	3	10	6	20	26	71	109	70	20	10	4	0	0	0	0	0	0	0	0	0	0	0
|Sun	281	0	0	0	1	0	1	3	2	5	6	30	63	73	65	20	11	1	0	0	0	0	0	0	0	0	0	0	0	0
5 Day Ave.	**409**	**0**	**0**	**0**	**0**	**2**	**3**	**5**	**7**	**17**	**24**	**47**	**84**	**112**	**72**	**24**	**8**	**2**	**1**	**0**	**0**	**0**	**0**	**0**	**0**	**0**	**0**	**0**	**0**
7 Day Ave.	**385**	**0**	**0**	**1**	**1**	**2**	**4**	**4**	**7**	**14**	**21**	**41**	**79**	**106**	**70**	**23**	**9**	**2**	**1**	**0**	**0**	**0**	**0**	**0**	**0**	**0**	**0**	**0**	**0**
--	**2694**	**0**	**2**	**4**	**4**	**13**	**31**	**30**	**48**	**95**	**148**	**290**	**553**	**740**	**493**	**159**	**63**	**16**	**5**	**0**	**0**	**0**	**0**	**0**	**0**	**0**	**0**	**0**	**0**	**0**

Summary Graphs

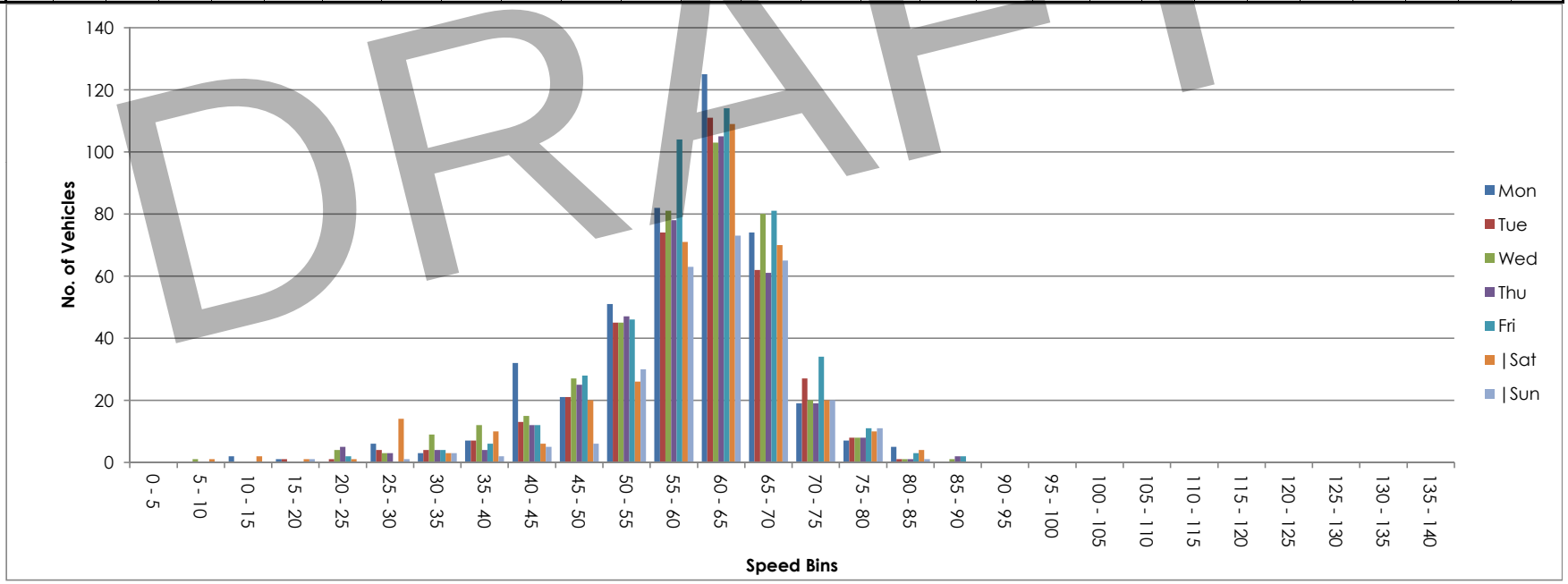

DRAFT

Site 23
Location L-4005-1, att t-junction sign, Lat 53.66525, Long -6.77352
Direction West

3279 / Meath/Cavan/Monaghan ATC's
October 2013
Automatic Traffic Count

Mon, 7 October 2013

Time	Total	Classification												>PSL	>PSL%	>SL1	>SL1%	>SL2	>SL2%	Mean	Vpp
		1 MCL	2 SV	3 SVT	4 TB2	5 TB3	6 T4	7 ART3	8 ART4	9 ART5	10 ART6	11 BD	12 DRT	80	80	85 +5kph	85 +5kph	90 +10kph	90 +10kph		85
0000	4	0	4	0	0	0	0	0	0	0	0	0	0	0	0	0	0	0	0	56.6	-
0100	1	0	1	0	0	0	0	0	0	0	0	0	0	0	0	0	0	0	0	57.6	-
0200	0	0	0	0	0	0	0	0	0	0	0	0	0	0	0	0	0	0	0	-	-
0300	1	0	1	0	0	0	0	0	0	0	0	0	0	0	0	0	0	0	0	63.6	-
0400	0	0	0	0	0	0	0	0	0	0	0	0	0	0	0	0	0	0	0	-	-
0500	0	0	0	0	0	0	0	0	0	0	0	0	0	0	0	0	0	0	0	-	-
0600	3	0	3	0	0	0	0	0	0	0	0	0	0	0	0	0	0	0	0	56.8	-
0700	8	0	7	0	1	0	0	0	0	0	0	0	0	0	0	0	0	0	0	60.4	-
0800	12	0	9	0	3	0	0	0	0	0	0	0	0	0	0	0	0	0	0	61.1	70.6
0900	**24**	**0**	**17**	**2**	**3**	**0**	**0**	**1**	**0**	**0**	**1**	**0**	**0**	**0**	**0**	**0**	**0**	**0**	**0**	**51.9**	**59**
1000	22	0	18	2	2	0	0	0	0	0	0	0	0	0	0	0	0	0	0	62.2	71.3
1100	14	0	11	0	3	0	0	0	0	0	0	0	0	1	7.1	0	0	0	0	62.6	73.8
1200	29	0	25	2	2	0	0	0	0	0	0	0	0	0	0	0	0	0	0	61.1	68
1300	21	0	20	0	1	0	0	0	0	0	0	0	0	1	4.8	0	0	0	0	56.4	72
1400	23	0	19	1	2	0	0	0	1	0	0	0	0	0	0	0	0	0	0	54.9	66.6
1500	**36**	**0**	**27**	**3**	**6**	**0**	**0**	**0**	**0**	**0**	**0**	**0**	**0**	**1**	**2.8**	**0**	**0**	**0**	**0**	**53.3**	**68**
1600	26	2	18	0	5	0	0	0	1	0	0	0	0	0	0	0	0	0	0	54.2	65.5
1700	32	0	30	0	2	0	0	0	0	0	0	0	0	1	3.1	0	0	0	0	64.8	73.1
1800	27	0	24	0	3	0	0	0	0	0	0	0	0	0	0	0	0	0	0	58.3	72.4
1900	27	0	23	0	4	0	0	0	0	0	0	0	0	1	3.7	1	3.7	1	3.7	63.5	71.3
2000	21	0	21	0	0	0	0	0	0	0	0	0	0	0	0	0	0	0	0	57.6	66.6
2100	11	0	11	0	0	0	0	0	0	0	0	0	0	0	0	0	0	0	0	58.8	69.8
2200	8	0	8	0	0	0	0	0	0	0	0	0	0	0	0	0	0	0	0	55.2	-
2300	3	0	3	0	0	0	0	0	0	0	0	0	0	0	0	0	0	0	0	58.9	-
07-19	**274**	**2**	**225**	**10**	**33**	**0**	**0**	**1**	**2**	**0**	**1**	**0**	**0**	**4**	**1.5**	**0**	**0**	**0**	**0**	**58**	**70.6**
06-22	**336**	**2**	**283**	**10**	**37**	**0**	**0**	**1**	**2**	**0**	**1**	**0**	**0**	**5**	**1.5**	**1**	**0.3**	**1**	**0.3**	**58.5**	**70.6**
06-00	**347**	**2**	**294**	**10**	**37**	**0**	**0**	**1**	**2**	**0**	**1**	**0**	**0**	**5**	**1.4**	**1**	**0.3**	**1**	**0.3**	**58.4**	**70.6**
00-00	**353**	**2**	**300**	**10**	**37**	**0**	**0**	**1**	**2**	**0**	**1**	**0**	**0**	**5**	**1.4**	**1**	**0.3**	**1**	**0.3**	**58.4**	**70.2**

DRAFT

Site 23
Location L-4005-1, att t-junction sign, Lat 53.66525, Long -6.77352
Direction West

3279 / Meath/Cavan/Monaghan ATC's
October 2013
Automatic Traffic Count

Tue, 8 October 2013

Time	Total	Classification												>PSL	>PSL%	>SL1	>SL1%	>SL2	>SL2%	Mean	Vpp
		1 MCL	2 SV	3 SVT	4 TB2	5 TB3	6 T4	7 ART3	8 ART4	9 ART5	10 ART6	11 BD	12 DRT	80	80	85 +5kph	85 +5kph	90 +10kph	90 +10kph		85
0000	0	0	0	0	0	0	0	0	0	0	0	0	0	0	0	0	0	0	0	-	-
0100	2	0	2	0	0	0	0	0	0	0	0	0	0	0	0	0	0	0	0	57.5	-
0200	0	0	0	0	0	0	0	0	0	0	0	0	0	0	0	0	0	0	0	-	-
0300	0	0	0	0	0	0	0	0	0	0	0	0	0	0	0	0	0	0	0	-	-
0400	0	0	0	0	0	0	0	0	0	0	0	0	0	0	0	0	0	0	0	-	-
0500	0	0	0	0	0	0	0	0	0	0	0	0	0	0	0	0	0	0	0	-	-
0600	1	0	1	0	0	0	0	0	0	0	0	0	0	0	0	0	0	0	0	48.3	-
0700	6	0	4	0	1	0	1	0	0	0	0	0	0	0	0	0	0	0	0	57.7	-
0800	**21**	**0**	**13**	**1**	**7**	**0**	**0**	**0**	**0**	**0**	**0**	**0**	**0**	**1**	**4.8**	**0**	**0**	**0**	**0**	**59.3**	**67.3**
0900	18	0	13	2	3	0	0	0	0	0	0	0	0	0	0	0	0	0	0	58.7	63.4
1000	20	2	13	1	4	0	0	0	0	0	0	0	0	0	0	0	0	0	0	56.5	65.9
1100	18	1	12	0	5	0	0	0	0	0	0	0	0	0	0	0	0	0	0	60.2	69.5
1200	23	0	20	0	3	0	0	0	0	0	0	0	0	0	0	0	0	0	0	57.6	70.2
1300	25	1	21	0	3	0	0	0	0	0	0	0	0	0	0	0	0	0	0	55.6	68.4
1400	27	1	23	0	1	0	2	0	0	0	0	0	0	0	0	0	0	0	0	60.9	72.7
1500	36	0	31	0	3	1	0	0	0	0	0	1	0	0	0	0	0	0	0	60.4	68.8
1600	26	1	24	0	1	0	0	0	0	0	0	0	0	0	0	0	0	0	0	59.2	69.5
1700	**43**	**1**	**38**	**0**	**4**	**0**	**0**	**0**	**0**	**0**	**0**	**0**	**0**	**1**	**2.3**	**1**	**2.3**	**0**	**0**	**62.5**	**72.7**
1800	29	0	27	0	2	0	0	0	0	0	0	0	0	1	3.4	1	3.4	0	0	63.2	69.5
1900	18	0	17	0	1	0	0	0	0	0	0	0	0	1	5.6	1	5.6	1	5.6	65.8	74.5
2000	17	0	14	0	3	0	0	0	0	0	0	0	0	1	5.9	0	0	0	0	64.9	74.9
2100	8	0	8	0	0	0	0	0	0	0	0	0	0	0	0	0	0	0	0	65.4	-
2200	11	0	11	0	0	0	0	0	0	0	0	0	0	0	0	0	0	0	0	62.8	67.7
2300	3	0	3	0	0	0	0	0	0	0	0	0	0	0	0	0	0	0	0	62.3	-
07-19	**292**	**7**	**239**	**4**	**37**	**1**	**3**	**0**	**0**	**0**	**0**	**1**	**0**	**3**	**1**	**2**	**0.7**	**0**	**0**	**59.8**	**69.8**
06-22	**336**	**7**	**279**	**4**	**41**	**1**	**3**	**0**	**0**	**0**	**0**	**1**	**0**	**5**	**1.5**	**3**	**0.9**	**1**	**0.3**	**60.5**	**71.3**
06-00	**350**	**7**	**293**	**4**	**41**	**1**	**3**	**0**	**0**	**0**	**0**	**1**	**0**	**5**	**1.4**	**3**	**0.9**	**1**	**0.3**	**60.5**	**70.9**
00-00	**352**	**7**	**295**	**4**	**41**	**1**	**3**	**0**	**0**	**0**	**0**	**1**	**0**	**5**	**1.4**	**3**	**0.9**	**1**	**0.3**	**60.5**	**70.6**

DRAFT

Site 23
Location L-4005-1, att t-junction sign, Lat 53.66525, Long -6.77352
Direction West

3279 / Meath/Cavan/Monaghan ATC's
October 2013
Automatic Traffic Count

Wed, 9 October 2013

Time	Total	Classification												>PSL	>PSL%	>SL1	>SL1%	>SL2	>SL2%	Mean	Vpp
		1 MCL	2 SV	3 SVT	4 TB2	5 TB3	6 T4	7 ART3	8 ART4	9 ART5	10 ART6	11 BD	12 DRT	80	80	85 +5kph	85 +5kph	90 +10kph	90 +10kph		85
0000	4	0	4	0	0	0	0	0	0	0	0	0	0	0	0	0	0	0	0	55.2	-
0100	1	0	1	0	0	0	0	0	0	0	0	0	0	0	0	0	0	0	0	54.4	-
0200	0	0	0	0	0	0	0	0	0	0	0	0	0	0	0	0	0	0	0	-	-
0300	0	0	0	0	0	0	0	0	0	0	0	0	0	0	0	0	0	0	0	-	-
0400	0	0	0	0	0	0	0	0	0	0	0	0	0	0	0	0	0	0	0	-	-
0500	0	0	0	0	0	0	0	0	0	0	0	0	0	0	0	0	0	0	0	-	-
0600	1	0	1	0	0	0	0	0	0	0	0	0	0	0	0	0	0	0	0	48.4	-
0700	7	0	4	0	2	1	0	0	0	0	0	0	0	0	0	0	0	0	0	58.9	-
0800	14	0	12	0	2	0	0	0	0	0	0	0	0	0	0	0	0	0	0	64.7	71.6
0900	15	0	11	1	2	0	0	1	0	0	0	0	0	1	6.7	0	0	0	0	59.6	64.8
1000	14	0	14	0	0	0	0	0	0	0	0	0	0	1	7.1	0	0	0	0	65	73.8
1100	**18**	**0**	**15**	**0**	**2**	**0**	**0**	**0**	**0**	**0**	**1**	**0**	**0**	**0**	**0**	**0**	**0**	**0**	**0**	**56.4**	**65.5**
1200	27	0	21	1	5	0	0	0	0	0	0	0	0	2	7.4	0	0	0	0	59.8	70.9
1300	24	0	21	0	3	0	0	0	0	0	0	0	0	1	4.2	1	4.2	0	0	59.4	70.2
1400	19	0	17	0	2	0	0	0	0	0	0	0	0	0	0	0	0	0	0	59.2	70.9
1500	28	0	24	1	3	0	0	0	0	0	0	0	0	1	3.6	0	0	0	0	59	74.5
1600	35	1	26	1	7	0	0	0	0	0	0	0	0	0	0	0	0	0	0	62.2	70.9
1700	**41**	**1**	**37**	**1**	**2**	**0**	**0**	**0**	**0**	**0**	**0**	**0**	**0**	**2**	**4.9**	**0**	**0**	**0**	**0**	**61**	**73.1**
1800	30	0	27	0	3	0	0	0	0	0	0	0	0	3	10	1	3.3	0	0	66.4	76.7
1900	27	0	25	1	1	0	0	0	0	0	0	0	0	1	3.7	1	3.7	0	0	61.2	66.6
2000	17	0	16	0	1	0	0	0	0	0	0	0	0	0	0	0	0	0	0	62.1	71.3
2100	15	0	15	0	0	0	0	0	0	0	0	0	0	2	13.3	0	0	0	0	61.4	72.7
2200	9	0	8	0	1	0	0	0	0	0	0	0	0	1	11.1	1	11.1	0	0	59.5	-
2300	2	0	1	0	1	0	0	0	0	0	0	0	0	0	0	0	0	0	0	59	-
07-19	**272**	**2**	**229**	**5**	**33**	**1**	**0**	**1**	**0**	**0**	**1**	**0**	**0**	**11**	**4**	**2**	**0.7**	**0**	**0**	**61.1**	**72.7**
06-22	**332**	**2**	**286**	**6**	**35**	**1**	**0**	**1**	**0**	**0**	**1**	**0**	**0**	**14**	**4.2**	**3**	**0.9**	**0**	**0**	**61.2**	**72.7**
06-00	**343**	**2**	**295**	**6**	**37**	**1**	**0**	**1**	**0**	**0**	**1**	**0**	**0**	**15**	**4.4**	**4**	**1.2**	**0**	**0**	**61.1**	**72.7**
00-00	**348**	**2**	**300**	**6**	**37**	**1**	**0**	**1**	**0**	**0**	**1**	**0**	**0**	**15**	**4.3**	**4**	**1.1**	**0**	**0**	**61**	**72.7**

DRAFT

Site 23
Location L-4005-1, att t-junction sign, Lat 53.66525, Long -6.77352
Direction West

3279 / Meath/Cavan/Monaghan ATC's
October 2013
Automatic Traffic Count

Thu, 10 October 2013

Time	Total	Classification												>PSL	>PSL%	>SL1	>SL1%	>SL2	>SL2%	Mean	Vpp
		1 MCL	2 SV	3 SVT	4 TB2	5 TB3	6 T4	7 ART3	8 ART4	9 ART5	10 ART6	11 BD	12 DRT	80	80	85 +5kph	85 +5kph	90 +10kph	90 +10kph		85
0000	3	0	3	0	0	0	0	0	0	0	0	0	0	0	0	0	0	0	0	65.2	-
0100	1	0	1	0	0	0	0	0	0	0	0	0	0	0	0	0	0	0	0	57.1	-
0200	0	0	0	0	0	0	0	0	0	0	0	0	0	0	0	0	0	0	0	-	-
0300	0	0	0	0	0	0	0	0	0	0	0	0	0	0	0	0	0	0	0	-	-
0400	1	0	1	0	0	0	0	0	0	0	0	0	0	0	0	0	0	0	0	50.3	-
0500	0	0	0	0	0	0	0	0	0	0	0	0	0	0	0	0	0	0	0	-	-
0600	2	0	2	0	0	0	0	0	0	0	0	0	0	0	0	0	0	0	0	58.6	-
0700	9	0	7	0	2	0	0	0	0	0	0	0	0	0	0	0	0	0	0	66.8	-
0800	10	0	9	0	1	0	0	0	0	0	0	0	0	0	0	0	0	0	0	59.2	-
0900	**23**	**0**	**17**	**0**	**5**	**0**	**0**	**0**	**1**	**0**	**0**	**0**	**0**	**1**	**4.3**	**0**	**0**	**0**	**0**	**62.9**	**72.4**
1000	20	1	15	1	3	0	0	0	0	0	0	0	0	0	0	0	0	0	0	56.6	68
1100	22	0	17	0	5	0	0	0	0	0	0	0	0	0	0	0	0	0	0	58.2	74.2
1200	25	0	19	0	6	0	0	0	0	0	0	0	0	1	4	1	4	1	4	63.3	73.4
1300	19	1	12	0	5	1	0	0	0	0	0	0	0	0	0	0	0	0	0	61.9	74.2
1400	21	1	18	0	2	0	0	0	0	0	0	0	0	2	9.5	2	9.5	0	0	67.2	77.4
1500	29	1	27	0	1	0	0	0	0	0	0	0	0	1	3.4	0	0	0	0	62	72
1600	31	0	25	0	5	0	1	0	0	0	0	0	0	3	9.7	1	3.2	0	0	66.4	78.1
1700	31	0	25	1	5	0	0	0	0	0	0	0	0	1	3.2	0	0	0	0	65.1	74.5
1800	**32**	**0**	**27**	**2**	**2**	**0**	**0**	**1**	**0**	**0**	**0**	**0**	**0**	**1**	**3.1**	**1**	**3.1**	**1**	**3.1**	**62.5**	**68.8**
1900	24	0	22	0	2	0	0	0	0	0	0	0	0	2	8.3	1	4.2	0	0	66	76.3
2000	12	0	12	0	0	0	0	0	0	0	0	0	0	0	0	0	0	0	0	59.3	73.1
2100	14	0	13	0	1	0	0	0	0	0	0	0	0	1	7.1	0	0	0	0	64.9	71.3
2200	13	0	12	0	1	0	0	0	0	0	0	0	0	0	0	0	0	0	0	61.3	66.6
2300	2	0	2	0	0	0	0	0	0	0	0	0	0	0	0	0	0	0	0	49.1	-
07-19	**272**	**4**	**218**	**4**	**42**	**1**	**1**	**1**	**1**	**0**	**0**	**0**	**0**	**10**	**3.7**	**5**	**1.8**	**2**	**0.7**	**62.8**	**74.2**
06-22	**324**	**4**	**267**	**4**	**45**	**1**	**1**	**1**	**1**	**0**	**0**	**0**	**0**	**13**	**4**	**6**	**1.9**	**2**	**0.6**	**63**	**74.2**
06-00	**339**	**4**	**281**	**4**	**46**	**1**	**1**	**1**	**1**	**0**	**0**	**0**	**0**	**13**	**3.8**	**6**	**1.8**	**2**	**0.6**	**62.9**	**74.2**
00-00	**344**	**4**	**286**	**4**	**46**	**1**	**1**	**1**	**1**	**0**	**0**	**0**	**0**	**13**	**3.8**	**6**	**1.7**	**2**	**0.6**	**62.8**	**73.8**

DRAFT

Site 23
Location L-4005-1, att t-junction sign, Lat 53.66525, Long -6.77352
Direction West

3279 / Meath/Cavan/Monaghan ATC's
October 2013
Automatic Traffic Count

Fri, 11 October 2013

Time	Total	Classification												>PSL	>PSL%	>SL1	>SL1%	>SL2	>SL2%	Mean	Vpp
		1 MCL	2 SV	3 SVT	4 TB2	5 TB3	6 T4	7 ART3	8 ART4	9 ART5	10 ART6	11 BD	12 DRT	80	80	85 +5kph	85 +5kph	90 +10kph	90 +10kph		85
0000	1	0	1	0	0	0	0	0	0	0	0	0	0	0	0	0	0	0	0	67	-
0100	0	0	0	0	0	0	0	0	0	0	0	0	0	0	0	0	0	0	0	-	-
0200	0	0	0	0	0	0	0	0	0	0	0	0	0	0	0	0	0	0	0	-	-
0300	1	0	1	0	0	0	0	0	0	0	0	0	0	0	0	0	0	0	0	63.9	-
0400	0	0	0	0	0	0	0	0	0	0	0	0	0	0	0	0	0	0	0	-	-
0500	0	0	0	0	0	0	0	0	0	0	0	0	0	0	0	0	0	0	0	-	-
0600	2	0	2	0	0	0	0	0	0	0	0	0	0	0	0	0	0	0	0	52.3	-
0700	5	0	4	0	1	0	0	0	0	0	0	0	0	0	0	0	0	0	0	63.8	-
0800	16	0	15	0	1	0	0	0	0	0	0	0	0	0	0	0	0	0	0	65.3	73.8
0900	11	0	6	0	5	0	0	0	0	0	0	0	0	0	0	0	0	0	0	56.8	64.1
1000	**18**	**0**	**16**	**0**	**2**	**0**	**0**	**0**	**0**	**0**	**0**	**0**	**0**	**0**	**0**	**0**	**0**	**0**	**0**	**59.3**	**67**
1100	17	1	10	2	4	0	0	0	0	0	0	0	0	1	5.9	0	0	0	0	60.3	68.8
1200	37	0	27	5	3	0	0	0	1	0	1	0	0	1	2.7	0	0	0	0	59.2	65.9
1300	29	0	25	0	3	0	0	0	0	1	0	0	0	1	3.4	1	3.4	0	0	62.1	74.2
1400	30	0	26	0	3	0	0	0	1	0	0	0	0	0	0	0	0	0	0	63.5	72.4
1500	**38**	**0**	**34**	**0**	**3**	**0**	**0**	**0**	**1**	**0**	**0**	**0**	**0**	**1**	**2.6**	**1**	**2.6**	**0**	**0**	**66.5**	**73.4**
1600	33	1	29	0	3	0	0	0	0	0	0	0	0	2	6.1	1	3	1	3	66.7	74.9
1700	29	0	29	0	0	0	0	0	0	0	0	0	0	2	6.9	0	0	0	0	67.4	75.2
1800	28	0	26	0	2	0	0	0	0	0	0	0	0	2	7.1	2	7.1	0	0	65.3	74.2
1900	23	0	22	0	1	0	0	0	0	0	0	0	0	1	4.3	1	4.3	1	4.3	61.6	72.7
2000	19	0	16	0	3	0	0	0	0	0	0	0	0	1	5.3	0	0	0	0	58.4	69.5
2100	23	0	22	0	1	0	0	0	0	0	0	0	0	2	8.7	1	4.3	1	4.3	59.1	73.1
2200	6	0	6	0	0	0	0	0	0	0	0	0	0	0	0	0	0	0	0	65	-
2300	2	0	2	0	0	0	0	0	0	0	0	0	0	0	0	0	0	0	0	58.7	-
07-19	**291**	**2**	**247**	**7**	**30**	**0**	**0**	**0**	**3**	**1**	**1**	**0**	**0**	**10**	**3.4**	**5**	**1.7**	**1**	**0.3**	**63.6**	**73.1**
06-22	**358**	**2**	**309**	**7**	**35**	**0**	**0**	**0**	**3**	**1**	**1**	**0**	**0**	**14**	**3.9**	**7**	**2**	**3**	**0.8**	**62.8**	**72.7**
06-00	**366**	**2**	**317**	**7**	**35**	**0**	**0**	**0**	**3**	**1**	**1**	**0**	**0**	**14**	**3.8**	**7**	**1.9**	**3**	**0.8**	**62.8**	**72.7**
00-00	**368**	**2**	**319**	**7**	**35**	**0**	**0**	**0**	**3**	**1**	**1**	**0**	**0**	**14**	**3.8**	**7**	**1.9**	**3**	**0.8**	**62.8**	**72.7**

DRAFT

Site 23
Location L-4005-1, att t-junction sign, Lat 53.66525, Long -6.77352
Direction West

3279 / Meath/Cavan/Monaghan ATC's
October 2013
Automatic Traffic Count

Sat, 12 October 2013

Time	Total	Classification												>PSL	>PSL%	>SL1	>SL1%	>SL2	>SL2%	Mean	Vpp
		1 MCL	2 SV	3 SVT	4 TB2	5 TB3	6 T4	7 ART3	8 ART4	9 ART5	10 ART6	11 BD	12 DRT	80	80	85 +5kph	85 +5kph	90 +10kph	90 +10kph		85
0000	6	0	6	0	0	0	0	0	0	0	0	0	0	0	0	0	0	0	0	65.6	-
0100	4	0	4	0	0	0	0	0	0	0	0	0	0	0	0	0	0	0	0	60.6	-
0200	3	0	3	0	0	0	0	0	0	0	0	0	0	0	0	0	0	0	0	58.6	-
0300	4	0	3	0	1	0	0	0	0	0	0	0	0	0	0	0	0	0	0	65.1	-
0400	0	0	0	0	0	0	0	0	0	0	0	0	0	0	0	0	0	0	0	-	-
0500	0	0	0	0	0	0	0	0	0	0	0	0	0	0	0	0	0	0	0	-	-
0600	1	0	1	0	0	0	0	0	0	0	0	0	0	0	0	0	0	0	0	72.1	-
0700	5	0	4	0	1	0	0	0	0	0	0	0	0	0	0	0	0	0	0	65.6	-
0800	10	0	8	0	2	0	0	0	0	0	0	0	0	1	10	0	0	0	0	66.3	-
0900	14	0	9	1	3	0	0	0	1	0	0	0	0	0	0	0	0	0	0	61.1	69.1
1000	11	1	9	0	1	0	0	0	0	0	0	0	0	0	0	0	0	0	0	55.4	65.2
1100	**15**	**0**	**13**	**1**	**1**	**0**	**0**	**0**	**0**	**0**	**0**	**0**	**0**	**1**	**6.7**	**0**	**0**	**0**	**0**	**63**	**73.8**
1200	33	2	26	1	2	0	0	0	2	0	0	0	0	1	3	0	0	0	0	60.8	69.1
1300	31	0	28	2	1	0	0	0	0	0	0	0	0	5	16.1	1	3.2	0	0	66.1	78.5
1400	42	1	34	2	5	0	0	0	0	0	0	0	0	1	2.4	0	0	0	0	58.7	71.3
1500	21	0	20	0	1	0	0	0	0	0	0	0	0	0	0	0	0	0	0	63.4	72.4
1600	18	0	17	0	1	0	0	0	0	0	0	0	0	0	0	0	0	0	0	62.1	68.8
1700	**52**	**1**	**49**	**0**	**2**	**0**	**0**	**0**	**0**	**0**	**0**	**0**	**0**	**4**	**7.7**	**3**	**5.8**	**0**	**0**	**61.9**	**75.2**
1800	28	0	27	1	0	0	0	0	0	0	0	0	0	0	0	0	0	0	0	60.6	69.8
1900	22	0	19	0	3	0	0	0	0	0	0	0	0	0	0	0	0	0	0	64.5	73.8
2000	16	0	14	0	2	0	0	0	0	0	0	0	0	1	6.3	1	6.3	1	6.3	68.1	76
2100	8	0	7	0	1	0	0	0	0	0	0	0	0	0	0	0	0	0	0	48.5	-
2200	7	0	7	0	0	0	0	0	0	0	0	0	0	0	0	0	0	0	0	63.5	-
2300	3	0	1	0	2	0	0	0	0	0	0	0	0	0	0	0	0	0	0	65.9	-
07-19	**280**	**5**	**244**	**8**	**20**	**0**	**0**	**0**	**3**	**0**	**0**	**0**	**0**	**13**	**4.6**	**4**	**1.4**	**0**	**0**	**61.7**	**72.7**
06-22	**327**	**5**	**285**	**8**	**26**	**0**	**0**	**0**	**3**	**0**	**0**	**0**	**0**	**14**	**4.3**	**5**	**1.5**	**1**	**0.3**	**61.9**	**73.1**
06-00	**337**	**5**	**293**	**8**	**28**	**0**	**0**	**0**	**3**	**0**	**0**	**0**	**0**	**14**	**4.2**	**5**	**1.5**	**1**	**0.3**	**62**	**73.1**
00-00	**354**	**5**	**309**	**8**	**29**	**0**	**0**	**0**	**3**	**0**	**0**	**0**	**0**	**14**	**4**	**5**	**1.4**	**1**	**0.3**	**62**	**73.1**

DRAFT

Site 23
Location L-4005-1, att t-junction sign, Lat 53.66525, Long -6.77352
Direction West

3279 / Meath/Cavan/Monaghan ATC's
October 2013
Automatic Traffic Count

Sun, 13 October 2013

Time	Total	Classification												>PSL	>PSL%	>SL1	>SL1%	>SL2	>SL2%	Mean	Vpp
		1 MCL	2 SV	3 SVT	4 TB2	5 TB3	6 T4	7 ART3	8 ART4	9 ART5	10 ART6	11 BD	12 DRT	80	80	85 +5kph	85 +5kph	90 +10kph	90 +10kph		85
0000	2	0	2	0	0	0	0	0	0	0	0	0	0	0	0	0	0	0	0	65.4	-
0100	8	0	5	0	3	0	0	0	0	0	0	0	0	0	0	0	0	0	0	59.2	-
0200	0	0	0	0	0	0	0	0	0	0	0	0	0	0	0	0	0	0	0	-	-
0300	3	0	3	0	0	0	0	0	0	0	0	0	0	0	0	0	0	0	0	53.6	-
0400	0	0	0	0	0	0	0	0	0	0	0	0	0	0	0	0	0	0	0	-	-
0500	2	0	2	0	0	0	0	0	0	0	0	0	0	0	0	0	0	0	0	63.3	-
0600	2	0	2	0	0	0	0	0	0	0	0	0	0	0	0	0	0	0	0	60	-
0700	2	0	2	0	0	0	0	0	0	0	0	0	0	0	0	0	0	0	0	63.3	-
0800	3	0	2	0	0	0	0	0	0	1	0	0	0	0	0	0	0	0	0	53.6	-
0900	9	0	7	0	2	0	0	0	0	0	0	0	0	1	11.1	0	0	0	0	66.3	-
1000	4	0	4	0	0	0	0	0	0	0	0	0	0	0	0	0	0	0	0	69.4	-
1100	**14**	**2**	**11**	**1**	**0**	**0**	**0**	**0**	**0**	**0**	**0**	**0**	**0**	**0**	**0**	**0**	**0**	**0**	**0**	**53.2**	**66.6**
1200	19	0	17	0	2	0	0	0	0	0	0	0	0	1	5.3	0	0	0	0	66.4	72.7
1300	21	0	20	1	0	0	0	0	0	0	0	0	0	0	0	0	0	0	0	64.6	77
1400	15	0	11	1	3	0	0	0	0	0	0	0	0	1	6.7	0	0	0	0	64.5	73.8
1500	24	1	22	1	0	0	0	0	0	0	0	0	0	3	12.5	1	4.2	0	0	65.6	72.7
1600	33	0	33	0	0	0	0	0	0	0	0	0	0	0	0	0	0	0	0	61.9	70.2
1700	**40**	**0**	**39**	**0**	**1**	**0**	**0**	**0**	**0**	**0**	**0**	**0**	**0**	**7**	**17.5**	**1**	**2.5**	**1**	**2.5**	**68.5**	**80.3**
1800	27	0	26	0	1	0	0	0	0	0	0	0	0	0	0	0	0	0	0	60.7	65.2
1900	17	1	15	0	1	0	0	0	0	0	0	0	0	1	5.9	0	0	0	0	65.9	78.5
2000	9	0	8	0	1	0	0	0	0	0	0	0	0	0	0	0	0	0	0	60.6	-
2100	8	0	6	0	2	0	0	0	0	0	0	0	0	0	0	0	0	0	0	55.8	-
2200	5	0	5	0	0	0	0	0	0	0	0	0	0	0	0	0	0	0	0	66.6	-
2300	3	0	3	0	0	0	0	0	0	0	0	0	0	0	0	0	0	0	0	63.8	-
07-19	**211**	**3**	**194**	**4**	**9**	**0**	**0**	**0**	**0**	**1**	**0**	**0**	**0**	**13**	**6.2**	**2**	**0.9**	**1**	**0.5**	**63.9**	**74.2**
06-22	**247**	**4**	**225**	**4**	**13**	**0**	**0**	**0**	**0**	**1**	**0**	**0**	**0**	**14**	**5.7**	**2**	**0.8**	**1**	**0.4**	**63.7**	**74.5**
06-00	**255**	**4**	**233**	**4**	**13**	**0**	**0**	**0**	**0**	**1**	**0**	**0**	**0**	**14**	**5.5**	**2**	**0.8**	**1**	**0.4**	**63.7**	**74.5**
00-00	**270**	**4**	**245**	**4**	**16**	**0**	**0**	**0**	**0**	**1**	**0**	**0**	**0**	**14**	**5.2**	**2**	**0.7**	**1**	**0.4**	**63.5**	**73.8**

DRAFT

Site 23
Location L-4005-1, att t-junction sign, Lat 53.66525, Long -6.77352
Direction West

3279 / Meath/Cavan/Monaghan ATC's
October 2013
Automatic Traffic Count

Virtual Day (7)

Time	Total	Classification												>PSL	>PSL%	>SL1	>SL1%	>SL2	>SL2%	Mean	Vpp
		1 MCL	2 SV	3 SVT	4 TB2	5 TB3	6 T4	7 ART3	8 ART4	9 ART5	10 ART6	11 BD	12 DRT	80	80	85 +5kph	85 +5kph	90 +10kph	90 +10kph		85
0000	3	0	3	0	0	0	0	0	0	0	0	0	0	0	0	0	0	0	0	61.7	-
0100	2	0	2	0	0	0	0	0	0	0	0	0	0	0	0	0	0	0	0	58.8	-
0200	0	0	0	0	0	0	0	0	0	0	0	0	0	0	0	0	0	0	0	58.6	-
0300	1	0	1	0	0	0	0	0	0	0	0	0	0	0	0	0	0	0	0	61	-
0400	0	0	0	0	0	0	0	0	0	0	0	0	0	0	0	0	0	0	0	50.3	-
0500	0	0	0	0	0	0	0	0	0	0	0	0	0	0	0	0	0	0	0	63.3	-
0600	2	0	2	0	0	0	0	0	0	0	0	0	0	0	0	0	0	0	0	56.8	-
0700	6	0	5	0	1	0	0	0	0	0	0	0	0	0	0	0	0	0	0	62.3	-
0800	12	0	10	0	2	0	0	0	0	0	0	0	0	0	2.3	0	0	0	0	62.1	72.7
0900	16	0	11	1	3	0	0	0	0	0	0	0	0	0	2.6	0	0	0	0	59	69.1
1000	16	1	13	1	2	0	0	0	0	0	0	0	0	0	0.9	0	0	0	0	59.6	70.9
1100	**17**	**1**	**13**	**1**	**3**	**0**	**0**	**0**	**0**	**0**	**0**	**0**	**0**	**0**	**2.5**	**0**	**0**	**0**	**0**	**59.1**	**71.3**
1200	28	0	22	1	3	0	0	0	0	0	0	0	0	1	3.1	0	0.5	0	0.5	60.9	70.2
1300	24	0	21	0	2	0	0	0	0	0	0	0	0	1	4.7	0	1.8	0	0	61.1	74.2
1400	25	0	21	1	3	0	0	0	0	0	0	0	0	1	2.3	0	1.1	0	0	60.9	72.7
1500	30	0	26	1	2	0	0	0	0	0	0	0	0	1	3.3	0	0.9	0	0	61.2	72.7
1600	29	1	25	0	3	0	0	0	0	0	0	0	0	1	2.5	0	1	0	0.5	62.1	71.6
1700	**38**	**0**	**35**	**0**	**2**	**0**	**0**	**0**	**0**	**0**	**0**	**0**	**0**	**3**	**6.7**	**1**	**1.9**	**0**	**0.4**	**64.2**	**75.2**
1800	29	0	26	0	2	0	0	0	0	0	0	0	0	1	3.5	1	2.5	0	0.5	62.5	71.6
1900	23	0	20	0	2	0	0	0	0	0	0	0	0	1	4.4	1	3.2	0	1.9	63.9	75.6
2000	16	0	14	0	1	0	0	0	0	0	0	0	0	0	2.7	0	0.9	0	0.9	61.5	72.4
2100	12	0	12	0	1	0	0	0	0	0	0	0	0	1	5.7	0	1.1	0	1.1	59.7	71.3
2200	8	0	8	0	0	0	0	0	0	0	0	0	0	0	1.7	0	1.7	0	0	61.6	-
2300	3	0	2	0	0	0	0	0	0	0	0	0	0	0	0	0	0	0	0	60.4	-
07-19	**270**	**4**	**228**	**6**	**29**	**0**	**1**	**0**	**1**	**0**	**0**	**0**	**0**	**9**	**3.4**	**3**	**1.1**	**1**	**0.2**	**61.5**	**72.4**
06-22	**323**	**4**	**276**	**6**	**33**	**0**	**1**	**0**	**1**	**0**	**0**	**0**	**0**	**11**	**3.5**	**4**	**1.2**	**1**	**0.4**	**61.6**	**72.7**
06-00	**334**	**4**	**287**	**6**	**34**	**0**	**1**	**0**	**1**	**0**	**0**	**0**	**0**	**11**	**3.4**	**4**	**1.2**	**1**	**0.4**	**61.6**	**72.7**
00-00	**341**	**4**	**293**	**6**	**34**	**0**	**1**	**0**	**1**	**0**	**0**	**0**	**0**	**11**	**3.3**	**4**	**1.2**	**1**	**0.4**	**61.5**	**72.4**

DRAFT

Site 23
Location L-4005-1, att t-junction sign, Lat 53.66525, Long -6.77352
Direction West

3279 / Meath/Cavan/Monaghan ATC's
October 2013
Automatic Traffic Count

Virtual Week (1)

Time	Total	Classification												>PSL	>PSL%	>SL1	>SL1%	>SL2	>SL2%	Mean	Vpp
		1 MCL	2 SV	3 SVT	4 TB2	5 TB3	6 T4	7 ART3	8 ART4	9 ART5	10 ART6	11 BD	12 DRT	80	80	85 +5kph	85 +5kph	90 +10kph	90 +10kph		85
Mon	353	2	300	10	37	0	0	1	2	0	1	0	0	5	1.4	1	0.3	1	0.3	58.4	70.2
Tue	352	7	295	4	41	1	3	0	0	0	0	1	0	5	1.4	3	0.9	1	0.3	60.5	70.6
Wed	348	2	300	6	37	1	0	1	0	0	1	0	0	15	4.3	4	1.1	0	0	61	72.7
Thu	344	4	286	4	46	1	1	1	1	0	0	0	0	13	3.8	6	1.7	2	0.6	62.8	73.8
Fri	368	2	319	7	35	0	0	0	3	1	1	0	0	14	3.8	7	1.9	3	0.8	62.8	72.7
| Sat	354	5	309	8	29	0	0	0	3	0	0	0	0	14	4	5	1.4	1	0.3	62	73.1
| Sun	270	4	245	4	16	0	0	0	0	1	0	0	0	14	5.2	2	0.7	1	0.4	63.5	73.8
5 Day Ave.	**353**	**3**	**300**	**6**	**39**	**1**	**1**	**1**	**1**	**0**	**1**	**0**	**0**	**10**	**2.8**	**4**	**1.1**	**1**	**0.3**	**61.1**	**72.0**
7 Day Ave.	**341**	**4**	**293**	**6**	**34**	**0**	**1**	**0**	**1**	**0**	**0**	**0**	**0**	**11**	**3.3**	**4**	**1.2**	**1**	**0.4**	**61.5**	**72.4**
--	**2389**	**26**	**2054**	**43**	**241**	**3**	**4**	**3**	**9**	**2**	**3**	**1**	**0**	**80**	**3.3**	**28**	**1.2**	**9**	**0.4**	**61.5**	**72.4**

Summary Graphs

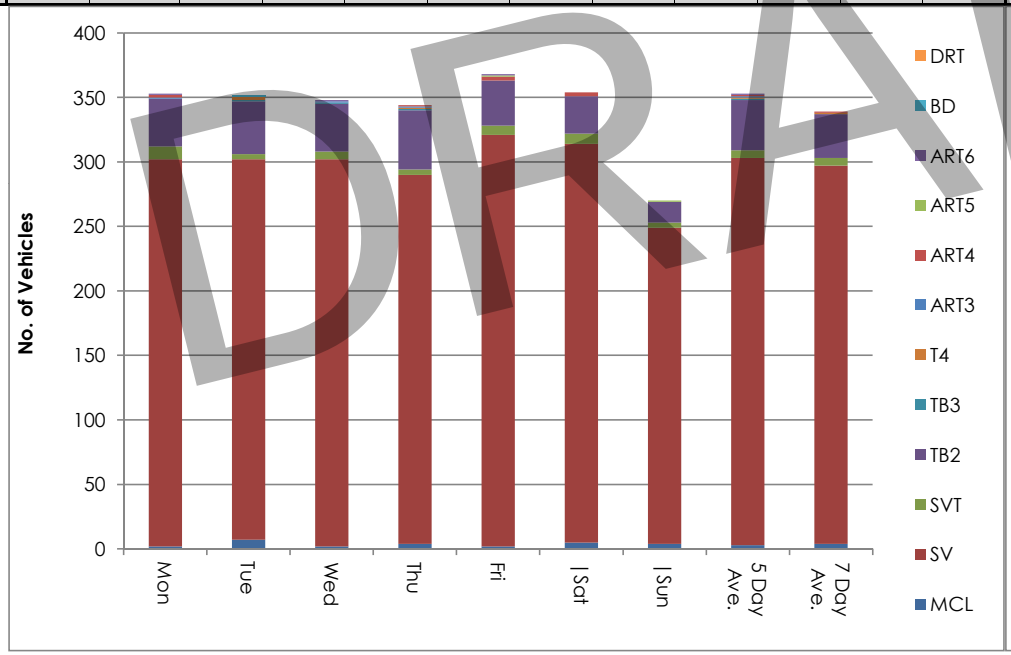

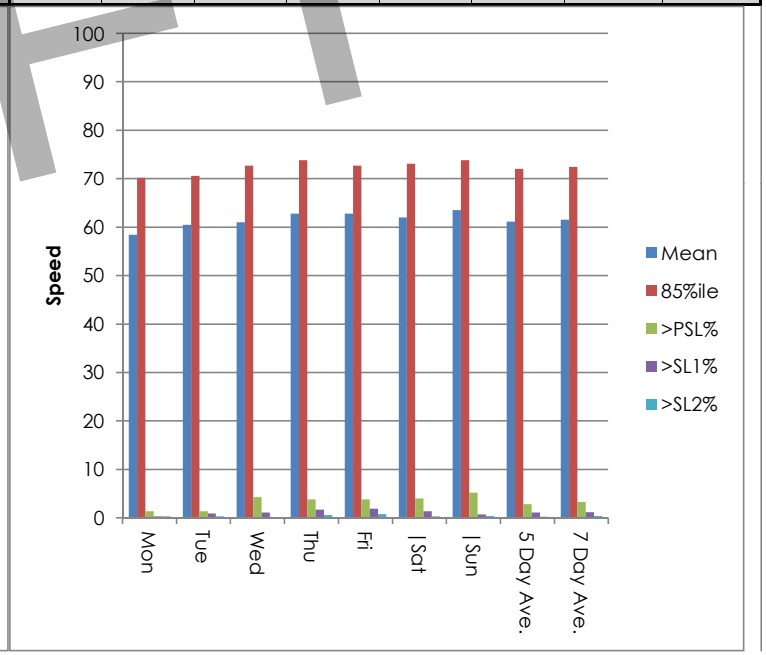

DRAFT

Site 23
Location L-4005-1, att t-junction sign, Lat 53.66525, Long -6.77352
Direction West

3279 / Meath/Cavan/Monaghan ATC's
October 2013
Automatic Traffic Count

Mon, 7 October 2013

Time	Total	Speed Bins (km/h)																											
		0 - 5	5 - 10	10 - 15	15 - 20	20 - 25	25 - 30	30 - 35	35 - 40	40 - 45	45 - 50	50 - 55	55 - 60	60 - 65	65 - 70	70 - 75	75 - 80	80 - 85	85 - 90	90 - 95	95 - 100	100 - 105	105 - 110	110 - 115	115 - 120	120 - 125	125 - 130	130 - 135	135 - 140
0000	4	0	0	0	0	0	0	0	0	0	0	2	1	1	0	0	0	0	0	0	0	0	0	0	0	0	0	0	0
0100	1	0	0	0	0	0	0	0	0	0	0	0	1	0	0	0	0	0	0	0	0	0	0	0	0	0	0	0	0
0200	0	0	0	0	0	0	0	0	0	0	0	0	0	0	0	0	0	0	0	0	0	0	0	0	0	0	0	0	0
0300	1	0	0	0	0	0	0	0	0	0	0	0	0	1	0	0	0	0	0	0	0	0	0	0	0	0	0	0	0
0400	0	0	0	0	0	0	0	0	0	0	0	0	0	0	0	0	0	0	0	0	0	0	0	0	0	0	0	0	0
0500	0	0	0	0	0	0	0	0	0	0	0	0	0	0	0	0	0	0	0	0	0	0	0	0	0	0	0	0	0
0600	3	0	0	0	0	0	0	0	0	0	1	0	1	0	1	0	0	0	0	0	0	0	0	0	0	0	0	0	0
0700	8	0	0	0	0	0	0	0	0	0	1	1	3	1	1	0	1	0	0	0	0	0	0	0	0	0	0	0	0
0800	12	0	0	0	0	0	1	0	0	1	0	0	3	2	1	2	2	0	0	0	0	0	0	0	0	0	0	0	0
0900	**24**	**0**	**0**	**0**	**0**	**0**	**2**	**0**	**1**	**1**	**4**	**6**	**6**	**3**	**0**	**1**	**0**	**0**	**0**	**0**	**0**	**0**	**0**	**0**	**0**	**0**	**0**	**0**	**0**
1000	22	0	0	0	0	0	0	0	0	0	0	5	7	0	4	6	0	0	0	0	0	0	0	0	0	0	0	0	0
1100	14	0	0	0	0	0	0	0	0	0	2	2	3	1	0	4	1	1	0	0	0	0	0	0	0	0	0	0	0
1200	29	0	0	0	0	0	0	0	1	0	1	4	4	10	7	1	1	0	0	0	0	0	0	0	0	0	0	0	0
1300	21	0	0	0	0	0	3	3	0	0	0	1	1	4	4	4	0	1	0	0	0	0	0	0	0	0	0	0	0
1400	23	0	0	0	0	0	1	2	1	1	2	2	4	4	4	2	0	0	0	0	0	0	0	0	0	0	0	0	0
1500	**36**	**0**	**0**	**0**	**1**	**0**	**1**	**4**	**1**	**0**	**4**	**6**	**9**	**3**	**3**	**3**	**0**	**1**	**0**	**0**	**0**	**0**	**0**	**0**	**0**	**0**	**0**	**0**	**0**
1600	26	0	0	0	2	0	0	2	1	1	1	2	5	6	4	2	0	0	0	0	0	0	0	0	0	0	0	0	0
1700	32	0	0	0	0	0	0	0	0	0	1	1	9	7	5	6	2	1	0	0	0	0	0	0	0	0	0	0	0
1800	27	0	0	1	1	0	0	0	2	0	1	3	5	5	1	4	4	0	0	0	0	0	0	0	0	0	0	0	0
1900	27	0	0	0	0	0	0	0	0	0	0	5	8	5	2	3	3	0	0	1	0	0	0	0	0	0	0	0	0
2000	21	0	0	0	0	1	0	0	0	0	3	4	4	5	2	2	0	0	0	0	0	0	0	0	0	0	0	0	0
2100	11	0	0	0	1	0	0	0	0	0	1	0	2	3	2	2	0	0	0	0	0	0	0	0	0	0	0	0	0
2200	8	0	0	0	0	1	0	0	0	0	0	3	1	1	0	1	1	0	0	0	0	0	0	0	0	0	0	0	0
2300	3	0	0	0	0	0	0	0	0	0	0	0	2	1	0	0	0	0	0	0	0	0	0	0	0	0	0	0	0
07-19	**274**	**0**	**0**	**1**	**4**	**0**	**8**	**11**	**7**	**4**	**17**	**33**	**59**	**46**	**34**	**35**	**11**	**4**	**0**	**0**	**0**	**0**	**0**	**0**	**0**	**0**	**0**	**0**	**0**
06-22	**336**	**0**	**0**	**1**	**5**	**1**	**8**	**11**	**7**	**4**	**22**	**42**	**74**	**59**	**41**	**42**	**14**	**4**	**0**	**1**	**0**	**0**	**0**	**0**	**0**	**0**	**0**	**0**	**0**
06-00	**347**	**0**	**0**	**1**	**5**	**2**	**8**	**11**	**7**	**4**	**22**	**45**	**77**	**61**	**41**	**43**	**15**	**4**	**0**	**1**	**0**	**0**	**0**	**0**	**0**	**0**	**0**	**0**	**0**
00-00	**353**	**0**	**0**	**1**	**5**	**2**	**8**	**11**	**7**	**4**	**22**	**47**	**79**	**63**	**41**	**43**	**15**	**4**	**0**	**1**	**0**	**0**	**0**	**0**	**0**	**0**	**0**	**0**	**0**

DRAFT

Site 23
Location L-4005-1, att t-junction sign, Lat 53.66525, Long -6.77352
Direction West

3279 / Meath/Cavan/Monaghan ATC's
October 2013
Automatic Traffic Count

Tue, 8 October 2013

Time	Total	Speed Bins (km/h)																											
		0 - 5	5 - 10	10 - 15	15 - 20	20 - 25	25 - 30	30 - 35	35 - 40	40 - 45	45 - 50	50 - 55	55 - 60	60 - 65	65 - 70	70 - 75	75 - 80	80 - 85	85 - 90	90 - 95	95 - 100	100 - 105	105 - 110	110 - 115	115 - 120	120 - 125	125 - 130	130 - 135	135 - 140
0000	0	0	0	0	0	0	0	0	0	0	0	0	0	0	0	0	0	0	0	0	0	0	0	0	0	0	0	0	0
0100	2	0	0	0	0	0	0	0	0	0	0	1	0	1	0	0	0	0	0	0	0	0	0	0	0	0	0	0	0
0200	0	0	0	0	0	0	0	0	0	0	0	0	0	0	0	0	0	0	0	0	0	0	0	0	0	0	0	0	0
0300	0	0	0	0	0	0	0	0	0	0	0	0	0	0	0	0	0	0	0	0	0	0	0	0	0	0	0	0	0
0400	0	0	0	0	0	0	0	0	0	0	0	0	0	0	0	0	0	0	0	0	0	0	0	0	0	0	0	0	0
0500	0	0	0	0	0	0	0	0	0	0	0	0	0	0	0	0	0	0	0	0	0	0	0	0	0	0	0	0	0
0600	1	0	0	0	0	0	0	0	0	0	1	0	0	0	0	0	0	0	0	0	0	0	0	0	0	0	0	0	0
0700	6	0	0	0	0	0	0	0	0	0	1	2	0	2	0	1	0	0	0	0	0	0	0	0	0	0	0	0	0
0800	**21**	**0**	**0**	**0**	**0**	**0**	**0**	**0**	**1**	**0**	**3**	**3**	**3**	**5**	**3**	**1**	**1**	**1**	**0**	**0**	**0**	**0**	**0**	**0**	**0**	**0**	**0**	**0**	**0**
0900	18	0	0	0	0	0	0	0	1	0	3	1	5	5	1	1	1	0	0	0	0	0	0	0	0	0	0	0	0
1000	20	0	0	1	0	1	0	0	1	0	0	2	3	6	4	2	0	0	0	0	0	0	0	0	0	0	0	0	0
1100	18	0	0	0	1	0	0	0	0	0	1	1	4	6	2	1	2	0	0	0	0	0	0	0	0	0	0	0	0
1200	23	0	0	0	0	1	1	0	1	0	0	5	3	5	2	5	0	0	0	0	0	0	0	0	0	0	0	0	0
1300	25	0	0	0	0	0	2	1	0	0	4	6	3	3	3	2	1	0	0	0	0	0	0	0	0	0	0	0	0
1400	27	0	0	0	0	1	0	0	1	1	0	2	4	10	3	2	3	0	0	0	0	0	0	0	0	0	0	0	0
1500	36	0	0	0	0	0	0	1	1	0	2	5	7	10	6	1	3	0	0	0	0	0	0	0	0	0	0	0	0
1600	26	0	0	0	1	0	0	0	0	0	2	6	7	1	6	2	1	0	0	0	0	0	0	0	0	0	0	0	0
1700	**43**	**0**	**0**	**0**	**0**	**1**	**0**	**0**	**0**	**0**	**0**	**6**	**9**	**11**	**7**	**5**	**3**	**0**	**1**	**0**	**0**	**0**	**0**	**0**	**0**	**0**	**0**	**0**	**0**
1800	29	0	0	0	0	0	0	0	0	1	1	6	3	3	11	1	2	0	1	0	0	0	0	0	0	0	0	0	0
1900	18	0	0	0	0	0	0	1	0	0	1	0	4	1	3	5	2	0	0	0	1	0	0	0	0	0	0	0	0
2000	17	0	0	0	0	0	0	0	0	0	2	1	2	4	2	2	3	1	0	0	0	0	0	0	0	0	0	0	0
2100	8	0	0	0	0	0	0	0	0	0	0	1	1	3	0	2	1	0	0	0	0	0	0	0	0	0	0	0	0
2200	11	0	0	0	0	0	0	0	0	0	0	1	2	5	2	1	0	0	0	0	0	0	0	0	0	0	0	0	0
2300	3	0	0	0	0	0	0	0	0	0	1	0	0	0	2	0	0	0	0	0	0	0	0	0	0	0	0	0	0
07-19	**292**	**0**	**0**	**1**	**2**	**4**	**3**	**2**	**6**	**2**	**17**	**45**	**51**	**67**	**48**	**24**	**17**	**1**	**2**	**0**	**0**	**0**	**0**	**0**	**0**	**0**	**0**	**0**	**0**
06-22	**336**	**0**	**0**	**1**	**2**	**4**	**3**	**3**	**6**	**2**	**21**	**47**	**58**	**75**	**53**	**33**	**23**	**2**	**2**	**0**	**1**	**0**	**0**	**0**	**0**	**0**	**0**	**0**	**0**
06-00	**350**	**0**	**0**	**1**	**2**	**4**	**3**	**3**	**6**	**2**	**22**	**48**	**60**	**80**	**57**	**34**	**23**	**2**	**2**	**0**	**1**	**0**	**0**	**0**	**0**	**0**	**0**	**0**	**0**
00-00	**352**	**0**	**0**	**1**	**2**	**4**	**3**	**3**	**6**	**2**	**22**	**49**	**60**	**81**	**57**	**34**	**23**	**2**	**2**	**0**	**1**	**0**	**0**	**0**	**0**	**0**	**0**	**0**	**0**

DRAFT

Site 23
Location L-4005-1, att t-junction sign, Lat 53.66525, Long -6.77352
Direction West

3279 / Meath/Cavan/Monaghan ATC's
October 2013
Automatic Traffic Count

Wed, 9 October 2013

Time	Total	Speed Bins (km/h)																												
		0 - 5	5 - 10	10 - 15	15 - 20	20 - 25	25 - 30	30 - 35	35 - 40	40 - 45	45 - 50	50 - 55	55 - 60	60 - 65	65 - 70	70 - 75	75 - 80	80 - 85	85 - 90	90 - 95	95 - 100	100 - 105	105 - 110	110 - 115	115 - 120	120 - 125	125 - 130	130 - 135	135 - 140
0000	4	0	0	0	0	0	0	0	0	0	2	0	0	2	0	0	0	0	0	0	0	0	0	0	0	0	0	0	0	0
0100	1	0	0	0	0	0	0	0	0	0	0	1	0	0	0	0	0	0	0	0	0	0	0	0	0	0	0	0	0	0
0200	0	0	0	0	0	0	0	0	0	0	0	0	0	0	0	0	0	0	0	0	0	0	0	0	0	0	0	0	0	0
0300	0	0	0	0	0	0	0	0	0	0	0	0	0	0	0	0	0	0	0	0	0	0	0	0	0	0	0	0	0	0
0400	0	0	0	0	0	0	0	0	0	0	0	0	0	0	0	0	0	0	0	0	0	0	0	0	0	0	0	0	0	0
0500	0	0	0	0	0	0	0	0	0	0	0	0	0	0	0	0	0	0	0	0	0	0	0	0	0	0	0	0	0	0
0600	1	0	0	0	0	0	0	0	0	0	1	0	0	0	0	0	0	0	0	0	0	0	0	0	0	0	0	0	0	0
0700	7	0	0	0	0	0	0	0	0	0	0	2	2	2	0	1	0	0	0	0	0	0	0	0	0	0	0	0	0	0
0800	14	0	0	0	0	0	0	0	0	0	0	1	4	1	4	4	0	0	0	0	0	0	0	0	0	0	0	0	0	0
0900	15	0	0	0	0	0	1	0	0	0	0	3	3	5	1	1	0	1	0	0	0	0	0	0	0	0	0	0	0	0
1000	14	0	0	0	0	0	0	0	0	1	0	0	1	6	3	1	1	1	0	0	0	0	0	0	0	0	0	0	0	0
1100	**18**	**0**	**0**	**0**	**0**	**0**	**1**	**1**	**0**	**1**	**0**	**3**	**6**	**2**	**2**	**2**	**0**	**0**	**0**	**0**	**0**	**0**	**0**	**0**	**0**	**0**	**0**	**0**	**0**	**0**
1200	27	0	0	0	0	0	0	0	0	2	3	6	3	5	3	2	1	2	0	0	0	0	0	0	0	0	0	0	0	0
1300	24	0	0	0	1	0	0	1	1	1	2	0	5	2	6	3	1	0	1	0	0	0	0	0	0	0	0	0	0	0
1400	19	0	0	0	0	0	0	0	2	1	1	3	4	1	1	5	1	0	0	0	0	0	0	0	0	0	0	0	0	0
1500	28	0	0	0	0	1	1	1	2	0	2	2	5	0	6	4	3	1	0	0	0	0	0	0	0	0	0	0	0	0
1600	35	0	0	0	1	0	0	0	0	0	1	3	7	7	10	4	2	0	0	0	0	0	0	0	0	0	0	0	0	0
1700	**41**	**0**	**0**	**0**	**1**	**0**	**1**	**0**	**0**	**1**	**1**	**8**	**7**	**6**	**5**	**7**	**2**	**2**	**0**	**0**	**0**	**0**	**0**	**0**	**0**	**0**	**0**	**0**	**0**	**0**
1800	30	0	0	0	0	0	0	0	0	0	1	2	7	2	8	3	4	2	1	0	0	0	0	0	0	0	0	0	0	0
1900	27	0	0	0	0	0	1	0	0	0	1	5	4	7	5	0	3	0	1	0	0	0	0	0	0	0	0	0	0	0
2000	17	0	0	0	0	0	0	0	0	0	1	4	2	3	3	4	0	0	0	0	0	0	0	0	0	0	0	0	0	0
2100	15	0	0	0	1	0	0	0	0	0	1	1	3	3	2	2	0	2	0	0	0	0	0	0	0	0	0	0	0	0
2200	9	0	0	0	0	0	0	1	1	0	0	1	1	2	2	0	0	0	1	0	0	0	0	0	0	0	0	0	0	0
2300	2	0	0	0	0	0	0	0	0	0	0	0	1	1	0	0	0	0	0	0	0	0	0	0	0	0	0	0	0	0
07-19	**272**	**0**	**0**	**0**	**3**	**1**	**4**	**3**	**5**	**7**	**11**	**33**	**54**	**39**	**49**	**37**	**15**	**9**	**2**	**0**	**0**	**0**	**0**	**0**	**0**	**0**	**0**	**0**	**0**	**0**
06-22	**332**	**0**	**0**	**0**	**4**	**1**	**5**	**3**	**5**	**7**	**15**	**43**	**63**	**52**	**59**	**43**	**18**	**11**	**3**	**0**	**0**	**0**	**0**	**0**	**0**	**0**	**0**	**0**	**0**	**0**
06-00	**343**	**0**	**0**	**0**	**4**	**1**	**5**	**4**	**6**	**7**	**15**	**44**	**65**	**55**	**61**	**43**	**18**	**11**	**4**	**0**	**0**	**0**	**0**	**0**	**0**	**0**	**0**	**0**	**0**	**0**
00-00	**348**	**0**	**0**	**0**	**4**	**1**	**5**	**4**	**6**	**7**	**17**	**45**	**65**	**57**	**61**	**43**	**18**	**11**	**4**	**0**	**0**	**0**	**0**	**0**	**0**	**0**	**0**	**0**	**0**	**0**

DRAFT

Site 23
Location L-4005-1, att t-junction sign, Lat 53.66525, Long -6.77352
Direction West

3279 / Meath/Cavan/Monaghan ATC's
October 2013
Automatic Traffic Count

Thu, 10 October 2013

Time	Total	Speed Bins (km/h)																											
		0 - 5	5 - 10	10 - 15	15 - 20	20 - 25	25 - 30	30 - 35	35 - 40	40 - 45	45 - 50	50 - 55	55 - 60	60 - 65	65 - 70	70 - 75	75 - 80	80 - 85	85 - 90	90 - 95	95 - 100	100 - 105	105 - 110	110 - 115	115 - 120	120 - 125	125 - 130	130 - 135	135 - 140
0000	3	0	0	0	0	0	0	0	0	0	0	0	0	2	0	1	0	0	0	0	0	0	0	0	0	0	0	0	0
0100	1	0	0	0	0	0	0	0	0	0	0	0	1	0	0	0	0	0	0	0	0	0	0	0	0	0	0	0	0
0200	0	0	0	0	0	0	0	0	0	0	0	0	0	0	0	0	0	0	0	0	0	0	0	0	0	0	0	0	0
0300	0	0	0	0	0	0	0	0	0	0	0	0	0	0	0	0	0	0	0	0	0	0	0	0	0	0	0	0	0
0400	1	0	0	0	0	0	0	0	0	0	0	1	0	0	0	0	0	0	0	0	0	0	0	0	0	0	0	0	0
0500	0	0	0	0	0	0	0	0	0	0	0	0	0	0	0	0	0	0	0	0	0	0	0	0	0	0	0	0	0
0600	2	0	0	0	0	0	0	0	0	0	1	0	0	0	1	0	0	0	0	0	0	0	0	0	0	0	0	0	0
0700	9	0	0	0	0	0	0	0	0	0	0	1	0	2	3	2	1	0	0	0	0	0	0	0	0	0	0	0	0
0800	10	0	0	0	0	0	1	0	0	0	1	1	1	2	3	0	1	0	0	0	0	0	0	0	0	0	0	0	0
0900	**23**	**0**	**0**	**0**	**0**	**0**	**0**	**0**	**0**	**1**	**2**	**2**	**5**	**1**	**5**	**6**	**0**	**1**	**0**	**0**	**0**	**0**	**0**	**0**	**0**	**0**	**0**	**0**	**0**
1000	20	0	0	0	0	1	0	1	1	1	3	0	1	5	4	2	1	0	0	0	0	0	0	0	0	0	0	0	0
1100	22	0	0	1	1	0	0	1	0	0	1	1	4	5	2	4	2	0	0	0	0	0	0	0	0	0	0	0	0
1200	25	0	0	0	0	0	0	0	0	0	2	2	6	6	3	4	1	0	0	1	0	0	0	0	0	0	0	0	0
1300	19	0	0	0	1	0	0	0	0	0	1	3	3	3	3	2	3	0	0	0	0	0	0	0	0	0	0	0	0
1400	21	0	0	0	0	0	0	0	0	0	1	1	4	6	1	2	4	0	2	0	0	0	0	0	0	0	0	0	0
1500	29	0	0	0	0	1	0	0	0	0	3	2	5	3	6	7	1	1	0	0	0	0	0	0	0	0	0	0	0
1600	31	0	0	0	0	1	0	0	0	0	0	3	5	2	9	4	4	2	1	0	0	0	0	0	0	0	0	0	0
1700	31	0	0	0	0	0	0	1	0	0	0	4	6	2	8	5	4	1	0	0	0	0	0	0	0	0	0	0	0
1800	**32**	**0**	**0**	**0**	**0**	**0**	**0**	**0**	**0**	**2**	**1**	**2**	**7**	**10**	**6**	**2**	**1**	**0**	**0**	**0**	**1**	**0**	**0**	**0**	**0**	**0**	**0**	**0**	**0**
1900	24	0	0	0	0	1	0	0	0	0	2	1	3	1	5	5	4	1	1	0	0	0	0	0	0	0	0	0	0
2000	12	0	0	0	1	0	0	0	0	0	2	2	1	1	2	1	2	0	0	0	0	0	0	0	0	0	0	0	0
2100	14	0	0	0	0	0	0	0	0	0	1	1	1	4	4	2	0	1	0	0	0	0	0	0	0	0	0	0	0
2200	13	0	0	0	0	0	0	0	0	0	0	2	2	6	3	0	0	0	0	0	0	0	0	0	0	0	0	0	0
2300	2	0	0	0	0	0	0	0	0	1	0	0	1	0	0	0	0	0	0	0	0	0	0	0	0	0	0	0	0
07-19	**272**	**0**	**0**	**1**	**2**	**3**	**1**	**3**	**1**	**4**	**15**	**22**	**47**	**47**	**53**	**40**	**23**	**5**	**3**	**1**	**1**	**0**	**0**	**0**	**0**	**0**	**0**	**0**	**0**
06-22	**324**	**0**	**0**	**1**	**3**	**4**	**1**	**3**	**1**	**4**	**21**	**26**	**52**	**53**	**65**	**48**	**29**	**7**	**4**	**1**	**1**	**0**	**0**	**0**	**0**	**0**	**0**	**0**	**0**
06-00	**339**	**0**	**0**	**1**	**3**	**4**	**1**	**3**	**1**	**5**	**21**	**28**	**55**	**59**	**68**	**48**	**29**	**7**	**4**	**1**	**1**	**0**	**0**	**0**	**0**	**0**	**0**	**0**	**0**
00-00	**344**	**0**	**0**	**1**	**3**	**4**	**1**	**3**	**1**	**5**	**21**	**29**	**56**	**61**	**68**	**49**	**29**	**7**	**4**	**1**	**1**	**0**	**0**	**0**	**0**	**0**	**0**	**0**	**0**

DRAFT

Site 23
Location L-4005-1, att t-junction sign, Lat 53.66525, Long -6.77352
Direction West

3279 / Meath/Cavan/Monaghan ATC's
October 2013
Automatic Traffic Count

Fri, 11 October 2013

Time	Total	Speed Bins (km/h)																											
		0 - 5	5 - 10	10 - 15	15 - 20	20 - 25	25 - 30	30 - 35	35 - 40	40 - 45	45 - 50	50 - 55	55 - 60	60 - 65	65 - 70	70 - 75	75 - 80	80 - 85	85 - 90	90 - 95	95 - 100	100 - 105	105 - 110	110 - 115	115 - 120	120 - 125	125 - 130	130 - 135	135 - 140
0000	1	0	0	0	0	0	0	0	0	0	0	0	0	0	1	0	0	0	0	0	0	0	0	0	0	0	0	0	0
0100	0	0	0	0	0	0	0	0	0	0	0	0	0	0	0	0	0	0	0	0	0	0	0	0	0	0	0	0	0
0200	0	0	0	0	0	0	0	0	0	0	0	0	0	0	0	0	0	0	0	0	0	0	0	0	0	0	0	0	0
0300	1	0	0	0	0	0	0	0	0	0	0	0	0	1	0	0	0	0	0	0	0	0	0	0	0	0	0	0	0
0400	0	0	0	0	0	0	0	0	0	0	0	0	0	0	0	0	0	0	0	0	0	0	0	0	0	0	0	0	0
0500	0	0	0	0	0	0	0	0	0	0	0	0	0	0	0	0	0	0	0	0	0	0	0	0	0	0	0	0	0
0600	2	0	0	0	0	0	0	0	0	0	0	2	0	0	0	0	0	0	0	0	0	0	0	0	0	0	0	0	0
0700	5	0	0	0	0	0	0	0	0	0	1	0	0	1	2	0	1	0	0	0	0	0	0	0	0	0	0	0	0
0800	16	0	0	0	0	0	0	1	0	0	0	0	2	3	4	4	2	0	0	0	0	0	0	0	0	0	0	0	0
0900	11	0	0	0	0	0	0	0	0	1	1	3	1	4	1	0	0	0	0	0	0	0	0	0	0	0	0	0	0
1000	**18**	**0**	**0**	**0**	**0**	**0**	**0**	**0**	**0**	**0**	**2**	**6**	**2**	**3**	**3**	**2**	**0**	**0**	**0**	**0**	**0**	**0**	**0**	**0**	**0**	**0**	**0**	**0**	**0**
1100	17	0	0	1	0	0	0	0	1	0	0	0	3	6	3	2	0	1	0	0	0	0	0	0	0	0	0	0	0
1200	37	0	0	0	0	0	0	0	0	5	2	4	7	8	6	4	0	1	0	0	0	0	0	0	0	0	0	0	0
1300	29	0	0	0	0	0	0	0	1	0	4	2	6	4	5	4	2	0	1	0	0	0	0	0	0	0	0	0	0
1400	30	0	0	0	0	0	0	0	0	0	2	2	4	10	7	2	3	0	0	0	0	0	0	0	0	0	0	0	0
1500	**38**	**0**	**0**	**0**	**0**	**0**	**0**	**0**	**0**	**0**	**1**	**1**	**7**	**6**	**10**	**9**	**3**	**0**	**1**	**0**	**0**	**0**	**0**	**0**	**0**	**0**	**0**	**0**	**0**
1600	33	0	0	0	1	0	0	0	0	0	0	0	1	11	11	3	4	1	0	1	0	0	0	0	0	0	0	0	0
1700	29	0	0	0	0	0	0	0	0	0	0	1	5	5	7	6	3	2	0	0	0	0	0	0	0	0	0	0	0
1800	28	0	0	0	0	0	0	0	0	1	0	2	6	4	6	6	1	0	2	0	0	0	0	0	0	0	0	0	0
1900	23	0	0	0	0	0	1	0	0	0	2	2	2	7	5	2	1	0	0	1	0	0	0	0	0	0	0	0	0
2000	19	0	0	0	0	0	0	0	1	2	0	4	4	3	2	2	0	1	0	0	0	0	0	0	0	0	0	0	0
2100	23	0	0	0	1	0	0	0	0	1	2	5	4	4	2	2	0	1	0	0	1	0	0	0	0	0	0	0	0
2200	6	0	0	0	0	0	0	0	0	0	1	0	0	2	1	2	0	0	0	0	0	0	0	0	0	0	0	0	0
2300	2	0	0	0	0	0	0	0	0	0	0	0	1	1	0	0	0	0	0	0	0	0	0	0	0	0	0	0	0
07-19	**291**	**0**	**0**	**1**	**1**	**0**	**0**	**1**	**2**	**7**	**13**	**21**	**44**	**65**	**65**	**42**	**19**	**5**	**4**	**1**	**0**	**0**	**0**	**0**	**0**	**0**	**0**	**0**	**0**
06-22	**358**	**0**	**0**	**1**	**2**	**0**	**1**	**1**	**3**	**10**	**17**	**34**	**54**	**79**	**74**	**48**	**20**	**7**	**4**	**2**	**1**	**0**	**0**	**0**	**0**	**0**	**0**	**0**	**0**
06-00	**366**	**0**	**0**	**1**	**2**	**0**	**1**	**1**	**3**	**10**	**18**	**34**	**55**	**82**	**75**	**50**	**20**	**7**	**4**	**2**	**1**	**0**	**0**	**0**	**0**	**0**	**0**	**0**	**0**
00-00	**368**	**0**	**0**	**1**	**2**	**0**	**1**	**1**	**3**	**10**	**18**	**34**	**55**	**83**	**76**	**50**	**20**	**7**	**4**	**2**	**1**	**0**	**0**	**0**	**0**	**0**	**0**	**0**	**0**

DRAFT

Site 23
Location L-4005-1, att t-junction sign, Lat 53.66525, Long -6.77352
Direction West

3279 / Meath/Cavan/Monaghan ATC's
October 2013
Automatic Traffic Count

Sat, 12 October 2013

Time	Total	Speed Bins (km/h)																												
		0 - 5	5 - 10	10 - 15	15 - 20	20 - 25	25 - 30	30 - 35	35 - 40	40 - 45	45 - 50	50 - 55	55 - 60	60 - 65	65 - 70	70 - 75	75 - 80	80 - 85	85 - 90	90 - 95	95 - 100	100 - 105	105 - 110	110 - 115	115 - 120	120 - 125	125 - 130	130 - 135	135 - 140
0000	6	0	0	0	0	0	0	0	0	0	0	1	0	1	2	1	1	0	0	0	0	0	0	0	0	0	0	0	0	0
0100	4	0	0	0	0	0	0	0	0	0	0	0	2	2	0	0	0	0	0	0	0	0	0	0	0	0	0	0	0	0
0200	3	0	0	0	0	0	0	0	0	0	1	0	0	1	1	0	0	0	0	0	0	0	0	0	0	0	0	0	0	0
0300	4	0	0	0	0	0	0	0	0	0	0	1	1	0	0	1	1	0	0	0	0	0	0	0	0	0	0	0	0	0
0400	0	0	0	0	0	0	0	0	0	0	0	0	0	0	0	0	0	0	0	0	0	0	0	0	0	0	0	0	0	0
0500	0	0	0	0	0	0	0	0	0	0	0	0	0	0	0	0	0	0	0	0	0	0	0	0	0	0	0	0	0	0
0600	1	0	0	0	0	0	0	0	0	0	0	0	0	0	0	1	0	0	0	0	0	0	0	0	0	0	0	0	0	0
0700	5	0	0	0	0	0	0	0	0	0	0	1	0	1	2	1	0	0	0	0	0	0	0	0	0	0	0	0	0	0
0800	10	0	0	0	0	0	0	0	0	0	0	1	2	1	3	2	0	1	0	0	0	0	0	0	0	0	0	0	0	0
0900	14	0	0	0	0	0	0	0	1	0	0	1	3	5	2	2	0	0	0	0	0	0	0	0	0	0	0	0	0	0
1000	11	0	0	0	1	0	0	1	0	0	0	1	2	2	3	1	0	0	0	0	0	0	0	0	0	0	0	0	0	0
1100	**15**	**0**	**0**	**0**	**0**	**0**	**0**	**1**	**0**	**0**	**2**	**0**	**2**	**3**	**2**	**3**	**1**	**1**	**0**	**0**	**0**	**0**	**0**	**0**	**0**	**0**	**0**	**0**	**0**	**0**
1200	33	0	0	0	0	1	1	0	0	1	2	1	4	11	7	2	2	1	0	0	0	0	0	0	0	0	0	0	0	0
1300	31	0	0	0	0	1	0	0	0	0	3	1	4	2	9	3	3	4	1	0	0	0	0	0	0	0	0	0	0	0
1400	42	0	0	1	0	1	0	0	0	2	1	5	15	6	4	5	1	1	0	0	0	0	0	0	0	0	0	0	0	0
1500	21	0	0	0	0	0	1	0	0	0	1	3	1	4	5	3	3	0	0	0	0	0	0	0	0	0	0	0	0	0
1600	18	0	0	0	0	1	0	0	0	1	0	1	1	5	7	1	1	0	0	0	0	0	0	0	0	0	0	0	0	0
1700	**52**	**0**	**0**	**0**	**0**	**4**	**2**	**0**	**0**	**0**	**2**	**5**	**2**	**10**	**13**	**5**	**5**	**1**	**3**	**0**	**0**	**0**	**0**	**0**	**0**	**0**	**0**	**0**	**0**	**0**
1800	28	0	0	0	0	0	1	0	0	1	1	2	8	4	7	4	0	0	0	0	0	0	0	0	0	0	0	0	0	0
1900	22	0	0	0	0	0	0	0	0	0	1	0	6	5	4	3	3	0	0	0	0	0	0	0	0	0	0	0	0	0
2000	16	0	0	0	0	0	0	0	0	0	2	0	1	2	4	3	3	0	0	1	0	0	0	0	0	0	0	0	0	0
2100	8	0	0	0	1	0	0	0	0	1	3	2	0	0	0	1	0	0	0	0	0	0	0	0	0	0	0	0	0	0
2200	7	0	0	0	0	0	0	0	0	0	0	1	0	3	2	0	1	0	0	0	0	0	0	0	0	0	0	0	0	0
2300	3	0	0	0	0	0	0	0	0	0	0	0	0	1	1	1	0	0	0	0	0	0	0	0	0	0	0	0	0	0
07-19	**280**	**0**	**0**	**1**	**1**	**8**	**5**	**2**	**1**	**5**	**12**	**22**	**44**	**54**	**64**	**32**	**16**	**9**	**4**	**0**	**0**	**0**	**0**	**0**	**0**	**0**	**0**	**0**	**0**	**0**
06-22	**327**	**0**	**0**	**1**	**2**	**8**	**5**	**2**	**1**	**6**	**18**	**24**	**51**	**61**	**72**	**40**	**22**	**9**	**4**	**1**	**0**	**0**	**0**	**0**	**0**	**0**	**0**	**0**	**0**	**0**
06-00	**337**	**0**	**0**	**1**	**2**	**8**	**5**	**2**	**1**	**6**	**18**	**25**	**51**	**65**	**75**	**41**	**23**	**9**	**4**	**1**	**0**	**0**	**0**	**0**	**0**	**0**	**0**	**0**	**0**	**0**
00-00	**354**	**0**	**0**	**1**	**2**	**8**	**5**	**2**	**1**	**6**	**19**	**27**	**54**	**69**	**78**	**43**	**25**	**9**	**4**	**1**	**0**	**0**	**0**	**0**	**0**	**0**	**0**	**0**	**0**	**0**

DRAFT

Site 23
Location L-4005-1, att t-junction sign, Lat 53.66525, Long -6.77352
Direction West

3279 / Meath/Cavan/Monaghan ATC's
October 2013
Automatic Traffic Count

Sun, 13 October 2013

Time	Total	Speed Bins (km/h)																												
		0 - 5	5 - 10	10 - 15	15 - 20	20 - 25	25 - 30	30 - 35	35 - 40	40 - 45	45 - 50	50 - 55	55 - 60	60 - 65	65 - 70	70 - 75	75 - 80	80 - 85	85 - 90	90 - 95	95 - 100	100 - 105	105 - 110	110 - 115	115 - 120	120 - 125	125 - 130	130 - 135	135 - 140
0000	2	0	0	0	0	0	0	0	0	0	0	0	0	1	1	0	0	0	0	0	0	0	0	0	0	0	0	0	0	0
0100	8	0	0	0	0	0	0	0	0	1	0	0	3	2	2	0	0	0	0	0	0	0	0	0	0	0	0	0	0	0
0200	0	0	0	0	0	0	0	0	0	0	0	0	0	0	0	0	0	0	0	0	0	0	0	0	0	0	0	0	0	0
0300	3	0	0	0	0	0	0	0	1	0	0	0	1	1	0	0	0	0	0	0	0	0	0	0	0	0	0	0	0	0
0400	0	0	0	0	0	0	0	0	0	0	0	0	0	0	0	0	0	0	0	0	0	0	0	0	0	0	0	0	0	0
0500	2	0	0	0	0	0	0	0	0	0	0	0	1	0	1	0	0	0	0	0	0	0	0	0	0	0	0	0	0	0
0600	2	0	0	0	0	0	0	0	0	0	1	0	0	0	0	1	0	0	0	0	0	0	0	0	0	0	0	0	0	0
0700	2	0	0	0	0	0	0	0	0	0	0	0	1	0	1	0	0	0	0	0	0	0	0	0	0	0	0	0	0	0
0800	3	0	0	0	0	0	0	0	0	1	1	0	0	0	1	0	0	0	0	0	0	0	0	0	0	0	0	0	0	0
0900	9	0	0	0	0	0	0	0	0	0	0	0	2	3	2	0	1	1	0	0	0	0	0	0	0	0	0	0	0	0
1000	4	0	0	0	0	0	0	0	0	0	0	0	1	0	0	2	1	0	0	0	0	0	0	0	0	0	0	0	0	0
1100	**14**	**0**	**0**	**0**	**0**	**1**	**1**	**1**	**0**	**0**	**2**	**1**	**1**	**4**	**1**	**2**	**0**	**0**	**0**	**0**	**0**	**0**	**0**	**0**	**0**	**0**	**0**	**0**	**0**	**0**
1200	19	0	0	0	0	0	0	0	0	0	0	2	3	2	6	3	2	1	0	0	0	0	0	0	0	0	0	0	0	0
1300	21	0	0	1	0	0	0	0	0	0	1	2	1	2	7	3	4	0	0	0	0	0	0	0	0	0	0	0	0	0
1400	15	0	0	0	0	0	0	0	0	0	0	1	4	3	3	3	0	1	0	0	0	0	0	0	0	0	0	0	0	0
1500	24	0	0	0	0	0	0	0	0	0	1	3	1	6	5	4	1	2	1	0	0	0	0	0	0	0	0	0	0	0
1600	33	0	0	0	0	0	0	0	1	1	1	3	7	7	7	4	2	0	0	0	0	0	0	0	0	0	0	0	0	0
1700	**40**	**0**	**0**	**0**	**0**	**0**	**0**	**0**	**0**	**0**	**0**	**3**	**7**	**5**	**9**	**3**	**6**	**6**	**0**	**1**	**0**	**0**	**0**	**0**	**0**	**0**	**0**	**0**	**0**	**0**
1800	27	0	0	0	0	0	0	0	0	0	3	1	6	11	3	3	0	0	0	0	0	0	0	0	0	0	0	0	0	0
1900	17	0	0	1	0	0	0	0	0	0	0	0	3	3	2	4	3	1	0	0	0	0	0	0	0	0	0	0	0	0
2000	9	0	0	0	1	0	0	0	0	0	0	1	2	1	1	1	2	0	0	0	0	0	0	0	0	0	0	0	0	0
2100	8	0	0	0	0	0	0	0	0	1	1	2	1	2	1	0	0	0	0	0	0	0	0	0	0	0	0	0	0	0
2200	5	0	0	0	0	0	0	0	0	0	0	0	1	1	1	2	0	0	0	0	0	0	0	0	0	0	0	0	0	0
2300	3	0	0	0	0	0	0	0	0	0	0	1	0	0	1	1	0	0	0	0	0	0	0	0	0	0	0	0	0	0
07-19	**211**	**0**	**0**	**1**	**0**	**1**	**1**	**1**	**1**	**2**	**9**	**16**	**34**	**43**	**45**	**27**	**17**	**11**	**1**	**1**	**0**	**0**	**0**	**0**	**0**	**0**	**0**	**0**	**0**	**0**
06-22	**247**	**0**	**0**	**2**	**1**	**1**	**1**	**1**	**1**	**3**	**11**	**19**	**40**	**49**	**49**	**33**	**22**	**12**	**1**	**1**	**0**	**0**	**0**	**0**	**0**	**0**	**0**	**0**	**0**	**0**
06-00	**255**	**0**	**0**	**2**	**1**	**1**	**1**	**1**	**1**	**3**	**11**	**20**	**41**	**50**	**51**	**36**	**22**	**12**	**1**	**1**	**0**	**0**	**0**	**0**	**0**	**0**	**0**	**0**	**0**	**0**
00-00	**270**	**0**	**0**	**2**	**1**	**1**	**1**	**1**	**2**	**4**	**11**	**20**	**46**	**54**	**55**	**36**	**22**	**12**	**1**	**1**	**0**	**0**	**0**	**0**	**0**	**0**	**0**	**0**	**0**	**0**

DRAFT

Site 23
Location L-4005-1, att t-junction sign, Lat 53.66525, Long -6.77352
Direction West

3279 / Meath/Cavan/Monaghan ATC's
October 2013
Automatic Traffic Count

Virtual Day (7)

Time	Total	Speed Bins (km/h)																											
		0 - 5	5 - 10	10 - 15	15 - 20	20 - 25	25 - 30	30 - 35	35 - 40	40 - 45	45 - 50	50 - 55	55 - 60	60 - 65	65 - 70	70 - 75	75 - 80	80 - 85	85 - 90	90 - 95	95 - 100	100 - 105	105 - 110	110 - 115	115 - 120	120 - 125	125 - 130	130 - 135	135 - 140
0000	3	0	0	0	0	0	0	0	0	0	0	0	0	1	1	0	0	0	0	0	0	0	0	0	0	0	0	0	0
0100	2	0	0	0	0	0	0	0	0	0	0	0	1	1	0	0	0	0	0	0	0	0	0	0	0	0	0	0	0
0200	0	0	0	0	0	0	0	0	0	0	0	0	0	0	0	0	0	0	0	0	0	0	0	0	0	0	0	0	0
0300	1	0	0	0	0	0	0	0	0	0	0	0	0	0	0	0	0	0	0	0	0	0	0	0	0	0	0	0	0
0400	0	0	0	0	0	0	0	0	0	0	0	0	0	0	0	0	0	0	0	0	0	0	0	0	0	0	0	0	0
0500	0	0	0	0	0	0	0	0	0	0	0	0	0	0	0	0	0	0	0	0	0	0	0	0	0	0	0	0	0
0600	2	0	0	0	0	0	0	0	0	0	1	0	0	0	0	0	0	0	0	0	0	0	0	0	0	0	0	0	0
0700	6	0	0	0	0	0	0	0	0	0	0	1	1	1	1	1	0	0	0	0	0	0	0	0	0	0	0	0	0
0800	12	0	0	0	0	0	0	0	0	0	1	1	2	2	3	2	1	0	0	0	0	0	0	0	0	0	0	0	0
0900	16	0	0	0	0	0	0	0	0	0	1	2	4	4	2	2	0	0	0	0	0	0	0	0	0	0	0	0	0
1000	16	0	0	0	0	0	0	0	0	0	1	2	2	3	3	2	0	0	0	0	0	0	0	0	0	0	0	0	0
1100	**17**	**0**	**0**	**0**	**0**	**0**	**0**	**1**	**0**	**0**	**1**	**1**	**3**	**4**	**2**	**3**	**1**	**0**	**0**	**0**	**0**	**0**	**0**	**0**	**0**	**0**	**0**	**0**	**0**
1200	28	0	0	0	0	0	0	0	0	1	1	3	4	7	5	3	1	1	0	0	0	0	0	0	0	0	0	0	0
1300	24	0	0	0	0	0	1	1	0	0	2	2	3	3	5	3	2	1	0	0	0	0	0	0	0	0	0	0	0
1400	25	0	0	0	0	0	0	0	1	1	1	2	6	6	3	3	2	0	0	0	0	0	0	0	0	0	0	0	0
1500	30	0	0	0	0	0	0	1	1	0	2	3	5	5	6	4	2	1	0	0	0	0	0	0	0	0	0	0	0
1600	29	0	0	0	1	0	0	0	0	0	1	3	5	6	8	3	2	0	0	0	0	0	0	0	0	0	0	0	0
1700	**38**	**0**	**0**	**0**	**0**	**1**	**0**	**0**	**0**	**0**	**1**	**4**	**6**	**7**	**8**	**5**	**4**	**2**	**1**	**0**	**0**	**0**	**0**	**0**	**0**	**0**	**0**	**0**	**0**
1800	29	0	0	0	0	0	0	0	0	1	1	3	6	6	6	3	2	0	1	0	0	0	0	0	0	0	0	0	0
1900	23	0	0	0	0	0	0	0	0	0	1	2	4	4	4	3	3	0	0	0	0	0	0	0	0	0	0	0	0
2000	16	0	0	0	0	0	0	0	0	0	1	2	2	3	2	2	1	0	0	0	0	0	0	0	0	0	0	0	0
2100	12	0	0	0	1	0	0	0	0	0	1	2	2	3	2	2	0	1	0	0	0	0	0	0	0	0	0	0	0
2200	8	0	0	0	0	0	0	0	0	0	0	1	1	3	2	1	0	0	0	0	0	0	0	0	0	0	0	0	0
2300	3	0	0	0	0	0	0	0	0	0	0	0	1	1	1	0	0	0	0	0	0	0	0	0	0	0	0	0	0
07-19	**270**	**0**	**0**	**1**	**2**	**2**	**3**	**3**	**3**	**4**	**13**	**27**	**48**	**52**	**51**	**34**	**17**	**6**	**2**	**0**	**0**	**0**	**0**	**0**	**0**	**0**	**0**	**0**	**0**
06-22	**323**	**0**	**0**	**1**	**3**	**3**	**3**	**3**	**3**	**5**	**18**	**34**	**56**	**61**	**59**	**41**	**21**	**7**	**3**	**1**	**0**	**0**	**0**	**0**	**0**	**0**	**0**	**0**	**0**
06-00	**334**	**0**	**0**	**1**	**3**	**3**	**3**	**4**	**4**	**5**	**18**	**35**	**58**	**65**	**61**	**42**	**21**	**7**	**3**	**1**	**0**	**0**	**0**	**0**	**0**	**0**	**0**	**0**	**0**
00-00	**341**	**0**	**0**	**1**	**3**	**3**	**3**	**4**	**4**	**5**	**19**	**36**	**59**	**67**	**62**	**43**	**22**	**7**	**3**	**1**	**0**	**0**	**0**	**0**	**0**	**0**	**0**	**0**	**0**

DRAFT

Site 23
Location L-4005-1, att t-junction sign, Lat 53.66525, Long -6.77352
Direction West

3279 / Meath/Cavan/Monaghan ATC's
October 2013
Automatic Traffic Count

Virtual Week (1)

Time	Total	Speed Bins (km/h)																											
		0 - 5	5 - 10	10 - 15	15 - 20	20 - 25	25 - 30	30 - 35	35 - 40	40 - 45	45 - 50	50 - 55	55 - 60	60 - 65	65 - 70	70 - 75	75 - 80	80 - 85	85 - 90	90 - 95	95 - 100	100 - 105	105 - 110	110 - 115	115 - 120	120 - 125	125 - 130	130 - 135	135 - 140
Mon	353	0	0	1	5	2	8	11	7	4	22	47	79	63	41	43	15	4	0	1	0	0	0	0	0	0	0	0	0
Tue	352	0	0	1	2	4	3	3	6	2	22	49	60	81	57	34	23	2	2	0	1	0	0	0	0	0	0	0	0
Wed	348	0	0	0	4	1	5	4	6	7	17	45	65	57	61	43	18	11	4	0	0	0	0	0	0	0	0	0	0
Thu	344	0	0	1	3	4	1	3	1	5	21	29	56	61	68	49	29	7	4	1	1	0	0	0	0	0	0	0	0
Fri	368	0	0	1	2	0	1	1	3	10	18	34	55	83	76	50	20	7	4	2	1	0	0	0	0	0	0	0	0
|Sat	354	0	0	1	2	8	5	2	1	6	19	27	54	69	78	43	25	9	4	1	0	0	0	0	0	0	0	0	0
|Sun	270	0	0	2	1	1	1	1	2	4	11	20	46	54	55	36	22	12	1	1	0	0	0	0	0	0	0	0	0
5 Day Ave.	**353**	**0**	**0**	**1**	**3**	**2**	**4**	**4**	**5**	**6**	**20**	**41**	**63**	**69**	**61**	**44**	**21**	**6**	**3**	**1**	**1**	**0**	**0**	**0**	**0**	**0**	**0**	**0**	**0**
7 Day Ave.	**341**	**0**	**0**	**1**	**3**	**3**	**3**	**4**	**4**	**5**	**19**	**36**	**59**	**67**	**62**	**43**	**22**	**7**	**3**	**1**	**0**	**0**	**0**	**0**	**0**	**0**	**0**	**0**	**0**
--	**2389**	**0**	**0**	**7**	**19**	**20**	**24**	**25**	**26**	**38**	**130**	**251**	**415**	**468**	**436**	**298**	**152**	**52**	**19**	**6**	**3**	**0**	**0**	**0**	**0**	**0**	**0**	**0**	**0**

Summary Graphs

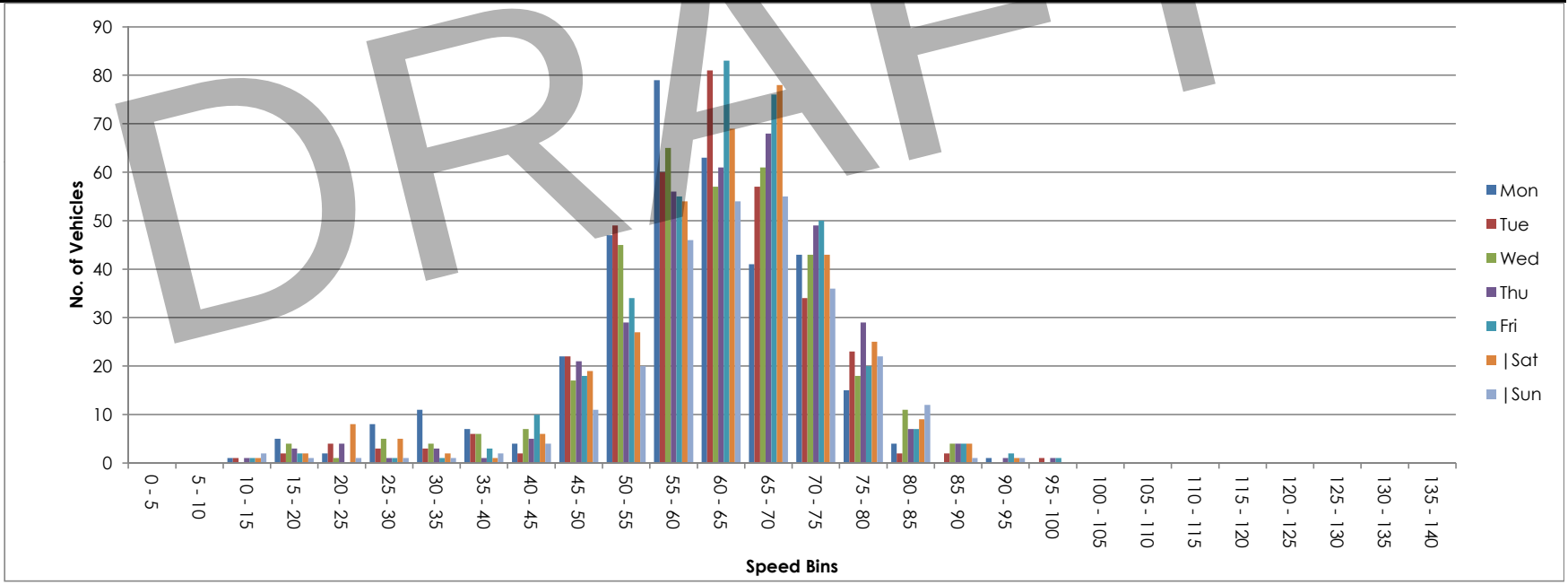

DRAFT

Site 23
Location L-4005-1, att t-junction sign, Lat 53.66525, Long -6.77352
Direction Two way

3279 / Meath/Cavan/Monaghan ATC's
October 2013
Automatic Traffic Count

Mon, 7 October 2013

Time	Total	Classification												>PSL	>PSL%	>SL1	>SL1%	>SL2	>SL2%	Mean	Vpp
		1 MCL	2 SV	3 SVT	4 TB2	5 TB3	6 T4	7 ART3	8 ART4	9 ART5	10 ART6	11 BD	12 DRT	80	80	85 +5kph	85 +5kph	90 +10kph	90 +10kph		85
0000	8	0	8	0	0	0	0	0	0	0	0	0	0	0	0	0	0	0	0	59.6	-
0100	2	0	2	0	0	0	0	0	0	0	0	0	0	0	0	0	0	0	0	59.1	-
0200	1	0	1	0	0	0	0	0	0	0	0	0	0	0	0	0	0	0	0	63.5	-
0300	2	0	2	0	0	0	0	0	0	0	0	0	0	0	0	0	0	0	0	60.5	-
0400	0	0	0	0	0	0	0	0	0	0	0	0	0	0	0	0	0	0	0	-	-
0500	2	0	2	0	0	0	0	0	0	0	0	0	0	0	0	0	0	0	0	60.6	-
0600	10	0	9	0	1	0	0	0	0	0	0	0	0	0	0	0	0	0	0	65.1	-
0700	34	0	32	0	2	0	0	0	0	0	0	0	0	0	0	0	0	0	0	63.6	69.8
0800	58	0	50	1	5	2	0	0	0	0	0	0	0	1	1.7	0	0	0	0	60.9	70.2
0900	**69**	**0**	**60**	**2**	**4**	**1**	**0**	**1**	**0**	**0**	**1**	**0**	**0**	**0**	**0**	**0**	**0**	**0**	**0**	**54.1**	**65.9**
1000	46	0	40	2	2	1	0	1	0	0	0	0	0	0	0	0	0	0	0	60.6	68.4
1100	43	1	36	1	5	0	0	0	0	0	0	0	0	3	7	0	0	0	0	62.1	70.9
1200	63	0	56	2	5	0	0	0	0	0	0	0	0	0	0	0	0	0	0	59.5	65.9
1300	47	0	46	0	1	0	0	0	0	0	0	0	0	1	2.1	0	0	0	0	55.1	69.5
1400	52	0	46	1	3	1	0	0	1	0	0	0	0	0	0	0	0	0	0	53.9	64.4
1500	**69**	**0**	**56**	**4**	**8**	**1**	**0**	**0**	**0**	**0**	**0**	**0**	**0**	**1**	**1.4**	**0**	**0**	**0**	**0**	**54.3**	**68**
1600	51	2	36	0	12	0	0	0	1	0	0	0	0	0	0	0	0	0	0	56	66.6
1700	62	0	59	0	3	0	0	0	0	0	0	0	0	1	1.6	0	0	0	0	63.1	70.2
1800	47	0	44	0	3	0	0	0	0	0	0	0	0	0	0	0	0	0	0	56.7	70.2
1900	50	0	44	0	4	1	0	0	0	1	0	0	0	1	2	1	2	1	2	61	69.8
2000	34	0	33	0	1	0	0	0	0	0	0	0	0	0	0	0	0	0	0	58.5	67.3
2100	19	0	19	0	0	0	0	0	0	0	0	0	0	2	10.5	0	0	0	0	63	70.6
2200	14	0	14	0	0	0	0	0	0	0	0	0	0	0	0	0	0	0	0	58.9	68.4
2300	5	0	5	0	0	0	0	0	0	0	0	0	0	0	0	0	0	0	0	61.7	-
07-19	**641**	**3**	**561**	**13**	**53**	**6**	**0**	**2**	**2**	**0**	**1**	**0**	**0**	**7**	**1.1**	**0**	**0**	**0**	**0**	**58**	**68.4**
06-22	**754**	**3**	**666**	**13**	**59**	**7**	**0**	**2**	**2**	**1**	**1**	**0**	**0**	**10**	**1.3**	**1**	**0.1**	**1**	**0.1**	**58.5**	**68.8**
06-00	**773**	**3**	**685**	**13**	**59**	**7**	**0**	**2**	**2**	**1**	**1**	**0**	**0**	**10**	**1.3**	**1**	**0.1**	**1**	**0.1**	**58.5**	**68.8**
00-00	**788**	**3**	**700**	**13**	**59**	**7**	**0**	**2**	**2**	**1**	**1**	**0**	**0**	**10**	**1.3**	**1**	**0.1**	**1**	**0.1**	**58.5**	**68.8**

DRAFT

Site 23
Location L-4005-1, att t-junction sign, Lat 53.66525, Long -6.77352
Direction Two way

3279 / Meath/Cavan/Monaghan ATC's
October 2013
Automatic Traffic Count

Tue, 8 October 2013

Time	Total	Classification												>PSL	>PSL%	>SL1	>SL1%	>SL2	>SL2%	Mean	Vpp
		1 MCL	2 SV	3 SVT	4 TB2	5 TB3	6 T4	7 ART3	8 ART4	9 ART5	10 ART6	11 BD	12 DRT	80	80	85 +5kph	85 +5kph	90 +10kph	90 +10kph		85
0000	2	0	2	0	0	0	0	0	0	0	0	0	0	0	0	0	0	0	0	46.1	-
0100	2	0	2	0	0	0	0	0	0	0	0	0	0	0	0	0	0	0	0	57.5	-
0200	0	0	0	0	0	0	0	0	0	0	0	0	0	0	0	0	0	0	0	-	-
0300	0	0	0	0	0	0	0	0	0	0	0	0	0	0	0	0	0	0	0	-	-
0400	0	0	0	0	0	0	0	0	0	0	0	0	0	0	0	0	0	0	0	-	-
0500	4	0	3	0	1	0	0	0	0	0	0	0	0	0	0	0	0	0	0	61.4	-
0600	11	0	10	0	0	0	1	0	0	0	0	0	0	0	0	0	0	0	0	61.8	68.4
0700	22	0	18	2	1	0	1	0	0	0	0	0	0	0	0	0	0	0	0	62.8	70.6
0800	**62**	**0**	**53**	**1**	**8**	**0**	**0**	**0**	**0**	**0**	**0**	**0**	**0**	**1**	**1.6**	**0**	**0**	**0**	**0**	**63.9**	**70.2**
0900	**62**	**0**	**52**	**2**	**7**	**1**	**0**	**0**	**0**	**0**	**0**	**0**	**0**	**0**	**0**	**0**	**0**	**0**	**0**	**58.1**	**64.1**
1000	36	2	26	2	5	1	0	0	0	0	0	0	0	0	0	0	0	0	0	58.1	65.2
1100	49	3	38	0	6	2	0	0	0	0	0	0	0	0	0	0	0	0	0	57	63.7
1200	44	0	41	0	3	0	0	0	0	0	0	0	0	0	0	0	0	0	0	56.4	66.6
1300	46	2	40	0	3	0	1	0	0	0	0	0	0	0	0	0	0	0	0	55.6	68.4
1400	52	1	45	0	4	0	2	0	0	0	0	0	0	0	0	0	0	0	0	61.2	66.6
1500	51	0	43	0	4	3	0	0	0	0	0	1	0	0	0	0	0	0	0	58.9	67
1600	57	1	50	1	3	1	0	0	0	0	1	0	0	0	0	0	0	0	0	56.7	65.9
1700	**72**	**1**	**63**	**2**	**5**	**1**	**0**	**0**	**0**	**0**	**0**	**0**	**0**	**1**	**1.4**	**1**	**1.4**	**0**	**0**	**61.2**	**69.1**
1800	60	0	53	4	2	1	0	0	0	0	0	0	0	1	1.7	1	1.7	0	0	63	70.9
1900	40	0	38	0	2	0	0	0	0	0	0	0	0	1	2.5	1	2.5	1	2.5	60.6	71.3
2000	26	0	23	0	3	0	0	0	0	0	0	0	0	1	3.8	0	0	0	0	64	74.9
2100	15	0	14	0	1	0	0	0	0	0	0	0	0	0	0	0	0	0	0	64.8	70.2
2200	14	0	14	0	0	0	0	0	0	0	0	0	0	1	7.1	0	0	0	0	64.5	69.1
2300	4	0	4	0	0	0	0	0	0	0	0	0	0	0	0	0	0	0	0	55.9	-
07-19	**613**	**10**	**522**	**14**	**51**	**10**	**4**	**0**	**0**	**0**	**1**	**1**	**0**	**3**	**0.5**	**2**	**0.3**	**0**	**0**	**59.5**	**68.8**
06-22	**705**	**10**	**607**	**14**	**57**	**10**	**5**	**0**	**0**	**0**	**1**	**1**	**0**	**5**	**0.7**	**3**	**0.4**	**1**	**0.1**	**59.9**	**69.1**
06-00	**723**	**10**	**625**	**14**	**57**	**10**	**5**	**0**	**0**	**0**	**1**	**1**	**0**	**6**	**0.8**	**3**	**0.4**	**1**	**0.1**	**59.9**	**69.5**
00-00	**731**	**10**	**632**	**14**	**58**	**10**	**5**	**0**	**0**	**0**	**1**	**1**	**0**	**6**	**0.8**	**3**	**0.4**	**1**	**0.1**	**59.9**	**69.1**

DRAFT

Site 23
Location L-4005-1, att t-junction sign, Lat 53.66525, Long -6.77352
Direction Two way

3279 / Meath/Cavan/Monaghan ATC's
October 2013
Automatic Traffic Count

Wed, 9 October 2013

Time	Total	Classification												>PSL	>PSL%	>SL1	>SL1%	>SL2	>SL2%	Mean	Vpp
		1 MCL	2 SV	3 SVT	4 TB2	5 TB3	6 T4	7 ART3	8 ART4	9 ART5	10 ART6	11 BD	12 DRT	80	80	85 +5kph	85 +5kph	90 +10kph	90 +10kph		85
0000	8	0	8	0	0	0	0	0	0	0	0	0	0	0	0	0	0	0	0	56.1	-
0100	2	0	1	0	1	0	0	0	0	0	0	0	0	0	0	0	0	0	0	57.4	-
0200	0	0	0	0	0	0	0	0	0	0	0	0	0	0	0	0	0	0	0	-	-
0300	0	0	0	0	0	0	0	0	0	0	0	0	0	0	0	0	0	0	0	-	-
0400	0	0	0	0	0	0	0	0	0	0	0	0	0	0	0	0	0	0	0	-	-
0500	2	0	2	0	0	0	0	0	0	0	0	0	0	0	0	0	0	0	0	59.7	-
0600	7	0	7	0	0	0	0	0	0	0	0	0	0	0	0	0	0	0	0	59.3	-
0700	22	0	17	0	3	2	0	0	0	0	0	0	0	0	0	0	0	0	0	63	69.8
0800	54	0	46	1	4	3	0	0	0	0	0	0	0	0	0	0	0	0	0	62.6	68.8
0900	**69**	**0**	**61**	**1**	**4**	**2**	**0**	**1**	**0**	**0**	**0**	**0**	**0**	**2**	**2.9**	**0**	**0**	**0**	**0**	**59.8**	**67**
1000	44	0	44	0	0	0	0	0	0	0	0	0	0	1	2.3	0	0	0	0	60.7	65.5
1100	33	0	28	0	3	1	0	0	0	0	1	0	0	0	0	0	0	0	0	58.4	64.8
1200	51	2	42	2	5	0	0	0	0	0	0	0	0	2	3.9	0	0	0	0	56.1	68
1300	44	0	33	1	7	2	0	1	0	0	0	0	0	1	2.3	1	2.3	0	0	58.5	69.5
1400	45	1	40	1	2	1	0	0	0	0	0	0	0	0	0	0	0	0	0	54.8	67
1500	64	0	51	1	7	4	0	0	1	0	0	0	0	1	1.6	0	0	0	0	56.3	69.8
1600	**76**	**1**	**57**	**2**	**11**	**4**	**0**	**0**	**0**	**0**	**1**	**0**	**0**	**0**	**0**	**0**	**0**	**0**	**0**	**60.4**	**68.4**
1700	69	2	62	2	3	0	0	0	0	0	0	0	0	2	2.9	0	0	0	0	60.3	71.3
1800	57	0	49	0	7	1	0	0	0	0	0	0	0	4	7	2	3.5	0	0	62.9	71.3
1900	49	0	46	1	2	0	0	0	0	0	0	0	0	1	2	1	2	0	0	59.7	68
2000	23	0	22	0	1	0	0	0	0	0	0	0	0	0	0	0	0	0	0	61.4	71.3
2100	22	0	20	2	0	0	0	0	0	0	0	0	0	2	9.1	0	0	0	0	59.5	72.7
2200	15	0	14	0	1	0	0	0	0	0	0	0	0	1	6.7	1	6.7	0	0	61.8	73.1
2300	2	0	1	0	1	0	0	0	0	0	0	0	0	0	0	0	0	0	0	59	-
07-19	**628**	**6**	**530**	**11**	**56**	**20**	**0**	**2**	**1**	**0**	**2**	**0**	**0**	**13**	**2.1**	**3**	**0.5**	**0**	**0**	**59.5**	**69.1**
06-22	**729**	**6**	**625**	**14**	**59**	**20**	**0**	**2**	**1**	**0**	**2**	**0**	**0**	**16**	**2.2**	**4**	**0.5**	**0**	**0**	**59.5**	**69.5**
06-00	**746**	**6**	**640**	**14**	**61**	**20**	**0**	**2**	**1**	**0**	**2**	**0**	**0**	**17**	**2.3**	**5**	**0.7**	**0**	**0**	**59.6**	**69.5**
00-00	**758**	**6**	**651**	**14**	**62**	**20**	**0**	**2**	**1**	**0**	**2**	**0**	**0**	**17**	**2.2**	**5**	**0.7**	**0**	**0**	**59.5**	**69.1**

DRAFT

Site 23
Location L-4005-1, att t-junction sign, Lat 53.66525, Long -6.77352
Direction Two way

3279 / Meath/Cavan/Monaghan ATC's
October 2013
Automatic Traffic Count

Thu, 10 October 2013

Time	Total	Classification												>PSL	>PSL%	>SL1	>SL1%	>SL2	>SL2%	Mean	Vpp
		1 MCL	2 SV	3 SVT	4 TB2	5 TB3	6 T4	7 ART3	8 ART4	9 ART5	10 ART6	11 BD	12 DRT	80	80	85 +5kph	85 +5kph	90 +10kph	90 +10kph		85
0000	5	0	5	0	0	0	0	0	0	0	0	0	0	0	0	0	0	0	0	61.6	-
0100	2	0	2	0	0	0	0	0	0	0	0	0	0	0	0	0	0	0	0	62.5	-
0200	1	0	1	0	0	0	0	0	0	0	0	0	0	0	0	0	0	0	0	54.8	-
0300	0	0	0	0	0	0	0	0	0	0	0	0	0	0	0	0	0	0	0	-	-
0400	1	0	1	0	0	0	0	0	0	0	0	0	0	0	0	0	0	0	0	50.3	-
0500	3	0	2	0	1	0	0	0	0	0	0	0	0	0	0	0	0	0	0	66.8	-
0600	8	0	8	0	0	0	0	0	0	0	0	0	0	0	0	0	0	0	0	61	-
0700	35	0	29	0	6	0	0	0	0	0	0	0	0	0	0	0	0	0	0	63.1	67
0800	46	1	40	0	4	0	0	1	0	0	0	0	0	0	0	0	0	0	0	60.2	69.5
0900	**63**	**1**	**48**	**0**	**10**	**3**	**0**	**0**	**1**	**0**	**0**	**0**	**0**	**1**	**1.6**	**0**	**0**	**0**	**0**	**61**	**70.6**
1000	50	1	39	1	6	2	0	0	1	0	0	0	0	0	0	0	0	0	0	54.8	65.5
1100	43	0	33	0	8	2	0	0	0	0	0	0	0	0	0	0	0	0	0	59.4	70.6
1200	38	1	29	0	8	0	0	0	0	0	0	0	0	1	2.6	1	2.6	1	2.6	60.9	69.1
1300	37	1	27	1	6	2	0	0	0	0	0	0	0	0	0	0	0	0	0	62.4	73.4
1400	40	1	33	0	4	2	0	0	0	0	0	0	0	3	7.5	3	7.5	0	0	64.3	76
1500	56	2	52	0	1	1	0	0	0	0	0	0	0	2	3.6	0	0	0	0	61.1	71.6
1600	56	0	47	1	7	0	1	0	0	0	0	0	0	3	5.4	1	1.8	0	0	62.5	71.6
1700	**59**	**0**	**48**	**1**	**5**	**3**	**1**	**0**	**1**	**0**	**0**	**0**	**0**	**1**	**1.7**	**0**	**0**	**0**	**0**	**60.1**	**71.6**
1800	**59**	**0**	**54**	**2**	**2**	**0**	**0**	**1**	**0**	**0**	**0**	**0**	**0**	**2**	**3.4**	**2**	**3.4**	**1**	**1.7**	**60.8**	**68.8**
1900	50	0	45	0	2	2	0	1	0	0	0	0	0	2	4	1	2	0	0	62.5	72.7
2000	26	0	26	0	0	0	0	0	0	0	0	0	0	0	0	0	0	0	0	58.2	67
2100	23	0	20	0	3	0	0	0	0	0	0	0	0	1	4.3	0	0	0	0	61.7	71.3
2200	13	0	12	0	1	0	0	0	0	0	0	0	0	0	0	0	0	0	0	61.3	66.6
2300	4	0	4	0	0	0	0	0	0	0	0	0	0	0	0	0	0	0	0	55	-
07-19	**582**	**8**	**479**	**6**	**67**	**15**	**2**	**2**	**3**	**0**	**0**	**0**	**0**	**13**	**2.2**	**7**	**1.2**	**2**	**0.3**	**60.8**	**70.6**
06-22	**689**	**8**	**578**	**6**	**72**	**17**	**2**	**3**	**3**	**0**	**0**	**0**	**0**	**16**	**2.3**	**8**	**1.2**	**2**	**0.3**	**60.8**	**70.6**
06-00	**706**	**8**	**594**	**6**	**73**	**17**	**2**	**3**	**3**	**0**	**0**	**0**	**0**	**16**	**2.3**	**8**	**1.1**	**2**	**0.3**	**60.8**	**70.6**
00-00	**718**	**8**	**605**	**6**	**74**	**17**	**2**	**3**	**3**	**0**	**0**	**0**	**0**	**16**	**2.2**	**8**	**1.1**	**2**	**0.3**	**60.8**	**70.6**

DRAFT

Site 23
Location L-4005-1, att t-junction sign, Lat 53.66525, Long -6.77352
Direction Two way

3279 / Meath/Cavan/Monaghan ATC's
October 2013
Automatic Traffic Count

Fri, 11 October 2013

Time	Total	Classification												>PSL	>PSL%	>SL1	>SL1%	>SL2	>SL2%	Mean	Vpp
		1 MCL	2 SV	3 SVT	4 TB2	5 TB3	6 T4	7 ART3	8 ART4	9 ART5	10 ART6	11 BD	12 DRT	80	80	85 +5kph	85 +5kph	90 +10kph	90 +10kph		85
0000	3	0	3	0	0	0	0	0	0	0	0	0	0	0	0	0	0	0	0	58.1	-
0100	0	0	0	0	0	0	0	0	0	0	0	0	0	0	0	0	0	0	0	-	-
0200	0	0	0	0	0	0	0	0	0	0	0	0	0	0	0	0	0	0	0	-	-
0300	1	0	1	0	0	0	0	0	0	0	0	0	0	0	0	0	0	0	0	63.9	-
0400	0	0	0	0	0	0	0	0	0	0	0	0	0	0	0	0	0	0	0	-	-
0500	2	0	2	0	0	0	0	0	0	0	0	0	0	0	0	0	0	0	0	66.1	-
0600	9	0	8	0	1	0	0	0	0	0	0	0	0	0	0	0	0	0	0	62	-
0700	28	0	23	0	4	1	0	0	0	0	0	0	0	0	0	0	0	0	0	64	68.8
0800	54	0	51	0	1	2	0	0	0	0	0	0	0	0	0	0	0	0	0	63.3	69.1
0900	**58**	**0**	**52**	**0**	**6**	**0**	**0**	**0**	**0**	**0**	**0**	**0**	**0**	**0**	**0**	**0**	**0**	**0**	**0**	**59.2**	**65.2**
1000	43	0	38	0	4	1	0	0	0	0	0	0	0	0	0	0	0	0	0	59	68.8
1100	42	1	30	3	4	4	0	0	0	0	0	0	0	2	4.8	1	2.4	0	0	60.3	68.8
1200	66	0	51	8	5	0	0	0	1	0	1	0	0	2	3	0	0	0	0	60	70.9
1300	**68**	**0**	**61**	**0**	**6**	**0**	**0**	**0**	**0**	**1**	**0**	**0**	**0**	**1**	**1.5**	**1**	**1.5**	**0**	**0**	**60**	**68.8**
1400	65	0	54	1	5	3	0	0	1	0	1	0	0	0	0	0	0	0	0	60.3	66.6
1500	**68**	**2**	**56**	**0**	**6**	**3**	**0**	**0**	**1**	**0**	**0**	**0**	**0**	**1**	**1.5**	**1**	**1.5**	**0**	**0**	**63.5**	**71.3**
1600	60	1	53	0	4	2	0	0	0	0	0	0	0	2	3.3	1	1.7	1	1.7	64.4	72.7
1700	52	0	49	0	2	0	0	0	1	0	0	0	0	2	3.8	0	0	0	0	64.5	72.4
1800	46	0	43	0	2	1	0	0	0	0	0	0	0	3	6.5	3	6.5	0	0	63.9	71.3
1900	55	0	52	1	2	0	0	0	0	0	0	0	0	2	3.6	1	1.8	1	1.8	60.6	68
2000	32	0	29	0	3	0	0	0	0	0	0	0	0	1	3.1	0	0	0	0	56.3	65.9
2100	42	0	38	0	2	2	0	0	0	0	0	0	0	3	7.1	1	2.4	1	2.4	61.3	73.1
2200	16	0	15	0	1	0	0	0	0	0	0	0	0	0	0	0	0	0	0	63.3	73.4
2300	5	0	5	0	0	0	0	0	0	0	0	0	0	0	0	0	0	0	0	59.6	-
07-19	**650**	**4**	**561**	**12**	**49**	**17**	**0**	**0**	**4**	**1**	**2**	**0**	**0**	**13**	**2**	**7**	**1.1**	**1**	**0.2**	**61.8**	**70.6**
06-22	**788**	**4**	**688**	**13**	**57**	**19**	**0**	**0**	**4**	**1**	**2**	**0**	**0**	**19**	**2.4**	**9**	**1.1**	**3**	**0.4**	**61.4**	**70.6**
06-00	**809**	**4**	**708**	**13**	**58**	**19**	**0**	**0**	**4**	**1**	**2**	**0**	**0**	**19**	**2.3**	**9**	**1.1**	**3**	**0.4**	**61.5**	**70.6**
00-00	**815**	**4**	**714**	**13**	**58**	**19**	**0**	**0**	**4**	**1**	**2**	**0**	**0**	**19**	**2.3**	**9**	**1.1**	**3**	**0.4**	**61.5**	**70.6**

DRAFT

Site 23
Location L-4005-1, att t-junction sign, Lat 53.66525, Long -6.77352
Direction Two way

3279 / Meath/Cavan/Monaghan ATC's
October 2013
Automatic Traffic Count

Sat, 12 October 2013

Time	Total	Classification												>PSL	>PSL%	>SL1	>SL1%	>SL2	>SL2%	Mean	Vpp
		1 MCL	2 SV	3 SVT	4 TB2	5 TB3	6 T4	7 ART3	8 ART4	9 ART5	10 ART6	11 BD	12 DRT	80	80	85 +5kph	85 +5kph	90 +10kph	90 +10kph		85
0000	7	0	7	0	0	0	0	0	0	0	0	0	0	0	0	0	0	0	0	67.2	-
0100	6	0	6	0	0	0	0	0	0	0	0	0	0	0	0	0	0	0	0	56.4	-
0200	3	0	3	0	0	0	0	0	0	0	0	0	0	0	0	0	0	0	0	58.6	-
0300	6	0	5	0	1	0	0	0	0	0	0	0	0	0	0	0	0	0	0	61.1	-
0400	1	0	1	0	0	0	0	0	0	0	0	0	0	0	0	0	0	0	0	53.7	-
0500	1	0	1	0	0	0	0	0	0	0	0	0	0	0	0	0	0	0	0	72.5	-
0600	3	0	3	0	0	0	0	0	0	0	0	0	0	0	0	0	0	0	0	73.6	-
0700	14	0	13	0	1	0	0	0	0	0	0	0	0	0	0	0	0	0	0	66.2	71.3
0800	25	1	19	0	5	0	0	0	0	0	0	0	0	1	4	0	0	0	0	62.1	68
0900	36	0	30	2	3	0	0	0	1	0	0	0	0	0	0	0	0	0	0	61.5	67.3
1000	31	1	29	0	1	0	0	0	0	0	0	0	0	0	0	0	0	0	0	60.8	69.8
1100	**37**	**0**	**32**	**1**	**1**	**1**	**1**	**0**	**1**	**0**	**0**	**0**	**0**	**2**	**5.4**	**0**	**0**	**0**	**0**	**61.9**	**71.3**
1200	62	7	45	1	4	1	2	0	2	0	0	0	0	1	1.6	0	0	0	0	56.9	68.4
1300	59	0	52	2	2	3	0	0	0	0	0	0	0	5	8.5	1	1.7	0	0	63.2	73.4
1400	**83**	**2**	**70**	**3**	**6**	**2**	**0**	**0**	**0**	**0**	**0**	**0**	**0**	**1**	**1.2**	**0**	**0**	**0**	**0**	**59.1**	**68**
1500	62	1	57	0	2	1	0	0	1	0	0	0	0	1	1.6	0	0	0	0	60	71.6
1600	43	1	37	0	3	2	0	0	0	0	0	0	0	0	0	0	0	0	0	60.6	68.8
1700	80	2	74	1	2	1	0	0	0	0	0	0	0	4	5	3	3.8	0	0	59	71.6
1800	59	0	55	2	1	1	0	0	0	0	0	0	0	1	1.7	0	0	0	0	60.2	68.4
1900	41	0	37	0	3	0	0	0	0	0	1	0	0	1	2.4	0	0	0	0	61.6	73.8
2000	30	0	25	0	5	0	0	0	0	0	0	0	0	1	3.3	1	3.3	1	3.3	66	73.4
2100	18	0	16	0	2	0	0	0	0	0	0	0	0	0	0	0	0	0	0	50.3	57.6
2200	11	1	10	0	0	0	0	0	0	0	0	0	0	0	0	0	0	0	0	62.8	67.7
2300	4	0	2	0	2	0	0	0	0	0	0	0	0	0	0	0	0	0	0	62.7	-
07-19	**591**	**15**	**513**	**12**	**31**	**12**	**3**	**0**	**5**	**0**	**0**	**0**	**0**	**16**	**2.7**	**4**	**0.7**	**0**	**0**	**60.3**	**69.8**
06-22	**683**	**15**	**594**	**12**	**41**	**12**	**3**	**0**	**5**	**0**	**1**	**0**	**0**	**18**	**2.6**	**5**	**0.7**	**1**	**0.1**	**60.4**	**70.6**
06-00	**698**	**16**	**606**	**12**	**43**	**12**	**3**	**0**	**5**	**0**	**1**	**0**	**0**	**18**	**2.6**	**5**	**0.7**	**1**	**0.1**	**60.5**	**70.6**
00-00	**722**	**16**	**629**	**12**	**44**	**12**	**3**	**0**	**5**	**0**	**1**	**0**	**0**	**18**	**2.5**	**5**	**0.7**	**1**	**0.1**	**60.5**	**70.6**

DRAFT

Site 23
Location L-4005-1, att t-junction sign, Lat 53.66525, Long -6.77352
Direction Two way

3279 / Meath/Cavan/Monaghan ATC's
October 2013
Automatic Traffic Count

Sun, 13 October 2013

Time	Total	Classification												>PSL	>PSL%	>SL1	>SL1%	>SL2	>SL2%	Mean	Vpp
		1 MCL	2 SV	3 SVT	4 TB2	5 TB3	6 T4	7 ART3	8 ART4	9 ART5	10 ART6	11 BD	12 DRT	80	80	85 +5kph	85 +5kph	90 +10kph	90 +10kph		85
0000	4	0	3	0	1	0	0	0	0	0	0	0	0	0	0	0	0	0	0	62.7	-
0100	10	0	7	0	3	0	0	0	0	0	0	0	0	0	0	0	0	0	0	58.8	-
0200	3	0	1	0	2	0	0	0	0	0	0	0	0	0	0	0	0	0	0	59.4	-
0300	6	0	6	0	0	0	0	0	0	0	0	0	0	0	0	0	0	0	0	59.6	-
0400	1	0	1	0	0	0	0	0	0	0	0	0	0	0	0	0	0	0	0	54.8	-
0500	2	0	2	0	0	0	0	0	0	0	0	0	0	0	0	0	0	0	0	63.3	-
0600	2	0	2	0	0	0	0	0	0	0	0	0	0	0	0	0	0	0	0	60	-
0700	5	0	4	0	1	0	0	0	0	0	0	0	0	0	0	0	0	0	0	60.7	-
0800	9	0	8	0	0	0	0	0	0	1	0	0	0	0	0	0	0	0	0	57.9	-
0900	18	0	16	0	2	0	0	0	0	0	0	0	0	1	5.6	0	0	0	0	62.9	68
1000	22	0	21	0	0	1	0	0	0	0	0	0	0	0	0	0	0	0	0	58.6	68.8
1100	**31**	**2**	**28**	**1**	**0**	**0**	**0**	**0**	**0**	**0**	**0**	**0**	**0**	**0**	**0**	**0**	**0**	**0**	**0**	**61.4**	**70.2**
1200	60	0	57	0	2	1	0	0	0	0	0	0	0	1	1.7	0	0	0	0	64.7	70.6
1300	**61**	**0**	**56**	**2**	**2**	**1**	**0**	**0**	**0**	**0**	**0**	**0**	**0**	**0**	**0**	**0**	**0**	**0**	**0**	**63.8**	**73.1**
1400	40	2	34	1	3	0	0	0	0	0	0	0	0	1	2.5	0	0	0	0	62.1	72
1500	52	1	47	1	1	2	0	0	0	0	0	0	0	3	5.8	1	1.9	0	0	63.5	69.8
1600	53	1	50	0	0	2	0	0	0	0	0	0	0	1	1.9	0	0	0	0	59.4	68.8
1700	59	0	53	3	1	2	0	0	0	0	0	0	0	7	11.9	1	1.7	1	1.7	66.3	75.6
1800	35	0	33	0	2	0	0	0	0	0	0	0	0	0	0	0	0	0	0	61	65.9
1900	36	1	34	0	1	0	0	0	0	0	0	0	0	1	2.8	0	0	0	0	62.6	72
2000	10	0	8	0	2	0	0	0	0	0	0	0	0	0	0	0	0	0	0	62.2	-
2100	13	0	11	0	2	0	0	0	0	0	0	0	0	0	0	0	0	0	0	57.3	69.1
2200	11	0	11	0	0	0	0	0	0	0	0	0	0	0	0	0	0	0	0	62.5	68.8
2300	8	0	8	0	0	0	0	0	0	0	0	0	0	0	0	0	0	0	0	61.2	-
07-19	**445**	**6**	**407**	**8**	**14**	**9**	**0**	**0**	**0**	**1**	**0**	**0**	**0**	**14**	**3.1**	**2**	**0.4**	**1**	**0.2**	**62.7**	**70.9**
06-22	**506**	**7**	**462**	**8**	**19**	**9**	**0**	**0**	**0**	**1**	**0**	**0**	**0**	**15**	**3**	**2**	**0.4**	**1**	**0.2**	**62.6**	**71.6**
06-00	**525**	**7**	**481**	**8**	**19**	**9**	**0**	**0**	**0**	**1**	**0**	**0**	**0**	**15**	**2.9**	**2**	**0.4**	**1**	**0.2**	**62.5**	**71.3**
00-00	**551**	**7**	**501**	**8**	**25**	**9**	**0**	**0**	**0**	**1**	**0**	**0**	**0**	**15**	**2.7**	**2**	**0.4**	**1**	**0.2**	**62.4**	**70.9**

DRAFT

Site 23
Location L-4005-1, att t-junction sign, Lat 53.66525, Long -6.77352
Direction Two way

3279 / Meath/Cavan/Monaghan ATC's
October 2013
Automatic Traffic Count

Virtual Day (7)

Time	Total	Classification												>PSL	>PSL%	>SL1	>SL1%	>SL2	>SL2%	Mean	Vpp
		1 MCL	2 SV	3 SVT	4 TB2	5 TB3	6 T4	7 ART3	8 ART4	9 ART5	10 ART6	11 BD	12 DRT	80	80	85 +5kph	85 +5kph	90 +10kph	90 +10kph		85
0000	5	0	5	0	0	0	0	0	0	0	0	0	0	0	0	0	0	0	0	60	-
0100	3	0	3	0	1	0	0	0	0	0	0	0	0	0	0	0	0	0	0	58.3	-
0200	1	0	1	0	0	0	0	0	0	0	0	0	0	0	0	0	0	0	0	59	-
0300	2	0	2	0	0	0	0	0	0	0	0	0	0	0	0	0	0	0	0	60.6	-
0400	0	0	0	0	0	0	0	0	0	0	0	0	0	0	0	0	0	0	0	53	-
0500	2	0	2	0	0	0	0	0	0	0	0	0	0	0	0	0	0	0	0	63.6	-
0600	7	0	7	0	0	0	0	0	0	0	0	0	0	0	0	0	0	0	0	62.6	-
0700	23	0	19	0	3	0	0	0	0	0	0	0	0	0	0	0	0	0	0	63.5	69.8
0800	44	0	38	0	4	1	0	0	0	0	0	0	0	0	1	0	0	0	0	62.1	70.2
0900	**54**	**0**	**46**	**1**	**5**	**1**	**0**	**0**	**0**	**0**	**0**	**0**	**0**	**1**	**1.1**	**0**	**0**	**0**	**0**	**58.9**	**67.3**
1000	39	1	34	1	3	1	0	0	0	0	0	0	0	0	0.4	0	0	0	0	58.9	68
1100	40	1	32	1	4	1	0	0	0	0	0	0	0	1	2.5	0	0.4	0	0	60	70.2
1200	55	1	46	2	5	0	0	0	0	0	0	0	0	1	1.8	0	0.3	0	0.3	59.3	69.1
1300	52	0	45	1	4	1	0	0	0	0	0	0	0	1	2.2	0	0.8	0	0	60	70.9
1400	54	1	46	1	4	1	0	0	0	0	0	0	0	1	1.3	0	0.8	0	0	59.2	68.4
1500	60	1	52	1	4	2	0	0	0	0	0	0	0	1	2.1	0	0.5	0	0	59.5	70.2
1600	57	1	47	1	6	2	0	0	0	0	0	0	0	1	1.5	0	0.5	0	0.3	60.1	69.5
1700	**65**	**1**	**58**	**1**	**3**	**1**	**0**	**0**	**0**	**0**	**0**	**0**	**0**	**3**	**4**	**1**	**1.1**	**0**	**0.2**	**61.8**	**72**
1800	52	0	47	1	3	1	0	0	0	0	0	0	0	2	3	1	2.2	0	0.3	61.3	70.2
1900	46	0	42	0	2	0	0	0	0	0	0	0	0	1	2.8	1	1.6	0	0.9	61.2	71.6
2000	26	0	24	0	2	0	0	0	0	0	0	0	0	0	1.7	0	0.6	0	0.6	60.7	70.9
2100	22	0	20	0	1	0	0	0	0	0	0	0	0	1	5.3	0	0.7	0	0.7	60	71.3
2200	13	0	13	0	0	0	0	0	0	0	0	0	0	0	2.1	0	1.1	0	0	62.2	69.1
2300	5	0	4	0	0	0	0	0	0	0	0	0	0	0	0	0	0	0	0	59.6	-
07-19	**593**	**7**	**510**	**11**	**46**	**13**	**1**	**1**	**2**	**0**	**1**	**0**	**0**	**11**	**1.9**	**4**	**0.6**	**1**	**0.1**	**60.3**	**69.8**
06-22	**693**	**8**	**603**	**11**	**52**	**13**	**1**	**1**	**2**	**0**	**1**	**0**	**0**	**14**	**2**	**5**	**0.7**	**1**	**0.2**	**60.4**	**69.8**
06-00	**711**	**8**	**620**	**11**	**53**	**13**	**1**	**1**	**2**	**0**	**1**	**0**	**0**	**14**	**2**	**5**	**0.7**	**1**	**0.2**	**60.4**	**69.8**
00-00	**726**	**8**	**633**	**11**	**54**	**13**	**1**	**1**	**2**	**0**	**1**	**0**	**0**	**14**	**2**	**5**	**0.6**	**1**	**0.2**	**60.4**	**69.8**

DRAFT

Site 23
Location L-4005-1, att t-junction sign, Lat 53.66525, Long -6.77352
Direction Two way

3279 / Meath/Cavan/Monaghan ATC's
October 2013
Automatic Traffic Count

Virtual Week (1)

Time	Total	Classification												>PSL	>PSL%	>SL1	>SL1%	>SL2	>SL2%	Mean	Vpp
		1 MCL	2 SV	3 SVT	4 TB2	5 TB3	6 T4	7 ART3	8 ART4	9 ART5	10 ART6	11 BD	12 DRT	80	80	85 +5kph	85 +5kph	90 +10kph	90 +10kph		85
Mon	788	3	700	13	59	7	0	2	2	1	1	0	0	10	1.3	1	0.1	1	0.1	58.5	68.8
Tue	731	10	632	14	58	10	5	0	0	0	1	1	0	6	0.8	3	0.4	1	0.1	59.9	69.1
Wed	758	6	651	14	62	20	0	2	1	0	2	0	0	17	2.2	5	0.7	0	0	59.5	69.1
Thu	718	8	605	6	74	17	2	3	3	0	0	0	0	16	2.2	8	1.1	2	0.3	60.8	70.6
Fri	815	4	714	13	58	19	0	0	4	1	2	0	0	19	2.3	9	1.1	3	0.4	61.5	70.6
| Sat	722	16	629	12	44	12	3	0	5	0	1	0	0	18	2.5	5	0.7	1	0.1	60.5	70.6
| Sun	551	7	501	8	25	9	0	0	0	1	0	0	0	15	2.7	2	0.4	1	0.2	62.4	70.9
5 Day Ave.	**762**	**6**	**660**	**12**	**62**	**15**	**1**	**1**	**2**	**0**	**1**	**0**	**0**	**14**	**1.8**	**5**	**0.7**	**1**	**0.1**	**60.0**	**69.6**
7 Day Ave.	**726**	**8**	**633**	**11**	**54**	**13**	**1**	**1**	**2**	**0**	**1**	**0**	**0**	**14**	**2.0**	**5**	**0.6**	**1**	**0.2**	**60.4**	**69.8**
--	**5083**	**54**	**4432**	**80**	**380**	**94**	**10**	**7**	**15**	**3**	**7**	**1**	**0**	**101**	**2.0**	**33**	**0.6**	**9**	**0.2**	**60.4**	**69.8**

Summary Graphs

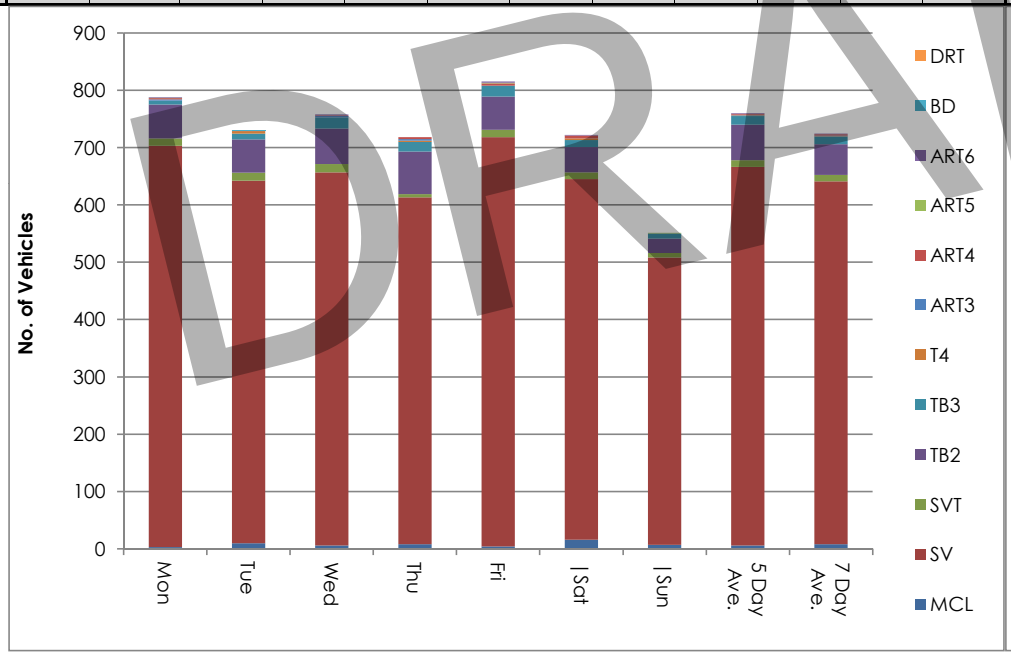

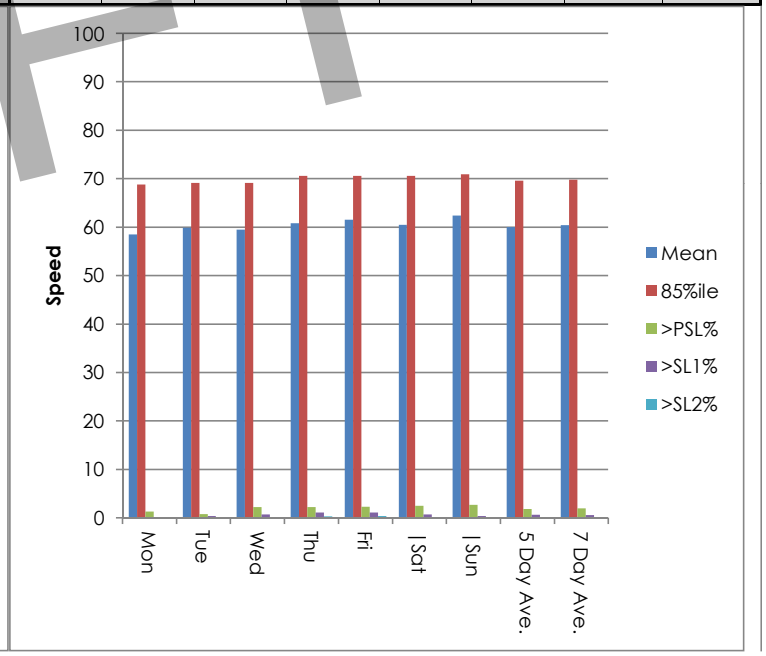

DRAFT

Site 23
Location L-4005-1, att t-junction sign, Lat 53.66525, Long -6.77352
Direction Two way

3279 / Meath/Cavan/Monaghan ATC's
October 2013
Automatic Traffic Count

Mon, 7 October 2013

Time	Total	Speed Bins (km/h)																											
		0 - 5	5 - 10	10 - 15	15 - 20	20 - 25	25 - 30	30 - 35	35 - 40	40 - 45	45 - 50	50 - 55	55 - 60	60 - 65	65 - 70	70 - 75	75 - 80	80 - 85	85 - 90	90 - 95	95 - 100	100 - 105	105 - 110	110 - 115	115 - 120	120 - 125	125 - 130	130 - 135	135 - 140
0000	8	0	0	0	0	0	0	0	0	0	0	3	1	2	1	1	0	0	0	0	0	0	0	0	0	0	0	0	0
0100	2	0	0	0	0	0	0	0	0	0	0	0	1	1	0	0	0	0	0	0	0	0	0	0	0	0	0	0	0
0200	1	0	0	0	0	0	0	0	0	0	0	0	0	1	0	0	0	0	0	0	0	0	0	0	0	0	0	0	0
0300	2	0	0	0	0	0	0	0	0	0	0	0	1	1	0	0	0	0	0	0	0	0	0	0	0	0	0	0	0
0400	0	0	0	0	0	0	0	0	0	0	0	0	0	0	0	0	0	0	0	0	0	0	0	0	0	0	0	0	0
0500	2	0	0	0	0	0	0	0	0	0	0	0	1	1	0	0	0	0	0	0	0	0	0	0	0	0	0	0	0
0600	10	0	0	0	0	0	0	0	0	0	1	0	1	1	4	3	0	0	0	0	0	0	0	0	0	0	0	0	0
0700	34	0	0	0	0	0	0	0	0	0	1	4	8	4	11	3	3	0	0	0	0	0	0	0	0	0	0	0	0
0800	58	0	0	0	1	0	2	0	1	2	2	4	8	15	13	6	3	1	0	0	0	0	0	0	0	0	0	0	0
0900	**69**	**0**	**0**	**0**	**0**	**0**	**3**	**0**	**3**	**11**	**10**	**9**	**10**	**10**	**10**	**1**	**2**	**0**	**0**	**0**	**0**	**0**	**0**	**0**	**0**	**0**	**0**	**0**	**0**
1000	46	0	0	0	0	0	0	0	2	0	0	12	8	8	9	7	0	0	0	0	0	0	0	0	0	0	0	0	0
1100	43	0	0	1	0	0	0	0	0	0	2	2	13	12	4	5	1	3	0	0	0	0	0	0	0	0	0	0	0
1200	63	0	0	0	0	0	0	0	1	2	1	9	18	21	7	3	1	0	0	0	0	0	0	0	0	0	0	0	0
1300	47	0	0	0	0	0	4	4	0	2	1	6	15	4	5	4	1	1	0	0	0	0	0	0	0	0	0	0	0
1400	52	0	0	0	0	0	2	2	1	9	2	6	12	10	6	2	0	0	0	0	0	0	0	0	0	0	0	0	0
1500	**69**	**0**	**0**	**1**	**1**	**0**	**2**	**4**	**3**	**2**	**6**	**11**	**13**	**13**	**8**	**4**	**0**	**1**	**0**	**0**	**0**	**0**	**0**	**0**	**0**	**0**	**0**	**0**	**0**
1600	51	0	0	0	2	0	1	2	1	3	4	6	7	11	11	2	1	0	0	0	0	0	0	0	0	0	0	0	0
1700	62	0	0	0	0	0	0	0	0	2	1	2	13	26	8	7	2	1	0	0	0	0	0	0	0	0	0	0	0
1800	47	0	0	1	1	0	0	1	2	2	5	5	8	11	2	5	4	0	0	0	0	0	0	0	0	0	0	0	0
1900	50	0	0	0	0	0	0	0	0	1	3	10	11	13	4	4	3	0	0	1	0	0	0	0	0	0	0	0	0
2000	34	0	0	0	0	1	0	1	0	0	3	5	6	11	5	2	0	0	0	0	0	0	0	0	0	0	0	0	0
2100	19	0	0	0	1	0	0	0	0	0	1	0	3	7	3	2	0	2	0	0	0	0	0	0	0	0	0	0	0
2200	14	0	0	0	0	1	0	0	0	0	0	4	1	3	3	1	1	0	0	0	0	0	0	0	0	0	0	0	0
2300	5	0	0	0	0	0	0	0	0	0	0	0	2	2	1	0	0	0	0	0	0	0	0	0	0	0	0	0	0
07-19	**641**	**0**	**0**	**3**	**5**	**0**	**14**	**13**	**14**	**35**	**35**	**76**	**133**	**145**	**94**	**49**	**18**	**7**	**0**	**0**	**0**	**0**	**0**	**0**	**0**	**0**	**0**	**0**	**0**
06-22	**754**	**0**	**0**	**3**	**6**	**1**	**14**	**14**	**14**	**36**	**43**	**91**	**154**	**177**	**110**	**60**	**21**	**9**	**0**	**1**	**0**	**0**	**0**	**0**	**0**	**0**	**0**	**0**	**0**
06-00	**773**	**0**	**0**	**3**	**6**	**2**	**14**	**14**	**14**	**36**	**43**	**95**	**157**	**182**	**114**	**61**	**22**	**9**	**0**	**1**	**0**	**0**	**0**	**0**	**0**	**0**	**0**	**0**	**0**
00-00	**788**	**0**	**0**	**3**	**6**	**2**	**14**	**14**	**14**	**36**	**43**	**98**	**161**	**188**	**115**	**62**	**22**	**9**	**0**	**1**	**0**	**0**	**0**	**0**	**0**	**0**	**0**	**0**	**0**

DRAFT

Site 23
Location L-4005-1, att t-junction sign, Lat 53.66525, Long -6.77352
Direction Two way

3279 / Meath/Cavan/Monaghan ATC's
October 2013
Automatic Traffic Count

Tue, 8 October 2013

Time	Total	Speed Bins (km/h)																											
		0 - 5	5 - 10	10 - 15	15 - 20	20 - 25	25 - 30	30 - 35	35 - 40	40 - 45	45 - 50	50 - 55	55 - 60	60 - 65	65 - 70	70 - 75	75 - 80	80 - 85	85 - 90	90 - 95	95 - 100	100 - 105	105 - 110	110 - 115	115 - 120	120 - 125	125 - 130	130 - 135	135 - 140
0000	2	0	0	0	0	0	0	0	0	1	0	1	0	0	0	0	0	0	0	0	0	0	0	0	0	0	0	0	0
0100	2	0	0	0	0	0	0	0	0	0	0	1	0	1	0	0	0	0	0	0	0	0	0	0	0	0	0	0	0
0200	0	0	0	0	0	0	0	0	0	0	0	0	0	0	0	0	0	0	0	0	0	0	0	0	0	0	0	0	0
0300	0	0	0	0	0	0	0	0	0	0	0	0	0	0	0	0	0	0	0	0	0	0	0	0	0	0	0	0	0
0400	0	0	0	0	0	0	0	0	0	0	0	0	0	0	0	0	0	0	0	0	0	0	0	0	0	0	0	0	0
0500	4	0	0	0	0	0	0	0	0	0	0	0	2	1	1	0	0	0	0	0	0	0	0	0	0	0	0	0	0
0600	11	0	0	0	0	0	0	0	0	1	1	0	1	4	3	1	0	0	0	0	0	0	0	0	0	0	0	0	0
0700	22	0	0	0	0	0	0	0	0	0	1	3	1	8	5	4	0	0	0	0	0	0	0	0	0	0	0	0	0
0800	**62**	**0**	**0**	**0**	**0**	**0**	**0**	**0**	**1**	**0**	**4**	**5**	**6**	**12**	**20**	**10**	**3**	**1**	**0**	**0**	**0**	**0**	**0**	**0**	**0**	**0**	**0**	**0**	**0**
0900	**62**	**0**	**0**	**0**	**0**	**0**	**1**	**0**	**1**	**4**	**5**	**9**	**10**	**25**	**2**	**4**	**1**	**0**	**0**	**0**	**0**	**0**	**0**	**0**	**0**	**0**	**0**	**0**	**0**
1000	36	0	0	1	0	1	0	0	1	0	0	2	7	18	4	2	0	0	0	0	0	0	0	0	0	0	0	0	0
1100	49	0	0	0	1	1	0	1	1	0	3	4	18	14	2	2	2	0	0	0	0	0	0	0	0	0	0	0	0
1200	44	0	0	0	1	1	1	0	3	0	0	10	7	12	4	5	0	0	0	0	0	0	0	0	0	0	0	0	0
1300	46	0	0	0	0	0	3	2	1	0	8	6	8	8	5	4	1	0	0	0	0	0	0	0	0	0	0	0	0
1400	52	0	0	0	0	1	0	0	1	1	2	6	5	23	6	2	5	0	0	0	0	0	0	0	0	0	0	0	0
1500	51	0	0	0	0	0	0	3	1	0	3	5	15	13	7	1	3	0	0	0	0	0	0	0	0	0	0	0	0
1600	57	0	0	0	1	0	1	0	1	3	3	11	21	6	7	2	1	0	0	0	0	0	0	0	0	0	0	0	0
1700	**72**	**0**	**0**	**0**	**0**	**1**	**0**	**0**	**1**	**2**	**2**	**10**	**13**	**15**	**17**	**6**	**4**	**0**	**1**	**0**	**0**	**0**	**0**	**0**	**0**	**0**	**0**	**0**	**0**
1800	60	0	0	0	0	0	0	0	0	2	3	10	8	9	16	7	4	0	1	0	0	0	0	0	0	0	0	0	0
1900	40	0	0	0	0	0	1	1	0	1	5	4	6	5	9	5	2	0	0	0	1	0	0	0	0	0	0	0	0
2000	26	0	0	0	0	0	0	0	0	0	2	4	2	7	4	2	4	1	0	0	0	0	0	0	0	0	0	0	0
2100	15	0	0	0	0	0	0	0	0	0	0	2	1	6	2	3	1	0	0	0	0	0	0	0	0	0	0	0	0
2200	14	0	0	0	0	0	0	0	0	0	0	1	3	5	3	1	0	1	0	0	0	0	0	0	0	0	0	0	0
2300	4	0	0	0	0	0	0	0	1	0	1	0	0	0	2	0	0	0	0	0	0	0	0	0	0	0	0	0	0
07-19	**613**	**0**	**0**	**1**	**3**	**5**	**6**	**6**	**12**	**12**	**34**	**81**	**119**	**163**	**95**	**49**	**24**	**1**	**2**	**0**	**0**	**0**	**0**	**0**	**0**	**0**	**0**	**0**	**0**
06-22	**705**	**0**	**0**	**1**	**3**	**5**	**7**	**7**	**12**	**14**	**42**	**91**	**129**	**185**	**113**	**60**	**31**	**2**	**2**	**0**	**1**	**0**	**0**	**0**	**0**	**0**	**0**	**0**	**0**
06-00	**723**	**0**	**0**	**1**	**3**	**5**	**7**	**7**	**13**	**14**	**43**	**92**	**132**	**190**	**118**	**61**	**31**	**3**	**2**	**0**	**1**	**0**	**0**	**0**	**0**	**0**	**0**	**0**	**0**
00-00	**731**	**0**	**0**	**1**	**3**	**5**	**7**	**7**	**13**	**15**	**43**	**94**	**134**	**192**	**119**	**61**	**31**	**3**	**2**	**0**	**1**	**0**	**0**	**0**	**0**	**0**	**0**	**0**	**0**

DRAFT

Site 23
Location L-4005-1, att t-junction sign, Lat 53.66525, Long -6.77352
Direction Two way

3279 / Meath/Cavan/Monaghan ATC's
October 2013
Automatic Traffic Count

Wed, 9 October 2013

Time	Total	Speed Bins (km/h)																											
		0 - 5	5 - 10	10 - 15	15 - 20	20 - 25	25 - 30	30 - 35	35 - 40	40 - 45	45 - 50	50 - 55	55 - 60	60 - 65	65 - 70	70 - 75	75 - 80	80 - 85	85 - 90	90 - 95	95 - 100	100 - 105	105 - 110	110 - 115	115 - 120	120 - 125	125 - 130	130 - 135	135 - 140
0000	8	0	0	0	0	0	0	0	0	0	2	1	2	3	0	0	0	0	0	0	0	0	0	0	0	0	0	0	0
0100	2	0	0	0	0	0	0	0	0	0	0	1	0	1	0	0	0	0	0	0	0	0	0	0	0	0	0	0	0
0200	0	0	0	0	0	0	0	0	0	0	0	0	0	0	0	0	0	0	0	0	0	0	0	0	0	0	0	0	0
0300	0	0	0	0	0	0	0	0	0	0	0	0	0	0	0	0	0	0	0	0	0	0	0	0	0	0	0	0	0
0400	0	0	0	0	0	0	0	0	0	0	0	0	0	0	0	0	0	0	0	0	0	0	0	0	0	0	0	0	0
0500	2	0	0	0	0	0	0	0	0	0	0	0	1	1	0	0	0	0	0	0	0	0	0	0	0	0	0	0	0
0600	7	0	0	0	0	0	0	0	0	0	1	3	0	1	1	0	1	0	0	0	0	0	0	0	0	0	0	0	0
0700	22	0	0	0	0	0	0	0	0	0	0	3	3	6	6	4	0	0	0	0	0	0	0	0	0	0	0	0	0
0800	54	0	0	0	0	1	0	0	1	0	3	1	6	13	23	6	0	0	0	0	0	0	0	0	0	0	0	0	0	0
0900	**69**	**0**	**0**	**0**	**0**	**0**	**1**	**1**	**0**	**2**	**4**	**11**	**13**	**21**	**8**	**3**	**3**	**2**	**0**	**0**	**0**	**0**	**0**	**0**	**0**	**0**	**0**	**0**	**0**
1000	44	0	0	0	0	0	0	0	1	3	1	2	10	17	7	1	1	1	0	0	0	0	0	0	0	0	0	0	0	0
1100	33	0	0	0	0	0	1	1	0	1	0	4	13	5	6	2	0	0	0	0	0	0	0	0	0	0	0	0	0	0
1200	51	0	1	0	0	0	0	4	0	3	4	13	7	8	4	3	2	2	0	0	0	0	0	0	0	0	0	0	0	0
1300	44	0	0	0	1	0	0	1	2	2	5	2	8	8	9	4	1	0	1	0	0	0	0	0	0	0	0	0	0	0
1400	45	0	0	0	0	0	1	1	8	2	3	5	8	7	4	5	1	0	0	0	0	0	0	0	0	0	0	0	0	0
1500	64	0	0	0	0	3	2	1	3	1	7	6	16	6	9	6	3	1	0	0	0	0	0	0	0	0	0	0	0	0
1600	**76**	**0**	**0**	**0**	**1**	**1**	**0**	**1**	**1**	**1**	**3**	**6**	**15**	**21**	**16**	**7**	**3**	**0**	**0**	**0**	**0**	**0**	**0**	**0**	**0**	**0**	**0**	**0**	**0**	**0**
1700	69	0	0	0	1	0	1	1	0	2	3	11	10	15	13	8	2	2	0	0	0	0	0	0	0	0	0	0	0	0
1800	57	0	0	0	0	0	0	0	0	2	3	8	12	8	12	3	5	2	2	0	0	0	0	0	0	0	0	0	0	0
1900	49	0	0	0	0	0	2	1	0	2	1	6	10	9	12	2	3	0	1	0	0	0	0	0	0	0	0	0	0	0
2000	23	0	0	0	0	0	0	0	0	0	2	5	4	3	3	6	0	0	0	0	0	0	0	0	0	0	0	0	0	0
2100	22	0	0	0	1	0	0	0	1	1	2	1	4	3	5	2	0	2	0	0	0	0	0	0	0	0	0	0	0	0
2200	15	0	0	0	0	0	0	1	1	0	0	1	3	3	3	1	1	0	1	0	0	0	0	0	0	0	0	0	0	0
2300	2	0	0	0	0	0	0	0	0	0	0	0	1	1	0	0	0	0	0	0	0	0	0	0	0	0	0	0	0	0
07-19	**628**	**0**	**1**	**0**	**3**	**5**	**6**	**11**	**16**	**19**	**36**	**72**	**121**	**135**	**117**	**52**	**21**	**10**	**3**	**0**	**0**	**0**	**0**	**0**	**0**	**0**	**0**	**0**	**0**	**0**
06-22	**729**	**0**	**1**	**0**	**4**	**5**	**8**	**12**	**17**	**22**	**42**	**87**	**139**	**151**	**138**	**62**	**25**	**12**	**4**	**0**	**0**	**0**	**0**	**0**	**0**	**0**	**0**	**0**	**0**	**0**
06-00	**746**	**0**	**1**	**0**	**4**	**5**	**8**	**13**	**18**	**22**	**42**	**88**	**143**	**155**	**141**	**63**	**26**	**12**	**5**	**0**	**0**	**0**	**0**	**0**	**0**	**0**	**0**	**0**	**0**	**0**
00-00	**758**	**0**	**1**	**0**	**4**	**5**	**8**	**13**	**18**	**22**	**44**	**90**	**146**	**160**	**141**	**63**	**26**	**12**	**5**	**0**	**0**	**0**	**0**	**0**	**0**	**0**	**0**	**0**	**0**	**0**

DRAFT

Site 23
Location L-4005-1, att t-junction sign, Lat 53.66525, Long -6.77352
Direction Two way

3279 / Meath/Cavan/Monaghan ATC's
October 2013
Automatic Traffic Count

Thu, 10 October 2013

Time	Total	Speed Bins (km/h)																											
		0 - 5	5 - 10	10 - 15	15 - 20	20 - 25	25 - 30	30 - 35	35 - 40	40 - 45	45 - 50	50 - 55	55 - 60	60 - 65	65 - 70	70 - 75	75 - 80	80 - 85	85 - 90	90 - 95	95 - 100	100 - 105	105 - 110	110 - 115	115 - 120	120 - 125	125 - 130	130 - 135	135 - 140
0000	5	0	0	0	0	0	0	0	0	0	0	1	1	2	0	1	0	0	0	0	0	0	0	0	0	0	0	0	0
0100	2	0	0	0	0	0	0	0	0	0	0	0	1	0	1	0	0	0	0	0	0	0	0	0	0	0	0	0	0
0200	1	0	0	0	0	0	0	0	0	0	0	1	0	0	0	0	0	0	0	0	0	0	0	0	0	0	0	0	0
0300	0	0	0	0	0	0	0	0	0	0	0	0	0	0	0	0	0	0	0	0	0	0	0	0	0	0	0	0	0
0400	1	0	0	0	0	0	0	0	0	0	0	1	0	0	0	0	0	0	0	0	0	0	0	0	0	0	0	0	0
0500	3	0	0	0	0	0	0	0	0	0	0	0	1	0	0	2	0	0	0	0	0	0	0	0	0	0	0	0	0
0600	8	0	0	0	0	0	0	0	0	0	1	2	1	1	2	0	1	0	0	0	0	0	0	0	0	0	0	0	0
0700	35	0	0	0	0	0	0	0	0	0	1	2	4	18	7	2	1	0	0	0	0	0	0	0	0	0	0	0	0
0800	46	0	0	0	0	0	2	0	1	2	2	5	5	9	15	2	3	0	0	0	0	0	0	0	0	0	0	0	0
0900	**63**	**0**	**0**	**0**	**0**	**1**	**0**	**0**	**0**	**1**	**6**	**7**	**11**	**15**	**11**	**8**	**2**	**1**	**0**	**0**	**0**	**0**	**0**	**0**	**0**	**0**	**0**	**0**	**0**
1000	50	0	0	0	0	4	0	1	1	2	3	6	14	11	4	3	1	0	0	0	0	0	0	0	0	0	0	0	0
1100	43	0	0	1	1	0	0	1	0	0	2	2	13	9	5	7	2	0	0	0	0	0	0	0	0	0	0	0	0
1200	38	0	0	0	0	1	0	0	0	1	2	2	12	10	4	4	1	0	0	1	0	0	0	0	0	0	0	0	0
1300	37	0	0	0	1	0	0	1	0	0	1	4	5	12	5	3	5	0	0	0	0	0	0	0	0	0	0	0	0
1400	40	0	0	0	0	0	1	1	0	0	1	3	6	11	7	3	4	0	3	0	0	0	0	0	0	0	0	0	0
1500	56	0	0	0	0	1	0	0	0	1	4	8	9	14	7	9	1	2	0	0	0	0	0	0	0	0	0	0	0
1600	56	0	0	0	0	1	0	0	2	3	0	6	9	8	16	4	4	2	1	0	0	0	0	0	0	0	0	0	0
1700	**59**	**0**	**0**	**0**	**0**	**0**	**0**	**2**	**1**	**0**	**11**	**6**	**10**	**5**	**13**	**6**	**4**	**1**	**0**	**0**	**0**	**0**	**0**	**0**	**0**	**0**	**0**	**0**	**0**
1800	**59**	**0**	**0**	**0**	**0**	**0**	**1**	**0**	**0**	**3**	**5**	**4**	**12**	**16**	**10**	**4**	**2**	**0**	**1**	**0**	**1**	**0**	**0**	**0**	**0**	**0**	**0**	**0**	**0**
1900	50	0	0	0	0	1	0	0	0	2	4	4	7	9	11	6	4	1	1	0	0	0	0	0	0	0	0	0	0
2000	26	0	0	0	1	0	0	0	0	1	2	6	7	3	3	1	2	0	0	0	0	0	0	0	0	0	0	0	0
2100	23	0	0	0	0	0	0	1	0	0	1	4	2	7	4	3	0	1	0	0	0	0	0	0	0	0	0	0	0
2200	13	0	0	0	0	0	0	0	0	0	0	2	2	6	3	0	0	0	0	0	0	0	0	0	0	0	0	0	0
2300	4	0	0	0	0	0	0	0	0	1	0	0	2	0	1	0	0	0	0	0	0	0	0	0	0	0	0	0	0
07-19	**582**	**0**	**0**	**1**	**2**	**8**	**4**	**6**	**5**	**13**	**38**	**55**	**110**	**138**	**104**	**55**	**30**	**6**	**5**	**1**	**1**	**0**	**0**	**0**	**0**	**0**	**0**	**0**	**0**
06-22	**689**	**0**	**0**	**1**	**3**	**9**	**4**	**7**	**5**	**16**	**46**	**71**	**127**	**158**	**124**	**65**	**37**	**8**	**6**	**1**	**1**	**0**	**0**	**0**	**0**	**0**	**0**	**0**	**0**
06-00	**706**	**0**	**0**	**1**	**3**	**9**	**4**	**7**	**5**	**17**	**46**	**73**	**131**	**164**	**128**	**65**	**37**	**8**	**6**	**1**	**1**	**0**	**0**	**0**	**0**	**0**	**0**	**0**	**0**
00-00	**718**	**0**	**0**	**1**	**3**	**9**	**4**	**7**	**5**	**17**	**46**	**76**	**134**	**166**	**129**	**68**	**37**	**8**	**6**	**1**	**1**	**0**	**0**	**0**	**0**	**0**	**0**	**0**	**0**

DRAFT

Site 23
Location L-4005-1, att t-junction sign, Lat 53.66525, Long -6.77352
Direction Two way

3279 / Meath/Cavan/Monaghan ATC's
October 2013
Automatic Traffic Count

Fri, 11 October 2013

Time	Total	Speed Bins (km/h)																												
		0 - 5	5 - 10	10 - 15	15 - 20	20 - 25	25 - 30	30 - 35	35 - 40	40 - 45	45 - 50	50 - 55	55 - 60	60 - 65	65 - 70	70 - 75	75 - 80	80 - 85	85 - 90	90 - 95	95 - 100	100 - 105	105 - 110	110 - 115	115 - 120	120 - 125	125 - 130	130 - 135	135 - 140
0000	3	0	0	0	0	0	0	0	0	0	0	1	1	0	1	0	0	0	0	0	0	0	0	0	0	0	0	0	0	0
0100	0	0	0	0	0	0	0	0	0	0	0	0	0	0	0	0	0	0	0	0	0	0	0	0	0	0	0	0	0	0
0200	0	0	0	0	0	0	0	0	0	0	0	0	0	0	0	0	0	0	0	0	0	0	0	0	0	0	0	0	0	0
0300	1	0	0	0	0	0	0	0	0	0	0	0	0	1	0	0	0	0	0	0	0	0	0	0	0	0	0	0	0	0
0400	0	0	0	0	0	0	0	0	0	0	0	0	0	0	0	0	0	0	0	0	0	0	0	0	0	0	0	0	0	0
0500	2	0	0	0	0	0	0	0	0	0	0	0	0	1	0	1	0	0	0	0	0	0	0	0	0	0	0	0	0	0
0600	9	0	0	0	0	0	0	0	0	0	0	4	0	2	1	1	1	0	0	0	0	0	0	0	0	0	0	0	0	0
0700	28	0	0	0	0	0	0	0	0	0	1	1	5	6	11	3	1	0	0	0	0	0	0	0	0	0	0	0	0	0
0800	54	0	0	0	0	0	0	1	1	0	1	0	7	23	13	6	2	0	0	0	0	0	0	0	0	0	0	0	0	0
0900	**58**	**0**	**0**	**0**	**0**	**0**	**0**	**1**	**0**	**3**	**3**	**8**	**11**	**22**	**8**	**0**	**2**	**0**	**0**	**0**	**0**	**0**	**0**	**0**	**0**	**0**	**0**	**0**	**0**	**0**
1000	43	0	0	0	0	0	0	1	0	0	7	8	6	8	9	3	1	0	0	0	0	0	0	0	0	0	0	0	0	0
1100	42	0	0	1	0	0	0	0	1	0	3	4	8	13	7	2	1	1	1	0	0	0	0	0	0	0	0	0	0	0
1200	66	0	0	0	0	0	0	2	0	5	3	8	13	14	8	11	0	2	0	0	0	0	0	0	0	0	0	0	0	0
1300	**68**	**0**	**0**	**0**	**0**	**1**	**0**	**0**	**1**	**2**	**6**	**5**	**18**	**13**	**13**	**6**	**2**	**0**	**1**	**0**	**0**	**0**	**0**	**0**	**0**	**0**	**0**	**0**	**0**	**0**
1400	65	0	0	0	0	0	0	0	0	2	5	7	17	20	8	3	3	0	0	0	0	0	0	0	0	0	0	0	0	0
1500	**68**	**0**	**0**	**0**	**0**	**1**	**0**	**0**	**0**	**2**	**2**	**4**	**14**	**12**	**17**	**12**	**3**	**0**	**1**	**0**	**0**	**0**	**0**	**0**	**0**	**0**	**0**	**0**	**0**	**0**
1600	60	0	0	0	1	0	0	0	1	2	2	1	7	14	16	8	6	1	0	1	0	0	0	0	0	0	0	0	0	0
1700	52	0	0	0	0	0	0	0	1	0	0	5	13	9	10	8	4	2	0	0	0	0	0	0	0	0	0	0	0	0
1800	46	0	0	0	0	0	0	0	1	2	0	3	10	6	13	7	1	0	3	0	0	0	0	0	0	0	0	0	0	0
1900	55	0	0	0	0	0	1	0	1	0	3	5	17	13	8	3	2	1	0	1	0	0	0	0	0	0	0	0	0	0
2000	32	0	0	0	0	0	0	0	1	3	5	7	4	6	3	2	0	1	0	0	0	0	0	0	0	0	0	0	0	0
2100	42	0	0	0	1	0	0	0	1	1	2	7	6	9	6	5	1	2	0	0	1	0	0	0	0	0	0	0	0	0
2200	16	0	0	0	0	0	0	0	0	0	2	2	1	4	3	3	1	0	0	0	0	0	0	0	0	0	0	0	0	0
2300	5	0	0	0	0	0	0	0	0	0	1	0	1	1	2	0	0	0	0	0	0	0	0	0	0	0	0	0	0	0
07-19	**650**	**0**	**0**	**1**	**1**	**2**	**0**	**5**	**6**	**18**	**33**	**54**	**129**	**160**	**133**	**69**	**26**	**6**	**6**	**1**	**0**	**0**	**0**	**0**	**0**	**0**	**0**	**0**	**0**	**0**
06-22	**788**	**0**	**0**	**1**	**2**	**2**	**1**	**5**	**9**	**22**	**43**	**77**	**156**	**190**	**151**	**80**	**30**	**10**	**6**	**2**	**1**	**0**	**0**	**0**	**0**	**0**	**0**	**0**	**0**	**0**
06-00	**809**	**0**	**0**	**1**	**2**	**2**	**1**	**5**	**9**	**22**	**46**	**79**	**158**	**195**	**156**	**83**	**31**	**10**	**6**	**2**	**1**	**0**	**0**	**0**	**0**	**0**	**0**	**0**	**0**	**0**
00-00	**815**	**0**	**0**	**1**	**2**	**2**	**1**	**5**	**9**	**22**	**46**	**80**	**159**	**197**	**157**	**84**	**31**	**10**	**6**	**2**	**1**	**0**	**0**	**0**	**0**	**0**	**0**	**0**	**0**	**0**

DRAFT

Site 23
Location L-4005-1, att t-junction sign, Lat 53.66525, Long -6.77352
Direction Two way

3279 / Meath/Cavan/Monaghan ATC's
October 2013
Automatic Traffic Count

Sat, 12 October 2013

Time	Total	Speed Bins (km/h)																												
		0 - 5	5 - 10	10 - 15	15 - 20	20 - 25	25 - 30	30 - 35	35 - 40	40 - 45	45 - 50	50 - 55	55 - 60	60 - 65	65 - 70	70 - 75	75 - 80	80 - 85	85 - 90	90 - 95	95 - 100	100 - 105	105 - 110	110 - 115	115 - 120	120 - 125	125 - 130	130 - 135	135 - 140
0000	7	0	0	0	0	0	0	0	0	0	0	1	0	1	2	1	2	0	0	0	0	0	0	0	0	0	0	0	0	0
0100	6	0	0	0	0	0	0	0	0	1	0	1	2	2	0	0	0	0	0	0	0	0	0	0	0	0	0	0	0	0
0200	3	0	0	0	0	0	0	0	0	0	1	0	0	1	1	0	0	0	0	0	0	0	0	0	0	0	0	0	0	0
0300	6	0	0	0	0	0	0	0	0	0	0	2	2	0	0	1	1	0	0	0	0	0	0	0	0	0	0	0	0	0
0400	1	0	0	0	0	0	0	0	0	0	0	1	0	0	0	0	0	0	0	0	0	0	0	0	0	0	0	0	0	0
0500	1	0	0	0	0	0	0	0	0	0	0	0	0	0	0	1	0	0	0	0	0	0	0	0	0	0	0	0	0	0
0600	3	0	0	0	0	0	0	0	0	0	0	0	0	0	1	1	1	0	0	0	0	0	0	0	0	0	0	0	0	0
0700	14	0	0	0	0	0	0	0	0	0	0	1	1	2	6	4	0	0	0	0	0	0	0	0	0	0	0	0	0	0
0800	25	0	0	0	0	0	1	0	0	0	0	2	6	6	7	2	0	1	0	0	0	0	0	0	0	0	0	0	0	0
0900	36	0	0	0	0	0	0	0	1	0	1	2	7	15	8	2	0	0	0	0	0	0	0	0	0	0	0	0	0	0
1000	31	0	0	0	1	0	0	1	0	0	0	4	4	9	7	4	1	0	0	0	0	0	0	0	0	0	0	0	0	0
1100	**37**	**0**	**0**	**0**	**0**	**0**	**1**	**1**	**0**	**0**	**3**	**3**	**4**	**13**	**5**	**3**	**2**	**2**	**0**	**0**	**0**	**0**	**0**	**0**	**0**	**0**	**0**	**0**	**0**	**0**
1200	62	0	0	0	0	1	9	1	0	1	2	1	9	19	12	2	4	1	0	0	0	0	0	0	0	0	0	0	0	0
1300	59	0	1	0	0	1	0	0	0	1	3	3	7	18	13	4	3	4	1	0	0	0	0	0	0	0	0	0	0	0
1400	**83**	**0**	**0**	**1**	**0**	**1**	**1**	**0**	**1**	**2**	**5**	**8**	**26**	**16**	**13**	**7**	**1**	**1**	**0**	**0**	**0**	**0**	**0**	**0**	**0**	**0**	**0**	**0**	**0**	**0**
1500	62	0	0	1	0	0	2	0	5	0	4	4	9	10	14	7	5	1	0	0	0	0	0	0	0	0	0	0	0	0
1600	43	0	0	0	1	1	0	0	1	1	2	2	6	15	9	3	2	0	0	0	0	0	0	0	0	0	0	0	0	0
1700	80	0	0	1	0	5	2	0	2	3	4	7	7	17	17	6	5	1	3	0	0	0	0	0	0	0	0	0	0	0
1800	59	0	0	0	0	0	1	1	1	1	3	3	16	15	12	5	0	1	0	0	0	0	0	0	0	0	0	0	0	0
1900	41	0	0	0	0	0	2	0	0	0	3	2	10	9	6	4	4	1	0	0	0	0	0	0	0	0	0	0	0	0
2000	30	0	0	0	0	0	0	0	0	0	3	0	5	4	10	4	3	0	0	1	0	0	0	0	0	0	0	0	0	0
2100	18	0	0	0	1	0	0	1	0	2	5	4	2	1	1	1	0	0	0	0	0	0	0	0	0	0	0	0	0	0
2200	11	0	0	0	0	0	0	0	0	0	0	1	2	4	3	0	1	0	0	0	0	0	0	0	0	0	0	0	0	0
2300	4	0	0	0	0	0	0	0	0	0	0	1	0	1	1	1	0	0	0	0	0	0	0	0	0	0	0	0	0	0
07-19	**591**	**0**	**1**	**3**	**2**	**9**	**17**	**4**	**11**	**9**	**27**	**40**	**102**	**155**	**123**	**49**	**23**	**12**	**4**	**0**	**0**	**0**	**0**	**0**	**0**	**0**	**0**	**0**	**0**	**0**
06-22	**683**	**0**	**1**	**3**	**3**	**9**	**19**	**5**	**11**	**11**	**38**	**46**	**119**	**169**	**141**	**59**	**31**	**13**	**4**	**1**	**0**	**0**	**0**	**0**	**0**	**0**	**0**	**0**	**0**	**0**
06-00	**698**	**0**	**1**	**3**	**3**	**9**	**19**	**5**	**11**	**11**	**38**	**48**	**121**	**174**	**145**	**60**	**32**	**13**	**4**	**1**	**0**	**0**	**0**	**0**	**0**	**0**	**0**	**0**	**0**	**0**
00-00	**722**	**0**	**1**	**3**	**3**	**9**	**19**	**5**	**11**	**12**	**39**	**53**	**125**	**178**	**148**	**63**	**35**	**13**	**4**	**1**	**0**	**0**	**0**	**0**	**0**	**0**	**0**	**0**	**0**	**0**

DRAFT

Site 23
Location L-4005-1, att t-junction sign, Lat 53.66525, Long -6.77352
Direction Two way

3279 / Meath/Cavan/Monaghan ATC's
October 2013
Automatic Traffic Count

Sun, 13 October 2013

Time	Total	Speed Bins (km/h)																												
		0 - 5	5 - 10	10 - 15	15 - 20	20 - 25	25 - 30	30 - 35	35 - 40	40 - 45	45 - 50	50 - 55	55 - 60	60 - 65	65 - 70	70 - 75	75 - 80	80 - 85	85 - 90	90 - 95	95 - 100	100 - 105	105 - 110	110 - 115	115 - 120	120 - 125	125 - 130	130 - 135	135 - 140
0000	4	0	0	0	0	0	0	0	0	0	0	0	1	2	1	0	0	0	0	0	0	0	0	0	0	0	0	0	0	0
0100	10	0	0	0	0	0	0	0	0	1	0	0	5	2	2	0	0	0	0	0	0	0	0	0	0	0	0	0	0	0
0200	3	0	0	0	0	0	0	0	0	0	0	0	2	1	0	0	0	0	0	0	0	0	0	0	0	0	0	0	0	0
0300	6	0	0	0	0	0	0	0	1	0	0	0	1	3	1	0	0	0	0	0	0	0	0	0	0	0	0	0	0	0
0400	1	0	0	0	0	0	0	0	0	0	0	1	0	0	0	0	0	0	0	0	0	0	0	0	0	0	0	0	0	0
0500	2	0	0	0	0	0	0	0	0	0	0	0	1	0	1	0	0	0	0	0	0	0	0	0	0	0	0	0	0	0
0600	2	0	0	0	0	0	0	0	0	0	1	0	0	0	0	1	0	0	0	0	0	0	0	0	0	0	0	0	0	0
0700	5	0	0	0	0	0	0	0	0	0	1	0	1	1	2	0	0	0	0	0	0	0	0	0	0	0	0	0	0	0
0800	9	0	0	0	0	0	0	1	0	1	1	1	0	1	2	1	1	0	0	0	0	0	0	0	0	0	0	0	0	0
0900	18	0	0	0	0	0	0	0	0	0	0	1	8	3	3	0	2	1	0	0	0	0	0	0	0	0	0	0	0	0
1000	22	0	0	0	0	0	0	0	1	0	0	5	10	2	1	2	1	0	0	0	0	0	0	0	0	0	0	0	0	0
1100	**31**	**0**	**0**	**0**	**0**	**1**	**1**	**1**	**0**	**0**	**2**	**1**	**3**	**5**	**8**	**8**	**1**	**0**	**0**	**0**	**0**	**0**	**0**	**0**	**0**	**0**	**0**	**0**	**0**	**0**
1200	60	0	0	0	0	0	0	1	0	0	0	4	8	15	20	6	5	1	0	0	0	0	0	0	0	0	0	0	0	0
1300	**61**	**0**	**0**	**1**	**0**	**0**	**0**	**0**	**0**	**0**	**2**	**6**	**10**	**11**	**17**	**8**	**6**	**0**	**0**	**0**	**0**	**0**	**0**	**0**	**0**	**0**	**0**	**0**	**0**	**0**
1400	40	0	0	0	0	0	1	1	0	1	0	1	9	12	8	5	1	1	0	0	0	0	0	0	0	0	0	0	0	0
1500	52	0	0	0	0	0	0	0	0	0	2	6	6	17	13	4	1	2	1	0	0	0	0	0	0	0	0	0	0	0
1600	53	0	0	0	1	0	0	0	2	4	2	5	11	9	11	4	3	1	0	0	0	0	0	0	0	0	0	0	0	0
1700	59	0	0	0	0	0	0	0	0	0	1	5	10	11	16	3	6	6	0	1	0	0	0	0	0	0	0	0	0	0
1800	35	0	0	0	0	0	0	0	0	0	3	3	7	14	4	4	0	0	0	0	0	0	0	0	0	0	0	0	0	0
1900	36	0	0	1	0	0	0	0	0	0	1	3	9	9	4	5	3	1	0	0	0	0	0	0	0	0	0	0	0	0
2000	10	0	0	0	1	0	0	0	0	0	0	1	2	1	1	1	3	0	0	0	0	0	0	0	0	0	0	0	0	0
2100	13	0	0	0	0	0	0	0	0	2	1	3	2	2	2	1	0	0	0	0	0	0	0	0	0	0	0	0	0	0
2200	11	0	0	0	0	0	0	0	0	0	0	2	2	3	2	2	0	0	0	0	0	0	0	0	0	0	0	0	0	0
2300	8	0	0	0	0	0	0	0	0	0	0	2	1	3	1	1	0	0	0	0	0	0	0	0	0	0	0	0	0	0
07-19	**445**	**0**	**0**	**1**	**1**	**1**	**2**	**4**	**3**	**6**	**14**	**38**	**83**	**101**	**105**	**45**	**27**	**12**	**1**	**1**	**0**	**0**	**0**	**0**	**0**	**0**	**0**	**0**	**0**	**0**
06-22	**506**	**0**	**0**	**2**	**2**	**1**	**2**	**4**	**3**	**8**	**17**	**45**	**96**	**113**	**112**	**53**	**33**	**13**	**1**	**1**	**0**	**0**	**0**	**0**	**0**	**0**	**0**	**0**	**0**	**0**
06-00	**525**	**0**	**0**	**2**	**2**	**1**	**2**	**4**	**3**	**8**	**17**	**49**	**99**	**119**	**115**	**56**	**33**	**13**	**1**	**1**	**0**	**0**	**0**	**0**	**0**	**0**	**0**	**0**	**0**	**0**
00-00	**551**	**0**	**0**	**2**	**2**	**1**	**2**	**4**	**4**	**9**	**17**	**50**	**109**	**127**	**120**	**56**	**33**	**13**	**1**	**1**	**0**	**0**	**0**	**0**	**0**	**0**	**0**	**0**	**0**	**0**

DRAFT

Site 23
Location L-4005-1, att t-junction sign, Lat 53.66525, Long -6.77352
Direction Two way

3279 / Meath/Cavan/Monaghan ATC's
October 2013
Automatic Traffic Count

Virtual Day (7)

Time	Total	Speed Bins (km/h)																												
		0 - 5	5 - 10	10 - 15	15 - 20	20 - 25	25 - 30	30 - 35	35 - 40	40 - 45	45 - 50	50 - 55	55 - 60	60 - 65	65 - 70	70 - 75	75 - 80	80 - 85	85 - 90	90 - 95	95 - 100	100 - 105	105 - 110	110 - 115	115 - 120	120 - 125	125 - 130	130 - 135	135 - 140
0000	5	0	0	0	0	0	0	0	0	0	0	1	1	1	1	0	0	0	0	0	0	0	0	0	0	0	0	0	0	0
0100	3	0	0	0	0	0	0	0	0	0	0	0	1	1	0	0	0	0	0	0	0	0	0	0	0	0	0	0	0	0
0200	1	0	0	0	0	0	0	0	0	0	0	0	0	0	0	0	0	0	0	0	0	0	0	0	0	0	0	0	0	0
0300	2	0	0	0	0	0	0	0	0	0	0	0	1	1	0	0	0	0	0	0	0	0	0	0	0	0	0	0	0	0
0400	0	0	0	0	0	0	0	0	0	0	0	0	0	0	0	0	0	0	0	0	0	0	0	0	0	0	0	0	0	0
0500	2	0	0	0	0	0	0	0	0	0	0	0	1	1	0	1	0	0	0	0	0	0	0	0	0	0	0	0	0	0
0600	7	0	0	0	0	0	0	0	0	0	1	1	0	1	2	1	1	0	0	0	0	0	0	0	0	0	0	0	0	0
0700	23	0	0	0	0	0	0	0	0	0	1	2	3	6	7	3	1	0	0	0	0	0	0	0	0	0	0	0	0	0
0800	44	0	0	0	0	0	1	0	1	1	2	3	5	11	13	5	2	0	0	0	0	0	0	0	0	0	0	0	0	0
0900	**54**	**0**	**0**	**0**	**0**	**0**	**1**	**0**	**1**	**3**	**4**	**7**	**10**	**16**	**7**	**3**	**2**	**1**	**0**	**0**	**0**	**0**	**0**	**0**	**0**	**0**	**0**	**0**	**0**	**0**
1000	39	0	0	0	0	1	0	0	1	1	2	6	8	10	6	3	1	0	0	0	0	0	0	0	0	0	0	0	0	0
1100	40	0	0	0	0	0	0	1	0	0	2	3	10	10	5	4	1	1	0	0	0	0	0	0	0	0	0	0	0	0
1200	55	0	0	0	0	0	1	1	1	2	2	7	11	14	8	5	2	1	0	0	0	0	0	0	0	0	0	0	0	0
1300	52	0	0	0	0	0	1	1	1	1	4	5	10	11	10	5	3	1	0	0	0	0	0	0	0	0	0	0	0	0
1400	54	0	0	0	0	0	1	1	2	2	3	5	12	14	7	4	2	0	0	0	0	0	0	0	0	0	0	0	0	0
1500	60	0	0	0	0	1	1	1	2	1	4	6	12	12	11	6	2	1	0	0	0	0	0	0	0	0	0	0	0	0
1600	57	0	0	0	1	0	0	0	1	2	2	5	11	12	12	4	3	1	0	0	0	0	0	0	0	0	0	0	0	0
1700	**65**	**0**	**0**	**0**	**0**	**1**	**0**	**0**	**1**	**1**	**3**	**7**	**11**	**14**	**13**	**6**	**4**	**2**	**1**	**0**	**0**	**0**	**0**	**0**	**0**	**0**	**0**	**0**	**0**	**0**
1800	52	0	0	0	0	0	0	0	1	2	3	5	10	11	10	5	2	0	1	0	0	0	0	0	0	0	0	0	0	0
1900	46	0	0	0	0	0	1	0	0	1	3	5	10	10	8	4	3	1	0	0	0	0	0	0	0	0	0	0	0	0
2000	26	0	0	0	0	0	0	0	0	1	2	4	4	5	4	3	2	0	0	0	0	0	0	0	0	0	0	0	0	0
2100	22	0	0	0	1	0	0	0	0	1	2	3	3	5	3	2	0	1	0	0	0	0	0	0	0	0	0	0	0	0
2200	13	0	0	0	0	0	0	0	0	0	0	2	2	4	3	1	1	0	0	0	0	0	0	0	0	0	0	0	0	0
2300	5	0	0	0	0	0	0	0	0	0	0	0	1	1	1	0	0	0	0	0	0	0	0	0	0	0	0	0	0	0
07-19	**593**	**0**	**0**	**1**	**2**	**4**	**7**	**7**	**10**	**16**	**31**	**59**	**114**	**142**	**110**	**53**	**24**	**8**	**3**	**0**	**0**	**0**	**0**	**0**	**0**	**0**	**0**	**0**	**0**	**0**
06-22	**693**	**0**	**0**	**2**	**3**	**5**	**8**	**8**	**10**	**18**	**39**	**73**	**131**	**163**	**127**	**63**	**30**	**10**	**3**	**1**	**0**	**0**	**0**	**0**	**0**	**0**	**0**	**0**	**0**	**0**
06-00	**711**	**0**	**0**	**2**	**3**	**5**	**8**	**8**	**10**	**19**	**39**	**75**	**134**	**168**	**131**	**64**	**30**	**10**	**3**	**1**	**0**	**0**	**0**	**0**	**0**	**0**	**0**	**0**	**0**	**0**
00-00	**726**	**0**	**0**	**2**	**3**	**5**	**8**	**8**	**11**	**19**	**40**	**77**	**138**	**173**	**133**	**65**	**31**	**10**	**3**	**1**	**0**	**0**	**0**	**0**	**0**	**0**	**0**	**0**	**0**	**0**

DRAFT

Site 23
Location L-4005-1, att t-junction sign, Lat 53.66525, Long -6.77352
Direction Two way

3279 / Meath/Cavan/Monaghan ATC's
October 2013
Automatic Traffic Count

Virtual Week (1)

Time	Total	Speed Bins (km/h)																												
		0 - 5	5 - 10	10 - 15	15 - 20	20 - 25	25 - 30	30 - 35	35 - 40	40 - 45	45 - 50	50 - 55	55 - 60	60 - 65	65 - 70	70 - 75	75 - 80	80 - 85	85 - 90	90 - 95	95 - 100	100 - 105	105 - 110	110 - 115	115 - 120	120 - 125	125 - 130	130 - 135	135 - 140
Mon	788	0	0	3	6	2	14	14	14	36	43	98	161	188	115	62	22	9	0	1	0	0	0	0	0	0	0	0	0	0
Tue	731	0	0	1	3	5	7	7	13	15	43	94	134	192	119	61	31	3	2	0	1	0	0	0	0	0	0	0	0	0
Wed	758	0	1	0	4	5	8	13	18	22	44	90	146	160	141	63	26	12	5	0	0	0	0	0	0	0	0	0	0	0
Thu	718	0	0	1	3	9	4	7	5	17	46	76	134	166	129	68	37	8	6	1	1	0	0	0	0	0	0	0	0	0
Fri	815	0	0	1	2	2	1	5	9	22	46	80	159	197	157	84	31	10	6	2	1	0	0	0	0	0	0	0	0	0
|Sat	722	0	1	3	3	9	19	5	11	12	39	53	125	178	148	63	35	13	4	1	0	0	0	0	0	0	0	0	0	0
|Sun	551	0	0	2	2	1	2	4	4	9	17	50	109	127	120	56	33	13	1	1	0	0	0	0	0	0	0	0	0	0
5 Day Ave.	**762**	**0**	**0**	**1**	**4**	**5**	**7**	**9**	**12**	**22**	**44**	**88**	**147**	**181**	**132**	**68**	**29**	**8**	**4**	**1**	**1**	**0**	**0**	**0**	**0**	**0**	**0**	**0**	**0**	**0**
7 Day Ave.	**726**	**0**	**0**	**2**	**3**	**5**	**8**	**8**	**11**	**19**	**40**	**77**	**138**	**173**	**133**	**65**	**31**	**10**	**3**	**1**	**0**	**0**	**0**	**0**	**0**	**0**	**0**	**0**	**0**	**0**
--	**5083**	**0**	**2**	**11**	**23**	**33**	**55**	**55**	**74**	**133**	**278**	**541**	**968**	**1208**	**929**	**457**	**215**	**68**	**24**	**6**	**3**	**0**	**0**	**0**	**0**	**0**	**0**	**0**	**0**	**0**

Summary Graphs

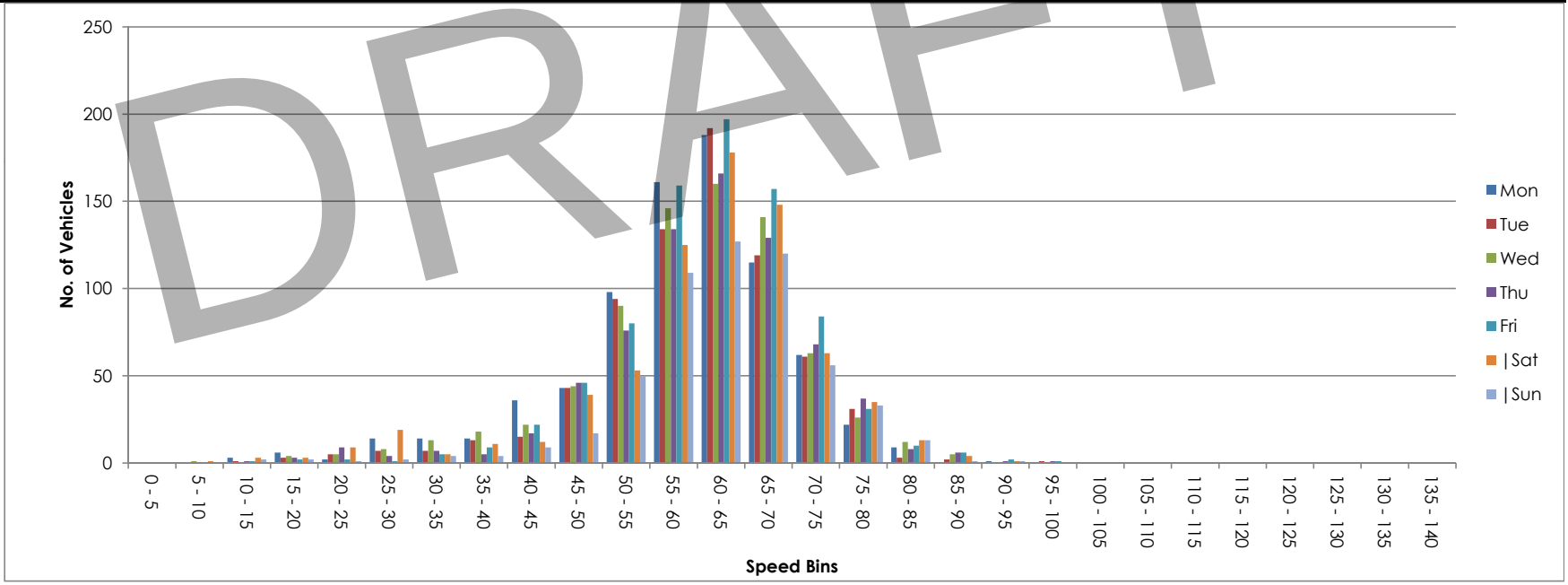

DRAFT



NDC NATIONWIDE DATA COLLECTION	**Site / Location:**	L-4005-1, att t/junction sign, Lat 53.66331, Long -6.76538	**Project No:**	3279	**Photo No:**	3279-24	**Drawn By:** MOR
	Survey Date:	Mon, 7 October 2013 to Sun, 13 October 2013	**Project Name:**		Meath/Cavan/Monaghan ATC'S		
	Survey Times:	00:00 to 00(24):00	**Title:**		Site Photograph		

Site No.	Location.	Direction.	Speed Limit - PSL (km/h)	Start Date.	End Date.	Total Vehicles.	5 Day Ave.	7 Day Ave.	No. > Speed Limit.	%. > Speed Limit.	No. > Speed Limit1 (+5km/h).	%. > Speed Limit1 (+5km/h).	No. > Speed Limit1 (+10km/h).	%. > Speed Limit1 (+10km/h).	Mean Speed	85%ile Speed
24	L-4005-1, att t/junction sign, Lat 53.66331, Long -6.76538	East	80	Mon, 7 October 2013	Sun, 13 October 2013	3506	522	501	417	11.9	172	4.9	62	1.8	67.3	78.5
		West	80	Mon, 7 October 2013	Sun, 13 October 2013	3204	480	458	81	2.5	14	0.4	1	0.0	61.2	71.3
		Two way	80	Mon, 7 October 2013	Sun, 13 October 2013	6710	1003	959	498	7.4	186	2.8	63	0.9	64.4	75.6

DRAFT

Site 24
Location L-4005-1, att t/junction sign, Lat 53.66331, Long -6.76538
Direction East

3279 / Meath/Cavan/Monaghan ATC's
October 2013
Automatic Traffic Count

Mon, 7 October 2013

Time	Total	Classification												>PSL	>PSL%	>SL1	>SL1%	>SL2	>SL2%	Mean	Vpp
		1 MCL	2 SV	3 SVT	4 TB2	5 TB3	6 T4	7 ART3	8 ART4	9 ART5	10 ART6	11 BD	12 DRT	80	80	85 +5kph	85 +5kph	90 +10kph	90 +10kph		85
0000	4	0	4	0	0	0	0	0	0	0	0	0	0	0	0	0	0	0	0	67.8	-
0100	1	0	1	0	0	0	0	0	0	0	0	0	0	0	0	0	0	0	0	62.6	-
0200	1	0	1	0	0	0	0	0	0	0	0	0	0	0	0	0	0	0	0	64.4	-
0300	2	0	2	0	0	0	0	0	0	0	0	0	0	0	0	0	0	0	0	63.4	-
0400	2	0	2	0	0	0	0	0	0	0	0	0	0	0	0	0	0	0	0	55.2	-
0500	2	0	2	0	0	0	0	0	0	0	0	0	0	0	0	0	0	0	0	69.5	-
0600	2	0	2	0	0	0	0	0	0	0	0	0	0	0	0	0	0	0	0	67.5	-
0700	12	0	9	0	3	0	0	0	0	0	0	0	0	1	8.3	0	0	0	0	69.3	79.2
0800	19	0	14	0	5	0	0	0	0	0	0	0	0	4	21.1	2	10.5	0	0	70.7	81.4
0900	**37**	**0**	**29**	**1**	**5**	**0**	**0**	**0**	**1**	**0**	**1**	**0**	**0**	**6**	**16.2**	**2**	**5.4**	**0**	**0**	**68.5**	**77**
1000	29	0	25	1	2	0	0	0	1	0	0	0	0	3	10.3	1	3.4	1	3.4	66.6	76
1100	28	1	24	0	3	0	0	0	0	0	0	0	0	3	10.7	0	0	0	0	60.5	75.6
1200	32	0	27	2	2	1	0	0	0	0	0	0	0	2	6.3	1	3.1	1	3.1	67.9	75.2
1300	26	0	23	0	2	1	0	0	0	0	0	0	0	5	19.2	4	15.4	1	3.8	70.6	80.6
1400	40	0	35	1	4	0	0	0	0	0	0	0	0	4	10	0	0	0	0	67.6	78.5
1500	38	0	32	2	4	0	0	0	0	0	0	0	0	5	13.2	3	7.9	0	0	67.7	76
1600	33	2	24	0	6	0	0	0	1	0	0	0	0	0	0	0	0	0	0	63.5	73.4
1700	**52**	**0**	**48**	**1**	**2**	**0**	**0**	**0**	**0**	**1**	**0**	**0**	**0**	**5**	**9.6**	**2**	**3.8**	**1**	**1.9**	**67.8**	**77**
1800	37	0	33	0	4	0	0	0	0	0	0	0	0	5	13.5	4	10.8	0	0	69.4	76.7
1900	37	0	31	0	6	0	0	0	0	0	0	0	0	5	13.5	1	2.7	1	2.7	69.1	78.8
2000	23	0	23	0	0	0	0	0	0	0	0	0	0	3	13	0	0	0	0	66.1	77
2100	18	0	17	0	1	0	0	0	0	0	0	0	0	0	0	0	0	0	0	61.5	71.6
2200	9	0	9	0	0	0	0	0	0	0	0	0	0	2	22.2	1	11.1	1	11.1	67.8	-
2300	4	0	4	0	0	0	0	0	0	0	0	0	0	0	0	0	0	0	0	63.9	-
07-19	**383**	**3**	**323**	**8**	**42**	**2**	**0**	**0**	**3**	**1**	**1**	**0**	**0**	**43**	**11.2**	**19**	**5**	**4**	**1**	**67.4**	**78.5**
06-22	**463**	**3**	**396**	**8**	**49**	**2**	**0**	**0**	**3**	**1**	**1**	**0**	**0**	**51**	**11**	**20**	**4.3**	**5**	**1.1**	**67.2**	**78.5**
06-00	**476**	**3**	**409**	**8**	**49**	**2**	**0**	**0**	**3**	**1**	**1**	**0**	**0**	**53**	**11.1**	**21**	**4.4**	**6**	**1.3**	**67.2**	**78.5**
00-00	**488**	**3**	**421**	**8**	**49**	**2**	**0**	**0**	**3**	**1**	**1**	**0**	**0**	**53**	**10.9**	**21**	**4.3**	**6**	**1.2**	**67.2**	**78.1**

DRAFT

Site 24
Location L-4005-1, att t/junction sign, Lat 53.66331, Long -6.76538
Direction East

3279 / Meath/Cavan/Monaghan ATC's
October 2013
Automatic Traffic Count

Tue, 8 October 2013

Time	Total	Classification												>PSL	>PSL%	>SL1	>SL1%	>SL2	>SL2%	Mean	Vpp
		1 MCL	2 SV	3 SVT	4 TB2	5 TB3	6 T4	7 ART3	8 ART4	9 ART5	10 ART6	11 BD	12 DRT	80	80	85 +5kph	85 +5kph	90 +10kph	90 +10kph		85
0000	2	0	2	0	0	0	0	0	0	0	0	0	0	0	0	0	0	0	0	56.8	-
0100	2	0	2	0	0	0	0	0	0	0	0	0	0	0	0	0	0	0	0	66.5	-
0200	0	0	0	0	0	0	0	0	0	0	0	0	0	0	0	0	0	0	0	-	-
0300	1	0	1	0	0	0	0	0	0	0	0	0	0	0	0	0	0	0	0	62.1	-
0400	1	0	1	0	0	0	0	0	0	0	0	0	0	0	0	0	0	0	0	48.4	-
0500	0	0	0	0	0	0	0	0	0	0	0	0	0	0	0	0	0	0	0	-	-
0600	3	0	2	0	0	0	1	0	0	0	0	0	0	0	0	0	0	0	0	58.5	-
0700	8	0	5	0	2	0	1	0	0	0	0	0	0	0	0	0	0	0	0	65	-
0800	**34**	**1**	**26**	**0**	**7**	**0**	**0**	**0**	**0**	**0**	**0**	**0**	**0**	**3**	**8.8**	**3**	**8.8**	**1**	**2.9**	**67.9**	**76.7**
0900	30	0	25	2	3	0	0	0	0	0	0	0	0	2	6.7	0	0	0	0	65.7	75.6
1000	32	2	23	1	6	0	0	0	0	0	0	0	0	3	9.4	1	3.1	0	0	62.6	76
1100	**34**	**1**	**26**	**0**	**7**	**0**	**0**	**0**	**0**	**0**	**0**	**0**	**0**	**3**	**8.8**	**0**	**0**	**0**	**0**	**66.5**	**76**
1200	38	1	34	0	2	0	1	0	0	0	0	0	0	6	15.8	4	10.5	3	7.9	64.5	77.8
1300	35	2	28	1	4	0	0	0	0	0	0	0	0	5	14.3	2	5.7	1	2.9	65.8	78.5
1400	54	1	48	0	3	0	2	0	0	0	0	0	0	3	5.6	1	1.9	0	0	65.1	75.2
1500	48	0	41	0	4	1	1	0	0	1	0	0	0	4	8.3	1	2.1	0	0	64.2	72.7
1600	48	0	46	0	2	0	0	0	0	0	0	0	0	4	8.3	2	4.2	0	0	68.4	79.6
1700	**62**	**1**	**58**	**0**	**3**	**0**	**0**	**0**	**0**	**0**	**0**	**0**	**0**	**6**	**9.7**	**2**	**3.2**	**0**	**0**	**64.3**	**76**
1800	42	0	39	0	3	0	0	0	0	0	0	0	0	4	9.5	2	4.8	1	2.4	70.1	77.4
1900	26	0	24	1	1	0	0	0	0	0	0	0	0	6	23.1	3	11.5	1	3.8	69.3	83.2
2000	22	0	18	0	4	0	0	0	0	0	0	0	0	4	18.2	2	9.1	0	0	71.7	82.8
2100	13	0	12	0	1	0	0	0	0	0	0	0	0	1	7.7	0	0	0	0	67.3	71.3
2200	14	0	13	0	1	0	0	0	0	0	0	0	0	1	7.1	1	7.1	1	7.1	68	75.6
2300	6	0	6	0	0	0	0	0	0	0	0	0	0	1	16.7	0	0	0	0	66.2	-
07-19	**465**	**9**	**399**	**4**	**46**	**1**	**5**	**0**	**0**	**1**	**0**	**0**	**0**	**43**	**9.2**	**18**	**3.9**	**6**	**1.3**	**65.9**	**77**
06-22	**529**	**9**	**455**	**5**	**52**	**1**	**6**	**0**	**0**	**1**	**0**	**0**	**0**	**54**	**10.2**	**23**	**4.3**	**7**	**1.3**	**66.3**	**77.4**
06-00	**549**	**9**	**474**	**5**	**53**	**1**	**6**	**0**	**0**	**1**	**0**	**0**	**0**	**56**	**10.2**	**24**	**4.4**	**8**	**1.5**	**66.3**	**77.4**
00-00	**555**	**9**	**480**	**5**	**53**	**1**	**6**	**0**	**0**	**1**	**0**	**0**	**0**	**56**	**10.1**	**24**	**4.3**	**8**	**1.4**	**66.2**	**77.4**

DRAFT

Site 24
Location L-4005-1, att t/junction sign, Lat 53.66331, Long -6.76538
Direction East

3279 / Meath/Cavan/Monaghan ATC's
October 2013
Automatic Traffic Count

Wed, 9 October 2013

Time	Total	Classification												>PSL	>PSL%	>SL1	>SL1%	>SL2	>SL2%	Mean	Vpp
		1 MCL	2 SV	3 SVT	4 TB2	5 TB3	6 T4	7 ART3	8 ART4	9 ART5	10 ART6	11 BD	12 DRT	80	80	85 +5kph	85 +5kph	90 +10kph	90 +10kph		85
0000	4	0	4	0	0	0	0	0	0	0	0	0	0	0	0	0	0	0	0	59.4	-
0100	1	0	1	0	0	0	0	0	0	0	0	0	0	0	0	0	0	0	0	74.8	-
0200	0	0	0	0	0	0	0	0	0	0	0	0	0	0	0	0	0	0	0	-	-
0300	0	0	0	0	0	0	0	0	0	0	0	0	0	0	0	0	0	0	0	-	-
0400	1	0	1	0	0	0	0	0	0	0	0	0	0	0	0	0	0	0	0	63.7	-
0500	2	0	2	0	0	0	0	0	0	0	0	0	0	0	0	0	0	0	0	57.1	-
0600	1	0	1	0	0	0	0	0	0	0	0	0	0	1	100	0	0	0	0	84.7	-
0700	11	0	8	0	3	0	0	0	0	0	0	0	0	2	18.2	1	9.1	0	0	68.5	79.2
0800	22	0	17	0	5	0	0	0	0	0	0	0	0	3	13.6	0	0	0	0	72.2	78.8
0900	**31**	**0**	**27**	**1**	**2**	**0**	**0**	**0**	**1**	**0**	**0**	**0**	**0**	**1**	**3.2**	**1**	**3.2**	**1**	**3.2**	**69.9**	**74.9**
1000	18	0	17	0	1	0	0	0	0	0	0	0	0	6	33.3	3	16.7	1	5.6	72.4	83.2
1100	30	0	25	1	3	0	0	0	0	0	1	0	0	1	3.3	0	0	0	0	62.9	73.1
1200	37	0	29	1	6	0	0	1	0	0	0	0	0	4	10.8	2	5.4	1	2.7	64	76.3
1300	36	1	32	0	3	0	0	0	0	0	0	0	0	5	13.9	4	11.1	1	2.8	67.6	78.5
1400	33	0	29	0	4	0	0	0	0	0	0	0	0	3	9.1	0	0	0	0	64.9	76.7
1500	38	0	36	0	2	0	0	0	0	0	0	0	0	7	18.4	0	0	0	0	69.3	80.3
1600	47	1	39	1	6	0	0	0	0	0	0	0	0	3	6.4	1	2.1	0	0	63.6	74.9
1700	**60**	**1**	**55**	**1**	**3**	**0**	**0**	**0**	**0**	**0**	**0**	**0**	**0**	**3**	**5**	**1**	**1.7**	**0**	**0**	**66**	**76.7**
1800	40	0	37	0	3	0	0	0	0	0	0	0	0	12	30	4	10	2	5	75.5	82.8
1900	36	0	33	2	1	0	0	0	0	0	0	0	0	6	16.7	0	0	0	0	66	80.3
2000	22	0	21	0	1	0	0	0	0	0	0	0	0	1	4.5	0	0	0	0	65.7	77
2100	16	0	15	0	1	0	0	0	0	0	0	0	0	4	25	3	18.8	0	0	70.9	85.3
2200	9	0	8	0	1	0	0	0	0	0	0	0	0	1	11.1	1	11.1	0	0	66.7	-
2300	4	0	3	0	1	0	0	0	0	0	0	0	0	0	0	0	0	0	0	64.4	-
07-19	**403**	**3**	**351**	**5**	**41**	**0**	**0**	**1**	**1**	**0**	**1**	**0**	**0**	**50**	**12.4**	**17**	**4.2**	**6**	**1.5**	**67.6**	**78.8**
06-22	**478**	**3**	**421**	**7**	**44**	**0**	**0**	**1**	**1**	**0**	**1**	**0**	**0**	**62**	**13**	**20**	**4.2**	**6**	**1.3**	**67.5**	**78.8**
06-00	**491**	**3**	**432**	**7**	**46**	**0**	**0**	**1**	**1**	**0**	**1**	**0**	**0**	**63**	**12.8**	**21**	**4.3**	**6**	**1.2**	**67.5**	**78.8**
00-00	**499**	**3**	**440**	**7**	**46**	**0**	**0**	**1**	**1**	**0**	**1**	**0**	**0**	**63**	**12.6**	**21**	**4.2**	**6**	**1.2**	**67.4**	**78.8**

DRAFT

Site 24
Location L-4005-1, att t/junction sign, Lat 53.66331, Long -6.76538
Direction East

3279 / Meath/Cavan/Monaghan ATC's
October 2013
Automatic Traffic Count

Thu, 10 October 2013

Time	Total	Classification												>PSL	>PSL%	>SL1	>SL1%	>SL2	>SL2%	Mean	Vpp
		1 MCL	2 SV	3 SVT	4 TB2	5 TB3	6 T4	7 ART3	8 ART4	9 ART5	10 ART6	11 BD	12 DRT	80	80	85 +5kph	85 +5kph	90 +10kph	90 +10kph		85
0000	3	0	3	0	0	0	0	0	0	0	0	0	0	0	0	0	0	0	0	69.4	-
0100	2	0	2	0	0	0	0	0	0	0	0	0	0	0	0	0	0	0	0	70.2	-
0200	0	0	0	0	0	0	0	0	0	0	0	0	0	0	0	0	0	0	0	-	-
0300	0	0	0	0	0	0	0	0	0	0	0	0	0	0	0	0	0	0	0	-	-
0400	3	0	3	0	0	0	0	0	0	0	0	0	0	1	33.3	1	33.3	0	0	64.5	-
0500	4	0	4	0	0	0	0	0	0	0	0	0	0	0	0	0	0	0	0	73.1	-
0600	2	0	2	0	0	0	0	0	0	0	0	0	0	0	0	0	0	0	0	64.9	-
0700	15	0	12	0	3	0	0	0	0	0	0	0	0	2	13.3	1	6.7	1	6.7	69.2	77.8
0800	18	1	16	0	1	0	0	0	0	0	0	0	0	1	5.6	0	0	0	0	68.3	74.5
0900	**41**	**0**	**37**	**0**	**4**	**0**	**0**	**0**	**0**	**0**	**0**	**0**	**0**	**1**	**2.4**	**1**	**2.4**	**0**	**0**	**66.1**	**75.6**
1000	33	2	28	1	2	0	0	0	0	0	0	0	0	1	3	0	0	0	0	63.2	71.3
1100	31	1	26	1	3	0	0	0	0	0	0	0	0	2	6.5	0	0	0	0	63.3	72
1200	39	0	32	0	7	0	0	0	0	0	0	0	0	2	5.1	0	0	0	0	65	73.8
1300	31	1	24	0	5	1	0	0	0	0	0	0	0	5	16.1	1	3.2	0	0	67.6	79.9
1400	41	2	36	0	3	0	0	0	0	0	0	0	0	9	22	4	9.8	3	7.3	69.1	81.7
1500	40	1	38	0	1	0	0	0	0	0	0	0	0	2	5	1	2.5	0	0	68.4	77.4
1600	48	1	39	0	8	0	0	0	0	0	0	0	0	9	18.8	5	10.4	2	4.2	70.7	81.4
1700	**49**	**1**	**42**	**2**	**4**	**0**	**0**	**0**	**0**	**0**	**0**	**0**	**0**	**14**	**28.6**	**9**	**18.4**	**4**	**8.2**	**70.8**	**86.8**
1800	40	0	35	2	3	0	0	0	0	0	0	0	0	5	12.5	2	5	1	2.5	70.2	79.6
1900	36	0	34	0	2	0	0	0	0	0	0	0	0	5	13.9	1	2.8	1	2.8	69.1	79.6
2000	22	0	19	0	3	0	0	0	0	0	0	0	0	4	18.2	2	9.1	1	4.5	67.2	83.2
2100	16	0	14	0	2	0	0	0	0	0	0	0	0	1	6.3	1	6.3	0	0	64.8	67
2200	17	0	16	0	1	0	0	0	0	0	0	0	0	1	5.9	1	5.9	1	5.9	68	74.2
2300	5	0	5	0	0	0	0	0	0	0	0	0	0	0	0	0	0	0	0	63.1	-
07-19	**426**	**10**	**365**	**6**	**44**	**1**	**0**	**0**	**0**	**0**	**0**	**0**	**0**	**53**	**12.4**	**24**	**5.6**	**11**	**2.6**	**67.8**	**78.8**
06-22	**502**	**10**	**434**	**6**	**51**	**1**	**0**	**0**	**0**	**0**	**0**	**0**	**0**	**63**	**12.5**	**28**	**5.6**	**13**	**2.6**	**67.8**	**79.2**
06-00	**524**	**10**	**455**	**6**	**52**	**1**	**0**	**0**	**0**	**0**	**0**	**0**	**0**	**64**	**12.2**	**29**	**5.5**	**14**	**2.7**	**67.8**	**78.8**
00-00	**536**	**10**	**467**	**6**	**52**	**1**	**0**	**0**	**0**	**0**	**0**	**0**	**0**	**65**	**12.1**	**30**	**5.6**	**14**	**2.6**	**67.8**	**78.8**

DRAFT

Site 24
Location L-4005-1, att t/junction sign, Lat 53.66331, Long -6.76538
Direction East

3279 / Meath/Cavan/Monaghan ATC's
October 2013
Automatic Traffic Count

Fri, 11 October 2013

Time	Total	Classification												>PSL	>PSL%	>SL1	>SL1%	>SL2	>SL2%	Mean	Vpp
		1 MCL	2 SV	3 SVT	4 TB2	5 TB3	6 T4	7 ART3	8 ART4	9 ART5	10 ART6	11 BD	12 DRT	80	80	85 +5kph	85 +5kph	90 +10kph	90 +10kph		85
0000	2	0	2	0	0	0	0	0	0	0	0	0	0	0	0	0	0	0	0	61.6	-
0100	0	0	0	0	0	0	0	0	0	0	0	0	0	0	0	0	0	0	0	-	-
0200	0	0	0	0	0	0	0	0	0	0	0	0	0	0	0	0	0	0	0	-	-
0300	1	0	1	0	0	0	0	0	0	0	0	0	0	0	0	0	0	0	0	73.4	-
0400	2	0	2	0	0	0	0	0	0	0	0	0	0	0	0	0	0	0	0	59.7	-
0500	1	0	1	0	0	0	0	0	0	0	0	0	0	0	0	0	0	0	0	63.9	-
0600	2	0	2	0	0	0	0	0	0	0	0	0	0	0	0	0	0	0	0	77.1	-
0700	12	0	12	0	0	0	0	0	0	0	0	0	0	3	25	1	8.3	0	0	76.4	80.6
0800	23	0	20	0	3	0	0	0	0	0	0	0	0	7	30.4	2	8.7	0	0	72.8	83.9
0900	24	0	19	0	5	0	0	0	0	0	0	0	0	2	8.3	1	4.2	0	0	68.2	73.4
1000	22	1	19	1	1	0	0	0	0	0	0	0	0	0	0	0	0	0	0	61.8	73.4
1100	**28**	**2**	**20**	**2**	**4**	**0**	**0**	**0**	**0**	**0**	**0**	**0**	**0**	**3**	**10.7**	**1**	**3.6**	**1**	**3.6**	**63**	**77.4**
1200	48	0	38	5	3	0	0	0	1	0	1	0	0	2	4.2	1	2.1	0	0	65.2	73.4
1300	38	0	34	0	3	0	0	0	0	1	0	0	0	3	7.9	2	5.3	1	2.6	66.4	77.8
1400	40	0	36	0	3	0	0	0	1	0	0	0	0	4	10	1	2.5	1	2.5	66.6	76.3
1500	**53**	**0**	**48**	**0**	**4**	**0**	**0**	**1**	**0**	**0**	**0**	**0**	**0**	**8**	**15.1**	**4**	**7.5**	**2**	**3.8**	**71.7**	**79.6**
1600	45	1	39	1	4	0	0	0	0	0	0	0	0	10	22.2	5	11.1	2	4.4	72.1	81
1700	50	0	46	1	2	1	0	0	0	0	0	0	0	5	10	1	2	1	2	67.5	77
1800	44	0	40	1	3	0	0	0	0	0	0	0	0	5	11.4	3	6.8	1	2.3	66.4	76
1900	29	0	28	0	1	0	0	0	0	0	0	0	0	3	10.3	2	6.9	1	3.4	67.2	77
2000	28	0	25	0	3	0	0	0	0	0	0	0	0	2	7.1	0	0	0	0	58.6	72
2100	31	0	31	0	0	0	0	0	0	0	0	0	0	3	9.7	2	6.5	1	3.2	68.5	74.9
2200	7	0	7	0	0	0	0	0	0	0	0	0	0	1	14.3	1	14.3	0	0	70.3	-
2300	4	0	4	0	0	0	0	0	0	0	0	0	0	0	0	0	0	0	0	64.5	-
07-19	**427**	**4**	**371**	**11**	**35**	**1**	**0**	**1**	**2**	**1**	**1**	**0**	**0**	**52**	**12.2**	**22**	**5.2**	**9**	**2.1**	**67.9**	**78.5**
06-22	**517**	**4**	**457**	**11**	**39**	**1**	**0**	**1**	**2**	**1**	**1**	**0**	**0**	**60**	**11.6**	**26**	**5**	**11**	**2.1**	**67.5**	**78.1**
06-00	**528**	**4**	**468**	**11**	**39**	**1**	**0**	**1**	**2**	**1**	**1**	**0**	**0**	**61**	**11.6**	**27**	**5.1**	**11**	**2.1**	**67.5**	**78.1**
00-00	**534**	**4**	**474**	**11**	**39**	**1**	**0**	**1**	**2**	**1**	**1**	**0**	**0**	**61**	**11.4**	**27**	**5.1**	**11**	**2.1**	**67.4**	**78.1**

DRAFT

Site 24
Location L-4005-1, att t/junction sign, Lat 53.66331, Long -6.76538
Direction East

3279 / Meath/Cavan/Monaghan ATC's
October 2013
Automatic Traffic Count

Sat, 12 October 2013

Time	Total	Classification												>PSL	>PSL%	>SL1	>SL1%	>SL2	>SL2%	Mean	Vpp
		1 MCL	2 SV	3 SVT	4 TB2	5 TB3	6 T4	7 ART3	8 ART4	9 ART5	10 ART6	11 BD	12 DRT	80	80	85 +5kph	85 +5kph	90 +10kph	90 +10kph		85
0000	6	0	6	0	0	0	0	0	0	0	0	0	0	1	16.7	0	0	0	0	71.2	-
0100	5	0	5	0	0	0	0	0	0	0	0	0	0	0	0	0	0	0	0	70.5	-
0200	3	0	3	0	0	0	0	0	0	0	0	0	0	0	0	0	0	0	0	65.3	-
0300	5	0	4	0	1	0	0	0	0	0	0	0	0	2	40	2	40	1	20	77.3	-
0400	3	0	3	0	0	0	0	0	0	0	0	0	0	0	0	0	0	0	0	58.9	-
0500	3	0	3	0	0	0	0	0	0	0	0	0	0	0	0	0	0	0	0	65.9	-
0600	1	0	1	0	0	0	0	0	0	0	0	0	0	0	0	0	0	0	0	71.9	-
0700	4	0	3	0	1	0	0	0	0	0	0	0	0	1	25	0	0	0	0	71.5	-
0800	15	1	12	0	2	0	0	0	0	0	0	0	0	2	13.3	1	6.7	0	0	67.3	78.1
0900	18	0	12	1	4	0	0	0	1	0	0	0	0	1	5.6	0	0	0	0	66.6	75.6
1000	21	1	17	1	2	0	0	0	0	0	0	0	0	0	0	0	0	0	0	59.7	70.6
1100	**31**	**1**	**28**	**1**	**1**	**0**	**0**	**0**	**0**	**0**	**0**	**0**	**0**	**3**	**9.7**	**1**	**3.2**	**0**	**0**	**66.1**	**75.2**
1200	44	1	39	1	1	0	0	0	2	0	0	0	0	4	9.1	1	2.3	1	2.3	67.3	76.7
1300	44	2	39	1	2	0	0	0	0	0	0	0	0	10	22.7	5	11.4	2	4.5	68.5	81
1400	50	0	41	4	5	0	0	0	0	0	0	0	0	9	18	2	4	1	2	68.6	80.6
1500	30	0	29	0	1	0	0	0	0	0	0	0	0	4	13.3	1	3.3	0	0	73	79.6
1600	33	1	31	0	1	0	0	0	0	0	0	0	0	4	12.1	3	9.1	0	0	65.7	76
1700	**57**	**1**	**52**	**0**	**4**	**0**	**0**	**0**	**0**	**0**	**0**	**0**	**0**	**6**	**10.5**	**3**	**5.3**	**1**	**1.8**	**64.8**	**77.4**
1800	46	1	43	0	2	0	0	0	0	0	0	0	0	3	6.5	2	4.3	1	2.2	65.4	76
1900	25	0	21	0	4	0	0	0	0	0	0	0	0	4	16	0	0	0	0	71.2	77.8
2000	24	1	21	0	2	0	0	0	0	0	0	0	0	5	20.8	2	8.3	1	4.2	68.2	81
2100	13	0	12	0	1	0	0	0	0	0	0	0	0	2	15.4	0	0	0	0	61.1	74.9
2200	10	0	9	0	1	0	0	0	0	0	0	0	0	1	10	0	0	0	0	71.3	-
2300	4	0	2	0	2	0	0	0	0	0	0	0	0	1	25	0	0	0	0	75.5	-
07-19	**393**	**9**	**346**	**9**	**26**	**0**	**0**	**0**	**3**	**0**	**0**	**0**	**0**	**47**	**12**	**19**	**4.8**	**6**	**1.5**	**66.8**	**78.1**
06-22	**456**	**10**	**401**	**9**	**33**	**0**	**0**	**0**	**3**	**0**	**0**	**0**	**0**	**58**	**12.7**	**21**	**4.6**	**7**	**1.5**	**67**	**78.5**
06-00	**470**	**10**	**412**	**9**	**36**	**0**	**0**	**0**	**3**	**0**	**0**	**0**	**0**	**60**	**12.8**	**21**	**4.5**	**7**	**1.5**	**67.2**	**78.5**
00-00	**495**	**10**	**436**	**9**	**37**	**0**	**0**	**0**	**3**	**0**	**0**	**0**	**0**	**63**	**12.7**	**23**	**4.6**	**8**	**1.6**	**67.3**	**78.5**

DRAFT

Site 24
Location L-4005-1, att t/junction sign, Lat 53.66331, Long -6.76538
Direction East

3279 / Meath/Cavan/Monaghan ATC's
October 2013
Automatic Traffic Count

Sun, 13 October 2013

Time	Total	Classification												>PSL	>PSL%	>SL1	>SL1%	>SL2	>SL2%	Mean	Vpp
		1 MCL	2 SV	3 SVT	4 TB2	5 TB3	6 T4	7 ART3	8 ART4	9 ART5	10 ART6	11 BD	12 DRT	80	80	85 +5kph	85 +5kph	90 +10kph	90 +10kph		85
0000	5	0	5	0	0	0	0	0	0	0	0	0	0	0	0	0	0	0	0	62.7	-
0100	12	0	10	0	2	0	0	0	0	0	0	0	0	2	16.7	1	8.3	0	0	74.5	79.6
0200	1	0	1	0	0	0	0	0	0	0	0	0	0	0	0	0	0	0	0	68	-
0300	5	0	5	0	0	0	0	0	0	0	0	0	0	0	0	0	0	0	0	67.1	-
0400	1	0	1	0	0	0	0	0	0	0	0	0	0	0	0	0	0	0	0	78	-
0500	3	0	3	0	0	0	0	0	0	0	0	0	0	1	33.3	0	0	0	0	74.3	-
0600	2	0	2	0	0	0	0	0	0	0	0	0	0	0	0	0	0	0	0	75.2	-
0700	2	0	2	0	0	0	0	0	0	0	0	0	0	0	0	0	0	0	0	67.3	-
0800	4	0	3	1	0	0	0	0	0	0	0	0	0	0	0	0	0	0	0	56.3	-
0900	10	0	8	0	2	0	0	0	0	0	0	0	0	2	20	1	10	0	0	68.7	-
1000	10	0	10	0	0	0	0	0	0	0	0	0	0	3	30	1	10	0	0	68.2	-
1100	**43**	**2**	**40**	**1**	**0**	**0**	**0**	**0**	**0**	**0**	**0**	**0**	**0**	**4**	**9.3**	**1**	**2.3**	**0**	**0**	**64.1**	**74.9**
1200	23	0	20	0	3	0	0	0	0	0	0	0	0	4	17.4	1	4.3	0	0	66.8	79.9
1300	33	0	31	1	1	0	0	0	0	0	0	0	0	7	21.2	4	12.1	3	9.1	68.4	82.4
1400	27	1	21	2	3	0	0	0	0	0	0	0	0	6	22.2	4	14.8	2	7.4	65.9	82.4
1500	34	1	32	1	0	0	0	0	0	0	0	0	0	3	8.8	0	0	0	0	68.9	78.5
1600	42	0	42	0	0	0	0	0	0	0	0	0	0	4	9.5	2	4.8	0	0	68.3	76
1700	**52**	**0**	**50**	**0**	**2**	**0**	**0**	**0**	**0**	**0**	**0**	**0**	**0**	**10**	**19.2**	**6**	**11.5**	**4**	**7.7**	**69.9**	**80.3**
1800	41	0	39	0	2	0	0	0	0	0	0	0	0	2	4.9	0	0	0	0	68	76.3
1900	24	1	22	0	1	0	0	0	0	0	0	0	0	7	29.2	5	20.8	0	0	71.1	85.3
2000	8	0	7	0	1	0	0	0	0	0	0	0	0	1	12.5	0	0	0	0	68.9	-
2100	9	0	7	0	2	0	0	0	0	0	0	0	0	0	0	0	0	0	0	54.8	-
2200	4	0	4	0	0	0	0	0	0	0	0	0	0	0	0	0	0	0	0	67.5	-
2300	4	0	4	0	0	0	0	0	0	0	0	0	0	0	0	0	0	0	0	63.8	-
07-19	**321**	**4**	**298**	**6**	**13**	**0**	**0**	**0**	**0**	**0**	**0**	**0**	**0**	**45**	**14**	**20**	**6.2**	**9**	**2.8**	**67.6**	**79.2**
06-22	**364**	**5**	**336**	**6**	**17**	**0**	**0**	**0**	**0**	**0**	**0**	**0**	**0**	**53**	**14.6**	**25**	**6.9**	**9**	**2.5**	**67.6**	**79.2**
06-00	**372**	**5**	**344**	**6**	**17**	**0**	**0**	**0**	**0**	**0**	**0**	**0**	**0**	**53**	**14.2**	**25**	**6.7**	**9**	**2.4**	**67.5**	**79.2**
00-00	**399**	**5**	**369**	**6**	**19**	**0**	**0**	**0**	**0**	**0**	**0**	**0**	**0**	**56**	**14**	**26**	**6.5**	**9**	**2.3**	**67.7**	**79.6**

DRAFT

Site 24
Location L-4005-1, att t/junction sign, Lat 53.66331, Long -6.76538
Direction East

3279 / Meath/Cavan/Monaghan ATC's
October 2013
Automatic Traffic Count

Virtual Day (7)

Time	Total	Classification												>PSL	>PSL%	>SL1	>SL1%	>SL2	>SL2%	Mean	Vpp
		1 MCL	2 SV	3 SVT	4 TB2	5 TB3	6 T4	7 ART3	8 ART4	9 ART5	10 ART6	11 BD	12 DRT	80	80	85 +5kph	85 +5kph	90 +10kph	90 +10kph		85
0000	4	0	4	0	0	0	0	0	0	0	0	0	0	0	3.8	0	0	0	0	65.2	-
0100	3	0	3	0	0	0	0	0	0	0	0	0	0	0	8.7	0	4.3	0	0	72	-
0200	1	0	1	0	0	0	0	0	0	0	0	0	0	0	0	0	0	0	0	65.6	-
0300	2	0	2	0	0	0	0	0	0	0	0	0	0	0	14.3	0	14.3	0	7.1	70.3	-
0400	2	0	2	0	0	0	0	0	0	0	0	0	0	0	7.7	0	7.7	0	0	60.7	-
0500	2	0	2	0	0	0	0	0	0	0	0	0	0	0	6.7	0	0	0	0	68.7	-
0600	2	0	2	0	0	0	0	0	0	0	0	0	0	0	7.7	0	0	0	0	69.3	-
0700	9	0	7	0	2	0	0	0	0	0	0	0	0	1	14.1	0	4.7	0	1.6	70	-
0800	19	0	15	0	3	0	0	0	0	0	0	0	0	3	14.8	1	5.9	0	0.7	69.5	79.9
0900	27	0	22	1	4	0	0	0	0	0	0	0	0	2	7.9	1	3.1	0	0.5	67.6	75.6
1000	24	1	20	1	2	0	0	0	0	0	0	0	0	2	9.7	1	3.6	0	1.2	64.4	76
1100	**32**	**1**	**27**	**1**	**3**	**0**	**0**	**0**	**0**	**0**	**0**	**0**	**0**	**3**	**8.4**	**0**	**1.3**	**0**	**0.4**	**63.9**	**75.6**
1200	37	0	31	1	3	0	0	0	0	0	0	0	0	3	9.2	1	3.8	1	2.3	65.7	77.4
1300	35	1	30	0	3	0	0	0	0	0	0	0	0	6	16.5	3	9.1	1	3.7	67.8	80.3
1400	41	1	35	1	4	0	0	0	0	0	0	0	0	5	13.3	2	4.2	1	2.5	66.9	78.1
1500	40	0	37	0	2	0	0	0	0	0	0	0	0	5	11.7	1	3.6	0	0.7	68.9	78.8
1600	42	1	37	0	4	0	0	0	0	0	0	0	0	5	11.5	3	6.1	1	1.4	67.7	78.5
1700	**55**	**1**	**50**	**1**	**3**	**0**	**0**	**0**	**0**	**0**	**0**	**0**	**0**	**7**	**12.8**	**3**	**6.3**	**2**	**2.9**	**67.1**	**78.8**
1800	41	0	38	0	3	0	0	0	0	0	0	0	0	5	12.4	2	5.9	1	2.1	69.2	78.8
1900	30	0	28	0	2	0	0	0	0	0	0	0	0	5	16.9	2	5.6	1	1.9	68.8	81
2000	21	0	19	0	2	0	0	0	0	0	0	0	0	3	13.4	1	4	0	1.3	66.1	77.8
2100	17	0	15	0	1	0	0	0	0	0	0	0	0	2	9.5	1	5.2	0	0.9	65.2	74.9
2200	10	0	9	0	1	0	0	0	0	0	0	0	0	1	10	1	7.1	0	4.3	68.5	-
2300	4	0	4	0	0	0	0	0	0	0	0	0	0	0	6.5	0	0	0	0	65.9	-
07-19	**403**	**6**	**350**	**7**	**35**	**1**	**1**	**0**	**1**	**0**	**0**	**0**	**0**	**48**	**11.8**	**20**	**4.9**	**7**	**1.8**	**67.3**	**78.5**
06-22	**473**	**6**	**414**	**7**	**41**	**1**	**1**	**0**	**1**	**0**	**0**	**0**	**0**	**57**	**12.1**	**23**	**4.9**	**8**	**1.8**	**67.2**	**78.5**
06-00	**487**	**6**	**428**	**7**	**42**	**1**	**1**	**0**	**1**	**0**	**0**	**0**	**0**	**59**	**12**	**24**	**4.9**	**9**	**1.8**	**67.3**	**78.5**
00-00	**501**	**6**	**441**	**7**	**42**	**1**	**1**	**0**	**1**	**0**	**0**	**0**	**0**	**60**	**11.9**	**25**	**4.9**	**9**	**1.8**	**67.3**	**78.5**

DRAFT

Site 24
Location L-4005-1, att t/junction sign, Lat 53.66331, Long -6.76538
Direction East

3279 / Meath/Cavan/Monaghan ATC's
October 2013
Automatic Traffic Count

Virtual Week (1)

Time	Total	Classification												>PSL	>PSL%	>SL1	>SL1%	>SL2	>SL2%	Mean	Vpp
		1 MCL	2 SV	3 SVT	4 TB2	5 TB3	6 T4	7 ART3	8 ART4	9 ART5	10 ART6	11 BD	12 DRT	80	80	85 +5kph	85 +5kph	90 +10kph	90 +10kph		85
Mon	488	3	421	8	49	2	0	0	3	1	1	0	0	53	10.9	21	4.3	6	1.2	67.2	78.1
Tue	555	9	480	5	53	1	6	0	0	1	0	0	0	56	10.1	24	4.3	8	1.4	66.2	77.4
Wed	499	3	440	7	46	0	0	1	1	0	1	0	0	63	12.6	21	4.2	6	1.2	67.4	78.8
Thu	536	10	467	6	52	1	0	0	0	0	0	0	0	65	12.1	30	5.6	14	2.6	67.8	78.8
Fri	534	4	474	11	39	1	0	1	2	1	1	0	0	61	11.4	27	5.1	11	2.1	67.4	78.1
| Sat	495	10	436	9	37	0	0	0	3	0	0	0	0	63	12.7	23	4.6	8	1.6	67.3	78.5
| Sun	399	5	369	6	19	0	0	0	0	0	0	0	0	56	14	26	6.5	9	2.3	67.7	79.6
5 Day Ave.	**522**	**6**	**456**	**7**	**48**	**1**	**1**	**0**	**1**	**1**	**1**	**0**	**0**	**60**	**11.5**	**25**	**4.8**	**9**	**1.7**	**67.2**	**78.2**
7 Day Ave.	**501**	**6**	**441**	**7**	**42**	**1**	**1**	**0**	**1**	**0**	**0**	**0**	**0**	**60**	**11.9**	**25**	**4.9**	**9**	**1.8**	**67.3**	**78.5**
--	**3506**	**44**	**3087**	**52**	**295**	**5**	**6**	**2**	**9**	**3**	**3**	**0**	**0**	**417**	**11.9**	**172**	**4.9**	**62**	**1.8**	**67.3**	**78.5**

Summary Graphs

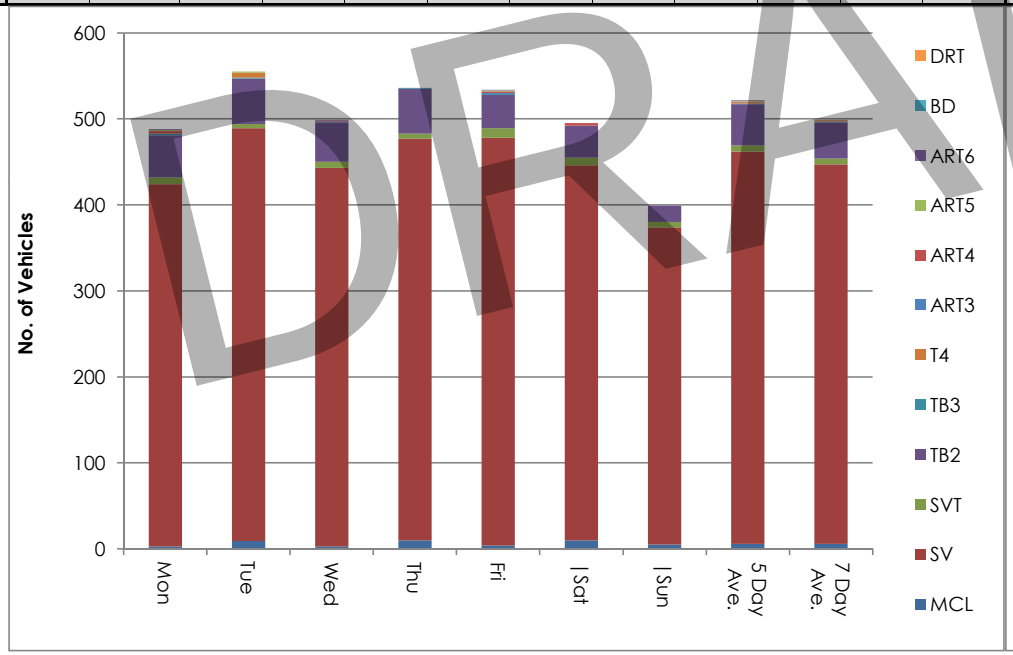

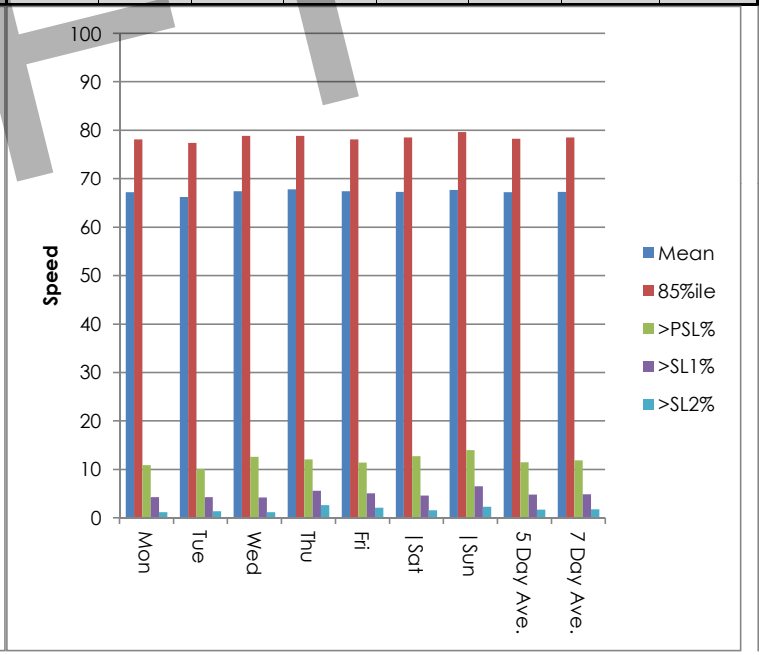

DRAFT

Site 24
Location L-4005-1, att t/junction sign, Lat 53.66331, Long -6.76538
Direction East

3279 / Meath/Cavan/Monaghan ATC's
October 2013
Automatic Traffic Count

Mon, 7 October 2013

Time	Total	Speed Bins (km/h)																											
		0 - 5	5 - 10	10 - 15	15 - 20	20 - 25	25 - 30	30 - 35	35 - 40	40 - 45	45 - 50	50 - 55	55 - 60	60 - 65	65 - 70	70 - 75	75 - 80	80 - 85	85 - 90	90 - 95	95 - 100	100 - 105	105 - 110	110 - 115	115 - 120	120 - 125	125 - 130	130 - 135	135 - 140
0000	4	0	0	0	0	0	0	0	0	0	0	0	0	2	0	2	0	0	0	0	0	0	0	0	0	0	0	0	0
0100	1	0	0	0	0	0	0	0	0	0	0	0	0	1	0	0	0	0	0	0	0	0	0	0	0	0	0	0	0
0200	1	0	0	0	0	0	0	0	0	0	0	0	0	1	0	0	0	0	0	0	0	0	0	0	0	0	0	0	0
0300	2	0	0	0	0	0	0	0	0	0	0	0	1	0	1	0	0	0	0	0	0	0	0	0	0	0	0	0	0
0400	2	0	0	0	0	0	0	0	0	0	0	1	1	0	0	0	0	0	0	0	0	0	0	0	0	0	0	0	0
0500	2	0	0	0	0	0	0	0	0	0	0	0	0	0	2	0	0	0	0	0	0	0	0	0	0	0	0	0	0
0600	2	0	0	0	0	0	0	0	0	0	0	0	0	1	0	1	0	0	0	0	0	0	0	0	0	0	0	0	0
0700	12	0	0	0	0	0	0	0	0	0	0	0	2	3	2	1	3	1	0	0	0	0	0	0	0	0	0	0	0
0800	19	0	0	0	0	0	0	0	1	0	0	1	2	1	2	6	2	2	2	0	0	0	0	0	0	0	0	0	0
0900	**37**	**0**	**0**	**0**	**0**	**0**	**0**	**0**	**0**	**0**	**1**	**1**	**4**	**9**	**8**	**6**	**2**	**4**	**2**	**0**	**0**	**0**	**0**	**0**	**0**	**0**	**0**	**0**	**0**
1000	29	0	0	0	0	0	0	0	0	0	0	3	4	8	4	4	3	2	0	1	0	0	0	0	0	0	0	0	0
1100	28	0	0	0	1	0	0	2	1	2	0	0	1	12	0	3	3	3	0	0	0	0	0	0	0	0	0	0	0
1200	32	0	0	0	0	0	0	1	1	0	0	2	2	3	4	11	6	1	0	1	0	0	0	0	0	0	0	0	0
1300	26	0	0	0	0	0	0	1	1	0	0	1	2	2	2	7	5	1	3	1	0	0	0	0	0	0	0	0	0
1400	40	0	0	0	0	0	0	0	1	0	0	0	6	7	12	4	6	4	0	0	0	0	0	0	0	0	0	0	0
1500	38	0	0	0	0	0	0	0	0	0	1	2	5	9	7	7	2	2	3	0	0	0	0	0	0	0	0	0	0
1600	33	0	0	1	0	1	0	1	0	0	0	1	3	9	5	8	4	0	0	0	0	0	0	0	0	0	0	0	0
1700	**52**	**0**	**0**	**0**	**0**	**0**	**0**	**0**	**2**	**0**	**0**	**4**	**4**	**8**	**13**	**9**	**7**	**3**	**1**	**1**	**0**	**0**	**0**	**0**	**0**	**0**	**0**	**0**	**0**
1800	37	0	0	0	0	0	0	0	0	0	1	2	2	8	7	6	6	1	4	0	0	0	0	0	0	0	0	0	0
1900	37	0	0	0	0	0	0	0	0	1	2	0	3	3	8	9	6	4	0	1	0	0	0	0	0	0	0	0	0
2000	23	0	0	0	0	0	0	0	0	1	0	2	2	7	5	1	2	3	0	0	0	0	0	0	0	0	0	0	0
2100	18	0	0	0	0	0	0	0	0	2	0	4	1	5	2	3	1	0	0	0	0	0	0	0	0	0	0	0	0
2200	9	0	0	0	0	0	0	0	0	0	0	0	3	2	2	0	0	1	0	0	1	0	0	0	0	0	0	0	0
2300	4	0	0	0	0	0	0	0	0	0	0	1	0	1	1	1	0	0	0	0	0	0	0	0	0	0	0	0	0
07-19	**383**	**0**	**0**	**1**	**1**	**1**	**0**	**5**	**7**	**2**	**3**	**17**	**37**	**79**	**66**	**72**	**49**	**24**	**15**	**4**	**0**	**0**	**0**	**0**	**0**	**0**	**0**	**0**	**0**
06-22	**463**	**0**	**0**	**1**	**1**	**1**	**0**	**5**	**7**	**6**	**5**	**23**	**43**	**95**	**81**	**86**	**58**	**31**	**15**	**5**	**0**	**0**	**0**	**0**	**0**	**0**	**0**	**0**	**0**
06-00	**476**	**0**	**0**	**1**	**1**	**1**	**0**	**5**	**7**	**6**	**5**	**24**	**46**	**98**	**84**	**87**	**58**	**32**	**15**	**5**	**1**	**0**	**0**	**0**	**0**	**0**	**0**	**0**	**0**
00-00	**488**	**0**	**0**	**1**	**1**	**1**	**0**	**5**	**7**	**6**	**5**	**25**	**48**	**102**	**87**	**89**	**58**	**32**	**15**	**5**	**1**	**0**	**0**	**0**	**0**	**0**	**0**	**0**	**0**

DRAFT

Site 24
Location L-4005-1, att t/junction sign, Lat 53.66331, Long -6.76538
Direction East

3279 / Meath/Cavan/Monaghan ATC's
October 2013
Automatic Traffic Count

Tue, 8 October 2013

Time	Total	Speed Bins (km/h)																											
		0 - 5	5 - 10	10 - 15	15 - 20	20 - 25	25 - 30	30 - 35	35 - 40	40 - 45	45 - 50	50 - 55	55 - 60	60 - 65	65 - 70	70 - 75	75 - 80	80 - 85	85 - 90	90 - 95	95 - 100	100 - 105	105 - 110	110 - 115	115 - 120	120 - 125	125 - 130	130 - 135	135 - 140
0000	2	0	0	0	0	0	0	0	0	0	0	1	0	1	0	0	0	0	0	0	0	0	0	0	0	0	0	0	0
0100	2	0	0	0	0	0	0	0	0	0	0	0	0	1	1	0	0	0	0	0	0	0	0	0	0	0	0	0	0
0200	0	0	0	0	0	0	0	0	0	0	0	0	0	0	0	0	0	0	0	0	0	0	0	0	0	0	0	0	0
0300	1	0	0	0	0	0	0	0	0	0	0	0	0	1	0	0	0	0	0	0	0	0	0	0	0	0	0	0	0
0400	1	0	0	0	0	0	0	0	0	0	1	0	0	0	0	0	0	0	0	0	0	0	0	0	0	0	0	0	0
0500	0	0	0	0	0	0	0	0	0	0	0	0	0	0	0	0	0	0	0	0	0	0	0	0	0	0	0	0	0
0600	3	0	0	0	0	0	0	0	1	0	0	0	0	0	1	1	0	0	0	0	0	0	0	0	0	0	0	0	0
0700	8	0	0	0	0	0	0	0	0	0	0	1	0	2	3	2	0	0	0	0	0	0	0	0	0	0	0	0	0
0800	**34**	**0**	**0**	**0**	**0**	**0**	**0**	**1**	**0**	**0**	**1**	**0**	**4**	**6**	**8**	**8**	**3**	**0**	**2**	**1**	**0**	**0**	**0**	**0**	**0**	**0**	**0**	**0**	**0**
0900	30	0	0	0	0	0	0	0	0	0	2	2	1	11	4	4	4	2	0	0	0	0	0	0	0	0	0	0	0
1000	32	0	0	0	1	0	1	0	0	1	1	3	4	5	6	4	3	2	1	0	0	0	0	0	0	0	0	0	0
1100	**34**	**0**	**0**	**0**	**0**	**1**	**0**	**0**	**0**	**0**	**3**	**0**	**1**	**8**	**10**	**4**	**4**	**3**	**0**	**0**	**0**	**0**	**0**	**0**	**0**	**0**	**0**	**0**	**0**
1200	38	0	0	0	0	1	0	1	0	2	2	2	10	4	3	3	4	2	1	0	3	0	0	0	0	0	0	0	0
1300	35	0	0	0	0	0	0	1	1	0	2	0	7	5	7	3	4	3	1	1	0	0	0	0	0	0	0	0	0
1400	54	0	0	0	0	1	0	0	1	1	2	7	0	13	6	13	7	2	1	0	0	0	0	0	0	0	0	0	0
1500	48	0	0	0	0	1	0	2	0	0	0	3	7	10	11	8	2	3	1	0	0	0	0	0	0	0	0	0	0
1600	48	0	0	0	0	0	0	0	0	1	0	2	6	11	7	9	8	2	2	0	0	0	0	0	0	0	0	0	0
1700	**62**	**0**	**0**	**0**	**1**	**1**	**1**	**1**	**2**	**0**	**1**	**5**	**2**	**10**	**17**	**10**	**5**	**4**	**2**	**0**	**0**	**0**	**0**	**0**	**0**	**0**	**0**	**0**	**0**
1800	42	0	0	0	0	0	0	0	0	0	1	2	4	5	6	7	13	2	1	1	0	0	0	0	0	0	0	0	0
1900	26	0	0	0	0	0	0	0	0	0	2	4	1	4	2	3	4	3	2	0	1	0	0	0	0	0	0	0	0
2000	22	0	0	0	0	0	0	0	0	0	0	0	2	3	4	5	4	2	2	0	0	0	0	0	0	0	0	0	0
2100	13	0	0	0	0	0	0	0	0	0	0	1	0	4	3	3	1	1	0	0	0	0	0	0	0	0	0	0	0
2200	14	0	0	0	0	0	0	0	0	0	1	0	2	3	2	2	3	0	0	1	0	0	0	0	0	0	0	0	0
2300	6	0	0	0	0	0	0	0	0	0	0	1	1	0	2	1	0	1	0	0	0	0	0	0	0	0	0	0	0
07-19	**465**	**0**	**0**	**0**	**2**	**5**	**2**	**6**	**4**	**5**	**15**	**27**	**46**	**90**	**88**	**75**	**57**	**25**	**12**	**3**	**3**	**0**	**0**	**0**	**0**	**0**	**0**	**0**	**0**
06-22	**529**	**0**	**0**	**0**	**2**	**5**	**2**	**6**	**5**	**5**	**17**	**32**	**49**	**101**	**98**	**87**	**66**	**31**	**16**	**3**	**4**	**0**	**0**	**0**	**0**	**0**	**0**	**0**	**0**
06-00	**549**	**0**	**0**	**0**	**2**	**5**	**2**	**6**	**5**	**5**	**18**	**33**	**52**	**104**	**102**	**90**	**69**	**32**	**16**	**4**	**4**	**0**	**0**	**0**	**0**	**0**	**0**	**0**	**0**
00-00	**555**	**0**	**0**	**0**	**2**	**5**	**2**	**6**	**5**	**5**	**19**	**34**	**52**	**107**	**103**	**90**	**69**	**32**	**16**	**4**	**4**	**0**	**0**	**0**	**0**	**0**	**0**	**0**	**0**

DRAFT

Site 24
Location L-4005-1, att t/junction sign, Lat 53.66331, Long -6.76538
Direction East

3279 / Meath/Cavan/Monaghan ATC's
October 2013
Automatic Traffic Count

Wed, 9 October 2013

Time	Total	Speed Bins (km/h)																											
		0 - 5	5 - 10	10 - 15	15 - 20	20 - 25	25 - 30	30 - 35	35 - 40	40 - 45	45 - 50	50 - 55	55 - 60	60 - 65	65 - 70	70 - 75	75 - 80	80 - 85	85 - 90	90 - 95	95 - 100	100 - 105	105 - 110	110 - 115	115 - 120	120 - 125	125 - 130	130 - 135	135 - 140
0000	4	0	0	0	0	0	0	0	0	0	0	2	0	1	0	1	0	0	0	0	0	0	0	0	0	0	0	0	0
0100	1	0	0	0	0	0	0	0	0	0	0	0	0	0	0	1	0	0	0	0	0	0	0	0	0	0	0	0	0
0200	0	0	0	0	0	0	0	0	0	0	0	0	0	0	0	0	0	0	0	0	0	0	0	0	0	0	0	0	0
0300	0	0	0	0	0	0	0	0	0	0	0	0	0	0	0	0	0	0	0	0	0	0	0	0	0	0	0	0	0
0400	1	0	0	0	0	0	0	0	0	0	0	0	0	1	0	0	0	0	0	0	0	0	0	0	0	0	0	0	0
0500	2	0	0	0	0	0	0	0	0	0	0	1	0	1	0	0	0	0	0	0	0	0	0	0	0	0	0	0	0
0600	1	0	0	0	0	0	0	0	0	0	0	0	0	0	0	0	0	1	0	0	0	0	0	0	0	0	0	0	0
0700	11	0	0	0	0	0	0	0	0	0	0	1	2	1	2	2	1	1	1	0	0	0	0	0	0	0	0	0	0
0800	22	0	0	0	0	0	0	0	0	0	0	0	2	3	4	2	8	3	0	0	0	0	0	0	0	0	0	0	0
0900	**31**	**0**	**0**	**0**	**0**	**0**	**0**	**0**	**0**	**0**	**0**	**0**	**1**	**5**	**9**	**9**	**6**	**0**	**0**	**1**	**0**	**0**	**0**	**0**	**0**	**0**	**0**	**0**	**0**
1000	18	0	0	0	0	0	0	0	0	0	1	1	1	2	2	4	1	3	2	1	0	0	0	0	0	0	0	0	0
1100	30	0	0	0	0	0	0	1	0	1	1	0	8	3	10	3	2	1	0	0	0	0	0	0	0	0	0	0	0
1200	37	0	0	0	0	0	0	1	0	3	2	4	4	4	6	6	3	2	1	1	0	0	0	0	0	0	0	0	0
1300	36	0	0	1	0	0	0	0	1	0	1	2	2	6	6	5	7	1	3	1	0	0	0	0	0	0	0	0	0
1400	33	0	0	0	0	0	0	1	0	1	0	2	7	6	4	6	3	3	0	0	0	0	0	0	0	0	0	0	0
1500	38	0	0	0	0	0	0	0	0	0	0	3	6	4	7	4	7	7	0	0	0	0	0	0	0	0	0	0	0
1600	47	0	0	0	1	0	0	0	1	0	2	6	3	11	10	5	5	2	1	0	0	0	0	0	0	0	0	0	0
1700	**60**	**0**	**0**	**0**	**1**	**0**	**0**	**0**	**0**	**1**	**3**	**2**	**11**	**8**	**9**	**9**	**13**	**2**	**1**	**0**	**0**	**0**	**0**	**0**	**0**	**0**	**0**	**0**	**0**
1800	40	0	0	0	0	0	0	0	0	0	0	1	0	2	8	12	5	8	2	1	0	0	1	0	0	0	0	0	0
1900	36	0	0	0	0	0	0	0	0	1	2	3	8	3	5	4	4	6	0	0	0	0	0	0	0	0	0	0	0
2000	22	0	0	0	0	1	0	0	0	0	1	1	1	5	5	3	4	1	0	0	0	0	0	0	0	0	0	0	0
2100	16	0	0	0	0	0	0	0	0	0	1	1	0	2	3	3	2	1	3	0	0	0	0	0	0	0	0	0	0
2200	9	0	0	0	0	0	0	0	0	1	0	1	1	2	0	0	3	0	1	0	0	0	0	0	0	0	0	0	0
2300	4	0	0	0	0	0	0	0	0	0	0	0	1	2	0	0	1	0	0	0	0	0	0	0	0	0	0	0	0
07-19	**403**	**0**	**0**	**1**	**2**	**0**	**0**	**3**	**2**	**6**	**10**	**22**	**47**	**55**	**77**	**67**	**61**	**33**	**11**	**5**	**0**	**0**	**1**	**0**	**0**	**0**	**0**	**0**	**0**
06-22	**478**	**0**	**0**	**1**	**2**	**1**	**0**	**3**	**2**	**7**	**14**	**27**	**56**	**65**	**90**	**77**	**71**	**42**	**14**	**5**	**0**	**0**	**1**	**0**	**0**	**0**	**0**	**0**	**0**
06-00	**491**	**0**	**0**	**1**	**2**	**1**	**0**	**3**	**2**	**8**	**14**	**28**	**58**	**69**	**90**	**77**	**75**	**42**	**15**	**5**	**0**	**0**	**1**	**0**	**0**	**0**	**0**	**0**	**0**
00-00	**499**	**0**	**0**	**1**	**2**	**1**	**0**	**3**	**2**	**8**	**14**	**31**	**58**	**72**	**90**	**79**	**75**	**42**	**15**	**5**	**0**	**0**	**1**	**0**	**0**	**0**	**0**	**0**	**0**

DRAFT

Site 24
Location L-4005-1, att t/junction sign, Lat 53.66331, Long -6.76538
Direction East

3279 / Meath/Cavan/Monaghan ATC's
October 2013
Automatic Traffic Count

Thu, 10 October 2013

Time	Total	Speed Bins (km/h)																											
		0 - 5	5 - 10	10 - 15	15 - 20	20 - 25	25 - 30	30 - 35	35 - 40	40 - 45	45 - 50	50 - 55	55 - 60	60 - 65	65 - 70	70 - 75	75 - 80	80 - 85	85 - 90	90 - 95	95 - 100	100 - 105	105 - 110	110 - 115	115 - 120	120 - 125	125 - 130	130 - 135	135 - 140
0000	3	0	0	0	0	0	0	0	0	0	0	0	0	0	2	1	0	0	0	0	0	0	0	0	0	0	0	0	0
0100	2	0	0	0	0	0	0	0	0	0	0	0	0	0	1	1	0	0	0	0	0	0	0	0	0	0	0	0	0
0200	0	0	0	0	0	0	0	0	0	0	0	0	0	0	0	0	0	0	0	0	0	0	0	0	0	0	0	0	0
0300	0	0	0	0	0	0	0	0	0	0	0	0	0	0	0	0	0	0	0	0	0	0	0	0	0	0	0	0	0
0400	3	0	0	0	0	0	0	0	0	0	1	0	1	0	0	0	0	0	1	0	0	0	0	0	0	0	0	0	0
0500	4	0	0	0	0	0	0	0	0	0	0	0	0	0	2	0	2	0	0	0	0	0	0	0	0	0	0	0	0
0600	2	0	0	0	0	0	0	0	0	0	0	0	0	1	1	0	0	0	0	0	0	0	0	0	0	0	0	0	0
0700	15	0	0	0	0	0	0	0	1	0	0	0	1	3	3	2	3	1	0	1	0	0	0	0	0	0	0	0	0
0800	18	0	0	0	0	1	0	0	0	0	0	0	1	1	6	6	2	1	0	0	0	0	0	0	0	0	0	0	0
0900	**41**	**0**	**0**	**0**	**0**	**0**	**0**	**0**	**0**	**0**	**1**	**2**	**2**	**15**	**11**	**2**	**7**	**0**	**1**	**0**	**0**	**0**	**0**	**0**	**0**	**0**	**0**	**0**	**0**
1000	33	0	0	0	0	1	1	0	0	0	1	2	6	3	8	8	2	1	0	0	0	0	0	0	0	0	0	0	0
1100	31	0	0	0	1	0	0	0	0	2	1	0	6	5	7	6	1	2	0	0	0	0	0	0	0	0	0	0	0
1200	39	0	0	0	0	0	0	0	1	0	3	4	4	3	11	7	4	2	0	0	0	0	0	0	0	0	0	0	0
1300	31	0	0	0	0	1	0	0	0	0	1	1	3	5	6	6	3	4	1	0	0	0	0	0	0	0	0	0	0
1400	41	0	0	0	0	0	0	1	0	2	0	1	4	10	3	6	5	5	1	3	0	0	0	0	0	0	0	0	0
1500	40	0	0	0	0	0	0	1	0	0	1	1	2	6	12	7	8	1	1	0	0	0	0	0	0	0	0	0	0
1600	48	0	0	0	0	0	0	0	0	0	0	0	10	5	9	9	6	4	3	2	0	0	0	0	0	0	0	0	0
1700	**49**	**0**	**0**	**0**	**0**	**1**	**0**	**0**	**0**	**1**	**3**	**0**	**4**	**8**	**6**	**7**	**5**	**5**	**5**	**3**	**1**	**0**	**0**	**0**	**0**	**0**	**0**	**0**	**0**
1800	40	0	0	0	0	0	0	0	0	0	2	2	2	6	8	6	9	3	1	0	1	0	0	0	0	0	0	0	0
1900	36	0	0	0	0	0	0	0	0	0	2	2	5	4	4	5	9	4	0	1	0	0	0	0	0	0	0	0	0
2000	22	0	0	0	0	0	0	0	0	1	1	0	4	3	4	4	1	2	1	1	0	0	0	0	0	0	0	0	0
2100	16	0	0	0	0	0	0	0	0	0	0	0	5	4	5	1	0	0	1	0	0	0	0	0	0	0	0	0	0
2200	17	0	0	0	0	0	0	0	0	0	0	1	2	3	4	5	1	0	0	1	0	0	0	0	0	0	0	0	0
2300	5	0	0	0	0	0	0	0	0	0	0	0	0	4	1	0	0	0	0	0	0	0	0	0	0	0	0	0	0
07-19	**426**	**0**	**0**	**0**	**1**	**4**	**1**	**2**	**2**	**5**	**13**	**13**	**45**	**70**	**90**	**72**	**55**	**29**	**13**	**9**	**2**	**0**	**0**	**0**	**0**	**0**	**0**	**0**	**0**
06-22	**502**	**0**	**0**	**0**	**1**	**4**	**1**	**2**	**2**	**6**	**16**	**15**	**59**	**82**	**104**	**82**	**65**	**35**	**15**	**11**	**2**	**0**	**0**	**0**	**0**	**0**	**0**	**0**	**0**
06-00	**524**	**0**	**0**	**0**	**1**	**4**	**1**	**2**	**2**	**6**	**16**	**16**	**61**	**89**	**109**	**87**	**66**	**35**	**15**	**12**	**2**	**0**	**0**	**0**	**0**	**0**	**0**	**0**	**0**
00-00	**536**	**0**	**0**	**0**	**1**	**4**	**1**	**2**	**2**	**6**	**17**	**16**	**62**	**89**	**114**	**89**	**68**	**35**	**16**	**12**	**2**	**0**	**0**	**0**	**0**	**0**	**0**	**0**	**0**

DRAFT

Site 24
Location L-4005-1, att t/junction sign, Lat 53.66331, Long -6.76538
Direction East

3279 / Meath/Cavan/Monaghan ATC's
October 2013
Automatic Traffic Count

Fri, 11 October 2013

Time	Total	Speed Bins (km/h)																												
		0 - 5	5 - 10	10 - 15	15 - 20	20 - 25	25 - 30	30 - 35	35 - 40	40 - 45	45 - 50	50 - 55	55 - 60	60 - 65	65 - 70	70 - 75	75 - 80	80 - 85	85 - 90	90 - 95	95 - 100	100 - 105	105 - 110	110 - 115	115 - 120	120 - 125	125 - 130	130 - 135	135 - 140
0000	2	0	0	0	0	0	0	0	0	0	0	1	0	0	0	1	0	0	0	0	0	0	0	0	0	0	0	0	0	0
0100	0	0	0	0	0	0	0	0	0	0	0	0	0	0	0	0	0	0	0	0	0	0	0	0	0	0	0	0	0	0
0200	0	0	0	0	0	0	0	0	0	0	0	0	0	0	0	0	0	0	0	0	0	0	0	0	0	0	0	0	0	0
0300	1	0	0	0	0	0	0	0	0	0	0	0	0	0	0	1	0	0	0	0	0	0	0	0	0	0	0	0	0	0
0400	2	0	0	0	0	0	0	0	0	0	1	0	0	0	1	0	0	0	0	0	0	0	0	0	0	0	0	0	0	0
0500	1	0	0	0	0	0	0	0	0	0	0	0	0	1	0	0	0	0	0	0	0	0	0	0	0	0	0	0	0	0
0600	2	0	0	0	0	0	0	0	0	0	0	0	0	0	0	0	2	0	0	0	0	0	0	0	0	0	0	0	0	0
0700	12	0	0	0	0	0	0	0	0	0	0	0	0	0	0	7	2	2	1	0	0	0	0	0	0	0	0	0	0	0
0800	23	0	0	0	0	0	0	0	0	0	0	1	1	4	2	5	3	5	2	0	0	0	0	0	0	0	0	0	0	0
0900	24	0	0	0	0	0	0	0	0	0	2	0	2	0	9	8	1	1	1	0	0	0	0	0	0	0	0	0	0	0
1000	22	0	0	0	1	0	0	0	0	2	0	1	3	5	2	5	3	0	0	0	0	0	0	0	0	0	0	0	0	0
1100	**28**	**0**	**0**	**1**	**0**	**1**	**0**	**0**	**2**	**1**	**0**	**0**	**0**	**4**	**12**	**2**	**2**	**2**	**0**	**0**	**1**	**0**	**0**	**0**	**0**	**0**	**0**	**0**	**0**	**0**
1200	48	0	0	0	0	0	0	0	1	3	2	6	1	4	8	16	5	1	1	0	0	0	0	0	0	0	0	0	0	0
1300	38	0	0	0	0	0	0	0	0	0	0	3	7	11	6	2	6	1	1	0	1	0	0	0	0	0	0	0	0	0
1400	40	0	0	0	0	0	1	0	0	1	4	2	0	4	12	8	4	3	0	1	0	0	0	0	0	0	0	0	0	0
1500	**53**	**0**	**0**	**0**	**0**	**0**	**0**	**0**	**0**	**0**	**0**	**0**	**2**	**5**	**23**	**6**	**9**	**4**	**2**	**2**	**0**	**0**	**0**	**0**	**0**	**0**	**0**	**0**	**0**	**0**
1600	45	0	0	0	0	1	0	0	0	0	0	0	4	6	5	14	5	5	3	1	0	0	1	0	0	0	0	0	0	0
1700	50	0	0	0	0	0	0	1	0	0	4	1	6	7	8	9	9	4	0	1	0	0	0	0	0	0	0	0	0	0
1800	44	0	0	0	0	0	0	1	1	0	1	1	6	5	17	4	3	2	2	1	0	0	0	0	0	0	0	0	0	0
1900	29	0	0	0	0	0	0	0	0	0	0	1	4	9	6	3	3	1	1	1	0	0	0	0	0	0	0	0	0	0
2000	28	0	0	0	0	0	0	3	0	1	2	6	3	2	6	2	1	2	0	0	0	0	0	0	0	0	0	0	0	0
2100	31	0	0	0	0	0	0	0	0	0	2	2	0	8	7	6	3	1	1	0	0	0	0	1	0	0	0	0	0	0
2200	7	0	0	0	0	0	0	0	0	1	0	0	0	0	1	3	1	0	1	0	0	0	0	0	0	0	0	0	0	0
2300	4	0	0	0	0	0	0	0	0	0	0	0	1	1	1	1	0	0	0	0	0	0	0	0	0	0	0	0	0	0
07-19	**427**	**0**	**0**	**1**	**1**	**2**	**1**	**2**	**4**	**7**	**13**	**15**	**32**	**55**	**104**	**86**	**52**	**30**	**13**	**6**	**2**	**0**	**1**	**0**	**0**	**0**	**0**	**0**	**0**	**0**
06-22	**517**	**0**	**0**	**1**	**1**	**2**	**1**	**5**	**4**	**8**	**17**	**24**	**39**	**74**	**123**	**97**	**61**	**34**	**15**	**7**	**2**	**0**	**1**	**1**	**0**	**0**	**0**	**0**	**0**	**0**
06-00	**528**	**0**	**0**	**1**	**1**	**2**	**1**	**5**	**4**	**9**	**17**	**24**	**40**	**75**	**125**	**101**	**62**	**34**	**16**	**7**	**2**	**0**	**1**	**1**	**0**	**0**	**0**	**0**	**0**	**0**
00-00	**534**	**0**	**0**	**1**	**1**	**2**	**1**	**5**	**4**	**9**	**18**	**25**	**40**	**76**	**126**	**103**	**62**	**34**	**16**	**7**	**2**	**0**	**1**	**1**	**0**	**0**	**0**	**0**	**0**	**0**

DRAFT

Site 24
Location L-4005-1, att t/junction sign, Lat 53.66331, Long -6.76538
Direction East

3279 / Meath/Cavan/Monaghan ATC's
October 2013
Automatic Traffic Count

Sat, 12 October 2013

Time	Total	Speed Bins (km/h)																												
		0 - 5	5 - 10	10 - 15	15 - 20	20 - 25	25 - 30	30 - 35	35 - 40	40 - 45	45 - 50	50 - 55	55 - 60	60 - 65	65 - 70	70 - 75	75 - 80	80 - 85	85 - 90	90 - 95	95 - 100	100 - 105	105 - 110	110 - 115	115 - 120	120 - 125	125 - 130	130 - 135	135 - 140
0000	6	0	0	0	0	0	0	0	0	0	0	0	0	1	2	0	2	1	0	0	0	0	0	0	0	0	0	0	0	0
0100	5	0	0	0	0	0	0	0	0	0	0	0	0	0	1	4	0	0	0	0	0	0	0	0	0	0	0	0	0	0
0200	3	0	0	0	0	0	0	0	0	0	0	0	1	1	0	1	0	0	0	0	0	0	0	0	0	0	0	0	0	0
0300	5	0	0	0	0	0	0	0	0	0	0	0	0	0	2	1	0	0	1	1	0	0	0	0	0	0	0	0	0	0
0400	3	0	0	0	0	0	0	0	0	0	0	1	0	2	0	0	0	0	0	0	0	0	0	0	0	0	0	0	0	0
0500	3	0	0	0	0	0	0	0	0	0	0	0	0	2	0	1	0	0	0	0	0	0	0	0	0	0	0	0	0	0
0600	1	0	0	0	0	0	0	0	0	0	0	0	0	0	0	1	0	0	0	0	0	0	0	0	0	0	0	0	0	0
0700	4	0	0	0	0	0	0	0	0	0	0	0	1	0	0	1	1	1	0	0	0	0	0	0	0	0	0	0	0	0
0800	15	0	0	0	1	0	0	0	0	0	0	0	1	3	2	4	2	1	1	0	0	0	0	0	0	0	0	0	0	0
0900	18	0	0	0	0	0	0	0	0	2	0	0	2	1	4	5	3	1	0	0	0	0	0	0	0	0	0	0	0	0
1000	21	0	0	0	0	1	0	0	2	0	0	2	3	5	3	5	0	0	0	0	0	0	0	0	0	0	0	0	0	0
1100	**31**	**0**	**0**	**0**	**1**	**0**	**0**	**1**	**0**	**0**	**1**	**1**	**1**	**2**	**12**	**6**	**3**	**2**	**1**	**0**	**0**	**0**	**0**	**0**	**0**	**0**	**0**	**0**	**0**	**0**
1200	44	0	0	0	0	0	1	1	0	0	0	1	5	8	11	6	7	3	0	1	0	0	0	0	0	0	0	0	0	0
1300	44	0	0	0	2	0	0	0	0	0	2	2	4	4	8	8	4	5	3	1	0	1	0	0	0	0	0	0	0	0
1400	50	0	0	0	0	0	0	1	0	0	1	2	4	9	9	14	1	7	1	1	0	0	0	0	0	0	0	0	0	0
1500	30	0	0	0	0	0	0	0	0	0	0	2	2	1	4	2	15	3	1	0	0	0	0	0	0	0	0	0	0	0
1600	33	0	0	0	0	1	0	0	0	2	1	1	3	7	4	7	3	1	3	0	0	0	0	0	0	0	0	0	0	0
1700	**57**	**0**	**0**	**0**	**0**	**2**	**2**	**3**	**1**	**0**	**1**	**1**	**6**	**6**	**8**	**11**	**10**	**3**	**2**	**0**	**1**	**0**	**0**	**0**	**0**	**0**	**0**	**0**	**0**	**0**
1800	46	0	0	0	0	0	0	0	0	2	4	3	5	6	9	6	8	1	1	1	0	0	0	0	0	0	0	0	0	0
1900	25	0	0	0	0	0	0	0	0	0	0	0	2	2	8	5	4	4	0	0	0	0	0	0	0	0	0	0	0	0
2000	24	0	0	0	0	1	0	0	0	2	0	1	0	2	8	2	3	3	1	0	1	0	0	0	0	0	0	0	0	0
2100	13	0	0	0	0	0	0	0	2	0	0	2	3	1	1	2	0	2	0	0	0	0	0	0	0	0	0	0	0	0
2200	10	0	0	0	0	0	0	0	0	0	0	0	1	1	1	2	4	1	0	0	0	0	0	0	0	0	0	0	0	0
2300	4	0	0	0	0	0	0	0	0	0	0	0	0	0	1	1	1	1	0	0	0	0	0	0	0	0	0	0	0	0
07-19	**393**	**0**	**0**	**0**	**4**	**4**	**3**	**6**	**3**	**6**	**10**	**15**	**37**	**52**	**74**	**75**	**57**	**28**	**13**	**4**	**1**	**1**	**0**	**0**	**0**	**0**	**0**	**0**	**0**	**0**
06-22	**456**	**0**	**0**	**0**	**4**	**5**	**3**	**6**	**5**	**8**	**10**	**18**	**42**	**57**	**91**	**85**	**64**	**37**	**14**	**4**	**2**	**1**	**0**	**0**	**0**	**0**	**0**	**0**	**0**	**0**
06-00	**470**	**0**	**0**	**0**	**4**	**5**	**3**	**6**	**5**	**8**	**10**	**18**	**43**	**58**	**93**	**88**	**69**	**39**	**14**	**4**	**2**	**1**	**0**	**0**	**0**	**0**	**0**	**0**	**0**	**0**
00-00	**495**	**0**	**0**	**0**	**4**	**5**	**3**	**6**	**5**	**8**	**10**	**19**	**44**	**64**	**98**	**95**	**71**	**40**	**15**	**5**	**2**	**1**	**0**	**0**	**0**	**0**	**0**	**0**	**0**	**0**

DRAFT

Site 24
Location L-4005-1, att t/junction sign, Lat 53.66331, Long -6.76538
Direction East

3279 / Meath/Cavan/Monaghan ATC's
October 2013
Automatic Traffic Count

Sun, 13 October 2013

Time	Total	Speed Bins (km/h)																											
		0 - 5	5 - 10	10 - 15	15 - 20	20 - 25	25 - 30	30 - 35	35 - 40	40 - 45	45 - 50	50 - 55	55 - 60	60 - 65	65 - 70	70 - 75	75 - 80	80 - 85	85 - 90	90 - 95	95 - 100	100 - 105	105 - 110	110 - 115	115 - 120	120 - 125	125 - 130	130 - 135	135 - 140
0000	5	0	0	0	0	0	0	0	0	0	0	1	1	0	2	1	0	0	0	0	0	0	0	0	0	0	0	0	0
0100	12	0	0	0	0	0	0	0	0	0	0	0	0	3	2	0	5	1	1	0	0	0	0	0	0	0	0	0	0
0200	1	0	0	0	0	0	0	0	0	0	0	0	0	0	1	0	0	0	0	0	0	0	0	0	0	0	0	0	0
0300	5	0	0	0	0	0	0	0	0	0	0	0	1	1	2	1	0	0	0	0	0	0	0	0	0	0	0	0	0
0400	1	0	0	0	0	0	0	0	0	0	0	0	0	0	0	0	1	0	0	0	0	0	0	0	0	0	0	0	0
0500	3	0	0	0	0	0	0	0	0	0	0	0	0	1	0	0	1	1	0	0	0	0	0	0	0	0	0	0	0
0600	2	0	0	0	0	0	0	0	0	0	0	0	0	0	0	1	1	0	0	0	0	0	0	0	0	0	0	0	0
0700	2	0	0	0	0	0	0	0	0	0	0	0	0	1	1	0	0	0	0	0	0	0	0	0	0	0	0	0	0
0800	4	0	0	0	0	0	0	0	0	1	1	0	0	1	0	0	1	0	0	0	0	0	0	0	0	0	0	0	0
0900	10	0	0	0	0	0	0	1	0	0	1	0	0	1	1	1	3	1	1	0	0	0	0	0	0	0	0	0	0
1000	10	0	0	0	0	0	0	0	0	0	1	1	1	2	1	0	1	2	1	0	0	0	0	0	0	0	0	0	0
1100	**43**	**0**	**0**	**0**	**0**	**0**	**2**	**0**	**1**	**1**	**1**	**4**	**3**	**8**	**8**	**9**	**2**	**3**	**1**	**0**	**0**	**0**	**0**	**0**	**0**	**0**	**0**	**0**	**0**
1200	23	0	0	0	0	0	0	0	0	1	1	2	3	4	3	1	4	3	1	0	0	0	0	0	0	0	0	0	0
1300	33	0	0	0	0	0	0	0	0	2	1	2	4	5	5	5	2	3	1	3	0	0	0	0	0	0	0	0	0
1400	27	0	0	0	0	0	1	0	0	0	1	4	4	5	3	2	1	2	2	2	0	0	0	0	0	0	0	0	0
1500	34	0	0	0	0	0	0	0	0	0	0	2	2	6	8	8	5	3	0	0	0	0	0	0	0	0	0	0	0
1600	42	0	0	0	0	0	0	0	0	0	1	0	5	9	10	9	4	2	2	0	0	0	0	0	0	0	0	0	0
1700	**52**	**0**	**0**	**0**	**0**	**0**	**0**	**1**	**0**	**0**	**0**	**3**	**7**	**5**	**12**	**6**	**8**	**4**	**2**	**4**	**0**	**0**	**0**	**0**	**0**	**0**	**0**	**0**	**0**
1800	41	0	0	0	0	0	0	0	0	0	1	3	6	2	9	10	8	2	0	0	0	0	0	0	0	0	0	0	0
1900	24	0	0	0	1	0	0	0	0	0	1	0	2	3	2	4	4	2	5	0	0	0	0	0	0	0	0	0	0
2000	8	0	0	0	0	0	0	0	0	0	0	0	0	1	5	1	0	1	0	0	0	0	0	0	0	0	0	0	0
2100	9	0	0	0	0	0	0	1	1	1	0	1	1	0	4	0	0	0	0	0	0	0	0	0	0	0	0	0	0
2200	4	0	0	0	0	0	0	0	0	0	0	1	0	0	1	1	1	0	0	0	0	0	0	0	0	0	0	0	0
2300	4	0	0	0	0	0	0	0	0	0	0	1	0	1	1	1	0	0	0	0	0	0	0	0	0	0	0	0	0
07-19	**321**	**0**	**0**	**0**	**0**	**0**	**3**	**2**	**1**	**5**	**9**	**21**	**35**	**49**	**61**	**51**	**39**	**25**	**11**	**9**	**0**	**0**	**0**	**0**	**0**	**0**	**0**	**0**	**0**
06-22	**364**	**0**	**0**	**0**	**1**	**0**	**3**	**3**	**2**	**6**	**10**	**22**	**38**	**53**	**72**	**57**	**44**	**28**	**16**	**9**	**0**	**0**	**0**	**0**	**0**	**0**	**0**	**0**	**0**
06-00	**372**	**0**	**0**	**0**	**1**	**0**	**3**	**3**	**2**	**6**	**10**	**24**	**38**	**54**	**74**	**59**	**45**	**28**	**16**	**9**	**0**	**0**	**0**	**0**	**0**	**0**	**0**	**0**	**0**
00-00	**399**	**0**	**0**	**0**	**1**	**0**	**3**	**3**	**2**	**6**	**10**	**25**	**40**	**59**	**81**	**61**	**52**	**30**	**17**	**9**	**0**	**0**	**0**	**0**	**0**	**0**	**0**	**0**	**0**

DRAFT

Site 24
Location L-4005-1, att t/junction sign, Lat 53.66331, Long -6.76538
Direction East

3279 / Meath/Cavan/Monaghan ATC's
October 2013
Automatic Traffic Count

Virtual Day (7)

Time	Total	Speed Bins (km/h)																											
		0 - 5	5 - 10	10 - 15	15 - 20	20 - 25	25 - 30	30 - 35	35 - 40	40 - 45	45 - 50	50 - 55	55 - 60	60 - 65	65 - 70	70 - 75	75 - 80	80 - 85	85 - 90	90 - 95	95 - 100	100 - 105	105 - 110	110 - 115	115 - 120	120 - 125	125 - 130	130 - 135	135 - 140
0000	4	0	0	0	0	0	0	0	0	0	0	1	0	1	1	1	0	0	0	0	0	0	0	0	0	0	0	0	0
0100	3	0	0	0	0	0	0	0	0	0	0	0	0	1	1	1	1	0	0	0	0	0	0	0	0	0	0	0	0
0200	1	0	0	0	0	0	0	0	0	0	0	0	0	0	0	0	0	0	0	0	0	0	0	0	0	0	0	0	0
0300	2	0	0	0	0	0	0	0	0	0	0	0	0	0	1	0	0	0	0	0	0	0	0	0	0	0	0	0	0
0400	2	0	0	0	0	0	0	0	0	0	0	0	0	0	0	0	0	0	0	0	0	0	0	0	0	0	0	0	0
0500	2	0	0	0	0	0	0	0	0	0	0	0	0	1	1	0	0	0	0	0	0	0	0	0	0	0	0	0	0
0600	2	0	0	0	0	0	0	0	0	0	0	0	0	0	0	1	0	0	0	0	0	0	0	0	0	0	0	0	0
0700	9	0	0	0	0	0	0	0	0	0	0	0	1	1	2	2	1	1	0	0	0	0	0	0	0	0	0	0	0
0800	19	0	0	0	0	0	0	0	0	0	0	0	2	3	3	4	3	2	1	0	0	0	0	0	0	0	0	0	0
0900	27	0	0	0	0	0	0	0	0	0	1	1	2	6	7	5	4	1	1	0	0	0	0	0	0	0	0	0	0
1000	24	0	0	0	0	0	0	0	0	0	1	2	3	4	4	4	2	1	1	0	0	0	0	0	0	0	0	0	0
1100	**32**	**0**	**0**	**0**	**0**	**0**	**0**	**1**	**1**	**1**	**1**	**1**	**3**	**6**	**8**	**5**	**2**	**2**	**0**	**0**	**0**	**0**	**0**	**0**	**0**	**0**	**0**	**0**	**0**
1200	37	0	0	0	0	0	0	1	0	1	1	3	4	4	7	7	5	2	1	0	0	0	0	0	0	0	0	0	0
1300	35	0	0	0	0	0	0	0	0	0	1	2	4	5	6	5	4	3	2	1	0	0	0	0	0	0	0	0	0
1400	41	0	0	0	0	0	0	0	0	1	1	3	4	8	7	8	4	4	1	1	0	0	0	0	0	0	0	0	0
1500	40	0	0	0	0	0	0	0	0	0	0	2	4	6	10	6	7	3	1	0	0	0	0	0	0	0	0	0	0
1600	42	0	0	0	0	0	0	0	0	0	1	1	5	8	7	9	5	2	2	0	0	0	0	0	0	0	0	0	0
1700	**55**	**0**	**0**	**0**	**0**	**1**	**0**	**1**	**1**	**0**	**2**	**2**	**6**	**7**	**10**	**9**	**8**	**4**	**2**	**1**	**0**	**0**	**0**	**0**	**0**	**0**	**0**	**0**	**0**
1800	41	0	0	0	0	0	0	0	0	0	1	2	4	5	9	7	7	3	2	1	0	0	0	0	0	0	0	0	0
1900	30	0	0	0	0	0	0	0	0	0	1	1	4	4	5	5	5	3	1	0	0	0	0	0	0	0	0	0	0
2000	21	0	0	0	0	0	0	0	0	1	1	1	2	3	5	3	2	2	1	0	0	0	0	0	0	0	0	0	0
2100	17	0	0	0	0	0	0	0	0	0	0	2	1	3	4	3	1	1	1	0	0	0	0	0	0	0	0	0	0
2200	10	0	0	0	0	0	0	0	0	0	0	0	1	2	2	2	2	0	0	0	0	0	0	0	0	0	0	0	0
2300	4	0	0	0	0	0	0	0	0	0	0	0	0	1	1	1	0	0	0	0	0	0	0	0	0	0	0	0	0
07-19	**403**	**0**	**0**	**0**	**2**	**2**	**1**	**4**	**3**	**5**	**10**	**19**	**40**	**64**	**80**	**71**	**53**	**28**	**13**	**6**	**1**	**0**	**0**	**0**	**0**	**0**	**0**	**0**	**0**
06-22	**473**	**0**	**0**	**0**	**2**	**3**	**1**	**4**	**4**	**7**	**13**	**23**	**47**	**75**	**94**	**82**	**61**	**34**	**15**	**6**	**1**	**0**	**0**	**0**	**0**	**0**	**0**	**0**	**0**
06-00	**487**	**0**	**0**	**0**	**2**	**3**	**1**	**4**	**4**	**7**	**13**	**24**	**48**	**78**	**97**	**84**	**63**	**35**	**15**	**7**	**2**	**0**	**0**	**0**	**0**	**0**	**0**	**0**	**0**
00-00	**501**	**0**	**0**	**0**	**2**	**3**	**1**	**4**	**4**	**7**	**13**	**25**	**49**	**81**	**100**	**87**	**65**	**35**	**16**	**7**	**2**	**0**	**0**	**0**	**0**	**0**	**0**	**0**	**0**

DRAFT

Site 24
Location L-4005-1, att t/junction sign, Lat 53.66331, Long -6.76538
Direction East

3279 / Meath/Cavan/Monaghan ATC's
October 2013
Automatic Traffic Count

Virtual Week (1)

Time	Total	Speed Bins (km/h)																												
		0 - 5	5 - 10	10 - 15	15 - 20	20 - 25	25 - 30	30 - 35	35 - 40	40 - 45	45 - 50	50 - 55	55 - 60	60 - 65	65 - 70	70 - 75	75 - 80	80 - 85	85 - 90	90 - 95	95 - 100	100 - 105	105 - 110	110 - 115	115 - 120	120 - 125	125 - 130	130 - 135	135 - 140
Mon	488	0	0	1	1	1	0	5	7	6	5	25	48	102	87	89	58	32	15	5	1	0	0	0	0	0	0	0	0	0
Tue	555	0	0	0	2	5	2	6	5	5	19	34	52	107	103	90	69	32	16	4	4	0	0	0	0	0	0	0	0	0
Wed	499	0	0	1	2	1	0	3	2	8	14	31	58	72	90	79	75	42	15	5	0	0	1	0	0	0	0	0	0	0
Thu	536	0	0	0	1	4	1	2	2	6	17	16	62	89	114	89	68	35	16	12	2	0	0	0	0	0	0	0	0	0
Fri	534	0	0	1	1	2	1	5	4	9	18	25	40	76	126	103	62	34	16	7	2	0	1	1	0	0	0	0	0	0
|Sat	495	0	0	0	4	5	3	6	5	8	10	19	44	64	98	95	71	40	15	5	2	1	0	0	0	0	0	0	0	0
|Sun	399	0	0	0	1	0	3	3	2	6	10	25	40	59	81	61	52	30	17	9	0	0	0	0	0	0	0	0	0	0
5 Day Ave.	**522**	**0**	**0**	**1**	**1**	**3**	**1**	**4**	**4**	**7**	**15**	**26**	**52**	**89**	**104**	**90**	**66**	**35**	**16**	**7**	**2**	**0**	**0**	**0**	**0**	**0**	**0**	**0**	**0**	**0**
7 Day Ave.	**501**	**0**	**0**	**0**	**2**	**3**	**1**	**4**	**4**	**7**	**13**	**25**	**49**	**81**	**100**	**87**	**65**	**35**	**16**	**7**	**2**	**0**	**0**	**0**	**0**	**0**	**0**	**0**	**0**	**0**
--	**3506**	**0**	**0**	**3**	**12**	**18**	**10**	**30**	**27**	**48**	**93**	**175**	**344**	**569**	**699**	**606**	**455**	**245**	**110**	**47**	**11**	**1**	**2**	**1**	**0**	**0**	**0**	**0**	**0**	**0**

Summary Graphs

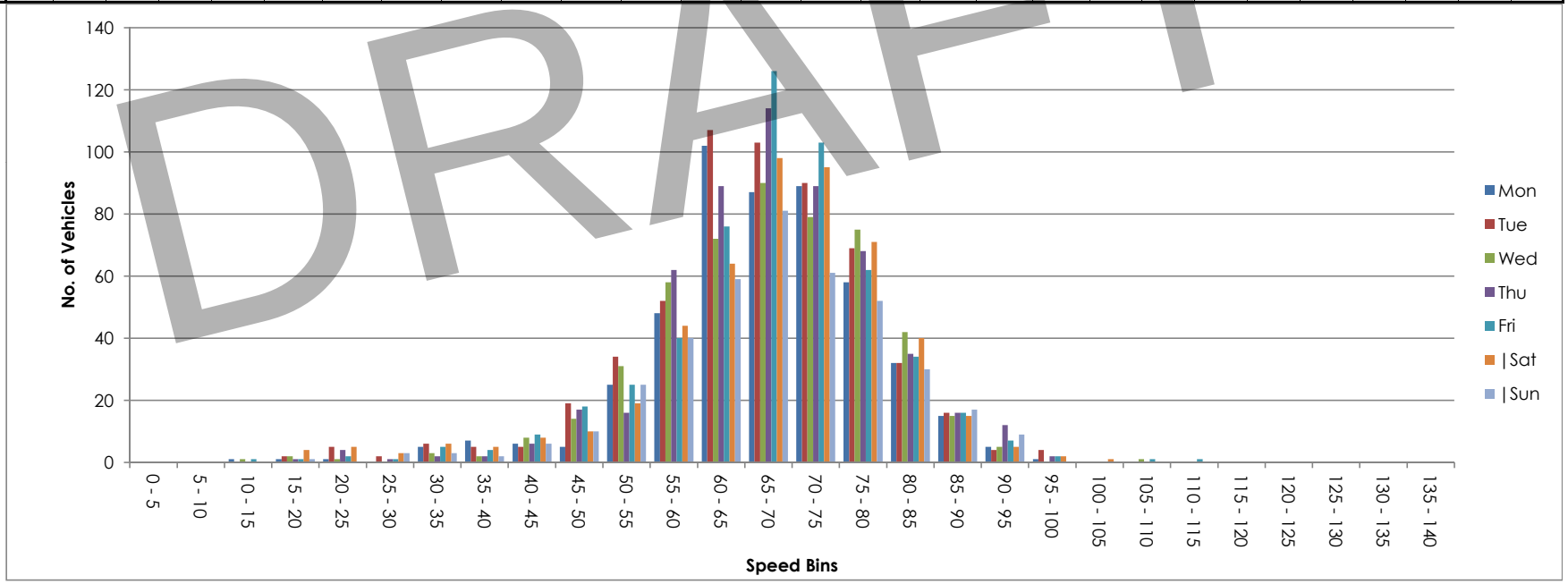

DRAFT

Site 24
Location L-4005-1, att t/junction sign, Lat 53.66331, Long -6.76538
Direction West

3279 / Meath/Cavan/Monaghan ATC's
October 2013
Automatic Traffic Count

Mon, 7 October 2013

Time	Total	Classification												>PSL	>PSL%	>SL1	>SL1%	>SL2	>SL2%	Mean	Vpp
		1 MCL	2 SV	3 SVT	4 TB2	5 TB3	6 T4	7 ART3	8 ART4	9 ART5	10 ART6	11 BD	12 DRT	80	80	85 +5kph	85 +5kph	90 +10kph	90 +10kph		85
0000	5	0	4	0	1	0	0	0	0	0	0	0	0	0	0	0	0	0	0	62.1	-
0100	2	0	1	0	1	0	0	0	0	0	0	0	0	0	0	0	0	0	0	53	-
0200	1	0	1	0	0	0	0	0	0	0	0	0	0	0	0	0	0	0	0	62	-
0300	2	0	2	0	0	0	0	0	0	0	0	0	0	0	0	0	0	0	0	56.7	-
0400	1	0	0	0	1	0	0	0	0	0	0	0	0	0	0	0	0	0	0	52.3	-
0500	3	1	2	0	0	0	0	0	0	0	0	0	0	0	0	0	0	0	0	41.3	-
0600	7	0	4	0	3	0	0	0	0	0	0	0	0	0	0	0	0	0	0	62.4	-
0700	31	0	26	1	3	0	0	1	0	0	0	0	0	0	0	0	0	0	0	62.7	70.6
0800	47	0	40	1	6	0	0	0	0	0	0	0	0	0	0	0	0	0	0	64	72
0900	**54**	**0**	**48**	**0**	**5**	**0**	**0**	**0**	**0**	**0**	**1**	**0**	**0**	**0**	**0**	**0**	**0**	**0**	**0**	**61**	**71.3**
1000	29	0	24	0	3	1	0	1	0	0	0	0	0	1	3.4	0	0	0	0	62.2	73.1
1100	32	1	23	4	4	0	0	0	0	0	0	0	0	0	0	0	0	0	0	56.6	66.6
1200	29	0	23	1	4	0	0	0	1	0	0	0	0	0	0	0	0	0	0	60.4	68
1300	24	0	22	0	2	0	0	0	0	0	0	0	0	0	0	0	0	0	0	60.6	65.2
1400	25	0	23	0	2	0	0	0	0	0	0	0	0	0	0	0	0	0	0	60.3	68
1500	**43**	**0**	**37**	**1**	**5**	**0**	**0**	**0**	**0**	**0**	**0**	**0**	**0**	**0**	**0**	**0**	**0**	**0**	**0**	**55.4**	**64.4**
1600	31	1	23	0	7	0	0	0	0	0	0	0	0	0	0	0	0	0	0	57.1	70.9
1700	28	0	26	0	2	0	0	0	0	0	0	0	0	0	0	0	0	0	0	62	67
1800	19	0	16	1	2	0	0	0	0	0	0	0	0	1	5.3	0	0	0	0	61.7	70.2
1900	27	0	26	0	1	0	0	0	0	0	0	0	0	1	3.7	0	0	0	0	59.2	69.8
2000	14	0	13	0	1	0	0	0	0	0	0	0	0	1	7.1	0	0	0	0	63.9	72.7
2100	10	0	8	0	2	0	0	0	0	0	0	0	0	1	10	0	0	0	0	64.8	-
2200	7	0	7	0	0	0	0	0	0	0	0	0	0	0	0	0	0	0	0	57.5	-
2300	3	0	3	0	0	0	0	0	0	0	0	0	0	0	0	0	0	0	0	71.7	-
07-19	**392**	**2**	**331**	**9**	**45**	**1**	**0**	**2**	**1**	**0**	**1**	**0**	**0**	**2**	**0.5**	**0**	**0**	**0**	**0**	**60.3**	**70.2**
06-22	**450**	**2**	**382**	**9**	**52**	**1**	**0**	**2**	**1**	**0**	**1**	**0**	**0**	**5**	**1.1**	**0**	**0**	**0**	**0**	**60.5**	**70.2**
06-00	**460**	**2**	**392**	**9**	**52**	**1**	**0**	**2**	**1**	**0**	**1**	**0**	**0**	**5**	**1.1**	**0**	**0**	**0**	**0**	**60.5**	**70.2**
00-00	**474**	**3**	**402**	**9**	**55**	**1**	**0**	**2**	**1**	**0**	**1**	**0**	**0**	**5**	**1.1**	**0**	**0**	**0**	**0**	**60.3**	**70.2**

DRAFT

Site 24
Location L-4005-1, att t/junction sign, Lat 53.66331, Long -6.76538
Direction West

3279 / Meath/Cavan/Monaghan ATC's
October 2013
Automatic Traffic Count

Tue, 8 October 2013

Time	Total	Classification												>PSL	>PSL%	>SL1	>SL1%	>SL2	>SL2%	Mean	Vpp
		1 MCL	2 SV	3 SVT	4 TB2	5 TB3	6 T4	7 ART3	8 ART4	9 ART5	10 ART6	11 BD	12 DRT	80	80	85 +5kph	85 +5kph	90 +10kph	90 +10kph		85
0000	4	0	4	0	0	0	0	0	0	0	0	0	0	0	0	0	0	0	0	52.8	-
0100	1	0	1	0	0	0	0	0	0	0	0	0	0	0	0	0	0	0	0	51.5	-
0200	0	0	0	0	0	0	0	0	0	0	0	0	0	0	0	0	0	0	0	-	-
0300	0	0	0	0	0	0	0	0	0	0	0	0	0	0	0	0	0	0	0	-	-
0400	1	0	1	0	0	0	0	0	0	0	0	0	0	0	0	0	0	0	0	67.2	-
0500	2	0	1	0	1	0	0	0	0	0	0	0	0	0	0	0	0	0	0	66.4	-
0600	10	0	7	1	1	0	1	0	0	0	0	0	0	0	0	0	0	0	0	59.4	-
0700	23	0	18	1	3	0	1	0	0	0	0	0	0	0	0	0	0	0	0	61.7	69.8
0800	47	1	41	0	5	0	0	0	0	0	0	0	0	1	2.1	0	0	0	0	64.3	73.8
0900	**56**	**0**	**47**	**1**	**8**	**0**	**0**	**0**	**0**	**0**	**0**	**0**	**0**	**1**	**1.8**	**0**	**0**	**0**	**0**	**61.5**	**71.6**
1000	25	0	18	0	7	0	0	0	0	0	0	0	0	0	0	0	0	0	0	58.1	66.2
1100	32	2	25	0	4	0	1	0	0	0	0	0	0	0	0	0	0	0	0	57.2	68
1200	35	0	30	0	3	0	2	0	0	0	0	0	0	0	0	0	0	0	0	56.6	68.4
1300	24	2	21	0	0	0	1	0	0	0	0	0	0	0	0	0	0	0	0	58.8	68.8
1400	31	0	25	0	5	0	1	0	0	0	0	0	0	0	0	0	0	0	0	59.6	69.1
1500	28	0	23	0	4	0	1	0	0	0	0	0	0	0	0	0	0	0	0	57.3	65.5
1600	35	1	27	1	4	0	0	0	0	1	1	0	0	0	0	0	0	0	0	59.1	66.6
1700	33	0	29	0	4	0	0	0	0	0	0	0	0	2	6.1	0	0	0	0	58.3	63.4
1800	**36**	**0**	**35**	**0**	**1**	**0**	**0**	**0**	**0**	**0**	**0**	**0**	**0**	**3**	**8.3**	**0**	**0**	**0**	**0**	**64.4**	**73.1**
1900	21	0	18	0	3	0	0	0	0	0	0	0	0	0	0	0	0	0	0	58.7	68.4
2000	13	1	10	0	2	0	0	0	0	0	0	0	0	2	15.4	2	15.4	0	0	63.9	77
2100	9	0	8	0	1	0	0	0	0	0	0	0	0	0	0	0	0	0	0	63	-
2200	4	0	4	0	0	0	0	0	0	0	0	0	0	1	25	0	0	0	0	72.5	-
2300	3	0	3	0	0	0	0	0	0	0	0	0	0	0	0	0	0	0	0	55.5	-
07-19	**405**	**6**	**339**	**3**	**48**	**0**	**7**	**0**	**0**	**1**	**1**	**0**	**0**	**7**	**1.7**	**0**	**0**	**0**	**0**	**60.1**	**70.6**
06-22	**458**	**7**	**382**	**4**	**55**	**0**	**8**	**0**	**0**	**1**	**1**	**0**	**0**	**9**	**2**	**2**	**0.4**	**0**	**0**	**60.2**	**70.6**
06-00	**465**	**7**	**389**	**4**	**55**	**0**	**8**	**0**	**0**	**1**	**1**	**0**	**0**	**10**	**2.2**	**2**	**0.4**	**0**	**0**	**60.2**	**70.9**
00-00	**473**	**7**	**396**	**4**	**56**	**0**	**8**	**0**	**0**	**1**	**1**	**0**	**0**	**10**	**2.1**	**2**	**0.4**	**0**	**0**	**60.2**	**70.6**

DRAFT

Site 24
Location L-4005-1, att t/junction sign, Lat 53.66331, Long -6.76538
Direction West

3279 / Meath/Cavan/Monaghan ATC's
October 2013
Automatic Traffic Count

Wed, 9 October 2013

Time	Total	Classification												>PSL	>PSL%	>SL1	>SL1%	>SL2	>SL2%	Mean	Vpp
		1 MCL	2 SV	3 SVT	4 TB2	5 TB3	6 T4	7 ART3	8 ART4	9 ART5	10 ART6	11 BD	12 DRT	80	80	85 +5kph	85 +5kph	90 +10kph	90 +10kph		85
0000	4	0	4	0	0	0	0	0	0	0	0	0	0	0	0	0	0	0	0	62.3	-
0100	1	0	0	0	1	0	0	0	0	0	0	0	0	0	0	0	0	0	0	69.4	-
0200	0	0	0	0	0	0	0	0	0	0	0	0	0	0	0	0	0	0	0	-	-
0300	0	0	0	0	0	0	0	0	0	0	0	0	0	0	0	0	0	0	0	-	-
0400	0	0	0	0	0	0	0	0	0	0	0	0	0	0	0	0	0	0	0	-	-
0500	2	1	1	0	0	0	0	0	0	0	0	0	0	0	0	0	0	0	0	37.9	-
0600	9	0	7	0	2	0	0	0	0	0	0	0	0	1	11.1	0	0	0	0	62.1	-
0700	23	0	18	0	4	1	0	0	0	0	0	0	0	1	4.3	0	0	0	0	63.1	71.3
0800	38	0	32	1	4	0	0	0	1	0	0	0	0	0	0	0	0	0	0	65.5	72.7
0900	**61**	**0**	**54**	**1**	**5**	**0**	**0**	**0**	**1**	**0**	**0**	**0**	**0**	**3**	**4.9**	**1**	**1.6**	**0**	**0**	**63.4**	**71.6**
1000	29	0	26	0	3	0	0	0	0	0	0	0	0	2	6.9	0	0	0	0	65.9	71.3
1100	25	1	19	0	5	0	0	0	0	0	0	0	0	0	0	0	0	0	0	60.7	70.2
1200	23	1	21	0	1	0	0	0	0	0	0	0	0	1	4.3	1	4.3	0	0	59.6	77
1300	26	0	19	1	6	0	0	0	0	0	0	0	0	0	0	0	0	0	0	61	68
1400	32	1	29	1	1	0	0	0	0	0	0	0	0	0	0	0	0	0	0	59.1	69.5
1500	**43**	**0**	**35**	**0**	**8**	**0**	**0**	**0**	**0**	**0**	**0**	**0**	**0**	**0**	**0**	**0**	**0**	**0**	**0**	**57.6**	**66.2**
1600	**43**	**0**	**35**	**0**	**8**	**0**	**0**	**0**	**0**	**0**	**0**	**0**	**0**	**1**	**2.3**	**0**	**0**	**0**	**0**	**59.4**	**69.1**
1700	36	1	32	1	2	0	0	0	0	0	0	0	0	0	0	0	0	0	0	58.5	68.4
1800	30	0	27	0	3	0	0	0	0	0	0	0	0	1	3.3	0	0	0	0	63.8	70.6
1900	26	0	23	0	3	0	0	0	0	0	0	0	0	1	3.8	0	0	0	0	62.6	71.6
2000	13	1	11	0	1	0	0	0	0	0	0	0	0	0	0	0	0	0	0	62.1	73.1
2100	9	0	8	0	0	0	0	1	0	0	0	0	0	0	0	0	0	0	0	61.7	-
2200	8	0	8	0	0	0	0	0	0	0	0	0	0	2	25	0	0	0	0	63.7	-
2300	0	0	0	0	0	0	0	0	0	0	0	0	0	0	0	0	0	0	0	-	-
07-19	**409**	**4**	**347**	**5**	**50**	**1**	**0**	**0**	**2**	**0**	**0**	**0**	**0**	**9**	**2.2**	**2**	**0.5**	**0**	**0**	**61.5**	**71.3**
06-22	**466**	**5**	**396**	**5**	**56**	**1**	**0**	**1**	**2**	**0**	**0**	**0**	**0**	**11**	**2.4**	**2**	**0.4**	**0**	**0**	**61.6**	**71.6**
06-00	**474**	**5**	**404**	**5**	**56**	**1**	**0**	**1**	**2**	**0**	**0**	**0**	**0**	**13**	**2.7**	**2**	**0.4**	**0**	**0**	**61.6**	**71.6**
00-00	**481**	**6**	**409**	**5**	**57**	**1**	**0**	**1**	**2**	**0**	**0**	**0**	**0**	**13**	**2.7**	**2**	**0.4**	**0**	**0**	**61.5**	**71.6**

DRAFT

Site 24
Location L-4005-1, att t/junction sign, Lat 53.66331, Long -6.76538
Direction West

3279 / Meath/Cavan/Monaghan ATC's
October 2013
Automatic Traffic Count

Thu, 10 October 2013

Time	Total	Classification												>PSL	>PSL%	>SL1	>SL1%	>SL2	>SL2%	Mean	Vpp
		1 MCL	2 SV	3 SVT	4 TB2	5 TB3	6 T4	7 ART3	8 ART4	9 ART5	10 ART6	11 BD	12 DRT	80	80	85 +5kph	85 +5kph	90 +10kph	90 +10kph		85
0000	2	0	2	0	0	0	0	0	0	0	0	0	0	0	0	0	0	0	0	60.5	-
0100	1	0	1	0	0	0	0	0	0	0	0	0	0	0	0	0	0	0	0	75.1	-
0200	1	0	1	0	0	0	0	0	0	0	0	0	0	0	0	0	0	0	0	58	-
0300	0	0	0	0	0	0	0	0	0	0	0	0	0	0	0	0	0	0	0	-	-
0400	0	0	0	0	0	0	0	0	0	0	0	0	0	0	0	0	0	0	0	-	-
0500	0	0	0	0	0	0	0	0	0	0	0	0	0	0	0	0	0	0	0	-	-
0600	11	0	9	0	2	0	0	0	0	0	0	0	0	2	18.2	0	0	0	0	64.5	72
0700	29	0	24	0	5	0	0	0	0	0	0	0	0	0	0	0	0	0	0	66.3	71.6
0800	42	1	36	0	5	0	0	0	0	0	0	0	0	0	0	0	0	0	0	62.7	71.6
0900	**51**	**1**	**42**	**0**	**7**	**0**	**0**	**0**	**0**	**0**	**1**	**0**	**0**	**0**	**0**	**0**	**0**	**0**	**0**	**57.6**	**68**
1000	34	0	26	1	6	0	0	0	1	0	0	0	0	0	0	0	0	0	0	57.5	71.3
1100	30	0	24	1	5	0	0	0	0	0	0	0	0	0	0	0	0	0	0	59.5	67
1200	25	1	21	0	3	0	0	0	0	0	0	0	0	0	0	0	0	0	0	59.5	65.5
1300	19	1	17	1	0	0	0	0	0	0	0	0	0	1	5.3	0	0	0	0	61.1	75.2
1400	28	0	26	0	2	0	0	0	0	0	0	0	0	1	3.6	0	0	0	0	62.5	72.4
1500	38	2	31	0	5	0	0	0	0	0	0	0	0	1	2.6	1	2.6	0	0	60.6	68.8
1600	31	0	27	1	3	0	0	0	0	0	0	0	0	0	0	0	0	0	0	61.2	68
1700	**41**	**0**	**35**	**2**	**4**	**0**	**0**	**0**	**0**	**0**	**0**	**0**	**0**	**1**	**2.4**	**1**	**2.4**	**0**	**0**	**62.7**	**70.6**
1800	20	0	17	0	2	0	0	0	1	0	0	0	0	1	5	0	0	0	0	62	71.6
1900	29	0	28	0	1	0	0	0	0	0	0	0	0	0	0	0	0	0	0	61.8	73.1
2000	16	0	16	0	0	0	0	0	0	0	0	0	0	0	0	0	0	0	0	60.6	70.9
2100	16	0	12	0	4	0	0	0	0	0	0	0	0	0	0	0	0	0	0	57.7	64.1
2200	1	0	1	0	0	0	0	0	0	0	0	0	0	0	0	0	0	0	0	71.7	-
2300	2	0	2	0	0	0	0	0	0	0	0	0	0	0	0	0	0	0	0	62.7	-
07-19	**388**	**6**	**326**	**6**	**47**	**0**	**0**	**0**	**2**	**0**	**1**	**0**	**0**	**5**	**1.3**	**2**	**0.5**	**0**	**0**	**60.9**	**70.6**
06-22	**460**	**6**	**391**	**6**	**54**	**0**	**0**	**0**	**2**	**0**	**1**	**0**	**0**	**7**	**1.5**	**2**	**0.4**	**0**	**0**	**60.9**	**70.6**
06-00	**463**	**6**	**394**	**6**	**54**	**0**	**0**	**0**	**2**	**0**	**1**	**0**	**0**	**7**	**1.5**	**2**	**0.4**	**0**	**0**	**61**	**70.9**
00-00	**467**	**6**	**398**	**6**	**54**	**0**	**0**	**0**	**2**	**0**	**1**	**0**	**0**	**7**	**1.5**	**2**	**0.4**	**0**	**0**	**61**	**70.9**

DRAFT

Site 24
Location L-4005-1, att t/junction sign, Lat 53.66331, Long -6.76538
Direction West

3279 / Meath/Cavan/Monaghan ATC's
October 2013
Automatic Traffic Count

Fri, 11 October 2013

Time	Total	Classification												>PSL	>PSL%	>SL1	>SL1%	>SL2	>SL2%	Mean	Vpp
		1 MCL	2 SV	3 SVT	4 TB2	5 TB3	6 T4	7 ART3	8 ART4	9 ART5	10 ART6	11 BD	12 DRT	80	80	85 +5kph	85 +5kph	90 +10kph	90 +10kph		85
0000	2	0	2	0	0	0	0	0	0	0	0	0	0	0	0	0	0	0	0	59.1	-
0100	0	0	0	0	0	0	0	0	0	0	0	0	0	0	0	0	0	0	0	-	-
0200	0	0	0	0	0	0	0	0	0	0	0	0	0	0	0	0	0	0	0	-	-
0300	0	0	0	0	0	0	0	0	0	0	0	0	0	0	0	0	0	0	0	-	-
0400	1	0	0	0	1	0	0	0	0	0	0	0	0	0	0	0	0	0	0	57.7	-
0500	1	0	0	0	1	0	0	0	0	0	0	0	0	0	0	0	0	0	0	49.9	-
0600	8	0	6	0	2	0	0	0	0	0	0	0	0	0	0	0	0	0	0	63.4	-
0700	26	0	23	0	3	0	0	0	0	0	0	0	0	2	7.7	0	0	0	0	68.5	76
0800	38	0	33	0	5	0	0	0	0	0	0	0	0	0	0	0	0	0	0	65	72.7
0900	**55**	**0**	**51**	**0**	**4**	**0**	**0**	**0**	**0**	**0**	**0**	**0**	**0**	**1**	**1.8**	**0**	**0**	**0**	**0**	**61.4**	**72.4**
1000	25	0	21	1	3	0	0	0	0	0	0	0	0	1	4	0	0	0	0	62.2	69.5
1100	26	0	22	2	2	0	0	0	0	0	0	0	0	2	7.7	1	3.8	1	3.8	64.4	73.1
1200	36	1	30	1	4	0	0	0	0	0	0	0	0	0	0	0	0	0	0	60.1	69.5
1300	37	0	28	1	7	0	0	0	0	0	1	0	0	1	2.7	0	0	0	0	62.6	70.9
1400	43	0	38	0	4	0	0	0	0	1	0	0	0	0	0	0	0	0	0	59.6	68
1500	**46**	**2**	**38**	**0**	**5**	**0**	**1**	**0**	**0**	**0**	**0**	**0**	**0**	**1**	**2.2**	**0**	**0**	**0**	**0**	**59.9**	**70.6**
1600	34	1	31	0	2	0	0	0	0	0	0	0	0	2	5.9	0	0	0	0	63.2	73.1
1700	25	0	22	0	2	0	0	0	1	0	0	0	0	0	0	0	0	0	0	61.3	69.8
1800	24	0	23	0	1	0	0	0	0	0	0	0	0	1	4.2	0	0	0	0	65.3	72
1900	29	0	27	1	1	0	0	0	0	0	0	0	0	0	0	0	0	0	0	59.2	70.6
2000	16	0	14	0	2	0	0	0	0	0	0	0	0	0	0	0	0	0	0	57.7	67.7
2100	19	0	18	0	1	0	0	0	0	0	0	0	0	2	10.5	0	0	0	0	59.8	73.4
2200	11	0	10	0	1	0	0	0	0	0	0	0	0	1	9.1	0	0	0	0	62.9	72.7
2300	5	0	5	0	0	0	0	0	0	0	0	0	0	0	0	0	0	0	0	62.4	-
07-19	**415**	**4**	**360**	**5**	**42**	**0**	**1**	**0**	**1**	**1**	**1**	**0**	**0**	**11**	**2.7**	**1**	**0.2**	**1**	**0.2**	**62.4**	**72**
06-22	**487**	**4**	**425**	**6**	**48**	**0**	**1**	**0**	**1**	**1**	**1**	**0**	**0**	**13**	**2.7**	**1**	**0.2**	**1**	**0.2**	**62**	**72**
06-00	**503**	**4**	**440**	**6**	**49**	**0**	**1**	**0**	**1**	**1**	**1**	**0**	**0**	**14**	**2.8**	**1**	**0.2**	**1**	**0.2**	**62**	**72**
00-00	**507**	**4**	**442**	**6**	**51**	**0**	**1**	**0**	**1**	**1**	**1**	**0**	**0**	**14**	**2.8**	**1**	**0.2**	**1**	**0.2**	**62**	**72**

DRAFT

Site 24
Location L-4005-1, att t/junction sign, Lat 53.66331, Long -6.76538
Direction West

3279 / Meath/Cavan/Monaghan ATC's
October 2013
Automatic Traffic Count

Sat, 12 October 2013

Time	Total	Classification												>PSL	>PSL%	>SL1	>SL1%	>SL2	>SL2%	Mean	Vpp
		1 MCL	2 SV	3 SVT	4 TB2	5 TB3	6 T4	7 ART3	8 ART4	9 ART5	10 ART6	11 BD	12 DRT	80	80	85 +5kph	85 +5kph	90 +10kph	90 +10kph		85
0000	1	0	1	0	0	0	0	0	0	0	0	0	0	1	100	0	0	0	0	83.2	-
0100	4	0	4	0	0	0	0	0	0	0	0	0	0	0	0	0	0	0	0	52.7	-
0200	0	0	0	0	0	0	0	0	0	0	0	0	0	0	0	0	0	0	0	-	-
0300	2	0	2	0	0	0	0	0	0	0	0	0	0	0	0	0	0	0	0	56	-
0400	2	0	2	0	0	0	0	0	0	0	0	0	0	0	0	0	0	0	0	62.3	-
0500	0	0	0	0	0	0	0	0	0	0	0	0	0	0	0	0	0	0	0	-	-
0600	2	0	2	0	0	0	0	0	0	0	0	0	0	1	50	1	50	0	0	81.3	-
0700	12	0	12	0	0	0	0	0	0	0	0	0	0	0	0	0	0	0	0	65.7	76.7
0800	18	1	14	0	3	0	0	0	0	0	0	0	0	0	0	0	0	0	0	59.7	70.2
0900	**31**	**0**	**27**	**1**	**2**	**0**	**0**	**0**	**1**	**0**	**0**	**0**	**0**	**0**	**0**	**0**	**0**	**0**	**0**	**62.5**	**70.2**
1000	28	0	27	0	1	0	0	0	0	0	0	0	0	0	0	0	0	0	0	64.5	74.2
1100	**31**	**1**	**23**	**3**	**3**	**0**	**0**	**0**	**1**	**0**	**0**	**0**	**0**	**2**	**6.5**	**1**	**3.2**	**0**	**0**	**58.2**	**67.3**
1200	**44**	**5**	**36**	**0**	**2**	**0**	**1**	**0**	**0**	**0**	**0**	**0**	**0**	**2**	**4.5**	**1**	**2.3**	**0**	**0**	**55.7**	**68.4**
1300	30	0	27	2	1	0	0	0	0	0	0	0	0	1	3.3	0	0	0	0	62.7	69.8
1400	40	1	37	0	1	0	0	0	1	0	0	0	0	1	2.5	0	0	0	0	61.1	70.6
1500	**44**	**0**	**40**	**1**	**2**	**0**	**0**	**0**	**1**	**0**	**0**	**0**	**0**	**6**	**13.6**	**0**	**0**	**0**	**0**	**64.4**	**76.3**
1600	29	1	26	0	2	0	0	0	0	0	0	0	0	2	6.9	0	0	0	0	63	73.4
1700	24	0	22	1	1	0	0	0	0	0	0	0	0	0	0	0	0	0	0	59.2	64.8
1800	29	0	27	1	1	0	0	0	0	0	0	0	0	2	6.9	0	0	0	0	65.2	74.2
1900	27	0	25	0	1	1	0	0	0	0	0	0	0	2	7.4	0	0	0	0	62.7	73.8
2000	19	0	16	0	3	0	0	0	0	0	0	0	0	0	0	0	0	0	0	62.7	73.1
2100	13	0	12	0	1	0	0	0	0	0	0	0	0	0	0	0	0	0	0	54.4	66.2
2200	10	1	9	0	0	0	0	0	0	0	0	0	0	0	0	0	0	0	0	61.6	-
2300	0	0	0	0	0	0	0	0	0	0	0	0	0	0	0	0	0	0	0	-	-
07-19	**360**	**9**	**318**	**9**	**19**	**0**	**1**	**0**	**4**	**0**	**0**	**0**	**0**	**16**	**4.4**	**2**	**0.6**	**0**	**0**	**61.5**	**72**
06-22	**421**	**9**	**373**	**9**	**24**	**1**	**1**	**0**	**4**	**0**	**0**	**0**	**0**	**19**	**4.5**	**3**	**0.7**	**0**	**0**	**61.5**	**72.4**
06-00	**431**	**10**	**382**	**9**	**24**	**1**	**1**	**0**	**4**	**0**	**0**	**0**	**0**	**19**	**4.4**	**3**	**0.7**	**0**	**0**	**61.5**	**72.4**
00-00	**440**	**10**	**391**	**9**	**24**	**1**	**1**	**0**	**4**	**0**	**0**	**0**	**0**	**20**	**4.5**	**3**	**0.7**	**0**	**0**	**61.5**	**72.4**

DRAFT

Site 24
Location L-4005-1, att t/junction sign, Lat 53.66331, Long -6.76538
Direction West

3279 / Meath/Cavan/Monaghan ATC's
October 2013
Automatic Traffic Count

Sun, 13 October 2013

Time	Total	Classification												>PSL	>PSL%	>SL1	>SL1%	>SL2	>SL2%	Mean	Vpp
		1 MCL	2 SV	3 SVT	4 TB2	5 TB3	6 T4	7 ART3	8 ART4	9 ART5	10 ART6	11 BD	12 DRT	80	80	85 +5kph	85 +5kph	90 +10kph	90 +10kph		85
0000	3	1	1	0	1	0	0	0	0	0	0	0	0	0	0	0	0	0	0	51.1	-
0100	4	0	4	0	0	0	0	0	0	0	0	0	0	0	0	0	0	0	0	57.1	-
0200	4	0	2	0	2	0	0	0	0	0	0	0	0	0	0	0	0	0	0	64.9	-
0300	5	0	5	0	0	0	0	0	0	0	0	0	0	0	0	0	0	0	0	65.9	-
0400	2	0	2	0	0	0	0	0	0	0	0	0	0	0	0	0	0	0	0	64.3	-
0500	1	0	1	0	0	0	0	0	0	0	0	0	0	0	0	0	0	0	0	48.6	-
0600	1	0	1	0	0	0	0	0	0	0	0	0	0	0	0	0	0	0	0	57.4	-
0700	4	0	3	0	1	0	0	0	0	0	0	0	0	0	0	0	0	0	0	64.2	-
0800	5	0	5	0	0	0	0	0	0	0	0	0	0	0	0	0	0	0	0	68.4	-
0900	10	0	9	0	1	0	0	0	0	0	0	0	0	1	10	1	10	0	0	63.8	-
1000	**19**	**0**	**19**	**0**	**0**	**0**	**0**	**0**	**0**	**0**	**0**	**0**	**0**	**0**	**0**	**0**	**0**	**0**	**0**	**62**	**68**
1100	18	0	16	0	2	0	0	0	0	0	0	0	0	1	5.6	1	5.6	0	0	64	75.6
1200	**66**	**1**	**65**	**0**	**0**	**0**	**0**	**0**	**0**	**0**	**0**	**0**	**0**	**3**	**4.5**	**1**	**1.5**	**0**	**0**	**61.2**	**71.6**
1300	46	0	42	2	2	0	0	0	0	0	0	0	0	2	4.3	0	0	0	0	63.5	73.4
1400	29	2	26	0	1	0	0	0	0	0	0	0	0	1	3.4	0	0	0	0	64.3	74.2
1500	38	1	35	0	2	0	0	0	0	0	0	0	0	0	0	0	0	0	0	59.4	65.9
1600	21	1	20	0	0	0	0	0	0	0	0	0	0	2	9.5	1	4.8	0	0	60.8	69.1
1700	27	0	24	2	0	1	0	0	0	0	0	0	0	0	0	0	0	0	0	60.8	72.4
1800	13	0	12	0	1	0	0	0	0	0	0	0	0	0	0	0	0	0	0	60.2	68.4
1900	23	0	22	0	1	0	0	0	0	0	0	0	0	0	0	0	0	0	0	63.6	67.3
2000	6	0	5	0	1	0	0	0	0	0	0	0	0	1	16.7	0	0	0	0	59.4	-
2100	7	0	7	0	0	0	0	0	0	0	0	0	0	1	14.3	0	0	0	0	64.3	-
2200	6	0	6	0	0	0	0	0	0	0	0	0	0	0	0	0	0	0	0	67.2	-
2300	4	0	4	0	0	0	0	0	0	0	0	0	0	0	0	0	0	0	0	65.7	-
07-19	**296**	**5**	**276**	**4**	**10**	**1**	**0**	**0**	**0**	**0**	**0**	**0**	**0**	**10**	**3.4**	**4**	**1.4**	**0**	**0**	**62**	**72.4**
06-22	**333**	**5**	**311**	**4**	**12**	**1**	**0**	**0**	**0**	**0**	**0**	**0**	**0**	**12**	**3.6**	**4**	**1.2**	**0**	**0**	**62.1**	**72.4**
06-00	**343**	**5**	**321**	**4**	**12**	**1**	**0**	**0**	**0**	**0**	**0**	**0**	**0**	**12**	**3.5**	**4**	**1.2**	**0**	**0**	**62.2**	**72.4**
00-00	**362**	**6**	**336**	**4**	**15**	**1**	**0**	**0**	**0**	**0**	**0**	**0**	**0**	**12**	**3.3**	**4**	**1.1**	**0**	**0**	**62.1**	**72.4**

DRAFT

Site 24
Location L-4005-1, att t/junction sign, Lat 53.66331, Long -6.76538
Direction West

3279 / Meath/Cavan/Monaghan ATC's
October 2013
Automatic Traffic Count

Virtual Day (7)

Time	Total	Classification												>PSL	>PSL%	>SL1	>SL1%	>SL2	>SL2%	Mean	Vpp
		1 MCL	2 SV	3 SVT	4 TB2	5 TB3	6 T4	7 ART3	8 ART4	9 ART5	10 ART6	11 BD	12 DRT	80	80	85 +5kph	85 +5kph	90 +10kph	90 +10kph		85
0000	3	0	3	0	0	0	0	0	0	0	0	0	0	0	4.8	0	0	0	0	59.4	-
0100	2	0	2	0	0	0	0	0	0	0	0	0	0	0	0	0	0	0	0	57	-
0200	1	0	1	0	0	0	0	0	0	0	0	0	0	0	0	0	0	0	0	63.3	-
0300	1	0	1	0	0	0	0	0	0	0	0	0	0	0	0	0	0	0	0	61.6	-
0400	1	0	1	0	0	0	0	0	0	0	0	0	0	0	0	0	0	0	0	61.5	-
0500	1	0	1	0	0	0	0	0	0	0	0	0	0	0	0	0	0	0	0	47.9	-
0600	7	0	5	0	1	0	0	0	0	0	0	0	0	1	8.3	0	2.1	0	0	63	-
0700	21	0	18	0	3	0	0	0	0	0	0	0	0	0	2	0	0	0	0	64.6	73.4
0800	34	0	29	0	4	0	0	0	0	0	0	0	0	0	0.4	0	0	0	0	64	72.7
0900	**45**	**0**	**40**	**0**	**5**	**0**	**0**	**0**	**0**	**0**	**0**	**0**	**0**	**1**	**1.9**	**0**	**0.6**	**0**	**0**	**61.3**	**71.3**
1000	27	0	23	0	3	0	0	0	0	0	0	0	0	1	2.1	0	0	0	0	61.7	71.3
1100	28	1	22	1	4	0	0	0	0	0	0	0	0	1	2.6	0	1.5	0	0.5	59.7	70.2
1200	37	1	32	0	2	0	0	0	0	0	0	0	0	1	2.3	0	1.2	0	0	59.1	69.5
1300	29	0	25	1	3	0	0	0	0	0	0	0	0	1	2.4	0	0	0	0	61.8	70.9
1400	33	1	29	0	2	0	0	0	0	0	0	0	0	0	1.3	0	0	0	0	60.8	71.3
1500	**40**	**1**	**34**	**0**	**4**	**0**	**0**	**0**	**0**	**0**	**0**	**0**	**0**	**1**	**2.9**	**0**	**0.4**	**0**	**0**	**59.3**	**69.1**
1600	32	1	27	0	4	0	0	0	0	0	0	0	0	1	3.1	0	0.4	0	0	60.5	71.6
1700	31	0	27	1	2	0	0	0	0	0	0	0	0	0	1.4	0	0.5	0	0	60.4	69.5
1800	24	0	22	0	2	0	0	0	0	0	0	0	0	1	5.3	0	0	0	0	63.7	72.4
1900	26	0	24	0	2	0	0	0	0	0	0	0	0	1	2.2	0	0	0	0	61.1	71.6
2000	14	0	12	0	1	0	0	0	0	0	0	0	0	1	4.1	0	2.1	0	0	61.6	72.7
2100	12	0	10	0	1	0	0	0	0	0	0	0	0	1	4.8	0	0	0	0	60.1	71.6
2200	7	0	6	0	0	0	0	0	0	0	0	0	0	1	8.5	0	0	0	0	63.5	-
2300	2	0	2	0	0	0	0	0	0	0	0	0	0	0	0	0	0	0	0	63.6	-
07-19	**381**	**5**	**328**	**6**	**37**	**0**	**1**	**0**	**1**	**0**	**1**	**0**	**0**	**9**	**2.3**	**2**	**0.4**	**0**	**0**	**61.2**	**71.3**
06-22	**439**	**5**	**380**	**6**	**43**	**1**	**1**	**0**	**1**	**0**	**1**	**0**	**0**	**11**	**2.5**	**2**	**0.5**	**0**	**0**	**61.2**	**71.3**
06-00	**448**	**6**	**389**	**6**	**43**	**1**	**1**	**0**	**1**	**0**	**1**	**0**	**0**	**11**	**2.5**	**2**	**0.4**	**0**	**0**	**61.3**	**71.6**
00-00	**458**	**6**	**396**	**6**	**45**	**1**	**1**	**0**	**1**	**0**	**1**	**0**	**0**	**12**	**2.5**	**2**	**0.4**	**0**	**0**	**61.2**	**71.3**

DRAFT

Site 24
Location L-4005-1, att t/junction sign, Lat 53.66331, Long -6.76538
Direction West

3279 / Meath/Cavan/Monaghan ATC's
October 2013
Automatic Traffic Count

Virtual Week (1)

Time	Total	Classification												>PSL	>PSL%	>SL1	>SL1%	>SL2	>SL2%	Mean	Vpp
		1 MCL	2 SV	3 SVT	4 TB2	5 TB3	6 T4	7 ART3	8 ART4	9 ART5	10 ART6	11 BD	12 DRT	80	80	85 +5kph	85 +5kph	90 +10kph	90 +10kph		85
Mon	474	3	402	9	55	1	0	2	1	0	1	0	0	5	1.1	0	0	0	0	60.3	70.2
Tue	473	7	396	4	56	0	8	0	0	1	1	0	0	10	2.1	2	0.4	0	0	60.2	70.6
Wed	481	6	409	5	57	1	0	1	2	0	0	0	0	13	2.7	2	0.4	0	0	61.5	71.6
Thu	467	6	398	6	54	0	0	0	2	0	1	0	0	7	1.5	2	0.4	0	0	61	70.9
Fri	507	4	442	6	51	0	1	0	1	1	1	0	0	14	2.8	1	0.2	1	0.2	62	72
| Sat	440	10	391	9	24	1	1	0	4	0	0	0	0	20	4.5	3	0.7	0	0	61.5	72.4
| Sun	362	6	336	4	15	1	0	0	0	0	0	0	0	12	3.3	4	1.1	0	0	62.1	72.4
5 Day Ave.	**480**	**5**	**409**	**6**	**55**	**0**	**2**	**1**	**1**	**0**	**1**	**0**	**0**	**10**	**2.1**	**1**	**0.2**	**0**	**0.0**	**61.0**	**71.1**
7 Day Ave.	**458**	**6**	**396**	**6**	**45**	**1**	**1**	**0**	**1**	**0**	**1**	**0**	**0**	**12**	**2.5**	**2**	**0.4**	**0**	**0.0**	**61.2**	**71.3**
--	**3204**	**42**	**2774**	**43**	**312**	**4**	**10**	**3**	**10**	**2**	**4**	**0**	**0**	**81**	**2.5**	**14**	**0.4**	**1**	**0.0**	**61.2**	**71.3**

DRAFT

Summary Graphs

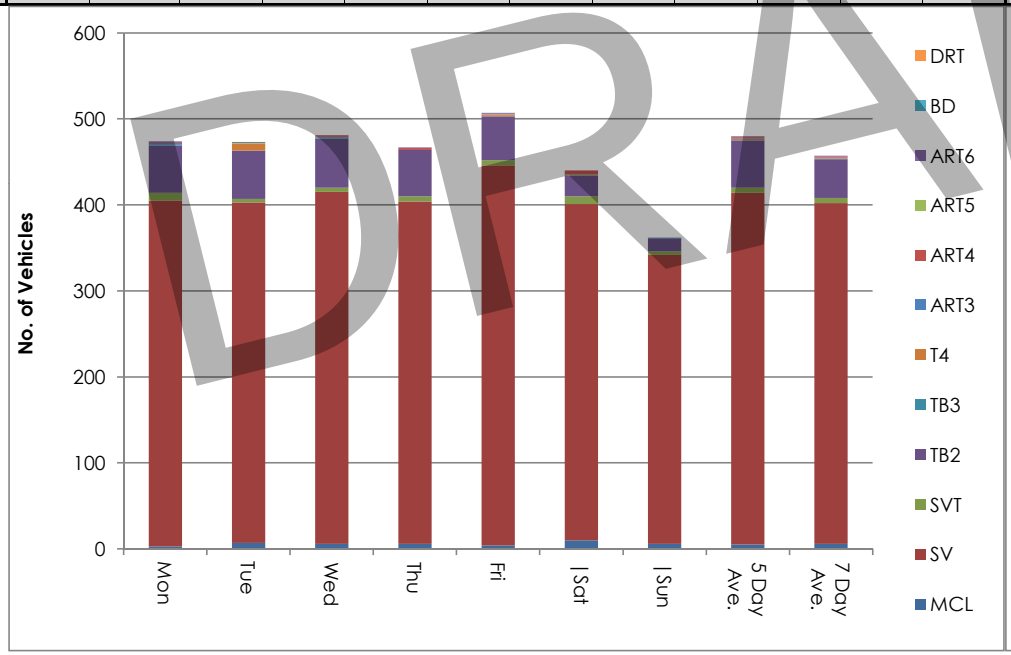

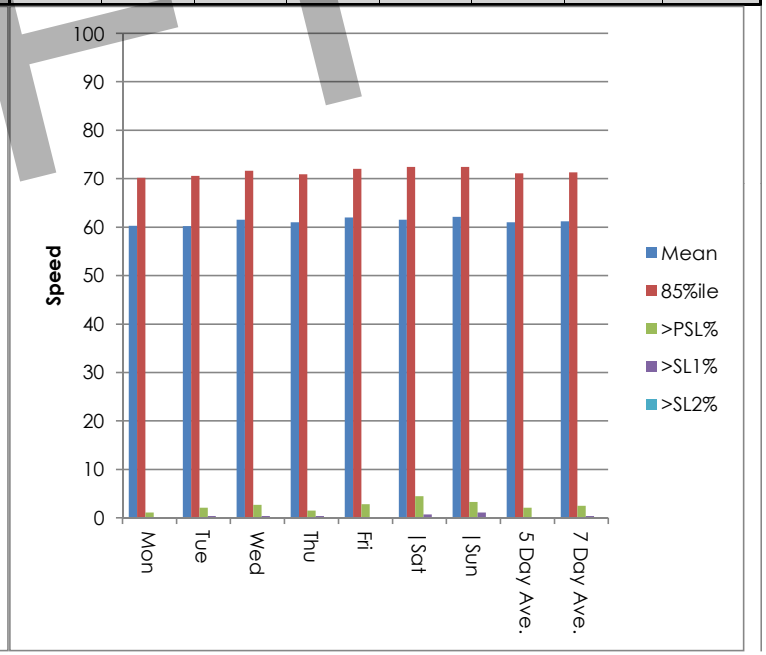

Site 24
Location L-4005-1, att t/junction sign, Lat 53.66331, Long -6.76538
Direction West

3279 / Meath/Cavan/Monaghan ATC's
October 2013
Automatic Traffic Count

Mon, 7 October 2013

Time	Total	Speed Bins (km/h)																											
		0 - 5	5 - 10	10 - 15	15 - 20	20 - 25	25 - 30	30 - 35	35 - 40	40 - 45	45 - 50	50 - 55	55 - 60	60 - 65	65 - 70	70 - 75	75 - 80	80 - 85	85 - 90	90 - 95	95 - 100	100 - 105	105 - 110	110 - 115	115 - 120	120 - 125	125 - 130	130 - 135	135 - 140
0000	5	0	0	0	0	0	0	0	0	0	1	1	0	1	1	0	1	0	0	0	0	0	0	0	0	0	0	0	0
0100	2	0	0	0	0	0	0	0	0	0	0	2	0	0	0	0	0	0	0	0	0	0	0	0	0	0	0	0	0
0200	1	0	0	0	0	0	0	0	0	0	0	0	0	1	0	0	0	0	0	0	0	0	0	0	0	0	0	0	0
0300	2	0	0	0	0	0	0	0	0	0	0	1	0	1	0	0	0	0	0	0	0	0	0	0	0	0	0	0	0
0400	1	0	0	0	0	0	0	0	0	0	0	1	0	0	0	0	0	0	0	0	0	0	0	0	0	0	0	0	0
0500	3	0	0	1	0	0	0	0	0	0	0	1	0	1	0	0	0	0	0	0	0	0	0	0	0	0	0	0	0
0600	7	0	0	0	0	0	0	0	1	0	0	0	2	0	3	0	1	0	0	0	0	0	0	0	0	0	0	0	0
0700	31	0	0	0	0	0	0	0	0	1	1	4	4	9	6	4	2	0	0	0	0	0	0	0	0	0	0	0	0
0800	47	0	0	0	0	0	0	0	0	3	0	6	6	6	11	12	3	0	0	0	0	0	0	0	0	0	0	0	0
0900	**54**	**0**	**0**	**0**	**0**	**0**	**0**	**0**	**1**	**1**	**6**	**7**	**9**	**10**	**9**	**8**	**3**	**0**	**0**	**0**	**0**	**0**	**0**	**0**	**0**	**0**	**0**	**0**	**0**
1000	29	0	0	0	0	0	0	1	0	0	1	4	5	8	4	3	2	1	0	0	0	0	0	0	0	0	0	0	0
1100	32	0	0	0	1	0	1	0	0	3	2	5	7	7	4	2	0	0	0	0	0	0	0	0	0	0	0	0	0
1200	29	0	0	0	0	0	0	1	0	1	2	1	6	8	8	2	0	0	0	0	0	0	0	0	0	0	0	0	0
1300	24	0	0	0	0	0	0	0	0	1	1	3	7	7	3	1	1	0	0	0	0	0	0	0	0	0	0	0	0
1400	25	0	0	0	0	0	0	0	0	0	2	5	4	7	5	1	1	0	0	0	0	0	0	0	0	0	0	0	0
1500	**43**	**0**	**0**	**2**	**0**	**0**	**0**	**0**	**1**	**1**	**5**	**9**	**10**	**9**	**3**	**2**	**1**	**0**	**0**	**0**	**0**	**0**	**0**	**0**	**0**	**0**	**0**	**0**	**0**
1600	31	0	0	1	0	1	0	1	0	1	1	8	5	3	3	6	1	0	0	0	0	0	0	0	0	0	0	0	0
1700	28	0	0	0	0	0	0	0	0	0	3	1	5	11	5	2	1	0	0	0	0	0	0	0	0	0	0	0	0
1800	19	0	0	0	0	0	0	0	0	1	2	2	3	5	1	3	1	1	0	0	0	0	0	0	0	0	0	0	0
1900	27	0	0	0	0	0	1	2	0	0	2	4	1	9	4	1	2	1	0	0	0	0	0	0	0	0	0	0	0
2000	14	0	0	0	0	0	0	0	0	0	1	2	1	4	2	2	1	1	0	0	0	0	0	0	0	0	0	0	0
2100	10	0	0	0	0	0	0	0	0	0	1	1	1	1	3	2	0	1	0	0	0	0	0	0	0	0	0	0	0
2200	7	0	0	0	0	0	0	0	0	0	1	2	2	1	1	0	0	0	0	0	0	0	0	0	0	0	0	0	0
2300	3	0	0	0	0	0	0	0	0	0	0	0	0	0	1	1	1	0	0	0	0	0	0	0	0	0	0	0	0
07-19	**392**	**0**	**0**	**3**	**1**	**1**	**1**	**3**	**2**	**13**	**26**	**55**	**71**	**90**	**62**	**46**	**16**	**2**	**0**	**0**	**0**	**0**	**0**	**0**	**0**	**0**	**0**	**0**	**0**
06-22	**450**	**0**	**0**	**3**	**1**	**1**	**2**	**5**	**3**	**13**	**30**	**62**	**76**	**104**	**74**	**51**	**20**	**5**	**0**	**0**	**0**	**0**	**0**	**0**	**0**	**0**	**0**	**0**	**0**
06-00	**460**	**0**	**0**	**3**	**1**	**1**	**2**	**5**	**3**	**13**	**31**	**64**	**78**	**105**	**76**	**52**	**21**	**5**	**0**	**0**	**0**	**0**	**0**	**0**	**0**	**0**	**0**	**0**	**0**
00-00	**474**	**0**	**0**	**4**	**1**	**1**	**2**	**5**	**3**	**13**	**32**	**70**	**78**	**109**	**77**	**52**	**22**	**5**	**0**	**0**	**0**	**0**	**0**	**0**	**0**	**0**	**0**	**0**	**0**

DRAFT

Site 24
Location L-4005-1, att t/junction sign, Lat 53.66331, Long -6.76538
Direction West

3279 / Meath/Cavan/Monaghan ATC's
October 2013
Automatic Traffic Count

Tue, 8 October 2013

Time	Total	Speed Bins (km/h)																												
		0 - 5	5 - 10	10 - 15	15 - 20	20 - 25	25 - 30	30 - 35	35 - 40	40 - 45	45 - 50	50 - 55	55 - 60	60 - 65	65 - 70	70 - 75	75 - 80	80 - 85	85 - 90	90 - 95	95 - 100	100 - 105	105 - 110	110 - 115	115 - 120	120 - 125	125 - 130	130 - 135	135 - 140
0000	4	0	0	0	0	0	0	0	0	0	1	1	2	0	0	0	0	0	0	0	0	0	0	0	0	0	0	0	0	0
0100	1	0	0	0	0	0	0	0	0	0	0	1	0	0	0	0	0	0	0	0	0	0	0	0	0	0	0	0	0	0
0200	0	0	0	0	0	0	0	0	0	0	0	0	0	0	0	0	0	0	0	0	0	0	0	0	0	0	0	0	0	0
0300	0	0	0	0	0	0	0	0	0	0	0	0	0	0	0	0	0	0	0	0	0	0	0	0	0	0	0	0	0	0
0400	1	0	0	0	0	0	0	0	0	0	0	0	0	0	1	0	0	0	0	0	0	0	0	0	0	0	0	0	0	0
0500	2	0	0	0	0	0	0	0	0	0	0	0	0	1	1	0	0	0	0	0	0	0	0	0	0	0	0	0	0	0
0600	10	0	0	0	0	0	0	0	0	0	2	2	2	1	1	1	1	0	0	0	0	0	0	0	0	0	0	0	0	0
0700	23	0	0	0	0	0	0	0	0	0	4	4	3	1	7	1	3	0	0	0	0	0	0	0	0	0	0	0	0	0
0800	47	0	0	0	0	0	0	0	1	1	2	5	4	11	10	8	4	1	0	0	0	0	0	0	0	0	0	0	0	0
0900	**56**	**0**	**0**	**0**	**0**	**0**	**0**	**0**	**1**	**2**	**7**	**3**	**8**	**15**	**9**	**7**	**3**	**1**	**0**	**0**	**0**	**0**	**0**	**0**	**0**	**0**	**0**	**0**	**0**	**0**
1000	25	0	0	0	0	0	0	0	0	4	1	2	5	6	6	0	1	0	0	0	0	0	0	0	0	0	0	0	0	0
1100	32	0	0	0	1	0	0	1	0	4	3	2	4	6	7	4	0	0	0	0	0	0	0	0	0	0	0	0	0	0
1200	35	0	0	0	0	0	0	0	2	3	5	6	4	7	5	3	0	0	0	0	0	0	0	0	0	0	0	0	0	0
1300	24	0	0	1	0	0	1	0	1	0	0	2	4	6	5	3	1	0	0	0	0	0	0	0	0	0	0	0	0	0
1400	31	0	0	0	0	0	0	0	1	3	0	2	11	5	4	5	0	0	0	0	0	0	0	0	0	0	0	0	0	0
1500	28	0	0	0	0	0	0	1	0	2	4	4	5	6	4	1	1	0	0	0	0	0	0	0	0	0	0	0	0	0
1600	35	0	0	0	0	1	0	0	1	1	1	4	8	9	7	1	2	0	0	0	0	0	0	0	0	0	0	0	0	0
1700	33	0	0	0	0	0	0	0	0	1	3	6	12	7	1	1	0	2	0	0	0	0	0	0	0	0	0	0	0	0
1800	**36**	**0**	**0**	**0**	**0**	**0**	**0**	**0**	**1**	**2**	**1**	**2**	**4**	**6**	**9**	**8**	**0**	**3**	**0**	**0**	**0**	**0**	**0**	**0**	**0**	**0**	**0**	**0**	**0**	**0**
1900	21	0	0	0	0	0	0	0	0	0	2	8	2	4	3	2	0	0	0	0	0	0	0	0	0	0	0	0	0	0
2000	13	0	0	0	1	0	0	0	0	0	1	1	1	3	1	2	1	0	2	0	0	0	0	0	0	0	0	0	0	0
2100	9	0	0	0	0	0	0	0	0	0	0	1	2	2	3	1	0	0	0	0	0	0	0	0	0	0	0	0	0	0
2200	4	0	0	0	0	0	0	0	0	0	0	0	0	1	1	0	1	1	0	0	0	0	0	0	0	0	0	0	0	0
2300	3	0	0	0	0	0	0	0	0	0	0	2	0	1	0	0	0	0	0	0	0	0	0	0	0	0	0	0	0	0
07-19	**405**	**0**	**0**	**1**	**1**	**1**	**1**	**2**	**8**	**23**	**31**	**42**	**72**	**85**	**74**	**42**	**15**	**7**	**0**	**0**	**0**	**0**	**0**	**0**	**0**	**0**	**0**	**0**	**0**	**0**
06-22	**458**	**0**	**0**	**1**	**2**	**1**	**1**	**2**	**8**	**23**	**36**	**54**	**79**	**95**	**82**	**48**	**17**	**7**	**2**	**0**	**0**	**0**	**0**	**0**	**0**	**0**	**0**	**0**	**0**	**0**
06-00	**465**	**0**	**0**	**1**	**2**	**1**	**1**	**2**	**8**	**23**	**36**	**56**	**79**	**97**	**83**	**48**	**18**	**8**	**2**	**0**	**0**	**0**	**0**	**0**	**0**	**0**	**0**	**0**	**0**	**0**
00-00	**473**	**0**	**0**	**1**	**2**	**1**	**1**	**2**	**8**	**23**	**37**	**58**	**81**	**98**	**85**	**48**	**18**	**8**	**2**	**0**	**0**	**0**	**0**	**0**	**0**	**0**	**0**	**0**	**0**	**0**

DRAFT

Site 24
Location L-4005-1, att t/junction sign, Lat 53.66331, Long -6.76538
Direction West

3279 / Meath/Cavan/Monaghan ATC's
October 2013
Automatic Traffic Count

Wed, 9 October 2013

Time	Total	Speed Bins (km/h)																											
		0 - 5	5 - 10	10 - 15	15 - 20	20 - 25	25 - 30	30 - 35	35 - 40	40 - 45	45 - 50	50 - 55	55 - 60	60 - 65	65 - 70	70 - 75	75 - 80	80 - 85	85 - 90	90 - 95	95 - 100	100 - 105	105 - 110	110 - 115	115 - 120	120 - 125	125 - 130	130 - 135	135 - 140
0000	4	0	0	0	0	0	0	0	0	0	0	0	1	2	1	0	0	0	0	0	0	0	0	0	0	0	0	0	0
0100	1	0	0	0	0	0	0	0	0	0	0	0	0	0	1	0	0	0	0	0	0	0	0	0	0	0	0	0	0
0200	0	0	0	0	0	0	0	0	0	0	0	0	0	0	0	0	0	0	0	0	0	0	0	0	0	0	0	0	0
0300	0	0	0	0	0	0	0	0	0	0	0	0	0	0	0	0	0	0	0	0	0	0	0	0	0	0	0	0	0
0400	0	0	0	0	0	0	0	0	0	0	0	0	0	0	0	0	0	0	0	0	0	0	0	0	0	0	0	0	0
0500	2	0	1	0	0	0	0	0	0	0	0	0	0	0	1	0	0	0	0	0	0	0	0	0	0	0	0	0	0
0600	9	0	0	0	0	0	0	0	0	0	2	1	1	1	1	2	0	1	0	0	0	0	0	0	0	0	0	0	0
0700	23	0	0	0	0	0	0	0	0	0	2	4	2	3	6	4	1	1	0	0	0	0	0	0	0	0	0	0	0
0800	38	0	0	0	0	0	0	0	0	1	2	1	5	8	7	11	3	0	0	0	0	0	0	0	0	0	0	0	0
0900	**61**	**0**	**0**	**0**	**0**	**0**	**0**	**0**	**1**	**2**	**3**	**3**	**15**	**9**	**13**	**8**	**4**	**2**	**1**	**0**	**0**	**0**	**0**	**0**	**0**	**0**	**0**	**0**	**0**
1000	29	0	0	0	0	0	0	0	0	0	1	1	5	4	11	4	1	2	0	0	0	0	0	0	0	0	0	0	0
1100	25	0	0	1	0	0	0	0	0	0	4	1	3	4	7	3	2	0	0	0	0	0	0	0	0	0	0	0	0
1200	23	0	0	0	0	0	1	0	1	0	4	2	5	3	1	2	3	0	1	0	0	0	0	0	0	0	0	0	0
1300	26	0	0	0	0	0	0	0	1	0	2	3	5	6	5	4	0	0	0	0	0	0	0	0	0	0	0	0	0
1400	32	0	0	0	0	1	0	0	0	2	1	8	6	4	6	3	1	0	0	0	0	0	0	0	0	0	0	0	0
1500	**43**	**0**	**0**	**0**	**0**	**0**	**0**	**0**	**0**	**3**	**7**	**5**	**11**	**8**	**4**	**3**	**2**	**0**	**0**	**0**	**0**	**0**	**0**	**0**	**0**	**0**	**0**	**0**	**0**
1600	**43**	**0**	**0**	**0**	**0**	**0**	**0**	**1**	**3**	**2**	**2**	**7**	**5**	**8**	**9**	**2**	**3**	**1**	**0**	**0**	**0**	**0**	**0**	**0**	**0**	**0**	**0**	**0**	**0**
1700	36	0	0	0	0	1	1	0	0	0	5	3	6	12	3	4	1	0	0	0	0	0	0	0	0	0	0	0	0
1800	30	0	0	0	0	0	0	0	0	1	1	1	5	10	6	2	3	1	0	0	0	0	0	0	0	0	0	0	0
1900	26	0	0	0	0	0	0	0	0	3	1	1	3	9	1	6	1	1	0	0	0	0	0	0	0	0	0	0	0
2000	13	0	0	0	0	1	0	0	0	0	0	0	4	2	2	3	1	0	0	0	0	0	0	0	0	0	0	0	0
2100	9	0	0	0	0	0	0	0	0	2	0	0	2	1	2	0	2	0	0	0	0	0	0	0	0	0	0	0	0
2200	8	0	0	0	0	0	0	0	0	0	1	1	3	0	0	0	1	2	0	0	0	0	0	0	0	0	0	0	0
2300	0	0	0	0	0	0	0	0	0	0	0	0	0	0	0	0	0	0	0	0	0	0	0	0	0	0	0	0	0
07-19	**409**	**0**	**0**	**1**	**0**	**2**	**2**	**1**	**6**	**11**	**34**	**39**	**73**	**79**	**78**	**50**	**24**	**7**	**2**	**0**	**0**	**0**	**0**	**0**	**0**	**0**	**0**	**0**	**0**
06-22	**466**	**0**	**0**	**1**	**0**	**3**	**2**	**1**	**6**	**16**	**37**	**41**	**83**	**92**	**84**	**61**	**28**	**9**	**2**	**0**	**0**	**0**	**0**	**0**	**0**	**0**	**0**	**0**	**0**
06-00	**474**	**0**	**0**	**1**	**0**	**3**	**2**	**1**	**6**	**16**	**38**	**42**	**86**	**92**	**84**	**61**	**29**	**11**	**2**	**0**	**0**	**0**	**0**	**0**	**0**	**0**	**0**	**0**	**0**
00-00	**481**	**0**	**1**	**1**	**0**	**3**	**2**	**1**	**6**	**16**	**38**	**42**	**87**	**94**	**87**	**61**	**29**	**11**	**2**	**0**	**0**	**0**	**0**	**0**	**0**	**0**	**0**	**0**	**0**

DRAFT

Site 24
Location L-4005-1, att t/junction sign, Lat 53.66331, Long -6.76538
Direction West

3279 / Meath/Cavan/Monaghan ATC's
October 2013
Automatic Traffic Count

Thu, 10 October 2013

Time	Total	Speed Bins (km/h)																											
		0 - 5	5 - 10	10 - 15	15 - 20	20 - 25	25 - 30	30 - 35	35 - 40	40 - 45	45 - 50	50 - 55	55 - 60	60 - 65	65 - 70	70 - 75	75 - 80	80 - 85	85 - 90	90 - 95	95 - 100	100 - 105	105 - 110	110 - 115	115 - 120	120 - 125	125 - 130	130 - 135	135 - 140
0000	2	0	0	0	0	0	0	0	0	0	0	0	1	1	0	0	0	0	0	0	0	0	0	0	0	0	0	0	0
0100	1	0	0	0	0	0	0	0	0	0	0	0	0	0	0	0	1	0	0	0	0	0	0	0	0	0	0	0	0
0200	1	0	0	0	0	0	0	0	0	0	0	0	1	0	0	0	0	0	0	0	0	0	0	0	0	0	0	0	0
0300	0	0	0	0	0	0	0	0	0	0	0	0	0	0	0	0	0	0	0	0	0	0	0	0	0	0	0	0	0
0400	0	0	0	0	0	0	0	0	0	0	0	0	0	0	0	0	0	0	0	0	0	0	0	0	0	0	0	0	0
0500	0	0	0	0	0	0	0	0	0	0	0	0	0	0	0	0	0	0	0	0	0	0	0	0	0	0	0	0	0
0600	11	0	0	0	0	0	0	1	0	0	0	0	3	1	3	1	0	2	0	0	0	0	0	0	0	0	0	0	0
0700	29	0	0	0	0	0	0	0	0	0	0	2	4	5	7	10	1	0	0	0	0	0	0	0	0	0	0	0	0
0800	42	0	0	0	0	0	1	0	0	2	3	1	4	10	11	9	1	0	0	0	0	0	0	0	0	0	0	0	0
0900	**51**	**0**	**0**	**1**	**1**	**1**	**0**	**0**	**0**	**1**	**4**	**9**	**11**	**6**	**14**	**1**	**2**	**0**	**0**	**0**	**0**	**0**	**0**	**0**	**0**	**0**	**0**	**0**	**0**
1000	34	0	0	0	0	0	3	1	1	2	1	4	5	6	4	4	3	0	0	0	0	0	0	0	0	0	0	0	0
1100	30	0	0	0	0	0	0	0	0	1	3	6	4	7	7	2	0	0	0	0	0	0	0	0	0	0	0	0	0
1200	25	0	0	0	0	0	0	0	0	0	2	4	8	6	4	1	0	0	0	0	0	0	0	0	0	0	0	0	0
1300	19	0	0	0	0	1	0	0	0	0	1	3	3	4	3	0	3	1	0	0	0	0	0	0	0	0	0	0	0
1400	28	0	0	0	0	0	0	0	0	1	3	2	4	8	4	2	3	1	0	0	0	0	0	0	0	0	0	0	0
1500	38	0	0	0	0	1	0	0	0	0	3	5	9	11	4	3	1	0	1	0	0	0	0	0	0	0	0	0	0
1600	31	0	0	0	0	0	0	0	1	1	1	5	3	8	8	3	1	0	0	0	0	0	0	0	0	0	0	0	0
1700	**41**	**0**	**0**	**0**	**0**	**0**	**0**	**0**	**0**	**1**	**1**	**5**	**8**	**8**	**10**	**7**	**0**	**0**	**1**	**0**	**0**	**0**	**0**	**0**	**0**	**0**	**0**	**0**	**0**
1800	20	0	0	0	0	0	0	0	0	1	1	3	3	5	1	5	0	1	0	0	0	0	0	0	0	0	0	0	0
1900	29	0	0	0	0	0	0	0	0	0	2	5	6	7	2	6	1	0	0	0	0	0	0	0	0	0	0	0	0
2000	16	0	0	0	0	0	0	0	0	0	1	4	4	1	3	3	0	0	0	0	0	0	0	0	0	0	0	0	0
2100	16	0	0	0	0	0	0	0	0	0	4	2	4	4	1	0	1	0	0	0	0	0	0	0	0	0	0	0	0
2200	1	0	0	0	0	0	0	0	0	0	0	0	0	0	0	1	0	0	0	0	0	0	0	0	0	0	0	0	0
2300	2	0	0	0	0	0	0	0	0	0	0	0	0	2	0	0	0	0	0	0	0	0	0	0	0	0	0	0	0
07-19	**388**	**0**	**0**	**1**	**1**	**3**	**4**	**1**	**2**	**10**	**23**	**49**	**66**	**84**	**77**	**47**	**15**	**3**	**2**	**0**	**0**	**0**	**0**	**0**	**0**	**0**	**0**	**0**	**0**
06-22	**460**	**0**	**0**	**1**	**1**	**3**	**4**	**2**	**2**	**10**	**30**	**60**	**83**	**97**	**86**	**57**	**17**	**5**	**2**	**0**	**0**	**0**	**0**	**0**	**0**	**0**	**0**	**0**	**0**
06-00	**463**	**0**	**0**	**1**	**1**	**3**	**4**	**2**	**2**	**10**	**30**	**60**	**83**	**99**	**86**	**58**	**17**	**5**	**2**	**0**	**0**	**0**	**0**	**0**	**0**	**0**	**0**	**0**	**0**
00-00	**467**	**0**	**0**	**1**	**1**	**3**	**4**	**2**	**2**	**10**	**30**	**60**	**85**	**100**	**86**	**58**	**18**	**5**	**2**	**0**	**0**	**0**	**0**	**0**	**0**	**0**	**0**	**0**	**0**

DRAFT

Site 24
Location L-4005-1, att t/junction sign, Lat 53.66331, Long -6.76538
Direction West

3279 / Meath/Cavan/Monaghan ATC's
October 2013
Automatic Traffic Count

Fri, 11 October 2013

Time	Total	Speed Bins (km/h)																											
		0 - 5	5 - 10	10 - 15	15 - 20	20 - 25	25 - 30	30 - 35	35 - 40	40 - 45	45 - 50	50 - 55	55 - 60	60 - 65	65 - 70	70 - 75	75 - 80	80 - 85	85 - 90	90 - 95	95 - 100	100 - 105	105 - 110	110 - 115	115 - 120	120 - 125	125 - 130	130 - 135	135 - 140
0000	2	0	0	0	0	0	0	0	0	0	0	1	0	1	0	0	0	0	0	0	0	0	0	0	0	0	0	0	0
0100	0	0	0	0	0	0	0	0	0	0	0	0	0	0	0	0	0	0	0	0	0	0	0	0	0	0	0	0	0
0200	0	0	0	0	0	0	0	0	0	0	0	0	0	0	0	0	0	0	0	0	0	0	0	0	0	0	0	0	0
0300	0	0	0	0	0	0	0	0	0	0	0	0	0	0	0	0	0	0	0	0	0	0	0	0	0	0	0	0	0
0400	1	0	0	0	0	0	0	0	0	0	0	0	1	0	0	0	0	0	0	0	0	0	0	0	0	0	0	0	0
0500	1	0	0	0	0	0	0	0	0	0	1	0	0	0	0	0	0	0	0	0	0	0	0	0	0	0	0	0	0
0600	8	0	0	0	0	0	0	0	0	0	1	0	2	2	0	2	1	0	0	0	0	0	0	0	0	0	0	0	0
0700	26	0	0	0	0	0	0	0	0	0	0	0	4	3	10	3	4	2	0	0	0	0	0	0	0	0	0	0	0
0800	38	0	0	0	0	0	0	0	0	3	0	1	4	6	15	7	2	0	0	0	0	0	0	0	0	0	0	0	0
0900	**55**	**0**	**0**	**0**	**0**	**0**	**0**	**0**	**3**	**0**	**3**	**5**	**16**	**9**	**7**	**7**	**4**	**1**	**0**	**0**	**0**	**0**	**0**	**0**	**0**	**0**	**0**	**0**	**0**
1000	25	0	0	0	0	0	0	0	1	0	0	5	4	4	7	3	0	1	0	0	0	0	0	0	0	0	0	0	0
1100	26	0	0	0	0	0	0	0	0	0	3	3	3	6	3	5	1	1	0	1	0	0	0	0	0	0	0	0	0
1200	36	0	0	0	0	0	0	1	0	1	2	3	9	11	5	2	2	0	0	0	0	0	0	0	0	0	0	0	0
1300	37	0	0	0	0	0	0	0	2	1	1	3	4	12	6	6	1	1	0	0	0	0	0	0	0	0	0	0	0
1400	43	0	0	0	0	0	0	0	2	0	3	5	11	10	9	3	0	0	0	0	0	0	0	0	0	0	0	0	0
1500	**46**	**0**	**0**	**0**	**1**	**0**	**0**	**0**	**2**	**4**	**1**	**4**	**6**	**15**	**5**	**4**	**3**	**1**	**0**	**0**	**0**	**0**	**0**	**0**	**0**	**0**	**0**	**0**	**0**
1600	34	0	0	0	0	1	0	0	0	1	4	0	6	5	5	9	1	2	0	0	0	0	0	0	0	0	0	0	0
1700	25	0	0	0	0	0	0	1	0	0	2	2	2	11	3	3	1	0	0	0	0	0	0	0	0	0	0	0	0
1800	24	0	0	0	0	0	0	0	1	0	0	2	2	7	3	7	1	1	0	0	0	0	0	0	0	0	0	0	0
1900	29	0	0	0	0	0	1	1	1	1	1	2	6	7	4	4	1	0	0	0	0	0	0	0	0	0	0	0	0
2000	16	0	0	0	0	0	0	0	0	2	1	4	1	3	4	1	0	0	0	0	0	0	0	0	0	0	0	0	0
2100	19	0	0	0	0	0	1	1	0	0	1	1	8	0	1	4	0	2	0	0	0	0	0	0	0	0	0	0	0
2200	11	0	0	0	0	0	0	0	0	1	2	0	1	0	4	2	0	1	0	0	0	0	0	0	0	0	0	0	0
2300	5	0	0	0	0	0	0	0	0	0	1	0	1	0	2	1	0	0	0	0	0	0	0	0	0	0	0	0	0
07-19	**415**	**0**	**0**	**0**	**1**	**1**	**0**	**2**	**11**	**10**	**19**	**33**	**71**	**99**	**78**	**59**	**20**	**10**	**0**	**1**	**0**	**0**	**0**	**0**	**0**	**0**	**0**	**0**	**0**
06-22	**487**	**0**	**0**	**0**	**1**	**1**	**2**	**4**	**12**	**13**	**23**	**40**	**88**	**111**	**87**	**70**	**22**	**12**	**0**	**1**	**0**	**0**	**0**	**0**	**0**	**0**	**0**	**0**	**0**
06-00	**503**	**0**	**0**	**0**	**1**	**1**	**2**	**4**	**12**	**14**	**26**	**40**	**90**	**111**	**93**	**73**	**22**	**13**	**0**	**1**	**0**	**0**	**0**	**0**	**0**	**0**	**0**	**0**	**0**
00-00	**507**	**0**	**0**	**0**	**1**	**1**	**2**	**4**	**12**	**14**	**27**	**41**	**91**	**112**	**93**	**73**	**22**	**13**	**0**	**1**	**0**	**0**	**0**	**0**	**0**	**0**	**0**	**0**	**0**

DRAFT

Site 24
Location L-4005-1, att t/junction sign, Lat 53.66331, Long -6.76538
Direction West

3279 / Meath/Cavan/Monaghan ATC's
October 2013
Automatic Traffic Count

Sat, 12 October 2013

Time	Total	Speed Bins (km/h)																											
		0 - 5	5 - 10	10 - 15	15 - 20	20 - 25	25 - 30	30 - 35	35 - 40	40 - 45	45 - 50	50 - 55	55 - 60	60 - 65	65 - 70	70 - 75	75 - 80	80 - 85	85 - 90	90 - 95	95 - 100	100 - 105	105 - 110	110 - 115	115 - 120	120 - 125	125 - 130	130 - 135	135 - 140
0000	1	0	0	0	0	0	0	0	0	0	0	0	0	0	0	0	0	1	0	0	0	0	0	0	0	0	0	0	0
0100	4	0	0	0	0	0	0	0	1	0	0	1	1	1	0	0	0	0	0	0	0	0	0	0	0	0	0	0	0
0200	0	0	0	0	0	0	0	0	0	0	0	0	0	0	0	0	0	0	0	0	0	0	0	0	0	0	0	0	0
0300	2	0	0	0	0	0	0	0	0	0	0	0	2	0	0	0	0	0	0	0	0	0	0	0	0	0	0	0	0
0400	2	0	0	0	0	0	0	0	0	0	1	0	0	0	0	0	1	0	0	0	0	0	0	0	0	0	0	0	0
0500	0	0	0	0	0	0	0	0	0	0	0	0	0	0	0	0	0	0	0	0	0	0	0	0	0	0	0	0	0
0600	2	0	0	0	0	0	0	0	0	0	0	0	0	0	0	0	1	0	1	0	0	0	0	0	0	0	0	0	0
0700	12	0	0	0	0	0	0	0	0	0	1	1	2	2	2	1	3	0	0	0	0	0	0	0	0	0	0	0	0
0800	18	0	0	1	0	0	0	0	0	0	2	2	0	8	1	2	2	0	0	0	0	0	0	0	0	0	0	0	0
0900	**31**	**0**	**0**	**0**	**0**	**0**	**0**	**0**	**1**	**0**	**4**	**1**	**4**	**7**	**8**	**4**	**2**	**0**	**0**	**0**	**0**	**0**	**0**	**0**	**0**	**0**	**0**	**0**	**0**
1000	28	0	0	0	0	0	0	0	0	0	2	1	5	7	4	6	3	0	0	0	0	0	0	0	0	0	0	0	0
1100	**31**	**0**	**0**	**0**	**1**	**0**	**0**	**1**	**1**	**1**	**3**	**5**	**3**	**5**	**8**	**1**	**0**	**1**	**1**	**0**	**0**	**0**	**0**	**0**	**0**	**0**	**0**	**0**	**0**
1200	**44**	**0**	**0**	**0**	**0**	**5**	**3**	**1**	**0**	**0**	**3**	**3**	**4**	**10**	**8**	**4**	**1**	**1**	**1**	**0**	**0**	**0**	**0**	**0**	**0**	**0**	**0**	**0**	**0**
1300	30	0	0	0	0	0	0	0	0	2	0	2	4	9	9	3	0	1	0	0	0	0	0	0	0	0	0	0	0
1400	40	0	0	0	0	1	0	1	0	0	2	3	10	10	5	4	3	1	0	0	0	0	0	0	0	0	0	0	0
1500	**44**	**0**	**0**	**0**	**0**	**0**	**0**	**0**	**0**	**3**	**3**	**2**	**9**	**4**	**9**	**5**	**3**	**6**	**0**	**0**	**0**	**0**	**0**	**0**	**0**	**0**	**0**	**0**	**0**
1600	29	0	0	1	0	0	0	0	0	1	0	4	3	6	6	4	2	2	0	0	0	0	0	0	0	0	0	0	0
1700	24	0	0	0	0	0	0	0	0	1	4	2	5	6	5	0	1	0	0	0	0	0	0	0	0	0	0	0	0
1800	29	0	0	0	0	0	0	0	0	2	0	1	2	11	5	4	2	2	0	0	0	0	0	0	0	0	0	0	0
1900	27	0	0	0	0	0	0	1	0	1	4	2	2	4	3	7	1	2	0	0	0	0	0	0	0	0	0	0	0
2000	19	0	0	0	0	0	0	0	0	2	0	1	5	3	4	3	1	0	0	0	0	0	0	0	0	0	0	0	0
2100	13	0	0	0	0	0	0	0	2	1	2	3	1	1	1	2	0	0	0	0	0	0	0	0	0	0	0	0	0
2200	10	0	0	0	0	0	0	0	0	0	1	2	2	1	2	2	0	0	0	0	0	0	0	0	0	0	0	0	0
2300	0	0	0	0	0	0	0	0	0	0	0	0	0	0	0	0	0	0	0	0	0	0	0	0	0	0	0	0	0
07-19	**360**	**0**	**0**	**2**	**1**	**6**	**3**	**3**	**2**	**10**	**24**	**27**	**51**	**85**	**70**	**38**	**22**	**14**	**2**	**0**	**0**	**0**	**0**	**0**	**0**	**0**	**0**	**0**	**0**
06-22	**421**	**0**	**0**	**2**	**1**	**6**	**3**	**4**	**4**	**14**	**30**	**33**	**59**	**93**	**78**	**50**	**25**	**16**	**3**	**0**	**0**	**0**	**0**	**0**	**0**	**0**	**0**	**0**	**0**
06-00	**431**	**0**	**0**	**2**	**1**	**6**	**3**	**4**	**4**	**14**	**31**	**35**	**61**	**94**	**80**	**52**	**25**	**16**	**3**	**0**	**0**	**0**	**0**	**0**	**0**	**0**	**0**	**0**	**0**
00-00	**440**	**0**	**0**	**2**	**1**	**6**	**3**	**4**	**5**	**14**	**32**	**36**	**64**	**95**	**80**	**52**	**26**	**17**	**3**	**0**	**0**	**0**	**0**	**0**	**0**	**0**	**0**	**0**	**0**

DRAFT

Site 24
Location L-4005-1, att t/junction sign, Lat 53.66331, Long -6.76538
Direction West

3279 / Meath/Cavan/Monaghan ATC's
October 2013
Automatic Traffic Count

Sun, 13 October 2013

Time	Total	Speed Bins (km/h)																												
		0 - 5	5 - 10	10 - 15	15 - 20	20 - 25	25 - 30	30 - 35	35 - 40	40 - 45	45 - 50	50 - 55	55 - 60	60 - 65	65 - 70	70 - 75	75 - 80	80 - 85	85 - 90	90 - 95	95 - 100	100 - 105	105 - 110	110 - 115	115 - 120	120 - 125	125 - 130	130 - 135	135 - 140
0000	3	0	0	0	0	0	1	0	0	0	0	0	0	2	0	0	0	0	0	0	0	0	0	0	0	0	0	0	0	0
0100	4	0	0	0	0	0	0	0	0	0	0	1	1	2	0	0	0	0	0	0	0	0	0	0	0	0	0	0	0	0
0200	4	0	0	0	0	0	0	0	0	0	0	0	1	2	0	1	0	0	0	0	0	0	0	0	0	0	0	0	0	0
0300	5	0	0	0	0	0	0	0	0	0	0	1	1	0	0	2	1	0	0	0	0	0	0	0	0	0	0	0	0	0
0400	2	0	0	0	0	0	0	0	0	0	0	0	0	1	1	0	0	0	0	0	0	0	0	0	0	0	0	0	0	0
0500	1	0	0	0	0	0	0	0	0	0	1	0	0	0	0	0	0	0	0	0	0	0	0	0	0	0	0	0	0	0
0600	1	0	0	0	0	0	0	0	0	0	0	0	1	0	0	0	0	0	0	0	0	0	0	0	0	0	0	0	0	0
0700	4	0	0	0	0	0	0	0	0	0	0	0	1	0	3	0	0	0	0	0	0	0	0	0	0	0	0	0	0	0
0800	5	0	0	0	0	0	0	0	0	0	0	0	0	2	1	1	1	0	0	0	0	0	0	0	0	0	0	0	0	0
0900	10	0	0	0	0	0	0	0	1	0	1	0	2	0	2	2	1	0	1	0	0	0	0	0	0	0	0	0	0	0
1000	**19**	**0**	**0**	**0**	**0**	**0**	**0**	**0**	**1**	**0**	**0**	**2**	**1**	**10**	**2**	**2**	**1**	**0**	**0**	**0**	**0**	**0**	**0**	**0**	**0**	**0**	**0**	**0**	**0**	**0**
1100	18	0	0	0	0	0	0	0	0	0	3	2	3	0	4	2	3	0	1	0	0	0	0	0	0	0	0	0	0	0
1200	**66**	**0**	**0**	**0**	**0**	**0**	**1**	**0**	**0**	**5**	**5**	**10**	**7**	**10**	**15**	**5**	**5**	**2**	**1**	**0**	**0**	**0**	**0**	**0**	**0**	**0**	**0**	**0**	**0**	**0**
1300	46	0	0	0	0	0	0	0	0	2	4	4	7	7	5	13	2	2	0	0	0	0	0	0	0	0	0	0	0	0
1400	29	0	0	0	0	0	1	1	0	0	4	0	1	4	6	8	3	1	0	0	0	0	0	0	0	0	0	0	0	0
1500	38	0	1	0	0	0	0	0	0	1	2	4	8	11	9	1	1	0	0	0	0	0	0	0	0	0	0	0	0	0
1600	21	0	0	0	1	0	0	0	0	0	2	2	5	2	6	1	0	1	1	0	0	0	0	0	0	0	0	0	0	0
1700	27	0	0	0	0	0	0	1	0	0	3	3	5	5	5	2	3	0	0	0	0	0	0	0	0	0	0	0	0	0
1800	13	0	0	0	0	0	0	0	0	2	0	1	2	3	4	1	0	0	0	0	0	0	0	0	0	0	0	0	0	0
1900	23	0	0	0	0	0	0	0	0	0	1	1	4	8	6	1	2	0	0	0	0	0	0	0	0	0	0	0	0	0
2000	6	0	0	0	0	0	0	0	1	0	0	0	2	2	0	0	0	1	0	0	0	0	0	0	0	0	0	0	0	0
2100	7	0	0	0	0	0	0	0	0	0	1	0	1	2	1	1	0	1	0	0	0	0	0	0	0	0	0	0	0	0
2200	6	0	0	0	0	0	0	0	0	0	0	0	2	0	1	3	0	0	0	0	0	0	0	0	0	0	0	0	0	0
2300	4	0	0	0	0	0	0	0	0	0	0	0	1	1	0	2	0	0	0	0	0	0	0	0	0	0	0	0	0	0
07-19	**296**	**0**	**1**	**0**	**1**	**0**	**2**	**2**	**2**	**10**	**24**	**28**	**42**	**54**	**62**	**38**	**20**	**6**	**4**	**0**	**0**	**0**	**0**	**0**	**0**	**0**	**0**	**0**	**0**	**0**
06-22	**333**	**0**	**1**	**0**	**1**	**0**	**2**	**2**	**3**	**10**	**26**	**29**	**50**	**66**	**69**	**40**	**22**	**8**	**4**	**0**	**0**	**0**	**0**	**0**	**0**	**0**	**0**	**0**	**0**	**0**
06-00	**343**	**0**	**1**	**0**	**1**	**0**	**2**	**2**	**3**	**10**	**26**	**29**	**53**	**67**	**70**	**45**	**22**	**8**	**4**	**0**	**0**	**0**	**0**	**0**	**0**	**0**	**0**	**0**	**0**	**0**
00-00	**362**	**0**	**1**	**0**	**1**	**0**	**3**	**2**	**3**	**10**	**27**	**31**	**56**	**74**	**71**	**48**	**23**	**8**	**4**	**0**	**0**	**0**	**0**	**0**	**0**	**0**	**0**	**0**	**0**	**0**

DRAFT

Site 24
Location L-4005-1, att t/junction sign, Lat 53.66331, Long -6.76538
Direction West

3279 / Meath/Cavan/Monaghan ATC's
October 2013
Automatic Traffic Count

Virtual Day (7)

Time	Total	Speed Bins (km/h)																											
		0 - 5	5 - 10	10 - 15	15 - 20	20 - 25	25 - 30	30 - 35	35 - 40	40 - 45	45 - 50	50 - 55	55 - 60	60 - 65	65 - 70	70 - 75	75 - 80	80 - 85	85 - 90	90 - 95	95 - 100	100 - 105	105 - 110	110 - 115	115 - 120	120 - 125	125 - 130	130 - 135	135 - 140
0000	3	0	0	0	0	0	0	0	0	0	0	0	1	1	0	0	0	0	0	0	0	0	0	0	0	0	0	0	0
0100	2	0	0	0	0	0	0	0	0	0	0	1	0	0	0	0	0	0	0	0	0	0	0	0	0	0	0	0	0
0200	1	0	0	0	0	0	0	0	0	0	0	0	0	0	0	0	0	0	0	0	0	0	0	0	0	0	0	0	0
0300	1	0	0	0	0	0	0	0	0	0	0	0	0	0	0	0	0	0	0	0	0	0	0	0	0	0	0	0	0
0400	1	0	0	0	0	0	0	0	0	0	0	0	0	0	0	0	0	0	0	0	0	0	0	0	0	0	0	0	0
0500	1	0	0	0	0	0	0	0	0	0	0	0	0	0	0	0	0	0	0	0	0	0	0	0	0	0	0	0	0
0600	7	0	0	0	0	0	0	0	0	0	1	0	2	1	1	1	1	0	0	0	0	0	0	0	0	0	0	0	0
0700	21	0	0	0	0	0	0	0	0	0	1	2	3	3	6	3	2	0	0	0	0	0	0	0	0	0	0	0	0
0800	34	0	0	0	0	0	0	0	0	1	1	2	3	7	8	7	2	0	0	0	0	0	0	0	0	0	0	0	0
0900	**45**	**0**	**0**	**0**	**0**	**0**	**0**	**0**	**1**	**1**	**4**	**4**	**9**	**8**	**9**	**5**	**3**	**1**	**0**	**0**	**0**	**0**	**0**	**0**	**0**	**0**	**0**	**0**	**0**
1000	27	0	0	0	0	0	0	0	0	1	1	3	4	6	5	3	2	1	0	0	0	0	0	0	0	0	0	0	0
1100	28	0	0	0	0	0	0	0	0	1	3	3	4	5	6	3	1	0	0	0	0	0	0	0	0	0	0	0	0
1200	37	0	0	0	0	1	1	0	0	1	3	4	6	8	7	3	2	0	0	0	0	0	0	0	0	0	0	0	0
1300	29	0	0	0	0	0	0	0	1	1	1	3	5	7	5	4	1	1	0	0	0	0	0	0	0	0	0	0	0
1400	33	0	0	0	0	0	0	0	0	1	2	4	7	7	6	4	2	0	0	0	0	0	0	0	0	0	0	0	0
1500	**40**	**0**	**0**	**0**	**0**	**0**	**0**	**0**	**0**	**2**	**4**	**5**	**8**	**9**	**5**	**3**	**2**	**1**	**0**	**0**	**0**	**0**	**0**	**0**	**0**	**0**	**0**	**0**	**0**
1600	32	0	0	0	0	0	0	0	1	1	2	4	5	6	6	4	1	1	0	0	0	0	0	0	0	0	0	0	0
1700	31	0	0	0	0	0	0	0	0	0	3	3	6	9	5	3	1	0	0	0	0	0	0	0	0	0	0	0	0
1800	24	0	0	0	0	0	0	0	0	1	1	2	3	7	4	4	1	1	0	0	0	0	0	0	0	0	0	0	0
1900	26	0	0	0	0	0	0	1	0	1	2	3	3	7	3	4	1	1	0	0	0	0	0	0	0	0	0	0	0
2000	14	0	0	0	0	0	0	0	0	1	1	2	3	3	2	2	1	0	0	0	0	0	0	0	0	0	0	0	0
2100	12	0	0	0	0	0	0	0	0	0	1	1	3	2	2	1	0	1	0	0	0	0	0	0	0	0	0	0	0
2200	7	0	0	0	0	0	0	0	0	0	1	1	1	0	1	1	0	1	0	0	0	0	0	0	0	0	0	0	0
2300	2	0	0	0	0	0	0	0	0	0	0	0	0	1	0	1	0	0	0	0	0	0	0	0	0	0	0	0	0
07-19	**381**	**0**	**0**	**1**	**1**	**2**	**2**	**2**	**5**	**12**	**26**	**39**	**64**	**82**	**72**	**46**	**19**	**7**	**1**	**0**	**0**	**0**	**0**	**0**	**0**	**0**	**0**	**0**	**0**
06-22	**439**	**0**	**0**	**1**	**1**	**2**	**2**	**3**	**5**	**14**	**30**	**46**	**74**	**94**	**80**	**54**	**22**	**9**	**2**	**0**	**0**	**0**	**0**	**0**	**0**	**0**	**0**	**0**	**0**
06-00	**448**	**0**	**0**	**1**	**1**	**2**	**2**	**3**	**5**	**14**	**31**	**47**	**76**	**95**	**82**	**56**	**22**	**9**	**2**	**0**	**0**	**0**	**0**	**0**	**0**	**0**	**0**	**0**	**0**
00-00	**458**	**0**	**0**	**1**	**1**	**2**	**2**	**3**	**6**	**14**	**32**	**48**	**77**	**97**	**83**	**56**	**23**	**10**	**2**	**0**	**0**	**0**	**0**	**0**	**0**	**0**	**0**	**0**	**0**

DRAFT

Site 24
Location L-4005-1, att t/junction sign, Lat 53.66331, Long -6.76538
Direction West

3279 / Meath/Cavan/Monaghan ATC's
October 2013
Automatic Traffic Count

Virtual Week (1)

Time	Total	Speed Bins (km/h)																											
		0 - 5	5 - 10	10 - 15	15 - 20	20 - 25	25 - 30	30 - 35	35 - 40	40 - 45	45 - 50	50 - 55	55 - 60	60 - 65	65 - 70	70 - 75	75 - 80	80 - 85	85 - 90	90 - 95	95 - 100	100 - 105	105 - 110	110 - 115	115 - 120	120 - 125	125 - 130	130 - 135	135 - 140
Mon	474	0	0	4	1	1	2	5	3	13	32	70	78	109	77	52	22	5	0	0	0	0	0	0	0	0	0	0	0
Tue	473	0	0	1	2	1	1	2	8	23	37	58	81	98	85	48	18	8	2	0	0	0	0	0	0	0	0	0	0
Wed	481	0	1	1	0	3	2	1	6	16	38	42	87	94	87	61	29	11	2	0	0	0	0	0	0	0	0	0	0
Thu	467	0	0	1	1	3	4	2	2	10	30	60	85	100	86	58	18	5	2	0	0	0	0	0	0	0	0	0	0
Fri	507	0	0	0	1	1	2	4	12	14	27	41	91	112	93	73	22	13	0	1	0	0	0	0	0	0	0	0	0
|Sat	440	0	0	2	1	6	3	4	5	14	32	36	64	95	80	52	26	17	3	0	0	0	0	0	0	0	0	0	0
|Sun	362	0	1	0	1	0	3	2	3	10	27	31	56	74	71	48	23	8	4	0	0	0	0	0	0	0	0	0	0
5 Day Ave.	**480**	**0**	**0**	**1**	**1**	**2**	**2**	**3**	**6**	**15**	**33**	**54**	**84**	**103**	**86**	**58**	**22**	**8**	**1**	**0**	**0**	**0**	**0**	**0**	**0**	**0**	**0**	**0**	**0**
7 Day Ave.	**458**	**0**	**0**	**1**	**1**	**2**	**2**	**3**	**6**	**14**	**32**	**48**	**77**	**97**	**83**	**56**	**23**	**10**	**2**	**0**	**0**	**0**	**0**	**0**	**0**	**0**	**0**	**0**	**0**
--	**3204**	**0**	**2**	**9**	**7**	**15**	**17**	**20**	**39**	**100**	**223**	**338**	**542**	**682**	**579**	**392**	**158**	**67**	**13**	**1**	**0**	**0**	**0**	**0**	**0**	**0**	**0**	**0**	**0**

Summary Graphs

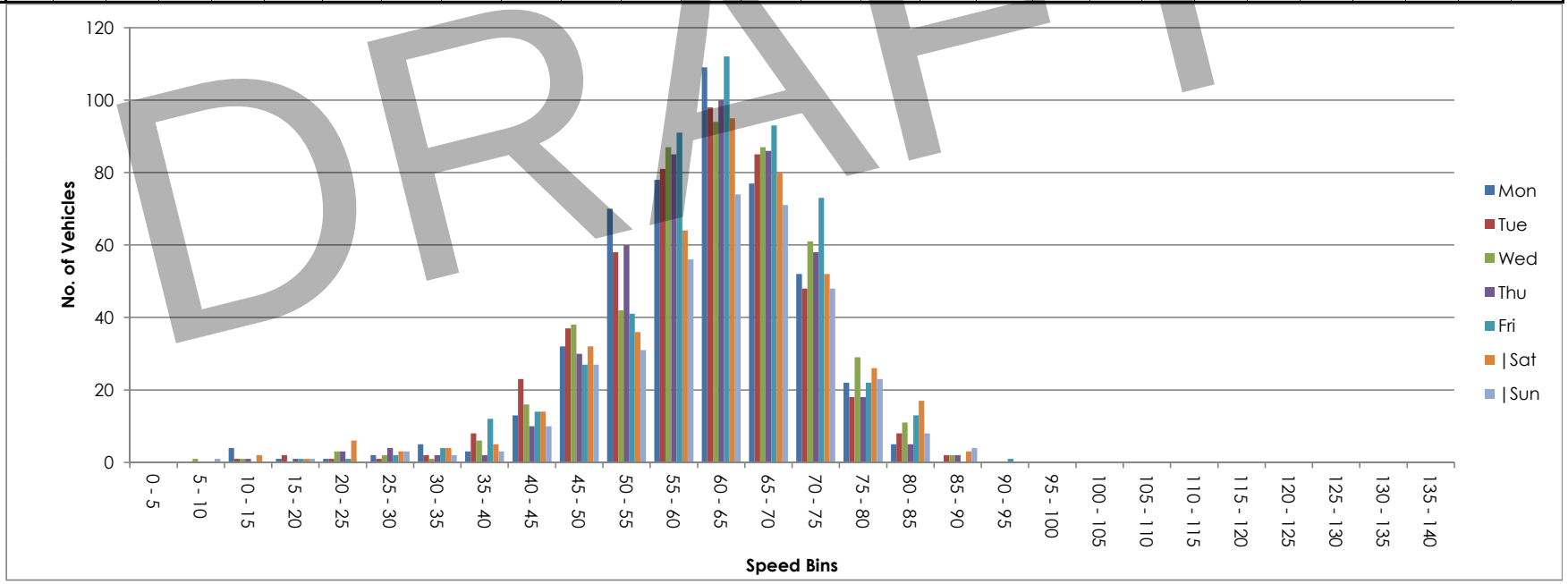

DRAFT

Site 24
Location L-4005-1, att t/junction sign, Lat 53.66331, Long -6.76538
Direction Two way

3279 / Meath/Cavan/Monaghan ATC's
October 2013
Automatic Traffic Count

Mon, 7 October 2013

Time	Total	Classification												>PSL	>PSL%	>SL1	>SL1%	>SL2	>SL2%	Mean	Vpp
		1 MCL	2 SV	3 SVT	4 TB2	5 TB3	6 T4	7 ART3	8 ART4	9 ART5	10 ART6	11 BD	12 DRT	80	80	85 +5kph	85 +5kph	90 +10kph	90 +10kph		85
0000	9	0	8	0	1	0	0	0	0	0	0	0	0	0	0	0	0	0	0	64.6	-
0100	3	0	2	0	1	0	0	0	0	0	0	0	0	0	0	0	0	0	0	56.2	-
0200	2	0	2	0	0	0	0	0	0	0	0	0	0	0	0	0	0	0	0	63.2	-
0300	4	0	4	0	0	0	0	0	0	0	0	0	0	0	0	0	0	0	0	60	-
0400	3	0	2	0	1	0	0	0	0	0	0	0	0	0	0	0	0	0	0	54.2	-
0500	5	1	4	0	0	0	0	0	0	0	0	0	0	0	0	0	0	0	0	52.6	-
0600	9	0	6	0	3	0	0	0	0	0	0	0	0	0	0	0	0	0	0	63.5	-
0700	43	0	35	1	6	0	0	1	0	0	0	0	0	1	2.3	0	0	0	0	64.5	73.8
0800	66	0	54	1	11	0	0	0	0	0	0	0	0	4	6.1	2	3	0	0	65.9	74.9
0900	**91**	**0**	**77**	**1**	**10**	**0**	**0**	**0**	**1**	**0**	**2**	**0**	**0**	**6**	**6.6**	**2**	**2.2**	**0**	**0**	**64.1**	**73.1**
1000	58	0	49	1	5	1	0	1	1	0	0	0	0	4	6.9	1	1.7	1	1.7	64.4	74.9
1100	60	2	47	4	7	0	0	0	0	0	0	0	0	3	5	0	0	0	0	58.4	72.7
1200	61	0	50	3	6	1	0	0	1	0	0	0	0	2	3.3	1	1.6	1	1.6	64.3	73.8
1300	50	0	45	0	4	1	0	0	0	0	0	0	0	5	10	4	8	1	2	65.8	77.8
1400	65	0	58	1	6	0	0	0	0	0	0	0	0	4	6.2	0	0	0	0	64.8	76.7
1500	**81**	**0**	**69**	**3**	**9**	**0**	**0**	**0**	**0**	**0**	**0**	**0**	**0**	**5**	**6.2**	**3**	**3.7**	**0**	**0**	**61.2**	**71.3**
1600	64	3	47	0	13	0	0	0	1	0	0	0	0	0	0	0	0	0	0	60.4	72.4
1700	80	0	74	1	4	0	0	0	0	1	0	0	0	5	6.3	2	2.5	1	1.3	65.8	75.2
1800	56	0	49	1	6	0	0	0	0	0	0	0	0	6	10.7	4	7.1	0	0	66.8	76.7
1900	64	0	57	0	7	0	0	0	0	0	0	0	0	6	9.4	1	1.6	1	1.6	64.9	76.3
2000	37	0	36	0	1	0	0	0	0	0	0	0	0	4	10.8	0	0	0	0	65.2	74.9
2100	28	0	25	0	3	0	0	0	0	0	0	0	0	1	3.6	0	0	0	0	62.7	71.6
2200	16	0	16	0	0	0	0	0	0	0	0	0	0	2	12.5	1	6.3	1	6.3	63.3	69.5
2300	7	0	7	0	0	0	0	0	0	0	0	0	0	0	0	0	0	0	0	67.2	-
07-19	**775**	**5**	**654**	**17**	**87**	**3**	**0**	**2**	**4**	**1**	**2**	**0**	**0**	**45**	**5.8**	**19**	**2.5**	**4**	**0.5**	**63.8**	**74.2**
06-22	**913**	**5**	**778**	**17**	**101**	**3**	**0**	**2**	**4**	**1**	**2**	**0**	**0**	**56**	**6.1**	**20**	**2.2**	**5**	**0.5**	**63.9**	**74.9**
06-00	**936**	**5**	**801**	**17**	**101**	**3**	**0**	**2**	**4**	**1**	**2**	**0**	**0**	**58**	**6.2**	**21**	**2.2**	**6**	**0.6**	**63.9**	**74.9**
00-00	**962**	**6**	**823**	**17**	**104**	**3**	**0**	**2**	**4**	**1**	**2**	**0**	**0**	**58**	**6**	**21**	**2.2**	**6**	**0.6**	**63.8**	**74.5**

DRAFT

Site 24
Location L-4005-1, att t/junction sign, Lat 53.66331, Long -6.76538
Direction Two way

3279 / Meath/Cavan/Monaghan ATC's
October 2013
Automatic Traffic Count

Tue, 8 October 2013

Time	Total	Classification												>PSL	>PSL%	>SL1	>SL1%	>SL2	>SL2%	Mean	Vpp
		1 MCL	2 SV	3 SVT	4 TB2	5 TB3	6 T4	7 ART3	8 ART4	9 ART5	10 ART6	11 BD	12 DRT	80	80	85 +5kph	85 +5kph	90 +10kph	90 +10kph		85
0000	6	0	6	0	0	0	0	0	0	0	0	0	0	0	0	0	0	0	0	54.2	-
0100	3	0	3	0	0	0	0	0	0	0	0	0	0	0	0	0	0	0	0	61.5	-
0200	0	0	0	0	0	0	0	0	0	0	0	0	0	0	0	0	0	0	0	-	-
0300	1	0	1	0	0	0	0	0	0	0	0	0	0	0	0	0	0	0	0	62.1	-
0400	2	0	2	0	0	0	0	0	0	0	0	0	0	0	0	0	0	0	0	57.8	-
0500	2	0	1	0	1	0	0	0	0	0	0	0	0	0	0	0	0	0	0	66.4	-
0600	13	0	9	1	1	0	2	0	0	0	0	0	0	0	0	0	0	0	0	59.2	70.9
0700	31	0	23	1	5	0	2	0	0	0	0	0	0	0	0	0	0	0	0	62.6	69.8
0800	81	2	67	0	12	0	0	0	0	0	0	0	0	4	4.9	3	3.7	1	1.2	65.8	74.2
0900	**86**	**0**	**72**	**3**	**11**	**0**	**0**	**0**	**0**	**0**	**0**	**0**	**0**	**3**	**3.5**	**0**	**0**	**0**	**0**	**63**	**72.7**
1000	57	2	41	1	13	0	0	0	0	0	0	0	0	3	5.3	1	1.8	0	0	60.6	70.9
1100	66	3	51	0	11	0	1	0	0	0	0	0	0	3	4.5	0	0	0	0	62	72.7
1200	73	1	64	0	5	0	3	0	0	0	0	0	0	6	8.2	4	5.5	3	4.1	60.7	74.2
1300	59	4	49	1	4	0	1	0	0	0	0	0	0	5	8.5	2	3.4	1	1.7	63	77
1400	85	1	73	0	8	0	3	0	0	0	0	0	0	3	3.5	1	1.2	0	0	63.1	73.4
1500	76	0	64	0	8	1	2	0	0	1	0	0	0	4	5.3	1	1.3	0	0	61.6	72
1600	83	1	73	1	6	0	0	0	0	1	1	0	0	4	4.8	2	2.4	0	0	64.5	76.7
1700	**95**	**1**	**87**	**0**	**7**	**0**	**0**	**0**	**0**	**0**	**0**	**0**	**0**	**8**	**8.4**	**2**	**2.1**	**0**	**0**	**62.2**	**74.2**
1800	78	0	74	0	4	0	0	0	0	0	0	0	0	7	9	2	2.6	1	1.3	67.5	76.3
1900	47	0	42	1	4	0	0	0	0	0	0	0	0	6	12.8	3	6.4	1	2.1	64.6	77.8
2000	35	1	28	0	6	0	0	0	0	0	0	0	0	6	17.1	4	11.4	0	0	68.8	82.8
2100	22	0	20	0	2	0	0	0	0	0	0	0	0	1	4.5	0	0	0	0	65.5	70.6
2200	18	0	17	0	1	0	0	0	0	0	0	0	0	2	11.1	1	5.6	1	5.6	69	78.1
2300	9	0	9	0	0	0	0	0	0	0	0	0	0	1	11.1	0	0	0	0	62.6	-
07-19	**870**	**15**	**738**	**7**	**94**	**1**	**12**	**0**	**0**	**2**	**1**	**0**	**0**	**50**	**5.7**	**18**	**2.1**	**6**	**0.7**	**63.2**	**74.2**
06-22	**987**	**16**	**837**	**9**	**107**	**1**	**14**	**0**	**0**	**2**	**1**	**0**	**0**	**63**	**6.4**	**25**	**2.5**	**7**	**0.7**	**63.4**	**74.9**
06-00	**1014**	**16**	**863**	**9**	**108**	**1**	**14**	**0**	**0**	**2**	**1**	**0**	**0**	**66**	**6.5**	**26**	**2.6**	**8**	**0.8**	**63.5**	**74.9**
00-00	**1028**	**16**	**876**	**9**	**109**	**1**	**14**	**0**	**0**	**2**	**1**	**0**	**0**	**66**	**6.4**	**26**	**2.5**	**8**	**0.8**	**63.5**	**74.9**

DRAFT

Site 24
Location L-4005-1, att t/junction sign, Lat 53.66331, Long -6.76538
Direction Two way

3279 / Meath/Cavan/Monaghan ATC's
October 2013
Automatic Traffic Count

Wed, 9 October 2013

Time	Total	Classification												>PSL	>PSL%	>SL1	>SL1%	>SL2	>SL2%	Mean	Vpp
		1 MCL	2 SV	3 SVT	4 TB2	5 TB3	6 T4	7 ART3	8 ART4	9 ART5	10 ART6	11 BD	12 DRT	80	80	85 +5kph	85 +5kph	90 +10kph	90 +10kph		85
0000	8	0	8	0	0	0	0	0	0	0	0	0	0	0	0	0	0	0	0	60.9	-
0100	2	0	1	0	1	0	0	0	0	0	0	0	0	0	0	0	0	0	0	72.1	-
0200	0	0	0	0	0	0	0	0	0	0	0	0	0	0	0	0	0	0	0	-	-
0300	0	0	0	0	0	0	0	0	0	0	0	0	0	0	0	0	0	0	0	-	-
0400	1	0	1	0	0	0	0	0	0	0	0	0	0	0	0	0	0	0	0	63.7	-
0500	4	1	3	0	0	0	0	0	0	0	0	0	0	0	0	0	0	0	0	47.5	-
0600	10	0	8	0	2	0	0	0	0	0	0	0	0	2	20	0	0	0	0	64.3	-
0700	34	0	26	0	7	1	0	0	0	0	0	0	0	3	8.8	1	2.9	0	0	64.9	74.2
0800	60	0	49	1	9	0	0	0	1	0	0	0	0	3	5	0	0	0	0	68	76.7
0900	**92**	**0**	**81**	**2**	**7**	**0**	**0**	**0**	**2**	**0**	**0**	**0**	**0**	**4**	**4.3**	**2**	**2.2**	**1**	**1.1**	**65.6**	**74.9**
1000	47	0	43	0	4	0	0	0	0	0	0	0	0	8	17	3	6.4	1	2.1	68.4	79.9
1100	55	1	44	1	8	0	0	0	0	0	1	0	0	1	1.8	0	0	0	0	61.9	70.6
1200	60	1	50	1	7	0	0	1	0	0	0	0	0	5	8.3	3	5	1	1.7	62.3	77
1300	62	1	51	1	9	0	0	0	0	0	0	0	0	5	8.1	4	6.5	1	1.6	64.8	76.3
1400	65	1	58	1	5	0	0	0	0	0	0	0	0	3	4.6	0	0	0	0	62.1	72.7
1500	81	0	71	0	10	0	0	0	0	0	0	0	0	7	8.6	0	0	0	0	63.1	76.7
1600	90	1	74	1	14	0	0	0	0	0	0	0	0	4	4.4	1	1.1	0	0	61.6	72
1700	**96**	**2**	**87**	**2**	**5**	**0**	**0**	**0**	**0**	**0**	**0**	**0**	**0**	**3**	**3.1**	**1**	**1**	**0**	**0**	**63.2**	**76.3**
1800	70	0	64	0	6	0	0	0	0	0	0	0	0	13	18.6	4	5.7	2	2.9	70.5	82.1
1900	62	0	56	2	4	0	0	0	0	0	0	0	0	7	11.3	0	0	0	0	64.6	77.8
2000	35	1	32	0	2	0	0	0	0	0	0	0	0	1	2.9	0	0	0	0	64.3	74.9
2100	25	0	23	0	1	0	0	1	0	0	0	0	0	4	16	3	12	0	0	67.6	79.2
2200	17	0	16	0	1	0	0	0	0	0	0	0	0	3	17.6	1	5.9	0	0	65.3	78.8
2300	4	0	3	0	1	0	0	0	0	0	0	0	0	0	0	0	0	0	0	64.4	-
07-19	**812**	**7**	**698**	**10**	**91**	**1**	**0**	**1**	**3**	**0**	**1**	**0**	**0**	**59**	**7.3**	**19**	**2.3**	**6**	**0.7**	**64.5**	**76.3**
06-22	**944**	**8**	**817**	**12**	**100**	**1**	**0**	**2**	**3**	**0**	**1**	**0**	**0**	**73**	**7.7**	**22**	**2.3**	**6**	**0.6**	**64.6**	**76.3**
06-00	**965**	**8**	**836**	**12**	**102**	**1**	**0**	**2**	**3**	**0**	**1**	**0**	**0**	**76**	**7.9**	**23**	**2.4**	**6**	**0.6**	**64.6**	**76.3**
00-00	**980**	**9**	**849**	**12**	**103**	**1**	**0**	**2**	**3**	**0**	**1**	**0**	**0**	**76**	**7.8**	**23**	**2.3**	**6**	**0.6**	**64.5**	**76.3**

DRAFT

Site 24
Location L-4005-1, att t/junction sign, Lat 53.66331, Long -6.76538
Direction Two way

3279 / Meath/Cavan/Monaghan ATC's
October 2013
Automatic Traffic Count

Thu, 10 October 2013

Time	Total	Classification												>PSL	>PSL%	>SL1	>SL1%	>SL2	>SL2%	Mean	Vpp
		1 MCL	2 SV	3 SVT	4 TB2	5 TB3	6 T4	7 ART3	8 ART4	9 ART5	10 ART6	11 BD	12 DRT	80	80	85 +5kph	85 +5kph	90 +10kph	90 +10kph		85
0000	5	0	5	0	0	0	0	0	0	0	0	0	0	0	0	0	0	0	0	65.8	-
0100	3	0	3	0	0	0	0	0	0	0	0	0	0	0	0	0	0	0	0	71.8	-
0200	1	0	1	0	0	0	0	0	0	0	0	0	0	0	0	0	0	0	0	58	-
0300	0	0	0	0	0	0	0	0	0	0	0	0	0	0	0	0	0	0	0	-	-
0400	3	0	3	0	0	0	0	0	0	0	0	0	0	1	33.3	1	33.3	0	0	64.5	-
0500	4	0	4	0	0	0	0	0	0	0	0	0	0	0	0	0	0	0	0	73.1	-
0600	13	0	11	0	2	0	0	0	0	0	0	0	0	2	15.4	0	0	0	0	64.5	72
0700	44	0	36	0	8	0	0	0	0	0	0	0	0	2	4.5	1	2.3	1	2.3	67.3	73.8
0800	60	2	52	0	6	0	0	0	0	0	0	0	0	1	1.7	0	0	0	0	64.3	73.1
0900	**92**	**1**	**79**	**0**	**11**	**0**	**0**	**0**	**0**	**0**	**1**	**0**	**0**	**1**	**1.1**	**1**	**1.1**	**0**	**0**	**61.4**	**69.5**
1000	67	2	54	2	8	0	0	0	1	0	0	0	0	1	1.5	0	0	0	0	60.3	71.3
1100	61	1	50	2	8	0	0	0	0	0	0	0	0	2	3.3	0	0	0	0	61.4	70.2
1200	64	1	53	0	10	0	0	0	0	0	0	0	0	2	3.1	0	0	0	0	62.8	72.4
1300	50	2	41	1	5	1	0	0	0	0	0	0	0	6	12	1	2	0	0	65.2	78.5
1400	69	2	62	0	5	0	0	0	0	0	0	0	0	10	14.5	4	5.8	3	4.3	66.4	78.5
1500	78	3	69	0	6	0	0	0	0	0	0	0	0	3	3.8	2	2.6	0	0	64.6	74.5
1600	79	1	66	1	11	0	0	0	0	0	0	0	0	9	11.4	5	6.3	2	2.5	67	77.4
1700	**90**	**1**	**77**	**4**	**8**	**0**	**0**	**0**	**0**	**0**	**0**	**0**	**0**	**15**	**16.7**	**10**	**11.1**	**4**	**4.4**	**67.1**	**81.7**
1800	60	0	52	2	5	0	0	0	1	0	0	0	0	6	10	2	3.3	1	1.7	67.4	79.6
1900	65	0	62	0	3	0	0	0	0	0	0	0	0	5	7.7	1	1.5	1	1.5	65.8	76
2000	38	0	35	0	3	0	0	0	0	0	0	0	0	4	10.5	2	5.3	1	2.6	64.4	72.4
2100	32	0	26	0	6	0	0	0	0	0	0	0	0	1	3.1	1	3.1	0	0	61.2	65.9
2200	18	0	17	0	1	0	0	0	0	0	0	0	0	1	5.6	1	5.6	1	5.6	68.2	74.2
2300	7	0	7	0	0	0	0	0	0	0	0	0	0	0	0	0	0	0	0	63	-
07-19	**814**	**16**	**691**	**12**	**91**	**1**	**0**	**0**	**2**	**0**	**1**	**0**	**0**	**58**	**7.1**	**26**	**3.2**	**11**	**1.4**	**64.5**	**75.2**
06-22	**962**	**16**	**825**	**12**	**105**	**1**	**0**	**0**	**2**	**0**	**1**	**0**	**0**	**70**	**7.3**	**30**	**3.1**	**13**	**1.4**	**64.5**	**75.2**
06-00	**987**	**16**	**849**	**12**	**106**	**1**	**0**	**0**	**2**	**0**	**1**	**0**	**0**	**71**	**7.2**	**31**	**3.1**	**14**	**1.4**	**64.6**	**75.2**
00-00	**1003**	**16**	**865**	**12**	**106**	**1**	**0**	**0**	**2**	**0**	**1**	**0**	**0**	**72**	**7.2**	**32**	**3.2**	**14**	**1.4**	**64.6**	**75.2**

DRAFT

Site 24
Location L-4005-1, att t/junction sign, Lat 53.66331, Long -6.76538
Direction Two way

3279 / Meath/Cavan/Monaghan ATC's
October 2013
Automatic Traffic Count

Fri, 11 October 2013

Time	Total	Classification												>PSL	>PSL%	>SL1	>SL1%	>SL2	>SL2%	Mean	Vpp
		1 MCL	2 SV	3 SVT	4 TB2	5 TB3	6 T4	7 ART3	8 ART4	9 ART5	10 ART6	11 BD	12 DRT	80	80	85 +5kph	85 +5kph	90 +10kph	90 +10kph		85
0000	4	0	4	0	0	0	0	0	0	0	0	0	0	0	0	0	0	0	0	60.4	-
0100	0	0	0	0	0	0	0	0	0	0	0	0	0	0	0	0	0	0	0	-	-
0200	0	0	0	0	0	0	0	0	0	0	0	0	0	0	0	0	0	0	0	-	-
0300	1	0	1	0	0	0	0	0	0	0	0	0	0	0	0	0	0	0	0	73.4	-
0400	3	0	2	0	1	0	0	0	0	0	0	0	0	0	0	0	0	0	0	59	-
0500	2	0	1	0	1	0	0	0	0	0	0	0	0	0	0	0	0	0	0	56.9	-
0600	10	0	8	0	2	0	0	0	0	0	0	0	0	0	0	0	0	0	0	66.1	-
0700	38	0	35	0	3	0	0	0	0	0	0	0	0	5	13.2	1	2.6	0	0	71	77.8
0800	61	0	53	0	8	0	0	0	0	0	0	0	0	7	11.5	2	3.3	0	0	67.9	75.2
0900	**79**	**0**	**70**	**0**	**9**	**0**	**0**	**0**	**0**	**0**	**0**	**0**	**0**	**3**	**3.8**	**1**	**1.3**	**0**	**0**	**63.4**	**72.7**
1000	47	1	40	2	4	0	0	0	0	0	0	0	0	1	2.1	0	0	0	0	62	71.3
1100	54	2	42	4	6	0	0	0	0	0	0	0	0	5	9.3	2	3.7	2	3.7	63.7	74.5
1200	84	1	68	6	7	0	0	0	1	0	1	0	0	2	2.4	1	1.2	0	0	63	72.4
1300	75	0	62	1	10	0	0	0	0	1	1	0	0	4	5.3	2	2.7	1	1.3	64.5	74.5
1400	83	0	74	0	7	0	0	0	1	1	0	0	0	4	4.8	1	1.2	1	1.2	63	73.1
1500	**99**	**2**	**86**	**0**	**9**	**0**	**1**	**1**	**0**	**0**	**0**	**0**	**0**	**9**	**9.1**	**4**	**4**	**2**	**2**	**66.2**	**76.3**
1600	79	2	70	1	6	0	0	0	0	0	0	0	0	12	15.2	5	6.3	2	2.5	68.3	79.2
1700	75	0	68	1	4	1	0	0	1	0	0	0	0	5	6.7	1	1.3	1	1.3	65.4	76.3
1800	68	0	63	1	4	0	0	0	0	0	0	0	0	6	8.8	3	4.4	1	1.5	66	74.2
1900	58	0	55	1	2	0	0	0	0	0	0	0	0	3	5.2	2	3.4	1	1.7	63.2	72
2000	44	0	39	0	5	0	0	0	0	0	0	0	0	2	4.5	0	0	0	0	58.3	68.4
2100	50	0	49	0	1	0	0	0	0	0	0	0	0	5	10	2	4	1	2	65.2	74.9
2200	18	0	17	0	1	0	0	0	0	0	0	0	0	2	11.1	1	5.6	0	0	65.8	74.2
2300	9	0	9	0	0	0	0	0	0	0	0	0	0	0	0	0	0	0	0	63.3	-
07-19	**842**	**8**	**731**	**16**	**77**	**1**	**1**	**1**	**3**	**2**	**2**	**0**	**0**	**63**	**7.5**	**23**	**2.7**	**10**	**1.2**	**65.2**	**75.2**
06-22	**1004**	**8**	**882**	**17**	**87**	**1**	**1**	**1**	**3**	**2**	**2**	**0**	**0**	**73**	**7.3**	**27**	**2.7**	**12**	**1.2**	**64.8**	**74.9**
06-00	**1031**	**8**	**908**	**17**	**88**	**1**	**1**	**1**	**3**	**2**	**2**	**0**	**0**	**75**	**7.3**	**28**	**2.7**	**12**	**1.2**	**64.8**	**74.9**
00-00	**1041**	**8**	**916**	**17**	**90**	**1**	**1**	**1**	**3**	**2**	**2**	**0**	**0**	**75**	**7.2**	**28**	**2.7**	**12**	**1.2**	**64.8**	**74.9**

DRAFT

Site 24
Location L-4005-1, att t/junction sign, Lat 53.66331, Long -6.76538
Direction Two way

3279 / Meath/Cavan/Monaghan ATC's
October 2013
Automatic Traffic Count

Sat, 12 October 2013

Time	Total	Classification												>PSL	>PSL%	>SL1	>SL1%	>SL2	>SL2%	Mean	Vpp
		1 MCL	2 SV	3 SVT	4 TB2	5 TB3	6 T4	7 ART3	8 ART4	9 ART5	10 ART6	11 BD	12 DRT	80	80	85 +5kph	85 +5kph	90 +10kph	90 +10kph		85
0000	7	0	7	0	0	0	0	0	0	0	0	0	0	2	28.6	0	0	0	0	72.9	-
0100	9	0	9	0	0	0	0	0	0	0	0	0	0	0	0	0	0	0	0	62.6	-
0200	3	0	3	0	0	0	0	0	0	0	0	0	0	0	0	0	0	0	0	65.3	-
0300	7	0	6	0	1	0	0	0	0	0	0	0	0	2	28.6	2	28.6	1	14.3	71.2	-
0400	5	0	5	0	0	0	0	0	0	0	0	0	0	0	0	0	0	0	0	60.2	-
0500	3	0	3	0	0	0	0	0	0	0	0	0	0	0	0	0	0	0	0	65.9	-
0600	3	0	3	0	0	0	0	0	0	0	0	0	0	1	33.3	1	33.3	0	0	78.2	-
0700	16	0	15	0	1	0	0	0	0	0	0	0	0	1	6.3	0	0	0	0	67.2	79.2
0800	33	2	26	0	5	0	0	0	0	0	0	0	0	2	6.1	1	3	0	0	63.2	74.9
0900	49	0	39	2	6	0	0	0	2	0	0	0	0	1	2	0	0	0	0	64	72.4
1000	49	1	44	1	3	0	0	0	0	0	0	0	0	0	0	0	0	0	0	62.4	72
1100	**62**	**2**	**51**	**4**	**4**	**0**	**0**	**0**	**1**	**0**	**0**	**0**	**0**	**5**	**8.1**	**2**	**3.2**	**0**	**0**	**62.1**	**74.2**
1200	88	6	75	1	3	0	1	0	2	0	0	0	0	6	6.8	2	2.3	1	1.1	61.5	75.6
1300	74	2	66	3	3	0	0	0	0	0	0	0	0	11	14.9	5	6.8	2	2.7	66.2	79.2
1400	**90**	**1**	**78**	**4**	**6**	**0**	**0**	**0**	**1**	**0**	**0**	**0**	**0**	**10**	**11.1**	**2**	**2.2**	**1**	**1.1**	**65.3**	**74.9**
1500	74	0	69	1	3	0	0	0	1	0	0	0	0	10	13.5	1	1.4	0	0	67.9	79.6
1600	62	2	57	0	3	0	0	0	0	0	0	0	0	6	9.7	3	4.8	0	0	64.4	76
1700	81	1	74	1	5	0	0	0	0	0	0	0	0	6	7.4	3	3.7	1	1.2	63.1	76
1800	75	1	70	1	3	0	0	0	0	0	0	0	0	5	6.7	2	2.7	1	1.3	65.3	76
1900	52	0	46	0	5	1	0	0	0	0	0	0	0	6	11.5	0	0	0	0	66.8	77.8
2000	43	1	37	0	5	0	0	0	0	0	0	0	0	5	11.6	2	4.7	1	2.3	65.8	77.4
2100	26	0	24	0	2	0	0	0	0	0	0	0	0	2	7.7	0	0	0	0	57.8	72
2200	20	1	18	0	1	0	0	0	0	0	0	0	0	1	5	0	0	0	0	66.5	76
2300	4	0	2	0	2	0	0	0	0	0	0	0	0	1	25	0	0	0	0	75.5	-
07-19	**753**	**18**	**664**	**18**	**45**	**0**	**1**	**0**	**7**	**0**	**0**	**0**	**0**	**63**	**8.4**	**21**	**2.8**	**6**	**0.8**	**64.3**	**76**
06-22	**877**	**19**	**774**	**18**	**57**	**1**	**1**	**0**	**7**	**0**	**0**	**0**	**0**	**77**	**8.8**	**24**	**2.7**	**7**	**0.8**	**64.4**	**76.3**
06-00	**901**	**20**	**794**	**18**	**60**	**1**	**1**	**0**	**7**	**0**	**0**	**0**	**0**	**79**	**8.8**	**24**	**2.7**	**7**	**0.8**	**64.5**	**76.3**
00-00	**935**	**20**	**827**	**18**	**61**	**1**	**1**	**0**	**7**	**0**	**0**	**0**	**0**	**83**	**8.9**	**26**	**2.8**	**8**	**0.9**	**64.6**	**76.3**

DRAFT

Site 24
Location L-4005-1, att t/junction sign, Lat 53.66331, Long -6.76538
Direction Two way

3279 / Meath/Cavan/Monaghan ATC's
October 2013
Automatic Traffic Count

Sun, 13 October 2013

Time	Total	Classification												>PSL	>PSL%	>SL1	>SL1%	>SL2	>SL2%	Mean	Vpp
		1 MCL	2 SV	3 SVT	4 TB2	5 TB3	6 T4	7 ART3	8 ART4	9 ART5	10 ART6	11 BD	12 DRT	80	80	85 +5kph	85 +5kph	90 +10kph	90 +10kph		85
0000	8	1	6	0	1	0	0	0	0	0	0	0	0	0	0	0	0	0	0	58.3	-
0100	16	0	14	0	2	0	0	0	0	0	0	0	0	2	12.5	1	6.3	0	0	70.1	79.6
0200	5	0	3	0	2	0	0	0	0	0	0	0	0	0	0	0	0	0	0	65.5	-
0300	10	0	10	0	0	0	0	0	0	0	0	0	0	0	0	0	0	0	0	66.5	-
0400	3	0	3	0	0	0	0	0	0	0	0	0	0	0	0	0	0	0	0	68.8	-
0500	4	0	4	0	0	0	0	0	0	0	0	0	0	1	25	0	0	0	0	67.8	-
0600	3	0	3	0	0	0	0	0	0	0	0	0	0	0	0	0	0	0	0	69.2	-
0700	6	0	5	0	1	0	0	0	0	0	0	0	0	0	0	0	0	0	0	65.2	-
0800	9	0	8	1	0	0	0	0	0	0	0	0	0	0	0	0	0	0	0	63	-
0900	20	0	17	0	3	0	0	0	0	0	0	0	0	3	15	2	10	0	0	66.3	79.2
1000	29	0	29	0	0	0	0	0	0	0	0	0	0	3	10.3	1	3.4	0	0	64.2	76.7
1100	**61**	**2**	**56**	**1**	**2**	**0**	**0**	**0**	**0**	**0**	**0**	**0**	**0**	**5**	**8.2**	**2**	**3.3**	**0**	**0**	**64.1**	**75.6**
1200	**89**	**1**	**85**	**0**	**3**	**0**	**0**	**0**	**0**	**0**	**0**	**0**	**0**	**7**	**7.9**	**2**	**2.2**	**0**	**0**	**62.7**	**75.6**
1300	79	0	73	3	3	0	0	0	0	0	0	0	0	9	11.4	4	5.1	3	3.8	65.5	74.9
1400	56	3	47	2	4	0	0	0	0	0	0	0	0	7	12.5	4	7.1	2	3.6	65.1	78.1
1500	72	2	67	1	2	0	0	0	0	0	0	0	0	3	4.2	0	0	0	0	63.9	72
1600	63	1	62	0	0	0	0	0	0	0	0	0	0	6	9.5	3	4.8	0	0	65.8	74.9
1700	79	0	74	2	2	1	0	0	0	0	0	0	0	10	12.7	6	7.6	4	5.1	66.8	77.8
1800	54	0	51	0	3	0	0	0	0	0	0	0	0	2	3.7	0	0	0	0	66.1	75.6
1900	47	1	44	0	2	0	0	0	0	0	0	0	0	7	14.9	5	10.6	0	0	67.5	79.6
2000	14	0	12	0	2	0	0	0	0	0	0	0	0	2	14.3	0	0	0	0	64.8	70.2
2100	16	0	14	0	2	0	0	0	0	0	0	0	0	1	6.3	0	0	0	0	59	68
2200	10	0	10	0	0	0	0	0	0	0	0	0	0	0	0	0	0	0	0	67.3	-
2300	8	0	8	0	0	0	0	0	0	0	0	0	0	0	0	0	0	0	0	64.8	-
07-19	**617**	**9**	**574**	**10**	**23**	**1**	**0**	**0**	**0**	**0**	**0**	**0**	**0**	**55**	**8.9**	**24**	**3.9**	**9**	**1.5**	**64.9**	**76**
06-22	**697**	**10**	**647**	**10**	**29**	**1**	**0**	**0**	**0**	**0**	**0**	**0**	**0**	**65**	**9.3**	**29**	**4.2**	**9**	**1.3**	**65**	**76.3**
06-00	**715**	**10**	**665**	**10**	**29**	**1**	**0**	**0**	**0**	**0**	**0**	**0**	**0**	**65**	**9.1**	**29**	**4.1**	**9**	**1.3**	**65**	**76.3**
00-00	**761**	**11**	**705**	**10**	**34**	**1**	**0**	**0**	**0**	**0**	**0**	**0**	**0**	**68**	**8.9**	**30**	**3.9**	**9**	**1.2**	**65.1**	**76.3**

DRAFT

Site 24
Location L-4005-1, att t/junction sign, Lat 53.66331, Long -6.76538
Direction Two way

3279 / Meath/Cavan/Monaghan ATC's
October 2013
Automatic Traffic Count

Virtual Day (7)

Time	Total	Classification												>PSL	>PSL%	>SL1	>SL1%	>SL2	>SL2%	Mean	Vpp
		1 MCL	2 SV	3 SVT	4 TB2	5 TB3	6 T4	7 ART3	8 ART4	9 ART5	10 ART6	11 BD	12 DRT	80	80	85 +5kph	85 +5kph	90 +10kph	90 +10kph		85
0000	7	0	6	0	0	0	0	0	0	0	0	0	0	0	4.3	0	0	0	0	62.6	-
0100	5	0	5	0	1	0	0	0	0	0	0	0	0	0	5.6	0	2.8	0	0	66.6	-
0200	2	0	1	0	0	0	0	0	0	0	0	0	0	0	0	0	0	0	0	64.3	-
0300	3	0	3	0	0	0	0	0	0	0	0	0	0	0	8.7	0	8.7	0	4.3	66.9	-
0400	3	0	3	0	0	0	0	0	0	0	0	0	0	0	5	0	5	0	0	61	-
0500	3	0	3	0	0	0	0	0	0	0	0	0	0	0	4.2	0	0	0	0	60.9	-
0600	9	0	7	0	1	0	0	0	0	0	0	0	0	1	8.2	0	1.6	0	0	64.4	-
0700	30	0	25	0	4	0	0	0	0	0	0	0	0	2	5.7	0	1.4	0	0.5	66.3	75.2
0800	53	1	44	0	7	0	0	0	0	0	0	0	0	3	5.7	1	2.2	0	0.3	66	75.2
0900	**73**	**0**	**62**	**1**	**8**	**0**	**0**	**0**	**1**	**0**	**0**	**0**	**0**	**3**	**4.1**	**1**	**1.6**	**0**	**0.2**	**63.6**	**73.4**
1000	51	1	43	1	5	0	0	0	0	0	0	0	0	3	5.6	1	1.7	0	0.6	62.9	73.1
1100	60	2	49	2	7	0	0	0	0	0	0	0	0	3	5.7	1	1.4	0	0.5	61.9	73.4
1200	74	2	64	2	6	0	1	0	1	0	0	0	0	4	5.8	2	2.5	1	1.2	62.4	74.2
1300	64	1	55	1	5	0	0	0	0	0	0	0	0	6	10	3	4.9	1	2	65	77
1400	73	1	64	1	6	0	0	0	0	0	0	0	0	6	8	2	2.3	1	1.4	64.2	74.9
1500	80	1	71	1	7	0	0	0	0	0	0	0	0	6	7.3	2	2	0	0.4	64.1	76.3
1600	74	2	64	1	8	0	0	0	0	0	0	0	0	6	7.9	3	3.7	1	0.8	64.6	76
1700	**85**	**1**	**77**	**2**	**5**	**0**	**0**	**0**	**0**	**0**	**0**	**0**	**0**	**7**	**8.7**	**4**	**4.2**	**2**	**1.8**	**64.7**	**76.3**
1800	66	0	60	1	4	0	0	0	0	0	0	0	0	6	9.8	2	3.7	1	1.3	67.1	77
1900	56	0	52	1	4	0	0	0	0	0	0	0	0	6	10.1	2	3	1	1	65.3	77.8
2000	35	0	31	0	3	0	0	0	0	0	0	0	0	3	9.8	1	3.3	0	0.8	64.3	76.7
2100	28	0	26	0	2	0	0	0	0	0	0	0	0	2	7.5	1	3	0	0.5	63.1	73.4
2200	17	0	16	0	1	0	0	0	0	0	0	0	0	2	9.4	1	4.3	0	2.6	66.5	76.3
2300	7	0	6	0	0	0	0	0	0	0	0	0	0	0	4.2	0	0	0	0	65.1	-
07-19	**783**	**11**	**679**	**13**	**73**	**1**	**2**	**1**	**3**	**1**	**1**	**0**	**0**	**56**	**7.2**	**21**	**2.7**	**7**	**0.9**	**64.3**	**75.6**
06-22	**912**	**12**	**794**	**14**	**84**	**1**	**2**	**1**	**3**	**1**	**1**	**0**	**0**	**68**	**7.5**	**25**	**2.8**	**8**	**0.9**	**64.3**	**75.6**
06-00	**936**	**12**	**817**	**14**	**85**	**1**	**2**	**1**	**3**	**1**	**1**	**0**	**0**	**70**	**7.5**	**26**	**2.8**	**9**	**0.9**	**64.4**	**75.6**
00-00	**959**	**12**	**837**	**14**	**87**	**1**	**2**	**1**	**3**	**1**	**1**	**0**	**0**	**71**	**7.4**	**27**	**2.8**	**9**	**0.9**	**64.4**	**75.6**

DRAFT

Site 24
Location L-4005-1, att t/junction sign, Lat 53.66331, Long -6.76538
Direction Two way

3279 / Meath/Cavan/Monaghan ATC's
October 2013
Automatic Traffic Count

Virtual Week (1)

Time	Total	Classification												>PSL	>PSL%	>SL1	>SL1%	>SL2	>SL2%	Mean	Vpp
		1 MCL	2 SV	3 SVT	4 TB2	5 TB3	6 T4	7 ART3	8 ART4	9 ART5	10 ART6	11 BD	12 DRT	80	80	85 +5kph	85 +5kph	90 +10kph	90 +10kph		85
Mon	962	6	823	17	104	3	0	2	4	1	2	0	0	58	6	21	2.2	6	0.6	63.8	74.5
Tue	1028	16	876	9	109	1	14	0	0	2	1	0	0	66	6.4	26	2.5	8	0.8	63.5	74.9
Wed	980	9	849	12	103	1	0	2	3	0	1	0	0	76	7.8	23	2.3	6	0.6	64.5	76.3
Thu	1003	16	865	12	106	1	0	0	2	0	1	0	0	72	7.2	32	3.2	14	1.4	64.6	75.2
Fri	1041	8	916	17	90	1	1	1	3	2	2	0	0	75	7.2	28	2.7	12	1.2	64.8	74.9
| Sat	935	20	827	18	61	1	1	0	7	0	0	0	0	83	8.9	26	2.8	8	0.9	64.6	76.3
| Sun	761	11	705	10	34	1	0	0	0	0	0	0	0	68	8.9	30	3.9	9	1.2	65.1	76.3
5 Day Ave.	**1003**	**11**	**866**	**13**	**102**	**1**	**3**	**1**	**2**	**1**	**1**	**0**	**0**	**69**	**6.9**	**26**	**2.6**	**9**	**0.9**	**64.2**	**75.2**
7 Day Ave.	**959**	**12**	**837**	**14**	**87**	**1**	**2**	**1**	**3**	**1**	**1**	**0**	**0**	**71**	**7.4**	**27**	**2.8**	**9**	**0.9**	**64.4**	**75.6**
--	**6710**	**86**	**5861**	**95**	**607**	**9**	**16**	**5**	**19**	**5**	**7**	**0**	**0**	**498**	**7.4**	**186**	**2.8**	**63**	**0.9**	**64.4**	**75.6**

Summary Graphs

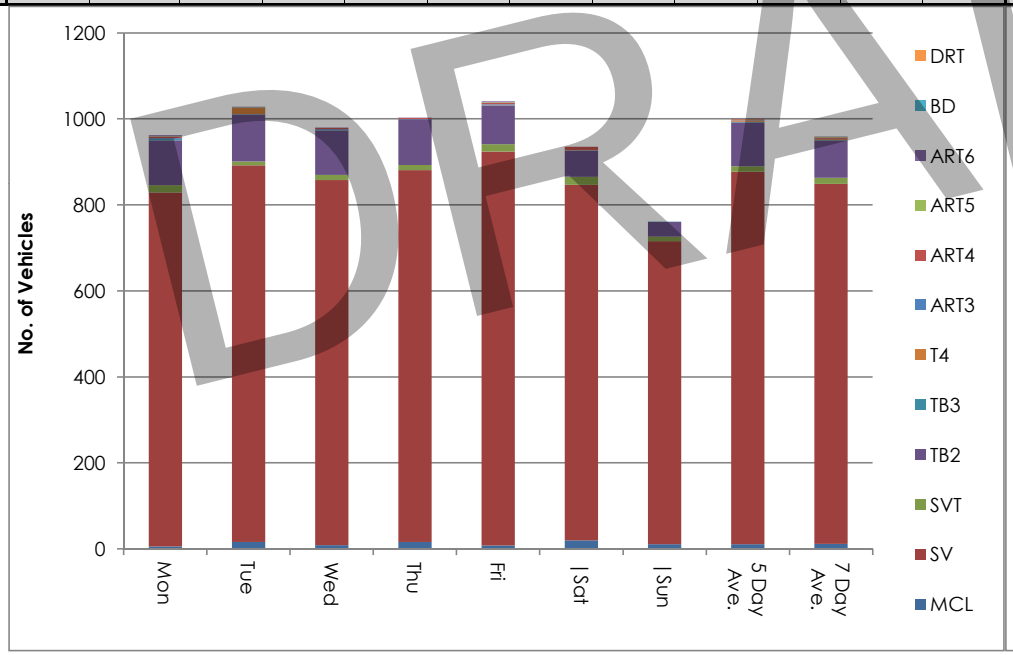

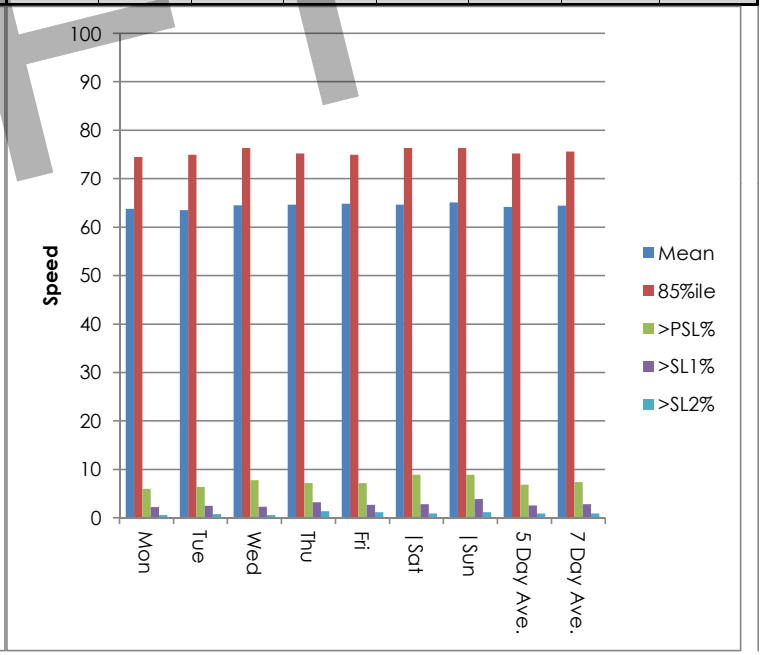

DRAFT

Site 24
Location L-4005-1, att t/junction sign, Lat 53.66331, Long -6.76538
Direction Two way

3279 / Meath/Cavan/Monaghan ATC's
October 2013
Automatic Traffic Count

Mon, 7 October 2013

Time	Total	Speed Bins (km/h)																												
		0 - 5	5 - 10	10 - 15	15 - 20	20 - 25	25 - 30	30 - 35	35 - 40	40 - 45	45 - 50	50 - 55	55 - 60	60 - 65	65 - 70	70 - 75	75 - 80	80 - 85	85 - 90	90 - 95	95 - 100	100 - 105	105 - 110	110 - 115	115 - 120	120 - 125	125 - 130	130 - 135	135 - 140
0000	9	0	0	0	0	0	0	0	0	0	1	1	0	3	1	2	1	0	0	0	0	0	0	0	0	0	0	0	0	0
0100	3	0	0	0	0	0	0	0	0	0	0	2	0	1	0	0	0	0	0	0	0	0	0	0	0	0	0	0	0	0
0200	2	0	0	0	0	0	0	0	0	0	0	0	0	2	0	0	0	0	0	0	0	0	0	0	0	0	0	0	0	0
0300	4	0	0	0	0	0	0	0	0	0	0	1	1	1	1	0	0	0	0	0	0	0	0	0	0	0	0	0	0	0
0400	3	0	0	0	0	0	0	0	0	0	0	2	1	0	0	0	0	0	0	0	0	0	0	0	0	0	0	0	0	0
0500	5	0	0	1	0	0	0	0	0	0	0	1	0	1	2	0	0	0	0	0	0	0	0	0	0	0	0	0	0	0
0600	9	0	0	0	0	0	0	0	1	0	0	0	2	1	3	1	1	0	0	0	0	0	0	0	0	0	0	0	0	0
0700	43	0	0	0	0	0	0	0	0	1	1	4	6	12	8	5	5	1	0	0	0	0	0	0	0	0	0	0	0	0
0800	66	0	0	0	0	0	0	0	1	3	0	7	8	7	13	18	5	2	2	0	0	0	0	0	0	0	0	0	0	0
0900	**91**	**0**	**0**	**0**	**0**	**0**	**0**	**0**	**1**	**1**	**7**	**8**	**13**	**19**	**17**	**14**	**5**	**4**	**2**	**0**	**0**	**0**	**0**	**0**	**0**	**0**	**0**	**0**	**0**	**0**
1000	58	0	0	0	0	0	0	1	0	0	1	7	9	16	8	7	5	3	0	1	0	0	0	0	0	0	0	0	0	0
1100	60	0	0	0	2	0	1	2	1	5	2	5	8	19	4	5	3	3	0	0	0	0	0	0	0	0	0	0	0	0
1200	61	0	0	0	0	0	0	2	1	1	2	3	8	11	12	13	6	1	0	1	0	0	0	0	0	0	0	0	0	0
1300	50	0	0	0	0	0	0	1	1	1	1	4	9	9	5	8	6	1	3	1	0	0	0	0	0	0	0	0	0	0
1400	65	0	0	0	0	0	0	0	1	0	2	5	10	14	17	5	7	4	0	0	0	0	0	0	0	0	0	0	0	0
1500	**81**	**0**	**0**	**2**	**0**	**0**	**0**	**0**	**1**	**1**	**6**	**11**	**15**	**18**	**10**	**9**	**3**	**2**	**3**	**0**	**0**	**0**	**0**	**0**	**0**	**0**	**0**	**0**	**0**	**0**
1600	64	0	0	2	0	2	0	2	0	1	1	9	8	12	8	14	5	0	0	0	0	0	0	0	0	0	0	0	0	0
1700	80	0	0	0	0	0	0	0	2	0	3	5	9	19	18	11	8	3	1	1	0	0	0	0	0	0	0	0	0	0
1800	56	0	0	0	0	0	0	0	0	1	3	4	5	13	8	9	7	2	4	0	0	0	0	0	0	0	0	0	0	0
1900	64	0	0	0	0	0	1	2	0	1	4	4	4	12	12	10	8	5	0	1	0	0	0	0	0	0	0	0	0	0
2000	37	0	0	0	0	0	0	0	0	1	1	4	3	11	7	3	3	4	0	0	0	0	0	0	0	0	0	0	0	0
2100	28	0	0	0	0	0	0	0	0	2	1	5	2	6	5	5	1	1	0	0	0	0	0	0	0	0	0	0	0	0
2200	16	0	0	0	0	0	0	0	0	0	1	2	5	3	3	0	0	1	0	0	1	0	0	0	0	0	0	0	0	0
2300	7	0	0	0	0	0	0	0	0	0	0	1	0	1	2	2	1	0	0	0	0	0	0	0	0	0	0	0	0	0
07-19	**775**	**0**	**0**	**4**	**2**	**2**	**1**	**8**	**9**	**15**	**29**	**72**	**108**	**169**	**128**	**118**	**65**	**26**	**15**	**4**	**0**	**0**	**0**	**0**	**0**	**0**	**0**	**0**	**0**	**0**
06-22	**913**	**0**	**0**	**4**	**2**	**2**	**2**	**10**	**10**	**19**	**35**	**85**	**119**	**199**	**155**	**137**	**78**	**36**	**15**	**5**	**0**	**0**	**0**	**0**	**0**	**0**	**0**	**0**	**0**	**0**
06-00	**936**	**0**	**0**	**4**	**2**	**2**	**2**	**10**	**10**	**19**	**36**	**88**	**124**	**203**	**160**	**139**	**79**	**37**	**15**	**5**	**1**	**0**	**0**	**0**	**0**	**0**	**0**	**0**	**0**	**0**
00-00	**962**	**0**	**0**	**5**	**2**	**2**	**2**	**10**	**10**	**19**	**37**	**95**	**126**	**211**	**164**	**141**	**80**	**37**	**15**	**5**	**1**	**0**	**0**	**0**	**0**	**0**	**0**	**0**	**0**	**0**

DRAFT

Site 24
Location L-4005-1, att t/junction sign, Lat 53.66331, Long -6.76538
Direction Two way

3279 / Meath/Cavan/Monaghan ATC's
October 2013
Automatic Traffic Count

Tue, 8 October 2013

Time	Total	Speed Bins (km/h)																											
		0 - 5	5 - 10	10 - 15	15 - 20	20 - 25	25 - 30	30 - 35	35 - 40	40 - 45	45 - 50	50 - 55	55 - 60	60 - 65	65 - 70	70 - 75	75 - 80	80 - 85	85 - 90	90 - 95	95 - 100	100 - 105	105 - 110	110 - 115	115 - 120	120 - 125	125 - 130	130 - 135	135 - 140
0000	6	0	0	0	0	0	0	0	0	0	1	2	2	1	0	0	0	0	0	0	0	0	0	0	0	0	0	0	0
0100	3	0	0	0	0	0	0	0	0	0	0	1	0	1	1	0	0	0	0	0	0	0	0	0	0	0	0	0	0
0200	0	0	0	0	0	0	0	0	0	0	0	0	0	0	0	0	0	0	0	0	0	0	0	0	0	0	0	0	0
0300	1	0	0	0	0	0	0	0	0	0	0	0	0	1	0	0	0	0	0	0	0	0	0	0	0	0	0	0	0
0400	2	0	0	0	0	0	0	0	0	0	1	0	0	0	1	0	0	0	0	0	0	0	0	0	0	0	0	0	0
0500	2	0	0	0	0	0	0	0	0	0	0	0	0	1	1	0	0	0	0	0	0	0	0	0	0	0	0	0	0
0600	13	0	0	0	0	0	0	0	1	0	2	2	2	1	2	2	1	0	0	0	0	0	0	0	0	0	0	0	0
0700	31	0	0	0	0	0	0	0	0	0	4	5	3	3	10	3	3	0	0	0	0	0	0	0	0	0	0	0	0
0800	81	0	0	0	0	0	0	1	1	1	3	5	8	17	18	16	7	1	2	1	0	0	0	0	0	0	0	0	0
0900	**86**	**0**	**0**	**0**	**0**	**0**	**0**	**0**	**1**	**2**	**9**	**5**	**9**	**26**	**13**	**11**	**7**	**3**	**0**	**0**	**0**	**0**	**0**	**0**	**0**	**0**	**0**	**0**	**0**
1000	57	0	0	0	1	0	1	0	0	5	2	5	9	11	12	4	4	2	1	0	0	0	0	0	0	0	0	0	0
1100	66	0	0	0	1	1	0	1	0	4	6	2	5	14	17	8	4	3	0	0	0	0	0	0	0	0	0	0	0
1200	73	0	0	0	0	1	0	1	2	5	7	8	14	11	8	6	4	2	1	0	3	0	0	0	0	0	0	0	0
1300	59	0	0	1	0	0	1	1	2	0	2	2	11	11	12	6	5	3	1	1	0	0	0	0	0	0	0	0	0
1400	85	0	0	0	0	1	0	0	2	4	2	9	11	18	10	18	7	2	1	0	0	0	0	0	0	0	0	0	0
1500	76	0	0	0	0	1	0	3	0	2	4	7	12	16	15	9	3	3	1	0	0	0	0	0	0	0	0	0	0
1600	83	0	0	0	0	1	0	0	1	2	1	6	14	20	14	10	10	2	2	0	0	0	0	0	0	0	0	0	0
1700	**95**	**0**	**0**	**0**	**1**	**1**	**1**	**1**	**2**	**1**	**4**	**11**	**14**	**17**	**18**	**11**	**5**	**6**	**2**	**0**	**0**	**0**	**0**	**0**	**0**	**0**	**0**	**0**	**0**
1800	78	0	0	0	0	0	0	0	1	2	2	4	8	11	15	15	13	5	1	1	0	0	0	0	0	0	0	0	0
1900	47	0	0	0	0	0	0	0	0	0	4	12	3	8	5	5	4	3	2	0	1	0	0	0	0	0	0	0	0
2000	35	0	0	0	1	0	0	0	0	0	1	1	3	6	5	7	5	2	4	0	0	0	0	0	0	0	0	0	0
2100	22	0	0	0	0	0	0	0	0	0	0	2	2	6	6	4	1	1	0	0	0	0	0	0	0	0	0	0	0
2200	18	0	0	0	0	0	0	0	0	0	1	0	2	4	3	2	4	1	0	1	0	0	0	0	0	0	0	0	0
2300	9	0	0	0	0	0	0	0	0	0	0	3	1	1	2	1	0	1	0	0	0	0	0	0	0	0	0	0	0
07-19	**870**	**0**	**0**	**1**	**3**	**6**	**3**	**8**	**12**	**28**	**46**	**69**	**118**	**175**	**162**	**117**	**72**	**32**	**12**	**3**	**3**	**0**	**0**	**0**	**0**	**0**	**0**	**0**	**0**
06-22	**987**	**0**	**0**	**1**	**4**	**6**	**3**	**8**	**13**	**28**	**53**	**86**	**128**	**196**	**180**	**135**	**83**	**38**	**18**	**3**	**4**	**0**	**0**	**0**	**0**	**0**	**0**	**0**	**0**
06-00	**1014**	**0**	**0**	**1**	**4**	**6**	**3**	**8**	**13**	**28**	**54**	**89**	**131**	**201**	**185**	**138**	**87**	**40**	**18**	**4**	**4**	**0**	**0**	**0**	**0**	**0**	**0**	**0**	**0**
00-00	**1028**	**0**	**0**	**1**	**4**	**6**	**3**	**8**	**13**	**28**	**56**	**92**	**133**	**205**	**188**	**138**	**87**	**40**	**18**	**4**	**4**	**0**	**0**	**0**	**0**	**0**	**0**	**0**	**0**

DRAFT

Site 24
Location L-4005-1, att t/junction sign, Lat 53.66331, Long -6.76538
Direction Two way

3279 / Meath/Cavan/Monaghan ATC's
October 2013
Automatic Traffic Count

Wed, 9 October 2013

Time	Total	Speed Bins (km/h)																											
		0 - 5	5 - 10	10 - 15	15 - 20	20 - 25	25 - 30	30 - 35	35 - 40	40 - 45	45 - 50	50 - 55	55 - 60	60 - 65	65 - 70	70 - 75	75 - 80	80 - 85	85 - 90	90 - 95	95 - 100	100 - 105	105 - 110	110 - 115	115 - 120	120 - 125	125 - 130	130 - 135	135 - 140
0000	8	0	0	0	0	0	0	0	0	0	0	2	1	3	1	1	0	0	0	0	0	0	0	0	0	0	0	0	0
0100	2	0	0	0	0	0	0	0	0	0	0	0	0	0	1	1	0	0	0	0	0	0	0	0	0	0	0	0	0
0200	0	0	0	0	0	0	0	0	0	0	0	0	0	0	0	0	0	0	0	0	0	0	0	0	0	0	0	0	0
0300	0	0	0	0	0	0	0	0	0	0	0	0	0	0	0	0	0	0	0	0	0	0	0	0	0	0	0	0	0
0400	1	0	0	0	0	0	0	0	0	0	0	0	0	1	0	0	0	0	0	0	0	0	0	0	0	0	0	0	0
0500	4	0	1	0	0	0	0	0	0	0	0	1	0	1	1	0	0	0	0	0	0	0	0	0	0	0	0	0	0
0600	10	0	0	0	0	0	0	0	0	0	2	1	1	1	1	2	0	2	0	0	0	0	0	0	0	0	0	0	0
0700	34	0	0	0	0	0	0	0	0	0	2	5	4	4	8	6	2	2	1	0	0	0	0	0	0	0	0	0	0
0800	60	0	0	0	0	0	0	0	0	1	2	1	7	11	11	13	11	3	0	0	0	0	0	0	0	0	0	0	0
0900	**92**	**0**	**0**	**0**	**0**	**0**	**0**	**0**	**1**	**2**	**3**	**3**	**16**	**14**	**22**	**17**	**10**	**2**	**1**	**1**	**0**	**0**	**0**	**0**	**0**	**0**	**0**	**0**	**0**
1000	47	0	0	0	0	0	0	0	0	0	2	2	6	6	13	8	2	5	2	1	0	0	0	0	0	0	0	0	0
1100	55	0	0	1	0	0	0	1	0	1	5	1	11	7	17	6	4	1	0	0	0	0	0	0	0	0	0	0	0
1200	60	0	0	0	0	0	1	1	1	3	6	6	9	7	7	8	6	2	2	1	0	0	0	0	0	0	0	0	0
1300	62	0	0	1	0	0	0	0	2	0	3	5	7	12	11	9	7	1	3	1	0	0	0	0	0	0	0	0	0
1400	65	0	0	0	0	1	0	1	0	3	1	10	13	10	10	9	4	3	0	0	0	0	0	0	0	0	0	0	0
1500	81	0	0	0	0	0	0	0	0	3	7	8	17	12	11	7	9	7	0	0	0	0	0	0	0	0	0	0	0
1600	90	0	0	0	1	0	0	1	4	2	4	13	8	19	19	7	8	3	1	0	0	0	0	0	0	0	0	0	0
1700	**96**	**0**	**0**	**0**	**1**	**1**	**1**	**0**	**0**	**1**	**8**	**5**	**17**	**20**	**12**	**13**	**14**	**2**	**1**	**0**	**0**	**0**	**0**	**0**	**0**	**0**	**0**	**0**	**0**
1800	70	0	0	0	0	0	0	0	0	1	1	2	5	12	14	14	8	9	2	1	0	0	1	0	0	0	0	0	0
1900	62	0	0	0	0	0	0	0	0	4	3	4	11	12	6	10	5	7	0	0	0	0	0	0	0	0	0	0	0
2000	35	0	0	0	0	2	0	0	0	0	1	1	5	7	7	6	5	1	0	0	0	0	0	0	0	0	0	0	0
2100	25	0	0	0	0	0	0	0	0	2	1	1	2	3	5	3	4	1	3	0	0	0	0	0	0	0	0	0	0
2200	17	0	0	0	0	0	0	0	0	1	1	2	4	2	0	0	4	2	1	0	0	0	0	0	0	0	0	0	0
2300	4	0	0	0	0	0	0	0	0	0	0	0	1	2	0	0	1	0	0	0	0	0	0	0	0	0	0	0	0
07-19	**812**	**0**	**0**	**2**	**2**	**2**	**2**	**4**	**8**	**17**	**44**	**61**	**120**	**134**	**155**	**117**	**85**	**40**	**13**	**5**	**0**	**0**	**1**	**0**	**0**	**0**	**0**	**0**	**0**
06-22	**944**	**0**	**0**	**2**	**2**	**4**	**2**	**4**	**8**	**23**	**51**	**68**	**139**	**157**	**174**	**138**	**99**	**51**	**16**	**5**	**0**	**0**	**1**	**0**	**0**	**0**	**0**	**0**	**0**
06-00	**965**	**0**	**0**	**2**	**2**	**4**	**2**	**4**	**8**	**24**	**52**	**70**	**144**	**161**	**174**	**138**	**104**	**53**	**17**	**5**	**0**	**0**	**1**	**0**	**0**	**0**	**0**	**0**	**0**
00-00	**980**	**0**	**1**	**2**	**2**	**4**	**2**	**4**	**8**	**24**	**52**	**73**	**145**	**166**	**177**	**140**	**104**	**53**	**17**	**5**	**0**	**0**	**1**	**0**	**0**	**0**	**0**	**0**	**0**

DRAFT

Site 24
Location L-4005-1, att t/junction sign, Lat 53.66331, Long -6.76538
Direction Two way

3279 / Meath/Cavan/Monaghan ATC's
October 2013
Automatic Traffic Count

Thu, 10 October 2013

Time	Total	Speed Bins (km/h)																											
		0 - 5	5 - 10	10 - 15	15 - 20	20 - 25	25 - 30	30 - 35	35 - 40	40 - 45	45 - 50	50 - 55	55 - 60	60 - 65	65 - 70	70 - 75	75 - 80	80 - 85	85 - 90	90 - 95	95 - 100	100 - 105	105 - 110	110 - 115	115 - 120	120 - 125	125 - 130	130 - 135	135 - 140
0000	5	0	0	0	0	0	0	0	0	0	0	0	1	1	2	1	0	0	0	0	0	0	0	0	0	0	0	0	0
0100	3	0	0	0	0	0	0	0	0	0	0	0	0	0	1	1	1	0	0	0	0	0	0	0	0	0	0	0	0
0200	1	0	0	0	0	0	0	0	0	0	0	0	1	0	0	0	0	0	0	0	0	0	0	0	0	0	0	0	0
0300	0	0	0	0	0	0	0	0	0	0	0	0	0	0	0	0	0	0	0	0	0	0	0	0	0	0	0	0	0
0400	3	0	0	0	0	0	0	0	0	0	1	0	1	0	0	0	0	0	1	0	0	0	0	0	0	0	0	0	0
0500	4	0	0	0	0	0	0	0	0	0	0	0	0	0	2	0	2	0	0	0	0	0	0	0	0	0	0	0	0
0600	13	0	0	0	0	0	0	1	0	0	0	0	3	2	4	1	0	2	0	0	0	0	0	0	0	0	0	0	0
0700	44	0	0	0	0	0	0	0	1	0	0	2	5	8	10	12	4	1	0	1	0	0	0	0	0	0	0	0	0
0800	60	0	0	0	0	1	1	0	0	2	3	1	5	11	17	15	3	1	0	0	0	0	0	0	0	0	0	0	0
0900	**92**	**0**	**0**	**1**	**1**	**1**	**0**	**0**	**0**	**1**	**5**	**11**	**13**	**21**	**25**	**3**	**9**	**0**	**1**	**0**	**0**	**0**	**0**	**0**	**0**	**0**	**0**	**0**	**0**
1000	67	0	0	0	0	1	4	1	1	2	2	6	11	9	12	12	5	1	0	0	0	0	0	0	0	0	0	0	0
1100	61	0	0	0	1	0	0	0	0	3	4	6	10	12	14	8	1	2	0	0	0	0	0	0	0	0	0	0	0
1200	64	0	0	0	0	0	0	0	1	0	5	8	12	9	15	8	4	2	0	0	0	0	0	0	0	0	0	0	0
1300	50	0	0	0	0	2	0	0	0	0	2	4	6	9	9	6	6	5	1	0	0	0	0	0	0	0	0	0	0
1400	69	0	0	0	0	0	0	1	0	3	3	3	8	18	7	8	8	6	1	3	0	0	0	0	0	0	0	0	0
1500	78	0	0	0	0	1	0	1	0	0	4	6	11	17	16	10	9	1	2	0	0	0	0	0	0	0	0	0	0
1600	79	0	0	0	0	0	0	0	1	1	1	5	13	13	17	12	7	4	3	2	0	0	0	0	0	0	0	0	0
1700	**90**	**0**	**0**	**0**	**0**	**1**	**0**	**0**	**0**	**2**	**4**	**5**	**12**	**16**	**16**	**14**	**5**	**5**	**6**	**3**	**1**	**0**	**0**	**0**	**0**	**0**	**0**	**0**	**0**
1800	60	0	0	0	0	0	0	0	0	1	3	5	5	11	9	11	9	4	1	0	1	0	0	0	0	0	0	0	0
1900	65	0	0	0	0	0	0	0	0	0	4	7	11	11	6	11	10	4	0	1	0	0	0	0	0	0	0	0	0
2000	38	0	0	0	0	0	0	0	0	1	2	4	8	4	7	7	1	2	1	1	0	0	0	0	0	0	0	0	0
2100	32	0	0	0	0	0	0	0	0	0	4	2	9	8	6	1	1	0	1	0	0	0	0	0	0	0	0	0	0
2200	18	0	0	0	0	0	0	0	0	0	0	1	2	3	4	6	1	0	0	1	0	0	0	0	0	0	0	0	0
2300	7	0	0	0	0	0	0	0	0	0	0	0	0	6	1	0	0	0	0	0	0	0	0	0	0	0	0	0	0
07-19	**814**	**0**	**0**	**1**	**2**	**7**	**5**	**3**	**4**	**15**	**36**	**62**	**111**	**154**	**167**	**119**	**70**	**32**	**15**	**9**	**2**	**0**	**0**	**0**	**0**	**0**	**0**	**0**	**0**
06-22	**962**	**0**	**0**	**1**	**2**	**7**	**5**	**4**	**4**	**16**	**46**	**75**	**142**	**179**	**190**	**139**	**82**	**40**	**17**	**11**	**2**	**0**	**0**	**0**	**0**	**0**	**0**	**0**	**0**
06-00	**987**	**0**	**0**	**1**	**2**	**7**	**5**	**4**	**4**	**16**	**46**	**76**	**144**	**188**	**195**	**145**	**83**	**40**	**17**	**12**	**2**	**0**	**0**	**0**	**0**	**0**	**0**	**0**	**0**
00-00	**1003**	**0**	**0**	**1**	**2**	**7**	**5**	**4**	**4**	**16**	**47**	**76**	**147**	**189**	**200**	**147**	**86**	**40**	**18**	**12**	**2**	**0**	**0**	**0**	**0**	**0**	**0**	**0**	**0**

DRAFT

Site 24
Location L-4005-1, att t/junction sign, Lat 53.66331, Long -6.76538
Direction Two way

3279 / Meath/Cavan/Monaghan ATC's
October 2013
Automatic Traffic Count

Fri, 11 October 2013

Time	Total	Speed Bins (km/h)																											
		0 - 5	5 - 10	10 - 15	15 - 20	20 - 25	25 - 30	30 - 35	35 - 40	40 - 45	45 - 50	50 - 55	55 - 60	60 - 65	65 - 70	70 - 75	75 - 80	80 - 85	85 - 90	90 - 95	95 - 100	100 - 105	105 - 110	110 - 115	115 - 120	120 - 125	125 - 130	130 - 135	135 - 140
0000	4	0	0	0	0	0	0	0	0	0	0	2	0	1	0	1	0	0	0	0	0	0	0	0	0	0	0	0	0
0100	0	0	0	0	0	0	0	0	0	0	0	0	0	0	0	0	0	0	0	0	0	0	0	0	0	0	0	0	0
0200	0	0	0	0	0	0	0	0	0	0	0	0	0	0	0	0	0	0	0	0	0	0	0	0	0	0	0	0	0
0300	1	0	0	0	0	0	0	0	0	0	0	0	0	0	0	1	0	0	0	0	0	0	0	0	0	0	0	0	0
0400	3	0	0	0	0	0	0	0	0	0	1	0	1	0	1	0	0	0	0	0	0	0	0	0	0	0	0	0	0
0500	2	0	0	0	0	0	0	0	0	0	1	0	0	1	0	0	0	0	0	0	0	0	0	0	0	0	0	0	0
0600	10	0	0	0	0	0	0	0	0	0	1	0	2	2	0	2	3	0	0	0	0	0	0	0	0	0	0	0	0
0700	38	0	0	0	0	0	0	0	0	0	0	0	4	3	10	10	6	4	1	0	0	0	0	0	0	0	0	0	0
0800	61	0	0	0	0	0	0	0	0	3	0	2	5	10	17	12	5	5	2	0	0	0	0	0	0	0	0	0	0
0900	**79**	**0**	**0**	**0**	**0**	**0**	**0**	**0**	**3**	**0**	**5**	**5**	**18**	**9**	**16**	**15**	**5**	**2**	**1**	**0**	**0**	**0**	**0**	**0**	**0**	**0**	**0**	**0**	**0**
1000	47	0	0	0	1	0	0	0	1	2	0	6	7	9	9	8	3	1	0	0	0	0	0	0	0	0	0	0	0
1100	54	0	0	1	0	1	0	0	2	1	3	3	3	10	15	7	3	3	0	1	1	0	0	0	0	0	0	0	0
1200	84	0	0	0	0	0	0	1	1	4	4	9	10	15	13	18	7	1	1	0	0	0	0	0	0	0	0	0	0
1300	75	0	0	0	0	0	0	0	2	1	1	6	11	23	12	8	7	2	1	0	1	0	0	0	0	0	0	0	0
1400	83	0	0	0	0	0	1	0	2	1	7	7	11	14	21	11	4	3	0	1	0	0	0	0	0	0	0	0	0
1500	**99**	**0**	**0**	**0**	**1**	**0**	**0**	**0**	**2**	**4**	**1**	**4**	**8**	**20**	**28**	**10**	**12**	**5**	**2**	**2**	**0**	**0**	**0**	**0**	**0**	**0**	**0**	**0**	**0**
1600	79	0	0	0	0	2	0	0	0	1	4	0	10	11	10	23	6	7	3	1	0	0	1	0	0	0	0	0	0
1700	75	0	0	0	0	0	0	2	0	0	6	3	8	18	11	12	10	4	0	1	0	0	0	0	0	0	0	0	0
1800	68	0	0	0	0	0	0	1	2	0	1	3	8	12	20	11	4	3	2	1	0	0	0	0	0	0	0	0	0
1900	58	0	0	0	0	0	1	1	1	1	1	3	10	16	10	7	4	1	1	1	0	0	0	0	0	0	0	0	0
2000	44	0	0	0	0	0	0	3	0	3	3	10	4	5	10	3	1	2	0	0	0	0	0	0	0	0	0	0	0
2100	50	0	0	0	0	0	1	1	0	0	3	3	8	8	8	10	3	3	1	0	0	0	0	1	0	0	0	0	0
2200	18	0	0	0	0	0	0	0	0	2	2	0	1	0	5	5	1	1	1	0	0	0	0	0	0	0	0	0	0
2300	9	0	0	0	0	0	0	0	0	0	1	0	2	1	3	2	0	0	0	0	0	0	0	0	0	0	0	0	0
07-19	**842**	**0**	**0**	**1**	**2**	**3**	**1**	**4**	**15**	**17**	**32**	**48**	**103**	**154**	**182**	**145**	**72**	**40**	**13**	**7**	**2**	**0**	**1**	**0**	**0**	**0**	**0**	**0**	**0**
06-22	**1004**	**0**	**0**	**1**	**2**	**3**	**3**	**9**	**16**	**21**	**40**	**64**	**127**	**185**	**210**	**167**	**83**	**46**	**15**	**8**	**2**	**0**	**1**	**1**	**0**	**0**	**0**	**0**	**0**
06-00	**1031**	**0**	**0**	**1**	**2**	**3**	**3**	**9**	**16**	**23**	**43**	**64**	**130**	**186**	**218**	**174**	**84**	**47**	**16**	**8**	**2**	**0**	**1**	**1**	**0**	**0**	**0**	**0**	**0**
00-00	**1041**	**0**	**0**	**1**	**2**	**3**	**3**	**9**	**16**	**23**	**45**	**66**	**131**	**188**	**219**	**176**	**84**	**47**	**16**	**8**	**2**	**0**	**1**	**1**	**0**	**0**	**0**	**0**	**0**

DRAFT

Site 24
Location L-4005-1, att t/junction sign, Lat 53.66331, Long -6.76538
Direction Two way

3279 / Meath/Cavan/Monaghan ATC's
October 2013
Automatic Traffic Count

Sat, 12 October 2013

Time	Total	Speed Bins (km/h)																												
		0 - 5	5 - 10	10 - 15	15 - 20	20 - 25	25 - 30	30 - 35	35 - 40	40 - 45	45 - 50	50 - 55	55 - 60	60 - 65	65 - 70	70 - 75	75 - 80	80 - 85	85 - 90	90 - 95	95 - 100	100 - 105	105 - 110	110 - 115	115 - 120	120 - 125	125 - 130	130 - 135	135 - 140
0000	7	0	0	0	0	0	0	0	0	0	0	0	0	1	2	0	2	2	0	0	0	0	0	0	0	0	0	0	0	0
0100	9	0	0	0	0	0	0	0	1	0	0	1	1	1	1	4	0	0	0	0	0	0	0	0	0	0	0	0	0	0
0200	3	0	0	0	0	0	0	0	0	0	0	0	1	1	0	1	0	0	0	0	0	0	0	0	0	0	0	0	0	0
0300	7	0	0	0	0	0	0	0	0	0	0	0	2	0	2	1	0	0	1	1	0	0	0	0	0	0	0	0	0	0
0400	5	0	0	0	0	0	0	0	0	0	1	1	0	2	0	0	1	0	0	0	0	0	0	0	0	0	0	0	0	0
0500	3	0	0	0	0	0	0	0	0	0	0	0	0	2	0	1	0	0	0	0	0	0	0	0	0	0	0	0	0	0
0600	3	0	0	0	0	0	0	0	0	0	0	0	0	0	0	1	1	0	1	0	0	0	0	0	0	0	0	0	0	0
0700	16	0	0	0	0	0	0	0	0	0	1	1	3	2	2	2	4	1	0	0	0	0	0	0	0	0	0	0	0	0
0800	33	0	0	1	1	0	0	0	0	0	2	2	1	11	3	6	4	1	1	0	0	0	0	0	0	0	0	0	0	0
0900	49	0	0	0	0	0	0	0	1	2	4	1	6	8	12	9	5	1	0	0	0	0	0	0	0	0	0	0	0	0
1000	49	0	0	0	0	1	0	0	2	0	2	3	8	12	7	11	3	0	0	0	0	0	0	0	0	0	0	0	0	0
1100	**62**	**0**	**0**	**0**	**2**	**0**	**0**	**2**	**1**	**1**	**4**	**6**	**4**	**7**	**20**	**7**	**3**	**3**	**2**	**0**	**0**	**0**	**0**	**0**	**0**	**0**	**0**	**0**	**0**	**0**
1200	88	0	0	0	0	5	4	2	0	0	3	4	9	18	19	10	8	4	1	1	0	0	0	0	0	0	0	0	0	0
1300	74	0	0	0	2	0	0	0	0	2	2	4	8	13	17	11	4	6	3	1	0	1	0	0	0	0	0	0	0	0
1400	**90**	**0**	**0**	**0**	**0**	**1**	**0**	**2**	**0**	**0**	**3**	**5**	**14**	**19**	**14**	**18**	**4**	**8**	**1**	**1**	**0**	**0**	**0**	**0**	**0**	**0**	**0**	**0**	**0**	**0**
1500	74	0	0	0	0	0	0	0	0	3	3	4	11	5	13	7	18	9	1	0	0	0	0	0	0	0	0	0	0	0
1600	62	0	0	1	0	1	0	0	0	3	1	5	6	13	10	11	5	3	3	0	0	0	0	0	0	0	0	0	0	0
1700	81	0	0	0	0	2	2	3	1	1	5	3	11	12	13	11	11	3	2	0	1	0	0	0	0	0	0	0	0	0
1800	75	0	0	0	0	0	0	0	0	4	4	4	7	17	14	10	10	3	1	1	0	0	0	0	0	0	0	0	0	0
1900	52	0	0	0	0	0	0	1	0	1	4	2	4	6	11	12	5	6	0	0	0	0	0	0	0	0	0	0	0	0
2000	43	0	0	0	0	1	0	0	0	4	0	2	5	5	12	5	4	3	1	0	1	0	0	0	0	0	0	0	0	0
2100	26	0	0	0	0	0	0	0	4	1	2	5	4	2	2	4	0	2	0	0	0	0	0	0	0	0	0	0	0	0
2200	20	0	0	0	0	0	0	0	0	0	1	2	3	2	3	4	4	1	0	0	0	0	0	0	0	0	0	0	0	0
2300	4	0	0	0	0	0	0	0	0	0	0	0	0	0	1	1	1	1	0	0	0	0	0	0	0	0	0	0	0	0
07-19	**753**	**0**	**0**	**2**	**5**	**10**	**6**	**9**	**5**	**16**	**34**	**42**	**88**	**137**	**144**	**113**	**79**	**42**	**15**	**4**	**1**	**1**	**0**	**0**	**0**	**0**	**0**	**0**	**0**	**0**
06-22	**877**	**0**	**0**	**2**	**5**	**11**	**6**	**10**	**9**	**22**	**40**	**51**	**101**	**150**	**169**	**135**	**89**	**53**	**17**	**4**	**2**	**1**	**0**	**0**	**0**	**0**	**0**	**0**	**0**	**0**
06-00	**901**	**0**	**0**	**2**	**5**	**11**	**6**	**10**	**9**	**22**	**41**	**53**	**104**	**152**	**173**	**140**	**94**	**55**	**17**	**4**	**2**	**1**	**0**	**0**	**0**	**0**	**0**	**0**	**0**	**0**
00-00	**935**	**0**	**0**	**2**	**5**	**11**	**6**	**10**	**10**	**22**	**42**	**55**	**108**	**159**	**178**	**147**	**97**	**57**	**18**	**5**	**2**	**1**	**0**	**0**	**0**	**0**	**0**	**0**	**0**	**0**

DRAFT

Site 24
Location L-4005-1, att t/junction sign, Lat 53.66331, Long -6.76538
Direction Two way

3279 / Meath/Cavan/Monaghan ATC's
October 2013
Automatic Traffic Count

Sun, 13 October 2013

Time	Total	Speed Bins (km/h)																											
		0 - 5	5 - 10	10 - 15	15 - 20	20 - 25	25 - 30	30 - 35	35 - 40	40 - 45	45 - 50	50 - 55	55 - 60	60 - 65	65 - 70	70 - 75	75 - 80	80 - 85	85 - 90	90 - 95	95 - 100	100 - 105	105 - 110	110 - 115	115 - 120	120 - 125	125 - 130	130 - 135	135 - 140
0000	8	0	0	0	0	0	1	0	0	0	0	1	1	2	2	1	0	0	0	0	0	0	0	0	0	0	0	0	0
0100	16	0	0	0	0	0	0	0	0	0	0	1	1	5	2	0	5	1	1	0	0	0	0	0	0	0	0	0	0
0200	5	0	0	0	0	0	0	0	0	0	0	0	1	2	1	1	0	0	0	0	0	0	0	0	0	0	0	0	0
0300	10	0	0	0	0	0	0	0	0	0	0	1	2	1	2	3	1	0	0	0	0	0	0	0	0	0	0	0	0
0400	3	0	0	0	0	0	0	0	0	0	0	0	0	1	1	0	1	0	0	0	0	0	0	0	0	0	0	0	0
0500	4	0	0	0	0	0	0	0	0	0	1	0	0	1	0	0	1	1	0	0	0	0	0	0	0	0	0	0	0
0600	3	0	0	0	0	0	0	0	0	0	0	0	1	0	0	1	1	0	0	0	0	0	0	0	0	0	0	0	0
0700	6	0	0	0	0	0	0	0	0	0	0	0	1	1	4	0	0	0	0	0	0	0	0	0	0	0	0	0	0
0800	9	0	0	0	0	0	0	0	0	1	1	0	0	3	1	1	2	0	0	0	0	0	0	0	0	0	0	0	0
0900	20	0	0	0	0	0	0	1	1	0	2	0	2	1	3	3	4	1	2	0	0	0	0	0	0	0	0	0	0
1000	29	0	0	0	0	0	0	0	1	0	1	3	2	12	3	2	2	2	1	0	0	0	0	0	0	0	0	0	0
1100	**61**	**0**	**0**	**0**	**0**	**0**	**2**	**0**	**1**	**1**	**4**	**6**	**6**	**8**	**12**	**11**	**5**	**3**	**2**	**0**	**0**	**0**	**0**	**0**	**0**	**0**	**0**	**0**	**0**
1200	**89**	**0**	**0**	**0**	**0**	**0**	**1**	**0**	**0**	**6**	**6**	**12**	**10**	**14**	**18**	**6**	**9**	**5**	**2**	**0**	**0**	**0**	**0**	**0**	**0**	**0**	**0**	**0**	**0**
1300	79	0	0	0	0	0	0	0	0	4	5	6	11	12	10	18	4	5	1	3	0	0	0	0	0	0	0	0	0
1400	56	0	0	0	0	0	2	1	0	0	5	4	5	9	9	10	4	3	2	2	0	0	0	0	0	0	0	0	0
1500	72	0	1	0	0	0	0	0	0	1	2	6	10	17	17	9	6	3	0	0	0	0	0	0	0	0	0	0	0
1600	63	0	0	0	1	0	0	0	0	0	3	2	10	11	16	10	4	3	3	0	0	0	0	0	0	0	0	0	0
1700	79	0	0	0	0	0	0	2	0	0	3	6	12	10	17	8	11	4	2	4	0	0	0	0	0	0	0	0	0
1800	54	0	0	0	0	0	0	0	0	2	1	4	8	5	13	11	8	2	0	0	0	0	0	0	0	0	0	0	0
1900	47	0	0	0	1	0	0	0	0	0	2	1	6	11	8	5	6	2	5	0	0	0	0	0	0	0	0	0	0
2000	14	0	0	0	0	0	0	0	1	0	0	0	2	3	5	1	0	2	0	0	0	0	0	0	0	0	0	0	0
2100	16	0	0	0	0	0	0	1	1	1	1	1	2	2	5	1	0	1	0	0	0	0	0	0	0	0	0	0	0
2200	10	0	0	0	0	0	0	0	0	0	0	1	2	0	2	4	1	0	0	0	0	0	0	0	0	0	0	0	0
2300	8	0	0	0	0	0	0	0	0	0	0	1	1	2	1	3	0	0	0	0	0	0	0	0	0	0	0	0	0
07-19	**617**	**0**	**1**	**0**	**1**	**0**	**5**	**4**	**3**	**15**	**33**	**49**	**77**	**103**	**123**	**89**	**59**	**31**	**15**	**9**	**0**	**0**	**0**	**0**	**0**	**0**	**0**	**0**	**0**
06-22	**697**	**0**	**1**	**0**	**2**	**0**	**5**	**5**	**5**	**16**	**36**	**51**	**88**	**119**	**141**	**97**	**66**	**36**	**20**	**9**	**0**	**0**	**0**	**0**	**0**	**0**	**0**	**0**	**0**
06-00	**715**	**0**	**1**	**0**	**2**	**0**	**5**	**5**	**5**	**16**	**36**	**53**	**91**	**121**	**144**	**104**	**67**	**36**	**20**	**9**	**0**	**0**	**0**	**0**	**0**	**0**	**0**	**0**	**0**
00-00	**761**	**0**	**1**	**0**	**2**	**0**	**6**	**5**	**5**	**16**	**37**	**56**	**96**	**133**	**152**	**109**	**75**	**38**	**21**	**9**	**0**	**0**	**0**	**0**	**0**	**0**	**0**	**0**	**0**

DRAFT

Site 24
Location L-4005-1, att t/junction sign, Lat 53.66331, Long -6.76538
Direction Two way

3279 / Meath/Cavan/Monaghan ATC's
October 2013
Automatic Traffic Count

Virtual Day (7)

Time	Total	Speed Bins (km/h)																											
		0 - 5	5 - 10	10 - 15	15 - 20	20 - 25	25 - 30	30 - 35	35 - 40	40 - 45	45 - 50	50 - 55	55 - 60	60 - 65	65 - 70	70 - 75	75 - 80	80 - 85	85 - 90	90 - 95	95 - 100	100 - 105	105 - 110	110 - 115	115 - 120	120 - 125	125 - 130	130 - 135	135 - 140
0000	7	0	0	0	0	0	0	0	0	0	0	1	1	2	1	1	0	0	0	0	0	0	0	0	0	0	0	0	0
0100	5	0	0	0	0	0	0	0	0	0	0	1	0	1	1	1	1	0	0	0	0	0	0	0	0	0	0	0	0
0200	2	0	0	0	0	0	0	0	0	0	0	0	0	1	0	0	0	0	0	0	0	0	0	0	0	0	0	0	0
0300	3	0	0	0	0	0	0	0	0	0	0	0	1	0	1	1	0	0	0	0	0	0	0	0	0	0	0	0	0
0400	3	0	0	0	0	0	0	0	0	0	1	0	0	1	0	0	0	0	0	0	0	0	0	0	0	0	0	0	0
0500	3	0	0	0	0	0	0	0	0	0	0	0	0	1	1	0	0	0	0	0	0	0	0	0	0	0	0	0	0
0600	9	0	0	0	0	0	0	0	0	0	1	0	2	1	1	1	1	1	0	0	0	0	0	0	0	0	0	0	0
0700	30	0	0	0	0	0	0	0	0	0	1	2	4	5	7	5	3	1	0	0	0	0	0	0	0	0	0	0	0
0800	53	0	0	0	0	0	0	0	0	2	2	3	5	10	11	12	5	2	1	0	0	0	0	0	0	0	0	0	0
0900	**73**	**0**	**0**	**0**	**0**	**0**	**0**	**0**	**1**	**1**	**5**	**5**	**11**	**14**	**15**	**10**	**6**	**2**	**1**	**0**	**0**	**0**	**0**	**0**	**0**	**0**	**0**	**0**	**0**
1000	51	0	0	0	0	0	1	0	1	1	1	5	7	11	9	7	3	2	1	0	0	0	0	0	0	0	0	0	0
1100	60	0	0	0	1	0	0	1	1	2	4	4	7	11	14	7	3	3	1	0	0	0	0	0	0	0	0	0	0
1200	74	0	0	0	0	1	1	1	1	3	5	7	10	12	13	10	6	2	1	0	0	0	0	0	0	0	0	0	0
1300	64	0	0	0	0	0	0	0	1	1	2	4	9	13	11	9	6	3	2	1	0	0	0	0	0	0	0	0	0
1400	73	0	0	0	0	0	0	1	1	2	3	6	10	15	13	11	5	4	1	1	0	0	0	0	0	0	0	0	0
1500	80	0	0	0	0	0	0	1	0	2	4	7	12	15	16	9	9	4	1	0	0	0	0	0	0	0	0	0	0
1600	74	0	0	0	0	1	0	0	1	1	2	6	10	14	13	12	6	3	2	0	0	0	0	0	0	0	0	0	0
1700	**85**	**0**	**0**	**0**	**0**	**1**	**1**	**1**	**1**	**1**	**5**	**5**	**12**	**16**	**15**	**11**	**9**	**4**	**2**	**1**	**0**	**0**	**0**	**0**	**0**	**0**	**0**	**0**	**0**
1800	66	0	0	0	0	0	0	0	0	2	2	4	7	12	13	12	8	4	2	1	0	0	0	0	0	0	0	0	0
1900	56	0	0	0	0	0	0	1	0	1	3	5	7	11	8	9	6	4	1	0	0	0	0	0	0	0	0	0	0
2000	35	0	0	0	0	0	0	0	0	1	1	3	4	6	8	5	3	2	1	0	0	0	0	0	0	0	0	0	0
2100	28	0	0	0	0	0	0	0	1	1	2	3	4	5	5	4	1	1	1	0	0	0	0	0	0	0	0	0	0
2200	17	0	0	0	0	0	0	0	0	0	1	1	3	2	3	3	2	1	0	0	0	0	0	0	0	0	0	0	0
2300	7	0	0	0	0	0	0	0	0	0	0	1	1	2	1	1	0	0	0	0	0	0	0	0	0	0	0	0	0
07-19	**783**	**0**	**0**	**2**	**2**	**4**	**3**	**6**	**8**	**18**	**36**	**58**	**104**	**147**	**152**	**117**	**72**	**35**	**14**	**6**	**1**	**0**	**0**	**0**	**0**	**0**	**0**	**0**	**0**
06-22	**912**	**0**	**0**	**2**	**3**	**5**	**4**	**7**	**9**	**21**	**43**	**69**	**121**	**169**	**174**	**135**	**83**	**43**	**17**	**6**	**1**	**0**	**0**	**0**	**0**	**0**	**0**	**0**	**0**
06-00	**936**	**0**	**0**	**2**	**3**	**5**	**4**	**7**	**9**	**21**	**44**	**70**	**124**	**173**	**178**	**140**	**85**	**44**	**17**	**7**	**2**	**0**	**0**	**0**	**0**	**0**	**0**	**0**	**0**
00-00	**959**	**0**	**0**	**2**	**3**	**5**	**4**	**7**	**9**	**21**	**45**	**73**	**127**	**179**	**183**	**143**	**88**	**45**	**18**	**7**	**2**	**0**	**0**	**0**	**0**	**0**	**0**	**0**	**0**

DRAFT

Site 24
Location L-4005-1, att t/junction sign, Lat 53.66331, Long -6.76538
Direction Two way

3279 / Meath/Cavan/Monaghan ATC's
October 2013
Automatic Traffic Count

Virtual Week (1)

Time	Total	Speed Bins (km/h)																											
		0 - 5	5 - 10	10 - 15	15 - 20	20 - 25	25 - 30	30 - 35	35 - 40	40 - 45	45 - 50	50 - 55	55 - 60	60 - 65	65 - 70	70 - 75	75 - 80	80 - 85	85 - 90	90 - 95	95 - 100	100 - 105	105 - 110	110 - 115	115 - 120	120 - 125	125 - 130	130 - 135	135 - 140
Mon	962	0	0	5	2	2	2	10	10	19	37	95	126	211	164	141	80	37	15	5	1	0	0	0	0	0	0	0	0
Tue	1028	0	0	1	4	6	3	8	13	28	56	92	133	205	188	138	87	40	18	4	4	0	0	0	0	0	0	0	0
Wed	980	0	1	2	2	4	2	4	8	24	52	73	145	166	177	140	104	53	17	5	0	0	1	0	0	0	0	0	0
Thu	1003	0	0	1	2	7	5	4	4	16	47	76	147	189	200	147	86	40	18	12	2	0	0	0	0	0	0	0	0
Fri	1041	0	0	1	2	3	3	9	16	23	45	66	131	188	219	176	84	47	16	8	2	0	1	1	0	0	0	0	0
|Sat	935	0	0	2	5	11	6	10	10	22	42	55	108	159	178	147	97	57	18	5	2	1	0	0	0	0	0	0	0
|Sun	761	0	1	0	2	0	6	5	5	16	37	56	96	133	152	109	75	38	21	9	0	0	0	0	0	0	0	0	0
5 Day Ave.	**1003**	**0**	**0**	**2**	**2**	**4**	**3**	**7**	**10**	**22**	**47**	**80**	**136**	**192**	**190**	**148**	**88**	**43**	**17**	**7**	**2**	**0**	**0**	**0**	**0**	**0**	**0**	**0**	**0**
7 Day Ave.	**959**	**0**	**0**	**2**	**3**	**5**	**4**	**7**	**9**	**21**	**45**	**73**	**127**	**179**	**183**	**143**	**88**	**45**	**18**	**7**	**2**	**0**	**0**	**0**	**0**	**0**	**0**	**0**	**0**
--	**6710**	**0**	**2**	**12**	**19**	**33**	**27**	**50**	**66**	**148**	**316**	**513**	**886**	**1251**	**1278**	**998**	**613**	**312**	**123**	**48**	**11**	**1**	**2**	**1**	**0**	**0**	**0**	**0**	**0**

Summary Graphs

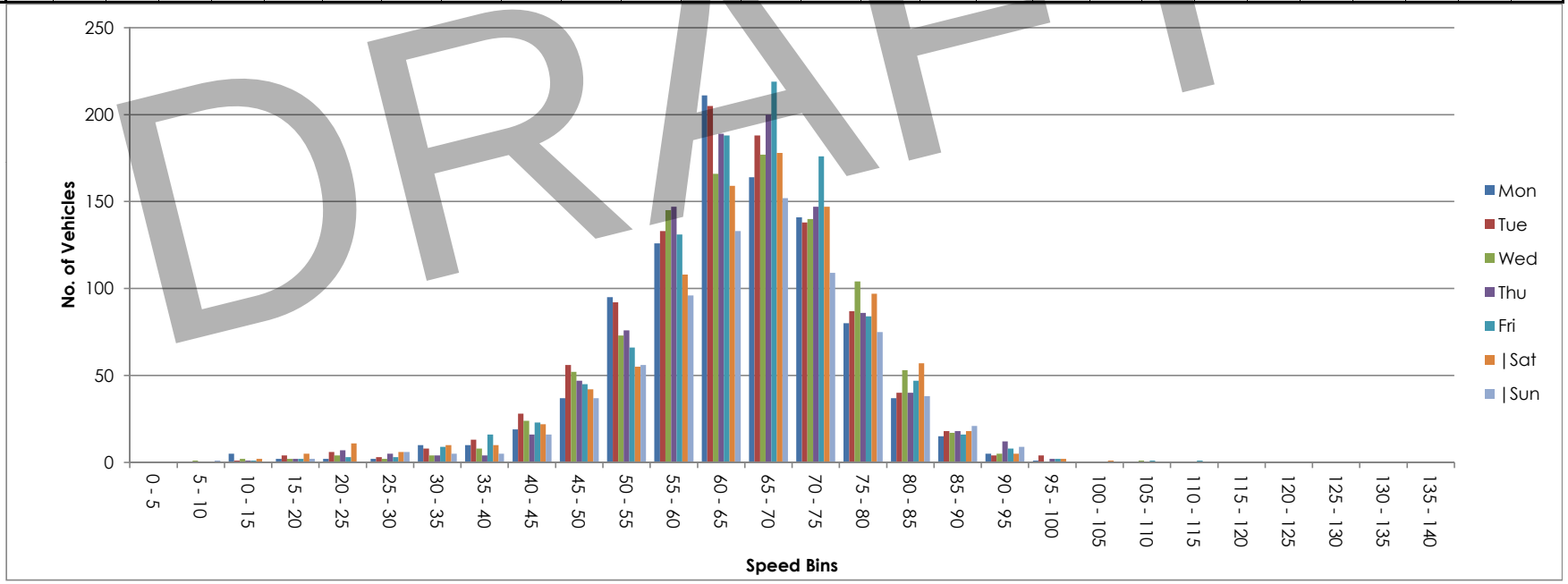

DRAFT



NDC NATIONWIDE DATA COLLECTION	**Site / Location:**	L-8008-0, att t/pole, Lat 53.66649, Long -6.5480	**Project No:**	3279	**Photo No:**	3279-25	**Drawn By:** MOR
	Survey Date:	Mon, 7 October 2013 to Sun, 13 October 2013	**Project Name:**	Meath/Cavan/Monaghan ATC'S			
	Survey Times:	00:00 to 00(24):00	**Title:**	Site Photograph			

Site No.	Location.	Direction.	Speed Limit - PSL (km/h)	Start Date.	End Date.	Total Vehicles.	5 Day Ave.	7 Day Ave.	No. > Speed Limit.	%. > Speed Limit.	No. > Speed Limit1 (+5km/h).	%. > Speed Limit1 (+5km/h).	No. > Speed Limit1 (+10km/h).	%. > Speed Limit1 (+10km/h).	Mean Speed	85%ile Speed
25	L-8008-0, att t/pole, Lat 53.66649, Long -6.5480	North	80	Mon, 7 October 2013	Sun, 13 October 2013	3285	515	469	374	11.4	174	5.3	83	2.5	63.4	77.8
		South	80	Mon, 7 October 2013	Sun, 13 October 2013	3235	503	462	770	23.8	450	13.9	235	7.3	68.2	84.2
		Two way	80	Mon, 7 October 2013	Sun, 13 October 2013	6520	1018	931	1144	17.5	624	9.6	318	4.9	65.8	81.4

DRAFT

Site 25
Location L-8008-0, att t/pole, Lat 53.66649, Long -6.5480
Direction North

3279 / Meath/Cavan/Monaghan ATC's
October 2013
Automatic Traffic Count

Mon, 7 October 2013

Time	Total	Classification												>PSL	>PSL%	>SL1	>SL1%	>SL2	>SL2%	Mean	Vpp
		1 MCL	2 SV	3 SVT	4 TB2	5 TB3	6 T4	7 ART3	8 ART4	9 ART5	10 ART6	11 BD	12 DRT	80	80	85 +5kph	85 +5kph	90 +10kph	90 +10kph		85
0000	7	2	5	0	0	0	0	0	0	0	0	0	0	2	28.6	1	14.3	0	0	52.9	-
0100	2	0	2	0	0	0	0	0	0	0	0	0	0	1	50	1	50	1	50	74.5	-
0200	0	0	0	0	0	0	0	0	0	0	0	0	0	0	0	0	0	0	0	-	-
0300	1	0	1	0	0	0	0	0	0	0	0	0	0	0	0	0	0	0	0	68.8	-
0400	1	0	0	0	1	0	0	0	0	0	0	0	0	0	0	0	0	0	0	70.5	-
0500	1	0	1	0	0	0	0	0	0	0	0	0	0	0	0	0	0	0	0	72.9	-
0600	0	0	0	0	0	0	0	0	0	0	0	0	0	0	0	0	0	0	0	-	-
0700	**34**	**0**	**30**	**0**	**3**	**0**	**0**	**0**	**0**	**1**	**0**	**0**	**0**	**3**	**8.8**	**2**	**5.9**	**0**	**0**	**68.2**	**77.8**
0800	20	1	15	0	3	1	0	0	0	0	0	0	0	1	5	1	5	1	5	56.6	77.4
0900	29	0	28	0	1	0	0	0	0	0	0	0	0	0	0	0	0	0	0	38.4	50.8
1000	26	1	23	0	0	1	1	0	0	0	0	0	0	2	7.7	2	7.7	0	0	56.4	74.2
1100	22	0	13	2	6	1	0	0	0	0	0	0	0	1	4.5	0	0	0	0	56.8	68.4
1200	30	1	25	0	4	0	0	0	0	0	0	0	0	2	6.7	0	0	0	0	58.9	75.2
1300	25	0	23	0	2	0	0	0	0	0	0	0	0	4	16	2	8	0	0	64.7	78.1
1400	27	1	24	0	2	0	0	0	0	0	0	0	0	3	11.1	3	11.1	3	11.1	64.2	72.7
1500	56	1	49	0	3	1	0	0	0	2	0	0	0	5	8.9	1	1.8	1	1.8	60.3	78.8
1600	51	0	47	0	4	0	0	0	0	0	0	0	0	5	9.8	3	5.9	2	3.9	64.8	74.9
1700	46	0	40	2	4	0	0	0	0	0	0	0	0	8	17.4	5	10.9	1	2.2	67.6	81
1800	**58**	**0**	**51**	**1**	**5**	**0**	**0**	**0**	**1**	**0**	**0**	**0**	**0**	**5**	**8.6**	**3**	**5.2**	**1**	**1.7**	**67.6**	**75.6**
1900	30	0	28	0	2	0	0	0	0	0	0	0	0	5	16.7	2	6.7	2	6.7	63	82.8
2000	17	0	15	0	2	0	0	0	0	0	0	0	0	1	5.9	1	5.9	1	5.9	66.5	73.1
2100	15	0	12	0	3	0	0	0	0	0	0	0	0	1	6.7	0	0	0	0	64.6	73.4
2200	18	1	16	0	1	0	0	0	0	0	0	0	0	1	5.6	0	0	0	0	57.3	67.3
2300	4	0	4	0	0	0	0	0	0	0	0	0	0	0	0	0	0	0	0	71.9	-
07-19	**424**	**5**	**368**	**5**	**37**	**4**	**1**	**0**	**1**	**3**	**0**	**0**	**0**	**39**	**9.2**	**22**	**5.2**	**9**	**2.1**	**61.6**	**76**
06-22	**486**	**5**	**423**	**5**	**44**	**4**	**1**	**0**	**1**	**3**	**0**	**0**	**0**	**46**	**9.5**	**25**	**5.1**	**12**	**2.5**	**61.9**	**76.3**
06-00	**508**	**6**	**443**	**5**	**45**	**4**	**1**	**0**	**1**	**3**	**0**	**0**	**0**	**47**	**9.3**	**25**	**4.9**	**12**	**2.4**	**61.8**	**76.3**
00-00	**520**	**8**	**452**	**5**	**46**	**4**	**1**	**0**	**1**	**3**	**0**	**0**	**0**	**50**	**9.6**	**27**	**5.2**	**13**	**2.5**	**61.8**	**76.3**

DRAFT

Site 25
Location L-8008-0, att t/pole, Lat 53.66649, Long -6.5480
Direction North

3279 / Meath/Cavan/Monaghan ATC's
October 2013
Automatic Traffic Count

Tue, 8 October 2013

Time	Total	Classification												>PSL	>PSL%	>SL1	>SL1%	>SL2	>SL2%	Mean	Vpp
		1 MCL	2 SV	3 SVT	4 TB2	5 TB3	6 T4	7 ART3	8 ART4	9 ART5	10 ART6	11 BD	12 DRT	80	80	85 +5kph	85 +5kph	90 +10kph	90 +10kph		85
0000	5	1	4	0	0	0	0	0	0	0	0	0	0	0	0	0	0	0	0	57.9	-
0100	0	0	0	0	0	0	0	0	0	0	0	0	0	0	0	0	0	0	0	-	-
0200	0	0	0	0	0	0	0	0	0	0	0	0	0	0	0	0	0	0	0	-	-
0300	0	0	0	0	0	0	0	0	0	0	0	0	0	0	0	0	0	0	0	-	-
0400	1	0	1	0	0	0	0	0	0	0	0	0	0	0	0	0	0	0	0	77.9	-
0500	1	0	1	0	0	0	0	0	0	0	0	0	0	0	0	0	0	0	0	66.2	-
0600	2	0	2	0	0	0	0	0	0	0	0	0	0	2	100	2	100	1	50	96.7	-
0700	32	0	28	0	4	0	0	0	0	0	0	0	0	3	9.4	3	9.4	1	3.1	67.5	77
0800	16	0	12	0	3	1	0	0	0	0	0	0	0	2	12.5	1	6.3	0	0	60.6	73.8
0900	**36**	**0**	**31**	**0**	**5**	**0**	**0**	**0**	**0**	**0**	**0**	**0**	**0**	**3**	**8.3**	**0**	**0**	**0**	**0**	**63.6**	**76.7**
1000	18	0	16	0	1	0	0	0	1	0	0	0	0	2	11.1	1	5.6	0	0	59.4	71.6
1100	26	1	19	4	0	0	0	0	0	0	2	0	0	2	7.7	1	3.8	0	0	48	55.1
1200	30	0	25	0	4	1	0	0	0	0	0	0	0	2	6.7	1	3.3	1	3.3	63.2	74.9
1300	43	0	36	0	2	3	2	0	0	0	0	0	0	1	2.3	1	2.3	0	0	48.6	67
1400	28	0	23	0	5	0	0	0	0	0	0	0	0	1	3.6	1	3.6	1	3.6	48	68
1500	42	0	36	2	4	0	0	0	0	0	0	0	0	4	9.5	0	0	0	0	64.1	77.8
1600	**63**	**0**	**55**	**0**	**7**	**0**	**0**	**0**	**1**	**0**	**0**	**0**	**0**	**7**	**11.1**	**1**	**1.6**	**0**	**0**	**66**	**78.8**
1700	58	0	50	1	5	1	0	0	1	0	0	0	0	6	10.3	3	5.2	1	1.7	65.3	77.4
1800	48	0	46	0	1	1	0	0	0	0	0	0	0	5	10.4	3	6.3	0	0	68.4	79.2
1900	44	0	41	0	3	0	0	0	0	0	0	0	0	5	11.4	4	9.1	0	0	64.6	76.7
2000	13	1	11	0	1	0	0	0	0	0	0	0	0	3	23.1	1	7.7	1	7.7	60.2	79.9
2100	8	0	8	0	0	0	0	0	0	0	0	0	0	1	12.5	0	0	0	0	68	-
2200	10	0	10	0	0	0	0	0	0	0	0	0	0	1	10	1	10	1	10	70.1	-
2300	7	0	7	0	0	0	0	0	0	0	0	0	0	0	0	0	0	0	0	68.8	-
07-19	**440**	**1**	**377**	**7**	**41**	**7**	**2**	**0**	**3**	**0**	**2**	**0**	**0**	**38**	**8.6**	**16**	**3.6**	**4**	**0.9**	**61.3**	**76.3**
06-22	**507**	**2**	**439**	**7**	**45**	**7**	**2**	**0**	**3**	**0**	**2**	**0**	**0**	**49**	**9.7**	**23**	**4.5**	**6**	**1.2**	**61.8**	**76.7**
06-00	**524**	**2**	**456**	**7**	**45**	**7**	**2**	**0**	**3**	**0**	**2**	**0**	**0**	**50**	**9.5**	**24**	**4.6**	**7**	**1.3**	**62.1**	**76.7**
00-00	**531**	**3**	**462**	**7**	**45**	**7**	**2**	**0**	**3**	**0**	**2**	**0**	**0**	**50**	**9.4**	**24**	**4.5**	**7**	**1.3**	**62.1**	**76.7**

DRAFT

Site 25
Location L-8008-0, att t/pole, Lat 53.66649, Long -6.5480
Direction North

3279 / Meath/Cavan/Monaghan ATC's
October 2013
Automatic Traffic Count

Wed, 9 October 2013

Time	Total	Classification												>PSL	>PSL%	>SL1	>SL1%	>SL2	>SL2%	Mean	Vpp
		1 MCL	2 SV	3 SVT	4 TB2	5 TB3	6 T4	7 ART3	8 ART4	9 ART5	10 ART6	11 BD	12 DRT	80	80	85 +5kph	85 +5kph	90 +10kph	90 +10kph		85
0000	4	1	3	0	0	0	0	0	0	0	0	0	0	0	0	0	0	0	0	46	-
0100	2	0	2	0	0	0	0	0	0	0	0	0	0	0	0	0	0	0	0	55.6	-
0200	0	0	0	0	0	0	0	0	0	0	0	0	0	0	0	0	0	0	0	-	-
0300	0	0	0	0	0	0	0	0	0	0	0	0	0	0	0	0	0	0	0	-	-
0400	0	0	0	0	0	0	0	0	0	0	0	0	0	0	0	0	0	0	0	-	-
0500	1	0	1	0	0	0	0	0	0	0	0	0	0	0	0	0	0	0	0	68.1	-
0600	5	0	4	0	1	0	0	0	0	0	0	0	0	1	20	1	20	1	20	79.2	-
0700	32	0	28	0	3	1	0	0	0	0	0	0	0	2	6.3	1	3.1	1	3.1	65.4	73.8
0800	18	0	14	1	3	0	0	0	0	0	0	0	0	2	11.1	1	5.6	0	0	63.9	73.8
0900	**33**	**0**	**27**	**1**	**4**	**0**	**0**	**0**	**0**	**1**	**0**	**0**	**0**	**2**	**6.1**	**0**	**0**	**0**	**0**	**61.3**	**73.8**
1000	16	0	12	1	2	0	0	0	1	0	0	0	0	0	0	0	0	0	0	59.3	70.2
1100	21	1	15	0	4	1	0	0	0	0	0	0	0	1	4.8	1	4.8	0	0	58	69.8
1200	37	0	34	1	1	1	0	0	0	0	0	0	0	9	24.3	3	8.1	1	2.7	66.3	82.4
1300	36	0	33	1	2	0	0	0	0	0	0	0	0	4	11.1	0	0	0	0	63.9	78.1
1400	28	0	28	0	0	0	0	0	0	0	0	0	0	4	14.3	2	7.1	1	3.6	65.4	77.8
1500	47	0	40	0	7	0	0	0	0	0	0	0	0	8	17	2	4.3	1	2.1	66.3	79.9
1600	**54**	**0**	**49**	**2**	**3**	**0**	**0**	**0**	**0**	**0**	**0**	**0**	**0**	**7**	**13**	**6**	**11.1**	**2**	**3.7**	**66.4**	**78.5**
1700	45	1	39	0	4	0	0	0	0	0	1	0	0	4	8.9	3	6.7	3	6.7	64.1	76.3
1800	47	0	43	1	3	0	0	0	0	0	0	0	0	6	12.8	1	2.1	0	0	66	77.4
1900	32	0	31	0	1	0	0	0	0	0	0	0	0	1	3.1	1	3.1	1	3.1	66.8	76.3
2000	12	0	12	0	0	0	0	0	0	0	0	0	0	4	33.3	2	16.7	1	8.3	69.6	84.2
2100	22	1	17	0	3	0	0	0	0	0	1	0	0	3	13.6	1	4.5	1	4.5	68.6	76.3
2200	10	0	10	0	0	0	0	0	0	0	0	0	0	0	0	0	0	0	0	67.2	-
2300	4	0	4	0	0	0	0	0	0	0	0	0	0	0	0	0	0	0	0	61.4	-
07-19	**414**	**2**	**362**	**8**	**36**	**3**	**0**	**0**	**1**	**1**	**1**	**0**	**0**	**49**	**11.8**	**20**	**4.8**	**9**	**2.2**	**64.5**	**77.8**
06-22	**485**	**3**	**426**	**8**	**41**	**3**	**0**	**0**	**1**	**1**	**2**	**0**	**0**	**58**	**12**	**25**	**5.2**	**13**	**2.7**	**65.1**	**77.8**
06-00	**499**	**3**	**440**	**8**	**41**	**3**	**0**	**0**	**1**	**1**	**2**	**0**	**0**	**58**	**11.6**	**25**	**5**	**13**	**2.6**	**65.1**	**77.8**
00-00	**506**	**4**	**446**	**8**	**41**	**3**	**0**	**0**	**1**	**1**	**2**	**0**	**0**	**58**	**11.5**	**25**	**4.9**	**13**	**2.6**	**64.9**	**77.8**

DRAFT

Site 25
Location L-8008-0, att t/pole, Lat 53.66649, Long -6.5480
Direction North

3279 / Meath/Cavan/Monaghan ATC's
October 2013
Automatic Traffic Count

Thu, 10 October 2013

Time	Total	Classification												>PSL	>PSL%	>SL1	>SL1%	>SL2	>SL2%	Mean	Vpp
		1 MCL	2 SV	3 SVT	4 TB2	5 TB3	6 T4	7 ART3	8 ART4	9 ART5	10 ART6	11 BD	12 DRT	80	80	85 +5kph	85 +5kph	90 +10kph	90 +10kph		85
0000	4	0	4	0	0	0	0	0	0	0	0	0	0	1	25	0	0	0	0	65.5	-
0100	0	0	0	0	0	0	0	0	0	0	0	0	0	0	0	0	0	0	0	-	-
0200	0	0	0	0	0	0	0	0	0	0	0	0	0	0	0	0	0	0	0	-	-
0300	1	0	1	0	0	0	0	0	0	0	0	0	0	1	100	0	0	0	0	82.1	-
0400	0	0	0	0	0	0	0	0	0	0	0	0	0	0	0	0	0	0	0	-	-
0500	1	0	1	0	0	0	0	0	0	0	0	0	0	0	0	0	0	0	0	75.7	-
0600	2	0	2	0	0	0	0	0	0	0	0	0	0	1	50	1	50	1	50	91.4	-
0700	**34**	**1**	**29**	**0**	**3**	**1**	**0**	**0**	**0**	**0**	**0**	**0**	**0**	**3**	**8.8**	**2**	**5.9**	**1**	**2.9**	**64.6**	**74.9**
0800	20	0	15	1	3	1	0	0	0	0	0	0	0	1	5	0	0	0	0	61.9	75.2
0900	26	1	16	0	7	0	1	0	1	0	0	0	0	5	19.2	3	11.5	0	0	60.1	81.7
1000	16	0	14	1	1	0	0	0	0	0	0	0	0	1	6.3	1	6.3	0	0	60.9	72.4
1100	24	0	20	1	3	0	0	0	0	0	0	0	0	3	12.5	1	4.2	1	4.2	58.8	72
1200	32	0	28	1	3	0	0	0	0	0	0	0	0	2	6.3	0	0	0	0	63.9	77.8
1300	31	0	28	1	2	0	0	0	0	0	0	0	0	4	12.9	3	9.7	1	3.2	62.3	76
1400	25	0	19	1	4	0	0	0	0	0	1	0	0	1	4	0	0	0	0	61.7	68.4
1500	47	1	35	0	9	1	0	0	0	0	1	0	0	4	8.5	3	6.4	2	4.3	58.7	77
1600	59	0	46	3	7	2	0	0	0	0	1	0	0	9	15.3	3	5.1	3	5.1	63.2	78.1
1700	**61**	**0**	**50**	**3**	**7**	**0**	**0**	**0**	**1**	**0**	**0**	**0**	**0**	**8**	**13.1**	**1**	**1.6**	**1**	**1.6**	**66.1**	**79.9**
1800	36	0	32	1	3	0	0	0	0	0	0	0	0	3	8.3	1	2.8	1	2.8	65.8	74.9
1900	31	0	28	0	2	0	0	0	1	0	0	0	0	3	9.7	2	6.5	1	3.2	63.1	74.2
2000	16	0	15	0	1	0	0	0	0	0	0	0	0	2	12.5	1	6.3	1	6.3	67.1	74.5
2100	18	0	18	0	0	0	0	0	0	0	0	0	0	2	11.1	1	5.6	1	5.6	66.4	76
2200	10	0	10	0	0	0	0	0	0	0	0	0	0	0	0	0	0	0	0	68.1	-
2300	6	0	6	0	0	0	0	0	0	0	0	0	0	0	0	0	0	0	0	59	-
07-19	**411**	**3**	**332**	**13**	**52**	**5**	**1**	**0**	**2**	**0**	**3**	**0**	**0**	**44**	**10.7**	**18**	**4.4**	**10**	**2.4**	**62.7**	**77.4**
06-22	**478**	**3**	**395**	**13**	**55**	**5**	**1**	**0**	**3**	**0**	**3**	**0**	**0**	**52**	**10.9**	**23**	**4.8**	**14**	**2.9**	**63.2**	**77.4**
06-00	**494**	**3**	**411**	**13**	**55**	**5**	**1**	**0**	**3**	**0**	**3**	**0**	**0**	**52**	**10.5**	**23**	**4.7**	**14**	**2.8**	**63.2**	**77.4**
00-00	**500**	**3**	**417**	**13**	**55**	**5**	**1**	**0**	**3**	**0**	**3**	**0**	**0**	**54**	**10.8**	**23**	**4.6**	**14**	**2.8**	**63.3**	**77.4**

DRAFT

Site 25
Location L-8008-0, att t/pole, Lat 53.66649, Long -6.5480
Direction North

3279 / Meath/Cavan/Monaghan ATC's
October 2013
Automatic Traffic Count

Fri, 11 October 2013

Time	Total	Classification												>PSL	>PSL%	>SL1	>SL1%	>SL2	>SL2%	Mean	Vpp
		1 MCL	2 SV	3 SVT	4 TB2	5 TB3	6 T4	7 ART3	8 ART4	9 ART5	10 ART6	11 BD	12 DRT	80	80	85 +5kph	85 +5kph	90 +10kph	90 +10kph		85
0000	4	0	4	0	0	0	0	0	0	0	0	0	0	0	0	0	0	0	0	62.3	-
0100	0	0	0	0	0	0	0	0	0	0	0	0	0	0	0	0	0	0	0	-	-
0200	0	0	0	0	0	0	0	0	0	0	0	0	0	0	0	0	0	0	0	-	-
0300	0	0	0	0	0	0	0	0	0	0	0	0	0	0	0	0	0	0	0	-	-
0400	1	0	0	0	1	0	0	0	0	0	0	0	0	0	0	0	0	0	0	73.8	-
0500	2	0	2	0	0	0	0	0	0	0	0	0	0	0	0	0	0	0	0	71	-
0600	4	0	4	0	0	0	0	0	0	0	0	0	0	2	50	2	50	1	25	82.3	-
0700	27	1	21	0	5	0	0	0	0	0	0	0	0	2	7.4	0	0	0	0	64.3	74.9
0800	21	0	16	1	2	1	1	0	0	0	0	0	0	4	19	1	4.8	1	4.8	64.5	79.9
0900	**33**	**0**	**29**	**0**	**4**	**0**	**0**	**0**	**0**	**0**	**0**	**0**	**0**	**4**	**12.1**	**2**	**6.1**	**2**	**6.1**	**63**	**76.3**
1000	22	0	14	3	3	0	2	0	0	0	0	0	0	1	4.5	0	0	0	0	57.8	72.4
1100	19	0	13	1	4	1	0	0	0	0	0	0	0	0	0	0	0	0	0	62.8	72.4
1200	23	0	22	0	1	0	0	0	0	0	0	0	0	5	21.7	5	21.7	2	8.7	69.7	87.1
1300	35	1	31	0	3	0	0	0	0	0	0	0	0	5	14.3	0	0	0	0	67.3	79.2
1400	36	2	30	0	2	1	0	0	1	0	0	0	0	3	8.3	0	0	0	0	57.2	73.1
1500	52	0	45	1	5	1	0	0	0	0	0	0	0	7	13.5	3	5.8	2	3.8	64.3	78.5
1600	45	1	40	1	3	0	0	0	0	0	0	0	0	6	13.3	4	8.9	2	4.4	61.3	73.8
1700	**58**	**0**	**49**	**1**	**7**	**1**	**0**	**0**	**0**	**0**	**0**	**0**	**0**	**4**	**6.9**	**1**	**1.7**	**1**	**1.7**	**68.6**	**77.8**
1800	52	0	48	1	3	0	0	0	0	0	0	0	0	12	23.1	5	9.6	2	3.8	69	80.6
1900	29	0	26	0	2	0	1	0	0	0	0	0	0	6	20.7	1	3.4	1	3.4	60.9	80.6
2000	19	0	18	0	1	0	0	0	0	0	0	0	0	1	5.3	1	5.3	0	0	61.6	75.2
2100	11	0	10	0	1	0	0	0	0	0	0	0	0	3	27.3	2	18.2	1	9.1	70.7	82.4
2200	16	0	15	0	1	0	0	0	0	0	0	0	0	3	18.8	0	0	0	0	69.7	81.7
2300	7	0	7	0	0	0	0	0	0	0	0	0	0	0	0	0	0	0	0	66	-
07-19	**423**	**5**	**358**	**9**	**42**	**5**	**3**	**0**	**1**	**0**	**0**	**0**	**0**	**53**	**12.5**	**21**	**5**	**12**	**2.8**	**64.6**	**78.1**
06-22	**486**	**5**	**416**	**9**	**46**	**5**	**4**	**0**	**1**	**0**	**0**	**0**	**0**	**65**	**13.4**	**27**	**5.6**	**15**	**3.1**	**64.6**	**78.5**
06-00	**509**	**5**	**438**	**9**	**47**	**5**	**4**	**0**	**1**	**0**	**0**	**0**	**0**	**68**	**13.4**	**27**	**5.3**	**15**	**2.9**	**64.7**	**78.5**
00-00	**516**	**5**	**444**	**9**	**48**	**5**	**4**	**0**	**1**	**0**	**0**	**0**	**0**	**68**	**13.2**	**27**	**5.2**	**15**	**2.9**	**64.8**	**78.5**

DRAFT

Site 25
Location L-8008-0, att t/pole, Lat 53.66649, Long -6.5480
Direction North

3279 / Meath/Cavan/Monaghan ATC's
October 2013
Automatic Traffic Count

Sat, 12 October 2013

Time	Total	Classification												>PSL	>PSL%	>SL1	>SL1%	>SL2	>SL2%	Mean	Vpp
		1 MCL	2 SV	3 SVT	4 TB2	5 TB3	6 T4	7 ART3	8 ART4	9 ART5	10 ART6	11 BD	12 DRT	80	80	85 +5kph	85 +5kph	90 +10kph	90 +10kph		85
0000	2	0	2	0	0	0	0	0	0	0	0	0	0	0	0	0	0	0	0	54.4	-
0100	6	0	5	0	1	0	0	0	0	0	0	0	0	0	0	0	0	0	0	63	-
0200	1	0	1	0	0	0	0	0	0	0	0	0	0	1	100	1	100	1	100	90.3	-
0300	0	0	0	0	0	0	0	0	0	0	0	0	0	0	0	0	0	0	0	-	-
0400	1	0	1	0	0	0	0	0	0	0	0	0	0	0	0	0	0	0	0	76.7	-
0500	0	0	0	0	0	0	0	0	0	0	0	0	0	0	0	0	0	0	0	-	-
0600	4	0	4	0	0	0	0	0	0	0	0	0	0	0	0	0	0	0	0	72.1	-
0700	11	0	8	0	3	0	0	0	0	0	0	0	0	4	36.4	3	27.3	0	0	69.3	87.8
0800	10	0	9	0	1	0	0	0	0	0	0	0	0	3	30	1	10	0	0	73.4	-
0900	14	0	12	0	2	0	0	0	0	0	0	0	0	8	57.1	6	42.9	2	14.3	75.9	85
1000	33	1	28	2	2	0	0	0	0	0	0	0	0	6	18.2	1	3	1	3	61.5	80.6
1100	**40**	**0**	**34**	**3**	**3**	**0**	**0**	**0**	**0**	**0**	**0**	**0**	**0**	**1**	**2.5**	**1**	**2.5**	**0**	**0**	**63.8**	**74.5**
1200	**45**	**5**	**36**	**1**	**2**	**0**	**1**	**0**	**0**	**0**	**0**	**0**	**0**	**9**	**20**	**3**	**6.7**	**2**	**4.4**	**62.5**	**80.3**
1300	41	1	36	2	1	1	0	0	0	0	0	0	0	4	9.8	2	4.9	1	2.4	61.8	76
1400	37	1	33	1	2	0	0	0	0	0	0	0	0	5	13.5	4	10.8	1	2.7	63	75.6
1500	24	0	22	1	1	0	0	0	0	0	0	0	0	8	33.3	6	25	3	12.5	71.7	85
1600	35	2	31	2	0	0	0	0	0	0	0	0	0	1	2.9	1	2.9	1	2.9	58.9	76
1700	41	0	38	0	2	0	0	0	1	0	0	0	0	0	0	0	0	0	0	63.6	75.6
1800	33	0	31	0	2	0	0	0	0	0	0	0	0	4	12.1	2	6.1	0	0	67.5	78.8
1900	17	0	16	0	0	1	0	0	0	0	0	0	0	4	23.5	1	5.9	1	5.9	62	81.7
2000	10	0	10	0	0	0	0	0	0	0	0	0	0	1	10	1	10	1	10	68.4	-
2100	8	0	7	0	1	0	0	0	0	0	0	0	0	0	0	0	0	0	0	67.9	-
2200	8	0	8	0	0	0	0	0	0	0	0	0	0	0	0	0	0	0	0	60.1	-
2300	4	0	4	0	0	0	0	0	0	0	0	0	0	1	25	0	0	0	0	68.4	-
07-19	**364**	**10**	**318**	**12**	**21**	**1**	**1**	**0**	**1**	**0**	**0**	**0**	**0**	**53**	**14.6**	**30**	**8.2**	**11**	**3**	**64.4**	**79.2**
06-22	**403**	**10**	**355**	**12**	**22**	**2**	**1**	**0**	**1**	**0**	**0**	**0**	**0**	**58**	**14.4**	**32**	**7.9**	**13**	**3.2**	**64.5**	**79.2**
06-00	**415**	**10**	**367**	**12**	**22**	**2**	**1**	**0**	**1**	**0**	**0**	**0**	**0**	**59**	**14.2**	**32**	**7.7**	**13**	**3.1**	**64.5**	**79.2**
00-00	**425**	**10**	**376**	**12**	**23**	**2**	**1**	**0**	**1**	**0**	**0**	**0**	**0**	**60**	**14.1**	**33**	**7.8**	**14**	**3.3**	**64.5**	**78.8**

DRAFT

Site 25
Location L-8008-0, att t/pole, Lat 53.66649, Long -6.5480
Direction North

3279 / Meath/Cavan/Monaghan ATC's
October 2013
Automatic Traffic Count

Sun, 13 October 2013

Time	Total	Classification												>PSL	>PSL%	>SL1	>SL1%	>SL2	>SL2%	Mean	Vpp
		1 MCL	2 SV	3 SVT	4 TB2	5 TB3	6 T4	7 ART3	8 ART4	9 ART5	10 ART6	11 BD	12 DRT	80	80	85 +5kph	85 +5kph	90 +10kph	90 +10kph		85
0000	2	0	1	0	1	0	0	0	0	0	0	0	0	0	0	0	0	0	0	67.1	-
0100	6	0	5	0	1	0	0	0	0	0	0	0	0	1	16.7	1	16.7	0	0	59.7	-
0200	1	0	0	0	1	0	0	0	0	0	0	0	0	0	0	0	0	0	0	64.2	-
0300	6	0	5	0	1	0	0	0	0	0	0	0	0	1	16.7	0	0	0	0	64.8	-
0400	0	0	0	0	0	0	0	0	0	0	0	0	0	0	0	0	0	0	0	-	-
0500	1	0	1	0	0	0	0	0	0	0	0	0	0	0	0	0	0	0	0	72.8	-
0600	1	0	1	0	0	0	0	0	0	0	0	0	0	1	100	1	100	0	0	89.7	-
0700	3	0	2	0	1	0	0	0	0	0	0	0	0	1	33.3	0	0	0	0	68	-
0800	4	0	4	0	0	0	0	0	0	0	0	0	0	1	25	1	25	1	25	74.1	-
0900	10	1	9	0	0	0	0	0	0	0	0	0	0	3	30	2	20	1	10	63	-
1000	4	0	4	0	0	0	0	0	0	0	0	0	0	0	0	0	0	0	0	69.6	-
1100	**19**	**0**	**19**	**0**	**0**	**0**	**0**	**0**	**0**	**0**	**0**	**0**	**0**	**5**	**26.3**	**2**	**10.5**	**2**	**10.5**	**65.1**	**80.3**
1200	29	2	27	0	0	0	0	0	0	0	0	0	0	4	13.8	3	10.3	1	3.4	60.7	74.2
1300	15	0	15	0	0	0	0	0	0	0	0	0	0	2	13.3	2	13.3	0	0	71.9	78.8
1400	24	1	23	0	0	0	0	0	0	0	0	0	0	2	8.3	1	4.2	0	0	62.3	74.2
1500	18	1	16	0	1	0	0	0	0	0	0	0	0	1	5.6	0	0	0	0	53.2	67
1600	**31**	**0**	**29**	**0**	**2**	**0**	**0**	**0**	**0**	**0**	**0**	**0**	**0**	**2**	**6.5**	**0**	**0**	**0**	**0**	**60.1**	**70.9**
1700	**31**	**0**	**30**	**1**	**0**	**0**	**0**	**0**	**0**	**0**	**0**	**0**	**0**	**0**	**0**	**0**	**0**	**0**	**0**	**54.6**	**63.4**
1800	28	0	27	0	1	0	0	0	0	0	0	0	0	4	14.3	1	3.6	1	3.6	63.1	76
1900	27	0	26	0	1	0	0	0	0	0	0	0	0	3	11.1	0	0	0	0	59.3	72
2000	14	0	14	0	0	0	0	0	0	0	0	0	0	1	7.1	0	0	0	0	60.6	69.8
2100	8	0	8	0	0	0	0	0	0	0	0	0	0	1	12.5	0	0	0	0	69.2	-
2200	2	0	2	0	0	0	0	0	0	0	0	0	0	0	0	0	0	0	0	71.7	-
2300	3	0	3	0	0	0	0	0	0	0	0	0	0	1	33.3	1	33.3	1	33.3	70.1	-
07-19	**216**	**5**	**205**	**1**	**5**	**0**	**0**	**0**	**0**	**0**	**0**	**0**	**0**	**25**	**11.6**	**12**	**5.6**	**6**	**2.8**	**61.4**	**76.3**
06-22	**266**	**5**	**254**	**1**	**6**	**0**	**0**	**0**	**0**	**0**	**0**	**0**	**0**	**31**	**11.7**	**13**	**4.9**	**6**	**2.3**	**61.5**	**76.3**
06-00	**271**	**5**	**259**	**1**	**6**	**0**	**0**	**0**	**0**	**0**	**0**	**0**	**0**	**32**	**11.8**	**14**	**5.2**	**7**	**2.6**	**61.6**	**76.3**
00-00	**287**	**5**	**271**	**1**	**10**	**0**	**0**	**0**	**0**	**0**	**0**	**0**	**0**	**34**	**11.8**	**15**	**5.2**	**7**	**2.4**	**61.8**	**76.3**

DRAFT

Site 25
Location L-8008-0, att t/pole, Lat 53.66649, Long -6.5480
Direction North

3279 / Meath/Cavan/Monaghan ATC's
October 2013
Automatic Traffic Count

Virtual Day (7)

Time	Total	Classification												>PSL	>PSL%	>SL1	>SL1%	>SL2	>SL2%	Mean	Vpp
		1 MCL	2 SV	3 SVT	4 TB2	5 TB3	6 T4	7 ART3	8 ART4	9 ART5	10 ART6	11 BD	12 DRT	80	80	85 +5kph	85 +5kph	90 +10kph	90 +10kph		85
0000	4	1	3	0	0	0	0	0	0	0	0	0	0	0	10.7	0	3.6	0	0	57.1	-
0100	2	0	2	0	0	0	0	0	0	0	0	0	0	0	12.5	0	12.5	0	6.3	62.3	-
0200	0	0	0	0	0	0	0	0	0	0	0	0	0	0	50	0	50	0	50	77.2	-
0300	1	0	1	0	0	0	0	0	0	0	0	0	0	0	25	0	0	0	0	67.5	-
0400	1	0	0	0	0	0	0	0	0	0	0	0	0	0	0	0	0	0	0	74.7	-
0500	1	0	1	0	0	0	0	0	0	0	0	0	0	0	0	0	0	0	0	71.1	-
0600	3	0	2	0	0	0	0	0	0	0	0	0	0	1	38.9	1	38.9	1	22.2	82.2	-
0700	25	0	21	0	3	0	0	0	0	0	0	0	0	3	10.4	2	6.4	0	1.7	66.3	77
0800	16	0	12	0	2	1	0	0	0	0	0	0	0	2	12.8	1	5.5	0	2.8	63.1	78.1
0900	**26**	**0**	**22**	**0**	**3**	**0**	**0**	**0**	**0**	**0**	**0**	**0**	**0**	**4**	**13.8**	**2**	**7.2**	**1**	**2.8**	**59.5**	**78.5**
1000	19	0	16	1	1	0	0	0	0	0	0	0	0	2	8.9	1	3.7	0	0.7	59.5	74.2
1100	24	0	19	2	3	0	0	0	0	0	0	0	0	2	7.6	1	3.5	0	1.8	59.1	74.2
1200	32	1	28	0	2	0	0	0	0	0	0	0	0	5	14.6	2	6.6	1	3.1	63.4	78.8
1300	32	0	29	1	2	1	0	0	0	0	0	0	0	3	10.6	1	4.4	0	0.9	61.5	77.8
1400	29	1	26	0	2	0	0	0	0	0	0	0	0	3	9.3	2	5.4	1	2.9	60.2	75.2
1500	41	0	35	1	4	0	0	0	0	0	0	0	0	5	12.9	2	5.2	1	3.1	62.8	79.2
1600	48	0	42	1	4	0	0	0	0	0	0	0	0	5	10.9	3	5.3	1	3	63.5	77.4
1700	**49**	**0**	**42**	**1**	**4**	**0**	**0**	**0**	**0**	**0**	**0**	**0**	**0**	**4**	**8.8**	**2**	**3.8**	**1**	**2.1**	**65**	**77.4**
1800	43	0	40	1	3	0	0	0	0	0	0	0	0	6	12.9	2	5.3	1	1.7	67.1	79.2
1900	30	0	28	0	2	0	0	0	0	0	0	0	0	4	12.9	2	5.2	1	2.9	63.1	78.5
2000	14	0	14	0	1	0	0	0	0	0	0	0	0	2	12.9	1	6.9	1	5	64.6	78.1
2100	13	0	11	0	1	0	0	0	0	0	0	0	0	2	12.2	1	4.4	0	3.3	67.7	78.8
2200	11	0	10	0	0	0	0	0	0	0	0	0	0	1	6.8	0	1.4	0	1.4	65.2	77.4
2300	5	0	5	0	0	0	0	0	0	0	0	0	0	0	5.7	0	2.9	0	2.9	66.2	-
07-19	**385**	**4**	**331**	**8**	**33**	**4**	**1**	**0**	**1**	**1**	**1**	**0**	**0**	**43**	**11.2**	**20**	**5.2**	**9**	**2.3**	**63**	**77.4**
06-22	**444**	**5**	**387**	**8**	**37**	**4**	**1**	**0**	**1**	**1**	**1**	**0**	**0**	**51**	**11.5**	**24**	**5.4**	**11**	**2.5**	**63.3**	**77.8**
06-00	**460**	**5**	**402**	**8**	**37**	**4**	**1**	**0**	**1**	**1**	**1**	**0**	**0**	**52**	**11.4**	**24**	**5.3**	**12**	**2.5**	**63.4**	**77.8**
00-00	**469**	**5**	**410**	**8**	**38**	**4**	**1**	**0**	**1**	**1**	**1**	**0**	**0**	**53**	**11.4**	**25**	**5.3**	**12**	**2.5**	**63.4**	**77.8**

DRAFT

Site 25
Location L-8008-0, att t/pole, Lat 53.66649, Long -6.5480
Direction North

3279 / Meath/Cavan/Monaghan ATC's
October 2013
Automatic Traffic Count

Virtual Week (1)

Time	Total	Classification												>PSL	>PSL%	>SL1	>SL1%	>SL2	>SL2%	Mean	Vpp
		1 MCL	2 SV	3 SVT	4 TB2	5 TB3	6 T4	7 ART3	8 ART4	9 ART5	10 ART6	11 BD	12 DRT	80	80	85 +5kph	85 +5kph	90 +10kph	90 +10kph		85
Mon	520	8	452	5	46	4	1	0	1	3	0	0	0	50	9.6	27	5.2	13	2.5	61.8	76.3
Tue	531	3	462	7	45	7	2	0	3	0	2	0	0	50	9.4	24	4.5	7	1.3	62.1	76.7
Wed	506	4	446	8	41	3	0	0	1	1	2	0	0	58	11.5	25	4.9	13	2.6	64.9	77.8
Thu	500	3	417	13	55	5	1	0	3	0	3	0	0	54	10.8	23	4.6	14	2.8	63.3	77.4
Fri	516	5	444	9	48	5	4	0	1	0	0	0	0	68	13.2	27	5.2	15	2.9	64.8	78.5
| Sat	425	10	376	12	23	2	1	0	1	0	0	0	0	60	14.1	33	7.8	14	3.3	64.5	78.8
| Sun	287	5	271	1	10	0	0	0	0	0	0	0	0	34	11.8	15	5.2	7	2.4	61.8	76.3
5 Day Ave.	**515**	**5**	**444**	**8**	**47**	**5**	**2**	**0**	**2**	**1**	**1**	**0**	**0**	**56**	**10.9**	**25**	**4.9**	**12**	**2.3**	**63.4**	**77.3**
7 Day Ave.	**469**	**5**	**410**	**8**	**38**	**4**	**1**	**0**	**1**	**1**	**1**	**0**	**0**	**53**	**11.4**	**25**	**5.3**	**12**	**2.5**	**63.4**	**77.8**
--	**3285**	**38**	**2868**	**55**	**268**	**26**	**9**	**0**	**10**	**4**	**7**	**0**	**0**	**374**	**11.4**	**174**	**5.3**	**83**	**2.5**	**63.4**	**77.8**

Summary Graphs

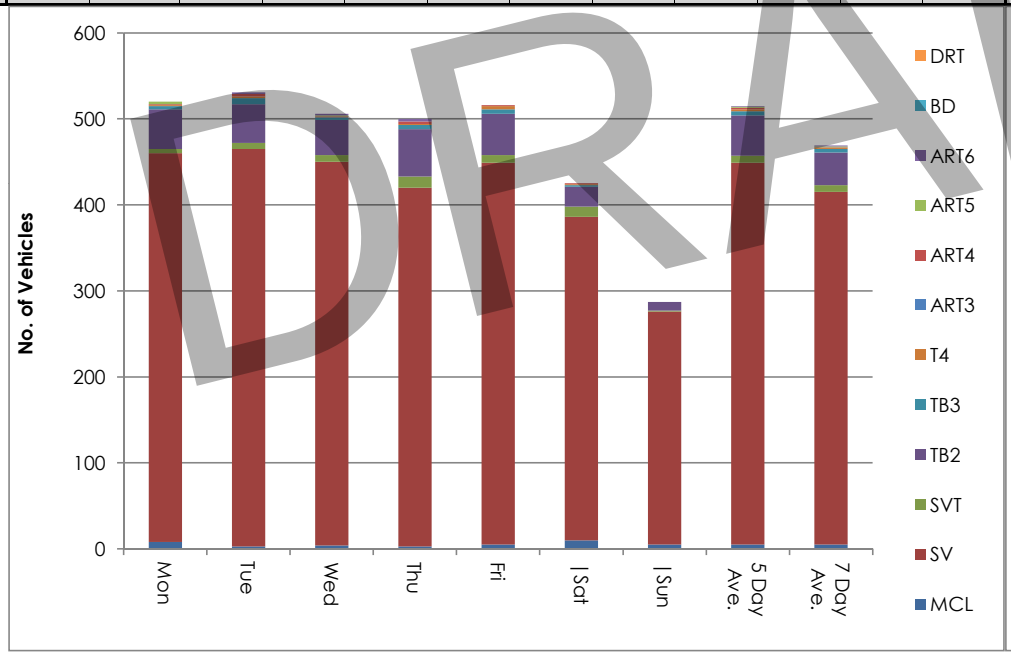

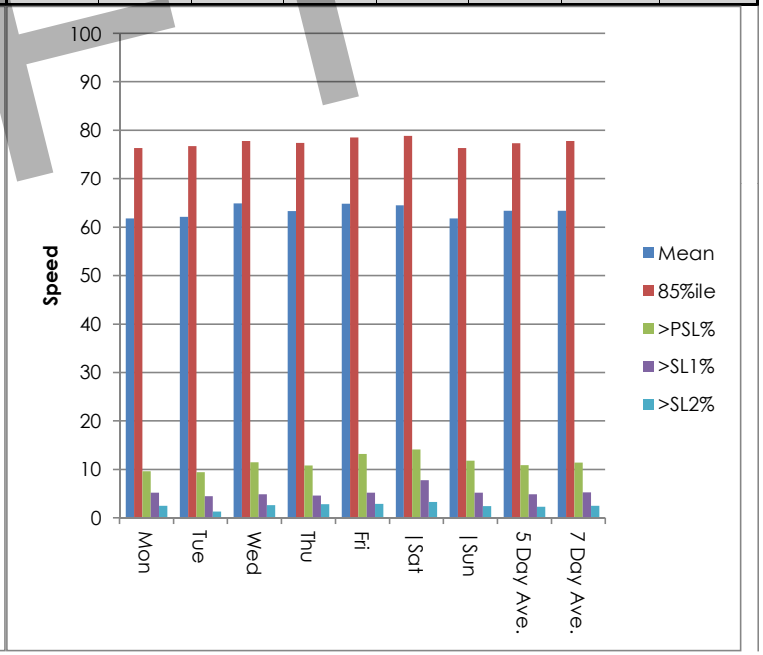

DRAFT

Site 25
Location L-8008-0, att t/pole, Lat 53.66649, Long -6.5480
Direction North

3279 / Meath/Cavan/Monaghan ATC's
October 2013
Automatic Traffic Count

Mon, 7 October 2013

Time	Total	Speed Bins (km/h)																											
		0 - 5	5 - 10	10 - 15	15 - 20	20 - 25	25 - 30	30 - 35	35 - 40	40 - 45	45 - 50	50 - 55	55 - 60	60 - 65	65 - 70	70 - 75	75 - 80	80 - 85	85 - 90	90 - 95	95 - 100	100 - 105	105 - 110	110 - 115	115 - 120	120 - 125	125 - 130	130 - 135	135 - 140
0000	7	0	0	0	1	1	0	0	0	2	0	0	0	0	1	0	0	1	1	0	0	0	0	0	0	0	0	0	0
0100	2	0	0	0	0	0	0	0	0	0	0	1	0	0	0	0	0	0	0	0	1	0	0	0	0	0	0	0	0
0200	0	0	0	0	0	0	0	0	0	0	0	0	0	0	0	0	0	0	0	0	0	0	0	0	0	0	0	0	0
0300	1	0	0	0	0	0	0	0	0	0	0	0	0	0	1	0	0	0	0	0	0	0	0	0	0	0	0	0	0
0400	1	0	0	0	0	0	0	0	0	0	0	0	0	0	0	1	0	0	0	0	0	0	0	0	0	0	0	0	0
0500	1	0	0	0	0	0	0	0	0	0	0	0	0	0	0	1	0	0	0	0	0	0	0	0	0	0	0	0	0
0600	0	0	0	0	0	0	0	0	0	0	0	0	0	0	0	0	0	0	0	0	0	0	0	0	0	0	0	0	0
0700	**34**	**0**	**0**	**0**	**0**	**0**	**0**	**1**	**0**	**0**	**1**	**0**	**0**	**9**	**10**	**5**	**5**	**1**	**2**	**0**	**0**	**0**	**0**	**0**	**0**	**0**	**0**	**0**	**0**
0800	20	0	0	0	1	0	2	1	0	1	1	0	6	1	3	0	3	0	0	0	1	0	0	0	0	0	0	0	0
0900	29	0	0	0	1	4	3	5	1	7	1	5	2	0	0	0	0	0	0	0	0	0	0	0	0	0	0	0	0
1000	26	0	0	0	1	0	2	1	1	0	4	3	1	4	4	2	1	0	2	0	0	0	0	0	0	0	0	0	0
1100	22	0	0	0	0	1	1	0	2	1	0	2	3	4	7	0	0	1	0	0	0	0	0	0	0	0	0	0	0
1200	30	0	1	0	0	0	1	0	2	1	2	3	4	4	5	2	3	2	0	0	0	0	0	0	0	0	0	0	0
1300	25	0	0	0	0	0	1	1	1	1	0	0	3	4	4	4	2	2	2	0	0	0	0	0	0	0	0	0	0
1400	27	0	0	0	1	0	0	0	0	0	0	5	4	6	4	4	0	0	0	1	2	0	0	0	0	0	0	0	0
1500	56	0	0	1	1	0	2	3	2	0	3	3	8	9	8	4	7	4	0	1	0	0	0	0	0	0	0	0	0
1600	51	0	0	0	0	0	0	2	0	1	2	7	4	8	11	5	6	2	1	2	0	0	0	0	0	0	0	0	0
1700	46	0	0	0	0	0	1	0	1	0	1	3	3	11	9	6	3	3	4	0	0	0	1	0	0	0	0	0	0
1800	**58**	**0**	**0**	**0**	**0**	**0**	**1**	**1**	**0**	**0**	**2**	**0**	**4**	**12**	**14**	**13**	**6**	**2**	**2**	**0**	**1**	**0**	**0**	**0**	**0**	**0**	**0**	**0**	**0**
1900	30	0	0	0	0	1	1	0	0	0	5	4	3	3	0	5	3	3	0	1	1	0	0	0	0	0	0	0	0
2000	17	0	0	0	0	0	0	0	1	0	1	0	3	2	4	3	2	0	0	0	0	1	0	0	0	0	0	0	0
2100	15	0	0	0	0	0	0	0	0	0	1	1	5	0	2	5	0	1	0	0	0	0	0	0	0	0	0	0	0
2200	18	0	0	1	0	0	0	0	1	1	2	0	3	5	3	1	0	1	0	0	0	0	0	0	0	0	0	0	0
2300	4	0	0	0	0	0	0	0	0	0	0	0	0	1	1	0	2	0	0	0	0	0	0	0	0	0	0	0	0
07-19	**424**	**0**	**1**	**1**	**5**	**5**	**14**	**15**	**10**	**12**	**17**	**31**	**42**	**72**	**79**	**45**	**36**	**17**	**13**	**4**	**4**	**0**	**1**	**0**	**0**	**0**	**0**	**0**	**0**
06-22	**486**	**0**	**1**	**1**	**5**	**6**	**15**	**15**	**11**	**12**	**24**	**36**	**53**	**77**	**85**	**58**	**41**	**21**	**13**	**5**	**5**	**1**	**1**	**0**	**0**	**0**	**0**	**0**	**0**
06-00	**508**	**0**	**1**	**2**	**5**	**6**	**15**	**15**	**12**	**13**	**26**	**36**	**56**	**83**	**89**	**59**	**43**	**22**	**13**	**5**	**5**	**1**	**1**	**0**	**0**	**0**	**0**	**0**	**0**
00-00	**520**	**0**	**1**	**2**	**6**	**7**	**15**	**15**	**12**	**15**	**26**	**37**	**56**	**83**	**91**	**61**	**43**	**23**	**14**	**5**	**6**	**1**	**1**	**0**	**0**	**0**	**0**	**0**	**0**

DRAFT

Site 25
Location L-8008-0, att t/pole, Lat 53.66649, Long -6.5480
Direction North

3279 / Meath/Cavan/Monaghan ATC's
October 2013
Automatic Traffic Count

Tue, 8 October 2013

Time	Total	Speed Bins (km/h)																											
		0 - 5	5 - 10	10 - 15	15 - 20	20 - 25	25 - 30	30 - 35	35 - 40	40 - 45	45 - 50	50 - 55	55 - 60	60 - 65	65 - 70	70 - 75	75 - 80	80 - 85	85 - 90	90 - 95	95 - 100	100 - 105	105 - 110	110 - 115	115 - 120	120 - 125	125 - 130	130 - 135	135 - 140
0000	5	0	0	0	0	1	0	0	0	0	0	0	1	0	2	0	1	0	0	0	0	0	0	0	0	0	0	0	0
0100	0	0	0	0	0	0	0	0	0	0	0	0	0	0	0	0	0	0	0	0	0	0	0	0	0	0	0	0	0
0200	0	0	0	0	0	0	0	0	0	0	0	0	0	0	0	0	0	0	0	0	0	0	0	0	0	0	0	0	0
0300	0	0	0	0	0	0	0	0	0	0	0	0	0	0	0	0	0	0	0	0	0	0	0	0	0	0	0	0	0
0400	1	0	0	0	0	0	0	0	0	0	0	0	0	0	0	0	1	0	0	0	0	0	0	0	0	0	0	0	0
0500	1	0	0	0	0	0	0	0	0	0	0	0	0	0	1	0	0	0	0	0	0	0	0	0	0	0	0	0	0
0600	2	0	0	0	0	0	0	0	0	0	0	0	0	0	0	0	0	0	1	0	0	0	1	0	0	0	0	0	0
0700	32	0	0	0	0	0	0	1	0	0	1	2	3	6	4	6	6	0	2	0	1	0	0	0	0	0	0	0	0
0800	16	0	0	0	0	1	0	0	0	1	2	1	1	4	1	3	0	1	1	0	0	0	0	0	0	0	0	0	0	0
0900	**36**	**0**	**0**	**0**	**0**	**0**	**1**	**0**	**0**	**0**	**4**	**4**	**7**	**1**	**5**	**7**	**4**	**3**	**0**	**0**	**0**	**0**	**0**	**0**	**0**	**0**	**0**	**0**	**0**
1000	18	0	0	0	0	0	0	1	1	0	2	4	1	2	3	2	0	1	1	0	0	0	0	0	0	0	0	0	0	0
1100	26	0	0	0	2	0	1	1	2	2	7	6	2	0	1	0	0	1	1	0	0	0	0	0	0	0	0	0	0	0
1200	30	0	0	0	0	0	0	1	0	1	3	2	3	9	3	3	3	1	0	1	0	0	0	0	0	0	0	0	0	0
1300	43	0	0	0	0	1	2	7	6	4	4	6	3	2	3	3	1	0	1	0	0	0	0	0	0	0	0	0	0	0
1400	28	0	0	1	1	0	1	1	7	4	2	3	1	1	2	1	2	0	0	1	0	0	0	0	0	0	0	0	0	0
1500	42	0	0	0	0	1	1	1	0	1	3	3	1	6	8	8	5	4	0	0	0	0	0	0	0	0	0	0	0	0
1600	**63**	**0**	**0**	**0**	**0**	**0**	**0**	**0**	**1**	**1**	**2**	**6**	**7**	**12**	**13**	**7**	**7**	**6**	**1**	**0**	**0**	**0**	**0**	**0**	**0**	**0**	**0**	**0**	**0**	**0**
1700	58	0	0	0	0	0	0	0	0	3	4	4	8	11	7	8	7	3	2	1	0	0	0	0	0	0	0	0	0	0
1800	48	0	0	0	0	0	0	0	1	0	2	0	4	8	13	7	8	2	3	0	0	0	0	0	0	0	0	0	0	0
1900	44	0	0	0	0	0	0	1	0	2	1	2	11	5	11	3	3	1	4	0	0	0	0	0	0	0	0	0	0	0
2000	13	0	0	0	1	0	0	0	1	1	1	2	0	1	2	1	0	2	0	0	1	0	0	0	0	0	0	0	0	0
2100	8	0	0	0	0	0	0	0	0	1	0	0	0	2	1	2	1	1	0	0	0	0	0	0	0	0	0	0	0	0
2200	10	0	0	0	0	0	0	0	0	0	0	1	0	4	1	0	3	0	0	0	1	0	0	0	0	0	0	0	0	0
2300	7	0	0	0	0	0	0	0	0	0	0	0	1	1	2	2	1	0	0	0	0	0	0	0	0	0	0	0	0	0
07-19	**440**	**0**	**0**	**1**	**3**	**3**	**6**	**13**	**18**	**17**	**36**	**41**	**41**	**62**	**63**	**55**	**43**	**22**	**12**	**3**	**1**	**0**	**0**	**0**	**0**	**0**	**0**	**0**	**0**	**0**
06-22	**507**	**0**	**0**	**1**	**4**	**3**	**6**	**14**	**19**	**21**	**38**	**45**	**52**	**70**	**77**	**61**	**47**	**26**	**17**	**3**	**2**	**0**	**1**	**0**	**0**	**0**	**0**	**0**	**0**	**0**
06-00	**524**	**0**	**0**	**1**	**4**	**3**	**6**	**14**	**19**	**21**	**38**	**46**	**53**	**75**	**80**	**63**	**51**	**26**	**17**	**3**	**3**	**0**	**1**	**0**	**0**	**0**	**0**	**0**	**0**	**0**
00-00	**531**	**0**	**0**	**1**	**4**	**4**	**6**	**14**	**19**	**21**	**38**	**46**	**54**	**75**	**83**	**63**	**53**	**26**	**17**	**3**	**3**	**0**	**1**	**0**	**0**	**0**	**0**	**0**	**0**	**0**

DRAFT

Site 25
Location L-8008-0, att t/pole, Lat 53.66649, Long -6.5480
Direction North

3279 / Meath/Cavan/Monaghan ATC's
October 2013
Automatic Traffic Count

Wed, 9 October 2013

Time	Total	Speed Bins (km/h)																												
		0 - 5	5 - 10	10 - 15	15 - 20	20 - 25	25 - 30	30 - 35	35 - 40	40 - 45	45 - 50	50 - 55	55 - 60	60 - 65	65 - 70	70 - 75	75 - 80	80 - 85	85 - 90	90 - 95	95 - 100	100 - 105	105 - 110	110 - 115	115 - 120	120 - 125	125 - 130	130 - 135	135 - 140
0000	4	0	0	0	0	1	0	0	0	1	1	0	0	0	1	0	0	0	0	0	0	0	0	0	0	0	0	0	0	0
0100	2	0	0	0	0	0	0	0	0	0	0	0	2	0	0	0	0	0	0	0	0	0	0	0	0	0	0	0	0	0
0200	0	0	0	0	0	0	0	0	0	0	0	0	0	0	0	0	0	0	0	0	0	0	0	0	0	0	0	0	0	0
0300	0	0	0	0	0	0	0	0	0	0	0	0	0	0	0	0	0	0	0	0	0	0	0	0	0	0	0	0	0	0
0400	0	0	0	0	0	0	0	0	0	0	0	0	0	0	0	0	0	0	0	0	0	0	0	0	0	0	0	0	0	0
0500	1	0	0	0	0	0	0	0	0	0	0	0	0	0	1	0	0	0	0	0	0	0	0	0	0	0	0	0	0	0
0600	5	0	0	0	0	0	0	0	0	0	0	0	0	0	1	3	0	0	0	0	0	0	1	0	0	0	0	0	0	0
0700	32	0	0	0	0	0	1	2	0	0	0	1	3	4	6	12	1	1	0	1	0	0	0	0	0	0	0	0	0	0
0800	18	0	0	0	0	0	0	1	1	0	0	0	1	8	1	3	1	1	1	0	0	0	0	0	0	0	0	0	0	0
0900	**33**	**0**	**0**	**0**	**0**	**1**	**1**	**0**	**0**	**1**	**3**	**2**	**3**	**9**	**4**	**4**	**3**	**2**	**0**	**0**	**0**	**0**	**0**	**0**	**0**	**0**	**0**	**0**	**0**	**0**
1000	16	0	0	0	0	0	0	1	0	0	2	2	3	2	3	3	0	0	0	0	0	0	0	0	0	0	0	0	0	0
1100	21	0	0	0	0	2	0	0	1	1	2	0	4	4	4	1	1	0	1	0	0	0	0	0	0	0	0	0	0	0
1200	37	0	0	0	0	1	0	0	1	0	0	5	4	6	6	4	1	6	2	0	1	0	0	0	0	0	0	0	0	0
1300	36	0	0	0	0	1	0	1	0	0	1	3	4	9	8	1	4	4	0	0	0	0	0	0	0	0	0	0	0	0
1400	28	0	0	0	1	0	0	0	0	0	0	4	4	6	3	3	3	2	1	1	0	0	0	0	0	0	0	0	0	0
1500	47	0	0	0	0	0	1	0	1	0	2	3	6	13	5	1	7	6	1	0	1	0	0	0	0	0	0	0	0	0
1600	**54**	**0**	**0**	**0**	**0**	**0**	**0**	**0**	**1**	**1**	**4**	**4**	**7**	**8**	**8**	**9**	**5**	**1**	**4**	**2**	**0**	**0**	**0**	**0**	**0**	**0**	**0**	**0**	**0**	**0**
1700	45	0	0	0	1	0	3	0	2	0	1	3	2	5	11	7	6	1	0	1	2	0	0	0	0	0	0	0	0	0
1800	47	0	0	0	0	0	1	1	0	0	1	8	1	7	5	12	5	5	1	0	0	0	0	0	0	0	0	0	0	0
1900	32	0	0	0	0	0	0	1	0	1	2	0	1	5	9	5	7	0	0	1	0	0	0	0	0	0	0	0	0	0
2000	12	0	0	0	0	0	0	0	0	0	2	0	2	1	1	2	0	2	1	0	1	0	0	0	0	0	0	0	0	0
2100	22	0	0	0	0	0	0	0	0	0	0	3	1	3	7	3	2	2	0	1	0	0	0	0	0	0	0	0	0	0
2200	10	0	0	0	0	0	0	0	0	0	1	1	1	1	1	2	3	0	0	0	0	0	0	0	0	0	0	0	0	0
2300	4	0	0	0	0	0	0	0	0	0	1	0	1	0	2	0	0	0	0	0	0	0	0	0	0	0	0	0	0	0
07-19	**414**	**0**	**0**	**0**	**2**	**5**	**7**	**6**	**7**	**3**	**16**	**35**	**42**	**81**	**64**	**60**	**37**	**29**	**11**	**5**	**4**	**0**	**0**	**0**	**0**	**0**	**0**	**0**	**0**	**0**
06-22	**485**	**0**	**0**	**0**	**2**	**5**	**7**	**7**	**7**	**4**	**20**	**38**	**46**	**90**	**82**	**73**	**46**	**33**	**12**	**7**	**5**	**0**	**1**	**0**	**0**	**0**	**0**	**0**	**0**	**0**
06-00	**499**	**0**	**0**	**0**	**2**	**5**	**7**	**7**	**7**	**4**	**22**	**39**	**48**	**91**	**85**	**75**	**49**	**33**	**12**	**7**	**5**	**0**	**1**	**0**	**0**	**0**	**0**	**0**	**0**	**0**
00-00	**506**	**0**	**0**	**0**	**2**	**6**	**7**	**7**	**7**	**5**	**23**	**39**	**50**	**91**	**87**	**75**	**49**	**33**	**12**	**7**	**5**	**0**	**1**	**0**	**0**	**0**	**0**	**0**	**0**	**0**

DRAFT

Site 25
Location L-8008-0, att t/pole, Lat 53.66649, Long -6.5480
Direction North

3279 / Meath/Cavan/Monaghan ATC's
October 2013
Automatic Traffic Count

Thu, 10 October 2013

Time	Total	Speed Bins (km/h)																											
		0 - 5	5 - 10	10 - 15	15 - 20	20 - 25	25 - 30	30 - 35	35 - 40	40 - 45	45 - 50	50 - 55	55 - 60	60 - 65	65 - 70	70 - 75	75 - 80	80 - 85	85 - 90	90 - 95	95 - 100	100 - 105	105 - 110	110 - 115	115 - 120	120 - 125	125 - 130	130 - 135	135 - 140
0000	4	0	0	0	0	0	0	0	0	1	0	0	0	1	0	1	0	1	0	0	0	0	0	0	0	0	0	0	0
0100	0	0	0	0	0	0	0	0	0	0	0	0	0	0	0	0	0	0	0	0	0	0	0	0	0	0	0	0	0
0200	0	0	0	0	0	0	0	0	0	0	0	0	0	0	0	0	0	0	0	0	0	0	0	0	0	0	0	0	0
0300	1	0	0	0	0	0	0	0	0	0	0	0	0	0	0	0	1	0	0	0	0	0	0	0	0	0	0	0	0
0400	0	0	0	0	0	0	0	0	0	0	0	0	0	0	0	0	0	0	0	0	0	0	0	0	0	0	0	0	0
0500	1	0	0	0	0	0	0	0	0	0	0	0	0	0	0	0	1	0	0	0	0	0	0	0	0	0	0	0	0
0600	2	0	0	0	0	0	0	0	0	0	0	0	0	0	0	0	1	0	0	0	0	0	1	0	0	0	0	0	0
0700	**34**	**0**	**0**	**0**	**1**	**0**	**0**	**0**	**1**	**0**	**1**	**1**	**8**	**5**	**7**	**4**	**3**	**1**	**1**	**0**	**0**	**1**	**0**	**0**	**0**	**0**	**0**	**0**	**0**
0800	20	0	0	0	0	1	0	2	0	0	0	3	1	2	3	4	3	1	0	0	0	0	0	0	0	0	0	0	0
0900	26	0	1	0	1	1	0	1	1	1	0	3	3	2	2	2	3	2	3	0	0	0	0	0	0	0	0	0	0
1000	16	0	0	0	0	0	0	1	0	1	0	3	4	1	1	3	1	0	1	0	0	0	0	0	0	0	0	0	0
1100	24	0	0	0	0	0	0	1	3	4	2	1	1	1	3	4	1	2	0	0	1	0	0	0	0	0	0	0	0
1200	32	0	0	0	1	0	0	1	1	1	2	2	1	4	4	8	5	2	0	0	0	0	0	0	0	0	0	0	0
1300	31	0	0	0	0	1	1	3	1	1	0	0	3	3	9	2	3	1	2	1	0	0	0	0	0	0	0	0	0
1400	25	0	0	0	0	0	0	2	0	0	1	2	3	6	8	0	2	1	0	0	0	0	0	0	0	0	0	0	0
1500	47	0	0	0	1	2	4	1	1	5	1	1	3	8	6	4	6	1	1	2	0	0	0	0	0	0	0	0	0
1600	59	0	0	0	0	0	3	1	1	2	0	8	10	8	6	8	3	6	0	3	0	0	0	0	0	0	0	0	0
1700	**61**	**0**	**0**	**0**	**0**	**0**	**0**	**2**	**0**	**0**	**3**	**2**	**11**	**12**	**8**	**8**	**7**	**7**	**0**	**1**	**0**	**0**	**0**	**0**	**0**	**0**	**0**	**0**	**0**
1800	36	0	0	0	0	0	1	0	1	0	0	1	7	6	7	7	3	2	0	0	1	0	0	0	0	0	0	0	0
1900	31	0	0	0	0	0	0	1	0	0	2	0	13	5	2	4	1	1	1	1	0	0	0	0	0	0	0	0	0
2000	16	0	0	0	0	0	0	0	0	2	0	1	1	0	4	6	0	1	0	1	0	0	0	0	0	0	0	0	0
2100	18	0	0	0	0	0	0	0	2	1	1	0	0	1	4	3	4	1	0	1	0	0	0	0	0	0	0	0	0
2200	10	0	0	0	0	0	0	0	0	0	0	1	2	1	1	2	3	0	0	0	0	0	0	0	0	0	0	0	0
2300	6	0	0	0	0	0	0	0	0	0	1	0	3	1	0	0	1	0	0	0	0	0	0	0	0	0	0	0	0
07-19	**411**	**0**	**1**	**0**	**4**	**5**	**9**	**15**	**10**	**15**	**10**	**27**	**55**	**58**	**64**	**54**	**40**	**26**	**8**	**7**	**2**	**1**	**0**	**0**	**0**	**0**	**0**	**0**	**0**
06-22	**478**	**0**	**1**	**0**	**4**	**5**	**9**	**16**	**12**	**18**	**13**	**28**	**69**	**64**	**74**	**67**	**46**	**29**	**9**	**10**	**2**	**1**	**1**	**0**	**0**	**0**	**0**	**0**	**0**
06-00	**494**	**0**	**1**	**0**	**4**	**5**	**9**	**16**	**12**	**18**	**14**	**29**	**74**	**66**	**75**	**69**	**50**	**29**	**9**	**10**	**2**	**1**	**1**	**0**	**0**	**0**	**0**	**0**	**0**
00-00	**500**	**0**	**1**	**0**	**4**	**5**	**9**	**16**	**12**	**19**	**14**	**29**	**74**	**67**	**75**	**70**	**51**	**31**	**9**	**10**	**2**	**1**	**1**	**0**	**0**	**0**	**0**	**0**	**0**

DRAFT

Site 25
Location L-8008-0, att t/pole, Lat 53.66649, Long -6.5480
Direction North

3279 / Meath/Cavan/Monaghan ATC's
October 2013
Automatic Traffic Count

Fri, 11 October 2013

Time	Total	Speed Bins (km/h)																												
		0 - 5	5 - 10	10 - 15	15 - 20	20 - 25	25 - 30	30 - 35	35 - 40	40 - 45	45 - 50	50 - 55	55 - 60	60 - 65	65 - 70	70 - 75	75 - 80	80 - 85	85 - 90	90 - 95	95 - 100	100 - 105	105 - 110	110 - 115	115 - 120	120 - 125	125 - 130	130 - 135	135 - 140
0000	4	0	0	0	0	0	0	0	0	0	1	0	1	0	1	0	1	0	0	0	0	0	0	0	0	0	0	0	0	0
0100	0	0	0	0	0	0	0	0	0	0	0	0	0	0	0	0	0	0	0	0	0	0	0	0	0	0	0	0	0	0
0200	0	0	0	0	0	0	0	0	0	0	0	0	0	0	0	0	0	0	0	0	0	0	0	0	0	0	0	0	0	0
0300	0	0	0	0	0	0	0	0	0	0	0	0	0	0	0	0	0	0	0	0	0	0	0	0	0	0	0	0	0	0
0400	1	0	0	0	0	0	0	0	0	0	0	0	0	0	0	1	0	0	0	0	0	0	0	0	0	0	0	0	0	0
0500	2	0	0	0	0	0	0	0	0	0	0	0	0	0	1	1	0	0	0	0	0	0	0	0	0	0	0	0	0	0
0600	4	0	0	0	0	0	0	0	0	0	0	0	0	0	1	1	0	0	1	0	0	1	0	0	0	0	0	0	0	0
0700	27	0	0	0	1	0	0	1	0	0	1	0	4	6	4	5	3	2	0	0	0	0	0	0	0	0	0	0	0	0
0800	21	0	0	0	0	0	0	1	0	0	3	3	0	4	2	4	0	3	0	0	1	0	0	0	0	0	0	0	0	0
0900	**33**	**0**	**0**	**0**	**0**	**1**	**0**	**1**	**0**	**1**	**1**	**5**	**3**	**8**	**3**	**4**	**2**	**2**	**0**	**2**	**0**	**0**	**0**	**0**	**0**	**0**	**0**	**0**	**0**	**0**
1000	22	0	0	0	0	1	1	0	1	1	2	1	5	2	3	3	1	1	0	0	0	0	0	0	0	0	0	0	0	0
1100	19	0	0	0	0	0	1	0	0	0	1	1	2	4	6	3	1	0	0	0	0	0	0	0	0	0	0	0	0	0
1200	23	0	0	0	0	0	0	1	0	0	0	1	4	3	4	3	2	0	3	1	0	0	1	0	0	0	0	0	0	0
1300	35	0	0	0	0	0	0	1	1	0	3	1	2	5	3	9	5	5	0	0	0	0	0	0	0	0	0	0	0	0
1400	36	0	1	0	0	0	0	0	3	1	4	5	10	5	1	2	1	3	0	0	0	0	0	0	0	0	0	0	0	0
1500	52	0	0	0	0	1	2	1	2	1	3	4	3	7	6	8	7	4	1	1	0	0	0	1	0	0	0	0	0	0
1600	45	0	0	0	0	3	1	1	0	2	2	3	4	7	11	4	1	2	2	2	0	0	0	0	0	0	0	0	0	0
1700	**58**	**0**	**0**	**0**	**0**	**0**	**0**	**0**	**2**	**0**	**1**	**3**	**4**	**10**	**9**	**11**	**14**	**3**	**0**	**0**	**0**	**1**	**0**	**0**	**0**	**0**	**0**	**0**	**0**	**0**
1800	52	0	0	0	0	0	0	0	0	0	1	1	12	9	8	6	3	7	3	0	2	0	0	0	0	0	0	0	0	0
1900	29	0	0	0	2	0	0	1	2	1	1	1	5	4	3	1	2	5	0	0	0	0	1	0	0	0	0	0	0	0
2000	19	0	0	0	0	1	1	1	0	0	3	1	0	1	1	6	3	0	1	0	0	0	0	0	0	0	0	0	0	0
2100	11	0	0	0	0	0	0	0	0	0	0	1	1	2	3	1	0	1	1	0	1	0	0	0	0	0	0	0	0	0
2200	16	0	0	0	0	0	0	0	0	0	0	1	2	3	1	4	2	3	0	0	0	0	0	0	0	0	0	0	0	0
2300	7	0	0	0	0	0	0	0	0	0	1	0	1	0	2	2	1	0	0	0	0	0	0	0	0	0	0	0	0	0
07-19	**423**	**0**	**1**	**0**	**1**	**6**	**5**	**7**	**9**	**6**	**22**	**28**	**53**	**70**	**60**	**62**	**40**	**32**	**9**	**6**	**3**	**1**	**1**	**1**	**0**	**0**	**0**	**0**	**0**	**0**
06-22	**486**	**0**	**1**	**0**	**3**	**7**	**6**	**9**	**11**	**7**	**26**	**31**	**59**	**77**	**68**	**71**	**45**	**38**	**12**	**6**	**4**	**2**	**2**	**1**	**0**	**0**	**0**	**0**	**0**	**0**
06-00	**509**	**0**	**1**	**0**	**3**	**7**	**6**	**9**	**11**	**7**	**27**	**32**	**62**	**80**	**71**	**77**	**48**	**41**	**12**	**6**	**4**	**2**	**2**	**1**	**0**	**0**	**0**	**0**	**0**	**0**
00-00	**516**	**0**	**1**	**0**	**3**	**7**	**6**	**9**	**11**	**7**	**28**	**32**	**63**	**80**	**73**	**79**	**49**	**41**	**12**	**6**	**4**	**2**	**2**	**1**	**0**	**0**	**0**	**0**	**0**	**0**

DRAFT

Site 25
Location L-8008-0, att t/pole, Lat 53.66649, Long -6.5480
Direction North

3279 / Meath/Cavan/Monaghan ATC's
October 2013
Automatic Traffic Count

Sat, 12 October 2013

Time	Total	Speed Bins (km/h)																												
		0 - 5	5 - 10	10 - 15	15 - 20	20 - 25	25 - 30	30 - 35	35 - 40	40 - 45	45 - 50	50 - 55	55 - 60	60 - 65	65 - 70	70 - 75	75 - 80	80 - 85	85 - 90	90 - 95	95 - 100	100 - 105	105 - 110	110 - 115	115 - 120	120 - 125	125 - 130	130 - 135	135 - 140
0000	2	0	0	0	0	0	0	0	0	1	0	0	0	1	0	0	0	0	0	0	0	0	0	0	0	0	0	0	0	0
0100	6	0	0	0	0	0	0	0	1	0	0	0	1	0	3	0	1	0	0	0	0	0	0	0	0	0	0	0	0	0
0200	1	0	0	0	0	0	0	0	0	0	0	0	0	0	0	0	0	0	0	1	0	0	0	0	0	0	0	0	0	0
0300	0	0	0	0	0	0	0	0	0	0	0	0	0	0	0	0	0	0	0	0	0	0	0	0	0	0	0	0	0	0
0400	1	0	0	0	0	0	0	0	0	0	0	0	0	0	0	0	1	0	0	0	0	0	0	0	0	0	0	0	0	0
0500	0	0	0	0	0	0	0	0	0	0	0	0	0	0	0	0	0	0	0	0	0	0	0	0	0	0	0	0	0	0
0600	4	0	0	0	0	0	0	0	0	0	0	0	0	0	1	2	1	0	0	0	0	0	0	0	0	0	0	0	0	0
0700	11	0	0	0	0	0	0	1	0	1	0	0	0	1	3	0	1	1	3	0	0	0	0	0	0	0	0	0	0	0
0800	10	0	0	0	0	0	0	0	0	0	0	0	0	2	2	2	1	2	1	0	0	0	0	0	0	0	0	0	0	0
0900	14	0	0	0	0	0	0	1	0	0	0	0	1	0	2	1	1	2	4	2	0	0	0	0	0	0	0	0	0	0
1000	33	0	1	0	0	0	2	2	1	1	0	1	3	4	7	2	3	5	0	1	0	0	0	0	0	0	0	0	0	0
1100	**40**	**0**	**0**	**0**	**0**	**2**	**0**	**0**	**0**	**0**	**2**	**3**	**3**	**9**	**8**	**7**	**5**	**0**	**1**	**0**	**0**	**0**	**0**	**0**	**0**	**0**	**0**	**0**	**0**	**0**
1200	**45**	**0**	**0**	**0**	**3**	**1**	**1**	**1**	**0**	**1**	**2**	**3**	**3**	**5**	**9**	**5**	**2**	**6**	**1**	**2**	**0**	**0**	**0**	**0**	**0**	**0**	**0**	**0**	**0**	**0**
1300	41	0	0	0	1	0	2	0	1	2	3	4	1	8	7	4	4	2	1	0	0	1	0	0	0	0	0	0	0	0
1400	37	0	0	0	1	0	1	1	1	2	0	4	2	7	6	4	3	1	3	1	0	0	0	0	0	0	0	0	0	0
1500	24	0	0	0	0	1	1	0	0	0	0	0	3	4	3	0	4	2	3	1	0	0	1	0	1	0	0	0	0	0
1600	35	0	0	1	0	1	3	1	0	2	1	3	3	4	3	5	7	0	0	0	1	0	0	0	0	0	0	0	0	0
1700	41	0	0	0	0	0	1	0	1	1	3	2	4	7	11	4	7	0	0	0	0	0	0	0	0	0	0	0	0	0
1800	33	0	0	0	0	0	1	0	0	0	0	4	4	3	6	7	4	2	2	0	0	0	0	0	0	0	0	0	0	0
1900	17	0	0	0	0	0	2	1	0	1	0	0	2	3	1	3	0	3	0	0	1	0	0	0	0	0	0	0	0	0
2000	10	0	0	0	0	0	1	0	0	0	0	0	1	2	1	3	1	0	0	0	0	0	1	0	0	0	0	0	0	0
2100	8	0	0	0	0	0	0	0	0	0	0	1	0	2	0	4	1	0	0	0	0	0	0	0	0	0	0	0	0	0
2200	8	0	0	0	0	0	0	0	0	0	0	2	1	4	1	0	0	0	0	0	0	0	0	0	0	0	0	0	0	0
2300	4	0	0	0	0	0	0	0	0	0	0	1	0	1	0	1	0	1	0	0	0	0	0	0	0	0	0	0	0	0
07-19	**364**	**0**	**1**	**1**	**5**	**5**	**12**	**7**	**4**	**10**	**11**	**24**	**27**	**54**	**67**	**41**	**42**	**23**	**19**	**7**	**1**	**1**	**1**	**0**	**1**	**0**	**0**	**0**	**0**	**0**
06-22	**403**	**0**	**1**	**1**	**5**	**5**	**15**	**8**	**4**	**11**	**11**	**25**	**30**	**61**	**70**	**53**	**45**	**26**	**19**	**7**	**2**	**1**	**2**	**0**	**1**	**0**	**0**	**0**	**0**	**0**
06-00	**415**	**0**	**1**	**1**	**5**	**5**	**15**	**8**	**4**	**11**	**11**	**28**	**31**	**66**	**71**	**54**	**45**	**27**	**19**	**7**	**2**	**1**	**2**	**0**	**1**	**0**	**0**	**0**	**0**	**0**
00-00	**425**	**0**	**1**	**1**	**5**	**5**	**15**	**8**	**5**	**12**	**11**	**28**	**32**	**67**	**74**	**54**	**47**	**27**	**19**	**8**	**2**	**1**	**2**	**0**	**1**	**0**	**0**	**0**	**0**	**0**

DRAFT

Site 25
Location L-8008-0, att t/pole, Lat 53.66649, Long -6.5480
Direction North

3279 / Meath/Cavan/Monaghan ATC's
October 2013
Automatic Traffic Count

Sun, 13 October 2013

Time	Total	Speed Bins (km/h)																											
		0 - 5	5 - 10	10 - 15	15 - 20	20 - 25	25 - 30	30 - 35	35 - 40	40 - 45	45 - 50	50 - 55	55 - 60	60 - 65	65 - 70	70 - 75	75 - 80	80 - 85	85 - 90	90 - 95	95 - 100	100 - 105	105 - 110	110 - 115	115 - 120	120 - 125	125 - 130	130 - 135	135 - 140
0000	2	0	0	0	0	0	0	0	0	0	0	0	1	0	0	0	1	0	0	0	0	0	0	0	0	0	0	0	0
0100	6	0	1	0	0	0	0	0	0	0	0	0	1	1	1	0	1	0	1	0	0	0	0	0	0	0	0	0	0
0200	1	0	0	0	0	0	0	0	0	0	0	0	0	1	0	0	0	0	0	0	0	0	0	0	0	0	0	0	0
0300	6	0	0	0	0	0	0	0	0	0	0	2	0	0	2	1	0	1	0	0	0	0	0	0	0	0	0	0	0
0400	0	0	0	0	0	0	0	0	0	0	0	0	0	0	0	0	0	0	0	0	0	0	0	0	0	0	0	0	0
0500	1	0	0	0	0	0	0	0	0	0	0	0	0	0	0	1	0	0	0	0	0	0	0	0	0	0	0	0	0
0600	1	0	0	0	0	0	0	0	0	0	0	0	0	0	0	0	0	0	1	0	0	0	0	0	0	0	0	0	0
0700	3	0	0	0	0	0	0	0	0	0	0	0	0	2	0	0	0	1	0	0	0	0	0	0	0	0	0	0	0
0800	4	0	0	0	0	0	0	0	0	0	0	0	0	1	1	1	0	0	0	1	0	0	0	0	0	0	0	0	0
0900	10	0	0	0	1	1	0	0	0	0	0	0	1	3	0	1	0	1	1	0	0	1	0	0	0	0	0	0	0
1000	4	0	0	0	0	0	0	0	0	0	0	0	0	1	1	1	1	0	0	0	0	0	0	0	0	0	0	0	0
1100	**19**	**0**	**0**	**0**	**0**	**0**	**0**	**1**	**0**	**2**	**2**	**2**	**1**	**0**	**3**	**1**	**2**	**3**	**0**	**2**	**0**	**0**	**0**	**0**	**0**	**0**	**0**	**0**	**0**
1200	29	0	0	0	1	0	1	1	0	1	1	5	5	4	2	4	0	1	2	1	0	0	0	0	0	0	0	0	0
1300	15	0	0	0	0	0	0	1	0	0	0	0	1	0	2	4	5	0	2	0	0	0	0	0	0	0	0	0	0
1400	24	0	0	0	0	1	0	1	2	1	1	0	1	2	7	4	2	1	1	0	0	0	0	0	0	0	0	0	0
1500	18	0	0	0	0	0	1	1	2	2	1	2	2	2	3	1	0	1	0	0	0	0	0	0	0	0	0	0	0
1600	**31**	**0**	**0**	**0**	**0**	**0**	**0**	**2**	**1**	**2**	**2**	**3**	**2**	**8**	**3**	**4**	**2**	**2**	**0**	**0**	**0**	**0**	**0**	**0**	**0**	**0**	**0**	**0**	**0**
1700	**31**	**0**	**0**	**0**	**0**	**0**	**0**	**0**	**4**	**4**	**1**	**5**	**8**	**4**	**3**	**0**	**2**	**0**	**0**	**0**	**0**	**0**	**0**	**0**	**0**	**0**	**0**	**0**	**0**
1800	28	0	0	0	0	0	1	0	1	3	0	1	4	6	4	3	1	3	0	0	0	1	0	0	0	0	0	0	0
1900	27	0	0	0	1	2	1	1	0	1	1	1	1	3	7	5	0	3	0	0	0	0	0	0	0	0	0	0	0
2000	14	0	0	0	0	1	0	0	0	0	1	2	1	2	4	1	1	1	0	0	0	0	0	0	0	0	0	0	0
2100	8	0	0	0	0	0	0	0	0	0	1	0	0	2	1	1	2	1	0	0	0	0	0	0	0	0	0	0	0
2200	2	0	0	0	0	0	0	0	0	0	0	0	0	0	0	2	0	0	0	0	0	0	0	0	0	0	0	0	0
2300	3	0	0	0	0	0	0	0	0	0	0	0	2	0	0	0	0	0	0	1	0	0	0	0	0	0	0	0	0
07-19	**216**	**0**	**0**	**0**	**2**	**2**	**3**	**7**	**10**	**15**	**8**	**18**	**25**	**33**	**29**	**24**	**15**	**13**	**6**	**4**	**0**	**2**	**0**	**0**	**0**	**0**	**0**	**0**	**0**
06-22	**266**	**0**	**0**	**0**	**3**	**5**	**4**	**8**	**10**	**16**	**11**	**21**	**27**	**40**	**41**	**31**	**18**	**18**	**7**	**4**	**0**	**2**	**0**	**0**	**0**	**0**	**0**	**0**	**0**
06-00	**271**	**0**	**0**	**0**	**3**	**5**	**4**	**8**	**10**	**16**	**11**	**21**	**29**	**40**	**41**	**33**	**18**	**18**	**7**	**5**	**0**	**2**	**0**	**0**	**0**	**0**	**0**	**0**	**0**
00-00	**287**	**0**	**1**	**0**	**3**	**5**	**4**	**8**	**10**	**16**	**11**	**23**	**31**	**42**	**44**	**35**	**20**	**19**	**8**	**5**	**0**	**2**	**0**	**0**	**0**	**0**	**0**	**0**	**0**

DRAFT

Site 25
Location L-8008-0, att t/pole, Lat 53.66649, Long -6.5480
Direction North

3279 / Meath/Cavan/Monaghan ATC's
October 2013
Automatic Traffic Count

Virtual Day (7)

Time	Total	Speed Bins (km/h)																											
		0 - 5	5 - 10	10 - 15	15 - 20	20 - 25	25 - 30	30 - 35	35 - 40	40 - 45	45 - 50	50 - 55	55 - 60	60 - 65	65 - 70	70 - 75	75 - 80	80 - 85	85 - 90	90 - 95	95 - 100	100 - 105	105 - 110	110 - 115	115 - 120	120 - 125	125 - 130	130 - 135	135 - 140
0000	4	0	0	0	0	0	0	0	0	1	0	0	0	0	1	0	0	0	0	0	0	0	0	0	0	0	0	0	0
0100	2	0	0	0	0	0	0	0	0	0	0	0	1	0	1	0	0	0	0	0	0	0	0	0	0	0	0	0	0
0200	0	0	0	0	0	0	0	0	0	0	0	0	0	0	0	0	0	0	0	0	0	0	0	0	0	0	0	0	0
0300	1	0	0	0	0	0	0	0	0	0	0	0	0	0	0	0	0	0	0	0	0	0	0	0	0	0	0	0	0
0400	1	0	0	0	0	0	0	0	0	0	0	0	0	0	0	0	0	0	0	0	0	0	0	0	0	0	0	0	0
0500	1	0	0	0	0	0	0	0	0	0	0	0	0	0	0	0	0	0	0	0	0	0	0	0	0	0	0	0	0
0600	3	0	0	0	0	0	0	0	0	0	0	0	0	0	0	1	0	0	0	0	0	0	0	0	0	0	0	0	0
0700	25	0	0	0	0	0	0	1	0	0	1	1	3	5	5	5	3	1	1	0	0	0	0	0	0	0	0	0	0
0800	16	0	0	0	0	0	0	1	0	0	1	1	1	3	2	2	1	1	0	0	0	0	0	0	0	0	0	0	0
0900	**26**	**0**	**0**	**0**	**0**	**1**	**1**	**1**	**0**	**1**	**1**	**3**	**3**	**3**	**2**	**3**	**2**	**2**	**1**	**1**	**0**	**0**	**0**	**0**	**0**	**0**	**0**	**0**	**0**
1000	19	0	0	0	0	0	1	1	1	0	1	2	2	2	3	2	1	1	1	0	0	0	0	0	0	0	0	0	0
1100	24	0	0	0	0	1	0	0	1	1	2	2	2	3	5	2	1	1	0	0	0	0	0	0	0	0	0	0	0
1200	32	0	0	0	1	0	0	1	1	1	1	3	3	5	5	4	2	3	1	1	0	0	0	0	0	0	0	0	0
1300	32	0	0	0	0	0	1	2	1	1	2	2	2	4	5	4	3	2	1	0	0	0	0	0	0	0	0	0	0
1400	29	0	0	0	1	0	0	1	2	1	1	3	4	5	4	3	2	1	1	1	0	0	0	0	0	0	0	0	0
1500	41	0	0	0	0	1	2	1	1	1	2	2	4	7	6	4	5	3	1	1	0	0	0	0	0	0	0	0	0
1600	48	0	0	0	0	1	1	1	1	2	2	5	5	8	8	6	4	3	1	1	0	0	0	0	0	0	0	0	0
1700	**49**	**0**	**0**	**0**	**0**	**0**	**1**	**0**	**1**	**1**	**2**	**3**	**6**	**9**	**8**	**6**	**7**	**2**	**1**	**0**	**0**	**0**	**0**	**0**	**0**	**0**	**0**	**0**	**0**
1800	43	0	0	0	0	0	1	0	0	0	1	2	5	7	8	8	4	3	2	0	1	0	0	0	0	0	0	0	0
1900	30	0	0	0	0	0	1	1	0	1	2	1	5	4	5	4	2	2	1	0	0	0	0	0	0	0	0	0	0
2000	14	0	0	0	0	0	0	0	0	0	1	1	1	1	2	3	1	1	0	0	0	0	0	0	0	0	0	0	0
2100	13	0	0	0	0	0	0	0	0	0	0	1	1	2	3	3	1	1	0	0	0	0	0	0	0	0	0	0	0
2200	11	0	0	0	0	0	0	0	0	0	0	1	1	3	1	2	2	1	0	0	0	0	0	0	0	0	0	0	0
2300	5	0	0	0	0	0	0	0	0	0	0	0	1	1	1	1	1	0	0	0	0	0	0	0	0	0	0	0	0
07-19	**385**	**0**	**1**	**0**	**3**	**4**	**8**	**10**	**10**	**11**	**17**	**29**	**41**	**61**	**61**	**49**	**36**	**23**	**11**	**5**	**2**	**1**	**0**	**0**	**0**	**0**	**0**	**0**	**0**
06-22	**444**	**0**	**1**	**0**	**4**	**5**	**9**	**11**	**11**	**13**	**20**	**32**	**48**	**68**	**71**	**59**	**41**	**27**	**13**	**6**	**3**	**1**	**1**	**0**	**0**	**0**	**0**	**0**	**0**
06-00	**460**	**0**	**1**	**1**	**4**	**5**	**9**	**11**	**11**	**13**	**21**	**33**	**50**	**72**	**73**	**61**	**43**	**28**	**13**	**6**	**3**	**1**	**1**	**0**	**0**	**0**	**0**	**0**	**0**
00-00	**469**	**0**	**1**	**1**	**4**	**6**	**9**	**11**	**11**	**14**	**22**	**33**	**51**	**72**	**75**	**62**	**45**	**29**	**13**	**6**	**3**	**1**	**1**	**0**	**0**	**0**	**0**	**0**	**0**

DRAFT

Site 25
Location L-8008-0, att t/pole, Lat 53.66649, Long -6.5480
Direction North

3279 / Meath/Cavan/Monaghan ATC's
October 2013
Automatic Traffic Count

Virtual Week (1)

Time	Total	Speed Bins (km/h)																											
		0 - 5	5 - 10	10 - 15	15 - 20	20 - 25	25 - 30	30 - 35	35 - 40	40 - 45	45 - 50	50 - 55	55 - 60	60 - 65	65 - 70	70 - 75	75 - 80	80 - 85	85 - 90	90 - 95	95 - 100	100 - 105	105 - 110	110 - 115	115 - 120	120 - 125	125 - 130	130 - 135	135 - 140
Mon	520	0	1	2	6	7	15	15	12	15	26	37	56	83	91	61	43	23	14	5	6	1	1	0	0	0	0	0	0
Tue	531	0	0	1	4	4	6	14	19	21	38	46	54	75	83	63	53	26	17	3	3	0	1	0	0	0	0	0	0
Wed	506	0	0	0	2	6	7	7	7	5	23	39	50	91	87	75	49	33	12	7	5	0	1	0	0	0	0	0	0
Thu	500	0	1	0	4	5	9	16	12	19	14	29	74	67	75	70	51	31	9	10	2	1	1	0	0	0	0	0	0
Fri	516	0	1	0	3	7	6	9	11	7	28	32	63	80	73	79	49	41	12	6	4	2	2	1	0	0	0	0	0
|Sat	425	0	1	1	5	5	15	8	5	12	11	28	32	67	74	54	47	27	19	8	2	1	2	0	1	0	0	0	0
|Sun	287	0	1	0	3	5	4	8	10	16	11	23	31	42	44	35	20	19	8	5	0	2	0	0	0	0	0	0	0
5 Day Ave.	**515**	**0**	**1**	**1**	**4**	**6**	**9**	**12**	**12**	**13**	**26**	**37**	**59**	**79**	**82**	**70**	**49**	**31**	**13**	**6**	**4**	**1**	**1**	**0**	**0**	**0**	**0**	**0**	**0**
7 Day Ave.	**469**	**0**	**1**	**1**	**4**	**6**	**9**	**11**	**11**	**14**	**22**	**33**	**51**	**72**	**75**	**62**	**45**	**29**	**13**	**6**	**3**	**1**	**1**	**0**	**0**	**0**	**0**	**0**	**0**
--	**3285**	**0**	**5**	**4**	**27**	**39**	**62**	**77**	**76**	**95**	**151**	**234**	**360**	**505**	**527**	**437**	**312**	**200**	**91**	**44**	**22**	**7**	**8**	**1**	**1**	**0**	**0**	**0**	**0**

Summary Graphs

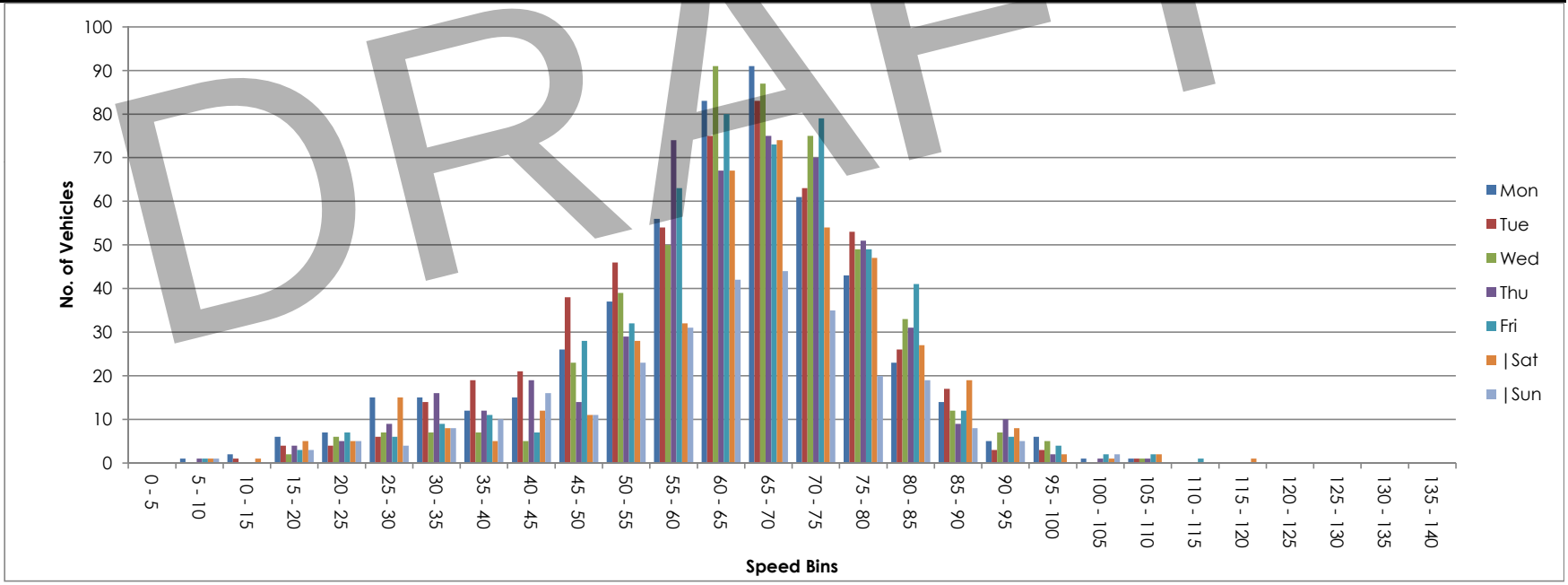

DRAFT

Site 25
Location L-8008-0, att t/pole, Lat 53.66649, Long -6.5480
Direction South

3279 / Meath/Cavan/Monaghan ATC's
October 2013
Automatic Traffic Count

Mon, 7 October 2013

Time	Total	Classification												>PSL	>PSL%	>SL1	>SL1%	>SL2	>SL2%	Mean	Vpp
		1 MCL	2 SV	3 SVT	4 TB2	5 TB3	6 T4	7 ART3	8 ART4	9 ART5	10 ART6	11 BD	12 DRT	80	80	85 +5kph	85 +5kph	90 +10kph	90 +10kph		85
0000	5	0	5	0	0	0	0	0	0	0	0	0	0	3	60	3	60	0	0	81.5	-
0100	1	0	1	0	0	0	0	0	0	0	0	0	0	0	0	0	0	0	0	62.6	-
0200	1	0	1	0	0	0	0	0	0	0	0	0	0	0	0	0	0	0	0	62.9	-
0300	0	0	0	0	0	0	0	0	0	0	0	0	0	0	0	0	0	0	0	-	-
0400	0	0	0	0	0	0	0	0	0	0	0	0	0	0	0	0	0	0	0	-	-
0500	3	0	3	0	0	0	0	0	0	0	0	0	0	2	66.7	1	33.3	1	33.3	85.3	-
0600	7	0	4	0	2	0	0	0	0	1	0	0	0	3	42.9	3	42.9	2	28.6	70.7	-
0700	**61**	**0**	**52**	**0**	**7**	**2**	**0**	**0**	**0**	**0**	**0**	**0**	**0**	**22**	**36.1**	**8**	**13.1**	**5**	**8.2**	**74.1**	**84.2**
0800	43	1	36	1	4	1	0	0	0	0	0	0	0	9	20.9	5	11.6	1	2.3	68.3	81.4
0900	41	0	36	0	2	3	0	0	0	0	0	0	0	0	0	0	0	0	0	53.6	66.2
1000	27	0	23	0	2	2	0	0	0	0	0	0	0	5	18.5	4	14.8	4	14.8	59.3	83.9
1100	24	0	20	0	4	0	0	0	0	0	0	0	0	3	12.5	1	4.2	1	4.2	64.2	72
1200	31	0	28	0	3	0	0	0	0	0	0	0	0	3	9.7	2	6.5	1	3.2	60.2	76
1300	24	0	20	0	3	1	0	0	0	0	0	0	0	4	16.7	1	4.2	1	4.2	63.5	78.1
1400	24	0	19	0	3	2	0	0	0	0	0	0	0	4	16.7	1	4.2	1	4.2	65.1	74.5
1500	28	1	23	0	2	1	0	0	0	1	0	0	0	4	14.3	2	7.1	1	3.6	63.8	77.8
1600	30	0	25	1	1	3	0	0	0	0	0	0	0	6	20	5	16.7	1	3.3	65.8	85
1700	**41**	**0**	**35**	**2**	**3**	**0**	**0**	**0**	**0**	**1**	**0**	**0**	**0**	**8**	**19.5**	**3**	**7.3**	**2**	**4.9**	**70.7**	**83.2**
1800	27	0	20	0	6	0	0	0	0	1	0	0	0	6	22.2	2	7.4	1	3.7	68.4	81.7
1900	33	0	29	0	2	2	0	0	0	0	0	0	0	8	24.2	6	18.2	2	6.1	70.7	86
2000	23	0	22	0	1	0	0	0	0	0	0	0	0	3	13	2	8.7	1	4.3	69.3	77.4
2100	8	0	7	0	1	0	0	0	0	0	0	0	0	0	0	0	0	0	0	65.9	-
2200	10	0	7	0	3	0	0	0	0	0	0	0	0	3	30	1	10	0	0	64.1	-
2300	4	0	4	0	0	0	0	0	0	0	0	0	0	2	50	0	0	0	0	68.1	-
07-19	**401**	**2**	**337**	**4**	**40**	**15**	**0**	**0**	**0**	**3**	**0**	**0**	**0**	**74**	**18.5**	**34**	**8.5**	**19**	**4.7**	**65.5**	**81.7**
06-22	**472**	**2**	**399**	**4**	**46**	**17**	**0**	**0**	**0**	**4**	**0**	**0**	**0**	**88**	**18.6**	**45**	**9.5**	**24**	**5.1**	**66.1**	**81.7**
06-00	**486**	**2**	**410**	**4**	**49**	**17**	**0**	**0**	**0**	**4**	**0**	**0**	**0**	**93**	**19.1**	**46**	**9.5**	**24**	**4.9**	**66.1**	**81.7**
00-00	**496**	**2**	**420**	**4**	**49**	**17**	**0**	**0**	**0**	**4**	**0**	**0**	**0**	**98**	**19.8**	**50**	**10.1**	**25**	**5**	**66.3**	**82.1**

DRAFT

Site 25
Location L-8008-0, att t/pole, Lat 53.66649, Long -6.5480
Direction South

3279 / Meath/Cavan/Monaghan ATC's
October 2013
Automatic Traffic Count

Tue, 8 October 2013

Time	Total	Classification												>PSL	>PSL%	>SL1	>SL1%	>SL2	>SL2%	Mean	Vpp
		1 MCL	2 SV	3 SVT	4 TB2	5 TB3	6 T4	7 ART3	8 ART4	9 ART5	10 ART6	11 BD	12 DRT	80	80	85 +5kph	85 +5kph	90 +10kph	90 +10kph		85
0000	3	0	3	0	0	0	0	0	0	0	0	0	0	0	0	0	0	0	0	66	-
0100	0	0	0	0	0	0	0	0	0	0	0	0	0	0	0	0	0	0	0	-	-
0200	0	0	0	0	0	0	0	0	0	0	0	0	0	0	0	0	0	0	0	-	-
0300	0	0	0	0	0	0	0	0	0	0	0	0	0	0	0	0	0	0	0	-	-
0400	3	0	2	0	1	0	0	0	0	0	0	0	0	1	33.3	1	33.3	0	0	80	-
0500	1	0	1	0	0	0	0	0	0	0	0	0	0	1	100	1	100	1	100	95.8	-
0600	8	0	7	0	1	0	0	0	0	0	0	0	0	4	50	3	37.5	2	25	80.2	-
0700	**59**	**0**	**50**	**1**	**5**	**1**	**0**	**0**	**1**	**1**	**0**	**0**	**0**	**22**	**37.3**	**9**	**15.3**	**4**	**6.8**	**75.1**	**84.6**
0800	42	0	36	0	5	1	0	0	0	0	0	0	0	8	19	6	14.3	3	7.1	62	83.5
0900	49	0	42	2	5	0	0	0	0	0	0	0	0	1	2	1	2	1	2	60.2	73.1
1000	27	0	23	1	2	1	0	0	0	0	0	0	0	3	11.1	2	7.4	2	7.4	61.6	78.1
1100	23	1	20	0	1	0	0	0	0	0	1	0	0	2	8.7	1	4.3	1	4.3	60.8	76
1200	36	0	26	3	4	1	1	0	0	0	1	0	0	4	11.1	3	8.3	2	5.6	61	74.9
1300	25	1	19	1	3	1	0	0	0	0	0	0	0	0	0	0	0	0	0	51.8	67
1400	39	0	31	0	6	2	0	0	0	0	0	0	0	3	7.7	3	7.7	0	0	55.7	73.4
1500	32	1	28	0	3	0	0	0	0	0	0	0	0	7	21.9	2	6.3	0	0	65.1	82.4
1600	43	0	39	2	2	0	0	0	0	0	0	0	0	9	20.9	7	16.3	2	4.7	74.8	85
1700	**45**	**0**	**41**	**1**	**3**	**0**	**0**	**0**	**0**	**0**	**0**	**0**	**0**	**10**	**22.2**	**5**	**11.1**	**1**	**2.2**	**69.1**	**82.8**
1800	42	0	38	0	2	1	0	1	0	0	0	0	0	8	19	6	14.3	2	4.8	67.5	82.1
1900	28	0	25	0	3	0	0	0	0	0	0	0	0	8	28.6	6	21.4	4	14.3	72	87.8
2000	15	0	14	0	1	0	0	0	0	0	0	0	0	8	53.3	7	46.7	5	33.3	81.2	93.6
2100	5	0	4	0	1	0	0	0	0	0	0	0	0	0	0	0	0	0	0	65.4	-
2200	11	0	11	0	0	0	0	0	0	0	0	0	0	3	27.3	2	18.2	0	0	66.9	83.9
2300	2	0	2	0	0	0	0	0	0	0	0	0	0	1	50	0	0	0	0	74.8	-
07-19	**462**	**3**	**393**	**11**	**41**	**8**	**1**	**1**	**1**	**1**	**2**	**0**	**0**	**77**	**16.7**	**45**	**9.7**	**18**	**3.9**	**64.9**	**81.7**
06-22	**518**	**3**	**443**	**11**	**47**	**8**	**1**	**1**	**1**	**1**	**2**	**0**	**0**	**97**	**18.7**	**61**	**11.8**	**29**	**5.6**	**66**	**82.4**
06-00	**531**	**3**	**456**	**11**	**47**	**8**	**1**	**1**	**1**	**1**	**2**	**0**	**0**	**101**	**19**	**63**	**11.9**	**29**	**5.5**	**66**	**82.4**
00-00	**538**	**3**	**462**	**11**	**48**	**8**	**1**	**1**	**1**	**1**	**2**	**0**	**0**	**103**	**19.1**	**65**	**12.1**	**30**	**5.6**	**66.1**	**82.8**

DRAFT

Site 25
Location L-8008-0, att t/pole, Lat 53.66649, Long -6.5480
Direction South

3279 / Meath/Cavan/Monaghan ATC's
October 2013
Automatic Traffic Count

Wed, 9 October 2013

Time	Total	Classification												>PSL	>PSL%	>SL1	>SL1%	>SL2	>SL2%	Mean	Vpp
		1 MCL	2 SV	3 SVT	4 TB2	5 TB3	6 T4	7 ART3	8 ART4	9 ART5	10 ART6	11 BD	12 DRT	80	80	85 +5kph	85 +5kph	90 +10kph	90 +10kph		85
0000	5	0	5	0	0	0	0	0	0	0	0	0	0	0	0	0	0	0	0	66.6	-
0100	1	0	1	0	0	0	0	0	0	0	0	0	0	0	0	0	0	0	0	62.8	-
0200	0	0	0	0	0	0	0	0	0	0	0	0	0	0	0	0	0	0	0	-	-
0300	0	0	0	0	0	0	0	0	0	0	0	0	0	0	0	0	0	0	0	-	-
0400	1	0	1	0	0	0	0	0	0	0	0	0	0	1	100	0	0	0	0	82.6	-
0500	1	0	1	0	0	0	0	0	0	0	0	0	0	1	100	1	100	1	100	102.8	-
0600	12	0	10	0	2	0	0	0	0	0	0	0	0	3	25	3	25	2	16.7	71.2	85
0700	**59**	**0**	**50**	**0**	**6**	**2**	**0**	**0**	**1**	**0**	**0**	**0**	**0**	**26**	**44.1**	**13**	**22**	**3**	**5.1**	**75.5**	**86**
0800	47	0	38	1	6	1	0	0	1	0	0	0	0	14	29.8	6	12.8	3	6.4	72.2	83.9
0900	35	0	31	0	3	0	0	0	0	1	0	0	0	9	25.7	5	14.3	3	8.6	67.9	83.5
1000	22	0	20	0	1	1	0	0	0	0	0	0	0	2	9.1	1	4.5	0	0	63.3	77
1100	18	0	12	1	4	1	0	0	0	0	0	0	0	3	16.7	1	5.6	0	0	63.8	74.9
1200	27	1	22	0	3	1	0	0	0	0	0	0	0	9	33.3	7	25.9	4	14.8	69	89.3
1300	28	0	25	0	2	0	0	0	0	1	0	0	0	7	25	7	25	4	14.3	71.1	89.3
1400	24	1	19	1	3	0	0	0	0	0	0	0	0	5	20.8	3	12.5	1	4.2	65.4	81
1500	26	1	23	1	1	0	0	0	0	0	0	0	0	3	11.5	0	0	0	0	61.8	73.8
1600	**39**	**0**	**33**	**2**	**4**	**0**	**0**	**0**	**0**	**0**	**0**	**0**	**0**	**7**	**17.9**	**5**	**12.8**	**3**	**7.7**	**70.5**	**81.7**
1700	26	0	23	1	2	0	0	0	0	0	0	0	0	7	26.9	5	19.2	3	11.5	70.9	88.6
1800	38	0	36	1	0	1	0	0	0	0	0	0	0	12	31.6	4	10.5	1	2.6	67.8	83.2
1900	26	0	23	1	1	1	0	0	0	0	0	0	0	3	11.5	3	11.5	2	7.7	71.3	77.4
2000	16	0	16	0	0	0	0	0	0	0	0	0	0	7	43.8	5	31.3	4	25	76.7	95
2100	17	0	10	0	3	3	0	0	0	0	1	0	0	4	23.5	1	5.9	1	5.9	66.3	82.4
2200	6	0	6	0	0	0	0	0	0	0	0	0	0	2	33.3	1	16.7	1	16.7	65.7	-
2300	9	0	9	0	0	0	0	0	0	0	0	0	0	4	44.4	3	33.3	1	11.1	71.9	-
07-19	**389**	**3**	**332**	**8**	**35**	**7**	**0**	**0**	**2**	**2**	**0**	**0**	**0**	**104**	**26.7**	**57**	**14.7**	**25**	**6.4**	**69.3**	**84.2**
06-22	**460**	**3**	**391**	**9**	**41**	**11**	**0**	**0**	**2**	**2**	**1**	**0**	**0**	**121**	**26.3**	**69**	**15**	**34**	**7.4**	**69.6**	**84.6**
06-00	**475**	**3**	**406**	**9**	**41**	**11**	**0**	**0**	**2**	**2**	**1**	**0**	**0**	**127**	**26.7**	**73**	**15.4**	**36**	**7.6**	**69.6**	**85.3**
00-00	**483**	**3**	**414**	**9**	**41**	**11**	**0**	**0**	**2**	**2**	**1**	**0**	**0**	**129**	**26.7**	**74**	**15.3**	**37**	**7.7**	**69.7**	**85.3**

DRAFT

Site 25
Location L-8008-0, att t/pole, Lat 53.66649, Long -6.5480
Direction South

3279 / Meath/Cavan/Monaghan ATC's
October 2013
Automatic Traffic Count

Thu, 10 October 2013

Time	Total	Classification												>PSL	>PSL%	>SL1	>SL1%	>SL2	>SL2%	Mean	Vpp
		1 MCL	2 SV	3 SVT	4 TB2	5 TB3	6 T4	7 ART3	8 ART4	9 ART5	10 ART6	11 BD	12 DRT	80	80	85 +5kph	85 +5kph	90 +10kph	90 +10kph		85
0000	2	0	2	0	0	0	0	0	0	0	0	0	0	0	0	0	0	0	0	59.9	-
0100	0	0	0	0	0	0	0	0	0	0	0	0	0	0	0	0	0	0	0	-	-
0200	0	0	0	0	0	0	0	0	0	0	0	0	0	0	0	0	0	0	0	-	-
0300	0	0	0	0	0	0	0	0	0	0	0	0	0	0	0	0	0	0	0	-	-
0400	0	0	0	0	0	0	0	0	0	0	0	0	0	0	0	0	0	0	0	-	-
0500	4	0	3	0	1	0	0	0	0	0	0	0	0	1	25	1	25	1	25	77.5	-
0600	8	0	7	0	1	0	0	0	0	0	0	0	0	5	62.5	3	37.5	3	37.5	86.1	-
0700	**53**	**0**	**44**	**0**	**7**	**1**	**0**	**0**	**1**	**0**	**0**	**0**	**0**	**24**	**45.3**	**12**	**22.6**	**7**	**13.2**	**76.7**	**87.1**
0800	42	1	36	0	5	0	0	0	0	0	0	0	0	13	31	6	14.3	3	7.1	72.5	83.9
0900	43	0	36	0	7	0	0	0	0	0	0	0	0	6	14	1	2.3	0	0	62.5	78.5
1000	20	0	16	1	2	1	0	0	0	0	0	0	0	4	20	3	15	2	10	72.7	83.2
1100	33	0	28	1	3	0	0	0	0	1	0	0	0	3	9.1	2	6.1	2	6.1	59.1	75.2
1200	24	0	19	1	3	0	0	0	0	0	1	0	0	5	20.8	3	12.5	0	0	62.6	81.4
1300	30	1	22	3	4	0	0	0	0	0	0	0	0	7	23.3	6	20	4	13.3	68	88.6
1400	27	1	19	1	5	1	0	0	0	0	0	0	0	5	18.5	5	18.5	3	11.1	63.7	87.1
1500	39	1	32	1	3	0	0	0	0	0	2	0	0	8	20.5	2	5.1	1	2.6	67.6	82.8
1600	31	0	23	1	5	0	0	0	0	0	2	0	0	5	16.1	1	3.2	1	3.2	63.6	77.8
1700	**52**	**0**	**39**	**1**	**8**	**2**	**1**	**0**	**1**	**0**	**0**	**0**	**0**	**12**	**23.1**	**7**	**13.5**	**4**	**7.7**	**70**	**83.9**
1800	27	0	25	0	2	0	0	0	0	0	0	0	0	6	22.2	2	7.4	2	7.4	67.6	81.7
1900	30	0	28	1	1	0	0	0	0	0	0	0	0	6	20	4	13.3	1	3.3	68.3	81.4
2000	17	0	13	0	4	0	0	0	0	0	0	0	0	6	35.3	5	29.4	2	11.8	71.2	88.2
2100	10	0	9	0	0	1	0	0	0	0	0	0	0	2	20	2	20	1	10	67.3	-
2200	9	0	8	0	1	0	0	0	0	0	0	0	0	0	0	0	0	0	0	72.1	-
2300	6	0	6	0	0	0	0	0	0	0	0	0	0	3	50	3	50	2	33.3	80.6	-
07-19	**421**	**4**	**339**	**10**	**54**	**5**	**1**	**0**	**2**	**1**	**5**	**0**	**0**	**98**	**23.3**	**50**	**11.9**	**29**	**6.9**	**67.8**	**83.5**
06-22	**486**	**4**	**396**	**11**	**60**	**6**	**1**	**0**	**2**	**1**	**5**	**0**	**0**	**117**	**24.1**	**64**	**13.2**	**36**	**7.4**	**68.2**	**83.9**
06-00	**501**	**4**	**410**	**11**	**61**	**6**	**1**	**0**	**2**	**1**	**5**	**0**	**0**	**120**	**24**	**67**	**13.4**	**38**	**7.6**	**68.4**	**83.9**
00-00	**507**	**4**	**415**	**11**	**62**	**6**	**1**	**0**	**2**	**1**	**5**	**0**	**0**	**121**	**23.9**	**68**	**13.4**	**39**	**7.7**	**68.5**	**83.9**

DRAFT

Site 25
Location L-8008-0, att t/pole, Lat 53.66649, Long -6.5480
Direction South

3279 / Meath/Cavan/Monaghan ATC's
October 2013
Automatic Traffic Count

Fri, 11 October 2013

Time	Total	Classification												>PSL	>PSL%	>SL1	>SL1%	>SL2	>SL2%	Mean	Vpp
		1 MCL	2 SV	3 SVT	4 TB2	5 TB3	6 T4	7 ART3	8 ART4	9 ART5	10 ART6	11 BD	12 DRT	80	80	85 +5kph	85 +5kph	90 +10kph	90 +10kph		85
0000	2	0	2	0	0	0	0	0	0	0	0	0	0	0	0	0	0	0	0	75.1	-
0100	1	0	1	0	0	0	0	0	0	0	0	0	0	1	100	0	0	0	0	80.7	-
0200	0	0	0	0	0	0	0	0	0	0	0	0	0	0	0	0	0	0	0	-	-
0300	0	0	0	0	0	0	0	0	0	0	0	0	0	0	0	0	0	0	0	-	-
0400	1	0	1	0	0	0	0	0	0	0	0	0	0	0	0	0	0	0	0	79.4	-
0500	1	0	1	0	0	0	0	0	0	0	0	0	0	1	100	1	100	1	100	95.7	-
0600	15	0	13	0	2	0	0	0	0	0	0	0	0	6	40	5	33.3	4	26.7	79.8	97.2
0700	**58**	**0**	**51**	**0**	**7**	**0**	**0**	**0**	**0**	**0**	**0**	**0**	**0**	**25**	**43.1**	**12**	**20.7**	**8**	**13.8**	**76**	**86.8**
0800	37	0	34	0	2	0	1	0	0	0	0	0	0	16	43.2	11	29.7	5	13.5	74.5	87.8
0900	46	0	42	0	3	0	0	0	1	0	0	0	0	7	15.2	5	10.9	2	4.3	68.2	79.2
1000	23	0	18	1	3	0	1	0	0	0	0	0	0	4	17.4	3	13	0	0	69.9	82.4
1100	18	0	15	1	2	0	0	0	0	0	0	0	0	7	38.9	4	22.2	2	11.1	70.6	86.8
1200	27	0	25	0	2	0	0	0	0	0	0	0	0	8	29.6	5	18.5	4	14.8	76.5	86.8
1300	34	0	32	0	1	0	0	0	0	1	0	0	0	6	17.6	5	14.7	1	2.9	68	83.2
1400	33	0	28	0	3	1	1	0	0	0	0	0	0	8	24.2	6	18.2	1	3	65.3	86
1500	20	0	17	0	2	0	0	0	0	0	1	0	0	5	25	3	15	1	5	75.7	83.9
1600	**47**	**0**	**37**	**2**	**6**	**1**	**0**	**0**	**1**	**0**	**0**	**0**	**0**	**13**	**27.7**	**5**	**10.6**	**3**	**6.4**	**68.5**	**82.8**
1700	36	1	33	1	1	0	0	0	0	0	0	0	0	5	13.9	2	5.6	2	5.6	64.6	77.4
1800	28	0	24	2	0	2	0	0	0	0	0	0	0	1	3.6	1	3.6	1	3.6	60.5	73.8
1900	23	0	20	0	3	0	0	0	0	0	0	0	0	4	17.4	4	17.4	1	4.3	67.1	85
2000	20	0	18	0	2	0	0	0	0	0	0	0	0	5	25	3	15	1	5	72.7	82.1
2100	8	0	8	0	0	0	0	0	0	0	0	0	0	0	0	0	0	0	0	69.4	-
2200	7	0	6	1	0	0	0	0	0	0	0	0	0	2	28.6	0	0	0	0	64.6	-
2300	7	0	7	0	0	0	0	0	0	0	0	0	0	2	28.6	2	28.6	1	14.3	79.2	-
07-19	**407**	**1**	**356**	**7**	**32**	**4**	**3**	**0**	**2**	**1**	**1**	**0**	**0**	**105**	**25.8**	**62**	**15.2**	**30**	**7.4**	**69.9**	**85**
06-22	**473**	**1**	**415**	**7**	**39**	**4**	**3**	**0**	**2**	**1**	**1**	**0**	**0**	**120**	**25.4**	**74**	**15.6**	**36**	**7.6**	**70.2**	**85**
06-00	**487**	**1**	**428**	**8**	**39**	**4**	**3**	**0**	**2**	**1**	**1**	**0**	**0**	**124**	**25.5**	**76**	**15.6**	**37**	**7.6**	**70.3**	**85**
00-00	**492**	**1**	**433**	**8**	**39**	**4**	**3**	**0**	**2**	**1**	**1**	**0**	**0**	**126**	**25.6**	**77**	**15.7**	**38**	**7.7**	**70.4**	**85**

DRAFT

Site 25
Location L-8008-0, att t/pole, Lat 53.66649, Long -6.5480
Direction South

3279 / Meath/Cavan/Monaghan ATC's
October 2013
Automatic Traffic Count

Sat, 12 October 2013

Time	Total	Classification												>PSL	>PSL%	>SL1	>SL1%	>SL2	>SL2%	Mean	Vpp
		1 MCL	2 SV	3 SVT	4 TB2	5 TB3	6 T4	7 ART3	8 ART4	9 ART5	10 ART6	11 BD	12 DRT	80	80	85 +5kph	85 +5kph	90 +10kph	90 +10kph		85
0000	4	0	4	0	0	0	0	0	0	0	0	0	0	2	50	0	0	0	0	74.3	-
0100	10	0	10	0	0	0	0	0	0	0	0	0	0	3	30	1	10	0	0	72.1	-
0200	2	0	2	0	0	0	0	0	0	0	0	0	0	2	100	2	100	0	0	85.6	-
0300	0	0	0	0	0	0	0	0	0	0	0	0	0	0	0	0	0	0	0	-	-
0400	0	0	0	0	0	0	0	0	0	0	0	0	0	0	0	0	0	0	0	-	-
0500	0	0	0	0	0	0	0	0	0	0	0	0	0	0	0	0	0	0	0	-	-
0600	4	0	4	0	0	0	0	0	0	0	0	0	0	1	25	0	0	0	0	75.8	-
0700	18	0	17	0	1	0	0	0	0	0	0	0	0	10	55.6	8	44.4	2	11.1	82.1	88.6
0800	20	0	13	2	2	0	1	1	1	0	0	0	0	10	50	8	40	4	20	77.2	95
0900	36	2	26	0	4	2	0	0	0	1	1	0	0	11	30.6	9	25	6	16.7	67.6	90
1000	31	0	28	0	2	0	0	0	0	1	0	0	0	8	25.8	6	19.4	3	9.7	66.6	85.3
1100	**41**	**0**	**36**	**0**	**2**	**1**	**0**	**0**	**0**	**0**	**0**	**1**	**1**	**9**	**22**	**6**	**14.6**	**3**	**7.3**	**60.4**	**83.5**
1200	**40**	**0**	**36**	**0**	**3**	**0**	**1**	**0**	**0**	**0**	**0**	**0**	**0**	**10**	**25**	**6**	**15**	**3**	**7.5**	**69.3**	**83.9**
1300	37	2	31	1	2	1	0	0	0	0	0	0	0	6	16.2	4	10.8	4	10.8	64.3	79.2
1400	31	0	28	2	1	0	0	0	0	0	0	0	0	7	22.6	5	16.1	5	16.1	66.4	83.5
1500	26	0	24	1	1	0	0	0	0	0	0	0	0	9	34.6	6	23.1	4	15.4	71.6	86.8
1600	24	0	20	2	1	0	1	0	0	0	0	0	0	1	4.2	1	4.2	1	4.2	59.8	70.2
1700	24	0	22	1	1	0	0	0	0	0	0	0	0	6	25	1	4.2	0	0	69.6	81.7
1800	22	0	22	0	0	0	0	0	0	0	0	0	0	6	27.3	1	4.5	1	4.5	67.7	82.4
1900	23	1	20	0	2	0	0	0	0	0	0	0	0	7	30.4	1	4.3	1	4.3	64.3	82.1
2000	14	0	14	0	0	0	0	0	0	0	0	0	0	4	28.6	3	21.4	3	21.4	72.1	91.1
2100	9	0	8	0	1	0	0	0	0	0	0	0	0	2	22.2	2	22.2	2	22.2	64.2	-
2200	3	0	2	1	0	0	0	0	0	0	0	0	0	0	0	0	0	0	0	62.1	-
2300	4	0	3	0	1	0	0	0	0	0	0	0	0	2	50	2	50	0	0	75.7	-
07-19	**350**	**4**	**303**	**9**	**20**	**4**	**3**	**1**	**1**	**2**	**1**	**1**	**1**	**93**	**26.6**	**61**	**17.4**	**36**	**10.3**	**67.6**	**86.4**
06-22	**400**	**5**	**349**	**9**	**23**	**4**	**3**	**1**	**1**	**2**	**1**	**1**	**1**	**107**	**26.8**	**67**	**16.8**	**42**	**10.5**	**67.6**	**86**
06-00	**407**	**5**	**354**	**10**	**24**	**4**	**3**	**1**	**1**	**2**	**1**	**1**	**1**	**109**	**26.8**	**69**	**17**	**42**	**10.3**	**67.6**	**86**
00-00	**423**	**5**	**370**	**10**	**24**	**4**	**3**	**1**	**1**	**2**	**1**	**1**	**1**	**116**	**27.4**	**72**	**17**	**42**	**9.9**	**67.9**	**85.7**

DRAFT

Site 25
Location L-8008-0, att t/pole, Lat 53.66649, Long -6.5480
Direction South

3279 / Meath/Cavan/Monaghan ATC's
October 2013
Automatic Traffic Count

Sun, 13 October 2013

Time	Total	Classification												>PSL	>PSL%	>SL1	>SL1%	>SL2	>SL2%	Mean	Vpp
		1 MCL	2 SV	3 SVT	4 TB2	5 TB3	6 T4	7 ART3	8 ART4	9 ART5	10 ART6	11 BD	12 DRT	80	80	85 +5kph	85 +5kph	90 +10kph	90 +10kph		85
0000	3	0	3	0	0	0	0	0	0	0	0	0	0	1	33.3	0	0	0	0	73.1	-
0100	5	1	2	0	1	1	0	0	0	0	0	0	0	0	0	0	0	0	0	38.3	-
0200	2	0	1	0	0	1	0	0	0	0	0	0	0	0	0	0	0	0	0	61.5	-
0300	3	0	3	0	0	0	0	0	0	0	0	0	0	0	0	0	0	0	0	69.7	-
0400	0	0	0	0	0	0	0	0	0	0	0	0	0	0	0	0	0	0	0	-	-
0500	1	0	1	0	0	0	0	0	0	0	0	0	0	1	100	0	0	0	0	80.5	-
0600	1	0	1	0	0	0	0	0	0	0	0	0	0	0	0	0	0	0	0	70.9	-
0700	11	0	11	0	0	0	0	0	0	0	0	0	0	9	81.8	6	54.5	4	36.4	85.9	92.2
0800	4	1	3	0	0	0	0	0	0	0	0	0	0	1	25	1	25	1	25	69.3	-
0900	9	0	9	0	0	0	0	0	0	0	0	0	0	2	22.2	2	22.2	1	11.1	70.8	-
1000	18	0	17	1	0	0	0	0	0	0	0	0	0	6	33.3	1	5.6	0	0	71.7	81
1100	**20**	**0**	**19**	**1**	**0**	**0**	**0**	**0**	**0**	**0**	**0**	**0**	**0**	**2**	**10**	**2**	**10**	**1**	**5**	**60.3**	**75.6**
1200	32	0	30	0	1	1	0	0	0	0	0	0	0	9	28.1	8	25	3	9.4	71.7	85.7
1300	**36**	**0**	**34**	**1**	**1**	**0**	**0**	**0**	**0**	**0**	**0**	**0**	**0**	**17**	**47.2**	**6**	**16.7**	**3**	**8.3**	**76.8**	**86**
1400	21	0	20	1	0	0	0	0	0	0	0	0	0	7	33.3	2	9.5	1	4.8	75.9	82.4
1500	23	0	22	0	1	0	0	0	0	0	0	0	0	2	8.7	2	8.7	0	0	58	72.4
1600	25	1	20	0	1	3	0	0	0	0	0	0	0	3	12	3	12	1	4	58.6	70.6
1700	19	1	18	0	0	0	0	0	0	0	0	0	0	3	15.8	1	5.3	1	5.3	67.4	77.8
1800	17	1	14	0	2	0	0	0	0	0	0	0	0	2	11.8	1	5.9	1	5.9	63.9	77
1900	16	0	15	0	0	0	1	0	0	0	0	0	0	3	18.8	3	18.8	3	18.8	70.3	99.4
2000	11	0	11	0	0	0	0	0	0	0	0	0	0	2	18.2	1	9.1	1	9.1	72.6	79.6
2100	9	0	9	0	0	0	0	0	0	0	0	0	0	3	33.3	2	22.2	1	11.1	77	-
2200	6	0	6	0	0	0	0	0	0	0	0	0	0	2	33.3	2	33.3	1	16.7	76	-
2300	4	0	4	0	0	0	0	0	0	0	0	0	0	2	50	1	25	1	25	80.5	-
07-19	**235**	**4**	**217**	**4**	**6**	**4**	**0**	**0**	**0**	**0**	**0**	**0**	**0**	**63**	**26.8**	**35**	**14.9**	**17**	**7.2**	**68.8**	**84.6**
06-22	**272**	**4**	**253**	**4**	**6**	**4**	**1**	**0**	**0**	**0**	**0**	**0**	**0**	**71**	**26.1**	**41**	**15.1**	**22**	**8.1**	**69.3**	**84.6**
06-00	**282**	**4**	**263**	**4**	**6**	**4**	**1**	**0**	**0**	**0**	**0**	**0**	**0**	**75**	**26.6**	**44**	**15.6**	**24**	**8.5**	**69.6**	**85.3**
00-00	**296**	**5**	**273**	**4**	**7**	**6**	**1**	**0**	**0**	**0**	**0**	**0**	**0**	**77**	**26**	**44**	**14.9**	**24**	**8.1**	**69.1**	**84.6**

DRAFT

Site 25
Location L-8008-0, att t/pole, Lat 53.66649, Long -6.5480
Direction South

3279 / Meath/Cavan/Monaghan ATC's
October 2013
Automatic Traffic Count

Virtual Day (7)

Time	Total	Classification												>PSL	>PSL%	>SL1	>SL1%	>SL2	>SL2%	Mean	Vpp
		1 MCL	2 SV	3 SVT	4 TB2	5 TB3	6 T4	7 ART3	8 ART4	9 ART5	10 ART6	11 BD	12 DRT	80	80	85 +5kph	85 +5kph	90 +10kph	90 +10kph		85
0000	3	0	3	0	0	0	0	0	0	0	0	0	0	1	25	0	12.5	0	0	71.9	-
0100	3	0	2	0	0	0	0	0	0	0	0	0	0	1	22.2	0	5.6	0	0	62.1	-
0200	1	0	1	0	0	0	0	0	0	0	0	0	0	0	40	0	40	0	0	71.4	-
0300	0	0	0	0	0	0	0	0	0	0	0	0	0	0	0	0	0	0	0	69.7	-
0400	1	0	1	0	0	0	0	0	0	0	0	0	0	0	40	0	20	0	0	80.4	-
0500	2	0	1	0	0	0	0	0	0	0	0	0	0	1	63.6	1	45.5	1	45.5	85.5	-
0600	8	0	7	0	1	0	0	0	0	0	0	0	0	3	40	2	30.9	2	23.6	77.3	-
0700	**46**	**0**	**39**	**0**	**5**	**1**	**0**	**0**	**0**	**0**	**0**	**0**	**0**	**20**	**43.3**	**10**	**21.3**	**5**	**10.3**	**76.2**	**86.8**
0800	34	0	28	1	3	0	0	0	0	0	0	0	0	10	30.2	6	18.3	3	8.5	70.5	87.5
0900	37	0	32	0	3	1	0	0	0	0	0	0	0	5	13.9	3	8.9	2	5	63.4	78.8
1000	24	0	21	1	2	1	0	0	0	0	0	0	0	5	19	3	11.9	2	6.5	65.9	83.2
1100	25	0	21	1	2	0	0	0	0	0	0	0	0	4	16.4	2	9.6	1	5.6	62.1	80.6
1200	31	0	27	1	3	0	0	0	0	0	0	0	0	7	22.1	5	15.7	2	7.8	67.1	85
1300	31	1	26	1	2	0	0	0	0	0	0	0	0	7	22	4	13.6	2	7.9	66.9	84.2
1400	28	0	23	1	3	1	0	0	0	0	0	0	0	6	19.6	4	12.6	2	6	64.5	82.4
1500	28	1	24	0	2	0	0	0	0	0	0	0	0	5	19.6	2	8.8	1	3.6	66.1	82.1
1600	34	0	28	1	3	1	0	0	0	0	0	0	0	6	18.4	4	11.3	2	5	67.1	81.7
1700	**35**	**0**	**30**	**1**	**3**	**0**	**0**	**0**	**0**	**0**	**0**	**0**	**0**	**7**	**21**	**3**	**9.9**	**2**	**5.3**	**69**	**82.8**
1800	29	0	26	0	2	1	0	0	0	0	0	0	0	6	20.4	2	8.5	1	4.5	66.4	82.1
1900	26	0	23	0	2	0	0	0	0	0	0	0	0	6	21.8	4	15.1	2	7.8	69.3	84.6
2000	17	0	15	0	1	0	0	0	0	0	0	0	0	5	30.2	4	22.4	2	14.7	73.4	89.6
2100	9	0	8	0	1	1	0	0	0	0	0	0	0	2	16.7	1	10.6	1	7.6	67.9	-
2200	7	0	7	0	1	0	0	0	0	0	0	0	0	2	23.1	1	11.5	0	3.8	67.6	-
2300	5	0	5	0	0	0	0	0	0	0	0	0	0	2	44.4	2	30.6	1	13.9	75.9	-
07-19	**381**	**3**	**325**	**8**	**33**	**7**	**1**	**0**	**1**	**1**	**1**	**0**	**0**	**88**	**23**	**49**	**12.9**	**25**	**6.5**	**67.6**	**83.5**
06-22	**440**	**3**	**378**	**8**	**37**	**8**	**1**	**0**	**1**	**2**	**1**	**0**	**0**	**103**	**23.4**	**60**	**13.7**	**32**	**7.2**	**68.1**	**83.9**
06-00	**453**	**3**	**390**	**8**	**38**	**8**	**1**	**0**	**1**	**2**	**1**	**0**	**0**	**107**	**23.6**	**63**	**13.8**	**33**	**7.3**	**68.1**	**84.2**
00-00	**462**	**3**	**398**	**8**	**39**	**8**	**1**	**0**	**1**	**2**	**1**	**0**	**0**	**110**	**23.8**	**64**	**13.9**	**34**	**7.3**	**68.2**	**84.2**

DRAFT

Site 25
Location L-8008-0, att t/pole, Lat 53.66649, Long -6.5480
Direction South

3279 / Meath/Cavan/Monaghan ATC's
October 2013
Automatic Traffic Count

Virtual Week (1)

Time	Total	Classification												>PSL	>PSL%	>SL1	>SL1%	>SL2	>SL2%	Mean	Vpp
		1 MCL	2 SV	3 SVT	4 TB2	5 TB3	6 T4	7 ART3	8 ART4	9 ART5	10 ART6	11 BD	12 DRT	80	80	85 +5kph	85 +5kph	90 +10kph	90 +10kph		85
Mon	496	2	420	4	49	17	0	0	0	4	0	0	0	98	19.8	50	10.1	25	5	66.3	82.1
Tue	538	3	462	11	48	8	1	1	1	1	2	0	0	103	19.1	65	12.1	30	5.6	66.1	82.8
Wed	483	3	414	9	41	11	0	0	2	2	1	0	0	129	26.7	74	15.3	37	7.7	69.7	85.3
Thu	507	4	415	11	62	6	1	0	2	1	5	0	0	121	23.9	68	13.4	39	7.7	68.5	83.9
Fri	492	1	433	8	39	4	3	0	2	1	1	0	0	126	25.6	77	15.7	38	7.7	70.4	85
| Sat	423	5	370	10	24	4	3	1	1	2	1	1	1	116	27.4	72	17	42	9.9	67.9	85.7
| Sun	296	5	273	4	7	6	1	0	0	0	0	0	0	77	26	44	14.9	24	8.1	69.1	84.6
5 Day Ave.	**503**	**3**	**429**	**9**	**48**	**9**	**1**	**0**	**1**	**2**	**2**	**0**	**0**	**115**	**22.9**	**67**	**13.3**	**34**	**6.8**	**68.2**	**83.8**
7 Day Ave.	**462**	**3**	**398**	**8**	**39**	**8**	**1**	**0**	**1**	**2**	**1**	**0**	**0**	**110**	**23.8**	**64**	**13.9**	**34**	**7.3**	**68.2**	**84.2**
--	**3235**	**23**	**2787**	**57**	**270**	**56**	**9**	**2**	**8**	**11**	**10**	**1**	**1**	**770**	**23.8**	**450**	**13.9**	**235**	**7.3**	**68.2**	**84.2**

Summary Graphs

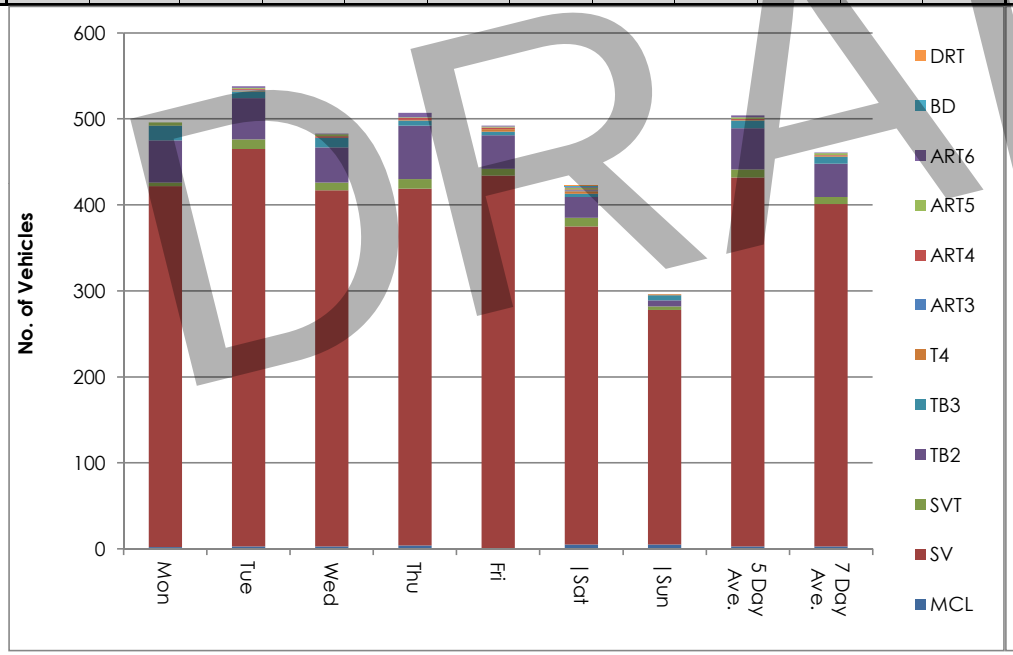

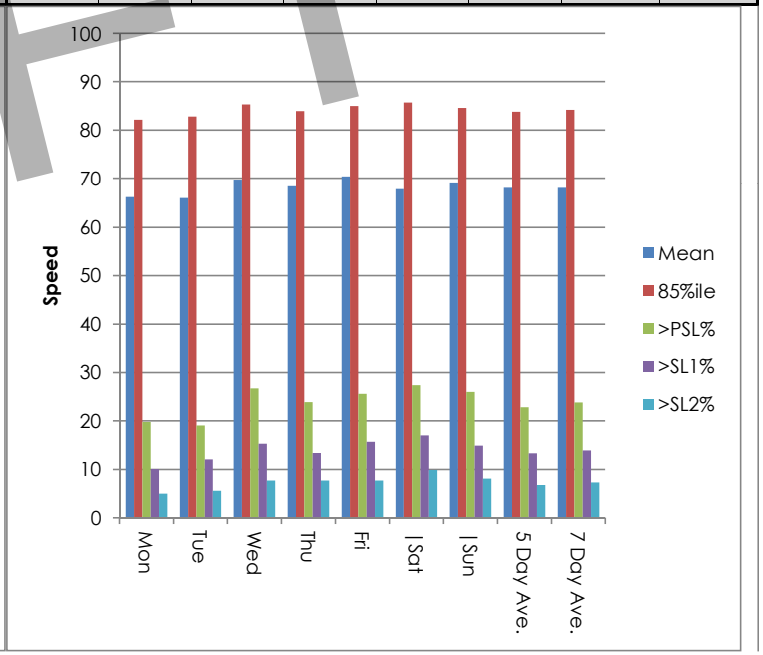

DRAFT

Site 25
Location L-8008-0, att t/pole, Lat 53.66649, Long -6.5480
Direction South

3279 / Meath/Cavan/Monaghan ATC's
October 2013
Automatic Traffic Count

Mon, 7 October 2013

Time	Total	Speed Bins (km/h)																											
		0 - 5	5 - 10	10 - 15	15 - 20	20 - 25	25 - 30	30 - 35	35 - 40	40 - 45	45 - 50	50 - 55	55 - 60	60 - 65	65 - 70	70 - 75	75 - 80	80 - 85	85 - 90	90 - 95	95 - 100	100 - 105	105 - 110	110 - 115	115 - 120	120 - 125	125 - 130	130 - 135	135 - 140
0000	5	0	0	0	0	0	0	0	0	0	0	0	0	0	0	1	1	0	3	0	0	0	0	0	0	0	0	0	0
0100	1	0	0	0	0	0	0	0	0	0	0	0	0	1	0	0	0	0	0	0	0	0	0	0	0	0	0	0	0
0200	1	0	0	0	0	0	0	0	0	0	0	0	0	1	0	0	0	0	0	0	0	0	0	0	0	0	0	0	0
0300	0	0	0	0	0	0	0	0	0	0	0	0	0	0	0	0	0	0	0	0	0	0	0	0	0	0	0	0	0
0400	0	0	0	0	0	0	0	0	0	0	0	0	0	0	0	0	0	0	0	0	0	0	0	0	0	0	0	0	0
0500	3	0	0	0	0	0	0	0	0	0	0	0	0	0	0	0	1	1	0	0	1	0	0	0	0	0	0	0	0
0600	7	0	0	0	0	0	0	1	0	0	2	0	0	0	0	0	1	0	1	0	1	1	0	0	0	0	0	0	0
0700	**61**	**0**	**0**	**0**	**0**	**0**	**0**	**1**	**1**	**0**	**0**	**1**	**3**	**4**	**12**	**10**	**7**	**14**	**3**	**3**	**1**	**0**	**0**	**1**	**0**	**0**	**0**	**0**	**0**
0800	43	0	0	0	0	2	0	0	0	0	2	1	2	8	9	5	5	4	4	0	1	0	0	0	0	0	0	0	0
0900	41	0	0	0	0	1	0	2	1	4	8	9	5	4	4	0	3	0	0	0	0	0	0	0	0	0	0	0	0
1000	27	0	1	0	0	2	1	0	1	0	1	6	2	2	2	4	0	1	0	3	1	0	0	0	0	0	0	0	0
1100	24	0	0	0	0	1	0	0	0	0	0	3	6	3	5	2	1	2	0	0	0	1	0	0	0	0	0	0	0
1200	31	0	0	0	1	1	3	0	0	3	0	3	0	3	3	7	4	1	1	0	1	0	0	0	0	0	0	0	0
1300	24	0	0	0	0	1	0	0	0	0	6	2	2	1	1	2	5	3	0	1	0	0	0	0	0	0	0	0	0
1400	24	0	0	0	0	0	1	0	1	1	0	0	2	9	1	5	0	3	0	0	1	0	0	0	0	0	0	0	0
1500	28	0	0	0	0	1	1	0	0	1	2	3	2	2	3	6	3	2	1	0	1	0	0	0	0	0	0	0	0
1600	30	0	0	2	0	0	1	0	0	0	0	2	2	3	6	6	2	1	4	0	1	0	0	0	0	0	0	0	0
1700	**41**	**0**	**0**	**0**	**0**	**0**	**0**	**0**	**2**	**1**	**0**	**2**	**4**	**2**	**6**	**10**	**6**	**5**	**1**	**0**	**0**	**1**	**0**	**1**	**0**	**0**	**0**	**0**	**0**
1800	27	0	0	0	1	0	1	0	0	0	1	1	1	3	6	2	5	4	1	0	0	1	0	0	0	0	0	0	0
1900	33	0	0	0	0	0	0	0	0	0	2	4	1	3	4	9	2	2	4	2	0	0	0	0	0	0	0	0	0
2000	23	0	0	0	0	0	0	0	0	0	1	1	2	2	7	1	6	1	1	1	0	0	0	0	0	0	0	0	0
2100	8	0	0	0	0	0	0	0	0	0	1	0	2	0	2	2	1	0	0	0	0	0	0	0	0	0	0	0	0
2200	10	0	0	0	0	1	0	0	1	0	0	0	2	1	0	0	2	2	1	0	0	0	0	0	0	0	0	0	0
2300	4	0	0	0	0	0	0	0	0	0	0	1	1	0	0	0	0	2	0	0	0	0	0	0	0	0	0	0	0
07-19	**401**	**0**	**1**	**2**	**2**	**9**	**8**	**3**	**6**	**10**	**20**	**33**	**31**	**44**	**58**	**59**	**41**	**40**	**15**	**7**	**7**	**3**	**0**	**2**	**0**	**0**	**0**	**0**	**0**
06-22	**472**	**0**	**1**	**2**	**2**	**9**	**8**	**4**	**6**	**10**	**26**	**38**	**36**	**49**	**71**	**71**	**51**	**43**	**21**	**10**	**8**	**4**	**0**	**2**	**0**	**0**	**0**	**0**	**0**
06-00	**486**	**0**	**1**	**2**	**2**	**10**	**8**	**4**	**7**	**10**	**26**	**39**	**39**	**50**	**71**	**71**	**53**	**47**	**22**	**10**	**8**	**4**	**0**	**2**	**0**	**0**	**0**	**0**	**0**
00-00	**496**	**0**	**1**	**2**	**2**	**10**	**8**	**4**	**7**	**10**	**26**	**39**	**39**	**52**	**71**	**72**	**55**	**48**	**25**	**10**	**9**	**4**	**0**	**2**	**0**	**0**	**0**	**0**	**0**

DRAFT

Site 25
Location L-8008-0, att t/pole, Lat 53.66649, Long -6.5480
Direction South

3279 / Meath/Cavan/Monaghan ATC's
October 2013
Automatic Traffic Count

Tue, 8 October 2013

Time	Total	Speed Bins (km/h)																											
		0 - 5	5 - 10	10 - 15	15 - 20	20 - 25	25 - 30	30 - 35	35 - 40	40 - 45	45 - 50	50 - 55	55 - 60	60 - 65	65 - 70	70 - 75	75 - 80	80 - 85	85 - 90	90 - 95	95 - 100	100 - 105	105 - 110	110 - 115	115 - 120	120 - 125	125 - 130	130 - 135	135 - 140
0000	3	0	0	0	0	0	0	0	0	0	0	0	1	0	1	1	0	0	0	0	0	0	0	0	0	0	0	0	0
0100	0	0	0	0	0	0	0	0	0	0	0	0	0	0	0	0	0	0	0	0	0	0	0	0	0	0	0	0	0
0200	0	0	0	0	0	0	0	0	0	0	0	0	0	0	0	0	0	0	0	0	0	0	0	0	0	0	0	0	0
0300	0	0	0	0	0	0	0	0	0	0	0	0	0	0	0	0	0	0	0	0	0	0	0	0	0	0	0	0	0
0400	3	0	0	0	0	0	0	0	0	0	0	0	0	0	0	0	2	0	1	0	0	0	0	0	0	0	0	0	0
0500	1	0	0	0	0	0	0	0	0	0	0	0	0	0	0	0	0	0	0	0	1	0	0	0	0	0	0	0	0
0600	8	0	0	0	0	0	0	0	0	0	0	0	0	1	1	1	1	1	1	1	0	1	0	0	0	0	0	0	0
0700	**59**	**0**	**0**	**0**	**0**	**0**	**1**	**0**	**0**	**1**	**0**	**2**	**1**	**7**	**5**	**9**	**11**	**13**	**5**	**1**	**1**	**0**	**1**	**1**	**0**	**0**	**0**	**0**	**0**
0800	42	0	0	1	0	0	1	0	4	2	3	4	5	3	6	2	3	2	3	2	1	0	0	0	0	0	0	0	0
0900	49	0	0	1	1	0	1	1	0	1	2	5	9	6	11	7	3	0	0	1	0	0	0	0	0	0	0	0	0
1000	27	0	0	0	0	0	1	3	0	1	3	1	2	3	5	2	3	1	0	1	1	0	0	0	0	0	0	0	0
1100	23	0	1	0	0	0	0	1	2	1	1	1	1	3	4	3	3	1	0	0	1	0	0	0	0	0	0	0	0
1200	36	0	0	0	0	0	2	0	0	2	6	4	6	3	2	6	1	1	1	1	0	1	0	0	0	0	0	0	0
1300	25	0	0	1	0	0	0	3	1	2	3	3	4	3	3	2	0	0	0	0	0	0	0	0	0	0	0	0	0
1400	39	0	0	0	0	0	4	0	2	5	3	8	3	2	3	3	3	0	3	0	0	0	0	0	0	0	0	0	0
1500	32	0	0	0	0	0	0	2	0	0	2	4	8	2	1	1	5	5	2	0	0	0	0	0	0	0	0	0	0
1600	43	0	0	0	0	0	0	0	0	0	0	0	2	5	6	9	12	2	5	1	0	0	1	0	0	0	0	0	0
1700	**45**	**0**	**0**	**0**	**0**	**0**	**0**	**0**	**0**	**1**	**3**	**2**	**5**	**7**	**4**	**9**	**4**	**5**	**4**	**1**	**0**	**0**	**0**	**0**	**0**	**0**	**0**	**0**	**0**
1800	42	0	0	1	0	1	0	0	0	1	4	0	5	3	4	7	8	2	4	2	0	0	0	0	0	0	0	0	0
1900	28	0	0	0	0	0	0	0	0	0	1	2	3	2	7	2	3	2	2	2	1	0	0	1	0	0	0	0	0
2000	15	0	0	0	0	0	0	0	0	0	0	0	0	1	2	3	1	1	2	4	0	1	0	0	0	0	0	0	0
2100	5	0	0	0	0	0	0	0	0	0	0	0	1	1	2	0	1	0	0	0	0	0	0	0	0	0	0	0	0
2200	11	0	0	0	0	0	1	1	0	0	0	0	1	0	3	0	2	1	2	0	0	0	0	0	0	0	0	0	0
2300	2	0	0	0	0	0	0	0	0	0	0	0	0	0	1	0	0	1	0	0	0	0	0	0	0	0	0	0	0
07-19	**462**	**0**	**1**	**4**	**1**	**1**	**10**	**10**	**9**	**17**	**30**	**34**	**51**	**47**	**54**	**60**	**56**	**32**	**27**	**10**	**4**	**1**	**2**	**1**	**0**	**0**	**0**	**0**	**0**
06-22	**518**	**0**	**1**	**4**	**1**	**1**	**10**	**10**	**9**	**17**	**31**	**36**	**55**	**52**	**66**	**66**	**62**	**36**	**32**	**17**	**5**	**3**	**2**	**2**	**0**	**0**	**0**	**0**	**0**
06-00	**531**	**0**	**1**	**4**	**1**	**1**	**11**	**11**	**9**	**17**	**31**	**36**	**56**	**52**	**70**	**66**	**64**	**38**	**34**	**17**	**5**	**3**	**2**	**2**	**0**	**0**	**0**	**0**	**0**
00-00	**538**	**0**	**1**	**4**	**1**	**1**	**11**	**11**	**9**	**17**	**31**	**36**	**57**	**52**	**71**	**67**	**66**	**38**	**35**	**17**	**6**	**3**	**2**	**2**	**0**	**0**	**0**	**0**	**0**

DRAFT

Site 25
Location L-8008-0, att t/pole, Lat 53.66649, Long -6.5480
Direction South

3279 / Meath/Cavan/Monaghan ATC's
October 2013
Automatic Traffic Count

Wed, 9 October 2013

Time	Total	Speed Bins (km/h)																											
		0 - 5	5 - 10	10 - 15	15 - 20	20 - 25	25 - 30	30 - 35	35 - 40	40 - 45	45 - 50	50 - 55	55 - 60	60 - 65	65 - 70	70 - 75	75 - 80	80 - 85	85 - 90	90 - 95	95 - 100	100 - 105	105 - 110	110 - 115	115 - 120	120 - 125	125 - 130	130 - 135	135 - 140
0000	5	0	0	0	0	0	0	0	0	0	0	0	1	1	1	1	1	0	0	0	0	0	0	0	0	0	0	0	0
0100	1	0	0	0	0	0	0	0	0	0	0	0	0	1	0	0	0	0	0	0	0	0	0	0	0	0	0	0	0
0200	0	0	0	0	0	0	0	0	0	0	0	0	0	0	0	0	0	0	0	0	0	0	0	0	0	0	0	0	0
0300	0	0	0	0	0	0	0	0	0	0	0	0	0	0	0	0	0	0	0	0	0	0	0	0	0	0	0	0	0
0400	1	0	0	0	0	0	0	0	0	0	0	0	0	0	0	0	0	1	0	0	0	0	0	0	0	0	0	0	0
0500	1	0	0	0	0	0	0	0	0	0	0	0	0	0	0	0	0	0	0	0	0	1	0	0	0	0	0	0	0
0600	12	0	0	0	0	0	0	1	0	0	0	0	0	3	1	3	1	0	1	2	0	0	0	0	0	0	0	0	0
0700	**59**	**0**	**0**	**0**	**0**	**0**	**0**	**0**	**1**	**0**	**0**	**2**	**3**	**4**	**8**	**8**	**7**	**13**	**10**	**2**	**0**	**0**	**0**	**1**	**0**	**0**	**0**	**0**	**0**
0800	47	0	0	1	0	0	0	0	0	0	2	2	4	3	4	8	9	8	3	2	1	0	0	0	0	0	0	0	0
0900	35	0	0	0	0	0	0	1	0	3	1	2	3	5	5	4	2	4	2	2	0	0	1	0	0	0	0	0	0
1000	22	0	0	0	0	0	0	2	0	1	0	3	2	2	4	4	2	1	1	0	0	0	0	0	0	0	0	0	0
1100	18	0	0	0	0	0	0	0	1	0	3	2	1	2	2	4	0	2	1	0	0	0	0	0	0	0	0	0	0
1200	27	0	0	0	0	1	0	1	0	0	3	1	1	4	3	3	1	2	3	2	2	0	0	0	0	0	0	0	0
1300	28	0	0	0	0	0	1	0	0	1	0	1	5	4	4	1	4	0	3	3	0	0	0	0	0	0	0	0	1
1400	24	0	0	0	0	0	0	1	0	2	0	2	5	4	1	2	2	2	2	1	0	0	0	0	0	0	0	0	0
1500	26	0	0	0	0	2	0	0	1	2	1	0	1	4	7	4	1	3	0	0	0	0	0	0	0	0	0	0	0
1600	**39**	**0**	**0**	**0**	**0**	**0**	**0**	**0**	**0**	**1**	**0**	**6**	**3**	**1**	**4**	**11**	**6**	**2**	**2**	**2**	**1**	**0**	**0**	**0**	**0**	**0**	**0**	**0**	**0**
1700	26	0	0	1	0	0	0	0	0	0	3	0	0	0	6	5	4	2	2	3	0	0	0	0	0	0	0	0	0
1800	38	0	0	0	0	1	1	1	0	0	2	2	1	6	5	6	1	8	3	1	0	0	0	0	0	0	0	0	0
1900	26	0	0	0	0	0	0	0	0	1	0	1	1	3	6	5	6	0	1	1	1	0	0	0	0	0	0	0	0
2000	16	0	0	0	0	0	0	0	0	0	0	1	0	2	4	2	0	2	1	1	3	0	0	0	0	0	0	0	0
2100	17	0	0	0	0	0	0	0	0	0	1	4	2	2	0	4	0	3	0	1	0	0	0	0	0	0	0	0	0
2200	6	0	0	0	0	1	0	0	0	0	0	0	1	0	2	0	0	1	0	0	1	0	0	0	0	0	0	0	0
2300	9	0	0	0	0	0	0	0	0	0	0	1	0	4	0	0	0	1	2	1	0	0	0	0	0	0	0	0	0
07-19	**389**	**0**	**0**	**2**	**0**	**4**	**2**	**6**	**3**	**10**	**15**	**23**	**29**	**39**	**53**	**60**	**39**	**47**	**32**	**18**	**4**	**0**	**1**	**1**	**0**	**0**	**0**	**0**	**1**
06-22	**460**	**0**	**0**	**2**	**0**	**4**	**2**	**7**	**3**	**11**	**16**	**29**	**32**	**49**	**64**	**74**	**46**	**52**	**35**	**23**	**8**	**0**	**1**	**1**	**0**	**0**	**0**	**0**	**1**
06-00	**475**	**0**	**0**	**2**	**0**	**5**	**2**	**7**	**3**	**11**	**16**	**30**	**33**	**53**	**66**	**74**	**46**	**54**	**37**	**24**	**9**	**0**	**1**	**1**	**0**	**0**	**0**	**0**	**1**
00-00	**483**	**0**	**0**	**2**	**0**	**5**	**2**	**7**	**3**	**11**	**16**	**30**	**34**	**55**	**67**	**75**	**47**	**55**	**37**	**24**	**9**	**1**	**1**	**1**	**0**	**0**	**0**	**0**	**1**

DRAFT

Site 25
Location L-8008-0, att t/pole, Lat 53.66649, Long -6.5480
Direction South

3279 / Meath/Cavan/Monaghan ATC's
October 2013
Automatic Traffic Count

Thu, 10 October 2013

Time	Total	Speed Bins (km/h)																											
		0 - 5	5 - 10	10 - 15	15 - 20	20 - 25	25 - 30	30 - 35	35 - 40	40 - 45	45 - 50	50 - 55	55 - 60	60 - 65	65 - 70	70 - 75	75 - 80	80 - 85	85 - 90	90 - 95	95 - 100	100 - 105	105 - 110	110 - 115	115 - 120	120 - 125	125 - 130	130 - 135	135 - 140
0000	2	0	0	0	0	0	0	0	0	0	0	0	1	1	0	0	0	0	0	0	0	0	0	0	0	0	0	0	0
0100	0	0	0	0	0	0	0	0	0	0	0	0	0	0	0	0	0	0	0	0	0	0	0	0	0	0	0	0	0
0200	0	0	0	0	0	0	0	0	0	0	0	0	0	0	0	0	0	0	0	0	0	0	0	0	0	0	0	0	0
0300	0	0	0	0	0	0	0	0	0	0	0	0	0	0	0	0	0	0	0	0	0	0	0	0	0	0	0	0	0
0400	0	0	0	0	0	0	0	0	0	0	0	0	0	0	0	0	0	0	0	0	0	0	0	0	0	0	0	0	0
0500	4	0	0	0	0	0	0	0	0	0	0	1	0	0	0	1	1	0	0	0	0	1	0	0	0	0	0	0	0
0600	8	0	0	0	0	0	0	0	0	0	0	0	0	0	1	2	0	2	0	1	0	0	1	1	0	0	0	0	0
0700	**53**	**0**	**0**	**0**	**0**	**0**	**0**	**0**	**2**	**0**	**1**	**0**	**3**	**3**	**3**	**8**	**9**	**12**	**5**	**4**	**2**	**1**	**0**	**0**	**0**	**0**	**0**	**0**	**0**
0800	42	0	0	0	0	1	1	0	0	0	0	1	4	4	2	6	10	7	3	3	0	0	0	0	0	0	0	0	0
0900	43	0	0	0	1	4	1	1	1	0	0	2	3	2	7	9	6	5	1	0	0	0	0	0	0	0	0	0	0
1000	20	0	0	0	0	0	0	0	0	0	0	1	2	1	3	6	3	1	1	2	0	0	0	0	0	0	0	0	0
1100	33	0	0	0	2	0	1	1	1	2	3	1	2	7	4	3	3	1	0	2	0	0	0	0	0	0	0	0	0
1200	24	0	0	0	0	1	0	2	0	1	1	2	3	1	5	2	1	2	3	0	0	0	0	0	0	0	0	0	0
1300	30	0	0	0	0	0	1	2	1	1	1	1	1	1	6	2	6	1	2	2	1	1	0	0	0	0	0	0	0
1400	27	0	0	0	0	0	3	0	1	1	0	3	3	2	4	5	0	0	2	1	1	1	0	0	0	0	0	0	0
1500	39	0	0	0	0	0	0	1	0	0	2	3	9	3	3	6	4	6	1	0	0	0	1	0	0	0	0	0	0
1600	31	0	0	1	0	0	2	0	1	0	3	2	2	1	4	7	3	4	0	1	0	0	0	0	0	0	0	0	0
1700	**52**	**0**	**0**	**0**	**0**	**0**	**1**	**1**	**1**	**3**	**1**	**1**	**5**	**2**	**4**	**10**	**11**	**5**	**3**	**3**	**1**	**0**	**0**	**0**	**0**	**0**	**0**	**0**	**0**
1800	27	0	0	0	0	0	2	0	0	0	1	0	5	1	4	7	1	4	0	2	0	0	0	0	0	0	0	0	0
1900	30	0	0	0	0	1	0	0	0	1	0	1	4	5	4	5	3	2	3	0	0	1	0	0	0	0	0	0	0
2000	17	0	0	0	0	0	0	0	0	1	0	1	2	5	2	0	0	1	3	1	0	1	0	0	0	0	0	0	0
2100	10	0	0	0	0	0	1	0	0	0	0	1	2	0	1	1	2	0	1	0	1	0	0	0	0	0	0	0	0
2200	9	0	0	0	0	0	0	0	0	0	0	0	0	1	2	2	4	0	0	0	0	0	0	0	0	0	0	0	0
2300	6	0	0	0	0	0	0	0	0	0	0	0	0	1	0	2	0	0	1	1	1	0	0	0	0	0	0	0	0
07-19	**421**	**0**	**0**	**1**	**3**	**6**	**12**	**8**	**8**	**8**	**13**	**17**	**42**	**28**	**49**	**71**	**57**	**48**	**21**	**20**	**5**	**3**	**1**	**0**	**0**	**0**	**0**	**0**	**0**
06-22	**486**	**0**	**0**	**1**	**3**	**7**	**13**	**8**	**8**	**10**	**13**	**20**	**50**	**38**	**57**	**79**	**62**	**53**	**28**	**22**	**6**	**5**	**2**	**1**	**0**	**0**	**0**	**0**	**0**
06-00	**501**	**0**	**0**	**1**	**3**	**7**	**13**	**8**	**8**	**10**	**13**	**20**	**50**	**40**	**59**	**83**	**66**	**53**	**29**	**23**	**7**	**5**	**2**	**1**	**0**	**0**	**0**	**0**	**0**
00-00	**507**	**0**	**0**	**1**	**3**	**7**	**13**	**8**	**8**	**10**	**13**	**21**	**51**	**41**	**59**	**84**	**67**	**53**	**29**	**23**	**7**	**6**	**2**	**1**	**0**	**0**	**0**	**0**	**0**

DRAFT

Site 25
Location L-8008-0, att t/pole, Lat 53.66649, Long -6.5480
Direction South

3279 / Meath/Cavan/Monaghan ATC's
October 2013
Automatic Traffic Count

Fri, 11 October 2013

Time	Total	Speed Bins (km/h)																											
		0 - 5	5 - 10	10 - 15	15 - 20	20 - 25	25 - 30	30 - 35	35 - 40	40 - 45	45 - 50	50 - 55	55 - 60	60 - 65	65 - 70	70 - 75	75 - 80	80 - 85	85 - 90	90 - 95	95 - 100	100 - 105	105 - 110	110 - 115	115 - 120	120 - 125	125 - 130	130 - 135	135 - 140
0000	2	0	0	0	0	0	0	0	0	0	0	0	0	0	0	1	1	0	0	0	0	0	0	0	0	0	0	0	0
0100	1	0	0	0	0	0	0	0	0	0	0	0	0	0	0	0	0	1	0	0	0	0	0	0	0	0	0	0	0
0200	0	0	0	0	0	0	0	0	0	0	0	0	0	0	0	0	0	0	0	0	0	0	0	0	0	0	0	0	0
0300	0	0	0	0	0	0	0	0	0	0	0	0	0	0	0	0	0	0	0	0	0	0	0	0	0	0	0	0	0
0400	1	0	0	0	0	0	0	0	0	0	0	0	0	0	0	0	1	0	0	0	0	0	0	0	0	0	0	0	0
0500	1	0	0	0	0	0	0	0	0	0	0	0	0	0	0	0	0	0	0	0	1	0	0	0	0	0	0	0	0
0600	15	0	0	0	0	0	0	0	0	1	0	0	0	0	4	2	2	1	1	1	1	0	1	1	0	0	0	0	0
0700	**58**	**0**	**0**	**0**	**0**	**0**	**0**	**0**	**1**	**0**	**1**	**1**	**4**	**3**	**8**	**8**	**7**	**13**	**4**	**3**	**2**	**3**	**0**	**0**	**0**	**0**	**0**	**0**	**0**
0800	37	0	0	0	1	0	0	0	0	0	1	2	1	3	4	5	4	5	6	4	0	1	0	0	0	0	0	0	0
0900	46	0	0	0	0	0	2	1	0	0	1	4	4	5	9	6	7	2	3	0	1	0	0	0	0	0	1	0	0
1000	23	0	0	0	0	0	0	0	1	0	0	1	0	5	4	5	3	1	3	0	0	0	0	0	0	0	0	0	0
1100	18	0	0	0	0	0	1	0	0	0	1	1	2	1	2	3	0	3	2	1	0	0	1	0	0	0	0	0	0
1200	27	0	0	0	0	0	0	0	0	0	1	2	0	2	3	1	10	3	1	1	1	1	1	0	0	0	0	0	0
1300	34	0	0	0	0	0	1	3	0	0	0	2	2	2	6	5	7	1	4	1	0	0	0	0	0	0	0	0	0
1400	33	0	0	0	0	2	0	0	1	2	1	1	3	4	8	1	2	2	5	0	1	0	0	0	0	0	0	0	0
1500	20	0	0	0	0	0	0	0	0	0	0	1	0	1	2	5	6	2	2	1	0	0	0	0	0	0	0	0	0
1600	**47**	**0**	**0**	**0**	**0**	**0**	**2**	**0**	**1**	**1**	**2**	**6**	**2**	**4**	**6**	**6**	**4**	**8**	**2**	**1**	**0**	**0**	**0**	**1**	**1**	**0**	**0**	**0**	**0**
1700	36	0	0	1	0	0	0	1	2	0	3	1	2	7	6	5	3	3	0	1	0	0	1	0	0	0	0	0	0
1800	28	0	0	0	0	2	1	0	0	2	2	0	2	7	5	4	2	0	0	1	0	0	0	0	0	0	0	0	0
1900	23	0	0	0	0	0	2	0	1	0	0	1	3	2	2	3	5	0	3	1	0	0	0	0	0	0	0	0	0
2000	20	0	0	0	0	0	1	0	0	0	0	2	1	1	0	7	3	2	2	0	0	0	0	1	0	0	0	0	0
2100	8	0	0	0	0	0	0	0	0	0	1	0	0	1	1	1	4	0	0	0	0	0	0	0	0	0	0	0	0
2200	7	0	0	0	0	0	1	0	0	0	0	0	1	1	0	2	0	2	0	0	0	0	0	0	0	0	0	0	0
2300	7	0	0	0	0	0	0	0	0	0	0	1	1	0	0	1	2	0	1	0	0	0	0	0	0	0	1	0	0
07-19	**407**	**0**	**0**	**1**	**1**	**4**	**7**	**5**	**6**	**5**	**13**	**22**	**22**	**44**	**63**	**54**	**55**	**43**	**32**	**14**	**5**	**5**	**3**	**1**	**1**	**0**	**1**	**0**	**0**
06-22	**473**	**0**	**0**	**1**	**1**	**4**	**10**	**5**	**7**	**6**	**14**	**25**	**26**	**48**	**70**	**67**	**69**	**46**	**38**	**16**	**6**	**5**	**4**	**3**	**1**	**0**	**1**	**0**	**0**
06-00	**487**	**0**	**0**	**1**	**1**	**4**	**11**	**5**	**7**	**6**	**14**	**26**	**28**	**49**	**70**	**70**	**71**	**48**	**39**	**16**	**6**	**5**	**4**	**3**	**1**	**0**	**2**	**0**	**0**
00-00	**492**	**0**	**0**	**1**	**1**	**4**	**11**	**5**	**7**	**6**	**14**	**26**	**28**	**49**	**70**	**71**	**73**	**49**	**39**	**16**	**7**	**5**	**4**	**3**	**1**	**0**	**2**	**0**	**0**

DRAFT

Site 25
Location L-8008-0, att t/pole, Lat 53.66649, Long -6.5480
Direction South

3279 / Meath/Cavan/Monaghan ATC's
October 2013
Automatic Traffic Count

Sat, 12 October 2013

Time	Total	Speed Bins (km/h)																												
		0 - 5	5 - 10	10 - 15	15 - 20	20 - 25	25 - 30	30 - 35	35 - 40	40 - 45	45 - 50	50 - 55	55 - 60	60 - 65	65 - 70	70 - 75	75 - 80	80 - 85	85 - 90	90 - 95	95 - 100	100 - 105	105 - 110	110 - 115	115 - 120	120 - 125	125 - 130	130 - 135	135 - 140
0000	4	0	0	0	0	0	0	0	0	0	0	0	0	1	0	1	0	2	0	0	0	0	0	0	0	0	0	0	0	0
0100	10	0	0	0	0	0	0	0	0	0	0	1	0	0	3	2	1	2	1	0	0	0	0	0	0	0	0	0	0	0
0200	2	0	0	0	0	0	0	0	0	0	0	0	0	0	0	0	0	0	2	0	0	0	0	0	0	0	0	0	0	0
0300	0	0	0	0	0	0	0	0	0	0	0	0	0	0	0	0	0	0	0	0	0	0	0	0	0	0	0	0	0	0
0400	0	0	0	0	0	0	0	0	0	0	0	0	0	0	0	0	0	0	0	0	0	0	0	0	0	0	0	0	0	0
0500	0	0	0	0	0	0	0	0	0	0	0	0	0	0	0	0	0	0	0	0	0	0	0	0	0	0	0	0	0	0
0600	4	0	0	0	0	0	0	0	0	0	0	0	0	0	1	1	1	1	0	0	0	0	0	0	0	0	0	0	0	0
0700	18	0	0	0	0	0	0	0	0	0	0	0	0	0	2	2	4	2	6	1	0	1	0	0	0	0	0	0	0	0
0800	20	0	0	0	0	0	0	0	1	0	1	1	1	2	2	1	1	2	4	0	2	1	0	0	0	0	1	0	0	0
0900	36	0	0	0	0	1	3	1	0	1	1	2	1	6	2	2	5	2	3	4	1	1	0	0	0	0	0	0	0	0
1000	31	0	0	0	0	1	1	0	0	0	2	2	6	4	2	3	2	2	3	2	0	0	1	0	0	0	0	0	0	0
1100	**41**	**0**	**0**	**0**	**0**	**9**	**2**	**0**	**1**	**0**	**0**	**3**	**1**	**3**	**1**	**3**	**9**	**3**	**3**	**2**	**1**	**0**	**0**	**0**	**0**	**0**	**0**	**0**	**0**	**0**
1200	**40**	**0**	**0**	**0**	**0**	**2**	**2**	**0**	**0**	**0**	**0**	**3**	**2**	**2**	**5**	**6**	**8**	**4**	**3**	**2**	**0**	**0**	**1**	**0**	**0**	**0**	**0**	**0**	**0**	**0**
1300	37	0	0	0	0	2	3	0	0	0	1	2	3	6	5	4	5	2	0	3	1	0	0	0	0	0	0	0	0	0
1400	31	0	0	0	1	0	1	0	1	2	1	0	4	1	4	6	3	2	0	5	0	0	0	0	0	0	0	0	0	0
1500	26	0	0	0	0	0	0	1	2	0	0	1	3	3	0	1	6	3	2	3	0	1	0	0	0	0	0	0	0	0
1600	24	0	0	0	0	1	1	0	1	0	1	2	5	5	3	3	1	0	0	1	0	0	0	0	0	0	0	0	0	0
1700	24	0	0	0	0	1	0	0	0	0	0	2	1	1	6	5	2	5	1	0	0	0	0	0	0	0	0	0	0	0
1800	22	0	0	0	0	0	0	2	1	0	0	2	2	1	2	1	5	5	0	1	0	0	0	0	0	0	0	0	0	0
1900	23	0	0	0	2	0	0	0	0	1	1	2	2	4	1	1	2	6	0	1	0	0	0	0	0	0	0	0	0	0
2000	14	0	0	0	0	0	0	1	1	0	0	0	1	0	3	2	2	1	0	2	0	0	1	0	0	0	0	0	0	0
2100	9	0	0	0	1	0	0	0	0	0	0	0	3	2	0	1	0	0	0	1	1	0	0	0	0	0	0	0	0	0
2200	3	0	0	0	0	0	0	0	0	0	0	0	1	1	1	0	0	0	0	0	0	0	0	0	0	0	0	0	0	0
2300	4	0	0	0	0	0	0	0	0	0	0	0	0	1	1	0	0	0	2	0	0	0	0	0	0	0	0	0	0	0
07-19	**350**	**0**	**0**	**0**	**1**	**17**	**13**	**4**	**7**	**3**	**7**	**20**	**29**	**34**	**34**	**37**	**51**	**32**	**25**	**24**	**5**	**4**	**2**	**0**	**0**	**0**	**1**	**0**	**0**	**0**
06-22	**400**	**0**	**0**	**0**	**4**	**17**	**13**	**5**	**8**	**4**	**8**	**22**	**35**	**40**	**39**	**42**	**56**	**40**	**25**	**28**	**6**	**4**	**3**	**0**	**0**	**0**	**1**	**0**	**0**	**0**
06-00	**407**	**0**	**0**	**0**	**4**	**17**	**13**	**5**	**8**	**4**	**8**	**22**	**36**	**42**	**41**	**42**	**56**	**40**	**27**	**28**	**6**	**4**	**3**	**0**	**0**	**0**	**1**	**0**	**0**	**0**
00-00	**423**	**0**	**0**	**0**	**4**	**17**	**13**	**5**	**8**	**4**	**8**	**23**	**36**	**43**	**44**	**45**	**57**	**44**	**30**	**28**	**6**	**4**	**3**	**0**	**0**	**0**	**1**	**0**	**0**	**0**

DRAFT

Site 25
Location L-8008-0, att t/pole, Lat 53.66649, Long -6.5480
Direction South

3279 / Meath/Cavan/Monaghan ATC's
October 2013
Automatic Traffic Count

Sun, 13 October 2013

Time	Total	Speed Bins (km/h)																												
		0 - 5	5 - 10	10 - 15	15 - 20	20 - 25	25 - 30	30 - 35	35 - 40	40 - 45	45 - 50	50 - 55	55 - 60	60 - 65	65 - 70	70 - 75	75 - 80	80 - 85	85 - 90	90 - 95	95 - 100	100 - 105	105 - 110	110 - 115	115 - 120	120 - 125	125 - 130	130 - 135	135 - 140
0000	3	0	0	0	0	0	0	0	0	0	0	0	0	1	0	1	0	1	0	0	0	0	0	0	0	0	0	0	0	0
0100	5	1	0	0	0	0	1	0	0	1	0	1	0	1	0	0	0	0	0	0	0	0	0	0	0	0	0	0	0	0
0200	2	0	0	0	0	0	0	0	0	0	0	0	0	2	0	0	0	0	0	0	0	0	0	0	0	0	0	0	0	0
0300	3	0	0	0	0	0	0	0	0	0	0	0	0	1	0	2	0	0	0	0	0	0	0	0	0	0	0	0	0	0
0400	0	0	0	0	0	0	0	0	0	0	0	0	0	0	0	0	0	0	0	0	0	0	0	0	0	0	0	0	0	0
0500	1	0	0	0	0	0	0	0	0	0	0	0	0	0	0	0	0	1	0	0	0	0	0	0	0	0	0	0	0	0
0600	1	0	0	0	0	0	0	0	0	0	0	0	0	0	0	1	0	0	0	0	0	0	0	0	0	0	0	0	0	0
0700	11	0	0	0	0	0	0	0	0	0	0	0	0	0	1	0	1	3	2	2	1	1	0	0	0	0	0	0	0	0
0800	4	0	0	0	0	0	1	0	0	0	0	0	0	0	0	0	2	0	0	0	1	0	0	0	0	0	0	0	0	0
0900	9	0	0	0	0	0	1	0	0	0	0	1	1	0	0	4	0	0	1	0	0	0	0	0	1	0	0	0	0	0
1000	18	0	0	0	0	0	0	0	0	0	0	2	3	1	1	1	4	5	1	0	0	0	0	0	0	0	0	0	0	0
1100	**20**	**0**	**1**	**0**	**1**	**0**	**0**	**0**	**1**	**0**	**2**	**1**	**3**	**2**	**1**	**3**	**3**	**0**	**1**	**1**	**0**	**0**	**0**	**0**	**0**	**0**	**0**	**0**	**0**	**0**
1200	32	0	0	0	0	0	1	1	0	0	0	1	5	1	5	2	7	1	5	1	1	0	0	0	1	0	0	0	0	0
1300	**36**	**0**	**0**	**0**	**0**	**0**	**0**	**0**	**1**	**0**	**0**	**1**	**1**	**1**	**4**	**5**	**6**	**11**	**3**	**3**	**0**	**0**	**0**	**0**	**0**	**0**	**0**	**0**	**0**	**0**
1400	21	0	0	0	0	0	0	0	0	0	1	0	0	1	4	4	4	5	1	0	0	0	0	1	0	0	0	0	0	0
1500	23	0	0	0	1	0	0	1	0	1	1	2	10	2	1	2	0	0	2	0	0	0	0	0	0	0	0	0	0	0
1600	25	0	0	0	0	0	2	1	1	2	1	5	0	3	2	5	0	0	2	1	0	0	0	0	0	0	0	0	0	0
1700	19	0	0	0	0	0	0	2	0	0	0	2	2	2	1	4	3	2	0	0	0	0	0	1	0	0	0	0	0	0
1800	17	0	0	1	0	0	0	0	0	0	2	0	4	2	2	2	2	1	0	0	0	0	0	1	0	0	0	0	0	0
1900	16	0	0	0	0	1	0	0	2	0	1	0	0	0	5	1	3	0	0	0	1	1	0	0	0	0	0	0	1	0
2000	11	0	0	0	0	0	0	0	0	0	0	2	1	0	2	1	3	1	0	0	0	0	1	0	0	0	0	0	0	0
2100	9	0	0	0	0	0	0	1	0	0	0	0	0	0	2	0	3	1	1	0	0	0	0	0	1	0	0	0	0	0
2200	6	0	0	0	0	0	0	0	0	0	1	0	0	0	0	3	0	0	1	0	1	0	0	0	0	0	0	0	0	0
2300	4	0	0	0	0	0	0	0	0	0	0	1	0	0	1	0	0	1	0	0	0	0	0	1	0	0	0	0	0	0
07-19	**235**	**0**	**1**	**1**	**2**	**0**	**5**	**5**	**3**	**3**	**7**	**15**	**29**	**15**	**22**	**32**	**32**	**28**	**18**	**8**	**3**	**1**	**0**	**3**	**2**	**0**	**0**	**0**	**0**	**0**
06-22	**272**	**0**	**1**	**1**	**2**	**1**	**5**	**6**	**5**	**3**	**8**	**17**	**30**	**15**	**31**	**35**	**41**	**30**	**19**	**8**	**4**	**2**	**1**	**3**	**3**	**0**	**0**	**1**	**0**	**0**
06-00	**282**	**0**	**1**	**1**	**2**	**1**	**5**	**6**	**5**	**3**	**9**	**18**	**30**	**15**	**32**	**38**	**41**	**31**	**20**	**8**	**5**	**2**	**1**	**4**	**3**	**0**	**0**	**1**	**0**	**0**
00-00	**296**	**1**	**1**	**1**	**2**	**1**	**6**	**6**	**5**	**4**	**9**	**19**	**30**	**20**	**32**	**41**	**41**	**33**	**20**	**8**	**5**	**2**	**1**	**4**	**3**	**0**	**0**	**1**	**0**	**0**

DRAFT

Site 25
Location L-8008-0, att t/pole, Lat 53.66649, Long -6.5480
Direction South

3279 / Meath/Cavan/Monaghan ATC's
October 2013
Automatic Traffic Count

Virtual Day (7)

Time	Total	Speed Bins (km/h)																											
		0 - 5	5 - 10	10 - 15	15 - 20	20 - 25	25 - 30	30 - 35	35 - 40	40 - 45	45 - 50	50 - 55	55 - 60	60 - 65	65 - 70	70 - 75	75 - 80	80 - 85	85 - 90	90 - 95	95 - 100	100 - 105	105 - 110	110 - 115	115 - 120	120 - 125	125 - 130	130 - 135	135 - 140
0000	3	0	0	0	0	0	0	0	0	0	0	0	0	1	0	1	0	0	0	0	0	0	0	0	0	0	0	0	0
0100	3	0	0	0	0	0	0	0	0	0	0	0	0	0	0	0	0	0	0	0	0	0	0	0	0	0	0	0	0
0200	1	0	0	0	0	0	0	0	0	0	0	0	0	0	0	0	0	0	0	0	0	0	0	0	0	0	0	0	0
0300	0	0	0	0	0	0	0	0	0	0	0	0	0	0	0	0	0	0	0	0	0	0	0	0	0	0	0	0	0
0400	1	0	0	0	0	0	0	0	0	0	0	0	0	0	0	0	0	0	0	0	0	0	0	0	0	0	0	0	0
0500	2	0	0	0	0	0	0	0	0	0	0	0	0	0	0	0	0	0	0	0	0	0	0	0	0	0	0	0	0
0600	8	0	0	0	0	0	0	0	0	0	0	0	0	1	1	1	1	1	1	1	0	0	0	0	0	0	0	0	0
0700	**46**	**0**	**0**	**0**	**0**	**0**	**0**	**0**	**1**	**0**	**0**	**1**	**2**	**3**	**6**	**6**	**7**	**10**	**5**	**2**	**1**	**1**	**0**	**0**	**0**	**0**	**0**	**0**	**0**
0800	34	0	0	0	0	0	0	0	1	0	1	2	2	3	4	4	5	4	3	2	1	0	0	0	0	0	0	0	0
0900	37	0	0	0	0	1	1	1	0	1	2	4	4	4	5	5	4	2	1	1	0	0	0	0	0	0	0	0	0
1000	24	0	0	0	0	0	0	1	0	0	1	2	2	3	3	4	2	2	1	1	0	0	0	0	0	0	0	0	0
1100	25	0	0	0	0	1	1	0	1	0	1	2	2	3	3	3	3	2	1	1	0	0	0	0	0	0	0	0	0
1200	31	0	0	0	0	1	1	1	0	1	2	2	2	2	4	4	5	2	2	1	1	0	0	0	0	0	0	0	0
1300	31	0	0	0	0	0	1	1	0	1	2	2	3	3	4	3	5	3	2	2	0	0	0	0	0	0	0	0	0
1400	28	0	0	0	0	0	1	0	1	2	1	2	3	3	4	4	2	2	2	1	0	0	0	0	0	0	0	0	0
1500	28	0	0	0	0	0	0	1	0	1	1	2	5	2	2	4	4	3	1	1	0	0	0	0	0	0	0	0	0
1600	34	0	0	0	0	0	1	0	1	1	1	3	2	3	4	7	4	2	2	1	0	0	0	0	0	0	0	0	0
1700	**35**	**0**	**0**	**0**	**0**	**0**	**0**	**1**	**1**	**1**	**1**	**1**	**3**	**3**	**5**	**7**	**5**	**4**	**2**	**1**	**0**	**0**	**0**	**0**	**0**	**0**	**0**	**0**	**0**
1800	29	0	0	0	0	1	1	0	0	0	2	1	3	3	4	4	3	3	1	1	0	0	0	0	0	0	0	0	0
1900	26	0	0	0	0	0	0	0	0	0	1	2	2	3	4	4	3	2	2	1	0	0	0	0	0	0	0	0	0
2000	17	0	0	0	0	0	0	0	0	0	0	1	1	2	3	2	2	1	1	1	0	0	0	0	0	0	0	0	0
2100	9	0	0	0	0	0	0	0	0	0	0	1	1	1	1	1	2	1	0	0	0	0	0	0	0	0	0	0	0
2200	7	0	0	0	0	0	0	0	0	0	0	0	1	1	1	1	1	1	1	0	0	0	0	0	0	0	0	0	0
2300	5	0	0	0	0	0	0	0	0	0	0	1	0	1	0	0	0	1	1	0	0	0	0	0	0	0	0	0	0
07-19	**381**	**0**	**0**	**2**	**1**	**6**	**8**	**6**	**6**	**8**	**15**	**23**	**33**	**36**	**48**	**53**	**47**	**39**	**24**	**14**	**5**	**2**	**1**	**1**	**0**	**0**	**0**	**0**	**0**
06-22	**440**	**0**	**0**	**2**	**2**	**6**	**9**	**6**	**7**	**9**	**17**	**27**	**38**	**42**	**57**	**62**	**55**	**43**	**28**	**18**	**6**	**3**	**2**	**2**	**1**	**0**	**0**	**0**	**0**
06-00	**453**	**0**	**0**	**2**	**2**	**6**	**9**	**7**	**7**	**9**	**17**	**27**	**39**	**43**	**58**	**63**	**57**	**44**	**30**	**18**	**7**	**3**	**2**	**2**	**1**	**0**	**0**	**0**	**0**
00-00	**462**	**0**	**0**	**2**	**2**	**6**	**9**	**7**	**7**	**9**	**17**	**28**	**39**	**45**	**59**	**65**	**58**	**46**	**31**	**18**	**7**	**4**	**2**	**2**	**1**	**0**	**0**	**0**	**0**

DRAFT

Site 25
Location L-8008-0, att t/pole, Lat 53.66649, Long -6.5480
Direction South

3279 / Meath/Cavan/Monaghan ATC's
October 2013
Automatic Traffic Count

Virtual Week (1)

Time	Total	Speed Bins (km/h)																												
		0 - 5	5 - 10	10 - 15	15 - 20	20 - 25	25 - 30	30 - 35	35 - 40	40 - 45	45 - 50	50 - 55	55 - 60	60 - 65	65 - 70	70 - 75	75 - 80	80 - 85	85 - 90	90 - 95	95 - 100	100 - 105	105 - 110	110 - 115	115 - 120	120 - 125	125 - 130	130 - 135	135 - 140
Mon	496	0	1	2	2	10	8	4	7	10	26	39	39	52	71	72	55	48	25	10	9	4	0	2	0	0	0	0	0
Tue	538	0	1	4	1	1	11	11	9	17	31	36	57	52	71	67	66	38	35	17	6	3	2	2	0	0	0	0	0
Wed	483	0	0	2	0	5	2	7	3	11	16	30	34	55	67	75	47	55	37	24	9	1	1	1	0	0	0	0	1
Thu	507	0	0	1	3	7	13	8	8	10	13	21	51	41	59	84	67	53	29	23	7	6	2	1	0	0	0	0	0
Fri	492	0	0	1	1	4	11	5	7	6	14	26	28	49	70	71	73	49	39	16	7	5	4	3	1	0	2	0	0
|Sat	423	0	0	0	4	17	13	5	8	4	8	23	36	43	44	45	57	44	30	28	6	4	3	0	0	0	1	0	0
|Sun	296	1	1	1	2	1	6	6	5	4	9	19	30	20	32	41	41	33	20	8	5	2	1	4	3	0	0	1	0
5 Day Ave.	**503**	**0**	**0**	**2**	**1**	**5**	**9**	**7**	**7**	**11**	**20**	**30**	**42**	**50**	**68**	**74**	**62**	**49**	**33**	**18**	**8**	**4**	**2**	**2**	**0**	**0**	**0**	**0**	**0**
7 Day Ave.	**462**	**0**	**0**	**2**	**2**	**6**	**9**	**7**	**7**	**9**	**17**	**28**	**39**	**45**	**59**	**65**	**58**	**46**	**31**	**18**	**7**	**4**	**2**	**2**	**1**	**0**	**0**	**0**	**0**
--	**3235**	**1**	**3**	**11**	**13**	**45**	**64**	**46**	**47**	**62**	**117**	**194**	**275**	**312**	**414**	**455**	**406**	**320**	**215**	**126**	**49**	**25**	**13**	**13**	**4**	**0**	**3**	**1**	**1**

Summary Graphs

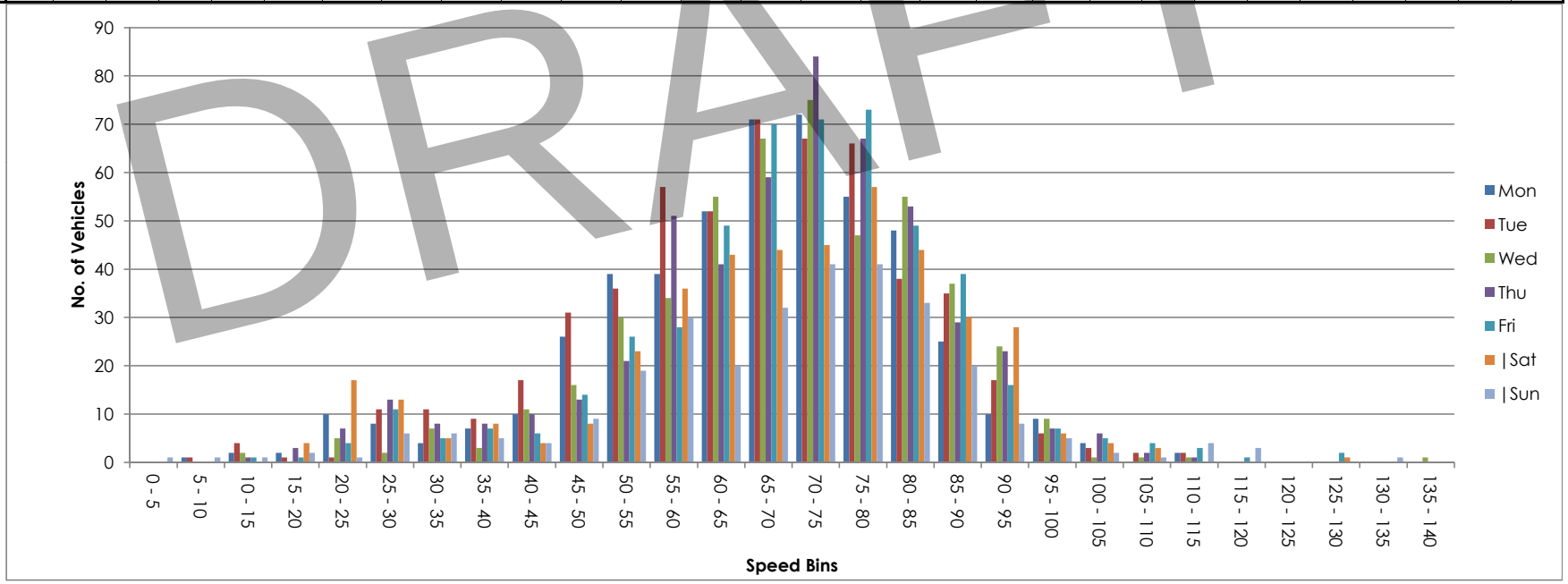

DRAFT

Nationwide Data Collection
for
Tobin Consulting Engineers

Site 25
Location L-8008-0, att t/pole, Lat 53.66649, Long -6.5480
Direction Two way

3279 / Meath/Cavan/Monaghan ATC's
October 2013
Automatic Traffic Count

Mon, 7 October 2013

Time	Total	Classification												>PSL	>PSL%	>SL1	>SL1%	>SL2	>SL2%	Mean	Vpp
		1 MCL	2 SV	3 SVT	4 TB2	5 TB3	6 T4	7 ART3	8 ART4	9 ART5	10 ART6	11 BD	12 DRT	80	80	85 +5kph	85 +5kph	90 +10kph	90 +10kph		85
0000	12	2	10	0	0	0	0	0	0	0	0	0	0	5	41.7	4	33.3	0	0	64.8	86.8
0100	3	0	3	0	0	0	0	0	0	0	0	0	0	1	33.3	1	33.3	1	33.3	70.5	-
0200	1	0	1	0	0	0	0	0	0	0	0	0	0	0	0	0	0	0	0	62.9	-
0300	1	0	1	0	0	0	0	0	0	0	0	0	0	0	0	0	0	0	0	68.8	-
0400	1	0	0	0	1	0	0	0	0	0	0	0	0	0	0	0	0	0	0	70.5	-
0500	4	0	4	0	0	0	0	0	0	0	0	0	0	2	50	1	25	1	25	82.2	-
0600	7	0	4	0	2	0	0	0	0	1	0	0	0	3	42.9	3	42.9	2	28.6	70.7	-
0700	**95**	**0**	**82**	**0**	**10**	**2**	**0**	**0**	**0**	**1**	**0**	**0**	**0**	**25**	**26.3**	**10**	**10.5**	**5**	**5.3**	**72**	**83.9**
0800	63	2	51	1	7	2	0	0	0	0	0	0	0	10	15.9	6	9.5	2	3.2	64.6	80.3
0900	70	0	64	0	3	3	0	0	0	0	0	0	0	0	0	0	0	0	0	47.3	62.3
1000	53	1	46	0	2	3	1	0	0	0	0	0	0	7	13.2	6	11.3	4	7.5	57.9	74.2
1100	46	0	33	2	10	1	0	0	0	0	0	0	0	4	8.7	1	2.2	1	2.2	60.7	69.1
1200	61	1	53	0	7	0	0	0	0	0	0	0	0	5	8.2	2	3.3	1	1.6	59.5	76
1300	49	0	43	0	5	1	0	0	0	0	0	0	0	8	16.3	3	6.1	1	2	64.1	80.3
1400	51	1	43	0	5	2	0	0	0	0	0	0	0	7	13.7	4	7.8	4	7.8	64.7	74.5
1500	84	2	72	0	5	2	0	0	0	3	0	0	0	9	10.7	3	3.6	2	2.4	61.5	77.8
1600	81	0	72	1	5	3	0	0	0	0	0	0	0	11	13.6	8	9.9	3	3.7	65.2	78.8
1700	**87**	**0**	**75**	**4**	**7**	**0**	**0**	**0**	**0**	**1**	**0**	**0**	**0**	**16**	**18.4**	**8**	**9.2**	**3**	**3.4**	**69.1**	**83.2**
1800	85	0	71	1	11	0	0	0	1	1	0	0	0	11	12.9	5	5.9	2	2.4	67.8	78.5
1900	63	0	57	0	4	2	0	0	0	0	0	0	0	13	20.6	8	12.7	4	6.3	67	83.2
2000	40	0	37	0	3	0	0	0	0	0	0	0	0	4	10	3	7.5	2	5	68.1	77.4
2100	23	0	19	0	4	0	0	0	0	0	0	0	0	1	4.3	0	0	0	0	65.1	74.2
2200	28	1	23	0	4	0	0	0	0	0	0	0	0	4	14.3	1	3.6	0	0	59.8	77
2300	8	0	8	0	0	0	0	0	0	0	0	0	0	2	25	0	0	0	0	70	-
07-19	**825**	**7**	**705**	**9**	**77**	**19**	**1**	**0**	**1**	**6**	**0**	**0**	**0**	**113**	**13.7**	**56**	**6.8**	**28**	**3.4**	**63.5**	**78.8**
06-22	**958**	**7**	**822**	**9**	**90**	**21**	**1**	**0**	**1**	**7**	**0**	**0**	**0**	**134**	**14**	**70**	**7.3**	**36**	**3.8**	**64**	**79.2**
06-00	**994**	**8**	**853**	**9**	**94**	**21**	**1**	**0**	**1**	**7**	**0**	**0**	**0**	**140**	**14.1**	**71**	**7.1**	**36**	**3.6**	**63.9**	**79.2**
00-00	**1016**	**10**	**872**	**9**	**95**	**21**	**1**	**0**	**1**	**7**	**0**	**0**	**0**	**148**	**14.6**	**77**	**7.6**	**38**	**3.7**	**64**	**79.6**

DRAFT

Site 25
Location L-8008-0, att t/pole, Lat 53.66649, Long -6.5480
Direction Two way

3279 / Meath/Cavan/Monaghan ATC's
October 2013
Automatic Traffic Count

Tue, 8 October 2013

Time	Total	Classification												>PSL	>PSL%	>SL1	>SL1%	>SL2	>SL2%	Mean	Vpp
		1 MCL	2 SV	3 SVT	4 TB2	5 TB3	6 T4	7 ART3	8 ART4	9 ART5	10 ART6	11 BD	12 DRT	80	80	85 +5kph	85 +5kph	90 +10kph	90 +10kph		85
0000	8	1	7	0	0	0	0	0	0	0	0	0	0	0	0	0	0	0	0	60.9	-
0100	0	0	0	0	0	0	0	0	0	0	0	0	0	0	0	0	0	0	0	-	-
0200	0	0	0	0	0	0	0	0	0	0	0	0	0	0	0	0	0	0	0	-	-
0300	0	0	0	0	0	0	0	0	0	0	0	0	0	0	0	0	0	0	0	-	-
0400	4	0	3	0	1	0	0	0	0	0	0	0	0	1	25	1	25	0	0	79.5	-
0500	2	0	2	0	0	0	0	0	0	0	0	0	0	1	50	1	50	1	50	81	-
0600	10	0	9	0	1	0	0	0	0	0	0	0	0	6	60	5	50	3	30	83.5	-
0700	**91**	**0**	**78**	**1**	**9**	**1**	**0**	**0**	**1**	**1**	**0**	**0**	**0**	**25**	**27.5**	**12**	**13.2**	**5**	**5.5**	**72.5**	**83.2**
0800	58	0	48	0	8	2	0	0	0	0	0	0	0	10	17.2	7	12.1	3	5.2	61.6	81
0900	85	0	73	2	10	0	0	0	0	0	0	0	0	4	4.7	1	1.2	1	1.2	61.6	74.2
1000	45	0	39	1	3	1	0	0	1	0	0	0	0	5	11.1	3	6.7	2	4.4	60.7	77.8
1100	49	2	39	4	1	0	0	0	0	0	3	0	0	4	8.2	2	4.1	1	2	54	74.2
1200	66	0	51	3	8	2	1	0	0	0	1	0	0	6	9.1	4	6.1	3	4.5	62	74.9
1300	68	1	55	1	5	4	2	0	0	0	0	0	0	1	1.5	1	1.5	0	0	49.8	67
1400	67	0	54	0	11	2	0	0	0	0	0	0	0	4	6	4	6	1	1.5	52.5	73.4
1500	74	1	64	2	7	0	0	0	0	0	0	0	0	11	14.9	2	2.7	0	0	64.6	78.8
1600	**106**	**0**	**94**	**2**	**9**	**0**	**0**	**0**	**1**	**0**	**0**	**0**	**0**	**16**	**15.1**	**8**	**7.5**	**2**	**1.9**	**69.6**	**79.6**
1700	103	0	91	2	8	1	0	0	1	0	0	0	0	16	15.5	8	7.8	2	1.9	67	79.9
1800	90	0	84	0	3	2	0	1	0	0	0	0	0	13	14.4	9	10	2	2.2	68	79.6
1900	72	0	66	0	6	0	0	0	0	0	0	0	0	13	18.1	10	13.9	4	5.6	67.4	81
2000	28	1	25	0	2	0	0	0	0	0	0	0	0	11	39.3	8	28.6	6	21.4	71.5	91.8
2100	13	0	12	0	1	0	0	0	0	0	0	0	0	1	7.7	0	0	0	0	67	77
2200	21	0	21	0	0	0	0	0	0	0	0	0	0	4	19	3	14.3	1	4.8	68.4	83.9
2300	9	0	9	0	0	0	0	0	0	0	0	0	0	1	11.1	0	0	0	0	70.1	-
07-19	**902**	**4**	**770**	**18**	**82**	**15**	**3**	**1**	**4**	**1**	**4**	**0**	**0**	**115**	**12.7**	**61**	**6.8**	**22**	**2.4**	**63.1**	**78.5**
06-22	**1025**	**5**	**882**	**18**	**92**	**15**	**3**	**1**	**4**	**1**	**4**	**0**	**0**	**146**	**14.2**	**84**	**8.2**	**35**	**3.4**	**63.9**	**79.2**
06-00	**1055**	**5**	**912**	**18**	**92**	**15**	**3**	**1**	**4**	**1**	**4**	**0**	**0**	**151**	**14.3**	**87**	**8.2**	**36**	**3.4**	**64.1**	**79.2**
00-00	**1069**	**6**	**924**	**18**	**93**	**15**	**3**	**1**	**4**	**1**	**4**	**0**	**0**	**153**	**14.3**	**89**	**8.3**	**37**	**3.5**	**64.1**	**79.2**

DRAFT

Site 25
Location L-8008-0, att t/pole, Lat 53.66649, Long -6.5480
Direction Two way

3279 / Meath/Cavan/Monaghan ATC's
October 2013
Automatic Traffic Count

Wed, 9 October 2013

Time	Total	Classification												>PSL	>PSL%	>SL1	>SL1%	>SL2	>SL2%	Mean	Vpp
		1 MCL	2 SV	3 SVT	4 TB2	5 TB3	6 T4	7 ART3	8 ART4	9 ART5	10 ART6	11 BD	12 DRT	80	80	85 +5kph	85 +5kph	90 +10kph	90 +10kph		85
0000	9	1	8	0	0	0	0	0	0	0	0	0	0	0	0	0	0	0	0	57.4	-
0100	3	0	3	0	0	0	0	0	0	0	0	0	0	0	0	0	0	0	0	58	-
0200	0	0	0	0	0	0	0	0	0	0	0	0	0	0	0	0	0	0	0	-	-
0300	0	0	0	0	0	0	0	0	0	0	0	0	0	0	0	0	0	0	0	-	-
0400	1	0	1	0	0	0	0	0	0	0	0	0	0	1	100	0	0	0	0	82.6	-
0500	2	0	2	0	0	0	0	0	0	0	0	0	0	1	50	1	50	1	50	85.4	-
0600	17	0	14	0	3	0	0	0	0	0	0	0	0	4	23.5	4	23.5	3	17.6	73.6	85
0700	**91**	**0**	**78**	**0**	**9**	**3**	**0**	**0**	**1**	**0**	**0**	**0**	**0**	**28**	**30.8**	**14**	**15.4**	**4**	**4.4**	**72**	**84.6**
0800	65	0	52	2	9	1	0	0	1	0	0	0	0	16	24.6	7	10.8	3	4.6	69.9	83.2
0900	68	0	58	1	7	0	0	0	0	2	0	0	0	11	16.2	5	7.4	3	4.4	64.7	79.9
1000	38	0	32	1	3	1	0	0	1	0	0	0	0	2	5.3	1	2.6	0	0	61.6	72.4
1100	39	1	27	1	8	2	0	0	0	0	0	0	0	4	10.3	2	5.1	0	0	60.7	73.1
1200	64	1	56	1	4	2	0	0	0	0	0	0	0	18	28.1	10	15.6	5	7.8	67.4	84.2
1300	64	0	58	1	4	0	0	0	0	1	0	0	0	11	17.2	7	10.9	4	6.3	67.1	80.6
1400	52	1	47	1	3	0	0	0	0	0	0	0	0	9	17.3	5	9.6	2	3.8	65.4	81
1500	73	1	63	1	8	0	0	0	0	0	0	0	0	11	15.1	2	2.7	1	1.4	64.7	79.6
1600	**93**	**0**	**82**	**4**	**7**	**0**	**0**	**0**	**0**	**0**	**0**	**0**	**0**	**14**	**15.1**	**11**	**11.8**	**5**	**5.4**	**68.1**	**79.6**
1700	71	1	62	1	6	0	0	0	0	0	1	0	0	11	15.5	8	11.3	6	8.5	66.6	79.2
1800	85	0	79	2	3	1	0	0	0	0	0	0	0	18	21.2	5	5.9	1	1.2	66.8	81
1900	58	0	54	1	2	1	0	0	0	0	0	0	0	4	6.9	4	6.9	3	5.2	68.9	77
2000	28	0	28	0	0	0	0	0	0	0	0	0	0	11	39.3	7	25	5	17.9	73.7	91.8
2100	39	1	27	0	6	3	0	0	0	0	2	0	0	7	17.9	2	5.1	2	5.1	67.6	82.4
2200	16	0	16	0	0	0	0	0	0	0	0	0	0	2	12.5	1	6.3	1	6.3	66.6	78.8
2300	13	0	13	0	0	0	0	0	0	0	0	0	0	4	30.8	3	23.1	1	7.7	68.7	87.1
07-19	**803**	**5**	**694**	**16**	**71**	**10**	**0**	**0**	**3**	**3**	**1**	**0**	**0**	**153**	**19.1**	**77**	**9.6**	**34**	**4.2**	**66.8**	**81.7**
06-22	**945**	**6**	**817**	**17**	**82**	**14**	**0**	**0**	**3**	**3**	**3**	**0**	**0**	**179**	**18.9**	**94**	**9.9**	**47**	**5**	**67.3**	**82.1**
06-00	**974**	**6**	**846**	**17**	**82**	**14**	**0**	**0**	**3**	**3**	**3**	**0**	**0**	**185**	**19**	**98**	**10.1**	**49**	**5**	**67.3**	**82.1**
00-00	**989**	**7**	**860**	**17**	**82**	**14**	**0**	**0**	**3**	**3**	**3**	**0**	**0**	**187**	**18.9**	**99**	**10**	**50**	**5.1**	**67.3**	**82.1**

DRAFT

Site 25
Location L-8008-0, att t/pole, Lat 53.66649, Long -6.5480
Direction Two way

3279 / Meath/Cavan/Monaghan ATC's
October 2013
Automatic Traffic Count

Thu, 10 October 2013

Time	Total	Classification												>PSL	>PSL%	>SL1	>SL1%	>SL2	>SL2%	Mean	Vpp
		1 MCL	2 SV	3 SVT	4 TB2	5 TB3	6 T4	7 ART3	8 ART4	9 ART5	10 ART6	11 BD	12 DRT	80	80	85 +5kph	85 +5kph	90 +10kph	90 +10kph		85
0000	6	0	6	0	0	0	0	0	0	0	0	0	0	1	16.7	0	0	0	0	63.7	-
0100	0	0	0	0	0	0	0	0	0	0	0	0	0	0	0	0	0	0	0	-	-
0200	0	0	0	0	0	0	0	0	0	0	0	0	0	0	0	0	0	0	0	-	-
0300	1	0	1	0	0	0	0	0	0	0	0	0	0	1	100	0	0	0	0	82.1	-
0400	0	0	0	0	0	0	0	0	0	0	0	0	0	0	0	0	0	0	0	-	-
0500	5	0	4	0	1	0	0	0	0	0	0	0	0	1	20	1	20	1	20	77.2	-
0600	10	0	9	0	1	0	0	0	0	0	0	0	0	6	60	4	40	4	40	87.1	-
0700	**87**	**1**	**73**	**0**	**10**	**2**	**0**	**0**	**1**	**0**	**0**	**0**	**0**	**27**	**31**	**14**	**16.1**	**8**	**9.2**	**71.9**	**85**
0800	62	1	51	1	8	1	0	0	0	0	0	0	0	14	22.6	6	9.7	3	4.8	69.1	82.8
0900	69	1	52	0	14	0	1	0	1	0	0	0	0	11	15.9	4	5.8	0	0	61.6	80.6
1000	36	0	30	2	3	1	0	0	0	0	0	0	0	5	13.9	4	11.1	2	5.6	67.4	79.6
1100	57	0	48	2	6	0	0	0	0	1	0	0	0	6	10.5	3	5.3	3	5.3	59	75.2
1200	56	0	47	2	6	0	0	0	0	0	1	0	0	7	12.5	3	5.4	0	0	63.3	78.8
1300	61	1	50	4	6	0	0	0	0	0	0	0	0	11	18	9	14.8	5	8.2	65.1	83.2
1400	52	1	38	2	9	1	0	0	0	0	1	0	0	6	11.5	5	9.6	3	5.8	62.7	74.2
1500	86	2	67	1	12	1	0	0	0	0	3	0	0	12	14	5	5.8	3	3.5	62.7	79.2
1600	90	0	69	4	12	2	0	0	0	0	3	0	0	14	15.6	4	4.4	4	4.4	63.3	80.6
1700	**113**	**0**	**89**	**4**	**15**	**2**	**1**	**0**	**2**	**0**	**0**	**0**	**0**	**20**	**17.7**	**8**	**7.1**	**5**	**4.4**	**67.9**	**81.4**
1800	63	0	57	1	5	0	0	0	0	0	0	0	0	9	14.3	3	4.8	3	4.8	66.6	79.2
1900	61	0	56	1	3	0	0	0	1	0	0	0	0	9	14.8	6	9.8	2	3.3	65.7	79.6
2000	33	0	28	0	5	0	0	0	0	0	0	0	0	8	24.2	6	18.2	3	9.1	69.2	86.4
2100	28	0	27	0	0	1	0	0	0	0	0	0	0	4	14.3	3	10.7	2	7.1	66.7	78.1
2200	19	0	18	0	1	0	0	0	0	0	0	0	0	0	0	0	0	0	0	70	77.4
2300	12	0	12	0	0	0	0	0	0	0	0	0	0	3	25	3	25	2	16.7	69.8	87.8
07-19	**832**	**7**	**671**	**23**	**106**	**10**	**2**	**0**	**4**	**1**	**8**	**0**	**0**	**142**	**17.1**	**68**	**8.2**	**39**	**4.7**	**65.3**	**81.4**
06-22	**964**	**7**	**791**	**24**	**115**	**11**	**2**	**0**	**5**	**1**	**8**	**0**	**0**	**169**	**17.5**	**87**	**9**	**50**	**5.2**	**65.7**	**81.4**
06-00	**995**	**7**	**821**	**24**	**116**	**11**	**2**	**0**	**5**	**1**	**8**	**0**	**0**	**172**	**17.3**	**90**	**9**	**52**	**5.2**	**65.8**	**81.4**
00-00	**1007**	**7**	**832**	**24**	**117**	**11**	**2**	**0**	**5**	**1**	**8**	**0**	**0**	**175**	**17.4**	**91**	**9**	**53**	**5.3**	**65.9**	**81.4**

DRAFT

Site 25
Location L-8008-0, att t/pole, Lat 53.66649, Long -6.5480
Direction Two way

3279 / Meath/Cavan/Monaghan ATC's
October 2013
Automatic Traffic Count

Fri, 11 October 2013

Time	Total	Classification												>PSL	>PSL%	>SL1	>SL1%	>SL2	>SL2%	Mean	Vpp
		1 MCL	2 SV	3 SVT	4 TB2	5 TB3	6 T4	7 ART3	8 ART4	9 ART5	10 ART6	11 BD	12 DRT	80	80	85 +5kph	85 +5kph	90 +10kph	90 +10kph		85
0000	6	0	6	0	0	0	0	0	0	0	0	0	0	0	0	0	0	0	0	66.6	-
0100	1	0	1	0	0	0	0	0	0	0	0	0	0	1	100	0	0	0	0	80.7	-
0200	0	0	0	0	0	0	0	0	0	0	0	0	0	0	0	0	0	0	0	-	-
0300	0	0	0	0	0	0	0	0	0	0	0	0	0	0	0	0	0	0	0	-	-
0400	2	0	1	0	1	0	0	0	0	0	0	0	0	0	0	0	0	0	0	76.6	-
0500	3	0	3	0	0	0	0	0	0	0	0	0	0	1	33.3	1	33.3	1	33.3	79.2	-
0600	19	0	17	0	2	0	0	0	0	0	0	0	0	8	42.1	7	36.8	5	26.3	80.3	97.2
0700	**85**	**1**	**72**	**0**	**12**	**0**	**0**	**0**	**0**	**0**	**0**	**0**	**0**	**27**	**31.8**	**12**	**14.1**	**8**	**9.4**	**72.3**	**84.2**
0800	58	0	50	1	4	1	2	0	0	0	0	0	0	20	34.5	12	20.7	6	10.3	70.9	87.1
0900	79	0	71	0	7	0	0	0	1	0	0	0	0	11	13.9	7	8.9	4	5.1	66.1	78.5
1000	45	0	32	4	6	0	3	0	0	0	0	0	0	5	11.1	3	6.7	0	0	64	76.3
1100	37	0	28	2	6	1	0	0	0	0	0	0	0	7	18.9	4	10.8	2	5.4	66.6	79.9
1200	50	0	47	0	3	0	0	0	0	0	0	0	0	13	26	10	20	6	12	73.4	87.1
1300	69	1	63	0	4	0	0	0	0	1	0	0	0	11	15.9	5	7.2	1	1.4	67.6	80.6
1400	69	2	58	0	5	2	1	0	1	0	0	0	0	11	15.9	6	8.7	1	1.4	61.1	79.9
1500	72	0	62	1	7	1	0	0	0	0	1	0	0	12	16.7	6	8.3	3	4.2	67.5	80.6
1600	92	1	77	3	9	1	0	0	1	0	0	0	0	19	20.7	9	9.8	5	5.4	65	82.4
1700	**94**	**1**	**82**	**2**	**8**	**1**	**0**	**0**	**0**	**0**	**0**	**0**	**0**	**9**	**9.6**	**3**	**3.2**	**3**	**3.2**	**67.1**	**77.8**
1800	80	0	72	3	3	2	0	0	0	0	0	0	0	13	16.3	6	7.5	3	3.8	66	79.9
1900	52	0	46	0	5	0	1	0	0	0	0	0	0	10	19.2	5	9.6	2	3.8	63.6	80.6
2000	39	0	36	0	3	0	0	0	0	0	0	0	0	6	15.4	4	10.3	1	2.6	67.3	79.6
2100	19	0	18	0	1	0	0	0	0	0	0	0	0	3	15.8	2	10.5	1	5.3	70.1	79.2
2200	23	0	21	1	1	0	0	0	0	0	0	0	0	5	21.7	0	0	0	0	68.1	81.7
2300	14	0	14	0	0	0	0	0	0	0	0	0	0	2	14.3	2	14.3	1	7.1	72.6	78.5
07-19	**830**	**6**	**714**	**16**	**74**	**9**	**6**	**0**	**3**	**1**	**1**	**0**	**0**	**158**	**19**	**83**	**10**	**42**	**5.1**	**67.2**	**81.7**
06-22	**959**	**6**	**831**	**16**	**85**	**9**	**7**	**0**	**3**	**1**	**1**	**0**	**0**	**185**	**19.3**	**101**	**10.5**	**51**	**5.3**	**67.4**	**82.1**
06-00	**996**	**6**	**866**	**17**	**86**	**9**	**7**	**0**	**3**	**1**	**1**	**0**	**0**	**192**	**19.3**	**103**	**10.3**	**52**	**5.2**	**67.4**	**82.1**
00-00	**1008**	**6**	**877**	**17**	**87**	**9**	**7**	**0**	**3**	**1**	**1**	**0**	**0**	**194**	**19.2**	**104**	**10.3**	**53**	**5.3**	**67.5**	**82.1**

DRAFT

Site 25
Location L-8008-0, att t/pole, Lat 53.66649, Long -6.5480
Direction Two way

3279 / Meath/Cavan/Monaghan ATC's
October 2013
Automatic Traffic Count

Sat, 12 October 2013

Time	Total	Classification												>PSL	>PSL%	>SL1	>SL1%	>SL2	>SL2%	Mean	Vpp
		1 MCL	2 SV	3 SVT	4 TB2	5 TB3	6 T4	7 ART3	8 ART4	9 ART5	10 ART6	11 BD	12 DRT	80	80	85 +5kph	85 +5kph	90 +10kph	90 +10kph		85
0000	6	0	6	0	0	0	0	0	0	0	0	0	0	2	33.3	0	0	0	0	67.7	-
0100	16	0	15	0	1	0	0	0	0	0	0	0	0	3	18.8	1	6.3	0	0	68.7	80.3
0200	3	0	3	0	0	0	0	0	0	0	0	0	0	3	100	3	100	1	33.3	87.1	-
0300	0	0	0	0	0	0	0	0	0	0	0	0	0	0	0	0	0	0	0	-	-
0400	1	0	1	0	0	0	0	0	0	0	0	0	0	0	0	0	0	0	0	76.7	-
0500	0	0	0	0	0	0	0	0	0	0	0	0	0	0	0	0	0	0	0	-	-
0600	8	0	8	0	0	0	0	0	0	0	0	0	0	1	12.5	0	0	0	0	73.9	-
0700	29	0	25	0	4	0	0	0	0	0	0	0	0	14	48.3	11	37.9	2	6.9	77.3	88.6
0800	30	0	22	2	3	0	1	1	1	0	0	0	0	13	43.3	9	30	4	13.3	76	89.6
0900	50	2	38	0	6	2	0	0	0	1	1	0	0	19	38	15	30	8	16	69.9	90
1000	64	1	56	2	4	0	0	0	0	1	0	0	0	14	21.9	7	10.9	4	6.3	64	81.4
1100	**81**	**0**	**70**	**3**	**5**	**1**	**0**	**0**	**0**	**0**	**0**	**1**	**1**	**10**	**12.3**	**7**	**8.6**	**3**	**3.7**	**62.1**	**78.8**
1200	**85**	**5**	**72**	**1**	**5**	**0**	**2**	**0**	**0**	**0**	**0**	**0**	**0**	**19**	**22.4**	**9**	**10.6**	**5**	**5.9**	**65.7**	**82.4**
1300	78	3	67	3	3	2	0	0	0	0	0	0	0	10	12.8	6	7.7	5	6.4	63	77.4
1400	68	1	61	3	3	0	0	0	0	0	0	0	0	12	17.6	9	13.2	6	8.8	64.6	80.3
1500	50	0	46	2	2	0	0	0	0	0	0	0	0	17	34	12	24	7	14	71.6	87.1
1600	59	2	51	4	1	0	1	0	0	0	0	0	0	2	3.4	2	3.4	2	3.4	59.3	75.2
1700	65	0	60	1	3	0	0	0	1	0	0	0	0	6	9.2	1	1.5	0	0	65.8	77.8
1800	55	0	53	0	2	0	0	0	0	0	0	0	0	10	18.2	3	5.5	1	1.8	67.6	79.9
1900	40	1	36	0	2	1	0	0	0	0	0	0	0	11	27.5	2	5	2	5	63.3	82.1
2000	24	0	24	0	0	0	0	0	0	0	0	0	0	5	20.8	4	16.7	4	16.7	70.6	82.4
2100	17	0	15	0	2	0	0	0	0	0	0	0	0	2	11.8	2	11.8	2	11.8	65.9	73.4
2200	11	0	10	1	0	0	0	0	0	0	0	0	0	0	0	0	0	0	0	60.7	64.4
2300	8	0	7	0	1	0	0	0	0	0	0	0	0	3	37.5	2	25	0	0	72.1	-
07-19	**714**	**14**	**621**	**21**	**41**	**5**	**4**	**1**	**2**	**2**	**1**	**1**	**1**	**146**	**20.4**	**91**	**12.7**	**47**	**6.6**	**66**	**82.8**
06-22	**803**	**15**	**704**	**21**	**45**	**6**	**4**	**1**	**2**	**2**	**1**	**1**	**1**	**165**	**20.5**	**99**	**12.3**	**55**	**6.8**	**66**	**82.8**
06-00	**822**	**15**	**721**	**22**	**46**	**6**	**4**	**1**	**2**	**2**	**1**	**1**	**1**	**168**	**20.4**	**101**	**12.3**	**55**	**6.7**	**66**	**82.8**
00-00	**848**	**15**	**746**	**22**	**47**	**6**	**4**	**1**	**2**	**2**	**1**	**1**	**1**	**176**	**20.8**	**105**	**12.4**	**56**	**6.6**	**66.2**	**82.8**

DRAFT

Site 25
Location L-8008-0, att t/pole, Lat 53.66649, Long -6.5480
Direction Two way

3279 / Meath/Cavan/Monaghan ATC's
October 2013
Automatic Traffic Count

Sun, 13 October 2013

Time	Total	Classification												>PSL	>PSL%	>SL1	>SL1%	>SL2	>SL2%	Mean	Vpp
		1 MCL	2 SV	3 SVT	4 TB2	5 TB3	6 T4	7 ART3	8 ART4	9 ART5	10 ART6	11 BD	12 DRT	80	80	85 +5kph	85 +5kph	90 +10kph	90 +10kph		85
0000	5	0	4	0	1	0	0	0	0	0	0	0	0	1	20	0	0	0	0	70.7	-
0100	11	1	7	0	2	1	0	0	0	0	0	0	0	1	9.1	1	9.1	0	0	50	69.1
0200	3	0	1	0	1	1	0	0	0	0	0	0	0	0	0	0	0	0	0	62.4	-
0300	9	0	8	0	1	0	0	0	0	0	0	0	0	1	11.1	0	0	0	0	66.5	-
0400	0	0	0	0	0	0	0	0	0	0	0	0	0	0	0	0	0	0	0	-	-
0500	2	0	2	0	0	0	0	0	0	0	0	0	0	1	50	0	0	0	0	76.7	-
0600	2	0	2	0	0	0	0	0	0	0	0	0	0	1	50	1	50	0	0	80.3	-
0700	14	0	13	0	1	0	0	0	0	0	0	0	0	10	71.4	6	42.9	4	28.6	82.1	92.2
0800	8	1	7	0	0	0	0	0	0	0	0	0	0	2	25	2	25	2	25	71.7	-
0900	19	1	18	0	0	0	0	0	0	0	0	0	0	5	26.3	4	21.1	2	10.5	66.7	85
1000	22	0	21	1	0	0	0	0	0	0	0	0	0	6	27.3	1	4.5	0	0	71.3	81
1100	**39**	**0**	**38**	**1**	**0**	**0**	**0**	**0**	**0**	**0**	**0**	**0**	**0**	**7**	**17.9**	**4**	**10.3**	**3**	**7.7**	**62.6**	**80.3**
1200	**61**	**2**	**57**	**0**	**1**	**1**	**0**	**0**	**0**	**0**	**0**	**0**	**0**	**13**	**21.3**	**11**	**18**	**4**	**6.6**	**66.5**	**85.3**
1300	51	0	49	1	1	0	0	0	0	0	0	0	0	19	37.3	8	15.7	3	5.9	75.4	84.6
1400	45	1	43	1	0	0	0	0	0	0	0	0	0	9	20	3	6.7	1	2.2	68.6	81
1500	41	1	38	0	2	0	0	0	0	0	0	0	0	3	7.3	2	4.9	0	0	55.9	68.8
1600	56	1	49	0	3	3	0	0	0	0	0	0	0	5	8.9	3	5.4	1	1.8	59.4	70.9
1700	50	1	48	1	0	0	0	0	0	0	0	0	0	3	6	1	2	1	2	59.5	74.9
1800	45	1	41	0	3	0	0	0	0	0	0	0	0	6	13.3	2	4.4	2	4.4	63.4	77
1900	43	0	41	0	1	0	1	0	0	0	0	0	0	6	14	3	7	3	7	63.4	79.2
2000	25	0	25	0	0	0	0	0	0	0	0	0	0	3	12	1	4	1	4	65.9	78.8
2100	17	0	17	0	0	0	0	0	0	0	0	0	0	4	23.5	2	11.8	1	5.9	73.3	79.9
2200	8	0	8	0	0	0	0	0	0	0	0	0	0	2	25	2	25	1	12.5	74.9	-
2300	7	0	7	0	0	0	0	0	0	0	0	0	0	3	42.9	2	28.6	2	28.6	76	-
07-19	**451**	**9**	**422**	**5**	**11**	**4**	**0**	**0**	**0**	**0**	**0**	**0**	**0**	**88**	**19.5**	**47**	**10.4**	**23**	**5.1**	**65.3**	**81.7**
06-22	**538**	**9**	**507**	**5**	**12**	**4**	**1**	**0**	**0**	**0**	**0**	**0**	**0**	**102**	**19**	**54**	**10**	**28**	**5.2**	**65.5**	**81.4**
06-00	**553**	**9**	**522**	**5**	**12**	**4**	**1**	**0**	**0**	**0**	**0**	**0**	**0**	**107**	**19.3**	**58**	**10.5**	**31**	**5.6**	**65.7**	**81.7**
00-00	**583**	**10**	**544**	**5**	**17**	**6**	**1**	**0**	**0**	**0**	**0**	**0**	**0**	**111**	**19**	**59**	**10.1**	**31**	**5.3**	**65.5**	**81.7**

DRAFT

Site 25
Location L-8008-0, att t/pole, Lat 53.66649, Long -6.5480
Direction Two way

3279 / Meath/Cavan/Monaghan ATC's
October 2013
Automatic Traffic Count

Virtual Day (7)

Time	Total	Classification												>PSL	>PSL%	>SL1	>SL1%	>SL2	>SL2%	Mean	Vpp
		1 MCL	2 SV	3 SVT	4 TB2	5 TB3	6 T4	7 ART3	8 ART4	9 ART5	10 ART6	11 BD	12 DRT	80	80	85 +5kph	85 +5kph	90 +10kph	90 +10kph		85
0000	7	1	7	0	0	0	0	0	0	0	0	0	0	1	17.3	1	7.7	0	0	63.9	-
0100	5	0	4	0	0	0	0	0	0	0	0	0	0	1	17.6	0	8.8	0	2.9	62.2	-
0200	1	0	1	0	0	0	0	0	0	0	0	0	0	0	42.9	0	42.9	0	14.3	73.1	-
0300	2	0	1	0	0	0	0	0	0	0	0	0	0	0	18.2	0	0	0	0	68.1	-
0400	1	0	1	0	0	0	0	0	0	0	0	0	0	0	22.2	0	11.1	0	0	77.9	-
0500	3	0	2	0	0	0	0	0	0	0	0	0	0	1	38.9	1	27.8	1	27.8	79.9	-
0600	10	0	9	0	1	0	0	0	0	0	0	0	0	4	39.7	3	32.9	2	23.3	78.5	95.8
0700	**70**	**0**	**60**	**0**	**8**	**1**	**0**	**0**	**0**	**0**	**0**	**0**	**0**	**22**	**31.7**	**11**	**16.1**	**5**	**7.3**	**72.7**	**85.3**
0800	49	1	40	1	6	1	0	0	0	0	0	0	0	12	24.7	7	14.2	3	6.7	68.1	83.5
0900	63	1	53	0	7	1	0	0	0	0	0	0	0	9	13.9	5	8.2	3	4.1	61.8	78.5
1000	43	0	37	2	3	1	1	0	0	0	0	0	0	6	14.5	4	8.3	2	4	63.1	79.6
1100	50	0	40	2	5	1	0	0	0	0	0	0	0	6	12.1	3	6.6	2	3.7	60.6	77.8
1200	63	1	55	1	5	1	0	0	0	0	0	0	0	12	18.3	7	11.1	3	5.4	65.2	82.1
1300	63	1	55	1	4	1	0	0	0	0	0	0	0	10	16.1	6	8.9	3	4.3	64.1	80.6
1400	58	1	49	1	5	1	0	0	0	0	0	0	0	8	14.4	5	8.9	3	4.5	62.3	78.5
1500	69	1	59	1	6	1	0	0	0	0	1	0	0	11	15.6	5	6.7	2	3.3	64.1	79.9
1600	82	1	71	3	7	1	0	0	0	0	0	0	0	12	14	6	7.8	3	3.8	65	79.2
1700	**83**	**0**	**72**	**2**	**7**	**1**	**0**	**0**	**1**	**0**	**0**	**0**	**0**	**12**	**13.9**	**5**	**6.3**	**3**	**3.4**	**66.7**	**79.2**
1800	72	0	65	1	4	1	0	0	0	0	0	0	0	11	15.9	5	6.6	2	2.8	66.8	79.9
1900	56	0	51	0	3	1	0	0	0	0	0	0	0	9	17	5	9.8	3	5.1	65.9	80.6
2000	31	0	29	0	2	0	0	0	0	0	0	0	0	7	22.1	5	15.2	3	10.1	69.3	84.6
2100	22	0	19	0	2	1	0	0	0	0	0	0	0	3	14.1	2	7.1	1	5.1	67.8	79.2
2200	18	0	17	0	1	0	0	0	0	0	0	0	0	2	13.5	1	5.6	0	2.4	66.2	78.8
2300	10	0	10	0	0	0	0	0	0	0	0	0	0	3	25.4	2	16.9	1	8.5	71.1	85.3
07-19	**765**	**7**	**657**	**15**	**66**	**10**	**2**	**0**	**2**	**2**	**2**	**0**	**0**	**131**	**17.1**	**69**	**9**	**34**	**4.4**	**65.3**	**81**
06-22	**885**	**8**	**765**	**16**	**74**	**11**	**3**	**0**	**3**	**2**	**2**	**0**	**0**	**154**	**17.4**	**84**	**9.5**	**43**	**4.9**	**65.7**	**81.4**
06-00	**913**	**8**	**792**	**16**	**75**	**11**	**3**	**0**	**3**	**2**	**2**	**0**	**0**	**159**	**17.5**	**87**	**9.5**	**44**	**4.9**	**65.7**	**81.4**
00-00	**931**	**9**	**808**	**16**	**77**	**12**	**3**	**0**	**3**	**2**	**2**	**0**	**0**	**163**	**17.5**	**89**	**9.6**	**45**	**4.9**	**65.8**	**81.4**

DRAFT

Site 25
Location L-8008-0, att t/pole, Lat 53.66649, Long -6.5480
Direction Two way

3279 / Meath/Cavan/Monaghan ATC's
October 2013
Automatic Traffic Count

Virtual Week (1)

Time	Total	Classification												>PSL	>PSL%	>SL1	>SL1%	>SL2	>SL2%	Mean	Vpp
		1 MCL	2 SV	3 SVT	4 TB2	5 TB3	6 T4	7 ART3	8 ART4	9 ART5	10 ART6	11 BD	12 DRT	80	80	85 +5kph	85 +5kph	90 +10kph	90 +10kph		85
Mon	1016	10	872	9	95	21	1	0	1	7	0	0	0	148	14.6	77	7.6	38	3.7	64	79.6
Tue	1069	6	924	18	93	15	3	1	4	1	4	0	0	153	14.3	89	8.3	37	3.5	64.1	79.2
Wed	989	7	860	17	82	14	0	0	3	3	3	0	0	187	18.9	99	10	50	5.1	67.3	82.1
Thu	1007	7	832	24	117	11	2	0	5	1	8	0	0	175	17.4	91	9	53	5.3	65.9	81.4
Fri	1008	6	877	17	87	9	7	0	3	1	1	0	0	194	19.2	104	10.3	53	5.3	67.5	82.1
|Sat	848	15	746	22	47	6	4	1	2	2	1	1	1	176	20.8	105	12.4	56	6.6	66.2	82.8
|Sun	583	10	544	5	17	6	1	0	0	0	0	0	0	111	19	59	10.1	31	5.3	65.5	81.7
5 Day Ave.	**1018**	**7**	**873**	**17**	**95**	**14**	**3**	**0**	**3**	**3**	**3**	**0**	**0**	**171**	**16.8**	**92**	**9.0**	**46**	**4.5**	**65.8**	**80.9**
7 Day Ave.	**931**	**9**	**808**	**16**	**77**	**12**	**3**	**0**	**3**	**2**	**2**	**0**	**0**	**163**	**17.5**	**89**	**9.6**	**45**	**4.9**	**65.8**	**81.4**
--	**6520**	**61**	**5655**	**112**	**538**	**82**	**18**	**2**	**18**	**15**	**17**	**1**	**1**	**1144**	**17.5**	**624**	**9.6**	**318**	**4.9**	**65.8**	**81.4**

Summary Graphs

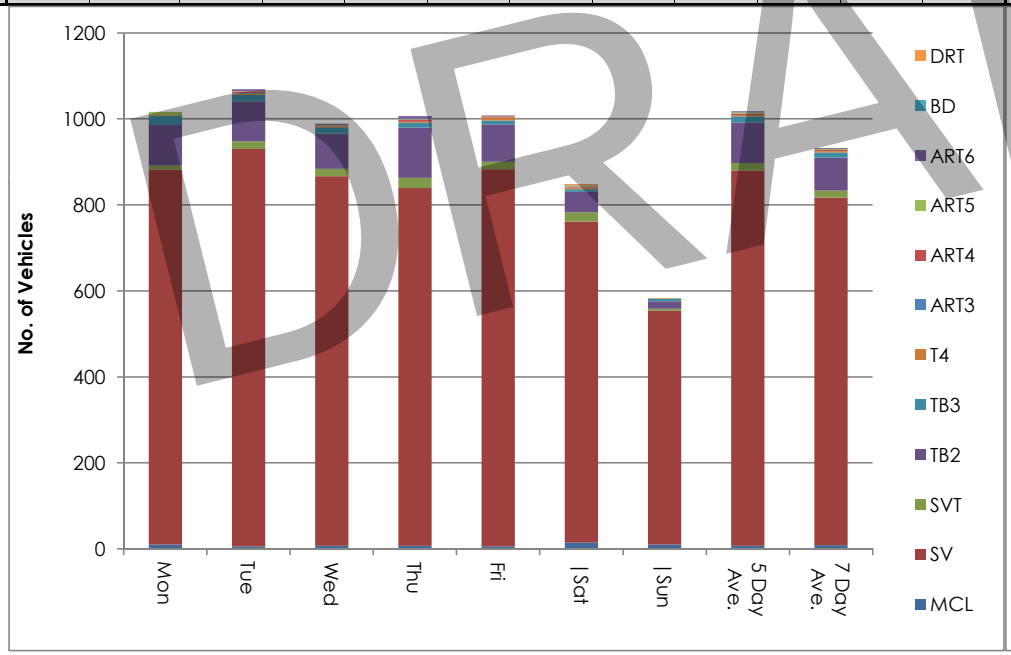

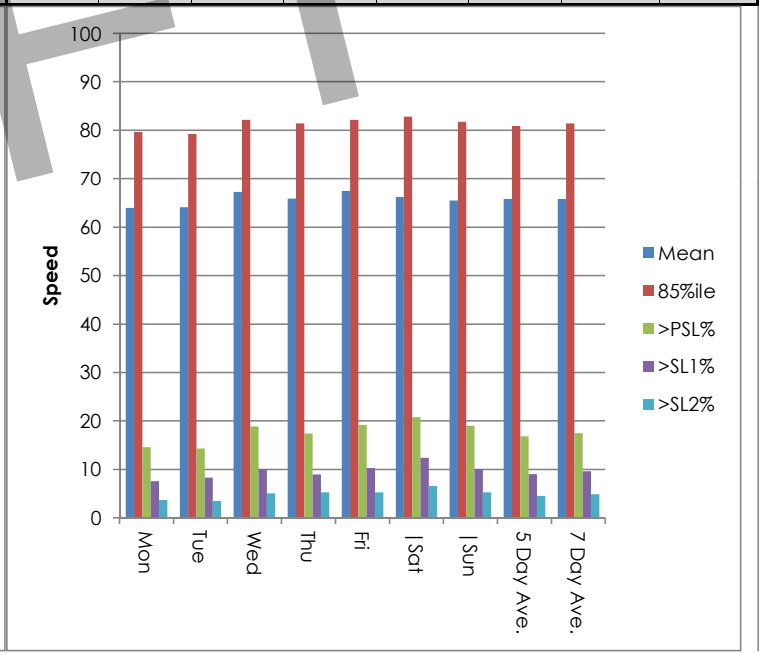

DRAFT

Site 25
Location L-8008-0, att t/pole, Lat 53.66649, Long -6.5480
Direction Two way

3279 / Meath/Cavan/Monaghan ATC's
October 2013
Automatic Traffic Count

Mon, 7 October 2013

Time	Total	Speed Bins (km/h)																											
		0 - 5	5 - 10	10 - 15	15 - 20	20 - 25	25 - 30	30 - 35	35 - 40	40 - 45	45 - 50	50 - 55	55 - 60	60 - 65	65 - 70	70 - 75	75 - 80	80 - 85	85 - 90	90 - 95	95 - 100	100 - 105	105 - 110	110 - 115	115 - 120	120 - 125	125 - 130	130 - 135	135 - 140
0000	12	0	0	0	1	1	0	0	0	2	0	0	0	0	1	1	1	1	4	0	0	0	0	0	0	0	0	0	0
0100	3	0	0	0	0	0	0	0	0	0	0	1	0	1	0	0	0	0	0	0	1	0	0	0	0	0	0	0	0
0200	1	0	0	0	0	0	0	0	0	0	0	0	0	1	0	0	0	0	0	0	0	0	0	0	0	0	0	0	0
0300	1	0	0	0	0	0	0	0	0	0	0	0	0	0	1	0	0	0	0	0	0	0	0	0	0	0	0	0	0
0400	1	0	0	0	0	0	0	0	0	0	0	0	0	0	0	1	0	0	0	0	0	0	0	0	0	0	0	0	0
0500	4	0	0	0	0	0	0	0	0	0	0	0	0	0	0	1	1	1	0	0	1	0	0	0	0	0	0	0	0
0600	7	0	0	0	0	0	0	1	0	0	2	0	0	0	0	0	1	0	1	0	1	1	0	0	0	0	0	0	0
0700	**95**	**0**	**0**	**0**	**0**	**0**	**0**	**2**	**1**	**0**	**1**	**1**	**3**	**13**	**22**	**15**	**12**	**15**	**5**	**3**	**1**	**0**	**0**	**1**	**0**	**0**	**0**	**0**	**0**
0800	63	0	0	0	1	2	2	1	0	1	3	1	8	9	12	5	8	4	4	0	2	0	0	0	0	0	0	0	0
0900	70	0	0	0	1	5	3	7	2	11	9	14	7	4	4	0	3	0	0	0	0	0	0	0	0	0	0	0	0
1000	53	0	1	0	1	2	3	1	2	0	5	9	3	6	6	6	1	1	2	3	1	0	0	0	0	0	0	0	0
1100	46	0	0	0	0	2	1	0	2	1	0	5	9	7	12	2	1	3	0	0	0	1	0	0	0	0	0	0	0
1200	61	0	1	0	1	1	4	0	2	4	2	6	4	7	8	9	7	3	1	0	1	0	0	0	0	0	0	0	0
1300	49	0	0	0	0	1	1	1	1	1	6	2	5	5	5	6	7	5	2	1	0	0	0	0	0	0	0	0	0
1400	51	0	0	0	1	0	1	0	1	1	0	5	6	15	5	9	0	3	0	1	3	0	0	0	0	0	0	0	0
1500	84	0	0	1	1	1	3	3	2	1	5	6	10	11	11	10	10	6	1	1	1	0	0	0	0	0	0	0	0
1600	81	0	0	2	0	0	1	2	0	1	2	9	6	11	17	11	8	3	5	2	1	0	0	0	0	0	0	0	0
1700	**87**	**0**	**0**	**0**	**0**	**0**	**1**	**0**	**3**	**1**	**1**	**5**	**7**	**13**	**15**	**16**	**9**	**8**	**5**	**0**	**0**	**1**	**1**	**1**	**0**	**0**	**0**	**0**	**0**
1800	85	0	0	0	1	0	2	1	0	0	3	1	5	15	20	15	11	6	3	0	1	1	0	0	0	0	0	0	0
1900	63	0	0	0	0	1	1	0	0	0	7	8	4	6	4	14	5	5	4	3	1	0	0	0	0	0	0	0	0
2000	40	0	0	0	0	0	0	0	1	0	2	1	5	4	11	4	8	1	1	1	0	1	0	0	0	0	0	0	0
2100	23	0	0	0	0	0	0	0	0	0	2	1	7	0	4	7	1	1	0	0	0	0	0	0	0	0	0	0	0
2200	28	0	0	1	0	1	0	0	2	1	2	0	5	6	3	1	2	3	1	0	0	0	0	0	0	0	0	0	0
2300	8	0	0	0	0	0	0	0	0	0	0	1	1	1	1	0	2	2	0	0	0	0	0	0	0	0	0	0	0
07-19	**825**	**0**	**2**	**3**	**7**	**14**	**22**	**18**	**16**	**22**	**37**	**64**	**73**	**116**	**137**	**104**	**77**	**57**	**28**	**11**	**11**	**3**	**1**	**2**	**0**	**0**	**0**	**0**	**0**
06-22	**958**	**0**	**2**	**3**	**7**	**15**	**23**	**19**	**17**	**22**	**50**	**74**	**89**	**126**	**156**	**129**	**92**	**64**	**34**	**15**	**13**	**5**	**1**	**2**	**0**	**0**	**0**	**0**	**0**
06-00	**994**	**0**	**2**	**4**	**7**	**16**	**23**	**19**	**19**	**23**	**52**	**75**	**95**	**133**	**160**	**130**	**96**	**69**	**35**	**15**	**13**	**5**	**1**	**2**	**0**	**0**	**0**	**0**	**0**
00-00	**1016**	**0**	**2**	**4**	**8**	**17**	**23**	**19**	**19**	**25**	**52**	**76**	**95**	**135**	**162**	**133**	**98**	**71**	**39**	**15**	**15**	**5**	**1**	**2**	**0**	**0**	**0**	**0**	**0**

DRAFT

Site 25
Location L-8008-0, att t/pole, Lat 53.66649, Long -6.5480
Direction Two way

3279 / Meath/Cavan/Monaghan ATC's
October 2013
Automatic Traffic Count

Tue, 8 October 2013

Time	Total	Speed Bins (km/h)																											
		0 - 5	5 - 10	10 - 15	15 - 20	20 - 25	25 - 30	30 - 35	35 - 40	40 - 45	45 - 50	50 - 55	55 - 60	60 - 65	65 - 70	70 - 75	75 - 80	80 - 85	85 - 90	90 - 95	95 - 100	100 - 105	105 - 110	110 - 115	115 - 120	120 - 125	125 - 130	130 - 135	135 - 140
0000	8	0	0	0	0	1	0	0	0	0	0	0	2	0	3	1	1	0	0	0	0	0	0	0	0	0	0	0	0
0100	0	0	0	0	0	0	0	0	0	0	0	0	0	0	0	0	0	0	0	0	0	0	0	0	0	0	0	0	0
0200	0	0	0	0	0	0	0	0	0	0	0	0	0	0	0	0	0	0	0	0	0	0	0	0	0	0	0	0	0
0300	0	0	0	0	0	0	0	0	0	0	0	0	0	0	0	0	0	0	0	0	0	0	0	0	0	0	0	0	0
0400	4	0	0	0	0	0	0	0	0	0	0	0	0	0	0	0	3	0	1	0	0	0	0	0	0	0	0	0	0
0500	2	0	0	0	0	0	0	0	0	0	0	0	0	0	1	0	0	0	0	0	1	0	0	0	0	0	0	0	0
0600	10	0	0	0	0	0	0	0	0	0	0	0	0	1	1	1	1	1	2	1	0	1	1	0	0	0	0	0	0
0700	**91**	**0**	**0**	**0**	**0**	**0**	**1**	**1**	**0**	**1**	**1**	**4**	**4**	**13**	**9**	**15**	**17**	**13**	**7**	**1**	**2**	**0**	**1**	**1**	**0**	**0**	**0**	**0**	**0**
0800	58	0	0	1	0	1	1	0	4	3	5	5	6	7	7	5	3	3	4	2	1	0	0	0	0	0	0	0	0
0900	85	0	0	1	1	0	2	1	0	1	6	9	16	7	16	14	7	3	0	1	0	0	0	0	0	0	0	0	0
1000	45	0	0	0	0	0	1	4	1	1	5	5	3	5	8	4	3	2	1	1	1	0	0	0	0	0	0	0	0
1100	49	0	1	0	2	0	1	2	4	3	8	7	3	3	5	3	3	2	1	0	1	0	0	0	0	0	0	0	0
1200	66	0	0	0	0	0	2	1	0	3	9	6	9	12	5	9	4	2	1	2	0	1	0	0	0	0	0	0	0
1300	68	0	0	1	0	1	2	10	7	6	7	9	7	5	6	5	1	0	1	0	0	0	0	0	0	0	0	0	0
1400	67	0	0	1	1	0	5	1	9	9	5	11	4	3	5	4	5	0	3	1	0	0	0	0	0	0	0	0	0
1500	74	0	0	0	0	1	1	3	0	1	5	7	9	8	9	9	10	9	2	0	0	0	0	0	0	0	0	0	0
1600	**106**	**0**	**0**	**0**	**0**	**0**	**0**	**0**	**1**	**1**	**2**	**6**	**9**	**17**	**19**	**16**	**19**	**8**	**6**	**1**	**0**	**0**	**1**	**0**	**0**	**0**	**0**	**0**	**0**
1700	103	0	0	0	0	0	0	0	0	4	7	6	13	18	11	17	11	8	6	2	0	0	0	0	0	0	0	0	0
1800	90	0	0	1	0	1	0	0	1	1	6	0	9	11	17	14	16	4	7	2	0	0	0	0	0	0	0	0	0
1900	72	0	0	0	0	0	0	1	0	2	2	4	14	7	18	5	6	3	6	2	1	0	0	1	0	0	0	0	0
2000	28	0	0	0	1	0	0	0	1	1	1	2	0	2	4	4	1	3	2	4	1	1	0	0	0	0	0	0	0
2100	13	0	0	0	0	0	0	0	0	1	0	0	1	3	3	2	2	1	0	0	0	0	0	0	0	0	0	0	0
2200	21	0	0	0	0	0	1	1	0	0	0	1	1	4	4	0	5	1	2	0	1	0	0	0	0	0	0	0	0
2300	9	0	0	0	0	0	0	0	0	0	0	0	1	1	3	2	1	1	0	0	0	0	0	0	0	0	0	0	0
07-19	**902**	**0**	**1**	**5**	**4**	**4**	**16**	**23**	**27**	**34**	**66**	**75**	**92**	**109**	**117**	**115**	**99**	**54**	**39**	**13**	**5**	**1**	**2**	**1**	**0**	**0**	**0**	**0**	**0**
06-22	**1025**	**0**	**1**	**5**	**5**	**4**	**16**	**24**	**28**	**38**	**69**	**81**	**107**	**122**	**143**	**127**	**109**	**62**	**49**	**20**	**7**	**3**	**3**	**2**	**0**	**0**	**0**	**0**	**0**
06-00	**1055**	**0**	**1**	**5**	**5**	**4**	**17**	**25**	**28**	**38**	**69**	**82**	**109**	**127**	**150**	**129**	**115**	**64**	**51**	**20**	**8**	**3**	**3**	**2**	**0**	**0**	**0**	**0**	**0**
00-00	**1069**	**0**	**1**	**5**	**5**	**5**	**17**	**25**	**28**	**38**	**69**	**82**	**111**	**127**	**154**	**130**	**119**	**64**	**52**	**20**	**9**	**3**	**3**	**2**	**0**	**0**	**0**	**0**	**0**

DRAFT

Site 25
Location L-8008-0, att t/pole, Lat 53.66649, Long -6.5480
Direction Two way

3279 / Meath/Cavan/Monaghan ATC's
October 2013
Automatic Traffic Count

Wed, 9 October 2013

Time	Total	Speed Bins (km/h)																											
		0 - 5	5 - 10	10 - 15	15 - 20	20 - 25	25 - 30	30 - 35	35 - 40	40 - 45	45 - 50	50 - 55	55 - 60	60 - 65	65 - 70	70 - 75	75 - 80	80 - 85	85 - 90	90 - 95	95 - 100	100 - 105	105 - 110	110 - 115	115 - 120	120 - 125	125 - 130	130 - 135	135 - 140
0000	9	0	0	0	0	1	0	0	0	1	1	0	1	1	2	1	1	0	0	0	0	0	0	0	0	0	0	0	0
0100	3	0	0	0	0	0	0	0	0	0	0	0	2	1	0	0	0	0	0	0	0	0	0	0	0	0	0	0	0
0200	0	0	0	0	0	0	0	0	0	0	0	0	0	0	0	0	0	0	0	0	0	0	0	0	0	0	0	0	0
0300	0	0	0	0	0	0	0	0	0	0	0	0	0	0	0	0	0	0	0	0	0	0	0	0	0	0	0	0	0
0400	1	0	0	0	0	0	0	0	0	0	0	0	0	0	0	0	0	1	0	0	0	0	0	0	0	0	0	0	0
0500	2	0	0	0	0	0	0	0	0	0	0	0	0	0	1	0	0	0	0	0	0	1	0	0	0	0	0	0	0
0600	17	0	0	0	0	0	0	1	0	0	0	0	0	3	2	6	1	0	1	2	0	0	1	0	0	0	0	0	0
0700	**91**	**0**	**0**	**0**	**0**	**0**	**1**	**2**	**1**	**0**	**0**	**3**	**6**	**8**	**14**	**20**	**8**	**14**	**10**	**3**	**0**	**0**	**0**	**1**	**0**	**0**	**0**	**0**	**0**
0800	65	0	0	1	0	0	0	1	1	0	2	2	5	11	5	11	10	9	4	2	1	0	0	0	0	0	0	0	0
0900	68	0	0	0	0	1	1	1	0	4	4	4	6	14	9	8	5	6	2	2	0	0	1	0	0	0	0	0	0
1000	38	0	0	0	0	0	0	3	0	1	2	5	5	4	7	7	2	1	1	0	0	0	0	0	0	0	0	0	0
1100	39	0	0	0	0	2	0	0	2	1	5	2	5	6	6	5	1	2	2	0	0	0	0	0	0	0	0	0	0
1200	64	0	0	0	0	2	0	1	1	0	3	6	5	10	9	7	2	8	5	2	3	0	0	0	0	0	0	0	0
1300	64	0	0	0	0	1	1	1	0	1	1	4	9	13	12	2	8	4	3	3	0	0	0	0	0	0	0	0	1
1400	52	0	0	0	1	0	0	1	0	2	0	6	9	10	4	5	5	4	3	2	0	0	0	0	0	0	0	0	0
1500	73	0	0	0	0	2	1	0	2	2	3	3	7	17	12	5	8	9	1	0	1	0	0	0	0	0	0	0	0
1600	**93**	**0**	**0**	**0**	**0**	**0**	**0**	**0**	**1**	**2**	**4**	**10**	**10**	**9**	**12**	**20**	**11**	**3**	**6**	**4**	**1**	**0**	**0**	**0**	**0**	**0**	**0**	**0**	**0**
1700	71	0	0	1	1	0	3	0	2	0	4	3	2	5	17	12	10	3	2	4	2	0	0	0	0	0	0	0	0
1800	85	0	0	0	0	1	2	2	0	0	3	10	2	13	10	18	6	13	4	1	0	0	0	0	0	0	0	0	0
1900	58	0	0	0	0	0	0	1	0	2	2	1	2	8	15	10	13	0	1	2	1	0	0	0	0	0	0	0	0
2000	28	0	0	0	0	0	0	0	0	0	2	1	2	3	5	4	0	4	2	1	4	0	0	0	0	0	0	0	0
2100	39	0	0	0	0	0	0	0	0	0	1	7	3	5	7	7	2	5	0	2	0	0	0	0	0	0	0	0	0
2200	16	0	0	0	0	1	0	0	0	0	1	1	2	1	3	2	3	1	0	0	1	0	0	0	0	0	0	0	0
2300	13	0	0	0	0	0	0	0	0	0	1	1	1	4	2	0	0	1	2	1	0	0	0	0	0	0	0	0	0
07-19	**803**	**0**	**0**	**2**	**2**	**9**	**9**	**12**	**10**	**13**	**31**	**58**	**71**	**120**	**117**	**120**	**76**	**76**	**43**	**23**	**8**	**0**	**1**	**1**	**0**	**0**	**0**	**0**	**1**
06-22	**945**	**0**	**0**	**2**	**2**	**9**	**9**	**14**	**10**	**15**	**36**	**67**	**78**	**139**	**146**	**147**	**92**	**85**	**47**	**30**	**13**	**0**	**2**	**1**	**0**	**0**	**0**	**0**	**1**
06-00	**974**	**0**	**0**	**2**	**2**	**10**	**9**	**14**	**10**	**15**	**38**	**69**	**81**	**144**	**151**	**149**	**95**	**87**	**49**	**31**	**14**	**0**	**2**	**1**	**0**	**0**	**0**	**0**	**1**
00-00	**989**	**0**	**0**	**2**	**2**	**11**	**9**	**14**	**10**	**16**	**39**	**69**	**84**	**146**	**154**	**150**	**96**	**88**	**49**	**31**	**14**	**1**	**2**	**1**	**0**	**0**	**0**	**0**	**1**

DRAFT

Site 25
Location L-8008-0, att t/pole, Lat 53.66649, Long -6.5480
Direction Two way

3279 / Meath/Cavan/Monaghan ATC's
October 2013
Automatic Traffic Count

Thu, 10 October 2013

Time	Total	Speed Bins (km/h)																												
		0 - 5	5 - 10	10 - 15	15 - 20	20 - 25	25 - 30	30 - 35	35 - 40	40 - 45	45 - 50	50 - 55	55 - 60	60 - 65	65 - 70	70 - 75	75 - 80	80 - 85	85 - 90	90 - 95	95 - 100	100 - 105	105 - 110	110 - 115	115 - 120	120 - 125	125 - 130	130 - 135	135 - 140
0000	6	0	0	0	0	0	0	0	0	1	0	0	1	2	0	1	0	1	0	0	0	0	0	0	0	0	0	0	0	0
0100	0	0	0	0	0	0	0	0	0	0	0	0	0	0	0	0	0	0	0	0	0	0	0	0	0	0	0	0	0	0
0200	0	0	0	0	0	0	0	0	0	0	0	0	0	0	0	0	0	0	0	0	0	0	0	0	0	0	0	0	0	0
0300	1	0	0	0	0	0	0	0	0	0	0	0	0	0	0	0	0	1	0	0	0	0	0	0	0	0	0	0	0	0
0400	0	0	0	0	0	0	0	0	0	0	0	0	0	0	0	0	0	0	0	0	0	0	0	0	0	0	0	0	0	0
0500	5	0	0	0	0	0	0	0	0	0	0	1	0	0	0	1	2	0	0	0	0	1	0	0	0	0	0	0	0	0
0600	10	0	0	0	0	0	0	0	0	0	0	0	0	0	1	2	1	2	0	1	0	0	2	1	0	0	0	0	0	0
0700	**87**	**0**	**0**	**0**	**1**	**0**	**0**	**0**	**3**	**0**	**2**	**1**	**11**	**8**	**10**	**12**	**12**	**13**	**6**	**4**	**2**	**2**	**0**	**0**	**0**	**0**	**0**	**0**	**0**	**0**
0800	62	0	0	0	0	2	1	2	0	0	0	4	5	6	5	10	13	8	3	3	0	0	0	0	0	0	0	0	0	0
0900	69	0	1	0	2	5	1	2	2	1	0	5	6	4	9	11	9	7	4	0	0	0	0	0	0	0	0	0	0	0
1000	36	0	0	0	0	0	0	1	0	1	0	4	6	2	4	9	4	1	2	2	0	0	0	0	0	0	0	0	0	0
1100	57	0	0	0	2	0	1	2	4	6	5	2	3	8	7	7	4	3	0	2	1	0	0	0	0	0	0	0	0	0
1200	56	0	0	0	1	1	0	3	1	2	3	4	4	5	9	10	6	4	3	0	0	0	0	0	0	0	0	0	0	0
1300	61	0	0	0	0	1	2	5	2	2	1	1	4	4	15	4	9	2	4	3	1	1	0	0	0	0	0	0	0	0
1400	52	0	0	0	0	0	3	2	1	1	1	5	6	8	12	5	2	1	2	1	1	1	0	0	0	0	0	0	0	0
1500	86	0	0	0	1	2	4	2	1	5	3	4	12	11	9	10	10	7	2	2	0	0	1	0	0	0	0	0	0	0
1600	90	0	0	1	0	0	5	1	2	2	3	10	12	9	10	15	6	10	0	4	0	0	0	0	0	0	0	0	0	0
1700	**113**	**0**	**0**	**0**	**0**	**0**	**1**	**3**	**1**	**3**	**4**	**3**	**16**	**14**	**12**	**18**	**18**	**12**	**3**	**4**	**1**	**0**	**0**	**0**	**0**	**0**	**0**	**0**	**0**	**0**
1800	63	0	0	0	0	0	3	0	1	0	1	1	12	7	11	14	4	6	0	2	1	0	0	0	0	0	0	0	0	0
1900	61	0	0	0	0	1	0	1	0	1	2	1	17	10	6	9	4	3	4	1	0	1	0	0	0	0	0	0	0	0
2000	33	0	0	0	0	0	0	0	0	3	0	2	3	5	6	6	0	2	3	2	0	1	0	0	0	0	0	0	0	0
2100	28	0	0	0	0	0	1	0	2	1	1	1	2	1	5	4	6	1	1	1	1	0	0	0	0	0	0	0	0	0
2200	19	0	0	0	0	0	0	0	0	0	0	1	2	2	3	4	7	0	0	0	0	0	0	0	0	0	0	0	0	0
2300	12	0	0	0	0	0	0	0	0	0	1	0	3	2	0	2	1	0	1	1	1	0	0	0	0	0	0	0	0	0
07-19	**832**	**0**	**1**	**1**	**7**	**11**	**21**	**23**	**18**	**23**	**23**	**44**	**97**	**86**	**113**	**125**	**97**	**74**	**29**	**27**	**7**	**4**	**1**	**0**	**0**	**0**	**0**	**0**	**0**	**0**
06-22	**964**	**0**	**1**	**1**	**7**	**12**	**22**	**24**	**20**	**28**	**26**	**48**	**119**	**102**	**131**	**146**	**108**	**82**	**37**	**32**	**8**	**6**	**3**	**1**	**0**	**0**	**0**	**0**	**0**	**0**
06-00	**995**	**0**	**1**	**1**	**7**	**12**	**22**	**24**	**20**	**28**	**27**	**49**	**124**	**106**	**134**	**152**	**116**	**82**	**38**	**33**	**9**	**6**	**3**	**1**	**0**	**0**	**0**	**0**	**0**	**0**
00-00	**1007**	**0**	**1**	**1**	**7**	**12**	**22**	**24**	**20**	**29**	**27**	**50**	**125**	**108**	**134**	**154**	**118**	**84**	**38**	**33**	**9**	**7**	**3**	**1**	**0**	**0**	**0**	**0**	**0**	**0**

DRAFT

Site 25
Location L-8008-0, att t/pole, Lat 53.66649, Long -6.5480
Direction Two way

3279 / Meath/Cavan/Monaghan ATC's
October 2013
Automatic Traffic Count

Fri, 11 October 2013

Time	Total	Speed Bins (km/h)																											
		0 - 5	5 - 10	10 - 15	15 - 20	20 - 25	25 - 30	30 - 35	35 - 40	40 - 45	45 - 50	50 - 55	55 - 60	60 - 65	65 - 70	70 - 75	75 - 80	80 - 85	85 - 90	90 - 95	95 - 100	100 - 105	105 - 110	110 - 115	115 - 120	120 - 125	125 - 130	130 - 135	135 - 140
0000	6	0	0	0	0	0	0	0	0	0	1	0	1	0	1	1	2	0	0	0	0	0	0	0	0	0	0	0	0
0100	1	0	0	0	0	0	0	0	0	0	0	0	0	0	0	0	0	1	0	0	0	0	0	0	0	0	0	0	0
0200	0	0	0	0	0	0	0	0	0	0	0	0	0	0	0	0	0	0	0	0	0	0	0	0	0	0	0	0	0
0300	0	0	0	0	0	0	0	0	0	0	0	0	0	0	0	0	0	0	0	0	0	0	0	0	0	0	0	0	0
0400	2	0	0	0	0	0	0	0	0	0	0	0	0	0	0	1	1	0	0	0	0	0	0	0	0	0	0	0	0
0500	3	0	0	0	0	0	0	0	0	0	0	0	0	0	1	1	0	0	0	0	1	0	0	0	0	0	0	0	0
0600	19	0	0	0	0	0	0	0	0	1	0	0	0	0	5	3	2	1	2	1	1	1	1	1	0	0	0	0	0
0700	**85**	**0**	**0**	**0**	**1**	**0**	**0**	**1**	**1**	**0**	**2**	**1**	**8**	**9**	**12**	**13**	**10**	**15**	**4**	**3**	**2**	**3**	**0**	**0**	**0**	**0**	**0**	**0**	**0**
0800	58	0	0	0	1	0	0	1	0	0	4	5	1	7	6	9	4	8	6	4	1	1	0	0	0	0	0	0	0
0900	79	0	0	0	0	1	2	2	0	1	2	9	7	13	12	10	9	4	3	2	1	0	0	0	0	0	1	0	0
1000	45	0	0	0	0	1	1	0	2	1	2	2	5	7	7	8	4	2	3	0	0	0	0	0	0	0	0	0	0
1100	37	0	0	0	0	0	2	0	0	0	2	2	4	5	8	6	1	3	2	1	0	0	1	0	0	0	0	0	0
1200	50	0	0	0	0	0	0	1	0	0	1	3	4	5	7	4	12	3	4	2	1	1	2	0	0	0	0	0	0
1300	69	0	0	0	0	0	1	4	1	0	3	3	4	7	9	14	12	6	4	1	0	0	0	0	0	0	0	0	0
1400	69	0	1	0	0	2	0	0	4	3	5	6	13	9	9	3	3	5	5	0	1	0	0	0	0	0	0	0	0
1500	72	0	0	0	0	1	2	1	2	1	3	5	3	8	8	13	13	6	3	2	0	0	0	1	0	0	0	0	0
1600	92	0	0	0	0	3	3	1	1	3	4	9	6	11	17	10	5	10	4	3	0	0	0	1	1	0	0	0	0
1700	**94**	**0**	**0**	**1**	**0**	**0**	**0**	**1**	**4**	**0**	**4**	**4**	**6**	**17**	**15**	**16**	**17**	**6**	**0**	**1**	**0**	**1**	**1**	**0**	**0**	**0**	**0**	**0**	**0**
1800	80	0	0	0	0	2	1	0	0	2	3	1	14	16	13	10	5	7	3	1	2	0	0	0	0	0	0	0	0
1900	52	0	0	0	2	0	2	1	3	1	1	2	8	6	5	4	7	5	3	1	0	0	1	0	0	0	0	0	0
2000	39	0	0	0	0	1	2	1	0	0	3	3	1	2	1	13	6	2	3	0	0	0	0	1	0	0	0	0	0
2100	19	0	0	0	0	0	0	0	0	0	1	1	1	3	4	2	4	1	1	0	1	0	0	0	0	0	0	0	0
2200	23	0	0	0	0	0	1	0	0	0	0	1	3	4	1	6	2	5	0	0	0	0	0	0	0	0	0	0	0
2300	14	0	0	0	0	0	0	0	0	0	1	1	2	0	2	3	3	0	1	0	0	0	0	0	0	0	1	0	0
07-19	**830**	**0**	**1**	**1**	**2**	**10**	**12**	**12**	**15**	**11**	**35**	**50**	**75**	**114**	**123**	**116**	**95**	**75**	**41**	**20**	**8**	**6**	**4**	**2**	**1**	**0**	**1**	**0**	**0**
06-22	**959**	**0**	**1**	**1**	**4**	**11**	**16**	**14**	**18**	**13**	**40**	**56**	**85**	**125**	**138**	**138**	**114**	**84**	**50**	**22**	**10**	**7**	**6**	**4**	**1**	**0**	**1**	**0**	**0**
06-00	**996**	**0**	**1**	**1**	**4**	**11**	**17**	**14**	**18**	**13**	**41**	**58**	**90**	**129**	**141**	**147**	**119**	**89**	**51**	**22**	**10**	**7**	**6**	**4**	**1**	**0**	**2**	**0**	**0**
00-00	**1008**	**0**	**1**	**1**	**4**	**11**	**17**	**14**	**18**	**13**	**42**	**58**	**91**	**129**	**143**	**150**	**122**	**90**	**51**	**22**	**11**	**7**	**6**	**4**	**1**	**0**	**2**	**0**	**0**

DRAFT

Site 25
Location L-8008-0, att t/pole, Lat 53.66649, Long -6.5480
Direction Two way

3279 / Meath/Cavan/Monaghan ATC's
October 2013
Automatic Traffic Count

Sat, 12 October 2013

Time	Total	Speed Bins (km/h)																												
		0 - 5	5 - 10	10 - 15	15 - 20	20 - 25	25 - 30	30 - 35	35 - 40	40 - 45	45 - 50	50 - 55	55 - 60	60 - 65	65 - 70	70 - 75	75 - 80	80 - 85	85 - 90	90 - 95	95 - 100	100 - 105	105 - 110	110 - 115	115 - 120	120 - 125	125 - 130	130 - 135	135 - 140
0000	6	0	0	0	0	0	0	0	0	1	0	0	0	2	0	1	0	2	0	0	0	0	0	0	0	0	0	0	0	0
0100	16	0	0	0	0	0	0	0	1	0	0	1	1	0	6	2	2	2	1	0	0	0	0	0	0	0	0	0	0	0
0200	3	0	0	0	0	0	0	0	0	0	0	0	0	0	0	0	0	0	2	1	0	0	0	0	0	0	0	0	0	0
0300	0	0	0	0	0	0	0	0	0	0	0	0	0	0	0	0	0	0	0	0	0	0	0	0	0	0	0	0	0	0
0400	1	0	0	0	0	0	0	0	0	0	0	0	0	0	0	0	1	0	0	0	0	0	0	0	0	0	0	0	0	0
0500	0	0	0	0	0	0	0	0	0	0	0	0	0	0	0	0	0	0	0	0	0	0	0	0	0	0	0	0	0	0
0600	8	0	0	0	0	0	0	0	0	0	0	0	0	0	2	3	2	1	0	0	0	0	0	0	0	0	0	0	0	0
0700	29	0	0	0	0	0	0	1	0	1	0	0	0	1	5	2	5	3	9	1	0	1	0	0	0	0	0	0	0	0
0800	30	0	0	0	0	0	0	0	1	0	1	1	1	4	4	3	2	4	5	0	2	1	0	0	0	0	1	0	0	0
0900	50	0	0	0	0	1	3	2	0	1	1	2	2	6	4	3	6	4	7	6	1	1	0	0	0	0	0	0	0	0
1000	64	0	1	0	0	1	3	2	1	1	2	3	9	8	9	5	5	7	3	3	0	0	1	0	0	0	0	0	0	0
1100	**81**	**0**	**0**	**0**	**0**	**11**	**2**	**0**	**1**	**0**	**2**	**6**	**4**	**12**	**9**	**10**	**14**	**3**	**4**	**2**	**1**	**0**	**0**	**0**	**0**	**0**	**0**	**0**	**0**	**0**
1200	**85**	**0**	**0**	**0**	**3**	**3**	**3**	**1**	**0**	**1**	**2**	**6**	**5**	**7**	**14**	**11**	**10**	**10**	**4**	**4**	**0**	**0**	**1**	**0**	**0**	**0**	**0**	**0**	**0**	**0**
1300	78	0	0	0	1	2	5	0	1	2	4	6	4	14	12	8	9	4	1	3	1	1	0	0	0	0	0	0	0	0
1400	68	0	0	0	2	0	2	1	2	4	1	4	6	8	10	10	6	3	3	6	0	0	0	0	0	0	0	0	0	0
1500	50	0	0	0	0	1	1	1	2	0	0	1	6	7	3	1	10	5	5	4	0	1	1	0	1	0	0	0	0	0
1600	59	0	0	1	0	2	4	1	1	2	2	5	8	9	6	8	8	0	0	1	1	0	0	0	0	0	0	0	0	0
1700	65	0	0	0	0	1	1	0	1	1	3	4	5	8	17	9	9	5	1	0	0	0	0	0	0	0	0	0	0	0
1800	55	0	0	0	0	0	1	2	1	0	0	6	6	4	8	8	9	7	2	1	0	0	0	0	0	0	0	0	0	0
1900	40	0	0	0	2	0	2	1	0	2	1	2	4	7	2	4	2	9	0	1	1	0	0	0	0	0	0	0	0	0
2000	24	0	0	0	0	0	1	1	1	0	0	0	2	2	4	5	3	1	0	2	0	0	2	0	0	0	0	0	0	0
2100	17	0	0	0	1	0	0	0	0	0	0	1	3	4	0	5	1	0	0	1	1	0	0	0	0	0	0	0	0	0
2200	11	0	0	0	0	0	0	0	0	0	0	2	2	5	2	0	0	0	0	0	0	0	0	0	0	0	0	0	0	0
2300	8	0	0	0	0	0	0	0	0	0	0	1	0	2	1	1	0	1	2	0	0	0	0	0	0	0	0	0	0	0
07-19	**714**	**0**	**1**	**1**	**6**	**22**	**25**	**11**	**11**	**13**	**18**	**44**	**56**	**88**	**101**	**78**	**93**	**55**	**44**	**31**	**6**	**5**	**3**	**0**	**1**	**0**	**1**	**0**	**0**
06-22	**803**	**0**	**1**	**1**	**9**	**22**	**28**	**13**	**12**	**15**	**19**	**47**	**65**	**101**	**109**	**95**	**101**	**66**	**44**	**35**	**8**	**5**	**5**	**0**	**1**	**0**	**1**	**0**	**0**
06-00	**822**	**0**	**1**	**1**	**9**	**22**	**28**	**13**	**12**	**15**	**19**	**50**	**67**	**108**	**112**	**96**	**101**	**67**	**46**	**35**	**8**	**5**	**5**	**0**	**1**	**0**	**1**	**0**	**0**
00-00	**848**	**0**	**1**	**1**	**9**	**22**	**28**	**13**	**13**	**16**	**19**	**51**	**68**	**110**	**118**	**99**	**104**	**71**	**49**	**36**	**8**	**5**	**5**	**0**	**1**	**0**	**1**	**0**	**0**

DRAFT

Site 25
Location L-8008-0, att t/pole, Lat 53.66649, Long -6.5480
Direction Two way

3279 / Meath/Cavan/Monaghan ATC's
October 2013
Automatic Traffic Count

Sun, 13 October 2013

Time	Total	Speed Bins (km/h)																												
		0 - 5	5 - 10	10 - 15	15 - 20	20 - 25	25 - 30	30 - 35	35 - 40	40 - 45	45 - 50	50 - 55	55 - 60	60 - 65	65 - 70	70 - 75	75 - 80	80 - 85	85 - 90	90 - 95	95 - 100	100 - 105	105 - 110	110 - 115	115 - 120	120 - 125	125 - 130	130 - 135	135 - 140
0000	5	0	0	0	0	0	0	0	0	0	0	0	1	1	0	1	1	1	0	0	0	0	0	0	0	0	0	0	0	0
0100	11	1	1	0	0	0	1	0	0	1	0	1	1	2	1	0	1	0	1	0	0	0	0	0	0	0	0	0	0	0
0200	3	0	0	0	0	0	0	0	0	0	0	0	0	3	0	0	0	0	0	0	0	0	0	0	0	0	0	0	0	0
0300	9	0	0	0	0	0	0	0	0	0	0	2	0	1	2	3	0	1	0	0	0	0	0	0	0	0	0	0	0	0
0400	0	0	0	0	0	0	0	0	0	0	0	0	0	0	0	0	0	0	0	0	0	0	0	0	0	0	0	0	0	0
0500	2	0	0	0	0	0	0	0	0	0	0	0	0	0	0	1	0	1	0	0	0	0	0	0	0	0	0	0	0	0
0600	2	0	0	0	0	0	0	0	0	0	0	0	0	0	0	1	0	0	1	0	0	0	0	0	0	0	0	0	0	0
0700	14	0	0	0	0	0	0	0	0	0	0	0	0	2	1	0	1	4	2	2	1	1	0	0	0	0	0	0	0	0
0800	8	0	0	0	0	0	1	0	0	0	0	0	0	1	1	1	2	0	0	1	1	0	0	0	0	0	0	0	0	0
0900	19	0	0	0	1	1	1	0	0	0	0	1	2	3	0	5	0	1	2	0	0	1	0	0	1	0	0	0	0	0
1000	22	0	0	0	0	0	0	0	0	0	0	2	3	2	2	2	5	5	1	0	0	0	0	0	0	0	0	0	0	0
1100	**39**	**0**	**1**	**0**	**1**	**0**	**0**	**1**	**1**	**2**	**4**	**3**	**4**	**2**	**4**	**4**	**5**	**3**	**1**	**3**	**0**	**0**	**0**	**0**	**0**	**0**	**0**	**0**	**0**	**0**
1200	**61**	**0**	**0**	**0**	**1**	**0**	**2**	**2**	**0**	**1**	**1**	**6**	**10**	**5**	**7**	**6**	**7**	**2**	**7**	**2**	**1**	**0**	**0**	**0**	**1**	**0**	**0**	**0**	**0**	**0**
1300	51	0	0	0	0	0	0	1	1	0	0	1	2	1	6	9	11	11	5	3	0	0	0	0	0	0	0	0	0	0
1400	45	0	0	0	0	1	0	1	2	1	2	0	1	3	11	8	6	6	2	0	0	0	0	1	0	0	0	0	0	0
1500	41	0	0	0	1	0	1	2	2	3	2	4	12	4	4	3	0	1	2	0	0	0	0	0	0	0	0	0	0	0
1600	56	0	0	0	0	0	2	3	2	4	3	8	2	11	5	9	2	2	2	1	0	0	0	0	0	0	0	0	0	0
1700	50	0	0	0	0	0	0	2	4	4	1	7	10	6	4	4	5	2	0	0	0	0	0	1	0	0	0	0	0	0
1800	45	0	0	1	0	0	1	0	1	3	2	1	8	8	6	5	3	4	0	0	0	1	0	1	0	0	0	0	0	0
1900	43	0	0	0	1	3	1	1	2	1	2	1	1	3	12	6	3	3	0	0	1	1	0	0	0	0	0	0	1	0
2000	25	0	0	0	0	1	0	0	0	0	1	4	2	2	6	2	4	2	0	0	0	0	1	0	0	0	0	0	0	0
2100	17	0	0	0	0	0	0	1	0	0	1	0	0	2	3	1	5	2	1	0	0	0	0	0	1	0	0	0	0	0
2200	8	0	0	0	0	0	0	0	0	0	1	0	0	0	0	5	0	0	1	0	1	0	0	0	0	0	0	0	0	0
2300	7	0	0	0	0	0	0	0	0	0	0	1	2	0	1	0	0	1	0	1	0	0	0	1	0	0	0	0	0	0
07-19	**451**	**0**	**1**	**1**	**4**	**2**	**8**	**12**	**13**	**18**	**15**	**33**	**54**	**48**	**51**	**56**	**47**	**41**	**24**	**12**	**3**	**3**	**0**	**3**	**2**	**0**	**0**	**0**	**0**	**0**
06-22	**538**	**0**	**1**	**1**	**5**	**6**	**9**	**14**	**15**	**19**	**19**	**38**	**57**	**55**	**72**	**66**	**59**	**48**	**26**	**12**	**4**	**4**	**1**	**3**	**3**	**0**	**0**	**1**	**0**	**0**
06-00	**553**	**0**	**1**	**1**	**5**	**6**	**9**	**14**	**15**	**19**	**20**	**39**	**59**	**55**	**73**	**71**	**59**	**49**	**27**	**13**	**5**	**4**	**1**	**4**	**3**	**0**	**0**	**1**	**0**	**0**
00-00	**583**	**1**	**2**	**1**	**5**	**6**	**10**	**14**	**15**	**20**	**20**	**42**	**61**	**62**	**76**	**76**	**61**	**52**	**28**	**13**	**5**	**4**	**1**	**4**	**3**	**0**	**0**	**1**	**0**	**0**

DRAFT

Site 25
Location L-8008-0, att t/pole, Lat 53.66649, Long -6.5480
Direction Two way

3279 / Meath/Cavan/Monaghan ATC's
October 2013
Automatic Traffic Count

Virtual Day (7)

Time	Total	Speed Bins (km/h)																											
		0 - 5	5 - 10	10 - 15	15 - 20	20 - 25	25 - 30	30 - 35	35 - 40	40 - 45	45 - 50	50 - 55	55 - 60	60 - 65	65 - 70	70 - 75	75 - 80	80 - 85	85 - 90	90 - 95	95 - 100	100 - 105	105 - 110	110 - 115	115 - 120	120 - 125	125 - 130	130 - 135	135 - 140
0000	7	0	0	0	0	0	0	0	0	1	0	0	1	1	1	1	1	1	1	0	0	0	0	0	0	0	0	0	0
0100	5	0	0	0	0	0	0	0	0	0	0	0	1	1	1	0	0	0	0	0	0	0	0	0	0	0	0	0	0
0200	1	0	0	0	0	0	0	0	0	0	0	0	0	1	0	0	0	0	0	0	0	0	0	0	0	0	0	0	0
0300	2	0	0	0	0	0	0	0	0	0	0	0	0	0	0	0	0	0	0	0	0	0	0	0	0	0	0	0	0
0400	1	0	0	0	0	0	0	0	0	0	0	0	0	0	0	0	1	0	0	0	0	0	0	0	0	0	0	0	0
0500	3	0	0	0	0	0	0	0	0	0	0	0	0	0	0	1	0	0	0	0	0	0	0	0	0	0	0	0	0
0600	10	0	0	0	0	0	0	0	0	0	0	0	0	1	2	2	1	1	1	1	0	0	1	0	0	0	0	0	0
0700	**70**	**0**	**0**	**0**	**0**	**0**	**0**	**1**	**1**	**0**	**1**	**1**	**5**	**8**	**10**	**11**	**9**	**11**	**6**	**2**	**1**	**1**	**0**	**0**	**0**	**0**	**0**	**0**	**0**
0800	49	0	0	0	0	1	1	1	1	1	2	3	4	6	6	6	6	5	4	2	1	0	0	0	0	0	0	0	0
0900	63	0	0	0	1	2	2	2	1	3	3	6	7	7	8	7	6	4	3	2	0	0	0	0	0	0	0	0	0
1000	43	0	0	0	0	1	1	2	1	1	2	4	5	5	6	6	3	3	2	1	0	0	0	0	0	0	0	0	0
1100	50	0	0	0	1	2	1	1	2	2	4	4	5	6	7	5	4	3	1	1	0	0	0	0	0	0	0	0	0
1200	63	0	0	0	1	1	2	1	1	2	3	5	6	7	8	8	7	5	4	2	1	0	0	0	0	0	0	0	0
1300	63	0	0	0	0	1	2	3	2	2	3	4	5	7	9	7	8	5	3	2	0	0	0	0	0	0	0	0	0
1400	58	0	0	0	1	0	2	1	3	3	2	5	6	8	8	6	4	3	3	2	1	0	0	0	0	0	0	0	0
1500	69	0	0	0	0	1	2	2	2	2	3	4	8	9	8	7	9	6	2	1	0	0	0	0	0	0	0	0	0
1600	82	0	0	1	0	1	2	1	1	2	3	8	8	11	12	13	8	5	3	2	0	0	0	0	0	0	0	0	0
1700	**83**	**0**	**0**	**0**	**0**	**0**	**1**	**1**	**2**	**2**	**3**	**5**	**8**	**12**	**13**	**13**	**11**	**6**	**2**	**2**	**0**	**0**	**0**	**0**	**0**	**0**	**0**	**0**	**0**
1800	72	0	0	0	0	1	1	1	1	1	3	3	8	11	12	12	8	7	3	1	1	0	0	0	0	0	0	0	0
1900	56	0	0	0	1	1	1	1	1	1	2	3	7	7	9	7	6	4	3	1	1	0	0	0	0	0	0	0	0
2000	31	0	0	0	0	0	0	0	0	1	1	2	2	3	5	5	3	2	2	1	1	0	0	0	0	0	0	0	0
2100	22	0	0	0	0	0	0	0	0	0	1	2	2	3	4	4	3	2	0	1	0	0	0	0	0	0	0	0	0
2200	18	0	0	0	0	0	0	0	0	0	1	1	2	3	2	3	3	1	1	0	0	0	0	0	0	0	0	0	0
2300	10	0	0	0	0	0	0	0	0	0	0	1	1	1	1	1	1	1	1	0	0	0	0	0	0	0	0	0	0
07-19	**765**	**0**	**1**	**2**	**5**	**10**	**16**	**16**	**16**	**19**	**32**	**53**	**74**	**97**	**108**	**102**	**83**	**62**	**35**	**20**	**7**	**3**	**2**	**1**	**1**	**0**	**0**	**0**	**0**
06-22	**885**	**0**	**1**	**2**	**6**	**11**	**18**	**17**	**17**	**21**	**37**	**59**	**86**	**110**	**128**	**121**	**96**	**70**	**41**	**24**	**9**	**4**	**3**	**2**	**1**	**0**	**0**	**0**	**0**
06-00	**913**	**0**	**1**	**2**	**6**	**12**	**18**	**18**	**17**	**22**	**38**	**60**	**89**	**115**	**132**	**125**	**100**	**72**	**42**	**24**	**10**	**4**	**3**	**2**	**1**	**0**	**0**	**0**	**0**
00-00	**931**	**0**	**1**	**2**	**6**	**12**	**18**	**18**	**18**	**22**	**38**	**61**	**91**	**117**	**134**	**127**	**103**	**74**	**44**	**24**	**10**	**5**	**3**	**2**	**1**	**0**	**0**	**0**	**0**

DRAFT

Site 25
Location L-8008-0, att t/pole, Lat 53.66649, Long -6.5480
Direction Two way

3279 / Meath/Cavan/Monaghan ATC's
October 2013
Automatic Traffic Count

Virtual Week (1)

Time	Total	Speed Bins (km/h)																												
		0 - 5	5 - 10	10 - 15	15 - 20	20 - 25	25 - 30	30 - 35	35 - 40	40 - 45	45 - 50	50 - 55	55 - 60	60 - 65	65 - 70	70 - 75	75 - 80	80 - 85	85 - 90	90 - 95	95 - 100	100 - 105	105 - 110	110 - 115	115 - 120	120 - 125	125 - 130	130 - 135	135 - 140
Mon	1016	0	2	4	8	17	23	19	19	25	52	76	95	135	162	133	98	71	39	15	15	5	1	2	0	0	0	0	0
Tue	1069	0	1	5	5	5	17	25	28	38	69	82	111	127	154	130	119	64	52	20	9	3	3	2	0	0	0	0	0
Wed	989	0	0	2	2	11	9	14	10	16	39	69	84	146	154	150	96	88	49	31	14	1	2	1	0	0	0	0	1
Thu	1007	0	1	1	7	12	22	24	20	29	27	50	125	108	134	154	118	84	38	33	9	7	3	1	0	0	0	0	0
Fri	1008	0	1	1	4	11	17	14	18	13	42	58	91	129	143	150	122	90	51	22	11	7	6	4	1	0	2	0	0
|Sat	848	0	1	1	9	22	28	13	13	16	19	51	68	110	118	99	104	71	49	36	8	5	5	0	1	0	1	0	0
|Sun	583	1	2	1	5	6	10	14	15	20	20	42	61	62	76	76	61	52	28	13	5	4	1	4	3	0	0	1	0
5 Day Ave.	**1018**	**0**	**1**	**3**	**5**	**11**	**18**	**19**	**19**	**24**	**46**	**67**	**101**	**129**	**149**	**143**	**111**	**79**	**46**	**24**	**12**	**5**	**3**	**2**	**0**	**0**	**0**	**0**	**0**
7 Day Ave.	**931**	**0**	**1**	**2**	**6**	**12**	**18**	**18**	**18**	**22**	**38**	**61**	**91**	**117**	**134**	**127**	**103**	**74**	**44**	**24**	**10**	**5**	**3**	**2**	**1**	**0**	**0**	**0**	**0**
--	**6520**	**1**	**8**	**15**	**40**	**84**	**126**	**123**	**123**	**157**	**268**	**428**	**635**	**817**	**941**	**892**	**718**	**520**	**306**	**170**	**71**	**32**	**21**	**14**	**5**	**0**	**3**	**1**	**1**

Summary Graphs

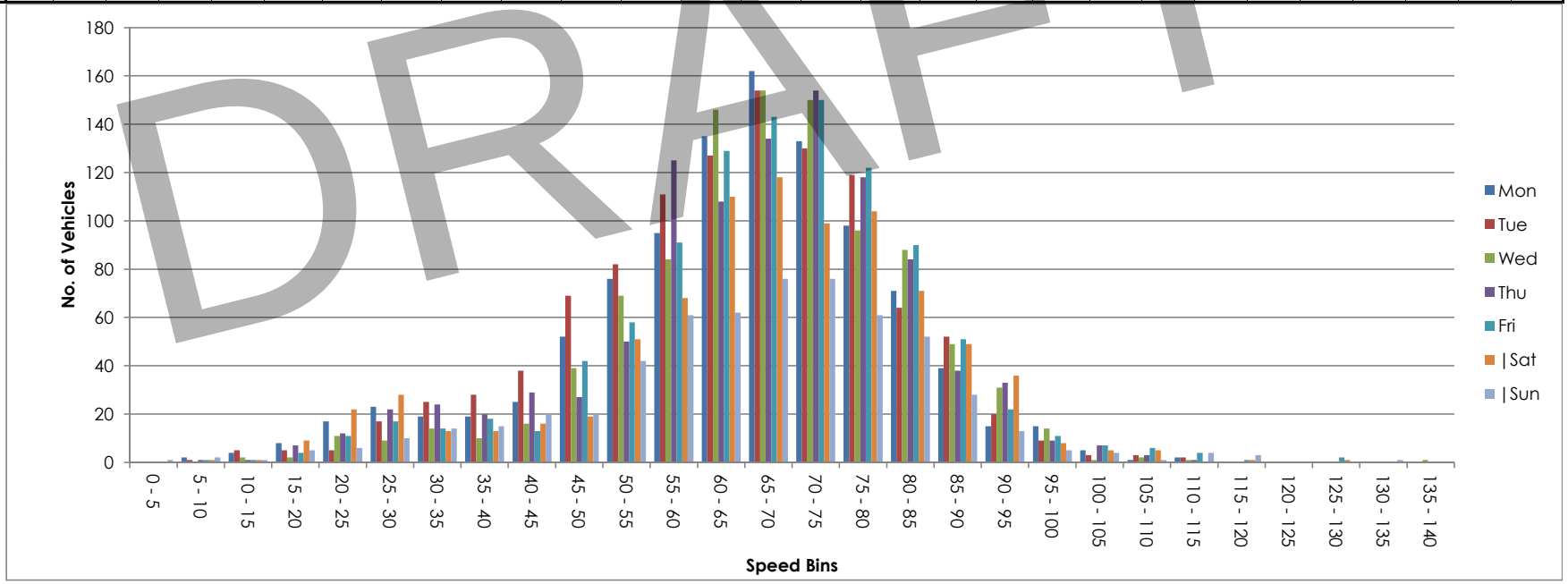

DRAFT



DRAFT

NDC NATIONWIDE DATA COLLECTION	**Site / Location:**	R147, att 80 kmh sign, Lat53.68216, Long -6.75974	**Project No:**	3279	**Photo No:**	3279-26	**Drawn By:** MOR
	Survey Date:	Wed, 16 October 2013 to Tue, 22 October 2013	**Project Name:**		Meath/Cavan/Monaghan ATC'S		
	Survey Times:	00:00 to 00(24):00	**Title:**		Site Photograph		

Site No.	Location.	Direction.	Speed Limit - PSL (km/h)	Start Date.	End Date.	Total Vehicles.	5 Day Ave.	7 Day Ave.	No. > Speed Limit.	%. > Speed Limit.	No. > Speed Limit1 (+5km/h).	%. > Speed Limit1 (+5km/h).	No. > Speed Limit1 (+10km/h).	%. > Speed Limit1 (+10km/h).	Mean Speed	85%ile Speed
26	R147, att 80 kmh sign, Lat53.68216, Long -6.75974	North	80	Wed, 16 October 2013	Tue, 22 October 2013	33703	5126	4815	6666	19.8	3278	9.7	1564	4.6	72.5	82.1
		South	80	Wed, 16 October 2013	Tue, 22 October 2013	33903	5129	4843	10735	31.7	5695	16.8	2972	8.8	75.8	85.7
		Two way	80	Wed, 16 October 2013	Tue, 22 October 2013	67606	10255	9658	17401	25.7	8973	13.3	4536	6.7	74.1	83.9

DRAFT

Site 26
Location R147, att 80 kmh sign, Lat53.68216, Long -6.75974
Direction North

3279 / Meath/Cavan/Monaghan ATC's
October 2013
Automatic Traffic Count

Wed, 16 October 2013

Time	Total	Classification												>PSL	>PSL%	>SL1	>SL1%	>SL2	>SL2%	Mean	Vpp
		1 MCL	2 SV	3 SVT	4 TB2	5 TB3	6 T4	7 ART3	8 ART4	9 ART5	10 ART6	11 BD	12 DRT	80	80	85 +5kph	85 +5kph	90 +10kph	90 +10kph		85
0000	17	0	14	1	2	0	0	0	0	0	0	0	0	8	47.1	4	23.5	1	5.9	74.2	85.7
0100	8	0	4	0	3	0	0	0	0	1	0	0	0	5	62.5	3	37.5	3	37.5	87	-
0200	7	0	5	0	1	0	0	0	0	1	0	0	0	5	71.4	3	42.9	3	42.9	87.9	-
0300	8	0	7	0	0	0	0	0	0	1	0	0	0	7	87.5	7	87.5	2	25	87.5	-
0400	25	0	14	0	9	0	0	0	1	0	1	0	0	13	52	11	44	9	36	84.4	100.8
0500	93	0	66	0	8	1	1	0	1	6	10	0	0	57	61.3	41	44.1	26	28	84	95.4
0600	230	0	192	1	21	4	0	0	3	4	5	0	0	102	44.3	59	25.7	35	15.2	79.2	90.4
0700	431	2	369	3	43	5	2	0	2	4	1	0	0	37	8.6	25	5.8	10	2.3	66.3	74.9
0800	**626**	**0**	**565**	**6**	**40**	**3**	**1**	**1**	**7**	**2**	**1**	**0**	**0**	**37**	**5.9**	**18**	**2.9**	**7**	**1.1**	**66**	**74.5**
0900	484	0	429	9	35	2	1	0	2	5	1	0	0	42	8.7	18	3.7	8	1.7	68.2	77
1000	331	0	294	2	27	1	0	0	1	3	3	0	0	32	9.7	13	3.9	1	0.3	69.3	77.8
1100	234	0	197	6	20	3	0	0	1	4	3	0	0	38	16.2	14	6	4	1.7	69.9	80.3
1200	269	0	226	0	34	3	2	0	0	0	4	0	0	54	20.1	19	7.1	7	2.6	72.5	81.7
1300	243	0	213	1	21	2	0	0	2	2	2	0	0	82	33.7	28	11.5	7	2.9	74.5	83.5
1400	295	1	261	2	25	1	1	0	2	1	1	0	0	68	23.1	33	11.2	14	4.7	73	83.2
1500	312	0	269	3	32	3	1	0	1	3	0	0	0	80	25.6	39	12.5	13	4.2	73.9	83.5
1600	306	1	260	6	29	4	0	0	1	5	0	0	0	60	19.6	25	8.2	14	4.6	73.4	81.4
1700	276	1	251	2	17	1	1	1	0	1	1	0	0	63	22.8	28	10.1	7	2.5	73.9	81.7
1800	255	1	229	4	17	1	0	0	0	2	1	0	0	62	24.3	25	9.8	12	4.7	74.5	83.2
1900	**519**	**0**	**496**	**3**	**17**	**1**	**0**	**0**	**1**	**0**	**1**	**0**	**0**	**34**	**6.6**	**16**	**3.1**	**10**	**1.9**	**68.7**	**75.6**
2000	107	0	98	1	4	2	0	0	0	2	0	0	0	26	24.3	10	9.3	6	5.6	72.7	82.8
2100	92	0	85	0	5	1	0	0	0	1	0	0	0	18	19.6	10	10.9	5	5.4	71	81
2200	44	0	38	1	4	1	0	0	0	0	0	0	0	18	40.9	9	20.5	7	15.9	77.4	89.6
2300	35	0	29	0	6	0	0	0	0	0	0	0	0	15	42.9	11	31.4	9	25.7	82.4	98.3
07-19	**4062**	**6**	**3563**	**44**	**340**	**29**	**9**	**2**	**19**	**32**	**18**	**0**	**0**	**655**	**16.1**	**285**	**7**	**104**	**2.6**	**70.5**	**80.3**
06-22	**5010**	**6**	**4434**	**49**	**387**	**37**	**9**	**2**	**23**	**39**	**24**	**0**	**0**	**835**	**16.7**	**380**	**7.6**	**160**	**3.2**	**70.7**	**80.6**
06-00	**5089**	**6**	**4501**	**50**	**397**	**38**	**9**	**2**	**23**	**39**	**24**	**0**	**0**	**868**	**17.1**	**400**	**7.9**	**176**	**3.5**	**70.9**	**81**
00-00	**5247**	**6**	**4611**	**51**	**420**	**39**	**10**	**2**	**25**	**48**	**35**	**0**	**0**	**963**	**18.4**	**469**	**8.9**	**220**	**4.2**	**71.3**	**81.4**

DRAFT

Site 26
Location R147, att 80 kmh sign, Lat53.68216, Long -6.75974
Direction North

3279 / Meath/Cavan/Monaghan ATC's
October 2013
Automatic Traffic Count

Thu, 17 October 2013

Time	Total	Classification												>PSL	>PSL%	>SL1	>SL1%	>SL2	>SL2%	Mean	Vpp
		1 MCL	2 SV	3 SVT	4 TB2	5 TB3	6 T4	7 ART3	8 ART4	9 ART5	10 ART6	11 BD	12 DRT	80	80	85 +5kph	85 +5kph	90 +10kph	90 +10kph		85
0000	21	0	19	0	2	0	0	0	0	0	0	0	0	7	33.3	5	23.8	2	9.5	74.7	85.3
0100	12	0	7	0	5	0	0	0	0	0	0	0	0	6	50	6	50	4	33.3	81	90.7
0200	7	0	3	0	2	0	0	0	1	1	0	0	0	4	57.1	1	14.3	0	0	79.3	-
0300	11	0	7	0	1	0	0	0	0	3	0	0	0	7	63.6	4	36.4	3	27.3	83.8	101.2
0400	39	0	26	0	9	0	0	0	2	1	0	1	0	24	61.5	17	43.6	13	33.3	85	99.7
0500	103	0	80	0	7	2	0	0	4	8	2	0	0	52	50.5	33	32	20	19.4	82.1	95.4
0600	241	1	192	0	26	5	0	0	5	9	3	0	0	109	45.2	75	31.1	39	16.2	79.7	90
0700	471	1	387	7	52	3	0	1	11	6	3	0	0	62	13.2	26	5.5	12	2.5	70.2	78.8
0800	**624**	**0**	**576**	**3**	**30**	**5**	**3**	**0**	**4**	**1**	**2**	**0**	**0**	**92**	**14.7**	**26**	**4.2**	**4**	**0.6**	**71.1**	**79.6**
0900	482	1	429	2	34	0	3	0	7	4	2	0	0	71	14.7	27	5.6	11	2.3	72	79.6
1000	315	1	277	3	19	2	2	1	3	6	1	0	0	50	15.9	21	6.7	11	3.5	71.9	80.3
1100	275	0	243	4	20	1	0	0	2	2	3	0	0	65	23.6	23	8.4	12	4.4	74.4	82.1
1200	264	0	213	7	30	2	3	0	3	5	1	0	0	57	21.6	31	11.7	19	7.2	73.1	81.7
1300	273	1	233	1	22	4	0	0	3	5	3	1	0	59	21.6	22	8.1	8	2.9	73.5	81.4
1400	259	1	225	2	23	2	2	0	2	1	1	0	0	66	25.5	33	12.7	17	6.6	72.3	83.9
1500	329	1	292	6	23	1	2	0	1	3	0	0	0	75	22.8	31	9.4	14	4.3	71.7	82.1
1600	**339**	**1**	**303**	**4**	**25**	**3**	**0**	**0**	**0**	**1**	**2**	**0**	**0**	**68**	**20.1**	**39**	**11.5**	**24**	**7.1**	**73.5**	**82.1**
1700	328	0	299	0	18	0	1	0	5	3	2	0	0	79	24.1	33	10.1	11	3.4	73.5	82.4
1800	256	2	230	4	14	1	1	0	1	2	1	0	0	55	21.5	26	10.2	12	4.7	73.9	83.9
1900	218	0	201	5	9	0	0	0	0	1	2	0	0	27	12.4	15	6.9	7	3.2	71	78.8
2000	142	0	133	0	8	0	0	1	0	0	0	0	0	22	15.5	11	7.7	7	4.9	72.3	80.3
2100	81	0	75	0	5	0	0	0	0	1	0	0	0	17	21	7	8.6	2	2.5	74	82.8
2200	60	0	52	0	6	2	0	0	0	0	0	0	0	18	30	10	16.7	5	8.3	75.3	85.3
2300	50	0	46	1	3	0	0	0	0	0	0	0	0	20	40	12	24	7	14	77	89.6
07-19	**4215**	**9**	**3707**	**43**	**310**	**24**	**17**	**2**	**42**	**39**	**21**	**1**	**0**	**799**	**19**	**338**	**8**	**155**	**3.7**	**72.3**	**81**
06-22	**4897**	**10**	**4308**	**48**	**358**	**29**	**17**	**3**	**47**	**50**	**26**	**1**	**0**	**974**	**19.9**	**446**	**9.1**	**210**	**4.3**	**72.7**	**81.7**
06-00	**5007**	**10**	**4406**	**49**	**367**	**31**	**17**	**3**	**47**	**50**	**26**	**1**	**0**	**1012**	**20.2**	**468**	**9.3**	**222**	**4.4**	**72.7**	**82.1**
00-00	**5200**	**10**	**4548**	**49**	**393**	**33**	**17**	**3**	**54**	**63**	**28**	**2**	**0**	**1112**	**21.4**	**534**	**10.3**	**264**	**5.1**	**73.1**	**82.4**

DRAFT

Site 26
Location R147, att 80 kmh sign, Lat53.68216, Long -6.75974
Direction North

3279 / Meath/Cavan/Monaghan ATC's
October 2013
Automatic Traffic Count

Fri, 18 October 2013

Time	Total	Classification												>PSL	>PSL%	>SL1	>SL1%	>SL2	>SL2%	Mean	Vpp
		1 MCL	2 SV	3 SVT	4 TB2	5 TB3	6 T4	7 ART3	8 ART4	9 ART5	10 ART6	11 BD	12 DRT	80	80	85 +5kph	85 +5kph	90 +10kph	90 +10kph		85
0000	24	0	21	0	3	0	0	0	0	0	0	0	0	9	37.5	6	25	4	16.7	77.1	85.3
0100	12	0	10	0	2	0	0	0	0	0	0	0	0	6	50	5	41.7	2	16.7	82.6	87.1
0200	11	0	9	0	1	0	0	0	1	0	0	0	0	4	36.4	2	18.2	0	0	77.7	81.7
0300	20	0	18	0	0	0	0	0	0	2	0	0	0	10	50	6	30	5	25	80.8	92.5
0400	31	0	19	0	7	1	0	0	1	2	1	0	0	19	61.3	16	51.6	9	29	83.7	96.5
0500	99	1	70	0	12	2	0	0	3	4	7	0	0	57	57.6	30	30.3	19	19.2	81.6	91.1
0600	207	0	170	1	23	4	0	2	2	3	2	0	0	96	46.4	67	32.4	35	16.9	79.9	90.4
0700	405	2	349	4	36	3	0	0	5	3	3	0	0	53	13.1	30	7.4	13	3.2	70.1	78.8
0800	**617**	**0**	**569**	**4**	**32**	**2**	**3**	**0**	**3**	**2**	**2**	**0**	**0**	**79**	**12.8**	**26**	**4.2**	**11**	**1.8**	**70.4**	**78.1**
0900	466	0	411	4	39	3	3	0	1	3	2	0	0	56	12	23	4.9	7	1.5	70.1	78.5
1000	324	0	281	6	31	2	0	0	1	1	2	0	0	44	13.6	18	5.6	9	2.8	71.1	79.2
1100	299	0	257	6	23	1	1	1	3	6	1	0	0	30	10	12	4	1	0.3	69.6	77
1200	294	0	265	2	19	1	1	0	4	2	0	0	0	39	13.3	15	5.1	8	2.7	70.6	78.5
1300	286	0	250	4	26	3	1	0	0	1	1	0	0	44	15.4	13	4.5	5	1.7	71.6	79.9
1400	340	2	299	1	31	0	1	0	0	3	2	0	1	43	12.6	22	6.5	10	2.9	70	77.8
1500	**372**	**0**	**344**	**1**	**18**	**2**	**0**	**1**	**2**	**3**	**1**	**0**	**0**	**58**	**15.6**	**24**	**6.5**	**7**	**1.9**	**71.2**	**80.3**
1600	352	1	311	4	26	1	4	0	3	1	1	0	0	41	11.6	15	4.3	6	1.7	71.3	77.8
1700	301	0	282	3	11	1	0	0	0	3	1	0	0	36	12	13	4.3	6	2	70.4	78.8
1800	258	0	245	0	9	1	1	0	0	0	1	1	0	41	15.9	17	6.6	2	0.8	71.4	80.6
1900	247	0	234	0	8	0	0	0	1	4	0	0	0	32	13	12	4.9	6	2.4	69.9	78.8
2000	157	0	145	0	10	2	0	0	0	0	0	0	0	16	10.2	8	5.1	3	1.9	69.7	78.5
2100	84	0	73	3	6	1	0	0	1	0	0	0	0	20	23.8	10	11.9	5	6	73.1	82.1
2200	68	0	59	1	6	0	0	0	2	0	0	0	0	13	19.1	8	11.8	3	4.4	73	83.2
2300	42	0	37	0	2	1	0	0	0	2	0	0	0	16	38.1	8	19	2	4.8	77.5	86
07-19	**4314**	**5**	**3863**	**39**	**301**	**20**	**15**	**2**	**22**	**28**	**17**	**1**	**1**	**564**	**13.1**	**228**	**5.3**	**85**	**2**	**70.6**	**78.8**
06-22	**5009**	**5**	**4485**	**43**	**348**	**27**	**15**	**4**	**26**	**35**	**19**	**1**	**1**	**728**	**14.5**	**325**	**6.5**	**134**	**2.7**	**71**	**79.6**
06-00	**5119**	**5**	**4581**	**44**	**356**	**28**	**15**	**4**	**28**	**37**	**19**	**1**	**1**	**757**	**14.8**	**341**	**6.7**	**139**	**2.7**	**71**	**79.6**
00-00	**5316**	**6**	**4728**	**44**	**381**	**31**	**15**	**4**	**33**	**45**	**27**	**1**	**1**	**862**	**16.2**	**406**	**7.6**	**178**	**3.3**	**71.4**	**80.6**

DRAFT

Site 26
Location R147, att 80 kmh sign, Lat53.68216, Long -6.75974
Direction North

3279 / Meath/Cavan/Monaghan ATC's
October 2013
Automatic Traffic Count

Sat, 19 October 2013

Time	Total	Classification												>PSL	>PSL%	>SL1	>SL1%	>SL2	>SL2%	Mean	Vpp
		1 MCL	2 SV	3 SVT	4 TB2	5 TB3	6 T4	7 ART3	8 ART4	9 ART5	10 ART6	11 BD	12 DRT	80	80	85 +5kph	85 +5kph	90 +10kph	90 +10kph		85
0000	41	0	36	1	3	0	0	0	0	1	0	0	0	13	31.7	12	29.3	7	17.1	76.2	90.4
0100	32	0	26	0	4	0	0	0	0	2	0	0	0	14	43.8	9	28.1	5	15.6	78.1	88.2
0200	12	0	10	0	1	0	0	0	0	1	0	0	0	4	33.3	2	16.7	2	16.7	80	84.6
0300	19	0	18	0	0	1	0	0	0	0	0	0	0	13	68.4	9	47.4	5	26.3	84.8	93.6
0400	20	0	15	0	4	0	0	0	1	0	0	0	0	9	45	9	45	6	30	82.6	101.2
0500	36	0	34	0	2	0	0	0	0	0	0	0	0	18	50	12	33.3	10	27.8	81.1	95
0600	78	0	66	0	5	2	0	0	2	1	2	0	0	39	50	21	26.9	13	16.7	79.3	90
0700	135	0	117	0	10	2	0	1	3	1	1	0	0	48	35.6	29	21.5	17	12.6	76.6	86.8
0800	202	0	173	4	20	1	0	0	4	0	0	0	0	87	43.1	59	29.2	25	12.4	79.6	88.6
0900	253	0	231	3	15	3	0	0	0	0	1	0	0	88	34.8	51	20.2	34	13.4	77.3	88.2
1000	331	1	302	5	18	3	0	0	0	1	1	0	0	99	29.9	40	12.1	17	5.1	75.8	83.5
1100	**363**	**0**	**331**	**6**	**20**	**3**	**1**	**0**	**0**	**2**	**0**	**0**	**0**	**80**	**22**	**44**	**12.1**	**20**	**5.5**	**71.8**	**82.8**
1200	407	0	381	8	11	1	1	1	2	2	0	0	0	51	12.5	25	6.1	7	1.7	71.6	78.8
1300	395	1	371	6	12	1	2	0	0	2	0	0	0	58	14.7	28	7.1	10	2.5	71.4	79.6
1400	**411**	**1**	**384**	**6**	**15**	**3**	**0**	**0**	**1**	**0**	**1**	**0**	**0**	**67**	**16.3**	**30**	**7.3**	**10**	**2.4**	**72.1**	**79.9**
1500	346	1	335	2	6	1	0	0	0	1	0	0	0	52	15	21	6.1	12	3.5	74.1	79.9
1600	295	0	283	2	8	2	0	0	0	0	0	0	0	40	13.6	12	4.1	3	1	72.5	79.6
1700	226	0	212	0	8	3	0	0	2	1	0	0	0	50	22.1	22	9.7	8	3.5	74.1	82.4
1800	206	0	198	0	6	1	0	1	0	0	0	0	0	46	22.3	28	13.6	14	6.8	73.7	83.5
1900	187	0	175	1	10	1	0	0	0	0	0	0	0	26	13.9	15	8	7	3.7	71.9	79.6
2000	128	1	119	1	6	1	0	0	0	0	0	0	0	35	27.3	17	13.3	10	7.8	74.2	82.8
2100	102	0	96	0	5	1	0	0	0	0	0	0	0	23	22.5	12	11.8	5	4.9	73.8	82.4
2200	107	0	102	0	5	0	0	0	0	0	0	0	0	28	26.2	14	13.1	5	4.7	73.8	84.2
2300	73	0	71	0	2	0	0	0	0	0	0	0	0	19	26	11	15.1	5	6.8	74.5	84.6
07-19	**3570**	**4**	**3318**	**42**	**149**	**24**	**4**	**3**	**12**	**10**	**4**	**0**	**0**	**766**	**21.5**	**389**	**10.9**	**177**	**5**	**73.7**	**82.4**
06-22	**4065**	**5**	**3774**	**44**	**175**	**29**	**4**	**3**	**14**	**11**	**6**	**0**	**0**	**889**	**21.9**	**454**	**11.2**	**212**	**5.2**	**73.7**	**82.4**
06-00	**4245**	**5**	**3947**	**44**	**182**	**29**	**4**	**3**	**14**	**11**	**6**	**0**	**0**	**936**	**22**	**479**	**11.3**	**222**	**5.2**	**73.7**	**82.8**
00-00	**4405**	**5**	**4086**	**45**	**196**	**30**	**4**	**3**	**15**	**15**	**6**	**0**	**0**	**1007**	**22.9**	**532**	**12.1**	**257**	**5.8**	**74**	**83.2**

DRAFT

Site 26
Location R147, att 80 kmh sign, Lat53.68216, Long -6.75974
Direction North

3279 / Meath/Cavan/Monaghan ATC's
October 2013
Automatic Traffic Count

Sun, 20 October 2013

Time	Total	Classification												>PSL	>PSL%	>SL1	>SL1%	>SL2	>SL2%	Mean	Vpp
		1 MCL	2 SV	3 SVT	4 TB2	5 TB3	6 T4	7 ART3	8 ART4	9 ART5	10 ART6	11 BD	12 DRT	80	80	85 +5kph	85 +5kph	90 +10kph	90 +10kph		85
0000	41	0	40	0	1	0	0	0	0	0	0	0	0	10	24.4	3	7.3	2	4.9	74.1	81
0100	32	0	28	0	3	0	0	0	0	1	0	0	0	11	34.4	4	12.5	2	6.3	76	84.2
0200	37	0	34	0	3	0	0	0	0	0	0	0	0	7	18.9	6	16.2	6	16.2	74.8	80.3
0300	32	0	25	0	6	1	0	0	0	0	0	0	0	22	68.8	13	40.6	7	21.9	83.8	91.1
0400	27	0	23	0	4	0	0	0	0	0	0	0	0	12	44.4	7	25.9	5	18.5	78.6	90
0500	19	0	17	0	2	0	0	0	0	0	0	0	0	12	63.2	8	42.1	7	36.8	84.3	93.6
0600	33	1	30	0	2	0	0	0	0	0	0	0	0	20	60.6	9	27.3	7	21.2	80.2	91.1
0700	83	0	72	3	7	1	0	0	0	0	0	0	0	42	50.6	24	28.9	14	16.9	78.6	91.1
0800	60	0	54	1	3	0	0	0	2	0	0	0	0	36	60	28	46.7	8	13.3	81.5	89.6
0900	107	1	94	1	7	2	0	0	2	0	0	0	0	47	43.9	28	26.2	11	10.3	77.1	88.6
1000	158	0	149	0	8	1	0	0	0	0	0	0	0	47	29.7	24	15.2	13	8.2	76.3	84.6
1100	**219**	**0**	**210**	**1**	**5**	**1**	**0**	**0**	**1**	**1**	**0**	**0**	**0**	**56**	**25.6**	**29**	**13.2**	**11**	**5**	**75.2**	**83.5**
1200	386	0	374	5	5	2	0	0	0	0	0	0	0	67	17.4	34	8.8	13	3.4	71.9	81
1300	**505**	**3**	**485**	**6**	**9**	**2**	**0**	**0**	**0**	**0**	**0**	**0**	**0**	**70**	**13.9**	**29**	**5.7**	**15**	**3**	**71.5**	**79.2**
1400	383	1	375	0	5	2	0	0	0	0	0	0	0	77	20.1	27	7	12	3.1	74	81.4
1500	329	4	307	6	9	2	0	0	0	1	0	0	0	70	21.3	29	8.8	13	4	73.3	81.7
1600	241	0	236	0	2	2	0	0	0	1	0	0	0	65	27	35	14.5	18	7.5	75	84.6
1700	227	0	215	6	3	1	0	0	1	0	1	0	0	72	31.7	35	15.4	19	8.4	76.1	85
1800	240	0	228	3	6	1	0	0	1	1	0	0	0	51	21.3	29	12.1	7	2.9	73.4	83.2
1900	178	0	166	5	4	2	0	0	1	0	0	0	0	27	15.2	10	5.6	5	2.8	72.1	79.6
2000	145	0	131	1	12	1	0	0	0	0	0	0	0	27	18.6	15	10.3	4	2.8	72.9	81.4
2100	82	0	76	0	4	2	0	0	0	0	0	0	0	24	29.3	10	12.2	8	9.8	74.1	82.8
2200	67	0	63	0	4	0	0	0	0	0	0	0	0	13	19.4	10	14.9	6	9	72.5	84.2
2300	36	0	33	0	3	0	0	0	0	0	0	0	0	22	61.1	16	44.4	12	33.3	81.5	95.4
07-19	**2938**	**9**	**2799**	**32**	**69**	**17**	**0**	**0**	**7**	**4**	**1**	**0**	**0**	**700**	**23.8**	**351**	**11.9**	**154**	**5.2**	**74**	**83.5**
06-22	**3376**	**10**	**3202**	**38**	**91**	**22**	**0**	**0**	**8**	**4**	**1**	**0**	**0**	**798**	**23.6**	**395**	**11.7**	**178**	**5.3**	**73.9**	**83.2**
06-00	**3479**	**10**	**3298**	**38**	**98**	**22**	**0**	**0**	**8**	**4**	**1**	**0**	**0**	**833**	**23.9**	**421**	**12.1**	**196**	**5.6**	**74**	**83.5**
00-00	**3667**	**10**	**3465**	**38**	**117**	**23**	**0**	**0**	**8**	**5**	**1**	**0**	**0**	**907**	**24.7**	**462**	**12.6**	**225**	**6.1**	**74.2**	**83.9**

DRAFT

Site 26
Location R147, att 80 kmh sign, Lat53.68216, Long -6.75974
Direction North

3279 / Meath/Cavan/Monaghan ATC's
October 2013
Automatic Traffic Count

Mon, 21 October 2013

Time	Total	Classification												>PSL	>PSL%	>SL1	>SL1%	>SL2	>SL2%	Mean	Vpp
		1 MCL	2 SV	3 SVT	4 TB2	5 TB3	6 T4	7 ART3	8 ART4	9 ART5	10 ART6	11 BD	12 DRT	80	80	85 +5kph	85 +5kph	90 +10kph	90 +10kph		85
0000	18	0	17	0	1	0	0	0	0	0	0	0	0	6	33.3	5	27.8	3	16.7	76.7	86.8
0100	16	0	13	0	3	0	0	0	0	0	0	0	0	10	62.5	4	25	3	18.8	80.8	93.6
0200	13	0	10	0	2	0	0	0	1	0	0	0	0	8	61.5	3	23.1	2	15.4	81.5	85.7
0300	14	0	7	1	3	0	0	0	1	2	0	0	0	6	42.9	6	42.9	2	14.3	75.1	87.8
0400	27	0	19	0	5	0	0	0	3	0	0	0	0	13	48.1	9	33.3	6	22.2	81	92.2
0500	78	0	58	0	5	1	0	0	4	6	4	0	0	48	61.5	37	47.4	22	28.2	84.8	95.4
0600	227	0	183	1	22	4	0	0	6	8	3	0	0	116	51.1	71	31.3	45	19.8	81	91.4
0700	395	1	336	3	40	5	0	0	4	6	0	0	0	52	13.2	21	5.3	8	2	69.3	78.8
0800	**598**	**0**	**550**	**6**	**29**	**2**	**2**	**1**	**6**	**1**	**1**	**0**	**0**	**73**	**12.2**	**24**	**4**	**11**	**1.8**	**70.8**	**78.5**
0900	437	1	377	7	36	1	3	0	3	6	3	0	0	61	14	31	7.1	11	2.5	70.6	79.6
1000	306	0	254	2	37	2	0	0	2	5	3	0	1	42	13.7	19	6.2	7	2.3	72.1	79.6
1100	303	0	263	4	25	3	2	0	3	2	1	0	0	48	15.8	15	5	5	1.7	72.4	80.3
1200	255	0	223	2	22	2	1	0	2	2	1	0	0	48	18.8	20	7.8	9	3.5	72.7	81.4
1300	278	0	233	3	28	2	0	0	4	4	4	0	0	31	11.2	13	4.7	6	2.2	70.5	78.5
1400	**328**	**2**	**278**	**10**	**30**	**2**	**1**	**0**	**2**	**1**	**1**	**0**	**1**	**41**	**12.5**	**13**	**4**	**5**	**1.5**	**72.1**	**79.2**
1500	326	1	293	10	18	1	0	0	0	1	2	0	0	51	15.6	15	4.6	10	3.1	71.8	79.9
1600	321	0	281	4	24	2	1	0	2	5	1	0	1	61	19	31	9.7	11	3.4	72	81
1700	291	0	259	4	22	1	0	0	1	3	1	0	0	66	22.7	24	8.2	6	2.1	73.9	82.1
1800	209	0	187	0	16	0	1	0	2	0	3	0	0	33	15.8	18	8.6	3	1.4	70.6	80.3
1900	200	0	182	5	10	2	0	0	1	0	0	0	0	26	13	10	5	3	1.5	68.6	78.5
2000	115	0	102	0	11	1	0	0	0	1	0	0	0	17	14.8	7	6.1	5	4.3	71.7	79.6
2100	78	0	68	1	6	2	0	0	0	1	0	0	0	17	21.8	8	10.3	3	3.8	71.6	81
2200	55	0	47	0	4	2	0	0	1	1	0	0	0	13	23.6	8	14.5	5	9.1	70.8	84.6
2300	35	0	30	0	5	0	0	0	0	0	0	0	0	7	20	6	17.1	4	11.4	72.5	88.6
07-19	**4047**	**5**	**3534**	**55**	**327**	**23**	**11**	**1**	**31**	**36**	**21**	**0**	**3**	**607**	**15**	**244**	**6**	**92**	**2.3**	**71.4**	**79.9**
06-22	**4667**	**5**	**4069**	**62**	**376**	**32**	**11**	**1**	**38**	**46**	**24**	**0**	**3**	**783**	**16.8**	**340**	**7.3**	**148**	**3.2**	**71.8**	**80.6**
06-00	**4757**	**5**	**4146**	**62**	**385**	**34**	**11**	**1**	**39**	**47**	**24**	**0**	**3**	**803**	**16.9**	**354**	**7.4**	**157**	**3.3**	**71.8**	**80.6**
00-00	**4923**	**5**	**4270**	**63**	**404**	**35**	**11**	**1**	**48**	**55**	**28**	**0**	**3**	**894**	**18.2**	**418**	**8.5**	**195**	**4**	**72.1**	**81**

DRAFT

Site 26
Location R147, att 80 kmh sign, Lat53.68216, Long -6.75974
Direction North

3279 / Meath/Cavan/Monaghan ATC's
October 2013
Automatic Traffic Count

Tue, 22 October 2013

Time	Total	Classification												>PSL	>PSL%	>SL1	>SL1%	>SL2	>SL2%	Mean	Vpp
		1 MCL	2 SV	3 SVT	4 TB2	5 TB3	6 T4	7 ART3	8 ART4	9 ART5	10 ART6	11 BD	12 DRT	80	80	85 +5kph	85 +5kph	90 +10kph	90 +10kph		85
0000	14	0	13	0	1	0	0	0	0	0	0	0	0	6	42.9	1	7.1	0	0	74.2	82.8
0100	10	0	8	0	2	0	0	0	0	0	0	0	0	5	50	4	40	2	20	80.8	-
0200	5	0	3	0	1	0	0	0	1	0	0	0	0	2	40	1	20	0	0	76.8	-
0300	15	0	10	0	2	0	0	0	1	2	0	0	0	6	40	5	33.3	3	20	74.7	91.8
0400	26	0	17	0	4	0	0	0	2	3	0	0	0	21	80.8	17	65.4	11	42.3	89.5	103
0500	95	0	77	0	8	1	0	0	1	2	6	0	0	53	55.8	36	37.9	26	27.4	82.7	94.7
0600	256	1	199	0	25	4	0	0	12	7	8	0	0	102	39.8	69	27	37	14.5	78.7	89.6
0700	416	1	356	1	46	4	0	0	2	5	0	0	1	42	10.1	21	5	13	3.1	68.2	77
0800	**598**	**0**	**524**	**10**	**51**	**3**	**1**	**1**	**1**	**3**	**3**	**1**	**0**	**60**	**10**	**22**	**3.7**	**5**	**0.8**	**69.5**	**77.8**
0900	430	0	379	5	38	1	1	0	2	3	1	0	0	77	17.9	46	10.7	22	5.1	71.5	81
1000	297	1	246	7	33	1	2	0	2	4	1	0	0	38	12.8	16	5.4	7	2.4	72.8	78.8
1100	254	1	220	4	18	1	2	0	2	3	3	0	0	55	21.7	21	8.3	11	4.3	73.5	82.1
1200	260	1	212	4	27	2	0	1	4	6	3	0	0	66	25.4	34	13.1	14	5.4	74.8	84.6
1300	262	3	225	3	21	3	0	0	3	3	1	0	0	66	25.2	29	11.1	10	3.8	74.3	83.2
1400	**331**	**1**	**293**	**5**	**25**	**0**	**2**	**0**	**0**	**0**	**5**	**0**	**0**	**46**	**13.9**	**27**	**8.2**	**10**	**3**	**70.1**	**79.6**
1500	290	1	245	9	23	2	3	1	2	1	3	0	0	48	16.6	24	8.3	10	3.4	71.6	80.3
1600	324	1	287	8	22	1	0	0	2	2	0	0	1	51	15.7	14	4.3	4	1.2	70.8	80.3
1700	293	0	250	10	27	1	1	0	2	1	1	0	0	43	14.7	20	6.8	14	4.8	71.4	79.6
1800	241	1	218	0	14	1	0	0	4	0	2	1	0	41	17	10	4.1	3	1.2	71.5	80.3
1900	203	0	191	2	8	0	0	0	1	0	1	0	0	21	10.3	7	3.4	2	1	69.5	77.4
2000	132	0	115	4	9	1	0	0	2	1	0	0	0	26	19.7	10	7.6	7	5.3	73	81.7
2100	84	0	71	4	5	1	0	0	0	3	0	0	0	16	19	7	8.3	4	4.8	70.6	81
2200	74	0	64	3	4	1	0	0	1	0	1	0	0	22	29.7	11	14.9	7	9.5	73.1	84.6
2300	35	0	28	2	4	0	0	0	0	1	0	0	0	8	22.9	5	14.3	3	8.6	73.9	82.8
07-19	**3996**	**11**	**3455**	**66**	**345**	**20**	**12**	**3**	**26**	**31**	**23**	**2**	**2**	**633**	**15.8**	**284**	**7.1**	**123**	**3.1**	**71.3**	**80.3**
06-22	**4671**	**12**	**4031**	**76**	**392**	**26**	**12**	**3**	**41**	**42**	**32**	**2**	**2**	**798**	**17.1**	**377**	**8.1**	**173**	**3.7**	**71.7**	**80.6**
06-00	**4780**	**12**	**4123**	**81**	**400**	**27**	**12**	**3**	**42**	**43**	**33**	**2**	**2**	**828**	**17.3**	**393**	**8.2**	**183**	**3.8**	**71.7**	**80.6**
00-00	**4945**	**12**	**4251**	**81**	**418**	**28**	**12**	**3**	**47**	**50**	**39**	**2**	**2**	**921**	**18.6**	**457**	**9.2**	**225**	**4.6**	**72.1**	**81.4**

DRAFT

Site 26
Location R147, att 80 kmh sign, Lat53.68216, Long -6.75974
Direction North

3279 / Meath/Cavan/Monaghan ATC's
October 2013
Automatic Traffic Count

Virtual Day (7)

Time	Total	Classification												>PSL	>PSL%	>SL1	>SL1%	>SL2	>SL2%	Mean	Vpp
		1 MCL	2 SV	3 SVT	4 TB2	5 TB3	6 T4	7 ART3	8 ART4	9 ART5	10 ART6	11 BD	12 DRT	80	80	85 +5kph	85 +5kph	90 +10kph	90 +10kph		85
0000	25	0	23	0	2	0	0	0	0	0	0	0	0	8	33.5	5	20.5	3	10.8	75.4	86.8
0100	17	0	14	0	3	0	0	0	0	1	0	0	0	8	46.7	5	28.7	3	17.2	79.4	90
0200	13	0	11	0	2	0	0	0	1	0	0	0	0	5	37	3	19.6	2	14.1	78.2	88.6
0300	17	0	13	0	2	0	0	0	0	1	0	0	0	10	59.7	7	42	4	22.7	81.5	92.9
0400	28	0	19	0	6	0	0	0	1	1	0	0	0	16	56.9	12	44.1	8	30.3	83.6	99.7
0500	75	0	57	0	6	1	0	0	2	4	4	0	0	42	56.8	28	37.7	19	24.9	82.9	95
0600	182	0	147	0	18	3	0	0	4	5	3	0	0	83	45.9	53	29.2	30	16.6	79.7	90.4
0700	334	1	284	3	33	3	0	0	4	4	1	0	0	48	14.4	25	7.5	12	3.7	69.6	79.6
0800	**475**	**0**	**430**	**5**	**29**	**2**	**1**	**0**	**4**	**1**	**1**	**0**	**0**	**66**	**14**	**29**	**6.1**	**10**	**2.1**	**70.4**	**79.2**
0900	380	0	336	4	29	2	2	0	2	3	1	0	0	63	16.6	32	8.4	15	3.9	71.4	80.6
1000	295	0	258	4	25	2	1	0	1	3	2	0	0	50	17.1	22	7.3	9	3.2	72.5	80.6
1100	278	0	246	4	19	2	1	0	2	3	2	0	0	53	19.1	23	8.1	9	3.3	72.3	81.4
1200	305	0	271	4	21	2	1	0	2	2	1	0	0	55	17.9	25	8.3	11	3.6	72.3	81
1300	320	1	287	3	20	2	0	0	2	2	2	0	0	59	18.3	23	7.2	9	2.7	72.3	81.4
1400	**335**	**1**	**302**	**4**	**22**	**1**	**1**	**0**	**1**	**1**	**2**	**0**	**0**	**58**	**17.4**	**26**	**7.9**	**11**	**3.3**	**72**	**80.6**
1500	329	1	298	5	18	2	1	0	1	2	1	0	0	62	18.8	26	7.9	11	3.4	72.5	81
1600	311	1	280	4	19	2	1	0	1	2	1	0	0	55	17.7	24	7.9	11	3.7	72.5	81
1700	277	0	253	4	15	1	0	0	2	2	1	0	0	58	21.1	25	9	10	3.7	73.2	82.1
1800	238	1	219	2	12	1	0	0	1	1	1	0	0	47	19.8	22	9.2	8	3.2	72.7	82.1
1900	250	0	235	3	9	1	0	0	1	1	1	0	0	28	11	12	4.9	6	2.3	69.9	78.1
2000	132	0	120	1	9	1	0	0	0	1	0	0	0	24	18.3	11	8.4	6	4.5	72.3	81.4
2100	86	0	78	1	5	1	0	0	0	1	0	0	0	19	22.4	9	10.6	5	5.3	72.6	82.4
2200	68	0	61	1	5	1	0	0	1	0	0	0	0	18	26.3	10	14.7	5	8	73.6	84.6
2300	44	0	39	0	4	0	0	0	0	0	0	0	0	15	35	10	22.5	6	13.7	76.7	89.3
07-19	**3877**	**7**	**3463**	**46**	**263**	**22**	**10**	**2**	**23**	**26**	**15**	**1**	**1**	**675**	**17.4**	**303**	**7.8**	**127**	**3.3**	**71.9**	**81**
06-22	**4528**	**8**	**4043**	**51**	**304**	**29**	**10**	**2**	**28**	**32**	**19**	**1**	**1**	**829**	**18.3**	**388**	**8.6**	**174**	**3.8**	**72.1**	**81.4**
06-00	**4639**	**8**	**4143**	**53**	**312**	**30**	**10**	**2**	**29**	**33**	**19**	**1**	**1**	**862**	**18.6**	**408**	**8.8**	**185**	**4**	**72.2**	**81.4**
00-00	**4815**	**8**	**4280**	**53**	**333**	**31**	**10**	**2**	**33**	**40**	**23**	**1**	**1**	**952**	**19.8**	**468**	**9.7**	**223**	**4.6**	**72.5**	**82.1**

DRAFT

Site 26
Location R147, att 80 kmh sign, Lat53.68216, Long -6.75974
Direction North

3279 / Meath/Cavan/Monaghan ATC's
October 2013
Automatic Traffic Count

Virtual Week (1)

Time	Total	Classification												>PSL	>PSL%	>SL1	>SL1%	>SL2	>SL2%	Mean	Vpp
		1 MCL	2 SV	3 SVT	4 TB2	5 TB3	6 T4	7 ART3	8 ART4	9 ART5	10 ART6	11 BD	12 DRT	80	80	85 +5kph	85 +5kph	90 +10kph	90 +10kph		85
Mon	4923	5	4270	63	404	35	11	1	48	55	28	0	3	894	18.2	418	8.5	195	4	72.1	81
Tue	4945	12	4251	81	418	28	12	3	47	50	39	2	2	921	18.6	457	9.2	225	4.6	72.1	81.4
Wed	5247	6	4611	51	420	39	10	2	25	48	35	0	0	963	18.4	469	8.9	220	4.2	71.3	81.4
Thu	5200	10	4548	49	393	33	17	3	54	63	28	2	0	1112	21.4	534	10.3	264	5.1	73.1	82.4
Fri	5316	6	4728	44	381	31	15	4	33	45	27	1	1	862	16.2	406	7.6	178	3.3	71.4	80.6
| Sat	4405	5	4086	45	196	30	4	3	15	15	6	0	0	1007	22.9	532	12.1	257	5.8	74	83.2
| Sun	3667	10	3465	38	117	23	0	0	8	5	1	0	0	907	24.7	462	12.6	225	6.1	74.2	83.9
5 Day Ave.	**5126**	**8**	**4482**	**58**	**403**	**33**	**13**	**3**	**41**	**52**	**31**	**1**	**1**	**950**	**18.5**	**457**	**8.9**	**216**	**4.2**	**72.0**	**81.4**
7 Day Ave.	**4815**	**8**	**4280**	**53**	**333**	**31**	**10**	**2**	**33**	**40**	**23**	**1**	**1**	**952**	**19.8**	**468**	**9.7**	**223**	**4.6**	**72.5**	**82.1**
--	**33703**	**54**	**29959**	**371**	**2329**	**219**	**69**	**16**	**230**	**281**	**164**	**5**	**6**	**6666**	**19.8**	**3278**	**9.7**	**1564**	**4.6**	**72.5**	**82.1**

Summary Graphs

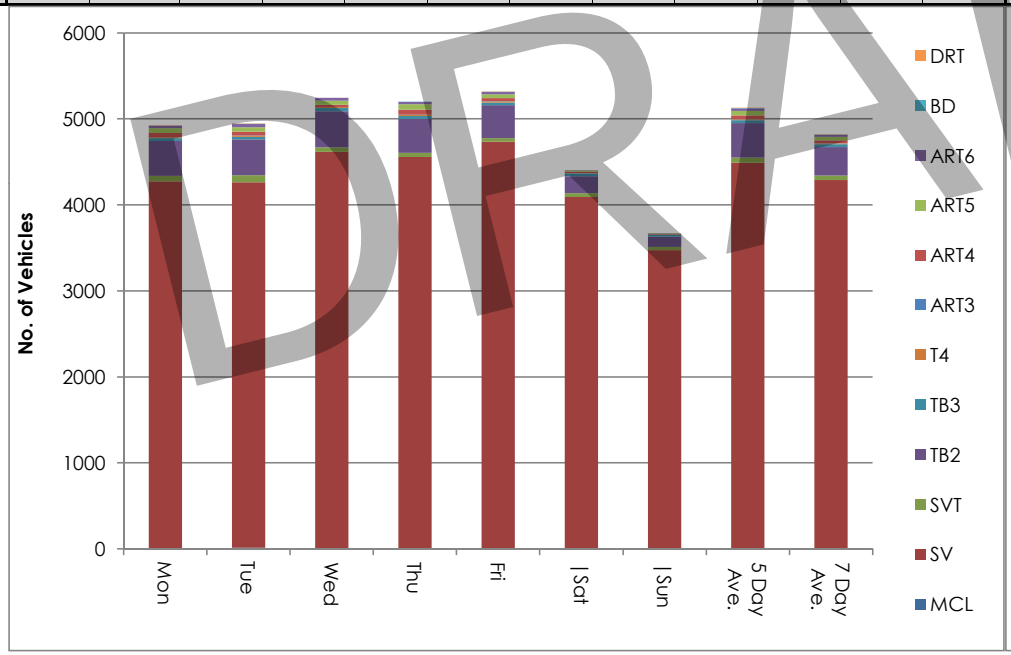

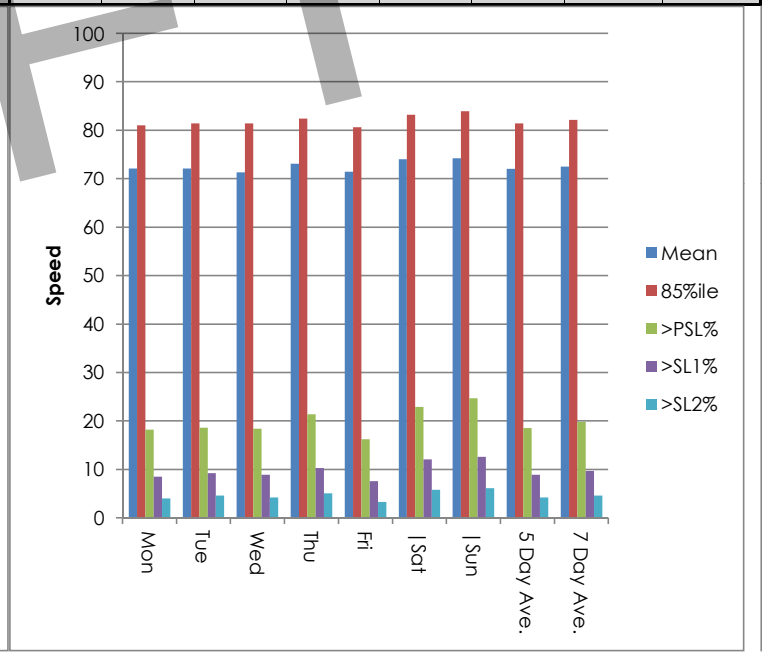

DRAFT

Site 26
Location R147, att 80 kmh sign, Lat53.68216, Long -6.75974
Direction North

3279 / Meath/Cavan/Monaghan ATC's
October 2013
Automatic Traffic Count

Wed, 16 October 2013

Time	Total	Speed Bins (km/h)																											
		0 - 5	5 - 10	10 - 15	15 - 20	20 - 25	25 - 30	30 - 35	35 - 40	40 - 45	45 - 50	50 - 55	55 - 60	60 - 65	65 - 70	70 - 75	75 - 80	80 - 85	85 - 90	90 - 95	95 - 100	100 - 105	105 - 110	110 - 115	115 - 120	120 - 125	125 - 130	130 - 135	135 - 140
0000	17	0	0	0	0	0	0	0	0	0	0	3	1	1	1	1	2	4	3	0	1	0	0	0	0	0	0	0	0
0100	8	0	0	0	0	0	0	0	0	0	0	0	0	0	0	3	0	2	0	1	0	1	0	0	0	1	0	0	0
0200	7	0	0	0	0	0	0	0	0	0	0	0	0	0	0	2	0	2	0	2	0	0	0	0	1	0	0	0	0
0300	8	0	0	0	0	0	0	0	0	0	0	0	0	0	0	1	0	0	5	1	0	1	0	0	0	0	0	0	0
0400	25	0	0	0	0	0	0	0	0	0	1	1	0	0	1	2	7	2	2	0	4	3	1	0	1	0	0	0	0
0500	93	0	0	0	0	0	0	0	0	0	0	0	0	1	8	11	16	16	15	10	8	4	4	0	0	0	0	0	0
0600	230	0	0	0	0	0	0	0	0	0	0	2	2	12	34	33	45	43	24	12	10	6	6	1	0	0	0	0	0
0700	431	0	0	0	0	2	0	0	0	5	15	32	67	68	94	78	33	12	15	6	3	0	1	0	0	0	0	0	0
0800	**626**	**0**	**0**	**0**	**0**	**3**	**2**	**2**	**3**	**4**	**30**	**37**	**69**	**105**	**151**	**130**	**53**	**19**	**11**	**6**	**0**	**0**	**0**	**1**	**0**	**0**	**0**	**0**	**0**
0900	484	0	0	0	0	0	0	0	0	3	17	30	42	74	97	110	69	24	10	4	3	1	0	0	0	0	0	0	0
1000	331	0	0	0	0	0	0	1	1	0	6	6	21	64	82	70	48	19	12	1	0	0	0	0	0	0	0	0	0
1100	234	0	0	0	0	0	0	0	0	7	3	9	21	30	37	53	36	24	10	2	2	0	0	0	0	0	0	0	0
1200	269	0	0	0	0	0	0	0	0	0	0	10	17	36	31	66	55	35	12	6	0	1	0	0	0	0	0	0	0
1300	243	0	0	0	0	0	0	0	0	0	2	5	11	11	56	39	37	54	21	4	3	0	0	0	0	0	0	0	0
1400	295	0	0	0	0	0	0	0	1	3	0	7	13	31	51	78	43	35	19	10	1	1	1	1	0	0	0	0	0
1500	312	0	0	0	0	0	0	0	3	4	4	5	9	16	54	75	62	41	26	7	2	2	2	0	0	0	0	0	0
1600	306	0	0	0	0	0	0	1	4	2	1	11	7	17	43	82	78	35	11	10	2	0	1	1	0	0	0	0	0
1700	276	0	0	0	0	0	0	0	1	2	1	9	5	16	40	75	64	35	21	4	2	1	0	0	0	0	0	0	0
1800	255	0	0	0	0	0	0	0	0	0	1	2	6	18	56	63	47	37	13	7	2	1	2	0	0	0	0	0	0
1900	**519**	**0**	**0**	**0**	**0**	**0**	**0**	**0**	**0**	**3**	**4**	**10**	**38**	**101**	**165**	**106**	**58**	**18**	**6**	**5**	**4**	**1**	**0**	**0**	**0**	**0**	**0**	**0**	**0**
2000	107	0	0	0	0	0	0	0	0	0	1	5	3	13	22	24	13	16	4	4	2	0	0	0	0	0	0	0	0
2100	92	0	0	0	0	0	0	0	0	0	3	4	6	16	17	16	12	8	5	0	3	2	0	0	0	0	0	0	0
2200	44	0	0	0	0	0	0	0	0	0	0	0	3	6	4	7	6	9	2	2	2	2	0	0	1	0	0	0	0
2300	35	0	0	0	0	0	0	0	0	0	0	0	1	1	4	4	10	4	2	1	4	1	1	0	1	1	0	0	0
07-19	**4062**	**0**	**0**	**0**	**0**	**5**	**2**	**4**	**13**	**30**	**80**	**163**	**288**	**486**	**792**	**919**	**625**	**370**	**181**	**67**	**20**	**7**	**7**	**3**	**0**	**0**	**0**	**0**	**0**
06-22	**5010**	**0**	**0**	**0**	**0**	**5**	**2**	**4**	**13**	**33**	**88**	**184**	**337**	**628**	**1030**	**1098**	**753**	**455**	**220**	**88**	**39**	**16**	**13**	**4**	**0**	**0**	**0**	**0**	**0**
06-00	**5089**	**0**	**0**	**0**	**0**	**5**	**2**	**4**	**13**	**33**	**88**	**184**	**341**	**635**	**1038**	**1109**	**769**	**468**	**224**	**91**	**45**	**19**	**14**	**4**	**2**	**1**	**0**	**0**	**0**
00-00	**5247**	**0**	**0**	**0**	**0**	**5**	**2**	**4**	**13**	**33**	**89**	**188**	**342**	**637**	**1048**	**1129**	**794**	**494**	**249**	**105**	**58**	**28**	**19**	**4**	**4**	**2**	**0**	**0**	**0**

DRAFT

Site 26
Location R147, att 80 kmh sign, Lat53.68216, Long -6.75974
Direction North

3279 / Meath/Cavan/Monaghan ATC's
October 2013
Automatic Traffic Count

Thu, 17 October 2013

Time	Total	Speed Bins (km/h)																												
		0 - 5	5 - 10	10 - 15	15 - 20	20 - 25	25 - 30	30 - 35	35 - 40	40 - 45	45 - 50	50 - 55	55 - 60	60 - 65	65 - 70	70 - 75	75 - 80	80 - 85	85 - 90	90 - 95	95 - 100	100 - 105	105 - 110	110 - 115	115 - 120	120 - 125	125 - 130	130 - 135	135 - 140
0000	21	0	0	0	0	0	0	0	0	0	0	0	0	3	6	3	2	2	3	2	0	0	0	0	0	0	0	0	0	0
0100	12	0	0	0	0	0	0	0	0	0	0	0	1	1	1	1	2	0	2	3	1	0	0	0	0	0	0	0	0	0
0200	7	0	0	0	0	0	0	0	0	0	0	0	0	0	0	2	1	3	1	0	0	0	0	0	0	0	0	0	0	0
0300	11	0	0	0	0	0	0	0	0	0	0	1	0	1	1	0	1	3	1	0	0	1	1	1	0	0	0	0	0	0
0400	39	0	0	0	0	0	0	0	0	0	1	0	1	0	2	4	7	7	4	2	6	3	0	1	1	0	0	0	0	0
0500	103	0	0	0	0	0	0	0	0	0	0	0	1	0	7	16	27	19	13	4	8	3	3	1	1	0	0	0	0	0
0600	241	0	0	0	0	0	0	0	0	1	2	1	3	11	19	44	51	34	36	21	6	6	4	1	1	0	0	0	0	0
0700	471	0	0	0	0	0	1	0	0	3	9	19	33	67	86	101	90	36	14	8	3	0	1	0	0	0	0	0	0	0
0800	**624**	**0**	**0**	**0**	**0**	**0**	**0**	**0**	**0**	**2**	**4**	**14**	**39**	**63**	**150**	**164**	**96**	**66**	**22**	**3**	**1**	**0**	**0**	**0**	**0**	**0**	**0**	**0**	**0**	**0**
0900	482	0	0	0	0	1	0	0	0	0	5	8	17	47	117	123	93	44	16	5	3	3	0	0	0	0	0	0	0	0
1000	315	0	0	0	1	0	0	0	5	4	0	3	9	31	69	81	62	29	10	5	5	1	0	0	0	0	0	0	0	0
1100	275	0	0	0	0	0	0	0	0	0	2	8	6	11	45	76	62	42	11	7	3	2	0	0	0	0	0	0	0	0
1200	264	0	0	0	0	0	0	0	0	2	6	9	8	22	45	63	52	26	12	13	4	1	1	0	0	0	0	0	0	0
1300	273	0	0	0	0	0	0	3	7	1	1	4	9	8	34	68	79	37	14	7	1	0	0	0	0	0	0	0	0	0
1400	259	0	0	0	0	1	4	4	0	0	3	14	7	19	43	49	49	33	16	10	5	2	0	0	0	0	0	0	0	0
1500	329	0	0	0	0	0	5	5	1	5	5	6	17	33	46	51	80	44	17	7	5	2	0	0	0	0	0	0	0	0
1600	**339**	**0**	**0**	**0**	**0**	**0**	**0**	**2**	**2**	**7**	**4**	**7**	**8**	**18**	**53**	**99**	**71**	**29**	**15**	**14**	**2**	**3**	**2**	**1**	**1**	**0**	**1**	**0**	**0**	**0**
1700	328	0	0	0	0	0	0	1	2	4	9	3	8	13	61	85	63	46	22	7	3	1	0	0	0	0	0	0	0	0
1800	256	0	0	0	0	0	0	0	0	0	1	6	5	22	50	72	45	29	14	5	3	4	0	0	0	0	0	0	0	0
1900	218	0	0	0	0	0	0	0	0	2	1	5	16	24	47	57	39	12	8	4	2	1	0	0	0	0	0	0	0	0
2000	142	0	0	0	0	0	0	0	0	0	0	5	5	20	21	45	24	11	4	4	1	2	0	0	0	0	0	0	0	0
2100	81	0	0	0	0	0	0	0	0	0	0	0	1	4	20	25	14	10	5	2	0	0	0	0	0	0	0	0	0	0
2200	60	0	0	0	0	0	0	0	0	0	0	1	0	8	14	10	9	8	5	4	0	0	1	0	0	0	0	0	0	0
2300	50	0	0	0	0	0	0	0	0	4	0	0	1	3	2	12	8	8	5	4	0	2	0	0	0	1	0	0	0	0
07-19	**4215**	**0**	**0**	**0**	**1**	**2**	**10**	**15**	**17**	**28**	**49**	**101**	**166**	**354**	**799**	**1032**	**842**	**461**	**183**	**91**	**38**	**19**	**4**	**1**	**1**	**0**	**1**	**0**	**0**	**0**
06-22	**4897**	**0**	**0**	**0**	**1**	**2**	**10**	**15**	**17**	**31**	**52**	**112**	**191**	**413**	**906**	**1203**	**970**	**528**	**236**	**122**	**47**	**28**	**8**	**2**	**2**	**0**	**1**	**0**	**0**	**0**
06-00	**5007**	**0**	**0**	**0**	**1**	**2**	**10**	**15**	**17**	**35**	**52**	**113**	**192**	**424**	**922**	**1225**	**987**	**544**	**246**	**130**	**47**	**30**	**9**	**2**	**2**	**1**	**1**	**0**	**0**	**0**
00-00	**5200**	**0**	**0**	**0**	**1**	**2**	**10**	**15**	**17**	**35**	**53**	**114**	**195**	**429**	**939**	**1251**	**1027**	**578**	**270**	**141**	**62**	**37**	**13**	**5**	**4**	**1**	**1**	**0**	**0**	**0**

DRAFT

Site 26
Location R147, att 80 kmh sign, Lat53.68216, Long -6.75974
Direction North

3279 / Meath/Cavan/Monaghan ATC's
October 2013
Automatic Traffic Count

Fri, 18 October 2013

Time	Total	Speed Bins (km/h)																												
		0 - 5	5 - 10	10 - 15	15 - 20	20 - 25	25 - 30	30 - 35	35 - 40	40 - 45	45 - 50	50 - 55	55 - 60	60 - 65	65 - 70	70 - 75	75 - 80	80 - 85	85 - 90	90 - 95	95 - 100	100 - 105	105 - 110	110 - 115	115 - 120	120 - 125	125 - 130	130 - 135	135 - 140
0000	24	0	0	0	0	0	0	0	0	0	0	0	1	3	3	2	6	3	2	3	1	0	0	0	0	0	0	0	0	0
0100	12	0	0	0	0	0	0	0	0	0	0	0	0	0	0	1	5	1	3	1	1	0	0	0	0	0	0	0	0	0
0200	11	0	0	0	0	0	0	0	0	0	0	0	0	1	0	3	3	2	2	0	0	0	0	0	0	0	0	0	0	0
0300	20	0	0	0	0	0	0	0	0	0	0	0	0	2	1	3	4	4	1	3	1	1	0	0	0	0	0	0	0	0
0400	31	0	0	0	0	0	0	0	0	2	0	0	0	0	3	4	3	3	7	3	2	1	0	2	1	0	0	0	0	0
0500	99	0	0	0	0	0	0	0	0	0	0	0	0	3	10	10	19	27	11	7	8	3	0	1	0	0	0	0	0	0
0600	207	0	0	0	0	0	0	0	0	0	1	1	10	7	23	32	37	29	32	15	5	4	6	3	1	0	1	0	0	0
0700	405	0	0	0	0	1	1	0	5	7	7	6	33	39	83	112	58	23	17	9	2	1	1	0	0	0	0	0	0	0
0800	**617**	**0**	**0**	**0**	**0**	**0**	**0**	**0**	**0**	**5**	**15**	**18**	**32**	**87**	**118**	**159**	**104**	**53**	**15**	**5**	**4**	**0**	**0**	**2**	**0**	**0**	**0**	**0**	**0**	**0**
0900	466	0	0	0	0	0	0	0	0	4	9	16	32	50	107	128	64	33	16	5	0	1	1	0	0	0	0	0	0	0
1000	324	0	0	0	0	1	6	1	0	0	0	1	23	23	77	87	61	26	9	6	2	1	0	0	0	0	0	0	0	0
1100	299	0	0	0	0	0	0	0	0	0	0	7	23	52	84	63	40	18	11	1	0	0	0	0	0	0	0	0	0	0
1200	294	0	0	0	0	0	0	0	0	0	3	9	12	42	78	71	40	24	7	7	0	0	0	1	0	0	0	0	0	0
1300	286	0	0	0	0	0	0	0	2	0	3	8	13	35	54	68	59	31	8	3	1	1	0	0	0	0	0	0	0	0
1400	340	0	0	0	0	0	0	0	0	3	5	2	34	54	79	70	50	21	12	6	3	1	0	0	0	0	0	0	0	0
1500	**372**	**0**	**0**	**0**	**0**	**0**	**3**	**5**	**0**	**0**	**2**	**4**	**12**	**54**	**90**	**77**	**67**	**34**	**17**	**5**	**1**	**0**	**0**	**1**	**0**	**0**	**0**	**0**	**0**	**0**
1600	352	0	0	0	0	0	0	0	0	0	2	7	17	27	91	126	41	26	9	4	0	1	1	0	0	0	0	0	0	0
1700	301	0	0	0	0	0	0	0	0	2	7	4	16	45	71	74	46	23	7	4	2	0	0	0	0	0	0	0	0	0
1800	258	0	0	0	0	0	0	0	0	1	1	5	10	42	57	59	42	24	15	2	0	0	0	0	0	0	0	0	0	0
1900	247	0	0	0	0	0	0	0	0	1	0	4	17	58	63	40	32	20	6	4	2	0	0	0	0	0	0	0	0	0
2000	157	0	0	0	0	0	0	1	0	2	4	9	7	10	43	39	26	8	5	3	0	0	0	0	0	0	0	0	0	0
2100	84	0	0	0	0	0	0	0	0	0	1	3	9	5	12	19	15	10	5	2	1	1	0	0	1	0	0	0	0	0
2200	68	0	0	0	0	0	0	0	0	0	0	1	5	5	12	19	13	5	5	2	0	0	1	0	0	0	0	0	0	0
2300	42	0	0	0	0	0	0	0	0	0	0	0	0	4	7	4	11	8	6	2	0	0	0	0	0	0	0	0	0	0
07-19	**4314**	**0**	**0**	**0**	**0**	**2**	**10**	**6**	**7**	**22**	**54**	**87**	**257**	**550**	**989**	**1094**	**672**	**336**	**143**	**57**	**15**	**6**	**3**	**4**	**0**	**0**	**0**	**0**	**0**	**0**
06-22	**5009**	**0**	**0**	**0**	**0**	**2**	**10**	**7**	**7**	**25**	**60**	**104**	**300**	**630**	**1130**	**1224**	**782**	**403**	**191**	**81**	**23**	**11**	**9**	**7**	**2**	**0**	**1**	**0**	**0**	**0**
06-00	**5119**	**0**	**0**	**0**	**0**	**2**	**10**	**7**	**7**	**25**	**60**	**105**	**305**	**639**	**1149**	**1247**	**806**	**416**	**202**	**85**	**23**	**11**	**10**	**7**	**2**	**0**	**1**	**0**	**0**	**0**
00-00	**5316**	**0**	**0**	**0**	**0**	**2**	**10**	**7**	**7**	**27**	**60**	**105**	**306**	**648**	**1166**	**1270**	**846**	**456**	**228**	**102**	**36**	**16**	**10**	**10**	**3**	**0**	**1**	**0**	**0**	**0**

DRAFT

Site 26
Location R147, att 80 kmh sign, Lat53.68216, Long -6.75974
Direction North

3279 / Meath/Cavan/Monaghan ATC's
October 2013
Automatic Traffic Count

Sat, 19 October 2013

Time	Total	Speed Bins (km/h)																											
		0 - 5	5 - 10	10 - 15	15 - 20	20 - 25	25 - 30	30 - 35	35 - 40	40 - 45	45 - 50	50 - 55	55 - 60	60 - 65	65 - 70	70 - 75	75 - 80	80 - 85	85 - 90	90 - 95	95 - 100	100 - 105	105 - 110	110 - 115	115 - 120	120 - 125	125 - 130	130 - 135	135 - 140
0000	41	0	0	0	0	0	0	0	0	0	1	1	2	2	6	8	8	1	5	4	2	1	0	0	0	0	0	0	0
0100	32	0	0	0	0	0	0	0	0	1	0	1	0	3	4	2	7	5	4	3	1	0	0	1	0	0	0	0	0
0200	12	0	0	0	0	0	0	0	0	0	0	0	0	0	1	2	5	2	0	0	1	1	0	0	0	0	0	0	0
0300	19	0	0	0	0	0	0	0	0	0	0	0	0	1	1	2	2	4	4	2	2	0	0	0	0	1	0	0	0
0400	20	0	0	0	0	0	0	0	1	0	0	0	0	0	1	4	5	0	3	1	1	3	0	1	0	0	0	0	0
0500	36	0	0	0	0	0	0	0	0	0	0	0	1	2	3	6	6	6	2	4	3	2	1	0	0	0	0	0	0
0600	78	0	0	0	0	0	0	0	0	0	0	0	3	9	5	8	14	18	8	4	6	1	2	0	0	0	0	0	0
0700	135	0	0	0	0	0	0	0	0	0	1	3	3	11	25	20	24	19	12	9	4	1	2	1	0	0	0	0	0
0800	202	0	0	0	0	0	0	0	1	1	0	0	4	4	15	38	52	28	34	13	3	5	3	1	0	0	0	0	0
0900	253	0	0	0	0	0	0	1	0	0	0	8	11	8	20	60	57	37	17	17	9	5	3	0	0	0	0	0	0
1000	331	0	0	0	0	0	0	0	0	0	0	0	7	21	52	75	77	59	23	12	4	1	0	0	0	0	0	0	0
1100	**363**	**0**	**0**	**0**	**0**	**0**	**2**	**9**	**0**	**4**	**13**	**7**	**13**	**30**	**48**	**80**	**77**	**36**	**24**	**13**	**4**	**2**	**1**	**0**	**0**	**0**	**0**	**0**	**0**
1200	407	0	0	0	0	0	0	1	0	0	5	10	24	24	93	124	75	26	18	3	3	0	0	1	0	0	0	0	0
1300	395	0	0	0	0	0	0	0	1	5	8	14	20	29	81	99	80	30	18	8	2	0	0	0	0	0	0	0	0
1400	**411**	**0**	**0**	**0**	**0**	**0**	**0**	**0**	**1**	**1**	**4**	**15**	**16**	**24**	**90**	**124**	**69**	**37**	**20**	**5**	**3**	**1**	**1**	**0**	**0**	**0**	**0**	**0**	**0**
1500	346	0	0	0	0	0	0	0	0	0	1	3	4	19	76	96	95	31	9	6	1	2	2	1	0	0	0	0	0
1600	295	0	0	0	0	0	0	0	0	0	1	3	9	28	72	70	72	28	9	2	1	0	0	0	0	0	0	0	0
1700	226	0	0	0	0	0	0	0	0	0	1	4	7	18	36	59	51	28	14	6	1	0	1	0	0	0	0	0	0
1800	206	0	0	0	0	0	0	0	0	1	0	4	7	26	39	49	34	18	14	8	4	2	0	0	0	0	0	0	0
1900	187	0	0	0	0	0	0	0	0	0	2	2	12	27	36	43	39	11	8	4	1	0	2	0	0	0	0	0	0
2000	128	0	0	0	0	0	0	0	0	0	0	8	8	11	12	24	30	18	7	6	3	0	0	1	0	0	0	0	0
2100	102	0	0	0	0	0	0	0	0	0	1	1	4	11	19	24	19	11	7	2	2	1	0	0	0	0	0	0	0
2200	107	0	0	0	0	0	0	0	0	0	2	2	3	7	25	25	15	14	9	3	0	0	1	1	0	0	0	0	0
2300	73	0	0	0	0	0	0	0	1	0	0	0	4	10	9	16	14	8	6	2	1	1	0	1	0	0	0	0	0
07-19	**3570**	**0**	**0**	**0**	**0**	**0**	**2**	**11**	**3**	**12**	**34**	**71**	**125**	**242**	**647**	**894**	**763**	**377**	**212**	**102**	**39**	**19**	**13**	**4**	**0**	**0**	**0**	**0**	**0**
06-22	**4065**	**0**	**0**	**0**	**0**	**0**	**2**	**11**	**3**	**12**	**37**	**82**	**152**	**300**	**719**	**993**	**865**	**435**	**242**	**118**	**51**	**21**	**17**	**5**	**0**	**0**	**0**	**0**	**0**
06-00	**4245**	**0**	**0**	**0**	**0**	**0**	**2**	**11**	**4**	**12**	**39**	**84**	**159**	**317**	**753**	**1034**	**894**	**457**	**257**	**123**	**52**	**22**	**18**	**7**	**0**	**0**	**0**	**0**	**0**
00-00	**4405**	**0**	**0**	**0**	**0**	**0**	**2**	**11**	**5**	**13**	**40**	**86**	**162**	**325**	**769**	**1058**	**927**	**475**	**275**	**137**	**62**	**29**	**19**	**9**	**0**	**1**	**0**	**0**	**0**

DRAFT

Site 26
Location R147, att 80 kmh sign, Lat53.68216, Long -6.75974
Direction North

3279 / Meath/Cavan/Monaghan ATC's
October 2013
Automatic Traffic Count

Sun, 20 October 2013

Time	Total	Speed Bins (km/h)																												
		0 - 5	5 - 10	10 - 15	15 - 20	20 - 25	25 - 30	30 - 35	35 - 40	40 - 45	45 - 50	50 - 55	55 - 60	60 - 65	65 - 70	70 - 75	75 - 80	80 - 85	85 - 90	90 - 95	95 - 100	100 - 105	105 - 110	110 - 115	115 - 120	120 - 125	125 - 130	130 - 135	135 - 140
0000	41	0	0	0	0	0	0	0	0	0	0	1	0	2	10	10	8	7	1	2	0	0	0	0	0	0	0	0	0	0
0100	32	0	0	0	0	0	0	0	0	0	0	1	2	1	4	7	6	7	2	1	0	1	0	0	0	0	0	0	0	0
0200	37	0	0	0	0	0	0	0	0	0	0	1	3	3	4	15	4	1	0	3	0	1	1	1	0	0	0	0	0	0
0300	32	0	0	0	0	0	0	0	0	0	0	0	0	1	1	1	7	9	6	4	2	1	0	0	0	0	0	0	0	0
0400	27	0	0	0	0	0	0	0	0	0	0	0	5	1	1	2	6	5	2	1	2	0	2	0	0	0	0	0	0	0
0500	19	0	0	0	0	0	0	0	0	0	0	0	0	0	3	3	1	4	1	5	0	1	0	0	1	0	0	0	0	0
0600	33	0	0	0	0	0	1	0	0	0	0	0	2	2	1	1	6	11	2	3	2	1	1	0	0	0	0	0	0	0
0700	83	0	0	0	0	0	0	0	1	0	1	1	2	7	7	9	13	18	10	10	3	1	0	0	0	0	0	0	0	0
0800	60	0	0	0	0	0	0	0	0	0	0	0	2	2	5	5	10	8	20	3	4	0	1	0	0	0	0	0	0	0
0900	107	0	0	0	1	0	0	1	2	0	1	2	1	3	9	19	21	19	17	7	4	0	0	0	0	0	0	0	0	0
1000	158	0	0	0	0	0	0	0	0	0	0	0	7	7	29	34	34	23	11	6	3	2	0	1	1	0	0	0	0	0
1100	**219**	**0**	**0**	**0**	**0**	**0**	**0**	**0**	**0**	**0**	**0**	**1**	**3**	**22**	**32**	**59**	**46**	**27**	**18**	**5**	**6**	**0**	**0**	**0**	**0**	**0**	**0**	**0**	**0**	**0**
1200	386	0	0	0	1	0	0	0	0	1	5	10	30	28	79	98	67	33	21	5	6	1	0	1	0	0	0	0	0	0
1300	**505**	**0**	**0**	**0**	**0**	**0**	**0**	**0**	**0**	**0**	**5**	**11**	**30**	**59**	**114**	**126**	**90**	**41**	**14**	**9**	**1**	**2**	**2**	**1**	**0**	**0**	**0**	**0**	**0**	**0**
1400	383	0	0	0	1	0	0	0	0	0	0	1	3	35	84	92	90	50	15	5	3	2	2	0	0	0	0	0	0	0
1500	329	0	0	0	0	0	0	0	0	0	1	10	14	19	70	85	60	41	16	6	3	3	0	0	1	0	0	0	0	0
1600	241	0	0	0	0	0	0	0	0	0	1	2	3	25	40	63	42	30	17	8	8	1	1	0	0	0	0	0	0	0
1700	227	0	0	0	0	0	0	0	0	0	0	3	10	12	25	60	45	37	16	12	4	1	1	1	0	0	0	0	0	0
1800	240	0	0	0	0	0	0	1	0	0	4	1	7	21	47	70	38	22	22	3	2	2	0	0	0	0	0	0	0	0
1900	178	0	0	0	0	0	0	0	0	1	2	1	8	22	33	56	28	17	5	3	2	0	0	0	0	0	0	0	0	0
2000	145	0	0	0	0	0	0	0	0	0	0	3	8	20	19	36	32	12	11	1	3	0	0	0	0	0	0	0	0	0
2100	82	0	0	0	0	0	0	0	0	0	1	2	4	7	13	20	11	14	2	3	4	1	0	0	0	0	0	0	0	0
2200	67	0	0	0	0	0	0	0	1	2	2	3	3	4	10	17	12	3	4	0	3	1	1	0	0	1	0	0	0	0
2300	36	0	0	0	0	0	0	0	0	0	0	0	0	6	3	3	2	6	4	6	5	0	1	0	0	0	0	0	0	0
07-19	**2938**	**0**	**0**	**0**	**3**	**0**	**0**	**2**	**3**	**1**	**18**	**42**	**112**	**240**	**541**	**720**	**556**	**349**	**197**	**79**	**47**	**15**	**7**	**4**	**2**	**0**	**0**	**0**	**0**	**0**
06-22	**3376**	**0**	**0**	**0**	**3**	**0**	**1**	**2**	**3**	**2**	**21**	**48**	**134**	**291**	**607**	**833**	**633**	**403**	**217**	**89**	**58**	**17**	**8**	**4**	**2**	**0**	**0**	**0**	**0**	**0**
06-00	**3479**	**0**	**0**	**0**	**3**	**0**	**1**	**2**	**4**	**4**	**23**	**51**	**137**	**301**	**620**	**853**	**647**	**412**	**225**	**95**	**66**	**18**	**10**	**4**	**2**	**1**	**0**	**0**	**0**	**0**
00-00	**3667**	**0**	**0**	**0**	**3**	**0**	**1**	**2**	**4**	**4**	**23**	**54**	**147**	**309**	**643**	**891**	**679**	**445**	**237**	**111**	**70**	**22**	**13**	**5**	**3**	**1**	**0**	**0**	**0**	**0**

DRAFT

Site 26
Location R147, att 80 kmh sign, Lat53.68216, Long -6.75974
Direction North

3279 / Meath/Cavan/Monaghan ATC's
October 2013
Automatic Traffic Count

Mon, 21 October 2013

Time	Total	Speed Bins (km/h)																											
		0 - 5	5 - 10	10 - 15	15 - 20	20 - 25	25 - 30	30 - 35	35 - 40	40 - 45	45 - 50	50 - 55	55 - 60	60 - 65	65 - 70	70 - 75	75 - 80	80 - 85	85 - 90	90 - 95	95 - 100	100 - 105	105 - 110	110 - 115	115 - 120	120 - 125	125 - 130	130 - 135	135 - 140
0000	18	0	0	0	0	0	0	0	0	0	0	0	1	2	3	3	3	1	2	1	1	0	1	0	0	0	0	0	0
0100	16	0	0	0	0	0	0	0	0	0	0	0	1	0	2	2	1	6	1	1	1	1	0	0	0	0	0	0	0
0200	13	0	0	0	0	0	0	0	0	0	0	0	0	0	0	2	3	5	1	1	1	0	0	0	0	0	0	0	0
0300	14	0	0	0	0	0	0	0	0	0	2	0	1	0	2	1	2	0	4	1	1	0	0	0	0	0	0	0	0
0400	27	0	0	0	0	0	0	0	0	0	0	0	1	1	2	6	4	4	3	3	1	0	1	1	0	0	0	0	0
0500	78	0	0	0	0	0	0	0	0	0	0	0	0	6	4	8	12	11	15	7	6	2	2	2	1	2	0	0	0
0600	227	0	0	0	0	0	0	0	0	0	0	1	4	6	13	33	54	45	26	23	19	1	0	2	0	0	0	0	0
0700	395	0	0	0	0	0	1	0	4	5	11	15	35	40	89	84	59	31	13	4	1	1	1	1	0	0	0	0	0
0800	**598**	**0**	**0**	**0**	**0**	**0**	**0**	**0**	**0**	**2**	**11**	**5**	**24**	**100**	**143**	**143**	**97**	**49**	**13**	**6**	**3**	**1**	**1**	**0**	**0**	**0**	**0**	**0**	**0**
0900	437	0	0	0	0	0	1	1	0	5	15	21	32	30	74	106	91	30	20	9	0	0	2	0	0	0	0	0	0
1000	306	0	0	0	0	0	0	0	0	0	1	1	14	41	57	90	60	23	12	4	2	1	0	0	0	0	0	0	0
1100	303	0	0	0	0	0	0	0	0	0	1	3	11	34	64	85	57	33	10	5	0	0	0	0	0	0	0	0	0
1200	255	0	0	0	1	0	0	0	0	0	2	2	7	26	70	52	47	28	11	8	1	0	0	0	0	0	0	0	0
1300	278	0	0	0	0	0	0	0	1	1	8	5	10	31	67	86	38	18	7	3	1	1	1	0	0	0	0	0	0
1400	**328**	**0**	**0**	**0**	**0**	**0**	**0**	**0**	**0**	**0**	**2**	**10**	**9**	**28**	**62**	**110**	**66**	**28**	**8**	**3**	**1**	**0**	**1**	**0**	**0**	**0**	**0**	**0**	**0**
1500	326	0	0	0	0	0	1	0	0	1	4	7	21	29	56	87	69	36	5	6	3	1	0	0	0	0	0	0	0
1600	321	0	0	0	0	0	0	0	0	5	6	9	10	41	57	72	60	30	20	9	1	1	0	0	0	0	0	0	0
1700	291	0	0	0	0	0	0	0	0	0	0	7	13	24	53	60	68	42	18	1	1	0	1	0	0	3	0	0	0
1800	209	0	0	0	0	0	0	0	2	0	5	10	5	25	48	52	29	15	15	1	1	1	0	0	0	0	0	0	0
1900	200	0	0	0	0	0	0	1	3	3	5	4	14	36	45	41	22	16	7	3	0	0	0	0	0	0	0	0	0
2000	115	0	0	0	0	0	0	0	0	0	1	5	7	11	25	26	23	10	2	3	1	1	0	0	0	0	0	0	0
2100	78	0	0	0	0	0	0	0	0	0	1	3	9	6	14	16	12	9	5	2	1	0	0	0	0	0	0	0	0
2200	55	0	0	0	0	0	0	0	0	1	5	0	4	6	9	9	8	5	3	4	1	0	0	0	0	0	0	0	0
2300	35	0	0	0	0	0	0	0	0	1	0	3	2	6	5	3	8	1	2	2	0	1	1	0	0	0	0	0	0
07-19	**4047**	**0**	**0**	**0**	**1**	**0**	**3**	**1**	**7**	**19**	**66**	**95**	**191**	**449**	**840**	**1027**	**741**	**363**	**152**	**59**	**15**	**7**	**7**	**1**	**0**	**3**	**0**	**0**	**0**
06-22	**4667**	**0**	**0**	**0**	**1**	**0**	**3**	**2**	**10**	**22**	**73**	**108**	**225**	**508**	**937**	**1143**	**852**	**443**	**192**	**90**	**36**	**9**	**7**	**3**	**0**	**3**	**0**	**0**	**0**
06-00	**4757**	**0**	**0**	**0**	**1**	**0**	**3**	**2**	**10**	**24**	**78**	**111**	**231**	**520**	**951**	**1155**	**868**	**449**	**197**	**96**	**37**	**10**	**8**	**3**	**0**	**3**	**0**	**0**	**0**
00-00	**4923**	**0**	**0**	**0**	**1**	**0**	**3**	**2**	**10**	**24**	**80**	**111**	**235**	**529**	**964**	**1177**	**893**	**476**	**223**	**110**	**48**	**13**	**12**	**6**	**1**	**5**	**0**	**0**	**0**

DRAFT

Site 26
Location R147, att 80 kmh sign, Lat53.68216, Long -6.75974
Direction North

3279 / Meath/Cavan/Monaghan ATC's
October 2013
Automatic Traffic Count

Tue, 22 October 2013

Time	Total	Speed Bins (km/h)																											
		0 - 5	5 - 10	10 - 15	15 - 20	20 - 25	25 - 30	30 - 35	35 - 40	40 - 45	45 - 50	50 - 55	55 - 60	60 - 65	65 - 70	70 - 75	75 - 80	80 - 85	85 - 90	90 - 95	95 - 100	100 - 105	105 - 110	110 - 115	115 - 120	120 - 125	125 - 130	130 - 135	135 - 140
0000	14	0	0	0	0	0	0	0	0	0	0	0	1	3	0	3	1	5	1	0	0	0	0	0	0	0	0	0	0
0100	10	0	0	0	0	0	0	0	0	0	0	0	1	0	2	0	2	1	2	1	0	1	0	0	0	0	0	0	0
0200	5	0	0	0	0	0	0	0	0	0	0	0	0	0	0	3	0	1	1	0	0	0	0	0	0	0	0	0	0
0300	15	0	0	0	0	0	0	0	0	0	2	0	1	0	1	3	2	1	2	3	0	0	0	0	0	0	0	0	0
0400	26	0	0	0	0	0	0	0	0	0	0	0	0	1	1	2	1	4	6	3	2	3	1	1	1	0	0	0	0
0500	95	0	0	0	0	0	0	0	0	0	0	0	0	3	9	16	14	17	10	12	3	8	2	0	1	0	0	0	0
0600	256	0	0	0	0	0	0	0	0	0	0	3	1	16	26	46	62	33	32	20	11	3	3	0	0	0	0	0	0
0700	416	0	0	0	0	0	1	0	0	3	11	33	34	60	97	97	38	21	8	5	5	3	0	0	0	0	0	0	0
0800	**598**	**0**	**0**	**0**	**0**	**0**	**0**	**0**	**0**	**2**	**12**	**33**	**44**	**53**	**153**	**150**	**91**	**38**	**17**	**4**	**1**	**0**	**0**	**0**	**0**	**0**	**0**	**0**	**0**
0900	430	0	0	0	0	0	0	4	2	3	2	7	32	47	90	100	66	31	24	16	5	1	0	0	0	0	0	0	0
1000	297	0	0	0	0	0	0	0	0	0	3	0	12	18	63	95	68	22	9	5	1	0	1	0	0	0	0	0	0
1100	254	0	0	0	0	0	1	0	0	1	2	2	5	25	51	57	55	34	10	4	4	2	0	1	0	0	0	0	0
1200	260	0	0	0	1	0	0	0	0	3	0	2	7	16	44	65	56	32	20	6	5	2	0	0	0	1	0	0	0
1300	262	0	0	0	0	0	1	2	0	1	0	2	3	20	54	56	57	37	19	7	2	1	0	0	0	0	0	0	0
1400	**331**	**0**	**0**	**0**	**0**	**0**	**3**	**1**	**0**	**0**	**14**	**9**	**12**	**52**	**70**	**69**	**55**	**19**	**17**	**6**	**3**	**0**	**1**	**0**	**0**	**0**	**0**	**0**	**0**
1500	290	0	0	0	0	1	0	0	2	1	4	5	18	30	55	71	55	24	14	6	2	2	0	0	0	0	0	0	0
1600	324	0	0	0	0	0	3	2	1	7	10	8	8	24	48	87	75	37	10	3	1	0	0	0	0	0	0	0	0
1700	293	0	0	0	0	0	2	5	4	0	0	4	11	37	48	78	61	23	6	5	7	1	0	0	1	0	0	0	0
1800	241	0	0	0	0	0	0	0	0	0	5	3	7	30	60	61	34	31	7	1	2	0	0	0	0	0	0	0	0
1900	203	0	0	0	0	0	0	0	1	2	1	5	13	38	43	54	25	14	5	1	1	0	0	0	0	0	0	0	0
2000	132	0	0	0	0	0	0	1	1	0	1	3	7	9	20	37	27	16	3	2	5	0	0	0	0	0	0	0	0
2100	84	0	0	0	0	0	0	0	0	0	8	4	6	9	9	9	23	9	3	3	0	1	0	0	0	0	0	0	0
2200	74	0	0	0	0	0	0	0	0	0	0	3	7	12	11	11	8	11	4	2	3	1	1	0	0	0	0	0	0
2300	35	0	0	0	0	0	0	0	0	0	0	0	2	5	7	8	5	3	2	2	0	1	0	0	0	0	0	0	0
07-19	**3996**	**0**	**0**	**0**	**1**	**1**	**11**	**14**	**9**	**21**	**63**	**108**	**193**	**412**	**833**	**986**	**711**	**349**	**161**	**68**	**38**	**12**	**2**	**1**	**1**	**1**	**0**	**0**	**0**
06-22	**4671**	**0**	**0**	**0**	**1**	**1**	**11**	**15**	**11**	**23**	**73**	**123**	**220**	**484**	**931**	**1132**	**848**	**421**	**204**	**94**	**55**	**16**	**5**	**1**	**1**	**1**	**0**	**0**	**0**
06-00	**4780**	**0**	**0**	**0**	**1**	**1**	**11**	**15**	**11**	**23**	**73**	**126**	**229**	**501**	**949**	**1151**	**861**	**435**	**210**	**98**	**58**	**18**	**6**	**1**	**1**	**1**	**0**	**0**	**0**
00-00	**4945**	**0**	**0**	**0**	**1**	**1**	**11**	**15**	**11**	**23**	**75**	**126**	**232**	**508**	**962**	**1178**	**881**	**464**	**232**	**117**	**63**	**30**	**9**	**2**	**3**	**1**	**0**	**0**	**0**

DRAFT

Site 26
Location R147, att 80 kmh sign, Lat53.68216, Long -6.75974
Direction North

3279 / Meath/Cavan/Monaghan ATC's
October 2013
Automatic Traffic Count

Virtual Day (7)

Time	Total	Speed Bins (km/h)																												
		0 - 5	5 - 10	10 - 15	15 - 20	20 - 25	25 - 30	30 - 35	35 - 40	40 - 45	45 - 50	50 - 55	55 - 60	60 - 65	65 - 70	70 - 75	75 - 80	80 - 85	85 - 90	90 - 95	95 - 100	100 - 105	105 - 110	110 - 115	115 - 120	120 - 125	125 - 130	130 - 135	135 - 140
0000	25	0	0	0	0	0	0	0	0	0	0	1	1	2	4	4	4	3	2	2	1	0	0	0	0	0	0	0	0	0
0100	17	0	0	0	0	0	0	0	0	0	0	0	1	1	2	2	3	3	2	2	1	1	0	0	0	0	0	0	0	0
0200	13	0	0	0	0	0	0	0	0	0	0	0	0	1	1	4	2	2	1	1	0	0	0	0	0	0	0	0	0	0
0300	17	0	0	0	0	0	0	0	0	0	1	0	0	1	1	2	3	3	3	2	1	1	0	0	0	0	0	0	0	0
0400	28	0	0	0	0	0	0	0	0	0	0	0	1	0	2	3	5	4	4	2	3	2	1	1	1	0	0	0	0	0
0500	75	0	0	0	0	0	0	0	0	0	0	0	0	2	6	10	14	14	10	7	5	3	2	1	1	0	0	0	0	0
0600	182	0	0	0	0	0	0	0	0	0	0	1	4	9	17	28	38	30	23	14	8	3	3	1	0	0	0	0	0	0
0700	334	0	0	0	0	0	1	0	1	3	8	16	30	42	69	72	45	23	13	7	3	1	1	0	0	0	0	0	0	0
0800	**475**	**0**	**0**	**0**	**0**	**0**	**0**	**0**	**1**	**2**	**10**	**15**	**31**	**59**	**105**	**113**	**72**	**37**	**19**	**6**	**2**	**1**	**1**	**1**	**0**	**0**	**0**	**0**	**0**	**0**
0900	380	0	0	0	0	0	0	1	1	2	7	13	24	37	73	92	66	31	17	9	3	2	1	0	0	0	0	0	0	0
1000	295	0	0	0	0	0	1	0	1	1	1	2	13	29	61	76	59	29	12	6	2	1	0	0	0	0	0	0	0	0
1100	278	0	0	0	0	0	0	1	0	2	3	5	12	29	52	68	53	31	13	5	3	1	0	0	0	0	0	0	0	0
1200	305	0	0	0	0	0	0	0	0	1	3	7	15	28	63	77	56	29	14	7	3	1	0	0	0	0	0	0	0	0
1300	320	0	0	0	0	0	0	1	2	1	4	7	14	28	66	77	63	35	14	6	2	1	0	0	0	0	0	0	0	0
1400	**335**	**0**	**0**	**0**	**0**	**0**	**1**	**1**	**0**	**1**	**4**	**8**	**13**	**35**	**68**	**85**	**60**	**32**	**15**	**6**	**3**	**1**	**1**	**0**	**0**	**0**	**0**	**0**	**0**	**0**
1500	329	0	0	0	0	0	1	1	1	2	3	6	14	29	64	77	70	36	15	6	2	2	1	0	0	0	0	0	0	0
1600	311	0	0	0	0	0	0	1	1	3	4	7	9	26	58	86	63	31	13	7	2	1	1	0	0	0	0	0	0	0
1700	277	0	0	0	0	0	0	1	1	1	3	5	10	24	48	70	57	33	15	6	3	1	0	0	0	0	0	0	0	0
1800	238	0	0	0	0	0	0	0	0	0	2	4	7	26	51	61	38	25	14	4	2	1	0	0	0	0	0	0	0	0
1900	250	0	0	0	0	0	0	0	1	2	2	4	17	44	62	57	35	15	6	3	2	0	0	0	0	0	0	0	0	0
2000	132	0	0	0	0	0	0	0	0	0	1	5	6	13	23	33	25	13	5	3	2	0	0	0	0	0	0	0	0	0
2100	86	0	0	0	0	0	0	0	0	0	2	2	6	8	15	18	15	10	5	2	2	1	0	0	0	0	0	0	0	0
2200	68	0	0	0	0	0	0	0	0	0	1	1	4	7	12	14	10	8	5	2	1	1	1	0	0	0	0	0	0	0
2300	44	0	0	0	0	0	0	0	0	1	0	0	1	5	5	7	8	5	4	3	1	1	0	0	0	0	0	0	0	0
07-19	**3877**	**0**	**0**	**0**	**1**	**1**	**5**	**8**	**8**	**19**	**52**	**95**	**190**	**390**	**777**	**953**	**701**	**372**	**176**	**75**	**30**	**12**	**6**	**3**	**1**	**1**	**0**	**0**	**0**	**0**
06-22	**4528**	**0**	**0**	**0**	**1**	**1**	**6**	**8**	**9**	**21**	**58**	**109**	**223**	**465**	**894**	**1089**	**815**	**441**	**215**	**97**	**44**	**17**	**10**	**4**	**1**	**1**	**0**	**0**	**0**	**0**
06-00	**4639**	**0**	**0**	**0**	**1**	**1**	**6**	**8**	**9**	**22**	**59**	**111**	**228**	**477**	**912**	**1111**	**833**	**454**	**223**	**103**	**47**	**18**	**11**	**4**	**1**	**1**	**0**	**0**	**0**	**0**
00-00	**4815**	**0**	**0**	**0**	**1**	**1**	**6**	**8**	**10**	**23**	**60**	**112**	**231**	**484**	**927**	**1136**	**864**	**484**	**245**	**118**	**57**	**25**	**14**	**6**	**3**	**2**	**0**	**0**	**0**	**0**

DRAFT

Site 26
Location R147, att 80 kmh sign, Lat53.68216, Long -6.75974
Direction North

3279 / Meath/Cavan/Monaghan ATC's
October 2013
Automatic Traffic Count

Virtual Week (1)

Time	Total	Speed Bins (km/h)																												
		0 - 5	5 - 10	10 - 15	15 - 20	20 - 25	25 - 30	30 - 35	35 - 40	40 - 45	45 - 50	50 - 55	55 - 60	60 - 65	65 - 70	70 - 75	75 - 80	80 - 85	85 - 90	90 - 95	95 - 100	100 - 105	105 - 110	110 - 115	115 - 120	120 - 125	125 - 130	130 - 135	135 - 140
Mon	4923	0	0	0	1	0	3	2	10	24	80	111	235	529	964	1177	893	476	223	110	48	13	12	6	1	5	0	0	0
Tue	4945	0	0	0	1	1	11	15	11	23	75	126	232	508	962	1178	881	464	232	117	63	30	9	2	3	1	0	0	0
Wed	5247	0	0	0	0	5	2	4	13	33	89	188	342	637	1048	1129	794	494	249	105	58	28	19	4	4	2	0	0	0
Thu	5200	0	0	0	1	2	10	15	17	35	53	114	195	429	939	1251	1027	578	270	141	62	37	13	5	4	1	1	0	0
Fri	5316	0	0	0	0	2	10	7	7	27	60	105	306	648	1166	1270	846	456	228	102	36	16	10	10	3	0	1	0	0
|Sat	4405	0	0	0	0	0	2	11	5	13	40	86	162	325	769	1058	927	475	275	137	62	29	19	9	0	1	0	0	0
|Sun	3667	0	0	0	3	0	1	2	4	4	23	54	147	309	643	891	679	445	237	111	70	22	13	5	3	1	0	0	0
5 Day Ave.	**5126**	**0**	**0**	**0**	**1**	**2**	**7**	**9**	**12**	**28**	**71**	**129**	**262**	**550**	**1016**	**1201**	**888**	**494**	**240**	**115**	**53**	**25**	**13**	**5**	**3**	**2**	**0**	**0**	**0**
7 Day Ave.	**4815**	**0**	**0**	**0**	**1**	**1**	**6**	**8**	**10**	**23**	**60**	**112**	**231**	**484**	**927**	**1136**	**864**	**484**	**245**	**118**	**57**	**25**	**14**	**6**	**3**	**2**	**0**	**0**	**0**
--	**33703**	**0**	**0**	**0**	**6**	**10**	**39**	**56**	**67**	**159**	**420**	**784**	**1619**	**3385**	**6491**	**7954**	**6047**	**3388**	**1714**	**823**	**399**	**175**	**95**	**41**	**18**	**11**	**2**	**0**	**0**

Summary Graphs

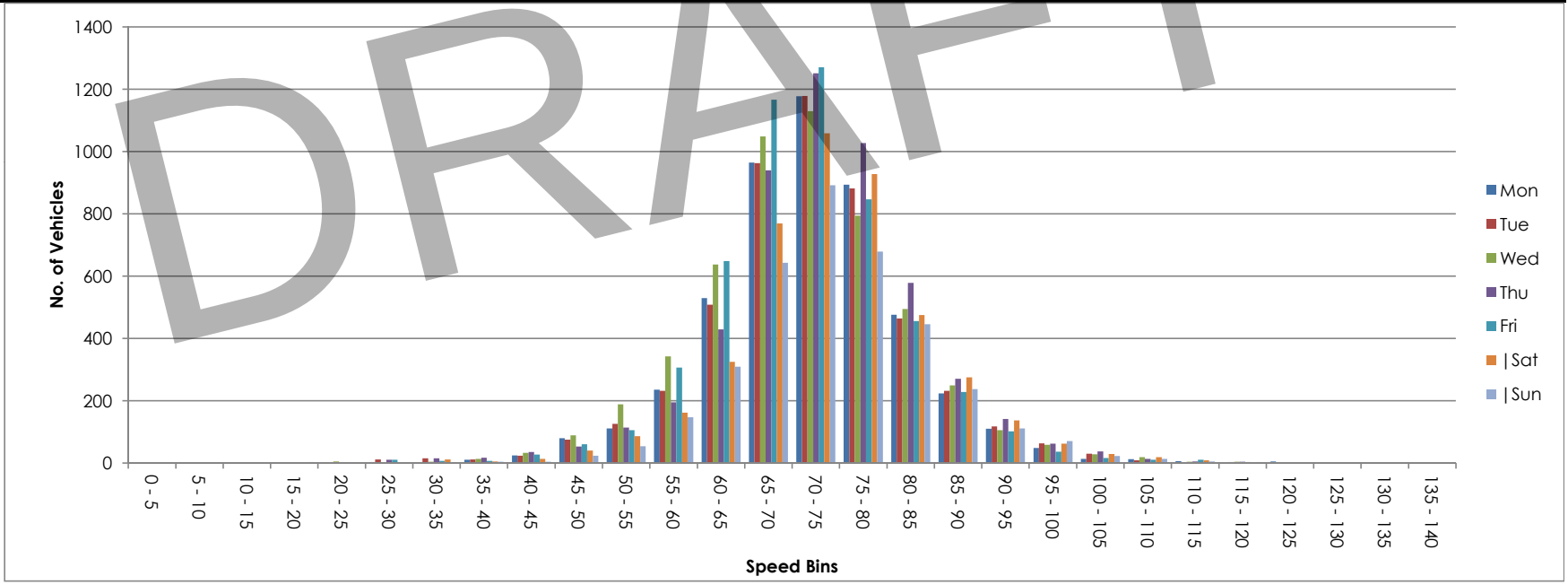

DRAFT

Site 26
Location R147, att 80 kmh sign, Lat53.68216, Long -6.75974
Direction South

3279 / Meath/Cavan/Monaghan ATC's
October 2013
Automatic Traffic Count

Wed, 16 October 2013

Time	Total	Classification												>PSL	>PSL%	>SL1	>SL1%	>SL2	>SL2%	Mean	Vpp
		1 MCL	2 SV	3 SVT	4 TB2	5 TB3	6 T4	7 ART3	8 ART4	9 ART5	10 ART6	11 BD	12 DRT	80	80	85 +5kph	85 +5kph	90 +10kph	90 +10kph		85
0000	33	1	27	1	3	1	0	0	0	0	0	0	0	25	75.8	15	45.5	9	27.3	86	96.1
0100	13	0	12	0	0	1	0	0	0	0	0	0	0	10	76.9	10	76.9	10	76.9	96.9	110.5
0200	9	0	8	0	0	0	0	0	0	0	1	0	0	4	44.4	3	33.3	3	33.3	82.7	-
0300	11	0	9	0	2	0	0	0	0	0	0	0	0	8	72.7	7	63.6	4	36.4	90.8	101.2
0400	9	0	6	0	0	0	0	0	1	2	0	0	0	8	88.9	7	77.8	6	66.7	99.4	-
0500	24	0	16	0	4	0	0	0	0	4	0	0	0	17	70.8	11	45.8	9	37.5	85.4	96.1
0600	65	0	50	0	10	1	0	0	0	2	2	0	0	39	60	34	52.3	27	41.5	86.7	99
0700	184	1	155	0	20	2	1	0	2	0	3	0	0	54	29.3	30	16.3	19	10.3	74.9	85
0800	205	0	167	1	27	1	1	0	2	4	2	0	0	52	25.4	16	7.8	8	3.9	74.3	82.1
0900	184	1	142	3	28	1	2	0	2	2	3	0	0	44	23.9	22	12	10	5.4	73.7	83.9
1000	222	1	175	2	29	4	1	0	1	5	4	0	0	46	20.7	18	8.1	6	2.7	73	81.4
1100	**250**	**0**	**199**	**3**	**33**	**2**	**0**	**0**	**4**	**8**	**1**	**0**	**0**	**44**	**17.6**	**17**	**6.8**	**7**	**2.8**	**74.3**	**81.4**
1200	270	1	232	3	24	2	0	0	1	4	3	0	0	62	23	32	11.9	12	4.4	74.6	82.8
1300	296	1	254	0	29	2	2	0	4	2	1	1	0	70	23.6	34	11.5	15	5.1	74.8	83.2
1400	289	1	252	2	23	3	0	0	0	5	0	1	2	96	33.2	60	20.8	35	12.1	77.5	87.1
1500	363	1	313	7	34	2	1	0	3	1	1	0	0	121	33.3	57	15.7	23	6.3	75.8	85
1600	485	1	425	1	44	4	1	1	1	7	0	0	0	131	27	53	10.9	20	4.1	74	82.8
1700	**638**	**1**	**589**	**6**	**33**	**2**	**0**	**0**	**0**	**6**	**1**	**0**	**0**	**139**	**21.8**	**52**	**8.2**	**17**	**2.7**	**74.2**	**81.7**
1800	494	0	456	4	22	5	1	0	1	4	1	0	0	92	18.6	42	8.5	23	4.7	73	81
1900	228	0	200	0	20	1	2	0	1	3	0	0	1	42	18.4	18	7.9	6	2.6	71.8	82.1
2000	164	0	152	1	6	3	0	0	1	0	1	0	0	86	52.4	52	31.7	31	18.9	81.1	90.7
2100	555	0	529	3	18	3	0	0	0	1	1	0	0	48	8.6	25	4.5	11	2	66.4	75.6
2200	236	0	223	1	11	1	0	0	0	0	0	0	0	63	26.7	34	14.4	22	9.3	75.4	84.2
2300	75	0	67	0	8	0	0	0	0	0	0	0	0	45	60	30	40	22	29.3	83	95.4
07-19	**3880**	**9**	**3359**	**32**	**346**	**30**	**10**	**1**	**21**	**48**	**20**	**2**	**2**	**951**	**24.5**	**433**	**11.2**	**195**	**5**	**74.4**	**83.2**
06-22	**4892**	**9**	**4290**	**36**	**400**	**38**	**12**	**1**	**23**	**54**	**24**	**2**	**3**	**1166**	**23.8**	**562**	**11.5**	**270**	**5.5**	**73.8**	**83.2**
06-00	**5203**	**9**	**4580**	**37**	**419**	**39**	**12**	**1**	**23**	**54**	**24**	**2**	**3**	**1274**	**24.5**	**626**	**12**	**314**	**6**	**74**	**83.5**
00-00	**5302**	**10**	**4658**	**38**	**428**	**41**	**12**	**1**	**24**	**60**	**25**	**2**	**3**	**1346**	**25.4**	**679**	**12.8**	**355**	**6.7**	**74.3**	**83.9**

DRAFT

Site 26
Location R147, att 80 kmh sign, Lat53.68216, Long -6.75974
Direction South

3279 / Meath/Cavan/Monaghan ATC's
October 2013
Automatic Traffic Count

Thu, 17 October 2013

Time	Total	Classification												>PSL	>PSL%	>SL1	>SL1%	>SL2	>SL2%	Mean	Vpp
		1 MCL	2 SV	3 SVT	4 TB2	5 TB3	6 T4	7 ART3	8 ART4	9 ART5	10 ART6	11 BD	12 DRT	80	80	85 +5kph	85 +5kph	90 +10kph	90 +10kph		85
0000	41	1	34	0	4	1	0	0	0	1	0	0	0	29	70.7	16	39	9	22	84.2	92.2
0100	14	0	12	0	1	1	0	0	0	0	0	0	0	9	64.3	7	50	4	28.6	80.9	91.1
0200	10	0	6	0	2	1	0	0	0	0	1	0	0	6	60	4	40	1	10	81.5	-
0300	10	1	9	0	0	0	0	0	0	0	0	0	0	5	50	5	50	4	40	89.5	-
0400	15	1	11	0	1	1	1	0	0	0	0	0	0	9	60	9	60	8	53.3	91.2	104.4
0500	29	1	14	0	7	0	1	0	5	1	0	0	0	25	86.2	21	72.4	10	34.5	85.6	94.3
0600	68	0	49	1	9	1	1	0	2	1	2	2	0	39	57.4	25	36.8	15	22.1	82.6	97.6
0700	171	0	145	0	17	1	0	0	2	4	2	0	0	69	40.4	43	25.1	27	15.8	78.2	90
0800	208	1	173	3	20	3	2	0	3	0	2	1	0	94	45.2	63	30.3	27	13	77.7	89.3
0900	183	0	145	1	20	4	4	0	3	0	6	0	0	63	34.4	39	21.3	16	8.7	76	87.8
1000	229	0	185	5	24	4	1	0	5	5	0	0	0	89	38.9	35	15.3	17	7.4	75.8	85
1100	**244**	**0**	**202**	**3**	**26**	**2**	**3**	**0**	**0**	**6**	**2**	**0**	**0**	**101**	**41.4**	**56**	**23**	**25**	**10.2**	**78**	**87.5**
1200	257	0	220	2	18	2	0	0	3	10	2	0	0	126	49	59	23	29	11.3	78.6	87.8
1300	317	2	275	4	22	3	1	0	2	7	1	0	0	115	36.3	63	19.9	30	9.5	75.3	86
1400	326	0	291	2	25	0	0	0	1	4	1	0	2	132	40.5	74	22.7	34	10.4	77.8	87.1
1500	368	3	318	2	33	1	3	0	2	4	2	0	0	139	37.8	74	20.1	37	10.1	77.1	86.8
1600	487	4	426	5	37	3	0	0	1	9	2	0	0	157	32.2	77	15.8	36	7.4	75.4	85.3
1700	**652**	**1**	**599**	**3**	**37**	**4**	**1**	**0**	**0**	**4**	**3**	**0**	**0**	**121**	**18.6**	**42**	**6.4**	**17**	**2.6**	**72.9**	**81**
1800	466	2	413	2	43	2	1	0	1	2	0	0	0	146	31.3	77	16.5	38	8.2	76.4	85.7
1900	391	1	342	3	38	3	0	1	1	2	0	0	0	80	20.5	36	9.2	20	5.1	71.8	81.4
2000	246	1	226	2	11	3	1	0	1	1	0	0	0	67	27.2	33	13.4	16	6.5	74.8	84.2
2100	214	0	200	1	10	2	0	0	0	0	1	0	0	60	28	30	14	13	6.1	75.5	84.6
2200	123	0	116	0	7	0	0	0	0	0	0	0	0	46	37.4	25	20.3	19	15.4	78.1	90
2300	71	0	63	0	7	0	0	0	0	1	0	0	0	41	57.7	28	39.4	19	26.8	82.9	95.8
07-19	**3908**	**13**	**3392**	**32**	**322**	**29**	**16**	**0**	**23**	**55**	**23**	**1**	**2**	**1352**	**34.6**	**702**	**18**	**333**	**8.5**	**76.1**	**86**
06-22	**4827**	**15**	**4209**	**39**	**390**	**38**	**18**	**1**	**27**	**59**	**26**	**3**	**2**	**1598**	**33.1**	**826**	**17.1**	**397**	**8.2**	**75.8**	**85.7**
06-00	**5021**	**15**	**4388**	**39**	**404**	**38**	**18**	**1**	**27**	**60**	**26**	**3**	**2**	**1685**	**33.6**	**879**	**17.5**	**435**	**8.7**	**75.9**	**86**
00-00	**5140**	**19**	**4474**	**39**	**419**	**42**	**20**	**1**	**32**	**62**	**27**	**3**	**2**	**1768**	**34.4**	**941**	**18.3**	**471**	**9.2**	**76.1**	**86.4**

DRAFT

Site 26
Location R147, att 80 kmh sign, Lat53.68216, Long -6.75974
Direction South

3279 / Meath/Cavan/Monaghan ATC's
October 2013
Automatic Traffic Count

Fri, 18 October 2013

Time	Total	Classification												>PSL	>PSL%	>SL1	>SL1%	>SL2	>SL2%	Mean	Vpp
		1 MCL	2 SV	3 SVT	4 TB2	5 TB3	6 T4	7 ART3	8 ART4	9 ART5	10 ART6	11 BD	12 DRT	80	80	85 +5kph	85 +5kph	90 +10kph	90 +10kph		85
0000	51	1	47	0	2	1	0	0	0	0	0	0	0	41	80.4	30	58.8	23	45.1	89.1	99
0100	34	0	30	0	1	1	0	0	0	2	0	0	0	23	67.6	18	52.9	13	38.2	87.9	98.6
0200	14	0	11	0	3	0	0	0	0	0	0	0	0	11	78.6	9	64.3	7	50	90.7	101.2
0300	13	0	10	0	2	0	0	0	0	0	1	0	0	8	61.5	5	38.5	4	30.8	83.5	96.8
0400	16	0	14	0	0	0	2	0	0	0	0	0	0	11	68.8	8	50	7	43.8	88.9	112
0500	36	0	24	1	7	0	0	0	2	2	0	0	0	21	58.3	17	47.2	6	16.7	81.4	93.6
0600	57	0	40	2	6	1	1	0	2	4	1	0	0	37	64.9	29	50.9	20	35.1	83.9	94.3
0700	190	0	147	2	32	1	0	0	1	3	3	0	1	80	42.1	55	28.9	34	17.9	77.6	92.9
0800	207	1	182	1	17	0	0	0	0	3	1	1	1	74	35.7	45	21.7	18	8.7	76.3	87.1
0900	201	0	161	3	23	4	2	0	1	3	3	1	0	93	46.3	53	26.4	19	9.5	77.1	87.5
1000	232	0	186	2	32	2	1	0	0	6	3	0	0	72	31	43	18.5	24	10.3	77	86.4
1100	**265**	**0**	**219**	**5**	**30**	**1**	**0**	**0**	**3**	**4**	**2**	**1**	**0**	**71**	**26.8**	**31**	**11.7**	**14**	**5.3**	**75.2**	**83.2**
1200	295	1	256	2	26	1	1	1	4	2	1	0	0	69	23.4	20	6.8	9	3.1	73.6	82.1
1300	345	0	312	3	21	2	0	0	2	2	3	0	0	93	27	36	10.4	15	4.3	75.4	82.8
1400	353	1	297	4	38	3	1	0	1	5	3	0	0	85	24.1	33	9.3	14	4	74.3	82.1
1500	426	1	367	9	34	4	2	0	1	6	2	0	0	91	21.4	39	9.2	18	4.2	73.9	81.7
1600	542	1	485	2	37	3	2	0	1	6	4	1	0	110	20.3	49	9	18	3.3	73	81.7
1700	**599**	**1**	**543**	**5**	**42**	**3**	**0**	**1**	**2**	**1**	**1**	**0**	**0**	**97**	**16.2**	**42**	**7**	**13**	**2.2**	**72.5**	**80.3**
1800	485	0	449	1	28	3	1	0	1	2	0	0	0	68	14	25	5.2	13	2.7	72.1	79.6
1900	326	1	296	0	23	1	0	1	0	4	0	0	0	45	13.8	17	5.2	5	1.5	72.5	79.2
2000	275	0	261	0	11	3	0	0	0	0	0	0	0	55	20	23	8.4	9	3.3	72.5	81.7
2100	168	0	159	0	8	1	0	0	0	0	0	0	0	49	29.2	31	18.5	14	8.3	77	85.7
2200	133	0	126	0	5	0	0	0	0	2	0	0	0	55	41.4	28	21.1	16	12	77.9	86.4
2300	99	0	91	0	5	1	0	0	0	2	0	0	0	47	47.5	31	31.3	16	16.2	80.7	90
07-19	**4140**	**6**	**3604**	**39**	**360**	**27**	**10**	**2**	**17**	**43**	**26**	**4**	**2**	**1003**	**24.2**	**471**	**11.4**	**209**	**5**	**74.2**	**82.8**
06-22	**4966**	**7**	**4360**	**41**	**408**	**33**	**11**	**3**	**19**	**51**	**27**	**4**	**2**	**1189**	**23.9**	**571**	**11.5**	**257**	**5.2**	**74.2**	**83.2**
06-00	**5198**	**7**	**4577**	**41**	**418**	**34**	**11**	**3**	**19**	**55**	**27**	**4**	**2**	**1291**	**24.8**	**630**	**12.1**	**289**	**5.6**	**74.4**	**83.5**
00-00	**5362**	**8**	**4713**	**42**	**433**	**36**	**13**	**3**	**21**	**59**	**28**	**4**	**2**	**1406**	**26.2**	**717**	**13.4**	**349**	**6.5**	**74.8**	**84.2**

DRAFT

Site 26
Location R147, att 80 kmh sign, Lat53.68216, Long -6.75974
Direction South

3279 / Meath/Cavan/Monaghan ATC's
October 2013
Automatic Traffic Count

Sat, 19 October 2013

Time	Total	Classification												>PSL	>PSL%	>SL1	>SL1%	>SL2	>SL2%	Mean	Vpp
		1 MCL	2 SV	3 SVT	4 TB2	5 TB3	6 T4	7 ART3	8 ART4	9 ART5	10 ART6	11 BD	12 DRT	80	80	85 +5kph	85 +5kph	90 +10kph	90 +10kph		85
0000	54	0	51	1	1	1	0	0	0	0	0	0	0	22	40.7	15	27.8	10	18.5	79	92.2
0100	48	0	45	0	1	1	0	0	0	1	0	0	0	24	50	18	37.5	12	25	81.1	95.4
0200	25	0	24	0	1	0	0	0	0	0	0	0	0	17	68	12	48	6	24	86.5	96.1
0300	38	0	35	0	2	0	0	0	0	0	1	0	0	16	42.1	9	23.7	7	18.4	81.4	90.4
0400	21	0	17	0	1	0	0	0	0	3	0	0	0	17	81	13	61.9	9	42.9	89.6	100.1
0500	19	0	16	0	3	0	0	0	0	0	0	0	0	10	52.6	5	26.3	4	21.1	80.5	91.4
0600	33	0	25	0	6	1	0	0	0	1	0	0	0	19	57.6	11	33.3	10	30.3	83.4	94
0700	82	0	69	2	8	1	0	0	1	1	0	0	0	42	51.2	30	36.6	20	24.4	80.7	94.7
0800	97	0	78	2	12	1	0	0	0	3	1	0	0	61	62.9	42	43.3	30	30.9	83.7	97.2
0900	159	0	134	3	15	2	1	0	1	1	2	0	0	91	57.2	59	37.1	35	22	81.8	91.8
1000	242	3	213	4	19	0	1	0	0	1	1	0	0	114	47.1	67	27.7	44	18.2	79.8	91.1
1100	**283**	**0**	**262**	**2**	**15**	**2**	**0**	**0**	**0**	**2**	**0**	**0**	**0**	**103**	**36.4**	**66**	**23.3**	**30**	**10.6**	**77.3**	**87.1**
1200	327	0	299	7	17	1	1	0	2	0	0	0	0	122	37.3	65	19.9	29	8.9	77.2	86.8
1300	375	1	346	6	15	4	0	0	0	2	1	0	0	109	29.1	53	14.1	23	6.1	73.1	84.6
1400	380	1	352	3	18	2	1	0	0	1	1	0	1	112	29.5	52	13.7	17	4.5	75	84.2
1500	409	1	380	4	16	1	1	1	4	1	0	0	0	127	31.1	55	13.4	33	8.1	77.4	84.2
1600	393	0	366	2	20	1	0	0	3	1	0	0	0	157	39.9	70	17.8	33	8.4	77.8	86
1700	**417**	**1**	**395**	**4**	**12**	**3**	**0**	**0**	**1**	**1**	**0**	**0**	**0**	**165**	**39.6**	**74**	**17.7**	**32**	**7.7**	**77.4**	**85.3**
1800	**417**	**0**	**400**	**0**	**13**	**2**	**0**	**0**	**2**	**0**	**0**	**0**	**0**	**109**	**26.1**	**53**	**12.7**	**29**	**7**	**76.2**	**84.2**
1900	269	0	252	0	12	4	0	0	1	0	0	0	0	73	27.1	32	11.9	11	4.1	75.7	82.4
2000	205	0	197	0	5	3	0	0	0	0	0	0	0	65	31.7	29	14.1	16	7.8	76.2	84.6
2100	118	0	111	0	5	1	1	0	0	0	0	0	0	44	37.3	26	22	18	15.3	76.7	89.6
2200	97	0	90	0	6	1	0	0	0	0	0	0	0	35	36.1	20	20.6	11	11.3	76.2	87.1
2300	94	0	85	0	6	0	0	0	0	3	0	0	0	38	40.4	21	22.3	15	16	77.9	90.4
07-19	**3581**	**7**	**3294**	**39**	**180**	**20**	**5**	**1**	**14**	**14**	**6**	**0**	**1**	**1312**	**36.6**	**686**	**19.2**	**355**	**9.9**	**77.2**	**86.8**
06-22	**4206**	**7**	**3879**	**39**	**208**	**29**	**6**	**1**	**15**	**15**	**6**	**0**	**1**	**1513**	**36**	**784**	**18.6**	**410**	**9.7**	**77.1**	**86.4**
06-00	**4397**	**7**	**4054**	**39**	**220**	**30**	**6**	**1**	**15**	**18**	**6**	**0**	**1**	**1586**	**36.1**	**825**	**18.8**	**436**	**9.9**	**77.1**	**86.4**
00-00	**4602**	**7**	**4242**	**40**	**229**	**32**	**6**	**1**	**15**	**22**	**7**	**0**	**1**	**1692**	**36.8**	**897**	**19.5**	**484**	**10.5**	**77.3**	**86.8**

DRAFT

Site 26
Location R147, att 80 kmh sign, Lat53.68216, Long -6.75974
Direction South

3279 / Meath/Cavan/Monaghan ATC's
October 2013
Automatic Traffic Count

Sun, 20 October 2013

Time	Total	Classification												>PSL	>PSL%	>SL1	>SL1%	>SL2	>SL2%	Mean	Vpp
		1 MCL	2 SV	3 SVT	4 TB2	5 TB3	6 T4	7 ART3	8 ART4	9 ART5	10 ART6	11 BD	12 DRT	80	80	85 +5kph	85 +5kph	90 +10kph	90 +10kph		85
0000	54	0	50	0	3	1	0	0	0	0	0	0	0	22	40.7	15	27.8	8	14.8	78.8	89.3
0100	50	0	45	0	4	1	0	0	0	0	0	0	0	33	66	25	50	16	32	85	96.1
0200	49	0	46	0	3	0	0	0	0	0	0	0	0	30	61.2	25	51	18	36.7	83.4	101.9
0300	32	0	29	0	3	0	0	0	0	0	0	0	0	16	50	9	28.1	5	15.6	79.4	88.2
0400	27	0	22	0	5	0	0	0	0	0	0	0	0	22	81.5	17	63	15	55.6	90	98.3
0500	25	0	21	0	3	0	0	0	0	1	0	0	0	15	60	10	40	5	20	79.7	91.8
0600	29	1	25	1	2	0	0	0	0	0	0	0	0	20	69	18	62.1	13	44.8	87.1	102.2
0700	60	0	53	2	4	0	0	0	0	0	1	0	0	32	53.3	17	28.3	15	25	81	94.7
0800	50	0	44	3	2	0	0	0	0	1	0	0	0	30	60	24	48	17	34	85.1	99
0900	86	0	77	2	6	1	0	0	0	0	0	0	0	53	61.6	39	45.3	29	33.7	83.1	97.6
1000	116	2	99	1	9	1	0	2	1	1	0	0	0	64	55.2	41	35.3	23	19.8	81	91.8
1100	**150**	**1**	**141**	**2**	**3**	**2**	**0**	**0**	**0**	**1**	**0**	**0**	**0**	**85**	**56.7**	**61**	**40.7**	**37**	**24.7**	**82**	**93.2**
1200	181	1	173	2	4	0	0	0	0	1	0	0	0	68	37.6	44	24.3	25	13.8	77.1	89.3
1300	232	3	222	0	4	2	0	0	0	1	0	0	0	107	46.1	60	25.9	37	15.9	79.1	90.4
1400	256	0	242	0	9	3	0	0	0	2	0	0	0	111	43.4	58	22.7	32	12.5	77.9	87.8
1500	405	1	390	3	9	0	1	0	0	1	0	0	0	136	33.6	71	17.5	26	6.4	75.8	85.7
1600	410	0	395	4	9	1	0	0	0	1	0	0	0	175	42.7	88	21.5	34	8.3	78.8	86.8
1700	**529**	**1**	**513**	**2**	**10**	**3**	**0**	**0**	**0**	**0**	**0**	**0**	**0**	**120**	**22.7**	**55**	**10.4**	**26**	**4.9**	**74.1**	**82.8**
1800	343	0	324	6	13	0	0	0	0	0	0	0	0	86	25.1	35	10.2	22	6.4	76.5	82.4
1900	215	1	196	1	14	2	0	0	0	1	0	0	0	87	40.5	57	26.5	28	13	77.9	89.3
2000	140	0	134	1	3	2	0	0	0	0	0	0	0	44	31.4	25	17.9	14	10	76.6	85.7
2100	102	0	99	1	1	1	0	0	0	0	0	0	0	43	42.2	23	22.5	12	11.8	78.1	89.3
2200	69	0	64	0	3	0	0	0	0	1	1	0	0	29	42	15	21.7	9	13	79.1	87.1
2300	46	0	45	0	1	0	0	0	0	0	0	0	0	27	58.7	20	43.5	13	28.3	83.2	95
07-19	**2818**	**9**	**2673**	**27**	**82**	**13**	**1**	**2**	**1**	**9**	**1**	**0**	**0**	**1067**	**37.9**	**593**	**21**	**323**	**11.5**	**77.6**	**87.5**
06-22	**3304**	**11**	**3127**	**31**	**102**	**18**	**1**	**2**	**1**	**10**	**1**	**0**	**0**	**1261**	**38.2**	**716**	**21.7**	**390**	**11.8**	**77.7**	**87.8**
06-00	**3419**	**11**	**3236**	**31**	**106**	**18**	**1**	**2**	**1**	**11**	**2**	**0**	**0**	**1317**	**38.5**	**751**	**22**	**412**	**12.1**	**77.8**	**87.8**
00-00	**3656**	**11**	**3449**	**31**	**127**	**20**	**1**	**2**	**1**	**12**	**2**	**0**	**0**	**1455**	**39.8**	**852**	**23.3**	**479**	**13.1**	**78.1**	**88.6**

DRAFT

Site 26
Location R147, att 80 kmh sign, Lat53.68216, Long -6.75974
Direction South

3279 / Meath/Cavan/Monaghan ATC's
October 2013
Automatic Traffic Count

Mon, 21 October 2013

Time	Total	Classification												>PSL	>PSL%	>SL1	>SL1%	>SL2	>SL2%	Mean	Vpp
		1 MCL	2 SV	3 SVT	4 TB2	5 TB3	6 T4	7 ART3	8 ART4	9 ART5	10 ART6	11 BD	12 DRT	80	80	85 +5kph	85 +5kph	90 +10kph	90 +10kph		85
0000	40	0	37	0	2	1	0	0	0	0	0	0	0	25	62.5	20	50	12	30	84.9	97.2
0100	19	0	18	0	0	0	0	0	0	1	0	0	0	13	68.4	10	52.6	9	47.4	90.3	107.6
0200	22	0	17	0	4	0	0	0	0	1	0	0	0	17	77.3	12	54.5	11	50	89	104.4
0300	14	0	11	0	3	0	0	0	0	0	0	0	0	11	78.6	10	71.4	7	50	89.7	97.2
0400	7	0	7	0	0	0	0	0	0	0	0	0	0	5	71.4	5	71.4	5	71.4	91.4	-
0500	24	0	18	0	4	0	0	0	1	1	0	0	0	14	58.3	13	54.2	9	37.5	85	92.9
0600	47	0	37	0	8	1	0	0	1	0	0	0	0	27	57.4	22	46.8	15	31.9	84.2	97.2
0700	188	0	149	1	25	3	0	0	5	4	1	0	0	93	49.5	57	30.3	29	15.4	78.5	90
0800	211	1	185	0	19	0	1	0	1	1	2	0	1	107	50.7	69	32.7	30	14.2	79.8	89.3
0900	197	0	164	2	21	3	2	0	1	2	2	0	0	83	42.1	41	20.8	20	10.2	74.5	86.8
1000	217	3	167	6	29	3	4	0	0	3	1	0	1	81	37.3	38	17.5	14	6.5	74.6	86
1100	**259**	**2**	**212**	**6**	**25**	**3**	**2**	**0**	**2**	**4**	**3**	**0**	**0**	**68**	**26.3**	**41**	**15.8**	**28**	**10.8**	**75.5**	**85.3**
1200	285	0	239	3	35	2	0	0	1	3	1	0	1	94	33	46	16.1	19	6.7	76.4	85
1300	322	0	281	3	30	0	0	0	2	4	2	0	0	86	26.7	39	12.1	24	7.5	75.3	83.5
1400	328	0	271	6	35	2	0	0	3	8	2	1	0	88	26.8	39	11.9	15	4.6	74.6	82.4
1500	372	0	313	1	44	2	1	0	3	7	1	0	0	103	27.7	47	12.6	17	4.6	75.2	84.2
1600	449	0	410	4	26	0	0	0	4	3	2	0	0	175	39	85	18.9	40	8.9	76.3	86
1700	**632**	**0**	**577**	**5**	**41**	**1**	**1**	**0**	**3**	**1**	**2**	**0**	**1**	**169**	**26.7**	**64**	**10.1**	**25**	**4**	**75.3**	**82.8**
1800	449	1	416	0	27	2	0	1	1	1	0	0	0	77	17.1	25	5.6	11	2.4	73.2	80.3
1900	274	1	245	1	23	1	0	0	0	2	0	0	1	54	19.7	24	8.8	14	5.1	71.9	81.7
2000	196	0	180	0	10	2	0	0	2	1	1	0	0	44	22.4	15	7.7	7	3.6	73.2	82.4
2100	119	1	108	0	9	1	0	0	0	0	0	0	0	53	44.5	31	26.1	20	16.8	79.6	90.4
2200	119	0	111	0	7	0	0	0	0	1	0	0	0	19	16	9	7.6	5	4.2	72.2	79.9
2300	64	0	59	0	5	0	0	0	0	0	0	0	0	25	39.1	17	26.6	9	14.1	78.3	88.6
07-19	**3909**	**7**	**3384**	**37**	**357**	**21**	**11**	**1**	**26**	**41**	**19**	**1**	**4**	**1224**	**31.3**	**591**	**15.1**	**272**	**7**	**75.5**	**85**
06-22	**4545**	**9**	**3954**	**38**	**407**	**26**	**11**	**1**	**29**	**44**	**20**	**1**	**5**	**1402**	**30.8**	**683**	**15**	**328**	**7.2**	**75.4**	**85**
06-00	**4728**	**9**	**4124**	**38**	**419**	**26**	**11**	**1**	**29**	**45**	**20**	**1**	**5**	**1446**	**30.6**	**709**	**15**	**342**	**7.2**	**75.4**	**85**
00-00	**4854**	**9**	**4232**	**38**	**432**	**27**	**11**	**1**	**30**	**48**	**20**	**1**	**5**	**1531**	**31.5**	**779**	**16**	**395**	**8.1**	**75.7**	**85.3**

DRAFT

Site 26
Location R147, att 80 kmh sign, Lat53.68216, Long -6.75974
Direction South

3279 / Meath/Cavan/Monaghan ATC's
October 2013
Automatic Traffic Count

Tue, 22 October 2013

Time	Total	Classification												>PSL	>PSL%	>SL1	>SL1%	>SL2	>SL2%	Mean	Vpp
		1 MCL	2 SV	3 SVT	4 TB2	5 TB3	6 T4	7 ART3	8 ART4	9 ART5	10 ART6	11 BD	12 DRT	80	80	85 +5kph	85 +5kph	90 +10kph	90 +10kph		85
0000	43	1	37	0	3	1	0	0	0	1	0	0	0	26	60.5	18	41.9	16	37.2	83.5	101.5
0100	31	0	29	0	0	1	0	0	0	1	0	0	0	17	54.8	9	29	8	25.8	83.8	95.4
0200	10	0	7	0	2	0	0	0	0	0	1	0	0	5	50	3	30	3	30	83.5	-
0300	14	0	12	0	1	0	1	0	0	0	0	0	0	10	71.4	9	64.3	4	28.6	86.8	91.1
0400	7	0	5	0	1	0	0	0	0	1	0	0	0	5	71.4	4	57.1	3	42.9	86.5	-
0500	29	0	24	0	2	0	0	0	3	0	0	0	0	19	65.5	13	44.8	10	34.5	86.4	109.1
0600	60	1	39	0	13	1	0	0	1	3	2	0	0	41	68.3	26	43.3	19	31.7	85	94
0700	177	0	153	0	21	1	0	0	0	1	1	0	0	74	41.8	45	25.4	23	13	76.9	88.2
0800	**245**	**0**	**207**	**2**	**23**	**0**	**0**	**0**	**2**	**7**	**4**	**0**	**0**	**92**	**37.6**	**48**	**19.6**	**21**	**8.6**	**76.9**	**86**
0900	216	0	157	4	31	4	1	1	7	7	3	1	0	71	32.9	42	19.4	25	11.6	75.8	86.8
1000	213	0	168	7	23	0	0	0	4	8	3	0	0	86	40.4	45	21.1	25	11.7	77.8	86.8
1100	226	2	181	8	27	3	2	0	1	1	1	0	0	108	47.8	48	21.2	31	13.7	78.4	88.9
1200	253	2	201	10	27	4	1	0	1	4	2	1	0	72	28.5	44	17.4	25	9.9	73.6	86.4
1300	290	2	246	2	25	2	1	0	2	8	2	0	0	125	43.1	65	22.4	26	9	77.6	87.5
1400	316	0	269	6	25	2	1	0	2	10	1	0	0	107	33.9	53	16.8	27	8.5	75.4	85.3
1500	332	0	266	6	46	1	1	0	2	7	3	0	0	95	28.6	47	14.2	19	5.7	75.4	84.2
1600	480	2	428	11	27	3	1	0	4	2	2	0	0	121	25.2	62	12.9	19	4	72.6	83.5
1700	**672**	**0**	**603**	**12**	**45**	**1**	**0**	**0**	**3**	**5**	**3**	**0**	**0**	**118**	**17.6**	**61**	**9.1**	**25**	**3.7**	**73**	**81**
1800	534	1	486	4	33	2	1	0	2	4	1	0	0	77	14.4	29	5.4	14	2.6	71.5	79.6
1900	298	2	271	4	16	2	0	0	1	1	1	0	0	59	19.8	31	10.4	15	5	73.3	81.4
2000	180	0	166	1	8	4	0	0	1	0	0	0	0	61	33.9	37	20.6	17	9.4	76.2	85.7
2100	175	0	161	0	11	1	0	0	1	1	0	0	0	65	37.1	35	20	25	14.3	77.3	88.9
2200	125	0	121	0	3	0	0	1	0	0	0	0	0	60	48	38	30.4	26	20.8	80	91.4
2300	61	2	57	0	2	0	0	0	0	0	0	0	0	23	37.7	18	29.5	13	21.3	79.1	92.2
07-19	**3954**	**9**	**3365**	**72**	**353**	**23**	**9**	**1**	**30**	**64**	**26**	**2**	**0**	**1146**	**29**	**589**	**14.9**	**280**	**7.1**	**74.6**	**84.6**
06-22	**4667**	**12**	**4002**	**77**	**401**	**31**	**9**	**1**	**34**	**69**	**29**	**2**	**0**	**1372**	**29.4**	**718**	**15.4**	**356**	**7.6**	**74.8**	**85**
06-00	**4853**	**14**	**4180**	**77**	**406**	**31**	**9**	**2**	**34**	**69**	**29**	**2**	**0**	**1455**	**30**	**774**	**15.9**	**395**	**8.1**	**75**	**85.3**
00-00	**4987**	**15**	**4294**	**77**	**415**	**33**	**10**	**2**	**37**	**72**	**30**	**2**	**0**	**1537**	**30.8**	**830**	**16.6**	**439**	**8.8**	**75.3**	**85.7**

DRAFT

Site 26
Location R147, att 80 kmh sign, Lat53.68216, Long -6.75974
Direction South

3279 / Meath/Cavan/Monaghan ATC's
October 2013
Automatic Traffic Count

Virtual Day (7)

Time	Total	Classification												>PSL	>PSL%	>SL1	>SL1%	>SL2	>SL2%	Mean	Vpp
		1 MCL	2 SV	3 SVT	4 TB2	5 TB3	6 T4	7 ART3	8 ART4	9 ART5	10 ART6	11 BD	12 DRT	80	80	85 +5kph	85 +5kph	90 +10kph	90 +10kph		85
0000	45	1	40	0	3	1	0	0	0	0	0	0	0	27	60.1	18	40.8	12	27.5	83.4	96.1
0100	30	0	27	0	1	1	0	0	0	1	0	0	0	18	61.7	14	46.4	10	34.4	85.4	99
0200	20	0	17	0	2	0	0	0	0	0	0	0	0	13	64.7	10	48.9	7	35.3	85.4	99
0300	19	0	16	0	2	0	0	0	0	0	0	0	0	11	56.1	8	40.9	5	26.5	84	97.2
0400	15	0	12	0	1	0	0	0	0	1	0	0	0	11	75.5	9	61.8	8	52	90.6	104.4
0500	27	0	19	0	4	0	0	0	2	1	0	0	0	17	65.1	13	48.4	8	28.5	83.5	95
0600	51	0	38	1	8	1	0	0	1	2	1	0	0	32	61.8	24	46	17	33.1	84.6	97.6
0700	150	0	124	1	18	1	0	0	2	2	2	0	0	63	42.2	40	26.3	24	15.9	77.7	90
0800	175	0	148	2	17	1	1	0	1	3	2	0	0	73	41.7	44	25.1	22	12.3	77.9	88.6
0900	175	0	140	3	21	3	2	0	2	2	3	0	0	71	40.6	42	24.1	22	12.6	76.8	88.2
1000	210	1	170	4	24	2	1	0	2	4	2	0	0	79	37.5	41	19.5	22	10.4	76.7	87.5
1100	**240**	**1**	**202**	**4**	**23**	**2**	**1**	**0**	**1**	**4**	**1**	**0**	**0**	**83**	**34.6**	**46**	**19.1**	**25**	**10.3**	**76.9**	**86.8**
1200	267	1	231	4	22	2	0	0	2	3	1	0	0	88	32.8	44	16.6	21	7.9	75.8	85.7
1300	311	1	277	3	21	2	1	0	2	4	1	0	0	101	32.4	50	16.1	24	7.8	75.6	85.3
1400	321	0	282	3	25	2	0	0	1	5	1	0	1	104	32.5	53	16.4	25	7.7	75.9	85.3
1500	382	1	335	5	31	2	1	0	2	4	1	0	0	116	30.4	56	14.6	25	6.5	75.8	84.6
1600	464	1	419	4	29	2	1	0	2	4	1	0	0	147	31.6	69	14.9	29	6.2	75.2	84.6
1700	**591**	**1**	**546**	**5**	**31**	**2**	**0**	**0**	**1**	**3**	**1**	**0**	**0**	**133**	**22.4**	**56**	**9.4**	**22**	**3.7**	**74**	**82.1**
1800	455	1	421	2	26	2	1	0	1	2	0	0	0	94	20.5	41	9	21	4.7	73.9	81.7
1900	286	1	257	1	21	2	0	0	1	2	0	0	0	63	22	31	10.7	14	4.9	73.3	82.4
2000	201	0	188	1	8	3	0	0	1	0	0	0	0	60	30	31	15.2	16	7.8	75.4	85
2100	207	0	195	1	9	1	0	0	0	0	0	0	0	52	24.9	29	13.9	16	7.8	73	84.2
2200	129	0	122	0	6	0	0	0	0	1	0	0	0	44	34	24	18.7	15	12	76.7	87.1
2300	73	0	67	0	5	0	0	0	0	1	0	0	0	35	48.2	24	32.4	15	21	80.6	92.9
07-19	**3741**	**9**	**3296**	**40**	**286**	**23**	**9**	**1**	**19**	**39**	**17**	**1**	**2**	**1151**	**30.8**	**581**	**15.5**	**281**	**7.5**	**75.6**	**85**
06-22	**4487**	**10**	**3974**	**43**	**331**	**30**	**10**	**1**	**21**	**43**	**19**	**2**	**2**	**1357**	**30.3**	**694**	**15.5**	**344**	**7.7**	**75.4**	**85**
06-00	**4688**	**10**	**4163**	**43**	**342**	**31**	**10**	**2**	**21**	**45**	**19**	**2**	**2**	**1436**	**30.6**	**742**	**15.8**	**375**	**8**	**75.5**	**85.3**
00-00	**4843**	**11**	**4295**	**44**	**355**	**33**	**10**	**2**	**23**	**48**	**20**	**2**	**2**	**1534**	**31.7**	**814**	**16.8**	**425**	**8.8**	**75.8**	**85.7**

DRAFT

Site 26
Location R147, att 80 kmh sign, Lat53.68216, Long -6.75974
Direction South

3279 / Meath/Cavan/Monaghan ATC's
October 2013
Automatic Traffic Count

Virtual Week (1)

Time	Total	Classification												>PSL	>PSL%	>SL1	>SL1%	>SL2	>SL2%	Mean	Vpp
		1 MCL	2 SV	3 SVT	4 TB2	5 TB3	6 T4	7 ART3	8 ART4	9 ART5	10 ART6	11 BD	12 DRT	80	80	85 +5kph	85 +5kph	90 +10kph	90 +10kph		85
Mon	4854	9	4232	38	432	27	11	1	30	48	20	1	5	1531	31.5	779	16	395	8.1	75.7	85.3
Tue	4987	15	4294	77	415	33	10	2	37	72	30	2	0	1537	30.8	830	16.6	439	8.8	75.3	85.7
Wed	5302	10	4658	38	428	41	12	1	24	60	25	2	3	1346	25.4	679	12.8	355	6.7	74.3	83.9
Thu	5140	19	4474	39	419	42	20	1	32	62	27	3	2	1768	34.4	941	18.3	471	9.2	76.1	86.4
Fri	5362	8	4713	42	433	36	13	3	21	59	28	4	2	1406	26.2	717	13.4	349	6.5	74.8	84.2
| Sat	4602	7	4242	40	229	32	6	1	15	22	7	0	1	1692	36.8	897	19.5	484	10.5	77.3	86.8
| Sun	3656	11	3449	31	127	20	1	2	1	12	2	0	0	1455	39.8	852	23.3	479	13.1	78.1	88.6
5 Day Ave.	**5129**	**12**	**4474**	**47**	**425**	**36**	**13**	**2**	**29**	**60**	**26**	**2**	**2**	**1518**	**29.6**	**789**	**15.4**	**402**	**7.8**	**75.2**	**85.1**
7 Day Ave.	**4843**	**11**	**4295**	**44**	**355**	**33**	**10**	**2**	**23**	**48**	**20**	**2**	**2**	**1534**	**31.7**	**814**	**16.8**	**425**	**8.8**	**75.8**	**85.7**
--	**33903**	**79**	**30062**	**305**	**2483**	**231**	**73**	**11**	**160**	**335**	**139**	**12**	**13**	**10735**	**31.7**	**5695**	**16.8**	**2972**	**8.8**	**75.8**	**85.7**

Summary Graphs

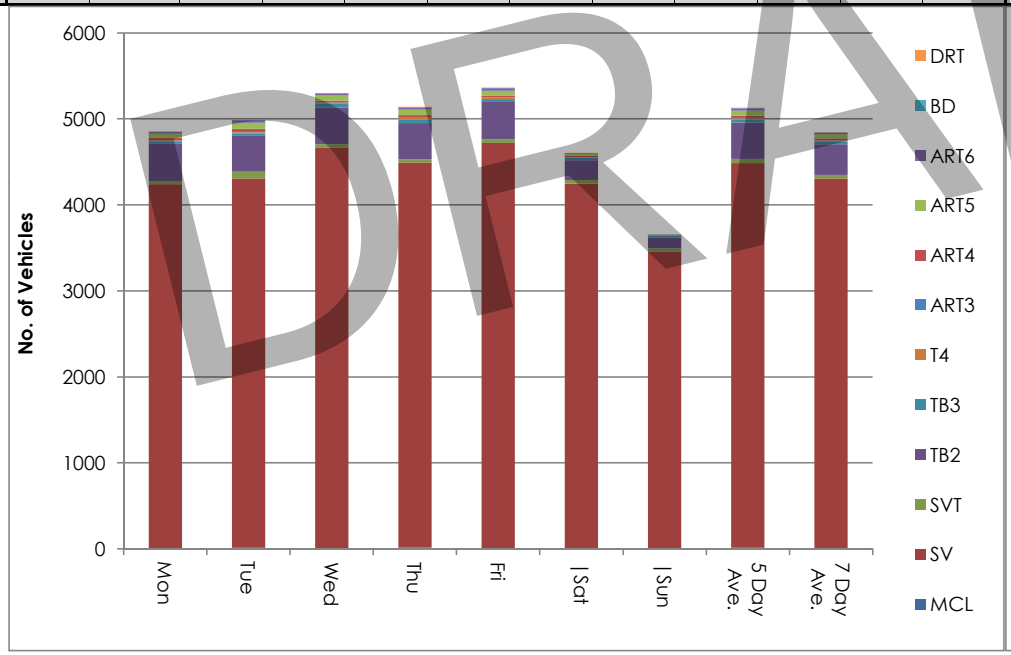

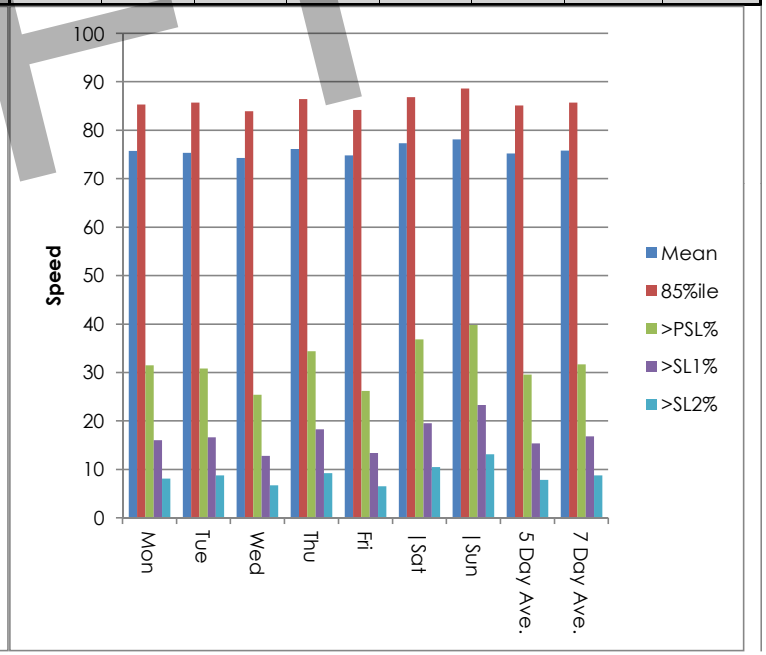

DRAFT

Site 26
Location R147, att 80 kmh sign, Lat53.68216, Long -6.75974
Direction South

3279 / Meath/Cavan/Monaghan ATC's
October 2013
Automatic Traffic Count

Wed, 16 October 2013

Time	Total	Speed Bins (km/h)																											
		0 - 5	5 - 10	10 - 15	15 - 20	20 - 25	25 - 30	30 - 35	35 - 40	40 - 45	45 - 50	50 - 55	55 - 60	60 - 65	65 - 70	70 - 75	75 - 80	80 - 85	85 - 90	90 - 95	95 - 100	100 - 105	105 - 110	110 - 115	115 - 120	120 - 125	125 - 130	130 - 135	135 - 140
0000	33	0	0	0	0	0	0	0	0	0	0	0	0	1	1	5	1	10	6	2	2	1	2	2	0	0	0	0	0
0100	13	0	0	0	0	0	0	0	0	0	0	0	0	1	0	2	0	0	0	2	2	1	2	2	0	0	0	1	0
0200	9	0	0	0	0	0	0	0	0	0	0	0	0	1	0	2	2	1	0	1	1	1	0	0	0	0	0	0	0
0300	11	0	0	0	0	0	0	0	0	0	0	0	0	0	1	0	2	1	3	1	0	1	0	1	0	1	0	0	0
0400	9	0	0	0	0	0	0	0	0	0	0	0	0	0	0	0	1	1	1	2	0	0	1	1	0	1	1	0	0
0500	24	0	0	0	0	0	0	0	0	0	1	0	0	0	1	1	4	6	2	4	2	2	0	0	0	1	0	0	0
0600	65	0	0	0	0	0	0	0	0	0	0	2	0	0	2	9	13	5	7	9	8	4	2	3	1	0	0	0	0
0700	184	0	0	0	1	0	0	0	0	0	3	6	3	22	20	36	39	24	11	8	9	2	0	0	0	0	0	0	0
0800	205	0	0	0	0	0	0	0	1	0	4	5	6	8	28	53	48	36	8	6	2	0	0	0	0	0	0	0	0
0900	184	0	0	0	0	0	0	0	0	1	3	8	2	15	33	36	42	22	12	6	2	2	0	0	0	0	0	0	0
1000	222	0	0	0	0	0	0	0	2	0	3	12	6	16	34	55	48	28	12	2	1	1	2	0	0	0	0	0	0
1100	**250**	**0**	**0**	**0**	**0**	**0**	**0**	**0**	**0**	**0**	**2**	**5**	**8**	**3**	**37**	**92**	**59**	**27**	**10**	**2**	**2**	**2**	**1**	**0**	**0**	**0**	**0**	**0**	**0**
1200	270	0	0	0	1	0	0	0	0	0	3	3	10	18	41	58	74	30	20	6	4	0	0	1	0	1	0	0	0
1300	296	0	0	0	0	0	1	0	0	0	2	4	12	13	38	81	75	36	19	7	5	2	1	0	0	0	0	0	0
1400	289	0	0	0	0	1	0	0	0	0	3	3	2	4	46	70	64	36	25	20	6	6	2	1	0	0	0	0	0
1500	363	0	0	0	0	0	0	0	0	2	2	11	19	20	32	74	82	64	34	12	8	1	1	0	0	1	0	0	0
1600	485	0	0	0	0	0	1	0	0	8	10	15	18	28	49	96	129	78	33	12	6	2	0	0	0	0	0	0	0
1700	**638**	**0**	**0**	**0**	**0**	**0**	**1**	**0**	**0**	**4**	**3**	**19**	**22**	**44**	**63**	**140**	**203**	**87**	**35**	**10**	**5**	**1**	**0**	**0**	**1**	**0**	**0**	**0**	**0**
1800	494	0	0	0	0	0	0	0	1	0	4	25	36	24	62	138	112	50	19	9	5	7	0	2	0	0	0	0	0
1900	228	0	0	0	0	0	1	0	0	3	3	6	14	20	48	42	49	24	12	4	0	1	1	0	0	0	0	0	0
2000	164	0	0	0	0	0	0	0	0	0	0	1	0	4	15	35	23	34	21	17	5	4	3	2	0	0	0	0	0
2100	555	0	0	0	0	0	0	0	0	1	14	34	104	111	123	76	44	23	14	4	3	3	0	0	0	1	0	0	0
2200	236	0	0	0	0	0	0	0	0	0	0	1	6	31	32	48	55	29	12	13	4	2	3	0	0	0	0	0	0
2300	75	0	0	0	0	0	0	0	0	1	0	1	2	1	6	9	10	15	8	10	6	3	2	0	0	1	0	0	0
07-19	**3880**	**0**	**0**	**0**	**2**	**1**	**3**	**0**	**4**	**15**	**42**	**116**	**144**	**215**	**483**	**929**	**975**	**518**	**238**	**100**	**55**	**26**	**7**	**4**	**1**	**2**	**0**	**0**	**0**
06-22	**4892**	**0**	**0**	**0**	**2**	**1**	**4**	**0**	**4**	**19**	**59**	**159**	**262**	**350**	**671**	**1091**	**1104**	**604**	**292**	**134**	**71**	**38**	**13**	**9**	**2**	**3**	**0**	**0**	**0**
06-00	**5203**	**0**	**0**	**0**	**2**	**1**	**4**	**0**	**4**	**20**	**59**	**161**	**270**	**382**	**709**	**1148**	**1169**	**648**	**312**	**157**	**81**	**43**	**18**	**9**	**2**	**4**	**0**	**0**	**0**
00-00	**5302**	**0**	**0**	**0**	**2**	**1**	**4**	**0**	**4**	**20**	**60**	**161**	**270**	**385**	**712**	**1158**	**1179**	**667**	**324**	**169**	**88**	**49**	**23**	**15**	**2**	**7**	**1**	**1**	**0**

DRAFT

Site 26
Location R147, att 80 kmh sign, Lat53.68216, Long -6.75974
Direction South

3279 / Meath/Cavan/Monaghan ATC's
October 2013
Automatic Traffic Count

Thu, 17 October 2013

Time	Total	Speed Bins (km/h)																												
		0 - 5	5 - 10	10 - 15	15 - 20	20 - 25	25 - 30	30 - 35	35 - 40	40 - 45	45 - 50	50 - 55	55 - 60	60 - 65	65 - 70	70 - 75	75 - 80	80 - 85	85 - 90	90 - 95	95 - 100	100 - 105	105 - 110	110 - 115	115 - 120	120 - 125	125 - 130	130 - 135	135 - 140
0000	41	0	0	0	0	0	0	0	0	0	0	0	0	0	2	4	6	13	7	6	0	1	0	2	0	0	0	0	0
0100	14	0	0	0	0	0	0	0	0	0	0	1	1	0	1	1	1	2	3	3	0	1	0	0	0	0	0	0	0	0
0200	10	0	0	0	0	0	0	0	0	0	0	0	0	0	1	0	3	2	3	1	0	0	0	0	0	0	0	0	0	0
0300	10	0	0	0	0	0	0	0	0	0	0	0	0	1	0	2	2	0	1	0	0	0	1	3	0	0	0	0	0	0
0400	15	0	0	0	0	0	0	0	0	0	0	0	0	0	2	3	1	0	1	2	1	3	0	0	0	0	0	1	1	0
0500	29	0	0	0	0	0	0	0	0	1	1	0	0	0	1	0	1	4	11	6	2	1	1	0	0	0	0	0	0	0
0600	68	0	0	0	0	0	0	0	0	0	0	1	1	0	7	7	13	14	10	3	3	7	2	0	0	0	0	0	0	0
0700	171	0	0	0	0	0	0	0	0	0	1	8	7	6	17	23	40	26	16	9	8	4	5	1	0	0	0	0	0	0
0800	208	0	0	0	0	1	0	0	2	2	6	2	7	6	17	39	32	31	36	14	9	1	1	0	0	0	2	0	0	0
0900	183	0	0	0	0	2	0	0	2	0	0	2	6	15	14	36	43	24	23	8	5	2	1	0	0	0	0	0	0	0
1000	229	0	0	0	2	0	0	0	1	2	3	8	3	13	17	38	53	54	18	12	3	0	2	0	0	0	0	0	0	0
1100	**244**	**0**	**0**	**0**	**0**	**0**	**0**	**0**	**0**	**1**	**1**	**1**	**6**	**11**	**17**	**60**	**46**	**45**	**31**	**15**	**7**	**1**	**1**	**1**	**0**	**0**	**0**	**0**	**0**	**0**
1200	257	0	0	0	2	0	0	0	0	0	2	8	4	6	20	29	60	67	30	18	4	5	1	1	0	0	0	0	0	0
1300	317	0	0	1	0	0	1	1	0	1	6	16	14	23	22	58	59	52	33	11	10	6	1	1	1	0	0	0	0	0
1400	326	0	0	0	0	0	0	0	0	0	4	3	4	11	52	48	72	58	40	20	10	2	2	0	0	0	0	0	0	0
1500	368	0	0	0	0	2	0	0	2	1	3	4	9	20	40	48	100	65	37	22	10	2	2	0	1	0	0	0	0	0
1600	487	0	0	0	0	4	0	0	0	6	8	6	12	25	60	102	107	80	41	15	10	8	1	1	0	1	0	0	0	0
1700	**652**	**0**	**0**	**0**	**1**	**0**	**0**	**0**	**6**	**6**	**6**	**16**	**20**	**50**	**89**	**170**	**167**	**79**	**25**	**12**	**3**	**1**	**0**	**1**	**0**	**0**	**0**	**0**	**0**	**0**
1800	466	0	0	0	0	1	0	0	0	3	2	6	15	21	47	99	126	69	39	24	7	5	2	0	0	0	0	0	0	0
1900	391	0	0	0	0	0	0	3	0	8	5	10	16	46	69	93	61	44	16	14	2	2	2	0	0	0	0	0	0	0
2000	246	0	0	1	1	0	0	1	0	0	2	3	5	12	41	59	54	34	17	11	3	2	0	0	0	0	0	0	0	0
2100	214	0	0	0	0	0	0	0	0	0	2	6	3	14	34	38	57	30	17	5	4	4	0	0	0	0	0	0	0	0
2200	123	0	0	0	0	0	0	0	0	1	0	1	4	2	15	21	33	21	6	8	8	3	0	0	0	0	0	0	0	0
2300	71	0	0	0	0	0	0	0	0	0	1	1	2	1	5	10	10	13	9	6	6	3	1	0	1	0	2	0	0	0
07-19	**3908**	**0**	**0**	**1**	**5**	**10**	**1**	**1**	**13**	**22**	**42**	**80**	**107**	**207**	**412**	**750**	**905**	**650**	**369**	**180**	**86**	**37**	**19**	**6**	**2**	**1**	**2**	**0**	**0**	**0**
06-22	**4827**	**0**	**0**	**2**	**6**	**10**	**1**	**5**	**13**	**30**	**51**	**100**	**132**	**279**	**563**	**947**	**1090**	**772**	**429**	**213**	**98**	**52**	**23**	**6**	**2**	**1**	**2**	**0**	**0**	**0**
06-00	**5021**	**0**	**0**	**2**	**6**	**10**	**1**	**5**	**13**	**31**	**52**	**102**	**138**	**282**	**583**	**978**	**1133**	**806**	**444**	**227**	**112**	**58**	**24**	**6**	**3**	**1**	**4**	**0**	**0**	**0**
00-00	**5140**	**0**	**0**	**2**	**6**	**10**	**1**	**5**	**13**	**32**	**53**	**103**	**139**	**283**	**590**	**988**	**1147**	**827**	**470**	**245**	**115**	**64**	**26**	**11**	**3**	**1**	**5**	**1**	**0**	**0**

DRAFT

Site 26
Location R147, att 80 kmh sign, Lat53.68216, Long -6.75974
Direction South

3279 / Meath/Cavan/Monaghan ATC's
October 2013
Automatic Traffic Count

Fri, 18 October 2013

Time	Total	Speed Bins (km/h)																											
		0 - 5	5 - 10	10 - 15	15 - 20	20 - 25	25 - 30	30 - 35	35 - 40	40 - 45	45 - 50	50 - 55	55 - 60	60 - 65	65 - 70	70 - 75	75 - 80	80 - 85	85 - 90	90 - 95	95 - 100	100 - 105	105 - 110	110 - 115	115 - 120	120 - 125	125 - 130	130 - 135	135 - 140
0000	51	0	0	0	0	0	0	0	0	0	0	0	0	1	2	1	6	11	7	8	8	4	0	1	1	0	0	1	0
0100	34	0	0	0	0	0	0	0	0	0	0	0	0	1	0	4	6	5	5	4	5	1	1	1	0	0	1	0	0
0200	14	0	0	0	0	0	0	0	0	0	0	0	0	0	0	0	3	2	2	2	2	2	0	0	1	0	0	0	0
0300	13	0	0	0	0	0	0	0	0	0	0	0	0	1	1	2	1	3	1	0	3	1	0	0	0	0	0	0	0
0400	16	0	0	0	0	0	0	0	0	0	1	0	0	0	0	2	2	3	1	2	1	0	1	1	1	1	0	0	0
0500	36	0	0	0	0	0	0	0	0	0	0	0	1	3	0	6	5	4	11	2	4	0	0	0	0	0	0	0	0
0600	57	0	0	0	0	0	0	0	0	0	1	2	0	1	3	1	12	8	9	13	3	3	1	0	0	0	0	0	0
0700	190	0	0	0	0	0	0	0	0	0	3	6	8	11	32	24	26	25	21	14	12	4	2	1	0	1	0	0	0
0800	207	0	0	0	0	0	1	1	0	0	1	4	5	14	29	37	41	29	27	11	3	4	0	0	0	0	0	0	0
0900	201	0	0	0	1	0	0	0	1	1	6	7	8	4	14	26	40	40	34	11	3	2	2	0	0	0	1	0	0
1000	232	0	0	0	0	1	0	0	0	0	2	0	6	13	26	41	71	29	19	18	3	2	0	0	0	1	0	0	0
1100	**265**	**0**	**0**	**0**	**0**	**0**	**0**	**0**	**0**	**1**	**0**	**10**	**7**	**17**	**23**	**71**	**65**	**40**	**17**	**6**	**7**	**1**	**0**	**0**	**0**	**0**	**0**	**0**	**0**
1200	295	0	0	0	0	3	0	0	1	0	3	4	11	16	43	77	68	49	11	5	0	3	0	1	0	0	0	0	0
1300	345	0	0	0	0	0	0	0	2	1	5	3	10	12	40	81	98	57	21	9	3	1	0	1	1	0	0	0	0
1400	353	0	0	0	0	1	0	1	0	1	1	10	16	20	41	86	91	52	19	6	6	1	1	0	0	0	0	0	0
1500	426	0	0	0	0	1	0	0	1	3	4	11	12	27	67	96	113	52	21	9	2	4	2	0	1	0	0	0	0
1600	542	0	0	0	0	1	0	0	1	3	7	21	21	35	85	132	126	61	31	9	6	2	1	0	0	0	0	0	0
1700	**599**	**0**	**0**	**0**	**1**	**0**	**0**	**0**	**0**	**1**	**13**	**20**	**26**	**45**	**92**	**135**	**169**	**55**	**29**	**7**	**5**	**0**	**1**	**0**	**0**	**0**	**0**	**0**	**0**
1800	485	0	0	0	0	0	0	0	0	1	9	3	18	38	118	131	99	43	12	9	2	2	0	0	0	0	0	0	0
1900	326	0	0	0	0	0	1	0	0	0	1	1	15	29	65	101	68	28	12	3	1	0	0	0	1	0	0	0	0
2000	275	0	0	0	0	0	0	0	0	1	4	4	13	34	48	65	51	32	14	7	1	0	0	1	0	0	0	0	0
2100	168	0	0	0	0	0	0	0	0	0	1	3	4	8	15	31	57	18	17	8	3	3	0	0	0	0	0	0	0
2200	133	0	0	0	0	0	0	0	0	0	2	1	3	4	19	26	23	27	12	6	4	5	1	0	0	0	0	0	0
2300	99	0	0	0	0	0	0	0	0	0	0	2	1	3	7	18	21	16	15	6	4	3	1	2	0	0	0	0	0
07-19	**4140**	**0**	**0**	**0**	**2**	**7**	**1**	**2**	**6**	**12**	**54**	**99**	**148**	**252**	**610**	**937**	**1007**	**532**	**262**	**114**	**52**	**26**	**9**	**3**	**2**	**2**	**1**	**0**	**0**
06-22	**4966**	**0**	**0**	**0**	**2**	**7**	**2**	**2**	**6**	**13**	**61**	**109**	**180**	**324**	**741**	**1135**	**1195**	**618**	**314**	**145**	**60**	**32**	**10**	**4**	**3**	**2**	**1**	**0**	**0**
06-00	**5198**	**0**	**0**	**0**	**2**	**7**	**2**	**2**	**6**	**13**	**63**	**112**	**184**	**331**	**767**	**1179**	**1239**	**661**	**341**	**157**	**68**	**40**	**12**	**6**	**3**	**2**	**1**	**0**	**0**
00-00	**5362**	**0**	**0**	**0**	**2**	**7**	**2**	**2**	**6**	**13**	**64**	**112**	**185**	**337**	**770**	**1194**	**1262**	**689**	**368**	**175**	**91**	**48**	**14**	**9**	**6**	**3**	**2**	**1**	**0**

DRAFT

Site 26
Location R147, att 80 kmh sign, Lat53.68216, Long -6.75974
Direction South

3279 / Meath/Cavan/Monaghan ATC's
October 2013
Automatic Traffic Count

Sat, 19 October 2013

Time	Total	Speed Bins (km/h)																												
		0 - 5	5 - 10	10 - 15	15 - 20	20 - 25	25 - 30	30 - 35	35 - 40	40 - 45	45 - 50	50 - 55	55 - 60	60 - 65	65 - 70	70 - 75	75 - 80	80 - 85	85 - 90	90 - 95	95 - 100	100 - 105	105 - 110	110 - 115	115 - 120	120 - 125	125 - 130	130 - 135	135 - 140
0000	54	0	0	0	0	1	0	0	0	0	0	2	0	1	8	7	13	7	5	3	4	1	0	1	0	0	1	0	0
0100	48	0	0	0	0	0	0	0	0	0	1	1	0	2	5	3	12	6	6	4	4	2	2	0	0	0	0	0	0	0
0200	25	0	0	0	0	0	0	0	0	0	0	0	0	0	1	4	3	5	6	1	3	0	0	1	0	0	0	1	0	0
0300	38	0	0	0	0	0	0	0	0	0	0	0	1	0	1	4	16	7	2	2	2	1	1	1	0	0	0	0	0	0
0400	21	0	0	0	0	0	0	0	0	0	0	0	0	0	0	0	4	4	4	2	2	5	0	0	0	0	0	0	0	0
0500	19	0	0	0	0	0	0	0	0	0	0	0	1	1	0	4	3	5	1	1	3	0	0	0	0	0	0	0	0	0
0600	33	0	0	0	0	0	0	0	0	0	0	0	0	1	3	4	6	8	1	5	2	0	1	2	0	0	0	0	0	0
0700	82	0	0	0	0	0	0	0	0	0	3	1	2	3	4	13	14	12	10	9	6	2	1	1	0	0	1	0	0	0
0800	97	0	0	0	0	0	0	0	0	1	1	1	1	2	8	10	12	19	12	11	10	5	0	1	3	0	0	0	0	0
0900	159	0	0	0	0	0	0	0	0	0	3	4	4	1	8	9	39	32	24	22	3	7	1	0	1	0	1	0	0	0
1000	242	0	0	0	0	1	0	0	0	0	0	5	7	6	22	38	49	47	23	20	11	8	3	1	1	0	0	0	0	0
1100	**283**	**0**	**0**	**0**	**0**	**0**	**0**	**0**	**1**	**0**	**3**	**4**	**10**	**10**	**27**	**60**	**65**	**37**	**36**	**12**	**12**	**5**	**1**	**0**	**0**	**0**	**0**	**0**	**0**	**0**
1200	327	0	0	0	0	0	0	1	0	2	3	8	5	15	35	55	81	57	36	10	11	3	5	0	0	0	0	0	0	0
1300	375	0	0	0	0	0	0	9	3	6	15	13	15	18	35	58	94	56	30	10	7	4	2	0	0	0	0	0	0	0
1400	380	0	0	0	0	0	0	0	1	1	6	10	6	19	52	90	83	60	35	11	2	2	2	0	0	0	0	0	0	0
1500	409	0	0	0	1	0	0	0	0	0	1	1	3	9	43	107	117	72	22	21	7	2	0	1	1	1	0	0	0	0
1600	393	0	0	0	0	0	0	0	0	2	2	4	6	11	39	79	93	87	37	20	7	4	2	0	0	0	0	0	0	0
1700	**417**	**0**	**0**	**0**	**0**	**0**	**0**	**0**	**0**	**1**	**3**	**4**	**15**	**21**	**38**	**63**	**107**	**91**	**42**	**14**	**11**	**1**	**3**	**1**	**0**	**2**	**0**	**0**	**0**	**0**
1800	**417**	**0**	**0**	**0**	**0**	**0**	**0**	**0**	**0**	**0**	**6**	**7**	**6**	**10**	**48**	**104**	**127**	**56**	**24**	**18**	**6**	**1**	**3**	**0**	**0**	**1**	**0**	**0**	**0**	**0**
1900	269	0	0	0	0	0	0	0	0	0	3	0	6	9	37	77	64	41	21	7	2	0	1	1	0	0	0	0	0	0
2000	205	0	0	0	0	0	0	0	0	1	0	3	7	12	28	46	43	36	13	10	1	1	3	1	0	0	0	0	0	0
2100	118	0	0	0	0	0	0	0	0	0	3	3	10	5	9	20	24	18	8	6	5	4	1	2	0	0	0	0	0	0
2200	97	0	0	0	0	0	0	0	0	1	3	1	2	8	12	20	15	15	9	5	3	2	0	1	0	0	0	0	0	0
2300	94	0	0	0	0	0	0	0	0	1	0	3	4	5	9	14	20	17	6	5	5	2	1	1	0	0	1	0	0	0
07-19	**3581**	**0**	**0**	**0**	**1**	**1**	**0**	**10**	**5**	**13**	**46**	**62**	**80**	**125**	**359**	**686**	**881**	**626**	**331**	**178**	**93**	**44**	**23**	**5**	**6**	**4**	**2**	**0**	**0**	**0**
06-22	**4206**	**0**	**0**	**0**	**1**	**1**	**0**	**10**	**5**	**14**	**52**	**68**	**103**	**152**	**436**	**833**	**1018**	**729**	**374**	**206**	**103**	**49**	**29**	**11**	**6**	**4**	**2**	**0**	**0**	**0**
06-00	**4397**	**0**	**0**	**0**	**1**	**1**	**0**	**10**	**5**	**16**	**55**	**72**	**109**	**165**	**457**	**867**	**1053**	**761**	**389**	**216**	**111**	**53**	**30**	**13**	**6**	**4**	**3**	**0**	**0**	**0**
00-00	**4602**	**0**	**0**	**0**	**1**	**2**	**0**	**10**	**5**	**16**	**56**	**75**	**111**	**169**	**472**	**889**	**1104**	**795**	**413**	**229**	**129**	**62**	**33**	**16**	**6**	**4**	**4**	**1**	**0**	**0**

DRAFT

Site 26
Location R147, att 80 kmh sign, Lat53.68216, Long -6.75974
Direction South

3279 / Meath/Cavan/Monaghan ATC's
October 2013
Automatic Traffic Count

Sun, 20 October 2013

Time	Total	Speed Bins (km/h)																												
		0 - 5	5 - 10	10 - 15	15 - 20	20 - 25	25 - 30	30 - 35	35 - 40	40 - 45	45 - 50	50 - 55	55 - 60	60 - 65	65 - 70	70 - 75	75 - 80	80 - 85	85 - 90	90 - 95	95 - 100	100 - 105	105 - 110	110 - 115	115 - 120	120 - 125	125 - 130	130 - 135	135 - 140
0000	54	0	0	0	0	0	0	0	0	0	1	1	2	0	3	11	14	7	7	4	2	1	0	1	0	0	0	0	0	0
0100	50	0	0	0	0	0	0	0	0	0	0	1	0	0	3	8	5	8	9	6	4	1	5	0	0	0	0	0	0	0
0200	49	0	0	0	0	0	0	0	0	0	1	4	2	0	3	5	4	5	7	7	2	4	1	2	2	0	0	0	0	0
0300	32	0	0	0	0	0	0	0	0	0	1	0	2	1	3	1	8	7	4	0	4	0	0	1	0	0	0	0	0	0
0400	27	0	0	0	0	0	0	0	0	0	0	0	0	1	0	2	2	5	2	3	9	0	2	1	0	0	0	0	0	0
0500	25	0	0	0	0	0	0	0	0	0	0	1	0	3	2	3	1	5	5	3	1	1	0	0	0	0	0	0	0	0
0600	29	0	0	0	0	0	0	0	1	0	0	0	0	2	1	1	4	2	5	1	6	3	3	0	0	0	0	0	0	0
0700	60	0	0	0	0	0	0	0	0	1	0	0	2	3	4	8	10	15	2	6	5	2	1	1	0	0	0	0	0	0
0800	50	0	0	0	0	0	0	0	0	0	0	1	0	1	4	1	13	6	7	4	7	3	2	1	0	0	0	0	0	0
0900	86	0	0	0	0	0	0	0	1	1	1	2	2	2	4	12	8	14	10	12	8	2	3	2	0	1	0	1	0	0
1000	116	0	0	0	1	0	1	0	0	2	2	2	0	3	3	6	32	23	18	10	4	4	3	1	0	0	0	1	0	0
1100	**150**	**0**	**0**	**0**	**0**	**0**	**1**	**0**	**0**	**1**	**2**	**1**	**2**	**2**	**6**	**22**	**28**	**24**	**24**	**17**	**10**	**7**	**2**	**0**	**1**	**0**	**0**	**0**	**0**	**0**
1200	181	0	0	0	0	1	1	0	0	2	1	3	4	13	20	29	39	24	19	13	5	5	1	0	0	0	0	1	0	0
1300	232	0	0	0	0	1	0	0	0	0	1	4	4	8	25	32	50	47	23	21	8	6	1	0	1	0	0	0	0	0
1400	256	0	0	0	0	0	0	0	0	1	3	6	14	10	14	38	59	53	26	18	8	3	1	1	0	1	0	0	0	0
1500	405	0	0	0	0	1	0	0	2	2	4	5	12	27	45	83	88	65	45	20	2	4	0	0	0	0	0	0	0	0
1600	410	0	0	0	0	0	0	0	0	0	2	9	4	9	24	76	111	87	54	17	6	5	3	1	1	0	1	0	0	0
1700	**529**	**0**	**0**	**0**	**0**	**0**	**0**	**0**	**0**	**0**	**4**	**4**	**12**	**53**	**91**	**128**	**117**	**65**	**29**	**18**	**4**	**0**	**4**	**0**	**0**	**0**	**0**	**0**	**0**	**0**
1800	343	0	0	0	0	0	0	0	1	1	4	4	3	12	29	94	109	51	13	7	6	3	1	2	0	3	0	0	0	0
1900	215	0	0	0	0	0	1	0	0	0	0	4	10	10	16	46	41	30	29	16	5	4	2	1	0	0	0	0	0	0
2000	140	0	0	0	0	0	0	0	0	2	1	5	3	3	19	20	43	19	11	6	3	3	2	0	0	0	0	0	0	0
2100	102	0	0	0	0	0	0	0	0	0	0	1	5	5	12	20	16	20	11	5	4	1	1	0	1	0	0	0	0	0
2200	69	0	0	0	0	0	0	0	0	0	1	2	0	2	7	11	17	14	6	2	4	1	0	1	1	0	0	0	0	0
2300	46	0	0	0	0	0	0	0	0	0	0	2	1	2	2	3	9	7	7	4	5	1	2	0	1	0	0	0	0	0
07-19	**2818**	**0**	**0**	**0**	**1**	**3**	**3**	**0**	**4**	**11**	**24**	**41**	**59**	**143**	**269**	**529**	**664**	**474**	**270**	**163**	**73**	**44**	**22**	**9**	**3**	**5**	**1**	**3**	**0**
06-22	**3304**	**0**	**0**	**0**	**1**	**3**	**4**	**0**	**5**	**13**	**25**	**51**	**77**	**163**	**317**	**616**	**768**	**545**	**326**	**191**	**91**	**55**	**30**	**10**	**4**	**5**	**1**	**3**	**0**
06-00	**3419**	**0**	**0**	**0**	**1**	**3**	**4**	**0**	**5**	**13**	**26**	**55**	**78**	**167**	**326**	**630**	**794**	**566**	**339**	**197**	**100**	**57**	**32**	**11**	**6**	**5**	**1**	**3**	**0**
00-00	**3656**	**0**	**0**	**0**	**1**	**3**	**4**	**0**	**5**	**13**	**29**	**62**	**84**	**172**	**340**	**660**	**828**	**603**	**373**	**220**	**122**	**64**	**40**	**16**	**8**	**5**	**1**	**3**	**0**

DRAFT

Site 26
Location R147, att 80 kmh sign, Lat53.68216, Long -6.75974
Direction South

3279 / Meath/Cavan/Monaghan ATC's
October 2013
Automatic Traffic Count

Mon, 21 October 2013

Time	Total	Speed Bins (km/h)																											
		0 - 5	5 - 10	10 - 15	15 - 20	20 - 25	25 - 30	30 - 35	35 - 40	40 - 45	45 - 50	50 - 55	55 - 60	60 - 65	65 - 70	70 - 75	75 - 80	80 - 85	85 - 90	90 - 95	95 - 100	100 - 105	105 - 110	110 - 115	115 - 120	120 - 125	125 - 130	130 - 135	135 - 140
0000	40	0	0	0	0	0	0	0	0	0	0	0	0	2	0	7	6	5	8	4	4	2	2	0	0	0	0	0	0
0100	19	0	0	0	0	0	0	0	0	0	0	0	0	0	0	3	3	3	1	2	2	1	2	0	2	0	0	0	0
0200	22	0	0	0	0	0	0	0	0	0	0	1	0	0	0	1	3	5	1	5	1	2	1	0	2	0	0	0	0
0300	14	0	0	0	0	0	0	0	0	0	0	0	0	0	0	2	1	1	3	2	3	2	0	0	0	0	0	0	0
0400	7	0	0	0	0	0	0	0	0	0	0	0	0	0	1	1	0	0	0	0	2	3	0	0	0	0	0	0	0
0500	24	0	0	0	0	0	0	0	0	0	0	0	0	0	3	2	5	1	4	5	1	2	1	0	0	0	0	0	0
0600	47	0	0	0	0	0	0	0	0	0	1	0	0	1	4	6	8	5	7	6	4	1	2	1	0	0	1	0	0
0700	188	0	0	0	0	0	0	0	2	1	8	5	5	1	9	30	34	36	28	14	8	4	2	0	0	1	0	0	0
0800	211	0	0	0	0	0	0	0	0	0	0	5	3	13	15	32	36	38	39	19	7	1	1	0	1	1	0	0	0
0900	197	0	0	0	1	0	0	0	1	6	10	4	10	5	27	18	32	42	21	12	6	1	1	0	0	0	0	0	0
1000	217	0	0	1	0	0	0	0	1	0	6	13	6	13	16	47	33	43	24	11	3	0	0	0	0	0	0	0	0
1100	**259**	**0**	**0**	**0**	**0**	**0**	**0**	**0**	**0**	**0**	**2**	**6**	**8**	**24**	**34**	**58**	**59**	**27**	**13**	**13**	**4**	**6**	**2**	**2**	**0**	**1**	**0**	**0**	**0**
1200	285	0	0	0	0	0	0	0	1	0	0	4	10	8	45	54	69	48	27	7	7	3	0	1	1	0	0	0	0
1300	322	0	0	0	0	0	0	0	0	0	0	6	16	26	34	72	82	47	15	13	6	3	2	0	0	0	0	0	0
1400	328	0	0	0	0	0	0	0	0	3	5	12	18	18	22	63	99	49	24	7	4	3	0	1	0	0	0	0	0
1500	372	0	0	0	0	0	0	0	0	1	7	7	4	27	44	84	95	56	30	8	7	0	1	1	0	0	0	0	0
1600	449	0	0	0	0	0	0	0	0	0	14	10	15	25	37	68	105	90	45	25	14	1	0	0	0	0	0	0	0
1700	**632**	**0**	**0**	**0**	**0**	**0**	**0**	**0**	**0**	**0**	**10**	**8**	**19**	**38**	**60**	**148**	**180**	**105**	**39**	**18**	**5**	**1**	**0**	**1**	**0**	**0**	**0**	**0**	**0**
1800	449	0	0	0	0	0	1	0	1	0	5	6	15	24	87	122	111	52	14	7	2	2	0	0	0	0	0	0	0
1900	274	0	0	0	0	3	0	0	0	3	2	5	18	33	40	67	49	30	10	6	5	1	0	2	0	0	0	0	0
2000	196	0	0	0	0	0	0	0	0	1	2	7	11	16	25	53	37	29	8	4	1	1	1	0	0	0	0	0	0
2100	119	0	0	0	0	0	0	0	0	0	0	1	2	6	11	25	21	22	11	8	6	4	1	0	0	1	0	0	0
2200	119	0	0	0	0	0	0	0	0	0	0	3	10	10	25	34	18	10	4	3	1	0	0	0	1	0	0	0	0
2300	64	0	0	0	0	0	0	0	0	0	1	3	0	2	5	13	15	8	8	4	3	1	0	1	0	0	0	0	0
07-19	**3909**	**0**	**0**	**1**	**1**	**0**	**1**	**0**	**6**	**11**	**67**	**86**	**129**	**222**	**430**	**796**	**935**	**633**	**319**	**154**	**73**	**25**	**9**	**6**	**2**	**3**	**0**	**0**	**0**
06-22	**4545**	**0**	**0**	**1**	**1**	**3**	**1**	**0**	**6**	**15**	**72**	**99**	**160**	**278**	**510**	**947**	**1050**	**719**	**355**	**178**	**89**	**32**	**13**	**9**	**2**	**4**	**1**	**0**	**0**
06-00	**4728**	**0**	**0**	**1**	**1**	**3**	**1**	**0**	**6**	**15**	**73**	**105**	**170**	**290**	**540**	**994**	**1083**	**737**	**367**	**185**	**93**	**33**	**13**	**10**	**3**	**4**	**1**	**0**	**0**
00-00	**4854**	**0**	**0**	**1**	**1**	**3**	**1**	**0**	**6**	**15**	**73**	**106**	**170**	**292**	**544**	**1010**	**1101**	**752**	**384**	**203**	**106**	**45**	**19**	**10**	**7**	**4**	**1**	**0**	**0**

DRAFT

Site 26
Location R147, att 80 kmh sign, Lat53.68216, Long -6.75974
Direction South

3279 / Meath/Cavan/Monaghan ATC's
October 2013
Automatic Traffic Count

Tue, 22 October 2013

Time	Total	Speed Bins (km/h)																												
		0 - 5	5 - 10	10 - 15	15 - 20	20 - 25	25 - 30	30 - 35	35 - 40	40 - 45	45 - 50	50 - 55	55 - 60	60 - 65	65 - 70	70 - 75	75 - 80	80 - 85	85 - 90	90 - 95	95 - 100	100 - 105	105 - 110	110 - 115	115 - 120	120 - 125	125 - 130	130 - 135	135 - 140
0000	43	0	0	0	0	0	1	0	0	0	2	0	1	0	3	6	4	8	2	8	1	1	3	1	0	2	0	0	0
0100	31	0	0	0	0	0	0	0	0	0	0	0	0	1	0	8	5	8	1	2	2	2	0	1	1	0	0	0	0
0200	10	0	0	0	0	0	0	0	0	0	0	0	0	0	1	0	4	2	0	2	0	1	0	0	0	0	0	0	0
0300	14	0	0	0	0	0	0	0	0	0	0	0	0	0	1	2	1	1	5	2	0	1	0	0	1	0	0	0	0
0400	7	0	0	0	0	0	0	0	0	0	0	0	0	1	0	0	1	1	1	1	1	0	1	0	0	0	0	0	0	0
0500	29	0	0	0	0	0	0	0	0	0	0	1	0	1	2	4	2	6	3	3	1	0	2	3	1	0	0	0	0	0
0600	60	0	0	0	0	0	0	0	0	0	0	1	1	0	1	2	14	15	7	11	4	2	0	2	0	0	0	0	0	0
0700	177	0	0	0	0	0	0	0	0	0	6	7	3	11	31	15	30	29	22	11	7	2	1	1	1	0	0	0	0	0
0800	**245**	**0**	**0**	**0**	**0**	**0**	**0**	**0**	**3**	**0**	**1**	**2**	**1**	**10**	**36**	**49**	**51**	**44**	**27**	**14**	**5**	**2**	**0**	**0**	**0**	**0**	**0**	**0**	**0**	**0**
0900	216	0	0	0	0	0	0	0	0	3	4	3	10	13	25	39	48	29	17	13	8	3	0	1	0	0	0	0	0	0
1000	213	0	0	0	0	0	0	0	1	2	2	5	4	10	13	40	50	41	20	11	10	2	0	2	0	0	0	0	0	0
1100	226	0	0	0	0	0	0	1	0	0	4	3	8	11	20	24	47	60	17	15	10	2	1	1	2	0	0	0	0	0
1200	253	0	0	0	0	0	1	0	7	9	6	5	12	10	23	48	60	28	19	12	7	3	0	2	1	0	0	0	0	0
1300	290	0	0	0	1	0	0	0	0	1	9	1	5	8	34	48	58	60	39	12	8	3	2	0	0	1	0	0	0	0
1400	316	0	0	0	0	0	0	0	5	4	8	5	8	15	35	56	73	54	26	11	10	3	0	1	1	1	0	0	0	0
1500	332	0	0	0	0	0	0	0	1	1	5	6	12	13	44	65	90	48	28	13	3	1	0	2	0	0	0	0	0	0
1600	480	0	0	2	0	1	1	0	0	3	6	18	32	45	66	100	85	59	43	13	4	1	0	1	0	0	0	0	0	0
1700	**672**	**0**	**0**	**0**	**0**	**0**	**0**	**0**	**0**	**5**	**8**	**8**	**33**	**64**	**104**	**179**	**153**	**57**	**36**	**16**	**8**	**1**	**0**	**0**	**0**	**0**	**0**	**0**	**0**	**0**
1800	534	0	0	0	1	0	0	0	0	3	5	11	43	55	99	117	123	48	15	11	1	1	0	1	0	0	0	0	0	0
1900	298	0	0	0	0	0	0	0	0	0	2	12	13	29	44	68	71	28	16	7	4	1	2	1	0	0	0	0	0	0
2000	180	0	0	0	0	0	0	0	0	0	1	2	4	14	30	42	26	24	20	7	7	2	0	0	1	0	0	0	0	0
2100	175	0	0	0	0	0	1	1	0	0	1	3	3	10	20	24	47	30	10	14	8	3	0	0	0	0	0	0	0	0
2200	125	0	0	0	0	0	0	0	0	0	0	2	2	14	8	14	25	22	12	11	7	5	1	1	1	0	0	0	0	0
2300	61	0	0	0	0	0	1	0	0	0	0	0	1	4	10	11	11	5	5	5	5	0	1	1	0	0	0	0	0	1
07-19	**3954**	**0**	**0**	**2**	**2**	**1**	**2**	**1**	**17**	**31**	**64**	**74**	**171**	**265**	**530**	**780**	**868**	**557**	**309**	**152**	**81**	**24**	**4**	**12**	**5**	**2**	**0**	**0**	**0**	**0**
06-22	**4667**	**0**	**0**	**2**	**2**	**1**	**3**	**2**	**17**	**31**	**68**	**92**	**192**	**318**	**625**	**916**	**1026**	**654**	**362**	**191**	**104**	**32**	**6**	**15**	**6**	**2**	**0**	**0**	**0**	**0**
06-00	**4853**	**0**	**0**	**2**	**2**	**1**	**4**	**2**	**17**	**31**	**68**	**94**	**195**	**336**	**643**	**941**	**1062**	**681**	**379**	**207**	**116**	**37**	**8**	**17**	**7**	**2**	**0**	**0**	**1**	**0**
00-00	**4987**	**0**	**0**	**2**	**2**	**1**	**5**	**2**	**17**	**31**	**70**	**95**	**196**	**339**	**650**	**961**	**1079**	**707**	**391**	**225**	**121**	**42**	**14**	**22**	**10**	**4**	**0**	**0**	**1**	**0**

DRAFT

Site 26
Location R147, att 80 kmh sign, Lat53.68216, Long -6.75974
Direction South

3279 / Meath/Cavan/Monaghan ATC's
October 2013
Automatic Traffic Count

Virtual Day (7)

Time	Total	Speed Bins (km/h)																												
		0 - 5	5 - 10	10 - 15	15 - 20	20 - 25	25 - 30	30 - 35	35 - 40	40 - 45	45 - 50	50 - 55	55 - 60	60 - 65	65 - 70	70 - 75	75 - 80	80 - 85	85 - 90	90 - 95	95 - 100	100 - 105	105 - 110	110 - 115	115 - 120	120 - 125	125 - 130	130 - 135	135 - 140
0000	45	0	0	0	0	0	0	0	0	0	0	0	0	1	3	6	7	9	6	5	3	2	1	1	0	0	0	0	0
0100	30	0	0	0	0	0	0	0	0	0	0	0	0	1	1	4	5	5	4	3	3	1	2	1	0	0	0	0	0
0200	20	0	0	0	0	0	0	0	0	0	0	1	0	0	1	2	3	3	3	3	1	1	0	0	1	0	0	0	0
0300	19	0	0	0	0	0	0	0	0	0	0	0	0	0	1	2	4	3	3	1	2	1	0	1	0	0	0	0	0
0400	15	0	0	0	0	0	0	0	0	0	0	0	0	0	0	1	2	2	1	2	2	2	1	0	0	0	0	0	0
0500	27	0	0	0	0	0	0	0	0	0	0	0	0	1	1	3	3	4	5	3	2	1	1	0	0	0	0	0	0
0600	51	0	0	0	0	0	0	0	0	0	0	1	0	1	3	4	10	8	7	7	4	3	2	1	0	0	0	0	0
0700	150	0	0	0	0	0	0	0	0	0	3	5	4	8	17	21	28	24	16	10	8	3	2	1	0	0	0	0	0
0800	175	0	0	0	0	0	0	0	1	0	2	3	3	8	20	32	33	29	22	11	6	2	1	0	1	0	0	0	0
0900	175	0	0	0	0	0	0	0	1	2	4	4	6	8	18	25	36	29	20	12	5	3	1	0	0	0	0	0	0
1000	210	0	0	0	0	0	0	0	1	1	3	6	5	11	19	38	48	38	19	12	5	2	1	1	0	0	0	0	0
1100	**240**	**0**	**0**	**0**	**0**	**0**	**0**	**0**	**0**	**0**	**2**	**4**	**7**	**11**	**23**	**55**	**53**	**37**	**21**	**11**	**7**	**3**	**1**	**1**	**0**	**0**	**0**	**0**	**0**
1200	267	0	0	0	0	1	0	0	1	2	3	5	8	12	32	50	64	43	23	10	5	3	1	1	0	0	0	0	0
1300	311	0	0	0	0	0	0	1	1	1	5	7	11	15	33	61	74	51	26	12	7	4	1	0	0	0	0	0	0
1400	321	0	0	0	0	0	0	0	1	1	4	7	10	14	37	64	77	52	28	13	7	3	1	1	0	0	0	0	0
1500	382	0	0	0	0	1	0	0	1	1	4	6	10	20	45	80	98	60	31	15	6	2	1	1	0	0	0	0	0
1600	464	0	0	0	0	1	0	0	0	3	7	12	15	25	51	93	108	77	41	16	8	3	1	0	0	0	0	0	0
1700	**591**	**0**	**0**	**0**	**0**	**0**	**0**	**0**	**1**	**2**	**7**	**11**	**21**	**45**	**77**	**138**	**157**	**77**	**34**	**14**	**6**	**1**	**1**	**0**	**0**	**0**	**0**	**0**	**0**
1800	455	0	0	0	0	0	0	0	0	1	5	9	19	26	70	115	115	53	19	12	4	3	1	1	0	1	0	0	0
1900	286	0	0	0	0	0	0	0	0	2	2	5	13	25	46	71	58	32	17	8	3	1	1	1	0	0	0	0	0
2000	201	0	0	0	0	0	0	0	0	1	1	4	6	14	29	46	40	30	15	9	3	2	1	1	0	0	0	0	0
2100	207	0	0	0	0	0	0	0	0	0	3	7	19	23	32	33	38	23	13	7	5	3	0	0	0	0	0	0	0
2200	129	0	0	0	0	0	0	0	0	0	1	2	4	10	17	25	27	20	9	7	4	3	1	0	0	0	0	0	0
2300	73	0	0	0	0	0	0	0	0	0	0	2	2	3	6	11	14	12	8	6	5	2	1	1	0	0	0	0	0
07-19	**3741**	**0**	**0**	**1**	**2**	**3**	**2**	**2**	**8**	**16**	**48**	**80**	**120**	**204**	**442**	**772**	**891**	**570**	**300**	**149**	**73**	**32**	**13**	**6**	**3**	**3**	**1**	**0**	**0**
06-22	**4487**	**0**	**0**	**1**	**2**	**4**	**2**	**3**	**8**	**19**	**55**	**97**	**158**	**266**	**552**	**926**	**1036**	**663**	**350**	**180**	**88**	**41**	**18**	**9**	**4**	**3**	**1**	**0**	**0**
06-00	**4688**	**0**	**0**	**1**	**2**	**4**	**2**	**3**	**8**	**20**	**57**	**100**	**163**	**279**	**575**	**962**	**1076**	**694**	**367**	**192**	**97**	**46**	**20**	**10**	**4**	**3**	**1**	**0**	**0**
00-00	**4843**	**0**	**0**	**1**	**2**	**4**	**2**	**3**	**8**	**20**	**58**	**102**	**165**	**282**	**583**	**980**	**1100**	**720**	**389**	**209**	**110**	**53**	**24**	**14**	**6**	**4**	**2**	**1**	**0**

DRAFT

Site 26
Location R147, att 80 kmh sign, Lat53.68216, Long -6.75974
Direction South

3279 / Meath/Cavan/Monaghan ATC's
October 2013
Automatic Traffic Count

Virtual Week (1)

Time	Total	Speed Bins (km/h)																												
		0 - 5	5 - 10	10 - 15	15 - 20	20 - 25	25 - 30	30 - 35	35 - 40	40 - 45	45 - 50	50 - 55	55 - 60	60 - 65	65 - 70	70 - 75	75 - 80	80 - 85	85 - 90	90 - 95	95 - 100	100 - 105	105 - 110	110 - 115	115 - 120	120 - 125	125 - 130	130 - 135	135 - 140
Mon	4854	0	0	1	1	3	1	0	6	15	73	106	170	292	544	1010	1101	752	384	203	106	45	19	10	7	4	1	0	0
Tue	4987	0	0	2	2	1	5	2	17	31	70	95	196	339	650	961	1079	707	391	225	121	42	14	22	10	4	0	0	1
Wed	5302	0	0	0	2	1	4	0	4	20	60	161	270	385	712	1158	1179	667	324	169	88	49	23	15	2	7	1	1	0
Thu	5140	0	0	2	6	10	1	5	13	32	53	103	139	283	590	988	1147	827	470	245	115	64	26	11	3	1	5	1	0
Fri	5362	0	0	0	2	7	2	2	6	13	64	112	185	337	770	1194	1262	689	368	175	91	48	14	9	6	3	2	1	0
|Sat	4602	0	0	0	1	2	0	10	5	16	56	75	111	169	472	889	1104	795	413	229	129	62	33	16	6	4	4	1	0
|Sun	3656	0	0	0	1	3	4	0	5	13	29	62	84	172	340	660	828	603	373	220	122	64	40	16	8	5	1	3	0
5 Day Ave.	**5129**	**0**	**0**	**1**	**3**	**4**	**3**	**2**	**9**	**22**	**64**	**115**	**192**	**327**	**653**	**1062**	**1154**	**728**	**387**	**203**	**104**	**50**	**19**	**13**	**6**	**4**	**2**	**1**	**0**
7 Day Ave.	**4843**	**0**	**0**	**1**	**2**	**4**	**2**	**3**	**8**	**20**	**58**	**102**	**165**	**282**	**583**	**980**	**1100**	**720**	**389**	**209**	**110**	**53**	**24**	**14**	**6**	**4**	**2**	**1**	**0**
--	**33903**	**0**	**0**	**5**	**15**	**27**	**17**	**19**	**56**	**140**	**405**	**714**	**1155**	**1977**	**4078**	**6860**	**7700**	**5040**	**2723**	**1466**	**772**	**374**	**169**	**99**	**42**	**28**	**14**	**7**	**1**

Summary Graphs

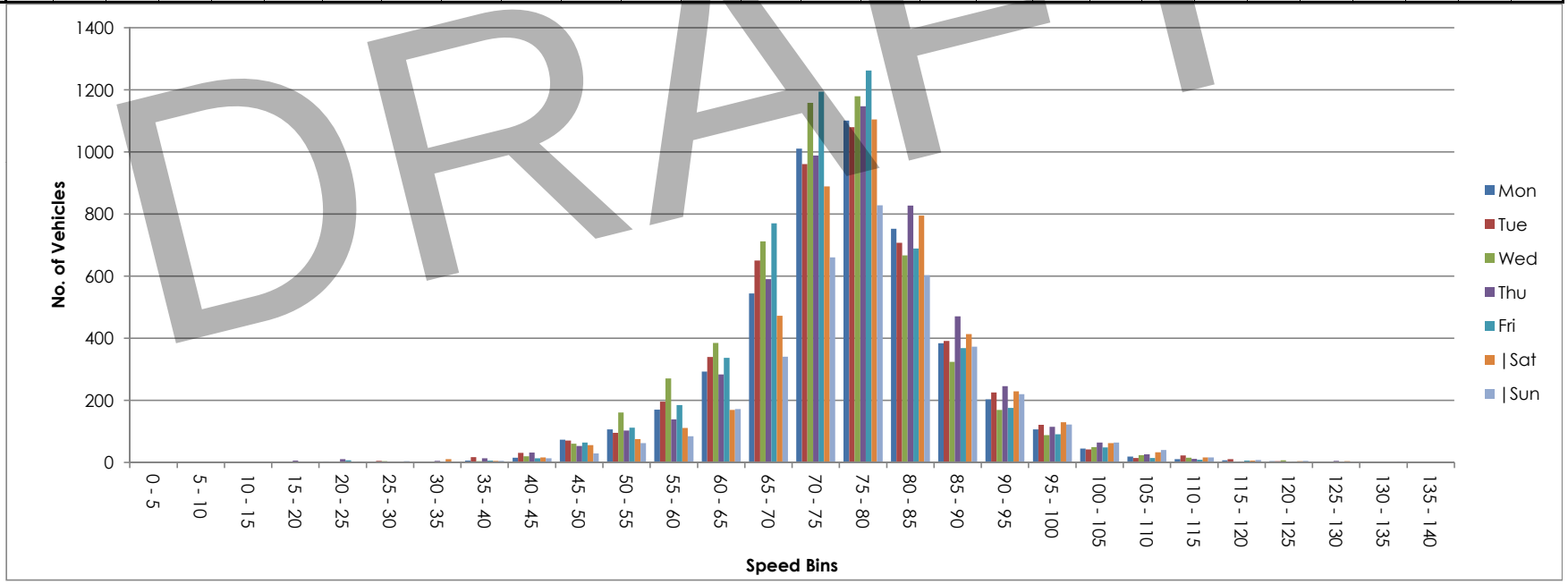

DRAFT

Site 26
Location R147, att 80 kmh sign, Lat53.68216, Long -6.75974
Direction Two way

3279 / Meath/Cavan/Monaghan ATC's
October 2013
Automatic Traffic Count

Wed, 16 October 2013

Time	Total	Classification												>PSL	>PSL%	>SL1	>SL1%	>SL2	>SL2%	Mean	Vpp
		1 MCL	2 SV	3 SVT	4 TB2	5 TB3	6 T4	7 ART3	8 ART4	9 ART5	10 ART6	11 BD	12 DRT	80	80	85 +5kph	85 +5kph	90 +10kph	90 +10kph		85
0000	50	1	41	2	5	1	0	0	0	0	0	0	0	33	66	19	38	10	20	82	95.4
0100	21	0	16	0	3	1	0	0	0	1	0	0	0	15	71.4	13	61.9	13	61.9	93.1	110.5
0200	16	0	13	0	1	0	0	0	0	1	1	0	0	9	56.3	6	37.5	6	37.5	85	98.6
0300	19	0	16	0	2	0	0	0	0	1	0	0	0	15	78.9	14	73.7	6	31.6	89.4	100.1
0400	34	0	20	0	9	0	0	0	2	2	1	0	0	21	61.8	18	52.9	15	44.1	88.4	106.9
0500	117	0	82	0	12	1	1	0	1	10	10	0	0	74	63.2	52	44.4	35	29.9	84.3	95.4
0600	295	0	242	1	31	5	0	0	3	6	7	0	0	141	47.8	93	31.5	62	21	80.9	94
0700	615	3	524	3	63	7	3	0	4	4	4	0	0	91	14.8	55	8.9	29	4.7	68.9	79.6
0800	**831**	**0**	**732**	**7**	**67**	**4**	**2**	**1**	**9**	**6**	**3**	**0**	**0**	**89**	**10.7**	**34**	**4.1**	**15**	**1.8**	**68**	**77.8**
0900	668	1	571	12	63	3	3	0	4	7	4	0	0	86	12.9	40	6	18	2.7	69.7	79.2
1000	553	1	469	4	56	5	1	0	2	8	7	0	0	78	14.1	31	5.6	7	1.3	70.8	79.6
1100	484	0	396	9	53	5	0	0	5	12	4	0	0	82	16.9	31	6.4	11	2.3	72.2	81
1200	539	1	458	3	58	5	2	0	1	4	7	0	0	116	21.5	51	9.5	19	3.5	73.5	82.4
1300	539	1	467	1	50	4	2	0	6	4	3	1	0	152	28.2	62	11.5	22	4.1	74.7	83.2
1400	584	2	513	4	48	4	1	0	2	6	1	1	2	164	28.1	93	15.9	49	8.4	75.2	85.3
1500	675	1	582	10	66	5	2	0	4	4	1	0	0	201	29.8	96	14.2	36	5.3	74.9	84.6
1600	791	2	685	7	73	8	1	1	2	12	0	0	0	191	24.1	78	9.9	34	4.3	73.8	82.4
1700	**914**	**2**	**840**	**8**	**50**	**3**	**1**	**1**	**0**	**7**	**2**	**0**	**0**	**202**	**22.1**	**80**	**8.8**	**24**	**2.6**	**74.1**	**81.7**
1800	749	1	685	8	39	6	1	0	1	6	2	0	0	154	20.6	67	8.9	35	4.7	73.5	81.7
1900	747	0	696	3	37	2	2	0	2	3	1	0	1	76	10.2	34	4.6	16	2.1	69.6	77.4
2000	271	0	250	2	10	5	0	0	1	2	1	0	0	112	41.3	62	22.9	37	13.7	77.8	87.5
2100	647	0	614	3	23	4	0	0	0	2	1	0	0	66	10.2	35	5.4	16	2.5	67.1	76.7
2200	280	0	261	2	15	2	0	0	0	0	0	0	0	81	28.9	43	15.4	29	10.4	75.7	85
2300	110	0	96	0	14	0	0	0	0	0	0	0	0	60	54.5	41	37.3	31	28.2	82.8	96.1
07-19	**7942**	**15**	**6922**	**76**	**686**	**59**	**19**	**3**	**40**	**80**	**38**	**2**	**2**	**1606**	**20.2**	**718**	**9**	**299**	**3.8**	**72.4**	**81.7**
06-22	**9902**	**15**	**8724**	**85**	**787**	**75**	**21**	**3**	**46**	**93**	**48**	**2**	**3**	**2001**	**20.2**	**942**	**9.5**	**430**	**4.3**	**72.2**	**82.1**
06-00	**10292**	**15**	**9081**	**87**	**816**	**77**	**21**	**3**	**46**	**93**	**48**	**2**	**3**	**2142**	**20.8**	**1026**	**10**	**490**	**4.8**	**72.5**	**82.1**
00-00	**10549**	**16**	**9269**	**89**	**848**	**80**	**22**	**3**	**49**	**108**	**60**	**2**	**3**	**2309**	**21.9**	**1148**	**10.9**	**575**	**5.5**	**72.8**	**82.8**

DRAFT

Site 26
Location R147, att 80 kmh sign, Lat53.68216, Long -6.75974
Direction Two way

3279 / Meath/Cavan/Monaghan ATC's
October 2013
Automatic Traffic Count

Thu, 17 October 2013

Time	Total	Classification												>PSL	>PSL%	>SL1	>SL1%	>SL2	>SL2%	Mean	Vpp
		1 MCL	2 SV	3 SVT	4 TB2	5 TB3	6 T4	7 ART3	8 ART4	9 ART5	10 ART6	11 BD	12 DRT	80	80	85 +5kph	85 +5kph	90 +10kph	90 +10kph		85
0000	62	1	53	0	6	1	0	0	0	1	0	0	0	36	58.1	21	33.9	11	17.7	81	90.7
0100	26	0	19	0	6	1	0	0	0	0	0	0	0	15	57.7	13	50	8	30.8	81	91.1
0200	17	0	9	0	4	1	0	0	1	1	1	0	0	10	58.8	5	29.4	1	5.9	80.6	86.4
0300	21	1	16	0	1	0	0	0	0	3	0	0	0	12	57.1	9	42.9	7	33.3	86.5	111.2
0400	54	1	37	0	10	1	1	0	2	1	0	1	0	33	61.1	26	48.1	21	38.9	86.7	101.5
0500	132	1	94	0	14	2	1	0	9	9	2	0	0	77	58.3	54	40.9	30	22.7	82.9	94.7
0600	309	1	241	1	35	6	1	0	7	10	5	2	0	148	47.9	100	32.4	54	17.5	80.4	91.4
0700	642	1	532	7	69	4	0	1	13	10	5	0	0	131	20.4	69	10.7	39	6.1	72.3	82.1
0800	**832**	**1**	**749**	**6**	**50**	**8**	**5**	**0**	**7**	**1**	**4**	**1**	**0**	**186**	**22.4**	**89**	**10.7**	**31**	**3.7**	**72.8**	**82.8**
0900	665	1	574	3	54	4	7	0	10	4	8	0	0	134	20.2	66	9.9	27	4.1	73.1	81.4
1000	544	1	462	8	43	6	3	1	8	11	1	0	0	139	25.6	56	10.3	28	5.1	73.6	82.8
1100	519	0	445	7	46	3	3	0	2	8	5	0	0	166	32	79	15.2	37	7.1	76.1	85
1200	521	0	433	9	48	4	3	0	6	15	3	0	0	183	35.1	90	17.3	48	9.2	75.8	85.7
1300	590	3	508	5	44	7	1	0	5	12	4	1	0	174	29.5	85	14.4	38	6.4	74.5	84.6
1400	585	1	516	4	48	2	2	0	3	5	2	0	2	198	33.8	107	18.3	51	8.7	75.4	86
1500	697	4	610	8	56	2	5	0	3	7	2	0	0	214	30.7	105	15.1	51	7.3	74.6	85
1600	826	5	729	9	62	6	0	0	1	10	4	0	0	225	27.2	116	14	60	7.3	74.6	83.9
1700	**980**	**1**	**898**	**3**	**55**	**4**	**2**	**0**	**5**	**7**	**5**	**0**	**0**	**200**	**20.4**	**75**	**7.7**	**28**	**2.9**	**73.1**	**81.7**
1800	722	4	643	6	57	3	2	0	2	4	1	0	0	201	27.8	103	14.3	50	6.9	75.5	84.6
1900	609	1	543	8	47	3	0	1	1	3	2	0	0	107	17.6	51	8.4	27	4.4	71.5	81
2000	388	1	359	2	19	3	1	1	1	1	0	0	0	89	22.9	44	11.3	23	5.9	73.9	83.9
2100	295	0	275	1	15	2	0	0	0	1	1	0	0	77	26.1	37	12.5	15	5.1	75.1	83.9
2200	183	0	168	0	13	2	0	0	0	0	0	0	0	64	35	35	19.1	24	13.1	77.2	88.2
2300	121	0	109	1	10	0	0	0	0	1	0	0	0	61	50.4	40	33.1	26	21.5	80.5	93.2
07-19	**8123**	**22**	**7099**	**75**	**632**	**53**	**33**	**2**	**65**	**94**	**44**	**2**	**2**	**2151**	**26.5**	**1040**	**12.8**	**488**	**6**	**74.2**	**83.9**
06-22	**9724**	**25**	**8517**	**87**	**748**	**67**	**35**	**4**	**74**	**109**	**52**	**4**	**2**	**2572**	**26.5**	**1272**	**13.1**	**607**	**6.2**	**74.2**	**83.9**
06-00	**10028**	**25**	**8794**	**88**	**771**	**69**	**35**	**4**	**74**	**110**	**52**	**4**	**2**	**2697**	**26.9**	**1347**	**13.4**	**657**	**6.6**	**74.3**	**84.2**
00-00	**10340**	**29**	**9022**	**88**	**812**	**75**	**37**	**4**	**86**	**125**	**55**	**5**	**2**	**2880**	**27.9**	**1475**	**14.3**	**735**	**7.1**	**74.6**	**84.6**

DRAFT

Site 26
Location R147, att 80 kmh sign, Lat53.68216, Long -6.75974
Direction Two way

3279 / Meath/Cavan/Monaghan ATC's
October 2013
Automatic Traffic Count

Fri, 18 October 2013

Time	Total	Classification												>PSL	>PSL%	>SL1	>SL1%	>SL2	>SL2%	Mean	Vpp
		1 MCL	2 SV	3 SVT	4 TB2	5 TB3	6 T4	7 ART3	8 ART4	9 ART5	10 ART6	11 BD	12 DRT	80	80	85 +5kph	85 +5kph	90 +10kph	90 +10kph		85
0000	75	1	68	0	5	1	0	0	0	0	0	0	0	50	66.7	36	48	27	36	85.3	98.3
0100	46	0	40	0	3	1	0	0	0	2	0	0	0	29	63	23	50	15	32.6	86.5	96.8
0200	25	0	20	0	4	0	0	0	1	0	0	0	0	15	60	11	44	7	28	85	96.1
0300	33	0	28	0	2	0	0	0	0	2	1	0	0	18	54.5	11	33.3	9	27.3	81.9	95.8
0400	47	0	33	0	7	1	2	0	1	2	1	0	0	30	63.8	24	51.1	16	34	85.5	100.8
0500	135	1	94	1	19	2	0	0	5	6	7	0	0	78	57.8	47	34.8	25	18.5	81.5	92.9
0600	264	0	210	3	29	5	1	2	4	7	3	0	0	133	50.4	96	36.4	55	20.8	80.8	91.8
0700	595	2	496	6	68	4	0	0	6	6	6	0	1	133	22.4	85	14.3	47	7.9	72.5	84.6
0800	**824**	**1**	**751**	**5**	**49**	**2**	**3**	**0**	**3**	**5**	**3**	**1**	**1**	**153**	**18.6**	**71**	**8.6**	**29**	**3.5**	**71.9**	**81.4**
0900	667	0	572	7	62	7	5	0	2	6	5	1	0	149	22.3	76	11.4	26	3.9	72.2	82.8
1000	556	0	467	8	63	4	1	0	1	7	5	0	0	116	20.9	61	11	33	5.9	73.6	82.1
1100	564	0	476	11	53	2	1	1	6	10	3	1	0	101	17.9	43	7.6	15	2.7	72.2	80.6
1200	589	1	521	4	45	2	2	1	8	4	1	0	0	108	18.3	35	5.9	17	2.9	72.1	81
1300	631	0	562	7	47	5	1	0	2	3	4	0	0	137	21.7	49	7.8	20	3.2	73.6	82.1
1400	693	3	596	5	69	3	2	0	1	8	5	0	1	128	18.5	55	7.9	24	3.5	72.2	81
1500	798	1	711	10	52	6	2	1	3	9	3	0	0	149	18.7	63	7.9	25	3.1	72.6	81
1600	894	2	796	6	63	4	6	0	4	7	5	1	0	151	16.9	64	7.2	24	2.7	72.3	80.6
1700	**900**	**1**	**825**	**8**	**53**	**4**	**0**	**1**	**2**	**4**	**2**	**0**	**0**	**133**	**14.8**	**55**	**6.1**	**19**	**2.1**	**71.8**	**79.6**
1800	743	0	694	1	37	4	2	0	1	2	1	1	0	109	14.7	42	5.7	15	2	71.8	79.9
1900	573	1	530	0	31	1	0	1	1	8	0	0	0	77	13.4	29	5.1	11	1.9	71.4	79.2
2000	432	0	406	0	21	5	0	0	0	0	0	0	0	71	16.4	31	7.2	12	2.8	71.5	80.6
2100	252	0	232	3	14	2	0	0	1	0	0	0	0	69	27.4	41	16.3	19	7.5	75.7	85.3
2200	201	0	185	1	11	0	0	0	2	2	0	0	0	68	33.8	36	17.9	19	9.5	76.3	86
2300	141	0	128	0	7	2	0	0	0	4	0	0	0	63	44.7	39	27.7	18	12.8	79.8	88.9
07-19	**8454**	**11**	**7467**	**78**	**661**	**47**	**25**	**4**	**39**	**71**	**43**	**5**	**3**	**1567**	**18.5**	**699**	**8.3**	**294**	**3.5**	**72.4**	**81**
06-22	**9975**	**12**	**8845**	**84**	**756**	**60**	**26**	**7**	**45**	**86**	**46**	**5**	**3**	**1917**	**19.2**	**896**	**9**	**391**	**3.9**	**72.6**	**81.4**
06-00	**10317**	**12**	**9158**	**85**	**774**	**62**	**26**	**7**	**47**	**92**	**46**	**5**	**3**	**2048**	**19.9**	**971**	**9.4**	**428**	**4.1**	**72.7**	**81.7**
00-00	**10678**	**14**	**9441**	**86**	**814**	**67**	**28**	**7**	**54**	**104**	**55**	**5**	**3**	**2268**	**21.2**	**1123**	**10.5**	**527**	**4.9**	**73.1**	**82.4**

DRAFT

Site 26
Location R147, att 80 kmh sign, Lat53.68216, Long -6.75974
Direction Two way

3279 / Meath/Cavan/Monaghan ATC's
October 2013
Automatic Traffic Count

Sat, 19 October 2013

Time	Total	Classification												>PSL	>PSL%	>SL1	>SL1%	>SL2	>SL2%	Mean	Vpp
		1 MCL	2 SV	3 SVT	4 TB2	5 TB3	6 T4	7 ART3	8 ART4	9 ART5	10 ART6	11 BD	12 DRT	80	80	85 +5kph	85 +5kph	90 +10kph	90 +10kph		85
0000	95	0	87	2	4	1	0	0	0	1	0	0	0	35	36.8	27	28.4	17	17.9	77.8	91.1
0100	80	0	71	0	5	1	0	0	0	3	0	0	0	38	47.5	27	33.8	17	21.3	79.9	92.9
0200	37	0	34	0	2	0	0	0	0	1	0	0	0	21	56.8	14	37.8	8	21.6	84.4	96.1
0300	57	0	53	0	2	1	0	0	0	0	1	0	0	29	50.9	18	31.6	12	21.1	82.5	93.2
0400	41	0	32	0	5	0	0	0	1	3	0	0	0	26	63.4	22	53.7	15	36.6	86.2	101.2
0500	55	0	50	0	5	0	0	0	0	0	0	0	0	28	50.9	17	30.9	14	25.5	80.9	95
0600	111	0	91	0	11	3	0	0	2	2	2	0	0	58	52.3	32	28.8	23	20.7	80.5	92.9
0700	217	0	186	2	18	3	0	1	4	2	1	0	0	90	41.5	59	27.2	37	17.1	78.1	90.4
0800	299	0	251	6	32	2	0	0	4	3	1	0	0	148	49.5	101	33.8	55	18.4	80.9	91.1
0900	412	0	365	6	30	5	1	0	1	1	3	0	0	179	43.4	110	26.7	69	16.7	79	90.4
1000	573	4	515	9	37	3	1	0	0	2	2	0	0	213	37.2	107	18.7	61	10.6	77.4	87.1
1100	**646**	**0**	**593**	**8**	**35**	**5**	**1**	**0**	**0**	**4**	**0**	**0**	**0**	**183**	**28.3**	**110**	**17**	**50**	**7.7**	**74.2**	**85.7**
1200	734	0	680	15	28	2	2	1	4	2	0	0	0	173	23.6	90	12.3	36	4.9	74.1	83.2
1300	770	2	717	12	27	5	2	0	0	4	1	0	0	167	21.7	81	10.5	33	4.3	72.2	82.8
1400	**791**	**2**	**736**	**9**	**33**	**5**	**1**	**0**	**1**	**1**	**2**	**0**	**1**	**179**	**22.6**	**82**	**10.4**	**27**	**3.4**	**73.5**	**82.4**
1500	755	2	715	6	22	2	1	1	4	2	0	0	0	179	23.7	76	10.1	45	6	75.9	82.8
1600	688	0	649	4	28	3	0	0	3	1	0	0	0	197	28.6	82	11.9	36	5.2	75.5	83.9
1700	643	1	607	4	20	6	0	0	3	2	0	0	0	215	33.4	96	14.9	40	6.2	76.3	85
1800	623	0	598	0	19	3	0	1	2	0	0	0	0	155	24.9	81	13	43	6.9	75.4	84.2
1900	456	0	427	1	22	5	0	0	1	0	0	0	0	99	21.7	47	10.3	18	3.9	74.2	81.7
2000	333	1	316	1	11	4	0	0	0	0	0	0	0	100	30	46	13.8	26	7.8	75.4	83.9
2100	220	0	207	0	10	2	1	0	0	0	0	0	0	67	30.5	38	17.3	23	10.5	75.4	85.3
2200	204	0	192	0	11	1	0	0	0	0	0	0	0	63	30.9	34	16.7	16	7.8	74.9	85.3
2300	167	0	156	0	8	0	0	0	0	3	0	0	0	57	34.1	32	19.2	20	12	76.4	86.4
07-19	**7151**	**11**	**6612**	**81**	**329**	**44**	**9**	**4**	**26**	**24**	**10**	**0**	**1**	**2078**	**29.1**	**1075**	**15**	**532**	**7.4**	**75.4**	**85**
06-22	**8271**	**12**	**7653**	**83**	**383**	**58**	**10**	**4**	**29**	**26**	**12**	**0**	**1**	**2402**	**29**	**1238**	**15**	**622**	**7.5**	**75.4**	**85**
06-00	**8642**	**12**	**8001**	**83**	**402**	**59**	**10**	**4**	**29**	**29**	**12**	**0**	**1**	**2522**	**29.2**	**1304**	**15.1**	**658**	**7.6**	**75.4**	**85**
00-00	**9007**	**12**	**8328**	**85**	**425**	**62**	**10**	**4**	**30**	**37**	**13**	**0**	**1**	**2699**	**30**	**1429**	**15.9**	**741**	**8.2**	**75.7**	**85.3**

DRAFT

Site 26
Location R147, att 80 kmh sign, Lat53.68216, Long -6.75974
Direction Two way

3279 / Meath/Cavan/Monaghan ATC's
October 2013
Automatic Traffic Count

Sun, 20 October 2013

Time	Total	Classification												>PSL	>PSL%	>SL1	>SL1%	>SL2	>SL2%	Mean	Vpp
		1 MCL	2 SV	3 SVT	4 TB2	5 TB3	6 T4	7 ART3	8 ART4	9 ART5	10 ART6	11 BD	12 DRT	80	80	85 +5kph	85 +5kph	90 +10kph	90 +10kph		85
0000	95	0	90	0	4	1	0	0	0	0	0	0	0	32	33.7	18	18.9	10	10.5	76.8	85.3
0100	82	0	73	0	7	1	0	0	0	1	0	0	0	44	53.7	29	35.4	18	22	81.5	92.5
0200	86	0	80	0	6	0	0	0	0	0	0	0	0	37	43	31	36	24	27.9	79.7	95.4
0300	64	0	54	0	9	1	0	0	0	0	0	0	0	38	59.4	22	34.4	12	18.8	81.6	91.1
0400	54	0	45	0	9	0	0	0	0	0	0	0	0	34	63	24	44.4	20	37	84.3	96.8
0500	44	0	38	0	5	0	0	0	0	1	0	0	0	27	61.4	18	40.9	12	27.3	81.7	93.2
0600	62	2	55	1	4	0	0	0	0	0	0	0	0	40	64.5	27	43.5	20	32.3	83.5	98.3
0700	143	0	125	5	11	1	0	0	0	0	1	0	0	74	51.7	41	28.7	29	20.3	79.6	92.9
0800	110	0	98	4	5	0	0	0	2	1	0	0	0	66	60	52	47.3	25	22.7	83.1	95
0900	193	1	171	3	13	3	0	0	2	0	0	0	0	100	51.8	67	34.7	40	20.7	79.8	92.5
1000	274	2	248	1	17	2	0	2	1	1	0	0	0	111	40.5	65	23.7	36	13.1	78.2	88.6
1100	**369**	**1**	**351**	**3**	**8**	**3**	**0**	**0**	**1**	**2**	**0**	**0**	**0**	**141**	**38.2**	**90**	**24.4**	**48**	**13**	**78**	**87.8**
1200	567	1	547	7	9	2	0	0	0	1	0	0	0	135	23.8	78	13.8	38	6.7	73.5	84.2
1300	737	6	707	6	13	4	0	0	0	1	0	0	0	177	24	89	12.1	52	7.1	73.9	83.5
1400	639	1	617	0	14	5	0	0	0	2	0	0	0	188	29.4	85	13.3	44	6.9	75.6	84.2
1500	734	5	697	9	18	2	1	0	0	2	0	0	0	206	28.1	100	13.6	39	5.3	74.7	84.2
1600	651	0	631	4	11	3	0	0	0	2	0	0	0	240	36.9	123	18.9	52	8	77.4	86
1700	**756**	**1**	**728**	**8**	**13**	**4**	**0**	**0**	**1**	**0**	**1**	**0**	**0**	**192**	**25.4**	**90**	**11.9**	**45**	**6**	**74.7**	**83.5**
1800	583	0	552	9	19	1	0	0	1	1	0	0	0	137	23.5	64	11	29	5	75.2	82.8
1900	393	1	362	6	18	4	0	0	1	1	0	0	0	114	29	67	17	33	8.4	75.3	85.7
2000	285	0	265	2	15	3	0	0	0	0	0	0	0	71	24.9	40	14	18	6.3	74.7	83.9
2100	184	0	175	1	5	3	0	0	0	0	0	0	0	67	36.4	33	17.9	20	10.9	76.3	87.5
2200	136	0	127	0	7	0	0	0	0	1	1	0	0	42	30.9	25	18.4	15	11	75.9	86
2300	82	0	78	0	4	0	0	0	0	0	0	0	0	49	59.8	36	43.9	25	30.5	82.4	95.4
07-19	**5756**	**18**	**5472**	**59**	**151**	**30**	**1**	**2**	**8**	**13**	**2**	**0**	**0**	**1767**	**30.7**	**944**	**16.4**	**477**	**8.3**	**75.8**	**85.3**
06-22	**6680**	**21**	**6329**	**69**	**193**	**40**	**1**	**2**	**9**	**14**	**2**	**0**	**0**	**2059**	**30.8**	**1111**	**16.6**	**568**	**8.5**	**75.8**	**85.7**
06-00	**6898**	**21**	**6534**	**69**	**204**	**40**	**1**	**2**	**9**	**15**	**3**	**0**	**0**	**2150**	**31.2**	**1172**	**17**	**608**	**8.8**	**75.9**	**85.7**
00-00	**7323**	**21**	**6914**	**69**	**244**	**43**	**1**	**2**	**9**	**17**	**3**	**0**	**0**	**2362**	**32.3**	**1314**	**17.9**	**704**	**9.6**	**76.1**	**86.4**

DRAFT

Site 26
Location R147, att 80 kmh sign, Lat53.68216, Long -6.75974
Direction Two way

3279 / Meath/Cavan/Monaghan ATC's
October 2013
Automatic Traffic Count

Mon, 21 October 2013

Time	Total	Classification												>PSL	>PSL%	>SL1	>SL1%	>SL2	>SL2%	Mean	Vpp
		1 MCL	2 SV	3 SVT	4 TB2	5 TB3	6 T4	7 ART3	8 ART4	9 ART5	10 ART6	11 BD	12 DRT	80	80	85 +5kph	85 +5kph	90 +10kph	90 +10kph		85
0000	58	0	54	0	3	1	0	0	0	0	0	0	0	31	53.4	25	43.1	15	25.9	82.4	96.8
0100	35	0	31	0	3	0	0	0	0	1	0	0	0	23	65.7	14	40	12	34.3	86	103.7
0200	35	0	27	0	6	0	0	0	1	1	0	0	0	25	71.4	15	42.9	13	37.1	86.2	97.9
0300	28	0	18	1	6	0	0	0	1	2	0	0	0	17	60.7	16	57.1	9	32.1	82.4	96.1
0400	34	0	26	0	5	0	0	0	3	0	0	0	0	18	52.9	14	41.2	11	32.4	83.2	97.9
0500	102	0	76	0	9	1	0	0	5	7	4	0	0	62	60.8	50	49	31	30.4	84.8	95.8
0600	274	0	220	1	30	5	0	0	7	8	3	0	0	143	52.2	93	33.9	60	21.9	81.5	92.2
0700	583	1	485	4	65	8	0	0	9	10	1	0	0	145	24.9	78	13.4	37	6.3	72.2	84.2
0800	**809**	**1**	**735**	**6**	**48**	**2**	**3**	**1**	**7**	**2**	**3**	**0**	**1**	**180**	**22.2**	**93**	**11.5**	**41**	**5.1**	**73.1**	**83.2**
0900	634	1	541	9	57	4	5	0	4	8	5	0	0	144	22.7	72	11.4	31	4.9	71.8	83.5
1000	523	3	421	8	66	5	4	0	2	8	4	0	2	123	23.5	57	10.9	21	4	73.1	83.5
1100	562	2	475	10	50	6	4	0	5	6	4	0	0	116	20.6	56	10	33	5.9	73.8	81.7
1200	540	0	462	5	57	4	1	0	3	5	2	0	1	142	26.3	66	12.2	28	5.2	74.7	83.5
1300	600	0	514	6	58	2	0	0	6	8	6	0	0	117	19.5	52	8.7	30	5	73.1	81.4
1400	656	2	549	16	65	4	1	0	5	9	3	1	1	129	19.7	52	7.9	20	3	73.3	81
1500	698	1	606	11	62	3	1	0	3	8	3	0	0	154	22.1	62	8.9	27	3.9	73.6	82.1
1600	770	0	691	8	50	2	1	0	6	8	3	0	1	236	30.6	116	15.1	51	6.6	74.5	85
1700	**923**	**0**	**836**	**9**	**63**	**2**	**1**	**0**	**4**	**4**	**3**	**0**	**1**	**235**	**25.5**	**88**	**9.5**	**31**	**3.4**	**74.9**	**82.8**
1800	658	1	603	0	43	2	1	1	3	1	3	0	0	110	16.7	43	6.5	14	2.1	72.4	80.3
1900	474	1	427	6	33	3	0	0	1	2	0	0	1	80	16.9	34	7.2	17	3.6	70.5	80.6
2000	311	0	282	0	21	3	0	0	2	2	1	0	0	61	19.6	22	7.1	12	3.9	72.6	82.1
2100	197	1	176	1	15	3	0	0	0	1	0	0	0	70	35.5	39	19.8	23	11.7	76.4	87.1
2200	174	0	158	0	11	2	0	0	1	2	0	0	0	32	18.4	17	9.8	10	5.7	71.7	82.4
2300	99	0	89	0	10	0	0	0	0	0	0	0	0	32	32.3	23	23.2	13	13.1	76.3	88.6
07-19	**7956**	**12**	**6918**	**92**	**684**	**44**	**22**	**2**	**57**	**77**	**40**	**1**	**7**	**1831**	**23**	**835**	**10.5**	**364**	**4.6**	**73.4**	**82.8**
06-22	**9212**	**14**	**8023**	**100**	**783**	**58**	**22**	**2**	**67**	**90**	**44**	**1**	**8**	**2185**	**23.7**	**1023**	**11.1**	**476**	**5.2**	**73.6**	**83.2**
06-00	**9485**	**14**	**8270**	**100**	**804**	**60**	**22**	**2**	**68**	**92**	**44**	**1**	**8**	**2249**	**23.7**	**1063**	**11.2**	**499**	**5.3**	**73.6**	**83.2**
00-00	**9777**	**14**	**8502**	**101**	**836**	**62**	**22**	**2**	**78**	**103**	**48**	**1**	**8**	**2425**	**24.8**	**1197**	**12.2**	**590**	**6**	**73.9**	**83.5**

DRAFT

Site 26
Location R147, att 80 kmh sign, Lat53.68216, Long -6.75974
Direction Two way

3279 / Meath/Cavan/Monaghan ATC's
October 2013
Automatic Traffic Count

Tue, 22 October 2013

Time	Total	Classification												>PSL	>PSL%	>SL1	>SL1%	>SL2	>SL2%	Mean	Vpp
		1 MCL	2 SV	3 SVT	4 TB2	5 TB3	6 T4	7 ART3	8 ART4	9 ART5	10 ART6	11 BD	12 DRT	80	80	85 +5kph	85 +5kph	90 +10kph	90 +10kph		85
0000	57	1	50	0	4	1	0	0	0	1	0	0	0	32	56.1	19	33.3	16	28.1	81.2	93.2
0100	41	0	37	0	2	1	0	0	0	1	0	0	0	22	53.7	13	31.7	10	24.4	83.1	95.4
0200	15	0	10	0	3	0	0	0	1	0	1	0	0	7	46.7	4	26.7	3	20	81.2	91.1
0300	29	0	22	0	3	0	1	0	1	2	0	0	0	16	55.2	14	48.3	7	24.1	80.5	91.8
0400	33	0	22	0	5	0	0	0	2	4	0	0	0	26	78.8	21	63.6	14	42.4	88.9	103
0500	124	0	101	0	10	1	0	0	4	2	6	0	0	72	58.1	49	39.5	36	29	83.6	96.5
0600	316	2	238	0	38	5	0	0	13	10	10	0	0	143	45.3	95	30.1	56	17.7	79.9	90.7
0700	593	1	509	1	67	5	0	0	2	6	1	0	1	116	19.6	66	11.1	36	6.1	70.8	82.4
0800	**843**	**0**	**731**	**12**	**74**	**3**	**1**	**1**	**3**	**10**	**7**	**1**	**0**	**152**	**18**	**70**	**8.3**	**26**	**3.1**	**71.6**	**80.6**
0900	646	0	536	9	69	5	2	1	9	10	4	1	0	148	22.9	88	13.6	47	7.3	72.9	83.2
1000	510	1	414	14	56	1	2	0	6	12	4	0	0	124	24.3	61	12	32	6.3	74.9	83.5
1100	480	3	401	12	45	4	4	0	3	4	4	0	0	163	34	69	14.4	42	8.8	75.8	84.6
1200	513	3	413	14	54	6	1	1	5	10	5	1	0	138	26.9	78	15.2	39	7.6	74.2	85
1300	552	5	471	5	46	5	1	0	5	11	3	0	0	191	34.6	94	17	36	6.5	76	85.7
1400	647	1	562	11	50	2	3	0	2	10	6	0	0	153	23.6	80	12.4	37	5.7	72.7	83.2
1500	622	1	511	15	69	3	4	1	4	8	6	0	0	143	23	71	11.4	29	4.7	73.6	82.4
1600	804	3	715	19	49	4	1	0	6	4	2	0	1	172	21.4	76	9.5	23	2.9	71.9	81.7
1700	**965**	**0**	**853**	**22**	**72**	**2**	**1**	**0**	**5**	**6**	**4**	**0**	**0**	**161**	**16.7**	**81**	**8.4**	**39**	**4**	**72.5**	**80.6**
1800	775	2	704	4	47	3	1	0	6	4	3	1	0	118	15.2	39	5	17	2.2	71.5	79.9
1900	501	2	462	6	24	2	0	0	2	1	2	0	0	80	16	38	7.6	17	3.4	71.8	80.3
2000	312	0	281	5	17	5	0	0	3	1	0	0	0	87	27.9	47	15.1	24	7.7	74.9	84.6
2100	259	0	232	4	16	2	0	0	1	4	0	0	0	81	31.3	42	16.2	29	11.2	75.1	85.7
2200	199	0	185	3	7	1	0	1	1	0	1	0	0	82	41.2	49	24.6	33	16.6	77.4	90.4
2300	96	2	85	2	6	0	0	0	0	1	0	0	0	31	32.3	23	24	16	16.7	77.2	90.4
07-19	**7950**	**20**	**6820**	**138**	**698**	**43**	**21**	**4**	**56**	**95**	**49**	**4**	**2**	**1779**	**22.4**	**873**	**11**	**403**	**5.1**	**73**	**82.8**
06-22	**9338**	**24**	**8033**	**153**	**793**	**57**	**21**	**4**	**75**	**111**	**61**	**4**	**2**	**2170**	**23.2**	**1095**	**11.7**	**529**	**5.7**	**73.3**	**83.2**
06-00	**9633**	**26**	**8303**	**158**	**806**	**58**	**21**	**5**	**76**	**112**	**62**	**4**	**2**	**2283**	**23.7**	**1167**	**12.1**	**578**	**6**	**73.4**	**83.2**
00-00	**9932**	**27**	**8545**	**158**	**833**	**61**	**22**	**5**	**84**	**122**	**69**	**4**	**2**	**2458**	**24.7**	**1287**	**13**	**664**	**6.7**	**73.7**	**83.9**

DRAFT

Site 26
Location R147, att 80 kmh sign, Lat53.68216, Long -6.75974
Direction Two way

3279 / Meath/Cavan/Monaghan ATC's
October 2013
Automatic Traffic Count

Virtual Day (7)

Time	Total	Classification												>PSL	>PSL%	>SL1	>SL1%	>SL2	>SL2%	Mean	Vpp
		1 MCL	2 SV	3 SVT	4 TB2	5 TB3	6 T4	7 ART3	8 ART4	9 ART5	10 ART6	11 BD	12 DRT	80	80	85 +5kph	85 +5kph	90 +10kph	90 +10kph		85
0000	70	1	63	1	4	1	0	0	0	0	0	0	0	36	50.6	24	33.5	15	21.5	80.5	92.2
0100	47	0	41	0	4	1	0	0	0	1	0	0	0	27	56.2	19	39.9	13	28.1	83.2	96.5
0200	33	0	28	0	4	0	0	0	1	1	0	0	0	18	53.7	12	37.2	9	26.8	82.5	95.4
0300	36	0	30	0	4	0	0	0	0	1	0	0	0	21	57.8	15	41.4	9	24.7	82.8	95
0400	42	0	31	0	7	0	0	0	2	2	0	0	0	27	63.3	21	50.2	16	37.7	86	101.2
0500	101	0	76	0	11	1	0	0	3	5	4	0	0	60	59	41	40.5	26	25.8	83	95
0600	233	1	185	1	25	4	0	0	5	6	4	0	0	115	49.4	77	32.9	47	20.2	80.8	92.2
0700	484	1	408	4	52	5	0	0	5	5	3	0	0	111	23	65	13.4	36	7.5	72.1	83.9
0800	**650**	**0**	**578**	**7**	**46**	**3**	**2**	**0**	**5**	**4**	**3**	**0**	**0**	**139**	**21.4**	**73**	**11.2**	**32**	**4.9**	**72.4**	**82.8**
0900	555	1	476	7	50	4	3	0	5	5	4	0	0	134	24.2	74	13.4	37	6.6	73.1	83.9
1000	505	2	428	7	48	4	2	0	3	7	3	0	0	129	25.6	63	12.4	31	6.2	74.2	83.5
1100	518	1	448	9	41	4	2	0	3	7	3	0	0	136	26.3	68	13.2	34	6.5	74.4	83.9
1200	572	1	502	8	43	4	2	0	4	6	3	0	0	142	24.9	70	12.2	32	5.6	74	83.5
1300	631	2	564	6	41	5	1	0	3	6	3	0	0	159	25.2	73	11.6	33	5.2	73.9	83.2
1400	656	2	584	7	47	4	1	0	2	6	3	0	1	163	24.8	79	12.1	36	5.5	73.9	83.5
1500	711	2	633	10	49	3	2	0	3	6	2	0	0	178	25	82	11.5	36	5.1	74.3	83.2
1600	775	2	699	8	48	4	1	0	3	6	2	0	0	202	26	94	12.1	40	5.2	74.1	83.5
1700	**869**	**1**	**798**	**9**	**47**	**4**	**1**	**0**	**3**	**4**	**2**	**0**	**0**	**191**	**22**	**81**	**9.3**	**32**	**3.7**	**73.8**	**82.1**
1800	693	1	640	4	37	3	1	0	2	3	1	0	0	141	20.3	63	9	29	4.2	73.5	82.1
1900	536	1	492	4	30	3	0	0	1	3	1	0	0	90	16.9	43	8	20	3.7	71.7	80.6
2000	333	0	308	2	16	4	0	0	1	1	0	0	0	84	25.3	42	12.5	22	6.5	74.2	83.9
2100	293	0	273	2	14	3	0	0	0	1	0	0	0	71	24.2	38	12.9	21	7.1	72.9	83.5
2200	197	0	182	1	11	1	0	0	1	1	0	0	0	62	31.4	34	17.4	21	10.6	75.6	86
2300	117	0	106	0	8	0	0	0	0	1	0	0	0	50	43.3	33	28.7	21	18.3	79.1	91.8
07-19	**7619**	**16**	**6759**	**86**	**549**	**46**	**19**	**3**	**42**	**65**	**32**	**2**	**2**	**1826**	**24**	**883**	**11.6**	**408**	**5.4**	**73.7**	**83.2**
06-22	**9015**	**18**	**8018**	**94**	**635**	**59**	**19**	**4**	**49**	**76**	**38**	**2**	**3**	**2187**	**24.3**	**1082**	**12**	**518**	**5.7**	**73.7**	**83.2**
06-00	**9328**	**18**	**8306**	**96**	**654**	**61**	**19**	**4**	**50**	**78**	**38**	**2**	**3**	**2299**	**24.6**	**1150**	**12.3**	**560**	**6**	**73.8**	**83.5**
00-00	**9658**	**19**	**8574**	**97**	**687**	**64**	**20**	**4**	**56**	**88**	**43**	**2**	**3**	**2486**	**25.7**	**1282**	**13.3**	**648**	**6.7**	**74.1**	**83.9**

DRAFT

Site 26
Location R147, att 80 kmh sign, Lat53.68216, Long -6.75974
Direction Two way

3279 / Meath/Cavan/Monaghan ATC's
October 2013
Automatic Traffic Count

Virtual Week (1)

Time	Total	Classification												>PSL	>PSL%	>SL1	>SL1%	>SL2	>SL2%	Mean	Vpp
		1 MCL	2 SV	3 SVT	4 TB2	5 TB3	6 T4	7 ART3	8 ART4	9 ART5	10 ART6	11 BD	12 DRT	80	80	85 +5kph	85 +5kph	90 +10kph	90 +10kph		85
Mon	9777	14	8502	101	836	62	22	2	78	103	48	1	8	2425	24.8	1197	12.2	590	6	73.9	83.5
Tue	9932	27	8545	158	833	61	22	5	84	122	69	4	2	2458	24.7	1287	13	664	6.7	73.7	83.9
Wed	10549	16	9269	89	848	80	22	3	49	108	60	2	3	2309	21.9	1148	10.9	575	5.5	72.8	82.8
Thu	10340	29	9022	88	812	75	37	4	86	125	55	5	2	2880	27.9	1475	14.3	735	7.1	74.6	84.6
Fri	10678	14	9441	86	814	67	28	7	54	104	55	5	3	2268	21.2	1123	10.5	527	4.9	73.1	82.4
| Sat	9007	12	8328	85	425	62	10	4	30	37	13	0	1	2699	30	1429	15.9	741	8.2	75.7	85.3
| Sun	7323	21	6914	69	244	43	1	2	9	17	3	0	0	2362	32.3	1314	17.9	704	9.6	76.1	86.4
5 Day Ave.	**10255**	**20**	**8956**	**104**	**829**	**69**	**26**	**4**	**70**	**112**	**57**	**3**	**4**	**2468**	**24.1**	**1246**	**12.2**	**618**	**6.0**	**73.6**	**83.4**
7 Day Ave.	**9658**	**19**	**8574**	**97**	**687**	**64**	**20**	**4**	**56**	**88**	**43**	**2**	**3**	**2486**	**25.7**	**1282**	**13.3**	**648**	**6.7**	**74.1**	**83.9**
--	**67606**	**133**	**60021**	**676**	**4812**	**450**	**142**	**27**	**390**	**616**	**303**	**17**	**19**	**17401**	**25.7**	**8973**	**13.3**	**4536**	**6.7**	**74.1**	**83.9**

Summary Graphs

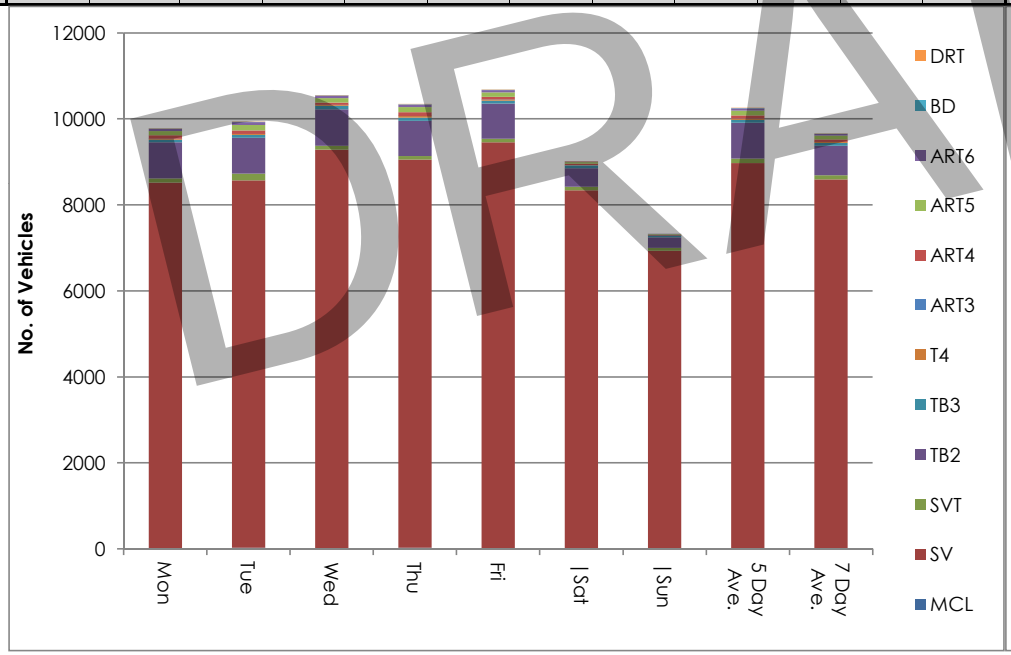

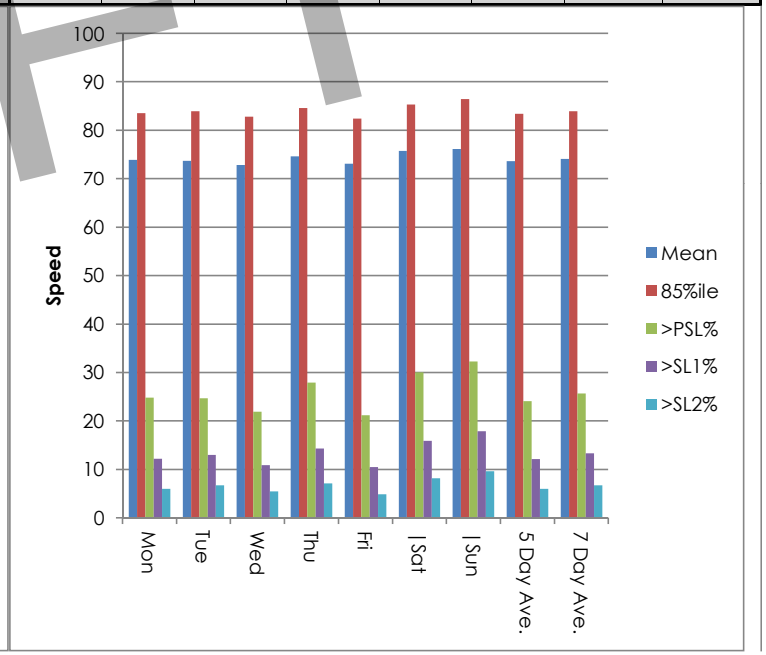

DRAFT

Site 26
Location R147, att 80 kmh sign, Lat53.68216, Long -6.75974
Direction Two way

3279 / Meath/Cavan/Monaghan ATC's
October 2013
Automatic Traffic Count

Wed, 16 October 2013

Time	Total	Speed Bins (km/h)																												
		0 - 5	5 - 10	10 - 15	15 - 20	20 - 25	25 - 30	30 - 35	35 - 40	40 - 45	45 - 50	50 - 55	55 - 60	60 - 65	65 - 70	70 - 75	75 - 80	80 - 85	85 - 90	90 - 95	95 - 100	100 - 105	105 - 110	110 - 115	115 - 120	120 - 125	125 - 130	130 - 135	135 - 140
0000	50	0	0	0	0	0	0	0	0	0	0	3	1	2	2	6	3	14	9	2	3	1	2	2	0	0	0	0	0
0100	21	0	0	0	0	0	0	0	0	0	0	0	0	1	0	5	0	2	0	3	2	2	2	2	0	1	0	1	0
0200	16	0	0	0	0	0	0	0	0	0	0	0	0	1	0	4	2	3	0	3	1	1	0	0	1	0	0	0	0
0300	19	0	0	0	0	0	0	0	0	0	0	0	0	0	1	1	2	1	8	2	0	2	0	1	0	1	0	0	0
0400	34	0	0	0	0	0	0	0	0	0	1	1	0	0	1	2	8	3	3	2	4	3	2	1	1	1	1	0	0
0500	117	0	0	0	0	0	0	0	0	0	1	0	0	1	9	12	20	22	17	14	10	6	4	0	0	1	0	0	0
0600	295	0	0	0	0	0	0	0	0	0	0	4	2	12	36	42	58	48	31	21	18	10	8	4	1	0	0	0	0
0700	615	0	0	0	1	2	0	0	0	5	18	38	70	90	114	114	72	36	26	14	12	2	1	0	0	0	0	0	0
0800	**831**	**0**	**0**	**0**	**0**	**3**	**2**	**2**	**4**	**4**	**34**	**42**	**75**	**113**	**179**	**183**	**101**	**55**	**19**	**12**	**2**	**0**	**0**	**1**	**0**	**0**	**0**	**0**	**0**
0900	668	0	0	0	0	0	0	0	0	4	20	38	44	89	130	146	111	46	22	10	5	3	0	0	0	0	0	0	0
1000	553	0	0	0	0	0	0	1	3	0	9	18	27	80	116	125	96	47	24	3	1	1	2	0	0	0	0	0	0
1100	484	0	0	0	0	0	0	0	0	7	5	14	29	33	74	145	95	51	20	4	4	2	1	0	0	0	0	0	0
1200	539	0	0	0	1	0	0	0	0	0	3	13	27	54	72	124	129	65	32	12	4	1	0	1	0	1	0	0	0
1300	539	0	0	0	0	0	1	0	0	0	4	9	23	24	94	120	112	90	40	11	8	2	1	0	0	0	0	0	0
1400	584	0	0	0	0	1	0	0	1	3	3	10	15	35	97	148	107	71	44	30	7	7	3	2	0	0	0	0	0
1500	675	0	0	0	0	0	0	0	3	6	6	16	28	36	86	149	144	105	60	19	10	3	3	0	0	1	0	0	0
1600	791	0	0	0	0	0	1	1	4	10	11	26	25	45	92	178	207	113	44	22	8	2	1	1	0	0	0	0	0
1700	**914**	**0**	**0**	**0**	**0**	**0**	**1**	**0**	**1**	**6**	**4**	**28**	**27**	**60**	**103**	**215**	**267**	**122**	**56**	**14**	**7**	**2**	**0**	**0**	**1**	**0**	**0**	**0**	**0**
1800	749	0	0	0	0	0	0	0	1	0	5	27	42	42	118	201	159	87	32	16	7	8	2	2	0	0	0	0	0
1900	747	0	0	0	0	0	1	0	0	6	7	16	52	121	213	148	107	42	18	9	4	2	1	0	0	0	0	0	0
2000	271	0	0	0	0	0	0	0	0	0	1	6	3	17	37	59	36	50	25	21	7	4	3	2	0	0	0	0	0
2100	647	0	0	0	0	0	0	0	0	1	17	38	110	127	140	92	56	31	19	4	6	5	0	0	0	1	0	0	0
2200	280	0	0	0	0	0	0	0	0	0	0	1	9	37	36	55	61	38	14	15	6	4	3	0	1	0	0	0	0
2300	110	0	0	0	0	0	0	0	0	1	0	1	3	2	10	13	20	19	10	11	10	4	3	0	1	2	0	0	0
07-19	**7942**	**0**	**0**	**0**	**2**	**6**	**5**	**4**	**17**	**45**	**122**	**279**	**432**	**701**	**1275**	**1848**	**1600**	**888**	**419**	**167**	**75**	**33**	**14**	**7**	**1**	**2**	**0**	**0**	**0**
06-22	**9902**	**0**	**0**	**0**	**2**	**6**	**6**	**4**	**17**	**52**	**147**	**343**	**599**	**978**	**1701**	**2189**	**1857**	**1059**	**512**	**222**	**110**	**54**	**26**	**13**	**2**	**3**	**0**	**0**	**0**
06-00	**10292**	**0**	**0**	**0**	**2**	**6**	**6**	**4**	**17**	**53**	**147**	**345**	**611**	**1017**	**1747**	**2257**	**1938**	**1116**	**536**	**248**	**126**	**62**	**32**	**13**	**4**	**5**	**0**	**0**	**0**
00-00	**10549**	**0**	**0**	**0**	**2**	**6**	**6**	**4**	**17**	**53**	**149**	**349**	**612**	**1022**	**1760**	**2287**	**1973**	**1161**	**573**	**274**	**146**	**77**	**42**	**19**	**6**	**9**	**1**	**1**	**0**

DRAFT

Site 26
Location R147, att 80 kmh sign, Lat53.68216, Long -6.75974
Direction Two way

3279 / Meath/Cavan/Monaghan ATC's
October 2013
Automatic Traffic Count

Thu, 17 October 2013

Time	Total	Speed Bins (km/h)																												
		0 - 5	5 - 10	10 - 15	15 - 20	20 - 25	25 - 30	30 - 35	35 - 40	40 - 45	45 - 50	50 - 55	55 - 60	60 - 65	65 - 70	70 - 75	75 - 80	80 - 85	85 - 90	90 - 95	95 - 100	100 - 105	105 - 110	110 - 115	115 - 120	120 - 125	125 - 130	130 - 135	135 - 140
0000	62	0	0	0	0	0	0	0	0	0	0	0	0	3	8	7	8	15	10	8	0	1	0	2	0	0	0	0	0
0100	26	0	0	0	0	0	0	0	0	0	0	1	2	1	2	2	3	2	5	6	1	1	0	0	0	0	0	0	0	0
0200	17	0	0	0	0	0	0	0	0	0	0	0	0	0	1	2	4	5	4	1	0	0	0	0	0	0	0	0	0	0
0300	21	0	0	0	0	0	0	0	0	0	0	1	0	2	1	2	3	3	2	0	0	1	2	4	0	0	0	0	0	0
0400	54	0	0	0	0	0	0	0	0	0	1	0	1	0	4	7	8	7	5	4	7	6	0	1	1	0	1	1	0	0
0500	132	0	0	0	0	0	0	0	0	1	1	0	1	0	8	16	28	23	24	10	10	4	4	1	1	0	0	0	0	0
0600	309	0	0	0	0	0	0	0	0	1	2	2	4	11	26	51	64	48	46	24	9	13	6	1	1	0	0	0	0	0
0700	642	0	0	0	0	0	1	0	0	3	10	27	40	73	103	124	130	62	30	17	11	4	6	1	0	0	0	0	0	0
0800	**832**	**0**	**0**	**0**	**0**	**1**	**0**	**0**	**2**	**4**	**10**	**16**	**46**	**69**	**167**	**203**	**128**	**97**	**58**	**17**	**10**	**1**	**1**	**0**	**0**	**0**	**2**	**0**	**0**	**0**
0900	665	0	0	0	0	3	0	0	2	0	5	10	23	62	131	159	136	68	39	13	8	5	1	0	0	0	0	0	0	0
1000	544	0	0	0	3	0	0	0	6	6	3	11	12	44	86	119	115	83	28	17	8	1	2	0	0	0	0	0	0	0
1100	519	0	0	0	0	0	0	0	0	1	3	9	12	22	62	136	108	87	42	22	10	3	1	1	0	0	0	0	0	0
1200	521	0	0	0	2	0	0	0	0	2	8	17	12	28	65	92	112	93	42	31	8	6	2	1	0	0	0	0	0	0
1300	590	0	0	1	0	0	1	4	7	2	7	20	23	31	56	126	138	89	47	18	11	6	1	1	1	0	0	0	0	0
1400	585	0	0	0	0	1	4	4	0	0	7	17	11	30	95	97	121	91	56	30	15	4	2	0	0	0	0	0	0	0
1500	697	0	0	0	0	2	5	5	3	6	8	10	26	53	86	99	180	109	54	29	15	4	2	0	1	0	0	0	0	0
1600	826	0	0	0	0	4	0	2	2	13	12	13	20	43	113	201	178	109	56	29	12	11	3	2	1	1	1	0	0	0
1700	**980**	**0**	**0**	**0**	**1**	**0**	**0**	**1**	**8**	**10**	**15**	**19**	**28**	**63**	**150**	**255**	**230**	**125**	**47**	**19**	**6**	**2**	**0**	**1**	**0**	**0**	**0**	**0**	**0**	**0**
1800	722	0	0	0	0	1	0	0	0	3	3	12	20	43	97	171	171	98	53	29	10	9	2	0	0	0	0	0	0	0
1900	609	0	0	0	0	0	0	3	0	10	6	15	32	70	116	150	100	56	24	18	4	3	2	0	0	0	0	0	0	0
2000	388	0	0	1	1	0	0	1	0	0	2	8	10	32	62	104	78	45	21	15	4	4	0	0	0	0	0	0	0	0
2100	295	0	0	0	0	0	0	0	0	0	2	6	4	18	54	63	71	40	22	7	4	4	0	0	0	0	0	0	0	0
2200	183	0	0	0	0	0	0	0	0	1	0	2	4	10	29	31	42	29	11	12	8	3	1	0	0	0	0	0	0	0
2300	121	0	0	0	0	0	0	0	0	4	1	1	3	4	7	22	18	21	14	10	6	5	1	0	1	1	2	0	0	0
07-19	**8123**	**0**	**0**	**1**	**6**	**12**	**11**	**16**	**30**	**50**	**91**	**181**	**273**	**561**	**1211**	**1782**	**1747**	**1111**	**552**	**271**	**124**	**56**	**23**	**7**	**3**	**1**	**3**	**0**	**0**	**0**
06-22	**9724**	**0**	**0**	**2**	**7**	**12**	**11**	**20**	**30**	**61**	**103**	**212**	**323**	**692**	**1469**	**2150**	**2060**	**1300**	**665**	**335**	**145**	**80**	**31**	**8**	**4**	**1**	**3**	**0**	**0**	**0**
06-00	**10028**	**0**	**0**	**2**	**7**	**12**	**11**	**20**	**30**	**66**	**104**	**215**	**330**	**706**	**1505**	**2203**	**2120**	**1350**	**690**	**357**	**159**	**88**	**33**	**8**	**5**	**2**	**5**	**0**	**0**	**0**
00-00	**10340**	**0**	**0**	**2**	**7**	**12**	**11**	**20**	**30**	**67**	**106**	**217**	**334**	**712**	**1529**	**2239**	**2174**	**1405**	**740**	**386**	**177**	**101**	**39**	**16**	**7**	**2**	**6**	**1**	**0**	**0**

DRAFT

Site 26
Location R147, att 80 kmh sign, Lat53.68216, Long -6.75974
Direction Two way

3279 / Meath/Cavan/Monaghan ATC's
October 2013
Automatic Traffic Count

Fri, 18 October 2013

Time	Total	Speed Bins (km/h)																												
		0 - 5	5 - 10	10 - 15	15 - 20	20 - 25	25 - 30	30 - 35	35 - 40	40 - 45	45 - 50	50 - 55	55 - 60	60 - 65	65 - 70	70 - 75	75 - 80	80 - 85	85 - 90	90 - 95	95 - 100	100 - 105	105 - 110	110 - 115	115 - 120	120 - 125	125 - 130	130 - 135	135 - 140
0000	75	0	0	0	0	0	0	0	0	0	0	0	1	4	5	3	12	14	9	11	9	4	0	1	1	0	0	1	0
0100	46	0	0	0	0	0	0	0	0	0	0	0	0	1	0	5	11	6	8	5	6	1	1	1	0	0	1	0	0
0200	25	0	0	0	0	0	0	0	0	0	0	0	0	1	0	3	6	4	4	2	2	2	0	0	1	0	0	0	0
0300	33	0	0	0	0	0	0	0	0	0	0	0	0	3	2	5	5	7	2	3	4	2	0	0	0	0	0	0	0
0400	47	0	0	0	0	0	0	0	0	2	1	0	0	0	3	6	5	6	8	5	3	1	1	3	2	1	0	0	0
0500	135	0	0	0	0	0	0	0	0	0	0	0	1	6	10	16	24	31	22	9	12	3	0	1	0	0	0	0	0
0600	264	0	0	0	0	0	0	0	0	0	2	3	10	8	26	33	49	37	41	28	8	7	7	3	1	0	1	0	0
0700	595	0	0	0	0	1	1	0	5	7	10	12	41	50	115	136	84	48	38	23	14	5	3	1	0	1	0	0	0
0800	**824**	**0**	**0**	**0**	**0**	**0**	**1**	**1**	**0**	**5**	**16**	**22**	**37**	**101**	**147**	**196**	**145**	**82**	**42**	**16**	**7**	**4**	**0**	**2**	**0**	**0**	**0**	**0**	**0**
0900	667	0	0	0	1	0	0	0	1	5	15	23	40	54	121	154	104	73	50	16	3	3	3	0	0	0	1	0	0
1000	556	0	0	0	0	2	6	1	0	0	2	1	29	36	103	128	132	55	28	24	5	3	0	0	0	1	0	0	0
1100	564	0	0	0	0	0	0	0	0	1	0	17	30	69	107	134	105	58	28	7	7	1	0	0	0	0	0	0	0
1200	589	0	0	0	0	3	0	0	1	0	6	13	23	58	121	148	108	73	18	12	0	3	0	2	0	0	0	0	0
1300	631	0	0	0	0	0	0	0	4	1	8	11	23	47	94	149	157	88	29	12	4	2	0	1	1	0	0	0	0
1400	693	0	0	0	0	1	0	1	0	4	6	12	50	74	120	156	141	73	31	12	9	2	1	0	0	0	0	0	0
1500	798	0	0	0	0	1	3	5	1	3	6	15	24	81	157	173	180	86	38	14	3	4	2	1	1	0	0	0	0
1600	894	0	0	0	0	1	0	0	1	3	9	28	38	62	176	258	167	87	40	13	6	3	2	0	0	0	0	0	0
1700	**900**	**0**	**0**	**0**	**1**	**0**	**0**	**0**	**0**	**3**	**20**	**24**	**42**	**90**	**163**	**209**	**215**	**78**	**36**	**11**	**7**	**0**	**1**	**0**	**0**	**0**	**0**	**0**	**0**
1800	743	0	0	0	0	0	0	0	0	2	10	8	28	80	175	190	141	67	27	11	2	2	0	0	0	0	0	0	0
1900	573	0	0	0	0	0	1	0	0	1	1	5	32	87	128	141	100	48	18	7	3	0	0	0	1	0	0	0	0
2000	432	0	0	0	0	0	0	1	0	3	8	13	20	44	91	104	77	40	19	10	1	0	0	1	0	0	0	0	0
2100	252	0	0	0	0	0	0	0	0	0	2	6	13	13	27	50	72	28	22	10	4	4	0	0	1	0	0	0	0
2200	201	0	0	0	0	0	0	0	0	0	2	2	8	9	31	45	36	32	17	8	4	5	2	0	0	0	0	0	0
2300	141	0	0	0	0	0	0	0	0	0	0	2	1	7	14	22	32	24	21	8	4	3	1	2	0	0	0	0	0
07-19	**8454**	**0**	**0**	**0**	**2**	**9**	**11**	**8**	**13**	**34**	**108**	**186**	**405**	**802**	**1599**	**2031**	**1679**	**868**	**405**	**171**	**67**	**32**	**12**	**7**	**2**	**2**	**1**	**0**	**0**
06-22	**9975**	**0**	**0**	**0**	**2**	**9**	**12**	**9**	**13**	**38**	**121**	**213**	**480**	**954**	**1871**	**2359**	**1977**	**1021**	**505**	**226**	**83**	**43**	**19**	**11**	**5**	**2**	**2**	**0**	**0**
06-00	**10317**	**0**	**0**	**0**	**2**	**9**	**12**	**9**	**13**	**38**	**123**	**217**	**489**	**970**	**1916**	**2426**	**2045**	**1077**	**543**	**242**	**91**	**51**	**22**	**13**	**5**	**2**	**2**	**0**	**0**
00-00	**10678**	**0**	**0**	**0**	**2**	**9**	**12**	**9**	**13**	**40**	**124**	**217**	**491**	**985**	**1936**	**2464**	**2108**	**1145**	**596**	**277**	**127**	**64**	**24**	**19**	**9**	**3**	**3**	**1**	**0**

DRAFT

Site 26
Location R147, att 80 kmh sign, Lat53.68216, Long -6.75974
Direction Two way

3279 / Meath/Cavan/Monaghan ATC's
October 2013
Automatic Traffic Count

Sat, 19 October 2013

Time	Total	Speed Bins (km/h)																												
		0 - 5	5 - 10	10 - 15	15 - 20	20 - 25	25 - 30	30 - 35	35 - 40	40 - 45	45 - 50	50 - 55	55 - 60	60 - 65	65 - 70	70 - 75	75 - 80	80 - 85	85 - 90	90 - 95	95 - 100	100 - 105	105 - 110	110 - 115	115 - 120	120 - 125	125 - 130	130 - 135	135 - 140
0000	95	0	0	0	0	1	0	0	0	0	1	3	2	3	14	15	21	8	10	7	6	2	0	1	0	0	1	0	0
0100	80	0	0	0	0	0	0	0	0	1	1	2	0	5	9	5	19	11	10	7	5	2	2	1	0	0	0	0	0
0200	37	0	0	0	0	0	0	0	0	0	0	0	0	0	2	6	8	7	6	1	4	1	0	1	0	0	0	1	0
0300	57	0	0	0	0	0	0	0	0	0	0	0	1	1	2	6	18	11	6	4	4	1	1	1	0	1	0	0	0
0400	41	0	0	0	0	0	0	0	1	0	0	0	0	0	1	4	9	4	7	3	3	8	0	1	0	0	0	0	0
0500	55	0	0	0	0	0	0	0	0	0	0	0	2	3	3	10	9	11	3	5	6	2	1	0	0	0	0	0	0
0600	111	0	0	0	0	0	0	0	0	0	0	0	3	10	8	12	20	26	9	9	8	1	3	2	0	0	0	0	0
0700	217	0	0	0	0	0	0	0	0	0	4	4	5	14	29	33	38	31	22	18	10	3	3	2	0	0	1	0	0
0800	299	0	0	0	0	0	0	0	1	2	1	1	5	6	23	48	64	47	46	24	13	10	3	2	3	0	0	0	0
0900	412	0	0	0	0	0	0	1	0	0	3	12	15	9	28	69	96	69	41	39	12	12	4	0	1	0	1	0	0
1000	573	0	0	0	0	1	0	0	0	0	0	5	14	27	74	113	126	106	46	32	15	9	3	1	1	0	0	0	0
1100	**646**	**0**	**0**	**0**	**0**	**0**	**2**	**9**	**1**	**4**	**16**	**11**	**23**	**40**	**75**	**140**	**142**	**73**	**60**	**25**	**16**	**7**	**2**	**0**	**0**	**0**	**0**	**0**	**0**
1200	734	0	0	0	0	0	0	2	0	2	8	18	29	39	128	179	156	83	54	13	14	3	5	1	0	0	0	0	0
1300	770	0	0	0	0	0	0	9	4	11	23	27	35	47	116	157	174	86	48	18	9	4	2	0	0	0	0	0	0
1400	**791**	**0**	**0**	**0**	**0**	**0**	**0**	**0**	**2**	**2**	**10**	**25**	**22**	**43**	**142**	**214**	**152**	**97**	**55**	**16**	**5**	**3**	**3**	**0**	**0**	**0**	**0**	**0**	**0**
1500	755	0	0	0	1	0	0	0	0	0	2	4	7	28	119	203	212	103	31	27	8	4	2	2	1	1	0	0	0
1600	688	0	0	0	0	0	0	0	0	2	3	7	15	39	111	149	165	115	46	22	8	4	2	0	0	0	0	0	0
1700	643	0	0	0	0	0	0	0	0	1	4	8	22	39	74	122	158	119	56	20	12	1	4	1	0	2	0	0	0
1800	623	0	0	0	0	0	0	0	0	1	6	11	13	36	87	153	161	74	38	26	10	3	3	0	0	1	0	0	0
1900	456	0	0	0	0	0	0	0	0	0	5	2	18	36	73	120	103	52	29	11	3	0	3	1	0	0	0	0	0
2000	333	0	0	0	0	0	0	0	0	1	0	11	15	23	40	70	73	54	20	16	4	1	3	2	0	0	0	0	0
2100	220	0	0	0	0	0	0	0	0	0	4	4	14	16	28	44	43	29	15	8	7	5	1	2	0	0	0	0	0
2200	204	0	0	0	0	0	0	0	0	1	5	3	5	15	37	45	30	29	18	8	3	2	1	2	0	0	0	0	0
2300	167	0	0	0	0	0	0	0	1	1	0	3	8	15	18	30	34	25	12	7	6	3	1	2	0	0	1	0	0
07-19	**7151**	**0**	**0**	**0**	**1**	**1**	**2**	**21**	**8**	**25**	**80**	**133**	**205**	**367**	**1006**	**1580**	**1644**	**1003**	**543**	**280**	**132**	**63**	**36**	**9**	**6**	**4**	**2**	**0**	**0**
06-22	**8271**	**0**	**0**	**0**	**1**	**1**	**2**	**21**	**8**	**26**	**89**	**150**	**255**	**452**	**1155**	**1826**	**1883**	**1164**	**616**	**324**	**154**	**70**	**46**	**16**	**6**	**4**	**2**	**0**	**0**
06-00	**8642**	**0**	**0**	**0**	**1**	**1**	**2**	**21**	**9**	**28**	**94**	**156**	**268**	**482**	**1210**	**1901**	**1947**	**1218**	**646**	**339**	**163**	**75**	**48**	**20**	**6**	**4**	**3**	**0**	**0**
00-00	**9007**	**0**	**0**	**0**	**1**	**2**	**2**	**21**	**10**	**29**	**96**	**161**	**273**	**494**	**1241**	**1947**	**2031**	**1270**	**688**	**366**	**191**	**91**	**52**	**25**	**6**	**5**	**4**	**1**	**0**

DRAFT

Site 26
Location R147, att 80 kmh sign, Lat53.68216, Long -6.75974
Direction Two way

3279 / Meath/Cavan/Monaghan ATC's
October 2013
Automatic Traffic Count

Sun, 20 October 2013

Time	Total	Speed Bins (km/h)																												
		0 - 5	5 - 10	10 - 15	15 - 20	20 - 25	25 - 30	30 - 35	35 - 40	40 - 45	45 - 50	50 - 55	55 - 60	60 - 65	65 - 70	70 - 75	75 - 80	80 - 85	85 - 90	90 - 95	95 - 100	100 - 105	105 - 110	110 - 115	115 - 120	120 - 125	125 - 130	130 - 135	135 - 140
0000	95	0	0	0	0	0	0	0	0	0	1	2	2	2	13	21	22	14	8	6	2	1	0	1	0	0	0	0	0	0
0100	82	0	0	0	0	0	0	0	0	0	0	2	2	1	7	15	11	15	11	7	4	2	5	0	0	0	0	0	0	0
0200	86	0	0	0	0	0	0	0	0	0	1	5	5	3	7	20	8	6	7	10	2	5	2	3	2	0	0	0	0	0
0300	64	0	0	0	0	0	0	0	0	0	1	0	2	2	4	2	15	16	10	4	6	1	0	1	0	0	0	0	0	0
0400	54	0	0	0	0	0	0	0	0	0	0	0	5	2	1	4	8	10	4	4	11	0	4	1	0	0	0	0	0	0
0500	44	0	0	0	0	0	0	0	0	0	0	1	0	3	5	6	2	9	6	8	1	2	0	0	1	0	0	0	0	0
0600	62	0	0	0	0	0	1	0	1	0	0	0	2	4	2	2	10	13	7	4	8	4	4	0	0	0	0	0	0	0
0700	143	0	0	0	0	0	0	0	1	1	1	1	4	10	11	17	23	33	12	16	8	3	1	1	0	0	0	0	0	0
0800	110	0	0	0	0	0	0	0	0	0	0	1	2	3	9	6	23	14	27	7	11	3	3	1	0	0	0	0	0	0
0900	193	0	0	0	1	0	0	1	3	1	2	4	3	5	13	31	29	33	27	19	12	2	3	2	0	1	0	1	0	0
1000	274	0	0	0	1	0	1	0	0	2	2	2	7	10	32	40	66	46	29	16	7	6	3	2	1	0	0	1	0	0
1100	**369**	**0**	**0**	**0**	**0**	**0**	**1**	**0**	**0**	**1**	**2**	**2**	**5**	**24**	**38**	**81**	**74**	**51**	**42**	**22**	**16**	**7**	**2**	**0**	**1**	**0**	**0**	**0**	**0**	**0**
1200	567	0	0	0	1	1	1	0	0	3	6	13	34	41	99	127	106	57	40	18	11	6	1	1	0	0	0	1	0	0
1300	737	0	0	0	0	1	0	0	0	0	6	15	34	67	139	158	140	88	37	30	9	8	3	1	1	0	0	0	0	0
1400	639	0	0	0	1	0	0	0	0	1	3	7	17	45	98	130	149	103	41	23	11	5	3	1	0	1	0	0	0	0
1500	734	0	0	0	0	1	0	0	2	2	5	15	26	46	115	168	148	106	61	26	5	7	0	0	1	0	0	0	0	0
1600	651	0	0	0	0	0	0	0	0	0	3	11	7	34	64	139	153	117	71	25	14	6	4	1	1	0	1	0	0	0
1700	**756**	**0**	**0**	**0**	**0**	**0**	**0**	**0**	**0**	**0**	**4**	**7**	**22**	**65**	**116**	**188**	**162**	**102**	**45**	**30**	**8**	**1**	**5**	**1**	**0**	**0**	**0**	**0**	**0**	**0**
1800	583	0	0	0	0	0	0	1	1	1	8	5	10	33	76	164	147	73	35	10	8	5	1	2	0	3	0	0	0	0
1900	393	0	0	0	0	0	1	0	0	1	2	5	18	32	49	102	69	47	34	19	7	4	2	1	0	0	0	0	0	0
2000	285	0	0	0	0	0	0	0	0	2	1	8	11	23	38	56	75	31	22	7	6	3	2	0	0	0	0	0	0	0
2100	184	0	0	0	0	0	0	0	0	0	1	3	9	12	25	40	27	34	13	8	8	2	1	0	1	0	0	0	0	0
2200	136	0	0	0	0	0	0	0	1	2	3	5	3	6	17	28	29	17	10	2	7	2	1	1	1	1	0	0	0	0
2300	82	0	0	0	0	0	0	0	0	0	0	2	1	8	5	6	11	13	11	10	10	1	3	0	1	0	0	0	0	0
07-19	**5756**	**0**	**0**	**0**	**4**	**3**	**3**	**2**	**7**	**12**	**42**	**83**	**171**	**383**	**810**	**1249**	**1220**	**823**	**467**	**242**	**120**	**59**	**29**	**13**	**5**	**5**	**1**	**3**	**0**
06-22	**6680**	**0**	**0**	**0**	**4**	**3**	**5**	**2**	**8**	**15**	**46**	**99**	**211**	**454**	**924**	**1449**	**1401**	**948**	**543**	**280**	**149**	**72**	**38**	**14**	**6**	**5**	**1**	**3**	**0**
06-00	**6898**	**0**	**0**	**0**	**4**	**3**	**5**	**2**	**9**	**17**	**49**	**106**	**215**	**468**	**946**	**1483**	**1441**	**978**	**564**	**292**	**166**	**75**	**42**	**15**	**8**	**6**	**1**	**3**	**0**
00-00	**7323**	**0**	**0**	**0**	**4**	**3**	**5**	**2**	**9**	**17**	**52**	**116**	**231**	**481**	**983**	**1551**	**1507**	**1048**	**610**	**331**	**192**	**86**	**53**	**21**	**11**	**6**	**1**	**3**	**0**

DRAFT

Site 26
Location R147, att 80 kmh sign, Lat53.68216, Long -6.75974
Direction Two way

3279 / Meath/Cavan/Monaghan ATC's
October 2013
Automatic Traffic Count

Mon, 21 October 2013

Time	Total	Speed Bins (km/h)																											
		0 - 5	5 - 10	10 - 15	15 - 20	20 - 25	25 - 30	30 - 35	35 - 40	40 - 45	45 - 50	50 - 55	55 - 60	60 - 65	65 - 70	70 - 75	75 - 80	80 - 85	85 - 90	90 - 95	95 - 100	100 - 105	105 - 110	110 - 115	115 - 120	120 - 125	125 - 130	130 - 135	135 - 140
0000	58	0	0	0	0	0	0	0	0	0	0	0	1	4	3	10	9	6	10	5	5	2	3	0	0	0	0	0	0
0100	35	0	0	0	0	0	0	0	0	0	0	0	1	0	2	5	4	9	2	3	3	2	2	0	2	0	0	0	0
0200	35	0	0	0	0	0	0	0	0	0	0	1	0	0	0	3	6	10	2	6	2	2	1	0	2	0	0	0	0
0300	28	0	0	0	0	0	0	0	0	0	2	0	1	0	2	3	3	1	7	3	4	2	0	0	0	0	0	0	0
0400	34	0	0	0	0	0	0	0	0	0	0	0	1	1	3	7	4	4	3	3	3	3	1	1	0	0	0	0	0
0500	102	0	0	0	0	0	0	0	0	0	0	0	0	6	7	10	17	12	19	12	7	4	3	2	1	2	0	0	0
0600	274	0	0	0	0	0	0	0	0	0	1	1	4	7	17	39	62	50	33	29	23	2	2	3	0	0	1	0	0
0700	583	0	0	0	0	0	1	0	6	6	19	20	40	41	98	114	93	67	41	18	9	5	3	1	0	1	0	0	0
0800	**809**	**0**	**0**	**0**	**0**	**0**	**0**	**0**	**0**	**2**	**11**	**10**	**27**	**113**	**158**	**175**	**133**	**87**	**52**	**25**	**10**	**2**	**2**	**0**	**1**	**1**	**0**	**0**	**0**
0900	634	0	0	0	1	0	1	1	1	11	25	25	42	35	101	124	123	72	41	21	6	1	3	0	0	0	0	0	0
1000	523	0	0	1	0	0	0	0	1	0	7	14	20	54	73	137	93	66	36	15	5	1	0	0	0	0	0	0	0
1100	562	0	0	0	0	0	0	0	0	0	3	9	19	58	98	143	116	60	23	18	4	6	2	2	0	1	0	0	0
1200	540	0	0	0	1	0	0	0	1	0	2	6	17	34	115	106	116	76	38	15	8	3	0	1	1	0	0	0	0
1300	600	0	0	0	0	0	0	0	1	1	8	11	26	57	101	158	120	65	22	16	7	4	3	0	0	0	0	0	0
1400	656	0	0	0	0	0	0	0	0	3	7	22	27	46	84	173	165	77	32	10	5	3	1	1	0	0	0	0	0
1500	698	0	0	0	0	0	1	0	0	2	11	14	25	56	100	171	164	92	35	14	10	1	1	1	0	0	0	0	0
1600	770	0	0	0	0	0	0	0	0	5	20	19	25	66	94	140	165	120	65	34	15	2	0	0	0	0	0	0	0
1700	**923**	**0**	**0**	**0**	**0**	**0**	**0**	**0**	**0**	**0**	**10**	**15**	**32**	**62**	**113**	**208**	**248**	**147**	**57**	**19**	**6**	**1**	**1**	**1**	**0**	**3**	**0**	**0**	**0**
1800	658	0	0	0	0	0	1	0	3	0	10	16	20	49	135	174	140	67	29	8	3	3	0	0	0	0	0	0	0
1900	474	0	0	0	0	3	0	1	3	6	7	9	32	69	85	108	71	46	17	9	5	1	0	2	0	0	0	0	0
2000	311	0	0	0	0	0	0	0	0	1	3	12	18	27	50	79	60	39	10	7	2	2	1	0	0	0	0	0	0
2100	197	0	0	0	0	0	0	0	0	0	1	4	11	12	25	41	33	31	16	10	7	4	1	0	0	1	0	0	0
2200	174	0	0	0	0	0	0	0	0	1	5	3	14	16	34	43	26	15	7	7	2	0	0	0	1	0	0	0	0
2300	99	0	0	0	0	0	0	0	0	1	1	6	2	8	10	16	23	9	10	6	3	2	1	1	0	0	0	0	0
07-19	**7956**	**0**	**0**	**1**	**2**	**0**	**4**	**1**	**13**	**30**	**133**	**181**	**320**	**671**	**1270**	**1823**	**1676**	**996**	**471**	**213**	**88**	**32**	**16**	**7**	**2**	**6**	**0**	**0**	**0**
06-22	**9212**	**0**	**0**	**1**	**2**	**3**	**4**	**2**	**16**	**37**	**145**	**207**	**385**	**786**	**1447**	**2090**	**1902**	**1162**	**547**	**268**	**125**	**41**	**20**	**12**	**2**	**7**	**1**	**0**	**0**
06-00	**9485**	**0**	**0**	**1**	**2**	**3**	**4**	**2**	**16**	**39**	**151**	**216**	**401**	**810**	**1491**	**2149**	**1951**	**1186**	**564**	**281**	**130**	**43**	**21**	**13**	**3**	**7**	**1**	**0**	**0**
00-00	**9777**	**0**	**0**	**1**	**2**	**3**	**4**	**2**	**16**	**39**	**153**	**217**	**405**	**821**	**1508**	**2187**	**1994**	**1228**	**607**	**313**	**154**	**58**	**31**	**16**	**8**	**9**	**1**	**0**	**0**

DRAFT

Site 26
Location R147, att 80 kmh sign, Lat53.68216, Long -6.75974
Direction Two way

3279 / Meath/Cavan/Monaghan ATC's
October 2013
Automatic Traffic Count

Tue, 22 October 2013

Time	Total	Speed Bins (km/h)																												
		0 - 5	5 - 10	10 - 15	15 - 20	20 - 25	25 - 30	30 - 35	35 - 40	40 - 45	45 - 50	50 - 55	55 - 60	60 - 65	65 - 70	70 - 75	75 - 80	80 - 85	85 - 90	90 - 95	95 - 100	100 - 105	105 - 110	110 - 115	115 - 120	120 - 125	125 - 130	130 - 135	135 - 140
0000	57	0	0	0	0	0	1	0	0	0	2	0	2	3	3	9	5	13	3	8	1	1	3	1	0	2	0	0	0
0100	41	0	0	0	0	0	0	0	0	0	0	0	1	1	2	8	7	9	3	3	2	3	0	1	1	0	0	0	0	0
0200	15	0	0	0	0	0	0	0	0	0	0	0	0	0	1	3	4	3	1	2	0	1	0	0	0	0	0	0	0	0
0300	29	0	0	0	0	0	0	0	0	0	2	0	1	0	2	5	3	2	7	5	0	1	0	0	1	0	0	0	0	0
0400	33	0	0	0	0	0	0	0	0	0	0	0	0	2	1	2	2	5	7	4	3	3	2	1	1	0	0	0	0	0
0500	124	0	0	0	0	0	0	0	0	0	0	1	0	4	11	20	16	23	13	15	4	8	4	3	2	0	0	0	0	0
0600	316	0	0	0	0	0	0	0	0	0	0	4	2	16	27	48	76	48	39	31	15	5	3	2	0	0	0	0	0	0
0700	593	0	0	0	0	0	1	0	0	3	17	40	37	71	128	112	68	50	30	16	12	5	1	1	1	0	0	0	0	0
0800	**843**	**0**	**0**	**0**	**0**	**0**	**0**	**0**	**3**	**2**	**13**	**35**	**45**	**63**	**189**	**199**	**142**	**82**	**44**	**18**	**6**	**2**	**0**	**0**	**0**	**0**	**0**	**0**	**0**	**0**
0900	646	0	0	0	0	0	0	4	2	6	6	10	42	60	115	139	114	60	41	29	13	4	0	1	0	0	0	0	0	0
1000	510	0	0	0	0	0	0	0	1	2	5	5	16	28	76	135	118	63	29	16	11	2	1	2	0	0	0	0	0	0
1100	480	0	0	0	0	0	1	1	0	1	6	5	13	36	71	81	102	94	27	19	14	4	1	2	2	0	0	0	0	0
1200	513	0	0	0	1	0	1	0	7	12	6	7	19	26	67	113	116	60	39	18	12	5	0	2	1	1	0	0	0	0
1300	552	0	0	0	1	0	1	2	0	2	9	3	8	28	88	104	115	97	58	19	10	4	2	0	0	1	0	0	0	0
1400	647	0	0	0	0	0	3	1	5	4	22	14	20	67	105	125	128	73	43	17	13	3	1	1	1	1	0	0	0	0
1500	622	0	0	0	0	1	0	0	3	2	9	11	30	43	99	136	145	72	42	19	5	3	0	2	0	0	0	0	0	0
1600	804	0	0	2	0	1	4	2	1	10	16	26	40	69	114	187	160	96	53	16	5	1	0	1	0	0	0	0	0	0
1700	**965**	**0**	**0**	**0**	**0**	**0**	**2**	**5**	**4**	**5**	**8**	**12**	**44**	**101**	**152**	**257**	**214**	**80**	**42**	**21**	**15**	**2**	**0**	**0**	**1**	**0**	**0**	**0**	**0**	**0**
1800	775	0	0	0	1	0	0	0	0	3	10	14	50	85	159	178	157	79	22	12	3	1	0	1	0	0	0	0	0	0
1900	501	0	0	0	0	0	0	0	1	2	3	17	26	67	87	122	96	42	21	8	5	1	2	1	0	0	0	0	0	0
2000	312	0	0	0	0	0	0	1	1	0	2	5	11	23	50	79	53	40	23	9	12	2	0	0	1	0	0	0	0	0
2100	259	0	0	0	0	0	1	1	0	0	9	7	9	19	29	33	70	39	13	17	8	4	0	0	0	0	0	0	0	0
2200	199	0	0	0	0	0	0	0	0	0	0	5	9	26	19	25	33	33	16	13	10	6	2	1	1	0	0	0	0	0
2300	96	0	0	0	0	0	1	0	0	0	0	0	3	9	17	19	16	8	7	7	5	1	1	1	0	0	0	0	0	1
07-19	**7950**	**0**	**0**	**2**	**3**	**2**	**13**	**15**	**26**	**52**	**127**	**182**	**364**	**677**	**1363**	**1766**	**1579**	**906**	**470**	**220**	**119**	**36**	**6**	**13**	**6**	**3**	**0**	**0**	**0**	**0**
06-22	**9338**	**0**	**0**	**2**	**3**	**2**	**14**	**17**	**28**	**54**	**141**	**215**	**412**	**802**	**1556**	**2048**	**1874**	**1075**	**566**	**285**	**159**	**48**	**11**	**16**	**7**	**3**	**0**	**0**	**0**	**0**
06-00	**9633**	**0**	**0**	**2**	**3**	**2**	**15**	**17**	**28**	**54**	**141**	**220**	**424**	**837**	**1592**	**2092**	**1923**	**1116**	**589**	**305**	**174**	**55**	**14**	**18**	**8**	**3**	**0**	**0**	**1**	**1**
00-00	**9932**	**0**	**0**	**2**	**3**	**2**	**16**	**17**	**28**	**54**	**145**	**221**	**428**	**847**	**1612**	**2139**	**1960**	**1171**	**623**	**342**	**184**	**72**	**23**	**24**	**13**	**5**	**0**	**0**	**1**	**1**

DRAFT

Site 26
Location R147, att 80 kmh sign, Lat53.68216, Long -6.75974
Direction Two way

3279 / Meath/Cavan/Monaghan ATC's
October 2013
Automatic Traffic Count

Virtual Day (7)

Time	Total	Speed Bins (km/h)																												
		0 - 5	5 - 10	10 - 15	15 - 20	20 - 25	25 - 30	30 - 35	35 - 40	40 - 45	45 - 50	50 - 55	55 - 60	60 - 65	65 - 70	70 - 75	75 - 80	80 - 85	85 - 90	90 - 95	95 - 100	100 - 105	105 - 110	110 - 115	115 - 120	120 - 125	125 - 130	130 - 135	135 - 140
0000	70	0	0	0	0	0	0	0	0	0	1	1	1	3	7	10	11	12	8	7	4	2	1	1	0	0	0	0	0
0100	47	0	0	0	0	0	0	0	0	0	0	1	1	1	3	6	8	8	6	5	3	2	2	1	0	0	0	0	0
0200	33	0	0	0	0	0	0	0	0	0	0	1	1	1	2	6	5	5	3	4	2	2	0	1	1	0	0	0	0
0300	36	0	0	0	0	0	0	0	0	0	1	0	1	1	2	3	7	6	6	3	3	1	0	1	0	0	0	0	0
0400	42	0	0	0	0	0	0	0	0	0	0	0	1	1	2	5	6	6	5	4	5	3	1	1	1	0	0	0	0
0500	101	0	0	0	0	0	0	0	0	0	0	0	1	3	8	13	17	19	15	10	7	4	2	1	1	0	0	0	0
0600	233	0	0	0	0	0	0	0	0	0	1	2	4	10	20	32	48	39	29	21	13	6	5	2	0	0	0	0	0
0700	484	0	0	0	0	0	1	0	2	4	11	20	34	50	85	93	73	47	28	17	11	4	3	1	0	0	0	0	0
0800	**650**	**0**	**0**	**0**	**0**	**1**	**0**	**0**	**1**	**3**	**12**	**18**	**34**	**67**	**125**	**144**	**105**	**66**	**41**	**17**	**8**	**3**	**1**	**1**	**1**	**0**	**0**	**0**	**0**
0900	555	0	0	0	0	0	0	1	1	4	11	17	30	45	91	117	102	60	37	21	8	4	2	0	0	0	0	0	0
1000	505	0	0	0	1	0	1	0	2	1	4	8	18	40	80	114	107	67	31	18	7	3	2	1	0	0	0	0	0
1100	518	0	0	0	0	0	1	1	0	2	5	10	19	40	75	123	106	68	35	17	10	4	1	1	0	0	0	0	0
1200	572	0	0	0	1	1	0	0	1	3	6	12	23	40	95	127	120	72	38	17	8	4	1	1	0	0	0	0	0
1300	631	0	0	0	0	0	0	2	2	2	9	14	25	43	98	139	137	86	40	18	8	4	2	0	0	0	0	0	0
1400	656	0	0	0	0	0	1	1	1	2	8	15	23	49	106	149	138	84	43	20	9	4	2	1	0	0	0	0	0
1500	711	0	0	0	0	1	1	1	2	3	7	12	24	49	109	157	168	96	46	21	8	4	1	1	1	0	0	0	0
1600	775	0	0	0	0	1	1	1	1	6	11	19	24	51	109	179	171	108	54	23	10	4	2	1	0	0	0	0	0
1700	**869**	**0**	**0**	**0**	**0**	**0**	**0**	**1**	**2**	**4**	**9**	**16**	**31**	**69**	**124**	**208**	**213**	**110**	**48**	**19**	**9**	**1**	**2**	**1**	**0**	**1**	**0**	**0**	**0**
1800	693	0	0	0	0	0	0	0	1	1	7	13	26	53	121	176	154	78	34	16	6	4	1	1	0	1	0	0	0
1900	536	0	0	0	0	0	0	1	1	4	4	10	30	69	107	127	92	48	23	12	4	2	1	1	0	0	0	0	0
2000	333	0	0	0	0	0	0	0	0	1	2	9	13	27	53	79	65	43	20	12	5	2	1	1	0	0	0	0	0
2100	293	0	0	0	0	0	0	0	0	0	5	10	24	31	47	52	53	33	17	9	6	4	0	0	0	0	0	0	0
2200	197	0	0	0	0	0	0	0	0	1	2	3	7	17	29	39	37	28	13	9	6	3	1	1	1	0	0	0	0
2300	117	0	0	0	0	0	0	0	0	1	0	2	3	8	12	18	22	17	12	8	6	3	2	1	0	0	0	0	0
07-19	**7619**	**0**	**0**	**1**	**3**	**5**	**7**	**10**	**16**	**35**	**100**	**175**	**310**	**595**	**1219**	**1726**	**1592**	**942**	**475**	**223**	**104**	**44**	**19**	**9**	**4**	**3**	**1**	**0**	**0**
06-22	**9015**	**0**	**0**	**1**	**3**	**5**	**8**	**11**	**17**	**40**	**113**	**206**	**381**	**731**	**1446**	**2016**	**1851**	**1104**	**565**	**277**	**132**	**58**	**27**	**13**	**5**	**4**	**1**	**0**	**0**
06-00	**9328**	**0**	**0**	**1**	**3**	**5**	**8**	**11**	**17**	**42**	**116**	**211**	**391**	**756**	**1487**	**2073**	**1909**	**1149**	**590**	**295**	**144**	**64**	**30**	**14**	**6**	**4**	**2**	**0**	**0**
00-00	**9658**	**0**	**0**	**1**	**3**	**5**	**8**	**11**	**18**	**43**	**118**	**214**	**396**	**766**	**1510**	**2116**	**1964**	**1204**	**634**	**327**	**167**	**78**	**38**	**20**	**9**	**6**	**2**	**1**	**0**

DRAFT

Site 26
Location R147, att 80 kmh sign, Lat53.68216, Long -6.75974
Direction Two way

3279 / Meath/Cavan/Monaghan ATC's
October 2013
Automatic Traffic Count

Virtual Week (1)

Time	Total	Speed Bins (km/h)																												
		0 - 5	5 - 10	10 - 15	15 - 20	20 - 25	25 - 30	30 - 35	35 - 40	40 - 45	45 - 50	50 - 55	55 - 60	60 - 65	65 - 70	70 - 75	75 - 80	80 - 85	85 - 90	90 - 95	95 - 100	100 - 105	105 - 110	110 - 115	115 - 120	120 - 125	125 - 130	130 - 135	135 - 140
Mon	9777	0	0	1	2	3	4	2	16	39	153	217	405	821	1508	2187	1994	1228	607	313	154	58	31	16	8	9	1	0	0
Tue	9932	0	0	2	3	2	16	17	28	54	145	221	428	847	1612	2139	1960	1171	623	342	184	72	23	24	13	5	0	0	1
Wed	10549	0	0	0	2	6	6	4	17	53	149	349	612	1022	1760	2287	1973	1161	573	274	146	77	42	19	6	9	1	1	0
Thu	10340	0	0	2	7	12	11	20	30	67	106	217	334	712	1529	2239	2174	1405	740	386	177	101	39	16	7	2	6	1	0
Fri	10678	0	0	0	2	9	12	9	13	40	124	217	491	985	1936	2464	2108	1145	596	277	127	64	24	19	9	3	3	1	0
|Sat	9007	0	0	0	1	2	2	21	10	29	96	161	273	494	1241	1947	2031	1270	688	366	191	91	52	25	6	5	4	1	0
|Sun	7323	0	0	0	4	3	5	2	9	17	52	116	231	481	983	1551	1507	1048	610	331	192	86	53	21	11	6	1	3	0
5 Day Ave.	**10255**	**0**	**0**	**1**	**3**	**6**	**10**	**10**	**21**	**51**	**135**	**244**	**454**	**877**	**1669**	**2263**	**2042**	**1222**	**628**	**318**	**158**	**74**	**32**	**19**	**9**	**6**	**2**	**1**	**0**
7 Day Ave.	**9658**	**0**	**0**	**1**	**3**	**5**	**8**	**11**	**18**	**43**	**118**	**214**	**396**	**766**	**1510**	**2116**	**1964**	**1204**	**634**	**327**	**167**	**78**	**38**	**20**	**9**	**6**	**2**	**1**	**0**
--	**67606**	**0**	**0**	**5**	**21**	**37**	**56**	**75**	**123**	**299**	**825**	**1498**	**2774**	**5362**	**10569**	**14814**	**13747**	**8428**	**4437**	**2289**	**1171**	**549**	**264**	**140**	**60**	**39**	**16**	**7**	**1**

Summary Graphs

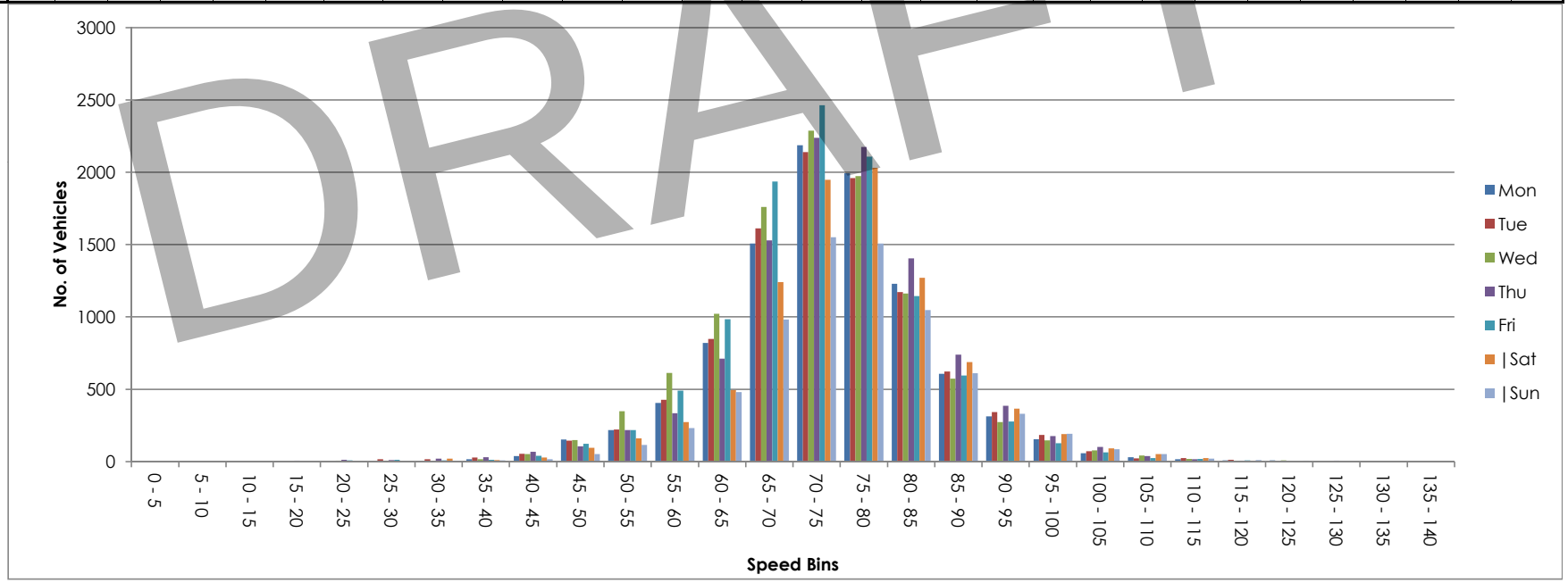

DRAFT



NDC NATIONWIDE DATA COLLECTION	**Site / Location:**	No Road name, Att t/pole, Lat 53.69021, Long -6.76461	**Project No:**	3279	**Photo No:**	3279-27	**Drawn By:** MOR
	Survey Date:	Mon, 7 October 2013 to Sun, 13 October 2013	**Project Name:**		Meath/Cavan/Monaghan ATC'S		
	Survey Times:	00:00 to 00(24):00	**Title:**		Site Photograph		

Site No.	Location.	Direction.	Speed Limit - PSL (km/h)	Start Date.	End Date.	Total Vehicles.	5 Day Ave.	7 Day Ave.	No. > Speed Limit.	%. > Speed Limit.	No. > Speed Limit1 (+5km/h).	%. > Speed Limit1 (+5km/h).	No. > Speed Limit1 (+10km/h).	%. > Speed Limit1 (+10km/h).	Mean Speed	85%ile Speed
27	No Road name, Att t/pole, Lat 53.69021, Long -6.76461	North	80	Mon, 7 October 2013	Sun, 13 October 2013	5212	790	745	770	14.8	368	7.1	179	3.4	67.2	79.6
		South	80	Mon, 7 October 2013	Sun, 13 October 2013	5803	894	829	1446	24.9	857	14.8	452	7.8	71.5	84.6
		Two way	80	Mon, 7 October 2013	Sun, 13 October 2013	11015	1685	1574	2216	20.1	1225	11.1	631	5.7	69.5	82.4

DRAFT

Site 27
Location No Road name, Att t/pole, Lat 53.69021, Long -6.76461
Direction North

3279 / Meath/Cavan/Monaghan ATC's
October 2013
Automatic Traffic Count

Mon, 7 October 2013

Time	Total	Classification												>PSL	>PSL%	>SL1	>SL1%	>SL2	>SL2%	Mean	Vpp
		1 MCL	2 SV	3 SVT	4 TB2	5 TB3	6 T4	7 ART3	8 ART4	9 ART5	10 ART6	11 BD	12 DRT	80	80	85 +5kph	85 +5kph	90 +10kph	90 +10kph		85
0000	4	0	4	0	0	0	0	0	0	0	0	0	0	1	25	1	25	1	25	77.3	-
0100	2	0	2	0	0	0	0	0	0	0	0	0	0	0	0	0	0	0	0	61.6	-
0200	2	0	2	0	0	0	0	0	0	0	0	0	0	0	0	0	0	0	0	70.8	-
0300	0	0	0	0	0	0	0	0	0	0	0	0	0	0	0	0	0	0	0	-	-
0400	0	0	0	0	0	0	0	0	0	0	0	0	0	0	0	0	0	0	0	-	-
0500	3	0	3	0	0	0	0	0	0	0	0	0	0	0	0	0	0	0	0	68.9	-
0600	6	0	6	0	0	0	0	0	0	0	0	0	0	2	33.3	1	16.7	1	16.7	72.6	-
0700	25	0	20	0	5	0	0	0	0	0	0	0	0	0	0	0	0	0	0	70.7	76.3
0800	**44**	**0**	**39**	**1**	**4**	**0**	**0**	**0**	**0**	**0**	**0**	**0**	**0**	**12**	**27.3**	**6**	**13.6**	**1**	**2.3**	**70.9**	**84.2**
0900	36	0	32	1	2	0	1	0	0	0	0	0	0	8	22.2	4	11.1	3	8.3	69.7	79.9
1000	35	0	29	0	5	0	1	0	0	0	0	0	0	6	17.1	3	8.6	0	0	67.3	82.8
1100	26	0	17	2	6	0	1	0	0	0	0	0	0	2	7.7	2	7.7	1	3.8	63.4	75.6
1200	43	0	40	0	3	0	0	0	0	0	0	0	0	10	23.3	4	9.3	1	2.3	70.9	81.4
1300	45	1	40	1	2	0	1	0	0	0	0	0	0	5	11.1	1	2.2	0	0	67.7	78.1
1400	39	0	33	0	6	0	0	0	0	0	0	0	0	8	20.5	2	5.1	1	2.6	68.9	80.3
1500	64	1	52	3	6	1	0	0	0	0	1	0	0	7	10.9	4	6.3	1	1.6	64.1	75.6
1600	78	1	69	0	4	1	1	0	2	0	0	0	0	8	10.3	5	6.4	1	1.3	67.4	78.5
1700	**93**	**1**	**76**	**5**	**9**	**2**	**0**	**0**	**0**	**0**	**0**	**0**	**0**	**14**	**15.1**	**6**	**6.5**	**4**	**4.3**	**68.1**	**78.5**
1800	76	2	65	0	7	2	0	0	0	0	0	0	0	12	15.8	6	7.9	1	1.3	68.1	80.6
1900	44	0	43	1	0	0	0	0	0	0	0	0	0	6	13.6	2	4.5	2	4.5	67.6	79.6
2000	23	0	22	0	1	0	0	0	0	0	0	0	0	3	13	1	4.3	0	0	64.6	79.2
2100	20	0	19	0	1	0	0	0	0	0	0	0	0	3	15	2	10	1	5	67.6	75.2
2200	15	0	14	0	1	0	0	0	0	0	0	0	0	3	20	3	20	1	6.7	71.3	88.2
2300	12	0	11	0	1	0	0	0	0	0	0	0	0	3	25	2	16.7	1	8.3	71.6	79.9
07-19	**604**	**6**	**512**	**13**	**59**	**6**	**5**	**0**	**2**	**0**	**1**	**0**	**0**	**92**	**15.2**	**43**	**7.1**	**14**	**2.3**	**68**	**79.9**
06-22	**697**	**6**	**602**	**14**	**61**	**6**	**5**	**0**	**2**	**0**	**1**	**0**	**0**	**106**	**15.2**	**49**	**7**	**18**	**2.6**	**67.9**	**79.9**
06-00	**724**	**6**	**627**	**14**	**63**	**6**	**5**	**0**	**2**	**0**	**1**	**0**	**0**	**112**	**15.5**	**54**	**7.5**	**20**	**2.8**	**68**	**79.9**
00-00	**735**	**6**	**638**	**14**	**63**	**6**	**5**	**0**	**2**	**0**	**1**	**0**	**0**	**113**	**15.4**	**55**	**7.5**	**21**	**2.9**	**68**	**79.9**

DRAFT

Site 27
Location No Road name, Att t/pole, Lat 53.69021, Long -6.76461
Direction North

3279 / Meath/Cavan/Monaghan ATC's
October 2013
Automatic Traffic Count

Tue, 8 October 2013

Time	Total	Classification												>PSL	>PSL%	>SL1	>SL1%	>SL2	>SL2%	Mean	Vpp
		1 MCL	2 SV	3 SVT	4 TB2	5 TB3	6 T4	7 ART3	8 ART4	9 ART5	10 ART6	11 BD	12 DRT	80	80	85 +5kph	85 +5kph	90 +10kph	90 +10kph		85
0000	3	1	2	0	0	0	0	0	0	0	0	0	0	0	0	0	0	0	0	55.3	-
0100	1	0	1	0	0	0	0	0	0	0	0	0	0	0	0	0	0	0	0	67.3	-
0200	0	0	0	0	0	0	0	0	0	0	0	0	0	0	0	0	0	0	0	-	-
0300	0	0	0	0	0	0	0	0	0	0	0	0	0	0	0	0	0	0	0	-	-
0400	0	0	0	0	0	0	0	0	0	0	0	0	0	0	0	0	0	0	0	-	-
0500	1	0	1	0	0	0	0	0	0	0	0	0	0	0	0	0	0	0	0	62.5	-
0600	7	0	7	0	0	0	0	0	0	0	0	0	0	1	14.3	0	0	0	0	68	-
0700	25	0	18	1	6	0	0	0	0	0	0	0	0	5	20	2	8	2	8	71.5	81
0800	**52**	**1**	**41**	**2**	**8**	**0**	**0**	**0**	**0**	**0**	**0**	**0**	**0**	**6**	**11.5**	**3**	**5.8**	**3**	**5.8**	**67.6**	**77**
0900	40	1	30	2	5	0	0	0	1	0	1	0	0	5	12.5	1	2.5	0	0	67.5	78.8
1000	30	0	24	2	3	0	0	0	0	1	0	0	0	0	0	0	0	0	0	64.1	76.7
1100	43	2	30	2	6	0	1	0	2	0	0	0	0	4	9.3	3	7	2	4.7	65.7	77.8
1200	42	0	38	0	3	0	0	0	1	0	0	0	0	3	7.1	1	2.4	1	2.4	66.3	74.5
1300	62	0	53	3	5	1	0	0	0	0	0	0	0	8	12.9	4	6.5	2	3.2	67.2	77.8
1400	37	0	31	0	4	0	0	0	0	2	0	0	0	6	16.2	4	10.8	4	10.8	67.9	79.2
1500	46	1	35	3	5	0	0	1	0	1	0	0	0	6	13	3	6.5	3	6.5	63.4	77
1600	**80**	**0**	**75**	**1**	**4**	**0**	**0**	**0**	**0**	**0**	**0**	**0**	**0**	**11**	**13.8**	**6**	**7.5**	**3**	**3.8**	**68.4**	**79.6**
1700	79	1	72	2	3	1	0	0	0	0	0	0	0	15	19	6	7.6	1	1.3	70.3	81.7
1800	72	0	65	2	4	0	0	0	1	0	0	0	0	8	11.1	4	5.6	2	2.8	69.4	78.8
1900	59	0	56	2	1	0	0	0	0	0	0	0	0	4	6.8	1	1.7	1	1.7	66.2	76
2000	36	0	31	0	4	0	0	1	0	0	0	0	0	4	11.1	0	0	0	0	68.4	78.1
2100	22	0	21	1	0	0	0	0	0	0	0	0	0	3	13.6	0	0	0	0	68.4	77
2200	20	0	19	0	1	0	0	0	0	0	0	0	0	5	25	4	20	2	10	70	86.4
2300	11	0	11	0	0	0	0	0	0	0	0	0	0	6	54.5	3	27.3	2	18.2	77.1	85.3
07-19	**608**	**6**	**512**	**20**	**56**	**2**	**1**	**1**	**5**	**4**	**1**	**0**	**0**	**77**	**12.7**	**37**	**6.1**	**23**	**3.8**	**67.7**	**78.8**
06-22	**732**	**6**	**627**	**23**	**61**	**2**	**1**	**2**	**5**	**4**	**1**	**0**	**0**	**89**	**12.2**	**38**	**5.2**	**24**	**3.3**	**67.6**	**78.5**
06-00	**763**	**6**	**657**	**23**	**62**	**2**	**1**	**2**	**5**	**4**	**1**	**0**	**0**	**100**	**13.1**	**45**	**5.9**	**28**	**3.7**	**67.8**	**78.8**
00-00	**768**	**7**	**661**	**23**	**62**	**2**	**1**	**2**	**5**	**4**	**1**	**0**	**0**	**100**	**13**	**45**	**5.9**	**28**	**3.6**	**67.8**	**78.8**

DRAFT

Site 27
Location No Road name, Att t/pole, Lat 53.69021, Long -6.76461
Direction North

3279 / Meath/Cavan/Monaghan ATC's
October 2013
Automatic Traffic Count

Wed, 9 October 2013

Time	Total	Classification												>PSL	>PSL%	>SL1	>SL1%	>SL2	>SL2%	Mean	Vpp
		1 MCL	2 SV	3 SVT	4 TB2	5 TB3	6 T4	7 ART3	8 ART4	9 ART5	10 ART6	11 BD	12 DRT	80	80	85 +5kph	85 +5kph	90 +10kph	90 +10kph		85
0000	4	1	3	0	0	0	0	0	0	0	0	0	0	0	0	0	0	0	0	58.4	-
0100	1	0	1	0	0	0	0	0	0	0	0	0	0	1	100	0	0	0	0	81.4	-
0200	2	0	2	0	0	0	0	0	0	0	0	0	0	0	0	0	0	0	0	70.3	-
0300	0	0	0	0	0	0	0	0	0	0	0	0	0	0	0	0	0	0	0	-	-
0400	0	0	0	0	0	0	0	0	0	0	0	0	0	0	0	0	0	0	0	-	-
0500	1	0	1	0	0	0	0	0	0	0	0	0	0	0	0	0	0	0	0	68.3	-
0600	9	0	8	0	1	0	0	0	0	0	0	0	0	3	33.3	1	11.1	1	11.1	74.7	-
0700	26	0	19	1	6	0	0	0	0	0	0	0	0	3	11.5	1	3.8	0	0	67.3	75.6
0800	**40**	**1**	**29**	**1**	**9**	**0**	**0**	**0**	**0**	**0**	**0**	**0**	**0**	**4**	**10**	**1**	**2.5**	**0**	**0**	**64.7**	**77.8**
0900	**40**	**1**	**33**	**2**	**3**	**0**	**0**	**0**	**1**	**0**	**0**	**0**	**0**	**6**	**15**	**2**	**5**	**1**	**2.5**	**67.1**	**78.8**
1000	28	1	20	2	4	1	0	0	0	0	0	0	0	4	14.3	2	7.1	0	0	65.5	79.2
1100	36	0	28	3	5	0	0	0	0	0	0	0	0	3	8.3	3	8.3	0	0	64.7	77.4
1200	54	4	45	1	4	0	0	0	0	0	0	0	0	9	16.7	3	5.6	1	1.9	66	80.6
1300	45	0	39	1	4	0	1	0	0	0	0	0	0	5	11.1	2	4.4	1	2.2	67.4	77.4
1400	56	1	50	3	2	0	0	0	0	0	0	0	0	12	21.4	6	10.7	2	3.6	67.8	81
1500	48	0	39	0	7	1	1	0	0	0	0	0	0	4	8.3	0	0	0	0	66.1	77.4
1600	82	0	67	3	5	4	1	0	0	1	1	0	0	8	9.8	4	4.9	2	2.4	64.2	77
1700	**93**	**0**	**85**	**1**	**7**	**0**	**0**	**0**	**0**	**0**	**0**	**0**	**0**	**25**	**26.9**	**10**	**10.8**	**5**	**5.4**	**71.5**	**81.7**
1800	70	0	66	1	2	0	0	0	0	1	0	0	0	13	18.6	7	10	3	4.3	70	81.4
1900	40	0	36	0	3	0	0	0	1	0	0	0	0	6	15	4	10	4	10	68.6	79.6
2000	41	0	38	0	2	0	0	0	0	1	0	0	0	7	17.1	4	9.8	2	4.9	68.5	80.6
2100	24	0	22	0	2	0	0	0	0	0	0	0	0	7	29.2	4	16.7	2	8.3	73.9	83.9
2200	16	0	13	0	2	0	0	0	1	0	0	0	0	6	37.5	3	18.8	1	6.3	71.6	85.3
2300	15	0	13	0	2	0	0	0	0	0	0	0	0	1	6.7	0	0	0	0	67.7	73.4
07-19	**618**	**8**	**520**	**19**	**58**	**6**	**3**	**0**	**1**	**2**	**1**	**0**	**0**	**96**	**15.5**	**41**	**6.6**	**15**	**2.4**	**67.3**	**80.3**
06-22	**732**	**8**	**624**	**19**	**66**	**6**	**3**	**0**	**2**	**3**	**1**	**0**	**0**	**119**	**16.3**	**54**	**7.4**	**24**	**3.3**	**67.7**	**80.3**
06-00	**763**	**8**	**650**	**19**	**70**	**6**	**3**	**0**	**3**	**3**	**1**	**0**	**0**	**126**	**16.5**	**57**	**7.5**	**25**	**3.3**	**67.8**	**80.3**
00-00	**771**	**9**	**657**	**19**	**70**	**6**	**3**	**0**	**3**	**3**	**1**	**0**	**0**	**127**	**16.5**	**57**	**7.4**	**25**	**3.2**	**67.8**	**80.3**

DRAFT

Site 27
Location No Road name, Att t/pole, Lat 53.69021, Long -6.76461
Direction North

3279 / Meath/Cavan/Monaghan ATC's
October 2013
Automatic Traffic Count

Thu, 10 October 2013

Time	Total	Classification												>PSL	>PSL%	>SL1	>SL1%	>SL2	>SL2%	Mean	Vpp
		1 MCL	2 SV	3 SVT	4 TB2	5 TB3	6 T4	7 ART3	8 ART4	9 ART5	10 ART6	11 BD	12 DRT	80	80	85 +5kph	85 +5kph	90 +10kph	90 +10kph		85
0000	7	1	6	0	0	0	0	0	0	0	0	0	0	1	14.3	1	14.3	1	14.3	64.8	-
0100	1	0	1	0	0	0	0	0	0	0	0	0	0	0	0	0	0	0	0	72.1	-
0200	0	0	0	0	0	0	0	0	0	0	0	0	0	0	0	0	0	0	0	-	-
0300	1	0	1	0	0	0	0	0	0	0	0	0	0	0	0	0	0	0	0	77.8	-
0400	0	0	0	0	0	0	0	0	0	0	0	0	0	0	0	0	0	0	0	-	-
0500	1	0	1	0	0	0	0	0	0	0	0	0	0	0	0	0	0	0	0	65.5	-
0600	6	0	6	0	0	0	0	0	0	0	0	0	0	1	16.7	1	16.7	0	0	68.7	-
0700	31	0	24	0	7	0	0	0	0	0	0	0	0	4	12.9	3	9.7	2	6.5	68	78.1
0800	40	0	32	0	8	0	0	0	0	0	0	0	0	3	7.5	1	2.5	1	2.5	67.1	78.5
0900	37	0	29	2	4	1	1	0	0	0	0	0	0	4	10.8	1	2.7	0	0	66.2	77.8
1000	36	1	25	5	4	0	1	0	0	0	0	0	0	0	0	0	0	0	0	52.8	72.7
1100	**50**	**1**	**43**	**1**	**4**	**0**	**1**	**0**	**0**	**0**	**0**	**0**	**0**	**7**	**14**	**3**	**6**	**2**	**4**	**62.7**	**79.6**
1200	42	0	37	2	3	0	0	0	0	0	0	0	0	5	11.9	2	4.8	1	2.4	67	77.4
1300	47	1	39	2	5	0	0	0	0	0	0	0	0	10	21.3	5	10.6	2	4.3	66.3	83.2
1400	50	0	41	1	5	1	1	0	0	1	0	0	0	3	6	3	6	1	2	64.2	74.9
1500	67	0	57	1	8	0	0	0	0	1	0	0	0	10	14.9	4	6	1	1.5	64.7	78.8
1600	80	0	68	2	7	1	0	0	2	0	0	0	0	7	8.8	4	5	1	1.3	68.7	78.1
1700	**103**	**0**	**89**	**2**	**7**	**2**	**2**	**0**	**1**	**0**	**0**	**0**	**0**	**10**	**9.7**	**2**	**1.9**	**1**	**1**	**67.8**	**77**
1800	85	1	76	4	4	0	0	0	0	0	0	0	0	16	18.8	7	8.2	2	2.4	68.6	81.7
1900	41	0	41	0	0	0	0	0	0	0	0	0	0	6	14.6	4	9.8	2	4.9	67.9	78.1
2000	31	0	28	2	1	0	0	0	0	0	0	0	0	8	25.8	6	19.4	4	12.9	68.4	85.3
2100	41	1	38	0	2	0	0	0	0	0	0	0	0	7	17.1	3	7.3	1	2.4	66.7	80.3
2200	14	0	13	1	0	0	0	0	0	0	0	0	0	3	21.4	3	21.4	3	21.4	67.5	91.8
2300	13	0	12	0	1	0	0	0	0	0	0	0	0	2	15.4	1	7.7	0	0	67.6	77
07-19	**668**	**4**	**560**	**22**	**66**	**5**	**6**	**0**	**3**	**2**	**0**	**0**	**0**	**79**	**11.8**	**35**	**5.2**	**14**	**2.1**	**66**	**78.5**
06-22	**787**	**5**	**673**	**24**	**69**	**5**	**6**	**0**	**3**	**2**	**0**	**0**	**0**	**101**	**12.8**	**49**	**6.2**	**21**	**2.7**	**66.2**	**78.5**
06-00	**814**	**5**	**698**	**25**	**70**	**5**	**6**	**0**	**3**	**2**	**0**	**0**	**0**	**106**	**13**	**53**	**6.5**	**24**	**2.9**	**66.3**	**78.5**
00-00	**824**	**6**	**707**	**25**	**70**	**5**	**6**	**0**	**3**	**2**	**0**	**0**	**0**	**107**	**13**	**54**	**6.6**	**25**	**3**	**66.3**	**78.5**

DRAFT

Site 27
Location No Road name, Att t/pole, Lat 53.69021, Long -6.76461
Direction North

3279 / Meath/Cavan/Monaghan ATC's
October 2013
Automatic Traffic Count

Fri, 11 October 2013

Time	Total	Classification												>PSL	>PSL%	>SL1	>SL1%	>SL2	>SL2%	Mean	Vpp
		1 MCL	2 SV	3 SVT	4 TB2	5 TB3	6 T4	7 ART3	8 ART4	9 ART5	10 ART6	11 BD	12 DRT	80	80	85 +5kph	85 +5kph	90 +10kph	90 +10kph		85
0000	4	1	3	0	0	0	0	0	0	0	0	0	0	1	25	1	25	0	0	66.5	-
0100	1	0	1	0	0	0	0	0	0	0	0	0	0	0	0	0	0	0	0	69.7	-
0200	1	0	1	0	0	0	0	0	0	0	0	0	0	1	100	0	0	0	0	82.6	-
0300	2	0	2	0	0	0	0	0	0	0	0	0	0	0	0	0	0	0	0	72.1	-
0400	1	0	1	0	0	0	0	0	0	0	0	0	0	0	0	0	0	0	0	78.4	-
0500	1	0	1	0	0	0	0	0	0	0	0	0	0	0	0	0	0	0	0	74.2	-
0600	5	0	4	0	1	0	0	0	0	0	0	0	0	1	20	0	0	0	0	69.3	-
0700	33	0	26	0	7	0	0	0	0	0	0	0	0	6	18.2	4	12.1	0	0	70	81
0800	**58**	**0**	**47**	**1**	**9**	**0**	**0**	**0**	**1**	**0**	**0**	**0**	**0**	**6**	**10.3**	**3**	**5.2**	**1**	**1.7**	**63.9**	**78.5**
0900	29	0	22	1	6	0	0	0	0	0	0	0	0	5	17.2	4	13.8	2	6.9	72.7	81.4
1000	35	0	28	2	5	0	0	0	0	0	0	0	0	6	17.1	5	14.3	4	11.4	65	82.1
1100	47	1	38	2	5	0	0	0	1	0	0	0	0	3	6.4	2	4.3	2	4.3	62.7	73.4
1200	45	0	42	1	2	0	0	0	0	0	0	0	0	6	13.3	3	6.7	2	4.4	68.5	79.2
1300	58	1	53	0	4	0	0	0	0	0	0	0	0	10	17.2	2	3.4	1	1.7	68.2	79.9
1400	58	0	47	2	8	0	1	0	0	0	0	0	0	13	22.4	9	15.5	5	8.6	67.6	82.1
1500	57	2	49	3	3	0	0	0	0	0	0	0	0	6	10.5	1	1.8	1	1.8	60.4	77.8
1600	95	1	86	1	6	1	0	0	0	0	0	0	0	14	14.7	5	5.3	1	1.1	63.5	79.9
1700	**96**	**1**	**80**	**4**	**8**	**1**	**2**	**0**	**0**	**0**	**0**	**0**	**0**	**12**	**12.5**	**4**	**4.2**	**1**	**1**	**65.4**	**78.1**
1800	62	1	55	1	4	1	0	0	0	0	0	0	0	8	12.9	7	11.3	3	4.8	72	79.6
1900	60	0	58	2	0	0	0	0	0	0	0	0	0	10	16.7	2	3.3	1	1.7	67.3	79.9
2000	34	0	30	1	3	0	0	0	0	0	0	0	0	3	8.8	1	2.9	0	0	65.6	76.7
2100	34	0	34	0	0	0	0	0	0	0	0	0	0	6	17.6	2	5.9	1	2.9	70.8	81.4
2200	29	1	28	0	0	0	0	0	0	0	0	0	0	3	10.3	1	3.4	1	3.4	65.4	76.3
2300	9	0	9	0	0	0	0	0	0	0	0	0	0	2	22.2	2	22.2	1	11.1	68	-
07-19	**673**	**7**	**573**	**18**	**67**	**3**	**3**	**0**	**2**	**0**	**0**	**0**	**0**	**95**	**14.1**	**49**	**7.3**	**23**	**3.4**	**66.2**	**79.6**
06-22	**806**	**7**	**699**	**21**	**71**	**3**	**3**	**0**	**2**	**0**	**0**	**0**	**0**	**115**	**14.3**	**54**	**6.7**	**25**	**3.1**	**66.4**	**79.6**
06-00	**844**	**8**	**736**	**21**	**71**	**3**	**3**	**0**	**2**	**0**	**0**	**0**	**0**	**120**	**14.2**	**57**	**6.8**	**27**	**3.2**	**66.4**	**79.6**
00-00	**854**	**9**	**745**	**21**	**71**	**3**	**3**	**0**	**2**	**0**	**0**	**0**	**0**	**122**	**14.3**	**58**	**6.8**	**27**	**3.2**	**66.5**	**79.6**

DRAFT

Site 27
Location No Road name, Att t/pole, Lat 53.69021, Long -6.76461
Direction North

3279 / Meath/Cavan/Monaghan ATC's
October 2013
Automatic Traffic Count

Sat, 12 October 2013

Time	Total	Classification												>PSL	>PSL%	>SL1	>SL1%	>SL2	>SL2%	Mean	Vpp
		1 MCL	2 SV	3 SVT	4 TB2	5 TB3	6 T4	7 ART3	8 ART4	9 ART5	10 ART6	11 BD	12 DRT	80	80	85 +5kph	85 +5kph	90 +10kph	90 +10kph		85
0000	13	0	13	0	0	0	0	0	0	0	0	0	0	1	7.7	0	0	0	0	63.5	68
0100	6	0	6	0	0	0	0	0	0	0	0	0	0	1	16.7	0	0	0	0	71.6	-
0200	2	0	2	0	0	0	0	0	0	0	0	0	0	0	0	0	0	0	0	73.2	-
0300	1	0	1	0	0	0	0	0	0	0	0	0	0	1	100	1	100	1	100	104.9	-
0400	3	0	3	0	0	0	0	0	0	0	0	0	0	0	0	0	0	0	0	68.4	-
0500	3	0	3	0	0	0	0	0	0	0	0	0	0	2	66.7	1	33.3	0	0	79.6	-
0600	0	0	0	0	0	0	0	0	0	0	0	0	0	0	0	0	0	0	0	-	-
0700	3	0	3	0	0	0	0	0	0	0	0	0	0	1	33.3	1	33.3	1	33.3	79.2	-
0800	16	0	13	0	2	1	0	0	0	0	0	0	0	6	37.5	1	6.3	0	0	74.1	83.5
0900	18	0	16	2	0	0	0	0	0	0	0	0	0	6	33.3	6	33.3	3	16.7	75	89.3
1000	31	0	23	5	3	0	0	0	0	0	0	0	0	5	16.1	1	3.2	1	3.2	67.3	78.8
1100	**45**	**0**	**43**	**0**	**2**	**0**	**0**	**0**	**0**	**0**	**0**	**0**	**0**	**10**	**22.2**	**6**	**13.3**	**4**	**8.9**	**69**	**82.4**
1200	56	0	54	2	0	0	0	0	0	0	0	0	0	4	7.1	3	5.4	2	3.6	65	75.6
1300	63	1	59	0	2	0	0	0	0	1	0	0	0	14	22.2	5	7.9	1	1.6	64.7	81.4
1400	65	0	58	2	3	0	1	1	0	0	0	0	0	10	15.4	7	10.8	4	6.2	66.5	79.6
1500	52	1	46	2	2	0	0	0	0	1	0	0	0	11	21.2	3	5.8	2	3.8	66.3	81.7
1600	49	1	42	3	2	1	0	0	0	0	0	0	0	3	6.1	3	6.1	0	0	63.6	76.7
1700	**77**	**0**	**74**	**0**	**3**	**0**	**0**	**0**	**0**	**0**	**0**	**0**	**0**	**6**	**7.8**	**4**	**5.2**	**3**	**3.9**	**67**	**76.7**
1800	61	0	60	1	0	0	0	0	0	0	0	0	0	9	14.8	3	4.9	2	3.3	62.8	77.4
1900	47	2	43	0	2	0	0	0	0	0	0	0	0	9	19.1	3	6.4	2	4.3	68.2	81
2000	38	0	35	1	1	0	0	0	0	1	0	0	0	5	13.2	3	7.9	2	5.3	66.9	75.6
2100	18	1	17	0	0	0	0	0	0	0	0	0	0	3	16.7	1	5.6	1	5.6	64.7	78.5
2200	12	0	11	0	1	0	0	0	0	0	0	0	0	2	16.7	2	16.7	2	16.7	67.7	76.3
2300	6	0	6	0	0	0	0	0	0	0	0	0	0	1	16.7	0	0	0	0	73.3	-
07-19	**536**	**3**	**491**	**17**	**19**	**2**	**1**	**1**	**0**	**2**	**0**	**0**	**0**	**85**	**15.9**	**43**	**8**	**23**	**4.3**	**66.3**	**80.3**
06-22	**639**	**6**	**586**	**18**	**22**	**2**	**1**	**1**	**0**	**3**	**0**	**0**	**0**	**102**	**16**	**50**	**7.8**	**28**	**4.4**	**66.5**	**80.3**
06-00	**657**	**6**	**603**	**18**	**23**	**2**	**1**	**1**	**0**	**3**	**0**	**0**	**0**	**105**	**16**	**52**	**7.9**	**30**	**4.6**	**66.5**	**80.3**
00-00	**685**	**6**	**631**	**18**	**23**	**2**	**1**	**1**	**0**	**3**	**0**	**0**	**0**	**110**	**16.1**	**54**	**7.9**	**31**	**4.5**	**66.7**	**80.3**

DRAFT

Site 27
Location No Road name, Att t/pole, Lat 53.69021, Long -6.76461
Direction North

3279 / Meath/Cavan/Monaghan ATC's
October 2013
Automatic Traffic Count

Sun, 13 October 2013

Time	Total	Classification												>PSL	>PSL%	>SL1	>SL1%	>SL2	>SL2%	Mean	Vpp
		1 MCL	2 SV	3 SVT	4 TB2	5 TB3	6 T4	7 ART3	8 ART4	9 ART5	10 ART6	11 BD	12 DRT	80	80	85 +5kph	85 +5kph	90 +10kph	90 +10kph		85
0000	11	0	11	0	0	0	0	0	0	0	0	0	0	3	27.3	0	0	0	0	70	80.3
0100	11	0	11	0	0	0	0	0	0	0	0	0	0	4	36.4	3	27.3	2	18.2	76.8	87.1
0200	8	0	8	0	0	0	0	0	0	0	0	0	0	0	0	0	0	0	0	64.2	-
0300	4	0	3	0	1	0	0	0	0	0	0	0	0	2	50	1	25	1	25	75.7	-
0400	4	0	4	0	0	0	0	0	0	0	0	0	0	0	0	0	0	0	0	69.3	-
0500	3	0	2	0	1	0	0	0	0	0	0	0	0	0	0	0	0	0	0	61.4	-
0600	4	0	3	0	1	0	0	0	0	0	0	0	0	2	50	2	50	0	0	75	-
0700	3	1	2	0	0	0	0	0	0	0	0	0	0	1	33.3	1	33.3	0	0	60.4	-
0800	7	0	7	0	0	0	0	0	0	0	0	0	0	1	14.3	1	14.3	1	14.3	72.9	-
0900	26	2	23	1	0	0	0	0	0	0	0	0	0	5	19.2	2	7.7	0	0	65.5	82.1
1000	33	0	31	1	1	0	0	0	0	0	0	0	0	10	30.3	5	15.2	2	6.1	73.5	83.5
1100	**40**	**0**	**36**	**0**	**4**	**0**	**0**	**0**	**0**	**0**	**0**	**0**	**0**	**12**	**30**	**7**	**17.5**	**5**	**12.5**	**73.8**	**87.1**
1200	37	0	33	3	1	0	0	0	0	0	0	0	0	5	13.5	2	5.4	0	0	67.1	78.5
1300	37	0	37	0	0	0	0	0	0	0	0	0	0	8	21.6	1	2.7	0	0	70.3	80.6
1400	34	1	32	1	0	0	0	0	0	0	0	0	0	3	8.8	2	5.9	1	2.9	62.9	73.4
1500	41	1	40	0	0	0	0	0	0	0	0	0	0	7	17.1	4	9.8	1	2.4	68.8	79.9
1600	46	0	45	1	0	0	0	0	0	0	0	0	0	3	6.5	2	4.3	1	2.2	67.5	76.3
1700	**63**	**2**	**55**	**4**	**2**	**0**	**0**	**0**	**0**	**0**	**0**	**0**	**0**	**9**	**14.3**	**4**	**6.3**	**3**	**4.8**	**65.7**	**79.2**
1800	59	0	56	2	1	0	0	0	0	0	0	0	0	10	16.9	5	8.5	3	5.1	65.6	80.3
1900	36	0	35	0	1	0	0	0	0	0	0	0	0	0	0	0	0	0	0	62.4	71.6
2000	29	0	27	0	2	0	0	0	0	0	0	0	0	2	6.9	1	3.4	1	3.4	64.4	74.2
2100	19	0	19	0	0	0	0	0	0	0	0	0	0	1	5.3	1	5.3	1	5.3	68.7	77.4
2200	14	0	14	0	0	0	0	0	0	0	0	0	0	0	0	0	0	0	0	66.3	71.6
2300	6	0	6	0	0	0	0	0	0	0	0	0	0	3	50	1	16.7	0	0	75	-
07-19	**426**	**7**	**397**	**13**	**9**	**0**	**0**	**0**	**0**	**0**	**0**	**0**	**0**	**74**	**17.4**	**36**	**8.5**	**17**	**4**	**67.9**	**81**
06-22	**514**	**7**	**481**	**13**	**13**	**0**	**0**	**0**	**0**	**0**	**0**	**0**	**0**	**79**	**15.4**	**40**	**7.8**	**19**	**3.7**	**67.4**	**79.9**
06-00	**534**	**7**	**501**	**13**	**13**	**0**	**0**	**0**	**0**	**0**	**0**	**0**	**0**	**82**	**15.4**	**41**	**7.7**	**19**	**3.6**	**67.5**	**79.9**
00-00	**575**	**7**	**540**	**13**	**15**	**0**	**0**	**0**	**0**	**0**	**0**	**0**	**0**	**91**	**15.8**	**45**	**7.8**	**22**	**3.8**	**67.7**	**80.6**

DRAFT

Site 27
Location No Road name, Att t/pole, Lat 53.69021, Long -6.76461
Direction North

3279 / Meath/Cavan/Monaghan ATC's
October 2013
Automatic Traffic Count

Virtual Day (7)

Time	Total	Classification												>PSL	>PSL%	>SL1	>SL1%	>SL2	>SL2%	Mean	Vpp
		1 MCL	2 SV	3 SVT	4 TB2	5 TB3	6 T4	7 ART3	8 ART4	9 ART5	10 ART6	11 BD	12 DRT	80	80	85 +5kph	85 +5kph	90 +10kph	90 +10kph		85
0000	7	1	6	0	0	0	0	0	0	0	0	0	0	1	15.2	0	6.5	0	4.3	65.8	-
0100	3	0	3	0	0	0	0	0	0	0	0	0	0	1	26.1	0	13	0	8.7	73.4	-
0200	2	0	2	0	0	0	0	0	0	0	0	0	0	0	6.7	0	0	0	0	68.3	-
0300	1	0	1	0	0	0	0	0	0	0	0	0	0	0	37.5	0	25	0	25	78.7	-
0400	1	0	1	0	0	0	0	0	0	0	0	0	0	0	0	0	0	0	0	70.1	-
0500	2	0	2	0	0	0	0	0	0	0	0	0	0	0	15.4	0	7.7	0	0	69.2	-
0600	5	0	5	0	0	0	0	0	0	0	0	0	0	1	27	1	13.5	0	5.4	71.4	-
0700	21	0	16	0	4	0	0	0	0	0	0	0	0	3	13.7	2	8.2	1	3.4	69.5	78.8
0800	37	0	30	1	6	0	0	0	0	0	0	0	0	5	14.8	2	6.2	1	2.7	67.4	79.2
0900	32	1	26	2	3	0	0	0	0	0	0	0	0	6	17.3	3	8.8	1	4	68.6	80.3
1000	33	0	26	2	4	0	0	0	0	0	0	0	0	4	13.6	2	7	1	3.1	64.9	79.2
1100	**41**	**1**	**34**	**1**	**5**	**0**	**0**	**0**	**0**	**0**	**0**	**0**	**0**	**6**	**14.3**	**4**	**9.1**	**2**	**5.6**	**66**	**78.5**
1200	46	1	41	1	2	0	0	0	0	0	0	0	0	6	13.2	3	5.6	1	2.5	67.1	78.5
1300	51	1	46	1	3	0	0	0	0	0	0	0	0	9	16.8	3	5.6	1	2	67.2	80.6
1400	48	0	42	1	4	0	0	0	0	0	0	0	0	8	16.2	5	9.7	3	5.3	66.7	80.3
1500	54	1	45	2	4	0	0	0	0	0	0	0	0	7	13.6	3	5.1	1	2.4	64.6	78.8
1600	73	0	65	2	4	1	0	0	1	0	0	0	0	8	10.6	4	5.7	1	1.8	66.2	78.5
1700	**86**	**1**	**76**	**3**	**6**	**1**	**1**	**0**	**0**	**0**	**0**	**0**	**0**	**13**	**15.1**	**5**	**6**	**3**	**3**	**68**	**79.6**
1800	69	1	63	2	3	0	0	0	0	0	0	0	0	11	15.7	6	8	2	3.3	68.2	80.3
1900	47	0	45	1	1	0	0	0	0	0	0	0	0	6	12.5	2	4.9	2	3.7	66.9	78.8
2000	33	0	30	1	2	0	0	0	0	0	0	0	0	5	13.8	2	6.9	1	3.9	66.9	78.8
2100	25	0	24	0	1	0	0	0	0	0	0	0	0	4	16.9	2	7.3	1	3.9	68.8	80.6
2200	17	0	16	0	1	0	0	0	0	0	0	0	0	3	18.3	2	13.3	1	8.3	68.3	83.5
2300	10	0	10	0	1	0	0	0	0	0	0	0	0	3	25	1	12.5	1	5.6	70.9	83.9
07-19	**590**	**6**	**509**	**17**	**48**	**3**	**3**	**0**	**2**	**1**	**0**	**0**	**0**	**85**	**14.5**	**41**	**6.9**	**18**	**3.1**	**67**	**79.6**
06-22	**701**	**6**	**613**	**19**	**52**	**3**	**3**	**0**	**2**	**2**	**0**	**0**	**0**	**102**	**14.5**	**48**	**6.8**	**23**	**3.2**	**67.1**	**79.6**
06-00	**728**	**7**	**639**	**19**	**53**	**3**	**3**	**0**	**2**	**2**	**0**	**0**	**0**	**107**	**14.7**	**51**	**7**	**25**	**3.4**	**67.2**	**79.6**
00-00	**745**	**7**	**654**	**19**	**53**	**3**	**3**	**0**	**2**	**2**	**0**	**0**	**0**	**110**	**14.8**	**53**	**7.1**	**26**	**3.4**	**67.2**	**79.6**

DRAFT

Site 27
Location No Road name, Att t/pole, Lat 53.69021, Long -6.76461
Direction North

3279 / Meath/Cavan/Monaghan ATC's
October 2013
Automatic Traffic Count

Virtual Week (1)

Time	Total	Classification												>PSL	>PSL%	>SL1	>SL1%	>SL2	>SL2%	Mean	Vpp
		1 MCL	2 SV	3 SVT	4 TB2	5 TB3	6 T4	7 ART3	8 ART4	9 ART5	10 ART6	11 BD	12 DRT	80	80	85 +5kph	85 +5kph	90 +10kph	90 +10kph		85
Mon	735	6	638	14	63	6	5	0	2	0	1	0	0	113	15.4	55	7.5	21	2.9	68	79.9
Tue	768	7	661	23	62	2	1	2	5	4	1	0	0	100	13	45	5.9	28	3.6	67.8	78.8
Wed	771	9	657	19	70	6	3	0	3	3	1	0	0	127	16.5	57	7.4	25	3.2	67.8	80.3
Thu	824	6	707	25	70	5	6	0	3	2	0	0	0	107	13	54	6.6	25	3	66.3	78.5
Fri	854	9	745	21	71	3	3	0	2	0	0	0	0	122	14.3	58	6.8	27	3.2	66.5	79.6
| Sat	685	6	631	18	23	2	1	1	0	3	0	0	0	110	16.1	54	7.9	31	4.5	66.7	80.3
| Sun	575	7	540	13	15	0	0	0	0	0	0	0	0	91	15.8	45	7.8	22	3.8	67.7	80.6
5 Day Ave.	**790**	**7**	**682**	**20**	**67**	**4**	**4**	**0**	**3**	**2**	**1**	**0**	**0**	**114**	**14.4**	**54**	**6.8**	**25**	**3.2**	**67.3**	**79.4**
7 Day Ave.	**745**	**7**	**654**	**19**	**53**	**3**	**3**	**0**	**2**	**2**	**0**	**0**	**0**	**110**	**14.8**	**53**	**7.1**	**26**	**3.4**	**67.2**	**79.6**
--	**5212**	**50**	**4579**	**133**	**374**	**24**	**19**	**3**	**15**	**12**	**3**	**0**	**0**	**770**	**14.8**	**368**	**7.1**	**179**	**3.4**	**67.2**	**79.6**

Summary Graphs

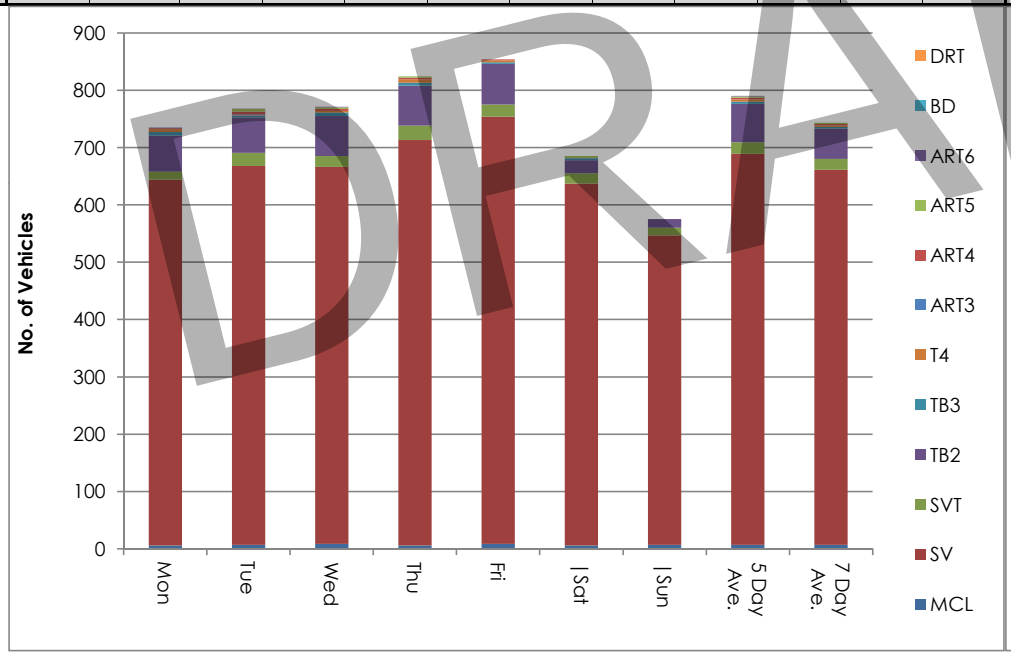

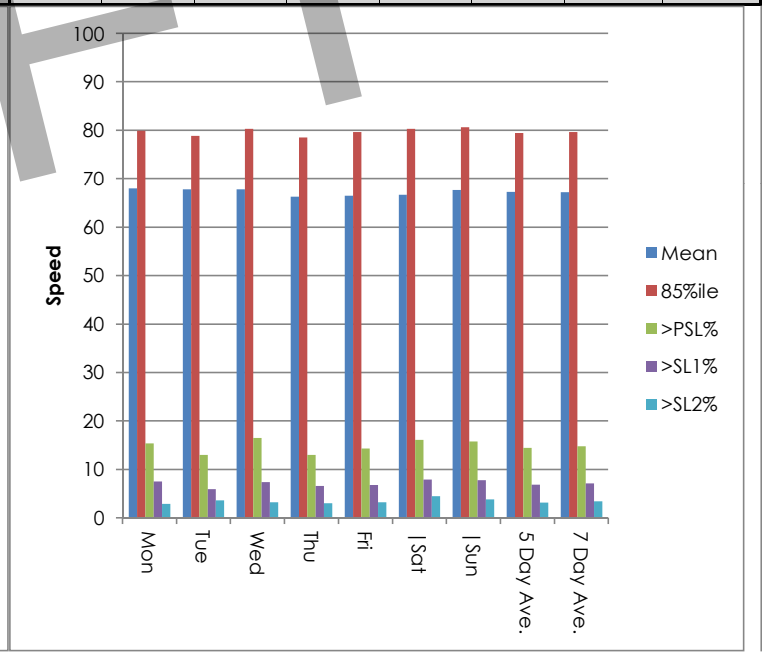

DRAFT

Site 27
Location No Road name, Att t/pole, Lat 53.69021, Long -6.76461
Direction North

3279 / Meath/Cavan/Monaghan ATC's
October 2013
Automatic Traffic Count

Mon, 7 October 2013

Time	Total	Speed Bins (km/h)																											
		0 - 5	5 - 10	10 - 15	15 - 20	20 - 25	25 - 30	30 - 35	35 - 40	40 - 45	45 - 50	50 - 55	55 - 60	60 - 65	65 - 70	70 - 75	75 - 80	80 - 85	85 - 90	90 - 95	95 - 100	100 - 105	105 - 110	110 - 115	115 - 120	120 - 125	125 - 130	130 - 135	135 - 140
0000	4	0	0	0	0	0	0	0	0	0	0	0	0	0	2	1	0	0	0	0	1	0	0	0	0	0	0	0	0
0100	2	0	0	0	0	0	0	0	0	0	0	0	0	2	0	0	0	0	0	0	0	0	0	0	0	0	0	0	0
0200	2	0	0	0	0	0	0	0	0	0	0	0	0	0	1	1	0	0	0	0	0	0	0	0	0	0	0	0	0
0300	0	0	0	0	0	0	0	0	0	0	0	0	0	0	0	0	0	0	0	0	0	0	0	0	0	0	0	0	0
0400	0	0	0	0	0	0	0	0	0	0	0	0	0	0	0	0	0	0	0	0	0	0	0	0	0	0	0	0	0
0500	3	0	0	0	0	0	0	0	0	0	0	0	0	0	2	1	0	0	0	0	0	0	0	0	0	0	0	0	0
0600	6	0	0	0	0	0	0	0	0	0	1	0	0	1	0	1	1	1	0	0	1	0	0	0	0	0	0	0	0
0700	25	0	0	0	0	0	0	0	0	0	0	1	1	4	1	11	7	0	0	0	0	0	0	0	0	0	0	0	0
0800	**44**	**0**	**0**	**0**	**0**	**0**	**0**	**0**	**0**	**0**	**0**	**4**	**4**	**6**	**8**	**7**	**3**	**6**	**5**	**0**	**0**	**0**	**1**	**0**	**0**	**0**	**0**	**0**	**0**
0900	36	0	0	0	0	0	0	0	1	0	1	3	2	6	5	6	4	4	1	3	0	0	0	0	0	0	0	0	0
1000	35	0	0	0	0	0	0	0	1	0	1	3	5	7	4	5	3	3	3	0	0	0	0	0	0	0	0	0	0
1100	26	0	0	0	0	0	1	0	1	1	0	3	4	5	2	4	3	0	1	0	1	0	0	0	0	0	0	0	0
1200	43	0	0	0	0	0	0	0	0	0	1	4	0	5	11	9	3	6	3	1	0	0	0	0	0	0	0	0	0
1300	45	0	0	0	0	0	1	0	1	0	2	1	4	5	11	7	8	4	1	0	0	0	0	0	0	0	0	0	0
1400	39	0	0	0	0	0	0	0	0	0	1	4	4	4	7	7	4	6	1	1	0	0	0	0	0	0	0	0	0
1500	64	0	0	0	0	1	1	0	0	3	2	5	10	14	9	6	6	3	3	1	0	0	0	0	0	0	0	0	0
1600	78	0	0	0	0	1	0	0	0	0	5	4	6	15	12	15	12	3	4	1	0	0	0	0	0	0	0	0	0
1700	**93**	**0**	**0**	**0**	**0**	**0**	**1**	**0**	**4**	**2**	**0**	**2**	**10**	**14**	**18**	**19**	**9**	**8**	**2**	**2**	**1**	**1**	**0**	**0**	**0**	**0**	**0**	**0**	**0**
1800	76	0	0	0	1	0	0	1	4	0	1	4	3	9	15	13	13	6	5	0	1	0	0	0	0	0	0	0	0
1900	44	0	0	0	0	0	0	1	1	1	0	3	8	4	6	7	7	4	0	1	0	1	0	0	0	0	0	0	0
2000	23	0	0	0	0	0	0	0	2	2	0	1	1	6	2	3	3	2	1	0	0	0	0	0	0	0	0	0	0
2100	20	0	0	0	0	0	0	0	0	0	1	3	0	3	6	3	1	1	1	1	0	0	0	0	0	0	0	0	0
2200	15	0	0	0	0	0	0	0	0	0	0	1	0	4	4	2	1	0	2	1	0	0	0	0	0	0	0	0	0
2300	12	0	0	0	0	0	0	0	0	1	0	0	1	2	2	1	2	1	1	1	0	0	0	0	0	0	0	0	0
07-19	**604**	**0**	**0**	**0**	**1**	**2**	**4**	**1**	**12**	**6**	**14**	**38**	**53**	**94**	**103**	**109**	**75**	**49**	**29**	**9**	**3**	**1**	**1**	**0**	**0**	**0**	**0**	**0**	**0**
06-22	**697**	**0**	**0**	**0**	**1**	**2**	**4**	**2**	**15**	**9**	**16**	**45**	**62**	**108**	**117**	**123**	**87**	**57**	**31**	**11**	**4**	**2**	**1**	**0**	**0**	**0**	**0**	**0**	**0**
06-00	**724**	**0**	**0**	**0**	**1**	**2**	**4**	**2**	**15**	**10**	**16**	**46**	**63**	**114**	**123**	**126**	**90**	**58**	**34**	**13**	**4**	**2**	**1**	**0**	**0**	**0**	**0**	**0**	**0**
00-00	**735**	**0**	**0**	**0**	**1**	**2**	**4**	**2**	**15**	**10**	**16**	**46**	**63**	**116**	**128**	**129**	**90**	**58**	**34**	**13**	**5**	**2**	**1**	**0**	**0**	**0**	**0**	**0**	**0**

DRAFT

Site 27
Location No Road name, Att t/pole, Lat 53.69021, Long -6.76461
Direction North

3279 / Meath/Cavan/Monaghan ATC's
October 2013
Automatic Traffic Count

Tue, 8 October 2013

Time	Total	Speed Bins (km/h)																											
		0 - 5	5 - 10	10 - 15	15 - 20	20 - 25	25 - 30	30 - 35	35 - 40	40 - 45	45 - 50	50 - 55	55 - 60	60 - 65	65 - 70	70 - 75	75 - 80	80 - 85	85 - 90	90 - 95	95 - 100	100 - 105	105 - 110	110 - 115	115 - 120	120 - 125	125 - 130	130 - 135	135 - 140
0000	3	0	0	0	0	0	0	1	0	0	0	0	0	1	0	1	0	0	0	0	0	0	0	0	0	0	0	0	0
0100	1	0	0	0	0	0	0	0	0	0	0	0	0	0	1	0	0	0	0	0	0	0	0	0	0	0	0	0	0
0200	0	0	0	0	0	0	0	0	0	0	0	0	0	0	0	0	0	0	0	0	0	0	0	0	0	0	0	0	0
0300	0	0	0	0	0	0	0	0	0	0	0	0	0	0	0	0	0	0	0	0	0	0	0	0	0	0	0	0	0
0400	0	0	0	0	0	0	0	0	0	0	0	0	0	0	0	0	0	0	0	0	0	0	0	0	0	0	0	0	0
0500	1	0	0	0	0	0	0	0	0	0	0	0	0	1	0	0	0	0	0	0	0	0	0	0	0	0	0	0	0
0600	7	0	0	0	0	0	0	0	0	0	0	0	2	1	1	1	1	1	0	0	0	0	0	0	0	0	0	0	0
0700	25	0	0	0	0	0	0	0	0	0	0	0	5	3	3	7	2	3	0	1	0	1	0	0	0	0	0	0	0
0800	**52**	**0**	**0**	**0**	**0**	**0**	**0**	**1**	**2**	**1**	**1**	**5**	**2**	**5**	**8**	**14**	**7**	**3**	**0**	**2**	**0**	**0**	**1**	**0**	**0**	**0**	**0**	**0**	**0**
0900	40	0	0	0	0	0	0	0	0	1	0	5	5	5	7	4	8	4	1	0	0	0	0	0	0	0	0	0	0
1000	30	0	0	1	0	0	0	0	0	1	1	2	3	4	8	4	6	0	0	0	0	0	0	0	0	0	0	0	0
1100	43	0	0	0	0	2	1	1	0	0	0	4	3	6	7	6	9	1	1	2	0	0	0	0	0	0	0	0	0
1200	42	0	0	0	0	0	0	0	0	0	3	2	6	6	8	11	3	2	0	1	0	0	0	0	0	0	0	0	0
1300	62	0	0	0	1	0	0	0	0	0	3	5	6	9	10	13	7	4	2	2	0	0	0	0	0	0	0	0	0
1400	37	0	0	0	0	0	0	0	0	0	1	1	6	12	7	3	1	2	0	2	1	1	0	0	0	0	0	0	0
1500	46	0	0	0	0	1	0	2	1	1	1	6	8	8	1	5	6	3	0	2	0	1	0	0	0	0	0	0	0
1600	**80**	**0**	**0**	**0**	**0**	**0**	**0**	**0**	**0**	**0**	**5**	**3**	**13**	**10**	**14**	**13**	**11**	**5**	**3**	**2**	**1**	**0**	**0**	**0**	**0**	**0**	**0**	**0**	**0**
1700	79	0	0	0	0	1	0	0	1	1	0	1	5	13	13	19	10	9	5	1	0	0	0	0	0	0	0	0	0
1800	72	0	0	0	0	0	0	0	0	0	1	6	2	16	15	15	9	4	2	1	0	0	0	0	1	0	0	0	0
1900	59	0	0	0	0	0	0	0	2	1	0	6	5	11	12	11	7	3	0	0	1	0	0	0	0	0	0	0	0
2000	36	0	0	0	0	0	0	0	0	0	1	3	4	5	8	4	7	4	0	0	0	0	0	0	0	0	0	0	0
2100	22	0	0	0	0	0	0	0	0	0	1	1	2	2	6	4	3	3	0	0	0	0	0	0	0	0	0	0	0
2200	20	0	0	0	0	0	0	1	0	0	0	1	1	3	5	3	1	1	2	1	0	1	0	0	0	0	0	0	0
2300	11	0	0	0	0	0	0	0	0	0	0	0	2	1	0	2	0	3	1	1	1	0	0	0	0	0	0	0	0
07-19	**608**	**0**	**0**	**1**	**1**	**4**	**1**	**4**	**4**	**5**	**16**	**40**	**64**	**97**	**101**	**114**	**79**	**40**	**14**	**16**	**2**	**3**	**1**	**0**	**1**	**0**	**0**	**0**	**0**
06-22	**732**	**0**	**0**	**1**	**1**	**4**	**1**	**4**	**6**	**6**	**18**	**50**	**77**	**116**	**128**	**134**	**97**	**51**	**14**	**16**	**3**	**3**	**1**	**0**	**1**	**0**	**0**	**0**	**0**
06-00	**763**	**0**	**0**	**1**	**1**	**4**	**1**	**5**	**6**	**6**	**18**	**51**	**80**	**120**	**133**	**139**	**98**	**55**	**17**	**18**	**4**	**4**	**1**	**0**	**1**	**0**	**0**	**0**	**0**
00-00	**768**	**0**	**0**	**1**	**1**	**4**	**1**	**6**	**6**	**6**	**18**	**51**	**80**	**122**	**134**	**140**	**98**	**55**	**17**	**18**	**4**	**4**	**1**	**0**	**1**	**0**	**0**	**0**	**0**

DRAFT

Site 27
Location No Road name, Att t/pole, Lat 53.69021, Long -6.76461
Direction North

3279 / Meath/Cavan/Monaghan ATC's
October 2013
Automatic Traffic Count

Wed, 9 October 2013

Time	Total	Speed Bins (km/h)																											
		0 - 5	5 - 10	10 - 15	15 - 20	20 - 25	25 - 30	30 - 35	35 - 40	40 - 45	45 - 50	50 - 55	55 - 60	60 - 65	65 - 70	70 - 75	75 - 80	80 - 85	85 - 90	90 - 95	95 - 100	100 - 105	105 - 110	110 - 115	115 - 120	120 - 125	125 - 130	130 - 135	135 - 140
0000	4	0	0	0	0	0	0	1	0	0	0	0	0	1	1	1	0	0	0	0	0	0	0	0	0	0	0	0	0
0100	1	0	0	0	0	0	0	0	0	0	0	0	0	0	0	0	0	1	0	0	0	0	0	0	0	0	0	0	0
0200	2	0	0	0	0	0	0	0	0	0	0	0	0	0	1	0	1	0	0	0	0	0	0	0	0	0	0	0	0
0300	0	0	0	0	0	0	0	0	0	0	0	0	0	0	0	0	0	0	0	0	0	0	0	0	0	0	0	0	0
0400	0	0	0	0	0	0	0	0	0	0	0	0	0	0	0	0	0	0	0	0	0	0	0	0	0	0	0	0	0
0500	1	0	0	0	0	0	0	0	0	0	0	0	0	0	1	0	0	0	0	0	0	0	0	0	0	0	0	0	0
0600	9	0	0	0	0	0	0	0	0	0	0	0	0	2	1	2	1	2	0	1	0	0	0	0	0	0	0	0	0
0700	26	0	0	0	0	0	0	0	0	0	1	1	3	7	2	7	2	2	1	0	0	0	0	0	0	0	0	0	0
0800	**40**	**0**	**0**	**0**	**0**	**3**	**0**	**1**	**0**	**2**	**0**	**1**	**2**	**4**	**10**	**6**	**7**	**3**	**1**	**0**	**0**	**0**	**0**	**0**	**0**	**0**	**0**	**0**	**0**
0900	**40**	**0**	**0**	**0**	**0**	**1**	**0**	**0**	**1**	**0**	**0**	**2**	**8**	**5**	**5**	**7**	**5**	**4**	**1**	**0**	**1**	**0**	**0**	**0**	**0**	**0**	**0**	**0**	**0**
1000	28	0	0	0	0	0	1	0	0	2	0	3	3	3	5	4	3	2	2	0	0	0	0	0	0	0	0	0	0
1100	36	0	0	0	0	0	0	0	1	1	1	5	5	5	6	4	5	0	3	0	0	0	0	0	0	0	0	0	0
1200	54	0	0	0	0	2	1	0	0	1	1	3	9	4	12	8	4	6	2	0	0	0	1	0	0	0	0	0	0
1300	45	0	0	0	0	0	0	0	0	2	1	3	3	6	12	8	5	3	1	1	0	0	0	0	0	0	0	0	0
1400	56	0	0	0	0	1	0	0	0	2	3	5	6	8	5	4	10	6	4	1	0	0	1	0	0	0	0	0	0
1500	48	0	0	0	0	0	0	1	1	3	0	2	6	7	5	10	9	4	0	0	0	0	0	0	0	0	0	0	0
1600	82	0	0	0	0	0	1	0	1	8	2	9	9	8	15	12	9	4	2	2	0	0	0	0	0	0	0	0	0
1700	**93**	**0**	**0**	**0**	**0**	**0**	**1**	**0**	**1**	**3**	**0**	**4**	**4**	**9**	**14**	**16**	**16**	**15**	**5**	**5**	**0**	**0**	**0**	**0**	**0**	**0**	**0**	**0**	**0**
1800	70	0	0	0	0	0	0	1	1	0	2	4	3	13	12	11	10	6	4	1	0	1	0	1	0	0	0	0	0
1900	40	0	0	0	0	0	0	0	0	1	2	4	6	5	6	4	6	2	0	2	1	0	0	0	0	0	0	0	1
2000	41	0	0	0	0	0	0	0	1	1	0	3	3	8	9	6	3	3	2	2	0	0	0	0	0	0	0	0	0
2100	24	0	0	0	0	0	0	0	0	0	0	0	3	3	3	5	3	3	2	1	0	1	0	0	0	0	0	0	0
2200	16	0	0	0	0	0	0	0	1	0	1	0	1	3	0	2	2	3	2	1	0	0	0	0	0	0	0	0	0
2300	15	0	0	0	0	0	0	0	0	0	0	1	2	2	5	4	0	1	0	0	0	0	0	0	0	0	0	0	0
07-19	**618**	**0**	**0**	**0**	**0**	**7**	**4**	**3**	**6**	**24**	**11**	**42**	**61**	**79**	**103**	**97**	**85**	**55**	**26**	**10**	**1**	**1**	**2**	**1**	**0**	**0**	**0**	**0**	**0**
06-22	**732**	**0**	**0**	**0**	**0**	**7**	**4**	**3**	**7**	**26**	**13**	**49**	**73**	**97**	**122**	**114**	**98**	**65**	**30**	**16**	**2**	**2**	**2**	**1**	**0**	**0**	**0**	**0**	**1**
06-00	**763**	**0**	**0**	**0**	**0**	**7**	**4**	**3**	**8**	**26**	**14**	**50**	**76**	**102**	**127**	**120**	**100**	**69**	**32**	**17**	**2**	**2**	**2**	**1**	**0**	**0**	**0**	**0**	**1**
00-00	**771**	**0**	**0**	**0**	**0**	**7**	**4**	**4**	**8**	**26**	**14**	**50**	**76**	**103**	**130**	**121**	**101**	**70**	**32**	**17**	**2**	**2**	**2**	**1**	**0**	**0**	**0**	**0**	**1**

DRAFT

Site 27
Location No Road name, Att t/pole, Lat 53.69021, Long -6.76461
Direction North

3279 / Meath/Cavan/Monaghan ATC's
October 2013
Automatic Traffic Count

Thu, 10 October 2013

Time	Total	Speed Bins (km/h)																												
		0 - 5	5 - 10	10 - 15	15 - 20	20 - 25	25 - 30	30 - 35	35 - 40	40 - 45	45 - 50	50 - 55	55 - 60	60 - 65	65 - 70	70 - 75	75 - 80	80 - 85	85 - 90	90 - 95	95 - 100	100 - 105	105 - 110	110 - 115	115 - 120	120 - 125	125 - 130	130 - 135	135 - 140
0000	7	0	0	0	0	0	0	1	0	0	0	1	1	0	1	2	0	0	0	1	0	0	0	0	0	0	0	0	0	0
0100	1	0	0	0	0	0	0	0	0	0	0	0	0	0	0	1	0	0	0	0	0	0	0	0	0	0	0	0	0	0
0200	0	0	0	0	0	0	0	0	0	0	0	0	0	0	0	0	0	0	0	0	0	0	0	0	0	0	0	0	0	0
0300	1	0	0	0	0	0	0	0	0	0	0	0	0	0	0	0	1	0	0	0	0	0	0	0	0	0	0	0	0	0
0400	0	0	0	0	0	0	0	0	0	0	0	0	0	0	0	0	0	0	0	0	0	0	0	0	0	0	0	0	0	0
0500	1	0	0	0	0	0	0	0	0	0	0	0	0	0	1	0	0	0	0	0	0	0	0	0	0	0	0	0	0	0
0600	6	0	0	0	0	0	0	0	0	0	0	1	0	1	2	1	0	0	1	0	0	0	0	0	0	0	0	0	0	0
0700	31	0	0	0	0	0	0	0	0	0	2	3	1	6	5	4	6	1	1	2	0	0	0	0	0	0	0	0	0	0
0800	40	0	0	0	0	0	0	0	0	0	4	2	2	9	6	6	8	2	0	1	0	0	0	0	0	0	0	0	0	0
0900	37	0	0	0	0	0	1	1	0	1	0	2	7	2	7	7	5	3	1	0	0	0	0	0	0	0	0	0	0	0
1000	36	0	0	0	0	3	4	3	2	0	2	2	3	5	5	2	5	0	0	0	0	0	0	0	0	0	0	0	0	0
1100	**50**	**0**	**0**	**0**	**0**	**4**	**1**	**0**	**0**	**1**	**2**	**5**	**7**	**7**	**7**	**2**	**7**	**4**	**1**	**1**	**1**	**0**	**0**	**0**	**0**	**0**	**0**	**0**	**0**	**0**
1200	42	0	0	0	0	0	0	0	0	0	2	3	4	11	8	5	4	3	1	1	0	0	0	0	0	0	0	0	0	0
1300	47	0	0	2	0	0	1	1	0	0	1	2	7	5	5	8	5	5	3	2	0	0	0	0	0	0	0	0	0	0
1400	50	0	0	0	0	0	0	0	2	2	2	2	7	13	7	8	4	0	2	1	0	0	0	0	0	0	0	0	0	0
1500	67	0	0	0	0	2	0	0	0	2	3	7	8	10	16	4	5	6	3	0	1	0	0	0	0	0	0	0	0	0
1600	80	0	0	0	0	0	0	0	2	0	3	1	6	15	16	12	18	3	3	1	0	0	0	0	0	0	0	0	0	0
1700	**103**	**0**	**0**	**0**	**0**	**0**	**0**	**0**	**0**	**3**	**2**	**3**	**13**	**14**	**27**	**17**	**14**	**8**	**1**	**1**	**0**	**0**	**0**	**0**	**0**	**0**	**0**	**0**	**0**	**0**
1800	85	0	0	0	0	2	1	0	0	2	2	2	9	10	13	15	13	9	5	1	1	0	0	0	0	0	0	0	0	0
1900	41	0	0	0	0	0	0	0	0	0	4	3	5	5	5	11	2	2	2	0	1	1	0	0	0	0	0	0	0	0
2000	31	0	0	0	0	0	0	3	0	0	2	1	2	3	4	4	4	2	2	2	2	0	0	0	0	0	0	0	0	0
2100	41	0	0	0	0	1	0	0	0	0	3	4	3	8	4	7	4	4	2	0	0	1	0	0	0	0	0	0	0	0
2200	14	0	0	0	0	0	0	0	1	0	0	2	2	3	1	2	0	0	0	2	1	0	0	0	0	0	0	0	0	0
2300	13	0	0	0	0	0	0	0	0	1	1	0	1	1	3	3	1	1	1	0	0	0	0	0	0	0	0	0	0	0
07-19	**668**	**0**	**0**	**2**	**0**	**11**	**8**	**5**	**6**	**11**	**25**	**34**	**74**	**107**	**122**	**90**	**94**	**44**	**21**	**11**	**3**	**0**	**0**	**0**	**0**	**0**	**0**	**0**	**0**	**0**
06-22	**787**	**0**	**0**	**2**	**0**	**12**	**8**	**8**	**6**	**11**	**34**	**43**	**84**	**124**	**137**	**113**	**104**	**52**	**28**	**13**	**6**	**2**	**0**	**0**	**0**	**0**	**0**	**0**	**0**	**0**
06-00	**814**	**0**	**0**	**2**	**0**	**12**	**8**	**8**	**7**	**12**	**35**	**45**	**87**	**128**	**141**	**118**	**105**	**53**	**29**	**15**	**7**	**2**	**0**	**0**	**0**	**0**	**0**	**0**	**0**	**0**
00-00	**824**	**0**	**0**	**2**	**0**	**12**	**8**	**9**	**7**	**12**	**35**	**46**	**88**	**128**	**143**	**121**	**106**	**53**	**29**	**16**	**7**	**2**	**0**	**0**	**0**	**0**	**0**	**0**	**0**	**0**

DRAFT

Site 27
Location No Road name, Att t/pole, Lat 53.69021, Long -6.76461
Direction North

3279 / Meath/Cavan/Monaghan ATC's
October 2013
Automatic Traffic Count

Fri, 11 October 2013

Time	Total	Speed Bins (km/h)																											
		0 - 5	5 - 10	10 - 15	15 - 20	20 - 25	25 - 30	30 - 35	35 - 40	40 - 45	45 - 50	50 - 55	55 - 60	60 - 65	65 - 70	70 - 75	75 - 80	80 - 85	85 - 90	90 - 95	95 - 100	100 - 105	105 - 110	110 - 115	115 - 120	120 - 125	125 - 130	130 - 135	135 - 140
0000	4	0	0	0	0	0	0	1	0	0	0	0	0	0	0	1	1	0	1	0	0	0	0	0	0	0	0	0	0
0100	1	0	0	0	0	0	0	0	0	0	0	0	0	0	1	0	0	0	0	0	0	0	0	0	0	0	0	0	0
0200	1	0	0	0	0	0	0	0	0	0	0	0	0	0	0	0	0	1	0	0	0	0	0	0	0	0	0	0	0
0300	2	0	0	0	0	0	0	0	0	0	0	0	0	0	1	0	1	0	0	0	0	0	0	0	0	0	0	0	0
0400	1	0	0	0	0	0	0	0	0	0	0	0	0	0	0	0	1	0	0	0	0	0	0	0	0	0	0	0	0
0500	1	0	0	0	0	0	0	0	0	0	0	0	0	0	0	1	0	0	0	0	0	0	0	0	0	0	0	0	0
0600	5	0	0	0	0	0	0	0	0	0	0	1	0	0	1	1	1	1	0	0	0	0	0	0	0	0	0	0	0
0700	33	0	0	0	0	0	0	0	0	0	1	2	3	5	6	6	4	2	4	0	0	0	0	0	0	0	0	0	0
0800	**58**	**0**	**0**	**0**	**0**	**0**	**0**	**3**	**2**	**2**	**2**	**4**	**6**	**8**	**10**	**8**	**7**	**3**	**2**	**1**	**0**	**0**	**0**	**0**	**0**	**0**	**0**	**0**	**0**
0900	29	0	0	0	0	0	0	0	0	0	0	1	2	3	5	7	6	1	2	1	1	0	0	0	0	0	0	0	0
1000	35	0	0	0	0	0	0	0	2	2	3	1	3	6	9	2	1	1	1	4	0	0	0	0	0	0	0	0	0
1100	47	0	0	0	0	0	0	4	1	2	4	0	4	6	12	8	3	1	0	1	1	0	0	0	0	0	0	0	0
1200	45	0	0	0	0	0	0	0	0	2	0	2	4	10	9	4	8	3	1	2	0	0	0	0	0	0	0	0	0
1300	58	0	0	0	0	1	0	3	0	1	0	2	5	6	13	8	9	8	1	0	0	1	0	0	0	0	0	0	0
1400	58	0	0	0	1	1	0	1	1	1	2	2	6	8	7	9	6	4	4	2	2	1	0	0	0	0	0	0	0
1500	57	0	0	0	3	1	1	0	2	3	2	4	7	12	4	5	7	5	0	1	0	0	0	0	0	0	0	0	0
1600	95	0	1	1	2	1	1	4	0	2	1	6	11	13	14	14	10	9	4	0	0	1	0	0	0	0	0	0	0
1700	**96**	**0**	**0**	**0**	**0**	**3**	**0**	**0**	**0**	**2**	**7**	**4**	**12**	**19**	**10**	**16**	**11**	**8**	**3**	**1**	**0**	**0**	**0**	**0**	**0**	**0**	**0**	**0**	**0**
1800	62	0	0	0	0	0	0	0	0	2	0	1	1	11	17	10	12	1	4	1	1	0	0	0	0	0	0	0	1
1900	60	0	0	0	0	0	0	0	1	2	2	3	5	11	12	8	6	8	1	1	0	0	0	0	0	0	0	0	0
2000	34	0	0	0	0	0	0	0	1	1	2	2	4	6	2	8	5	2	1	0	0	0	0	0	0	0	0	0	0
2100	34	0	0	0	0	0	0	0	0	0	0	1	3	7	7	5	5	4	1	0	0	0	0	1	0	0	0	0	0
2200	29	0	0	0	0	0	0	1	0	0	0	5	1	6	9	2	2	2	0	1	0	0	0	0	0	0	0	0	0
2300	9	0	0	0	0	0	0	0	0	0	1	0	1	4	1	0	0	0	1	1	0	0	0	0	0	0	0	0	0
07-19	**673**	**0**	**1**	**1**	**6**	**7**	**2**	**15**	**8**	**19**	**22**	**29**	**64**	**107**	**116**	**97**	**84**	**46**	**26**	**14**	**5**	**3**	**0**	**0**	**0**	**0**	**0**	**0**	**1**
06-22	**806**	**0**	**1**	**1**	**6**	**7**	**2**	**15**	**10**	**22**	**26**	**36**	**76**	**131**	**138**	**119**	**101**	**61**	**29**	**15**	**5**	**3**	**0**	**1**	**0**	**0**	**0**	**0**	**1**
06-00	**844**	**0**	**1**	**1**	**6**	**7**	**2**	**16**	**10**	**22**	**27**	**41**	**78**	**141**	**148**	**121**	**103**	**63**	**30**	**17**	**5**	**3**	**0**	**1**	**0**	**0**	**0**	**0**	**1**
00-00	**854**	**0**	**1**	**1**	**6**	**7**	**2**	**17**	**10**	**22**	**27**	**41**	**78**	**141**	**150**	**123**	**106**	**64**	**31**	**17**	**5**	**3**	**0**	**1**	**0**	**0**	**0**	**0**	**1**

DRAFT

Site 27
Location No Road name, Att t/pole, Lat 53.69021, Long -6.76461
Direction North

3279 / Meath/Cavan/Monaghan ATC's
October 2013
Automatic Traffic Count

Sat, 12 October 2013

Time	Total	Speed Bins (km/h)																												
		0 - 5	5 - 10	10 - 15	15 - 20	20 - 25	25 - 30	30 - 35	35 - 40	40 - 45	45 - 50	50 - 55	55 - 60	60 - 65	65 - 70	70 - 75	75 - 80	80 - 85	85 - 90	90 - 95	95 - 100	100 - 105	105 - 110	110 - 115	115 - 120	120 - 125	125 - 130	130 - 135	135 - 140
0000	13	0	0	0	0	0	0	0	0	0	0	2	3	2	4	1	0	1	0	0	0	0	0	0	0	0	0	0	0	0
0100	6	0	0	0	0	0	0	0	0	0	0	0	0	0	4	1	0	1	0	0	0	0	0	0	0	0	0	0	0	0
0200	2	0	0	0	0	0	0	0	0	0	0	0	0	0	0	1	1	0	0	0	0	0	0	0	0	0	0	0	0	0
0300	1	0	0	0	0	0	0	0	0	0	0	0	0	0	0	0	0	0	0	0	0	1	0	0	0	0	0	0	0	0
0400	3	0	0	0	0	0	0	0	0	0	0	0	0	1	1	1	0	0	0	0	0	0	0	0	0	0	0	0	0	0
0500	3	0	0	0	0	0	0	0	0	0	0	0	0	0	1	0	0	1	1	0	0	0	0	0	0	0	0	0	0	0
0600	0	0	0	0	0	0	0	0	0	0	0	0	0	0	0	0	0	0	0	0	0	0	0	0	0	0	0	0	0	0
0700	3	0	0	0	0	0	0	0	0	0	0	0	0	0	1	0	1	0	0	1	0	0	0	0	0	0	0	0	0	0
0800	16	0	0	0	0	0	0	0	0	0	0	0	2	0	3	4	1	5	1	0	0	0	0	0	0	0	0	0	0	0
0900	18	0	0	0	0	0	0	0	0	1	0	0	1	2	3	3	2	0	3	2	1	0	0	0	0	0	0	0	0	0
1000	31	0	0	0	0	0	1	0	0	1	0	3	0	8	5	4	4	4	0	1	0	0	0	0	0	0	0	0	0	0
1100	**45**	**0**	**0**	**0**	**0**	**1**	**1**	**2**	**0**	**0**	**0**	**1**	**5**	**5**	**5**	**11**	**4**	**4**	**2**	**2**	**1**	**0**	**0**	**1**	**0**	**0**	**0**	**0**	**0**	**0**
1200	56	0	0	0	0	0	0	3	0	0	1	3	13	5	14	8	5	1	1	1	1	0	0	0	0	0	0	0	0	0
1300	63	0	0	0	0	1	1	2	3	1	2	1	10	12	9	2	5	9	4	0	1	0	0	0	0	0	0	0	0	0
1400	65	0	0	0	1	1	0	3	0	0	2	4	3	15	7	12	7	3	3	2	1	1	0	0	0	0	0	0	0	0
1500	52	0	0	0	0	2	0	0	0	0	4	1	10	6	11	5	2	8	1	1	0	0	1	0	0	0	0	0	0	0
1600	49	0	0	0	0	0	1	2	0	1	3	4	7	7	5	10	6	0	3	0	0	0	0	0	0	0	0	0	0	0
1700	**77**	**0**	**0**	**0**	**0**	**0**	**1**	**0**	**0**	**2**	**1**	**3**	**13**	**14**	**12**	**16**	**9**	**2**	**1**	**2**	**1**	**0**	**0**	**0**	**0**	**0**	**0**	**0**	**0**	**0**
1800	61	0	0	0	1	0	0	2	2	1	5	4	6	12	13	5	1	6	1	1	0	1	0	0	0	0	0	0	0	0
1900	47	0	0	0	0	0	0	2	0	0	2	6	3	5	5	6	9	6	1	1	1	0	0	0	0	0	0	0	0	0
2000	38	0	0	0	0	0	0	0	1	2	1	3	3	5	6	10	2	2	1	0	1	1	0	0	0	0	0	0	0	0
2100	18	0	0	0	0	1	0	0	0	0	0	2	5	2	1	1	3	2	0	0	1	0	0	0	0	0	0	0	0	0
2200	12	0	0	0	0	0	1	0	0	0	0	0	1	5	1	1	1	0	0	1	0	1	0	0	0	0	0	0	0	0
2300	6	0	0	0	0	0	0	0	0	0	0	0	0	1	1	2	1	1	0	0	0	0	0	0	0	0	0	0	0	0
07-19	**536**	**0**	**0**	**0**	**2**	**5**	**5**	**14**	**5**	**7**	**18**	**24**	**70**	**86**	**88**	**80**	**47**	**42**	**20**	**13**	**6**	**2**	**1**	**1**	**0**	**0**	**0**	**0**	**0**	**0**
06-22	**639**	**0**	**0**	**0**	**2**	**6**	**5**	**16**	**6**	**9**	**21**	**35**	**81**	**98**	**100**	**97**	**61**	**52**	**22**	**14**	**9**	**3**	**1**	**1**	**0**	**0**	**0**	**0**	**0**	**0**
06-00	**657**	**0**	**0**	**0**	**2**	**6**	**6**	**16**	**6**	**9**	**21**	**35**	**82**	**104**	**102**	**100**	**63**	**53**	**22**	**15**	**9**	**4**	**1**	**1**	**0**	**0**	**0**	**0**	**0**	**0**
00-00	**685**	**0**	**0**	**0**	**2**	**6**	**6**	**16**	**6**	**9**	**21**	**37**	**85**	**107**	**112**	**104**	**64**	**56**	**23**	**15**	**9**	**5**	**1**	**1**	**0**	**0**	**0**	**0**	**0**	**0**

DRAFT

Site 27
Location No Road name, Att t/pole, Lat 53.69021, Long -6.76461
Direction North

3279 / Meath/Cavan/Monaghan ATC's
October 2013
Automatic Traffic Count

Sun, 13 October 2013

Time	Total	Speed Bins (km/h)																												
		0 - 5	5 - 10	10 - 15	15 - 20	20 - 25	25 - 30	30 - 35	35 - 40	40 - 45	45 - 50	50 - 55	55 - 60	60 - 65	65 - 70	70 - 75	75 - 80	80 - 85	85 - 90	90 - 95	95 - 100	100 - 105	105 - 110	110 - 115	115 - 120	120 - 125	125 - 130	130 - 135	135 - 140
0000	11	0	0	0	0	0	0	0	0	0	0	0	2	2	1	3	0	3	0	0	0	0	0	0	0	0	0	0	0	0
0100	11	0	0	0	0	0	0	0	0	0	0	0	3	1	1	0	2	1	1	0	1	0	0	0	0	1	0	0	0	0
0200	8	0	0	0	0	0	0	0	0	0	0	1	2	1	2	0	2	0	0	0	0	0	0	0	0	0	0	0	0	0
0300	4	0	0	0	0	0	0	0	0	0	0	0	0	1	1	0	0	1	0	1	0	0	0	0	0	0	0	0	0	0
0400	4	0	0	0	0	0	0	0	0	0	0	0	0	1	1	1	1	0	0	0	0	0	0	0	0	0	0	0	0	0
0500	3	0	0	0	0	0	0	0	0	0	0	2	0	0	0	0	1	0	0	0	0	0	0	0	0	0	0	0	0	0
0600	4	0	0	0	0	0	0	0	0	0	0	1	0	0	0	1	0	0	2	0	0	0	0	0	0	0	0	0	0	0
0700	3	0	0	0	0	0	0	1	0	0	0	0	1	0	0	0	0	0	1	0	0	0	0	0	0	0	0	0	0	0
0800	7	0	0	0	0	0	0	0	0	0	0	1	0	1	1	2	1	0	0	0	0	1	0	0	0	0	0	0	0	0
0900	26	0	0	0	0	0	1	1	0	1	1	3	1	2	5	3	3	3	2	0	0	0	0	0	0	0	0	0	0	0
1000	33	0	0	0	0	0	0	0	1	0	0	0	3	3	6	3	7	5	3	1	0	1	0	0	0	0	0	0	0	0
1100	**40**	**0**	**0**	**0**	**0**	**0**	**0**	**0**	**0**	**0**	**1**	**2**	**2**	**3**	**8**	**8**	**4**	**5**	**2**	**4**	**1**	**0**	**0**	**0**	**0**	**0**	**0**	**0**	**0**	**0**
1200	37	0	0	0	0	0	0	0	0	3	1	2	2	5	10	3	6	3	2	0	0	0	0	0	0	0	0	0	0	0
1300	37	0	0	0	0	0	0	0	0	0	0	1	6	6	4	7	5	7	1	0	0	0	0	0	0	0	0	0	0	0
1400	34	0	0	0	0	0	0	1	0	1	4	5	3	5	6	4	2	1	1	0	0	1	0	0	0	0	0	0	0	0
1500	41	0	0	0	0	0	0	1	0	0	0	2	6	6	8	6	5	3	3	1	0	0	0	0	0	0	0	0	0	0
1600	46	0	0	0	0	0	0	0	0	0	2	1	8	10	4	11	7	1	1	1	0	0	0	0	0	0	0	0	0	0
1700	**63**	**0**	**0**	**0**	**0**	**0**	**1**	**0**	**1**	**0**	**6**	**4**	**8**	**12**	**10**	**8**	**4**	**5**	**1**	**1**	**0**	**2**	**0**	**0**	**0**	**0**	**0**	**0**	**0**	**0**
1800	59	0	0	0	0	0	0	0	5	2	2	5	8	6	5	9	7	5	2	2	1	0	0	0	0	0	0	0	0	0
1900	36	0	0	0	0	0	0	0	2	1	2	2	3	11	7	5	3	0	0	0	0	0	0	0	0	0	0	0	0	0
2000	29	0	0	0	0	0	0	0	0	0	0	4	5	10	2	4	2	1	0	1	0	0	0	0	0	0	0	0	0	0
2100	19	0	0	0	0	0	0	0	0	0	1	1	2	4	4	2	4	0	0	0	0	0	0	0	1	0	0	0	0	0
2200	14	0	0	0	0	0	0	0	0	0	1	0	1	4	2	5	1	0	0	0	0	0	0	0	0	0	0	0	0	0
2300	6	0	0	0	0	0	0	0	0	0	0	0	1	0	1	1	0	2	1	0	0	0	0	0	0	0	0	0	0	0
07-19	**426**	**0**	**0**	**0**	**0**	**0**	**2**	**4**	**7**	**7**	**17**	**26**	**48**	**59**	**67**	**64**	**51**	**38**	**19**	**10**	**2**	**5**	**0**	**0**	**0**	**0**	**0**	**0**	**0**	**0**
06-22	**514**	**0**	**0**	**0**	**0**	**0**	**2**	**4**	**9**	**8**	**20**	**34**	**58**	**84**	**80**	**76**	**60**	**39**	**21**	**11**	**2**	**5**	**0**	**0**	**1**	**0**	**0**	**0**	**0**	**0**
06-00	**534**	**0**	**0**	**0**	**0**	**0**	**2**	**4**	**9**	**8**	**21**	**34**	**60**	**88**	**83**	**82**	**61**	**41**	**22**	**11**	**2**	**5**	**0**	**0**	**1**	**0**	**0**	**0**	**0**	**0**
00-00	**575**	**0**	**0**	**0**	**0**	**0**	**2**	**4**	**9**	**8**	**21**	**37**	**67**	**94**	**89**	**86**	**67**	**46**	**23**	**12**	**3**	**5**	**0**	**0**	**1**	**1**	**0**	**0**	**0**	**0**

DRAFT

Site 27
Location No Road name, Att t/pole, Lat 53.69021, Long -6.76461
Direction North

3279 / Meath/Cavan/Monaghan ATC's
October 2013
Automatic Traffic Count

Virtual Day (7)

Time	Total	Speed Bins (km/h)																											
		0 - 5	5 - 10	10 - 15	15 - 20	20 - 25	25 - 30	30 - 35	35 - 40	40 - 45	45 - 50	50 - 55	55 - 60	60 - 65	65 - 70	70 - 75	75 - 80	80 - 85	85 - 90	90 - 95	95 - 100	100 - 105	105 - 110	110 - 115	115 - 120	120 - 125	125 - 130	130 - 135	135 - 140
0000	7	0	0	0	0	0	0	1	0	0	0	0	1	1	1	1	0	1	0	0	0	0	0	0	0	0	0	0	0
0100	3	0	0	0	0	0	0	0	0	0	0	0	0	0	1	0	0	0	0	0	0	0	0	0	0	0	0	0	0
0200	2	0	0	0	0	0	0	0	0	0	0	0	0	0	1	0	1	0	0	0	0	0	0	0	0	0	0	0	0
0300	1	0	0	0	0	0	0	0	0	0	0	0	0	0	0	0	0	0	0	0	0	0	0	0	0	0	0	0	0
0400	1	0	0	0	0	0	0	0	0	0	0	0	0	0	0	0	0	0	0	0	0	0	0	0	0	0	0	0	0
0500	2	0	0	0	0	0	0	0	0	0	0	0	0	0	1	0	0	0	0	0	0	0	0	0	0	0	0	0	0
0600	5	0	0	0	0	0	0	0	0	0	0	0	0	1	1	1	1	1	0	0	0	0	0	0	0	0	0	0	0
0700	21	0	0	0	0	0	0	0	0	0	1	1	2	4	3	5	3	1	1	1	0	0	0	0	0	0	0	0	0
0800	37	0	0	0	0	0	0	1	1	1	1	2	3	5	7	7	5	3	1	1	0	0	0	0	0	0	0	0	0
0900	32	0	0	0	0	0	0	0	0	1	0	2	4	4	5	5	5	3	2	1	0	0	0	0	0	0	0	0	0
1000	33	0	0	0	0	0	1	0	1	1	1	2	3	5	6	3	4	2	1	1	0	0	0	0	0	0	0	0	0
1100	**41**	**0**	**0**	**0**	**0**	**1**	**1**	**1**	**0**	**1**	**1**	**3**	**4**	**5**	**7**	**6**	**5**	**2**	**1**	**1**	**1**	**0**	**0**	**0**	**0**	**0**	**0**	**0**	**0**
1200	46	0	0	0	0	0	0	0	0	1	1	3	5	7	10	7	5	3	1	1	0	0	0	0	0	0	0	0	0
1300	51	0	0	0	0	0	0	1	1	1	1	2	6	7	9	8	6	6	2	1	0	0	0	0	0	0	0	0	0
1400	48	0	0	0	0	0	0	1	0	1	2	3	5	9	7	7	5	3	2	1	1	1	0	0	0	0	0	0	0
1500	54	0	0	0	0	1	0	1	1	2	2	4	8	9	8	6	6	5	1	1	0	0	0	0	0	0	0	0	0
1600	73	0	0	0	0	0	0	1	0	2	3	4	9	11	11	12	10	4	3	1	0	0	0	0	0	0	0	0	0
1700	**86**	**0**	**0**	**0**	**0**	**1**	**1**	**0**	**1**	**2**	**2**	**3**	**9**	**14**	**15**	**16**	**10**	**8**	**3**	**2**	**0**	**0**	**0**	**0**	**0**	**0**	**0**	**0**	**0**
1800	69	0	0	0	0	0	0	1	2	1	2	4	5	11	13	11	9	5	3	1	1	0	0	0	0	0	0	0	0
1900	47	0	0	0	0	0	0	0	1	1	2	4	5	7	8	7	6	4	1	1	1	0	0	0	0	0	0	0	0
2000	33	0	0	0	0	0	0	0	1	1	1	2	3	6	5	6	4	2	1	1	0	0	0	0	0	0	0	0	0
2100	25	0	0	0	0	0	0	0	0	0	1	2	3	4	4	4	3	2	1	0	0	0	0	0	0	0	0	0	0
2200	17	0	0	0	0	0	0	0	0	0	0	1	1	4	3	2	1	1	1	1	0	0	0	0	0	0	0	0	0
2300	10	0	0	0	0	0	0	0	0	0	0	0	1	2	2	2	1	1	1	0	0	0	0	0	0	0	0	0	0
07-19	**590**	**0**	**0**	**1**	**1**	**5**	**4**	**7**	**7**	**11**	**18**	**33**	**62**	**90**	**100**	**93**	**74**	**45**	**22**	**12**	**3**	**2**	**1**	**0**	**0**	**0**	**0**	**0**	**0**
06-22	**701**	**0**	**0**	**1**	**1**	**5**	**4**	**7**	**8**	**13**	**21**	**42**	**73**	**108**	**117**	**111**	**87**	**54**	**25**	**14**	**4**	**3**	**1**	**0**	**0**	**0**	**0**	**0**	**0**
06-00	**728**	**0**	**0**	**1**	**1**	**5**	**4**	**8**	**9**	**13**	**22**	**43**	**75**	**114**	**122**	**115**	**89**	**56**	**27**	**15**	**5**	**3**	**1**	**0**	**0**	**0**	**0**	**0**	**0**
00-00	**745**	**0**	**0**	**1**	**1**	**5**	**4**	**8**	**9**	**13**	**22**	**44**	**77**	**116**	**127**	**118**	**90**	**57**	**27**	**15**	**5**	**3**	**1**	**0**	**0**	**0**	**0**	**0**	**0**

DRAFT

Site 27
Location No Road name, Att t/pole, Lat 53.69021, Long -6.76461
Direction North

3279 / Meath/Cavan/Monaghan ATC's
October 2013
Automatic Traffic Count

Virtual Week (1)

Time	Total	Speed Bins (km/h)																												
		0 - 5	5 - 10	10 - 15	15 - 20	20 - 25	25 - 30	30 - 35	35 - 40	40 - 45	45 - 50	50 - 55	55 - 60	60 - 65	65 - 70	70 - 75	75 - 80	80 - 85	85 - 90	90 - 95	95 - 100	100 - 105	105 - 110	110 - 115	115 - 120	120 - 125	125 - 130	130 - 135	135 - 140
Mon	735	0	0	0	1	2	4	2	15	10	16	46	63	116	128	129	90	58	34	13	5	2	1	0	0	0	0	0	0	0
Tue	768	0	0	1	1	4	1	6	6	6	18	51	80	122	134	140	98	55	17	18	4	4	1	0	1	0	0	0	0	0
Wed	771	0	0	0	0	7	4	4	8	26	14	50	76	103	130	121	101	70	32	17	2	2	2	1	0	0	0	0	0	1
Thu	824	0	0	2	0	12	8	9	7	12	35	46	88	128	143	121	106	53	29	16	7	2	0	0	0	0	0	0	0	0
Fri	854	0	1	1	6	7	2	17	10	22	27	41	78	141	150	123	106	64	31	17	5	3	0	1	0	0	0	0	0	1
|Sat	685	0	0	0	2	6	6	16	6	9	21	37	85	107	112	104	64	56	23	15	9	5	1	1	0	0	0	0	0	0
|Sun	575	0	0	0	0	0	2	4	9	8	21	37	67	94	89	86	67	46	23	12	3	5	0	0	1	1	0	0	0	0
5 Day Ave.	**790**	**0**	**0**	**1**	**2**	**6**	**4**	**8**	**9**	**15**	**22**	**47**	**77**	**122**	**137**	**127**	**100**	**60**	**29**	**16**	**5**	**3**	**1**	**0**	**0**	**0**	**0**	**0**	**0**	**0**
7 Day Ave.	**745**	**0**	**0**	**1**	**1**	**5**	**4**	**8**	**9**	**13**	**22**	**44**	**77**	**116**	**127**	**118**	**90**	**57**	**27**	**15**	**5**	**3**	**1**	**0**	**0**	**0**	**0**	**0**	**0**	**0**
--	**5212**	**0**	**1**	**4**	**10**	**38**	**27**	**58**	**61**	**93**	**152**	**308**	**537**	**811**	**886**	**824**	**632**	**402**	**189**	**108**	**35**	**23**	**5**	**3**	**2**	**1**	**0**	**0**	**2**

Summary Graphs

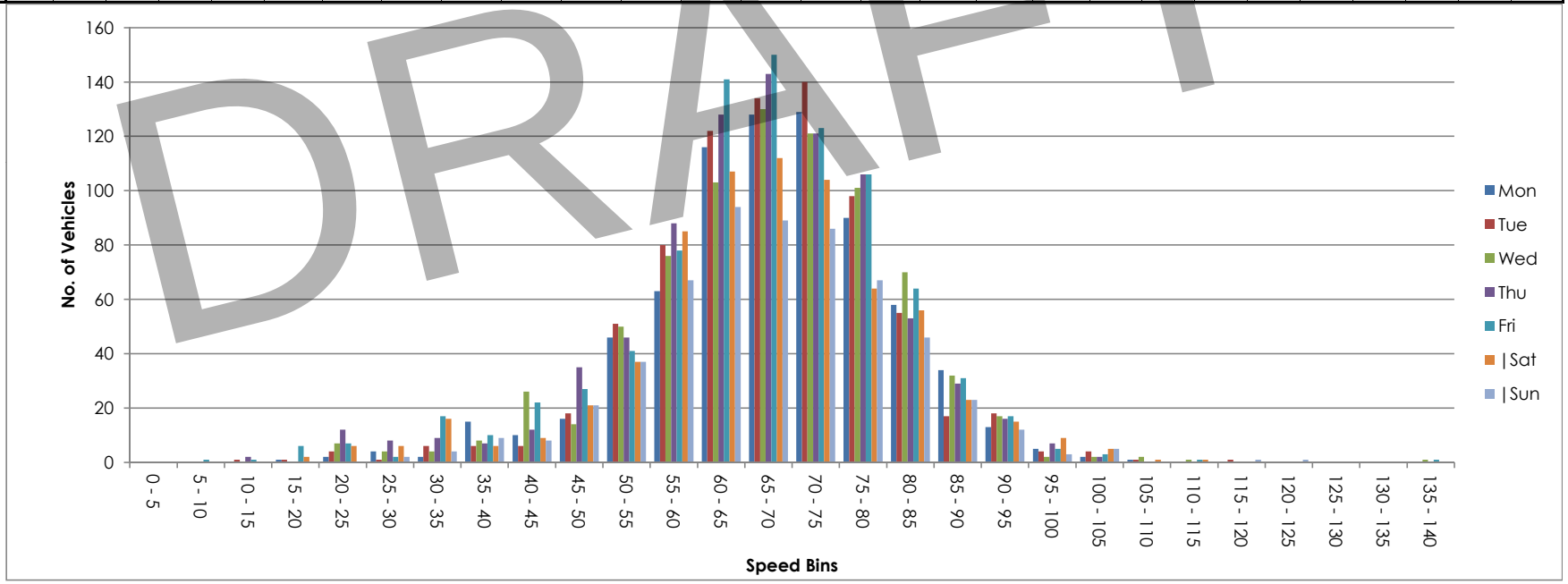

DRAFT

Site 27
Location No Road name, Att t/pole, Lat 53.69021, Long -6.76461
Direction South

3279 / Meath/Cavan/Monaghan ATC's
October 2013
Automatic Traffic Count

Mon, 7 October 2013

Time	Total	Classification												>PSL	>PSL%	>SL1	>SL1%	>SL2	>SL2%	Mean	Vpp
		1 MCL	2 SV	3 SVT	4 TB2	5 TB3	6 T4	7 ART3	8 ART4	9 ART5	10 ART6	11 BD	12 DRT	80	80	85 +5kph	85 +5kph	90 +10kph	90 +10kph		85
0000	2	0	2	0	0	0	0	0	0	0	0	0	0	1	50	1	50	1	50	76.1	-
0100	0	0	0	0	0	0	0	0	0	0	0	0	0	0	0	0	0	0	0	-	-
0200	0	0	0	0	0	0	0	0	0	0	0	0	0	0	0	0	0	0	0	-	-
0300	2	0	2	0	0	0	0	0	0	0	0	0	0	1	50	0	0	0	0	69.8	-
0400	3	0	2	0	1	0	0	0	0	0	0	0	0	1	33.3	1	33.3	1	33.3	64	-
0500	4	0	2	0	2	0	0	0	0	0	0	0	0	2	50	1	25	0	0	75.7	-
0600	22	0	21	0	1	0	0	0	0	0	0	0	0	6	27.3	2	9.1	2	9.1	76.2	82.4
0700	56	0	49	0	7	0	0	0	0	0	0	0	0	20	35.7	11	19.6	4	7.1	75	85.3
0800	**130**	**1**	**118**	**2**	**7**	**1**	**1**	**0**	**0**	**0**	**0**	**0**	**0**	**41**	**31.5**	**25**	**19.2**	**10**	**7.7**	**75.5**	**86**
0900	85	0	83	0	2	0	0	0	0	0	0	0	0	19	22.4	13	15.3	5	5.9	73.9	83.9
1000	40	0	36	1	2	0	0	0	1	0	0	0	0	7	17.5	5	12.5	4	10	71.3	82.1
1100	46	1	40	0	4	0	1	0	0	0	0	0	0	8	17.4	4	8.7	1	2.2	68.6	81.4
1200	39	0	33	3	1	0	1	0	1	0	0	0	0	10	25.6	7	17.9	2	5.1	71.4	85.7
1300	46	2	38	1	5	0	0	0	0	0	0	0	0	5	10.9	2	4.3	1	2.2	68.2	78.8
1400	40	0	37	0	3	0	0	0	0	0	0	0	0	10	25	8	20	6	15	74.3	86.4
1500	58	0	50	1	6	0	0	0	0	1	0	0	0	10	17.2	8	13.8	3	5.2	70.4	83.2
1600	51	1	42	0	7	0	0	0	1	0	0	0	0	13	25.5	9	17.6	6	11.8	69.6	86
1700	**64**	**0**	**61**	**1**	**2**	**0**	**0**	**0**	**0**	**0**	**0**	**0**	**0**	**21**	**32.8**	**11**	**17.2**	**6**	**9.4**	**75**	**85.7**
1800	49	0	41	3	4	0	0	0	1	0	0	0	0	9	18.4	5	10.2	1	2	68	82.4
1900	49	0	46	0	2	1	0	0	0	0	0	0	0	5	10.2	3	6.1	2	4.1	66.4	77.4
2000	25	0	23	0	2	0	0	0	0	0	0	0	0	5	20	4	16	1	4	68.8	83.2
2100	10	0	10	0	0	0	0	0	0	0	0	0	0	0	0	0	0	0	0	67.2	-
2200	2	0	2	0	0	0	0	0	0	0	0	0	0	0	0	0	0	0	0	70.4	-
2300	9	0	7	0	2	0	0	0	0	0	0	0	0	4	44.4	2	22.2	1	11.1	80	-
07-19	**704**	**5**	**628**	**12**	**50**	**1**	**3**	**0**	**4**	**1**	**0**	**0**	**0**	**173**	**24.6**	**108**	**15.3**	**49**	**7**	**72.4**	**85**
06-22	**810**	**5**	**728**	**12**	**55**	**2**	**3**	**0**	**4**	**1**	**0**	**0**	**0**	**189**	**23.3**	**117**	**14.4**	**54**	**6.7**	**72**	**84.6**
06-00	**821**	**5**	**737**	**12**	**57**	**2**	**3**	**0**	**4**	**1**	**0**	**0**	**0**	**193**	**23.5**	**119**	**14.5**	**55**	**6.7**	**72.1**	**84.6**
00-00	**832**	**5**	**745**	**12**	**60**	**2**	**3**	**0**	**4**	**1**	**0**	**0**	**0**	**198**	**23.8**	**122**	**14.7**	**57**	**6.9**	**72**	**84.6**

DRAFT

Site 27
Location No Road name, Att t/pole, Lat 53.69021, Long -6.76461
Direction South

3279 / Meath/Cavan/Monaghan ATC's
October 2013
Automatic Traffic Count

Tue, 8 October 2013

Time	Total	Classification												>PSL	>PSL%	>SL1	>SL1%	>SL2	>SL2%	Mean	Vpp
		1 MCL	2 SV	3 SVT	4 TB2	5 TB3	6 T4	7 ART3	8 ART4	9 ART5	10 ART6	11 BD	12 DRT	80	80	85 +5kph	85 +5kph	90 +10kph	90 +10kph		85
0000	1	0	1	0	0	0	0	0	0	0	0	0	0	0	0	0	0	0	0	71.1	-
0100	1	0	1	0	0	0	0	0	0	0	0	0	0	0	0	0	0	0	0	66.2	-
0200	0	0	0	0	0	0	0	0	0	0	0	0	0	0	0	0	0	0	0	-	-
0300	1	0	0	0	1	0	0	0	0	0	0	0	0	0	0	0	0	0	0	44.1	-
0400	2	0	2	0	0	0	0	0	0	0	0	0	0	0	0	0	0	0	0	67.8	-
0500	2	0	1	0	1	0	0	0	0	0	0	0	0	0	0	0	0	0	0	65.8	-
0600	21	0	20	0	0	0	0	0	1	0	0	0	0	10	47.6	7	33.3	6	28.6	82.7	93.6
0700	58	0	51	0	6	0	0	0	0	1	0	0	0	24	41.4	15	25.9	7	12.1	76.3	88.6
0800	**165**	**0**	**154**	**1**	**8**	**1**	**0**	**0**	**0**	**0**	**1**	**0**	**0**	**35**	**21.2**	**22**	**13.3**	**7**	**4.2**	**73.2**	**83.2**
0900	73	0	65	2	5	0	0	0	1	0	0	0	0	20	27.4	12	16.4	9	12.3	75.5	85.3
1000	53	0	48	3	1	1	0	0	0	0	0	0	0	9	17	5	9.4	1	1.9	68.5	79.9
1100	41	0	35	1	4	0	0	0	1	0	0	0	0	8	19.5	4	9.8	3	7.3	69.8	82.8
1200	46	0	40	1	4	0	0	0	1	0	0	0	0	6	13	2	4.3	1	2.2	67.5	79.2
1300	37	0	34	1	1	0	0	0	1	0	0	0	0	13	35.1	7	18.9	5	13.5	73.2	86
1400	63	0	57	0	5	0	1	0	0	0	0	0	0	7	11.1	3	4.8	3	4.8	71.5	78.5
1500	47	0	43	1	1	0	0	0	0	2	0	0	0	9	19.1	5	10.6	2	4.3	69.1	81
1600	45	0	32	2	8	0	3	0	0	0	0	0	0	10	22.2	4	8.9	2	4.4	70.1	82.1
1700	56	1	49	1	5	0	0	0	0	0	0	0	0	17	30.4	11	19.6	9	16.1	71.6	90.4
1800	**64**	**1**	**56**	**3**	**4**	**0**	**0**	**0**	**0**	**0**	**0**	**0**	**0**	**8**	**12.5**	**5**	**7.8**	**4**	**6.3**	**66.2**	**79.2**
1900	41	1	39	0	1	0	0	0	0	0	0	0	0	6	14.6	2	4.9	2	4.9	69.5	78.8
2000	35	0	32	0	3	0	0	0	0	0	0	0	0	10	28.6	8	22.9	4	11.4	73.9	88.2
2100	17	0	17	0	0	0	0	0	0	0	0	0	0	2	11.8	1	5.9	0	0	71.4	78.8
2200	10	0	9	0	0	0	0	0	1	0	0	0	0	3	30	2	20	1	10	71.7	-
2300	9	0	7	0	2	0	0	0	0	0	0	0	0	5	55.6	3	33.3	3	33.3	81.9	-
07-19	**748**	**2**	**664**	**16**	**52**	**2**	**4**	**0**	**4**	**3**	**1**	**0**	**0**	**166**	**22.2**	**95**	**12.7**	**53**	**7.1**	**71.5**	**83.2**
06-22	**862**	**3**	**772**	**16**	**56**	**2**	**4**	**0**	**5**	**3**	**1**	**0**	**0**	**194**	**22.5**	**113**	**13.1**	**65**	**7.5**	**71.8**	**83.2**
06-00	**881**	**3**	**788**	**16**	**58**	**2**	**4**	**0**	**6**	**3**	**1**	**0**	**0**	**202**	**22.9**	**118**	**13.4**	**69**	**7.8**	**71.9**	**83.5**
00-00	**888**	**3**	**793**	**16**	**60**	**2**	**4**	**0**	**6**	**3**	**1**	**0**	**0**	**202**	**22.7**	**118**	**13.3**	**69**	**7.8**	**71.8**	**83.2**

DRAFT

Site 27
Location No Road name, Att t/pole, Lat 53.69021, Long -6.76461
Direction South

3279 / Meath/Cavan/Monaghan ATC's
October 2013
Automatic Traffic Count

Wed, 9 October 2013

Time	Total	Classification												>PSL	>PSL%	>SL1	>SL1%	>SL2	>SL2%	Mean	Vpp
		1 MCL	2 SV	3 SVT	4 TB2	5 TB3	6 T4	7 ART3	8 ART4	9 ART5	10 ART6	11 BD	12 DRT	80	80	85 +5kph	85 +5kph	90 +10kph	90 +10kph		85
0000	2	0	1	0	1	0	0	0	0	0	0	0	0	0	0	0	0	0	0	73.1	-
0100	0	0	0	0	0	0	0	0	0	0	0	0	0	0	0	0	0	0	0	-	-
0200	0	0	0	0	0	0	0	0	0	0	0	0	0	0	0	0	0	0	0	-	-
0300	0	0	0	0	0	0	0	0	0	0	0	0	0	0	0	0	0	0	0	-	-
0400	4	0	3	0	1	0	0	0	0	0	0	0	0	2	50	1	25	1	25	67.6	-
0500	4	0	2	1	1	0	0	0	0	0	0	0	0	2	50	1	25	1	25	75.7	-
0600	20	0	18	0	2	0	0	0	0	0	0	0	0	10	50	6	30	4	20	81.7	90.7
0700	67	0	56	0	9	1	0	0	0	1	0	0	0	22	32.8	16	23.9	7	10.4	75.1	88.6
0800	**164**	**0**	**149**	**1**	**13**	**1**	**0**	**0**	**0**	**0**	**0**	**0**	**0**	**42**	**25.6**	**26**	**15.9**	**13**	**7.9**	**73.3**	**85**
0900	63	0	53	2	8	0	0	0	0	0	0	0	0	15	23.8	7	11.1	3	4.8	73.4	82.1
1000	47	1	40	2	3	0	1	0	0	0	0	0	0	8	17	5	10.6	2	4.3	67.6	81
1100	40	1	32	1	5	1	0	0	0	0	0	0	0	5	12.5	2	5	2	5	68	78.5
1200	49	1	40	2	5	0	0	0	1	0	0	0	0	11	22.4	8	16.3	6	12.2	71.8	85.3
1300	55	1	46	2	6	0	0	0	0	0	0	0	0	18	32.7	13	23.6	7	12.7	68.8	87.8
1400	46	0	40	2	4	0	0	0	0	0	0	0	0	12	26.1	7	15.2	3	6.5	71.4	81.7
1500	48	0	38	3	6	1	0	0	0	0	0	0	0	6	12.5	5	10.4	4	8.3	66.2	78.1
1600	50	0	36	3	10	0	0	0	0	1	0	0	0	10	20	3	6	0	0	70.3	80.6
1700	57	0	49	3	5	0	0	0	0	0	0	0	0	13	22.8	7	12.3	5	8.8	69.1	83.5
1800	**61**	**0**	**55**	**1**	**3**	**0**	**1**	**0**	**0**	**1**	**0**	**0**	**0**	**16**	**26.2**	**10**	**16.4**	**7**	**11.5**	**72.5**	**85.7**
1900	54	0	51	1	1	0	0	0	0	1	0	0	0	10	18.5	5	9.3	1	1.9	67.9	81.4
2000	16	0	15	0	1	0	0	0	0	0	0	0	0	6	37.5	5	31.3	2	12.5	70.6	87.8
2100	19	0	16	1	2	0	0	0	0	0	0	0	0	9	47.4	5	26.3	3	15.8	75.5	87.8
2200	6	0	6	0	0	0	0	0	0	0	0	0	0	0	0	0	0	0	0	65.3	-
2300	10	0	7	0	3	0	0	0	0	0	0	0	0	2	20	2	20	1	10	79.2	-
07-19	**747**	**4**	**634**	**22**	**77**	**4**	**2**	**0**	**1**	**3**	**0**	**0**	**0**	**178**	**23.8**	**109**	**14.6**	**59**	**7.9**	**71.2**	**84.6**
06-22	**856**	**4**	**734**	**24**	**83**	**4**	**2**	**0**	**1**	**4**	**0**	**0**	**0**	**213**	**24.9**	**130**	**15.2**	**69**	**8.1**	**71.4**	**85**
06-00	**872**	**4**	**747**	**24**	**86**	**4**	**2**	**0**	**1**	**4**	**0**	**0**	**0**	**215**	**24.7**	**132**	**15.1**	**70**	**8**	**71.4**	**85**
00-00	**882**	**4**	**753**	**25**	**89**	**4**	**2**	**0**	**1**	**4**	**0**	**0**	**0**	**219**	**24.8**	**134**	**15.2**	**72**	**8.2**	**71.4**	**85**

DRAFT

Site 27
Location No Road name, Att t/pole, Lat 53.69021, Long -6.76461
Direction South

3279 / Meath/Cavan/Monaghan ATC's
October 2013
Automatic Traffic Count

Thu, 10 October 2013

Time	Total	Classification												>PSL	>PSL%	>SL1	>SL1%	>SL2	>SL2%	Mean	Vpp
		1 MCL	2 SV	3 SVT	4 TB2	5 TB3	6 T4	7 ART3	8 ART4	9 ART5	10 ART6	11 BD	12 DRT	80	80	85 +5kph	85 +5kph	90 +10kph	90 +10kph		85
0000	1	0	1	0	0	0	0	0	0	0	0	0	0	1	100	1	100	0	0	87.4	-
0100	1	0	1	0	0	0	0	0	0	0	0	0	0	1	100	1	100	0	0	87.3	-
0200	0	0	0	0	0	0	0	0	0	0	0	0	0	0	0	0	0	0	0	-	-
0300	1	0	1	0	0	0	0	0	0	0	0	0	0	0	0	0	0	0	0	19.5	-
0400	3	0	2	0	1	0	0	0	0	0	0	0	0	1	33.3	1	33.3	1	33.3	71.6	-
0500	6	0	4	0	2	0	0	0	0	0	0	0	0	4	66.7	4	66.7	2	33.3	86.1	-
0600	22	0	20	0	1	1	0	0	0	0	0	0	0	12	54.5	8	36.4	4	18.2	79.5	90.7
0700	58	0	52	0	6	0	0	0	0	0	0	0	0	27	46.6	18	31	11	19	77.1	90.7
0800	**147**	**0**	**133**	**1**	**12**	**1**	**0**	**0**	**0**	**0**	**0**	**0**	**0**	**42**	**28.6**	**17**	**11.6**	**6**	**4.1**	**74.5**	**83.9**
0900	77	0	67	2	8	0	0	0	0	0	0	0	0	23	29.9	10	13	5	6.5	74.4	83.2
1000	44	1	36	2	2	1	1	0	1	0	0	0	0	10	22.7	9	20.5	2	4.5	67.9	85.3
1100	42	1	34	2	4	0	1	0	0	0	0	0	0	9	21.4	6	14.3	3	7.1	70	82.8
1200	50	0	42	1	6	0	1	0	0	0	0	0	0	12	24	4	8	1	2	69.8	80.6
1300	46	2	42	0	2	0	0	0	0	0	0	0	0	11	23.9	6	13	3	6.5	72.3	83.5
1400	53	0	42	2	6	0	1	0	0	2	0	0	0	9	17	6	11.3	4	7.5	70	80.6
1500	**73**	**2**	**64**	**2**	**4**	**0**	**0**	**0**	**1**	**0**	**0**	**0**	**0**	**20**	**27.4**	**11**	**15.1**	**5**	**6.8**	**70.1**	**85**
1600	52	0	39	3	10	0	0	0	0	0	0	0	0	12	23.1	8	15.4	4	7.7	69.3	83.9
1700	48	0	35	1	9	2	1	0	0	0	0	0	0	8	16.7	3	6.3	0	0	69	80.6
1800	60	1	53	3	3	0	0	0	0	0	0	0	0	9	15	4	6.7	3	5	69.6	79.6
1900	52	0	48	1	3	0	0	0	0	0	0	0	0	10	19.2	4	7.7	0	0	69.4	80.3
2000	37	0	33	3	1	0	0	0	0	0	0	0	0	9	24.3	6	16.2	4	10.8	68.7	84.2
2100	26	0	25	0	1	0	0	0	0	0	0	0	0	9	34.6	5	19.2	1	3.8	74.1	87.8
2200	11	0	10	1	0	0	0	0	0	0	0	0	0	3	27.3	2	18.2	1	9.1	71.4	81
2300	6	0	2	1	3	0	0	0	0	0	0	0	0	1	16.7	1	16.7	0	0	70.9	-
07-19	**750**	**7**	**639**	**19**	**72**	**4**	**5**	**0**	**2**	**2**	**0**	**0**	**0**	**192**	**25.6**	**102**	**13.6**	**47**	**6.3**	**71.7**	**84.2**
06-22	**887**	**7**	**765**	**23**	**78**	**5**	**5**	**0**	**2**	**2**	**0**	**0**	**0**	**232**	**26.2**	**125**	**14.1**	**56**	**6.3**	**71.7**	**84.2**
06-00	**904**	**7**	**777**	**25**	**81**	**5**	**5**	**0**	**2**	**2**	**0**	**0**	**0**	**236**	**26.1**	**128**	**14.2**	**57**	**6.3**	**71.7**	**84.2**
00-00	**916**	**7**	**786**	**25**	**84**	**5**	**5**	**0**	**2**	**2**	**0**	**0**	**0**	**243**	**26.5**	**135**	**14.7**	**60**	**6.6**	**71.8**	**84.6**

DRAFT

Site 27
Location No Road name, Att t/pole, Lat 53.69021, Long -6.76461
Direction South

Fri, 11 October 2013

3279 / Meath/Cavan/Monaghan ATC's
October 2013
Automatic Traffic Count

Time	Total	Classification												>PSL	>PSL%	>SL1	>SL1%	>SL2	>SL2%	Mean	Vpp
		1 MCL	2 SV	3 SVT	4 TB2	5 TB3	6 T4	7 ART3	8 ART4	9 ART5	10 ART6	11 BD	12 DRT	80	80	85 +5kph	85 +5kph	90 +10kph	90 +10kph		85
0000	3	0	3	0	0	0	0	0	0	0	0	0	0	0	0	0	0	0	0	70.8	-
0100	1	0	1	0	0	0	0	0	0	0	0	0	0	1	100	0	0	0	0	83.4	-
0200	1	0	1	0	0	0	0	0	0	0	0	0	0	1	100	0	0	0	0	84.1	-
0300	3	0	2	0	1	0	0	0	0	0	0	0	0	0	0	0	0	0	0	61.2	-
0400	2	0	2	0	0	0	0	0	0	0	0	0	0	0	0	0	0	0	0	71.4	-
0500	6	0	3	1	2	0	0	0	0	0	0	0	0	1	16.7	1	16.7	1	16.7	75	-
0600	22	0	21	0	1	0	0	0	0	0	0	0	0	10	45.5	7	31.8	5	22.7	80	92.5
0700	62	0	54	1	7	0	0	0	0	0	0	0	0	25	40.3	17	27.4	11	17.7	77.1	90
0800	**151**	**0**	**140**	**1**	**9**	**1**	**0**	**0**	**0**	**0**	**0**	**0**	**0**	**33**	**21.9**	**17**	**11.3**	**10**	**6.6**	**72.3**	**83.2**
0900	83	0	76	2	5	0	0	0	0	0	0	0	0	28	33.7	15	18.1	12	14.5	76.5	88.6
1000	55	0	43	1	9	1	0	0	0	1	0	0	0	8	14.5	4	7.3	4	7.3	66.1	78.8
1100	43	1	37	1	4	0	0	0	0	0	0	0	0	12	27.9	8	18.6	4	9.3	70.6	85.3
1200	54	0	47	3	4	0	0	0	0	0	0	0	0	11	20.4	7	13	4	7.4	68.7	81.7
1300	41	0	36	1	3	0	0	0	0	1	0	0	0	14	34.1	8	19.5	1	2.4	70.3	85.7
1400	64	0	54	0	10	0	0	0	0	0	0	0	0	15	23.4	8	12.5	2	3.1	70.3	83.9
1500	66	0	58	2	4	1	0	0	1	0	0	0	0	11	16.7	7	10.6	4	6.1	69.8	79.9
1600	**74**	**0**	**63**	**2**	**7**	**2**	**0**	**0**	**0**	**0**	**0**	**0**	**0**	**14**	**18.9**	**8**	**10.8**	**5**	**6.8**	**68.2**	**82.8**
1700	62	0	54	2	5	0	1	0	0	0	0	0	0	11	17.7	7	11.3	5	8.1	69.8	81
1800	61	0	56	3	0	0	0	0	1	0	1	0	0	17	27.9	11	18	5	8.2	66.3	86
1900	49	0	48	0	1	0	0	0	0	0	0	0	0	12	24.5	8	16.3	4	8.2	70.3	87.5
2000	15	0	15	0	0	0	0	0	0	0	0	0	0	4	26.7	3	20	1	6.7	72.3	86.8
2100	16	0	16	0	0	0	0	0	0	0	0	0	0	5	31.3	3	18.8	1	6.3	67.5	86
2200	14	0	14	0	0	0	0	0	0	0	0	0	0	5	35.7	4	28.6	2	14.3	72.6	88.2
2300	6	0	5	0	1	0	0	0	0	0	0	0	0	1	16.7	0	0	0	0	68.4	-
07-19	**816**	**1**	**718**	**19**	**67**	**5**	**1**	**0**	**2**	**2**	**1**	**0**	**0**	**199**	**24.4**	**117**	**14.3**	**67**	**8.2**	**70.9**	**84.6**
06-22	**918**	**1**	**818**	**19**	**69**	**5**	**1**	**0**	**2**	**2**	**1**	**0**	**0**	**230**	**25.1**	**138**	**15**	**78**	**8.5**	**71**	**84.6**
06-00	**938**	**1**	**837**	**19**	**70**	**5**	**1**	**0**	**2**	**2**	**1**	**0**	**0**	**236**	**25.2**	**142**	**15.1**	**80**	**8.5**	**71**	**85**
00-00	**954**	**1**	**849**	**20**	**73**	**5**	**1**	**0**	**2**	**2**	**1**	**0**	**0**	**239**	**25.1**	**143**	**15**	**81**	**8.5**	**71.1**	**84.6**

DRAFT

Site 27
Location No Road name, Att t/pole, Lat 53.69021, Long -6.76461
Direction South

3279 / Meath/Cavan/Monaghan ATC's
October 2013
Automatic Traffic Count

Sat, 12 October 2013

Time	Total	Classification												>PSL	>PSL%	>SL1	>SL1%	>SL2	>SL2%	Mean	Vpp
		1 MCL	2 SV	3 SVT	4 TB2	5 TB3	6 T4	7 ART3	8 ART4	9 ART5	10 ART6	11 BD	12 DRT	80	80	85 +5kph	85 +5kph	90 +10kph	90 +10kph		85
0000	5	0	5	0	0	0	0	0	0	0	0	0	0	2	40	0	0	0	0	73.4	-
0100	6	0	5	0	1	0	0	0	0	0	0	0	0	1	16.7	1	16.7	1	16.7	65.3	-
0200	5	0	5	0	0	0	0	0	0	0	0	0	0	3	60	1	20	1	20	84.1	-
0300	1	0	0	0	1	0	0	0	0	0	0	0	0	0	0	0	0	0	0	43.3	-
0400	2	0	2	0	0	0	0	0	0	0	0	0	0	1	50	0	0	0	0	73.9	-
0500	5	0	5	0	0	0	0	0	0	0	0	0	0	3	60	2	40	1	20	80.6	-
0600	7	0	5	0	1	0	0	0	0	1	0	0	0	3	42.9	3	42.9	3	42.9	82.1	-
0700	12	0	11	0	0	0	0	0	0	1	0	0	0	9	75	7	58.3	6	50	86.8	98.3
0800	41	0	39	1	0	1	0	0	0	0	0	0	0	23	56.1	17	41.5	11	26.8	81.5	92.9
0900	49	1	43	0	4	0	0	0	1	0	0	0	0	22	44.9	15	30.6	8	16.3	76.7	90.4
1000	**64**	**0**	**52**	**6**	**6**	**0**	**0**	**0**	**0**	**0**	**0**	**0**	**0**	**16**	**25**	**14**	**21.9**	**9**	**14.1**	**71.4**	**88.9**
1100	58	0	52	4	2	0	0	0	0	0	0	0	0	14	24.1	8	13.8	5	8.6	73.3	82.8
1200	53	1	49	1	2	0	0	0	0	0	0	0	0	12	22.6	9	17	4	7.5	68	85.3
1300	55	1	47	1	3	1	2	0	0	0	0	0	0	10	18.2	5	9.1	5	9.1	68.4	81
1400	66	1	61	2	2	0	0	0	0	0	0	0	0	15	22.7	5	7.6	1	1.5	70.4	81.4
1500	**69**	**0**	**65**	**1**	**2**	**0**	**0**	**0**	**0**	**1**	**0**	**0**	**0**	**7**	**10.1**	**5**	**7.2**	**3**	**4.3**	**68.8**	**77.8**
1600	48	1	41	3	3	0	0	0	0	0	0	0	0	13	27.1	8	16.7	2	4.2	71	86
1700	56	2	51	1	0	1	0	0	0	1	0	0	0	16	28.6	10	17.9	2	3.6	68.9	85
1800	41	0	38	2	1	0	0	0	0	0	0	0	0	5	12.2	4	9.8	3	7.3	66.2	76
1900	39	0	37	1	1	0	0	0	0	0	0	0	0	8	20.5	4	10.3	0	0	68.3	80.3
2000	24	0	22	0	2	0	0	0	0	0	0	0	0	5	20.8	2	8.3	2	8.3	72.3	80.3
2100	14	0	11	0	3	0	0	0	0	0	0	0	0	5	35.7	2	14.3	0	0	72.1	83.2
2200	11	0	10	0	0	1	0	0	0	0	0	0	0	1	9.1	1	9.1	1	9.1	64.9	76.7
2300	7	0	7	0	0	0	0	0	0	0	0	0	0	2	28.6	1	14.3	1	14.3	71.7	-
07-19	**612**	**7**	**549**	**22**	**25**	**3**	**2**	**0**	**1**	**3**	**0**	**0**	**0**	**162**	**26.5**	**107**	**17.5**	**59**	**9.6**	**71.4**	**86**
06-22	**696**	**7**	**624**	**23**	**32**	**3**	**2**	**0**	**1**	**4**	**0**	**0**	**0**	**183**	**26.3**	**118**	**17**	**64**	**9.2**	**71.4**	**85.7**
06-00	**714**	**7**	**641**	**23**	**32**	**4**	**2**	**0**	**1**	**4**	**0**	**0**	**0**	**186**	**26.1**	**120**	**16.8**	**66**	**9.2**	**71.3**	**85.7**
00-00	**738**	**7**	**663**	**23**	**34**	**4**	**2**	**0**	**1**	**4**	**0**	**0**	**0**	**196**	**26.6**	**124**	**16.8**	**69**	**9.3**	**71.4**	**85.7**

DRAFT

Site 27
Location No Road name, Att t/pole, Lat 53.69021, Long -6.76461
Direction South

3279 / Meath/Cavan/Monaghan ATC's
October 2013
Automatic Traffic Count

Sun, 13 October 2013

Time	Total	Classification												>PSL	>PSL%	>SL1	>SL1%	>SL2	>SL2%	Mean	Vpp
		1 MCL	2 SV	3 SVT	4 TB2	5 TB3	6 T4	7 ART3	8 ART4	9 ART5	10 ART6	11 BD	12 DRT	80	80	85 +5kph	85 +5kph	90 +10kph	90 +10kph		85
0000	8	0	8	0	0	0	0	0	0	0	0	0	0	1	12.5	1	12.5	1	12.5	69.3	-
0100	9	0	9	0	0	0	0	0	0	0	0	0	0	4	44.4	1	11.1	0	0	75	-
0200	5	0	5	0	0	0	0	0	0	0	0	0	0	2	40	1	20	1	20	73	-
0300	3	0	2	0	1	0	0	0	0	0	0	0	0	1	33.3	1	33.3	0	0	73.8	-
0400	6	0	6	0	0	0	0	0	0	0	0	0	0	1	16.7	1	16.7	0	0	75.3	-
0500	3	0	3	0	0	0	0	0	0	0	0	0	0	0	0	0	0	0	0	59.4	-
0600	4	0	4	0	0	0	0	0	0	0	0	0	0	3	75	2	50	2	50	88.5	-
0700	10	0	9	0	0	0	0	0	1	0	0	0	0	5	50	4	40	3	30	79.9	-
0800	10	0	9	1	0	0	0	0	0	0	0	0	0	4	40	2	20	2	20	77.2	-
0900	7	0	6	0	1	0	0	0	0	0	0	0	0	1	14.3	0	0	0	0	74.3	-
1000	**49**	**3**	**43**	**1**	**1**	**1**	**0**	**0**	**0**	**0**	**0**	**0**	**0**	**17**	**34.7**	**8**	**16.3**	**4**	**8.2**	**69.8**	**85.3**
1100	**49**	**2**	**45**	**0**	**1**	**0**	**0**	**0**	**1**	**0**	**0**	**0**	**0**	**8**	**16.3**	**2**	**4.1**	**1**	**2**	**67.8**	**79.9**
1200	63	0	58	1	3	0	0	0	1	0	0	0	0	18	28.6	10	15.9	6	9.5	75	88.2
1300	**85**	**2**	**77**	**3**	**3**	**0**	**0**	**0**	**0**	**0**	**0**	**0**	**0**	**26**	**30.6**	**17**	**20**	**8**	**9.4**	**72.1**	**86.8**
1400	40	2	36	1	1	0	0	0	0	0	0	0	0	7	17.5	5	12.5	4	10	68.1	83.5
1500	43	0	43	0	0	0	0	0	0	0	0	0	0	5	11.6	4	9.3	2	4.7	66.9	78.8
1600	33	0	33	0	0	0	0	0	0	0	0	0	0	9	27.3	6	18.2	4	12.1	73.1	89.3
1700	38	1	35	2	0	0	0	0	0	0	0	0	0	7	18.4	3	7.9	0	0	70.7	81.7
1800	43	0	39	3	1	0	0	0	0	0	0	0	0	6	14	3	7	1	2.3	66.2	79.2
1900	29	0	29	0	0	0	0	0	0	0	0	0	0	7	24.1	3	10.3	1	3.4	69.6	82.1
2000	18	0	18	0	0	0	0	0	0	0	0	0	0	6	33.3	2	11.1	1	5.6	72.3	81.7
2100	16	0	14	0	2	0	0	0	0	0	0	0	0	5	31.3	1	6.3	1	6.3	74.5	83.2
2200	18	0	16	0	2	0	0	0	0	0	0	0	0	5	27.8	3	16.7	2	11.1	72.2	84.2
2300	4	0	2	0	2	0	0	0	0	0	0	0	0	1	25	1	25	0	0	69.7	-
07-19	**470**	**10**	**433**	**12**	**11**	**1**	**0**	**0**	**3**	**0**	**0**	**0**	**0**	**113**	**24**	**64**	**13.6**	**35**	**7.4**	**70.7**	**83.9**
06-22	**537**	**10**	**498**	**12**	**13**	**1**	**0**	**0**	**3**	**0**	**0**	**0**	**0**	**134**	**25**	**72**	**13.4**	**40**	**7.4**	**71**	**83.9**
06-00	**559**	**10**	**516**	**12**	**17**	**1**	**0**	**0**	**3**	**0**	**0**	**0**	**0**	**140**	**25**	**76**	**13.6**	**42**	**7.5**	**71**	**84.2**
00-00	**593**	**10**	**549**	**12**	**18**	**1**	**0**	**0**	**3**	**0**	**0**	**0**	**0**	**149**	**25.1**	**81**	**13.7**	**44**	**7.4**	**71**	**84.2**

DRAFT

Site 27
Location No Road name, Att t/pole, Lat 53.69021, Long -6.76461
Direction South

3279 / Meath/Cavan/Monaghan ATC's
October 2013
Automatic Traffic Count

Virtual Day (7)

Time	Total	Classification												>PSL	>PSL%	>SL1	>SL1%	>SL2	>SL2%	Mean	Vpp
		1 MCL	2 SV	3 SVT	4 TB2	5 TB3	6 T4	7 ART3	8 ART4	9 ART5	10 ART6	11 BD	12 DRT	80	80	85 +5kph	85 +5kph	90 +10kph	90 +10kph		85
0000	3	0	3	0	0	0	0	0	0	0	0	0	0	1	22.7	0	13.6	0	9.1	72.3	-
0100	3	0	2	0	0	0	0	0	0	0	0	0	0	1	38.9	0	16.7	0	5.6	72.4	-
0200	2	0	2	0	0	0	0	0	0	0	0	0	0	1	54.5	0	18.2	0	18.2	79	-
0300	2	0	1	0	1	0	0	0	0	0	0	0	0	0	18.2	0	9.1	0	0	59.2	-
0400	3	0	3	0	0	0	0	0	0	0	0	0	0	1	27.3	1	18.2	0	13.6	70.7	-
0500	4	0	3	0	1	0	0	0	0	0	0	0	0	2	40	1	30	1	16.7	76.2	-
0600	17	0	16	0	1	0	0	0	0	0	0	0	0	8	45.8	5	29.7	4	22	80.4	93.6
0700	46	0	40	0	5	0	0	0	0	0	0	0	0	19	40.9	13	27.2	7	15.2	76.6	90
0800	**115**	**0**	**106**	**1**	**7**	**1**	**0**	**0**	**0**	**0**	**0**	**0**	**0**	**31**	**27.2**	**18**	**15.6**	**8**	**7.3**	**74.1**	**85.3**
0900	62	0	56	1	5	0	0	0	0	0	0	0	0	18	29.3	10	16.5	6	9.6	75	86
1000	50	1	43	2	3	1	0	0	0	0	0	0	0	11	21.3	7	14.2	4	7.4	69	82.8
1100	46	1	39	1	3	0	0	0	0	0	0	0	0	9	20.1	5	10.7	3	6	69.9	82.4
1200	51	0	44	2	4	0	0	0	1	0	0	0	0	11	22.6	7	13.3	3	6.8	70.5	83.5
1300	52	1	46	1	3	0	0	0	0	0	0	0	0	14	26.6	8	15.9	4	8.2	70.5	85.7
1400	53	0	47	1	4	0	0	0	0	0	0	0	0	11	20.2	6	11.3	3	6.2	70.8	82.4
1500	**58**	**0**	**52**	**1**	**3**	**0**	**0**	**0**	**0**	**1**	**0**	**0**	**0**	**10**	**16.8**	**6**	**11.1**	**3**	**5.7**	**68.9**	**81**
1600	50	0	41	2	6	0	0	0	0	0	0	0	0	12	22.9	7	13	3	6.5	70	83.5
1700	54	1	48	2	4	0	0	0	0	0	0	0	0	13	24.4	7	13.6	4	7.1	70.7	84.2
1800	54	0	48	3	2	0	0	0	0	0	0	0	0	10	18.5	6	11.1	3	6.3	68	82.4
1900	45	0	43	0	1	0	0	0	0	0	0	0	0	8	18.5	4	9.3	1	3.2	68.7	81
2000	24	0	23	0	1	0	0	0	0	0	0	0	0	6	26.5	4	17.6	2	8.8	71.2	86
2100	17	0	16	0	1	0	0	0	0	0	0	0	0	5	29.7	2	14.4	1	5.1	72.3	84.6
2200	10	0	10	0	0	0	0	0	0	0	0	0	0	2	23.6	2	16.7	1	9.7	70.4	86.8
2300	7	0	5	0	2	0	0	0	0	0	0	0	0	2	31.4	1	19.6	1	11.8	75.8	-
07-19	**692**	**5**	**609**	**17**	**51**	**3**	**2**	**0**	**2**	**2**	**0**	**0**	**0**	**169**	**24.4**	**100**	**14.5**	**53**	**7.6**	**71.4**	**84.6**
06-22	**795**	**5**	**706**	**18**	**55**	**3**	**2**	**0**	**3**	**2**	**0**	**0**	**0**	**196**	**24.7**	**116**	**14.6**	**61**	**7.7**	**71.5**	**84.6**
06-00	**813**	**5**	**720**	**19**	**57**	**3**	**2**	**0**	**3**	**2**	**0**	**0**	**0**	**201**	**24.7**	**119**	**14.7**	**63**	**7.7**	**71.5**	**84.6**
00-00	**829**	**5**	**734**	**19**	**60**	**3**	**2**	**0**	**3**	**2**	**0**	**0**	**0**	**207**	**24.9**	**122**	**14.8**	**65**	**7.8**	**71.5**	**84.6**

DRAFT

Site 27
Location No Road name, Att t/pole, Lat 53.69021, Long -6.76461
Direction South

3279 / Meath/Cavan/Monaghan ATC's
October 2013
Automatic Traffic Count

Virtual Week (1)

Time	Total	Classification												>PSL	>PSL%	>SL1	>SL1%	>SL2	>SL2%	Mean	Vpp
		1 MCL	2 SV	3 SVT	4 TB2	5 TB3	6 T4	7 ART3	8 ART4	9 ART5	10 ART6	11 BD	12 DRT	80	80	85 +5kph	85 +5kph	90 +10kph	90 +10kph		85
Mon	832	5	745	12	60	2	3	0	4	1	0	0	0	198	23.8	122	14.7	57	6.9	72	84.6
Tue	888	3	793	16	60	2	4	0	6	3	1	0	0	202	22.7	118	13.3	69	7.8	71.8	83.2
Wed	882	4	753	25	89	4	2	0	1	4	0	0	0	219	24.8	134	15.2	72	8.2	71.4	85
Thu	916	7	786	25	84	5	5	0	2	2	0	0	0	243	26.5	135	14.7	60	6.6	71.8	84.6
Fri	954	1	849	20	73	5	1	0	2	2	1	0	0	239	25.1	143	15	81	8.5	71.1	84.6
| Sat	738	7	663	23	34	4	2	0	1	4	0	0	0	196	26.6	124	16.8	69	9.3	71.4	85.7
| Sun	593	10	549	12	18	1	0	0	3	0	0	0	0	149	25.1	81	13.7	44	7.4	71	84.2
5 Day Ave.	**894**	**4**	**785**	**20**	**73**	**4**	**3**	**0**	**3**	**2**	**0**	**0**	**0**	**220**	**24.6**	**130**	**14.5**	**68**	**7.6**	**71.6**	**84.4**
7 Day Ave.	**829**	**5**	**734**	**19**	**60**	**3**	**2**	**0**	**3**	**2**	**0**	**0**	**0**	**207**	**24.9**	**122**	**14.8**	**65**	**7.8**	**71.5**	**84.6**
--	**5803**	**37**	**5138**	**133**	**418**	**23**	**17**	**0**	**19**	**16**	**2**	**0**	**0**	**1446**	**24.9**	**857**	**14.8**	**452**	**7.8**	**71.5**	**84.6**

Summary Graphs

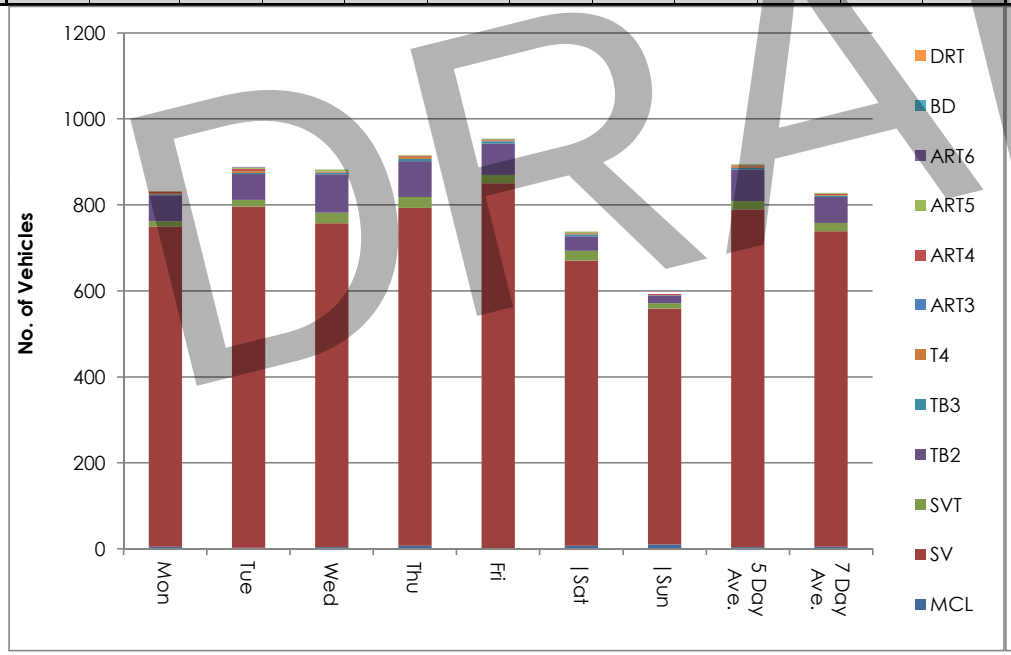

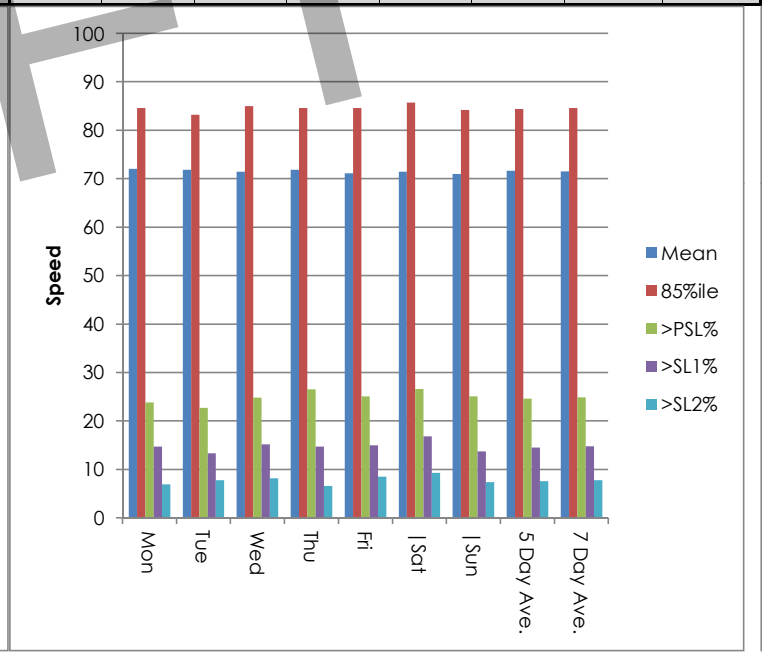

DRAFT

Site 27
Location No Road name, Att t/pole, Lat 53.69021, Long -6.76461
Direction South

3279 / Meath/Cavan/Monaghan ATC's
October 2013
Automatic Traffic Count

Mon, 7 October 2013

Time	Total	Speed Bins (km/h)																												
		0 - 5	5 - 10	10 - 15	15 - 20	20 - 25	25 - 30	30 - 35	35 - 40	40 - 45	45 - 50	50 - 55	55 - 60	60 - 65	65 - 70	70 - 75	75 - 80	80 - 85	85 - 90	90 - 95	95 - 100	100 - 105	105 - 110	110 - 115	115 - 120	120 - 125	125 - 130	130 - 135	135 - 140
0000	2	0	0	0	0	0	0	0	0	0	0	0	1	0	0	0	0	0	0	1	0	0	0	0	0	0	0	0	0	0
0100	0	0	0	0	0	0	0	0	0	0	0	0	0	0	0	0	0	0	0	0	0	0	0	0	0	0	0	0	0	0
0200	0	0	0	0	0	0	0	0	0	0	0	0	0	0	0	0	0	0	0	0	0	0	0	0	0	0	0	0	0	0
0300	2	0	0	0	0	0	0	0	0	0	0	0	1	0	0	0	0	1	0	0	0	0	0	0	0	0	0	0	0	0
0400	3	0	0	0	0	0	0	0	0	0	1	1	0	0	0	0	0	0	0	0	1	0	0	0	0	0	0	0	0	0
0500	4	0	0	0	0	0	0	0	0	0	0	0	0	1	1	0	0	1	1	0	0	0	0	0	0	0	0	0	0	0
0600	22	0	0	0	0	0	0	0	0	0	0	1	0	0	5	2	8	4	0	1	1	0	0	0	0	0	0	0	0	0
0700	56	0	0	0	0	0	0	0	0	0	0	1	5	6	4	8	12	9	7	4	0	0	0	0	0	0	0	0	0	0
0800	**130**	**0**	**0**	**0**	**0**	**0**	**0**	**0**	**0**	**0**	**2**	**3**	**4**	**11**	**18**	**23**	**28**	**16**	**15**	**3**	**7**	**0**	**0**	**0**	**0**	**0**	**0**	**0**	**0**	**0**
0900	85	0	0	0	0	0	0	0	0	0	0	1	3	10	17	18	17	6	8	4	0	1	0	0	0	0	0	0	0	0
1000	40	0	0	0	0	0	0	0	0	1	0	1	4	7	8	7	5	2	1	1	1	1	1	0	0	0	0	0	0	0
1100	46	0	0	0	0	1	0	0	1	1	1	2	2	6	12	7	5	4	3	1	0	0	0	0	0	0	0	0	0	0
1200	39	0	0	0	0	0	0	1	0	0	1	1	3	7	6	4	6	3	5	1	0	1	0	0	0	0	0	0	0	0
1300	46	0	0	0	1	0	1	0	0	0	1	1	8	2	6	14	7	3	1	1	0	0	0	0	0	0	0	0	0	0
1400	40	0	0	0	0	0	0	0	0	0	1	1	3	3	6	7	9	2	2	4	2	0	0	0	0	0	0	0	0	0
1500	58	0	0	0	0	0	0	0	1	1	3	3	1	5	15	8	11	2	5	3	0	0	0	0	0	0	0	0	0	0
1600	51	0	0	0	0	0	0	0	1	3	2	1	6	6	6	11	2	4	3	3	2	1	0	0	0	0	0	0	0	0
1700	**64**	**0**	**0**	**0**	**0**	**0**	**0**	**0**	**0**	**2**	**0**	**2**	**3**	**6**	**6**	**13**	**11**	**10**	**5**	**1**	**2**	**1**	**0**	**0**	**1**	**0**	**1**	**0**	**0**	**0**
1800	49	0	0	0	0	0	0	1	0	0	3	3	5	3	14	7	4	4	4	1	0	0	0	0	0	0	0	0	0	0
1900	49	0	0	0	0	0	0	0	2	1	1	7	4	7	7	9	6	2	1	0	1	0	1	0	0	0	0	0	0	0
2000	25	0	0	0	0	0	0	0	0	0	1	1	5	3	4	3	3	1	3	1	0	0	0	0	0	0	0	0	0	0
2100	10	0	0	0	0	0	0	0	0	0	1	0	2	0	3	1	3	0	0	0	0	0	0	0	0	0	0	0	0	0
2200	2	0	0	0	0	0	0	0	0	0	0	0	0	1	0	0	1	0	0	0	0	0	0	0	0	0	0	0	0	0
2300	9	0	0	0	0	0	0	0	0	0	0	0	0	0	1	3	1	2	1	0	0	1	0	0	0	0	0	0	0	0
07-19	**704**	**0**	**0**	**0**	**1**	**1**	**1**	**2**	**3**	**8**	**14**	**20**	**47**	**72**	**118**	**127**	**117**	**65**	**59**	**27**	**14**	**5**	**1**	**0**	**1**	**0**	**1**	**0**	**0**	**0**
06-22	**810**	**0**	**0**	**0**	**1**	**1**	**1**	**2**	**5**	**9**	**17**	**29**	**58**	**82**	**137**	**142**	**137**	**72**	**63**	**29**	**16**	**5**	**2**	**0**	**1**	**0**	**1**	**0**	**0**	**0**
06-00	**821**	**0**	**0**	**0**	**1**	**1**	**1**	**2**	**5**	**9**	**17**	**29**	**58**	**83**	**138**	**145**	**139**	**74**	**64**	**29**	**16**	**6**	**2**	**0**	**1**	**0**	**1**	**0**	**0**	**0**
00-00	**832**	**0**	**0**	**0**	**1**	**1**	**1**	**2**	**5**	**9**	**18**	**30**	**60**	**84**	**139**	**145**	**139**	**76**	**65**	**30**	**17**	**6**	**2**	**0**	**1**	**0**	**1**	**0**	**0**	**0**

DRAFT

Site 27
Location No Road name, Att t/pole, Lat 53.69021, Long -6.76461
Direction South

3279 / Meath/Cavan/Monaghan ATC's
October 2013
Automatic Traffic Count

Tue, 8 October 2013

Time	Total	Speed Bins (km/h)																											
		0 - 5	5 - 10	10 - 15	15 - 20	20 - 25	25 - 30	30 - 35	35 - 40	40 - 45	45 - 50	50 - 55	55 - 60	60 - 65	65 - 70	70 - 75	75 - 80	80 - 85	85 - 90	90 - 95	95 - 100	100 - 105	105 - 110	110 - 115	115 - 120	120 - 125	125 - 130	130 - 135	135 - 140
0000	1	0	0	0	0	0	0	0	0	0	0	0	0	0	0	1	0	0	0	0	0	0	0	0	0	0	0	0	0
0100	1	0	0	0	0	0	0	0	0	0	0	0	0	0	1	0	0	0	0	0	0	0	0	0	0	0	0	0	0
0200	0	0	0	0	0	0	0	0	0	0	0	0	0	0	0	0	0	0	0	0	0	0	0	0	0	0	0	0	0
0300	1	0	0	0	0	0	0	0	0	1	0	0	0	0	0	0	0	0	0	0	0	0	0	0	0	0	0	0	0
0400	2	0	0	0	0	0	0	0	0	0	0	0	1	0	0	0	1	0	0	0	0	0	0	0	0	0	0	0	0
0500	2	0	0	0	0	0	0	0	0	0	0	0	0	1	0	1	0	0	0	0	0	0	0	0	0	0	0	0	0
0600	21	0	0	0	0	0	0	0	0	0	0	0	0	1	2	1	7	3	1	3	1	1	1	0	0	0	0	0	0
0700	58	0	0	0	0	0	0	0	0	0	0	2	2	8	4	9	9	9	8	4	3	0	0	0	0	0	0	0	0
0800	**165**	**0**	**0**	**0**	**0**	**0**	**0**	**0**	**2**	**0**	**0**	**1**	**14**	**16**	**27**	**34**	**36**	**13**	**15**	**5**	**1**	**1**	**0**	**0**	**0**	**0**	**0**	**0**	**0**
0900	73	0	0	0	0	0	0	0	0	0	0	1	1	8	13	17	13	8	3	8	0	0	1	0	0	0	0	0	0
1000	53	0	0	0	0	0	0	0	1	2	2	6	3	5	5	9	11	4	4	0	1	0	0	0	0	0	0	0	0
1100	41	0	0	0	0	0	0	0	0	0	1	4	5	6	5	5	7	4	1	3	0	0	0	0	0	0	0	0	0
1200	46	0	0	0	1	0	0	0	0	0	2	4	5	5	5	11	7	4	1	1	0	0	0	0	0	0	0	0	0
1300	37	0	0	0	0	0	0	0	0	0	0	1	4	6	4	8	1	6	2	4	1	0	0	0	0	0	0	0	0
1400	63	0	0	0	0	0	0	0	0	0	0	0	5	10	14	15	12	4	0	1	2	0	0	0	0	0	0	0	0
1500	47	0	0	0	0	0	0	0	0	1	1	3	6	7	7	7	6	4	3	1	0	1	0	0	0	0	0	0	0
1600	45	0	0	0	0	0	0	0	0	1	1	3	3	6	8	8	5	6	2	1	1	0	0	0	0	0	0	0	0
1700	56	0	0	0	0	0	1	0	0	0	0	4	3	15	7	7	2	6	2	6	1	2	0	0	0	0	0	0	0
1800	**64**	**0**	**0**	**0**	**2**	**0**	**0**	**4**	**0**	**1**	**2**	**2**	**4**	**13**	**9**	**5**	**14**	**3**	**1**	**3**	**0**	**0**	**0**	**0**	**1**	**0**	**0**	**0**	**0**
1900	41	0	0	0	0	0	0	0	1	2	1	1	1	4	9	10	6	4	0	0	1	1	0	0	0	0	0	0	0
2000	35	0	0	0	0	0	0	0	0	1	1	0	1	4	7	7	4	2	4	1	3	0	0	0	0	0	0	0	0
2100	17	0	0	0	0	0	0	0	0	0	0	0	1	4	0	7	3	1	1	0	0	0	0	0	0	0	0	0	0
2200	10	0	0	0	0	0	0	0	0	0	0	1	2	0	2	1	1	1	1	1	0	0	0	0	0	0	0	0	0
2300	9	0	0	0	0	0	0	0	0	0	0	0	0	0	1	3	0	2	0	2	0	1	0	0	0	0	0	0	0
07-19	**748**	**0**	**0**	**0**	**3**	**0**	**1**	**4**	**3**	**5**	**9**	**31**	**55**	**105**	**108**	**135**	**123**	**71**	**42**	**37**	**10**	**4**	**1**	**0**	**1**	**0**	**0**	**0**	**0**
06-22	**862**	**0**	**0**	**0**	**3**	**0**	**1**	**4**	**4**	**8**	**11**	**32**	**58**	**118**	**126**	**160**	**143**	**81**	**48**	**41**	**15**	**6**	**2**	**0**	**1**	**0**	**0**	**0**	**0**
06-00	**881**	**0**	**0**	**0**	**3**	**0**	**1**	**4**	**4**	**8**	**11**	**33**	**60**	**118**	**129**	**164**	**144**	**84**	**49**	**44**	**15**	**7**	**2**	**0**	**1**	**0**	**0**	**0**	**0**
00-00	**888**	**0**	**0**	**0**	**3**	**0**	**1**	**4**	**4**	**9**	**11**	**33**	**61**	**119**	**130**	**166**	**145**	**84**	**49**	**44**	**15**	**7**	**2**	**0**	**1**	**0**	**0**	**0**	**0**

DRAFT

Site 27
Location No Road name, Att t/pole, Lat 53.69021, Long -6.76461
Direction South

3279 / Meath/Cavan/Monaghan ATC's
October 2013
Automatic Traffic Count

Wed, 9 October 2013

Time	Total	Speed Bins (km/h)																											
		0 - 5	5 - 10	10 - 15	15 - 20	20 - 25	25 - 30	30 - 35	35 - 40	40 - 45	45 - 50	50 - 55	55 - 60	60 - 65	65 - 70	70 - 75	75 - 80	80 - 85	85 - 90	90 - 95	95 - 100	100 - 105	105 - 110	110 - 115	115 - 120	120 - 125	125 - 130	130 - 135	135 - 140
0000	2	0	0	0	0	0	0	0	0	0	0	0	0	0	1	0	1	0	0	0	0	0	0	0	0	0	0	0	0
0100	0	0	0	0	0	0	0	0	0	0	0	0	0	0	0	0	0	0	0	0	0	0	0	0	0	0	0	0	0
0200	0	0	0	0	0	0	0	0	0	0	0	0	0	0	0	0	0	0	0	0	0	0	0	0	0	0	0	0	0
0300	0	0	0	0	0	0	0	0	0	0	0	0	0	0	0	0	0	0	0	0	0	0	0	0	0	0	0	0	0
0400	4	0	0	0	0	0	0	0	0	1	0	1	0	0	0	0	0	1	0	1	0	0	0	0	0	0	0	0	0
0500	4	0	0	0	0	0	0	0	0	0	0	0	0	1	1	0	0	1	0	1	0	0	0	0	0	0	0	0	0
0600	20	0	0	0	0	0	0	0	0	0	0	0	0	0	4	1	5	4	2	1	0	2	1	0	0	0	0	0	0
0700	67	0	0	0	0	0	0	0	0	0	1	2	3	5	12	13	9	6	9	4	3	0	0	0	0	0	0	0	0
0800	**164**	**0**	**0**	**0**	**0**	**0**	**0**	**0**	**0**	**4**	**3**	**7**	**5**	**16**	**32**	**22**	**33**	**16**	**13**	**8**	**1**	**2**	**2**	**0**	**0**	**0**	**0**	**0**	**0**
0900	63	0	0	0	0	0	0	0	1	0	0	1	3	5	15	16	7	8	4	1	1	0	0	1	0	0	0	0	0
1000	47	0	0	0	1	0	0	0	0	3	0	4	5	5	8	4	9	3	3	1	0	1	0	0	0	0	0	0	0
1100	40	0	0	0	1	0	0	0	0	1	0	3	6	4	6	7	7	3	0	0	1	0	0	0	1	0	0	0	0
1200	49	0	0	1	0	0	0	0	0	2	0	1	1	7	6	11	9	3	2	6	0	0	0	0	0	0	0	0	0
1300	55	0	0	0	2	1	0	3	0	0	1	2	7	7	4	4	6	5	6	5	2	0	0	0	0	0	0	0	0
1400	46	0	0	0	0	0	0	0	0	3	0	0	7	4	3	11	6	5	4	2	1	0	0	0	0	0	0	0	0
1500	48	0	0	0	0	0	0	0	0	2	6	7	3	3	5	8	8	1	1	3	1	0	0	0	0	0	0	0	0
1600	50	0	0	0	0	0	0	0	0	0	0	5	5	8	6	5	11	7	3	0	0	0	0	0	0	0	0	0	0
1700	57	0	0	0	4	0	0	2	1	0	0	1	4	5	2	11	14	6	2	2	2	0	1	0	0	0	0	0	0
1800	**61**	**0**	**0**	**0**	**0**	**0**	**0**	**1**	**0**	**0**	**1**	**4**	**4**	**8**	**10**	**8**	**9**	**6**	**3**	**5**	**1**	**1**	**0**	**0**	**0**	**0**	**0**	**0**	**0**
1900	54	0	0	0	0	0	0	2	2	2	2	2	2	3	12	13	4	5	4	1	0	0	0	0	0	0	0	0	0
2000	16	0	0	0	0	0	0	0	0	0	1	2	3	1	1	2	0	1	3	2	0	0	0	0	0	0	0	0	0
2100	19	0	0	0	0	0	0	0	0	2	0	0	0	1	3	2	2	4	2	2	1	0	0	0	0	0	0	0	0
2200	6	0	0	0	0	0	0	0	0	0	0	1	1	0	1	3	0	0	0	0	0	0	0	0	0	0	0	0	0
2300	10	0	0	0	0	0	0	0	0	0	0	0	0	0	1	1	6	0	1	0	0	1	0	0	0	0	0	0	0
07-19	**747**	**0**	**0**	**1**	**8**	**1**	**0**	**6**	**2**	**15**	**12**	**37**	**53**	**77**	**109**	**120**	**128**	**69**	**50**	**37**	**13**	**4**	**3**	**1**	**1**	**0**	**0**	**0**	**0**
06-22	**856**	**0**	**0**	**1**	**8**	**1**	**0**	**8**	**4**	**19**	**15**	**41**	**58**	**82**	**129**	**138**	**139**	**83**	**61**	**43**	**14**	**6**	**4**	**1**	**1**	**0**	**0**	**0**	**0**
06-00	**872**	**0**	**0**	**1**	**8**	**1**	**0**	**8**	**4**	**19**	**15**	**42**	**59**	**82**	**131**	**142**	**145**	**83**	**62**	**43**	**14**	**7**	**4**	**1**	**1**	**0**	**0**	**0**	**0**
00-00	**882**	**0**	**0**	**1**	**8**	**1**	**0**	**8**	**4**	**20**	**15**	**43**	**59**	**83**	**133**	**142**	**146**	**85**	**62**	**45**	**14**	**7**	**4**	**1**	**1**	**0**	**0**	**0**	**0**

DRAFT

Site 27
Location No Road name, Att t/pole, Lat 53.69021, Long -6.76461
Direction South

3279 / Meath/Cavan/Monaghan ATC's
October 2013
Automatic Traffic Count

Thu, 10 October 2013

Time	Total	Speed Bins (km/h)																											
		0 - 5	5 - 10	10 - 15	15 - 20	20 - 25	25 - 30	30 - 35	35 - 40	40 - 45	45 - 50	50 - 55	55 - 60	60 - 65	65 - 70	70 - 75	75 - 80	80 - 85	85 - 90	90 - 95	95 - 100	100 - 105	105 - 110	110 - 115	115 - 120	120 - 125	125 - 130	130 - 135	135 - 140
0000	1	0	0	0	0	0	0	0	0	0	0	0	0	0	0	0	0	0	1	0	0	0	0	0	0	0	0	0	0
0100	1	0	0	0	0	0	0	0	0	0	0	0	0	0	0	0	0	0	1	0	0	0	0	0	0	0	0	0	0
0200	0	0	0	0	0	0	0	0	0	0	0	0	0	0	0	0	0	0	0	0	0	0	0	0	0	0	0	0	0
0300	1	0	0	0	1	0	0	0	0	0	0	0	0	0	0	0	0	0	0	0	0	0	0	0	0	0	0	0	0
0400	3	0	0	0	0	0	0	0	0	0	1	0	0	0	1	0	0	0	0	0	1	0	0	0	0	0	0	0	0
0500	6	0	0	0	0	0	0	0	0	0	0	0	0	0	2	0	0	0	2	1	0	0	0	1	0	0	0	0	0
0600	22	0	0	0	0	0	0	0	0	1	0	0	0	2	1	4	2	4	4	1	2	0	1	0	0	0	0	0	0
0700	58	0	0	0	0	0	1	0	2	0	1	0	1	2	9	7	8	9	7	5	2	2	2	0	0	0	0	0	0
0800	**147**	**0**	**0**	**0**	**0**	**0**	**0**	**0**	**0**	**0**	**2**	**1**	**7**	**12**	**24**	**30**	**29**	**25**	**11**	**0**	**5**	**1**	**0**	**0**	**0**	**0**	**0**	**0**	**0**
0900	77	0	0	0	0	0	1	1	1	0	2	0	1	3	11	15	19	13	5	2	1	0	2	0	0	0	0	0	0
1000	44	0	0	0	1	0	0	2	1	0	1	4	3	3	7	6	6	1	7	2	0	0	0	0	0	0	0	0	0
1100	42	0	0	0	0	1	1	0	0	1	0	1	1	5	10	8	5	3	3	3	0	0	0	0	0	0	0	0	0
1200	50	0	0	1	0	0	0	0	0	0	0	4	5	5	9	7	7	8	3	1	0	0	0	0	0	0	0	0	0
1300	46	0	0	0	0	0	1	0	0	1	1	0	2	7	3	13	7	5	3	1	2	0	0	0	0	0	0	0	0
1400	53	0	0	0	0	0	0	0	1	1	1	1	4	8	10	11	7	3	2	3	0	1	0	0	0	0	0	0	0
1500	**73**	**0**	**1**	**1**	**0**	**0**	**0**	**1**	**1**	**3**	**2**	**1**	**5**	**6**	**8**	**13**	**11**	**9**	**6**	**4**	**1**	**0**	**0**	**0**	**0**	**0**	**0**	**0**	**0**
1600	52	0	0	0	0	0	3	1	0	0	1	3	2	4	9	11	6	4	4	3	1	0	0	0	0	0	0	0	0
1700	48	0	0	0	1	0	0	0	1	1	2	0	2	4	9	14	6	5	3	0	0	0	0	0	0	0	0	0	0
1800	60	0	0	0	0	0	0	0	1	2	2	5	4	5	5	13	14	5	1	3	0	0	0	0	0	0	0	0	0
1900	52	0	0	0	0	0	0	2	0	0	1	5	0	9	6	10	9	6	4	0	0	0	0	0	0	0	0	0	0
2000	37	0	0	0	0	0	1	1	2	0	2	1	4	2	4	3	8	3	2	3	1	0	0	0	0	0	0	0	0
2100	26	0	0	0	0	0	0	0	0	0	2	0	2	3	3	2	5	4	4	0	0	0	1	0	0	0	0	0	0
2200	11	0	0	0	0	0	0	0	0	0	0	1	2	1	1	2	1	1	1	0	1	0	0	0	0	0	0	0	0
2300	6	0	0	0	0	0	0	0	0	0	0	0	1	1	2	0	1	0	1	0	0	0	0	0	0	0	0	0	0
07-19	**750**	**0**	**1**	**2**	**2**	**1**	**7**	**5**	**8**	**9**	**15**	**20**	**37**	**64**	**114**	**148**	**125**	**90**	**55**	**27**	**12**	**4**	**4**	**0**	**0**	**0**	**0**	**0**	**0**
06-22	**887**	**0**	**1**	**2**	**2**	**1**	**8**	**8**	**10**	**10**	**20**	**26**	**43**	**80**	**128**	**167**	**149**	**107**	**69**	**31**	**15**	**4**	**6**	**0**	**0**	**0**	**0**	**0**	**0**
06-00	**904**	**0**	**1**	**2**	**2**	**1**	**8**	**8**	**10**	**10**	**20**	**27**	**46**	**82**	**131**	**169**	**151**	**108**	**71**	**31**	**16**	**4**	**6**	**0**	**0**	**0**	**0**	**0**	**0**
00-00	**916**	**0**	**1**	**2**	**3**	**1**	**8**	**8**	**10**	**10**	**21**	**27**	**46**	**82**	**134**	**169**	**151**	**108**	**75**	**32**	**17**	**4**	**6**	**1**	**0**	**0**	**0**	**0**	**0**

DRAFT

Site 27
Location No Road name, Att t/pole, Lat 53.69021, Long -6.76461
Direction South

3279 / Meath/Cavan/Monaghan ATC's
October 2013
Automatic Traffic Count

Fri, 11 October 2013

Time	Total	Speed Bins (km/h)																											
		0 - 5	5 - 10	10 - 15	15 - 20	20 - 25	25 - 30	30 - 35	35 - 40	40 - 45	45 - 50	50 - 55	55 - 60	60 - 65	65 - 70	70 - 75	75 - 80	80 - 85	85 - 90	90 - 95	95 - 100	100 - 105	105 - 110	110 - 115	115 - 120	120 - 125	125 - 130	130 - 135	135 - 140
0000	3	0	0	0	0	0	0	0	0	0	0	0	0	0	2	0	1	0	0	0	0	0	0	0	0	0	0	0	0
0100	1	0	0	0	0	0	0	0	0	0	0	0	0	0	0	0	0	1	0	0	0	0	0	0	0	0	0	0	0
0200	1	0	0	0	0	0	0	0	0	0	0	0	0	0	0	0	0	1	0	0	0	0	0	0	0	0	0	0	0
0300	3	0	0	0	0	0	0	0	0	0	0	1	1	0	0	1	0	0	0	0	0	0	0	0	0	0	0	0	0
0400	2	0	0	0	0	0	0	0	0	0	0	0	0	1	0	0	1	0	0	0	0	0	0	0	0	0	0	0	0
0500	6	0	0	0	0	0	0	0	0	0	0	0	0	1	1	1	2	0	0	1	0	0	0	0	0	0	0	0	0
0600	22	0	0	0	0	0	0	0	0	0	0	0	0	2	2	2	6	3	2	3	2	0	0	0	0	0	0	0	0
0700	62	0	0	0	0	0	0	0	0	3	1	0	5	3	7	9	9	8	6	3	3	2	2	0	1	0	0	0	0
0800	**151**	**0**	**0**	**0**	**0**	**0**	**1**	**1**	**0**	**0**	**2**	**4**	**8**	**26**	**17**	**30**	**29**	**16**	**7**	**9**	**1**	**0**	**0**	**0**	**0**	**0**	**0**	**0**	**0**
0900	83	0	0	0	0	0	0	0	2	0	2	0	1	4	11	22	13	13	3	6	1	3	0	2	0	0	0	0	0
1000	55	0	0	0	0	0	0	1	4	0	4	5	3	5	8	9	8	4	0	3	1	0	0	0	0	0	0	0	0
1100	43	0	0	0	0	1	1	0	0	2	0	2	2	6	5	5	7	4	4	2	2	0	0	0	0	0	0	0	0
1200	54	0	0	0	0	0	0	0	2	1	0	5	7	6	7	10	5	4	3	3	0	1	0	0	0	0	0	0	0
1300	41	0	0	0	0	0	1	0	1	0	1	2	2	6	9	3	2	6	7	1	0	0	0	0	0	0	0	0	0
1400	64	0	0	0	0	0	1	0	2	1	1	2	5	8	10	11	8	7	6	1	1	0	0	0	0	0	0	0	0
1500	66	0	0	0	1	0	0	0	2	1	1	1	7	9	7	15	11	4	3	3	0	1	0	0	0	0	0	0	0
1600	**74**	**0**	**0**	**0**	**2**	**1**	**0**	**0**	**2**	**4**	**4**	**1**	**4**	**2**	**15**	**13**	**12**	**6**	**3**	**3**	**1**	**0**	**1**	**0**	**0**	**0**	**0**	**0**	**0**
1700	62	0	0	0	0	0	1	0	2	0	1	2	7	10	8	10	10	4	2	3	0	1	0	1	0	0	0	0	0
1800	61	0	0	0	0	6	1	0	2	0	3	2	4	7	3	10	6	6	6	2	3	0	0	0	0	0	0	0	0
1900	49	0	0	0	0	0	0	0	1	1	0	4	4	6	8	10	3	4	4	3	1	0	0	0	0	0	0	0	0
2000	15	0	0	0	0	0	0	0	0	0	0	1	3	2	1	2	2	1	2	0	0	0	0	1	0	0	0	0	0
2100	16	0	0	2	0	0	0	0	0	0	0	1	1	1	1	2	3	2	2	1	0	0	0	0	0	0	0	0	0
2200	14	0	0	0	0	0	0	0	0	0	1	1	1	2	1	1	2	1	2	2	0	0	0	0	0	0	0	0	0
2300	6	0	0	0	0	0	0	0	0	0	0	1	0	0	2	2	0	1	0	0	0	0	0	0	0	0	0	0	0
07-19	**816**	**0**	**0**	**0**	**3**	**8**	**6**	**2**	**19**	**12**	**20**	**26**	**55**	**92**	**107**	**147**	**120**	**82**	**50**	**39**	**13**	**8**	**3**	**3**	**1**	**0**	**0**	**0**	**0**
06-22	**918**	**0**	**0**	**2**	**3**	**8**	**6**	**2**	**20**	**13**	**20**	**32**	**63**	**103**	**119**	**163**	**134**	**92**	**60**	**46**	**16**	**8**	**3**	**4**	**1**	**0**	**0**	**0**	**0**
06-00	**938**	**0**	**0**	**2**	**3**	**8**	**6**	**2**	**20**	**13**	**21**	**34**	**64**	**105**	**122**	**166**	**136**	**94**	**62**	**48**	**16**	**8**	**3**	**4**	**1**	**0**	**0**	**0**	**0**
00-00	**954**	**0**	**0**	**2**	**3**	**8**	**6**	**2**	**20**	**13**	**21**	**35**	**65**	**107**	**125**	**168**	**140**	**96**	**62**	**49**	**16**	**8**	**3**	**4**	**1**	**0**	**0**	**0**	**0**

DRAFT

Site 27
Location No Road name, Att t/pole, Lat 53.69021, Long -6.76461
Direction South

3279 / Meath/Cavan/Monaghan ATC's
October 2013
Automatic Traffic Count

Sat, 12 October 2013

Time	Total	Speed Bins (km/h)																												
		0 - 5	5 - 10	10 - 15	15 - 20	20 - 25	25 - 30	30 - 35	35 - 40	40 - 45	45 - 50	50 - 55	55 - 60	60 - 65	65 - 70	70 - 75	75 - 80	80 - 85	85 - 90	90 - 95	95 - 100	100 - 105	105 - 110	110 - 115	115 - 120	120 - 125	125 - 130	130 - 135	135 - 140
0000	5	0	0	0	0	0	0	0	0	0	0	0	0	2	0	1	0	2	0	0	0	0	0	0	0	0	0	0	0	0
0100	6	0	0	0	0	0	0	0	1	0	0	0	1	1	0	2	0	0	0	1	0	0	0	0	0	0	0	0	0	0
0200	5	0	0	0	0	0	0	0	0	0	0	0	0	1	1	0	0	2	0	0	0	0	0	0	0	0	0	1	0	0
0300	1	0	0	0	0	0	0	0	0	1	0	0	0	0	0	0	0	0	0	0	0	0	0	0	0	0	0	0	0	0
0400	2	0	0	0	0	0	0	0	0	0	0	0	0	0	1	0	0	1	0	0	0	0	0	0	0	0	0	0	0	0
0500	5	0	0	0	0	0	0	0	0	0	0	0	1	0	0	0	1	1	1	1	0	0	0	0	0	0	0	0	0	0
0600	7	0	0	0	0	0	0	0	0	0	0	1	0	0	0	1	2	0	0	0	2	1	0	0	0	0	0	0	0	0
0700	12	0	0	0	0	0	0	0	0	0	0	0	0	1	1	1	0	2	1	2	3	0	0	1	0	0	0	0	0	0
0800	41	0	0	0	0	0	0	0	0	0	0	1	1	1	4	4	7	6	6	8	1	1	1	0	0	0	0	0	0	0
0900	49	0	0	0	0	1	1	0	0	0	1	1	1	4	2	4	12	7	7	6	1	1	0	0	0	0	0	0	0	0
1000	**64**	**0**	**0**	**0**	**0**	**0**	**0**	**0**	**0**	**2**	**4**	**3**	**4**	**5**	**13**	**10**	**7**	**2**	**5**	**6**	**1**	**2**	**0**	**0**	**0**	**0**	**0**	**0**	**0**	**0**
1100	58	0	0	0	0	0	0	0	1	1	0	1	2	6	9	15	9	6	3	3	1	0	0	0	1	0	0	0	0	0
1200	53	0	0	0	3	0	0	1	0	2	1	3	4	3	7	8	9	3	5	2	1	1	0	0	0	0	0	0	0	0
1300	55	0	0	0	1	1	1	0	1	3	0	0	5	6	6	12	9	5	0	3	1	1	0	0	0	0	0	0	0	0
1400	66	0	0	0	0	0	1	1	0	2	0	3	4	6	10	14	10	10	4	1	0	0	0	0	0	0	0	0	0	0
1500	**69**	**0**	**0**	**0**	**0**	**0**	**0**	**1**	**0**	**2**	**1**	**7**	**4**	**8**	**8**	**16**	**15**	**2**	**2**	**1**	**1**	**1**	**0**	**0**	**0**	**0**	**0**	**0**	**0**	**0**
1600	48	0	0	0	0	0	1	0	0	1	0	0	3	9	10	8	3	5	6	1	1	0	0	0	0	0	0	0	0	0
1700	56	0	0	0	0	0	1	0	3	1	2	2	4	8	8	6	5	6	8	1	1	0	0	0	0	0	0	0	0	0
1800	41	0	0	0	0	0	0	1	0	0	4	1	6	8	9	5	2	1	1	1	1	0	1	0	0	0	0	0	0	0
1900	39	0	0	0	1	0	0	1	1	0	0	1	5	4	5	5	8	4	4	0	0	0	0	0	0	0	0	0	0	0
2000	24	0	0	0	0	0	0	0	0	0	1	1	2	1	4	4	6	3	0	2	0	0	0	0	0	0	0	0	0	0
2100	14	0	0	0	0	0	0	0	0	0	1	0	0	2	4	2	0	3	2	0	0	0	0	0	0	0	0	0	0	0
2200	11	0	1	0	0	0	0	0	0	0	0	0	3	0	1	3	2	0	0	1	0	0	0	0	0	0	0	0	0	0
2300	7	0	0	0	0	0	0	0	0	0	0	0	2	1	1	0	1	1	0	0	1	0	0	0	0	0	0	0	0	0
07-19	**612**	**0**	**0**	**0**	**4**	**2**	**5**	**4**	**5**	**14**	**13**	**22**	**38**	**65**	**87**	**103**	**88**	**55**	**48**	**35**	**13**	**7**	**2**	**1**	**1**	**0**	**0**	**0**	**0**	**0**
06-22	**696**	**0**	**0**	**0**	**5**	**2**	**5**	**5**	**6**	**14**	**15**	**25**	**45**	**72**	**100**	**115**	**104**	**65**	**54**	**37**	**15**	**8**	**2**	**1**	**1**	**0**	**0**	**0**	**0**	**0**
06-00	**714**	**0**	**1**	**0**	**5**	**2**	**5**	**5**	**6**	**14**	**15**	**25**	**50**	**73**	**102**	**118**	**107**	**66**	**54**	**38**	**16**	**8**	**2**	**1**	**1**	**0**	**0**	**0**	**0**	**0**
00-00	**738**	**0**	**1**	**0**	**5**	**2**	**5**	**5**	**7**	**15**	**15**	**25**	**52**	**77**	**104**	**121**	**108**	**72**	**55**	**40**	**16**	**8**	**2**	**1**	**1**	**0**	**1**	**0**	**0**	**0**

DRAFT

Site 27
Location No Road name, Att t/pole, Lat 53.69021, Long -6.76461
Direction South

3279 / Meath/Cavan/Monaghan ATC's
October 2013
Automatic Traffic Count

Sun, 13 October 2013

Time	Total	Speed Bins (km/h)																												
		0 - 5	5 - 10	10 - 15	15 - 20	20 - 25	25 - 30	30 - 35	35 - 40	40 - 45	45 - 50	50 - 55	55 - 60	60 - 65	65 - 70	70 - 75	75 - 80	80 - 85	85 - 90	90 - 95	95 - 100	100 - 105	105 - 110	110 - 115	115 - 120	120 - 125	125 - 130	130 - 135	135 - 140
0000	8	0	0	0	0	0	0	0	0	0	0	1	1	1	0	3	1	0	0	1	0	0	0	0	0	0	0	0	0	0
0100	9	0	0	0	0	0	0	0	0	0	0	0	0	1	3	0	1	3	1	0	0	0	0	0	0	0	0	0	0	0
0200	5	0	0	0	0	0	0	0	0	0	0	0	1	1	1	0	0	1	0	1	0	0	0	0	0	0	0	0	0	0
0300	3	0	0	0	0	0	0	0	0	0	0	0	0	1	0	1	0	0	1	0	0	0	0	0	0	0	0	0	0	0
0400	6	0	0	0	0	0	0	0	0	0	0	0	0	0	2	1	2	0	1	0	0	0	0	0	0	0	0	0	0	0
0500	3	0	0	0	0	0	0	0	0	0	1	1	0	0	0	0	1	0	0	0	0	0	0	0	0	0	0	0	0	0
0600	4	0	0	0	0	0	0	0	0	0	0	0	0	0	0	0	1	1	0	1	0	1	0	0	0	0	0	0	0	0
0700	10	0	0	0	0	0	0	0	0	0	0	1	0	2	0	1	1	1	1	0	2	0	1	0	0	0	0	0	0	0
0800	10	0	0	0	0	0	0	0	0	0	1	0	0	0	0	3	2	2	0	1	0	1	0	0	0	0	0	0	0	0
0900	7	0	0	0	0	0	0	0	0	0	0	0	0	0	2	2	2	1	0	0	0	0	0	0	0	0	0	0	0	0
1000	**49**	**0**	**0**	**0**	**0**	**1**	**2**	**2**	**0**	**0**	**0**	**1**	**4**	**7**	**9**	**2**	**4**	**9**	**4**	**1**	**1**	**1**	**0**	**0**	**1**	**0**	**0**	**0**	**0**	**0**
1100	**49**	**0**	**0**	**0**	**0**	**1**	**1**	**0**	**0**	**2**	**2**	**0**	**2**	**5**	**13**	**8**	**7**	**6**	**1**	**0**	**1**	**0**	**0**	**0**	**0**	**0**	**0**	**0**	**0**	**0**
1200	63	0	0	0	0	0	0	0	0	1	0	1	3	6	4	16	14	8	4	5	1	0	0	0	0	0	0	0	0	0
1300	**85**	**0**	**0**	**0**	**0**	**2**	**0**	**0**	**1**	**1**	**1**	**3**	**8**	**7**	**17**	**7**	**12**	**9**	**9**	**2**	**3**	**2**	**1**	**0**	**0**	**0**	**0**	**0**	**0**	**0**
1400	40	0	0	0	0	0	1	1	0	0	1	5	1	5	6	10	3	2	1	3	1	0	0	0	0	0	0	0	0	0
1500	43	0	0	0	0	0	0	0	0	0	3	3	8	5	9	5	5	1	2	1	1	0	0	0	0	0	0	0	0	0
1600	33	0	0	0	0	0	1	1	0	0	0	0	4	1	7	5	5	3	2	1	0	2	1	0	0	0	0	0	0	0
1700	38	0	0	0	0	0	0	0	2	0	1	0	5	0	8	6	9	4	3	0	0	0	0	0	0	0	0	0	0	0
1800	43	0	0	0	0	0	0	2	2	1	1	1	5	6	6	8	5	3	2	0	1	0	0	0	0	0	0	0	0	0
1900	29	0	0	0	0	0	0	0	0	1	2	1	4	2	3	5	4	4	2	1	0	0	0	0	0	0	0	0	0	0
2000	18	0	0	0	0	0	0	0	0	0	0	1	2	3	3	1	2	4	1	0	1	0	0	0	0	0	0	0	0	0
2100	16	0	0	0	0	0	0	0	0	1	0	0	0	1	2	4	3	4	0	0	1	0	0	0	0	0	0	0	0	0
2200	18	0	0	0	0	0	0	0	0	0	1	1	1	2	4	2	2	2	1	0	1	1	0	0	0	0	0	0	0	0
2300	4	0	0	0	0	0	0	0	0	0	0	1	0	1	0	0	1	0	1	0	0	0	0	0	0	0	0	0	0	0
07-19	**470**	**0**	**0**	**0**	**0**	**4**	**5**	**6**	**5**	**5**	**10**	**15**	**40**	**44**	**81**	**73**	**69**	**49**	**29**	**14**	**11**	**6**	**3**	**0**	**1**	**0**	**0**	**0**	**0**	**0**
06-22	**537**	**0**	**0**	**0**	**0**	**4**	**5**	**6**	**5**	**7**	**12**	**17**	**46**	**50**	**89**	**83**	**79**	**62**	**32**	**16**	**13**	**7**	**3**	**0**	**1**	**0**	**0**	**0**	**0**	**0**
06-00	**559**	**0**	**0**	**0**	**0**	**4**	**5**	**6**	**5**	**7**	**13**	**19**	**47**	**53**	**93**	**85**	**82**	**64**	**34**	**16**	**14**	**8**	**3**	**0**	**1**	**0**	**0**	**0**	**0**	**0**
00-00	**593**	**0**	**0**	**0**	**0**	**4**	**5**	**6**	**5**	**7**	**14**	**21**	**49**	**57**	**99**	**90**	**87**	**68**	**37**	**18**	**14**	**8**	**3**	**0**	**1**	**0**	**0**	**0**	**0**	**0**

DRAFT

Site 27
Location No Road name, Att t/pole, Lat 53.69021, Long -6.76461
Direction South

3279 / Meath/Cavan/Monaghan ATC's
October 2013
Automatic Traffic Count

Virtual Day (7)

Time	Total	Speed Bins (km/h)																											
		0 - 5	5 - 10	10 - 15	15 - 20	20 - 25	25 - 30	30 - 35	35 - 40	40 - 45	45 - 50	50 - 55	55 - 60	60 - 65	65 - 70	70 - 75	75 - 80	80 - 85	85 - 90	90 - 95	95 - 100	100 - 105	105 - 110	110 - 115	115 - 120	120 - 125	125 - 130	130 - 135	135 - 140
0000	3	0	0	0	0	0	0	0	0	0	0	0	0	0	0	1	0	0	0	0	0	0	0	0	0	0	0	0	0
0100	3	0	0	0	0	0	0	0	0	0	0	0	0	0	1	0	0	1	0	0	0	0	0	0	0	0	0	0	0
0200	2	0	0	0	0	0	0	0	0	0	0	0	0	0	0	0	0	1	0	0	0	0	0	0	0	0	0	0	0
0300	2	0	0	0	0	0	0	0	0	0	0	0	0	0	0	0	0	0	0	0	0	0	0	0	0	0	0	0	0
0400	3	0	0	0	0	0	0	0	0	0	0	0	0	0	1	0	1	0	0	0	0	0	0	0	0	0	0	0	0
0500	4	0	0	0	0	0	0	0	0	0	0	0	0	1	1	0	1	0	1	1	0	0	0	0	0	0	0	0	0
0600	17	0	0	0	0	0	0	0	0	0	0	0	0	1	2	2	4	3	1	1	1	1	0	0	0	0	0	0	0
0700	46	0	0	0	0	0	0	0	0	0	0	1	2	4	5	7	7	6	6	3	2	1	1	0	0	0	0	0	0
0800	**115**	**0**	**0**	**0**	**0**	**0**	**0**	**0**	**0**	**1**	**1**	**2**	**6**	**12**	**17**	**21**	**23**	**13**	**10**	**5**	**2**	**1**	**0**	**0**	**0**	**0**	**0**	**0**	**0**
0900	62	0	0	0	0	0	0	0	1	0	1	1	1	5	10	13	12	8	4	4	1	1	0	0	0	0	0	0	0
1000	50	0	0	0	0	0	0	1	1	1	2	3	4	5	8	7	7	4	3	2	1	1	0	0	0	0	0	0	0
1100	46	0	0	0	0	1	0	0	0	1	1	2	3	5	9	8	7	4	2	2	1	0	0	0	0	0	0	0	0
1200	51	0	0	0	1	0	0	0	0	1	1	3	4	6	6	10	8	5	3	3	0	0	0	0	0	0	0	0	0
1300	52	0	0	0	1	1	1	0	0	1	1	1	5	6	7	9	6	6	4	2	1	0	0	0	0	0	0	0	0
1400	53	0	0	0	0	0	0	0	0	1	1	2	4	6	8	11	8	5	3	2	1	0	0	0	0	0	0	0	0
1500	**58**	**0**	**0**	**0**	**0**	**0**	**0**	**0**	**1**	**1**	**2**	**4**	**5**	**6**	**8**	**10**	**10**	**3**	**3**	**2**	**1**	**0**	**0**	**0**	**0**	**0**	**0**	**0**	**0**
1600	50	0	0	0	0	0	1	0	0	1	1	2	4	5	9	9	6	5	3	2	1	0	0	0	0	0	0	0	0
1700	54	0	0	0	1	0	0	0	1	1	1	2	4	7	7	10	8	6	4	2	1	1	0	0	0	0	0	0	0
1800	54	0	0	0	0	1	0	1	1	1	2	3	5	7	8	8	8	4	3	2	1	0	0	0	0	0	0	0	0
1900	45	0	0	0	0	0	0	1	1	1	1	3	3	5	7	9	6	4	3	1	0	0	0	0	0	0	0	0	0
2000	24	0	0	0	0	0	0	0	0	0	1	1	3	2	3	3	4	2	2	1	1	0	0	0	0	0	0	0	0
2100	17	0	0	0	0	0	0	0	0	0	1	0	1	2	2	3	3	3	2	0	0	0	0	0	0	0	0	0	0
2200	10	0	0	0	0	0	0	0	0	0	0	1	1	1	1	2	1	1	1	1	0	0	0	0	0	0	0	0	0
2300	7	0	0	0	0	0	0	0	0	0	0	0	0	0	1	1	1	1	1	0	0	0	0	0	0	0	0	0	0
07-19	**692**	**0**	**0**	**0**	**3**	**2**	**4**	**4**	**6**	**10**	**13**	**24**	**46**	**74**	**103**	**122**	**110**	**69**	**48**	**31**	**12**	**5**	**2**	**1**	**1**	**0**	**0**	**0**	**0**
06-22	**795**	**0**	**0**	**1**	**3**	**2**	**4**	**5**	**8**	**11**	**16**	**29**	**53**	**84**	**118**	**138**	**126**	**80**	**55**	**35**	**15**	**6**	**3**	**1**	**1**	**0**	**0**	**0**	**0**
06-00	**813**	**0**	**0**	**1**	**3**	**2**	**4**	**5**	**8**	**11**	**16**	**30**	**55**	**85**	**121**	**141**	**129**	**82**	**57**	**36**	**15**	**7**	**3**	**1**	**1**	**0**	**0**	**0**	**0**
00-00	**829**	**0**	**0**	**1**	**3**	**2**	**4**	**5**	**8**	**12**	**16**	**31**	**56**	**87**	**123**	**143**	**131**	**84**	**58**	**37**	**16**	**7**	**3**	**1**	**1**	**0**	**0**	**0**	**0**

DRAFT

Site 27
Location No Road name, Att t/pole, Lat 53.69021, Long -6.76461
Direction South

3279 / Meath/Cavan/Monaghan ATC's
October 2013
Automatic Traffic Count

Virtual Week (1)

Time	Total	Speed Bins (km/h)																											
		0 - 5	5 - 10	10 - 15	15 - 20	20 - 25	25 - 30	30 - 35	35 - 40	40 - 45	45 - 50	50 - 55	55 - 60	60 - 65	65 - 70	70 - 75	75 - 80	80 - 85	85 - 90	90 - 95	95 - 100	100 - 105	105 - 110	110 - 115	115 - 120	120 - 125	125 - 130	130 - 135	135 - 140
Mon	832	0	0	0	1	1	1	2	5	9	18	30	60	84	139	145	139	76	65	30	17	6	2	0	1	0	1	0	0
Tue	888	0	0	0	3	0	1	4	4	9	11	33	61	119	130	166	145	84	49	44	15	7	2	0	1	0	0	0	0
Wed	882	0	0	1	8	1	0	8	4	20	15	43	59	83	133	142	146	85	62	45	14	7	4	1	1	0	0	0	0
Thu	916	0	1	2	3	1	8	8	10	10	21	27	46	82	134	169	151	108	75	32	17	4	6	1	0	0	0	0	0
Fri	954	0	0	2	3	8	6	2	20	13	21	35	65	107	125	168	140	96	62	49	16	8	3	4	1	0	0	0	0
|Sat	738	0	1	0	5	2	5	5	7	15	15	25	52	77	104	121	108	72	55	40	16	8	2	1	1	0	1	0	0
|Sun	593	0	0	0	0	4	5	6	5	7	14	21	49	57	99	90	87	68	37	18	14	8	3	0	1	0	0	0	0
5 Day Ave.	**894**	**0**	**0**	**1**	**4**	**2**	**3**	**5**	**9**	**12**	**17**	**34**	**58**	**95**	**132**	**158**	**144**	**90**	**63**	**40**	**16**	**6**	**3**	**1**	**1**	**0**	**0**	**0**	**0**
7 Day Ave.	**829**	**0**	**0**	**1**	**3**	**2**	**4**	**5**	**8**	**12**	**16**	**31**	**56**	**87**	**123**	**143**	**131**	**84**	**58**	**37**	**16**	**7**	**3**	**1**	**1**	**0**	**0**	**0**	**0**
--	**5803**	**0**	**2**	**5**	**23**	**17**	**26**	**35**	**55**	**83**	**115**	**214**	**392**	**609**	**864**	**1001**	**916**	**589**	**405**	**258**	**109**	**48**	**22**	**7**	**6**	**0**	**2**	**0**	**0**

Summary Graphs

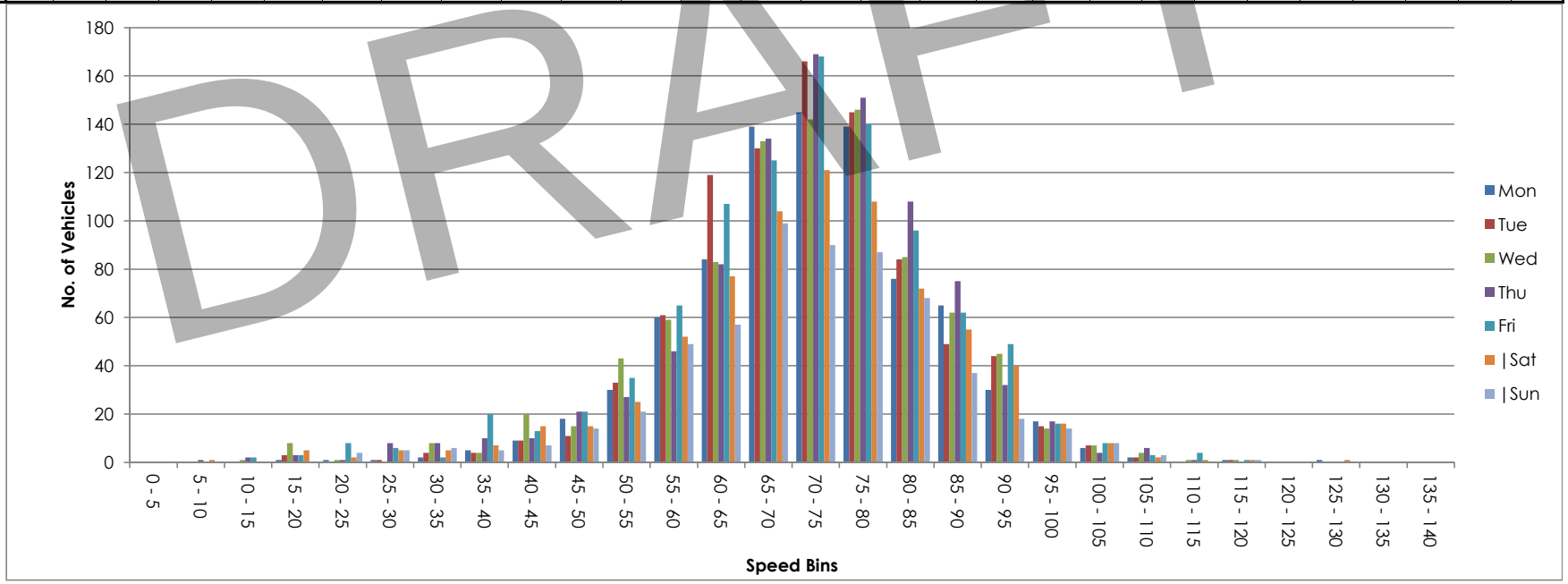

DRAFT

Nationwide Data Collection
for
Tobin Consulting Engineers

Site 27
Location No Road name, Att t/pole, Lat 53.69021, Long -6.76461
Direction Two way

3279 / Meath/Cavan/Monaghan ATC's
October 2013
Automatic Traffic Count

Mon, 7 October 2013

Time	Total	Classification												>PSL	>PSL%	>SL1	>SL1%	>SL2	>SL2%	Mean	Vpp
		1 MCL	2 SV	3 SVT	4 TB2	5 TB3	6 T4	7 ART3	8 ART4	9 ART5	10 ART6	11 BD	12 DRT	80	80	85 +5kph	85 +5kph	90 +10kph	90 +10kph		85
0000	6	0	6	0	0	0	0	0	0	0	0	0	0	2	33.3	2	33.3	2	33.3	76.9	-
0100	2	0	2	0	0	0	0	0	0	0	0	0	0	0	0	0	0	0	0	61.6	-
0200	2	0	2	0	0	0	0	0	0	0	0	0	0	0	0	0	0	0	0	70.8	-
0300	2	0	2	0	0	0	0	0	0	0	0	0	0	1	50	0	0	0	0	69.8	-
0400	3	0	2	0	1	0	0	0	0	0	0	0	0	1	33.3	1	33.3	1	33.3	64	-
0500	7	0	5	0	2	0	0	0	0	0	0	0	0	2	28.6	1	14.3	0	0	72.8	-
0600	28	0	27	0	1	0	0	0	0	0	0	0	0	8	28.6	3	10.7	3	10.7	75.5	82.4
0700	81	0	69	0	12	0	0	0	0	0	0	0	0	20	24.7	11	13.6	4	4.9	73.6	81.7
0800	**174**	**1**	**157**	**3**	**11**	**1**	**1**	**0**	**0**	**0**	**0**	**0**	**0**	**53**	**30.5**	**31**	**17.8**	**11**	**6.3**	**74.4**	**86**
0900	121	0	115	1	4	0	1	0	0	0	0	0	0	27	22.3	17	14	8	6.6	72.7	83.5
1000	75	0	65	1	7	0	1	0	1	0	0	0	0	13	17.3	8	10.7	4	5.3	69.4	82.8
1100	72	1	57	2	10	0	2	0	0	0	0	0	0	10	13.9	6	8.3	2	2.8	66.7	77
1200	82	0	73	3	4	0	1	0	1	0	0	0	0	20	24.4	11	13.4	3	3.7	71.1	84.2
1300	91	3	78	2	7	0	1	0	0	0	0	0	0	10	11	3	3.3	1	1.1	67.9	78.8
1400	79	0	70	0	9	0	0	0	0	0	0	0	0	18	22.8	10	12.7	7	8.9	71.6	82.1
1500	122	1	102	4	12	1	0	0	0	1	1	0	0	17	13.9	12	9.8	4	3.3	67.1	78.8
1600	129	2	111	0	11	1	1	0	3	0	0	0	0	21	16.3	14	10.9	7	5.4	68.3	81
1700	**157**	**1**	**137**	**6**	**11**	**2**	**0**	**0**	**0**	**0**	**0**	**0**	**0**	**35**	**22.3**	**17**	**10.8**	**10**	**6.4**	**70.9**	**82.8**
1800	125	2	106	3	11	2	0	0	1	0	0	0	0	21	16.8	11	8.8	2	1.6	68.1	82.4
1900	93	0	89	1	2	1	0	0	0	0	0	0	0	11	11.8	5	5.4	4	4.3	67	79.2
2000	48	0	45	0	3	0	0	0	0	0	0	0	0	8	16.7	5	10.4	1	2.1	66.8	82.8
2100	30	0	29	0	1	0	0	0	0	0	0	0	0	3	10	2	6.7	1	3.3	67.5	77.4
2200	17	0	16	0	1	0	0	0	0	0	0	0	0	3	17.6	3	17.6	1	5.9	71.2	78.8
2300	21	0	18	0	3	0	0	0	0	0	0	0	0	7	33.3	4	19	2	9.5	75.2	87.5
07-19	**1308**	**11**	**1140**	**25**	**109**	**7**	**8**	**0**	**6**	**1**	**1**	**0**	**0**	**265**	**20.3**	**151**	**11.5**	**63**	**4.8**	**70.4**	**82.8**
06-22	**1507**	**11**	**1330**	**26**	**116**	**8**	**8**	**0**	**6**	**1**	**1**	**0**	**0**	**295**	**19.6**	**166**	**11**	**72**	**4.8**	**70.1**	**82.4**
06-00	**1545**	**11**	**1364**	**26**	**120**	**8**	**8**	**0**	**6**	**1**	**1**	**0**	**0**	**305**	**19.7**	**173**	**11.2**	**75**	**4.9**	**70.1**	**82.4**
00-00	**1567**	**11**	**1383**	**26**	**123**	**8**	**8**	**0**	**6**	**1**	**1**	**0**	**0**	**311**	**19.8**	**177**	**11.3**	**78**	**5**	**70.2**	**82.4**

DRAFT

Site 27
Location No Road name, Att t/pole, Lat 53.69021, Long -6.76461
Direction Two way

3279 / Meath/Cavan/Monaghan ATC's
October 2013
Automatic Traffic Count

Tue, 8 October 2013

Time	Total	Classification												>PSL	>PSL%	>SL1	>SL1%	>SL2	>SL2%	Mean	Vpp
		1 MCL	2 SV	3 SVT	4 TB2	5 TB3	6 T4	7 ART3	8 ART4	9 ART5	10 ART6	11 BD	12 DRT	80	80	85 +5kph	85 +5kph	90 +10kph	90 +10kph		85
0000	4	1	3	0	0	0	0	0	0	0	0	0	0	0	0	0	0	0	0	59.3	-
0100	2	0	2	0	0	0	0	0	0	0	0	0	0	0	0	0	0	0	0	66.8	-
0200	0	0	0	0	0	0	0	0	0	0	0	0	0	0	0	0	0	0	0	-	-
0300	1	0	0	0	1	0	0	0	0	0	0	0	0	0	0	0	0	0	0	44.1	-
0400	2	0	2	0	0	0	0	0	0	0	0	0	0	0	0	0	0	0	0	67.8	-
0500	3	0	2	0	1	0	0	0	0	0	0	0	0	0	0	0	0	0	0	64.7	-
0600	28	0	27	0	0	0	0	0	1	0	0	0	0	11	39.3	7	25	6	21.4	79	92.2
0700	83	0	69	1	12	0	0	0	0	1	0	0	0	29	34.9	17	20.5	9	10.8	74.8	87.1
0800	**217**	**1**	**195**	**3**	**16**	**1**	**0**	**0**	**0**	**0**	**1**	**0**	**0**	**41**	**18.9**	**25**	**11.5**	**10**	**4.6**	**71.8**	**82.8**
0900	113	1	95	4	10	0	0	0	2	0	1	0	0	25	22.1	13	11.5	9	8	72.7	83.2
1000	83	0	72	5	4	1	0	0	0	1	0	0	0	9	10.8	5	6	1	1.2	66.9	78.5
1100	84	2	65	3	10	0	1	0	3	0	0	0	0	12	14.3	7	8.3	5	6	67.7	79.2
1200	88	0	78	1	7	0	0	0	2	0	0	0	0	9	10.2	3	3.4	2	2.3	66.9	77.8
1300	99	0	87	4	6	1	0	0	1	0	0	0	0	21	21.2	11	11.1	7	7.1	69.5	82.1
1400	100	0	88	0	9	0	1	0	0	2	0	0	0	13	13	7	7	7	7	70.2	79.2
1500	93	1	78	4	6	0	0	1	0	3	0	0	0	15	16.1	8	8.6	5	5.4	66.3	79.9
1600	125	0	107	3	12	0	3	0	0	0	0	0	0	21	16.8	10	8	5	4	69	80.6
1700	135	2	121	3	8	1	0	0	0	0	0	0	0	32	23.7	17	12.6	10	7.4	70.9	83.5
1800	**136**	**1**	**121**	**5**	**8**	**0**	**0**	**0**	**1**	**0**	**0**	**0**	**0**	**16**	**11.8**	**9**	**6.6**	**6**	**4.4**	**67.9**	**79.2**
1900	100	1	95	2	2	0	0	0	0	0	0	0	0	10	10	3	3	3	3	67.5	77
2000	71	0	63	0	7	0	0	1	0	0	0	0	0	14	19.7	8	11.3	4	5.6	71.1	82.8
2100	39	0	38	1	0	0	0	0	0	0	0	0	0	5	12.8	1	2.6	0	0	69.7	78.8
2200	30	0	28	0	1	0	0	0	1	0	0	0	0	8	26.7	6	20	3	10	70.6	86.4
2300	20	0	18	0	2	0	0	0	0	0	0	0	0	11	55	6	30	5	25	79.3	93.2
07-19	**1356**	**8**	**1176**	**36**	**108**	**4**	**5**	**1**	**9**	**7**	**2**	**0**	**0**	**243**	**17.9**	**132**	**9.7**	**76**	**5.6**	**69.8**	**81.4**
06-22	**1594**	**9**	**1399**	**39**	**117**	**4**	**5**	**2**	**10**	**7**	**2**	**0**	**0**	**283**	**17.8**	**151**	**9.5**	**89**	**5.6**	**69.9**	**81.4**
06-00	**1644**	**9**	**1445**	**39**	**120**	**4**	**5**	**2**	**11**	**7**	**2**	**0**	**0**	**302**	**18.4**	**163**	**9.9**	**97**	**5.9**	**70**	**81.7**
00-00	**1656**	**10**	**1454**	**39**	**122**	**4**	**5**	**2**	**11**	**7**	**2**	**0**	**0**	**302**	**18.2**	**163**	**9.8**	**97**	**5.9**	**69.9**	**81.7**

DRAFT

Site 27
Location No Road name, Att t/pole, Lat 53.69021, Long -6.76461
Direction Two way

3279 / Meath/Cavan/Monaghan ATC's
October 2013
Automatic Traffic Count

Wed, 9 October 2013

Time	Total	Classification												>PSL	>PSL%	>SL1	>SL1%	>SL2	>SL2%	Mean	Vpp
		1 MCL	2 SV	3 SVT	4 TB2	5 TB3	6 T4	7 ART3	8 ART4	9 ART5	10 ART6	11 BD	12 DRT	80	80	85 +5kph	85 +5kph	90 +10kph	90 +10kph		85
0000	6	1	4	0	1	0	0	0	0	0	0	0	0	0	0	0	0	0	0	63.3	-
0100	1	0	1	0	0	0	0	0	0	0	0	0	0	1	100	0	0	0	0	81.4	-
0200	2	0	2	0	0	0	0	0	0	0	0	0	0	0	0	0	0	0	0	70.3	-
0300	0	0	0	0	0	0	0	0	0	0	0	0	0	0	0	0	0	0	0	-	-
0400	4	0	3	0	1	0	0	0	0	0	0	0	0	2	50	1	25	1	25	67.6	-
0500	5	0	3	1	1	0	0	0	0	0	0	0	0	2	40	1	20	1	20	74.2	-
0600	29	0	26	0	3	0	0	0	0	0	0	0	0	13	44.8	7	24.1	5	17.2	79.5	90.7
0700	93	0	75	1	15	1	0	0	0	1	0	0	0	25	26.9	17	18.3	7	7.5	73	87.5
0800	**204**	**1**	**178**	**2**	**22**	**1**	**0**	**0**	**0**	**0**	**0**	**0**	**0**	**46**	**22.5**	**27**	**13.2**	**13**	**6.4**	**71.6**	**84.2**
0900	103	1	86	4	11	0	0	0	1	0	0	0	0	21	20.4	9	8.7	4	3.9	71	81
1000	75	2	60	4	7	1	1	0	0	0	0	0	0	12	16	7	9.3	2	2.7	66.8	79.9
1100	76	1	60	4	10	1	0	0	0	0	0	0	0	8	10.5	5	6.6	2	2.6	66.5	77.4
1200	103	5	85	3	9	0	0	0	1	0	0	0	0	20	19.4	11	10.7	7	6.8	68.8	82.1
1300	100	1	85	3	10	0	1	0	0	0	0	0	0	23	23	15	15	8	8	68.1	83.2
1400	102	1	90	5	6	0	0	0	0	0	0	0	0	24	23.5	13	12.7	5	4.9	69.5	81.7
1500	96	0	77	3	13	2	1	0	0	0	0	0	0	10	10.4	5	5.2	4	4.2	66.1	78.1
1600	132	0	103	6	15	4	1	0	0	2	1	0	0	18	13.6	7	5.3	2	1.5	66.5	79.2
1700	**150**	**0**	**134**	**4**	**12**	**0**	**0**	**0**	**0**	**0**	**0**	**0**	**0**	**38**	**25.3**	**17**	**11.3**	**10**	**6.7**	**70.6**	**82.1**
1800	131	0	121	2	5	0	1	0	0	2	0	0	0	29	22.1	17	13	10	7.6	71.1	83.9
1900	94	0	87	1	4	0	0	0	1	1	0	0	0	16	17	9	9.6	5	5.3	68.2	81.4
2000	57	0	53	0	3	0	0	0	0	1	0	0	0	13	22.8	9	15.8	4	7	69.1	84.2
2100	43	0	38	1	4	0	0	0	0	0	0	0	0	16	37.2	9	20.9	5	11.6	74.6	86
2200	22	0	19	0	2	0	0	0	1	0	0	0	0	6	27.3	3	13.6	1	4.5	69.9	83.9
2300	25	0	20	0	5	0	0	0	0	0	0	0	0	3	12	2	8	1	4	72.3	78.1
07-19	**1365**	**12**	**1154**	**41**	**135**	**10**	**5**	**0**	**2**	**5**	**1**	**0**	**0**	**274**	**20.1**	**150**	**11**	**74**	**5.4**	**69.4**	**81.7**
06-22	**1588**	**12**	**1358**	**43**	**149**	**10**	**5**	**0**	**3**	**7**	**1**	**0**	**0**	**332**	**20.9**	**184**	**11.6**	**93**	**5.9**	**69.7**	**82.4**
06-00	**1635**	**12**	**1397**	**43**	**156**	**10**	**5**	**0**	**4**	**7**	**1**	**0**	**0**	**341**	**20.9**	**189**	**11.6**	**95**	**5.8**	**69.7**	**82.4**
00-00	**1653**	**13**	**1410**	**44**	**159**	**10**	**5**	**0**	**4**	**7**	**1**	**0**	**0**	**346**	**20.9**	**191**	**11.6**	**97**	**5.9**	**69.7**	**82.4**

DRAFT

Site 27
Location No Road name, Att t/pole, Lat 53.69021, Long -6.76461
Direction Two way

3279 / Meath/Cavan/Monaghan ATC's
October 2013
Automatic Traffic Count

Thu, 10 October 2013

Time	Total	Classification												>PSL	>PSL%	>SL1	>SL1%	>SL2	>SL2%	Mean	Vpp
		1 MCL	2 SV	3 SVT	4 TB2	5 TB3	6 T4	7 ART3	8 ART4	9 ART5	10 ART6	11 BD	12 DRT	80	80	85 +5kph	85 +5kph	90 +10kph	90 +10kph		85
0000	8	1	7	0	0	0	0	0	0	0	0	0	0	2	25	2	25	1	12.5	67.6	-
0100	2	0	2	0	0	0	0	0	0	0	0	0	0	1	50	1	50	0	0	79.7	-
0200	0	0	0	0	0	0	0	0	0	0	0	0	0	0	0	0	0	0	0	-	-
0300	2	0	2	0	0	0	0	0	0	0	0	0	0	0	0	0	0	0	0	48.6	-
0400	3	0	2	0	1	0	0	0	0	0	0	0	0	1	33.3	1	33.3	1	33.3	71.6	-
0500	7	0	5	0	2	0	0	0	0	0	0	0	0	4	57.1	4	57.1	2	28.6	83.2	-
0600	28	0	26	0	1	1	0	0	0	0	0	0	0	13	46.4	9	32.1	4	14.3	77.2	89.3
0700	89	0	76	0	13	0	0	0	0	0	0	0	0	31	34.8	21	23.6	13	14.6	74	89.6
0800	**187**	**0**	**165**	**1**	**20**	**1**	**0**	**0**	**0**	**0**	**0**	**0**	**0**	**45**	**24.1**	**18**	**9.6**	**7**	**3.7**	**72.9**	**82.4**
0900	114	0	96	4	12	1	1	0	0	0	0	0	0	27	23.7	11	9.6	5	4.4	71.7	81.7
1000	80	2	61	7	6	1	2	0	1	0	0	0	0	10	12.5	9	11.3	2	2.5	61.1	78.8
1100	92	2	77	3	8	0	2	0	0	0	0	0	0	16	17.4	9	9.8	5	5.4	66	80.3
1200	92	0	79	3	9	0	1	0	0	0	0	0	0	17	18.5	6	6.5	2	2.2	68.5	80.6
1300	93	3	81	2	7	0	0	0	0	0	0	0	0	21	22.6	11	11.8	5	5.4	69.3	83.5
1400	103	0	83	3	11	1	2	0	0	3	0	0	0	12	11.7	9	8.7	5	4.9	67.2	77.8
1500	140	2	121	3	12	0	0	0	1	1	0	0	0	30	21.4	15	10.7	6	4.3	67.5	82.8
1600	132	0	107	5	17	1	0	0	2	0	0	0	0	19	14.4	12	9.1	5	3.8	68.9	79.6
1700	**151**	**0**	**124**	**3**	**16**	**4**	**3**	**0**	**1**	**0**	**0**	**0**	**0**	**18**	**11.9**	**5**	**3.3**	**1**	**0.7**	**68.2**	**77.8**
1800	145	2	129	7	7	0	0	0	0	0	0	0	0	25	17.2	11	7.6	5	3.4	69	81.4
1900	93	0	89	1	3	0	0	0	0	0	0	0	0	16	17.2	8	8.6	2	2.2	68.7	79.9
2000	68	0	61	5	2	0	0	0	0	0	0	0	0	17	25	12	17.6	8	11.8	68.5	86.4
2100	67	1	63	0	3	0	0	0	0	0	0	0	0	16	23.9	8	11.9	2	3	69.6	82.4
2200	25	0	23	2	0	0	0	0	0	0	0	0	0	6	24	5	20	4	16	69.2	86.8
2300	19	0	14	1	4	0	0	0	0	0	0	0	0	3	15.8	2	10.5	0	0	68.6	78.5
07-19	**1418**	**11**	**1199**	**41**	**138**	**9**	**11**	**0**	**5**	**4**	**0**	**0**	**0**	**271**	**19.1**	**137**	**9.7**	**61**	**4.3**	**69**	**81.7**
06-22	**1674**	**12**	**1438**	**47**	**147**	**10**	**11**	**0**	**5**	**4**	**0**	**0**	**0**	**333**	**19.9**	**174**	**10.4**	**77**	**4.6**	**69.1**	**82.1**
06-00	**1718**	**12**	**1475**	**50**	**151**	**10**	**11**	**0**	**5**	**4**	**0**	**0**	**0**	**342**	**19.9**	**181**	**10.5**	**81**	**4.7**	**69.1**	**82.1**
00-00	**1740**	**13**	**1493**	**50**	**154**	**10**	**11**	**0**	**5**	**4**	**0**	**0**	**0**	**350**	**20.1**	**189**	**10.9**	**85**	**4.9**	**69.2**	**82.1**

DRAFT

Site 27
Location No Road name, Att t/pole, Lat 53.69021, Long -6.76461
Direction Two way

3279 / Meath/Cavan/Monaghan ATC's
October 2013
Automatic Traffic Count

Fri, 11 October 2013

Time	Total	Classification												>PSL	>PSL%	>SL1	>SL1%	>SL2	>SL2%	Mean	Vpp
		1 MCL	2 SV	3 SVT	4 TB2	5 TB3	6 T4	7 ART3	8 ART4	9 ART5	10 ART6	11 BD	12 DRT	80	80	85 +5kph	85 +5kph	90 +10kph	90 +10kph		85
0000	7	1	6	0	0	0	0	0	0	0	0	0	0	1	14.3	1	14.3	0	0	68.3	-
0100	2	0	2	0	0	0	0	0	0	0	0	0	0	1	50	0	0	0	0	76.6	-
0200	2	0	2	0	0	0	0	0	0	0	0	0	0	2	100	0	0	0	0	83.4	-
0300	5	0	4	0	1	0	0	0	0	0	0	0	0	0	0	0	0	0	0	65.6	-
0400	3	0	3	0	0	0	0	0	0	0	0	0	0	0	0	0	0	0	0	73.7	-
0500	7	0	4	1	2	0	0	0	0	0	0	0	0	1	14.3	1	14.3	1	14.3	74.8	-
0600	27	0	25	0	2	0	0	0	0	0	0	0	0	11	40.7	7	25.9	5	18.5	78.1	90
0700	95	0	80	1	14	0	0	0	0	0	0	0	0	31	32.6	21	22.1	11	11.6	74.6	87.5
0800	**209**	**0**	**187**	**2**	**18**	**1**	**0**	**0**	**1**	**0**	**0**	**0**	**0**	**39**	**18.7**	**20**	**9.6**	**11**	**5.3**	**70**	**81**
0900	112	0	98	3	11	0	0	0	0	0	0	0	0	33	29.5	19	17	14	12.5	75.5	87.8
1000	90	0	71	3	14	1	0	0	0	1	0	0	0	14	15.6	9	10	8	8.9	65.7	80.6
1100	90	2	75	3	9	0	0	0	1	0	0	0	0	15	16.7	10	11.1	6	6.7	66.5	83.2
1200	99	0	89	4	6	0	0	0	0	0	0	0	0	17	17.2	10	10.1	6	6.1	68.6	80.6
1300	99	1	89	1	7	0	0	0	0	1	0	0	0	24	24.2	10	10.1	2	2	69	82.4
1400	122	0	101	2	18	0	1	0	0	0	0	0	0	28	23	17	13.9	7	5.7	69	84.2
1500	123	2	107	5	7	1	0	0	1	0	0	0	0	17	13.8	8	6.5	5	4.1	65.4	79.2
1600	**169**	**1**	**149**	**3**	**13**	**3**	**0**	**0**	**0**	**0**	**0**	**0**	**0**	**28**	**16.6**	**13**	**7.7**	**6**	**3.6**	**65.6**	**80.3**
1700	158	1	134	6	13	1	3	0	0	0	0	0	0	23	14.6	11	7	6	3.8	67.1	78.8
1800	123	1	111	4	4	1	0	0	1	0	1	0	0	25	20.3	18	14.6	8	6.5	69.2	84.2
1900	109	0	106	2	1	0	0	0	0	0	0	0	0	22	20.2	10	9.2	5	4.6	68.6	81.4
2000	49	0	45	1	3	0	0	0	0	0	0	0	0	7	14.3	4	8.2	1	2	67.6	78.1
2100	50	0	50	0	0	0	0	0	0	0	0	0	0	11	22	5	10	2	4	69.7	83.2
2200	43	1	42	0	0	0	0	0	0	0	0	0	0	8	18.6	5	11.6	3	7	67.7	81
2300	15	0	14	0	1	0	0	0	0	0	0	0	0	3	20	2	13.3	1	6.7	68.1	82.8
07-19	**1489**	**8**	**1291**	**37**	**134**	**8**	**4**	**0**	**4**	**2**	**1**	**0**	**0**	**294**	**19.7**	**166**	**11.1**	**90**	**6**	**68.7**	**82.4**
06-22	**1724**	**8**	**1517**	**40**	**140**	**8**	**4**	**0**	**4**	**2**	**1**	**0**	**0**	**345**	**20**	**192**	**11.1**	**103**	**6**	**68.9**	**82.4**
06-00	**1782**	**9**	**1573**	**40**	**141**	**8**	**4**	**0**	**4**	**2**	**1**	**0**	**0**	**356**	**20**	**199**	**11.2**	**107**	**6**	**68.8**	**82.4**
00-00	**1808**	**10**	**1594**	**41**	**144**	**8**	**4**	**0**	**4**	**2**	**1**	**0**	**0**	**361**	**20**	**201**	**11.1**	**108**	**6**	**68.9**	**82.4**

DRAFT

Site 27
Location No Road name, Att t/pole, Lat 53.69021, Long -6.76461
Direction Two way

3279 / Meath/Cavan/Monaghan ATC's
October 2013
Automatic Traffic Count

Sat, 12 October 2013

Time	Total	Classification												>PSL	>PSL%	>SL1	>SL1%	>SL2	>SL2%	Mean	Vpp
		1 MCL	2 SV	3 SVT	4 TB2	5 TB3	6 T4	7 ART3	8 ART4	9 ART5	10 ART6	11 BD	12 DRT	80	80	85 +5kph	85 +5kph	90 +10kph	90 +10kph		85
0000	18	0	18	0	0	0	0	0	0	0	0	0	0	3	16.7	0	0	0	0	66.3	72.7
0100	12	0	11	0	1	0	0	0	0	0	0	0	0	2	16.7	1	8.3	1	8.3	68.4	74.2
0200	7	0	7	0	0	0	0	0	0	0	0	0	0	3	42.9	1	14.3	1	14.3	80.9	-
0300	2	0	1	0	1	0	0	0	0	0	0	0	0	1	50	1	50	1	50	74.1	-
0400	5	0	5	0	0	0	0	0	0	0	0	0	0	1	20	0	0	0	0	70.6	-
0500	8	0	8	0	0	0	0	0	0	0	0	0	0	5	62.5	3	37.5	1	12.5	80.2	-
0600	7	0	5	0	1	0	0	0	0	1	0	0	0	3	42.9	3	42.9	3	42.9	82.1	-
0700	15	0	14	0	0	0	0	0	0	1	0	0	0	10	66.7	8	53.3	7	46.7	85.3	98.3
0800	57	0	52	1	2	2	0	0	0	0	0	0	0	29	50.9	18	31.6	11	19.3	79.4	90.4
0900	67	1	59	2	4	0	0	0	1	0	0	0	0	28	41.8	21	31.3	11	16.4	76.3	90.4
1000	95	0	75	11	9	0	0	0	0	0	0	0	0	21	22.1	15	15.8	10	10.5	70.1	85
1100	**103**	**0**	**95**	**4**	**4**	**0**	**0**	**0**	**0**	**0**	**0**	**0**	**0**	**24**	**23.3**	**14**	**13.6**	**9**	**8.7**	**71.4**	**83.5**
1200	109	1	103	3	2	0	0	0	0	0	0	0	0	16	14.7	12	11	6	5.5	66.5	79.2
1300	118	2	106	1	5	1	2	0	0	1	0	0	0	24	20.3	10	8.5	6	5.1	66.4	81
1400	131	1	119	4	5	0	1	1	0	0	0	0	0	25	19.1	12	9.2	5	3.8	68.5	81.4
1500	121	1	111	3	4	0	0	0	0	2	0	0	0	18	14.9	8	6.6	5	4.1	67.7	79.6
1600	97	2	83	6	5	1	0	0	0	0	0	0	0	16	16.5	11	11.3	2	2.1	67.3	80.3
1700	**133**	**2**	**125**	**1**	**3**	**1**	**0**	**0**	**0**	**1**	**0**	**0**	**0**	**22**	**16.5**	**14**	**10.5**	**5**	**3.8**	**67.8**	**79.9**
1800	102	0	98	3	1	0	0	0	0	0	0	0	0	14	13.7	7	6.9	5	4.9	64.2	77.4
1900	86	2	80	1	3	0	0	0	0	0	0	0	0	17	19.8	7	8.1	2	2.3	68.2	81
2000	62	0	57	1	3	0	0	0	0	1	0	0	0	10	16.1	5	8.1	4	6.5	69	79.9
2100	32	1	28	0	3	0	0	0	0	0	0	0	0	8	25	3	9.4	1	3.1	68	82.8
2200	23	0	21	0	1	1	0	0	0	0	0	0	0	3	13	3	13	3	13	66.3	78.5
2300	13	0	13	0	0	0	0	0	0	0	0	0	0	3	23.1	1	7.7	1	7.7	72.4	84.2
07-19	**1148**	**10**	**1040**	**39**	**44**	**5**	**3**	**1**	**1**	**5**	**0**	**0**	**0**	**247**	**21.5**	**150**	**13.1**	**82**	**7.1**	**69**	**83.2**
06-22	**1335**	**13**	**1210**	**41**	**54**	**5**	**3**	**1**	**1**	**7**	**0**	**0**	**0**	**285**	**21.3**	**168**	**12.6**	**92**	**6.9**	**69**	**83.2**
06-00	**1371**	**13**	**1244**	**41**	**55**	**6**	**3**	**1**	**1**	**7**	**0**	**0**	**0**	**291**	**21.2**	**172**	**12.5**	**96**	**7**	**69**	**83.2**
00-00	**1423**	**13**	**1294**	**41**	**57**	**6**	**3**	**1**	**1**	**7**	**0**	**0**	**0**	**306**	**21.5**	**178**	**12.5**	**100**	**7**	**69.1**	**83.2**

DRAFT

Site 27
Location No Road name, Att t/pole, Lat 53.69021, Long -6.76461
Direction Two way

3279 / Meath/Cavan/Monaghan ATC's
October 2013
Automatic Traffic Count

Sun, 13 October 2013

Time	Total	Classification												>PSL	>PSL%	>SL1	>SL1%	>SL2	>SL2%	Mean	Vpp
		1 MCL	2 SV	3 SVT	4 TB2	5 TB3	6 T4	7 ART3	8 ART4	9 ART5	10 ART6	11 BD	12 DRT	80	80	85 +5kph	85 +5kph	90 +10kph	90 +10kph		85
0000	19	0	19	0	0	0	0	0	0	0	0	0	0	4	21.1	1	5.3	1	5.3	69.7	80.3
0100	20	0	20	0	0	0	0	0	0	0	0	0	0	8	40	4	20	2	10	76	86
0200	13	0	13	0	0	0	0	0	0	0	0	0	0	2	15.4	1	7.7	1	7.7	67.6	76.3
0300	7	0	5	0	2	0	0	0	0	0	0	0	0	3	42.9	2	28.6	1	14.3	74.9	-
0400	10	0	10	0	0	0	0	0	0	0	0	0	0	1	10	1	10	0	0	72.9	-
0500	6	0	5	0	1	0	0	0	0	0	0	0	0	0	0	0	0	0	0	60.4	-
0600	8	0	7	0	1	0	0	0	0	0	0	0	0	5	62.5	4	50	2	25	81.7	-
0700	13	1	11	0	0	0	0	0	1	0	0	0	0	6	46.2	5	38.5	3	23.1	75.4	96.5
0800	17	0	16	1	0	0	0	0	0	0	0	0	0	5	29.4	3	17.6	3	17.6	75.5	80.6
0900	33	2	29	1	1	0	0	0	0	0	0	0	0	6	18.2	2	6.1	0	0	67.3	82.1
1000	82	3	74	2	2	1	0	0	0	0	0	0	0	27	32.9	13	15.9	6	7.3	71.3	85.3
1100	**89**	**2**	**81**	**0**	**5**	**0**	**0**	**0**	**1**	**0**	**0**	**0**	**0**	**20**	**22.5**	**9**	**10.1**	**6**	**6.7**	**70.5**	**82.4**
1200	100	0	91	4	4	0	0	0	1	0	0	0	0	23	23	12	12	6	6	72.1	82.4
1300	**122**	**2**	**114**	**3**	**3**	**0**	**0**	**0**	**0**	**0**	**0**	**0**	**0**	**34**	**27.9**	**18**	**14.8**	**8**	**6.6**	**71.5**	**83.9**
1400	74	3	68	2	1	0	0	0	0	0	0	0	0	10	13.5	7	9.5	5	6.8	65.7	78.8
1500	84	1	83	0	0	0	0	0	0	0	0	0	0	12	14.3	8	9.5	3	3.6	67.8	79.2
1600	79	0	78	1	0	0	0	0	0	0	0	0	0	12	15.2	8	10.1	5	6.3	69.8	79.6
1700	101	3	90	6	2	0	0	0	0	0	0	0	0	16	15.8	7	6.9	3	3	67.6	80.6
1800	102	0	95	5	2	0	0	0	0	0	0	0	0	16	15.7	8	7.8	4	3.9	65.9	80.3
1900	65	0	64	0	1	0	0	0	0	0	0	0	0	7	10.8	3	4.6	1	1.5	65.6	76.3
2000	47	0	45	0	2	0	0	0	0	0	0	0	0	8	17	3	6.4	2	4.3	67.5	81
2100	35	0	33	0	2	0	0	0	0	0	0	0	0	6	17.1	2	5.7	2	5.7	71.4	79.9
2200	32	0	30	0	2	0	0	0	0	0	0	0	0	5	15.6	3	9.4	2	6.3	69.6	77.8
2300	10	0	8	0	2	0	0	0	0	0	0	0	0	4	40	2	20	0	0	72.9	-
07-19	**896**	**17**	**830**	**25**	**20**	**1**	**0**	**0**	**3**	**0**	**0**	**0**	**0**	**187**	**20.9**	**100**	**11.2**	**52**	**5.8**	**69.4**	**82.4**
06-22	**1051**	**17**	**979**	**25**	**26**	**1**	**0**	**0**	**3**	**0**	**0**	**0**	**0**	**213**	**20.3**	**112**	**10.7**	**59**	**5.6**	**69.2**	**82.1**
06-00	**1093**	**17**	**1017**	**25**	**30**	**1**	**0**	**0**	**3**	**0**	**0**	**0**	**0**	**222**	**20.3**	**117**	**10.7**	**61**	**5.6**	**69.3**	**82.4**
00-00	**1168**	**17**	**1089**	**25**	**33**	**1**	**0**	**0**	**3**	**0**	**0**	**0**	**0**	**240**	**20.5**	**126**	**10.8**	**66**	**5.7**	**69.4**	**82.4**

DRAFT

Site 27
Location No Road name, Att t/pole, Lat 53.69021, Long -6.76461
Direction Two way

3279 / Meath/Cavan/Monaghan ATC's
October 2013
Automatic Traffic Count

Virtual Day (7)

Time	Total	Classification												>PSL	>PSL%	>SL1	>SL1%	>SL2	>SL2%	Mean	Vpp
		1 MCL	2 SV	3 SVT	4 TB2	5 TB3	6 T4	7 ART3	8 ART4	9 ART5	10 ART6	11 BD	12 DRT	80	80	85 +5kph	85 +5kph	90 +10kph	90 +10kph		85
0000	10	1	9	0	0	0	0	0	0	0	0	0	0	2	17.6	1	8.8	1	5.9	67.9	-
0100	6	0	6	0	0	0	0	0	0	0	0	0	0	2	31.7	1	14.6	0	7.3	72.9	-
0200	4	0	4	0	0	0	0	0	0	0	0	0	0	1	26.9	0	7.7	0	7.7	72.8	-
0300	3	0	2	0	1	0	0	0	0	0	0	0	0	1	26.3	0	15.8	0	10.5	67.4	-
0400	4	0	4	0	0	0	0	0	0	0	0	0	0	1	20	1	13.3	0	10	70.5	-
0500	6	0	5	0	1	0	0	0	0	0	0	0	0	2	32.6	1	23.3	1	11.6	74.1	-
0600	22	0	20	0	1	0	0	0	0	0	0	0	0	9	41.3	6	25.8	4	18.1	78.2	91.8
0700	67	0	56	0	9	0	0	0	0	0	0	0	0	22	32.4	14	21.3	8	11.5	74.4	87.5
0800	**152**	**0**	**136**	**2**	**13**	**1**	**0**	**0**	**0**	**0**	**0**	**0**	**0**	**37**	**24.2**	**20**	**13.3**	**9**	**6.2**	**72.5**	**84.2**
0900	95	1	83	3	8	0	0	0	1	0	0	0	0	24	25.2	13	13.9	7	7.7	72.8	84.2
1000	83	1	68	5	7	1	1	0	0	0	0	0	0	15	18.3	9	11.4	5	5.7	67.4	81.4
1100	87	1	73	3	8	0	1	0	1	0	0	0	0	15	17.3	9	9.9	5	5.8	68	81.4
1200	96	1	85	3	6	0	0	0	1	0	0	0	0	17	18.1	9	9.7	5	4.8	68.9	81.4
1300	103	2	91	2	6	0	1	0	0	0	0	0	0	22	21.7	11	10.8	5	5.1	68.9	82.1
1400	102	1	88	2	8	0	1	0	0	1	0	0	0	19	18.3	11	10.5	6	5.8	68.8	81.4
1500	111	1	97	3	8	1	0	0	0	1	0	0	0	17	15.3	9	8.2	5	4.1	66.9	79.9
1600	123	1	105	3	10	1	1	0	1	0	0	0	0	19	15.6	11	8.7	5	3.7	67.7	80.3
1700	**141**	**1**	**124**	**4**	**9**	**1**	**1**	**0**	**0**	**0**	**0**	**0**	**0**	**26**	**18.7**	**13**	**8.9**	**6**	**4.6**	**69.1**	**81.4**
1800	123	1	112	4	5	0	0	0	0	0	0	0	0	21	16.9	12	9.4	6	4.6	68.1	81.4
1900	91	0	87	1	2	0	0	0	0	0	0	0	0	14	15.5	6	7	3	3.4	67.8	79.9
2000	57	0	53	1	3	0	0	0	0	0	0	0	0	11	19.2	7	11.4	3	6	68.7	82.8
2100	42	0	40	0	2	0	0	0	0	0	0	0	0	9	22	4	10.1	2	4.4	70.2	82.8
2200	27	0	26	0	1	0	0	0	0	0	0	0	0	6	20.3	4	14.6	2	8.9	69.1	84.2
2300	18	0	15	0	2	0	0	0	0	0	0	0	0	5	27.6	3	15.4	1	8.1	72.9	85
07-19	**1283**	**11**	**1119**	**35**	**98**	**6**	**5**	**0**	**4**	**3**	**1**	**0**	**0**	**254**	**19.8**	**141**	**11**	**71**	**5.5**	**69.4**	**82.1**
06-22	**1496**	**12**	**1319**	**37**	**107**	**7**	**5**	**0**	**5**	**4**	**1**	**0**	**0**	**298**	**19.9**	**164**	**11**	**84**	**5.6**	**69.4**	**82.1**
06-00	**1541**	**12**	**1359**	**38**	**110**	**7**	**5**	**0**	**5**	**4**	**1**	**0**	**0**	**308**	**20**	**171**	**11.1**	**87**	**5.7**	**69.5**	**82.4**
00-00	**1574**	**12**	**1388**	**38**	**113**	**7**	**5**	**0**	**5**	**4**	**1**	**0**	**0**	**317**	**20.1**	**175**	**11.1**	**90**	**5.7**	**69.5**	**82.4**

DRAFT

Site 27
Location No Road name, Att t/pole, Lat 53.69021, Long -6.76461
Direction Two way

3279 / Meath/Cavan/Monaghan ATC's
October 2013
Automatic Traffic Count

Virtual Week (1)

Time	Total	Classification												>PSL	>PSL%	>SL1	>SL1%	>SL2	>SL2%	Mean	Vpp
		1 MCL	2 SV	3 SVT	4 TB2	5 TB3	6 T4	7 ART3	8 ART4	9 ART5	10 ART6	11 BD	12 DRT	80	80	85 +5kph	85 +5kph	90 +10kph	90 +10kph		85
Mon	1567	11	1383	26	123	8	8	0	6	1	1	0	0	311	19.8	177	11.3	78	5	70.2	82.4
Tue	1656	10	1454	39	122	4	5	2	11	7	2	0	0	302	18.2	163	9.8	97	5.9	69.9	81.7
Wed	1653	13	1410	44	159	10	5	0	4	7	1	0	0	346	20.9	191	11.6	97	5.9	69.7	82.4
Thu	1740	13	1493	50	154	10	11	0	5	4	0	0	0	350	20.1	189	10.9	85	4.9	69.2	82.1
Fri	1808	10	1594	41	144	8	4	0	4	2	1	0	0	361	20	201	11.1	108	6	68.9	82.4
|Sat	1423	13	1294	41	57	6	3	1	1	7	0	0	0	306	21.5	178	12.5	100	7	69.1	83.2
|Sun	1168	17	1089	25	33	1	0	0	3	0	0	0	0	240	20.5	126	10.8	66	5.7	69.4	82.4
5 Day Ave.	**1685**	**11**	**1467**	**40**	**140**	**8**	**7**	**0**	**6**	**4**	**1**	**0**	**0**	**334**	**19.8**	**184**	**10.9**	**93**	**5.5**	**69.6**	**82.2**
7 Day Ave.	**1574**	**12**	**1388**	**38**	**113**	**7**	**5**	**0**	**5**	**4**	**1**	**0**	**0**	**317**	**20.1**	**175**	**11.1**	**90**	**5.7**	**69.5**	**82.4**
--	**11015**	**87**	**9717**	**266**	**792**	**47**	**36**	**3**	**34**	**28**	**5**	**0**	**0**	**2216**	**20.1**	**1225**	**11.1**	**631**	**5.7**	**69.5**	**82.4**

Summary Graphs

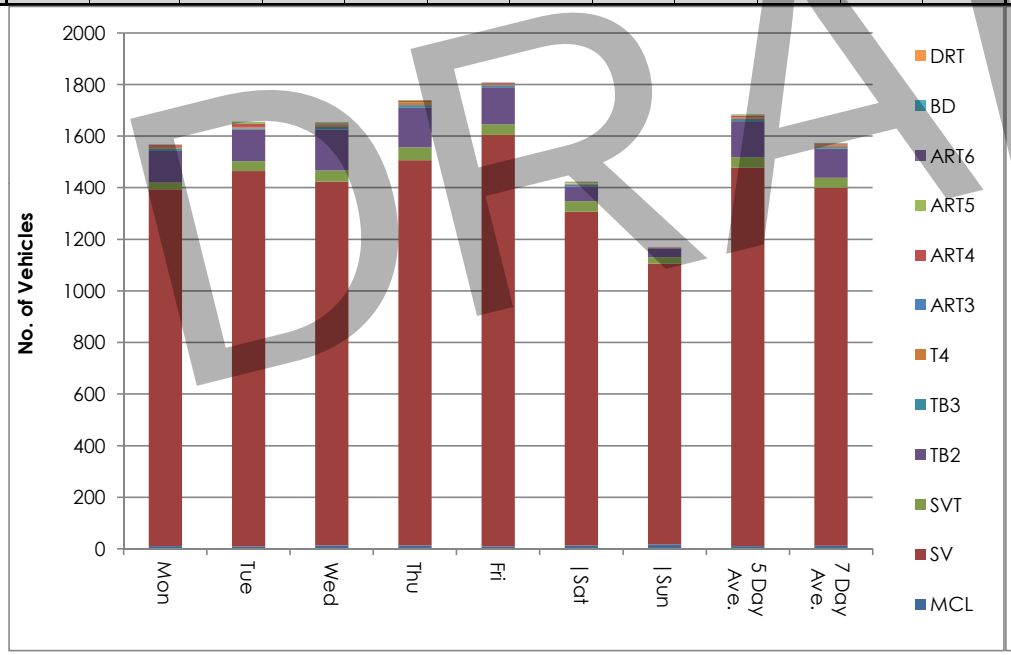

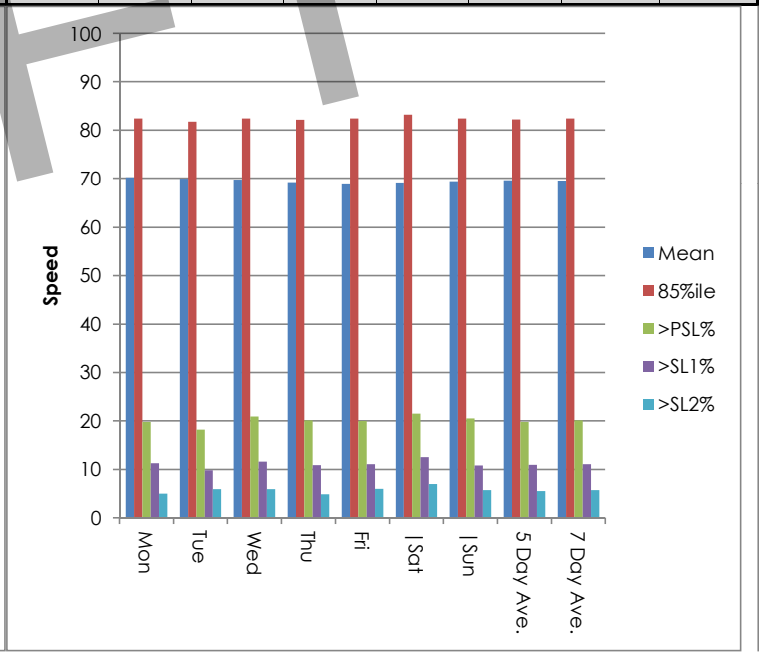

DRAFT

Site 27
Location No Road name, Att t/pole, Lat 53.69021, Long -6.76461
Direction Two way

3279 / Meath/Cavan/Monaghan ATC's
October 2013
Automatic Traffic Count

Mon, 7 October 2013

Time	Total	Speed Bins (km/h)																											
		0 - 5	5 - 10	10 - 15	15 - 20	20 - 25	25 - 30	30 - 35	35 - 40	40 - 45	45 - 50	50 - 55	55 - 60	60 - 65	65 - 70	70 - 75	75 - 80	80 - 85	85 - 90	90 - 95	95 - 100	100 - 105	105 - 110	110 - 115	115 - 120	120 - 125	125 - 130	130 - 135	135 - 140
0000	6	0	0	0	0	0	0	0	0	0	0	0	1	0	2	1	0	0	0	1	1	0	0	0	0	0	0	0	0
0100	2	0	0	0	0	0	0	0	0	0	0	0	0	2	0	0	0	0	0	0	0	0	0	0	0	0	0	0	0
0200	2	0	0	0	0	0	0	0	0	0	0	0	0	0	1	1	0	0	0	0	0	0	0	0	0	0	0	0	0
0300	2	0	0	0	0	0	0	0	0	0	0	0	1	0	0	0	0	1	0	0	0	0	0	0	0	0	0	0	0
0400	3	0	0	0	0	0	0	0	0	0	1	1	0	0	0	0	0	0	0	0	1	0	0	0	0	0	0	0	0
0500	7	0	0	0	0	0	0	0	0	0	0	0	0	1	3	1	0	1	1	0	0	0	0	0	0	0	0	0	0
0600	28	0	0	0	0	0	0	0	0	0	1	1	0	1	5	3	9	5	0	1	2	0	0	0	0	0	0	0	0
0700	81	0	0	0	0	0	0	0	0	0	0	2	6	10	5	19	19	9	7	4	0	0	0	0	0	0	0	0	0
0800	**174**	**0**	**0**	**0**	**0**	**0**	**0**	**0**	**0**	**0**	**2**	**7**	**8**	**17**	**26**	**30**	**31**	**22**	**20**	**3**	**7**	**0**	**1**	**0**	**0**	**0**	**0**	**0**	**0**
0900	121	0	0	0	0	0	0	0	1	0	1	4	5	16	22	24	21	10	9	7	0	1	0	0	0	0	0	0	0
1000	75	0	0	0	0	0	0	0	1	1	1	4	9	14	12	12	8	5	4	1	1	1	1	0	0	0	0	0	0
1100	72	0	0	0	0	1	1	0	2	2	1	5	6	11	14	11	8	4	4	1	1	0	0	0	0	0	0	0	0
1200	82	0	0	0	0	0	0	1	0	0	2	5	3	12	17	13	9	9	8	2	0	1	0	0	0	0	0	0	0
1300	91	0	0	0	1	0	2	0	1	0	3	2	12	7	17	21	15	7	2	1	0	0	0	0	0	0	0	0	0
1400	79	0	0	0	0	0	0	0	0	0	2	5	7	7	13	14	13	8	3	5	2	0	0	0	0	0	0	0	0
1500	122	0	0	0	0	1	1	0	1	4	5	8	11	19	24	14	17	5	8	4	0	0	0	0	0	0	0	0	0
1600	129	0	0	0	0	1	0	0	1	3	7	5	12	21	18	26	14	7	7	4	2	1	0	0	0	0	0	0	0
1700	**157**	**0**	**0**	**0**	**0**	**0**	**1**	**0**	**4**	**4**	**0**	**4**	**13**	**20**	**24**	**32**	**20**	**18**	**7**	**3**	**3**	**2**	**0**	**0**	**1**	**0**	**1**	**0**	**0**
1800	125	0	0	0	1	0	0	2	4	0	4	7	8	12	29	20	17	10	9	1	1	0	0	0	0	0	0	0	0
1900	93	0	0	0	0	0	0	1	3	2	1	10	12	11	13	16	13	6	1	1	1	1	1	0	0	0	0	0	0
2000	48	0	0	0	0	0	0	0	2	2	1	2	6	9	6	6	6	3	4	1	0	0	0	0	0	0	0	0	0
2100	30	0	0	0	0	0	0	0	0	0	2	3	2	3	9	4	4	1	1	1	0	0	0	0	0	0	0	0	0
2200	17	0	0	0	0	0	0	0	0	0	0	1	0	5	4	2	2	0	2	1	0	0	0	0	0	0	0	0	0
2300	21	0	0	0	0	0	0	0	0	1	0	0	1	2	3	4	3	3	2	1	0	1	0	0	0	0	0	0	0
07-19	**1308**	**0**	**0**	**0**	**2**	**3**	**5**	**3**	**15**	**14**	**28**	**58**	**100**	**166**	**221**	**236**	**192**	**114**	**88**	**36**	**17**	**6**	**2**	**0**	**1**	**0**	**1**	**0**	**0**
06-22	**1507**	**0**	**0**	**0**	**2**	**3**	**5**	**4**	**20**	**18**	**33**	**74**	**120**	**190**	**254**	**265**	**224**	**129**	**94**	**40**	**20**	**7**	**3**	**0**	**1**	**0**	**1**	**0**	**0**
06-00	**1545**	**0**	**0**	**0**	**2**	**3**	**5**	**4**	**20**	**19**	**33**	**75**	**121**	**197**	**261**	**271**	**229**	**132**	**98**	**42**	**20**	**8**	**3**	**0**	**1**	**0**	**1**	**0**	**0**
00-00	**1567**	**0**	**0**	**0**	**2**	**3**	**5**	**4**	**20**	**19**	**34**	**76**	**123**	**200**	**267**	**274**	**229**	**134**	**99**	**43**	**22**	**8**	**3**	**0**	**1**	**0**	**1**	**0**	**0**

DRAFT

Site 27
Location No Road name, Att t/pole, Lat 53.69021, Long -6.76461
Direction Two way

3279 / Meath/Cavan/Monaghan ATC's
October 2013
Automatic Traffic Count

Tue, 8 October 2013

Time	Total	Speed Bins (km/h)																											
		0 - 5	5 - 10	10 - 15	15 - 20	20 - 25	25 - 30	30 - 35	35 - 40	40 - 45	45 - 50	50 - 55	55 - 60	60 - 65	65 - 70	70 - 75	75 - 80	80 - 85	85 - 90	90 - 95	95 - 100	100 - 105	105 - 110	110 - 115	115 - 120	120 - 125	125 - 130	130 - 135	135 - 140
0000	4	0	0	0	0	0	0	1	0	0	0	0	0	1	0	2	0	0	0	0	0	0	0	0	0	0	0	0	0
0100	2	0	0	0	0	0	0	0	0	0	0	0	0	0	2	0	0	0	0	0	0	0	0	0	0	0	0	0	0
0200	0	0	0	0	0	0	0	0	0	0	0	0	0	0	0	0	0	0	0	0	0	0	0	0	0	0	0	0	0
0300	1	0	0	0	0	0	0	0	0	1	0	0	0	0	0	0	0	0	0	0	0	0	0	0	0	0	0	0	0
0400	2	0	0	0	0	0	0	0	0	0	0	0	1	0	0	0	1	0	0	0	0	0	0	0	0	0	0	0	0
0500	3	0	0	0	0	0	0	0	0	0	0	0	0	2	0	1	0	0	0	0	0	0	0	0	0	0	0	0	0
0600	28	0	0	0	0	0	0	0	0	0	0	0	2	2	3	2	8	4	1	3	1	1	1	0	0	0	0	0	0
0700	83	0	0	0	0	0	0	0	0	0	0	2	7	11	7	16	11	12	8	5	3	1	0	0	0	0	0	0	0
0800	**217**	**0**	**0**	**0**	**0**	**0**	**0**	**1**	**4**	**1**	**1**	**6**	**16**	**21**	**35**	**48**	**43**	**16**	**15**	**7**	**1**	**1**	**1**	**0**	**0**	**0**	**0**	**0**	**0**
0900	113	0	0	0	0	0	0	0	0	1	0	6	6	13	20	21	21	12	4	8	0	0	1	0	0	0	0	0	0
1000	83	0	0	1	0	0	0	0	1	3	3	8	6	9	13	13	17	4	4	0	1	0	0	0	0	0	0	0	0
1100	84	0	0	0	0	2	1	1	0	0	1	8	8	12	12	11	16	5	2	5	0	0	0	0	0	0	0	0	0
1200	88	0	0	0	1	0	0	0	0	0	5	6	11	11	13	22	10	6	1	2	0	0	0	0	0	0	0	0	0
1300	99	0	0	0	1	0	0	0	0	0	3	6	10	15	14	21	8	10	4	6	1	0	0	0	0	0	0	0	0
1400	100	0	0	0	0	0	0	0	0	0	1	1	11	22	21	18	13	6	0	3	3	1	0	0	0	0	0	0	0
1500	93	0	0	0	0	1	0	2	1	2	2	9	14	15	8	12	12	7	3	3	0	2	0	0	0	0	0	0	0
1600	125	0	0	0	0	0	0	0	0	1	6	6	16	16	22	21	16	11	5	3	2	0	0	0	0	0	0	0	0
1700	135	0	0	0	0	1	1	0	1	1	0	5	8	28	20	26	12	15	7	7	1	2	0	0	0	0	0	0	0
1800	**136**	**0**	**0**	**0**	**2**	**0**	**0**	**4**	**0**	**1**	**3**	**8**	**6**	**29**	**24**	**20**	**23**	**7**	**3**	**4**	**0**	**0**	**0**	**0**	**2**	**0**	**0**	**0**	**0**
1900	100	0	0	0	0	0	0	0	3	3	1	7	6	15	21	21	13	7	0	0	2	1	0	0	0	0	0	0	0
2000	71	0	0	0	0	0	0	0	0	1	2	3	5	9	15	11	11	6	4	1	3	0	0	0	0	0	0	0	0
2100	39	0	0	0	0	0	0	0	0	0	1	1	3	6	6	11	6	4	1	0	0	0	0	0	0	0	0	0	0
2200	30	0	0	0	0	0	0	1	0	0	0	2	3	3	7	4	2	2	3	2	0	1	0	0	0	0	0	0	0
2300	20	0	0	0	0	0	0	0	0	0	0	0	2	1	1	5	0	5	1	3	1	1	0	0	0	0	0	0	0
07-19	**1356**	**0**	**0**	**1**	**4**	**4**	**2**	**8**	**7**	**10**	**25**	**71**	**119**	**202**	**209**	**249**	**202**	**111**	**56**	**53**	**12**	**7**	**2**	**0**	**2**	**0**	**0**	**0**	**0**
06-22	**1594**	**0**	**0**	**1**	**4**	**4**	**2**	**8**	**10**	**14**	**29**	**82**	**135**	**234**	**254**	**294**	**240**	**132**	**62**	**57**	**18**	**9**	**3**	**0**	**2**	**0**	**0**	**0**	**0**
06-00	**1644**	**0**	**0**	**1**	**4**	**4**	**2**	**9**	**10**	**14**	**29**	**84**	**140**	**238**	**262**	**303**	**242**	**139**	**66**	**62**	**19**	**11**	**3**	**0**	**2**	**0**	**0**	**0**	**0**
00-00	**1656**	**0**	**0**	**1**	**4**	**4**	**2**	**10**	**10**	**15**	**29**	**84**	**141**	**241**	**264**	**306**	**243**	**139**	**66**	**62**	**19**	**11**	**3**	**0**	**2**	**0**	**0**	**0**	**0**

DRAFT

Site 27
Location No Road name, Att t/pole, Lat 53.69021, Long -6.76461
Direction Two way

3279 / Meath/Cavan/Monaghan ATC's
October 2013
Automatic Traffic Count

Wed, 9 October 2013

Time	Total	Speed Bins (km/h)																												
		0 - 5	5 - 10	10 - 15	15 - 20	20 - 25	25 - 30	30 - 35	35 - 40	40 - 45	45 - 50	50 - 55	55 - 60	60 - 65	65 - 70	70 - 75	75 - 80	80 - 85	85 - 90	90 - 95	95 - 100	100 - 105	105 - 110	110 - 115	115 - 120	120 - 125	125 - 130	130 - 135	135 - 140
0000	6	0	0	0	0	0	0	1	0	0	0	0	0	1	2	1	1	0	0	0	0	0	0	0	0	0	0	0	0	0
0100	1	0	0	0	0	0	0	0	0	0	0	0	0	0	0	0	0	1	0	0	0	0	0	0	0	0	0	0	0	0
0200	2	0	0	0	0	0	0	0	0	0	0	0	0	0	1	0	1	0	0	0	0	0	0	0	0	0	0	0	0	0
0300	0	0	0	0	0	0	0	0	0	0	0	0	0	0	0	0	0	0	0	0	0	0	0	0	0	0	0	0	0	0
0400	4	0	0	0	0	0	0	0	0	1	0	1	0	0	0	0	0	1	0	1	0	0	0	0	0	0	0	0	0	0
0500	5	0	0	0	0	0	0	0	0	0	0	0	0	1	2	0	0	1	0	1	0	0	0	0	0	0	0	0	0	0
0600	29	0	0	0	0	0	0	0	0	0	0	0	0	2	5	3	6	6	2	2	0	2	1	0	0	0	0	0	0	0
0700	93	0	0	0	0	0	0	0	0	0	2	3	6	12	14	20	11	8	10	4	3	0	0	0	0	0	0	0	0	0
0800	**204**	**0**	**0**	**0**	**0**	**3**	**0**	**1**	**0**	**6**	**3**	**8**	**7**	**20**	**42**	**28**	**40**	**19**	**14**	**8**	**1**	**2**	**2**	**0**	**0**	**0**	**0**	**0**	**0**	**0**
0900	103	0	0	0	0	1	0	0	2	0	0	3	11	10	20	23	12	12	5	1	2	0	0	1	0	0	0	0	0	0
1000	75	0	0	0	1	0	1	0	0	5	0	7	8	8	13	8	12	5	5	1	0	1	0	0	0	0	0	0	0	0
1100	76	0	0	0	1	0	0	0	1	2	1	8	11	9	12	11	12	3	3	0	1	0	0	0	1	0	0	0	0	0
1200	103	0	0	1	0	2	1	0	0	3	1	4	10	11	18	19	13	9	4	6	0	0	1	0	0	0	0	0	0	0
1300	100	0	0	0	2	1	0	3	0	2	2	5	10	13	16	12	11	8	7	6	2	0	0	0	0	0	0	0	0	0
1400	102	0	0	0	0	1	0	0	0	5	3	5	13	12	8	15	16	11	8	3	1	0	1	0	0	0	0	0	0	0
1500	96	0	0	0	0	0	0	1	1	5	6	9	9	10	10	18	17	5	1	3	1	0	0	0	0	0	0	0	0	0
1600	132	0	0	0	0	0	1	0	1	8	2	14	14	16	21	17	20	11	5	2	0	0	0	0	0	0	0	0	0	0
1700	**150**	**0**	**0**	**0**	**4**	**0**	**1**	**2**	**2**	**3**	**0**	**5**	**8**	**14**	**16**	**27**	**30**	**21**	**7**	**7**	**2**	**0**	**1**	**0**	**0**	**0**	**0**	**0**	**0**	**0**
1800	131	0	0	0	0	0	0	2	1	0	3	8	7	21	22	19	19	12	7	6	1	2	0	1	0	0	0	0	0	0
1900	94	0	0	0	0	0	0	2	2	3	4	6	8	8	18	17	10	7	4	3	1	0	0	0	0	0	0	0	0	1
2000	57	0	0	0	0	0	0	0	1	1	1	5	6	9	10	8	3	4	5	4	0	0	0	0	0	0	0	0	0	0
2100	43	0	0	0	0	0	0	0	0	2	0	0	3	4	6	7	5	7	4	3	1	1	0	0	0	0	0	0	0	0
2200	22	0	0	0	0	0	0	0	1	0	1	1	2	3	1	5	2	3	2	1	0	0	0	0	0	0	0	0	0	0
2300	25	0	0	0	0	0	0	0	0	0	0	1	2	2	6	5	6	1	1	0	0	1	0	0	0	0	0	0	0	0
07-19	**1365**	**0**	**0**	**1**	**8**	**8**	**4**	**9**	**8**	**39**	**23**	**79**	**114**	**156**	**212**	**217**	**213**	**124**	**76**	**47**	**14**	**5**	**5**	**2**	**1**	**0**	**0**	**0**	**0**	**0**
06-22	**1588**	**0**	**0**	**1**	**8**	**8**	**4**	**11**	**11**	**45**	**28**	**90**	**131**	**179**	**251**	**252**	**237**	**148**	**91**	**59**	**16**	**8**	**6**	**2**	**1**	**0**	**0**	**0**	**0**	**1**
06-00	**1635**	**0**	**0**	**1**	**8**	**8**	**4**	**11**	**12**	**45**	**29**	**92**	**135**	**184**	**258**	**262**	**245**	**152**	**94**	**60**	**16**	**9**	**6**	**2**	**1**	**0**	**0**	**0**	**0**	**1**
00-00	**1653**	**0**	**0**	**1**	**8**	**8**	**4**	**12**	**12**	**46**	**29**	**93**	**135**	**186**	**263**	**263**	**247**	**155**	**94**	**62**	**16**	**9**	**6**	**2**	**1**	**0**	**0**	**0**	**0**	**1**

DRAFT

Site 27
Location No Road name, Att t/pole, Lat 53.69021, Long -6.76461
Direction Two way

3279 / Meath/Cavan/Monaghan ATC's
October 2013
Automatic Traffic Count

Thu, 10 October 2013

Time	Total	Speed Bins (km/h)																												
		0 - 5	5 - 10	10 - 15	15 - 20	20 - 25	25 - 30	30 - 35	35 - 40	40 - 45	45 - 50	50 - 55	55 - 60	60 - 65	65 - 70	70 - 75	75 - 80	80 - 85	85 - 90	90 - 95	95 - 100	100 - 105	105 - 110	110 - 115	115 - 120	120 - 125	125 - 130	130 - 135	135 - 140
0000	8	0	0	0	0	0	0	1	0	0	0	1	1	0	1	2	0	0	1	1	0	0	0	0	0	0	0	0	0	0
0100	2	0	0	0	0	0	0	0	0	0	0	0	0	0	0	1	0	0	1	0	0	0	0	0	0	0	0	0	0	0
0200	0	0	0	0	0	0	0	0	0	0	0	0	0	0	0	0	0	0	0	0	0	0	0	0	0	0	0	0	0	0
0300	2	0	0	0	1	0	0	0	0	0	0	0	0	0	0	0	1	0	0	0	0	0	0	0	0	0	0	0	0	0
0400	3	0	0	0	0	0	0	0	0	0	1	0	0	0	1	0	0	0	0	0	1	0	0	0	0	0	0	0	0	0
0500	7	0	0	0	0	0	0	0	0	0	0	0	0	0	3	0	0	0	2	1	0	0	0	1	0	0	0	0	0	0
0600	28	0	0	0	0	0	0	0	0	1	0	1	0	3	3	5	2	4	5	1	2	0	1	0	0	0	0	0	0	0
0700	89	0	0	0	0	0	1	0	2	0	3	3	2	8	14	11	14	10	8	7	2	2	2	0	0	0	0	0	0	0
0800	**187**	**0**	**0**	**0**	**0**	**0**	**0**	**0**	**0**	**0**	**6**	**3**	**9**	**21**	**30**	**36**	**37**	**27**	**11**	**1**	**5**	**1**	**0**	**0**	**0**	**0**	**0**	**0**	**0**	**0**
0900	114	0	0	0	0	0	2	2	1	1	2	2	8	5	18	22	24	16	6	2	1	0	2	0	0	0	0	0	0	0
1000	80	0	0	0	1	3	4	5	3	0	3	6	6	8	12	8	11	1	7	2	0	0	0	0	0	0	0	0	0	0
1100	92	0	0	0	0	5	2	0	0	2	2	6	8	12	17	10	12	7	4	4	1	0	0	0	0	0	0	0	0	0
1200	92	0	0	1	0	0	0	0	0	0	2	7	9	16	17	12	11	11	4	2	0	0	0	0	0	0	0	0	0	0
1300	93	0	0	2	0	0	2	1	0	1	2	2	9	12	8	21	12	10	6	3	2	0	0	0	0	0	0	0	0	0
1400	103	0	0	0	0	0	0	0	3	3	3	3	11	21	17	19	11	3	4	4	0	1	0	0	0	0	0	0	0	0
1500	140	0	1	1	0	2	0	1	1	5	5	8	13	16	24	17	16	15	9	4	2	0	0	0	0	0	0	0	0	0
1600	132	0	0	0	0	0	3	1	2	0	4	4	8	19	25	23	24	7	7	4	1	0	0	0	0	0	0	0	0	0
1700	**151**	**0**	**0**	**0**	**1**	**0**	**0**	**0**	**1**	**4**	**4**	**3**	**15**	**18**	**36**	**31**	**20**	**13**	**4**	**1**	**0**	**0**	**0**	**0**	**0**	**0**	**0**	**0**	**0**	**0**
1800	145	0	0	0	0	2	1	0	1	4	4	7	13	15	18	28	27	14	6	4	1	0	0	0	0	0	0	0	0	0
1900	93	0	0	0	0	0	0	2	0	0	5	8	5	14	11	21	11	8	6	0	1	1	0	0	0	0	0	0	0	0
2000	68	0	0	0	0	0	1	4	2	0	4	2	6	5	8	7	12	5	4	5	3	0	0	0	0	0	0	0	0	0
2100	67	0	0	0	0	1	0	0	0	0	5	4	5	11	7	9	9	8	6	0	0	1	1	0	0	0	0	0	0	0
2200	25	0	0	0	0	0	0	0	1	0	0	3	4	4	2	4	1	1	1	2	2	0	0	0	0	0	0	0	0	0
2300	19	0	0	0	0	0	0	0	0	1	1	0	2	2	5	3	2	1	2	0	0	0	0	0	0	0	0	0	0	0
07-19	**1418**	**0**	**1**	**4**	**2**	**12**	**15**	**10**	**14**	**20**	**40**	**54**	**111**	**171**	**236**	**238**	**219**	**134**	**76**	**38**	**15**	**4**	**4**	**0**	**0**	**0**	**0**	**0**	**0**	**0**
06-22	**1674**	**0**	**1**	**4**	**2**	**13**	**16**	**16**	**16**	**21**	**54**	**69**	**127**	**204**	**265**	**280**	**253**	**159**	**97**	**44**	**21**	**6**	**6**	**0**	**0**	**0**	**0**	**0**	**0**	**0**
06-00	**1718**	**0**	**1**	**4**	**2**	**13**	**16**	**16**	**17**	**22**	**55**	**72**	**133**	**210**	**272**	**287**	**256**	**161**	**100**	**46**	**23**	**6**	**6**	**0**	**0**	**0**	**0**	**0**	**0**	**0**
00-00	**1740**	**0**	**1**	**4**	**3**	**13**	**16**	**17**	**17**	**22**	**56**	**73**	**134**	**210**	**277**	**290**	**257**	**161**	**104**	**48**	**24**	**6**	**6**	**1**	**0**	**0**	**0**	**0**	**0**	**0**

DRAFT

Site 27
Location No Road name, Att t/pole, Lat 53.69021, Long -6.76461
Direction Two way

3279 / Meath/Cavan/Monaghan ATC's
October 2013
Automatic Traffic Count

Fri, 11 October 2013

Time	Total	Speed Bins (km/h)																											
		0 - 5	5 - 10	10 - 15	15 - 20	20 - 25	25 - 30	30 - 35	35 - 40	40 - 45	45 - 50	50 - 55	55 - 60	60 - 65	65 - 70	70 - 75	75 - 80	80 - 85	85 - 90	90 - 95	95 - 100	100 - 105	105 - 110	110 - 115	115 - 120	120 - 125	125 - 130	130 - 135	135 - 140
0000	7	0	0	0	0	0	0	1	0	0	0	0	0	0	2	1	2	0	1	0	0	0	0	0	0	0	0	0	0
0100	2	0	0	0	0	0	0	0	0	0	0	0	0	0	1	0	0	1	0	0	0	0	0	0	0	0	0	0	0
0200	2	0	0	0	0	0	0	0	0	0	0	0	0	0	0	0	0	2	0	0	0	0	0	0	0	0	0	0	0
0300	5	0	0	0	0	0	0	0	0	0	0	1	1	0	1	1	1	0	0	0	0	0	0	0	0	0	0	0	0
0400	3	0	0	0	0	0	0	0	0	0	0	0	0	1	0	0	2	0	0	0	0	0	0	0	0	0	0	0	0
0500	7	0	0	0	0	0	0	0	0	0	0	0	0	1	1	2	2	0	0	1	0	0	0	0	0	0	0	0	0
0600	27	0	0	0	0	0	0	0	0	0	0	1	0	2	3	3	7	4	2	3	2	0	0	0	0	0	0	0	0
0700	95	0	0	0	0	0	0	0	0	3	2	2	8	8	13	15	13	10	10	3	3	2	2	0	1	0	0	0	0
0800	**209**	**0**	**0**	**0**	**0**	**0**	**1**	**4**	**2**	**2**	**4**	**8**	**14**	**34**	**27**	**38**	**36**	**19**	**9**	**10**	**1**	**0**	**0**	**0**	**0**	**0**	**0**	**0**	**0**
0900	112	0	0	0	0	0	0	0	2	0	2	1	3	7	16	29	19	14	5	7	2	3	0	2	0	0	0	0	0
1000	90	0	0	0	0	0	0	1	6	2	7	6	6	11	17	11	9	5	1	7	1	0	0	0	0	0	0	0	0
1100	90	0	0	0	0	1	1	4	1	4	4	2	6	12	17	13	10	5	4	3	3	0	0	0	0	0	0	0	0
1200	99	0	0	0	0	0	0	0	2	3	0	7	11	16	16	14	13	7	4	5	0	1	0	0	0	0	0	0	0
1300	99	0	0	0	0	1	1	3	1	1	1	4	7	12	22	11	11	14	8	1	0	1	0	0	0	0	0	0	0
1400	122	0	0	0	1	1	1	1	3	2	3	4	11	16	17	20	14	11	10	3	3	1	0	0	0	0	0	0	0
1500	123	0	0	0	4	1	1	0	4	4	3	5	14	21	11	20	18	9	3	4	0	1	0	0	0	0	0	0	0
1600	**169**	**0**	**1**	**1**	**4**	**2**	**1**	**4**	**2**	**6**	**5**	**7**	**15**	**15**	**29**	**27**	**22**	**15**	**7**	**3**	**1**	**1**	**1**	**0**	**0**	**0**	**0**	**0**	**0**
1700	158	0	0	0	0	3	1	0	2	2	8	6	19	29	18	26	21	12	5	4	0	1	0	1	0	0	0	0	0
1800	123	0	0	0	0	6	1	0	2	2	3	3	5	18	20	20	18	7	10	3	4	0	0	0	0	0	0	0	1
1900	109	0	0	0	0	0	0	0	2	3	2	7	9	17	20	18	9	12	5	4	1	0	0	0	0	0	0	0	0
2000	49	0	0	0	0	0	0	0	1	1	2	3	7	8	3	10	7	3	3	0	0	0	0	1	0	0	0	0	0
2100	50	0	0	2	0	0	0	0	0	0	0	2	4	8	8	7	8	6	3	1	0	0	0	1	0	0	0	0	0
2200	43	0	0	0	0	0	0	1	0	0	1	6	2	8	10	3	4	3	2	3	0	0	0	0	0	0	0	0	0
2300	15	0	0	0	0	0	0	0	0	0	1	1	1	4	3	2	0	1	1	1	0	0	0	0	0	0	0	0	0
07-19	**1489**	**0**	**1**	**1**	**9**	**15**	**8**	**17**	**27**	**31**	**42**	**55**	**119**	**199**	**223**	**244**	**204**	**128**	**76**	**53**	**18**	**11**	**3**	**3**	**1**	**0**	**0**	**0**	**1**
06-22	**1724**	**0**	**1**	**3**	**9**	**15**	**8**	**17**	**30**	**35**	**46**	**68**	**139**	**234**	**257**	**282**	**235**	**153**	**89**	**61**	**21**	**11**	**3**	**5**	**1**	**0**	**0**	**0**	**1**
06-00	**1782**	**0**	**1**	**3**	**9**	**15**	**8**	**18**	**30**	**35**	**48**	**75**	**142**	**246**	**270**	**287**	**239**	**157**	**92**	**65**	**21**	**11**	**3**	**5**	**1**	**0**	**0**	**0**	**1**
00-00	**1808**	**0**	**1**	**3**	**9**	**15**	**8**	**19**	**30**	**35**	**48**	**76**	**143**	**248**	**275**	**291**	**246**	**160**	**93**	**66**	**21**	**11**	**3**	**5**	**1**	**0**	**0**	**0**	**1**

DRAFT

Site 27
Location No Road name, Att t/pole, Lat 53.69021, Long -6.76461
Direction Two way

3279 / Meath/Cavan/Monaghan ATC's
October 2013
Automatic Traffic Count

Sat, 12 October 2013

Time	Total	Speed Bins (km/h)																												
		0 - 5	5 - 10	10 - 15	15 - 20	20 - 25	25 - 30	30 - 35	35 - 40	40 - 45	45 - 50	50 - 55	55 - 60	60 - 65	65 - 70	70 - 75	75 - 80	80 - 85	85 - 90	90 - 95	95 - 100	100 - 105	105 - 110	110 - 115	115 - 120	120 - 125	125 - 130	130 - 135	135 - 140
0000	18	0	0	0	0	0	0	0	0	0	0	2	3	4	4	2	0	3	0	0	0	0	0	0	0	0	0	0	0	0
0100	12	0	0	0	0	0	0	0	1	0	0	0	1	1	4	3	0	1	0	1	0	0	0	0	0	0	0	0	0	0
0200	7	0	0	0	0	0	0	0	0	0	0	0	0	1	1	1	1	2	0	0	0	0	0	0	0	0	0	1	0	0
0300	2	0	0	0	0	0	0	0	0	1	0	0	0	0	0	0	0	0	0	0	0	1	0	0	0	0	0	0	0	0
0400	5	0	0	0	0	0	0	0	0	0	0	0	0	1	2	1	0	1	0	0	0	0	0	0	0	0	0	0	0	0
0500	8	0	0	0	0	0	0	0	0	0	0	0	1	0	1	0	1	2	2	1	0	0	0	0	0	0	0	0	0	0
0600	7	0	0	0	0	0	0	0	0	0	0	1	0	0	0	1	2	0	0	0	2	1	0	0	0	0	0	0	0	0
0700	15	0	0	0	0	0	0	0	0	0	0	0	0	1	2	1	1	2	1	3	3	0	0	1	0	0	0	0	0	0
0800	57	0	0	0	0	0	0	0	0	0	0	1	3	1	7	8	8	11	7	8	1	1	1	0	0	0	0	0	0	0
0900	67	0	0	0	0	1	1	0	0	1	1	1	2	6	5	7	14	7	10	8	2	1	0	0	0	0	0	0	0	0
1000	95	0	0	0	0	0	1	0	0	3	4	6	4	13	18	14	11	6	5	7	1	2	0	0	0	0	0	0	0	0
1100	**103**	**0**	**0**	**0**	**0**	**1**	**1**	**2**	**1**	**1**	**0**	**2**	**7**	**11**	**14**	**26**	**13**	**10**	**5**	**5**	**2**	**0**	**0**	**1**	**1**	**0**	**0**	**0**	**0**	**0**
1200	109	0	0	0	3	0	0	4	0	2	2	6	17	8	21	16	14	4	6	3	2	1	0	0	0	0	0	0	0	0
1300	118	0	0	0	1	2	2	2	4	4	2	1	15	18	15	14	14	14	4	3	2	1	0	0	0	0	0	0	0	0
1400	131	0	0	0	1	1	1	4	0	2	2	7	7	21	17	26	17	13	7	3	1	1	0	0	0	0	0	0	0	0
1500	121	0	0	0	0	2	0	1	0	2	5	8	14	14	19	21	17	10	3	2	1	1	1	0	0	0	0	0	0	0
1600	97	0	0	0	0	0	2	2	0	2	3	4	10	16	15	18	9	5	9	1	1	0	0	0	0	0	0	0	0	0
1700	**133**	**0**	**0**	**0**	**0**	**0**	**2**	**0**	**3**	**3**	**3**	**5**	**17**	**22**	**20**	**22**	**14**	**8**	**9**	**3**	**2**	**0**	**0**	**0**	**0**	**0**	**0**	**0**	**0**	**0**
1800	102	0	0	0	1	0	0	3	2	1	9	5	12	20	22	10	3	7	2	2	1	1	1	0	0	0	0	0	0	0
1900	86	0	0	0	1	0	0	3	1	0	2	7	8	9	10	11	17	10	5	1	1	0	0	0	0	0	0	0	0	0
2000	62	0	0	0	0	0	0	0	1	2	2	4	5	6	10	14	8	5	1	2	1	1	0	0	0	0	0	0	0	0
2100	32	0	0	0	0	1	0	0	0	0	1	2	5	4	5	3	3	5	2	0	1	0	0	0	0	0	0	0	0	0
2200	23	0	1	0	0	0	1	0	0	0	0	0	4	5	2	4	3	0	0	2	0	1	0	0	0	0	0	0	0	0
2300	13	0	0	0	0	0	0	0	0	0	0	0	2	2	2	2	2	2	0	0	1	0	0	0	0	0	0	0	0	0
07-19	**1148**	**0**	**0**	**0**	**6**	**7**	**10**	**18**	**10**	**21**	**31**	**46**	**108**	**151**	**175**	**183**	**135**	**97**	**68**	**48**	**19**	**9**	**3**	**2**	**1**	**0**	**0**	**0**	**0**	**0**
06-22	**1335**	**0**	**0**	**0**	**7**	**8**	**10**	**21**	**12**	**23**	**36**	**60**	**126**	**170**	**200**	**212**	**165**	**117**	**76**	**51**	**24**	**11**	**3**	**2**	**1**	**0**	**0**	**0**	**0**	**0**
06-00	**1371**	**0**	**1**	**0**	**7**	**8**	**11**	**21**	**12**	**23**	**36**	**60**	**132**	**177**	**204**	**218**	**170**	**119**	**76**	**53**	**25**	**12**	**3**	**2**	**1**	**0**	**0**	**0**	**0**	**0**
00-00	**1423**	**0**	**1**	**0**	**7**	**8**	**11**	**21**	**13**	**24**	**36**	**62**	**137**	**184**	**216**	**225**	**172**	**128**	**78**	**55**	**25**	**13**	**3**	**2**	**1**	**0**	**1**	**0**	**0**	**0**

DRAFT

Site 27
Location No Road name, Att t/pole, Lat 53.69021, Long -6.76461
Direction Two way

3279 / Meath/Cavan/Monaghan ATC's
October 2013
Automatic Traffic Count

Sun, 13 October 2013

Time	Total	Speed Bins (km/h)																												
		0 - 5	5 - 10	10 - 15	15 - 20	20 - 25	25 - 30	30 - 35	35 - 40	40 - 45	45 - 50	50 - 55	55 - 60	60 - 65	65 - 70	70 - 75	75 - 80	80 - 85	85 - 90	90 - 95	95 - 100	100 - 105	105 - 110	110 - 115	115 - 120	120 - 125	125 - 130	130 - 135	135 - 140
0000	19	0	0	0	0	0	0	0	0	0	0	1	3	3	1	6	1	3	0	1	0	0	0	0	0	0	0	0	0	0
0100	20	0	0	0	0	0	0	0	0	0	0	0	3	2	4	0	3	4	2	0	1	0	0	0	0	1	0	0	0	0
0200	13	0	0	0	0	0	0	0	0	0	0	1	3	2	3	0	2	1	0	1	0	0	0	0	0	0	0	0	0	0
0300	7	0	0	0	0	0	0	0	0	0	0	0	0	2	1	1	0	1	1	1	0	0	0	0	0	0	0	0	0	0
0400	10	0	0	0	0	0	0	0	0	0	0	0	0	1	3	2	3	0	1	0	0	0	0	0	0	0	0	0	0	0
0500	6	0	0	0	0	0	0	0	0	0	1	3	0	0	0	0	2	0	0	0	0	0	0	0	0	0	0	0	0	0
0600	8	0	0	0	0	0	0	0	0	0	0	1	0	0	0	1	1	1	2	1	0	1	0	0	0	0	0	0	0	0
0700	13	0	0	0	0	0	0	1	0	0	0	1	1	2	0	1	1	1	2	0	2	0	1	0	0	0	0	0	0	0
0800	17	0	0	0	0	0	0	0	0	0	1	1	0	1	1	5	3	2	0	1	0	2	0	0	0	0	0	0	0	0
0900	33	0	0	0	0	0	1	1	0	1	1	3	1	2	7	5	5	4	2	0	0	0	0	0	0	0	0	0	0	0
1000	82	0	0	0	0	1	2	2	1	0	0	1	7	10	15	5	11	14	7	2	1	2	0	0	1	0	0	0	0	0
1100	**89**	**0**	**0**	**0**	**0**	**1**	**1**	**0**	**0**	**2**	**3**	**2**	**4**	**8**	**21**	**16**	**11**	**11**	**3**	**4**	**2**	**0**	**0**	**0**	**0**	**0**	**0**	**0**	**0**	**0**
1200	100	0	0	0	0	0	0	0	0	4	1	3	5	11	14	19	20	11	6	5	1	0	0	0	0	0	0	0	0	0
1300	**122**	**0**	**0**	**0**	**0**	**2**	**0**	**0**	**1**	**1**	**1**	**4**	**14**	**13**	**21**	**14**	**17**	**16**	**10**	**2**	**3**	**2**	**1**	**0**	**0**	**0**	**0**	**0**	**0**	**0**
1400	74	0	0	0	0	0	1	2	0	1	5	10	4	10	12	14	5	3	2	3	1	1	0	0	0	0	0	0	0	0
1500	84	0	0	0	0	0	0	1	0	0	3	5	14	11	17	11	10	4	5	2	1	0	0	0	0	0	0	0	0	0
1600	79	0	0	0	0	0	1	1	0	0	2	1	12	11	11	16	12	4	3	2	0	2	1	0	0	0	0	0	0	0
1700	101	0	0	0	0	0	1	0	3	0	7	4	13	12	18	14	13	9	4	1	0	2	0	0	0	0	0	0	0	0
1800	102	0	0	0	0	0	0	2	7	3	3	6	13	12	11	17	12	8	4	2	2	0	0	0	0	0	0	0	0	0
1900	65	0	0	0	0	0	0	0	2	2	4	3	7	13	10	10	7	4	2	1	0	0	0	0	0	0	0	0	0	0
2000	47	0	0	0	0	0	0	0	0	0	0	5	7	13	5	5	4	5	1	1	1	0	0	0	0	0	0	0	0	0
2100	35	0	0	0	0	0	0	0	0	1	1	1	2	5	6	6	7	4	0	0	1	0	0	0	1	0	0	0	0	0
2200	32	0	0	0	0	0	0	0	0	0	2	1	2	6	6	7	3	2	1	0	1	1	0	0	0	0	0	0	0	0
2300	10	0	0	0	0	0	0	0	0	0	0	1	1	1	1	1	1	2	2	0	0	0	0	0	0	0	0	0	0	0
07-19	**896**	**0**	**0**	**0**	**0**	**4**	**7**	**10**	**12**	**12**	**27**	**41**	**88**	**103**	**148**	**137**	**120**	**87**	**48**	**24**	**13**	**11**	**3**	**0**	**1**	**0**	**0**	**0**	**0**	**0**
06-22	**1051**	**0**	**0**	**0**	**0**	**4**	**7**	**10**	**14**	**15**	**32**	**51**	**104**	**134**	**169**	**159**	**139**	**101**	**53**	**27**	**15**	**12**	**3**	**0**	**2**	**0**	**0**	**0**	**0**	**0**
06-00	**1093**	**0**	**0**	**0**	**0**	**4**	**7**	**10**	**14**	**15**	**34**	**53**	**107**	**141**	**176**	**167**	**143**	**105**	**56**	**27**	**16**	**13**	**3**	**0**	**2**	**0**	**0**	**0**	**0**	**0**
00-00	**1168**	**0**	**0**	**0**	**0**	**4**	**7**	**10**	**14**	**15**	**35**	**58**	**116**	**151**	**188**	**176**	**154**	**114**	**60**	**30**	**17**	**13**	**3**	**0**	**2**	**1**	**0**	**0**	**0**	**0**

DRAFT

Site 27
Location No Road name, Att t/pole, Lat 53.69021, Long -6.76461
Direction Two way

3279 / Meath/Cavan/Monaghan ATC's
October 2013
Automatic Traffic Count

Virtual Day (7)

Time	Total	Speed Bins (km/h)																												
		0 - 5	5 - 10	10 - 15	15 - 20	20 - 25	25 - 30	30 - 35	35 - 40	40 - 45	45 - 50	50 - 55	55 - 60	60 - 65	65 - 70	70 - 75	75 - 80	80 - 85	85 - 90	90 - 95	95 - 100	100 - 105	105 - 110	110 - 115	115 - 120	120 - 125	125 - 130	130 - 135	135 - 140
0000	10	0	0	0	0	0	0	1	0	0	0	1	1	1	2	2	1	1	0	0	0	0	0	0	0	0	0	0	0	0
0100	6	0	0	0	0	0	0	0	0	0	0	0	1	1	2	1	0	1	0	0	0	0	0	0	0	0	0	0	0	0
0200	4	0	0	0	0	0	0	0	0	0	0	0	0	0	1	0	1	1	0	0	0	0	0	0	0	0	0	0	0	0
0300	3	0	0	0	0	0	0	0	0	0	0	0	0	0	0	0	0	0	0	0	0	0	0	0	0	0	0	0	0	0
0400	4	0	0	0	0	0	0	0	0	0	0	0	0	0	1	0	1	0	0	0	0	0	0	0	0	0	0	0	0	0
0500	6	0	0	0	0	0	0	0	0	0	0	0	0	1	1	1	1	1	1	1	0	0	0	0	0	0	0	0	0	0
0600	22	0	0	0	0	0	0	0	0	0	0	1	0	1	3	3	5	3	2	2	1	1	0	0	0	0	0	0	0	0
0700	67	0	0	0	0	0	0	0	0	0	1	2	4	7	8	12	10	7	7	4	2	1	1	0	0	0	0	0	0	0
0800	**152**	**0**	**0**	**0**	**0**	**0**	**0**	**1**	**1**	**1**	**2**	**5**	**8**	**16**	**24**	**28**	**28**	**17**	**11**	**5**	**2**	**1**	**1**	**0**	**0**	**0**	**0**	**0**	**0**	**0**
0900	95	0	0	0	0	0	1	0	1	1	1	3	5	8	15	19	17	11	6	5	1	1	0	0	0	0	0	0	0	0
1000	83	0	0	0	0	1	1	1	2	2	3	5	7	10	14	10	11	6	5	3	1	1	0	0	0	0	0	0	0	0
1100	87	0	0	0	0	2	1	1	1	2	2	5	7	11	15	14	12	6	4	3	1	0	0	0	0	0	0	0	0	0
1200	96	0	0	0	1	0	0	1	0	2	2	5	9	12	17	16	13	8	5	4	0	0	0	0	0	0	0	0	0	0
1300	103	0	0	0	1	1	1	1	1	1	2	3	11	13	16	16	13	11	6	3	1	1	0	0	0	0	0	0	0	0
1400	102	0	0	0	0	0	0	1	1	2	3	5	9	16	15	18	13	8	5	3	2	1	0	0	0	0	0	0	0	0
1500	111	0	0	0	1	1	0	1	1	3	4	7	13	15	16	16	15	8	5	3	1	1	0	0	0	0	0	0	0	0
1600	123	0	0	0	1	0	1	1	1	3	4	6	12	16	20	21	17	9	6	3	1	1	0	0	0	0	0	0	0	0
1700	**141**	**0**	**0**	**0**	**1**	**1**	**1**	**0**	**2**	**2**	**3**	**5**	**13**	**20**	**22**	**25**	**19**	**14**	**6**	**4**	**1**	**1**	**0**	**0**	**0**	**0**	**0**	**0**	**0**	**0**
1800	123	0	0	0	1	1	0	2	2	2	4	6	9	18	21	19	17	9	6	3	1	0	0	0	0	0	0	0	0	0
1900	91	0	0	0	0	0	0	1	2	2	3	7	8	12	15	16	11	8	3	1	1	0	0	0	0	0	0	0	0	0
2000	57	0	0	0	0	0	0	1	1	1	2	3	6	8	8	9	7	4	3	2	1	0	0	0	0	0	0	0	0	0
2100	42	0	0	0	0	0	0	0	0	0	1	2	3	6	7	7	6	5	2	1	0	0	0	0	0	0	0	0	0	0
2200	27	0	0	0	0	0	0	0	0	0	1	2	2	5	5	4	2	2	2	2	0	0	0	0	0	0	0	0	0	0
2300	18	0	0	0	0	0	0	0	0	0	0	0	2	2	3	3	2	2	1	1	0	0	0	0	0	0	0	0	0	0
07-19	**1283**	**0**	**0**	**1**	**4**	**8**	**7**	**11**	**13**	**21**	**31**	**58**	**108**	**164**	**203**	**215**	**184**	**114**	**70**	**43**	**15**	**8**	**3**	**1**	**1**	**0**	**0**	**0**	**0**	**0**
06-22	**1496**	**0**	**0**	**1**	**5**	**8**	**7**	**12**	**16**	**24**	**37**	**71**	**126**	**192**	**236**	**249**	**213**	**134**	**80**	**48**	**19**	**9**	**4**	**1**	**1**	**0**	**0**	**0**	**0**	**0**
06-00	**1541**	**0**	**0**	**1**	**5**	**8**	**8**	**13**	**16**	**25**	**38**	**73**	**130**	**199**	**243**	**256**	**218**	**138**	**83**	**51**	**20**	**10**	**4**	**1**	**1**	**0**	**0**	**0**	**0**	**0**
00-00	**1574**	**0**	**0**	**1**	**5**	**8**	**8**	**13**	**17**	**25**	**38**	**75**	**133**	**203**	**250**	**261**	**221**	**142**	**85**	**52**	**21**	**10**	**4**	**1**	**1**	**0**	**0**	**0**	**0**	**0**

DRAFT

Site 27
Location No Road name, Att t/pole, Lat 53.69021, Long -6.76461
Direction Two way

3279 / Meath/Cavan/Monaghan ATC's
October 2013
Automatic Traffic Count

Virtual Week (1)

Time	Total	Speed Bins (km/h)																												
		0 - 5	5 - 10	10 - 15	15 - 20	20 - 25	25 - 30	30 - 35	35 - 40	40 - 45	45 - 50	50 - 55	55 - 60	60 - 65	65 - 70	70 - 75	75 - 80	80 - 85	85 - 90	90 - 95	95 - 100	100 - 105	105 - 110	110 - 115	115 - 120	120 - 125	125 - 130	130 - 135	135 - 140
Mon	1567	0	0	0	2	3	5	4	20	19	34	76	123	200	267	274	229	134	99	43	22	8	3	0	1	0	1	0	0
Tue	1656	0	0	1	4	4	2	10	10	15	29	84	141	241	264	306	243	139	66	62	19	11	3	0	2	0	0	0	0
Wed	1653	0	0	1	8	8	4	12	12	46	29	93	135	186	263	263	247	155	94	62	16	9	6	2	1	0	0	0	1
Thu	1740	0	1	4	3	13	16	17	17	22	56	73	134	210	277	290	257	161	104	48	24	6	6	1	0	0	0	0	0
Fri	1808	0	1	3	9	15	8	19	30	35	48	76	143	248	275	291	246	160	93	66	21	11	3	5	1	0	0	0	1
|Sat	1423	0	1	0	7	8	11	21	13	24	36	62	137	184	216	225	172	128	78	55	25	13	3	2	1	0	1	0	0
|Sun	1168	0	0	0	0	4	7	10	14	15	35	58	116	151	188	176	154	114	60	30	17	13	3	0	2	1	0	0	0
5 Day Ave.	**1685**	**0**	**0**	**2**	**5**	**9**	**7**	**12**	**18**	**27**	**39**	**80**	**135**	**217**	**269**	**285**	**244**	**150**	**91**	**56**	**20**	**9**	**4**	**2**	**1**	**0**	**0**	**0**	**0**
7 Day Ave.	**1574**	**0**	**0**	**1**	**5**	**8**	**8**	**13**	**17**	**25**	**38**	**75**	**133**	**203**	**250**	**261**	**221**	**142**	**85**	**52**	**21**	**10**	**4**	**1**	**1**	**0**	**0**	**0**	**0**
--	**11015**	**0**	**3**	**9**	**33**	**55**	**53**	**93**	**116**	**176**	**267**	**522**	**929**	**1420**	**1750**	**1825**	**1548**	**991**	**594**	**366**	**144**	**71**	**27**	**10**	**8**	**1**	**2**	**0**	**2**

Summary Graphs

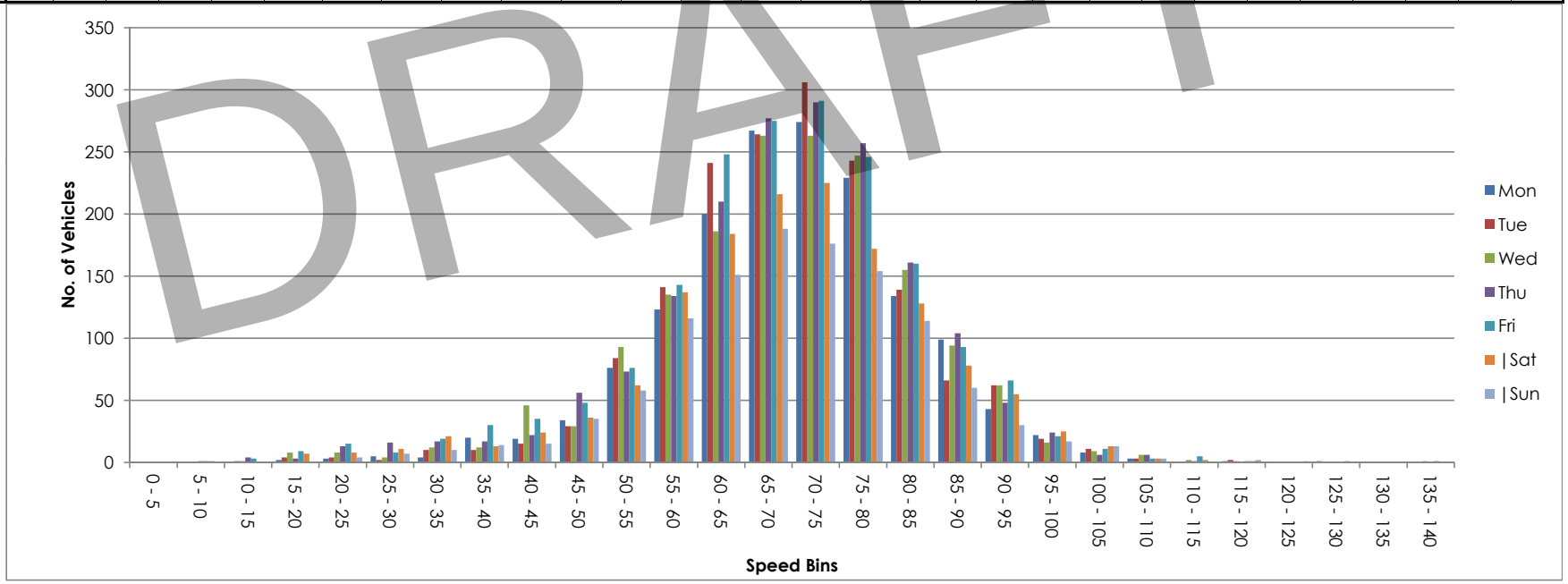

DRAFT



NDC NATIONWIDE DATA COLLECTION	**Site / Location:**	L-3409-0, att t/junction sign, Lat 53.69715, Long -6.76087	**Project No:**	3279	**Photo No:**	3279-28	**Drawn By:** MOR
	Survey Date:	Mon, 7 October 2013 to Sun, 13 October 2013	**Project Name:**		Meath/Cavan/Monaghan ATC'S		
	Survey Times:	00:00 to 00(24):00	**Title:**		Site Photograph		

Site No.	Location.	Direction.	Speed Limit - PSL (km/h)	Start Date.	End Date.	Total Vehicles.	5 Day Ave.	7 Day Ave.	No. > Speed Limit.	%. > Speed Limit.	No. > Speed Limit1 (+5km/h).	%. > Speed Limit1 (+5km/h).	No. > Speed Limit1 (+10km/h).	%. > Speed Limit1 (+10km/h).	Mean Speed	85%ile Speed
28	L-3409-0, att t/junction sign, Lat 53.69715, Long -6.76087	East	80	Mon, 7 October 2013	Sun, 13 October 2013	2286	342	327	139	6.1	52	2.3	20	0.9	60.8	73.4
		West	80	Mon, 7 October 2013	Sun, 13 October 2013	2562	388	366	91	3.6	38	1.5	16	0.6	59.6	70.6
		Two way	80	Mon, 7 October 2013	Sun, 13 October 2013	4848	730	693	230	4.7	90	1.9	36	0.7	60.2	72.0

DRAFT

Site 28
Location L-3409-0, att t/junction sign, Lat 53.69715, Long -6.76087
Direction East

3279 / Meath/Cavan/Monaghan ATC's
October 2013
Automatic Traffic Count

Mon, 7 October 2013

Time	Total	Classification												>PSL	>PSL%	>SL1	>SL1%	>SL2	>SL2%	Mean	Vpp
		1 MCL	2 SV	3 SVT	4 TB2	5 TB3	6 T4	7 ART3	8 ART4	9 ART5	10 ART6	11 BD	12 DRT	80	80	85 +5kph	85 +5kph	90 +10kph	90 +10kph		85
0000	0	0	0	0	0	0	0	0	0	0	0	0	0	0	0	0	0	0	0	-	-
0100	0	0	0	0	0	0	0	0	0	0	0	0	0	0	0	0	0	0	0	-	-
0200	0	0	0	0	0	0	0	0	0	0	0	0	0	0	0	0	0	0	0	-	-
0300	1	0	1	0	0	0	0	0	0	0	0	0	0	0	0	0	0	0	0	75.6	-
0400	2	0	2	0	0	0	0	0	0	0	0	0	0	0	0	0	0	0	0	60.9	-
0500	0	0	0	0	0	0	0	0	0	0	0	0	0	0	0	0	0	0	0	-	-
0600	7	0	7	0	0	0	0	0	0	0	0	0	0	1	14.3	1	14.3	0	0	72.2	-
0700	22	0	21	0	1	0	0	0	0	0	0	0	0	0	0	0	0	0	0	63.4	69.5
0800	33	0	30	0	3	0	0	0	0	0	0	0	0	2	6.1	0	0	0	0	63.1	74.2
0900	**37**	**0**	**37**	**0**	**0**	**0**	**0**	**0**	**0**	**0**	**0**	**0**	**0**	**1**	**2.7**	**0**	**0**	**0**	**0**	**60.3**	**73.4**
1000	16	0	14	0	2	0	0	0	0	0	0	0	0	1	6.3	0	0	0	0	55.1	58.7
1100	14	0	13	0	1	0	0	0	0	0	0	0	0	1	7.1	0	0	0	0	58.9	74.2
1200	**27**	**1**	**24**	**0**	**2**	**0**	**0**	**0**	**0**	**0**	**0**	**0**	**0**	**0**	**0**	**0**	**0**	**0**	**0**	**52.1**	**67.7**
1300	19	2	17	0	0	0	0	0	0	0	0	0	0	2	10.5	1	5.3	1	5.3	59	70.6
1400	17	0	14	0	3	0	0	0	0	0	0	0	0	0	0	0	0	0	0	60.4	68
1500	20	0	18	0	2	0	0	0	0	0	0	0	0	0	0	0	0	0	0	55.9	63.7
1600	22	0	20	0	1	0	0	0	0	1	0	0	0	2	9.1	1	4.5	0	0	61	74.5
1700	22	0	21	0	0	0	0	0	1	0	0	0	0	2	9.1	0	0	0	0	62.6	74.9
1800	19	0	17	0	1	0	0	0	1	0	0	0	0	1	5.3	0	0	0	0	56.4	67.3
1900	11	0	11	0	0	0	0	0	0	0	0	0	0	0	0	0	0	0	0	53.9	60.1
2000	14	0	14	0	0	0	0	0	0	0	0	0	0	1	7.1	0	0	0	0	56.8	69.5
2100	4	0	4	0	0	0	0	0	0	0	0	0	0	0	0	0	0	0	0	55.7	-
2200	1	0	1	0	0	0	0	0	0	0	0	0	0	1	100	0	0	0	0	83	-
2300	1	0	1	0	0	0	0	0	0	0	0	0	0	0	0	0	0	0	0	60.6	-
07-19	**268**	**3**	**246**	**0**	**16**	**0**	**0**	**0**	**2**	**1**	**0**	**0**	**0**	**12**	**4.5**	**2**	**0.7**	**1**	**0.4**	**59.2**	**71.3**
06-22	**304**	**3**	**282**	**0**	**16**	**0**	**0**	**0**	**2**	**1**	**0**	**0**	**0**	**14**	**4.6**	**3**	**1**	**1**	**0.3**	**59.2**	**70.9**
06-00	**306**	**3**	**284**	**0**	**16**	**0**	**0**	**0**	**2**	**1**	**0**	**0**	**0**	**15**	**4.9**	**3**	**1**	**1**	**0.3**	**59.3**	**71.3**
00-00	**309**	**3**	**287**	**0**	**16**	**0**	**0**	**0**	**2**	**1**	**0**	**0**	**0**	**15**	**4.9**	**3**	**1**	**1**	**0.3**	**59.3**	**71.3**

DRAFT

Site 28
Location L-3409-0, att t/junction sign, Lat 53.69715, Long -6.76087
Direction East

3279 / Meath/Cavan/Monaghan ATC's
October 2013
Automatic Traffic Count

Tue, 8 October 2013

Time	Total	Classification												>PSL	>PSL%	>SL1	>SL1%	>SL2	>SL2%	Mean	Vpp
		1 MCL	2 SV	3 SVT	4 TB2	5 TB3	6 T4	7 ART3	8 ART4	9 ART5	10 ART6	11 BD	12 DRT	80	80	85 +5kph	85 +5kph	90 +10kph	90 +10kph		85
0000	0	0	0	0	0	0	0	0	0	0	0	0	0	0	0	0	0	0	0	-	-
0100	0	0	0	0	0	0	0	0	0	0	0	0	0	0	0	0	0	0	0	-	-
0200	0	0	0	0	0	0	0	0	0	0	0	0	0	0	0	0	0	0	0	-	-
0300	0	0	0	0	0	0	0	0	0	0	0	0	0	0	0	0	0	0	0	-	-
0400	0	0	0	0	0	0	0	0	0	0	0	0	0	0	0	0	0	0	0	-	-
0500	0	0	0	0	0	0	0	0	0	0	0	0	0	0	0	0	0	0	0	-	-
0600	11	0	11	0	0	0	0	0	0	0	0	0	0	2	18.2	1	9.1	0	0	73.5	78.5
0700	16	0	14	0	2	0	0	0	0	0	0	0	0	0	0	0	0	0	0	66.9	71.6
0800	**36**	**0**	**35**	**0**	**1**	**0**	**0**	**0**	**0**	**0**	**0**	**0**	**0**	**4**	**11.1**	**1**	**2.8**	**0**	**0**	**65.5**	**77**
0900	32	0	32	0	0	0	0	0	0	0	0	0	0	1	3.1	0	0	0	0	61.5	70.9
1000	26	0	22	2	1	0	0	0	0	1	0	0	0	0	0	0	0	0	0	55.3	69.8
1100	14	0	13	1	0	0	0	0	0	0	0	0	0	1	7.1	0	0	0	0	62.3	71.6
1200	17	0	14	0	3	0	0	0	0	0	0	0	0	2	11.8	0	0	0	0	63.4	72.4
1300	13	0	13	0	0	0	0	0	0	0	0	0	0	0	0	0	0	0	0	63.5	73.8
1400	18	0	18	0	0	0	0	0	0	0	0	0	0	1	5.6	0	0	0	0	61.8	72.4
1500	**27**	**1**	**21**	**1**	**3**	**0**	**1**	**0**	**0**	**0**	**0**	**0**	**0**	**0**	**0**	**0**	**0**	**0**	**0**	**57.7**	**74.2**
1600	21	1	18	0	2	0	0	0	0	0	0	0	0	2	9.5	2	9.5	1	4.8	59.8	73.1
1700	19	0	19	0	0	0	0	0	0	0	0	0	0	1	5.3	0	0	0	0	61.8	74.9
1800	26	0	25	1	0	0	0	0	0	0	0	0	0	1	3.8	0	0	0	0	61.1	68
1900	21	0	20	0	1	0	0	0	0	0	0	0	0	0	0	0	0	0	0	61.3	73.4
2000	20	0	18	0	2	0	0	0	0	0	0	0	0	1	5	1	5	0	0	59.1	69.1
2100	5	0	4	1	0	0	0	0	0	0	0	0	0	0	0	0	0	0	0	62.8	-
2200	4	0	4	0	0	0	0	0	0	0	0	0	0	2	50	1	25	0	0	72	-
2300	3	0	3	0	0	0	0	0	0	0	0	0	0	0	0	0	0	0	0	56.7	-
07-19	**265**	**2**	**244**	**5**	**12**	**0**	**1**	**0**	**0**	**0**	**1**	**0**	**0**	**13**	**4.9**	**3**	**1.1**	**1**	**0.4**	**61.5**	**73.1**
06-22	**322**	**2**	**297**	**6**	**15**	**0**	**1**	**0**	**0**	**0**	**1**	**0**	**0**	**16**	**5**	**5**	**1.6**	**1**	**0.3**	**61.8**	**73.8**
06-00	**329**	**2**	**304**	**6**	**15**	**0**	**1**	**0**	**0**	**0**	**1**	**0**	**0**	**18**	**5.5**	**6**	**1.8**	**1**	**0.3**	**61.9**	**74.2**
00-00	**329**	**2**	**304**	**6**	**15**	**0**	**1**	**0**	**0**	**0**	**1**	**0**	**0**	**18**	**5.5**	**6**	**1.8**	**1**	**0.3**	**61.9**	**74.2**

DRAFT

Site 28
Location L-3409-0, att t/junction sign, Lat 53.69715, Long -6.76087
Direction East

3279 / Meath/Cavan/Monaghan ATC's
October 2013
Automatic Traffic Count

Wed, 9 October 2013

Time	Total	Classification												>PSL	>PSL%	>SL1	>SL1%	>SL2	>SL2%	Mean	Vpp
		1 MCL	2 SV	3 SVT	4 TB2	5 TB3	6 T4	7 ART3	8 ART4	9 ART5	10 ART6	11 BD	12 DRT	80	80	85 +5kph	85 +5kph	90 +10kph	90 +10kph		85
0000	0	0	0	0	0	0	0	0	0	0	0	0	0	0	0	0	0	0	0	-	-
0100	0	0	0	0	0	0	0	0	0	0	0	0	0	0	0	0	0	0	0	-	-
0200	0	0	0	0	0	0	0	0	0	0	0	0	0	0	0	0	0	0	0	-	-
0300	0	0	0	0	0	0	0	0	0	0	0	0	0	0	0	0	0	0	0	-	-
0400	0	0	0	0	0	0	0	0	0	0	0	0	0	0	0	0	0	0	0	-	-
0500	2	0	1	1	0	0	0	0	0	0	0	0	0	1	50	0	0	0	0	67.2	-
0600	10	0	10	0	0	0	0	0	0	0	0	0	0	3	30	1	10	1	10	72.1	-
0700	25	0	23	0	2	0	0	0	0	0	0	0	0	2	8	0	0	0	0	67	77.8
0800	34	0	33	1	0	0	0	0	0	0	0	0	0	7	20.6	1	2.9	0	0	68.6	81
0900	**38**	**1**	**35**	**0**	**2**	**0**	**0**	**0**	**0**	**0**	**0**	**0**	**0**	**2**	**5.3**	**1**	**2.6**	**1**	**2.6**	**60.9**	**74.5**
1000	22	1	18	0	3	0	0	0	0	0	0	0	0	0	0	0	0	0	0	60.3	72
1100	20	0	19	0	0	1	0	0	0	0	0	0	0	2	10	1	5	1	5	59.4	67.3
1200	12	0	10	0	2	0	0	0	0	0	0	0	0	0	0	0	0	0	0	56.6	61.6
1300	15	1	13	0	1	0	0	0	0	0	0	0	0	0	0	0	0	0	0	54.9	65.9
1400	20	1	16	2	1	0	0	0	0	0	0	0	0	1	5	0	0	0	0	61	71.6
1500	**32**	**0**	**27**	**1**	**3**	**1**	**0**	**0**	**0**	**0**	**0**	**0**	**0**	**1**	**3.1**	**0**	**0**	**0**	**0**	**60.4**	**70.6**
1600	30	0	27	0	3	0	0	0	0	0	0	0	0	4	13.3	2	6.7	1	3.3	63.7	75.2
1700	27	0	25	1	1	0	0	0	0	0	0	0	0	3	11.1	0	0	0	0	59.6	70.2
1800	17	0	16	0	1	0	0	0	0	0	0	0	0	0	0	0	0	0	0	54.4	65.5
1900	25	0	24	0	1	0	0	0	0	0	0	0	0	1	4	1	4	0	0	59.2	70.6
2000	11	0	11	0	0	0	0	0	0	0	0	0	0	0	0	0	0	0	0	56.7	64.4
2100	5	0	3	0	2	0	0	0	0	0	0	0	0	1	20	0	0	0	0	61.9	-
2200	4	0	4	0	0	0	0	0	0	0	0	0	0	0	0	0	0	0	0	56.2	-
2300	1	0	1	0	0	0	0	0	0	0	0	0	0	0	0	0	0	0	0	55.1	-
07-19	**292**	**4**	**262**	**5**	**19**	**2**	**0**	**0**	**0**	**0**	**0**	**0**	**0**	**22**	**7.5**	**5**	**1.7**	**3**	**1**	**61.4**	**74.2**
06-22	**343**	**4**	**310**	**5**	**22**	**2**	**0**	**0**	**0**	**0**	**0**	**0**	**0**	**27**	**7.9**	**7**	**2**	**4**	**1.2**	**61.4**	**74.2**
06-00	**348**	**4**	**315**	**5**	**22**	**2**	**0**	**0**	**0**	**0**	**0**	**0**	**0**	**27**	**7.8**	**7**	**2**	**4**	**1.1**	**61.4**	**73.8**
00-00	**350**	**4**	**316**	**6**	**22**	**2**	**0**	**0**	**0**	**0**	**0**	**0**	**0**	**28**	**8**	**7**	**2**	**4**	**1.1**	**61.4**	**74.2**

DRAFT

Site 28
Location L-3409-0, att t/junction sign, Lat 53.69715, Long -6.76087
Direction East

3279 / Meath/Cavan/Monaghan ATC's
October 2013
Automatic Traffic Count

Thu, 10 October 2013

Time	Total	Classification												>PSL	>PSL%	>SL1	>SL1%	>SL2	>SL2%	Mean	Vpp
		1 MCL	2 SV	3 SVT	4 TB2	5 TB3	6 T4	7 ART3	8 ART4	9 ART5	10 ART6	11 BD	12 DRT	80	80	85 +5kph	85 +5kph	90 +10kph	90 +10kph		85
0000	1	0	1	0	0	0	0	0	0	0	0	0	0	0	0	0	0	0	0	63.5	-
0100	1	0	1	0	0	0	0	0	0	0	0	0	0	0	0	0	0	0	0	72.7	-
0200	0	0	0	0	0	0	0	0	0	0	0	0	0	0	0	0	0	0	0	-	-
0300	1	0	1	0	0	0	0	0	0	0	0	0	0	0	0	0	0	0	0	79.1	-
0400	1	0	1	0	0	0	0	0	0	0	0	0	0	0	0	0	0	0	0	64.6	-
0500	1	0	0	0	1	0	0	0	0	0	0	0	0	1	100	1	100	0	0	88.2	-
0600	8	0	8	0	0	0	0	0	0	0	0	0	0	3	37.5	1	12.5	1	12.5	73.7	-
0700	23	0	21	0	2	0	0	0	0	0	0	0	0	2	8.7	1	4.3	0	0	68.1	77.4
0800	**33**	**0**	**30**	**0**	**3**	**0**	**0**	**0**	**0**	**0**	**0**	**0**	**0**	**1**	**3**	**0**	**0**	**0**	**0**	**63.2**	**73.8**
0900	30	0	29	0	1	0	0	0	0	0	0	0	0	3	10	2	6.7	1	3.3	63	75.6
1000	20	0	17	0	1	1	0	0	1	0	0	0	0	2	10	1	5	0	0	56.7	70.6
1100	18	0	17	0	1	0	0	0	0	0	0	0	0	2	11.1	1	5.6	1	5.6	63.7	72
1200	19	0	16	0	3	0	0	0	0	0	0	0	0	2	10.5	0	0	0	0	61.7	72
1300	13	0	13	0	0	0	0	0	0	0	0	0	0	0	0	0	0	0	0	59.8	64.8
1400	23	1	22	0	0	0	0	0	0	0	0	0	0	1	4.3	0	0	0	0	60.9	72.7
1500	**36**	**3**	**28**	**1**	**3**	**0**	**0**	**0**	**1**	**0**	**0**	**0**	**0**	**4**	**11.1**	**0**	**0**	**0**	**0**	**59.8**	**76.7**
1600	20	1	17	1	1	0	0	0	0	0	0	0	0	0	0	0	0	0	0	53.7	68
1700	31	1	26	1	3	0	0	0	0	0	0	0	0	0	0	0	0	0	0	55	66.2
1800	31	1	26	1	2	0	0	0	1	0	0	0	0	1	3.2	0	0	0	0	55.9	69.8
1900	16	0	16	0	0	0	0	0	0	0	0	0	0	0	0	0	0	0	0	54	62.6
2000	16	0	16	0	0	0	0	0	0	0	0	0	0	0	0	0	0	0	0	61.8	71.6
2100	11	0	10	0	0	1	0	0	0	0	0	0	0	0	0	0	0	0	0	63.1	73.4
2200	8	0	8	0	0	0	0	0	0	0	0	0	0	0	0	0	0	0	0	59.3	-
2300	2	0	1	0	1	0	0	0	0	0	0	0	0	0	0	0	0	0	0	57.9	-
07-19	**297**	**7**	**262**	**4**	**20**	**1**	**0**	**0**	**3**	**0**	**0**	**0**	**0**	**18**	**6.1**	**5**	**1.7**	**2**	**0.7**	**60.1**	**72.7**
06-22	**348**	**7**	**312**	**4**	**20**	**2**	**0**	**0**	**3**	**0**	**0**	**0**	**0**	**21**	**6**	**6**	**1.7**	**3**	**0.9**	**60.3**	**72.7**
06-00	**358**	**7**	**321**	**4**	**21**	**2**	**0**	**0**	**3**	**0**	**0**	**0**	**0**	**21**	**5.9**	**6**	**1.7**	**3**	**0.8**	**60.2**	**72.7**
00-00	**363**	**7**	**325**	**4**	**22**	**2**	**0**	**0**	**3**	**0**	**0**	**0**	**0**	**22**	**6.1**	**7**	**1.9**	**3**	**0.8**	**60.4**	**72.7**

DRAFT

Site 28
Location L-3409-0, att t/junction sign, Lat 53.69715, Long -6.76087
Direction East

3279 / Meath/Cavan/Monaghan ATC's
October 2013
Automatic Traffic Count

Fri, 11 October 2013

Time	Total	Classification												>PSL	>PSL%	>SL1	>SL1%	>SL2	>SL2%	Mean	Vpp
		1 MCL	2 SV	3 SVT	4 TB2	5 TB3	6 T4	7 ART3	8 ART4	9 ART5	10 ART6	11 BD	12 DRT	80	80	85 +5kph	85 +5kph	90 +10kph	90 +10kph		85
0000	0	0	0	0	0	0	0	0	0	0	0	0	0	0	0	0	0	0	0	-	-
0100	2	0	2	0	0	0	0	0	0	0	0	0	0	0	0	0	0	0	0	62.8	-
0200	0	0	0	0	0	0	0	0	0	0	0	0	0	0	0	0	0	0	0	-	-
0300	1	0	1	0	0	0	0	0	0	0	0	0	0	0	0	0	0	0	0	67.4	-
0400	0	0	0	0	0	0	0	0	0	0	0	0	0	0	0	0	0	0	0	-	-
0500	2	0	1	1	0	0	0	0	0	0	0	0	0	0	0	0	0	0	0	61.2	-
0600	8	0	8	0	0	0	0	0	0	0	0	0	0	3	37.5	3	37.5	1	12.5	79.8	-
0700	16	0	15	0	1	0	0	0	0	0	0	0	0	2	12.5	0	0	0	0	66.6	79.2
0800	**40**	**0**	**37**	**0**	**3**	**0**	**0**	**0**	**0**	**0**	**0**	**0**	**0**	**1**	**2.5**	**1**	**2.5**	**1**	**2.5**	**65.1**	**73.4**
0900	32	0	30	1	1	0	0	0	0	0	0	0	0	1	3.1	0	0	0	0	62.5	69.5
1000	21	0	18	2	1	0	0	0	0	0	0	0	0	0	0	0	0	0	0	59.8	71.6
1100	14	0	12	0	2	0	0	0	0	0	0	0	0	0	0	0	0	0	0	60.1	68
1200	23	1	19	1	1	1	0	0	0	0	0	0	0	2	8.7	1	4.3	0	0	61.6	75.6
1300	24	1	20	1	2	0	0	0	0	0	0	0	0	1	4.2	1	4.2	1	4.2	55.6	70.2
1400	25	0	21	0	4	0	0	0	0	0	0	0	0	0	0	0	0	0	0	60.3	70.6
1500	**36**	**0**	**31**	**1**	**4**	**0**	**0**	**0**	**0**	**0**	**0**	**0**	**0**	**0**	**0**	**0**	**0**	**0**	**0**	**58**	**69.8**
1600	27	0	22	2	2	0	0	0	1	0	0	0	0	2	7.4	2	7.4	0	0	61.8	74.2
1700	26	1	20	1	4	0	0	0	0	0	0	0	0	1	3.8	0	0	0	0	60.8	67.3
1800	24	0	19	2	0	1	0	0	1	0	1	0	0	4	16.7	2	8.3	1	4.2	58.1	75.2
1900	12	0	12	0	0	0	0	0	0	0	0	0	0	1	8.3	0	0	0	0	67.3	75.6
2000	11	0	11	0	0	0	0	0	0	0	0	0	0	0	0	0	0	0	0	57.2	63.7
2100	7	0	7	0	0	0	0	0	0	0	0	0	0	1	14.3	0	0	0	0	61.1	-
2200	6	0	6	0	0	0	0	0	0	0	0	0	0	0	0	0	0	0	0	58.1	-
2300	4	0	4	0	0	0	0	0	0	0	0	0	0	0	0	0	0	0	0	63.5	-
07-19	**308**	**3**	**264**	**11**	**25**	**2**	**0**	**0**	**2**	**0**	**1**	**0**	**0**	**14**	**4.5**	**7**	**2.3**	**3**	**1**	**60.9**	**73.4**
06-22	**346**	**3**	**302**	**11**	**25**	**2**	**0**	**0**	**2**	**0**	**1**	**0**	**0**	**19**	**5.5**	**10**	**2.9**	**4**	**1.2**	**61.4**	**74.2**
06-00	**356**	**3**	**312**	**11**	**25**	**2**	**0**	**0**	**2**	**0**	**1**	**0**	**0**	**19**	**5.3**	**10**	**2.8**	**4**	**1.1**	**61.4**	**74.2**
00-00	**361**	**3**	**316**	**12**	**25**	**2**	**0**	**0**	**2**	**0**	**1**	**0**	**0**	**19**	**5.3**	**10**	**2.8**	**4**	**1.1**	**61.4**	**74.2**

DRAFT

Site 28
Location L-3409-0, att t/junction sign, Lat 53.69715, Long -6.76087
Direction East

3279 / Meath/Cavan/Monaghan ATC's
October 2013
Automatic Traffic Count

Sat, 12 October 2013

Time	Total	Classification												>PSL	>PSL%	>SL1	>SL1%	>SL2	>SL2%	Mean	Vpp
		1 MCL	2 SV	3 SVT	4 TB2	5 TB3	6 T4	7 ART3	8 ART4	9 ART5	10 ART6	11 BD	12 DRT	80	80	85 +5kph	85 +5kph	90 +10kph	90 +10kph		85
0000	1	0	1	0	0	0	0	0	0	0	0	0	0	0	0	0	0	0	0	80	-
0100	2	0	2	0	0	0	0	0	0	0	0	0	0	0	0	0	0	0	0	56.8	-
0200	2	0	2	0	0	0	0	0	0	0	0	0	0	0	0	0	0	0	0	55	-
0300	0	0	0	0	0	0	0	0	0	0	0	0	0	0	0	0	0	0	0	-	-
0400	1	0	1	0	0	0	0	0	0	0	0	0	0	0	0	0	0	0	0	69.7	-
0500	1	0	1	0	0	0	0	0	0	0	0	0	0	1	100	1	100	0	0	88.4	-
0600	1	0	1	0	0	0	0	0	0	0	0	0	0	0	0	0	0	0	0	68	-
0700	4	0	4	0	0	0	0	0	0	0	0	0	0	1	25	1	25	0	0	72.6	-
0800	15	1	14	0	0	0	0	0	0	0	0	0	0	0	0	0	0	0	0	61.1	75.2
0900	24	0	24	0	0	0	0	0	0	0	0	0	0	2	8.3	1	4.2	1	4.2	61.4	72.4
1000	21	0	20	0	1	0	0	0	0	0	0	0	0	3	14.3	1	4.8	0	0	61.7	77
1100	**28**	**1**	**24**	**2**	**1**	**0**	**0**	**0**	**0**	**0**	**0**	**0**	**0**	**0**	**0**	**0**	**0**	**0**	**0**	**57.4**	**68.4**
1200	34	3	27	0	3	1	0	0	0	0	0	0	0	2	5.9	1	2.9	0	0	57.1	73.4
1300	33	1	29	1	1	0	0	0	0	0	1	0	0	2	6.1	0	0	0	0	56.8	68.4
1400	22	2	19	1	0	0	0	0	0	0	0	0	0	1	4.5	0	0	0	0	53.2	68.4
1500	**38**	**0**	**36**	**1**	**1**	**0**	**0**	**0**	**0**	**0**	**0**	**0**	**0**	**1**	**2.6**	**1**	**2.6**	**0**	**0**	**60.5**	**71.6**
1600	18	0	15	1	2	0	0	0	0	0	0	0	0	0	0	0	0	0	0	58.7	65.5
1700	24	1	23	0	0	0	0	0	0	0	0	0	0	1	4.2	1	4.2	0	0	59	64.8
1800	17	0	17	0	0	0	0	0	0	0	0	0	0	0	0	0	0	0	0	58.5	67.7
1900	17	0	17	0	0	0	0	0	0	0	0	0	0	0	0	0	0	0	0	64.5	73.1
2000	10	0	10	0	0	0	0	0	0	0	0	0	0	0	0	0	0	0	0	60.2	-
2100	5	0	5	0	0	0	0	0	0	0	0	0	0	1	20	0	0	0	0	60.1	-
2200	7	0	7	0	0	0	0	0	0	0	0	0	0	0	0	0	0	0	0	68	-
2300	3	0	3	0	0	0	0	0	0	0	0	0	0	1	33.3	1	33.3	0	0	77.5	-
07-19	**278**	**9**	**252**	**6**	**9**	**1**	**0**	**0**	**0**	**0**	**1**	**0**	**0**	**13**	**4.7**	**6**	**2.2**	**1**	**0.4**	**58.8**	**71.6**
06-22	**311**	**9**	**285**	**6**	**9**	**1**	**0**	**0**	**0**	**0**	**1**	**0**	**0**	**14**	**4.5**	**6**	**1.9**	**1**	**0.3**	**59.2**	**71.6**
06-00	**321**	**9**	**295**	**6**	**9**	**1**	**0**	**0**	**0**	**0**	**1**	**0**	**0**	**15**	**4.7**	**7**	**2.2**	**1**	**0.3**	**59.5**	**72.4**
00-00	**328**	**9**	**302**	**6**	**9**	**1**	**0**	**0**	**0**	**0**	**1**	**0**	**0**	**16**	**4.9**	**8**	**2.4**	**1**	**0.3**	**59.7**	**72.4**

DRAFT

Site 28
Location L-3409-0, att t/junction sign, Lat 53.69715, Long -6.76087
Direction East

3279 / Meath/Cavan/Monaghan ATC's
October 2013
Automatic Traffic Count

Sun, 13 October 2013

Time	Total	Classification												>PSL	>PSL%	>SL1	>SL1%	>SL2	>SL2%	Mean	Vpp
		1 MCL	2 SV	3 SVT	4 TB2	5 TB3	6 T4	7 ART3	8 ART4	9 ART5	10 ART6	11 BD	12 DRT	80	80	85 +5kph	85 +5kph	90 +10kph	90 +10kph		85
0000	1	0	1	0	0	0	0	0	0	0	0	0	0	0	0	0	0	0	0	46.3	-
0100	6	0	6	0	0	0	0	0	0	0	0	0	0	0	0	0	0	0	0	59.3	-
0200	1	0	1	0	0	0	0	0	0	0	0	0	0	0	0	0	0	0	0	52.5	-
0300	2	0	2	0	0	0	0	0	0	0	0	0	0	0	0	0	0	0	0	58.3	-
0400	1	0	1	0	0	0	0	0	0	0	0	0	0	0	0	0	0	0	0	57.1	-
0500	0	0	0	0	0	0	0	0	0	0	0	0	0	0	0	0	0	0	0	-	-
0600	1	0	1	0	0	0	0	0	0	0	0	0	0	0	0	0	0	0	0	65.6	-
0700	4	0	4	0	0	0	0	0	0	0	0	0	0	2	50	2	50	1	25	71.7	-
0800	5	0	5	0	0	0	0	0	0	0	0	0	0	0	0	0	0	0	0	68.8	-
0900	19	0	18	0	1	0	0	0	0	0	0	0	0	0	0	0	0	0	0	57.2	63.7
1000	**22**	**1**	**20**	**0**	**0**	**0**	**0**	**0**	**0**	**1**	**0**	**0**	**0**	**3**	**13.6**	**1**	**4.5**	**1**	**4.5**	**65.4**	**79.2**
1100	14	1	12	0	1	0	0	0	0	0	0	0	0	0	0	0	0	0	0	58.1	67
1200	**31**	**0**	**26**	**1**	**4**	**0**	**0**	**0**	**0**	**0**	**0**	**0**	**0**	**3**	**9.7**	**1**	**3.2**	**0**	**0**	**60.6**	**71.6**
1300	26	0	24	1	1	0	0	0	0	0	0	0	0	4	15.4	3	11.5	1	3.8	65.1	76.7
1400	21	0	20	0	1	0	0	0	0	0	0	0	0	5	23.8	2	9.5	2	9.5	67	81
1500	19	2	15	2	0	0	0	0	0	0	0	0	0	0	0	0	0	0	0	49.6	61.2
1600	15	1	14	0	0	0	0	0	0	0	0	0	0	1	6.7	1	6.7	0	0	61.6	75.2
1700	17	0	17	0	0	0	0	0	0	0	0	0	0	1	5.9	0	0	0	0	63.8	68.8
1800	7	0	7	0	0	0	0	0	0	0	0	0	0	0	0	0	0	0	0	64.4	-
1900	15	0	15	0	0	0	0	0	0	0	0	0	0	0	0	0	0	0	0	61.4	69.1
2000	11	0	11	0	0	0	0	0	0	0	0	0	0	0	0	0	0	0	0	60.1	67.3
2100	3	0	3	0	0	0	0	0	0	0	0	0	0	1	33.3	1	33.3	1	33.3	71.9	-
2200	3	0	3	0	0	0	0	0	0	0	0	0	0	1	33.3	0	0	0	0	78	-
2300	2	0	2	0	0	0	0	0	0	0	0	0	0	0	0	0	0	0	0	69.9	-
07-19	**200**	**5**	**182**	**4**	**8**	**0**	**0**	**0**	**0**	**1**	**0**	**0**	**0**	**19**	**9.5**	**10**	**5**	**5**	**2.5**	**61.7**	**75.2**
06-22	**230**	**5**	**212**	**4**	**8**	**0**	**0**	**0**	**0**	**1**	**0**	**0**	**0**	**20**	**8.7**	**11**	**4.8**	**6**	**2.6**	**61.8**	**75.2**
06-00	**235**	**5**	**217**	**4**	**8**	**0**	**0**	**0**	**0**	**1**	**0**	**0**	**0**	**21**	**8.9**	**11**	**4.7**	**6**	**2.6**	**62.1**	**75.2**
00-00	**246**	**5**	**228**	**4**	**8**	**0**	**0**	**0**	**0**	**1**	**0**	**0**	**0**	**21**	**8.5**	**11**	**4.5**	**6**	**2.4**	**61.8**	**74.9**

DRAFT

Site 28
Location L-3409-0, att t/junction sign, Lat 53.69715, Long -6.76087
Direction East

3279 / Meath/Cavan/Monaghan ATC's
October 2013
Automatic Traffic Count

Virtual Day (7)

Time	Total	Classification												>PSL	>PSL%	>SL1	>SL1%	>SL2	>SL2%	Mean	Vpp
		1 MCL	2 SV	3 SVT	4 TB2	5 TB3	6 T4	7 ART3	8 ART4	9 ART5	10 ART6	11 BD	12 DRT	80	80	85 +5kph	85 +5kph	90 +10kph	90 +10kph		85
0000	0	0	0	0	0	0	0	0	0	0	0	0	0	0	0	0	0	0	0	63.3	-
0100	2	0	2	0	0	0	0	0	0	0	0	0	0	0	0	0	0	0	0	60.7	-
0200	0	0	0	0	0	0	0	0	0	0	0	0	0	0	0	0	0	0	0	54.1	-
0300	1	0	1	0	0	0	0	0	0	0	0	0	0	0	0	0	0	0	0	67.7	-
0400	1	0	1	0	0	0	0	0	0	0	0	0	0	0	0	0	0	0	0	62.6	-
0500	1	0	0	0	0	0	0	0	0	0	0	0	0	0	50	0	33.3	0	0	72.2	-
0600	7	0	7	0	0	0	0	0	0	0	0	0	0	2	26.1	1	15.2	0	6.5	73.8	-
0700	16	0	15	0	1	0	0	0	0	0	0	0	0	1	8.2	1	3.6	0	0.9	66.8	77.4
0800	28	0	26	0	1	0	0	0	0	0	0	0	0	2	7.7	0	1.5	0	0.5	64.9	77
0900	**30**	**0**	**29**	**0**	**1**	**0**	**0**	**0**	**0**	**0**	**0**	**0**	**0**	**1**	**4.7**	**1**	**1.9**	**0**	**1.4**	**61.2**	**72.7**
1000	21	0	18	1	1	0	0	0	0	0	0	0	0	1	6.1	0	2	0	0.7	59.3	71.6
1100	17	0	16	0	1	0	0	0	0	0	0	0	0	1	4.9	0	1.6	0	1.6	59.8	71.6
1200	23	1	19	0	3	0	0	0	0	0	0	0	0	2	6.7	0	1.8	0	0	58.7	72
1300	20	1	18	0	1	0	0	0	0	0	0	0	0	1	6.3	1	3.5	0	2.1	59.1	72.7
1400	21	1	19	0	1	0	0	0	0	0	0	0	0	1	6.2	0	1.4	0	1.4	60.6	72.7
1500	**30**	**1**	**25**	**1**	**2**	**0**	**0**	**0**	**0**	**0**	**0**	**0**	**0**	**1**	**2.9**	**0**	**0.5**	**0**	**0**	**58.1**	**71.6**
1600	22	0	19	1	2	0	0	0	0	0	0	0	0	2	7.2	1	5.2	0	1.3	60.3	72
1700	24	0	22	0	1	0	0	0	0	0	0	0	0	1	5.4	0	0.6	0	0	59.9	70.9
1800	20	0	18	1	1	0	0	0	0	0	0	0	0	1	5	0	1.4	0	0.7	57.9	70.6
1900	17	0	16	0	0	0	0	0	0	0	0	0	0	0	1.7	0	0.9	0	0	60.2	72
2000	13	0	13	0	0	0	0	0	0	0	0	0	0	0	2.2	0	1.1	0	0	58.9	69.5
2100	6	0	5	0	0	0	0	0	0	0	0	0	0	1	10	0	2.5	0	2.5	62.1	-
2200	5	0	5	0	0	0	0	0	0	0	0	0	0	1	12.1	0	3	0	0	64.5	-
2300	2	0	2	0	0	0	0	0	0	0	0	0	0	0	6.3	0	6.3	0	0	64.3	-
07-19	**273**	**5**	**245**	**5**	**16**	**1**	**0**	**0**	**1**	**0**	**0**	**0**	**0**	**16**	**5.8**	**5**	**2**	**2**	**0.8**	**60.5**	**73.1**
06-22	**315**	**5**	**286**	**5**	**16**	**1**	**0**	**0**	**1**	**0**	**0**	**0**	**0**	**19**	**5.9**	**7**	**2.2**	**3**	**0.9**	**60.7**	**73.4**
06-00	**322**	**5**	**293**	**5**	**17**	**1**	**0**	**0**	**1**	**0**	**0**	**0**	**0**	**19**	**6**	**7**	**2.2**	**3**	**0.9**	**60.8**	**73.4**
00-00	**327**	**5**	**297**	**5**	**17**	**1**	**0**	**0**	**1**	**0**	**0**	**0**	**0**	**20**	**6.1**	**7**	**2.3**	**3**	**0.9**	**60.8**	**73.4**

DRAFT

Site 28
Location L-3409-0, att t/junction sign, Lat 53.69715, Long -6.76087
Direction East

3279 / Meath/Cavan/Monaghan ATC's
October 2013
Automatic Traffic Count

Virtual Week (1)

Time	Total	Classification												>PSL	>PSL%	>SL1	>SL1%	>SL2	>SL2%	Mean	Vpp
		1 MCL	2 SV	3 SVT	4 TB2	5 TB3	6 T4	7 ART3	8 ART4	9 ART5	10 ART6	11 BD	12 DRT	80	80	85 +5kph	85 +5kph	90 +10kph	90 +10kph		85
Mon	309	3	287	0	16	0	0	0	2	1	0	0	0	15	4.9	3	1	1	0.3	59.3	71.3
Tue	329	2	304	6	15	0	1	0	0	0	1	0	0	18	5.5	6	1.8	1	0.3	61.9	74.2
Wed	350	4	316	6	22	2	0	0	0	0	0	0	0	28	8	7	2	4	1.1	61.4	74.2
Thu	363	7	325	4	22	2	0	0	3	0	0	0	0	22	6.1	7	1.9	3	0.8	60.4	72.7
Fri	361	3	316	12	25	2	0	0	2	0	1	0	0	19	5.3	10	2.8	4	1.1	61.4	74.2
| Sat	328	9	302	6	9	1	0	0	0	0	1	0	0	16	4.9	8	2.4	1	0.3	59.7	72.4
| Sun	246	5	228	4	8	0	0	0	0	1	0	0	0	21	8.5	11	4.5	6	2.4	61.8	74.9
5 Day Ave.	**342**	**4**	**310**	**6**	**20**	**1**	**0**	**0**	**1**	**0**	**0**	**0**	**0**	**20**	**5.8**	**7**	**2.0**	**3**	**0.9**	**60.9**	**73.3**
7 Day Ave.	**327**	**5**	**297**	**5**	**17**	**1**	**0**	**0**	**1**	**0**	**0**	**0**	**0**	**20**	**6.1**	**7**	**2.3**	**3**	**0.9**	**60.8**	**73.4**
--	**2286**	**33**	**2078**	**38**	**117**	**7**	**1**	**0**	**7**	**2**	**3**	**0**	**0**	**139**	**6.1**	**52**	**2.3**	**20**	**0.9**	**60.8**	**73.4**

Summary Graphs

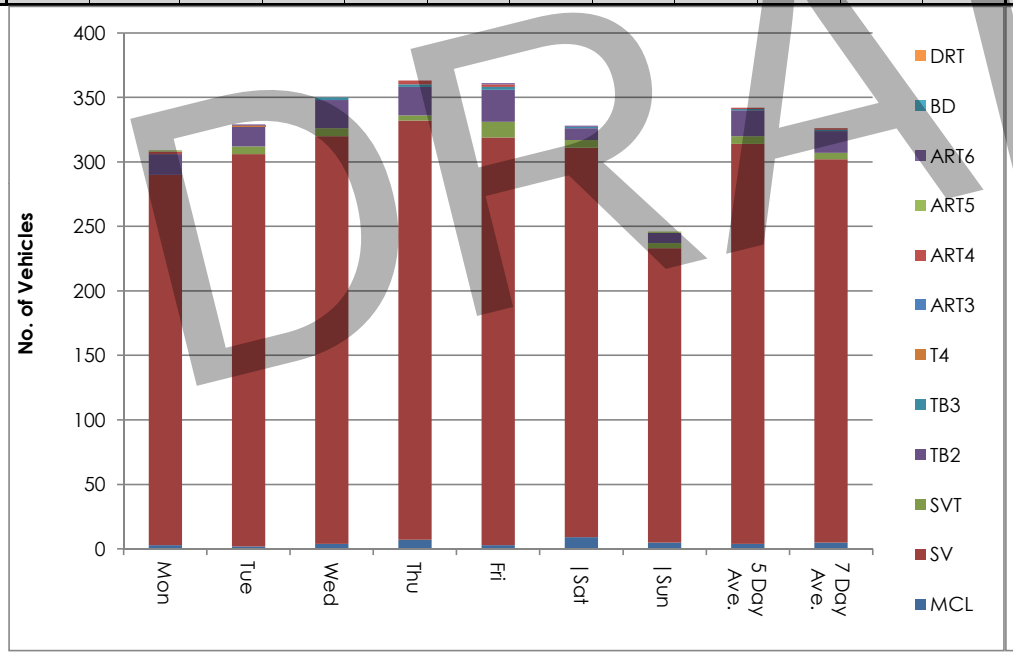

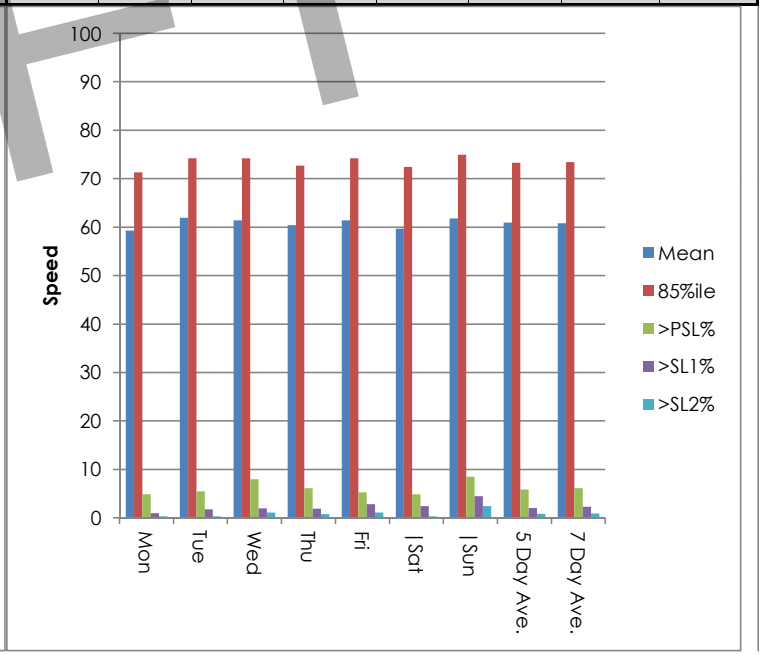

DRAFT

Site 28
Location L-3409-0, att t/junction sign, Lat 53.69715, Long -6.76087
Direction East

3279 / Meath/Cavan/Monaghan ATC's
October 2013
Automatic Traffic Count

Mon, 7 October 2013

Time	Total	Speed Bins (km/h)																											
		0 - 5	5 - 10	10 - 15	15 - 20	20 - 25	25 - 30	30 - 35	35 - 40	40 - 45	45 - 50	50 - 55	55 - 60	60 - 65	65 - 70	70 - 75	75 - 80	80 - 85	85 - 90	90 - 95	95 - 100	100 - 105	105 - 110	110 - 115	115 - 120	120 - 125	125 - 130	130 - 135	135 - 140
0000	0	0	0	0	0	0	0	0	0	0	0	0	0	0	0	0	0	0	0	0	0	0	0	0	0	0	0	0	0
0100	0	0	0	0	0	0	0	0	0	0	0	0	0	0	0	0	0	0	0	0	0	0	0	0	0	0	0	0	0
0200	0	0	0	0	0	0	0	0	0	0	0	0	0	0	0	0	0	0	0	0	0	0	0	0	0	0	0	0	0
0300	1	0	0	0	0	0	0	0	0	0	0	0	0	0	0	0	1	0	0	0	0	0	0	0	0	0	0	0	0
0400	2	0	0	0	0	0	0	0	0	0	0	0	1	0	1	0	0	0	0	0	0	0	0	0	0	0	0	0	0
0500	0	0	0	0	0	0	0	0	0	0	0	0	0	0	0	0	0	0	0	0	0	0	0	0	0	0	0	0	0
0600	7	0	0	0	0	0	0	0	0	0	0	0	0	1	2	2	1	0	1	0	0	0	0	0	0	0	0	0	0
0700	22	0	0	0	0	0	0	0	0	0	1	1	4	7	6	1	2	0	0	0	0	0	0	0	0	0	0	0	0
0800	33	0	0	0	0	1	0	0	0	1	2	4	2	8	6	4	3	2	0	0	0	0	0	0	0	0	0	0	0
0900	**37**	**0**	**0**	**0**	**0**	**0**	**0**	**0**	**0**	**1**	**7**	**3**	**10**	**4**	**4**	**3**	**4**	**1**	**0**	**0**	**0**	**0**	**0**	**0**	**0**	**0**	**0**	**0**	**0**
1000	16	0	0	0	0	0	0	0	1	0	4	3	6	0	1	0	0	1	0	0	0	0	0	0	0	0	0	0	0
1100	14	0	0	0	0	0	2	0	0	1	1	1	0	4	1	2	1	1	0	0	0	0	0	0	0	0	0	0	0
1200	**27**	**0**	**0**	**1**	**0**	**1**	**0**	**0**	**0**	**3**	**6**	**6**	**5**	**0**	**4**	**1**	**0**	**0**	**0**	**0**	**0**	**0**	**0**	**0**	**0**	**0**	**0**	**0**	**0**
1300	19	0	0	1	1	0	0	0	0	0	1	2	4	4	2	2	0	1	0	1	0	0	0	0	0	0	0	0	0
1400	17	0	0	0	0	0	0	0	0	2	2	1	2	4	3	0	3	0	0	0	0	0	0	0	0	0	0	0	0
1500	20	0	0	0	0	0	0	0	0	2	4	5	2	5	0	2	0	0	0	0	0	0	0	0	0	0	0	0	0
1600	22	0	0	0	0	0	0	0	1	1	2	4	3	3	2	3	1	1	1	0	0	0	0	0	0	0	0	0	0
1700	22	0	0	0	0	0	0	1	0	0	2	2	3	4	4	3	1	2	0	0	0	0	0	0	0	0	0	0	0
1800	19	0	0	0	0	0	0	2	0	1	2	3	2	5	3	0	0	1	0	0	0	0	0	0	0	0	0	0	0
1900	11	0	0	0	0	0	0	0	1	2	0	3	2	2	0	1	0	0	0	0	0	0	0	0	0	0	0	0	0
2000	14	0	0	0	0	0	0	0	1	0	3	6	0	1	1	0	1	1	0	0	0	0	0	0	0	0	0	0	0
2100	4	0	0	0	0	0	0	0	0	0	0	2	2	0	0	0	0	0	0	0	0	0	0	0	0	0	0	0	0
2200	1	0	0	0	0	0	0	0	0	0	0	0	0	0	0	0	0	1	0	0	0	0	0	0	0	0	0	0	0
2300	1	0	0	0	0	0	0	0	0	0	0	0	0	1	0	0	0	0	0	0	0	0	0	0	0	0	0	0	0
07-19	**268**	**0**	**0**	**2**	**1**	**2**	**2**	**3**	**2**	**12**	**34**	**35**	**43**	**48**	**36**	**21**	**15**	**10**	**1**	**1**	**0**	**0**	**0**	**0**	**0**	**0**	**0**	**0**	**0**
06-22	**304**	**0**	**0**	**2**	**1**	**2**	**2**	**3**	**4**	**14**	**37**	**46**	**47**	**52**	**39**	**24**	**17**	**11**	**2**	**1**	**0**	**0**	**0**	**0**	**0**	**0**	**0**	**0**	**0**
06-00	**306**	**0**	**0**	**2**	**1**	**2**	**2**	**3**	**4**	**14**	**37**	**46**	**47**	**53**	**39**	**24**	**17**	**12**	**2**	**1**	**0**	**0**	**0**	**0**	**0**	**0**	**0**	**0**	**0**
00-00	**309**	**0**	**0**	**2**	**1**	**2**	**2**	**3**	**4**	**14**	**37**	**46**	**48**	**53**	**40**	**24**	**18**	**12**	**2**	**1**	**0**	**0**	**0**	**0**	**0**	**0**	**0**	**0**	**0**

DRAFT

Site 28
Location L-3409-0, att t/junction sign, Lat 53.69715, Long -6.76087
Direction East

3279 / Meath/Cavan/Monaghan ATC's
October 2013
Automatic Traffic Count

Tue, 8 October 2013

Time	Total	Speed Bins (km/h)																											
		0 - 5	5 - 10	10 - 15	15 - 20	20 - 25	25 - 30	30 - 35	35 - 40	40 - 45	45 - 50	50 - 55	55 - 60	60 - 65	65 - 70	70 - 75	75 - 80	80 - 85	85 - 90	90 - 95	95 - 100	100 - 105	105 - 110	110 - 115	115 - 120	120 - 125	125 - 130	130 - 135	135 - 140
0000	0	0	0	0	0	0	0	0	0	0	0	0	0	0	0	0	0	0	0	0	0	0	0	0	0	0	0	0	0
0100	0	0	0	0	0	0	0	0	0	0	0	0	0	0	0	0	0	0	0	0	0	0	0	0	0	0	0	0	0
0200	0	0	0	0	0	0	0	0	0	0	0	0	0	0	0	0	0	0	0	0	0	0	0	0	0	0	0	0	0
0300	0	0	0	0	0	0	0	0	0	0	0	0	0	0	0	0	0	0	0	0	0	0	0	0	0	0	0	0	0
0400	0	0	0	0	0	0	0	0	0	0	0	0	0	0	0	0	0	0	0	0	0	0	0	0	0	0	0	0	0
0500	0	0	0	0	0	0	0	0	0	0	0	0	0	0	0	0	0	0	0	0	0	0	0	0	0	0	0	0	0
0600	11	0	0	0	0	0	0	0	0	0	0	0	0	1	4	1	3	1	1	0	0	0	0	0	0	0	0	0	0
0700	16	0	0	0	0	0	0	0	0	0	0	0	3	4	1	6	2	0	0	0	0	0	0	0	0	0	0	0	0
0800	**36**	**0**	**0**	**0**	**0**	**0**	**0**	**0**	**0**	**0**	**0**	**4**	**9**	**5**	**7**	**3**	**4**	**3**	**1**	**0**	**0**	**0**	**0**	**0**	**0**	**0**	**0**	**0**	**0**
0900	32	0	0	0	0	0	0	0	1	0	4	4	7	4	5	4	2	1	0	0	0	0	0	0	0	0	0	0	0
1000	26	0	0	0	1	0	0	2	1	0	2	6	4	3	2	5	0	0	0	0	0	0	0	0	0	0	0	0	0
1100	14	0	0	0	0	0	0	0	0	0	2	4	0	3	1	2	1	1	0	0	0	0	0	0	0	0	0	0	0
1200	17	0	0	0	0	0	0	0	0	1	0	3	4	3	0	3	1	2	0	0	0	0	0	0	0	0	0	0	0
1300	13	0	0	0	0	0	0	0	0	1	1	2	0	3	1	3	2	0	0	0	0	0	0	0	0	0	0	0	0
1400	18	0	0	0	0	1	0	1	0	0	0	3	1	3	2	5	1	1	0	0	0	0	0	0	0	0	0	0	0
1500	**27**	**0**	**0**	**0**	**1**	**0**	**0**	**0**	**0**	**3**	**3**	**2**	**8**	**3**	**1**	**2**	**4**	**0**	**0**	**0**	**0**	**0**	**0**	**0**	**0**	**0**	**0**	**0**	**0**
1600	21	0	0	1	0	0	0	0	0	1	2	3	3	5	2	1	1	0	1	1	0	0	0	0	0	0	0	0	0
1700	19	0	0	0	0	0	1	0	0	0	1	3	1	5	4	0	3	1	0	0	0	0	0	0	0	0	0	0	0
1800	26	0	0	0	0	0	0	0	0	1	0	5	6	7	3	3	0	1	0	0	0	0	0	0	0	0	0	0	0
1900	21	0	0	0	0	0	0	0	1	0	4	1	3	3	3	5	1	0	0	0	0	0	0	0	0	0	0	0	0
2000	20	0	0	0	0	0	0	0	1	3	1	4	1	3	4	1	1	0	1	0	0	0	0	0	0	0	0	0	0
2100	5	0	0	0	0	0	0	0	0	0	1	1	0	0	2	0	1	0	0	0	0	0	0	0	0	0	0	0	0
2200	4	0	0	0	0	0	0	0	0	0	0	0	1	1	0	0	0	1	1	0	0	0	0	0	0	0	0	0	0
2300	3	0	0	0	0	0	0	0	0	0	1	0	1	0	1	0	0	0	0	0	0	0	0	0	0	0	0	0	0
07-19	**265**	**0**	**0**	**1**	**2**	**1**	**1**	**3**	**2**	**7**	**15**	**39**	**46**	**48**	**29**	**37**	**21**	**10**	**2**	**1**	**0**	**0**	**0**	**0**	**0**	**0**	**0**	**0**	**0**
06-22	**322**	**0**	**0**	**1**	**2**	**1**	**1**	**3**	**4**	**10**	**21**	**45**	**50**	**55**	**42**	**44**	**27**	**11**	**4**	**1**	**0**	**0**	**0**	**0**	**0**	**0**	**0**	**0**	**0**
06-00	**329**	**0**	**0**	**1**	**2**	**1**	**1**	**3**	**4**	**10**	**22**	**45**	**52**	**56**	**43**	**44**	**27**	**12**	**5**	**1**	**0**	**0**	**0**	**0**	**0**	**0**	**0**	**0**	**0**
00-00	**329**	**0**	**0**	**1**	**2**	**1**	**1**	**3**	**4**	**10**	**22**	**45**	**52**	**56**	**43**	**44**	**27**	**12**	**5**	**1**	**0**	**0**	**0**	**0**	**0**	**0**	**0**	**0**	**0**

DRAFT

Site 28
Location L-3409-0, att t/junction sign, Lat 53.69715, Long -6.76087
Direction East

3279 / Meath/Cavan/Monaghan ATC's
October 2013
Automatic Traffic Count

Wed, 9 October 2013

Time	Total	Speed Bins (km/h)																											
		0 - 5	5 - 10	10 - 15	15 - 20	20 - 25	25 - 30	30 - 35	35 - 40	40 - 45	45 - 50	50 - 55	55 - 60	60 - 65	65 - 70	70 - 75	75 - 80	80 - 85	85 - 90	90 - 95	95 - 100	100 - 105	105 - 110	110 - 115	115 - 120	120 - 125	125 - 130	130 - 135	135 - 140
0000	0	0	0	0	0	0	0	0	0	0	0	0	0	0	0	0	0	0	0	0	0	0	0	0	0	0	0	0	0
0100	0	0	0	0	0	0	0	0	0	0	0	0	0	0	0	0	0	0	0	0	0	0	0	0	0	0	0	0	0
0200	0	0	0	0	0	0	0	0	0	0	0	0	0	0	0	0	0	0	0	0	0	0	0	0	0	0	0	0	0
0300	0	0	0	0	0	0	0	0	0	0	0	0	0	0	0	0	0	0	0	0	0	0	0	0	0	0	0	0	0
0400	0	0	0	0	0	0	0	0	0	0	0	0	0	0	0	0	0	0	0	0	0	0	0	0	0	0	0	0	0
0500	2	0	0	0	0	0	0	0	0	0	0	1	0	0	0	0	0	1	0	0	0	0	0	0	0	0	0	0	0
0600	10	0	0	0	0	0	0	0	0	0	0	0	1	2	2	2	0	2	0	0	1	0	0	0	0	0	0	0	0
0700	25	0	0	0	0	0	0	0	0	0	2	2	2	4	6	3	4	2	0	0	0	0	0	0	0	0	0	0	0
0800	34	0	0	0	0	0	0	0	0	0	2	3	5	4	5	2	6	6	1	0	0	0	0	0	0	0	0	0	0	0
0900	**38**	**0**	**0**	**1**	**0**	**0**	**0**	**0**	**0**	**3**	**4**	**2**	**7**	**6**	**6**	**3**	**4**	**1**	**0**	**1**	**0**	**0**	**0**	**0**	**0**	**0**	**0**	**0**	**0**
1000	22	0	0	0	0	1	0	0	0	0	1	4	6	3	1	4	2	0	0	0	0	0	0	0	0	0	0	0	0	0
1100	20	0	0	0	0	0	0	0	0	2	4	3	3	3	3	0	0	1	0	0	0	0	1	0	0	0	0	0	0	0
1200	12	0	0	0	0	0	0	0	0	1	2	2	2	4	0	1	0	0	0	0	0	0	0	0	0	0	0	0	0	0
1300	15	0	0	0	0	0	0	0	1	2	2	3	3	1	2	0	1	0	0	0	0	0	0	0	0	0	0	0	0	0
1400	20	0	0	0	1	0	0	0	0	0	1	2	6	2	3	3	1	1	0	0	0	0	0	0	0	0	0	0	0	0
1500	**32**	**0**	**0**	**0**	**0**	**0**	**0**	**1**	**0**	**2**	**2**	**5**	**6**	**1**	**8**	**6**	**0**	**1**	**0**	**0**	**0**	**0**	**0**	**0**	**0**	**0**	**0**	**0**	**0**	**0**
1600	30	0	0	0	0	0	0	1	0	1	2	1	7	5	5	3	1	2	1	1	0	0	0	0	0	0	0	0	0	0
1700	27	0	1	0	0	0	0	0	0	1	2	5	4	5	4	2	0	3	0	0	0	0	0	0	0	0	0	0	0	0
1800	17	0	0	0	0	0	0	1	1	1	3	4	0	3	1	3	0	0	0	0	0	0	0	0	0	0	0	0	0	0
1900	25	0	0	0	0	0	0	0	0	3	3	4	5	2	3	3	1	0	1	0	0	0	0	0	0	0	0	0	0	0
2000	11	0	0	0	0	0	0	0	2	0	1	0	4	2	0	2	0	0	0	0	0	0	0	0	0	0	0	0	0	0
2100	5	0	0	0	0	0	0	0	0	0	0	2	1	1	0	0	0	1	0	0	0	0	0	0	0	0	0	0	0	0
2200	4	0	0	0	0	0	0	0	0	0	1	1	1	1	0	0	0	0	0	0	0	0	0	0	0	0	0	0	0	0
2300	1	0	0	0	0	0	0	0	0	0	0	0	1	0	0	0	0	0	0	0	0	0	0	0	0	0	0	0	0	0
07-19	**292**	**0**	**1**	**1**	**1**	**1**	**0**	**3**	**2**	**13**	**27**	**36**	**51**	**41**	**44**	**30**	**19**	**17**	**2**	**2**	**0**	**0**	**1**	**0**	**0**	**0**	**0**	**0**	**0**	**0**
06-22	**343**	**0**	**1**	**1**	**1**	**1**	**0**	**3**	**4**	**16**	**31**	**42**	**62**	**48**	**49**	**37**	**20**	**20**	**3**	**2**	**1**	**0**	**1**	**0**	**0**	**0**	**0**	**0**	**0**	**0**
06-00	**348**	**0**	**1**	**1**	**1**	**1**	**0**	**3**	**4**	**16**	**32**	**43**	**64**	**49**	**49**	**37**	**20**	**20**	**3**	**2**	**1**	**0**	**1**	**0**	**0**	**0**	**0**	**0**	**0**	**0**
00-00	**350**	**0**	**1**	**1**	**1**	**1**	**0**	**3**	**4**	**16**	**32**	**44**	**64**	**49**	**49**	**37**	**20**	**21**	**3**	**2**	**1**	**0**	**1**	**0**	**0**	**0**	**0**	**0**	**0**	**0**

DRAFT

Site 28
Location L-3409-0, att t/junction sign, Lat 53.69715, Long -6.76087
Direction East

3279 / Meath/Cavan/Monaghan ATC's
October 2013
Automatic Traffic Count

Thu, 10 October 2013

Time	Total	Speed Bins (km/h)																											
		0 - 5	5 - 10	10 - 15	15 - 20	20 - 25	25 - 30	30 - 35	35 - 40	40 - 45	45 - 50	50 - 55	55 - 60	60 - 65	65 - 70	70 - 75	75 - 80	80 - 85	85 - 90	90 - 95	95 - 100	100 - 105	105 - 110	110 - 115	115 - 120	120 - 125	125 - 130	130 - 135	135 - 140
0000	1	0	0	0	0	0	0	0	0	0	0	0	0	1	0	0	0	0	0	0	0	0	0	0	0	0	0	0	0
0100	1	0	0	0	0	0	0	0	0	0	0	0	0	0	0	1	0	0	0	0	0	0	0	0	0	0	0	0	0
0200	0	0	0	0	0	0	0	0	0	0	0	0	0	0	0	0	0	0	0	0	0	0	0	0	0	0	0	0	0
0300	1	0	0	0	0	0	0	0	0	0	0	0	0	0	0	0	1	0	0	0	0	0	0	0	0	0	0	0	0
0400	1	0	0	0	0	0	0	0	0	0	0	0	0	1	0	0	0	0	0	0	0	0	0	0	0	0	0	0	0
0500	1	0	0	0	0	0	0	0	0	0	0	0	0	0	0	0	0	0	1	0	0	0	0	0	0	0	0	0	0
0600	8	0	0	0	0	0	0	0	0	0	0	1	0	1	2	1	0	2	0	0	1	0	0	0	0	0	0	0	0
0700	23	0	0	0	0	0	0	0	0	0	1	1	2	2	6	7	2	1	1	0	0	0	0	0	0	0	0	0	0
0800	**33**	**0**	**0**	**0**	**0**	**1**	**0**	**0**	**0**	**0**	**1**	**4**	**6**	**9**	**3**	**4**	**4**	**1**	**0**	**0**	**0**	**0**	**0**	**0**	**0**	**0**	**0**	**0**	**0**
0900	30	0	0	0	0	0	0	0	0	1	4	4	3	7	2	4	2	1	1	0	1	0	0	0	0	0	0	0	0
1000	20	0	0	0	0	0	0	0	2	1	3	7	0	1	2	1	1	1	1	0	0	0	0	0	0	0	0	0	0
1100	18	0	0	0	0	0	0	0	1	1	0	1	4	5	0	3	1	1	0	0	1	0	0	0	0	0	0	0	0
1200	19	0	0	0	0	0	0	0	0	1	2	2	5	2	2	3	0	2	0	0	0	0	0	0	0	0	0	0	0
1300	13	0	0	0	0	0	0	0	0	0	2	2	1	5	1	2	0	0	0	0	0	0	0	0	0	0	0	0	0
1400	23	0	0	1	0	0	0	0	1	0	1	2	4	4	5	4	0	1	0	0	0	0	0	0	0	0	0	0	0
1500	**36**	**0**	**0**	**3**	**0**	**0**	**0**	**0**	**0**	**0**	**2**	**5**	**8**	**5**	**3**	**3**	**3**	**4**	**0**	**0**	**0**	**0**	**0**	**0**	**0**	**0**	**0**	**0**	**0**
1600	20	0	0	1	0	1	2	0	0	0	0	2	6	4	4	0	0	0	0	0	0	0	0	0	0	0	0	0	0
1700	31	0	0	1	0	0	1	0	0	2	4	9	3	5	2	2	2	0	0	0	0	0	0	0	0	0	0	0	0
1800	31	0	0	1	0	0	2	0	2	4	1	2	3	6	5	4	0	1	0	0	0	0	0	0	0	0	0	0	0
1900	16	0	0	0	0	0	0	0	1	1	3	3	5	2	1	0	0	0	0	0	0	0	0	0	0	0	0	0	0
2000	16	0	0	0	0	0	0	0	0	0	0	2	7	3	0	3	1	0	0	0	0	0	0	0	0	0	0	0	0
2100	11	0	0	0	0	0	0	1	0	0	0	1	2	1	2	2	2	0	0	0	0	0	0	0	0	0	0	0	0
2200	8	0	0	0	0	0	0	0	0	0	0	2	3	2	1	0	0	0	0	0	0	0	0	0	0	0	0	0	0
2300	2	0	0	0	0	0	0	0	0	0	0	1	0	1	0	0	0	0	0	0	0	0	0	0	0	0	0	0	0
07-19	**297**	**0**	**0**	**7**	**0**	**2**	**5**	**0**	**6**	**10**	**21**	**41**	**45**	**55**	**35**	**37**	**15**	**13**	**3**	**0**	**2**	**0**	**0**	**0**	**0**	**0**	**0**	**0**	**0**
06-22	**348**	**0**	**0**	**7**	**0**	**2**	**5**	**1**	**7**	**11**	**24**	**48**	**59**	**62**	**40**	**43**	**18**	**15**	**3**	**0**	**3**	**0**	**0**	**0**	**0**	**0**	**0**	**0**	**0**
06-00	**358**	**0**	**0**	**7**	**0**	**2**	**5**	**1**	**7**	**11**	**24**	**51**	**62**	**65**	**41**	**43**	**18**	**15**	**3**	**0**	**3**	**0**	**0**	**0**	**0**	**0**	**0**	**0**	**0**
00-00	**363**	**0**	**0**	**7**	**0**	**2**	**5**	**1**	**7**	**11**	**24**	**51**	**62**	**67**	**41**	**44**	**19**	**15**	**4**	**0**	**3**	**0**	**0**	**0**	**0**	**0**	**0**	**0**	**0**

DRAFT

Site 28
Location L-3409-0, att t/junction sign, Lat 53.69715, Long -6.76087
Direction East

3279 / Meath/Cavan/Monaghan ATC's
October 2013
Automatic Traffic Count

Fri, 11 October 2013

Time	Total	Speed Bins (km/h)																											
		0 - 5	5 - 10	10 - 15	15 - 20	20 - 25	25 - 30	30 - 35	35 - 40	40 - 45	45 - 50	50 - 55	55 - 60	60 - 65	65 - 70	70 - 75	75 - 80	80 - 85	85 - 90	90 - 95	95 - 100	100 - 105	105 - 110	110 - 115	115 - 120	120 - 125	125 - 130	130 - 135	135 - 140
0000	0	0	0	0	0	0	0	0	0	0	0	0	0	0	0	0	0	0	0	0	0	0	0	0	0	0	0	0	0
0100	2	0	0	0	0	0	0	0	0	0	0	0	0	1	1	0	0	0	0	0	0	0	0	0	0	0	0	0	0
0200	0	0	0	0	0	0	0	0	0	0	0	0	0	0	0	0	0	0	0	0	0	0	0	0	0	0	0	0	0
0300	1	0	0	0	0	0	0	0	0	0	0	0	0	0	1	0	0	0	0	0	0	0	0	0	0	0	0	0	0
0400	0	0	0	0	0	0	0	0	0	0	0	0	0	0	0	0	0	0	0	0	0	0	0	0	0	0	0	0	0
0500	2	0	0	0	0	0	0	0	0	0	0	1	0	0	1	0	0	0	0	0	0	0	0	0	0	0	0	0	0
0600	8	0	0	0	0	0	0	0	0	0	0	0	1	0	0	0	4	0	2	0	1	0	0	0	0	0	0	0	0
0700	16	0	0	0	0	0	0	0	0	0	1	3	0	2	4	1	3	2	0	0	0	0	0	0	0	0	0	0	0
0800	**40**	**0**	**0**	**0**	**0**	**0**	**0**	**0**	**0**	**1**	**1**	**3**	**7**	**8**	**7**	**9**	**3**	**0**	**0**	**1**	**0**	**0**	**0**	**0**	**0**	**0**	**0**	**0**	**0**
0900	32	0	0	0	0	0	0	0	1	0	2	2	7	7	8	2	2	1	0	0	0	0	0	0	0	0	0	0	0
1000	21	0	0	0	0	0	0	0	2	2	0	2	3	4	3	4	1	0	0	0	0	0	0	0	0	0	0	0	0
1100	14	0	0	0	0	0	0	0	0	1	1	2	2	3	4	1	0	0	0	0	0	0	0	0	0	0	0	0	0
1200	23	0	0	0	0	1	0	0	1	2	1	0	4	4	2	4	2	1	1	0	0	0	0	0	0	0	0	0	0
1300	24	0	0	1	0	2	0	1	0	1	1	3	5	3	2	3	1	0	0	1	0	0	0	0	0	0	0	0	0
1400	25	0	0	0	0	0	1	0	0	2	2	3	0	8	3	5	1	0	0	0	0	0	0	0	0	0	0	0	0
1500	**36**	**0**	**0**	**0**	**0**	**0**	**0**	**0**	**1**	**2**	**8**	**5**	**6**	**3**	**6**	**3**	**2**	**0**	**0**	**0**	**0**	**0**	**0**	**0**	**0**	**0**	**0**	**0**	**0**
1600	27	0	0	0	0	0	0	1	2	1	0	6	2	2	5	4	2	0	2	0	0	0	0	0	0	0	0	0	0
1700	26	0	0	0	0	0	0	0	0	1	2	4	6	3	7	0	2	1	0	0	0	0	0	0	0	0	0	0	0
1800	24	0	0	0	0	2	0	2	2	1	1	2	3	2	1	3	1	2	1	0	0	0	1	0	0	0	0	0	0
1900	12	0	0	0	0	0	0	0	0	0	0	1	1	4	1	2	2	1	0	0	0	0	0	0	0	0	0	0	0
2000	11	0	0	0	0	0	0	0	0	1	0	5	1	2	2	0	0	0	0	0	0	0	0	0	0	0	0	0	0
2100	7	0	0	0	0	1	0	0	0	0	0	0	1	2	1	1	0	1	0	0	0	0	0	0	0	0	0	0	0
2200	6	0	0	0	0	0	0	0	0	0	1	1	1	1	2	0	0	0	0	0	0	0	0	0	0	0	0	0	0
2300	4	0	0	0	0	0	0	0	0	0	0	1	1	0	0	1	1	0	0	0	0	0	0	0	0	0	0	0	0
07-19	**308**	**0**	**0**	**1**	**0**	**5**	**1**	**4**	**9**	**14**	**20**	**35**	**45**	**49**	**52**	**39**	**20**	**7**	**4**	**2**	**0**	**0**	**1**	**0**	**0**	**0**	**0**	**0**	**0**
06-22	**346**	**0**	**0**	**1**	**0**	**6**	**1**	**4**	**9**	**15**	**20**	**41**	**49**	**57**	**56**	**42**	**26**	**9**	**6**	**2**	**1**	**0**	**1**	**0**	**0**	**0**	**0**	**0**	**0**
06-00	**356**	**0**	**0**	**1**	**0**	**6**	**1**	**4**	**9**	**15**	**21**	**43**	**51**	**58**	**58**	**43**	**27**	**9**	**6**	**2**	**1**	**0**	**1**	**0**	**0**	**0**	**0**	**0**	**0**
00-00	**361**	**0**	**0**	**1**	**0**	**6**	**1**	**4**	**9**	**15**	**21**	**44**	**51**	**59**	**61**	**43**	**27**	**9**	**6**	**2**	**1**	**0**	**1**	**0**	**0**	**0**	**0**	**0**	**0**

DRAFT

Site 28
Location L-3409-0, att t/junction sign, Lat 53.69715, Long -6.76087
Direction East

3279 / Meath/Cavan/Monaghan ATC's
October 2013
Automatic Traffic Count

Sat, 12 October 2013

Time	Total	Speed Bins (km/h)																											
		0 - 5	5 - 10	10 - 15	15 - 20	20 - 25	25 - 30	30 - 35	35 - 40	40 - 45	45 - 50	50 - 55	55 - 60	60 - 65	65 - 70	70 - 75	75 - 80	80 - 85	85 - 90	90 - 95	95 - 100	100 - 105	105 - 110	110 - 115	115 - 120	120 - 125	125 - 130	130 - 135	135 - 140
0000	1	0	0	0	0	0	0	0	0	0	0	0	0	0	0	0	1	0	0	0	0	0	0	0	0	0	0	0	0
0100	2	0	0	0	0	0	0	0	0	0	0	1	1	0	0	0	0	0	0	0	0	0	0	0	0	0	0	0	0
0200	2	0	0	0	0	0	0	0	0	0	0	1	1	0	0	0	0	0	0	0	0	0	0	0	0	0	0	0	0
0300	0	0	0	0	0	0	0	0	0	0	0	0	0	0	0	0	0	0	0	0	0	0	0	0	0	0	0	0	0
0400	1	0	0	0	0	0	0	0	0	0	0	0	0	0	1	0	0	0	0	0	0	0	0	0	0	0	0	0	0
0500	1	0	0	0	0	0	0	0	0	0	0	0	0	0	0	0	0	0	1	0	0	0	0	0	0	0	0	0	0
0600	1	0	0	0	0	0	0	0	0	0	0	0	0	0	1	0	0	0	0	0	0	0	0	0	0	0	0	0	0
0700	4	0	0	0	0	0	0	0	0	0	0	0	0	2	0	0	1	0	1	0	0	0	0	0	0	0	0	0	0
0800	15	0	0	0	1	0	0	0	0	0	2	1	2	1	3	2	3	0	0	0	0	0	0	0	0	0	0	0	0
0900	24	0	0	0	0	0	0	3	0	1	1	2	0	5	7	2	1	1	0	1	0	0	0	0	0	0	0	0	0
1000	21	0	0	0	0	0	0	0	1	0	3	5	1	4	2	1	1	2	1	0	0	0	0	0	0	0	0	0	0
1100	**28**	**0**	**0**	**0**	**1**	**0**	**0**	**0**	**0**	**2**	**2**	**6**	**5**	**5**	**4**	**2**	**1**	**0**	**0**	**0**	**0**	**0**	**0**	**0**	**0**	**0**	**0**	**0**	**0**
1200	34	0	0	0	0	2	0	4	0	0	3	4	5	6	3	4	1	1	1	0	0	0	0	0	0	0	0	0	0
1300	33	0	0	1	1	1	0	1	0	1	2	4	5	5	8	2	0	2	0	0	0	0	0	0	0	0	0	0	0
1400	22	0	0	0	1	1	0	1	0	2	3	4	2	4	1	2	0	1	0	0	0	0	0	0	0	0	0	0	0
1500	**38**	**0**	**0**	**0**	**0**	**0**	**0**	**0**	**1**	**2**	**3**	**9**	**6**	**3**	**7**	**4**	**2**	**0**	**1**	**0**	**0**	**0**	**0**	**0**	**0**	**0**	**0**	**0**	**0**
1600	18	0	0	0	0	0	0	0	0	0	2	4	6	2	3	0	1	0	0	0	0	0	0	0	0	0	0	0	0
1700	24	0	0	0	0	0	0	0	0	0	4	5	7	4	1	1	1	0	1	0	0	0	0	0	0	0	0	0	0
1800	17	0	0	0	0	0	0	0	2	0	1	3	2	3	5	1	0	0	0	0	0	0	0	0	0	0	0	0	0
1900	17	0	0	0	0	0	0	0	0	0	0	2	4	2	4	3	2	0	0	0	0	0	0	0	0	0	0	0	0
2000	10	0	0	0	0	0	0	0	1	0	0	1	3	2	1	2	0	0	0	0	0	0	0	0	0	0	0	0	0
2100	5	0	0	0	0	0	0	0	0	1	1	0	1	0	1	0	0	1	0	0	0	0	0	0	0	0	0	0	0
2200	7	0	0	0	0	0	0	0	0	0	0	1	1	0	2	1	2	0	0	0	0	0	0	0	0	0	0	0	0
2300	3	0	0	0	0	0	0	0	0	0	0	0	0	0	0	2	0	0	1	0	0	0	0	0	0	0	0	0	0
07-19	**278**	**0**	**0**	**1**	**4**	**4**	**0**	**9**	**4**	**8**	**26**	**47**	**41**	**44**	**44**	**21**	**12**	**7**	**5**	**1**	**0**	**0**	**0**	**0**	**0**	**0**	**0**	**0**	**0**
06-22	**311**	**0**	**0**	**1**	**4**	**4**	**0**	**9**	**5**	**9**	**27**	**50**	**49**	**48**	**51**	**26**	**14**	**8**	**5**	**1**	**0**	**0**	**0**	**0**	**0**	**0**	**0**	**0**	**0**
06-00	**321**	**0**	**0**	**1**	**4**	**4**	**0**	**9**	**5**	**9**	**27**	**51**	**50**	**48**	**53**	**29**	**16**	**8**	**6**	**1**	**0**	**0**	**0**	**0**	**0**	**0**	**0**	**0**	**0**
00-00	**328**	**0**	**0**	**1**	**4**	**4**	**0**	**9**	**5**	**9**	**27**	**53**	**52**	**48**	**54**	**29**	**17**	**8**	**7**	**1**	**0**	**0**	**0**	**0**	**0**	**0**	**0**	**0**	**0**

DRAFT

Site 28
Location L-3409-0, att t/junction sign, Lat 53.69715, Long -6.76087
Direction East

3279 / Meath/Cavan/Monaghan ATC's
October 2013
Automatic Traffic Count

Sun, 13 October 2013

Time	Total	Speed Bins (km/h)																												
		0 - 5	5 - 10	10 - 15	15 - 20	20 - 25	25 - 30	30 - 35	35 - 40	40 - 45	45 - 50	50 - 55	55 - 60	60 - 65	65 - 70	70 - 75	75 - 80	80 - 85	85 - 90	90 - 95	95 - 100	100 - 105	105 - 110	110 - 115	115 - 120	120 - 125	125 - 130	130 - 135	135 - 140
0000	1	0	0	0	0	0	0	0	0	0	1	0	0	0	0	0	0	0	0	0	0	0	0	0	0	0	0	0	0	0
0100	6	0	0	0	0	0	0	0	0	0	0	1	2	1	2	0	0	0	0	0	0	0	0	0	0	0	0	0	0	0
0200	1	0	0	0	0	0	0	0	0	0	0	1	0	0	0	0	0	0	0	0	0	0	0	0	0	0	0	0	0	0
0300	2	0	0	0	0	0	0	0	0	0	0	1	0	1	0	0	0	0	0	0	0	0	0	0	0	0	0	0	0	0
0400	1	0	0	0	0	0	0	0	0	0	0	0	1	0	0	0	0	0	0	0	0	0	0	0	0	0	0	0	0	0
0500	0	0	0	0	0	0	0	0	0	0	0	0	0	0	0	0	0	0	0	0	0	0	0	0	0	0	0	0	0	0
0600	1	0	0	0	0	0	0	0	0	0	0	0	0	0	1	0	0	0	0	0	0	0	0	0	0	0	0	0	0	0
0700	4	0	0	0	0	0	0	0	0	0	1	0	1	0	0	0	0	0	1	1	0	0	0	0	0	0	0	0	0	0
0800	5	0	0	0	0	0	0	0	0	0	0	0	0	1	3	0	1	0	0	0	0	0	0	0	0	0	0	0	0	0
0900	19	0	0	0	0	0	0	0	0	1	4	0	6	5	2	1	0	0	0	0	0	0	0	0	0	0	0	0	0	0
1000	**22**	**0**	**0**	**0**	**0**	**0**	**1**	**0**	**0**	**0**	**1**	**1**	**4**	**3**	**4**	**3**	**2**	**2**	**0**	**1**	**0**	**0**	**0**	**0**	**0**	**0**	**0**	**0**	**0**	**0**
1100	14	0	0	0	0	1	0	0	0	1	0	1	4	4	1	1	1	0	0	0	0	0	0	0	0	0	0	0	0	0
1200	**31**	**0**	**0**	**0**	**0**	**1**	**0**	**1**	**1**	**2**	**0**	**2**	**9**	**1**	**7**	**3**	**1**	**2**	**1**	**0**	**0**	**0**	**0**	**0**	**0**	**0**	**0**	**0**	**0**	**0**
1300	26	0	0	0	0	0	0	1	1	1	1	2	2	5	3	3	3	1	2	0	1	0	0	0	0	0	0	0	0	0
1400	21	0	0	0	0	0	0	0	0	0	2	1	6	3	1	2	1	3	0	1	1	0	0	0	0	0	0	0	0	0
1500	19	0	0	0	2	1	0	1	2	1	1	2	2	4	1	1	1	0	0	0	0	0	0	0	0	0	0	0	0	0
1600	15	0	0	0	0	0	1	1	0	1	0	0	1	6	1	1	2	0	1	0	0	0	0	0	0	0	0	0	0	0
1700	17	0	0	0	0	0	0	0	0	0	0	2	5	4	3	1	1	1	0	0	0	0	0	0	0	0	0	0	0	0
1800	7	0	0	0	0	0	0	0	0	0	0	0	2	2	2	1	0	0	0	0	0	0	0	0	0	0	0	0	0	0
1900	15	0	0	0	0	0	0	0	0	1	1	2	2	3	4	1	1	0	0	0	0	0	0	0	0	0	0	0	0	0
2000	11	0	0	0	0	0	0	0	0	1	2	0	2	1	4	0	1	0	0	0	0	0	0	0	0	0	0	0	0	0
2100	3	0	0	0	0	0	0	0	0	0	0	0	1	1	0	0	0	0	0	1	0	0	0	0	0	0	0	0	0	0
2200	3	0	0	0	0	0	0	0	0	0	0	0	0	0	0	1	1	1	0	0	0	0	0	0	0	0	0	0	0	0
2300	2	0	0	0	0	0	0	0	0	0	0	0	0	0	2	0	0	0	0	0	0	0	0	0	0	0	0	0	0	0
07-19	**200**	**0**	**0**	**0**	**2**	**3**	**2**	**4**	**4**	**7**	**10**	**11**	**42**	**38**	**28**	**17**	**13**	**9**	**5**	**3**	**2**	**0**	**0**	**0**	**0**	**0**	**0**	**0**	**0**	**0**
06-22	**230**	**0**	**0**	**0**	**2**	**3**	**2**	**4**	**4**	**9**	**13**	**13**	**47**	**43**	**37**	**18**	**15**	**9**	**5**	**4**	**2**	**0**	**0**	**0**	**0**	**0**	**0**	**0**	**0**	**0**
06-00	**235**	**0**	**0**	**0**	**2**	**3**	**2**	**4**	**4**	**9**	**13**	**13**	**47**	**43**	**39**	**19**	**16**	**10**	**5**	**4**	**2**	**0**	**0**	**0**	**0**	**0**	**0**	**0**	**0**	**0**
00-00	**246**	**0**	**0**	**0**	**2**	**3**	**2**	**4**	**4**	**9**	**14**	**16**	**50**	**45**	**41**	**19**	**16**	**10**	**5**	**4**	**2**	**0**	**0**	**0**	**0**	**0**	**0**	**0**	**0**	**0**

DRAFT

Site 28
Location L-3409-0, att t/junction sign, Lat 53.69715, Long -6.76087
Direction East

3279 / Meath/Cavan/Monaghan ATC's
October 2013
Automatic Traffic Count

Virtual Day (7)

Time	Total	Speed Bins (km/h)																											
		0 - 5	5 - 10	10 - 15	15 - 20	20 - 25	25 - 30	30 - 35	35 - 40	40 - 45	45 - 50	50 - 55	55 - 60	60 - 65	65 - 70	70 - 75	75 - 80	80 - 85	85 - 90	90 - 95	95 - 100	100 - 105	105 - 110	110 - 115	115 - 120	120 - 125	125 - 130	130 - 135	135 - 140
0000	0	0	0	0	0	0	0	0	0	0	0	0	0	0	0	0	0	0	0	0	0	0	0	0	0	0	0	0	0
0100	2	0	0	0	0	0	0	0	0	0	0	0	0	0	0	0	0	0	0	0	0	0	0	0	0	0	0	0	0
0200	0	0	0	0	0	0	0	0	0	0	0	0	0	0	0	0	0	0	0	0	0	0	0	0	0	0	0	0	0
0300	1	0	0	0	0	0	0	0	0	0	0	0	0	0	0	0	0	0	0	0	0	0	0	0	0	0	0	0	0
0400	1	0	0	0	0	0	0	0	0	0	0	0	0	0	0	0	0	0	0	0	0	0	0	0	0	0	0	0	0
0500	1	0	0	0	0	0	0	0	0	0	0	0	0	0	0	0	0	0	0	0	0	0	0	0	0	0	0	0	0
0600	7	0	0	0	0	0	0	0	0	0	0	0	0	1	2	1	1	1	1	0	0	0	0	0	0	0	0	0	0
0700	16	0	0	0	0	0	0	0	0	0	1	1	2	3	3	3	2	1	0	0	0	0	0	0	0	0	0	0	0
0800	28	0	0	0	0	0	0	0	0	0	1	3	4	5	5	3	3	2	0	0	0	0	0	0	0	0	0	0	0	0
0900	**30**	**0**	**0**	**0**	**0**	**0**	**0**	**0**	**0**	**1**	**4**	**2**	**6**	**5**	**5**	**3**	**2**	**1**	**0**	**0**	**0**	**0**	**0**	**0**	**0**	**0**	**0**	**0**	**0**	**0**
1000	21	0	0	0	0	0	0	0	1	0	2	4	3	3	2	3	1	1	0	0	0	0	0	0	0	0	0	0	0	0
1100	17	0	0	0	0	0	0	0	0	1	1	3	3	4	2	2	1	1	0	0	0	0	0	0	0	0	0	0	0	0
1200	23	0	0	0	0	1	0	1	0	1	2	3	5	3	3	3	1	1	0	0	0	0	0	0	0	0	0	0	0	0
1300	20	0	0	0	0	0	0	0	0	1	1	3	3	4	3	2	1	1	0	0	0	0	0	0	0	0	0	0	0	0
1400	21	0	0	0	0	0	0	0	0	1	2	2	3	4	3	3	1	1	0	0	0	0	0	0	0	0	0	0	0	0
1500	**30**	**0**	**0**	**0**	**0**	**0**	**0**	**0**	**1**	**2**	**3**	**5**	**5**	**3**	**4**	**3**	**2**	**1**	**0**	**0**	**0**	**0**	**0**	**0**	**0**	**0**	**0**	**0**	**0**	**0**
1600	22	0	0	0	0	0	0	0	0	1	1	3	4	4	3	2	1	0	1	0	0	0	0	0	0	0	0	0	0	0
1700	24	0	0	0	0	0	0	0	0	1	2	4	4	4	4	1	1	1	0	0	0	0	0	0	0	0	0	0	0	0
1800	20	0	0	0	0	0	0	1	1	1	1	3	3	4	3	2	0	1	0	0	0	0	0	0	0	0	0	0	0	0
1900	17	0	0	0	0	0	0	0	0	1	2	2	3	3	2	2	1	0	0	0	0	0	0	0	0	0	0	0	0	0
2000	13	0	0	0	0	0	0	0	1	1	1	3	3	2	2	1	1	0	0	0	0	0	0	0	0	0	0	0	0	0
2100	6	0	0	0	0	0	0	0	0	0	0	1	1	1	1	0	0	0	0	0	0	0	0	0	0	0	0	0	0	0
2200	5	0	0	0	0	0	0	0	0	0	0	1	1	1	1	0	0	0	0	0	0	0	0	0	0	0	0	0	0	0
2300	2	0	0	0	0	0	0	0	0	0	0	0	0	0	0	0	0	0	0	0	0	0	0	0	0	0	0	0	0	0
07-19	**273**	**0**	**0**	**2**	**1**	**3**	**2**	**4**	**4**	**10**	**22**	**35**	**45**	**46**	**38**	**29**	**16**	**10**	**3**	**1**	**1**	**0**	**0**	**0**	**0**	**0**	**0**	**0**	**0**	**0**
06-22	**315**	**0**	**0**	**2**	**1**	**3**	**2**	**4**	**5**	**12**	**25**	**41**	**52**	**52**	**45**	**33**	**20**	**12**	**4**	**2**	**1**	**0**	**0**	**0**	**0**	**0**	**0**	**0**	**0**	**0**
06-00	**322**	**0**	**0**	**2**	**1**	**3**	**2**	**4**	**5**	**12**	**25**	**42**	**53**	**53**	**46**	**34**	**20**	**12**	**4**	**2**	**1**	**0**	**0**	**0**	**0**	**0**	**0**	**0**	**0**	**0**
00-00	**327**	**0**	**0**	**2**	**1**	**3**	**2**	**4**	**5**	**12**	**25**	**43**	**54**	**54**	**47**	**34**	**21**	**12**	**5**	**2**	**1**	**0**	**0**	**0**	**0**	**0**	**0**	**0**	**0**	**0**

DRAFT

Site 28
Location L-3409-0, att t/junction sign, Lat 53.69715, Long -6.76087
Direction East

3279 / Meath/Cavan/Monaghan ATC's
October 2013
Automatic Traffic Count

Virtual Week (1)

Time	Total	Speed Bins (km/h)																											
		0 - 5	5 - 10	10 - 15	15 - 20	20 - 25	25 - 30	30 - 35	35 - 40	40 - 45	45 - 50	50 - 55	55 - 60	60 - 65	65 - 70	70 - 75	75 - 80	80 - 85	85 - 90	90 - 95	95 - 100	100 - 105	105 - 110	110 - 115	115 - 120	120 - 125	125 - 130	130 - 135	135 - 140
Mon	309	0	0	2	1	2	2	3	4	14	37	46	48	53	40	24	18	12	2	1	0	0	0	0	0	0	0	0	0
Tue	329	0	0	1	2	1	1	3	4	10	22	45	52	56	43	44	27	12	5	1	0	0	0	0	0	0	0	0	0
Wed	350	0	1	1	1	1	0	3	4	16	32	44	64	49	49	37	20	21	3	2	1	0	1	0	0	0	0	0	0
Thu	363	0	0	7	0	2	5	1	7	11	24	51	62	67	41	44	19	15	4	0	3	0	0	0	0	0	0	0	0
Fri	361	0	0	1	0	6	1	4	9	15	21	44	51	59	61	43	27	9	6	2	1	0	1	0	0	0	0	0	0
|Sat	328	0	0	1	4	4	0	9	5	9	27	53	52	48	54	29	17	8	7	1	0	0	0	0	0	0	0	0	0
|Sun	246	0	0	0	2	3	2	4	4	9	14	16	50	45	41	19	16	10	5	4	2	0	0	0	0	0	0	0	0
5 Day Ave.	**342**	**0**	**0**	**2**	**1**	**2**	**2**	**3**	**6**	**13**	**27**	**46**	**55**	**57**	**47**	**38**	**22**	**14**	**4**	**1**	**1**	**0**	**0**	**0**	**0**	**0**	**0**	**0**	**0**
7 Day Ave.	**327**	**0**	**0**	**2**	**1**	**3**	**2**	**4**	**5**	**12**	**25**	**43**	**54**	**54**	**47**	**34**	**21**	**12**	**5**	**2**	**1**	**0**	**0**	**0**	**0**	**0**	**0**	**0**	**0**
--	**2286**	**0**	**1**	**13**	**10**	**19**	**11**	**27**	**37**	**84**	**177**	**299**	**379**	**377**	**329**	**240**	**144**	**87**	**32**	**11**	**7**	**0**	**2**	**0**	**0**	**0**	**0**	**0**	**0**

Summary Graphs

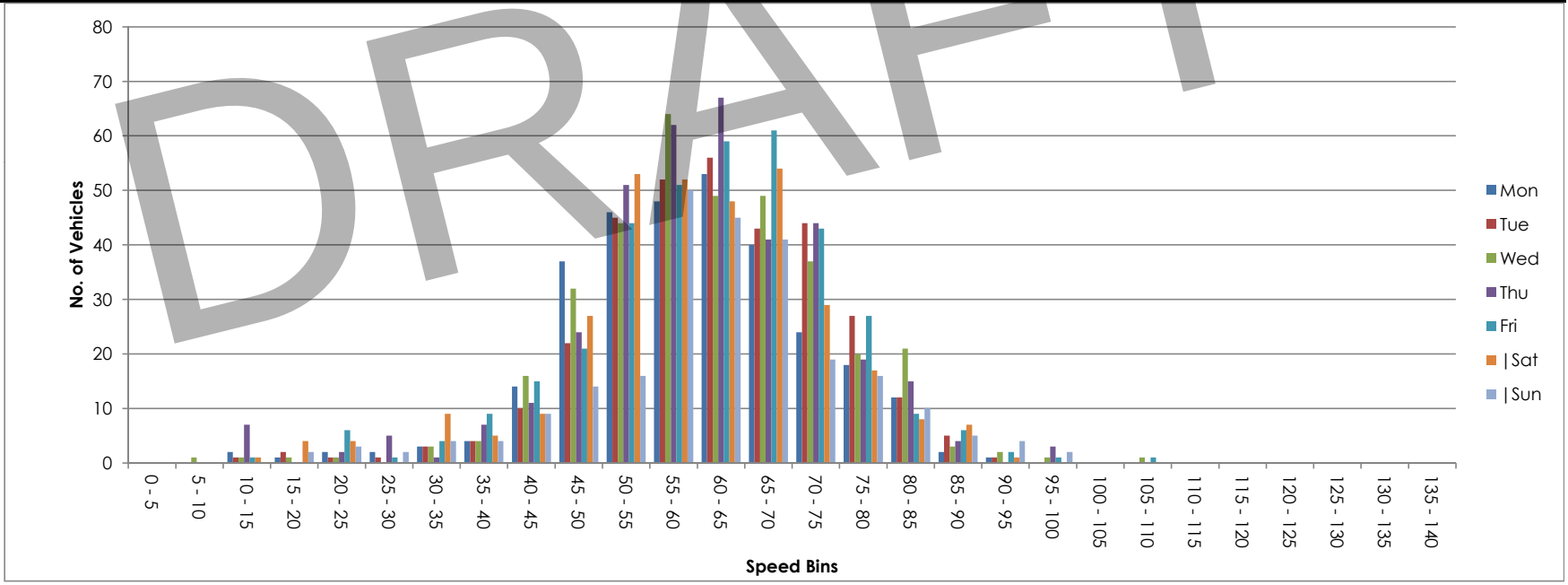

DRAFT

Site 28
Location L-3409-0, att t/junction sign, Lat 53.69715, Long -6.76087
Direction West

3279 / Meath/Cavan/Monaghan ATC's
October 2013
Automatic Traffic Count

Mon, 7 October 2013

Time	Total	Classification												>PSL	>PSL%	>SL1	>SL1%	>SL2	>SL2%	Mean	Vpp
		1 MCL	2 SV	3 SVT	4 TB2	5 TB3	6 T4	7 ART3	8 ART4	9 ART5	10 ART6	11 BD	12 DRT	80	80	85 +5kph	85 +5kph	90 +10kph	90 +10kph		85
0000	0	0	0	0	0	0	0	0	0	0	0	0	0	0	0	0	0	0	0	-	-
0100	1	0	1	0	0	0	0	0	0	0	0	0	0	0	0	0	0	0	0	66.7	-
0200	0	0	0	0	0	0	0	0	0	0	0	0	0	0	0	0	0	0	0	-	-
0300	0	0	0	0	0	0	0	0	0	0	0	0	0	0	0	0	0	0	0	-	-
0400	0	0	0	0	0	0	0	0	0	0	0	0	0	0	0	0	0	0	0	-	-
0500	2	0	2	0	0	0	0	0	0	0	0	0	0	0	0	0	0	0	0	65.7	-
0600	0	0	0	0	0	0	0	0	0	0	0	0	0	0	0	0	0	0	0	-	-
0700	9	0	8	0	1	0	0	0	0	0	0	0	0	0	0	0	0	0	0	57.2	-
0800	**28**	**0**	**26**	**0**	**2**	**0**	**0**	**0**	**0**	**0**	**0**	**0**	**0**	**1**	**3.6**	**0**	**0**	**0**	**0**	**64.8**	**72.4**
0900	24	0	23	0	1	0	0	0	0	0	0	0	0	0	0	0	0	0	0	62.5	69.1
1000	15	0	13	2	0	0	0	0	0	0	0	0	0	0	0	0	0	0	0	53.9	61.9
1100	14	0	11	0	3	0	0	0	0	0	0	0	0	1	7.1	0	0	0	0	59.4	71.6
1200	26	1	24	0	1	0	0	0	0	0	0	0	0	0	0	0	0	0	0	54.2	62.3
1300	23	2	21	0	0	0	0	0	0	0	0	0	0	0	0	0	0	0	0	54.1	69.8
1400	19	1	17	0	1	0	0	0	0	0	0	0	0	1	5.3	0	0	0	0	57.2	65.2
1500	31	0	27	0	3	0	0	0	0	1	0	0	0	2	6.5	0	0	0	0	59	68
1600	36	0	32	0	3	0	0	0	1	0	0	0	0	1	2.8	0	0	0	0	59.4	70.9
1700	33	0	31	0	2	0	0	0	0	0	0	0	0	0	0	0	0	0	0	61.5	69.5
1800	**39**	**0**	**35**	**0**	**3**	**0**	**0**	**0**	**0**	**0**	**1**	**0**	**0**	**1**	**2.6**	**0**	**0**	**0**	**0**	**59**	**68.8**
1900	18	0	14	1	2	0	1	0	0	0	0	0	0	0	0	0	0	0	0	57.4	61.9
2000	17	0	16	0	1	0	0	0	0	0	0	0	0	0	0	0	0	0	0	60.1	65.9
2100	9	0	9	0	0	0	0	0	0	0	0	0	0	1	11.1	0	0	0	0	56	-
2200	4	0	4	0	0	0	0	0	0	0	0	0	0	0	0	0	0	0	0	56.6	-
2300	4	0	3	0	1	0	0	0	0	0	0	0	0	0	0	0	0	0	0	67.5	-
07-19	**297**	**4**	**268**	**2**	**20**	**0**	**0**	**0**	**1**	**1**	**1**	**0**	**0**	**7**	**2.4**	**0**	**0**	**0**	**0**	**58.9**	**69.8**
06-22	**341**	**4**	**307**	**3**	**23**	**0**	**1**	**0**	**1**	**1**	**1**	**0**	**0**	**8**	**2.3**	**0**	**0**	**0**	**0**	**58.8**	**69.5**
06-00	**349**	**4**	**314**	**3**	**24**	**0**	**1**	**0**	**1**	**1**	**1**	**0**	**0**	**8**	**2.3**	**0**	**0**	**0**	**0**	**58.9**	**69.5**
00-00	**352**	**4**	**317**	**3**	**24**	**0**	**1**	**0**	**1**	**1**	**1**	**0**	**0**	**8**	**2.3**	**0**	**0**	**0**	**0**	**59**	**69.5**

DRAFT

Site 28
Location L-3409-0, att t/junction sign, Lat 53.69715, Long -6.76087
Direction West

3279 / Meath/Cavan/Monaghan ATC's
October 2013
Automatic Traffic Count

Tue, 8 October 2013

Time	Total	Classification												>PSL	>PSL%	>SL1	>SL1%	>SL2	>SL2%	Mean	Vpp
		1 MCL	2 SV	3 SVT	4 TB2	5 TB3	6 T4	7 ART3	8 ART4	9 ART5	10 ART6	11 BD	12 DRT	80	80	85 +5kph	85 +5kph	90 +10kph	90 +10kph		85
0000	1	0	1	0	0	0	0	0	0	0	0	0	0	0	0	0	0	0	0	63.2	-
0100	2	0	2	0	0	0	0	0	0	0	0	0	0	1	50	1	50	1	50	75.3	-
0200	0	0	0	0	0	0	0	0	0	0	0	0	0	0	0	0	0	0	0	-	-
0300	0	0	0	0	0	0	0	0	0	0	0	0	0	0	0	0	0	0	0	-	-
0400	0	0	0	0	0	0	0	0	0	0	0	0	0	0	0	0	0	0	0	-	-
0500	0	0	0	0	0	0	0	0	0	0	0	0	0	0	0	0	0	0	0	-	-
0600	1	0	1	0	0	0	0	0	0	0	0	0	0	0	0	0	0	0	0	18.3	-
0700	5	0	5	0	0	0	0	0	0	0	0	0	0	0	0	0	0	0	0	58	-
0800	21	0	20	0	1	0	0	0	0	0	0	0	0	0	0	0	0	0	0	61.4	70.6
0900	**25**	**1**	**24**	**0**	**0**	**0**	**0**	**0**	**0**	**0**	**0**	**0**	**0**	**1**	**4**	**1**	**4**	**0**	**0**	**59.2**	**68.4**
1000	13	1	10	1	0	1	0	0	0	0	0	0	0	0	0	0	0	0	0	51.8	57.6
1100	14	0	11	0	2	0	0	1	0	0	0	0	0	0	0	0	0	0	0	58.5	69.5
1200	19	0	17	1	1	0	0	0	0	0	0	0	0	1	5.3	1	5.3	0	0	53.8	62.3
1300	27	0	25	1	1	0	0	0	0	0	0	0	0	0	0	0	0	0	0	60.6	66.6
1400	26	0	24	1	1	0	0	0	0	0	0	0	0	1	3.8	0	0	0	0	61.3	71.6
1500	33	0	31	0	1	0	0	0	1	0	0	0	0	0	0	0	0	0	0	54.5	65.2
1600	39	0	37	1	1	0	0	0	0	0	0	0	0	0	0	0	0	0	0	56.5	64.8
1700	**44**	**1**	**41**	**1**	**1**	**0**	**0**	**0**	**0**	**0**	**0**	**0**	**0**	**0**	**0**	**0**	**0**	**0**	**0**	**60.1**	**69.8**
1800	39	0	34	2	2	1	0	0	0	0	0	0	0	0	0	0	0	0	0	63.2	71.3
1900	32	0	29	1	2	0	0	0	0	0	0	0	0	2	6.3	1	3.1	1	3.1	61.3	68.4
2000	19	0	16	0	3	0	0	0	0	0	0	0	0	1	5.3	1	5.3	0	0	62	72.7
2100	11	0	11	0	0	0	0	0	0	0	0	0	0	1	9.1	0	0	0	0	62.1	65.5
2200	11	0	11	0	0	0	0	0	0	0	0	0	0	1	9.1	1	9.1	0	0	65.5	74.2
2300	3	0	3	0	0	0	0	0	0	0	0	0	0	0	0	0	0	0	0	69.9	-
07-19	**305**	**3**	**279**	**8**	**11**	**2**	**0**	**1**	**1**	**0**	**0**	**0**	**0**	**3**	**1**	**2**	**0.7**	**0**	**0**	**58.7**	**68.8**
06-22	**368**	**3**	**336**	**9**	**16**	**2**	**0**	**1**	**1**	**0**	**0**	**0**	**0**	**7**	**1.9**	**4**	**1.1**	**1**	**0.3**	**59.1**	**69.5**
06-00	**382**	**3**	**350**	**9**	**16**	**2**	**0**	**1**	**1**	**0**	**0**	**0**	**0**	**8**	**2.1**	**5**	**1.3**	**1**	**0.3**	**59.4**	**69.8**
00-00	**385**	**3**	**353**	**9**	**16**	**2**	**0**	**1**	**1**	**0**	**0**	**0**	**0**	**9**	**2.3**	**6**	**1.6**	**2**	**0.5**	**59.5**	**69.8**

DRAFT

Site 28
Location L-3409-0, att t/junction sign, Lat 53.69715, Long -6.76087
Direction West

3279 / Meath/Cavan/Monaghan ATC's
October 2013
Automatic Traffic Count

Wed, 9 October 2013

Time	Total	Classification												>PSL	>PSL%	>SL1	>SL1%	>SL2	>SL2%	Mean	Vpp
		1 MCL	2 SV	3 SVT	4 TB2	5 TB3	6 T4	7 ART3	8 ART4	9 ART5	10 ART6	11 BD	12 DRT	80	80	85 +5kph	85 +5kph	90 +10kph	90 +10kph		85
0000	1	0	1	0	0	0	0	0	0	0	0	0	0	0	0	0	0	0	0	56.3	-
0100	2	0	2	0	0	0	0	0	0	0	0	0	0	0	0	0	0	0	0	67.6	-
0200	0	0	0	0	0	0	0	0	0	0	0	0	0	0	0	0	0	0	0	-	-
0300	0	0	0	0	0	0	0	0	0	0	0	0	0	0	0	0	0	0	0	-	-
0400	0	0	0	0	0	0	0	0	0	0	0	0	0	0	0	0	0	0	0	-	-
0500	0	0	0	0	0	0	0	0	0	0	0	0	0	0	0	0	0	0	0	-	-
0600	0	0	0	0	0	0	0	0	0	0	0	0	0	0	0	0	0	0	0	-	-
0700	10	0	10	0	0	0	0	0	0	0	0	0	0	1	10	1	10	0	0	61.3	-
0800	17	0	16	0	1	0	0	0	0	0	0	0	0	1	5.9	1	5.9	1	5.9	64.6	72.4
0900	**28**	**1**	**24**	**0**	**2**	**1**	**0**	**0**	**0**	**0**	**0**	**0**	**0**	**0**	**0**	**0**	**0**	**0**	**0**	**57**	**66.2**
1000	14	1	12	0	1	0	0	0	0	0	0	0	0	1	7.1	1	7.1	1	7.1	54.2	63.7
1100	17	0	15	1	1	0	0	0	0	0	0	0	0	0	0	0	0	0	0	55.7	63
1200	21	2	19	0	0	0	0	0	0	0	0	0	0	2	9.5	1	4.8	1	4.8	55.3	72.4
1300	26	0	21	0	4	1	0	0	0	0	0	0	0	2	7.7	1	3.8	0	0	64.3	73.1
1400	24	3	17	2	1	1	0	0	0	0	0	0	0	1	4.2	1	4.2	1	4.2	50.4	67.3
1500	42	0	38	1	3	0	0	0	0	0	0	0	0	1	2.4	0	0	0	0	56.8	68.8
1600	32	0	32	0	0	0	0	0	0	0	0	0	0	3	9.4	1	3.1	1	3.1	60.8	70.2
1700	**48**	**0**	**43**	**1**	**4**	**0**	**0**	**0**	**0**	**0**	**0**	**0**	**0**	**0**	**0**	**0**	**0**	**0**	**0**	**61.9**	**69.1**
1800	34	0	32	1	0	1	0	0	0	0	0	0	0	0	0	0	0	0	0	59.6	67
1900	29	0	26	0	3	0	0	0	0	0	0	0	0	1	3.4	1	3.4	0	0	60.3	67.7
2000	23	0	21	0	2	0	0	0	0	0	0	0	0	1	4.3	0	0	0	0	61.4	74.2
2100	8	0	8	0	0	0	0	0	0	0	0	0	0	0	0	0	0	0	0	62.5	-
2200	4	0	3	0	1	0	0	0	0	0	0	0	0	1	25	1	25	0	0	65.3	-
2300	3	0	2	0	1	0	0	0	0	0	0	0	0	0	0	0	0	0	0	66.5	-
07-19	**313**	**7**	**279**	**6**	**17**	**4**	**0**	**0**	**0**	**0**	**0**	**0**	**0**	**12**	**3.8**	**7**	**2.2**	**5**	**1.6**	**58.7**	**69.5**
06-22	**373**	**7**	**334**	**6**	**22**	**4**	**0**	**0**	**0**	**0**	**0**	**0**	**0**	**14**	**3.8**	**8**	**2.1**	**5**	**1.3**	**59.1**	**69.8**
06-00	**380**	**7**	**339**	**6**	**24**	**4**	**0**	**0**	**0**	**0**	**0**	**0**	**0**	**15**	**3.9**	**9**	**2.4**	**5**	**1.3**	**59.2**	**70.2**
00-00	**383**	**7**	**342**	**6**	**24**	**4**	**0**	**0**	**0**	**0**	**0**	**0**	**0**	**15**	**3.9**	**9**	**2.3**	**5**	**1.3**	**59.3**	**70.2**

DRAFT

Site 28
Location L-3409-0, att t/junction sign, Lat 53.69715, Long -6.76087
Direction West

3279 / Meath/Cavan/Monaghan ATC's
October 2013
Automatic Traffic Count

Thu, 10 October 2013

Time	Total	Classification												>PSL	>PSL%	>SL1	>SL1%	>SL2	>SL2%	Mean	Vpp
		1 MCL	2 SV	3 SVT	4 TB2	5 TB3	6 T4	7 ART3	8 ART4	9 ART5	10 ART6	11 BD	12 DRT	80	80	85 +5kph	85 +5kph	90 +10kph	90 +10kph		85
0000	3	0	3	0	0	0	0	0	0	0	0	0	0	0	0	0	0	0	0	61	-
0100	1	0	1	0	0	0	0	0	0	0	0	0	0	0	0	0	0	0	0	68.9	-
0200	0	0	0	0	0	0	0	0	0	0	0	0	0	0	0	0	0	0	0	-	-
0300	0	0	0	0	0	0	0	0	0	0	0	0	0	0	0	0	0	0	0	-	-
0400	0	0	0	0	0	0	0	0	0	0	0	0	0	0	0	0	0	0	0	-	-
0500	0	0	0	0	0	0	0	0	0	0	0	0	0	0	0	0	0	0	0	-	-
0600	4	0	4	0	0	0	0	0	0	0	0	0	0	0	0	0	0	0	0	64	-
0700	9	0	7	0	0	2	0	0	0	0	0	0	0	0	0	0	0	0	0	55.9	-
0800	12	0	12	0	0	0	0	0	0	0	0	0	0	0	0	0	0	0	0	63.1	67.7
0900	**23**	**2**	**18**	**0**	**2**	**1**	**0**	**0**	**0**	**0**	**0**	**0**	**0**	**1**	**4.3**	**1**	**4.3**	**0**	**0**	**58.1**	**70.2**
1000	19	1	15	0	1	1	1	0	0	0	0	0	0	0	0	0	0	0	0	50.4	64.1
1100	19	1	17	0	1	0	0	0	0	0	0	0	0	0	0	0	0	0	0	55.4	67
1200	14	0	13	0	0	1	0	0	0	0	0	0	0	0	0	0	0	0	0	58.1	61.6
1300	22	0	21	0	1	0	0	0	0	0	0	0	0	1	4.5	0	0	0	0	60	70.9
1400	35	0	32	0	3	0	0	0	0	0	0	0	0	0	0	0	0	0	0	61.5	70.9
1500	24	0	22	0	1	1	0	0	0	0	0	0	0	3	12.5	2	8.3	1	4.2	64.6	77
1600	34	0	33	0	0	1	0	0	0	0	0	0	0	1	2.9	0	0	0	0	61.8	73.1
1700	**50**	**0**	**47**	**0**	**2**	**0**	**0**	**0**	**1**	**0**	**0**	**0**	**0**	**0**	**0**	**0**	**0**	**0**	**0**	**59.7**	**68.8**
1800	38	1	35	0	2	0	0	0	0	0	0	0	0	2	5.3	2	5.3	0	0	60.5	74.2
1900	37	0	35	0	1	1	0	0	0	0	0	0	0	0	0	0	0	0	0	57	67.3
2000	12	0	12	0	0	0	0	0	0	0	0	0	0	2	16.7	0	0	0	0	64.4	78.1
2100	18	0	17	0	0	1	0	0	0	0	0	0	0	1	5.6	1	5.6	0	0	61.2	71.3
2200	10	0	10	0	0	0	0	0	0	0	0	0	0	1	10	0	0	0	0	64.6	-
2300	5	0	4	0	1	0	0	0	0	0	0	0	0	0	0	0	0	0	0	66.4	-
07-19	**299**	**5**	**272**	**0**	**13**	**7**	**1**	**0**	**1**	**0**	**0**	**0**	**0**	**8**	**2.7**	**5**	**1.7**	**1**	**0.3**	**59.6**	**70.6**
06-22	**370**	**5**	**340**	**0**	**14**	**9**	**1**	**0**	**1**	**0**	**0**	**0**	**0**	**11**	**3**	**6**	**1.6**	**1**	**0.3**	**59.6**	**70.6**
06-00	**385**	**5**	**354**	**0**	**15**	**9**	**1**	**0**	**1**	**0**	**0**	**0**	**0**	**12**	**3.1**	**6**	**1.6**	**1**	**0.3**	**59.9**	**70.9**
00-00	**389**	**5**	**358**	**0**	**15**	**9**	**1**	**0**	**1**	**0**	**0**	**0**	**0**	**12**	**3.1**	**6**	**1.5**	**1**	**0.3**	**59.9**	**70.9**

DRAFT

Site 28
Location L-3409-0, att t/junction sign, Lat 53.69715, Long -6.76087
Direction West

3279 / Meath/Cavan/Monaghan ATC's
October 2013
Automatic Traffic Count

Fri, 11 October 2013

Time	Total	Classification												>PSL	>PSL%	>SL1	>SL1%	>SL2	>SL2%	Mean	Vpp
		1 MCL	2 SV	3 SVT	4 TB2	5 TB3	6 T4	7 ART3	8 ART4	9 ART5	10 ART6	11 BD	12 DRT	80	80	85 +5kph	85 +5kph	90 +10kph	90 +10kph		85
0000	2	0	1	0	1	0	0	0	0	0	0	0	0	0	0	0	0	0	0	51.4	-
0100	1	0	1	0	0	0	0	0	0	0	0	0	0	0	0	0	0	0	0	59.2	-
0200	0	0	0	0	0	0	0	0	0	0	0	0	0	0	0	0	0	0	0	-	-
0300	1	0	1	0	0	0	0	0	0	0	0	0	0	0	0	0	0	0	0	57.1	-
0400	0	0	0	0	0	0	0	0	0	0	0	0	0	0	0	0	0	0	0	-	-
0500	0	0	0	0	0	0	0	0	0	0	0	0	0	0	0	0	0	0	0	-	-
0600	3	0	3	0	0	0	0	0	0	0	0	0	0	2	66.7	2	66.7	1	33.3	82.9	-
0700	10	0	10	0	0	0	0	0	0	0	0	0	0	0	0	0	0	0	0	50.4	-
0800	22	0	21	0	1	0	0	0	0	0	0	0	0	3	13.6	1	4.5	0	0	65.3	76.7
0900	**27**	**0**	**24**	**2**	**0**	**0**	**0**	**0**	**0**	**0**	**1**	**0**	**0**	**0**	**0**	**0**	**0**	**0**	**0**	**57.3**	**67.7**
1000	22	0	20	0	1	1	0	0	0	0	0	0	0	0	0	0	0	0	0	56.4	63.4
1100	25	1	22	1	1	0	0	0	0	0	0	0	0	0	0	0	0	0	0	54.4	64.1
1200	17	1	16	0	0	0	0	0	0	0	0	0	0	1	5.9	1	5.9	0	0	56.6	68.8
1300	31	0	27	0	3	0	1	0	0	0	0	0	0	3	9.7	1	3.2	0	0	60.3	73.8
1400	32	0	31	0	1	0	0	0	0	0	0	0	0	1	3.1	1	3.1	0	0	58.2	69.5
1500	32	0	31	0	1	0	0	0	0	0	0	0	0	2	6.3	0	0	0	0	63.5	73.1
1600	45	1	42	0	0	0	2	0	0	0	0	0	0	2	4.4	0	0	0	0	60.4	74.9
1700	**47**	**1**	**43**	**1**	**1**	**0**	**1**	**0**	**0**	**0**	**0**	**0**	**0**	**0**	**0**	**0**	**0**	**0**	**0**	**56.2**	**66.6**
1800	36	1	33	0	1	1	0	0	0	0	0	0	0	3	8.3	1	2.8	1	2.8	62.9	72.4
1900	32	0	32	0	0	0	0	0	0	0	0	0	0	3	9.4	0	0	0	0	65.8	73.4
2000	16	0	15	0	1	0	0	0	0	0	0	0	0	1	6.3	0	0	0	0	62.6	74.9
2100	15	0	15	0	0	0	0	0	0	0	0	0	0	0	0	0	0	0	0	60.9	69.5
2200	10	0	10	0	0	0	0	0	0	0	0	0	0	1	10	0	0	0	0	67.1	-
2300	3	0	3	0	0	0	0	0	0	0	0	0	0	0	0	0	0	0	0	64.3	-
07-19	**346**	**5**	**320**	**4**	**10**	**2**	**4**	**0**	**0**	**0**	**1**	**0**	**0**	**15**	**4.3**	**5**	**1.4**	**1**	**0.3**	**59.1**	**70.9**
06-22	**412**	**5**	**385**	**4**	**11**	**2**	**4**	**0**	**0**	**0**	**1**	**0**	**0**	**21**	**5.1**	**7**	**1.7**	**2**	**0.5**	**60**	**72**
06-00	**425**	**5**	**398**	**4**	**11**	**2**	**4**	**0**	**0**	**0**	**1**	**0**	**0**	**22**	**5.2**	**7**	**1.6**	**2**	**0.5**	**60.2**	**72.7**
00-00	**429**	**5**	**401**	**4**	**12**	**2**	**4**	**0**	**0**	**0**	**1**	**0**	**0**	**22**	**5.1**	**7**	**1.6**	**2**	**0.5**	**60.1**	**72.7**

DRAFT

Site 28
Location L-3409-0, att t/junction sign, Lat 53.69715, Long -6.76087
Direction West

3279 / Meath/Cavan/Monaghan ATC's
October 2013
Automatic Traffic Count

Sat, 12 October 2013

Time	Total	Classification												>PSL	>PSL%	>SL1	>SL1%	>SL2	>SL2%	Mean	Vpp
		1 MCL	2 SV	3 SVT	4 TB2	5 TB3	6 T4	7 ART3	8 ART4	9 ART5	10 ART6	11 BD	12 DRT	80	80	85 +5kph	85 +5kph	90 +10kph	90 +10kph		85
0000	6	0	6	0	0	0	0	0	0	0	0	0	0	0	0	0	0	0	0	63.5	-
0100	1	0	1	0	0	0	0	0	0	0	0	0	0	0	0	0	0	0	0	42	-
0200	6	0	6	0	0	0	0	0	0	0	0	0	0	0	0	0	0	0	0	61.9	-
0300	0	0	0	0	0	0	0	0	0	0	0	0	0	0	0	0	0	0	0	-	-
0400	1	0	1	0	0	0	0	0	0	0	0	0	0	0	0	0	0	0	0	64.9	-
0500	1	0	1	0	0	0	0	0	0	0	0	0	0	0	0	0	0	0	0	60.6	-
0600	0	0	0	0	0	0	0	0	0	0	0	0	0	0	0	0	0	0	0	-	-
0700	5	0	5	0	0	0	0	0	0	0	0	0	0	1	20	0	0	0	0	63	-
0800	7	0	6	0	0	1	0	0	0	0	0	0	0	0	0	0	0	0	0	66.4	-
0900	14	0	14	0	0	0	0	0	0	0	0	0	0	2	14.3	1	7.1	0	0	63.2	76.3
1000	27	1	18	1	2	0	3	0	0	0	2	0	0	0	0	0	0	0	0	52.6	70.6
1100	**31**	**0**	**27**	**0**	**1**	**2**	**0**	**1**	**0**	**0**	**0**	**0**	**0**	**0**	**0**	**0**	**0**	**0**	**0**	**55.3**	**64.4**
1200	28	1	25	0	2	0	0	0	0	0	0	0	0	0	0	0	0	0	0	59.6	72
1300	31	2	25	2	1	0	0	0	1	0	0	0	0	2	6.5	0	0	0	0	61.5	72.7
1400	29	0	29	0	0	0	0	0	0	0	0	0	0	0	0	0	0	0	0	55.3	63.7
1500	**33**	**0**	**33**	**0**	**0**	**0**	**0**	**0**	**0**	**0**	**0**	**0**	**0**	**1**	**3**	**0**	**0**	**0**	**0**	**62.5**	**68.8**
1600	31	0	29	0	0	0	2	0	0	0	0	0	0	2	6.5	1	3.2	1	3.2	58.4	66.6
1700	16	0	16	0	0	0	0	0	0	0	0	0	0	1	6.3	0	0	0	0	59.9	70.6
1800	31	1	29	0	0	1	0	0	0	0	0	0	0	1	3.2	1	3.2	0	0	59.7	67.3
1900	29	1	28	0	0	0	0	0	0	0	0	0	0	2	6.9	1	3.4	1	3.4	61.4	71.6
2000	18	0	18	0	0	0	0	0	0	0	0	0	0	1	5.6	1	5.6	0	0	65.5	70.2
2100	4	0	3	0	0	1	0	0	0	0	0	0	0	0	0	0	0	0	0	66.5	-
2200	9	0	9	0	0	0	0	0	0	0	0	0	0	1	11.1	0	0	0	0	66.9	-
2300	1	0	1	0	0	0	0	0	0	0	0	0	0	0	0	0	0	0	0	52.8	-
07-19	**283**	**5**	**256**	**3**	**6**	**4**	**5**	**1**	**1**	**0**	**2**	**0**	**0**	**10**	**3.5**	**3**	**1.1**	**1**	**0.4**	**58.9**	**70.9**
06-22	**334**	**6**	**305**	**3**	**6**	**5**	**5**	**1**	**1**	**0**	**2**	**0**	**0**	**13**	**3.9**	**5**	**1.5**	**2**	**0.6**	**59.5**	**71.3**
06-00	**344**	**6**	**315**	**3**	**6**	**5**	**5**	**1**	**1**	**0**	**2**	**0**	**0**	**14**	**4.1**	**5**	**1.5**	**2**	**0.6**	**59.7**	**71.3**
00-00	**359**	**6**	**330**	**3**	**6**	**5**	**5**	**1**	**1**	**0**	**2**	**0**	**0**	**14**	**3.9**	**5**	**1.4**	**2**	**0.6**	**59.8**	**71.3**

DRAFT

Site 28
Location L-3409-0, att t/junction sign, Lat 53.69715, Long -6.76087
Direction West

3279 / Meath/Cavan/Monaghan ATC's
October 2013
Automatic Traffic Count

Sun, 13 October 2013

Time	Total	Classification												>PSL	>PSL%	>SL1	>SL1%	>SL2	>SL2%	Mean	Vpp
		1 MCL	2 SV	3 SVT	4 TB2	5 TB3	6 T4	7 ART3	8 ART4	9 ART5	10 ART6	11 BD	12 DRT	80	80	85 +5kph	85 +5kph	90 +10kph	90 +10kph		85
0000	2	0	2	0	0	0	0	0	0	0	0	0	0	0	0	0	0	0	0	59.3	-
0100	5	0	5	0	0	0	0	0	0	0	0	0	0	0	0	0	0	0	0	58.2	-
0200	4	0	4	0	0	0	0	0	0	0	0	0	0	1	25	0	0	0	0	64.8	-
0300	3	0	3	0	0	0	0	0	0	0	0	0	0	0	0	0	0	0	0	61.3	-
0400	4	0	3	0	0	1	0	0	0	0	0	0	0	0	0	0	0	0	0	60.2	-
0500	0	0	0	0	0	0	0	0	0	0	0	0	0	0	0	0	0	0	0	-	-
0600	0	0	0	0	0	0	0	0	0	0	0	0	0	0	0	0	0	0	0	-	-
0700	2	0	2	0	0	0	0	0	0	0	0	0	0	0	0	0	0	0	0	64.6	-
0800	4	1	3	0	0	0	0	0	0	0	0	0	0	0	0	0	0	0	0	44.1	-
0900	8	1	7	0	0	0	0	0	0	0	0	0	0	0	0	0	0	0	0	49.1	-
1000	14	0	13	0	0	1	0	0	0	0	0	0	0	1	7.1	0	0	0	0	59.7	66.6
1100	**25**	**0**	**22**	**0**	**3**	**0**	**0**	**0**	**0**	**0**	**0**	**0**	**0**	**2**	**8**	**1**	**4**	**1**	**4**	**63.5**	**75.2**
1200	17	0	16	0	1	0	0	0	0	0	0	0	0	0	0	0	0	0	0	57.6	70.6
1300	17	0	16	0	0	1	0	0	0	0	0	0	0	1	5.9	1	5.9	1	5.9	58.1	64.8
1400	24	2	22	0	0	0	0	0	0	0	0	0	0	2	8.3	2	8.3	1	4.2	60.2	69.5
1500	24	2	20	2	0	0	0	0	0	0	0	0	0	0	0	0	0	0	0	53.4	69.8
1600	**27**	**1**	**26**	**0**	**0**	**0**	**0**	**0**	**0**	**0**	**0**	**0**	**0**	**0**	**0**	**0**	**0**	**0**	**0**	**60.6**	**72**
1700	**27**	**0**	**26**	**1**	**0**	**0**	**0**	**0**	**0**	**0**	**0**	**0**	**0**	**1**	**3.7**	**1**	**3.7**	**1**	**3.7**	**62.3**	**69.5**
1800	25	0	25	0	0	0	0	0	0	0	0	0	0	1	4	0	0	0	0	60.4	69.5
1900	14	0	14	0	0	0	0	0	0	0	0	0	0	0	0	0	0	0	0	64.1	70.6
2000	8	0	8	0	0	0	0	0	0	0	0	0	0	1	12.5	0	0	0	0	60.4	-
2100	6	0	6	0	0	0	0	0	0	0	0	0	0	1	16.7	0	0	0	0	61.5	-
2200	3	0	3	0	0	0	0	0	0	0	0	0	0	0	0	0	0	0	0	52.2	-
2300	2	0	2	0	0	0	0	0	0	0	0	0	0	0	0	0	0	0	0	62.6	-
07-19	**214**	**7**	**198**	**3**	**4**	**2**	**0**	**0**	**0**	**0**	**0**	**0**	**0**	**8**	**3.7**	**5**	**2.3**	**4**	**1.9**	**59.1**	**70.6**
06-22	**242**	**7**	**226**	**3**	**4**	**2**	**0**	**0**	**0**	**0**	**0**	**0**	**0**	**10**	**4.1**	**5**	**2.1**	**4**	**1.7**	**59.5**	**71.3**
06-00	**247**	**7**	**231**	**3**	**4**	**2**	**0**	**0**	**0**	**0**	**0**	**0**	**0**	**10**	**4**	**5**	**2**	**4**	**1.6**	**59.4**	**71.3**
00-00	**265**	**7**	**248**	**3**	**4**	**3**	**0**	**0**	**0**	**0**	**0**	**0**	**0**	**11**	**4.2**	**5**	**1.9**	**4**	**1.5**	**59.5**	**70.6**

DRAFT

Site 28
Location L-3409-0, att t/junction sign, Lat 53.69715, Long -6.76087
Direction West

3279 / Meath/Cavan/Monaghan ATC's
October 2013
Automatic Traffic Count

Virtual Day (7)

Time	Total	Classification												>PSL	>PSL%	>SL1	>SL1%	>SL2	>SL2%	Mean	Vpp
		1 MCL	2 SV	3 SVT	4 TB2	5 TB3	6 T4	7 ART3	8 ART4	9 ART5	10 ART6	11 BD	12 DRT	80	80	85 +5kph	85 +5kph	90 +10kph	90 +10kph		85
0000	2	0	2	0	0	0	0	0	0	0	0	0	0	0	0	0	0	0	0	60.3	-
0100	2	0	2	0	0	0	0	0	0	0	0	0	0	0	7.7	0	7.7	0	7.7	62.6	-
0200	1	0	1	0	0	0	0	0	0	0	0	0	0	0	10	0	0	0	0	63.1	-
0300	1	0	1	0	0	0	0	0	0	0	0	0	0	0	0	0	0	0	0	60.3	-
0400	1	0	1	0	0	0	0	0	0	0	0	0	0	0	0	0	0	0	0	61.1	-
0500	0	0	0	0	0	0	0	0	0	0	0	0	0	0	0	0	0	0	0	64	-
0600	1	0	1	0	0	0	0	0	0	0	0	0	0	0	25	0	25	0	12.5	65.4	-
0700	7	0	7	0	0	0	0	0	0	0	0	0	0	0	4	0	2	0	0	57.4	-
0800	16	0	15	0	1	0	0	0	0	0	0	0	0	1	4.5	0	1.8	0	0.9	63.4	73.1
0900	**21**	**1**	**19**	**0**	**1**	**0**	**0**	**0**	**0**	**0**	**0**	**0**	**0**	**1**	**2.7**	**0**	**2**	**0**	**0**	**58.6**	**68.8**
1000	18	1	14	1	1	1	1	0	0	0	0	0	0	0	1.6	0	0.8	0	0.8	54	65.5
1100	**21**	**0**	**18**	**0**	**2**	**0**	**0**	**0**	**0**	**0**	**0**	**0**	**0**	**0**	**2.1**	**0**	**0.7**	**0**	**0.7**	**57.3**	**69.1**
1200	20	1	19	0	1	0	0	0	0	0	0	0	0	1	2.8	0	2.1	0	0.7	56.4	69.5
1300	25	1	22	0	1	0	0	0	0	0	0	0	0	1	5.1	0	1.7	0	0.6	60.1	71.6
1400	27	1	25	0	1	0	0	0	0	0	0	0	0	1	3.2	1	2.1	0	1.1	57.9	69.8
1500	31	0	29	0	1	0	0	0	0	0	0	0	0	1	4.1	0	0.9	0	0.5	59.1	70.2
1600	35	0	33	0	1	0	1	0	0	0	0	0	0	1	3.7	0	0.8	0	0.8	59.7	72
1700	**38**	**0**	**35**	**1**	**1**	**0**	**0**	**0**	**0**	**0**	**0**	**0**	**0**	**0**	**0.8**	**0**	**0.4**	**0**	**0.4**	**60**	**69.1**
1800	35	0	32	0	1	1	0	0	0	0	0	0	0	1	3.3	1	1.7	0	0.4	60.8	71.3
1900	27	0	25	0	1	0	0	0	0	0	0	0	0	1	4.2	0	1.6	0	1	60.9	70.2
2000	16	0	15	0	1	0	0	0	0	0	0	0	0	1	6.2	0	1.8	0	0	62.4	73.4
2100	10	0	10	0	0	0	0	0	0	0	0	0	0	1	5.6	0	1.4	0	0	61.1	71.3
2200	7	0	7	0	0	0	0	0	0	0	0	0	0	1	9.8	0	3.9	0	0	64.4	-
2300	3	0	3	0	0	0	0	0	0	0	0	0	0	0	0	0	0	0	0	65.8	-
07-19	**294**	**5**	**267**	**4**	**12**	**3**	**1**	**0**	**1**	**0**	**1**	**0**	**0**	**9**	**3.1**	**4**	**1.3**	**2**	**0.6**	**59**	**70.2**
06-22	**349**	**5**	**319**	**4**	**14**	**3**	**2**	**0**	**1**	**0**	**1**	**0**	**0**	**12**	**3.4**	**5**	**1.4**	**2**	**0.6**	**59.4**	**70.6**
06-00	**359**	**5**	**329**	**4**	**14**	**3**	**2**	**0**	**1**	**0**	**1**	**0**	**0**	**13**	**3.5**	**5**	**1.5**	**2**	**0.6**	**59.5**	**70.6**
00-00	**366**	**5**	**336**	**4**	**14**	**4**	**2**	**0**	**1**	**0**	**1**	**0**	**0**	**13**	**3.6**	**5**	**1.5**	**2**	**0.6**	**59.6**	**70.6**

DRAFT

Site 28
Location L-3409-0, att t/junction sign, Lat 53.69715, Long -6.76087
Direction West

3279 / Meath/Cavan/Monaghan ATC's
October 2013
Automatic Traffic Count

Virtual Week (1)

Time	Total	Classification												>PSL	>PSL%	>SL1	>SL1%	>SL2	>SL2%	Mean	Vpp
		1 MCL	2 SV	3 SVT	4 TB2	5 TB3	6 T4	7 ART3	8 ART4	9 ART5	10 ART6	11 BD	12 DRT	80	80	85 +5kph	85 +5kph	90 +10kph	90 +10kph		85
Mon	352	4	317	3	24	0	1	0	1	1	1	0	0	8	2.3	0	0	0	0	59	69.5
Tue	385	3	353	9	16	2	0	1	1	0	0	0	0	9	2.3	6	1.6	2	0.5	59.5	69.8
Wed	383	7	342	6	24	4	0	0	0	0	0	0	0	15	3.9	9	2.3	5	1.3	59.3	70.2
Thu	389	5	358	0	15	9	1	0	1	0	0	0	0	12	3.1	6	1.5	1	0.3	59.9	70.9
Fri	429	5	401	4	12	2	4	0	0	0	1	0	0	22	5.1	7	1.6	2	0.5	60.1	72.7
| Sat	359	6	330	3	6	5	5	1	1	0	2	0	0	14	3.9	5	1.4	2	0.6	59.8	71.3
| Sun	265	7	248	3	4	3	0	0	0	0	0	0	0	11	4.2	5	1.9	4	1.5	59.5	70.6
5 Day Ave.	**388**	**5**	**354**	**4**	**18**	**3**	**1**	**0**	**1**	**0**	**0**	**0**	**0**	**13**	**3.4**	**6**	**1.5**	**2**	**0.5**	**59.6**	**70.6**
7 Day Ave.	**366**	**5**	**336**	**4**	**14**	**4**	**2**	**0**	**1**	**0**	**1**	**0**	**0**	**13**	**3.6**	**5**	**1.5**	**2**	**0.6**	**59.6**	**70.6**
--	**2562**	**37**	**2349**	**28**	**101**	**25**	**11**	**2**	**4**	**1**	**4**	**0**	**0**	**91**	**3.6**	**38**	**1.5**	**16**	**0.6**	**59.6**	**70.6**

Summary Graphs

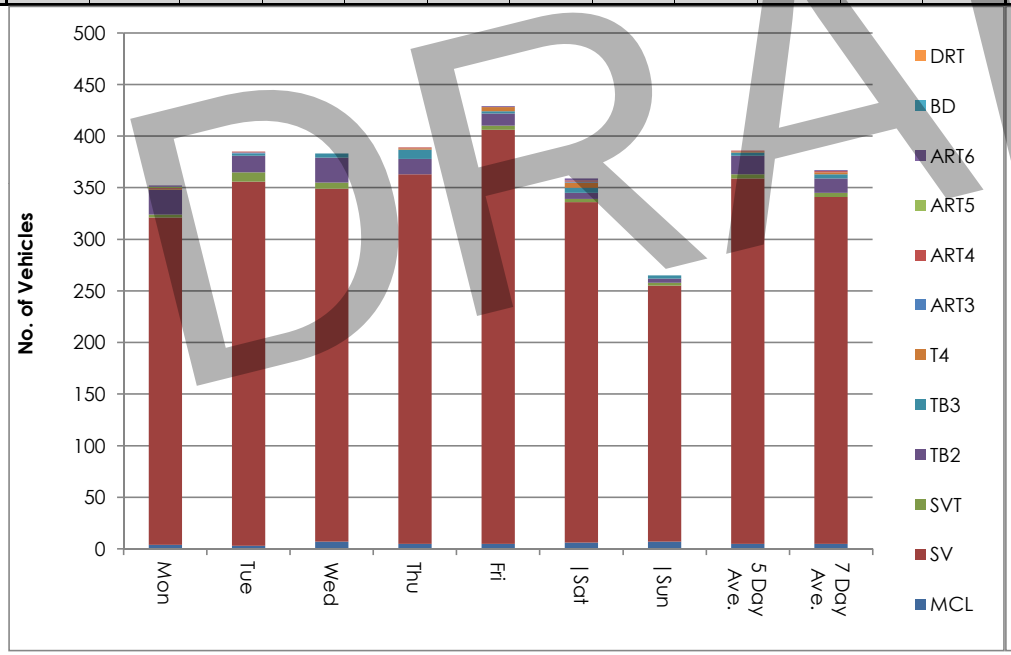

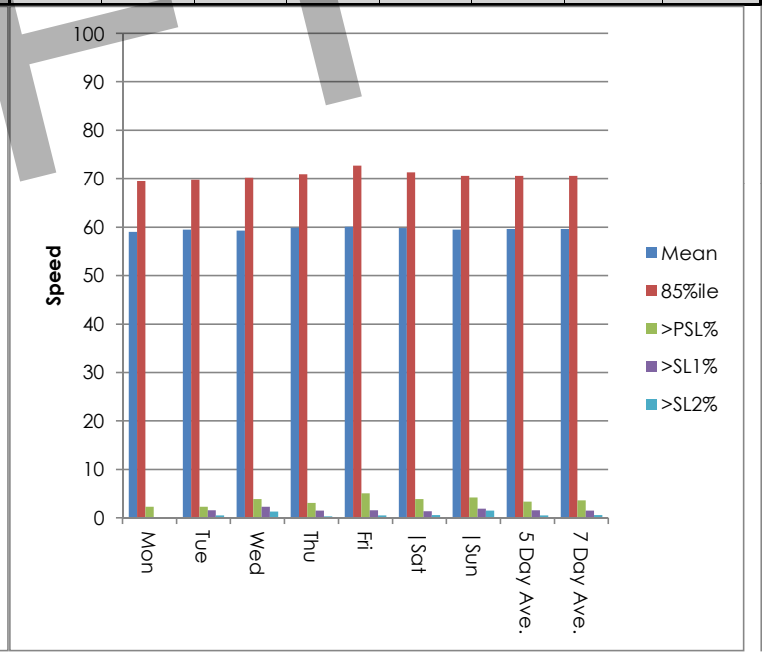

DRAFT

Site 28
Location L-3409-0, att t/junction sign, Lat 53.69715, Long -6.76087
Direction West

3279 / Meath/Cavan/Monaghan ATC's
October 2013
Automatic Traffic Count

Mon, 7 October 2013

Time	Total	Speed Bins (km/h)																											
		0 - 5	5 - 10	10 - 15	15 - 20	20 - 25	25 - 30	30 - 35	35 - 40	40 - 45	45 - 50	50 - 55	55 - 60	60 - 65	65 - 70	70 - 75	75 - 80	80 - 85	85 - 90	90 - 95	95 - 100	100 - 105	105 - 110	110 - 115	115 - 120	120 - 125	125 - 130	130 - 135	135 - 140
0000	0	0	0	0	0	0	0	0	0	0	0	0	0	0	0	0	0	0	0	0	0	0	0	0	0	0	0	0	0
0100	1	0	0	0	0	0	0	0	0	0	0	0	0	0	1	0	0	0	0	0	0	0	0	0	0	0	0	0	0
0200	0	0	0	0	0	0	0	0	0	0	0	0	0	0	0	0	0	0	0	0	0	0	0	0	0	0	0	0	0
0300	0	0	0	0	0	0	0	0	0	0	0	0	0	0	0	0	0	0	0	0	0	0	0	0	0	0	0	0	0
0400	0	0	0	0	0	0	0	0	0	0	0	0	0	0	0	0	0	0	0	0	0	0	0	0	0	0	0	0	0
0500	2	0	0	0	0	0	0	0	0	0	0	0	0	0	2	0	0	0	0	0	0	0	0	0	0	0	0	0	0
0600	0	0	0	0	0	0	0	0	0	0	0	0	0	0	0	0	0	0	0	0	0	0	0	0	0	0	0	0	0
0700	9	0	0	0	0	0	0	1	1	1	0	0	1	1	2	2	0	0	0	0	0	0	0	0	0	0	0	0	0
0800	**28**	**0**	**0**	**0**	**0**	**0**	**0**	**0**	**0**	**0**	**1**	**2**	**4**	**9**	**4**	**5**	**2**	**1**	**0**	**0**	**0**	**0**	**0**	**0**	**0**	**0**	**0**	**0**	**0**
0900	24	0	0	0	0	0	0	0	0	0	1	4	5	3	7	2	2	0	0	0	0	0	0	0	0	0	0	0	0
1000	15	0	0	0	0	0	0	0	0	2	4	2	4	2	0	0	1	0	0	0	0	0	0	0	0	0	0	0	0
1100	14	0	0	0	0	0	0	1	0	0	3	1	2	3	1	2	0	1	0	0	0	0	0	0	0	0	0	0	0
1200	26	0	0	0	1	0	0	0	2	3	1	5	3	8	2	0	1	0	0	0	0	0	0	0	0	0	0	0	0
1300	23	0	0	0	1	0	1	0	2	3	2	2	3	2	4	3	0	0	0	0	0	0	0	0	0	0	0	0	0
1400	19	0	0	0	0	0	1	0	0	0	3	1	8	2	2	1	0	1	0	0	0	0	0	0	0	0	0	0	0
1500	31	0	0	0	0	0	0	1	2	0	1	7	7	5	3	2	1	2	0	0	0	0	0	0	0	0	0	0	0
1600	36	0	0	1	0	0	0	0	0	2	4	1	10	9	3	3	2	1	0	0	0	0	0	0	0	0	0	0	0
1700	33	0	0	0	0	0	0	0	0	0	3	5	7	8	5	3	2	0	0	0	0	0	0	0	0	0	0	0	0
1800	**39**	**0**	**0**	**0**	**0**	**0**	**0**	**1**	**1**	**2**	**3**	**7**	**6**	**7**	**7**	**3**	**1**	**1**	**0**	**0**	**0**	**0**	**0**	**0**	**0**	**0**	**0**	**0**	**0**
1900	18	0	0	0	0	0	0	0	0	1	2	4	5	4	1	1	0	0	0	0	0	0	0	0	0	0	0	0	0
2000	17	0	0	0	0	0	0	0	0	0	1	4	4	3	4	0	1	0	0	0	0	0	0	0	0	0	0	0	0
2100	9	0	0	0	0	1	0	0	0	0	1	2	1	2	1	0	0	1	0	0	0	0	0	0	0	0	0	0	0
2200	4	0	0	0	0	0	0	0	0	0	0	2	1	1	0	0	0	0	0	0	0	0	0	0	0	0	0	0	0
2300	4	0	0	0	0	0	0	0	0	0	0	0	0	2	0	2	0	0	0	0	0	0	0	0	0	0	0	0	0
07-19	**297**	**0**	**0**	**1**	**2**	**0**	**2**	**4**	**8**	**13**	**26**	**37**	**60**	**59**	**40**	**26**	**12**	**7**	**0**	**0**	**0**	**0**	**0**	**0**	**0**	**0**	**0**	**0**	**0**
06-22	**341**	**0**	**0**	**1**	**2**	**1**	**2**	**4**	**8**	**14**	**30**	**47**	**70**	**68**	**46**	**27**	**13**	**8**	**0**	**0**	**0**	**0**	**0**	**0**	**0**	**0**	**0**	**0**	**0**
06-00	**349**	**0**	**0**	**1**	**2**	**1**	**2**	**4**	**8**	**14**	**30**	**49**	**71**	**71**	**46**	**29**	**13**	**8**	**0**	**0**	**0**	**0**	**0**	**0**	**0**	**0**	**0**	**0**	**0**
00-00	**352**	**0**	**0**	**1**	**2**	**1**	**2**	**4**	**8**	**14**	**30**	**49**	**71**	**71**	**49**	**29**	**13**	**8**	**0**	**0**	**0**	**0**	**0**	**0**	**0**	**0**	**0**	**0**	**0**

DRAFT

Site 28
Location L-3409-0, att t/junction sign, Lat 53.69715, Long -6.76087
Direction West

3279 / Meath/Cavan/Monaghan ATC's
October 2013
Automatic Traffic Count

Tue, 8 October 2013

Time	Total	Speed Bins (km/h)																											
		0 - 5	5 - 10	10 - 15	15 - 20	20 - 25	25 - 30	30 - 35	35 - 40	40 - 45	45 - 50	50 - 55	55 - 60	60 - 65	65 - 70	70 - 75	75 - 80	80 - 85	85 - 90	90 - 95	95 - 100	100 - 105	105 - 110	110 - 115	115 - 120	120 - 125	125 - 130	130 - 135	135 - 140
0000	1	0	0	0	0	0	0	0	0	0	0	0	0	1	0	0	0	0	0	0	0	0	0	0	0	0	0	0	0
0100	2	0	0	0	0	0	0	0	0	0	0	0	1	0	0	0	0	0	0	1	0	0	0	0	0	0	0	0	0
0200	0	0	0	0	0	0	0	0	0	0	0	0	0	0	0	0	0	0	0	0	0	0	0	0	0	0	0	0	0
0300	0	0	0	0	0	0	0	0	0	0	0	0	0	0	0	0	0	0	0	0	0	0	0	0	0	0	0	0	0
0400	0	0	0	0	0	0	0	0	0	0	0	0	0	0	0	0	0	0	0	0	0	0	0	0	0	0	0	0	0
0500	0	0	0	0	0	0	0	0	0	0	0	0	0	0	0	0	0	0	0	0	0	0	0	0	0	0	0	0	0
0600	1	0	0	0	1	0	0	0	0	0	0	0	0	0	0	0	0	0	0	0	0	0	0	0	0	0	0	0	0
0700	5	0	0	0	0	0	0	0	0	2	0	0	0	1	1	0	1	0	0	0	0	0	0	0	0	0	0	0	0
0800	21	0	0	0	0	0	0	0	0	0	3	2	5	3	4	2	2	0	0	0	0	0	0	0	0	0	0	0	0
0900	**25**	**0**	**0**	**0**	**0**	**1**	**0**	**0**	**0**	**1**	**2**	**5**	**5**	**3**	**5**	**2**	**0**	**0**	**1**	**0**	**0**	**0**	**0**	**0**	**0**	**0**	**0**	**0**	**0**
1000	13	0	0	0	0	1	0	0	0	0	1	6	4	0	1	0	0	0	0	0	0	0	0	0	0	0	0	0	0
1100	14	0	0	0	0	0	2	0	0	0	0	1	2	4	3	1	1	0	0	0	0	0	0	0	0	0	0	0	0
1200	19	0	0	0	0	0	0	0	1	2	5	3	4	2	1	0	0	0	1	0	0	0	0	0	0	0	0	0	0
1300	27	0	0	0	0	0	0	0	1	0	0	4	6	9	5	0	2	0	0	0	0	0	0	0	0	0	0	0	0
1400	26	0	0	0	0	0	0	0	0	2	2	3	3	8	1	4	2	1	0	0	0	0	0	0	0	0	0	0	0
1500	33	0	0	1	0	0	0	1	1	5	2	3	8	6	4	2	0	0	0	0	0	0	0	0	0	0	0	0	0
1600	39	0	0	0	0	0	0	0	1	3	10	1	9	9	4	1	1	0	0	0	0	0	0	0	0	0	0	0	0
1700	**44**	**0**	**0**	**0**	**1**	**0**	**0**	**0**	**2**	**2**	**2**	**3**	**6**	**10**	**10**	**6**	**2**	**0**	**0**	**0**	**0**	**0**	**0**	**0**	**0**	**0**	**0**	**0**	**0**
1800	39	0	0	0	0	0	0	0	0	1	2	2	7	8	9	9	1	0	0	0	0	0	0	0	0	0	0	0	0
1900	32	0	0	0	0	0	0	1	0	1	1	2	8	9	5	3	0	1	0	1	0	0	0	0	0	0	0	0	0
2000	19	0	0	0	0	0	1	0	0	0	1	2	4	3	3	4	0	0	1	0	0	0	0	0	0	0	0	0	0
2100	11	0	0	0	0	0	0	0	0	0	0	4	0	4	1	0	1	1	0	0	0	0	0	0	0	0	0	0	0
2200	11	0	0	0	0	0	0	0	0	0	1	2	0	3	1	2	1	0	1	0	0	0	0	0	0	0	0	0	0
2300	3	0	0	0	0	0	0	0	0	0	0	0	0	1	1	0	1	0	0	0	0	0	0	0	0	0	0	0	0
07-19	**305**	**0**	**0**	**1**	**1**	**2**	**2**	**1**	**6**	**18**	**29**	**33**	**59**	**63**	**48**	**27**	**12**	**1**	**2**	**0**	**0**	**0**	**0**	**0**	**0**	**0**	**0**	**0**	**0**
06-22	**368**	**0**	**0**	**1**	**2**	**2**	**3**	**2**	**6**	**19**	**31**	**41**	**71**	**79**	**57**	**34**	**13**	**3**	**3**	**1**	**0**	**0**	**0**	**0**	**0**	**0**	**0**	**0**	**0**
06-00	**382**	**0**	**0**	**1**	**2**	**2**	**3**	**2**	**6**	**19**	**32**	**43**	**71**	**83**	**59**	**36**	**15**	**3**	**4**	**1**	**0**	**0**	**0**	**0**	**0**	**0**	**0**	**0**	**0**
00-00	**385**	**0**	**0**	**1**	**2**	**2**	**3**	**2**	**6**	**19**	**32**	**43**	**72**	**84**	**59**	**36**	**15**	**3**	**4**	**2**	**0**	**0**	**0**	**0**	**0**	**0**	**0**	**0**	**0**

DRAFT

Site 28
Location L-3409-0, att t/junction sign, Lat 53.69715, Long -6.76087
Direction West

3279 / Meath/Cavan/Monaghan ATC's
October 2013
Automatic Traffic Count

Wed, 9 October 2013

Time	Total	Speed Bins (km/h)																												
		0 - 5	5 - 10	10 - 15	15 - 20	20 - 25	25 - 30	30 - 35	35 - 40	40 - 45	45 - 50	50 - 55	55 - 60	60 - 65	65 - 70	70 - 75	75 - 80	80 - 85	85 - 90	90 - 95	95 - 100	100 - 105	105 - 110	110 - 115	115 - 120	120 - 125	125 - 130	130 - 135	135 - 140
0000	1	0	0	0	0	0	0	0	0	0	0	0	1	0	0	0	0	0	0	0	0	0	0	0	0	0	0	0	0	0
0100	2	0	0	0	0	0	0	0	0	0	0	0	0	0	2	0	0	0	0	0	0	0	0	0	0	0	0	0	0	0
0200	0	0	0	0	0	0	0	0	0	0	0	0	0	0	0	0	0	0	0	0	0	0	0	0	0	0	0	0	0	0
0300	0	0	0	0	0	0	0	0	0	0	0	0	0	0	0	0	0	0	0	0	0	0	0	0	0	0	0	0	0	0
0400	0	0	0	0	0	0	0	0	0	0	0	0	0	0	0	0	0	0	0	0	0	0	0	0	0	0	0	0	0	0
0500	0	0	0	0	0	0	0	0	0	0	0	0	0	0	0	0	0	0	0	0	0	0	0	0	0	0	0	0	0	0
0600	0	0	0	0	0	0	0	0	0	0	0	0	0	0	0	0	0	0	0	0	0	0	0	0	0	0	0	0	0	0
0700	10	0	0	0	0	0	1	0	0	0	0	0	2	5	1	0	0	0	1	0	0	0	0	0	0	0	0	0	0	0
0800	17	0	0	0	0	0	0	0	0	1	1	0	4	4	2	2	2	0	0	1	0	0	0	0	0	0	0	0	0	0
0900	**28**	**0**	**0**	**1**	**0**	**1**	**0**	**0**	**0**	**0**	**0**	**8**	**6**	**6**	**5**	**0**	**1**	**0**	**0**	**0**	**0**	**0**	**0**	**0**	**0**	**0**	**0**	**0**	**0**	**0**
1000	14	0	0	0	0	0	1	0	0	1	2	5	2	2	0	0	0	0	0	1	0	0	0	0	0	0	0	0	0	0
1100	17	0	0	0	0	0	0	0	2	0	1	4	5	3	2	0	0	0	0	0	0	0	0	0	0	0	0	0	0	0
1200	21	0	0	0	1	0	1	0	0	2	4	3	4	1	1	2	0	1	0	1	0	0	0	0	0	0	0	0	0	0
1300	26	0	0	0	0	0	0	0	1	1	1	3	1	5	6	5	1	1	1	0	0	0	0	0	0	0	0	0	0	0
1400	24	0	0	0	2	0	2	1	2	2	2	2	5	1	1	3	0	0	0	1	0	0	0	0	0	0	0	0	0	0
1500	42	0	0	0	0	0	1	0	1	3	9	8	4	7	3	2	3	1	0	0	0	0	0	0	0	0	0	0	0	0
1600	32	0	0	0	0	0	0	0	0	1	4	5	7	7	2	2	1	2	0	0	1	0	0	0	0	0	0	0	0	0
1700	**48**	**0**	**0**	**0**	**0**	**0**	**0**	**0**	**0**	**1**	**4**	**5**	**6**	**16**	**10**	**5**	**1**	**0**	**0**	**0**	**0**	**0**	**0**	**0**	**0**	**0**	**0**	**0**	**0**	**0**
1800	34	0	0	0	0	0	0	0	0	2	2	4	10	7	6	2	1	0	0	0	0	0	0	0	0	0	0	0	0	0
1900	29	0	0	0	0	0	1	1	1	1	1	0	7	8	5	0	3	0	1	0	0	0	0	0	0	0	0	0	0	0
2000	23	0	0	0	0	0	0	0	1	0	4	2	1	7	2	3	2	1	0	0	0	0	0	0	0	0	0	0	0	0
2100	8	0	0	0	0	0	0	0	0	0	1	1	1	1	3	0	1	0	0	0	0	0	0	0	0	0	0	0	0	0
2200	4	0	0	0	0	0	0	0	0	0	0	2	0	0	1	0	0	0	1	0	0	0	0	0	0	0	0	0	0	0
2300	3	0	0	0	0	0	0	0	0	0	0	1	0	0	0	1	1	0	0	0	0	0	0	0	0	0	0	0	0	0
07-19	**313**	**0**	**0**	**1**	**3**	**1**	**6**	**1**	**6**	**14**	**30**	**47**	**56**	**64**	**39**	**23**	**10**	**5**	**2**	**4**	**1**	**0**	**0**	**0**	**0**	**0**	**0**	**0**	**0**	**0**
06-22	**373**	**0**	**0**	**1**	**3**	**1**	**7**	**2**	**8**	**15**	**36**	**50**	**65**	**80**	**49**	**26**	**16**	**6**	**3**	**4**	**1**	**0**	**0**	**0**	**0**	**0**	**0**	**0**	**0**	**0**
06-00	**380**	**0**	**0**	**1**	**3**	**1**	**7**	**2**	**8**	**15**	**36**	**53**	**65**	**80**	**50**	**27**	**17**	**6**	**4**	**4**	**1**	**0**	**0**	**0**	**0**	**0**	**0**	**0**	**0**	**0**
00-00	**383**	**0**	**0**	**1**	**3**	**1**	**7**	**2**	**8**	**15**	**36**	**53**	**66**	**80**	**52**	**27**	**17**	**6**	**4**	**4**	**1**	**0**	**0**	**0**	**0**	**0**	**0**	**0**	**0**	**0**

DRAFT

Site 28
Location L-3409-0, att t/junction sign, Lat 53.69715, Long -6.76087
Direction West

3279 / Meath/Cavan/Monaghan ATC's
October 2013
Automatic Traffic Count

Thu, 10 October 2013

Time	Total	Speed Bins (km/h)																											
		0 - 5	5 - 10	10 - 15	15 - 20	20 - 25	25 - 30	30 - 35	35 - 40	40 - 45	45 - 50	50 - 55	55 - 60	60 - 65	65 - 70	70 - 75	75 - 80	80 - 85	85 - 90	90 - 95	95 - 100	100 - 105	105 - 110	110 - 115	115 - 120	120 - 125	125 - 130	130 - 135	135 - 140
0000	3	0	0	0	0	0	0	0	0	0	0	0	1	1	1	0	0	0	0	0	0	0	0	0	0	0	0	0	0
0100	1	0	0	0	0	0	0	0	0	0	0	0	0	0	1	0	0	0	0	0	0	0	0	0	0	0	0	0	0
0200	0	0	0	0	0	0	0	0	0	0	0	0	0	0	0	0	0	0	0	0	0	0	0	0	0	0	0	0	0
0300	0	0	0	0	0	0	0	0	0	0	0	0	0	0	0	0	0	0	0	0	0	0	0	0	0	0	0	0	0
0400	0	0	0	0	0	0	0	0	0	0	0	0	0	0	0	0	0	0	0	0	0	0	0	0	0	0	0	0	0
0500	0	0	0	0	0	0	0	0	0	0	0	0	0	0	0	0	0	0	0	0	0	0	0	0	0	0	0	0	0
0600	4	0	0	0	0	0	0	0	0	0	0	0	2	1	0	0	1	0	0	0	0	0	0	0	0	0	0	0	0
0700	9	0	0	0	0	0	0	0	1	1	2	1	1	0	0	3	0	0	0	0	0	0	0	0	0	0	0	0	0
0800	12	0	0	0	0	0	0	0	0	0	1	0	3	2	6	0	0	0	0	0	0	0	0	0	0	0	0	0	0
0900	**23**	**0**	**0**	**1**	**1**	**0**	**0**	**0**	**0**	**1**	**1**	**3**	**5**	**4**	**3**	**2**	**1**	**0**	**1**	**0**	**0**	**0**	**0**	**0**	**0**	**0**	**0**	**0**	**0**
1000	19	0	0	1	0	0	1	2	1	0	2	1	6	2	3	0	0	0	0	0	0	0	0	0	0	0	0	0	0
1100	19	0	0	0	1	0	1	1	0	1	0	4	4	2	3	1	1	0	0	0	0	0	0	0	0	0	0	0	0
1200	14	0	0	0	0	0	0	0	0	1	0	2	8	1	1	0	1	0	0	0	0	0	0	0	0	0	0	0	0
1300	22	0	0	0	0	0	0	0	1	0	1	3	11	1	0	3	1	1	0	0	0	0	0	0	0	0	0	0	0
1400	35	0	0	0	0	0	0	1	0	0	3	4	6	7	7	5	2	0	0	0	0	0	0	0	0	0	0	0	0
1500	24	0	0	0	0	0	0	0	1	0	3	1	4	3	5	2	2	1	1	1	0	0	0	0	0	0	0	0	0
1600	34	0	0	0	0	0	0	0	4	0	1	4	7	2	7	5	3	1	0	0	0	0	0	0	0	0	0	0	0
1700	**50**	**0**	**0**	**0**	**0**	**0**	**0**	**0**	**0**	**3**	**4**	**8**	**8**	**10**	**14**	**3**	**0**	**0**	**0**	**0**	**0**	**0**	**0**	**0**	**0**	**0**	**0**	**0**	**0**
1800	38	0	0	0	0	4	0	0	0	0	2	2	7	7	7	4	3	0	2	0	0	0	0	0	0	0	0	0	0
1900	37	0	0	0	0	1	0	0	0	2	5	8	7	5	5	4	0	0	0	0	0	0	0	0	0	0	0	0	0
2000	12	0	0	0	0	0	0	0	0	0	0	1	6	0	2	0	1	2	0	0	0	0	0	0	0	0	0	0	0
2100	18	0	0	0	0	0	1	0	0	0	1	2	4	2	3	4	0	0	1	0	0	0	0	0	0	0	0	0	0
2200	10	0	0	0	0	0	0	0	1	1	0	0	1	1	1	2	2	1	0	0	0	0	0	0	0	0	0	0	0
2300	5	0	0	0	0	0	0	0	0	0	1	0	0	1	1	1	1	0	0	0	0	0	0	0	0	0	0	0	0
07-19	**299**	**0**	**0**	**2**	**2**	**4**	**2**	**4**	**8**	**7**	**20**	**33**	**70**	**41**	**56**	**28**	**14**	**3**	**4**	**1**	**0**	**0**	**0**	**0**	**0**	**0**	**0**	**0**	**0**
06-22	**370**	**0**	**0**	**2**	**2**	**5**	**3**	**4**	**8**	**9**	**26**	**44**	**89**	**49**	**66**	**36**	**16**	**5**	**5**	**1**	**0**	**0**	**0**	**0**	**0**	**0**	**0**	**0**	**0**
06-00	**385**	**0**	**0**	**2**	**2**	**5**	**3**	**4**	**9**	**10**	**27**	**44**	**90**	**51**	**68**	**39**	**19**	**6**	**5**	**1**	**0**	**0**	**0**	**0**	**0**	**0**	**0**	**0**	**0**
00-00	**389**	**0**	**0**	**2**	**2**	**5**	**3**	**4**	**9**	**10**	**27**	**44**	**91**	**52**	**70**	**39**	**19**	**6**	**5**	**1**	**0**	**0**	**0**	**0**	**0**	**0**	**0**	**0**	**0**

DRAFT

Site 28
Location L-3409-0, att t/junction sign, Lat 53.69715, Long -6.76087
Direction West

3279 / Meath/Cavan/Monaghan ATC's
October 2013
Automatic Traffic Count

Fri, 11 October 2013

Time	Total	Speed Bins (km/h)																												
		0 - 5	5 - 10	10 - 15	15 - 20	20 - 25	25 - 30	30 - 35	35 - 40	40 - 45	45 - 50	50 - 55	55 - 60	60 - 65	65 - 70	70 - 75	75 - 80	80 - 85	85 - 90	90 - 95	95 - 100	100 - 105	105 - 110	110 - 115	115 - 120	120 - 125	125 - 130	130 - 135	135 - 140
0000	2	0	0	0	0	0	0	0	0	1	0	0	1	0	0	0	0	0	0	0	0	0	0	0	0	0	0	0	0	0
0100	1	0	0	0	0	0	0	0	0	0	0	0	1	0	0	0	0	0	0	0	0	0	0	0	0	0	0	0	0	0
0200	0	0	0	0	0	0	0	0	0	0	0	0	0	0	0	0	0	0	0	0	0	0	0	0	0	0	0	0	0	0
0300	1	0	0	0	0	0	0	0	0	0	0	0	1	0	0	0	0	0	0	0	0	0	0	0	0	0	0	0	0	0
0400	0	0	0	0	0	0	0	0	0	0	0	0	0	0	0	0	0	0	0	0	0	0	0	0	0	0	0	0	0	0
0500	0	0	0	0	0	0	0	0	0	0	0	0	0	0	0	0	0	0	0	0	0	0	0	0	0	0	0	0	0	0
0600	3	0	0	0	0	0	0	0	0	0	0	0	0	0	1	0	0	0	1	0	1	0	0	0	0	0	0	0	0	0
0700	10	0	0	0	0	1	0	0	1	2	0	2	2	1	0	1	0	0	0	0	0	0	0	0	0	0	0	0	0	0
0800	22	0	0	0	0	0	0	1	0	1	1	0	3	3	6	1	3	2	1	0	0	0	0	0	0	0	0	0	0	0
0900	**27**	**0**	**0**	**0**	**0**	**0**	**0**	**1**	**0**	**1**	**3**	**5**	**6**	**4**	**6**	**1**	**0**	**0**	**0**	**0**	**0**	**0**	**0**	**0**	**0**	**0**	**0**	**0**	**0**	**0**
1000	22	0	0	0	0	0	0	0	0	0	4	6	6	3	2	1	0	0	0	0	0	0	0	0	0	0	0	0	0	0
1100	25	0	0	0	0	0	0	1	1	5	4	2	5	3	1	1	2	0	0	0	0	0	0	0	0	0	0	0	0	0
1200	17	0	0	0	0	0	1	0	0	5	1	0	2	2	4	0	1	0	1	0	0	0	0	0	0	0	0	0	0	0
1300	31	0	0	0	0	0	1	2	1	0	0	5	6	6	3	2	2	2	1	0	0	0	0	0	0	0	0	0	0	0
1400	32	0	0	0	2	0	0	1	0	0	2	4	8	7	4	3	0	0	1	0	0	0	0	0	0	0	0	0	0	0
1500	32	0	0	0	0	0	0	0	0	0	2	1	8	11	3	5	0	2	0	0	0	0	0	0	0	0	0	0	0	0
1600	45	0	0	0	1	0	1	2	1	4	1	3	6	7	5	6	6	2	0	0	0	0	0	0	0	0	0	0	0	0
1700	**47**	**0**	**1**	**1**	**0**	**2**	**0**	**0**	**0**	**2**	**3**	**7**	**9**	**12**	**6**	**0**	**4**	**0**	**0**	**0**	**0**	**0**	**0**	**0**	**0**	**0**	**0**	**0**	**0**	**0**
1800	36	0	0	1	0	0	0	0	0	1	1	4	6	8	7	5	0	2	0	0	1	0	0	0	0	0	0	0	0	0
1900	32	0	0	0	0	0	0	0	0	0	2	1	1	14	5	5	1	3	0	0	0	0	0	0	0	0	0	0	0	0
2000	16	0	0	0	0	0	0	0	0	0	2	3	2	2	3	1	2	1	0	0	0	0	0	0	0	0	0	0	0	0
2100	15	0	0	0	0	0	0	0	0	1	2	0	3	3	4	1	1	0	0	0	0	0	0	0	0	0	0	0	0	0
2200	10	0	0	0	0	0	0	0	0	0	0	1	3	1	0	3	1	1	0	0	0	0	0	0	0	0	0	0	0	0
2300	3	0	0	0	0	0	0	0	0	0	0	0	1	0	2	0	0	0	0	0	0	0	0	0	0	0	0	0	0	0
07-19	**346**	**0**	**1**	**2**	**3**	**3**	**3**	**8**	**4**	**21**	**22**	**39**	**67**	**67**	**47**	**26**	**18**	**10**	**4**	**0**	**1**	**0**	**0**	**0**	**0**	**0**	**0**	**0**	**0**	**0**
06-22	**412**	**0**	**1**	**2**	**3**	**3**	**3**	**8**	**4**	**22**	**28**	**43**	**73**	**86**	**60**	**33**	**22**	**14**	**5**	**0**	**2**	**0**	**0**	**0**	**0**	**0**	**0**	**0**	**0**	**0**
06-00	**425**	**0**	**1**	**2**	**3**	**3**	**3**	**8**	**4**	**22**	**28**	**44**	**77**	**87**	**62**	**36**	**23**	**15**	**5**	**0**	**2**	**0**	**0**	**0**	**0**	**0**	**0**	**0**	**0**	**0**
00-00	**429**	**0**	**1**	**2**	**3**	**3**	**3**	**8**	**4**	**23**	**28**	**44**	**80**	**87**	**62**	**36**	**23**	**15**	**5**	**0**	**2**	**0**	**0**	**0**	**0**	**0**	**0**	**0**	**0**	**0**

DRAFT

Site 28
Location L-3409-0, att t/junction sign, Lat 53.69715, Long -6.76087
Direction West

3279 / Meath/Cavan/Monaghan ATC's
October 2013
Automatic Traffic Count

Sat, 12 October 2013

Time	Total	Speed Bins (km/h)																											
		0 - 5	5 - 10	10 - 15	15 - 20	20 - 25	25 - 30	30 - 35	35 - 40	40 - 45	45 - 50	50 - 55	55 - 60	60 - 65	65 - 70	70 - 75	75 - 80	80 - 85	85 - 90	90 - 95	95 - 100	100 - 105	105 - 110	110 - 115	115 - 120	120 - 125	125 - 130	130 - 135	135 - 140
0000	6	0	0	0	0	0	0	0	0	0	0	0	1	4	0	1	0	0	0	0	0	0	0	0	0	0	0	0	0
0100	1	0	0	0	0	0	0	0	0	1	0	0	0	0	0	0	0	0	0	0	0	0	0	0	0	0	0	0	0
0200	6	0	0	0	0	0	0	0	0	0	0	1	1	3	0	1	0	0	0	0	0	0	0	0	0	0	0	0	0
0300	0	0	0	0	0	0	0	0	0	0	0	0	0	0	0	0	0	0	0	0	0	0	0	0	0	0	0	0	0
0400	1	0	0	0	0	0	0	0	0	0	0	0	0	1	0	0	0	0	0	0	0	0	0	0	0	0	0	0	0
0500	1	0	0	0	0	0	0	0	0	0	0	0	0	1	0	0	0	0	0	0	0	0	0	0	0	0	0	0	0
0600	0	0	0	0	0	0	0	0	0	0	0	0	0	0	0	0	0	0	0	0	0	0	0	0	0	0	0	0	0
0700	5	0	0	0	0	0	0	0	0	1	0	0	1	1	0	1	0	1	0	0	0	0	0	0	0	0	0	0	0
0800	7	0	0	0	0	0	0	0	0	0	0	1	0	2	2	1	1	0	0	0	0	0	0	0	0	0	0	0	0
0900	14	0	0	0	0	0	0	0	1	0	1	1	2	3	2	1	1	1	1	0	0	0	0	0	0	0	0	0	0
1000	27	0	0	0	0	2	4	0	1	0	2	6	3	1	2	4	2	0	0	0	0	0	0	0	0	0	0	0	0
1100	**31**	**0**	**0**	**0**	**0**	**1**	**0**	**1**	**1**	**1**	**3**	**10**	**1**	**8**	**4**	**1**	**0**	**0**	**0**	**0**	**0**	**0**	**0**	**0**	**0**	**0**	**0**	**0**	**0**
1200	28	0	0	0	0	0	1	0	0	3	0	2	8	5	1	5	3	0	0	0	0	0	0	0	0	0	0	0	0
1300	31	0	0	0	0	0	1	1	1	1	2	1	7	2	3	7	3	2	0	0	0	0	0	0	0	0	0	0	0
1400	29	0	0	0	0	0	1	0	1	2	4	4	7	6	2	2	0	0	0	0	0	0	0	0	0	0	0	0	0
1500	**33**	**0**	**0**	**0**	**0**	**0**	**0**	**0**	**0**	**0**	**0**	**5**	**10**	**8**	**5**	**3**	**1**	**1**	**0**	**0**	**0**	**0**	**0**	**0**	**0**	**0**	**0**	**0**	**0**
1600	31	0	0	0	0	1	2	1	0	0	0	2	10	6	7	0	0	1	0	1	0	0	0	0	0	0	0	0	0
1700	16	0	0	0	0	0	0	0	0	0	1	5	3	3	1	2	0	1	0	0	0	0	0	0	0	0	0	0	0
1800	31	0	0	0	0	1	0	0	0	1	3	3	9	7	3	2	1	0	1	0	0	0	0	0	0	0	0	0	0
1900	29	0	0	0	0	0	0	0	0	2	4	3	4	5	5	3	1	1	0	1	0	0	0	0	0	0	0	0	0
2000	18	0	0	0	0	0	0	0	0	0	0	2	3	6	2	2	2	0	1	0	0	0	0	0	0	0	0	0	0
2100	4	0	0	0	0	0	0	0	0	0	0	0	2	0	0	1	1	0	0	0	0	0	0	0	0	0	0	0	0
2200	9	0	0	0	0	0	0	0	0	0	0	0	1	4	1	2	0	1	0	0	0	0	0	0	0	0	0	0	0
2300	1	0	0	0	0	0	0	0	0	0	0	1	0	0	0	0	0	0	0	0	0	0	0	0	0	0	0	0	0
07-19	**283**	**0**	**0**	**0**	**0**	**5**	**9**	**3**	**5**	**9**	**16**	**40**	**61**	**52**	**32**	**29**	**12**	**7**	**2**	**1**	**0**	**0**	**0**	**0**	**0**	**0**	**0**	**0**	**0**
06-22	**334**	**0**	**0**	**0**	**0**	**5**	**9**	**3**	**5**	**11**	**20**	**45**	**70**	**63**	**39**	**35**	**16**	**8**	**3**	**2**	**0**	**0**	**0**	**0**	**0**	**0**	**0**	**0**	**0**
06-00	**344**	**0**	**0**	**0**	**0**	**5**	**9**	**3**	**5**	**11**	**20**	**46**	**71**	**67**	**40**	**37**	**16**	**9**	**3**	**2**	**0**	**0**	**0**	**0**	**0**	**0**	**0**	**0**	**0**
00-00	**359**	**0**	**0**	**0**	**0**	**5**	**9**	**3**	**5**	**12**	**20**	**47**	**73**	**76**	**40**	**39**	**16**	**9**	**3**	**2**	**0**	**0**	**0**	**0**	**0**	**0**	**0**	**0**	**0**

DRAFT

Site 28
Location L-3409-0, att t/junction sign, Lat 53.69715, Long -6.76087
Direction West

3279 / Meath/Cavan/Monaghan ATC's
October 2013
Automatic Traffic Count

Sun, 13 October 2013

Time	Total	Speed Bins (km/h)																											
		0 - 5	5 - 10	10 - 15	15 - 20	20 - 25	25 - 30	30 - 35	35 - 40	40 - 45	45 - 50	50 - 55	55 - 60	60 - 65	65 - 70	70 - 75	75 - 80	80 - 85	85 - 90	90 - 95	95 - 100	100 - 105	105 - 110	110 - 115	115 - 120	120 - 125	125 - 130	130 - 135	135 - 140
0000	2	0	0	0	0	0	0	0	0	0	0	1	0	1	0	0	0	0	0	0	0	0	0	0	0	0	0	0	0
0100	5	0	0	0	0	0	0	0	1	0	0	1	0	1	1	1	0	0	0	0	0	0	0	0	0	0	0	0	0
0200	4	0	0	0	0	0	0	0	0	0	0	1	1	1	0	0	0	1	0	0	0	0	0	0	0	0	0	0	0
0300	3	0	0	0	0	0	0	0	0	0	0	0	1	2	0	0	0	0	0	0	0	0	0	0	0	0	0	0	0
0400	4	0	0	0	0	0	0	0	0	0	0	0	2	2	0	0	0	0	0	0	0	0	0	0	0	0	0	0	0
0500	0	0	0	0	0	0	0	0	0	0	0	0	0	0	0	0	0	0	0	0	0	0	0	0	0	0	0	0	0
0600	0	0	0	0	0	0	0	0	0	0	0	0	0	0	0	0	0	0	0	0	0	0	0	0	0	0	0	0	0
0700	2	0	0	0	0	0	0	0	0	0	0	0	1	0	0	1	0	0	0	0	0	0	0	0	0	0	0	0	0
0800	4	0	0	0	0	0	1	0	0	1	1	0	1	0	0	0	0	0	0	0	0	0	0	0	0	0	0	0	0
0900	8	0	0	0	0	0	1	0	2	0	1	0	2	2	0	0	0	0	0	0	0	0	0	0	0	0	0	0	0
1000	14	0	0	0	0	0	0	0	0	0	1	3	6	1	2	0	0	1	0	0	0	0	0	0	0	0	0	0	0
1100	**25**	**0**	**0**	**0**	**0**	**0**	**0**	**0**	**0**	**2**	**3**	**3**	**3**	**2**	**4**	**3**	**3**	**1**	**0**	**0**	**1**	**0**	**0**	**0**	**0**	**0**	**0**	**0**	**0**
1200	17	0	0	0	0	1	0	1	0	0	1	2	5	1	2	3	1	0	0	0	0	0	0	0	0	0	0	0	0
1300	17	0	0	0	0	0	0	1	0	1	1	2	5	4	1	1	0	0	0	1	0	0	0	0	0	0	0	0	0
1400	24	0	0	0	0	0	1	0	1	2	2	2	5	2	5	2	0	0	1	0	0	1	0	0	0	0	0	0	0
1500	24	0	0	1	1	1	1	0	1	2	1	2	3	2	4	5	0	0	0	0	0	0	0	0	0	0	0	0	0
1600	**27**	**0**	**0**	**0**	**0**	**0**	**0**	**0**	**0**	**1**	**2**	**5**	**4**	**8**	**2**	**3**	**2**	**0**	**0**	**0**	**0**	**0**	**0**	**0**	**0**	**0**	**0**	**0**	**0**
1700	**27**	**0**	**0**	**0**	**0**	**0**	**0**	**1**	**1**	**1**	**1**	**2**	**1**	**9**	**7**	**2**	**1**	**0**	**0**	**0**	**0**	**1**	**0**	**0**	**0**	**0**	**0**	**0**	**0**
1800	25	0	0	0	0	0	0	0	2	0	1	4	4	7	3	2	1	1	0	0	0	0	0	0	0	0	0	0	0
1900	14	0	0	0	0	0	0	0	0	0	0	2	1	4	3	4	0	0	0	0	0	0	0	0	0	0	0	0	0
2000	8	0	0	0	0	0	0	0	0	2	1	0	1	1	0	2	0	1	0	0	0	0	0	0	0	0	0	0	0
2100	6	0	0	0	0	0	0	0	0	0	0	1	3	1	0	0	0	1	0	0	0	0	0	0	0	0	0	0	0
2200	3	0	0	0	0	0	0	0	0	1	0	0	2	0	0	0	0	0	0	0	0	0	0	0	0	0	0	0	0
2300	2	0	0	0	0	0	0	0	0	0	0	0	0	2	0	0	0	0	0	0	0	0	0	0	0	0	0	0	0
07-19	**214**	**0**	**0**	**1**	**1**	**2**	**4**	**3**	**7**	**10**	**15**	**25**	**40**	**38**	**30**	**22**	**8**	**3**	**1**	**1**	**1**	**2**	**0**	**0**	**0**	**0**	**0**	**0**	**0**
06-22	**242**	**0**	**0**	**1**	**1**	**2**	**4**	**3**	**7**	**12**	**16**	**28**	**45**	**44**	**33**	**28**	**8**	**5**	**1**	**1**	**1**	**2**	**0**	**0**	**0**	**0**	**0**	**0**	**0**
06-00	**247**	**0**	**0**	**1**	**1**	**2**	**4**	**3**	**7**	**13**	**16**	**28**	**47**	**46**	**33**	**28**	**8**	**5**	**1**	**1**	**1**	**2**	**0**	**0**	**0**	**0**	**0**	**0**	**0**
00-00	**265**	**0**	**0**	**1**	**1**	**2**	**4**	**3**	**8**	**13**	**16**	**31**	**51**	**53**	**34**	**29**	**8**	**6**	**1**	**1**	**1**	**2**	**0**	**0**	**0**	**0**	**0**	**0**	**0**

DRAFT

Site 28
Location L-3409-0, att t/junction sign, Lat 53.69715, Long -6.76087
Direction West

3279 / Meath/Cavan/Monaghan ATC's
October 2013
Automatic Traffic Count

Virtual Day (7)

Time	Total	Speed Bins (km/h)																											
		0 - 5	5 - 10	10 - 15	15 - 20	20 - 25	25 - 30	30 - 35	35 - 40	40 - 45	45 - 50	50 - 55	55 - 60	60 - 65	65 - 70	70 - 75	75 - 80	80 - 85	85 - 90	90 - 95	95 - 100	100 - 105	105 - 110	110 - 115	115 - 120	120 - 125	125 - 130	130 - 135	135 - 140
0000	2	0	0	0	0	0	0	0	0	0	0	0	1	1	0	0	0	0	0	0	0	0	0	0	0	0	0	0	0
0100	2	0	0	0	0	0	0	0	0	0	0	0	0	0	1	0	0	0	0	0	0	0	0	0	0	0	0	0	0
0200	1	0	0	0	0	0	0	0	0	0	0	0	0	1	0	0	0	0	0	0	0	0	0	0	0	0	0	0	0
0300	1	0	0	0	0	0	0	0	0	0	0	0	0	0	0	0	0	0	0	0	0	0	0	0	0	0	0	0	0
0400	1	0	0	0	0	0	0	0	0	0	0	0	0	0	0	0	0	0	0	0	0	0	0	0	0	0	0	0	0
0500	0	0	0	0	0	0	0	0	0	0	0	0	0	0	0	0	0	0	0	0	0	0	0	0	0	0	0	0	0
0600	1	0	0	0	0	0	0	0	0	0	0	0	0	0	0	0	0	0	0	0	0	0	0	0	0	0	0	0	0
0700	7	0	0	0	0	0	0	0	0	1	0	0	1	1	1	1	0	0	0	0	0	0	0	0	0	0	0	0	0
0800	16	0	0	0	0	0	0	0	0	0	1	1	3	3	3	2	1	0	0	0	0	0	0	0	0	0	0	0	0
0900	**21**	**0**	**0**	**0**	**0**	**0**	**0**	**0**	**0**	**0**	**1**	**4**	**4**	**4**	**4**	**1**	**1**	**0**	**0**	**0**	**0**	**0**	**0**	**0**	**0**	**0**	**0**	**0**	**0**
1000	18	0	0	0	0	0	1	0	0	0	2	4	4	2	1	1	0	0	0	0	0	0	0	0	0	0	0	0	0
1100	**21**	**0**	**0**	**0**	**0**	**0**	**0**	**1**	**1**	**1**	**2**	**4**	**3**	**4**	**3**	**1**	**1**	**0**	**0**	**0**	**0**	**0**	**0**	**0**	**0**	**0**	**0**	**0**	**0**
1200	20	0	0	0	0	0	0	0	0	2	2	2	5	3	2	1	1	0	0	0	0	0	0	0	0	0	0	0	0
1300	25	0	0	0	0	0	0	1	1	1	1	3	6	4	3	3	1	1	0	0	0	0	0	0	0	0	0	0	0
1400	27	0	0	0	1	0	1	0	1	1	3	3	6	5	3	3	1	0	0	0	0	0	0	0	0	0	0	0	0
1500	31	0	0	0	0	0	0	0	1	1	3	4	6	6	4	3	1	1	0	0	0	0	0	0	0	0	0	0	0
1600	35	0	0	0	0	0	0	0	1	2	3	3	8	7	4	3	2	1	0	0	0	0	0	0	0	0	0	0	0
1700	**38**	**0**	**0**	**0**	**0**	**0**	**0**	**0**	**0**	**1**	**3**	**5**	**6**	**10**	**8**	**3**	**1**	**0**	**0**	**0**	**0**	**0**	**0**	**0**	**0**	**0**	**0**	**0**	**0**
1800	35	0	0	0	0	1	0	0	0	1	2	4	7	7	6	4	1	1	0	0	0	0	0	0	0	0	0	0	0
1900	27	0	0	0	0	0	0	0	0	1	2	3	5	7	4	3	1	1	0	0	0	0	0	0	0	0	0	0	0
2000	16	0	0	0	0	0	0	0	0	0	1	2	3	3	2	2	1	1	0	0	0	0	0	0	0	0	0	0	0
2100	10	0	0	0	0	0	0	0	0	0	1	1	2	2	2	1	1	0	0	0	0	0	0	0	0	0	0	0	0
2200	7	0	0	0	0	0	0	0	0	0	0	1	1	1	1	1	1	0	0	0	0	0	0	0	0	0	0	0	0
2300	3	0	0	0	0	0	0	0	0	0	0	0	0	1	1	1	0	0	0	0	0	0	0	0	0	0	0	0	0
07-19	**294**	**0**	**0**	**1**	**2**	**2**	**4**	**3**	**6**	**13**	**23**	**36**	**59**	**55**	**42**	**26**	**12**	**5**	**2**	**1**	**0**	**0**	**0**	**0**	**0**	**0**	**0**	**0**	**0**
06-22	**349**	**0**	**0**	**1**	**2**	**3**	**4**	**4**	**7**	**15**	**27**	**43**	**69**	**67**	**50**	**31**	**15**	**7**	**3**	**1**	**1**	**0**	**0**	**0**	**0**	**0**	**0**	**0**	**0**
06-00	**359**	**0**	**0**	**1**	**2**	**3**	**4**	**4**	**7**	**15**	**27**	**44**	**70**	**69**	**51**	**33**	**16**	**7**	**3**	**1**	**1**	**0**	**0**	**0**	**0**	**0**	**0**	**0**	**0**
00-00	**366**	**0**	**0**	**1**	**2**	**3**	**4**	**4**	**7**	**15**	**27**	**44**	**72**	**72**	**52**	**34**	**16**	**8**	**3**	**1**	**1**	**0**	**0**	**0**	**0**	**0**	**0**	**0**	**0**

DRAFT

Site 28
Location L-3409-0, att t/junction sign, Lat 53.69715, Long -6.76087
Direction West

3279 / Meath/Cavan/Monaghan ATC's
October 2013
Automatic Traffic Count

Virtual Week (1)

Time	Total	Speed Bins (km/h)																											
		0 - 5	5 - 10	10 - 15	15 - 20	20 - 25	25 - 30	30 - 35	35 - 40	40 - 45	45 - 50	50 - 55	55 - 60	60 - 65	65 - 70	70 - 75	75 - 80	80 - 85	85 - 90	90 - 95	95 - 100	100 - 105	105 - 110	110 - 115	115 - 120	120 - 125	125 - 130	130 - 135	135 - 140
Mon	352	0	0	1	2	1	2	4	8	14	30	49	71	71	49	29	13	8	0	0	0	0	0	0	0	0	0	0	0
Tue	385	0	0	1	2	2	3	2	6	19	32	43	72	84	59	36	15	3	4	2	0	0	0	0	0	0	0	0	0	0
Wed	383	0	0	1	3	1	7	2	8	15	36	53	66	80	52	27	17	6	4	4	1	0	0	0	0	0	0	0	0	0
Thu	389	0	0	2	2	5	3	4	9	10	27	44	91	52	70	39	19	6	5	1	0	0	0	0	0	0	0	0	0	0
Fri	429	0	1	2	3	3	3	8	4	23	28	44	80	87	62	36	23	15	5	0	2	0	0	0	0	0	0	0	0	0
|Sat	359	0	0	0	0	5	9	3	5	12	20	47	73	76	40	39	16	9	3	2	0	0	0	0	0	0	0	0	0	0
|Sun	265	0	0	1	1	2	4	3	8	13	16	31	51	53	34	29	8	6	1	1	1	2	0	0	0	0	0	0	0	0
5 Day Ave.	**388**	**0**	**0**	**1**	**2**	**2**	**4**	**4**	**7**	**16**	**31**	**47**	**76**	**75**	**58**	**33**	**17**	**8**	**4**	**1**	**1**	**0**	**0**	**0**	**0**	**0**	**0**	**0**	**0**	**0**
7 Day Ave.	**366**	**0**	**0**	**1**	**2**	**3**	**4**	**4**	**7**	**15**	**27**	**44**	**72**	**72**	**52**	**34**	**16**	**8**	**3**	**1**	**1**	**0**	**0**	**0**	**0**	**0**	**0**	**0**	**0**	**0**
--	**2562**	**0**	**1**	**8**	**13**	**19**	**31**	**26**	**48**	**106**	**189**	**311**	**504**	**503**	**366**	**235**	**111**	**53**	**22**	**10**	**4**	**2**	**0**	**0**	**0**	**0**	**0**	**0**	**0**	**0**

Summary Graphs

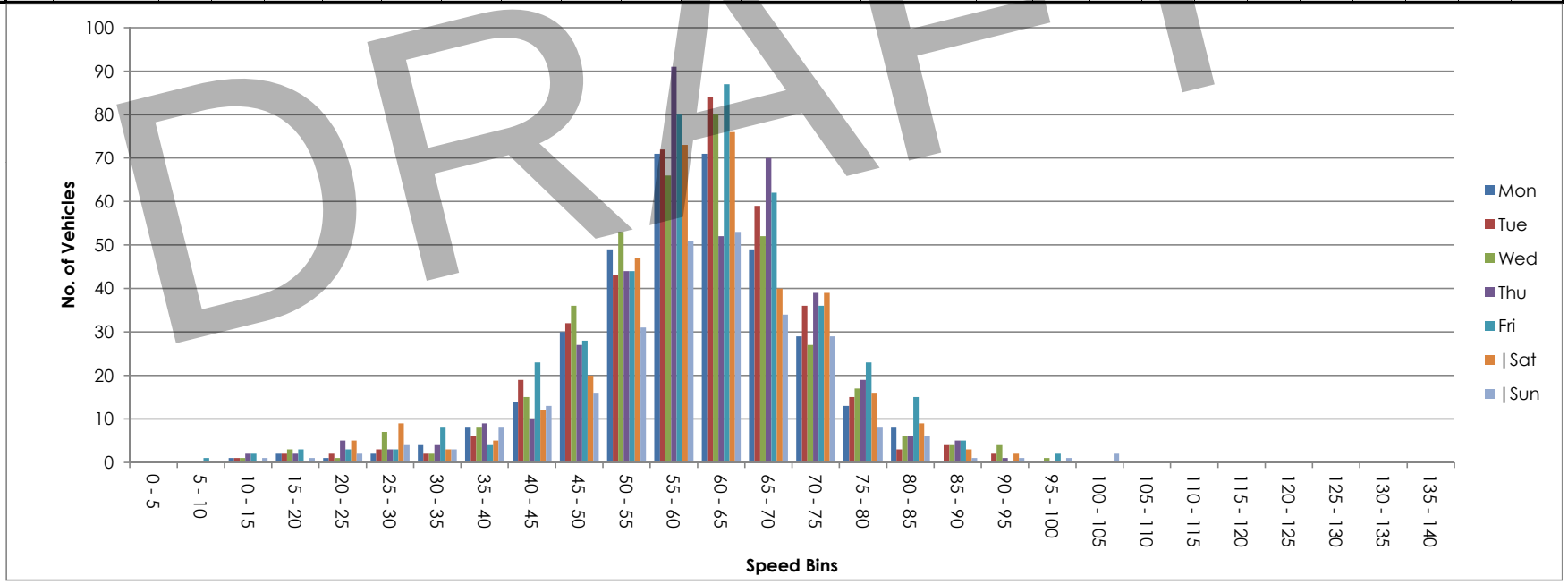

DRAFT

Site 28
Location L-3409-0, att t/junction sign, Lat 53.69715, Long -6.76087
Direction Two way

3279 / Meath/Cavan/Monaghan ATC's
October 2013
Automatic Traffic Count

Mon, 7 October 2013

Time	Total	Classification												>PSL	>PSL%	>SL1	>SL1%	>SL2	>SL2%	Mean	Vpp
		1 MCL	2 SV	3 SVT	4 TB2	5 TB3	6 T4	7 ART3	8 ART4	9 ART5	10 ART6	11 BD	12 DRT	80	80	85 +5kph	85 +5kph	90 +10kph	90 +10kph		85
0000	0	0	0	0	0	0	0	0	0	0	0	0	0	0	0	0	0	0	0	-	-
0100	1	0	1	0	0	0	0	0	0	0	0	0	0	0	0	0	0	0	0	66.7	-
0200	0	0	0	0	0	0	0	0	0	0	0	0	0	0	0	0	0	0	0	-	-
0300	1	0	1	0	0	0	0	0	0	0	0	0	0	0	0	0	0	0	0	75.6	-
0400	2	0	2	0	0	0	0	0	0	0	0	0	0	0	0	0	0	0	0	60.9	-
0500	2	0	2	0	0	0	0	0	0	0	0	0	0	0	0	0	0	0	0	65.7	-
0600	7	0	7	0	0	0	0	0	0	0	0	0	0	1	14.3	1	14.3	0	0	72.2	-
0700	31	0	29	0	2	0	0	0	0	0	0	0	0	0	0	0	0	0	0	61.6	69.5
0800	**61**	**0**	**56**	**0**	**5**	**0**	**0**	**0**	**0**	**0**	**0**	**0**	**0**	**3**	**4.9**	**0**	**0**	**0**	**0**	**63.9**	**73.4**
0900	**61**	**0**	**60**	**0**	**1**	**0**	**0**	**0**	**0**	**0**	**0**	**0**	**0**	**1**	**1.6**	**0**	**0**	**0**	**0**	**61.2**	**70.9**
1000	31	0	27	2	2	0	0	0	0	0	0	0	0	1	3.2	0	0	0	0	54.5	59.8
1100	28	0	24	0	4	0	0	0	0	0	0	0	0	2	7.1	0	0	0	0	59.1	74.2
1200	53	2	48	0	3	0	0	0	0	0	0	0	0	0	0	0	0	0	0	53.1	62.6
1300	42	4	38	0	0	0	0	0	0	0	0	0	0	2	4.8	1	2.4	1	2.4	56.3	69.8
1400	36	1	31	0	4	0	0	0	0	0	0	0	0	1	2.8	0	0	0	0	58.7	68
1500	51	0	45	0	5	0	0	0	0	1	0	0	0	2	3.9	0	0	0	0	57.8	66.6
1600	**58**	**0**	**52**	**0**	**4**	**0**	**0**	**0**	**1**	**1**	**0**	**0**	**0**	**3**	**5.2**	**1**	**1.7**	**0**	**0**	**60**	**71.3**
1700	55	0	52	0	2	0	0	0	1	0	0	0	0	2	3.6	0	0	0	0	61.9	71.3
1800	**58**	**0**	**52**	**0**	**4**	**0**	**0**	**0**	**1**	**0**	**1**	**0**	**0**	**2**	**3.4**	**0**	**0**	**0**	**0**	**58.2**	**68.8**
1900	29	0	25	1	2	0	1	0	0	0	0	0	0	0	0	0	0	0	0	56	61.9
2000	31	0	30	0	1	0	0	0	0	0	0	0	0	1	3.2	0	0	0	0	58.6	67
2100	13	0	13	0	0	0	0	0	0	0	0	0	0	1	7.7	0	0	0	0	55.9	62.3
2200	5	0	5	0	0	0	0	0	0	0	0	0	0	1	20	0	0	0	0	61.9	-
2300	5	0	4	0	1	0	0	0	0	0	0	0	0	0	0	0	0	0	0	66.1	-
07-19	**565**	**7**	**514**	**2**	**36**	**0**	**0**	**0**	**3**	**2**	**1**	**0**	**0**	**19**	**3.4**	**2**	**0.4**	**1**	**0.2**	**59.1**	**70.6**
06-22	**645**	**7**	**589**	**3**	**39**	**0**	**1**	**0**	**3**	**2**	**1**	**0**	**0**	**22**	**3.4**	**3**	**0.5**	**1**	**0.2**	**59**	**70.2**
06-00	**655**	**7**	**598**	**3**	**40**	**0**	**1**	**0**	**3**	**2**	**1**	**0**	**0**	**23**	**3.5**	**3**	**0.5**	**1**	**0.2**	**59.1**	**70.2**
00-00	**661**	**7**	**604**	**3**	**40**	**0**	**1**	**0**	**3**	**2**	**1**	**0**	**0**	**23**	**3.5**	**3**	**0.5**	**1**	**0.2**	**59.1**	**70.2**

DRAFT

Site 28
Location L-3409-0, att t/junction sign, Lat 53.69715, Long -6.76087
Direction Two way

3279 / Meath/Cavan/Monaghan ATC's
October 2013
Automatic Traffic Count

Tue, 8 October 2013

Time	Total	Classification												>PSL	>PSL%	>SL1	>SL1%	>SL2	>SL2%	Mean	Vpp
		1 MCL	2 SV	3 SVT	4 TB2	5 TB3	6 T4	7 ART3	8 ART4	9 ART5	10 ART6	11 BD	12 DRT	80	80	85 +5kph	85 +5kph	90 +10kph	90 +10kph		85
0000	1	0	1	0	0	0	0	0	0	0	0	0	0	0	0	0	0	0	0	63.2	-
0100	2	0	2	0	0	0	0	0	0	0	0	0	0	1	50	1	50	1	50	75.3	-
0200	0	0	0	0	0	0	0	0	0	0	0	0	0	0	0	0	0	0	0	-	-
0300	0	0	0	0	0	0	0	0	0	0	0	0	0	0	0	0	0	0	0	-	-
0400	0	0	0	0	0	0	0	0	0	0	0	0	0	0	0	0	0	0	0	-	-
0500	0	0	0	0	0	0	0	0	0	0	0	0	0	0	0	0	0	0	0	-	-
0600	12	0	12	0	0	0	0	0	0	0	0	0	0	2	16.7	1	8.3	0	0	68.9	78.5
0700	21	0	19	0	2	0	0	0	0	0	0	0	0	0	0	0	0	0	0	64.8	71.6
0800	**57**	**0**	**55**	**0**	**2**	**0**	**0**	**0**	**0**	**0**	**0**	**0**	**0**	**4**	**7**	**1**	**1.8**	**0**	**0**	**64**	**74.9**
0900	**57**	**1**	**56**	**0**	**0**	**0**	**0**	**0**	**0**	**0**	**0**	**0**	**0**	**2**	**3.5**	**1**	**1.8**	**0**	**0**	**60.5**	**70.2**
1000	39	1	32	3	1	1	0	0	0	0	1	0	0	0	0	0	0	0	0	54.2	67.3
1100	28	0	24	1	2	0	0	1	0	0	0	0	0	1	3.6	0	0	0	0	60.4	71.6
1200	36	0	31	1	4	0	0	0	0	0	0	0	0	3	8.3	1	2.8	0	0	58.3	70.9
1300	40	0	38	1	1	0	0	0	0	0	0	0	0	0	0	0	0	0	0	61.6	70.9
1400	44	0	42	1	1	0	0	0	0	0	0	0	0	2	4.5	0	0	0	0	61.5	72.4
1500	60	1	52	1	4	0	1	0	1	0	0	0	0	0	0	0	0	0	0	56	68
1600	60	1	55	1	3	0	0	0	0	0	0	0	0	2	3.3	2	3.3	1	1.7	57.6	67.3
1700	63	1	60	1	1	0	0	0	0	0	0	0	0	1	1.6	0	0	0	0	60.6	71.3
1800	**65**	**0**	**59**	**3**	**2**	**1**	**0**	**0**	**0**	**0**	**0**	**0**	**0**	**1**	**1.5**	**0**	**0**	**0**	**0**	**62.4**	**71.3**
1900	53	0	49	1	3	0	0	0	0	0	0	0	0	2	3.8	1	1.9	1	1.9	61.3	72
2000	39	0	34	0	5	0	0	0	0	0	0	0	0	2	5.1	2	5.1	0	0	60.5	71.3
2100	16	0	15	1	0	0	0	0	0	0	0	0	0	1	6.3	0	0	0	0	62.3	75.6
2200	15	0	15	0	0	0	0	0	0	0	0	0	0	3	20	2	13.3	0	0	67.2	81.7
2300	6	0	6	0	0	0	0	0	0	0	0	0	0	0	0	0	0	0	0	63.3	-
07-19	**570**	**5**	**523**	**13**	**23**	**2**	**1**	**1**	**1**	**0**	**1**	**0**	**0**	**16**	**2.8**	**5**	**0.9**	**1**	**0.2**	**60**	**71.3**
06-22	**690**	**5**	**633**	**15**	**31**	**2**	**1**	**1**	**1**	**0**	**1**	**0**	**0**	**23**	**3.3**	**9**	**1.3**	**2**	**0.3**	**60.4**	**71.6**
06-00	**711**	**5**	**654**	**15**	**31**	**2**	**1**	**1**	**1**	**0**	**1**	**0**	**0**	**26**	**3.7**	**11**	**1.5**	**2**	**0.3**	**60.5**	**71.6**
00-00	**714**	**5**	**657**	**15**	**31**	**2**	**1**	**1**	**1**	**0**	**1**	**0**	**0**	**27**	**3.8**	**12**	**1.7**	**3**	**0.4**	**60.6**	**71.6**

DRAFT

Site 28
Location L-3409-0, att t/junction sign, Lat 53.69715, Long -6.76087
Direction Two way

3279 / Meath/Cavan/Monaghan ATC's
October 2013
Automatic Traffic Count

Wed, 9 October 2013

Time	Total	Classification												>PSL	>PSL%	>SL1	>SL1%	>SL2	>SL2%	Mean	Vpp
		1 MCL	2 SV	3 SVT	4 TB2	5 TB3	6 T4	7 ART3	8 ART4	9 ART5	10 ART6	11 BD	12 DRT	80	80	85 +5kph	85 +5kph	90 +10kph	90 +10kph		85
0000	1	0	1	0	0	0	0	0	0	0	0	0	0	0	0	0	0	0	0	56.3	-
0100	2	0	2	0	0	0	0	0	0	0	0	0	0	0	0	0	0	0	0	67.6	-
0200	0	0	0	0	0	0	0	0	0	0	0	0	0	0	0	0	0	0	0	-	-
0300	0	0	0	0	0	0	0	0	0	0	0	0	0	0	0	0	0	0	0	-	-
0400	0	0	0	0	0	0	0	0	0	0	0	0	0	0	0	0	0	0	0	-	-
0500	2	0	1	1	0	0	0	0	0	0	0	0	0	1	50	0	0	0	0	67.2	-
0600	10	0	10	0	0	0	0	0	0	0	0	0	0	3	30	1	10	1	10	72.1	-
0700	35	0	33	0	2	0	0	0	0	0	0	0	0	3	8.6	1	2.9	0	0	65.4	77.8
0800	51	0	49	1	1	0	0	0	0	0	0	0	0	8	15.7	2	3.9	1	2	67.3	79.6
0900	**66**	**2**	**59**	**0**	**4**	**1**	**0**	**0**	**0**	**0**	**0**	**0**	**0**	**2**	**3**	**1**	**1.5**	**1**	**1.5**	**59.2**	**69.8**
1000	36	2	30	0	4	0	0	0	0	0	0	0	0	1	2.8	1	2.8	1	2.8	57.9	70.2
1100	37	0	34	1	1	1	0	0	0	0	0	0	0	2	5.4	1	2.7	1	2.7	57.7	65.2
1200	33	2	29	0	2	0	0	0	0	0	0	0	0	2	6.1	1	3	1	3	55.8	66.6
1300	41	1	34	0	5	1	0	0	0	0	0	0	0	2	4.9	1	2.4	0	0	60.8	71.6
1400	44	4	33	4	2	1	0	0	0	0	0	0	0	2	4.5	1	2.3	1	2.3	55.2	70.6
1500	74	0	65	2	6	1	0	0	0	0	0	0	0	2	2.7	0	0	0	0	58.3	70.6
1600	62	0	59	0	3	0	0	0	0	0	0	0	0	7	11.3	3	4.8	2	3.2	62.2	73.1
1700	**75**	**0**	**68**	**2**	**5**	**0**	**0**	**0**	**0**	**0**	**0**	**0**	**0**	**3**	**4**	**0**	**0**	**0**	**0**	**61.1**	**69.5**
1800	51	0	48	1	1	1	0	0	0	0	0	0	0	0	0	0	0	0	0	57.9	67
1900	54	0	50	0	4	0	0	0	0	0	0	0	0	2	3.7	2	3.7	0	0	59.8	70.6
2000	34	0	32	0	2	0	0	0	0	0	0	0	0	1	2.9	0	0	0	0	59.8	73.1
2100	13	0	11	0	2	0	0	0	0	0	0	0	0	1	7.7	0	0	0	0	62.3	67.3
2200	8	0	7	0	1	0	0	0	0	0	0	0	0	1	12.5	1	12.5	0	0	60.7	-
2300	4	0	3	0	1	0	0	0	0	0	0	0	0	0	0	0	0	0	0	63.7	-
07-19	**605**	**11**	**541**	**11**	**36**	**6**	**0**	**0**	**0**	**0**	**0**	**0**	**0**	**34**	**5.6**	**12**	**2**	**8**	**1.3**	**60**	**71.6**
06-22	**716**	**11**	**644**	**11**	**44**	**6**	**0**	**0**	**0**	**0**	**0**	**0**	**0**	**41**	**5.7**	**15**	**2.1**	**9**	**1.3**	**60.2**	**72**
06-00	**728**	**11**	**654**	**11**	**46**	**6**	**0**	**0**	**0**	**0**	**0**	**0**	**0**	**42**	**5.8**	**16**	**2.2**	**9**	**1.2**	**60.2**	**72**
00-00	**733**	**11**	**658**	**12**	**46**	**6**	**0**	**0**	**0**	**0**	**0**	**0**	**0**	**43**	**5.9**	**16**	**2.2**	**9**	**1.2**	**60.3**	**72**

DRAFT

Site 28
Location L-3409-0, att t/junction sign, Lat 53.69715, Long -6.76087
Direction Two way

3279 / Meath/Cavan/Monaghan ATC's
October 2013
Automatic Traffic Count

Thu, 10 October 2013

Time	Total	Classification												>PSL	>PSL%	>SL1	>SL1%	>SL2	>SL2%	Mean	Vpp
		1 MCL	2 SV	3 SVT	4 TB2	5 TB3	6 T4	7 ART3	8 ART4	9 ART5	10 ART6	11 BD	12 DRT	80	80	85 +5kph	85 +5kph	90 +10kph	90 +10kph		85
0000	4	0	4	0	0	0	0	0	0	0	0	0	0	0	0	0	0	0	0	61.6	-
0100	2	0	2	0	0	0	0	0	0	0	0	0	0	0	0	0	0	0	0	70.8	-
0200	0	0	0	0	0	0	0	0	0	0	0	0	0	0	0	0	0	0	0	-	-
0300	1	0	1	0	0	0	0	0	0	0	0	0	0	0	0	0	0	0	0	79.1	-
0400	1	0	1	0	0	0	0	0	0	0	0	0	0	0	0	0	0	0	0	64.6	-
0500	1	0	0	0	1	0	0	0	0	0	0	0	0	1	100	1	100	0	0	88.2	-
0600	12	0	12	0	0	0	0	0	0	0	0	0	0	3	25	1	8.3	1	8.3	70.5	82.1
0700	32	0	28	0	2	2	0	0	0	0	0	0	0	2	6.3	1	3.1	0	0	64.7	74.2
0800	45	0	42	0	3	0	0	0	0	0	0	0	0	1	2.2	0	0	0	0	63.2	72
0900	**53**	**2**	**47**	**0**	**3**	**1**	**0**	**0**	**0**	**0**	**0**	**0**	**0**	**4**	**7.5**	**3**	**5.7**	**1**	**1.9**	**60.9**	**71.6**
1000	39	1	32	0	2	2	1	0	1	0	0	0	0	2	5.1	1	2.6	0	0	53.7	67.7
1100	37	1	34	0	2	0	0	0	0	0	0	0	0	2	5.4	1	2.7	1	2.7	59.5	71.3
1200	33	0	29	0	3	1	0	0	0	0	0	0	0	2	6.1	0	0	0	0	60.2	71.3
1300	35	0	34	0	1	0	0	0	0	0	0	0	0	1	2.9	0	0	0	0	59.9	70.6
1400	58	1	54	0	3	0	0	0	0	0	0	0	0	1	1.7	0	0	0	0	61.3	72
1500	60	3	50	1	4	1	0	0	1	0	0	0	0	7	11.7	2	3.3	1	1.7	61.7	77
1600	54	1	50	1	1	1	0	0	0	0	0	0	0	1	1.9	0	0	0	0	58.8	71.3
1700	**81**	**1**	**73**	**1**	**5**	**0**	**0**	**0**	**1**	**0**	**0**	**0**	**0**	**0**	**0**	**0**	**0**	**0**	**0**	**57.9**	**68.8**
1800	69	2	61	1	4	0	0	0	1	0	0	0	0	3	4.3	2	2.9	0	0	58.4	72.7
1900	53	0	51	0	1	1	0	0	0	0	0	0	0	0	0	0	0	0	0	56.1	67.3
2000	28	0	28	0	0	0	0	0	0	0	0	0	0	2	7.1	0	0	0	0	62.9	74.9
2100	29	0	27	0	0	2	0	0	0	0	0	0	0	1	3.4	1	3.4	0	0	61.9	72
2200	18	0	18	0	0	0	0	0	0	0	0	0	0	1	5.6	0	0	0	0	62.2	71.6
2300	7	0	5	0	2	0	0	0	0	0	0	0	0	0	0	0	0	0	0	64	-
07-19	**596**	**12**	**534**	**4**	**33**	**8**	**1**	**0**	**4**	**0**	**0**	**0**	**0**	**26**	**4.4**	**10**	**1.7**	**3**	**0.5**	**59.8**	**71.6**
06-22	**718**	**12**	**652**	**4**	**34**	**11**	**1**	**0**	**4**	**0**	**0**	**0**	**0**	**32**	**4.5**	**12**	**1.7**	**4**	**0.6**	**59.9**	**71.6**
06-00	**743**	**12**	**675**	**4**	**36**	**11**	**1**	**0**	**4**	**0**	**0**	**0**	**0**	**33**	**4.4**	**12**	**1.6**	**4**	**0.5**	**60**	**71.6**
00-00	**752**	**12**	**683**	**4**	**37**	**11**	**1**	**0**	**4**	**0**	**0**	**0**	**0**	**34**	**4.5**	**13**	**1.7**	**4**	**0.5**	**60.1**	**71.6**

DRAFT

Site 28
Location L-3409-0, att t/junction sign, Lat 53.69715, Long -6.76087
Direction Two way

3279 / Meath/Cavan/Monaghan ATC's
October 2013
Automatic Traffic Count

Fri, 11 October 2013

Time	Total	Classification												>PSL	>PSL%	>SL1	>SL1%	>SL2	>SL2%	Mean	Vpp
		1 MCL	2 SV	3 SVT	4 TB2	5 TB3	6 T4	7 ART3	8 ART4	9 ART5	10 ART6	11 BD	12 DRT	80	80	85 +5kph	85 +5kph	90 +10kph	90 +10kph		85
0000	2	0	1	0	1	0	0	0	0	0	0	0	0	0	0	0	0	0	0	51.4	-
0100	3	0	3	0	0	0	0	0	0	0	0	0	0	0	0	0	0	0	0	61.6	-
0200	0	0	0	0	0	0	0	0	0	0	0	0	0	0	0	0	0	0	0	-	-
0300	2	0	2	0	0	0	0	0	0	0	0	0	0	0	0	0	0	0	0	62.2	-
0400	0	0	0	0	0	0	0	0	0	0	0	0	0	0	0	0	0	0	0	-	-
0500	2	0	1	1	0	0	0	0	0	0	0	0	0	0	0	0	0	0	0	61.2	-
0600	11	0	11	0	0	0	0	0	0	0	0	0	0	5	45.5	5	45.5	2	18.2	80.6	88.6
0700	26	0	25	0	1	0	0	0	0	0	0	0	0	2	7.7	0	0	0	0	60.4	76
0800	**62**	**0**	**58**	**0**	**4**	**0**	**0**	**0**	**0**	**0**	**0**	**0**	**0**	**4**	**6.5**	**2**	**3.2**	**1**	**1.6**	**65.2**	**74.9**
0900	59	0	54	3	1	0	0	0	0	0	1	0	0	1	1.7	0	0	0	0	60.1	67.7
1000	43	0	38	2	2	1	0	0	0	0	0	0	0	0	0	0	0	0	0	58.1	67.7
1100	39	1	34	1	3	0	0	0	0	0	0	0	0	0	0	0	0	0	0	56.4	66.6
1200	40	2	35	1	1	1	0	0	0	0	0	0	0	3	7.5	2	5	0	0	59.5	72
1300	55	1	47	1	5	0	1	0	0	0	0	0	0	4	7.3	2	3.6	1	1.8	58.2	73.8
1400	57	0	52	0	5	0	0	0	0	0	0	0	0	1	1.8	1	1.8	0	0	59.1	70.2
1500	68	0	62	1	5	0	0	0	0	0	0	0	0	2	2.9	0	0	0	0	60.6	70.2
1600	72	1	64	2	2	0	2	0	1	0	0	0	0	4	5.6	2	2.8	0	0	60.9	74.9
1700	**73**	**2**	**63**	**2**	**5**	**0**	**1**	**0**	**0**	**0**	**0**	**0**	**0**	**1**	**1.4**	**0**	**0**	**0**	**0**	**57.8**	**67.3**
1800	60	1	52	2	1	2	0	0	1	0	1	0	0	7	11.7	3	5	2	3.3	61	74.5
1900	44	0	44	0	0	0	0	0	0	0	0	0	0	4	9.1	0	0	0	0	66.2	73.4
2000	27	0	26	0	1	0	0	0	0	0	0	0	0	1	3.7	0	0	0	0	60.4	69.5
2100	22	0	22	0	0	0	0	0	0	0	0	0	0	1	4.5	0	0	0	0	61	69.8
2200	16	0	16	0	0	0	0	0	0	0	0	0	0	1	6.3	0	0	0	0	63.7	74.2
2300	7	0	7	0	0	0	0	0	0	0	0	0	0	0	0	0	0	0	0	63.9	-
07-19	**654**	**8**	**584**	**15**	**35**	**4**	**4**	**0**	**2**	**0**	**2**	**0**	**0**	**29**	**4.4**	**12**	**1.8**	**4**	**0.6**	**59.9**	**72.4**
06-22	**758**	**8**	**687**	**15**	**36**	**4**	**4**	**0**	**2**	**0**	**2**	**0**	**0**	**40**	**5.3**	**17**	**2.2**	**6**	**0.8**	**60.6**	**73.1**
06-00	**781**	**8**	**710**	**15**	**36**	**4**	**4**	**0**	**2**	**0**	**2**	**0**	**0**	**41**	**5.2**	**17**	**2.2**	**6**	**0.8**	**60.7**	**73.4**
00-00	**790**	**8**	**717**	**16**	**37**	**4**	**4**	**0**	**2**	**0**	**2**	**0**	**0**	**41**	**5.2**	**17**	**2.2**	**6**	**0.8**	**60.7**	**73.4**

DRAFT

Site 28
Location L-3409-0, att t/junction sign, Lat 53.69715, Long -6.76087
Direction Two way

3279 / Meath/Cavan/Monaghan ATC's
October 2013
Automatic Traffic Count

Sat, 12 October 2013

Time	Total	Classification												>PSL	>PSL%	>SL1	>SL1%	>SL2	>SL2%	Mean	Vpp
		1 MCL	2 SV	3 SVT	4 TB2	5 TB3	6 T4	7 ART3	8 ART4	9 ART5	10 ART6	11 BD	12 DRT	80	80	85 +5kph	85 +5kph	90 +10kph	90 +10kph		85
0000	7	0	7	0	0	0	0	0	0	0	0	0	0	0	0	0	0	0	0	65.9	-
0100	3	0	3	0	0	0	0	0	0	0	0	0	0	0	0	0	0	0	0	51.9	-
0200	8	0	8	0	0	0	0	0	0	0	0	0	0	0	0	0	0	0	0	60.2	-
0300	0	0	0	0	0	0	0	0	0	0	0	0	0	0	0	0	0	0	0	-	-
0400	2	0	2	0	0	0	0	0	0	0	0	0	0	0	0	0	0	0	0	67.3	-
0500	2	0	2	0	0	0	0	0	0	0	0	0	0	1	50	1	50	0	0	74.5	-
0600	1	0	1	0	0	0	0	0	0	0	0	0	0	0	0	0	0	0	0	68	-
0700	9	0	9	0	0	0	0	0	0	0	0	0	0	2	22.2	1	11.1	0	0	67.3	-
0800	22	1	20	0	0	1	0	0	0	0	0	0	0	0	0	0	0	0	0	62.8	75.2
0900	38	0	38	0	0	0	0	0	0	0	0	0	0	4	10.5	2	5.3	1	2.6	62.1	72.7
1000	48	1	38	1	3	0	3	0	0	0	2	0	0	3	6.3	1	2.1	0	0	56.6	72.4
1100	**59**	**1**	**51**	**2**	**2**	**2**	**0**	**1**	**0**	**0**	**0**	**0**	**0**	**0**	**0**	**0**	**0**	**0**	**0**	**56.3**	**66.2**
1200	62	4	52	0	5	1	0	0	0	0	0	0	0	2	3.2	1	1.6	0	0	58.2	73.4
1300	64	3	54	3	2	0	0	0	1	0	1	0	0	4	6.3	0	0	0	0	59.1	72.4
1400	51	2	48	1	0	0	0	0	0	0	0	0	0	1	2	0	0	0	0	54.4	64.4
1500	**71**	**0**	**69**	**1**	**1**	**0**	**0**	**0**	**0**	**0**	**0**	**0**	**0**	**2**	**2.8**	**1**	**1.4**	**0**	**0**	**61.4**	**70.2**
1600	49	0	44	1	2	0	2	0	0	0	0	0	0	2	4.1	1	2	1	2	58.5	66.6
1700	40	1	39	0	0	0	0	0	0	0	0	0	0	2	5	1	2.5	0	0	59.3	69.5
1800	48	1	46	0	0	1	0	0	0	0	0	0	0	1	2.1	1	2.1	0	0	59.3	68.4
1900	46	1	45	0	0	0	0	0	0	0	0	0	0	2	4.3	1	2.2	1	2.2	62.5	73.1
2000	28	0	28	0	0	0	0	0	0	0	0	0	0	1	3.6	1	3.6	0	0	63.6	70.2
2100	9	0	8	0	0	1	0	0	0	0	0	0	0	1	11.1	0	0	0	0	62.9	-
2200	16	0	16	0	0	0	0	0	0	0	0	0	0	1	6.3	0	0	0	0	67.4	76.3
2300	4	0	4	0	0	0	0	0	0	0	0	0	0	1	25	1	25	0	0	71.3	-
07-19	**561**	**14**	**508**	**9**	**15**	**5**	**5**	**1**	**1**	**0**	**3**	**0**	**0**	**23**	**4.1**	**9**	**1.6**	**2**	**0.4**	**58.8**	**71.3**
06-22	**645**	**15**	**590**	**9**	**15**	**6**	**5**	**1**	**1**	**0**	**3**	**0**	**0**	**27**	**4.2**	**11**	**1.7**	**3**	**0.5**	**59.4**	**71.3**
06-00	**665**	**15**	**610**	**9**	**15**	**6**	**5**	**1**	**1**	**0**	**3**	**0**	**0**	**29**	**4.4**	**12**	**1.8**	**3**	**0.5**	**59.6**	**71.6**
00-00	**687**	**15**	**632**	**9**	**15**	**6**	**5**	**1**	**1**	**0**	**3**	**0**	**0**	**30**	**4.4**	**13**	**1.9**	**3**	**0.4**	**59.7**	**71.6**

DRAFT

Site 28
Location L-3409-0, att t/junction sign, Lat 53.69715, Long -6.76087
Direction Two way

3279 / Meath/Cavan/Monaghan ATC's
October 2013
Automatic Traffic Count

Sun, 13 October 2013

Time	Total	Classification												>PSL	>PSL%	>SL1	>SL1%	>SL2	>SL2%	Mean	Vpp
		1 MCL	2 SV	3 SVT	4 TB2	5 TB3	6 T4	7 ART3	8 ART4	9 ART5	10 ART6	11 BD	12 DRT	80	80	85 +5kph	85 +5kph	90 +10kph	90 +10kph		85
0000	3	0	3	0	0	0	0	0	0	0	0	0	0	0	0	0	0	0	0	55	-
0100	11	0	11	0	0	0	0	0	0	0	0	0	0	0	0	0	0	0	0	58.8	66.2
0200	5	0	5	0	0	0	0	0	0	0	0	0	0	1	20	0	0	0	0	62.4	-
0300	5	0	5	0	0	0	0	0	0	0	0	0	0	0	0	0	0	0	0	60.1	-
0400	5	0	4	0	0	1	0	0	0	0	0	0	0	0	0	0	0	0	0	59.6	-
0500	0	0	0	0	0	0	0	0	0	0	0	0	0	0	0	0	0	0	0	-	-
0600	1	0	1	0	0	0	0	0	0	0	0	0	0	0	0	0	0	0	0	65.6	-
0700	6	0	6	0	0	0	0	0	0	0	0	0	0	2	33.3	2	33.3	1	16.7	69.3	-
0800	9	1	8	0	0	0	0	0	0	0	0	0	0	0	0	0	0	0	0	57.8	-
0900	27	1	25	0	1	0	0	0	0	0	0	0	0	0	0	0	0	0	0	54.8	63.4
1000	36	1	33	0	0	1	0	0	0	1	0	0	0	4	11.1	1	2.8	1	2.8	63.2	75.2
1100	**39**	**1**	**34**	**0**	**4**	**0**	**0**	**0**	**0**	**0**	**0**	**0**	**0**	**2**	**5.1**	**1**	**2.6**	**1**	**2.6**	**61.5**	**73.4**
1200	**48**	**0**	**42**	**1**	**5**	**0**	**0**	**0**	**0**	**0**	**0**	**0**	**0**	**3**	**6.3**	**1**	**2.1**	**0**	**0**	**59.5**	**72**
1300	43	0	40	1	1	1	0	0	0	0	0	0	0	5	11.6	4	9.3	2	4.7	62.3	75.6
1400	45	2	42	0	1	0	0	0	0	0	0	0	0	7	15.6	4	8.9	3	6.7	63.4	78.1
1500	43	4	35	4	0	0	0	0	0	0	0	0	0	0	0	0	0	0	0	51.7	69.8
1600	42	2	40	0	0	0	0	0	0	0	0	0	0	1	2.4	1	2.4	0	0	60.9	73.8
1700	44	0	43	1	0	0	0	0	0	0	0	0	0	2	4.5	1	2.3	1	2.3	62.9	69.5
1800	32	0	32	0	0	0	0	0	0	0	0	0	0	1	3.1	0	0	0	0	61.2	69.5
1900	29	0	29	0	0	0	0	0	0	0	0	0	0	0	0	0	0	0	0	62.7	70.6
2000	19	0	19	0	0	0	0	0	0	0	0	0	0	1	5.3	0	0	0	0	60.2	72
2100	9	0	9	0	0	0	0	0	0	0	0	0	0	2	22.2	1	11.1	1	11.1	65	-
2200	6	0	6	0	0	0	0	0	0	0	0	0	0	1	16.7	0	0	0	0	65.1	-
2300	4	0	4	0	0	0	0	0	0	0	0	0	0	0	0	0	0	0	0	66.2	-
07-19	**414**	**12**	**380**	**7**	**12**	**2**	**0**	**0**	**0**	**1**	**0**	**0**	**0**	**27**	**6.5**	**15**	**3.6**	**9**	**2.2**	**60.4**	**73.1**
06-22	**472**	**12**	**438**	**7**	**12**	**2**	**0**	**0**	**0**	**1**	**0**	**0**	**0**	**30**	**6.4**	**16**	**3.4**	**10**	**2.1**	**60.6**	**72.4**
06-00	**482**	**12**	**448**	**7**	**12**	**2**	**0**	**0**	**0**	**1**	**0**	**0**	**0**	**31**	**6.4**	**16**	**3.3**	**10**	**2.1**	**60.7**	**72.4**
00-00	**511**	**12**	**476**	**7**	**12**	**3**	**0**	**0**	**0**	**1**	**0**	**0**	**0**	**32**	**6.3**	**16**	**3.1**	**10**	**2**	**60.6**	**72**

DRAFT

Site 28
Location L-3409-0, att t/junction sign, Lat 53.69715, Long -6.76087
Direction Two way

3279 / Meath/Cavan/Monaghan ATC's
October 2013
Automatic Traffic Count

Virtual Day (7)

Time	Total	Classification												>PSL	>PSL%	>SL1	>SL1%	>SL2	>SL2%	Mean	Vpp
		1 MCL	2 SV	3 SVT	4 TB2	5 TB3	6 T4	7 ART3	8 ART4	9 ART5	10 ART6	11 BD	12 DRT	80	80	85 +5kph	85 +5kph	90 +10kph	90 +10kph		85
0000	3	0	2	0	0	0	0	0	0	0	0	0	0	0	0	0	0	0	0	60.8	-
0100	3	0	3	0	0	0	0	0	0	0	0	0	0	0	4.2	0	4.2	0	4.2	61.7	-
0200	2	0	2	0	0	0	0	0	0	0	0	0	0	0	7.7	0	0	0	0	61	-
0300	1	0	1	0	0	0	0	0	0	0	0	0	0	0	0	0	0	0	0	64.4	-
0400	1	0	1	0	0	0	0	0	0	0	0	0	0	0	0	0	0	0	0	61.9	-
0500	1	0	1	0	0	0	0	0	0	0	0	0	0	0	33.3	0	22.2	0	0	69.5	-
0600	8	0	8	0	0	0	0	0	0	0	0	0	0	2	25.9	1	16.7	1	7.4	72.6	-
0700	23	0	21	0	1	0	0	0	0	0	0	0	0	2	6.9	1	3.1	0	0.6	63.9	76
0800	44	0	41	0	2	0	0	0	0	0	0	0	0	3	6.5	1	1.6	0	0.7	64.4	76
0900	**52**	**1**	**48**	**0**	**1**	**0**	**0**	**0**	**0**	**0**	**0**	**0**	**0**	**2**	**3.9**	**1**	**1.9**	**0**	**0.8**	**60.1**	**70.6**
1000	39	1	33	1	2	1	1	0	0	0	0	0	0	2	4	1	1.5	0	0.7	56.9	69.8
1100	38	1	34	1	3	0	0	0	0	0	0	0	0	1	3.4	0	1.1	0	1.1	58.5	69.8
1200	44	1	38	0	3	0	0	0	0	0	0	0	0	2	4.9	1	2	0	0.3	57.7	71.3
1300	46	1	41	1	2	0	0	0	0	0	0	0	0	3	5.6	1	2.5	1	1.3	59.6	72.4
1400	48	1	43	1	2	0	0	0	0	0	0	0	0	2	4.5	1	1.8	1	1.2	59.1	71.6
1500	61	1	54	1	4	0	0	0	0	0	0	0	0	2	3.5	0	0.7	0	0.2	58.6	70.9
1600	57	1	52	1	2	0	1	0	0	0	0	0	0	3	5	1	2.5	1	1	59.9	72
1700	**62**	**1**	**57**	**1**	**3**	**0**	**0**	**0**	**0**	**0**	**0**	**0**	**0**	**2**	**2.6**	**0**	**0.5**	**0**	**0.2**	**60**	**69.5**
1800	55	1	50	1	2	1	0	0	0	0	0	0	0	2	3.9	1	1.6	0	0.5	59.7	71.3
1900	44	0	42	0	1	0	0	0	0	0	0	0	0	1	3.2	1	1.3	0	0.6	60.7	70.9
2000	29	0	28	0	1	0	0	0	0	0	0	0	0	1	4.4	0	1.5	0	0	60.8	72
2100	16	0	15	0	0	0	0	0	0	0	0	0	0	1	7.2	0	1.8	0	0.9	61.5	71.6
2200	12	0	12	0	0	0	0	0	0	0	0	0	0	1	10.7	0	3.6	0	0	64.4	76
2300	5	0	5	0	1	0	0	0	0	0	0	0	0	0	2.7	0	2.7	0	0	65.1	-
07-19	**566**	**10**	**512**	**9**	**27**	**4**	**2**	**0**	**2**	**0**	**1**	**0**	**0**	**25**	**4.4**	**9**	**1.6**	**4**	**0.7**	**59.7**	**71.6**
06-22	**663**	**10**	**605**	**9**	**30**	**4**	**2**	**0**	**2**	**0**	**1**	**0**	**0**	**31**	**4.6**	**12**	**1.8**	**5**	**0.8**	**60**	**71.6**
06-00	**681**	**10**	**621**	**9**	**31**	**4**	**2**	**0**	**2**	**0**	**1**	**0**	**0**	**32**	**4.7**	**12**	**1.8**	**5**	**0.7**	**60.1**	**72**
00-00	**693**	**10**	**632**	**9**	**31**	**5**	**2**	**0**	**2**	**0**	**1**	**0**	**0**	**33**	**4.7**	**13**	**1.9**	**5**	**0.7**	**60.2**	**72**

DRAFT

Site 28
Location L-3409-0, att t/junction sign, Lat 53.69715, Long -6.76087
Direction Two way

3279 / Meath/Cavan/Monaghan ATC's
October 2013
Automatic Traffic Count

Virtual Week (1)

Time	Total	Classification												>PSL	>PSL%	>SL1	>SL1%	>SL2	>SL2%	Mean	Vpp
		1 MCL	2 SV	3 SVT	4 TB2	5 TB3	6 T4	7 ART3	8 ART4	9 ART5	10 ART6	11 BD	12 DRT	80	80	85 +5kph	85 +5kph	90 +10kph	90 +10kph		85
Mon	661	7	604	3	40	0	1	0	3	2	1	0	0	23	3.5	3	0.5	1	0.2	59.1	70.2
Tue	714	5	657	15	31	2	1	1	1	0	1	0	0	27	3.8	12	1.7	3	0.4	60.6	71.6
Wed	733	11	658	12	46	6	0	0	0	0	0	0	0	43	5.9	16	2.2	9	1.2	60.3	72
Thu	752	12	683	4	37	11	1	0	4	0	0	0	0	34	4.5	13	1.7	4	0.5	60.1	71.6
Fri	790	8	717	16	37	4	4	0	2	0	2	0	0	41	5.2	17	2.2	6	0.8	60.7	73.4
| Sat	687	15	632	9	15	6	5	1	1	0	3	0	0	30	4.4	13	1.9	3	0.4	59.7	71.6
| Sun	511	12	476	7	12	3	0	0	0	1	0	0	0	32	6.3	16	3.1	10	2	60.6	72
5 Day Ave.	**730**	**9**	**664**	**10**	**38**	**5**	**1**	**0**	**2**	**0**	**1**	**0**	**0**	**34**	**4.7**	**12**	**1.6**	**5**	**0.7**	**60.2**	**71.8**
7 Day Ave.	**693**	**10**	**632**	**9**	**31**	**5**	**2**	**0**	**2**	**0**	**1**	**0**	**0**	**33**	**4.7**	**13**	**1.9**	**5**	**0.7**	**60.2**	**72.0**
--	**4848**	**70**	**4427**	**66**	**218**	**32**	**12**	**2**	**11**	**3**	**7**	**0**	**0**	**230**	**4.7**	**90**	**1.9**	**36**	**0.7**	**60.2**	**72.0**

Summary Graphs

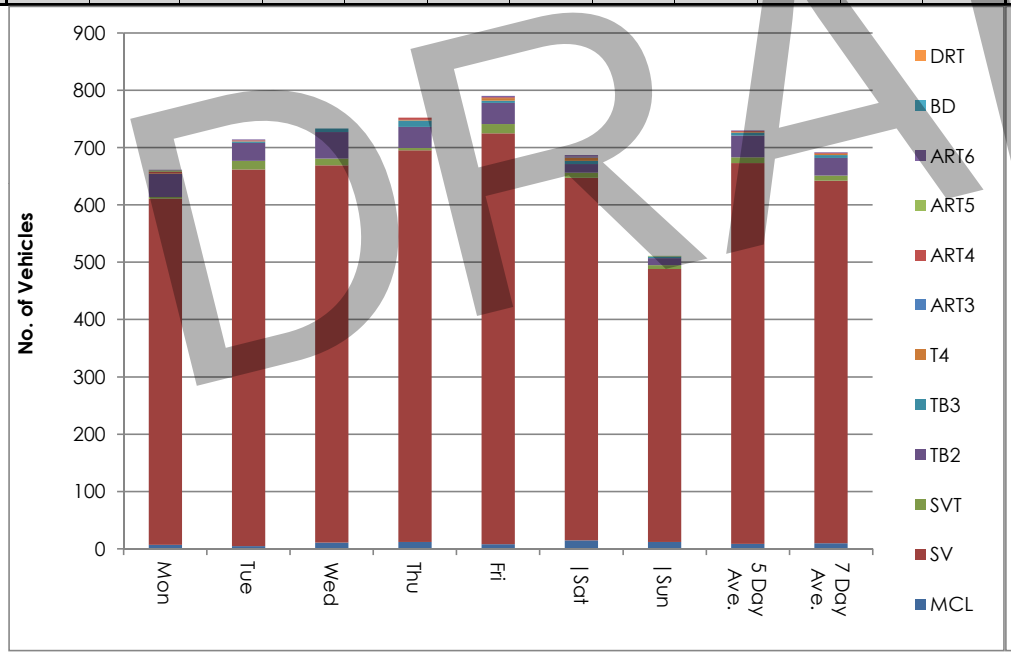

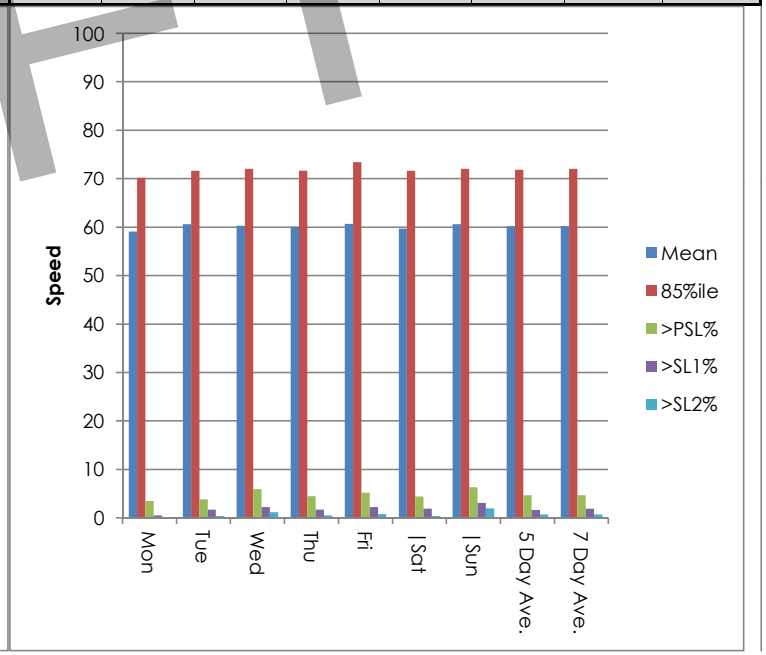

DRAFT

Site 28
Location L-3409-0, att t/junction sign, Lat 53.69715, Long -6.76087
Direction Two way

3279 / Meath/Cavan/Monaghan ATC's
October 2013
Automatic Traffic Count

Mon, 7 October 2013

Time	Total	Speed Bins (km/h)																											
		0 - 5	5 - 10	10 - 15	15 - 20	20 - 25	25 - 30	30 - 35	35 - 40	40 - 45	45 - 50	50 - 55	55 - 60	60 - 65	65 - 70	70 - 75	75 - 80	80 - 85	85 - 90	90 - 95	95 - 100	100 - 105	105 - 110	110 - 115	115 - 120	120 - 125	125 - 130	130 - 135	135 - 140
0000	0	0	0	0	0	0	0	0	0	0	0	0	0	0	0	0	0	0	0	0	0	0	0	0	0	0	0	0	0
0100	1	0	0	0	0	0	0	0	0	0	0	0	0	0	1	0	0	0	0	0	0	0	0	0	0	0	0	0	0
0200	0	0	0	0	0	0	0	0	0	0	0	0	0	0	0	0	0	0	0	0	0	0	0	0	0	0	0	0	0
0300	1	0	0	0	0	0	0	0	0	0	0	0	0	0	0	0	1	0	0	0	0	0	0	0	0	0	0	0	0
0400	2	0	0	0	0	0	0	0	0	0	0	0	1	0	1	0	0	0	0	0	0	0	0	0	0	0	0	0	0
0500	2	0	0	0	0	0	0	0	0	0	0	0	0	0	2	0	0	0	0	0	0	0	0	0	0	0	0	0	0
0600	7	0	0	0	0	0	0	0	0	0	0	0	0	1	2	2	1	0	1	0	0	0	0	0	0	0	0	0	0
0700	31	0	0	0	0	0	0	1	1	1	1	1	5	8	8	3	2	0	0	0	0	0	0	0	0	0	0	0	0
0800	**61**	**0**	**0**	**0**	**0**	**1**	**0**	**0**	**0**	**1**	**3**	**6**	**6**	**17**	**10**	**9**	**5**	**3**	**0**	**0**	**0**	**0**	**0**	**0**	**0**	**0**	**0**	**0**	**0**
0900	**61**	**0**	**0**	**0**	**0**	**0**	**0**	**0**	**0**	**1**	**8**	**7**	**15**	**7**	**11**	**5**	**6**	**1**	**0**	**0**	**0**	**0**	**0**	**0**	**0**	**0**	**0**	**0**	**0**
1000	31	0	0	0	0	0	0	0	1	2	8	5	10	2	1	0	1	1	0	0	0	0	0	0	0	0	0	0	0
1100	28	0	0	0	0	0	2	1	0	1	4	2	2	7	2	4	1	2	0	0	0	0	0	0	0	0	0	0	0
1200	53	0	0	1	1	1	0	0	2	6	7	11	8	8	6	1	1	0	0	0	0	0	0	0	0	0	0	0	0
1300	42	0	0	1	2	0	1	0	2	3	3	4	7	6	6	5	0	1	0	1	0	0	0	0	0	0	0	0	0
1400	36	0	0	0	0	0	1	0	0	2	5	2	10	6	5	1	3	1	0	0	0	0	0	0	0	0	0	0	0
1500	51	0	0	0	0	0	0	1	2	2	5	12	9	10	3	4	1	2	0	0	0	0	0	0	0	0	0	0	0
1600	**58**	**0**	**0**	**1**	**0**	**0**	**0**	**0**	**1**	**3**	**6**	**5**	**13**	**12**	**5**	**6**	**3**	**2**	**1**	**0**	**0**	**0**	**0**	**0**	**0**	**0**	**0**	**0**	**0**
1700	55	0	0	0	0	0	0	1	0	0	5	7	10	12	9	6	3	2	0	0	0	0	0	0	0	0	0	0	0
1800	**58**	**0**	**0**	**0**	**0**	**0**	**0**	**3**	**1**	**3**	**5**	**10**	**8**	**12**	**10**	**3**	**1**	**2**	**0**	**0**	**0**	**0**	**0**	**0**	**0**	**0**	**0**	**0**	**0**
1900	29	0	0	0	0	0	0	0	1	3	2	7	7	6	1	2	0	0	0	0	0	0	0	0	0	0	0	0	0
2000	31	0	0	0	0	0	0	0	1	0	4	10	4	4	5	0	2	1	0	0	0	0	0	0	0	0	0	0	0
2100	13	0	0	0	0	1	0	0	0	0	1	4	3	2	1	0	0	1	0	0	0	0	0	0	0	0	0	0	0
2200	5	0	0	0	0	0	0	0	0	0	0	2	1	1	0	0	0	1	0	0	0	0	0	0	0	0	0	0	0
2300	5	0	0	0	0	0	0	0	0	0	0	0	0	3	0	2	0	0	0	0	0	0	0	0	0	0	0	0	0
07-19	**565**	**0**	**0**	**3**	**3**	**2**	**4**	**7**	**10**	**25**	**60**	**72**	**103**	**107**	**76**	**47**	**27**	**17**	**1**	**1**	**0**	**0**	**0**	**0**	**0**	**0**	**0**	**0**	**0**
06-22	**645**	**0**	**0**	**3**	**3**	**3**	**4**	**7**	**12**	**28**	**67**	**93**	**117**	**120**	**85**	**51**	**30**	**19**	**2**	**1**	**0**	**0**	**0**	**0**	**0**	**0**	**0**	**0**	**0**
06-00	**655**	**0**	**0**	**3**	**3**	**3**	**4**	**7**	**12**	**28**	**67**	**95**	**118**	**124**	**85**	**53**	**30**	**20**	**2**	**1**	**0**	**0**	**0**	**0**	**0**	**0**	**0**	**0**	**0**
00-00	**661**	**0**	**0**	**3**	**3**	**3**	**4**	**7**	**12**	**28**	**67**	**95**	**119**	**124**	**89**	**53**	**31**	**20**	**2**	**1**	**0**	**0**	**0**	**0**	**0**	**0**	**0**	**0**	**0**

DRAFT

Site 28
Location L-3409-0, att t/junction sign, Lat 53.69715, Long -6.76087
Direction Two way

3279 / Meath/Cavan/Monaghan ATC's
October 2013
Automatic Traffic Count

Tue, 8 October 2013

Time	Total	Speed Bins (km/h)																											
		0 - 5	5 - 10	10 - 15	15 - 20	20 - 25	25 - 30	30 - 35	35 - 40	40 - 45	45 - 50	50 - 55	55 - 60	60 - 65	65 - 70	70 - 75	75 - 80	80 - 85	85 - 90	90 - 95	95 - 100	100 - 105	105 - 110	110 - 115	115 - 120	120 - 125	125 - 130	130 - 135	135 - 140
0000	1	0	0	0	0	0	0	0	0	0	0	0	0	1	0	0	0	0	0	0	0	0	0	0	0	0	0	0	0
0100	2	0	0	0	0	0	0	0	0	0	0	0	1	0	0	0	0	0	0	1	0	0	0	0	0	0	0	0	0
0200	0	0	0	0	0	0	0	0	0	0	0	0	0	0	0	0	0	0	0	0	0	0	0	0	0	0	0	0	0
0300	0	0	0	0	0	0	0	0	0	0	0	0	0	0	0	0	0	0	0	0	0	0	0	0	0	0	0	0	0
0400	0	0	0	0	0	0	0	0	0	0	0	0	0	0	0	0	0	0	0	0	0	0	0	0	0	0	0	0	0
0500	0	0	0	0	0	0	0	0	0	0	0	0	0	0	0	0	0	0	0	0	0	0	0	0	0	0	0	0	0
0600	12	0	0	0	1	0	0	0	0	0	0	0	0	1	4	1	3	1	1	0	0	0	0	0	0	0	0	0	0
0700	21	0	0	0	0	0	0	0	0	2	0	0	3	5	2	6	3	0	0	0	0	0	0	0	0	0	0	0	0
0800	**57**	**0**	**0**	**0**	**0**	**0**	**0**	**0**	**0**	**0**	**3**	**6**	**14**	**8**	**11**	**5**	**6**	**3**	**1**	**0**	**0**	**0**	**0**	**0**	**0**	**0**	**0**	**0**	**0**
0900	**57**	**0**	**0**	**0**	**0**	**1**	**0**	**0**	**1**	**1**	**6**	**9**	**12**	**7**	**10**	**6**	**2**	**1**	**1**	**0**	**0**	**0**	**0**	**0**	**0**	**0**	**0**	**0**	**0**
1000	39	0	0	0	1	1	0	2	1	0	3	12	8	3	3	5	0	0	0	0	0	0	0	0	0	0	0	0	0
1100	28	0	0	0	0	0	2	0	0	0	2	5	2	7	4	3	2	1	0	0	0	0	0	0	0	0	0	0	0
1200	36	0	0	0	0	0	0	0	1	3	5	6	8	5	1	3	1	2	1	0	0	0	0	0	0	0	0	0	0
1300	40	0	0	0	0	0	0	0	1	1	1	6	6	12	6	3	4	0	0	0	0	0	0	0	0	0	0	0	0
1400	44	0	0	0	0	1	0	1	0	2	2	6	4	11	3	9	3	2	0	0	0	0	0	0	0	0	0	0	0
1500	60	0	0	1	1	0	0	1	1	8	5	5	16	9	5	4	4	0	0	0	0	0	0	0	0	0	0	0	0
1600	60	0	0	1	0	0	0	0	1	4	12	4	12	14	6	2	2	0	1	1	0	0	0	0	0	0	0	0	0
1700	63	0	0	0	1	0	1	0	2	2	3	6	7	15	14	6	5	1	0	0	0	0	0	0	0	0	0	0	0
1800	**65**	**0**	**0**	**0**	**0**	**0**	**0**	**0**	**0**	**2**	**2**	**7**	**13**	**15**	**12**	**12**	**1**	**1**	**0**	**0**	**0**	**0**	**0**	**0**	**0**	**0**	**0**	**0**	**0**
1900	53	0	0	0	0	0	0	1	1	1	5	3	11	12	8	8	1	1	0	1	0	0	0	0	0	0	0	0	0
2000	39	0	0	0	0	0	1	0	1	3	2	6	5	6	7	5	1	0	2	0	0	0	0	0	0	0	0	0	0
2100	16	0	0	0	0	0	0	0	0	0	1	5	0	4	3	0	2	1	0	0	0	0	0	0	0	0	0	0	0
2200	15	0	0	0	0	0	0	0	0	0	1	2	1	4	1	2	1	1	2	0	0	0	0	0	0	0	0	0	0
2300	6	0	0	0	0	0	0	0	0	0	1	0	1	1	2	0	1	0	0	0	0	0	0	0	0	0	0	0	0
07-19	**570**	**0**	**0**	**2**	**3**	**3**	**3**	**4**	**8**	**25**	**44**	**72**	**105**	**111**	**77**	**64**	**33**	**11**	**4**	**1**	**0**	**0**	**0**	**0**	**0**	**0**	**0**	**0**	**0**
06-22	**690**	**0**	**0**	**2**	**4**	**3**	**4**	**5**	**10**	**29**	**52**	**86**	**121**	**134**	**99**	**78**	**40**	**14**	**7**	**2**	**0**	**0**	**0**	**0**	**0**	**0**	**0**	**0**	**0**
06-00	**711**	**0**	**0**	**2**	**4**	**3**	**4**	**5**	**10**	**29**	**54**	**88**	**123**	**139**	**102**	**80**	**42**	**15**	**9**	**2**	**0**	**0**	**0**	**0**	**0**	**0**	**0**	**0**	**0**
00-00	**714**	**0**	**0**	**2**	**4**	**3**	**4**	**5**	**10**	**29**	**54**	**88**	**124**	**140**	**102**	**80**	**42**	**15**	**9**	**3**	**0**	**0**	**0**	**0**	**0**	**0**	**0**	**0**	**0**

DRAFT

Site 28
Location L-3409-0, att t/junction sign, Lat 53.69715, Long -6.76087
Direction Two way

3279 / Meath/Cavan/Monaghan ATC's
October 2013
Automatic Traffic Count

Wed, 9 October 2013

Time	Total	Speed Bins (km/h)																												
		0 - 5	5 - 10	10 - 15	15 - 20	20 - 25	25 - 30	30 - 35	35 - 40	40 - 45	45 - 50	50 - 55	55 - 60	60 - 65	65 - 70	70 - 75	75 - 80	80 - 85	85 - 90	90 - 95	95 - 100	100 - 105	105 - 110	110 - 115	115 - 120	120 - 125	125 - 130	130 - 135	135 - 140
0000	1	0	0	0	0	0	0	0	0	0	0	0	1	0	0	0	0	0	0	0	0	0	0	0	0	0	0	0	0	0
0100	2	0	0	0	0	0	0	0	0	0	0	0	0	0	2	0	0	0	0	0	0	0	0	0	0	0	0	0	0	0
0200	0	0	0	0	0	0	0	0	0	0	0	0	0	0	0	0	0	0	0	0	0	0	0	0	0	0	0	0	0	0
0300	0	0	0	0	0	0	0	0	0	0	0	0	0	0	0	0	0	0	0	0	0	0	0	0	0	0	0	0	0	0
0400	0	0	0	0	0	0	0	0	0	0	0	0	0	0	0	0	0	0	0	0	0	0	0	0	0	0	0	0	0	0
0500	2	0	0	0	0	0	0	0	0	0	0	1	0	0	0	0	0	1	0	0	0	0	0	0	0	0	0	0	0	0
0600	10	0	0	0	0	0	0	0	0	0	0	0	1	2	2	2	0	2	0	0	1	0	0	0	0	0	0	0	0	0
0700	35	0	0	0	0	0	1	0	0	0	2	2	4	9	7	3	4	2	1	0	0	0	0	0	0	0	0	0	0	0
0800	51	0	0	0	0	0	0	0	0	1	3	3	9	8	7	4	8	6	1	1	0	0	0	0	0	0	0	0	0	0
0900	**66**	**0**	**0**	**2**	**0**	**1**	**0**	**0**	**0**	**3**	**4**	**10**	**13**	**12**	**11**	**3**	**5**	**1**	**0**	**1**	**0**	**0**	**0**	**0**	**0**	**0**	**0**	**0**	**0**	**0**
1000	36	0	0	0	0	1	1	0	0	1	3	9	8	5	1	4	2	0	0	1	0	0	0	0	0	0	0	0	0	0
1100	37	0	0	0	0	0	0	0	2	2	5	7	8	6	5	0	0	1	0	0	0	0	1	0	0	0	0	0	0	0
1200	33	0	0	0	1	0	1	0	0	3	6	5	6	5	1	3	0	1	0	1	0	0	0	0	0	0	0	0	0	0
1300	41	0	0	0	0	0	0	0	2	3	3	6	4	6	8	5	2	1	1	0	0	0	0	0	0	0	0	0	0	0
1400	44	0	0	0	3	0	2	1	2	2	3	4	11	3	4	6	1	1	0	1	0	0	0	0	0	0	0	0	0	0
1500	74	0	0	0	0	0	1	1	1	5	11	13	10	8	11	8	3	2	0	0	0	0	0	0	0	0	0	0	0	0
1600	62	0	0	0	0	0	0	1	0	2	6	6	14	12	7	5	2	4	1	1	1	0	0	0	0	0	0	0	0	0
1700	**75**	**0**	**1**	**0**	**0**	**0**	**0**	**0**	**0**	**2**	**6**	**10**	**10**	**21**	**14**	**7**	**1**	**3**	**0**	**0**	**0**	**0**	**0**	**0**	**0**	**0**	**0**	**0**	**0**	**0**
1800	51	0	0	0	0	0	0	1	1	3	5	8	10	10	7	5	1	0	0	0	0	0	0	0	0	0	0	0	0	0
1900	54	0	0	0	0	0	1	1	1	4	4	4	12	10	8	3	4	0	2	0	0	0	0	0	0	0	0	0	0	0
2000	34	0	0	0	0	0	0	0	3	0	5	2	5	9	2	5	2	1	0	0	0	0	0	0	0	0	0	0	0	0
2100	13	0	0	0	0	0	0	0	0	0	1	3	2	2	3	0	1	1	0	0	0	0	0	0	0	0	0	0	0	0
2200	8	0	0	0	0	0	0	0	0	0	1	3	1	1	1	0	0	0	1	0	0	0	0	0	0	0	0	0	0	0
2300	4	0	0	0	0	0	0	0	0	0	0	1	1	0	0	1	1	0	0	0	0	0	0	0	0	0	0	0	0	0
07-19	**605**	**0**	**1**	**2**	**4**	**2**	**6**	**4**	**8**	**27**	**57**	**83**	**107**	**105**	**83**	**53**	**29**	**22**	**4**	**6**	**1**	**0**	**1**	**0**	**0**	**0**	**0**	**0**	**0**	**0**
06-22	**716**	**0**	**1**	**2**	**4**	**2**	**7**	**5**	**12**	**31**	**67**	**92**	**127**	**128**	**98**	**63**	**36**	**26**	**6**	**6**	**2**	**0**	**1**	**0**	**0**	**0**	**0**	**0**	**0**	**0**
06-00	**728**	**0**	**1**	**2**	**4**	**2**	**7**	**5**	**12**	**31**	**68**	**96**	**129**	**129**	**99**	**64**	**37**	**26**	**7**	**6**	**2**	**0**	**1**	**0**	**0**	**0**	**0**	**0**	**0**	**0**
00-00	**733**	**0**	**1**	**2**	**4**	**2**	**7**	**5**	**12**	**31**	**68**	**97**	**130**	**129**	**101**	**64**	**37**	**27**	**7**	**6**	**2**	**0**	**1**	**0**	**0**	**0**	**0**	**0**	**0**	**0**

DRAFT

Site 28
Location L-3409-0, att t/junction sign, Lat 53.69715, Long -6.76087
Direction Two way

3279 / Meath/Cavan/Monaghan ATC's
October 2013
Automatic Traffic Count

Thu, 10 October 2013

Time	Total	Speed Bins (km/h)																											
		0 - 5	5 - 10	10 - 15	15 - 20	20 - 25	25 - 30	30 - 35	35 - 40	40 - 45	45 - 50	50 - 55	55 - 60	60 - 65	65 - 70	70 - 75	75 - 80	80 - 85	85 - 90	90 - 95	95 - 100	100 - 105	105 - 110	110 - 115	115 - 120	120 - 125	125 - 130	130 - 135	135 - 140
0000	4	0	0	0	0	0	0	0	0	0	0	0	1	2	1	0	0	0	0	0	0	0	0	0	0	0	0	0	0
0100	2	0	0	0	0	0	0	0	0	0	0	0	0	0	1	1	0	0	0	0	0	0	0	0	0	0	0	0	0
0200	0	0	0	0	0	0	0	0	0	0	0	0	0	0	0	0	0	0	0	0	0	0	0	0	0	0	0	0	0
0300	1	0	0	0	0	0	0	0	0	0	0	0	0	0	0	0	1	0	0	0	0	0	0	0	0	0	0	0	0
0400	1	0	0	0	0	0	0	0	0	0	0	0	0	1	0	0	0	0	0	0	0	0	0	0	0	0	0	0	0
0500	1	0	0	0	0	0	0	0	0	0	0	0	0	0	0	0	0	0	1	0	0	0	0	0	0	0	0	0	0
0600	12	0	0	0	0	0	0	0	0	0	0	1	2	2	2	1	1	2	0	0	1	0	0	0	0	0	0	0	0
0700	32	0	0	0	0	0	0	0	1	1	3	2	3	2	6	10	2	1	1	0	0	0	0	0	0	0	0	0	0
0800	45	0	0	0	0	1	0	0	0	0	2	4	9	11	9	4	4	1	0	0	0	0	0	0	0	0	0	0	0
0900	**53**	**0**	**0**	**1**	**1**	**0**	**0**	**0**	**0**	**2**	**5**	**7**	**8**	**11**	**5**	**6**	**3**	**1**	**2**	**0**	**1**	**0**	**0**	**0**	**0**	**0**	**0**	**0**	**0**
1000	39	0	0	1	0	0	1	2	3	1	5	8	6	3	5	1	1	1	1	0	0	0	0	0	0	0	0	0	0
1100	37	0	0	0	1	0	1	1	1	2	0	5	8	7	3	4	2	1	0	0	1	0	0	0	0	0	0	0	0
1200	33	0	0	0	0	0	0	0	0	2	2	4	13	3	3	3	1	2	0	0	0	0	0	0	0	0	0	0	0
1300	35	0	0	0	0	0	0	0	1	0	3	5	12	6	1	5	1	1	0	0	0	0	0	0	0	0	0	0	0
1400	58	0	0	1	0	0	0	1	1	0	4	6	10	11	12	9	2	1	0	0	0	0	0	0	0	0	0	0	0
1500	60	0	0	3	0	0	0	0	1	0	5	6	12	8	8	5	5	5	1	1	0	0	0	0	0	0	0	0	0
1600	54	0	0	1	0	1	2	0	4	0	1	6	13	6	11	5	3	1	0	0	0	0	0	0	0	0	0	0	0
1700	**81**	**0**	**0**	**1**	**0**	**0**	**1**	**0**	**0**	**5**	**8**	**17**	**11**	**15**	**16**	**5**	**2**	**0**	**0**	**0**	**0**	**0**	**0**	**0**	**0**	**0**	**0**	**0**	**0**
1800	69	0	0	1	0	4	2	0	2	4	3	4	10	13	12	8	3	1	2	0	0	0	0	0	0	0	0	0	0
1900	53	0	0	0	0	1	0	0	1	3	8	11	12	7	6	4	0	0	0	0	0	0	0	0	0	0	0	0	0
2000	28	0	0	0	0	0	0	0	0	0	0	3	13	3	2	3	2	2	0	0	0	0	0	0	0	0	0	0	0
2100	29	0	0	0	0	0	1	1	0	0	1	3	6	3	5	6	2	0	1	0	0	0	0	0	0	0	0	0	0
2200	18	0	0	0	0	0	0	0	1	1	0	2	4	3	2	2	2	1	0	0	0	0	0	0	0	0	0	0	0
2300	7	0	0	0	0	0	0	0	0	0	1	1	0	2	1	1	1	0	0	0	0	0	0	0	0	0	0	0	0
07-19	**596**	**0**	**0**	**9**	**2**	**6**	**7**	**4**	**14**	**17**	**41**	**74**	**115**	**96**	**91**	**65**	**29**	**16**	**7**	**1**	**2**	**0**	**0**	**0**	**0**	**0**	**0**	**0**	**0**
06-22	**718**	**0**	**0**	**9**	**2**	**7**	**8**	**5**	**15**	**20**	**50**	**92**	**148**	**111**	**106**	**79**	**34**	**20**	**8**	**1**	**3**	**0**	**0**	**0**	**0**	**0**	**0**	**0**	**0**
06-00	**743**	**0**	**0**	**9**	**2**	**7**	**8**	**5**	**16**	**21**	**51**	**95**	**152**	**116**	**109**	**82**	**37**	**21**	**8**	**1**	**3**	**0**	**0**	**0**	**0**	**0**	**0**	**0**	**0**
00-00	**752**	**0**	**0**	**9**	**2**	**7**	**8**	**5**	**16**	**21**	**51**	**95**	**153**	**119**	**111**	**83**	**38**	**21**	**9**	**1**	**3**	**0**	**0**	**0**	**0**	**0**	**0**	**0**	**0**

DRAFT

Site 28
Location L-3409-0, att t/junction sign, Lat 53.69715, Long -6.76087
Direction Two way

3279 / Meath/Cavan/Monaghan ATC's
October 2013
Automatic Traffic Count

Fri, 11 October 2013

Time	Total	Speed Bins (km/h)																											
		0 - 5	5 - 10	10 - 15	15 - 20	20 - 25	25 - 30	30 - 35	35 - 40	40 - 45	45 - 50	50 - 55	55 - 60	60 - 65	65 - 70	70 - 75	75 - 80	80 - 85	85 - 90	90 - 95	95 - 100	100 - 105	105 - 110	110 - 115	115 - 120	120 - 125	125 - 130	130 - 135	135 - 140
0000	2	0	0	0	0	0	0	0	0	1	0	0	1	0	0	0	0	0	0	0	0	0	0	0	0	0	0	0	0
0100	3	0	0	0	0	0	0	0	0	0	0	0	1	1	1	0	0	0	0	0	0	0	0	0	0	0	0	0	0
0200	0	0	0	0	0	0	0	0	0	0	0	0	0	0	0	0	0	0	0	0	0	0	0	0	0	0	0	0	0
0300	2	0	0	0	0	0	0	0	0	0	0	0	1	0	1	0	0	0	0	0	0	0	0	0	0	0	0	0	0
0400	0	0	0	0	0	0	0	0	0	0	0	0	0	0	0	0	0	0	0	0	0	0	0	0	0	0	0	0	0
0500	2	0	0	0	0	0	0	0	0	0	0	1	0	0	1	0	0	0	0	0	0	0	0	0	0	0	0	0	0
0600	11	0	0	0	0	0	0	0	0	0	0	0	1	0	1	0	4	0	3	0	2	0	0	0	0	0	0	0	0
0700	26	0	0	0	0	1	0	0	1	2	1	5	2	3	4	2	3	2	0	0	0	0	0	0	0	0	0	0	0
0800	**62**	**0**	**0**	**0**	**0**	**0**	**0**	**1**	**0**	**2**	**2**	**3**	**10**	**11**	**13**	**10**	**6**	**2**	**1**	**1**	**0**	**0**	**0**	**0**	**0**	**0**	**0**	**0**	**0**
0900	59	0	0	0	0	0	0	1	1	1	5	7	13	11	14	3	2	1	0	0	0	0	0	0	0	0	0	0	0
1000	43	0	0	0	0	0	0	0	2	2	4	8	9	7	5	5	1	0	0	0	0	0	0	0	0	0	0	0	0
1100	39	0	0	0	0	0	0	1	1	6	5	4	7	6	5	2	2	0	0	0	0	0	0	0	0	0	0	0	0
1200	40	0	0	0	0	1	1	0	1	7	2	0	6	6	6	4	3	1	2	0	0	0	0	0	0	0	0	0	0
1300	55	0	0	1	0	2	1	3	1	1	1	8	11	9	5	5	3	2	1	1	0	0	0	0	0	0	0	0	0
1400	57	0	0	0	2	0	1	1	0	2	4	7	8	15	7	8	1	0	1	0	0	0	0	0	0	0	0	0	0
1500	68	0	0	0	0	0	0	0	1	2	10	6	14	14	9	8	2	2	0	0	0	0	0	0	0	0	0	0	0
1600	72	0	0	0	1	0	1	3	3	5	1	9	8	9	10	10	8	2	2	0	0	0	0	0	0	0	0	0	0
1700	**73**	**0**	**1**	**1**	**0**	**2**	**0**	**0**	**0**	**3**	**5**	**11**	**15**	**15**	**13**	**0**	**6**	**1**	**0**	**0**	**0**	**0**	**0**	**0**	**0**	**0**	**0**	**0**	**0**
1800	60	0	0	1	0	2	0	2	2	2	2	6	9	10	8	8	1	4	1	0	1	0	1	0	0	0	0	0	0
1900	44	0	0	0	0	0	0	0	0	0	2	2	2	18	6	7	3	4	0	0	0	0	0	0	0	0	0	0	0
2000	27	0	0	0	0	0	0	0	0	1	2	8	3	4	5	1	2	1	0	0	0	0	0	0	0	0	0	0	0
2100	22	0	0	0	0	1	0	0	0	1	2	0	4	5	5	2	1	1	0	0	0	0	0	0	0	0	0	0	0
2200	16	0	0	0	0	0	0	0	0	0	1	2	4	2	2	3	1	1	0	0	0	0	0	0	0	0	0	0	0
2300	7	0	0	0	0	0	0	0	0	0	0	1	2	0	2	1	1	0	0	0	0	0	0	0	0	0	0	0	0
07-19	**654**	**0**	**1**	**3**	**3**	**8**	**4**	**12**	**13**	**35**	**42**	**74**	**112**	**116**	**99**	**65**	**38**	**17**	**8**	**2**	**1**	**0**	**1**	**0**	**0**	**0**	**0**	**0**	**0**
06-22	**758**	**0**	**1**	**3**	**3**	**9**	**4**	**12**	**13**	**37**	**48**	**84**	**122**	**143**	**116**	**75**	**48**	**23**	**11**	**2**	**3**	**0**	**1**	**0**	**0**	**0**	**0**	**0**	**0**
06-00	**781**	**0**	**1**	**3**	**3**	**9**	**4**	**12**	**13**	**37**	**49**	**87**	**128**	**145**	**120**	**79**	**50**	**24**	**11**	**2**	**3**	**0**	**1**	**0**	**0**	**0**	**0**	**0**	**0**
00-00	**790**	**0**	**1**	**3**	**3**	**9**	**4**	**12**	**13**	**38**	**49**	**88**	**131**	**146**	**123**	**79**	**50**	**24**	**11**	**2**	**3**	**0**	**1**	**0**	**0**	**0**	**0**	**0**	**0**

DRAFT

Site 28
Location L-3409-0, att t/junction sign, Lat 53.69715, Long -6.76087
Direction Two way

3279 / Meath/Cavan/Monaghan ATC's
October 2013
Automatic Traffic Count

Sat, 12 October 2013

Time	Total	Speed Bins (km/h)																												
		0 - 5	5 - 10	10 - 15	15 - 20	20 - 25	25 - 30	30 - 35	35 - 40	40 - 45	45 - 50	50 - 55	55 - 60	60 - 65	65 - 70	70 - 75	75 - 80	80 - 85	85 - 90	90 - 95	95 - 100	100 - 105	105 - 110	110 - 115	115 - 120	120 - 125	125 - 130	130 - 135	135 - 140
0000	7	0	0	0	0	0	0	0	0	0	0	0	1	4	0	1	1	0	0	0	0	0	0	0	0	0	0	0	0	0
0100	3	0	0	0	0	0	0	0	0	1	0	1	1	0	0	0	0	0	0	0	0	0	0	0	0	0	0	0	0	0
0200	8	0	0	0	0	0	0	0	0	0	0	2	2	3	0	1	0	0	0	0	0	0	0	0	0	0	0	0	0	0
0300	0	0	0	0	0	0	0	0	0	0	0	0	0	0	0	0	0	0	0	0	0	0	0	0	0	0	0	0	0	0
0400	2	0	0	0	0	0	0	0	0	0	0	0	0	1	1	0	0	0	0	0	0	0	0	0	0	0	0	0	0	0
0500	2	0	0	0	0	0	0	0	0	0	0	0	0	1	0	0	0	0	1	0	0	0	0	0	0	0	0	0	0	0
0600	1	0	0	0	0	0	0	0	0	0	0	0	0	0	1	0	0	0	0	0	0	0	0	0	0	0	0	0	0	0
0700	9	0	0	0	0	0	0	0	0	1	0	0	1	3	0	1	1	1	1	0	0	0	0	0	0	0	0	0	0	0
0800	22	0	0	0	1	0	0	0	0	0	2	2	2	3	5	3	4	0	0	0	0	0	0	0	0	0	0	0	0	0
0900	38	0	0	0	0	0	0	3	1	1	2	3	2	8	9	3	2	2	1	1	0	0	0	0	0	0	0	0	0	0
1000	48	0	0	0	0	2	4	0	2	0	5	11	4	5	4	5	3	2	1	0	0	0	0	0	0	0	0	0	0	0
1100	**59**	**0**	**0**	**0**	**1**	**1**	**0**	**1**	**1**	**3**	**5**	**16**	**6**	**13**	**8**	**3**	**1**	**0**	**0**	**0**	**0**	**0**	**0**	**0**	**0**	**0**	**0**	**0**	**0**	**0**
1200	62	0	0	0	0	2	1	4	0	3	3	6	13	11	4	9	4	1	1	0	0	0	0	0	0	0	0	0	0	0
1300	64	0	0	1	1	1	1	2	1	2	4	5	12	7	11	9	3	4	0	0	0	0	0	0	0	0	0	0	0	0
1400	51	0	0	0	1	1	1	1	1	4	7	8	9	10	3	4	0	1	0	0	0	0	0	0	0	0	0	0	0	0
1500	**71**	**0**	**0**	**0**	**0**	**0**	**0**	**0**	**1**	**2**	**3**	**14**	**16**	**11**	**12**	**7**	**3**	**1**	**1**	**0**	**0**	**0**	**0**	**0**	**0**	**0**	**0**	**0**	**0**	**0**
1600	49	0	0	0	0	1	2	1	0	0	2	6	16	8	10	0	1	1	0	1	0	0	0	0	0	0	0	0	0	0
1700	40	0	0	0	0	0	0	0	0	0	5	10	10	7	2	3	1	1	1	0	0	0	0	0	0	0	0	0	0	0
1800	48	0	0	0	0	1	0	0	2	1	4	6	11	10	8	3	1	0	1	0	0	0	0	0	0	0	0	0	0	0
1900	46	0	0	0	0	0	0	0	0	2	4	5	8	7	9	6	3	1	0	1	0	0	0	0	0	0	0	0	0	0
2000	28	0	0	0	0	0	0	0	1	0	0	3	6	8	3	4	2	0	1	0	0	0	0	0	0	0	0	0	0	0
2100	9	0	0	0	0	0	0	0	0	1	1	0	3	0	1	1	1	1	0	0	0	0	0	0	0	0	0	0	0	0
2200	16	0	0	0	0	0	0	0	0	0	0	1	2	4	3	3	2	1	0	0	0	0	0	0	0	0	0	0	0	0
2300	4	0	0	0	0	0	0	0	0	0	0	1	0	0	0	2	0	0	1	0	0	0	0	0	0	0	0	0	0	0
07-19	**561**	**0**	**0**	**1**	**4**	**9**	**9**	**12**	**9**	**17**	**42**	**87**	**102**	**96**	**76**	**50**	**24**	**14**	**7**	**2**	**0**	**0**	**0**	**0**	**0**	**0**	**0**	**0**	**0**	**0**
06-22	**645**	**0**	**0**	**1**	**4**	**9**	**9**	**12**	**10**	**20**	**47**	**95**	**119**	**111**	**90**	**61**	**30**	**16**	**8**	**3**	**0**	**0**	**0**	**0**	**0**	**0**	**0**	**0**	**0**	**0**
06-00	**665**	**0**	**0**	**1**	**4**	**9**	**9**	**12**	**10**	**20**	**47**	**97**	**121**	**115**	**93**	**66**	**32**	**17**	**9**	**3**	**0**	**0**	**0**	**0**	**0**	**0**	**0**	**0**	**0**	**0**
00-00	**687**	**0**	**0**	**1**	**4**	**9**	**9**	**12**	**10**	**21**	**47**	**100**	**125**	**124**	**94**	**68**	**33**	**17**	**10**	**3**	**0**	**0**	**0**	**0**	**0**	**0**	**0**	**0**	**0**	**0**

DRAFT

Site 28
Location L-3409-0, att t/junction sign, Lat 53.69715, Long -6.76087
Direction Two way

3279 / Meath/Cavan/Monaghan ATC's
October 2013
Automatic Traffic Count

Sun, 13 October 2013

Time	Total	Speed Bins (km/h)																												
		0 - 5	5 - 10	10 - 15	15 - 20	20 - 25	25 - 30	30 - 35	35 - 40	40 - 45	45 - 50	50 - 55	55 - 60	60 - 65	65 - 70	70 - 75	75 - 80	80 - 85	85 - 90	90 - 95	95 - 100	100 - 105	105 - 110	110 - 115	115 - 120	120 - 125	125 - 130	130 - 135	135 - 140
0000	3	0	0	0	0	0	0	0	0	0	1	1	0	1	0	0	0	0	0	0	0	0	0	0	0	0	0	0	0	0
0100	11	0	0	0	0	0	0	0	1	0	0	2	2	2	3	1	0	0	0	0	0	0	0	0	0	0	0	0	0	0
0200	5	0	0	0	0	0	0	0	0	0	0	2	1	1	0	0	0	1	0	0	0	0	0	0	0	0	0	0	0	0
0300	5	0	0	0	0	0	0	0	0	0	0	1	1	3	0	0	0	0	0	0	0	0	0	0	0	0	0	0	0	0
0400	5	0	0	0	0	0	0	0	0	0	0	0	3	2	0	0	0	0	0	0	0	0	0	0	0	0	0	0	0	0
0500	0	0	0	0	0	0	0	0	0	0	0	0	0	0	0	0	0	0	0	0	0	0	0	0	0	0	0	0	0	0
0600	1	0	0	0	0	0	0	0	0	0	0	0	0	0	1	0	0	0	0	0	0	0	0	0	0	0	0	0	0	0
0700	6	0	0	0	0	0	0	0	0	0	1	0	2	0	0	1	0	0	1	1	0	0	0	0	0	0	0	0	0	0
0800	9	0	0	0	0	0	1	0	0	1	1	0	1	1	3	0	1	0	0	0	0	0	0	0	0	0	0	0	0	0
0900	27	0	0	0	0	0	1	0	2	1	5	0	8	7	2	1	0	0	0	0	0	0	0	0	0	0	0	0	0	0
1000	36	0	0	0	0	0	1	0	0	0	2	4	10	4	6	3	2	3	0	1	0	0	0	0	0	0	0	0	0	0
1100	**39**	**0**	**0**	**0**	**0**	**1**	**0**	**0**	**0**	**3**	**3**	**4**	**7**	**6**	**5**	**4**	**4**	**1**	**0**	**0**	**1**	**0**	**0**	**0**	**0**	**0**	**0**	**0**	**0**	**0**
1200	**48**	**0**	**0**	**0**	**0**	**2**	**0**	**2**	**1**	**2**	**1**	**4**	**14**	**2**	**9**	**6**	**2**	**2**	**1**	**0**	**0**	**0**	**0**	**0**	**0**	**0**	**0**	**0**	**0**	**0**
1300	43	0	0	0	0	0	0	2	1	2	2	4	7	9	4	4	3	1	2	1	1	0	0	0	0	0	0	0	0	0
1400	45	0	0	0	0	0	1	0	1	2	4	3	11	5	6	4	1	3	1	1	1	1	0	0	0	0	0	0	0	0
1500	43	0	0	1	3	2	1	1	3	3	2	4	5	6	5	6	1	0	0	0	0	0	0	0	0	0	0	0	0	0
1600	42	0	0	0	0	0	1	1	0	2	2	5	5	14	3	4	4	0	1	0	0	0	0	0	0	0	0	0	0	0
1700	44	0	0	0	0	0	0	1	1	1	1	4	6	13	10	3	2	1	0	0	0	1	0	0	0	0	0	0	0	0
1800	32	0	0	0	0	0	0	0	2	0	1	4	6	9	5	3	1	1	0	0	0	0	0	0	0	0	0	0	0	0
1900	29	0	0	0	0	0	0	0	0	1	1	4	3	7	7	5	1	0	0	0	0	0	0	0	0	0	0	0	0	0
2000	19	0	0	0	0	0	0	0	0	3	3	0	3	2	4	2	1	1	0	0	0	0	0	0	0	0	0	0	0	0
2100	9	0	0	0	0	0	0	0	0	0	0	1	4	2	0	0	0	1	0	1	0	0	0	0	0	0	0	0	0	0
2200	6	0	0	0	0	0	0	0	0	1	0	0	2	0	0	1	1	1	0	0	0	0	0	0	0	0	0	0	0	0
2300	4	0	0	0	0	0	0	0	0	0	0	0	0	2	2	0	0	0	0	0	0	0	0	0	0	0	0	0	0	0
07-19	**414**	**0**	**0**	**1**	**3**	**5**	**6**	**7**	**11**	**17**	**25**	**36**	**82**	**76**	**58**	**39**	**21**	**12**	**6**	**4**	**3**	**2**	**0**	**0**	**0**	**0**	**0**	**0**	**0**	**0**
06-22	**472**	**0**	**0**	**1**	**3**	**5**	**6**	**7**	**11**	**21**	**29**	**41**	**92**	**87**	**70**	**46**	**23**	**14**	**6**	**5**	**3**	**2**	**0**	**0**	**0**	**0**	**0**	**0**	**0**	**0**
06-00	**482**	**0**	**0**	**1**	**3**	**5**	**6**	**7**	**11**	**22**	**29**	**41**	**94**	**89**	**72**	**47**	**24**	**15**	**6**	**5**	**3**	**2**	**0**	**0**	**0**	**0**	**0**	**0**	**0**	**0**
00-00	**511**	**0**	**0**	**1**	**3**	**5**	**6**	**7**	**12**	**22**	**30**	**47**	**101**	**98**	**75**	**48**	**24**	**16**	**6**	**5**	**3**	**2**	**0**	**0**	**0**	**0**	**0**	**0**	**0**	**0**

DRAFT

Site 28
Location L-3409-0, att t/junction sign, Lat 53.69715, Long -6.76087
Direction Two way

3279 / Meath/Cavan/Monaghan ATC's
October 2013
Automatic Traffic Count

Virtual Day (7)

Time	Total	Speed Bins (km/h)																											
		0 - 5	5 - 10	10 - 15	15 - 20	20 - 25	25 - 30	30 - 35	35 - 40	40 - 45	45 - 50	50 - 55	55 - 60	60 - 65	65 - 70	70 - 75	75 - 80	80 - 85	85 - 90	90 - 95	95 - 100	100 - 105	105 - 110	110 - 115	115 - 120	120 - 125	125 - 130	130 - 135	135 - 140
0000	3	0	0	0	0	0	0	0	0	0	0	0	1	1	0	0	0	0	0	0	0	0	0	0	0	0	0	0	0
0100	3	0	0	0	0	0	0	0	0	0	0	0	1	0	1	0	0	0	0	0	0	0	0	0	0	0	0	0	0
0200	2	0	0	0	0	0	0	0	0	0	0	1	0	1	0	0	0	0	0	0	0	0	0	0	0	0	0	0	0
0300	1	0	0	0	0	0	0	0	0	0	0	0	0	0	0	0	0	0	0	0	0	0	0	0	0	0	0	0	0
0400	1	0	0	0	0	0	0	0	0	0	0	0	1	1	0	0	0	0	0	0	0	0	0	0	0	0	0	0	0
0500	1	0	0	0	0	0	0	0	0	0	0	0	0	0	0	0	0	0	0	0	0	0	0	0	0	0	0	0	0
0600	8	0	0	0	0	0	0	0	0	0	0	0	1	1	2	1	1	1	1	0	1	0	0	0	0	0	0	0	0
0700	23	0	0	0	0	0	0	0	0	1	1	1	3	4	4	4	2	1	1	0	0	0	0	0	0	0	0	0	0
0800	44	0	0	0	0	0	0	0	0	1	2	3	7	8	8	5	5	2	0	0	0	0	0	0	0	0	0	0	0
0900	**52**	**0**	**0**	**0**	**0**	**0**	**0**	**1**	**1**	**1**	**5**	**6**	**10**	**9**	**9**	**4**	**3**	**1**	**1**	**0**	**0**	**0**	**0**	**0**	**0**	**0**	**0**	**0**	**0**
1000	39	0	0	0	0	1	1	1	1	1	4	8	8	4	4	3	1	1	0	0	0	0	0	0	0	0	0	0	0
1100	38	0	0	0	0	0	1	1	1	2	3	6	6	7	5	3	2	1	0	0	0	0	0	0	0	0	0	0	0
1200	44	0	0	0	0	1	0	1	1	4	4	5	10	6	4	4	2	1	1	0	0	0	0	0	0	0	0	0	0
1300	46	0	0	0	0	0	0	1	1	2	2	5	8	8	6	5	2	1	1	0	0	0	0	0	0	0	0	0	0
1400	48	0	0	0	1	0	1	1	1	2	4	5	9	9	6	6	2	1	0	0	0	0	0	0	0	0	0	0	0
1500	61	0	0	1	1	0	0	1	1	3	6	9	12	9	8	6	3	2	0	0	0	0	0	0	0	0	0	0	0
1600	57	0	0	0	0	0	1	1	1	2	4	6	12	11	7	5	3	1	1	0	0	0	0	0	0	0	0	0	0
1700	**62**	**0**	**0**	**0**	**0**	**0**	**0**	**0**	**0**	**2**	**5**	**9**	**10**	**14**	**11**	**4**	**3**	**1**	**0**	**0**	**0**	**0**	**0**	**0**	**0**	**0**	**0**	**0**	**0**
1800	55	0	0	0	0	1	0	1	1	2	3	6	10	11	9	6	1	1	1	0	0	0	0	0	0	0	0	0	0
1900	44	0	0	0	0	0	0	0	1	2	4	5	8	10	6	5	2	1	0	0	0	0	0	0	0	0	0	0	0
2000	29	0	0	0	0	0	0	0	1	1	2	5	6	5	4	3	2	1	0	0	0	0	0	0	0	0	0	0	0
2100	16	0	0	0	0	0	0	0	0	0	1	2	3	3	3	1	1	1	0	0	0	0	0	0	0	0	0	0	0
2200	12	0	0	0	0	0	0	0	0	0	0	2	2	2	1	2	1	1	0	0	0	0	0	0	0	0	0	0	0
2300	5	0	0	0	0	0	0	0	0	0	0	1	1	1	1	1	1	0	0	0	0	0	0	0	0	0	0	0	0
07-19	**566**	**0**	**0**	**3**	**3**	**5**	**6**	**7**	**10**	**23**	**44**	**71**	**104**	**101**	**80**	**55**	**29**	**16**	**5**	**2**	**1**	**0**	**0**	**0**	**0**	**0**	**0**	**0**	**0**
06-22	**663**	**0**	**0**	**3**	**3**	**5**	**6**	**8**	**12**	**27**	**51**	**83**	**121**	**119**	**95**	**65**	**34**	**19**	**7**	**3**	**2**	**0**	**0**	**0**	**0**	**0**	**0**	**0**	**0**
06-00	**681**	**0**	**0**	**3**	**3**	**5**	**6**	**8**	**12**	**27**	**52**	**86**	**124**	**122**	**97**	**67**	**36**	**20**	**7**	**3**	**2**	**0**	**0**	**0**	**0**	**0**	**0**	**0**	**0**
00-00	**693**	**0**	**0**	**3**	**3**	**5**	**6**	**8**	**12**	**27**	**52**	**87**	**126**	**126**	**99**	**68**	**36**	**20**	**8**	**3**	**2**	**0**	**0**	**0**	**0**	**0**	**0**	**0**	**0**

DRAFT

Site 28
Location L-3409-0, att t/junction sign, Lat 53.69715, Long -6.76087
Direction Two way

3279 / Meath/Cavan/Monaghan ATC's
October 2013
Automatic Traffic Count

Virtual Week (1)

Time	Total	Speed Bins (km/h)																											
		0 - 5	5 - 10	10 - 15	15 - 20	20 - 25	25 - 30	30 - 35	35 - 40	40 - 45	45 - 50	50 - 55	55 - 60	60 - 65	65 - 70	70 - 75	75 - 80	80 - 85	85 - 90	90 - 95	95 - 100	100 - 105	105 - 110	110 - 115	115 - 120	120 - 125	125 - 130	130 - 135	135 - 140
Mon	661	0	0	3	3	3	4	7	12	28	67	95	119	124	89	53	31	20	2	1	0	0	0	0	0	0	0	0	0
Tue	714	0	0	2	4	3	4	5	10	29	54	88	124	140	102	80	42	15	9	3	0	0	0	0	0	0	0	0	0
Wed	733	0	1	2	4	2	7	5	12	31	68	97	130	129	101	64	37	27	7	6	2	0	1	0	0	0	0	0	0
Thu	752	0	0	9	2	7	8	5	16	21	51	95	153	119	111	83	38	21	9	1	3	0	0	0	0	0	0	0	0
Fri	790	0	1	3	3	9	4	12	13	38	49	88	131	146	123	79	50	24	11	2	3	0	1	0	0	0	0	0	0
|Sat	687	0	0	1	4	9	9	12	10	21	47	100	125	124	94	68	33	17	10	3	0	0	0	0	0	0	0	0	0
|Sun	511	0	0	1	3	5	6	7	12	22	30	47	101	98	75	48	24	16	6	5	3	2	0	0	0	0	0	0	0
5 Day Ave.	**730**	**0**	**0**	**4**	**3**	**5**	**5**	**7**	**13**	**29**	**58**	**93**	**131**	**132**	**105**	**72**	**40**	**21**	**8**	**3**	**2**	**0**	**0**	**0**	**0**	**0**	**0**	**0**	**0**
7 Day Ave.	**693**	**0**	**0**	**3**	**3**	**5**	**6**	**8**	**12**	**27**	**52**	**87**	**126**	**126**	**99**	**68**	**36**	**20**	**8**	**3**	**2**	**0**	**0**	**0**	**0**	**0**	**0**	**0**	**0**
--	**4848**	**0**	**2**	**21**	**23**	**38**	**42**	**53**	**85**	**190**	**366**	**610**	**883**	**880**	**695**	**475**	**255**	**140**	**54**	**21**	**11**	**2**	**2**	**0**	**0**	**0**	**0**	**0**	**0**

Summary Graphs

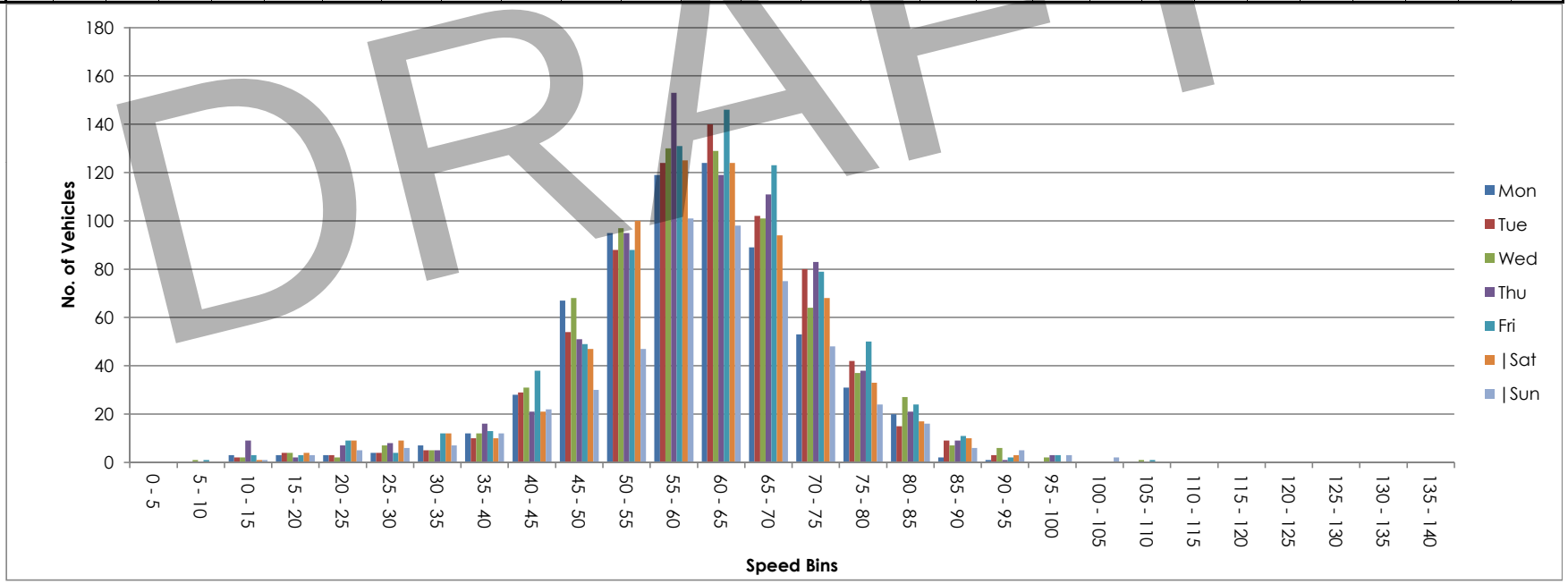

DRAFT



NDC NATIONWIDE DATA COLLECTION	**Site / Location:**	L-7414-1, att t/pole, Lat 53,70611, Long -6.75915	**Project No:**	3279	**Photo No:**	3279-29	**Drawn By:** MOR
	Survey Date:	Mon, 7 October 2013 to Sun, 13 October 2013	**Project Name:**		Meath/Cavan/Monaghan ATC'S		
	Survey Times:	00:00 to 00(24):00	**Title:**		Site Photograph		

Site No.	Location.	Direction.	Speed Limit - PSL (km/h)	Start Date.	End Date.	Total Vehicles.	5 Day Ave.	7 Day Ave.	No. > Speed Limit.	%. > Speed Limit.	No. > Speed Limit1 (+5km/h).	%. > Speed Limit1 (+5km/h).	No. > Speed Limit1 (+10km/h).	%. > Speed Limit1 (+10km/h).	Mean Speed	85%ile Speed
29	L-7414-1, att t/pole, Lat 53,70611, Long -6.75915	North	80	Mon, 7 October 2013	Sun, 13 October 2013	3373	519	482	635	18.8	320	9.5	146	4.3	68.2	81.7
		South	80	Mon, 7 October 2013	Sun, 13 October 2013	3784	586	541	511	13.5	258	6.8	105	2.8	66.5	79.2
		Two way	80	Mon, 7 October 2013	Sun, 13 October 2013	7157	1105	1022	1146	16.0	578	8.1	251	3.5	67.3	80.3

DRAFT

Site 29
Location L-7414-1, att t/pole, Lat 53,70611, Long -6.75915
Direction North

3279 / Meath/Cavan/Monaghan ATC's
October 2013
Automatic Traffic Count

Mon, 7 October 2013

Time	Total	Classification												>PSL	>PSL%	>SL1	>SL1%	>SL2	>SL2%	Mean	Vpp
		1 MCL	2 SV	3 SVT	4 TB2	5 TB3	6 T4	7 ART3	8 ART4	9 ART5	10 ART6	11 BD	12 DRT	80	80	85 +5kph	85 +5kph	90 +10kph	90 +10kph		85
0000	5	0	5	0	0	0	0	0	0	0	0	0	0	1	20	1	20	1	20	76.2	-
0100	1	0	1	0	0	0	0	0	0	0	0	0	0	0	0	0	0	0	0	65.8	-
0200	2	0	2	0	0	0	0	0	0	0	0	0	0	0	0	0	0	0	0	68.8	-
0300	0	0	0	0	0	0	0	0	0	0	0	0	0	0	0	0	0	0	0	-	-
0400	0	0	0	0	0	0	0	0	0	0	0	0	0	0	0	0	0	0	0	-	-
0500	2	0	2	0	0	0	0	0	0	0	0	0	0	0	0	0	0	0	0	72.3	-
0600	3	0	3	0	0	0	0	0	0	0	0	0	0	1	33.3	0	0	0	0	75.1	-
0700	9	0	8	0	1	0	0	0	0	0	0	0	0	2	22.2	0	0	0	0	70	-
0800	33	0	30	0	3	0	0	0	0	0	0	0	0	6	18.2	1	3	0	0	70.8	80.6
0900	**46**	**0**	**44**	**0**	**2**	**0**	**0**	**0**	**0**	**0**	**0**	**0**	**0**	**5**	**10.9**	**2**	**4.3**	**1**	**2.2**	**69.4**	**78.1**
1000	21	0	17	0	3	1	0	0	0	0	0	0	0	5	23.8	4	19	2	9.5	68.4	85.7
1100	23	0	18	2	3	0	0	0	0	0	0	0	0	2	8.7	2	8.7	1	4.3	64.7	78.5
1200	27	0	24	1	2	0	0	0	0	0	0	0	0	6	22.2	1	3.7	0	0	71.8	81.4
1300	23	0	19	1	3	0	0	0	0	0	0	0	0	3	13	2	8.7	2	8.7	75	79.2
1400	28	1	23	0	4	0	0	0	0	0	0	0	0	6	21.4	3	10.7	2	7.1	69.4	84.6
1500	36	0	28	2	6	0	0	0	0	0	0	0	0	8	22.2	4	11.1	2	5.6	69.5	82.4
1600	54	0	46	0	6	1	1	0	0	0	0	0	0	10	18.5	7	13	5	9.3	72.2	83.2
1700	**59**	**0**	**52**	**2**	**4**	**1**	**0**	**0**	**0**	**0**	**0**	**0**	**0**	**15**	**25.4**	**12**	**20.3**	**3**	**5.1**	**71.8**	**86**
1800	43	0	38	0	5	0	0	0	0	0	0	0	0	10	23.3	6	14	2	4.7	73.1	84.2
1900	27	0	26	1	0	0	0	0	0	0	0	0	0	5	18.5	3	11.1	2	7.4	67.4	80.3
2000	13	0	12	0	0	0	0	0	0	1	0	0	0	1	7.7	0	0	0	0	65.6	77
2100	11	0	11	0	0	0	0	0	0	0	0	0	0	1	9.1	1	9.1	1	9.1	61.5	70.9
2200	12	0	12	0	0	0	0	0	0	0	0	0	0	2	16.7	1	8.3	1	8.3	66	76.7
2300	7	0	7	0	0	0	0	0	0	0	0	0	0	0	0	0	0	0	0	65	-
07-19	**402**	**1**	**347**	**8**	**42**	**3**	**1**	**0**	**0**	**0**	**0**	**0**	**0**	**78**	**19.4**	**44**	**10.9**	**20**	**5**	**70.8**	**82.1**
06-22	**456**	**1**	**399**	**9**	**42**	**3**	**1**	**0**	**0**	**1**	**0**	**0**	**0**	**86**	**18.9**	**48**	**10.5**	**23**	**5**	**70.3**	**81.4**
06-00	**475**	**1**	**418**	**9**	**42**	**3**	**1**	**0**	**0**	**1**	**0**	**0**	**0**	**88**	**18.5**	**49**	**10.3**	**24**	**5.1**	**70.1**	**81.4**
00-00	**485**	**1**	**428**	**9**	**42**	**3**	**1**	**0**	**0**	**1**	**0**	**0**	**0**	**89**	**18.4**	**50**	**10.3**	**25**	**5.2**	**70.1**	**81.4**

DRAFT

Site 29
Location L-7414-1, att t/pole, Lat 53,70611, Long -6.75915
Direction North

3279 / Meath/Cavan/Monaghan ATC's
October 2013
Automatic Traffic Count

Tue, 8 October 2013

Time	Total	Classification												>PSL	>PSL%	>SL1	>SL1%	>SL2	>SL2%	Mean	Vpp
		1 MCL	2 SV	3 SVT	4 TB2	5 TB3	6 T4	7 ART3	8 ART4	9 ART5	10 ART6	11 BD	12 DRT	80	80	85 +5kph	85 +5kph	90 +10kph	90 +10kph		85
0000	2	0	1	0	1	0	0	0	0	0	0	0	0	1	50	0	0	0	0	78.3	-
0100	1	0	1	0	0	0	0	0	0	0	0	0	0	0	0	0	0	0	0	78.8	-
0200	0	0	0	0	0	0	0	0	0	0	0	0	0	0	0	0	0	0	0	-	-
0300	0	0	0	0	0	0	0	0	0	0	0	0	0	0	0	0	0	0	0	-	-
0400	0	0	0	0	0	0	0	0	0	0	0	0	0	0	0	0	0	0	0	-	-
0500	1	0	1	0	0	0	0	0	0	0	0	0	0	0	0	0	0	0	0	56.4	-
0600	3	0	3	0	0	0	0	0	0	0	0	0	0	0	0	0	0	0	0	74.7	-
0700	13	0	12	0	1	0	0	0	0	0	0	0	0	2	15.4	0	0	0	0	66.6	78.5
0800	**40**	**0**	**33**	**0**	**7**	**0**	**0**	**0**	**0**	**0**	**0**	**0**	**0**	**4**	**10**	**3**	**7.5**	**0**	**0**	**66.3**	**76.7**
0900	**40**	**2**	**32**	**2**	**4**	**0**	**0**	**0**	**0**	**0**	**0**	**0**	**0**	**1**	**2.5**	**0**	**0**	**0**	**0**	**61.9**	**77**
1000	27	2	21	0	3	0	0	0	1	0	0	0	0	1	3.7	1	3.7	0	0	61.9	74.9
1100	20	0	15	2	2	0	0	0	1	0	0	0	0	4	20	0	0	0	0	68.5	81.4
1200	28	0	23	0	4	0	0	0	1	0	0	0	0	7	25	1	3.6	0	0	70.7	82.1
1300	30	1	24	1	4	0	0	0	0	0	0	0	0	4	13.3	3	10	1	3.3	67	78.1
1400	22	0	19	0	2	0	0	0	0	1	0	0	0	4	18.2	3	13.6	3	13.6	70.1	83.2
1500	31	0	22	2	6	0	1	0	0	0	0	0	0	6	19.4	2	6.5	0	0	66.7	81.4
1600	**55**	**2**	**51**	**0**	**2**	**0**	**0**	**0**	**0**	**0**	**0**	**0**	**0**	**8**	**14.5**	**5**	**9.1**	**0**	**0**	**69.4**	**79.6**
1700	**55**	**2**	**47**	**3**	**2**	**1**	**0**	**0**	**0**	**0**	**0**	**0**	**0**	**16**	**29.1**	**6**	**10.9**	**4**	**7.3**	**70.3**	**83.9**
1800	49	2	42	1	3	0	0	0	1	0	0	0	0	7	14.3	3	6.1	1	2	66.5	78.8
1900	37	0	34	0	2	0	0	0	0	1	0	0	0	6	16.2	1	2.7	1	2.7	66.9	78.8
2000	20	0	18	0	1	0	0	0	1	0	0	0	0	1	5	1	5	1	5	68.6	77.4
2100	12	0	11	0	0	0	0	0	0	0	1	0	0	2	16.7	0	0	0	0	68.7	75.2
2200	12	0	11	0	1	0	0	0	0	0	0	0	0	2	16.7	1	8.3	1	8.3	69.8	79.2
2300	7	0	7	0	0	0	0	0	0	0	0	0	0	3	42.9	1	14.3	1	14.3	74.2	-
07-19	**410**	**11**	**341**	**11**	**40**	**1**	**1**	**0**	**4**	**1**	**0**	**0**	**0**	**64**	**15.6**	**27**	**6.6**	**9**	**2.2**	**67.2**	**81**
06-22	**482**	**11**	**407**	**11**	**43**	**1**	**1**	**0**	**5**	**2**	**1**	**0**	**0**	**73**	**15.1**	**29**	**6**	**11**	**2.3**	**67.4**	**79.9**
06-00	**501**	**11**	**425**	**11**	**44**	**1**	**1**	**0**	**5**	**2**	**1**	**0**	**0**	**78**	**15.6**	**31**	**6.2**	**13**	**2.6**	**67.5**	**80.6**
00-00	**505**	**11**	**428**	**11**	**45**	**1**	**1**	**0**	**5**	**2**	**1**	**0**	**0**	**79**	**15.6**	**31**	**6.1**	**13**	**2.6**	**67.6**	**80.6**

DRAFT

Site 29
Location L-7414-1, att t/pole, Lat 53,70611, Long -6.75915
Direction North

3279 / Meath/Cavan/Monaghan ATC's
October 2013
Automatic Traffic Count

Wed, 9 October 2013

Time	Total	Classification												>PSL	>PSL%	>SL1	>SL1%	>SL2	>SL2%	Mean	Vpp
		1 MCL	2 SV	3 SVT	4 TB2	5 TB3	6 T4	7 ART3	8 ART4	9 ART5	10 ART6	11 BD	12 DRT	80	80	85 +5kph	85 +5kph	90 +10kph	90 +10kph		85
0000	0	0	0	0	0	0	0	0	0	0	0	0	0	0	0	0	0	0	0	-	-
0100	1	0	1	0	0	0	0	0	0	0	0	0	0	0	0	0	0	0	0	77.7	-
0200	2	0	2	0	0	0	0	0	0	0	0	0	0	0	0	0	0	0	0	68.2	-
0300	0	0	0	0	0	0	0	0	0	0	0	0	0	0	0	0	0	0	0	-	-
0400	0	0	0	0	0	0	0	0	0	0	0	0	0	0	0	0	0	0	0	-	-
0500	1	0	1	0	0	0	0	0	0	0	0	0	0	0	0	0	0	0	0	73.3	-
0600	4	0	3	0	1	0	0	0	0	0	0	0	0	0	0	0	0	0	0	67.6	-
0700	10	0	7	0	2	0	0	0	0	1	0	0	0	2	20	2	20	1	10	64.7	-
0800	34	0	27	2	5	0	0	0	0	0	0	0	0	7	20.6	2	5.9	1	2.9	66.8	81
0900	**42**	**1**	**37**	**1**	**2**	**0**	**0**	**0**	**0**	**1**	**0**	**0**	**0**	**8**	**19**	**3**	**7.1**	**1**	**2.4**	**68.3**	**80.6**
1000	14	1	11	0	2	0	0	0	0	0	0	0	0	4	28.6	3	21.4	0	0	68.3	85.3
1100	15	0	13	1	1	0	0	0	0	0	0	0	0	3	20	2	13.3	1	6.7	64.1	80.6
1200	38	0	35	0	3	0	0	0	0	0	0	0	0	5	13.2	4	10.5	1	2.6	70.5	78.8
1300	26	0	23	0	3	0	0	0	0	0	0	0	0	5	19.2	2	7.7	1	3.8	66.2	81.4
1400	41	1	35	4	1	0	0	0	0	0	0	0	0	9	22	4	9.8	3	7.3	69.3	82.4
1500	32	0	26	1	4	1	0	0	0	0	0	0	0	9	28.1	8	25	1	3.1	72.8	86.4
1600	54	0	44	1	3	3	1	0	0	2	0	0	0	7	13	2	3.7	0	0	65.6	78.5
1700	**55**	**0**	**47**	**2**	**6**	**0**	**0**	**0**	**0**	**0**	**0**	**0**	**0**	**16**	**29.1**	**7**	**12.7**	**4**	**7.3**	**72.8**	**84.6**
1800	49	0	45	0	3	0	0	0	0	1	0	0	0	16	32.7	10	20.4	4	8.2	71.8	86.4
1900	38	0	35	0	2	0	0	0	1	0	0	0	0	3	7.9	1	2.6	1	2.6	62.9	75.6
2000	25	1	23	0	0	0	0	0	0	1	0	0	0	7	28	3	12	3	12	71.3	81.4
2100	12	0	11	0	1	0	0	0	0	0	0	0	0	1	8.3	0	0	0	0	68.6	76.7
2200	11	0	10	0	1	0	0	0	0	0	0	0	0	5	45.5	3	27.3	2	18.2	76.9	86.8
2300	13	0	11	0	1	1	0	0	0	0	0	0	0	1	7.7	1	7.7	1	7.7	67	73.4
07-19	**410**	**3**	**350**	**12**	**35**	**4**	**1**	**0**	**0**	**5**	**0**	**0**	**0**	**91**	**22.2**	**49**	**12**	**18**	**4.4**	**69.1**	**82.8**
06-22	**489**	**4**	**422**	**12**	**39**	**4**	**1**	**0**	**1**	**6**	**0**	**0**	**0**	**102**	**20.9**	**53**	**10.8**	**22**	**4.5**	**68.7**	**82.4**
06-00	**513**	**4**	**443**	**12**	**41**	**5**	**1**	**0**	**1**	**6**	**0**	**0**	**0**	**108**	**21.1**	**57**	**11.1**	**25**	**4.9**	**68.9**	**82.4**
00-00	**517**	**4**	**447**	**12**	**41**	**5**	**1**	**0**	**1**	**6**	**0**	**0**	**0**	**108**	**20.9**	**57**	**11**	**25**	**4.8**	**68.9**	**82.4**

DRAFT

Site 29
Location L-7414-1, att t/pole, Lat 53,70611, Long -6.75915
Direction North

3279 / Meath/Cavan/Monaghan ATC's
October 2013
Automatic Traffic Count

Thu, 10 October 2013

Time	Total	Classification												>PSL	>PSL%	>SL1	>SL1%	>SL2	>SL2%	Mean	Vpp
		1 MCL	2 SV	3 SVT	4 TB2	5 TB3	6 T4	7 ART3	8 ART4	9 ART5	10 ART6	11 BD	12 DRT	80	80	85 +5kph	85 +5kph	90 +10kph	90 +10kph		85
0000	6	0	5	0	1	0	0	0	0	0	0	0	0	1	16.7	1	16.7	0	0	70.4	-
0100	2	0	2	0	0	0	0	0	0	0	0	0	0	0	0	0	0	0	0	74.2	-
0200	0	0	0	0	0	0	0	0	0	0	0	0	0	0	0	0	0	0	0	-	-
0300	1	0	1	0	0	0	0	0	0	0	0	0	0	1	100	0	0	0	0	82.9	-
0400	0	0	0	0	0	0	0	0	0	0	0	0	0	0	0	0	0	0	0	-	-
0500	2	0	2	0	0	0	0	0	0	0	0	0	0	0	0	0	0	0	0	64.7	-
0600	4	0	4	0	0	0	0	0	0	0	0	0	0	2	50	1	25	0	0	75.6	-
0700	12	0	10	0	2	0	0	0	0	0	0	0	0	1	8.3	0	0	0	0	69.5	78.8
0800	31	0	26	0	5	0	0	0	0	0	0	0	0	7	22.6	5	16.1	1	3.2	70.2	82.4
0900	**33**	**0**	**30**	**1**	**2**	**0**	**0**	**0**	**0**	**0**	**0**	**0**	**0**	**7**	**21.2**	**3**	**9.1**	**0**	**0**	**66.5**	**81**
1000	18	1	11	0	1	0	2	0	0	1	2	0	0	2	11.1	1	5.6	1	5.6	52.1	77
1100	29	2	21	2	3	1	0	0	0	0	0	0	0	10	34.5	4	13.8	1	3.4	63	84.6
1200	34	0	28	2	2	1	1	0	0	0	0	0	0	6	17.6	5	14.7	0	0	66	84.2
1300	34	0	27	1	4	2	0	0	0	0	0	0	0	9	26.5	5	14.7	2	5.9	67.4	85
1400	33	0	32	0	1	0	0	0	0	0	0	0	0	4	12.1	2	6.1	2	6.1	66.7	79.2
1500	44	2	31	1	9	1	0	0	0	0	0	0	0	8	18.2	3	6.8	1	2.3	65	80.3
1600	48	0	41	0	4	1	0	0	1	1	0	0	0	3	6.3	2	4.2	1	2.1	68.7	77
1700	**77**	**0**	**64**	**1**	**8**	**2**	**2**	**0**	**0**	**0**	**0**	**0**	**0**	**8**	**10.4**	**4**	**5.2**	**2**	**2.6**	**67.5**	**76.7**
1800	49	0	44	3	0	1	0	0	0	1	0	0	0	11	22.4	5	10.2	1	2	68.2	83.2
1900	31	0	21	6	1	0	0	0	0	1	2	0	0	4	12.9	2	6.5	1	3.2	54.2	76.3
2000	28	1	23	2	0	0	0	0	0	1	1	0	0	2	7.1	0	0	0	0	54.3	70.2
2100	21	1	20	0	0	0	0	0	0	0	0	0	0	5	23.8	1	4.8	1	4.8	66.6	82.4
2200	7	0	7	0	0	0	0	0	0	0	0	0	0	3	42.9	2	28.6	1	14.3	74.1	-
2300	9	0	9	0	0	0	0	0	0	0	0	0	0	4	44.4	3	33.3	2	22.2	80.2	-
07-19	**442**	**5**	**365**	**11**	**41**	**9**	**5**	**0**	**1**	**3**	**2**	**0**	**0**	**76**	**17.2**	**39**	**8.8**	**12**	**2.7**	**66.5**	**80.6**
06-22	**526**	**7**	**433**	**19**	**42**	**9**	**5**	**0**	**1**	**5**	**5**	**0**	**0**	**89**	**16.9**	**43**	**8.2**	**14**	**2.7**	**65.2**	**80.6**
06-00	**542**	**7**	**449**	**19**	**42**	**9**	**5**	**0**	**1**	**5**	**5**	**0**	**0**	**96**	**17.7**	**48**	**8.9**	**17**	**3.1**	**65.6**	**81**
00-00	**553**	**7**	**459**	**19**	**43**	**9**	**5**	**0**	**1**	**5**	**5**	**0**	**0**	**98**	**17.7**	**49**	**8.9**	**17**	**3.1**	**65.7**	**81**

DRAFT

Site 29
Location L-7414-1, att t/pole, Lat 53,70611, Long -6.75915
Direction North

3279 / Meath/Cavan/Monaghan ATC's
October 2013
Automatic Traffic Count

Fri, 11 October 2013

Time	Total	Classification												>PSL	>PSL%	>SL1	>SL1%	>SL2	>SL2%	Mean	Vpp
		1 MCL	2 SV	3 SVT	4 TB2	5 TB3	6 T4	7 ART3	8 ART4	9 ART5	10 ART6	11 BD	12 DRT	80	80	85 +5kph	85 +5kph	90 +10kph	90 +10kph		85
0000	2	0	2	0	0	0	0	0	0	0	0	0	0	0	0	0	0	0	0	68.3	-
0100	2	0	2	0	0	0	0	0	0	0	0	0	0	1	50	0	0	0	0	78.9	-
0200	1	0	1	0	0	0	0	0	0	0	0	0	0	1	100	0	0	0	0	81	-
0300	2	0	2	0	0	0	0	0	0	0	0	0	0	1	50	1	50	1	50	82.1	-
0400	1	0	1	0	0	0	0	0	0	0	0	0	0	1	100	0	0	0	0	82.3	-
0500	1	0	1	0	0	0	0	0	0	0	0	0	0	0	0	0	0	0	0	76.4	-
0600	2	0	1	0	1	0	0	0	0	0	0	0	0	0	0	0	0	0	0	66.8	-
0700	11	0	10	0	1	0	0	0	0	0	0	0	0	2	18.2	2	18.2	1	9.1	70.7	77.8
0800	**42**	**0**	**34**	**0**	**7**	**0**	**0**	**0**	**1**	**0**	**0**	**0**	**0**	**8**	**19**	**3**	**7.1**	**1**	**2.4**	**70.4**	**82.1**
0900	41	0	37	0	4	0	0	0	0	0	0	0	0	11	26.8	3	7.3	2	4.9	71.2	83.2
1000	15	0	9	2	3	0	0	0	1	0	0	0	0	2	13.3	2	13.3	2	13.3	66.1	78.8
1100	20	0	14	0	4	1	0	0	1	0	0	0	0	2	10	1	5	1	5	59.6	72.4
1200	42	0	39	0	3	0	0	0	0	0	0	0	0	9	21.4	3	7.1	0	0	71.2	81.7
1300	27	0	26	0	1	0	0	0	0	0	0	0	0	4	14.8	1	3.7	0	0	70.3	79.6
1400	48	0	40	3	3	0	1	0	1	0	0	0	0	12	25	6	12.5	5	10.4	69.5	82.8
1500	34	1	27	1	5	0	0	0	0	0	0	0	0	5	14.7	1	2.9	1	2.9	60.8	77.4
1600	**60**	**0**	**56**	**1**	**2**	**0**	**1**	**0**	**0**	**0**	**0**	**0**	**0**	**18**	**30**	**8**	**13.3**	**4**	**6.7**	**72.4**	**83.5**
1700	57	1	47	3	6	0	0	0	0	0	0	0	0	12	21.1	5	8.8	3	5.3	67.2	81.4
1800	42	0	40	0	2	0	0	0	0	0	0	0	0	5	11.9	3	7.1	1	2.4	70.8	77.4
1900	31	0	30	0	0	1	0	0	0	0	0	0	0	8	25.8	2	6.5	2	6.5	70.5	81.4
2000	21	0	19	0	1	0	0	0	0	1	0	0	0	2	9.5	1	4.8	1	4.8	67.2	76.7
2100	15	0	15	0	0	0	0	0	0	0	0	0	0	5	33.3	1	6.7	1	6.7	73	81.7
2200	15	0	15	0	0	0	0	0	0	0	0	0	0	6	40	2	13.3	1	6.7	72.5	83.5
2300	4	0	4	0	0	0	0	0	0	0	0	0	0	3	75	1	25	1	25	83.3	-
07-19	**439**	**2**	**379**	**10**	**41**	**1**	**2**	**0**	**4**	**0**	**0**	**0**	**0**	**90**	**20.5**	**38**	**8.7**	**21**	**4.8**	**69**	**81.4**
06-22	**508**	**2**	**444**	**10**	**43**	**2**	**2**	**0**	**4**	**1**	**0**	**0**	**0**	**105**	**20.7**	**42**	**8.3**	**25**	**4.9**	**69.1**	**81.4**
06-00	**527**	**2**	**463**	**10**	**43**	**2**	**2**	**0**	**4**	**1**	**0**	**0**	**0**	**114**	**21.6**	**45**	**8.5**	**27**	**5.1**	**69.3**	**81.7**
00-00	**536**	**2**	**472**	**10**	**43**	**2**	**2**	**0**	**4**	**1**	**0**	**0**	**0**	**118**	**22**	**46**	**8.6**	**28**	**5.2**	**69.4**	**81.7**

DRAFT

Site 29
Location L-7414-1, att t/pole, Lat 53,70611, Long -6.75915
Direction North

3279 / Meath/Cavan/Monaghan ATC's
October 2013
Automatic Traffic Count

Sat, 12 October 2013

Time	Total	Classification												>PSL	>PSL%	>SL1	>SL1%	>SL2	>SL2%	Mean	Vpp
		1 MCL	2 SV	3 SVT	4 TB2	5 TB3	6 T4	7 ART3	8 ART4	9 ART5	10 ART6	11 BD	12 DRT	80	80	85 +5kph	85 +5kph	90 +10kph	90 +10kph		85
0000	12	0	12	0	0	0	0	0	0	0	0	0	0	0	0	0	0	0	0	64.9	69.1
0100	4	0	4	0	0	0	0	0	0	0	0	0	0	1	25	1	25	0	0	73.1	-
0200	2	0	2	0	0	0	0	0	0	0	0	0	0	1	50	1	50	1	50	81.6	-
0300	1	0	1	0	0	0	0	0	0	0	0	0	0	1	100	1	100	0	0	85.5	-
0400	1	0	1	0	0	0	0	0	0	0	0	0	0	0	0	0	0	0	0	71.1	-
0500	2	0	2	0	0	0	0	0	0	0	0	0	0	2	100	2	100	1	50	89.9	-
0600	0	0	0	0	0	0	0	0	0	0	0	0	0	0	0	0	0	0	0	-	-
0700	1	0	1	0	0	0	0	0	0	0	0	0	0	1	100	1	100	1	100	91.9	-
0800	10	0	8	0	1	1	0	0	0	0	0	0	0	3	30	1	10	0	0	64.9	-
0900	10	0	7	2	1	0	0	0	0	0	0	0	0	5	50	3	30	0	0	72.5	-
1000	27	1	21	1	3	0	1	0	0	0	0	0	0	3	11.1	2	7.4	1	3.7	62.4	77.4
1100	**32**	**0**	**26**	**2**	**4**	**0**	**0**	**0**	**0**	**0**	**0**	**0**	**0**	**5**	**15.6**	**3**	**9.4**	**1**	**3.1**	**67.9**	**78.5**
1200	33	1	30	1	1	0	0	0	0	0	0	0	0	6	18.2	4	12.1	1	3	65.8	80.6
1300	35	1	31	0	2	0	0	0	0	1	0	0	0	9	25.7	4	11.4	1	2.9	70.6	82.4
1400	41	0	36	0	3	0	1	0	1	0	0	0	0	5	12.2	2	4.9	1	2.4	68.4	77.4
1500	31	0	27	4	0	0	0	0	0	0	0	0	0	5	16.1	4	12.9	2	6.5	69.6	79.6
1600	19	0	14	1	2	2	0	0	0	0	0	0	0	2	10.5	1	5.3	0	0	64.9	74.2
1700	**45**	**1**	**42**	**1**	**1**	**0**	**0**	**0**	**0**	**0**	**0**	**0**	**0**	**8**	**17.8**	**5**	**11.1**	**3**	**6.7**	**66.8**	**79.9**
1800	41	1	39	1	0	0	0	0	0	0	0	0	0	8	19.5	5	12.2	2	4.9	66.9	79.9
1900	29	0	27	0	2	0	0	0	0	0	0	0	0	6	20.7	4	13.8	3	10.3	70.4	82.4
2000	19	0	17	1	0	0	0	0	0	1	0	0	0	4	21.1	3	15.8	2	10.5	69.8	83.9
2100	13	1	12	0	0	0	0	0	0	0	0	0	0	4	30.8	2	15.4	1	7.7	70.4	80.3
2200	6	0	6	0	0	0	0	0	0	0	0	0	0	1	16.7	1	16.7	1	16.7	74.4	-
2300	5	0	5	0	0	0	0	0	0	0	0	0	0	0	0	0	0	0	0	67.7	-
07-19	**325**	**5**	**282**	**13**	**18**	**3**	**2**	**0**	**1**	**1**	**0**	**0**	**0**	**60**	**18.5**	**35**	**10.8**	**13**	**4**	**67.4**	**82.4**
06-22	**386**	**6**	**338**	**14**	**20**	**3**	**2**	**0**	**1**	**2**	**0**	**0**	**0**	**74**	**19.2**	**44**	**11.4**	**19**	**4.9**	**67.9**	**82.4**
06-00	**397**	**6**	**349**	**14**	**20**	**3**	**2**	**0**	**1**	**2**	**0**	**0**	**0**	**75**	**18.9**	**45**	**11.3**	**20**	**5**	**68**	**82.4**
00-00	**419**	**6**	**371**	**14**	**20**	**3**	**2**	**0**	**1**	**2**	**0**	**0**	**0**	**80**	**19.1**	**50**	**11.9**	**22**	**5.3**	**68.1**	**82.8**

DRAFT

Site 29
Location L-7414-1, att t/pole, Lat 53,70611, Long -6.75915
Direction North

3279 / Meath/Cavan/Monaghan ATC's
October 2013
Automatic Traffic Count

Sun, 13 October 2013

Time	Total	Classification												>PSL	>PSL%	>SL1	>SL1%	>SL2	>SL2%	Mean	Vpp
		1 MCL	2 SV	3 SVT	4 TB2	5 TB3	6 T4	7 ART3	8 ART4	9 ART5	10 ART6	11 BD	12 DRT	80	80	85 +5kph	85 +5kph	90 +10kph	90 +10kph		85
0000	7	0	7	0	0	0	0	0	0	0	0	0	0	3	42.9	2	28.6	2	28.6	76.4	-
0100	5	0	5	0	0	0	0	0	0	0	0	0	0	3	60	2	40	2	40	86.7	-
0200	3	0	3	0	0	0	0	0	0	0	0	0	0	0	0	0	0	0	0	69.8	-
0300	1	0	0	0	1	0	0	0	0	0	0	0	0	0	0	0	0	0	0	62.8	-
0400	1	0	1	0	0	0	0	0	0	0	0	0	0	0	0	0	0	0	0	70.9	-
0500	1	0	0	0	1	0	0	0	0	0	0	0	0	0	0	0	0	0	0	49.1	-
0600	2	0	2	0	0	0	0	0	0	0	0	0	0	1	50	1	50	0	0	71.1	-
0700	3	1	1	0	1	0	0	0	0	0	0	0	0	1	33.3	0	0	0	0	54.6	-
0800	10	1	9	0	0	0	0	0	0	0	0	0	0	1	10	1	10	1	10	64.5	-
0900	**33**	**1**	**32**	**0**	**0**	**0**	**0**	**0**	**0**	**0**	**0**	**0**	**0**	**11**	**33.3**	**4**	**12.1**	**2**	**6.1**	**68.8**	**82.8**
1000	16	2	12	0	1	0	0	0	1	0	0	0	0	1	6.3	1	6.3	1	6.3	64.7	78.1
1100	18	0	17	0	1	0	0	0	0	0	0	0	0	4	22.2	3	16.7	0	0	71.5	82.4
1200	22	0	21	0	1	0	0	0	0	0	0	0	0	7	31.8	3	13.6	1	4.5	70.8	83.5
1300	23	0	23	0	0	0	0	0	0	0	0	0	0	3	13	1	4.3	0	0	71.8	79.6
1400	23	0	22	1	0	0	0	0	0	0	0	0	0	2	8.7	2	8.7	2	8.7	66.5	74.9
1500	30	2	26	1	0	0	1	0	0	0	0	0	0	6	20	4	13.3	1	3.3	64.7	81.4
1600	23	0	23	0	0	0	0	0	0	0	0	0	0	5	21.7	2	8.7	0	0	66.8	83.5
1700	**34**	**0**	**31**	**1**	**2**	**0**	**0**	**0**	**0**	**0**	**0**	**0**	**0**	**7**	**20.6**	**4**	**11.8**	**2**	**5.9**	**69.8**	**82.4**
1800	29	1	28	0	0	0	0	0	0	0	0	0	0	4	13.8	3	10.3	1	3.4	67.6	77.8
1900	23	0	22	0	1	0	0	0	0	0	0	0	0	0	0	0	0	0	0	65.1	73.8
2000	25	0	23	0	2	0	0	0	0	0	0	0	0	0	0	0	0	0	0	60.2	67.7
2100	13	0	13	0	0	0	0	0	0	0	0	0	0	1	7.7	1	7.7	0	0	69.8	74.2
2200	8	0	8	0	0	0	0	0	0	0	0	0	0	1	12.5	1	12.5	0	0	69.5	-
2300	5	0	5	0	0	0	0	0	0	0	0	0	0	2	40	2	40	1	20	81.7	-
07-19	**264**	**8**	**245**	**3**	**6**	**0**	**1**	**0**	**1**	**0**	**0**	**0**	**0**	**52**	**19.7**	**28**	**10.6**	**11**	**4.2**	**68**	**82.1**
06-22	**327**	**8**	**305**	**3**	**9**	**0**	**1**	**0**	**1**	**0**	**0**	**0**	**0**	**54**	**16.5**	**30**	**9.2**	**11**	**3.4**	**67.3**	**80.3**
06-00	**340**	**8**	**318**	**3**	**9**	**0**	**1**	**0**	**1**	**0**	**0**	**0**	**0**	**57**	**16.8**	**33**	**9.7**	**12**	**3.5**	**67.5**	**80.6**
00-00	**358**	**8**	**334**	**3**	**11**	**0**	**1**	**0**	**1**	**0**	**0**	**0**	**0**	**63**	**17.6**	**37**	**10.3**	**16**	**4.5**	**68**	**81.4**

DRAFT

Site 29
Location L-7414-1, att t/pole, Lat 53,70611, Long -6.75915
Direction North

3279 / Meath/Cavan/Monaghan ATC's
October 2013
Automatic Traffic Count

Virtual Day (7)

Time	Total	Classification												>PSL	>PSL%	>SL1	>SL1%	>SL2	>SL2%	Mean	Vpp
		1 MCL	2 SV	3 SVT	4 TB2	5 TB3	6 T4	7 ART3	8 ART4	9 ART5	10 ART6	11 BD	12 DRT	80	80	85 +5kph	85 +5kph	90 +10kph	90 +10kph		85
0000	5	0	5	0	0	0	0	0	0	0	0	0	0	1	17.6	1	11.8	0	8.8	70.9	-
0100	2	0	2	0	0	0	0	0	0	0	0	0	0	1	31.3	0	18.8	0	12.5	78.4	-
0200	1	0	1	0	0	0	0	0	0	0	0	0	0	0	20	0	10	0	10	72.8	-
0300	1	0	1	0	0	0	0	0	0	0	0	0	0	0	60	0	40	0	20	79.1	-
0400	0	0	0	0	0	0	0	0	0	0	0	0	0	0	33.3	0	0	0	0	74.8	-
0500	1	0	1	0	0	0	0	0	0	0	0	0	0	0	20	0	20	0	10	70.9	-
0600	3	0	2	0	0	0	0	0	0	0	0	0	0	1	22.2	0	11.1	0	0	72.1	-
0700	8	0	7	0	1	0	0	0	0	0	0	0	0	2	18.6	1	8.5	0	5.1	68	-
0800	29	0	24	0	4	0	0	0	0	0	0	0	0	5	18	2	8	1	2	68.4	81.4
0900	**35**	**1**	**31**	**1**	**2**	**0**	**0**	**0**	**0**	**0**	**0**	**0**	**0**	**7**	**19.6**	**3**	**7.3**	**1**	**2.4**	**67.9**	**81**
1000	20	1	15	0	2	0	0	0	0	0	0	0	0	3	13	2	10.1	1	5.1	63.2	78.8
1100	22	0	18	1	3	0	0	0	0	0	0	0	0	4	19.1	2	9.6	1	3.2	65.6	82.1
1200	32	0	29	1	2	0	0	0	0	0	0	0	0	7	20.5	3	9.4	0	1.3	69.5	81.7
1300	28	0	25	0	2	0	0	0	0	0	0	0	0	5	18.7	3	9.1	1	3.5	69.6	81.4
1400	34	0	30	1	2	0	0	0	0	0	0	0	0	6	17.8	3	9.3	3	7.6	68.6	81
1500	34	1	27	2	4	0	0	0	0	0	0	0	0	7	19.7	4	10.9	1	3.4	66.9	81.4
1600	45	0	39	0	3	1	0	0	0	0	0	0	0	8	16.9	4	8.6	1	3.2	69.2	80.6
1700	**55**	**1**	**47**	**2**	**4**	**1**	**0**	**0**	**0**	**0**	**0**	**0**	**0**	**12**	**21.5**	**6**	**11.3**	**3**	**5.5**	**69.4**	**82.4**
1800	43	1	39	1	2	0	0	0	0	0	0	0	0	9	20.2	5	11.6	2	4	69.3	82.8
1900	31	0	28	1	1	0	0	0	0	0	0	0	0	5	14.8	2	6	1	4.6	65.3	79.9
2000	22	0	19	0	1	0	0	0	0	1	0	0	0	2	11.3	1	5.3	1	4.6	64.7	77
2100	14	0	13	0	0	0	0	0	0	0	0	0	0	3	19.6	1	6.2	1	4.1	68.5	81.4
2200	10	0	10	0	0	0	0	0	0	0	0	0	0	3	28.2	2	15.5	1	9.9	71.6	83.5
2300	7	0	7	0	0	0	0	0	0	0	0	0	0	2	26	1	16	1	12	72.9	-
07-19	**385**	**5**	**330**	**10**	**32**	**3**	**2**	**0**	**2**	**1**	**0**	**0**	**0**	**73**	**19**	**37**	**9.7**	**15**	**3.9**	**68.3**	**81.7**
06-22	**453**	**6**	**393**	**11**	**34**	**3**	**2**	**0**	**2**	**2**	**1**	**0**	**0**	**83**	**18.4**	**41**	**9.1**	**18**	**3.9**	**68**	**81.4**
06-00	**471**	**6**	**409**	**11**	**34**	**3**	**2**	**0**	**2**	**2**	**1**	**0**	**0**	**88**	**18.7**	**44**	**9.3**	**20**	**4.2**	**68.1**	**81.4**
00-00	**482**	**6**	**420**	**11**	**35**	**3**	**2**	**0**	**2**	**2**	**1**	**0**	**0**	**91**	**18.8**	**46**	**9.5**	**21**	**4.3**	**68.2**	**81.7**

DRAFT

Site 29
Location L-7414-1, att t/pole, Lat 53,70611, Long -6.75915
Direction North

3279 / Meath/Cavan/Monaghan ATC's
October 2013
Automatic Traffic Count

Virtual Week (1)

Time	Total	Classification												>PSL	>PSL%	>SL1	>SL1%	>SL2	>SL2%	Mean	Vpp
		1 MCL	2 SV	3 SVT	4 TB2	5 TB3	6 T4	7 ART3	8 ART4	9 ART5	10 ART6	11 BD	12 DRT	80	80	85 +5kph	85 +5kph	90 +10kph	90 +10kph		85
Mon	485	1	428	9	42	3	1	0	0	1	0	0	0	89	18.4	50	10.3	25	5.2	70.1	81.4
Tue	505	11	428	11	45	1	1	0	5	2	1	0	0	79	15.6	31	6.1	13	2.6	67.6	80.6
Wed	517	4	447	12	41	5	1	0	1	6	0	0	0	108	20.9	57	11	25	4.8	68.9	82.4
Thu	553	7	459	19	43	9	5	0	1	5	5	0	0	98	17.7	49	8.9	17	3.1	65.7	81
Fri	536	2	472	10	43	2	2	0	4	1	0	0	0	118	22	46	8.6	28	5.2	69.4	81.7
| Sat	419	6	371	14	20	3	2	0	1	2	0	0	0	80	19.1	50	11.9	22	5.3	68.1	82.8
| Sun	358	8	334	3	11	0	1	0	1	0	0	0	0	63	17.6	37	10.3	16	4.5	68	81.4
5 Day Ave.	**519**	**5**	**447**	**12**	**43**	**4**	**2**	**0**	**2**	**3**	**1**	**0**	**0**	**98**	**18.9**	**47**	**9.1**	**22**	**4.2**	**68.3**	**81.4**
7 Day Ave.	**482**	**6**	**420**	**11**	**35**	**3**	**2**	**0**	**2**	**2**	**1**	**0**	**0**	**91**	**18.8**	**46**	**9.5**	**21**	**4.3**	**68.2**	**81.7**
--	**3373**	**39**	**2939**	**78**	**245**	**23**	**13**	**0**	**13**	**17**	**6**	**0**	**0**	**635**	**18.8**	**320**	**9.5**	**146**	**4.3**	**68.2**	**81.7**

Summary Graphs

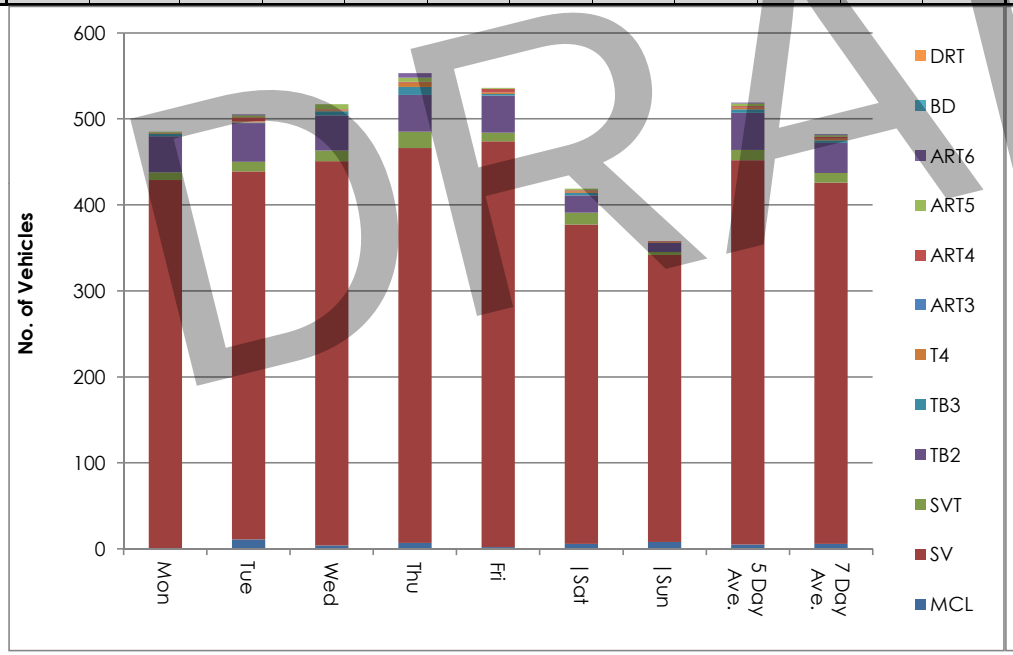

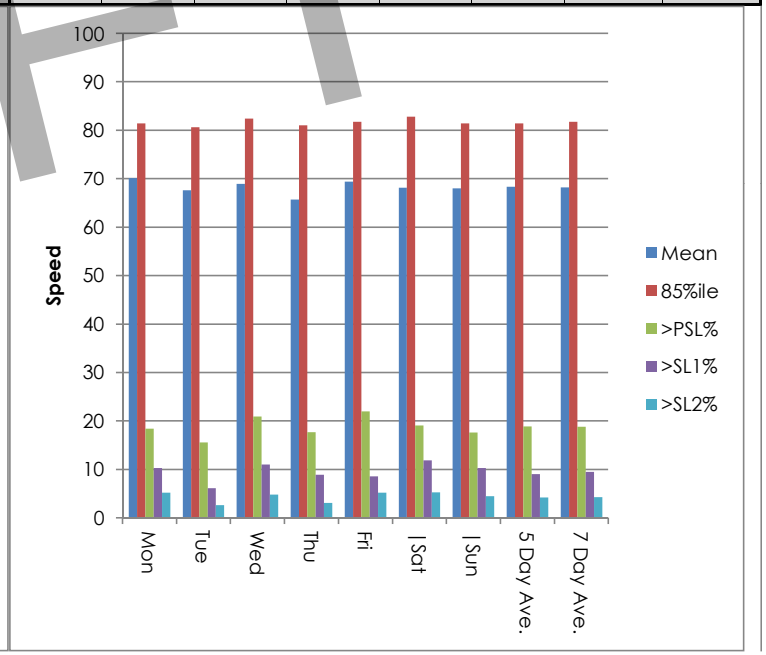

DRAFT

Site 29
Location L-7414-1, att t/pole, Lat 53,70611, Long -6.75915
Direction North

3279 / Meath/Cavan/Monaghan ATC's
October 2013
Automatic Traffic Count

Mon, 7 October 2013

Time	Total	Speed Bins (km/h)																											
		0 - 5	5 - 10	10 - 15	15 - 20	20 - 25	25 - 30	30 - 35	35 - 40	40 - 45	45 - 50	50 - 55	55 - 60	60 - 65	65 - 70	70 - 75	75 - 80	80 - 85	85 - 90	90 - 95	95 - 100	100 - 105	105 - 110	110 - 115	115 - 120	120 - 125	125 - 130	130 - 135	135 - 140
0000	5	0	0	0	0	0	0	0	0	0	0	0	0	1	1	2	0	0	0	0	0	1	0	0	0	0	0	0	0
0100	1	0	0	0	0	0	0	0	0	0	0	0	0	0	1	0	0	0	0	0	0	0	0	0	0	0	0	0	0
0200	2	0	0	0	0	0	0	0	0	0	0	0	0	0	1	1	0	0	0	0	0	0	0	0	0	0	0	0	0
0300	0	0	0	0	0	0	0	0	0	0	0	0	0	0	0	0	0	0	0	0	0	0	0	0	0	0	0	0	0
0400	0	0	0	0	0	0	0	0	0	0	0	0	0	0	0	0	0	0	0	0	0	0	0	0	0	0	0	0	0
0500	2	0	0	0	0	0	0	0	0	0	0	0	0	0	0	2	0	0	0	0	0	0	0	0	0	0	0	0	0
0600	3	0	0	0	0	0	0	0	0	0	0	0	0	0	1	0	1	1	0	0	0	0	0	0	0	0	0	0	0
0700	9	0	0	0	0	0	0	0	0	0	0	0	1	3	0	3	0	2	0	0	0	0	0	0	0	0	0	0	0
0800	33	0	0	0	0	0	0	0	0	1	0	2	3	2	6	6	7	5	1	0	0	0	0	0	0	0	0	0	0
0900	**46**	**0**	**0**	**0**	**0**	**0**	**1**	**0**	**0**	**1**	**2**	**0**	**1**	**7**	**6**	**16**	**7**	**3**	**1**	**1**	**0**	**0**	**0**	**0**	**0**	**0**	**0**	**0**	**0**
1000	21	0	0	0	0	0	0	1	0	1	2	0	2	1	2	5	2	1	2	2	0	0	0	0	0	0	0	0	0
1100	23	0	0	0	0	0	0	1	1	0	0	2	3	7	1	4	2	0	1	1	0	0	0	0	0	0	0	0	0
1200	27	0	0	0	0	0	0	0	0	1	0	0	3	4	0	6	7	5	1	0	0	0	0	0	0	0	0	0	0
1300	23	0	0	0	0	0	0	0	0	0	0	0	2	0	3	10	5	1	0	0	1	0	0	0	1	0	0	0	0
1400	28	0	0	1	0	0	0	0	1	0	1	1	2	2	2	7	5	3	1	2	0	0	0	0	0	0	0	0	0
1500	36	0	0	0	0	0	0	0	0	0	2	2	6	2	6	8	2	4	2	1	0	0	1	0	0	0	0	0	0
1600	54	0	0	0	0	0	0	0	0	0	1	3	6	4	10	9	11	3	2	3	1	0	0	0	1	0	0	0	0
1700	**59**	**0**	**0**	**0**	**0**	**0**	**0**	**0**	**0**	**0**	**0**	**6**	**5**	**6**	**10**	**11**	**6**	**3**	**9**	**3**	**0**	**0**	**0**	**0**	**0**	**0**	**0**	**0**	**0**
1800	43	0	0	0	0	0	0	1	0	0	0	0	4	3	5	11	9	4	4	1	1	0	0	0	0	0	0	0	0
1900	27	0	0	0	0	0	0	0	2	0	0	2	5	4	2	6	1	2	1	0	1	1	0	0	0	0	0	0	0
2000	13	0	0	0	0	0	0	1	0	0	0	3	0	1	2	1	4	1	0	0	0	0	0	0	0	0	0	0	0
2100	11	0	0	0	0	0	0	1	1	0	1	0	1	2	2	1	1	0	0	0	1	0	0	0	0	0	0	0	0
2200	12	0	0	0	0	0	0	0	0	0	2	1	0	4	1	1	1	1	0	1	0	0	0	0	0	0	0	0	0
2300	7	0	0	0	0	0	0	0	0	0	0	0	1	2	3	1	0	0	0	0	0	0	0	0	0	0	0	0	0
07-19	**402**	**0**	**0**	**1**	**0**	**0**	**1**	**3**	**2**	**4**	**8**	**16**	**38**	**41**	**51**	**96**	**63**	**34**	**24**	**14**	**3**	**0**	**1**	**0**	**2**	**0**	**0**	**0**	**0**
06-22	**456**	**0**	**0**	**1**	**0**	**0**	**1**	**5**	**5**	**4**	**9**	**21**	**44**	**48**	**58**	**104**	**70**	**38**	**25**	**14**	**5**	**1**	**1**	**0**	**2**	**0**	**0**	**0**	**0**
06-00	**475**	**0**	**0**	**1**	**0**	**0**	**1**	**5**	**5**	**4**	**11**	**22**	**45**	**54**	**62**	**106**	**71**	**39**	**25**	**15**	**5**	**1**	**1**	**0**	**2**	**0**	**0**	**0**	**0**
00-00	**485**	**0**	**0**	**1**	**0**	**0**	**1**	**5**	**5**	**4**	**11**	**22**	**45**	**55**	**65**	**111**	**71**	**39**	**25**	**15**	**5**	**2**	**1**	**0**	**2**	**0**	**0**	**0**	**0**

DRAFT

Site 29
Location L-7414-1, att t/pole, Lat 53,70611, Long -6.75915
Direction North

3279 / Meath/Cavan/Monaghan ATC's
October 2013
Automatic Traffic Count

Tue, 8 October 2013

Time	Total	Speed Bins (km/h)																											
		0 - 5	5 - 10	10 - 15	15 - 20	20 - 25	25 - 30	30 - 35	35 - 40	40 - 45	45 - 50	50 - 55	55 - 60	60 - 65	65 - 70	70 - 75	75 - 80	80 - 85	85 - 90	90 - 95	95 - 100	100 - 105	105 - 110	110 - 115	115 - 120	120 - 125	125 - 130	130 - 135	135 - 140
0000	2	0	0	0	0	0	0	0	0	0	0	0	0	0	0	1	0	1	0	0	0	0	0	0	0	0	0	0	0
0100	1	0	0	0	0	0	0	0	0	0	0	0	0	0	0	0	1	0	0	0	0	0	0	0	0	0	0	0	0
0200	0	0	0	0	0	0	0	0	0	0	0	0	0	0	0	0	0	0	0	0	0	0	0	0	0	0	0	0	0
0300	0	0	0	0	0	0	0	0	0	0	0	0	0	0	0	0	0	0	0	0	0	0	0	0	0	0	0	0	0
0400	0	0	0	0	0	0	0	0	0	0	0	0	0	0	0	0	0	0	0	0	0	0	0	0	0	0	0	0	0
0500	1	0	0	0	0	0	0	0	0	0	0	0	1	0	0	0	0	0	0	0	0	0	0	0	0	0	0	0	0
0600	3	0	0	0	0	0	0	0	0	0	0	0	0	0	0	1	2	0	0	0	0	0	0	0	0	0	0	0	0
0700	13	0	0	0	0	0	0	0	0	0	2	2	0	1	2	2	2	2	0	0	0	0	0	0	0	0	0	0	0
0800	**40**	**0**	**0**	**0**	**0**	**1**	**0**	**0**	**1**	**1**	**1**	**1**	**2**	**8**	**9**	**8**	**4**	**1**	**3**	**0**	**0**	**0**	**0**	**0**	**0**	**0**	**0**	**0**	**0**
0900	**40**	**0**	**0**	**1**	**0**	**0**	**1**	**0**	**1**	**0**	**2**	**4**	**5**	**10**	**4**	**4**	**7**	**1**	**0**	**0**	**0**	**0**	**0**	**0**	**0**	**0**	**0**	**0**	**0**
1000	27	0	0	1	1	0	0	0	1	1	0	0	3	7	3	6	3	0	1	0	0	0	0	0	0	0	0	0	0
1100	20	0	0	0	0	0	0	0	0	1	0	2	0	5	3	2	3	4	0	0	0	0	0	0	0	0	0	0	0
1200	28	0	0	0	0	0	0	0	0	0	1	2	1	2	9	3	3	6	1	0	0	0	0	0	0	0	0	0	0
1300	30	0	0	1	0	0	0	0	0	2	0	2	4	2	5	5	5	1	2	1	0	0	0	0	0	0	0	0	0
1400	22	0	0	0	0	0	0	0	1	1	0	1	0	4	5	3	3	1	0	2	1	0	0	0	0	0	0	0	0
1500	31	0	0	0	0	0	0	0	1	1	0	3	4	6	4	4	2	4	2	0	0	0	0	0	0	0	0	0	0
1600	**55**	**0**	**0**	**1**	**1**	**0**	**1**	**0**	**0**	**0**	**0**	**1**	**2**	**5**	**12**	**14**	**10**	**3**	**5**	**0**	**0**	**0**	**0**	**0**	**0**	**0**	**0**	**0**	**0**
1700	**55**	**0**	**0**	**0**	**0**	**2**	**0**	**0**	**1**	**1**	**0**	**2**	**5**	**5**	**9**	**8**	**6**	**10**	**2**	**3**	**1**	**0**	**0**	**0**	**0**	**0**	**0**	**0**	**0**
1800	49	0	0	2	0	0	0	0	0	0	1	3	5	8	12	4	7	4	2	1	0	0	0	0	0	0	0	0	0
1900	37	0	0	0	0	0	0	1	0	2	1	2	5	4	4	7	5	5	0	1	0	0	0	0	0	0	0	0	0
2000	20	0	0	0	0	0	0	0	0	0	0	1	2	6	2	4	4	0	0	0	1	0	0	0	0	0	0	0	0
2100	12	0	0	0	0	0	0	0	0	1	0	0	0	3	1	4	1	2	0	0	0	0	0	0	0	0	0	0	0
2200	12	0	0	0	0	0	0	0	1	0	0	1	0	1	3	1	3	1	0	0	1	0	0	0	0	0	0	0	0
2300	7	0	0	0	0	0	0	0	0	0	1	0	0	0	1	1	1	2	0	1	0	0	0	0	0	0	0	0	0
07-19	**410**	**0**	**0**	**6**	**2**	**3**	**2**	**0**	**6**	**8**	**7**	**23**	**31**	**63**	**77**	**63**	**55**	**37**	**18**	**7**	**2**	**0**	**0**	**0**	**0**	**0**	**0**	**0**	**0**
06-22	**482**	**0**	**0**	**6**	**2**	**3**	**2**	**1**	**6**	**11**	**8**	**26**	**38**	**76**	**84**	**79**	**67**	**44**	**18**	**8**	**3**	**0**	**0**	**0**	**0**	**0**	**0**	**0**	**0**
06-00	**501**	**0**	**0**	**6**	**2**	**3**	**2**	**1**	**7**	**11**	**9**	**27**	**38**	**77**	**88**	**81**	**71**	**47**	**18**	**9**	**4**	**0**	**0**	**0**	**0**	**0**	**0**	**0**	**0**
00-00	**505**	**0**	**0**	**6**	**2**	**3**	**2**	**1**	**7**	**11**	**9**	**27**	**39**	**77**	**88**	**82**	**72**	**48**	**18**	**9**	**4**	**0**	**0**	**0**	**0**	**0**	**0**	**0**	**0**

DRAFT

Site 29
Location L-7414-1, att t/pole, Lat 53,70611, Long -6.75915
Direction North

3279 / Meath/Cavan/Monaghan ATC's
October 2013
Automatic Traffic Count

Wed, 9 October 2013

Time	Total	Speed Bins (km/h)																											
		0 - 5	5 - 10	10 - 15	15 - 20	20 - 25	25 - 30	30 - 35	35 - 40	40 - 45	45 - 50	50 - 55	55 - 60	60 - 65	65 - 70	70 - 75	75 - 80	80 - 85	85 - 90	90 - 95	95 - 100	100 - 105	105 - 110	110 - 115	115 - 120	120 - 125	125 - 130	130 - 135	135 - 140
0000	0	0	0	0	0	0	0	0	0	0	0	0	0	0	0	0	0	0	0	0	0	0	0	0	0	0	0	0	0
0100	1	0	0	0	0	0	0	0	0	0	0	0	0	0	0	0	1	0	0	0	0	0	0	0	0	0	0	0	0
0200	2	0	0	0	0	0	0	0	0	0	0	0	0	1	0	1	0	0	0	0	0	0	0	0	0	0	0	0	0
0300	0	0	0	0	0	0	0	0	0	0	0	0	0	0	0	0	0	0	0	0	0	0	0	0	0	0	0	0	0
0400	0	0	0	0	0	0	0	0	0	0	0	0	0	0	0	0	0	0	0	0	0	0	0	0	0	0	0	0	0
0500	1	0	0	0	0	0	0	0	0	0	0	0	0	0	0	1	0	0	0	0	0	0	0	0	0	0	0	0	0
0600	4	0	0	0	0	0	0	0	0	0	0	0	1	0	1	1	1	0	0	0	0	0	0	0	0	0	0	0	0
0700	10	0	0	0	1	0	0	0	0	0	2	0	0	1	0	3	1	0	1	1	0	0	0	0	0	0	0	0	0
0800	34	0	0	1	0	0	0	0	1	1	2	1	3	2	8	4	4	5	1	1	0	0	0	0	0	0	0	0	0
0900	**42**	**0**	**0**	**0**	**1**	**0**	**0**	**0**	**1**	**1**	**0**	**0**	**5**	**6**	**8**	**8**	**4**	**5**	**2**	**1**	**0**	**0**	**0**	**0**	**0**	**0**	**0**	**0**	**0**
1000	14	0	0	0	0	1	0	0	1	0	0	0	1	3	1	1	2	1	3	0	0	0	0	0	0	0	0	0	0
1100	15	0	0	0	0	0	0	1	1	1	0	2	1	1	1	3	1	1	1	1	0	0	0	0	0	0	0	0	0
1200	38	0	0	0	0	0	0	0	1	0	0	1	3	5	9	7	7	1	3	0	1	0	0	0	0	0	0	0	0
1300	26	0	0	0	0	0	0	1	0	1	0	4	5	1	3	3	3	3	1	0	1	0	0	0	0	0	0	0	0
1400	41	0	0	0	1	0	1	0	1	2	0	2	0	5	7	5	8	5	1	2	0	1	0	0	0	0	0	0	0
1500	32	0	0	0	0	0	0	0	0	0	1	1	2	4	4	7	4	1	7	1	0	0	0	0	0	0	0	0	0
1600	54	0	0	0	0	1	0	1	1	4	1	4	4	6	4	13	8	5	2	0	0	0	0	0	0	0	0	0	0
1700	**55**	**0**	**0**	**0**	**0**	**0**	**0**	**0**	**1**	**1**	**1**	**0**	**0**	**11**	**6**	**14**	**5**	**9**	**3**	**3**	**1**	**0**	**0**	**0**	**0**	**0**	**0**	**0**	**0**
1800	49	0	0	0	0	0	0	2	2	0	0	2	2	5	8	5	7	6	6	3	0	0	1	0	0	0	0	0	0
1900	38	0	0	0	0	0	0	1	2	0	4	3	6	3	8	4	4	2	0	0	0	1	0	0	0	0	0	0	0
2000	25	0	0	0	0	0	1	0	0	1	0	1	0	7	3	3	2	4	0	0	1	1	0	1	0	0	0	0	0
2100	12	0	0	0	0	0	0	0	1	0	0	0	2	1	1	2	4	1	0	0	0	0	0	0	0	0	0	0	0
2200	11	0	0	0	0	0	0	0	0	0	2	0	0	0	0	2	2	2	1	1	1	0	0	0	0	0	0	0	0
2300	13	0	0	0	0	0	0	0	1	0	0	0	1	4	3	2	1	0	0	0	1	0	0	0	0	0	0	0	0
07-19	**410**	**0**	**0**	**1**	**3**	**2**	**1**	**5**	**10**	**11**	**7**	**17**	**26**	**50**	**59**	**73**	**54**	**42**	**31**	**13**	**3**	**1**	**1**	**0**	**0**	**0**	**0**	**0**	**0**
06-22	**489**	**0**	**0**	**1**	**3**	**2**	**2**	**6**	**13**	**12**	**11**	**21**	**35**	**61**	**72**	**83**	**65**	**49**	**31**	**13**	**4**	**3**	**1**	**1**	**0**	**0**	**0**	**0**	**0**
06-00	**513**	**0**	**0**	**1**	**3**	**2**	**2**	**6**	**14**	**12**	**13**	**21**	**36**	**65**	**75**	**87**	**68**	**51**	**32**	**14**	**6**	**3**	**1**	**1**	**0**	**0**	**0**	**0**	**0**
00-00	**517**	**0**	**0**	**1**	**3**	**2**	**2**	**6**	**14**	**12**	**13**	**21**	**36**	**66**	**75**	**89**	**69**	**51**	**32**	**14**	**6**	**3**	**1**	**1**	**0**	**0**	**0**	**0**	**0**

DRAFT

Site 29
Location L-7414-1, att t/pole, Lat 53,70611, Long -6.75915
Direction North

3279 / Meath/Cavan/Monaghan ATC's
October 2013
Automatic Traffic Count

Thu, 10 October 2013

Time	Total	Speed Bins (km/h)																											
		0 - 5	5 - 10	10 - 15	15 - 20	20 - 25	25 - 30	30 - 35	35 - 40	40 - 45	45 - 50	50 - 55	55 - 60	60 - 65	65 - 70	70 - 75	75 - 80	80 - 85	85 - 90	90 - 95	95 - 100	100 - 105	105 - 110	110 - 115	115 - 120	120 - 125	125 - 130	130 - 135	135 - 140
0000	6	0	0	0	0	0	0	0	0	0	1	0	0	1	0	3	0	0	1	0	0	0	0	0	0	0	0	0	0
0100	2	0	0	0	0	0	0	0	0	0	0	0	0	0	0	1	1	0	0	0	0	0	0	0	0	0	0	0	0
0200	0	0	0	0	0	0	0	0	0	0	0	0	0	0	0	0	0	0	0	0	0	0	0	0	0	0	0	0	0
0300	1	0	0	0	0	0	0	0	0	0	0	0	0	0	0	0	1	0	0	0	0	0	0	0	0	0	0	0	0
0400	0	0	0	0	0	0	0	0	0	0	0	0	0	0	0	0	0	0	0	0	0	0	0	0	0	0	0	0	0
0500	2	0	0	0	0	0	0	0	0	0	0	0	0	1	1	0	0	0	0	0	0	0	0	0	0	0	0	0	0
0600	4	0	0	0	0	0	0	0	0	0	0	0	0	1	1	0	0	1	1	0	0	0	0	0	0	0	0	0	0
0700	12	0	0	0	0	0	0	0	0	0	2	0	0	1	1	3	4	1	0	0	0	0	0	0	0	0	0	0	0
0800	31	0	0	0	0	0	0	0	0	1	1	3	2	3	3	8	3	2	4	0	1	0	0	0	0	0	0	0	0
0900	**33**	**0**	**0**	**0**	**0**	**0**	**1**	**1**	**1**	**2**	**0**	**0**	**4**	**3**	**6**	**4**	**4**	**4**	**3**	**0**	**0**	**0**	**0**	**0**	**0**	**0**	**0**	**0**	**0**
1000	18	0	0	0	1	1	5	0	0	1	0	2	1	0	2	1	2	1	0	0	0	1	0	0	0	0	0	0	0
1100	29	0	0	0	2	2	0	0	1	2	2	0	2	1	3	2	2	6	3	1	0	0	0	0	0	0	0	0	0
1200	34	0	0	0	2	0	1	0	0	1	2	0	3	5	2	7	5	1	5	0	0	0	0	0	0	0	0	0	0
1300	34	0	0	1	1	1	2	0	0	1	0	0	0	6	3	5	5	4	3	0	0	1	0	0	0	1	0	0	0
1400	33	0	0	0	0	0	0	1	0	0	2	6	1	2	7	5	5	2	0	1	1	0	0	0	0	0	0	0	0
1500	44	0	0	0	2	1	0	0	0	0	0	4	9	5	6	5	4	5	2	0	0	0	1	0	0	0	0	0	0
1600	48	0	0	0	0	0	0	0	2	0	0	2	5	6	10	9	11	1	1	1	0	0	0	0	0	0	0	0	0
1700	**77**	**0**	**0**	**0**	**0**	**0**	**0**	**0**	**2**	**0**	**1**	**5**	**5**	**15**	**22**	**11**	**8**	**4**	**2**	**1**	**1**	**0**	**0**	**0**	**0**	**0**	**0**	**0**	**0**
1800	49	0	0	0	0	0	0	3	1	3	0	1	2	5	7	11	5	6	4	0	0	1	0	0	0	0	0	0	0
1900	31	0	0	0	1	1	5	3	0	3	0	1	2	3	3	2	3	2	1	0	0	1	0	0	0	0	0	0	0
2000	28	0	0	0	0	1	1	2	2	6	0	1	5	1	4	3	0	2	0	0	0	0	0	0	0	0	0	0	0
2100	21	0	0	0	1	0	0	0	1	0	2	1	1	1	3	5	1	4	0	0	0	0	1	0	0	0	0	0	0
2200	7	0	0	0	0	0	0	0	0	0	1	0	1	0	1	0	1	1	1	0	1	0	0	0	0	0	0	0	0
2300	9	0	0	0	0	0	0	0	0	0	0	0	1	0	0	3	1	1	1	1	0	1	0	0	0	0	0	0	0
07-19	**442**	**0**	**0**	**1**	**8**	**5**	**9**	**5**	**7**	**11**	**10**	**23**	**34**	**52**	**72**	**71**	**58**	**37**	**27**	**4**	**3**	**3**	**1**	**0**	**0**	**1**	**0**	**0**	**0**
06-22	**526**	**0**	**0**	**1**	**10**	**7**	**15**	**10**	**10**	**20**	**12**	**26**	**42**	**58**	**83**	**81**	**62**	**46**	**29**	**4**	**3**	**4**	**2**	**0**	**0**	**1**	**0**	**0**	**0**
06-00	**542**	**0**	**0**	**1**	**10**	**7**	**15**	**10**	**10**	**20**	**13**	**26**	**44**	**58**	**84**	**84**	**64**	**48**	**31**	**5**	**4**	**5**	**2**	**0**	**0**	**1**	**0**	**0**	**0**
00-00	**553**	**0**	**0**	**1**	**10**	**7**	**15**	**10**	**10**	**20**	**14**	**26**	**44**	**60**	**85**	**88**	**65**	**49**	**32**	**5**	**4**	**5**	**2**	**0**	**0**	**1**	**0**	**0**	**0**

DRAFT

Site 29
Location L-7414-1, att t/pole, Lat 53,70611, Long -6.75915
Direction North

3279 / Meath/Cavan/Monaghan ATC's
October 2013
Automatic Traffic Count

Fri, 11 October 2013

Time	Total	Speed Bins (km/h)																											
		0 - 5	5 - 10	10 - 15	15 - 20	20 - 25	25 - 30	30 - 35	35 - 40	40 - 45	45 - 50	50 - 55	55 - 60	60 - 65	65 - 70	70 - 75	75 - 80	80 - 85	85 - 90	90 - 95	95 - 100	100 - 105	105 - 110	110 - 115	115 - 120	120 - 125	125 - 130	130 - 135	135 - 140
0000	2	0	0	0	0	0	0	0	0	0	0	0	0	0	2	0	0	0	0	0	0	0	0	0	0	0	0	0	0
0100	2	0	0	0	0	0	0	0	0	0	0	0	0	0	0	1	0	1	0	0	0	0	0	0	0	0	0	0	0
0200	1	0	0	0	0	0	0	0	0	0	0	0	0	0	0	0	0	1	0	0	0	0	0	0	0	0	0	0	0
0300	2	0	0	0	0	0	0	0	0	0	0	0	0	0	0	1	0	0	0	1	0	0	0	0	0	0	0	0	0
0400	1	0	0	0	0	0	0	0	0	0	0	0	0	0	0	0	0	1	0	0	0	0	0	0	0	0	0	0	0
0500	1	0	0	0	0	0	0	0	0	0	0	0	0	0	0	0	1	0	0	0	0	0	0	0	0	0	0	0	0
0600	2	0	0	0	0	0	0	0	0	0	0	0	0	1	0	1	0	0	0	0	0	0	0	0	0	0	0	0	0
0700	11	0	0	0	0	0	0	0	0	0	1	0	2	0	2	2	2	0	1	1	0	0	0	0	0	0	0	0	0
0800	**42**	**0**	**0**	**0**	**0**	**0**	**0**	**0**	**0**	**1**	**0**	**3**	**2**	**12**	**3**	**4**	**9**	**5**	**2**	**0**	**1**	**0**	**0**	**0**	**0**	**0**	**0**	**0**	**0**
0900	41	0	0	0	0	0	0	1	1	0	0	1	4	4	5	7	7	8	1	2	0	0	0	0	0	0	0	0	0
1000	15	0	0	0	0	0	0	0	0	1	2	1	2	2	2	1	2	0	0	0	0	2	0	0	0	0	0	0	0
1100	20	0	0	0	0	2	0	0	1	0	2	2	1	5	2	3	0	1	0	0	1	0	0	0	0	0	0	0	0
1200	42	0	0	0	0	0	0	0	0	0	0	2	4	5	7	10	5	6	3	0	0	0	0	0	0	0	0	0	0
1300	27	0	0	0	0	0	0	0	0	0	1	1	1	3	9	4	4	3	1	0	0	0	0	0	0	0	0	0	0
1400	48	0	1	0	0	0	0	0	0	1	0	4	6	6	6	9	3	6	1	2	2	1	0	0	0	0	0	0	0
1500	34	0	0	0	1	3	0	0	2	1	1	2	2	4	5	6	2	4	0	1	0	0	0	0	0	0	0	0	0
1600	**60**	**0**	**0**	**1**	**1**	**0**	**0**	**0**	**0**	**1**	**0**	**0**	**3**	**9**	**7**	**10**	**10**	**10**	**4**	**1**	**3**	**0**	**0**	**0**	**0**	**0**	**0**	**0**	**0**
1700	57	0	0	1	1	2	1	1	1	0	1	0	2	7	8	14	6	7	2	2	0	1	0	0	0	0	0	0	0
1800	42	0	0	0	0	0	0	1	0	0	0	1	5	5	2	13	10	2	2	0	1	0	0	0	0	0	0	0	0
1900	31	0	0	0	0	0	0	0	0	1	0	1	4	6	3	3	5	6	0	2	0	0	0	0	0	0	0	0	0
2000	21	0	0	0	0	0	0	0	0	3	1	0	1	2	2	6	4	1	0	1	0	0	0	0	0	0	0	0	0
2100	15	0	0	0	0	0	0	0	0	0	0	1	0	1	6	0	2	4	0	1	0	0	0	0	0	0	0	0	0
2200	15	0	0	0	0	0	0	0	0	0	1	0	3	1	1	2	1	4	1	0	1	0	0	0	0	0	0	0	0
2300	4	0	0	0	0	0	0	0	0	0	0	0	0	0	1	0	0	2	0	0	0	1	0	0	0	0	0	0	0
07-19	**439**	**0**	**1**	**2**	**3**	**7**	**1**	**3**	**5**	**5**	**8**	**17**	**34**	**62**	**58**	**83**	**60**	**52**	**17**	**9**	**8**	**4**	**0**	**0**	**0**	**0**	**0**	**0**	**0**
06-22	**508**	**0**	**1**	**2**	**3**	**7**	**1**	**3**	**5**	**9**	**9**	**19**	**39**	**72**	**69**	**93**	**71**	**63**	**17**	**13**	**8**	**4**	**0**	**0**	**0**	**0**	**0**	**0**	**0**
06-00	**527**	**0**	**1**	**2**	**3**	**7**	**1**	**3**	**5**	**9**	**10**	**19**	**42**	**73**	**71**	**95**	**72**	**69**	**18**	**13**	**9**	**5**	**0**	**0**	**0**	**0**	**0**	**0**	**0**
00-00	**536**	**0**	**1**	**2**	**3**	**7**	**1**	**3**	**5**	**9**	**10**	**19**	**42**	**73**	**73**	**97**	**73**	**72**	**18**	**14**	**9**	**5**	**0**	**0**	**0**	**0**	**0**	**0**	**0**

DRAFT

Site 29
Location L-7414-1, att t/pole, Lat 53,70611, Long -6.75915
Direction North

3279 / Meath/Cavan/Monaghan ATC's
October 2013
Automatic Traffic Count

Sat, 12 October 2013

Time	Total	Speed Bins (km/h)																												
		0 - 5	5 - 10	10 - 15	15 - 20	20 - 25	25 - 30	30 - 35	35 - 40	40 - 45	45 - 50	50 - 55	55 - 60	60 - 65	65 - 70	70 - 75	75 - 80	80 - 85	85 - 90	90 - 95	95 - 100	100 - 105	105 - 110	110 - 115	115 - 120	120 - 125	125 - 130	130 - 135	135 - 140
0000	12	0	0	0	0	0	0	0	0	0	0	1	2	3	4	0	2	0	0	0	0	0	0	0	0	0	0	0	0	0
0100	4	0	0	0	0	0	0	0	0	0	0	0	0	0	2	1	0	0	1	0	0	0	0	0	0	0	0	0	0	0
0200	2	0	0	0	0	0	0	0	0	0	0	0	0	0	0	1	0	0	0	1	0	0	0	0	0	0	0	0	0	0
0300	1	0	0	0	0	0	0	0	0	0	0	0	0	0	0	0	0	0	1	0	0	0	0	0	0	0	0	0	0	0
0400	1	0	0	0	0	0	0	0	0	0	0	0	0	0	0	1	0	0	0	0	0	0	0	0	0	0	0	0	0	0
0500	2	0	0	0	0	0	0	0	0	0	0	0	0	0	0	0	0	0	1	1	0	0	0	0	0	0	0	0	0	0
0600	0	0	0	0	0	0	0	0	0	0	0	0	0	0	0	0	0	0	0	0	0	0	0	0	0	0	0	0	0	0
0700	1	0	0	0	0	0	0	0	0	0	0	0	0	0	0	0	0	0	0	1	0	0	0	0	0	0	0	0	0	0
0800	10	0	0	0	0	0	0	1	1	0	0	1	1	1	0	0	2	2	1	0	0	0	0	0	0	0	0	0	0	0
0900	10	0	0	0	0	0	0	0	1	0	1	0	0	0	1	2	0	2	3	0	0	0	0	0	0	0	0	0	0	0
1000	27	0	0	0	1	1	0	1	0	0	0	5	2	4	3	2	5	1	1	1	0	0	0	0	0	0	0	0	0	0
1100	**32**	**0**	**0**	**0**	**0**	**0**	**0**	**0**	**2**	**2**	**0**	**0**	**1**	**9**	**4**	**3**	**6**	**2**	**2**	**0**	**1**	**0**	**0**	**0**	**0**	**0**	**0**	**0**	**0**	**0**
1200	33	0	0	1	0	1	0	0	0	3	0	0	2	7	5	4	4	2	3	0	1	0	0	0	0	0	0	0	0	0
1300	35	0	0	0	1	0	0	0	0	2	0	1	2	1	7	8	4	5	3	1	0	0	0	0	0	0	0	0	0	0
1400	41	0	0	0	0	0	0	0	2	0	0	1	6	6	6	9	6	3	1	0	1	0	0	0	0	0	0	0	0	0
1500	31	0	0	0	0	0	0	0	1	1	0	2	3	6	2	5	6	1	2	1	1	0	0	0	0	0	0	0	0	0
1600	19	0	0	0	0	0	0	0	1	1	0	0	4	4	4	2	1	1	1	0	0	0	0	0	0	0	0	0	0	0
1700	**45**	**0**	**0**	**0**	**1**	**0**	**0**	**1**	**0**	**2**	**2**	**3**	**3**	**4**	**11**	**6**	**4**	**3**	**2**	**3**	**0**	**0**	**0**	**0**	**0**	**0**	**0**	**0**	**0**	**0**
1800	41	0	0	0	0	0	1	2	1	0	1	3	5	4	6	4	6	3	3	1	0	0	0	0	1	0	0	0	0	0
1900	29	0	0	0	0	0	0	0	1	0	0	3	2	4	5	4	4	2	1	1	1	0	1	0	0	0	0	0	0	0
2000	19	0	0	0	0	0	0	0	0	2	0	0	3	3	3	2	2	1	1	0	1	0	1	0	0	0	0	0	0	0
2100	13	0	0	0	1	0	0	0	0	0	0	0	2	1	1	2	2	2	1	0	1	0	0	0	0	0	0	0	0	0
2200	6	0	0	0	0	0	0	0	0	0	1	0	0	0	2	1	1	0	0	0	0	0	0	1	0	0	0	0	0	0
2300	5	0	0	0	0	0	0	0	0	0	0	0	0	1	3	1	0	0	0	0	0	0	0	0	0	0	0	0	0	0
07-19	**325**	**0**	**0**	**1**	**3**	**2**	**1**	**5**	**9**	**11**	**4**	**16**	**29**	**46**	**49**	**45**	**44**	**25**	**22**	**8**	**4**	**0**	**0**	**0**	**1**	**0**	**0**	**0**	**0**	**0**
06-22	**386**	**0**	**0**	**1**	**4**	**2**	**1**	**5**	**10**	**13**	**4**	**19**	**36**	**54**	**58**	**53**	**52**	**30**	**25**	**9**	**7**	**0**	**2**	**0**	**1**	**0**	**0**	**0**	**0**	**0**
06-00	**397**	**0**	**0**	**1**	**4**	**2**	**1**	**5**	**10**	**13**	**5**	**19**	**36**	**55**	**63**	**55**	**53**	**30**	**25**	**9**	**7**	**0**	**2**	**1**	**1**	**0**	**0**	**0**	**0**	**0**
00-00	**419**	**0**	**0**	**1**	**4**	**2**	**1**	**5**	**10**	**13**	**5**	**20**	**38**	**58**	**69**	**58**	**55**	**30**	**28**	**11**	**7**	**0**	**2**	**1**	**1**	**0**	**0**	**0**	**0**	**0**

DRAFT

Site 29
Location L-7414-1, att t/pole, Lat 53,70611, Long -6.75915
Direction North

3279 / Meath/Cavan/Monaghan ATC's
October 2013
Automatic Traffic Count

Sun, 13 October 2013

Time	Total	Speed Bins (km/h)																												
		0 - 5	5 - 10	10 - 15	15 - 20	20 - 25	25 - 30	30 - 35	35 - 40	40 - 45	45 - 50	50 - 55	55 - 60	60 - 65	65 - 70	70 - 75	75 - 80	80 - 85	85 - 90	90 - 95	95 - 100	100 - 105	105 - 110	110 - 115	115 - 120	120 - 125	125 - 130	130 - 135	135 - 140
0000	7	0	0	0	0	0	0	0	0	0	0	1	1	0	2	0	0	1	0	0	1	0	0	1	0	0	0	0	0
0100	5	0	0	0	0	0	0	0	0	0	0	1	0	0	0	1	0	1	0	0	0	1	0	0	0	1	0	0	0
0200	3	0	0	0	0	0	0	0	0	0	0	0	1	0	0	0	2	0	0	0	0	0	0	0	0	0	0	0	0	0
0300	1	0	0	0	0	0	0	0	0	0	0	0	0	1	0	0	0	0	0	0	0	0	0	0	0	0	0	0	0	0
0400	1	0	0	0	0	0	0	0	0	0	0	0	0	0	0	1	0	0	0	0	0	0	0	0	0	0	0	0	0	0
0500	1	0	0	0	0	0	0	0	0	0	1	0	0	0	0	0	0	0	0	0	0	0	0	0	0	0	0	0	0	0
0600	2	0	0	0	0	0	0	0	0	0	0	1	0	0	0	0	0	0	1	0	0	0	0	0	0	0	0	0	0	0
0700	3	0	0	0	0	0	1	0	0	0	0	1	0	0	0	0	0	1	0	0	0	0	0	0	0	0	0	0	0	0
0800	10	0	0	0	0	0	1	0	0	0	0	0	0	4	4	0	0	0	0	0	1	0	0	0	0	0	0	0	0	0
0900	**33**	**0**	**0**	**0**	**0**	**1**	**0**	**0**	**0**	**1**	**0**	**3**	**4**	**3**	**6**	**3**	**1**	**7**	**2**	**1**	**1**	**0**	**0**	**0**	**0**	**0**	**0**	**0**	**0**	**0**
1000	16	0	0	0	0	2	0	0	0	1	0	0	0	3	2	3	4	0	0	0	1	0	0	0	0	0	0	0	0	0
1100	18	0	0	0	0	0	0	0	1	0	0	0	2	1	4	4	2	1	3	0	0	0	0	0	0	0	0	0	0	0
1200	22	0	0	0	0	0	0	0	1	1	0	1	2	1	2	6	1	4	2	1	0	0	0	0	0	0	0	0	0	0
1300	23	0	0	0	0	0	0	0	1	0	0	0	2	0	5	6	6	2	1	0	0	0	0	0	0	0	0	0	0	0
1400	23	0	0	0	0	0	0	0	1	0	1	0	4	7	3	3	2	0	0	1	1	0	0	0	0	0	0	0	0	0
1500	30	0	0	1	1	0	0	1	0	1	0	1	3	5	6	3	2	2	3	1	0	0	0	0	0	0	0	0	0	0
1600	23	0	0	0	0	0	0	1	0	1	0	1	5	1	6	1	2	3	2	0	0	0	0	0	0	0	0	0	0	0
1700	**34**	**0**	**0**	**0**	**0**	**0**	**0**	**0**	**2**	**0**	**0**	**2**	**2**	**7**	**3**	**4**	**7**	**3**	**2**	**1**	**0**	**1**	**0**	**0**	**0**	**0**	**0**	**0**	**0**	**0**
1800	29	0	0	0	0	1	0	0	0	0	0	0	4	9	3	5	3	1	2	0	1	0	0	0	0	0	0	0	0	0
1900	23	0	0	0	0	0	0	0	1	0	0	1	1	7	9	2	2	0	0	0	0	0	0	0	0	0	0	0	0	0
2000	25	0	0	0	0	0	0	0	0	2	2	3	5	7	3	1	2	0	0	0	0	0	0	0	0	0	0	0	0	0
2100	13	0	0	0	0	0	0	0	0	0	0	1	0	1	5	4	1	0	1	0	0	0	0	0	0	0	0	0	0	0
2200	8	0	0	0	0	0	0	0	0	0	0	0	1	2	1	2	1	0	1	0	0	0	0	0	0	0	0	0	0	0
2300	5	0	0	0	0	0	0	0	0	0	0	0	0	0	1	0	2	0	1	0	1	0	0	0	0	0	0	0	0	0
07-19	**264**	**0**	**0**	**1**	**1**	**4**	**2**	**2**	**6**	**5**	**1**	**9**	**28**	**41**	**44**	**38**	**30**	**24**	**17**	**5**	**5**	**1**	**0**	**0**	**0**	**0**	**0**	**0**	**0**	**0**
06-22	**327**	**0**	**0**	**1**	**1**	**4**	**2**	**2**	**7**	**7**	**3**	**15**	**34**	**56**	**61**	**45**	**35**	**24**	**19**	**5**	**5**	**1**	**0**	**0**	**0**	**0**	**0**	**0**	**0**	**0**
06-00	**340**	**0**	**0**	**1**	**1**	**4**	**2**	**2**	**7**	**7**	**3**	**15**	**35**	**58**	**63**	**47**	**38**	**24**	**21**	**5**	**6**	**1**	**0**	**0**	**0**	**0**	**0**	**0**	**0**	**0**
00-00	**358**	**0**	**0**	**1**	**1**	**4**	**2**	**2**	**7**	**7**	**4**	**17**	**37**	**59**	**65**	**49**	**40**	**26**	**21**	**5**	**7**	**2**	**0**	**1**	**0**	**1**	**0**	**0**	**0**	**0**

DRAFT

Site 29
Location L-7414-1, att t/pole, Lat 53,70611, Long -6.75915
Direction North

3279 / Meath/Cavan/Monaghan ATC's
October 2013
Automatic Traffic Count

Virtual Day (7)

Time	Total	Speed Bins (km/h)																											
		0 - 5	5 - 10	10 - 15	15 - 20	20 - 25	25 - 30	30 - 35	35 - 40	40 - 45	45 - 50	50 - 55	55 - 60	60 - 65	65 - 70	70 - 75	75 - 80	80 - 85	85 - 90	90 - 95	95 - 100	100 - 105	105 - 110	110 - 115	115 - 120	120 - 125	125 - 130	130 - 135	135 - 140
0000	5	0	0	0	0	0	0	0	0	0	0	0	0	1	1	1	0	0	0	0	0	0	0	0	0	0	0	0	0
0100	2	0	0	0	0	0	0	0	0	0	0	0	0	0	0	1	0	0	0	0	0	0	0	0	0	0	0	0	0
0200	1	0	0	0	0	0	0	0	0	0	0	0	0	0	0	0	0	0	0	0	0	0	0	0	0	0	0	0	0
0300	1	0	0	0	0	0	0	0	0	0	0	0	0	0	0	0	0	0	0	0	0	0	0	0	0	0	0	0	0
0400	0	0	0	0	0	0	0	0	0	0	0	0	0	0	0	0	0	0	0	0	0	0	0	0	0	0	0	0	0
0500	1	0	0	0	0	0	0	0	0	0	0	0	0	0	0	0	0	0	0	0	0	0	0	0	0	0	0	0	0
0600	3	0	0	0	0	0	0	0	0	0	0	0	0	0	0	0	1	0	0	0	0	0	0	0	0	0	0	0	0
0700	8	0	0	0	0	0	0	0	0	0	1	0	0	1	1	2	1	1	0	0	0	0	0	0	0	0	0	0	0
0800	29	0	0	0	0	0	0	0	0	1	1	2	2	5	5	4	4	3	2	0	0	0	0	0	0	0	0	0	0
0900	**35**	**0**	**0**	**0**	**0**	**0**	**0**	**0**	**1**	**1**	**1**	**1**	**3**	**5**	**5**	**6**	**4**	**4**	**2**	**1**	**0**	**0**	**0**	**0**	**0**	**0**	**0**	**0**	**0**
1000	20	0	0	0	0	1	1	0	0	1	1	1	2	3	2	3	3	1	1	0	0	0	0	0	0	0	0	0	0
1100	22	0	0	0	0	1	0	0	1	1	1	1	1	4	3	3	2	2	1	0	0	0	0	0	0	0	0	0	0
1200	32	0	0	0	0	0	0	0	0	1	0	1	3	4	5	6	5	4	3	0	0	0	0	0	0	0	0	0	0
1300	28	0	0	0	0	0	0	0	0	1	0	1	2	2	5	6	5	3	2	0	0	0	0	0	0	0	0	0	0
1400	34	0	0	0	0	0	0	0	1	1	1	2	3	5	5	6	5	3	1	1	1	0	0	0	0	0	0	0	0
1500	34	0	0	0	1	1	0	0	1	1	1	2	4	5	5	5	3	3	3	1	0	0	0	0	0	0	0	0	0
1600	45	0	0	0	0	0	0	0	1	1	0	2	4	5	8	8	8	4	2	1	1	0	0	0	0	0	0	0	0
1700	**55**	**0**	**0**	**0**	**0**	**1**	**0**	**0**	**1**	**1**	**1**	**3**	**3**	**8**	**10**	**10**	**6**	**6**	**3**	**2**	**0**	**0**	**0**	**0**	**0**	**0**	**0**	**0**	**0**
1800	43	0	0	0	0	0	0	1	1	0	0	1	4	6	6	8	7	4	3	1	0	0	0	0	0	0	0	0	0
1900	31	0	0	0	0	0	1	1	1	1	1	2	4	4	5	4	3	3	0	1	0	0	0	0	0	0	0	0	0
2000	22	0	0	0	0	0	0	0	0	2	0	1	2	4	3	3	3	1	0	0	0	0	0	0	0	0	0	0	0
2100	14	0	0	0	0	0	0	0	0	0	0	0	1	1	3	3	2	2	0	0	0	0	0	0	0	0	0	0	0
2200	10	0	0	0	0	0	0	0	0	0	1	0	1	1	1	1	1	1	1	0	1	0	0	0	0	0	0	0	0
2300	7	0	0	0	0	0	0	0	0	0	0	0	0	1	2	1	1	1	0	0	0	0	0	0	0	0	0	0	0
07-19	**385**	**0**	**0**	**2**	**3**	**3**	**2**	**3**	**6**	**8**	**6**	**17**	**31**	**51**	**59**	**67**	**52**	**36**	**22**	**9**	**4**	**1**	**0**	**0**	**0**	**0**	**0**	**0**	**0**
06-22	**453**	**0**	**0**	**2**	**3**	**4**	**3**	**5**	**8**	**11**	**8**	**21**	**38**	**61**	**69**	**77**	**60**	**42**	**23**	**9**	**5**	**2**	**1**	**0**	**0**	**0**	**0**	**0**	**0**
06-00	**471**	**0**	**0**	**2**	**3**	**4**	**3**	**5**	**8**	**11**	**9**	**21**	**39**	**63**	**72**	**79**	**62**	**44**	**24**	**10**	**6**	**2**	**1**	**0**	**0**	**0**	**0**	**0**	**0**
00-00	**482**	**0**	**0**	**2**	**3**	**4**	**3**	**5**	**8**	**11**	**9**	**22**	**40**	**64**	**74**	**82**	**64**	**45**	**25**	**10**	**6**	**2**	**1**	**0**	**0**	**0**	**0**	**0**	**0**

DRAFT

Site 29
Location L-7414-1, att t/pole, Lat 53,70611, Long -6.75915
Direction North

3279 / Meath/Cavan/Monaghan ATC's
October 2013
Automatic Traffic Count

Virtual Week (1)

Time	Total	Speed Bins (km/h)																												
		0 - 5	5 - 10	10 - 15	15 - 20	20 - 25	25 - 30	30 - 35	35 - 40	40 - 45	45 - 50	50 - 55	55 - 60	60 - 65	65 - 70	70 - 75	75 - 80	80 - 85	85 - 90	90 - 95	95 - 100	100 - 105	105 - 110	110 - 115	115 - 120	120 - 125	125 - 130	130 - 135	135 - 140
Mon	485	0	0	1	0	0	1	5	5	4	11	22	45	55	65	111	71	39	25	15	5	2	1	0	2	0	0	0	0
Tue	505	0	0	6	2	3	2	1	7	11	9	27	39	77	88	82	72	48	18	9	4	0	0	0	0	0	0	0	0	0
Wed	517	0	0	1	3	2	2	6	14	12	13	21	36	66	75	89	69	51	32	14	6	3	1	1	0	0	0	0	0	0
Thu	553	0	0	1	10	7	15	10	10	20	14	26	44	60	85	88	65	49	32	5	4	5	2	0	0	1	0	0	0	0
Fri	536	0	1	2	3	7	1	3	5	9	10	19	42	73	73	97	73	72	18	14	9	5	0	0	0	0	0	0	0	0
|Sat	419	0	0	1	4	2	1	5	10	13	5	20	38	58	69	58	55	30	28	11	7	0	2	1	1	0	0	0	0	0
|Sun	358	0	0	1	1	4	2	2	7	7	4	17	37	59	65	49	40	26	21	5	7	2	0	1	0	1	0	0	0	0
5 Day Ave.	**519**	**0**	**0**	**2**	**4**	**4**	**4**	**5**	**8**	**11**	**11**	**23**	**41**	**66**	**77**	**93**	**70**	**52**	**25**	**11**	**6**	**3**	**1**	**0**	**0**	**0**	**0**	**0**	**0**	**0**
7 Day Ave.	**482**	**0**	**0**	**2**	**3**	**4**	**3**	**5**	**8**	**11**	**9**	**22**	**40**	**64**	**74**	**82**	**64**	**45**	**25**	**10**	**6**	**2**	**1**	**0**	**0**	**0**	**0**	**0**	**0**	**0**
--	**3373**	**0**	**1**	**13**	**23**	**25**	**24**	**32**	**58**	**76**	**66**	**152**	**281**	**448**	**520**	**574**	**445**	**315**	**174**	**73**	**42**	**17**	**6**	**3**	**3**	**2**	**0**	**0**	**0**	**0**

Summary Graphs

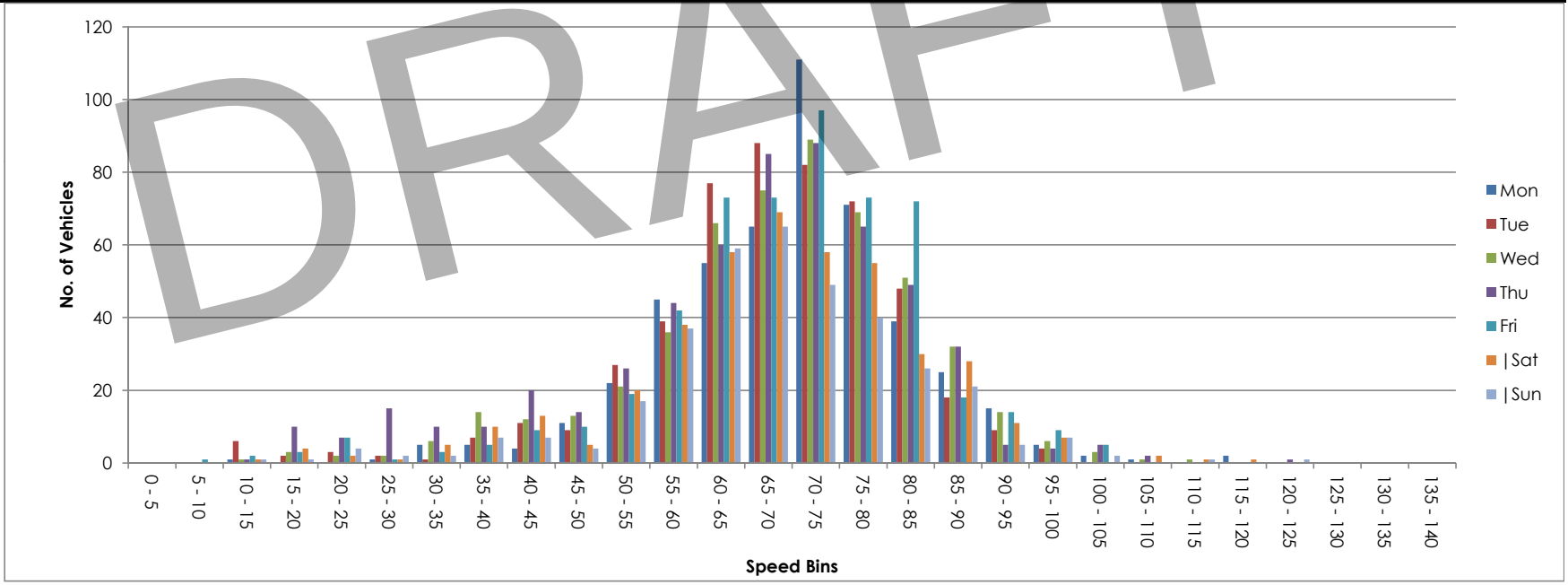

DRAFT

Site 29
Location L-7414-1, att t/pole, Lat 53,70611, Long -6.75915
Direction South

3279 / Meath/Cavan/Monaghan ATC's
October 2013
Automatic Traffic Count

Mon, 7 October 2013

Time	Total	Classification												>PSL	>PSL%	>SL1	>SL1%	>SL2	>SL2%	Mean	Vpp
		1 MCL	2 SV	3 SVT	4 TB2	5 TB3	6 T4	7 ART3	8 ART4	9 ART5	10 ART6	11 BD	12 DRT	80	80	85 +5kph	85 +5kph	90 +10kph	90 +10kph		85
0000	1	0	1	0	0	0	0	0	0	0	0	0	0	0	0	0	0	0	0	50.1	-
0100	0	0	0	0	0	0	0	0	0	0	0	0	0	0	0	0	0	0	0	-	-
0200	0	0	0	0	0	0	0	0	0	0	0	0	0	0	0	0	0	0	0	-	-
0300	1	0	1	0	0	0	0	0	0	0	0	0	0	0	0	0	0	0	0	55.6	-
0400	1	0	0	0	1	0	0	0	0	0	0	0	0	0	0	0	0	0	0	41.8	-
0500	6	0	4	0	2	0	0	0	0	0	0	0	0	1	16.7	1	16.7	0	0	64.3	-
0600	13	0	11	0	2	0	0	0	0	0	0	0	0	1	7.7	1	7.7	0	0	73.3	75.6
0700	37	0	28	0	8	1	0	0	0	0	0	0	0	10	27	4	10.8	0	0	72.1	82.1
0800	**73**	**0**	**66**	**0**	**7**	**0**	**0**	**0**	**0**	**0**	**0**	**0**	**0**	**15**	**20.5**	**6**	**8.2**	**2**	**2.7**	**71.9**	**81.4**
0900	60	0	60	0	0	0	0	0	0	0	0	0	0	7	11.7	4	6.7	3	5	70	77.4
1000	30	0	28	1	1	0	0	0	0	0	0	0	0	5	16.7	3	10	1	3.3	64.7	84.2
1100	36	0	30	2	3	0	0	0	0	1	0	0	0	3	8.3	2	5.6	1	2.8	61.3	76.3
1200	27	1	24	1	0	0	0	0	1	0	0	0	0	3	11.1	1	3.7	0	0	65.5	77.8
1300	22	0	17	1	3	0	0	0	1	0	0	0	0	3	13.6	1	4.5	0	0	68.8	77.8
1400	29	0	28	0	1	0	0	0	0	0	0	0	0	4	13.8	2	6.9	0	0	69.3	79.2
1500	**41**	**0**	**38**	**1**	**2**	**0**	**0**	**0**	**0**	**0**	**0**	**0**	**0**	**1**	**2.4**	**1**	**2.4**	**1**	**2.4**	**68.4**	**75.6**
1600	35	0	29	0	5	1	0	0	0	0	0	0	0	5	14.3	2	5.7	0	0	65.3	78.8
1700	38	1	34	2	1	0	0	0	0	0	0	0	0	9	23.7	3	7.9	2	5.3	72.1	83.2
1800	29	0	28	0	1	0	0	0	0	0	0	0	0	4	13.8	3	10.3	2	6.9	68.3	78.5
1900	30	1	28	0	0	1	0	0	0	0	0	0	0	3	10	2	6.7	1	3.3	62.1	74.2
2000	12	0	10	0	2	0	0	0	0	0	0	0	0	3	25	0	0	0	0	64.7	80.3
2100	8	0	8	0	0	0	0	0	0	0	0	0	0	0	0	0	0	0	0	59.2	-
2200	7	0	7	0	0	0	0	0	0	0	0	0	0	0	0	0	0	0	0	62.9	-
2300	7	0	5	0	2	0	0	0	0	0	0	0	0	2	28.6	1	14.3	1	14.3	77.2	-
07-19	**457**	**2**	**410**	**8**	**32**	**2**	**0**	**0**	**2**	**1**	**0**	**0**	**0**	**69**	**15.1**	**32**	**7**	**12**	**2.6**	**68.6**	**79.6**
06-22	**520**	**3**	**467**	**8**	**36**	**3**	**0**	**0**	**2**	**1**	**0**	**0**	**0**	**76**	**14.6**	**35**	**6.7**	**13**	**2.5**	**68.1**	**79.6**
06-00	**534**	**3**	**479**	**8**	**38**	**3**	**0**	**0**	**2**	**1**	**0**	**0**	**0**	**78**	**14.6**	**36**	**6.7**	**14**	**2.6**	**68.2**	**79.6**
00-00	**543**	**3**	**485**	**8**	**41**	**3**	**0**	**0**	**2**	**1**	**0**	**0**	**0**	**79**	**14.5**	**37**	**6.8**	**14**	**2.6**	**68**	**79.6**

DRAFT

Site 29
Location L-7414-1, att t/pole, Lat 53,70611, Long -6.75915
Direction South

3279 / Meath/Cavan/Monaghan ATC's
October 2013
Automatic Traffic Count

Tue, 8 October 2013

Time	Total	Classification												>PSL	>PSL%	>SL1	>SL1%	>SL2	>SL2%	Mean	Vpp
		1 MCL	2 SV	3 SVT	4 TB2	5 TB3	6 T4	7 ART3	8 ART4	9 ART5	10 ART6	11 BD	12 DRT	80	80	85 +5kph	85 +5kph	90 +10kph	90 +10kph		85
0000	3	0	3	0	0	0	0	0	0	0	0	0	0	0	0	0	0	0	0	58.4	-
0100	0	0	0	0	0	0	0	0	0	0	0	0	0	0	0	0	0	0	0	-	-
0200	0	0	0	0	0	0	0	0	0	0	0	0	0	0	0	0	0	0	0	-	-
0300	1	0	0	0	1	0	0	0	0	0	0	0	0	0	0	0	0	0	0	43.3	-
0400	2	0	2	0	0	0	0	0	0	0	0	0	0	0	0	0	0	0	0	60	-
0500	4	0	3	0	1	0	0	0	0	0	0	0	0	0	0	0	0	0	0	55.7	-
0600	10	0	10	0	0	0	0	0	0	0	0	0	0	1	10	1	10	1	10	72.2	-
0700	40	0	34	0	5	0	0	0	0	1	0	0	0	7	17.5	3	7.5	1	2.5	70.8	80.6
0800	**81**	**1**	**72**	**1**	**6**	**1**	**0**	**0**	**0**	**0**	**0**	**0**	**0**	**11**	**13.6**	**5**	**6.2**	**1**	**1.2**	**68.8**	**78.5**
0900	54	0	49	3	2	0	0	0	0	0	0	0	0	4	7.4	2	3.7	0	0	68.3	76
1000	27	0	26	1	0	0	0	0	0	0	0	0	0	2	7.4	2	7.4	0	0	65.9	74.5
1100	21	1	16	0	3	0	0	0	1	0	0	0	0	4	19	2	9.5	0	0	62.8	79.9
1200	32	1	25	1	4	0	0	0	1	0	0	0	0	3	9.4	2	6.3	1	3.1	62.5	74.2
1300	22	0	20	1	1	0	0	0	0	0	0	0	0	1	4.5	0	0	0	0	63.6	73.1
1400	42	2	38	0	2	0	0	0	0	0	0	0	0	3	7.1	0	0	0	0	63.9	74.2
1500	**45**	**0**	**44**	**0**	**1**	**0**	**0**	**0**	**0**	**0**	**0**	**0**	**0**	**5**	**11.1**	**0**	**0**	**0**	**0**	**69.7**	**78.8**
1600	31	0	23	2	3	0	3	0	0	0	0	0	0	4	12.9	2	6.5	0	0	64.5	71.3
1700	41	1	36	1	3	0	0	0	0	0	0	0	0	6	14.6	4	9.8	1	2.4	69.9	79.2
1800	38	0	36	0	2	0	0	0	0	0	0	0	0	2	5.3	1	2.6	0	0	62.4	73.1
1900	36	1	34	0	1	0	0	0	0	0	0	0	0	6	16.7	2	5.6	0	0	63.9	81.4
2000	15	0	13	0	1	0	0	0	0	1	0	0	0	2	13.3	1	6.7	0	0	60.4	65.2
2100	16	0	16	0	0	0	0	0	0	0	0	0	0	3	18.8	1	6.3	0	0	68.6	80.3
2200	6	0	5	0	0	0	0	1	0	0	0	0	0	4	66.7	2	33.3	2	33.3	79.2	-
2300	5	0	2	0	3	0	0	0	0	0	0	0	0	3	60	3	60	2	40	81.1	-
07-19	**474**	**6**	**419**	**10**	**32**	**1**	**3**	**0**	**2**	**1**	**0**	**0**	**0**	**52**	**11**	**23**	**4.9**	**4**	**0.8**	**66.8**	**77.8**
06-22	**551**	**7**	**492**	**10**	**34**	**1**	**3**	**0**	**2**	**2**	**0**	**0**	**0**	**64**	**11.6**	**28**	**5.1**	**5**	**0.9**	**66.6**	**78.1**
06-00	**562**	**7**	**499**	**10**	**37**	**1**	**3**	**1**	**2**	**2**	**0**	**0**	**0**	**71**	**12.6**	**33**	**5.9**	**9**	**1.6**	**66.8**	**78.8**
00-00	**572**	**7**	**507**	**10**	**39**	**1**	**3**	**1**	**2**	**2**	**0**	**0**	**0**	**71**	**12.4**	**33**	**5.8**	**9**	**1.6**	**66.6**	**78.5**

DRAFT

Site 29
Location L-7414-1, att t/pole, Lat 53,70611, Long -6.75915
Direction South

3279 / Meath/Cavan/Monaghan ATC's
October 2013
Automatic Traffic Count

Wed, 9 October 2013

Time	Total	Classification												>PSL	>PSL%	>SL1	>SL1%	>SL2	>SL2%	Mean	Vpp
		1 MCL	2 SV	3 SVT	4 TB2	5 TB3	6 T4	7 ART3	8 ART4	9 ART5	10 ART6	11 BD	12 DRT	80	80	85 +5kph	85 +5kph	90 +10kph	90 +10kph		85
0000	3	0	2	0	1	0	0	0	0	0	0	0	0	1	33.3	0	0	0	0	63	-
0100	1	0	1	0	0	0	0	0	0	0	0	0	0	0	0	0	0	0	0	53.2	-
0200	0	0	0	0	0	0	0	0	0	0	0	0	0	0	0	0	0	0	0	-	-
0300	0	0	0	0	0	0	0	0	0	0	0	0	0	0	0	0	0	0	0	-	-
0400	4	0	3	0	1	0	0	0	0	0	0	0	0	1	25	0	0	0	0	64.4	-
0500	2	0	1	0	1	0	0	0	0	0	0	0	0	0	0	0	0	0	0	62.4	-
0600	11	0	9	0	2	0	0	0	0	0	0	0	0	2	18.2	2	18.2	0	0	73.3	77.8
0700	41	0	33	0	5	2	0	0	0	1	0	0	0	12	29.3	7	17.1	3	7.3	71.9	85.3
0800	**82**	**0**	**72**	**1**	**8**	**1**	**0**	**0**	**0**	**0**	**0**	**0**	**0**	**9**	**11**	**4**	**4.9**	**2**	**2.4**	**70.1**	**78.5**
0900	68	0	60	2	6	0	0	0	0	0	0	0	0	7	10.3	0	0	0	0	65.9	76.7
1000	24	0	22	0	1	0	0	0	0	1	0	0	0	0	0	0	0	0	0	65.5	75.2
1100	21	0	19	0	2	0	0	0	0	0	0	0	0	1	4.8	0	0	0	0	60.7	72.7
1200	42	1	35	1	4	0	0	0	1	0	0	0	0	6	14.3	2	4.8	1	2.4	68.4	79.2
1300	29	0	26	0	3	0	0	0	0	0	0	0	0	4	13.8	1	3.4	0	0	69.5	78.1
1400	28	0	24	1	3	0	0	0	0	0	0	0	0	5	17.9	1	3.6	0	0	66.5	80.3
1500	**50**	**1**	**44**	**3**	**2**	**0**	**0**	**0**	**0**	**0**	**0**	**0**	**0**	**6**	**12**	**2**	**4**	**0**	**0**	**60.7**	**78.1**
1600	43	1	30	4	6	1	0	0	0	1	0	0	0	4	9.3	1	2.3	1	2.3	65.3	76
1700	34	0	29	2	3	0	0	0	0	0	0	0	0	2	5.9	2	5.9	0	0	65.9	74.5
1800	44	0	38	0	5	0	1	0	0	0	0	0	0	9	20.5	5	11.4	3	6.8	70.2	81.4
1900	37	0	34	0	3	0	0	0	0	0	0	0	0	5	13.5	3	8.1	0	0	65.9	79.2
2000	13	0	11	0	2	0	0	0	0	0	0	0	0	1	7.7	1	7.7	0	0	61.5	68.4
2100	13	0	12	0	1	0	0	0	0	0	0	0	0	5	38.5	2	15.4	2	15.4	72.8	84.6
2200	6	0	6	0	0	0	0	0	0	0	0	0	0	0	0	0	0	0	0	63.3	-
2300	8	0	5	0	3	0	0	0	0	0	0	0	0	1	12.5	1	12.5	1	12.5	64.3	-
07-19	**506**	**3**	**432**	**14**	**48**	**4**	**1**	**0**	**1**	**3**	**0**	**0**	**0**	**65**	**12.8**	**25**	**4.9**	**10**	**2**	**67.1**	**78.5**
06-22	**580**	**3**	**498**	**14**	**56**	**4**	**1**	**0**	**1**	**3**	**0**	**0**	**0**	**78**	**13.4**	**33**	**5.7**	**12**	**2.1**	**67.1**	**79.2**
06-00	**594**	**3**	**509**	**14**	**59**	**4**	**1**	**0**	**1**	**3**	**0**	**0**	**0**	**79**	**13.3**	**34**	**5.7**	**13**	**2.2**	**67**	**78.8**
00-00	**604**	**3**	**516**	**14**	**62**	**4**	**1**	**0**	**1**	**3**	**0**	**0**	**0**	**81**	**13.4**	**34**	**5.6**	**13**	**2.2**	**67**	**78.8**

DRAFT

Site 29
Location L-7414-1, att t/pole, Lat 53,70611, Long -6.75915
Direction South

3279 / Meath/Cavan/Monaghan ATC's
October 2013
Automatic Traffic Count

Thu, 10 October 2013

Time	Total	Classification												>PSL	>PSL%	>SL1	>SL1%	>SL2	>SL2%	Mean	Vpp
		1 MCL	2 SV	3 SVT	4 TB2	5 TB3	6 T4	7 ART3	8 ART4	9 ART5	10 ART6	11 BD	12 DRT	80	80	85 +5kph	85 +5kph	90 +10kph	90 +10kph		85
0000	2	0	2	0	0	0	0	0	0	0	0	0	0	1	50	1	50	1	50	67.4	-
0100	1	0	1	0	0	0	0	0	0	0	0	0	0	1	100	1	100	0	0	87.5	-
0200	0	0	0	0	0	0	0	0	0	0	0	0	0	0	0	0	0	0	0	-	-
0300	0	0	0	0	0	0	0	0	0	0	0	0	0	0	0	0	0	0	0	-	-
0400	4	0	3	0	1	0	0	0	0	0	0	0	0	0	0	0	0	0	0	50.6	-
0500	5	0	4	0	1	0	0	0	0	0	0	0	0	1	20	1	20	1	20	68.7	-
0600	15	0	14	0	0	1	0	0	0	0	0	0	0	7	46.7	5	33.3	2	13.3	76	87.5
0700	35	0	30	0	5	0	0	0	0	0	0	0	0	9	25.7	7	20	3	8.6	72.9	86
0800	**76**	**0**	**67**	**1**	**7**	**1**	**0**	**0**	**0**	**0**	**0**	**0**	**0**	**8**	**10.5**	**4**	**5.3**	**1**	**1.3**	**70.5**	**78.5**
0900	64	0	55	0	8	0	1	0	0	0	0	0	0	10	15.6	5	7.8	2	3.1	69.3	78.1
1000	18	0	16	0	1	1	0	0	0	0	0	0	0	3	16.7	1	5.6	0	0	62.5	78.5
1100	26	0	21	3	2	0	0	0	0	0	0	0	0	7	26.9	3	11.5	1	3.8	69.4	83.5
1200	26	0	21	0	4	1	0	0	0	0	0	0	0	4	15.4	3	11.5	1	3.8	64.8	76.7
1300	25	1	23	1	0	0	0	0	0	0	0	0	0	6	24	2	8	0	0	66.2	80.6
1400	34	2	26	0	3	0	0	0	0	3	0	0	0	4	11.8	2	5.9	1	2.9	61.4	78.8
1500	**51**	**0**	**46**	**2**	**3**	**0**	**0**	**0**	**0**	**0**	**0**	**0**	**0**	**9**	**17.6**	**6**	**11.8**	**2**	**3.9**	**67.1**	**80.3**
1600	38	0	29	1	7	1	0	0	0	0	0	0	0	5	13.2	3	7.9	1	2.6	69.6	78.1
1700	33	0	27	1	5	0	0	0	0	0	0	0	0	1	3	0	0	0	0	65.2	74.5
1800	40	3	32	5	0	0	0	0	0	0	0	0	0	3	7.5	3	7.5	1	2.5	62.3	75.6
1900	49	1	40	4	3	0	0	0	0	1	0	0	0	3	6.1	1	2	0	0	56.2	73.1
2000	32	0	27	3	0	0	0	0	0	2	0	0	0	5	15.6	4	12.5	3	9.4	54.3	70.6
2100	19	0	19	0	0	0	0	0	0	0	0	0	0	3	15.8	1	5.3	1	5.3	67.3	75.2
2200	9	0	9	0	0	0	0	0	0	0	0	0	0	0	0	0	0	0	0	61.6	-
2300	3	0	0	0	3	0	0	0	0	0	0	0	0	0	0	0	0	0	0	61.3	-
07-19	**466**	**6**	**393**	**14**	**45**	**4**	**1**	**0**	**0**	**3**	**0**	**0**	**0**	**69**	**14.8**	**39**	**8.4**	**13**	**2.8**	**67.4**	**79.6**
06-22	**581**	**7**	**493**	**21**	**48**	**5**	**1**	**0**	**0**	**6**	**0**	**0**	**0**	**87**	**15**	**50**	**8.6**	**19**	**3.3**	**66**	**79.9**
06-00	**593**	**7**	**502**	**21**	**51**	**5**	**1**	**0**	**0**	**6**	**0**	**0**	**0**	**87**	**14.7**	**50**	**8.4**	**19**	**3.2**	**65.9**	**79.6**
00-00	**605**	**7**	**512**	**21**	**53**	**5**	**1**	**0**	**0**	**6**	**0**	**0**	**0**	**90**	**14.9**	**53**	**8.8**	**21**	**3.5**	**65.8**	**79.9**

DRAFT

Site 29
Location L-7414-1, att t/pole, Lat 53,70611, Long -6.75915
Direction South

3279 / Meath/Cavan/Monaghan ATC's
October 2013
Automatic Traffic Count

Fri, 11 October 2013

Time	Total	Classification												>PSL	>PSL%	>SL1	>SL1%	>SL2	>SL2%	Mean	Vpp
		1 MCL	2 SV	3 SVT	4 TB2	5 TB3	6 T4	7 ART3	8 ART4	9 ART5	10 ART6	11 BD	12 DRT	80	80	85 +5kph	85 +5kph	90 +10kph	90 +10kph		85
0000	4	0	4	0	0	0	0	0	0	0	0	0	0	0	0	0	0	0	0	61.1	-
0100	0	0	0	0	0	0	0	0	0	0	0	0	0	0	0	0	0	0	0	-	-
0200	1	0	1	0	0	0	0	0	0	0	0	0	0	0	0	0	0	0	0	76.3	-
0300	3	0	2	0	1	0	0	0	0	0	0	0	0	0	0	0	0	0	0	52.8	-
0400	3	0	3	0	0	0	0	0	0	0	0	0	0	0	0	0	0	0	0	67.3	-
0500	5	0	3	0	2	0	0	0	0	0	0	0	0	1	20	0	0	0	0	68.4	-
0600	10	0	8	0	2	0	0	0	0	0	0	0	0	2	20	0	0	0	0	74	-
0700	42	0	36	0	6	0	0	0	0	0	0	0	0	14	33.3	6	14.3	4	9.5	74.4	84.6
0800	**78**	**1**	**72**	**0**	**3**	**1**	**0**	**0**	**0**	**1**	**0**	**0**	**0**	**13**	**16.7**	**6**	**7.7**	**0**	**0**	**68.7**	**80.6**
0900	70	0	63	2	5	0	0	0	0	0	0	0	0	12	17.1	5	7.1	3	4.3	67.2	80.3
1000	34	0	26	0	7	0	0	0	0	0	0	1	0	4	11.8	3	8.8	0	0	63.6	78.5
1100	30	1	24	0	4	1	0	0	0	0	0	0	0	5	16.7	4	13.3	2	6.7	66.9	81
1200	31	0	25	0	4	1	0	0	1	0	0	0	0	2	6.5	1	3.2	0	0	60.3	74.9
1300	24	0	21	1	1	1	0	0	0	0	0	0	0	6	25	4	16.7	0	0	68.8	81.7
1400	32	1	26	1	2	2	0	0	0	0	0	0	0	3	9.4	2	6.3	0	0	63	76.7
1500	**49**	**1**	**44**	**2**	**1**	**0**	**0**	**0**	**1**	**0**	**0**	**0**	**0**	**3**	**6.1**	**2**	**4.1**	**1**	**2**	**64.8**	**75.2**
1600	**49**	**0**	**44**	**1**	**3**	**1**	**0**	**0**	**0**	**0**	**0**	**0**	**0**	**12**	**24.5**	**7**	**14.3**	**5**	**10.2**	**70.8**	**83.9**
1700	36	0	32	1	3	0	0	0	0	0	0	0	0	3	8.3	1	2.8	0	0	67.1	77.4
1800	36	0	33	1	1	0	0	0	1	0	0	0	0	1	2.8	0	0	0	0	64.3	75.6
1900	33	0	33	0	0	0	0	0	0	0	0	0	0	5	15.2	3	9.1	2	6.1	65.4	79.2
2000	13	0	13	0	0	0	0	0	0	0	0	0	0	0	0	0	0	0	0	70.6	77.4
2100	10	0	9	0	1	0	0	0	0	0	0	0	0	1	10	0	0	0	0	62.5	-
2200	7	0	7	0	0	0	0	0	0	0	0	0	0	1	14.3	0	0	0	0	69.4	-
2300	5	0	4	0	1	0	0	0	0	0	0	0	0	0	0	0	0	0	0	60.7	-
07-19	**511**	**4**	**446**	**9**	**40**	**7**	**0**	**0**	**3**	**1**	**0**	**1**	**0**	**78**	**15.3**	**41**	**8**	**15**	**2.9**	**67.1**	**79.9**
06-22	**577**	**4**	**509**	**9**	**43**	**7**	**0**	**0**	**3**	**1**	**0**	**1**	**0**	**86**	**14.9**	**44**	**7.6**	**17**	**2.9**	**67.1**	**79.6**
06-00	**589**	**4**	**520**	**9**	**44**	**7**	**0**	**0**	**3**	**1**	**0**	**1**	**0**	**87**	**14.8**	**44**	**7.5**	**17**	**2.9**	**67.1**	**79.6**
00-00	**605**	**4**	**533**	**9**	**47**	**7**	**0**	**0**	**3**	**1**	**0**	**1**	**0**	**88**	**14.5**	**44**	**7.3**	**17**	**2.8**	**67**	**79.6**

DRAFT

Site 29
Location L-7414-1, att t/pole, Lat 53,70611, Long -6.75915
Direction South

3279 / Meath/Cavan/Monaghan ATC's
October 2013
Automatic Traffic Count

Sat, 12 October 2013

Time	Total	Classification												>PSL	>PSL%	>SL1	>SL1%	>SL2	>SL2%	Mean	Vpp
		1 MCL	2 SV	3 SVT	4 TB2	5 TB3	6 T4	7 ART3	8 ART4	9 ART5	10 ART6	11 BD	12 DRT	80	80	85 +5kph	85 +5kph	90 +10kph	90 +10kph		85
0000	4	0	3	0	1	0	0	0	0	0	0	0	0	0	0	0	0	0	0	70	-
0100	2	0	2	0	0	0	0	0	0	0	0	0	0	0	0	0	0	0	0	42.5	-
0200	4	0	4	0	0	0	0	0	0	0	0	0	0	1	25	0	0	0	0	70.4	-
0300	1	0	0	0	1	0	0	0	0	0	0	0	0	0	0	0	0	0	0	40.4	-
0400	1	0	1	0	0	0	0	0	0	0	0	0	0	0	0	0	0	0	0	70.6	-
0500	4	0	4	0	0	0	0	0	0	0	0	0	0	1	25	1	25	0	0	70.7	-
0600	5	0	4	0	0	0	0	0	0	1	0	0	0	2	40	1	20	1	20	68.8	-
0700	11	0	10	0	0	0	0	0	0	1	0	0	0	4	36.4	2	18.2	0	0	70.9	83.9
0800	28	2	24	1	0	0	1	0	0	0	0	0	0	6	21.4	4	14.3	3	10.7	69.1	82.1
0900	29	0	23	0	5	0	0	0	1	0	0	0	0	6	20.7	2	6.9	1	3.4	72.9	81.4
1000	**56**	**0**	**47**	**5**	**3**	**0**	**0**	**0**	**1**	**0**	**0**	**0**	**0**	**4**	**7.1**	**2**	**3.6**	**2**	**3.6**	**63.7**	**77.8**
1100	43	3	35	1	2	0	0	0	1	1	0	0	0	4	9.3	3	7	2	4.7	64.5	75.2
1200	24	1	22	0	1	0	0	0	0	0	0	0	0	4	16.7	3	12.5	2	8.3	67.3	78.5
1300	39	2	32	2	2	0	1	0	0	0	0	0	0	3	7.7	1	2.6	0	0	60.8	71.3
1400	**41**	**1**	**38**	**0**	**2**	**0**	**0**	**0**	**0**	**0**	**0**	**0**	**0**	**5**	**12.2**	**2**	**4.9**	**2**	**4.9**	**64.8**	**77.8**
1500	40	0	35	3	1	1	0	0	0	0	0	0	0	2	5	2	5	0	0	62.5	71.3
1600	34	1	30	1	1	0	0	0	0	0	0	1	0	4	11.8	2	5.9	1	2.9	62.6	77.8
1700	30	0	29	0	0	0	0	0	0	1	0	0	0	2	6.7	1	3.3	0	0	63.6	72.7
1800	22	1	21	0	0	0	0	0	0	0	0	0	0	5	22.7	3	13.6	1	4.5	65.2	82.8
1900	27	0	25	0	2	0	0	0	0	0	0	0	0	4	14.8	2	7.4	2	7.4	69.9	79.2
2000	18	0	15	0	3	0	0	0	0	0	0	0	0	2	11.1	1	5.6	0	0	65.4	76
2100	7	0	6	0	1	0	0	0	0	0	0	0	0	0	0	0	0	0	0	70.2	-
2200	9	0	9	0	0	0	0	0	0	0	0	0	0	1	11.1	1	11.1	0	0	64.2	-
2300	2	0	2	0	0	0	0	0	0	0	0	0	0	0	0	0	0	0	0	53.7	-
07-19	**397**	**11**	**346**	**13**	**17**	**1**	**2**	**0**	**3**	**3**	**0**	**1**	**0**	**49**	**12.3**	**27**	**6.8**	**14**	**3.5**	**64.9**	**78.1**
06-22	**454**	**11**	**396**	**13**	**23**	**1**	**2**	**0**	**3**	**4**	**0**	**1**	**0**	**57**	**12.6**	**31**	**6.8**	**17**	**3.7**	**65.4**	**78.5**
06-00	**465**	**11**	**407**	**13**	**23**	**1**	**2**	**0**	**3**	**4**	**0**	**1**	**0**	**58**	**12.5**	**32**	**6.9**	**17**	**3.7**	**65.3**	**78.1**
00-00	**481**	**11**	**421**	**13**	**25**	**1**	**2**	**0**	**3**	**4**	**0**	**1**	**0**	**60**	**12.5**	**33**	**6.9**	**17**	**3.5**	**65.3**	**78.1**

DRAFT

Site 29
Location L-7414-1, att t/pole, Lat 53,70611, Long -6.75915
Direction South

3279 / Meath/Cavan/Monaghan ATC's
October 2013
Automatic Traffic Count

Sun, 13 October 2013

Time	Total	Classification												>PSL	>PSL%	>SL1	>SL1%	>SL2	>SL2%	Mean	Vpp
		1 MCL	2 SV	3 SVT	4 TB2	5 TB3	6 T4	7 ART3	8 ART4	9 ART5	10 ART6	11 BD	12 DRT	80	80	85 +5kph	85 +5kph	90 +10kph	90 +10kph		85
0000	3	0	3	0	0	0	0	0	0	0	0	0	0	0	0	0	0	0	0	59	-
0100	3	0	3	0	0	0	0	0	0	0	0	0	0	2	66.7	2	66.7	1	33.3	85.4	-
0200	2	0	2	0	0	0	0	0	0	0	0	0	0	0	0	0	0	0	0	59.2	-
0300	2	0	1	0	1	0	0	0	0	0	0	0	0	0	0	0	0	0	0	54.4	-
0400	3	0	3	0	0	0	0	0	0	0	0	0	0	0	0	0	0	0	0	67	-
0500	2	0	2	0	0	0	0	0	0	0	0	0	0	0	0	0	0	0	0	45	-
0600	3	0	3	0	0	0	0	0	0	0	0	0	0	1	33.3	1	33.3	1	33.3	81.8	-
0700	7	0	6	0	0	0	0	0	1	0	0	0	0	3	42.9	1	14.3	1	14.3	79.2	-
0800	5	1	3	0	0	0	0	0	1	0	0	0	0	0	0	0	0	0	0	49.1	-
0900	12	0	10	0	1	0	1	0	0	0	0	0	0	2	16.7	2	16.7	1	8.3	62.5	71.6
1000	43	1	40	1	1	0	0	0	0	0	0	0	0	5	11.6	2	4.7	1	2.3	66.5	78.5
1100	**50**	**0**	**48**	**0**	**0**	**0**	**1**	**0**	**1**	**0**	**0**	**0**	**0**	**2**	**4**	**1**	**2**	**0**	**0**	**65.1**	**76**
1200	**35**	**1**	**33**	**0**	**1**	**0**	**0**	**0**	**0**	**0**	**0**	**0**	**0**	**4**	**11.4**	**2**	**5.7**	**1**	**2.9**	**66.7**	**79.6**
1300	34	0	33	0	1	0	0	0	0	0	0	0	0	4	11.8	1	2.9	0	0	69.4	78.5
1400	30	2	26	1	1	0	0	0	0	0	0	0	0	4	13.3	4	13.3	1	3.3	62.1	79.2
1500	23	0	21	2	0	0	0	0	0	0	0	0	0	3	13	3	13	2	8.7	64.6	78.1
1600	22	1	21	0	0	0	0	0	0	0	0	0	0	4	18.2	1	4.5	1	4.5	64	79.9
1700	23	0	23	0	0	0	0	0	0	0	0	0	0	3	13	1	4.3	1	4.3	66.4	78.8
1800	19	0	19	0	0	0	0	0	0	0	0	0	0	2	10.5	1	5.3	1	5.3	65.7	74.2
1900	15	0	15	0	0	0	0	0	0	0	0	0	0	0	0	0	0	0	0	65.3	74.9
2000	11	0	9	0	2	0	0	0	0	0	0	0	0	1	9.1	0	0	0	0	63.8	72.4
2100	8	0	8	0	0	0	0	0	0	0	0	0	0	1	12.5	1	12.5	1	12.5	70.6	-
2200	17	0	15	0	2	0	0	0	0	0	0	0	0	1	5.9	1	5.9	1	5.9	59.8	64.4
2300	2	0	0	0	2	0	0	0	0	0	0	0	0	0	0	0	0	0	0	63.3	-
07-19	**303**	**6**	**283**	**4**	**5**	**0**	**2**	**0**	**3**	**0**	**0**	**0**	**0**	**36**	**11.9**	**19**	**6.3**	**10**	**3.3**	**65.7**	**78.5**
06-22	**340**	**6**	**318**	**4**	**7**	**0**	**2**	**0**	**3**	**0**	**0**	**0**	**0**	**39**	**11.5**	**21**	**6.2**	**12**	**3.5**	**65.8**	**78.5**
06-00	**359**	**6**	**333**	**4**	**11**	**0**	**2**	**0**	**3**	**0**	**0**	**0**	**0**	**40**	**11.1**	**22**	**6.1**	**13**	**3.6**	**65.5**	**78.1**
00-00	**374**	**6**	**347**	**4**	**12**	**0**	**2**	**0**	**3**	**0**	**0**	**0**	**0**	**42**	**11.2**	**24**	**6.4**	**14**	**3.7**	**65.5**	**78.1**

DRAFT

Site 29
Location L-7414-1, att t/pole, Lat 53,70611, Long -6.75915
Direction South

3279 / Meath/Cavan/Monaghan ATC's
October 2013
Automatic Traffic Count

Virtual Day (7)

Time	Total	Classification												>PSL	>PSL%	>SL1	>SL1%	>SL2	>SL2%	Mean	Vpp
		1 MCL	2 SV	3 SVT	4 TB2	5 TB3	6 T4	7 ART3	8 ART4	9 ART5	10 ART6	11 BD	12 DRT	80	80	85 +5kph	85 +5kph	90 +10kph	90 +10kph		85
0000	3	0	3	0	0	0	0	0	0	0	0	0	0	0	10	0	5	0	5	62.5	-
0100	1	0	1	0	0	0	0	0	0	0	0	0	0	0	42.9	0	42.9	0	14.3	68.8	-
0200	1	0	1	0	0	0	0	0	0	0	0	0	0	0	14.3	0	0	0	0	68	-
0300	1	0	1	0	1	0	0	0	0	0	0	0	0	0	0	0	0	0	0	50.8	-
0400	3	0	2	0	0	0	0	0	0	0	0	0	0	0	5.6	0	0	0	0	60.8	-
0500	4	0	3	0	1	0	0	0	0	0	0	0	0	1	14.3	0	10.7	0	3.6	64	-
0600	10	0	8	0	1	0	0	0	0	0	0	0	0	2	23.9	2	16.4	1	7.5	73.9	-
0700	30	0	25	0	4	0	0	0	0	0	0	0	0	8	27.7	4	14.1	2	5.6	72.6	83.9
0800	**60**	**1**	**54**	**1**	**4**	**1**	**0**	**0**	**0**	**0**	**0**	**0**	**0**	**9**	**14.7**	**4**	**6.9**	**1**	**2.1**	**69.7**	**79.6**
0900	51	0	46	1	4	0	0	0	0	0	0	0	0	7	13.4	3	5.6	1	2.8	68.3	78.8
1000	33	0	29	1	2	0	0	0	0	0	0	0	0	3	9.9	2	5.6	1	1.7	64.7	77.4
1100	32	1	28	1	2	0	0	0	0	0	0	0	0	4	11.5	2	6.6	1	2.6	64.5	78.1
1200	31	1	26	0	3	0	0	0	1	0	0	0	0	4	12	2	6.5	1	2.8	65.2	78.5
1300	28	0	25	1	2	0	0	0	0	0	0	0	0	4	13.8	1	5.1	0	0	66.5	79.2
1400	34	1	29	0	2	0	0	0	0	0	0	0	0	4	11.9	2	5.5	1	1.7	64.3	77.8
1500	**43**	**0**	**39**	**2**	**1**	**0**	**0**	**0**	**0**	**0**	**0**	**0**	**0**	**4**	**9.7**	**2**	**5.4**	**1**	**2**	**65.4**	**76.7**
1600	36	0	29	1	4	1	0	0	0	0	0	0	0	5	15.1	3	7.1	1	3.6	66.4	79.6
1700	34	0	30	1	2	0	0	0	0	0	0	0	0	4	11.1	2	5.1	1	1.7	67.4	78.5
1800	33	1	30	1	1	0	0	0	0	0	0	0	0	4	11.4	2	7	1	3.5	65.5	78.1
1900	32	0	30	1	1	0	0	0	0	0	0	0	0	4	11.5	2	5.7	1	2.2	63.4	77.4
2000	16	0	14	0	1	0	0	0	0	0	0	0	0	2	12.3	1	6.1	0	2.6	61.5	77.8
2100	12	0	11	0	0	0	0	0	0	0	0	0	0	2	16	1	6.2	1	4.9	67.6	79.9
2200	9	0	8	0	0	0	0	0	0	0	0	0	0	1	11.5	1	6.6	0	4.9	64.4	-
2300	5	0	3	0	2	0	0	0	0	0	0	0	0	1	18.8	1	15.6	1	12.5	68.2	-
07-19	**445**	**5**	**390**	**10**	**31**	**3**	**1**	**0**	**2**	**2**	**0**	**0**	**0**	**60**	**13.4**	**29**	**6.6**	**11**	**2.5**	**66.9**	**79.2**
06-22	**515**	**6**	**453**	**11**	**35**	**3**	**1**	**0**	**2**	**2**	**0**	**0**	**0**	**70**	**13.5**	**35**	**6.7**	**14**	**2.6**	**66.6**	**79.2**
06-00	**528**	**6**	**464**	**11**	**38**	**3**	**1**	**0**	**2**	**2**	**0**	**0**	**0**	**71**	**13.5**	**36**	**6.8**	**15**	**2.8**	**66.6**	**79.2**
00-00	**541**	**6**	**474**	**11**	**40**	**3**	**1**	**0**	**2**	**2**	**0**	**0**	**0**	**73**	**13.5**	**37**	**6.8**	**15**	**2.8**	**66.5**	**79.2**

DRAFT

Site 29
Location L-7414-1, att t/pole, Lat 53,70611, Long -6.75915
Direction South

3279 / Meath/Cavan/Monaghan ATC's
October 2013
Automatic Traffic Count

Virtual Week (1)

Time	Total	Classification												>PSL	>PSL%	>SL1	>SL1%	>SL2	>SL2%	Mean	Vpp
		1 MCL	2 SV	3 SVT	4 TB2	5 TB3	6 T4	7 ART3	8 ART4	9 ART5	10 ART6	11 BD	12 DRT	80	80	85 +5kph	85 +5kph	90 +10kph	90 +10kph		85
Mon	543	3	485	8	41	3	0	0	2	1	0	0	0	79	14.5	37	6.8	14	2.6	68	79.6
Tue	572	7	507	10	39	1	3	1	2	2	0	0	0	71	12.4	33	5.8	9	1.6	66.6	78.5
Wed	604	3	516	14	62	4	1	0	1	3	0	0	0	81	13.4	34	5.6	13	2.2	67	78.8
Thu	605	7	512	21	53	5	1	0	0	6	0	0	0	90	14.9	53	8.8	21	3.5	65.8	79.9
Fri	605	4	533	9	47	7	0	0	3	1	0	1	0	88	14.5	44	7.3	17	2.8	67	79.6
| Sat	481	11	421	13	25	1	2	0	3	4	0	1	0	60	12.5	33	6.9	17	3.5	65.3	78.1
| Sun	374	6	347	4	12	0	2	0	3	0	0	0	0	42	11.2	24	6.4	14	3.7	65.5	78.1
5 Day Ave.	**586**	**5**	**511**	**12**	**48**	**4**	**1**	**0**	**2**	**3**	**0**	**0**	**0**	**82**	**14.0**	**40**	**6.8**	**15**	**2.6**	**66.9**	**79.3**
7 Day Ave.	**541**	**6**	**474**	**11**	**40**	**3**	**1**	**0**	**2**	**2**	**0**	**0**	**0**	**73**	**13.5**	**37**	**6.8**	**15**	**2.8**	**66.5**	**79.2**
--	**3784**	**41**	**3321**	**79**	**279**	**21**	**9**	**1**	**14**	**17**	**0**	**2**	**0**	**511**	**13.5**	**258**	**6.8**	**105**	**2.8**	**66.5**	**79.2**

Summary Graphs

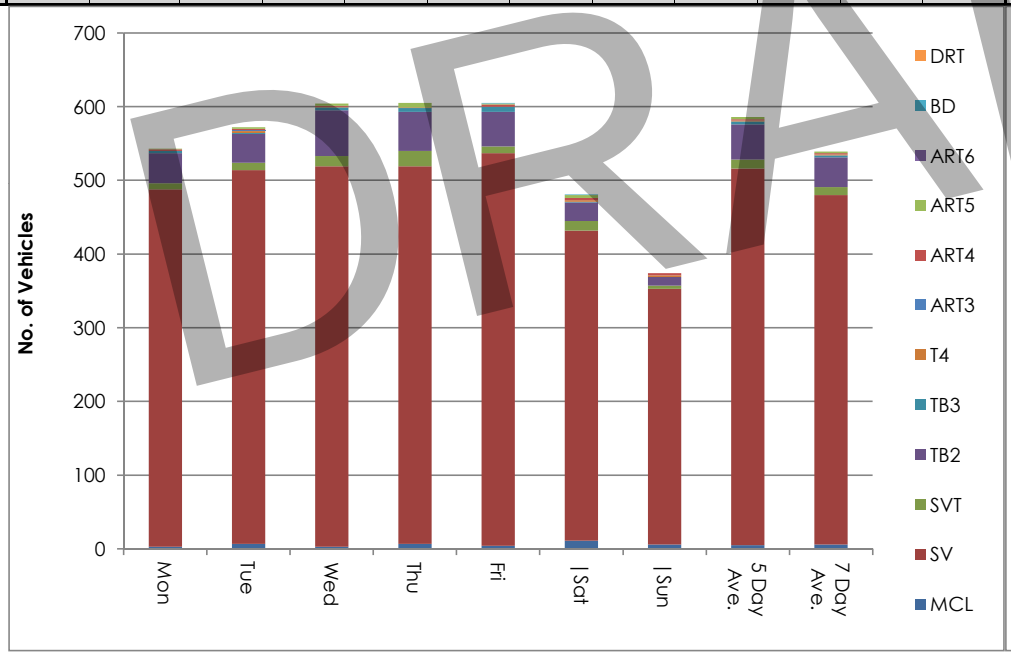

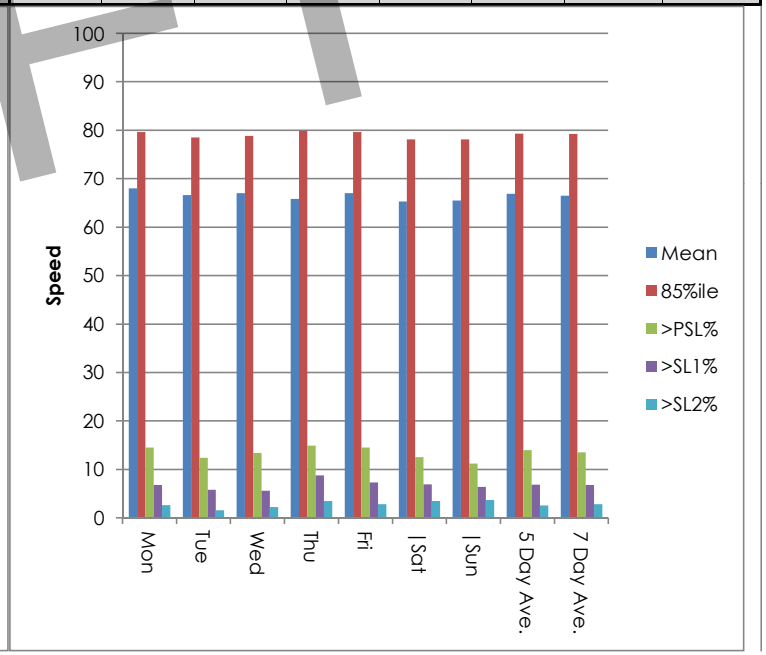

DRAFT

Site 29
Location L-7414-1, att t/pole, Lat 53,70611, Long -6.75915
Direction South

3279 / Meath/Cavan/Monaghan ATC's
October 2013
Automatic Traffic Count

Mon, 7 October 2013

Time	Total	Speed Bins (km/h)																											
		0 - 5	5 - 10	10 - 15	15 - 20	20 - 25	25 - 30	30 - 35	35 - 40	40 - 45	45 - 50	50 - 55	55 - 60	60 - 65	65 - 70	70 - 75	75 - 80	80 - 85	85 - 90	90 - 95	95 - 100	100 - 105	105 - 110	110 - 115	115 - 120	120 - 125	125 - 130	130 - 135	135 - 140
0000	1	0	0	0	0	0	0	0	0	0	0	1	0	0	0	0	0	0	0	0	0	0	0	0	0	0	0	0	0
0100	0	0	0	0	0	0	0	0	0	0	0	0	0	0	0	0	0	0	0	0	0	0	0	0	0	0	0	0	0
0200	0	0	0	0	0	0	0	0	0	0	0	0	0	0	0	0	0	0	0	0	0	0	0	0	0	0	0	0	0
0300	1	0	0	0	0	0	0	0	0	0	0	0	1	0	0	0	0	0	0	0	0	0	0	0	0	0	0	0	0
0400	1	0	0	0	0	0	0	0	0	1	0	0	0	0	0	0	0	0	0	0	0	0	0	0	0	0	0	0	0
0500	6	0	0	0	0	0	0	0	1	0	0	0	2	0	0	2	0	0	1	0	0	0	0	0	0	0	0	0	0
0600	13	0	0	0	0	0	0	0	0	0	0	0	0	2	0	6	4	0	1	0	0	0	0	0	0	0	0	0	0
0700	37	0	0	0	0	0	0	0	1	0	0	2	3	3	7	4	7	6	4	0	0	0	0	0	0	0	0	0	0
0800	**73**	**0**	**0**	**0**	**0**	**0**	**0**	**0**	**1**	**0**	**0**	**1**	**4**	**10**	**16**	**14**	**12**	**9**	**4**	**2**	**0**	**0**	**0**	**0**	**0**	**0**	**0**	**0**	**0**
0900	60	0	0	0	0	0	0	0	0	0	0	1	7	11	11	17	6	3	1	2	1	0	0	0	0	0	0	0	0
1000	30	0	0	0	0	0	1	0	0	0	2	5	5	4	4	2	2	2	2	0	1	0	0	0	0	0	0	0	0
1100	36	0	0	0	0	0	0	2	0	5	3	3	2	5	4	6	3	1	1	1	0	0	0	0	0	0	0	0	0
1200	27	0	0	1	0	0	0	0	0	0	1	2	3	3	7	3	4	2	1	0	0	0	0	0	0	0	0	0	0
1300	22	0	0	0	0	0	0	1	0	0	1	0	0	6	3	5	3	2	1	0	0	0	0	0	0	0	0	0	0
1400	29	0	0	0	0	0	0	0	0	1	0	1	2	4	8	7	2	2	2	0	0	0	0	0	0	0	0	0	0
1500	**41**	**0**	**0**	**0**	**0**	**0**	**0**	**0**	**1**	**0**	**0**	**0**	**2**	**9**	**12**	**10**	**6**	**0**	**0**	**1**	**0**	**0**	**0**	**0**	**0**	**0**	**0**	**0**	**0**
1600	35	0	0	0	0	0	0	2	0	1	4	2	3	1	4	10	3	3	2	0	0	0	0	0	0	0	0	0	0
1700	38	0	0	1	0	0	0	0	0	0	0	1	2	5	6	6	8	6	1	1	0	1	0	0	0	0	0	0	0
1800	29	0	0	0	0	0	0	0	0	0	1	1	3	10	3	6	1	1	1	0	2	0	0	0	0	0	0	0	0
1900	30	0	0	0	0	0	1	1	2	0	0	2	2	8	8	3	0	1	1	1	0	0	0	0	0	0	0	0	0
2000	12	0	0	0	0	0	0	0	1	0	1	1	1	1	4	0	0	3	0	0	0	0	0	0	0	0	0	0	0
2100	8	0	0	0	0	0	0	0	0	1	1	0	0	4	2	0	0	0	0	0	0	0	0	0	0	0	0	0	0
2200	7	0	0	0	0	0	0	0	0	0	1	0	1	2	2	0	1	0	0	0	0	0	0	0	0	0	0	0	0
2300	7	0	0	0	0	0	0	0	0	0	0	0	0	0	2	0	3	1	0	1	0	0	0	0	0	0	0	0	0
07-19	**457**	**0**	**0**	**2**	**0**	**0**	**1**	**5**	**3**	**7**	**12**	**19**	**36**	**71**	**85**	**90**	**57**	**37**	**20**	**7**	**4**	**1**	**0**	**0**	**0**	**0**	**0**	**0**	**0**
06-22	**520**	**0**	**0**	**2**	**0**	**0**	**2**	**6**	**6**	**8**	**14**	**22**	**39**	**86**	**99**	**99**	**61**	**41**	**22**	**8**	**4**	**1**	**0**	**0**	**0**	**0**	**0**	**0**	**0**
06-00	**534**	**0**	**0**	**2**	**0**	**0**	**2**	**6**	**6**	**8**	**15**	**22**	**40**	**88**	**103**	**99**	**65**	**42**	**22**	**9**	**4**	**1**	**0**	**0**	**0**	**0**	**0**	**0**	**0**
00-00	**543**	**0**	**0**	**2**	**0**	**0**	**2**	**6**	**7**	**9**	**15**	**23**	**43**	**88**	**103**	**101**	**65**	**42**	**23**	**9**	**4**	**1**	**0**	**0**	**0**	**0**	**0**	**0**	**0**

DRAFT

Site 29
Location L-7414-1, att t/pole, Lat 53,70611, Long -6.75915
Direction South

3279 / Meath/Cavan/Monaghan ATC's
October 2013
Automatic Traffic Count

Tue, 8 October 2013

Time	Total	Speed Bins (km/h)																											
		0 - 5	5 - 10	10 - 15	15 - 20	20 - 25	25 - 30	30 - 35	35 - 40	40 - 45	45 - 50	50 - 55	55 - 60	60 - 65	65 - 70	70 - 75	75 - 80	80 - 85	85 - 90	90 - 95	95 - 100	100 - 105	105 - 110	110 - 115	115 - 120	120 - 125	125 - 130	130 - 135	135 - 140
0000	3	0	0	0	0	0	0	0	0	0	1	1	0	0	0	1	0	0	0	0	0	0	0	0	0	0	0	0	0
0100	0	0	0	0	0	0	0	0	0	0	0	0	0	0	0	0	0	0	0	0	0	0	0	0	0	0	0	0	0
0200	0	0	0	0	0	0	0	0	0	0	0	0	0	0	0	0	0	0	0	0	0	0	0	0	0	0	0	0	0
0300	1	0	0	0	0	0	0	0	0	1	0	0	0	0	0	0	0	0	0	0	0	0	0	0	0	0	0	0	0
0400	2	0	0	0	0	0	0	0	0	0	1	0	0	0	0	1	0	0	0	0	0	0	0	0	0	0	0	0	0
0500	4	0	0	0	0	0	0	0	0	1	0	0	2	0	1	0	0	0	0	0	0	0	0	0	0	0	0	0	0
0600	10	0	0	0	0	0	0	0	0	1	0	0	0	1	1	3	3	0	0	1	0	0	0	0	0	0	0	0	0
0700	40	0	0	0	0	0	0	0	0	0	1	2	3	7	6	4	10	4	2	0	1	0	0	0	0	0	0	0	0
0800	**81**	**0**	**0**	**0**	**0**	**0**	**1**	**0**	**3**	**1**	**2**	**2**	**4**	**12**	**11**	**20**	**14**	**6**	**4**	**0**	**1**	**0**	**0**	**0**	**0**	**0**	**0**	**0**	**0**
0900	54	0	0	0	0	0	0	0	0	1	0	0	9	9	15	9	7	2	2	0	0	0	0	0	0	0	0	0	0
1000	27	0	0	0	0	0	0	0	0	2	0	4	2	3	5	7	2	0	2	0	0	0	0	0	0	0	0	0	0
1100	21	0	0	0	0	1	0	0	0	0	3	3	0	6	2	1	1	2	2	0	0	0	0	0	0	0	0	0	0
1200	32	0	0	0	1	0	0	0	0	1	2	1	10	5	4	4	1	1	1	1	0	0	0	0	0	0	0	0	0
1300	22	0	0	0	0	0	0	0	0	0	2	1	6	3	3	5	1	1	0	0	0	0	0	0	0	0	0	0	0
1400	42	0	0	1	0	0	1	0	0	1	1	2	3	12	8	7	3	3	0	0	0	0	0	0	0	0	0	0	0
1500	**45**	**0**	**0**	**0**	**0**	**0**	**0**	**0**	**0**	**2**	**1**	**0**	**3**	**6**	**10**	**8**	**10**	**5**	**0**	**0**	**0**	**0**	**0**	**0**	**0**	**0**	**0**	**0**	**0**
1600	31	0	0	0	0	0	0	0	0	1	3	4	1	6	8	4	0	2	2	0	0	0	0	0	0	0	0	0	0
1700	41	0	0	0	0	0	0	1	0	0	0	3	2	5	6	12	6	2	3	1	0	0	0	0	0	0	0	0	0
1800	38	0	0	0	0	0	0	1	2	1	2	4	7	4	2	11	2	1	1	0	0	0	0	0	0	0	0	0	0
1900	36	0	0	0	1	0	0	0	0	2	2	4	1	6	10	2	2	4	2	0	0	0	0	0	0	0	0	0	0
2000	15	0	0	0	0	0	0	0	0	2	1	1	3	5	1	0	0	1	1	0	0	0	0	0	0	0	0	0	0
2100	16	0	0	0	0	0	0	0	1	0	0	1	2	2	2	2	3	2	1	0	0	0	0	0	0	0	0	0	0
2200	6	0	0	0	0	0	0	0	0	0	1	0	0	1	0	0	0	2	0	1	0	1	0	0	0	0	0	0	0
2300	5	0	0	0	0	0	0	0	0	0	0	0	0	1	0	0	1	0	1	2	0	0	0	0	0	0	0	0	0
07-19	**474**	**0**	**0**	**1**	**1**	**1**	**2**	**2**	**5**	**10**	**17**	**26**	**50**	**78**	**80**	**92**	**57**	**29**	**19**	**2**	**2**	**0**	**0**	**0**	**0**	**0**	**0**	**0**	**0**
06-22	**551**	**0**	**0**	**1**	**2**	**1**	**2**	**2**	**6**	**15**	**20**	**32**	**56**	**92**	**94**	**99**	**65**	**36**	**23**	**3**	**2**	**0**	**0**	**0**	**0**	**0**	**0**	**0**	**0**
06-00	**562**	**0**	**0**	**1**	**2**	**1**	**2**	**2**	**6**	**15**	**21**	**32**	**56**	**94**	**94**	**99**	**66**	**38**	**24**	**6**	**2**	**1**	**0**	**0**	**0**	**0**	**0**	**0**	**0**
00-00	**572**	**0**	**0**	**1**	**2**	**1**	**2**	**2**	**6**	**17**	**23**	**33**	**58**	**94**	**95**	**101**	**66**	**38**	**24**	**6**	**2**	**1**	**0**	**0**	**0**	**0**	**0**	**0**	**0**

DRAFT

Site 29
Location L-7414-1, att t/pole, Lat 53,70611, Long -6.75915
Direction South

3279 / Meath/Cavan/Monaghan ATC's
October 2013
Automatic Traffic Count

Wed, 9 October 2013

Time	Total	Speed Bins (km/h)																											
		0 - 5	5 - 10	10 - 15	15 - 20	20 - 25	25 - 30	30 - 35	35 - 40	40 - 45	45 - 50	50 - 55	55 - 60	60 - 65	65 - 70	70 - 75	75 - 80	80 - 85	85 - 90	90 - 95	95 - 100	100 - 105	105 - 110	110 - 115	115 - 120	120 - 125	125 - 130	130 - 135	135 - 140
0000	3	0	0	0	0	0	0	0	0	0	1	0	0	1	0	0	0	1	0	0	0	0	0	0	0	0	0	0	0
0100	1	0	0	0	0	0	0	0	0	0	0	1	0	0	0	0	0	0	0	0	0	0	0	0	0	0	0	0	0
0200	0	0	0	0	0	0	0	0	0	0	0	0	0	0	0	0	0	0	0	0	0	0	0	0	0	0	0	0	0
0300	0	0	0	0	0	0	0	0	0	0	0	0	0	0	0	0	0	0	0	0	0	0	0	0	0	0	0	0	0
0400	4	0	0	0	0	0	0	0	0	0	1	0	1	0	1	0	0	1	0	0	0	0	0	0	0	0	0	0	0
0500	2	0	0	0	0	0	0	0	0	0	0	0	0	2	0	0	0	0	0	0	0	0	0	0	0	0	0	0	0
0600	11	0	0	0	0	0	0	0	0	0	0	0	0	1	4	3	1	0	2	0	0	0	0	0	0	0	0	0	0
0700	41	0	0	0	0	0	0	0	2	0	1	1	2	3	9	6	5	5	4	2	1	0	0	0	0	0	0	0	0
0800	**82**	**0**	**0**	**0**	**0**	**0**	**0**	**0**	**0**	**1**	**1**	**2**	**7**	**12**	**16**	**20**	**14**	**5**	**2**	**1**	**1**	**0**	**0**	**0**	**0**	**0**	**0**	**0**	**0**
0900	68	0	0	0	0	0	0	0	4	2	1	5	6	7	16	14	6	7	0	0	0	0	0	0	0	0	0	0	0
1000	24	0	0	0	0	0	0	0	0	0	1	1	4	5	6	2	5	0	0	0	0	0	0	0	0	0	0	0	0
1100	21	0	0	0	0	0	0	0	1	2	0	2	6	3	3	2	1	1	0	0	0	0	0	0	0	0	0	0	0
1200	42	0	0	0	1	0	0	0	0	0	0	1	3	12	9	5	5	4	1	1	0	0	0	0	0	0	0	0	0
1300	29	0	0	0	0	0	0	0	0	0	1	1	2	7	5	2	7	3	1	0	0	0	0	0	0	0	0	0	0
1400	28	0	0	0	0	0	0	0	0	1	3	3	2	1	6	6	1	4	1	0	0	0	0	0	0	0	0	0	0
1500	**50**	**0**	**0**	**5**	**0**	**0**	**0**	**0**	**0**	**1**	**1**	**6**	**8**	**5**	**9**	**2**	**7**	**4**	**2**	**0**	**0**	**0**	**0**	**0**	**0**	**0**	**0**	**0**	**0**
1600	43	1	1	0	1	0	0	0	0	0	1	1	4	6	5	14	5	3	0	1	0	0	0	0	0	0	0	0	0
1700	34	0	0	0	0	0	0	0	1	1	3	3	2	2	8	9	3	0	2	0	0	0	0	0	0	0	0	0	0
1800	44	0	0	0	0	0	0	0	0	2	1	1	5	7	9	4	6	4	2	0	1	0	1	1	0	0	0	0	0
1900	37	0	0	0	0	0	0	0	0	2	3	2	4	7	8	2	4	2	3	0	0	0	0	0	0	0	0	0	0
2000	13	0	0	0	0	0	0	0	0	2	0	1	1	5	2	0	1	0	1	0	0	0	0	0	0	0	0	0	0
2100	13	0	0	0	0	0	0	0	0	0	0	1	1	3	0	1	2	3	0	2	0	0	0	0	0	0	0	0	0
2200	6	0	0	0	0	0	0	0	0	0	0	1	0	3	1	1	0	0	0	0	0	0	0	0	0	0	0	0	0
2300	8	0	0	0	0	0	1	0	0	0	0	1	1	0	2	1	1	0	0	1	0	0	0	0	0	0	0	0	0
07-19	**506**	**1**	**1**	**5**	**2**	**0**	**0**	**0**	**8**	**10**	**14**	**27**	**51**	**70**	**101**	**86**	**65**	**40**	**15**	**5**	**3**	**0**	**1**	**1**	**0**	**0**	**0**	**0**	**0**
06-22	**580**	**1**	**1**	**5**	**2**	**0**	**0**	**0**	**8**	**14**	**17**	**31**	**57**	**86**	**115**	**92**	**73**	**45**	**21**	**7**	**3**	**0**	**1**	**1**	**0**	**0**	**0**	**0**	**0**
06-00	**594**	**1**	**1**	**5**	**2**	**0**	**1**	**0**	**8**	**14**	**17**	**33**	**58**	**89**	**118**	**94**	**74**	**45**	**21**	**8**	**3**	**0**	**1**	**1**	**0**	**0**	**0**	**0**	**0**
00-00	**604**	**1**	**1**	**5**	**2**	**0**	**1**	**0**	**8**	**14**	**19**	**34**	**59**	**92**	**119**	**94**	**74**	**47**	**21**	**8**	**3**	**0**	**1**	**1**	**0**	**0**	**0**	**0**	**0**

DRAFT

Site 29
Location L-7414-1, att t/pole, Lat 53,70611, Long -6.75915
Direction South

3279 / Meath/Cavan/Monaghan ATC's
October 2013
Automatic Traffic Count

Thu, 10 October 2013

Time	Total	Speed Bins (km/h)																											
		0 - 5	5 - 10	10 - 15	15 - 20	20 - 25	25 - 30	30 - 35	35 - 40	40 - 45	45 - 50	50 - 55	55 - 60	60 - 65	65 - 70	70 - 75	75 - 80	80 - 85	85 - 90	90 - 95	95 - 100	100 - 105	105 - 110	110 - 115	115 - 120	120 - 125	125 - 130	130 - 135	135 - 140
0000	2	0	0	0	0	0	0	0	0	1	0	0	0	0	0	0	0	0	0	1	0	0	0	0	0	0	0	0	0
0100	1	0	0	0	0	0	0	0	0	0	0	0	0	0	0	0	0	0	1	0	0	0	0	0	0	0	0	0	0
0200	0	0	0	0	0	0	0	0	0	0	0	0	0	0	0	0	0	0	0	0	0	0	0	0	0	0	0	0	0
0300	0	0	0	0	0	0	0	0	0	0	0	0	0	0	0	0	0	0	0	0	0	0	0	0	0	0	0	0	0
0400	4	0	0	0	0	0	0	0	0	2	0	1	0	1	0	0	0	0	0	0	0	0	0	0	0	0	0	0	0
0500	5	0	0	0	0	0	0	0	0	0	1	0	0	1	1	1	0	0	0	1	0	0	0	0	0	0	0	0	0
0600	15	0	0	0	0	0	0	0	0	1	0	0	1	0	3	1	2	2	3	1	1	0	0	0	0	0	0	0	0
0700	35	0	0	0	0	0	0	0	1	0	0	3	1	3	5	6	7	2	4	2	0	1	0	0	0	0	0	0	0
0800	**76**	**0**	**0**	**0**	**0**	**0**	**1**	**0**	**0**	**0**	**0**	**2**	**4**	**11**	**16**	**22**	**12**	**4**	**3**	**1**	**0**	**0**	**0**	**0**	**0**	**0**	**0**	**0**	**0**
0900	64	0	0	0	0	0	0	1	0	1	1	0	6	11	16	14	4	5	3	1	1	0	0	0	0	0	0	0	0
1000	18	0	0	1	0	0	0	0	1	1	1	1	1	2	2	3	2	2	1	0	0	0	0	0	0	0	0	0	0
1100	26	0	0	1	0	0	0	0	0	2	0	0	2	2	3	7	2	4	2	1	0	0	0	0	0	0	0	0	0
1200	26	0	0	1	0	0	0	1	0	1	2	2	1	4	1	4	5	1	2	0	1	0	0	0	0	0	0	0	0
1300	25	0	0	1	0	0	1	0	1	0	0	1	3	2	1	7	2	4	2	0	0	0	0	0	0	0	0	0	0
1400	34	0	0	2	2	0	0	0	0	1	1	2	1	6	9	2	4	2	1	1	0	0	0	0	0	0	0	0	0
1500	**51**	**0**	**0**	**0**	**0**	**1**	**0**	**0**	**0**	**5**	**0**	**3**	**2**	**5**	**14**	**7**	**5**	**3**	**4**	**1**	**1**	**0**	**0**	**0**	**0**	**0**	**0**	**0**	**0**
1600	38	0	0	0	0	0	0	0	1	0	2	1	4	3	7	5	10	2	2	0	1	0	0	0	0	0	0	0	0
1700	33	0	0	0	0	0	0	0	0	1	2	2	6	4	4	9	4	1	0	0	0	0	0	0	0	0	0	0	0
1800	40	0	0	0	0	0	2	3	1	1	0	1	2	12	7	2	6	0	2	1	0	0	0	0	0	0	0	0	0
1900	49	0	0	0	0	1	5	2	2	3	3	5	5	6	7	6	1	2	1	0	0	0	0	0	0	0	0	0	0
2000	32	0	0	0	0	1	2	6	1	1	3	3	3	3	3	1	0	1	1	2	0	1	0	0	0	0	0	0	0
2100	19	0	0	0	0	0	0	0	0	0	0	2	4	2	4	3	1	2	0	0	0	1	0	0	0	0	0	0	0
2200	9	0	0	0	0	0	0	0	0	1	1	0	1	2	3	0	1	0	0	0	0	0	0	0	0	0	0	0	0
2300	3	0	0	0	0	0	0	0	0	0	0	0	1	2	0	0	0	0	0	0	0	0	0	0	0	0	0	0	0
07-19	**466**	**0**	**0**	**6**	**2**	**1**	**4**	**5**	**5**	**13**	**9**	**18**	**33**	**65**	**85**	**88**	**63**	**30**	**26**	**8**	**4**	**1**	**0**	**0**	**0**	**0**	**0**	**0**	**0**
06-22	**581**	**0**	**0**	**6**	**2**	**3**	**11**	**13**	**8**	**18**	**15**	**28**	**46**	**76**	**102**	**99**	**67**	**37**	**31**	**11**	**5**	**3**	**0**	**0**	**0**	**0**	**0**	**0**	**0**
06-00	**593**	**0**	**0**	**6**	**2**	**3**	**11**	**13**	**8**	**19**	**16**	**28**	**48**	**80**	**105**	**99**	**68**	**37**	**31**	**11**	**5**	**3**	**0**	**0**	**0**	**0**	**0**	**0**	**0**
00-00	**605**	**0**	**0**	**6**	**2**	**3**	**11**	**13**	**8**	**22**	**17**	**29**	**48**	**82**	**106**	**100**	**68**	**37**	**32**	**13**	**5**	**3**	**0**	**0**	**0**	**0**	**0**	**0**	**0**

DRAFT

Site 29
Location L-7414-1, att t/pole, Lat 53,70611, Long -6.75915
Direction South

3279 / Meath/Cavan/Monaghan ATC's
October 2013
Automatic Traffic Count

Fri, 11 October 2013

Time	Total	Speed Bins (km/h)																											
		0 - 5	5 - 10	10 - 15	15 - 20	20 - 25	25 - 30	30 - 35	35 - 40	40 - 45	45 - 50	50 - 55	55 - 60	60 - 65	65 - 70	70 - 75	75 - 80	80 - 85	85 - 90	90 - 95	95 - 100	100 - 105	105 - 110	110 - 115	115 - 120	120 - 125	125 - 130	130 - 135	135 - 140
0000	4	0	0	0	0	0	0	0	0	1	0	0	1	0	1	1	0	0	0	0	0	0	0	0	0	0	0	0	0
0100	0	0	0	0	0	0	0	0	0	0	0	0	0	0	0	0	0	0	0	0	0	0	0	0	0	0	0	0	0
0200	1	0	0	0	0	0	0	0	0	0	0	0	0	0	0	0	1	0	0	0	0	0	0	0	0	0	0	0	0
0300	3	0	0	0	0	0	0	0	0	1	0	1	0	1	0	0	0	0	0	0	0	0	0	0	0	0	0	0	0
0400	3	0	0	0	0	0	0	0	0	0	0	0	1	0	0	1	1	0	0	0	0	0	0	0	0	0	0	0	0
0500	5	0	0	0	0	0	0	0	0	0	0	0	0	3	0	1	0	1	0	0	0	0	0	0	0	0	0	0	0
0600	10	0	0	0	0	0	0	0	0	0	0	0	1	0	1	3	3	2	0	0	0	0	0	0	0	0	0	0	0
0700	42	0	0	0	0	0	0	0	0	1	0	1	0	6	9	2	9	8	2	4	0	0	0	0	0	0	0	0	0
0800	**78**	**0**	**0**	**0**	**1**	**0**	**2**	**0**	**1**	**1**	**0**	**2**	**7**	**12**	**16**	**9**	**14**	**7**	**6**	**0**	**0**	**0**	**0**	**0**	**0**	**0**	**0**	**0**	**0**
0900	70	0	0	1	0	0	0	1	0	1	3	8	4	6	18	10	6	7	2	1	2	0	0	0	0	0	0	0	0
1000	34	0	0	0	0	1	0	0	0	4	1	3	4	3	7	4	3	1	3	0	0	0	0	0	0	0	0	0	0
1100	30	0	0	1	1	0	0	1	0	1	0	1	2	3	3	7	5	1	2	1	1	0	0	0	0	0	0	0	0
1200	31	0	0	1	0	0	0	1	1	5	0	2	2	3	6	5	3	1	1	0	0	0	0	0	0	0	0	0	0
1300	24	0	0	1	0	0	0	0	0	0	0	3	3	1	3	4	3	2	4	0	0	0	0	0	0	0	0	0	0
1400	32	0	0	1	1	0	0	0	0	2	1	3	4	2	6	5	4	1	2	0	0	0	0	0	0	0	0	0	0
1500	**49**	**0**	**0**	**1**	**1**	**0**	**0**	**0**	**0**	**1**	**3**	**1**	**7**	**8**	**7**	**11**	**6**	**1**	**1**	**0**	**1**	**0**	**0**	**0**	**0**	**0**	**0**	**0**	**0**
1600	**49**	**0**	**0**	**1**	**0**	**0**	**0**	**0**	**1**	**0**	**1**	**1**	**7**	**4**	**11**	**5**	**6**	**5**	**2**	**3**	**0**	**0**	**2**	**0**	**0**	**0**	**0**	**0**	**0**
1700	36	0	0	1	0	0	1	0	0	0	1	1	3	3	6	12	5	2	1	0	0	0	0	0	0	0	0	0	0
1800	36	0	0	0	0	0	0	1	0	0	3	4	5	5	4	5	8	1	0	0	0	0	0	0	0	0	0	0	0
1900	33	0	0	0	0	0	0	0	0	2	2	2	9	3	6	2	2	2	1	1	1	0	0	0	0	0	0	0	0
2000	13	0	0	0	0	0	0	0	0	0	0	0	1	2	1	6	3	0	0	0	0	0	0	0	0	0	0	0	0
2100	10	0	0	0	0	0	0	0	0	0	1	2	3	0	2	0	1	1	0	0	0	0	0	0	0	0	0	0	0
2200	7	0	0	0	0	0	0	0	0	0	0	1	1	0	1	2	1	1	0	0	0	0	0	0	0	0	0	0	0
2300	5	0	0	0	0	0	0	0	0	1	0	1	1	0	0	1	1	0	0	0	0	0	0	0	0	0	0	0	0
07-19	**511**	**0**	**0**	**8**	**4**	**1**	**3**	**4**	**3**	**16**	**13**	**30**	**48**	**56**	**96**	**79**	**72**	**37**	**26**	**9**	**4**	**0**	**2**	**0**	**0**	**0**	**0**	**0**	**0**
06-22	**577**	**0**	**0**	**8**	**4**	**1**	**3**	**4**	**3**	**18**	**16**	**34**	**62**	**61**	**106**	**90**	**81**	**42**	**27**	**10**	**5**	**0**	**2**	**0**	**0**	**0**	**0**	**0**	**0**
06-00	**589**	**0**	**0**	**8**	**4**	**1**	**3**	**4**	**3**	**19**	**16**	**36**	**64**	**61**	**107**	**93**	**83**	**43**	**27**	**10**	**5**	**0**	**2**	**0**	**0**	**0**	**0**	**0**	**0**
00-00	**605**	**0**	**0**	**8**	**4**	**1**	**3**	**4**	**3**	**21**	**16**	**37**	**66**	**65**	**108**	**96**	**85**	**44**	**27**	**10**	**5**	**0**	**2**	**0**	**0**	**0**	**0**	**0**	**0**

DRAFT

Site 29
Location L-7414-1, att t/pole, Lat 53,70611, Long -6.75915
Direction South

3279 / Meath/Cavan/Monaghan ATC's
October 2013
Automatic Traffic Count

Sat, 12 October 2013

Time	Total	Speed Bins (km/h)																											
		0 - 5	5 - 10	10 - 15	15 - 20	20 - 25	25 - 30	30 - 35	35 - 40	40 - 45	45 - 50	50 - 55	55 - 60	60 - 65	65 - 70	70 - 75	75 - 80	80 - 85	85 - 90	90 - 95	95 - 100	100 - 105	105 - 110	110 - 115	115 - 120	120 - 125	125 - 130	130 - 135	135 - 140
0000	4	0	0	0	0	0	0	0	0	0	0	0	0	1	0	3	0	0	0	0	0	0	0	0	0	0	0	0	0
0100	2	0	0	0	0	0	0	0	0	2	0	0	0	0	0	0	0	0	0	0	0	0	0	0	0	0	0	0	0
0200	4	0	0	0	0	0	0	0	0	0	0	0	1	0	1	0	1	1	0	0	0	0	0	0	0	0	0	0	0
0300	1	0	0	0	0	0	0	0	0	1	0	0	0	0	0	0	0	0	0	0	0	0	0	0	0	0	0	0	0
0400	1	0	0	0	0	0	0	0	0	0	0	0	0	0	0	1	0	0	0	0	0	0	0	0	0	0	0	0	0
0500	4	0	0	0	0	0	0	0	0	0	0	1	0	1	0	0	1	0	1	0	0	0	0	0	0	0	0	0	0
0600	5	0	0	0	0	0	0	0	0	1	0	0	0	1	1	0	0	1	0	1	0	0	0	0	0	0	0	0	0
0700	11	0	0	0	0	0	0	0	0	1	0	0	1	1	3	1	0	2	2	0	0	0	0	0	0	0	0	0	0
0800	28	0	0	0	0	0	1	1	0	1	2	1	2	0	2	7	5	2	1	1	0	1	1	0	0	0	0	0	0
0900	29	0	0	0	0	0	0	0	0	0	1	0	2	0	8	6	6	4	1	1	0	0	0	0	0	0	0	0	0
1000	**56**	**0**	**0**	**0**	**0**	**0**	**0**	**0**	**0**	**3**	**7**	**4**	**7**	**10**	**11**	**5**	**5**	**2**	**0**	**2**	**0**	**0**	**0**	**0**	**0**	**0**	**0**	**0**	**0**
1100	43	0	0	0	0	0	3	0	0	1	3	1	3	8	9	7	4	1	1	1	0	1	0	0	0	0	0	0	0
1200	24	0	0	1	0	0	0	0	0	2	0	1	2	2	7	1	4	1	1	2	0	0	0	0	0	0	0	0	0
1300	39	0	0	0	0	0	1	1	0	1	3	5	9	5	5	3	3	2	1	0	0	0	0	0	0	0	0	0	0
1400	**41**	**0**	**0**	**0**	**0**	**0**	**0**	**1**	**1**	**2**	**3**	**1**	**4**	**10**	**4**	**5**	**5**	**3**	**0**	**2**	**0**	**0**	**0**	**0**	**0**	**0**	**0**	**0**	**0**
1500	40	0	0	0	0	0	1	1	1	1	1	4	4	8	10	5	2	0	2	0	0	0	0	0	0	0	0	0	0
1600	34	0	0	0	0	1	1	0	0	5	2	1	4	2	2	9	3	2	1	0	1	0	0	0	0	0	0	0	0
1700	30	0	0	0	0	0	0	0	0	4	1	1	4	5	4	7	2	1	1	0	0	0	0	0	0	0	0	0	0
1800	22	0	0	0	1	0	0	1	0	2	0	0	1	4	4	3	1	2	2	1	0	0	0	0	0	0	0	0	0
1900	27	0	0	0	0	0	0	0	0	0	1	1	3	2	8	3	5	2	0	2	0	0	0	0	0	0	0	0	0
2000	18	0	0	0	0	0	0	0	0	0	0	5	1	2	5	1	2	1	1	0	0	0	0	0	0	0	0	0	0
2100	7	0	0	0	0	0	0	0	0	0	1	0	0	0	1	2	3	0	0	0	0	0	0	0	0	0	0	0	0
2200	9	0	0	0	0	0	0	0	0	1	0	1	1	1	3	0	1	0	1	0	0	0	0	0	0	0	0	0	0
2300	2	0	0	0	0	0	0	0	0	0	0	1	1	0	0	0	0	0	0	0	0	0	0	0	0	0	0	0	0
07-19	**397**	**0**	**0**	**1**	**1**	**1**	**7**	**5**	**2**	**23**	**23**	**19**	**43**	**55**	**69**	**59**	**40**	**22**	**13**	**10**	**1**	**2**	**1**	**0**	**0**	**0**	**0**	**0**	**0**
06-22	**454**	**0**	**0**	**1**	**1**	**1**	**7**	**5**	**2**	**24**	**25**	**25**	**47**	**60**	**84**	**65**	**50**	**26**	**14**	**13**	**1**	**2**	**1**	**0**	**0**	**0**	**0**	**0**	**0**
06-00	**465**	**0**	**0**	**1**	**1**	**1**	**7**	**5**	**2**	**25**	**25**	**27**	**49**	**61**	**87**	**65**	**51**	**26**	**15**	**13**	**1**	**2**	**1**	**0**	**0**	**0**	**0**	**0**	**0**
00-00	**481**	**0**	**0**	**1**	**1**	**1**	**7**	**5**	**2**	**28**	**25**	**28**	**50**	**63**	**88**	**69**	**53**	**27**	**16**	**13**	**1**	**2**	**1**	**0**	**0**	**0**	**0**	**0**	**0**

DRAFT

Site 29
Location L-7414-1, att t/pole, Lat 53,70611, Long -6.75915
Direction South

3279 / Meath/Cavan/Monaghan ATC's
October 2013
Automatic Traffic Count

Sun, 13 October 2013

Time	Total	Speed Bins (km/h)																											
		0 - 5	5 - 10	10 - 15	15 - 20	20 - 25	25 - 30	30 - 35	35 - 40	40 - 45	45 - 50	50 - 55	55 - 60	60 - 65	65 - 70	70 - 75	75 - 80	80 - 85	85 - 90	90 - 95	95 - 100	100 - 105	105 - 110	110 - 115	115 - 120	120 - 125	125 - 130	130 - 135	135 - 140
0000	3	0	0	0	0	0	0	0	0	0	1	0	0	2	0	0	0	0	0	0	0	0	0	0	0	0	0	0	0
0100	3	0	0	0	0	0	0	0	0	0	0	0	1	0	0	0	0	0	1	0	0	0	0	0	1	0	0	0	0
0200	2	0	0	0	0	0	0	0	0	0	0	0	1	1	0	0	0	0	0	0	0	0	0	0	0	0	0	0	0
0300	2	0	0	0	0	0	0	0	1	0	0	0	0	0	0	1	0	0	0	0	0	0	0	0	0	0	0	0	0
0400	3	0	0	0	0	0	0	0	0	0	0	0	1	0	1	1	0	0	0	0	0	0	0	0	0	0	0	0	0
0500	2	0	0	0	0	0	0	0	0	1	1	0	0	0	0	0	0	0	0	0	0	0	0	0	0	0	0	0	0
0600	3	0	0	0	0	0	0	0	0	0	0	0	0	0	0	2	0	0	0	0	1	0	0	0	0	0	0	0	0
0700	7	0	0	0	0	0	0	0	0	0	0	0	0	0	0	4	0	2	0	0	1	0	0	0	0	0	0	0	0
0800	5	0	0	0	1	0	0	0	0	1	1	0	0	1	0	1	0	0	0	0	0	0	0	0	0	0	0	0	0
0900	12	0	0	0	0	1	0	0	0	1	0	0	1	5	1	1	0	0	1	1	0	0	0	0	0	0	0	0	0
1000	43	0	0	0	0	0	0	1	0	1	2	3	6	5	6	10	4	3	1	1	0	0	0	0	0	0	0	0	0
1100	**50**	**0**	**0**	**0**	**0**	**0**	**0**	**1**	**2**	**2**	**1**	**1**	**7**	**6**	**10**	**10**	**8**	**1**	**1**	**0**	**0**	**0**	**0**	**0**	**0**	**0**	**0**	**0**	**0**
1200	**35**	**0**	**0**	**0**	**0**	**0**	**1**	**0**	**3**	**0**	**0**	**1**	**1**	**8**	**6**	**5**	**6**	**2**	**1**	**0**	**1**	**0**	**0**	**0**	**0**	**0**	**0**	**0**	**0**
1300	34	0	0	0	0	0	0	0	0	0	2	1	2	4	7	9	5	3	1	0	0	0	0	0	0	0	0	0	0
1400	30	0	0	0	0	1	2	0	2	1	0	2	2	5	7	2	2	0	3	0	1	0	0	0	0	0	0	0	0
1500	23	0	0	0	0	0	1	0	0	1	2	2	3	4	1	5	1	0	1	1	0	1	0	0	0	0	0	0	0
1600	22	0	0	1	0	0	0	0	0	1	1	1	3	4	3	3	1	3	0	0	1	0	0	0	0	0	0	0	0
1700	23	0	0	0	0	0	0	1	0	0	1	1	4	4	3	2	4	2	0	1	0	0	0	0	0	0	0	0	0
1800	19	0	0	0	0	0	0	0	0	0	1	2	4	2	4	3	1	1	0	1	0	0	0	0	0	0	0	0	0
1900	15	0	0	0	0	0	0	0	0	0	2	0	3	3	0	4	3	0	0	0	0	0	0	0	0	0	0	0	0
2000	11	0	0	0	0	0	0	0	0	0	2	0	3	1	2	1	1	1	0	0	0	0	0	0	0	0	0	0	0
2100	8	0	0	0	0	0	0	0	0	1	0	0	0	1	0	3	2	0	0	1	0	0	0	0	0	0	0	0	0
2200	17	0	0	0	0	0	0	0	0	1	2	3	4	4	1	0	1	0	0	1	0	0	0	0	0	0	0	0	0
2300	2	0	0	0	0	0	0	0	0	0	0	0	1	0	1	0	0	0	0	0	0	0	0	0	0	0	0	0	0
07-19	**303**	**0**	**0**	**1**	**1**	**2**	**4**	**3**	**7**	**8**	**11**	**14**	**33**	**48**	**48**	**55**	**32**	**17**	**9**	**5**	**4**	**1**	**0**	**0**	**0**	**0**	**0**	**0**	**0**
06-22	**340**	**0**	**0**	**1**	**1**	**2**	**4**	**3**	**7**	**9**	**15**	**14**	**39**	**53**	**50**	**65**	**38**	**18**	**9**	**6**	**5**	**1**	**0**	**0**	**0**	**0**	**0**	**0**	**0**
06-00	**359**	**0**	**0**	**1**	**1**	**2**	**4**	**3**	**7**	**10**	**17**	**17**	**44**	**57**	**52**	**65**	**39**	**18**	**9**	**7**	**5**	**1**	**0**	**0**	**0**	**0**	**0**	**0**	**0**
00-00	**374**	**0**	**0**	**1**	**1**	**2**	**4**	**3**	**8**	**11**	**19**	**17**	**47**	**60**	**53**	**67**	**39**	**18**	**10**	**7**	**5**	**1**	**0**	**0**	**1**	**0**	**0**	**0**	**0**

DRAFT

Site 29
Location L-7414-1, att t/pole, Lat 53,70611, Long -6.75915
Direction South

3279 / Meath/Cavan/Monaghan ATC's
October 2013
Automatic Traffic Count

Virtual Day (7)

Time	Total	Speed Bins (km/h)																											
		0 - 5	5 - 10	10 - 15	15 - 20	20 - 25	25 - 30	30 - 35	35 - 40	40 - 45	45 - 50	50 - 55	55 - 60	60 - 65	65 - 70	70 - 75	75 - 80	80 - 85	85 - 90	90 - 95	95 - 100	100 - 105	105 - 110	110 - 115	115 - 120	120 - 125	125 - 130	130 - 135	135 - 140
0000	3	0	0	0	0	0	0	0	0	0	0	0	0	1	0	1	0	0	0	0	0	0	0	0	0	0	0	0	0
0100	1	0	0	0	0	0	0	0	0	0	0	0	0	0	0	0	0	0	0	0	0	0	0	0	0	0	0	0	0
0200	1	0	0	0	0	0	0	0	0	0	0	0	0	0	0	0	0	0	0	0	0	0	0	0	0	0	0	0	0
0300	1	0	0	0	0	0	0	0	0	0	0	0	0	0	0	0	0	0	0	0	0	0	0	0	0	0	0	0	0
0400	3	0	0	0	0	0	0	0	0	0	0	0	0	0	0	1	0	0	0	0	0	0	0	0	0	0	0	0	0
0500	4	0	0	0	0	0	0	0	0	0	0	0	1	1	0	1	0	0	0	0	0	0	0	0	0	0	0	0	0
0600	10	0	0	0	0	0	0	0	0	0	0	0	0	1	1	3	2	1	1	0	0	0	0	0	0	0	0	0	0
0700	30	0	0	0	0	0	0	0	1	0	0	1	1	3	6	4	5	4	3	1	0	0	0	0	0	0	0	0	0
0800	**60**	**0**	**0**	**0**	**0**	**0**	**1**	**0**	**1**	**1**	**1**	**1**	**4**	**8**	**11**	**13**	**10**	**5**	**3**	**1**	**0**	**0**	**0**	**0**	**0**	**0**	**0**	**0**	**0**
0900	51	0	0	0	0	0	0	0	1	1	1	2	5	7	12	10	5	4	1	1	1	0	0	0	0	0	0	0	0
1000	33	0	0	0	0	0	0	0	0	2	2	3	4	5	6	5	3	1	1	0	0	0	0	0	0	0	0	0	0
1100	32	0	0	0	0	0	0	1	0	2	1	2	3	5	5	6	3	2	1	1	0	0	0	0	0	0	0	0	0
1200	31	0	0	1	0	0	0	0	1	1	1	1	3	5	6	4	4	2	1	1	0	0	0	0	0	0	0	0	0
1300	28	0	0	0	0	0	0	0	0	0	1	2	4	4	4	5	3	2	1	0	0	0	0	0	0	0	0	0	0
1400	34	0	0	1	0	0	0	0	0	1	1	2	3	6	7	5	3	2	1	0	0	0	0	0	0	0	0	0	0
1500	**43**	**0**	**0**	**1**	**0**	**0**	**0**	**0**	**0**	**2**	**1**	**2**	**4**	**6**	**9**	**7**	**5**	**2**	**1**	**0**	**0**	**0**	**0**	**0**	**0**	**0**	**0**	**0**	**0**
1600	36	0	0	0	0	0	0	0	0	1	2	2	4	4	6	7	4	3	1	1	0	0	0	0	0	0	0	0	0
1700	34	0	0	0	0	0	0	0	0	1	1	2	3	4	5	8	5	2	1	0	0	0	0	0	0	0	0	0	0
1800	33	0	0	0	0	0	0	1	0	1	1	2	4	6	5	5	4	1	1	0	0	0	0	0	0	0	0	0	0
1900	32	0	0	0	0	0	1	0	1	1	2	2	4	5	7	3	2	2	1	1	0	0	0	0	0	0	0	0	0
2000	16	0	0	0	0	0	0	1	0	1	1	2	2	3	3	1	1	1	1	0	0	0	0	0	0	0	0	0	0
2100	12	0	0	0	0	0	0	0	0	0	0	1	1	2	2	2	2	1	0	0	0	0	0	0	0	0	0	0	0
2200	9	0	0	0	0	0	0	0	0	0	1	1	1	2	2	0	1	0	0	0	0	0	0	0	0	0	0	0	0
2300	5	0	0	0	0	0	0	0	0	0	0	0	1	0	1	0	1	0	0	1	0	0	0	0	0	0	0	0	0
07-19	**445**	**0**	**0**	**3**	**2**	**1**	**3**	**3**	**5**	**12**	**14**	**22**	**42**	**63**	**81**	**78**	**55**	**30**	**18**	**7**	**3**	**1**	**1**	**0**	**0**	**0**	**0**	**0**	**0**
06-22	**515**	**0**	**0**	**3**	**2**	**1**	**4**	**5**	**6**	**15**	**17**	**27**	**49**	**73**	**93**	**87**	**62**	**35**	**21**	**8**	**4**	**1**	**1**	**0**	**0**	**0**	**0**	**0**	**0**
06-00	**528**	**0**	**0**	**3**	**2**	**1**	**4**	**5**	**6**	**16**	**18**	**28**	**51**	**76**	**95**	**88**	**64**	**36**	**21**	**9**	**4**	**1**	**1**	**0**	**0**	**0**	**0**	**0**	**0**
00-00	**541**	**0**	**0**	**3**	**2**	**1**	**4**	**5**	**6**	**17**	**19**	**29**	**53**	**78**	**96**	**90**	**64**	**36**	**22**	**9**	**4**	**1**	**1**	**0**	**0**	**0**	**0**	**0**	**0**

DRAFT

Site 29
Location L-7414-1, att t/pole, Lat 53,70611, Long -6.75915
Direction South

3279 / Meath/Cavan/Monaghan ATC's
October 2013
Automatic Traffic Count

Virtual Week (1)

Time	Total	Speed Bins (km/h)																											
		0 - 5	5 - 10	10 - 15	15 - 20	20 - 25	25 - 30	30 - 35	35 - 40	40 - 45	45 - 50	50 - 55	55 - 60	60 - 65	65 - 70	70 - 75	75 - 80	80 - 85	85 - 90	90 - 95	95 - 100	100 - 105	105 - 110	110 - 115	115 - 120	120 - 125	125 - 130	130 - 135	135 - 140
Mon	543	0	0	2	0	0	2	6	7	9	15	23	43	88	103	101	65	42	23	9	4	1	0	0	0	0	0	0	0
Tue	572	0	0	1	2	1	2	2	6	17	23	33	58	94	95	101	66	38	24	6	2	1	0	0	0	0	0	0	0
Wed	604	1	1	5	2	0	1	0	8	14	19	34	59	92	119	94	74	47	21	8	3	0	1	1	0	0	0	0	0
Thu	605	0	0	6	2	3	11	13	8	22	17	29	48	82	106	100	68	37	32	13	5	3	0	0	0	0	0	0	0
Fri	605	0	0	8	4	1	3	4	3	21	16	37	66	65	108	96	85	44	27	10	5	0	2	0	0	0	0	0	0
|Sat	481	0	0	1	1	1	7	5	2	28	25	28	50	63	88	69	53	27	16	13	1	2	1	0	0	0	0	0	0
|Sun	374	0	0	1	1	2	4	3	8	11	19	17	47	60	53	67	39	18	10	7	5	1	0	0	1	0	0	0	0
5 Day Ave.	**586**	**0**	**0**	**4**	**2**	**1**	**4**	**5**	**6**	**17**	**18**	**31**	**55**	**84**	**106**	**98**	**72**	**42**	**25**	**9**	**4**	**1**	**1**	**0**	**0**	**0**	**0**	**0**	**0**
7 Day Ave.	**541**	**0**	**0**	**3**	**2**	**1**	**4**	**5**	**6**	**17**	**19**	**29**	**53**	**78**	**96**	**90**	**64**	**36**	**22**	**9**	**4**	**1**	**1**	**0**	**0**	**0**	**0**	**0**	**0**
--	**3784**	**1**	**1**	**24**	**12**	**8**	**30**	**33**	**42**	**122**	**134**	**201**	**371**	**544**	**672**	**628**	**450**	**253**	**153**	**66**	**25**	**8**	**4**	**1**	**1**	**0**	**0**	**0**	**0**

Summary Graphs

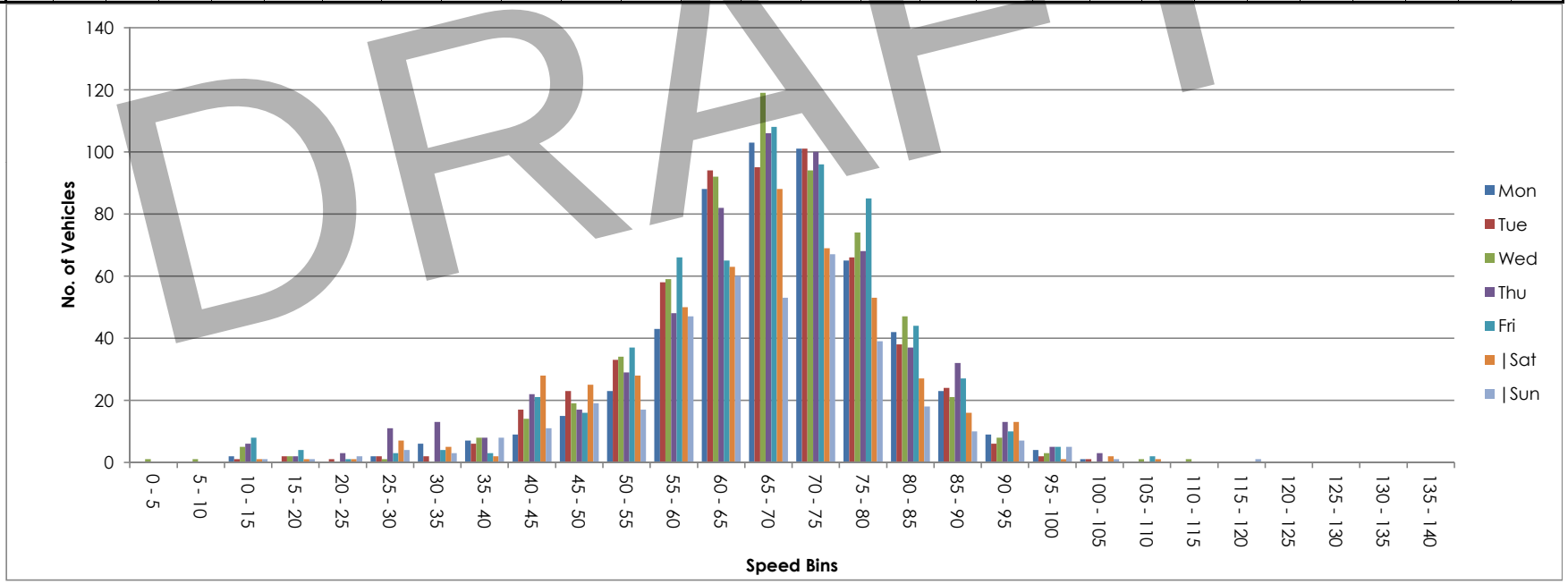

DRAFT

Site 29
Location L-7414-1, att t/pole, Lat 53,70611, Long -6.75915
Direction Two way

3279 / Meath/Cavan/Monaghan ATC's
October 2013
Automatic Traffic Count

Mon, 7 October 2013

Time	Total	Classification												>PSL	>PSL%	>SL1	>SL1%	>SL2	>SL2%	Mean	Vpp
		1 MCL	2 SV	3 SVT	4 TB2	5 TB3	6 T4	7 ART3	8 ART4	9 ART5	10 ART6	11 BD	12 DRT	80	80	85 +5kph	85 +5kph	90 +10kph	90 +10kph		85
0000	6	0	6	0	0	0	0	0	0	0	0	0	0	1	16.7	1	16.7	1	16.7	71.8	-
0100	1	0	1	0	0	0	0	0	0	0	0	0	0	0	0	0	0	0	0	65.8	-
0200	2	0	2	0	0	0	0	0	0	0	0	0	0	0	0	0	0	0	0	68.8	-
0300	1	0	1	0	0	0	0	0	0	0	0	0	0	0	0	0	0	0	0	55.6	-
0400	1	0	0	0	1	0	0	0	0	0	0	0	0	0	0	0	0	0	0	41.8	-
0500	8	0	6	0	2	0	0	0	0	0	0	0	0	1	12.5	1	12.5	0	0	66.3	-
0600	16	0	14	0	2	0	0	0	0	0	0	0	0	2	12.5	1	6.3	0	0	73.6	77.8
0700	46	0	36	0	9	1	0	0	0	0	0	0	0	12	26.1	4	8.7	0	0	71.7	82.4
0800	**106**	**0**	**96**	**0**	**10**	**0**	**0**	**0**	**0**	**0**	**0**	**0**	**0**	**21**	**19.8**	**7**	**6.6**	**2**	**1.9**	**71.5**	**81.4**
0900	**106**	**0**	**104**	**0**	**2**	**0**	**0**	**0**	**0**	**0**	**0**	**0**	**0**	**12**	**11.3**	**6**	**5.7**	**4**	**3.8**	**69.7**	**78.1**
1000	51	0	45	1	4	1	0	0	0	0	0	0	0	10	19.6	7	13.7	3	5.9	66.2	84.2
1100	59	0	48	4	6	0	0	0	0	1	0	0	0	5	8.5	4	6.8	2	3.4	62.6	76.3
1200	54	1	48	2	2	0	0	0	1	0	0	0	0	9	16.7	2	3.7	0	0	68.7	80.3
1300	45	0	36	2	6	0	0	0	1	0	0	0	0	6	13.3	3	6.7	2	4.4	72	78.1
1400	57	1	51	0	5	0	0	0	0	0	0	0	0	10	17.5	5	8.8	2	3.5	69.3	80.3
1500	77	0	66	3	8	0	0	0	0	0	0	0	0	9	11.7	5	6.5	3	3.9	68.9	77.8
1600	89	0	75	0	11	2	1	0	0	0	0	0	0	15	16.9	9	10.1	5	5.6	69.5	81.4
1700	**97**	**1**	**86**	**4**	**5**	**1**	**0**	**0**	**0**	**0**	**0**	**0**	**0**	**24**	**24.7**	**15**	**15.5**	**5**	**5.2**	**71.9**	**84.6**
1800	72	0	66	0	6	0	0	0	0	0	0	0	0	14	19.4	9	12.5	4	5.6	71.1	81.4
1900	57	1	54	1	0	1	0	0	0	0	0	0	0	8	14	5	8.8	3	5.3	64.6	74.5
2000	25	0	22	0	2	0	0	0	0	1	0	0	0	4	16	0	0	0	0	65.2	78.8
2100	19	0	19	0	0	0	0	0	0	0	0	0	0	1	5.3	1	5.3	1	5.3	60.5	68.8
2200	19	0	19	0	0	0	0	0	0	0	0	0	0	2	10.5	1	5.3	1	5.3	64.8	76.7
2300	14	0	12	0	2	0	0	0	0	0	0	0	0	2	14.3	1	7.1	1	7.1	71.1	77.8
07-19	**859**	**3**	**757**	**16**	**74**	**5**	**1**	**0**	**2**	**1**	**0**	**0**	**0**	**147**	**17.1**	**76**	**8.8**	**32**	**3.7**	**69.6**	**81.4**
06-22	**976**	**4**	**866**	**17**	**78**	**6**	**1**	**0**	**2**	**2**	**0**	**0**	**0**	**162**	**16.6**	**83**	**8.5**	**36**	**3.7**	**69.1**	**81**
06-00	**1009**	**4**	**897**	**17**	**80**	**6**	**1**	**0**	**2**	**2**	**0**	**0**	**0**	**166**	**16.5**	**85**	**8.4**	**38**	**3.8**	**69.1**	**81**
00-00	**1028**	**4**	**913**	**17**	**83**	**6**	**1**	**0**	**2**	**2**	**0**	**0**	**0**	**168**	**16.3**	**87**	**8.5**	**39**	**3.8**	**69**	**80.6**

DRAFT

Site 29
Location L-7414-1, att t/pole, Lat 53,70611, Long -6.75915
Direction Two way

3279 / Meath/Cavan/Monaghan ATC's
October 2013
Automatic Traffic Count

Tue, 8 October 2013

Time	Total	Classification												>PSL	>PSL%	>SL1	>SL1%	>SL2	>SL2%	Mean	Vpp
		1 MCL	2 SV	3 SVT	4 TB2	5 TB3	6 T4	7 ART3	8 ART4	9 ART5	10 ART6	11 BD	12 DRT	80	80	85 +5kph	85 +5kph	90 +10kph	90 +10kph		85
0000	5	0	4	0	1	0	0	0	0	0	0	0	0	1	20	0	0	0	0	66.4	-
0100	1	0	1	0	0	0	0	0	0	0	0	0	0	0	0	0	0	0	0	78.8	-
0200	0	0	0	0	0	0	0	0	0	0	0	0	0	0	0	0	0	0	0	-	-
0300	1	0	0	0	1	0	0	0	0	0	0	0	0	0	0	0	0	0	0	43.3	-
0400	2	0	2	0	0	0	0	0	0	0	0	0	0	0	0	0	0	0	0	60	-
0500	5	0	4	0	1	0	0	0	0	0	0	0	0	0	0	0	0	0	0	55.8	-
0600	13	0	13	0	0	0	0	0	0	0	0	0	0	1	7.7	1	7.7	1	7.7	72.8	79.2
0700	53	0	46	0	6	0	0	0	0	1	0	0	0	9	17	3	5.7	1	1.9	69.8	80.6
0800	**121**	**1**	**105**	**1**	**13**	**1**	**0**	**0**	**0**	**0**	**0**	**0**	**0**	**15**	**12.4**	**8**	**6.6**	**1**	**0.8**	**68**	**77.8**
0900	94	2	81	5	6	0	0	0	0	0	0	0	0	5	5.3	2	2.1	0	0	65.6	77
1000	54	2	47	1	3	0	0	0	1	0	0	0	0	3	5.6	3	5.6	0	0	63.9	74.9
1100	41	1	31	2	5	0	0	0	2	0	0	0	0	8	19.5	2	4.9	0	0	65.6	81.4
1200	60	1	48	1	8	0	0	0	2	0	0	0	0	10	16.7	3	5	1	1.7	66.3	79.9
1300	52	1	44	2	5	0	0	0	0	0	0	0	0	5	9.6	3	5.8	1	1.9	65.6	76
1400	64	2	57	0	4	0	0	0	0	1	0	0	0	7	10.9	3	4.7	3	4.7	66	76.3
1500	76	0	66	2	7	0	1	0	0	0	0	0	0	11	14.5	2	2.6	0	0	68.4	79.2
1600	86	2	74	2	5	0	3	0	0	0	0	0	0	12	14	7	8.1	0	0	67.6	78.1
1700	**96**	**3**	**83**	**4**	**5**	**1**	**0**	**0**	**0**	**0**	**0**	**0**	**0**	**22**	**22.9**	**10**	**10.4**	**5**	**5.2**	**70.1**	**82.4**
1800	87	2	78	1	5	0	0	0	1	0	0	0	0	9	10.3	4	4.6	1	1.1	64.7	76.3
1900	73	1	68	0	3	0	0	0	0	1	0	0	0	12	16.4	3	4.1	1	1.4	65.5	79.9
2000	35	0	31	0	2	0	0	0	1	1	0	0	0	3	8.6	2	5.7	1	2.9	65.1	77.4
2100	28	0	27	0	0	0	0	0	0	0	1	0	0	5	17.9	1	3.6	0	0	68.6	80.3
2200	18	0	16	0	1	0	0	1	0	0	0	0	0	6	33.3	3	16.7	3	16.7	73	84.6
2300	12	0	9	0	3	0	0	0	0	0	0	0	0	6	50	4	33.3	3	25	77.1	90
07-19	**884**	**17**	**760**	**21**	**72**	**2**	**4**	**0**	**6**	**2**	**0**	**0**	**0**	**116**	**13.1**	**50**	**5.7**	**13**	**1.5**	**67**	**78.8**
06-22	**1033**	**18**	**899**	**21**	**77**	**2**	**4**	**0**	**7**	**4**	**1**	**0**	**0**	**137**	**13.3**	**57**	**5.5**	**16**	**1.5**	**66.9**	**78.8**
06-00	**1063**	**18**	**924**	**21**	**81**	**2**	**4**	**1**	**7**	**4**	**1**	**0**	**0**	**149**	**14**	**64**	**6**	**22**	**2.1**	**67.2**	**79.2**
00-00	**1077**	**18**	**935**	**21**	**84**	**2**	**4**	**1**	**7**	**4**	**1**	**0**	**0**	**150**	**13.9**	**64**	**5.9**	**22**	**2**	**67.1**	**79.2**

DRAFT

Site 29
Location L-7414-1, att t/pole, Lat 53,70611, Long -6.75915
Direction Two way

3279 / Meath/Cavan/Monaghan ATC's
October 2013
Automatic Traffic Count

Wed, 9 October 2013

Time	Total	Classification												>PSL	>PSL%	>SL1	>SL1%	>SL2	>SL2%	Mean	Vpp
		1 MCL	2 SV	3 SVT	4 TB2	5 TB3	6 T4	7 ART3	8 ART4	9 ART5	10 ART6	11 BD	12 DRT	80	80	85 +5kph	85 +5kph	90 +10kph	90 +10kph		85
0000	3	0	2	0	1	0	0	0	0	0	0	0	0	1	33.3	0	0	0	0	63	-
0100	2	0	2	0	0	0	0	0	0	0	0	0	0	0	0	0	0	0	0	65.4	-
0200	2	0	2	0	0	0	0	0	0	0	0	0	0	0	0	0	0	0	0	68.2	-
0300	0	0	0	0	0	0	0	0	0	0	0	0	0	0	0	0	0	0	0	-	-
0400	4	0	3	0	1	0	0	0	0	0	0	0	0	1	25	0	0	0	0	64.4	-
0500	3	0	2	0	1	0	0	0	0	0	0	0	0	0	0	0	0	0	0	66	-
0600	15	0	12	0	3	0	0	0	0	0	0	0	0	2	13.3	2	13.3	0	0	71.8	77.8
0700	51	0	40	0	7	2	0	0	0	2	0	0	0	14	27.5	9	17.6	4	7.8	70.5	85.3
0800	**116**	**0**	**99**	**3**	**13**	**1**	**0**	**0**	**0**	**0**	**0**	**0**	**0**	**16**	**13.8**	**6**	**5.2**	**3**	**2.6**	**69.2**	**79.6**
0900	110	1	97	3	8	0	0	0	0	1	0	0	0	15	13.6	3	2.7	1	0.9	66.8	78.8
1000	38	1	33	0	3	0	0	0	0	1	0	0	0	4	10.5	3	7.9	0	0	66.6	77
1100	36	0	32	1	3	0	0	0	0	0	0	0	0	4	11.1	2	5.6	1	2.8	62.1	75.2
1200	80	1	70	1	7	0	0	0	1	0	0	0	0	11	13.8	6	7.5	2	2.5	69.4	79.2
1300	55	0	49	0	6	0	0	0	0	0	0	0	0	9	16.4	3	5.5	1	1.8	68	80.6
1400	69	1	59	5	4	0	0	0	0	0	0	0	0	14	20.3	5	7.2	3	4.3	68.2	82.4
1500	82	1	70	4	6	1	0	0	0	0	0	0	0	15	18.3	10	12.2	1	1.2	65.4	81.7
1600	**97**	**1**	**74**	**5**	**9**	**4**	**1**	**0**	**0**	**3**	**0**	**0**	**0**	**11**	**11.3**	**3**	**3.1**	**1**	**1**	**65.4**	**77.8**
1700	89	0	76	4	9	0	0	0	0	0	0	0	0	18	20.2	9	10.1	4	4.5	70.2	83.2
1800	93	0	83	0	8	0	1	0	0	1	0	0	0	25	26.9	15	16.1	7	7.5	71	85.7
1900	75	0	69	0	5	0	0	0	1	0	0	0	0	8	10.7	4	5.3	1	1.3	64.4	78.5
2000	38	1	34	0	2	0	0	0	0	1	0	0	0	8	21.1	4	10.5	3	7.9	67.9	81.4
2100	25	0	23	0	2	0	0	0	0	0	0	0	0	6	24	2	8	2	8	70.8	80.6
2200	17	0	16	0	1	0	0	0	0	0	0	0	0	5	29.4	3	17.6	2	11.8	72.1	82.4
2300	21	0	16	0	4	1	0	0	0	0	0	0	0	2	9.5	2	9.5	2	9.5	66	75.6
07-19	**916**	**6**	**782**	**26**	**83**	**8**	**2**	**0**	**1**	**8**	**0**	**0**	**0**	**156**	**17**	**74**	**8.1**	**28**	**3.1**	**68**	**80.6**
06-22	**1069**	**7**	**920**	**26**	**95**	**8**	**2**	**0**	**2**	**9**	**0**	**0**	**0**	**180**	**16.8**	**86**	**8**	**34**	**3.2**	**67.9**	**80.6**
06-00	**1107**	**7**	**952**	**26**	**100**	**9**	**2**	**0**	**2**	**9**	**0**	**0**	**0**	**187**	**16.9**	**91**	**8.2**	**38**	**3.4**	**67.9**	**80.6**
00-00	**1121**	**7**	**963**	**26**	**103**	**9**	**2**	**0**	**2**	**9**	**0**	**0**	**0**	**189**	**16.9**	**91**	**8.1**	**38**	**3.4**	**67.9**	**80.6**

DRAFT

Site 29
Location L-7414-1, att t/pole, Lat 53,70611, Long -6.75915
Direction Two way

3279 / Meath/Cavan/Monaghan ATC's
October 2013
Automatic Traffic Count

Thu, 10 October 2013

Time	Total	Classification												>PSL	>PSL%	>SL1	>SL1%	>SL2	>SL2%	Mean	Vpp
		1 MCL	2 SV	3 SVT	4 TB2	5 TB3	6 T4	7 ART3	8 ART4	9 ART5	10 ART6	11 BD	12 DRT	80	80	85 +5kph	85 +5kph	90 +10kph	90 +10kph		85
0000	8	0	7	0	1	0	0	0	0	0	0	0	0	2	25	2	25	1	12.5	69.6	-
0100	3	0	3	0	0	0	0	0	0	0	0	0	0	1	33.3	1	33.3	0	0	78.6	-
0200	0	0	0	0	0	0	0	0	0	0	0	0	0	0	0	0	0	0	0	-	-
0300	1	0	1	0	0	0	0	0	0	0	0	0	0	1	100	0	0	0	0	82.9	-
0400	4	0	3	0	1	0	0	0	0	0	0	0	0	0	0	0	0	0	0	50.6	-
0500	7	0	6	0	1	0	0	0	0	0	0	0	0	1	14.3	1	14.3	1	14.3	67.6	-
0600	19	0	18	0	0	1	0	0	0	0	0	0	0	9	47.4	6	31.6	2	10.5	75.9	86.8
0700	47	0	40	0	7	0	0	0	0	0	0	0	0	10	21.3	7	14.9	3	6.4	72	84.6
0800	**107**	**0**	**93**	**1**	**12**	**1**	**0**	**0**	**0**	**0**	**0**	**0**	**0**	**15**	**14**	**9**	**8.4**	**2**	**1.9**	**70.4**	**78.8**
0900	97	0	85	1	10	0	1	0	0	0	0	0	0	17	17.5	8	8.2	2	2.1	68.4	80.6
1000	36	1	27	0	2	1	2	0	0	1	2	0	0	5	13.9	2	5.6	1	2.8	57.3	79.2
1100	55	2	42	5	5	1	0	0	0	0	0	0	0	17	30.9	7	12.7	2	3.6	66.1	84.6
1200	60	0	49	2	6	2	1	0	0	0	0	0	0	10	16.7	8	13.3	1	1.7	65.5	84.2
1300	59	1	50	2	4	2	0	0	0	0	0	0	0	15	25.4	7	11.9	2	3.4	66.9	83.9
1400	67	2	58	0	4	0	0	0	0	3	0	0	0	8	11.9	4	6	3	4.5	64	79.2
1500	95	2	77	3	12	1	0	0	0	0	0	0	0	17	17.9	9	9.5	3	3.2	66.1	80.3
1600	86	0	70	1	11	2	0	0	1	1	0	0	0	8	9.3	5	5.8	2	2.3	69.1	78.1
1700	**110**	**0**	**91**	**2**	**13**	**2**	**2**	**0**	**0**	**0**	**0**	**0**	**0**	**9**	**8.2**	**4**	**3.6**	**2**	**1.8**	**66.8**	**76.7**
1800	89	3	76	8	0	1	0	0	0	1	0	0	0	14	15.7	8	9	2	2.2	65.5	81
1900	80	1	61	10	4	0	0	0	0	2	2	0	0	7	8.8	3	3.8	1	1.3	55.4	73.8
2000	60	1	50	5	0	0	0	0	0	3	1	0	0	7	11.7	4	6.7	3	5	54.3	70.6
2100	40	1	39	0	0	0	0	0	0	0	0	0	0	8	20	2	5	2	5	66.9	79.9
2200	16	0	16	0	0	0	0	0	0	0	0	0	0	3	18.8	2	12.5	1	6.3	67.1	80.6
2300	12	0	9	0	3	0	0	0	0	0	0	0	0	4	33.3	3	25	2	16.7	75.4	86.8
07-19	**908**	**11**	**758**	**25**	**86**	**13**	**6**	**0**	**1**	**6**	**2**	**0**	**0**	**145**	**16**	**78**	**8.6**	**25**	**2.8**	**67**	**80.3**
06-22	**1107**	**14**	**926**	**40**	**90**	**14**	**6**	**0**	**1**	**11**	**5**	**0**	**0**	**176**	**15.9**	**93**	**8.4**	**33**	**3**	**65.6**	**80.3**
06-00	**1135**	**14**	**951**	**40**	**93**	**14**	**6**	**0**	**1**	**11**	**5**	**0**	**0**	**183**	**16.1**	**98**	**8.6**	**36**	**3.2**	**65.7**	**80.6**
00-00	**1158**	**14**	**971**	**40**	**96**	**14**	**6**	**0**	**1**	**11**	**5**	**0**	**0**	**188**	**16.2**	**102**	**8.8**	**38**	**3.3**	**65.8**	**80.6**

DRAFT

Site 29
Location L-7414-1, att t/pole, Lat 53,70611, Long -6.75915
Direction Two way

3279 / Meath/Cavan/Monaghan ATC's
October 2013
Automatic Traffic Count

Fri, 11 October 2013

Time	Total	Classification												>PSL	>PSL%	>SL1	>SL1%	>SL2	>SL2%	Mean	Vpp
		1 MCL	2 SV	3 SVT	4 TB2	5 TB3	6 T4	7 ART3	8 ART4	9 ART5	10 ART6	11 BD	12 DRT	80	80	85 +5kph	85 +5kph	90 +10kph	90 +10kph		85
0000	6	0	6	0	0	0	0	0	0	0	0	0	0	0	0	0	0	0	0	63.5	-
0100	2	0	2	0	0	0	0	0	0	0	0	0	0	1	50	0	0	0	0	78.9	-
0200	2	0	2	0	0	0	0	0	0	0	0	0	0	1	50	0	0	0	0	78.6	-
0300	5	0	4	0	1	0	0	0	0	0	0	0	0	1	20	1	20	1	20	64.5	-
0400	4	0	4	0	0	0	0	0	0	0	0	0	0	1	25	0	0	0	0	71	-
0500	6	0	4	0	2	0	0	0	0	0	0	0	0	1	16.7	0	0	0	0	69.7	-
0600	12	0	9	0	3	0	0	0	0	0	0	0	0	2	16.7	0	0	0	0	72.8	76.7
0700	53	0	46	0	7	0	0	0	0	0	0	0	0	16	30.2	8	15.1	5	9.4	73.6	84.6
0800	**120**	**1**	**106**	**0**	**10**	**1**	**0**	**0**	**1**	**1**	**0**	**0**	**0**	**21**	**17.5**	**9**	**7.5**	**1**	**0.8**	**69.3**	**81.4**
0900	111	0	100	2	9	0	0	0	0	0	0	0	0	23	20.7	8	7.2	5	4.5	68.7	81.4
1000	49	0	35	2	10	0	0	0	1	0	0	1	0	6	12.2	5	10.2	2	4.1	64.3	78.8
1100	50	1	38	0	8	2	0	0	1	0	0	0	0	7	14	5	10	3	6	64	79.2
1200	73	0	64	0	7	1	0	0	1	0	0	0	0	11	15.1	4	5.5	0	0	66.6	79.2
1300	51	0	47	1	2	1	0	0	0	0	0	0	0	10	19.6	5	9.8	0	0	69.6	81
1400	80	1	66	4	5	2	1	0	1	0	0	0	0	15	18.8	8	10	5	6.3	66.9	81
1500	83	2	71	3	6	0	0	0	1	0	0	0	0	8	9.6	3	3.6	2	2.4	63.2	75.6
1600	**109**	**0**	**100**	**2**	**5**	**1**	**1**	**0**	**0**	**0**	**0**	**0**	**0**	**30**	**27.5**	**15**	**13.8**	**9**	**8.3**	**71.7**	**83.9**
1700	93	1	79	4	9	0	0	0	0	0	0	0	0	15	16.1	6	6.5	3	3.2	67.1	80.6
1800	78	0	73	1	3	0	0	0	1	0	0	0	0	6	7.7	3	3.8	1	1.3	67.8	76.7
1900	64	0	63	0	0	1	0	0	0	0	0	0	0	13	20.3	5	7.8	4	6.3	67.9	81.4
2000	34	0	32	0	1	0	0	0	0	1	0	0	0	2	5.9	1	2.9	1	2.9	68.5	77
2100	25	0	24	0	1	0	0	0	0	0	0	0	0	6	24	1	4	1	4	68.8	81.4
2200	22	0	22	0	0	0	0	0	0	0	0	0	0	7	31.8	2	9.1	1	4.5	71.5	83.5
2300	9	0	8	0	1	0	0	0	0	0	0	0	0	3	33.3	1	11.1	1	11.1	70.7	-
07-19	**950**	**6**	**825**	**19**	**81**	**8**	**2**	**0**	**7**	**1**	**0**	**1**	**0**	**168**	**17.7**	**79**	**8.3**	**36**	**3.8**	**67.9**	**81**
06-22	**1085**	**6**	**953**	**19**	**86**	**9**	**2**	**0**	**7**	**2**	**0**	**1**	**0**	**191**	**17.6**	**86**	**7.9**	**42**	**3.9**	**68**	**81**
06-00	**1116**	**6**	**983**	**19**	**87**	**9**	**2**	**0**	**7**	**2**	**0**	**1**	**0**	**201**	**18**	**89**	**8**	**44**	**3.9**	**68.1**	**81**
00-00	**1141**	**6**	**1005**	**19**	**90**	**9**	**2**	**0**	**7**	**2**	**0**	**1**	**0**	**206**	**18.1**	**90**	**7.9**	**45**	**3.9**	**68.1**	**81**

DRAFT

Site 29
Location L-7414-1, att t/pole, Lat 53,70611, Long -6.75915
Direction Two way

3279 / Meath/Cavan/Monaghan ATC's
October 2013
Automatic Traffic Count

Sat, 12 October 2013

Time	Total	Classification												>PSL	>PSL%	>SL1	>SL1%	>SL2	>SL2%	Mean	Vpp
		1 MCL	2 SV	3 SVT	4 TB2	5 TB3	6 T4	7 ART3	8 ART4	9 ART5	10 ART6	11 BD	12 DRT	80	80	85 +5kph	85 +5kph	90 +10kph	90 +10kph		85
0000	16	0	15	0	1	0	0	0	0	0	0	0	0	0	0	0	0	0	0	66.2	72.4
0100	6	0	6	0	0	0	0	0	0	0	0	0	0	1	16.7	1	16.7	0	0	62.9	-
0200	6	0	6	0	0	0	0	0	0	0	0	0	0	2	33.3	1	16.7	1	16.7	74.1	-
0300	2	0	1	0	1	0	0	0	0	0	0	0	0	1	50	1	50	0	0	63	-
0400	2	0	2	0	0	0	0	0	0	0	0	0	0	0	0	0	0	0	0	70.9	-
0500	6	0	6	0	0	0	0	0	0	0	0	0	0	3	50	3	50	1	16.7	77.1	-
0600	5	0	4	0	0	0	0	0	0	1	0	0	0	2	40	1	20	1	20	68.8	-
0700	12	0	11	0	0	0	0	0	0	1	0	0	0	5	41.7	3	25	1	8.3	72.6	86.4
0800	38	2	32	1	1	1	1	0	0	0	0	0	0	9	23.7	5	13.2	3	7.9	68	82.1
0900	39	0	30	2	6	0	0	0	1	0	0	0	0	11	28.2	5	12.8	1	2.6	72.8	82.8
1000	**83**	**1**	**68**	**6**	**6**	**0**	**1**	**0**	**1**	**0**	**0**	**0**	**0**	**7**	**8.4**	**4**	**4.8**	**3**	**3.6**	**63.3**	**77.8**
1100	75	3	61	3	6	0	0	0	1	1	0	0	0	9	12	6	8	3	4	65.9	78.1
1200	57	2	52	1	2	0	0	0	0	0	0	0	0	10	17.5	7	12.3	3	5.3	66.4	80.6
1300	74	3	63	2	4	0	1	0	0	1	0	0	0	12	16.2	5	6.8	1	1.4	65.4	81
1400	**82**	**1**	**74**	**0**	**5**	**0**	**1**	**0**	**1**	**0**	**0**	**0**	**0**	**10**	**12.2**	**4**	**4.9**	**3**	**3.7**	**66.6**	**77.8**
1500	71	0	62	7	1	1	0	0	0	0	0	0	0	7	9.9	6	8.5	2	2.8	65.6	75.6
1600	53	1	44	2	3	2	0	0	0	0	0	1	0	6	11.3	3	5.7	1	1.9	63.4	77.8
1700	75	1	71	1	1	0	0	0	0	1	0	0	0	10	13.3	6	8	3	4	65.5	77.4
1800	63	2	60	1	0	0	0	0	0	0	0	0	0	13	20.6	8	12.7	3	4.8	66.3	82.8
1900	56	0	52	0	4	0	0	0	0	0	0	0	0	10	17.9	6	10.7	5	8.9	70.2	82.4
2000	37	0	32	1	3	0	0	0	0	1	0	0	0	6	16.2	4	10.8	2	5.4	67.7	77.8
2100	20	1	18	0	1	0	0	0	0	0	0	0	0	4	20	2	10	1	5	70.3	79.9
2200	15	0	15	0	0	0	0	0	0	0	0	0	0	2	13.3	2	13.3	1	6.7	68.3	76.7
2300	7	0	7	0	0	0	0	0	0	0	0	0	0	0	0	0	0	0	0	63.7	-
07-19	**722**	**16**	**628**	**26**	**35**	**4**	**4**	**0**	**4**	**4**	**0**	**1**	**0**	**109**	**15.1**	**62**	**8.6**	**27**	**3.7**	**66.1**	**79.9**
06-22	**840**	**17**	**734**	**27**	**43**	**4**	**4**	**0**	**4**	**6**	**0**	**1**	**0**	**131**	**15.6**	**75**	**8.9**	**36**	**4.3**	**66.5**	**79.9**
06-00	**862**	**17**	**756**	**27**	**43**	**4**	**4**	**0**	**4**	**6**	**0**	**1**	**0**	**133**	**15.4**	**77**	**8.9**	**37**	**4.3**	**66.5**	**79.9**
00-00	**900**	**17**	**792**	**27**	**45**	**4**	**4**	**0**	**4**	**6**	**0**	**1**	**0**	**140**	**15.6**	**83**	**9.2**	**39**	**4.3**	**66.6**	**79.9**

DRAFT

Site 29
Location L-7414-1, att t/pole, Lat 53,70611, Long -6.75915
Direction Two way

3279 / Meath/Cavan/Monaghan ATC's
October 2013
Automatic Traffic Count

Sun, 13 October 2013

Time	Total	Classification												>PSL	>PSL%	>SL1	>SL1%	>SL2	>SL2%	Mean	Vpp
		1 MCL	2 SV	3 SVT	4 TB2	5 TB3	6 T4	7 ART3	8 ART4	9 ART5	10 ART6	11 BD	12 DRT	80	80	85 +5kph	85 +5kph	90 +10kph	90 +10kph		85
0000	10	0	10	0	0	0	0	0	0	0	0	0	0	3	30	2	20	2	20	71.2	-
0100	8	0	8	0	0	0	0	0	0	0	0	0	0	5	62.5	4	50	3	37.5	86.2	-
0200	5	0	5	0	0	0	0	0	0	0	0	0	0	0	0	0	0	0	0	65.6	-
0300	3	0	1	0	2	0	0	0	0	0	0	0	0	0	0	0	0	0	0	57.2	-
0400	4	0	4	0	0	0	0	0	0	0	0	0	0	0	0	0	0	0	0	68	-
0500	3	0	2	0	1	0	0	0	0	0	0	0	0	0	0	0	0	0	0	46.3	-
0600	5	0	5	0	0	0	0	0	0	0	0	0	0	2	40	2	40	1	20	77.6	-
0700	10	1	7	0	1	0	0	0	1	0	0	0	0	4	40	1	10	1	10	71.8	-
0800	15	2	12	0	0	0	0	0	1	0	0	0	0	1	6.7	1	6.7	1	6.7	59.3	69.1
0900	45	1	42	0	1	0	1	0	0	0	0	0	0	13	28.9	6	13.3	3	6.7	67.1	82.8
1000	59	3	52	1	2	0	0	0	1	0	0	0	0	6	10.2	3	5.1	2	3.4	66.1	78.1
1100	**68**	**0**	**65**	**0**	**1**	**0**	**1**	**0**	**1**	**0**	**0**	**0**	**0**	**6**	**8.8**	**4**	**5.9**	**0**	**0**	**66.8**	**76.3**
1200	**57**	**1**	**54**	**0**	**2**	**0**	**0**	**0**	**0**	**0**	**0**	**0**	**0**	**11**	**19.3**	**5**	**8.8**	**2**	**3.5**	**68.3**	**80.6**
1300	**57**	**0**	**56**	**0**	**1**	**0**	**0**	**0**	**0**	**0**	**0**	**0**	**0**	**7**	**12.3**	**2**	**3.5**	**0**	**0**	**70.4**	**79.2**
1400	53	2	48	2	1	0	0	0	0	0	0	0	0	6	11.3	6	11.3	3	5.7	64	76
1500	53	2	47	3	0	0	1	0	0	0	0	0	0	9	17	7	13.2	3	5.7	64.6	81
1600	45	1	44	0	0	0	0	0	0	0	0	0	0	9	20	3	6.7	1	2.2	65.4	81.4
1700	**57**	**0**	**54**	**1**	**2**	**0**	**0**	**0**	**0**	**0**	**0**	**0**	**0**	**10**	**17.5**	**5**	**8.8**	**3**	**5.3**	**68.4**	**80.3**
1800	48	1	47	0	0	0	0	0	0	0	0	0	0	6	12.5	4	8.3	2	4.2	66.8	77.8
1900	38	0	37	0	1	0	0	0	0	0	0	0	0	0	0	0	0	0	0	65.2	73.8
2000	36	0	32	0	4	0	0	0	0	0	0	0	0	1	2.8	0	0	0	0	61.3	72.4
2100	21	0	21	0	0	0	0	0	0	0	0	0	0	2	9.5	2	9.5	1	4.8	70.1	77.8
2200	25	0	23	0	2	0	0	0	0	0	0	0	0	2	8	2	8	1	4	62.9	72
2300	7	0	5	0	2	0	0	0	0	0	0	0	0	2	28.6	2	28.6	1	14.3	76.5	-
07-19	**567**	**14**	**528**	**7**	**11**	**0**	**3**	**0**	**4**	**0**	**0**	**0**	**0**	**88**	**15.5**	**47**	**8.3**	**21**	**3.7**	**66.7**	**79.9**
06-22	**667**	**14**	**623**	**7**	**16**	**0**	**3**	**0**	**4**	**0**	**0**	**0**	**0**	**93**	**13.9**	**51**	**7.6**	**23**	**3.4**	**66.5**	**79.2**
06-00	**699**	**14**	**651**	**7**	**20**	**0**	**3**	**0**	**4**	**0**	**0**	**0**	**0**	**97**	**13.9**	**55**	**7.9**	**25**	**3.6**	**66.5**	**79.2**
00-00	**732**	**14**	**681**	**7**	**23**	**0**	**3**	**0**	**4**	**0**	**0**	**0**	**0**	**105**	**14.3**	**61**	**8.3**	**30**	**4.1**	**66.7**	**79.6**

DRAFT

Site 29
Location L-7414-1, att t/pole, Lat 53,70611, Long -6.75915
Direction Two way

3279 / Meath/Cavan/Monaghan ATC's
October 2013
Automatic Traffic Count

Virtual Day (7)

Time	Total	Classification												>PSL	>PSL%	>SL1	>SL1%	>SL2	>SL2%	Mean	Vpp
		1 MCL	2 SV	3 SVT	4 TB2	5 TB3	6 T4	7 ART3	8 ART4	9 ART5	10 ART6	11 BD	12 DRT	80	80	85 +5kph	85 +5kph	90 +10kph	90 +10kph		85
0000	8	0	7	0	1	0	0	0	0	0	0	0	0	1	14.8	1	9.3	1	7.4	67.8	-
0100	3	0	3	0	0	0	0	0	0	0	0	0	0	1	34.8	1	26.1	0	13	75.5	-
0200	2	0	2	0	0	0	0	0	0	0	0	0	0	0	17.6	0	5.9	0	5.9	70.8	-
0300	2	0	1	0	1	0	0	0	0	0	0	0	0	0	23.1	0	15.4	0	7.7	61.7	-
0400	3	0	3	0	0	0	0	0	0	0	0	0	0	0	9.5	0	0	0	0	62.8	-
0500	5	0	4	0	1	0	0	0	0	0	0	0	0	1	15.8	1	13.2	0	5.3	65.8	-
0600	12	0	11	0	1	0	0	0	0	0	0	0	0	3	23.5	2	15.3	1	5.9	73.5	84.2
0700	39	0	32	0	5	0	0	0	0	1	0	0	0	10	25.7	5	12.9	2	5.5	71.6	83.5
0800	**89**	**1**	**78**	**1**	**8**	**1**	**0**	**0**	**0**	**0**	**0**	**0**	**0**	**14**	**15.7**	**6**	**7.2**	**2**	**2.1**	**69.3**	**80.6**
0900	86	1	77	2	6	0	0	0	0	0	0	0	0	14	15.9	5	6.3	2	2.7	68.1	80.3
1000	53	1	44	2	4	0	0	0	1	0	0	0	0	6	11.1	4	7.3	2	3	64.1	78.5
1100	55	1	45	2	5	0	0	0	1	0	0	0	0	8	14.6	4	7.8	2	2.9	64.9	79.2
1200	63	1	55	1	5	0	0	0	1	0	0	0	0	10	16.3	5	7.9	1	2	67.4	80.6
1300	56	1	49	1	4	0	0	0	0	0	0	0	0	9	16.3	4	7.1	1	1.8	68	80.6
1400	67	1	59	2	4	0	0	0	0	1	0	0	0	10	14.8	5	7.4	3	4.7	66.5	79.6
1500	77	1	66	4	6	0	0	0	0	0	0	0	0	11	14.2	6	7.8	2	2.6	66.1	79.2
1600	81	1	69	2	6	2	1	0	0	1	0	0	0	13	16.1	6	8	3	3.4	68	79.9
1700	**88**	**1**	**77**	**3**	**6**	**1**	**0**	**0**	**0**	**0**	**0**	**0**	**0**	**15**	**17.5**	**8**	**8.9**	**4**	**4.1**	**68.7**	**81**
1800	76	1	69	2	3	0	0	0	0	0	0	0	0	12	16.4	7	9.6	3	3.8	67.7	80.6
1900	63	0	58	2	2	0	0	0	0	0	0	0	0	8	13.1	4	5.9	2	3.4	64.3	79.2
2000	38	0	33	1	2	0	0	0	0	1	0	0	0	4	11.7	2	5.7	1	3.8	63.3	77.4
2100	25	0	24	0	1	0	0	0	0	0	0	0	0	5	18	2	6.2	1	4.5	68.1	80.3
2200	19	0	18	0	1	0	0	0	0	0	0	0	0	4	20.5	2	11.4	1	7.6	68.3	82.4
2300	12	0	9	0	2	0	0	0	0	0	0	0	0	3	23.2	2	15.9	1	12.2	71.1	86.4
07-19	**829**	**10**	**720**	**20**	**63**	**6**	**3**	**0**	**4**	**3**	**0**	**0**	**0**	**133**	**16**	**67**	**8**	**26**	**3.1**	**67.6**	**80.3**
06-22	**968**	**11**	**846**	**22**	**69**	**6**	**3**	**0**	**4**	**5**	**1**	**0**	**0**	**153**	**15.8**	**76**	**7.8**	**31**	**3.2**	**67.3**	**80.3**
06-00	**999**	**11**	**873**	**22**	**72**	**6**	**3**	**0**	**4**	**5**	**1**	**0**	**0**	**159**	**16**	**80**	**8**	**34**	**3.4**	**67.3**	**80.3**
00-00	**1022**	**11**	**894**	**22**	**75**	**6**	**3**	**0**	**4**	**5**	**1**	**0**	**0**	**164**	**16**	**83**	**8.1**	**36**	**3.5**	**67.3**	**80.3**

DRAFT

Site 29
Location L-7414-1, att t/pole, Lat 53,70611, Long -6.75915
Direction Two way

3279 / Meath/Cavan/Monaghan ATC's
October 2013
Automatic Traffic Count

Virtual Week (1)

Time	Total	Classification												>PSL	>PSL%	>SL1	>SL1%	>SL2	>SL2%	Mean	Vpp
		1 MCL	2 SV	3 SVT	4 TB2	5 TB3	6 T4	7 ART3	8 ART4	9 ART5	10 ART6	11 BD	12 DRT	80	80	85 +5kph	85 +5kph	90 +10kph	90 +10kph		85
Mon	1028	4	913	17	83	6	1	0	2	2	0	0	0	168	16.3	87	8.5	39	3.8	69	80.6
Tue	1077	18	935	21	84	2	4	1	7	4	1	0	0	150	13.9	64	5.9	22	2	67.1	79.2
Wed	1121	7	963	26	103	9	2	0	2	9	0	0	0	189	16.9	91	8.1	38	3.4	67.9	80.6
Thu	1158	14	971	40	96	14	6	0	1	11	5	0	0	188	16.2	102	8.8	38	3.3	65.8	80.6
Fri	1141	6	1005	19	90	9	2	0	7	2	0	1	0	206	18.1	90	7.9	45	3.9	68.1	81
| Sat	900	17	792	27	45	4	4	0	4	6	0	1	0	140	15.6	83	9.2	39	4.3	66.6	79.9
| Sun	732	14	681	7	23	0	3	0	4	0	0	0	0	105	14.3	61	8.3	30	4.1	66.7	79.6
5 Day Ave.	**1105**	**10**	**957**	**25**	**91**	**8**	**3**	**0**	**4**	**6**	**1**	**0**	**0**	**180**	**16.3**	**87**	**7.9**	**36**	**3.3**	**67.6**	**80.4**
7 Day Ave.	**1022**	**11**	**894**	**22**	**75**	**6**	**3**	**0**	**4**	**5**	**1**	**0**	**0**	**164**	**16.0**	**83**	**8.1**	**36**	**3.5**	**67.3**	**80.3**
--	**7157**	**80**	**6260**	**157**	**524**	**44**	**22**	**1**	**27**	**34**	**6**	**2**	**0**	**1146**	**16.0**	**578**	**8.1**	**251**	**3.5**	**67.3**	**80.3**

Summary Graphs

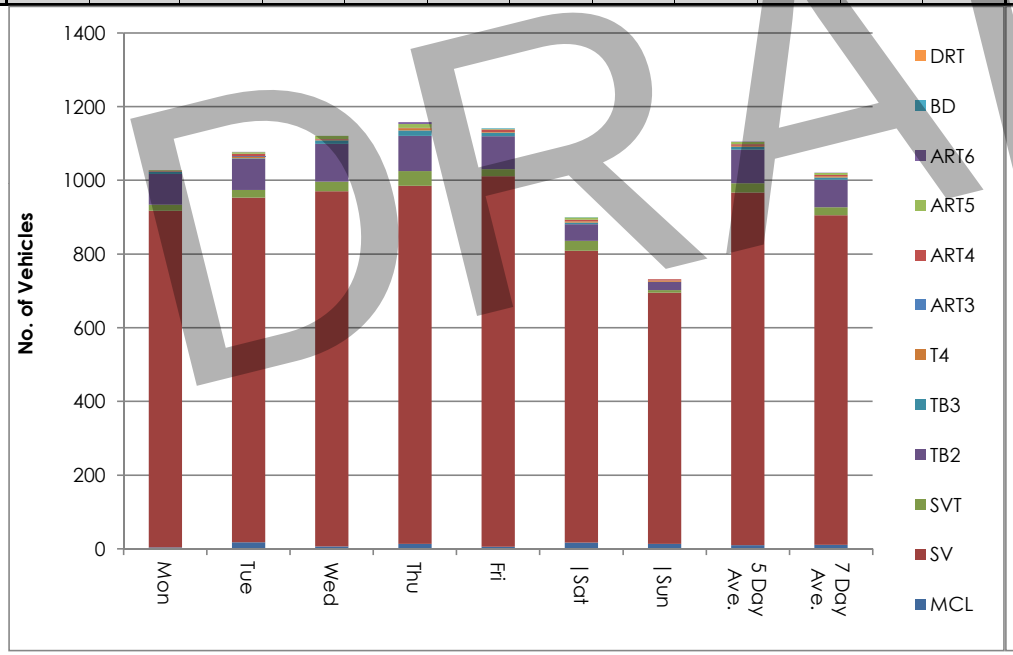

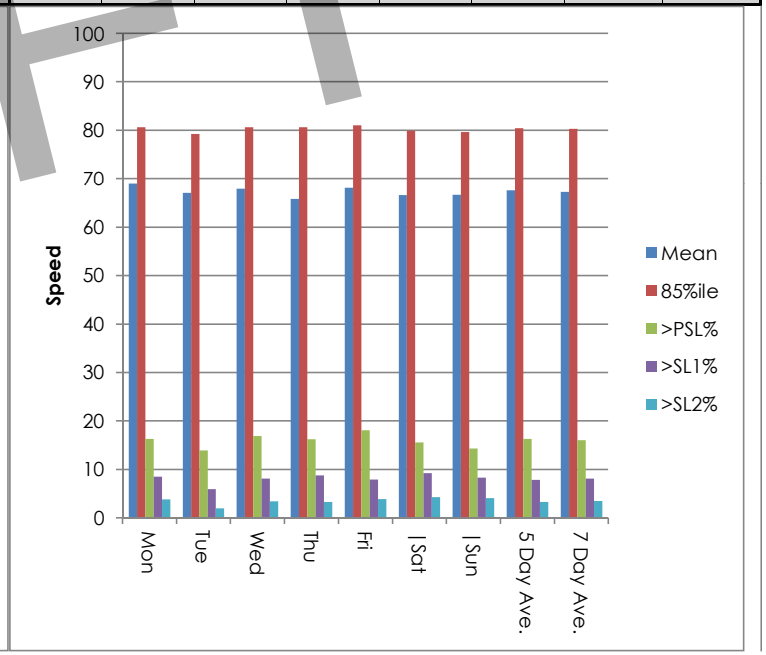

DRAFT

Site 29
Location L-7414-1, att t/pole, Lat 53,70611, Long -6.75915
Direction Two way

3279 / Meath/Cavan/Monaghan ATC's
October 2013
Automatic Traffic Count

Mon, 7 October 2013

Time	Total	Speed Bins (km/h)																											
		0 - 5	5 - 10	10 - 15	15 - 20	20 - 25	25 - 30	30 - 35	35 - 40	40 - 45	45 - 50	50 - 55	55 - 60	60 - 65	65 - 70	70 - 75	75 - 80	80 - 85	85 - 90	90 - 95	95 - 100	100 - 105	105 - 110	110 - 115	115 - 120	120 - 125	125 - 130	130 - 135	135 - 140
0000	6	0	0	0	0	0	0	0	0	0	0	1	0	1	1	2	0	0	0	0	0	1	0	0	0	0	0	0	0
0100	1	0	0	0	0	0	0	0	0	0	0	0	0	0	1	0	0	0	0	0	0	0	0	0	0	0	0	0	0
0200	2	0	0	0	0	0	0	0	0	0	0	0	0	0	1	1	0	0	0	0	0	0	0	0	0	0	0	0	0
0300	1	0	0	0	0	0	0	0	0	0	0	0	1	0	0	0	0	0	0	0	0	0	0	0	0	0	0	0	0
0400	1	0	0	0	0	0	0	0	0	1	0	0	0	0	0	0	0	0	0	0	0	0	0	0	0	0	0	0	0
0500	8	0	0	0	0	0	0	0	1	0	0	0	2	0	0	4	0	0	1	0	0	0	0	0	0	0	0	0	0
0600	16	0	0	0	0	0	0	0	0	0	0	0	0	2	1	6	5	1	1	0	0	0	0	0	0	0	0	0	0
0700	46	0	0	0	0	0	0	0	1	0	0	2	4	6	7	7	7	8	4	0	0	0	0	0	0	0	0	0	0
0800	**106**	**0**	**0**	**0**	**0**	**0**	**0**	**0**	**1**	**1**	**0**	**3**	**7**	**12**	**22**	**20**	**19**	**14**	**5**	**2**	**0**	**0**	**0**	**0**	**0**	**0**	**0**	**0**	**0**
0900	**106**	**0**	**0**	**0**	**0**	**0**	**1**	**0**	**0**	**1**	**2**	**1**	**8**	**18**	**17**	**33**	**13**	**6**	**2**	**3**	**1**	**0**	**0**	**0**	**0**	**0**	**0**	**0**	**0**
1000	51	0	0	0	0	0	1	1	0	1	4	5	7	5	6	7	4	3	4	2	1	0	0	0	0	0	0	0	0
1100	59	0	0	0	0	0	0	3	1	5	3	5	5	12	5	10	5	1	2	2	0	0	0	0	0	0	0	0	0
1200	54	0	0	1	0	0	0	0	0	1	1	2	6	7	7	9	11	7	2	0	0	0	0	0	0	0	0	0	0
1300	45	0	0	0	0	0	0	1	0	0	1	0	2	6	6	15	8	3	1	0	1	0	0	0	1	0	0	0	0
1400	57	0	0	1	0	0	0	0	1	1	1	2	4	6	10	14	7	5	3	2	0	0	0	0	0	0	0	0	0
1500	77	0	0	0	0	0	0	0	1	0	2	2	8	11	18	18	8	4	2	2	0	0	1	0	0	0	0	0	0
1600	89	0	0	0	0	0	0	2	0	1	5	5	9	5	14	19	14	6	4	3	1	0	0	0	1	0	0	0	0
1700	**97**	**0**	**0**	**1**	**0**	**0**	**0**	**0**	**0**	**0**	**0**	**7**	**7**	**11**	**16**	**17**	**14**	**9**	**10**	**4**	**0**	**1**	**0**	**0**	**0**	**0**	**0**	**0**	**0**
1800	72	0	0	0	0	0	0	1	0	0	1	1	7	13	8	17	10	5	5	1	3	0	0	0	0	0	0	0	0
1900	57	0	0	0	0	0	1	1	4	0	0	4	7	12	10	9	1	3	2	1	1	1	0	0	0	0	0	0	0
2000	25	0	0	0	0	0	0	1	1	0	1	4	1	2	6	1	4	4	0	0	0	0	0	0	0	0	0	0	0
2100	19	0	0	0	0	0	0	1	1	1	2	0	1	6	4	1	1	0	0	0	1	0	0	0	0	0	0	0	0
2200	19	0	0	0	0	0	0	0	0	0	3	1	1	6	3	1	2	1	0	1	0	0	0	0	0	0	0	0	0
2300	14	0	0	0	0	0	0	0	0	0	0	0	1	2	5	1	3	1	0	1	0	0	0	0	0	0	0	0	0
07-19	**859**	**0**	**0**	**3**	**0**	**0**	**2**	**8**	**5**	**11**	**20**	**35**	**74**	**112**	**136**	**186**	**120**	**71**	**44**	**21**	**7**	**1**	**1**	**0**	**2**	**0**	**0**	**0**	**0**
06-22	**976**	**0**	**0**	**3**	**0**	**0**	**3**	**11**	**11**	**12**	**23**	**43**	**83**	**134**	**157**	**203**	**131**	**79**	**47**	**22**	**9**	**2**	**1**	**0**	**2**	**0**	**0**	**0**	**0**
06-00	**1009**	**0**	**0**	**3**	**0**	**0**	**3**	**11**	**11**	**12**	**26**	**44**	**85**	**142**	**165**	**205**	**136**	**81**	**47**	**24**	**9**	**2**	**1**	**0**	**2**	**0**	**0**	**0**	**0**
00-00	**1028**	**0**	**0**	**3**	**0**	**0**	**3**	**11**	**12**	**13**	**26**	**45**	**88**	**143**	**168**	**212**	**136**	**81**	**48**	**24**	**9**	**3**	**1**	**0**	**2**	**0**	**0**	**0**	**0**

DRAFT

Site 29
Location L-7414-1, att t/pole, Lat 53,70611, Long -6.75915
Direction Two way

3279 / Meath/Cavan/Monaghan ATC's
October 2013
Automatic Traffic Count

Tue, 8 October 2013

Time	Total	Speed Bins (km/h)																											
		0 - 5	5 - 10	10 - 15	15 - 20	20 - 25	25 - 30	30 - 35	35 - 40	40 - 45	45 - 50	50 - 55	55 - 60	60 - 65	65 - 70	70 - 75	75 - 80	80 - 85	85 - 90	90 - 95	95 - 100	100 - 105	105 - 110	110 - 115	115 - 120	120 - 125	125 - 130	130 - 135	135 - 140
0000	5	0	0	0	0	0	0	0	0	0	1	1	0	0	0	2	0	1	0	0	0	0	0	0	0	0	0	0	0
0100	1	0	0	0	0	0	0	0	0	0	0	0	0	0	0	0	1	0	0	0	0	0	0	0	0	0	0	0	0
0200	0	0	0	0	0	0	0	0	0	0	0	0	0	0	0	0	0	0	0	0	0	0	0	0	0	0	0	0	0
0300	1	0	0	0	0	0	0	0	0	1	0	0	0	0	0	0	0	0	0	0	0	0	0	0	0	0	0	0	0
0400	2	0	0	0	0	0	0	0	0	0	1	0	0	0	0	1	0	0	0	0	0	0	0	0	0	0	0	0	0
0500	5	0	0	0	0	0	0	0	0	1	0	0	3	0	1	0	0	0	0	0	0	0	0	0	0	0	0	0	0
0600	13	0	0	0	0	0	0	0	0	1	0	0	0	1	1	4	5	0	0	1	0	0	0	0	0	0	0	0	0
0700	53	0	0	0	0	0	0	0	0	0	3	4	3	8	8	6	12	6	2	0	1	0	0	0	0	0	0	0	0
0800	**121**	**0**	**0**	**0**	**0**	**1**	**1**	**0**	**4**	**2**	**3**	**3**	**6**	**20**	**20**	**28**	**18**	**7**	**7**	**0**	**1**	**0**	**0**	**0**	**0**	**0**	**0**	**0**	**0**
0900	94	0	0	1	0	0	1	0	1	1	2	4	14	19	19	13	14	3	2	0	0	0	0	0	0	0	0	0	0
1000	54	0	0	1	1	0	0	0	1	3	0	4	5	10	8	13	5	0	3	0	0	0	0	0	0	0	0	0	0
1100	41	0	0	0	0	1	0	0	0	1	3	5	0	11	5	3	4	6	2	0	0	0	0	0	0	0	0	0	0
1200	60	0	0	0	1	0	0	0	0	1	3	3	11	7	13	7	4	7	2	1	0	0	0	0	0	0	0	0	0
1300	52	0	0	1	0	0	0	0	0	2	2	3	10	5	8	10	6	2	2	1	0	0	0	0	0	0	0	0	0
1400	64	0	0	1	0	0	1	0	1	2	1	3	3	16	13	10	6	4	0	2	1	0	0	0	0	0	0	0	0
1500	76	0	0	0	0	0	0	0	1	3	1	3	7	12	14	12	12	9	2	0	0	0	0	0	0	0	0	0	0
1600	86	0	0	1	1	0	1	0	0	1	3	5	3	11	20	18	10	5	7	0	0	0	0	0	0	0	0	0	0
1700	**96**	**0**	**0**	**0**	**0**	**2**	**0**	**1**	**1**	**1**	**0**	**5**	**7**	**10**	**15**	**20**	**12**	**12**	**5**	**4**	**1**	**0**	**0**	**0**	**0**	**0**	**0**	**0**	**0**
1800	87	0	0	2	0	0	0	1	2	1	3	7	12	12	14	15	9	5	3	1	0	0	0	0	0	0	0	0	0
1900	73	0	0	0	1	0	0	1	0	4	3	6	6	10	14	9	7	9	2	1	0	0	0	0	0	0	0	0	0
2000	35	0	0	0	0	0	0	0	0	2	1	2	5	11	3	4	4	1	1	0	1	0	0	0	0	0	0	0	0
2100	28	0	0	0	0	0	0	0	1	1	0	1	2	5	3	6	4	4	1	0	0	0	0	0	0	0	0	0	0
2200	18	0	0	0	0	0	0	0	1	0	1	1	0	2	3	1	3	3	0	1	1	1	0	0	0	0	0	0	0
2300	12	0	0	0	0	0	0	0	0	0	1	0	0	1	1	1	2	2	1	3	0	0	0	0	0	0	0	0	0
07-19	**884**	**0**	**0**	**7**	**3**	**4**	**4**	**2**	**11**	**18**	**24**	**49**	**81**	**141**	**157**	**155**	**112**	**66**	**37**	**9**	**4**	**0**	**0**	**0**	**0**	**0**	**0**	**0**	**0**
06-22	**1033**	**0**	**0**	**7**	**4**	**4**	**4**	**3**	**12**	**26**	**28**	**58**	**94**	**168**	**178**	**178**	**132**	**80**	**41**	**11**	**5**	**0**	**0**	**0**	**0**	**0**	**0**	**0**	**0**
06-00	**1063**	**0**	**0**	**7**	**4**	**4**	**4**	**3**	**13**	**26**	**30**	**59**	**94**	**171**	**182**	**180**	**137**	**85**	**42**	**15**	**6**	**1**	**0**	**0**	**0**	**0**	**0**	**0**	**0**
00-00	**1077**	**0**	**0**	**7**	**4**	**4**	**4**	**3**	**13**	**28**	**32**	**60**	**97**	**171**	**183**	**183**	**138**	**86**	**42**	**15**	**6**	**1**	**0**	**0**	**0**	**0**	**0**	**0**	**0**

DRAFT

Site 29
Location L-7414-1, att t/pole, Lat 53,70611, Long -6.75915
Direction Two way

3279 / Meath/Cavan/Monaghan ATC's
October 2013
Automatic Traffic Count

Wed, 9 October 2013

Time	Total	Speed Bins (km/h)																											
		0 - 5	5 - 10	10 - 15	15 - 20	20 - 25	25 - 30	30 - 35	35 - 40	40 - 45	45 - 50	50 - 55	55 - 60	60 - 65	65 - 70	70 - 75	75 - 80	80 - 85	85 - 90	90 - 95	95 - 100	100 - 105	105 - 110	110 - 115	115 - 120	120 - 125	125 - 130	130 - 135	135 - 140
0000	3	0	0	0	0	0	0	0	0	0	1	0	0	1	0	0	0	1	0	0	0	0	0	0	0	0	0	0	0
0100	2	0	0	0	0	0	0	0	0	0	0	1	0	0	0	0	1	0	0	0	0	0	0	0	0	0	0	0	0
0200	2	0	0	0	0	0	0	0	0	0	0	0	0	1	0	1	0	0	0	0	0	0	0	0	0	0	0	0	0
0300	0	0	0	0	0	0	0	0	0	0	0	0	0	0	0	0	0	0	0	0	0	0	0	0	0	0	0	0	0
0400	4	0	0	0	0	0	0	0	0	0	1	0	1	0	1	0	0	1	0	0	0	0	0	0	0	0	0	0	0
0500	3	0	0	0	0	0	0	0	0	0	0	0	0	2	0	1	0	0	0	0	0	0	0	0	0	0	0	0	0
0600	15	0	0	0	0	0	0	0	0	0	0	0	1	1	5	4	2	0	2	0	0	0	0	0	0	0	0	0	0
0700	51	0	0	0	1	0	0	0	2	0	3	1	2	4	9	9	6	5	5	3	1	0	0	0	0	0	0	0	0
0800	**116**	**0**	**0**	**1**	**0**	**0**	**0**	**0**	**1**	**2**	**3**	**3**	**10**	**14**	**24**	**24**	**18**	**10**	**3**	**2**	**1**	**0**	**0**	**0**	**0**	**0**	**0**	**0**	**0**
0900	110	0	0	0	1	0	0	0	5	3	1	5	11	13	24	22	10	12	2	1	0	0	0	0	0	0	0	0	0
1000	38	0	0	0	0	1	0	0	1	0	1	1	5	8	7	3	7	1	3	0	0	0	0	0	0	0	0	0	0
1100	36	0	0	0	0	0	0	1	2	3	0	4	7	4	4	5	2	2	1	1	0	0	0	0	0	0	0	0	0
1200	80	0	0	0	1	0	0	0	1	0	0	2	6	17	18	12	12	5	4	1	1	0	0	0	0	0	0	0	0
1300	55	0	0	0	0	0	0	1	0	1	1	5	7	8	8	5	10	6	2	0	1	0	0	0	0	0	0	0	0
1400	69	0	0	0	1	0	1	0	1	3	3	5	2	6	13	11	9	9	2	2	0	1	0	0	0	0	0	0	0
1500	82	0	0	5	0	0	0	0	0	1	2	7	10	9	13	9	11	5	9	1	0	0	0	0	0	0	0	0	0
1600	**97**	**1**	**1**	**0**	**1**	**1**	**0**	**1**	**1**	**4**	**2**	**5**	**8**	**12**	**9**	**27**	**13**	**8**	**2**	**1**	**0**	**0**	**0**	**0**	**0**	**0**	**0**	**0**	**0**
1700	89	0	0	0	0	0	0	0	2	2	4	3	2	13	14	23	8	9	5	3	1	0	0	0	0	0	0	0	0
1800	93	0	0	0	0	0	0	2	2	2	1	3	7	12	17	9	13	10	8	3	1	0	2	1	0	0	0	0	0
1900	75	0	0	0	0	0	0	1	2	2	7	5	10	10	16	6	8	4	3	0	0	1	0	0	0	0	0	0	0
2000	38	0	0	0	0	0	1	0	0	3	0	2	1	12	5	3	3	4	1	0	1	1	0	1	0	0	0	0	0
2100	25	0	0	0	0	0	0	0	1	0	0	1	3	4	1	3	6	4	0	2	0	0	0	0	0	0	0	0	0
2200	17	0	0	0	0	0	0	0	0	0	2	1	0	3	1	3	2	2	1	1	1	0	0	0	0	0	0	0	0
2300	21	0	0	0	0	0	1	0	1	0	0	1	2	4	5	3	2	0	0	1	1	0	0	0	0	0	0	0	0
07-19	**916**	**1**	**1**	**6**	**5**	**2**	**1**	**5**	**18**	**21**	**21**	**44**	**77**	**120**	**160**	**159**	**119**	**82**	**46**	**18**	**6**	**1**	**2**	**1**	**0**	**0**	**0**	**0**	**0**
06-22	**1069**	**1**	**1**	**6**	**5**	**2**	**2**	**6**	**21**	**26**	**28**	**52**	**92**	**147**	**187**	**175**	**138**	**94**	**52**	**20**	**7**	**3**	**2**	**2**	**0**	**0**	**0**	**0**	**0**
06-00	**1107**	**1**	**1**	**6**	**5**	**2**	**3**	**6**	**22**	**26**	**30**	**54**	**94**	**154**	**193**	**181**	**142**	**96**	**53**	**22**	**9**	**3**	**2**	**2**	**0**	**0**	**0**	**0**	**0**
00-00	**1121**	**1**	**1**	**6**	**5**	**2**	**3**	**6**	**22**	**26**	**32**	**55**	**95**	**158**	**194**	**183**	**143**	**98**	**53**	**22**	**9**	**3**	**2**	**2**	**0**	**0**	**0**	**0**	**0**

DRAFT

Site 29
Location L-7414-1, att t/pole, Lat 53,70611, Long -6.75915
Direction Two way

3279 / Meath/Cavan/Monaghan ATC's
October 2013
Automatic Traffic Count

Thu, 10 October 2013

Time	Total	Speed Bins (km/h)																												
		0 - 5	5 - 10	10 - 15	15 - 20	20 - 25	25 - 30	30 - 35	35 - 40	40 - 45	45 - 50	50 - 55	55 - 60	60 - 65	65 - 70	70 - 75	75 - 80	80 - 85	85 - 90	90 - 95	95 - 100	100 - 105	105 - 110	110 - 115	115 - 120	120 - 125	125 - 130	130 - 135	135 - 140
0000	8	0	0	0	0	0	0	0	0	1	1	0	0	1	0	3	0	0	1	1	0	0	0	0	0	0	0	0	0	0
0100	3	0	0	0	0	0	0	0	0	0	0	0	0	0	0	1	1	0	1	0	0	0	0	0	0	0	0	0	0	0
0200	0	0	0	0	0	0	0	0	0	0	0	0	0	0	0	0	0	0	0	0	0	0	0	0	0	0	0	0	0	0
0300	1	0	0	0	0	0	0	0	0	0	0	0	0	0	0	0	0	1	0	0	0	0	0	0	0	0	0	0	0	0
0400	4	0	0	0	0	0	0	0	0	2	0	1	0	1	0	0	0	0	0	0	0	0	0	0	0	0	0	0	0	0
0500	7	0	0	0	0	0	0	0	0	0	1	0	0	2	2	1	0	0	0	1	0	0	0	0	0	0	0	0	0	0
0600	19	0	0	0	0	0	0	0	0	1	0	0	1	1	4	1	2	3	4	1	1	0	0	0	0	0	0	0	0	0
0700	47	0	0	0	0	0	0	0	1	0	2	3	1	4	6	9	11	3	4	2	0	1	0	0	0	0	0	0	0	0
0800	**107**	**0**	**0**	**0**	**0**	**0**	**1**	**0**	**0**	**1**	**1**	**5**	**6**	**14**	**19**	**30**	**15**	**6**	**7**	**1**	**1**	**0**	**0**	**0**	**0**	**0**	**0**	**0**	**0**	**0**
0900	97	0	0	0	0	0	1	2	1	3	1	0	10	14	22	18	8	9	6	1	1	0	0	0	0	0	0	0	0	0
1000	36	0	0	1	1	1	5	0	1	2	1	3	2	2	4	4	4	3	1	0	0	1	0	0	0	0	0	0	0	0
1100	55	0	0	1	2	2	0	0	1	4	2	0	4	3	6	9	4	10	5	2	0	0	0	0	0	0	0	0	0	0
1200	60	0	0	1	2	0	1	1	0	2	4	2	4	9	3	11	10	2	7	0	1	0	0	0	0	0	0	0	0	0
1300	59	0	0	2	1	1	3	0	1	1	0	1	3	8	4	12	7	8	5	0	0	1	0	0	0	1	0	0	0	0
1400	67	0	0	2	2	0	0	1	0	1	3	8	2	8	16	7	9	4	1	2	1	0	0	0	0	0	0	0	0	0
1500	95	0	0	0	2	2	0	0	0	5	0	7	11	10	20	12	9	8	6	1	1	0	1	0	0	0	0	0	0	0
1600	86	0	0	0	0	0	0	0	3	0	2	3	9	9	17	14	21	3	3	1	1	0	0	0	0	0	0	0	0	0
1700	**110**	**0**	**0**	**0**	**0**	**0**	**0**	**0**	**2**	**1**	**3**	**7**	**11**	**19**	**26**	**20**	**12**	**5**	**2**	**1**	**1**	**0**	**0**	**0**	**0**	**0**	**0**	**0**	**0**	**0**
1800	89	0	0	0	0	0	2	6	2	4	0	2	4	17	14	13	11	6	6	1	0	1	0	0	0	0	0	0	0	0
1900	80	0	0	0	1	2	10	5	2	6	3	6	7	9	10	8	4	4	2	0	0	1	0	0	0	0	0	0	0	0
2000	60	0	0	0	0	2	3	8	3	7	3	4	8	4	7	4	0	3	1	2	0	1	0	0	0	0	0	0	0	0
2100	40	0	0	0	1	0	0	0	1	0	2	3	5	3	7	8	2	6	0	0	0	1	1	0	0	0	0	0	0	0
2200	16	0	0	0	0	0	0	0	0	1	2	0	2	2	4	0	2	1	1	0	1	0	0	0	0	0	0	0	0	0
2300	12	0	0	0	0	0	0	0	0	0	0	0	2	2	0	3	1	1	1	1	0	1	0	0	0	0	0	0	0	0
07-19	**908**	**0**	**0**	**7**	**10**	**6**	**13**	**10**	**12**	**24**	**19**	**41**	**67**	**117**	**157**	**159**	**121**	**67**	**53**	**12**	**7**	**4**	**1**	**0**	**0**	**1**	**0**	**0**	**0**	**0**
06-22	**1107**	**0**	**0**	**7**	**12**	**10**	**26**	**23**	**18**	**38**	**27**	**54**	**88**	**134**	**185**	**180**	**129**	**83**	**60**	**15**	**8**	**7**	**2**	**0**	**0**	**1**	**0**	**0**	**0**	**0**
06-00	**1135**	**0**	**0**	**7**	**12**	**10**	**26**	**23**	**18**	**39**	**29**	**54**	**92**	**138**	**189**	**183**	**132**	**85**	**62**	**16**	**9**	**8**	**2**	**0**	**0**	**1**	**0**	**0**	**0**	**0**
00-00	**1158**	**0**	**0**	**7**	**12**	**10**	**26**	**23**	**18**	**42**	**31**	**55**	**92**	**142**	**191**	**188**	**133**	**86**	**64**	**18**	**9**	**8**	**2**	**0**	**0**	**1**	**0**	**0**	**0**	**0**

DRAFT

Site 29
Location L-7414-1, att t/pole, Lat 53,70611, Long -6.75915
Direction Two way

3279 / Meath/Cavan/Monaghan ATC's
October 2013
Automatic Traffic Count

Fri, 11 October 2013

Time	Total	Speed Bins (km/h)																											
		0 - 5	5 - 10	10 - 15	15 - 20	20 - 25	25 - 30	30 - 35	35 - 40	40 - 45	45 - 50	50 - 55	55 - 60	60 - 65	65 - 70	70 - 75	75 - 80	80 - 85	85 - 90	90 - 95	95 - 100	100 - 105	105 - 110	110 - 115	115 - 120	120 - 125	125 - 130	130 - 135	135 - 140
0000	6	0	0	0	0	0	0	0	0	1	0	0	1	0	3	1	0	0	0	0	0	0	0	0	0	0	0	0	0
0100	2	0	0	0	0	0	0	0	0	0	0	0	0	0	0	1	0	1	0	0	0	0	0	0	0	0	0	0	0
0200	2	0	0	0	0	0	0	0	0	0	0	0	0	0	0	0	1	1	0	0	0	0	0	0	0	0	0	0	0
0300	5	0	0	0	0	0	0	0	0	1	0	1	0	1	0	1	0	0	0	1	0	0	0	0	0	0	0	0	0
0400	4	0	0	0	0	0	0	0	0	0	0	0	1	0	0	1	1	1	0	0	0	0	0	0	0	0	0	0	0
0500	6	0	0	0	0	0	0	0	0	0	0	0	0	3	0	1	1	1	0	0	0	0	0	0	0	0	0	0	0
0600	12	0	0	0	0	0	0	0	0	0	0	0	1	1	1	4	3	2	0	0	0	0	0	0	0	0	0	0	0
0700	53	0	0	0	0	0	0	0	0	1	1	1	2	6	11	4	11	8	3	5	0	0	0	0	0	0	0	0	0
0800	**120**	**0**	**0**	**0**	**1**	**0**	**2**	**0**	**1**	**2**	**0**	**5**	**9**	**24**	**19**	**13**	**23**	**12**	**8**	**0**	**1**	**0**	**0**	**0**	**0**	**0**	**0**	**0**	**0**
0900	111	0	0	1	0	0	0	2	1	1	3	9	8	10	23	17	13	15	3	3	2	0	0	0	0	0	0	0	0
1000	49	0	0	0	0	1	0	0	0	5	3	4	6	5	9	5	5	1	3	0	0	2	0	0	0	0	0	0	0
1100	50	0	0	1	1	2	0	1	1	1	2	3	3	8	5	10	5	2	2	1	2	0	0	0	0	0	0	0	0
1200	73	0	0	1	0	0	0	1	1	5	0	4	6	8	13	15	8	7	4	0	0	0	0	0	0	0	0	0	0
1300	51	0	0	1	0	0	0	0	0	0	1	4	4	4	12	8	7	5	5	0	0	0	0	0	0	0	0	0	0
1400	80	0	1	1	1	0	0	0	0	3	1	7	10	8	12	14	7	7	3	2	2	1	0	0	0	0	0	0	0
1500	83	0	0	1	2	3	0	0	2	2	4	3	9	12	12	17	8	5	1	1	1	0	0	0	0	0	0	0	0
1600	**109**	**0**	**0**	**2**	**1**	**0**	**0**	**0**	**1**	**1**	**1**	**1**	**10**	**13**	**18**	**15**	**16**	**15**	**6**	**4**	**3**	**0**	**2**	**0**	**0**	**0**	**0**	**0**	**0**
1700	93	0	0	2	1	2	2	1	1	0	2	1	5	10	14	26	11	9	3	2	0	1	0	0	0	0	0	0	0
1800	78	0	0	0	0	0	0	2	0	0	3	5	10	10	6	18	18	3	2	0	1	0	0	0	0	0	0	0	0
1900	64	0	0	0	0	0	0	0	0	3	2	3	13	9	9	5	7	8	1	3	1	0	0	0	0	0	0	0	0
2000	34	0	0	0	0	0	0	0	0	3	1	0	2	4	3	12	7	1	0	1	0	0	0	0	0	0	0	0	0
2100	25	0	0	0	0	0	0	0	0	0	1	3	3	1	8	0	3	5	0	1	0	0	0	0	0	0	0	0	0
2200	22	0	0	0	0	0	0	0	0	0	1	1	4	1	2	4	2	5	1	0	1	0	0	0	0	0	0	0	0
2300	9	0	0	0	0	0	0	0	0	1	0	1	1	0	1	1	1	2	0	0	0	1	0	0	0	0	0	0	0
07-19	**950**	**0**	**1**	**10**	**7**	**8**	**4**	**7**	**8**	**21**	**21**	**47**	**82**	**118**	**154**	**162**	**132**	**89**	**43**	**18**	**12**	**4**	**2**	**0**	**0**	**0**	**0**	**0**	**0**
06-22	**1085**	**0**	**1**	**10**	**7**	**8**	**4**	**7**	**8**	**27**	**25**	**53**	**101**	**133**	**175**	**183**	**152**	**105**	**44**	**23**	**13**	**4**	**2**	**0**	**0**	**0**	**0**	**0**	**0**
06-00	**1116**	**0**	**1**	**10**	**7**	**8**	**4**	**7**	**8**	**28**	**26**	**55**	**106**	**134**	**178**	**188**	**155**	**112**	**45**	**23**	**14**	**5**	**2**	**0**	**0**	**0**	**0**	**0**	**0**
00-00	**1141**	**0**	**1**	**10**	**7**	**8**	**4**	**7**	**8**	**30**	**26**	**56**	**108**	**138**	**181**	**193**	**158**	**116**	**45**	**24**	**14**	**5**	**2**	**0**	**0**	**0**	**0**	**0**	**0**

DRAFT

Site 29
Location L-7414-1, att t/pole, Lat 53,70611, Long -6.75915
Direction Two way

3279 / Meath/Cavan/Monaghan ATC's
October 2013
Automatic Traffic Count

Sat, 12 October 2013

Time	Total	Speed Bins (km/h)																												
		0 - 5	5 - 10	10 - 15	15 - 20	20 - 25	25 - 30	30 - 35	35 - 40	40 - 45	45 - 50	50 - 55	55 - 60	60 - 65	65 - 70	70 - 75	75 - 80	80 - 85	85 - 90	90 - 95	95 - 100	100 - 105	105 - 110	110 - 115	115 - 120	120 - 125	125 - 130	130 - 135	135 - 140
0000	16	0	0	0	0	0	0	0	0	0	0	1	2	4	4	3	2	0	0	0	0	0	0	0	0	0	0	0	0	0
0100	6	0	0	0	0	0	0	0	0	2	0	0	0	0	2	1	0	0	1	0	0	0	0	0	0	0	0	0	0	0
0200	6	0	0	0	0	0	0	0	0	0	0	0	1	0	1	1	1	1	0	1	0	0	0	0	0	0	0	0	0	0
0300	2	0	0	0	0	0	0	0	0	1	0	0	0	0	0	0	0	0	1	0	0	0	0	0	0	0	0	0	0	0
0400	2	0	0	0	0	0	0	0	0	0	0	0	0	0	0	2	0	0	0	0	0	0	0	0	0	0	0	0	0	0
0500	6	0	0	0	0	0	0	0	0	0	0	1	0	1	0	0	1	0	2	1	0	0	0	0	0	0	0	0	0	0
0600	5	0	0	0	0	0	0	0	0	1	0	0	0	1	1	0	0	1	0	1	0	0	0	0	0	0	0	0	0	0
0700	12	0	0	0	0	0	0	0	0	1	0	0	1	1	3	1	0	2	2	1	0	0	0	0	0	0	0	0	0	0
0800	38	0	0	0	0	0	1	2	1	1	2	2	3	1	2	7	7	4	2	1	0	1	1	0	0	0	0	0	0	0
0900	39	0	0	0	0	0	0	0	1	0	2	0	2	0	9	8	6	6	4	1	0	0	0	0	0	0	0	0	0	0
1000	**83**	**0**	**0**	**0**	**1**	**1**	**0**	**1**	**0**	**3**	**7**	**9**	**9**	**14**	**14**	**7**	**10**	**3**	**1**	**3**	**0**	**0**	**0**	**0**	**0**	**0**	**0**	**0**	**0**	**0**
1100	75	0	0	0	0	0	3	0	2	3	3	1	4	17	13	10	10	3	3	1	1	1	0	0	0	0	0	0	0	0
1200	57	0	0	2	0	1	0	0	0	5	0	1	4	9	12	5	8	3	4	2	1	0	0	0	0	0	0	0	0	0
1300	74	0	0	0	1	0	1	1	0	3	3	6	11	6	12	11	7	7	4	1	0	0	0	0	0	0	0	0	0	0
1400	**82**	**0**	**0**	**0**	**0**	**0**	**0**	**1**	**3**	**2**	**3**	**2**	**10**	**16**	**10**	**14**	**11**	**6**	**1**	**2**	**1**	**0**	**0**	**0**	**0**	**0**	**0**	**0**	**0**	**0**
1500	71	0	0	0	0	0	1	1	2	2	1	6	7	14	12	10	8	1	4	1	1	0	0	0	0	0	0	0	0	0
1600	53	0	0	0	0	1	1	0	1	6	2	1	8	6	6	11	4	3	2	0	1	0	0	0	0	0	0	0	0	0
1700	75	0	0	0	1	0	0	1	0	6	3	4	7	9	15	13	6	4	3	3	0	0	0	0	0	0	0	0	0	0
1800	63	0	0	0	1	0	1	3	1	2	1	3	6	8	10	7	7	5	5	2	0	0	0	0	1	0	0	0	0	0
1900	56	0	0	0	0	0	0	0	1	0	1	4	5	6	13	7	9	4	1	3	1	0	1	0	0	0	0	0	0	0
2000	37	0	0	0	0	0	0	0	0	2	0	5	4	5	8	3	4	2	2	0	1	0	1	0	0	0	0	0	0	0
2100	20	0	0	0	1	0	0	0	0	0	1	0	2	1	2	4	5	2	1	0	1	0	0	0	0	0	0	0	0	0
2200	15	0	0	0	0	0	0	0	0	1	1	1	1	1	5	1	2	0	1	0	0	0	0	1	0	0	0	0	0	0
2300	7	0	0	0	0	0	0	0	0	0	0	1	1	1	3	1	0	0	0	0	0	0	0	0	0	0	0	0	0	0
07-19	**722**	**0**	**0**	**2**	**4**	**3**	**8**	**10**	**11**	**34**	**27**	**35**	**72**	**101**	**118**	**104**	**84**	**47**	**35**	**18**	**5**	**2**	**1**	**0**	**1**	**0**	**0**	**0**	**0**	**0**
06-22	**840**	**0**	**0**	**2**	**5**	**3**	**8**	**10**	**12**	**37**	**29**	**44**	**83**	**114**	**142**	**118**	**102**	**56**	**39**	**22**	**8**	**2**	**3**	**0**	**1**	**0**	**0**	**0**	**0**	**0**
06-00	**862**	**0**	**0**	**2**	**5**	**3**	**8**	**10**	**12**	**38**	**30**	**46**	**85**	**116**	**150**	**120**	**104**	**56**	**40**	**22**	**8**	**2**	**3**	**1**	**1**	**0**	**0**	**0**	**0**	**0**
00-00	**900**	**0**	**0**	**2**	**5**	**3**	**8**	**10**	**12**	**41**	**30**	**48**	**88**	**121**	**157**	**127**	**108**	**57**	**44**	**24**	**8**	**2**	**3**	**1**	**1**	**0**	**0**	**0**	**0**	**0**

DRAFT

Site 29
Location L-7414-1, att t/pole, Lat 53,70611, Long -6.75915
Direction Two way

3279 / Meath/Cavan/Monaghan ATC's
October 2013
Automatic Traffic Count

Sun, 13 October 2013

Time	Total	Speed Bins (km/h)																												
		0 - 5	5 - 10	10 - 15	15 - 20	20 - 25	25 - 30	30 - 35	35 - 40	40 - 45	45 - 50	50 - 55	55 - 60	60 - 65	65 - 70	70 - 75	75 - 80	80 - 85	85 - 90	90 - 95	95 - 100	100 - 105	105 - 110	110 - 115	115 - 120	120 - 125	125 - 130	130 - 135	135 - 140
0000	10	0	0	0	0	0	0	0	0	0	1	1	1	2	2	0	0	1	0	0	1	0	0	1	0	0	0	0	0
0100	8	0	0	0	0	0	0	0	0	0	0	1	1	0	0	1	0	1	1	0	0	1	0	0	1	1	0	0	0
0200	5	0	0	0	0	0	0	0	0	0	0	0	2	1	0	0	2	0	0	0	0	0	0	0	0	0	0	0	0	0
0300	3	0	0	0	0	0	0	0	1	0	0	0	0	1	0	1	0	0	0	0	0	0	0	0	0	0	0	0	0	0
0400	4	0	0	0	0	0	0	0	0	0	0	0	1	0	1	2	0	0	0	0	0	0	0	0	0	0	0	0	0	0
0500	3	0	0	0	0	0	0	0	0	1	2	0	0	0	0	0	0	0	0	0	0	0	0	0	0	0	0	0	0	0
0600	5	0	0	0	0	0	0	0	0	0	0	1	0	0	0	2	0	0	1	0	1	0	0	0	0	0	0	0	0	0
0700	10	0	0	0	0	0	1	0	0	0	0	1	0	0	0	4	0	3	0	0	1	0	0	0	0	0	0	0	0	0
0800	15	0	0	0	1	0	1	0	0	1	1	0	0	5	4	1	0	0	0	0	1	0	0	0	0	0	0	0	0	0
0900	45	0	0	0	0	2	0	0	0	2	0	3	5	8	7	4	1	7	3	2	1	0	0	0	0	0	0	0	0	0
1000	59	0	0	0	0	2	0	1	0	2	2	3	6	8	8	13	8	3	1	1	1	0	0	0	0	0	0	0	0	0
1100	**68**	**0**	**0**	**0**	**0**	**0**	**0**	**1**	**3**	**2**	**1**	**1**	**9**	**7**	**14**	**14**	**10**	**2**	**4**	**0**	**0**	**0**	**0**	**0**	**0**	**0**	**0**	**0**	**0**	**0**
1200	**57**	**0**	**0**	**0**	**0**	**0**	**1**	**0**	**4**	**1**	**0**	**2**	**3**	**9**	**8**	**11**	**7**	**6**	**3**	**1**	**1**	**0**	**0**	**0**	**0**	**0**	**0**	**0**	**0**	**0**
1300	**57**	**0**	**0**	**0**	**0**	**0**	**0**	**0**	**1**	**0**	**2**	**1**	**4**	**4**	**12**	**15**	**11**	**5**	**2**	**0**	**0**	**0**	**0**	**0**	**0**	**0**	**0**	**0**	**0**	**0**
1400	53	0	0	0	0	1	2	0	3	1	1	2	6	12	10	5	4	0	3	1	2	0	0	0	0	0	0	0	0	0
1500	53	0	0	1	1	0	1	1	0	2	2	3	6	9	7	8	3	2	4	2	0	1	0	0	0	0	0	0	0	0
1600	45	0	0	1	0	0	0	1	0	2	1	2	8	5	9	4	3	6	2	0	1	0	0	0	0	0	0	0	0	0
1700	**57**	**0**	**0**	**0**	**0**	**0**	**0**	**1**	**2**	**0**	**1**	**3**	**6**	**11**	**6**	**6**	**11**	**5**	**2**	**2**	**0**	**1**	**0**	**0**	**0**	**0**	**0**	**0**	**0**	**0**
1800	48	0	0	0	0	1	0	0	0	0	1	2	8	11	7	8	4	2	2	1	1	0	0	0	0	0	0	0	0	0
1900	38	0	0	0	0	0	0	0	1	0	2	1	4	10	9	6	5	0	0	0	0	0	0	0	0	0	0	0	0	0
2000	36	0	0	0	0	0	0	0	0	2	4	3	8	8	5	2	3	1	0	0	0	0	0	0	0	0	0	0	0	0
2100	21	0	0	0	0	0	0	0	0	1	0	1	0	2	5	7	3	0	1	1	0	0	0	0	0	0	0	0	0	0
2200	25	0	0	0	0	0	0	0	0	1	2	3	5	6	2	2	2	0	1	1	0	0	0	0	0	0	0	0	0	0
2300	7	0	0	0	0	0	0	0	0	0	0	0	1	0	2	0	2	0	1	0	1	0	0	0	0	0	0	0	0	0
07-19	**567**	**0**	**0**	**2**	**2**	**6**	**6**	**5**	**13**	**13**	**12**	**23**	**61**	**89**	**92**	**93**	**62**	**41**	**26**	**10**	**9**	**2**	**0**	**0**	**0**	**0**	**0**	**0**	**0**	**0**
06-22	**667**	**0**	**0**	**2**	**2**	**6**	**6**	**5**	**14**	**16**	**18**	**29**	**73**	**109**	**111**	**110**	**73**	**42**	**28**	**11**	**10**	**2**	**0**	**0**	**0**	**0**	**0**	**0**	**0**	**0**
06-00	**699**	**0**	**0**	**2**	**2**	**6**	**6**	**5**	**14**	**17**	**20**	**32**	**79**	**115**	**115**	**112**	**77**	**42**	**30**	**12**	**11**	**2**	**0**	**0**	**0**	**0**	**0**	**0**	**0**	**0**
00-00	**732**	**0**	**0**	**2**	**2**	**6**	**6**	**5**	**15**	**18**	**23**	**34**	**84**	**119**	**118**	**116**	**79**	**44**	**31**	**12**	**12**	**3**	**0**	**1**	**1**	**1**	**0**	**0**	**0**	**0**

DRAFT

Site 29
Location L-7414-1, att t/pole, Lat 53,70611, Long -6.75915
Direction Two way

3279 / Meath/Cavan/Monaghan ATC's
October 2013
Automatic Traffic Count

Virtual Day (7)

Time	Total	Speed Bins (km/h)																											
		0 - 5	5 - 10	10 - 15	15 - 20	20 - 25	25 - 30	30 - 35	35 - 40	40 - 45	45 - 50	50 - 55	55 - 60	60 - 65	65 - 70	70 - 75	75 - 80	80 - 85	85 - 90	90 - 95	95 - 100	100 - 105	105 - 110	110 - 115	115 - 120	120 - 125	125 - 130	130 - 135	135 - 140
0000	8	0	0	0	0	0	0	0	0	0	1	1	1	1	1	2	0	0	0	0	0	0	0	0	0	0	0	0	0
0100	3	0	0	0	0	0	0	0	0	0	0	0	0	0	0	1	0	0	0	0	0	0	0	0	0	0	0	0	0
0200	2	0	0	0	0	0	0	0	0	0	0	0	0	0	0	0	1	0	0	0	0	0	0	0	0	0	0	0	0
0300	2	0	0	0	0	0	0	0	0	0	0	0	0	0	0	0	0	0	0	0	0	0	0	0	0	0	0	0	0
0400	3	0	0	0	0	0	0	0	0	0	0	0	0	0	0	1	0	0	0	0	0	0	0	0	0	0	0	0	0
0500	5	0	0	0	0	0	0	0	0	0	0	0	1	1	0	1	0	0	0	0	0	0	0	0	0	0	0	0	0
0600	12	0	0	0	0	0	0	0	0	0	0	0	0	1	2	3	2	1	1	0	0	0	0	0	0	0	0	0	0
0700	39	0	0	0	0	0	0	0	1	0	1	2	2	4	6	6	7	5	3	2	0	0	0	0	0	0	0	0	0
0800	**89**	**0**	**0**	**0**	**0**	**0**	**1**	**0**	**1**	**1**	**1**	**3**	**6**	**13**	**16**	**18**	**14**	**8**	**5**	**1**	**1**	**0**	**0**	**0**	**0**	**0**	**0**	**0**	**0**
0900	86	0	0	0	0	0	0	1	1	2	2	3	8	12	17	16	9	8	3	2	1	0	0	0	0	0	0	0	0
1000	53	0	0	0	0	1	1	0	0	2	3	4	6	7	8	7	6	2	2	1	0	0	0	0	0	0	0	0	0
1100	55	0	0	0	0	1	0	1	1	3	2	3	5	9	7	9	6	4	3	1	0	0	0	0	0	0	0	0	0
1200	63	0	0	1	1	0	0	0	1	2	1	2	6	9	11	10	9	5	4	1	1	0	0	0	0	0	0	0	0
1300	56	0	0	1	0	0	1	0	0	1	1	3	6	6	9	11	8	5	3	0	0	0	0	0	0	0	0	0	0
1400	67	0	0	1	1	0	1	0	1	2	2	4	5	10	12	11	8	5	2	2	1	0	0	0	0	0	0	0	0
1500	77	0	0	1	1	1	0	0	1	2	2	4	8	11	14	12	8	5	4	1	0	0	0	0	0	0	0	0	0
1600	81	0	0	1	0	0	0	1	1	2	2	3	8	9	13	15	12	7	4	1	1	0	0	0	0	0	0	0	0
1700	**88**	**0**	**0**	**0**	**0**	**1**	**0**	**1**	**1**	**1**	**2**	**4**	**6**	**12**	**15**	**18**	**11**	**8**	**4**	**3**	**0**	**0**	**0**	**0**	**0**	**0**	**0**	**0**	**0**
1800	76	0	0	0	0	0	0	2	1	1	1	3	8	12	11	12	10	5	4	1	1	0	0	0	0	0	0	0	0
1900	63	0	0	0	0	0	2	1	1	2	3	4	7	9	12	7	6	5	2	1	0	0	0	0	0	0	0	0	0
2000	38	0	0	0	0	0	1	1	1	3	1	3	4	7	5	4	4	2	1	0	0	0	0	0	0	0	0	0	0
2100	25	0	0	0	0	0	0	0	1	0	1	1	2	3	4	4	3	3	0	1	0	0	0	0	0	0	0	0	0
2200	19	0	0	0	0	0	0	0	0	0	2	1	2	3	3	2	2	2	1	1	1	0	0	0	0	0	0	0	0
2300	12	0	0	0	0	0	0	0	0	0	0	0	1	1	2	1	2	1	0	1	0	0	0	0	0	0	0	0	0
07-19	**829**	**0**	**0**	**5**	**4**	**4**	**5**	**7**	**11**	**20**	**21**	**39**	**73**	**114**	**139**	**145**	**107**	**66**	**41**	**15**	**7**	**2**	**1**	**0**	**0**	**0**	**0**	**0**	**0**
06-22	**968**	**0**	**0**	**5**	**5**	**5**	**8**	**9**	**14**	**26**	**25**	**48**	**88**	**134**	**162**	**164**	**122**	**77**	**44**	**18**	**9**	**3**	**1**	**0**	**0**	**0**	**0**	**0**	**0**
06-00	**999**	**0**	**0**	**5**	**5**	**5**	**8**	**9**	**14**	**27**	**27**	**49**	**91**	**139**	**167**	**167**	**126**	**80**	**46**	**19**	**9**	**3**	**1**	**0**	**0**	**0**	**0**	**0**	**0**
00-00	**1022**	**0**	**0**	**5**	**5**	**5**	**8**	**9**	**14**	**28**	**29**	**50**	**93**	**142**	**170**	**172**	**128**	**81**	**47**	**20**	**10**	**4**	**1**	**1**	**1**	**0**	**0**	**0**	**0**

DRAFT

Site 29
Location L-7414-1, att t/pole, Lat 53,70611, Long -6.75915
Direction Two way

3279 / Meath/Cavan/Monaghan ATC's
October 2013
Automatic Traffic Count

Virtual Week (1)

Time	Total	Speed Bins (km/h)																												
		0 - 5	5 - 10	10 - 15	15 - 20	20 - 25	25 - 30	30 - 35	35 - 40	40 - 45	45 - 50	50 - 55	55 - 60	60 - 65	65 - 70	70 - 75	75 - 80	80 - 85	85 - 90	90 - 95	95 - 100	100 - 105	105 - 110	110 - 115	115 - 120	120 - 125	125 - 130	130 - 135	135 - 140
Mon	1028	0	0	3	0	0	3	11	12	13	26	45	88	143	168	212	136	81	48	24	9	3	1	0	2	0	0	0	0
Tue	1077	0	0	7	4	4	4	3	13	28	32	60	97	171	183	183	138	86	42	15	6	1	0	0	0	0	0	0	0	0
Wed	1121	1	1	6	5	2	3	6	22	26	32	55	95	158	194	183	143	98	53	22	9	3	2	2	0	0	0	0	0	0
Thu	1158	0	0	7	12	10	26	23	18	42	31	55	92	142	191	188	133	86	64	18	9	8	2	0	0	1	0	0	0	0
Fri	1141	0	1	10	7	8	4	7	8	30	26	56	108	138	181	193	158	116	45	24	14	5	2	0	0	0	0	0	0	0
|Sat	900	0	0	2	5	3	8	10	12	41	30	48	88	121	157	127	108	57	44	24	8	2	3	1	1	0	0	0	0	0
|Sun	732	0	0	2	2	6	6	5	15	18	23	34	84	119	118	116	79	44	31	12	12	3	0	1	1	1	0	0	0	0
5 Day Ave.	**1105**	**0**	**0**	**7**	**6**	**5**	**8**	**10**	**15**	**28**	**29**	**54**	**96**	**150**	**183**	**192**	**142**	**93**	**50**	**21**	**9**	**4**	**1**	**0**	**0**	**0**	**0**	**0**	**0**	**0**
7 Day Ave.	**1022**	**0**	**0**	**5**	**5**	**5**	**8**	**9**	**14**	**28**	**29**	**50**	**93**	**142**	**170**	**172**	**128**	**81**	**47**	**20**	**10**	**4**	**1**	**1**	**1**	**0**	**0**	**0**	**0**	**0**
--	**7157**	**1**	**2**	**37**	**35**	**33**	**54**	**65**	**100**	**198**	**200**	**353**	**652**	**992**	**1192**	**1202**	**895**	**568**	**327**	**139**	**67**	**25**	**10**	**4**	**4**	**2**	**0**	**0**	**0**	**0**

Summary Graphs

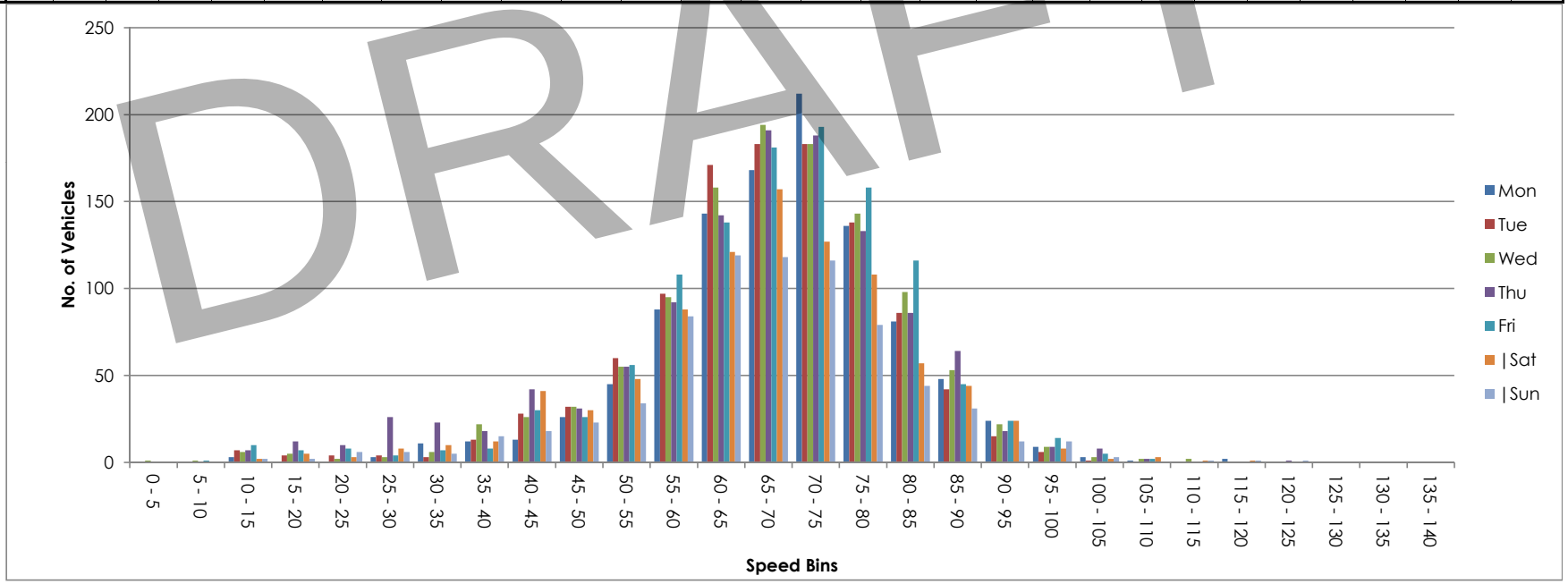

DRAFT



NDC NATIONWIDE DATA COLLECTION	**Site / Location:**	R163, Att - TP, Lat 53.7082, Long -6.74443	**Project No:**	3279	**Photo No:**	3279-30	**Drawn By:** MOR
	Survey Date:	Tue, 8 October 2013 to Mon, 14 October 2013	**Project Name:**		Meath/Cavan/Monaghan ATC'S		
	Survey Times:	00:00 to 00(24):00	**Title:**		Site Photograph		

Site No.	Location.	Direction.	Speed Limit - PSL (km/h)	Start Date.	End Date.	Total Vehicles.	5 Day Ave.	7 Day Ave.	No. > Speed Limit.	%. > Speed Limit.	No. > Speed Limit1 (+5km/h).	%. > Speed Limit1 (+5km/h).	No. > Speed Limit1 (+10km/h).	%. > Speed Limit1 (+10km/h).	Mean Speed	85%ile Speed
30	R163, Att - TP, Lat 53.7082, Long -6.74443	East	50	Tue, 8 October 2013	Mon, 14 October 2013	5451	840	779	5283	96.9	5193	95.3	4964	91.1	75.8	88.2
		West	50	Tue, 8 October 2013	Mon, 14 October 2013	5690	889	813	5257	92.4	4927	86.6	4346	76.4	68.8	82.1
		Two way	50	Tue, 8 October 2013	Mon, 14 October 2013	11141	1729	1592	10540	94.6	10120	90.8	9310	83.6	72.2	85.3

DRAFT

Site 30
Location R163, Att - TP, Lat 53.7082, Long -6.74443
Direction East

3279 / Meath/Cavan/Monaghan ATC's
October 2013
Automatic Traffic Count

Tue, 8 October 2013

Time	Total	Classification												>PSL	>PSL%	>SL1	>SL1%	>SL2	>SL2%	Mean	Vpp
		1 MCL	2 SV	3 SVT	4 TB2	5 TB3	6 T4	7 ART3	8 ART4	9 ART5	10 ART6	11 BD	12 DRT	50	50	55 +5kph	55 +5kph	60 +10kph	60 +10kph		85
0000	1	0	1	0	0	0	0	0	0	0	0	0	0	1	100	1	100	1	100	82.3	-
0100	0	0	0	0	0	0	0	0	0	0	0	0	0	0	0	0	0	0	0	-	-
0200	1	0	1	0	0	0	0	0	0	0	0	0	0	1	100	1	100	1	100	104.3	-
0300	2	0	1	0	0	1	0	0	0	0	0	0	0	2	100	2	100	2	100	83.3	-
0400	2	0	2	0	0	0	0	0	0	0	0	0	0	2	100	2	100	2	100	89.3	-
0500	2	0	2	0	0	0	0	0	0	0	0	0	0	2	100	2	100	2	100	81.3	-
0600	10	0	6	0	2	0	0	0	2	0	0	0	0	10	100	10	100	10	100	82.1	-
0700	60	0	54	0	4	0	0	0	2	0	0	0	0	59	98.3	59	98.3	55	91.7	80.4	92.9
0800	**87**	**0**	**79**	**0**	**7**	**1**	**0**	**0**	**0**	**0**	**0**	**0**	**0**	**87**	**100**	**84**	**96.6**	**83**	**95.4**	**80.4**	**90**
0900	85	0	73	0	10	1	1	0	0	0	0	0	0	83	97.6	80	94.1	77	90.6	70.1	79.6
1000	38	1	29	2	3	2	0	0	1	0	0	0	0	34	89.5	34	89.5	33	86.8	76.2	87.5
1100	39	0	30	0	8	0	0	0	1	0	0	0	0	38	97.4	38	97.4	35	89.7	75.5	85
1200	57	0	49	0	6	0	0	0	1	1	0	0	0	57	100	57	100	56	98.2	74.3	81
1300	43	0	38	0	5	0	0	0	0	0	0	0	0	41	95.3	41	95.3	35	81.4	73.6	89.6
1400	59	0	51	0	6	0	0	0	1	0	1	0	0	57	96.6	57	96.6	55	93.2	74.1	83.9
1500	67	0	59	2	3	0	1	0	1	1	0	0	0	65	97	65	97	61	91	72.7	85.3
1600	49	0	45	0	3	0	0	0	1	0	0	0	0	49	100	48	98	44	89.8	75.8	87.8
1700	**70**	**1**	**56**	**0**	**9**	**4**	**0**	**0**	**0**	**0**	**0**	**0**	**0**	**68**	**97.1**	**68**	**97.1**	**64**	**91.4**	**77.8**	**90.7**
1800	48	0	42	0	5	0	0	0	1	0	0	0	0	47	97.9	46	95.8	42	87.5	72.5	82.8
1900	51	0	49	0	2	0	0	0	0	0	0	0	0	50	98	48	94.1	46	90.2	72.8	85.3
2000	30	0	29	0	1	0	0	0	0	0	0	0	0	30	100	30	100	28	93.3	77.4	87.1
2100	9	0	9	0	0	0	0	0	0	0	0	0	0	9	100	9	100	9	100	72.3	-
2200	14	0	12	1	0	0	0	0	1	0	0	0	0	13	92.9	13	92.9	13	92.9	75.9	84.2
2300	4	0	4	0	0	0	0	0	0	0	0	0	0	4	100	4	100	3	75	83.9	-
07-19	**702**	**2**	**605**	**4**	**69**	**8**	**2**	**0**	**9**	**2**	**1**	**0**	**0**	**685**	**97.6**	**677**	**96.4**	**640**	**91.2**	**75.3**	**86.8**
06-22	**802**	**2**	**698**	**4**	**74**	**8**	**2**	**0**	**11**	**2**	**1**	**0**	**0**	**784**	**97.8**	**774**	**96.5**	**733**	**91.4**	**75.3**	**86.8**
06-00	**820**	**2**	**714**	**5**	**74**	**8**	**2**	**0**	**12**	**2**	**1**	**0**	**0**	**801**	**97.7**	**791**	**96.5**	**749**	**91.3**	**75.4**	**86.8**
00-00	**828**	**2**	**721**	**5**	**74**	**9**	**2**	**0**	**12**	**2**	**1**	**0**	**0**	**809**	**97.7**	**799**	**96.5**	**757**	**91.4**	**75.5**	**87.1**

DRAFT

Site 30
Location R163, Att - TP, Lat 53.7082, Long -6.74443
Direction East

3279 / Meath/Cavan/Monaghan ATC's
October 2013
Automatic Traffic Count

Wed, 9 October 2013

Time	Total	Classification												>PSL	>PSL%	>SL1	>SL1%	>SL2	>SL2%	Mean	Vpp
		1 MCL	2 SV	3 SVT	4 TB2	5 TB3	6 T4	7 ART3	8 ART4	9 ART5	10 ART6	11 BD	12 DRT	50	50	55 +5kph	55 +5kph	60 +10kph	60 +10kph		85
0000	4	0	2	1	1	0	0	0	0	0	0	0	0	4	100	4	100	4	100	67.7	-
0100	1	0	1	0	0	0	0	0	0	0	0	0	0	1	100	1	100	1	100	81.7	-
0200	0	0	0	0	0	0	0	0	0	0	0	0	0	0	0	0	0	0	0	-	-
0300	4	0	3	0	1	0	0	0	0	0	0	0	0	4	100	4	100	4	100	79.6	-
0400	0	0	0	0	0	0	0	0	0	0	0	0	0	0	0	0	0	0	0	-	-
0500	3	0	2	0	1	0	0	0	0	0	0	0	0	3	100	2	66.7	2	66.7	68.1	-
0600	14	0	14	0	0	0	0	0	0	0	0	0	0	14	100	14	100	14	100	90.1	101.9
0700	55	0	44	1	8	0	0	0	1	0	1	0	0	55	100	55	100	55	100	83.5	94.7
0800	**86**	**0**	**74**	**0**	**9**	**1**	**0**	**0**	**2**	**0**	**0**	**0**	**0**	**84**	**97.7**	**84**	**97.7**	**82**	**95.3**	**79.2**	**89.6**
0900	81	0	69	2	6	1	1	0	2	0	0	0	0	81	100	81	100	76	93.8	75.9	85
1000	42	0	36	2	3	0	1	0	0	0	0	0	0	42	100	40	95.2	38	90.5	75.1	87.8
1100	35	0	26	2	4	1	1	0	0	1	0	0	0	30	85.7	29	82.9	29	82.9	72	88.6
1200	66	0	56	0	8	0	1	0	1	0	0	0	0	63	95.5	63	95.5	63	95.5	76	87.1
1300	47	0	36	0	6	0	2	0	3	0	0	0	0	46	97.9	46	97.9	40	85.1	73.2	90
1400	55	0	42	0	11	0	1	0	1	0	0	0	0	51	92.7	51	92.7	50	90.9	73.4	81.4
1500	54	0	47	1	3	0	0	0	2	1	0	0	0	49	90.7	49	90.7	46	85.2	75.3	88.9
1600	54	1	43	3	6	0	1	0	0	0	0	0	0	52	96.3	52	96.3	49	90.7	76.4	88.6
1700	61	0	52	0	7	1	0	0	0	1	0	0	0	60	98.4	57	93.4	56	91.8	73.8	83.5
1800	**71**	**0**	**55**	**1**	**9**	**0**	**3**	**0**	**2**	**1**	**0**	**0**	**0**	**65**	**91.5**	**64**	**90.1**	**60**	**84.5**	**73.4**	**84.2**
1900	61	0	55	0	5	0	0	0	1	0	0	0	0	61	100	59	96.7	58	95.1	76.9	90
2000	29	0	25	0	4	0	0	0	0	0	0	0	0	26	89.7	25	86.2	22	75.9	75.4	90.4
2100	18	0	17	0	1	0	0	0	0	0	0	0	0	17	94.4	17	94.4	16	88.9	74.8	81.7
2200	13	0	13	0	0	0	0	0	0	0	0	0	0	12	92.3	10	76.9	9	69.2	74.4	90.4
2300	4	0	4	0	0	0	0	0	0	0	0	0	0	4	100	4	100	4	100	69.9	-
07-19	**707**	**1**	**580**	**12**	**80**	**4**	**11**	**0**	**14**	**4**	**1**	**0**	**0**	**678**	**95.9**	**671**	**94.9**	**644**	**91.1**	**75.9**	**86.8**
06-22	**829**	**1**	**691**	**12**	**90**	**4**	**11**	**0**	**15**	**4**	**1**	**0**	**0**	**796**	**96**	**786**	**94.8**	**754**	**91**	**76.1**	**88.2**
06-00	**846**	**1**	**708**	**12**	**90**	**4**	**11**	**0**	**15**	**4**	**1**	**0**	**0**	**812**	**96**	**800**	**94.6**	**767**	**90.7**	**76.1**	**88.2**
00-00	**858**	**1**	**716**	**13**	**93**	**4**	**11**	**0**	**15**	**4**	**1**	**0**	**0**	**824**	**96**	**811**	**94.5**	**778**	**90.7**	**76**	**88.2**

DRAFT

Site 30
Location R163, Att - TP, Lat 53.7082, Long -6.74443
Direction East

3279 / Meath/Cavan/Monaghan ATC's
October 2013
Automatic Traffic Count

Thu, 10 October 2013

Time	Total	Classification												>PSL	>PSL%	>SL1	>SL1%	>SL2	>SL2%	Mean	Vpp
		1 MCL	2 SV	3 SVT	4 TB2	5 TB3	6 T4	7 ART3	8 ART4	9 ART5	10 ART6	11 BD	12 DRT	50	50	55 +5kph	55 +5kph	60 +10kph	60 +10kph		85
0000	4	0	4	0	0	0	0	0	0	0	0	0	0	4	100	4	100	4	100	72.9	-
0100	3	0	3	0	0	0	0	0	0	0	0	0	0	3	100	3	100	3	100	79	-
0200	0	0	0	0	0	0	0	0	0	0	0	0	0	0	0	0	0	0	0	-	-
0300	1	0	0	0	1	0	0	0	0	0	0	0	0	1	100	1	100	1	100	68.6	-
0400	3	0	3	0	0	0	0	0	0	0	0	0	0	3	100	3	100	3	100	96	-
0500	3	0	2	0	1	0	0	0	0	0	0	0	0	2	66.7	2	66.7	2	66.7	69.4	-
0600	12	0	10	0	1	0	0	0	1	0	0	0	0	12	100	12	100	12	100	86.2	95
0700	44	0	39	0	5	0	0	0	0	0	0	0	0	44	100	44	100	44	100	85.6	94.3
0800	80	0	67	1	12	0	0	0	0	0	0	0	0	78	97.5	77	96.3	77	96.3	80	89.3
0900	**87**	**0**	**74**	**0**	**11**	**0**	**0**	**1**	**1**	**0**	**0**	**0**	**0**	**85**	**97.7**	**81**	**93.1**	**73**	**83.9**	**71.9**	**83.9**
1000	35	1	26	1	3	2	0	0	1	1	0	0	0	34	97.1	34	97.1	33	94.3	74.1	91.1
1100	45	0	35	2	7	1	0	0	0	0	0	0	0	44	97.8	43	95.6	41	91.1	76.6	88.2
1200	55	0	48	2	4	0	1	0	0	0	0	0	0	54	98.2	54	98.2	54	98.2	75.2	82.1
1300	58	0	49	1	6	0	1	0	1	0	0	0	0	56	96.6	55	94.8	54	93.1	75.1	86.4
1400	41	1	37	0	3	0	0	0	0	0	0	0	0	40	97.6	39	95.1	36	87.8	73.4	81
1500	56	1	47	2	2	0	0	0	3	1	0	0	0	49	87.5	48	85.7	47	83.9	69.1	84.6
1600	51	0	45	1	4	0	0	0	1	0	0	0	0	51	100	50	98	48	94.1	76.2	86.4
1700	**83**	**0**	**73**	**1**	**8**	**0**	**0**	**0**	**1**	**0**	**0**	**0**	**0**	**78**	**94**	**77**	**92.8**	**73**	**88**	**73.2**	**85**
1800	50	0	44	1	4	1	0	0	0	0	0	0	0	50	100	49	98	47	94	76.6	81.4
1900	43	0	37	0	2	0	0	0	3	0	1	0	0	40	93	39	90.7	36	83.7	70	86.8
2000	18	0	17	0	0	0	0	0	0	1	0	0	0	17	94.4	15	83.3	13	72.2	70.5	86
2100	20	0	20	0	0	0	0	0	0	0	0	0	0	20	100	18	90	17	85	74.1	86.8
2200	14	0	12	0	2	0	0	0	0	0	0	0	0	14	100	14	100	13	92.9	80.8	101.5
2300	9	0	9	0	0	0	0	0	0	0	0	0	0	9	100	9	100	9	100	72.8	-
07-19	**685**	**3**	**584**	**12**	**69**	**4**	**2**	**1**	**8**	**2**	**0**	**0**	**0**	**663**	**96.8**	**651**	**95**	**627**	**91.5**	**75.4**	**87.8**
06-22	**778**	**3**	**668**	**12**	**72**	**4**	**2**	**1**	**12**	**3**	**1**	**0**	**0**	**752**	**96.7**	**735**	**94.5**	**705**	**90.6**	**75.1**	**87.8**
06-00	**801**	**3**	**689**	**12**	**74**	**4**	**2**	**1**	**12**	**3**	**1**	**0**	**0**	**775**	**96.8**	**758**	**94.6**	**727**	**90.8**	**75.2**	**87.8**
00-00	**815**	**3**	**701**	**12**	**76**	**4**	**2**	**1**	**12**	**3**	**1**	**0**	**0**	**788**	**96.7**	**771**	**94.6**	**740**	**90.8**	**75.2**	**87.8**

DRAFT

Site 30
Location R163, Att - TP, Lat 53.7082, Long -6.74443
Direction East

3279 / Meath/Cavan/Monaghan ATC's
October 2013
Automatic Traffic Count

Fri, 11 October 2013

Time	Total	Classification												>PSL	>PSL%	>SL1	>SL1%	>SL2	>SL2%	Mean	Vpp
		1 MCL	2 SV	3 SVT	4 TB2	5 TB3	6 T4	7 ART3	8 ART4	9 ART5	10 ART6	11 BD	12 DRT	50	50	55 +5kph	55 +5kph	60 +10kph	60 +10kph		85
0000	3	0	3	0	0	0	0	0	0	0	0	0	0	3	100	3	100	3	100	82.7	-
0100	3	0	3	0	0	0	0	0	0	0	0	0	0	3	100	3	100	3	100	76.3	-
0200	1	0	1	0	0	0	0	0	0	0	0	0	0	1	100	1	100	1	100	87	-
0300	4	0	3	0	1	0	0	0	0	0	0	0	0	4	100	4	100	3	75	89.3	-
0400	1	0	1	0	0	0	0	0	0	0	0	0	0	1	100	1	100	1	100	96.5	-
0500	2	0	2	0	0	0	0	0	0	0	0	0	0	2	100	2	100	2	100	78.4	-
0600	15	0	14	0	1	0	0	0	0	0	0	0	0	15	100	15	100	15	100	89.9	99.7
0700	49	0	39	0	9	1	0	0	0	0	0	0	0	49	100	49	100	49	100	86.3	101.5
0800	81	0	75	1	4	0	1	0	0	0	0	0	0	78	96.3	78	96.3	77	95.1	79.4	92.5
0900	**82**	**0**	**71**	**0**	**8**	**2**	**0**	**0**	**1**	**0**	**0**	**0**	**0**	**82**	**100**	**80**	**97.6**	**74**	**90.2**	**73.1**	**83.2**
1000	52	0	44	2	4	0	0	0	2	0	0	0	0	51	98.1	51	98.1	51	98.1	77.2	87.8
1100	49	1	37	0	7	2	0	0	0	1	1	0	0	48	98	46	93.9	44	89.8	73.5	82.8
1200	60	0	48	2	6	3	0	0	0	1	0	0	0	53	88.3	53	88.3	52	86.7	73.1	88.6
1300	39	0	32	0	6	1	0	0	0	0	0	0	0	39	100	39	100	38	97.4	80.6	96.5
1400	63	0	57	2	4	0	0	0	0	0	0	0	0	63	100	63	100	58	92.1	75.5	86
1500	72	0	62	0	8	1	1	0	0	0	0	0	0	69	95.8	65	90.3	60	83.3	70.8	83.2
1600	**73**	**0**	**65**	**1**	**5**	**0**	**0**	**0**	**1**	**0**	**1**	**0**	**0**	**70**	**95.9**	**69**	**94.5**	**67**	**91.8**	**74.4**	**82.1**
1700	54	0	43	2	7	0	0	0	2	0	0	0	0	54	100	54	100	54	100	79.7	90
1800	42	0	35	0	5	0	0	0	2	0	0	0	0	42	100	40	95.2	38	90.5	74.6	81.7
1900	36	0	33	0	3	0	0	0	0	0	0	0	0	34	94.4	34	94.4	31	86.1	74.5	89.6
2000	23	0	19	2	2	0	0	0	0	0	0	0	0	23	100	23	100	22	95.7	74.3	83.9
2100	16	0	16	0	0	0	0	0	0	0	0	0	0	16	100	16	100	15	93.8	77.7	91.1
2200	4	0	4	0	0	0	0	0	0	0	0	0	0	4	100	4	100	4	100	80.8	-
2300	5	0	5	0	0	0	0	0	0	0	0	0	0	5	100	5	100	4	80	79.4	-
07-19	**716**	**1**	**608**	**10**	**73**	**10**	**2**	**0**	**8**	**2**	**2**	**0**	**0**	**698**	**97.5**	**687**	**95.9**	**662**	**92.5**	**76.1**	**88.6**
06-22	**806**	**1**	**690**	**12**	**79**	**10**	**2**	**0**	**8**	**2**	**2**	**0**	**0**	**786**	**97.5**	**775**	**96.2**	**745**	**92.4**	**76.3**	**88.9**
06-00	**815**	**1**	**699**	**12**	**79**	**10**	**2**	**0**	**8**	**2**	**2**	**0**	**0**	**795**	**97.5**	**784**	**96.2**	**753**	**92.4**	**76.3**	**88.9**
00-00	**829**	**1**	**712**	**12**	**80**	**10**	**2**	**0**	**8**	**2**	**2**	**0**	**0**	**809**	**97.6**	**798**	**96.3**	**766**	**92.4**	**76.5**	**88.9**

DRAFT

Site 30
Location R163, Att - TP, Lat 53.7082, Long -6.74443
Direction East

3279 / Meath/Cavan/Monaghan ATC's
October 2013
Automatic Traffic Count

Sat, 12 October 2013

Time	Total	Classification												>PSL	>PSL%	>SL1	>SL1%	>SL2	>SL2%	Mean	Vpp
		1 MCL	2 SV	3 SVT	4 TB2	5 TB3	6 T4	7 ART3	8 ART4	9 ART5	10 ART6	11 BD	12 DRT	50	50	55 +5kph	55 +5kph	60 +10kph	60 +10kph		85
0000	6	0	6	0	0	0	0	0	0	0	0	0	0	6	100	5	83.3	5	83.3	67.6	-
0100	2	0	2	0	0	0	0	0	0	0	0	0	0	2	100	2	100	2	100	83.5	-
0200	1	0	1	0	0	0	0	0	0	0	0	0	0	1	100	1	100	1	100	100	-
0300	1	0	0	0	1	0	0	0	0	0	0	0	0	1	100	1	100	1	100	75.1	-
0400	2	0	2	0	0	0	0	0	0	0	0	0	0	2	100	2	100	2	100	102.7	-
0500	4	0	4	0	0	0	0	0	0	0	0	0	0	4	100	4	100	4	100	96.7	-
0600	1	0	1	0	0	0	0	0	0	0	0	0	0	1	100	1	100	1	100	103.2	-
0700	8	0	7	0	1	0	0	0	0	0	0	0	0	8	100	8	100	8	100	78.4	-
0800	22	0	17	2	2	0	0	0	1	0	0	0	0	22	100	22	100	21	95.5	79.6	96.1
0900	30	0	24	0	5	1	0	0	0	0	0	0	0	27	90	27	90	24	80	76.2	90
1000	40	0	32	3	4	0	0	0	1	0	0	0	0	40	100	38	95	36	90	72.5	82.8
1100	**45**	**0**	**41**	**1**	**3**	**0**	**0**	**0**	**0**	**0**	**0**	**0**	**0**	**44**	**97.8**	**44**	**97.8**	**43**	**95.6**	**74**	**83.5**
1200	58	0	52	3	2	1	0	0	0	0	0	0	0	55	94.8	55	94.8	54	93.1	74.6	88.6
1300	**62**	**0**	**57**	**0**	**5**	**0**	**0**	**0**	**0**	**0**	**0**	**0**	**0**	**62**	**100**	**62**	**100**	**61**	**98.4**	**78**	**88.2**
1400	51	1	44	2	4	0	0	0	0	0	0	0	0	50	98	50	98	47	92.2	77	87.1
1500	37	0	35	1	1	0	0	0	0	0	0	0	0	37	100	36	97.3	36	97.3	78.7	89.3
1600	48	0	42	3	1	1	0	0	0	1	0	0	0	45	93.8	44	91.7	42	87.5	72.8	84.2
1700	47	0	42	0	5	0	0	0	0	0	0	0	0	46	97.9	45	95.7	41	87.2	76.5	89.3
1800	57	0	54	0	2	0	0	0	1	0	0	0	0	57	100	56	98.2	53	93	75.3	86
1900	29	0	27	0	2	0	0	0	0	0	0	0	0	26	89.7	23	79.3	22	75.9	74.5	92.5
2000	26	0	25	0	1	0	0	0	0	0	0	0	0	24	92.3	23	88.5	23	88.5	71.6	81.7
2100	15	0	13	0	1	0	0	0	0	1	0	0	0	15	100	15	100	14	93.3	75.8	79.9
2200	7	0	7	0	0	0	0	0	0	0	0	0	0	7	100	7	100	7	100	94.1	-
2300	7	0	6	0	1	0	0	0	0	0	0	0	0	7	100	6	85.7	6	85.7	81.6	-
07-19	**505**	**1**	**447**	**15**	**35**	**3**	**0**	**0**	**3**	**1**	**0**	**0**	**0**	**493**	**97.6**	**487**	**96.4**	**466**	**92.3**	**75.8**	**87.1**
06-22	**576**	**1**	**513**	**15**	**39**	**3**	**0**	**0**	**3**	**2**	**0**	**0**	**0**	**559**	**97**	**549**	**95.3**	**526**	**91.3**	**75.6**	**87.5**
06-00	**590**	**1**	**526**	**15**	**40**	**3**	**0**	**0**	**3**	**2**	**0**	**0**	**0**	**573**	**97.1**	**562**	**95.3**	**539**	**91.4**	**75.9**	**87.8**
00-00	**606**	**1**	**541**	**15**	**41**	**3**	**0**	**0**	**3**	**2**	**0**	**0**	**0**	**589**	**97.2**	**577**	**95.2**	**554**	**91.4**	**76.1**	**88.6**

DRAFT

Site 30
Location R163, Att - TP, Lat 53.7082, Long -6.74443
Direction East

3279 / Meath/Cavan/Monaghan ATC's
October 2013
Automatic Traffic Count

Sun, 13 October 2013

Time	Total	Classification												>PSL	>PSL%	>SL1	>SL1%	>SL2	>SL2%	Mean	Vpp
		1 MCL	2 SV	3 SVT	4 TB2	5 TB3	6 T4	7 ART3	8 ART4	9 ART5	10 ART6	11 BD	12 DRT	50	50	55 +5kph	55 +5kph	60 +10kph	60 +10kph		85
0000	8	0	7	0	1	0	0	0	0	0	0	0	0	6	75	6	75	6	75	66	-
0100	6	0	6	0	0	0	0	0	0	0	0	0	0	6	100	6	100	6	100	78.4	-
0200	2	0	1	0	1	0	0	0	0	0	0	0	0	2	100	2	100	2	100	82.5	-
0300	1	0	1	0	0	0	0	0	0	0	0	0	0	1	100	1	100	1	100	85.6	-
0400	0	0	0	0	0	0	0	0	0	0	0	0	0	0	0	0	0	0	0	-	-
0500	2	0	2	0	0	0	0	0	0	0	0	0	0	2	100	2	100	2	100	101	-
0600	2	0	2	0	0	0	0	0	0	0	0	0	0	2	100	2	100	2	100	85.3	-
0700	2	0	2	0	0	0	0	0	0	0	0	0	0	2	100	2	100	2	100	87.9	-
0800	14	2	12	0	0	0	0	0	0	0	0	0	0	14	100	14	100	13	92.9	77.4	96.1
0900	24	0	24	0	0	0	0	0	0	0	0	0	0	23	95.8	21	87.5	19	79.2	72.1	85.3
1000	**75**	**0**	**70**	**0**	**5**	**0**	**0**	**0**	**0**	**0**	**0**	**0**	**0**	**74**	**98.7**	**73**	**97.3**	**73**	**97.3**	**74.8**	**85.3**
1100	65	0	62	1	1	0	0	0	0	0	1	0	0	63	96.9	62	95.4	61	93.8	76.1	90.4
1200	**63**	**6**	**52**	**1**	**4**	**0**	**0**	**0**	**0**	**0**	**0**	**0**	**0**	**63**	**100**	**62**	**98.4**	**61**	**96.8**	**80.4**	**89.6**
1300	53	9	41	0	3	0	0	0	0	0	0	0	0	52	98.1	51	96.2	50	94.3	79.4	93.2
1400	54	0	48	5	1	0	0	0	0	0	0	0	0	51	94.4	51	94.4	48	88.9	71.3	82.4
1500	52	0	50	1	1	0	0	0	0	0	0	0	0	51	98.1	51	98.1	51	98.1	77.1	86
1600	60	0	54	4	1	1	0	0	0	0	0	0	0	58	96.7	57	95	53	88.3	74.5	89.6
1700	45	1	42	1	1	0	0	0	0	0	0	0	0	44	97.8	44	97.8	39	86.7	76.6	88.2
1800	32	0	30	0	1	0	0	0	1	0	0	0	0	31	96.9	30	93.8	30	93.8	74.8	84.2
1900	26	0	26	0	0	0	0	0	0	0	0	0	0	25	96.2	24	92.3	23	88.5	72.1	81.4
2000	22	0	22	0	0	0	0	0	0	0	0	0	0	21	95.5	20	90.9	19	86.4	74.4	85.3
2100	14	0	14	0	0	0	0	0	0	0	0	0	0	13	92.9	13	92.9	13	92.9	79	92.9
2200	17	0	14	0	3	0	0	0	0	0	0	0	0	17	100	17	100	17	100	74.5	80.6
2300	7	0	6	0	1	0	0	0	0	0	0	0	0	7	100	6	85.7	6	85.7	71.6	-
07-19	**539**	**18**	**487**	**13**	**18**	**1**	**0**	**0**	**1**	**0**	**1**	**0**	**0**	**526**	**97.6**	**518**	**96.1**	**500**	**92.8**	**76.1**	**88.6**
06-22	**603**	**18**	**551**	**13**	**18**	**1**	**0**	**0**	**1**	**0**	**1**	**0**	**0**	**587**	**97.3**	**577**	**95.7**	**557**	**92.4**	**75.9**	**88.6**
06-00	**627**	**18**	**571**	**13**	**22**	**1**	**0**	**0**	**1**	**0**	**1**	**0**	**0**	**611**	**97.4**	**600**	**95.7**	**580**	**92.5**	**75.8**	**88.6**
00-00	**646**	**18**	**588**	**13**	**24**	**1**	**0**	**0**	**1**	**0**	**1**	**0**	**0**	**628**	**97.2**	**617**	**95.5**	**597**	**92.4**	**75.9**	**88.6**

DRAFT

Site 30
Location R163, Att - TP, Lat 53.7082, Long -6.74443
Direction East

3279 / Meath/Cavan/Monaghan ATC's
October 2013
Automatic Traffic Count

Mon, 14 October 2013

Time	Total	Classification												>PSL	>PSL%	>SL1	>SL1%	>SL2	>SL2%	Mean	Vpp
		1 MCL	2 SV	3 SVT	4 TB2	5 TB3	6 T4	7 ART3	8 ART4	9 ART5	10 ART6	11 BD	12 DRT	50	50	55 +5kph	55 +5kph	60 +10kph	60 +10kph		85
0000	3	0	3	0	0	0	0	0	0	0	0	0	0	3	100	3	100	3	100	85.4	-
0100	0	0	0	0	0	0	0	0	0	0	0	0	0	0	0	0	0	0	0	-	-
0200	2	0	2	0	0	0	0	0	0	0	0	0	0	2	100	2	100	2	100	94.3	-
0300	3	0	2	0	1	0	0	0	0	0	0	0	0	3	100	3	100	3	100	76	-
0400	2	0	1	0	1	0	0	0	0	0	0	0	0	2	100	2	100	1	50	75	-
0500	3	0	2	0	1	0	0	0	0	0	0	0	0	3	100	3	100	2	66.7	79.6	-
0600	16	0	15	0	1	0	0	0	0	0	0	0	0	16	100	16	100	16	100	87.3	94.7
0700	57	0	48	0	7	0	1	0	1	0	0	0	0	56	98.2	56	98.2	56	98.2	84.9	95.8
0800	91	0	78	0	9	2	0	0	1	0	1	0	0	89	97.8	87	95.6	85	93.4	80.4	93.2
0900	**101**	**0**	**89**	**3**	**7**	**1**	**0**	**0**	**0**	**1**	**0**	**0**	**0**	**98**	**97**	**96**	**95**	**91**	**90.1**	**71.6**	**79.2**
1000	45	1	33	1	6	1	0	0	1	0	2	0	0	38	84.4	38	84.4	36	80	74.5	88.2
1100	47	0	41	1	4	0	0	0	0	1	0	0	0	46	97.9	43	91.5	42	89.4	75.6	84.2
1200	58	0	49	3	6	0	0	0	0	0	0	0	0	58	100	57	98.3	53	91.4	75.2	85.7
1300	39	0	31	1	3	1	0	0	2	1	0	0	0	37	94.9	37	94.9	34	87.2	72.9	85.3
1400	47	1	40	1	4	0	0	0	0	1	0	0	0	40	85.1	36	76.6	32	68.1	64.6	78.8
1500	**73**	**0**	**64**	**0**	**6**	**1**	**1**	**0**	**1**	**0**	**0**	**0**	**0**	**70**	**95.9**	**69**	**94.5**	**60**	**82.2**	**72.1**	**84.2**
1600	65	1	55	3	4	1	0	0	1	0	0	0	0	59	90.8	59	90.8	51	78.5	70.7	82.1
1700	61	0	52	1	7	0	0	0	1	0	0	0	0	60	98.4	60	98.4	59	96.7	79	86.4
1800	54	0	49	2	3	0	0	0	0	0	0	0	0	54	100	54	100	51	94.4	74.7	85.7
1900	40	0	33	1	6	0	0	0	0	0	0	0	0	40	100	37	92.5	35	87.5	74.9	88.2
2000	28	0	24	0	2	1	0	1	0	0	0	0	0	28	100	28	100	26	92.9	78.1	93.2
2100	19	0	19	0	0	0	0	0	0	0	0	0	0	19	100	19	100	19	100	78.7	90.4
2200	10	0	10	0	0	0	0	0	0	0	0	0	0	10	100	10	100	10	100	80.4	-
2300	5	0	3	0	2	0	0	0	0	0	0	0	0	5	100	5	100	5	100	84.8	-
07-19	**738**	**3**	**629**	**16**	**66**	**7**	**2**	**0**	**8**	**4**	**3**	**0**	**0**	**705**	**95.5**	**692**	**93.8**	**650**	**88.1**	**74.9**	**87.1**
06-22	**841**	**3**	**720**	**17**	**75**	**8**	**2**	**1**	**8**	**4**	**3**	**0**	**0**	**808**	**96.1**	**792**	**94.2**	**746**	**88.7**	**75.3**	**87.5**
06-00	**856**	**3**	**733**	**17**	**77**	**8**	**2**	**1**	**8**	**4**	**3**	**0**	**0**	**823**	**96.1**	**807**	**94.3**	**761**	**88.9**	**75.4**	**87.8**
00-00	**869**	**3**	**743**	**17**	**80**	**8**	**2**	**1**	**8**	**4**	**3**	**0**	**0**	**836**	**96.2**	**820**	**94.4**	**772**	**88.8**	**75.5**	**88.2**

DRAFT

Site 30
Location R163, Att - TP, Lat 53.7082, Long -6.74443
Direction East

3279 / Meath/Cavan/Monaghan ATC's
October 2013
Automatic Traffic Count

Virtual Day (7)

Time	Total	Classification												>PSL	>PSL%	>SL1	>SL1%	>SL2	>SL2%	Mean	Vpp
		1 MCL	2 SV	3 SVT	4 TB2	5 TB3	6 T4	7 ART3	8 ART4	9 ART5	10 ART6	11 BD	12 DRT	50	50	55 +5kph	55 +5kph	60 +10kph	60 +10kph		85
0000	4	0	4	0	0	0	0	0	0	0	0	0	0	4	93.1	4	89.7	4	89.7	71.8	-
0100	2	0	2	0	0	0	0	0	0	0	0	0	0	2	100	2	100	2	100	79	-
0200	1	0	1	0	0	0	0	0	0	0	0	0	0	1	100	1	100	1	100	92.2	-
0300	2	0	1	0	1	0	0	0	0	0	0	0	0	2	100	2	100	2	93.8	81.2	-
0400	1	0	1	0	0	0	0	0	0	0	0	0	0	1	100	1	100	1	90	91.8	-
0500	3	0	2	0	0	0	0	0	0	0	0	0	0	3	94.7	2	89.5	2	84.2	82.1	-
0600	10	0	9	0	1	0	0	0	0	0	0	0	0	10	100	10	100	10	100	87.7	-
0700	39	0	33	0	5	0	0	0	1	0	0	0	0	39	99.3	39	99.3	38	97.8	83.9	95.8
0800	66	0	57	1	6	1	0	0	1	0	0	0	0	65	98	64	96.7	63	95	79.8	91.1
0900	**70**	**0**	**61**	**1**	**7**	**1**	**0**	**0**	**1**	**0**	**0**	**0**	**0**	**68**	**97.8**	**67**	**95.1**	**62**	**88.6**	**72.7**	**83.2**
1000	47	0	39	2	4	1	0	0	1	0	0	0	0	45	95.7	44	94.2	43	91.7	75	87.5
1100	46	0	39	1	5	1	0	0	0	0	0	0	0	45	96.3	44	93.8	42	90.8	74.9	86
1200	**60**	**1**	**51**	**2**	**5**	**1**	**0**	**0**	**0**	**0**	**0**	**0**	**0**	**58**	**96.6**	**57**	**96.2**	**56**	**94.2**	**75.6**	**86.4**
1300	49	1	41	0	5	0	0	0	1	0	0	0	0	48	97.7	47	97.1	45	91.5	76.2	89.3
1400	53	0	46	1	5	0	0	0	0	0	0	0	0	50	95.1	50	93.8	47	88.1	72.9	83.9
1500	59	0	52	1	3	0	0	0	1	0	0	0	0	56	94.9	55	93.2	52	87.8	73.2	85.3
1600	57	0	50	2	3	0	0	0	1	0	0	0	0	55	96	54	94.8	51	88.5	74.3	86.8
1700	**60**	**0**	**51**	**1**	**6**	**1**	**0**	**0**	**1**	**0**	**0**	**0**	**0**	**59**	**97.4**	**58**	**96.2**	**55**	**91.7**	**76.4**	**87.1**
1800	51	0	44	1	4	0	0	0	1	0	0	0	0	49	97.7	48	95.8	46	90.7	74.5	84.2
1900	41	0	37	0	3	0	0	0	1	0	0	0	0	39	96.5	38	92.3	36	87.8	73.9	87.5
2000	25	0	23	0	1	0	0	0	0	0	0	0	0	24	96	23	93.2	22	86.9	74.8	87.8
2100	16	0	15	0	0	0	0	0	0	0	0	0	0	16	98.2	15	96.4	15	92.8	76.2	88.9
2200	11	0	10	0	1	0	0	0	0	0	0	0	0	11	97.5	11	94.9	10	92.4	78.6	92.5
2300	6	0	5	0	1	0	0	0	0	0	0	0	0	6	100	6	95.1	5	90.2	77.2	-
07-19	**656**	**4**	**563**	**12**	**59**	**5**	**3**	**0**	**7**	**2**	**1**	**0**	**0**	**635**	**96.9**	**626**	**95.4**	**598**	**91.2**	**75.6**	**87.5**
06-22	**748**	**4**	**647**	**12**	**64**	**5**	**3**	**0**	**8**	**2**	**1**	**0**	**0**	**725**	**96.9**	**713**	**95.3**	**681**	**91**	**75.7**	**87.8**
06-00	**765**	**4**	**663**	**12**	**65**	**5**	**3**	**0**	**8**	**2**	**1**	**0**	**0**	**741**	**96.9**	**729**	**95.3**	**697**	**91.1**	**75.7**	**87.8**
00-00	**779**	**4**	**675**	**12**	**67**	**6**	**3**	**0**	**8**	**2**	**1**	**0**	**0**	**755**	**96.9**	**742**	**95.3**	**709**	**91.1**	**75.8**	**88.2**

DRAFT

Site 30
Location R163, Att - TP, Lat 53.7082, Long -6.74443
Direction East

3279 / Meath/Cavan/Monaghan ATC's
October 2013
Automatic Traffic Count

Virtual Week (1)

Time	Total	Classification												>PSL	>PSL%	>SL1	>SL1%	>SL2	>SL2%	Mean	Vpp
		1 MCL	2 SV	3 SVT	4 TB2	5 TB3	6 T4	7 ART3	8 ART4	9 ART5	10 ART6	11 BD	12 DRT	50	50	55 +5kph	55 +5kph	60 +10kph	60 +10kph		85
Mon	869	3	743	17	80	8	2	1	8	4	3	0	0	836	96.2	820	94.4	772	88.8	75.5	88.2
Tue	828	2	721	5	74	9	2	0	12	2	1	0	0	809	97.7	799	96.5	757	91.4	75.5	87.1
Wed	858	1	716	13	93	4	11	0	15	4	1	0	0	824	96	811	94.5	778	90.7	76	88.2
Thu	815	3	701	12	76	4	2	1	12	3	1	0	0	788	96.7	771	94.6	740	90.8	75.2	87.8
Fri	829	1	712	12	80	10	2	0	8	2	2	0	0	809	97.6	798	96.3	766	92.4	76.5	88.9
| Sat	606	1	541	15	41	3	0	0	3	2	0	0	0	589	97.2	577	95.2	554	91.4	76.1	88.6
| Sun	646	18	588	13	24	1	0	0	1	0	1	0	0	628	97.2	617	95.5	597	92.4	75.9	88.6
5 Day Ave.	**840**	**2**	**719**	**12**	**81**	**7**	**4**	**0**	**11**	**3**	**2**	**0**	**0**	**813**	**96.8**	**800**	**95.2**	**763**	**90.8**	**75.7**	**88.0**
7 Day Ave.	**779**	**4**	**675**	**12**	**67**	**6**	**3**	**0**	**8**	**2**	**1**	**0**	**0**	**755**	**96.9**	**742**	**95.3**	**709**	**91.1**	**75.8**	**88.2**
--	**5451**	**29**	**4722**	**87**	**468**	**39**	**19**	**2**	**59**	**17**	**9**	**0**	**0**	**5283**	**96.9**	**5193**	**95.3**	**4964**	**91.1**	**75.8**	**88.2**

Summary Graphs

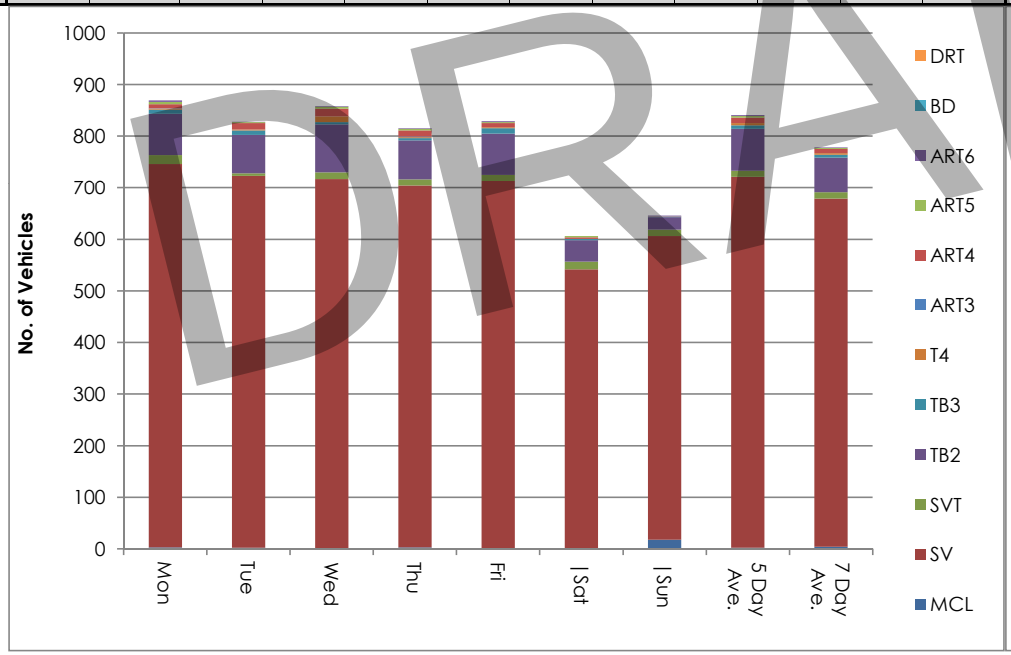

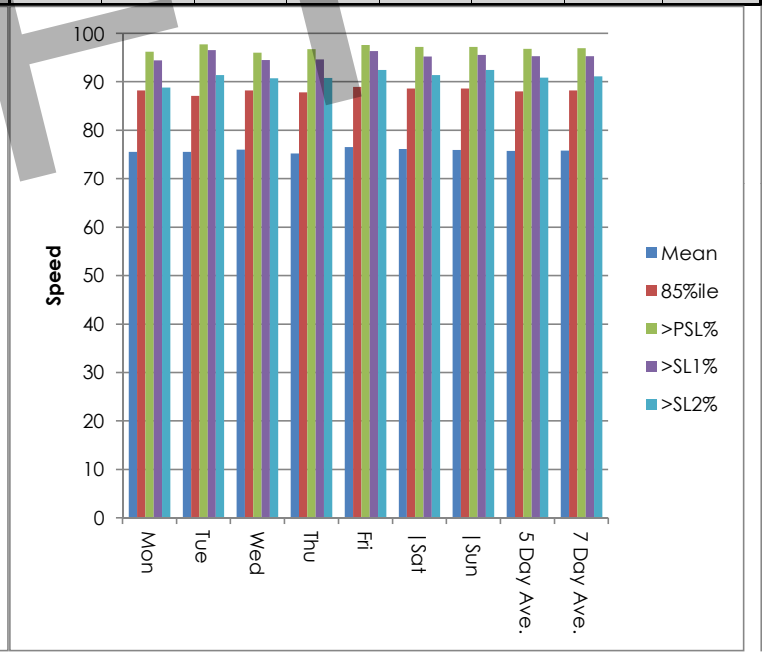

DRAFT

Site 30
Location R163, Att - TP, Lat 53.7082, Long -6.74443
Direction East

3279 / Meath/Cavan/Monaghan ATC's
October 2013
Automatic Traffic Count

Tue, 8 October 2013

Time	Total	Speed Bins (km/h)																											
		0 - 5	5 - 10	10 - 15	15 - 20	20 - 25	25 - 30	30 - 35	35 - 40	40 - 45	45 - 50	50 - 55	55 - 60	60 - 65	65 - 70	70 - 75	75 - 80	80 - 85	85 - 90	90 - 95	95 - 100	100 - 105	105 - 110	110 - 115	115 - 120	120 - 125	125 - 130	130 - 135	135 - 140
0000	1	0	0	0	0	0	0	0	0	0	0	0	0	0	0	0	0	1	0	0	0	0	0	0	0	0	0	0	0
0100	0	0	0	0	0	0	0	0	0	0	0	0	0	0	0	0	0	0	0	0	0	0	0	0	0	0	0	0	0
0200	1	0	0	0	0	0	0	0	0	0	0	0	0	0	0	0	0	0	0	0	1	0	0	0	0	0	0	0	0
0300	2	0	0	0	0	0	0	0	0	0	0	0	0	1	0	0	0	0	0	1	0	0	0	0	0	0	0	0	0
0400	2	0	0	0	0	0	0	0	0	0	0	0	0	0	0	0	0	2	0	0	0	0	0	0	0	0	0	0	0
0500	2	0	0	0	0	0	0	0	0	0	0	0	0	0	1	0	0	1	0	0	0	0	0	0	0	0	0	0	0
0600	10	0	0	0	0	0	0	0	0	0	0	0	1	1	0	1	2	3	1	0	1	0	0	0	0	0	0	0	0
0700	60	0	0	0	0	0	0	0	0	1	0	0	4	1	2	11	12	8	8	5	5	2	0	0	1	0	0	0	0
0800	**87**	**0**	**0**	**0**	**0**	**0**	**0**	**0**	**0**	**0**	**0**	**3**	**1**	**3**	**4**	**11**	**16**	**25**	**10**	**8**	**5**	**1**	**0**	**0**	**0**	**0**	**0**	**0**	**0**
0900	85	0	0	0	0	0	0	0	0	1	1	3	3	14	25	13	12	8	3	1	0	1	0	0	0	0	0	0	0
1000	38	0	0	0	0	0	0	1	0	0	3	0	1	1	5	4	8	7	2	3	1	1	0	1	0	0	0	0	0
1100	39	0	0	0	0	0	0	0	0	1	0	0	3	3	7	5	6	7	4	1	1	0	0	0	0	0	1	0	0
1200	57	0	0	0	0	0	0	0	0	0	0	0	1	13	5	13	11	8	4	0	1	0	0	0	0	1	0	0	0
1300	43	0	0	0	0	0	0	0	0	0	2	0	6	1	7	12	5	1	3	2	3	0	1	0	0	0	0	0	0
1400	59	0	0	0	0	0	0	0	0	0	2	0	2	4	10	20	7	5	5	1	2	0	0	1	0	0	0	0	0
1500	67	0	0	0	0	0	0	0	1	0	1	0	4	13	11	8	13	5	6	3	0	2	0	0	0	0	0	0	0
1600	49	0	0	0	0	0	0	0	0	0	0	1	4	5	6	13	3	7	4	2	2	0	1	0	0	1	0	0	0
1700	**70**	**0**	**0**	**0**	**0**	**0**	**0**	**0**	**0**	**0**	**2**	**0**	**4**	**3**	**6**	**13**	**17**	**7**	**7**	**5**	**3**	**2**	**1**	**0**	**0**	**0**	**0**	**0**	**0**
1800	48	0	0	0	0	0	0	0	0	0	1	1	4	5	6	13	9	3	4	2	0	0	0	0	0	0	0	0	0
1900	51	0	0	0	0	0	0	0	0	0	1	2	2	6	8	14	4	5	6	3	0	0	0	0	0	0	0	0	0
2000	30	0	0	0	0	0	0	0	0	0	0	0	2	2	3	5	6	4	6	0	2	0	0	0	0	0	0	0	0
2100	9	0	0	0	0	0	0	0	0	0	0	0	0	2	2	2	0	3	0	0	0	0	0	0	0	0	0	0	0
2200	14	0	0	0	0	0	0	0	0	1	0	0	0	1	1	3	3	3	1	1	0	0	0	0	0	0	0	0	0
2300	4	0	0	0	0	0	0	0	0	0	0	0	1	0	0	0	0	0	0	3	0	0	0	0	0	0	0	0	0
07-19	**702**	**0**	**0**	**0**	**0**	**0**	**0**	**1**	**1**	**3**	**12**	**8**	**37**	**66**	**94**	**136**	**119**	**91**	**60**	**33**	**23**	**9**	**3**	**2**	**1**	**2**	**1**	**0**	**0**
06-22	**802**	**0**	**0**	**0**	**0**	**0**	**0**	**1**	**1**	**3**	**13**	**10**	**41**	**77**	**108**	**157**	**130**	**105**	**75**	**37**	**25**	**10**	**3**	**2**	**1**	**2**	**1**	**0**	**0**
06-00	**820**	**0**	**0**	**0**	**0**	**0**	**0**	**1**	**1**	**4**	**13**	**10**	**42**	**78**	**109**	**160**	**133**	**108**	**76**	**41**	**25**	**10**	**3**	**2**	**1**	**2**	**1**	**0**	**0**
00-00	**828**	**0**	**0**	**0**	**0**	**0**	**0**	**1**	**1**	**4**	**13**	**10**	**42**	**78**	**110**	**161**	**133**	**109**	**79**	**41**	**26**	**11**	**3**	**2**	**1**	**2**	**1**	**0**	**0**

DRAFT

Site 30
Location R163, Att - TP, Lat 53.7082, Long -6.74443
Direction East

3279 / Meath/Cavan/Monaghan ATC's
October 2013
Automatic Traffic Count

Wed, 9 October 2013

Time	Total	Speed Bins (km/h)																												
		0 - 5	5 - 10	10 - 15	15 - 20	20 - 25	25 - 30	30 - 35	35 - 40	40 - 45	45 - 50	50 - 55	55 - 60	60 - 65	65 - 70	70 - 75	75 - 80	80 - 85	85 - 90	90 - 95	95 - 100	100 - 105	105 - 110	110 - 115	115 - 120	120 - 125	125 - 130	130 - 135	135 - 140
0000	4	0	0	0	0	0	0	0	0	0	0	0	0	2	1	0	1	0	0	0	0	0	0	0	0	0	0	0	0	0
0100	1	0	0	0	0	0	0	0	0	0	0	0	0	0	0	0	0	1	0	0	0	0	0	0	0	0	0	0	0	0
0200	0	0	0	0	0	0	0	0	0	0	0	0	0	0	0	0	0	0	0	0	0	0	0	0	0	0	0	0	0	0
0300	4	0	0	0	0	0	0	0	0	0	0	0	0	0	0	2	1	0	0	0	1	0	0	0	0	0	0	0	0	0
0400	0	0	0	0	0	0	0	0	0	0	0	0	0	0	0	0	0	0	0	0	0	0	0	0	0	0	0	0	0	0
0500	3	0	0	0	0	0	0	0	0	0	0	1	0	0	1	0	0	1	0	0	0	0	0	0	0	0	0	0	0	0
0600	14	0	0	0	0	0	0	0	0	0	0	0	0	0	1	0	1	2	3	3	1	2	1	0	0	0	0	0	0	0
0700	55	0	0	0	0	0	0	0	0	0	0	0	0	1	6	7	5	14	7	7	5	1	2	0	0	0	0	0	0	0
0800	**86**	**0**	**0**	**0**	**0**	**0**	**0**	**0**	**0**	**1**	**1**	**0**	**2**	**2**	**9**	**11**	**16**	**25**	**7**	**7**	**2**	**2**	**0**	**1**	**0**	**0**	**0**	**0**	**0**	**0**
0900	81	0	0	0	0	0	0	0	0	0	0	0	5	5	13	17	15	13	8	2	1	1	0	0	1	0	0	0	0	0
1000	42	0	0	0	0	0	0	0	0	0	0	2	2	5	5	6	5	6	7	4	0	0	0	0	0	0	0	0	0	0
1100	35	0	0	0	0	0	1	0	2	1	1	1	0	3	2	5	10	2	2	3	1	1	0	0	0	0	0	0	0	0
1200	66	0	0	0	0	0	0	0	3	0	0	0	0	4	11	12	13	9	6	4	1	2	1	0	0	0	0	0	0	0
1300	47	0	0	0	0	0	0	0	1	0	0	0	6	10	6	2	3	11	0	7	0	1	0	0	0	0	0	0	0	0
1400	55	0	0	0	0	0	0	0	1	1	2	0	1	1	8	14	13	11	2	0	1	0	0	0	0	0	0	0	0	0
1500	54	0	0	0	0	0	0	0	0	0	5	0	3	0	11	4	13	7	5	3	1	1	1	0	0	0	0	0	0	0
1600	54	0	0	0	0	0	1	0	0	0	1	0	3	2	5	10	15	3	7	3	4	0	0	0	0	0	0	0	0	0
1700	61	0	0	0	0	0	0	0	0	1	0	3	1	6	8	11	15	8	6	1	0	0	1	0	0	0	0	0	0	0
1800	**71**	**0**	**0**	**0**	**0**	**0**	**0**	**0**	**0**	**2**	**4**	**1**	**4**	**5**	**6**	**13**	**15**	**10**	**7**	**3**	**1**	**0**	**0**	**0**	**0**	**0**	**0**	**0**	**0**	**0**
1900	61	0	0	0	0	0	0	0	0	0	0	2	1	5	15	6	6	10	6	5	4	1	0	0	0	0	0	0	0	0
2000	29	0	0	0	0	0	0	0	0	0	3	1	3	2	0	2	5	3	5	3	1	0	1	0	0	0	0	0	0	0
2100	18	0	0	0	0	0	0	1	0	0	0	0	1	1	4	5	1	2	1	0	0	1	0	0	0	0	1	0	0	0
2200	13	0	0	0	0	0	0	0	0	0	1	2	1	0	1	1	1	2	1	1	2	0	0	0	0	0	0	0	0	0
2300	4	0	0	0	0	0	0	0	0	0	0	0	0	1	1	1	1	0	0	0	0	0	0	0	0	0	0	0	0	0
07-19	**707**	**0**	**0**	**0**	**0**	**0**	**2**	**0**	**7**	**6**	**14**	**7**	**27**	**44**	**90**	**112**	**138**	**119**	**64**	**44**	**17**	**9**	**5**	**1**	**1**	**0**	**0**	**0**	**0**	**0**
06-22	**829**	**0**	**0**	**0**	**0**	**0**	**2**	**1**	**7**	**6**	**17**	**10**	**32**	**52**	**110**	**125**	**151**	**136**	**79**	**55**	**23**	**13**	**7**	**1**	**1**	**0**	**1**	**0**	**0**	**0**
06-00	**846**	**0**	**0**	**0**	**0**	**0**	**2**	**1**	**7**	**6**	**18**	**12**	**33**	**53**	**112**	**127**	**153**	**138**	**80**	**56**	**25**	**13**	**7**	**1**	**1**	**0**	**1**	**0**	**0**	**0**
00-00	**858**	**0**	**0**	**0**	**0**	**0**	**2**	**1**	**7**	**6**	**18**	**13**	**33**	**55**	**114**	**129**	**155**	**140**	**80**	**56**	**26**	**13**	**7**	**1**	**1**	**0**	**1**	**0**	**0**	**0**

DRAFT

Site 30
Location R163, Att - TP, Lat 53.7082, Long -6.74443
Direction East

3279 / Meath/Cavan/Monaghan ATC's
October 2013
Automatic Traffic Count

Thu, 10 October 2013

Time	Total	Speed Bins (km/h)																												
		0 - 5	5 - 10	10 - 15	15 - 20	20 - 25	25 - 30	30 - 35	35 - 40	40 - 45	45 - 50	50 - 55	55 - 60	60 - 65	65 - 70	70 - 75	75 - 80	80 - 85	85 - 90	90 - 95	95 - 100	100 - 105	105 - 110	110 - 115	115 - 120	120 - 125	125 - 130	130 - 135	135 - 140
0000	4	0	0	0	0	0	0	0	0	0	0	0	0	1	1	0	1	1	0	0	0	0	0	0	0	0	0	0	0	0
0100	3	0	0	0	0	0	0	0	0	0	0	0	0	0	1	1	0	0	0	0	1	0	0	0	0	0	0	0	0	0
0200	0	0	0	0	0	0	0	0	0	0	0	0	0	0	0	0	0	0	0	0	0	0	0	0	0	0	0	0	0	0
0300	1	0	0	0	0	0	0	0	0	0	0	0	0	0	1	0	0	0	0	0	0	0	0	0	0	0	0	0	0	0
0400	3	0	0	0	0	0	0	0	0	0	0	0	0	0	0	0	1	0	0	0	0	1	1	0	0	0	0	0	0	0
0500	3	0	0	0	0	0	0	0	0	1	0	0	0	0	0	0	0	2	0	0	0	0	0	0	0	0	0	0	0	0
0600	12	0	0	0	0	0	0	0	0	0	0	0	0	1	0	1	1	2	1	3	3	0	0	0	0	0	0	0	0	0
0700	44	0	0	0	0	0	0	0	0	0	0	0	0	1	0	5	8	7	10	7	3	0	1	2	0	0	0	0	0	0
0800	80	0	0	0	0	0	0	0	0	2	0	1	0	2	7	12	10	21	14	7	2	2	0	0	0	0	0	0	0	0
0900	**87**	**0**	**0**	**0**	**0**	**0**	**0**	**0**	**0**	**1**	**1**	**4**	**8**	**9**	**16**	**17**	**13**	**7**	**5**	**2**	**2**	**2**	**0**	**0**	**0**	**0**	**0**	**0**	**0**	**0**
1000	35	0	0	1	0	0	0	0	0	0	0	0	1	8	3	6	5	3	2	2	2	1	1	0	0	0	0	0	0	0
1100	45	0	0	0	0	0	0	0	0	0	1	1	2	5	3	11	7	4	5	2	2	0	1	1	0	0	0	0	0	0
1200	55	0	0	0	0	1	0	0	0	0	0	0	0	3	8	14	15	9	1	2	2	0	0	0	0	0	0	0	0	0
1300	58	0	0	0	0	0	0	1	0	0	1	1	1	5	11	5	13	7	8	3	2	0	0	0	0	0	0	0	0	0
1400	41	0	0	0	0	0	0	0	0	0	1	1	3	4	3	12	8	6	2	0	0	0	0	0	1	0	0	0	0	0
1500	56	0	0	0	0	0	1	1	0	5	0	1	1	12	9	7	5	6	4	0	4	0	0	0	0	0	0	0	0	0
1600	51	0	0	0	0	0	0	0	0	0	0	1	2	4	11	5	10	5	8	4	0	1	0	0	0	0	0	0	0	0
1700	**83**	**0**	**0**	**0**	**0**	**0**	**3**	**0**	**0**	**0**	**2**	**1**	**4**	**6**	**16**	**15**	**12**	**9**	**7**	**3**	**3**	**1**	**1**	**0**	**0**	**0**	**0**	**0**	**0**	**0**
1800	50	0	0	0	0	0	0	0	0	0	0	1	2	2	5	7	21	7	1	1	1	0	1	1	0	0	0	0	0	0
1900	43	0	0	0	0	0	2	0	0	0	1	1	3	6	10	8	2	3	3	1	3	0	0	0	0	0	0	0	0	0
2000	18	0	0	0	0	0	0	0	0	1	0	2	2	3	0	3	2	0	3	1	1	0	0	0	0	0	0	0	0	0
2100	20	0	0	0	0	0	0	0	0	0	0	2	1	2	2	3	4	2	3	0	0	1	0	0	0	0	0	0	0	0
2200	14	0	0	0	0	0	0	0	0	0	0	0	1	2	2	2	1	0	2	1	0	2	0	0	1	0	0	0	0	0
2300	9	0	0	0	0	0	0	0	0	0	0	0	0	2	2	2	1	1	0	0	1	0	0	0	0	0	0	0	0	0
07-19	**685**	**0**	**0**	**1**	**0**	**1**	**4**	**2**	**0**	**8**	**6**	**12**	**24**	**61**	**92**	**116**	**127**	**91**	**67**	**33**	**23**	**7**	**5**	**4**	**1**	**0**	**0**	**0**	**0**	**0**
06-22	**778**	**0**	**0**	**1**	**0**	**1**	**6**	**2**	**0**	**9**	**7**	**17**	**30**	**73**	**104**	**131**	**136**	**98**	**77**	**38**	**30**	**8**	**5**	**4**	**1**	**0**	**0**	**0**	**0**	**0**
06-00	**801**	**0**	**0**	**1**	**0**	**1**	**6**	**2**	**0**	**9**	**7**	**17**	**31**	**77**	**108**	**135**	**138**	**99**	**79**	**39**	**31**	**10**	**5**	**4**	**2**	**0**	**0**	**0**	**0**	**0**
00-00	**815**	**0**	**0**	**1**	**0**	**1**	**6**	**2**	**0**	**10**	**7**	**17**	**31**	**78**	**111**	**136**	**140**	**102**	**79**	**39**	**32**	**11**	**6**	**4**	**2**	**0**	**0**	**0**	**0**	**0**

DRAFT

Site 30
Location R163, Att - TP, Lat 53.7082, Long -6.74443
Direction East

3279 / Meath/Cavan/Monaghan ATC's
October 2013
Automatic Traffic Count

Fri, 11 October 2013

Time	Total	Speed Bins (km/h)																											
		0 - 5	5 - 10	10 - 15	15 - 20	20 - 25	25 - 30	30 - 35	35 - 40	40 - 45	45 - 50	50 - 55	55 - 60	60 - 65	65 - 70	70 - 75	75 - 80	80 - 85	85 - 90	90 - 95	95 - 100	100 - 105	105 - 110	110 - 115	115 - 120	120 - 125	125 - 130	130 - 135	135 - 140
0000	3	0	0	0	0	0	0	0	0	0	0	0	0	0	0	1	0	0	2	0	0	0	0	0	0	0	0	0	0
0100	3	0	0	0	0	0	0	0	0	0	0	0	0	0	1	1	0	0	1	0	0	0	0	0	0	0	0	0	0
0200	1	0	0	0	0	0	0	0	0	0	0	0	0	0	0	0	0	0	1	0	0	0	0	0	0	0	0	0	0
0300	4	0	0	0	0	0	0	0	0	0	0	0	1	0	0	0	0	1	0	0	1	0	0	0	0	1	0	0	0
0400	1	0	0	0	0	0	0	0	0	0	0	0	0	0	0	0	0	0	0	0	1	0	0	0	0	0	0	0	0
0500	2	0	0	0	0	0	0	0	0	0	0	0	0	0	0	1	0	1	0	0	0	0	0	0	0	0	0	0	0
0600	15	0	0	0	0	0	0	0	0	0	0	0	0	0	0	1	2	2	3	2	2	3	0	0	0	0	0	0	0
0700	49	0	0	0	0	0	0	0	0	0	0	0	0	0	6	5	7	8	5	3	6	4	3	2	0	0	0	0	0
0800	81	0	0	0	0	0	0	0	0	1	2	0	1	3	7	12	19	10	11	8	5	1	0	1	0	0	0	0	0
0900	**82**	**0**	**0**	**0**	**0**	**0**	**0**	**0**	**0**	**0**	**0**	**2**	**6**	**8**	**17**	**14**	**14**	**12**	**4**	**4**	**1**	**0**	**0**	**0**	**0**	**0**	**0**	**0**	**0**
1000	52	0	0	0	0	0	1	0	0	0	0	0	0	7	7	10	4	5	11	4	0	3	0	0	0	0	0	0	0
1100	49	0	0	0	0	0	0	0	0	1	0	2	2	4	9	7	7	15	1	0	0	0	1	0	0	0	0	0	0
1200	60	0	0	0	0	0	1	6	0	0	0	0	1	4	3	13	8	10	6	5	3	0	0	0	0	0	0	0	0
1300	39	0	0	0	0	0	0	0	0	0	0	0	1	1	7	4	8	8	1	2	5	1	1	0	0	0	0	0	0
1400	63	0	0	0	0	0	0	0	0	0	0	0	5	6	8	15	8	9	3	6	2	1	0	0	0	0	0	0	0
1500	72	0	0	0	0	1	0	0	0	1	1	4	5	13	12	8	8	13	1	3	0	1	0	0	1	0	0	0	0
1600	**73**	**0**	**0**	**0**	**0**	**0**	**0**	**0**	**0**	**2**	**1**	**1**	**2**	**8**	**8**	**15**	**19**	**6**	**4**	**4**	**1**	**1**	**1**	**0**	**0**	**0**	**0**	**0**	**0**
1700	54	0	0	0	0	0	0	0	0	0	0	0	0	3	4	12	11	7	8	7	1	1	0	0	0	0	0	0	0
1800	42	0	0	0	0	0	0	0	0	0	0	2	2	5	5	6	11	7	0	1	1	1	1	0	0	0	0	0	0
1900	36	0	0	0	0	0	0	0	1	0	1	0	3	2	3	8	9	2	2	3	0	2	0	0	0	0	0	0	0
2000	23	0	0	0	0	0	0	0	0	0	0	0	1	0	7	7	2	3	3	0	0	0	0	0	0	0	0	0	0
2100	16	0	0	0	0	0	0	0	0	0	0	0	1	2	3	3	0	4	0	2	0	0	0	0	0	0	0	1	0
2200	4	0	0	0	0	0	0	0	0	0	0	0	0	0	0	2	1	0	0	0	0	1	0	0	0	0	0	0	0
2300	5	0	0	0	0	0	0	0	0	0	0	0	1	0	0	1	0	1	1	0	1	0	0	0	0	0	0	0	0
07-19	**716**	**0**	**0**	**0**	**0**	**1**	**2**	**6**	**0**	**5**	**4**	**11**	**25**	**62**	**93**	**121**	**124**	**110**	**55**	**47**	**25**	**14**	**7**	**3**	**1**	**0**	**0**	**0**	**0**
06-22	**806**	**0**	**0**	**0**	**0**	**1**	**2**	**6**	**1**	**5**	**5**	**11**	**30**	**66**	**106**	**140**	**137**	**121**	**63**	**54**	**27**	**19**	**7**	**3**	**1**	**0**	**0**	**1**	**0**
06-00	**815**	**0**	**0**	**0**	**0**	**1**	**2**	**6**	**1**	**5**	**5**	**11**	**31**	**66**	**106**	**143**	**138**	**122**	**64**	**54**	**28**	**20**	**7**	**3**	**1**	**0**	**0**	**1**	**0**
00-00	**829**	**0**	**0**	**0**	**0**	**1**	**2**	**6**	**1**	**5**	**5**	**11**	**32**	**66**	**107**	**146**	**138**	**124**	**68**	**54**	**30**	**20**	**7**	**3**	**1**	**1**	**0**	**1**	**0**

DRAFT

Site 30
Location R163, Att - TP, Lat 53.7082, Long -6.74443
Direction East

3279 / Meath/Cavan/Monaghan ATC's
October 2013
Automatic Traffic Count

Sat, 12 October 2013

Time	Total	Speed Bins (km/h)																												
		0 - 5	5 - 10	10 - 15	15 - 20	20 - 25	25 - 30	30 - 35	35 - 40	40 - 45	45 - 50	50 - 55	55 - 60	60 - 65	65 - 70	70 - 75	75 - 80	80 - 85	85 - 90	90 - 95	95 - 100	100 - 105	105 - 110	110 - 115	115 - 120	120 - 125	125 - 130	130 - 135	135 - 140
0000	6	0	0	0	0	0	0	0	0	0	0	1	0	0	3	1	0	1	0	0	0	0	0	0	0	0	0	0	0	0
0100	2	0	0	0	0	0	0	0	0	0	0	0	0	0	0	1	0	0	0	0	1	0	0	0	0	0	0	0	0	0
0200	1	0	0	0	0	0	0	0	0	0	0	0	0	0	0	0	0	0	0	0	1	0	0	0	0	0	0	0	0	0
0300	1	0	0	0	0	0	0	0	0	0	0	0	0	0	0	0	1	0	0	0	0	0	0	0	0	0	0	0	0	0
0400	2	0	0	0	0	0	0	0	0	0	0	0	0	0	0	0	0	0	0	0	1	0	1	0	0	0	0	0	0	0
0500	4	0	0	0	0	0	0	0	0	0	0	0	0	0	0	0	0	1	1	0	1	0	0	0	0	1	0	0	0	0
0600	1	0	0	0	0	0	0	0	0	0	0	0	0	0	0	0	0	0	0	0	0	1	0	0	0	0	0	0	0	0
0700	8	0	0	0	0	0	0	0	0	0	0	0	0	0	0	2	4	1	1	0	0	0	0	0	0	0	0	0	0	0
0800	22	0	0	0	0	0	0	0	0	0	0	0	1	1	8	1	2	2	1	1	2	1	1	1	0	0	0	0	0	0
0900	30	0	0	0	0	0	0	0	0	1	2	0	3	0	0	2	9	7	1	4	0	1	0	0	0	0	0	0	0	0
1000	40	0	0	0	0	0	0	0	0	0	0	2	2	2	9	13	3	4	4	1	0	0	0	0	0	0	0	0	0	0
1100	**45**	**0**	**0**	**0**	**0**	**0**	**0**	**0**	**0**	**0**	**1**	**0**	**1**	**5**	**6**	**11**	**7**	**10**	**3**	**1**	**0**	**0**	**0**	**0**	**0**	**0**	**0**	**0**	**0**	**0**
1200	58	0	0	0	0	0	0	1	0	2	0	0	1	5	10	9	12	5	7	6	0	0	0	0	0	0	0	0	0	0
1300	**62**	**0**	**0**	**0**	**0**	**0**	**0**	**0**	**0**	**0**	**0**	**0**	**1**	**5**	**8**	**11**	**9**	**15**	**6**	**4**	**2**	**0**	**0**	**0**	**1**	**0**	**0**	**0**	**0**	**0**
1400	51	0	0	0	0	0	0	0	0	1	0	0	3	2	6	12	9	5	5	2	6	0	0	0	0	0	0	0	0	0
1500	37	0	0	0	0	0	0	0	0	0	0	1	0	0	5	10	6	6	3	4	1	0	1	0	0	0	0	0	0	0
1600	48	0	0	0	0	0	0	0	0	1	2	1	2	7	5	8	6	10	3	2	0	1	0	0	0	0	0	0	0	0
1700	47	0	0	0	0	0	0	0	1	0	0	1	4	3	6	5	7	10	4	3	2	0	0	0	1	0	0	0	0	0
1800	57	0	0	0	0	0	0	0	0	0	0	1	3	7	6	14	7	7	4	4	4	0	0	0	0	0	0	0	0	0
1900	29	0	0	0	0	0	0	0	0	0	3	3	1	4	1	4	2	3	3	2	1	0	1	0	0	0	0	0	0	1
2000	26	0	0	0	0	0	0	0	0	1	1	1	0	3	4	8	2	3	0	1	2	0	0	0	0	0	0	0	0	0
2100	15	0	0	0	0	0	0	0	0	0	0	0	1	0	2	6	4	0	0	1	1	0	0	0	0	0	0	0	0	0
2200	7	0	0	0	0	0	0	0	0	0	0	0	0	0	1	2	1	0	0	0	0	0	0	1	0	0	1	1	0	0
2300	7	0	0	0	0	0	0	0	0	0	0	1	0	0	2	0	0	1	0	1	1	1	0	0	0	0	0	0	0	0
07-19	**505**	**0**	**0**	**0**	**0**	**0**	**0**	**1**	**1**	**5**	**5**	**6**	**21**	**37**	**69**	**98**	**81**	**82**	**42**	**32**	**17**	**3**	**2**	**1**	**2**	**0**	**0**	**0**	**0**	**0**
06-22	**576**	**0**	**0**	**0**	**0**	**0**	**0**	**1**	**1**	**6**	**9**	**10**	**23**	**44**	**76**	**116**	**89**	**88**	**45**	**36**	**21**	**4**	**3**	**1**	**2**	**0**	**0**	**0**	**0**	**1**
06-00	**590**	**0**	**0**	**0**	**0**	**0**	**0**	**1**	**1**	**6**	**9**	**11**	**23**	**44**	**79**	**118**	**90**	**89**	**45**	**37**	**22**	**5**	**3**	**2**	**2**	**0**	**1**	**1**	**1**	**1**
00-00	**606**	**0**	**0**	**0**	**0**	**0**	**0**	**1**	**1**	**6**	**9**	**12**	**23**	**44**	**82**	**120**	**91**	**91**	**46**	**37**	**26**	**5**	**4**	**2**	**2**	**1**	**1**	**1**	**1**	**1**

DRAFT

Site 30
Location R163, Att - TP, Lat 53.7082, Long -6.74443
Direction East

3279 / Meath/Cavan/Monaghan ATC's
October 2013
Automatic Traffic Count

Sun, 13 October 2013

Time	Total	Speed Bins (km/h)																												
		0 - 5	5 - 10	10 - 15	15 - 20	20 - 25	25 - 30	30 - 35	35 - 40	40 - 45	45 - 50	50 - 55	55 - 60	60 - 65	65 - 70	70 - 75	75 - 80	80 - 85	85 - 90	90 - 95	95 - 100	100 - 105	105 - 110	110 - 115	115 - 120	120 - 125	125 - 130	130 - 135	135 - 140
0000	8	0	0	0	0	0	0	0	0	1	1	0	0	1	2	0	1	2	0	0	0	0	0	0	0	0	0	0	0	0
0100	6	0	0	0	0	0	0	0	0	0	0	0	0	2	0	1	1	0	0	1	0	1	0	0	0	0	0	0	0	0
0200	2	0	0	0	0	0	0	0	0	0	0	0	0	0	0	0	1	0	1	0	0	0	0	0	0	0	0	0	0	0
0300	1	0	0	0	0	0	0	0	0	0	0	0	0	0	0	0	0	0	1	0	0	0	0	0	0	0	0	0	0	0
0400	0	0	0	0	0	0	0	0	0	0	0	0	0	0	0	0	0	0	0	0	0	0	0	0	0	0	0	0	0	0
0500	2	0	0	0	0	0	0	0	0	0	0	0	0	0	0	1	0	0	0	0	0	0	0	0	0	0	0	0	1	0
0600	2	0	0	0	0	0	0	0	0	0	0	0	0	0	0	0	0	1	0	1	0	0	0	0	0	0	0	0	0	0
0700	2	0	0	0	0	0	0	0	0	0	0	0	0	0	0	0	0	1	0	1	0	0	0	0	0	0	0	0	0	0
0800	14	0	0	0	0	0	0	0	0	0	0	0	1	1	5	1	0	2	1	0	3	0	0	0	0	0	0	0	0	0
0900	24	0	0	0	0	0	0	0	0	0	1	2	2	3	2	5	4	0	4	0	0	0	0	0	1	0	0	0	0	0
1000	**75**	**0**	**0**	**0**	**0**	**0**	**0**	**0**	**0**	**0**	**1**	**1**	**0**	**12**	**13**	**16**	**11**	**8**	**4**	**6**	**1**	**0**	**2**	**0**	**0**	**0**	**0**	**0**	**0**	**0**
1100	65	0	0	0	0	0	0	0	0	2	0	1	1	4	14	8	13	4	6	11	0	1	0	0	0	0	0	0	0	0
1200	**63**	**0**	**0**	**0**	**0**	**0**	**0**	**0**	**0**	**0**	**0**	**1**	**1**	**2**	**10**	**11**	**10**	**14**	**5**	**2**	**1**	**0**	**2**	**2**	**1**	**0**	**0**	**1**	**0**	**0**
1300	53	0	0	0	0	0	0	0	0	0	1	1	1	5	5	9	9	5	6	4	2	2	0	1	1	1	0	0	0	0
1400	54	0	0	0	0	0	1	0	0	0	2	0	3	10	7	8	9	10	3	1	0	0	0	0	0	0	0	0	0	0
1500	52	0	0	0	0	0	0	0	0	0	1	0	0	3	10	10	14	5	2	1	2	2	1	1	0	0	0	0	0	0
1600	60	0	0	0	0	0	0	1	0	0	1	1	4	7	10	10	5	5	7	4	5	0	0	0	0	0	0	0	0	0
1700	45	0	0	0	0	0	1	0	0	0	0	0	5	3	3	5	11	6	4	3	1	0	3	0	0	0	0	0	0	0
1800	32	0	0	0	0	0	0	0	0	1	0	1	0	2	8	5	7	3	1	1	2	1	0	0	0	0	0	0	0	0
1900	26	0	0	0	0	0	0	0	0	1	0	1	1	7	1	4	6	3	0	0	1	0	1	0	0	0	0	0	0	0
2000	22	0	0	0	0	0	0	0	0	1	0	1	1	2	3	3	2	5	2	1	0	1	0	0	0	0	0	0	0	0
2100	14	0	0	0	0	0	0	0	0	1	0	0	0	1	1	3	1	1	1	3	2	0	0	0	0	0	0	0	0	0
2200	17	0	0	0	0	0	0	0	0	0	0	0	0	4	4	3	1	2	1	0	1	1	0	0	0	0	0	0	0	0
2300	7	0	0	0	0	0	0	0	0	0	0	1	0	2	1	0	0	2	1	0	0	0	0	0	0	0	0	0	0	0
07-19	**539**	**0**	**0**	**0**	**0**	**0**	**2**	**1**	**0**	**3**	**7**	**8**	**18**	**52**	**87**	**88**	**93**	**63**	**43**	**34**	**17**	**6**	**8**	**4**	**3**	**1**	**0**	**1**	**0**	
06-22	**603**	**0**	**0**	**0**	**0**	**0**	**2**	**1**	**0**	**6**	**7**	**10**	**20**	**62**	**92**	**98**	**102**	**73**	**46**	**39**	**20**	**7**	**9**	**4**	**3**	**1**	**0**	**1**	**0**	
06-00	**627**	**0**	**0**	**0**	**0**	**0**	**2**	**1**	**0**	**6**	**7**	**11**	**20**	**68**	**97**	**101**	**103**	**77**	**48**	**39**	**21**	**8**	**9**	**4**	**3**	**1**	**0**	**1**	**0**	
00-00	**646**	**0**	**0**	**0**	**0**	**0**	**2**	**1**	**0**	**7**	**8**	**11**	**20**	**71**	**99**	**103**	**106**	**79**	**50**	**40**	**21**	**9**	**9**	**4**	**3**	**1**	**0**	**2**	**0**	

DRAFT

Site 30
Location R163, Att - TP, Lat 53.7082, Long -6.74443
Direction East

3279 / Meath/Cavan/Monaghan ATC's
October 2013
Automatic Traffic Count

Mon, 14 October 2013

Time	Total	Speed Bins (km/h)																												
		0 - 5	5 - 10	10 - 15	15 - 20	20 - 25	25 - 30	30 - 35	35 - 40	40 - 45	45 - 50	50 - 55	55 - 60	60 - 65	65 - 70	70 - 75	75 - 80	80 - 85	85 - 90	90 - 95	95 - 100	100 - 105	105 - 110	110 - 115	115 - 120	120 - 125	125 - 130	130 - 135	135 - 140
0000	3	0	0	0	0	0	0	0	0	0	0	0	0	0	0	1	0	1	0	0	1	0	0	0	0	0	0	0	0	0
0100	0	0	0	0	0	0	0	0	0	0	0	0	0	0	0	0	0	0	0	0	0	0	0	0	0	0	0	0	0	0
0200	2	0	0	0	0	0	0	0	0	0	0	0	0	0	0	0	0	1	0	0	0	0	1	0	0	0	0	0	0	0
0300	3	0	0	0	0	0	0	0	0	0	0	0	0	0	1	0	0	2	0	0	0	0	0	0	0	0	0	0	0	0
0400	2	0	0	0	0	0	0	0	0	0	0	0	1	0	0	0	0	0	0	1	0	0	0	0	0	0	0	0	0	0
0500	3	0	0	0	0	0	0	0	0	0	0	0	1	0	0	0	0	0	1	1	0	0	0	0	0	0	0	0	0	0
0600	16	0	0	0	0	0	0	0	0	0	0	0	0	0	0	1	2	2	6	3	1	0	1	0	0	0	0	0	0	0
0700	57	0	0	0	0	0	0	0	0	1	0	0	0	1	4	5	8	8	10	10	5	2	1	1	1	0	0	0	0	0
0800	91	0	0	0	0	0	0	0	0	2	0	2	2	2	11	11	10	22	9	9	6	1	3	1	0	0	0	0	0	0
0900	**101**	**0**	**0**	**0**	**0**	**0**	**0**	**0**	**0**	**2**	**1**	**2**	**5**	**7**	**21**	**26**	**24**	**5**	**6**	**2**	**0**	**0**	**0**	**0**	**0**	**0**	**0**	**0**	**0**	**0**
1000	45	0	0	0	0	0	0	1	1	5	0	0	2	1	2	6	8	7	7	0	2	3	0	0	0	0	0	0	0	0
1100	47	0	0	0	0	0	0	0	0	1	0	3	1	1	8	7	7	12	3	2	1	0	1	0	0	0	0	0	0	0
1200	58	0	0	0	0	0	0	0	0	0	0	1	4	2	12	10	10	7	7	5	0	0	0	0	0	0	0	0	0	0
1300	39	0	0	0	0	1	0	0	0	1	0	0	3	6	4	7	3	7	4	0	2	1	0	0	0	0	0	0	0	0
1400	47	0	0	0	0	1	1	2	0	3	0	4	4	7	6	7	6	2	2	1	1	0	0	0	0	0	0	0	0	0
1500	**73**	**0**	**0**	**0**	**0**	**0**	**0**	**0**	**1**	**1**	**1**	**1**	**9**	**7**	**13**	**11**	**5**	**15**	**4**	**4**	**0**	**1**	**0**	**0**	**0**	**0**	**0**	**0**	**0**	**0**
1600	65	0	0	0	0	0	0	0	0	4	2	0	8	5	12	9	11	5	3	5	0	0	0	0	1	0	0	0	0	0
1700	61	0	0	0	0	0	0	0	0	0	1	0	1	0	7	10	16	12	7	5	1	1	0	0	0	0	0	0	0	0
1800	54	0	0	0	0	0	0	0	0	0	0	0	3	5	9	13	8	7	8	1	0	0	0	0	0	0	0	0	0	0
1900	40	0	0	0	0	0	0	0	0	0	0	3	2	2	11	2	4	5	7	3	1	0	0	0	0	0	0	0	0	0
2000	28	0	0	0	0	0	0	0	0	0	0	0	2	1	3	10	3	2	1	2	0	3	1	0	0	0	0	0	0	0
2100	19	0	0	0	0	0	0	0	0	0	0	0	0	2	5	0	4	3	1	2	0	2	0	0	0	0	0	0	0	0
2200	10	0	0	0	0	0	0	0	0	0	0	0	0	0	1	2	2	2	1	2	0	0	0	0	0	0	0	0	0	0
2300	5	0	0	0	0	0	0	0	0	0	0	0	0	0	1	0	0	2	1	0	0	1	0	0	0	0	0	0	0	0
07-19	**738**	**0**	**0**	**0**	**0**	**2**	**1**	**3**	**2**	**20**	**5**	**13**	**42**	**44**	**109**	**122**	**116**	**109**	**70**	**44**	**18**	**9**	**5**	**2**	**2**	**0**	**0**	**0**	**0**	**0**
06-22	**841**	**0**	**0**	**0**	**0**	**2**	**1**	**3**	**2**	**20**	**5**	**16**	**46**	**49**	**128**	**135**	**129**	**121**	**85**	**54**	**20**	**14**	**7**	**2**	**2**	**0**	**0**	**0**	**0**	**0**
06-00	**856**	**0**	**0**	**0**	**0**	**2**	**1**	**3**	**2**	**20**	**5**	**16**	**46**	**49**	**130**	**137**	**131**	**125**	**87**	**56**	**20**	**15**	**7**	**2**	**2**	**0**	**0**	**0**	**0**	**0**
00-00	**869**	**0**	**0**	**0**	**0**	**2**	**1**	**3**	**2**	**20**	**5**	**16**	**48**	**49**	**131**	**138**	**131**	**129**	**88**	**58**	**21**	**15**	**8**	**2**	**2**	**0**	**0**	**0**	**0**	**0**

DRAFT

Site 30
Location R163, Att - TP, Lat 53.7082, Long -6.74443
Direction East

3279 / Meath/Cavan/Monaghan ATC's
October 2013
Automatic Traffic Count

Virtual Day (7)

Time	Total	Speed Bins (km/h)																												
		0 - 5	5 - 10	10 - 15	15 - 20	20 - 25	25 - 30	30 - 35	35 - 40	40 - 45	45 - 50	50 - 55	55 - 60	60 - 65	65 - 70	70 - 75	75 - 80	80 - 85	85 - 90	90 - 95	95 - 100	100 - 105	105 - 110	110 - 115	115 - 120	120 - 125	125 - 130	130 - 135	135 - 140
0000	4	0	0	0	0	0	0	0	0	0	0	0	0	1	1	0	0	1	0	0	0	0	0	0	0	0	0	0	0	0
0100	2	0	0	0	0	0	0	0	0	0	0	0	0	0	0	1	0	0	0	0	0	0	0	0	0	0	0	0	0	0
0200	1	0	0	0	0	0	0	0	0	0	0	0	0	0	0	0	0	0	0	0	0	0	0	0	0	0	0	0	0	0
0300	2	0	0	0	0	0	0	0	0	0	0	0	0	0	0	0	0	0	0	0	0	0	0	0	0	0	0	0	0	0
0400	1	0	0	0	0	0	0	0	0	0	0	0	0	0	0	0	0	0	0	0	0	0	0	0	0	0	0	0	0	0
0500	3	0	0	0	0	0	0	0	0	0	0	0	0	0	0	0	0	1	0	0	0	0	0	0	0	0	0	0	0	0
0600	10	0	0	0	0	0	0	0	0	0	0	0	0	0	0	0	1	2	2	2	1	1	0	0	0	0	0	0	0	0
0700	39	0	0	0	0	0	0	0	0	0	0	0	1	1	3	5	6	7	6	5	3	1	1	1	0	0	0	0	0	0
0800	66	0	0	0	0	0	0	0	0	1	0	1	1	2	7	8	10	15	8	6	4	1	1	1	0	0	0	0	0	0
0900	**70**	**0**	**0**	**0**	**0**	**0**	**0**	**0**	**0**	**1**	**1**	**2**	**5**	**7**	**13**	**13**	**13**	**7**	**4**	**2**	**1**	**1**	**0**	**0**	**0**	**0**	**0**	**0**	**0**	**0**
1000	47	0	0	0	0	0	0	0	0	1	1	1	1	5	6	9	6	6	5	3	1	1	0	0	0	0	0	0	0	0
1100	46	0	0	0	0	0	0	0	0	1	0	1	1	4	7	8	8	8	3	3	1	0	0	0	0	0	0	0	0	0
1200	**60**	**0**	**0**	**0**	**0**	**0**	**0**	**1**	**0**	**0**	**0**	**0**	**1**	**5**	**8**	**12**	**11**	**9**	**5**	**3**	**1**	**0**	**0**	**0**	**0**	**0**	**0**	**0**	**0**	**0**
1300	49	0	0	0	0	0	0	0	0	0	1	0	3	5	7	7	7	8	4	3	2	1	0	0	0	0	0	0	0	0
1400	53	0	0	0	0	0	0	0	0	1	1	1	3	5	7	13	9	7	3	2	2	0	0	0	0	0	0	0	0	0
1500	59	0	0	0	0	0	0	0	0	1	1	1	3	7	10	8	9	8	4	3	1	1	0	0	0	0	0	0	0	0
1600	57	0	0	0	0	0	0	0	0	1	1	1	4	5	8	10	10	6	5	3	2	0	0	0	0	0	0	0	0	0
1700	**60**	**0**	**0**	**0**	**0**	**0**	**1**	**0**	**0**	**0**	**1**	**1**	**3**	**3**	**7**	**10**	**13**	**8**	**6**	**4**	**2**	**1**	**1**	**0**	**0**	**0**	**0**	**0**	**0**	**0**
1800	51	0	0	0	0	0	0	0	0	0	1	1	3	4	6	10	11	6	4	2	1	0	0	0	0	0	0	0	0	0
1900	41	0	0	0	0	0	0	0	0	0	1	2	2	5	7	7	5	4	4	2	1	0	0	0	0	0	0	0	0	0
2000	25	0	0	0	0	0	0	0	0	0	1	1	2	2	3	5	3	3	3	1	1	1	0	0	0	0	0	0	0	0
2100	16	0	0	0	0	0	0	0	0	0	0	0	1	1	3	3	2	2	1	1	0	1	0	0	0	0	0	0	0	0
2200	11	0	0	0	0	0	0	0	0	0	0	0	0	1	1	2	1	1	1	1	0	1	0	0	0	0	0	0	0	0
2300	6	0	0	0	0	0	0	0	0	0	0	0	0	1	1	1	0	1	0	1	0	0	0	0	0	0	0	0	0	0
07-19	**656**	**0**	**0**	**0**	**0**	**1**	**2**	**2**	**2**	**7**	**8**	**9**	**28**	**52**	**91**	**113**	**114**	**95**	**57**	**38**	**20**	**8**	**5**	**2**	**2**	**0**	**0**	**0**	**0**	**0**
06-22	**748**	**0**	**0**	**0**	**0**	**1**	**2**	**2**	**2**	**8**	**9**	**12**	**32**	**60**	**103**	**129**	**125**	**106**	**67**	**45**	**24**	**11**	**6**	**2**	**2**	**0**	**0**	**0**	**0**	**0**
06-00	**765**	**0**	**0**	**0**	**0**	**1**	**2**	**2**	**2**	**8**	**9**	**13**	**32**	**62**	**106**	**132**	**127**	**108**	**68**	**46**	**25**	**12**	**6**	**3**	**2**	**0**	**0**	**0**	**0**	**0**
00-00	**779**	**0**	**0**	**0**	**0**	**1**	**2**	**2**	**2**	**8**	**9**	**13**	**33**	**63**	**108**	**133**	**128**	**111**	**70**	**46**	**26**	**12**	**6**	**3**	**2**	**1**	**0**	**1**	**0**	**0**

DRAFT

Site 30
Location R163, Att - TP, Lat 53.7082, Long -6.74443
Direction East

3279 / Meath/Cavan/Monaghan ATC's
October 2013
Automatic Traffic Count

Virtual Week (1)

Time	Total	Speed Bins (km/h)																												
		0 - 5	5 - 10	10 - 15	15 - 20	20 - 25	25 - 30	30 - 35	35 - 40	40 - 45	45 - 50	50 - 55	55 - 60	60 - 65	65 - 70	70 - 75	75 - 80	80 - 85	85 - 90	90 - 95	95 - 100	100 - 105	105 - 110	110 - 115	115 - 120	120 - 125	125 - 130	130 - 135	135 - 140
Mon	869	0	0	0	0	2	1	3	2	20	5	16	48	49	131	138	131	129	88	58	21	15	8	2	2	0	0	0	0
Tue	828	0	0	0	0	0	0	1	1	4	13	10	42	78	110	161	133	109	79	41	26	11	3	2	1	2	1	0	0
Wed	858	0	0	0	0	0	2	1	7	6	18	13	33	55	114	129	155	140	80	56	26	13	7	1	1	0	1	0	0
Thu	815	0	0	1	0	1	6	2	0	10	7	17	31	78	111	136	140	102	79	39	32	11	6	4	2	0	0	0	0
Fri	829	0	0	0	0	1	2	6	1	5	5	11	32	66	107	146	138	124	68	54	30	20	7	3	1	1	0	1	0
|Sat	606	0	0	0	0	0	0	1	1	6	9	12	23	44	82	120	91	91	46	37	26	5	4	2	2	1	1	1	1
|Sun	646	0	0	0	0	0	2	1	0	7	8	11	20	71	99	103	106	79	50	40	21	9	9	4	3	1	0	2	0
5 Day Ave.	**840**	**0**	**0**	**0**	**0**	**1**	**2**	**3**	**2**	**9**	**10**	**13**	**37**	**65**	**115**	**142**	**139**	**121**	**79**	**50**	**27**	**14**	**6**	**2**	**1**	**1**	**0**	**0**	**0**
7 Day Ave.	**779**	**0**	**0**	**0**	**0**	**1**	**2**	**2**	**2**	**8**	**9**	**13**	**33**	**63**	**108**	**133**	**128**	**111**	**70**	**46**	**26**	**12**	**6**	**3**	**2**	**1**	**0**	**1**	**0**
--	**5451**	**0**	**0**	**1**	**0**	**4**	**13**	**15**	**12**	**58**	**65**	**90**	**229**	**441**	**754**	**933**	**894**	**774**	**490**	**325**	**182**	**84**	**44**	**18**	**12**	**5**	**3**	**4**	**1**

Summary Graphs

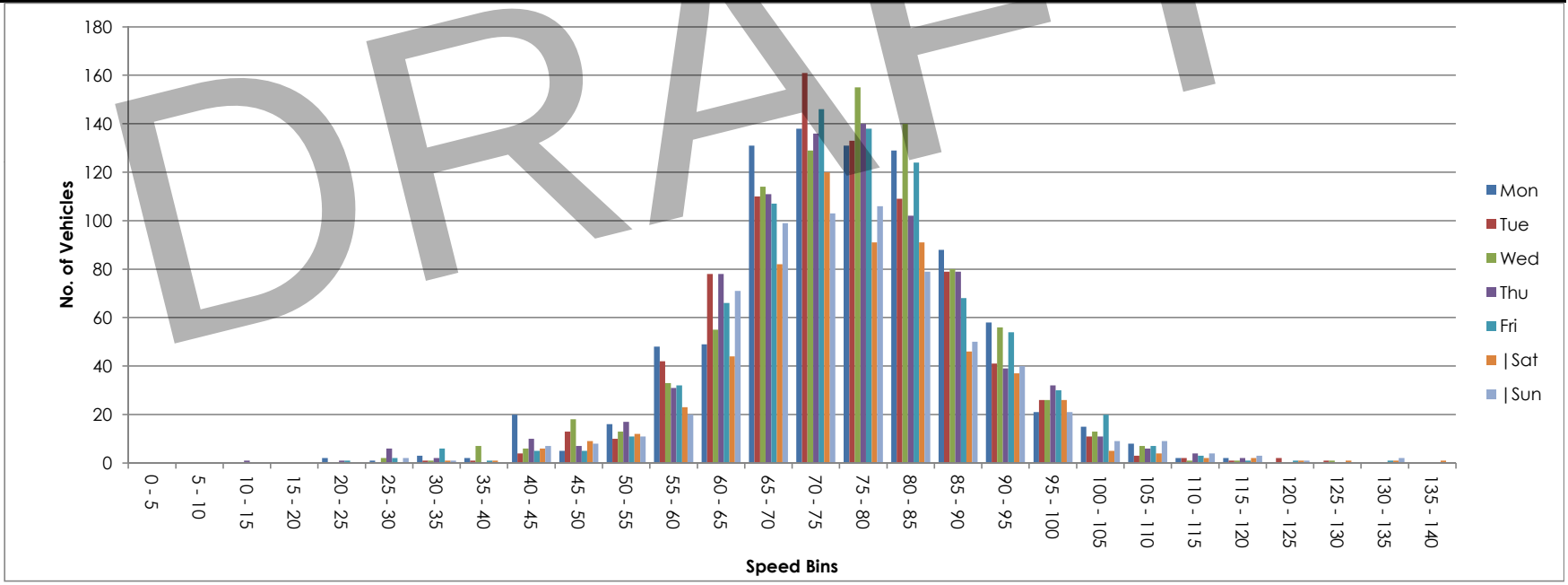

DRAFT

Nationwide Data Collection
for
Tobin Consulting Engineers

Site 30
Location R163, Att - TP, Lat 53.7082, Long -6.74443
Direction West

3279 / Meath/Cavan/Monaghan ATC's
October 2013
Automatic Traffic Count

Tue, 8 October 2013

Time	Total	Classification												>PSL	>PSL%	>SL1	>SL1%	>SL2	>SL2%	Mean	Vpp
		1 MCL	2 SV	3 SVT	4 TB2	5 TB3	6 T4	7 ART3	8 ART4	9 ART5	10 ART6	11 BD	12 DRT	50	50	55 +5kph	55 +5kph	60 +10kph	60 +10kph		85
0000	4	0	4	0	0	0	0	0	0	0	0	0	0	4	100	4	100	4	100	78.6	-
0100	0	0	0	0	0	0	0	0	0	0	0	0	0	0	0	0	0	0	0	-	-
0200	1	0	1	0	0	0	0	0	0	0	0	0	0	1	100	1	100	1	100	76.8	-
0300	1	0	0	0	1	0	0	0	0	0	0	0	0	0	0	0	0	0	0	46.1	-
0400	1	0	0	0	1	0	0	0	0	0	0	0	0	1	100	1	100	0	0	57.6	-
0500	3	0	1	0	2	0	0	0	0	0	0	0	0	3	100	3	100	3	100	68.8	-
0600	5	0	4	0	1	0	0	0	0	0	0	0	0	5	100	5	100	5	100	75.3	-
0700	48	0	40	0	7	0	0	0	0	0	1	0	0	45	93.8	40	83.3	36	75	70.1	83.5
0800	74	0	60	0	12	0	0	1	1	0	0	0	0	66	89.2	57	77	54	73	68.6	80.6
0900	**82**	**0**	**69**	**0**	**9**	**2**	**0**	**1**	**0**	**1**	**0**	**0**	**0**	**73**	**89**	**68**	**82.9**	**50**	**61**	**64.6**	**79.2**
1000	36	0	28	2	5	0	0	0	0	1	0	0	0	29	80.6	27	75	26	72.2	64.2	76.3
1100	43	0	36	0	7	0	0	0	0	0	0	0	0	36	83.7	33	76.7	27	62.8	67.9	89.6
1200	37	0	30	0	5	0	0	0	1	1	0	0	0	35	94.6	35	94.6	27	73	69.1	77.8
1300	61	0	52	2	5	0	0	0	0	1	1	0	0	58	95.1	47	77	40	65.6	65.4	77.4
1400	56	0	50	1	3	0	1	0	0	0	1	0	0	55	98.2	50	89.3	42	75	67.5	79.9
1500	57	0	52	1	4	0	0	0	0	0	0	0	0	55	96.5	53	93	47	82.5	68.3	82.1
1600	63	0	53	0	9	0	0	0	0	0	1	0	0	62	98.4	57	90.5	54	85.7	70.7	81
1700	**109**	**0**	**89**	**4**	**12**	**0**	**0**	**1**	**1**	**1**	**1**	**0**	**0**	**99**	**90.8**	**94**	**86.2**	**87**	**79.8**	**67.4**	**79.2**
1800	84	0	76	1	5	1	1	0	0	0	0	0	0	77	91.7	75	89.3	69	82.1	69.6	81
1900	50	0	44	2	3	0	0	0	1	0	0	0	0	48	96	43	86	37	74	69.7	84.2
2000	22	0	22	0	0	0	0	0	0	0	0	0	0	19	86.4	19	86.4	15	68.2	67.5	83.2
2100	11	0	9	0	2	0	0	0	0	0	0	0	0	10	90.9	10	90.9	8	72.7	66.2	73.8
2200	12	0	10	0	2	0	0	0	0	0	0	0	0	12	100	12	100	11	91.7	73.6	84.6
2300	7	0	6	0	1	0	0	0	0	0	0	0	0	7	100	7	100	5	71.4	69.2	-
07-19	**750**	**0**	**635**	**11**	**83**	**3**	**2**	**3**	**3**	**5**	**5**	**0**	**0**	**690**	**92**	**636**	**84.8**	**559**	**74.5**	**67.8**	**80.6**
06-22	**838**	**0**	**714**	**13**	**89**	**3**	**2**	**3**	**4**	**5**	**5**	**0**	**0**	**772**	**92.1**	**713**	**85.1**	**624**	**74.5**	**67.9**	**80.6**
06-00	**857**	**0**	**730**	**13**	**92**	**3**	**2**	**3**	**4**	**5**	**5**	**0**	**0**	**791**	**92.3**	**732**	**85.4**	**640**	**74.7**	**68**	**81**
00-00	**867**	**0**	**736**	**13**	**96**	**3**	**2**	**3**	**4**	**5**	**5**	**0**	**0**	**800**	**92.3**	**741**	**85.5**	**648**	**74.7**	**68**	**81**

DRAFT

Site 30
Location R163, Att - TP, Lat 53.7082, Long -6.74443
Direction West

3279 / Meath/Cavan/Monaghan ATC's
October 2013
Automatic Traffic Count

Wed, 9 October 2013

Time	Total	Classification												>PSL	>PSL%	>SL1	>SL1%	>SL2	>SL2%	Mean	Vpp
		1 MCL	2 SV	3 SVT	4 TB2	5 TB3	6 T4	7 ART3	8 ART4	9 ART5	10 ART6	11 BD	12 DRT	50	50	55 +5kph	55 +5kph	60 +10kph	60 +10kph		85
0000	2	0	2	0	0	0	0	0	0	0	0	0	0	2	100	2	100	2	100	90	-
0100	1	0	1	0	0	0	0	0	0	0	0	0	0	1	100	0	0	0	0	50.1	-
0200	0	0	0	0	0	0	0	0	0	0	0	0	0	0	0	0	0	0	0	-	-
0300	1	0	0	0	1	0	0	0	0	0	0	0	0	0	0	0	0	0	0	46.7	-
0400	0	0	0	0	0	0	0	0	0	0	0	0	0	0	0	0	0	0	0	-	-
0500	5	0	1	0	4	0	0	0	0	0	0	0	0	5	100	5	100	5	100	73.7	-
0600	9	0	8	0	1	0	0	0	0	0	0	0	0	9	100	9	100	9	100	75.1	-
0700	36	0	27	2	7	0	0	0	0	0	0	0	0	36	100	35	97.2	30	83.3	72.8	87.8
0800	74	0	62	1	7	0	2	0	0	1	1	0	0	67	90.5	63	85.1	54	73	69.1	85
0900	**93**	**0**	**81**	**1**	**8**	**2**	**0**	**0**	**0**	**0**	**1**	**0**	**0**	**88**	**94.6**	**81**	**87.1**	**74**	**79.6**	**67.9**	**79.6**
1000	50	0	43	0	6	0	0	0	0	1	0	0	0	47	94	40	80	34	68	65.2	76.7
1100	47	0	38	0	3	4	2	0	0	0	0	0	0	41	87.2	37	78.7	23	48.9	60	68
1200	57	0	47	0	6	0	2	0	1	1	0	0	0	54	94.7	51	89.5	43	75.4	68.7	80.6
1300	63	0	53	0	6	0	3	0	0	1	0	0	0	59	93.7	53	84.1	45	71.4	67.5	79.9
1400	66	0	53	0	8	0	2	0	0	1	2	0	0	61	92.4	55	83.3	43	65.2	67.9	82.4
1500	53	0	49	0	4	0	0	0	0	0	0	0	0	47	88.7	43	81.1	38	71.7	68.4	83.9
1600	72	0	64	1	4	0	1	0	1	1	0	0	0	66	91.7	64	88.9	62	86.1	71.2	83.2
1700	93	0	82	1	7	1	1	0	1	0	0	0	0	86	92.5	83	89.2	72	77.4	66.9	81
1800	**101**	**0**	**95**	**0**	**4**	**0**	**0**	**0**	**1**	**0**	**1**	**0**	**0**	**91**	**90.1**	**76**	**75.2**	**70**	**69.3**	**70.3**	**86.8**
1900	40	0	33	1	5	0	0	1	0	0	0	0	0	36	90	36	90	35	87.5	71.3	86
2000	32	0	28	1	2	0	0	0	1	0	0	0	0	27	84.4	25	78.1	24	75	67.1	78.1
2100	24	0	23	0	1	0	0	0	0	0	0	0	0	23	95.8	22	91.7	17	70.8	67	76
2200	13	0	12	0	1	0	0	0	0	0	0	0	0	12	92.3	12	92.3	12	92.3	74.2	86.4
2300	6	0	6	0	0	0	0	0	0	0	0	0	0	5	83.3	5	83.3	5	83.3	73.1	-
07-19	**805**	**0**	**694**	**6**	**70**	**7**	**13**	**0**	**4**	**6**	**5**	**0**	**0**	**743**	**92.3**	**681**	**84.6**	**588**	**73**	**68.1**	**82.1**
06-22	**910**	**0**	**786**	**8**	**79**	**7**	**13**	**1**	**5**	**6**	**5**	**0**	**0**	**838**	**92.1**	**773**	**84.9**	**673**	**74**	**68.3**	**82.1**
06-00	**929**	**0**	**804**	**8**	**80**	**7**	**13**	**1**	**5**	**6**	**5**	**0**	**0**	**855**	**92**	**790**	**85**	**690**	**74.3**	**68.4**	**82.1**
00-00	**938**	**0**	**808**	**8**	**85**	**7**	**13**	**1**	**5**	**6**	**5**	**0**	**0**	**863**	**92**	**797**	**85**	**697**	**74.3**	**68.4**	**82.1**

DRAFT

Site 30
Location R163, Att - TP, Lat 53.7082, Long -6.74443
Direction West

3279 / Meath/Cavan/Monaghan ATC's
October 2013
Automatic Traffic Count

Thu, 10 October 2013

Time	Total	Classification												>PSL	>PSL%	>SL1	>SL1%	>SL2	>SL2%	Mean	Vpp
		1 MCL	2 SV	3 SVT	4 TB2	5 TB3	6 T4	7 ART3	8 ART4	9 ART5	10 ART6	11 BD	12 DRT	50	50	55 +5kph	55 +5kph	60 +10kph	60 +10kph		85
0000	2	0	2	0	0	0	0	0	0	0	0	0	0	2	100	2	100	1	50	62	-
0100	3	0	3	0	0	0	0	0	0	0	0	0	0	3	100	3	100	3	100	86	-
0200	0	0	0	0	0	0	0	0	0	0	0	0	0	0	0	0	0	0	0	-	-
0300	1	0	0	0	1	0	0	0	0	0	0	0	0	0	0	0	0	0	0	48.5	-
0400	0	0	0	0	0	0	0	0	0	0	0	0	0	0	0	0	0	0	0	-	-
0500	3	0	1	0	2	0	0	0	0	0	0	0	0	3	100	3	100	3	100	71.8	-
0600	10	0	9	0	1	0	0	0	0	0	0	0	0	10	100	10	100	9	90	72.6	-
0700	30	0	23	1	4	1	0	0	1	0	0	0	0	29	96.7	27	90	24	80	72.1	89.3
0800	68	0	57	1	9	0	1	0	0	0	0	0	0	63	92.6	58	85.3	55	80.9	70.3	82.8
0900	**74**	**0**	**62**	**1**	**7**	**2**	**2**	**0**	**0**	**0**	**0**	**0**	**0**	**71**	**95.9**	**67**	**90.5**	**55**	**74.3**	**68.1**	**78.5**
1000	42	0	35	2	3	0	0	1	0	0	1	0	0	37	88.1	35	83.3	33	78.6	66.6	77.4
1100	33	0	23	1	8	0	0	0	0	1	0	0	0	30	90.9	28	84.8	26	78.8	70.2	82.1
1200	67	1	57	0	6	0	2	0	0	0	1	0	0	65	97	58	86.6	49	73.1	68.1	79.6
1300	55	0	49	1	5	0	0	0	0	0	0	0	0	47	85.5	46	83.6	41	74.5	66.8	80.6
1400	50	0	43	1	5	0	0	0	1	0	0	0	0	46	92	42	84	32	64	66.8	81
1500	62	0	56	1	4	1	0	0	0	0	0	0	0	60	96.8	59	95.2	49	79	70.6	82.8
1600	71	0	62	1	7	0	0	0	0	1	0	0	0	67	94.4	66	93	63	88.7	71	80.6
1700	**88**	**0**	**78**	**4**	**4**	**0**	**0**	**0**	**0**	**0**	**2**	**0**	**0**	**77**	**87.5**	**73**	**83**	**64**	**72.7**	**68**	**81.4**
1800	76	0	72	1	3	0	0	0	0	0	0	0	0	67	88.2	64	84.2	58	76.3	69.4	84.6
1900	44	0	37	2	4	0	0	0	0	0	1	0	0	37	84.1	35	79.5	32	72.7	66.2	78.1
2000	27	0	26	0	1	0	0	0	0	0	0	0	0	26	96.3	26	96.3	24	88.9	67.5	73.8
2100	19	0	19	0	0	0	0	0	0	0	0	0	0	19	100	19	100	17	89.5	74.2	84.2
2200	13	0	13	0	0	0	0	0	0	0	0	0	0	13	100	12	92.3	8	61.5	68	79.6
2300	4	0	4	0	0	0	0	0	0	0	0	0	0	4	100	3	75	3	75	79.3	-
07-19	**716**	**1**	**617**	**15**	**65**	**4**	**5**	**1**	**2**	**2**	**4**	**0**	**0**	**659**	**92**	**623**	**87**	**549**	**76.7**	**68.9**	**82.1**
06-22	**816**	**1**	**708**	**17**	**71**	**4**	**5**	**1**	**2**	**2**	**5**	**0**	**0**	**751**	**92**	**713**	**87.4**	**631**	**77.3**	**68.9**	**81.4**
06-00	**833**	**1**	**725**	**17**	**71**	**4**	**5**	**1**	**2**	**2**	**5**	**0**	**0**	**768**	**92.2**	**728**	**87.4**	**642**	**77.1**	**68.9**	**81.4**
00-00	**842**	**1**	**731**	**17**	**74**	**4**	**5**	**1**	**2**	**2**	**5**	**0**	**0**	**776**	**92.2**	**736**	**87.4**	**649**	**77.1**	**69**	**82.1**

DRAFT

Site 30
Location R163, Att - TP, Lat 53.7082, Long -6.74443
Direction West

3279 / Meath/Cavan/Monaghan ATC's
October 2013
Automatic Traffic Count

Fri, 11 October 2013

Time	Total	Classification												>PSL	>PSL%	>SL1	>SL1%	>SL2	>SL2%	Mean	Vpp
		1 MCL	2 SV	3 SVT	4 TB2	5 TB3	6 T4	7 ART3	8 ART4	9 ART5	10 ART6	11 BD	12 DRT	50	50	55 +5kph	55 +5kph	60 +10kph	60 +10kph		85
0000	3	0	3	0	0	0	0	0	0	0	0	0	0	3	100	3	100	2	66.7	73.2	-
0100	0	0	0	0	0	0	0	0	0	0	0	0	0	0	0	0	0	0	0	-	-
0200	0	0	0	0	0	0	0	0	0	0	0	0	0	0	0	0	0	0	0	-	-
0300	2	0	1	0	1	0	0	0	0	0	0	0	0	1	50	1	50	1	50	64	-
0400	0	0	0	0	0	0	0	0	0	0	0	0	0	0	0	0	0	0	0	-	-
0500	2	0	0	0	2	0	0	0	0	0	0	0	0	2	100	2	100	2	100	66.9	-
0600	9	0	7	0	2	0	0	0	0	0	0	0	0	9	100	8	88.9	8	88.9	75	-
0700	31	0	25	0	6	0	0	0	0	0	0	0	0	29	93.5	28	90.3	23	74.2	74	86.4
0800	78	1	64	2	8	1	0	0	1	0	1	0	0	76	97.4	74	94.9	67	85.9	69.3	78.8
0900	**86**	**0**	**74**	**0**	**10**	**1**	**0**	**0**	**1**	**0**	**0**	**0**	**0**	**80**	**93**	**69**	**80.2**	**58**	**67.4**	**66.2**	**80.6**
1000	38	0	32	1	3	1	0	0	0	1	0	0	0	27	71.1	26	68.4	21	55.3	63.8	81
1100	41	0	34	1	6	0	0	0	0	0	0	0	0	38	92.7	35	85.4	33	80.5	69	79.6
1200	56	0	47	1	5	1	0	0	1	0	1	0	0	46	82.1	42	75	36	64.3	63.9	77
1300	66	0	55	2	8	0	0	0	0	1	0	0	0	61	92.4	55	83.3	48	72.7	68.3	79.2
1400	53	0	48	1	3	0	0	0	0	1	0	0	0	48	90.6	44	83	40	75.5	68.3	79.6
1500	**88**	**0**	**74**	**1**	**10**	**1**	**0**	**0**	**1**	**0**	**1**	**0**	**0**	**83**	**94.3**	**79**	**89.8**	**75**	**85.2**	**70.5**	**81**
1600	81	0	70	1	9	0	0	0	0	1	0	0	0	78	96.3	73	90.1	68	84	72.9	85.3
1700	85	0	76	0	9	0	0	0	0	0	0	0	0	84	98.8	80	94.1	77	90.6	75	86
1800	81	0	77	0	3	0	0	0	1	0	0	0	0	78	96.3	72	88.9	63	77.8	70.4	84.2
1900	49	0	44	1	3	0	1	0	0	0	0	0	0	43	87.8	39	79.6	35	71.4	66.2	81.4
2000	33	0	32	0	0	0	0	0	0	0	1	0	0	30	90.9	29	87.9	27	81.8	69	83.5
2100	13	0	12	0	1	0	0	0	0	0	0	0	0	13	100	12	92.3	12	92.3	73	77.4
2200	8	0	8	0	0	0	0	0	0	0	0	0	0	7	87.5	7	87.5	6	75	69.1	-
2300	10	0	10	0	0	0	0	0	0	0	0	0	0	9	90	6	60	4	40	67.6	-
07-19	**784**	**1**	**676**	**10**	**80**	**5**	**0**	**0**	**5**	**4**	**3**	**0**	**0**	**728**	**92.9**	**677**	**86.4**	**609**	**77.7**	**69.6**	**82.1**
06-22	**888**	**1**	**771**	**11**	**86**	**5**	**1**	**0**	**5**	**4**	**4**	**0**	**0**	**823**	**92.7**	**765**	**86.1**	**691**	**77.8**	**69.5**	**82.1**
06-00	**906**	**1**	**789**	**11**	**86**	**5**	**1**	**0**	**5**	**4**	**4**	**0**	**0**	**839**	**92.6**	**778**	**85.9**	**701**	**77.4**	**69.4**	**82.4**
00-00	**913**	**1**	**793**	**11**	**89**	**5**	**1**	**0**	**5**	**4**	**4**	**0**	**0**	**845**	**92.6**	**784**	**85.9**	**706**	**77.3**	**69.4**	**82.4**

DRAFT

Site 30
Location R163, Att - TP, Lat 53.7082, Long -6.74443
Direction West

3279 / Meath/Cavan/Monaghan ATC's
October 2013
Automatic Traffic Count

Sat, 12 October 2013

Time	Total	Classification												>PSL	>PSL%	>SL1	>SL1%	>SL2	>SL2%	Mean	Vpp
		1 MCL	2 SV	3 SVT	4 TB2	5 TB3	6 T4	7 ART3	8 ART4	9 ART5	10 ART6	11 BD	12 DRT	50	50	55 +5kph	55 +5kph	60 +10kph	60 +10kph		85
0000	6	0	6	0	0	0	0	0	0	0	0	0	0	6	100	5	83.3	5	83.3	71.3	-
0100	2	0	2	0	0	0	0	0	0	0	0	0	0	2	100	2	100	2	100	80.5	-
0200	3	0	3	0	0	0	0	0	0	0	0	0	0	3	100	2	66.7	0	0	55.4	-
0300	1	0	0	0	1	0	0	0	0	0	0	0	0	0	0	0	0	0	0	46.7	-
0400	0	0	0	0	0	0	0	0	0	0	0	0	0	0	0	0	0	0	0	-	-
0500	2	0	2	0	0	0	0	0	0	0	0	0	0	1	50	1	50	1	50	67.3	-
0600	3	0	1	0	2	0	0	0	0	0	0	0	0	3	100	3	100	3	100	71.6	-
0700	8	0	3	1	4	0	0	0	0	0	0	0	0	8	100	8	100	8	100	81.4	-
0800	26	0	22	1	2	0	0	0	0	0	1	0	0	24	92.3	23	88.5	22	84.6	76.6	90
0900	40	0	36	0	4	0	0	0	0	0	0	0	0	40	100	36	90	35	87.5	73.5	83.5
1000	42	0	35	1	5	0	0	0	0	0	1	0	0	39	92.9	38	90.5	33	78.6	67.4	78.1
1100	**51**	**0**	**42**	**4**	**5**	**0**	**0**	**0**	**0**	**0**	**0**	**0**	**0**	**47**	**92.2**	**46**	**90.2**	**38**	**74.5**	**65.8**	**74.9**
1200	36	3	29	1	3	0	0	0	0	0	0	0	0	30	83.3	26	72.2	22	61.1	63.8	79.9
1300	47	0	41	5	1	0	0	0	0	0	0	0	0	44	93.6	37	78.7	31	66	67.3	80.6
1400	**60**	**0**	**53**	**1**	**5**	**0**	**0**	**0**	**0**	**1**	**0**	**0**	**0**	**55**	**91.7**	**53**	**88.3**	**41**	**68.3**	**66.9**	**78.1**
1500	46	0	43	2	1	0	0	0	0	0	0	0	0	43	93.5	40	87	36	78.3	67.9	79.6
1600	43	0	41	0	2	0	0	0	0	0	0	0	0	40	93	40	93	39	90.7	70.4	82.1
1700	44	0	39	2	1	2	0	0	0	0	0	0	0	37	84.1	34	77.3	31	70.5	65.8	78.8
1800	52	0	49	0	2	1	0	0	0	0	0	0	0	51	98.1	48	92.3	43	82.7	70.6	84.2
1900	34	0	31	2	1	0	0	0	0	0	0	0	0	30	88.2	30	88.2	25	73.5	65.3	75.2
2000	21	0	21	0	0	0	0	0	0	0	0	0	0	19	90.5	18	85.7	16	76.2	66.7	74.9
2100	24	0	23	0	1	0	0	0	0	0	0	0	0	22	91.7	21	87.5	19	79.2	68.6	81.4
2200	14	0	14	0	0	0	0	0	0	0	0	0	0	14	100	14	100	14	100	80.7	90.4
2300	5	0	5	0	0	0	0	0	0	0	0	0	0	4	80	4	80	4	80	81.3	-
07-19	**495**	**3**	**433**	**18**	**35**	**3**	**0**	**0**	**0**	**1**	**2**	**0**	**0**	**458**	**92.5**	**429**	**86.7**	**379**	**76.6**	**68.6**	**82.1**
06-22	**577**	**3**	**509**	**20**	**39**	**3**	**0**	**0**	**0**	**1**	**2**	**0**	**0**	**532**	**92.2**	**501**	**86.8**	**442**	**76.6**	**68.4**	**81.7**
06-00	**596**	**3**	**528**	**20**	**39**	**3**	**0**	**0**	**0**	**1**	**2**	**0**	**0**	**550**	**92.3**	**519**	**87.1**	**460**	**77.2**	**68.8**	**82.1**
00-00	**610**	**3**	**541**	**20**	**40**	**3**	**0**	**0**	**0**	**1**	**2**	**0**	**0**	**562**	**92.1**	**529**	**86.7**	**468**	**76.7**	**68.7**	**82.1**

DRAFT

Site 30
Location R163, Att - TP, Lat 53.7082, Long -6.74443
Direction West

3279 / Meath/Cavan/Monaghan ATC's
October 2013
Automatic Traffic Count

Sun, 13 October 2013

Time	Total	Classification												>PSL	>PSL%	>SL1	>SL1%	>SL2	>SL2%	Mean	Vpp
		1 MCL	2 SV	3 SVT	4 TB2	5 TB3	6 T4	7 ART3	8 ART4	9 ART5	10 ART6	11 BD	12 DRT	50	50	55 +5kph	55 +5kph	60 +10kph	60 +10kph		85
0000	9	0	9	0	0	0	0	0	0	0	0	0	0	9	100	8	88.9	8	88.9	68.7	-
0100	5	0	5	0	0	0	0	0	0	0	0	0	0	5	100	5	100	5	100	73.5	-
0200	1	0	1	0	0	0	0	0	0	0	0	0	0	1	100	1	100	1	100	83.9	-
0300	2	0	2	0	0	0	0	0	0	0	0	0	0	1	50	1	50	1	50	60.8	-
0400	3	0	3	0	0	0	0	0	0	0	0	0	0	3	100	3	100	2	66.7	68.5	-
0500	0	0	0	0	0	0	0	0	0	0	0	0	0	0	0	0	0	0	0	-	-
0600	0	0	0	0	0	0	0	0	0	0	0	0	0	0	0	0	0	0	0	-	-
0700	3	0	2	0	1	0	0	0	0	0	0	0	0	3	100	3	100	3	100	78.3	-
0800	14	0	13	0	1	0	0	0	0	0	0	0	0	14	100	14	100	14	100	76.5	98.6
0900	49	0	44	0	5	0	0	0	0	0	0	0	0	40	81.6	39	79.6	36	73.5	68.4	81.4
1000	**62**	**2**	**49**	**5**	**6**	**0**	**0**	**0**	**0**	**0**	**0**	**0**	**0**	**56**	**90.3**	**50**	**80.6**	**47**	**75.8**	**67.9**	**81**
1100	40	0	39	0	0	1	0	0	0	0	0	0	0	40	100	38	95	29	72.5	71.2	85
1200	53	0	52	0	0	0	0	1	0	0	0	0	0	49	92.5	48	90.6	43	81.1	72.2	87.1
1300	50	2	46	1	1	0	0	0	0	0	0	0	0	48	96	44	88	36	72	71.5	83.9
1400	**59**	**1**	**52**	**2**	**2**	**0**	**0**	**1**	**0**	**1**	**0**	**0**	**0**	**53**	**89.8**	**48**	**81.4**	**41**	**69.5**	**65.9**	**79.6**
1500	37	0	35	1	1	0	0	0	0	0	0	0	0	35	94.6	32	86.5	29	78.4	68.2	78.5
1600	45	0	45	0	0	0	0	0	0	0	0	0	0	42	93.3	37	82.2	30	66.7	65.2	73.1
1700	57	0	54	0	3	0	0	0	0	0	0	0	0	53	93	49	86	46	80.7	65.8	75.2
1800	47	0	46	0	1	0	0	0	0	0	0	0	0	43	91.5	42	89.4	35	74.5	69.9	81.4
1900	44	0	42	0	2	0	0	0	0	0	0	0	0	41	93.2	35	79.5	28	63.6	65.5	76
2000	24	0	21	1	2	0	0	0	0	0	0	0	0	23	95.8	21	87.5	20	83.3	70.1	81.7
2100	15	0	15	0	0	0	0	0	0	0	0	0	0	13	86.7	10	66.7	8	53.3	63.6	74.5
2200	11	0	11	0	0	0	0	0	0	0	0	0	0	10	90.9	10	90.9	8	72.7	74.8	83.2
2300	3	0	3	0	0	0	0	0	0	0	0	0	0	3	100	3	100	3	100	81.8	-
07-19	**516**	**5**	**477**	**9**	**21**	**1**	**0**	**2**	**0**	**1**	**0**	**0**	**0**	**476**	**92.2**	**444**	**86**	**389**	**75.4**	**68.8**	**81.4**
06-22	**599**	**5**	**555**	**10**	**25**	**1**	**0**	**2**	**0**	**1**	**0**	**0**	**0**	**553**	**92.3**	**510**	**85.1**	**445**	**74.3**	**68.5**	**81.4**
06-00	**613**	**5**	**569**	**10**	**25**	**1**	**0**	**2**	**0**	**1**	**0**	**0**	**0**	**566**	**92.3**	**523**	**85.3**	**456**	**74.4**	**68.7**	**81.4**
00-00	**633**	**5**	**589**	**10**	**25**	**1**	**0**	**2**	**0**	**1**	**0**	**0**	**0**	**585**	**92.4**	**541**	**85.5**	**473**	**74.7**	**68.7**	**81.4**

DRAFT

Site 30
Location R163, Att - TP, Lat 53.7082, Long -6.74443
Direction West

3279 / Meath/Cavan/Monaghan ATC's
October 2013
Automatic Traffic Count

Mon, 14 October 2013

Time	Total	Classification												>PSL	>PSL%	>SL1	>SL1%	>SL2	>SL2%	Mean	Vpp
		1 MCL	2 SV	3 SVT	4 TB2	5 TB3	6 T4	7 ART3	8 ART4	9 ART5	10 ART6	11 BD	12 DRT	50	50	55 +5kph	55 +5kph	60 +10kph	60 +10kph		85
0000	2	0	2	0	0	0	0	0	0	0	0	0	0	2	100	2	100	1	50	81.1	-
0100	5	0	5	0	0	0	0	0	0	0	0	0	0	5	100	5	100	4	80	79.9	-
0200	0	0	0	0	0	0	0	0	0	0	0	0	0	0	0	0	0	0	0	-	-
0300	2	0	1	0	1	0	0	0	0	0	0	0	0	1	50	1	50	1	50	58	-
0400	0	0	0	0	0	0	0	0	0	0	0	0	0	0	0	0	0	0	0	-	-
0500	1	0	0	0	1	0	0	0	0	0	0	0	0	0	0	0	0	0	0	49.6	-
0600	16	0	10	0	5	0	0	0	1	0	0	0	0	16	100	16	100	15	93.8	72.9	82.8
0700	41	0	34	0	6	0	1	0	0	0	0	0	0	41	100	40	97.6	34	82.9	74.4	87.1
0800	66	0	60	0	4	0	0	0	1	1	0	0	0	64	97	62	93.9	59	89.4	73	85
0900	**98**	**0**	**90**	**2**	**6**	**0**	**0**	**0**	**0**	**0**	**0**	**0**	**0**	**94**	**95.9**	**93**	**94.9**	**86**	**87.8**	**70.4**	**81.4**
1000	39	0	27	3	6	2	0	1	0	0	0	0	0	35	89.7	33	84.6	29	74.4	67.4	81.7
1100	46	0	38	3	5	0	0	0	0	0	0	0	0	33	71.7	32	69.6	28	60.9	59.9	73.4
1200	58	0	47	4	7	0	0	0	0	0	0	0	0	53	91.4	51	87.9	49	84.5	69.9	80.6
1300	55	0	40	0	12	2	1	0	0	0	0	0	0	50	90.9	46	83.6	34	61.8	63.9	72.4
1400	48	0	42	2	3	0	1	0	0	0	0	0	0	45	93.8	43	89.6	36	75	70.4	87.8
1500	67	0	59	1	3	1	0	0	0	1	2	0	0	63	94	61	91	49	73.1	67.4	81.4
1600	66	0	55	3	3	0	2	0	0	2	1	0	0	61	92.4	59	89.4	50	75.8	69.1	81.4
1700	**93**	**0**	**81**	**2**	**10**	**0**	**0**	**0**	**0**	**0**	**0**	**0**	**0**	**92**	**98.9**	**91**	**97.8**	**85**	**91.4**	**72.9**	**79.6**
1800	83	0	72	2	5	1	0	0	1	2	0	0	0	80	96.4	77	92.8	64	77.1	70.1	81.7
1900	46	0	43	0	3	0	0	0	0	0	0	0	0	39	84.8	37	80.4	33	71.7	64.2	77
2000	24	0	21	0	2	0	0	1	0	0	0	0	0	24	100	24	100	23	95.8	71.7	81.7
2100	15	0	14	0	1	0	0	0	0	0	0	0	0	15	100	14	93.3	13	86.7	70.6	81.4
2200	12	0	10	0	2	0	0	0	0	0	0	0	0	10	83.3	9	75	9	75	76.1	97.9
2300	4	0	4	0	0	0	0	0	0	0	0	0	0	3	75	3	75	3	75	73	-
07-19	**760**	**0**	**645**	**22**	**70**	**6**	**5**	**1**	**2**	**6**	**3**	**0**	**0**	**711**	**93.6**	**688**	**90.5**	**603**	**79.3**	**69.4**	**82.1**
06-22	**861**	**0**	**733**	**22**	**81**	**6**	**5**	**2**	**3**	**6**	**3**	**0**	**0**	**805**	**93.5**	**779**	**90.5**	**687**	**79.8**	**69.3**	**82.1**
06-00	**877**	**0**	**747**	**22**	**83**	**6**	**5**	**2**	**3**	**6**	**3**	**0**	**0**	**818**	**93.3**	**791**	**90.2**	**699**	**79.7**	**69.4**	**82.1**
00-00	**887**	**0**	**755**	**22**	**85**	**6**	**5**	**2**	**3**	**6**	**3**	**0**	**0**	**826**	**93.1**	**799**	**90.1**	**705**	**79.5**	**69.5**	**82.1**

DRAFT

Site 30
Location R163, Att - TP, Lat 53.7082, Long -6.74443
Direction West

3279 / Meath/Cavan/Monaghan ATC's
October 2013
Automatic Traffic Count

Virtual Day (7)

Time	Total	Classification												>PSL	>PSL%	>SL1	>SL1%	>SL2	>SL2%	Mean	Vpp
		1 MCL	2 SV	3 SVT	4 TB2	5 TB3	6 T4	7 ART3	8 ART4	9 ART5	10 ART6	11 BD	12 DRT	50	50	55 +5kph	55 +5kph	60 +10kph	60 +10kph		85
0000	4	0	4	0	0	0	0	0	0	0	0	0	0	4	100	4	92.9	3	82.1	73.1	-
0100	2	0	2	0	0	0	0	0	0	0	0	0	0	2	100	2	93.8	2	87.5	77.3	-
0200	1	0	1	0	0	0	0	0	0	0	0	0	0	1	100	1	80	0	40	65.4	-
0300	1	0	1	0	1	0	0	0	0	0	0	0	0	0	30	0	30	0	30	55.4	-
0400	1	0	0	0	0	0	0	0	0	0	0	0	0	1	100	1	100	0	50	65.7	-
0500	2	0	1	0	2	0	0	0	0	0	0	0	0	2	87.5	2	87.5	2	87.5	69.3	-
0600	7	0	6	0	2	0	0	0	0	0	0	0	0	7	100	7	98.1	7	94.2	73.7	-
0700	28	0	22	1	5	0	0	0	0	0	0	0	0	27	97	26	91.9	23	80.2	73	87.8
0800	57	0	48	1	6	0	0	0	0	0	0	0	0	53	93.5	50	87.8	46	81.3	70.6	83.5
0900	**75**	**0**	**65**	**1**	**7**	**1**	**0**	**0**	**0**	**0**	**0**	**0**	**0**	**69**	**93.1**	**65**	**86.8**	**56**	**75.5**	**68.1**	**80.6**
1000	44	0	36	2	5	0	0	0	0	0	0	0	0	39	87.4	36	80.6	32	72.2	66.2	80.3
1100	43	0	36	1	5	1	0	0	0	0	0	0	0	38	88	36	82.7	29	67.8	65.9	79.2
1200	52	1	44	1	5	0	1	0	0	0	0	0	0	47	91.2	44	85.4	38	73.9	68.1	81
1300	57	0	48	2	5	0	1	0	0	0	0	0	0	52	92.4	47	82.6	39	69.3	67.2	79.6
1400	56	0	49	1	4	0	1	0	0	1	0	0	0	52	92.6	48	85.5	39	70.2	67.6	81.7
1500	59	0	53	1	4	0	0	0	0	0	0	0	0	55	94.1	52	89.5	46	78.8	68.9	82.1
1600	63	0	56	1	5	0	0	0	0	1	0	0	0	59	94.3	57	89.8	52	83	70.4	81.7
1700	**81**	**0**	**71**	**2**	**7**	**0**	**0**	**0**	**0**	**0**	**0**	**0**	**0**	**75**	**92.8**	**72**	**88.6**	**66**	**81.2**	**69.2**	**81.4**
1800	75	0	70	1	3	0	0	0	0	0	0	0	0	70	92.9	65	86.6	57	76.7	70	84.2
1900	44	0	39	1	3	0	0	0	0	0	0	0	0	39	89.3	36	83.1	32	73.3	66.9	80.6
2000	26	0	24	0	1	0	0	0	0	0	0	0	0	24	91.8	23	88.5	21	81.4	68.5	81.4
2100	17	0	16	0	1	0	0	0	0	0	0	0	0	16	95	15	89.3	13	77.7	69.1	80.6
2200	12	0	11	0	1	0	0	0	0	0	0	0	0	11	94	11	91.6	10	81.9	74.1	90
2300	6	0	5	0	0	0	0	0	0	0	0	0	0	5	89.7	4	79.5	4	69.2	73.3	-
07-19	**689**	**1**	**597**	**13**	**61**	**4**	**4**	**1**	**2**	**4**	**3**	**0**	**0**	**638**	**92.5**	**597**	**86.6**	**525**	**76.2**	**68.8**	**81.7**
06-22	**784**	**1**	**682**	**14**	**67**	**4**	**4**	**1**	**3**	**4**	**3**	**0**	**0**	**725**	**92.4**	**679**	**86.6**	**599**	**76.4**	**68.7**	**81.7**
06-00	**802**	**1**	**699**	**14**	**68**	**4**	**4**	**1**	**3**	**4**	**3**	**0**	**0**	**741**	**92.4**	**694**	**86.6**	**613**	**76.4**	**68.8**	**81.7**
00-00	**813**	**1**	**708**	**14**	**71**	**4**	**4**	**1**	**3**	**4**	**3**	**0**	**0**	**751**	**92.4**	**704**	**86.6**	**621**	**76.4**	**68.8**	**82.1**

DRAFT

Site 30
Location R163, Att - TP, Lat 53.7082, Long -6.74443
Direction West

3279 / Meath/Cavan/Monaghan ATC's
October 2013
Automatic Traffic Count

Virtual Week (1)

Time	Total	Classification												>PSL	>PSL%	>SL1	>SL1%	>SL2	>SL2%	Mean	Vpp
		1 MCL	2 SV	3 SVT	4 TB2	5 TB3	6 T4	7 ART3	8 ART4	9 ART5	10 ART6	11 BD	12 DRT	50	50	55 +5kph	55 +5kph	60 +10kph	60 +10kph		85
Mon	887	0	755	22	85	6	5	2	3	6	3	0	0	826	93.1	799	90.1	705	79.5	69.5	82.1
Tue	867	0	736	13	96	3	2	3	4	5	5	0	0	800	92.3	741	85.5	648	74.7	68	81
Wed	938	0	808	8	85	7	13	1	5	6	5	0	0	863	92	797	85	697	74.3	68.4	82.1
Thu	842	1	731	17	74	4	5	1	2	2	5	0	0	776	92.2	736	87.4	649	77.1	69	82.1
Fri	913	1	793	11	89	5	1	0	5	4	4	0	0	845	92.6	784	85.9	706	77.3	69.4	82.4
| Sat	610	3	541	20	40	3	0	0	0	1	2	0	0	562	92.1	529	86.7	468	76.7	68.7	82.1
| Sun	633	5	589	10	25	1	0	2	0	1	0	0	0	585	92.4	541	85.5	473	74.7	68.7	81.4
5 Day Ave.	**889**	**0**	**765**	**14**	**86**	**5**	**5**	**1**	**4**	**5**	**4**	**0**	**0**	**822**	**92.5**	**771**	**86.7**	**681**	**76.6**	**68.9**	**81.9**
7 Day Ave.	**813**	**1**	**708**	**14**	**71**	**4**	**4**	**1**	**3**	**4**	**3**	**0**	**0**	**751**	**92.4**	**704**	**86.6**	**621**	**76.4**	**68.8**	**82.1**
--	**5690**	**10**	**4953**	**101**	**494**	**29**	**26**	**9**	**19**	**25**	**24**	**0**	**0**	**5257**	**92.4**	**4927**	**86.6**	**4346**	**76.4**	**68.8**	**82.1**

Summary Graphs

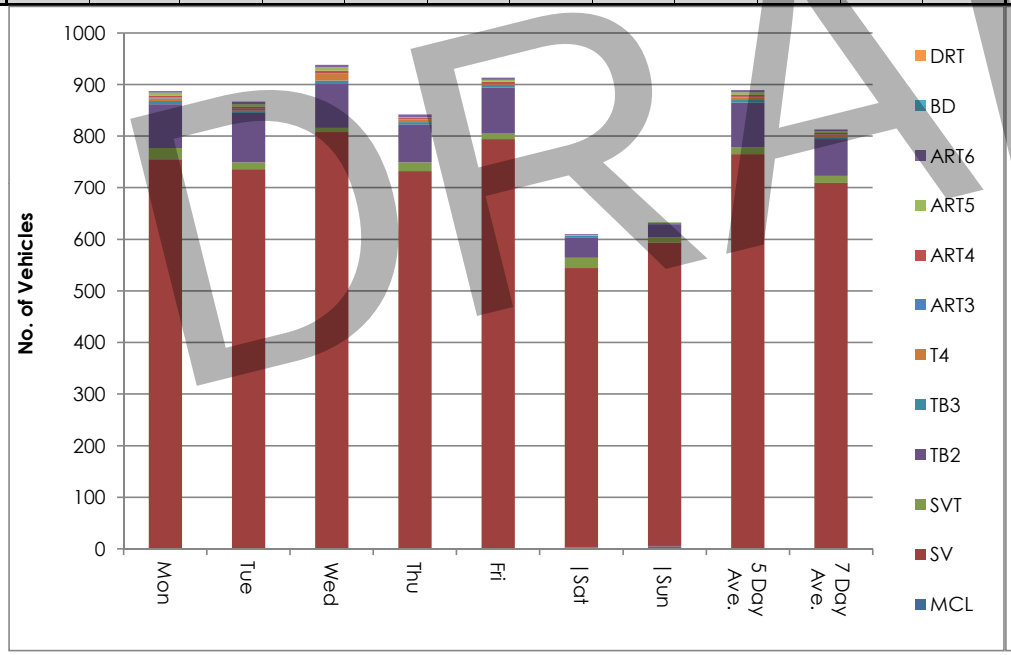

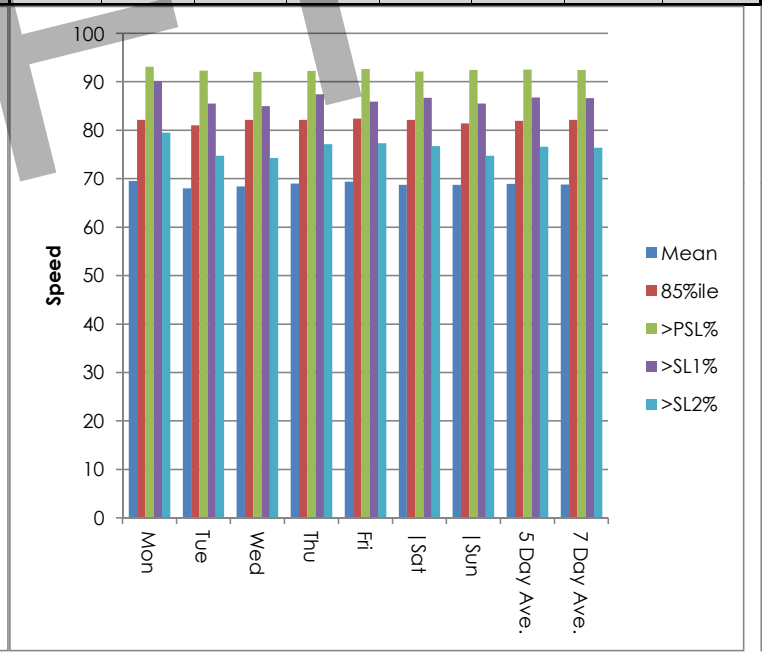

DRAFT

Site 30
Location R163, Att - TP, Lat 53.7082, Long -6.74443
Direction West

3279 / Meath/Cavan/Monaghan ATC's
October 2013
Automatic Traffic Count

Tue, 8 October 2013

Time	Total	Speed Bins (km/h)																											
		0 - 5	5 - 10	10 - 15	15 - 20	20 - 25	25 - 30	30 - 35	35 - 40	40 - 45	45 - 50	50 - 55	55 - 60	60 - 65	65 - 70	70 - 75	75 - 80	80 - 85	85 - 90	90 - 95	95 - 100	100 - 105	105 - 110	110 - 115	115 - 120	120 - 125	125 - 130	130 - 135	135 - 140
0000	4	0	0	0	0	0	0	0	0	0	0	0	0	1	0	0	0	3	0	0	0	0	0	0	0	0	0	0	0
0100	0	0	0	0	0	0	0	0	0	0	0	0	0	0	0	0	0	0	0	0	0	0	0	0	0	0	0	0	0
0200	1	0	0	0	0	0	0	0	0	0	0	0	0	0	0	0	1	0	0	0	0	0	0	0	0	0	0	0	0
0300	1	0	0	0	0	0	0	0	0	0	1	0	0	0	0	0	0	0	0	0	0	0	0	0	0	0	0	0	0
0400	1	0	0	0	0	0	0	0	0	0	0	0	1	0	0	0	0	0	0	0	0	0	0	0	0	0	0	0	0
0500	3	0	0	0	0	0	0	0	0	0	0	0	0	1	0	2	0	0	0	0	0	0	0	0	0	0	0	0	0
0600	5	0	0	0	0	0	0	0	0	0	0	0	0	0	0	3	1	0	1	0	0	0	0	0	0	0	0	0	0
0700	48	0	0	0	0	0	0	0	0	0	3	5	4	4	10	2	6	7	4	2	1	0	0	0	0	0	0	0	0
0800	74	0	0	0	0	0	0	0	0	6	2	9	3	4	7	13	17	9	1	2	1	0	0	0	0	0	0	0	0
0900	**82**	**0**	**0**	**0**	**1**	**0**	**1**	**1**	**3**	**0**	**3**	**5**	**18**	**7**	**15**	**8**	**9**	**7**	**3**	**1**	**0**	**0**	**0**	**0**	**0**	**0**	**0**	**0**	**0**
1000	36	0	0	0	0	1	0	0	1	2	3	2	1	5	10	3	4	2	0	2	0	0	0	0	0	0	0	0	0
1100	43	0	0	0	0	0	0	0	1	1	5	3	6	5	2	8	2	3	1	2	3	1	0	0	0	0	0	0	0
1200	37	0	0	0	0	0	0	0	0	0	2	0	8	3	6	5	7	5	0	1	0	0	0	0	0	0	0	0	0
1300	61	0	0	0	0	0	0	1	1	0	1	11	7	5	14	7	8	5	0	0	1	0	0	0	0	0	0	0	0
1400	56	0	0	0	0	0	0	0	0	1	0	5	8	11	9	11	2	4	3	1	1	0	0	0	0	0	0	0	0
1500	57	0	0	0	0	0	0	0	0	1	1	2	6	17	10	7	2	5	4	0	2	0	0	0	0	0	0	0	0
1600	63	0	0	0	0	0	0	0	0	0	1	5	3	11	11	7	14	6	2	2	1	0	0	0	0	0	0	0	0
1700	**109**	**0**	**0**	**0**	**0**	**0**	**0**	**1**	**6**	**0**	**3**	**5**	**7**	**20**	**24**	**15**	**14**	**7**	**4**	**3**	**0**	**0**	**0**	**0**	**0**	**0**	**0**	**0**	**0**
1800	84	0	0	0	0	1	0	1	2	1	2	2	6	10	15	16	11	9	5	1	2	0	0	0	0	0	0	0	0
1900	50	0	0	0	0	0	0	1	0	0	1	5	6	7	5	9	3	6	4	2	1	0	0	0	0	0	0	0	0
2000	22	0	0	0	0	0	0	0	0	1	2	0	4	5	2	1	3	2	0	1	1	0	0	0	0	0	0	0	0
2100	11	0	0	0	0	0	0	0	0	0	1	0	2	1	3	3	1	0	0	0	0	0	0	0	0	0	0	0	0
2200	12	0	0	0	0	0	0	0	0	0	0	0	1	2	3	2	0	2	1	1	0	0	0	0	0	0	0	0	0
2300	7	0	0	0	0	0	0	0	0	0	0	0	2	1	0	1	2	1	0	0	0	0	0	0	0	0	0	0	0
07-19	**750**	**0**	**0**	**0**	**1**	**2**	**1**	**4**	**14**	**12**	**26**	**54**	**77**	**102**	**133**	**102**	**96**	**69**	**27**	**17**	**12**	**1**	**0**	**0**	**0**	**0**	**0**	**0**	**0**
06-22	**838**	**0**	**0**	**0**	**1**	**2**	**1**	**5**	**14**	**13**	**30**	**59**	**89**	**115**	**143**	**118**	**104**	**77**	**32**	**20**	**14**	**1**	**0**	**0**	**0**	**0**	**0**	**0**	**0**
06-00	**857**	**0**	**0**	**0**	**1**	**2**	**1**	**5**	**14**	**13**	**30**	**59**	**92**	**118**	**146**	**121**	**106**	**80**	**33**	**21**	**14**	**1**	**0**	**0**	**0**	**0**	**0**	**0**	**0**
00-00	**867**	**0**	**0**	**0**	**1**	**2**	**1**	**5**	**14**	**13**	**31**	**59**	**93**	**120**	**146**	**123**	**107**	**83**	**33**	**21**	**14**	**1**	**0**	**0**	**0**	**0**	**0**	**0**	**0**

DRAFT

Site 30
Location R163, Att - TP, Lat 53.7082, Long -6.74443
Direction West

3279 / Meath/Cavan/Monaghan ATC's
October 2013
Automatic Traffic Count

Wed, 9 October 2013

Time	Total	Speed Bins (km/h)																											
		0 - 5	5 - 10	10 - 15	15 - 20	20 - 25	25 - 30	30 - 35	35 - 40	40 - 45	45 - 50	50 - 55	55 - 60	60 - 65	65 - 70	70 - 75	75 - 80	80 - 85	85 - 90	90 - 95	95 - 100	100 - 105	105 - 110	110 - 115	115 - 120	120 - 125	125 - 130	130 - 135	135 - 140
0000	2	0	0	0	0	0	0	0	0	0	0	0	0	0	0	0	0	1	0	0	1	0	0	0	0	0	0	0	0
0100	1	0	0	0	0	0	0	0	0	0	0	1	0	0	0	0	0	0	0	0	0	0	0	0	0	0	0	0	0
0200	0	0	0	0	0	0	0	0	0	0	0	0	0	0	0	0	0	0	0	0	0	0	0	0	0	0	0	0	0
0300	1	0	0	0	0	0	0	0	0	0	1	0	0	0	0	0	0	0	0	0	0	0	0	0	0	0	0	0	0
0400	0	0	0	0	0	0	0	0	0	0	0	0	0	0	0	0	0	0	0	0	0	0	0	0	0	0	0	0	0
0500	5	0	0	0	0	0	0	0	0	0	0	0	0	1	1	0	2	1	0	0	0	0	0	0	0	0	0	0	0
0600	9	0	0	0	0	0	0	0	0	0	0	0	0	1	1	3	3	0	1	0	0	0	0	0	0	0	0	0	0
0700	36	0	0	0	0	0	0	0	0	0	0	1	5	3	4	8	7	2	2	4	0	0	0	0	0	0	0	0	0
0800	74	0	0	0	0	0	0	0	1	2	4	4	9	12	7	10	6	7	7	4	1	0	0	0	0	0	0	0	0	0
0900	**93**	**0**	**0**	**0**	**0**	**0**	**0**	**0**	**1**	**1**	**3**	**7**	**7**	**17**	**23**	**10**	**11**	**6**	**6**	**0**	**1**	**0**	**0**	**0**	**0**	**0**	**0**	**0**	**0**
1000	50	0	0	0	0	0	0	0	1	0	2	7	6	8	11	7	3	3	1	1	0	0	0	0	0	0	0	0	0
1100	47	0	0	0	0	0	0	0	1	3	2	4	14	10	8	3	2	0	0	0	0	0	0	0	0	0	0	0	0
1200	57	0	0	0	0	0	0	1	1	0	1	3	8	8	7	10	8	4	3	2	1	0	0	0	0	0	0	0	0	0
1300	63	0	0	0	0	0	0	0	1	0	3	6	8	9	12	5	9	5	2	3	0	0	0	0	0	0	0	0	0	0
1400	66	0	0	0	0	0	0	0	0	3	2	6	12	6	13	3	7	7	3	3	0	0	1	0	0	0	0	0	0	0
1500	53	0	0	0	0	0	0	0	2	0	4	4	5	8	6	5	8	3	4	2	1	1	0	0	0	0	0	0	0	0
1600	72	0	0	0	0	0	0	0	1	1	4	2	2	8	13	12	10	13	5	0	0	1	0	0	0	0	0	0	0	0
1700	93	0	0	1	1	1	0	2	0	1	1	3	11	17	13	16	10	10	5	1	0	0	0	0	0	0	0	0	0	0
1800	**101**	**0**	**0**	**0**	**0**	**0**	**0**	**0**	**0**	**0**	**10**	**15**	**6**	**6**	**6**	**18**	**10**	**12**	**9**	**3**	**6**	**0**	**0**	**0**	**0**	**0**	**0**	**0**	**0**	**0**
1900	40	0	0	0	0	0	1	1	0	0	2	0	1	8	7	4	5	3	3	3	2	0	0	0	0	0	0	0	0	0
2000	32	0	0	0	0	0	1	0	2	0	2	2	1	3	3	8	6	2	0	1	1	0	0	0	0	0	0	0	0	0
2100	24	0	0	0	0	0	0	0	1	0	0	1	5	2	5	4	4	2	0	0	0	0	0	0	0	0	0	0	0	0
2200	13	0	0	0	0	0	0	0	0	1	0	0	0	1	2	3	2	1	2	0	0	1	0	0	0	0	0	0	0	0
2300	6	0	0	0	0	0	0	0	0	0	1	0	0	1	0	1	2	0	0	0	0	1	0	0	0	0	0	0	0	0
07-19	**805**	**0**	**0**	**1**	**1**	**1**	**0**	**3**	**9**	**11**	**36**	**62**	**93**	**112**	**123**	**107**	**91**	**72**	**47**	**23**	**10**	**2**	**1**	**0**	**0**	**0**	**0**	**0**	**0**	**0**
06-22	**910**	**0**	**0**	**1**	**1**	**1**	**2**	**4**	**12**	**11**	**40**	**65**	**100**	**126**	**139**	**126**	**109**	**79**	**51**	**27**	**13**	**2**	**1**	**0**	**0**	**0**	**0**	**0**	**0**	**0**
06-00	**929**	**0**	**0**	**1**	**1**	**1**	**2**	**4**	**12**	**12**	**41**	**65**	**100**	**128**	**141**	**130**	**113**	**80**	**53**	**27**	**13**	**4**	**1**	**0**	**0**	**0**	**0**	**0**	**0**	**0**
00-00	**938**	**0**	**0**	**1**	**1**	**1**	**2**	**4**	**12**	**12**	**42**	**66**	**100**	**129**	**142**	**130**	**115**	**82**	**53**	**27**	**14**	**4**	**1**	**0**	**0**	**0**	**0**	**0**	**0**	**0**

DRAFT

Site 30
Location R163, Att - TP, Lat 53.7082, Long -6.74443
Direction West

3279 / Meath/Cavan/Monaghan ATC's
October 2013
Automatic Traffic Count

Thu, 10 October 2013

Time	Total	Speed Bins (km/h)																											
		0 - 5	5 - 10	10 - 15	15 - 20	20 - 25	25 - 30	30 - 35	35 - 40	40 - 45	45 - 50	50 - 55	55 - 60	60 - 65	65 - 70	70 - 75	75 - 80	80 - 85	85 - 90	90 - 95	95 - 100	100 - 105	105 - 110	110 - 115	115 - 120	120 - 125	125 - 130	130 - 135	135 - 140
0000	2	0	0	0	0	0	0	0	0	0	0	0	1	1	0	0	0	0	0	0	0	0	0	0	0	0	0	0	0
0100	3	0	0	0	0	0	0	0	0	0	0	0	0	0	0	0	0	2	0	1	0	0	0	0	0	0	0	0	0
0200	0	0	0	0	0	0	0	0	0	0	0	0	0	0	0	0	0	0	0	0	0	0	0	0	0	0	0	0	0
0300	1	0	0	0	0	0	0	0	0	0	1	0	0	0	0	0	0	0	0	0	0	0	0	0	0	0	0	0	0
0400	0	0	0	0	0	0	0	0	0	0	0	0	0	0	0	0	0	0	0	0	0	0	0	0	0	0	0	0	0
0500	3	0	0	0	0	0	0	0	0	0	0	0	0	1	1	0	0	0	1	0	0	0	0	0	0	0	0	0	0
0600	10	0	0	0	0	0	0	0	0	0	0	0	1	2	0	1	4	1	1	0	0	0	0	0	0	0	0	0	0
0700	30	0	0	0	0	0	1	0	0	0	0	2	3	2	6	4	5	1	2	1	2	1	0	0	0	0	0	0	0
0800	68	0	0	0	0	0	0	0	0	2	3	5	3	6	8	18	9	7	5	2	0	0	0	0	0	0	0	0	0
0900	**74**	**0**	**0**	**0**	**0**	**0**	**0**	**0**	**0**	**1**	**2**	**4**	**12**	**15**	**9**	**7**	**14**	**6**	**3**	**1**	**0**	**0**	**0**	**0**	**0**	**0**	**0**	**0**	**0**
1000	42	0	0	0	0	0	0	2	0	2	1	2	2	7	12	5	3	3	0	1	2	0	0	0	0	0	0	0	0
1100	33	0	0	0	0	0	0	0	1	1	1	2	2	1	6	6	5	6	0	2	0	0	0	0	0	0	0	0	0
1200	67	0	0	0	0	0	0	0	0	0	2	7	9	12	13	7	7	4	2	2	0	1	0	1	0	0	0	0	0
1300	55	0	0	0	0	0	0	0	3	2	3	1	5	12	9	2	8	6	1	1	1	1	0	0	0	0	0	0	0
1400	50	0	0	0	0	0	0	0	0	2	2	4	10	8	6	2	7	4	1	3	0	1	0	0	0	0	0	0	0
1500	62	0	0	0	0	0	0	0	0	2	0	1	10	6	15	7	8	6	4	2	0	0	0	1	0	0	0	0	0
1600	71	0	0	0	0	0	1	0	0	1	2	1	3	9	15	14	10	8	4	3	0	0	0	0	0	0	0	0	0
1700	**88**	**0**	**0**	**0**	**0**	**0**	**1**	**0**	**0**	**1**	**9**	**4**	**9**	**9**	**15**	**13**	**12**	**7**	**5**	**2**	**0**	**1**	**0**	**0**	**0**	**0**	**0**	**0**	**0**
1800	76	0	0	0	0	0	0	0	0	1	8	3	6	13	11	8	6	9	5	2	4	0	0	0	0	0	0	0	0
1900	44	0	0	0	0	0	1	0	3	1	2	2	3	6	5	9	6	3	2	0	1	0	0	0	0	0	0	0	0
2000	27	0	0	0	0	0	0	0	1	0	0	0	2	7	7	6	3	1	0	0	0	0	0	0	0	0	0	0	0
2100	19	0	0	0	0	0	0	0	0	0	0	0	2	4	1	4	2	3	1	1	1	0	0	0	0	0	0	0	0
2200	13	0	0	0	0	0	0	0	0	0	0	1	4	2	3	0	1	1	0	0	0	0	1	0	0	0	0	0	0
2300	4	0	0	0	0	0	0	0	0	0	0	1	0	0	0	1	0	0	1	0	0	1	0	0	0	0	0	0	0
07-19	**716**	**0**	**0**	**0**	**0**	**0**	**3**	**2**	**4**	**15**	**33**	**36**	**74**	**100**	**125**	**93**	**94**	**67**	**32**	**22**	**9**	**5**	**0**	**2**	**0**	**0**	**0**	**0**	**0**
06-22	**816**	**0**	**0**	**0**	**0**	**0**	**4**	**2**	**8**	**16**	**35**	**38**	**82**	**119**	**138**	**113**	**109**	**75**	**36**	**23**	**11**	**5**	**0**	**2**	**0**	**0**	**0**	**0**	**0**
06-00	**833**	**0**	**0**	**0**	**0**	**0**	**4**	**2**	**8**	**16**	**35**	**40**	**86**	**121**	**141**	**114**	**110**	**76**	**37**	**23**	**11**	**6**	**1**	**2**	**0**	**0**	**0**	**0**	**0**
00-00	**842**	**0**	**0**	**0**	**0**	**0**	**4**	**2**	**8**	**16**	**36**	**40**	**87**	**123**	**142**	**114**	**110**	**78**	**38**	**24**	**11**	**6**	**1**	**2**	**0**	**0**	**0**	**0**	**0**

DRAFT

Site 30
Location R163, Att - TP, Lat 53.7082, Long -6.74443
Direction West

3279 / Meath/Cavan/Monaghan ATC's
October 2013
Automatic Traffic Count

Fri, 11 October 2013

Time	Total	Speed Bins (km/h)																											
		0 - 5	5 - 10	10 - 15	15 - 20	20 - 25	25 - 30	30 - 35	35 - 40	40 - 45	45 - 50	50 - 55	55 - 60	60 - 65	65 - 70	70 - 75	75 - 80	80 - 85	85 - 90	90 - 95	95 - 100	100 - 105	105 - 110	110 - 115	115 - 120	120 - 125	125 - 130	130 - 135	135 - 140
0000	3	0	0	0	0	0	0	0	0	0	0	0	1	0	0	0	1	1	0	0	0	0	0	0	0	0	0	0	0
0100	0	0	0	0	0	0	0	0	0	0	0	0	0	0	0	0	0	0	0	0	0	0	0	0	0	0	0	0	0
0200	0	0	0	0	0	0	0	0	0	0	0	0	0	0	0	0	0	0	0	0	0	0	0	0	0	0	0	0	0
0300	2	0	0	0	0	0	0	0	0	1	0	0	0	0	0	0	0	1	0	0	0	0	0	0	0	0	0	0	0
0400	0	0	0	0	0	0	0	0	0	0	0	0	0	0	0	0	0	0	0	0	0	0	0	0	0	0	0	0	0
0500	2	0	0	0	0	0	0	0	0	0	0	0	0	1	0	1	0	0	0	0	0	0	0	0	0	0	0	0	0
0600	9	0	0	0	0	0	0	0	0	0	0	1	0	0	0	2	4	2	0	0	0	0	0	0	0	0	0	0	0
0700	31	0	0	0	0	0	0	0	0	2	0	1	5	2	3	2	6	3	3	0	2	1	0	0	0	0	1	0	0
0800	78	0	0	0	0	1	0	0	0	1	0	2	7	13	13	21	9	7	3	0	0	0	1	0	0	0	0	0	0
0900	**86**	**0**	**0**	**0**	**0**	**0**	**0**	**0**	**0**	**2**	**4**	**11**	**11**	**18**	**13**	**4**	**9**	**8**	**5**	**0**	**0**	**0**	**0**	**1**	**0**	**0**	**0**	**0**	**0**
1000	38	0	0	0	0	0	0	0	0	3	8	1	5	6	3	3	1	4	2	1	1	0	0	0	0	0	0	0	0
1100	41	0	0	0	0	0	0	0	3	0	0	3	2	7	5	5	10	2	2	0	1	1	0	0	0	0	0	0	0
1200	56	0	0	1	0	0	1	0	2	2	4	4	6	7	5	13	5	4	1	1	0	0	0	0	0	0	0	0	0
1300	66	0	0	0	0	0	0	0	0	1	4	6	7	14	5	6	15	4	1	1	1	1	0	0	0	0	0	0	0
1400	53	0	0	0	1	0	0	0	1	0	3	4	4	8	7	4	13	2	3	1	2	0	0	0	0	0	0	0	0
1500	**88**	**0**	**0**	**0**	**0**	**0**	**0**	**1**	**1**	**1**	**2**	**4**	**4**	**8**	**21**	**18**	**12**	**6**	**3**	**4**	**2**	**1**	**0**	**0**	**0**	**0**	**0**	**0**	**0**
1600	81	0	0	0	0	0	0	0	0	2	1	5	5	3	14	23	8	7	6	2	3	1	0	1	0	0	0	0	0
1700	85	0	0	0	0	0	0	0	0	1	0	4	3	6	13	12	21	9	7	5	3	1	0	0	0	0	0	0	0
1800	81	0	0	0	0	0	0	0	0	0	3	6	9	9	16	8	9	10	9	1	1	0	0	0	0	0	0	0	0
1900	49	0	0	0	0	0	0	1	1	0	4	4	4	10	7	6	2	6	2	1	1	0	0	0	0	0	0	0	0
2000	33	0	0	0	0	0	0	1	1	0	1	1	2	7	5	3	4	3	4	1	0	0	0	0	0	0	0	0	0
2100	13	0	0	0	0	0	0	0	0	0	0	1	0	0	5	1	4	0	2	0	0	0	0	0	0	0	0	0	0
2200	8	0	0	0	0	0	0	0	0	0	1	0	1	0	1	3	1	0	0	1	0	0	0	0	0	0	0	0	0
2300	10	0	0	0	0	0	0	0	1	0	0	3	2	0	1	0	0	0	0	0	1	2	0	0	0	0	0	0	0
07-19	**784**	**0**	**0**	**1**	**1**	**1**	**1**	**1**	**7**	**15**	**29**	**51**	**68**	**101**	**118**	**119**	**118**	**66**	**45**	**16**	**16**	**6**	**1**	**2**	**0**	**0**	**1**	**0**	**0**
06-22	**888**	**0**	**0**	**1**	**1**	**1**	**1**	**3**	**9**	**15**	**34**	**58**	**74**	**118**	**135**	**131**	**132**	**77**	**53**	**18**	**17**	**6**	**1**	**2**	**0**	**0**	**1**	**0**	**0**
06-00	**906**	**0**	**0**	**1**	**1**	**1**	**1**	**3**	**10**	**15**	**35**	**61**	**77**	**118**	**137**	**134**	**133**	**77**	**53**	**19**	**18**	**8**	**1**	**2**	**0**	**0**	**1**	**0**	**0**
00-00	**913**	**0**	**0**	**1**	**1**	**1**	**1**	**3**	**10**	**16**	**35**	**61**	**78**	**119**	**137**	**135**	**134**	**79**	**53**	**19**	**18**	**8**	**1**	**2**	**0**	**0**	**1**	**0**	**0**

DRAFT

Site 30
Location R163, Att - TP, Lat 53.7082, Long -6.74443
Direction West

3279 / Meath/Cavan/Monaghan ATC's
October 2013
Automatic Traffic Count

Sat, 12 October 2013

Time	Total	Speed Bins (km/h)																											
		0 - 5	5 - 10	10 - 15	15 - 20	20 - 25	25 - 30	30 - 35	35 - 40	40 - 45	45 - 50	50 - 55	55 - 60	60 - 65	65 - 70	70 - 75	75 - 80	80 - 85	85 - 90	90 - 95	95 - 100	100 - 105	105 - 110	110 - 115	115 - 120	120 - 125	125 - 130	130 - 135	135 - 140
0000	6	0	0	0	0	0	0	0	0	0	0	1	0	0	2	1	1	0	1	0	0	0	0	0	0	0	0	0	0
0100	2	0	0	0	0	0	0	0	0	0	0	0	0	0	0	0	1	1	0	0	0	0	0	0	0	0	0	0	0
0200	3	0	0	0	0	0	0	0	0	0	0	1	2	0	0	0	0	0	0	0	0	0	0	0	0	0	0	0	0
0300	1	0	0	0	0	0	0	0	0	0	1	0	0	0	0	0	0	0	0	0	0	0	0	0	0	0	0	0	0
0400	0	0	0	0	0	0	0	0	0	0	0	0	0	0	0	0	0	0	0	0	0	0	0	0	0	0	0	0	0
0500	2	0	0	0	0	0	0	0	0	0	1	0	0	0	0	0	0	0	1	0	0	0	0	0	0	0	0	0	0
0600	3	0	0	0	0	0	0	0	0	0	0	0	0	2	0	0	0	0	1	0	0	0	0	0	0	0	0	0	0
0700	8	0	0	0	0	0	0	0	0	0	0	0	0	0	2	0	3	0	0	2	1	0	0	0	0	0	0	0	0
0800	26	0	0	0	0	0	0	0	0	0	2	1	1	2	3	2	2	6	2	2	2	0	0	0	0	0	1	0	0
0900	40	0	0	0	0	0	0	0	0	0	0	4	1	6	6	4	7	6	2	1	2	0	0	0	1	0	0	0	0
1000	42	0	0	0	0	0	0	0	0	2	1	1	5	8	11	3	6	3	2	0	0	0	0	0	0	0	0	0	0
1100	**51**	**0**	**0**	**0**	**0**	**0**	**0**	**0**	**1**	**1**	**2**	**1**	**8**	**14**	**7**	**8**	**3**	**3**	**3**	**0**	**0**	**0**	**0**	**0**	**0**	**0**	**0**	**0**	**0**
1200	36	0	0	0	0	0	1	0	0	2	3	4	4	6	4	4	2	3	2	0	1	0	0	0	0	0	0	0	0
1300	47	0	0	0	0	0	0	0	0	0	3	7	6	4	8	7	3	5	2	2	0	0	0	0	0	0	0	0	0
1400	**60**	**0**	**0**	**0**	**0**	**0**	**0**	**0**	**0**	**2**	**3**	**2**	**12**	**11**	**10**	**3**	**9**	**2**	**4**	**1**	**1**	**0**	**0**	**0**	**0**	**0**	**0**	**0**	**0**
1500	46	0	0	0	0	0	0	0	0	1	2	3	4	8	10	5	6	4	3	0	0	0	0	0	0	0	0	0	0
1600	43	0	0	0	0	0	0	0	0	2	1	0	1	11	6	6	8	4	2	2	0	0	0	0	0	0	0	0	0
1700	44	0	0	0	0	0	0	2	1	1	3	3	3	4	8	8	4	4	1	1	1	0	0	0	0	0	0	0	0
1800	52	0	0	0	0	0	0	0	0	0	1	3	5	13	5	6	8	3	7	0	0	0	1	0	0	0	0	0	0
1900	34	0	0	0	0	0	0	1	2	0	1	0	5	7	7	3	6	0	1	1	0	0	0	0	0	0	0	0	0
2000	21	0	0	0	0	0	0	1	0	0	1	1	2	6	2	5	0	1	0	1	1	0	0	0	0	0	0	0	0
2100	24	0	0	0	0	0	0	0	0	0	2	1	2	5	5	2	1	4	1	0	1	0	0	0	0	0	0	0	0
2200	14	0	0	0	0	0	0	0	0	0	0	0	0	0	3	0	7	1	0	1	0	0	1	1	0	0	0	0	0
2300	5	0	0	0	0	0	0	0	0	0	1	0	0	1	0	0	0	0	1	1	0	0	0	0	1	0	0	0	0
07-19	**495**	**0**	**0**	**0**	**0**	**0**	**1**	**2**	**2**	**11**	**21**	**29**	**50**	**87**	**80**	**56**	**61**	**43**	**30**	**11**	**8**	**0**	**1**	**0**	**1**	**0**	**1**	**0**	**0**
06-22	**577**	**0**	**0**	**0**	**0**	**0**	**1**	**4**	**4**	**11**	**25**	**31**	**59**	**107**	**94**	**66**	**68**	**48**	**33**	**13**	**10**	**0**	**1**	**0**	**1**	**0**	**1**	**0**	**0**
06-00	**596**	**0**	**0**	**0**	**0**	**0**	**1**	**4**	**4**	**11**	**26**	**31**	**59**	**108**	**97**	**66**	**75**	**49**	**34**	**15**	**10**	**0**	**2**	**1**	**2**	**0**	**1**	**0**	**0**
00-00	**610**	**0**	**0**	**0**	**0**	**0**	**1**	**4**	**4**	**11**	**28**	**33**	**61**	**108**	**99**	**67**	**77**	**50**	**36**	**15**	**10**	**0**	**2**	**1**	**2**	**0**	**1**	**0**	**0**

DRAFT

Site 30
Location R163, Att - TP, Lat 53.7082, Long -6.74443
Direction West

3279 / Meath/Cavan/Monaghan ATC's
October 2013
Automatic Traffic Count

Sun, 13 October 2013

Time	Total	Speed Bins (km/h)																											
		0 - 5	5 - 10	10 - 15	15 - 20	20 - 25	25 - 30	30 - 35	35 - 40	40 - 45	45 - 50	50 - 55	55 - 60	60 - 65	65 - 70	70 - 75	75 - 80	80 - 85	85 - 90	90 - 95	95 - 100	100 - 105	105 - 110	110 - 115	115 - 120	120 - 125	125 - 130	130 - 135	135 - 140
0000	9	0	0	0	0	0	0	0	0	0	0	1	0	4	1	1	0	0	1	0	1	0	0	0	0	0	0	0	0
0100	5	0	0	0	0	0	0	0	0	0	0	0	0	0	1	2	2	0	0	0	0	0	0	0	0	0	0	0	0
0200	1	0	0	0	0	0	0	0	0	0	0	0	0	0	0	0	0	1	0	0	0	0	0	0	0	0	0	0	0
0300	2	0	0	0	0	0	0	0	0	1	0	0	0	0	0	0	1	0	0	0	0	0	0	0	0	0	0	0	0
0400	3	0	0	0	0	0	0	0	0	0	0	0	1	0	1	0	1	0	0	0	0	0	0	0	0	0	0	0	0
0500	0	0	0	0	0	0	0	0	0	0	0	0	0	0	0	0	0	0	0	0	0	0	0	0	0	0	0	0	0
0600	0	0	0	0	0	0	0	0	0	0	0	0	0	0	0	0	0	0	0	0	0	0	0	0	0	0	0	0	0
0700	3	0	0	0	0	0	0	0	0	0	0	0	0	0	0	1	1	0	1	0	0	0	0	0	0	0	0	0	0
0800	14	0	0	0	0	0	0	0	0	0	0	0	0	3	4	2	1	0	1	0	2	1	0	0	0	0	0	0	0
0900	49	0	0	0	0	0	0	0	1	1	7	1	3	3	10	6	7	5	3	1	0	0	1	0	0	0	0	0	0
1000	**62**	**0**	**0**	**0**	**0**	**0**	**0**	**0**	**0**	**2**	**4**	**6**	**3**	**10**	**10**	**8**	**7**	**9**	**2**	**0**	**0**	**0**	**0**	**1**	**0**	**0**	**0**	**0**	**0**
1100	40	0	0	0	0	0	0	0	0	0	0	2	9	6	4	7	3	2	3	1	1	1	0	0	1	0	0	0	0
1200	53	0	0	0	0	0	2	0	0	1	1	1	5	5	6	9	7	5	5	2	2	1	0	1	0	0	0	0	0
1300	50	0	0	0	0	0	0	0	1	0	1	4	8	4	8	5	6	6	2	0	2	2	0	0	0	0	0	1	0
1400	**59**	**0**	**0**	**0**	**0**	**0**	**1**	**0**	**2**	**2**	**1**	**5**	**7**	**12**	**6**	**5**	**9**	**5**	**2**	**1**	**1**	**0**	**0**	**0**	**0**	**0**	**0**	**0**	**0**
1500	37	0	0	0	1	0	0	0	0	0	1	3	3	7	5	8	3	2	1	2	0	1	0	0	0	0	0	0	0
1600	45	0	0	0	0	0	0	0	0	1	2	5	7	6	11	7	2	2	1	1	0	0	0	0	0	0	0	0	0
1700	57	0	0	0	0	0	0	0	1	1	2	4	3	19	8	7	6	5	0	1	0	0	0	0	0	0	0	0	0
1800	47	0	0	0	0	0	0	0	1	0	3	1	7	8	6	8	3	3	2	1	1	1	0	1	1	0	0	0	0
1900	44	0	0	0	0	0	1	0	0	0	2	6	7	4	6	8	5	2	3	0	0	0	0	0	0	0	0	0	0
2000	24	0	0	0	0	0	0	0	1	0	0	2	1	3	5	6	0	3	0	2	1	0	0	0	0	0	0	0	0
2100	15	0	0	0	0	0	0	0	0	1	1	3	2	1	2	3	0	1	0	1	0	0	0	0	0	0	0	0	0
2200	11	0	0	0	0	0	0	0	0	0	1	0	2	0	1	2	2	1	0	1	0	0	0	0	1	0	0	0	0
2300	3	0	0	0	0	0	0	0	0	0	0	0	0	0	1	0	0	0	1	1	0	0	0	0	0	0	0	0	0
07-19	**516**	**0**	**0**	**0**	**1**	**0**	**3**	**0**	**6**	**8**	**22**	**32**	**55**	**83**	**78**	**73**	**55**	**44**	**23**	**10**	**9**	**7**	**1**	**3**	**2**	**0**	**0**	**1**	**0**
06-22	**599**	**0**	**0**	**0**	**1**	**0**	**4**	**0**	**7**	**9**	**25**	**43**	**65**	**91**	**91**	**90**	**60**	**50**	**26**	**13**	**10**	**7**	**1**	**3**	**2**	**0**	**0**	**1**	**0**
06-00	**613**	**0**	**0**	**0**	**1**	**0**	**4**	**0**	**7**	**9**	**26**	**43**	**67**	**91**	**93**	**92**	**62**	**51**	**27**	**15**	**10**	**7**	**1**	**3**	**3**	**0**	**0**	**1**	**0**
00-00	**633**	**0**	**0**	**0**	**1**	**0**	**4**	**0**	**7**	**10**	**26**	**44**	**68**	**95**	**96**	**95**	**66**	**52**	**28**	**15**	**11**	**7**	**1**	**3**	**3**	**0**	**0**	**1**	**0**

DRAFT

Site 30
Location R163, Att - TP, Lat 53.7082, Long -6.74443
Direction West

3279 / Meath/Cavan/Monaghan ATC's
October 2013
Automatic Traffic Count

Mon, 14 October 2013

Time	Total	Speed Bins (km/h)																											
		0 - 5	5 - 10	10 - 15	15 - 20	20 - 25	25 - 30	30 - 35	35 - 40	40 - 45	45 - 50	50 - 55	55 - 60	60 - 65	65 - 70	70 - 75	75 - 80	80 - 85	85 - 90	90 - 95	95 - 100	100 - 105	105 - 110	110 - 115	115 - 120	120 - 125	125 - 130	130 - 135	135 - 140
0000	2	0	0	0	0	0	0	0	0	0	0	0	1	0	0	0	0	0	0	0	0	1	0	0	0	0	0	0	0
0100	5	0	0	0	0	0	0	0	0	0	0	0	1	0	2	0	0	0	0	0	1	0	1	0	0	0	0	0	0
0200	0	0	0	0	0	0	0	0	0	0	0	0	0	0	0	0	0	0	0	0	0	0	0	0	0	0	0	0	0
0300	2	0	0	0	0	0	0	0	0	0	1	0	0	0	1	0	0	0	0	0	0	0	0	0	0	0	0	0	0
0400	0	0	0	0	0	0	0	0	0	0	0	0	0	0	0	0	0	0	0	0	0	0	0	0	0	0	0	0	0
0500	1	0	0	0	0	0	0	0	0	0	1	0	0	0	0	0	0	0	0	0	0	0	0	0	0	0	0	0	0
0600	16	0	0	0	0	0	0	0	0	0	0	0	1	3	4	1	3	3	1	0	0	0	0	0	0	0	0	0	0
0700	41	0	0	0	0	0	0	0	0	0	0	1	6	4	5	4	7	4	5	2	2	1	0	0	0	0	0	0	0
0800	66	0	0	0	0	0	0	0	1	0	1	2	3	7	14	12	10	7	5	1	1	1	1	0	0	0	0	0	0
0900	**98**	**0**	**0**	**0**	**0**	**0**	**0**	**0**	**4**	**0**	**0**	**1**	**7**	**19**	**16**	**20**	**14**	**6**	**5**	**5**	**1**	**0**	**0**	**0**	**0**	**0**	**0**	**0**	**0**
1000	39	0	0	0	0	0	0	0	1	2	1	2	4	8	8	2	3	3	3	1	0	1	0	0	0	0	0	0	0
1100	46	0	0	0	0	1	2	2	1	2	5	1	4	10	5	6	3	3	1	0	0	0	0	0	0	0	0	0	0
1200	58	0	0	0	0	0	0	0	0	1	4	2	2	11	9	6	12	8	1	0	2	0	0	0	0	0	0	0	0
1300	55	0	0	0	0	0	0	0	1	3	1	4	12	8	10	9	4	0	1	2	0	0	0	0	0	0	0	0	0
1400	48	0	0	0	0	0	0	1	0	1	1	2	7	8	6	4	3	6	4	4	0	0	0	1	0	0	0	0	0
1500	67	0	0	0	0	0	0	1	1	1	1	2	12	12	15	3	6	6	4	2	1	0	0	0	0	0	0	0	0
1600	66	0	0	0	0	0	0	1	1	1	2	2	9	10	5	13	9	6	2	5	0	0	0	0	0	0	0	0	0
1700	**93**	**0**	**0**	**0**	**0**	**0**	**0**	**0**	**0**	**0**	**1**	**1**	**6**	**7**	**22**	**18**	**24**	**3**	**5**	**6**	**0**	**0**	**0**	**0**	**0**	**0**	**0**	**0**	**0**
1800	83	0	0	0	0	0	0	0	0	1	2	3	13	7	9	20	15	7	4	1	0	1	0	0	0	0	0	0	0
1900	46	0	0	0	0	0	1	0	2	1	3	2	4	11	10	3	2	4	2	1	0	0	0	0	0	0	0	0	0
2000	24	0	0	0	0	0	0	0	0	0	0	0	1	7	3	4	3	5	1	0	0	0	0	0	0	0	0	0	0
2100	15	0	0	0	0	0	0	0	0	0	0	1	1	3	3	1	3	2	1	0	0	0	0	0	0	0	0	0	0
2200	12	0	0	0	0	0	0	0	0	2	0	1	0	0	2	0	1	2	0	1	2	0	0	1	0	0	0	0	0
2300	4	0	0	0	0	0	0	1	0	0	0	0	0	0	0	0	1	0	2	0	0	0	0	0	0	0	0	0	0
07-19	**760**	**0**	**0**	**0**	**0**	**1**	**2**	**5**	**10**	**12**	**19**	**23**	**85**	**111**	**124**	**117**	**110**	**59**	**40**	**29**	**7**	**4**	**1**	**1**	**0**	**0**	**0**	**0**	**0**
06-22	**861**	**0**	**0**	**0**	**0**	**1**	**3**	**5**	**12**	**13**	**22**	**26**	**92**	**135**	**144**	**126**	**121**	**73**	**45**	**30**	**7**	**4**	**1**	**1**	**0**	**0**	**0**	**0**	**0**
06-00	**877**	**0**	**0**	**0**	**0**	**1**	**3**	**6**	**12**	**15**	**22**	**27**	**92**	**135**	**146**	**126**	**123**	**75**	**47**	**31**	**9**	**4**	**1**	**2**	**0**	**0**	**0**	**0**	**0**
00-00	**887**	**0**	**0**	**0**	**0**	**1**	**3**	**6**	**12**	**15**	**24**	**27**	**94**	**135**	**149**	**126**	**123**	**75**	**47**	**31**	**10**	**5**	**2**	**2**	**0**	**0**	**0**	**0**	**0**

DRAFT

Site 30
Location R163, Att - TP, Lat 53.7082, Long -6.74443
Direction West

3279 / Meath/Cavan/Monaghan ATC's
October 2013
Automatic Traffic Count

Virtual Day (7)

Time	Total	Speed Bins (km/h)																											
		0 - 5	5 - 10	10 - 15	15 - 20	20 - 25	25 - 30	30 - 35	35 - 40	40 - 45	45 - 50	50 - 55	55 - 60	60 - 65	65 - 70	70 - 75	75 - 80	80 - 85	85 - 90	90 - 95	95 - 100	100 - 105	105 - 110	110 - 115	115 - 120	120 - 125	125 - 130	130 - 135	135 - 140
0000	4	0	0	0	0	0	0	0	0	0	0	0	0	1	0	0	0	1	0	0	0	0	0	0	0	0	0	0	0
0100	2	0	0	0	0	0	0	0	0	0	0	0	0	0	0	0	0	0	0	0	0	0	0	0	0	0	0	0	0
0200	1	0	0	0	0	0	0	0	0	0	0	0	0	0	0	0	0	0	0	0	0	0	0	0	0	0	0	0	0
0300	1	0	0	0	0	0	0	0	0	0	1	0	0	0	0	0	0	0	0	0	0	0	0	0	0	0	0	0	0
0400	1	0	0	0	0	0	0	0	0	0	0	0	0	0	0	0	0	0	0	0	0	0	0	0	0	0	0	0	0
0500	2	0	0	0	0	0	0	0	0	0	0	0	0	1	0	0	0	0	0	0	0	0	0	0	0	0	0	0	0
0600	7	0	0	0	0	0	0	0	0	0	0	0	0	1	1	1	2	1	1	0	0	0	0	0	0	0	0	0	0
0700	28	0	0	0	0	0	0	0	0	0	0	1	3	2	4	3	5	2	2	2	1	0	0	0	0	0	0	0	0
0800	57	0	0	0	0	0	0	0	0	2	2	3	4	7	8	11	8	6	3	2	1	0	0	0	0	0	0	0	0
0900	**75**	**0**	**0**	**0**	**0**	**0**	**0**	**0**	**1**	**1**	**3**	**5**	**8**	**12**	**13**	**8**	**10**	**6**	**4**	**1**	**1**	**0**	**0**	**0**	**0**	**0**	**0**	**0**	**0**
1000	44	0	0	0	0	0	0	0	0	2	3	3	4	7	9	4	4	4	1	1	0	0	0	0	0	0	0	0	0
1100	43	0	0	0	0	0	0	0	1	1	2	2	6	8	5	6	4	3	1	1	1	0	0	0	0	0	0	0	0
1200	52	0	0	0	0	0	1	0	0	1	2	3	6	7	7	8	7	5	2	1	1	0	0	0	0	0	0	0	0
1300	57	0	0	0	0	0	0	0	1	1	2	6	8	8	9	6	8	4	1	1	1	1	0	0	0	0	0	0	0
1400	56	0	0	0	0	0	0	0	0	2	2	4	9	9	8	5	7	4	3	2	1	0	0	0	0	0	0	0	0
1500	59	0	0	0	0	0	0	0	1	1	2	3	6	9	12	8	6	5	3	2	1	0	0	0	0	0	0	0	0
1600	63	0	0	0	0	0	0	0	0	1	2	3	4	8	11	12	9	7	3	2	1	0	0	0	0	0	0	0	0
1700	**81**	**0**	**0**	**0**	**0**	**0**	**0**	**1**	**1**	**1**	**3**	**3**	**6**	**12**	**15**	**13**	**13**	**6**	**4**	**3**	**1**	**0**	**0**	**0**	**0**	**0**	**0**	**0**	**0**
1800	75	0	0	0	0	0	0	0	0	0	4	5	7	9	10	12	9	8	6	1	2	0	0	0	0	0	0	0	0
1900	44	0	0	0	0	0	1	1	1	0	2	3	4	8	7	6	4	3	2	1	1	0	0	0	0	0	0	0	0
2000	26	0	0	0	0	0	0	0	1	0	1	1	2	5	4	5	3	2	1	1	1	0	0	0	0	0	0	0	0
2100	17	0	0	0	0	0	0	0	0	0	1	1	2	2	3	3	2	2	1	0	0	0	0	0	0	0	0	0	0
2200	12	0	0	0	0	0	0	0	0	0	0	0	1	1	2	1	2	1	0	1	0	0	0	0	0	0	0	0	0
2300	6	0	0	0	0	0	0	0	0	0	0	1	1	0	0	0	1	0	1	0	0	1	0	0	0	0	0	0	0
07-19	**689**	**0**	**0**	**0**	**1**	**1**	**2**	**2**	**7**	**12**	**27**	**41**	**72**	**99**	**112**	**95**	**89**	**60**	**35**	**18**	**10**	**4**	**1**	**1**	**0**	**0**	**0**	**0**	**0**
06-22	**784**	**0**	**0**	**0**	**1**	**1**	**2**	**3**	**9**	**13**	**30**	**46**	**80**	**116**	**126**	**110**	**100**	**68**	**39**	**21**	**12**	**4**	**1**	**1**	**0**	**0**	**0**	**0**	**0**
06-00	**802**	**0**	**0**	**0**	**1**	**1**	**2**	**3**	**10**	**13**	**31**	**47**	**82**	**117**	**129**	**112**	**103**	**70**	**41**	**22**	**12**	**4**	**1**	**1**	**1**	**0**	**0**	**0**	**0**
00-00	**813**	**0**	**0**	**0**	**1**	**1**	**2**	**3**	**10**	**13**	**32**	**47**	**83**	**118**	**130**	**113**	**105**	**71**	**41**	**22**	**13**	**4**	**1**	**1**	**1**	**0**	**0**	**0**	**0**

DRAFT

Site 30
Location R163, Att - TP, Lat 53.7082, Long -6.74443
Direction West

3279 / Meath/Cavan/Monaghan ATC's
October 2013
Automatic Traffic Count

Virtual Week (1)

Time	Total	Speed Bins (km/h)																											
		0 - 5	5 - 10	10 - 15	15 - 20	20 - 25	25 - 30	30 - 35	35 - 40	40 - 45	45 - 50	50 - 55	55 - 60	60 - 65	65 - 70	70 - 75	75 - 80	80 - 85	85 - 90	90 - 95	95 - 100	100 - 105	105 - 110	110 - 115	115 - 120	120 - 125	125 - 130	130 - 135	135 - 140
Mon	887	0	0	0	0	1	3	6	12	15	24	27	94	135	149	126	123	75	47	31	10	5	2	2	0	0	0	0	0
Tue	867	0	0	0	1	2	1	5	14	13	31	59	93	120	146	123	107	83	33	21	14	1	0	0	0	0	0	0	0
Wed	938	0	0	1	1	1	2	4	12	12	42	66	100	129	142	130	115	82	53	27	14	4	1	0	0	0	0	0	0
Thu	842	0	0	0	0	0	4	2	8	16	36	40	87	123	142	114	110	78	38	24	11	6	1	2	0	0	0	0	0
Fri	913	0	0	1	1	1	1	3	10	16	35	61	78	119	137	135	134	79	53	19	18	8	1	2	0	0	1	0	0
|Sat	610	0	0	0	0	0	1	4	4	11	28	33	61	108	99	67	77	50	36	15	10	0	2	1	2	0	1	0	0
|Sun	633	0	0	0	1	0	4	0	7	10	26	44	68	95	96	95	66	52	28	15	11	7	1	3	3	0	0	1	0
5 Day Ave.	**889**	**0**	**0**	**0**	**1**	**1**	**2**	**4**	**11**	**14**	**34**	**51**	**90**	**125**	**143**	**126**	**118**	**79**	**45**	**24**	**13**	**5**	**1**	**1**	**0**	**0**	**0**	**0**	**0**
7 Day Ave.	**813**	**0**	**0**	**0**	**1**	**1**	**2**	**3**	**10**	**13**	**32**	**47**	**83**	**118**	**130**	**113**	**105**	**71**	**41**	**22**	**13**	**4**	**1**	**1**	**1**	**0**	**0**	**0**	**0**
--	**5690**	**0**	**0**	**2**	**4**	**5**	**16**	**24**	**67**	**93**	**222**	**330**	**581**	**829**	**911**	**790**	**732**	**499**	**288**	**152**	**88**	**31**	**8**	**10**	**5**	**0**	**2**	**1**	**0**

Summary Graphs

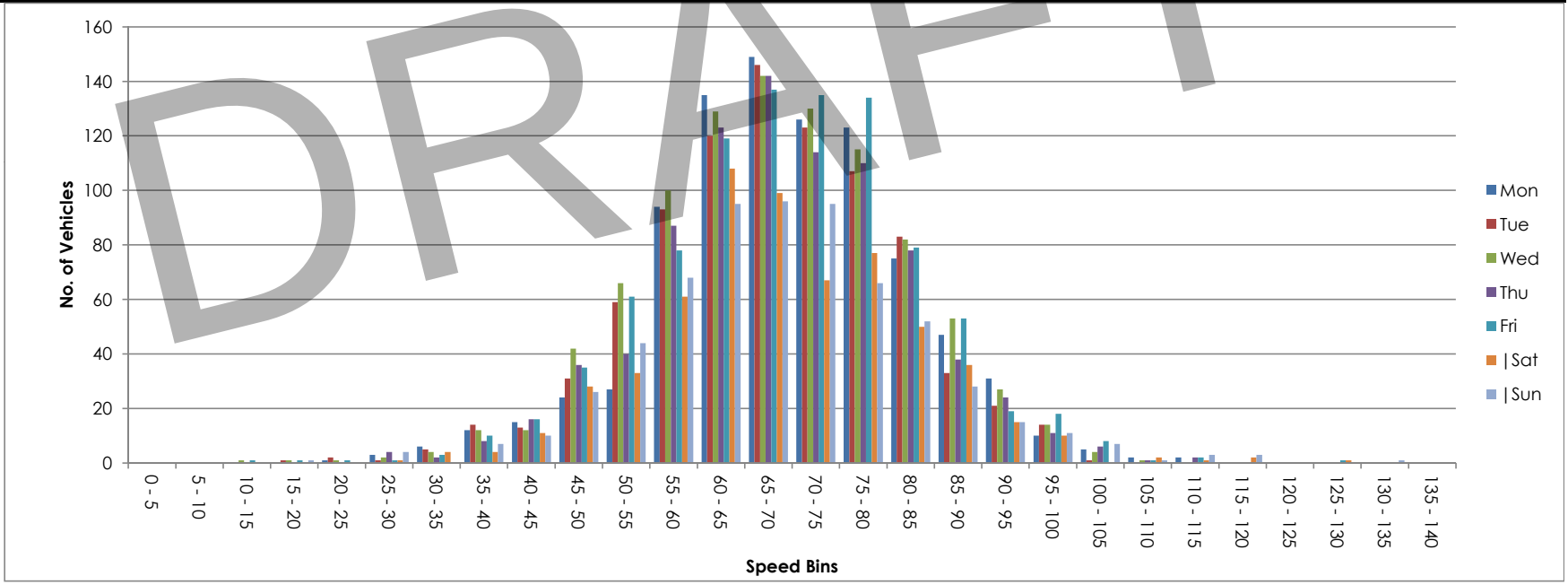

DRAFT

Site 30
Location R163, Att - TP, Lat 53.7082, Long -6.74443
Direction Two way

3279 / Meath/Cavan/Monaghan ATC's
October 2013
Automatic Traffic Count

Tue, 8 October 2013

Time	Total	Classification												>PSL	>PSL%	>SL1	>SL1%	>SL2	>SL2%	Mean	Vpp
		1 MCL	2 SV	3 SVT	4 TB2	5 TB3	6 T4	7 ART3	8 ART4	9 ART5	10 ART6	11 BD	12 DRT	50	50	55 +5kph	55 +5kph	60 +10kph	60 +10kph		85
0000	5	0	5	0	0	0	0	0	0	0	0	0	0	5	100	5	100	5	100	79.4	-
0100	0	0	0	0	0	0	0	0	0	0	0	0	0	0	0	0	0	0	0	-	-
0200	2	0	2	0	0	0	0	0	0	0	0	0	0	2	100	2	100	2	100	90.5	-
0300	3	0	1	0	1	1	0	0	0	0	0	0	0	2	66.7	2	66.7	2	66.7	70.9	-
0400	3	0	2	0	1	0	0	0	0	0	0	0	0	3	100	3	100	2	66.7	78.7	-
0500	5	0	3	0	2	0	0	0	0	0	0	0	0	5	100	5	100	5	100	73.8	-
0600	15	0	10	0	3	0	0	0	2	0	0	0	0	15	100	15	100	15	100	79.9	87.5
0700	108	0	94	0	11	0	0	0	2	0	1	0	0	104	96.3	99	91.7	91	84.3	75.9	89.6
0800	161	0	139	0	19	1	0	1	1	0	0	0	0	153	95	141	87.6	137	85.1	74.9	85.3
0900	**167**	**0**	**142**	**0**	**19**	**3**	**1**	**1**	**0**	**1**	**0**	**0**	**0**	**156**	**93.4**	**148**	**88.6**	**127**	**76**	**67.4**	**79.6**
1000	74	1	57	4	8	2	0	0	1	1	0	0	0	63	85.1	61	82.4	59	79.7	70.4	84.2
1100	82	0	66	0	15	0	0	0	1	0	0	0	0	74	90.2	71	86.6	62	75.6	71.5	87.8
1200	94	0	79	0	11	0	0	0	2	2	0	0	0	92	97.9	92	97.9	83	88.3	72.2	81
1300	104	0	90	2	10	0	0	0	0	1	1	0	0	99	95.2	88	84.6	75	72.1	68.8	79.6
1400	115	0	101	1	9	0	1	0	1	0	2	0	0	112	97.4	107	93	97	84.3	70.9	82.4
1500	124	0	111	3	7	0	1	0	1	1	0	0	0	120	96.8	118	95.2	108	87.1	70.7	83.9
1600	112	0	98	0	12	0	0	0	1	0	1	0	0	111	99.1	105	93.8	98	87.5	72.9	83.9
1700	**179**	**1**	**145**	**4**	**21**	**4**	**0**	**1**	**1**	**1**	**1**	**0**	**0**	**167**	**93.3**	**162**	**90.5**	**151**	**84.4**	**71.4**	**83.2**
1800	132	0	118	1	10	1	1	0	1	0	0	0	0	124	93.9	121	91.7	111	84.1	70.6	82.8
1900	101	0	93	2	5	0	0	0	1	0	0	0	0	98	97	91	90.1	83	82.2	71.2	85.3
2000	52	0	51	0	1	0	0	0	0	0	0	0	0	49	94.2	49	94.2	43	82.7	73.2	85.7
2100	20	0	18	0	2	0	0	0	0	0	0	0	0	19	95	19	95	17	85	69	79.2
2200	26	0	22	1	2	0	0	0	1	0	0	0	0	25	96.2	25	96.2	24	92.3	74.9	84.6
2300	11	0	10	0	1	0	0	0	0	0	0	0	0	11	100	11	100	8	72.7	74.5	91.1
07-19	**1452**	**2**	**1240**	**15**	**152**	**11**	**4**	**3**	**12**	**7**	**6**	**0**	**0**	**1375**	**94.7**	**1313**	**90.4**	**1199**	**82.6**	**71.4**	**83.9**
06-22	**1640**	**2**	**1412**	**17**	**163**	**11**	**4**	**3**	**15**	**7**	**6**	**0**	**0**	**1556**	**94.9**	**1487**	**90.7**	**1357**	**82.7**	**71.5**	**83.9**
06-00	**1677**	**2**	**1444**	**18**	**166**	**11**	**4**	**3**	**16**	**7**	**6**	**0**	**0**	**1592**	**94.9**	**1523**	**90.8**	**1389**	**82.8**	**71.6**	**84.2**
00-00	**1695**	**2**	**1457**	**18**	**170**	**12**	**4**	**3**	**16**	**7**	**6**	**0**	**0**	**1609**	**94.9**	**1540**	**90.9**	**1405**	**82.9**	**71.7**	**84.2**

DRAFT

Site 30
Location R163, Att - TP, Lat 53.7082, Long -6.74443
Direction Two way

3279 / Meath/Cavan/Monaghan ATC's
October 2013
Automatic Traffic Count

Wed, 9 October 2013

Time	Total	Classification												>PSL	>PSL%	>SL1	>SL1%	>SL2	>SL2%	Mean	Vpp
		1 MCL	2 SV	3 SVT	4 TB2	5 TB3	6 T4	7 ART3	8 ART4	9 ART5	10 ART6	11 BD	12 DRT	50	50	55 +5kph	55 +5kph	60 +10kph	60 +10kph		85
0000	6	0	4	1	1	0	0	0	0	0	0	0	0	6	100	6	100	6	100	75.2	-
0100	2	0	2	0	0	0	0	0	0	0	0	0	0	2	100	1	50	1	50	65.9	-
0200	0	0	0	0	0	0	0	0	0	0	0	0	0	0	0	0	0	0	0	-	-
0300	5	0	3	0	2	0	0	0	0	0	0	0	0	4	80	4	80	4	80	73	-
0400	0	0	0	0	0	0	0	0	0	0	0	0	0	0	0	0	0	0	0	-	-
0500	8	0	3	0	5	0	0	0	0	0	0	0	0	8	100	7	87.5	7	87.5	71.6	-
0600	23	0	22	0	1	0	0	0	0	0	0	0	0	23	100	23	100	23	100	84.2	97.2
0700	91	0	71	3	15	0	0	0	1	0	1	0	0	91	100	90	98.9	85	93.4	79.3	92.2
0800	160	0	136	1	16	1	2	0	2	1	1	0	0	151	94.4	147	91.9	136	85	74.5	87.5
0900	**174**	**0**	**150**	**3**	**14**	**3**	**1**	**0**	**2**	**0**	**1**	**0**	**0**	**169**	**97.1**	**162**	**93.1**	**150**	**86.2**	**71.7**	**82.1**
1000	92	0	79	2	9	0	1	0	0	1	0	0	0	89	96.7	80	87	72	78.3	69.7	83.9
1100	82	0	64	2	7	5	3	0	0	1	0	0	0	71	86.6	66	80.5	52	63.4	65.1	78.5
1200	123	0	103	0	14	0	3	0	2	1	0	0	0	117	95.1	114	92.7	106	86.2	72.6	85.7
1300	110	0	89	0	12	0	5	0	3	1	0	0	0	105	95.5	99	90	85	77.3	70	82.8
1400	121	0	95	0	19	0	3	0	1	1	2	0	0	112	92.6	106	87.6	93	76.9	70.4	82.4
1500	107	0	96	1	7	0	0	0	2	1	0	0	0	96	89.7	92	86	84	78.5	71.9	86.8
1600	126	1	107	4	10	0	2	0	1	1	0	0	0	118	93.7	116	92.1	111	88.1	73.4	85.7
1700	154	0	134	1	14	2	1	0	1	1	0	0	0	146	94.8	140	90.9	128	83.1	69.6	82.4
1800	**172**	**0**	**150**	**1**	**13**	**0**	**3**	**0**	**3**	**1**	**1**	**0**	**0**	**156**	**90.7**	**140**	**81.4**	**130**	**75.6**	**71.6**	**85.3**
1900	101	0	88	1	10	0	0	1	1	0	0	0	0	97	96	95	94.1	93	92.1	74.7	88.6
2000	61	0	53	1	6	0	0	0	1	0	0	0	0	53	86.9	50	82	46	75.4	71.1	87.1
2100	42	0	40	0	2	0	0	0	0	0	0	0	0	40	95.2	39	92.9	33	78.6	70.4	80.6
2200	26	0	25	0	1	0	0	0	0	0	0	0	0	24	92.3	22	84.6	21	80.8	74.3	89.6
2300	10	0	10	0	0	0	0	0	0	0	0	0	0	9	90	9	90	9	90	71.8	-
07-19	**1512**	**1**	**1274**	**18**	**150**	**11**	**24**	**0**	**18**	**10**	**6**	**0**	**0**	**1421**	**94**	**1352**	**89.4**	**1232**	**81.5**	**71.7**	**84.6**
06-22	**1739**	**1**	**1477**	**20**	**169**	**11**	**24**	**1**	**20**	**10**	**6**	**0**	**0**	**1634**	**94**	**1559**	**89.6**	**1427**	**82.1**	**72**	**85.3**
06-00	**1775**	**1**	**1512**	**20**	**170**	**11**	**24**	**1**	**20**	**10**	**6**	**0**	**0**	**1667**	**93.9**	**1590**	**89.6**	**1457**	**82.1**	**72.1**	**85.3**
00-00	**1796**	**1**	**1524**	**21**	**178**	**11**	**24**	**1**	**20**	**10**	**6**	**0**	**0**	**1687**	**93.9**	**1608**	**89.5**	**1475**	**82.1**	**72.1**	**85.3**

DRAFT

Site 30
Location R163, Att - TP, Lat 53.7082, Long -6.74443
Direction Two way

3279 / Meath/Cavan/Monaghan ATC's
October 2013
Automatic Traffic Count

Thu, 10 October 2013

Time	Total	Classification												>PSL	>PSL%	>SL1	>SL1%	>SL2	>SL2%	Mean	Vpp
		1 MCL	2 SV	3 SVT	4 TB2	5 TB3	6 T4	7 ART3	8 ART4	9 ART5	10 ART6	11 BD	12 DRT	50	50	55 +5kph	55 +5kph	60 +10kph	60 +10kph		85
0000	6	0	6	0	0	0	0	0	0	0	0	0	0	6	100	6	100	5	83.3	69.3	-
0100	6	0	6	0	0	0	0	0	0	0	0	0	0	6	100	6	100	6	100	82.5	-
0200	0	0	0	0	0	0	0	0	0	0	0	0	0	0	0	0	0	0	0	-	-
0300	2	0	0	0	2	0	0	0	0	0	0	0	0	1	50	1	50	1	50	58.6	-
0400	3	0	3	0	0	0	0	0	0	0	0	0	0	3	100	3	100	3	100	96	-
0500	6	0	3	0	3	0	0	0	0	0	0	0	0	5	83.3	5	83.3	5	83.3	70.6	-
0600	22	0	19	0	2	0	0	0	1	0	0	0	0	22	100	22	100	21	95.5	80	94.3
0700	74	0	62	1	9	1	0	0	1	0	0	0	0	73	98.6	71	95.9	68	91.9	80.1	94.3
0800	148	0	124	2	21	0	1	0	0	0	0	0	0	141	95.3	135	91.2	132	89.2	75.5	87.8
0900	**161**	**0**	**136**	**1**	**18**	**2**	**2**	**1**	**1**	**0**	**0**	**0**	**0**	**156**	**96.9**	**148**	**91.9**	**128**	**79.5**	**70.2**	**81.7**
1000	77	1	61	3	6	2	0	1	1	1	1	0	0	71	92.2	69	89.6	66	85.7	70	83.9
1100	78	0	58	3	15	1	0	0	0	1	0	0	0	74	94.9	71	91	67	85.9	73.9	85.7
1200	122	1	105	2	10	0	3	0	0	0	1	0	0	119	97.5	112	91.8	103	84.4	71.3	81.7
1300	113	0	98	2	11	0	1	0	1	0	0	0	0	103	91.2	101	89.4	95	84.1	71.1	83.2
1400	91	1	80	1	8	0	0	0	1	0	0	0	0	86	94.5	81	89	68	74.7	69.8	81
1500	118	1	103	3	6	1	0	0	3	1	0	0	0	109	92.4	107	90.7	96	81.4	69.9	83.2
1600	122	0	107	2	11	0	0	0	1	1	0	0	0	118	96.7	116	95.1	111	91	73.2	86
1700	**171**	**0**	**151**	**5**	**12**	**0**	**0**	**0**	**1**	**0**	**2**	**0**	**0**	**155**	**90.6**	**150**	**87.7**	**137**	**80.1**	**70.5**	**83.9**
1800	126	0	116	2	7	1	0	0	0	0	0	0	0	117	92.9	113	89.7	105	83.3	72.3	82.8
1900	87	0	74	2	6	0	0	0	3	0	2	0	0	77	88.5	74	85.1	68	78.2	68.1	82.4
2000	45	0	43	0	1	0	0	0	0	1	0	0	0	43	95.6	41	91.1	37	82.2	68.7	77
2100	39	0	39	0	0	0	0	0	0	0	0	0	0	39	100	37	94.9	34	87.2	74.2	86.8
2200	27	0	25	0	2	0	0	0	0	0	0	0	0	27	100	26	96.3	21	77.8	74.7	90.7
2300	13	0	13	0	0	0	0	0	0	0	0	0	0	13	100	12	92.3	12	92.3	74.8	87.8
07-19	**1401**	**4**	**1201**	**27**	**134**	**8**	**7**	**2**	**10**	**4**	**4**	**0**	**0**	**1322**	**94.4**	**1274**	**90.9**	**1176**	**83.9**	**72.1**	**84.6**
06-22	**1594**	**4**	**1376**	**29**	**143**	**8**	**7**	**2**	**14**	**5**	**6**	**0**	**0**	**1503**	**94.3**	**1448**	**90.8**	**1336**	**83.8**	**71.9**	**85**
06-00	**1634**	**4**	**1414**	**29**	**145**	**8**	**7**	**2**	**14**	**5**	**6**	**0**	**0**	**1543**	**94.4**	**1486**	**90.9**	**1369**	**83.8**	**72**	**85**
00-00	**1657**	**4**	**1432**	**29**	**150**	**8**	**7**	**2**	**14**	**5**	**6**	**0**	**0**	**1564**	**94.4**	**1507**	**90.9**	**1389**	**83.8**	**72**	**85.3**

DRAFT

Site 30
Location R163, Att - TP, Lat 53.7082, Long -6.74443
Direction Two way

3279 / Meath/Cavan/Monaghan ATC's
October 2013
Automatic Traffic Count

Fri, 11 October 2013

Time	Total	Classification												>PSL	>PSL%	>SL1	>SL1%	>SL2	>SL2%	Mean	Vpp
		1 MCL	2 SV	3 SVT	4 TB2	5 TB3	6 T4	7 ART3	8 ART4	9 ART5	10 ART6	11 BD	12 DRT	50	50	55 +5kph	55 +5kph	60 +10kph	60 +10kph		85
0000	6	0	6	0	0	0	0	0	0	0	0	0	0	6	100	6	100	5	83.3	78	-
0100	3	0	3	0	0	0	0	0	0	0	0	0	0	3	100	3	100	3	100	76.3	-
0200	1	0	1	0	0	0	0	0	0	0	0	0	0	1	100	1	100	1	100	87	-
0300	6	0	4	0	2	0	0	0	0	0	0	0	0	5	83.3	5	83.3	4	66.7	80.9	-
0400	1	0	1	0	0	0	0	0	0	0	0	0	0	1	100	1	100	1	100	96.5	-
0500	4	0	2	0	2	0	0	0	0	0	0	0	0	4	100	4	100	4	100	72.7	-
0600	24	0	21	0	3	0	0	0	0	0	0	0	0	24	100	23	95.8	23	95.8	84.3	98.6
0700	80	0	64	0	15	1	0	0	0	0	0	0	0	78	97.5	77	96.3	72	90	81.5	97.6
0800	159	1	139	3	12	1	1	0	1	0	1	0	0	154	96.9	152	95.6	144	90.6	74.4	86.8
0900	**168**	**0**	**145**	**0**	**18**	**3**	**0**	**0**	**2**	**0**	**0**	**0**	**0**	**162**	**96.4**	**149**	**88.7**	**132**	**78.6**	**69.6**	**81.7**
1000	90	0	76	3	7	1	0	0	2	1	0	0	0	78	86.7	77	85.6	72	80	71.5	87.1
1100	90	1	71	1	13	2	0	0	0	1	1	0	0	86	95.6	81	90	77	85.6	71.4	82.4
1200	116	0	95	3	11	4	0	0	1	1	1	0	0	99	85.3	95	81.9	88	75.9	68.7	84.2
1300	105	0	87	2	14	1	0	0	0	1	0	0	0	100	95.2	94	89.5	86	81.9	72.9	83.9
1400	116	0	105	3	7	0	0	0	0	1	0	0	0	111	95.7	107	92.2	98	84.5	72.2	85
1500	**160**	**0**	**136**	**1**	**18**	**2**	**1**	**0**	**1**	**0**	**1**	**0**	**0**	**152**	**95**	**144**	**90**	**135**	**84.4**	**70.6**	**82.4**
1600	154	0	135	2	14	0	0	0	1	1	1	0	0	148	96.1	142	92.2	135	87.7	73.6	85.3
1700	139	0	119	2	16	0	0	0	2	0	0	0	0	138	99.3	134	96.4	131	94.2	76.8	87.1
1800	123	0	112	0	8	0	0	0	3	0	0	0	0	120	97.6	112	91.1	101	82.1	71.9	83.2
1900	85	0	77	1	6	0	1	0	0	0	0	0	0	77	90.6	73	85.9	66	77.6	69.7	83.5
2000	56	0	51	2	2	0	0	0	0	0	1	0	0	53	94.6	52	92.9	49	87.5	71.2	83.9
2100	29	0	28	0	1	0	0	0	0	0	0	0	0	29	100	28	96.6	27	93.1	75.6	87.5
2200	12	0	12	0	0	0	0	0	0	0	0	0	0	11	91.7	11	91.7	10	83.3	73	76
2300	15	0	15	0	0	0	0	0	0	0	0	0	0	14	93.3	11	73.3	8	53.3	71.5	95
07-19	**1500**	**2**	**1284**	**20**	**153**	**15**	**2**	**0**	**13**	**6**	**5**	**0**	**0**	**1426**	**95.1**	**1364**	**90.9**	**1271**	**84.7**	**72.7**	**85.3**
06-22	**1694**	**2**	**1461**	**23**	**165**	**15**	**3**	**0**	**13**	**6**	**6**	**0**	**0**	**1609**	**95**	**1540**	**90.9**	**1436**	**84.8**	**72.7**	**85.3**
06-00	**1721**	**2**	**1488**	**23**	**165**	**15**	**3**	**0**	**13**	**6**	**6**	**0**	**0**	**1634**	**94.9**	**1562**	**90.8**	**1454**	**84.5**	**72.7**	**85.3**
00-00	**1742**	**2**	**1505**	**23**	**169**	**15**	**3**	**0**	**13**	**6**	**6**	**0**	**0**	**1654**	**94.9**	**1582**	**90.8**	**1472**	**84.5**	**72.8**	**85.7**

DRAFT

Site 30
Location R163, Att - TP, Lat 53.7082, Long -6.74443
Direction Two way

3279 / Meath/Cavan/Monaghan ATC's
October 2013
Automatic Traffic Count

Sat, 12 October 2013

Time	Total	Classification												>PSL	>PSL%	>SL1	>SL1%	>SL2	>SL2%	Mean	Vpp
		1 MCL	2 SV	3 SVT	4 TB2	5 TB3	6 T4	7 ART3	8 ART4	9 ART5	10 ART6	11 BD	12 DRT	50	50	55 +5kph	55 +5kph	60 +10kph	60 +10kph		85
0000	12	0	12	0	0	0	0	0	0	0	0	0	0	12	100	10	83.3	10	83.3	69.5	76.3
0100	4	0	4	0	0	0	0	0	0	0	0	0	0	4	100	4	100	4	100	82	-
0200	4	0	4	0	0	0	0	0	0	0	0	0	0	4	100	3	75	1	25	66.6	-
0300	2	0	0	0	2	0	0	0	0	0	0	0	0	1	50	1	50	1	50	60.9	-
0400	2	0	2	0	0	0	0	0	0	0	0	0	0	2	100	2	100	2	100	102.7	-
0500	6	0	6	0	0	0	0	0	0	0	0	0	0	5	83.3	5	83.3	5	83.3	86.9	-
0600	4	0	2	0	2	0	0	0	0	0	0	0	0	4	100	4	100	4	100	79.5	-
0700	16	0	10	1	5	0	0	0	0	0	0	0	0	16	100	16	100	16	100	79.9	90.7
0800	48	0	39	3	4	0	0	0	1	0	1	0	0	46	95.8	45	93.8	43	89.6	78	95
0900	70	0	60	0	9	1	0	0	0	0	0	0	0	67	95.7	63	90	59	84.3	74.7	89.6
1000	82	0	67	4	9	0	0	0	1	0	1	0	0	79	96.3	76	92.7	69	84.1	69.9	82.1
1100	**96**	**0**	**83**	**5**	**8**	**0**	**0**	**0**	**0**	**0**	**0**	**0**	**0**	**91**	**94.8**	**90**	**93.8**	**81**	**84.4**	**69.6**	**81.7**
1200	94	3	81	4	5	1	0	0	0	0	0	0	0	85	90.4	81	86.2	76	80.9	70.5	85.7
1300	109	0	98	5	6	0	0	0	0	0	0	0	0	106	97.2	99	90.8	92	84.4	73.4	85
1400	**111**	**1**	**97**	**3**	**9**	**0**	**0**	**0**	**0**	**1**	**0**	**0**	**0**	**105**	**94.6**	**103**	**92.8**	**88**	**79.3**	**71.5**	**86.4**
1500	83	0	78	3	2	0	0	0	0	0	0	0	0	80	96.4	76	91.6	72	86.7	72.7	84.6
1600	91	0	83	3	3	1	0	0	0	1	0	0	0	85	93.4	84	92.3	81	89	71.7	83.5
1700	91	0	81	2	6	2	0	0	0	0	0	0	0	83	91.2	79	86.8	72	79.1	71.3	84.6
1800	109	0	103	0	4	1	0	0	1	0	0	0	0	108	99.1	104	95.4	96	88.1	73.1	86
1900	63	0	58	2	3	0	0	0	0	0	0	0	0	56	88.9	53	84.1	47	74.6	69.5	85.3
2000	47	0	46	0	1	0	0	0	0	0	0	0	0	43	91.5	41	87.2	39	83	69.4	81.4
2100	39	0	36	0	2	0	0	0	0	1	0	0	0	37	94.9	36	92.3	33	84.6	71.4	81.4
2200	21	0	21	0	0	0	0	0	0	0	0	0	0	21	100	21	100	21	100	85.2	110.2
2300	12	0	11	0	1	0	0	0	0	0	0	0	0	11	91.7	10	83.3	10	83.3	81.5	97.6
07-19	**1000**	**4**	**880**	**33**	**70**	**6**	**0**	**0**	**3**	**2**	**2**	**0**	**0**	**951**	**95.1**	**916**	**91.6**	**845**	**84.5**	**72.3**	**85**
06-22	**1153**	**4**	**1022**	**35**	**78**	**6**	**0**	**0**	**3**	**3**	**2**	**0**	**0**	**1091**	**94.6**	**1050**	**91.1**	**968**	**84**	**72**	**84.6**
06-00	**1186**	**4**	**1054**	**35**	**79**	**6**	**0**	**0**	**3**	**3**	**2**	**0**	**0**	**1123**	**94.7**	**1081**	**91.1**	**999**	**84.2**	**72.3**	**85**
00-00	**1216**	**4**	**1082**	**35**	**81**	**6**	**0**	**0**	**3**	**3**	**2**	**0**	**0**	**1151**	**94.7**	**1106**	**91**	**1022**	**84**	**72.4**	**85.3**

DRAFT

Site 30
Location R163, Att - TP, Lat 53.7082, Long -6.74443
Direction Two way

3279 / Meath/Cavan/Monaghan ATC's
October 2013
Automatic Traffic Count

Sun, 13 October 2013

Time	Total	Classification												>PSL	>PSL%	>SL1	>SL1%	>SL2	>SL2%	Mean	Vpp
		1 MCL	2 SV	3 SVT	4 TB2	5 TB3	6 T4	7 ART3	8 ART4	9 ART5	10 ART6	11 BD	12 DRT	50	50	55 +5kph	55 +5kph	60 +10kph	60 +10kph		85
0000	17	0	16	0	1	0	0	0	0	0	0	0	0	15	88.2	14	82.4	14	82.4	67.4	79.9
0100	11	0	11	0	0	0	0	0	0	0	0	0	0	11	100	11	100	11	100	76.2	79.6
0200	3	0	2	0	1	0	0	0	0	0	0	0	0	3	100	3	100	3	100	83	-
0300	3	0	3	0	0	0	0	0	0	0	0	0	0	2	66.7	2	66.7	2	66.7	69.1	-
0400	3	0	3	0	0	0	0	0	0	0	0	0	0	3	100	3	100	2	66.7	68.5	-
0500	2	0	2	0	0	0	0	0	0	0	0	0	0	2	100	2	100	2	100	101	-
0600	2	0	2	0	0	0	0	0	0	0	0	0	0	2	100	2	100	2	100	85.3	-
0700	5	0	4	0	1	0	0	0	0	0	0	0	0	5	100	5	100	5	100	82.2	-
0800	28	2	25	0	1	0	0	0	0	0	0	0	0	28	100	28	100	27	96.4	76.9	98.6
0900	73	0	68	0	5	0	0	0	0	0	0	0	0	63	86.3	60	82.2	55	75.3	69.6	82.4
1000	**137**	**2**	**119**	**5**	**11**	**0**	**0**	**0**	**0**	**0**	**0**	**0**	**0**	**130**	**94.9**	**123**	**89.8**	**120**	**87.6**	**71.7**	**83.2**
1100	105	0	101	1	1	1	0	0	0	0	1	0	0	103	98.1	100	95.2	90	85.7	74.3	89.6
1200	**116**	**6**	**104**	**1**	**4**	**0**	**0**	**1**	**0**	**0**	**0**	**0**	**0**	**112**	**96.6**	**110**	**94.8**	**104**	**89.7**	**76.7**	**87.1**
1300	103	11	87	1	4	0	0	0	0	0	0	0	0	100	97.1	95	92.2	86	83.5	75.6	90.4
1400	113	1	100	7	3	0	0	1	0	1	0	0	0	104	92	99	87.6	89	78.8	68.5	81.7
1500	89	0	85	2	2	0	0	0	0	0	0	0	0	86	96.6	83	93.3	80	89.9	73.4	83.5
1600	105	0	99	4	1	1	0	0	0	0	0	0	0	100	95.2	94	89.5	83	79	70.5	85.3
1700	102	1	96	1	4	0	0	0	0	0	0	0	0	97	95.1	93	91.2	85	83.3	70.6	83.2
1800	79	0	76	0	2	0	0	0	1	0	0	0	0	74	93.7	72	91.1	65	82.3	71.9	84.2
1900	70	0	68	0	2	0	0	0	0	0	0	0	0	66	94.3	59	84.3	51	72.9	68	78.8
2000	46	0	43	1	2	0	0	0	0	0	0	0	0	44	95.7	41	89.1	39	84.8	72.2	84.2
2100	29	0	29	0	0	0	0	0	0	0	0	0	0	26	89.7	23	79.3	21	72.4	71.1	91.4
2200	28	0	25	0	3	0	0	0	0	0	0	0	0	27	96.4	27	96.4	25	89.3	74.6	89.6
2300	10	0	9	0	1	0	0	0	0	0	0	0	0	10	100	9	90	9	90	74.7	-
07-19	**1055**	**23**	**964**	**22**	**39**	**2**	**0**	**2**	**1**	**1**	**1**	**0**	**0**	**1002**	**95**	**962**	**91.2**	**889**	**84.3**	**72.5**	**85.3**
06-22	**1202**	**23**	**1106**	**23**	**43**	**2**	**0**	**2**	**1**	**1**	**1**	**0**	**0**	**1140**	**94.8**	**1087**	**90.4**	**1002**	**83.4**	**72.2**	**85.3**
06-00	**1240**	**23**	**1140**	**23**	**47**	**2**	**0**	**2**	**1**	**1**	**1**	**0**	**0**	**1177**	**94.9**	**1123**	**90.6**	**1036**	**83.5**	**72.3**	**85.3**
00-00	**1279**	**23**	**1177**	**23**	**49**	**2**	**0**	**2**	**1**	**1**	**1**	**0**	**0**	**1213**	**94.8**	**1158**	**90.5**	**1070**	**83.7**	**72.3**	**85.3**

DRAFT

Site 30
Location R163, Att - TP, Lat 53.7082, Long -6.74443
Direction Two way

3279 / Meath/Cavan/Monaghan ATC's
October 2013
Automatic Traffic Count

Mon, 14 October 2013

Time	Total	Classification												>PSL	>PSL%	>SL1	>SL1%	>SL2	>SL2%	Mean	Vpp
		1 MCL	2 SV	3 SVT	4 TB2	5 TB3	6 T4	7 ART3	8 ART4	9 ART5	10 ART6	11 BD	12 DRT	50	50	55 +5kph	55 +5kph	60 +10kph	60 +10kph		85
0000	5	0	5	0	0	0	0	0	0	0	0	0	0	5	100	5	100	4	80	83.7	-
0100	5	0	5	0	0	0	0	0	0	0	0	0	0	5	100	5	100	4	80	79.9	-
0200	2	0	2	0	0	0	0	0	0	0	0	0	0	2	100	2	100	2	100	94.3	-
0300	5	0	3	0	2	0	0	0	0	0	0	0	0	4	80	4	80	4	80	68.8	-
0400	2	0	1	0	1	0	0	0	0	0	0	0	0	2	100	2	100	1	50	75	-
0500	4	0	2	0	2	0	0	0	0	0	0	0	0	3	75	3	75	2	50	72.1	-
0600	32	0	25	0	6	0	0	0	1	0	0	0	0	32	100	32	100	31	96.9	80.1	88.2
0700	98	0	82	0	13	0	2	0	1	0	0	0	0	97	99	96	98	90	91.8	80.5	94.3
0800	157	0	138	0	13	2	0	0	2	1	1	0	0	153	97.5	149	94.9	144	91.7	77.3	89.6
0900	**199**	**0**	**179**	**5**	**13**	**1**	**0**	**0**	**0**	**1**	**0**	**0**	**0**	**192**	**96.5**	**189**	**95**	**177**	**88.9**	**71**	**79.9**
1000	84	1	60	4	12	3	0	1	1	0	2	0	0	73	86.9	71	84.5	65	77.4	71.2	86.4
1100	93	0	79	4	9	0	0	0	0	1	0	0	0	79	84.9	75	80.6	70	75.3	67.8	82.4
1200	116	0	96	7	13	0	0	0	0	0	0	0	0	111	95.7	108	93.1	102	87.9	72.6	83.9
1300	94	0	71	1	15	3	1	0	2	1	0	0	0	87	92.6	83	88.3	68	72.3	67.6	81.4
1400	95	1	82	3	7	0	1	0	0	1	0	0	0	85	89.5	79	83.2	68	71.6	67.5	83.9
1500	140	0	123	1	9	2	1	0	1	1	2	0	0	133	95	130	92.9	109	77.9	69.9	83.9
1600	131	1	110	6	7	1	2	0	1	2	1	0	0	120	91.6	118	90.1	101	77.1	69.9	82.1
1700	**154**	**0**	**133**	**3**	**17**	**0**	**0**	**0**	**1**	**0**	**0**	**0**	**0**	**152**	**98.7**	**151**	**98.1**	**144**	**93.5**	**75.3**	**85.3**
1800	137	0	121	4	8	1	0	0	1	2	0	0	0	134	97.8	131	95.6	115	83.9	71.9	82.8
1900	86	0	76	1	9	0	0	0	0	0	0	0	0	79	91.9	74	86	68	79.1	69.2	86.4
2000	52	0	45	0	4	1	0	2	0	0	0	0	0	52	100	52	100	49	94.2	75.1	83.9
2100	34	0	33	0	1	0	0	0	0	0	0	0	0	34	100	33	97.1	32	94.1	75.1	87.5
2200	22	0	20	0	2	0	0	0	0	0	0	0	0	20	90.9	19	86.4	19	86.4	78	92.5
2300	9	0	7	0	2	0	0	0	0	0	0	0	0	8	88.9	8	88.9	8	88.9	79.5	-
07-19	**1498**	**3**	**1274**	**38**	**136**	**13**	**7**	**1**	**10**	**10**	**6**	**0**	**0**	**1416**	**94.5**	**1380**	**92.1**	**1253**	**83.6**	**72.1**	**85.3**
06-22	**1702**	**3**	**1453**	**39**	**156**	**14**	**7**	**3**	**11**	**10**	**6**	**0**	**0**	**1613**	**94.8**	**1571**	**92.3**	**1433**	**84.2**	**72.3**	**85.3**
06-00	**1733**	**3**	**1480**	**39**	**160**	**14**	**7**	**3**	**11**	**10**	**6**	**0**	**0**	**1641**	**94.7**	**1598**	**92.2**	**1460**	**84.2**	**72.4**	**85.7**
00-00	**1756**	**3**	**1498**	**39**	**165**	**14**	**7**	**3**	**11**	**10**	**6**	**0**	**0**	**1662**	**94.6**	**1619**	**92.2**	**1477**	**84.1**	**72.5**	**85.7**

DRAFT

Site 30
Location R163, Att - TP, Lat 53.7082, Long -6.74443
Direction Two way

3279 / Meath/Cavan/Monaghan ATC's
October 2013
Automatic Traffic Count

Virtual Day (7)

Time	Total	Classification												>PSL	>PSL%	>SL1	>SL1%	>SL2	>SL2%	Mean	Vpp
		1 MCL	2 SV	3 SVT	4 TB2	5 TB3	6 T4	7 ART3	8 ART4	9 ART5	10 ART6	11 BD	12 DRT	50	50	55 +5kph	55 +5kph	60 +10kph	60 +10kph		85
0000	8	0	8	0	0	0	0	0	0	0	0	0	0	8	96.5	7	91.2	7	86	72.4	-
0100	4	0	4	0	0	0	0	0	0	0	0	0	0	4	100	4	96.8	4	93.5	78.1	-
0200	2	0	2	0	0	0	0	0	0	0	0	0	0	2	100	2	91.7	1	75	81	-
0300	4	0	2	0	2	0	0	0	0	0	0	0	0	3	73.1	3	73.1	3	69.2	71.3	-
0400	2	0	2	0	0	0	0	0	0	0	0	0	0	2	100	2	100	2	78.6	84.4	-
0500	5	0	3	0	2	0	0	0	0	0	0	0	0	5	91.4	4	88.6	4	85.7	76.2	-
0600	17	0	14	0	2	0	0	0	1	0	0	0	0	17	100	17	99.2	17	97.5	81.7	94.3
0700	67	0	55	1	10	0	0	0	1	0	0	0	0	66	98.3	65	96.2	61	90.5	79.3	93.2
0800	123	0	106	1	12	1	1	0	1	0	1	0	0	118	95.9	114	92.6	109	88.6	75.5	88.2
0900	**145**	**0**	**126**	**1**	**14**	**2**	**1**	**0**	**1**	**0**	**0**	**0**	**0**	**138**	**95.4**	**131**	**90.8**	**118**	**81.8**	**70.3**	**81.7**
1000	91	1	74	4	9	1	0	0	1	1	1	0	0	83	91.7	80	87.6	75	82.2	70.7	85
1100	89	0	75	2	10	1	0	0	0	1	0	0	0	83	92.3	79	88.5	71	79.7	70.6	83.9
1200	112	1	95	2	10	1	1	0	1	1	0	0	0	105	94.1	102	91.2	95	84.8	72.1	84.2
1300	105	2	89	2	10	1	1	0	1	1	0	0	0	100	94.9	94	89.3	84	79.5	71.4	83.9
1400	109	1	94	3	9	0	1	0	0	1	1	0	0	102	93.8	97	89.5	86	78.9	70.2	83.2
1500	117	0	105	2	7	1	0	0	1	1	0	0	0	111	94.5	107	91.4	98	83.3	71.1	83.9
1600	120	0	106	3	8	0	1	0	1	1	0	0	0	114	95.1	111	92.2	103	85.6	72.3	84.6
1700	**141**	**0**	**123**	**3**	**13**	**1**	**0**	**0**	**1**	**0**	**0**	**0**	**0**	**134**	**94.7**	**130**	**91.8**	**121**	**85.7**	**72.3**	**84.6**
1800	125	0	114	1	7	1	1	0	1	0	0	0	0	119	94.9	113	90.3	103	82.3	71.8	84.2
1900	85	0	76	1	6	0	0	0	1	0	0	0	0	79	92.7	74	87.5	68	80.3	70.3	85
2000	51	0	47	1	2	0	0	0	0	0	0	0	0	48	93.9	47	90.8	43	84.1	71.6	85
2100	33	0	32	0	1	0	0	0	0	0	0	0	0	32	96.6	31	92.7	28	84.9	72.5	83.9
2200	23	0	21	0	1	0	0	0	0	0	0	0	0	22	95.7	22	93.2	20	87	76.3	90.7
2300	11	0	11	0	1	0	0	0	0	0	0	0	0	11	95	10	87.5	9	80	75.3	92.9
07-19	**1345**	**6**	**1160**	**25**	**119**	**9**	**6**	**1**	**10**	**6**	**4**	**0**	**0**	**1273**	**94.6**	**1223**	**90.9**	**1124**	**83.5**	**72.1**	**85**
06-22	**1532**	**6**	**1330**	**27**	**131**	**10**	**6**	**2**	**11**	**6**	**5**	**0**	**0**	**1449**	**94.6**	**1392**	**90.8**	**1280**	**83.5**	**72.1**	**85**
06-00	**1567**	**6**	**1362**	**27**	**133**	**10**	**6**	**2**	**11**	**6**	**5**	**0**	**0**	**1482**	**94.6**	**1423**	**90.9**	**1309**	**83.6**	**72.2**	**85.3**
00-00	**1592**	**6**	**1382**	**27**	**137**	**10**	**6**	**2**	**11**	**6**	**5**	**0**	**0**	**1506**	**94.6**	**1446**	**90.8**	**1330**	**83.6**	**72.2**	**85.3**

DRAFT

Site 30
Location R163, Att - TP, Lat 53.7082, Long -6.74443
Direction Two way

3279 / Meath/Cavan/Monaghan ATC's
October 2013
Automatic Traffic Count

Virtual Week (1)

Time	Total	Classification												>PSL	>PSL%	>SL1	>SL1%	>SL2	>SL2%	Mean	Vpp
		1 MCL	2 SV	3 SVT	4 TB2	5 TB3	6 T4	7 ART3	8 ART4	9 ART5	10 ART6	11 BD	12 DRT	50	50	55 +5kph	55 +5kph	60 +10kph	60 +10kph		85
Mon	1756	3	1498	39	165	14	7	3	11	10	6	0	0	1662	94.6	1619	92.2	1477	84.1	72.5	85.7
Tue	1695	2	1457	18	170	12	4	3	16	7	6	0	0	1609	94.9	1540	90.9	1405	82.9	71.7	84.2
Wed	1796	1	1524	21	178	11	24	1	20	10	6	0	0	1687	93.9	1608	89.5	1475	82.1	72.1	85.3
Thu	1657	4	1432	29	150	8	7	2	14	5	6	0	0	1564	94.4	1507	90.9	1389	83.8	72	85.3
Fri	1742	2	1505	23	169	15	3	0	13	6	6	0	0	1654	94.9	1582	90.8	1472	84.5	72.8	85.7
| Sat	1216	4	1082	35	81	6	0	0	3	3	2	0	0	1151	94.7	1106	91	1022	84	72.4	85.3
| Sun	1279	23	1177	23	49	2	0	2	1	1	1	0	0	1213	94.8	1158	90.5	1070	83.7	72.3	85.3
5 Day Ave.	**1729**	**2**	**1483**	**26**	**166**	**12**	**9**	**2**	**15**	**8**	**6**	**0**	**0**	**1635**	**94.6**	**1571**	**90.9**	**1444**	**83.5**	**72.2**	**85.2**
7 Day Ave.	**1592**	**6**	**1382**	**27**	**137**	**10**	**6**	**2**	**11**	**6**	**5**	**0**	**0**	**1506**	**94.6**	**1446**	**90.8**	**1330**	**83.6**	**72.2**	**85.3**
--	**11141**	**39**	**9675**	**188**	**962**	**68**	**45**	**11**	**78**	**42**	**33**	**0**	**0**	**10540**	**94.6**	**10120**	**90.8**	**9310**	**83.6**	**72.2**	**85.3**

Summary Graphs

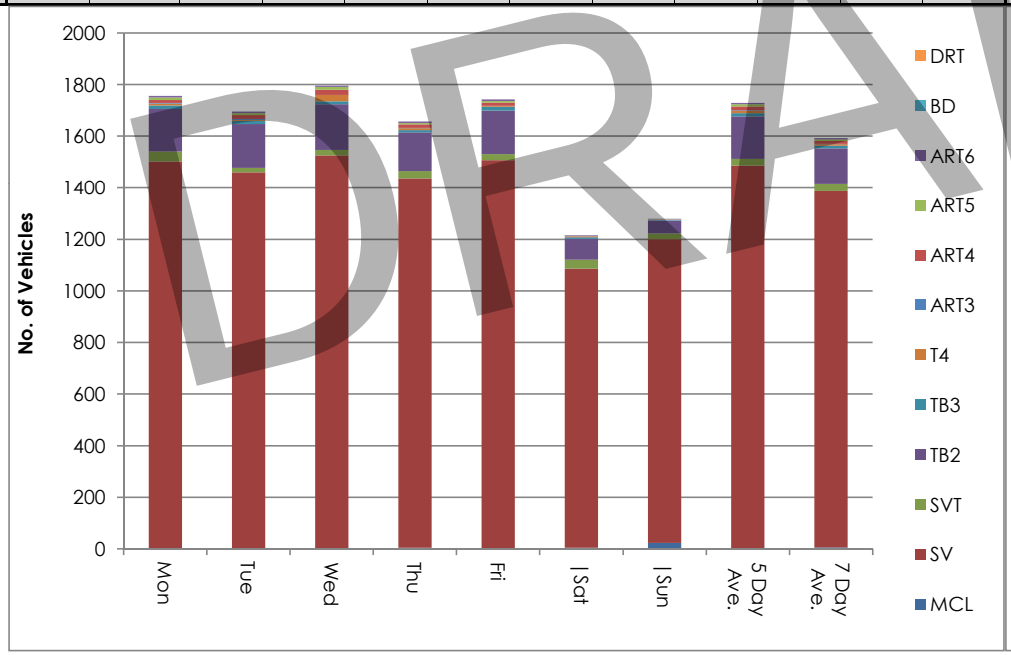

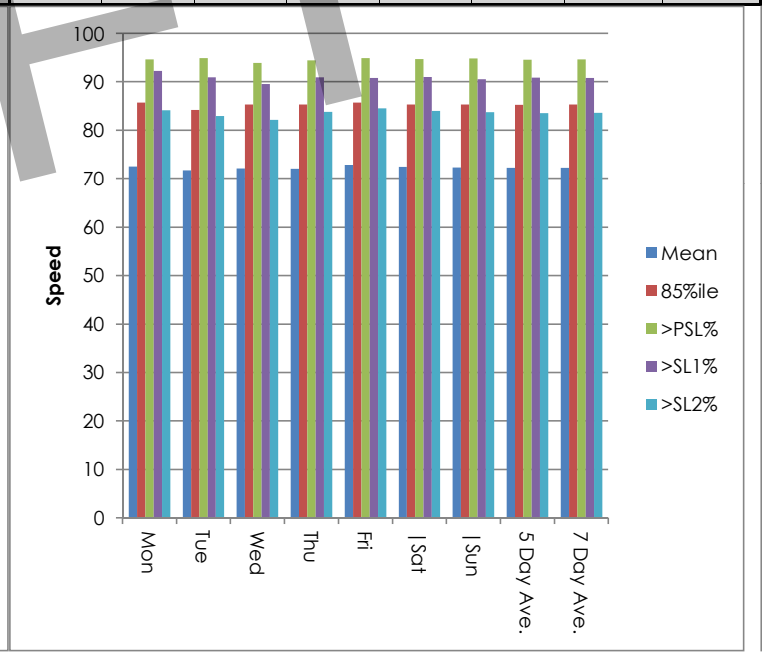

DRAFT

Site 30
Location R163, Att - TP, Lat 53.7082, Long -6.74443
Direction Two way

3279 / Meath/Cavan/Monaghan ATC's
October 2013
Automatic Traffic Count

Tue, 8 October 2013

Time	Total	Speed Bins (km/h)																											
		0 - 5	5 - 10	10 - 15	15 - 20	20 - 25	25 - 30	30 - 35	35 - 40	40 - 45	45 - 50	50 - 55	55 - 60	60 - 65	65 - 70	70 - 75	75 - 80	80 - 85	85 - 90	90 - 95	95 - 100	100 - 105	105 - 110	110 - 115	115 - 120	120 - 125	125 - 130	130 - 135	135 - 140
0000	5	0	0	0	0	0	0	0	0	0	0	0	0	1	0	0	0	4	0	0	0	0	0	0	0	0	0	0	0
0100	0	0	0	0	0	0	0	0	0	0	0	0	0	0	0	0	0	0	0	0	0	0	0	0	0	0	0	0	0
0200	2	0	0	0	0	0	0	0	0	0	0	0	0	0	0	0	1	0	0	0	0	1	0	0	0	0	0	0	0
0300	3	0	0	0	0	0	0	0	0	0	1	0	0	0	1	0	0	0	0	0	1	0	0	0	0	0	0	0	0
0400	3	0	0	0	0	0	0	0	0	0	0	0	1	0	0	0	0	0	2	0	0	0	0	0	0	0	0	0	0
0500	5	0	0	0	0	0	0	0	0	0	0	0	0	1	0	3	0	0	1	0	0	0	0	0	0	0	0	0	0
0600	15	0	0	0	0	0	0	0	0	0	0	0	0	1	1	3	2	2	4	1	0	1	0	0	0	0	0	0	0
0700	108	0	0	0	0	0	0	0	0	1	3	5	8	5	12	13	18	15	12	7	6	2	0	0	1	0	0	0	0
0800	161	0	0	0	0	0	0	0	0	6	2	12	4	7	11	24	33	34	11	10	6	1	0	0	0	0	0	0	0
0900	**167**	**0**	**0**	**0**	**1**	**0**	**1**	**1**	**3**	**1**	**4**	**8**	**21**	**21**	**40**	**21**	**21**	**15**	**6**	**2**	**0**	**1**	**0**	**0**	**0**	**0**	**0**	**0**	**0**
1000	74	0	0	0	0	1	0	1	1	2	6	2	2	6	15	7	12	9	2	5	1	1	0	1	0	0	0	0	0
1100	82	0	0	0	0	0	0	0	1	2	5	3	9	8	9	13	8	10	5	3	4	1	0	0	0	0	1	0	0
1200	94	0	0	0	0	0	0	0	0	0	2	0	9	16	11	18	18	13	4	1	1	0	0	0	0	1	0	0	0
1300	104	0	0	0	0	0	0	1	1	0	3	11	13	6	21	19	13	6	3	2	4	0	1	0	0	0	0	0	0
1400	115	0	0	0	0	0	0	0	0	1	2	5	10	15	19	31	9	9	8	2	3	0	0	1	0	0	0	0	0
1500	124	0	0	0	0	0	0	0	1	1	2	2	10	30	21	15	15	10	10	3	2	2	0	0	0	0	0	0	0
1600	112	0	0	0	0	0	0	0	0	0	1	6	7	16	17	20	17	13	6	4	3	0	1	0	0	1	0	0	0
1700	**179**	**0**	**0**	**0**	**0**	**0**	**0**	**1**	**6**	**0**	**5**	**5**	**11**	**23**	**30**	**28**	**31**	**14**	**11**	**8**	**3**	**2**	**1**	**0**	**0**	**0**	**0**	**0**	**0**
1800	132	0	0	0	0	1	0	1	2	1	3	3	10	15	21	29	20	12	9	3	2	0	0	0	0	0	0	0	0
1900	101	0	0	0	0	0	0	1	0	0	2	7	8	13	13	23	7	11	10	5	1	0	0	0	0	0	0	0	0
2000	52	0	0	0	0	0	0	0	0	1	2	0	6	7	5	6	9	6	6	1	3	0	0	0	0	0	0	0	0
2100	20	0	0	0	0	0	0	0	0	0	1	0	2	3	5	5	1	3	0	0	0	0	0	0	0	0	0	0	0
2200	26	0	0	0	0	0	0	0	0	1	0	0	1	3	4	5	3	5	2	2	0	0	0	0	0	0	0	0	0
2300	11	0	0	0	0	0	0	0	0	0	0	0	3	1	0	1	2	1	0	3	0	0	0	0	0	0	0	0	0
07-19	**1452**	**0**	**0**	**0**	**1**	**2**	**1**	**5**	**15**	**15**	**38**	**62**	**114**	**168**	**227**	**238**	**215**	**160**	**87**	**50**	**35**	**10**	**3**	**2**	**1**	**2**	**1**	**0**	**0**
06-22	**1640**	**0**	**0**	**0**	**1**	**2**	**1**	**6**	**15**	**16**	**43**	**69**	**130**	**192**	**251**	**275**	**234**	**182**	**107**	**57**	**39**	**11**	**3**	**2**	**1**	**2**	**1**	**0**	**0**
06-00	**1677**	**0**	**0**	**0**	**1**	**2**	**1**	**6**	**15**	**17**	**43**	**69**	**134**	**196**	**255**	**281**	**239**	**188**	**109**	**62**	**39**	**11**	**3**	**2**	**1**	**2**	**1**	**0**	**0**
00-00	**1695**	**0**	**0**	**0**	**1**	**2**	**1**	**6**	**15**	**17**	**44**	**69**	**135**	**198**	**256**	**284**	**240**	**192**	**112**	**62**	**40**	**12**	**3**	**2**	**1**	**2**	**1**	**0**	**0**

DRAFT

Site 30
Location R163, Att - TP, Lat 53.7082, Long -6.74443
Direction Two way

3279 / Meath/Cavan/Monaghan ATC's
October 2013
Automatic Traffic Count

Wed, 9 October 2013

Time	Total	Speed Bins (km/h)																												
		0 - 5	5 - 10	10 - 15	15 - 20	20 - 25	25 - 30	30 - 35	35 - 40	40 - 45	45 - 50	50 - 55	55 - 60	60 - 65	65 - 70	70 - 75	75 - 80	80 - 85	85 - 90	90 - 95	95 - 100	100 - 105	105 - 110	110 - 115	115 - 120	120 - 125	125 - 130	130 - 135	135 - 140
0000	6	0	0	0	0	0	0	0	0	0	0	0	0	2	1	0	1	1	0	0	1	0	0	0	0	0	0	0	0	0
0100	2	0	0	0	0	0	0	0	0	0	0	1	0	0	0	0	0	1	0	0	0	0	0	0	0	0	0	0	0	0
0200	0	0	0	0	0	0	0	0	0	0	0	0	0	0	0	0	0	0	0	0	0	0	0	0	0	0	0	0	0	0
0300	5	0	0	0	0	0	0	0	0	0	1	0	0	0	0	2	1	0	0	0	1	0	0	0	0	0	0	0	0	0
0400	0	0	0	0	0	0	0	0	0	0	0	0	0	0	0	0	0	0	0	0	0	0	0	0	0	0	0	0	0	0
0500	8	0	0	0	0	0	0	0	0	0	0	1	0	1	2	0	2	2	0	0	0	0	0	0	0	0	0	0	0	0
0600	23	0	0	0	0	0	0	0	0	0	0	0	0	1	2	3	4	2	4	3	1	2	1	0	0	0	0	0	0	0
0700	91	0	0	0	0	0	0	0	0	0	0	1	5	4	10	15	12	16	9	11	5	1	2	0	0	0	0	0	0	0
0800	160	0	0	0	0	0	0	0	1	3	5	4	11	14	16	21	22	32	14	11	3	2	0	1	0	0	0	0	0	0
0900	**174**	**0**	**0**	**0**	**0**	**0**	**0**	**0**	**1**	**1**	**3**	**7**	**12**	**22**	**36**	**27**	**26**	**19**	**14**	**2**	**2**	**1**	**0**	**0**	**1**	**0**	**0**	**0**	**0**	**0**
1000	92	0	0	0	0	0	0	0	1	0	2	9	8	13	16	13	8	9	8	5	0	0	0	0	0	0	0	0	0	0
1100	82	0	0	0	0	0	1	0	3	4	3	5	14	13	10	8	12	2	2	3	1	1	0	0	0	0	0	0	0	0
1200	123	0	0	0	0	0	0	1	4	0	1	3	8	12	18	22	21	13	9	6	2	2	1	0	0	0	0	0	0	0
1300	110	0	0	0	0	0	0	0	2	0	3	6	14	19	18	7	12	16	2	10	0	1	0	0	0	0	0	0	0	0
1400	121	0	0	0	0	0	0	0	1	4	4	6	13	7	21	17	20	18	5	3	1	0	1	0	0	0	0	0	0	0
1500	107	0	0	0	0	0	0	0	2	0	9	4	8	8	17	9	21	10	9	5	2	2	1	0	0	0	0	0	0	0
1600	126	0	0	0	0	0	1	0	1	1	5	2	5	10	18	22	25	16	12	3	4	1	0	0	0	0	0	0	0	0
1700	154	0	0	1	1	1	0	2	0	2	1	6	12	23	21	27	25	18	11	2	0	0	1	0	0	0	0	0	0	0
1800	**172**	**0**	**0**	**0**	**0**	**0**	**0**	**0**	**0**	**2**	**14**	**16**	**10**	**11**	**12**	**31**	**25**	**22**	**16**	**6**	**7**	**0**	**0**	**0**	**0**	**0**	**0**	**0**	**0**	**0**
1900	101	0	0	0	0	0	1	1	0	0	2	2	2	13	22	10	11	13	9	8	6	1	0	0	0	0	0	0	0	0
2000	61	0	0	0	0	0	1	0	2	0	5	3	4	5	3	10	11	5	5	4	2	0	1	0	0	0	0	0	0	0
2100	42	0	0	0	0	0	0	1	1	0	0	1	6	3	9	9	5	4	1	0	0	1	0	0	0	0	1	0	0	0
2200	26	0	0	0	0	0	0	0	0	1	1	2	1	1	3	4	3	3	3	1	2	1	0	0	0	0	0	0	0	0
2300	10	0	0	0	0	0	0	0	0	0	1	0	0	2	1	2	3	0	0	0	0	1	0	0	0	0	0	0	0	0
07-19	**1512**	**0**	**0**	**1**	**1**	**1**	**2**	**3**	**16**	**17**	**50**	**69**	**120**	**156**	**213**	**219**	**229**	**191**	**111**	**67**	**27**	**11**	**6**	**1**	**1**	**0**	**0**	**0**	**0**	**0**
06-22	**1739**	**0**	**0**	**1**	**1**	**1**	**4**	**5**	**19**	**17**	**57**	**75**	**132**	**178**	**249**	**251**	**260**	**215**	**130**	**82**	**36**	**15**	**8**	**1**	**1**	**0**	**1**	**0**	**0**	**0**
06-00	**1775**	**0**	**0**	**1**	**1**	**1**	**4**	**5**	**19**	**18**	**59**	**77**	**133**	**181**	**253**	**257**	**266**	**218**	**133**	**83**	**38**	**17**	**8**	**1**	**1**	**0**	**1**	**0**	**0**	**0**
00-00	**1796**	**0**	**0**	**1**	**1**	**1**	**4**	**5**	**19**	**18**	**60**	**79**	**133**	**184**	**256**	**259**	**270**	**222**	**133**	**83**	**40**	**17**	**8**	**1**	**1**	**0**	**1**	**0**	**0**	**0**

DRAFT

Site 30
Location R163, Att - TP, Lat 53.7082, Long -6.74443
Direction Two way

3279 / Meath/Cavan/Monaghan ATC's
October 2013
Automatic Traffic Count

Thu, 10 October 2013

Time	Total	Speed Bins (km/h)																												
		0 - 5	5 - 10	10 - 15	15 - 20	20 - 25	25 - 30	30 - 35	35 - 40	40 - 45	45 - 50	50 - 55	55 - 60	60 - 65	65 - 70	70 - 75	75 - 80	80 - 85	85 - 90	90 - 95	95 - 100	100 - 105	105 - 110	110 - 115	115 - 120	120 - 125	125 - 130	130 - 135	135 - 140
0000	6	0	0	0	0	0	0	0	0	0	0	0	1	2	1	0	1	1	0	0	0	0	0	0	0	0	0	0	0	0
0100	6	0	0	0	0	0	0	0	0	0	0	0	0	0	1	1	0	2	0	1	1	0	0	0	0	0	0	0	0	0
0200	0	0	0	0	0	0	0	0	0	0	0	0	0	0	0	0	0	0	0	0	0	0	0	0	0	0	0	0	0	0
0300	2	0	0	0	0	0	0	0	0	0	1	0	0	0	1	0	0	0	0	0	0	0	0	0	0	0	0	0	0	0
0400	3	0	0	0	0	0	0	0	0	0	0	0	0	0	0	0	1	0	0	0	0	1	1	0	0	0	0	0	0	0
0500	6	0	0	0	0	0	0	0	0	1	0	0	0	1	1	0	0	2	1	0	0	0	0	0	0	0	0	0	0	0
0600	22	0	0	0	0	0	0	0	0	0	0	0	1	3	0	2	5	3	2	3	3	0	0	0	0	0	0	0	0	0
0700	74	0	0	0	0	0	1	0	0	0	0	2	3	3	6	9	13	8	12	8	5	1	1	2	0	0	0	0	0	0
0800	148	0	0	0	0	0	0	0	0	4	3	6	3	8	15	30	19	28	19	9	2	2	0	0	0	0	0	0	0	0
0900	**161**	**0**	**0**	**0**	**0**	**0**	**0**	**0**	**0**	**2**	**3**	**8**	**20**	**24**	**25**	**24**	**27**	**13**	**8**	**3**	**2**	**2**	**0**	**0**	**0**	**0**	**0**	**0**	**0**	**0**
1000	77	0	0	1	0	0	0	2	0	2	1	2	3	15	15	11	8	6	2	3	4	1	1	0	0	0	0	0	0	0
1100	78	0	0	0	0	0	0	0	1	1	2	3	4	6	9	17	12	10	5	4	2	0	1	1	0	0	0	0	0	0
1200	122	0	0	0	0	1	0	0	0	0	2	7	9	15	21	21	22	13	3	4	2	1	0	1	0	0	0	0	0	0
1300	113	0	0	0	0	0	0	1	3	2	4	2	6	17	20	7	21	13	9	4	3	1	0	0	0	0	0	0	0	0
1400	91	0	0	0	0	0	0	0	0	2	3	5	13	12	9	14	15	10	3	3	0	1	0	0	1	0	0	0	0	0
1500	118	0	0	0	0	0	1	1	0	7	0	2	11	18	24	14	13	12	8	2	4	0	0	1	0	0	0	0	0	0
1600	122	0	0	0	0	0	1	0	0	1	2	2	5	13	26	19	20	13	12	7	0	1	0	0	0	0	0	0	0	0
1700	**171**	**0**	**0**	**0**	**0**	**0**	**4**	**0**	**0**	**1**	**11**	**5**	**13**	**15**	**31**	**28**	**24**	**16**	**12**	**5**	**3**	**2**	**1**	**0**	**0**	**0**	**0**	**0**	**0**	**0**
1800	126	0	0	0	0	0	0	0	0	1	8	4	8	15	16	15	27	16	6	3	5	0	1	1	0	0	0	0	0	0
1900	87	0	0	0	0	0	3	0	3	1	3	3	6	12	15	17	8	6	5	1	4	0	0	0	0	0	0	0	0	0
2000	45	0	0	0	0	0	0	0	1	1	0	2	4	10	7	9	5	1	3	1	1	0	0	0	0	0	0	0	0	0
2100	39	0	0	0	0	0	0	0	0	0	0	2	3	6	3	7	6	5	4	1	1	1	0	0	0	0	0	0	0	0
2200	27	0	0	0	0	0	0	0	0	0	0	1	5	4	5	2	2	1	2	1	0	2	1	0	1	0	0	0	0	0
2300	13	0	0	0	0	0	0	0	0	0	0	1	0	2	2	3	1	1	1	0	1	1	0	0	0	0	0	0	0	0
07-19	**1401**	**0**	**0**	**1**	**0**	**1**	**7**	**4**	**4**	**23**	**39**	**48**	**98**	**161**	**217**	**209**	**221**	**158**	**99**	**55**	**32**	**12**	**5**	**6**	**1**	**0**	**0**	**0**	**0**	**0**
06-22	**1594**	**0**	**0**	**1**	**0**	**1**	**10**	**4**	**8**	**25**	**42**	**55**	**112**	**192**	**242**	**244**	**245**	**173**	**113**	**61**	**41**	**13**	**5**	**6**	**1**	**0**	**0**	**0**	**0**	**0**
06-00	**1634**	**0**	**0**	**1**	**0**	**1**	**10**	**4**	**8**	**25**	**42**	**57**	**117**	**198**	**249**	**249**	**248**	**175**	**116**	**62**	**42**	**16**	**6**	**6**	**2**	**0**	**0**	**0**	**0**	**0**
00-00	**1657**	**0**	**0**	**1**	**0**	**1**	**10**	**4**	**8**	**26**	**43**	**57**	**118**	**201**	**253**	**250**	**250**	**180**	**117**	**63**	**43**	**17**	**7**	**6**	**2**	**0**	**0**	**0**	**0**	**0**

DRAFT

Site 30
Location R163, Att - TP, Lat 53.7082, Long -6.74443
Direction Two way

3279 / Meath/Cavan/Monaghan ATC's
October 2013
Automatic Traffic Count

Fri, 11 October 2013

Time	Total	Speed Bins (km/h)																											
		0 - 5	5 - 10	10 - 15	15 - 20	20 - 25	25 - 30	30 - 35	35 - 40	40 - 45	45 - 50	50 - 55	55 - 60	60 - 65	65 - 70	70 - 75	75 - 80	80 - 85	85 - 90	90 - 95	95 - 100	100 - 105	105 - 110	110 - 115	115 - 120	120 - 125	125 - 130	130 - 135	135 - 140
0000	6	0	0	0	0	0	0	0	0	0	0	0	1	0	0	1	1	1	2	0	0	0	0	0	0	0	0	0	0
0100	3	0	0	0	0	0	0	0	0	0	0	0	0	0	1	1	0	0	1	0	0	0	0	0	0	0	0	0	0
0200	1	0	0	0	0	0	0	0	0	0	0	0	0	0	0	0	0	0	1	0	0	0	0	0	0	0	0	0	0
0300	6	0	0	0	0	0	0	0	0	1	0	0	1	0	0	0	0	2	0	0	1	0	0	0	0	1	0	0	0
0400	1	0	0	0	0	0	0	0	0	0	0	0	0	0	0	0	0	0	0	0	1	0	0	0	0	0	0	0	0
0500	4	0	0	0	0	0	0	0	0	0	0	0	0	1	0	2	0	1	0	0	0	0	0	0	0	0	0	0	0
0600	24	0	0	0	0	0	0	0	0	0	0	1	0	0	0	3	6	4	3	2	2	3	0	0	0	0	0	0	0
0700	80	0	0	0	0	0	0	0	0	2	0	1	5	2	9	7	13	11	8	3	8	5	3	2	0	0	1	0	0
0800	159	0	0	0	0	1	0	0	0	2	2	2	8	16	20	33	28	17	14	8	5	1	1	1	0	0	0	0	0
0900	**168**	**0**	**0**	**0**	**0**	**0**	**0**	**0**	**0**	**2**	**4**	**13**	**17**	**26**	**30**	**18**	**23**	**20**	**9**	**4**	**1**	**0**	**0**	**1**	**0**	**0**	**0**	**0**	**0**
1000	90	0	0	0	0	0	1	0	0	3	8	1	5	13	10	13	5	9	13	5	1	3	0	0	0	0	0	0	0
1100	90	0	0	0	0	0	0	0	3	1	0	5	4	11	14	12	17	17	3	0	1	1	1	0	0	0	0	0	0
1200	116	0	0	1	0	0	2	6	2	2	4	4	7	11	8	26	13	14	7	6	3	0	0	0	0	0	0	0	0
1300	105	0	0	0	0	0	0	0	0	1	4	6	8	15	12	10	23	12	2	3	6	2	1	0	0	0	0	0	0
1400	116	0	0	0	1	0	0	0	1	0	3	4	9	14	15	19	21	11	6	7	4	1	0	0	0	0	0	0	0
1500	**160**	**0**	**0**	**0**	**0**	**1**	**0**	**1**	**1**	**2**	**3**	**8**	**9**	**21**	**33**	**26**	**20**	**19**	**4**	**7**	**2**	**2**	**0**	**0**	**1**	**0**	**0**	**0**	**0**
1600	154	0	0	0	0	0	0	0	0	4	2	6	7	11	22	38	27	13	10	6	4	2	1	1	0	0	0	0	0
1700	139	0	0	0	0	0	0	0	0	1	0	4	3	9	17	24	32	16	15	12	4	2	0	0	0	0	0	0	0
1800	123	0	0	0	0	0	0	0	0	0	3	8	11	14	21	14	20	17	9	2	2	1	1	0	0	0	0	0	0
1900	85	0	0	0	0	0	0	1	2	0	5	4	7	12	10	14	11	8	4	4	1	2	0	0	0	0	0	0	0
2000	56	0	0	0	0	0	0	1	1	0	1	1	3	7	12	10	6	6	7	1	0	0	0	0	0	0	0	0	0
2100	29	0	0	0	0	0	0	0	0	0	0	1	1	2	8	4	4	4	2	2	0	0	0	0	0	0	0	1	0
2200	12	0	0	0	0	0	0	0	0	0	1	0	1	0	1	5	2	0	0	1	0	1	0	0	0	0	0	0	0
2300	15	0	0	0	0	0	0	0	1	0	0	3	3	0	1	1	0	1	1	0	2	2	0	0	0	0	0	0	0
07-19	**1500**	**0**	**0**	**1**	**1**	**2**	**3**	**7**	**7**	**20**	**33**	**62**	**93**	**163**	**211**	**240**	**242**	**176**	**100**	**63**	**41**	**20**	**8**	**5**	**1**	**0**	**1**	**0**	**0**
06-22	**1694**	**0**	**0**	**1**	**1**	**2**	**3**	**9**	**10**	**20**	**39**	**69**	**104**	**184**	**241**	**271**	**269**	**198**	**116**	**72**	**44**	**25**	**8**	**5**	**1**	**0**	**1**	**1**	**0**
06-00	**1721**	**0**	**0**	**1**	**1**	**2**	**3**	**9**	**11**	**20**	**40**	**72**	**108**	**184**	**243**	**277**	**271**	**199**	**117**	**73**	**46**	**28**	**8**	**5**	**1**	**0**	**1**	**1**	**0**
00-00	**1742**	**0**	**0**	**1**	**1**	**2**	**3**	**9**	**11**	**21**	**40**	**72**	**110**	**185**	**244**	**281**	**272**	**203**	**121**	**73**	**48**	**28**	**8**	**5**	**1**	**1**	**1**	**1**	**0**

DRAFT

Site 30
Location R163, Att - TP, Lat 53.7082, Long -6.74443
Direction Two way

3279 / Meath/Cavan/Monaghan ATC's
October 2013
Automatic Traffic Count

Sat, 12 October 2013

Time	Total	Speed Bins (km/h)																												
		0 - 5	5 - 10	10 - 15	15 - 20	20 - 25	25 - 30	30 - 35	35 - 40	40 - 45	45 - 50	50 - 55	55 - 60	60 - 65	65 - 70	70 - 75	75 - 80	80 - 85	85 - 90	90 - 95	95 - 100	100 - 105	105 - 110	110 - 115	115 - 120	120 - 125	125 - 130	130 - 135	135 - 140
0000	12	0	0	0	0	0	0	0	0	0	0	2	0	0	5	2	1	1	1	0	0	0	0	0	0	0	0	0	0	0
0100	4	0	0	0	0	0	0	0	0	0	0	0	0	0	0	1	1	1	0	0	1	0	0	0	0	0	0	0	0	0
0200	4	0	0	0	0	0	0	0	0	0	0	1	2	0	0	0	0	0	0	0	1	0	0	0	0	0	0	0	0	0
0300	2	0	0	0	0	0	0	0	0	0	1	0	0	0	0	0	1	0	0	0	0	0	0	0	0	0	0	0	0	0
0400	2	0	0	0	0	0	0	0	0	0	0	0	0	0	0	0	0	0	0	0	1	0	1	0	0	0	0	0	0	0
0500	6	0	0	0	0	0	0	0	0	0	1	0	0	0	0	0	0	1	2	0	1	0	0	0	0	1	0	0	0	0
0600	4	0	0	0	0	0	0	0	0	0	0	0	0	2	0	0	0	0	1	0	0	1	0	0	0	0	0	0	0	0
0700	16	0	0	0	0	0	0	0	0	0	0	0	0	0	2	2	7	1	1	2	1	0	0	0	0	0	0	0	0	0
0800	48	0	0	0	0	0	0	0	0	0	2	1	2	3	11	3	4	8	3	3	4	1	1	1	0	0	1	0	0	0
0900	70	0	0	0	0	0	0	0	0	1	2	4	4	6	6	6	16	13	3	5	2	1	0	0	1	0	0	0	0	0
1000	82	0	0	0	0	0	0	0	0	2	1	3	7	10	20	16	9	7	6	1	0	0	0	0	0	0	0	0	0	0
1100	**96**	**0**	**0**	**0**	**0**	**0**	**0**	**0**	**1**	**1**	**3**	**1**	**9**	**19**	**13**	**19**	**10**	**13**	**6**	**1**	**0**	**0**	**0**	**0**	**0**	**0**	**0**	**0**	**0**	**0**
1200	94	0	0	0	0	0	1	1	0	4	3	4	5	11	14	13	14	8	9	6	1	0	0	0	0	0	0	0	0	0
1300	109	0	0	0	0	0	0	0	0	0	3	7	7	9	16	18	12	20	8	6	2	0	0	0	1	0	0	0	0	0
1400	**111**	**0**	**0**	**0**	**0**	**0**	**0**	**0**	**0**	**3**	**3**	**2**	**15**	**13**	**16**	**15**	**18**	**7**	**9**	**3**	**7**	**0**	**0**	**0**	**0**	**0**	**0**	**0**	**0**	**0**
1500	83	0	0	0	0	0	0	0	0	1	2	4	4	8	15	15	12	10	6	4	1	0	1	0	0	0	0	0	0	0
1600	91	0	0	0	0	0	0	0	0	3	3	1	3	18	11	14	14	14	5	4	0	1	0	0	0	0	0	0	0	0
1700	91	0	0	0	0	0	0	2	2	1	3	4	7	7	14	13	11	14	5	4	3	0	0	0	1	0	0	0	0	0
1800	109	0	0	0	0	0	0	0	0	0	1	4	8	20	11	20	15	10	11	4	4	0	1	0	0	0	0	0	0	0
1900	63	0	0	0	0	0	0	1	2	0	4	3	6	11	8	7	8	3	4	3	1	0	1	0	0	0	0	0	0	1
2000	47	0	0	0	0	0	0	1	0	1	2	2	2	9	6	13	2	4	0	2	3	0	0	0	0	0	0	0	0	0
2100	39	0	0	0	0	0	0	0	0	0	2	1	3	5	7	8	5	4	1	1	2	0	0	0	0	0	0	0	0	0
2200	21	0	0	0	0	0	0	0	0	0	0	0	0	0	4	2	8	1	0	1	0	0	1	2	0	0	1	1	0	
2300	12	0	0	0	0	0	0	0	0	0	1	1	0	1	2	0	0	1	1	2	1	1	0	0	1	0	0	0	0	0
07-19	**1000**	**0**	**0**	**0**	**0**	**0**	**1**	**3**	**3**	**16**	**26**	**35**	**71**	**124**	**149**	**154**	**142**	**125**	**72**	**43**	**25**	**3**	**3**	**1**	**3**	**0**	**1**	**0**	**0**	
06-22	**1153**	**0**	**0**	**0**	**0**	**0**	**1**	**5**	**5**	**17**	**34**	**41**	**82**	**151**	**170**	**182**	**157**	**136**	**78**	**49**	**31**	**4**	**4**	**1**	**3**	**0**	**1**	**0**	**1**	
06-00	**1186**	**0**	**0**	**0**	**0**	**0**	**1**	**5**	**5**	**17**	**35**	**42**	**82**	**152**	**176**	**184**	**165**	**138**	**79**	**52**	**32**	**5**	**5**	**3**	**4**	**0**	**2**	**1**	**1**	
00-00	**1216**	**0**	**0**	**0**	**0**	**0**	**1**	**5**	**5**	**17**	**37**	**45**	**84**	**152**	**181**	**187**	**168**	**141**	**82**	**52**	**36**	**5**	**6**	**3**	**4**	**1**	**2**	**1**	**1**	

DRAFT

Site 30
Location R163, Att - TP, Lat 53.7082, Long -6.74443
Direction Two way

3279 / Meath/Cavan/Monaghan ATC's
October 2013
Automatic Traffic Count

Sun, 13 October 2013

Time	Total	Speed Bins (km/h)																												
		0 - 5	5 - 10	10 - 15	15 - 20	20 - 25	25 - 30	30 - 35	35 - 40	40 - 45	45 - 50	50 - 55	55 - 60	60 - 65	65 - 70	70 - 75	75 - 80	80 - 85	85 - 90	90 - 95	95 - 100	100 - 105	105 - 110	110 - 115	115 - 120	120 - 125	125 - 130	130 - 135	135 - 140
0000	17	0	0	0	0	0	0	0	0	1	1	1	0	5	3	1	1	2	1	0	1	0	0	0	0	0	0	0	0	0
0100	11	0	0	0	0	0	0	0	0	0	0	0	0	2	1	3	3	0	0	1	0	1	0	0	0	0	0	0	0	0
0200	3	0	0	0	0	0	0	0	0	0	0	0	0	0	0	0	1	1	1	0	0	0	0	0	0	0	0	0	0	0
0300	3	0	0	0	0	0	0	0	0	1	0	0	0	0	0	0	1	0	1	0	0	0	0	0	0	0	0	0	0	0
0400	3	0	0	0	0	0	0	0	0	0	0	0	1	0	1	0	1	0	0	0	0	0	0	0	0	0	0	0	0	0
0500	2	0	0	0	0	0	0	0	0	0	0	0	0	0	0	1	0	0	0	0	0	0	0	0	0	0	0	0	1	0
0600	2	0	0	0	0	0	0	0	0	0	0	0	0	0	0	0	0	1	0	1	0	0	0	0	0	0	0	0	0	0
0700	5	0	0	0	0	0	0	0	0	0	0	0	0	0	0	1	1	1	1	1	0	0	0	0	0	0	0	0	0	0
0800	28	0	0	0	0	0	0	0	0	0	0	0	1	4	9	3	1	2	2	0	5	1	0	0	0	0	0	0	0	0
0900	73	0	0	0	0	0	0	0	1	1	8	3	5	6	12	11	11	5	7	1	0	0	1	0	1	0	0	0	0	0
1000	**137**	**0**	**0**	**0**	**0**	**0**	**0**	**0**	**0**	**2**	**5**	**7**	**3**	**22**	**23**	**24**	**18**	**17**	**6**	**6**	**1**	**0**	**2**	**1**	**0**	**0**	**0**	**0**	**0**	**0**
1100	105	0	0	0	0	0	0	0	0	2	0	3	10	10	18	15	16	6	9	12	1	2	0	0	1	0	0	0	0	0
1200	**116**	**0**	**0**	**0**	**0**	**0**	**2**	**0**	**0**	**1**	**1**	**2**	**6**	**7**	**16**	**20**	**17**	**19**	**10**	**4**	**3**	**1**	**2**	**3**	**1**	**0**	**0**	**1**	**0**	**0**
1300	103	0	0	0	0	0	0	0	1	0	2	5	9	9	13	14	15	11	8	4	4	4	0	1	1	1	0	1	0	0
1400	113	0	0	0	0	0	2	0	2	2	3	5	10	22	13	13	18	15	5	2	1	0	0	0	0	0	0	0	0	0
1500	89	0	0	0	1	0	0	0	0	0	2	3	3	10	15	18	17	7	3	3	2	3	1	1	0	0	0	0	0	0
1600	105	0	0	0	0	0	0	1	0	1	3	6	11	13	21	17	7	7	8	5	5	0	0	0	0	0	0	0	0	0
1700	102	0	0	0	0	0	1	0	1	1	2	4	8	22	11	12	17	11	4	4	1	0	3	0	0	0	0	0	0	0
1800	79	0	0	0	0	0	0	0	1	1	3	2	7	10	14	13	10	6	3	2	3	2	0	1	1	0	0	0	0	0
1900	70	0	0	0	0	0	1	0	0	1	2	7	8	11	7	12	11	5	3	0	1	0	1	0	0	0	0	0	0	0
2000	46	0	0	0	0	0	0	0	1	1	0	3	2	5	8	9	2	8	2	3	1	1	0	0	0	0	0	0	0	0
2100	29	0	0	0	0	0	0	0	0	2	1	3	2	2	3	6	1	2	1	4	2	0	0	0	0	0	0	0	0	0
2200	28	0	0	0	0	0	0	0	0	0	1	0	2	4	5	5	3	3	1	1	1	1	0	0	1	0	0	0	0	0
2300	10	0	0	0	0	0	0	0	0	0	0	1	0	2	2	0	0	2	2	1	0	0	0	0	0	0	0	0	0	0
07-19	**1055**	**0**	**0**	**0**	**1**	**0**	**5**	**1**	**6**	**11**	**29**	**40**	**73**	**135**	**165**	**161**	**148**	**107**	**66**	**44**	**26**	**13**	**9**	**7**	**5**	**1**	**0**	**2**	**0**
06-22	**1202**	**0**	**0**	**0**	**1**	**0**	**6**	**1**	**7**	**15**	**32**	**53**	**85**	**153**	**183**	**188**	**162**	**123**	**72**	**52**	**30**	**14**	**10**	**7**	**5**	**1**	**0**	**2**	**0**
06-00	**1240**	**0**	**0**	**0**	**1**	**0**	**6**	**1**	**7**	**15**	**33**	**54**	**87**	**159**	**190**	**193**	**165**	**128**	**75**	**54**	**31**	**15**	**10**	**7**	**6**	**1**	**0**	**2**	**0**
00-00	**1279**	**0**	**0**	**0**	**1**	**0**	**6**	**1**	**7**	**17**	**34**	**55**	**88**	**166**	**195**	**198**	**172**	**131**	**78**	**55**	**32**	**16**	**10**	**7**	**6**	**1**	**0**	**3**	**0**

DRAFT

Site 30
Location R163, Att - TP, Lat 53.7082, Long -6.74443
Direction Two way

3279 / Meath/Cavan/Monaghan ATC's
October 2013
Automatic Traffic Count

Mon, 14 October 2013

Time	Total	Speed Bins (km/h)																												
		0 - 5	5 - 10	10 - 15	15 - 20	20 - 25	25 - 30	30 - 35	35 - 40	40 - 45	45 - 50	50 - 55	55 - 60	60 - 65	65 - 70	70 - 75	75 - 80	80 - 85	85 - 90	90 - 95	95 - 100	100 - 105	105 - 110	110 - 115	115 - 120	120 - 125	125 - 130	130 - 135	135 - 140
0000	5	0	0	0	0	0	0	0	0	0	0	0	1	0	0	1	0	1	0	0	1	1	0	0	0	0	0	0	0	0
0100	5	0	0	0	0	0	0	0	0	0	0	0	1	0	2	0	0	0	0	0	1	0	1	0	0	0	0	0	0	0
0200	2	0	0	0	0	0	0	0	0	0	0	0	0	0	0	0	0	1	0	0	0	0	1	0	0	0	0	0	0	0
0300	5	0	0	0	0	0	0	0	0	0	1	0	0	0	2	0	0	2	0	0	0	0	0	0	0	0	0	0	0	0
0400	2	0	0	0	0	0	0	0	0	0	0	0	1	0	0	0	0	0	0	1	0	0	0	0	0	0	0	0	0	0
0500	4	0	0	0	0	0	0	0	0	0	1	0	1	0	0	0	0	0	1	1	0	0	0	0	0	0	0	0	0	0
0600	32	0	0	0	0	0	0	0	0	0	0	0	1	3	4	2	5	5	7	3	1	0	1	0	0	0	0	0	0	0
0700	98	0	0	0	0	0	0	0	0	1	0	1	6	5	9	9	15	12	15	12	7	3	1	1	1	0	0	0	0	0
0800	157	0	0	0	0	0	0	0	1	2	1	4	5	9	25	23	20	29	14	10	7	2	4	1	0	0	0	0	0	0
0900	**199**	**0**	**0**	**0**	**0**	**0**	**0**	**0**	**4**	**2**	**1**	**3**	**12**	**26**	**37**	**46**	**38**	**11**	**11**	**7**	**1**	**0**	**0**	**0**	**0**	**0**	**0**	**0**	**0**	**0**
1000	84	0	0	0	0	0	0	1	2	7	1	2	6	9	10	8	11	10	10	1	2	4	0	0	0	0	0	0	0	0
1100	93	0	0	0	0	1	2	2	1	3	5	4	5	11	13	13	10	15	4	2	1	0	1	0	0	0	0	0	0	0
1200	116	0	0	0	0	0	0	0	0	1	4	3	6	13	21	16	22	15	8	5	2	0	0	0	0	0	0	0	0	0
1300	94	0	0	0	0	1	0	0	1	4	1	4	15	14	14	16	7	7	5	2	2	1	0	0	0	0	0	0	0	0
1400	95	0	0	0	0	1	1	3	0	4	1	6	11	15	12	11	9	8	6	5	1	0	0	1	0	0	0	0	0	0
1500	140	0	0	0	0	0	0	1	2	2	2	3	21	19	28	14	11	21	8	6	1	1	0	0	0	0	0	0	0	0
1600	131	0	0	0	0	0	0	1	1	5	4	2	17	15	17	22	20	11	5	10	0	0	0	0	1	0	0	0	0	0
1700	**154**	**0**	**0**	**0**	**0**	**0**	**0**	**0**	**0**	**0**	**2**	**1**	**7**	**7**	**29**	**28**	**40**	**15**	**12**	**11**	**1**	**1**	**0**	**0**	**0**	**0**	**0**	**0**	**0**	**0**
1800	137	0	0	0	0	0	0	0	0	1	2	3	16	12	18	33	23	14	12	2	0	1	0	0	0	0	0	0	0	0
1900	86	0	0	0	0	0	1	0	2	1	3	5	6	13	21	5	6	9	9	4	1	0	0	0	0	0	0	0	0	0
2000	52	0	0	0	0	0	0	0	0	0	0	0	3	8	6	14	6	7	2	2	0	3	1	0	0	0	0	0	0	0
2100	34	0	0	0	0	0	0	0	0	0	0	1	1	5	8	1	7	5	2	2	0	2	0	0	0	0	0	0	0	0
2200	22	0	0	0	0	0	0	0	0	2	0	1	0	0	3	2	3	4	1	3	2	0	0	1	0	0	0	0	0	0
2300	9	0	0	0	0	0	0	1	0	0	0	0	0	0	1	0	1	2	3	0	0	1	0	0	0	0	0	0	0	0
07-19	**1498**	**0**	**0**	**0**	**0**	**3**	**3**	**8**	**12**	**32**	**24**	**36**	**127**	**155**	**233**	**239**	**226**	**168**	**110**	**73**	**25**	**13**	**6**	**3**	**2**	**0**	**0**	**0**	**0**	**0**
06-22	**1702**	**0**	**0**	**0**	**0**	**3**	**4**	**8**	**14**	**33**	**27**	**42**	**138**	**184**	**272**	**261**	**250**	**194**	**130**	**84**	**27**	**18**	**8**	**3**	**2**	**0**	**0**	**0**	**0**	**0**
06-00	**1733**	**0**	**0**	**0**	**0**	**3**	**4**	**9**	**14**	**35**	**27**	**43**	**138**	**184**	**276**	**263**	**254**	**200**	**134**	**87**	**29**	**19**	**8**	**4**	**2**	**0**	**0**	**0**	**0**	**0**
00-00	**1756**	**0**	**0**	**0**	**0**	**3**	**4**	**9**	**14**	**35**	**29**	**43**	**142**	**184**	**280**	**264**	**254**	**204**	**135**	**89**	**31**	**20**	**10**	**4**	**2**	**0**	**0**	**0**	**0**	**0**

DRAFT

Site 30
Location R163, Att - TP, Lat 53.7082, Long -6.74443
Direction Two way

3279 / Meath/Cavan/Monaghan ATC's
October 2013
Automatic Traffic Count

Virtual Day (7)

Time	Total	Speed Bins (km/h)																											
		0 - 5	5 - 10	10 - 15	15 - 20	20 - 25	25 - 30	30 - 35	35 - 40	40 - 45	45 - 50	50 - 55	55 - 60	60 - 65	65 - 70	70 - 75	75 - 80	80 - 85	85 - 90	90 - 95	95 - 100	100 - 105	105 - 110	110 - 115	115 - 120	120 - 125	125 - 130	130 - 135	135 - 140
0000	8	0	0	0	0	0	0	0	0	0	0	0	0	1	1	1	1	2	1	0	0	0	0	0	0	0	0	0	0
0100	4	0	0	0	0	0	0	0	0	0	0	0	0	0	1	1	1	1	0	0	0	0	0	0	0	0	0	0	0
0200	2	0	0	0	0	0	0	0	0	0	0	0	0	0	0	0	0	0	0	0	0	0	0	0	0	0	0	0	0
0300	4	0	0	0	0	0	0	0	0	0	1	0	0	0	1	0	0	1	0	0	0	0	0	0	0	0	0	0	0
0400	2	0	0	0	0	0	0	0	0	0	0	0	0	0	0	0	0	0	0	0	0	0	0	0	0	0	0	0	0
0500	5	0	0	0	0	0	0	0	0	0	0	0	0	1	0	1	0	1	1	0	0	0	0	0	0	0	0	0	0
0600	17	0	0	0	0	0	0	0	0	0	0	0	0	1	1	2	3	2	3	2	1	1	0	0	0	0	0	0	0
0700	67	0	0	0	0	0	0	0	0	1	0	1	4	3	7	8	11	9	8	6	5	2	1	1	0	0	0	0	0
0800	123	0	0	0	0	0	0	0	0	2	2	4	5	9	15	20	18	21	11	7	5	1	1	1	0	0	0	0	0
0900	**145**	**0**	**0**	**0**	**0**	**0**	**0**	**0**	**1**	**1**	**4**	**7**	**13**	**19**	**27**	**22**	**23**	**14**	**8**	**3**	**1**	**1**	**0**	**0**	**0**	**0**	**0**	**0**	**0**
1000	91	0	0	0	0	0	0	1	1	3	3	4	5	13	16	13	10	10	7	4	1	1	0	0	0	0	0	0	0
1100	89	0	0	0	0	0	0	0	1	2	3	3	8	11	12	14	12	10	5	4	1	1	0	0	0	0	0	0	0
1200	112	0	0	0	0	0	1	1	1	1	2	3	7	12	16	19	18	14	7	5	2	1	0	1	0	0	0	0	0
1300	105	0	0	0	0	0	0	0	1	1	3	6	10	13	16	13	15	12	5	4	3	1	0	0	0	0	0	0	0
1400	109	0	0	0	0	0	0	0	1	2	3	5	12	14	15	17	16	11	6	4	2	0	0	0	0	0	0	0	0
1500	117	0	0	0	0	0	0	0	1	2	3	4	9	16	22	16	16	13	7	4	2	1	0	0	0	0	0	0	0
1600	120	0	0	0	0	0	0	0	0	2	3	4	8	14	19	22	19	12	8	6	2	1	0	0	0	0	0	0	0
1700	**141**	**0**	**0**	**0**	**0**	**0**	**1**	**1**	**1**	**1**	**3**	**4**	**9**	**15**	**22**	**23**	**26**	**15**	**10**	**7**	**2**	**1**	**1**	**0**	**0**	**0**	**0**	**0**	**0**
1800	125	0	0	0	0	0	0	0	0	1	5	6	10	14	16	22	20	14	9	3	3	1	0	0	0	0	0	0	0
1900	85	0	0	0	0	0	1	1	1	0	3	4	6	12	14	13	9	8	6	4	2	0	0	0	0	0	0	0	0
2000	51	0	0	0	0	0	0	0	1	1	1	2	3	7	7	10	6	5	4	2	1	1	0	0	0	0	0	0	0
2100	33	0	0	0	0	0	0	0	0	0	1	1	3	4	6	6	4	4	2	1	1	1	0	0	0	0	0	0	0
2200	23	0	0	0	0	0	0	0	0	1	0	1	1	2	4	4	3	2	1	1	1	1	0	0	0	0	0	0	0
2300	11	0	0	0	0	0	0	0	0	0	0	1	1	1	1	1	1	1	1	1	1	1	0	0	0	0	0	0	0
07-19	**1345**	**0**	**0**	**0**	**1**	**1**	**3**	**4**	**9**	**19**	**34**	**50**	**99**	**152**	**202**	**209**	**203**	**155**	**92**	**56**	**30**	**12**	**6**	**4**	**2**	**0**	**0**	**0**	**0**
06-22	**1532**	**0**	**0**	**0**	**1**	**1**	**4**	**5**	**11**	**20**	**39**	**58**	**112**	**176**	**230**	**239**	**225**	**174**	**107**	**65**	**35**	**14**	**7**	**4**	**2**	**0**	**1**	**0**	**0**
06-00	**1567**	**0**	**0**	**0**	**1**	**1**	**4**	**6**	**11**	**21**	**40**	**59**	**114**	**179**	**235**	**243**	**230**	**178**	**109**	**68**	**37**	**16**	**7**	**4**	**2**	**0**	**1**	**1**	**0**
00-00	**1592**	**0**	**0**	**0**	**1**	**1**	**4**	**6**	**11**	**22**	**41**	**60**	**116**	**181**	**238**	**246**	**232**	**182**	**111**	**68**	**39**	**16**	**7**	**4**	**2**	**1**	**1**	**1**	**0**

DRAFT

Site 30
Location R163, Att - TP, Lat 53.7082, Long -6.74443
Direction Two way

3279 / Meath/Cavan/Monaghan ATC's
October 2013
Automatic Traffic Count

Virtual Week (1)

Time	Total	Speed Bins (km/h)																												
		0 - 5	5 - 10	10 - 15	15 - 20	20 - 25	25 - 30	30 - 35	35 - 40	40 - 45	45 - 50	50 - 55	55 - 60	60 - 65	65 - 70	70 - 75	75 - 80	80 - 85	85 - 90	90 - 95	95 - 100	100 - 105	105 - 110	110 - 115	115 - 120	120 - 125	125 - 130	130 - 135	135 - 140
Mon	1756	0	0	0	0	3	4	9	14	35	29	43	142	184	280	264	254	204	135	89	31	20	10	4	2	0	0	0	0
Tue	1695	0	0	0	1	2	1	6	15	17	44	69	135	198	256	284	240	192	112	62	40	12	3	2	1	2	1	0	0
Wed	1796	0	0	1	1	1	4	5	19	18	60	79	133	184	256	259	270	222	133	83	40	17	8	1	1	0	1	0	0
Thu	1657	0	0	1	0	1	10	4	8	26	43	57	118	201	253	250	250	180	117	63	43	17	7	6	2	0	0	0	0
Fri	1742	0	0	1	1	2	3	9	11	21	40	72	110	185	244	281	272	203	121	73	48	28	8	5	1	1	1	1	0
|Sat	1216	0	0	0	0	0	1	5	5	17	37	45	84	152	181	187	168	141	82	52	36	5	6	3	4	1	2	1	1
|Sun	1279	0	0	0	1	0	6	1	7	17	34	55	88	166	195	198	172	131	78	55	32	16	10	7	6	1	0	3	0
5 Day Ave.	**1729**	**0**	**0**	**1**	**1**	**2**	**4**	**7**	**13**	**23**	**43**	**64**	**128**	**190**	**258**	**268**	**257**	**200**	**124**	**74**	**40**	**19**	**7**	**4**	**1**	**1**	**1**	**0**	**0**
7 Day Ave.	**1592**	**0**	**0**	**0**	**1**	**1**	**4**	**6**	**11**	**22**	**41**	**60**	**116**	**181**	**238**	**246**	**232**	**182**	**111**	**68**	**39**	**16**	**7**	**4**	**2**	**1**	**1**	**1**	**0**
--	**11141**	**0**	**0**	**3**	**4**	**9**	**29**	**39**	**79**	**151**	**287**	**420**	**810**	**1270**	**1665**	**1723**	**1626**	**1273**	**778**	**477**	**270**	**115**	**52**	**28**	**17**	**5**	**5**	**5**	**1**

Summary Graphs

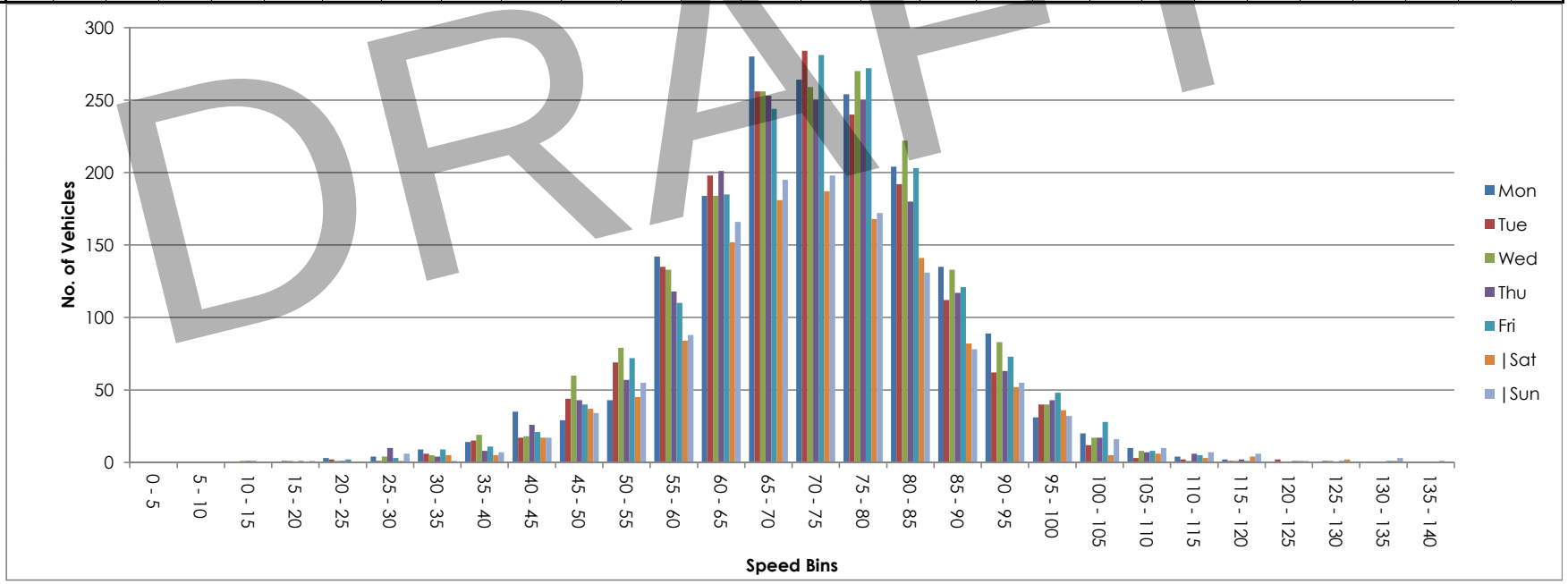

DRAFT



NDC NATIONWIDE DATA COLLECTION	**Site / Location:**	L-7414-0, Att - TP, Lat 53.7184, Long -6.75706	**Project No:**	3279	**Photo No:**	3279-31	**Drawn By:** MOR
	Survey Date:	Tue, 8 October 2013 to Mon, 14 October 2013	**Project Name:**		Meath/Cavan/Monaghan ATC'S		
	Survey Times:	00:00 to 00(24):00	**Title:**		Site Photograph		

Site No.	Location.	Direction.	Speed Limit - PSL (km/h)	Start Date.	End Date.	Total Vehicles.	5 Day Ave.	7 Day Ave.	No. > Speed Limit.	%. > Speed Limit.	No. > Speed Limit1 (+5km/h).	%. > Speed Limit1 (+5km/h).	No. > Speed Limit1 (+10km/h).	%. > Speed Limit1 (+10km/h).	Mean Speed	85%ile Speed
31	L-7414-0, Att - TP, Lat 53.7184, Long -6.75706	North	100	Tue, 8 October 2013	Mon, 14 October 2013	2736	420	391	9	0.3	5	0.2	3	0.1	61.0	75.2
		South	100	Tue, 8 October 2013	Mon, 14 October 2013	2919	455	417	6	0.2	2	0.1	1	0.0	63.8	78.1
		Two way	100	Tue, 8 October 2013	Mon, 14 October 2013	5655	875	808	15	0.3	7	0.1	4	0.1	62.4	77.0

DRAFT

Site 31
Location L-7414-0, Att - TP, Lat 53.7184, Long -6.75706
Direction North

3279 / Meath/Cavan/Monaghan ATC's
October 2013
Automatic Traffic Count

Tue, 8 October 2013

Time	Total	Classification												>PSL	>PSL%	>SL1	>SL1%	>SL2	>SL2%	Mean	Vpp
		1 MCL	2 SV	3 SVT	4 TB2	5 TB3	6 T4	7 ART3	8 ART4	9 ART5	10 ART6	11 BD	12 DRT	100	100	105 +5kph	105 +5kph	110 +10kph	110 +10kph		85
0000	0	0	0	0	0	0	0	0	0	0	0	0	0	0	0	0	0	0	0	-	-
0100	1	0	1	0	0	0	0	0	0	0	0	0	0	0	0	0	0	0	0	61.9	-
0200	0	0	0	0	0	0	0	0	0	0	0	0	0	0	0	0	0	0	0	-	-
0300	1	0	0	0	1	0	0	0	0	0	0	0	0	0	0	0	0	0	0	61.7	-
0400	0	0	0	0	0	0	0	0	0	0	0	0	0	0	0	0	0	0	0	-	-
0500	1	0	0	0	1	0	0	0	0	0	0	0	0	0	0	0	0	0	0	69.2	-
0600	7	0	7	0	0	0	0	0	0	0	0	0	0	0	0	0	0	0	0	65.5	-
0700	13	0	12	0	1	0	0	0	0	0	0	0	0	0	0	0	0	0	0	62.3	74.9
0800	28	0	25	0	3	0	0	0	0	0	0	0	0	0	0	0	0	0	0	62.2	70.9
0900	**33**	**0**	**26**	**1**	**5**	**0**	**0**	**0**	**0**	**0**	**1**	**0**	**0**	**0**	**0**	**0**	**0**	**0**	**0**	**57.6**	**69.1**
1000	16	0	13	1	1	0	0	0	1	0	0	0	0	0	0	0	0	0	0	59.3	70.2
1100	18	0	14	2	1	0	0	0	1	0	0	0	0	0	0	0	0	0	0	57.9	64.8
1200	30	0	27	2	1	0	0	0	0	0	0	0	0	0	0	0	0	0	0	61.3	73.4
1300	15	1	12	0	2	0	0	0	0	0	0	0	0	0	0	0	0	0	0	59.6	70.6
1400	15	0	12	1	1	0	0	0	0	1	0	0	0	0	0	0	0	0	0	59.7	71.3
1500	32	0	27	1	3	0	0	0	0	0	1	0	0	0	0	0	0	0	0	55.7	67.3
1600	30	0	25	2	2	0	0	0	0	1	0	0	0	0	0	0	0	0	0	64	79.6
1700	**48**	**1**	**44**	**2**	**1**	**0**	**0**	**0**	**0**	**0**	**0**	**0**	**0**	**0**	**0**	**0**	**0**	**0**	**0**	**59.8**	**71.6**
1800	30	0	27	0	1	0	0	0	1	1	0	0	0	0	0	0	0	0	0	66.1	81.4
1900	28	1	22	1	3	0	0	0	0	1	0	0	0	0	0	0	0	0	0	61.1	78.5
2000	14	0	11	1	1	0	0	1	0	0	0	0	0	0	0	0	0	0	0	63.1	77.8
2100	17	0	15	2	0	0	0	0	0	0	0	0	0	0	0	0	0	0	0	55.6	64.1
2200	9	0	7	0	1	0	1	0	0	0	0	0	0	0	0	0	0	0	0	63.8	-
2300	1	0	1	0	0	0	0	0	0	0	0	0	0	0	0	0	0	0	0	66.6	-
07-19	**308**	**2**	**264**	**12**	**22**	**0**	**0**	**0**	**3**	**3**	**2**	**0**	**0**	**0**	**0**	**0**	**0**	**0**	**0**	**60.5**	**72**
06-22	**374**	**3**	**319**	**16**	**26**	**0**	**0**	**1**	**3**	**4**	**2**	**0**	**0**	**0**	**0**	**0**	**0**	**0**	**0**	**60.5**	**73.1**
06-00	**384**	**3**	**327**	**16**	**27**	**0**	**1**	**1**	**3**	**4**	**2**	**0**	**0**	**0**	**0**	**0**	**0**	**0**	**0**	**60.6**	**72.7**
00-00	**387**	**3**	**328**	**16**	**29**	**0**	**1**	**1**	**3**	**4**	**2**	**0**	**0**	**0**	**0**	**0**	**0**	**0**	**0**	**60.6**	**72.7**

DRAFT

Site 31
Location L-7414-0, Att - TP, Lat 53.7184, Long -6.75706
Direction North

3279 / Meath/Cavan/Monaghan ATC's
October 2013
Automatic Traffic Count

Wed, 9 October 2013

Time	Total	Classification												>PSL	>PSL%	>SL1	>SL1%	>SL2	>SL2%	Mean	Vpp
		1 MCL	2 SV	3 SVT	4 TB2	5 TB3	6 T4	7 ART3	8 ART4	9 ART5	10 ART6	11 BD	12 DRT	100	100	105 +5kph	105 +5kph	110 +10kph	110 +10kph		85
0000	0	0	0	0	0	0	0	0	0	0	0	0	0	0	0	0	0	0	0	-	-
0100	0	0	0	0	0	0	0	0	0	0	0	0	0	0	0	0	0	0	0	-	-
0200	1	0	1	0	0	0	0	0	0	0	0	0	0	0	0	0	0	0	0	64.8	-
0300	1	0	0	0	1	0	0	0	0	0	0	0	0	0	0	0	0	0	0	66.6	-
0400	0	0	0	0	0	0	0	0	0	0	0	0	0	0	0	0	0	0	0	-	-
0500	1	0	0	0	1	0	0	0	0	0	0	0	0	0	0	0	0	0	0	72.8	-
0600	7	0	6	0	1	0	0	0	0	0	0	0	0	0	0	0	0	0	0	65.7	-
0700	14	0	11	1	1	0	0	0	0	1	0	0	0	0	0	0	0	0	0	61.1	70.2
0800	**31**	**0**	**26**	**2**	**3**	**0**	**0**	**0**	**0**	**0**	**0**	**0**	**0**	**0**	**0**	**0**	**0**	**0**	**0**	**60.1**	**69.8**
0900	29	0	25	1	1	1	0	0	0	0	1	0	0	0	0	0	0	0	0	62.4	76.7
1000	21	0	17	2	1	0	0	0	0	1	0	0	0	0	0	0	0	0	0	56.8	74.5
1100	20	0	16	2	0	0	0	0	1	1	0	0	0	0	0	0	0	0	0	55.8	68
1200	24	0	21	0	2	0	1	0	0	0	0	0	0	0	0	0	0	0	0	62.2	68
1300	21	0	19	1	0	0	1	0	0	0	0	0	0	0	0	0	0	0	0	57.9	69.8
1400	32	0	27	5	0	0	0	0	0	0	0	0	0	0	0	0	0	0	0	65.9	75.2
1500	36	0	30	2	3	1	0	0	0	0	0	0	0	0	0	0	0	0	0	57.6	68.4
1600	42	1	34	0	2	2	0	0	0	3	0	0	0	0	0	0	0	0	0	59	74.5
1700	**47**	**0**	**44**	**1**	**2**	**0**	**0**	**0**	**0**	**0**	**0**	**0**	**0**	**0**	**0**	**0**	**0**	**0**	**0**	**67.3**	**74.9**
1800	23	2	21	0	0	0	0	0	0	0	0	0	0	0	0	0	0	0	0	60.7	73.4
1900	25	0	21	1	1	0	0	0	1	1	0	0	0	0	0	0	0	0	0	55.2	62.6
2000	20	0	17	1	0	0	0	0	0	2	0	0	0	1	5	0	0	0	0	61.1	78.8
2100	15	0	13	0	1	0	0	0	0	1	0	0	0	0	0	0	0	0	0	68.1	80.6
2200	6	0	5	0	1	0	0	0	0	0	0	0	0	0	0	0	0	0	0	76.1	-
2300	5	0	4	0	0	1	0	0	0	0	0	0	0	0	0	0	0	0	0	64.9	-
07-19	**340**	**3**	**291**	**17**	**15**	**4**	**2**	**0**	**1**	**6**	**1**	**0**	**0**	**0**	**0**	**0**	**0**	**0**	**0**	**61.1**	**74.5**
06-22	**407**	**3**	**348**	**19**	**18**	**4**	**2**	**0**	**2**	**10**	**1**	**0**	**0**	**1**	**0.2**	**0**	**0**	**0**	**0**	**61**	**74.5**
06-00	**418**	**3**	**357**	**19**	**19**	**5**	**2**	**0**	**2**	**10**	**1**	**0**	**0**	**1**	**0.2**	**0**	**0**	**0**	**0**	**61.3**	**74.9**
00-00	**421**	**3**	**358**	**19**	**21**	**5**	**2**	**0**	**2**	**10**	**1**	**0**	**0**	**1**	**0.2**	**0**	**0**	**0**	**0**	**61.4**	**74.9**

DRAFT

Site 31
Location L-7414-0, Att - TP, Lat 53.7184, Long -6.75706
Direction North

3279 / Meath/Cavan/Monaghan ATC's
October 2013
Automatic Traffic Count

Thu, 10 October 2013

Time	Total	Classification												>PSL	>PSL%	>SL1	>SL1%	>SL2	>SL2%	Mean	Vpp
		1 MCL	2 SV	3 SVT	4 TB2	5 TB3	6 T4	7 ART3	8 ART4	9 ART5	10 ART6	11 BD	12 DRT	100	100	105 +5kph	105 +5kph	110 +10kph	110 +10kph		85
0000	3	0	3	0	0	0	0	0	0	0	0	0	0	0	0	0	0	0	0	75.9	-
0100	3	0	3	0	0	0	0	0	0	0	0	0	0	0	0	0	0	0	0	60.5	-
0200	0	0	0	0	0	0	0	0	0	0	0	0	0	0	0	0	0	0	0	-	-
0300	2	0	1	0	1	0	0	0	0	0	0	0	0	0	0	0	0	0	0	61.7	-
0400	0	0	0	0	0	0	0	0	0	0	0	0	0	0	0	0	0	0	0	-	-
0500	2	0	1	0	1	0	0	0	0	0	0	0	0	0	0	0	0	0	0	69	-
0600	2	0	2	0	0	0	0	0	0	0	0	0	0	0	0	0	0	0	0	69.9	-
0700	19	0	18	0	1	0	0	0	0	0	0	0	0	0	0	0	0	0	0	64.6	76.7
0800	32	1	26	0	4	1	0	0	0	0	0	0	0	0	0	0	0	0	0	60.6	69.5
0900	**39**	**0**	**37**	**1**	**0**	**0**	**0**	**0**	**0**	**0**	**1**	**0**	**0**	**0**	**0**	**0**	**0**	**0**	**0**	**61**	**73.8**
1000	15	1	14	0	0	0	0	0	0	0	0	0	0	1	6.7	1	6.7	0	0	58.7	72
1100	16	0	9	3	3	0	0	0	0	0	1	0	0	0	0	0	0	0	0	49.5	64.1
1200	34	0	29	3	1	0	0	0	1	0	0	0	0	0	0	0	0	0	0	61	74.9
1300	16	0	11	1	3	0	0	0	0	0	1	0	0	0	0	0	0	0	0	66.2	78.1
1400	26	0	22	2	1	0	0	0	0	0	1	0	0	0	0	0	0	0	0	61	73.1
1500	42	0	38	0	4	0	0	0	0	0	0	0	0	0	0	0	0	0	0	62	78.1
1600	30	0	19	4	5	0	0	0	1	1	0	0	0	0	0	0	0	0	0	57.8	72
1700	**48**	**0**	**43**	**2**	**2**	**0**	**1**	**0**	**0**	**0**	**0**	**0**	**0**	**0**	**0**	**0**	**0**	**0**	**0**	**60.9**	**72.7**
1800	32	1	27	2	0	0	0	0	1	0	1	0	0	0	0	0	0	0	0	58	77.4
1900	19	0	18	0	1	0	0	0	0	0	0	0	0	0	0	0	0	0	0	58.6	65.5
2000	23	0	22	1	0	0	0	0	0	0	0	0	0	0	0	0	0	0	0	57.7	70.2
2100	18	0	16	1	0	0	0	0	0	0	1	0	0	0	0	0	0	0	0	62.5	87.5
2200	8	1	7	0	0	0	0	0	0	0	0	0	0	0	0	0	0	0	0	61.2	-
2300	2	0	2	0	0	0	0	0	0	0	0	0	0	0	0	0	0	0	0	47.4	-
07-19	**349**	**3**	**293**	**18**	**24**	**1**	**1**	**0**	**3**	**1**	**5**	**0**	**0**	**1**	**0.3**	**1**	**0.3**	**0**	**0**	**60.3**	**74.9**
06-22	**411**	**3**	**351**	**20**	**25**	**1**	**1**	**0**	**3**	**1**	**6**	**0**	**0**	**1**	**0.2**	**1**	**0.2**	**0**	**0**	**60.2**	**74.5**
06-00	**421**	**4**	**360**	**20**	**25**	**1**	**1**	**0**	**3**	**1**	**6**	**0**	**0**	**1**	**0.2**	**1**	**0.2**	**0**	**0**	**60.2**	**74.9**
00-00	**431**	**4**	**368**	**20**	**27**	**1**	**1**	**0**	**3**	**1**	**6**	**0**	**0**	**1**	**0.2**	**1**	**0.2**	**0**	**0**	**60.4**	**74.9**

DRAFT

Site 31
Location L-7414-0, Att - TP, Lat 53.7184, Long -6.75706
Direction North

3279 / Meath/Cavan/Monaghan ATC's
October 2013
Automatic Traffic Count

Fri, 11 October 2013

Time	Total	Classification												>PSL	>PSL%	>SL1	>SL1%	>SL2	>SL2%	Mean	Vpp
		1 MCL	2 SV	3 SVT	4 TB2	5 TB3	6 T4	7 ART3	8 ART4	9 ART5	10 ART6	11 BD	12 DRT	100	100	105 +5kph	105 +5kph	110 +10kph	110 +10kph		85
0000	2	0	2	0	0	0	0	0	0	0	0	0	0	0	0	0	0	0	0	73.4	-
0100	1	0	1	0	0	0	0	0	0	0	0	0	0	0	0	0	0	0	0	61.7	-
0200	0	0	0	0	0	0	0	0	0	0	0	0	0	0	0	0	0	0	0	-	-
0300	2	0	1	0	1	0	0	0	0	0	0	0	0	1	50	1	50	1	50	86.8	-
0400	1	0	1	0	0	0	0	0	0	0	0	0	0	0	0	0	0	0	0	72.2	-
0500	0	0	0	0	0	0	0	0	0	0	0	0	0	0	0	0	0	0	0	-	-
0600	6	0	4	0	2	0	0	0	0	0	0	0	0	0	0	0	0	0	0	63	-
0700	14	0	13	1	0	0	0	0	0	0	0	0	0	0	0	0	0	0	0	62.2	73.4
0800	**34**	**0**	**29**	**0**	**4**	**1**	**0**	**0**	**0**	**0**	**0**	**0**	**0**	**0**	**0**	**0**	**0**	**0**	**0**	**64**	**74.2**
0900	31	0	28	0	3	0	0	0	0	0	0	0	0	0	0	0	0	0	0	62.5	77
1000	14	0	7	2	3	0	0	0	0	2	0	0	0	0	0	0	0	0	0	60.1	76
1100	16	0	10	2	3	0	0	0	1	0	0	0	0	0	0	0	0	0	0	58.7	72.7
1200	29	0	29	0	0	0	0	0	0	0	0	0	0	0	0	0	0	0	0	64.1	75.6
1300	19	0	16	2	1	0	0	0	0	0	0	0	0	0	0	0	0	0	0	59.8	80.6
1400	29	0	23	1	3	0	0	0	2	0	0	0	0	1	3.4	0	0	0	0	55.2	69.8
1500	**45**	**0**	**44**	**0**	**1**	**0**	**0**	**0**	**0**	**0**	**0**	**0**	**0**	**0**	**0**	**0**	**0**	**0**	**0**	**54.6**	**71.3**
1600	40	0	36	2	2	0	0	0	0	0	0	0	0	0	0	0	0	0	0	66	81
1700	**45**	**1**	**38**	**4**	**2**	**0**	**0**	**0**	**0**	**0**	**0**	**0**	**0**	**0**	**0**	**0**	**0**	**0**	**0**	**64.3**	**79.2**
1800	28	0	26	0	2	0	0	0	0	0	0	0	0	0	0	0	0	0	0	64.9	79.6
1900	21	0	18	0	2	1	0	0	0	0	0	0	0	0	0	0	0	0	0	63.5	74.2
2000	17	0	16	1	0	0	0	0	0	0	0	0	0	0	0	0	0	0	0	63.6	70.6
2100	11	0	11	0	0	0	0	0	0	0	0	0	0	0	0	0	0	0	0	61.8	70.2
2200	9	0	9	0	0	0	0	0	0	0	0	0	0	0	0	0	0	0	0	70.4	-
2300	1	0	1	0	0	0	0	0	0	0	0	0	0	0	0	0	0	0	0	68.7	-
07-19	**344**	**1**	**299**	**14**	**24**	**1**	**0**	**0**	**3**	**2**	**0**	**0**	**0**	**1**	**0.3**	**0**	**0**	**0**	**0**	**61.5**	**76**
06-22	**399**	**1**	**348**	**15**	**28**	**2**	**0**	**0**	**3**	**2**	**0**	**0**	**0**	**1**	**0.3**	**0**	**0**	**0**	**0**	**61.7**	**76**
06-00	**409**	**1**	**358**	**15**	**28**	**2**	**0**	**0**	**3**	**2**	**0**	**0**	**0**	**1**	**0.2**	**0**	**0**	**0**	**0**	**62**	**76.7**
00-00	**415**	**1**	**363**	**15**	**29**	**2**	**0**	**0**	**3**	**2**	**0**	**0**	**0**	**2**	**0.5**	**1**	**0.2**	**1**	**0.2**	**62.2**	**76.7**

DRAFT

Site 31
Location L-7414-0, Att - TP, Lat 53.7184, Long -6.75706
Direction North

3279 / Meath/Cavan/Monaghan ATC's
October 2013
Automatic Traffic Count

Sat, 12 October 2013

Time	Total	Classification												>PSL	>PSL%	>SL1	>SL1%	>SL2	>SL2%	Mean	Vpp
		1 MCL	2 SV	3 SVT	4 TB2	5 TB3	6 T4	7 ART3	8 ART4	9 ART5	10 ART6	11 BD	12 DRT	100	100	105 +5kph	105 +5kph	110 +10kph	110 +10kph		85
0000	5	0	5	0	0	0	0	0	0	0	0	0	0	0	0	0	0	0	0	62.1	-
0100	2	0	2	0	0	0	0	0	0	0	0	0	0	0	0	0	0	0	0	62.4	-
0200	0	0	0	0	0	0	0	0	0	0	0	0	0	0	0	0	0	0	0	-	-
0300	2	0	1	0	1	0	0	0	0	0	0	0	0	0	0	0	0	0	0	77.5	-
0400	1	0	1	0	0	0	0	0	0	0	0	0	0	0	0	0	0	0	0	74.3	-
0500	1	0	1	0	0	0	0	0	0	0	0	0	0	0	0	0	0	0	0	84.4	-
0600	1	0	1	0	0	0	0	0	0	0	0	0	0	0	0	0	0	0	0	75.9	-
0700	4	0	4	0	0	0	0	0	0	0	0	0	0	0	0	0	0	0	0	60.6	-
0800	15	0	13	0	2	0	0	0	0	0	0	0	0	0	0	0	0	0	0	62.5	72.7
0900	23	0	15	3	3	0	1	0	0	1	0	0	0	0	0	0	0	0	0	55.7	82.1
1000	30	0	26	0	4	0	0	0	0	0	0	0	0	0	0	0	0	0	0	55.2	70.2
1100	**34**	**0**	**26**	**3**	**1**	**4**	**0**	**0**	**0**	**0**	**0**	**0**	**0**	**0**	**0**	**0**	**0**	**0**	**0**	**49.7**	**64.8**
1200	31	0	28	2	1	0	0	0	0	0	0	0	0	0	0	0	0	0	0	60.6	74.9
1300	31	0	28	2	0	0	0	0	0	1	0	0	0	0	0	0	0	0	0	61.3	77.4
1400	**41**	**0**	**35**	**2**	**3**	**0**	**1**	**0**	**0**	**0**	**0**	**0**	**0**	**0**	**0**	**0**	**0**	**0**	**0**	**61.2**	**76.7**
1500	17	0	13	2	2	0	0	0	0	0	0	0	0	0	0	0	0	0	0	60.5	65.9
1600	26	2	18	2	3	0	0	0	0	1	0	0	0	0	0	0	0	0	0	56.3	70.9
1700	37	0	32	4	1	0	0	0	0	0	0	0	0	0	0	0	0	0	0	62.1	70.2
1800	20	1	18	1	0	0	0	0	0	0	0	0	0	0	0	0	0	0	0	58.6	73.4
1900	26	0	23	1	2	0	0	0	0	0	0	0	0	0	0	0	0	0	0	62.6	76.3
2000	20	0	19	0	0	0	0	0	0	1	0	0	0	1	5	0	0	0	0	66.9	77.4
2100	14	1	13	0	0	0	0	0	0	0	0	0	0	0	0	0	0	0	0	68.7	82.1
2200	6	0	5	0	1	0	0	0	0	0	0	0	0	0	0	0	0	0	0	65.8	-
2300	3	0	3	0	0	0	0	0	0	0	0	0	0	0	0	0	0	0	0	70.4	-
07-19	**309**	**3**	**256**	**21**	**20**	**4**	**2**	**0**	**0**	**3**	**0**	**0**	**0**	**0**	**0**	**0**	**0**	**0**	**0**	**58.4**	**74.2**
06-22	**370**	**4**	**312**	**22**	**22**	**4**	**2**	**0**	**0**	**4**	**0**	**0**	**0**	**1**	**0.3**	**0**	**0**	**0**	**0**	**59.6**	**75.6**
06-00	**379**	**4**	**320**	**22**	**23**	**4**	**2**	**0**	**0**	**4**	**0**	**0**	**0**	**1**	**0.3**	**0**	**0**	**0**	**0**	**59.8**	**75.6**
00-00	**390**	**4**	**330**	**22**	**24**	**4**	**2**	**0**	**0**	**4**	**0**	**0**	**0**	**1**	**0.3**	**0**	**0**	**0**	**0**	**60**	**75.6**

DRAFT

Site 31
Location L-7414-0, Att - TP, Lat 53.7184, Long -6.75706
Direction North

3279 / Meath/Cavan/Monaghan ATC's
October 2013
Automatic Traffic Count

Sun, 13 October 2013

Time	Total	Classification												>PSL	>PSL%	>SL1	>SL1%	>SL2	>SL2%	Mean	Vpp
		1 MCL	2 SV	3 SVT	4 TB2	5 TB3	6 T4	7 ART3	8 ART4	9 ART5	10 ART6	11 BD	12 DRT	100	100	105 +5kph	105 +5kph	110 +10kph	110 +10kph		85
0000	3	0	3	0	0	0	0	0	0	0	0	0	0	0	0	0	0	0	0	75.5	-
0100	5	0	5	0	0	0	0	0	0	0	0	0	0	1	20	1	20	1	20	72.6	-
0200	5	0	4	0	1	0	0	0	0	0	0	0	0	0	0	0	0	0	0	68	-
0300	1	0	0	0	1	0	0	0	0	0	0	0	0	0	0	0	0	0	0	55.9	-
0400	1	0	1	0	0	0	0	0	0	0	0	0	0	0	0	0	0	0	0	39.4	-
0500	0	0	0	0	0	0	0	0	0	0	0	0	0	0	0	0	0	0	0	-	-
0600	1	0	1	0	0	0	0	0	0	0	0	0	0	0	0	0	0	0	0	91.1	-
0700	4	1	3	0	0	0	0	0	0	0	0	0	0	0	0	0	0	0	0	54.2	-
0800	4	0	4	0	0	0	0	0	0	0	0	0	0	0	0	0	0	0	0	79.3	-
0900	12	2	9	0	1	0	0	0	0	0	0	0	0	0	0	0	0	0	0	52.3	65.9
1000	**24**	**2**	**21**	**0**	**1**	**0**	**0**	**0**	**0**	**0**	**0**	**0**	**0**	**1**	**4.2**	**1**	**4.2**	**0**	**0**	**59.5**	**75.6**
1100	13	0	13	0	0	0	0	0	0	0	0	0	0	0	0	0	0	0	0	65.5	80.3
1200	**26**	**0**	**24**	**0**	**2**	**0**	**0**	**0**	**0**	**0**	**0**	**0**	**0**	**0**	**0**	**0**	**0**	**0**	**0**	**66.6**	**76.7**
1300	23	0	23	0	0	0	0	0	0	0	0	0	0	0	0	0	0	0	0	64.5	77
1400	16	0	16	0	0	0	0	0	0	0	0	0	0	0	0	0	0	0	0	63.7	71.3
1500	15	1	13	0	1	0	0	0	0	0	0	0	0	0	0	0	0	0	0	60.4	73.1
1600	12	1	11	0	0	0	0	0	0	0	0	0	0	0	0	0	0	0	0	52.1	64.1
1700	**26**	**0**	**23**	**1**	**2**	**0**	**0**	**0**	**0**	**0**	**0**	**0**	**0**	**0**	**0**	**0**	**0**	**0**	**0**	**56.7**	**68**
1800	14	0	14	0	0	0	0	0	0	0	0	0	0	0	0	0	0	0	0	65.5	72.4
1900	13	0	12	0	1	0	0	0	0	0	0	0	0	0	0	0	0	0	0	62.4	76
2000	9	0	9	0	0	0	0	0	0	0	0	0	0	0	0	0	0	0	0	61.4	-
2100	6	0	6	0	0	0	0	0	0	0	0	0	0	0	0	0	0	0	0	68.7	-
2200	12	0	12	0	0	0	0	0	0	0	0	0	0	1	8.3	0	0	0	0	64.6	65.9
2300	3	0	3	0	0	0	0	0	0	0	0	0	0	0	0	0	0	0	0	87.4	-
07-19	**189**	**7**	**174**	**1**	**7**	**0**	**0**	**0**	**0**	**0**	**0**	**0**	**0**	**1**	**0.5**	**1**	**0.5**	**0**	**0**	**61.4**	**75.6**
06-22	**218**	**7**	**202**	**1**	**8**	**0**	**0**	**0**	**0**	**0**	**0**	**0**	**0**	**1**	**0.5**	**1**	**0.5**	**0**	**0**	**61.8**	**75.6**
06-00	**233**	**7**	**217**	**1**	**8**	**0**	**0**	**0**	**0**	**0**	**0**	**0**	**0**	**2**	**0.9**	**1**	**0.4**	**0**	**0**	**62.2**	**76.3**
00-00	**248**	**7**	**230**	**1**	**10**	**0**	**0**	**0**	**0**	**0**	**0**	**0**	**0**	**3**	**1.2**	**2**	**0.8**	**1**	**0.4**	**62.6**	**76.3**

DRAFT

Site 31
Location L-7414-0, Att - TP, Lat 53.7184, Long -6.75706
Direction North

3279 / Meath/Cavan/Monaghan ATC's
October 2013
Automatic Traffic Count

Mon, 14 October 2013

Time	Total	Classification												>PSL	>PSL%	>SL1	>SL1%	>SL2	>SL2%	Mean	Vpp
		1 MCL	2 SV	3 SVT	4 TB2	5 TB3	6 T4	7 ART3	8 ART4	9 ART5	10 ART6	11 BD	12 DRT	100	100	105 +5kph	105 +5kph	110 +10kph	110 +10kph		85
0000	1	0	1	0	0	0	0	0	0	0	0	0	0	0	0	0	0	0	0	73.9	-
0100	1	0	1	0	0	0	0	0	0	0	0	0	0	0	0	0	0	0	0	56.7	-
0200	1	0	1	0	0	0	0	0	0	0	0	0	0	0	0	0	0	0	0	88.6	-
0300	2	0	1	0	1	0	0	0	0	0	0	0	0	0	0	0	0	0	0	68.2	-
0400	0	0	0	0	0	0	0	0	0	0	0	0	0	0	0	0	0	0	0	-	-
0500	0	0	0	0	0	0	0	0	0	0	0	0	0	0	0	0	0	0	0	-	-
0600	7	0	5	0	2	0	0	0	0	0	0	0	0	0	0	0	0	0	0	68.1	-
0700	14	0	13	0	1	0	0	0	0	0	0	0	0	1	7.1	1	7.1	1	7.1	67.9	74.2
0800	30	0	26	0	4	0	0	0	0	0	0	0	0	0	0	0	0	0	0	63.4	73.1
0900	**31**	**0**	**29**	**1**	**0**	**0**	**0**	**0**	**0**	**0**	**1**	**0**	**0**	**0**	**0**	**0**	**0**	**0**	**0**	**63.4**	**73.1**
1000	17	0	12	1	3	1	0	0	0	0	0	0	0	0	0	0	0	0	0	59.3	74.2
1100	21	0	16	2	3	0	0	0	0	0	0	0	0	0	0	0	0	0	0	49	69.5
1200	33	0	29	2	2	0	0	0	0	0	0	0	0	0	0	0	0	0	0	58.7	74.5
1300	22	1	15	1	3	1	0	0	0	1	0	0	0	0	0	0	0	0	0	59.2	76
1400	24	0	19	2	2	0	0	0	0	1	0	0	0	0	0	0	0	0	0	57.5	68.4
1500	39	1	34	3	0	0	0	0	0	0	1	0	0	0	0	0	0	0	0	59.5	75.2
1600	39	0	30	6	2	0	0	0	0	1	0	0	0	0	0	0	0	0	0	56.3	77
1700	**46**	**0**	**44**	**2**	**0**	**0**	**0**	**0**	**0**	**0**	**0**	**0**	**0**	**0**	**0**	**0**	**0**	**0**	**0**	**59.3**	**76.7**
1800	42	0	35	3	2	0	0	0	2	0	0	0	0	0	0	0	0	0	0	62.4	75.6
1900	23	0	21	0	2	0	0	0	0	0	0	0	0	0	0	0	0	0	0	59.5	71.3
2000	24	0	22	1	1	0	0	0	0	0	0	0	0	0	0	0	0	0	0	61.8	77.8
2100	16	0	15	1	0	0	0	0	0	0	0	0	0	0	0	0	0	0	0	63.5	72.7
2200	8	0	8	0	0	0	0	0	0	0	0	0	0	0	0	0	0	0	0	64.3	-
2300	3	0	3	0	0	0	0	0	0	0	0	0	0	0	0	0	0	0	0	65.4	-
07-19	**358**	**2**	**302**	**23**	**22**	**2**	**0**	**0**	**2**	**3**	**2**	**0**	**0**	**1**	**0.3**	**1**	**0.3**	**1**	**0.3**	**59.6**	**75.2**
06-22	**428**	**2**	**365**	**25**	**27**	**2**	**0**	**0**	**2**	**3**	**2**	**0**	**0**	**1**	**0.2**	**1**	**0.2**	**1**	**0.2**	**60**	**75.6**
06-00	**439**	**2**	**376**	**25**	**27**	**2**	**0**	**0**	**2**	**3**	**2**	**0**	**0**	**1**	**0.2**	**1**	**0.2**	**1**	**0.2**	**60.1**	**75.2**
00-00	**444**	**2**	**380**	**25**	**28**	**2**	**0**	**0**	**2**	**3**	**2**	**0**	**0**	**1**	**0.2**	**1**	**0.2**	**1**	**0.2**	**60.2**	**75.2**

DRAFT

Site 31
Location L-7414-0, Att - TP, Lat 53.7184, Long -6.75706
Direction North

3279 / Meath/Cavan/Monaghan ATC's
October 2013
Automatic Traffic Count

Virtual Day (7)

Time	Total	Classification												>PSL	>PSL%	>SL1	>SL1%	>SL2	>SL2%	Mean	Vpp
		1 MCL	2 SV	3 SVT	4 TB2	5 TB3	6 T4	7 ART3	8 ART4	9 ART5	10 ART6	11 BD	12 DRT	100	100	105 +5kph	105 +5kph	110 +10kph	110 +10kph		85
0000	2	0	2	0	0	0	0	0	0	0	0	0	0	0	0	0	0	0	0	70.4	-
0100	2	0	2	0	0	0	0	0	0	0	0	0	0	0	7.7	0	7.7	0	7.7	65.3	-
0200	1	0	1	0	0	0	0	0	0	0	0	0	0	0	0	0	0	0	0	70.5	-
0300	2	0	1	0	1	0	0	0	0	0	0	0	0	0	9.1	0	9.1	0	9.1	70.2	-
0400	0	0	0	0	0	0	0	0	0	0	0	0	0	0	0	0	0	0	0	62	-
0500	1	0	0	0	0	0	0	0	0	0	0	0	0	0	0	0	0	0	0	72.9	-
0600	4	0	4	0	1	0	0	0	0	0	0	0	0	0	0	0	0	0	0	67.1	-
0700	12	0	11	0	1	0	0	0	0	0	0	0	0	0	1.2	0	1.2	0	1.2	63.1	76.3
0800	25	0	21	0	3	0	0	0	0	0	0	0	0	0	0	0	0	0	0	62.5	71.6
0900	**28**	**0**	**24**	**1**	**2**	**0**	**0**	**0**	**0**	**0**	**1**	**0**	**0**	**0**	**0**	**0**	**0**	**0**	**0**	**60.1**	**74.2**
1000	20	0	16	1	2	0	0	0	0	0	0	0	0	0	1.5	0	1.5	0	0	58.1	74.2
1100	20	0	15	2	2	1	0	0	0	0	0	0	0	0	0	0	0	0	0	54	68.8
1200	30	0	27	1	1	0	0	0	0	0	0	0	0	0	0	0	0	0	0	61.9	74.9
1300	21	0	18	1	1	0	0	0	0	0	0	0	0	0	0	0	0	0	0	61.2	76.7
1400	26	0	22	2	1	0	0	0	0	0	0	0	0	0	0.5	0	0	0	0	60.7	74.2
1500	32	0	28	1	2	0	0	0	0	0	0	0	0	0	0	0	0	0	0	58.3	72.7
1600	31	1	25	2	2	0	0	0	0	1	0	0	0	0	0	0	0	0	0	59.6	75.6
1700	**42**	**0**	**38**	**2**	**1**	**0**	**0**	**0**	**0**	**0**	**0**	**0**	**0**	**0**	**0**	**0**	**0**	**0**	**0**	**61.8**	**74.9**
1800	27	1	24	1	1	0	0	0	1	0	0	0	0	0	0	0	0	0	0	62.2	77
1900	22	0	19	0	2	0	0	0	0	0	0	0	0	0	0	0	0	0	0	60.3	76
2000	18	0	17	1	0	0	0	0	0	0	0	0	0	0	1.6	0	0	0	0	62.1	76.3
2100	14	0	13	1	0	0	0	0	0	0	0	0	0	0	0	0	0	0	0	63.5	80.6
2200	8	0	8	0	0	0	0	0	0	0	0	0	0	0	1.7	0	0	0	0	66.2	-
2300	3	0	2	0	0	0	0	0	0	0	0	0	0	0	0	0	0	0	0	68	-
07-19	**314**	**3**	**268**	**15**	**19**	**2**	**1**	**0**	**2**	**3**	**1**	**0**	**0**	**1**	**0.2**	**0**	**0.1**	**0**	**0**	**60.4**	**74.9**
06-22	**372**	**3**	**321**	**17**	**22**	**2**	**1**	**0**	**2**	**3**	**2**	**0**	**0**	**1**	**0.2**	**0**	**0.1**	**0**	**0**	**60.6**	**74.9**
06-00	**383**	**3**	**331**	**17**	**22**	**2**	**1**	**0**	**2**	**3**	**2**	**0**	**0**	**1**	**0.3**	**0**	**0.1**	**0**	**0**	**60.8**	**75.2**
00-00	**391**	**3**	**337**	**17**	**24**	**2**	**1**	**0**	**2**	**3**	**2**	**0**	**0**	**1**	**0.3**	**1**	**0.2**	**0**	**0.1**	**61**	**75.2**

DRAFT

Site 31
Location L-7414-0, Att - TP, Lat 53.7184, Long -6.75706
Direction North

3279 / Meath/Cavan/Monaghan ATC's
October 2013
Automatic Traffic Count

Virtual Week (1)

Time	Total	Classification												>PSL 100	>PSL% 100	>SL1 105 +5kph	>SL1% 105 +5kph	>SL2 110 +10kph	>SL2% 110 +10kph	Mean	Vpp 85
		1 MCL	2 SV	3 SVT	4 TB2	5 TB3	6 T4	7 ART3	8 ART4	9 ART5	10 ART6	11 BD	12 DRT								
Mon	444	2	380	25	28	2	0	0	2	3	2	0	0	1	0.2	1	0.2	1	0.2	60.2	75.2
Tue	387	3	328	16	29	0	1	1	3	4	2	0	0	0	0	0	0	0	0	60.6	72.7
Wed	421	3	358	19	21	5	2	0	2	10	1	0	0	1	0.2	0	0	0	0	61.4	74.9
Thu	431	4	368	20	27	1	1	0	3	1	6	0	0	1	0.2	1	0.2	0	0	60.4	74.9
Fri	415	1	363	15	29	2	0	0	3	2	0	0	0	2	0.5	1	0.2	1	0.2	62.2	76.7
|Sat	390	4	330	22	24	4	2	0	0	4	0	0	0	1	0.3	0	0	0	0	60	75.6
|Sun	248	7	230	1	10	0	0	0	0	0	0	0	0	3	1.2	2	0.8	1	0.4	62.6	76.3
5 Day Ave.	**420**	**3**	**359**	**19**	**27**	**2**	**1**	**0**	**3**	**4**	**2**	**0**	**0**	**1**	**0.2**	**1**	**0.2**	**0**	**0.0**	**61.0**	**74.9**
7 Day Ave.	**391**	**3**	**337**	**17**	**24**	**2**	**1**	**0**	**2**	**3**	**2**	**0**	**0**	**1**	**0.3**	**1**	**0.2**	**0**	**0.1**	**61.0**	**75.2**
--	**2736**	**24**	**2357**	**118**	**168**	**14**	**6**	**1**	**13**	**24**	**11**	**0**	**0**	**9**	**0.3**	**5**	**0.2**	**3**	**0.1**	**61.0**	**75.2**

Summary Graphs

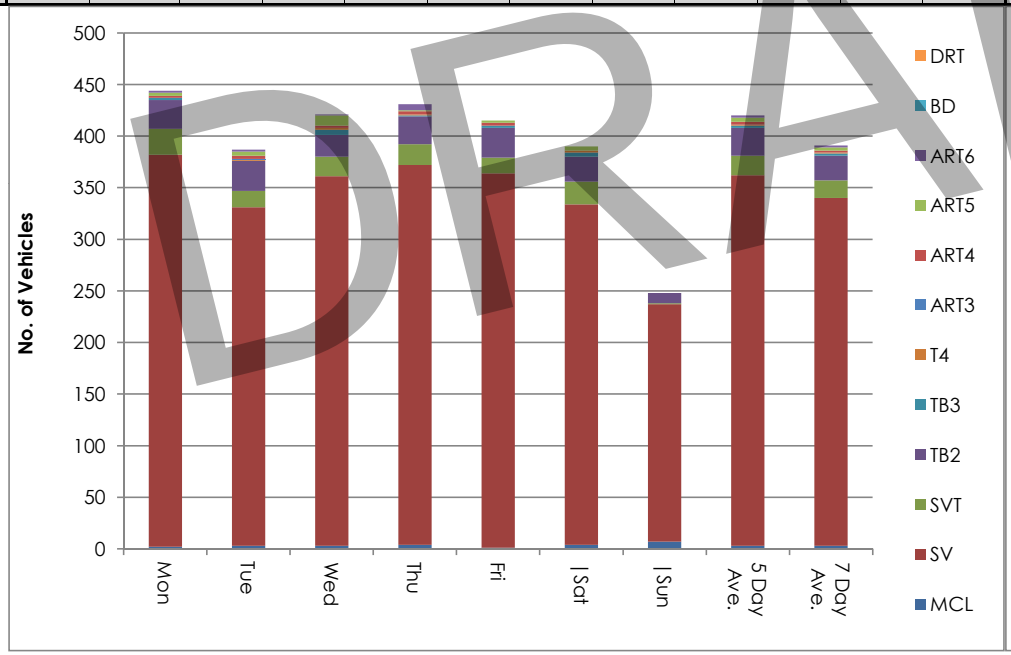

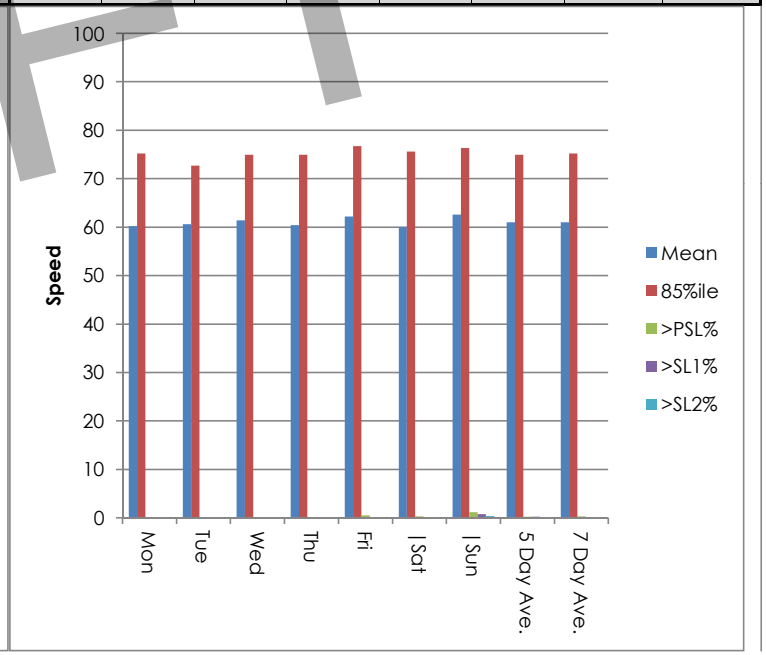

DRAFT

Site 31
Location L-7414-0, Att - TP, Lat 53.7184, Long -6.75706
Direction North

3279 / Meath/Cavan/Monaghan ATC's
October 2013
Automatic Traffic Count

Tue, 8 October 2013

Time	Total	Speed Bins (km/h)																											
		0 - 5	5 - 10	10 - 15	15 - 20	20 - 25	25 - 30	30 - 35	35 - 40	40 - 45	45 - 50	50 - 55	55 - 60	60 - 65	65 - 70	70 - 75	75 - 80	80 - 85	85 - 90	90 - 95	95 - 100	100 - 105	105 - 110	110 - 115	115 - 120	120 - 125	125 - 130	130 - 135	135 - 140
0000	0	0	0	0	0	0	0	0	0	0	0	0	0	0	0	0	0	0	0	0	0	0	0	0	0	0	0	0	0
0100	1	0	0	0	0	0	0	0	0	0	0	0	0	1	0	0	0	0	0	0	0	0	0	0	0	0	0	0	0
0200	0	0	0	0	0	0	0	0	0	0	0	0	0	0	0	0	0	0	0	0	0	0	0	0	0	0	0	0	0
0300	1	0	0	0	0	0	0	0	0	0	0	0	0	1	0	0	0	0	0	0	0	0	0	0	0	0	0	0	0
0400	0	0	0	0	0	0	0	0	0	0	0	0	0	0	0	0	0	0	0	0	0	0	0	0	0	0	0	0	0
0500	1	0	0	0	0	0	0	0	0	0	0	0	0	0	1	0	0	0	0	0	0	0	0	0	0	0	0	0	0
0600	7	0	0	0	0	0	0	0	1	0	0	1	0	0	0	4	1	0	0	0	0	0	0	0	0	0	0	0	0
0700	13	0	0	0	0	0	0	0	0	1	0	2	3	1	3	1	2	0	0	0	0	0	0	0	0	0	0	0	0
0800	28	0	0	0	0	1	1	2	0	0	0	0	3	5	7	6	3	0	0	0	0	0	0	0	0	0	0	0	0
0900	**33**	**0**	**0**	**0**	**0**	**0**	**2**	**0**	**2**	**0**	**2**	**4**	**7**	**6**	**6**	**3**	**1**	**0**	**0**	**0**	**0**	**0**	**0**	**0**	**0**	**0**	**0**	**0**	**0**
1000	16	0	0	0	0	0	0	1	0	0	1	2	5	2	2	2	1	0	0	0	0	0	0	0	0	0	0	0	0
1100	18	0	0	0	0	0	1	0	0	0	2	3	3	5	3	0	0	1	0	0	0	0	0	0	0	0	0	0	0
1200	30	0	0	0	0	0	2	0	0	1	0	6	3	5	3	8	1	1	0	0	0	0	0	0	0	0	0	0	0
1300	15	0	0	0	0	0	0	1	1	0	0	4	1	1	3	3	1	0	0	0	0	0	0	0	0	0	0	0	0
1400	15	0	0	0	0	0	0	0	1	1	1	3	1	3	2	3	0	0	0	0	0	0	0	0	0	0	0	0	0
1500	32	0	0	0	0	0	1	1	1	1	5	7	3	5	6	1	1	0	0	0	0	0	0	0	0	0	0	0	0
1600	30	0	0	0	0	0	0	0	4	0	0	3	1	6	8	2	2	3	1	0	0	0	0	0	0	0	0	0	0
1700	**48**	**0**	**0**	**0**	**0**	**0**	**3**	**2**	**1**	**0**	**5**	**5**	**4**	**7**	**11**	**6**	**1**	**3**	**0**	**0**	**0**	**0**	**0**	**0**	**0**	**0**	**0**	**0**	**0**
1800	30	0	0	0	0	0	0	1	1	1	2	1	1	6	3	6	3	2	3	0	0	0	0	0	0	0	0	0	0
1900	28	0	0	0	0	1	1	0	2	1	2	1	4	4	3	2	3	2	2	0	0	0	0	0	0	0	0	0	0
2000	14	0	0	0	0	0	0	1	0	0	0	2	4	1	1	1	3	1	0	0	0	0	0	0	0	0	0	0	0
2100	17	0	0	0	0	0	0	0	1	4	1	1	3	5	1	0	1	0	0	0	0	0	0	0	0	0	0	0	0
2200	9	0	0	0	0	0	0	0	1	0	0	1	1	2	2	1	0	0	1	0	0	0	0	0	0	0	0	0	0
2300	1	0	0	0	0	0	0	0	0	0	0	0	0	0	1	0	0	0	0	0	0	0	0	0	0	0	0	0	0
07-19	**308**	**0**	**0**	**0**	**0**	**1**	**10**	**8**	**11**	**5**	**18**	**40**	**35**	**52**	**57**	**41**	**16**	**10**	**4**	**0**	**0**	**0**	**0**	**0**	**0**	**0**	**0**	**0**	**0**
06-22	**374**	**0**	**0**	**0**	**0**	**2**	**11**	**9**	**15**	**10**	**21**	**45**	**46**	**62**	**62**	**48**	**24**	**13**	**6**	**0**	**0**	**0**	**0**	**0**	**0**	**0**	**0**	**0**	**0**
06-00	**384**	**0**	**0**	**0**	**0**	**2**	**11**	**9**	**16**	**10**	**21**	**46**	**47**	**64**	**65**	**49**	**24**	**13**	**7**	**0**	**0**	**0**	**0**	**0**	**0**	**0**	**0**	**0**	**0**
00-00	**387**	**0**	**0**	**0**	**0**	**2**	**11**	**9**	**16**	**10**	**21**	**46**	**47**	**66**	**66**	**49**	**24**	**13**	**7**	**0**	**0**	**0**	**0**	**0**	**0**	**0**	**0**	**0**	**0**

DRAFT

Site 31
Location L-7414-0, Att - TP, Lat 53.7184, Long -6.75706
Direction North

3279 / Meath/Cavan/Monaghan ATC's
October 2013
Automatic Traffic Count

Wed, 9 October 2013

Time	Total	Speed Bins (km/h)																											
		0 - 5	5 - 10	10 - 15	15 - 20	20 - 25	25 - 30	30 - 35	35 - 40	40 - 45	45 - 50	50 - 55	55 - 60	60 - 65	65 - 70	70 - 75	75 - 80	80 - 85	85 - 90	90 - 95	95 - 100	100 - 105	105 - 110	110 - 115	115 - 120	120 - 125	125 - 130	130 - 135	135 - 140
0000	0	0	0	0	0	0	0	0	0	0	0	0	0	0	0	0	0	0	0	0	0	0	0	0	0	0	0	0	0
0100	0	0	0	0	0	0	0	0	0	0	0	0	0	0	0	0	0	0	0	0	0	0	0	0	0	0	0	0	0
0200	1	0	0	0	0	0	0	0	0	0	0	0	0	1	0	0	0	0	0	0	0	0	0	0	0	0	0	0	0
0300	1	0	0	0	0	0	0	0	0	0	0	0	0	0	1	0	0	0	0	0	0	0	0	0	0	0	0	0	0
0400	0	0	0	0	0	0	0	0	0	0	0	0	0	0	0	0	0	0	0	0	0	0	0	0	0	0	0	0	0
0500	1	0	0	0	0	0	0	0	0	0	0	0	0	0	0	1	0	0	0	0	0	0	0	0	0	0	0	0	0
0600	7	0	0	0	0	0	0	0	0	0	0	1	0	0	5	0	1	0	0	0	0	0	0	0	0	0	0	0	0
0700	14	0	0	0	0	1	0	0	0	0	1	0	4	1	4	2	1	0	0	0	0	0	0	0	0	0	0	0	0
0800	**31**	**0**	**0**	**0**	**2**	**0**	**0**	**0**	**0**	**1**	**3**	**1**	**4**	**7**	**8**	**2**	**2**	**1**	**0**	**0**	**0**	**0**	**0**	**0**	**0**	**0**	**0**	**0**	**0**
0900	29	0	0	0	0	0	0	1	1	4	0	2	3	4	2	7	5	0	0	0	0	0	0	0	0	0	0	0	0
1000	21	0	0	0	1	1	0	1	1	0	5	2	1	0	3	3	1	1	0	1	0	0	0	0	0	0	0	0	0
1100	20	0	0	0	0	0	0	0	1	2	4	5	2	0	3	1	2	0	0	0	0	0	0	0	0	0	0	0	0
1200	24	0	0	0	0	0	0	0	2	0	1	2	1	8	7	0	2	1	0	0	0	0	0	0	0	0	0	0	0
1300	21	0	0	0	0	0	0	2	1	3	0	1	3	4	4	0	2	1	0	0	0	0	0	0	0	0	0	0	0
1400	32	0	0	0	1	0	0	0	0	1	1	2	1	3	10	5	6	2	0	0	0	0	0	0	0	0	0	0	0
1500	36	0	0	0	1	0	1	1	3	1	1	4	6	7	7	1	2	0	1	0	0	0	0	0	0	0	0	0	0
1600	42	0	0	1	0	0	0	0	1	6	4	4	2	11	3	4	3	2	1	0	0	0	0	0	0	0	0	0	0
1700	**47**	**0**	**0**	**0**	**0**	**0**	**0**	**1**	**1**	**0**	**1**	**3**	**4**	**8**	**4**	**17**	**5**	**1**	**2**	**0**	**0**	**0**	**0**	**0**	**0**	**0**	**0**	**0**	**0**
1800	23	0	0	1	0	1	0	0	1	0	1	2	1	4	7	2	1	2	0	0	0	0	0	0	0	0	0	0	0
1900	25	0	0	0	0	1	0	1	1	3	3	3	2	7	1	0	2	0	0	1	0	0	0	0	0	0	0	0	0
2000	20	0	0	0	0	0	0	2	0	2	1	3	0	4	3	1	1	2	0	0	0	1	0	0	0	0	0	0	0
2100	15	0	0	0	0	0	0	0	0	0	1	1	1	4	3	1	1	1	1	0	1	0	0	0	0	0	0	0	0
2200	6	0	0	0	0	0	0	0	0	0	0	0	0	1	0	1	2	2	0	0	0	0	0	0	0	0	0	0	0
2300	5	0	0	0	0	0	0	0	0	0	0	1	0	1	2	1	0	0	0	0	0	0	0	0	0	0	0	0	0
07-19	**340**	**0**	**0**	**2**	**5**	**3**	**1**	**6**	**12**	**18**	**22**	**28**	**32**	**57**	**62**	**44**	**32**	**11**	**4**	**1**	**0**	**0**	**0**	**0**	**0**	**0**	**0**	**0**	**0**
06-22	**407**	**0**	**0**	**2**	**5**	**4**	**1**	**9**	**13**	**23**	**27**	**36**	**35**	**72**	**74**	**46**	**37**	**14**	**5**	**2**	**1**	**1**	**0**	**0**	**0**	**0**	**0**	**0**	**0**
06-00	**418**	**0**	**0**	**2**	**5**	**4**	**1**	**9**	**13**	**23**	**27**	**37**	**35**	**74**	**76**	**48**	**39**	**16**	**5**	**2**	**1**	**1**	**0**	**0**	**0**	**0**	**0**	**0**	**0**
00-00	**421**	**0**	**0**	**2**	**5**	**4**	**1**	**9**	**13**	**23**	**27**	**37**	**35**	**75**	**77**	**49**	**39**	**16**	**5**	**2**	**1**	**1**	**0**	**0**	**0**	**0**	**0**	**0**	**0**

DRAFT

Site 31
Location L-7414-0, Att - TP, Lat 53.7184, Long -6.75706
Direction North

3279 / Meath/Cavan/Monaghan ATC's
October 2013
Automatic Traffic Count

Thu, 10 October 2013

Time	Total	Speed Bins (km/h)																											
		0 - 5	5 - 10	10 - 15	15 - 20	20 - 25	25 - 30	30 - 35	35 - 40	40 - 45	45 - 50	50 - 55	55 - 60	60 - 65	65 - 70	70 - 75	75 - 80	80 - 85	85 - 90	90 - 95	95 - 100	100 - 105	105 - 110	110 - 115	115 - 120	120 - 125	125 - 130	130 - 135	135 - 140
0000	3	0	0	0	0	0	0	0	0	0	0	0	0	0	1	1	0	0	1	0	0	0	0	0	0	0	0	0	0
0100	3	0	0	0	0	0	0	0	1	0	0	0	0	0	1	0	1	0	0	0	0	0	0	0	0	0	0	0	0
0200	0	0	0	0	0	0	0	0	0	0	0	0	0	0	0	0	0	0	0	0	0	0	0	0	0	0	0	0	0
0300	2	0	0	0	0	0	0	0	0	0	1	0	0	0	0	0	1	0	0	0	0	0	0	0	0	0	0	0	0
0400	0	0	0	0	0	0	0	0	0	0	0	0	0	0	0	0	0	0	0	0	0	0	0	0	0	0	0	0	0
0500	2	0	0	0	0	0	0	0	0	0	0	0	0	0	1	1	0	0	0	0	0	0	0	0	0	0	0	0	0
0600	2	0	0	0	0	0	0	0	0	0	0	0	1	0	0	0	0	1	0	0	0	0	0	0	0	0	0	0	0
0700	19	0	0	0	0	0	0	0	1	0	3	1	1	2	5	2	1	1	2	0	0	0	0	0	0	0	0	0	0
0800	32	0	0	0	1	0	0	0	0	1	3	3	4	7	8	3	1	1	0	0	0	0	0	0	0	0	0	0	0
0900	**39**	**0**	**0**	**0**	**0**	**1**	**3**	**0**	**1**	**3**	**1**	**2**	**3**	**6**	**6**	**8**	**1**	**3**	**0**	**0**	**1**	**0**	**0**	**0**	**0**	**0**	**0**	**0**	**0**
1000	15	0	0	1	0	0	1	0	1	2	0	0	0	3	3	2	1	0	0	0	0	0	1	0	0	0	0	0	0
1100	16	0	0	0	0	0	0	3	3	1	1	1	4	1	1	0	1	0	0	0	0	0	0	0	0	0	0	0	0
1200	34	0	0	0	0	0	1	0	1	5	2	1	5	6	6	1	3	1	1	0	1	0	0	0	0	0	0	0	0
1300	16	0	0	0	0	0	0	1	0	0	0	0	2	5	2	3	2	0	1	0	0	0	0	0	0	0	0	0	0
1400	26	0	0	0	0	0	0	1	0	1	1	5	5	4	2	4	1	2	0	0	0	0	0	0	0	0	0	0	0
1500	42	0	0	0	0	0	1	1	2	3	3	2	8	4	6	4	5	1	0	1	1	0	0	0	0	0	0	0	0
1600	30	0	0	0	0	0	0	3	2	0	2	5	5	4	3	2	2	2	0	0	0	0	0	0	0	0	0	0	0
1700	**48**	**0**	**0**	**0**	**0**	**0**	**1**	**1**	**2**	**5**	**0**	**4**	**5**	**6**	**12**	**6**	**4**	**2**	**0**	**0**	**0**	**0**	**0**	**0**	**0**	**0**	**0**	**0**	**0**
1800	32	0	0	0	0	3	2	1	0	1	2	3	3	7	1	2	3	2	1	0	1	0	0	0	0	0	0	0	0
1900	19	0	0	0	0	0	1	0	1	1	2	0	5	4	3	1	0	0	0	0	1	0	0	0	0	0	0	0	0
2000	23	0	0	0	0	0	2	2	0	0	2	0	1	9	3	3	1	0	0	0	0	0	0	0	0	0	0	0	0
2100	18	0	0	0	0	3	0	0	1	0	0	1	3	2	1	1	1	1	2	1	1	0	0	0	0	0	0	0	0
2200	8	0	0	1	0	0	0	2	0	0	0	0	0	0	0	0	3	1	0	1	0	0	0	0	0	0	0	0	0
2300	2	0	0	0	0	0	0	0	1	0	0	0	1	0	0	0	0	0	0	0	0	0	0	0	0	0	0	0	0
07-19	**349**	**0**	**0**	**1**	**1**	**4**	**9**	**11**	**13**	**22**	**18**	**27**	**45**	**55**	**55**	**37**	**25**	**15**	**5**	**1**	**4**	**0**	**1**	**0**	**0**	**0**	**0**	**0**	**0**
06-22	**411**	**0**	**0**	**1**	**1**	**7**	**12**	**13**	**15**	**23**	**22**	**28**	**55**	**70**	**62**	**42**	**27**	**17**	**7**	**2**	**6**	**0**	**1**	**0**	**0**	**0**	**0**	**0**	**0**
06-00	**421**	**0**	**0**	**2**	**1**	**7**	**12**	**15**	**16**	**23**	**22**	**28**	**56**	**70**	**62**	**42**	**30**	**18**	**7**	**3**	**6**	**0**	**1**	**0**	**0**	**0**	**0**	**0**	**0**
00-00	**431**	**0**	**0**	**2**	**1**	**7**	**12**	**15**	**17**	**23**	**23**	**28**	**56**	**70**	**65**	**44**	**32**	**18**	**8**	**3**	**6**	**0**	**1**	**0**	**0**	**0**	**0**	**0**	**0**

DRAFT

Site 31
Location L-7414-0, Att - TP, Lat 53.7184, Long -6.75706
Direction North

3279 / Meath/Cavan/Monaghan ATC's
October 2013
Automatic Traffic Count

Fri, 11 October 2013

Time	Total	Speed Bins (km/h)																											
		0 - 5	5 - 10	10 - 15	15 - 20	20 - 25	25 - 30	30 - 35	35 - 40	40 - 45	45 - 50	50 - 55	55 - 60	60 - 65	65 - 70	70 - 75	75 - 80	80 - 85	85 - 90	90 - 95	95 - 100	100 - 105	105 - 110	110 - 115	115 - 120	120 - 125	125 - 130	130 - 135	135 - 140
0000	2	0	0	0	0	0	0	0	0	0	0	0	0	0	0	1	1	0	0	0	0	0	0	0	0	0	0	0	0
0100	1	0	0	0	0	0	0	0	0	0	0	0	0	1	0	0	0	0	0	0	0	0	0	0	0	0	0	0	0
0200	0	0	0	0	0	0	0	0	0	0	0	0	0	0	0	0	0	0	0	0	0	0	0	0	0	0	0	0	0
0300	2	0	0	0	0	0	0	0	0	0	0	1	0	0	0	0	0	0	0	0	0	0	0	0	0	1	0	0	0
0400	1	0	0	0	0	0	0	0	0	0	0	0	0	0	0	1	0	0	0	0	0	0	0	0	0	0	0	0	0
0500	0	0	0	0	0	0	0	0	0	0	0	0	0	0	0	0	0	0	0	0	0	0	0	0	0	0	0	0	0
0600	6	0	0	0	0	0	0	0	0	0	0	0	2	3	1	0	0	0	0	0	0	0	0	0	0	0	0	0	0
0700	14	0	0	0	0	0	0	0	0	1	2	2	1	1	1	4	2	0	0	0	0	0	0	0	0	0	0	0	0
0800	**34**	**0**	**0**	**0**	**0**	**0**	**0**	**1**	**0**	**1**	**2**	**2**	**6**	**5**	**8**	**5**	**0**	**2**	**2**	**0**	**0**	**0**	**0**	**0**	**0**	**0**	**0**	**0**	**0**
0900	31	0	0	0	0	1	0	1	0	3	0	3	4	5	4	4	3	2	1	0	0	0	0	0	0	0	0	0	0
1000	14	0	0	0	0	0	0	0	2	1	0	1	5	1	0	0	3	0	0	1	0	0	0	0	0	0	0	0	0
1100	16	0	0	0	0	0	0	0	1	1	2	3	2	2	1	3	0	1	0	0	0	0	0	0	0	0	0	0	0
1200	29	0	0	0	0	0	1	0	0	0	2	4	2	5	4	5	4	2	0	0	0	0	0	0	0	0	0	0	0
1300	19	0	0	0	0	0	1	1	3	0	0	2	2	3	2	1	0	2	1	1	0	0	0	0	0	0	0	0	0
1400	29	0	0	0	1	1	2	1	3	1	1	1	3	6	4	3	1	0	0	0	0	1	0	0	0	0	0	0	0
1500	**45**	**0**	**0**	**0**	**0**	**5**	**1**	**0**	**1**	**4**	**2**	**5**	**9**	**7**	**3**	**3**	**5**	**0**	**0**	**0**	**0**	**0**	**0**	**0**	**0**	**0**	**0**	**0**	**0**
1600	40	0	0	0	0	1	0	2	1	0	2	3	2	2	9	8	2	5	1	2	0	0	0	0	0	0	0	0	0
1700	**45**	**0**	**0**	**0**	**0**	**0**	**2**	**1**	**2**	**2**	**2**	**1**	**5**	**5**	**4**	**8**	**7**	**4**	**2**	**0**	**0**	**0**	**0**	**0**	**0**	**0**	**0**	**0**	**0**
1800	28	0	0	0	1	0	0	0	1	0	1	1	4	6	6	0	4	4	0	0	0	0	0	0	0	0	0	0	0
1900	21	0	0	0	0	0	0	0	1	1	2	1	1	4	5	3	2	0	1	0	0	0	0	0	0	0	0	0	0
2000	17	0	0	0	0	0	0	0	1	1	0	2	0	2	7	2	2	0	0	0	0	0	0	0	0	0	0	0	0
2100	11	0	0	0	0	0	0	0	0	1	0	2	2	2	1	1	2	0	0	0	0	0	0	0	0	0	0	0	0
2200	9	0	0	0	0	0	0	0	0	0	1	1	0	1	2	0	2	1	0	0	1	0	0	0	0	0	0	0	0
2300	1	0	0	0	0	0	0	0	0	0	0	0	0	0	1	0	0	0	0	0	0	0	0	0	0	0	0	0	0
07-19	**344**	**0**	**0**	**0**	**2**	**8**	**7**	**7**	**14**	**14**	**16**	**28**	**45**	**48**	**46**	**44**	**31**	**22**	**7**	**4**	**0**	**1**	**0**	**0**	**0**	**0**	**0**	**0**	**0**
06-22	**399**	**0**	**0**	**0**	**2**	**8**	**7**	**7**	**16**	**17**	**18**	**33**	**50**	**59**	**60**	**50**	**37**	**22**	**8**	**4**	**0**	**1**	**0**	**0**	**0**	**0**	**0**	**0**	**0**
06-00	**409**	**0**	**0**	**0**	**2**	**8**	**7**	**7**	**16**	**17**	**19**	**34**	**50**	**60**	**63**	**50**	**39**	**23**	**8**	**4**	**1**	**1**	**0**	**0**	**0**	**0**	**0**	**0**	**0**
00-00	**415**	**0**	**0**	**0**	**2**	**8**	**7**	**7**	**16**	**17**	**19**	**35**	**50**	**61**	**63**	**52**	**40**	**23**	**8**	**4**	**1**	**1**	**0**	**0**	**0**	**1**	**0**	**0**	**0**

DRAFT

Site 31
Location L-7414-0, Att - TP, Lat 53.7184, Long -6.75706
Direction North

3279 / Meath/Cavan/Monaghan ATC's
October 2013
Automatic Traffic Count

Sat, 12 October 2013

Time	Total	Speed Bins (km/h)																											
		0 - 5	5 - 10	10 - 15	15 - 20	20 - 25	25 - 30	30 - 35	35 - 40	40 - 45	45 - 50	50 - 55	55 - 60	60 - 65	65 - 70	70 - 75	75 - 80	80 - 85	85 - 90	90 - 95	95 - 100	100 - 105	105 - 110	110 - 115	115 - 120	120 - 125	125 - 130	130 - 135	135 - 140
0000	5	0	0	0	0	0	0	0	0	0	0	1	0	3	0	1	0	0	0	0	0	0	0	0	0	0	0	0	0
0100	2	0	0	0	0	0	0	0	0	0	0	0	0	2	0	0	0	0	0	0	0	0	0	0	0	0	0	0	0
0200	0	0	0	0	0	0	0	0	0	0	0	0	0	0	0	0	0	0	0	0	0	0	0	0	0	0	0	0	0
0300	2	0	0	0	0	0	0	0	0	0	0	0	0	1	0	0	0	0	0	1	0	0	0	0	0	0	0	0	0
0400	1	0	0	0	0	0	0	0	0	0	0	0	0	0	0	1	0	0	0	0	0	0	0	0	0	0	0	0	0
0500	1	0	0	0	0	0	0	0	0	0	0	0	0	0	0	0	0	1	0	0	0	0	0	0	0	0	0	0	0
0600	1	0	0	0	0	0	0	0	0	0	0	0	0	0	0	0	1	0	0	0	0	0	0	0	0	0	0	0	0
0700	4	0	0	0	0	0	0	1	0	0	0	0	1	0	0	0	2	0	0	0	0	0	0	0	0	0	0	0	0
0800	15	0	0	0	0	0	0	0	0	1	1	4	0	2	3	2	0	1	1	0	0	0	0	0	0	0	0	0	0
0900	23	0	0	0	1	0	3	3	0	2	1	0	0	2	5	1	0	3	1	1	0	0	0	0	0	0	0	0	0
1000	30	0	0	0	1	1	2	1	0	3	3	0	4	6	1	7	0	1	0	0	0	0	0	0	0	0	0	0	0
1100	**34**	**0**	**0**	**0**	**0**	**0**	**1**	**5**	**5**	**2**	**5**	**4**	**5**	**2**	**3**	**1**	**0**	**0**	**1**	**0**	**0**	**0**	**0**	**0**	**0**	**0**	**0**	**0**	**0**
1200	31	0	0	0	0	0	0	2	2	0	2	4	4	4	3	4	6	0	0	0	0	0	0	0	0	0	0	0	0
1300	31	0	0	0	0	1	0	1	0	2	1	3	9	3	2	2	5	1	0	1	0	0	0	0	0	0	0	0	0
1400	**41**	**0**	**0**	**0**	**0**	**0**	**0**	**0**	**4**	**3**	**0**	**5**	**6**	**6**	**4**	**6**	**6**	**1**	**0**	**0**	**0**	**0**	**0**	**0**	**0**	**0**	**0**	**0**	**0**
1500	17	0	0	0	0	0	0	0	1	0	0	5	3	4	1	1	1	0	0	1	0	0	0	0	0	0	0	0	0
1600	26	0	0	1	0	1	2	0	0	2	1	3	2	5	4	2	2	0	1	0	0	0	0	0	0	0	0	0	0
1700	37	0	0	0	0	0	0	0	3	1	2	2	6	6	10	4	1	1	0	1	0	0	0	0	0	0	0	0	0
1800	20	0	0	0	0	0	1	0	3	2	1	2	2	1	2	3	1	0	0	2	0	0	0	0	0	0	0	0	0
1900	26	0	0	0	0	0	0	1	3	1	2	0	2	4	3	2	5	2	1	0	0	0	0	0	0	0	0	0	0
2000	20	0	0	0	0	0	1	0	0	0	0	0	3	6	4	1	2	1	1	0	0	1	0	0	0	0	0	0	0
2100	14	0	0	0	1	0	0	0	0	0	2	1	0	0	1	2	2	3	0	2	0	0	0	0	0	0	0	0	0
2200	6	0	0	0	0	0	0	0	0	0	0	1	1	1	0	3	0	0	0	0	0	0	0	0	0	0	0	0	0
2300	3	0	0	0	0	0	0	0	0	0	0	0	0	1	1	0	0	1	0	0	0	0	0	0	0	0	0	0	0
07-19	**309**	**0**	**0**	**1**	**2**	**3**	**9**	**13**	**18**	**18**	**17**	**32**	**42**	**41**	**38**	**33**	**24**	**8**	**4**	**6**	**0**	**0**	**0**	**0**	**0**	**0**	**0**	**0**	**0**
06-22	**370**	**0**	**0**	**1**	**3**	**3**	**10**	**14**	**21**	**19**	**21**	**33**	**47**	**51**	**46**	**38**	**34**	**14**	**6**	**8**	**0**	**1**	**0**	**0**	**0**	**0**	**0**	**0**	**0**
06-00	**379**	**0**	**0**	**1**	**3**	**3**	**10**	**14**	**21**	**19**	**21**	**34**	**48**	**53**	**47**	**41**	**34**	**15**	**6**	**8**	**0**	**1**	**0**	**0**	**0**	**0**	**0**	**0**	**0**
00-00	**390**	**0**	**0**	**1**	**3**	**3**	**10**	**14**	**21**	**19**	**21**	**35**	**48**	**59**	**47**	**43**	**34**	**16**	**6**	**9**	**0**	**1**	**0**	**0**	**0**	**0**	**0**	**0**	**0**

DRAFT

Site 31
Location L-7414-0, Att - TP, Lat 53.7184, Long -6.75706
Direction North

3279 / Meath/Cavan/Monaghan ATC's
October 2013
Automatic Traffic Count

Sun, 13 October 2013

Time	Total	Speed Bins (km/h)																											
		0 - 5	5 - 10	10 - 15	15 - 20	20 - 25	25 - 30	30 - 35	35 - 40	40 - 45	45 - 50	50 - 55	55 - 60	60 - 65	65 - 70	70 - 75	75 - 80	80 - 85	85 - 90	90 - 95	95 - 100	100 - 105	105 - 110	110 - 115	115 - 120	120 - 125	125 - 130	130 - 135	135 - 140
0000	3	0	0	0	0	0	0	0	0	0	0	0	0	0	1	1	0	0	1	0	0	0	0	0	0	0	0	0	0
0100	5	0	0	0	0	0	0	1	0	0	0	0	0	0	2	0	1	0	0	0	0	0	0	0	1	0	0	0	0
0200	5	0	0	0	0	0	0	0	0	0	0	1	0	2	0	1	0	0	1	0	0	0	0	0	0	0	0	0	0
0300	1	0	0	0	0	0	0	0	0	0	0	0	1	0	0	0	0	0	0	0	0	0	0	0	0	0	0	0	0
0400	1	0	0	0	0	0	0	0	1	0	0	0	0	0	0	0	0	0	0	0	0	0	0	0	0	0	0	0	0
0500	0	0	0	0	0	0	0	0	0	0	0	0	0	0	0	0	0	0	0	0	0	0	0	0	0	0	0	0	0
0600	1	0	0	0	0	0	0	0	0	0	0	0	0	0	0	0	0	0	0	1	0	0	0	0	0	0	0	0	0
0700	4	0	0	0	0	0	0	1	0	1	0	1	0	0	0	0	0	0	0	1	0	0	0	0	0	0	0	0	0
0800	4	0	0	0	0	0	0	0	0	0	0	0	0	0	0	2	1	0	0	0	1	0	0	0	0	0	0	0	0
0900	12	0	0	0	0	1	1	1	0	1	0	2	1	2	1	1	1	0	0	0	0	0	0	0	0	0	0	0	0
1000	**24**	**0**	**0**	**0**	**0**	**1**	**2**	**0**	**2**	**1**	**1**	**0**	**3**	**5**	**1**	**3**	**3**	**1**	**0**	**0**	**0**	**0**	**1**	**0**	**0**	**0**	**0**	**0**	**0**
1100	13	0	0	0	0	0	1	0	0	0	0	0	3	3	2	0	1	2	1	0	0	0	0	0	0	0	0	0	0
1200	**26**	**0**	**0**	**0**	**0**	**0**	**0**	**0**	**1**	**0**	**0**	**0**	**5**	**4**	**5**	**6**	**4**	**1**	**0**	**0**	**0**	**0**	**0**	**0**	**0**	**0**	**0**	**0**	**0**
1300	23	0	0	0	0	0	1	0	1	0	0	1	2	8	3	2	3	1	0	1	0	0	0	0	0	0	0	0	0
1400	16	0	0	0	0	0	0	0	0	1	1	1	3	2	2	4	2	0	0	0	0	0	0	0	0	0	0	0	0
1500	15	0	0	0	0	0	2	0	0	0	1	1	0	6	2	2	0	0	0	1	0	0	0	0	0	0	0	0	0
1600	12	0	0	0	0	1	0	0	0	2	2	2	2	1	1	1	0	0	0	0	0	0	0	0	0	0	0	0	0
1700	**26**	**0**	**0**	**0**	**0**	**2**	**0**	**0**	**1**	**2**	**1**	**3**	**6**	**2**	**7**	**1**	**1**	**0**	**0**	**0**	**0**	**0**	**0**	**0**	**0**	**0**	**0**	**0**	**0**
1800	14	0	0	0	0	0	0	0	1	0	0	0	3	2	4	2	1	0	1	0	0	0	0	0	0	0	0	0	0
1900	13	0	0	0	0	0	0	1	0	1	0	0	3	2	2	1	3	0	0	0	0	0	0	0	0	0	0	0	0
2000	9	0	0	0	0	0	0	0	0	0	0	3	0	5	0	0	1	0	0	0	0	0	0	0	0	0	0	0	0
2100	6	0	0	0	0	0	0	0	0	0	0	1	0	1	2	1	0	1	0	0	0	0	0	0	0	0	0	0	0
2200	12	0	0	0	0	0	0	0	0	0	0	2	2	5	1	1	0	0	0	0	0	1	0	0	0	0	0	0	0
2300	3	0	0	0	0	0	0	0	0	0	0	0	0	0	0	0	0	2	0	0	1	0	0	0	0	0	0	0	0
07-19	**189**	**0**	**0**	**0**	**0**	**5**	**7**	**2**	**6**	**8**	**6**	**11**	**28**	**35**	**28**	**24**	**17**	**5**	**2**	**3**	**1**	**0**	**1**	**0**	**0**	**0**	**0**	**0**	**0**
06-22	**218**	**0**	**0**	**0**	**0**	**5**	**7**	**3**	**6**	**9**	**6**	**15**	**31**	**43**	**32**	**26**	**21**	**6**	**2**	**4**	**1**	**0**	**1**	**0**	**0**	**0**	**0**	**0**	**0**
06-00	**233**	**0**	**0**	**0**	**0**	**5**	**7**	**3**	**6**	**9**	**6**	**17**	**33**	**48**	**33**	**27**	**21**	**8**	**2**	**4**	**2**	**1**	**1**	**0**	**0**	**0**	**0**	**0**	**0**
00-00	**248**	**0**	**0**	**0**	**0**	**5**	**7**	**4**	**7**	**9**	**6**	**18**	**34**	**50**	**36**	**29**	**22**	**8**	**4**	**4**	**2**	**1**	**1**	**0**	**1**	**0**	**0**	**0**	**0**

DRAFT

Site 31
Location L-7414-0, Att - TP, Lat 53.7184, Long -6.75706
Direction North

3279 / Meath/Cavan/Monaghan ATC's
October 2013
Automatic Traffic Count

Mon, 14 October 2013

Time	Total	Speed Bins (km/h)																											
		0 - 5	5 - 10	10 - 15	15 - 20	20 - 25	25 - 30	30 - 35	35 - 40	40 - 45	45 - 50	50 - 55	55 - 60	60 - 65	65 - 70	70 - 75	75 - 80	80 - 85	85 - 90	90 - 95	95 - 100	100 - 105	105 - 110	110 - 115	115 - 120	120 - 125	125 - 130	130 - 135	135 - 140
0000	1	0	0	0	0	0	0	0	0	0	0	0	0	0	0	1	0	0	0	0	0	0	0	0	0	0	0	0	0
0100	1	0	0	0	0	0	0	0	0	0	0	0	1	0	0	0	0	0	0	0	0	0	0	0	0	0	0	0	0
0200	1	0	0	0	0	0	0	0	0	0	0	0	0	0	0	0	0	0	1	0	0	0	0	0	0	0	0	0	0
0300	2	0	0	0	0	0	0	0	0	0	0	0	0	0	1	1	0	0	0	0	0	0	0	0	0	0	0	0	0
0400	0	0	0	0	0	0	0	0	0	0	0	0	0	0	0	0	0	0	0	0	0	0	0	0	0	0	0	0	0
0500	0	0	0	0	0	0	0	0	0	0	0	0	0	0	0	0	0	0	0	0	0	0	0	0	0	0	0	0	0
0600	7	0	0	0	0	0	0	0	0	0	0	0	1	4	0	0	1	1	0	0	0	0	0	0	0	0	0	0	0
0700	14	0	0	0	0	0	0	0	0	0	1	1	3	2	2	3	0	1	0	0	0	0	0	0	1	0	0	0	0
0800	30	0	0	0	0	0	1	0	0	1	2	0	2	10	6	5	2	1	0	0	0	0	0	0	0	0	0	0	0	0
0900	**31**	**0**	**0**	**0**	**0**	**0**	**0**	**1**	**0**	**1**	**1**	**2**	**4**	**8**	**7**	**3**	**1**	**3**	**0**	**0**	**0**	**0**	**0**	**0**	**0**	**0**	**0**	**0**	**0**	**0**
1000	17	0	0	0	0	0	2	0	0	2	1	1	1	3	2	3	1	1	0	0	0	0	0	0	0	0	0	0	0	0
1100	21	0	0	0	0	5	0	2	0	1	2	2	2	2	2	2	1	0	0	0	0	0	0	0	0	0	0	0	0	0
1200	33	0	0	0	0	0	4	0	3	1	0	1	6	3	6	4	4	1	0	0	0	0	0	0	0	0	0	0	0	0
1300	22	0	0	0	0	1	2	0	0	2	1	1	2	3	3	3	4	0	0	0	0	0	0	0	0	0	0	0	0	0
1400	24	0	0	0	0	1	1	0	0	3	1	2	3	4	6	2	0	1	0	0	0	0	0	0	0	0	0	0	0	0
1500	39	0	0	1	1	0	1	1	3	0	2	2	3	9	5	4	4	2	1	0	0	0	0	0	0	0	0	0	0	0
1600	39	0	0	0	0	1	4	1	3	6	2	1	3	4	3	1	4	6	0	0	0	0	0	0	0	0	0	0	0	0
1700	**46**	**0**	**0**	**0**	**0**	**0**	**6**	**1**	**2**	**1**	**4**	**1**	**5**	**5**	**6**	**5**	**6**	**2**	**2**	**0**	**0**	**0**	**0**	**0**	**0**	**0**	**0**	**0**	**0**	**0**
1800	42	0	0	0	0	0	2	1	1	0	2	6	4	7	6	4	6	2	0	0	1	0	0	0	0	0	0	0	0	0
1900	23	0	0	0	0	0	2	1	1	0	3	1	0	4	5	4	1	0	0	1	0	0	0	0	0	0	0	0	0	0
2000	24	0	0	0	0	1	0	0	2	1	2	1	3	4	2	3	1	3	0	1	0	0	0	0	0	0	0	0	0	0
2100	16	0	0	0	0	0	0	0	1	0	0	1	7	1	2	2	0	1	0	1	0	0	0	0	0	0	0	0	0	0
2200	8	0	0	0	0	0	0	0	0	0	1	0	2	2	2	0	0	1	0	0	0	0	0	0	0	0	0	0	0	0
2300	3	0	0	0	0	0	0	0	0	0	0	0	0	2	0	1	0	0	0	0	0	0	0	0	0	0	0	0	0	0
07-19	**358**	**0**	**0**	**1**	**1**	**8**	**23**	**7**	**12**	**18**	**19**	**20**	**38**	**60**	**54**	**39**	**33**	**20**	**3**	**0**	**1**	**0**	**0**	**0**	**1**	**0**	**0**	**0**	**0**	**0**
06-22	**428**	**0**	**0**	**1**	**1**	**9**	**25**	**8**	**16**	**19**	**24**	**23**	**49**	**73**	**63**	**48**	**36**	**25**	**3**	**3**	**1**	**0**	**0**	**0**	**1**	**0**	**0**	**0**	**0**	**0**
06-00	**439**	**0**	**0**	**1**	**1**	**9**	**25**	**8**	**16**	**19**	**25**	**23**	**51**	**77**	**65**	**49**	**36**	**26**	**3**	**3**	**1**	**0**	**0**	**0**	**1**	**0**	**0**	**0**	**0**	**0**
00-00	**444**	**0**	**0**	**1**	**1**	**9**	**25**	**8**	**16**	**19**	**25**	**23**	**52**	**77**	**66**	**51**	**36**	**26**	**4**	**3**	**1**	**0**	**0**	**0**	**1**	**0**	**0**	**0**	**0**	**0**

DRAFT

Site 31
Location L-7414-0, Att - TP, Lat 53.7184, Long -6.75706
Direction North

3279 / Meath/Cavan/Monaghan ATC's
October 2013
Automatic Traffic Count

Virtual Day (7)

Time	Total	Speed Bins (km/h)																											
		0 - 5	5 - 10	10 - 15	15 - 20	20 - 25	25 - 30	30 - 35	35 - 40	40 - 45	45 - 50	50 - 55	55 - 60	60 - 65	65 - 70	70 - 75	75 - 80	80 - 85	85 - 90	90 - 95	95 - 100	100 - 105	105 - 110	110 - 115	115 - 120	120 - 125	125 - 130	130 - 135	135 - 140
0000	2	0	0	0	0	0	0	0	0	0	0	0	0	0	0	1	0	0	0	0	0	0	0	0	0	0	0	0	0
0100	2	0	0	0	0	0	0	0	0	0	0	0	0	1	0	0	0	0	0	0	0	0	0	0	0	0	0	0	0
0200	1	0	0	0	0	0	0	0	0	0	0	0	0	0	0	0	0	0	0	0	0	0	0	0	0	0	0	0	0
0300	2	0	0	0	0	0	0	0	0	0	0	0	0	0	0	0	0	0	0	0	0	0	0	0	0	0	0	0	0
0400	0	0	0	0	0	0	0	0	0	0	0	0	0	0	0	0	0	0	0	0	0	0	0	0	0	0	0	0	0
0500	1	0	0	0	0	0	0	0	0	0	0	0	0	0	0	0	0	0	0	0	0	0	0	0	0	0	0	0	0
0600	4	0	0	0	0	0	0	0	0	0	0	0	1	1	1	1	1	0	0	0	0	0	0	0	0	0	0	0	0
0700	12	0	0	0	0	0	0	0	0	0	1	1	2	1	2	2	1	0	0	0	0	0	0	0	0	0	0	0	0
0800	25	0	0	0	0	0	0	0	0	1	2	1	3	5	6	4	1	1	0	0	0	0	0	0	0	0	0	0	0
0900	**28**	**0**	**0**	**0**	**0**	**0**	**1**	**1**	**1**	**2**	**1**	**2**	**3**	**5**	**4**	**4**	**2**	**2**	**0**	**0**	**0**	**0**	**0**	**0**	**0**	**0**	**0**	**0**	**0**
1000	20	0	0	0	0	0	1	0	1	1	2	1	3	3	2	3	1	1	0	0	0	0	0	0	0	0	0	0	0
1100	20	0	0	0	0	1	0	1	1	1	2	3	3	2	2	1	1	1	0	0	0	0	0	0	0	0	0	0	0
1200	30	0	0	0	0	0	1	0	1	1	1	3	4	5	5	4	3	1	0	0	0	0	0	0	0	0	0	0	0
1300	21	0	0	0	0	0	1	1	1	1	0	2	3	4	3	2	2	1	0	0	0	0	0	0	0	0	0	0	0
1400	26	0	0	0	0	0	0	0	1	2	1	3	3	4	4	4	2	1	0	0	0	0	0	0	0	0	0	0	0
1500	32	0	0	0	0	1	1	1	2	1	2	4	5	6	4	2	3	0	0	0	0	0	0	0	0	0	0	0	0
1600	31	0	0	0	0	1	1	1	2	2	2	3	2	5	4	3	2	3	1	0	0	0	0	0	0	0	0	0	0
1700	**42**	**0**	**0**	**0**	**0**	**0**	**2**	**1**	**2**	**2**	**2**	**3**	**5**	**6**	**8**	**7**	**4**	**2**	**1**	**0**	**0**	**0**	**0**	**0**	**0**	**0**	**0**	**0**	**0**
1800	27	0	0	0	0	1	1	0	1	1	1	2	3	5	4	3	3	2	1	0	0	0	0	0	0	0	0	0	0
1900	22	0	0	0	0	0	1	1	1	1	2	1	2	4	3	2	2	1	1	0	0	0	0	0	0	0	0	0	0
2000	18	0	0	0	0	0	0	1	0	1	1	2	2	4	3	2	2	1	0	0	0	0	0	0	0	0	0	0	0
2100	14	0	0	0	0	0	0	0	0	1	1	1	2	2	2	1	1	1	0	1	0	0	0	0	0	0	0	0	0
2200	8	0	0	0	0	0	0	0	0	0	0	1	1	2	1	1	1	1	0	0	0	0	0	0	0	0	0	0	0
2300	3	0	0	0	0	0	0	0	0	0	0	0	0	1	1	0	0	0	0	0	0	0	0	0	0	0	0	0	0
07-19	**314**	**0**	**0**	**1**	**2**	**5**	**9**	**8**	**12**	**15**	**17**	**27**	**38**	**50**	**49**	**37**	**25**	**13**	**4**	**2**	**1**	**0**	**0**	**0**	**0**	**0**	**0**	**0**	**0**
06-22	**372**	**0**	**0**	**1**	**2**	**5**	**10**	**9**	**15**	**17**	**20**	**30**	**45**	**61**	**57**	**43**	**31**	**16**	**5**	**3**	**1**	**0**	**0**	**0**	**0**	**0**	**0**	**0**	**0**
06-00	**383**	**0**	**0**	**1**	**2**	**5**	**10**	**9**	**15**	**17**	**20**	**31**	**46**	**64**	**59**	**44**	**32**	**17**	**5**	**3**	**2**	**1**	**0**	**0**	**0**	**0**	**0**	**0**	**0**
00-00	**391**	**0**	**0**	**1**	**2**	**5**	**10**	**9**	**15**	**17**	**20**	**32**	**46**	**65**	**60**	**45**	**32**	**17**	**6**	**4**	**2**	**1**	**0**	**0**	**0**	**0**	**0**	**0**	**0**

DRAFT

Site 31
Location L-7414-0, Att - TP, Lat 53.7184, Long -6.75706
Direction North

3279 / Meath/Cavan/Monaghan ATC's
October 2013
Automatic Traffic Count

Virtual Week (1)

Time	Total	Speed Bins (km/h)																												
		0 - 5	5 - 10	10 - 15	15 - 20	20 - 25	25 - 30	30 - 35	35 - 40	40 - 45	45 - 50	50 - 55	55 - 60	60 - 65	65 - 70	70 - 75	75 - 80	80 - 85	85 - 90	90 - 95	95 - 100	100 - 105	105 - 110	110 - 115	115 - 120	120 - 125	125 - 130	130 - 135	135 - 140
Mon	444	0	0	1	1	9	25	8	16	19	25	23	52	77	66	51	36	26	4	3	1	0	0	0	1	0	0	0	0
Tue	387	0	0	0	0	2	11	9	16	10	21	46	47	66	66	49	24	13	7	0	0	0	0	0	0	0	0	0	0	0
Wed	421	0	0	2	5	4	1	9	13	23	27	37	35	75	77	49	39	16	5	2	1	1	0	0	0	0	0	0	0	0
Thu	431	0	0	2	1	7	12	15	17	23	23	28	56	70	65	44	32	18	8	3	6	0	1	0	0	0	0	0	0	0
Fri	415	0	0	0	2	8	7	7	16	17	19	35	50	61	63	52	40	23	8	4	1	1	0	0	0	0	1	0	0	0
|Sat	390	0	0	1	3	3	10	14	21	19	21	35	48	59	47	43	34	16	6	9	0	1	0	0	0	0	0	0	0	0
|Sun	248	0	0	0	0	5	7	4	7	9	6	18	34	50	36	29	22	8	4	4	2	1	1	0	1	0	0	0	0	0
5 Day Ave.	**420**	**0**	**0**	**1**	**2**	**6**	**11**	**10**	**16**	**18**	**23**	**34**	**48**	**70**	**67**	**49**	**34**	**19**	**6**	**2**	**2**	**0**	**0**	**0**	**0**	**0**	**0**	**0**	**0**	**0**
7 Day Ave.	**391**	**0**	**0**	**1**	**2**	**5**	**10**	**9**	**15**	**17**	**20**	**32**	**46**	**65**	**60**	**45**	**32**	**17**	**6**	**4**	**2**	**1**	**0**	**0**	**0**	**0**	**0**	**0**	**0**	**0**
--	**2736**	**0**	**0**	**6**	**12**	**38**	**73**	**66**	**106**	**120**	**142**	**222**	**322**	**458**	**420**	**317**	**227**	**120**	**42**	**25**	**11**	**4**	**2**	**0**	**2**	**1**	**0**	**0**	**0**	**0**

Summary Graphs

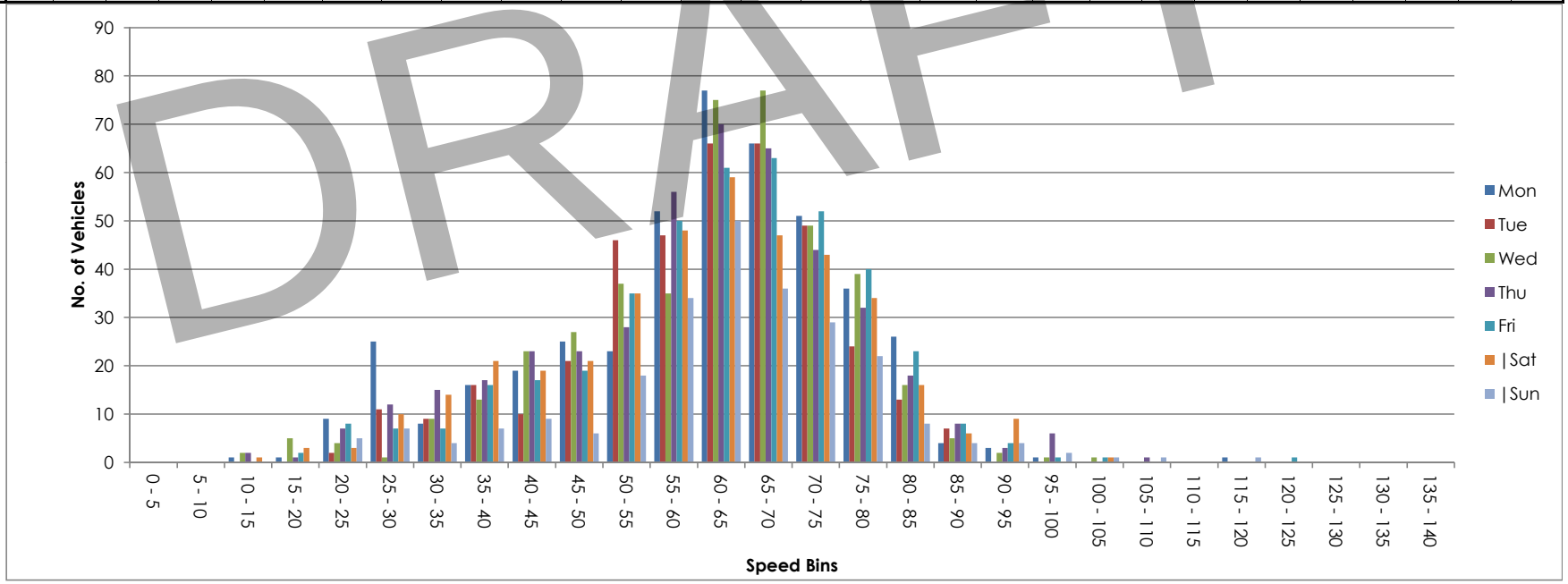

DRAFT

Nationwide Data Collection
for
Tobin Consulting Engineers

Site 31
Location L-7414-0, Att - TP, Lat 53.7184, Long -6.75706
Direction South

3279 / Meath/Cavan/Monaghan ATC's
October 2013
Automatic Traffic Count

Tue, 8 October 2013

Time	Total	Classification												>PSL	>PSL%	>SL1	>SL1%	>SL2	>SL2%	Mean	Vpp
		1 MCL	2 SV	3 SVT	4 TB2	5 TB3	6 T4	7 ART3	8 ART4	9 ART5	10 ART6	11 BD	12 DRT	100	100	105 +5kph	105 +5kph	110 +10kph	110 +10kph		85
0000	1	0	1	0	0	0	0	0	0	0	0	0	0	0	0	0	0	0	0	67.4	-
0100	0	0	0	0	0	0	0	0	0	0	0	0	0	0	0	0	0	0	0	-	-
0200	0	0	0	0	0	0	0	0	0	0	0	0	0	0	0	0	0	0	0	-	-
0300	1	0	0	0	1	0	0	0	0	0	0	0	0	0	0	0	0	0	0	62.1	-
0400	1	0	1	0	0	0	0	0	0	0	0	0	0	0	0	0	0	0	0	68	-
0500	0	0	0	0	0	0	0	0	0	0	0	0	0	0	0	0	0	0	0	-	-
0600	8	0	8	0	0	0	0	0	0	0	0	0	0	0	0	0	0	0	0	76.1	-
0700	23	0	18	0	5	0	0	0	0	0	0	0	0	0	0	0	0	0	0	72.8	81.4
0800	**64**	**0**	**60**	**1**	**3**	**0**	**0**	**0**	**0**	**0**	**0**	**0**	**0**	**1**	**1.6**	**0**	**0**	**0**	**0**	**69.9**	**78.8**
0900	45	0	40	1	1	0	1	0	2	0	0	0	0	0	0	0	0	0	0	65.5	74.5
1000	16	0	15	1	0	0	0	0	0	0	0	0	0	0	0	0	0	0	0	59.1	65.5
1100	19	0	13	2	2	1	0	0	1	0	0	0	0	0	0	0	0	0	0	60.9	79.6
1200	33	0	24	2	4	1	0	0	2	0	0	0	0	0	0	0	0	0	0	61.3	76
1300	15	0	14	1	0	0	0	0	0	0	0	0	0	0	0	0	0	0	0	62.3	71.6
1400	32	1	27	1	3	0	0	0	0	0	0	0	0	0	0	0	0	0	0	64.4	73.4
1500	26	0	21	2	3	0	0	0	0	0	0	0	0	0	0	0	0	0	0	64	79.6
1600	26	0	16	3	4	0	3	0	0	0	0	0	0	0	0	0	0	0	0	61.2	73.4
1700	**38**	**2**	**30**	**1**	**5**	**0**	**0**	**0**	**0**	**0**	**0**	**0**	**0**	**0**	**0**	**0**	**0**	**0**	**0**	**63.6**	**80.6**
1800	29	0	28	0	1	0	0	0	0	0	0	0	0	0	0	0	0	0	0	66.7	73.4
1900	23	0	20	1	2	0	0	0	0	0	0	0	0	0	0	0	0	0	0	63.2	72.7
2000	17	0	16	0	1	0	0	0	0	0	0	0	0	0	0	0	0	0	0	66.5	71.6
2100	15	0	14	0	1	0	0	0	0	0	0	0	0	0	0	0	0	0	0	67.2	78.8
2200	8	0	6	0	0	1	0	1	0	0	0	0	0	0	0	0	0	0	0	67.3	-
2300	1	0	0	0	1	0	0	0	0	0	0	0	0	0	0	0	0	0	0	95.4	-
07-19	**366**	**3**	**306**	**15**	**31**	**2**	**4**	**0**	**5**	**0**	**0**	**0**	**0**	**1**	**0.3**	**0**	**0**	**0**	**0**	**65.1**	**77.8**
06-22	**429**	**3**	**364**	**16**	**35**	**2**	**4**	**0**	**5**	**0**	**0**	**0**	**0**	**1**	**0.2**	**0**	**0**	**0**	**0**	**65.3**	**77.8**
06-00	**438**	**3**	**370**	**16**	**36**	**3**	**4**	**1**	**5**	**0**	**0**	**0**	**0**	**1**	**0.2**	**0**	**0**	**0**	**0**	**65.4**	**77.8**
00-00	**441**	**3**	**372**	**16**	**37**	**3**	**4**	**1**	**5**	**0**	**0**	**0**	**0**	**1**	**0.2**	**0**	**0**	**0**	**0**	**65.4**	**77.8**

DRAFT

Site 31
Location L-7414-0, Att - TP, Lat 53.7184, Long -6.75706
Direction South

3279 / Meath/Cavan/Monaghan ATC's
October 2013
Automatic Traffic Count

Wed, 9 October 2013

Time	Total	Classification												>PSL	>PSL%	>SL1	>SL1%	>SL2	>SL2%	Mean	Vpp
		1 MCL	2 SV	3 SVT	4 TB2	5 TB3	6 T4	7 ART3	8 ART4	9 ART5	10 ART6	11 BD	12 DRT	100	100	105 +5kph	105 +5kph	110 +10kph	110 +10kph		85
0000	2	0	1	0	1	0	0	0	0	0	0	0	0	0	0	0	0	0	0	75.2	-
0100	0	0	0	0	0	0	0	0	0	0	0	0	0	0	0	0	0	0	0	-	-
0200	0	0	0	0	0	0	0	0	0	0	0	0	0	0	0	0	0	0	0	-	-
0300	1	0	0	0	1	0	0	0	0	0	0	0	0	0	0	0	0	0	0	69	-
0400	2	0	2	0	0	0	0	0	0	0	0	0	0	0	0	0	0	0	0	75.1	-
0500	1	0	1	0	0	0	0	0	0	0	0	0	0	0	0	0	0	0	0	69.6	-
0600	7	0	7	0	0	0	0	0	0	0	0	0	0	0	0	0	0	0	0	72.6	-
0700	33	1	23	1	6	0	2	0	0	0	0	0	0	0	0	0	0	0	0	69.7	83.5
0800	**71**	**0**	**65**	**1**	**4**	**0**	**0**	**0**	**0**	**1**	**0**	**0**	**0**	**0**	**0**	**0**	**0**	**0**	**0**	**66.4**	**78.5**
0900	39	0	35	2	2	0	0	0	0	0	0	0	0	0	0	0	0	0	0	67.3	76.3
1000	22	1	20	1	0	0	0	0	0	0	0	0	0	0	0	0	0	0	0	58.3	72.4
1100	27	3	20	1	2	1	0	0	0	0	0	0	0	0	0	0	0	0	0	51.6	68.4
1200	25	0	19	3	2	0	0	0	1	0	0	0	0	0	0	0	0	0	0	61.2	69.1
1300	30	0	26	0	4	0	0	0	0	0	0	0	0	0	0	0	0	0	0	62.9	77.8
1400	21	0	18	2	1	0	0	0	0	0	0	0	0	0	0	0	0	0	0	62.1	77
1500	30	0	26	3	1	0	0	0	0	0	0	0	0	0	0	0	0	0	0	62.6	72.4
1600	**37**	**0**	**27**	**4**	**5**	**0**	**0**	**0**	**0**	**0**	**1**	**0**	**0**	**0**	**0**	**0**	**0**	**0**	**0**	**68**	**79.9**
1700	35	0	28	2	3	1	0	0	0	1	0	0	0	0	0	0	0	0	0	57.8	71.3
1800	35	0	30	0	4	0	0	0	0	1	0	0	0	2	5.7	1	2.9	0	0	67.4	77.4
1900	22	0	20	1	1	0	0	0	0	0	0	0	0	0	0	0	0	0	0	66.3	75.2
2000	11	0	11	0	0	0	0	0	0	0	0	0	0	0	0	0	0	0	0	59.4	65.5
2100	13	0	12	0	1	0	0	0	0	0	0	0	0	0	0	0	0	0	0	65.3	76.7
2200	4	0	4	0	0	0	0	0	0	0	0	0	0	0	0	0	0	0	0	63.9	-
2300	1	0	1	0	0	0	0	0	0	0	0	0	0	0	0	0	0	0	0	74.6	-
07-19	**405**	**5**	**337**	**20**	**34**	**2**	**2**	**0**	**1**	**3**	**1**	**0**	**0**	**2**	**0.5**	**1**	**0.2**	**0**	**0**	**63.7**	**77.8**
06-22	**458**	**5**	**387**	**21**	**36**	**2**	**2**	**0**	**1**	**3**	**1**	**0**	**0**	**2**	**0.4**	**1**	**0.2**	**0**	**0**	**63.9**	**77.4**
06-00	**463**	**5**	**392**	**21**	**36**	**2**	**2**	**0**	**1**	**3**	**1**	**0**	**0**	**2**	**0.4**	**1**	**0.2**	**0**	**0**	**64**	**77.4**
00-00	**469**	**5**	**396**	**21**	**38**	**2**	**2**	**0**	**1**	**3**	**1**	**0**	**0**	**2**	**0.4**	**1**	**0.2**	**0**	**0**	**64.1**	**77.4**

DRAFT

Site 31
Location L-7414-0, Att - TP, Lat 53.7184, Long -6.75706
Direction South

3279 / Meath/Cavan/Monaghan ATC's
October 2013
Automatic Traffic Count

Thu, 10 October 2013

Time	Total	Classification												>PSL	>PSL%	>SL1	>SL1%	>SL2	>SL2%	Mean	Vpp
		1 MCL	2 SV	3 SVT	4 TB2	5 TB3	6 T4	7 ART3	8 ART4	9 ART5	10 ART6	11 BD	12 DRT	100	100	105 +5kph	105 +5kph	110 +10kph	110 +10kph		85
0000	2	0	2	0	0	0	0	0	0	0	0	0	0	0	0	0	0	0	0	73.6	-
0100	1	0	1	0	0	0	0	0	0	0	0	0	0	0	0	0	0	0	0	83.1	-
0200	0	0	0	0	0	0	0	0	0	0	0	0	0	0	0	0	0	0	0	-	-
0300	1	0	0	0	1	0	0	0	0	0	0	0	0	0	0	0	0	0	0	57.2	-
0400	1	0	0	0	1	0	0	0	0	0	0	0	0	0	0	0	0	0	0	53.7	-
0500	2	0	2	0	0	0	0	0	0	0	0	0	0	0	0	0	0	0	0	82.2	-
0600	11	0	11	0	0	0	0	0	0	0	0	0	0	0	0	0	0	0	0	79.7	83.5
0700	31	0	22	2	6	0	0	0	1	0	0	0	0	0	0	0	0	0	0	69	81.4
0800	**58**	**0**	**51**	**2**	**4**	**0**	**1**	**0**	**0**	**0**	**0**	**0**	**0**	**0**	**0**	**0**	**0**	**0**	**0**	**70.2**	**79.2**
0900	48	0	40	0	5	1	0	0	0	2	0	0	0	0	0	0	0	0	0	67.1	81.7
1000	14	0	9	2	2	0	1	0	0	0	0	0	0	0	0	0	0	0	0	59.8	71.6
1100	16	1	9	3	2	0	0	0	0	1	0	0	0	0	0	0	0	0	0	59.5	79.9
1200	29	0	27	1	1	0	0	0	0	0	0	0	0	0	0	0	0	0	0	65.6	76
1300	15	0	13	1	0	0	0	0	0	1	0	0	0	0	0	0	0	0	0	67.4	81.7
1400	21	0	17	0	2	0	0	0	0	2	0	0	0	0	0	0	0	0	0	63.6	75.6
1500	**34**	**0**	**29**	**2**	**2**	**0**	**0**	**0**	**0**	**1**	**0**	**0**	**0**	**0**	**0**	**0**	**0**	**0**	**0**	**64**	**79.9**
1600	30	1	23	1	5	0	0	0	0	0	0	0	0	0	0	0	0	0	0	60	74.2
1700	33	0	27	0	5	0	0	0	0	0	1	0	0	0	0	0	0	0	0	59.2	73.8
1800	33	1	25	3	2	0	1	0	1	0	0	0	0	0	0	0	0	0	0	61.2	72.4
1900	29	0	24	2	2	0	0	0	0	0	1	0	0	0	0	0	0	0	0	58.4	71.3
2000	14	1	13	0	0	0	0	0	0	0	0	0	0	0	0	0	0	0	0	57.8	73.4
2100	18	0	18	0	0	0	0	0	0	0	0	0	0	0	0	0	0	0	0	65.3	78.5
2200	5	0	5	0	0	0	0	0	0	0	0	0	0	0	0	0	0	0	0	60.4	-
2300	1	0	1	0	0	0	0	0	0	0	0	0	0	0	0	0	0	0	0	86.2	-
07-19	**362**	**3**	**292**	**17**	**36**	**1**	**3**	**0**	**2**	**7**	**1**	**0**	**0**	**0**	**0**	**0**	**0**	**0**	**0**	**64.7**	**79.2**
06-22	**434**	**4**	**358**	**19**	**38**	**1**	**3**	**0**	**2**	**7**	**2**	**0**	**0**	**0**	**0**	**0**	**0**	**0**	**0**	**64.5**	**79.2**
06-00	**440**	**4**	**364**	**19**	**38**	**1**	**3**	**0**	**2**	**7**	**2**	**0**	**0**	**0**	**0**	**0**	**0**	**0**	**0**	**64.5**	**79.2**
00-00	**447**	**4**	**369**	**19**	**40**	**1**	**3**	**0**	**2**	**7**	**2**	**0**	**0**	**0**	**0**	**0**	**0**	**0**	**0**	**64.6**	**79.2**

DRAFT

Site 31
Location L-7414-0, Att - TP, Lat 53.7184, Long -6.75706
Direction South

3279 / Meath/Cavan/Monaghan ATC's
October 2013
Automatic Traffic Count

Fri, 11 October 2013

Time	Total	Classification												>PSL	>PSL%	>SL1	>SL1%	>SL2	>SL2%	Mean	Vpp
		1 MCL	2 SV	3 SVT	4 TB2	5 TB3	6 T4	7 ART3	8 ART4	9 ART5	10 ART6	11 BD	12 DRT	100	100	105 +5kph	105 +5kph	110 +10kph	110 +10kph		85
0000	3	0	3	0	0	0	0	0	0	0	0	0	0	0	0	0	0	0	0	73.3	-
0100	1	0	1	0	0	0	0	0	0	0	0	0	0	0	0	0	0	0	0	74.8	-
0200	1	0	1	0	0	0	0	0	0	0	0	0	0	0	0	0	0	0	0	79.4	-
0300	2	0	1	0	1	0	0	0	0	0	0	0	0	0	0	0	0	0	0	51.4	-
0400	2	0	1	0	1	0	0	0	0	0	0	0	0	0	0	0	0	0	0	59.5	-
0500	2	0	2	0	0	0	0	0	0	0	0	0	0	0	0	0	0	0	0	82.8	-
0600	4	0	4	0	0	0	0	0	0	0	0	0	0	0	0	0	0	0	0	73.1	-
0700	28	0	22	1	5	0	0	0	0	0	0	0	0	0	0	0	0	0	0	71.9	84.2
0800	**60**	**1**	**55**	**0**	**4**	**0**	**0**	**0**	**0**	**0**	**0**	**0**	**0**	**0**	**0**	**0**	**0**	**0**	**0**	**67.7**	**80.3**
0900	42	0	37	1	4	0	0	0	0	0	0	0	0	0	0	0	0	0	0	68.4	81.4
1000	18	0	13	1	3	1	0	0	0	0	0	0	0	0	0	0	0	0	0	64.2	77.8
1100	23	1	16	1	5	0	0	0	0	0	0	0	0	1	4.3	1	4.3	1	4.3	68	80.3
1200	25	0	20	1	4	0	0	0	0	0	0	0	0	0	0	0	0	0	0	64.6	72.4
1300	23	0	18	1	4	0	0	0	0	0	0	0	0	0	0	0	0	0	0	67.6	77.4
1400	38	0	33	1	4	0	0	0	0	0	0	0	0	0	0	0	0	0	0	57	71.6
1500	40	0	33	1	3	2	0	0	1	0	0	0	0	0	0	0	0	0	0	59.1	74.5
1600	33	0	29	0	2	0	0	0	0	1	1	0	0	0	0	0	0	0	0	66.3	81.4
1700	**41**	**0**	**34**	**1**	**6**	**0**	**0**	**0**	**0**	**0**	**0**	**0**	**0**	**0**	**0**	**0**	**0**	**0**	**0**	**63**	**74.9**
1800	22	0	21	0	1	0	0	0	0	0	0	0	0	0	0	0	0	0	0	64	81
1900	23	1	20	0	1	0	0	0	0	1	0	0	0	0	0	0	0	0	0	55.8	74.5
2000	14	0	13	0	1	0	0	0	0	0	0	0	0	0	0	0	0	0	0	71.4	82.1
2100	10	0	9	0	1	0	0	0	0	0	0	0	0	0	0	0	0	0	0	62.7	-
2200	7	0	7	0	0	0	0	0	0	0	0	0	0	0	0	0	0	0	0	64.2	-
2300	2	0	2	0	0	0	0	0	0	0	0	0	0	0	0	0	0	0	0	73.3	-
07-19	**393**	**2**	**331**	**9**	**45**	**3**	**0**	**0**	**1**	**1**	**1**	**0**	**0**	**1**	**0.3**	**1**	**0.3**	**1**	**0.3**	**65**	**79.9**
06-22	**444**	**3**	**377**	**9**	**48**	**3**	**0**	**0**	**1**	**2**	**1**	**0**	**0**	**1**	**0.2**	**1**	**0.2**	**1**	**0.2**	**64.8**	**79.2**
06-00	**453**	**3**	**386**	**9**	**48**	**3**	**0**	**0**	**1**	**2**	**1**	**0**	**0**	**1**	**0.2**	**1**	**0.2**	**1**	**0.2**	**64.8**	**79.2**
00-00	**464**	**3**	**395**	**9**	**50**	**3**	**0**	**0**	**1**	**2**	**1**	**0**	**0**	**1**	**0.2**	**1**	**0.2**	**1**	**0.2**	**64.9**	**79.2**

DRAFT

Site 31
Location L-7414-0, Att - TP, Lat 53.7184, Long -6.75706
Direction South

3279 / Meath/Cavan/Monaghan ATC's
October 2013
Automatic Traffic Count

Sat, 12 October 2013

Time	Total	Classification												>PSL	>PSL%	>SL1	>SL1%	>SL2	>SL2%	Mean	Vpp
		1 MCL	2 SV	3 SVT	4 TB2	5 TB3	6 T4	7 ART3	8 ART4	9 ART5	10 ART6	11 BD	12 DRT	100	100	105 +5kph	105 +5kph	110 +10kph	110 +10kph		85
0000	1	0	1	0	0	0	0	0	0	0	0	0	0	0	0	0	0	0	0	59	-
0100	0	0	0	0	0	0	0	0	0	0	0	0	0	0	0	0	0	0	0	-	-
0200	1	0	1	0	0	0	0	0	0	0	0	0	0	0	0	0	0	0	0	69.2	-
0300	1	0	0	0	1	0	0	0	0	0	0	0	0	0	0	0	0	0	0	76.4	-
0400	1	0	0	0	1	0	0	0	0	0	0	0	0	0	0	0	0	0	0	64.9	-
0500	3	0	2	0	0	0	0	0	0	0	1	0	0	0	0	0	0	0	0	55.7	-
0600	3	0	3	0	0	0	0	0	0	0	0	0	0	0	0	0	0	0	0	79.6	-
0700	6	0	5	0	0	0	0	0	0	1	0	0	0	1	16.7	0	0	0	0	78.1	-
0800	16	1	14	1	0	0	0	0	0	0	0	0	0	0	0	0	0	0	0	66.4	75.2
0900	30	0	24	0	5	0	0	0	1	0	0	0	0	0	0	0	0	0	0	65.5	77.4
1000	35	0	26	4	2	1	0	0	1	0	0	0	1	0	0	0	0	0	0	55.7	71.6
1100	**38**	**2**	**32**	**1**	**1**	**0**	**0**	**0**	**2**	**0**	**0**	**0**	**0**	**0**	**0**	**0**	**0**	**0**	**0**	**52.9**	**67.3**
1200	21	1	18	0	2	0	0	0	0	0	0	0	0	0	0	0	0	0	0	65.1	78.1
1300	36	0	31	0	3	0	1	0	0	1	0	0	0	0	0	0	0	0	0	57.9	72.4
1400	29	0	24	4	1	0	0	0	0	0	0	0	0	0	0	0	0	0	0	63.4	73.1
1500	27	0	22	3	2	0	0	0	0	0	0	0	0	0	0	0	0	0	0	64.9	74.5
1600	**40**	**3**	**31**	**2**	**2**	**1**	**0**	**0**	**0**	**1**	**0**	**0**	**0**	**0**	**0**	**0**	**0**	**0**	**0**	**61.4**	**76.7**
1700	28	0	24	0	1	1	0	0	0	2	0	0	0	0	0	0	0	0	0	59.3	68.8
1800	29	0	26	0	1	0	0	0	2	0	0	0	0	0	0	0	0	0	0	60.1	72
1900	20	0	17	0	3	0	0	0	0	0	0	0	0	0	0	0	0	0	0	65.7	77.8
2000	15	0	15	0	0	0	0	0	0	0	0	0	0	0	0	0	0	0	0	70.5	83.5
2100	8	0	8	0	0	0	0	0	0	0	0	0	0	0	0	0	0	0	0	75.5	-
2200	3	0	3	0	0	0	0	0	0	0	0	0	0	0	0	0	0	0	0	59.4	-
2300	2	0	2	0	0	0	0	0	0	0	0	0	0	0	0	0	0	0	0	62	-
07-19	**335**	**7**	**277**	**15**	**20**	**3**	**1**	**0**	**6**	**5**	**0**	**0**	**1**	**1**	**0.3**	**0**	**0**	**0**	**0**	**60.8**	**73.8**
06-22	**381**	**7**	**320**	**15**	**23**	**3**	**1**	**0**	**6**	**5**	**0**	**0**	**1**	**1**	**0.3**	**0**	**0**	**0**	**0**	**61.9**	**76**
06-00	**386**	**7**	**325**	**15**	**23**	**3**	**1**	**0**	**6**	**5**	**0**	**0**	**1**	**1**	**0.3**	**0**	**0**	**0**	**0**	**61.8**	**76**
00-00	**393**	**7**	**329**	**15**	**25**	**3**	**1**	**0**	**6**	**5**	**1**	**0**	**1**	**1**	**0.3**	**0**	**0**	**0**	**0**	**61.8**	**76.3**

DRAFT

Site 31
Location L-7414-0, Att - TP, Lat 53.7184, Long -6.75706
Direction South

3279 / Meath/Cavan/Monaghan ATC's
October 2013
Automatic Traffic Count

Sun, 13 October 2013

Time	Total	Classification												>PSL	>PSL%	>SL1	>SL1%	>SL2	>SL2%	Mean	Vpp
		1 MCL	2 SV	3 SVT	4 TB2	5 TB3	6 T4	7 ART3	8 ART4	9 ART5	10 ART6	11 BD	12 DRT	100	100	105 +5kph	105 +5kph	110 +10kph	110 +10kph		85
0000	4	0	4	0	0	0	0	0	0	0	0	0	0	0	0	0	0	0	0	68.3	-
0100	3	0	3	0	0	0	0	0	0	0	0	0	0	0	0	0	0	0	0	89.6	-
0200	2	0	1	0	1	0	0	0	0	0	0	0	0	0	0	0	0	0	0	58.7	-
0300	2	0	1	0	1	0	0	0	0	0	0	0	0	0	0	0	0	0	0	54.8	-
0400	0	0	0	0	0	0	0	0	0	0	0	0	0	0	0	0	0	0	0	-	-
0500	0	0	0	0	0	0	0	0	0	0	0	0	0	0	0	0	0	0	0	-	-
0600	1	0	1	0	0	0	0	0	0	0	0	0	0	0	0	0	0	0	0	97.6	-
0700	1	0	0	0	0	0	0	0	1	0	0	0	0	0	0	0	0	0	0	76.7	-
0800	7	1	4	0	1	0	0	0	1	0	0	0	0	0	0	0	0	0	0	65.6	-
0900	21	1	18	1	1	0	0	0	0	0	0	0	0	0	0	0	0	0	0	60.4	76.3
1000	**27**	**1**	**26**	**0**	**0**	**0**	**0**	**0**	**0**	**0**	**0**	**0**	**0**	**0**	**0**	**0**	**0**	**0**	**0**	**67.5**	**77.8**
1100	26	0	24	0	0	0	1	0	1	0	0	0	0	0	0	0	0	0	0	63.7	74.5
1200	**24**	**2**	**19**	**0**	**2**	**0**	**0**	**0**	**1**	**0**	**0**	**0**	**0**	**0**	**0**	**0**	**0**	**0**	**0**	**57.4**	**72.4**
1300	20	0	20	0	0	0	0	0	0	0	0	0	0	0	0	0	0	0	0	64.2	76.7
1400	16	2	14	0	0	0	0	0	0	0	0	0	0	0	0	0	0	0	0	57.5	76.3
1500	9	0	8	0	1	0	0	0	0	0	0	0	0	0	0	0	0	0	0	60.1	-
1600	19	0	19	0	0	0	0	0	0	0	0	0	0	0	0	0	0	0	0	64.4	72.4
1700	17	0	17	0	0	0	0	0	0	0	0	0	0	0	0	0	0	0	0	59.1	69.1
1800	15	0	15	0	0	0	0	0	0	0	0	0	0	0	0	0	0	0	0	62.4	77.8
1900	16	0	15	0	1	0	0	0	0	0	0	0	0	0	0	0	0	0	0	67.2	76
2000	17	0	17	0	0	0	0	0	0	0	0	0	0	0	0	0	0	0	0	63.9	68
2100	4	0	4	0	0	0	0	0	0	0	0	0	0	0	0	0	0	0	0	66	-
2200	0	0	0	0	0	0	0	0	0	0	0	0	0	0	0	0	0	0	0	-	-
2300	0	0	0	0	0	0	0	0	0	0	0	0	0	0	0	0	0	0	0	-	-
07-19	**202**	**7**	**184**	**1**	**5**	**0**	**1**	**0**	**4**	**0**	**0**	**0**	**0**	**0**	**0**	**0**	**0**	**0**	**0**	**62.2**	**76.7**
06-22	**240**	**7**	**221**	**1**	**6**	**0**	**1**	**0**	**4**	**0**	**0**	**0**	**0**	**0**	**0**	**0**	**0**	**0**	**0**	**62.9**	**76.7**
06-00	**240**	**7**	**221**	**1**	**6**	**0**	**1**	**0**	**4**	**0**	**0**	**0**	**0**	**0**	**0**	**0**	**0**	**0**	**0**	**62.9**	**76.7**
00-00	**251**	**7**	**230**	**1**	**8**	**0**	**1**	**0**	**4**	**0**	**0**	**0**	**0**	**0**	**0**	**0**	**0**	**0**	**0**	**63.2**	**77**

DRAFT

Site 31
Location L-7414-0, Att - TP, Lat 53.7184, Long -6.75706
Direction South

3279 / Meath/Cavan/Monaghan ATC's
October 2013
Automatic Traffic Count

Mon, 14 October 2013

Time	Total	Classification												>PSL	>PSL%	>SL1	>SL1%	>SL2	>SL2%	Mean	Vpp
		1 MCL	2 SV	3 SVT	4 TB2	5 TB3	6 T4	7 ART3	8 ART4	9 ART5	10 ART6	11 BD	12 DRT	100	100	105 +5kph	105 +5kph	110 +10kph	110 +10kph		85
0000	0	0	0	0	0	0	0	0	0	0	0	0	0	0	0	0	0	0	0	-	-
0100	0	0	0	0	0	0	0	0	0	0	0	0	0	0	0	0	0	0	0	-	-
0200	0	0	0	0	0	0	0	0	0	0	0	0	0	0	0	0	0	0	0	-	-
0300	2	0	0	0	2	0	0	0	0	0	0	0	0	0	0	0	0	0	0	66.5	-
0400	0	0	0	0	0	0	0	0	0	0	0	0	0	0	0	0	0	0	0	-	-
0500	7	0	7	0	0	0	0	0	0	0	0	0	0	0	0	0	0	0	0	57.5	-
0600	6	0	6	0	0	0	0	0	0	0	0	0	0	0	0	0	0	0	0	77.6	-
0700	28	0	25	0	3	0	0	0	0	0	0	0	0	1	3.6	0	0	0	0	74.2	85
0800	**58**	**0**	**51**	**2**	**5**	**0**	**0**	**0**	**0**	**0**	**0**	**0**	**0**	**0**	**0**	**0**	**0**	**0**	**0**	**71.4**	**82.8**
0900	41	0	35	2	3	0	0	0	0	1	0	0	0	0	0	0	0	0	0	63.7	78.5
1000	23	0	20	1	0	1	0	0	1	0	0	0	0	0	0	0	0	0	0	58.6	78.8
1100	20	0	13	3	3	0	0	0	0	1	0	0	0	0	0	0	0	0	0	53.8	67
1200	31	1	24	3	2	0	0	0	1	0	0	0	0	0	0	0	0	0	0	58.3	74.5
1300	23	0	19	1	3	0	0	0	0	0	0	0	0	0	0	0	0	0	0	60.3	80.3
1400	24	0	21	1	1	0	0	0	1	0	0	0	0	0	0	0	0	0	0	53.3	64.4
1500	31	0	27	0	3	0	0	0	0	0	1	0	0	0	0	0	0	0	0	59.8	70.9
1600	**42**	**0**	**32**	**6**	**2**	**0**	**0**	**0**	**2**	**0**	**0**	**0**	**0**	**0**	**0**	**0**	**0**	**0**	**0**	**61**	**77.4**
1700	32	0	24	3	2	1	0	0	0	2	0	0	0	0	0	0	0	0	0	53.7	71.3
1800	25	0	23	2	0	0	0	0	0	0	0	0	0	0	0	0	0	0	0	60.3	70.9
1900	26	0	18	2	3	1	0	0	2	0	0	0	0	0	0	0	0	0	0	62	76.3
2000	18	0	16	2	0	0	0	0	0	0	0	0	0	0	0	0	0	0	0	63.2	72.7
2100	12	0	12	0	0	0	0	0	0	0	0	0	0	0	0	0	0	0	0	69.6	77.4
2200	3	0	3	0	0	0	0	0	0	0	0	0	0	0	0	0	0	0	0	66	-
2300	2	0	2	0	0	0	0	0	0	0	0	0	0	0	0	0	0	0	0	67.5	-
07-19	**378**	**1**	**314**	**24**	**27**	**2**	**0**	**0**	**5**	**4**	**1**	**0**	**0**	**1**	**0.3**	**0**	**0**	**0**	**0**	**61.8**	**78.5**
06-22	**440**	**1**	**366**	**28**	**30**	**3**	**0**	**0**	**7**	**4**	**1**	**0**	**0**	**1**	**0.2**	**0**	**0**	**0**	**0**	**62.3**	**78.5**
06-00	**445**	**1**	**371**	**28**	**30**	**3**	**0**	**0**	**7**	**4**	**1**	**0**	**0**	**1**	**0.2**	**0**	**0**	**0**	**0**	**62.4**	**78.5**
00-00	**454**	**1**	**378**	**28**	**32**	**3**	**0**	**0**	**7**	**4**	**1**	**0**	**0**	**1**	**0.2**	**0**	**0**	**0**	**0**	**62.3**	**78.5**

DRAFT

Site 31
Location L-7414-0, Att - TP, Lat 53.7184, Long -6.75706
Direction South

3279 / Meath/Cavan/Monaghan ATC's
October 2013
Automatic Traffic Count

Virtual Day (7)

Time	Total	Classification												>PSL	>PSL%	>SL1	>SL1%	>SL2	>SL2%	Mean	Vpp
		1 MCL	2 SV	3 SVT	4 TB2	5 TB3	6 T4	7 ART3	8 ART4	9 ART5	10 ART6	11 BD	12 DRT	100	100	105 +5kph	105 +5kph	110 +10kph	110 +10kph		85
0000	2	0	2	0	0	0	0	0	0	0	0	0	0	0	0	0	0	0	0	70.6	-
0100	1	0	1	0	0	0	0	0	0	0	0	0	0	0	0	0	0	0	0	85.3	-
0200	1	0	0	0	0	0	0	0	0	0	0	0	0	0	0	0	0	0	0	66.5	-
0300	1	0	0	0	1	0	0	0	0	0	0	0	0	0	0	0	0	0	0	61	-
0400	1	0	1	0	0	0	0	0	0	0	0	0	0	0	0	0	0	0	0	65.1	-
0500	2	0	2	0	0	0	0	0	0	0	0	0	0	0	0	0	0	0	0	64.6	-
0600	6	0	6	0	0	0	0	0	0	0	0	0	0	0	0	0	0	0	0	77.2	-
0700	21	0	16	1	4	0	0	0	0	0	0	0	0	0	1.3	0	0	0	0	71.7	83.9
0800	**48**	**0**	**43**	**1**	**3**	**0**	**0**	**0**	**0**	**0**	**0**	**0**	**0**	**0**	**0.3**	**0**	**0**	**0**	**0**	**68.8**	**80.3**
0900	38	0	33	1	3	0	0	0	0	0	0	0	0	0	0	0	0	0	0	65.8	79.2
1000	22	0	18	1	1	0	0	0	0	0	0	0	0	0	0	0	0	0	0	60.3	76
1100	24	1	18	2	2	0	0	0	1	0	0	0	0	0	0.6	0	0.6	0	0.6	58	74.5
1200	27	1	22	1	2	0	0	0	1	0	0	0	0	0	0	0	0	0	0	61.8	76
1300	23	0	20	1	2	0	0	0	0	0	0	0	0	0	0	0	0	0	0	62.6	76.7
1400	26	0	22	1	2	0	0	0	0	0	0	0	0	0	0	0	0	0	0	60.2	74.2
1500	28	0	24	2	2	0	0	0	0	0	0	0	0	0	0	0	0	0	0	62.1	76
1600	**32**	**1**	**25**	**2**	**3**	**0**	**0**	**0**	**0**	**0**	**0**	**0**	**0**	**0**	**0**	**0**	**0**	**0**	**0**	**63.2**	**78.1**
1700	**32**	**0**	**26**	**1**	**3**	**0**	**0**	**0**	**0**	**1**	**0**	**0**	**0**	**0**	**0**	**0**	**0**	**0**	**0**	**59.6**	**73.4**
1800	27	0	24	1	1	0	0	0	0	0	0	0	0	0	1.1	0	0.5	0	0	63.3	78.5
1900	23	0	19	1	2	0	0	0	0	0	0	0	0	0	0	0	0	0	0	62.2	74.5
2000	15	0	14	0	0	0	0	0	0	0	0	0	0	0	0	0	0	0	0	64.8	78.5
2100	11	0	11	0	0	0	0	0	0	0	0	0	0	0	0	0	0	0	0	67	78.8
2200	4	0	4	0	0	0	0	0	0	0	0	0	0	0	0	0	0	0	0	64	-
2300	1	0	1	0	0	0	0	0	0	0	0	0	0	0	0	0	0	0	0	73.5	-
07-19	**349**	**4**	**292**	**14**	**28**	**2**	**2**	**0**	**3**	**3**	**1**	**0**	**0**	**1**	**0.2**	**0**	**0.1**	**0**	**0**	**63.5**	**77.8**
06-22	**404**	**4**	**342**	**16**	**31**	**2**	**2**	**0**	**4**	**3**	**1**	**0**	**0**	**1**	**0.2**	**0**	**0.1**	**0**	**0**	**63.7**	**78.1**
06-00	**409**	**4**	**347**	**16**	**31**	**2**	**2**	**0**	**4**	**3**	**1**	**0**	**0**	**1**	**0.2**	**0**	**0.1**	**0**	**0**	**63.8**	**78.1**
00-00	**417**	**4**	**353**	**16**	**33**	**2**	**2**	**0**	**4**	**3**	**1**	**0**	**0**	**1**	**0.2**	**0**	**0.1**	**0**	**0**	**63.8**	**78.1**

DRAFT

Site 31
Location L-7414-0, Att - TP, Lat 53.7184, Long -6.75706
Direction South

3279 / Meath/Cavan/Monaghan ATC's
October 2013
Automatic Traffic Count

Virtual Week (1)

Time	Total	Classification												>PSL	>PSL%	>SL1	>SL1%	>SL2	>SL2%	Mean	Vpp
		1 MCL	2 SV	3 SVT	4 TB2	5 TB3	6 T4	7 ART3	8 ART4	9 ART5	10 ART6	11 BD	12 DRT	100	100	105 +5kph	105 +5kph	110 +10kph	110 +10kph		85
Mon	454	1	378	28	32	3	0	0	7	4	1	0	0	1	0.2	0	0	0	0	62.3	78.5
Tue	441	3	372	16	37	3	4	1	5	0	0	0	0	1	0.2	0	0	0	0	65.4	77.8
Wed	469	5	396	21	38	2	2	0	1	3	1	0	0	2	0.4	1	0.2	0	0	64.1	77.4
Thu	447	4	369	19	40	1	3	0	2	7	2	0	0	0	0	0	0	0	0	64.6	79.2
Fri	464	3	395	9	50	3	0	0	1	2	1	0	0	1	0.2	1	0.2	1	0.2	64.9	79.2
| Sat	393	7	329	15	25	3	1	0	6	5	1	0	1	1	0.3	0	0	0	0	61.8	76.3
| Sun	251	7	230	1	8	0	1	0	4	0	0	0	0	0	0	0	0	0	0	63.2	77
5 Day Ave.	**455**	**3**	**382**	**19**	**39**	**2**	**2**	**0**	**3**	**3**	**1**	**0**	**0**	**1**	**0.2**	**0**	**0.0**	**0**	**0.0**	**64.3**	**78.4**
7 Day Ave.	**417**	**4**	**353**	**16**	**33**	**2**	**2**	**0**	**4**	**3**	**1**	**0**	**0**	**1**	**0.2**	**0**	**0.1**	**0**	**0.0**	**63.8**	**78.1**
--	**2919**	**30**	**2469**	**109**	**230**	**15**	**11**	**1**	**26**	**21**	**6**	**0**	**1**	**6**	**0.2**	**2**	**0.1**	**1**	**0.0**	**63.8**	**78.1**

Summary Graphs

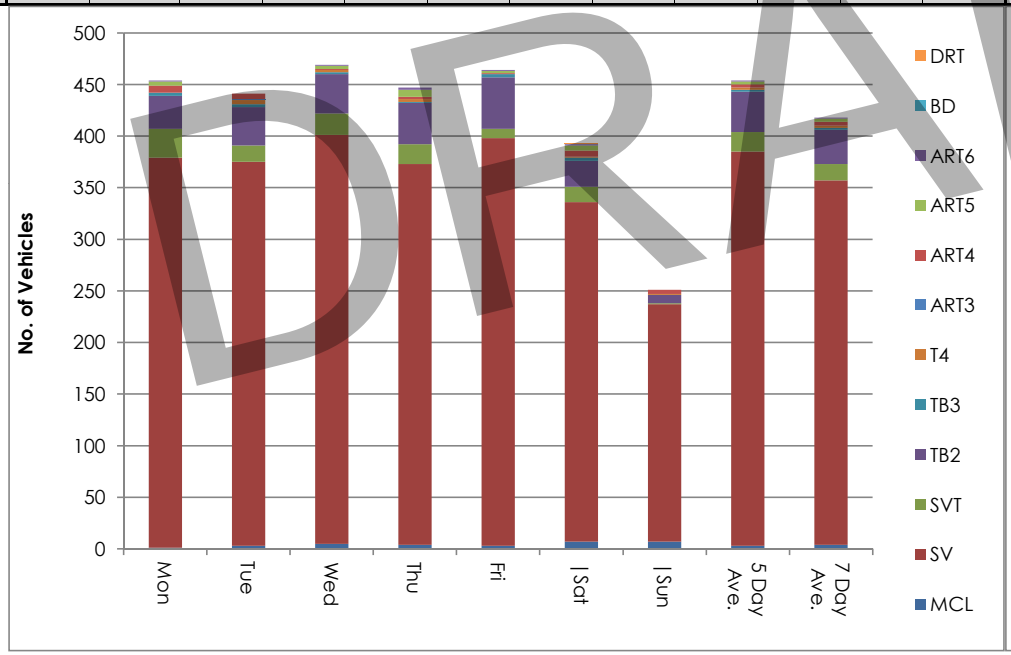

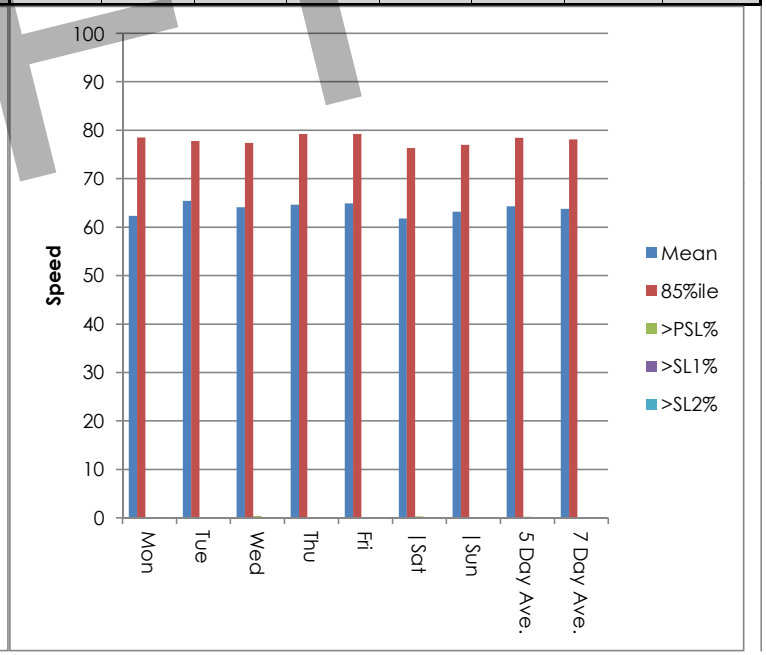

DRAFT

Site 31
Location L-7414-0, Att - TP, Lat 53.7184, Long -6.75706
Direction South

3279 / Meath/Cavan/Monaghan ATC's
October 2013
Automatic Traffic Count

Tue, 8 October 2013

Time	Total	Speed Bins (km/h)																												
		0 - 5	5 - 10	10 - 15	15 - 20	20 - 25	25 - 30	30 - 35	35 - 40	40 - 45	45 - 50	50 - 55	55 - 60	60 - 65	65 - 70	70 - 75	75 - 80	80 - 85	85 - 90	90 - 95	95 - 100	100 - 105	105 - 110	110 - 115	115 - 120	120 - 125	125 - 130	130 - 135	135 - 140
0000	1	0	0	0	0	0	0	0	0	0	0	0	0	0	1	0	0	0	0	0	0	0	0	0	0	0	0	0	0	0
0100	0	0	0	0	0	0	0	0	0	0	0	0	0	0	0	0	0	0	0	0	0	0	0	0	0	0	0	0	0	0
0200	0	0	0	0	0	0	0	0	0	0	0	0	0	0	0	0	0	0	0	0	0	0	0	0	0	0	0	0	0	0
0300	1	0	0	0	0	0	0	0	0	0	0	0	0	1	0	0	0	0	0	0	0	0	0	0	0	0	0	0	0	0
0400	1	0	0	0	0	0	0	0	0	0	0	0	0	0	1	0	0	0	0	0	0	0	0	0	0	0	0	0	0	0
0500	0	0	0	0	0	0	0	0	0	0	0	0	0	0	0	0	0	0	0	0	0	0	0	0	0	0	0	0	0	0
0600	8	0	0	0	0	0	0	0	0	0	0	0	0	1	2	1	0	3	1	0	0	0	0	0	0	0	0	0	0	0
0700	23	0	0	0	0	0	0	0	0	0	0	0	2	4	1	5	6	3	1	1	0	0	0	0	0	0	0	0	0	0
0800	**64**	**0**	**0**	**0**	**0**	**0**	**0**	**0**	**0**	**2**	**0**	**6**	**1**	**10**	**12**	**14**	**9**	**7**	**1**	**1**	**0**	**1**	**0**	**0**	**0**	**0**	**0**	**0**	**0**	**0**
0900	45	0	0	0	0	1	0	0	0	2	2	1	8	4	9	12	3	1	0	2	0	0	0	0	0	0	0	0	0	0
1000	16	0	0	0	0	0	0	1	0	0	0	2	7	3	1	1	1	0	0	0	0	0	0	0	0	0	0	0	0	0
1100	19	0	0	1	0	0	0	0	0	3	0	3	2	2	2	0	3	3	0	0	0	0	0	0	0	0	0	0	0	0
1200	33	0	0	0	0	0	1	0	0	2	2	7	4	1	6	4	3	2	1	0	0	0	0	0	0	0	0	0	0	0
1300	15	0	0	0	0	0	0	0	1	0	0	0	5	4	2	2	1	0	0	0	0	0	0	0	0	0	0	0	0	0
1400	32	0	0	0	0	0	1	0	1	0	1	2	4	4	8	8	3	0	0	0	0	0	0	0	0	0	0	0	0	0
1500	26	0	0	0	1	0	0	0	0	1	1	2	7	2	1	5	2	2	2	0	0	0	0	0	0	0	0	0	0	0
1600	26	0	0	0	0	0	1	0	0	2	1	4	5	2	5	3	2	0	1	0	0	0	0	0	0	0	0	0	0	0
1700	**38**	**0**	**0**	**1**	**0**	**0**	**0**	**1**	**0**	**2**	**3**	**5**	**4**	**3**	**6**	**4**	**2**	**3**	**1**	**1**	**2**	**0**	**0**	**0**	**0**	**0**	**0**	**0**	**0**	**0**
1800	29	0	0	0	0	0	0	0	0	1	1	1	3	5	6	8	0	3	1	0	0	0	0	0	0	0	0	0	0	0
1900	23	0	0	0	0	0	0	0	1	1	0	3	3	2	7	4	1	0	1	0	0	0	0	0	0	0	0	0	0	0
2000	17	0	0	0	0	0	0	0	0	0	1	1	1	6	2	3	2	0	0	1	0	0	0	0	0	0	0	0	0	0
2100	15	0	0	0	0	0	0	0	0	0	1	1	2	3	3	1	2	0	2	0	0	0	0	0	0	0	0	0	0	0
2200	8	0	0	0	0	0	0	0	0	1	1	0	1	1	1	0	0	2	0	1	0	0	0	0	0	0	0	0	0	0
2300	1	0	0	0	0	0	0	0	0	0	0	0	0	0	0	0	0	0	0	0	1	0	0	0	0	0	0	0	0	0
07-19	**366**	**0**	**0**	**2**	**1**	**1**	**3**	**2**	**2**	**15**	**11**	**33**	**52**	**44**	**59**	**66**	**35**	**24**	**8**	**5**	**2**	**1**	**0**	**0**	**0**	**0**	**0**	**0**	**0**	**0**
06-22	**429**	**0**	**0**	**2**	**1**	**1**	**3**	**2**	**3**	**16**	**13**	**38**	**58**	**56**	**73**	**75**	**40**	**27**	**12**	**6**	**2**	**1**	**0**	**0**	**0**	**0**	**0**	**0**	**0**	**0**
06-00	**438**	**0**	**0**	**2**	**1**	**1**	**3**	**2**	**3**	**17**	**14**	**38**	**59**	**57**	**74**	**75**	**40**	**29**	**12**	**7**	**3**	**1**	**0**	**0**	**0**	**0**	**0**	**0**	**0**	**0**
00-00	**441**	**0**	**0**	**2**	**1**	**1**	**3**	**2**	**3**	**17**	**14**	**38**	**59**	**58**	**76**	**75**	**40**	**29**	**12**	**7**	**3**	**1**	**0**	**0**	**0**	**0**	**0**	**0**	**0**	**0**

DRAFT

Site 31
Location L-7414-0, Att - TP, Lat 53.7184, Long -6.75706
Direction South

3279 / Meath/Cavan/Monaghan ATC's
October 2013
Automatic Traffic Count

Wed, 9 October 2013

Time	Total	Speed Bins (km/h)																											
		0 - 5	5 - 10	10 - 15	15 - 20	20 - 25	25 - 30	30 - 35	35 - 40	40 - 45	45 - 50	50 - 55	55 - 60	60 - 65	65 - 70	70 - 75	75 - 80	80 - 85	85 - 90	90 - 95	95 - 100	100 - 105	105 - 110	110 - 115	115 - 120	120 - 125	125 - 130	130 - 135	135 - 140
0000	2	0	0	0	0	0	0	0	0	0	0	0	0	0	1	0	0	1	0	0	0	0	0	0	0	0	0	0	0
0100	0	0	0	0	0	0	0	0	0	0	0	0	0	0	0	0	0	0	0	0	0	0	0	0	0	0	0	0	0
0200	0	0	0	0	0	0	0	0	0	0	0	0	0	0	0	0	0	0	0	0	0	0	0	0	0	0	0	0	0
0300	1	0	0	0	0	0	0	0	0	0	0	0	0	0	1	0	0	0	0	0	0	0	0	0	0	0	0	0	0
0400	2	0	0	0	0	0	0	0	0	0	0	0	0	0	0	1	1	0	0	0	0	0	0	0	0	0	0	0	0
0500	1	0	0	0	0	0	0	0	0	0	0	0	0	0	1	0	0	0	0	0	0	0	0	0	0	0	0	0	0
0600	7	0	0	0	0	0	0	0	0	0	0	0	1	1	0	2	1	2	0	0	0	0	0	0	0	0	0	0	0
0700	33	0	0	0	0	0	2	0	3	0	0	1	0	3	2	5	9	5	1	1	1	0	0	0	0	0	0	0	0
0800	**71**	**0**	**0**	**0**	**0**	**1**	**0**	**1**	**3**	**4**	**2**	**2**	**5**	**8**	**9**	**15**	**12**	**3**	**6**	**0**	**0**	**0**	**0**	**0**	**0**	**0**	**0**	**0**	**0**
0900	39	0	0	0	0	0	0	0	1	1	3	2	1	6	6	8	7	3	0	0	1	0	0	0	0	0	0	0	0
1000	22	0	0	0	1	0	0	0	0	0	2	6	5	2	1	4	1	0	0	0	0	0	0	0	0	0	0	0	0
1100	27	0	0	0	0	0	6	0	2	0	3	1	6	2	4	2	1	0	0	0	0	0	0	0	0	0	0	0	0
1200	25	0	0	0	0	0	0	0	0	1	2	6	1	7	4	2	1	1	0	0	0	0	0	0	0	0	0	0	0
1300	30	0	0	0	0	0	0	0	0	3	3	0	8	4	3	3	4	2	0	0	0	0	0	0	0	0	0	0	0
1400	21	0	0	0	0	0	0	0	1	2	1	2	3	1	5	2	2	1	1	0	0	0	0	0	0	0	0	0	0
1500	30	0	0	0	0	0	1	0	2	0	0	4	3	8	6	2	1	2	1	0	0	0	0	0	0	0	0	0	0
1600	**37**	**0**	**0**	**0**	**0**	**1**	**0**	**1**	**0**	**0**	**1**	**0**	**2**	**7**	**10**	**4**	**4**	**6**	**1**	**0**	**0**	**0**	**0**	**0**	**0**	**0**	**0**	**0**	**0**
1700	35	0	0	0	0	3	0	1	1	1	1	3	6	7	6	4	1	1	0	0	0	0	0	0	0	0	0	0	0
1800	35	0	0	0	0	0	0	0	0	2	0	1	9	6	3	4	5	2	1	0	0	1	1	0	0	0	0	0	0
1900	22	0	0	0	0	0	0	0	0	0	0	1	6	3	5	3	3	0	0	0	1	0	0	0	0	0	0	0	0
2000	11	0	0	0	0	0	0	0	0	1	0	2	3	0	4	1	0	0	0	0	0	0	0	0	0	0	0	0	0
2100	13	0	0	0	0	0	0	0	0	1	1	2	1	1	2	0	3	1	1	0	0	0	0	0	0	0	0	0	0
2200	4	0	0	0	0	0	0	0	0	0	0	1	0	1	2	0	0	0	0	0	0	0	0	0	0	0	0	0	0
2300	1	0	0	0	0	0	0	0	0	0	0	0	0	0	0	1	0	0	0	0	0	0	0	0	0	0	0	0	0
07-19	**405**	**0**	**0**	**0**	**1**	**5**	**9**	**3**	**13**	**14**	**18**	**28**	**49**	**61**	**59**	**55**	**48**	**26**	**11**	**1**	**2**	**1**	**1**	**0**	**0**	**0**	**0**	**0**	**0**
06-22	**458**	**0**	**0**	**0**	**1**	**5**	**9**	**3**	**13**	**16**	**19**	**33**	**60**	**66**	**70**	**61**	**55**	**29**	**12**	**1**	**3**	**1**	**1**	**0**	**0**	**0**	**0**	**0**	**0**
06-00	**463**	**0**	**0**	**0**	**1**	**5**	**9**	**3**	**13**	**16**	**19**	**34**	**60**	**67**	**72**	**62**	**55**	**29**	**12**	**1**	**3**	**1**	**1**	**0**	**0**	**0**	**0**	**0**	**0**
00-00	**469**	**0**	**0**	**0**	**1**	**5**	**9**	**3**	**13**	**16**	**19**	**34**	**60**	**67**	**75**	**63**	**56**	**30**	**12**	**1**	**3**	**1**	**1**	**0**	**0**	**0**	**0**	**0**	**0**

DRAFT

Site 31
Location L-7414-0, Att - TP, Lat 53.7184, Long -6.75706
Direction South

3279 / Meath/Cavan/Monaghan ATC's
October 2013
Automatic Traffic Count

Thu, 10 October 2013

Time	Total	Speed Bins (km/h)																											
		0 - 5	5 - 10	10 - 15	15 - 20	20 - 25	25 - 30	30 - 35	35 - 40	40 - 45	45 - 50	50 - 55	55 - 60	60 - 65	65 - 70	70 - 75	75 - 80	80 - 85	85 - 90	90 - 95	95 - 100	100 - 105	105 - 110	110 - 115	115 - 120	120 - 125	125 - 130	130 - 135	135 - 140
0000	2	0	0	0	0	0	0	0	0	0	0	0	0	0	0	2	0	0	0	0	0	0	0	0	0	0	0	0	0
0100	1	0	0	0	0	0	0	0	0	0	0	0	0	0	0	0	0	1	0	0	0	0	0	0	0	0	0	0	0
0200	0	0	0	0	0	0	0	0	0	0	0	0	0	0	0	0	0	0	0	0	0	0	0	0	0	0	0	0	0
0300	1	0	0	0	0	0	0	0	0	0	0	0	1	0	0	0	0	0	0	0	0	0	0	0	0	0	0	0	0
0400	1	0	0	0	0	0	0	0	0	0	0	1	0	0	0	0	0	0	0	0	0	0	0	0	0	0	0	0	0
0500	2	0	0	0	0	0	0	0	0	0	0	0	0	0	0	1	0	0	0	1	0	0	0	0	0	0	0	0	0
0600	11	0	0	0	0	0	0	0	0	0	0	0	0	0	0	3	3	3	2	0	0	0	0	0	0	0	0	0	0
0700	31	0	0	0	0	0	1	1	0	1	1	0	3	5	1	5	6	4	1	1	1	0	0	0	0	0	0	0	0
0800	**58**	**0**	**0**	**0**	**0**	**0**	**0**	**0**	**0**	**0**	**3**	**3**	**3**	**9**	**10**	**10**	**12**	**4**	**2**	**2**	**0**	**0**	**0**	**0**	**0**	**0**	**0**	**0**	**0**
0900	48	0	0	0	0	0	0	0	2	4	0	4	4	5	10	7	3	2	4	2	1	0	0	0	0	0	0	0	0
1000	14	0	0	0	0	0	0	2	0	2	0	1	1	1	4	1	1	0	0	1	0	0	0	0	0	0	0	0	0
1100	16	0	0	0	0	0	1	0	2	1	0	0	3	2	4	0	0	3	0	0	0	0	0	0	0	0	0	0	0
1200	29	0	0	0	0	0	0	0	1	1	0	3	4	3	6	6	3	2	0	0	0	0	0	0	0	0	0	0	0
1300	15	0	0	0	0	0	0	0	1	1	2	0	0	1	2	2	3	2	0	1	0	0	0	0	0	0	0	0	0
1400	21	0	0	0	0	0	0	0	2	0	1	1	2	6	2	3	3	1	0	0	0	0	0	0	0	0	0	0	0
1500	**34**	**0**	**0**	**0**	**0**	**0**	**0**	**2**	**0**	**2**	**2**	**3**	**4**	**5**	**4**	**5**	**1**	**2**	**2**	**1**	**1**	**0**	**0**	**0**	**0**	**0**	**0**	**0**	**0**
1600	30	0	0	0	0	1	2	1	0	1	1	4	3	5	1	7	3	0	0	1	0	0	0	0	0	0	0	0	0
1700	33	0	0	0	0	0	0	2	1	2	4	3	7	3	3	4	1	3	0	0	0	0	0	0	0	0	0	0	0
1800	33	0	0	0	0	3	0	0	0	2	0	1	8	5	5	4	2	2	1	0	0	0	0	0	0	0	0	0	0
1900	29	0	0	0	0	1	0	0	1	0	2	8	5	3	4	4	1	0	0	0	0	0	0	0	0	0	0	0	0
2000	14	0	0	1	0	0	0	0	0	0	2	1	5	2	0	1	1	0	0	1	0	0	0	0	0	0	0	0	0
2100	18	0	0	0	0	0	0	0	0	1	0	5	0	2	3	1	4	2	0	0	0	0	0	0	0	0	0	0	0
2200	5	0	0	0	0	0	0	0	0	1	0	1	1	0	1	0	0	1	0	0	0	0	0	0	0	0	0	0	0
2300	1	0	0	0	0	0	0	0	0	0	0	0	0	0	0	0	0	0	1	0	0	0	0	0	0	0	0	0	0
07-19	**362**	**0**	**0**	**0**	**0**	**4**	**4**	**8**	**9**	**17**	**14**	**23**	**42**	**50**	**52**	**54**	**38**	**25**	**10**	**9**	**3**	**0**	**0**	**0**	**0**	**0**	**0**	**0**	**0**
06-22	**434**	**0**	**0**	**1**	**0**	**5**	**4**	**8**	**10**	**18**	**18**	**37**	**52**	**57**	**59**	**63**	**47**	**30**	**12**	**10**	**3**	**0**	**0**	**0**	**0**	**0**	**0**	**0**	**0**
06-00	**440**	**0**	**0**	**1**	**0**	**5**	**4**	**8**	**10**	**19**	**18**	**38**	**53**	**57**	**60**	**63**	**47**	**31**	**13**	**10**	**3**	**0**	**0**	**0**	**0**	**0**	**0**	**0**	**0**
00-00	**447**	**0**	**0**	**1**	**0**	**5**	**4**	**8**	**10**	**19**	**18**	**39**	**54**	**57**	**60**	**66**	**47**	**32**	**13**	**11**	**3**	**0**	**0**	**0**	**0**	**0**	**0**	**0**	**0**

DRAFT

Site 31
Location L-7414-0, Att - TP, Lat 53.7184, Long -6.75706
Direction South

3279 / Meath/Cavan/Monaghan ATC's
October 2013
Automatic Traffic Count

Fri, 11 October 2013

Time	Total	Speed Bins (km/h)																											
		0 - 5	5 - 10	10 - 15	15 - 20	20 - 25	25 - 30	30 - 35	35 - 40	40 - 45	45 - 50	50 - 55	55 - 60	60 - 65	65 - 70	70 - 75	75 - 80	80 - 85	85 - 90	90 - 95	95 - 100	100 - 105	105 - 110	110 - 115	115 - 120	120 - 125	125 - 130	130 - 135	135 - 140
0000	3	0	0	0	0	0	0	0	0	0	0	0	0	0	0	2	1	0	0	0	0	0	0	0	0	0	0	0	0
0100	1	0	0	0	0	0	0	0	0	0	0	0	0	0	0	1	0	0	0	0	0	0	0	0	0	0	0	0	0
0200	1	0	0	0	0	0	0	0	0	0	0	0	0	0	0	0	1	0	0	0	0	0	0	0	0	0	0	0	0
0300	2	0	0	0	0	0	0	0	0	0	0	2	0	0	0	0	0	0	0	0	0	0	0	0	0	0	0	0	0
0400	2	0	0	0	0	0	0	0	0	0	0	1	0	0	1	0	0	0	0	0	0	0	0	0	0	0	0	0	0
0500	2	0	0	0	0	0	0	0	0	0	0	0	0	0	0	0	1	0	1	0	0	0	0	0	0	0	0	0	0
0600	4	0	0	0	0	0	0	0	0	0	0	0	0	2	1	0	0	0	0	0	1	0	0	0	0	0	0	0	0
0700	28	0	0	0	0	0	0	0	0	2	1	0	1	1	4	7	3	5	3	1	0	0	0	0	0	0	0	0	0
0800	**60**	**0**	**0**	**0**	**1**	**0**	**0**	**0**	**1**	**0**	**4**	**1**	**8**	**11**	**7**	**7**	**9**	**8**	**1**	**2**	**0**	**0**	**0**	**0**	**0**	**0**	**0**	**0**	**0**
0900	42	0	0	0	0	0	0	0	0	2	2	2	4	4	9	4	5	10	0	0	0	0	0	0	0	0	0	0	0
1000	18	0	0	0	0	0	0	0	0	4	0	2	1	1	1	4	3	0	2	0	0	0	0	0	0	0	0	0	0
1100	23	0	0	0	0	1	0	0	1	0	0	1	1	4	5	3	3	3	0	0	0	0	0	1	0	0	0	0	0
1200	25	0	0	0	0	0	0	0	0	1	1	4	2	5	3	5	3	0	0	1	0	0	0	0	0	0	0	0	0
1300	23	0	0	0	0	0	0	0	0	2	0	2	1	3	5	3	5	1	0	1	0	0	0	0	0	0	0	0	0
1400	38	0	0	0	0	1	3	0	2	3	3	6	4	2	4	5	2	1	2	0	0	0	0	0	0	0	0	0	0
1500	40	0	0	0	2	1	0	1	0	2	2	5	5	7	5	4	5	0	0	1	0	0	0	0	0	0	0	0	0
1600	33	0	0	1	0	0	0	0	0	3	1	2	2	5	5	4	3	5	0	1	1	0	0	0	0	0	0	0	0
1700	**41**	**0**	**1**	**0**	**0**	**0**	**0**	**1**	**1**	**0**	**3**	**1**	**6**	**7**	**7**	**8**	**4**	**2**	**0**	**0**	**0**	**0**	**0**	**0**	**0**	**0**	**0**	**0**	**0**
1800	22	0	0	0	2	0	0	0	1	0	1	1	1	3	2	4	0	7	0	0	0	0	0	0	0	0	0	0	0
1900	23	0	0	0	1	0	0	0	1	1	5	2	5	2	2	1	3	0	0	0	0	0	0	0	0	0	0	0	0
2000	14	0	0	0	0	0	0	0	0	0	0	1	0	4	1	3	2	2	0	1	0	0	0	0	0	0	0	0	0
2100	10	0	0	0	0	0	0	0	0	0	0	4	0	2	0	2	2	0	0	0	0	0	0	0	0	0	0	0	0
2200	7	0	0	0	0	0	0	0	0	0	1	1	1	0	1	2	1	0	0	0	0	0	0	0	0	0	0	0	0
2300	2	0	0	0	0	0	0	0	0	0	0	0	0	0	1	0	0	1	0	0	0	0	0	0	0	0	0	0	0
07-19	**393**	**0**	**1**	**1**	**5**	**3**	**3**	**2**	**6**	**19**	**18**	**27**	**36**	**53**	**57**	**58**	**45**	**42**	**8**	**7**	**1**	**0**	**0**	**1**	**0**	**0**	**0**	**0**	**0**
06-22	**444**	**0**	**1**	**1**	**6**	**3**	**3**	**2**	**7**	**20**	**23**	**34**	**41**	**63**	**61**	**64**	**52**	**44**	**8**	**8**	**2**	**0**	**0**	**1**	**0**	**0**	**0**	**0**	**0**
06-00	**453**	**0**	**1**	**1**	**6**	**3**	**3**	**2**	**7**	**20**	**24**	**35**	**42**	**63**	**63**	**66**	**53**	**45**	**8**	**8**	**2**	**0**	**0**	**1**	**0**	**0**	**0**	**0**	**0**
00-00	**464**	**0**	**1**	**1**	**6**	**3**	**3**	**2**	**7**	**20**	**24**	**38**	**42**	**63**	**64**	**69**	**56**	**45**	**9**	**8**	**2**	**0**	**0**	**1**	**0**	**0**	**0**	**0**	**0**

DRAFT

Site 31
Location L-7414-0, Att - TP, Lat 53.7184, Long -6.75706
Direction South

3279 / Meath/Cavan/Monaghan ATC's
October 2013
Automatic Traffic Count

Sat, 12 October 2013

Time	Total	Speed Bins (km/h)																												
		0 - 5	5 - 10	10 - 15	15 - 20	20 - 25	25 - 30	30 - 35	35 - 40	40 - 45	45 - 50	50 - 55	55 - 60	60 - 65	65 - 70	70 - 75	75 - 80	80 - 85	85 - 90	90 - 95	95 - 100	100 - 105	105 - 110	110 - 115	115 - 120	120 - 125	125 - 130	130 - 135	135 - 140
0000	1	0	0	0	0	0	0	0	0	0	0	0	1	0	0	0	0	0	0	0	0	0	0	0	0	0	0	0	0	0
0100	0	0	0	0	0	0	0	0	0	0	0	0	0	0	0	0	0	0	0	0	0	0	0	0	0	0	0	0	0	0
0200	1	0	0	0	0	0	0	0	0	0	0	0	0	0	1	0	0	0	0	0	0	0	0	0	0	0	0	0	0	0
0300	1	0	0	0	0	0	0	0	0	0	0	0	0	0	0	0	1	0	0	0	0	0	0	0	0	0	0	0	0	0
0400	1	0	0	0	0	0	0	0	0	0	0	0	0	1	0	0	0	0	0	0	0	0	0	0	0	0	0	0	0	0
0500	3	0	0	0	0	0	1	0	0	0	0	0	1	0	0	0	0	1	0	0	0	0	0	0	0	0	0	0	0	0
0600	3	0	0	0	0	0	0	0	0	0	0	0	0	1	0	0	0	1	0	1	0	0	0	0	0	0	0	0	0	0
0700	6	0	0	0	0	0	0	0	0	0	0	0	0	3	0	0	1	0	0	0	1	1	0	0	0	0	0	0	0	0
0800	16	0	0	0	0	0	1	0	0	0	0	2	1	3	4	2	1	0	0	1	1	0	0	0	0	0	0	0	0	0
0900	30	0	0	0	1	0	0	1	0	0	2	2	2	3	6	4	6	2	1	0	0	0	0	0	0	0	0	0	0	0
1000	35	0	1	0	1	0	1	2	0	3	3	3	4	6	4	4	2	0	1	0	0	0	0	0	0	0	0	0	0	0
1100	**38**	**0**	**0**	**0**	**0**	**1**	**2**	**3**	**0**	**7**	**5**	**5**	**4**	**3**	**2**	**3**	**1**	**1**	**0**	**0**	**1**	**0**	**0**	**0**	**0**	**0**	**0**	**0**	**0**	**0**
1200	21	0	0	0	1	0	0	0	1	0	1	1	0	6	1	6	1	2	1	0	0	0	0	0	0	0	0	0	0	0
1300	36	0	2	0	0	0	1	0	0	4	1	3	6	6	6	5	1	1	0	0	0	0	0	0	0	0	0	0	0	0
1400	29	0	0	0	0	0	0	0	1	1	0	4	3	9	5	3	1	1	0	0	1	0	0	0	0	0	0	0	0	0
1500	27	0	0	0	0	0	0	0	2	0	2	1	4	2	6	6	1	1	2	0	0	0	0	0	0	0	0	0	0	0
1600	**40**	**0**	**0**	**1**	**1**	**1**	**1**	**2**	**0**	**1**	**0**	**6**	**2**	**7**	**3**	**8**	**1**	**1**	**3**	**0**	**2**	**0**	**0**	**0**	**0**	**0**	**0**	**0**	**0**	**0**
1700	28	0	0	0	0	0	0	0	0	6	4	0	3	3	8	2	2	0	0	0	0	0	0	0	0	0	0	0	0	0
1800	29	0	0	0	0	0	0	1	1	0	2	5	6	6	2	3	1	0	2	0	0	0	0	0	0	0	0	0	0	0
1900	20	0	0	0	0	0	0	0	0	0	2	2	3	3	4	1	4	0	1	0	0	0	0	0	0	0	0	0	0	0
2000	15	0	0	0	0	0	0	1	0	0	0	1	2	1	1	3	1	3	1	1	0	0	0	0	0	0	0	0	0	0
2100	8	0	0	0	0	0	0	0	0	0	1	0	0	0	1	1	3	0	1	0	1	0	0	0	0	0	0	0	0	0
2200	3	0	0	0	0	0	0	0	0	1	0	1	0	0	0	0	0	1	0	0	0	0	0	0	0	0	0	0	0	0
2300	2	0	0	0	0	0	0	0	0	0	0	0	1	1	0	0	0	0	0	0	0	0	0	0	0	0	0	0	0	0
07-19	**335**	**0**	**3**	**1**	**4**	**2**	**6**	**9**	**5**	**22**	**20**	**32**	**35**	**57**	**47**	**46**	**19**	**9**	**10**	**1**	**6**	**1**	**0**	**0**	**0**	**0**	**0**	**0**	**0**	**0**
06-22	**381**	**0**	**3**	**1**	**4**	**2**	**6**	**10**	**5**	**22**	**23**	**35**	**40**	**62**	**53**	**51**	**27**	**13**	**13**	**3**	**7**	**1**	**0**	**0**	**0**	**0**	**0**	**0**	**0**	**0**
06-00	**386**	**0**	**3**	**1**	**4**	**2**	**6**	**10**	**5**	**23**	**23**	**36**	**41**	**63**	**53**	**51**	**27**	**14**	**13**	**3**	**7**	**1**	**0**	**0**	**0**	**0**	**0**	**0**	**0**	**0**
00-00	**393**	**0**	**3**	**1**	**4**	**2**	**7**	**10**	**5**	**23**	**23**	**36**	**43**	**64**	**54**	**51**	**28**	**15**	**13**	**3**	**7**	**1**	**0**	**0**	**0**	**0**	**0**	**0**	**0**	**0**

DRAFT

Site 31
Location L-7414-0, Att - TP, Lat 53.7184, Long -6.75706
Direction South

3279 / Meath/Cavan/Monaghan ATC's
October 2013
Automatic Traffic Count

Sun, 13 October 2013

Time	Total	Speed Bins (km/h)																											
		0 - 5	5 - 10	10 - 15	15 - 20	20 - 25	25 - 30	30 - 35	35 - 40	40 - 45	45 - 50	50 - 55	55 - 60	60 - 65	65 - 70	70 - 75	75 - 80	80 - 85	85 - 90	90 - 95	95 - 100	100 - 105	105 - 110	110 - 115	115 - 120	120 - 125	125 - 130	130 - 135	135 - 140
0000	4	0	0	0	0	0	0	0	0	0	0	0	0	0	4	0	0	0	0	0	0	0	0	0	0	0	0	0	0
0100	3	0	0	0	0	0	0	0	0	0	0	0	0	0	0	0	1	0	0	2	0	0	0	0	0	0	0	0	0
0200	2	0	0	0	0	0	0	0	0	0	0	0	2	0	0	0	0	0	0	0	0	0	0	0	0	0	0	0	0
0300	2	0	0	0	0	0	0	0	0	0	1	0	0	1	0	0	0	0	0	0	0	0	0	0	0	0	0	0	0
0400	0	0	0	0	0	0	0	0	0	0	0	0	0	0	0	0	0	0	0	0	0	0	0	0	0	0	0	0	0
0500	0	0	0	0	0	0	0	0	0	0	0	0	0	0	0	0	0	0	0	0	0	0	0	0	0	0	0	0	0
0600	1	0	0	0	0	0	0	0	0	0	0	0	0	0	0	0	0	0	0	1	0	0	0	0	0	0	0	0	0
0700	1	0	0	0	0	0	0	0	0	0	0	0	0	0	0	1	0	0	0	0	0	0	0	0	0	0	0	0	0
0800	7	0	0	0	0	1	0	0	0	0	0	1	0	0	1	2	1	0	0	0	1	0	0	0	0	0	0	0	0
0900	21	0	0	0	1	1	0	0	0	0	2	4	1	1	4	3	1	2	1	0	0	0	0	0	0	0	0	0	0
1000	**27**	**0**	**0**	**0**	**0**	**0**	**0**	**1**	**0**	**0**	**2**	**2**	**4**	**2**	**1**	**6**	**6**	**0**	**2**	**1**	**0**	**0**	**0**	**0**	**0**	**0**	**0**	**0**	**0**
1100	26	0	0	0	0	0	0	1	1	0	2	2	2	7	1	6	2	2	0	0	0	0	0	0	0	0	0	0	0
1200	**24**	**0**	**0**	**0**	**1**	**0**	**4**	**0**	**0**	**0**	**3**	**1**	**1**	**1**	**6**	**3**	**2**	**2**	**0**	**0**	**0**	**0**	**0**	**0**	**0**	**0**	**0**	**0**	**0**
1300	20	0	0	0	0	0	0	0	0	1	1	3	2	3	4	2	4	0	0	0	0	0	0	0	0	0	0	0	0
1400	16	0	0	0	0	0	2	1	0	2	1	1	0	2	4	0	1	0	1	1	0	0	0	0	0	0	0	0	0
1500	9	0	0	0	0	0	0	0	0	1	2	0	1	2	0	2	1	0	0	0	0	0	0	0	0	0	0	0	0
1600	19	0	0	0	0	0	0	0	0	0	3	0	2	4	4	4	1	1	0	0	0	0	0	0	0	0	0	0	0
1700	17	0	0	0	0	1	0	0	1	0	1	2	3	3	4	1	1	0	0	0	0	0	0	0	0	0	0	0	0
1800	15	0	0	0	0	0	0	0	0	2	1	1	3	1	3	1	2	0	1	0	0	0	0	0	0	0	0	0	0
1900	16	0	0	0	0	0	0	0	0	0	0	0	4	2	3	4	2	1	0	0	0	0	0	0	0	0	0	0	0
2000	17	0	0	0	0	0	0	0	0	1	0	2	4	4	3	0	0	2	1	0	0	0	0	0	0	0	0	0	0
2100	4	0	0	0	0	0	0	0	0	0	0	0	2	0	0	2	0	0	0	0	0	0	0	0	0	0	0	0	0
2200	0	0	0	0	0	0	0	0	0	0	0	0	0	0	0	0	0	0	0	0	0	0	0	0	0	0	0	0	0
2300	0	0	0	0	0	0	0	0	0	0	0	0	0	0	0	0	0	0	0	0	0	0	0	0	0	0	0	0	0
07-19	**202**	**0**	**0**	**0**	**2**	**3**	**6**	**3**	**2**	**6**	**18**	**17**	**19**	**26**	**32**	**30**	**23**	**7**	**5**	**2**	**1**	**0**	**0**	**0**	**0**	**0**	**0**	**0**	**0**
06-22	**240**	**0**	**0**	**0**	**2**	**3**	**6**	**3**	**2**	**7**	**18**	**19**	**29**	**32**	**38**	**36**	**25**	**10**	**6**	**2**	**2**	**0**	**0**	**0**	**0**	**0**	**0**	**0**	**0**
06-00	**240**	**0**	**0**	**0**	**2**	**3**	**6**	**3**	**2**	**7**	**18**	**19**	**29**	**32**	**38**	**36**	**25**	**10**	**6**	**2**	**2**	**0**	**0**	**0**	**0**	**0**	**0**	**0**	**0**
00-00	**251**	**0**	**0**	**0**	**2**	**3**	**6**	**3**	**2**	**7**	**19**	**19**	**31**	**33**	**42**	**36**	**26**	**10**	**6**	**4**	**2**	**0**	**0**	**0**	**0**	**0**	**0**	**0**	**0**

DRAFT

Site 31
Location L-7414-0, Att - TP, Lat 53.7184, Long -6.75706
Direction South

3279 / Meath/Cavan/Monaghan ATC's
October 2013
Automatic Traffic Count

Mon, 14 October 2013

Time	Total	Speed Bins (km/h)																											
		0 - 5	5 - 10	10 - 15	15 - 20	20 - 25	25 - 30	30 - 35	35 - 40	40 - 45	45 - 50	50 - 55	55 - 60	60 - 65	65 - 70	70 - 75	75 - 80	80 - 85	85 - 90	90 - 95	95 - 100	100 - 105	105 - 110	110 - 115	115 - 120	120 - 125	125 - 130	130 - 135	135 - 140
0000	0	0	0	0	0	0	0	0	0	0	0	0	0	0	0	0	0	0	0	0	0	0	0	0	0	0	0	0	0
0100	0	0	0	0	0	0	0	0	0	0	0	0	0	0	0	0	0	0	0	0	0	0	0	0	0	0	0	0	0
0200	0	0	0	0	0	0	0	0	0	0	0	0	0	0	0	0	0	0	0	0	0	0	0	0	0	0	0	0	0
0300	2	0	0	0	0	0	0	0	0	0	0	0	1	0	0	1	0	0	0	0	0	0	0	0	0	0	0	0	0
0400	0	0	0	0	0	0	0	0	0	0	0	0	0	0	0	0	0	0	0	0	0	0	0	0	0	0	0	0	0
0500	7	0	0	0	1	0	0	0	0	2	0	0	0	1	0	2	0	0	0	1	0	0	0	0	0	0	0	0	0
0600	6	0	0	0	0	0	0	0	0	0	0	0	0	0	0	4	0	0	2	0	0	0	0	0	0	0	0	0	0
0700	28	0	0	0	0	0	0	0	0	0	0	1	6	1	2	2	5	6	2	2	0	1	0	0	0	0	0	0	0
0800	**58**	**0**	**0**	**0**	**0**	**0**	**0**	**0**	**0**	**1**	**2**	**0**	**2**	**10**	**10**	**10**	**10**	**8**	**5**	**0**	**0**	**0**	**0**	**0**	**0**	**0**	**0**	**0**	**0**
0900	41	0	0	0	0	1	0	2	1	2	1	4	2	4	10	3	7	2	1	1	0	0	0	0	0	0	0	0	0
1000	23	0	0	0	0	1	0	0	3	2	1	2	5	0	3	1	3	1	1	0	0	0	0	0	0	0	0	0	0
1100	20	0	0	0	0	0	0	3	2	3	1	1	0	4	5	0	1	0	0	0	0	0	0	0	0	0	0	0	0
1200	31	0	0	0	0	0	1	0	5	2	1	3	6	2	3	3	3	0	2	0	0	0	0	0	0	0	0	0	0
1300	23	0	0	0	3	0	0	0	0	1	1	1	2	5	4	1	1	2	1	1	0	0	0	0	0	0	0	0	0
1400	24	0	0	0	0	0	0	1	5	2	1	3	5	3	2	0	2	0	0	0	0	0	0	0	0	0	0	0	0
1500	31	0	0	0	0	0	0	2	2	1	0	4	7	3	6	3	1	1	0	1	0	0	0	0	0	0	0	0	0
1600	**42**	**0**	**0**	**0**	**0**	**0**	**0**	**2**	**4**	**2**	**3**	**6**	**4**	**3**	**2**	**5**	**7**	**2**	**1**	**1**	**0**	**0**	**0**	**0**	**0**	**0**	**0**	**0**	**0**
1700	32	0	0	0	0	1	2	3	3	2	3	1	2	7	2	2	3	0	1	0	0	0	0	0	0	0	0	0	0
1800	25	0	0	0	0	0	0	0	6	0	2	2	3	2	5	1	0	1	1	0	2	0	0	0	0	0	0	0	0
1900	26	0	0	0	0	0	0	2	0	3	0	0	7	4	3	2	2	1	1	0	1	0	0	0	0	0	0	0	0
2000	18	0	0	0	0	1	0	0	0	0	1	2	3	2	4	2	0	3	0	0	0	0	0	0	0	0	0	0	0
2100	12	0	0	0	0	0	0	0	0	0	0	0	1	4	2	1	3	0	1	0	0	0	0	0	0	0	0	0	0
2200	3	0	0	0	0	0	0	0	0	0	0	1	0	1	0	0	0	1	0	0	0	0	0	0	0	0	0	0	0
2300	2	0	0	0	0	0	0	0	0	0	0	0	0	0	2	0	0	0	0	0	0	0	0	0	0	0	0	0	0
07-19	**378**	**0**	**0**	**0**	**3**	**3**	**3**	**13**	**31**	**18**	**16**	**28**	**44**	**44**	**54**	**31**	**43**	**23**	**15**	**6**	**2**	**1**	**0**	**0**	**0**	**0**	**0**	**0**	**0**
06-22	**440**	**0**	**0**	**0**	**3**	**4**	**3**	**15**	**31**	**21**	**17**	**30**	**55**	**54**	**63**	**40**	**48**	**27**	**19**	**6**	**3**	**1**	**0**	**0**	**0**	**0**	**0**	**0**	**0**
06-00	**445**	**0**	**0**	**0**	**3**	**4**	**3**	**15**	**31**	**21**	**17**	**31**	**55**	**55**	**65**	**40**	**48**	**28**	**19**	**6**	**3**	**1**	**0**	**0**	**0**	**0**	**0**	**0**	**0**
00-00	**454**	**0**	**0**	**0**	**4**	**4**	**3**	**15**	**31**	**23**	**17**	**31**	**56**	**56**	**65**	**43**	**48**	**28**	**19**	**7**	**3**	**1**	**0**	**0**	**0**	**0**	**0**	**0**	**0**

DRAFT

Site 31
Location L-7414-0, Att - TP, Lat 53.7184, Long -6.75706
Direction South

3279 / Meath/Cavan/Monaghan ATC's
October 2013
Automatic Traffic Count

Virtual Day (7)

Time	Total	Speed Bins (km/h)																											
		0 - 5	5 - 10	10 - 15	15 - 20	20 - 25	25 - 30	30 - 35	35 - 40	40 - 45	45 - 50	50 - 55	55 - 60	60 - 65	65 - 70	70 - 75	75 - 80	80 - 85	85 - 90	90 - 95	95 - 100	100 - 105	105 - 110	110 - 115	115 - 120	120 - 125	125 - 130	130 - 135	135 - 140
0000	2	0	0	0	0	0	0	0	0	0	0	0	0	0	1	1	0	0	0	0	0	0	0	0	0	0	0	0	0
0100	1	0	0	0	0	0	0	0	0	0	0	0	0	0	0	0	0	0	0	0	0	0	0	0	0	0	0	0	0
0200	1	0	0	0	0	0	0	0	0	0	0	0	0	0	0	0	0	0	0	0	0	0	0	0	0	0	0	0	0
0300	1	0	0	0	0	0	0	0	0	0	0	0	0	0	0	0	0	0	0	0	0	0	0	0	0	0	0	0	0
0400	1	0	0	0	0	0	0	0	0	0	0	0	0	0	0	0	0	0	0	0	0	0	0	0	0	0	0	0	0
0500	2	0	0	0	0	0	0	0	0	0	0	0	0	0	0	0	0	0	0	0	0	0	0	0	0	0	0	0	0
0600	6	0	0	0	0	0	0	0	0	0	0	0	0	1	0	1	1	1	1	0	0	0	0	0	0	0	0	0	0
0700	21	0	0	0	0	0	0	0	0	0	0	0	2	2	1	3	4	3	1	1	0	0	0	0	0	0	0	0	0
0800	**48**	**0**	**0**	**0**	**0**	**0**	**0**	**0**	**1**	**1**	**2**	**2**	**3**	**7**	**8**	**9**	**8**	**4**	**2**	**1**	**0**	**0**	**0**	**0**	**0**	**0**	**0**	**0**	**0**
0900	38	0	0	0	0	0	0	0	1	2	2	3	3	4	8	6	5	3	1	1	0	0	0	0	0	0	0	0	0
1000	22	0	0	0	0	0	0	1	0	2	1	3	4	2	2	3	2	0	1	0	0	0	0	0	0	0	0	0	0
1100	24	0	0	0	0	0	1	1	1	2	2	2	3	3	3	2	2	2	0	0	0	0	0	0	0	0	0	0	0
1200	27	0	0	0	0	0	1	0	1	1	1	4	3	4	4	4	2	1	1	0	0	0	0	0	0	0	0	0	0
1300	23	0	0	0	0	0	0	0	0	2	1	1	3	4	4	3	3	1	0	0	0	0	0	0	0	0	0	0	0
1400	26	0	0	0	0	0	1	0	2	1	1	3	3	4	4	3	2	1	1	0	0	0	0	0	0	0	0	0	0
1500	28	0	0	0	0	0	0	1	1	1	1	3	4	4	4	4	2	1	1	0	0	0	0	0	0	0	0	0	0
1600	**32**	**0**	**0**	**0**	**0**	**0**	**1**	**1**	**1**	**1**	**1**	**3**	**3**	**5**	**4**	**5**	**3**	**2**	**1**	**0**	**0**	**0**	**0**	**0**	**0**	**0**	**0**	**0**	**0**
1700	**32**	**0**	**0**	**0**	**0**	**1**	**0**	**1**	**1**	**2**	**3**	**2**	**4**	**5**	**5**	**4**	**2**	**1**	**0**	**0**	**0**	**0**	**0**	**0**	**0**	**0**	**0**	**0**	**0**
1800	27	0	0	0	0	0	0	0	1	1	1	2	5	4	4	4	1	2	1	0	0	0	0	0	0	0	0	0	0
1900	23	0	0	0	0	0	0	0	0	1	1	2	5	3	4	3	2	0	0	0	0	0	0	0	0	0	0	0	0
2000	15	0	0	0	0	0	0	0	0	0	1	1	3	3	2	2	1	1	0	1	0	0	0	0	0	0	0	0	0
2100	11	0	0	0	0	0	0	0	0	0	0	2	1	2	2	1	2	0	1	0	0	0	0	0	0	0	0	0	0
2200	4	0	0	0	0	0	0	0	0	0	0	1	0	0	1	0	0	1	0	0	0	0	0	0	0	0	0	0	0
2300	1	0	0	0	0	0	0	0	0	0	0	0	0	0	0	0	0	0	0	0	0	0	0	0	0	0	0	0	0
07-19	**349**	**0**	**1**	**1**	**2**	**3**	**5**	**6**	**10**	**16**	**16**	**27**	**40**	**48**	**51**	**49**	**36**	**22**	**10**	**4**	**2**	**1**	**0**	**0**	**0**	**0**	**0**	**0**	**0**
06-22	**404**	**0**	**1**	**1**	**2**	**3**	**5**	**6**	**10**	**17**	**19**	**32**	**48**	**56**	**60**	**56**	**42**	**26**	**12**	**5**	**3**	**1**	**0**	**0**	**0**	**0**	**0**	**0**	**0**
06-00	**409**	**0**	**1**	**1**	**2**	**3**	**5**	**6**	**10**	**18**	**19**	**33**	**48**	**56**	**61**	**56**	**42**	**27**	**12**	**5**	**3**	**1**	**0**	**0**	**0**	**0**	**0**	**0**	**0**
00-00	**417**	**0**	**1**	**1**	**3**	**3**	**5**	**6**	**10**	**18**	**19**	**34**	**49**	**57**	**62**	**58**	**43**	**27**	**12**	**6**	**3**	**1**	**0**	**0**	**0**	**0**	**0**	**0**	**0**

DRAFT

Site 31
Location L-7414-0, Att - TP, Lat 53.7184, Long -6.75706
Direction South

3279 / Meath/Cavan/Monaghan ATC's
October 2013
Automatic Traffic Count

Virtual Week (1)

Time	Total	Speed Bins (km/h)																											
		0 - 5	5 - 10	10 - 15	15 - 20	20 - 25	25 - 30	30 - 35	35 - 40	40 - 45	45 - 50	50 - 55	55 - 60	60 - 65	65 - 70	70 - 75	75 - 80	80 - 85	85 - 90	90 - 95	95 - 100	100 - 105	105 - 110	110 - 115	115 - 120	120 - 125	125 - 130	130 - 135	135 - 140
Mon	454	0	0	0	4	4	3	15	31	23	17	31	56	56	65	43	48	28	19	7	3	1	0	0	0	0	0	0	0
Tue	441	0	0	2	1	1	3	2	3	17	14	38	59	58	76	75	40	29	12	7	3	1	0	0	0	0	0	0	0
Wed	469	0	0	0	1	5	9	3	13	16	19	34	60	67	75	63	56	30	12	1	3	1	1	0	0	0	0	0	0
Thu	447	0	0	1	0	5	4	8	10	19	18	39	54	57	60	66	47	32	13	11	3	0	0	0	0	0	0	0	0
Fri	464	0	1	1	6	3	3	2	7	20	24	38	42	63	64	69	56	45	9	8	2	0	0	1	0	0	0	0	0
|Sat	393	0	3	1	4	2	7	10	5	23	23	36	43	64	54	51	28	15	13	3	7	1	0	0	0	0	0	0	0
|Sun	251	0	0	0	2	3	6	3	2	7	19	19	31	33	42	36	26	10	6	4	2	0	0	0	0	0	0	0	0
5 Day Ave.	**455**	**0**	**0**	**1**	**2**	**4**	**4**	**6**	**13**	**19**	**18**	**36**	**54**	**60**	**68**	**63**	**49**	**33**	**13**	**7**	**3**	**1**	**0**	**0**	**0**	**0**	**0**	**0**	**0**
7 Day Ave.	**417**	**0**	**1**	**1**	**3**	**3**	**5**	**6**	**10**	**18**	**19**	**34**	**49**	**57**	**62**	**58**	**43**	**27**	**12**	**6**	**3**	**1**	**0**	**0**	**0**	**0**	**0**	**0**	**0**
--	**2919**	**0**	**4**	**5**	**18**	**23**	**35**	**43**	**71**	**125**	**134**	**235**	**345**	**398**	**436**	**403**	**301**	**189**	**84**	**41**	**23**	**4**	**1**	**1**	**0**	**0**	**0**	**0**	**0**	**0**

Summary Graphs

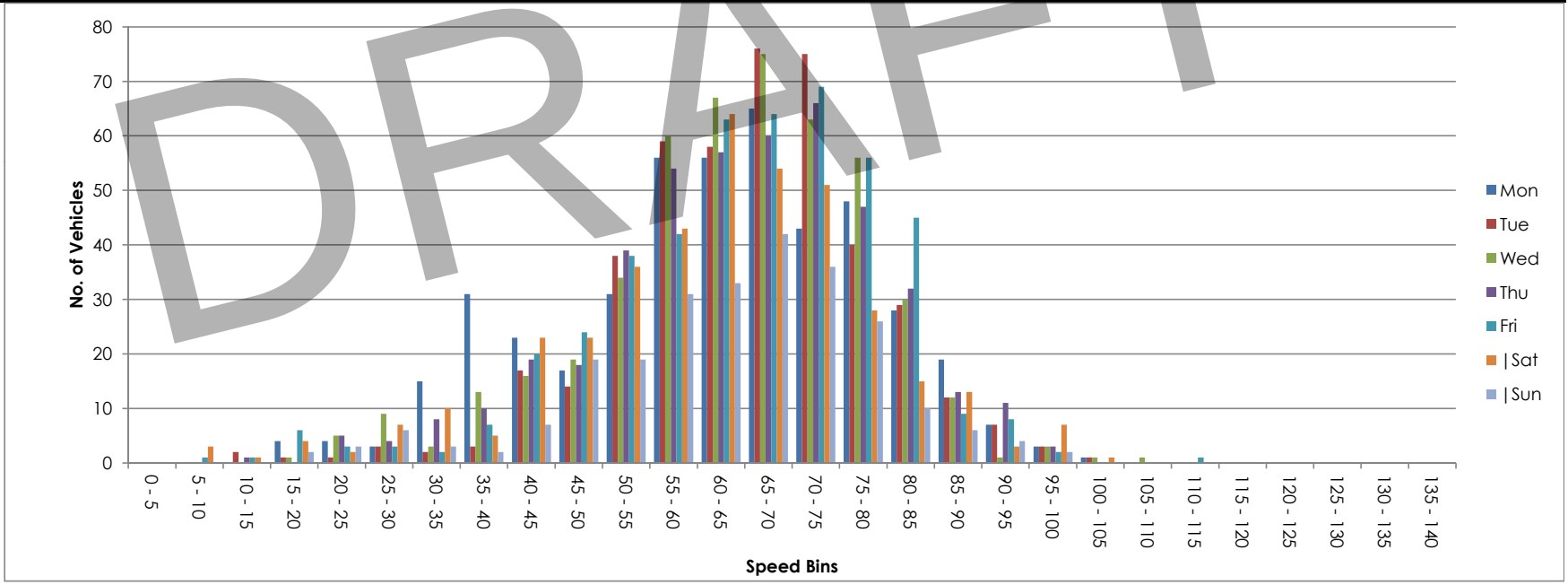

DRAFT

Site 31
Location L-7414-0, Att - TP, Lat 53.7184, Long -6.75706
Direction Two way

3279 / Meath/Cavan/Monaghan ATC's
October 2013
Automatic Traffic Count

Tue, 8 October 2013

Time	Total	Classification												>PSL	>PSL%	>SL1	>SL1%	>SL2	>SL2%	Mean	Vpp
		1 MCL	2 SV	3 SVT	4 TB2	5 TB3	6 T4	7 ART3	8 ART4	9 ART5	10 ART6	11 BD	12 DRT	100	100	105 +5kph	105 +5kph	110 +10kph	110 +10kph		85
0000	1	0	1	0	0	0	0	0	0	0	0	0	0	0	0	0	0	0	0	67.4	-
0100	1	0	1	0	0	0	0	0	0	0	0	0	0	0	0	0	0	0	0	61.9	-
0200	0	0	0	0	0	0	0	0	0	0	0	0	0	0	0	0	0	0	0	-	-
0300	2	0	0	0	2	0	0	0	0	0	0	0	0	0	0	0	0	0	0	61.9	-
0400	1	0	1	0	0	0	0	0	0	0	0	0	0	0	0	0	0	0	0	68	-
0500	1	0	0	0	1	0	0	0	0	0	0	0	0	0	0	0	0	0	0	69.2	-
0600	15	0	15	0	0	0	0	0	0	0	0	0	0	0	0	0	0	0	0	71.2	81.7
0700	36	0	30	0	6	0	0	0	0	0	0	0	0	0	0	0	0	0	0	69	78.5
0800	**92**	**0**	**85**	**1**	**6**	**0**	**0**	**0**	**0**	**0**	**0**	**0**	**0**	**1**	**1.1**	**0**	**0**	**0**	**0**	**67.6**	**78.5**
0900	78	0	66	2	6	0	1	0	2	0	1	0	0	0	0	0	0	0	0	62.2	73.8
1000	32	0	28	2	1	0	0	0	1	0	0	0	0	0	0	0	0	0	0	59.2	68
1100	37	0	27	4	3	1	0	0	2	0	0	0	0	0	0	0	0	0	0	59.4	77.8
1200	63	0	51	4	5	1	0	0	2	0	0	0	0	0	0	0	0	0	0	61.3	74.2
1300	30	1	26	1	2	0	0	0	0	0	0	0	0	0	0	0	0	0	0	61	70.9
1400	47	1	39	2	4	0	0	0	0	1	0	0	0	0	0	0	0	0	0	62.9	73.1
1500	58	0	48	3	6	0	0	0	0	0	1	0	0	0	0	0	0	0	0	59.4	72.4
1600	56	0	41	5	6	0	3	0	0	1	0	0	0	0	0	0	0	0	0	62.7	75.2
1700	**86**	**3**	**74**	**3**	**6**	**0**	**0**	**0**	**0**	**0**	**0**	**0**	**0**	**0**	**0**	**0**	**0**	**0**	**0**	**61.5**	**73.1**
1800	59	0	55	0	2	0	0	0	1	1	0	0	0	0	0	0	0	0	0	66.4	78.1
1900	51	1	42	2	5	0	0	0	0	1	0	0	0	0	0	0	0	0	0	62	76.7
2000	31	0	27	1	2	0	0	1	0	0	0	0	0	0	0	0	0	0	0	65	75.6
2100	32	0	29	2	1	0	0	0	0	0	0	0	0	0	0	0	0	0	0	61	73.4
2200	17	0	13	0	1	1	1	1	0	0	0	0	0	0	0	0	0	0	0	65.4	83.2
2300	2	0	1	0	1	0	0	0	0	0	0	0	0	0	0	0	0	0	0	81	-
07-19	**674**	**5**	**570**	**27**	**53**	**2**	**4**	**0**	**8**	**3**	**2**	**0**	**0**	**1**	**0.1**	**0**	**0**	**0**	**0**	**63**	**75.6**
06-22	**803**	**6**	**683**	**32**	**61**	**2**	**4**	**1**	**8**	**4**	**2**	**0**	**0**	**1**	**0.1**	**0**	**0**	**0**	**0**	**63.1**	**76**
06-00	**822**	**6**	**697**	**32**	**63**	**3**	**5**	**2**	**8**	**4**	**2**	**0**	**0**	**1**	**0.1**	**0**	**0**	**0**	**0**	**63.2**	**76**
00-00	**828**	**6**	**700**	**32**	**66**	**3**	**5**	**2**	**8**	**4**	**2**	**0**	**0**	**1**	**0.1**	**0**	**0**	**0**	**0**	**63.2**	**76**

DRAFT

Site 31
Location L-7414-0, Att - TP, Lat 53.7184, Long -6.75706
Direction Two way

3279 / Meath/Cavan/Monaghan ATC's
October 2013
Automatic Traffic Count

Wed, 9 October 2013

Time	Total	Classification												>PSL	>PSL%	>SL1	>SL1%	>SL2	>SL2%	Mean	Vpp
		1 MCL	2 SV	3 SVT	4 TB2	5 TB3	6 T4	7 ART3	8 ART4	9 ART5	10 ART6	11 BD	12 DRT	100	100	105 +5kph	105 +5kph	110 +10kph	110 +10kph		85
0000	2	0	1	0	1	0	0	0	0	0	0	0	0	0	0	0	0	0	0	75.2	-
0100	0	0	0	0	0	0	0	0	0	0	0	0	0	0	0	0	0	0	0	-	-
0200	1	0	1	0	0	0	0	0	0	0	0	0	0	0	0	0	0	0	0	64.8	-
0300	2	0	0	0	2	0	0	0	0	0	0	0	0	0	0	0	0	0	0	67.8	-
0400	2	0	2	0	0	0	0	0	0	0	0	0	0	0	0	0	0	0	0	75.1	-
0500	2	0	1	0	1	0	0	0	0	0	0	0	0	0	0	0	0	0	0	71.2	-
0600	14	0	13	0	1	0	0	0	0	0	0	0	0	0	0	0	0	0	0	69.1	75.6
0700	47	1	34	2	7	0	2	0	0	1	0	0	0	0	0	0	0	0	0	67.1	80.3
0800	**102**	**0**	**91**	**3**	**7**	**0**	**0**	**0**	**0**	**1**	**0**	**0**	**0**	**0**	**0**	**0**	**0**	**0**	**0**	**64.5**	**77.4**
0900	68	0	60	3	3	1	0	0	0	0	1	0	0	0	0	0	0	0	0	65.2	76.7
1000	43	1	37	3	1	0	0	0	0	1	0	0	0	0	0	0	0	0	0	57.6	74.5
1100	47	3	36	3	2	1	0	0	1	1	0	0	0	0	0	0	0	0	0	53.4	68.4
1200	49	0	40	3	4	0	1	0	1	0	0	0	0	0	0	0	0	0	0	61.7	69.1
1300	51	0	45	1	4	0	1	0	0	0	0	0	0	0	0	0	0	0	0	60.8	74.9
1400	53	0	45	7	1	0	0	0	0	0	0	0	0	0	0	0	0	0	0	64.4	76
1500	66	0	56	5	4	1	0	0	0	0	0	0	0	0	0	0	0	0	0	59.8	69.8
1600	79	1	61	4	7	2	0	0	0	3	1	0	0	0	0	0	0	0	0	63.2	79.2
1700	**82**	**0**	**72**	**3**	**5**	**1**	**0**	**0**	**0**	**1**	**0**	**0**	**0**	**0**	**0**	**0**	**0**	**0**	**0**	**63.2**	**73.8**
1800	58	2	51	0	4	0	0	0	0	1	0	0	0	2	3.4	1	1.7	0	0	64.8	76.7
1900	47	0	41	2	2	0	0	0	1	1	0	0	0	0	0	0	0	0	0	60.4	72.4
2000	31	0	28	1	0	0	0	0	0	2	0	0	0	1	3.2	0	0	0	0	60.5	71.6
2100	28	0	25	0	2	0	0	0	0	1	0	0	0	0	0	0	0	0	0	66.8	80.6
2200	10	0	9	0	1	0	0	0	0	0	0	0	0	0	0	0	0	0	0	71.2	-
2300	6	0	5	0	0	1	0	0	0	0	0	0	0	0	0	0	0	0	0	66.6	-
07-19	**745**	**8**	**628**	**37**	**49**	**6**	**4**	**0**	**2**	**9**	**2**	**0**	**0**	**2**	**0.3**	**1**	**0.1**	**0**	**0**	**62.5**	**76.3**
06-22	**865**	**8**	**735**	**40**	**54**	**6**	**4**	**0**	**3**	**13**	**2**	**0**	**0**	**3**	**0.3**	**1**	**0.1**	**0**	**0**	**62.6**	**76.3**
06-00	**881**	**8**	**749**	**40**	**55**	**7**	**4**	**0**	**3**	**13**	**2**	**0**	**0**	**3**	**0.3**	**1**	**0.1**	**0**	**0**	**62.7**	**76.3**
00-00	**890**	**8**	**754**	**40**	**59**	**7**	**4**	**0**	**3**	**13**	**2**	**0**	**0**	**3**	**0.3**	**1**	**0.1**	**0**	**0**	**62.8**	**76.7**

DRAFT

Site 31
Location L-7414-0, Att - TP, Lat 53.7184, Long -6.75706
Direction Two way

3279 / Meath/Cavan/Monaghan ATC's
October 2013
Automatic Traffic Count

Thu, 10 October 2013

Time	Total	Classification												>PSL 100	>PSL% 100	>SL1 105 +5kph	>SL1% 105 +5kph	>SL2 110 +10kph	>SL2% 110 +10kph	Mean	Vpp 85
		1 MCL	2 SV	3 SVT	4 TB2	5 TB3	6 T4	7 ART3	8 ART4	9 ART5	10 ART6	11 BD	12 DRT								
0000	5	0	5	0	0	0	0	0	0	0	0	0	0	0	0	0	0	0	0	74.9	-
0100	4	0	4	0	0	0	0	0	0	0	0	0	0	0	0	0	0	0	0	66.1	-
0200	0	0	0	0	0	0	0	0	0	0	0	0	0	0	0	0	0	0	0	-	-
0300	3	0	1	0	2	0	0	0	0	0	0	0	0	0	0	0	0	0	0	60.2	-
0400	1	0	0	0	1	0	0	0	0	0	0	0	0	0	0	0	0	0	0	53.7	-
0500	4	0	3	0	1	0	0	0	0	0	0	0	0	0	0	0	0	0	0	75.6	-
0600	13	0	13	0	0	0	0	0	0	0	0	0	0	0	0	0	0	0	0	78.2	83.5
0700	50	0	40	2	7	0	0	0	1	0	0	0	0	0	0	0	0	0	0	67.3	82.8
0800	**90**	**1**	**77**	**2**	**8**	**1**	**1**	**0**	**0**	**0**	**0**	**0**	**0**	**0**	**0**	**0**	**0**	**0**	**0**	**66.8**	**78.5**
0900	87	0	77	1	5	1	0	0	0	2	1	0	0	0	0	0	0	0	0	64.4	79.2
1000	29	1	23	2	2	0	1	0	0	0	0	0	0	1	3.4	1	3.4	0	0	59.2	72
1100	32	1	18	6	5	0	0	0	0	1	1	0	0	0	0	0	0	0	0	54.5	67
1200	63	0	56	4	2	0	0	0	1	0	0	0	0	0	0	0	0	0	0	63.1	76
1300	31	0	24	2	3	0	0	0	0	1	1	0	0	0	0	0	0	0	0	66.8	78.1
1400	47	0	39	2	3	0	0	0	0	2	1	0	0	0	0	0	0	0	0	62.2	74.9
1500	76	0	67	2	6	0	0	0	0	1	0	0	0	0	0	0	0	0	0	62.9	79.2
1600	60	1	42	5	10	0	0	0	1	1	0	0	0	0	0	0	0	0	0	58.9	74.2
1700	**81**	**0**	**70**	**2**	**7**	**0**	**1**	**0**	**0**	**0**	**1**	**0**	**0**	**0**	**0**	**0**	**0**	**0**	**0**	**60.2**	**73.8**
1800	65	2	52	5	2	0	1	0	2	0	1	0	0	0	0	0	0	0	0	59.6	77.4
1900	48	0	42	2	3	0	0	0	0	0	1	0	0	0	0	0	0	0	0	58.5	69.5
2000	37	1	35	1	0	0	0	0	0	0	0	0	0	0	0	0	0	0	0	57.7	70.2
2100	36	0	34	1	0	0	0	0	0	0	1	0	0	0	0	0	0	0	0	63.9	81.4
2200	13	1	12	0	0	0	0	0	0	0	0	0	0	0	0	0	0	0	0	60.9	82.4
2300	3	0	3	0	0	0	0	0	0	0	0	0	0	0	0	0	0	0	0	60.4	-
07-19	**711**	**6**	**585**	**35**	**60**	**2**	**4**	**0**	**5**	**8**	**6**	**0**	**0**	**1**	**0.1**	**1**	**0.1**	**0**	**0**	**62.5**	**77.4**
06-22	**845**	**7**	**709**	**39**	**63**	**2**	**4**	**0**	**5**	**8**	**8**	**0**	**0**	**1**	**0.1**	**1**	**0.1**	**0**	**0**	**62.4**	**77.4**
06-00	**861**	**8**	**724**	**39**	**63**	**2**	**4**	**0**	**5**	**8**	**8**	**0**	**0**	**1**	**0.1**	**1**	**0.1**	**0**	**0**	**62.4**	**77.8**
00-00	**878**	**8**	**737**	**39**	**67**	**2**	**4**	**0**	**5**	**8**	**8**	**0**	**0**	**1**	**0.1**	**1**	**0.1**	**0**	**0**	**62.5**	**77.8**

DRAFT

Site 31
Location L-7414-0, Att - TP, Lat 53.7184, Long -6.75706
Direction Two way

3279 / Meath/Cavan/Monaghan ATC's
October 2013
Automatic Traffic Count

Fri, 11 October 2013

Time	Total	Classification												>PSL	>PSL%	>SL1	>SL1%	>SL2	>SL2%	Mean	Vpp
		1 MCL	2 SV	3 SVT	4 TB2	5 TB3	6 T4	7 ART3	8 ART4	9 ART5	10 ART6	11 BD	12 DRT	100	100	105 +5kph	105 +5kph	110 +10kph	110 +10kph		85
0000	5	0	5	0	0	0	0	0	0	0	0	0	0	0	0	0	0	0	0	73.4	-
0100	2	0	2	0	0	0	0	0	0	0	0	0	0	0	0	0	0	0	0	68.3	-
0200	1	0	1	0	0	0	0	0	0	0	0	0	0	0	0	0	0	0	0	79.4	-
0300	4	0	2	0	2	0	0	0	0	0	0	0	0	1	25	1	25	1	25	69.1	-
0400	3	0	2	0	1	0	0	0	0	0	0	0	0	0	0	0	0	0	0	63.7	-
0500	2	0	2	0	0	0	0	0	0	0	0	0	0	0	0	0	0	0	0	82.8	-
0600	10	0	8	0	2	0	0	0	0	0	0	0	0	0	0	0	0	0	0	67	-
0700	42	0	35	2	5	0	0	0	0	0	0	0	0	0	0	0	0	0	0	68.6	82.4
0800	**94**	**1**	**84**	**0**	**8**	**1**	**0**	**0**	**0**	**0**	**0**	**0**	**0**	**0**	**0**	**0**	**0**	**0**	**0**	**66.4**	**80.3**
0900	73	0	65	1	7	0	0	0	0	0	0	0	0	0	0	0	0	0	0	65.9	80.6
1000	32	0	20	3	6	1	0	0	0	2	0	0	0	0	0	0	0	0	0	62.4	77.4
1100	39	1	26	3	8	0	0	0	1	0	0	0	0	1	2.6	1	2.6	1	2.6	64.2	78.5
1200	54	0	49	1	4	0	0	0	0	0	0	0	0	0	0	0	0	0	0	64.4	75.6
1300	42	0	34	3	5	0	0	0	0	0	0	0	0	0	0	0	0	0	0	64.1	79.2
1400	67	0	56	2	7	0	0	0	2	0	0	0	0	1	1.5	0	0	0	0	56.2	71.6
1500	85	0	77	1	4	2	0	0	1	0	0	0	0	0	0	0	0	0	0	56.7	73.8
1600	73	0	65	2	4	0	0	0	0	1	1	0	0	0	0	0	0	0	0	66.1	81.4
1700	**86**	**1**	**72**	**5**	**8**	**0**	**0**	**0**	**0**	**0**	**0**	**0**	**0**	**0**	**0**	**0**	**0**	**0**	**0**	**63.7**	**78.1**
1800	50	0	47	0	3	0	0	0	0	0	0	0	0	0	0	0	0	0	0	64.5	80.3
1900	44	1	38	0	3	1	0	0	0	1	0	0	0	0	0	0	0	0	0	59.5	74.2
2000	31	0	29	1	1	0	0	0	0	0	0	0	0	0	0	0	0	0	0	67.1	77
2100	21	0	20	0	1	0	0	0	0	0	0	0	0	0	0	0	0	0	0	62.2	74.9
2200	16	0	16	0	0	0	0	0	0	0	0	0	0	0	0	0	0	0	0	67.7	79.9
2300	3	0	3	0	0	0	0	0	0	0	0	0	0	0	0	0	0	0	0	71.8	-
07-19	**737**	**3**	**630**	**23**	**69**	**4**	**0**	**0**	**4**	**3**	**1**	**0**	**0**	**2**	**0.3**	**1**	**0.1**	**1**	**0.1**	**63.4**	**78.5**
06-22	**843**	**4**	**725**	**24**	**76**	**5**	**0**	**0**	**4**	**4**	**1**	**0**	**0**	**2**	**0.2**	**1**	**0.1**	**1**	**0.1**	**63.3**	**77.8**
06-00	**862**	**4**	**744**	**24**	**76**	**5**	**0**	**0**	**4**	**4**	**1**	**0**	**0**	**2**	**0.2**	**1**	**0.1**	**1**	**0.1**	**63.4**	**78.1**
00-00	**879**	**4**	**758**	**24**	**79**	**5**	**0**	**0**	**4**	**4**	**1**	**0**	**0**	**3**	**0.3**	**2**	**0.2**	**2**	**0.2**	**63.6**	**78.1**

DRAFT

Site 31
Location L-7414-0, Att - TP, Lat 53.7184, Long -6.75706
Direction Two way

3279 / Meath/Cavan/Monaghan ATC's
October 2013
Automatic Traffic Count

Sat, 12 October 2013

Time	Total	Classification												>PSL	>PSL%	>SL1	>SL1%	>SL2	>SL2%	Mean	Vpp
		1 MCL	2 SV	3 SVT	4 TB2	5 TB3	6 T4	7 ART3	8 ART4	9 ART5	10 ART6	11 BD	12 DRT	100	100	105 +5kph	105 +5kph	110 +10kph	110 +10kph		85
0000	6	0	6	0	0	0	0	0	0	0	0	0	0	0	0	0	0	0	0	61.6	-
0100	2	0	2	0	0	0	0	0	0	0	0	0	0	0	0	0	0	0	0	62.4	-
0200	1	0	1	0	0	0	0	0	0	0	0	0	0	0	0	0	0	0	0	69.2	-
0300	3	0	1	0	2	0	0	0	0	0	0	0	0	0	0	0	0	0	0	77.1	-
0400	2	0	1	0	1	0	0	0	0	0	0	0	0	0	0	0	0	0	0	69.6	-
0500	4	0	3	0	0	0	0	0	0	0	1	0	0	0	0	0	0	0	0	62.9	-
0600	4	0	4	0	0	0	0	0	0	0	0	0	0	0	0	0	0	0	0	78.7	-
0700	10	0	9	0	0	0	0	0	0	1	0	0	0	1	10	0	0	0	0	71.1	-
0800	31	1	27	1	2	0	0	0	0	0	0	0	0	0	0	0	0	0	0	64.5	73.1
0900	53	0	39	3	8	0	1	0	1	1	0	0	0	0	0	0	0	0	0	61.2	78.5
1000	65	0	52	4	6	1	0	0	1	0	0	0	1	0	0	0	0	0	0	55.5	70.6
1100	**72**	**2**	**58**	**4**	**2**	**4**	**0**	**0**	**2**	**0**	**0**	**0**	**0**	**0**	**0**	**0**	**0**	**0**	**0**	**51.4**	**65.5**
1200	52	1	46	2	3	0	0	0	0	0	0	0	0	0	0	0	0	0	0	62.4	76.7
1300	67	0	59	2	3	0	1	0	0	2	0	0	0	0	0	0	0	0	0	59.5	72.7
1400	**70**	**0**	**59**	**6**	**4**	**0**	**1**	**0**	**0**	**0**	**0**	**0**	**0**	**0**	**0**	**0**	**0**	**0**	**0**	**62.1**	**74.2**
1500	44	0	35	5	4	0	0	0	0	0	0	0	0	0	0	0	0	0	0	63.2	72.7
1600	66	5	49	4	5	1	0	0	0	2	0	0	0	0	0	0	0	0	0	59.4	74.5
1700	65	0	56	4	2	1	0	0	0	2	0	0	0	0	0	0	0	0	0	60.8	70.2
1800	49	1	44	1	1	0	0	0	2	0	0	0	0	0	0	0	0	0	0	59.5	73.4
1900	46	0	40	1	5	0	0	0	0	0	0	0	0	0	0	0	0	0	0	63.9	77.8
2000	35	0	34	0	0	0	0	0	0	1	0	0	0	1	2.9	0	0	0	0	68.4	82.8
2100	22	1	21	0	0	0	0	0	0	0	0	0	0	0	0	0	0	0	0	71.2	86.4
2200	9	0	8	0	1	0	0	0	0	0	0	0	0	0	0	0	0	0	0	63.7	-
2300	5	0	5	0	0	0	0	0	0	0	0	0	0	0	0	0	0	0	0	67	-
07-19	**644**	**10**	**533**	**36**	**40**	**7**	**3**	**0**	**6**	**8**	**0**	**0**	**1**	**1**	**0.2**	**0**	**0**	**0**	**0**	**59.6**	**73.8**
06-22	**751**	**11**	**632**	**37**	**45**	**7**	**3**	**0**	**6**	**9**	**0**	**0**	**1**	**2**	**0.3**	**0**	**0**	**0**	**0**	**60.8**	**76**
06-00	**765**	**11**	**645**	**37**	**46**	**7**	**3**	**0**	**6**	**9**	**0**	**0**	**1**	**2**	**0.3**	**0**	**0**	**0**	**0**	**60.8**	**76**
00-00	**783**	**11**	**659**	**37**	**49**	**7**	**3**	**0**	**6**	**9**	**1**	**0**	**1**	**2**	**0.3**	**0**	**0**	**0**	**0**	**60.9**	**76**

DRAFT

Site 31
Location L-7414-0, Att - TP, Lat 53.7184, Long -6.75706
Direction Two way

3279 / Meath/Cavan/Monaghan ATC's
October 2013
Automatic Traffic Count

Sun, 13 October 2013

Time	Total	Classification												>PSL	>PSL%	>SL1	>SL1%	>SL2	>SL2%	Mean	Vpp
		1 MCL	2 SV	3 SVT	4 TB2	5 TB3	6 T4	7 ART3	8 ART4	9 ART5	10 ART6	11 BD	12 DRT	100	100	105 +5kph	105 +5kph	110 +10kph	110 +10kph		85
0000	7	0	7	0	0	0	0	0	0	0	0	0	0	0	0	0	0	0	0	71.4	-
0100	8	0	8	0	0	0	0	0	0	0	0	0	0	1	12.5	1	12.5	1	12.5	78.9	-
0200	7	0	5	0	2	0	0	0	0	0	0	0	0	0	0	0	0	0	0	65.4	-
0300	3	0	1	0	2	0	0	0	0	0	0	0	0	0	0	0	0	0	0	55.2	-
0400	1	0	1	0	0	0	0	0	0	0	0	0	0	0	0	0	0	0	0	39.4	-
0500	0	0	0	0	0	0	0	0	0	0	0	0	0	0	0	0	0	0	0	-	-
0600	2	0	2	0	0	0	0	0	0	0	0	0	0	0	0	0	0	0	0	94.3	-
0700	5	1	3	0	0	0	0	0	1	0	0	0	0	0	0	0	0	0	0	58.7	-
0800	11	1	8	0	1	0	0	0	1	0	0	0	0	0	0	0	0	0	0	70.6	79.6
0900	33	3	27	1	2	0	0	0	0	0	0	0	0	0	0	0	0	0	0	57.4	72.4
1000	**51**	**3**	**47**	**0**	**1**	**0**	**0**	**0**	**0**	**0**	**0**	**0**	**0**	**1**	**2**	**1**	**2**	**0**	**0**	**63.7**	**77.4**
1100	39	0	37	0	0	0	1	0	1	0	0	0	0	0	0	0	0	0	0	64.3	79.2
1200	**50**	**2**	**43**	**0**	**4**	**0**	**0**	**0**	**1**	**0**	**0**	**0**	**0**	**0**	**0**	**0**	**0**	**0**	**0**	**62.2**	**76.7**
1300	43	0	43	0	0	0	0	0	0	0	0	0	0	0	0	0	0	0	0	64.4	77
1400	32	2	30	0	0	0	0	0	0	0	0	0	0	0	0	0	0	0	0	60.6	71.3
1500	24	1	21	0	2	0	0	0	0	0	0	0	0	0	0	0	0	0	0	60.3	73.1
1600	31	1	30	0	0	0	0	0	0	0	0	0	0	0	0	0	0	0	0	59.7	70.9
1700	43	0	40	1	2	0	0	0	0	0	0	0	0	0	0	0	0	0	0	57.7	69.1
1800	29	0	29	0	0	0	0	0	0	0	0	0	0	0	0	0	0	0	0	63.9	76.3
1900	29	0	27	0	2	0	0	0	0	0	0	0	0	0	0	0	0	0	0	65.1	76
2000	26	0	26	0	0	0	0	0	0	0	0	0	0	0	0	0	0	0	0	63	68
2100	10	0	10	0	0	0	0	0	0	0	0	0	0	0	0	0	0	0	0	67.6	-
2200	12	0	12	0	0	0	0	0	0	0	0	0	0	1	8.3	0	0	0	0	64.6	65.9
2300	3	0	3	0	0	0	0	0	0	0	0	0	0	0	0	0	0	0	0	87.4	-
07-19	**391**	**14**	**358**	**2**	**12**	**0**	**1**	**0**	**4**	**0**	**0**	**0**	**0**	**1**	**0.3**	**1**	**0.3**	**0**	**0**	**61.8**	**76.3**
06-22	**458**	**14**	**423**	**2**	**14**	**0**	**1**	**0**	**4**	**0**	**0**	**0**	**0**	**1**	**0.2**	**1**	**0.2**	**0**	**0**	**62.4**	**76.3**
06-00	**473**	**14**	**438**	**2**	**14**	**0**	**1**	**0**	**4**	**0**	**0**	**0**	**0**	**2**	**0.4**	**1**	**0.2**	**0**	**0**	**62.6**	**76.3**
00-00	**499**	**14**	**460**	**2**	**18**	**0**	**1**	**0**	**4**	**0**	**0**	**0**	**0**	**3**	**0.6**	**2**	**0.4**	**1**	**0.2**	**62.9**	**76.3**

DRAFT

Site 31
Location L-7414-0, Att - TP, Lat 53.7184, Long -6.75706
Direction Two way

3279 / Meath/Cavan/Monaghan ATC's
October 2013
Automatic Traffic Count

Mon, 14 October 2013

Time	Total	Classification												>PSL	>PSL%	>SL1	>SL1%	>SL2	>SL2%	Mean	Vpp
		1 MCL	2 SV	3 SVT	4 TB2	5 TB3	6 T4	7 ART3	8 ART4	9 ART5	10 ART6	11 BD	12 DRT	100	100	105 +5kph	105 +5kph	110 +10kph	110 +10kph		85
0000	1	0	1	0	0	0	0	0	0	0	0	0	0	0	0	0	0	0	0	73.9	-
0100	1	0	1	0	0	0	0	0	0	0	0	0	0	0	0	0	0	0	0	56.7	-
0200	1	0	1	0	0	0	0	0	0	0	0	0	0	0	0	0	0	0	0	88.6	-
0300	4	0	1	0	3	0	0	0	0	0	0	0	0	0	0	0	0	0	0	67.4	-
0400	0	0	0	0	0	0	0	0	0	0	0	0	0	0	0	0	0	0	0	-	-
0500	7	0	7	0	0	0	0	0	0	0	0	0	0	0	0	0	0	0	0	57.5	-
0600	13	0	11	0	2	0	0	0	0	0	0	0	0	0	0	0	0	0	0	72.5	83.2
0700	42	0	38	0	4	0	0	0	0	0	0	0	0	2	4.8	1	2.4	1	2.4	72.1	84.2
0800	**88**	**0**	**77**	**2**	**9**	**0**	**0**	**0**	**0**	**0**	**0**	**0**	**0**	**0**	**0**	**0**	**0**	**0**	**0**	**68.7**	**80.3**
0900	72	0	64	3	3	0	0	0	0	1	1	0	0	0	0	0	0	0	0	63.6	76.3
1000	40	0	32	2	3	2	0	0	1	0	0	0	0	0	0	0	0	0	0	58.9	77.8
1100	41	0	29	5	6	0	0	0	0	1	0	0	0	0	0	0	0	0	0	51.3	69.5
1200	64	1	53	5	4	0	0	0	1	0	0	0	0	0	0	0	0	0	0	58.5	74.5
1300	45	1	34	2	6	1	0	0	0	1	0	0	0	0	0	0	0	0	0	59.8	76.7
1400	48	0	40	3	3	0	0	0	1	1	0	0	0	0	0	0	0	0	0	55.4	67.7
1500	70	1	61	3	3	0	0	0	0	0	2	0	0	0	0	0	0	0	0	59.6	74.5
1600	**81**	**0**	**62**	**12**	**4**	**0**	**0**	**0**	**2**	**1**	**0**	**0**	**0**	**0**	**0**	**0**	**0**	**0**	**0**	**58.8**	**77.4**
1700	78	0	68	5	2	1	0	0	0	2	0	0	0	0	0	0	0	0	0	57	76.3
1800	67	0	58	5	2	0	0	0	2	0	0	0	0	0	0	0	0	0	0	61.6	75.6
1900	49	0	39	2	5	1	0	0	2	0	0	0	0	0	0	0	0	0	0	60.8	74.5
2000	42	0	38	3	1	0	0	0	0	0	0	0	0	0	0	0	0	0	0	62.4	79.9
2100	28	0	27	1	0	0	0	0	0	0	0	0	0	0	0	0	0	0	0	66.1	77.4
2200	11	0	11	0	0	0	0	0	0	0	0	0	0	0	0	0	0	0	0	64.8	68.8
2300	5	0	5	0	0	0	0	0	0	0	0	0	0	0	0	0	0	0	0	66.3	-
07-19	**736**	**3**	**616**	**47**	**49**	**4**	**0**	**0**	**7**	**7**	**3**	**0**	**0**	**2**	**0.3**	**1**	**0.1**	**1**	**0.1**	**60.7**	**77**
06-22	**868**	**3**	**731**	**53**	**57**	**5**	**0**	**0**	**9**	**7**	**3**	**0**	**0**	**2**	**0.2**	**1**	**0.1**	**1**	**0.1**	**61.2**	**77**
06-00	**884**	**3**	**747**	**53**	**57**	**5**	**0**	**0**	**9**	**7**	**3**	**0**	**0**	**2**	**0.2**	**1**	**0.1**	**1**	**0.1**	**61.2**	**77**
00-00	**898**	**3**	**758**	**53**	**60**	**5**	**0**	**0**	**9**	**7**	**3**	**0**	**0**	**2**	**0.2**	**1**	**0.1**	**1**	**0.1**	**61.3**	**77**

DRAFT

Site 31
Location L-7414-0, Att - TP, Lat 53.7184, Long -6.75706
Direction Two way

3279 / Meath/Cavan/Monaghan ATC's
October 2013
Automatic Traffic Count

Virtual Day (7)

Time	Total	Classification												>PSL	>PSL%	>SL1	>SL1%	>SL2	>SL2%	Mean	Vpp
		1 MCL	2 SV	3 SVT	4 TB2	5 TB3	6 T4	7 ART3	8 ART4	9 ART5	10 ART6	11 BD	12 DRT	100	100	105 +5kph	105 +5kph	110 +10kph	110 +10kph		85
0000	4	0	4	0	0	0	0	0	0	0	0	0	0	0	0	0	0	0	0	70.5	-
0100	3	0	3	0	0	0	0	0	0	0	0	0	0	0	5.6	0	5.6	0	5.6	70.9	-
0200	2	0	1	0	0	0	0	0	0	0	0	0	0	0	0	0	0	0	0	69	-
0300	3	0	1	0	2	0	0	0	0	0	0	0	0	0	4.8	0	4.8	0	4.8	65.8	-
0400	1	0	1	0	0	0	0	0	0	0	0	0	0	0	0	0	0	0	0	64.2	-
0500	3	0	2	0	0	0	0	0	0	0	0	0	0	0	0	0	0	0	0	66.7	-
0600	10	0	9	0	1	0	0	0	0	0	0	0	0	0	0	0	0	0	0	72.8	83.5
0700	33	0	27	1	4	0	0	0	0	0	0	0	0	0	1.3	0	0.4	0	0.4	68.6	82.8
0800	**73**	**1**	**64**	**1**	**6**	**0**	**0**	**0**	**0**	**0**	**0**	**0**	**0**	**0**	**0.2**	**0**	**0**	**0**	**0**	**66.7**	**78.5**
0900	66	0	57	2	5	0	0	0	0	1	1	0	0	0	0	0	0	0	0	63.4	77.4
1000	42	1	34	2	3	1	0	0	0	0	0	0	0	0	0.7	0	0.7	0	0	59.2	74.9
1100	44	1	33	4	4	1	0	0	1	0	0	0	0	0	0.3	0	0.3	0	0.3	56.2	72
1200	56	1	48	3	4	0	0	0	1	0	0	0	0	0	0	0	0	0	0	61.9	74.9
1300	44	0	38	2	3	0	0	0	0	1	0	0	0	0	0	0	0	0	0	61.9	76.7
1400	52	0	44	3	3	0	0	0	0	1	0	0	0	0	0.3	0	0	0	0	60.5	74.2
1500	60	0	52	3	4	0	0	0	0	0	0	0	0	0	0	0	0	0	0	60	74.5
1600	64	1	50	5	5	0	0	0	0	1	0	0	0	0	0	0	0	0	0	61.4	77.4
1700	**74**	**1**	**65**	**3**	**5**	**0**	**0**	**0**	**0**	**1**	**0**	**0**	**0**	**0**	**0**	**0**	**0**	**0**	**0**	**60.8**	**74.5**
1800	54	1	48	2	2	0	0	0	1	0	0	0	0	0	0.5	0	0.3	0	0	62.8	77.4
1900	45	0	38	1	4	0	0	0	0	0	0	0	0	0	0	0	0	0	0	61.3	75.2
2000	33	0	31	1	1	0	0	0	0	0	0	0	0	0	0.9	0	0	0	0	63.3	77.4
2100	25	0	24	1	1	0	0	0	0	0	0	0	0	0	0	0	0	0	0	65.1	79.6
2200	13	0	12	0	0	0	0	0	0	0	0	0	0	0	1.1	0	0	0	0	65.5	81
2300	4	0	4	0	0	0	0	0	0	0	0	0	0	0	0	0	0	0	0	69.9	-
07-19	**663**	**7**	**560**	**30**	**47**	**4**	**2**	**0**	**5**	**5**	**2**	**0**	**0**	**1**	**0.2**	**1**	**0.1**	**0**	**0**	**62**	**76.7**
06-22	**776**	**8**	**663**	**32**	**53**	**4**	**2**	**0**	**6**	**6**	**2**	**0**	**0**	**2**	**0.2**	**1**	**0.1**	**0**	**0**	**62.2**	**76.7**
06-00	**793**	**8**	**678**	**32**	**53**	**4**	**2**	**0**	**6**	**6**	**2**	**0**	**0**	**2**	**0.2**	**1**	**0.1**	**0**	**0**	**62.3**	**77**
00-00	**808**	**8**	**689**	**32**	**57**	**4**	**2**	**0**	**6**	**6**	**2**	**0**	**0**	**2**	**0.3**	**1**	**0.1**	**1**	**0.1**	**62.4**	**77**

DRAFT

Site 31
Location L-7414-0, Att - TP, Lat 53.7184, Long -6.75706
Direction Two way

3279 / Meath/Cavan/Monaghan ATC's
October 2013
Automatic Traffic Count

Virtual Week (1)

Time	Total	Classification												>PSL 100	>PSL% 100	>SL1 105 +5kph	>SL1% 105 +5kph	>SL2 110 +10kph	>SL2% 110 +10kph	Mean	Vpp 85
		1 MCL	2 SV	3 SVT	4 TB2	5 TB3	6 T4	7 ART3	8 ART4	9 ART5	10 ART6	11 BD	12 DRT								
Mon	898	3	758	53	60	5	0	0	9	7	3	0	0	2	0.2	1	0.1	1	0.1	61.3	77
Tue	828	6	700	32	66	3	5	2	8	4	2	0	0	1	0.1	0	0	0	0	63.2	76
Wed	890	8	754	40	59	7	4	0	3	13	2	0	0	3	0.3	1	0.1	0	0	62.8	76.7
Thu	878	8	737	39	67	2	4	0	5	8	8	0	0	1	0.1	1	0.1	0	0	62.5	77.8
Fri	879	4	758	24	79	5	0	0	4	4	1	0	0	3	0.3	2	0.2	2	0.2	63.6	78.1
|Sat	783	11	659	37	49	7	3	0	6	9	1	0	1	2	0.3	0	0	0	0	60.9	76
|Sun	499	14	460	2	18	0	1	0	4	0	0	0	0	3	0.6	2	0.4	1	0.2	62.9	76.3
5 Day Ave.	**875**	**6**	**741**	**38**	**66**	**4**	**3**	**0**	**6**	**7**	**3**	**0**	**0**	**2**	**0.2**	**1**	**0.1**	**1**	**0.1**	**62.7**	**77.1**
7 Day Ave.	**808**	**8**	**689**	**32**	**57**	**4**	**2**	**0**	**6**	**6**	**2**	**0**	**0**	**2**	**0.3**	**1**	**0.1**	**1**	**0.1**	**62.4**	**77.0**
--	**5655**	**54**	**4826**	**227**	**398**	**29**	**17**	**2**	**39**	**45**	**17**	**0**	**1**	**15**	**0.3**	**7**	**0.1**	**4**	**0.1**	**62.4**	**77.0**

Summary Graphs

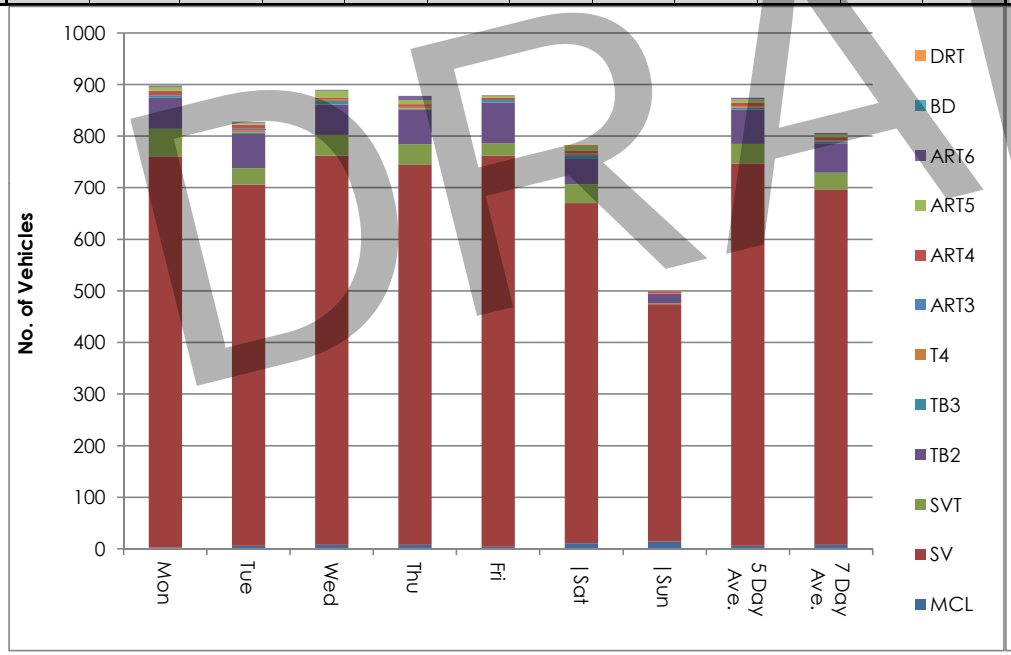

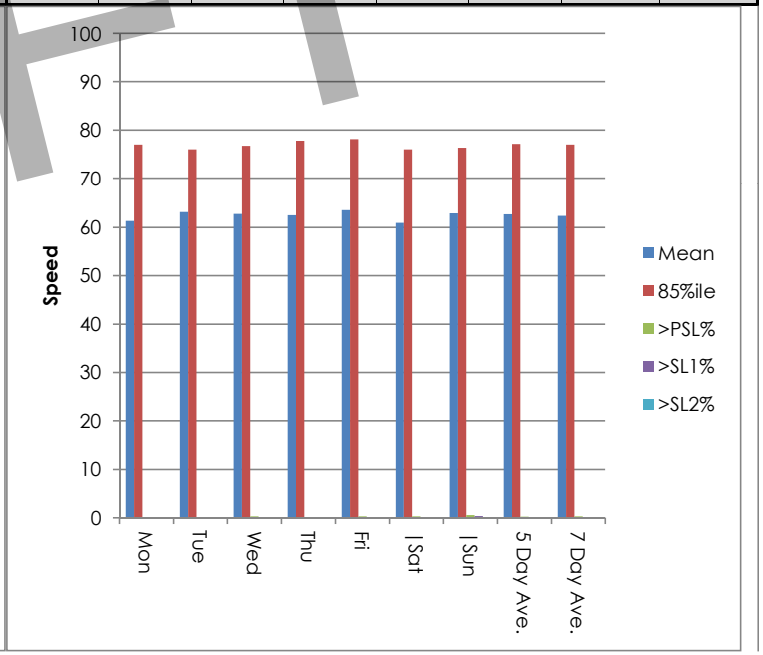

DRAFT

Site 31
Location L-7414-0, Att - TP, Lat 53.7184, Long -6.75706
Direction Two way

3279 / Meath/Cavan/Monaghan ATC's
October 2013
Automatic Traffic Count

Tue, 8 October 2013

Time	Total	Speed Bins (km/h)																												
		0 - 5	5 - 10	10 - 15	15 - 20	20 - 25	25 - 30	30 - 35	35 - 40	40 - 45	45 - 50	50 - 55	55 - 60	60 - 65	65 - 70	70 - 75	75 - 80	80 - 85	85 - 90	90 - 95	95 - 100	100 - 105	105 - 110	110 - 115	115 - 120	120 - 125	125 - 130	130 - 135	135 - 140
0000	1	0	0	0	0	0	0	0	0	0	0	0	0	0	1	0	0	0	0	0	0	0	0	0	0	0	0	0	0	0
0100	1	0	0	0	0	0	0	0	0	0	0	0	0	1	0	0	0	0	0	0	0	0	0	0	0	0	0	0	0	0
0200	0	0	0	0	0	0	0	0	0	0	0	0	0	0	0	0	0	0	0	0	0	0	0	0	0	0	0	0	0	0
0300	2	0	0	0	0	0	0	0	0	0	0	0	0	2	0	0	0	0	0	0	0	0	0	0	0	0	0	0	0	0
0400	1	0	0	0	0	0	0	0	0	0	0	0	0	0	1	0	0	0	0	0	0	0	0	0	0	0	0	0	0	0
0500	1	0	0	0	0	0	0	0	0	0	0	0	0	0	1	0	0	0	0	0	0	0	0	0	0	0	0	0	0	0
0600	15	0	0	0	0	0	0	0	1	0	0	1	0	1	2	5	1	3	1	0	0	0	0	0	0	0	0	0	0	0
0700	36	0	0	0	0	0	0	0	0	1	0	2	5	5	4	6	8	3	1	1	0	0	0	0	0	0	0	0	0	0
0800	**92**	**0**	**0**	**0**	**0**	**1**	**1**	**2**	**0**	**2**	**0**	**6**	**4**	**15**	**19**	**20**	**12**	**7**	**1**	**1**	**0**	**1**	**0**	**0**	**0**	**0**	**0**	**0**	**0**	**0**
0900	78	0	0	0	0	1	2	0	2	2	4	5	15	10	15	15	4	1	0	2	0	0	0	0	0	0	0	0	0	0
1000	32	0	0	0	0	0	0	2	0	0	1	4	12	5	3	3	2	0	0	0	0	0	0	0	0	0	0	0	0	0
1100	37	0	0	1	0	0	1	0	0	3	2	6	5	7	5	0	3	4	0	0	0	0	0	0	0	0	0	0	0	0
1200	63	0	0	0	0	0	3	0	0	3	2	13	7	6	9	12	4	3	1	0	0	0	0	0	0	0	0	0	0	0
1300	30	0	0	0	0	0	0	1	2	0	0	4	6	5	5	5	2	0	0	0	0	0	0	0	0	0	0	0	0	0
1400	47	0	0	0	0	0	1	0	2	1	2	5	5	7	10	11	3	0	0	0	0	0	0	0	0	0	0	0	0	0
1500	58	0	0	0	1	0	1	1	1	2	6	9	10	7	7	6	3	2	2	0	0	0	0	0	0	0	0	0	0	0
1600	56	0	0	0	0	0	1	0	4	2	1	7	6	8	13	5	4	3	2	0	0	0	0	0	0	0	0	0	0	0
1700	**86**	**0**	**0**	**1**	**0**	**0**	**3**	**3**	**1**	**2**	**8**	**10**	**8**	**10**	**17**	**10**	**3**	**6**	**1**	**1**	**2**	**0**	**0**	**0**	**0**	**0**	**0**	**0**	**0**	**0**
1800	59	0	0	0	0	0	0	1	1	2	3	2	4	11	9	14	3	5	4	0	0	0	0	0	0	0	0	0	0	0
1900	51	0	0	0	0	1	1	0	3	2	2	4	7	6	10	6	4	2	3	0	0	0	0	0	0	0	0	0	0	0
2000	31	0	0	0	0	0	0	1	0	0	1	3	5	7	3	4	5	1	0	1	0	0	0	0	0	0	0	0	0	0
2100	32	0	0	0	0	0	0	0	1	4	2	2	5	8	4	1	3	0	2	0	0	0	0	0	0	0	0	0	0	0
2200	17	0	0	0	0	0	0	0	1	1	1	1	2	3	3	1	0	2	1	1	0	0	0	0	0	0	0	0	0	0
2300	2	0	0	0	0	0	0	0	0	0	0	0	0	0	1	0	0	0	0	0	1	0	0	0	0	0	0	0	0	0
07-19	**674**	**0**	**0**	**2**	**1**	**2**	**13**	**10**	**13**	**20**	**29**	**73**	**87**	**96**	**116**	**107**	**51**	**34**	**12**	**5**	**2**	**1**	**0**	**0**	**0**	**0**	**0**	**0**	**0**	**0**
06-22	**803**	**0**	**0**	**2**	**1**	**3**	**14**	**11**	**18**	**26**	**34**	**83**	**104**	**118**	**135**	**123**	**64**	**40**	**18**	**6**	**2**	**1**	**0**	**0**	**0**	**0**	**0**	**0**	**0**	**0**
06-00	**822**	**0**	**0**	**2**	**1**	**3**	**14**	**11**	**19**	**27**	**35**	**84**	**106**	**121**	**139**	**124**	**64**	**42**	**19**	**7**	**3**	**1**	**0**	**0**	**0**	**0**	**0**	**0**	**0**	**0**
00-00	**828**	**0**	**0**	**2**	**1**	**3**	**14**	**11**	**19**	**27**	**35**	**84**	**106**	**124**	**142**	**124**	**64**	**42**	**19**	**7**	**3**	**1**	**0**	**0**	**0**	**0**	**0**	**0**	**0**	**0**

DRAFT

Site 31
Location L-7414-0, Att - TP, Lat 53.7184, Long -6.75706
Direction Two way

3279 / Meath/Cavan/Monaghan ATC's
October 2013
Automatic Traffic Count

Wed, 9 October 2013

Time	Total	Speed Bins (km/h)																											
		0 - 5	5 - 10	10 - 15	15 - 20	20 - 25	25 - 30	30 - 35	35 - 40	40 - 45	45 - 50	50 - 55	55 - 60	60 - 65	65 - 70	70 - 75	75 - 80	80 - 85	85 - 90	90 - 95	95 - 100	100 - 105	105 - 110	110 - 115	115 - 120	120 - 125	125 - 130	130 - 135	135 - 140
0000	2	0	0	0	0	0	0	0	0	0	0	0	0	0	1	0	0	1	0	0	0	0	0	0	0	0	0	0	0
0100	0	0	0	0	0	0	0	0	0	0	0	0	0	0	0	0	0	0	0	0	0	0	0	0	0	0	0	0	0
0200	1	0	0	0	0	0	0	0	0	0	0	0	0	1	0	0	0	0	0	0	0	0	0	0	0	0	0	0	0
0300	2	0	0	0	0	0	0	0	0	0	0	0	0	0	2	0	0	0	0	0	0	0	0	0	0	0	0	0	0
0400	2	0	0	0	0	0	0	0	0	0	0	0	0	0	0	1	1	0	0	0	0	0	0	0	0	0	0	0	0
0500	2	0	0	0	0	0	0	0	0	0	0	0	0	0	1	1	0	0	0	0	0	0	0	0	0	0	0	0	0
0600	14	0	0	0	0	0	0	0	0	0	0	1	1	1	5	2	2	2	0	0	0	0	0	0	0	0	0	0	0
0700	47	0	0	0	0	1	2	0	3	0	1	1	4	4	6	7	10	5	1	1	1	0	0	0	0	0	0	0	0
0800	**102**	**0**	**0**	**0**	**2**	**1**	**0**	**1**	**3**	**5**	**5**	**3**	**9**	**15**	**17**	**17**	**14**	**4**	**6**	**0**	**0**	**0**	**0**	**0**	**0**	**0**	**0**	**0**	**0**
0900	68	0	0	0	0	0	0	1	2	5	3	4	4	10	8	15	12	3	0	0	1	0	0	0	0	0	0	0	0
1000	43	0	0	0	2	1	0	1	1	0	7	8	6	2	4	7	2	1	0	1	0	0	0	0	0	0	0	0	0
1100	47	0	0	0	0	0	6	0	3	2	7	6	8	2	7	3	3	0	0	0	0	0	0	0	0	0	0	0	0
1200	49	0	0	0	0	0	0	0	2	1	3	8	2	15	11	2	3	2	0	0	0	0	0	0	0	0	0	0	0
1300	51	0	0	0	0	0	0	2	1	6	3	1	11	8	7	3	6	3	0	0	0	0	0	0	0	0	0	0	0
1400	53	0	0	0	1	0	0	0	1	3	2	4	4	4	15	7	8	3	1	0	0	0	0	0	0	0	0	0	0
1500	66	0	0	0	1	0	2	1	5	1	1	8	9	15	13	3	3	2	2	0	0	0	0	0	0	0	0	0	0
1600	79	0	0	1	0	1	0	1	1	6	5	4	4	18	13	8	7	8	2	0	0	0	0	0	0	0	0	0	0
1700	**82**	**0**	**0**	**0**	**0**	**3**	**0**	**2**	**2**	**1**	**2**	**6**	**10**	**15**	**10**	**21**	**6**	**2**	**2**	**0**	**0**	**0**	**0**	**0**	**0**	**0**	**0**	**0**	**0**
1800	58	0	0	1	0	1	0	0	1	2	1	3	10	10	10	6	6	4	1	0	0	1	1	0	0	0	0	0	0
1900	47	0	0	0	0	1	0	1	1	3	3	4	8	10	6	3	5	0	0	1	1	0	0	0	0	0	0	0	0
2000	31	0	0	0	0	0	0	2	0	3	1	5	3	4	7	2	1	2	0	0	0	1	0	0	0	0	0	0	0
2100	28	0	0	0	0	0	0	0	0	1	2	3	2	5	5	1	4	2	2	0	1	0	0	0	0	0	0	0	0
2200	10	0	0	0	0	0	0	0	0	0	0	1	0	2	2	1	2	2	0	0	0	0	0	0	0	0	0	0	0
2300	6	0	0	0	0	0	0	0	0	0	0	1	0	1	2	2	0	0	0	0	0	0	0	0	0	0	0	0	0
07-19	**745**	**0**	**0**	**2**	**6**	**8**	**10**	**9**	**25**	**32**	**40**	**56**	**81**	**118**	**121**	**99**	**80**	**37**	**15**	**2**	**2**	**1**	**1**	**0**	**0**	**0**	**0**	**0**	**0**
06-22	**865**	**0**	**0**	**2**	**6**	**9**	**10**	**12**	**26**	**39**	**46**	**69**	**95**	**138**	**144**	**107**	**92**	**43**	**17**	**3**	**4**	**2**	**1**	**0**	**0**	**0**	**0**	**0**	**0**
06-00	**881**	**0**	**0**	**2**	**6**	**9**	**10**	**12**	**26**	**39**	**46**	**71**	**95**	**141**	**148**	**110**	**94**	**45**	**17**	**3**	**4**	**2**	**1**	**0**	**0**	**0**	**0**	**0**	**0**
00-00	**890**	**0**	**0**	**2**	**6**	**9**	**10**	**12**	**26**	**39**	**46**	**71**	**95**	**142**	**152**	**112**	**95**	**46**	**17**	**3**	**4**	**2**	**1**	**0**	**0**	**0**	**0**	**0**	**0**

DRAFT

Site 31
Location L-7414-0, Att - TP, Lat 53.7184, Long -6.75706
Direction Two way

3279 / Meath/Cavan/Monaghan ATC's
October 2013
Automatic Traffic Count

Thu, 10 October 2013

Time	Total	Speed Bins (km/h)																											
		0 - 5	5 - 10	10 - 15	15 - 20	20 - 25	25 - 30	30 - 35	35 - 40	40 - 45	45 - 50	50 - 55	55 - 60	60 - 65	65 - 70	70 - 75	75 - 80	80 - 85	85 - 90	90 - 95	95 - 100	100 - 105	105 - 110	110 - 115	115 - 120	120 - 125	125 - 130	130 - 135	135 - 140
0000	5	0	0	0	0	0	0	0	0	0	0	0	0	0	1	3	0	0	1	0	0	0	0	0	0	0	0	0	0
0100	4	0	0	0	0	0	0	0	1	0	0	0	0	0	1	0	1	1	0	0	0	0	0	0	0	0	0	0	0
0200	0	0	0	0	0	0	0	0	0	0	0	0	0	0	0	0	0	0	0	0	0	0	0	0	0	0	0	0	0
0300	3	0	0	0	0	0	0	0	0	0	1	0	1	0	0	0	1	0	0	0	0	0	0	0	0	0	0	0	0
0400	1	0	0	0	0	0	0	0	0	0	0	1	0	0	0	0	0	0	0	0	0	0	0	0	0	0	0	0	0
0500	4	0	0	0	0	0	0	0	0	0	0	0	0	0	1	2	0	0	0	1	0	0	0	0	0	0	0	0	0
0600	13	0	0	0	0	0	0	0	0	0	0	0	1	0	0	3	3	4	2	0	0	0	0	0	0	0	0	0	0
0700	50	0	0	0	0	0	1	1	1	1	4	1	4	7	6	7	7	5	3	1	1	0	0	0	0	0	0	0	0
0800	**90**	**0**	**0**	**0**	**1**	**0**	**0**	**0**	**0**	**1**	**6**	**6**	**7**	**16**	**18**	**13**	**13**	**5**	**2**	**2**	**0**	**0**	**0**	**0**	**0**	**0**	**0**	**0**	**0**
0900	87	0	0	0	0	1	3	0	3	7	1	6	7	11	16	15	4	5	4	2	2	0	0	0	0	0	0	0	0
1000	29	0	0	1	0	0	1	2	1	4	0	1	1	4	7	3	2	0	0	1	0	0	1	0	0	0	0	0	0
1100	32	0	0	0	0	0	1	3	5	2	1	1	7	3	5	0	1	3	0	0	0	0	0	0	0	0	0	0	0
1200	63	0	0	0	0	0	1	0	2	6	2	4	9	9	12	7	6	3	1	0	1	0	0	0	0	0	0	0	0
1300	31	0	0	0	0	0	0	1	1	1	2	0	2	6	4	5	5	2	1	1	0	0	0	0	0	0	0	0	0
1400	47	0	0	0	0	0	0	1	2	1	2	6	7	10	4	7	4	3	0	0	0	0	0	0	0	0	0	0	0
1500	76	0	0	0	0	0	1	3	2	5	5	5	12	9	10	9	6	3	2	2	2	0	0	0	0	0	0	0	0
1600	60	0	0	0	0	1	2	4	2	1	3	9	8	9	4	9	5	2	0	1	0	0	0	0	0	0	0	0	0
1700	**81**	**0**	**0**	**0**	**0**	**0**	**1**	**3**	**3**	**7**	**4**	**7**	**12**	**9**	**15**	**10**	**5**	**5**	**0**	**0**	**0**	**0**	**0**	**0**	**0**	**0**	**0**	**0**	**0**
1800	65	0	0	0	0	6	2	1	0	3	2	4	11	12	6	6	5	4	2	0	1	0	0	0	0	0	0	0	0
1900	48	0	0	0	0	1	1	0	2	1	4	8	10	7	7	5	1	0	0	0	1	0	0	0	0	0	0	0	0
2000	37	0	0	1	0	0	2	2	0	0	4	1	6	11	3	4	2	0	0	1	0	0	0	0	0	0	0	0	0
2100	36	0	0	0	0	3	0	0	1	1	0	6	3	4	4	2	5	3	2	1	1	0	0	0	0	0	0	0	0
2200	13	0	0	1	0	0	0	2	0	1	0	1	1	0	1	0	3	2	0	1	0	0	0	0	0	0	0	0	0
2300	3	0	0	0	0	0	0	0	1	0	0	0	1	0	0	0	0	0	1	0	0	0	0	0	0	0	0	0	0
07-19	**711**	**0**	**0**	**1**	**1**	**8**	**13**	**19**	**22**	**39**	**32**	**50**	**87**	**105**	**107**	**91**	**63**	**40**	**15**	**10**	**7**	**0**	**1**	**0**	**0**	**0**	**0**	**0**	**0**
06-22	**845**	**0**	**0**	**2**	**1**	**12**	**16**	**21**	**25**	**41**	**40**	**65**	**107**	**127**	**121**	**105**	**74**	**47**	**19**	**12**	**9**	**0**	**1**	**0**	**0**	**0**	**0**	**0**	**0**
06-00	**861**	**0**	**0**	**3**	**1**	**12**	**16**	**23**	**26**	**42**	**40**	**66**	**109**	**127**	**122**	**105**	**77**	**49**	**20**	**13**	**9**	**0**	**1**	**0**	**0**	**0**	**0**	**0**	**0**
00-00	**878**	**0**	**0**	**3**	**1**	**12**	**16**	**23**	**27**	**42**	**41**	**67**	**110**	**127**	**125**	**110**	**79**	**50**	**21**	**14**	**9**	**0**	**1**	**0**	**0**	**0**	**0**	**0**	**0**

DRAFT

Site 31
Location L-7414-0, Att - TP, Lat 53.7184, Long -6.75706
Direction Two way

3279 / Meath/Cavan/Monaghan ATC's
October 2013
Automatic Traffic Count

Fri, 11 October 2013

Time	Total	Speed Bins (km/h)																												
		0 - 5	5 - 10	10 - 15	15 - 20	20 - 25	25 - 30	30 - 35	35 - 40	40 - 45	45 - 50	50 - 55	55 - 60	60 - 65	65 - 70	70 - 75	75 - 80	80 - 85	85 - 90	90 - 95	95 - 100	100 - 105	105 - 110	110 - 115	115 - 120	120 - 125	125 - 130	130 - 135	135 - 140
0000	5	0	0	0	0	0	0	0	0	0	0	0	0	0	0	3	2	0	0	0	0	0	0	0	0	0	0	0	0	0
0100	2	0	0	0	0	0	0	0	0	0	0	0	0	1	0	1	0	0	0	0	0	0	0	0	0	0	0	0	0	0
0200	1	0	0	0	0	0	0	0	0	0	0	0	0	0	0	0	1	0	0	0	0	0	0	0	0	0	0	0	0	0
0300	4	0	0	0	0	0	0	0	0	0	0	3	0	0	0	0	0	0	0	0	0	0	0	0	0	1	0	0	0	0
0400	3	0	0	0	0	0	0	0	0	0	0	1	0	0	1	1	0	0	0	0	0	0	0	0	0	0	0	0	0	0
0500	2	0	0	0	0	0	0	0	0	0	0	0	0	0	0	0	1	0	1	0	0	0	0	0	0	0	0	0	0	0
0600	10	0	0	0	0	0	0	0	0	0	0	0	2	5	2	0	0	0	0	0	1	0	0	0	0	0	0	0	0	0
0700	42	0	0	0	0	0	0	0	0	3	3	2	2	2	5	11	5	5	3	1	0	0	0	0	0	0	0	0	0	0
0800	**94**	**0**	**0**	**0**	**1**	**0**	**0**	**1**	**1**	**1**	**6**	**3**	**14**	**16**	**15**	**12**	**9**	**10**	**3**	**2**	**0**	**0**	**0**	**0**	**0**	**0**	**0**	**0**	**0**	**0**
0900	73	0	0	0	0	1	0	1	0	5	2	5	8	9	13	8	8	12	1	0	0	0	0	0	0	0	0	0	0	0
1000	32	0	0	0	0	0	0	0	2	5	0	3	6	2	1	4	6	0	2	1	0	0	0	0	0	0	0	0	0	0
1100	39	0	0	0	0	1	0	0	2	1	2	4	3	6	6	6	3	4	0	0	0	0	0	1	0	0	0	0	0	0
1200	54	0	0	0	0	0	1	0	0	1	3	8	4	10	7	10	7	2	0	1	0	0	0	0	0	0	0	0	0	0
1300	42	0	0	0	0	0	1	1	3	2	0	4	3	6	7	4	5	3	1	2	0	0	0	0	0	0	0	0	0	0
1400	67	0	0	0	1	2	5	1	5	4	4	7	7	8	8	8	3	1	2	0	0	1	0	0	0	0	0	0	0	0
1500	85	0	0	0	2	6	1	1	1	6	4	10	14	14	8	7	10	0	0	1	0	0	0	0	0	0	0	0	0	0
1600	73	0	0	1	0	1	0	2	1	3	3	5	4	7	14	12	5	10	1	3	1	0	0	0	0	0	0	0	0	0
1700	**86**	**0**	**1**	**0**	**0**	**0**	**2**	**2**	**3**	**2**	**5**	**2**	**11**	**12**	**11**	**16**	**11**	**6**	**2**	**0**	**0**	**0**	**0**	**0**	**0**	**0**	**0**	**0**	**0**	**0**
1800	50	0	0	0	3	0	0	0	2	0	2	2	5	9	8	4	4	11	0	0	0	0	0	0	0	0	0	0	0	0
1900	44	0	0	0	1	0	0	0	2	2	7	3	6	6	7	4	5	0	1	0	0	0	0	0	0	0	0	0	0	0
2000	31	0	0	0	0	0	0	0	1	1	0	3	0	6	8	5	4	2	0	1	0	0	0	0	0	0	0	0	0	0
2100	21	0	0	0	0	0	0	0	0	1	0	6	2	4	1	3	4	0	0	0	0	0	0	0	0	0	0	0	0	0
2200	16	0	0	0	0	0	0	0	0	0	2	2	1	1	3	2	3	1	0	0	1	0	0	0	0	0	0	0	0	0
2300	3	0	0	0	0	0	0	0	0	0	0	0	0	0	2	0	0	1	0	0	0	0	0	0	0	0	0	0	0	0
07-19	**737**	**0**	**1**	**1**	**7**	**11**	**10**	**9**	**20**	**33**	**34**	**55**	**81**	**101**	**103**	**102**	**76**	**64**	**15**	**11**	**1**	**1**	**0**	**1**	**0**	**0**	**0**	**0**	**0**	**0**
06-22	**843**	**0**	**1**	**1**	**8**	**11**	**10**	**9**	**23**	**37**	**41**	**67**	**91**	**122**	**121**	**114**	**89**	**66**	**16**	**12**	**2**	**1**	**0**	**1**	**0**	**0**	**0**	**0**	**0**	**0**
06-00	**862**	**0**	**1**	**1**	**8**	**11**	**10**	**9**	**23**	**37**	**43**	**69**	**92**	**123**	**126**	**116**	**92**	**68**	**16**	**12**	**3**	**1**	**0**	**1**	**0**	**0**	**0**	**0**	**0**	**0**
00-00	**879**	**0**	**1**	**1**	**8**	**11**	**10**	**9**	**23**	**37**	**43**	**73**	**92**	**124**	**127**	**121**	**96**	**68**	**17**	**12**	**3**	**1**	**0**	**1**	**0**	**1**	**0**	**0**	**0**	**0**

DRAFT

Site 31
Location L-7414-0, Att - TP, Lat 53.7184, Long -6.75706
Direction Two way

3279 / Meath/Cavan/Monaghan ATC's
October 2013
Automatic Traffic Count

Sat, 12 October 2013

Time	Total	Speed Bins (km/h)																											
		0 - 5	5 - 10	10 - 15	15 - 20	20 - 25	25 - 30	30 - 35	35 - 40	40 - 45	45 - 50	50 - 55	55 - 60	60 - 65	65 - 70	70 - 75	75 - 80	80 - 85	85 - 90	90 - 95	95 - 100	100 - 105	105 - 110	110 - 115	115 - 120	120 - 125	125 - 130	130 - 135	135 - 140
0000	6	0	0	0	0	0	0	0	0	0	0	1	1	3	0	1	0	0	0	0	0	0	0	0	0	0	0	0	0
0100	2	0	0	0	0	0	0	0	0	0	0	0	0	2	0	0	0	0	0	0	0	0	0	0	0	0	0	0	0
0200	1	0	0	0	0	0	0	0	0	0	0	0	0	0	1	0	0	0	0	0	0	0	0	0	0	0	0	0	0
0300	3	0	0	0	0	0	0	0	0	0	0	0	0	1	0	0	1	0	0	1	0	0	0	0	0	0	0	0	0
0400	2	0	0	0	0	0	0	0	0	0	0	0	0	1	0	1	0	0	0	0	0	0	0	0	0	0	0	0	0
0500	4	0	0	0	0	0	1	0	0	0	0	0	1	0	0	0	0	2	0	0	0	0	0	0	0	0	0	0	0
0600	4	0	0	0	0	0	0	0	0	0	0	0	0	1	0	0	1	1	0	1	0	0	0	0	0	0	0	0	0
0700	10	0	0	0	0	0	0	1	0	0	0	0	1	3	0	0	3	0	0	0	1	1	0	0	0	0	0	0	0
0800	31	0	0	0	0	0	1	0	0	1	1	6	1	5	7	4	1	1	1	1	1	0	0	0	0	0	0	0	0
0900	53	0	0	0	2	0	3	4	0	2	3	2	2	5	11	5	6	5	2	1	0	0	0	0	0	0	0	0	0
1000	65	0	1	0	2	1	3	3	0	6	6	3	8	12	5	11	2	1	1	0	0	0	0	0	0	0	0	0	0
1100	**72**	**0**	**0**	**0**	**0**	**1**	**3**	**8**	**5**	**9**	**10**	**9**	**9**	**5**	**5**	**4**	**1**	**1**	**1**	**0**	**1**	**0**	**0**	**0**	**0**	**0**	**0**	**0**	**0**
1200	52	0	0	0	1	0	0	2	3	0	3	5	4	10	4	10	7	2	1	0	0	0	0	0	0	0	0	0	0
1300	67	0	2	0	0	1	1	1	0	6	2	6	15	9	8	7	6	2	0	1	0	0	0	0	0	0	0	0	0
1400	**70**	**0**	**0**	**0**	**0**	**0**	**0**	**0**	**5**	**4**	**0**	**9**	**9**	**15**	**9**	**9**	**7**	**2**	**0**	**0**	**1**	**0**	**0**	**0**	**0**	**0**	**0**	**0**	**0**
1500	44	0	0	0	0	0	0	0	3	0	2	6	7	6	7	7	2	1	2	1	0	0	0	0	0	0	0	0	0
1600	66	0	0	2	1	2	3	2	0	3	1	9	4	12	7	10	3	1	4	0	2	0	0	0	0	0	0	0	0
1700	65	0	0	0	0	0	0	0	3	7	6	2	9	9	18	6	3	1	0	1	0	0	0	0	0	0	0	0	0
1800	49	0	0	0	0	0	1	1	4	2	3	7	8	7	4	6	2	0	2	2	0	0	0	0	0	0	0	0	0
1900	46	0	0	0	0	0	0	1	3	1	4	2	5	7	7	3	9	2	2	0	0	0	0	0	0	0	0	0	0
2000	35	0	0	0	0	0	1	1	0	0	0	1	5	7	5	4	3	4	2	1	0	1	0	0	0	0	0	0	0
2100	22	0	0	0	1	0	0	0	0	0	3	1	0	0	2	3	5	3	1	2	1	0	0	0	0	0	0	0	0
2200	9	0	0	0	0	0	0	0	0	1	0	2	1	1	0	3	0	1	0	0	0	0	0	0	0	0	0	0	0
2300	5	0	0	0	0	0	0	0	0	0	0	0	1	2	1	0	0	1	0	0	0	0	0	0	0	0	0	0	0
07-19	**644**	**0**	**3**	**2**	**6**	**5**	**15**	**22**	**23**	**40**	**37**	**64**	**77**	**98**	**85**	**79**	**43**	**17**	**14**	**7**	**6**	**1**	**0**	**0**	**0**	**0**	**0**	**0**	**0**
06-22	**751**	**0**	**3**	**2**	**7**	**5**	**16**	**24**	**26**	**41**	**44**	**68**	**87**	**113**	**99**	**89**	**61**	**27**	**19**	**11**	**7**	**2**	**0**	**0**	**0**	**0**	**0**	**0**	**0**
06-00	**765**	**0**	**3**	**2**	**7**	**5**	**16**	**24**	**26**	**42**	**44**	**70**	**89**	**116**	**100**	**92**	**61**	**29**	**19**	**11**	**7**	**2**	**0**	**0**	**0**	**0**	**0**	**0**	**0**
00-00	**783**	**0**	**3**	**2**	**7**	**5**	**17**	**24**	**26**	**42**	**44**	**71**	**91**	**123**	**101**	**94**	**62**	**31**	**19**	**12**	**7**	**2**	**0**	**0**	**0**	**0**	**0**	**0**	**0**

DRAFT

Site 31
Location L-7414-0, Att - TP, Lat 53.7184, Long -6.75706
Direction Two way

3279 / Meath/Cavan/Monaghan ATC's
October 2013
Automatic Traffic Count

Sun, 13 October 2013

Time	Total	Speed Bins (km/h)																											
		0 - 5	5 - 10	10 - 15	15 - 20	20 - 25	25 - 30	30 - 35	35 - 40	40 - 45	45 - 50	50 - 55	55 - 60	60 - 65	65 - 70	70 - 75	75 - 80	80 - 85	85 - 90	90 - 95	95 - 100	100 - 105	105 - 110	110 - 115	115 - 120	120 - 125	125 - 130	130 - 135	135 - 140
0000	7	0	0	0	0	0	0	0	0	0	0	0	0	0	5	1	0	0	1	0	0	0	0	0	0	0	0	0	0
0100	8	0	0	0	0	0	0	1	0	0	0	0	0	0	2	0	2	0	0	2	0	0	0	0	1	0	0	0	0
0200	7	0	0	0	0	0	0	0	0	0	0	1	2	2	0	1	0	0	1	0	0	0	0	0	0	0	0	0	0
0300	3	0	0	0	0	0	0	0	0	0	1	0	1	1	0	0	0	0	0	0	0	0	0	0	0	0	0	0	0
0400	1	0	0	0	0	0	0	0	1	0	0	0	0	0	0	0	0	0	0	0	0	0	0	0	0	0	0	0	0
0500	0	0	0	0	0	0	0	0	0	0	0	0	0	0	0	0	0	0	0	0	0	0	0	0	0	0	0	0	0
0600	2	0	0	0	0	0	0	0	0	0	0	0	0	0	0	0	0	0	0	1	1	0	0	0	0	0	0	0	0
0700	5	0	0	0	0	0	0	1	0	1	0	1	0	0	0	0	1	0	0	1	0	0	0	0	0	0	0	0	0
0800	11	0	0	0	0	1	0	0	0	0	0	1	0	0	1	4	2	0	0	0	2	0	0	0	0	0	0	0	0
0900	33	0	0	0	1	2	1	1	0	1	2	6	2	3	5	4	2	2	1	0	0	0	0	0	0	0	0	0	0
1000	**51**	**0**	**0**	**0**	**0**	**1**	**2**	**1**	**2**	**1**	**3**	**2**	**7**	**7**	**2**	**9**	**9**	**1**	**2**	**1**	**0**	**0**	**1**	**0**	**0**	**0**	**0**	**0**	**0**
1100	39	0	0	0	0	0	1	1	1	0	2	2	5	10	3	6	3	4	1	0	0	0	0	0	0	0	0	0	0
1200	**50**	**0**	**0**	**0**	**1**	**0**	**4**	**0**	**1**	**0**	**3**	**1**	**6**	**5**	**11**	**9**	**6**	**3**	**0**	**0**	**0**	**0**	**0**	**0**	**0**	**0**	**0**	**0**	**0**
1300	43	0	0	0	0	0	1	0	1	1	1	4	4	11	7	4	7	1	0	1	0	0	0	0	0	0	0	0	0
1400	32	0	0	0	0	0	2	1	0	3	2	2	3	4	6	4	3	0	1	1	0	0	0	0	0	0	0	0	0
1500	24	0	0	0	0	0	2	0	0	1	3	1	1	8	2	4	1	0	0	1	0	0	0	0	0	0	0	0	0
1600	31	0	0	0	0	1	0	0	0	2	5	2	4	5	5	5	1	1	0	0	0	0	0	0	0	0	0	0	0
1700	43	0	0	0	0	3	0	0	2	2	2	5	9	5	11	2	2	0	0	0	0	0	0	0	0	0	0	0	0
1800	29	0	0	0	0	0	0	0	1	2	1	1	6	3	7	3	3	0	2	0	0	0	0	0	0	0	0	0	0
1900	29	0	0	0	0	0	0	1	0	1	0	0	7	4	5	5	5	1	0	0	0	0	0	0	0	0	0	0	0
2000	26	0	0	0	0	0	0	0	0	1	0	5	4	9	3	0	1	2	1	0	0	0	0	0	0	0	0	0	0
2100	10	0	0	0	0	0	0	0	0	0	0	1	2	1	2	3	0	1	0	0	0	0	0	0	0	0	0	0	0
2200	12	0	0	0	0	0	0	0	0	0	0	2	2	5	1	1	0	0	0	0	0	1	0	0	0	0	0	0	0
2300	3	0	0	0	0	0	0	0	0	0	0	0	0	0	0	0	0	2	0	0	1	0	0	0	0	0	0	0	0
07-19	**391**	**0**	**0**	**0**	**2**	**8**	**13**	**5**	**8**	**14**	**24**	**28**	**47**	**61**	**60**	**54**	**40**	**12**	**7**	**5**	**2**	**0**	**1**	**0**	**0**	**0**	**0**	**0**	**0**
06-22	**458**	**0**	**0**	**0**	**2**	**8**	**13**	**6**	**8**	**16**	**24**	**34**	**60**	**75**	**70**	**62**	**46**	**16**	**8**	**6**	**3**	**0**	**1**	**0**	**0**	**0**	**0**	**0**	**0**
06-00	**473**	**0**	**0**	**0**	**2**	**8**	**13**	**6**	**8**	**16**	**24**	**36**	**62**	**80**	**71**	**63**	**46**	**18**	**8**	**6**	**4**	**1**	**1**	**0**	**0**	**0**	**0**	**0**	**0**
00-00	**499**	**0**	**0**	**0**	**2**	**8**	**13**	**7**	**9**	**16**	**25**	**37**	**65**	**83**	**78**	**65**	**48**	**18**	**10**	**8**	**4**	**1**	**1**	**0**	**1**	**0**	**0**	**0**	**0**

DRAFT

Site 31
Location L-7414-0, Att - TP, Lat 53.7184, Long -6.75706
Direction Two way

3279 / Meath/Cavan/Monaghan ATC's
October 2013
Automatic Traffic Count

Mon, 14 October 2013

Time	Total	Speed Bins (km/h)																											
		0 - 5	5 - 10	10 - 15	15 - 20	20 - 25	25 - 30	30 - 35	35 - 40	40 - 45	45 - 50	50 - 55	55 - 60	60 - 65	65 - 70	70 - 75	75 - 80	80 - 85	85 - 90	90 - 95	95 - 100	100 - 105	105 - 110	110 - 115	115 - 120	120 - 125	125 - 130	130 - 135	135 - 140
0000	1	0	0	0	0	0	0	0	0	0	0	0	0	0	0	1	0	0	0	0	0	0	0	0	0	0	0	0	0
0100	1	0	0	0	0	0	0	0	0	0	0	0	1	0	0	0	0	0	0	0	0	0	0	0	0	0	0	0	0
0200	1	0	0	0	0	0	0	0	0	0	0	0	0	0	0	0	0	0	1	0	0	0	0	0	0	0	0	0	0
0300	4	0	0	0	0	0	0	0	0	0	0	0	1	0	1	2	0	0	0	0	0	0	0	0	0	0	0	0	0
0400	0	0	0	0	0	0	0	0	0	0	0	0	0	0	0	0	0	0	0	0	0	0	0	0	0	0	0	0	0
0500	7	0	0	0	1	0	0	0	0	2	0	0	0	1	0	2	0	0	0	1	0	0	0	0	0	0	0	0	0
0600	13	0	0	0	0	0	0	0	0	0	0	0	1	4	0	4	1	1	2	0	0	0	0	0	0	0	0	0	0
0700	42	0	0	0	0	0	0	0	0	0	1	2	9	3	4	5	5	7	2	2	0	1	0	0	1	0	0	0	0
0800	**88**	**0**	**0**	**0**	**0**	**0**	**1**	**0**	**0**	**2**	**4**	**0**	**4**	**20**	**16**	**15**	**12**	**9**	**5**	**0**	**0**	**0**	**0**	**0**	**0**	**0**	**0**	**0**	**0**
0900	72	0	0	0	0	1	0	3	1	3	2	6	6	12	17	6	8	5	1	1	0	0	0	0	0	0	0	0	0
1000	40	0	0	0	0	1	2	0	3	4	2	3	6	3	5	4	4	2	1	0	0	0	0	0	0	0	0	0	0
1100	41	0	0	0	0	5	0	5	2	4	3	3	2	6	7	2	2	0	0	0	0	0	0	0	0	0	0	0	0
1200	64	0	0	0	0	0	5	0	8	3	1	4	12	5	9	7	7	1	2	0	0	0	0	0	0	0	0	0	0
1300	45	0	0	0	3	1	2	0	0	3	2	2	4	8	7	4	5	2	1	1	0	0	0	0	0	0	0	0	0
1400	48	0	0	0	0	1	1	1	5	5	2	5	8	7	8	2	2	1	0	0	0	0	0	0	0	0	0	0	0
1500	70	0	0	1	1	0	1	3	5	1	2	6	10	12	11	7	5	3	1	1	0	0	0	0	0	0	0	0	0
1600	**81**	**0**	**0**	**0**	**0**	**1**	**4**	**3**	**7**	**8**	**5**	**7**	**7**	**7**	**5**	**6**	**11**	**8**	**1**	**1**	**0**	**0**	**0**	**0**	**0**	**0**	**0**	**0**	**0**
1700	78	0	0	0	0	1	8	4	5	3	7	2	7	12	8	7	9	2	3	0	0	0	0	0	0	0	0	0	0
1800	67	0	0	0	0	0	2	1	7	0	4	8	7	9	11	5	6	3	1	0	3	0	0	0	0	0	0	0	0
1900	49	0	0	0	0	0	2	3	1	3	3	1	7	8	8	6	3	1	1	1	1	0	0	0	0	0	0	0	0
2000	42	0	0	0	0	2	0	0	2	1	3	3	6	6	6	5	1	6	0	1	0	0	0	0	0	0	0	0	0
2100	28	0	0	0	0	0	0	0	1	0	0	1	8	5	4	3	3	1	1	1	0	0	0	0	0	0	0	0	0
2200	11	0	0	0	0	0	0	0	0	0	1	1	2	3	2	0	0	2	0	0	0	0	0	0	0	0	0	0	0
2300	5	0	0	0	0	0	0	0	0	0	0	0	0	2	2	1	0	0	0	0	0	0	0	0	0	0	0	0	0
07-19	**736**	**0**	**0**	**1**	**4**	**11**	**26**	**20**	**43**	**36**	**35**	**48**	**82**	**104**	**108**	**70**	**76**	**43**	**18**	**6**	**3**	**1**	**0**	**0**	**1**	**0**	**0**	**0**	**0**
06-22	**868**	**0**	**0**	**1**	**4**	**13**	**28**	**23**	**47**	**40**	**41**	**53**	**104**	**127**	**126**	**88**	**84**	**52**	**22**	**9**	**4**	**1**	**0**	**0**	**1**	**0**	**0**	**0**	**0**
06-00	**884**	**0**	**0**	**1**	**4**	**13**	**28**	**23**	**47**	**40**	**42**	**54**	**106**	**132**	**130**	**89**	**84**	**54**	**22**	**9**	**4**	**1**	**0**	**0**	**1**	**0**	**0**	**0**	**0**
00-00	**898**	**0**	**0**	**1**	**5**	**13**	**28**	**23**	**47**	**42**	**42**	**54**	**108**	**133**	**131**	**94**	**84**	**54**	**23**	**10**	**4**	**1**	**0**	**0**	**1**	**0**	**0**	**0**	**0**

DRAFT

Site 31
Location L-7414-0, Att - TP, Lat 53.7184, Long -6.75706
Direction Two way

3279 / Meath/Cavan/Monaghan ATC's
October 2013
Automatic Traffic Count

Virtual Day (7)

Time	Total	Speed Bins (km/h)																											
		0 - 5	5 - 10	10 - 15	15 - 20	20 - 25	25 - 30	30 - 35	35 - 40	40 - 45	45 - 50	50 - 55	55 - 60	60 - 65	65 - 70	70 - 75	75 - 80	80 - 85	85 - 90	90 - 95	95 - 100	100 - 105	105 - 110	110 - 115	115 - 120	120 - 125	125 - 130	130 - 135	135 - 140
0000	4	0	0	0	0	0	0	0	0	0	0	0	0	0	1	1	0	0	0	0	0	0	0	0	0	0	0	0	0
0100	3	0	0	0	0	0	0	0	0	0	0	0	0	1	0	0	0	0	0	0	0	0	0	0	0	0	0	0	0
0200	2	0	0	0	0	0	0	0	0	0	0	0	0	0	0	0	0	0	0	0	0	0	0	0	0	0	0	0	0
0300	3	0	0	0	0	0	0	0	0	0	0	0	0	1	0	0	0	0	0	0	0	0	0	0	0	0	0	0	0
0400	1	0	0	0	0	0	0	0	0	0	0	0	0	0	0	0	0	0	0	0	0	0	0	0	0	0	0	0	0
0500	3	0	0	0	0	0	0	0	0	0	0	0	0	0	0	1	0	0	0	0	0	0	0	0	0	0	0	0	0
0600	10	0	0	0	0	0	0	0	0	0	0	0	1	2	1	2	1	2	1	0	0	0	0	0	0	0	0	0	0
0700	33	0	0	0	0	0	0	0	1	1	1	1	4	3	4	5	6	4	1	1	0	0	0	0	0	0	0	0	0
0800	**73**	**0**	**0**	**0**	**1**	**0**	**0**	**1**	**1**	**2**	**3**	**4**	**6**	**12**	**13**	**12**	**9**	**5**	**3**	**1**	**0**	**0**	**0**	**0**	**0**	**0**	**0**	**0**	**0**
0900	66	0	0	0	0	1	1	1	1	4	2	5	6	9	12	10	6	5	1	1	0	0	0	0	0	0	0	0	0
1000	42	0	0	0	1	1	1	1	1	3	3	3	7	5	4	6	4	1	1	1	0	0	0	0	0	0	0	0	0
1100	44	0	0	0	0	1	2	2	3	3	4	4	6	6	5	3	2	2	0	0	0	0	0	0	0	0	0	0	0
1200	56	0	0	0	0	0	2	0	2	2	2	6	6	9	9	8	6	2	1	0	0	0	0	0	0	0	0	0	0
1300	44	0	0	0	0	0	1	1	1	3	1	3	6	8	6	5	5	2	0	1	0	0	0	0	0	0	0	0	0
1400	52	0	0	0	0	0	1	1	3	3	2	5	6	8	9	7	4	1	1	0	0	0	0	0	0	0	0	0	0
1500	60	0	0	0	1	1	1	1	2	2	3	6	9	10	8	6	4	2	1	1	0	0	0	0	0	0	0	0	0
1600	64	0	0	1	0	1	1	2	2	4	3	6	5	9	9	8	5	5	1	1	0	0	0	0	0	0	0	0	0
1700	**74**	**0**	**0**	**0**	**0**	**1**	**2**	**2**	**3**	**3**	**5**	**5**	**9**	**10**	**13**	**10**	**6**	**3**	**1**	**0**	**0**	**0**	**0**	**0**	**0**	**0**	**0**	**0**	**0**
1800	54	0	0	0	0	1	1	1	2	2	2	4	7	9	8	6	4	4	2	0	1	0	0	0	0	0	0	0	0
1900	45	0	0	0	0	0	1	1	2	2	3	3	7	7	7	5	5	1	1	0	0	0	0	0	0	0	0	0	0
2000	33	0	0	0	0	0	0	1	0	1	1	3	4	7	5	3	2	2	0	1	0	0	0	0	0	0	0	0	0
2100	25	0	0	0	0	0	0	0	0	1	1	3	3	4	3	2	3	1	1	1	0	0	0	0	0	0	0	0	0
2200	13	0	0	0	0	0	0	0	0	0	1	1	1	2	2	1	1	1	0	0	0	0	0	0	0	0	0	0	0
2300	4	0	0	0	0	0	0	0	0	0	0	0	0	1	1	0	0	1	0	0	0	0	0	0	0	0	0	0	0
07-19	**663**	**0**	**1**	**1**	**4**	**8**	**14**	**13**	**22**	**31**	**33**	**53**	**77**	**98**	**100**	**86**	**61**	**35**	**14**	**7**	**3**	**1**	**0**	**0**	**0**	**0**	**0**	**0**	**0**
06-22	**776**	**0**	**1**	**1**	**4**	**9**	**15**	**15**	**25**	**34**	**39**	**63**	**93**	**117**	**117**	**98**	**73**	**42**	**17**	**8**	**4**	**1**	**0**	**0**	**0**	**0**	**0**	**0**	**0**
06-00	**793**	**0**	**1**	**2**	**4**	**9**	**15**	**15**	**25**	**35**	**39**	**64**	**94**	**120**	**119**	**100**	**74**	**44**	**17**	**9**	**5**	**1**	**0**	**0**	**0**	**0**	**0**	**0**	**0**
00-00	**808**	**0**	**1**	**2**	**4**	**9**	**15**	**16**	**25**	**35**	**39**	**65**	**95**	**122**	**122**	**103**	**75**	**44**	**18**	**9**	**5**	**1**	**0**	**0**	**0**	**0**	**0**	**0**	**0**

DRAFT

Site 31
Location L-7414-0, Att - TP, Lat 53.7184, Long -6.75706
Direction Two way

3279 / Meath/Cavan/Monaghan ATC's
October 2013
Automatic Traffic Count

Virtual Week (1)

Time	Total	Speed Bins (km/h)																												
		0 - 5	5 - 10	10 - 15	15 - 20	20 - 25	25 - 30	30 - 35	35 - 40	40 - 45	45 - 50	50 - 55	55 - 60	60 - 65	65 - 70	70 - 75	75 - 80	80 - 85	85 - 90	90 - 95	95 - 100	100 - 105	105 - 110	110 - 115	115 - 120	120 - 125	125 - 130	130 - 135	135 - 140
Mon	898	0	0	1	5	13	28	23	47	42	42	54	108	133	131	94	84	54	23	10	4	1	0	0	1	0	0	0	0
Tue	828	0	0	2	1	3	14	11	19	27	35	84	106	124	142	124	64	42	19	7	3	1	0	0	0	0	0	0	0
Wed	890	0	0	2	6	9	10	12	26	39	46	71	95	142	152	112	95	46	17	3	4	2	1	0	0	0	0	0	0
Thu	878	0	0	3	1	12	16	23	27	42	41	67	110	127	125	110	79	50	21	14	9	0	1	0	0	0	0	0	0
Fri	879	0	1	1	8	11	10	9	23	37	43	73	92	124	127	121	96	68	17	12	3	1	0	1	0	1	0	0	0
|Sat	783	0	3	2	7	5	17	24	26	42	44	71	91	123	101	94	62	31	19	12	7	2	0	0	0	0	0	0	0
|Sun	499	0	0	0	2	8	13	7	9	16	25	37	65	83	78	65	48	18	10	8	4	1	1	0	1	0	0	0	0
5 Day Ave.	**875**	**0**	**0**	**2**	**4**	**10**	**16**	**16**	**28**	**37**	**41**	**70**	**102**	**130**	**135**	**112**	**84**	**52**	**19**	**9**	**5**	**1**	**0**	**0**	**0**	**0**	**0**	**0**	**0**
7 Day Ave.	**808**	**0**	**1**	**2**	**4**	**9**	**15**	**16**	**25**	**35**	**39**	**65**	**95**	**122**	**122**	**103**	**75**	**44**	**18**	**9**	**5**	**1**	**0**	**0**	**0**	**0**	**0**	**0**	**0**
--	**5655**	**0**	**4**	**11**	**30**	**61**	**108**	**109**	**177**	**245**	**276**	**457**	**667**	**856**	**856**	**720**	**528**	**309**	**126**	**66**	**34**	**8**	**3**	**1**	**2**	**1**	**0**	**0**	**0**

Summary Graphs

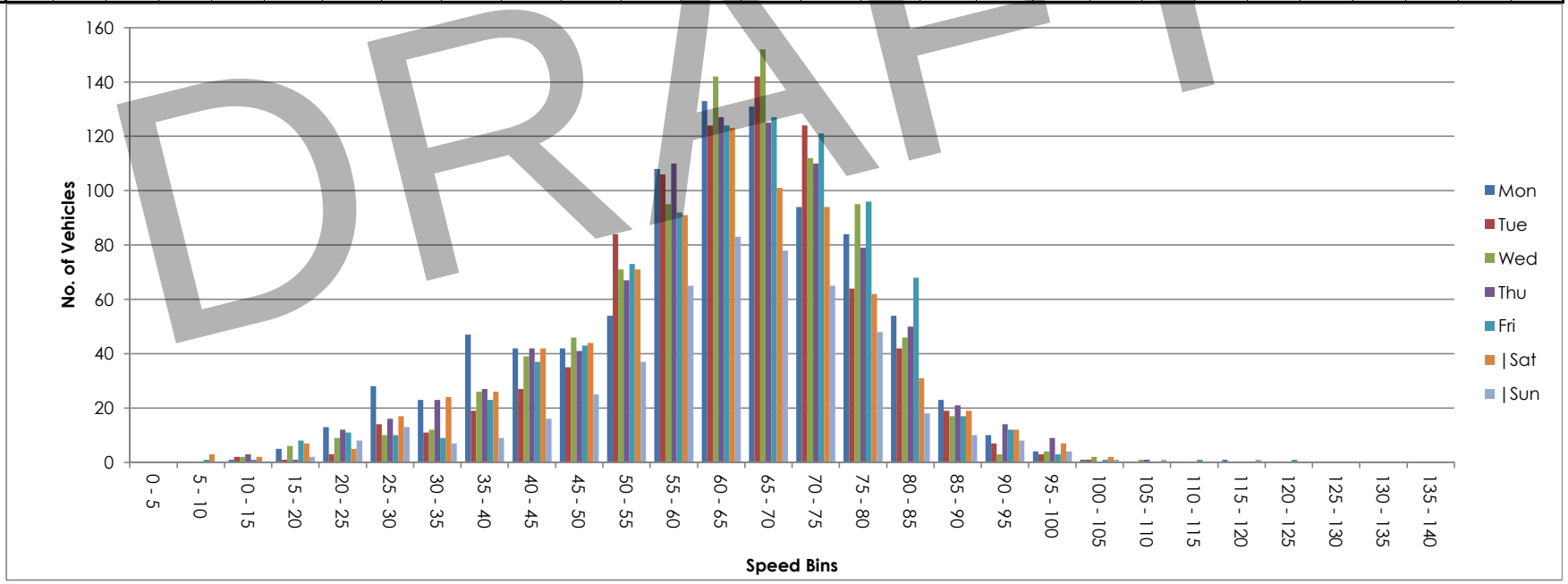

DRAFT



NDC NATIONWIDE DATA COLLECTION	**Site / Location:**	L-3408-0, Att - Telepole, Lat 53.7265, Long -6.76003	**Project No:**	3279	**Photo No:**	3279-32	**Drawn By:** MOR
	Survey Date:	Tue, 8 October 2013 to Mon, 14 October 2013	**Project Name:**		Meath/Cavan/Monaghan ATC'S		
	Survey Times:	00:00 to 00(24):00	**Title:**		Site Photograph		

Site No.	Location.	Direction.	Speed Limit - PSL (km/h)	Start Date.	End Date.	Total Vehicles.	5 Day Ave.	7 Day Ave.	No. > Speed Limit.	%. > Speed Limit.	No. > Speed Limit1 (+5km/h).	%. > Speed Limit1 (+5km/h).	No. > Speed Limit1 (+10km/h).	%. > Speed Limit1 (+10km/h).	Mean Speed	85%ile Speed
32	L-3408-0, Att - Telepole, Lat 53.7265, Long -6.76003	North	100	Tue, 8 October 2013	Mon, 14 October 2013	1486	227	212	0	0.0	0	0.0	0	0.0	53.6	61.9
		South	100	Tue, 8 October 2013	Mon, 14 October 2013	1850	286	264	0	0.0	0	0.0	0	0.0	55.2	64.8
		Two way	100	Tue, 8 October 2013	Mon, 14 October 2013	3336	513	477	0	0.0	0	0.0	0	0.0	54.5	63.4

DRAFT

Site 32
Location L-3408-0, Att - Telepole, Lat 53.7265, Long -6.76003
Direction North

3279 / Meath/Cavan/Monaghan ATC's
October 2013
Automatic Traffic Count

Tue, 8 October 2013

Time	Total	Classification												>PSL	>PSL%	>SL1	>SL1%	>SL2	>SL2%	Mean	Vpp
		1 MCL	2 SV	3 SVT	4 TB2	5 TB3	6 T4	7 ART3	8 ART4	9 ART5	10 ART6	11 BD	12 DRT	100	100	105 +5kph	105 +5kph	110 +10kph	110 +10kph		85
0000	1	0	1	0	0	0	0	0	0	0	0	0	0	0	0	0	0	0	0	54.3	-
0100	0	0	0	0	0	0	0	0	0	0	0	0	0	0	0	0	0	0	0	-	-
0200	1	0	0	0	1	0	0	0	0	0	0	0	0	0	0	0	0	0	0	51.4	-
0300	2	0	2	0	0	0	0	0	0	0	0	0	0	0	0	0	0	0	0	64.3	-
0400	0	0	0	0	0	0	0	0	0	0	0	0	0	0	0	0	0	0	0	-	-
0500	0	0	0	0	0	0	0	0	0	0	0	0	0	0	0	0	0	0	0	-	-
0600	2	0	2	0	0	0	0	0	0	0	0	0	0	0	0	0	0	0	0	61.4	-
0700	14	0	11	0	3	0	0	0	0	0	0	0	0	0	0	0	0	0	0	52.5	58.3
0800	**27**	**0**	**23**	**0**	**4**	**0**	**0**	**0**	**0**	**0**	**0**	**0**	**0**	**0**	**0**	**0**	**0**	**0**	**0**	**53.1**	**57.2**
0900	12	0	12	0	0	0	0	0	0	0	0	0	0	0	0	0	0	0	0	54.7	60.1
1000	7	0	4	0	3	0	0	0	0	0	0	0	0	0	0	0	0	0	0	50.8	-
1100	6	0	4	1	0	0	0	0	0	1	0	0	0	0	0	0	0	0	0	48.3	-
1200	8	0	8	0	0	0	0	0	0	0	0	0	0	0	0	0	0	0	0	59.8	-
1300	16	0	13	1	2	0	0	0	0	0	0	0	0	0	0	0	0	0	0	55.1	63.4
1400	16	0	14	0	2	0	0	0	0	0	0	0	0	0	0	0	0	0	0	58.7	63.4
1500	18	0	17	0	1	0	0	0	0	0	0	0	0	0	0	0	0	0	0	56.7	59.8
1600	14	1	9	1	3	0	0	0	0	0	0	0	0	0	0	0	0	0	0	58.9	64.1
1700	**20**	**1**	**19**	**0**	**0**	**0**	**0**	**0**	**0**	**0**	**0**	**0**	**0**	**0**	**0**	**0**	**0**	**0**	**0**	**50.5**	**58.7**
1800	**20**	**0**	**19**	**0**	**1**	**0**	**0**	**0**	**0**	**0**	**0**	**0**	**0**	**0**	**0**	**0**	**0**	**0**	**0**	**58.3**	**63.7**
1900	8	0	7	1	0	0	0	0	0	0	0	0	0	0	0	0	0	0	0	53.3	-
2000	6	0	6	0	0	0	0	0	0	0	0	0	0	0	0	0	0	0	0	53.1	-
2100	10	0	10	0	0	0	0	0	0	0	0	0	0	0	0	0	0	0	0	56.7	-
2200	5	0	5	0	0	0	0	0	0	0	0	0	0	0	0	0	0	0	0	54.2	-
2300	4	0	3	1	0	0	0	0	0	0	0	0	0	0	0	0	0	0	0	57.3	-
07-19	**178**	**2**	**153**	**3**	**19**	**0**	**0**	**0**	**0**	**1**	**0**	**0**	**0**	**0**	**0**	**0**	**0**	**0**	**0**	**55**	**61.2**
06-22	**204**	**2**	**178**	**4**	**19**	**0**	**0**	**0**	**0**	**1**	**0**	**0**	**0**	**0**	**0**	**0**	**0**	**0**	**0**	**55**	**61.2**
06-00	**213**	**2**	**186**	**5**	**19**	**0**	**0**	**0**	**0**	**1**	**0**	**0**	**0**	**0**	**0**	**0**	**0**	**0**	**0**	**55.1**	**61.6**
00-00	**217**	**2**	**189**	**5**	**20**	**0**	**0**	**0**	**0**	**1**	**0**	**0**	**0**	**0**	**0**	**0**	**0**	**0**	**0**	**55.1**	**61.6**

DRAFT

Site 32
Location L-3408-0, Att - Telepole, Lat 53.7265, Long -6.76003
Direction North

3279 / Meath/Cavan/Monaghan ATC's
October 2013
Automatic Traffic Count

Wed, 9 October 2013

Time	Total	Classification												>PSL	>PSL%	>SL1	>SL1%	>SL2	>SL2%	Mean	Vpp
		1 MCL	2 SV	3 SVT	4 TB2	5 TB3	6 T4	7 ART3	8 ART4	9 ART5	10 ART6	11 BD	12 DRT	100	100	105 +5kph	105 +5kph	110 +10kph	110 +10kph		85
0000	2	0	2	0	0	0	0	0	0	0	0	0	0	0	0	0	0	0	0	58.8	-
0100	1	0	1	0	0	0	0	0	0	0	0	0	0	0	0	0	0	0	0	68.5	-
0200	1	0	0	0	1	0	0	0	0	0	0	0	0	0	0	0	0	0	0	50.3	-
0300	1	0	0	0	1	0	0	0	0	0	0	0	0	0	0	0	0	0	0	67.2	-
0400	0	0	0	0	0	0	0	0	0	0	0	0	0	0	0	0	0	0	0	-	-
0500	0	0	0	0	0	0	0	0	0	0	0	0	0	0	0	0	0	0	0	-	-
0600	1	0	1	0	0	0	0	0	0	0	0	0	0	0	0	0	0	0	0	66.9	-
0700	12	0	7	0	5	0	0	0	0	0	0	0	0	0	0	0	0	0	0	57.4	64.1
0800	**24**	**0**	**19**	**0**	**5**	**0**	**0**	**0**	**0**	**0**	**0**	**0**	**0**	**0**	**0**	**0**	**0**	**0**	**0**	**54.2**	**61.2**
0900	14	0	12	0	1	0	0	0	0	1	0	0	0	0	0	0	0	0	0	54.7	59.4
1000	6	1	4	0	1	0	0	0	0	0	0	0	0	0	0	0	0	0	0	41.2	-
1100	20	0	16	4	0	0	0	0	0	0	0	0	0	0	0	0	0	0	0	48.5	56.2
1200	17	0	14	2	1	0	0	0	0	0	0	0	0	0	0	0	0	0	0	50.4	55.1
1300	8	0	5	2	1	0	0	0	0	0	0	0	0	0	0	0	0	0	0	46.3	-
1400	16	0	14	2	0	0	0	0	0	0	0	0	0	0	0	0	0	0	0	51.5	57.2
1500	16	0	12	2	2	0	0	0	0	0	0	0	0	0	0	0	0	0	0	51.8	58.7
1600	**23**	**1**	**18**	**4**	**0**	**0**	**0**	**0**	**0**	**0**	**0**	**0**	**0**	**0**	**0**	**0**	**0**	**0**	**0**	**56.6**	**64.4**
1700	17	0	15	1	1	0	0	0	0	0	0	0	0	0	0	0	0	0	0	51.8	62.3
1800	21	0	18	2	1	0	0	0	0	0	0	0	0	0	0	0	0	0	0	57.6	62.3
1900	8	0	8	0	0	0	0	0	0	0	0	0	0	0	0	0	0	0	0	57.3	-
2000	7	0	7	0	0	0	0	0	0	0	0	0	0	0	0	0	0	0	0	58.5	-
2100	3	0	3	0	0	0	0	0	0	0	0	0	0	0	0	0	0	0	0	57.9	-
2200	3	0	3	0	0	0	0	0	0	0	0	0	0	0	0	0	0	0	0	60.4	-
2300	4	0	3	1	0	0	0	0	0	0	0	0	0	0	0	0	0	0	0	51.3	-
07-19	**194**	**2**	**154**	**19**	**18**	**0**	**0**	**0**	**0**	**1**	**0**	**0**	**0**	**0**	**0**	**0**	**0**	**0**	**0**	**52.8**	**61.2**
06-22	**213**	**2**	**173**	**19**	**18**	**0**	**0**	**0**	**0**	**1**	**0**	**0**	**0**	**0**	**0**	**0**	**0**	**0**	**0**	**53.3**	**61.6**
06-00	**220**	**2**	**179**	**20**	**18**	**0**	**0**	**0**	**0**	**1**	**0**	**0**	**0**	**0**	**0**	**0**	**0**	**0**	**0**	**53.4**	**61.6**
00-00	**225**	**2**	**182**	**20**	**20**	**0**	**0**	**0**	**0**	**1**	**0**	**0**	**0**	**0**	**0**	**0**	**0**	**0**	**0**	**53.5**	**61.9**

DRAFT

Site 32
Location L-3408-0, Att - Telepole, Lat 53.7265, Long -6.76003
Direction North

3279 / Meath/Cavan/Monaghan ATC's
October 2013
Automatic Traffic Count

Thu, 10 October 2013

Time	Total	Classification												>PSL	>PSL%	>SL1	>SL1%	>SL2	>SL2%	Mean	Vpp
		1 MCL	2 SV	3 SVT	4 TB2	5 TB3	6 T4	7 ART3	8 ART4	9 ART5	10 ART6	11 BD	12 DRT	100	100	105 +5kph	105 +5kph	110 +10kph	110 +10kph		85
0000	0	0	0	0	0	0	0	0	0	0	0	0	0	0	0	0	0	0	0	-	-
0100	0	0	0	0	0	0	0	0	0	0	0	0	0	0	0	0	0	0	0	-	-
0200	1	0	0	0	1	0	0	0	0	0	0	0	0	0	0	0	0	0	0	50.9	-
0300	1	0	1	0	0	0	0	0	0	0	0	0	0	0	0	0	0	0	0	68.7	-
0400	1	0	0	0	1	0	0	0	0	0	0	0	0	0	0	0	0	0	0	70.6	-
0500	0	0	0	0	0	0	0	0	0	0	0	0	0	0	0	0	0	0	0	-	-
0600	2	0	2	0	0	0	0	0	0	0	0	0	0	0	0	0	0	0	0	72.7	-
0700	8	0	4	0	4	0	0	0	0	0	0	0	0	0	0	0	0	0	0	55	-
0800	**21**	**0**	**18**	**0**	**2**	**0**	**0**	**0**	**1**	**0**	**0**	**0**	**0**	**0**	**0**	**0**	**0**	**0**	**0**	**57.9**	**61.2**
0900	**21**	**0**	**19**	**0**	**2**	**0**	**0**	**0**	**0**	**0**	**0**	**0**	**0**	**0**	**0**	**0**	**0**	**0**	**0**	**52.8**	**59.4**
1000	6	1	5	0	0	0	0	0	0	0	0	0	0	0	0	0	0	0	0	51	-
1100	12	1	10	0	1	0	0	0	0	0	0	0	0	0	0	0	0	0	0	51.7	57.6
1200	12	0	10	0	2	0	0	0	0	0	0	0	0	0	0	0	0	0	0	57.1	62.6
1300	15	0	14	0	1	0	0	0	0	0	0	0	0	0	0	0	0	0	0	55.5	61.2
1400	14	0	12	1	1	0	0	0	0	0	0	0	0	0	0	0	0	0	0	51.7	56.5
1500	22	0	19	0	3	0	0	0	0	0	0	0	0	0	0	0	0	0	0	56.5	64.4
1600	11	1	10	0	0	0	0	0	0	0	0	0	0	0	0	0	0	0	0	56.9	63.4
1700	14	0	12	1	1	0	0	0	0	0	0	0	0	0	0	0	0	0	0	56.8	63.4
1800	**25**	**0**	**22**	**1**	**2**	**0**	**0**	**0**	**0**	**0**	**0**	**0**	**0**	**0**	**0**	**0**	**0**	**0**	**0**	**54.7**	**59.4**
1900	11	0	11	0	0	0	0	0	0	0	0	0	0	0	0	0	0	0	0	55.8	60.5
2000	6	0	6	0	0	0	0	0	0	0	0	0	0	0	0	0	0	0	0	58.9	-
2100	7	0	6	1	0	0	0	0	0	0	0	0	0	0	0	0	0	0	0	57.1	-
2200	2	0	2	0	0	0	0	0	0	0	0	0	0	0	0	0	0	0	0	58.9	-
2300	4	0	4	0	0	0	0	0	0	0	0	0	0	0	0	0	0	0	0	61.6	-
07-19	**181**	**3**	**155**	**3**	**19**	**0**	**0**	**0**	**1**	**0**	**0**	**0**	**0**	**0**	**0**	**0**	**0**	**0**	**0**	**55.1**	**61.6**
06-22	**207**	**3**	**180**	**4**	**19**	**0**	**0**	**0**	**1**	**0**	**0**	**0**	**0**	**0**	**0**	**0**	**0**	**0**	**0**	**55.4**	**62.3**
06-00	**213**	**3**	**186**	**4**	**19**	**0**	**0**	**0**	**1**	**0**	**0**	**0**	**0**	**0**	**0**	**0**	**0**	**0**	**0**	**55.6**	**62.3**
00-00	**216**	**3**	**187**	**4**	**21**	**0**	**0**	**0**	**1**	**0**	**0**	**0**	**0**	**0**	**0**	**0**	**0**	**0**	**0**	**55.7**	**63**

DRAFT

Site 32
Location L-3408-0, Att - Telepole, Lat 53.7265, Long -6.76003
Direction North

3279 / Meath/Cavan/Monaghan ATC's
October 2013
Automatic Traffic Count

Fri, 11 October 2013

Time	Total	Classification												>PSL	>PSL%	>SL1	>SL1%	>SL2	>SL2%	Mean	Vpp
		1 MCL	2 SV	3 SVT	4 TB2	5 TB3	6 T4	7 ART3	8 ART4	9 ART5	10 ART6	11 BD	12 DRT	100	100	105 +5kph	105 +5kph	110 +10kph	110 +10kph		85
0000	0	0	0	0	0	0	0	0	0	0	0	0	0	0	0	0	0	0	0	-	-
0100	0	0	0	0	0	0	0	0	0	0	0	0	0	0	0	0	0	0	0	-	-
0200	1	0	0	0	1	0	0	0	0	0	0	0	0	0	0	0	0	0	0	48.7	-
0300	2	0	2	0	0	0	0	0	0	0	0	0	0	0	0	0	0	0	0	66.5	-
0400	0	0	0	0	0	0	0	0	0	0	0	0	0	0	0	0	0	0	0	-	-
0500	1	0	1	0	0	0	0	0	0	0	0	0	0	0	0	0	0	0	0	58.6	-
0600	4	0	3	0	1	0	0	0	0	0	0	0	0	0	0	0	0	0	0	59.2	-
0700	8	0	4	0	4	0	0	0	0	0	0	0	0	0	0	0	0	0	0	56.3	-
0800	**19**	**0**	**14**	**1**	**4**	**0**	**0**	**0**	**0**	**0**	**0**	**0**	**0**	**0**	**0**	**0**	**0**	**0**	**0**	**52.9**	**58.3**
0900	**19**	**0**	**14**	**1**	**4**	**0**	**0**	**0**	**0**	**0**	**0**	**0**	**0**	**0**	**0**	**0**	**0**	**0**	**0**	**54.4**	**58.7**
1000	7	0	6	0	1	0	0	0	0	0	0	0	0	0	0	0	0	0	0	54.5	-
1100	7	0	6	0	1	0	0	0	0	0	0	0	0	0	0	0	0	0	0	57.1	-
1200	17	0	12	2	2	1	0	0	0	0	0	0	0	0	0	0	0	0	0	53.1	58
1300	10	0	8	0	2	0	0	0	0	0	0	0	0	0	0	0	0	0	0	55.9	-
1400	18	0	16	0	2	0	0	0	0	0	0	0	0	0	0	0	0	0	0	57.6	63
1500	**21**	**0**	**17**	**3**	**1**	**0**	**0**	**0**	**0**	**0**	**0**	**0**	**0**	**0**	**0**	**0**	**0**	**0**	**0**	**50.9**	**60.1**
1600	**21**	**2**	**16**	**1**	**2**	**0**	**0**	**0**	**0**	**0**	**0**	**0**	**0**	**0**	**0**	**0**	**0**	**0**	**0**	**54.2**	**61.6**
1700	17	0	17	0	0	0	0	0	0	0	0	0	0	0	0	0	0	0	0	57.4	60.5
1800	17	0	14	1	1	0	0	0	0	0	1	0	0	0	0	0	0	0	0	52.2	58.3
1900	14	0	13	0	0	0	0	0	0	1	0	0	0	0	0	0	0	0	0	48.4	57.2
2000	11	0	8	0	1	0	0	0	0	1	1	0	0	0	0	0	0	0	0	54.5	60.8
2100	6	0	5	0	1	0	0	0	0	0	0	0	0	0	0	0	0	0	0	60.7	-
2200	7	0	7	0	0	0	0	0	0	0	0	0	0	0	0	0	0	0	0	55.5	-
2300	3	0	3	0	0	0	0	0	0	0	0	0	0	0	0	0	0	0	0	62.1	-
07-19	**181**	**2**	**144**	**9**	**24**	**1**	**0**	**0**	**0**	**0**	**1**	**0**	**0**	**0**	**0**	**0**	**0**	**0**	**0**	**54.3**	**61.6**
06-22	**216**	**2**	**173**	**9**	**27**	**1**	**0**	**0**	**0**	**2**	**2**	**0**	**0**	**0**	**0**	**0**	**0**	**0**	**0**	**54.2**	**62.6**
06-00	**226**	**2**	**183**	**9**	**27**	**1**	**0**	**0**	**0**	**2**	**2**	**0**	**0**	**0**	**0**	**0**	**0**	**0**	**0**	**54.4**	**61.9**
00-00	**230**	**2**	**186**	**9**	**28**	**1**	**0**	**0**	**0**	**2**	**2**	**0**	**0**	**0**	**0**	**0**	**0**	**0**	**0**	**54.5**	**62.6**

DRAFT

Site 32
Location L-3408-0, Att - Telepole, Lat 53.7265, Long -6.76003
Direction North

3279 / Meath/Cavan/Monaghan ATC's
October 2013
Automatic Traffic Count

Sat, 12 October 2013

Time	Total	Classification												>PSL	>PSL%	>SL1	>SL1%	>SL2	>SL2%	Mean	Vpp
		1 MCL	2 SV	3 SVT	4 TB2	5 TB3	6 T4	7 ART3	8 ART4	9 ART5	10 ART6	11 BD	12 DRT	100	100	105 +5kph	105 +5kph	110 +10kph	110 +10kph		85
0000	3	0	3	0	0	0	0	0	0	0	0	0	0	0	0	0	0	0	0	57.5	-
0100	2	0	1	0	1	0	0	0	0	0	0	0	0	0	0	0	0	0	0	59.2	-
0200	1	0	0	0	1	0	0	0	0	0	0	0	0	0	0	0	0	0	0	57.1	-
0300	0	0	0	0	0	0	0	0	0	0	0	0	0	0	0	0	0	0	0	-	-
0400	1	0	0	0	1	0	0	0	0	0	0	0	0	0	0	0	0	0	0	66	-
0500	0	0	0	0	0	0	0	0	0	0	0	0	0	0	0	0	0	0	0	-	-
0600	3	0	3	0	0	0	0	0	0	0	0	0	0	0	0	0	0	0	0	67.8	-
0700	1	0	0	0	1	0	0	0	0	0	0	0	0	0	0	0	0	0	0	49.7	-
0800	6	0	4	1	0	0	1	0	0	0	0	0	0	0	0	0	0	0	0	54.1	-
0900	8	0	6	0	2	0	0	0	0	0	0	0	0	0	0	0	0	0	0	57.1	-
1000	12	0	11	0	1	0	0	0	0	0	0	0	0	0	0	0	0	0	0	52.5	58.3
1100	**14**	**0**	**8**	**2**	**3**	**0**	**0**	**0**	**0**	**0**	**1**	**0**	**0**	**0**	**0**	**0**	**0**	**0**	**0**	**47.9**	**59.8**
1200	19	0	14	3	0	0	0	0	1	1	0	0	0	0	0	0	0	0	0	54.2	63
1300	17	0	14	0	1	0	0	0	0	1	1	0	0	0	0	0	0	0	0	52.1	60.5
1400	**22**	**0**	**20**	**0**	**0**	**0**	**0**	**0**	**0**	**2**	**0**	**0**	**0**	**0**	**0**	**0**	**0**	**0**	**0**	**51.5**	**58.3**
1500	17	0	14	0	2	0	0	0	0	0	1	0	0	0	0	0	0	0	0	52.2	58.3
1600	15	0	14	0	0	0	0	0	0	1	0	0	0	0	0	0	0	0	0	50	59.8
1700	21	1	17	1	0	0	0	0	0	1	1	0	0	0	0	0	0	0	0	40.8	56.9
1800	9	0	7	0	1	0	0	0	0	1	0	0	0	0	0	0	0	0	0	47.9	-
1900	14	0	11	1	1	0	0	0	0	0	1	0	0	0	0	0	0	0	0	52.4	64.8
2000	8	0	7	0	1	0	0	0	0	0	0	0	0	0	0	0	0	0	0	54.5	-
2100	8	0	8	0	0	0	0	0	0	0	0	0	0	0	0	0	0	0	0	54.5	-
2200	3	0	2	1	0	0	0	0	0	0	0	0	0	0	0	0	0	0	0	57.2	-
2300	4	0	4	0	0	0	0	0	0	0	0	0	0	0	0	0	0	0	0	56.7	-
07-19	**161**	**1**	**129**	**7**	**11**	**0**	**1**	**0**	**1**	**7**	**4**	**0**	**0**	**0**	**0**	**0**	**0**	**0**	**0**	**50.3**	**60.5**
06-22	**194**	**1**	**158**	**8**	**13**	**0**	**1**	**0**	**1**	**7**	**5**	**0**	**0**	**0**	**0**	**0**	**0**	**0**	**0**	**51.1**	**61.6**
06-00	**201**	**1**	**164**	**9**	**13**	**0**	**1**	**0**	**1**	**7**	**5**	**0**	**0**	**0**	**0**	**0**	**0**	**0**	**0**	**51.3**	**61.6**
00-00	**208**	**1**	**168**	**9**	**16**	**0**	**1**	**0**	**1**	**7**	**5**	**0**	**0**	**0**	**0**	**0**	**0**	**0**	**0**	**51.6**	**61.6**

DRAFT

Site 32
Location L-3408-0, Att - Telepole, Lat 53.7265, Long -6.76003
Direction North

3279 / Meath/Cavan/Monaghan ATC's
October 2013
Automatic Traffic Count

Sun, 13 October 2013

Time	Total	Classification												>PSL	>PSL%	>SL1	>SL1%	>SL2	>SL2%	Mean	Vpp
		1 MCL	2 SV	3 SVT	4 TB2	5 TB3	6 T4	7 ART3	8 ART4	9 ART5	10 ART6	11 BD	12 DRT	100	100	105 +5kph	105 +5kph	110 +10kph	110 +10kph		85
0000	1	0	1	0	0	0	0	0	0	0	0	0	0	0	0	0	0	0	0	57.1	-
0100	1	0	1	0	0	0	0	0	0	0	0	0	0	0	0	0	0	0	0	51.1	-
0200	0	0	0	0	0	0	0	0	0	0	0	0	0	0	0	0	0	0	0	-	-
0300	1	0	1	0	0	0	0	0	0	0	0	0	0	0	0	0	0	0	0	54.3	-
0400	1	0	0	0	1	0	0	0	0	0	0	0	0	0	0	0	0	0	0	72.2	-
0500	0	0	0	0	0	0	0	0	0	0	0	0	0	0	0	0	0	0	0	-	-
0600	1	0	0	0	1	0	0	0	0	0	0	0	0	0	0	0	0	0	0	71.7	-
0700	0	0	0	0	0	0	0	0	0	0	0	0	0	0	0	0	0	0	0	-	-
0800	2	0	2	0	0	0	0	0	0	0	0	0	0	0	0	0	0	0	0	45.9	-
0900	3	0	3	0	0	0	0	0	0	0	0	0	0	0	0	0	0	0	0	52.2	-
1000	5	0	5	0	0	0	0	0	0	0	0	0	0	0	0	0	0	0	0	52.1	-
1100	**10**	**0**	**8**	**0**	**2**	**0**	**0**	**0**	**0**	**0**	**0**	**0**	**0**	**0**	**0**	**0**	**0**	**0**	**0**	**57.4**	**-**
1200	7	0	6	0	1	0	0	0	0	0	0	0	0	0	0	0	0	0	0	46.6	-
1300	17	0	16	1	0	0	0	0	0	0	0	0	0	0	0	0	0	0	0	51.2	56.2
1400	9	0	9	0	0	0	0	0	0	0	0	0	0	0	0	0	0	0	0	58.3	-
1500	7	0	7	0	0	0	0	0	0	0	0	0	0	0	0	0	0	0	0	54.7	-
1600	15	0	14	0	1	0	0	0	0	0	0	0	0	0	0	0	0	0	0	56.3	64.8
1700	12	0	11	0	1	0	0	0	0	0	0	0	0	0	0	0	0	0	0	51.3	56.9
1800	10	0	10	0	0	0	0	0	0	0	0	0	0	0	0	0	0	0	0	57	-
1900	**23**	**0**	**23**	**0**	**0**	**0**	**0**	**0**	**0**	**0**	**0**	**0**	**0**	**0**	**0**	**0**	**0**	**0**	**0**	**54.1**	**61.6**
2000	9	0	9	0	0	0	0	0	0	0	0	0	0	0	0	0	0	0	0	51.9	-
2100	5	0	4	1	0	0	0	0	0	0	0	0	0	0	0	0	0	0	0	54.6	-
2200	4	0	4	0	0	0	0	0	0	0	0	0	0	0	0	0	0	0	0	57.8	-
2300	2	0	2	0	0	0	0	0	0	0	0	0	0	0	0	0	0	0	0	48.5	-
07-19	**97**	**0**	**91**	**1**	**5**	**0**	**0**	**0**	**0**	**0**	**0**	**0**	**0**	**0**	**0**	**0**	**0**	**0**	**0**	**53.8**	**63**
06-22	**135**	**0**	**127**	**2**	**6**	**0**	**0**	**0**	**0**	**0**	**0**	**0**	**0**	**0**	**0**	**0**	**0**	**0**	**0**	**53.9**	**62.6**
06-00	**141**	**0**	**133**	**2**	**6**	**0**	**0**	**0**	**0**	**0**	**0**	**0**	**0**	**0**	**0**	**0**	**0**	**0**	**0**	**53.9**	**62.6**
00-00	**145**	**0**	**136**	**2**	**7**	**0**	**0**	**0**	**0**	**0**	**0**	**0**	**0**	**0**	**0**	**0**	**0**	**0**	**0**	**54**	**62.6**

DRAFT

Site 32
Location L-3408-0, Att - Telepole, Lat 53.7265, Long -6.76003
Direction North

3279 / Meath/Cavan/Monaghan ATC's
October 2013
Automatic Traffic Count

Mon, 14 October 2013

Time	Total	Classification												>PSL	>PSL%	>SL1	>SL1%	>SL2	>SL2%	Mean	Vpp
		1 MCL	2 SV	3 SVT	4 TB2	5 TB3	6 T4	7 ART3	8 ART4	9 ART5	10 ART6	11 BD	12 DRT	100	100	105 +5kph	105 +5kph	110 +10kph	110 +10kph		85
0000	0	0	0	0	0	0	0	0	0	0	0	0	0	0	0	0	0	0	0	-	-
0100	1	0	0	0	1	0	0	0	0	0	0	0	0	0	0	0	0	0	0	58.7	-
0200	1	0	0	0	1	0	0	0	0	0	0	0	0	0	0	0	0	0	0	55	-
0300	1	0	1	0	0	0	0	0	0	0	0	0	0	0	0	0	0	0	0	64.8	-
0400	0	0	0	0	0	0	0	0	0	0	0	0	0	0	0	0	0	0	0	-	-
0500	1	0	1	0	0	0	0	0	0	0	0	0	0	0	0	0	0	0	0	65.3	-
0600	2	0	2	0	0	0	0	0	0	0	0	0	0	0	0	0	0	0	0	69.1	-
0700	7	0	4	0	3	0	0	0	0	0	0	0	0	0	0	0	0	0	0	57.2	-
0800	**20**	**0**	**19**	**0**	**1**	**0**	**0**	**0**	**0**	**0**	**0**	**0**	**0**	**0**	**0**	**0**	**0**	**0**	**0**	**58.4**	**66.6**
0900	15	0	9	0	3	0	0	0	0	2	1	0	0	0	0	0	0	0	0	52.5	62.3
1000	6	0	3	0	1	0	0	0	0	1	1	0	0	0	0	0	0	0	0	46.9	-
1100	7	1	1	2	1	0	0	0	0	2	0	0	0	0	0	0	0	0	0	38.9	-
1200	11	0	7	1	1	0	0	0	0	1	1	0	0	0	0	0	0	0	0	49.3	58.7
1300	18	1	14	1	0	0	0	0	0	2	0	0	0	0	0	0	0	0	0	49	59.8
1400	26	0	19	2	1	2	0	0	1	1	0	0	0	0	0	0	0	0	0	49.9	56.9
1500	28	0	23	1	2	0	0	0	0	2	0	0	0	0	0	0	0	0	0	52.5	60.5
1600	16	1	9	3	1	0	0	0	0	1	1	0	0	0	0	0	0	0	0	51.7	60.5
1700	21	0	17	0	2	0	0	0	0	1	1	0	0	0	0	0	0	0	0	52.1	60.1
1800	**31**	**0**	**24**	**1**	**4**	**0**	**0**	**0**	**0**	**2**	**0**	**0**	**0**	**0**	**0**	**0**	**0**	**0**	**0**	**49.7**	**60.8**
1900	7	1	4	0	0	0	0	0	0	1	1	0	0	0	0	0	0	0	0	45.4	-
2000	12	0	7	1	1	0	0	0	0	1	2	0	0	0	0	0	0	0	0	49.7	60.5
2100	6	0	4	0	0	0	0	0	0	2	0	0	0	0	0	0	0	0	0	48.9	-
2200	6	0	4	2	0	0	0	0	0	0	0	0	0	0	0	0	0	0	0	49.6	-
2300	2	0	1	0	1	0	0	0	0	0	0	0	0	0	0	0	0	0	0	57.3	-
07-19	**206**	**3**	**149**	**11**	**20**	**2**	**0**	**0**	**1**	**15**	**5**	**0**	**0**	**0**	**0**	**0**	**0**	**0**	**0**	**51.3**	**60.8**
06-22	**233**	**4**	**166**	**12**	**21**	**2**	**0**	**0**	**1**	**19**	**8**	**0**	**0**	**0**	**0**	**0**	**0**	**0**	**0**	**51.1**	**60.8**
06-00	**241**	**4**	**171**	**14**	**22**	**2**	**0**	**0**	**1**	**19**	**8**	**0**	**0**	**0**	**0**	**0**	**0**	**0**	**0**	**51.1**	**60.8**
00-00	**245**	**4**	**173**	**14**	**24**	**2**	**0**	**0**	**1**	**19**	**8**	**0**	**0**	**0**	**0**	**0**	**0**	**0**	**0**	**51.3**	**60.8**

DRAFT

Site 32
Location L-3408-0, Att - Telepole, Lat 53.7265, Long -6.76003
Direction North

3279 / Meath/Cavan/Monaghan ATC's
October 2013
Automatic Traffic Count

Virtual Day (7)

Time	Total	Classification												>PSL	>PSL%	>SL1	>SL1%	>SL2	>SL2%	Mean	Vpp
		1 MCL	2 SV	3 SVT	4 TB2	5 TB3	6 T4	7 ART3	8 ART4	9 ART5	10 ART6	11 BD	12 DRT	100	100	105 +5kph	105 +5kph	110 +10kph	110 +10kph		85
0000	1	0	1	0	0	0	0	0	0	0	0	0	0	0	0	0	0	0	0	57.3	-
0100	1	0	0	0	0	0	0	0	0	0	0	0	0	0	0	0	0	0	0	59.4	-
0200	1	0	0	0	1	0	0	0	0	0	0	0	0	0	0	0	0	0	0	52.2	-
0300	1	0	1	0	0	0	0	0	0	0	0	0	0	0	0	0	0	0	0	64.6	-
0400	0	0	0	0	0	0	0	0	0	0	0	0	0	0	0	0	0	0	0	69.6	-
0500	0	0	0	0	0	0	0	0	0	0	0	0	0	0	0	0	0	0	0	62	-
0600	2	0	2	0	0	0	0	0	0	0	0	0	0	0	0	0	0	0	0	65.7	-
0700	7	0	4	0	3	0	0	0	0	0	0	0	0	0	0	0	0	0	0	55.3	-
0800	**17**	**0**	**14**	**0**	**2**	**0**	**0**	**0**	**0**	**0**	**0**	**0**	**0**	**0**	**0**	**0**	**0**	**0**	**0**	**55**	**61.2**
0900	13	0	11	0	2	0	0	0	0	0	0	0	0	0	0	0	0	0	0	54	60.8
1000	7	0	5	0	1	0	0	0	0	0	0	0	0	0	0	0	0	0	0	50.2	-
1100	11	0	8	1	1	0	0	0	0	0	0	0	0	0	0	0	0	0	0	50	59.8
1200	13	0	10	1	1	0	0	0	0	0	0	0	0	0	0	0	0	0	0	53	60.8
1300	14	0	12	1	1	0	0	0	0	0	0	0	0	0	0	0	0	0	0	52.3	61.2
1400	17	0	15	1	1	0	0	0	0	0	0	0	0	0	0	0	0	0	0	53.6	61.9
1500	18	0	16	1	2	0	0	0	0	0	0	0	0	0	0	0	0	0	0	53.5	60.8
1600	16	1	13	1	1	0	0	0	0	0	0	0	0	0	0	0	0	0	0	54.9	63.4
1700	17	0	15	0	1	0	0	0	0	0	0	0	0	0	0	0	0	0	0	51	61.2
1800	**19**	**0**	**16**	**1**	**1**	**0**	**0**	**0**	**0**	**0**	**0**	**0**	**0**	**0**	**0**	**0**	**0**	**0**	**0**	**53.9**	**61.2**
1900	12	0	11	0	0	0	0	0	0	0	0	0	0	0	0	0	0	0	0	52.6	61.6
2000	8	0	7	0	0	0	0	0	0	0	0	0	0	0	0	0	0	0	0	53.9	-
2100	6	0	6	0	0	0	0	0	0	0	0	0	0	0	0	0	0	0	0	55.7	-
2200	4	0	4	0	0	0	0	0	0	0	0	0	0	0	0	0	0	0	0	55.3	-
2300	3	0	3	0	0	0	0	0	0	0	0	0	0	0	0	0	0	0	0	56.8	-
07-19	**171**	**2**	**139**	**8**	**17**	**0**	**0**	**0**	**0**	**3**	**1**	**0**	**0**	**0**	**0**	**0**	**0**	**0**	**0**	**53.2**	**61.6**
06-22	**200**	**2**	**165**	**8**	**18**	**0**	**0**	**0**	**0**	**4**	**2**	**0**	**0**	**0**	**0**	**0**	**0**	**0**	**0**	**53.4**	**61.6**
06-00	**208**	**2**	**172**	**9**	**18**	**0**	**0**	**0**	**0**	**4**	**2**	**0**	**0**	**0**	**0**	**0**	**0**	**0**	**0**	**53.5**	**61.6**
00-00	**212**	**2**	**174**	**9**	**19**	**0**	**0**	**0**	**0**	**4**	**2**	**0**	**0**	**0**	**0**	**0**	**0**	**0**	**0**	**53.6**	**61.9**

DRAFT

Site 32
Location L-3408-0, Att - Telepole, Lat 53.7265, Long -6.76003
Direction North

3279 / Meath/Cavan/Monaghan ATC's
October 2013
Automatic Traffic Count

Virtual Week (1)

Time	Total	Classification												>PSL	>PSL%	>SL1	>SL1%	>SL2	>SL2%	Mean	Vpp
		1 MCL	2 SV	3 SVT	4 TB2	5 TB3	6 T4	7 ART3	8 ART4	9 ART5	10 ART6	11 BD	12 DRT	100	100	105 +5kph	105 +5kph	110 +10kph	110 +10kph		85
Mon	245	4	173	14	24	2	0	0	1	19	8	0	0	0	0	0	0	0	0	51.3	60.8
Tue	217	2	189	5	20	0	0	0	0	1	0	0	0	0	0	0	0	0	0	55.1	61.6
Wed	225	2	182	20	20	0	0	0	0	1	0	0	0	0	0	0	0	0	0	53.5	61.9
Thu	216	3	187	4	21	0	0	0	1	0	0	0	0	0	0	0	0	0	0	55.7	63
Fri	230	2	186	9	28	1	0	0	0	2	2	0	0	0	0	0	0	0	0	54.5	62.6
|Sat	208	1	168	9	16	0	1	0	1	7	5	0	0	0	0	0	0	0	0	51.6	61.6
|Sun	145	0	136	2	7	0	0	0	0	0	0	0	0	0	0	0	0	0	0	54	62.6
5 Day Ave.	**227**	**3**	**183**	**10**	**23**	**1**	**0**	**0**	**0**	**5**	**2**	**0**	**0**	**0**	**0.0**	**0**	**0.0**	**0**	**0.0**	**54.0**	**62.0**
7 Day Ave.	**212**	**2**	**174**	**9**	**19**	**0**	**0**	**0**	**0**	**4**	**2**	**0**	**0**	**0**	**0.0**	**0**	**0.0**	**0**	**0.0**	**53.6**	**61.9**
--	**1486**	**14**	**1221**	**63**	**136**	**3**	**1**	**0**	**3**	**30**	**15**	**0**	**0**	**0**	**0.0**	**0**	**0.0**	**0**	**0.0**	**53.6**	**61.9**

Summary Graphs

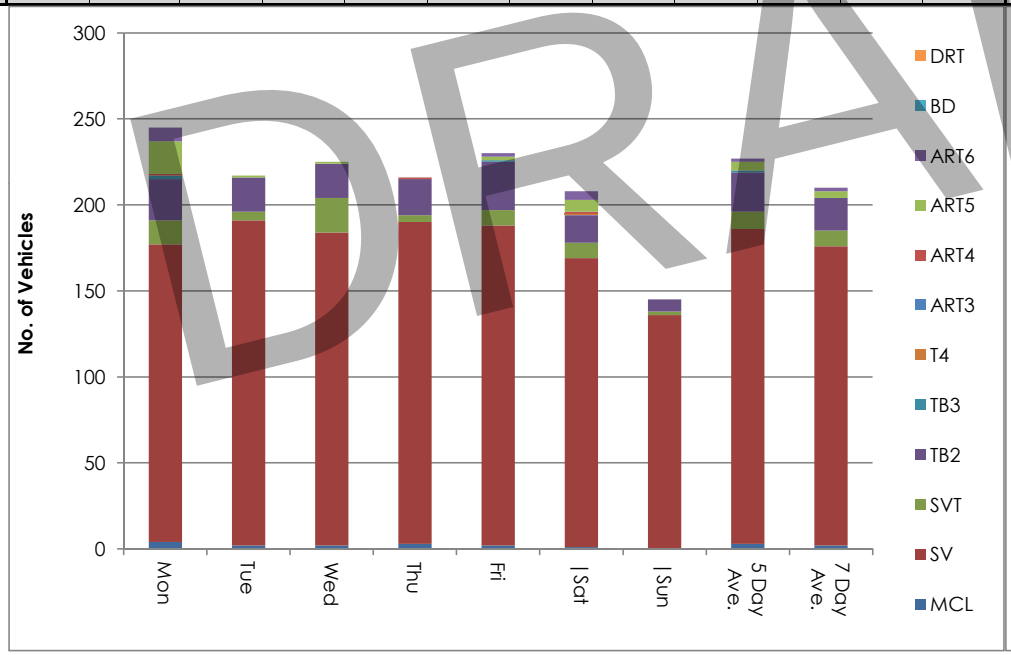

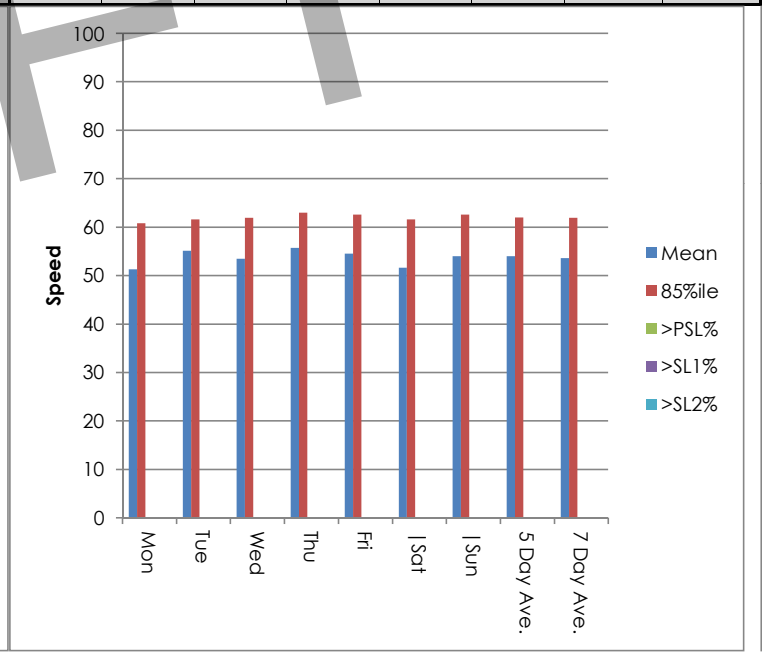

DRAFT

Site 32
Location L-3408-0, Att - Telepole, Lat 53.7265, Long -6.76003
Direction North

3279 / Meath/Cavan/Monaghan ATC's
October 2013
Automatic Traffic Count

Tue, 8 October 2013

Time	Total	Speed Bins (km/h)																											
		0 - 5	5 - 10	10 - 15	15 - 20	20 - 25	25 - 30	30 - 35	35 - 40	40 - 45	45 - 50	50 - 55	55 - 60	60 - 65	65 - 70	70 - 75	75 - 80	80 - 85	85 - 90	90 - 95	95 - 100	100 - 105	105 - 110	110 - 115	115 - 120	120 - 125	125 - 130	130 - 135	135 - 140
0000	1	0	0	0	0	0	0	0	0	0	0	1	0	0	0	0	0	0	0	0	0	0	0	0	0	0	0	0	0
0100	0	0	0	0	0	0	0	0	0	0	0	0	0	0	0	0	0	0	0	0	0	0	0	0	0	0	0	0	0
0200	1	0	0	0	0	0	0	0	0	0	0	1	0	0	0	0	0	0	0	0	0	0	0	0	0	0	0	0	0
0300	2	0	0	0	0	0	0	0	0	0	0	0	0	1	1	0	0	0	0	0	0	0	0	0	0	0	0	0	0
0400	0	0	0	0	0	0	0	0	0	0	0	0	0	0	0	0	0	0	0	0	0	0	0	0	0	0	0	0	0
0500	0	0	0	0	0	0	0	0	0	0	0	0	0	0	0	0	0	0	0	0	0	0	0	0	0	0	0	0	0
0600	2	0	0	0	0	0	0	0	0	0	0	0	1	0	1	0	0	0	0	0	0	0	0	0	0	0	0	0	0
0700	14	0	0	0	0	0	0	0	0	1	5	4	2	2	0	0	0	0	0	0	0	0	0	0	0	0	0	0	0
0800	**27**	**0**	**0**	**0**	**0**	**0**	**1**	**0**	**1**	**0**	**0**	**14**	**9**	**2**	**0**	**0**	**0**	**0**	**0**	**0**	**0**	**0**	**0**	**0**	**0**	**0**	**0**	**0**	**0**
0900	12	0	0	0	0	0	0	0	0	0	2	5	2	3	0	0	0	0	0	0	0	0	0	0	0	0	0	0	0
1000	7	0	0	0	0	0	0	0	1	0	1	3	2	0	0	0	0	0	0	0	0	0	0	0	0	0	0	0	0
1100	6	0	0	0	0	0	1	0	1	0	0	2	2	0	0	0	0	0	0	0	0	0	0	0	0	0	0	0	0
1200	8	0	0	0	0	0	0	0	0	0	0	1	4	2	1	0	0	0	0	0	0	0	0	0	0	0	0	0	0
1300	16	0	0	0	0	1	0	0	0	0	3	2	4	4	2	0	0	0	0	0	0	0	0	0	0	0	0	0	0
1400	16	0	0	0	0	0	0	0	0	1	0	4	3	7	0	1	0	0	0	0	0	0	0	0	0	0	0	0	0
1500	18	0	0	0	0	0	0	0	0	1	0	6	7	2	2	0	0	0	0	0	0	0	0	0	0	0	0	0	0
1600	14	0	0	0	0	0	0	0	0	1	1	2	4	4	1	0	1	0	0	0	0	0	0	0	0	0	0	0	0
1700	**20**	**0**	**0**	**0**	**0**	**0**	**2**	**0**	**1**	**1**	**3**	**5**	**5**	**3**	**0**	**0**	**0**	**0**	**0**	**0**	**0**	**0**	**0**	**0**	**0**	**0**	**0**	**0**	**0**
1800	**20**	**0**	**0**	**0**	**0**	**0**	**0**	**0**	**0**	**0**	**1**	**5**	**7**	**4**	**2**	**1**	**0**	**0**	**0**	**0**	**0**	**0**	**0**	**0**	**0**	**0**	**0**	**0**	**0**
1900	8	0	0	0	0	0	0	0	0	1	2	2	1	2	0	0	0	0	0	0	0	0	0	0	0	0	0	0	0
2000	6	0	0	0	0	0	0	0	0	1	1	2	0	2	0	0	0	0	0	0	0	0	0	0	0	0	0	0	0
2100	10	0	0	0	0	0	0	0	0	0	2	2	4	1	0	1	0	0	0	0	0	0	0	0	0	0	0	0	0
2200	5	0	0	0	0	0	0	0	0	0	0	4	0	0	1	0	0	0	0	0	0	0	0	0	0	0	0	0	0
2300	4	0	0	0	0	0	0	0	0	0	1	0	1	2	0	0	0	0	0	0	0	0	0	0	0	0	0	0	0
07-19	**178**	**0**	**0**	**0**	**0**	**1**	**4**	**0**	**4**	**5**	**16**	**53**	**51**	**33**	**8**	**2**	**1**	**0**	**0**	**0**	**0**	**0**	**0**	**0**	**0**	**0**	**0**	**0**	**0**
06-22	**204**	**0**	**0**	**0**	**0**	**1**	**4**	**0**	**4**	**7**	**21**	**59**	**57**	**38**	**9**	**3**	**1**	**0**	**0**	**0**	**0**	**0**	**0**	**0**	**0**	**0**	**0**	**0**	**0**
06-00	**213**	**0**	**0**	**0**	**0**	**1**	**4**	**0**	**4**	**7**	**22**	**63**	**58**	**40**	**10**	**3**	**1**	**0**	**0**	**0**	**0**	**0**	**0**	**0**	**0**	**0**	**0**	**0**	**0**
00-00	**217**	**0**	**0**	**0**	**0**	**1**	**4**	**0**	**4**	**7**	**22**	**65**	**58**	**41**	**11**	**3**	**1**	**0**	**0**	**0**	**0**	**0**	**0**	**0**	**0**	**0**	**0**	**0**	**0**

DRAFT

Site 32
Location L-3408-0, Att - Telepole, Lat 53.7265, Long -6.76003
Direction North

3279 / Meath/Cavan/Monaghan ATC's
October 2013
Automatic Traffic Count

Wed, 9 October 2013

Time	Total	Speed Bins (km/h)																											
		0 - 5	5 - 10	10 - 15	15 - 20	20 - 25	25 - 30	30 - 35	35 - 40	40 - 45	45 - 50	50 - 55	55 - 60	60 - 65	65 - 70	70 - 75	75 - 80	80 - 85	85 - 90	90 - 95	95 - 100	100 - 105	105 - 110	110 - 115	115 - 120	120 - 125	125 - 130	130 - 135	135 - 140
0000	2	0	0	0	0	0	0	0	0	0	0	1	0	0	1	0	0	0	0	0	0	0	0	0	0	0	0	0	0
0100	1	0	0	0	0	0	0	0	0	0	0	0	0	0	1	0	0	0	0	0	0	0	0	0	0	0	0	0	0
0200	1	0	0	0	0	0	0	0	0	0	0	1	0	0	0	0	0	0	0	0	0	0	0	0	0	0	0	0	0
0300	1	0	0	0	0	0	0	0	0	0	0	0	0	0	1	0	0	0	0	0	0	0	0	0	0	0	0	0	0
0400	0	0	0	0	0	0	0	0	0	0	0	0	0	0	0	0	0	0	0	0	0	0	0	0	0	0	0	0	0
0500	0	0	0	0	0	0	0	0	0	0	0	0	0	0	0	0	0	0	0	0	0	0	0	0	0	0	0	0	0
0600	1	0	0	0	0	0	0	0	0	0	0	0	0	0	1	0	0	0	0	0	0	0	0	0	0	0	0	0	0
0700	12	0	0	0	0	0	0	0	0	1	1	2	3	3	2	0	0	0	0	0	0	0	0	0	0	0	0	0	0
0800	**24**	**0**	**0**	**0**	**0**	**0**	**0**	**1**	**1**	**1**	**2**	**5**	**9**	**4**	**1**	**0**	**0**	**0**	**0**	**0**	**0**	**0**	**0**	**0**	**0**	**0**	**0**	**0**	**0**
0900	14	0	0	0	0	0	1	0	0	0	3	1	7	1	0	1	0	0	0	0	0	0	0	0	0	0	0	0	0
1000	6	0	0	0	1	1	0	0	0	2	0	1	0	0	1	0	0	0	0	0	0	0	0	0	0	0	0	0	0
1100	20	0	0	0	0	1	0	1	0	3	6	5	2	1	1	0	0	0	0	0	0	0	0	0	0	0	0	0	0
1200	17	0	0	0	0	0	0	0	1	4	3	4	5	0	0	0	0	0	0	0	0	0	0	0	0	0	0	0	0
1300	8	0	0	0	0	0	0	0	0	5	1	1	1	0	0	0	0	0	0	0	0	0	0	0	0	0	0	0	0
1400	16	0	0	0	0	0	0	0	0	3	3	4	4	2	0	0	0	0	0	0	0	0	0	0	0	0	0	0	0
1500	16	0	0	0	0	0	0	1	0	2	2	5	4	2	0	0	0	0	0	0	0	0	0	0	0	0	0	0	0
1600	**23**	**0**	**0**	**0**	**0**	**0**	**0**	**0**	**1**	**2**	**2**	**4**	**7**	**4**	**2**	**0**	**0**	**1**	**0**	**0**	**0**	**0**	**0**	**0**	**0**	**0**	**0**	**0**	**0**
1700	17	0	0	1	0	0	0	1	1	1	0	6	0	5	2	0	0	0	0	0	0	0	0	0	0	0	0	0	0
1800	21	0	0	0	0	0	0	0	0	0	2	4	7	7	1	0	0	0	0	0	0	0	0	0	0	0	0	0	0
1900	8	0	0	0	0	0	0	0	0	1	1	0	3	2	1	0	0	0	0	0	0	0	0	0	0	0	0	0	0
2000	7	0	0	0	0	0	0	0	0	0	1	0	3	2	1	0	0	0	0	0	0	0	0	0	0	0	0	0	0
2100	3	0	0	0	0	0	0	0	0	0	0	0	3	0	0	0	0	0	0	0	0	0	0	0	0	0	0	0	0
2200	3	0	0	0	0	0	0	0	0	0	0	0	2	0	1	0	0	0	0	0	0	0	0	0	0	0	0	0	0
2300	4	0	0	0	0	0	0	0	0	0	3	0	0	1	0	0	0	0	0	0	0	0	0	0	0	0	0	0	0
07-19	**194**	**0**	**0**	**1**	**1**	**2**	**1**	**4**	**4**	**24**	**25**	**42**	**49**	**29**	**10**	**1**	**0**	**1**	**0**	**0**	**0**	**0**	**0**	**0**	**0**	**0**	**0**	**0**	**0**
06-22	**213**	**0**	**0**	**1**	**1**	**2**	**1**	**4**	**4**	**25**	**27**	**42**	**58**	**33**	**13**	**1**	**0**	**1**	**0**	**0**	**0**	**0**	**0**	**0**	**0**	**0**	**0**	**0**	**0**
06-00	**220**	**0**	**0**	**1**	**1**	**2**	**1**	**4**	**4**	**25**	**30**	**42**	**60**	**34**	**14**	**1**	**0**	**1**	**0**	**0**	**0**	**0**	**0**	**0**	**0**	**0**	**0**	**0**	**0**
00-00	**225**	**0**	**0**	**1**	**1**	**2**	**1**	**4**	**4**	**25**	**30**	**44**	**60**	**34**	**17**	**1**	**0**	**1**	**0**	**0**	**0**	**0**	**0**	**0**	**0**	**0**	**0**	**0**	**0**

DRAFT

Site 32
Location L-3408-0, Att - Telepole, Lat 53.7265, Long -6.76003
Direction North

3279 / Meath/Cavan/Monaghan ATC's
October 2013
Automatic Traffic Count

Thu, 10 October 2013

Time	Total	Speed Bins (km/h)																											
		0 - 5	5 - 10	10 - 15	15 - 20	20 - 25	25 - 30	30 - 35	35 - 40	40 - 45	45 - 50	50 - 55	55 - 60	60 - 65	65 - 70	70 - 75	75 - 80	80 - 85	85 - 90	90 - 95	95 - 100	100 - 105	105 - 110	110 - 115	115 - 120	120 - 125	125 - 130	130 - 135	135 - 140
0000	0	0	0	0	0	0	0	0	0	0	0	0	0	0	0	0	0	0	0	0	0	0	0	0	0	0	0	0	0
0100	0	0	0	0	0	0	0	0	0	0	0	0	0	0	0	0	0	0	0	0	0	0	0	0	0	0	0	0	0
0200	1	0	0	0	0	0	0	0	0	0	0	1	0	0	0	0	0	0	0	0	0	0	0	0	0	0	0	0	0
0300	1	0	0	0	0	0	0	0	0	0	0	0	0	0	1	0	0	0	0	0	0	0	0	0	0	0	0	0	0
0400	1	0	0	0	0	0	0	0	0	0	0	0	0	0	0	1	0	0	0	0	0	0	0	0	0	0	0	0	0
0500	0	0	0	0	0	0	0	0	0	0	0	0	0	0	0	0	0	0	0	0	0	0	0	0	0	0	0	0	0
0600	2	0	0	0	0	0	0	0	0	0	0	0	0	0	0	2	0	0	0	0	0	0	0	0	0	0	0	0	0
0700	8	0	0	0	0	0	0	0	0	0	2	1	3	2	0	0	0	0	0	0	0	0	0	0	0	0	0	0	0
0800	**21**	**0**	**0**	**0**	**0**	**0**	**0**	**0**	**0**	**0**	**0**	**7**	**9**	**2**	**1**	**2**	**0**	**0**	**0**	**0**	**0**	**0**	**0**	**0**	**0**	**0**	**0**	**0**	**0**
0900	**21**	**0**	**0**	**0**	**0**	**0**	**0**	**0**	**0**	**1**	**9**	**3**	**5**	**2**	**1**	**0**	**0**	**0**	**0**	**0**	**0**	**0**	**0**	**0**	**0**	**0**	**0**	**0**	**0**
1000	6	0	0	0	0	1	0	0	0	0	0	2	1	2	0	0	0	0	0	0	0	0	0	0	0	0	0	0	0
1100	12	0	0	0	0	0	1	0	0	1	2	5	1	1	1	0	0	0	0	0	0	0	0	0	0	0	0	0	0
1200	12	0	0	0	0	0	0	0	0	0	2	2	5	2	1	0	0	0	0	0	0	0	0	0	0	0	0	0	0
1300	15	0	0	0	0	0	0	0	0	2	1	4	4	4	0	0	0	0	0	0	0	0	0	0	0	0	0	0	0
1400	14	0	0	0	0	0	0	0	2	1	1	6	3	1	0	0	0	0	0	0	0	0	0	0	0	0	0	0	0
1500	22	0	0	0	0	0	0	0	1	0	2	7	4	5	3	0	0	0	0	0	0	0	0	0	0	0	0	0	0
1600	11	0	0	0	0	0	1	0	0	0	1	2	3	2	1	0	1	0	0	0	0	0	0	0	0	0	0	0	0
1700	14	0	0	0	0	0	0	0	0	2	1	1	4	5	1	0	0	0	0	0	0	0	0	0	0	0	0	0	0
1800	**25**	**0**	**0**	**0**	**0**	**0**	**0**	**0**	**0**	**2**	**4**	**5**	**11**	**2**	**1**	**0**	**0**	**0**	**0**	**0**	**0**	**0**	**0**	**0**	**0**	**0**	**0**	**0**	**0**
1900	11	0	0	0	0	0	0	0	0	0	1	3	4	3	0	0	0	0	0	0	0	0	0	0	0	0	0	0	0
2000	6	0	0	0	0	0	0	0	0	0	1	1	1	2	0	1	0	0	0	0	0	0	0	0	0	0	0	0	0
2100	7	0	0	0	0	0	0	0	0	0	2	1	0	4	0	0	0	0	0	0	0	0	0	0	0	0	0	0	0
2200	2	0	0	0	0	0	0	0	0	0	0	0	1	1	0	0	0	0	0	0	0	0	0	0	0	0	0	0	0
2300	4	0	0	0	0	0	0	0	0	0	0	0	2	1	1	0	0	0	0	0	0	0	0	0	0	0	0	0	0
07-19	**181**	**0**	**0**	**0**	**0**	**1**	**2**	**0**	**3**	**9**	**25**	**45**	**53**	**30**	**10**	**2**	**1**	**0**	**0**	**0**	**0**	**0**	**0**	**0**	**0**	**0**	**0**	**0**	**0**
06-22	**207**	**0**	**0**	**0**	**0**	**1**	**2**	**0**	**3**	**9**	**29**	**50**	**58**	**39**	**10**	**5**	**1**	**0**	**0**	**0**	**0**	**0**	**0**	**0**	**0**	**0**	**0**	**0**	**0**
06-00	**213**	**0**	**0**	**0**	**0**	**1**	**2**	**0**	**3**	**9**	**29**	**50**	**61**	**41**	**11**	**5**	**1**	**0**	**0**	**0**	**0**	**0**	**0**	**0**	**0**	**0**	**0**	**0**	**0**
00-00	**216**	**0**	**0**	**0**	**0**	**1**	**2**	**0**	**3**	**9**	**29**	**51**	**61**	**41**	**12**	**6**	**1**	**0**	**0**	**0**	**0**	**0**	**0**	**0**	**0**	**0**	**0**	**0**	**0**

DRAFT

Site 32
Location L-3408-0, Att - Telepole, Lat 53.7265, Long -6.76003
Direction North

3279 / Meath/Cavan/Monaghan ATC's
October 2013
Automatic Traffic Count

Fri, 11 October 2013

Time	Total	Speed Bins (km/h)																											
		0 - 5	5 - 10	10 - 15	15 - 20	20 - 25	25 - 30	30 - 35	35 - 40	40 - 45	45 - 50	50 - 55	55 - 60	60 - 65	65 - 70	70 - 75	75 - 80	80 - 85	85 - 90	90 - 95	95 - 100	100 - 105	105 - 110	110 - 115	115 - 120	120 - 125	125 - 130	130 - 135	135 - 140
0000	0	0	0	0	0	0	0	0	0	0	0	0	0	0	0	0	0	0	0	0	0	0	0	0	0	0	0	0	0
0100	0	0	0	0	0	0	0	0	0	0	0	0	0	0	0	0	0	0	0	0	0	0	0	0	0	0	0	0	0
0200	1	0	0	0	0	0	0	0	0	0	1	0	0	0	0	0	0	0	0	0	0	0	0	0	0	0	0	0	0
0300	2	0	0	0	0	0	0	0	0	0	0	0	0	1	0	1	0	0	0	0	0	0	0	0	0	0	0	0	0
0400	0	0	0	0	0	0	0	0	0	0	0	0	0	0	0	0	0	0	0	0	0	0	0	0	0	0	0	0	0
0500	1	0	0	0	0	0	0	0	0	0	0	0	1	0	0	0	0	0	0	0	0	0	0	0	0	0	0	0	0
0600	4	0	0	0	0	0	0	0	0	1	0	0	1	1	0	1	0	0	0	0	0	0	0	0	0	0	0	0	0
0700	8	0	0	0	0	0	0	0	0	2	0	1	1	3	1	0	0	0	0	0	0	0	0	0	0	0	0	0	0
0800	**19**	**0**	**0**	**0**	**0**	**0**	**0**	**0**	**1**	**4**	**0**	**4**	**7**	**3**	**0**	**0**	**0**	**0**	**0**	**0**	**0**	**0**	**0**	**0**	**0**	**0**	**0**	**0**	**0**
0900	**19**	**0**	**0**	**0**	**0**	**0**	**0**	**0**	**0**	**1**	**3**	**6**	**6**	**3**	**0**	**0**	**0**	**0**	**0**	**0**	**0**	**0**	**0**	**0**	**0**	**0**	**0**	**0**	**0**
1000	7	0	0	0	0	0	0	1	0	0	1	0	2	2	1	0	0	0	0	0	0	0	0	0	0	0	0	0	0
1100	7	0	0	0	0	0	0	0	0	0	1	1	3	2	0	0	0	0	0	0	0	0	0	0	0	0	0	0	0
1200	17	0	0	0	0	0	0	0	1	1	2	5	6	2	0	0	0	0	0	0	0	0	0	0	0	0	0	0	0
1300	10	0	0	0	0	0	0	0	1	0	2	1	2	3	1	0	0	0	0	0	0	0	0	0	0	0	0	0	0
1400	18	0	0	0	0	0	0	0	0	0	1	7	5	2	2	1	0	0	0	0	0	0	0	0	0	0	0	0	0
1500	**21**	**0**	**0**	**0**	**0**	**1**	**0**	**2**	**0**	**1**	**4**	**4**	**5**	**4**	**0**	**0**	**0**	**0**	**0**	**0**	**0**	**0**	**0**	**0**	**0**	**0**	**0**	**0**	**0**
1600	**21**	**0**	**0**	**0**	**0**	**1**	**0**	**0**	**0**	**1**	**4**	**4**	**5**	**4**	**1**	**1**	**0**	**0**	**0**	**0**	**0**	**0**	**0**	**0**	**0**	**0**	**0**	**0**	**0**
1700	17	0	0	0	0	0	0	0	0	1	1	2	9	2	2	0	0	0	0	0	0	0	0	0	0	0	0	0	0
1800	17	0	0	0	0	0	0	3	0	0	2	1	8	2	1	0	0	0	0	0	0	0	0	0	0	0	0	0	0
1900	14	0	0	0	0	0	3	1	0	0	1	4	3	1	0	1	0	0	0	0	0	0	0	0	0	0	0	0	0
2000	11	0	0	0	0	0	0	1	1	0	1	1	4	2	0	0	1	0	0	0	0	0	0	0	0	0	0	0	0
2100	6	0	0	0	0	0	0	0	0	0	0	2	1	0	3	0	0	0	0	0	0	0	0	0	0	0	0	0	0
2200	7	0	0	0	0	0	0	0	0	0	1	1	5	0	0	0	0	0	0	0	0	0	0	0	0	0	0	0	0
2300	3	0	0	0	0	0	0	0	0	0	0	0	1	1	1	0	0	0	0	0	0	0	0	0	0	0	0	0	0
07-19	**181**	**0**	**0**	**0**	**0**	**2**	**0**	**6**	**3**	**11**	**21**	**36**	**59**	**32**	**9**	**2**	**0**	**0**	**0**	**0**	**0**	**0**	**0**	**0**	**0**	**0**	**0**	**0**	**0**
06-22	**216**	**0**	**0**	**0**	**0**	**2**	**3**	**8**	**4**	**12**	**23**	**43**	**68**	**36**	**12**	**4**	**1**	**0**	**0**	**0**	**0**	**0**	**0**	**0**	**0**	**0**	**0**	**0**	**0**
06-00	**226**	**0**	**0**	**0**	**0**	**2**	**3**	**8**	**4**	**12**	**24**	**44**	**74**	**37**	**13**	**4**	**1**	**0**	**0**	**0**	**0**	**0**	**0**	**0**	**0**	**0**	**0**	**0**	**0**
00-00	**230**	**0**	**0**	**0**	**0**	**2**	**3**	**8**	**4**	**12**	**25**	**44**	**75**	**38**	**13**	**5**	**1**	**0**	**0**	**0**	**0**	**0**	**0**	**0**	**0**	**0**	**0**	**0**	**0**

DRAFT

Site 32
Location L-3408-0, Att - Telepole, Lat 53.7265, Long -6.76003
Direction North

3279 / Meath/Cavan/Monaghan ATC's
October 2013
Automatic Traffic Count

Sat, 12 October 2013

Time	Total	Speed Bins (km/h)																											
		0 - 5	5 - 10	10 - 15	15 - 20	20 - 25	25 - 30	30 - 35	35 - 40	40 - 45	45 - 50	50 - 55	55 - 60	60 - 65	65 - 70	70 - 75	75 - 80	80 - 85	85 - 90	90 - 95	95 - 100	100 - 105	105 - 110	110 - 115	115 - 120	120 - 125	125 - 130	130 - 135	135 - 140
0000	3	0	0	0	0	0	0	0	0	0	0	1	1	1	0	0	0	0	0	0	0	0	0	0	0	0	0	0	0
0100	2	0	0	0	0	0	0	0	0	0	0	1	0	1	0	0	0	0	0	0	0	0	0	0	0	0	0	0	0
0200	1	0	0	0	0	0	0	0	0	0	0	0	1	0	0	0	0	0	0	0	0	0	0	0	0	0	0	0	0
0300	0	0	0	0	0	0	0	0	0	0	0	0	0	0	0	0	0	0	0	0	0	0	0	0	0	0	0	0	0
0400	1	0	0	0	0	0	0	0	0	0	0	0	0	0	1	0	0	0	0	0	0	0	0	0	0	0	0	0	0
0500	0	0	0	0	0	0	0	0	0	0	0	0	0	0	0	0	0	0	0	0	0	0	0	0	0	0	0	0	0
0600	3	0	0	0	0	0	0	0	0	0	0	0	0	0	2	1	0	0	0	0	0	0	0	0	0	0	0	0	0
0700	1	0	0	0	0	0	0	0	0	0	1	0	0	0	0	0	0	0	0	0	0	0	0	0	0	0	0	0	0
0800	6	0	0	0	0	0	0	0	0	1	1	1	2	0	1	0	0	0	0	0	0	0	0	0	0	0	0	0	0
0900	8	0	0	0	0	0	0	0	0	0	2	0	3	2	1	0	0	0	0	0	0	0	0	0	0	0	0	0	0
1000	12	0	0	0	0	0	0	0	1	1	2	3	4	1	0	0	0	0	0	0	0	0	0	0	0	0	0	0	0
1100	**14**	**0**	**0**	**0**	**0**	**0**	**2**	**2**	**0**	**2**	**0**	**3**	**2**	**2**	**0**	**1**	**0**	**0**	**0**	**0**	**0**	**0**	**0**	**0**	**0**	**0**	**0**	**0**	**0**
1200	19	0	0	0	0	0	0	1	1	0	4	3	4	5	1	0	0	0	0	0	0	0	0	0	0	0	0	0	0
1300	17	0	0	0	0	0	1	1	1	0	1	4	5	4	0	0	0	0	0	0	0	0	0	0	0	0	0	0	0
1400	**22**	**0**	**0**	**0**	**0**	**0**	**0**	**1**	**2**	**2**	**4**	**4**	**6**	**1**	**1**	**0**	**1**	**0**	**0**	**0**	**0**	**0**	**0**	**0**	**0**	**0**	**0**	**0**	**0**
1500	17	0	0	0	0	0	0	0	2	2	3	3	4	1	1	1	0	0	0	0	0	0	0	0	0	0	0	0	0
1600	15	0	0	0	1	0	0	1	1	1	1	3	5	2	0	0	0	0	0	0	0	0	0	0	0	0	0	0	0
1700	21	0	0	1	4	2	0	1	1	2	1	4	3	1	0	1	0	0	0	0	0	0	0	0	0	0	0	0	0
1800	9	0	0	0	0	0	1	2	0	0	0	2	3	1	0	0	0	0	0	0	0	0	0	0	0	0	0	0	0
1900	14	0	0	0	0	0	0	0	1	4	0	4	1	2	2	0	0	0	0	0	0	0	0	0	0	0	0	0	0
2000	8	0	0	0	0	0	0	0	1	0	1	2	3	1	0	0	0	0	0	0	0	0	0	0	0	0	0	0	0
2100	8	0	0	0	0	0	0	0	0	0	1	4	1	2	0	0	0	0	0	0	0	0	0	0	0	0	0	0	0
2200	3	0	0	0	0	0	0	0	0	0	0	1	2	0	0	0	0	0	0	0	0	0	0	0	0	0	0	0	0
2300	4	0	0	0	0	0	0	0	0	0	1	0	2	1	0	0	0	0	0	0	0	0	0	0	0	0	0	0	0
07-19	**161**	**0**	**0**	**1**	**5**	**2**	**4**	**9**	**9**	**11**	**20**	**30**	**41**	**20**	**5**	**3**	**1**	**0**	**0**	**0**	**0**	**0**	**0**	**0**	**0**	**0**	**0**	**0**	**0**
06-22	**194**	**0**	**0**	**1**	**5**	**2**	**4**	**9**	**11**	**15**	**22**	**40**	**46**	**25**	**9**	**4**	**1**	**0**	**0**	**0**	**0**	**0**	**0**	**0**	**0**	**0**	**0**	**0**	**0**
06-00	**201**	**0**	**0**	**1**	**5**	**2**	**4**	**9**	**11**	**15**	**23**	**41**	**50**	**26**	**9**	**4**	**1**	**0**	**0**	**0**	**0**	**0**	**0**	**0**	**0**	**0**	**0**	**0**	**0**
00-00	**208**	**0**	**0**	**1**	**5**	**2**	**4**	**9**	**11**	**15**	**23**	**43**	**52**	**28**	**10**	**4**	**1**	**0**	**0**	**0**	**0**	**0**	**0**	**0**	**0**	**0**	**0**	**0**	**0**

DRAFT

Site 32
Location L-3408-0, Att - Telepole, Lat 53.7265, Long -6.76003
Direction North

3279 / Meath/Cavan/Monaghan ATC's
October 2013
Automatic Traffic Count

Sun, 13 October 2013

Time	Total	Speed Bins (km/h)																												
		0 - 5	5 - 10	10 - 15	15 - 20	20 - 25	25 - 30	30 - 35	35 - 40	40 - 45	45 - 50	50 - 55	55 - 60	60 - 65	65 - 70	70 - 75	75 - 80	80 - 85	85 - 90	90 - 95	95 - 100	100 - 105	105 - 110	110 - 115	115 - 120	120 - 125	125 - 130	130 - 135	135 - 140
0000	1	0	0	0	0	0	0	0	0	0	0	0	1	0	0	0	0	0	0	0	0	0	0	0	0	0	0	0	0	0
0100	1	0	0	0	0	0	0	0	0	0	0	1	0	0	0	0	0	0	0	0	0	0	0	0	0	0	0	0	0	0
0200	0	0	0	0	0	0	0	0	0	0	0	0	0	0	0	0	0	0	0	0	0	0	0	0	0	0	0	0	0	0
0300	1	0	0	0	0	0	0	0	0	0	0	1	0	0	0	0	0	0	0	0	0	0	0	0	0	0	0	0	0	0
0400	1	0	0	0	0	0	0	0	0	0	0	0	0	0	0	1	0	0	0	0	0	0	0	0	0	0	0	0	0	0
0500	0	0	0	0	0	0	0	0	0	0	0	0	0	0	0	0	0	0	0	0	0	0	0	0	0	0	0	0	0	0
0600	1	0	0	0	0	0	0	0	0	0	0	0	0	0	0	1	0	0	0	0	0	0	0	0	0	0	0	0	0	0
0700	0	0	0	0	0	0	0	0	0	0	0	0	0	0	0	0	0	0	0	0	0	0	0	0	0	0	0	0	0	0
0800	2	0	0	0	0	0	0	0	0	1	1	0	0	0	0	0	0	0	0	0	0	0	0	0	0	0	0	0	0	0
0900	3	0	0	0	0	0	0	0	0	0	1	2	0	0	0	0	0	0	0	0	0	0	0	0	0	0	0	0	0	0
1000	5	0	0	0	0	0	0	0	0	1	0	2	2	0	0	0	0	0	0	0	0	0	0	0	0	0	0	0	0	0
1100	**10**	**0**	**0**	**0**	**0**	**0**	**0**	**0**	**0**	**0**	**1**	**2**	**4**	**2**	**1**	**0**	**0**	**0**	**0**	**0**	**0**	**0**	**0**	**0**	**0**	**0**	**0**	**0**	**0**	**0**
1200	7	0	0	0	0	1	0	0	1	2	0	1	1	0	0	1	0	0	0	0	0	0	0	0	0	0	0	0	0	0
1300	17	0	0	0	0	0	0	0	0	3	6	3	3	2	0	0	0	0	0	0	0	0	0	0	0	0	0	0	0	0
1400	9	0	0	0	0	0	0	0	0	2	2	0	0	1	3	1	0	0	0	0	0	0	0	0	0	0	0	0	0	0
1500	7	0	0	0	0	0	0	0	0	1	1	1	3	0	1	0	0	0	0	0	0	0	0	0	0	0	0	0	0	0
1600	15	0	0	0	0	0	0	0	1	1	2	3	4	1	2	0	1	0	0	0	0	0	0	0	0	0	0	0	0	0
1700	12	0	0	0	0	0	0	1	0	2	3	2	2	1	1	0	0	0	0	0	0	0	0	0	0	0	0	0	0	0
1800	10	0	0	0	0	0	0	0	0	0	0	5	2	2	0	1	0	0	0	0	0	0	0	0	0	0	0	0	0	0
1900	**23**	**0**	**0**	**0**	**0**	**0**	**0**	**0**	**1**	**0**	**5**	**5**	**7**	**5**	**0**	**0**	**0**	**0**	**0**	**0**	**0**	**0**	**0**	**0**	**0**	**0**	**0**	**0**	**0**	**0**
2000	9	0	0	0	0	0	0	0	0	2	2	2	1	2	0	0	0	0	0	0	0	0	0	0	0	0	0	0	0	0
2100	5	0	0	0	0	0	0	0	0	0	1	2	1	1	0	0	0	0	0	0	0	0	0	0	0	0	0	0	0	0
2200	4	0	0	0	0	0	0	0	0	0	0	1	2	0	1	0	0	0	0	0	0	0	0	0	0	0	0	0	0	0
2300	2	0	0	0	0	0	0	0	0	1	0	1	0	0	0	0	0	0	0	0	0	0	0	0	0	0	0	0	0	0
07-19	**97**	**0**	**0**	**0**	**0**	**1**	**0**	**1**	**2**	**13**	**17**	**21**	**21**	**9**	**8**	**3**	**1**	**0**	**0**	**0**	**0**	**0**	**0**	**0**	**0**	**0**	**0**	**0**	**0**	**0**
06-22	**135**	**0**	**0**	**0**	**0**	**1**	**0**	**1**	**3**	**15**	**25**	**30**	**30**	**17**	**8**	**4**	**1**	**0**	**0**	**0**	**0**	**0**	**0**	**0**	**0**	**0**	**0**	**0**	**0**	**0**
06-00	**141**	**0**	**0**	**0**	**0**	**1**	**0**	**1**	**3**	**16**	**25**	**32**	**32**	**17**	**9**	**4**	**1**	**0**	**0**	**0**	**0**	**0**	**0**	**0**	**0**	**0**	**0**	**0**	**0**	**0**
00-00	**145**	**0**	**0**	**0**	**0**	**1**	**0**	**1**	**3**	**16**	**25**	**34**	**33**	**17**	**9**	**5**	**1**	**0**	**0**	**0**	**0**	**0**	**0**	**0**	**0**	**0**	**0**	**0**	**0**	**0**

DRAFT

Site 32
Location L-3408-0, Att - Telepole, Lat 53.7265, Long -6.76003
Direction North

3279 / Meath/Cavan/Monaghan ATC's
October 2013
Automatic Traffic Count

Mon, 14 October 2013

Time	Total	Speed Bins (km/h)																											
		0 - 5	5 - 10	10 - 15	15 - 20	20 - 25	25 - 30	30 - 35	35 - 40	40 - 45	45 - 50	50 - 55	55 - 60	60 - 65	65 - 70	70 - 75	75 - 80	80 - 85	85 - 90	90 - 95	95 - 100	100 - 105	105 - 110	110 - 115	115 - 120	120 - 125	125 - 130	130 - 135	135 - 140
0000	0	0	0	0	0	0	0	0	0	0	0	0	0	0	0	0	0	0	0	0	0	0	0	0	0	0	0	0	0
0100	1	0	0	0	0	0	0	0	0	0	0	0	1	0	0	0	0	0	0	0	0	0	0	0	0	0	0	0	0
0200	1	0	0	0	0	0	0	0	0	0	0	0	1	0	0	0	0	0	0	0	0	0	0	0	0	0	0	0	0
0300	1	0	0	0	0	0	0	0	0	0	0	0	0	1	0	0	0	0	0	0	0	0	0	0	0	0	0	0	0
0400	0	0	0	0	0	0	0	0	0	0	0	0	0	0	0	0	0	0	0	0	0	0	0	0	0	0	0	0	0
0500	1	0	0	0	0	0	0	0	0	0	0	0	0	0	1	0	0	0	0	0	0	0	0	0	0	0	0	0	0
0600	2	0	0	0	0	0	0	0	0	0	0	0	0	1	0	1	0	0	0	0	0	0	0	0	0	0	0	0	0
0700	7	0	0	0	0	0	0	0	0	2	0	0	2	2	0	1	0	0	0	0	0	0	0	0	0	0	0	0	0
0800	**20**	**0**	**0**	**0**	**0**	**0**	**0**	**0**	**0**	**0**	**2**	**5**	**6**	**3**	**3**	**1**	**0**	**0**	**0**	**0**	**0**	**0**	**0**	**0**	**0**	**0**	**0**	**0**	**0**
0900	15	0	0	0	0	0	0	1	3	0	0	3	5	2	1	0	0	0	0	0	0	0	0	0	0	0	0	0	0
1000	6	0	0	0	0	0	0	1	1	1	1	0	1	1	0	0	0	0	0	0	0	0	0	0	0	0	0	0	0
1100	7	0	0	0	0	1	1	0	2	0	2	1	0	0	0	0	0	0	0	0	0	0	0	0	0	0	0	0	0
1200	11	0	0	0	0	1	0	1	0	2	2	0	3	1	1	0	0	0	0	0	0	0	0	0	0	0	0	0	0
1300	18	0	0	0	0	0	0	2	3	2	0	6	1	4	0	0	0	0	0	0	0	0	0	0	0	0	0	0	0
1400	26	0	0	0	0	0	2	1	0	2	5	9	4	3	0	0	0	0	0	0	0	0	0	0	0	0	0	0	0
1500	28	0	0	0	0	0	0	1	2	2	5	8	3	5	2	0	0	0	0	0	0	0	0	0	0	0	0	0	0
1600	16	0	0	0	0	0	0	0	4	1	1	3	4	2	1	0	0	0	0	0	0	0	0	0	0	0	0	0	0
1700	21	0	0	0	0	0	0	1	1	2	2	7	4	4	0	0	0	0	0	0	0	0	0	0	0	0	0	0	0
1800	**31**	**0**	**0**	**0**	**0**	**0**	**4**	**0**	**4**	**3**	**1**	**6**	**7**	**5**	**1**	**0**	**0**	**0**	**0**	**0**	**0**	**0**	**0**	**0**	**0**	**0**	**0**	**0**	**0**
1900	7	0	0	0	1	0	1	0	1	0	0	1	1	2	0	0	0	0	0	0	0	0	0	0	0	0	0	0	0
2000	12	0	0	0	0	0	0	0	1	3	3	1	1	3	0	0	0	0	0	0	0	0	0	0	0	0	0	0	0
2100	6	0	0	0	0	0	0	0	2	0	0	2	2	0	0	0	0	0	0	0	0	0	0	0	0	0	0	0	0
2200	6	0	0	0	0	0	0	0	0	1	3	0	2	0	0	0	0	0	0	0	0	0	0	0	0	0	0	0	0
2300	2	0	0	0	0	0	0	0	0	0	0	0	2	0	0	0	0	0	0	0	0	0	0	0	0	0	0	0	0
07-19	**206**	**0**	**0**	**0**	**0**	**2**	**7**	**8**	**20**	**17**	**21**	**48**	**40**	**32**	**9**	**2**	**0**	**0**	**0**	**0**	**0**	**0**	**0**	**0**	**0**	**0**	**0**	**0**	**0**
06-22	**233**	**0**	**0**	**0**	**1**	**2**	**8**	**8**	**24**	**20**	**24**	**52**	**44**	**38**	**9**	**3**	**0**	**0**	**0**	**0**	**0**	**0**	**0**	**0**	**0**	**0**	**0**	**0**	**0**
06-00	**241**	**0**	**0**	**0**	**1**	**2**	**8**	**8**	**24**	**21**	**27**	**52**	**48**	**38**	**9**	**3**	**0**	**0**	**0**	**0**	**0**	**0**	**0**	**0**	**0**	**0**	**0**	**0**	**0**
00-00	**245**	**0**	**0**	**0**	**1**	**2**	**8**	**8**	**24**	**21**	**27**	**52**	**50**	**39**	**10**	**3**	**0**	**0**	**0**	**0**	**0**	**0**	**0**	**0**	**0**	**0**	**0**	**0**	**0**

DRAFT

Site 32
Location L-3408-0, Att - Telepole, Lat 53.7265, Long -6.76003
Direction North

3279 / Meath/Cavan/Monaghan ATC's
October 2013
Automatic Traffic Count

Virtual Day (7)

Time	Total	Speed Bins (km/h)																											
		0 - 5	5 - 10	10 - 15	15 - 20	20 - 25	25 - 30	30 - 35	35 - 40	40 - 45	45 - 50	50 - 55	55 - 60	60 - 65	65 - 70	70 - 75	75 - 80	80 - 85	85 - 90	90 - 95	95 - 100	100 - 105	105 - 110	110 - 115	115 - 120	120 - 125	125 - 130	130 - 135	135 - 140
0000	1	0	0	0	0	0	0	0	0	0	0	0	0	0	0	0	0	0	0	0	0	0	0	0	0	0	0	0	0
0100	1	0	0	0	0	0	0	0	0	0	0	0	0	0	0	0	0	0	0	0	0	0	0	0	0	0	0	0	0
0200	1	0	0	0	0	0	0	0	0	0	0	0	0	0	0	0	0	0	0	0	0	0	0	0	0	0	0	0	0
0300	1	0	0	0	0	0	0	0	0	0	0	0	0	0	0	0	0	0	0	0	0	0	0	0	0	0	0	0	0
0400	0	0	0	0	0	0	0	0	0	0	0	0	0	0	0	0	0	0	0	0	0	0	0	0	0	0	0	0	0
0500	0	0	0	0	0	0	0	0	0	0	0	0	0	0	0	0	0	0	0	0	0	0	0	0	0	0	0	0	0
0600	2	0	0	0	0	0	0	0	0	0	0	0	0	0	1	1	0	0	0	0	0	0	0	0	0	0	0	0	0
0700	7	0	0	0	0	0	0	0	0	1	1	1	2	2	0	0	0	0	0	0	0	0	0	0	0	0	0	0	0
0800	**17**	**0**	**0**	**0**	**0**	**0**	**0**	**0**	**0**	**1**	**1**	**5**	**6**	**2**	**1**	**0**	**0**	**0**	**0**	**0**	**0**	**0**	**0**	**0**	**0**	**0**	**0**	**0**	**0**
0900	13	0	0	0	0	0	0	0	0	0	3	3	4	2	0	0	0	0	0	0	0	0	0	0	0	0	0	0	0
1000	7	0	0	0	0	0	0	0	0	1	1	2	2	1	0	0	0	0	0	0	0	0	0	0	0	0	0	0	0
1100	11	0	0	0	0	0	1	0	0	1	2	3	2	1	0	0	0	0	0	0	0	0	0	0	0	0	0	0	0
1200	13	0	0	0	0	0	0	0	1	1	2	2	4	2	1	0	0	0	0	0	0	0	0	0	0	0	0	0	0
1300	14	0	0	0	0	0	0	0	1	2	2	3	3	3	0	0	0	0	0	0	0	0	0	0	0	0	0	0	0
1400	17	0	0	0	0	0	0	0	1	2	2	5	4	2	1	0	0	0	0	0	0	0	0	0	0	0	0	0	0
1500	18	0	0	0	0	0	0	1	1	1	2	5	4	3	1	0	0	0	0	0	0	0	0	0	0	0	0	0	0
1600	16	0	0	0	0	0	0	0	1	1	2	3	5	3	1	0	0	0	0	0	0	0	0	0	0	0	0	0	0
1700	17	0	0	0	1	0	0	1	1	2	2	4	4	3	1	0	0	0	0	0	0	0	0	0	0	0	0	0	0
1800	**19**	**0**	**0**	**0**	**0**	**0**	**1**	**1**	**1**	**1**	**1**	**4**	**6**	**3**	**1**	**0**	**0**	**0**	**0**	**0**	**0**	**0**	**0**	**0**	**0**	**0**	**0**	**0**	**0**
1900	12	0	0	0	0	0	1	0	0	1	1	3	3	2	0	0	0	0	0	0	0	0	0	0	0	0	0	0	0
2000	8	0	0	0	0	0	0	0	0	1	1	1	2	2	0	0	0	0	0	0	0	0	0	0	0	0	0	0	0
2100	6	0	0	0	0	0	0	0	0	0	1	2	2	1	0	0	0	0	0	0	0	0	0	0	0	0	0	0	0
2200	4	0	0	0	0	0	0	0	0	0	1	1	2	0	0	0	0	0	0	0	0	0	0	0	0	0	0	0	0
2300	3	0	0	0	0	0	0	0	0	0	1	0	1	1	0	0	0	0	0	0	0	0	0	0	0	0	0	0	0
07-19	**171**	**0**	**0**	**0**	**1**	**2**	**3**	**4**	**6**	**13**	**21**	**39**	**45**	**26**	**8**	**2**	**1**	**0**	**0**	**0**	**0**	**0**	**0**	**0**	**0**	**0**	**0**	**0**	**0**
06-22	**200**	**0**	**0**	**0**	**1**	**2**	**3**	**4**	**8**	**15**	**24**	**45**	**52**	**32**	**10**	**3**	**1**	**0**	**0**	**0**	**0**	**0**	**0**	**0**	**0**	**0**	**0**	**0**	**0**
06-00	**208**	**0**	**0**	**0**	**1**	**2**	**3**	**4**	**8**	**15**	**26**	**46**	**55**	**33**	**11**	**3**	**1**	**0**	**0**	**0**	**0**	**0**	**0**	**0**	**0**	**0**	**0**	**0**	**0**
00-00	**212**	**0**	**0**	**0**	**1**	**2**	**3**	**4**	**8**	**15**	**26**	**48**	**56**	**34**	**12**	**4**	**1**	**0**	**0**	**0**	**0**	**0**	**0**	**0**	**0**	**0**	**0**	**0**	**0**

DRAFT

Site 32
Location L-3408-0, Att - Telepole, Lat 53.7265, Long -6.76003
Direction North

3279 / Meath/Cavan/Monaghan ATC's
October 2013
Automatic Traffic Count

Virtual Week (1)

Time	Total	Speed Bins (km/h)																											
		0 - 5	5 - 10	10 - 15	15 - 20	20 - 25	25 - 30	30 - 35	35 - 40	40 - 45	45 - 50	50 - 55	55 - 60	60 - 65	65 - 70	70 - 75	75 - 80	80 - 85	85 - 90	90 - 95	95 - 100	100 - 105	105 - 110	110 - 115	115 - 120	120 - 125	125 - 130	130 - 135	135 - 140
Mon	245	0	0	0	1	2	8	8	24	21	27	52	50	39	10	3	0	0	0	0	0	0	0	0	0	0	0	0	0
Tue	217	0	0	0	0	1	4	0	4	7	22	65	58	41	11	3	1	0	0	0	0	0	0	0	0	0	0	0	0
Wed	225	0	0	1	1	2	1	4	4	25	30	44	60	34	17	1	0	1	0	0	0	0	0	0	0	0	0	0	0
Thu	216	0	0	0	0	1	2	0	3	9	29	51	61	41	12	6	1	0	0	0	0	0	0	0	0	0	0	0	0
Fri	230	0	0	0	0	2	3	8	4	12	25	44	75	38	13	5	1	0	0	0	0	0	0	0	0	0	0	0	0
|Sat	208	0	0	1	5	2	4	9	11	15	23	43	52	28	10	4	1	0	0	0	0	0	0	0	0	0	0	0	0
|Sun	145	0	0	0	0	1	0	1	3	16	25	34	33	17	9	5	1	0	0	0	0	0	0	0	0	0	0	0	0
5 Day Ave.	**227**	**0**	**0**	**0**	**0**	**2**	**4**	**4**	**8**	**15**	**27**	**51**	**61**	**39**	**13**	**4**	**1**	**0**	**0**	**0**	**0**	**0**	**0**	**0**	**0**	**0**	**0**	**0**	**0**
7 Day Ave.	**212**	**0**	**0**	**0**	**1**	**2**	**3**	**4**	**8**	**15**	**26**	**48**	**56**	**34**	**12**	**4**	**1**	**0**	**0**	**0**	**0**	**0**	**0**	**0**	**0**	**0**	**0**	**0**	**0**
--	**1486**	**0**	**0**	**2**	**7**	**11**	**22**	**30**	**53**	**105**	**181**	**333**	**389**	**238**	**82**	**27**	**5**	**1**	**0**	**0**	**0**	**0**	**0**	**0**	**0**	**0**	**0**	**0**	**0**

Summary Graphs

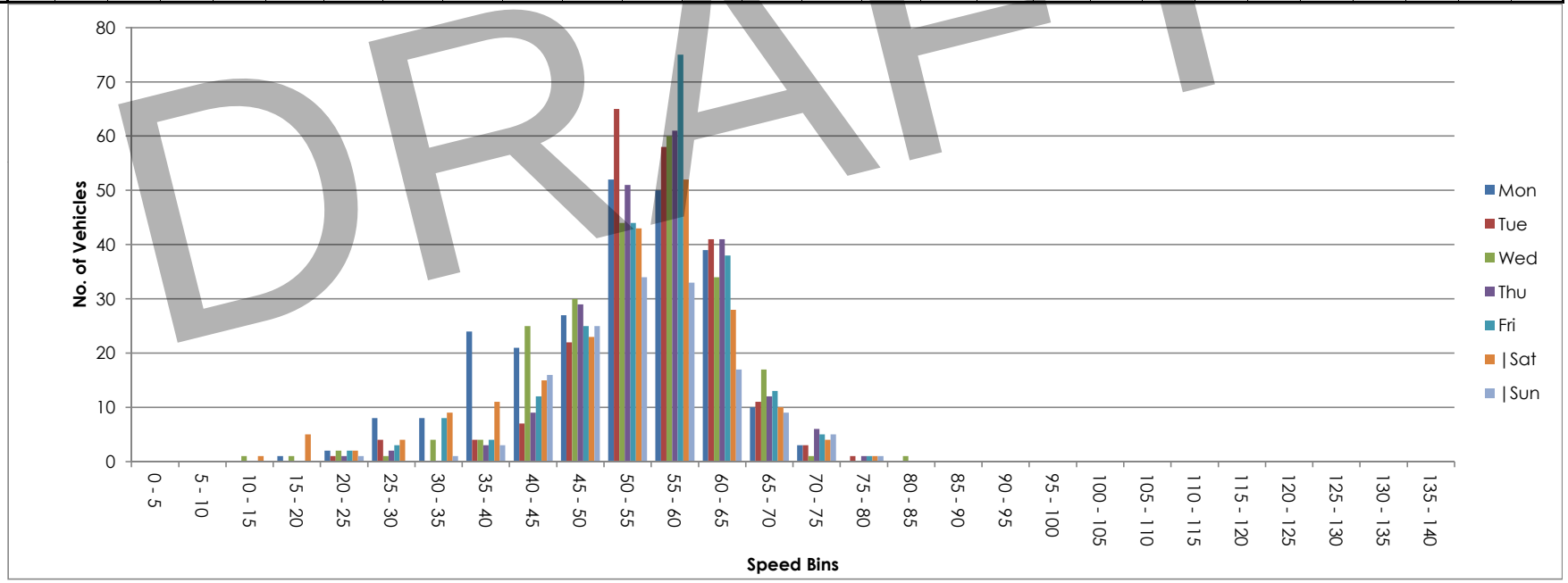

DRAFT

Site 32
Location L-3408-0, Att - Telepole, Lat 53.7265, Long -6.76003
Direction South

3279 / Meath/Cavan/Monaghan ATC's
October 2013
Automatic Traffic Count

Tue, 8 October 2013

Time	Total	Classification												>PSL	>PSL%	>SL1	>SL1%	>SL2	>SL2%	Mean	Vpp
		1 MCL	2 SV	3 SVT	4 TB2	5 TB3	6 T4	7 ART3	8 ART4	9 ART5	10 ART6	11 BD	12 DRT	100	100	105 +5kph	105 +5kph	110 +10kph	110 +10kph		85
0000	3	0	3	0	0	0	0	0	0	0	0	0	0	0	0	0	0	0	0	55.9	-
0100	0	0	0	0	0	0	0	0	0	0	0	0	0	0	0	0	0	0	0	-	-
0200	0	0	0	0	0	0	0	0	0	0	0	0	0	0	0	0	0	0	0	-	-
0300	0	0	0	0	0	0	0	0	0	0	0	0	0	0	0	0	0	0	0	-	-
0400	0	0	0	0	0	0	0	0	0	0	0	0	0	0	0	0	0	0	0	-	-
0500	0	0	0	0	0	0	0	0	0	0	0	0	0	0	0	0	0	0	0	-	-
0600	4	0	4	0	0	0	0	0	0	0	0	0	0	0	0	0	0	0	0	58.9	-
0700	16	1	15	0	0	0	0	0	0	0	0	0	0	0	0	0	0	0	0	57.6	60.1
0800	**31**	**0**	**28**	**0**	**3**	**0**	**0**	**0**	**0**	**0**	**0**	**0**	**0**	**0**	**0**	**0**	**0**	**0**	**0**	**55.7**	**58.7**
0900	14	0	12	0	2	0	0	0	0	0	0	0	0	0	0	0	0	0	0	57.4	60.1
1000	10	0	6	1	2	0	0	0	1	0	0	0	0	0	0	0	0	0	0	52.5	-
1100	16	0	14	0	1	1	0	0	0	0	0	0	0	0	0	0	0	0	0	56.9	60.5
1200	15	0	15	0	0	0	0	0	0	0	0	0	0	0	0	0	0	0	0	57.4	68.4
1300	18	0	15	0	3	0	0	0	0	0	0	0	0	0	0	0	0	0	0	54.5	60.5
1400	4	0	3	0	1	0	0	0	0	0	0	0	0	0	0	0	0	0	0	58.5	-
1500	24	0	20	0	4	0	0	0	0	0	0	0	0	0	0	0	0	0	0	55.4	63.7
1600	12	0	11	0	1	0	0	0	0	0	0	0	0	0	0	0	0	0	0	52.8	56.5
1700	**30**	**0**	**29**	**0**	**1**	**0**	**0**	**0**	**0**	**0**	**0**	**0**	**0**	**0**	**0**	**0**	**0**	**0**	**0**	**62.3**	**68**
1800	13	0	12	0	0	1	0	0	0	0	0	0	0	0	0	0	0	0	0	62.9	65.9
1900	8	0	8	0	0	0	0	0	0	0	0	0	0	0	0	0	0	0	0	52.5	-
2000	3	0	3	0	0	0	0	0	0	0	0	0	0	0	0	0	0	0	0	52	-
2100	10	0	10	0	0	0	0	0	0	0	0	0	0	0	0	0	0	0	0	61	-
2200	1	0	1	0	0	0	0	0	0	0	0	0	0	0	0	0	0	0	0	65.4	-
2300	1	0	1	0	0	0	0	0	0	0	0	0	0	0	0	0	0	0	0	63.5	-
07-19	**203**	**1**	**180**	**1**	**18**	**2**	**0**	**0**	**1**	**0**	**0**	**0**	**0**	**0**	**0**	**0**	**0**	**0**	**0**	**57.2**	**65.5**
06-22	**228**	**1**	**205**	**1**	**18**	**2**	**0**	**0**	**1**	**0**	**0**	**0**	**0**	**0**	**0**	**0**	**0**	**0**	**0**	**57.2**	**65.2**
06-00	**230**	**1**	**207**	**1**	**18**	**2**	**0**	**0**	**1**	**0**	**0**	**0**	**0**	**0**	**0**	**0**	**0**	**0**	**0**	**57.2**	**65.2**
00-00	**233**	**1**	**210**	**1**	**18**	**2**	**0**	**0**	**1**	**0**	**0**	**0**	**0**	**0**	**0**	**0**	**0**	**0**	**0**	**57.2**	**65.2**

DRAFT

Site 32
Location L-3408-0, Att - Telepole, Lat 53.7265, Long -6.76003
Direction South

3279 / Meath/Cavan/Monaghan ATC's
October 2013
Automatic Traffic Count

Wed, 9 October 2013

Time	Total	Classification												>PSL	>PSL%	>SL1	>SL1%	>SL2	>SL2%	Mean	Vpp
		1 MCL	2 SV	3 SVT	4 TB2	5 TB3	6 T4	7 ART3	8 ART4	9 ART5	10 ART6	11 BD	12 DRT	100	100	105 +5kph	105 +5kph	110 +10kph	110 +10kph		85
0000	5	0	5	0	0	0	0	0	0	0	0	0	0	0	0	0	0	0	0	63.5	-
0100	0	0	0	0	0	0	0	0	0	0	0	0	0	0	0	0	0	0	0	-	-
0200	0	0	0	0	0	0	0	0	0	0	0	0	0	0	0	0	0	0	0	-	-
0300	0	0	0	0	0	0	0	0	0	0	0	0	0	0	0	0	0	0	0	-	-
0400	0	0	0	0	0	0	0	0	0	0	0	0	0	0	0	0	0	0	0	-	-
0500	2	0	2	0	0	0	0	0	0	0	0	0	0	0	0	0	0	0	0	61.5	-
0600	3	0	3	0	0	0	0	0	0	0	0	0	0	0	0	0	0	0	0	71.3	-
0700	18	1	16	1	0	0	0	0	0	0	0	0	0	0	0	0	0	0	0	65	69.8
0800	**29**	**0**	**26**	**0**	**3**	**0**	**0**	**0**	**0**	**0**	**0**	**0**	**0**	**0**	**0**	**0**	**0**	**0**	**0**	**61.1**	**67**
0900	15	0	14	0	1	0	0	0	0	0	0	0	0	0	0	0	0	0	0	57.5	59
1000	27	0	21	3	1	1	0	0	0	1	0	0	0	0	0	0	0	0	0	49.8	52.6
1100	25	0	25	0	0	0	0	0	0	0	0	0	0	0	0	0	0	0	0	44.4	48.2
1200	15	1	13	0	0	0	0	0	0	1	0	0	0	0	0	0	0	0	0	44	54.4
1300	11	0	8	1	0	1	0	1	0	0	0	0	0	0	0	0	0	0	0	55.4	60.8
1400	23	0	23	0	0	0	0	0	0	0	0	0	0	0	0	0	0	0	0	53.5	59.4
1500	24	0	20	1	2	1	0	0	0	0	0	0	0	0	0	0	0	0	0	54.1	54.7
1600	20	0	17	2	1	0	0	0	0	0	0	0	0	0	0	0	0	0	0	49.3	59
1700	**40**	**0**	**38**	**0**	**0**	**2**	**0**	**0**	**0**	**0**	**0**	**0**	**0**	**0**	**0**	**0**	**0**	**0**	**0**	**52.4**	**58.3**
1800	24	0	22	0	2	0	0	0	0	0	0	0	0	0	0	0	0	0	0	59.7	63.4
1900	16	0	13	1	2	0	0	0	0	0	0	0	0	0	0	0	0	0	0	57.9	62.6
2000	1	0	1	0	0	0	0	0	0	0	0	0	0	0	0	0	0	0	0	62.5	-
2100	7	0	7	0	0	0	0	0	0	0	0	0	0	0	0	0	0	0	0	54.5	-
2200	1	0	1	0	0	0	0	0	0	0	0	0	0	0	0	0	0	0	0	44.2	-
2300	7	0	5	0	0	1	0	0	1	0	0	0	0	0	0	0	0	0	0	58.1	-
07-19	**271**	**2**	**243**	**8**	**10**	**5**	**0**	**1**	**0**	**2**	**0**	**0**	**0**	**0**	**0**	**0**	**0**	**0**	**0**	**53.8**	**63.4**
06-22	**298**	**2**	**267**	**9**	**12**	**5**	**0**	**1**	**0**	**2**	**0**	**0**	**0**	**0**	**0**	**0**	**0**	**0**	**0**	**54.2**	**63.4**
06-00	**306**	**2**	**273**	**9**	**12**	**6**	**0**	**1**	**1**	**2**	**0**	**0**	**0**	**0**	**0**	**0**	**0**	**0**	**0**	**54.3**	**63.4**
00-00	**313**	**2**	**280**	**9**	**12**	**6**	**0**	**1**	**1**	**2**	**0**	**0**	**0**	**0**	**0**	**0**	**0**	**0**	**0**	**54.5**	**63.4**

DRAFT

Site 32
Location L-3408-0, Att - Telepole, Lat 53.7265, Long -6.76003
Direction South

3279 / Meath/Cavan/Monaghan ATC's
October 2013
Automatic Traffic Count

Thu, 10 October 2013

Time	Total	Classification												>PSL	>PSL%	>SL1	>SL1%	>SL2	>SL2%	Mean	Vpp
		1 MCL	2 SV	3 SVT	4 TB2	5 TB3	6 T4	7 ART3	8 ART4	9 ART5	10 ART6	11 BD	12 DRT	100	100	105 +5kph	105 +5kph	110 +10kph	110 +10kph		85
0000	4	0	4	0	0	0	0	0	0	0	0	0	0	0	0	0	0	0	0	55.3	-
0100	0	0	0	0	0	0	0	0	0	0	0	0	0	0	0	0	0	0	0	-	-
0200	0	0	0	0	0	0	0	0	0	0	0	0	0	0	0	0	0	0	0	-	-
0300	0	0	0	0	0	0	0	0	0	0	0	0	0	0	0	0	0	0	0	-	-
0400	0	0	0	0	0	0	0	0	0	0	0	0	0	0	0	0	0	0	0	-	-
0500	1	0	1	0	0	0	0	0	0	0	0	0	0	0	0	0	0	0	0	61.2	-
0600	7	0	6	0	0	0	1	0	0	0	0	0	0	0	0	0	0	0	0	59.9	-
0700	15	1	14	0	0	0	0	0	0	0	0	0	0	0	0	0	0	0	0	53.6	56.9
0800	**31**	**0**	**28**	**0**	**1**	**1**	**0**	**0**	**1**	**0**	**0**	**0**	**0**	**0**	**0**	**0**	**0**	**0**	**0**	**57.4**	**64.4**
0900	25	0	22	0	2	1	0	0	0	0	0	0	0	0	0	0	0	0	0	57	61.6
1000	11	0	10	0	1	0	0	0	0	0	0	0	0	0	0	0	0	0	0	53.1	54
1100	8	1	5	1	1	0	0	0	0	0	0	0	0	0	0	0	0	0	0	51.9	-
1200	17	0	15	0	2	0	0	0	0	0	0	0	0	0	0	0	0	0	0	55.6	61.6
1300	16	0	12	0	3	0	0	0	1	0	0	0	0	0	0	0	0	0	0	60.5	72.4
1400	20	0	18	1	1	0	0	0	0	0	0	0	0	0	0	0	0	0	0	55.6	62.3
1500	**33**	**0**	**28**	**0**	**3**	**1**	**0**	**0**	**0**	**0**	**0**	**0**	**1**	**0**	**0**	**0**	**0**	**0**	**0**	**56.3**	**62.6**
1600	26	1	20	1	2	1	0	0	1	0	0	0	0	0	0	0	0	0	0	49.3	58
1700	11	0	11	0	0	0	0	0	0	0	0	0	0	0	0	0	0	0	0	51.8	54.7
1800	22	0	21	1	0	0	0	0	0	0	0	0	0	0	0	0	0	0	0	57.2	62.6
1900	18	0	17	0	1	0	0	0	0	0	0	0	0	0	0	0	0	0	0	63.9	67.7
2000	5	0	4	0	1	0	0	0	0	0	0	0	0	0	0	0	0	0	0	55.8	-
2100	4	0	4	0	0	0	0	0	0	0	0	0	0	0	0	0	0	0	0	60.1	-
2200	6	0	6	0	0	0	0	0	0	0	0	0	0	0	0	0	0	0	0	62.6	-
2300	4	0	4	0	0	0	0	0	0	0	0	0	0	0	0	0	0	0	0	59.5	-
07-19	**235**	**3**	**204**	**4**	**16**	**4**	**0**	**0**	**3**	**0**	**0**	**0**	**1**	**0**	**0**	**0**	**0**	**0**	**0**	**55.3**	**63.4**
06-22	**269**	**3**	**235**	**4**	**18**	**4**	**1**	**0**	**3**	**0**	**0**	**0**	**1**	**0**	**0**	**0**	**0**	**0**	**0**	**56.1**	**64.4**
06-00	**279**	**3**	**245**	**4**	**18**	**4**	**1**	**0**	**3**	**0**	**0**	**0**	**1**	**0**	**0**	**0**	**0**	**0**	**0**	**56.3**	**64.8**
00-00	**284**	**3**	**250**	**4**	**18**	**4**	**1**	**0**	**3**	**0**	**0**	**0**	**1**	**0**	**0**	**0**	**0**	**0**	**0**	**56.3**	**64.4**

DRAFT

Site 32
Location L-3408-0, Att - Telepole, Lat 53.7265, Long -6.76003
Direction South

3279 / Meath/Cavan/Monaghan ATC's
October 2013
Automatic Traffic Count

Fri, 11 October 2013

Time	Total	Classification												>PSL	>PSL%	>SL1	>SL1%	>SL2	>SL2%	Mean	Vpp
		1 MCL	2 SV	3 SVT	4 TB2	5 TB3	6 T4	7 ART3	8 ART4	9 ART5	10 ART6	11 BD	12 DRT	100	100	105 +5kph	105 +5kph	110 +10kph	110 +10kph		85
0000	2	0	2	0	0	0	0	0	0	0	0	0	0	0	0	0	0	0	0	53.7	-
0100	1	0	1	0	0	0	0	0	0	0	0	0	0	0	0	0	0	0	0	41.6	-
0200	0	0	0	0	0	0	0	0	0	0	0	0	0	0	0	0	0	0	0	-	-
0300	0	0	0	0	0	0	0	0	0	0	0	0	0	0	0	0	0	0	0	-	-
0400	2	0	2	0	0	0	0	0	0	0	0	0	0	0	0	0	0	0	0	47.7	-
0500	1	0	1	0	0	0	0	0	0	0	0	0	0	0	0	0	0	0	0	61.9	-
0600	4	0	4	0	0	0	0	0	0	0	0	0	0	0	0	0	0	0	0	58.1	-
0700	12	1	11	0	0	0	0	0	0	0	0	0	0	0	0	0	0	0	0	67.7	73.4
0800	**29**	**0**	**24**	**2**	**3**	**0**	**0**	**0**	**0**	**0**	**0**	**0**	**0**	**0**	**0**	**0**	**0**	**0**	**0**	**57.5**	**66.6**
0900	18	0	16	0	2	0	0	0	0	0	0	0	0	0	0	0	0	0	0	54.3	60.1
1000	15	0	14	1	0	0	0	0	0	0	0	0	0	0	0	0	0	0	0	57.3	65.2
1100	10	0	8	0	2	0	0	0	0	0	0	0	0	0	0	0	0	0	0	63.9	-
1200	11	0	9	0	0	2	0	0	0	0	0	0	0	0	0	0	0	0	0	61.6	64.8
1300	17	0	15	0	2	0	0	0	0	0	0	0	0	0	0	0	0	0	0	59.8	63.4
1400	18	1	17	0	0	0	0	0	0	0	0	0	0	0	0	0	0	0	0	46.5	56.5
1500	**30**	**0**	**26**	**1**	**0**	**1**	**1**	**1**	**0**	**0**	**0**	**0**	**0**	**0**	**0**	**0**	**0**	**0**	**0**	**53**	**63.4**
1600	14	0	12	1	0	0	0	0	0	1	0	0	0	0	0	0	0	0	0	50.3	57.6
1700	28	0	24	0	1	2	0	0	0	1	0	0	0	0	0	0	0	0	0	50.2	59.4
1800	23	0	20	0	3	0	0	0	0	0	0	0	0	0	0	0	0	0	0	61.3	67.3
1900	25	0	21	2	2	0	0	0	0	0	0	0	0	0	0	0	0	0	0	58.2	59.8
2000	3	0	3	0	0	0	0	0	0	0	0	0	0	0	0	0	0	0	0	56.8	-
2100	6	0	6	0	0	0	0	0	0	0	0	0	0	0	0	0	0	0	0	67.3	-
2200	2	0	1	0	1	0	0	0	0	0	0	0	0	0	0	0	0	0	0	51.5	-
2300	1	0	1	0	0	0	0	0	0	0	0	0	0	0	0	0	0	0	0	68.8	-
07-19	**225**	**2**	**196**	**5**	**13**	**5**	**1**	**1**	**0**	**2**	**0**	**0**	**0**	**0**	**0**	**0**	**0**	**0**	**0**	**56**	**66.6**
06-22	**263**	**2**	**230**	**7**	**15**	**5**	**1**	**1**	**0**	**2**	**0**	**0**	**0**	**0**	**0**	**0**	**0**	**0**	**0**	**56.5**	**66.6**
06-00	**266**	**2**	**232**	**7**	**16**	**5**	**1**	**1**	**0**	**2**	**0**	**0**	**0**	**0**	**0**	**0**	**0**	**0**	**0**	**56.5**	**66.6**
00-00	**272**	**2**	**238**	**7**	**16**	**5**	**1**	**1**	**0**	**2**	**0**	**0**	**0**	**0**	**0**	**0**	**0**	**0**	**0**	**56.4**	**66.6**

DRAFT

Site 32
Location L-3408-0, Att - Telepole, Lat 53.7265, Long -6.76003
Direction South

3279 / Meath/Cavan/Monaghan ATC's
October 2013
Automatic Traffic Count

Sat, 12 October 2013

Time	Total	Classification												>PSL	>PSL%	>SL1	>SL1%	>SL2	>SL2%	Mean	Vpp
		1 MCL	2 SV	3 SVT	4 TB2	5 TB3	6 T4	7 ART3	8 ART4	9 ART5	10 ART6	11 BD	12 DRT	100	100	105 +5kph	105 +5kph	110 +10kph	110 +10kph		85
0000	1	0	1	0	0	0	0	0	0	0	0	0	0	0	0	0	0	0	0	58.9	-
0100	2	0	2	0	0	0	0	0	0	0	0	0	0	0	0	0	0	0	0	60.9	-
0200	1	0	1	0	0	0	0	0	0	0	0	0	0	0	0	0	0	0	0	80.1	-
0300	2	0	2	0	0	0	0	0	0	0	0	0	0	0	0	0	0	0	0	70.5	-
0400	0	0	0	0	0	0	0	0	0	0	0	0	0	0	0	0	0	0	0	-	-
0500	0	0	0	0	0	0	0	0	0	0	0	0	0	0	0	0	0	0	0	-	-
0600	4	0	3	1	0	0	0	0	0	0	0	0	0	0	0	0	0	0	0	57.5	-
0700	12	0	11	0	0	0	0	0	0	1	0	0	0	0	0	0	0	0	0	43.5	55.1
0800	7	0	5	0	1	0	1	0	0	0	0	0	0	0	0	0	0	0	0	61.3	-
0900	14	0	12	1	1	0	0	0	0	0	0	0	0	0	0	0	0	0	0	53.9	63.7
1000	12	0	8	1	3	0	0	0	0	0	0	0	0	0	0	0	0	0	0	56.2	64.4
1100	**22**	**0**	**18**	**3**	**0**	**0**	**0**	**0**	**0**	**1**	**0**	**0**	**0**	**0**	**0**	**0**	**0**	**0**	**0**	**49.6**	**63**
1200	22	0	20	1	1	0	0	0	0	0	0	0	0	0	0	0	0	0	0	50.9	64.4
1300	24	0	21	1	1	1	0	0	0	0	0	0	0	0	0	0	0	0	0	59.8	67.3
1400	18	0	16	0	1	1	0	0	0	0	0	0	0	0	0	0	0	0	0	57.7	65.2
1500	21	0	17	1	0	2	0	0	0	1	0	0	0	0	0	0	0	0	0	57	63.7
1600	**26**	**0**	**26**	**0**	**0**	**0**	**0**	**0**	**0**	**0**	**0**	**0**	**0**	**0**	**0**	**0**	**0**	**0**	**0**	**49.3**	**61.2**
1700	18	0	14	2	1	1	0	0	0	0	0	0	0	0	0	0	0	0	0	50.6	53.3
1800	20	0	18	0	0	1	0	0	0	1	0	0	0	0	0	0	0	0	0	52.8	65.2
1900	11	0	9	0	1	1	0	0	0	0	0	0	0	0	0	0	0	0	0	55.7	58
2000	5	0	5	0	0	0	0	0	0	0	0	0	0	0	0	0	0	0	0	54	-
2100	9	0	9	0	0	0	0	0	0	0	0	0	0	0	0	0	0	0	0	61	-
2200	2	0	2	0	0	0	0	0	0	0	0	0	0	0	0	0	0	0	0	49.9	-
2300	0	0	0	0	0	0	0	0	0	0	0	0	0	0	0	0	0	0	0	-	-
07-19	**216**	**0**	**186**	**10**	**9**	**6**	**1**	**0**	**0**	**4**	**0**	**0**	**0**	**0**	**0**	**0**	**0**	**0**	**0**	**53.3**	**65.2**
06-22	**245**	**0**	**212**	**11**	**10**	**7**	**1**	**0**	**0**	**4**	**0**	**0**	**0**	**0**	**0**	**0**	**0**	**0**	**0**	**53.8**	**65.2**
06-00	**247**	**0**	**214**	**11**	**10**	**7**	**1**	**0**	**0**	**4**	**0**	**0**	**0**	**0**	**0**	**0**	**0**	**0**	**0**	**53.7**	**65.2**
00-00	**253**	**0**	**220**	**11**	**10**	**7**	**1**	**0**	**0**	**4**	**0**	**0**	**0**	**0**	**0**	**0**	**0**	**0**	**0**	**54.1**	**65.2**

DRAFT

Site 32
Location L-3408-0, Att - Telepole, Lat 53.7265, Long -6.76003
Direction South

3279 / Meath/Cavan/Monaghan ATC's
October 2013
Automatic Traffic Count

Sun, 13 October 2013

Time	Total	Classification												>PSL	>PSL%	>SL1	>SL1%	>SL2	>SL2%	Mean	Vpp
		1 MCL	2 SV	3 SVT	4 TB2	5 TB3	6 T4	7 ART3	8 ART4	9 ART5	10 ART6	11 BD	12 DRT	100	100	105 +5kph	105 +5kph	110 +10kph	110 +10kph		85
0000	3	0	3	0	0	0	0	0	0	0	0	0	0	0	0	0	0	0	0	49.2	-
0100	2	0	2	0	0	0	0	0	0	0	0	0	0	0	0	0	0	0	0	49.6	-
0200	2	0	2	0	0	0	0	0	0	0	0	0	0	0	0	0	0	0	0	51.1	-
0300	1	0	1	0	0	0	0	0	0	0	0	0	0	0	0	0	0	0	0	54.7	-
0400	0	0	0	0	0	0	0	0	0	0	0	0	0	0	0	0	0	0	0	-	-
0500	0	0	0	0	0	0	0	0	0	0	0	0	0	0	0	0	0	0	0	-	-
0600	1	0	1	0	0	0	0	0	0	0	0	0	0	0	0	0	0	0	0	52.9	-
0700	5	0	5	0	0	0	0	0	0	0	0	0	0	0	0	0	0	0	0	52.9	-
0800	4	0	3	0	0	1	0	0	0	0	0	0	0	0	0	0	0	0	0	51.4	-
0900	4	0	3	0	0	1	0	0	0	0	0	0	0	0	0	0	0	0	0	60.8	-
1000	9	0	8	0	0	1	0	0	0	0	0	0	0	0	0	0	0	0	0	68.3	-
1100	**16**	**0**	**14**	**0**	**1**	**1**	**0**	**0**	**0**	**0**	**0**	**0**	**0**	**0**	**0**	**0**	**0**	**0**	**0**	**60.7**	**69.8**
1200	5	0	4	0	0	1	0	0	0	0	0	0	0	0	0	0	0	0	0	56.7	-
1300	11	0	10	0	0	1	0	0	0	0	0	0	0	0	0	0	0	0	0	58.7	63.4
1400	9	0	8	0	1	0	0	0	0	0	0	0	0	0	0	0	0	0	0	56.8	-
1500	**18**	**0**	**18**	**0**	**0**	**0**	**0**	**0**	**0**	**0**	**0**	**0**	**0**	**0**	**0**	**0**	**0**	**0**	**0**	**53.4**	**60.1**
1600	15	0	14	0	1	0	0	0	0	0	0	0	0	0	0	0	0	0	0	55	63.4
1700	13	0	12	0	1	0	0	0	0	0	0	0	0	0	0	0	0	0	0	53.8	61.9
1800	14	0	14	0	0	0	0	0	0	0	0	0	0	0	0	0	0	0	0	57.1	62.6
1900	15	0	14	0	0	1	0	0	0	0	0	0	0	0	0	0	0	0	0	52.4	54
2000	11	0	10	0	0	1	0	0	0	0	0	0	0	0	0	0	0	0	0	58.2	69.1
2100	4	0	4	0	0	0	0	0	0	0	0	0	0	0	0	0	0	0	0	68.3	-
2200	2	0	2	0	0	0	0	0	0	0	0	0	0	0	0	0	0	0	0	72.7	-
2300	1	0	0	0	0	1	0	0	0	0	0	0	0	0	0	0	0	0	0	60.2	-
07-19	**123**	**0**	**113**	**0**	**4**	**6**	**0**	**0**	**0**	**0**	**0**	**0**	**0**	**0**	**0**	**0**	**0**	**0**	**0**	**57.1**	**64.4**
06-22	**154**	**0**	**142**	**0**	**4**	**8**	**0**	**0**	**0**	**0**	**0**	**0**	**0**	**0**	**0**	**0**	**0**	**0**	**0**	**57**	**65.9**
06-00	**157**	**0**	**144**	**0**	**4**	**9**	**0**	**0**	**0**	**0**	**0**	**0**	**0**	**0**	**0**	**0**	**0**	**0**	**0**	**57.2**	**65.9**
00-00	**165**	**0**	**152**	**0**	**4**	**9**	**0**	**0**	**0**	**0**	**0**	**0**	**0**	**0**	**0**	**0**	**0**	**0**	**0**	**56.9**	**65.9**

DRAFT

Site 32
Location L-3408-0, Att - Telepole, Lat 53.7265, Long -6.76003
Direction South

3279 / Meath/Cavan/Monaghan ATC's
October 2013
Automatic Traffic Count

Mon, 14 October 2013

Time	Total	Classification												>PSL	>PSL%	>SL1	>SL1%	>SL2	>SL2%	Mean	Vpp
		1 MCL	2 SV	3 SVT	4 TB2	5 TB3	6 T4	7 ART3	8 ART4	9 ART5	10 ART6	11 BD	12 DRT	100	100	105 +5kph	105 +5kph	110 +10kph	110 +10kph		85
0000	2	0	1	0	0	1	0	0	0	0	0	0	0	0	0	0	0	0	0	57.9	-
0100	0	0	0	0	0	0	0	0	0	0	0	0	0	0	0	0	0	0	0	-	-
0200	0	0	0	0	0	0	0	0	0	0	0	0	0	0	0	0	0	0	0	-	-
0300	2	0	2	0	0	0	0	0	0	0	0	0	0	0	0	0	0	0	0	59	-
0400	0	0	0	0	0	0	0	0	0	0	0	0	0	0	0	0	0	0	0	-	-
0500	0	0	0	0	0	0	0	0	0	0	0	0	0	0	0	0	0	0	0	-	-
0600	7	0	6	1	0	0	0	0	0	0	0	0	0	0	0	0	0	0	0	55.1	-
0700	20	1	18	0	0	0	0	0	0	1	0	0	0	0	0	0	0	0	0	49.5	61.6
0800	**31**	**0**	**27**	**0**	**2**	**1**	**0**	**0**	**1**	**0**	**0**	**0**	**0**	**0**	**0**	**0**	**0**	**0**	**0**	**57.2**	**68.4**
0900	15	0	13	0	1	0	0	0	0	0	1	0	0	0	0	0	0	0	0	59.3	67.7
1000	15	1	8	1	3	0	0	0	1	1	0	0	0	0	0	0	0	0	0	51.3	59.4
1100	22	0	18	0	2	0	0	0	0	1	1	0	0	0	0	0	0	0	0	47.3	56.5
1200	19	0	17	1	0	0	0	0	0	1	0	0	0	0	0	0	0	0	0	53.1	57.2
1300	20	2	17	0	1	0	0	0	0	0	0	0	0	0	0	0	0	0	0	43.9	54.7
1400	28	1	26	1	0	0	0	0	0	0	0	0	0	0	0	0	0	0	0	50.8	55.4
1500	26	0	22	1	0	1	0	0	0	2	0	0	0	0	0	0	0	0	0	57.7	63.7
1600	**30**	**1**	**23**	**2**	**1**	**2**	**0**	**0**	**0**	**1**	**0**	**0**	**0**	**0**	**0**	**0**	**0**	**0**	**0**	**52.7**	**61.2**
1700	18	0	16	1	0	0	0	0	0	1	0	0	0	0	0	0	0	0	0	56.9	64.8
1800	26	0	24	1	1	0	0	0	0	0	0	0	0	0	0	0	0	0	0	51.9	54.7
1900	17	0	15	1	0	1	0	0	0	0	0	0	0	0	0	0	0	0	0	56	59
2000	19	0	18	0	0	0	0	0	0	1	0	0	0	0	0	0	0	0	0	47.3	57.6
2100	10	0	10	0	0	0	0	0	0	0	0	0	0	0	0	0	0	0	0	50.9	-
2200	1	0	1	0	0	0	0	0	0	0	0	0	0	0	0	0	0	0	0	56.9	-
2300	2	0	2	0	0	0	0	0	0	0	0	0	0	0	0	0	0	0	0	64.9	-
07-19	**270**	**6**	**229**	**8**	**11**	**4**	**0**	**0**	**2**	**8**	**2**	**0**	**0**	**0**	**0**	**0**	**0**	**0**	**0**	**52.7**	**62.6**
06-22	**323**	**6**	**278**	**10**	**11**	**5**	**0**	**0**	**2**	**9**	**2**	**0**	**0**	**0**	**0**	**0**	**0**	**0**	**0**	**52.6**	**61.9**
06-00	**326**	**6**	**281**	**10**	**11**	**5**	**0**	**0**	**2**	**9**	**2**	**0**	**0**	**0**	**0**	**0**	**0**	**0**	**0**	**52.6**	**61.9**
00-00	**330**	**6**	**284**	**10**	**11**	**6**	**0**	**0**	**2**	**9**	**2**	**0**	**0**	**0**	**0**	**0**	**0**	**0**	**0**	**52.7**	**61.9**

DRAFT

Site 32
Location L-3408-0, Att - Telepole, Lat 53.7265, Long -6.76003
Direction South

3279 / Meath/Cavan/Monaghan ATC's
October 2013
Automatic Traffic Count

Virtual Day (7)

Time	Total	Classification												>PSL	>PSL%	>SL1	>SL1%	>SL2	>SL2%	Mean	Vpp
		1 MCL	2 SV	3 SVT	4 TB2	5 TB3	6 T4	7 ART3	8 ART4	9 ART5	10 ART6	11 BD	12 DRT	100	100	105 +5kph	105 +5kph	110 +10kph	110 +10kph		85
0000	3	0	3	0	0	0	0	0	0	0	0	0	0	0	0	0	0	0	0	56.8	-
0100	1	0	1	0	0	0	0	0	0	0	0	0	0	0	0	0	0	0	0	52.5	-
0200	0	0	0	0	0	0	0	0	0	0	0	0	0	0	0	0	0	0	0	60.8	-
0300	1	0	1	0	0	0	0	0	0	0	0	0	0	0	0	0	0	0	0	62.8	-
0400	0	0	0	0	0	0	0	0	0	0	0	0	0	0	0	0	0	0	0	47.7	-
0500	1	0	1	0	0	0	0	0	0	0	0	0	0	0	0	0	0	0	0	61.5	-
0600	4	0	4	0	0	0	0	0	0	0	0	0	0	0	0	0	0	0	0	59	-
0700	14	1	13	0	0	0	0	0	0	0	0	0	0	0	0	0	0	0	0	56	69.1
0800	**23**	**0**	**20**	**0**	**2**	**0**	**0**	**0**	**0**	**0**	**0**	**0**	**0**	**0**	**0**	**0**	**0**	**0**	**0**	**57.8**	**66.6**
0900	15	0	13	0	1	0	0	0	0	0	0	0	0	0	0	0	0	0	0	56.7	63.7
1000	14	0	11	1	1	0	0	0	0	0	0	0	0	0	0	0	0	0	0	54.3	64.4
1100	17	0	15	1	1	0	0	0	0	0	0	0	0	0	0	0	0	0	0	51.9	63
1200	15	0	13	0	0	0	0	0	0	0	0	0	0	0	0	0	0	0	0	53.4	63.4
1300	17	0	14	0	1	0	0	0	0	0	0	0	0	0	0	0	0	0	0	55.8	63.7
1400	17	0	16	0	1	0	0	0	0	0	0	0	0	0	0	0	0	0	0	53.2	61.6
1500	**25**	**0**	**22**	**1**	**1**	**1**	**0**	**0**	**0**	**0**	**0**	**0**	**0**	**0**	**0**	**0**	**0**	**0**	**0**	**55.3**	**63.7**
1600	20	0	18	1	1	0	0	0	0	0	0	0	0	0	0	0	0	0	0	51	61.2
1700	23	0	21	0	1	1	0	0	0	0	0	0	0	0	0	0	0	0	0	54.3	63.4
1800	20	0	19	0	1	0	0	0	0	0	0	0	0	0	0	0	0	0	0	57.2	65.9
1900	16	0	14	1	1	0	0	0	0	0	0	0	0	0	0	0	0	0	0	57.3	64.1
2000	7	0	6	0	0	0	0	0	0	0	0	0	0	0	0	0	0	0	0	52.7	-
2100	7	0	7	0	0	0	0	0	0	0	0	0	0	0	0	0	0	0	0	59.3	-
2200	2	0	2	0	0	0	0	0	0	0	0	0	0	0	0	0	0	0	0	59.3	-
2300	2	0	2	0	0	0	0	0	0	0	0	0	0	0	0	0	0	0	0	60.4	-
07-19	**220**	**2**	**193**	**5**	**12**	**5**	**0**	**0**	**1**	**2**	**0**	**0**	**0**	**0**	**0**	**0**	**0**	**0**	**0**	**54.8**	**64.4**
06-22	**254**	**2**	**224**	**6**	**13**	**5**	**0**	**0**	**1**	**2**	**0**	**0**	**0**	**0**	**0**	**0**	**0**	**0**	**0**	**55.1**	**64.4**
06-00	**259**	**2**	**228**	**6**	**13**	**5**	**0**	**0**	**1**	**2**	**0**	**0**	**0**	**0**	**0**	**0**	**0**	**0**	**0**	**55.2**	**64.8**
00-00	**264**	**2**	**233**	**6**	**13**	**6**	**0**	**0**	**1**	**2**	**0**	**0**	**0**	**0**	**0**	**0**	**0**	**0**	**0**	**55.2**	**64.8**

DRAFT

Site 32
Location L-3408-0, Att - Telepole, Lat 53.7265, Long -6.76003
Direction South

3279 / Meath/Cavan/Monaghan ATC's
October 2013
Automatic Traffic Count

Virtual Week (1)

Time	Total	Classification												>PSL 100	>PSL% 100	>SL1 105 +5kph	>SL1% 105 +5kph	>SL2 110 +10kph	>SL2% 110 +10kph	Mean	Vpp 85
		1 MCL	2 SV	3 SVT	4 TB2	5 TB3	6 T4	7 ART3	8 ART4	9 ART5	10 ART6	11 BD	12 DRT								
Mon	330	6	284	10	11	6	0	0	2	9	2	0	0	0	0	0	0	0	0	52.7	61.9
Tue	233	1	210	1	18	2	0	0	1	0	0	0	0	0	0	0	0	0	0	57.2	65.2
Wed	313	2	280	9	12	6	0	1	1	2	0	0	0	0	0	0	0	0	0	54.5	63.4
Thu	284	3	250	4	18	4	1	0	3	0	0	0	1	0	0	0	0	0	0	56.3	64.4
Fri	272	2	238	7	16	5	1	1	0	2	0	0	0	0	0	0	0	0	0	56.4	66.6
| Sat	253	0	220	11	10	7	1	0	0	4	0	0	0	0	0	0	0	0	0	54.1	65.2
| Sun	165	0	152	0	4	9	0	0	0	0	0	0	0	0	0	0	0	0	0	56.9	65.9
5 Day Ave.	**286**	**3**	**252**	**6**	**15**	**5**	**0**	**0**	**1**	**3**	**0**	**0**	**0**	**0**	**0.0**	**0**	**0.0**	**0**	**0.0**	**55.4**	**64.3**
7 Day Ave.	**264**	**2**	**233**	**6**	**13**	**6**	**0**	**0**	**1**	**2**	**0**	**0**	**0**	**0**	**0.0**	**0**	**0.0**	**0**	**0.0**	**55.2**	**64.8**
--	**1850**	**14**	**1634**	**42**	**89**	**39**	**3**	**2**	**7**	**17**	**2**	**0**	**1**	**0**	**0.0**	**0**	**0.0**	**0**	**0.0**	**55.2**	**64.8**

Summary Graphs

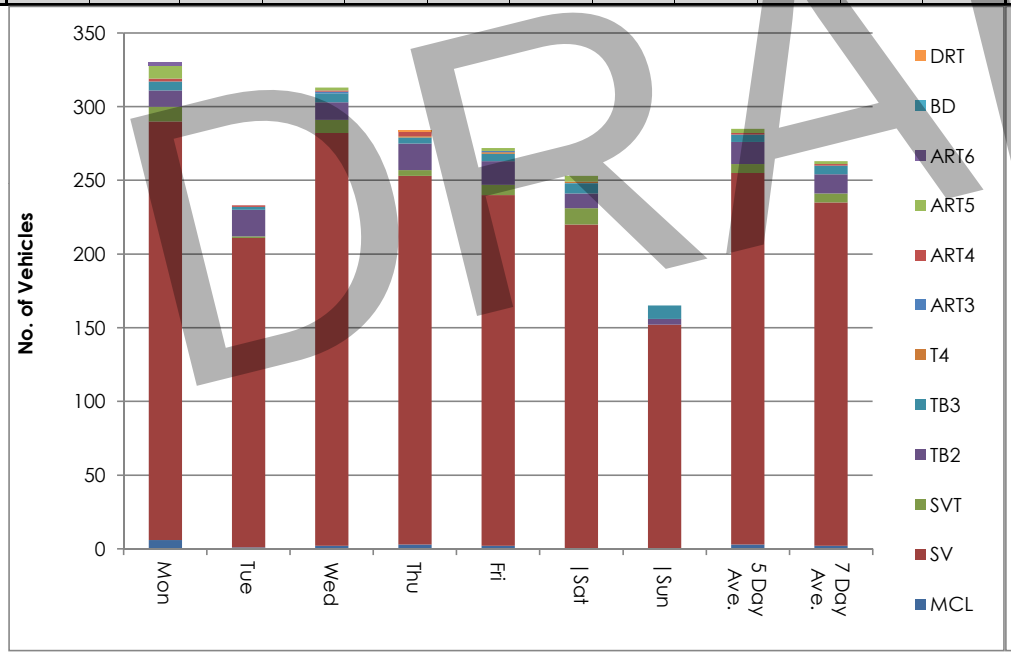

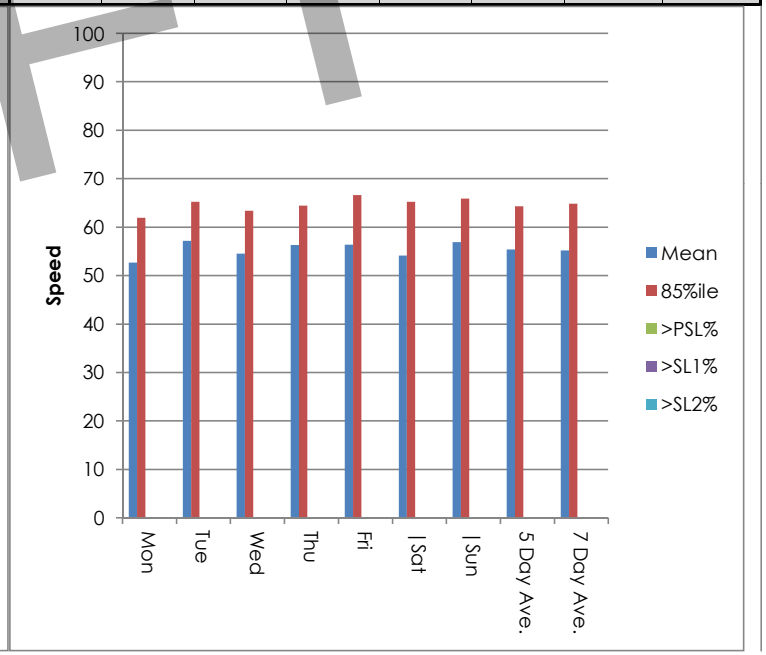

DRAFT

Site 32
Location L-3408-0, Att - Telepole, Lat 53.7265, Long -6.76003
Direction South

3279 / Meath/Cavan/Monaghan ATC's
October 2013
Automatic Traffic Count

Tue, 8 October 2013

Time	Total	Speed Bins (km/h)																												
		0 - 5	5 - 10	10 - 15	15 - 20	20 - 25	25 - 30	30 - 35	35 - 40	40 - 45	45 - 50	50 - 55	55 - 60	60 - 65	65 - 70	70 - 75	75 - 80	80 - 85	85 - 90	90 - 95	95 - 100	100 - 105	105 - 110	110 - 115	115 - 120	120 - 125	125 - 130	130 - 135	135 - 140
0000	3	0	0	0	0	0	0	0	0	0	0	0	3	0	0	0	0	0	0	0	0	0	0	0	0	0	0	0	0	0
0100	0	0	0	0	0	0	0	0	0	0	0	0	0	0	0	0	0	0	0	0	0	0	0	0	0	0	0	0	0	0
0200	0	0	0	0	0	0	0	0	0	0	0	0	0	0	0	0	0	0	0	0	0	0	0	0	0	0	0	0	0	0
0300	0	0	0	0	0	0	0	0	0	0	0	0	0	0	0	0	0	0	0	0	0	0	0	0	0	0	0	0	0	0
0400	0	0	0	0	0	0	0	0	0	0	0	0	0	0	0	0	0	0	0	0	0	0	0	0	0	0	0	0	0	0
0500	0	0	0	0	0	0	0	0	0	0	0	0	0	0	0	0	0	0	0	0	0	0	0	0	0	0	0	0	0	0
0600	4	0	0	0	0	0	0	0	0	0	1	0	2	0	1	0	0	0	0	0	0	0	0	0	0	0	0	0	0	0
0700	16	0	0	0	0	0	0	0	0	1	1	1	8	3	2	0	0	0	0	0	0	0	0	0	0	0	0	0	0	0
0800	**31**	**0**	**0**	**0**	**1**	**0**	**0**	**0**	**0**	**1**	**2**	**6**	**16**	**1**	**1**	**3**	**0**	**0**	**0**	**0**	**0**	**0**	**0**	**0**	**0**	**0**	**0**	**0**	**0**	**0**
0900	14	0	0	0	0	0	0	0	0	1	0	3	4	4	2	0	0	0	0	0	0	0	0	0	0	0	0	0	0	0
1000	10	0	0	0	0	0	0	0	3	0	1	1	2	2	1	0	0	0	0	0	0	0	0	0	0	0	0	0	0	0
1100	16	0	0	0	0	0	0	0	0	1	1	4	1	8	1	0	0	0	0	0	0	0	0	0	0	0	0	0	0	0
1200	15	0	0	0	0	0	0	0	0	2	0	4	4	2	1	0	2	0	0	0	0	0	0	0	0	0	0	0	0	0
1300	18	0	0	0	0	0	0	0	1	0	3	7	3	4	0	0	0	0	0	0	0	0	0	0	0	0	0	0	0	0
1400	4	0	0	0	0	0	0	0	0	0	1	0	1	1	1	0	0	0	0	0	0	0	0	0	0	0	0	0	0	0
1500	24	0	0	0	0	0	0	0	2	4	0	3	8	5	1	1	0	0	0	0	0	0	0	0	0	0	0	0	0	0
1600	12	0	0	0	0	0	0	0	0	2	0	6	3	1	0	0	0	0	0	0	0	0	0	0	0	0	0	0	0	0
1700	**30**	**0**	**0**	**0**	**0**	**0**	**0**	**0**	**0**	**1**	**0**	**4**	**3**	**12**	**6**	**2**	**2**	**0**	**0**	**0**	**0**	**0**	**0**	**0**	**0**	**0**	**0**	**0**	**0**	**0**
1800	13	0	0	0	0	0	0	0	0	0	1	0	2	3	6	1	0	0	0	0	0	0	0	0	0	0	0	0	0	0
1900	8	0	0	0	0	0	0	0	0	0	1	7	0	0	0	0	0	0	0	0	0	0	0	0	0	0	0	0	0	0
2000	3	0	0	0	0	0	0	0	0	0	0	3	0	0	0	0	0	0	0	0	0	0	0	0	0	0	0	0	0	0
2100	10	0	0	0	0	0	0	0	0	0	0	2	2	4	1	1	0	0	0	0	0	0	0	0	0	0	0	0	0	0
2200	1	0	0	0	0	0	0	0	0	0	0	0	0	0	1	0	0	0	0	0	0	0	0	0	0	0	0	0	0	0
2300	1	0	0	0	0	0	0	0	0	0	0	0	0	1	0	0	0	0	0	0	0	0	0	0	0	0	0	0	0	0
07-19	**203**	**0**	**0**	**0**	**1**	**0**	**0**	**0**	**6**	**13**	**10**	**39**	**55**	**46**	**22**	**7**	**4**	**0**	**0**	**0**	**0**	**0**	**0**	**0**	**0**	**0**	**0**	**0**	**0**	**0**
06-22	**228**	**0**	**0**	**0**	**1**	**0**	**0**	**0**	**6**	**13**	**12**	**51**	**59**	**50**	**24**	**8**	**4**	**0**	**0**	**0**	**0**	**0**	**0**	**0**	**0**	**0**	**0**	**0**	**0**	**0**
06-00	**230**	**0**	**0**	**0**	**1**	**0**	**0**	**0**	**6**	**13**	**12**	**51**	**59**	**51**	**25**	**8**	**4**	**0**	**0**	**0**	**0**	**0**	**0**	**0**	**0**	**0**	**0**	**0**	**0**	**0**
00-00	**233**	**0**	**0**	**0**	**1**	**0**	**0**	**0**	**6**	**13**	**12**	**51**	**62**	**51**	**25**	**8**	**4**	**0**	**0**	**0**	**0**	**0**	**0**	**0**	**0**	**0**	**0**	**0**	**0**	**0**

DRAFT

Site 32
Location L-3408-0, Att - Telepole, Lat 53.7265, Long -6.76003
Direction South

3279 / Meath/Cavan/Monaghan ATC's
October 2013
Automatic Traffic Count

Wed, 9 October 2013

Time	Total	Speed Bins (km/h)																											
		0 - 5	5 - 10	10 - 15	15 - 20	20 - 25	25 - 30	30 - 35	35 - 40	40 - 45	45 - 50	50 - 55	55 - 60	60 - 65	65 - 70	70 - 75	75 - 80	80 - 85	85 - 90	90 - 95	95 - 100	100 - 105	105 - 110	110 - 115	115 - 120	120 - 125	125 - 130	130 - 135	135 - 140
0000	5	0	0	0	0	0	0	0	0	0	0	0	0	5	0	0	0	0	0	0	0	0	0	0	0	0	0	0	0
0100	0	0	0	0	0	0	0	0	0	0	0	0	0	0	0	0	0	0	0	0	0	0	0	0	0	0	0	0	0
0200	0	0	0	0	0	0	0	0	0	0	0	0	0	0	0	0	0	0	0	0	0	0	0	0	0	0	0	0	0
0300	0	0	0	0	0	0	0	0	0	0	0	0	0	0	0	0	0	0	0	0	0	0	0	0	0	0	0	0	0
0400	0	0	0	0	0	0	0	0	0	0	0	0	0	0	0	0	0	0	0	0	0	0	0	0	0	0	0	0	0
0500	2	0	0	0	0	0	0	0	0	0	0	0	0	2	0	0	0	0	0	0	0	0	0	0	0	0	0	0	0
0600	3	0	0	0	0	0	0	0	0	0	0	0	0	0	2	0	1	0	0	0	0	0	0	0	0	0	0	0	0
0700	18	0	0	0	0	0	0	0	0	1	0	0	3	2	6	5	1	0	0	0	0	0	0	0	0	0	0	0	0
0800	**29**	**0**	**0**	**0**	**0**	**0**	**0**	**0**	**0**	**1**	**1**	**4**	**6**	**6**	**8**	**2**	**1**	**0**	**0**	**0**	**0**	**0**	**0**	**0**	**0**	**0**	**0**	**0**	**0**
0900	15	0	0	0	0	0	0	0	0	0	1	2	10	1	1	0	0	0	0	0	0	0	0	0	0	0	0	0	0
1000	27	0	0	0	0	0	1	0	0	3	4	16	2	1	0	0	0	0	0	0	0	0	0	0	0	0	0	0	0
1100	25	0	0	0	0	2	0	0	4	2	14	1	1	0	1	0	0	0	0	0	0	0	0	0	0	0	0	0	0
1200	15	0	0	1	0	0	0	3	0	6	0	3	1	0	1	0	0	0	0	0	0	0	0	0	0	0	0	0	0
1300	11	0	0	0	0	0	0	0	0	1	2	2	3	1	2	0	0	0	0	0	0	0	0	0	0	0	0	0	0
1400	23	0	0	0	0	0	0	0	0	4	1	8	9	0	1	0	0	0	0	0	0	0	0	0	0	0	0	0	0
1500	24	0	0	0	0	0	0	0	0	0	3	17	2	0	1	1	0	0	0	0	0	0	0	0	0	0	0	0	0
1600	20	0	0	0	0	0	0	1	4	4	2	3	3	0	0	3	0	0	0	0	0	0	0	0	0	0	0	0	0
1700	**40**	**0**	**0**	**0**	**0**	**1**	**0**	**0**	**7**	**1**	**1**	**10**	**17**	**3**	**0**	**0**	**0**	**0**	**0**	**0**	**0**	**0**	**0**	**0**	**0**	**0**	**0**	**0**	**0**
1800	24	0	0	0	0	0	0	0	0	0	1	4	4	13	1	1	0	0	0	0	0	0	0	0	0	0	0	0	0
1900	16	0	0	0	0	0	0	0	0	0	0	2	11	1	1	1	0	0	0	0	0	0	0	0	0	0	0	0	0
2000	1	0	0	0	0	0	0	0	0	0	0	0	0	1	0	0	0	0	0	0	0	0	0	0	0	0	0	0	0
2100	7	0	0	0	0	0	0	0	0	0	1	0	6	0	0	0	0	0	0	0	0	0	0	0	0	0	0	0	0
2200	1	0	0	0	0	0	0	0	0	1	0	0	0	0	0	0	0	0	0	0	0	0	0	0	0	0	0	0	0
2300	7	0	0	0	0	0	0	0	0	0	0	2	4	0	1	0	0	0	0	0	0	0	0	0	0	0	0	0	0
07-19	**271**	**0**	**0**	**1**	**0**	**3**	**1**	**4**	**15**	**23**	**30**	**70**	**61**	**27**	**22**	**12**	**2**	**0**	**0**	**0**	**0**	**0**	**0**	**0**	**0**	**0**	**0**	**0**	**0**
06-22	**298**	**0**	**0**	**1**	**0**	**3**	**1**	**4**	**15**	**23**	**31**	**72**	**78**	**29**	**25**	**13**	**3**	**0**	**0**	**0**	**0**	**0**	**0**	**0**	**0**	**0**	**0**	**0**	**0**
06-00	**306**	**0**	**0**	**1**	**0**	**3**	**1**	**4**	**15**	**24**	**31**	**74**	**82**	**29**	**26**	**13**	**3**	**0**	**0**	**0**	**0**	**0**	**0**	**0**	**0**	**0**	**0**	**0**	**0**
00-00	**313**	**0**	**0**	**1**	**0**	**3**	**1**	**4**	**15**	**24**	**31**	**74**	**82**	**36**	**26**	**13**	**3**	**0**	**0**	**0**	**0**	**0**	**0**	**0**	**0**	**0**	**0**	**0**	**0**

DRAFT

Site 32
Location L-3408-0, Att - Telepole, Lat 53.7265, Long -6.76003
Direction South

3279 / Meath/Cavan/Monaghan ATC's
October 2013
Automatic Traffic Count

Thu, 10 October 2013

Time	Total	Speed Bins (km/h)																												
		0 - 5	5 - 10	10 - 15	15 - 20	20 - 25	25 - 30	30 - 35	35 - 40	40 - 45	45 - 50	50 - 55	55 - 60	60 - 65	65 - 70	70 - 75	75 - 80	80 - 85	85 - 90	90 - 95	95 - 100	100 - 105	105 - 110	110 - 115	115 - 120	120 - 125	125 - 130	130 - 135	135 - 140
0000	4	0	0	0	0	0	0	0	0	0	0	0	4	0	0	0	0	0	0	0	0	0	0	0	0	0	0	0	0	0
0100	0	0	0	0	0	0	0	0	0	0	0	0	0	0	0	0	0	0	0	0	0	0	0	0	0	0	0	0	0	0
0200	0	0	0	0	0	0	0	0	0	0	0	0	0	0	0	0	0	0	0	0	0	0	0	0	0	0	0	0	0	0
0300	0	0	0	0	0	0	0	0	0	0	0	0	0	0	0	0	0	0	0	0	0	0	0	0	0	0	0	0	0	0
0400	0	0	0	0	0	0	0	0	0	0	0	0	0	0	0	0	0	0	0	0	0	0	0	0	0	0	0	0	0	0
0500	1	0	0	0	0	0	0	0	0	0	0	0	0	1	0	0	0	0	0	0	0	0	0	0	0	0	0	0	0	0
0600	7	0	0	0	0	0	0	1	0	0	0	0	4	0	0	1	0	1	0	0	0	0	0	0	0	0	0	0	0	0
0700	15	0	0	0	0	0	0	0	0	1	2	9	2	0	1	0	0	0	0	0	0	0	0	0	0	0	0	0	0	0
0800	**31**	**0**	**0**	**0**	**0**	**0**	**0**	**0**	**1**	**1**	**1**	**14**	**3**	**6**	**2**	**1**	**2**	**0**	**0**	**0**	**0**	**0**	**0**	**0**	**0**	**0**	**0**	**0**	**0**	**0**
0900	25	0	0	0	0	0	0	0	0	3	0	6	8	6	0	2	0	0	0	0	0	0	0	0	0	0	0	0	0	0
1000	11	0	0	0	0	0	0	0	1	0	1	7	1	1	0	0	0	0	0	0	0	0	0	0	0	0	0	0	0	0
1100	8	0	0	0	0	1	0	0	0	1	0	2	2	1	0	1	0	0	0	0	0	0	0	0	0	0	0	0	0	0
1200	17	0	0	0	0	0	0	0	0	1	5	0	6	3	2	0	0	0	0	0	0	0	0	0	0	0	0	0	0	0
1300	16	0	0	0	0	0	0	0	0	0	2	4	4	2	0	3	0	1	0	0	0	0	0	0	0	0	0	0	0	0
1400	20	0	0	0	0	0	0	1	0	0	1	6	8	2	2	0	0	0	0	0	0	0	0	0	0	0	0	0	0	0
1500	**33**	**0**	**0**	**0**	**0**	**0**	**1**	**0**	**0**	**1**	**3**	**2**	**17**	**7**	**1**	**1**	**0**	**0**	**0**	**0**	**0**	**0**	**0**	**0**	**0**	**0**	**0**	**0**	**0**	**0**
1600	26	0	0	0	1	0	0	0	6	1	5	7	2	2	2	0	0	0	0	0	0	0	0	0	0	0	0	0	0	0
1700	11	0	0	0	0	0	0	0	0	1	4	4	0	1	1	0	0	0	0	0	0	0	0	0	0	0	0	0	0	0
1800	22	0	0	0	0	0	0	0	0	0	3	6	5	6	2	0	0	0	0	0	0	0	0	0	0	0	0	0	0	0
1900	18	0	0	0	0	0	0	0	0	1	0	0	2	7	6	1	0	1	0	0	0	0	0	0	0	0	0	0	0	0
2000	5	0	0	0	0	0	0	0	0	2	0	1	0	0	1	0	1	0	0	0	0	0	0	0	0	0	0	0	0	0
2100	4	0	0	0	0	0	0	0	0	0	0	1	1	1	1	0	0	0	0	0	0	0	0	0	0	0	0	0	0	0
2200	6	0	0	0	0	0	0	0	0	0	0	0	1	3	2	0	0	0	0	0	0	0	0	0	0	0	0	0	0	0
2300	4	0	0	0	0	0	0	0	0	1	0	0	0	2	1	0	0	0	0	0	0	0	0	0	0	0	0	0	0	0
07-19	**235**	**0**	**0**	**0**	**1**	**1**	**1**	**1**	**8**	**10**	**27**	**67**	**58**	**37**	**13**	**8**	**2**	**1**	**0**	**0**	**0**	**0**	**0**	**0**	**0**	**0**	**0**	**0**	**0**	**0**
06-22	**269**	**0**	**0**	**0**	**1**	**1**	**1**	**2**	**8**	**13**	**27**	**69**	**65**	**45**	**21**	**10**	**3**	**3**	**0**	**0**	**0**	**0**	**0**	**0**	**0**	**0**	**0**	**0**	**0**	**0**
06-00	**279**	**0**	**0**	**0**	**1**	**1**	**1**	**2**	**8**	**14**	**27**	**69**	**66**	**50**	**24**	**10**	**3**	**3**	**0**	**0**	**0**	**0**	**0**	**0**	**0**	**0**	**0**	**0**	**0**	**0**
00-00	**284**	**0**	**0**	**0**	**1**	**1**	**1**	**2**	**8**	**14**	**27**	**69**	**70**	**51**	**24**	**10**	**3**	**3**	**0**	**0**	**0**	**0**	**0**	**0**	**0**	**0**	**0**	**0**	**0**	**0**

DRAFT

Site 32
Location L-3408-0, Att - Telepole, Lat 53.7265, Long -6.76003
Direction South

3279 / Meath/Cavan/Monaghan ATC's
October 2013
Automatic Traffic Count

Fri, 11 October 2013

Time	Total	Speed Bins (km/h)																											
		0 - 5	5 - 10	10 - 15	15 - 20	20 - 25	25 - 30	30 - 35	35 - 40	40 - 45	45 - 50	50 - 55	55 - 60	60 - 65	65 - 70	70 - 75	75 - 80	80 - 85	85 - 90	90 - 95	95 - 100	100 - 105	105 - 110	110 - 115	115 - 120	120 - 125	125 - 130	130 - 135	135 - 140
0000	2	0	0	0	0	0	0	0	0	0	0	2	0	0	0	0	0	0	0	0	0	0	0	0	0	0	0	0	0
0100	1	0	0	0	0	0	0	0	0	1	0	0	0	0	0	0	0	0	0	0	0	0	0	0	0	0	0	0	0
0200	0	0	0	0	0	0	0	0	0	0	0	0	0	0	0	0	0	0	0	0	0	0	0	0	0	0	0	0	0
0300	0	0	0	0	0	0	0	0	0	0	0	0	0	0	0	0	0	0	0	0	0	0	0	0	0	0	0	0	0
0400	2	0	0	0	0	0	0	0	0	0	2	0	0	0	0	0	0	0	0	0	0	0	0	0	0	0	0	0	0
0500	1	0	0	0	0	0	0	0	0	0	0	0	0	1	0	0	0	0	0	0	0	0	0	0	0	0	0	0	0
0600	4	0	0	0	0	0	0	0	0	0	2	0	0	0	1	1	0	0	0	0	0	0	0	0	0	0	0	0	0
0700	12	0	0	0	0	0	0	0	0	0	2	1	0	0	3	4	1	1	0	0	0	0	0	0	0	0	0	0	0
0800	**29**	**0**	**0**	**0**	**0**	**0**	**0**	**0**	**2**	**0**	**4**	**5**	**5**	**7**	**4**	**2**	**0**	**0**	**0**	**0**	**0**	**0**	**0**	**0**	**0**	**0**	**0**	**0**	**0**
0900	18	0	0	0	0	0	0	0	3	1	0	4	6	2	2	0	0	0	0	0	0	0	0	0	0	0	0	0	0
1000	15	0	0	0	0	0	0	0	0	0	2	4	6	0	2	0	0	1	0	0	0	0	0	0	0	0	0	0	0
1100	10	0	0	0	0	0	0	0	0	0	0	0	3	1	6	0	0	0	0	0	0	0	0	0	0	0	0	0	0
1200	11	0	0	0	0	0	0	0	0	0	1	1	2	3	3	1	0	0	0	0	0	0	0	0	0	0	0	0	0
1300	17	0	0	0	0	0	0	0	0	0	2	0	8	4	2	0	1	0	0	0	0	0	0	0	0	0	0	0	0
1400	18	0	0	0	0	0	4	0	2	0	2	5	3	2	0	0	0	0	0	0	0	0	0	0	0	0	0	0	0
1500	**30**	**0**	**0**	**0**	**0**	**2**	**0**	**0**	**3**	**1**	**5**	**5**	**8**	**2**	**3**	**0**	**1**	**0**	**0**	**0**	**0**	**0**	**0**	**0**	**0**	**0**	**0**	**0**	**0**
1600	14	0	0	0	0	0	0	1	3	1	0	1	7	0	1	0	0	0	0	0	0	0	0	0	0	0	0	0	0
1700	28	0	0	0	0	2	0	2	1	2	5	2	10	3	1	0	0	0	0	0	0	0	0	0	0	0	0	0	0
1800	23	0	0	0	0	0	0	0	0	0	0	3	8	6	4	2	0	0	0	0	0	0	0	0	0	0	0	0	0
1900	25	0	0	0	0	0	0	0	0	0	1	3	17	3	0	0	0	1	0	0	0	0	0	0	0	0	0	0	0
2000	3	0	0	0	0	0	0	0	0	0	0	0	2	1	0	0	0	0	0	0	0	0	0	0	0	0	0	0	0
2100	6	0	0	0	0	0	0	0	0	0	0	0	0	3	2	0	1	0	0	0	0	0	0	0	0	0	0	0	0
2200	2	0	0	0	0	0	0	0	0	1	0	0	1	0	0	0	0	0	0	0	0	0	0	0	0	0	0	0	0
2300	1	0	0	0	0	0	0	0	0	0	0	0	0	0	1	0	0	0	0	0	0	0	0	0	0	0	0	0	0
07-19	**225**	**0**	**0**	**0**	**0**	**4**	**4**	**3**	**14**	**5**	**23**	**31**	**66**	**30**	**31**	**9**	**3**	**2**	**0**	**0**	**0**	**0**	**0**	**0**	**0**	**0**	**0**	**0**	**0**
06-22	**263**	**0**	**0**	**0**	**0**	**4**	**4**	**3**	**14**	**5**	**26**	**34**	**85**	**37**	**34**	**10**	**4**	**3**	**0**	**0**	**0**	**0**	**0**	**0**	**0**	**0**	**0**	**0**	**0**
06-00	**266**	**0**	**0**	**0**	**0**	**4**	**4**	**3**	**14**	**6**	**26**	**34**	**86**	**37**	**35**	**10**	**4**	**3**	**0**	**0**	**0**	**0**	**0**	**0**	**0**	**0**	**0**	**0**	**0**
00-00	**272**	**0**	**0**	**0**	**0**	**4**	**4**	**3**	**14**	**7**	**28**	**36**	**86**	**38**	**35**	**10**	**4**	**3**	**0**	**0**	**0**	**0**	**0**	**0**	**0**	**0**	**0**	**0**	**0**

DRAFT

Site 32
Location L-3408-0, Att - Telepole, Lat 53.7265, Long -6.76003
Direction South

3279 / Meath/Cavan/Monaghan ATC's
October 2013
Automatic Traffic Count

Sat, 12 October 2013

Time	Total	Speed Bins (km/h)																												
		0 - 5	5 - 10	10 - 15	15 - 20	20 - 25	25 - 30	30 - 35	35 - 40	40 - 45	45 - 50	50 - 55	55 - 60	60 - 65	65 - 70	70 - 75	75 - 80	80 - 85	85 - 90	90 - 95	95 - 100	100 - 105	105 - 110	110 - 115	115 - 120	120 - 125	125 - 130	130 - 135	135 - 140
0000	1	0	0	0	0	0	0	0	0	0	0	0	1	0	0	0	0	0	0	0	0	0	0	0	0	0	0	0	0	0
0100	2	0	0	0	0	0	0	0	0	0	0	0	0	2	0	0	0	0	0	0	0	0	0	0	0	0	0	0	0	0
0200	1	0	0	0	0	0	0	0	0	0	0	0	0	0	0	0	0	1	0	0	0	0	0	0	0	0	0	0	0	0
0300	2	0	0	0	0	0	0	0	0	0	0	0	0	0	0	2	0	0	0	0	0	0	0	0	0	0	0	0	0	0
0400	0	0	0	0	0	0	0	0	0	0	0	0	0	0	0	0	0	0	0	0	0	0	0	0	0	0	0	0	0	0
0500	0	0	0	0	0	0	0	0	0	0	0	0	0	0	0	0	0	0	0	0	0	0	0	0	0	0	0	0	0	0
0600	4	0	0	0	0	0	0	0	0	1	1	0	0	1	0	0	1	0	0	0	0	0	0	0	0	0	0	0	0	0
0700	12	0	0	0	0	0	0	3	1	5	0	0	3	0	0	0	0	0	0	0	0	0	0	0	0	0	0	0	0	0
0800	7	0	0	0	0	0	0	0	0	1	0	1	1	1	1	1	1	0	0	0	0	0	0	0	0	0	0	0	0	0
0900	14	0	0	0	0	0	0	0	1	2	3	1	3	2	2	0	0	0	0	0	0	0	0	0	0	0	0	0	0	0
1000	12	0	0	0	0	0	0	0	1	1	0	4	1	3	1	1	0	0	0	0	0	0	0	0	0	0	0	0	0	0
1100	**22**	**0**	**0**	**0**	**0**	**0**	**1**	**0**	**3**	**6**	**3**	**1**	**4**	**1**	**1**	**1**	**1**	**0**	**0**	**0**	**0**	**0**	**0**	**0**	**0**	**0**	**0**	**0**	**0**	**0**
1200	22	0	0	0	0	0	1	5	2	0	1	0	6	4	2	1	0	0	0	0	0	0	0	0	0	0	0	0	0	0
1300	24	0	0	0	0	0	0	0	1	2	0	5	1	10	1	2	2	0	0	0	0	0	0	0	0	0	0	0	0	0
1400	18	0	0	0	0	0	0	0	0	1	4	4	0	2	6	1	0	0	0	0	0	0	0	0	0	0	0	0	0	0
1500	21	0	0	0	0	0	0	1	0	0	0	5	9	4	2	0	0	0	0	0	0	0	0	0	0	0	0	0	0	0
1600	**26**	**0**	**0**	**0**	**0**	**0**	**1**	**5**	**1**	**0**	**4**	**7**	**0**	**6**	**1**	**1**	**0**	**0**	**0**	**0**	**0**	**0**	**0**	**0**	**0**	**0**	**0**	**0**	**0**	**0**
1700	18	0	0	0	0	0	0	1	0	1	1	12	2	1	0	0	0	0	0	0	0	0	0	0	0	0	0	0	0	0
1800	20	0	0	0	0	0	0	0	2	4	0	8	1	1	3	1	0	0	0	0	0	0	0	0	0	0	0	0	0	0
1900	11	0	0	0	0	0	0	0	0	0	1	5	3	0	2	0	0	0	0	0	0	0	0	0	0	0	0	0	0	0
2000	5	0	0	0	0	0	0	0	0	0	0	4	1	0	0	0	0	0	0	0	0	0	0	0	0	0	0	0	0	0
2100	9	0	0	0	0	0	0	0	0	0	0	2	4	1	0	2	0	0	0	0	0	0	0	0	0	0	0	0	0	0
2200	2	0	0	0	0	0	0	0	0	0	1	1	0	0	0	0	0	0	0	0	0	0	0	0	0	0	0	0	0	0
2300	0	0	0	0	0	0	0	0	0	0	0	0	0	0	0	0	0	0	0	0	0	0	0	0	0	0	0	0	0	0
07-19	**216**	**0**	**0**	**0**	**0**	**0**	**3**	**15**	**12**	**23**	**16**	**48**	**31**	**35**	**20**	**9**	**4**	**0**	**0**	**0**	**0**	**0**	**0**	**0**	**0**	**0**	**0**	**0**	**0**	**0**
06-22	**245**	**0**	**0**	**0**	**0**	**0**	**3**	**15**	**12**	**24**	**18**	**59**	**39**	**37**	**22**	**11**	**5**	**0**	**0**	**0**	**0**	**0**	**0**	**0**	**0**	**0**	**0**	**0**	**0**	**0**
06-00	**247**	**0**	**0**	**0**	**0**	**0**	**3**	**15**	**12**	**24**	**19**	**60**	**39**	**37**	**22**	**11**	**5**	**0**	**0**	**0**	**0**	**0**	**0**	**0**	**0**	**0**	**0**	**0**	**0**	**0**
00-00	**253**	**0**	**0**	**0**	**0**	**0**	**3**	**15**	**12**	**24**	**19**	**60**	**40**	**39**	**22**	**13**	**5**	**1**	**0**	**0**	**0**	**0**	**0**	**0**	**0**	**0**	**0**	**0**	**0**	**0**

DRAFT

Site 32
Location L-3408-0, Att - Telepole, Lat 53.7265, Long -6.76003
Direction South

3279 / Meath/Cavan/Monaghan ATC's
October 2013
Automatic Traffic Count

Sun, 13 October 2013

Time	Total	Speed Bins (km/h)																												
		0 - 5	5 - 10	10 - 15	15 - 20	20 - 25	25 - 30	30 - 35	35 - 40	40 - 45	45 - 50	50 - 55	55 - 60	60 - 65	65 - 70	70 - 75	75 - 80	80 - 85	85 - 90	90 - 95	95 - 100	100 - 105	105 - 110	110 - 115	115 - 120	120 - 125	125 - 130	130 - 135	135 - 140
0000	3	0	0	0	0	0	0	0	0	0	2	1	0	0	0	0	0	0	0	0	0	0	0	0	0	0	0	0	0	0
0100	2	0	0	0	0	0	0	0	0	1	0	0	1	0	0	0	0	0	0	0	0	0	0	0	0	0	0	0	0	0
0200	2	0	0	0	0	0	0	0	0	0	0	2	0	0	0	0	0	0	0	0	0	0	0	0	0	0	0	0	0	0
0300	1	0	0	0	0	0	0	0	0	0	0	1	0	0	0	0	0	0	0	0	0	0	0	0	0	0	0	0	0	0
0400	0	0	0	0	0	0	0	0	0	0	0	0	0	0	0	0	0	0	0	0	0	0	0	0	0	0	0	0	0	0
0500	0	0	0	0	0	0	0	0	0	0	0	0	0	0	0	0	0	0	0	0	0	0	0	0	0	0	0	0	0	0
0600	1	0	0	0	0	0	0	0	0	0	0	1	0	0	0	0	0	0	0	0	0	0	0	0	0	0	0	0	0	0
0700	5	0	0	0	0	0	0	0	0	0	0	5	0	0	0	0	0	0	0	0	0	0	0	0	0	0	0	0	0	0
0800	4	0	0	0	0	0	0	0	0	0	3	0	0	1	0	0	0	0	0	0	0	0	0	0	0	0	0	0	0	0
0900	4	0	0	0	0	0	0	0	0	0	0	1	0	2	1	0	0	0	0	0	0	0	0	0	0	0	0	0	0	0
1000	9	0	0	0	0	0	0	0	0	0	0	0	0	2	6	0	1	0	0	0	0	0	0	0	0	0	0	0	0	0
1100	**16**	**0**	**0**	**0**	**0**	**0**	**0**	**0**	**0**	**1**	**2**	**1**	**5**	**4**	**0**	**1**	**1**	**1**	**0**	**0**	**0**	**0**	**0**	**0**	**0**	**0**	**0**	**0**	**0**	**0**
1200	5	0	0	0	0	0	0	0	0	1	0	0	2	2	0	0	0	0	0	0	0	0	0	0	0	0	0	0	0	0
1300	11	0	0	0	0	0	0	0	0	1	1	1	2	4	1	1	0	0	0	0	0	0	0	0	0	0	0	0	0	0
1400	9	0	0	0	0	0	0	0	0	0	1	2	2	4	0	0	0	0	0	0	0	0	0	0	0	0	0	0	0	0
1500	**18**	**0**	**0**	**0**	**0**	**0**	**0**	**0**	**1**	**0**	**2**	**9**	**0**	**5**	**1**	**0**	**0**	**0**	**0**	**0**	**0**	**0**	**0**	**0**	**0**	**0**	**0**	**0**	**0**	**0**
1600	15	0	0	0	0	0	0	0	1	0	1	6	4	2	0	1	0	0	0	0	0	0	0	0	0	0	0	0	0	0
1700	13	0	0	0	0	0	0	0	0	1	4	3	2	2	1	0	0	0	0	0	0	0	0	0	0	0	0	0	0	0
1800	14	0	0	0	0	0	0	0	0	0	1	5	2	4	2	0	0	0	0	0	0	0	0	0	0	0	0	0	0	0
1900	15	0	0	0	0	0	0	0	0	1	3	9	1	1	0	0	0	0	0	0	0	0	0	0	0	0	0	0	0	0
2000	11	0	0	0	0	0	0	1	0	0	1	1	4	0	2	2	0	0	0	0	0	0	0	0	0	0	0	0	0	0
2100	4	0	0	0	0	0	0	0	0	0	0	0	0	0	3	1	0	0	0	0	0	0	0	0	0	0	0	0	0	0
2200	2	0	0	0	0	0	0	0	0	0	0	0	0	0	1	0	1	0	0	0	0	0	0	0	0	0	0	0	0	0
2300	1	0	0	0	0	0	0	0	0	0	0	0	0	1	0	0	0	0	0	0	0	0	0	0	0	0	0	0	0	0
07-19	**123**	**0**	**0**	**0**	**0**	**0**	**0**	**0**	**2**	**4**	**15**	**33**	**19**	**32**	**12**	**3**	**2**	**1**	**0**	**0**	**0**	**0**	**0**	**0**	**0**	**0**	**0**	**0**	**0**	**0**
06-22	**154**	**0**	**0**	**0**	**0**	**0**	**0**	**1**	**2**	**5**	**19**	**44**	**24**	**33**	**17**	**6**	**2**	**1**	**0**	**0**	**0**	**0**	**0**	**0**	**0**	**0**	**0**	**0**	**0**	**0**
06-00	**157**	**0**	**0**	**0**	**0**	**0**	**0**	**1**	**2**	**5**	**19**	**44**	**24**	**34**	**18**	**6**	**3**	**1**	**0**	**0**	**0**	**0**	**0**	**0**	**0**	**0**	**0**	**0**	**0**	**0**
00-00	**165**	**0**	**0**	**0**	**0**	**0**	**0**	**1**	**2**	**6**	**21**	**48**	**25**	**34**	**18**	**6**	**3**	**1**	**0**	**0**	**0**	**0**	**0**	**0**	**0**	**0**	**0**	**0**	**0**	**0**

DRAFT

Site 32
Location L-3408-0, Att - Telepole, Lat 53.7265, Long -6.76003
Direction South

3279 / Meath/Cavan/Monaghan ATC's
October 2013
Automatic Traffic Count

Mon, 14 October 2013

Time	Total	Speed Bins (km/h)																											
		0 - 5	5 - 10	10 - 15	15 - 20	20 - 25	25 - 30	30 - 35	35 - 40	40 - 45	45 - 50	50 - 55	55 - 60	60 - 65	65 - 70	70 - 75	75 - 80	80 - 85	85 - 90	90 - 95	95 - 100	100 - 105	105 - 110	110 - 115	115 - 120	120 - 125	125 - 130	130 - 135	135 - 140
0000	2	0	0	0	0	0	0	0	0	0	0	1	0	1	0	0	0	0	0	0	0	0	0	0	0	0	0	0	0
0100	0	0	0	0	0	0	0	0	0	0	0	0	0	0	0	0	0	0	0	0	0	0	0	0	0	0	0	0	0
0200	0	0	0	0	0	0	0	0	0	0	0	0	0	0	0	0	0	0	0	0	0	0	0	0	0	0	0	0	0
0300	2	0	0	0	0	0	0	0	0	0	0	0	2	0	0	0	0	0	0	0	0	0	0	0	0	0	0	0	0
0400	0	0	0	0	0	0	0	0	0	0	0	0	0	0	0	0	0	0	0	0	0	0	0	0	0	0	0	0	0
0500	0	0	0	0	0	0	0	0	0	0	0	0	0	0	0	0	0	0	0	0	0	0	0	0	0	0	0	0	0
0600	7	0	0	0	0	0	0	0	0	1	0	1	5	0	0	0	0	0	0	0	0	0	0	0	0	0	0	0	0
0700	20	0	0	0	0	0	0	0	6	5	0	3	0	3	2	1	0	0	0	0	0	0	0	0	0	0	0	0	0
0800	**31**	**0**	**0**	**0**	**0**	**0**	**3**	**0**	**0**	**3**	**0**	**3**	**7**	**6**	**4**	**5**	**0**	**0**	**0**	**0**	**0**	**0**	**0**	**0**	**0**	**0**	**0**	**0**	**0**
0900	15	0	0	0	0	0	0	1	0	0	0	4	2	4	2	2	0	0	0	0	0	0	0	0	0	0	0	0	0
1000	15	0	0	0	0	0	0	0	1	4	2	0	6	1	1	0	0	0	0	0	0	0	0	0	0	0	0	0	0
1100	22	0	0	0	0	0	0	3	1	5	6	1	4	1	1	0	0	0	0	0	0	0	0	0	0	0	0	0	0
1200	19	0	0	0	0	0	0	2	0	0	2	6	7	1	1	0	0	0	0	0	0	0	0	0	0	0	0	0	0
1300	20	0	0	0	0	1	2	3	0	2	5	4	3	0	0	0	0	0	0	0	0	0	0	0	0	0	0	0	0
1400	28	0	0	0	0	1	0	0	2	0	9	8	6	1	0	0	1	0	0	0	0	0	0	0	0	0	0	0	0
1500	26	0	0	0	0	0	0	1	1	1	1	2	9	7	3	1	0	0	0	0	0	0	0	0	0	0	0	0	0
1600	**30**	**0**	**0**	**0**	**1**	**0**	**0**	**1**	**2**	**2**	**6**	**2**	**6**	**9**	**0**	**0**	**0**	**1**	**0**	**0**	**0**	**0**	**0**	**0**	**0**	**0**	**0**	**0**	**0**
1700	18	0	0	0	0	0	0	1	0	2	0	4	2	5	4	0	0	0	0	0	0	0	0	0	0	0	0	0	0
1800	26	0	0	0	0	0	1	0	1	1	4	15	2	0	1	1	0	0	0	0	0	0	0	0	0	0	0	0	0
1900	17	0	0	0	0	0	0	0	0	1	0	8	6	1	1	0	0	0	0	0	0	0	0	0	0	0	0	0	0
2000	19	0	0	0	0	0	0	0	3	4	8	0	4	0	0	0	0	0	0	0	0	0	0	0	0	0	0	0	0
2100	10	0	0	0	0	0	0	0	0	2	0	7	0	1	0	0	0	0	0	0	0	0	0	0	0	0	0	0	0
2200	1	0	0	0	0	0	0	0	0	0	0	0	1	0	0	0	0	0	0	0	0	0	0	0	0	0	0	0	0
2300	2	0	0	0	0	0	0	0	0	0	0	1	0	0	0	0	1	0	0	0	0	0	0	0	0	0	0	0	0
07-19	**270**	**0**	**0**	**0**	**1**	**2**	**6**	**12**	**14**	**25**	**35**	**52**	**54**	**38**	**19**	**10**	**1**	**1**	**0**	**0**	**0**	**0**	**0**	**0**	**0**	**0**	**0**	**0**	**0**
06-22	**323**	**0**	**0**	**0**	**1**	**2**	**6**	**12**	**17**	**33**	**43**	**68**	**69**	**40**	**20**	**10**	**1**	**1**	**0**	**0**	**0**	**0**	**0**	**0**	**0**	**0**	**0**	**0**	**0**
06-00	**326**	**0**	**0**	**0**	**1**	**2**	**6**	**12**	**17**	**33**	**43**	**69**	**70**	**40**	**20**	**10**	**2**	**1**	**0**	**0**	**0**	**0**	**0**	**0**	**0**	**0**	**0**	**0**	**0**
00-00	**330**	**0**	**0**	**0**	**1**	**2**	**6**	**12**	**17**	**33**	**43**	**70**	**72**	**41**	**20**	**10**	**2**	**1**	**0**	**0**	**0**	**0**	**0**	**0**	**0**	**0**	**0**	**0**	**0**

DRAFT

Site 32
Location L-3408-0, Att - Telepole, Lat 53.7265, Long -6.76003
Direction South

3279 / Meath/Cavan/Monaghan ATC's
October 2013
Automatic Traffic Count

Virtual Day (7)

Time	Total	Speed Bins (km/h)																											
		0 - 5	5 - 10	10 - 15	15 - 20	20 - 25	25 - 30	30 - 35	35 - 40	40 - 45	45 - 50	50 - 55	55 - 60	60 - 65	65 - 70	70 - 75	75 - 80	80 - 85	85 - 90	90 - 95	95 - 100	100 - 105	105 - 110	110 - 115	115 - 120	120 - 125	125 - 130	130 - 135	135 - 140
0000	3	0	0	0	0	0	0	0	0	0	0	1	1	1	0	0	0	0	0	0	0	0	0	0	0	0	0	0	0
0100	1	0	0	0	0	0	0	0	0	0	0	0	0	0	0	0	0	0	0	0	0	0	0	0	0	0	0	0	0
0200	0	0	0	0	0	0	0	0	0	0	0	0	0	0	0	0	0	0	0	0	0	0	0	0	0	0	0	0	0
0300	1	0	0	0	0	0	0	0	0	0	0	0	0	0	0	0	0	0	0	0	0	0	0	0	0	0	0	0	0
0400	0	0	0	0	0	0	0	0	0	0	0	0	0	0	0	0	0	0	0	0	0	0	0	0	0	0	0	0	0
0500	1	0	0	0	0	0	0	0	0	0	0	0	0	1	0	0	0	0	0	0	0	0	0	0	0	0	0	0	0
0600	4	0	0	0	0	0	0	0	0	0	1	0	2	0	1	0	0	0	0	0	0	0	0	0	0	0	0	0	0
0700	14	0	0	0	0	0	0	0	1	2	1	3	2	1	2	1	0	0	0	0	0	0	0	0	0	0	0	0	0
0800	**23**	**0**	**0**	**0**	**0**	**0**	**0**	**0**	**0**	**1**	**2**	**5**	**5**	**4**	**3**	**2**	**1**	**0**	**0**	**0**	**0**	**0**	**0**	**0**	**0**	**0**	**0**	**0**	**0**
0900	15	0	0	0	0	0	0	0	1	1	1	3	5	3	1	1	0	0	0	0	0	0	0	0	0	0	0	0	0
1000	14	0	0	0	0	0	0	0	1	1	1	5	3	1	2	0	0	0	0	0	0	0	0	0	0	0	0	0	0
1100	17	0	0	0	0	0	0	0	1	2	4	1	3	2	1	0	0	0	0	0	0	0	0	0	0	0	0	0	0
1200	15	0	0	0	0	0	0	1	0	1	1	2	4	2	1	0	0	0	0	0	0	0	0	0	0	0	0	0	0
1300	17	0	0	0	0	0	0	0	0	1	2	3	3	4	1	1	0	0	0	0	0	0	0	0	0	0	0	0	0
1400	17	0	0	0	0	0	1	0	1	1	3	5	4	2	1	0	0	0	0	0	0	0	0	0	0	0	0	0	0
1500	**25**	**0**	**0**	**0**	**0**	**0**	**0**	**0**	**1**	**1**	**2**	**6**	**8**	**4**	**2**	**1**	**0**	**0**	**0**	**0**	**0**	**0**	**0**	**0**	**0**	**0**	**0**	**0**	**0**
1600	20	0	0	0	0	0	0	1	2	1	3	5	4	3	1	1	0	0	0	0	0	0	0	0	0	0	0	0	0
1700	23	0	0	0	0	0	0	1	1	1	2	6	5	4	2	0	0	0	0	0	0	0	0	0	0	0	0	0	0
1800	20	0	0	0	0	0	0	0	0	1	1	6	3	5	3	1	0	0	0	0	0	0	0	0	0	0	0	0	0
1900	16	0	0	0	0	0	0	0	0	0	1	5	6	2	1	0	0	0	0	0	0	0	0	0	0	0	0	0	0
2000	7	0	0	0	0	0	0	0	0	1	1	1	2	0	0	0	0	0	0	0	0	0	0	0	0	0	0	0	0
2100	7	0	0	0	0	0	0	0	0	0	0	2	2	1	1	1	0	0	0	0	0	0	0	0	0	0	0	0	0
2200	2	0	0	0	0	0	0	0	0	0	0	0	0	0	1	0	0	0	0	0	0	0	0	0	0	0	0	0	0
2300	2	0	0	0	0	0	0	0	0	0	0	0	1	1	0	0	0	0	0	0	0	0	0	0	0	0	0	0	0
07-19	**220**	**0**	**0**	**0**	**0**	**1**	**2**	**5**	**10**	**15**	**22**	**49**	**49**	**35**	**20**	**8**	**3**	**1**	**0**	**0**	**0**	**0**	**0**	**0**	**0**	**0**	**0**	**0**	**0**
06-22	**254**	**0**	**0**	**0**	**0**	**1**	**2**	**5**	**11**	**17**	**25**	**57**	**60**	**39**	**23**	**10**	**3**	**1**	**0**	**0**	**0**	**0**	**0**	**0**	**0**	**0**	**0**	**0**	**0**
06-00	**259**	**0**	**0**	**0**	**0**	**1**	**2**	**5**	**11**	**17**	**25**	**57**	**61**	**40**	**24**	**10**	**3**	**1**	**0**	**0**	**0**	**0**	**0**	**0**	**0**	**0**	**0**	**0**	**0**
00-00	**264**	**0**	**0**	**0**	**0**	**1**	**2**	**5**	**11**	**17**	**26**	**58**	**62**	**41**	**24**	**10**	**3**	**1**	**0**	**0**	**0**	**0**	**0**	**0**	**0**	**0**	**0**	**0**	**0**

DRAFT

Site 32
Location L-3408-0, Att - Telepole, Lat 53.7265, Long -6.76003
Direction South

3279 / Meath/Cavan/Monaghan ATC's
October 2013
Automatic Traffic Count

Virtual Week (1)

Time	Total	Speed Bins (km/h)																											
		0 - 5	5 - 10	10 - 15	15 - 20	20 - 25	25 - 30	30 - 35	35 - 40	40 - 45	45 - 50	50 - 55	55 - 60	60 - 65	65 - 70	70 - 75	75 - 80	80 - 85	85 - 90	90 - 95	95 - 100	100 - 105	105 - 110	110 - 115	115 - 120	120 - 125	125 - 130	130 - 135	135 - 140
Mon	330	0	0	0	1	2	6	12	17	33	43	70	72	41	20	10	2	1	0	0	0	0	0	0	0	0	0	0	0
Tue	233	0	0	0	1	0	0	0	6	13	12	51	62	51	25	8	4	0	0	0	0	0	0	0	0	0	0	0	0
Wed	313	0	0	1	0	3	1	4	15	24	31	74	82	36	26	13	3	0	0	0	0	0	0	0	0	0	0	0	0
Thu	284	0	0	0	1	1	1	2	8	14	27	69	70	51	24	10	3	3	0	0	0	0	0	0	0	0	0	0	0
Fri	272	0	0	0	0	4	4	3	14	7	28	36	86	38	35	10	4	3	0	0	0	0	0	0	0	0	0	0	0
|Sat	253	0	0	0	0	0	3	15	12	24	19	60	40	39	22	13	5	1	0	0	0	0	0	0	0	0	0	0	0
|Sun	165	0	0	0	0	0	0	1	2	6	21	48	25	34	18	6	3	1	0	0	0	0	0	0	0	0	0	0	0
5 Day Ave.	**286**	**0**	**0**	**0**	**1**	**2**	**2**	**4**	**12**	**18**	**28**	**60**	**74**	**43**	**26**	**10**	**3**	**1**	**0**	**0**	**0**	**0**	**0**	**0**	**0**	**0**	**0**	**0**	**0**
7 Day Ave.	**264**	**0**	**0**	**0**	**0**	**1**	**2**	**5**	**11**	**17**	**26**	**58**	**62**	**41**	**24**	**10**	**3**	**1**	**0**	**0**	**0**	**0**	**0**	**0**	**0**	**0**	**0**	**0**	**0**
--	**1850**	**0**	**0**	**1**	**3**	**10**	**15**	**37**	**74**	**121**	**181**	**408**	**437**	**290**	**170**	**70**	**24**	**9**	**0**	**0**	**0**	**0**	**0**	**0**	**0**	**0**	**0**	**0**	**0**

Summary Graphs

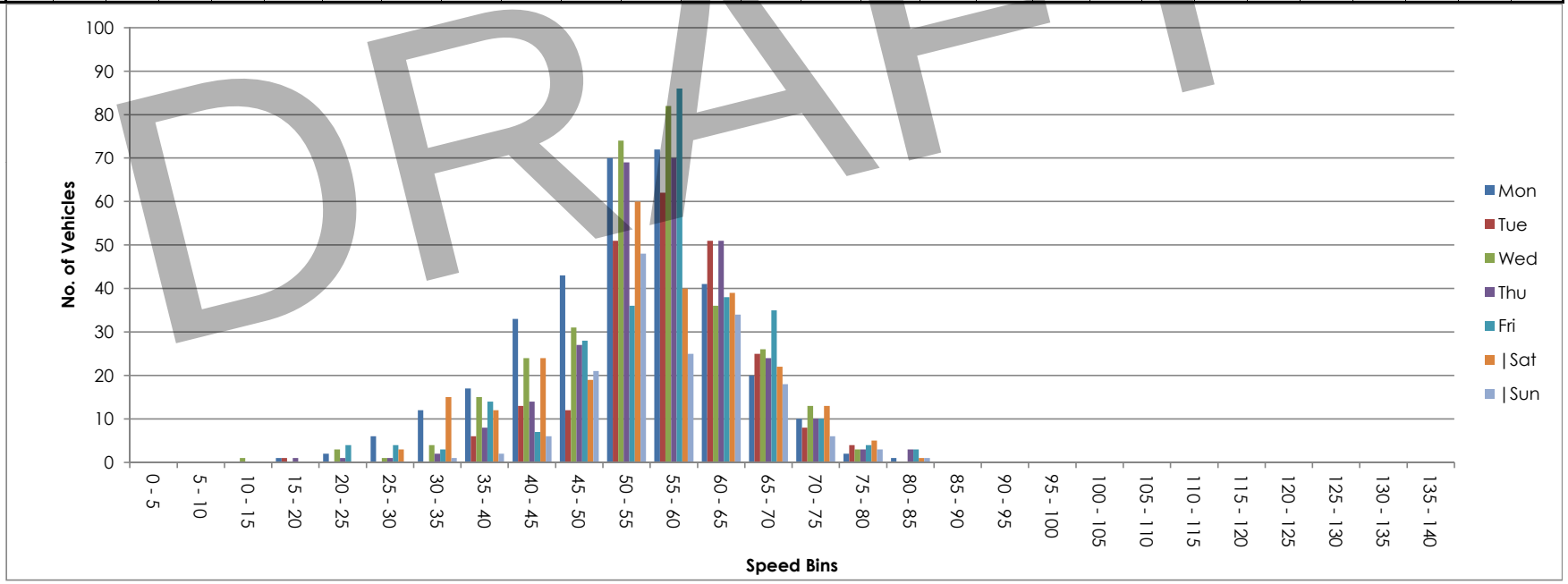

DRAFT

Site 32
Location L-3408-0, Att - Telepole, Lat 53.7265, Long -6.76003
Direction Two way

3279 / Meath/Cavan/Monaghan ATC's
October 2013
Automatic Traffic Count

Tue, 8 October 2013

Time	Total	Classification												>PSL	>PSL%	>SL1	>SL1%	>SL2	>SL2%	Mean	Vpp
		1 MCL	2 SV	3 SVT	4 TB2	5 TB3	6 T4	7 ART3	8 ART4	9 ART5	10 ART6	11 BD	12 DRT	100	100	105 +5kph	105 +5kph	110 +10kph	110 +10kph		85
0000	4	0	4	0	0	0	0	0	0	0	0	0	0	0	0	0	0	0	0	55.5	-
0100	0	0	0	0	0	0	0	0	0	0	0	0	0	0	0	0	0	0	0	-	-
0200	1	0	0	0	1	0	0	0	0	0	0	0	0	0	0	0	0	0	0	51.4	-
0300	2	0	2	0	0	0	0	0	0	0	0	0	0	0	0	0	0	0	0	64.3	-
0400	0	0	0	0	0	0	0	0	0	0	0	0	0	0	0	0	0	0	0	-	-
0500	0	0	0	0	0	0	0	0	0	0	0	0	0	0	0	0	0	0	0	-	-
0600	6	0	6	0	0	0	0	0	0	0	0	0	0	0	0	0	0	0	0	59.8	-
0700	30	1	26	0	3	0	0	0	0	0	0	0	0	0	0	0	0	0	0	55.2	60.1
0800	**58**	**0**	**51**	**0**	**7**	**0**	**0**	**0**	**0**	**0**	**0**	**0**	**0**	**0**	**0**	**0**	**0**	**0**	**0**	**54.5**	**58**
0900	26	0	24	0	2	0	0	0	0	0	0	0	0	0	0	0	0	0	0	56.2	60.1
1000	17	0	10	1	5	0	0	0	1	0	0	0	0	0	0	0	0	0	0	51.8	59
1100	22	0	18	1	1	1	0	0	0	1	0	0	0	0	0	0	0	0	0	54.6	60.5
1200	23	0	23	0	0	0	0	0	0	0	0	0	0	0	0	0	0	0	0	58.2	68.4
1300	34	0	28	1	5	0	0	0	0	0	0	0	0	0	0	0	0	0	0	54.8	61.9
1400	20	0	17	0	3	0	0	0	0	0	0	0	0	0	0	0	0	0	0	58.7	63.4
1500	42	0	37	0	5	0	0	0	0	0	0	0	0	0	0	0	0	0	0	56	63.7
1600	26	1	20	1	4	0	0	0	0	0	0	0	0	0	0	0	0	0	0	56.1	60.8
1700	**50**	**1**	**48**	**0**	**1**	**0**	**0**	**0**	**0**	**0**	**0**	**0**	**0**	**0**	**0**	**0**	**0**	**0**	**0**	**57.6**	**67.7**
1800	33	0	31	0	1	1	0	0	0	0	0	0	0	0	0	0	0	0	0	60.1	65.9
1900	16	0	15	1	0	0	0	0	0	0	0	0	0	0	0	0	0	0	0	52.9	56.5
2000	9	0	9	0	0	0	0	0	0	0	0	0	0	0	0	0	0	0	0	52.8	-
2100	20	0	20	0	0	0	0	0	0	0	0	0	0	0	0	0	0	0	0	58.8	64.1
2200	6	0	6	0	0	0	0	0	0	0	0	0	0	0	0	0	0	0	0	56.1	-
2300	5	0	4	1	0	0	0	0	0	0	0	0	0	0	0	0	0	0	0	58.6	-
07-19	**381**	**3**	**333**	**4**	**37**	**2**	**0**	**0**	**1**	**1**	**0**	**0**	**0**	**0**	**0**	**0**	**0**	**0**	**0**	**56.2**	**63.4**
06-22	**432**	**3**	**383**	**5**	**37**	**2**	**0**	**0**	**1**	**1**	**0**	**0**	**0**	**0**	**0**	**0**	**0**	**0**	**0**	**56.2**	**63.4**
06-00	**443**	**3**	**393**	**6**	**37**	**2**	**0**	**0**	**1**	**1**	**0**	**0**	**0**	**0**	**0**	**0**	**0**	**0**	**0**	**56.2**	**63.4**
00-00	**450**	**3**	**399**	**6**	**38**	**2**	**0**	**0**	**1**	**1**	**0**	**0**	**0**	**0**	**0**	**0**	**0**	**0**	**0**	**56.2**	**63.4**

DRAFT

Site 32
Location L-3408-0, Att - Telepole, Lat 53.7265, Long -6.76003
Direction Two way

3279 / Meath/Cavan/Monaghan ATC's
October 2013
Automatic Traffic Count

Wed, 9 October 2013

Time	Total	Classification												>PSL	>PSL%	>SL1	>SL1%	>SL2	>SL2%	Mean	Vpp
		1 MCL	2 SV	3 SVT	4 TB2	5 TB3	6 T4	7 ART3	8 ART4	9 ART5	10 ART6	11 BD	12 DRT	100	100	105 +5kph	105 +5kph	110 +10kph	110 +10kph		85
0000	7	0	7	0	0	0	0	0	0	0	0	0	0	0	0	0	0	0	0	62.1	-
0100	1	0	1	0	0	0	0	0	0	0	0	0	0	0	0	0	0	0	0	68.5	-
0200	1	0	0	0	1	0	0	0	0	0	0	0	0	0	0	0	0	0	0	50.3	-
0300	1	0	0	0	1	0	0	0	0	0	0	0	0	0	0	0	0	0	0	67.2	-
0400	0	0	0	0	0	0	0	0	0	0	0	0	0	0	0	0	0	0	0	-	-
0500	2	0	2	0	0	0	0	0	0	0	0	0	0	0	0	0	0	0	0	61.5	-
0600	4	0	4	0	0	0	0	0	0	0	0	0	0	0	0	0	0	0	0	70.2	-
0700	30	1	23	1	5	0	0	0	0	0	0	0	0	0	0	0	0	0	0	62	69.8
0800	**53**	**0**	**45**	**0**	**8**	**0**	**0**	**0**	**0**	**0**	**0**	**0**	**0**	**0**	**0**	**0**	**0**	**0**	**0**	**58**	**65.5**
0900	29	0	26	0	2	0	0	0	0	1	0	0	0	0	0	0	0	0	0	56.2	59.4
1000	33	1	25	3	2	1	0	0	0	1	0	0	0	0	0	0	0	0	0	48.3	52.6
1100	45	0	41	4	0	0	0	0	0	0	0	0	0	0	0	0	0	0	0	46.2	53.6
1200	32	1	27	2	1	0	0	0	0	1	0	0	0	0	0	0	0	0	0	47.4	55.1
1300	19	0	13	3	1	1	0	1	0	0	0	0	0	0	0	0	0	0	0	51.6	58.7
1400	39	0	37	2	0	0	0	0	0	0	0	0	0	0	0	0	0	0	0	52.6	59
1500	40	0	32	3	4	1	0	0	0	0	0	0	0	0	0	0	0	0	0	53.2	58.7
1600	43	1	35	6	1	0	0	0	0	0	0	0	0	0	0	0	0	0	0	53.2	64.4
1700	**57**	**0**	**53**	**1**	**1**	**2**	**0**	**0**	**0**	**0**	**0**	**0**	**0**	**0**	**0**	**0**	**0**	**0**	**0**	**52.2**	**60.1**
1800	45	0	40	2	3	0	0	0	0	0	0	0	0	0	0	0	0	0	0	58.7	63.4
1900	24	0	21	1	2	0	0	0	0	0	0	0	0	0	0	0	0	0	0	57.7	62.6
2000	8	0	8	0	0	0	0	0	0	0	0	0	0	0	0	0	0	0	0	59	-
2100	10	0	10	0	0	0	0	0	0	0	0	0	0	0	0	0	0	0	0	55.5	-
2200	4	0	4	0	0	0	0	0	0	0	0	0	0	0	0	0	0	0	0	56.3	-
2300	11	0	8	1	0	1	0	0	1	0	0	0	0	0	0	0	0	0	0	55.6	58.7
07-19	**465**	**4**	**397**	**27**	**28**	**5**	**0**	**1**	**0**	**3**	**0**	**0**	**0**	**0**	**0**	**0**	**0**	**0**	**0**	**53.4**	**62.3**
06-22	**511**	**4**	**440**	**28**	**30**	**5**	**0**	**1**	**0**	**3**	**0**	**0**	**0**	**0**	**0**	**0**	**0**	**0**	**0**	**53.8**	**62.6**
06-00	**526**	**4**	**452**	**29**	**30**	**6**	**0**	**1**	**1**	**3**	**0**	**0**	**0**	**0**	**0**	**0**	**0**	**0**	**0**	**53.9**	**62.6**
00-00	**538**	**4**	**462**	**29**	**32**	**6**	**0**	**1**	**1**	**3**	**0**	**0**	**0**	**0**	**0**	**0**	**0**	**0**	**0**	**54.1**	**63.4**

DRAFT

Site 32
Location L-3408-0, Att - Telepole, Lat 53.7265, Long -6.76003
Direction Two way

3279 / Meath/Cavan/Monaghan ATC's
October 2013
Automatic Traffic Count

Thu, 10 October 2013

Time	Total	Classification												>PSL	>PSL%	>SL1	>SL1%	>SL2	>SL2%	Mean	Vpp
		1 MCL	2 SV	3 SVT	4 TB2	5 TB3	6 T4	7 ART3	8 ART4	9 ART5	10 ART6	11 BD	12 DRT	100	100	105 +5kph	105 +5kph	110 +10kph	110 +10kph		85
0000	4	0	4	0	0	0	0	0	0	0	0	0	0	0	0	0	0	0	0	55.3	-
0100	0	0	0	0	0	0	0	0	0	0	0	0	0	0	0	0	0	0	0	-	-
0200	1	0	0	0	1	0	0	0	0	0	0	0	0	0	0	0	0	0	0	50.9	-
0300	1	0	1	0	0	0	0	0	0	0	0	0	0	0	0	0	0	0	0	68.7	-
0400	1	0	0	0	1	0	0	0	0	0	0	0	0	0	0	0	0	0	0	70.6	-
0500	1	0	1	0	0	0	0	0	0	0	0	0	0	0	0	0	0	0	0	61.2	-
0600	9	0	8	0	0	0	1	0	0	0	0	0	0	0	0	0	0	0	0	62.7	-
0700	23	1	18	0	4	0	0	0	0	0	0	0	0	0	0	0	0	0	0	54.1	59.4
0800	**52**	**0**	**46**	**0**	**3**	**1**	**0**	**0**	**2**	**0**	**0**	**0**	**0**	**0**	**0**	**0**	**0**	**0**	**0**	**57.6**	**64.4**
0900	46	0	41	0	4	1	0	0	0	0	0	0	0	0	0	0	0	0	0	55.1	61.6
1000	17	1	15	0	1	0	0	0	0	0	0	0	0	0	0	0	0	0	0	52.4	59.4
1100	20	2	15	1	2	0	0	0	0	0	0	0	0	0	0	0	0	0	0	51.8	60.1
1200	29	0	25	0	4	0	0	0	0	0	0	0	0	0	0	0	0	0	0	56.2	63.4
1300	31	0	26	0	4	0	0	0	1	0	0	0	0	0	0	0	0	0	0	58.1	64.1
1400	34	0	30	2	2	0	0	0	0	0	0	0	0	0	0	0	0	0	0	54	58.3
1500	**55**	**0**	**47**	**0**	**6**	**1**	**0**	**0**	**0**	**0**	**0**	**0**	**1**	**0**	**0**	**0**	**0**	**0**	**0**	**56.4**	**63**
1600	37	2	30	1	2	1	0	0	1	0	0	0	0	0	0	0	0	0	0	51.5	63
1700	25	0	23	1	1	0	0	0	0	0	0	0	0	0	0	0	0	0	0	54.6	63.4
1800	47	0	43	2	2	0	0	0	0	0	0	0	0	0	0	0	0	0	0	55.8	61.2
1900	29	0	28	0	1	0	0	0	0	0	0	0	0	0	0	0	0	0	0	60.8	64.8
2000	11	0	10	0	1	0	0	0	0	0	0	0	0	0	0	0	0	0	0	57.5	65.5
2100	11	0	10	1	0	0	0	0	0	0	0	0	0	0	0	0	0	0	0	58.2	64.1
2200	8	0	8	0	0	0	0	0	0	0	0	0	0	0	0	0	0	0	0	61.7	-
2300	8	0	8	0	0	0	0	0	0	0	0	0	0	0	0	0	0	0	0	60.5	-
07-19	**416**	**6**	**359**	**7**	**35**	**4**	**0**	**0**	**4**	**0**	**0**	**0**	**1**	**0**	**0**	**0**	**0**	**0**	**0**	**55.2**	**62.6**
06-22	**476**	**6**	**415**	**8**	**37**	**4**	**1**	**0**	**4**	**0**	**0**	**0**	**1**	**0**	**0**	**0**	**0**	**0**	**0**	**55.8**	**63.4**
06-00	**492**	**6**	**431**	**8**	**37**	**4**	**1**	**0**	**4**	**0**	**0**	**0**	**1**	**0**	**0**	**0**	**0**	**0**	**0**	**56**	**64.1**
00-00	**500**	**6**	**437**	**8**	**39**	**4**	**1**	**0**	**4**	**0**	**0**	**0**	**1**	**0**	**0**	**0**	**0**	**0**	**0**	**56**	**64.1**

DRAFT

Site 32
Location L-3408-0, Att - Telepole, Lat 53.7265, Long -6.76003
Direction Two way

3279 / Meath/Cavan/Monaghan ATC's
October 2013
Automatic Traffic Count

Fri, 11 October 2013

Time	Total	Classification												>PSL	>PSL%	>SL1	>SL1%	>SL2	>SL2%	Mean	Vpp
		1 MCL	2 SV	3 SVT	4 TB2	5 TB3	6 T4	7 ART3	8 ART4	9 ART5	10 ART6	11 BD	12 DRT	100	100	105 +5kph	105 +5kph	110 +10kph	110 +10kph		85
0000	2	0	2	0	0	0	0	0	0	0	0	0	0	0	0	0	0	0	0	53.7	-
0100	1	0	1	0	0	0	0	0	0	0	0	0	0	0	0	0	0	0	0	41.6	-
0200	1	0	0	0	1	0	0	0	0	0	0	0	0	0	0	0	0	0	0	48.7	-
0300	2	0	2	0	0	0	0	0	0	0	0	0	0	0	0	0	0	0	0	66.5	-
0400	2	0	2	0	0	0	0	0	0	0	0	0	0	0	0	0	0	0	0	47.7	-
0500	2	0	2	0	0	0	0	0	0	0	0	0	0	0	0	0	0	0	0	60.3	-
0600	8	0	7	0	1	0	0	0	0	0	0	0	0	0	0	0	0	0	0	58.6	-
0700	20	1	15	0	4	0	0	0	0	0	0	0	0	0	0	0	0	0	0	63.1	73.4
0800	**48**	**0**	**38**	**3**	**7**	**0**	**0**	**0**	**0**	**0**	**0**	**0**	**0**	**0**	**0**	**0**	**0**	**0**	**0**	**55.7**	**64.4**
0900	37	0	30	1	6	0	0	0	0	0	0	0	0	0	0	0	0	0	0	54.4	60.1
1000	22	0	20	1	1	0	0	0	0	0	0	0	0	0	0	0	0	0	0	56.4	65.2
1100	17	0	14	0	3	0	0	0	0	0	0	0	0	0	0	0	0	0	0	61.1	66.2
1200	28	0	21	2	2	3	0	0	0	0	0	0	0	0	0	0	0	0	0	56.4	63.4
1300	27	0	23	0	4	0	0	0	0	0	0	0	0	0	0	0	0	0	0	58.3	63.4
1400	36	1	33	0	2	0	0	0	0	0	0	0	0	0	0	0	0	0	0	52.1	61.6
1500	**51**	**0**	**43**	**4**	**1**	**1**	**1**	**1**	**0**	**0**	**0**	**0**	**0**	**0**	**0**	**0**	**0**	**0**	**0**	**52.1**	**60.5**
1600	35	2	28	2	2	0	0	0	0	1	0	0	0	0	0	0	0	0	0	52.6	61.6
1700	45	0	41	0	1	2	0	0	0	1	0	0	0	0	0	0	0	0	0	52.9	60.1
1800	40	0	34	1	4	0	0	0	0	0	1	0	0	0	0	0	0	0	0	57.4	65.9
1900	39	0	34	2	2	0	0	0	0	1	0	0	0	0	0	0	0	0	0	54.6	59.8
2000	14	0	11	0	1	0	0	0	0	1	1	0	0	0	0	0	0	0	0	55	60.8
2100	12	0	11	0	1	0	0	0	0	0	0	0	0	0	0	0	0	0	0	64	68.8
2200	9	0	8	0	1	0	0	0	0	0	0	0	0	0	0	0	0	0	0	54.6	-
2300	4	0	4	0	0	0	0	0	0	0	0	0	0	0	0	0	0	0	0	63.8	-
07-19	**406**	**4**	**340**	**14**	**37**	**6**	**1**	**1**	**0**	**2**	**1**	**0**	**0**	**0**	**0**	**0**	**0**	**0**	**0**	**55.3**	**64.1**
06-22	**479**	**4**	**403**	**16**	**42**	**6**	**1**	**1**	**0**	**4**	**2**	**0**	**0**	**0**	**0**	**0**	**0**	**0**	**0**	**55.5**	**64.4**
06-00	**492**	**4**	**415**	**16**	**43**	**6**	**1**	**1**	**0**	**4**	**2**	**0**	**0**	**0**	**0**	**0**	**0**	**0**	**0**	**55.5**	**64.4**
00-00	**502**	**4**	**424**	**16**	**44**	**6**	**1**	**1**	**0**	**4**	**2**	**0**	**0**	**0**	**0**	**0**	**0**	**0**	**0**	**55.5**	**64.4**

DRAFT

Site 32
Location L-3408-0, Att - Telepole, Lat 53.7265, Long -6.76003
Direction Two way

3279 / Meath/Cavan/Monaghan ATC's
October 2013
Automatic Traffic Count

Sat, 12 October 2013

Time	Total	Classification												>PSL	>PSL%	>SL1	>SL1%	>SL2	>SL2%	Mean	Vpp
		1 MCL	2 SV	3 SVT	4 TB2	5 TB3	6 T4	7 ART3	8 ART4	9 ART5	10 ART6	11 BD	12 DRT	100	100	105 +5kph	105 +5kph	110 +10kph	110 +10kph		85
0000	4	0	4	0	0	0	0	0	0	0	0	0	0	0	0	0	0	0	0	57.8	-
0100	4	0	3	0	1	0	0	0	0	0	0	0	0	0	0	0	0	0	0	60.1	-
0200	2	0	1	0	1	0	0	0	0	0	0	0	0	0	0	0	0	0	0	68.6	-
0300	2	0	2	0	0	0	0	0	0	0	0	0	0	0	0	0	0	0	0	70.5	-
0400	1	0	0	0	1	0	0	0	0	0	0	0	0	0	0	0	0	0	0	66	-
0500	0	0	0	0	0	0	0	0	0	0	0	0	0	0	0	0	0	0	0	-	-
0600	7	0	6	1	0	0	0	0	0	0	0	0	0	0	0	0	0	0	0	61.9	-
0700	13	0	11	0	1	0	0	0	0	1	0	0	0	0	0	0	0	0	0	44	55.1
0800	13	0	9	1	1	0	2	0	0	0	0	0	0	0	0	0	0	0	0	58	67.3
0900	22	0	18	1	3	0	0	0	0	0	0	0	0	0	0	0	0	0	0	55.1	63.7
1000	24	0	19	1	4	0	0	0	0	0	0	0	0	0	0	0	0	0	0	54.4	60.8
1100	**36**	**0**	**26**	**5**	**3**	**0**	**0**	**0**	**0**	**1**	**1**	**0**	**0**	**0**	**0**	**0**	**0**	**0**	**0**	**49**	**63**
1200	**41**	**0**	**34**	**4**	**1**	**0**	**0**	**0**	**1**	**1**	**0**	**0**	**0**	**0**	**0**	**0**	**0**	**0**	**0**	**52.4**	**63.4**
1300	**41**	**0**	**35**	**1**	**2**	**1**	**0**	**0**	**0**	**1**	**1**	**0**	**0**	**0**	**0**	**0**	**0**	**0**	**0**	**56.6**	**63.7**
1400	40	0	36	0	1	1	0	0	0	2	0	0	0	0	0	0	0	0	0	54.3	65.2
1500	38	0	31	1	2	2	0	0	0	1	1	0	0	0	0	0	0	0	0	54.8	63.7
1600	**41**	**0**	**40**	**0**	**0**	**0**	**0**	**0**	**0**	**1**	**0**	**0**	**0**	**0**	**0**	**0**	**0**	**0**	**0**	**49.5**	**61.2**
1700	39	1	31	3	1	1	0	0	0	1	1	0	0	0	0	0	0	0	0	45.3	56.9
1800	29	0	25	0	1	1	0	0	0	2	0	0	0	0	0	0	0	0	0	51.3	62.6
1900	25	0	20	1	2	1	0	0	0	0	1	0	0	0	0	0	0	0	0	53.8	64.8
2000	13	0	12	0	1	0	0	0	0	0	0	0	0	0	0	0	0	0	0	54.3	58.7
2100	17	0	17	0	0	0	0	0	0	0	0	0	0	0	0	0	0	0	0	58	61.2
2200	5	0	4	1	0	0	0	0	0	0	0	0	0	0	0	0	0	0	0	54.3	-
2300	4	0	4	0	0	0	0	0	0	0	0	0	0	0	0	0	0	0	0	56.7	-
07-19	**377**	**1**	**315**	**17**	**20**	**6**	**2**	**0**	**1**	**11**	**4**	**0**	**0**	**0**	**0**	**0**	**0**	**0**	**0**	**52**	**63.4**
06-22	**439**	**1**	**370**	**19**	**23**	**7**	**2**	**0**	**1**	**11**	**5**	**0**	**0**	**0**	**0**	**0**	**0**	**0**	**0**	**52.6**	**63.7**
06-00	**448**	**1**	**378**	**20**	**23**	**7**	**2**	**0**	**1**	**11**	**5**	**0**	**0**	**0**	**0**	**0**	**0**	**0**	**0**	**52.6**	**63.7**
00-00	**461**	**1**	**388**	**20**	**26**	**7**	**2**	**0**	**1**	**11**	**5**	**0**	**0**	**0**	**0**	**0**	**0**	**0**	**0**	**52.9**	**63.7**

DRAFT

Site 32
Location L-3408-0, Att - Telepole, Lat 53.7265, Long -6.76003
Direction Two way

3279 / Meath/Cavan/Monaghan ATC's
October 2013
Automatic Traffic Count

Sun, 13 October 2013

Time	Total	Classification												>PSL	>PSL%	>SL1	>SL1%	>SL2	>SL2%	Mean	Vpp
		1 MCL	2 SV	3 SVT	4 TB2	5 TB3	6 T4	7 ART3	8 ART4	9 ART5	10 ART6	11 BD	12 DRT	100	100	105 +5kph	105 +5kph	110 +10kph	110 +10kph		85
0000	4	0	4	0	0	0	0	0	0	0	0	0	0	0	0	0	0	0	0	51.2	-
0100	3	0	3	0	0	0	0	0	0	0	0	0	0	0	0	0	0	0	0	50.1	-
0200	2	0	2	0	0	0	0	0	0	0	0	0	0	0	0	0	0	0	0	51.1	-
0300	2	0	2	0	0	0	0	0	0	0	0	0	0	0	0	0	0	0	0	54.5	-
0400	1	0	0	0	1	0	0	0	0	0	0	0	0	0	0	0	0	0	0	72.2	-
0500	0	0	0	0	0	0	0	0	0	0	0	0	0	0	0	0	0	0	0	-	-
0600	2	0	1	0	1	0	0	0	0	0	0	0	0	0	0	0	0	0	0	62.3	-
0700	5	0	5	0	0	0	0	0	0	0	0	0	0	0	0	0	0	0	0	52.9	-
0800	6	0	5	0	0	1	0	0	0	0	0	0	0	0	0	0	0	0	0	49.6	-
0900	7	0	6	0	0	1	0	0	0	0	0	0	0	0	0	0	0	0	0	57.1	-
1000	14	0	13	0	0	1	0	0	0	0	0	0	0	0	0	0	0	0	0	62.5	69.8
1100	**26**	**0**	**22**	**0**	**3**	**1**	**0**	**0**	**0**	**0**	**0**	**0**	**0**	**0**	**0**	**0**	**0**	**0**	**0**	**59.4**	**64.4**
1200	12	0	10	0	1	1	0	0	0	0	0	0	0	0	0	0	0	0	0	50.8	60.8
1300	28	0	26	1	0	1	0	0	0	0	0	0	0	0	0	0	0	0	0	54.1	63
1400	18	0	17	0	1	0	0	0	0	0	0	0	0	0	0	0	0	0	0	57.5	64.8
1500	25	0	25	0	0	0	0	0	0	0	0	0	0	0	0	0	0	0	0	53.8	60.1
1600	30	0	28	0	2	0	0	0	0	0	0	0	0	0	0	0	0	0	0	55.7	64.1
1700	25	0	23	0	2	0	0	0	0	0	0	0	0	0	0	0	0	0	0	52.6	61.6
1800	24	0	24	0	0	0	0	0	0	0	0	0	0	0	0	0	0	0	0	57.1	62.6
1900	**38**	**0**	**37**	**0**	**0**	**1**	**0**	**0**	**0**	**0**	**0**	**0**	**0**	**0**	**0**	**0**	**0**	**0**	**0**	**53.4**	**58.3**
2000	20	0	19	0	0	1	0	0	0	0	0	0	0	0	0	0	0	0	0	55.4	65.9
2100	9	0	8	1	0	0	0	0	0	0	0	0	0	0	0	0	0	0	0	60.7	-
2200	6	0	6	0	0	0	0	0	0	0	0	0	0	0	0	0	0	0	0	62.8	-
2300	3	0	2	0	0	1	0	0	0	0	0	0	0	0	0	0	0	0	0	52.4	-
07-19	**220**	**0**	**204**	**1**	**9**	**6**	**0**	**0**	**0**	**0**	**0**	**0**	**0**	**0**	**0**	**0**	**0**	**0**	**0**	**55.6**	**64.1**
06-22	**289**	**0**	**269**	**2**	**10**	**8**	**0**	**0**	**0**	**0**	**0**	**0**	**0**	**0**	**0**	**0**	**0**	**0**	**0**	**55.5**	**64.1**
06-00	**298**	**0**	**277**	**2**	**10**	**9**	**0**	**0**	**0**	**0**	**0**	**0**	**0**	**0**	**0**	**0**	**0**	**0**	**0**	**55.7**	**64.4**
00-00	**310**	**0**	**288**	**2**	**11**	**9**	**0**	**0**	**0**	**0**	**0**	**0**	**0**	**0**	**0**	**0**	**0**	**0**	**0**	**55.6**	**64.4**

DRAFT

Site 32
Location L-3408-0, Att - Telepole, Lat 53.7265, Long -6.76003
Direction Two way

3279 / Meath/Cavan/Monaghan ATC's
October 2013
Automatic Traffic Count

Mon, 14 October 2013

Time	Total	Classification												>PSL	>PSL%	>SL1	>SL1%	>SL2	>SL2%	Mean	Vpp
		1 MCL	2 SV	3 SVT	4 TB2	5 TB3	6 T4	7 ART3	8 ART4	9 ART5	10 ART6	11 BD	12 DRT	100	100	105 +5kph	105 +5kph	110 +10kph	110 +10kph		85
0000	2	0	1	0	0	1	0	0	0	0	0	0	0	0	0	0	0	0	0	57.9	-
0100	1	0	0	0	1	0	0	0	0	0	0	0	0	0	0	0	0	0	0	58.7	-
0200	1	0	0	0	1	0	0	0	0	0	0	0	0	0	0	0	0	0	0	55	-
0300	3	0	3	0	0	0	0	0	0	0	0	0	0	0	0	0	0	0	0	61	-
0400	0	0	0	0	0	0	0	0	0	0	0	0	0	0	0	0	0	0	0	-	-
0500	1	0	1	0	0	0	0	0	0	0	0	0	0	0	0	0	0	0	0	65.3	-
0600	9	0	8	1	0	0	0	0	0	0	0	0	0	0	0	0	0	0	0	58.2	-
0700	27	1	22	0	3	0	0	0	0	1	0	0	0	0	0	0	0	0	0	51.5	61.9
0800	**51**	**0**	**46**	**0**	**3**	**1**	**0**	**0**	**1**	**0**	**0**	**0**	**0**	**0**	**0**	**0**	**0**	**0**	**0**	**57.7**	**68.4**
0900	30	0	22	0	4	0	0	0	0	2	2	0	0	0	0	0	0	0	0	55.9	65.5
1000	21	1	11	1	4	0	0	0	1	2	1	0	0	0	0	0	0	0	0	50.1	59.4
1100	29	1	19	2	3	0	0	0	0	3	1	0	0	0	0	0	0	0	0	45.3	56.5
1200	30	0	24	2	1	0	0	0	0	2	1	0	0	0	0	0	0	0	0	51.7	58.7
1300	38	3	31	1	1	0	0	0	0	2	0	0	0	0	0	0	0	0	0	46.3	56.2
1400	54	1	45	3	1	2	0	0	1	1	0	0	0	0	0	0	0	0	0	50.4	55.4
1500	54	0	45	2	2	1	0	0	0	4	0	0	0	0	0	0	0	0	0	55	62.6
1600	46	2	32	5	2	2	0	0	0	2	1	0	0	0	0	0	0	0	0	52.4	60.5
1700	39	0	33	1	2	0	0	0	0	2	1	0	0	0	0	0	0	0	0	54.3	64.1
1800	**57**	**0**	**48**	**2**	**5**	**0**	**0**	**0**	**0**	**2**	**0**	**0**	**0**	**0**	**0**	**0**	**0**	**0**	**0**	**50.7**	**59.8**
1900	24	1	19	1	0	1	0	0	0	1	1	0	0	0	0	0	0	0	0	52.9	59.4
2000	31	0	25	1	1	0	0	0	0	2	2	0	0	0	0	0	0	0	0	48.2	57.6
2100	16	0	14	0	0	0	0	0	0	2	0	0	0	0	0	0	0	0	0	50.1	55.8
2200	7	0	5	2	0	0	0	0	0	0	0	0	0	0	0	0	0	0	0	50.6	-
2300	4	0	3	0	1	0	0	0	0	0	0	0	0	0	0	0	0	0	0	61.1	-
07-19	**476**	**9**	**378**	**19**	**31**	**6**	**0**	**0**	**3**	**23**	**7**	**0**	**0**	**0**	**0**	**0**	**0**	**0**	**0**	**52.1**	**61.9**
06-22	**556**	**10**	**444**	**22**	**32**	**7**	**0**	**0**	**3**	**28**	**10**	**0**	**0**	**0**	**0**	**0**	**0**	**0**	**0**	**51.9**	**61.6**
06-00	**567**	**10**	**452**	**24**	**33**	**7**	**0**	**0**	**3**	**28**	**10**	**0**	**0**	**0**	**0**	**0**	**0**	**0**	**0**	**52**	**61.6**
00-00	**575**	**10**	**457**	**24**	**35**	**8**	**0**	**0**	**3**	**28**	**10**	**0**	**0**	**0**	**0**	**0**	**0**	**0**	**0**	**52.1**	**61.6**

DRAFT

Site 32
Location L-3408-0, Att - Telepole, Lat 53.7265, Long -6.76003
Direction Two way

3279 / Meath/Cavan/Monaghan ATC's
October 2013
Automatic Traffic Count

Virtual Day (7)

Time	Total	Classification												>PSL 100	>PSL% 100	>SL1 105 +5kph	>SL1% 105 +5kph	>SL2 110 +10kph	>SL2% 110 +10kph	Mean	Vpp 85
		1 MCL	2 SV	3 SVT	4 TB2	5 TB3	6 T4	7 ART3	8 ART4	9 ART5	10 ART6	11 BD	12 DRT								
0000	4	0	4	0	0	0	0	0	0	0	0	0	0	0	0	0	0	0	0	56.9	-
0100	1	0	1	0	0	0	0	0	0	0	0	0	0	0	0	0	0	0	0	55.9	-
0200	1	0	0	0	1	0	0	0	0	0	0	0	0	0	0	0	0	0	0	55.1	-
0300	2	0	2	0	0	0	0	0	0	0	0	0	0	0	0	0	0	0	0	63.9	-
0400	1	0	0	0	0	0	0	0	0	0	0	0	0	0	0	0	0	0	0	60.8	-
0500	1	0	1	0	0	0	0	0	0	0	0	0	0	0	0	0	0	0	0	61.7	-
0600	6	0	6	0	0	0	0	0	0	0	0	0	0	0	0	0	0	0	0	61.2	-
0700	21	1	17	0	3	0	0	0	0	0	0	0	0	0	0	0	0	0	0	55.7	68
0800	**40**	**0**	**34**	**1**	**4**	**0**	**0**	**0**	**0**	**0**	**0**	**0**	**0**	**0**	**0**	**0**	**0**	**0**	**0**	**56.6**	**65.5**
0900	28	0	24	0	3	0	0	0	0	0	0	0	0	0	0	0	0	0	0	55.5	61.6
1000	21	0	16	1	2	0	0	0	0	0	0	0	0	0	0	0	0	0	0	52.9	63
1100	28	0	22	2	2	0	0	0	0	1	0	0	0	0	0	0	0	0	0	51.2	61.9
1200	28	0	23	1	1	1	0	0	0	1	0	0	0	0	0	0	0	0	0	53.2	63
1300	31	0	26	1	2	0	0	0	0	0	0	0	0	0	0	0	0	0	0	54.2	63
1400	34	0	31	1	1	0	0	0	0	0	0	0	0	0	0	0	0	0	0	53.4	61.9
1500	**44**	**0**	**37**	**1**	**3**	**1**	**0**	**0**	**0**	**1**	**0**	**0**	**0**	**0**	**0**	**0**	**0**	**0**	**0**	**54.5**	**62.6**
1600	37	1	30	2	2	0	0	0	0	1	0	0	0	0	0	0	0	0	0	52.7	61.6
1700	40	0	36	1	1	1	0	0	0	1	0	0	0	0	0	0	0	0	0	52.9	62.3
1800	39	0	35	1	2	0	0	0	0	1	0	0	0	0	0	0	0	0	0	55.6	63.4
1900	28	0	25	1	1	0	0	0	0	0	0	0	0	0	0	0	0	0	0	55.2	62.6
2000	15	0	13	0	1	0	0	0	0	0	0	0	0	0	0	0	0	0	0	53.4	61.9
2100	14	0	13	0	0	0	0	0	0	0	0	0	0	0	0	0	0	0	0	57.6	65.9
2200	6	0	6	0	0	0	0	0	0	0	0	0	0	0	0	0	0	0	0	56.6	-
2300	6	0	5	0	0	0	0	0	0	0	0	0	0	0	0	0	0	0	0	58.3	-
07-19	**392**	**4**	**332**	**13**	**28**	**5**	**0**	**0**	**1**	**6**	**2**	**0**	**0**	**0**	**0**	**0**	**0**	**0**	**0**	**54.1**	**63**
06-22	**455**	**4**	**389**	**14**	**30**	**6**	**1**	**0**	**1**	**7**	**2**	**0**	**0**	**0**	**0**	**0**	**0**	**0**	**0**	**54.3**	**63.4**
06-00	**467**	**4**	**400**	**15**	**30**	**6**	**1**	**0**	**1**	**7**	**2**	**0**	**0**	**0**	**0**	**0**	**0**	**0**	**0**	**54.4**	**63.4**
00-00	**477**	**4**	**408**	**15**	**32**	**6**	**1**	**0**	**1**	**7**	**2**	**0**	**0**	**0**	**0**	**0**	**0**	**0**	**0**	**54.5**	**63.4**

DRAFT

Site 32
Location L-3408-0, Att - Telepole, Lat 53.7265, Long -6.76003
Direction Two way

3279 / Meath/Cavan/Monaghan ATC's
October 2013
Automatic Traffic Count

Virtual Week (1)

Time	Total	Classification												>PSL	>PSL%	>SL1	>SL1%	>SL2	>SL2%	Mean	Vpp
		1 MCL	2 SV	3 SVT	4 TB2	5 TB3	6 T4	7 ART3	8 ART4	9 ART5	10 ART6	11 BD	12 DRT	100	100	105 +5kph	105 +5kph	110 +10kph	110 +10kph		85
Mon	575	10	457	24	35	8	0	0	3	28	10	0	0	0	0	0	0	0	0	52.1	61.6
Tue	450	3	399	6	38	2	0	0	1	1	0	0	0	0	0	0	0	0	0	56.2	63.4
Wed	538	4	462	29	32	6	0	1	1	3	0	0	0	0	0	0	0	0	0	54.1	63.4
Thu	500	6	437	8	39	4	1	0	4	0	0	0	1	0	0	0	0	0	0	56	64.1
Fri	502	4	424	16	44	6	1	1	0	4	2	0	0	0	0	0	0	0	0	55.5	64.4
| Sat	461	1	388	20	26	7	2	0	1	11	5	0	0	0	0	0	0	0	0	52.9	63.7
| Sun	310	0	288	2	11	9	0	0	0	0	0	0	0	0	0	0	0	0	0	55.6	64.4
5 Day Ave.	**513**	**5**	**436**	**17**	**38**	**5**	**0**	**0**	**2**	**7**	**2**	**0**	**0**	**0**	**0.0**	**0**	**0.0**	**0**	**0.0**	**54.8**	**63.4**
7 Day Ave.	**477**	**4**	**408**	**15**	**32**	**6**	**1**	**0**	**1**	**7**	**2**	**0**	**0**	**0**	**0.0**	**0**	**0.0**	**0**	**0.0**	**54.5**	**63.4**
--	**3336**	**28**	**2855**	**105**	**225**	**42**	**4**	**2**	**10**	**47**	**17**	**0**	**1**	**0**	**0.0**	**0**	**0.0**	**0**	**0.0**	**54.5**	**63.4**

Summary Graphs

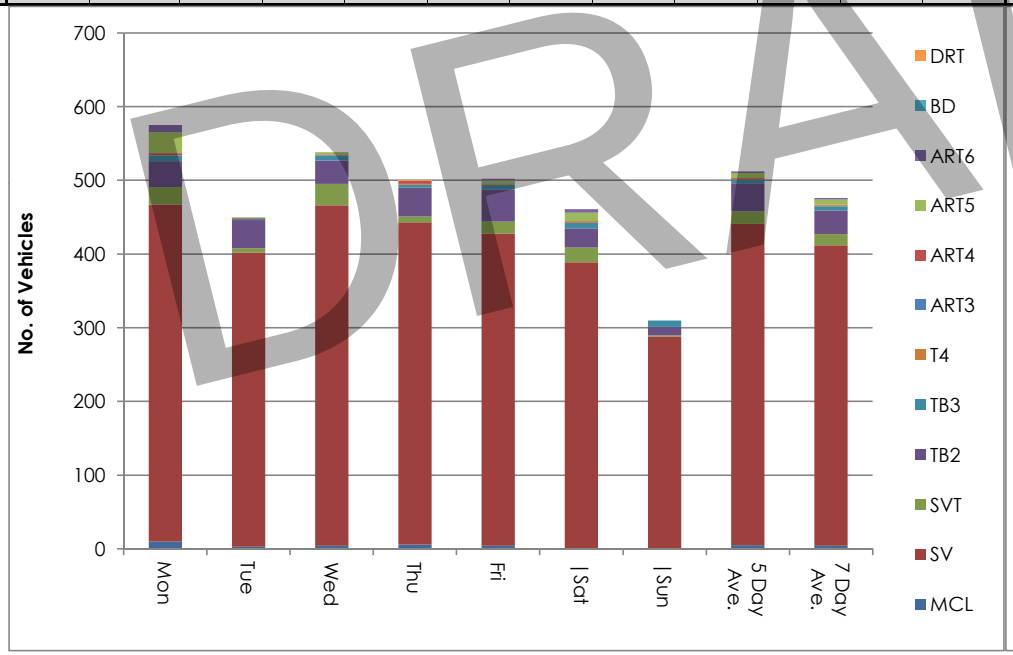

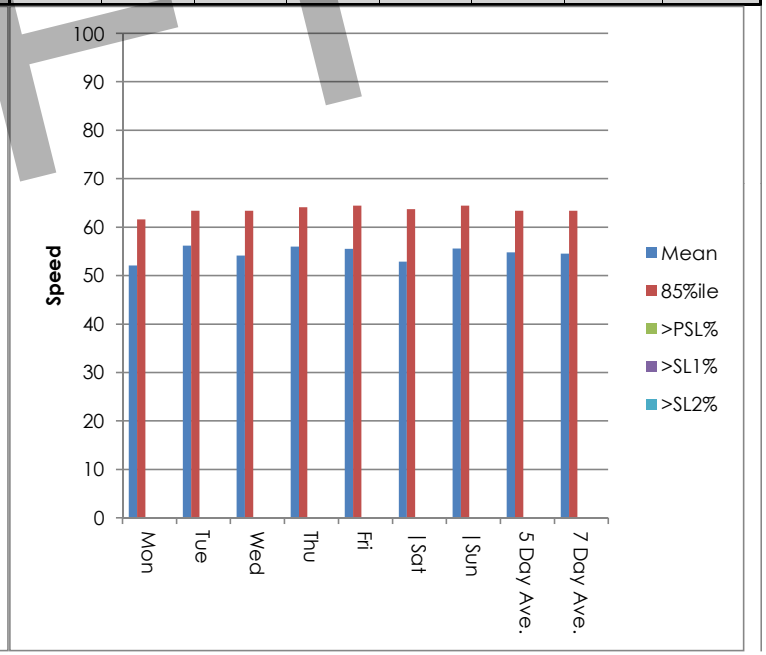

DRAFT

Site 32
Location L-3408-0, Att - Telepole, Lat 53.7265, Long -6.76003
Direction Two way

3279 / Meath/Cavan/Monaghan ATC's
October 2013
Automatic Traffic Count

Tue, 8 October 2013

Time	Total	Speed Bins (km/h)																												
		0 - 5	5 - 10	10 - 15	15 - 20	20 - 25	25 - 30	30 - 35	35 - 40	40 - 45	45 - 50	50 - 55	55 - 60	60 - 65	65 - 70	70 - 75	75 - 80	80 - 85	85 - 90	90 - 95	95 - 100	100 - 105	105 - 110	110 - 115	115 - 120	120 - 125	125 - 130	130 - 135	135 - 140
0000	4	0	0	0	0	0	0	0	0	0	0	1	3	0	0	0	0	0	0	0	0	0	0	0	0	0	0	0	0	0
0100	0	0	0	0	0	0	0	0	0	0	0	0	0	0	0	0	0	0	0	0	0	0	0	0	0	0	0	0	0	0
0200	1	0	0	0	0	0	0	0	0	0	0	1	0	0	0	0	0	0	0	0	0	0	0	0	0	0	0	0	0	0
0300	2	0	0	0	0	0	0	0	0	0	0	0	0	1	1	0	0	0	0	0	0	0	0	0	0	0	0	0	0	0
0400	0	0	0	0	0	0	0	0	0	0	0	0	0	0	0	0	0	0	0	0	0	0	0	0	0	0	0	0	0	0
0500	0	0	0	0	0	0	0	0	0	0	0	0	0	0	0	0	0	0	0	0	0	0	0	0	0	0	0	0	0	0
0600	6	0	0	0	0	0	0	0	0	0	1	0	3	0	2	0	0	0	0	0	0	0	0	0	0	0	0	0	0	0
0700	30	0	0	0	0	0	0	0	0	2	6	5	10	5	2	0	0	0	0	0	0	0	0	0	0	0	0	0	0	0
0800	**58**	**0**	**0**	**0**	**1**	**0**	**1**	**0**	**1**	**1**	**2**	**20**	**25**	**3**	**1**	**3**	**0**	**0**	**0**	**0**	**0**	**0**	**0**	**0**	**0**	**0**	**0**	**0**	**0**	**0**
0900	26	0	0	0	0	0	0	0	0	1	2	8	6	7	2	0	0	0	0	0	0	0	0	0	0	0	0	0	0	0
1000	17	0	0	0	0	0	0	0	4	0	2	4	4	2	1	0	0	0	0	0	0	0	0	0	0	0	0	0	0	0
1100	22	0	0	0	0	0	1	0	1	1	1	6	3	8	1	0	0	0	0	0	0	0	0	0	0	0	0	0	0	0
1200	23	0	0	0	0	0	0	0	0	2	0	5	8	4	2	0	2	0	0	0	0	0	0	0	0	0	0	0	0	0
1300	34	0	0	0	0	1	0	0	1	0	6	9	7	8	2	0	0	0	0	0	0	0	0	0	0	0	0	0	0	0
1400	20	0	0	0	0	0	0	0	0	1	1	4	4	8	1	1	0	0	0	0	0	0	0	0	0	0	0	0	0	0
1500	42	0	0	0	0	0	0	0	2	5	0	9	15	7	3	1	0	0	0	0	0	0	0	0	0	0	0	0	0	0
1600	26	0	0	0	0	0	0	0	0	3	1	8	7	5	1	0	1	0	0	0	0	0	0	0	0	0	0	0	0	0
1700	**50**	**0**	**0**	**0**	**0**	**0**	**2**	**0**	**1**	**2**	**3**	**9**	**8**	**15**	**6**	**2**	**2**	**0**	**0**	**0**	**0**	**0**	**0**	**0**	**0**	**0**	**0**	**0**	**0**	**0**
1800	33	0	0	0	0	0	0	0	0	0	2	5	9	7	8	2	0	0	0	0	0	0	0	0	0	0	0	0	0	0
1900	16	0	0	0	0	0	0	0	0	1	3	9	1	2	0	0	0	0	0	0	0	0	0	0	0	0	0	0	0	0
2000	9	0	0	0	0	0	0	0	0	1	1	5	0	2	0	0	0	0	0	0	0	0	0	0	0	0	0	0	0	0
2100	20	0	0	0	0	0	0	0	0	0	2	4	6	5	1	2	0	0	0	0	0	0	0	0	0	0	0	0	0	0
2200	6	0	0	0	0	0	0	0	0	0	0	4	0	0	2	0	0	0	0	0	0	0	0	0	0	0	0	0	0	0
2300	5	0	0	0	0	0	0	0	0	0	1	0	1	3	0	0	0	0	0	0	0	0	0	0	0	0	0	0	0	0
07-19	**381**	**0**	**0**	**0**	**1**	**1**	**4**	**0**	**10**	**18**	**26**	**92**	**106**	**79**	**30**	**9**	**5**	**0**	**0**	**0**	**0**	**0**	**0**	**0**	**0**	**0**	**0**	**0**	**0**	**0**
06-22	**432**	**0**	**0**	**0**	**1**	**1**	**4**	**0**	**10**	**20**	**33**	**110**	**116**	**88**	**33**	**11**	**5**	**0**	**0**	**0**	**0**	**0**	**0**	**0**	**0**	**0**	**0**	**0**	**0**	**0**
06-00	**443**	**0**	**0**	**0**	**1**	**1**	**4**	**0**	**10**	**20**	**34**	**114**	**117**	**91**	**35**	**11**	**5**	**0**	**0**	**0**	**0**	**0**	**0**	**0**	**0**	**0**	**0**	**0**	**0**	**0**
00-00	**450**	**0**	**0**	**0**	**1**	**1**	**4**	**0**	**10**	**20**	**34**	**116**	**120**	**92**	**36**	**11**	**5**	**0**	**0**	**0**	**0**	**0**	**0**	**0**	**0**	**0**	**0**	**0**	**0**	**0**

DRAFT

Site 32
Location L-3408-0, Att - Telepole, Lat 53.7265, Long -6.76003
Direction Two way

3279 / Meath/Cavan/Monaghan ATC's
October 2013
Automatic Traffic Count

Wed, 9 October 2013

Time	Total	Speed Bins (km/h)																												
		0 - 5	5 - 10	10 - 15	15 - 20	20 - 25	25 - 30	30 - 35	35 - 40	40 - 45	45 - 50	50 - 55	55 - 60	60 - 65	65 - 70	70 - 75	75 - 80	80 - 85	85 - 90	90 - 95	95 - 100	100 - 105	105 - 110	110 - 115	115 - 120	120 - 125	125 - 130	130 - 135	135 - 140
0000	7	0	0	0	0	0	0	0	0	0	0	1	0	5	1	0	0	0	0	0	0	0	0	0	0	0	0	0	0	0
0100	1	0	0	0	0	0	0	0	0	0	0	0	0	0	1	0	0	0	0	0	0	0	0	0	0	0	0	0	0	0
0200	1	0	0	0	0	0	0	0	0	0	0	1	0	0	0	0	0	0	0	0	0	0	0	0	0	0	0	0	0	0
0300	1	0	0	0	0	0	0	0	0	0	0	0	0	0	1	0	0	0	0	0	0	0	0	0	0	0	0	0	0	0
0400	0	0	0	0	0	0	0	0	0	0	0	0	0	0	0	0	0	0	0	0	0	0	0	0	0	0	0	0	0	0
0500	2	0	0	0	0	0	0	0	0	0	0	0	0	2	0	0	0	0	0	0	0	0	0	0	0	0	0	0	0	0
0600	4	0	0	0	0	0	0	0	0	0	0	0	0	0	3	0	1	0	0	0	0	0	0	0	0	0	0	0	0	0
0700	30	0	0	0	0	0	0	0	0	2	1	2	6	5	8	5	1	0	0	0	0	0	0	0	0	0	0	0	0	0
0800	**53**	**0**	**0**	**0**	**0**	**0**	**0**	**1**	**1**	**2**	**3**	**9**	**15**	**10**	**9**	**2**	**1**	**0**	**0**	**0**	**0**	**0**	**0**	**0**	**0**	**0**	**0**	**0**	**0**	**0**
0900	29	0	0	0	0	0	1	0	0	0	4	3	17	2	1	1	0	0	0	0	0	0	0	0	0	0	0	0	0	0
1000	33	0	0	0	1	1	1	0	0	5	4	17	2	1	1	0	0	0	0	0	0	0	0	0	0	0	0	0	0	0
1100	45	0	0	0	0	3	0	1	4	5	20	6	3	1	2	0	0	0	0	0	0	0	0	0	0	0	0	0	0	0
1200	32	0	0	1	0	0	0	3	1	10	3	7	6	0	1	0	0	0	0	0	0	0	0	0	0	0	0	0	0	0
1300	19	0	0	0	0	0	0	0	0	6	3	3	4	1	2	0	0	0	0	0	0	0	0	0	0	0	0	0	0	0
1400	39	0	0	0	0	0	0	0	0	7	4	12	13	2	1	0	0	0	0	0	0	0	0	0	0	0	0	0	0	0
1500	40	0	0	0	0	0	0	1	0	2	5	22	6	2	1	1	0	0	0	0	0	0	0	0	0	0	0	0	0	0
1600	43	0	0	0	0	0	0	1	5	6	4	7	10	4	2	3	0	1	0	0	0	0	0	0	0	0	0	0	0	0
1700	**57**	**0**	**0**	**1**	**0**	**1**	**0**	**1**	**8**	**2**	**1**	**16**	**17**	**8**	**2**	**0**	**0**	**0**	**0**	**0**	**0**	**0**	**0**	**0**	**0**	**0**	**0**	**0**	**0**	**0**
1800	45	0	0	0	0	0	0	0	0	0	3	8	11	20	2	1	0	0	0	0	0	0	0	0	0	0	0	0	0	0
1900	24	0	0	0	0	0	0	0	0	1	1	2	14	3	2	1	0	0	0	0	0	0	0	0	0	0	0	0	0	0
2000	8	0	0	0	0	0	0	0	0	0	1	0	3	3	1	0	0	0	0	0	0	0	0	0	0	0	0	0	0	0
2100	10	0	0	0	0	0	0	0	0	0	1	0	9	0	0	0	0	0	0	0	0	0	0	0	0	0	0	0	0	0
2200	4	0	0	0	0	0	0	0	0	1	0	0	2	0	1	0	0	0	0	0	0	0	0	0	0	0	0	0	0	0
2300	11	0	0	0	0	0	0	0	0	0	3	2	4	1	1	0	0	0	0	0	0	0	0	0	0	0	0	0	0	0
07-19	**465**	**0**	**0**	**2**	**1**	**5**	**2**	**8**	**19**	**47**	**55**	**112**	**110**	**56**	**32**	**13**	**2**	**1**	**0**	**0**	**0**	**0**	**0**	**0**	**0**	**0**	**0**	**0**	**0**	**0**
06-22	**511**	**0**	**0**	**2**	**1**	**5**	**2**	**8**	**19**	**48**	**58**	**114**	**136**	**62**	**38**	**14**	**3**	**1**	**0**	**0**	**0**	**0**	**0**	**0**	**0**	**0**	**0**	**0**	**0**	**0**
06-00	**526**	**0**	**0**	**2**	**1**	**5**	**2**	**8**	**19**	**49**	**61**	**116**	**142**	**63**	**40**	**14**	**3**	**1**	**0**	**0**	**0**	**0**	**0**	**0**	**0**	**0**	**0**	**0**	**0**	**0**
00-00	**538**	**0**	**0**	**2**	**1**	**5**	**2**	**8**	**19**	**49**	**61**	**118**	**142**	**70**	**43**	**14**	**3**	**1**	**0**	**0**	**0**	**0**	**0**	**0**	**0**	**0**	**0**	**0**	**0**	**0**

DRAFT

Site 32
Location L-3408-0, Att - Telepole, Lat 53.7265, Long -6.76003
Direction Two way

3279 / Meath/Cavan/Monaghan ATC's
October 2013
Automatic Traffic Count

Thu, 10 October 2013

Time	Total	Speed Bins (km/h)																												
		0 - 5	5 - 10	10 - 15	15 - 20	20 - 25	25 - 30	30 - 35	35 - 40	40 - 45	45 - 50	50 - 55	55 - 60	60 - 65	65 - 70	70 - 75	75 - 80	80 - 85	85 - 90	90 - 95	95 - 100	100 - 105	105 - 110	110 - 115	115 - 120	120 - 125	125 - 130	130 - 135	135 - 140
0000	4	0	0	0	0	0	0	0	0	0	0	0	4	0	0	0	0	0	0	0	0	0	0	0	0	0	0	0	0	0
0100	0	0	0	0	0	0	0	0	0	0	0	0	0	0	0	0	0	0	0	0	0	0	0	0	0	0	0	0	0	0
0200	1	0	0	0	0	0	0	0	0	0	0	1	0	0	0	0	0	0	0	0	0	0	0	0	0	0	0	0	0	0
0300	1	0	0	0	0	0	0	0	0	0	0	0	0	0	1	0	0	0	0	0	0	0	0	0	0	0	0	0	0	0
0400	1	0	0	0	0	0	0	0	0	0	0	0	0	0	0	1	0	0	0	0	0	0	0	0	0	0	0	0	0	0
0500	1	0	0	0	0	0	0	0	0	0	0	0	0	1	0	0	0	0	0	0	0	0	0	0	0	0	0	0	0	0
0600	9	0	0	0	0	0	0	1	0	0	0	0	4	0	0	3	0	1	0	0	0	0	0	0	0	0	0	0	0	0
0700	23	0	0	0	0	0	0	0	0	1	4	10	5	2	1	0	0	0	0	0	0	0	0	0	0	0	0	0	0	0
0800	**52**	**0**	**0**	**0**	**0**	**0**	**0**	**0**	**1**	**1**	**1**	**21**	**12**	**8**	**3**	**3**	**2**	**0**	**0**	**0**	**0**	**0**	**0**	**0**	**0**	**0**	**0**	**0**	**0**	**0**
0900	46	0	0	0	0	0	0	0	0	4	9	9	13	8	1	2	0	0	0	0	0	0	0	0	0	0	0	0	0	0
1000	17	0	0	0	0	1	0	0	1	0	1	9	2	3	0	0	0	0	0	0	0	0	0	0	0	0	0	0	0	0
1100	20	0	0	0	0	1	1	0	0	2	2	7	3	2	1	1	0	0	0	0	0	0	0	0	0	0	0	0	0	0
1200	29	0	0	0	0	0	0	0	0	1	7	2	11	5	3	0	0	0	0	0	0	0	0	0	0	0	0	0	0	0
1300	31	0	0	0	0	0	0	0	0	2	3	8	8	6	0	3	0	1	0	0	0	0	0	0	0	0	0	0	0	0
1400	34	0	0	0	0	0	0	1	2	1	2	12	11	3	2	0	0	0	0	0	0	0	0	0	0	0	0	0	0	0
1500	**55**	**0**	**0**	**0**	**0**	**0**	**1**	**0**	**1**	**1**	**5**	**9**	**21**	**12**	**4**	**1**	**0**	**0**	**0**	**0**	**0**	**0**	**0**	**0**	**0**	**0**	**0**	**0**	**0**	**0**
1600	37	0	0	0	1	0	1	0	6	1	6	9	5	4	3	0	1	0	0	0	0	0	0	0	0	0	0	0	0	0
1700	25	0	0	0	0	0	0	0	0	3	5	5	4	6	2	0	0	0	0	0	0	0	0	0	0	0	0	0	0	0
1800	47	0	0	0	0	0	0	0	0	2	7	11	16	8	3	0	0	0	0	0	0	0	0	0	0	0	0	0	0	0
1900	29	0	0	0	0	0	0	0	0	1	1	3	6	10	6	1	0	1	0	0	0	0	0	0	0	0	0	0	0	0
2000	11	0	0	0	0	0	0	0	0	2	1	2	1	2	1	1	1	0	0	0	0	0	0	0	0	0	0	0	0	0
2100	11	0	0	0	0	0	0	0	0	0	2	2	1	5	1	0	0	0	0	0	0	0	0	0	0	0	0	0	0	0
2200	8	0	0	0	0	0	0	0	0	0	0	0	2	4	2	0	0	0	0	0	0	0	0	0	0	0	0	0	0	0
2300	8	0	0	0	0	0	0	0	0	1	0	0	2	3	2	0	0	0	0	0	0	0	0	0	0	0	0	0	0	0
07-19	**416**	**0**	**0**	**0**	**1**	**2**	**3**	**1**	**11**	**19**	**52**	**112**	**111**	**67**	**23**	**10**	**3**	**1**	**0**	**0**	**0**	**0**	**0**	**0**	**0**	**0**	**0**	**0**	**0**	**0**
06-22	**476**	**0**	**0**	**0**	**1**	**2**	**3**	**2**	**11**	**22**	**56**	**119**	**123**	**84**	**31**	**15**	**4**	**3**	**0**	**0**	**0**	**0**	**0**	**0**	**0**	**0**	**0**	**0**	**0**	**0**
06-00	**492**	**0**	**0**	**0**	**1**	**2**	**3**	**2**	**11**	**23**	**56**	**119**	**127**	**91**	**35**	**15**	**4**	**3**	**0**	**0**	**0**	**0**	**0**	**0**	**0**	**0**	**0**	**0**	**0**	**0**
00-00	**500**	**0**	**0**	**0**	**1**	**2**	**3**	**2**	**11**	**23**	**56**	**120**	**131**	**92**	**36**	**16**	**4**	**3**	**0**	**0**	**0**	**0**	**0**	**0**	**0**	**0**	**0**	**0**	**0**	**0**

DRAFT

Site 32
Location L-3408-0, Att - Telepole, Lat 53.7265, Long -6.76003
Direction Two way

3279 / Meath/Cavan/Monaghan ATC's
October 2013
Automatic Traffic Count

Fri, 11 October 2013

Time	Total	Speed Bins (km/h)																											
		0 - 5	5 - 10	10 - 15	15 - 20	20 - 25	25 - 30	30 - 35	35 - 40	40 - 45	45 - 50	50 - 55	55 - 60	60 - 65	65 - 70	70 - 75	75 - 80	80 - 85	85 - 90	90 - 95	95 - 100	100 - 105	105 - 110	110 - 115	115 - 120	120 - 125	125 - 130	130 - 135	135 - 140
0000	2	0	0	0	0	0	0	0	0	0	0	2	0	0	0	0	0	0	0	0	0	0	0	0	0	0	0	0	0
0100	1	0	0	0	0	0	0	0	0	1	0	0	0	0	0	0	0	0	0	0	0	0	0	0	0	0	0	0	0
0200	1	0	0	0	0	0	0	0	0	0	1	0	0	0	0	0	0	0	0	0	0	0	0	0	0	0	0	0	0
0300	2	0	0	0	0	0	0	0	0	0	0	0	0	1	0	1	0	0	0	0	0	0	0	0	0	0	0	0	0
0400	2	0	0	0	0	0	0	0	0	0	2	0	0	0	0	0	0	0	0	0	0	0	0	0	0	0	0	0	0
0500	2	0	0	0	0	0	0	0	0	0	0	0	1	1	0	0	0	0	0	0	0	0	0	0	0	0	0	0	0
0600	8	0	0	0	0	0	0	0	0	1	2	0	1	1	1	2	0	0	0	0	0	0	0	0	0	0	0	0	0
0700	20	0	0	0	0	0	0	0	0	2	2	2	1	3	4	4	1	1	0	0	0	0	0	0	0	0	0	0	0
0800	**48**	**0**	**0**	**0**	**0**	**0**	**0**	**0**	**3**	**4**	**4**	**9**	**12**	**10**	**4**	**2**	**0**	**0**	**0**	**0**	**0**	**0**	**0**	**0**	**0**	**0**	**0**	**0**	**0**
0900	37	0	0	0	0	0	0	0	3	2	3	10	12	5	2	0	0	0	0	0	0	0	0	0	0	0	0	0	0
1000	22	0	0	0	0	0	0	1	0	0	3	4	8	2	3	0	0	1	0	0	0	0	0	0	0	0	0	0	0
1100	17	0	0	0	0	0	0	0	0	0	1	1	6	3	6	0	0	0	0	0	0	0	0	0	0	0	0	0	0
1200	28	0	0	0	0	0	0	0	1	1	3	6	8	5	3	1	0	0	0	0	0	0	0	0	0	0	0	0	0
1300	27	0	0	0	0	0	0	0	1	0	4	1	10	7	3	0	1	0	0	0	0	0	0	0	0	0	0	0	0
1400	36	0	0	0	0	0	4	0	2	0	3	12	8	4	2	1	0	0	0	0	0	0	0	0	0	0	0	0	0
1500	**51**	**0**	**0**	**0**	**0**	**3**	**0**	**2**	**3**	**2**	**9**	**9**	**13**	**6**	**3**	**0**	**1**	**0**	**0**	**0**	**0**	**0**	**0**	**0**	**0**	**0**	**0**	**0**	**0**
1600	35	0	0	0	0	1	0	1	3	2	4	5	12	4	2	1	0	0	0	0	0	0	0	0	0	0	0	0	0
1700	45	0	0	0	0	2	0	2	1	3	6	4	19	5	3	0	0	0	0	0	0	0	0	0	0	0	0	0	0
1800	40	0	0	0	0	0	0	3	0	0	2	4	16	8	5	2	0	0	0	0	0	0	0	0	0	0	0	0	0
1900	39	0	0	0	0	0	3	1	0	0	2	7	20	4	0	1	0	1	0	0	0	0	0	0	0	0	0	0	0
2000	14	0	0	0	0	0	0	1	1	0	1	1	6	3	0	0	1	0	0	0	0	0	0	0	0	0	0	0	0
2100	12	0	0	0	0	0	0	0	0	0	0	2	1	3	5	0	1	0	0	0	0	0	0	0	0	0	0	0	0
2200	9	0	0	0	0	0	0	0	0	1	1	1	6	0	0	0	0	0	0	0	0	0	0	0	0	0	0	0	0
2300	4	0	0	0	0	0	0	0	0	0	0	0	1	1	2	0	0	0	0	0	0	0	0	0	0	0	0	0	0
07-19	**406**	**0**	**0**	**0**	**0**	**6**	**4**	**9**	**17**	**16**	**44**	**67**	**125**	**62**	**40**	**11**	**3**	**2**	**0**	**0**	**0**	**0**	**0**	**0**	**0**	**0**	**0**	**0**	**0**
06-22	**479**	**0**	**0**	**0**	**0**	**6**	**7**	**11**	**18**	**17**	**49**	**77**	**153**	**73**	**46**	**14**	**5**	**3**	**0**	**0**	**0**	**0**	**0**	**0**	**0**	**0**	**0**	**0**	**0**
06-00	**492**	**0**	**0**	**0**	**0**	**6**	**7**	**11**	**18**	**18**	**50**	**78**	**160**	**74**	**48**	**14**	**5**	**3**	**0**	**0**	**0**	**0**	**0**	**0**	**0**	**0**	**0**	**0**	**0**
00-00	**502**	**0**	**0**	**0**	**0**	**6**	**7**	**11**	**18**	**19**	**53**	**80**	**161**	**76**	**48**	**15**	**5**	**3**	**0**	**0**	**0**	**0**	**0**	**0**	**0**	**0**	**0**	**0**	**0**

DRAFT

Site 32
Location L-3408-0, Att - Telepole, Lat 53.7265, Long -6.76003
Direction Two way

3279 / Meath/Cavan/Monaghan ATC's
October 2013
Automatic Traffic Count

Sat, 12 October 2013

Time	Total	Speed Bins (km/h)																												
		0 - 5	5 - 10	10 - 15	15 - 20	20 - 25	25 - 30	30 - 35	35 - 40	40 - 45	45 - 50	50 - 55	55 - 60	60 - 65	65 - 70	70 - 75	75 - 80	80 - 85	85 - 90	90 - 95	95 - 100	100 - 105	105 - 110	110 - 115	115 - 120	120 - 125	125 - 130	130 - 135	135 - 140
0000	4	0	0	0	0	0	0	0	0	0	0	1	2	1	0	0	0	0	0	0	0	0	0	0	0	0	0	0	0	0
0100	4	0	0	0	0	0	0	0	0	0	0	1	0	3	0	0	0	0	0	0	0	0	0	0	0	0	0	0	0	0
0200	2	0	0	0	0	0	0	0	0	0	0	0	1	0	0	0	0	1	0	0	0	0	0	0	0	0	0	0	0	0
0300	2	0	0	0	0	0	0	0	0	0	0	0	0	0	0	2	0	0	0	0	0	0	0	0	0	0	0	0	0	0
0400	1	0	0	0	0	0	0	0	0	0	0	0	0	0	1	0	0	0	0	0	0	0	0	0	0	0	0	0	0	0
0500	0	0	0	0	0	0	0	0	0	0	0	0	0	0	0	0	0	0	0	0	0	0	0	0	0	0	0	0	0	0
0600	7	0	0	0	0	0	0	0	0	1	1	0	0	1	2	1	1	0	0	0	0	0	0	0	0	0	0	0	0	0
0700	13	0	0	0	0	0	0	3	1	5	1	0	3	0	0	0	0	0	0	0	0	0	0	0	0	0	0	0	0	0
0800	13	0	0	0	0	0	0	0	0	2	1	2	3	1	2	1	1	0	0	0	0	0	0	0	0	0	0	0	0	0
0900	22	0	0	0	0	0	0	0	1	2	5	1	6	4	3	0	0	0	0	0	0	0	0	0	0	0	0	0	0	0
1000	24	0	0	0	0	0	0	0	2	2	2	7	5	4	1	1	0	0	0	0	0	0	0	0	0	0	0	0	0	0
1100	**36**	**0**	**0**	**0**	**0**	**0**	**3**	**2**	**3**	**8**	**3**	**4**	**6**	**3**	**1**	**2**	**1**	**0**	**0**	**0**	**0**	**0**	**0**	**0**	**0**	**0**	**0**	**0**	**0**	**0**
1200	**41**	**0**	**0**	**0**	**0**	**0**	**1**	**6**	**3**	**0**	**5**	**3**	**10**	**9**	**3**	**1**	**0**	**0**	**0**	**0**	**0**	**0**	**0**	**0**	**0**	**0**	**0**	**0**	**0**	**0**
1300	**41**	**0**	**0**	**0**	**0**	**0**	**1**	**1**	**2**	**2**	**1**	**9**	**6**	**14**	**1**	**2**	**2**	**0**	**0**	**0**	**0**	**0**	**0**	**0**	**0**	**0**	**0**	**0**	**0**	**0**
1400	40	0	0	0	0	0	0	1	2	3	8	8	6	3	7	1	1	0	0	0	0	0	0	0	0	0	0	0	0	0
1500	38	0	0	0	0	0	0	1	2	2	3	8	13	5	3	1	0	0	0	0	0	0	0	0	0	0	0	0	0	0
1600	**41**	**0**	**0**	**0**	**1**	**0**	**1**	**6**	**2**	**1**	**5**	**10**	**5**	**8**	**1**	**1**	**0**	**0**	**0**	**0**	**0**	**0**	**0**	**0**	**0**	**0**	**0**	**0**	**0**	**0**
1700	39	0	0	1	4	2	0	2	1	3	2	16	5	2	0	1	0	0	0	0	0	0	0	0	0	0	0	0	0	0
1800	29	0	0	0	0	0	1	2	2	4	0	10	4	2	3	1	0	0	0	0	0	0	0	0	0	0	0	0	0	0
1900	25	0	0	0	0	0	0	0	1	4	1	9	4	2	4	0	0	0	0	0	0	0	0	0	0	0	0	0	0	0
2000	13	0	0	0	0	0	0	0	1	0	1	6	4	1	0	0	0	0	0	0	0	0	0	0	0	0	0	0	0	0
2100	17	0	0	0	0	0	0	0	0	0	1	6	5	3	0	2	0	0	0	0	0	0	0	0	0	0	0	0	0	0
2200	5	0	0	0	0	0	0	0	0	0	1	2	2	0	0	0	0	0	0	0	0	0	0	0	0	0	0	0	0	0
2300	4	0	0	0	0	0	0	0	0	0	1	0	2	1	0	0	0	0	0	0	0	0	0	0	0	0	0	0	0	0
07-19	**377**	**0**	**0**	**1**	**5**	**2**	**7**	**24**	**21**	**34**	**36**	**78**	**72**	**55**	**25**	**12**	**5**	**0**	**0**	**0**	**0**	**0**	**0**	**0**	**0**	**0**	**0**	**0**	**0**	**0**
06-22	**439**	**0**	**0**	**1**	**5**	**2**	**7**	**24**	**23**	**39**	**40**	**99**	**85**	**62**	**31**	**15**	**6**	**0**	**0**	**0**	**0**	**0**	**0**	**0**	**0**	**0**	**0**	**0**	**0**	**0**
06-00	**448**	**0**	**0**	**1**	**5**	**2**	**7**	**24**	**23**	**39**	**42**	**101**	**89**	**63**	**31**	**15**	**6**	**0**	**0**	**0**	**0**	**0**	**0**	**0**	**0**	**0**	**0**	**0**	**0**	**0**
00-00	**461**	**0**	**0**	**1**	**5**	**2**	**7**	**24**	**23**	**39**	**42**	**103**	**92**	**67**	**32**	**17**	**6**	**1**	**0**	**0**	**0**	**0**	**0**	**0**	**0**	**0**	**0**	**0**	**0**	**0**

DRAFT

Site 32
Location L-3408-0, Att - Telepole, Lat 53.7265, Long -6.76003
Direction Two way

3279 / Meath/Cavan/Monaghan ATC's
October 2013
Automatic Traffic Count

Sun, 13 October 2013

Time	Total	Speed Bins (km/h)																												
		0 - 5	5 - 10	10 - 15	15 - 20	20 - 25	25 - 30	30 - 35	35 - 40	40 - 45	45 - 50	50 - 55	55 - 60	60 - 65	65 - 70	70 - 75	75 - 80	80 - 85	85 - 90	90 - 95	95 - 100	100 - 105	105 - 110	110 - 115	115 - 120	120 - 125	125 - 130	130 - 135	135 - 140
0000	4	0	0	0	0	0	0	0	0	0	2	1	1	0	0	0	0	0	0	0	0	0	0	0	0	0	0	0	0	0
0100	3	0	0	0	0	0	0	0	0	1	0	1	1	0	0	0	0	0	0	0	0	0	0	0	0	0	0	0	0	0
0200	2	0	0	0	0	0	0	0	0	0	0	2	0	0	0	0	0	0	0	0	0	0	0	0	0	0	0	0	0	0
0300	2	0	0	0	0	0	0	0	0	0	0	2	0	0	0	0	0	0	0	0	0	0	0	0	0	0	0	0	0	0
0400	1	0	0	0	0	0	0	0	0	0	0	0	0	0	0	1	0	0	0	0	0	0	0	0	0	0	0	0	0	0
0500	0	0	0	0	0	0	0	0	0	0	0	0	0	0	0	0	0	0	0	0	0	0	0	0	0	0	0	0	0	0
0600	2	0	0	0	0	0	0	0	0	0	0	1	0	0	0	1	0	0	0	0	0	0	0	0	0	0	0	0	0	0
0700	5	0	0	0	0	0	0	0	0	0	0	5	0	0	0	0	0	0	0	0	0	0	0	0	0	0	0	0	0	0
0800	6	0	0	0	0	0	0	0	0	1	4	0	0	1	0	0	0	0	0	0	0	0	0	0	0	0	0	0	0	0
0900	7	0	0	0	0	0	0	0	0	0	1	3	0	2	1	0	0	0	0	0	0	0	0	0	0	0	0	0	0	0
1000	14	0	0	0	0	0	0	0	0	1	0	2	2	2	6	0	1	0	0	0	0	0	0	0	0	0	0	0	0	0
1100	**26**	**0**	**0**	**0**	**0**	**0**	**0**	**0**	**0**	**1**	**3**	**3**	**9**	**6**	**1**	**1**	**1**	**1**	**0**	**0**	**0**	**0**	**0**	**0**	**0**	**0**	**0**	**0**	**0**	**0**
1200	12	0	0	0	0	1	0	0	1	3	0	1	3	2	0	1	0	0	0	0	0	0	0	0	0	0	0	0	0	0
1300	28	0	0	0	0	0	0	0	0	4	7	4	5	6	1	1	0	0	0	0	0	0	0	0	0	0	0	0	0	0
1400	18	0	0	0	0	0	0	0	0	2	3	2	2	5	3	1	0	0	0	0	0	0	0	0	0	0	0	0	0	0
1500	25	0	0	0	0	0	0	0	1	1	3	10	3	5	2	0	0	0	0	0	0	0	0	0	0	0	0	0	0	0
1600	30	0	0	0	0	0	0	0	2	1	3	9	8	3	2	1	1	0	0	0	0	0	0	0	0	0	0	0	0	0
1700	25	0	0	0	0	0	0	1	0	3	7	5	4	3	2	0	0	0	0	0	0	0	0	0	0	0	0	0	0	0
1800	24	0	0	0	0	0	0	0	0	0	1	10	4	6	2	1	0	0	0	0	0	0	0	0	0	0	0	0	0	0
1900	**38**	**0**	**0**	**0**	**0**	**0**	**0**	**0**	**1**	**1**	**8**	**14**	**8**	**6**	**0**	**0**	**0**	**0**	**0**	**0**	**0**	**0**	**0**	**0**	**0**	**0**	**0**	**0**	**0**	**0**
2000	20	0	0	0	0	0	0	1	0	2	3	3	5	2	2	2	0	0	0	0	0	0	0	0	0	0	0	0	0	0
2100	9	0	0	0	0	0	0	0	0	0	1	2	1	1	3	1	0	0	0	0	0	0	0	0	0	0	0	0	0	0
2200	6	0	0	0	0	0	0	0	0	0	0	1	2	0	2	0	1	0	0	0	0	0	0	0	0	0	0	0	0	0
2300	3	0	0	0	0	0	0	0	0	1	0	1	0	1	0	0	0	0	0	0	0	0	0	0	0	0	0	0	0	0
07-19	**220**	**0**	**0**	**0**	**0**	**1**	**0**	**1**	**4**	**17**	**32**	**54**	**40**	**41**	**20**	**6**	**3**	**1**	**0**	**0**	**0**	**0**	**0**	**0**	**0**	**0**	**0**	**0**	**0**	**0**
06-22	**289**	**0**	**0**	**0**	**0**	**1**	**0**	**2**	**5**	**20**	**44**	**74**	**54**	**50**	**25**	**10**	**3**	**1**	**0**	**0**	**0**	**0**	**0**	**0**	**0**	**0**	**0**	**0**	**0**	**0**
06-00	**298**	**0**	**0**	**0**	**0**	**1**	**0**	**2**	**5**	**21**	**44**	**76**	**56**	**51**	**27**	**10**	**4**	**1**	**0**	**0**	**0**	**0**	**0**	**0**	**0**	**0**	**0**	**0**	**0**	**0**
00-00	**310**	**0**	**0**	**0**	**0**	**1**	**0**	**2**	**5**	**22**	**46**	**82**	**58**	**51**	**27**	**11**	**4**	**1**	**0**	**0**	**0**	**0**	**0**	**0**	**0**	**0**	**0**	**0**	**0**	**0**

DRAFT

Site 32
Location L-3408-0, Att - Telepole, Lat 53.7265, Long -6.76003
Direction Two way

3279 / Meath/Cavan/Monaghan ATC's
October 2013
Automatic Traffic Count

Mon, 14 October 2013

Time	Total	Speed Bins (km/h)																											
		0 - 5	5 - 10	10 - 15	15 - 20	20 - 25	25 - 30	30 - 35	35 - 40	40 - 45	45 - 50	50 - 55	55 - 60	60 - 65	65 - 70	70 - 75	75 - 80	80 - 85	85 - 90	90 - 95	95 - 100	100 - 105	105 - 110	110 - 115	115 - 120	120 - 125	125 - 130	130 - 135	135 - 140
0000	2	0	0	0	0	0	0	0	0	0	0	1	0	1	0	0	0	0	0	0	0	0	0	0	0	0	0	0	0
0100	1	0	0	0	0	0	0	0	0	0	0	0	1	0	0	0	0	0	0	0	0	0	0	0	0	0	0	0	0
0200	1	0	0	0	0	0	0	0	0	0	0	0	1	0	0	0	0	0	0	0	0	0	0	0	0	0	0	0	0
0300	3	0	0	0	0	0	0	0	0	0	0	0	2	1	0	0	0	0	0	0	0	0	0	0	0	0	0	0	0
0400	0	0	0	0	0	0	0	0	0	0	0	0	0	0	0	0	0	0	0	0	0	0	0	0	0	0	0	0	0
0500	1	0	0	0	0	0	0	0	0	0	0	0	0	0	1	0	0	0	0	0	0	0	0	0	0	0	0	0	0
0600	9	0	0	0	0	0	0	0	0	1	0	1	5	1	0	1	0	0	0	0	0	0	0	0	0	0	0	0	0
0700	27	0	0	0	0	0	0	0	6	7	0	3	2	5	2	2	0	0	0	0	0	0	0	0	0	0	0	0	0
0800	**51**	**0**	**0**	**0**	**0**	**0**	**3**	**0**	**0**	**3**	**2**	**8**	**13**	**9**	**7**	**6**	**0**	**0**	**0**	**0**	**0**	**0**	**0**	**0**	**0**	**0**	**0**	**0**	**0**
0900	30	0	0	0	0	0	0	2	3	0	0	7	7	6	3	2	0	0	0	0	0	0	0	0	0	0	0	0	0
1000	21	0	0	0	0	0	0	1	2	5	3	0	7	2	1	0	0	0	0	0	0	0	0	0	0	0	0	0	0
1100	29	0	0	0	0	1	1	3	3	5	8	2	4	1	1	0	0	0	0	0	0	0	0	0	0	0	0	0	0
1200	30	0	0	0	0	1	0	3	0	2	4	6	10	2	2	0	0	0	0	0	0	0	0	0	0	0	0	0	0
1300	38	0	0	0	0	1	2	5	3	4	5	10	4	4	0	0	0	0	0	0	0	0	0	0	0	0	0	0	0
1400	54	0	0	0	0	1	2	1	2	2	14	17	10	4	0	0	1	0	0	0	0	0	0	0	0	0	0	0	0
1500	54	0	0	0	0	0	0	2	3	3	6	10	12	12	5	1	0	0	0	0	0	0	0	0	0	0	0	0	0
1600	46	0	0	0	1	0	0	1	6	3	7	5	10	11	1	0	0	1	0	0	0	0	0	0	0	0	0	0	0
1700	39	0	0	0	0	0	0	2	1	4	2	11	6	9	4	0	0	0	0	0	0	0	0	0	0	0	0	0	0
1800	**57**	**0**	**0**	**0**	**0**	**0**	**5**	**0**	**5**	**4**	**5**	**21**	**9**	**5**	**2**	**1**	**0**	**0**	**0**	**0**	**0**	**0**	**0**	**0**	**0**	**0**	**0**	**0**	**0**
1900	24	0	0	0	1	0	1	0	1	1	0	9	7	3	1	0	0	0	0	0	0	0	0	0	0	0	0	0	0
2000	31	0	0	0	0	0	0	0	4	7	11	1	5	3	0	0	0	0	0	0	0	0	0	0	0	0	0	0	0
2100	16	0	0	0	0	0	0	0	2	2	0	9	2	1	0	0	0	0	0	0	0	0	0	0	0	0	0	0	0
2200	7	0	0	0	0	0	0	0	0	1	3	0	3	0	0	0	0	0	0	0	0	0	0	0	0	0	0	0	0
2300	4	0	0	0	0	0	0	0	0	0	0	1	2	0	0	0	1	0	0	0	0	0	0	0	0	0	0	0	0
07-19	**476**	**0**	**0**	**0**	**1**	**4**	**13**	**20**	**34**	**42**	**56**	**100**	**94**	**70**	**28**	**12**	**1**	**1**	**0**	**0**	**0**	**0**	**0**	**0**	**0**	**0**	**0**	**0**	**0**
06-22	**556**	**0**	**0**	**0**	**2**	**4**	**14**	**20**	**41**	**53**	**67**	**120**	**113**	**78**	**29**	**13**	**1**	**1**	**0**	**0**	**0**	**0**	**0**	**0**	**0**	**0**	**0**	**0**	**0**
06-00	**567**	**0**	**0**	**0**	**2**	**4**	**14**	**20**	**41**	**54**	**70**	**121**	**118**	**78**	**29**	**13**	**2**	**1**	**0**	**0**	**0**	**0**	**0**	**0**	**0**	**0**	**0**	**0**	**0**
00-00	**575**	**0**	**0**	**0**	**2**	**4**	**14**	**20**	**41**	**54**	**70**	**122**	**122**	**80**	**30**	**13**	**2**	**1**	**0**	**0**	**0**	**0**	**0**	**0**	**0**	**0**	**0**	**0**	**0**

DRAFT

Site 32
Location L-3408-0, Att - Telepole, Lat 53.7265, Long -6.76003
Direction Two way

3279 / Meath/Cavan/Monaghan ATC's
October 2013
Automatic Traffic Count

Virtual Day (7)

Time	Total	Speed Bins (km/h)																											
		0 - 5	5 - 10	10 - 15	15 - 20	20 - 25	25 - 30	30 - 35	35 - 40	40 - 45	45 - 50	50 - 55	55 - 60	60 - 65	65 - 70	70 - 75	75 - 80	80 - 85	85 - 90	90 - 95	95 - 100	100 - 105	105 - 110	110 - 115	115 - 120	120 - 125	125 - 130	130 - 135	135 - 140
0000	4	0	0	0	0	0	0	0	0	0	0	1	1	1	0	0	0	0	0	0	0	0	0	0	0	0	0	0	0
0100	1	0	0	0	0	0	0	0	0	0	0	0	0	0	0	0	0	0	0	0	0	0	0	0	0	0	0	0	0
0200	1	0	0	0	0	0	0	0	0	0	0	1	0	0	0	0	0	0	0	0	0	0	0	0	0	0	0	0	0
0300	2	0	0	0	0	0	0	0	0	0	0	0	0	0	0	0	0	0	0	0	0	0	0	0	0	0	0	0	0
0400	1	0	0	0	0	0	0	0	0	0	0	0	0	0	0	0	0	0	0	0	0	0	0	0	0	0	0	0	0
0500	1	0	0	0	0	0	0	0	0	0	0	0	0	1	0	0	0	0	0	0	0	0	0	0	0	0	0	0	0
0600	6	0	0	0	0	0	0	0	0	0	1	0	2	0	1	1	0	0	0	0	0	0	0	0	0	0	0	0	0
0700	21	0	0	0	0	0	0	0	1	3	2	4	4	3	2	2	0	0	0	0	0	0	0	0	0	0	0	0	0
0800	**40**	**0**	**0**	**0**	**0**	**0**	**1**	**0**	**1**	**2**	**2**	**10**	**11**	**6**	**4**	**2**	**1**	**0**	**0**	**0**	**0**	**0**	**0**	**0**	**0**	**0**	**0**	**0**	**0**
0900	28	0	0	0	0	0	0	0	1	1	3	6	9	5	2	1	0	0	0	0	0	0	0	0	0	0	0	0	0
1000	21	0	0	0	0	0	0	0	1	2	2	6	4	2	2	0	0	0	0	0	0	0	0	0	0	0	0	0	0
1100	28	0	0	0	0	1	1	1	2	3	5	4	5	3	2	1	0	0	0	0	0	0	0	0	0	0	0	0	0
1200	28	0	0	0	0	0	0	2	1	3	3	4	8	4	2	0	0	0	0	0	0	0	0	0	0	0	0	0	0
1300	31	0	0	0	0	0	0	1	1	3	4	6	6	7	1	1	0	0	0	0	0	0	0	0	0	0	0	0	0
1400	34	0	0	0	0	0	1	0	1	2	5	10	8	4	2	1	0	0	0	0	0	0	0	0	0	0	0	0	0
1500	**44**	**0**	**0**	**0**	**0**	**0**	**0**	**1**	**2**	**2**	**4**	**11**	**12**	**7**	**3**	**1**	**0**	**0**	**0**	**0**	**0**	**0**	**0**	**0**	**0**	**0**	**0**	**0**	**0**
1600	37	0	0	0	0	0	0	1	3	2	4	8	8	6	2	1	0	0	0	0	0	0	0	0	0	0	0	0	0
1700	40	0	0	0	1	1	0	1	2	3	4	9	9	7	3	0	0	0	0	0	0	0	0	0	0	0	0	0	0
1800	39	0	0	0	0	0	1	1	1	1	3	10	10	8	4	1	0	0	0	0	0	0	0	0	0	0	0	0	0
1900	28	0	0	0	0	0	1	0	0	1	2	8	9	4	2	0	0	0	0	0	0	0	0	0	0	0	0	0	0
2000	15	0	0	0	0	0	0	0	1	2	3	3	3	2	1	0	0	0	0	0	0	0	0	0	0	0	0	0	0
2100	14	0	0	0	0	0	0	0	0	0	1	4	4	3	1	1	0	0	0	0	0	0	0	0	0	0	0	0	0
2200	6	0	0	0	0	0	0	0	0	0	1	1	2	1	1	0	0	0	0	0	0	0	0	0	0	0	0	0	0
2300	6	0	0	0	0	0	0	0	0	0	1	1	2	1	1	0	0	0	0	0	0	0	0	0	0	0	0	0	0
07-19	**392**	**0**	**0**	**0**	**1**	**3**	**5**	**9**	**17**	**28**	**43**	**88**	**94**	**61**	**28**	**10**	**3**	**1**	**0**	**0**	**0**	**0**	**0**	**0**	**0**	**0**	**0**	**0**	**0**
06-22	**455**	**0**	**0**	**0**	**1**	**3**	**5**	**10**	**18**	**31**	**50**	**102**	**111**	**71**	**33**	**13**	**4**	**1**	**0**	**0**	**0**	**0**	**0**	**0**	**0**	**0**	**0**	**0**	**0**
06-00	**467**	**0**	**0**	**0**	**1**	**3**	**5**	**10**	**18**	**32**	**51**	**104**	**116**	**73**	**35**	**13**	**4**	**1**	**0**	**0**	**0**	**0**	**0**	**0**	**0**	**0**	**0**	**0**	**0**
00-00	**477**	**0**	**0**	**0**	**1**	**3**	**5**	**10**	**18**	**32**	**52**	**106**	**118**	**75**	**36**	**14**	**4**	**1**	**0**	**0**	**0**	**0**	**0**	**0**	**0**	**0**	**0**	**0**	**0**

DRAFT

Site 32
Location L-3408-0, Att - Telepole, Lat 53.7265, Long -6.76003
Direction Two way

3279 / Meath/Cavan/Monaghan ATC's
October 2013
Automatic Traffic Count

Virtual Week (1)

Time	Total	Speed Bins (km/h)																											
		0 - 5	5 - 10	10 - 15	15 - 20	20 - 25	25 - 30	30 - 35	35 - 40	40 - 45	45 - 50	50 - 55	55 - 60	60 - 65	65 - 70	70 - 75	75 - 80	80 - 85	85 - 90	90 - 95	95 - 100	100 - 105	105 - 110	110 - 115	115 - 120	120 - 125	125 - 130	130 - 135	135 - 140
Mon	575	0	0	0	2	4	14	20	41	54	70	122	122	80	30	13	2	1	0	0	0	0	0	0	0	0	0	0	0
Tue	450	0	0	0	1	1	4	0	10	20	34	116	120	92	36	11	5	0	0	0	0	0	0	0	0	0	0	0	0
Wed	538	0	0	2	1	5	2	8	19	49	61	118	142	70	43	14	3	1	0	0	0	0	0	0	0	0	0	0	0
Thu	500	0	0	0	1	2	3	2	11	23	56	120	131	92	36	16	4	3	0	0	0	0	0	0	0	0	0	0	0
Fri	502	0	0	0	0	6	7	11	18	19	53	80	161	76	48	15	5	3	0	0	0	0	0	0	0	0	0	0	0
|Sat	461	0	0	1	5	2	7	24	23	39	42	103	92	67	32	17	6	1	0	0	0	0	0	0	0	0	0	0	0
|Sun	310	0	0	0	0	1	0	2	5	22	46	82	58	51	27	11	4	1	0	0	0	0	0	0	0	0	0	0	0
5 Day Ave.	**513**	**0**	**0**	**0**	**1**	**4**	**6**	**8**	**20**	**33**	**55**	**111**	**135**	**82**	**39**	**14**	**4**	**2**	**0**	**0**	**0**	**0**	**0**	**0**	**0**	**0**	**0**	**0**	**0**
7 Day Ave.	**477**	**0**	**0**	**0**	**1**	**3**	**5**	**10**	**18**	**32**	**52**	**106**	**118**	**75**	**36**	**14**	**4**	**1**	**0**	**0**	**0**	**0**	**0**	**0**	**0**	**0**	**0**	**0**	**0**
--	**3336**	**0**	**0**	**3**	**10**	**21**	**37**	**67**	**127**	**226**	**362**	**741**	**826**	**528**	**252**	**97**	**29**	**10**	**0**	**0**	**0**	**0**	**0**	**0**	**0**	**0**	**0**	**0**	**0**

Summary Graphs

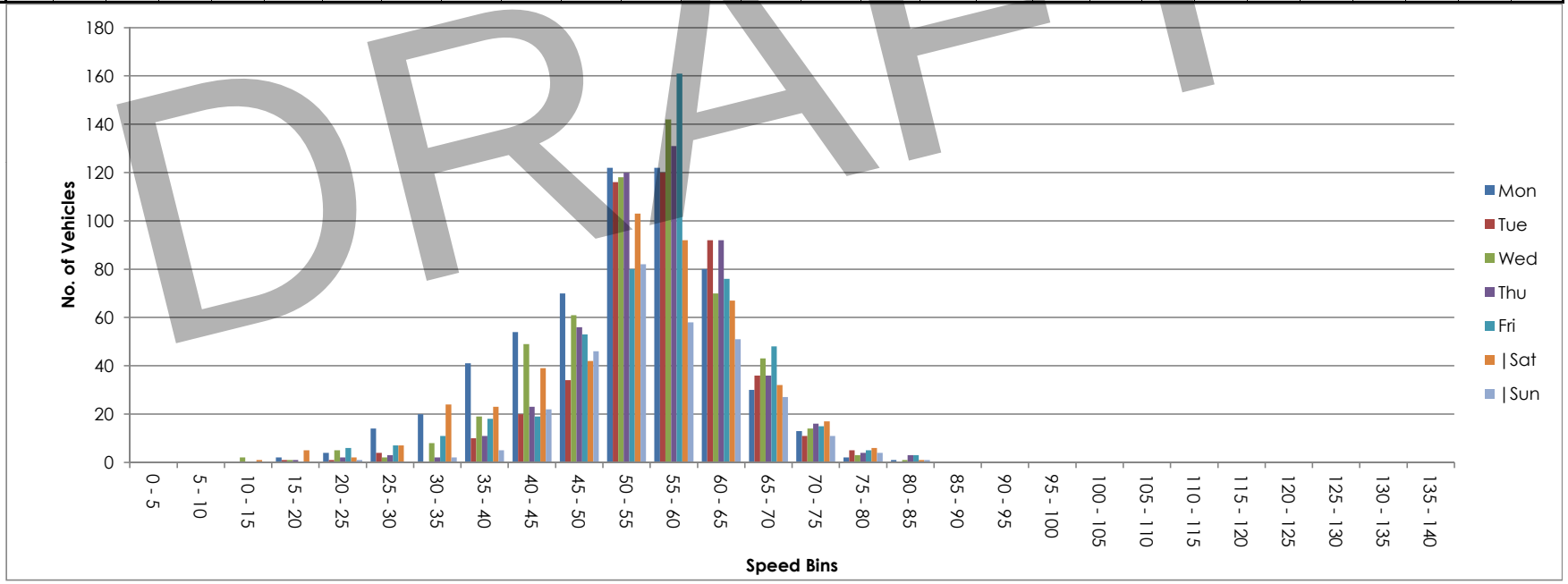

DRAFT



NDC NATIONWIDE DATA COLLECTION	**Site / Location:**	L-74115-0, Att - TP, Lat 53.7351, Long -6.76177	**Project No:**	3279	**Photo No:**	3279-33	**Drawn By:** MOR
	Survey Date:	Tue, 8 October 2013 to Mon, 14 October 2013	**Project Name:**		Meath/Cavan/Monaghan ATC'S		
	Survey Times:	00:00 to 00(24):00	**Title:**		Site Photograph		

Site No.	Location.	Direction.	Speed Limit - PSL (km/h)	Start Date.	End Date.	Total Vehicles.	5 Day Ave.	7 Day Ave.	No. > Speed Limit.	%. > Speed Limit.	No. > Speed Limit1 (+5km/h).	%. > Speed Limit1 (+5km/h).	No. > Speed Limit1 (+10km/h).	%. > Speed Limit1 (+10km/h).	Mean Speed	85%ile Speed
33	L-74115-0, Att - TP, Lat 53.7351, Long -6.76177	North	100	Tue, 8 October 2013	Mon, 14 October 2013	279	38	40	0	0.0	0	0.0	0	0.0	49.9	62.3
		South	100	Tue, 8 October 2013	Mon, 14 October 2013	298	42	43	0	0.0	0	0.0	0	0.0	49.3	62.3
		Two way	100	Tue, 8 October 2013	Mon, 14 October 2013	577	79	82	0	0.0	0	0.0	0	0.0	49.6	62.3

DRAFT

Site 33
Location L-74115-0, Att - TP, Lat 53.7351, Long -6.76177
Direction North

3279 / Meath/Cavan/Monaghan ATC's
October 2013
Automatic Traffic Count

Tue, 8 October 2013

Time	Total	Classification												>PSL	>PSL%	>SL1	>SL1%	>SL2	>SL2%	Mean	Vpp
		1 MCL	2 SV	3 SVT	4 TB2	5 TB3	6 T4	7 ART3	8 ART4	9 ART5	10 ART6	11 BD	12 DRT	100	100	105 +5kph	105 +5kph	110 +10kph	110 +10kph		85
0000	0	0	0	0	0	0	0	0	0	0	0	0	0	0	0	0	0	0	0	-	-
0100	0	0	0	0	0	0	0	0	0	0	0	0	0	0	0	0	0	0	0	-	-
0200	0	0	0	0	0	0	0	0	0	0	0	0	0	0	0	0	0	0	0	-	-
0300	0	0	0	0	0	0	0	0	0	0	0	0	0	0	0	0	0	0	0	-	-
0400	0	0	0	0	0	0	0	0	0	0	0	0	0	0	0	0	0	0	0	-	-
0500	0	0	0	0	0	0	0	0	0	0	0	0	0	0	0	0	0	0	0	-	-
0600	0	0	0	0	0	0	0	0	0	0	0	0	0	0	0	0	0	0	0	-	-
0700	1	0	1	0	0	0	0	0	0	0	0	0	0	0	0	0	0	0	0	58.9	-
0800	0	0	0	0	0	0	0	0	0	0	0	0	0	0	0	0	0	0	0	-	-
0900	**5**	**0**	**3**	**0**	**2**	**0**	**0**	**0**	**0**	**0**	**0**	**0**	**0**	**0**	**0**	**0**	**0**	**0**	**0**	**31**	**-**
1000	3	0	3	0	0	0	0	0	0	0	0	0	0	0	0	0	0	0	0	36.3	-
1100	2	0	2	0	0	0	0	0	0	0	0	0	0	0	0	0	0	0	0	42.1	-
1200	1	0	1	0	0	0	0	0	0	0	0	0	0	0	0	0	0	0	0	65.7	-
1300	3	0	2	1	0	0	0	0	0	0	0	0	0	0	0	0	0	0	0	48.7	-
1400	2	0	2	0	0	0	0	0	0	0	0	0	0	0	0	0	0	0	0	47.4	-
1500	3	0	2	1	0	0	0	0	0	0	0	0	0	0	0	0	0	0	0	33.3	-
1600	2	1	1	0	0	0	0	0	0	0	0	0	0	0	0	0	0	0	0	52.5	-
1700	4	0	4	0	0	0	0	0	0	0	0	0	0	0	0	0	0	0	0	51.6	-
1800	**9**	**1**	**8**	**0**	**0**	**0**	**0**	**0**	**0**	**0**	**0**	**0**	**0**	**0**	**0**	**0**	**0**	**0**	**0**	**45.2**	**-**
1900	4	0	4	0	0	0	0	0	0	0	0	0	0	0	0	0	0	0	0	57.8	-
2000	2	0	2	0	0	0	0	0	0	0	0	0	0	0	0	0	0	0	0	60.9	-
2100	3	0	3	0	0	0	0	0	0	0	0	0	0	0	0	0	0	0	0	49.8	-
2200	2	0	2	0	0	0	0	0	0	0	0	0	0	0	0	0	0	0	0	55.6	-
2300	0	0	0	0	0	0	0	0	0	0	0	0	0	0	0	0	0	0	0	-	-
07-19	**35**	**2**	**29**	**2**	**2**	**0**	**0**	**0**	**0**	**0**	**0**	**0**	**0**	**0**	**0**	**0**	**0**	**0**	**0**	**43.8**	**57.6**
06-22	**44**	**2**	**38**	**2**	**2**	**0**	**0**	**0**	**0**	**0**	**0**	**0**	**0**	**0**	**0**	**0**	**0**	**0**	**0**	**46.2**	**57.6**
06-00	**46**	**2**	**40**	**2**	**2**	**0**	**0**	**0**	**0**	**0**	**0**	**0**	**0**	**0**	**0**	**0**	**0**	**0**	**0**	**46.6**	**58.7**
00-00	**46**	**2**	**40**	**2**	**2**	**0**	**0**	**0**	**0**	**0**	**0**	**0**	**0**	**0**	**0**	**0**	**0**	**0**	**0**	**46.6**	**58.7**

DRAFT

Site 33
Location L-74115-0, Att - TP, Lat 53.7351, Long -6.76177
Direction North

3279 / Meath/Cavan/Monaghan ATC's
October 2013
Automatic Traffic Count

Wed, 9 October 2013

Time	Total	Classification												>PSL	>PSL%	>SL1	>SL1%	>SL2	>SL2%	Mean	Vpp
		1 MCL	2 SV	3 SVT	4 TB2	5 TB3	6 T4	7 ART3	8 ART4	9 ART5	10 ART6	11 BD	12 DRT	100	100	105 +5kph	105 +5kph	110 +10kph	110 +10kph		85
0000	0	0	0	0	0	0	0	0	0	0	0	0	0	0	0	0	0	0	0	-	-
0100	0	0	0	0	0	0	0	0	0	0	0	0	0	0	0	0	0	0	0	-	-
0200	0	0	0	0	0	0	0	0	0	0	0	0	0	0	0	0	0	0	0	-	-
0300	0	0	0	0	0	0	0	0	0	0	0	0	0	0	0	0	0	0	0	-	-
0400	0	0	0	0	0	0	0	0	0	0	0	0	0	0	0	0	0	0	0	-	-
0500	0	0	0	0	0	0	0	0	0	0	0	0	0	0	0	0	0	0	0	-	-
0600	0	0	0	0	0	0	0	0	0	0	0	0	0	0	0	0	0	0	0	-	-
0700	1	0	0	0	1	0	0	0	0	0	0	0	0	0	0	0	0	0	0	58	-
0800	0	0	0	0	0	0	0	0	0	0	0	0	0	0	0	0	0	0	0	-	-
0900	2	0	2	0	0	0	0	0	0	0	0	0	0	0	0	0	0	0	0	55.6	-
1000	**3**	**0**	**2**	**0**	**0**	**0**	**0**	**0**	**1**	**0**	**0**	**0**	**0**	**0**	**0**	**0**	**0**	**0**	**0**	**47.3**	**-**
1100	1	0	1	0	0	0	0	0	0	0	0	0	0	0	0	0	0	0	0	54.6	-
1200	1	0	1	0	0	0	0	0	0	0	0	0	0	0	0	0	0	0	0	47.7	-
1300	**6**	**0**	**6**	**0**	**0**	**0**	**0**	**0**	**0**	**0**	**0**	**0**	**0**	**0**	**0**	**0**	**0**	**0**	**0**	**52.3**	**-**
1400	0	0	0	0	0	0	0	0	0	0	0	0	0	0	0	0	0	0	0	-	-
1500	3	0	3	0	0	0	0	0	0	0	0	0	0	0	0	0	0	0	0	45.1	-
1600	2	1	1	0	0	0	0	0	0	0	0	0	0	0	0	0	0	0	0	37.7	-
1700	2	0	2	0	0	0	0	0	0	0	0	0	0	0	0	0	0	0	0	54.3	-
1800	**6**	**0**	**6**	**0**	**0**	**0**	**0**	**0**	**0**	**0**	**0**	**0**	**0**	**0**	**0**	**0**	**0**	**0**	**0**	**47.4**	**-**
1900	2	0	2	0	0	0	0	0	0	0	0	0	0	0	0	0	0	0	0	66.2	-
2000	2	0	2	0	0	0	0	0	0	0	0	0	0	0	0	0	0	0	0	59	-
2100	3	0	2	0	1	0	0	0	0	0	0	0	0	0	0	0	0	0	0	61.1	-
2200	1	0	1	0	0	0	0	0	0	0	0	0	0	0	0	0	0	0	0	57.4	-
2300	0	0	0	0	0	0	0	0	0	0	0	0	0	0	0	0	0	0	0	-	-
07-19	**27**	**1**	**24**	**0**	**1**	**0**	**0**	**0**	**1**	**0**	**0**	**0**	**0**	**0**	**0**	**0**	**0**	**0**	**0**	**49.3**	**58**
06-22	**34**	**1**	**30**	**0**	**2**	**0**	**0**	**0**	**1**	**0**	**0**	**0**	**0**	**0**	**0**	**0**	**0**	**0**	**0**	**51.9**	**60.8**
06-00	**35**	**1**	**31**	**0**	**2**	**0**	**0**	**0**	**1**	**0**	**0**	**0**	**0**	**0**	**0**	**0**	**0**	**0**	**0**	**52.1**	**60.8**
00-00	**35**	**1**	**31**	**0**	**2**	**0**	**0**	**0**	**1**	**0**	**0**	**0**	**0**	**0**	**0**	**0**	**0**	**0**	**0**	**52.1**	**60.8**

DRAFT

Site 33
Location L-74115-0, Att - TP, Lat 53.7351, Long -6.76177
Direction North

3279 / Meath/Cavan/Monaghan ATC's
October 2013
Automatic Traffic Count

Thu, 10 October 2013

Time	Total	Classification												>PSL	>PSL%	>SL1	>SL1%	>SL2	>SL2%	Mean	Vpp
		1 MCL	2 SV	3 SVT	4 TB2	5 TB3	6 T4	7 ART3	8 ART4	9 ART5	10 ART6	11 BD	12 DRT	100	100	105 +5kph	105 +5kph	110 +10kph	110 +10kph		85
0000	0	0	0	0	0	0	0	0	0	0	0	0	0	0	0	0	0	0	0	-	-
0100	0	0	0	0	0	0	0	0	0	0	0	0	0	0	0	0	0	0	0	-	-
0200	0	0	0	0	0	0	0	0	0	0	0	0	0	0	0	0	0	0	0	-	-
0300	0	0	0	0	0	0	0	0	0	0	0	0	0	0	0	0	0	0	0	-	-
0400	0	0	0	0	0	0	0	0	0	0	0	0	0	0	0	0	0	0	0	-	-
0500	0	0	0	0	0	0	0	0	0	0	0	0	0	0	0	0	0	0	0	-	-
0600	0	0	0	0	0	0	0	0	0	0	0	0	0	0	0	0	0	0	0	-	-
0700	2	0	2	0	0	0	0	0	0	0	0	0	0	0	0	0	0	0	0	57.3	-
0800	0	0	0	0	0	0	0	0	0	0	0	0	0	0	0	0	0	0	0	-	-
0900	**4**	**0**	**4**	**0**	**0**	**0**	**0**	**0**	**0**	**0**	**0**	**0**	**0**	**0**	**0**	**0**	**0**	**0**	**0**	**54.2**	**-**
1000	2	0	2	0	0	0	0	0	0	0	0	0	0	0	0	0	0	0	0	58.5	-
1100	1	0	1	0	0	0	0	0	0	0	0	0	0	0	0	0	0	0	0	55.6	-
1200	0	0	0	0	0	0	0	0	0	0	0	0	0	0	0	0	0	0	0	-	-
1300	**4**	**0**	**4**	**0**	**0**	**0**	**0**	**0**	**0**	**0**	**0**	**0**	**0**	**0**	**0**	**0**	**0**	**0**	**0**	**44.3**	**-**
1400	3	0	3	0	0	0	0	0	0	0	0	0	0	0	0	0	0	0	0	55.6	-
1500	3	0	3	0	0	0	0	0	0	0	0	0	0	0	0	0	0	0	0	48.1	-
1600	3	1	2	0	0	0	0	0	0	0	0	0	0	0	0	0	0	0	0	48.5	-
1700	1	0	1	0	0	0	0	0	0	0	0	0	0	0	0	0	0	0	0	52.9	-
1800	3	0	3	0	0	0	0	0	0	0	0	0	0	0	0	0	0	0	0	44	-
1900	1	0	1	0	0	0	0	0	0	0	0	0	0	0	0	0	0	0	0	57.8	-
2000	2	0	2	0	0	0	0	0	0	0	0	0	0	0	0	0	0	0	0	55.4	-
2100	1	0	1	0	0	0	0	0	0	0	0	0	0	0	0	0	0	0	0	48	-
2200	2	0	2	0	0	0	0	0	0	0	0	0	0	0	0	0	0	0	0	72.4	-
2300	0	0	0	0	0	0	0	0	0	0	0	0	0	0	0	0	0	0	0	-	-
07-19	**26**	**1**	**25**	**0**	**0**	**0**	**0**	**0**	**0**	**0**	**0**	**0**	**0**	**0**	**0**	**0**	**0**	**0**	**0**	**50.9**	**58.7**
06-22	**30**	**1**	**29**	**0**	**0**	**0**	**0**	**0**	**0**	**0**	**0**	**0**	**0**	**0**	**0**	**0**	**0**	**0**	**0**	**51.3**	**61.2**
06-00	**32**	**1**	**31**	**0**	**0**	**0**	**0**	**0**	**0**	**0**	**0**	**0**	**0**	**0**	**0**	**0**	**0**	**0**	**0**	**52.6**	**64.8**
00-00	**32**	**1**	**31**	**0**	**0**	**0**	**0**	**0**	**0**	**0**	**0**	**0**	**0**	**0**	**0**	**0**	**0**	**0**	**0**	**52.6**	**64.8**

DRAFT

Site 33
Location L-74115-0, Att - TP, Lat 53.7351, Long -6.76177
Direction North

3279 / Meath/Cavan/Monaghan ATC's
October 2013
Automatic Traffic Count

Fri, 11 October 2013

Time	Total	Classification												>PSL	>PSL%	>SL1	>SL1%	>SL2	>SL2%	Mean	Vpp
		1 MCL	2 SV	3 SVT	4 TB2	5 TB3	6 T4	7 ART3	8 ART4	9 ART5	10 ART6	11 BD	12 DRT	100	100	105 +5kph	105 +5kph	110 +10kph	110 +10kph		85
0000	0	0	0	0	0	0	0	0	0	0	0	0	0	0	0	0	0	0	0	-	-
0100	0	0	0	0	0	0	0	0	0	0	0	0	0	0	0	0	0	0	0	-	-
0200	0	0	0	0	0	0	0	0	0	0	0	0	0	0	0	0	0	0	0	-	-
0300	0	0	0	0	0	0	0	0	0	0	0	0	0	0	0	0	0	0	0	-	-
0400	0	0	0	0	0	0	0	0	0	0	0	0	0	0	0	0	0	0	0	-	-
0500	0	0	0	0	0	0	0	0	0	0	0	0	0	0	0	0	0	0	0	-	-
0600	0	0	0	0	0	0	0	0	0	0	0	0	0	0	0	0	0	0	0	-	-
0700	1	0	1	0	0	0	0	0	0	0	0	0	0	0	0	0	0	0	0	47.2	-
0800	0	0	0	0	0	0	0	0	0	0	0	0	0	0	0	0	0	0	0	-	-
0900	**4**	**0**	**4**	**0**	**0**	**0**	**0**	**0**	**0**	**0**	**0**	**0**	**0**	**0**	**0**	**0**	**0**	**0**	**0**	**50.5**	**-**
1000	2	0	0	1	0	0	0	0	1	0	0	0	0	0	0	0	0	0	0	52.7	-
1100	3	1	0	0	2	0	0	0	0	0	0	0	0	0	0	0	0	0	0	39.5	-
1200	1	0	1	0	0	0	0	0	0	0	0	0	0	0	0	0	0	0	0	56.6	-
1300	**6**	**0**	**6**	**0**	**0**	**0**	**0**	**0**	**0**	**0**	**0**	**0**	**0**	**0**	**0**	**0**	**0**	**0**	**0**	**50.1**	**-**
1400	3	0	2	1	0	0	0	0	0	0	0	0	0	0	0	0	0	0	0	44.8	-
1500	3	0	3	0	0	0	0	0	0	0	0	0	0	0	0	0	0	0	0	43.5	-
1600	4	1	2	0	1	0	0	0	0	0	0	0	0	0	0	0	0	0	0	57	-
1700	2	0	1	1	0	0	0	0	0	0	0	0	0	0	0	0	0	0	0	48.6	-
1800	3	0	3	0	0	0	0	0	0	0	0	0	0	0	0	0	0	0	0	40.7	-
1900	3	0	3	0	0	0	0	0	0	0	0	0	0	0	0	0	0	0	0	57.9	-
2000	1	0	1	0	0	0	0	0	0	0	0	0	0	0	0	0	0	0	0	20.8	-
2100	2	0	2	0	0	0	0	0	0	0	0	0	0	0	0	0	0	0	0	57.9	-
2200	1	0	1	0	0	0	0	0	0	0	0	0	0	0	0	0	0	0	0	58.3	-
2300	0	0	0	0	0	0	0	0	0	0	0	0	0	0	0	0	0	0	0	-	-
07-19	**32**	**2**	**23**	**3**	**3**	**0**	**0**	**0**	**1**	**0**	**0**	**0**	**0**	**0**	**0**	**0**	**0**	**0**	**0**	**48.2**	**57.2**
06-22	**38**	**2**	**29**	**3**	**3**	**0**	**0**	**0**	**1**	**0**	**0**	**0**	**0**	**0**	**0**	**0**	**0**	**0**	**0**	**48.8**	**60.5**
06-00	**39**	**2**	**30**	**3**	**3**	**0**	**0**	**0**	**1**	**0**	**0**	**0**	**0**	**0**	**0**	**0**	**0**	**0**	**0**	**49**	**60.5**
00-00	**39**	**2**	**30**	**3**	**3**	**0**	**0**	**0**	**1**	**0**	**0**	**0**	**0**	**0**	**0**	**0**	**0**	**0**	**0**	**49**	**60.5**

DRAFT

Site 33
Location L-74115-0, Att - TP, Lat 53.7351, Long -6.76177
Direction North

3279 / Meath/Cavan/Monaghan ATC's
October 2013
Automatic Traffic Count

Sat, 12 October 2013

Time	Total	Classification												>PSL	>PSL%	>SL1	>SL1%	>SL2	>SL2%	Mean	Vpp
		1 MCL	2 SV	3 SVT	4 TB2	5 TB3	6 T4	7 ART3	8 ART4	9 ART5	10 ART6	11 BD	12 DRT	100	100	105 +5kph	105 +5kph	110 +10kph	110 +10kph		85
0000	0	0	0	0	0	0	0	0	0	0	0	0	0	0	0	0	0	0	0	-	-
0100	0	0	0	0	0	0	0	0	0	0	0	0	0	0	0	0	0	0	0	-	-
0200	0	0	0	0	0	0	0	0	0	0	0	0	0	0	0	0	0	0	0	-	-
0300	0	0	0	0	0	0	0	0	0	0	0	0	0	0	0	0	0	0	0	-	-
0400	0	0	0	0	0	0	0	0	0	0	0	0	0	0	0	0	0	0	0	-	-
0500	0	0	0	0	0	0	0	0	0	0	0	0	0	0	0	0	0	0	0	-	-
0600	0	0	0	0	0	0	0	0	0	0	0	0	0	0	0	0	0	0	0	-	-
0700	1	0	1	0	0	0	0	0	0	0	0	0	0	0	0	0	0	0	0	58.6	-
0800	3	0	3	0	0	0	0	0	0	0	0	0	0	0	0	0	0	0	0	56.1	-
0900	1	0	1	0	0	0	0	0	0	0	0	0	0	0	0	0	0	0	0	72.2	-
1000	4	0	3	0	1	0	0	0	0	0	0	0	0	0	0	0	0	0	0	55.4	-
1100	**6**	**0**	**4**	**2**	**0**	**0**	**0**	**0**	**0**	**0**	**0**	**0**	**0**	**0**	**0**	**0**	**0**	**0**	**0**	**41.5**	**-**
1200	**6**	**0**	**6**	**0**	**0**	**0**	**0**	**0**	**0**	**0**	**0**	**0**	**0**	**0**	**0**	**0**	**0**	**0**	**0**	**43.8**	**-**
1300	**6**	**1**	**4**	**1**	**0**	**0**	**0**	**0**	**0**	**0**	**0**	**0**	**0**	**0**	**0**	**0**	**0**	**0**	**0**	**44**	**-**
1400	**6**	**0**	**6**	**0**	**0**	**0**	**0**	**0**	**0**	**0**	**0**	**0**	**0**	**0**	**0**	**0**	**0**	**0**	**0**	**48**	**-**
1500	0	0	0	0	0	0	0	0	0	0	0	0	0	0	0	0	0	0	0	-	-
1600	**6**	**0**	**5**	**1**	**0**	**0**	**0**	**0**	**0**	**0**	**0**	**0**	**0**	**0**	**0**	**0**	**0**	**0**	**0**	**49**	**-**
1700	**6**	**0**	**5**	**1**	**0**	**0**	**0**	**0**	**0**	**0**	**0**	**0**	**0**	**0**	**0**	**0**	**0**	**0**	**0**	**50.6**	**-**
1800	0	0	0	0	0	0	0	0	0	0	0	0	0	0	0	0	0	0	0	-	-
1900	5	0	5	0	0	0	0	0	0	0	0	0	0	0	0	0	0	0	0	57.6	-
2000	2	0	2	0	0	0	0	0	0	0	0	0	0	0	0	0	0	0	0	50.1	-
2100	4	0	4	0	0	0	0	0	0	0	0	0	0	0	0	0	0	0	0	55.4	-
2200	1	0	1	0	0	0	0	0	0	0	0	0	0	0	0	0	0	0	0	51.8	-
2300	0	0	0	0	0	0	0	0	0	0	0	0	0	0	0	0	0	0	0	-	-
07-19	**45**	**1**	**38**	**5**	**1**	**0**	**0**	**0**	**0**	**0**	**0**	**0**	**0**	**0**	**0**	**0**	**0**	**0**	**0**	**48.5**	**58.7**
06-22	**56**	**1**	**49**	**5**	**1**	**0**	**0**	**0**	**0**	**0**	**0**	**0**	**0**	**0**	**0**	**0**	**0**	**0**	**0**	**49.9**	**61.2**
06-00	**57**	**1**	**50**	**5**	**1**	**0**	**0**	**0**	**0**	**0**	**0**	**0**	**0**	**0**	**0**	**0**	**0**	**0**	**0**	**49.9**	**59.8**
00-00	**57**	**1**	**50**	**5**	**1**	**0**	**0**	**0**	**0**	**0**	**0**	**0**	**0**	**0**	**0**	**0**	**0**	**0**	**0**	**49.9**	**59.8**

DRAFT

Site 33
Location L-74115-0, Att - TP, Lat 53.7351, Long -6.76177
Direction North

3279 / Meath/Cavan/Monaghan ATC's
October 2013
Automatic Traffic Count

Sun, 13 October 2013

Time	Total	Classification												>PSL	>PSL%	>SL1	>SL1%	>SL2	>SL2%	Mean	Vpp
		1 MCL	2 SV	3 SVT	4 TB2	5 TB3	6 T4	7 ART3	8 ART4	9 ART5	10 ART6	11 BD	12 DRT	100	100	105 +5kph	105 +5kph	110 +10kph	110 +10kph		85
0000	0	0	0	0	0	0	0	0	0	0	0	0	0	0	0	0	0	0	0	-	-
0100	1	0	1	0	0	0	0	0	0	0	0	0	0	0	0	0	0	0	0	68.8	-
0200	2	0	2	0	0	0	0	0	0	0	0	0	0	0	0	0	0	0	0	62.4	-
0300	1	0	0	1	0	0	0	0	0	0	0	0	0	0	0	0	0	0	0	45.2	-
0400	1	0	1	0	0	0	0	0	0	0	0	0	0	0	0	0	0	0	0	52.5	-
0500	0	0	0	0	0	0	0	0	0	0	0	0	0	0	0	0	0	0	0	-	-
0600	0	0	0	0	0	0	0	0	0	0	0	0	0	0	0	0	0	0	0	-	-
0700	0	0	0	0	0	0	0	0	0	0	0	0	0	0	0	0	0	0	0	-	-
0800	1	0	1	0	0	0	0	0	0	0	0	0	0	0	0	0	0	0	0	68.7	-
0900	1	0	1	0	0	0	0	0	0	0	0	0	0	0	0	0	0	0	0	32.5	-
1000	**7**	**0**	**5**	**0**	**0**	**1**	**0**	**0**	**1**	**0**	**0**	**0**	**0**	**0**	**0**	**0**	**0**	**0**	**0**	**33.4**	**-**
1100	2	0	2	0	0	0	0	0	0	0	0	0	0	0	0	0	0	0	0	41.3	-
1200	2	0	2	0	0	0	0	0	0	0	0	0	0	0	0	0	0	0	0	23.8	-
1300	**4**	**0**	**4**	**0**	**0**	**0**	**0**	**0**	**0**	**0**	**0**	**0**	**0**	**0**	**0**	**0**	**0**	**0**	**0**	**50.3**	**-**
1400	0	0	0	0	0	0	0	0	0	0	0	0	0	0	0	0	0	0	0	-	-
1500	1	0	1	0	0	0	0	0	0	0	0	0	0	0	0	0	0	0	0	43.8	-
1600	0	0	0	0	0	0	0	0	0	0	0	0	0	0	0	0	0	0	0	-	-
1700	**4**	**0**	**3**	**1**	**0**	**0**	**0**	**0**	**0**	**0**	**0**	**0**	**0**	**0**	**0**	**0**	**0**	**0**	**0**	**48.9**	**-**
1800	1	0	1	0	0	0	0	0	0	0	0	0	0	0	0	0	0	0	0	66.5	-
1900	1	0	1	0	0	0	0	0	0	0	0	0	0	0	0	0	0	0	0	54.7	-
2000	2	0	2	0	0	0	0	0	0	0	0	0	0	0	0	0	0	0	0	59.1	-
2100	0	0	0	0	0	0	0	0	0	0	0	0	0	0	0	0	0	0	0	-	-
2200	1	0	1	0	0	0	0	0	0	0	0	0	0	0	0	0	0	0	0	63.7	-
2300	1	0	1	0	0	0	0	0	0	0	0	0	0	0	0	0	0	0	0	55.9	-
07-19	**23**	**0**	**20**	**1**	**0**	**1**	**0**	**0**	**1**	**0**	**0**	**0**	**0**	**0**	**0**	**0**	**0**	**0**	**0**	**42.3**	**56.2**
06-22	**26**	**0**	**23**	**1**	**0**	**1**	**0**	**0**	**1**	**0**	**0**	**0**	**0**	**0**	**0**	**0**	**0**	**0**	**0**	**44**	**56.2**
06-00	**28**	**0**	**25**	**1**	**0**	**1**	**0**	**0**	**1**	**0**	**0**	**0**	**0**	**0**	**0**	**0**	**0**	**0**	**0**	**45.2**	**58.3**
00-00	**33**	**0**	**29**	**2**	**0**	**1**	**0**	**0**	**1**	**0**	**0**	**0**	**0**	**0**	**0**	**0**	**0**	**0**	**0**	**47.2**	**63**

DRAFT

Site 33
Location L-74115-0, Att - TP, Lat 53.7351, Long -6.76177
Direction North

3279 / Meath/Cavan/Monaghan ATC's
October 2013
Automatic Traffic Count

Mon, 14 October 2013

Time	Total	Classification												>PSL	>PSL%	>SL1	>SL1%	>SL2	>SL2%	Mean	Vpp
		1 MCL	2 SV	3 SVT	4 TB2	5 TB3	6 T4	7 ART3	8 ART4	9 ART5	10 ART6	11 BD	12 DRT	100	100	105 +5kph	105 +5kph	110 +10kph	110 +10kph		85
0000	0	0	0	0	0	0	0	0	0	0	0	0	0	0	0	0	0	0	0	-	-
0100	1	0	1	0	0	0	0	0	0	0	0	0	0	0	0	0	0	0	0	51.6	-
0200	0	0	0	0	0	0	0	0	0	0	0	0	0	0	0	0	0	0	0	-	-
0300	0	0	0	0	0	0	0	0	0	0	0	0	0	0	0	0	0	0	0	-	-
0400	0	0	0	0	0	0	0	0	0	0	0	0	0	0	0	0	0	0	0	-	-
0500	0	0	0	0	0	0	0	0	0	0	0	0	0	0	0	0	0	0	0	-	-
0600	0	0	0	0	0	0	0	0	0	0	0	0	0	0	0	0	0	0	0	-	-
0700	0	0	0	0	0	0	0	0	0	0	0	0	0	0	0	0	0	0	0	-	-
0800	0	0	0	0	0	0	0	0	0	0	0	0	0	0	0	0	0	0	0	-	-
0900	**3**	**0**	**3**	**0**	**0**	**0**	**0**	**0**	**0**	**0**	**0**	**0**	**0**	**0**	**0**	**0**	**0**	**0**	**0**	**43.1**	**-**
1000	0	0	0	0	0	0	0	0	0	0	0	0	0	0	0	0	0	0	0	-	-
1100	2	0	0	1	1	0	0	0	0	0	0	0	0	0	0	0	0	0	0	43.4	-
1200	2	0	2	0	0	0	0	0	0	0	0	0	0	0	0	0	0	0	0	52.6	-
1300	1	0	1	0	0	0	0	0	0	0	0	0	0	0	0	0	0	0	0	40.8	-
1400	4	0	4	0	0	0	0	0	0	0	0	0	0	0	0	0	0	0	0	57.8	-
1500	1	0	1	0	0	0	0	0	0	0	0	0	0	0	0	0	0	0	0	39.5	-
1600	1	0	1	0	0	0	0	0	0	0	0	0	0	0	0	0	0	0	0	62.6	-
1700	3	0	3	0	0	0	0	0	0	0	0	0	0	0	0	0	0	0	0	59.9	-
1800	**9**	**0**	**9**	**0**	**0**	**0**	**0**	**0**	**0**	**0**	**0**	**0**	**0**	**0**	**0**	**0**	**0**	**0**	**0**	**48.8**	**-**
1900	4	0	4	0	0	0	0	0	0	0	0	0	0	0	0	0	0	0	0	61.5	-
2000	1	0	1	0	0	0	0	0	0	0	0	0	0	0	0	0	0	0	0	61.6	-
2100	2	0	2	0	0	0	0	0	0	0	0	0	0	0	0	0	0	0	0	54.7	-
2200	2	0	2	0	0	0	0	0	0	0	0	0	0	0	0	0	0	0	0	61.7	-
2300	1	0	1	0	0	0	0	0	0	0	0	0	0	0	0	0	0	0	0	49.1	-
07-19	**26**	**0**	**24**	**1**	**1**	**0**	**0**	**0**	**0**	**0**	**0**	**0**	**0**	**0**	**0**	**0**	**0**	**0**	**0**	**50.6**	**62.3**
06-22	**33**	**0**	**31**	**1**	**1**	**0**	**0**	**0**	**0**	**0**	**0**	**0**	**0**	**0**	**0**	**0**	**0**	**0**	**0**	**52.5**	**63**
06-00	**36**	**0**	**34**	**1**	**1**	**0**	**0**	**0**	**0**	**0**	**0**	**0**	**0**	**0**	**0**	**0**	**0**	**0**	**0**	**52.9**	**65.9**
00-00	**37**	**0**	**35**	**1**	**1**	**0**	**0**	**0**	**0**	**0**	**0**	**0**	**0**	**0**	**0**	**0**	**0**	**0**	**0**	**52.9**	**63**

DRAFT

Site 33
Location L-74115-0, Att - TP, Lat 53.7351, Long -6.76177
Direction North

3279 / Meath/Cavan/Monaghan ATC's
October 2013
Automatic Traffic Count

Virtual Day (7)

Time	Total	Classification												>PSL	>PSL%	>SL1	>SL1%	>SL2	>SL2%	Mean	Vpp
		1 MCL	2 SV	3 SVT	4 TB2	5 TB3	6 T4	7 ART3	8 ART4	9 ART5	10 ART6	11 BD	12 DRT	100	100	105 +5kph	105 +5kph	110 +10kph	110 +10kph		85
0000	0	0	0	0	0	0	0	0	0	0	0	0	0	0	0	0	0	0	0	-	-
0100	0	0	0	0	0	0	0	0	0	0	0	0	0	0	0	0	0	0	0	60.2	-
0200	0	0	0	0	0	0	0	0	0	0	0	0	0	0	0	0	0	0	0	62.4	-
0300	0	0	0	0	0	0	0	0	0	0	0	0	0	0	0	0	0	0	0	45.2	-
0400	0	0	0	0	0	0	0	0	0	0	0	0	0	0	0	0	0	0	0	52.5	-
0500	0	0	0	0	0	0	0	0	0	0	0	0	0	0	0	0	0	0	0	-	-
0600	0	0	0	0	0	0	0	0	0	0	0	0	0	0	0	0	0	0	0	-	-
0700	1	0	1	0	0	0	0	0	0	0	0	0	0	0	0	0	0	0	0	56.2	-
0800	1	0	1	0	0	0	0	0	0	0	0	0	0	0	0	0	0	0	0	59.3	-
0900	**3**	**0**	**3**	**0**	**0**	**0**	**0**	**0**	**0**	**0**	**0**	**0**	**0**	**0**	**0**	**0**	**0**	**0**	**0**	**46**	**-**
1000	**3**	**0**	**2**	**0**	**0**	**0**	**0**	**0**	**0**	**0**	**0**	**0**	**0**	**0**	**0**	**0**	**0**	**0**	**0**	**44.2**	**-**
1100	2	0	1	0	0	0	0	0	0	0	0	0	0	0	0	0	0	0	0	43	-
1200	2	0	2	0	0	0	0	0	0	0	0	0	0	0	0	0	0	0	0	45	-
1300	**4**	**0**	**4**	**0**	**0**	**0**	**0**	**0**	**0**	**0**	**0**	**0**	**0**	**0**	**0**	**0**	**0**	**0**	**0**	**48.1**	**-**
1400	3	0	2	0	0	0	0	0	0	0	0	0	0	0	0	0	0	0	0	50.9	-
1500	2	0	2	0	0	0	0	0	0	0	0	0	0	0	0	0	0	0	0	42.4	-
1600	3	1	2	0	0	0	0	0	0	0	0	0	0	0	0	0	0	0	0	50.6	-
1700	3	0	3	0	0	0	0	0	0	0	0	0	0	0	0	0	0	0	0	52	-
1800	**4**	**0**	**4**	**0**	**0**	**0**	**0**	**0**	**0**	**0**	**0**	**0**	**0**	**0**	**0**	**0**	**0**	**0**	**0**	**46.8**	**-**
1900	3	0	3	0	0	0	0	0	0	0	0	0	0	0	0	0	0	0	0	59.2	-
2000	2	0	2	0	0	0	0	0	0	0	0	0	0	0	0	0	0	0	0	54.3	-
2100	2	0	2	0	0	0	0	0	0	0	0	0	0	0	0	0	0	0	0	55.1	-
2200	1	0	1	0	0	0	0	0	0	0	0	0	0	0	0	0	0	0	0	61.1	-
2300	0	0	0	0	0	0	0	0	0	0	0	0	0	0	0	0	0	0	0	52.5	-
07-19	**31**	**1**	**26**	**2**	**1**	**0**	**0**	**0**	**0**	**0**	**0**	**0**	**0**	**0**	**0**	**0**	**0**	**0**	**0**	**47.6**	**58.7**
06-22	**37**	**1**	**33**	**2**	**1**	**0**	**0**	**0**	**0**	**0**	**0**	**0**	**0**	**0**	**0**	**0**	**0**	**0**	**0**	**49.3**	**61.2**
06-00	**39**	**1**	**34**	**2**	**1**	**0**	**0**	**0**	**0**	**0**	**0**	**0**	**0**	**0**	**0**	**0**	**0**	**0**	**0**	**49.7**	**61.9**
00-00	**40**	**1**	**35**	**2**	**1**	**0**	**0**	**0**	**0**	**0**	**0**	**0**	**0**	**0**	**0**	**0**	**0**	**0**	**0**	**49.9**	**62.3**

DRAFT

Site 33
Location L-74115-0, Att - TP, Lat 53.7351, Long -6.76177
Direction North

3279 / Meath/Cavan/Monaghan ATC's
October 2013
Automatic Traffic Count

Virtual Week (1)

Time	Total	Classification												>PSL 100	>PSL% 100	>SL1 105 +5kph	>SL1% 105 +5kph	>SL2 110 +10kph	>SL2% 110 +10kph	Mean	Vpp 85
		1 MCL	2 SV	3 SVT	4 TB2	5 TB3	6 T4	7 ART3	8 ART4	9 ART5	10 ART6	11 BD	12 DRT								
Mon	37	0	35	1	1	0	0	0	0	0	0	0	0	0	0	0	0	0	0	52.9	63
Tue	46	2	40	2	2	0	0	0	0	0	0	0	0	0	0	0	0	0	0	46.6	58.7
Wed	35	1	31	0	2	0	0	0	1	0	0	0	0	0	0	0	0	0	0	52.1	60.8
Thu	32	1	31	0	0	0	0	0	0	0	0	0	0	0	0	0	0	0	0	52.6	64.8
Fri	39	2	30	3	3	0	0	0	1	0	0	0	0	0	0	0	0	0	0	49	60.5
| Sat	57	1	50	5	1	0	0	0	0	0	0	0	0	0	0	0	0	0	0	49.9	59.8
| Sun	33	0	29	2	0	1	0	0	1	0	0	0	0	0	0	0	0	0	0	47.2	63
5 Day Ave.	**38**	**1**	**33**	**1**	**2**	**0**	**0**	**0**	**0**	**0**	**0**	**0**	**0**	**0**	**0.0**	**0**	**0.0**	**0**	**0.0**	**50.6**	**61.6**
7 Day Ave.	**40**	**1**	**35**	**2**	**1**	**0**	**0**	**0**	**0**	**0**	**0**	**0**	**0**	**0**	**0.0**	**0**	**0.0**	**0**	**0.0**	**49.9**	**62.3**
--	**279**	**7**	**246**	**13**	**9**	**1**	**0**	**0**	**3**	**0**	**0**	**0**	**0**	**0**	**0.0**	**0**	**0.0**	**0**	**0.0**	**49.9**	**62.3**

Summary Graphs

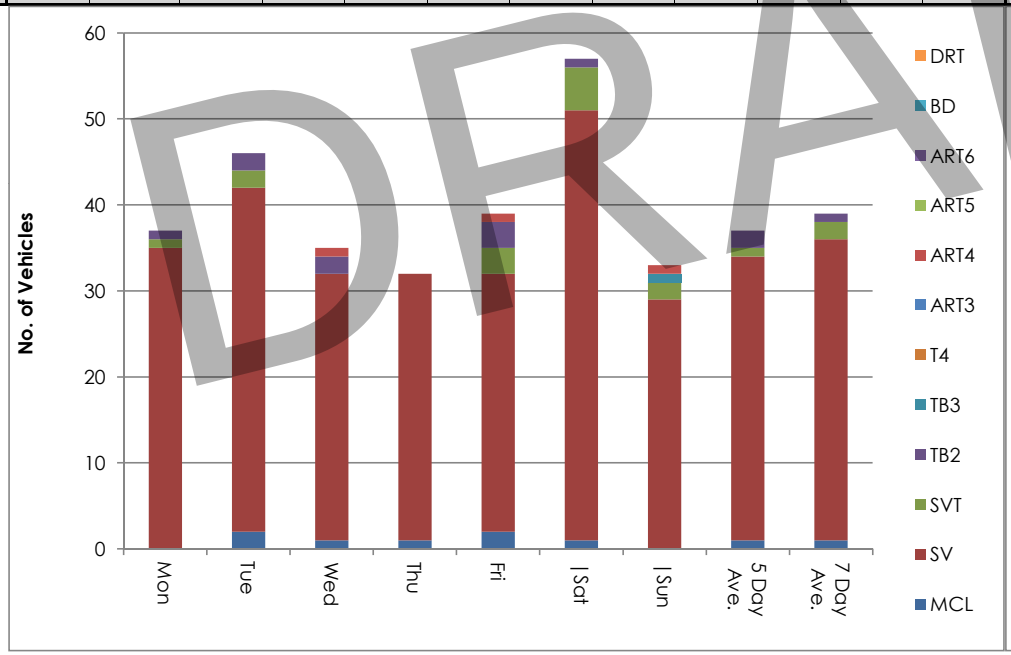

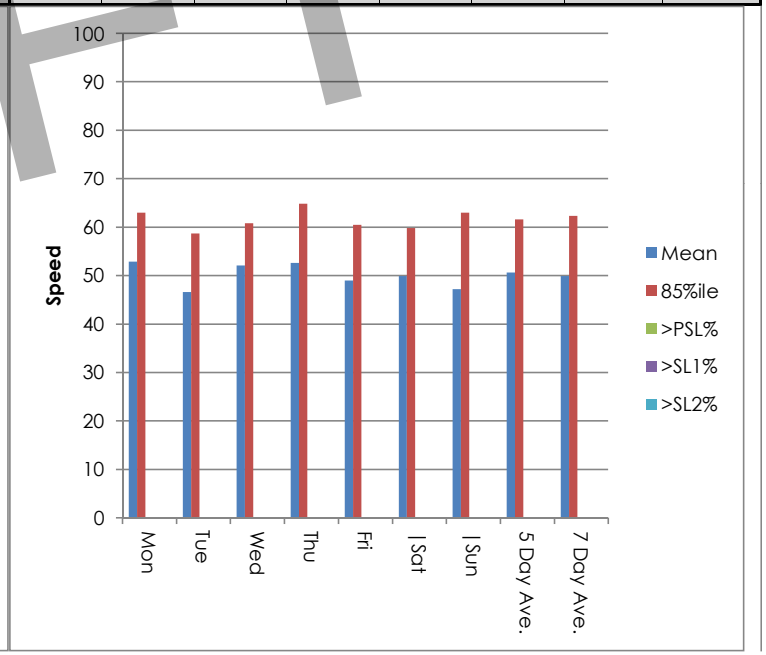

DRAFT

Site 33
Location L-74115-0, Att - TP, Lat 53.7351, Long -6.76177
Direction North

3279 / Meath/Cavan/Monaghan ATC's
October 2013
Automatic Traffic Count

Tue, 8 October 2013

Time	Total	Speed Bins (km/h)																											
		0 - 5	5 - 10	10 - 15	15 - 20	20 - 25	25 - 30	30 - 35	35 - 40	40 - 45	45 - 50	50 - 55	55 - 60	60 - 65	65 - 70	70 - 75	75 - 80	80 - 85	85 - 90	90 - 95	95 - 100	100 - 105	105 - 110	110 - 115	115 - 120	120 - 125	125 - 130	130 - 135	135 - 140
0000	0	0	0	0	0	0	0	0	0	0	0	0	0	0	0	0	0	0	0	0	0	0	0	0	0	0	0	0	0
0100	0	0	0	0	0	0	0	0	0	0	0	0	0	0	0	0	0	0	0	0	0	0	0	0	0	0	0	0	0
0200	0	0	0	0	0	0	0	0	0	0	0	0	0	0	0	0	0	0	0	0	0	0	0	0	0	0	0	0	0
0300	0	0	0	0	0	0	0	0	0	0	0	0	0	0	0	0	0	0	0	0	0	0	0	0	0	0	0	0	0
0400	0	0	0	0	0	0	0	0	0	0	0	0	0	0	0	0	0	0	0	0	0	0	0	0	0	0	0	0	0
0500	0	0	0	0	0	0	0	0	0	0	0	0	0	0	0	0	0	0	0	0	0	0	0	0	0	0	0	0	0
0600	0	0	0	0	0	0	0	0	0	0	0	0	0	0	0	0	0	0	0	0	0	0	0	0	0	0	0	0	0
0700	1	0	0	0	0	0	0	0	0	0	0	0	1	0	0	0	0	0	0	0	0	0	0	0	0	0	0	0	0
0800	0	0	0	0	0	0	0	0	0	0	0	0	0	0	0	0	0	0	0	0	0	0	0	0	0	0	0	0	0
0900	**5**	**0**	**0**	**1**	**0**	**1**	**0**	**0**	**2**	**1**	**0**	**0**	**0**	**0**	**0**	**0**	**0**	**0**	**0**	**0**	**0**	**0**	**0**	**0**	**0**	**0**	**0**	**0**	**0**
1000	3	0	0	1	0	0	0	0	1	0	0	0	1	0	0	0	0	0	0	0	0	0	0	0	0	0	0	0	0
1100	2	0	0	0	0	0	0	1	0	0	0	1	0	0	0	0	0	0	0	0	0	0	0	0	0	0	0	0	0
1200	1	0	0	0	0	0	0	0	0	0	0	0	0	0	1	0	0	0	0	0	0	0	0	0	0	0	0	0	0
1300	3	0	0	0	0	0	0	0	0	0	2	1	0	0	0	0	0	0	0	0	0	0	0	0	0	0	0	0	0
1400	2	0	0	0	0	0	0	0	0	0	2	0	0	0	0	0	0	0	0	0	0	0	0	0	0	0	0	0	0
1500	3	0	0	0	0	0	1	1	0	1	0	0	0	0	0	0	0	0	0	0	0	0	0	0	0	0	0	0	0
1600	2	0	0	0	0	0	0	0	0	0	0	2	0	0	0	0	0	0	0	0	0	0	0	0	0	0	0	0	0
1700	4	0	0	0	0	0	0	0	0	1	0	2	1	0	0	0	0	0	0	0	0	0	0	0	0	0	0	0	0
1800	**9**	**0**	**0**	**0**	**2**	**0**	**0**	**0**	**2**	**0**	**0**	**1**	**2**	**1**	**1**	**0**	**0**	**0**	**0**	**0**	**0**	**0**	**0**	**0**	**0**	**0**	**0**	**0**	**0**
1900	4	0	0	0	0	0	0	0	0	1	0	1	1	0	0	0	1	0	0	0	0	0	0	0	0	0	0	0	0
2000	2	0	0	0	0	0	0	0	0	0	0	0	1	0	1	0	0	0	0	0	0	0	0	0	0	0	0	0	0
2100	3	0	0	0	0	0	0	0	1	0	0	0	2	0	0	0	0	0	0	0	0	0	0	0	0	0	0	0	0
2200	2	0	0	0	0	0	0	0	0	1	0	0	0	0	1	0	0	0	0	0	0	0	0	0	0	0	0	0	0
2300	0	0	0	0	0	0	0	0	0	0	0	0	0	0	0	0	0	0	0	0	0	0	0	0	0	0	0	0	0
07-19	**35**	**0**	**0**	**2**	**2**	**1**	**1**	**2**	**5**	**3**	**4**	**7**	**5**	**1**	**2**	**0**	**0**	**0**	**0**	**0**	**0**	**0**	**0**	**0**	**0**	**0**	**0**	**0**	**0**
06-22	**44**	**0**	**0**	**2**	**2**	**1**	**1**	**2**	**6**	**4**	**4**	**8**	**9**	**1**	**3**	**0**	**1**	**0**	**0**	**0**	**0**	**0**	**0**	**0**	**0**	**0**	**0**	**0**	**0**
06-00	**46**	**0**	**0**	**2**	**2**	**1**	**1**	**2**	**6**	**5**	**4**	**8**	**9**	**1**	**4**	**0**	**1**	**0**	**0**	**0**	**0**	**0**	**0**	**0**	**0**	**0**	**0**	**0**	**0**
00-00	**46**	**0**	**0**	**2**	**2**	**1**	**1**	**2**	**6**	**5**	**4**	**8**	**9**	**1**	**4**	**0**	**1**	**0**	**0**	**0**	**0**	**0**	**0**	**0**	**0**	**0**	**0**	**0**	**0**

DRAFT

Site 33
Location L-74115-0, Att - TP, Lat 53.7351, Long -6.76177
Direction North

3279 / Meath/Cavan/Monaghan ATC's
October 2013
Automatic Traffic Count

Wed, 9 October 2013

Time	Total	Speed Bins (km/h)																											
		0 - 5	5 - 10	10 - 15	15 - 20	20 - 25	25 - 30	30 - 35	35 - 40	40 - 45	45 - 50	50 - 55	55 - 60	60 - 65	65 - 70	70 - 75	75 - 80	80 - 85	85 - 90	90 - 95	95 - 100	100 - 105	105 - 110	110 - 115	115 - 120	120 - 125	125 - 130	130 - 135	135 - 140
0000	0	0	0	0	0	0	0	0	0	0	0	0	0	0	0	0	0	0	0	0	0	0	0	0	0	0	0	0	0
0100	0	0	0	0	0	0	0	0	0	0	0	0	0	0	0	0	0	0	0	0	0	0	0	0	0	0	0	0	0
0200	0	0	0	0	0	0	0	0	0	0	0	0	0	0	0	0	0	0	0	0	0	0	0	0	0	0	0	0	0
0300	0	0	0	0	0	0	0	0	0	0	0	0	0	0	0	0	0	0	0	0	0	0	0	0	0	0	0	0	0
0400	0	0	0	0	0	0	0	0	0	0	0	0	0	0	0	0	0	0	0	0	0	0	0	0	0	0	0	0	0
0500	0	0	0	0	0	0	0	0	0	0	0	0	0	0	0	0	0	0	0	0	0	0	0	0	0	0	0	0	0
0600	0	0	0	0	0	0	0	0	0	0	0	0	0	0	0	0	0	0	0	0	0	0	0	0	0	0	0	0	0
0700	1	0	0	0	0	0	0	0	0	0	0	0	1	0	0	0	0	0	0	0	0	0	0	0	0	0	0	0	0
0800	0	0	0	0	0	0	0	0	0	0	0	0	0	0	0	0	0	0	0	0	0	0	0	0	0	0	0	0	0
0900	2	0	0	0	0	0	0	0	0	0	0	1	1	0	0	0	0	0	0	0	0	0	0	0	0	0	0	0	0
1000	**3**	**0**	**0**	**0**	**0**	**0**	**0**	**0**	**0**	**1**	**1**	**1**	**0**	**0**	**0**	**0**	**0**	**0**	**0**	**0**	**0**	**0**	**0**	**0**	**0**	**0**	**0**	**0**	**0**
1100	1	0	0	0	0	0	0	0	0	0	0	1	0	0	0	0	0	0	0	0	0	0	0	0	0	0	0	0	0
1200	1	0	0	0	0	0	0	0	0	0	1	0	0	0	0	0	0	0	0	0	0	0	0	0	0	0	0	0	0
1300	**6**	**0**	**0**	**0**	**0**	**0**	**0**	**0**	**0**	**2**	**0**	**2**	**0**	**2**	**0**	**0**	**0**	**0**	**0**	**0**	**0**	**0**	**0**	**0**	**0**	**0**	**0**	**0**	**0**
1400	0	0	0	0	0	0	0	0	0	0	0	0	0	0	0	0	0	0	0	0	0	0	0	0	0	0	0	0	0
1500	3	0	0	0	0	0	0	0	1	1	0	0	1	0	0	0	0	0	0	0	0	0	0	0	0	0	0	0	0
1600	2	0	0	0	0	0	0	1	0	1	0	0	0	0	0	0	0	0	0	0	0	0	0	0	0	0	0	0	0
1700	2	0	0	0	0	0	0	0	0	1	0	0	0	0	1	0	0	0	0	0	0	0	0	0	0	0	0	0	0
1800	**6**	**0**	**0**	**0**	**0**	**0**	**0**	**0**	**1**	**2**	**1**	**0**	**2**	**0**	**0**	**0**	**0**	**0**	**0**	**0**	**0**	**0**	**0**	**0**	**0**	**0**	**0**	**0**	**0**
1900	2	0	0	0	0	0	0	0	0	1	0	0	0	0	0	0	0	0	0	1	0	0	0	0	0	0	0	0	0
2000	2	0	0	0	0	0	0	0	0	0	0	1	0	0	1	0	0	0	0	0	0	0	0	0	0	0	0	0	0
2100	3	0	0	0	0	0	0	0	0	1	0	0	1	0	0	0	0	1	0	0	0	0	0	0	0	0	0	0	0
2200	1	0	0	0	0	0	0	0	0	0	0	0	1	0	0	0	0	0	0	0	0	0	0	0	0	0	0	0	0
2300	0	0	0	0	0	0	0	0	0	0	0	0	0	0	0	0	0	0	0	0	0	0	0	0	0	0	0	0	0
07-19	**27**	**0**	**0**	**0**	**0**	**0**	**0**	**1**	**2**	**8**	**3**	**5**	**5**	**2**	**1**	**0**	**0**	**0**	**0**	**0**	**0**	**0**	**0**	**0**	**0**	**0**	**0**	**0**	**0**
06-22	**34**	**0**	**0**	**0**	**0**	**0**	**0**	**1**	**2**	**10**	**3**	**6**	**6**	**2**	**2**	**0**	**0**	**1**	**0**	**1**	**0**	**0**	**0**	**0**	**0**	**0**	**0**	**0**	**0**
06-00	**35**	**0**	**0**	**0**	**0**	**0**	**0**	**1**	**2**	**10**	**3**	**6**	**7**	**2**	**2**	**0**	**0**	**1**	**0**	**1**	**0**	**0**	**0**	**0**	**0**	**0**	**0**	**0**	**0**
00-00	**35**	**0**	**0**	**0**	**0**	**0**	**0**	**1**	**2**	**10**	**3**	**6**	**7**	**2**	**2**	**0**	**0**	**1**	**0**	**1**	**0**	**0**	**0**	**0**	**0**	**0**	**0**	**0**	**0**

DRAFT

Site 33
Location L-74115-0, Att - TP, Lat 53.7351, Long -6.76177
Direction North

3279 / Meath/Cavan/Monaghan ATC's
October 2013
Automatic Traffic Count

Thu, 10 October 2013

Time	Total	Speed Bins (km/h)																											
		0 - 5	5 - 10	10 - 15	15 - 20	20 - 25	25 - 30	30 - 35	35 - 40	40 - 45	45 - 50	50 - 55	55 - 60	60 - 65	65 - 70	70 - 75	75 - 80	80 - 85	85 - 90	90 - 95	95 - 100	100 - 105	105 - 110	110 - 115	115 - 120	120 - 125	125 - 130	130 - 135	135 - 140
0000	0	0	0	0	0	0	0	0	0	0	0	0	0	0	0	0	0	0	0	0	0	0	0	0	0	0	0	0	0
0100	0	0	0	0	0	0	0	0	0	0	0	0	0	0	0	0	0	0	0	0	0	0	0	0	0	0	0	0	0
0200	0	0	0	0	0	0	0	0	0	0	0	0	0	0	0	0	0	0	0	0	0	0	0	0	0	0	0	0	0
0300	0	0	0	0	0	0	0	0	0	0	0	0	0	0	0	0	0	0	0	0	0	0	0	0	0	0	0	0	0
0400	0	0	0	0	0	0	0	0	0	0	0	0	0	0	0	0	0	0	0	0	0	0	0	0	0	0	0	0	0
0500	0	0	0	0	0	0	0	0	0	0	0	0	0	0	0	0	0	0	0	0	0	0	0	0	0	0	0	0	0
0600	0	0	0	0	0	0	0	0	0	0	0	0	0	0	0	0	0	0	0	0	0	0	0	0	0	0	0	0	0
0700	2	0	0	0	0	0	0	0	0	0	0	0	2	0	0	0	0	0	0	0	0	0	0	0	0	0	0	0	0
0800	0	0	0	0	0	0	0	0	0	0	0	0	0	0	0	0	0	0	0	0	0	0	0	0	0	0	0	0	0
0900	**4**	**0**	**0**	**0**	**0**	**0**	**0**	**0**	**0**	**2**	**0**	**0**	**1**	**0**	**0**	**1**	**0**	**0**	**0**	**0**	**0**	**0**	**0**	**0**	**0**	**0**	**0**	**0**	**0**
1000	2	0	0	0	0	0	0	0	0	0	1	0	0	0	1	0	0	0	0	0	0	0	0	0	0	0	0	0	0
1100	1	0	0	0	0	0	0	0	0	0	0	0	1	0	0	0	0	0	0	0	0	0	0	0	0	0	0	0	0
1200	0	0	0	0	0	0	0	0	0	0	0	0	0	0	0	0	0	0	0	0	0	0	0	0	0	0	0	0	0
1300	**4**	**0**	**0**	**1**	**0**	**0**	**0**	**0**	**0**	**0**	**0**	**2**	**0**	**1**	**0**	**0**	**0**	**0**	**0**	**0**	**0**	**0**	**0**	**0**	**0**	**0**	**0**	**0**	**0**
1400	3	0	0	0	0	0	0	0	0	0	1	1	0	0	1	0	0	0	0	0	0	0	0	0	0	0	0	0	0
1500	3	0	0	0	0	0	0	0	1	0	1	0	1	0	0	0	0	0	0	0	0	0	0	0	0	0	0	0	0
1600	3	0	0	0	0	0	0	0	1	0	0	1	1	0	0	0	0	0	0	0	0	0	0	0	0	0	0	0	0
1700	1	0	0	0	0	0	0	0	0	0	0	1	0	0	0	0	0	0	0	0	0	0	0	0	0	0	0	0	0
1800	3	0	0	0	0	0	0	0	1	0	2	0	0	0	0	0	0	0	0	0	0	0	0	0	0	0	0	0	0
1900	1	0	0	0	0	0	0	0	0	0	0	0	1	0	0	0	0	0	0	0	0	0	0	0	0	0	0	0	0
2000	2	0	0	0	0	0	0	0	0	1	0	0	0	0	1	0	0	0	0	0	0	0	0	0	0	0	0	0	0
2100	1	0	0	0	0	0	0	0	0	0	1	0	0	0	0	0	0	0	0	0	0	0	0	0	0	0	0	0	0
2200	2	0	0	0	0	0	0	0	0	0	0	0	0	1	0	0	1	0	0	0	0	0	0	0	0	0	0	0	0
2300	0	0	0	0	0	0	0	0	0	0	0	0	0	0	0	0	0	0	0	0	0	0	0	0	0	0	0	0	0
07-19	**26**	**0**	**0**	**1**	**0**	**0**	**0**	**0**	**3**	**2**	**5**	**5**	**6**	**1**	**2**	**1**	**0**	**0**	**0**	**0**	**0**	**0**	**0**	**0**	**0**	**0**	**0**	**0**	**0**
06-22	**30**	**0**	**0**	**1**	**0**	**0**	**0**	**0**	**3**	**3**	**6**	**5**	**7**	**1**	**3**	**1**	**0**	**0**	**0**	**0**	**0**	**0**	**0**	**0**	**0**	**0**	**0**	**0**	**0**
06-00	**32**	**0**	**0**	**1**	**0**	**0**	**0**	**0**	**3**	**3**	**6**	**5**	**7**	**2**	**3**	**1**	**1**	**0**	**0**	**0**	**0**	**0**	**0**	**0**	**0**	**0**	**0**	**0**	**0**
00-00	**32**	**0**	**0**	**1**	**0**	**0**	**0**	**0**	**3**	**3**	**6**	**5**	**7**	**2**	**3**	**1**	**1**	**0**	**0**	**0**	**0**	**0**	**0**	**0**	**0**	**0**	**0**	**0**	**0**

DRAFT

Site 33
Location L-74115-0, Att - TP, Lat 53.7351, Long -6.76177
Direction North

3279 / Meath/Cavan/Monaghan ATC's
October 2013
Automatic Traffic Count

Fri, 11 October 2013

Time	Total	Speed Bins (km/h)																											
		0 - 5	5 - 10	10 - 15	15 - 20	20 - 25	25 - 30	30 - 35	35 - 40	40 - 45	45 - 50	50 - 55	55 - 60	60 - 65	65 - 70	70 - 75	75 - 80	80 - 85	85 - 90	90 - 95	95 - 100	100 - 105	105 - 110	110 - 115	115 - 120	120 - 125	125 - 130	130 - 135	135 - 140
0000	0	0	0	0	0	0	0	0	0	0	0	0	0	0	0	0	0	0	0	0	0	0	0	0	0	0	0	0	0
0100	0	0	0	0	0	0	0	0	0	0	0	0	0	0	0	0	0	0	0	0	0	0	0	0	0	0	0	0	0
0200	0	0	0	0	0	0	0	0	0	0	0	0	0	0	0	0	0	0	0	0	0	0	0	0	0	0	0	0	0
0300	0	0	0	0	0	0	0	0	0	0	0	0	0	0	0	0	0	0	0	0	0	0	0	0	0	0	0	0	0
0400	0	0	0	0	0	0	0	0	0	0	0	0	0	0	0	0	0	0	0	0	0	0	0	0	0	0	0	0	0
0500	0	0	0	0	0	0	0	0	0	0	0	0	0	0	0	0	0	0	0	0	0	0	0	0	0	0	0	0	0
0600	0	0	0	0	0	0	0	0	0	0	0	0	0	0	0	0	0	0	0	0	0	0	0	0	0	0	0	0	0
0700	1	0	0	0	0	0	0	0	0	0	1	0	0	0	0	0	0	0	0	0	0	0	0	0	0	0	0	0	0
0800	0	0	0	0	0	0	0	0	0	0	0	0	0	0	0	0	0	0	0	0	0	0	0	0	0	0	0	0	0
0900	**4**	**0**	**0**	**0**	**0**	**0**	**0**	**0**	**1**	**0**	**0**	**2**	**1**	**0**	**0**	**0**	**0**	**0**	**0**	**0**	**0**	**0**	**0**	**0**	**0**	**0**	**0**	**0**	**0**
1000	2	0	0	0	0	0	0	0	0	0	1	0	1	0	0	0	0	0	0	0	0	0	0	0	0	0	0	0	0
1100	3	0	0	1	0	0	0	0	0	1	0	0	0	1	0	0	0	0	0	0	0	0	0	0	0	0	0	0	0
1200	1	0	0	0	0	0	0	0	0	0	0	0	1	0	0	0	0	0	0	0	0	0	0	0	0	0	0	0	0
1300	**6**	**0**	**0**	**0**	**0**	**0**	**0**	**0**	**0**	**2**	**1**	**2**	**1**	**0**	**0**	**0**	**0**	**0**	**0**	**0**	**0**	**0**	**0**	**0**	**0**	**0**	**0**	**0**	**0**
1400	3	0	0	0	0	0	0	1	0	1	0	0	1	0	0	0	0	0	0	0	0	0	0	0	0	0	0	0	0
1500	3	0	0	0	0	0	0	1	0	1	0	1	0	0	0	0	0	0	0	0	0	0	0	0	0	0	0	0	0
1600	4	0	0	0	0	0	0	0	0	0	1	1	0	2	0	0	0	0	0	0	0	0	0	0	0	0	0	0	0
1700	2	0	0	0	0	0	0	1	0	0	0	0	0	1	0	0	0	0	0	0	0	0	0	0	0	0	0	0	0
1800	3	0	0	0	0	0	1	0	0	0	2	0	0	0	0	0	0	0	0	0	0	0	0	0	0	0	0	0	0
1900	3	0	0	0	0	0	0	0	0	0	0	1	0	2	0	0	0	0	0	0	0	0	0	0	0	0	0	0	0
2000	1	0	0	0	0	1	0	0	0	0	0	0	0	0	0	0	0	0	0	0	0	0	0	0	0	0	0	0	0
2100	2	0	0	0	0	0	0	0	0	1	0	0	0	0	0	1	0	0	0	0	0	0	0	0	0	0	0	0	0
2200	1	0	0	0	0	0	0	0	0	0	0	0	1	0	0	0	0	0	0	0	0	0	0	0	0	0	0	0	0
2300	0	0	0	0	0	0	0	0	0	0	0	0	0	0	0	0	0	0	0	0	0	0	0	0	0	0	0	0	0
07-19	**32**	**0**	**0**	**1**	**0**	**0**	**1**	**3**	**1**	**5**	**6**	**6**	**5**	**4**	**0**	**0**	**0**	**0**	**0**	**0**	**0**	**0**	**0**	**0**	**0**	**0**	**0**	**0**	**0**
06-22	**38**	**0**	**0**	**1**	**0**	**1**	**1**	**3**	**1**	**6**	**6**	**7**	**5**	**6**	**0**	**1**	**0**	**0**	**0**	**0**	**0**	**0**	**0**	**0**	**0**	**0**	**0**	**0**	**0**
06-00	**39**	**0**	**0**	**1**	**0**	**1**	**1**	**3**	**1**	**6**	**6**	**7**	**6**	**6**	**0**	**1**	**0**	**0**	**0**	**0**	**0**	**0**	**0**	**0**	**0**	**0**	**0**	**0**	**0**
00-00	**39**	**0**	**0**	**1**	**0**	**1**	**1**	**3**	**1**	**6**	**6**	**7**	**6**	**6**	**0**	**1**	**0**	**0**	**0**	**0**	**0**	**0**	**0**	**0**	**0**	**0**	**0**	**0**	**0**

DRAFT

Site 33
Location L-74115-0, Att - TP, Lat 53.7351, Long -6.76177
Direction North

3279 / Meath/Cavan/Monaghan ATC's
October 2013
Automatic Traffic Count

Sat, 12 October 2013

Time	Total	Speed Bins (km/h)																											
		0 - 5	5 - 10	10 - 15	15 - 20	20 - 25	25 - 30	30 - 35	35 - 40	40 - 45	45 - 50	50 - 55	55 - 60	60 - 65	65 - 70	70 - 75	75 - 80	80 - 85	85 - 90	90 - 95	95 - 100	100 - 105	105 - 110	110 - 115	115 - 120	120 - 125	125 - 130	130 - 135	135 - 140
0000	0	0	0	0	0	0	0	0	0	0	0	0	0	0	0	0	0	0	0	0	0	0	0	0	0	0	0	0	0
0100	0	0	0	0	0	0	0	0	0	0	0	0	0	0	0	0	0	0	0	0	0	0	0	0	0	0	0	0	0
0200	0	0	0	0	0	0	0	0	0	0	0	0	0	0	0	0	0	0	0	0	0	0	0	0	0	0	0	0	0
0300	0	0	0	0	0	0	0	0	0	0	0	0	0	0	0	0	0	0	0	0	0	0	0	0	0	0	0	0	0
0400	0	0	0	0	0	0	0	0	0	0	0	0	0	0	0	0	0	0	0	0	0	0	0	0	0	0	0	0	0
0500	0	0	0	0	0	0	0	0	0	0	0	0	0	0	0	0	0	0	0	0	0	0	0	0	0	0	0	0	0
0600	0	0	0	0	0	0	0	0	0	0	0	0	0	0	0	0	0	0	0	0	0	0	0	0	0	0	0	0	0
0700	1	0	0	0	0	0	0	0	0	0	0	1	0	0	0	0	0	0	0	0	0	0	0	0	0	0	0	0	0
0800	3	0	0	0	0	0	0	0	1	0	0	0	0	1	1	0	0	0	0	0	0	0	0	0	0	0	0	0	0
0900	1	0	0	0	0	0	0	0	0	0	0	0	0	0	0	1	0	0	0	0	0	0	0	0	0	0	0	0	0
1000	4	0	0	0	0	0	0	0	0	0	2	0	0	1	1	0	0	0	0	0	0	0	0	0	0	0	0	0	0
1100	**6**	**0**	**0**	**0**	**0**	**0**	**0**	**2**	**1**	**1**	**1**	**1**	**0**	**0**	**0**	**0**	**0**	**0**	**0**	**0**	**0**	**0**	**0**	**0**	**0**	**0**	**0**	**0**	**0**
1200	**6**	**0**	**0**	**0**	**0**	**0**	**1**	**0**	**1**	**0**	**2**	**2**	**0**	**0**	**0**	**0**	**0**	**0**	**0**	**0**	**0**	**0**	**0**	**0**	**0**	**0**	**0**	**0**	**0**
1300	**6**	**0**	**0**	**1**	**0**	**0**	**0**	**0**	**0**	**3**	**0**	**0**	**1**	**0**	**1**	**0**	**0**	**0**	**0**	**0**	**0**	**0**	**0**	**0**	**0**	**0**	**0**	**0**	**0**
1400	**6**	**0**	**0**	**0**	**0**	**0**	**0**	**1**	**0**	**0**	**2**	**2**	**1**	**0**	**0**	**0**	**0**	**0**	**0**	**0**	**0**	**0**	**0**	**0**	**0**	**0**	**0**	**0**	**0**
1500	0	0	0	0	0	0	0	0	0	0	0	0	0	0	0	0	0	0	0	0	0	0	0	0	0	0	0	0	0
1600	**6**	**0**	**0**	**0**	**0**	**0**	**0**	**1**	**0**	**1**	**1**	**1**	**2**	**0**	**0**	**0**	**0**	**0**	**0**	**0**	**0**	**0**	**0**	**0**	**0**	**0**	**0**	**0**	**0**
1700	**6**	**0**	**0**	**0**	**0**	**0**	**0**	**0**	**0**	**2**	**1**	**2**	**1**	**0**	**0**	**0**	**0**	**0**	**0**	**0**	**0**	**0**	**0**	**0**	**0**	**0**	**0**	**0**	**0**
1800	0	0	0	0	0	0	0	0	0	0	0	0	0	0	0	0	0	0	0	0	0	0	0	0	0	0	0	0	0
1900	5	0	0	0	0	0	0	0	0	0	1	2	1	0	0	0	1	0	0	0	0	0	0	0	0	0	0	0	0
2000	2	0	0	0	0	0	0	1	0	0	0	0	0	0	1	0	0	0	0	0	0	0	0	0	0	0	0	0	0
2100	4	0	0	0	0	0	0	0	0	0	2	0	1	0	1	0	0	0	0	0	0	0	0	0	0	0	0	0	0
2200	1	0	0	0	0	0	0	0	0	0	0	1	0	0	0	0	0	0	0	0	0	0	0	0	0	0	0	0	0
2300	0	0	0	0	0	0	0	0	0	0	0	0	0	0	0	0	0	0	0	0	0	0	0	0	0	0	0	0	0
07-19	**45**	**0**	**0**	**1**	**0**	**0**	**1**	**4**	**3**	**7**	**9**	**8**	**6**	**2**	**3**	**1**	**0**	**0**	**0**	**0**	**0**	**0**	**0**	**0**	**0**	**0**	**0**	**0**	**0**
06-22	**56**	**0**	**0**	**1**	**0**	**0**	**1**	**5**	**3**	**7**	**12**	**10**	**8**	**2**	**5**	**1**	**1**	**0**	**0**	**0**	**0**	**0**	**0**	**0**	**0**	**0**	**0**	**0**	**0**
06-00	**57**	**0**	**0**	**1**	**0**	**0**	**1**	**5**	**3**	**7**	**12**	**11**	**8**	**2**	**5**	**1**	**1**	**0**	**0**	**0**	**0**	**0**	**0**	**0**	**0**	**0**	**0**	**0**	**0**
00-00	**57**	**0**	**0**	**1**	**0**	**0**	**1**	**5**	**3**	**7**	**12**	**11**	**8**	**2**	**5**	**1**	**1**	**0**	**0**	**0**	**0**	**0**	**0**	**0**	**0**	**0**	**0**	**0**	**0**

DRAFT

Site 33
Location L-74115-0, Att - TP, Lat 53.7351, Long -6.76177
Direction North

3279 / Meath/Cavan/Monaghan ATC's
October 2013
Automatic Traffic Count

Sun, 13 October 2013

Time	Total	Speed Bins (km/h)																											
		0 - 5	5 - 10	10 - 15	15 - 20	20 - 25	25 - 30	30 - 35	35 - 40	40 - 45	45 - 50	50 - 55	55 - 60	60 - 65	65 - 70	70 - 75	75 - 80	80 - 85	85 - 90	90 - 95	95 - 100	100 - 105	105 - 110	110 - 115	115 - 120	120 - 125	125 - 130	130 - 135	135 - 140
0000	0	0	0	0	0	0	0	0	0	0	0	0	0	0	0	0	0	0	0	0	0	0	0	0	0	0	0	0	0
0100	1	0	0	0	0	0	0	0	0	0	0	0	0	0	1	0	0	0	0	0	0	0	0	0	0	0	0	0	0
0200	2	0	0	0	0	0	0	0	0	0	0	0	0	2	0	0	0	0	0	0	0	0	0	0	0	0	0	0	0
0300	1	0	0	0	0	0	0	0	0	0	1	0	0	0	0	0	0	0	0	0	0	0	0	0	0	0	0	0	0
0400	1	0	0	0	0	0	0	0	0	0	0	1	0	0	0	0	0	0	0	0	0	0	0	0	0	0	0	0	0
0500	0	0	0	0	0	0	0	0	0	0	0	0	0	0	0	0	0	0	0	0	0	0	0	0	0	0	0	0	0
0600	0	0	0	0	0	0	0	0	0	0	0	0	0	0	0	0	0	0	0	0	0	0	0	0	0	0	0	0	0
0700	0	0	0	0	0	0	0	0	0	0	0	0	0	0	0	0	0	0	0	0	0	0	0	0	0	0	0	0	0
0800	1	0	0	0	0	0	0	0	0	0	0	0	0	0	1	0	0	0	0	0	0	0	0	0	0	0	0	0	0
0900	1	0	0	0	0	0	0	1	0	0	0	0	0	0	0	0	0	0	0	0	0	0	0	0	0	0	0	0	0
1000	**7**	**0**	**0**	**1**	**1**	**0**	**0**	**1**	**2**	**0**	**2**	**0**	**0**	**0**	**0**	**0**	**0**	**0**	**0**	**0**	**0**	**0**	**0**	**0**	**0**	**0**	**0**	**0**	**0**
1100	2	0	0	0	0	0	1	0	0	0	0	0	1	0	0	0	0	0	0	0	0	0	0	0	0	0	0	0	0
1200	2	0	0	0	1	0	1	0	0	0	0	0	0	0	0	0	0	0	0	0	0	0	0	0	0	0	0	0	0
1300	**4**	**0**	**0**	**0**	**0**	**0**	**0**	**0**	**0**	**1**	**0**	**2**	**1**	**0**	**0**	**0**	**0**	**0**	**0**	**0**	**0**	**0**	**0**	**0**	**0**	**0**	**0**	**0**	**0**
1400	0	0	0	0	0	0	0	0	0	0	0	0	0	0	0	0	0	0	0	0	0	0	0	0	0	0	0	0	0
1500	1	0	0	0	0	0	0	0	0	1	0	0	0	0	0	0	0	0	0	0	0	0	0	0	0	0	0	0	0
1600	0	0	0	0	0	0	0	0	0	0	0	0	0	0	0	0	0	0	0	0	0	0	0	0	0	0	0	0	0
1700	**4**	**0**	**0**	**0**	**0**	**0**	**0**	**0**	**1**	**0**	**1**	**1**	**1**	**0**	**0**	**0**	**0**	**0**	**0**	**0**	**0**	**0**	**0**	**0**	**0**	**0**	**0**	**0**	**0**
1800	1	0	0	0	0	0	0	0	0	0	0	0	0	0	1	0	0	0	0	0	0	0	0	0	0	0	0	0	0
1900	1	0	0	0	0	0	0	0	0	0	0	1	0	0	0	0	0	0	0	0	0	0	0	0	0	0	0	0	0
2000	2	0	0	0	0	0	0	0	0	0	1	0	0	0	0	1	0	0	0	0	0	0	0	0	0	0	0	0	0
2100	0	0	0	0	0	0	0	0	0	0	0	0	0	0	0	0	0	0	0	0	0	0	0	0	0	0	0	0	0
2200	1	0	0	0	0	0	0	0	0	0	0	0	0	1	0	0	0	0	0	0	0	0	0	0	0	0	0	0	0
2300	1	0	0	0	0	0	0	0	0	0	0	0	1	0	0	0	0	0	0	0	0	0	0	0	0	0	0	0	0
07-19	**23**	**0**	**0**	**1**	**2**	**0**	**2**	**2**	**3**	**2**	**3**	**3**	**3**	**0**	**2**	**0**	**0**	**0**	**0**	**0**	**0**	**0**	**0**	**0**	**0**	**0**	**0**	**0**	**0**
06-22	**26**	**0**	**0**	**1**	**2**	**0**	**2**	**2**	**3**	**2**	**4**	**4**	**3**	**0**	**2**	**1**	**0**	**0**	**0**	**0**	**0**	**0**	**0**	**0**	**0**	**0**	**0**	**0**	**0**
06-00	**28**	**0**	**0**	**1**	**2**	**0**	**2**	**2**	**3**	**2**	**4**	**4**	**4**	**1**	**2**	**1**	**0**	**0**	**0**	**0**	**0**	**0**	**0**	**0**	**0**	**0**	**0**	**0**	**0**
00-00	**33**	**0**	**0**	**1**	**2**	**0**	**2**	**2**	**3**	**2**	**5**	**5**	**4**	**3**	**3**	**1**	**0**	**0**	**0**	**0**	**0**	**0**	**0**	**0**	**0**	**0**	**0**	**0**	**0**

DRAFT

Site 33
Location L-74115-0, Att - TP, Lat 53.7351, Long -6.76177
Direction North

3279 / Meath/Cavan/Monaghan ATC's
October 2013
Automatic Traffic Count

Mon, 14 October 2013

Time	Total	Speed Bins (km/h)																											
		0 - 5	5 - 10	10 - 15	15 - 20	20 - 25	25 - 30	30 - 35	35 - 40	40 - 45	45 - 50	50 - 55	55 - 60	60 - 65	65 - 70	70 - 75	75 - 80	80 - 85	85 - 90	90 - 95	95 - 100	100 - 105	105 - 110	110 - 115	115 - 120	120 - 125	125 - 130	130 - 135	135 - 140
0000	0	0	0	0	0	0	0	0	0	0	0	0	0	0	0	0	0	0	0	0	0	0	0	0	0	0	0	0	0
0100	1	0	0	0	0	0	0	0	0	0	0	1	0	0	0	0	0	0	0	0	0	0	0	0	0	0	0	0	0
0200	0	0	0	0	0	0	0	0	0	0	0	0	0	0	0	0	0	0	0	0	0	0	0	0	0	0	0	0	0
0300	0	0	0	0	0	0	0	0	0	0	0	0	0	0	0	0	0	0	0	0	0	0	0	0	0	0	0	0	0
0400	0	0	0	0	0	0	0	0	0	0	0	0	0	0	0	0	0	0	0	0	0	0	0	0	0	0	0	0	0
0500	0	0	0	0	0	0	0	0	0	0	0	0	0	0	0	0	0	0	0	0	0	0	0	0	0	0	0	0	0
0600	0	0	0	0	0	0	0	0	0	0	0	0	0	0	0	0	0	0	0	0	0	0	0	0	0	0	0	0	0
0700	0	0	0	0	0	0	0	0	0	0	0	0	0	0	0	0	0	0	0	0	0	0	0	0	0	0	0	0	0
0800	0	0	0	0	0	0	0	0	0	0	0	0	0	0	0	0	0	0	0	0	0	0	0	0	0	0	0	0	0
0900	**3**	**0**	**0**	**0**	**0**	**0**	**0**	**1**	**0**	**1**	**0**	**1**	**0**	**0**	**0**	**0**	**0**	**0**	**0**	**0**	**0**	**0**	**0**	**0**	**0**	**0**	**0**	**0**	**0**
1000	0	0	0	0	0	0	0	0	0	0	0	0	0	0	0	0	0	0	0	0	0	0	0	0	0	0	0	0	0
1100	2	0	0	0	0	0	0	0	1	0	0	1	0	0	0	0	0	0	0	0	0	0	0	0	0	0	0	0	0
1200	2	0	0	0	0	0	0	0	0	0	1	0	1	0	0	0	0	0	0	0	0	0	0	0	0	0	0	0	0
1300	1	0	0	0	0	0	0	0	0	1	0	0	0	0	0	0	0	0	0	0	0	0	0	0	0	0	0	0	0
1400	4	0	0	0	0	0	0	0	0	0	0	2	1	0	0	1	0	0	0	0	0	0	0	0	0	0	0	0	0
1500	1	0	0	0	0	0	0	0	1	0	0	0	0	0	0	0	0	0	0	0	0	0	0	0	0	0	0	0	0
1600	1	0	0	0	0	0	0	0	0	0	0	0	0	1	0	0	0	0	0	0	0	0	0	0	0	0	0	0	0
1700	3	0	0	0	0	0	0	0	0	0	1	0	0	1	0	1	0	0	0	0	0	0	0	0	0	0	0	0	0
1800	**9**	**0**	**0**	**0**	**0**	**1**	**0**	**0**	**1**	**1**	**2**	**1**	**1**	**1**	**1**	**0**	**0**	**0**	**0**	**0**	**0**	**0**	**0**	**0**	**0**	**0**	**0**	**0**	**0**
1900	4	0	0	0	0	0	0	0	0	0	2	0	0	1	0	0	0	0	1	0	0	0	0	0	0	0	0	0	0
2000	1	0	0	0	0	0	0	0	0	0	0	0	0	1	0	0	0	0	0	0	0	0	0	0	0	0	0	0	0
2100	2	0	0	0	0	0	0	0	0	1	0	0	0	0	1	0	0	0	0	0	0	0	0	0	0	0	0	0	0
2200	2	0	0	0	0	0	0	0	0	0	0	0	1	0	1	0	0	0	0	0	0	0	0	0	0	0	0	0	0
2300	1	0	0	0	0	0	0	0	0	0	1	0	0	0	0	0	0	0	0	0	0	0	0	0	0	0	0	0	0
07-19	**26**	**0**	**0**	**0**	**0**	**1**	**0**	**1**	**3**	**3**	**4**	**5**	**3**	**3**	**1**	**2**	**0**	**0**	**0**	**0**	**0**	**0**	**0**	**0**	**0**	**0**	**0**	**0**	**0**
06-22	**33**	**0**	**0**	**0**	**0**	**1**	**0**	**1**	**3**	**4**	**6**	**5**	**3**	**5**	**2**	**2**	**0**	**0**	**1**	**0**	**0**	**0**	**0**	**0**	**0**	**0**	**0**	**0**	**0**
06-00	**36**	**0**	**0**	**0**	**0**	**1**	**0**	**1**	**3**	**4**	**7**	**5**	**4**	**5**	**3**	**2**	**0**	**0**	**1**	**0**	**0**	**0**	**0**	**0**	**0**	**0**	**0**	**0**	**0**
00-00	**37**	**0**	**0**	**0**	**0**	**1**	**0**	**1**	**3**	**4**	**7**	**6**	**4**	**5**	**3**	**2**	**0**	**0**	**1**	**0**	**0**	**0**	**0**	**0**	**0**	**0**	**0**	**0**	**0**

DRAFT

Site 33
Location L-74115-0, Att - TP, Lat 53.7351, Long -6.76177
Direction North

3279 / Meath/Cavan/Monaghan ATC's
October 2013
Automatic Traffic Count

Virtual Day (7)

Time	Total	Speed Bins (km/h)																											
		0 - 5	5 - 10	10 - 15	15 - 20	20 - 25	25 - 30	30 - 35	35 - 40	40 - 45	45 - 50	50 - 55	55 - 60	60 - 65	65 - 70	70 - 75	75 - 80	80 - 85	85 - 90	90 - 95	95 - 100	100 - 105	105 - 110	110 - 115	115 - 120	120 - 125	125 - 130	130 - 135	135 - 140
0000	0	0	0	0	0	0	0	0	0	0	0	0	0	0	0	0	0	0	0	0	0	0	0	0	0	0	0	0	0
0100	0	0	0	0	0	0	0	0	0	0	0	0	0	0	0	0	0	0	0	0	0	0	0	0	0	0	0	0	0
0200	0	0	0	0	0	0	0	0	0	0	0	0	0	0	0	0	0	0	0	0	0	0	0	0	0	0	0	0	0
0300	0	0	0	0	0	0	0	0	0	0	0	0	0	0	0	0	0	0	0	0	0	0	0	0	0	0	0	0	0
0400	0	0	0	0	0	0	0	0	0	0	0	0	0	0	0	0	0	0	0	0	0	0	0	0	0	0	0	0	0
0500	0	0	0	0	0	0	0	0	0	0	0	0	0	0	0	0	0	0	0	0	0	0	0	0	0	0	0	0	0
0600	0	0	0	0	0	0	0	0	0	0	0	0	0	0	0	0	0	0	0	0	0	0	0	0	0	0	0	0	0
0700	1	0	0	0	0	0	0	0	0	0	0	0	1	0	0	0	0	0	0	0	0	0	0	0	0	0	0	0	0
0800	1	0	0	0	0	0	0	0	0	0	0	0	0	0	0	0	0	0	0	0	0	0	0	0	0	0	0	0	0
0900	**3**	**0**	**0**	**0**	**0**	**0**	**0**	**0**	**0**	**1**	**0**	**1**	**0**	**0**	**0**	**0**	**0**	**0**	**0**	**0**	**0**	**0**	**0**	**0**	**0**	**0**	**0**	**0**	**0**
1000	**3**	**0**	**0**	**0**	**0**	**0**	**0**	**0**	**0**	**0**	**1**	**0**	**0**	**0**	**0**	**0**	**0**	**0**	**0**	**0**	**0**	**0**	**0**	**0**	**0**	**0**	**0**	**0**	**0**
1100	2	0	0	0	0	0	0	0	0	0	0	1	0	0	0	0	0	0	0	0	0	0	0	0	0	0	0	0	0
1200	2	0	0	0	0	0	0	0	0	0	1	0	0	0	0	0	0	0	0	0	0	0	0	0	0	0	0	0	0
1300	**4**	**0**	**0**	**0**	**0**	**0**	**0**	**0**	**0**	**1**	**0**	**1**	**0**	**0**	**0**	**0**	**0**	**0**	**0**	**0**	**0**	**0**	**0**	**0**	**0**	**0**	**0**	**0**	**0**
1400	3	0	0	0	0	0	0	0	0	0	1	1	0	0	0	0	0	0	0	0	0	0	0	0	0	0	0	0	0
1500	2	0	0	0	0	0	0	0	0	1	0	0	0	0	0	0	0	0	0	0	0	0	0	0	0	0	0	0	0
1600	3	0	0	0	0	0	0	0	0	0	0	1	0	0	0	0	0	0	0	0	0	0	0	0	0	0	0	0	0
1700	3	0	0	0	0	0	0	0	0	1	0	1	0	0	0	0	0	0	0	0	0	0	0	0	0	0	0	0	0
1800	**4**	**0**	**0**	**0**	**0**	**0**	**0**	**0**	**1**	**0**	**1**	**0**	**1**	**0**	**0**	**0**	**0**	**0**	**0**	**0**	**0**	**0**	**0**	**0**	**0**	**0**	**0**	**0**	**0**
1900	3	0	0	0	0	0	0	0	0	0	0	1	0	0	0	0	0	0	0	0	0	0	0	0	0	0	0	0	0
2000	2	0	0	0	0	0	0	0	0	0	0	0	0	0	1	0	0	0	0	0	0	0	0	0	0	0	0	0	0
2100	2	0	0	0	0	0	0	0	0	0	0	0	1	0	0	0	0	0	0	0	0	0	0	0	0	0	0	0	0
2200	1	0	0	0	0	0	0	0	0	0	0	0	0	0	0	0	0	0	0	0	0	0	0	0	0	0	0	0	0
2300	0	0	0	0	0	0	0	0	0	0	0	0	0	0	0	0	0	0	0	0	0	0	0	0	0	0	0	0	0
07-19	**31**	**0**	**0**	**1**	**1**	**0**	**1**	**2**	**3**	**4**	**5**	**6**	**5**	**2**	**2**	**1**	**0**	**0**	**0**	**0**	**0**	**0**	**0**	**0**	**0**	**0**	**0**	**0**	**0**
06-22	**37**	**0**	**0**	**1**	**1**	**0**	**1**	**2**	**3**	**5**	**6**	**6**	**6**	**2**	**2**	**1**	**0**	**0**	**0**	**0**	**0**	**0**	**0**	**0**	**0**	**0**	**0**	**0**	**0**
06-00	**39**	**0**	**0**	**1**	**1**	**0**	**1**	**2**	**3**	**5**	**6**	**7**	**6**	**3**	**3**	**1**	**0**	**0**	**0**	**0**	**0**	**0**	**0**	**0**	**0**	**0**	**0**	**0**	**0**
00-00	**40**	**0**	**0**	**1**	**1**	**0**	**1**	**2**	**3**	**5**	**6**	**7**	**6**	**3**	**3**	**1**	**0**	**0**	**0**	**0**	**0**	**0**	**0**	**0**	**0**	**0**	**0**	**0**	**0**

DRAFT

Site 33
Location L-74115-0, Att - TP, Lat 53.7351, Long -6.76177
Direction North

3279 / Meath/Cavan/Monaghan ATC's
October 2013
Automatic Traffic Count

Virtual Week (1)

Time	Total	Speed Bins (km/h)																											
		0 - 5	5 - 10	10 - 15	15 - 20	20 - 25	25 - 30	30 - 35	35 - 40	40 - 45	45 - 50	50 - 55	55 - 60	60 - 65	65 - 70	70 - 75	75 - 80	80 - 85	85 - 90	90 - 95	95 - 100	100 - 105	105 - 110	110 - 115	115 - 120	120 - 125	125 - 130	130 - 135	135 - 140
Mon	37	0	0	0	0	1	0	1	3	4	7	6	4	5	3	2	0	0	1	0	0	0	0	0	0	0	0	0	0
Tue	46	0	0	2	2	1	1	2	6	5	4	8	9	1	4	0	1	0	0	0	0	0	0	0	0	0	0	0	0
Wed	35	0	0	0	0	0	0	1	2	10	3	6	7	2	2	0	0	1	0	1	0	0	0	0	0	0	0	0	0
Thu	32	0	0	1	0	0	0	0	3	3	6	5	7	2	3	1	1	0	0	0	0	0	0	0	0	0	0	0	0
Fri	39	0	0	1	0	1	1	3	1	6	6	7	6	6	0	1	0	0	0	0	0	0	0	0	0	0	0	0	0
|Sat	57	0	0	1	0	0	1	5	3	7	12	11	8	2	5	1	1	0	0	0	0	0	0	0	0	0	0	0	0
|Sun	33	0	0	1	2	0	2	2	3	2	5	5	4	3	3	1	0	0	0	0	0	0	0	0	0	0	0	0	0
5 Day Ave.	**38**	**0**	**0**	**1**	**0**	**1**	**0**	**1**	**3**	**6**	**5**	**6**	**7**	**3**	**2**	**1**	**0**	**0**	**0**	**0**	**0**	**0**	**0**	**0**	**0**	**0**	**0**	**0**	**0**
7 Day Ave.	**40**	**0**	**0**	**1**	**1**	**0**	**1**	**2**	**3**	**5**	**6**	**7**	**6**	**3**	**3**	**1**	**0**	**0**	**0**	**0**	**0**	**0**	**0**	**0**	**0**	**0**	**0**	**0**	**0**
--	**279**	**0**	**0**	**6**	**4**	**3**	**5**	**14**	**21**	**37**	**43**	**48**	**45**	**21**	**20**	**6**	**3**	**1**	**1**	**1**	**0**	**0**	**0**	**0**	**0**	**0**	**0**	**0**	**0**	**0**

Summary Graphs

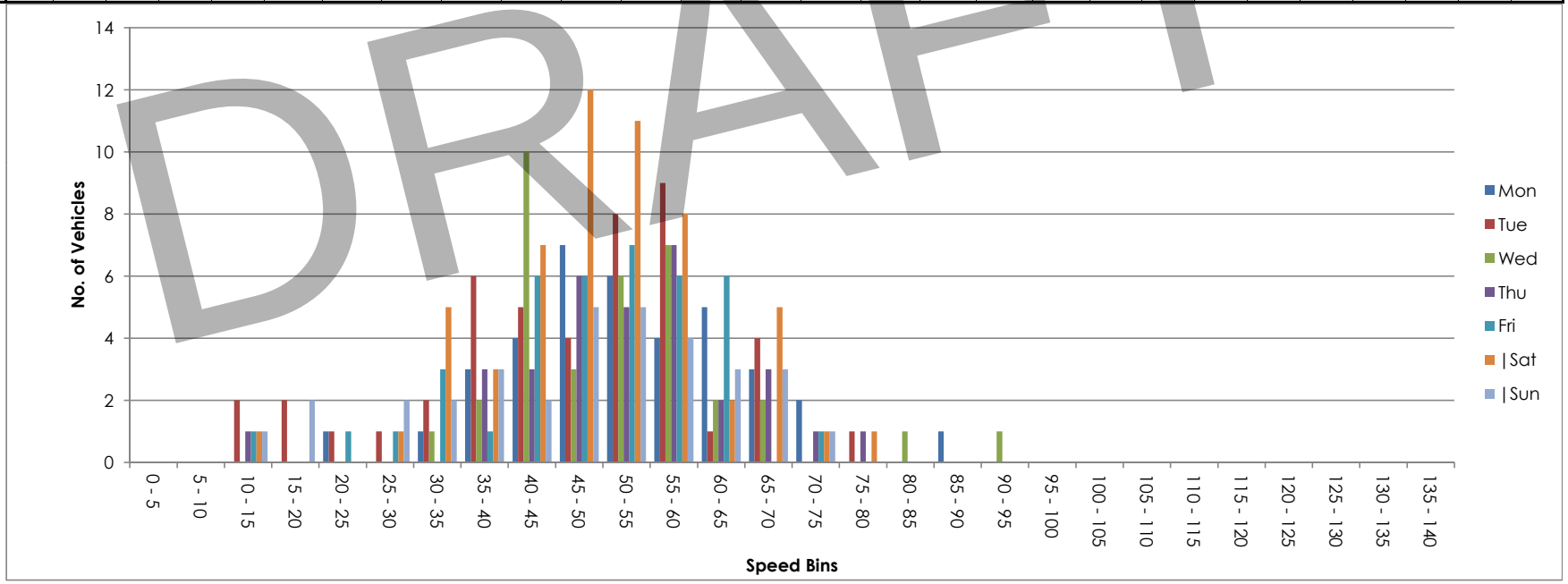

DRAFT

Site 33
Location L-74115-0, Att - TP, Lat 53.7351, Long -6.76177
Direction South

3279 / Meath/Cavan/Monaghan ATC's
October 2013
Automatic Traffic Count

Tue, 8 October 2013

Time	Total	Classification												>PSL	>PSL%	>SL1	>SL1%	>SL2	>SL2%	Mean	Vpp
		1 MCL	2 SV	3 SVT	4 TB2	5 TB3	6 T4	7 ART3	8 ART4	9 ART5	10 ART6	11 BD	12 DRT	100	100	105 +5kph	105 +5kph	110 +10kph	110 +10kph		85
0000	1	0	1	0	0	0	0	0	0	0	0	0	0	0	0	0	0	0	0	43.4	-
0100	0	0	0	0	0	0	0	0	0	0	0	0	0	0	0	0	0	0	0	-	-
0200	0	0	0	0	0	0	0	0	0	0	0	0	0	0	0	0	0	0	0	-	-
0300	0	0	0	0	0	0	0	0	0	0	0	0	0	0	0	0	0	0	0	-	-
0400	0	0	0	0	0	0	0	0	0	0	0	0	0	0	0	0	0	0	0	-	-
0500	0	0	0	0	0	0	0	0	0	0	0	0	0	0	0	0	0	0	0	-	-
0600	2	0	2	0	0	0	0	0	0	0	0	0	0	0	0	0	0	0	0	52.2	-
0700	**5**	**1**	**4**	**0**	**0**	**0**	**0**	**0**	**0**	**0**	**0**	**0**	**0**	**0**	**0**	**0**	**0**	**0**	**0**	**55.9**	**-**
0800	3	0	3	0	0	0	0	0	0	0	0	0	0	0	0	0	0	0	0	54.5	-
0900	2	0	2	0	0	0	0	0	0	0	0	0	0	0	0	0	0	0	0	44.3	-
1000	4	1	3	0	0	0	0	0	0	0	0	0	0	0	0	0	0	0	0	27.9	-
1100	2	0	1	0	1	0	0	0	0	0	0	0	0	0	0	0	0	0	0	40.3	-
1200	2	0	1	1	0	0	0	0	0	0	0	0	0	0	0	0	0	0	0	34	-
1300	3	0	3	0	0	0	0	0	0	0	0	0	0	0	0	0	0	0	0	30	-
1400	2	0	2	0	0	0	0	0	0	0	0	0	0	0	0	0	0	0	0	55.2	-
1500	2	0	2	0	0	0	0	0	0	0	0	0	0	0	0	0	0	0	0	49.5	-
1600	5	0	5	0	0	0	0	0	0	0	0	0	0	0	0	0	0	0	0	42.9	-
1700	2	0	2	0	0	0	0	0	0	0	0	0	0	0	0	0	0	0	0	49.3	-
1800	3	1	2	0	0	0	0	0	0	0	0	0	0	0	0	0	0	0	0	29.1	-
1900	**7**	**0**	**7**	**0**	**0**	**0**	**0**	**0**	**0**	**0**	**0**	**0**	**0**	**0**	**0**	**0**	**0**	**0**	**0**	**51.4**	**-**
2000	3	0	3	0	0	0	0	0	0	0	0	0	0	0	0	0	0	0	0	55.2	-
2100	1	0	1	0	0	0	0	0	0	0	0	0	0	0	0	0	0	0	0	51.5	-
2200	1	0	1	0	0	0	0	0	0	0	0	0	0	0	0	0	0	0	0	78.7	-
2300	0	0	0	0	0	0	0	0	0	0	0	0	0	0	0	0	0	0	0	-	-
07-19	**35**	**3**	**30**	**1**	**1**	**0**	**0**	**0**	**0**	**0**	**0**	**0**	**0**	**0**	**0**	**0**	**0**	**0**	**0**	**42.6**	**56.5**
06-22	**48**	**3**	**43**	**1**	**1**	**0**	**0**	**0**	**0**	**0**	**0**	**0**	**0**	**0**	**0**	**0**	**0**	**0**	**0**	**45.3**	**59**
06-00	**49**	**3**	**44**	**1**	**1**	**0**	**0**	**0**	**0**	**0**	**0**	**0**	**0**	**0**	**0**	**0**	**0**	**0**	**0**	**46**	**60.5**
00-00	**50**	**3**	**45**	**1**	**1**	**0**	**0**	**0**	**0**	**0**	**0**	**0**	**0**	**0**	**0**	**0**	**0**	**0**	**0**	**45.9**	**60.5**

DRAFT

Site 33
Location L-74115-0, Att - TP, Lat 53.7351, Long -6.76177
Direction South

3279 / Meath/Cavan/Monaghan ATC's
October 2013
Automatic Traffic Count

Wed, 9 October 2013

Time	Total	Classification												>PSL	>PSL%	>SL1	>SL1%	>SL2	>SL2%	Mean	Vpp
		1 MCL	2 SV	3 SVT	4 TB2	5 TB3	6 T4	7 ART3	8 ART4	9 ART5	10 ART6	11 BD	12 DRT	100	100	105 +5kph	105 +5kph	110 +10kph	110 +10kph		85
0000	1	0	1	0	0	0	0	0	0	0	0	0	0	0	0	0	0	0	0	50.7	-
0100	0	0	0	0	0	0	0	0	0	0	0	0	0	0	0	0	0	0	0	-	-
0200	0	0	0	0	0	0	0	0	0	0	0	0	0	0	0	0	0	0	0	-	-
0300	0	0	0	0	0	0	0	0	0	0	0	0	0	0	0	0	0	0	0	-	-
0400	0	0	0	0	0	0	0	0	0	0	0	0	0	0	0	0	0	0	0	-	-
0500	0	0	0	0	0	0	0	0	0	0	0	0	0	0	0	0	0	0	0	-	-
0600	3	0	3	0	0	0	0	0	0	0	0	0	0	0	0	0	0	0	0	59.9	-
0700	**4**	**1**	**3**	**0**	**0**	**0**	**0**	**0**	**0**	**0**	**0**	**0**	**0**	**0**	**0**	**0**	**0**	**0**	**0**	**57.1**	**-**
0800	1	0	1	0	0	0	0	0	0	0	0	0	0	0	0	0	0	0	0	47.6	-
0900	**4**	**0**	**4**	**0**	**0**	**0**	**0**	**0**	**0**	**0**	**0**	**0**	**0**	**0**	**0**	**0**	**0**	**0**	**0**	**49.4**	**-**
1000	3	0	2	0	0	0	0	0	1	0	0	0	0	0	0	0	0	0	0	41.2	-
1100	3	0	3	0	0	0	0	0	0	0	0	0	0	0	0	0	0	0	0	45.1	-
1200	0	0	0	0	0	0	0	0	0	0	0	0	0	0	0	0	0	0	0	-	-
1300	3	0	3	0	0	0	0	0	0	0	0	0	0	0	0	0	0	0	0	51	-
1400	2	0	2	0	0	0	0	0	0	0	0	0	0	0	0	0	0	0	0	49.7	-
1500	1	0	1	0	0	0	0	0	0	0	0	0	0	0	0	0	0	0	0	59.6	-
1600	3	0	2	1	0	0	0	0	0	0	0	0	0	0	0	0	0	0	0	43.3	-
1700	2	0	1	1	0	0	0	0	0	0	0	0	0	0	0	0	0	0	0	45.4	-
1800	**5**	**1**	**4**	**0**	**0**	**0**	**0**	**0**	**0**	**0**	**0**	**0**	**0**	**0**	**0**	**0**	**0**	**0**	**0**	**42.8**	**-**
1900	3	0	3	0	0	0	0	0	0	0	0	0	0	0	0	0	0	0	0	64.7	-
2000	1	0	1	0	0	0	0	0	0	0	0	0	0	0	0	0	0	0	0	26.9	-
2100	1	0	1	0	0	0	0	0	0	0	0	0	0	0	0	0	0	0	0	68.3	-
2200	0	0	0	0	0	0	0	0	0	0	0	0	0	0	0	0	0	0	0	-	-
2300	0	0	0	0	0	0	0	0	0	0	0	0	0	0	0	0	0	0	0	-	-
07-19	**31**	**2**	**26**	**2**	**0**	**0**	**0**	**0**	**1**	**0**	**0**	**0**	**0**	**0**	**0**	**0**	**0**	**0**	**0**	**47.7**	**59.4**
06-22	**39**	**2**	**34**	**2**	**0**	**0**	**0**	**0**	**1**	**0**	**0**	**0**	**0**	**0**	**0**	**0**	**0**	**0**	**0**	**50**	**67.3**
06-00	**39**	**2**	**34**	**2**	**0**	**0**	**0**	**0**	**1**	**0**	**0**	**0**	**0**	**0**	**0**	**0**	**0**	**0**	**0**	**50**	**67.3**
00-00	**40**	**2**	**35**	**2**	**0**	**0**	**0**	**0**	**1**	**0**	**0**	**0**	**0**	**0**	**0**	**0**	**0**	**0**	**0**	**50**	**67.3**

DRAFT

Site 33
Location L-74115-0, Att - TP, Lat 53.7351, Long -6.76177
Direction South

3279 / Meath/Cavan/Monaghan ATC's
October 2013
Automatic Traffic Count

Thu, 10 October 2013

Time	Total	Classification												>PSL	>PSL%	>SL1	>SL1%	>SL2	>SL2%	Mean	Vpp
		1 MCL	2 SV	3 SVT	4 TB2	5 TB3	6 T4	7 ART3	8 ART4	9 ART5	10 ART6	11 BD	12 DRT	100	100	105 +5kph	105 +5kph	110 +10kph	110 +10kph		85
0000	0	0	0	0	0	0	0	0	0	0	0	0	0	0	0	0	0	0	0	-	-
0100	0	0	0	0	0	0	0	0	0	0	0	0	0	0	0	0	0	0	0	-	-
0200	0	0	0	0	0	0	0	0	0	0	0	0	0	0	0	0	0	0	0	-	-
0300	0	0	0	0	0	0	0	0	0	0	0	0	0	0	0	0	0	0	0	-	-
0400	0	0	0	0	0	0	0	0	0	0	0	0	0	0	0	0	0	0	0	-	-
0500	0	0	0	0	0	0	0	0	0	0	0	0	0	0	0	0	0	0	0	-	-
0600	4	0	3	0	0	0	1	0	0	0	0	0	0	0	0	0	0	0	0	47.4	-
0700	**6**	**1**	**5**	**0**	**0**	**0**	**0**	**0**	**0**	**0**	**0**	**0**	**0**	**0**	**0**	**0**	**0**	**0**	**0**	**53.5**	**-**
0800	2	0	1	0	0	0	1	0	0	0	0	0	0	0	0	0	0	0	0	46.2	-
0900	5	0	5	0	0	0	0	0	0	0	0	0	0	0	0	0	0	0	0	50.6	-
1000	2	0	2	0	0	0	0	0	0	0	0	0	0	0	0	0	0	0	0	52.6	-
1100	0	0	0	0	0	0	0	0	0	0	0	0	0	0	0	0	0	0	0	-	-
1200	0	0	0	0	0	0	0	0	0	0	0	0	0	0	0	0	0	0	0	-	-
1300	2	0	2	0	0	0	0	0	0	0	0	0	0	0	0	0	0	0	0	51.5	-
1400	3	0	3	0	0	0	0	0	0	0	0	0	0	0	0	0	0	0	0	56.3	-
1500	2	0	2	0	0	0	0	0	0	0	0	0	0	0	0	0	0	0	0	51.8	-
1600	0	0	0	0	0	0	0	0	0	0	0	0	0	0	0	0	0	0	0	-	-
1700	0	0	0	0	0	0	0	0	0	0	0	0	0	0	0	0	0	0	0	-	-
1800	**4**	**0**	**4**	**0**	**0**	**0**	**0**	**0**	**0**	**0**	**0**	**0**	**0**	**0**	**0**	**0**	**0**	**0**	**0**	**51.6**	**-**
1900	**4**	**0**	**4**	**0**	**0**	**0**	**0**	**0**	**0**	**0**	**0**	**0**	**0**	**0**	**0**	**0**	**0**	**0**	**0**	**50.3**	**-**
2000	0	0	0	0	0	0	0	0	0	0	0	0	0	0	0	0	0	0	0	-	-
2100	1	0	1	0	0	0	0	0	0	0	0	0	0	0	0	0	0	0	0	71.9	-
2200	1	0	1	0	0	0	0	0	0	0	0	0	0	0	0	0	0	0	0	63.4	-
2300	0	0	0	0	0	0	0	0	0	0	0	0	0	0	0	0	0	0	0	-	-
07-19	**26**	**1**	**24**	**0**	**0**	**0**	**1**	**0**	**0**	**0**	**0**	**0**	**0**	**0**	**0**	**0**	**0**	**0**	**0**	**52.1**	**59.8**
06-22	**35**	**1**	**32**	**0**	**0**	**0**	**2**	**0**	**0**	**0**	**0**	**0**	**0**	**0**	**0**	**0**	**0**	**0**	**0**	**51.9**	**61.9**
06-00	**36**	**1**	**33**	**0**	**0**	**0**	**2**	**0**	**0**	**0**	**0**	**0**	**0**	**0**	**0**	**0**	**0**	**0**	**0**	**52.2**	**63.4**
00-00	**36**	**1**	**33**	**0**	**0**	**0**	**2**	**0**	**0**	**0**	**0**	**0**	**0**	**0**	**0**	**0**	**0**	**0**	**0**	**52.2**	**63.4**

DRAFT

Site 33
Location L-74115-0, Att - TP, Lat 53.7351, Long -6.76177
Direction South

3279 / Meath/Cavan/Monaghan ATC's
October 2013
Automatic Traffic Count

Fri, 11 October 2013

Time	Total	Classification												>PSL	>PSL%	>SL1	>SL1%	>SL2	>SL2%	Mean	Vpp
		1 MCL	2 SV	3 SVT	4 TB2	5 TB3	6 T4	7 ART3	8 ART4	9 ART5	10 ART6	11 BD	12 DRT	100	100	105 +5kph	105 +5kph	110 +10kph	110 +10kph		85
0000	0	0	0	0	0	0	0	0	0	0	0	0	0	0	0	0	0	0	0	-	-
0100	0	0	0	0	0	0	0	0	0	0	0	0	0	0	0	0	0	0	0	-	-
0200	0	0	0	0	0	0	0	0	0	0	0	0	0	0	0	0	0	0	0	-	-
0300	0	0	0	0	0	0	0	0	0	0	0	0	0	0	0	0	0	0	0	-	-
0400	0	0	0	0	0	0	0	0	0	0	0	0	0	0	0	0	0	0	0	-	-
0500	1	0	1	0	0	0	0	0	0	0	0	0	0	0	0	0	0	0	0	66.5	-
0600	1	0	1	0	0	0	0	0	0	0	0	0	0	0	0	0	0	0	0	53.5	-
0700	4	1	3	0	0	0	0	0	0	0	0	0	0	0	0	0	0	0	0	53.1	-
0800	**5**	**0**	**5**	**0**	**0**	**0**	**0**	**0**	**0**	**0**	**0**	**0**	**0**	**0**	**0**	**0**	**0**	**0**	**0**	**54**	**-**
0900	3	0	3	0	0	0	0	0	0	0	0	0	0	0	0	0	0	0	0	48.6	-
1000	2	0	2	0	0	0	0	0	0	0	0	0	0	0	0	0	0	0	0	50.1	-
1100	1	0	1	0	0	0	0	0	0	0	0	0	0	0	0	0	0	0	0	49	-
1200	1	0	0	0	1	0	0	0	0	0	0	0	0	0	0	0	0	0	0	42.7	-
1300	3	0	2	0	1	0	0	0	0	0	0	0	0	0	0	0	0	0	0	58.8	-
1400	2	0	2	0	0	0	0	0	0	0	0	0	0	0	0	0	0	0	0	41.1	-
1500	1	0	1	0	0	0	0	0	0	0	0	0	0	0	0	0	0	0	0	46.2	-
1600	**5**	**0**	**5**	**0**	**0**	**0**	**0**	**0**	**0**	**0**	**0**	**0**	**0**	**0**	**0**	**0**	**0**	**0**	**0**	**38.9**	**-**
1700	2	1	1	0	0	0	0	0	0	0	0	0	0	0	0	0	0	0	0	31.9	-
1800	2	0	1	0	1	0	0	0	0	0	0	0	0	0	0	0	0	0	0	39.6	-
1900	3	0	3	0	0	0	0	0	0	0	0	0	0	0	0	0	0	0	0	52	-
2000	3	0	3	0	0	0	0	0	0	0	0	0	0	0	0	0	0	0	0	53.7	-
2100	2	0	2	0	0	0	0	0	0	0	0	0	0	0	0	0	0	0	0	63	-
2200	0	0	0	0	0	0	0	0	0	0	0	0	0	0	0	0	0	0	0	-	-
2300	0	0	0	0	0	0	0	0	0	0	0	0	0	0	0	0	0	0	0	-	-
07-19	**31**	**2**	**26**	**0**	**3**	**0**	**0**	**0**	**0**	**0**	**0**	**0**	**0**	**0**	**0**	**0**	**0**	**0**	**0**	**47.2**	**58.3**
06-22	**40**	**2**	**35**	**0**	**3**	**0**	**0**	**0**	**0**	**0**	**0**	**0**	**0**	**0**	**0**	**0**	**0**	**0**	**0**	**49**	**60.8**
06-00	**40**	**2**	**35**	**0**	**3**	**0**	**0**	**0**	**0**	**0**	**0**	**0**	**0**	**0**	**0**	**0**	**0**	**0**	**0**	**49**	**60.8**
00-00	**41**	**2**	**36**	**0**	**3**	**0**	**0**	**0**	**0**	**0**	**0**	**0**	**0**	**0**	**0**	**0**	**0**	**0**	**0**	**49.4**	**64.1**

DRAFT

Site 33
Location L-74115-0, Att - TP, Lat 53.7351, Long -6.76177
Direction South

3279 / Meath/Cavan/Monaghan ATC's
October 2013
Automatic Traffic Count

Sat, 12 October 2013

Time	Total	Classification												>PSL	>PSL%	>SL1	>SL1%	>SL2	>SL2%	Mean	Vpp
		1 MCL	2 SV	3 SVT	4 TB2	5 TB3	6 T4	7 ART3	8 ART4	9 ART5	10 ART6	11 BD	12 DRT	100	100	105 +5kph	105 +5kph	110 +10kph	110 +10kph		85
0000	0	0	0	0	0	0	0	0	0	0	0	0	0	0	0	0	0	0	0	-	-
0100	0	0	0	0	0	0	0	0	0	0	0	0	0	0	0	0	0	0	0	-	-
0200	0	0	0	0	0	0	0	0	0	0	0	0	0	0	0	0	0	0	0	-	-
0300	0	0	0	0	0	0	0	0	0	0	0	0	0	0	0	0	0	0	0	-	-
0400	0	0	0	0	0	0	0	0	0	0	0	0	0	0	0	0	0	0	0	-	-
0500	1	0	0	0	1	0	0	0	0	0	0	0	0	0	0	0	0	0	0	51.6	-
0600	1	0	1	0	0	0	0	0	0	0	0	0	0	0	0	0	0	0	0	65.9	-
0700	2	0	2	0	0	0	0	0	0	0	0	0	0	0	0	0	0	0	0	62.4	-
0800	3	0	3	0	0	0	0	0	0	0	0	0	0	0	0	0	0	0	0	54	-
0900	4	0	4	0	0	0	0	0	0	0	0	0	0	0	0	0	0	0	0	45.6	-
1000	4	0	4	0	0	0	0	0	0	0	0	0	0	0	0	0	0	0	0	45.8	-
1100	**6**	**0**	**3**	**2**	**1**	**0**	**0**	**0**	**0**	**0**	**0**	**0**	**0**	**0**	**0**	**0**	**0**	**0**	**0**	**47.5**	**-**
1200	**6**	**1**	**5**	**0**	**0**	**0**	**0**	**0**	**0**	**0**	**0**	**0**	**0**	**0**	**0**	**0**	**0**	**0**	**0**	**38**	**-**
1300	4	0	3	1	0	0	0	0	0	0	0	0	0	0	0	0	0	0	0	49.3	-
1400	2	0	2	0	0	0	0	0	0	0	0	0	0	0	0	0	0	0	0	50.6	-
1500	**6**	**0**	**6**	**0**	**0**	**0**	**0**	**0**	**0**	**0**	**0**	**0**	**0**	**0**	**0**	**0**	**0**	**0**	**0**	**51.8**	**-**
1600	2	0	2	0	0	0	0	0	0	0	0	0	0	0	0	0	0	0	0	49.9	-
1700	3	0	3	0	0	0	0	0	0	0	0	0	0	0	0	0	0	0	0	56	-
1800	2	0	2	0	0	0	0	0	0	0	0	0	0	0	0	0	0	0	0	32.6	-
1900	1	0	1	0	0	0	0	0	0	0	0	0	0	0	0	0	0	0	0	55.5	-
2000	3	0	2	1	0	0	0	0	0	0	0	0	0	0	0	0	0	0	0	51.1	-
2100	3	0	3	0	0	0	0	0	0	0	0	0	0	0	0	0	0	0	0	56.8	-
2200	1	0	1	0	0	0	0	0	0	0	0	0	0	0	0	0	0	0	0	74.1	-
2300	0	0	0	0	0	0	0	0	0	0	0	0	0	0	0	0	0	0	0	-	-
07-19	**44**	**1**	**39**	**3**	**1**	**0**	**0**	**0**	**0**	**0**	**0**	**0**	**0**	**0**	**0**	**0**	**0**	**0**	**0**	**47.9**	**56.9**
06-22	**52**	**1**	**46**	**4**	**1**	**0**	**0**	**0**	**0**	**0**	**0**	**0**	**0**	**0**	**0**	**0**	**0**	**0**	**0**	**49.1**	**58.7**
06-00	**53**	**1**	**47**	**4**	**1**	**0**	**0**	**0**	**0**	**0**	**0**	**0**	**0**	**0**	**0**	**0**	**0**	**0**	**0**	**49.6**	**59.4**
00-00	**54**	**1**	**47**	**4**	**2**	**0**	**0**	**0**	**0**	**0**	**0**	**0**	**0**	**0**	**0**	**0**	**0**	**0**	**0**	**49.6**	**59.4**

DRAFT

Site 33
Location L-74115-0, Att - TP, Lat 53.7351, Long -6.76177
Direction South

3279 / Meath/Cavan/Monaghan ATC's
October 2013
Automatic Traffic Count

Sun, 13 October 2013

Time	Total	Classification												>PSL	>PSL%	>SL1	>SL1%	>SL2	>SL2%	Mean	Vpp
		1 MCL	2 SV	3 SVT	4 TB2	5 TB3	6 T4	7 ART3	8 ART4	9 ART5	10 ART6	11 BD	12 DRT	100	100	105 +5kph	105 +5kph	110 +10kph	110 +10kph		85
0000	0	0	0	0	0	0	0	0	0	0	0	0	0	0	0	0	0	0	0	-	-
0100	2	0	2	0	0	0	0	0	0	0	0	0	0	0	0	0	0	0	0	67	-
0200	0	0	0	0	0	0	0	0	0	0	0	0	0	0	0	0	0	0	0	-	-
0300	1	0	1	0	0	0	0	0	0	0	0	0	0	0	0	0	0	0	0	43.8	-
0400	0	0	0	0	0	0	0	0	0	0	0	0	0	0	0	0	0	0	0	-	-
0500	0	0	0	0	0	0	0	0	0	0	0	0	0	0	0	0	0	0	0	-	-
0600	0	0	0	0	0	0	0	0	0	0	0	0	0	0	0	0	0	0	0	-	-
0700	0	0	0	0	0	0	0	0	0	0	0	0	0	0	0	0	0	0	0	-	-
0800	0	0	0	0	0	0	0	0	0	0	0	0	0	0	0	0	0	0	0	-	-
0900	3	0	3	0	0	0	0	0	0	0	0	0	0	0	0	0	0	0	0	50.5	-
1000	**7**	**0**	**7**	**0**	**0**	**0**	**0**	**0**	**0**	**0**	**0**	**0**	**0**	**0**	**0**	**0**	**0**	**0**	**0**	**40.6**	**-**
1100	2	0	2	0	0	0	0	0	0	0	0	0	0	0	0	0	0	0	0	52	-
1200	**6**	**0**	**6**	**0**	**0**	**0**	**0**	**0**	**0**	**0**	**0**	**0**	**0**	**0**	**0**	**0**	**0**	**0**	**0**	**43**	**-**
1300	1	0	1	0	0	0	0	0	0	0	0	0	0	0	0	0	0	0	0	49.9	-
1400	1	0	1	0	0	0	0	0	0	0	0	0	0	0	0	0	0	0	0	65.5	-
1500	3	0	3	0	0	0	0	0	0	0	0	0	0	0	0	0	0	0	0	33.4	-
1600	0	0	0	0	0	0	0	0	0	0	0	0	0	0	0	0	0	0	0	-	-
1700	5	0	5	0	0	0	0	0	0	0	0	0	0	0	0	0	0	0	0	47.6	-
1800	3	0	3	0	0	0	0	0	0	0	0	0	0	0	0	0	0	0	0	49.4	-
1900	1	0	1	0	0	0	0	0	0	0	0	0	0	0	0	0	0	0	0	68.7	-
2000	1	0	1	0	0	0	0	0	0	0	0	0	0	0	0	0	0	0	0	48.1	-
2100	0	0	0	0	0	0	0	0	0	0	0	0	0	0	0	0	0	0	0	-	-
2200	0	0	0	0	0	0	0	0	0	0	0	0	0	0	0	0	0	0	0	-	-
2300	0	0	0	0	0	0	0	0	0	0	0	0	0	0	0	0	0	0	0	-	-
07-19	**31**	**0**	**31**	**0**	**0**	**0**	**0**	**0**	**0**	**0**	**0**	**0**	**0**	**0**	**0**	**0**	**0**	**0**	**0**	**45.1**	**57.2**
06-22	**33**	**0**	**33**	**0**	**0**	**0**	**0**	**0**	**0**	**0**	**0**	**0**	**0**	**0**	**0**	**0**	**0**	**0**	**0**	**46**	**60.1**
06-00	**33**	**0**	**33**	**0**	**0**	**0**	**0**	**0**	**0**	**0**	**0**	**0**	**0**	**0**	**0**	**0**	**0**	**0**	**0**	**46**	**60.1**
00-00	**36**	**0**	**36**	**0**	**0**	**0**	**0**	**0**	**0**	**0**	**0**	**0**	**0**	**0**	**0**	**0**	**0**	**0**	**0**	**47.1**	**63.7**

DRAFT

Site 33
Location L-74115-0, Att - TP, Lat 53.7351, Long -6.76177
Direction South

3279 / Meath/Cavan/Monaghan ATC's
October 2013
Automatic Traffic Count

Mon, 14 October 2013

Time	Total	Classification												>PSL	>PSL%	>SL1	>SL1%	>SL2	>SL2%	Mean	Vpp
		1 MCL	2 SV	3 SVT	4 TB2	5 TB3	6 T4	7 ART3	8 ART4	9 ART5	10 ART6	11 BD	12 DRT	100	100	105 +5kph	105 +5kph	110 +10kph	110 +10kph		85
0000	0	0	0	0	0	0	0	0	0	0	0	0	0	0	0	0	0	0	0	-	-
0100	0	0	0	0	0	0	0	0	0	0	0	0	0	0	0	0	0	0	0	-	-
0200	0	0	0	0	0	0	0	0	0	0	0	0	0	0	0	0	0	0	0	-	-
0300	0	0	0	0	0	0	0	0	0	0	0	0	0	0	0	0	0	0	0	-	-
0400	0	0	0	0	0	0	0	0	0	0	0	0	0	0	0	0	0	0	0	-	-
0500	1	0	1	0	0	0	0	0	0	0	0	0	0	0	0	0	0	0	0	71.3	-
0600	3	0	3	0	0	0	0	0	0	0	0	0	0	0	0	0	0	0	0	57.3	-
0700	**4**	**1**	**3**	**0**	**0**	**0**	**0**	**0**	**0**	**0**	**0**	**0**	**0**	**0**	**0**	**0**	**0**	**0**	**0**	**58.3**	**-**
0800	3	0	3	0	0	0	0	0	0	0	0	0	0	0	0	0	0	0	0	52.5	-
0900	2	0	2	0	0	0	0	0	0	0	0	0	0	0	0	0	0	0	0	57.5	-
1000	3	0	3	0	0	0	0	0	0	0	0	0	0	0	0	0	0	0	0	52.2	-
1100	2	0	1	1	0	0	0	0	0	0	0	0	0	0	0	0	0	0	0	44.8	-
1200	3	0	3	0	0	0	0	0	0	0	0	0	0	0	0	0	0	0	0	46.2	-
1300	2	0	2	0	0	0	0	0	0	0	0	0	0	0	0	0	0	0	0	43.8	-
1400	1	0	0	0	1	0	0	0	0	0	0	0	0	0	0	0	0	0	0	47.2	-
1500	1	0	1	0	0	0	0	0	0	0	0	0	0	0	0	0	0	0	0	53	-
1600	0	0	0	0	0	0	0	0	0	0	0	0	0	0	0	0	0	0	0	-	-
1700	2	0	2	0	0	0	0	0	0	0	0	0	0	0	0	0	0	0	0	42.8	-
1800	4	0	4	0	0	0	0	0	0	0	0	0	0	0	0	0	0	0	0	44.5	-
1900	**5**	**0**	**5**	**0**	**0**	**0**	**0**	**0**	**0**	**0**	**0**	**0**	**0**	**0**	**0**	**0**	**0**	**0**	**0**	**52.4**	**-**
2000	2	0	2	0	0	0	0	0	0	0	0	0	0	0	0	0	0	0	0	67.4	-
2100	1	0	1	0	0	0	0	0	0	0	0	0	0	0	0	0	0	0	0	59.9	-
2200	0	0	0	0	0	0	0	0	0	0	0	0	0	0	0	0	0	0	0	-	-
2300	2	0	2	0	0	0	0	0	0	0	0	0	0	0	0	0	0	0	0	45.6	-
07-19	**27**	**1**	**24**	**1**	**1**	**0**	**0**	**0**	**0**	**0**	**0**	**0**	**0**	**0**	**0**	**0**	**0**	**0**	**0**	**49.7**	**55.8**
06-22	**38**	**1**	**35**	**1**	**1**	**0**	**0**	**0**	**0**	**0**	**0**	**0**	**0**	**0**	**0**	**0**	**0**	**0**	**0**	**51.9**	**60.5**
06-00	**40**	**1**	**37**	**1**	**1**	**0**	**0**	**0**	**0**	**0**	**0**	**0**	**0**	**0**	**0**	**0**	**0**	**0**	**0**	**51.5**	**60.5**
00-00	**41**	**1**	**38**	**1**	**1**	**0**	**0**	**0**	**0**	**0**	**0**	**0**	**0**	**0**	**0**	**0**	**0**	**0**	**0**	**52**	**61.6**

DRAFT

Site 33
Location L-74115-0, Att - TP, Lat 53.7351, Long -6.76177
Direction South

3279 / Meath/Cavan/Monaghan ATC's
October 2013
Automatic Traffic Count

Virtual Day (7)

Time	Total	Classification												>PSL	>PSL%	>SL1	>SL1%	>SL2	>SL2%	Mean	Vpp
		1 MCL	2 SV	3 SVT	4 TB2	5 TB3	6 T4	7 ART3	8 ART4	9 ART5	10 ART6	11 BD	12 DRT	100	100	105 +5kph	105 +5kph	110 +10kph	110 +10kph		85
0000	0	0	0	0	0	0	0	0	0	0	0	0	0	0	0	0	0	0	0	47.1	-
0100	0	0	0	0	0	0	0	0	0	0	0	0	0	0	0	0	0	0	0	67	-
0200	0	0	0	0	0	0	0	0	0	0	0	0	0	0	0	0	0	0	0	-	-
0300	0	0	0	0	0	0	0	0	0	0	0	0	0	0	0	0	0	0	0	43.8	-
0400	0	0	0	0	0	0	0	0	0	0	0	0	0	0	0	0	0	0	0	-	-
0500	0	0	0	0	0	0	0	0	0	0	0	0	0	0	0	0	0	0	0	63.2	-
0600	2	0	2	0	0	0	0	0	0	0	0	0	0	0	0	0	0	0	0	54.7	-
0700	**4**	**1**	**3**	**0**	**0**	**0**	**0**	**0**	**0**	**0**	**0**	**0**	**0**	**0**	**0**	**0**	**0**	**0**	**0**	**56**	**-**
0800	2	0	2	0	0	0	0	0	0	0	0	0	0	0	0	0	0	0	0	52.5	-
0900	3	0	3	0	0	0	0	0	0	0	0	0	0	0	0	0	0	0	0	49.3	-
1000	**4**	**0**	**3**	**0**	**0**	**0**	**0**	**0**	**0**	**0**	**0**	**0**	**0**	**0**	**0**	**0**	**0**	**0**	**0**	**42.6**	**-**
1100	2	0	2	0	0	0	0	0	0	0	0	0	0	0	0	0	0	0	0	46.5	-
1200	**3**	**0**	**2**	**0**	**0**	**0**	**0**	**0**	**0**	**0**	**0**	**0**	**0**	**0**	**0**	**0**	**0**	**0**	**0**	**40.8**	**-**
1300	**3**	**0**	**2**	**0**	**0**	**0**	**0**	**0**	**0**	**0**	**0**	**0**	**0**	**0**	**0**	**0**	**0**	**0**	**0**	**47.6**	**-**
1400	2	0	2	0	0	0	0	0	0	0	0	0	0	0	0	0	0	0	0	51.9	-
1500	2	0	2	0	0	0	0	0	0	0	0	0	0	0	0	0	0	0	0	48.3	-
1600	2	0	2	0	0	0	0	0	0	0	0	0	0	0	0	0	0	0	0	42.6	-
1700	2	0	2	0	0	0	0	0	0	0	0	0	0	0	0	0	0	0	0	46.5	-
1800	**3**	**0**	**3**	**0**	**0**	**0**	**0**	**0**	**0**	**0**	**0**	**0**	**0**	**0**	**0**	**0**	**0**	**0**	**0**	**42.5**	**-**
1900	**3**	**0**	**3**	**0**	**0**	**0**	**0**	**0**	**0**	**0**	**0**	**0**	**0**	**0**	**0**	**0**	**0**	**0**	**0**	**54**	**-**
2000	2	0	2	0	0	0	0	0	0	0	0	0	0	0	0	0	0	0	0	53.1	-
2100	1	0	1	0	0	0	0	0	0	0	0	0	0	0	0	0	0	0	0	60.9	-
2200	0	0	0	0	0	0	0	0	0	0	0	0	0	0	0	0	0	0	0	72.1	-
2300	0	0	0	0	0	0	0	0	0	0	0	0	0	0	0	0	0	0	0	45.6	-
07-19	**32**	**1**	**29**	**1**	**1**	**0**	**0**	**0**	**0**	**0**	**0**	**0**	**0**	**0**	**0**	**0**	**0**	**0**	**0**	**47.3**	**58.3**
06-22	**41**	**1**	**37**	**1**	**1**	**0**	**0**	**0**	**0**	**0**	**0**	**0**	**0**	**0**	**0**	**0**	**0**	**0**	**0**	**48.9**	**60.5**
06-00	**41**	**1**	**38**	**1**	**1**	**0**	**0**	**0**	**0**	**0**	**0**	**0**	**0**	**0**	**0**	**0**	**0**	**0**	**0**	**49.1**	**61.9**
00-00	**43**	**1**	**39**	**1**	**1**	**0**	**0**	**0**	**0**	**0**	**0**	**0**	**0**	**0**	**0**	**0**	**0**	**0**	**0**	**49.3**	**62.3**

DRAFT

Site 33
Location L-74115-0, Att - TP, Lat 53.7351, Long -6.76177
Direction South

3279 / Meath/Cavan/Monaghan ATC's
October 2013
Automatic Traffic Count

Virtual Week (1)

Time	Total	Classification												>PSL	>PSL%	>SL1	>SL1%	>SL2	>SL2%	Mean	Vpp
		1 MCL	2 SV	3 SVT	4 TB2	5 TB3	6 T4	7 ART3	8 ART4	9 ART5	10 ART6	11 BD	12 DRT	100	100	105 +5kph	105 +5kph	110 +10kph	110 +10kph		85
Mon	41	1	38	1	1	0	0	0	0	0	0	0	0	0	0	0	0	0	0	52	61.6
Tue	50	3	45	1	1	0	0	0	0	0	0	0	0	0	0	0	0	0	0	45.9	60.5
Wed	40	2	35	2	0	0	0	0	1	0	0	0	0	0	0	0	0	0	0	50	67.3
Thu	36	1	33	0	0	0	2	0	0	0	0	0	0	0	0	0	0	0	0	52.2	63.4
Fri	41	2	36	0	3	0	0	0	0	0	0	0	0	0	0	0	0	0	0	49.4	64.1
| Sat	54	1	47	4	2	0	0	0	0	0	0	0	0	0	0	0	0	0	0	49.6	59.4
| Sun	36	0	36	0	0	0	0	0	0	0	0	0	0	0	0	0	0	0	0	47.1	63.7
5 Day Ave.	**42**	**2**	**37**	**1**	**1**	**0**	**0**	**0**	**0**	**0**	**0**	**0**	**0**	**0**	**0.0**	**0**	**0.0**	**0**	**0.0**	**49.9**	**63.4**
7 Day Ave.	**43**	**1**	**39**	**1**	**1**	**0**	**0**	**0**	**0**	**0**	**0**	**0**	**0**	**0**	**0.0**	**0**	**0.0**	**0**	**0.0**	**49.3**	**62.3**
--	**298**	**10**	**270**	**8**	**7**	**0**	**2**	**0**	**1**	**0**	**0**	**0**	**0**	**0**	**0.0**	**0**	**0.0**	**0**	**0.0**	**49.3**	**62.3**

Summary Graphs

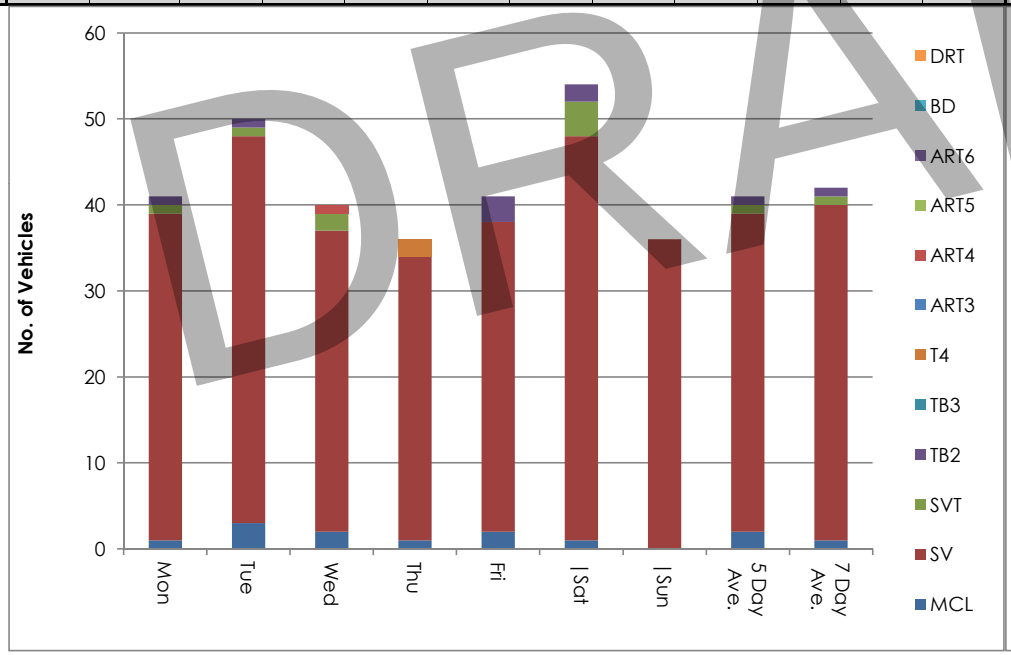

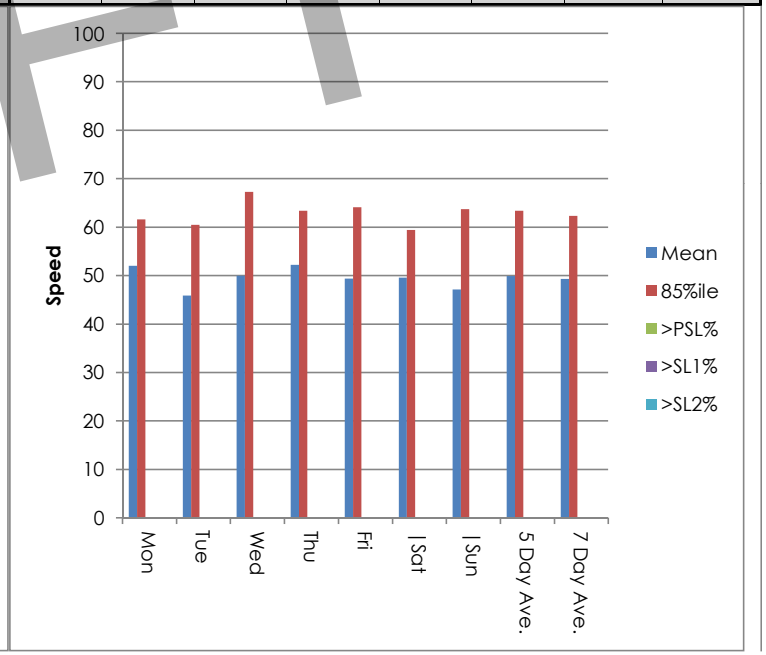

DRAFT

Site 33
Location L-74115-0, Att - TP, Lat 53.7351, Long -6.76177
Direction South

3279 / Meath/Cavan/Monaghan ATC's
October 2013
Automatic Traffic Count

Tue, 8 October 2013

Time	Total	Speed Bins (km/h)																											
		0 - 5	5 - 10	10 - 15	15 - 20	20 - 25	25 - 30	30 - 35	35 - 40	40 - 45	45 - 50	50 - 55	55 - 60	60 - 65	65 - 70	70 - 75	75 - 80	80 - 85	85 - 90	90 - 95	95 - 100	100 - 105	105 - 110	110 - 115	115 - 120	120 - 125	125 - 130	130 - 135	135 - 140
0000	1	0	0	0	0	0	0	0	0	1	0	0	0	0	0	0	0	0	0	0	0	0	0	0	0	0	0	0	0
0100	0	0	0	0	0	0	0	0	0	0	0	0	0	0	0	0	0	0	0	0	0	0	0	0	0	0	0	0	0
0200	0	0	0	0	0	0	0	0	0	0	0	0	0	0	0	0	0	0	0	0	0	0	0	0	0	0	0	0	0
0300	0	0	0	0	0	0	0	0	0	0	0	0	0	0	0	0	0	0	0	0	0	0	0	0	0	0	0	0	0
0400	0	0	0	0	0	0	0	0	0	0	0	0	0	0	0	0	0	0	0	0	0	0	0	0	0	0	0	0	0
0500	0	0	0	0	0	0	0	0	0	0	0	0	0	0	0	0	0	0	0	0	0	0	0	0	0	0	0	0	0
0600	2	0	0	0	0	0	0	0	0	1	0	0	0	1	0	0	0	0	0	0	0	0	0	0	0	0	0	0	0
0700	**5**	**0**	**0**	**0**	**0**	**0**	**0**	**0**	**0**	**0**	**1**	**1**	**2**	**1**	**0**	**0**	**0**	**0**	**0**	**0**	**0**	**0**	**0**	**0**	**0**	**0**	**0**	**0**	**0**
0800	3	0	0	0	0	0	0	0	0	0	1	0	1	1	0	0	0	0	0	0	0	0	0	0	0	0	0	0	0
0900	2	0	0	0	0	0	0	0	0	1	1	0	0	0	0	0	0	0	0	0	0	0	0	0	0	0	0	0	0
1000	4	0	0	0	0	2	0	1	1	0	0	0	0	0	0	0	0	0	0	0	0	0	0	0	0	0	0	0	0
1100	2	0	0	0	0	0	0	0	0	2	0	0	0	0	0	0	0	0	0	0	0	0	0	0	0	0	0	0	0
1200	2	0	0	0	0	0	0	1	1	0	0	0	0	0	0	0	0	0	0	0	0	0	0	0	0	0	0	0	0
1300	3	0	0	1	0	0	0	1	0	1	0	0	0	0	0	0	0	0	0	0	0	0	0	0	0	0	0	0	0
1400	2	0	0	0	0	0	0	0	0	0	1	0	0	1	0	0	0	0	0	0	0	0	0	0	0	0	0	0	0
1500	2	0	0	0	0	0	0	0	0	0	1	1	0	0	0	0	0	0	0	0	0	0	0	0	0	0	0	0	0
1600	5	0	0	0	0	1	0	0	1	0	0	3	0	0	0	0	0	0	0	0	0	0	0	0	0	0	0	0	0
1700	2	0	0	0	0	0	0	0	1	0	0	0	1	0	0	0	0	0	0	0	0	0	0	0	0	0	0	0	0
1800	3	0	0	1	0	1	0	0	0	0	0	1	0	0	0	0	0	0	0	0	0	0	0	0	0	0	0	0	0
1900	**7**	**0**	**0**	**0**	**0**	**0**	**0**	**0**	**1**	**1**	**0**	**3**	**0**	**2**	**0**	**0**	**0**	**0**	**0**	**0**	**0**	**0**	**0**	**0**	**0**	**0**	**0**	**0**	**0**
2000	3	0	0	0	0	0	0	0	0	1	0	0	1	0	1	0	0	0	0	0	0	0	0	0	0	0	0	0	0
2100	1	0	0	0	0	0	0	0	0	0	0	1	0	0	0	0	0	0	0	0	0	0	0	0	0	0	0	0	0
2200	1	0	0	0	0	0	0	0	0	0	0	0	0	0	0	0	1	0	0	0	0	0	0	0	0	0	0	0	0
2300	0	0	0	0	0	0	0	0	0	0	0	0	0	0	0	0	0	0	0	0	0	0	0	0	0	0	0	0	0
07-19	**35**	**0**	**0**	**2**	**0**	**4**	**0**	**3**	**4**	**4**	**5**	**6**	**4**	**3**	**0**	**0**	**0**	**0**	**0**	**0**	**0**	**0**	**0**	**0**	**0**	**0**	**0**	**0**	**0**
06-22	**48**	**0**	**0**	**2**	**0**	**4**	**0**	**3**	**5**	**7**	**5**	**10**	**5**	**6**	**1**	**0**	**0**	**0**	**0**	**0**	**0**	**0**	**0**	**0**	**0**	**0**	**0**	**0**	**0**
06-00	**49**	**0**	**0**	**2**	**0**	**4**	**0**	**3**	**5**	**7**	**5**	**10**	**5**	**6**	**1**	**0**	**1**	**0**	**0**	**0**	**0**	**0**	**0**	**0**	**0**	**0**	**0**	**0**	**0**
00-00	**50**	**0**	**0**	**2**	**0**	**4**	**0**	**3**	**5**	**8**	**5**	**10**	**5**	**6**	**1**	**0**	**1**	**0**	**0**	**0**	**0**	**0**	**0**	**0**	**0**	**0**	**0**	**0**	**0**

DRAFT

Site 33
Location L-74115-0, Att - TP, Lat 53.7351, Long -6.76177
Direction South

3279 / Meath/Cavan/Monaghan ATC's
October 2013
Automatic Traffic Count

Wed, 9 October 2013

Time	Total	Speed Bins (km/h)																											
		0 - 5	5 - 10	10 - 15	15 - 20	20 - 25	25 - 30	30 - 35	35 - 40	40 - 45	45 - 50	50 - 55	55 - 60	60 - 65	65 - 70	70 - 75	75 - 80	80 - 85	85 - 90	90 - 95	95 - 100	100 - 105	105 - 110	110 - 115	115 - 120	120 - 125	125 - 130	130 - 135	135 - 140
0000	1	0	0	0	0	0	0	0	0	0	0	1	0	0	0	0	0	0	0	0	0	0	0	0	0	0	0	0	0
0100	0	0	0	0	0	0	0	0	0	0	0	0	0	0	0	0	0	0	0	0	0	0	0	0	0	0	0	0	0
0200	0	0	0	0	0	0	0	0	0	0	0	0	0	0	0	0	0	0	0	0	0	0	0	0	0	0	0	0	0
0300	0	0	0	0	0	0	0	0	0	0	0	0	0	0	0	0	0	0	0	0	0	0	0	0	0	0	0	0	0
0400	0	0	0	0	0	0	0	0	0	0	0	0	0	0	0	0	0	0	0	0	0	0	0	0	0	0	0	0	0
0500	0	0	0	0	0	0	0	0	0	0	0	0	0	0	0	0	0	0	0	0	0	0	0	0	0	0	0	0	0
0600	3	0	0	0	0	0	0	0	0	1	0	0	0	0	1	1	0	0	0	0	0	0	0	0	0	0	0	0	0
0700	**4**	**0**	**0**	**0**	**0**	**0**	**0**	**0**	**0**	**0**	**0**	**2**	**1**	**0**	**1**	**0**	**0**	**0**	**0**	**0**	**0**	**0**	**0**	**0**	**0**	**0**	**0**	**0**	**0**
0800	1	0	0	0	0	0	0	0	0	0	1	0	0	0	0	0	0	0	0	0	0	0	0	0	0	0	0	0	0
0900	**4**	**0**	**0**	**0**	**0**	**0**	**0**	**0**	**0**	**0**	**3**	**1**	**0**	**0**	**0**	**0**	**0**	**0**	**0**	**0**	**0**	**0**	**0**	**0**	**0**	**0**	**0**	**0**	**0**
1000	3	0	0	0	0	0	0	0	2	0	1	0	0	0	0	0	0	0	0	0	0	0	0	0	0	0	0	0	0
1100	3	0	0	0	0	0	0	0	1	1	0	0	1	0	0	0	0	0	0	0	0	0	0	0	0	0	0	0	0
1200	0	0	0	0	0	0	0	0	0	0	0	0	0	0	0	0	0	0	0	0	0	0	0	0	0	0	0	0	0
1300	3	0	0	0	0	0	0	0	0	0	1	2	0	0	0	0	0	0	0	0	0	0	0	0	0	0	0	0	0
1400	2	0	0	0	0	0	0	0	0	0	1	1	0	0	0	0	0	0	0	0	0	0	0	0	0	0	0	0	0
1500	1	0	0	0	0	0	0	0	0	0	0	0	1	0	0	0	0	0	0	0	0	0	0	0	0	0	0	0	0
1600	3	0	0	0	0	0	1	0	1	0	0	0	0	0	1	0	0	0	0	0	0	0	0	0	0	0	0	0	0
1700	2	0	0	0	0	0	0	0	0	0	2	0	0	0	0	0	0	0	0	0	0	0	0	0	0	0	0	0	0
1800	**5**	**0**	**0**	**2**	**0**	**0**	**0**	**0**	**0**	**0**	**0**	**1**	**0**	**0**	**2**	**0**	**0**	**0**	**0**	**0**	**0**	**0**	**0**	**0**	**0**	**0**	**0**	**0**	**0**
1900	3	0	0	0	0	0	0	0	0	0	0	2	0	0	0	0	0	0	1	0	0	0	0	0	0	0	0	0	0
2000	1	0	0	0	0	0	1	0	0	0	0	0	0	0	0	0	0	0	0	0	0	0	0	0	0	0	0	0	0
2100	1	0	0	0	0	0	0	0	0	0	0	0	0	0	1	0	0	0	0	0	0	0	0	0	0	0	0	0	0
2200	0	0	0	0	0	0	0	0	0	0	0	0	0	0	0	0	0	0	0	0	0	0	0	0	0	0	0	0	0
2300	0	0	0	0	0	0	0	0	0	0	0	0	0	0	0	0	0	0	0	0	0	0	0	0	0	0	0	0	0
07-19	**31**	**0**	**0**	**2**	**0**	**0**	**1**	**0**	**4**	**1**	**9**	**7**	**3**	**0**	**4**	**0**	**0**	**0**	**0**	**0**	**0**	**0**	**0**	**0**	**0**	**0**	**0**	**0**	**0**
06-22	**39**	**0**	**0**	**2**	**0**	**0**	**2**	**0**	**4**	**2**	**9**	**9**	**3**	**0**	**6**	**1**	**0**	**0**	**1**	**0**	**0**	**0**	**0**	**0**	**0**	**0**	**0**	**0**	**0**
06-00	**39**	**0**	**0**	**2**	**0**	**0**	**2**	**0**	**4**	**2**	**9**	**9**	**3**	**0**	**6**	**1**	**0**	**0**	**1**	**0**	**0**	**0**	**0**	**0**	**0**	**0**	**0**	**0**	**0**
00-00	**40**	**0**	**0**	**2**	**0**	**0**	**2**	**0**	**4**	**2**	**9**	**10**	**3**	**0**	**6**	**1**	**0**	**0**	**1**	**0**	**0**	**0**	**0**	**0**	**0**	**0**	**0**	**0**	**0**

DRAFT

Site 33
Location L-74115-0, Att - TP, Lat 53.7351, Long -6.76177
Direction South

3279 / Meath/Cavan/Monaghan ATC's
October 2013
Automatic Traffic Count

Thu, 10 October 2013

Time	Total	Speed Bins (km/h)																											
		0 - 5	5 - 10	10 - 15	15 - 20	20 - 25	25 - 30	30 - 35	35 - 40	40 - 45	45 - 50	50 - 55	55 - 60	60 - 65	65 - 70	70 - 75	75 - 80	80 - 85	85 - 90	90 - 95	95 - 100	100 - 105	105 - 110	110 - 115	115 - 120	120 - 125	125 - 130	130 - 135	135 - 140
0000	0	0	0	0	0	0	0	0	0	0	0	0	0	0	0	0	0	0	0	0	0	0	0	0	0	0	0	0	0
0100	0	0	0	0	0	0	0	0	0	0	0	0	0	0	0	0	0	0	0	0	0	0	0	0	0	0	0	0	0
0200	0	0	0	0	0	0	0	0	0	0	0	0	0	0	0	0	0	0	0	0	0	0	0	0	0	0	0	0	0
0300	0	0	0	0	0	0	0	0	0	0	0	0	0	0	0	0	0	0	0	0	0	0	0	0	0	0	0	0	0
0400	0	0	0	0	0	0	0	0	0	0	0	0	0	0	0	0	0	0	0	0	0	0	0	0	0	0	0	0	0
0500	0	0	0	0	0	0	0	0	0	0	0	0	0	0	0	0	0	0	0	0	0	0	0	0	0	0	0	0	0
0600	4	0	0	0	0	0	0	1	1	0	0	0	1	0	1	0	0	0	0	0	0	0	0	0	0	0	0	0	0
0700	**6**	**0**	**0**	**0**	**0**	**0**	**0**	**0**	**0**	**1**	**0**	**2**	**3**	**0**	**0**	**0**	**0**	**0**	**0**	**0**	**0**	**0**	**0**	**0**	**0**	**0**	**0**	**0**	**0**
0800	2	0	0	0	0	0	0	0	0	1	1	0	0	0	0	0	0	0	0	0	0	0	0	0	0	0	0	0	0
0900	5	0	0	0	0	1	0	0	0	0	1	1	0	1	0	1	0	0	0	0	0	0	0	0	0	0	0	0	0
1000	2	0	0	0	0	0	0	0	0	1	0	0	0	1	0	0	0	0	0	0	0	0	0	0	0	0	0	0	0
1100	0	0	0	0	0	0	0	0	0	0	0	0	0	0	0	0	0	0	0	0	0	0	0	0	0	0	0	0	0
1200	0	0	0	0	0	0	0	0	0	0	0	0	0	0	0	0	0	0	0	0	0	0	0	0	0	0	0	0	0
1300	2	0	0	0	0	0	0	0	0	0	1	1	0	0	0	0	0	0	0	0	0	0	0	0	0	0	0	0	0
1400	3	0	0	0	0	0	0	0	0	0	1	1	0	0	1	0	0	0	0	0	0	0	0	0	0	0	0	0	0
1500	2	0	0	0	0	0	0	0	0	0	1	1	0	0	0	0	0	0	0	0	0	0	0	0	0	0	0	0	0
1600	0	0	0	0	0	0	0	0	0	0	0	0	0	0	0	0	0	0	0	0	0	0	0	0	0	0	0	0	0
1700	0	0	0	0	0	0	0	0	0	0	0	0	0	0	0	0	0	0	0	0	0	0	0	0	0	0	0	0	0
1800	**4**	**0**	**0**	**0**	**0**	**0**	**0**	**0**	**0**	**0**	**2**	**1**	**0**	**1**	**0**	**0**	**0**	**0**	**0**	**0**	**0**	**0**	**0**	**0**	**0**	**0**	**0**	**0**	**0**
1900	**4**	**0**	**0**	**0**	**1**	**0**	**0**	**0**	**0**	**0**	**0**	**0**	**2**	**0**	**1**	**0**	**0**	**0**	**0**	**0**	**0**	**0**	**0**	**0**	**0**	**0**	**0**	**0**	**0**
2000	0	0	0	0	0	0	0	0	0	0	0	0	0	0	0	0	0	0	0	0	0	0	0	0	0	0	0	0	0
2100	1	0	0	0	0	0	0	0	0	0	0	0	0	0	0	1	0	0	0	0	0	0	0	0	0	0	0	0	0
2200	1	0	0	0	0	0	0	0	0	0	0	0	0	1	0	0	0	0	0	0	0	0	0	0	0	0	0	0	0
2300	0	0	0	0	0	0	0	0	0	0	0	0	0	0	0	0	0	0	0	0	0	0	0	0	0	0	0	0	0
07-19	**26**	**0**	**0**	**0**	**0**	**1**	**0**	**0**	**0**	**3**	**7**	**7**	**3**	**3**	**1**	**1**	**0**	**0**	**0**	**0**	**0**	**0**	**0**	**0**	**0**	**0**	**0**	**0**	**0**
06-22	**35**	**0**	**0**	**0**	**1**	**1**	**0**	**1**	**1**	**3**	**7**	**7**	**6**	**3**	**3**	**2**	**0**	**0**	**0**	**0**	**0**	**0**	**0**	**0**	**0**	**0**	**0**	**0**	**0**
06-00	**36**	**0**	**0**	**0**	**1**	**1**	**0**	**1**	**1**	**3**	**7**	**7**	**6**	**4**	**3**	**2**	**0**	**0**	**0**	**0**	**0**	**0**	**0**	**0**	**0**	**0**	**0**	**0**	**0**
00-00	**36**	**0**	**0**	**0**	**1**	**1**	**0**	**1**	**1**	**3**	**7**	**7**	**6**	**4**	**3**	**2**	**0**	**0**	**0**	**0**	**0**	**0**	**0**	**0**	**0**	**0**	**0**	**0**	**0**

DRAFT

Site 33
Location L-74115-0, Att - TP, Lat 53.7351, Long -6.76177
Direction South

3279 / Meath/Cavan/Monaghan ATC's
October 2013
Automatic Traffic Count

Fri, 11 October 2013

Time	Total	Speed Bins (km/h)																											
		0 - 5	5 - 10	10 - 15	15 - 20	20 - 25	25 - 30	30 - 35	35 - 40	40 - 45	45 - 50	50 - 55	55 - 60	60 - 65	65 - 70	70 - 75	75 - 80	80 - 85	85 - 90	90 - 95	95 - 100	100 - 105	105 - 110	110 - 115	115 - 120	120 - 125	125 - 130	130 - 135	135 - 140
0000	0	0	0	0	0	0	0	0	0	0	0	0	0	0	0	0	0	0	0	0	0	0	0	0	0	0	0	0	0
0100	0	0	0	0	0	0	0	0	0	0	0	0	0	0	0	0	0	0	0	0	0	0	0	0	0	0	0	0	0
0200	0	0	0	0	0	0	0	0	0	0	0	0	0	0	0	0	0	0	0	0	0	0	0	0	0	0	0	0	0
0300	0	0	0	0	0	0	0	0	0	0	0	0	0	0	0	0	0	0	0	0	0	0	0	0	0	0	0	0	0
0400	0	0	0	0	0	0	0	0	0	0	0	0	0	0	0	0	0	0	0	0	0	0	0	0	0	0	0	0	0
0500	1	0	0	0	0	0	0	0	0	0	0	0	0	0	1	0	0	0	0	0	0	0	0	0	0	0	0	0	0
0600	1	0	0	0	0	0	0	0	0	0	0	1	0	0	0	0	0	0	0	0	0	0	0	0	0	0	0	0	0
0700	4	0	0	0	0	0	0	0	0	0	2	1	0	0	1	0	0	0	0	0	0	0	0	0	0	0	0	0	0
0800	**5**	**0**	**0**	**0**	**0**	**0**	**0**	**0**	**1**	**0**	**0**	**1**	**2**	**1**	**0**	**0**	**0**	**0**	**0**	**0**	**0**	**0**	**0**	**0**	**0**	**0**	**0**	**0**	**0**
0900	3	0	0	0	0	0	0	0	0	1	1	0	1	0	0	0	0	0	0	0	0	0	0	0	0	0	0	0	0
1000	2	0	0	0	0	0	0	0	0	1	0	0	1	0	0	0	0	0	0	0	0	0	0	0	0	0	0	0	0
1100	1	0	0	0	0	0	0	0	0	0	1	0	0	0	0	0	0	0	0	0	0	0	0	0	0	0	0	0	0
1200	1	0	0	0	0	0	0	0	0	1	0	0	0	0	0	0	0	0	0	0	0	0	0	0	0	0	0	0	0
1300	3	0	0	0	0	0	0	0	0	0	0	1	1	0	1	0	0	0	0	0	0	0	0	0	0	0	0	0	0
1400	2	0	0	0	0	0	1	0	0	0	0	0	1	0	0	0	0	0	0	0	0	0	0	0	0	0	0	0	0
1500	1	0	0	0	0	0	0	0	0	0	1	0	0	0	0	0	0	0	0	0	0	0	0	0	0	0	0	0	0
1600	**5**	**0**	**0**	**0**	**1**	**0**	**0**	**0**	**2**	**0**	**1**	**1**	**0**	**0**	**0**	**0**	**0**	**0**	**0**	**0**	**0**	**0**	**0**	**0**	**0**	**0**	**0**	**0**	**0**
1700	2	0	1	0	0	0	0	0	0	0	0	1	0	0	0	0	0	0	0	0	0	0	0	0	0	0	0	0	0
1800	2	0	0	0	0	0	0	0	1	1	0	0	0	0	0	0	0	0	0	0	0	0	0	0	0	0	0	0	0
1900	3	0	0	0	0	1	0	0	0	0	0	0	0	1	1	0	0	0	0	0	0	0	0	0	0	0	0	0	0
2000	3	0	0	0	0	0	0	0	0	1	0	1	0	0	1	0	0	0	0	0	0	0	0	0	0	0	0	0	0
2100	2	0	0	0	0	0	0	0	0	0	0	0	1	0	1	0	0	0	0	0	0	0	0	0	0	0	0	0	0
2200	0	0	0	0	0	0	0	0	0	0	0	0	0	0	0	0	0	0	0	0	0	0	0	0	0	0	0	0	0
2300	0	0	0	0	0	0	0	0	0	0	0	0	0	0	0	0	0	0	0	0	0	0	0	0	0	0	0	0	0
07-19	**31**	**0**	**1**	**0**	**1**	**0**	**1**	**0**	**4**	**4**	**6**	**5**	**6**	**1**	**2**	**0**	**0**	**0**	**0**	**0**	**0**	**0**	**0**	**0**	**0**	**0**	**0**	**0**	**0**
06-22	**40**	**0**	**1**	**0**	**1**	**1**	**1**	**0**	**4**	**5**	**6**	**7**	**7**	**2**	**5**	**0**	**0**	**0**	**0**	**0**	**0**	**0**	**0**	**0**	**0**	**0**	**0**	**0**	**0**
06-00	**40**	**0**	**1**	**0**	**1**	**1**	**1**	**0**	**4**	**5**	**6**	**7**	**7**	**2**	**5**	**0**	**0**	**0**	**0**	**0**	**0**	**0**	**0**	**0**	**0**	**0**	**0**	**0**	**0**
00-00	**41**	**0**	**1**	**0**	**1**	**1**	**1**	**0**	**4**	**5**	**6**	**7**	**7**	**2**	**6**	**0**	**0**	**0**	**0**	**0**	**0**	**0**	**0**	**0**	**0**	**0**	**0**	**0**	**0**

DRAFT

Site 33
Location L-74115-0, Att - TP, Lat 53.7351, Long -6.76177
Direction South

3279 / Meath/Cavan/Monaghan ATC's
October 2013
Automatic Traffic Count

Sat, 12 October 2013

Time	Total	Speed Bins (km/h)																											
		0 - 5	5 - 10	10 - 15	15 - 20	20 - 25	25 - 30	30 - 35	35 - 40	40 - 45	45 - 50	50 - 55	55 - 60	60 - 65	65 - 70	70 - 75	75 - 80	80 - 85	85 - 90	90 - 95	95 - 100	100 - 105	105 - 110	110 - 115	115 - 120	120 - 125	125 - 130	130 - 135	135 - 140
0000	0	0	0	0	0	0	0	0	0	0	0	0	0	0	0	0	0	0	0	0	0	0	0	0	0	0	0	0	0
0100	0	0	0	0	0	0	0	0	0	0	0	0	0	0	0	0	0	0	0	0	0	0	0	0	0	0	0	0	0
0200	0	0	0	0	0	0	0	0	0	0	0	0	0	0	0	0	0	0	0	0	0	0	0	0	0	0	0	0	0
0300	0	0	0	0	0	0	0	0	0	0	0	0	0	0	0	0	0	0	0	0	0	0	0	0	0	0	0	0	0
0400	0	0	0	0	0	0	0	0	0	0	0	0	0	0	0	0	0	0	0	0	0	0	0	0	0	0	0	0	0
0500	1	0	0	0	0	0	0	0	0	0	0	1	0	0	0	0	0	0	0	0	0	0	0	0	0	0	0	0	0
0600	1	0	0	0	0	0	0	0	0	0	0	0	0	0	1	0	0	0	0	0	0	0	0	0	0	0	0	0	0
0700	2	0	0	0	0	0	0	0	0	0	0	0	1	0	1	0	0	0	0	0	0	0	0	0	0	0	0	0	0
0800	3	0	0	0	0	0	0	0	0	1	0	0	2	0	0	0	0	0	0	0	0	0	0	0	0	0	0	0	0
0900	4	0	0	0	0	0	0	0	1	2	0	0	1	0	0	0	0	0	0	0	0	0	0	0	0	0	0	0	0
1000	4	0	0	0	0	0	0	0	1	0	2	1	0	0	0	0	0	0	0	0	0	0	0	0	0	0	0	0	0
1100	**6**	**0**	**0**	**0**	**0**	**0**	**0**	**2**	**0**	**1**	**0**	**0**	**3**	**0**	**0**	**0**	**0**	**0**	**0**	**0**	**0**	**0**	**0**	**0**	**0**	**0**	**0**	**0**	**0**
1200	**6**	**0**	**0**	**1**	**1**	**0**	**0**	**0**	**0**	**1**	**1**	**2**	**0**	**0**	**0**	**0**	**0**	**0**	**0**	**0**	**0**	**0**	**0**	**0**	**0**	**0**	**0**	**0**	**0**
1300	4	0	0	0	0	0	0	0	0	2	0	1	1	0	0	0	0	0	0	0	0	0	0	0	0	0	0	0	0
1400	2	0	0	0	0	0	0	0	0	0	1	0	1	0	0	0	0	0	0	0	0	0	0	0	0	0	0	0	0
1500	**6**	**0**	**0**	**0**	**0**	**0**	**0**	**0**	**0**	**0**	**3**	**0**	**3**	**0**	**0**	**0**	**0**	**0**	**0**	**0**	**0**	**0**	**0**	**0**	**0**	**0**	**0**	**0**	**0**
1600	2	0	0	0	0	0	0	0	0	0	1	1	0	0	0	0	0	0	0	0	0	0	0	0	0	0	0	0	0
1700	3	0	0	0	0	0	0	0	0	0	1	0	1	0	1	0	0	0	0	0	0	0	0	0	0	0	0	0	0
1800	2	0	0	0	1	0	0	0	0	0	1	0	0	0	0	0	0	0	0	0	0	0	0	0	0	0	0	0	0
1900	1	0	0	0	0	0	0	0	0	0	0	0	1	0	0	0	0	0	0	0	0	0	0	0	0	0	0	0	0
2000	3	0	0	0	0	0	0	0	1	1	0	0	0	0	0	1	0	0	0	0	0	0	0	0	0	0	0	0	0
2100	3	0	0	0	0	0	0	0	0	0	1	0	1	0	1	0	0	0	0	0	0	0	0	0	0	0	0	0	0
2200	1	0	0	0	0	0	0	0	0	0	0	0	0	0	0	1	0	0	0	0	0	0	0	0	0	0	0	0	0
2300	0	0	0	0	0	0	0	0	0	0	0	0	0	0	0	0	0	0	0	0	0	0	0	0	0	0	0	0	0
07-19	**44**	**0**	**0**	**1**	**2**	**0**	**0**	**2**	**2**	**7**	**10**	**5**	**13**	**0**	**2**	**0**	**0**	**0**	**0**	**0**	**0**	**0**	**0**	**0**	**0**	**0**	**0**	**0**	**0**
06-22	**52**	**0**	**0**	**1**	**2**	**0**	**0**	**2**	**3**	**8**	**11**	**5**	**15**	**0**	**4**	**1**	**0**	**0**	**0**	**0**	**0**	**0**	**0**	**0**	**0**	**0**	**0**	**0**	**0**
06-00	**53**	**0**	**0**	**1**	**2**	**0**	**0**	**2**	**3**	**8**	**11**	**5**	**15**	**0**	**4**	**2**	**0**	**0**	**0**	**0**	**0**	**0**	**0**	**0**	**0**	**0**	**0**	**0**	**0**
00-00	**54**	**0**	**0**	**1**	**2**	**0**	**0**	**2**	**3**	**8**	**11**	**6**	**15**	**0**	**4**	**2**	**0**	**0**	**0**	**0**	**0**	**0**	**0**	**0**	**0**	**0**	**0**	**0**	**0**

DRAFT

Site 33
Location L-74115-0, Att - TP, Lat 53.7351, Long -6.76177
Direction South

3279 / Meath/Cavan/Monaghan ATC's
October 2013
Automatic Traffic Count

Sun, 13 October 2013

Time	Total	Speed Bins (km/h)																											
		0 - 5	5 - 10	10 - 15	15 - 20	20 - 25	25 - 30	30 - 35	35 - 40	40 - 45	45 - 50	50 - 55	55 - 60	60 - 65	65 - 70	70 - 75	75 - 80	80 - 85	85 - 90	90 - 95	95 - 100	100 - 105	105 - 110	110 - 115	115 - 120	120 - 125	125 - 130	130 - 135	135 - 140
0000	0	0	0	0	0	0	0	0	0	0	0	0	0	0	0	0	0	0	0	0	0	0	0	0	0	0	0	0	0
0100	2	0	0	0	0	0	0	0	0	0	0	0	0	1	0	1	0	0	0	0	0	0	0	0	0	0	0	0	0
0200	0	0	0	0	0	0	0	0	0	0	0	0	0	0	0	0	0	0	0	0	0	0	0	0	0	0	0	0	0
0300	1	0	0	0	0	0	0	0	0	1	0	0	0	0	0	0	0	0	0	0	0	0	0	0	0	0	0	0	0
0400	0	0	0	0	0	0	0	0	0	0	0	0	0	0	0	0	0	0	0	0	0	0	0	0	0	0	0	0	0
0500	0	0	0	0	0	0	0	0	0	0	0	0	0	0	0	0	0	0	0	0	0	0	0	0	0	0	0	0	0
0600	0	0	0	0	0	0	0	0	0	0	0	0	0	0	0	0	0	0	0	0	0	0	0	0	0	0	0	0	0
0700	0	0	0	0	0	0	0	0	0	0	0	0	0	0	0	0	0	0	0	0	0	0	0	0	0	0	0	0	0
0800	0	0	0	0	0	0	0	0	0	0	0	0	0	0	0	0	0	0	0	0	0	0	0	0	0	0	0	0	0
0900	3	0	0	0	0	0	0	0	0	1	0	2	0	0	0	0	0	0	0	0	0	0	0	0	0	0	0	0	0
1000	**7**	**0**	**0**	**0**	**1**	**0**	**0**	**1**	**2**	**0**	**2**	**0**	**0**	**0**	**1**	**0**	**0**	**0**	**0**	**0**	**0**	**0**	**0**	**0**	**0**	**0**	**0**	**0**	**0**
1100	2	0	0	0	0	0	0	0	0	0	1	0	1	0	0	0	0	0	0	0	0	0	0	0	0	0	0	0	0
1200	**6**	**0**	**0**	**0**	**0**	**0**	**1**	**1**	**1**	**1**	**0**	**1**	**0**	**1**	**0**	**0**	**0**	**0**	**0**	**0**	**0**	**0**	**0**	**0**	**0**	**0**	**0**	**0**	**0**
1300	1	0	0	0	0	0	0	0	0	0	1	0	0	0	0	0	0	0	0	0	0	0	0	0	0	0	0	0	0
1400	1	0	0	0	0	0	0	0	0	0	0	0	0	0	1	0	0	0	0	0	0	0	0	0	0	0	0	0	0
1500	3	0	0	0	0	1	0	0	2	0	0	0	0	0	0	0	0	0	0	0	0	0	0	0	0	0	0	0	0
1600	0	0	0	0	0	0	0	0	0	0	0	0	0	0	0	0	0	0	0	0	0	0	0	0	0	0	0	0	0
1700	5	0	0	0	0	1	0	1	0	0	0	1	0	1	1	0	0	0	0	0	0	0	0	0	0	0	0	0	0
1800	3	0	0	0	0	0	0	0	0	1	0	1	1	0	0	0	0	0	0	0	0	0	0	0	0	0	0	0	0
1900	1	0	0	0	0	0	0	0	0	0	0	0	0	0	1	0	0	0	0	0	0	0	0	0	0	0	0	0	0
2000	1	0	0	0	0	0	0	0	0	0	1	0	0	0	0	0	0	0	0	0	0	0	0	0	0	0	0	0	0
2100	0	0	0	0	0	0	0	0	0	0	0	0	0	0	0	0	0	0	0	0	0	0	0	0	0	0	0	0	0
2200	0	0	0	0	0	0	0	0	0	0	0	0	0	0	0	0	0	0	0	0	0	0	0	0	0	0	0	0	0
2300	0	0	0	0	0	0	0	0	0	0	0	0	0	0	0	0	0	0	0	0	0	0	0	0	0	0	0	0	0
07-19	**31**	**0**	**0**	**0**	**1**	**2**	**1**	**3**	**5**	**3**	**4**	**5**	**2**	**2**	**3**	**0**	**0**	**0**	**0**	**0**	**0**	**0**	**0**	**0**	**0**	**0**	**0**	**0**	**0**
06-22	**33**	**0**	**0**	**0**	**1**	**2**	**1**	**3**	**5**	**3**	**5**	**5**	**2**	**2**	**4**	**0**	**0**	**0**	**0**	**0**	**0**	**0**	**0**	**0**	**0**	**0**	**0**	**0**	**0**
06-00	**33**	**0**	**0**	**0**	**1**	**2**	**1**	**3**	**5**	**3**	**5**	**5**	**2**	**2**	**4**	**0**	**0**	**0**	**0**	**0**	**0**	**0**	**0**	**0**	**0**	**0**	**0**	**0**	**0**
00-00	**36**	**0**	**0**	**0**	**1**	**2**	**1**	**3**	**5**	**4**	**5**	**5**	**2**	**3**	**4**	**1**	**0**	**0**	**0**	**0**	**0**	**0**	**0**	**0**	**0**	**0**	**0**	**0**	**0**

DRAFT

Site 33
Location L-74115-0, Att - TP, Lat 53.7351, Long -6.76177
Direction South

3279 / Meath/Cavan/Monaghan ATC's
October 2013
Automatic Traffic Count

Mon, 14 October 2013

Time	Total	Speed Bins (km/h)																											
		0 - 5	5 - 10	10 - 15	15 - 20	20 - 25	25 - 30	30 - 35	35 - 40	40 - 45	45 - 50	50 - 55	55 - 60	60 - 65	65 - 70	70 - 75	75 - 80	80 - 85	85 - 90	90 - 95	95 - 100	100 - 105	105 - 110	110 - 115	115 - 120	120 - 125	125 - 130	130 - 135	135 - 140
0000	0	0	0	0	0	0	0	0	0	0	0	0	0	0	0	0	0	0	0	0	0	0	0	0	0	0	0	0	0
0100	0	0	0	0	0	0	0	0	0	0	0	0	0	0	0	0	0	0	0	0	0	0	0	0	0	0	0	0	0
0200	0	0	0	0	0	0	0	0	0	0	0	0	0	0	0	0	0	0	0	0	0	0	0	0	0	0	0	0	0
0300	0	0	0	0	0	0	0	0	0	0	0	0	0	0	0	0	0	0	0	0	0	0	0	0	0	0	0	0	0
0400	0	0	0	0	0	0	0	0	0	0	0	0	0	0	0	0	0	0	0	0	0	0	0	0	0	0	0	0	0
0500	1	0	0	0	0	0	0	0	0	0	0	0	0	0	0	1	0	0	0	0	0	0	0	0	0	0	0	0	0
0600	3	0	0	0	0	0	0	0	0	0	0	1	1	1	0	0	0	0	0	0	0	0	0	0	0	0	0	0	0
0700	**4**	**0**	**0**	**0**	**0**	**0**	**0**	**0**	**0**	**0**	**1**	**1**	**0**	**1**	**1**	**0**	**0**	**0**	**0**	**0**	**0**	**0**	**0**	**0**	**0**	**0**	**0**	**0**	**0**
0800	3	0	0	0	0	0	0	0	0	1	0	0	2	0	0	0	0	0	0	0	0	0	0	0	0	0	0	0	0
0900	2	0	0	0	0	0	0	0	0	0	0	1	0	1	0	0	0	0	0	0	0	0	0	0	0	0	0	0	0
1000	3	0	0	0	0	0	0	0	0	0	0	3	0	0	0	0	0	0	0	0	0	0	0	0	0	0	0	0	0
1100	2	0	0	0	0	0	0	0	0	1	1	0	0	0	0	0	0	0	0	0	0	0	0	0	0	0	0	0	0
1200	3	0	0	0	0	0	0	0	0	1	2	0	0	0	0	0	0	0	0	0	0	0	0	0	0	0	0	0	0
1300	2	0	0	0	0	0	0	0	1	0	1	0	0	0	0	0	0	0	0	0	0	0	0	0	0	0	0	0	0
1400	1	0	0	0	0	0	0	0	0	0	1	0	0	0	0	0	0	0	0	0	0	0	0	0	0	0	0	0	0
1500	1	0	0	0	0	0	0	0	0	0	0	1	0	0	0	0	0	0	0	0	0	0	0	0	0	0	0	0	0
1600	0	0	0	0	0	0	0	0	0	0	0	0	0	0	0	0	0	0	0	0	0	0	0	0	0	0	0	0	0
1700	2	0	0	0	0	0	0	1	0	0	0	1	0	0	0	0	0	0	0	0	0	0	0	0	0	0	0	0	0
1800	4	0	0	0	1	0	0	0	0	0	0	3	0	0	0	0	0	0	0	0	0	0	0	0	0	0	0	0	0
1900	**5**	**0**	**0**	**0**	**0**	**0**	**0**	**1**	**0**	**0**	**1**	**0**	**2**	**1**	**0**	**0**	**0**	**0**	**0**	**0**	**0**	**0**	**0**	**0**	**0**	**0**	**0**	**0**	**0**
2000	2	0	0	0	0	0	0	0	0	0	0	0	0	0	2	0	0	0	0	0	0	0	0	0	0	0	0	0	0
2100	1	0	0	0	0	0	0	0	0	0	0	0	1	0	0	0	0	0	0	0	0	0	0	0	0	0	0	0	0
2200	0	0	0	0	0	0	0	0	0	0	0	0	0	0	0	0	0	0	0	0	0	0	0	0	0	0	0	0	0
2300	2	0	0	0	0	0	0	0	1	0	0	1	0	0	0	0	0	0	0	0	0	0	0	0	0	0	0	0	0
07-19	**27**	**0**	**0**	**0**	**1**	**0**	**0**	**1**	**1**	**3**	**6**	**10**	**2**	**2**	**1**	**0**	**0**	**0**	**0**	**0**	**0**	**0**	**0**	**0**	**0**	**0**	**0**	**0**	**0**
06-22	**38**	**0**	**0**	**0**	**1**	**0**	**0**	**2**	**1**	**3**	**7**	**11**	**6**	**4**	**3**	**0**	**0**	**0**	**0**	**0**	**0**	**0**	**0**	**0**	**0**	**0**	**0**	**0**	**0**
06-00	**40**	**0**	**0**	**0**	**1**	**0**	**0**	**2**	**2**	**3**	**7**	**12**	**6**	**4**	**3**	**0**	**0**	**0**	**0**	**0**	**0**	**0**	**0**	**0**	**0**	**0**	**0**	**0**	**0**
00-00	**41**	**0**	**0**	**0**	**1**	**0**	**0**	**2**	**2**	**3**	**7**	**12**	**6**	**4**	**3**	**1**	**0**	**0**	**0**	**0**	**0**	**0**	**0**	**0**	**0**	**0**	**0**	**0**	**0**

DRAFT

Site 33
Location L-74115-0, Att - TP, Lat 53.7351, Long -6.76177
Direction South

3279 / Meath/Cavan/Monaghan ATC's
October 2013
Automatic Traffic Count

Virtual Day (7)

Time	Total	Speed Bins (km/h)																											
		0 - 5	5 - 10	10 - 15	15 - 20	20 - 25	25 - 30	30 - 35	35 - 40	40 - 45	45 - 50	50 - 55	55 - 60	60 - 65	65 - 70	70 - 75	75 - 80	80 - 85	85 - 90	90 - 95	95 - 100	100 - 105	105 - 110	110 - 115	115 - 120	120 - 125	125 - 130	130 - 135	135 - 140
0000	0	0	0	0	0	0	0	0	0	0	0	0	0	0	0	0	0	0	0	0	0	0	0	0	0	0	0	0	0
0100	0	0	0	0	0	0	0	0	0	0	0	0	0	0	0	0	0	0	0	0	0	0	0	0	0	0	0	0	0
0200	0	0	0	0	0	0	0	0	0	0	0	0	0	0	0	0	0	0	0	0	0	0	0	0	0	0	0	0	0
0300	0	0	0	0	0	0	0	0	0	0	0	0	0	0	0	0	0	0	0	0	0	0	0	0	0	0	0	0	0
0400	0	0	0	0	0	0	0	0	0	0	0	0	0	0	0	0	0	0	0	0	0	0	0	0	0	0	0	0	0
0500	0	0	0	0	0	0	0	0	0	0	0	0	0	0	0	0	0	0	0	0	0	0	0	0	0	0	0	0	0
0600	2	0	0	0	0	0	0	0	0	0	0	0	0	0	0	0	0	0	0	0	0	0	0	0	0	0	0	0	0
0700	**4**	**0**	**0**	**0**	**0**	**0**	**0**	**0**	**0**	**0**	**1**	**1**	**1**	**0**	**1**	**0**	**0**	**0**	**0**	**0**	**0**	**0**	**0**	**0**	**0**	**0**	**0**	**0**	**0**
0800	2	0	0	0	0	0	0	0	0	0	0	0	1	0	0	0	0	0	0	0	0	0	0	0	0	0	0	0	0
0900	3	0	0	0	0	0	0	0	0	1	1	1	0	0	0	0	0	0	0	0	0	0	0	0	0	0	0	0	0
1000	**4**	**0**	**0**	**0**	**0**	**0**	**0**	**0**	**1**	**0**	**1**	**1**	**0**	**0**	**0**	**0**	**0**	**0**	**0**	**0**	**0**	**0**	**0**	**0**	**0**	**0**	**0**	**0**	**0**
1100	2	0	0	0	0	0	0	0	0	1	0	0	1	0	0	0	0	0	0	0	0	0	0	0	0	0	0	0	0
1200	**3**	**0**	**0**	**0**	**0**	**0**	**0**	**0**	**0**	**1**	**0**	**0**	**0**	**0**	**0**	**0**	**0**	**0**	**0**	**0**	**0**	**0**	**0**	**0**	**0**	**0**	**0**	**0**	**0**
1300	**3**	**0**	**0**	**0**	**0**	**0**	**0**	**0**	**0**	**0**	**1**	**1**	**0**	**0**	**0**	**0**	**0**	**0**	**0**	**0**	**0**	**0**	**0**	**0**	**0**	**0**	**0**	**0**	**0**
1400	2	0	0	0	0	0	0	0	0	0	1	0	0	0	0	0	0	0	0	0	0	0	0	0	0	0	0	0	0
1500	2	0	0	0	0	0	0	0	0	0	1	0	1	0	0	0	0	0	0	0	0	0	0	0	0	0	0	0	0
1600	2	0	0	0	0	0	0	0	1	0	0	1	0	0	0	0	0	0	0	0	0	0	0	0	0	0	0	0	0
1700	2	0	0	0	0	0	0	0	0	0	0	0	0	0	0	0	0	0	0	0	0	0	0	0	0	0	0	0	0
1800	**3**	**0**	**0**	**0**	**0**	**0**	**0**	**0**	**0**	**0**	**0**	**1**	**0**	**0**	**0**	**0**	**0**	**0**	**0**	**0**	**0**	**0**	**0**	**0**	**0**	**0**	**0**	**0**	**0**
1900	**3**	**0**	**0**	**0**	**0**	**0**	**0**	**0**	**0**	**0**	**0**	**1**	**1**	**1**	**0**	**0**	**0**	**0**	**0**	**0**	**0**	**0**	**0**	**0**	**0**	**0**	**0**	**0**	**0**
2000	2	0	0	0	0	0	0	0	0	0	0	0	0	0	1	0	0	0	0	0	0	0	0	0	0	0	0	0	0
2100	1	0	0	0	0	0	0	0	0	0	0	0	0	0	0	0	0	0	0	0	0	0	0	0	0	0	0	0	0
2200	0	0	0	0	0	0	0	0	0	0	0	0	0	0	0	0	0	0	0	0	0	0	0	0	0	0	0	0	0
2300	0	0	0	0	0	0	0	0	0	0	0	0	0	0	0	0	0	0	0	0	0	0	0	0	0	0	0	0	0
07-19	**32**	**0**	**0**	**1**	**1**	**1**	**0**	**1**	**3**	**4**	**7**	**6**	**5**	**2**	**2**	**0**	**0**	**0**	**0**	**0**	**0**	**0**	**0**	**0**	**0**	**0**	**0**	**0**	**0**
06-22	**41**	**0**	**0**	**1**	**1**	**1**	**1**	**2**	**3**	**4**	**7**	**8**	**6**	**2**	**4**	**1**	**0**	**0**	**0**	**0**	**0**	**0**	**0**	**0**	**0**	**0**	**0**	**0**	**0**
06-00	**41**	**0**	**0**	**1**	**1**	**1**	**1**	**2**	**3**	**4**	**7**	**8**	**6**	**3**	**4**	**1**	**0**	**0**	**0**	**0**	**0**	**0**	**0**	**0**	**0**	**0**	**0**	**0**	**0**
00-00	**43**	**0**	**0**	**1**	**1**	**1**	**1**	**2**	**3**	**5**	**7**	**8**	**6**	**3**	**4**	**1**	**0**	**0**	**0**	**0**	**0**	**0**	**0**	**0**	**0**	**0**	**0**	**0**	**0**

DRAFT

Site 33
Location L-74115-0, Att - TP, Lat 53.7351, Long -6.76177
Direction South

3279 / Meath/Cavan/Monaghan ATC's
October 2013
Automatic Traffic Count

Virtual Week (1)

Time	Total	Speed Bins (km/h)																											
		0 - 5	5 - 10	10 - 15	15 - 20	20 - 25	25 - 30	30 - 35	35 - 40	40 - 45	45 - 50	50 - 55	55 - 60	60 - 65	65 - 70	70 - 75	75 - 80	80 - 85	85 - 90	90 - 95	95 - 100	100 - 105	105 - 110	110 - 115	115 - 120	120 - 125	125 - 130	130 - 135	135 - 140
Mon	41	0	0	0	1	0	0	2	2	3	7	12	6	4	3	1	0	0	0	0	0	0	0	0	0	0	0	0	0
Tue	50	0	0	2	0	4	0	3	5	8	5	10	5	6	1	0	1	0	0	0	0	0	0	0	0	0	0	0	0
Wed	40	0	0	2	0	0	2	0	4	2	9	10	3	0	6	1	0	0	1	0	0	0	0	0	0	0	0	0	0
Thu	36	0	0	0	1	1	0	1	1	3	7	7	6	4	3	2	0	0	0	0	0	0	0	0	0	0	0	0	0
Fri	41	0	1	0	1	1	1	0	4	5	6	7	7	2	6	0	0	0	0	0	0	0	0	0	0	0	0	0	0
|Sat	54	0	0	1	2	0	0	2	3	8	11	6	15	0	4	2	0	0	0	0	0	0	0	0	0	0	0	0	0
|Sun	36	0	0	0	1	2	1	3	5	4	5	5	2	3	4	1	0	0	0	0	0	0	0	0	0	0	0	0	0
5 Day Ave.	**42**	**0**	**0**	**1**	**1**	**1**	**1**	**1**	**3**	**4**	**7**	**9**	**5**	**3**	**4**	**1**	**0**	**0**	**0**	**0**	**0**	**0**	**0**	**0**	**0**	**0**	**0**	**0**	**0**
7 Day Ave.	**43**	**0**	**0**	**1**	**1**	**1**	**1**	**2**	**3**	**5**	**7**	**8**	**6**	**3**	**4**	**1**	**0**	**0**	**0**	**0**	**0**	**0**	**0**	**0**	**0**	**0**	**0**	**0**	**0**
--	**298**	**0**	**1**	**5**	**6**	**8**	**4**	**11**	**24**	**33**	**50**	**57**	**44**	**19**	**27**	**7**	**1**	**0**	**1**	**0**	**0**	**0**	**0**	**0**	**0**	**0**	**0**	**0**	**0**	**0**

Summary Graphs

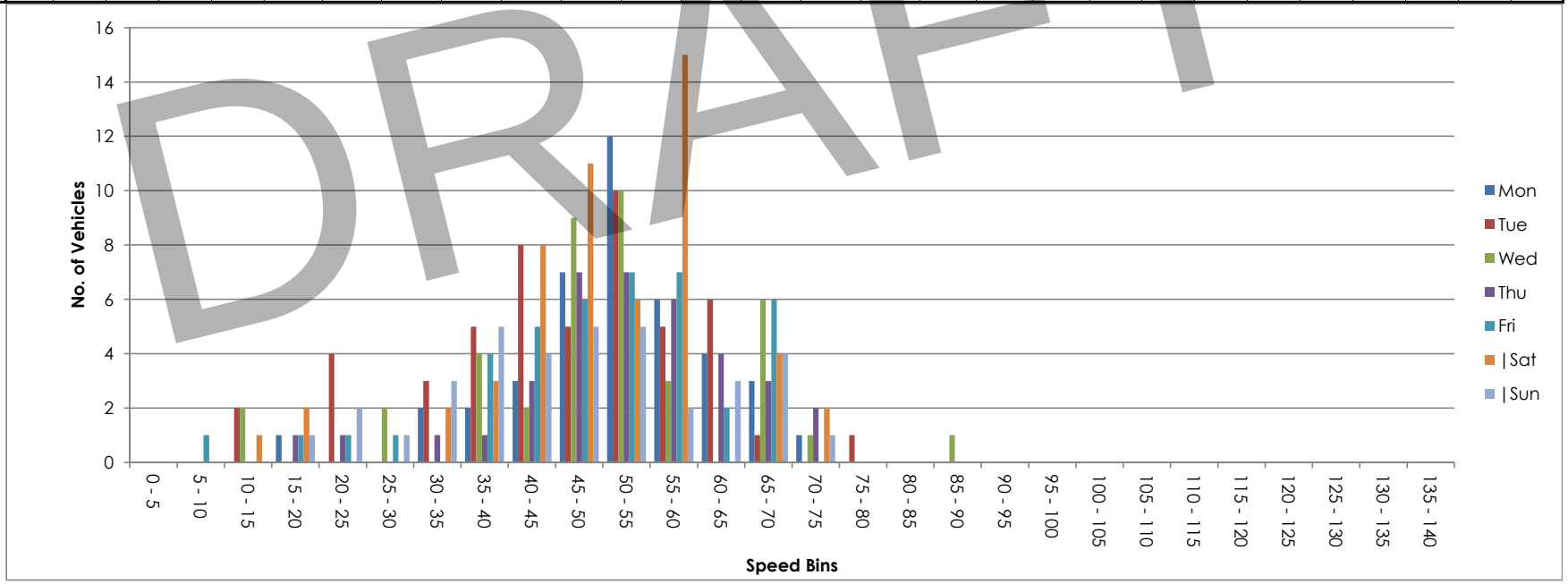

DRAFT

Site 33
Location L-74115-0, Att - TP, Lat 53.7351, Long -6.76177
Direction Two way

3279 / Meath/Cavan/Monaghan ATC's
October 2013
Automatic Traffic Count

Tue, 8 October 2013

Time	Total	Classification												>PSL	>PSL%	>SL1	>SL1%	>SL2	>SL2%	Mean	Vpp
		1 MCL	2 SV	3 SVT	4 TB2	5 TB3	6 T4	7 ART3	8 ART4	9 ART5	10 ART6	11 BD	12 DRT	100	100	105 +5kph	105 +5kph	110 +10kph	110 +10kph		85
0000	1	0	1	0	0	0	0	0	0	0	0	0	0	0	0	0	0	0	0	43.4	-
0100	0	0	0	0	0	0	0	0	0	0	0	0	0	0	0	0	0	0	0	-	-
0200	0	0	0	0	0	0	0	0	0	0	0	0	0	0	0	0	0	0	0	-	-
0300	0	0	0	0	0	0	0	0	0	0	0	0	0	0	0	0	0	0	0	-	-
0400	0	0	0	0	0	0	0	0	0	0	0	0	0	0	0	0	0	0	0	-	-
0500	0	0	0	0	0	0	0	0	0	0	0	0	0	0	0	0	0	0	0	-	-
0600	2	0	2	0	0	0	0	0	0	0	0	0	0	0	0	0	0	0	0	52.2	-
0700	6	1	5	0	0	0	0	0	0	0	0	0	0	0	0	0	0	0	0	56.4	-
0800	3	0	3	0	0	0	0	0	0	0	0	0	0	0	0	0	0	0	0	54.5	-
0900	**7**	**0**	**5**	**0**	**2**	**0**	**0**	**0**	**0**	**0**	**0**	**0**	**0**	**0**	**0**	**0**	**0**	**0**	**0**	**34.8**	**-**
1000	**7**	**1**	**6**	**0**	**0**	**0**	**0**	**0**	**0**	**0**	**0**	**0**	**0**	**0**	**0**	**0**	**0**	**0**	**0**	**31.5**	**-**
1100	4	0	3	0	1	0	0	0	0	0	0	0	0	0	0	0	0	0	0	41.2	-
1200	3	0	2	1	0	0	0	0	0	0	0	0	0	0	0	0	0	0	0	44.6	-
1300	6	0	5	1	0	0	0	0	0	0	0	0	0	0	0	0	0	0	0	39.4	-
1400	4	0	4	0	0	0	0	0	0	0	0	0	0	0	0	0	0	0	0	51.3	-
1500	5	0	4	1	0	0	0	0	0	0	0	0	0	0	0	0	0	0	0	39.8	-
1600	7	1	6	0	0	0	0	0	0	0	0	0	0	0	0	0	0	0	0	45.7	-
1700	6	0	6	0	0	0	0	0	0	0	0	0	0	0	0	0	0	0	0	50.8	-
1800	**12**	**2**	**10**	**0**	**0**	**0**	**0**	**0**	**0**	**0**	**0**	**0**	**0**	**0**	**0**	**0**	**0**	**0**	**0**	**41.1**	**57.6**
1900	11	0	11	0	0	0	0	0	0	0	0	0	0	0	0	0	0	0	0	53.7	61.9
2000	5	0	5	0	0	0	0	0	0	0	0	0	0	0	0	0	0	0	0	57.5	-
2100	4	0	4	0	0	0	0	0	0	0	0	0	0	0	0	0	0	0	0	50.2	-
2200	3	0	3	0	0	0	0	0	0	0	0	0	0	0	0	0	0	0	0	63.3	-
2300	0	0	0	0	0	0	0	0	0	0	0	0	0	0	0	0	0	0	0	-	-
07-19	**70**	**5**	**59**	**3**	**3**	**0**	**0**	**0**	**0**	**0**	**0**	**0**	**0**	**0**	**0**	**0**	**0**	**0**	**0**	**43.2**	**57.6**
06-22	**92**	**5**	**81**	**3**	**3**	**0**	**0**	**0**	**0**	**0**	**0**	**0**	**0**	**0**	**0**	**0**	**0**	**0**	**0**	**45.7**	**58.7**
06-00	**95**	**5**	**84**	**3**	**3**	**0**	**0**	**0**	**0**	**0**	**0**	**0**	**0**	**0**	**0**	**0**	**0**	**0**	**0**	**46.3**	**59**
00-00	**96**	**5**	**85**	**3**	**3**	**0**	**0**	**0**	**0**	**0**	**0**	**0**	**0**	**0**	**0**	**0**	**0**	**0**	**0**	**46.3**	**59**

DRAFT

Site 33
Location L-74115-0, Att - TP, Lat 53.7351, Long -6.76177
Direction Two way

3279 / Meath/Cavan/Monaghan ATC's
October 2013
Automatic Traffic Count

Wed, 9 October 2013

Time	Total	Classification												>PSL	>PSL%	>SL1	>SL1%	>SL2	>SL2%	Mean	Vpp
		1 MCL	2 SV	3 SVT	4 TB2	5 TB3	6 T4	7 ART3	8 ART4	9 ART5	10 ART6	11 BD	12 DRT	100	100	105 +5kph	105 +5kph	110 +10kph	110 +10kph		85
0000	1	0	1	0	0	0	0	0	0	0	0	0	0	0	0	0	0	0	0	50.7	-
0100	0	0	0	0	0	0	0	0	0	0	0	0	0	0	0	0	0	0	0	-	-
0200	0	0	0	0	0	0	0	0	0	0	0	0	0	0	0	0	0	0	0	-	-
0300	0	0	0	0	0	0	0	0	0	0	0	0	0	0	0	0	0	0	0	-	-
0400	0	0	0	0	0	0	0	0	0	0	0	0	0	0	0	0	0	0	0	-	-
0500	0	0	0	0	0	0	0	0	0	0	0	0	0	0	0	0	0	0	0	-	-
0600	3	0	3	0	0	0	0	0	0	0	0	0	0	0	0	0	0	0	0	59.9	-
0700	5	1	3	0	1	0	0	0	0	0	0	0	0	0	0	0	0	0	0	57.3	-
0800	1	0	1	0	0	0	0	0	0	0	0	0	0	0	0	0	0	0	0	47.6	-
0900	**6**	**0**	**6**	**0**	**0**	**0**	**0**	**0**	**0**	**0**	**0**	**0**	**0**	**0**	**0**	**0**	**0**	**0**	**0**	**51.4**	**-**
1000	**6**	**0**	**4**	**0**	**0**	**0**	**0**	**0**	**2**	**0**	**0**	**0**	**0**	**0**	**0**	**0**	**0**	**0**	**0**	**44.3**	**-**
1100	4	0	4	0	0	0	0	0	0	0	0	0	0	0	0	0	0	0	0	47.5	-
1200	1	0	1	0	0	0	0	0	0	0	0	0	0	0	0	0	0	0	0	47.7	-
1300	9	0	9	0	0	0	0	0	0	0	0	0	0	0	0	0	0	0	0	51.9	-
1400	2	0	2	0	0	0	0	0	0	0	0	0	0	0	0	0	0	0	0	49.7	-
1500	4	0	4	0	0	0	0	0	0	0	0	0	0	0	0	0	0	0	0	48.7	-
1600	5	1	3	1	0	0	0	0	0	0	0	0	0	0	0	0	0	0	0	41.1	-
1700	4	0	3	1	0	0	0	0	0	0	0	0	0	0	0	0	0	0	0	49.9	-
1800	**11**	**1**	**10**	**0**	**0**	**0**	**0**	**0**	**0**	**0**	**0**	**0**	**0**	**0**	**0**	**0**	**0**	**0**	**0**	**45.3**	**58.7**
1900	5	0	5	0	0	0	0	0	0	0	0	0	0	0	0	0	0	0	0	65.3	-
2000	3	0	3	0	0	0	0	0	0	0	0	0	0	0	0	0	0	0	0	48.3	-
2100	4	0	3	0	1	0	0	0	0	0	0	0	0	0	0	0	0	0	0	62.9	-
2200	1	0	1	0	0	0	0	0	0	0	0	0	0	0	0	0	0	0	0	57.4	-
2300	0	0	0	0	0	0	0	0	0	0	0	0	0	0	0	0	0	0	0	-	-
07-19	**58**	**3**	**50**	**2**	**1**	**0**	**0**	**0**	**2**	**0**	**0**	**0**	**0**	**0**	**0**	**0**	**0**	**0**	**0**	**48.5**	**58.7**
06-22	**73**	**3**	**64**	**2**	**2**	**0**	**0**	**0**	**2**	**0**	**0**	**0**	**0**	**0**	**0**	**0**	**0**	**0**	**0**	**50.9**	**65.2**
06-00	**74**	**3**	**65**	**2**	**2**	**0**	**0**	**0**	**2**	**0**	**0**	**0**	**0**	**0**	**0**	**0**	**0**	**0**	**0**	**50.9**	**65.2**
00-00	**75**	**3**	**66**	**2**	**2**	**0**	**0**	**0**	**2**	**0**	**0**	**0**	**0**	**0**	**0**	**0**	**0**	**0**	**0**	**50.9**	**65.2**

DRAFT

Site 33
Location L-74115-0, Att - TP, Lat 53.7351, Long -6.76177
Direction Two way

3279 / Meath/Cavan/Monaghan ATC's
October 2013
Automatic Traffic Count

Thu, 10 October 2013

Time	Total	Classification												>PSL	>PSL%	>SL1	>SL1%	>SL2	>SL2%	Mean	Vpp
		1 MCL	2 SV	3 SVT	4 TB2	5 TB3	6 T4	7 ART3	8 ART4	9 ART5	10 ART6	11 BD	12 DRT	100	100	105 +5kph	105 +5kph	110 +10kph	110 +10kph		85
0000	0	0	0	0	0	0	0	0	0	0	0	0	0	0	0	0	0	0	0	-	-
0100	0	0	0	0	0	0	0	0	0	0	0	0	0	0	0	0	0	0	0	-	-
0200	0	0	0	0	0	0	0	0	0	0	0	0	0	0	0	0	0	0	0	-	-
0300	0	0	0	0	0	0	0	0	0	0	0	0	0	0	0	0	0	0	0	-	-
0400	0	0	0	0	0	0	0	0	0	0	0	0	0	0	0	0	0	0	0	-	-
0500	0	0	0	0	0	0	0	0	0	0	0	0	0	0	0	0	0	0	0	-	-
0600	4	0	3	0	0	0	1	0	0	0	0	0	0	0	0	0	0	0	0	47.4	-
0700	8	1	7	0	0	0	0	0	0	0	0	0	0	0	0	0	0	0	0	54.4	-
0800	2	0	1	0	0	0	1	0	0	0	0	0	0	0	0	0	0	0	0	46.2	-
0900	**9**	**0**	**9**	**0**	**0**	**0**	**0**	**0**	**0**	**0**	**0**	**0**	**0**	**0**	**0**	**0**	**0**	**0**	**0**	**52.2**	**-**
1000	4	0	4	0	0	0	0	0	0	0	0	0	0	0	0	0	0	0	0	55.5	-
1100	1	0	1	0	0	0	0	0	0	0	0	0	0	0	0	0	0	0	0	55.6	-
1200	0	0	0	0	0	0	0	0	0	0	0	0	0	0	0	0	0	0	0	-	-
1300	6	0	6	0	0	0	0	0	0	0	0	0	0	0	0	0	0	0	0	46.7	-
1400	6	0	6	0	0	0	0	0	0	0	0	0	0	0	0	0	0	0	0	56	-
1500	5	0	5	0	0	0	0	0	0	0	0	0	0	0	0	0	0	0	0	49.6	-
1600	3	1	2	0	0	0	0	0	0	0	0	0	0	0	0	0	0	0	0	48.5	-
1700	1	0	1	0	0	0	0	0	0	0	0	0	0	0	0	0	0	0	0	52.9	-
1800	**7**	**0**	**7**	**0**	**0**	**0**	**0**	**0**	**0**	**0**	**0**	**0**	**0**	**0**	**0**	**0**	**0**	**0**	**0**	**48.3**	**-**
1900	5	0	5	0	0	0	0	0	0	0	0	0	0	0	0	0	0	0	0	51.8	-
2000	2	0	2	0	0	0	0	0	0	0	0	0	0	0	0	0	0	0	0	55.4	-
2100	2	0	2	0	0	0	0	0	0	0	0	0	0	0	0	0	0	0	0	60	-
2200	3	0	3	0	0	0	0	0	0	0	0	0	0	0	0	0	0	0	0	69.4	-
2300	0	0	0	0	0	0	0	0	0	0	0	0	0	0	0	0	0	0	0	-	-
07-19	**52**	**2**	**49**	**0**	**0**	**0**	**1**	**0**	**0**	**0**	**0**	**0**	**0**	**0**	**0**	**0**	**0**	**0**	**0**	**51.5**	**59.8**
06-22	**65**	**2**	**61**	**0**	**0**	**0**	**2**	**0**	**0**	**0**	**0**	**0**	**0**	**0**	**0**	**0**	**0**	**0**	**0**	**51.6**	**61.2**
06-00	**68**	**2**	**64**	**0**	**0**	**0**	**2**	**0**	**0**	**0**	**0**	**0**	**0**	**0**	**0**	**0**	**0**	**0**	**0**	**52.4**	**64.8**
00-00	**68**	**2**	**64**	**0**	**0**	**0**	**2**	**0**	**0**	**0**	**0**	**0**	**0**	**0**	**0**	**0**	**0**	**0**	**0**	**52.4**	**64.8**

DRAFT

Site 33
Location L-74115-0, Att - TP, Lat 53.7351, Long -6.76177
Direction Two way

3279 / Meath/Cavan/Monaghan ATC's
October 2013
Automatic Traffic Count

Fri, 11 October 2013

Time	Total	Classification												>PSL	>PSL%	>SL1	>SL1%	>SL2	>SL2%	Mean	Vpp
		1 MCL	2 SV	3 SVT	4 TB2	5 TB3	6 T4	7 ART3	8 ART4	9 ART5	10 ART6	11 BD	12 DRT	100	100	105 +5kph	105 +5kph	110 +10kph	110 +10kph		85
0000	0	0	0	0	0	0	0	0	0	0	0	0	0	0	0	0	0	0	0	-	-
0100	0	0	0	0	0	0	0	0	0	0	0	0	0	0	0	0	0	0	0	-	-
0200	0	0	0	0	0	0	0	0	0	0	0	0	0	0	0	0	0	0	0	-	-
0300	0	0	0	0	0	0	0	0	0	0	0	0	0	0	0	0	0	0	0	-	-
0400	0	0	0	0	0	0	0	0	0	0	0	0	0	0	0	0	0	0	0	-	-
0500	1	0	1	0	0	0	0	0	0	0	0	0	0	0	0	0	0	0	0	66.5	-
0600	1	0	1	0	0	0	0	0	0	0	0	0	0	0	0	0	0	0	0	53.5	-
0700	5	1	4	0	0	0	0	0	0	0	0	0	0	0	0	0	0	0	0	51.9	-
0800	5	0	5	0	0	0	0	0	0	0	0	0	0	0	0	0	0	0	0	54	-
0900	**7**	**0**	**7**	**0**	**0**	**0**	**0**	**0**	**0**	**0**	**0**	**0**	**0**	**0**	**0**	**0**	**0**	**0**	**0**	**49.7**	**-**
1000	4	0	2	1	0	0	0	0	1	0	0	0	0	0	0	0	0	0	0	51.4	-
1100	4	1	1	0	2	0	0	0	0	0	0	0	0	0	0	0	0	0	0	41.9	-
1200	2	0	1	0	1	0	0	0	0	0	0	0	0	0	0	0	0	0	0	49.7	-
1300	**9**	**0**	**8**	**0**	**1**	**0**	**0**	**0**	**0**	**0**	**0**	**0**	**0**	**0**	**0**	**0**	**0**	**0**	**0**	**53**	**-**
1400	5	0	4	1	0	0	0	0	0	0	0	0	0	0	0	0	0	0	0	43.3	-
1500	4	0	4	0	0	0	0	0	0	0	0	0	0	0	0	0	0	0	0	44.2	-
1600	**9**	**1**	**7**	**0**	**1**	**0**	**0**	**0**	**0**	**0**	**0**	**0**	**0**	**0**	**0**	**0**	**0**	**0**	**0**	**46.9**	**-**
1700	4	1	2	1	0	0	0	0	0	0	0	0	0	0	0	0	0	0	0	40.3	-
1800	5	0	4	0	1	0	0	0	0	0	0	0	0	0	0	0	0	0	0	40.3	-
1900	6	0	6	0	0	0	0	0	0	0	0	0	0	0	0	0	0	0	0	54.9	-
2000	4	0	4	0	0	0	0	0	0	0	0	0	0	0	0	0	0	0	0	45.4	-
2100	4	0	4	0	0	0	0	0	0	0	0	0	0	0	0	0	0	0	0	60.4	-
2200	1	0	1	0	0	0	0	0	0	0	0	0	0	0	0	0	0	0	0	58.3	-
2300	0	0	0	0	0	0	0	0	0	0	0	0	0	0	0	0	0	0	0	-	-
07-19	**63**	**4**	**49**	**3**	**6**	**0**	**0**	**0**	**1**	**0**	**0**	**0**	**0**	**0**	**0**	**0**	**0**	**0**	**0**	**47.7**	**58.3**
06-22	**78**	**4**	**64**	**3**	**6**	**0**	**0**	**0**	**1**	**0**	**0**	**0**	**0**	**0**	**0**	**0**	**0**	**0**	**0**	**48.9**	**60.8**
06-00	**79**	**4**	**65**	**3**	**6**	**0**	**0**	**0**	**1**	**0**	**0**	**0**	**0**	**0**	**0**	**0**	**0**	**0**	**0**	**49**	**60.8**
00-00	**80**	**4**	**66**	**3**	**6**	**0**	**0**	**0**	**1**	**0**	**0**	**0**	**0**	**0**	**0**	**0**	**0**	**0**	**0**	**49.2**	**61.2**

DRAFT

Site 33
Location L-74115-0, Att - TP, Lat 53.7351, Long -6.76177
Direction Two way

3279 / Meath/Cavan/Monaghan ATC's
October 2013
Automatic Traffic Count

Sat, 12 October 2013

Time	Total	Classification												>PSL	>PSL%	>SL1	>SL1%	>SL2	>SL2%	Mean	Vpp
		1 MCL	2 SV	3 SVT	4 TB2	5 TB3	6 T4	7 ART3	8 ART4	9 ART5	10 ART6	11 BD	12 DRT	100	100	105 +5kph	105 +5kph	110 +10kph	110 +10kph		85
0000	0	0	0	0	0	0	0	0	0	0	0	0	0	0	0	0	0	0	0	-	-
0100	0	0	0	0	0	0	0	0	0	0	0	0	0	0	0	0	0	0	0	-	-
0200	0	0	0	0	0	0	0	0	0	0	0	0	0	0	0	0	0	0	0	-	-
0300	0	0	0	0	0	0	0	0	0	0	0	0	0	0	0	0	0	0	0	-	-
0400	0	0	0	0	0	0	0	0	0	0	0	0	0	0	0	0	0	0	0	-	-
0500	1	0	0	0	1	0	0	0	0	0	0	0	0	0	0	0	0	0	0	51.6	-
0600	1	0	1	0	0	0	0	0	0	0	0	0	0	0	0	0	0	0	0	65.9	-
0700	3	0	3	0	0	0	0	0	0	0	0	0	0	0	0	0	0	0	0	61.1	-
0800	6	0	6	0	0	0	0	0	0	0	0	0	0	0	0	0	0	0	0	55	-
0900	5	0	5	0	0	0	0	0	0	0	0	0	0	0	0	0	0	0	0	50.9	-
1000	8	0	7	0	1	0	0	0	0	0	0	0	0	0	0	0	0	0	0	50.6	-
1100	**12**	**0**	**7**	**4**	**1**	**0**	**0**	**0**	**0**	**0**	**0**	**0**	**0**	**0**	**0**	**0**	**0**	**0**	**0**	**44.5**	**55.1**
1200	**12**	**1**	**11**	**0**	**0**	**0**	**0**	**0**	**0**	**0**	**0**	**0**	**0**	**0**	**0**	**0**	**0**	**0**	**0**	**40.9**	**51.5**
1300	10	1	7	2	0	0	0	0	0	0	0	0	0	0	0	0	0	0	0	46.1	-
1400	8	0	8	0	0	0	0	0	0	0	0	0	0	0	0	0	0	0	0	48.7	-
1500	6	0	6	0	0	0	0	0	0	0	0	0	0	0	0	0	0	0	0	51.8	-
1600	8	0	7	1	0	0	0	0	0	0	0	0	0	0	0	0	0	0	0	49.3	-
1700	9	0	8	1	0	0	0	0	0	0	0	0	0	0	0	0	0	0	0	52.4	-
1800	2	0	2	0	0	0	0	0	0	0	0	0	0	0	0	0	0	0	0	32.6	-
1900	6	0	6	0	0	0	0	0	0	0	0	0	0	0	0	0	0	0	0	57.3	-
2000	5	0	4	1	0	0	0	0	0	0	0	0	0	0	0	0	0	0	0	50.7	-
2100	7	0	7	0	0	0	0	0	0	0	0	0	0	0	0	0	0	0	0	56	-
2200	2	0	2	0	0	0	0	0	0	0	0	0	0	0	0	0	0	0	0	63	-
2300	0	0	0	0	0	0	0	0	0	0	0	0	0	0	0	0	0	0	0	-	-
07-19	**89**	**2**	**77**	**8**	**2**	**0**	**0**	**0**	**0**	**0**	**0**	**0**	**0**	**0**	**0**	**0**	**0**	**0**	**0**	**48.2**	**58.7**
06-22	**108**	**2**	**95**	**9**	**2**	**0**	**0**	**0**	**0**	**0**	**0**	**0**	**0**	**0**	**0**	**0**	**0**	**0**	**0**	**49.5**	**59.4**
06-00	**110**	**2**	**97**	**9**	**2**	**0**	**0**	**0**	**0**	**0**	**0**	**0**	**0**	**0**	**0**	**0**	**0**	**0**	**0**	**49.7**	**59.4**
00-00	**111**	**2**	**97**	**9**	**3**	**0**	**0**	**0**	**0**	**0**	**0**	**0**	**0**	**0**	**0**	**0**	**0**	**0**	**0**	**49.7**	**59.4**

DRAFT

Site 33
Location L-74115-0, Att - TP, Lat 53.7351, Long -6.76177
Direction Two way

3279 / Meath/Cavan/Monaghan ATC's
October 2013
Automatic Traffic Count

Sun, 13 October 2013

Time	Total	Classification												>PSL	>PSL%	>SL1	>SL1%	>SL2	>SL2%	Mean	Vpp
		1 MCL	2 SV	3 SVT	4 TB2	5 TB3	6 T4	7 ART3	8 ART4	9 ART5	10 ART6	11 BD	12 DRT	100	100	105 +5kph	105 +5kph	110 +10kph	110 +10kph		85
0000	0	0	0	0	0	0	0	0	0	0	0	0	0	0	0	0	0	0	0	-	-
0100	3	0	3	0	0	0	0	0	0	0	0	0	0	0	0	0	0	0	0	67.6	-
0200	2	0	2	0	0	0	0	0	0	0	0	0	0	0	0	0	0	0	0	62.4	-
0300	2	0	1	1	0	0	0	0	0	0	0	0	0	0	0	0	0	0	0	44.5	-
0400	1	0	1	0	0	0	0	0	0	0	0	0	0	0	0	0	0	0	0	52.5	-
0500	0	0	0	0	0	0	0	0	0	0	0	0	0	0	0	0	0	0	0	-	-
0600	0	0	0	0	0	0	0	0	0	0	0	0	0	0	0	0	0	0	0	-	-
0700	0	0	0	0	0	0	0	0	0	0	0	0	0	0	0	0	0	0	0	-	-
0800	1	0	1	0	0	0	0	0	0	0	0	0	0	0	0	0	0	0	0	68.7	-
0900	4	0	4	0	0	0	0	0	0	0	0	0	0	0	0	0	0	0	0	46	-
1000	**14**	**0**	**12**	**0**	**0**	**1**	**0**	**0**	**1**	**0**	**0**	**0**	**0**	**0**	**0**	**0**	**0**	**0**	**0**	**37**	**46.8**
1100	4	0	4	0	0	0	0	0	0	0	0	0	0	0	0	0	0	0	0	46.6	-
1200	8	0	8	0	0	0	0	0	0	0	0	0	0	0	0	0	0	0	0	38.2	-
1300	5	0	5	0	0	0	0	0	0	0	0	0	0	0	0	0	0	0	0	50.3	-
1400	1	0	1	0	0	0	0	0	0	0	0	0	0	0	0	0	0	0	0	65.5	-
1500	4	0	4	0	0	0	0	0	0	0	0	0	0	0	0	0	0	0	0	36	-
1600	0	0	0	0	0	0	0	0	0	0	0	0	0	0	0	0	0	0	0	-	-
1700	**9**	**0**	**8**	**1**	**0**	**0**	**0**	**0**	**0**	**0**	**0**	**0**	**0**	**0**	**0**	**0**	**0**	**0**	**0**	**48.2**	**-**
1800	4	0	4	0	0	0	0	0	0	0	0	0	0	0	0	0	0	0	0	53.7	-
1900	2	0	2	0	0	0	0	0	0	0	0	0	0	0	0	0	0	0	0	61.7	-
2000	3	0	3	0	0	0	0	0	0	0	0	0	0	0	0	0	0	0	0	55.4	-
2100	0	0	0	0	0	0	0	0	0	0	0	0	0	0	0	0	0	0	0	-	-
2200	1	0	1	0	0	0	0	0	0	0	0	0	0	0	0	0	0	0	0	63.7	-
2300	1	0	1	0	0	0	0	0	0	0	0	0	0	0	0	0	0	0	0	55.9	-
07-19	**54**	**0**	**51**	**1**	**0**	**1**	**0**	**0**	**1**	**0**	**0**	**0**	**0**	**0**	**0**	**0**	**0**	**0**	**0**	**43.9**	**57.2**
06-22	**59**	**0**	**56**	**1**	**0**	**1**	**0**	**0**	**1**	**0**	**0**	**0**	**0**	**0**	**0**	**0**	**0**	**0**	**0**	**45.1**	**58.3**
06-00	**61**	**0**	**58**	**1**	**0**	**1**	**0**	**0**	**1**	**0**	**0**	**0**	**0**	**0**	**0**	**0**	**0**	**0**	**0**	**45.6**	**60.1**
00-00	**69**	**0**	**65**	**2**	**0**	**1**	**0**	**0**	**1**	**0**	**0**	**0**	**0**	**0**	**0**	**0**	**0**	**0**	**0**	**47.1**	**63.4**

DRAFT

Site 33
Location L-74115-0, Att - TP, Lat 53.7351, Long -6.76177
Direction Two way

3279 / Meath/Cavan/Monaghan ATC's
October 2013
Automatic Traffic Count

Mon, 14 October 2013

Time	Total	Classification												>PSL	>PSL%	>SL1	>SL1%	>SL2	>SL2%	Mean	Vpp
		1 MCL	2 SV	3 SVT	4 TB2	5 TB3	6 T4	7 ART3	8 ART4	9 ART5	10 ART6	11 BD	12 DRT	100	100	105 +5kph	105 +5kph	110 +10kph	110 +10kph		85
0000	0	0	0	0	0	0	0	0	0	0	0	0	0	0	0	0	0	0	0	-	-
0100	1	0	1	0	0	0	0	0	0	0	0	0	0	0	0	0	0	0	0	51.6	-
0200	0	0	0	0	0	0	0	0	0	0	0	0	0	0	0	0	0	0	0	-	-
0300	0	0	0	0	0	0	0	0	0	0	0	0	0	0	0	0	0	0	0	-	-
0400	0	0	0	0	0	0	0	0	0	0	0	0	0	0	0	0	0	0	0	-	-
0500	1	0	1	0	0	0	0	0	0	0	0	0	0	0	0	0	0	0	0	71.3	-
0600	3	0	3	0	0	0	0	0	0	0	0	0	0	0	0	0	0	0	0	57.3	-
0700	4	1	3	0	0	0	0	0	0	0	0	0	0	0	0	0	0	0	0	58.3	-
0800	3	0	3	0	0	0	0	0	0	0	0	0	0	0	0	0	0	0	0	52.5	-
0900	**5**	**0**	**5**	**0**	**0**	**0**	**0**	**0**	**0**	**0**	**0**	**0**	**0**	**0**	**0**	**0**	**0**	**0**	**0**	**48.9**	**-**
1000	3	0	3	0	0	0	0	0	0	0	0	0	0	0	0	0	0	0	0	52.2	-
1100	4	0	1	2	1	0	0	0	0	0	0	0	0	0	0	0	0	0	0	44.1	-
1200	5	0	5	0	0	0	0	0	0	0	0	0	0	0	0	0	0	0	0	48.7	-
1300	3	0	3	0	0	0	0	0	0	0	0	0	0	0	0	0	0	0	0	42.8	-
1400	5	0	4	0	1	0	0	0	0	0	0	0	0	0	0	0	0	0	0	55.7	-
1500	2	0	2	0	0	0	0	0	0	0	0	0	0	0	0	0	0	0	0	46.2	-
1600	1	0	1	0	0	0	0	0	0	0	0	0	0	0	0	0	0	0	0	62.6	-
1700	5	0	5	0	0	0	0	0	0	0	0	0	0	0	0	0	0	0	0	53.1	-
1800	**13**	**0**	**13**	**0**	**0**	**0**	**0**	**0**	**0**	**0**	**0**	**0**	**0**	**0**	**0**	**0**	**0**	**0**	**0**	**47.5**	**58**
1900	9	0	9	0	0	0	0	0	0	0	0	0	0	0	0	0	0	0	0	56.4	-
2000	3	0	3	0	0	0	0	0	0	0	0	0	0	0	0	0	0	0	0	65.5	-
2100	3	0	3	0	0	0	0	0	0	0	0	0	0	0	0	0	0	0	0	56.4	-
2200	2	0	2	0	0	0	0	0	0	0	0	0	0	0	0	0	0	0	0	61.7	-
2300	3	0	3	0	0	0	0	0	0	0	0	0	0	0	0	0	0	0	0	46.8	-
07-19	**53**	**1**	**48**	**2**	**2**	**0**	**0**	**0**	**0**	**0**	**0**	**0**	**0**	**0**	**0**	**0**	**0**	**0**	**0**	**50.1**	**60.1**
06-22	**71**	**1**	**66**	**2**	**2**	**0**	**0**	**0**	**0**	**0**	**0**	**0**	**0**	**0**	**0**	**0**	**0**	**0**	**0**	**52.1**	**62.3**
06-00	**76**	**1**	**71**	**2**	**2**	**0**	**0**	**0**	**0**	**0**	**0**	**0**	**0**	**0**	**0**	**0**	**0**	**0**	**0**	**52.2**	**63**
00-00	**78**	**1**	**73**	**2**	**2**	**0**	**0**	**0**	**0**	**0**	**0**	**0**	**0**	**0**	**0**	**0**	**0**	**0**	**0**	**52.4**	**63**

DRAFT

Site 33
Location L-74115-0, Att - TP, Lat 53.7351, Long -6.76177
Direction Two way

3279 / Meath/Cavan/Monaghan ATC's
October 2013
Automatic Traffic Count

Virtual Day (7)

Time	Total	Classification												>PSL	>PSL%	>SL1	>SL1%	>SL2	>SL2%	Mean	Vpp
		1 MCL	2 SV	3 SVT	4 TB2	5 TB3	6 T4	7 ART3	8 ART4	9 ART5	10 ART6	11 BD	12 DRT	100	100	105 +5kph	105 +5kph	110 +10kph	110 +10kph		85
0000	0	0	0	0	0	0	0	0	0	0	0	0	0	0	0	0	0	0	0	47.1	-
0100	1	0	1	0	0	0	0	0	0	0	0	0	0	0	0	0	0	0	0	63.6	-
0200	0	0	0	0	0	0	0	0	0	0	0	0	0	0	0	0	0	0	0	62.4	-
0300	0	0	0	0	0	0	0	0	0	0	0	0	0	0	0	0	0	0	0	44.5	-
0400	0	0	0	0	0	0	0	0	0	0	0	0	0	0	0	0	0	0	0	52.5	-
0500	0	0	0	0	0	0	0	0	0	0	0	0	0	0	0	0	0	0	0	63.2	-
0600	2	0	2	0	0	0	0	0	0	0	0	0	0	0	0	0	0	0	0	54.7	-
0700	4	1	4	0	0	0	0	0	0	0	0	0	0	0	0	0	0	0	0	56	-
0800	3	0	3	0	0	0	0	0	0	0	0	0	0	0	0	0	0	0	0	53.8	-
0900	6	0	6	0	0	0	0	0	0	0	0	0	0	0	0	0	0	0	0	47.7	-
1000	**7**	**0**	**5**	**0**	**0**	**0**	**0**	**0**	**1**	**0**	**0**	**0**	**0**	**0**	**0**	**0**	**0**	**0**	**0**	**43.3**	**-**
1100	5	0	3	1	1	0	0	0	0	0	0	0	0	0	0	0	0	0	0	44.7	-
1200	4	0	4	0	0	0	0	0	0	0	0	0	0	0	0	0	0	0	0	42.6	-
1300	7	0	6	0	0	0	0	0	0	0	0	0	0	0	0	0	0	0	0	47.9	-
1400	4	0	4	0	0	0	0	0	0	0	0	0	0	0	0	0	0	0	0	51.3	-
1500	4	0	4	0	0	0	0	0	0	0	0	0	0	0	0	0	0	0	0	45.5	-
1600	5	1	4	0	0	0	0	0	0	0	0	0	0	0	0	0	0	0	0	47	-
1700	5	0	5	1	0	0	0	0	0	0	0	0	0	0	0	0	0	0	0	49.7	-
1800	**8**	**0**	**7**	**0**	**0**	**0**	**0**	**0**	**0**	**0**	**0**	**0**	**0**	**0**	**0**	**0**	**0**	**0**	**0**	**45**	**-**
1900	6	0	6	0	0	0	0	0	0	0	0	0	0	0	0	0	0	0	0	56.4	-
2000	4	0	3	0	0	0	0	0	0	0	0	0	0	0	0	0	0	0	0	53.7	-
2100	3	0	3	0	0	0	0	0	0	0	0	0	0	0	0	0	0	0	0	57.3	-
2200	2	0	2	0	0	0	0	0	0	0	0	0	0	0	0	0	0	0	0	63.6	-
2300	1	0	1	0	0	0	0	0	0	0	0	0	0	0	0	0	0	0	0	49	-
07-19	**63**	**2**	**55**	**3**	**2**	**0**	**0**	**0**	**1**	**0**	**0**	**0**	**0**	**0**	**0**	**0**	**0**	**0**	**0**	**47.5**	**58.7**
06-22	**78**	**2**	**70**	**3**	**2**	**0**	**0**	**0**	**1**	**0**	**0**	**0**	**0**	**0**	**0**	**0**	**0**	**0**	**0**	**49.1**	**61.2**
06-00	**80**	**2**	**72**	**3**	**2**	**0**	**0**	**0**	**1**	**0**	**0**	**0**	**0**	**0**	**0**	**0**	**0**	**0**	**0**	**49.4**	**61.9**
00-00	**82**	**2**	**74**	**3**	**2**	**0**	**0**	**0**	**1**	**0**	**0**	**0**	**0**	**0**	**0**	**0**	**0**	**0**	**0**	**49.6**	**62.3**

DRAFT

Site 33
Location L-74115-0, Att - TP, Lat 53.7351, Long -6.76177
Direction Two way

3279 / Meath/Cavan/Monaghan ATC's
October 2013
Automatic Traffic Count

Virtual Week (1)

Time	Total	Classification												>PSL 100	>PSL% 100	>SL1 105 +5kph	>SL1% 105 +5kph	>SL2 110 +10kph	>SL2% 110 +10kph	Mean	Vpp 85
		1 MCL	2 SV	3 SVT	4 TB2	5 TB3	6 T4	7 ART3	8 ART4	9 ART5	10 ART6	11 BD	12 DRT								
Mon	78	1	73	2	2	0	0	0	0	0	0	0	0	0	0	0	0	0	0	52.4	63
Tue	96	5	85	3	3	0	0	0	0	0	0	0	0	0	0	0	0	0	0	46.3	59
Wed	75	3	66	2	2	0	0	0	2	0	0	0	0	0	0	0	0	0	0	50.9	65.2
Thu	68	2	64	0	0	0	2	0	0	0	0	0	0	0	0	0	0	0	0	52.4	64.8
Fri	80	4	66	3	6	0	0	0	1	0	0	0	0	0	0	0	0	0	0	49.2	61.2
| Sat	111	2	97	9	3	0	0	0	0	0	0	0	0	0	0	0	0	0	0	49.7	59.4
| Sun	69	0	65	2	0	1	0	0	1	0	0	0	0	0	0	0	0	0	0	47.1	63.4
5 Day Ave.	**79**	**3**	**71**	**2**	**3**	**0**	**0**	**0**	**1**	**0**	**0**	**0**	**0**	**0**	**0.0**	**0**	**0.0**	**0**	**0.0**	**50.2**	**62.6**
7 Day Ave.	**82**	**2**	**74**	**3**	**2**	**0**	**0**	**0**	**1**	**0**	**0**	**0**	**0**	**0**	**0.0**	**0**	**0.0**	**0**	**0.0**	**49.6**	**62.3**
--	**577**	**17**	**516**	**21**	**16**	**1**	**2**	**0**	**4**	**0**	**0**	**0**	**0**	**0**	**0.0**	**0**	**0.0**	**0**	**0.0**	**49.6**	**62.3**

Summary Graphs

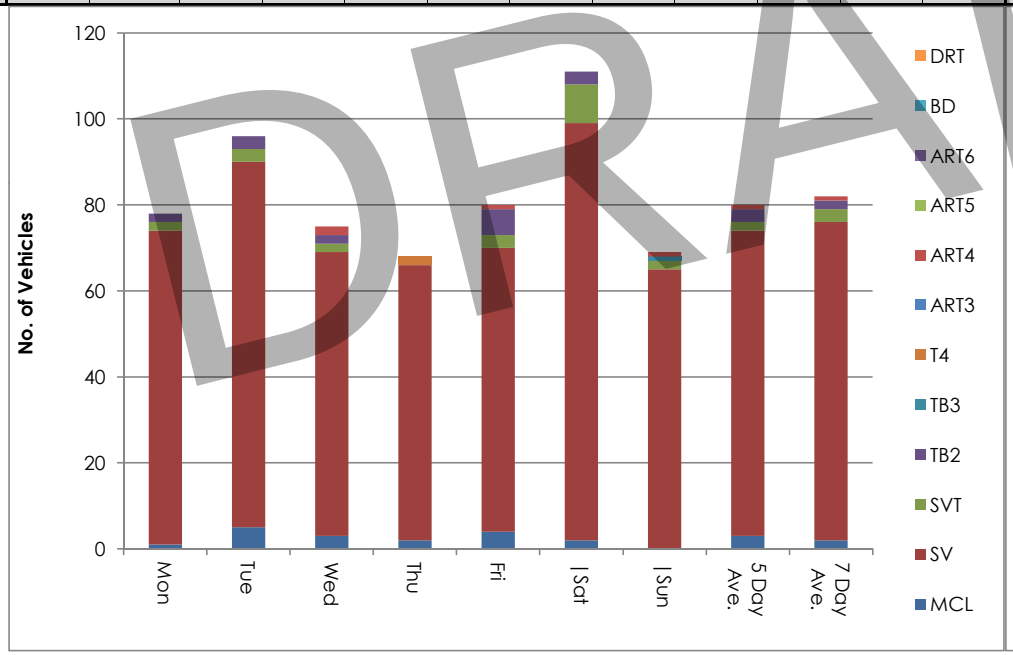

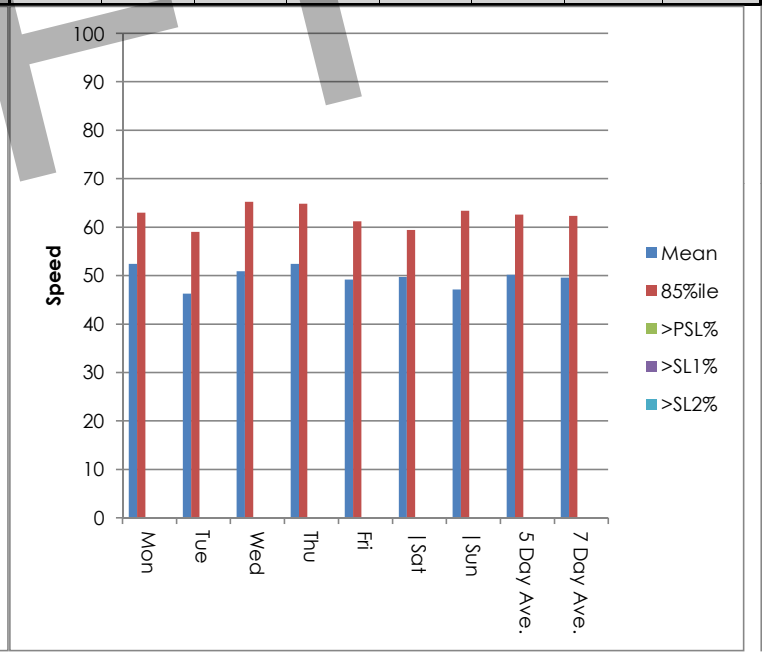

DRAFT

Site 33
Location L-74115-0, Att - TP, Lat 53.7351, Long -6.76177
Direction Two way

3279 / Meath/Cavan/Monaghan ATC's
October 2013
Automatic Traffic Count

Tue, 8 October 2013

Time	Total	Speed Bins (km/h)																											
		0 - 5	5 - 10	10 - 15	15 - 20	20 - 25	25 - 30	30 - 35	35 - 40	40 - 45	45 - 50	50 - 55	55 - 60	60 - 65	65 - 70	70 - 75	75 - 80	80 - 85	85 - 90	90 - 95	95 - 100	100 - 105	105 - 110	110 - 115	115 - 120	120 - 125	125 - 130	130 - 135	135 - 140
0000	1	0	0	0	0	0	0	0	0	1	0	0	0	0	0	0	0	0	0	0	0	0	0	0	0	0	0	0	0
0100	0	0	0	0	0	0	0	0	0	0	0	0	0	0	0	0	0	0	0	0	0	0	0	0	0	0	0	0	0
0200	0	0	0	0	0	0	0	0	0	0	0	0	0	0	0	0	0	0	0	0	0	0	0	0	0	0	0	0	0
0300	0	0	0	0	0	0	0	0	0	0	0	0	0	0	0	0	0	0	0	0	0	0	0	0	0	0	0	0	0
0400	0	0	0	0	0	0	0	0	0	0	0	0	0	0	0	0	0	0	0	0	0	0	0	0	0	0	0	0	0
0500	0	0	0	0	0	0	0	0	0	0	0	0	0	0	0	0	0	0	0	0	0	0	0	0	0	0	0	0	0
0600	2	0	0	0	0	0	0	0	0	1	0	0	0	1	0	0	0	0	0	0	0	0	0	0	0	0	0	0	0
0700	6	0	0	0	0	0	0	0	0	0	1	1	3	1	0	0	0	0	0	0	0	0	0	0	0	0	0	0	0
0800	3	0	0	0	0	0	0	0	0	0	1	0	1	1	0	0	0	0	0	0	0	0	0	0	0	0	0	0	0
0900	**7**	**0**	**0**	**1**	**0**	**1**	**0**	**0**	**2**	**2**	**1**	**0**	**0**	**0**	**0**	**0**	**0**	**0**	**0**	**0**	**0**	**0**	**0**	**0**	**0**	**0**	**0**	**0**	**0**
1000	**7**	**0**	**0**	**1**	**0**	**2**	**0**	**1**	**2**	**0**	**0**	**0**	**1**	**0**	**0**	**0**	**0**	**0**	**0**	**0**	**0**	**0**	**0**	**0**	**0**	**0**	**0**	**0**	**0**
1100	4	0	0	0	0	0	0	1	0	2	0	1	0	0	0	0	0	0	0	0	0	0	0	0	0	0	0	0	0
1200	3	0	0	0	0	0	0	1	1	0	0	0	0	0	1	0	0	0	0	0	0	0	0	0	0	0	0	0	0
1300	6	0	0	1	0	0	0	1	0	1	2	1	0	0	0	0	0	0	0	0	0	0	0	0	0	0	0	0	0
1400	4	0	0	0	0	0	0	0	0	0	3	0	0	1	0	0	0	0	0	0	0	0	0	0	0	0	0	0	0
1500	5	0	0	0	0	0	1	1	0	1	1	1	0	0	0	0	0	0	0	0	0	0	0	0	0	0	0	0	0
1600	7	0	0	0	0	1	0	0	1	0	0	5	0	0	0	0	0	0	0	0	0	0	0	0	0	0	0	0	0
1700	6	0	0	0	0	0	0	0	1	1	0	2	2	0	0	0	0	0	0	0	0	0	0	0	0	0	0	0	0
1800	**12**	**0**	**0**	**1**	**2**	**1**	**0**	**0**	**2**	**0**	**0**	**2**	**2**	**1**	**1**	**0**	**0**	**0**	**0**	**0**	**0**	**0**	**0**	**0**	**0**	**0**	**0**	**0**	**0**
1900	11	0	0	0	0	0	0	0	1	2	0	4	1	2	0	0	1	0	0	0	0	0	0	0	0	0	0	0	0
2000	5	0	0	0	0	0	0	0	0	1	0	0	2	0	2	0	0	0	0	0	0	0	0	0	0	0	0	0	0
2100	4	0	0	0	0	0	0	0	1	0	0	1	2	0	0	0	0	0	0	0	0	0	0	0	0	0	0	0	0
2200	3	0	0	0	0	0	0	0	0	1	0	0	0	0	1	0	1	0	0	0	0	0	0	0	0	0	0	0	0
2300	0	0	0	0	0	0	0	0	0	0	0	0	0	0	0	0	0	0	0	0	0	0	0	0	0	0	0	0	0
07-19	**70**	**0**	**0**	**4**	**2**	**5**	**1**	**5**	**9**	**7**	**9**	**13**	**9**	**4**	**2**	**0**	**0**	**0**	**0**	**0**	**0**	**0**	**0**	**0**	**0**	**0**	**0**	**0**	**0**
06-22	**92**	**0**	**0**	**4**	**2**	**5**	**1**	**5**	**11**	**11**	**9**	**18**	**14**	**7**	**4**	**0**	**1**	**0**	**0**	**0**	**0**	**0**	**0**	**0**	**0**	**0**	**0**	**0**	**0**
06-00	**95**	**0**	**0**	**4**	**2**	**5**	**1**	**5**	**11**	**12**	**9**	**18**	**14**	**7**	**5**	**0**	**2**	**0**	**0**	**0**	**0**	**0**	**0**	**0**	**0**	**0**	**0**	**0**	**0**
00-00	**96**	**0**	**0**	**4**	**2**	**5**	**1**	**5**	**11**	**13**	**9**	**18**	**14**	**7**	**5**	**0**	**2**	**0**	**0**	**0**	**0**	**0**	**0**	**0**	**0**	**0**	**0**	**0**	**0**

DRAFT

Site 33
Location L-74115-0, Att - TP, Lat 53.7351, Long -6.76177
Direction Two way

3279 / Meath/Cavan/Monaghan ATC's
October 2013
Automatic Traffic Count

Wed, 9 October 2013

Time	Total	Speed Bins (km/h)																											
		0 - 5	5 - 10	10 - 15	15 - 20	20 - 25	25 - 30	30 - 35	35 - 40	40 - 45	45 - 50	50 - 55	55 - 60	60 - 65	65 - 70	70 - 75	75 - 80	80 - 85	85 - 90	90 - 95	95 - 100	100 - 105	105 - 110	110 - 115	115 - 120	120 - 125	125 - 130	130 - 135	135 - 140
0000	1	0	0	0	0	0	0	0	0	0	0	1	0	0	0	0	0	0	0	0	0	0	0	0	0	0	0	0	0
0100	0	0	0	0	0	0	0	0	0	0	0	0	0	0	0	0	0	0	0	0	0	0	0	0	0	0	0	0	0
0200	0	0	0	0	0	0	0	0	0	0	0	0	0	0	0	0	0	0	0	0	0	0	0	0	0	0	0	0	0
0300	0	0	0	0	0	0	0	0	0	0	0	0	0	0	0	0	0	0	0	0	0	0	0	0	0	0	0	0	0
0400	0	0	0	0	0	0	0	0	0	0	0	0	0	0	0	0	0	0	0	0	0	0	0	0	0	0	0	0	0
0500	0	0	0	0	0	0	0	0	0	0	0	0	0	0	0	0	0	0	0	0	0	0	0	0	0	0	0	0	0
0600	3	0	0	0	0	0	0	0	0	1	0	0	0	0	1	1	0	0	0	0	0	0	0	0	0	0	0	0	0
0700	5	0	0	0	0	0	0	0	0	0	0	2	2	0	1	0	0	0	0	0	0	0	0	0	0	0	0	0	0
0800	1	0	0	0	0	0	0	0	0	0	1	0	0	0	0	0	0	0	0	0	0	0	0	0	0	0	0	0	0
0900	**6**	**0**	**0**	**0**	**0**	**0**	**0**	**0**	**0**	**0**	**3**	**2**	**1**	**0**	**0**	**0**	**0**	**0**	**0**	**0**	**0**	**0**	**0**	**0**	**0**	**0**	**0**	**0**	**0**
1000	**6**	**0**	**0**	**0**	**0**	**0**	**0**	**0**	**2**	**1**	**2**	**1**	**0**	**0**	**0**	**0**	**0**	**0**	**0**	**0**	**0**	**0**	**0**	**0**	**0**	**0**	**0**	**0**	**0**
1100	4	0	0	0	0	0	0	0	1	1	0	1	1	0	0	0	0	0	0	0	0	0	0	0	0	0	0	0	0
1200	1	0	0	0	0	0	0	0	0	0	1	0	0	0	0	0	0	0	0	0	0	0	0	0	0	0	0	0	0
1300	9	0	0	0	0	0	0	0	0	2	1	4	0	2	0	0	0	0	0	0	0	0	0	0	0	0	0	0	0
1400	2	0	0	0	0	0	0	0	0	0	1	1	0	0	0	0	0	0	0	0	0	0	0	0	0	0	0	0	0
1500	4	0	0	0	0	0	0	0	1	1	0	0	2	0	0	0	0	0	0	0	0	0	0	0	0	0	0	0	0
1600	5	0	0	0	0	0	1	1	1	1	0	0	0	0	1	0	0	0	0	0	0	0	0	0	0	0	0	0	0
1700	4	0	0	0	0	0	0	0	0	1	2	0	0	0	1	0	0	0	0	0	0	0	0	0	0	0	0	0	0
1800	**11**	**0**	**0**	**2**	**0**	**0**	**0**	**0**	**1**	**2**	**1**	**1**	**2**	**0**	**2**	**0**	**0**	**0**	**0**	**0**	**0**	**0**	**0**	**0**	**0**	**0**	**0**	**0**	**0**
1900	5	0	0	0	0	0	0	0	0	1	0	2	0	0	0	0	0	0	1	1	0	0	0	0	0	0	0	0	0
2000	3	0	0	0	0	0	1	0	0	0	0	1	0	0	1	0	0	0	0	0	0	0	0	0	0	0	0	0	0
2100	4	0	0	0	0	0	0	0	0	1	0	0	1	0	1	0	0	1	0	0	0	0	0	0	0	0	0	0	0
2200	1	0	0	0	0	0	0	0	0	0	0	0	1	0	0	0	0	0	0	0	0	0	0	0	0	0	0	0	0
2300	0	0	0	0	0	0	0	0	0	0	0	0	0	0	0	0	0	0	0	0	0	0	0	0	0	0	0	0	0
07-19	**58**	**0**	**0**	**2**	**0**	**0**	**1**	**1**	**6**	**9**	**12**	**12**	**8**	**2**	**5**	**0**	**0**	**0**	**0**	**0**	**0**	**0**	**0**	**0**	**0**	**0**	**0**	**0**	**0**
06-22	**73**	**0**	**0**	**2**	**0**	**0**	**2**	**1**	**6**	**12**	**12**	**15**	**9**	**2**	**8**	**1**	**0**	**1**	**1**	**1**	**0**	**0**	**0**	**0**	**0**	**0**	**0**	**0**	**0**
06-00	**74**	**0**	**0**	**2**	**0**	**0**	**2**	**1**	**6**	**12**	**12**	**15**	**10**	**2**	**8**	**1**	**0**	**1**	**1**	**1**	**0**	**0**	**0**	**0**	**0**	**0**	**0**	**0**	**0**
00-00	**75**	**0**	**0**	**2**	**0**	**0**	**2**	**1**	**6**	**12**	**12**	**16**	**10**	**2**	**8**	**1**	**0**	**1**	**1**	**1**	**0**	**0**	**0**	**0**	**0**	**0**	**0**	**0**	**0**

DRAFT

Site 33
Location L-74115-0, Att - TP, Lat 53.7351, Long -6.76177
Direction Two way

3279 / Meath/Cavan/Monaghan ATC's
October 2013
Automatic Traffic Count

Thu, 10 October 2013

Time	Total	Speed Bins (km/h)																											
		0 - 5	5 - 10	10 - 15	15 - 20	20 - 25	25 - 30	30 - 35	35 - 40	40 - 45	45 - 50	50 - 55	55 - 60	60 - 65	65 - 70	70 - 75	75 - 80	80 - 85	85 - 90	90 - 95	95 - 100	100 - 105	105 - 110	110 - 115	115 - 120	120 - 125	125 - 130	130 - 135	135 - 140
0000	0	0	0	0	0	0	0	0	0	0	0	0	0	0	0	0	0	0	0	0	0	0	0	0	0	0	0	0	0
0100	0	0	0	0	0	0	0	0	0	0	0	0	0	0	0	0	0	0	0	0	0	0	0	0	0	0	0	0	0
0200	0	0	0	0	0	0	0	0	0	0	0	0	0	0	0	0	0	0	0	0	0	0	0	0	0	0	0	0	0
0300	0	0	0	0	0	0	0	0	0	0	0	0	0	0	0	0	0	0	0	0	0	0	0	0	0	0	0	0	0
0400	0	0	0	0	0	0	0	0	0	0	0	0	0	0	0	0	0	0	0	0	0	0	0	0	0	0	0	0	0
0500	0	0	0	0	0	0	0	0	0	0	0	0	0	0	0	0	0	0	0	0	0	0	0	0	0	0	0	0	0
0600	4	0	0	0	0	0	0	1	1	0	0	0	1	0	1	0	0	0	0	0	0	0	0	0	0	0	0	0	0
0700	8	0	0	0	0	0	0	0	0	1	0	2	5	0	0	0	0	0	0	0	0	0	0	0	0	0	0	0	0
0800	2	0	0	0	0	0	0	0	0	1	1	0	0	0	0	0	0	0	0	0	0	0	0	0	0	0	0	0	0
0900	**9**	**0**	**0**	**0**	**0**	**1**	**0**	**0**	**0**	**2**	**1**	**1**	**1**	**1**	**0**	**2**	**0**	**0**	**0**	**0**	**0**	**0**	**0**	**0**	**0**	**0**	**0**	**0**	**0**
1000	4	0	0	0	0	0	0	0	0	1	1	0	0	1	1	0	0	0	0	0	0	0	0	0	0	0	0	0	0
1100	1	0	0	0	0	0	0	0	0	0	0	0	1	0	0	0	0	0	0	0	0	0	0	0	0	0	0	0	0
1200	0	0	0	0	0	0	0	0	0	0	0	0	0	0	0	0	0	0	0	0	0	0	0	0	0	0	0	0	0
1300	6	0	0	1	0	0	0	0	0	0	1	3	0	1	0	0	0	0	0	0	0	0	0	0	0	0	0	0	0
1400	6	0	0	0	0	0	0	0	0	0	2	2	0	0	2	0	0	0	0	0	0	0	0	0	0	0	0	0	0
1500	5	0	0	0	0	0	0	0	1	0	2	1	1	0	0	0	0	0	0	0	0	0	0	0	0	0	0	0	0
1600	3	0	0	0	0	0	0	0	1	0	0	1	1	0	0	0	0	0	0	0	0	0	0	0	0	0	0	0	0
1700	1	0	0	0	0	0	0	0	0	0	0	1	0	0	0	0	0	0	0	0	0	0	0	0	0	0	0	0	0
1800	**7**	**0**	**0**	**0**	**0**	**0**	**0**	**0**	**1**	**0**	**4**	**1**	**0**	**1**	**0**	**0**	**0**	**0**	**0**	**0**	**0**	**0**	**0**	**0**	**0**	**0**	**0**	**0**	**0**
1900	5	0	0	0	1	0	0	0	0	0	0	0	3	0	1	0	0	0	0	0	0	0	0	0	0	0	0	0	0
2000	2	0	0	0	0	0	0	0	0	1	0	0	0	0	1	0	0	0	0	0	0	0	0	0	0	0	0	0	0
2100	2	0	0	0	0	0	0	0	0	0	1	0	0	0	0	1	0	0	0	0	0	0	0	0	0	0	0	0	0
2200	3	0	0	0	0	0	0	0	0	0	0	0	0	2	0	0	1	0	0	0	0	0	0	0	0	0	0	0	0
2300	0	0	0	0	0	0	0	0	0	0	0	0	0	0	0	0	0	0	0	0	0	0	0	0	0	0	0	0	0
07-19	**52**	**0**	**0**	**1**	**0**	**1**	**0**	**0**	**3**	**5**	**12**	**12**	**9**	**4**	**3**	**2**	**0**	**0**	**0**	**0**	**0**	**0**	**0**	**0**	**0**	**0**	**0**	**0**	**0**
06-22	**65**	**0**	**0**	**1**	**1**	**1**	**0**	**1**	**4**	**6**	**13**	**12**	**13**	**4**	**6**	**3**	**0**	**0**	**0**	**0**	**0**	**0**	**0**	**0**	**0**	**0**	**0**	**0**	**0**
06-00	**68**	**0**	**0**	**1**	**1**	**1**	**0**	**1**	**4**	**6**	**13**	**12**	**13**	**6**	**6**	**3**	**1**	**0**	**0**	**0**	**0**	**0**	**0**	**0**	**0**	**0**	**0**	**0**	**0**
00-00	**68**	**0**	**0**	**1**	**1**	**1**	**0**	**1**	**4**	**6**	**13**	**12**	**13**	**6**	**6**	**3**	**1**	**0**	**0**	**0**	**0**	**0**	**0**	**0**	**0**	**0**	**0**	**0**	**0**

DRAFT

Site 33
Location L-74115-0, Att - TP, Lat 53.7351, Long -6.76177
Direction Two way

3279 / Meath/Cavan/Monaghan ATC's
October 2013
Automatic Traffic Count

Fri, 11 October 2013

Time	Total	Speed Bins (km/h)																											
		0 - 5	5 - 10	10 - 15	15 - 20	20 - 25	25 - 30	30 - 35	35 - 40	40 - 45	45 - 50	50 - 55	55 - 60	60 - 65	65 - 70	70 - 75	75 - 80	80 - 85	85 - 90	90 - 95	95 - 100	100 - 105	105 - 110	110 - 115	115 - 120	120 - 125	125 - 130	130 - 135	135 - 140
0000	0	0	0	0	0	0	0	0	0	0	0	0	0	0	0	0	0	0	0	0	0	0	0	0	0	0	0	0	0
0100	0	0	0	0	0	0	0	0	0	0	0	0	0	0	0	0	0	0	0	0	0	0	0	0	0	0	0	0	0
0200	0	0	0	0	0	0	0	0	0	0	0	0	0	0	0	0	0	0	0	0	0	0	0	0	0	0	0	0	0
0300	0	0	0	0	0	0	0	0	0	0	0	0	0	0	0	0	0	0	0	0	0	0	0	0	0	0	0	0	0
0400	0	0	0	0	0	0	0	0	0	0	0	0	0	0	0	0	0	0	0	0	0	0	0	0	0	0	0	0	0
0500	1	0	0	0	0	0	0	0	0	0	0	0	0	0	1	0	0	0	0	0	0	0	0	0	0	0	0	0	0
0600	1	0	0	0	0	0	0	0	0	0	0	1	0	0	0	0	0	0	0	0	0	0	0	0	0	0	0	0	0
0700	5	0	0	0	0	0	0	0	0	0	3	1	0	0	1	0	0	0	0	0	0	0	0	0	0	0	0	0	0
0800	5	0	0	0	0	0	0	0	1	0	0	1	2	1	0	0	0	0	0	0	0	0	0	0	0	0	0	0	0
0900	**7**	**0**	**0**	**0**	**0**	**0**	**0**	**0**	**1**	**1**	**1**	**2**	**2**	**0**	**0**	**0**	**0**	**0**	**0**	**0**	**0**	**0**	**0**	**0**	**0**	**0**	**0**	**0**	**0**
1000	4	0	0	0	0	0	0	0	0	1	1	0	2	0	0	0	0	0	0	0	0	0	0	0	0	0	0	0	0
1100	4	0	0	1	0	0	0	0	0	1	1	0	0	1	0	0	0	0	0	0	0	0	0	0	0	0	0	0	0
1200	2	0	0	0	0	0	0	0	0	1	0	0	1	0	0	0	0	0	0	0	0	0	0	0	0	0	0	0	0
1300	**9**	**0**	**0**	**0**	**0**	**0**	**0**	**0**	**0**	**2**	**1**	**3**	**2**	**0**	**1**	**0**	**0**	**0**	**0**	**0**	**0**	**0**	**0**	**0**	**0**	**0**	**0**	**0**	**0**
1400	5	0	0	0	0	0	1	1	0	1	0	0	2	0	0	0	0	0	0	0	0	0	0	0	0	0	0	0	0
1500	4	0	0	0	0	0	0	1	0	1	1	1	0	0	0	0	0	0	0	0	0	0	0	0	0	0	0	0	0
1600	**9**	**0**	**0**	**0**	**1**	**0**	**0**	**0**	**2**	**0**	**2**	**2**	**0**	**2**	**0**	**0**	**0**	**0**	**0**	**0**	**0**	**0**	**0**	**0**	**0**	**0**	**0**	**0**	**0**
1700	4	0	1	0	0	0	0	1	0	0	0	1	0	1	0	0	0	0	0	0	0	0	0	0	0	0	0	0	0
1800	5	0	0	0	0	0	1	0	1	1	2	0	0	0	0	0	0	0	0	0	0	0	0	0	0	0	0	0	0
1900	6	0	0	0	0	1	0	0	0	0	0	1	0	3	1	0	0	0	0	0	0	0	0	0	0	0	0	0	0
2000	4	0	0	0	0	1	0	0	0	1	0	1	0	0	1	0	0	0	0	0	0	0	0	0	0	0	0	0	0
2100	4	0	0	0	0	0	0	0	0	1	0	0	1	0	1	1	0	0	0	0	0	0	0	0	0	0	0	0	0
2200	1	0	0	0	0	0	0	0	0	0	0	0	1	0	0	0	0	0	0	0	0	0	0	0	0	0	0	0	0
2300	0	0	0	0	0	0	0	0	0	0	0	0	0	0	0	0	0	0	0	0	0	0	0	0	0	0	0	0	0
07-19	**63**	**0**	**1**	**1**	**1**	**0**	**2**	**3**	**5**	**9**	**12**	**11**	**11**	**5**	**2**	**0**	**0**	**0**	**0**	**0**	**0**	**0**	**0**	**0**	**0**	**0**	**0**	**0**	**0**
06-22	**78**	**0**	**1**	**1**	**1**	**2**	**2**	**3**	**5**	**11**	**12**	**14**	**12**	**8**	**5**	**1**	**0**	**0**	**0**	**0**	**0**	**0**	**0**	**0**	**0**	**0**	**0**	**0**	**0**
06-00	**79**	**0**	**1**	**1**	**1**	**2**	**2**	**3**	**5**	**11**	**12**	**14**	**13**	**8**	**5**	**1**	**0**	**0**	**0**	**0**	**0**	**0**	**0**	**0**	**0**	**0**	**0**	**0**	**0**
00-00	**80**	**0**	**1**	**1**	**1**	**2**	**2**	**3**	**5**	**11**	**12**	**14**	**13**	**8**	**6**	**1**	**0**	**0**	**0**	**0**	**0**	**0**	**0**	**0**	**0**	**0**	**0**	**0**	**0**

DRAFT

Site 33
Location L-74115-0, Att - TP, Lat 53.7351, Long -6.76177
Direction Two way

3279 / Meath/Cavan/Monaghan ATC's
October 2013
Automatic Traffic Count

Sat, 12 October 2013

Time	Total	Speed Bins (km/h)																											
		0 - 5	5 - 10	10 - 15	15 - 20	20 - 25	25 - 30	30 - 35	35 - 40	40 - 45	45 - 50	50 - 55	55 - 60	60 - 65	65 - 70	70 - 75	75 - 80	80 - 85	85 - 90	90 - 95	95 - 100	100 - 105	105 - 110	110 - 115	115 - 120	120 - 125	125 - 130	130 - 135	135 - 140
0000	0	0	0	0	0	0	0	0	0	0	0	0	0	0	0	0	0	0	0	0	0	0	0	0	0	0	0	0	0
0100	0	0	0	0	0	0	0	0	0	0	0	0	0	0	0	0	0	0	0	0	0	0	0	0	0	0	0	0	0
0200	0	0	0	0	0	0	0	0	0	0	0	0	0	0	0	0	0	0	0	0	0	0	0	0	0	0	0	0	0
0300	0	0	0	0	0	0	0	0	0	0	0	0	0	0	0	0	0	0	0	0	0	0	0	0	0	0	0	0	0
0400	0	0	0	0	0	0	0	0	0	0	0	0	0	0	0	0	0	0	0	0	0	0	0	0	0	0	0	0	0
0500	1	0	0	0	0	0	0	0	0	0	0	1	0	0	0	0	0	0	0	0	0	0	0	0	0	0	0	0	0
0600	1	0	0	0	0	0	0	0	0	0	0	0	0	0	1	0	0	0	0	0	0	0	0	0	0	0	0	0	0
0700	3	0	0	0	0	0	0	0	0	0	0	0	2	0	1	0	0	0	0	0	0	0	0	0	0	0	0	0	0
0800	6	0	0	0	0	0	0	0	1	1	0	0	2	1	1	0	0	0	0	0	0	0	0	0	0	0	0	0	0
0900	5	0	0	0	0	0	0	0	1	2	0	0	1	0	0	1	0	0	0	0	0	0	0	0	0	0	0	0	0
1000	8	0	0	0	0	0	0	0	1	0	4	1	0	1	1	0	0	0	0	0	0	0	0	0	0	0	0	0	0
1100	**12**	**0**	**0**	**0**	**0**	**0**	**0**	**4**	**1**	**2**	**1**	**1**	**3**	**0**	**0**	**0**	**0**	**0**	**0**	**0**	**0**	**0**	**0**	**0**	**0**	**0**	**0**	**0**	**0**
1200	**12**	**0**	**0**	**1**	**1**	**0**	**1**	**0**	**1**	**1**	**3**	**4**	**0**	**0**	**0**	**0**	**0**	**0**	**0**	**0**	**0**	**0**	**0**	**0**	**0**	**0**	**0**	**0**	**0**
1300	10	0	0	1	0	0	0	0	0	5	0	1	2	0	1	0	0	0	0	0	0	0	0	0	0	0	0	0	0
1400	8	0	0	0	0	0	0	1	0	0	3	2	2	0	0	0	0	0	0	0	0	0	0	0	0	0	0	0	0
1500	6	0	0	0	0	0	0	0	0	0	3	0	3	0	0	0	0	0	0	0	0	0	0	0	0	0	0	0	0
1600	8	0	0	0	0	0	0	1	0	1	2	2	2	0	0	0	0	0	0	0	0	0	0	0	0	0	0	0	0
1700	9	0	0	0	0	0	0	0	0	2	2	2	2	0	1	0	0	0	0	0	0	0	0	0	0	0	0	0	0
1800	2	0	0	0	1	0	0	0	0	0	1	0	0	0	0	0	0	0	0	0	0	0	0	0	0	0	0	0	0
1900	6	0	0	0	0	0	0	0	0	0	1	2	2	0	0	0	1	0	0	0	0	0	0	0	0	0	0	0	0
2000	5	0	0	0	0	0	0	1	1	1	0	0	0	0	1	1	0	0	0	0	0	0	0	0	0	0	0	0	0
2100	7	0	0	0	0	0	0	0	0	0	3	0	2	0	2	0	0	0	0	0	0	0	0	0	0	0	0	0	0
2200	2	0	0	0	0	0	0	0	0	0	0	1	0	0	0	1	0	0	0	0	0	0	0	0	0	0	0	0	0
2300	0	0	0	0	0	0	0	0	0	0	0	0	0	0	0	0	0	0	0	0	0	0	0	0	0	0	0	0	0
07-19	**89**	**0**	**0**	**2**	**2**	**0**	**1**	**6**	**5**	**14**	**19**	**13**	**19**	**2**	**5**	**1**	**0**	**0**	**0**	**0**	**0**	**0**	**0**	**0**	**0**	**0**	**0**	**0**	**0**
06-22	**108**	**0**	**0**	**2**	**2**	**0**	**1**	**7**	**6**	**15**	**23**	**15**	**23**	**2**	**9**	**2**	**1**	**0**	**0**	**0**	**0**	**0**	**0**	**0**	**0**	**0**	**0**	**0**	**0**
06-00	**110**	**0**	**0**	**2**	**2**	**0**	**1**	**7**	**6**	**15**	**23**	**16**	**23**	**2**	**9**	**3**	**1**	**0**	**0**	**0**	**0**	**0**	**0**	**0**	**0**	**0**	**0**	**0**	**0**
00-00	**111**	**0**	**0**	**2**	**2**	**0**	**1**	**7**	**6**	**15**	**23**	**17**	**23**	**2**	**9**	**3**	**1**	**0**	**0**	**0**	**0**	**0**	**0**	**0**	**0**	**0**	**0**	**0**	**0**

DRAFT

Site 33
Location L-74115-0, Att - TP, Lat 53.7351, Long -6.76177
Direction Two way

3279 / Meath/Cavan/Monaghan ATC's
October 2013
Automatic Traffic Count

Sun, 13 October 2013

Time	Total	Speed Bins (km/h)																											
		0 - 5	5 - 10	10 - 15	15 - 20	20 - 25	25 - 30	30 - 35	35 - 40	40 - 45	45 - 50	50 - 55	55 - 60	60 - 65	65 - 70	70 - 75	75 - 80	80 - 85	85 - 90	90 - 95	95 - 100	100 - 105	105 - 110	110 - 115	115 - 120	120 - 125	125 - 130	130 - 135	135 - 140
0000	0	0	0	0	0	0	0	0	0	0	0	0	0	0	0	0	0	0	0	0	0	0	0	0	0	0	0	0	0
0100	3	0	0	0	0	0	0	0	0	0	0	0	0	1	1	1	0	0	0	0	0	0	0	0	0	0	0	0	0
0200	2	0	0	0	0	0	0	0	0	0	0	0	0	2	0	0	0	0	0	0	0	0	0	0	0	0	0	0	0
0300	2	0	0	0	0	0	0	0	0	1	1	0	0	0	0	0	0	0	0	0	0	0	0	0	0	0	0	0	0
0400	1	0	0	0	0	0	0	0	0	0	0	1	0	0	0	0	0	0	0	0	0	0	0	0	0	0	0	0	0
0500	0	0	0	0	0	0	0	0	0	0	0	0	0	0	0	0	0	0	0	0	0	0	0	0	0	0	0	0	0
0600	0	0	0	0	0	0	0	0	0	0	0	0	0	0	0	0	0	0	0	0	0	0	0	0	0	0	0	0	0
0700	0	0	0	0	0	0	0	0	0	0	0	0	0	0	0	0	0	0	0	0	0	0	0	0	0	0	0	0	0
0800	1	0	0	0	0	0	0	0	0	0	0	0	0	0	1	0	0	0	0	0	0	0	0	0	0	0	0	0	0
0900	4	0	0	0	0	0	0	1	0	1	0	2	0	0	0	0	0	0	0	0	0	0	0	0	0	0	0	0	0
1000	**14**	**0**	**0**	**1**	**2**	**0**	**0**	**2**	**4**	**0**	**4**	**0**	**0**	**0**	**1**	**0**	**0**	**0**	**0**	**0**	**0**	**0**	**0**	**0**	**0**	**0**	**0**	**0**	**0**
1100	4	0	0	0	0	0	1	0	0	0	1	0	2	0	0	0	0	0	0	0	0	0	0	0	0	0	0	0	0
1200	8	0	0	0	1	0	2	1	1	1	0	1	0	1	0	0	0	0	0	0	0	0	0	0	0	0	0	0	0
1300	5	0	0	0	0	0	0	0	0	1	1	2	1	0	0	0	0	0	0	0	0	0	0	0	0	0	0	0	0
1400	1	0	0	0	0	0	0	0	0	0	0	0	0	0	1	0	0	0	0	0	0	0	0	0	0	0	0	0	0
1500	4	0	0	0	0	1	0	0	2	1	0	0	0	0	0	0	0	0	0	0	0	0	0	0	0	0	0	0	0
1600	0	0	0	0	0	0	0	0	0	0	0	0	0	0	0	0	0	0	0	0	0	0	0	0	0	0	0	0	0
1700	**9**	**0**	**0**	**0**	**0**	**1**	**0**	**1**	**1**	**0**	**1**	**2**	**1**	**1**	**1**	**0**	**0**	**0**	**0**	**0**	**0**	**0**	**0**	**0**	**0**	**0**	**0**	**0**	**0**
1800	4	0	0	0	0	0	0	0	0	1	0	1	1	0	1	0	0	0	0	0	0	0	0	0	0	0	0	0	0
1900	2	0	0	0	0	0	0	0	0	0	0	1	0	0	1	0	0	0	0	0	0	0	0	0	0	0	0	0	0
2000	3	0	0	0	0	0	0	0	0	0	2	0	0	0	0	1	0	0	0	0	0	0	0	0	0	0	0	0	0
2100	0	0	0	0	0	0	0	0	0	0	0	0	0	0	0	0	0	0	0	0	0	0	0	0	0	0	0	0	0
2200	1	0	0	0	0	0	0	0	0	0	0	0	0	1	0	0	0	0	0	0	0	0	0	0	0	0	0	0	0
2300	1	0	0	0	0	0	0	0	0	0	0	0	1	0	0	0	0	0	0	0	0	0	0	0	0	0	0	0	0
07-19	**54**	**0**	**0**	**1**	**3**	**2**	**3**	**5**	**8**	**5**	**7**	**8**	**5**	**2**	**5**	**0**	**0**	**0**	**0**	**0**	**0**	**0**	**0**	**0**	**0**	**0**	**0**	**0**	**0**
06-22	**59**	**0**	**0**	**1**	**3**	**2**	**3**	**5**	**8**	**5**	**9**	**9**	**5**	**2**	**6**	**1**	**0**	**0**	**0**	**0**	**0**	**0**	**0**	**0**	**0**	**0**	**0**	**0**	**0**
06-00	**61**	**0**	**0**	**1**	**3**	**2**	**3**	**5**	**8**	**5**	**9**	**9**	**6**	**3**	**6**	**1**	**0**	**0**	**0**	**0**	**0**	**0**	**0**	**0**	**0**	**0**	**0**	**0**	**0**
00-00	**69**	**0**	**0**	**1**	**3**	**2**	**3**	**5**	**8**	**6**	**10**	**10**	**6**	**6**	**7**	**2**	**0**	**0**	**0**	**0**	**0**	**0**	**0**	**0**	**0**	**0**	**0**	**0**	**0**

DRAFT

Site 33
Location L-74115-0, Att - TP, Lat 53.7351, Long -6.76177
Direction Two way

3279 / Meath/Cavan/Monaghan ATC's
October 2013
Automatic Traffic Count

Mon, 14 October 2013

Time	Total	Speed Bins (km/h)																											
		0 - 5	5 - 10	10 - 15	15 - 20	20 - 25	25 - 30	30 - 35	35 - 40	40 - 45	45 - 50	50 - 55	55 - 60	60 - 65	65 - 70	70 - 75	75 - 80	80 - 85	85 - 90	90 - 95	95 - 100	100 - 105	105 - 110	110 - 115	115 - 120	120 - 125	125 - 130	130 - 135	135 - 140
0000	0	0	0	0	0	0	0	0	0	0	0	0	0	0	0	0	0	0	0	0	0	0	0	0	0	0	0	0	0
0100	1	0	0	0	0	0	0	0	0	0	0	1	0	0	0	0	0	0	0	0	0	0	0	0	0	0	0	0	0
0200	0	0	0	0	0	0	0	0	0	0	0	0	0	0	0	0	0	0	0	0	0	0	0	0	0	0	0	0	0
0300	0	0	0	0	0	0	0	0	0	0	0	0	0	0	0	0	0	0	0	0	0	0	0	0	0	0	0	0	0
0400	0	0	0	0	0	0	0	0	0	0	0	0	0	0	0	0	0	0	0	0	0	0	0	0	0	0	0	0	0
0500	1	0	0	0	0	0	0	0	0	0	0	0	0	0	0	1	0	0	0	0	0	0	0	0	0	0	0	0	0
0600	3	0	0	0	0	0	0	0	0	0	0	1	1	1	0	0	0	0	0	0	0	0	0	0	0	0	0	0	0
0700	4	0	0	0	0	0	0	0	0	0	1	1	0	1	1	0	0	0	0	0	0	0	0	0	0	0	0	0	0
0800	3	0	0	0	0	0	0	0	0	1	0	0	2	0	0	0	0	0	0	0	0	0	0	0	0	0	0	0	0
0900	**5**	**0**	**0**	**0**	**0**	**0**	**0**	**1**	**0**	**1**	**0**	**2**	**0**	**1**	**0**	**0**	**0**	**0**	**0**	**0**	**0**	**0**	**0**	**0**	**0**	**0**	**0**	**0**	**0**
1000	3	0	0	0	0	0	0	0	0	0	0	3	0	0	0	0	0	0	0	0	0	0	0	0	0	0	0	0	0
1100	4	0	0	0	0	0	0	0	1	1	1	1	0	0	0	0	0	0	0	0	0	0	0	0	0	0	0	0	0
1200	5	0	0	0	0	0	0	0	0	1	3	0	1	0	0	0	0	0	0	0	0	0	0	0	0	0	0	0	0
1300	3	0	0	0	0	0	0	0	1	1	1	0	0	0	0	0	0	0	0	0	0	0	0	0	0	0	0	0	0
1400	5	0	0	0	0	0	0	0	0	0	1	2	1	0	0	1	0	0	0	0	0	0	0	0	0	0	0	0	0
1500	2	0	0	0	0	0	0	0	1	0	0	1	0	0	0	0	0	0	0	0	0	0	0	0	0	0	0	0	0
1600	1	0	0	0	0	0	0	0	0	0	0	0	0	1	0	0	0	0	0	0	0	0	0	0	0	0	0	0	0
1700	5	0	0	0	0	0	0	1	0	0	1	1	0	1	0	1	0	0	0	0	0	0	0	0	0	0	0	0	0
1800	**13**	**0**	**0**	**0**	**1**	**1**	**0**	**0**	**1**	**1**	**2**	**4**	**1**	**1**	**1**	**0**	**0**	**0**	**0**	**0**	**0**	**0**	**0**	**0**	**0**	**0**	**0**	**0**	**0**
1900	9	0	0	0	0	0	0	1	0	0	3	0	2	2	0	0	0	0	1	0	0	0	0	0	0	0	0	0	0
2000	3	0	0	0	0	0	0	0	0	0	0	0	0	1	2	0	0	0	0	0	0	0	0	0	0	0	0	0	0
2100	3	0	0	0	0	0	0	0	0	1	0	0	1	0	1	0	0	0	0	0	0	0	0	0	0	0	0	0	0
2200	2	0	0	0	0	0	0	0	0	0	0	0	1	0	1	0	0	0	0	0	0	0	0	0	0	0	0	0	0
2300	3	0	0	0	0	0	0	0	1	0	1	1	0	0	0	0	0	0	0	0	0	0	0	0	0	0	0	0	0
07-19	**53**	**0**	**0**	**0**	**1**	**1**	**0**	**2**	**4**	**6**	**10**	**15**	**5**	**5**	**2**	**2**	**0**	**0**	**0**	**0**	**0**	**0**	**0**	**0**	**0**	**0**	**0**	**0**	**0**
06-22	**71**	**0**	**0**	**0**	**1**	**1**	**0**	**3**	**4**	**7**	**13**	**16**	**9**	**9**	**5**	**2**	**0**	**0**	**1**	**0**	**0**	**0**	**0**	**0**	**0**	**0**	**0**	**0**	**0**
06-00	**76**	**0**	**0**	**0**	**1**	**1**	**0**	**3**	**5**	**7**	**14**	**17**	**10**	**9**	**6**	**2**	**0**	**0**	**1**	**0**	**0**	**0**	**0**	**0**	**0**	**0**	**0**	**0**	**0**
00-00	**78**	**0**	**0**	**0**	**1**	**1**	**0**	**3**	**5**	**7**	**14**	**18**	**10**	**9**	**6**	**3**	**0**	**0**	**1**	**0**	**0**	**0**	**0**	**0**	**0**	**0**	**0**	**0**	**0**

DRAFT

Site 33
Location L-74115-0, Att - TP, Lat 53.7351, Long -6.76177
Direction Two way

3279 / Meath/Cavan/Monaghan ATC's
October 2013
Automatic Traffic Count

Virtual Day (7)

Time	Total	Speed Bins (km/h)																											
		0 - 5	5 - 10	10 - 15	15 - 20	20 - 25	25 - 30	30 - 35	35 - 40	40 - 45	45 - 50	50 - 55	55 - 60	60 - 65	65 - 70	70 - 75	75 - 80	80 - 85	85 - 90	90 - 95	95 - 100	100 - 105	105 - 110	110 - 115	115 - 120	120 - 125	125 - 130	130 - 135	135 - 140
0000	0	0	0	0	0	0	0	0	0	0	0	0	0	0	0	0	0	0	0	0	0	0	0	0	0	0	0	0	0
0100	1	0	0	0	0	0	0	0	0	0	0	0	0	0	0	0	0	0	0	0	0	0	0	0	0	0	0	0	0
0200	0	0	0	0	0	0	0	0	0	0	0	0	0	0	0	0	0	0	0	0	0	0	0	0	0	0	0	0	0
0300	0	0	0	0	0	0	0	0	0	0	0	0	0	0	0	0	0	0	0	0	0	0	0	0	0	0	0	0	0
0400	0	0	0	0	0	0	0	0	0	0	0	0	0	0	0	0	0	0	0	0	0	0	0	0	0	0	0	0	0
0500	0	0	0	0	0	0	0	0	0	0	0	0	0	0	0	0	0	0	0	0	0	0	0	0	0	0	0	0	0
0600	2	0	0	0	0	0	0	0	0	0	0	0	0	0	0	0	0	0	0	0	0	0	0	0	0	0	0	0	0
0700	4	0	0	0	0	0	0	0	0	0	1	1	2	0	1	0	0	0	0	0	0	0	0	0	0	0	0	0	0
0800	3	0	0	0	0	0	0	0	0	0	0	0	1	0	0	0	0	0	0	0	0	0	0	0	0	0	0	0	0
0900	6	0	0	0	0	0	0	0	1	1	1	1	1	0	0	0	0	0	0	0	0	0	0	0	0	0	0	0	0
1000	**7**	**0**	**0**	**0**	**0**	**0**	**0**	**0**	**1**	**0**	**2**	**1**	**0**	**0**	**0**	**0**	**0**	**0**	**0**	**0**	**0**	**0**	**0**	**0**	**0**	**0**	**0**	**0**	**0**
1100	5	0	0	0	0	0	0	1	0	1	1	1	1	0	0	0	0	0	0	0	0	0	0	0	0	0	0	0	0
1200	4	0	0	0	0	0	0	0	0	1	1	1	0	0	0	0	0	0	0	0	0	0	0	0	0	0	0	0	0
1300	7	0	0	0	0	0	0	0	0	2	1	2	1	0	0	0	0	0	0	0	0	0	0	0	0	0	0	0	0
1400	4	0	0	0	0	0	0	0	0	0	1	1	1	0	0	0	0	0	0	0	0	0	0	0	0	0	0	0	0
1500	4	0	0	0	0	0	0	0	1	1	1	1	1	0	0	0	0	0	0	0	0	0	0	0	0	0	0	0	0
1600	5	0	0	0	0	0	0	0	1	0	1	1	0	0	0	0	0	0	0	0	0	0	0	0	0	0	0	0	0
1700	5	0	0	0	0	0	0	0	0	1	1	1	1	0	0	0	0	0	0	0	0	0	0	0	0	0	0	0	0
1800	**8**	**0**	**0**	**0**	**1**	**0**	**0**	**0**	**1**	**1**	**1**	**1**	**1**	**0**	**1**	**0**	**0**	**0**	**0**	**0**	**0**	**0**	**0**	**0**	**0**	**0**	**0**	**0**	**0**
1900	6	0	0	0	0	0	0	0	0	0	1	1	1	1	0	0	0	0	0	0	0	0	0	0	0	0	0	0	0
2000	4	0	0	0	0	0	0	0	0	1	0	0	0	0	1	0	0	0	0	0	0	0	0	0	0	0	0	0	0
2100	3	0	0	0	0	0	0	0	0	0	1	0	1	0	1	0	0	0	0	0	0	0	0	0	0	0	0	0	0
2200	2	0	0	0	0	0	0	0	0	0	0	0	0	0	0	0	0	0	0	0	0	0	0	0	0	0	0	0	0
2300	1	0	0	0	0	0	0	0	0	0	0	0	0	0	0	0	0	0	0	0	0	0	0	0	0	0	0	0	0
07-19	**63**	**0**	**0**	**2**	**1**	**1**	**1**	**3**	**6**	**8**	**12**	**12**	**9**	**3**	**3**	**1**	**0**	**0**	**0**	**0**	**0**	**0**	**0**	**0**	**0**	**0**	**0**	**0**	**0**
06-22	**78**	**0**	**0**	**2**	**1**	**2**	**1**	**4**	**6**	**10**	**13**	**14**	**12**	**5**	**6**	**1**	**0**	**0**	**0**	**0**	**0**	**0**	**0**	**0**	**0**	**0**	**0**	**0**	**0**
06-00	**80**	**0**	**0**	**2**	**1**	**2**	**1**	**4**	**6**	**10**	**13**	**14**	**13**	**5**	**6**	**2**	**1**	**0**	**0**	**0**	**0**	**0**	**0**	**0**	**0**	**0**	**0**	**0**	**0**
00-00	**82**	**0**	**0**	**2**	**1**	**2**	**1**	**4**	**6**	**10**	**13**	**15**	**13**	**6**	**7**	**2**	**1**	**0**	**0**	**0**	**0**	**0**	**0**	**0**	**0**	**0**	**0**	**0**	**0**

DRAFT

Site 33
Location L-74115-0, Att - TP, Lat 53.7351, Long -6.76177
Direction Two way

3279 / Meath/Cavan/Monaghan ATC's
October 2013
Automatic Traffic Count

Virtual Week (1)

Time	Total	Speed Bins (km/h)																											
		0 - 5	5 - 10	10 - 15	15 - 20	20 - 25	25 - 30	30 - 35	35 - 40	40 - 45	45 - 50	50 - 55	55 - 60	60 - 65	65 - 70	70 - 75	75 - 80	80 - 85	85 - 90	90 - 95	95 - 100	100 - 105	105 - 110	110 - 115	115 - 120	120 - 125	125 - 130	130 - 135	135 - 140
Mon	78	0	0	0	1	1	0	3	5	7	14	18	10	9	6	3	0	0	1	0	0	0	0	0	0	0	0	0	0
Tue	96	0	0	4	2	5	1	5	11	13	9	18	14	7	5	0	2	0	0	0	0	0	0	0	0	0	0	0	0
Wed	75	0	0	2	0	0	2	1	6	12	12	16	10	2	8	1	0	1	1	1	0	0	0	0	0	0	0	0	0
Thu	68	0	0	1	1	1	0	1	4	6	13	12	13	6	6	3	1	0	0	0	0	0	0	0	0	0	0	0	0
Fri	80	0	1	1	1	2	2	3	5	11	12	14	13	8	6	1	0	0	0	0	0	0	0	0	0	0	0	0	0
|Sat	111	0	0	2	2	0	1	7	6	15	23	17	23	2	9	3	1	0	0	0	0	0	0	0	0	0	0	0	0
|Sun	69	0	0	1	3	2	3	5	8	6	10	10	6	6	7	2	0	0	0	0	0	0	0	0	0	0	0	0	0
5 Day Ave.	**79**	**0**	**0**	**2**	**1**	**2**	**1**	**3**	**6**	**10**	**12**	**16**	**12**	**6**	**6**	**2**	**1**	**0**	**0**	**0**	**0**	**0**	**0**	**0**	**0**	**0**	**0**	**0**	**0**
7 Day Ave.	**82**	**0**	**0**	**2**	**1**	**2**	**1**	**4**	**6**	**10**	**13**	**15**	**13**	**6**	**7**	**2**	**1**	**0**	**0**	**0**	**0**	**0**	**0**	**0**	**0**	**0**	**0**	**0**	**0**
--	**577**	**0**	**1**	**11**	**10**	**11**	**9**	**25**	**45**	**70**	**93**	**105**	**89**	**40**	**47**	**13**	**4**	**1**	**2**	**1**	**0**	**0**	**0**	**0**	**0**	**0**	**0**	**0**	**0**

Summary Graphs

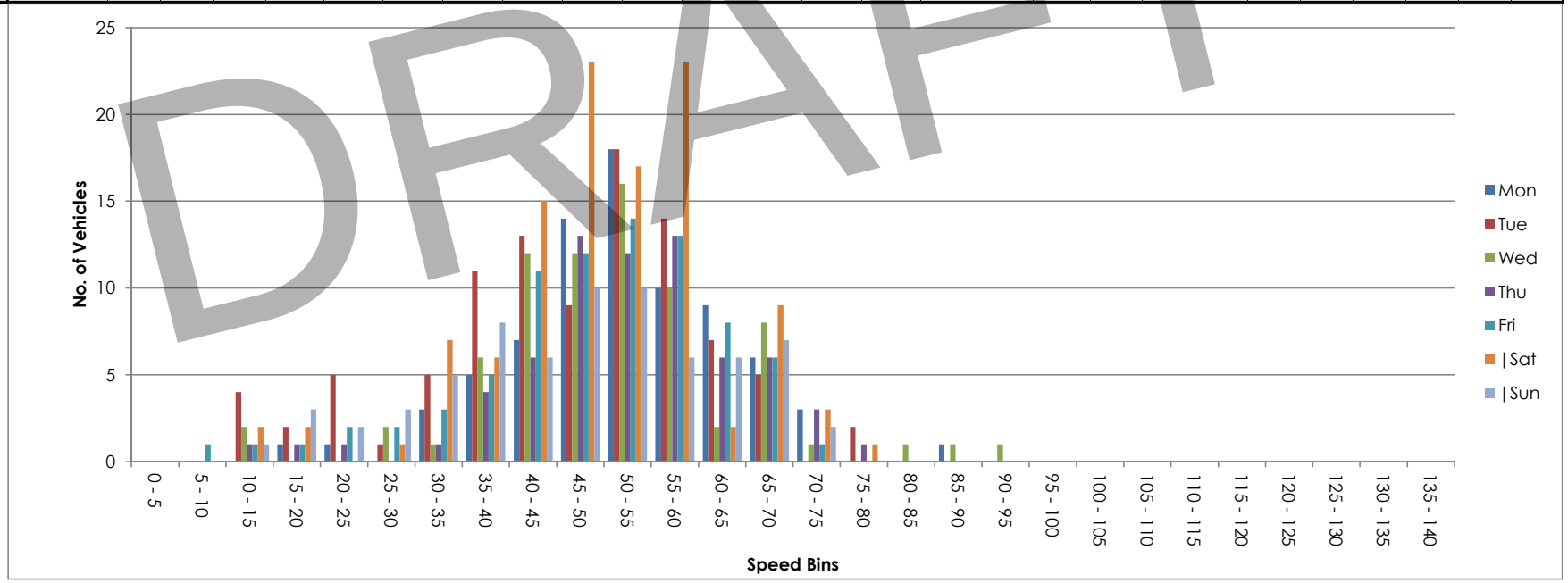

DRAFT



NDC NATIONWIDE DATA COLLECTION	**Site / Location:**	Unnamed Road, Att - Gate, Lat 53.7334, Long -6.7488	**Project No:**	3279	**Photo No:**	3279-34	**Drawn By:** MOR
	Survey Date:	Tue, 8 October 2013 to Mon, 14 October 2013	**Project Name:**		Meath/Cavan/Monaghan ATC'S		
	Survey Times:	00:00 to 00(24):00	**Title:**		Site Photograph		

Site No.	Location.	Direction.	Speed Limit - PSL (km/h)	Start Date.	End Date.	Total Vehicles.	5 Day Ave.	7 Day Ave.	No. > Speed Limit.	%. > Speed Limit.	No. > Speed Limit1 (+5km/h).	%. > Speed Limit1 (+5km/h).	No. > Speed Limit1 (+10km/h).	%. > Speed Limit1 (+10km/h).	Mean Speed	85%ile Speed
34	Unnamed Road, Att - Gate, Lat 53.7334, Long -6.7488	North	80	Tue, 8 October 2013	Mon, 14 October 2013	696	106	99	5	0.7	2	0.3	0	0.0	53.7	66.2
		South	80	Tue, 8 October 2013	Mon, 14 October 2013	673	102	96	15	2.2	5	0.7	2	0.3	54.7	67.7
		Two way	80	Tue, 8 October 2013	Mon, 14 October 2013	1369	208	196	20	1.5	7	0.5	2	0.1	54.2	67.3

DRAFT

Site 34
Location Unnamed Road, Att - Gate, Lat 53.7334, Long -6.7488
Direction North

3279 / Meath/Cavan/Monaghan ATC's
October 2013
Automatic Traffic Count

Tue, 8 October 2013

Time	Total	Classification												>PSL	>PSL%	>SL1	>SL1%	>SL2	>SL2%	Mean	Vpp
		1 MCL	2 SV	3 SVT	4 TB2	5 TB3	6 T4	7 ART3	8 ART4	9 ART5	10 ART6	11 BD	12 DRT	80	80	85 +5kph	85 +5kph	90 +10kph	90 +10kph		85
0000	0	0	0	0	0	0	0	0	0	0	0	0	0	0	0	0	0	0	0	-	-
0100	0	0	0	0	0	0	0	0	0	0	0	0	0	0	0	0	0	0	0	-	-
0200	0	0	0	0	0	0	0	0	0	0	0	0	0	0	0	0	0	0	0	-	-
0300	0	0	0	0	0	0	0	0	0	0	0	0	0	0	0	0	0	0	0	-	-
0400	0	0	0	0	0	0	0	0	0	0	0	0	0	0	0	0	0	0	0	-	-
0500	1	0	0	0	1	0	0	0	0	0	0	0	0	0	0	0	0	0	0	58.2	-
0600	1	0	1	0	0	0	0	0	0	0	0	0	0	0	0	0	0	0	0	30.1	-
0700	1	0	1	0	0	0	0	0	0	0	0	0	0	0	0	0	0	0	0	62.1	-
0800	**15**	**0**	**15**	**0**	**0**	**0**	**0**	**0**	**0**	**0**	**0**	**0**	**0**	**0**	**0**	**0**	**0**	**0**	**0**	**58.4**	**66.2**
0900	7	0	6	1	0	0	0	0	0	0	0	0	0	0	0	0	0	0	0	54.9	-
1000	4	0	4	0	0	0	0	0	0	0	0	0	0	0	0	0	0	0	0	47.1	-
1100	8	0	5	1	0	0	0	0	1	1	0	0	0	0	0	0	0	0	0	46	-
1200	6	0	5	0	1	0	0	0	0	0	0	0	0	0	0	0	0	0	0	56.2	-
1300	3	0	3	0	0	0	0	0	0	0	0	0	0	0	0	0	0	0	0	49.6	-
1400	6	0	6	0	0	0	0	0	0	0	0	0	0	0	0	0	0	0	0	46.7	-
1500	**10**	**0**	**9**	**0**	**0**	**1**	**0**	**0**	**0**	**0**	**0**	**0**	**0**	**0**	**0**	**0**	**0**	**0**	**0**	**48.1**	**-**
1600	8	0	6	1	1	0	0	0	0	0	0	0	0	0	0	0	0	0	0	53.2	-
1700	**10**	**0**	**8**	**2**	**0**	**0**	**0**	**0**	**0**	**0**	**0**	**0**	**0**	**0**	**0**	**0**	**0**	**0**	**0**	**58.2**	**-**
1800	**10**	**0**	**10**	**0**	**0**	**0**	**0**	**0**	**0**	**0**	**0**	**0**	**0**	**0**	**0**	**0**	**0**	**0**	**0**	**47.3**	**-**
1900	7	0	6	0	1	0	0	0	0	0	0	0	0	0	0	0	0	0	0	55.2	-
2000	3	0	1	1	0	0	0	1	0	0	0	0	0	0	0	0	0	0	0	44.2	-
2100	2	0	1	1	0	0	0	0	0	0	0	0	0	0	0	0	0	0	0	35.5	-
2200	2	0	1	0	0	1	0	0	0	0	0	0	0	0	0	0	0	0	0	51.8	-
2300	1	0	1	0	0	0	0	0	0	0	0	0	0	0	0	0	0	0	0	52.9	-
07-19	**88**	**0**	**78**	**5**	**2**	**1**	**0**	**0**	**1**	**1**	**0**	**0**	**0**	**0**	**0**	**0**	**0**	**0**	**0**	**52.3**	**65.2**
06-22	**101**	**0**	**87**	**7**	**3**	**1**	**0**	**1**	**1**	**1**	**0**	**0**	**0**	**0**	**0**	**0**	**0**	**0**	**0**	**51.7**	**64.8**
06-00	**104**	**0**	**89**	**7**	**3**	**2**	**0**	**1**	**1**	**1**	**0**	**0**	**0**	**0**	**0**	**0**	**0**	**0**	**0**	**51.8**	**64.8**
00-00	**105**	**0**	**89**	**7**	**4**	**2**	**0**	**1**	**1**	**1**	**0**	**0**	**0**	**0**	**0**	**0**	**0**	**0**	**0**	**51.8**	**64.8**

DRAFT

Site 34
Location Unnamed Road, Att - Gate, Lat 53.7334, Long -6.7488
Direction North

3279 / Meath/Cavan/Monaghan ATC's
October 2013
Automatic Traffic Count

Wed, 9 October 2013

Time	Total	Classification												>PSL	>PSL%	>SL1	>SL1%	>SL2	>SL2%	Mean	Vpp
		1 MCL	2 SV	3 SVT	4 TB2	5 TB3	6 T4	7 ART3	8 ART4	9 ART5	10 ART6	11 BD	12 DRT	80	80	85 +5kph	85 +5kph	90 +10kph	90 +10kph		85
0000	1	0	1	0	0	0	0	0	0	0	0	0	0	0	0	0	0	0	0	51.5	-
0100	1	0	1	0	0	0	0	0	0	0	0	0	0	0	0	0	0	0	0	78.5	-
0200	0	0	0	0	0	0	0	0	0	0	0	0	0	0	0	0	0	0	0	-	-
0300	0	0	0	0	0	0	0	0	0	0	0	0	0	0	0	0	0	0	0	-	-
0400	0	0	0	0	0	0	0	0	0	0	0	0	0	0	0	0	0	0	0	-	-
0500	0	0	0	0	0	0	0	0	0	0	0	0	0	0	0	0	0	0	0	-	-
0600	2	0	1	0	1	0	0	0	0	0	0	0	0	0	0	0	0	0	0	44.2	-
0700	1	0	0	1	0	0	0	0	0	0	0	0	0	0	0	0	0	0	0	51	-
0800	**13**	**0**	**11**	**0**	**2**	**0**	**0**	**0**	**0**	**0**	**0**	**0**	**0**	**0**	**0**	**0**	**0**	**0**	**0**	**59.7**	**67**
0900	5	0	4	1	0	0	0	0	0	0	0	0	0	0	0	0	0	0	0	51.4	-
1000	3	0	2	0	1	0	0	0	0	0	0	0	0	0	0	0	0	0	0	46.8	-
1100	8	0	5	3	0	0	0	0	0	0	0	0	0	0	0	0	0	0	0	46.4	-
1200	7	0	5	2	0	0	0	0	0	0	0	0	0	0	0	0	0	0	0	50.6	-
1300	4	0	2	2	0	0	0	0	0	0	0	0	0	0	0	0	0	0	0	50.8	-
1400	**16**	**0**	**13**	**3**	**0**	**0**	**0**	**0**	**0**	**0**	**0**	**0**	**0**	**0**	**0**	**0**	**0**	**0**	**0**	**50.1**	**59.8**
1500	10	0	8	1	1	0	0	0	0	0	0	0	0	0	0	0	0	0	0	55.1	-
1600	8	0	6	1	1	0	0	0	0	0	0	0	0	0	0	0	0	0	0	54.3	-
1700	9	0	8	1	0	0	0	0	0	0	0	0	0	0	0	0	0	0	0	52.6	-
1800	7	0	5	1	1	0	0	0	0	0	0	0	0	1	14.3	1	14.3	0	0	56.2	-
1900	9	0	8	0	1	0	0	0	0	0	0	0	0	0	0	0	0	0	0	49.7	-
2000	4	0	3	0	0	0	0	0	0	1	0	0	0	0	0	0	0	0	0	52.9	-
2100	3	0	3	0	0	0	0	0	0	0	0	0	0	0	0	0	0	0	0	47.4	-
2200	2	0	2	0	0	0	0	0	0	0	0	0	0	0	0	0	0	0	0	45.1	-
2300	2	0	2	0	0	0	0	0	0	0	0	0	0	0	0	0	0	0	0	52	-
07-19	**91**	**0**	**69**	**16**	**6**	**0**	**0**	**0**	**0**	**0**	**0**	**0**	**0**	**1**	**1.1**	**1**	**1.1**	**0**	**0**	**52.8**	**63**
06-22	**109**	**0**	**84**	**16**	**8**	**0**	**0**	**0**	**0**	**1**	**0**	**0**	**0**	**1**	**0.9**	**1**	**0.9**	**0**	**0**	**52.3**	**63.7**
06-00	**113**	**0**	**88**	**16**	**8**	**0**	**0**	**0**	**0**	**1**	**0**	**0**	**0**	**1**	**0.9**	**1**	**0.9**	**0**	**0**	**52.1**	**63.7**
00-00	**115**	**0**	**90**	**16**	**8**	**0**	**0**	**0**	**0**	**1**	**0**	**0**	**0**	**1**	**0.9**	**1**	**0.9**	**0**	**0**	**52.4**	**63.7**

DRAFT

Site 34
Location Unnamed Road, Att - Gate, Lat 53.7334, Long -6.7488
Direction North

3279 / Meath/Cavan/Monaghan ATC's
October 2013
Automatic Traffic Count

Thu, 10 October 2013

Time	Total	Classification												>PSL	>PSL%	>SL1	>SL1%	>SL2	>SL2%	Mean	Vpp
		1 MCL	2 SV	3 SVT	4 TB2	5 TB3	6 T4	7 ART3	8 ART4	9 ART5	10 ART6	11 BD	12 DRT	80	80	85 +5kph	85 +5kph	90 +10kph	90 +10kph		85
0000	0	0	0	0	0	0	0	0	0	0	0	0	0	0	0	0	0	0	0	-	-
0100	1	0	1	0	0	0	0	0	0	0	0	0	0	0	0	0	0	0	0	42.9	-
0200	0	0	0	0	0	0	0	0	0	0	0	0	0	0	0	0	0	0	0	-	-
0300	0	0	0	0	0	0	0	0	0	0	0	0	0	0	0	0	0	0	0	-	-
0400	0	0	0	0	0	0	0	0	0	0	0	0	0	0	0	0	0	0	0	-	-
0500	1	0	0	0	1	0	0	0	0	0	0	0	0	0	0	0	0	0	0	65.4	-
0600	1	0	1	0	0	0	0	0	0	0	0	0	0	0	0	0	0	0	0	31	-
0700	0	0	0	0	0	0	0	0	0	0	0	0	0	0	0	0	0	0	0	-	-
0800	**12**	**0**	**12**	**0**	**0**	**0**	**0**	**0**	**0**	**0**	**0**	**0**	**0**	**0**	**0**	**0**	**0**	**0**	**0**	**60.8**	**68**
0900	8	0	8	0	0	0	0	0	0	0	0	0	0	0	0	0	0	0	0	64.4	-
1000	4	0	4	0	0	0	0	0	0	0	0	0	0	0	0	0	0	0	0	51.8	-
1100	7	0	6	0	1	0	0	0	0	0	0	0	0	0	0	0	0	0	0	56.2	-
1200	8	0	7	1	0	0	0	0	0	0	0	0	0	0	0	0	0	0	0	58.7	-
1300	6	0	4	0	2	0	0	0	0	0	0	0	0	0	0	0	0	0	0	57.6	-
1400	8	0	6	1	1	0	0	0	0	0	0	0	0	0	0	0	0	0	0	49.2	-
1500	11	0	10	0	1	0	0	0	0	0	0	0	0	0	0	0	0	0	0	56.7	63
1600	5	0	5	0	0	0	0	0	0	0	0	0	0	0	0	0	0	0	0	55.2	-
1700	**14**	**1**	**12**	**0**	**1**	**0**	**0**	**0**	**0**	**0**	**0**	**0**	**0**	**1**	**7.1**	**0**	**0**	**0**	**0**	**59.5**	**73.1**
1800	9	0	8	1	0	0	0	0	0	0	0	0	0	0	0	0	0	0	0	54.4	-
1900	1	0	1	0	0	0	0	0	0	0	0	0	0	0	0	0	0	0	0	48.2	-
2000	4	0	2	0	1	0	0	0	0	1	0	0	0	0	0	0	0	0	0	44.2	-
2100	3	0	3	0	0	0	0	0	0	0	0	0	0	0	0	0	0	0	0	54.5	-
2200	1	0	1	0	0	0	0	0	0	0	0	0	0	0	0	0	0	0	0	76.1	-
2300	1	0	1	0	0	0	0	0	0	0	0	0	0	0	0	0	0	0	0	52.1	-
07-19	**92**	**1**	**82**	**3**	**6**	**0**	**0**	**0**	**0**	**0**	**0**	**0**	**0**	**1**	**1.1**	**0**	**0**	**0**	**0**	**57.3**	**68.4**
06-22	**101**	**1**	**89**	**3**	**7**	**0**	**0**	**0**	**0**	**1**	**0**	**0**	**0**	**1**	**1**	**0**	**0**	**0**	**0**	**56.4**	**68.4**
06-00	**103**	**1**	**91**	**3**	**7**	**0**	**0**	**0**	**0**	**1**	**0**	**0**	**0**	**1**	**1**	**0**	**0**	**0**	**0**	**56.5**	**68.4**
00-00	**105**	**1**	**92**	**3**	**8**	**0**	**0**	**0**	**0**	**1**	**0**	**0**	**0**	**1**	**1**	**0**	**0**	**0**	**0**	**56.5**	**68.4**

DRAFT

Site 34
Location Unnamed Road, Att - Gate, Lat 53.7334, Long -6.7488
Direction North

3279 / Meath/Cavan/Monaghan ATC's
October 2013
Automatic Traffic Count

Fri, 11 October 2013

Time	Total	Classification												>PSL	>PSL%	>SL1	>SL1%	>SL2	>SL2%	Mean	Vpp
		1 MCL	2 SV	3 SVT	4 TB2	5 TB3	6 T4	7 ART3	8 ART4	9 ART5	10 ART6	11 BD	12 DRT	80	80	85 +5kph	85 +5kph	90 +10kph	90 +10kph		85
0000	0	0	0	0	0	0	0	0	0	0	0	0	0	0	0	0	0	0	0	-	-
0100	0	0	0	0	0	0	0	0	0	0	0	0	0	0	0	0	0	0	0	-	-
0200	0	0	0	0	0	0	0	0	0	0	0	0	0	0	0	0	0	0	0	-	-
0300	0	0	0	0	0	0	0	0	0	0	0	0	0	0	0	0	0	0	0	-	-
0400	0	0	0	0	0	0	0	0	0	0	0	0	0	0	0	0	0	0	0	-	-
0500	0	0	0	0	0	0	0	0	0	0	0	0	0	0	0	0	0	0	0	-	-
0600	2	0	1	0	1	0	0	0	0	0	0	0	0	0	0	0	0	0	0	49.8	-
0700	0	0	0	0	0	0	0	0	0	0	0	0	0	0	0	0	0	0	0	-	-
0800	**12**	**0**	**11**	**0**	**1**	**0**	**0**	**0**	**0**	**0**	**0**	**0**	**0**	**0**	**0**	**0**	**0**	**0**	**0**	**60.3**	**69.5**
0900	6	0	5	0	1	0	0	0	0	0	0	0	0	0	0	0	0	0	0	59.1	-
1000	4	0	2	1	1	0	0	0	0	0	0	0	0	0	0	0	0	0	0	50.1	-
1100	5	0	4	0	1	0	0	0	0	0	0	0	0	0	0	0	0	0	0	60.9	-
1200	7	0	5	0	2	0	0	0	0	0	0	0	0	0	0	0	0	0	0	60.6	-
1300	9	0	8	0	1	0	0	0	0	0	0	0	0	0	0	0	0	0	0	62.2	-
1400	**10**	**0**	**8**	**0**	**1**	**0**	**0**	**0**	**1**	**0**	**0**	**0**	**0**	**0**	**0**	**0**	**0**	**0**	**0**	**48.8**	**-**
1500	5	0	5	0	0	0	0	0	0	0	0	0	0	0	0	0	0	0	0	59.8	-
1600	**10**	**0**	**9**	**0**	**1**	**0**	**0**	**0**	**0**	**0**	**0**	**0**	**0**	**0**	**0**	**0**	**0**	**0**	**0**	**58.5**	**-**
1700	8	0	7	0	1	0	0	0	0	0	0	0	0	0	0	0	0	0	0	58.3	-
1800	**10**	**0**	**9**	**1**	**0**	**0**	**0**	**0**	**0**	**0**	**0**	**0**	**0**	**0**	**0**	**0**	**0**	**0**	**0**	**58.5**	**-**
1900	5	0	5	0	0	0	0	0	0	0	0	0	0	0	0	0	0	0	0	54	-
2000	4	0	3	1	0	0	0	0	0	0	0	0	0	0	0	0	0	0	0	48.8	-
2100	2	0	1	0	0	1	0	0	0	0	0	0	0	0	0	0	0	0	0	47.1	-
2200	1	0	1	0	0	0	0	0	0	0	0	0	0	0	0	0	0	0	0	45.5	-
2300	0	0	0	0	0	0	0	0	0	0	0	0	0	0	0	0	0	0	0	-	-
07-19	**86**	**0**	**73**	**2**	**10**	**0**	**0**	**0**	**1**	**0**	**0**	**0**	**0**	**0**	**0**	**0**	**0**	**0**	**0**	**58**	**68.4**
06-22	**99**	**0**	**83**	**3**	**11**	**1**	**0**	**0**	**1**	**0**	**0**	**0**	**0**	**0**	**0**	**0**	**0**	**0**	**0**	**57.1**	**67.3**
06-00	**100**	**0**	**84**	**3**	**11**	**1**	**0**	**0**	**1**	**0**	**0**	**0**	**0**	**0**	**0**	**0**	**0**	**0**	**0**	**56.9**	**67.3**
00-00	**100**	**0**	**84**	**3**	**11**	**1**	**0**	**0**	**1**	**0**	**0**	**0**	**0**	**0**	**0**	**0**	**0**	**0**	**0**	**56.9**	**67.3**

DRAFT

Site 34
Location Unnamed Road, Att - Gate, Lat 53.7334, Long -6.7488
Direction North

3279 / Meath/Cavan/Monaghan ATC's
October 2013
Automatic Traffic Count

Sat, 12 October 2013

Time	Total	Classification												>PSL	>PSL%	>SL1	>SL1%	>SL2	>SL2%	Mean	Vpp
		1 MCL	2 SV	3 SVT	4 TB2	5 TB3	6 T4	7 ART3	8 ART4	9 ART5	10 ART6	11 BD	12 DRT	80	80	85 +5kph	85 +5kph	90 +10kph	90 +10kph		85
0000	1	0	1	0	0	0	0	0	0	0	0	0	0	0	0	0	0	0	0	48.1	-
0100	0	0	0	0	0	0	0	0	0	0	0	0	0	0	0	0	0	0	0	-	-
0200	0	0	0	0	0	0	0	0	0	0	0	0	0	0	0	0	0	0	0	-	-
0300	0	0	0	0	0	0	0	0	0	0	0	0	0	0	0	0	0	0	0	-	-
0400	0	0	0	0	0	0	0	0	0	0	0	0	0	0	0	0	0	0	0	-	-
0500	0	0	0	0	0	0	0	0	0	0	0	0	0	0	0	0	0	0	0	-	-
0600	1	0	1	0	0	0	0	0	0	0	0	0	0	0	0	0	0	0	0	49.8	-
0700	1	0	1	0	0	0	0	0	0	0	0	0	0	0	0	0	0	0	0	66.6	-
0800	2	0	2	0	0	0	0	0	0	0	0	0	0	0	0	0	0	0	0	52.8	-
0900	4	0	3	1	0	0	0	0	0	0	0	0	0	0	0	0	0	0	0	47.7	-
1000	2	0	2	0	0	0	0	0	0	0	0	0	0	0	0	0	0	0	0	58.1	-
1100	**10**	**1**	**7**	**1**	**1**	**0**	**0**	**0**	**0**	**0**	**0**	**0**	**0**	**0**	**0**	**0**	**0**	**0**	**0**	**37.3**	**-**
1200	10	0	9	1	0	0	0	0	0	0	0	0	0	0	0	0	0	0	0	50.9	-
1300	4	0	4	0	0	0	0	0	0	0	0	0	0	0	0	0	0	0	0	56.1	-
1400	**12**	**0**	**12**	**0**	**0**	**0**	**0**	**0**	**0**	**0**	**0**	**0**	**0**	**0**	**0**	**0**	**0**	**0**	**0**	**49.8**	**56.9**
1500	7	0	6	0	1	0	0	0	0	0	0	0	0	0	0	0	0	0	0	49.4	-
1600	7	0	5	1	1	0	0	0	0	0	0	0	0	0	0	0	0	0	0	35.7	-
1700	8	0	7	0	0	0	0	0	1	0	0	0	0	0	0	0	0	0	0	55.7	-
1800	6	0	4	1	1	0	0	0	0	0	0	0	0	0	0	0	0	0	0	46.9	-
1900	5	1	4	0	0	0	0	0	0	0	0	0	0	0	0	0	0	0	0	56.5	-
2000	3	0	2	0	0	0	0	0	0	1	0	0	0	0	0	0	0	0	0	52.4	-
2100	3	0	3	0	0	0	0	0	0	0	0	0	0	0	0	0	0	0	0	55.1	-
2200	5	0	5	0	0	0	0	0	0	0	0	0	0	0	0	0	0	0	0	53.5	-
2300	1	0	1	0	0	0	0	0	0	0	0	0	0	0	0	0	0	0	0	68.9	-
07-19	**73**	**1**	**62**	**5**	**4**	**0**	**0**	**0**	**1**	**0**	**0**	**0**	**0**	**0**	**0**	**0**	**0**	**0**	**0**	**48**	**60.8**
06-22	**85**	**2**	**72**	**5**	**4**	**0**	**0**	**0**	**1**	**1**	**0**	**0**	**0**	**0**	**0**	**0**	**0**	**0**	**0**	**48.9**	**62.6**
06-00	**91**	**2**	**78**	**5**	**4**	**0**	**0**	**0**	**1**	**1**	**0**	**0**	**0**	**0**	**0**	**0**	**0**	**0**	**0**	**49.4**	**63**
00-00	**92**	**2**	**79**	**5**	**4**	**0**	**0**	**0**	**1**	**1**	**0**	**0**	**0**	**0**	**0**	**0**	**0**	**0**	**0**	**49.4**	**63**

DRAFT

Site 34
Location Unnamed Road, Att - Gate, Lat 53.7334, Long -6.7488
Direction North

3279 / Meath/Cavan/Monaghan ATC's
October 2013
Automatic Traffic Count

Sun, 13 October 2013

Time	Total	Classification												>PSL	>PSL%	>SL1	>SL1%	>SL2	>SL2%	Mean	Vpp
		1 MCL	2 SV	3 SVT	4 TB2	5 TB3	6 T4	7 ART3	8 ART4	9 ART5	10 ART6	11 BD	12 DRT	80	80	85 +5kph	85 +5kph	90 +10kph	90 +10kph		85
0000	0	0	0	0	0	0	0	0	0	0	0	0	0	0	0	0	0	0	0	-	-
0100	1	0	1	0	0	0	0	0	0	0	0	0	0	0	0	0	0	0	0	47.4	-
0200	0	0	0	0	0	0	0	0	0	0	0	0	0	0	0	0	0	0	0	-	-
0300	0	0	0	0	0	0	0	0	0	0	0	0	0	0	0	0	0	0	0	-	-
0400	0	0	0	0	0	0	0	0	0	0	0	0	0	0	0	0	0	0	0	-	-
0500	0	0	0	0	0	0	0	0	0	0	0	0	0	0	0	0	0	0	0	-	-
0600	0	0	0	0	0	0	0	0	0	0	0	0	0	0	0	0	0	0	0	-	-
0700	1	0	1	0	0	0	0	0	0	0	0	0	0	0	0	0	0	0	0	70	-
0800	0	0	0	0	0	0	0	0	0	0	0	0	0	0	0	0	0	0	0	-	-
0900	**14**	**0**	**14**	**0**	**0**	**0**	**0**	**0**	**0**	**0**	**0**	**0**	**0**	**0**	**0**	**0**	**0**	**0**	**0**	**48.3**	**58.3**
1000	3	1	2	0	0	0	0	0	0	0	0	0	0	0	0	0	0	0	0	49.2	-
1100	4	0	4	0	0	0	0	0	0	0	0	0	0	0	0	0	0	0	0	50.4	-
1200	1	0	1	0	0	0	0	0	0	0	0	0	0	0	0	0	0	0	0	49	-
1300	5	0	5	0	0	0	0	0	0	0	0	0	0	0	0	0	0	0	0	57.6	-
1400	3	0	3	0	0	0	0	0	0	0	0	0	0	0	0	0	0	0	0	61.2	-
1500	6	0	5	0	1	0	0	0	0	0	0	0	0	1	16.7	1	16.7	0	0	56.4	-
1600	5	1	4	0	0	0	0	0	0	0	0	0	0	0	0	0	0	0	0	49	-
1700	6	0	6	0	0	0	0	0	0	0	0	0	0	0	0	0	0	0	0	58.9	-
1800	5	0	5	0	0	0	0	0	0	0	0	0	0	0	0	0	0	0	0	61.2	-
1900	**9**	**0**	**8**	**0**	**1**	**0**	**0**	**0**	**0**	**0**	**0**	**0**	**0**	**0**	**0**	**0**	**0**	**0**	**0**	**55.2**	**-**
2000	8	0	8	0	0	0	0	0	0	0	0	0	0	0	0	0	0	0	0	50	-
2100	1	0	1	0	0	0	0	0	0	0	0	0	0	0	0	0	0	0	0	61.5	-
2200	2	0	2	0	0	0	0	0	0	0	0	0	0	0	0	0	0	0	0	46.3	-
2300	0	0	0	0	0	0	0	0	0	0	0	0	0	0	0	0	0	0	0	-	-
07-19	**53**	**2**	**50**	**0**	**1**	**0**	**0**	**0**	**0**	**0**	**0**	**0**	**0**	**1**	**1.9**	**1**	**1.9**	**0**	**0**	**53.9**	**69.8**
06-22	**71**	**2**	**67**	**0**	**2**	**0**	**0**	**0**	**0**	**0**	**0**	**0**	**0**	**1**	**1.4**	**1**	**1.4**	**0**	**0**	**53.8**	**68**
06-00	**73**	**2**	**69**	**0**	**2**	**0**	**0**	**0**	**0**	**0**	**0**	**0**	**0**	**1**	**1.4**	**1**	**1.4**	**0**	**0**	**53.6**	**68**
00-00	**74**	**2**	**70**	**0**	**2**	**0**	**0**	**0**	**0**	**0**	**0**	**0**	**0**	**1**	**1.4**	**1**	**1.4**	**0**	**0**	**53.5**	**68**

DRAFT

Site 34
Location Unnamed Road, Att - Gate, Lat 53.7334, Long -6.7488
Direction North

3279 / Meath/Cavan/Monaghan ATC's
October 2013
Automatic Traffic Count

Mon, 14 October 2013

Time	Total	Classification												>PSL	>PSL%	>SL1	>SL1%	>SL2	>SL2%	Mean	Vpp
		1 MCL	2 SV	3 SVT	4 TB2	5 TB3	6 T4	7 ART3	8 ART4	9 ART5	10 ART6	11 BD	12 DRT	80	80	85 +5kph	85 +5kph	90 +10kph	90 +10kph		85
0000	0	0	0	0	0	0	0	0	0	0	0	0	0	0	0	0	0	0	0	-	-
0100	0	0	0	0	0	0	0	0	0	0	0	0	0	0	0	0	0	0	0	-	-
0200	1	0	1	0	0	0	0	0	0	0	0	0	0	1	100	0	0	0	0	80.9	-
0300	0	0	0	0	0	0	0	0	0	0	0	0	0	0	0	0	0	0	0	-	-
0400	0	0	0	0	0	0	0	0	0	0	0	0	0	0	0	0	0	0	0	-	-
0500	0	0	0	0	0	0	0	0	0	0	0	0	0	0	0	0	0	0	0	-	-
0600	2	0	1	0	1	0	0	0	0	0	0	0	0	0	0	0	0	0	0	53.3	-
0700	3	0	2	0	1	0	0	0	0	0	0	0	0	0	0	0	0	0	0	54.6	-
0800	**11**	**0**	**10**	**0**	**1**	**0**	**0**	**0**	**0**	**0**	**0**	**0**	**0**	**0**	**0**	**0**	**0**	**0**	**0**	**56.2**	**61.9**
0900	8	0	8	0	0	0	0	0	0	0	0	0	0	0	0	0	0	0	0	58.1	-
1000	4	0	3	0	1	0	0	0	0	0	0	0	0	0	0	0	0	0	0	57.8	-
1100	3	0	2	0	1	0	0	0	0	0	0	0	0	0	0	0	0	0	0	62.1	-
1200	8	0	4	1	3	0	0	0	0	0	0	0	0	0	0	0	0	0	0	52.8	-
1300	7	0	6	1	0	0	0	0	0	0	0	0	0	0	0	0	0	0	0	56.9	-
1400	8	0	5	1	2	0	0	0	0	0	0	0	0	0	0	0	0	0	0	57.5	-
1500	**12**	**0**	**10**	**2**	**0**	**0**	**0**	**0**	**0**	**0**	**0**	**0**	**0**	**0**	**0**	**0**	**0**	**0**	**0**	**51.2**	**61.9**
1600	9	0	7	0	2	0	0	0	0	0	0	0	0	0	0	0	0	0	0	58.2	-
1700	9	0	9	0	0	0	0	0	0	0	0	0	0	0	0	0	0	0	0	51.1	-
1800	8	0	8	0	0	0	0	0	0	0	0	0	0	0	0	0	0	0	0	60.1	-
1900	2	0	2	0	0	0	0	0	0	0	0	0	0	0	0	0	0	0	0	56.6	-
2000	4	0	4	0	0	0	0	0	0	0	0	0	0	0	0	0	0	0	0	47.9	-
2100	2	0	0	1	0	1	0	0	0	0	0	0	0	0	0	0	0	0	0	27.4	-
2200	3	0	2	0	0	1	0	0	0	0	0	0	0	1	33.3	0	0	0	0	54.1	-
2300	1	0	1	0	0	0	0	0	0	0	0	0	0	0	0	0	0	0	0	78.6	-
07-19	**90**	**0**	**74**	**5**	**11**	**0**	**0**	**0**	**0**	**0**	**0**	**0**	**0**	**0**	**0**	**0**	**0**	**0**	**0**	**55.8**	**67.3**
06-22	**100**	**0**	**81**	**6**	**12**	**1**	**0**	**0**	**0**	**0**	**0**	**0**	**0**	**0**	**0**	**0**	**0**	**0**	**0**	**54.9**	**66.2**
06-00	**104**	**0**	**84**	**6**	**12**	**2**	**0**	**0**	**0**	**0**	**0**	**0**	**0**	**1**	**1**	**0**	**0**	**0**	**0**	**55.1**	**66.6**
00-00	**105**	**0**	**85**	**6**	**12**	**2**	**0**	**0**	**0**	**0**	**0**	**0**	**0**	**2**	**1.9**	**0**	**0**	**0**	**0**	**55.4**	**67.3**

DRAFT

Site 34
Location Unnamed Road, Att - Gate, Lat 53.7334, Long -6.7488
Direction North

3279 / Meath/Cavan/Monaghan ATC's
October 2013
Automatic Traffic Count

Virtual Day (7)

Time	Total	Classification												>PSL	>PSL%	>SL1	>SL1%	>SL2	>SL2%	Mean	Vpp
		1 MCL	2 SV	3 SVT	4 TB2	5 TB3	6 T4	7 ART3	8 ART4	9 ART5	10 ART6	11 BD	12 DRT	80	80	85 +5kph	85 +5kph	90 +10kph	90 +10kph		85
0000	0	0	0	0	0	0	0	0	0	0	0	0	0	0	0	0	0	0	0	49.8	-
0100	0	0	0	0	0	0	0	0	0	0	0	0	0	0	0	0	0	0	0	56.3	-
0200	0	0	0	0	0	0	0	0	0	0	0	0	0	0	100	0	0	0	0	80.9	-
0300	0	0	0	0	0	0	0	0	0	0	0	0	0	0	0	0	0	0	0	-	-
0400	0	0	0	0	0	0	0	0	0	0	0	0	0	0	0	0	0	0	0	-	-
0500	0	0	0	0	0	0	0	0	0	0	0	0	0	0	0	0	0	0	0	61.8	-
0600	1	0	1	0	0	0	0	0	0	0	0	0	0	0	0	0	0	0	0	45.1	-
0700	1	0	1	0	0	0	0	0	0	0	0	0	0	0	0	0	0	0	0	59.1	-
0800	**9**	**0**	**9**	**0**	**1**	**0**	**0**	**0**	**0**	**0**	**0**	**0**	**0**	**0**	**0**	**0**	**0**	**0**	**0**	**58.9**	**-**
0900	7	0	7	0	0	0	0	0	0	0	0	0	0	0	0	0	0	0	0	54.7	-
1000	3	0	3	0	0	0	0	0	0	0	0	0	0	0	0	0	0	0	0	51.3	-
1100	6	0	5	1	1	0	0	0	0	0	0	0	0	0	0	0	0	0	0	48.8	-
1200	7	0	5	1	1	0	0	0	0	0	0	0	0	0	0	0	0	0	0	54.6	-
1300	5	0	5	0	0	0	0	0	0	0	0	0	0	0	0	0	0	0	0	57.1	-
1400	**9**	**0**	**8**	**1**	**1**	**0**	**0**	**0**	**0**	**0**	**0**	**0**	**0**	**0**	**0**	**0**	**0**	**0**	**0**	**50.9**	**-**
1500	**9**	**0**	**8**	**0**	**1**	**0**	**0**	**0**	**0**	**0**	**0**	**0**	**0**	**0**	**1.6**	**0**	**1.6**	**0**	**0**	**53.3**	**-**
1600	7	0	6	0	1	0	0	0	0	0	0	0	0	0	0	0	0	0	0	52.7	-
1700	**9**	**0**	**8**	**0**	**0**	**0**	**0**	**0**	**0**	**0**	**0**	**0**	**0**	**0**	**1.6**	**0**	**0**	**0**	**0**	**56.4**	**-**
1800	8	0	7	1	0	0	0	0	0	0	0	0	0	0	1.8	0	1.8	0	0	54.7	-
1900	5	0	5	0	0	0	0	0	0	0	0	0	0	0	0	0	0	0	0	53.8	-
2000	4	0	3	0	0	0	0	0	0	0	0	0	0	0	0	0	0	0	0	48.8	-
2100	2	0	2	0	0	0	0	0	0	0	0	0	0	0	0	0	0	0	0	47	-
2200	2	0	2	0	0	0	0	0	0	0	0	0	0	0	6.3	0	0	0	0	52.4	-
2300	1	0	1	0	0	0	0	0	0	0	0	0	0	0	0	0	0	0	0	59.4	-
07-19	**82**	**1**	**70**	**5**	**6**	**0**	**0**	**0**	**0**	**0**	**0**	**0**	**0**	**0**	**0.5**	**0**	**0.3**	**0**	**0**	**54.2**	**67**
06-22	**95**	**1**	**80**	**6**	**7**	**0**	**0**	**0**	**0**	**1**	**0**	**0**	**0**	**0**	**0.5**	**0**	**0.3**	**0**	**0**	**53.7**	**66.2**
06-00	**98**	**1**	**83**	**6**	**7**	**1**	**0**	**0**	**0**	**1**	**0**	**0**	**0**	**1**	**0.6**	**0**	**0.3**	**0**	**0**	**53.7**	**66.2**
00-00	**99**	**1**	**84**	**6**	**7**	**1**	**0**	**0**	**0**	**1**	**0**	**0**	**0**	**1**	**0.7**	**0**	**0.3**	**0**	**0**	**53.7**	**66.2**

DRAFT

Site 34
Location Unnamed Road, Att - Gate, Lat 53.7334, Long -6.7488
Direction North

3279 / Meath/Cavan/Monaghan ATC's
October 2013
Automatic Traffic Count

Virtual Week (1)

Time	Total	Classification												>PSL	>PSL%	>SL1	>SL1%	>SL2	>SL2%	Mean	Vpp
		1 MCL	2 SV	3 SVT	4 TB2	5 TB3	6 T4	7 ART3	8 ART4	9 ART5	10 ART6	11 BD	12 DRT	80	80	85 +5kph	85 +5kph	90 +10kph	90 +10kph		85
Mon	105	0	85	6	12	2	0	0	0	0	0	0	0	2	1.9	0	0	0	0	55.4	67.3
Tue	105	0	89	7	4	2	0	1	1	1	0	0	0	0	0	0	0	0	0	51.8	64.8
Wed	115	0	90	16	8	0	0	0	0	1	0	0	0	1	0.9	1	0.9	0	0	52.4	63.7
Thu	105	1	92	3	8	0	0	0	0	1	0	0	0	1	1	0	0	0	0	56.5	68.4
Fri	100	0	84	3	11	1	0	0	1	0	0	0	0	0	0	0	0	0	0	56.9	67.3
| Sat	92	2	79	5	4	0	0	0	1	1	0	0	0	0	0	0	0	0	0	49.4	63
| Sun	74	2	70	0	2	0	0	0	0	0	0	0	0	1	1.4	1	1.4	0	0	53.5	68
5 Day Ave.	**106**	**0**	**88**	**7**	**9**	**1**	**0**	**0**	**0**	**1**	**0**	**0**	**0**	**1**	**0.9**	**0**	**0.0**	**0**	**0.0**	**54.6**	**66.3**
7 Day Ave.	**99**	**1**	**84**	**6**	**7**	**1**	**0**	**0**	**0**	**1**	**0**	**0**	**0**	**1**	**0.7**	**0**	**0.3**	**0**	**0.0**	**53.7**	**66.2**
--	**696**	**5**	**589**	**40**	**49**	**5**	**0**	**1**	**3**	**4**	**0**	**0**	**0**	**5**	**0.7**	**2**	**0.3**	**0**	**0.0**	**53.7**	**66.2**

Summary Graphs

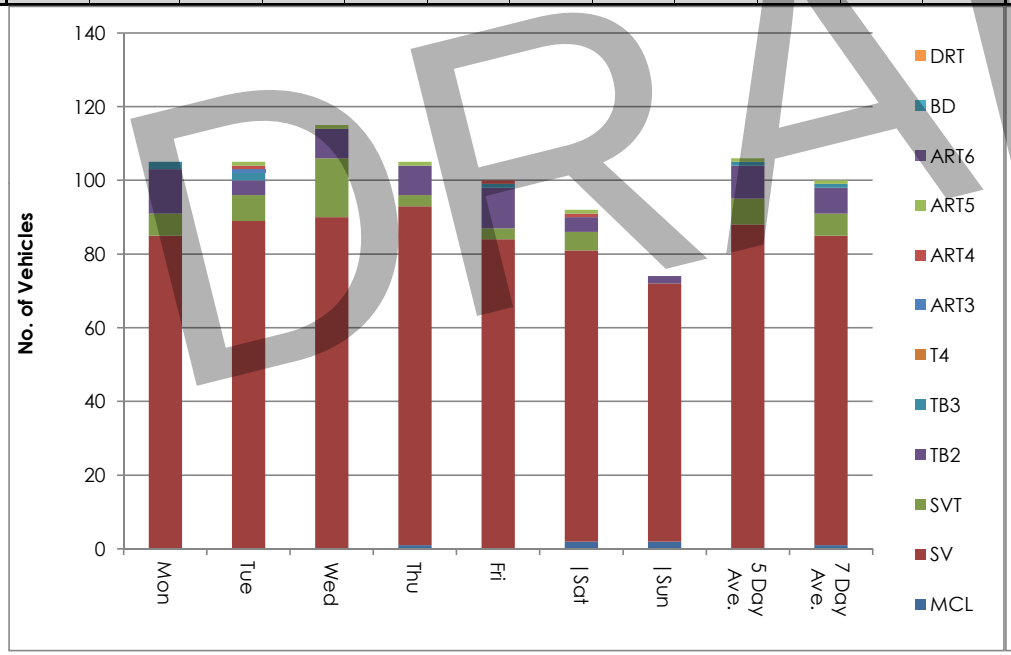

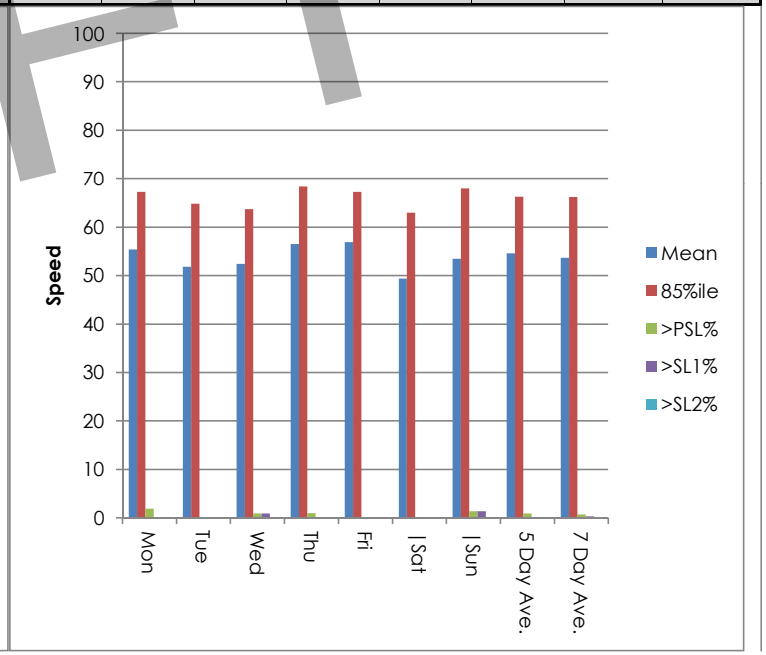

DRAFT

Site 34
Location Unnamed Road, Att - Gate, Lat 53.7334, Long -6.7488
Direction North

3279 / Meath/Cavan/Monaghan ATC's
October 2013
Automatic Traffic Count

Tue, 8 October 2013

Time	Total	Speed Bins (km/h)																											
		0 - 5	5 - 10	10 - 15	15 - 20	20 - 25	25 - 30	30 - 35	35 - 40	40 - 45	45 - 50	50 - 55	55 - 60	60 - 65	65 - 70	70 - 75	75 - 80	80 - 85	85 - 90	90 - 95	95 - 100	100 - 105	105 - 110	110 - 115	115 - 120	120 - 125	125 - 130	130 - 135	135 - 140
0000	0	0	0	0	0	0	0	0	0	0	0	0	0	0	0	0	0	0	0	0	0	0	0	0	0	0	0	0	0
0100	0	0	0	0	0	0	0	0	0	0	0	0	0	0	0	0	0	0	0	0	0	0	0	0	0	0	0	0	0
0200	0	0	0	0	0	0	0	0	0	0	0	0	0	0	0	0	0	0	0	0	0	0	0	0	0	0	0	0	0
0300	0	0	0	0	0	0	0	0	0	0	0	0	0	0	0	0	0	0	0	0	0	0	0	0	0	0	0	0	0
0400	0	0	0	0	0	0	0	0	0	0	0	0	0	0	0	0	0	0	0	0	0	0	0	0	0	0	0	0	0
0500	1	0	0	0	0	0	0	0	0	0	0	0	1	0	0	0	0	0	0	0	0	0	0	0	0	0	0	0	0
0600	1	0	0	0	0	0	0	1	0	0	0	0	0	0	0	0	0	0	0	0	0	0	0	0	0	0	0	0	0
0700	1	0	0	0	0	0	0	0	0	0	0	0	0	1	0	0	0	0	0	0	0	0	0	0	0	0	0	0	0
0800	**15**	**0**	**0**	**0**	**0**	**0**	**0**	**0**	**0**	**1**	**1**	**5**	**1**	**3**	**3**	**0**	**1**	**0**	**0**	**0**	**0**	**0**	**0**	**0**	**0**	**0**	**0**	**0**	**0**
0900	7	0	0	0	0	0	0	0	0	2	1	0	2	0	2	0	0	0	0	0	0	0	0	0	0	0	0	0	0
1000	4	0	0	0	0	0	0	0	0	2	1	0	1	0	0	0	0	0	0	0	0	0	0	0	0	0	0	0	0
1100	8	0	0	0	0	0	0	2	0	3	1	0	1	1	0	0	0	0	0	0	0	0	0	0	0	0	0	0	0
1200	6	0	0	0	0	0	0	0	0	1	1	2	0	0	1	1	0	0	0	0	0	0	0	0	0	0	0	0	0
1300	3	0	0	0	0	0	0	0	0	1	0	2	0	0	0	0	0	0	0	0	0	0	0	0	0	0	0	0	0
1400	6	0	0	0	0	0	1	0	2	0	0	1	1	0	1	0	0	0	0	0	0	0	0	0	0	0	0	0	0
1500	**10**	**0**	**0**	**0**	**0**	**2**	**0**	**0**	**1**	**1**	**0**	**0**	**4**	**2**	**0**	**0**	**0**	**0**	**0**	**0**	**0**	**0**	**0**	**0**	**0**	**0**	**0**	**0**	**0**
1600	8	0	0	0	0	0	0	0	0	2	0	4	0	1	1	0	0	0	0	0	0	0	0	0	0	0	0	0	0
1700	**10**	**0**	**0**	**0**	**0**	**0**	**0**	**0**	**0**	**1**	**1**	**2**	**2**	**1**	**1**	**2**	**0**	**0**	**0**	**0**	**0**	**0**	**0**	**0**	**0**	**0**	**0**	**0**	**0**
1800	**10**	**0**	**1**	**0**	**0**	**1**	**0**	**0**	**0**	**1**	**2**	**1**	**2**	**0**	**1**	**1**	**0**	**0**	**0**	**0**	**0**	**0**	**0**	**0**	**0**	**0**	**0**	**0**	**0**
1900	7	0	0	0	0	0	0	0	0	0	2	2	2	0	1	0	0	0	0	0	0	0	0	0	0	0	0	0	0
2000	3	0	0	0	0	0	1	0	0	0	1	1	0	0	0	0	0	0	0	0	0	0	0	0	0	0	0	0	0
2100	2	0	0	0	0	0	0	1	1	0	0	0	0	0	0	0	0	0	0	0	0	0	0	0	0	0	0	0	0
2200	2	0	0	0	0	0	1	0	0	0	0	0	0	0	0	1	0	0	0	0	0	0	0	0	0	0	0	0	0
2300	1	0	0	0	0	0	0	0	0	0	0	1	0	0	0	0	0	0	0	0	0	0	0	0	0	0	0	0	0
07-19	**88**	**0**	**1**	**0**	**0**	**3**	**1**	**2**	**3**	**15**	**8**	**17**	**14**	**9**	**10**	**4**	**1**	**0**	**0**	**0**	**0**	**0**	**0**	**0**	**0**	**0**	**0**	**0**	**0**
06-22	**101**	**0**	**1**	**0**	**0**	**3**	**2**	**4**	**4**	**15**	**11**	**20**	**16**	**9**	**11**	**4**	**1**	**0**	**0**	**0**	**0**	**0**	**0**	**0**	**0**	**0**	**0**	**0**	**0**
06-00	**104**	**0**	**1**	**0**	**0**	**3**	**3**	**4**	**4**	**15**	**11**	**21**	**16**	**9**	**11**	**5**	**1**	**0**	**0**	**0**	**0**	**0**	**0**	**0**	**0**	**0**	**0**	**0**	**0**
00-00	**105**	**0**	**1**	**0**	**0**	**3**	**3**	**4**	**4**	**15**	**11**	**21**	**17**	**9**	**11**	**5**	**1**	**0**	**0**	**0**	**0**	**0**	**0**	**0**	**0**	**0**	**0**	**0**	**0**

DRAFT

Site 34
Location Unnamed Road, Att - Gate, Lat 53.7334, Long -6.7488
Direction North

3279 / Meath/Cavan/Monaghan ATC's
October 2013
Automatic Traffic Count

Wed, 9 October 2013

Time	Total	Speed Bins (km/h)																											
		0 - 5	5 - 10	10 - 15	15 - 20	20 - 25	25 - 30	30 - 35	35 - 40	40 - 45	45 - 50	50 - 55	55 - 60	60 - 65	65 - 70	70 - 75	75 - 80	80 - 85	85 - 90	90 - 95	95 - 100	100 - 105	105 - 110	110 - 115	115 - 120	120 - 125	125 - 130	130 - 135	135 - 140
0000	1	0	0	0	0	0	0	0	0	0	0	1	0	0	0	0	0	0	0	0	0	0	0	0	0	0	0	0	0
0100	1	0	0	0	0	0	0	0	0	0	0	0	0	0	0	0	1	0	0	0	0	0	0	0	0	0	0	0	0
0200	0	0	0	0	0	0	0	0	0	0	0	0	0	0	0	0	0	0	0	0	0	0	0	0	0	0	0	0	0
0300	0	0	0	0	0	0	0	0	0	0	0	0	0	0	0	0	0	0	0	0	0	0	0	0	0	0	0	0	0
0400	0	0	0	0	0	0	0	0	0	0	0	0	0	0	0	0	0	0	0	0	0	0	0	0	0	0	0	0	0
0500	0	0	0	0	0	0	0	0	0	0	0	0	0	0	0	0	0	0	0	0	0	0	0	0	0	0	0	0	0
0600	2	0	0	0	0	0	0	1	0	0	0	0	1	0	0	0	0	0	0	0	0	0	0	0	0	0	0	0	0
0700	1	0	0	0	0	0	0	0	0	0	0	1	0	0	0	0	0	0	0	0	0	0	0	0	0	0	0	0	0
0800	**13**	**0**	**0**	**0**	**0**	**0**	**0**	**0**	**1**	**1**	**1**	**0**	**3**	**2**	**3**	**1**	**1**	**0**	**0**	**0**	**0**	**0**	**0**	**0**	**0**	**0**	**0**	**0**	**0**
0900	5	0	0	0	0	0	0	1	1	0	0	0	0	3	0	0	0	0	0	0	0	0	0	0	0	0	0	0	0
1000	3	0	0	0	0	0	0	0	1	1	0	0	0	1	0	0	0	0	0	0	0	0	0	0	0	0	0	0	0
1100	8	0	0	0	0	0	0	0	1	2	4	0	0	1	0	0	0	0	0	0	0	0	0	0	0	0	0	0	0
1200	7	0	0	0	0	0	0	0	0	3	1	1	1	0	1	0	0	0	0	0	0	0	0	0	0	0	0	0	0
1300	4	0	0	0	0	0	0	0	0	2	0	1	0	1	0	0	0	0	0	0	0	0	0	0	0	0	0	0	0
1400	**16**	**0**	**0**	**0**	**0**	**0**	**0**	**1**	**1**	**3**	**5**	**0**	**4**	**0**	**2**	**0**	**0**	**0**	**0**	**0**	**0**	**0**	**0**	**0**	**0**	**0**	**0**	**0**	**0**
1500	10	0	0	0	0	0	0	1	0	1	0	0	6	2	0	0	0	0	0	0	0	0	0	0	0	0	0	0	0
1600	8	0	0	0	0	0	0	0	0	2	1	1	2	1	0	1	0	0	0	0	0	0	0	0	0	0	0	0	0
1700	9	0	0	0	0	0	0	0	0	3	0	2	2	2	0	0	0	0	0	0	0	0	0	0	0	0	0	0	0
1800	7	0	0	0	0	0	0	0	0	1	1	3	1	0	0	0	0	0	1	0	0	0	0	0	0	0	0	0	0
1900	9	0	0	0	0	0	0	0	0	5	0	2	0	0	2	0	0	0	0	0	0	0	0	0	0	0	0	0	0
2000	4	0	0	0	0	0	0	0	1	0	0	0	2	1	0	0	0	0	0	0	0	0	0	0	0	0	0	0	0
2100	3	0	0	0	0	0	1	0	0	0	0	1	0	0	1	0	0	0	0	0	0	0	0	0	0	0	0	0	0
2200	2	0	0	0	0	0	0	0	0	1	1	0	0	0	0	0	0	0	0	0	0	0	0	0	0	0	0	0	0
2300	2	0	0	0	0	0	0	0	0	0	0	2	0	0	0	0	0	0	0	0	0	0	0	0	0	0	0	0	0
07-19	**91**	**0**	**0**	**0**	**0**	**0**	**0**	**3**	**5**	**19**	**13**	**9**	**19**	**13**	**6**	**2**	**1**	**0**	**1**	**0**	**0**	**0**	**0**	**0**	**0**	**0**	**0**	**0**	**0**
06-22	**109**	**0**	**0**	**0**	**0**	**0**	**1**	**4**	**6**	**24**	**13**	**12**	**22**	**14**	**9**	**2**	**1**	**0**	**1**	**0**	**0**	**0**	**0**	**0**	**0**	**0**	**0**	**0**	**0**
06-00	**113**	**0**	**0**	**0**	**0**	**0**	**1**	**4**	**6**	**25**	**14**	**14**	**22**	**14**	**9**	**2**	**1**	**0**	**1**	**0**	**0**	**0**	**0**	**0**	**0**	**0**	**0**	**0**	**0**
00-00	**115**	**0**	**0**	**0**	**0**	**0**	**1**	**4**	**6**	**25**	**14**	**15**	**22**	**14**	**9**	**2**	**2**	**0**	**1**	**0**	**0**	**0**	**0**	**0**	**0**	**0**	**0**	**0**	**0**

DRAFT

Site 34
Location Unnamed Road, Att - Gate, Lat 53.7334, Long -6.7488
Direction North

3279 / Meath/Cavan/Monaghan ATC's
October 2013
Automatic Traffic Count

Thu, 10 October 2013

Time	Total	Speed Bins (km/h)																											
		0 - 5	5 - 10	10 - 15	15 - 20	20 - 25	25 - 30	30 - 35	35 - 40	40 - 45	45 - 50	50 - 55	55 - 60	60 - 65	65 - 70	70 - 75	75 - 80	80 - 85	85 - 90	90 - 95	95 - 100	100 - 105	105 - 110	110 - 115	115 - 120	120 - 125	125 - 130	130 - 135	135 - 140
0000	0	0	0	0	0	0	0	0	0	0	0	0	0	0	0	0	0	0	0	0	0	0	0	0	0	0	0	0	0
0100	1	0	0	0	0	0	0	0	0	1	0	0	0	0	0	0	0	0	0	0	0	0	0	0	0	0	0	0	0
0200	0	0	0	0	0	0	0	0	0	0	0	0	0	0	0	0	0	0	0	0	0	0	0	0	0	0	0	0	0
0300	0	0	0	0	0	0	0	0	0	0	0	0	0	0	0	0	0	0	0	0	0	0	0	0	0	0	0	0	0
0400	0	0	0	0	0	0	0	0	0	0	0	0	0	0	0	0	0	0	0	0	0	0	0	0	0	0	0	0	0
0500	1	0	0	0	0	0	0	0	0	0	0	0	0	0	1	0	0	0	0	0	0	0	0	0	0	0	0	0	0
0600	1	0	0	0	0	0	0	1	0	0	0	0	0	0	0	0	0	0	0	0	0	0	0	0	0	0	0	0	0
0700	0	0	0	0	0	0	0	0	0	0	0	0	0	0	0	0	0	0	0	0	0	0	0	0	0	0	0	0	0
0800	**12**	**0**	**0**	**0**	**0**	**0**	**0**	**0**	**0**	**0**	**1**	**2**	**2**	**3**	**4**	**0**	**0**	**0**	**0**	**0**	**0**	**0**	**0**	**0**	**0**	**0**	**0**	**0**	**0**
0900	8	0	0	0	0	0	0	0	0	0	0	1	1	2	2	2	0	0	0	0	0	0	0	0	0	0	0	0	0
1000	4	0	0	0	0	0	0	0	0	1	1	1	0	0	1	0	0	0	0	0	0	0	0	0	0	0	0	0	0
1100	7	0	0	0	0	0	0	1	0	0	1	1	0	3	1	0	0	0	0	0	0	0	0	0	0	0	0	0	0
1200	8	0	0	0	0	0	0	0	0	0	0	4	1	1	2	0	0	0	0	0	0	0	0	0	0	0	0	0	0
1300	6	0	0	0	0	0	0	0	0	0	0	3	1	1	0	1	0	0	0	0	0	0	0	0	0	0	0	0	0
1400	8	0	0	0	0	0	1	1	1	0	1	1	1	1	0	1	0	0	0	0	0	0	0	0	0	0	0	0	0
1500	11	0	0	0	0	0	0	0	1	0	2	2	3	1	0	2	0	0	0	0	0	0	0	0	0	0	0	0	0
1600	5	0	0	0	0	0	0	0	0	1	1	0	1	1	1	0	0	0	0	0	0	0	0	0	0	0	0	0	0
1700	**14**	**0**	**0**	**0**	**0**	**0**	**0**	**0**	**0**	**0**	**2**	**5**	**3**	**0**	**1**	**1**	**1**	**1**	**0**	**0**	**0**	**0**	**0**	**0**	**0**	**0**	**0**	**0**	**0**
1800	9	0	0	0	0	0	0	0	0	1	2	2	2	1	1	0	0	0	0	0	0	0	0	0	0	0	0	0	0
1900	1	0	0	0	0	0	0	0	0	0	1	0	0	0	0	0	0	0	0	0	0	0	0	0	0	0	0	0	0
2000	4	0	0	0	0	0	0	1	0	1	1	1	0	0	0	0	0	0	0	0	0	0	0	0	0	0	0	0	0
2100	3	0	0	0	0	0	0	0	1	0	0	0	0	1	1	0	0	0	0	0	0	0	0	0	0	0	0	0	0
2200	1	0	0	0	0	0	0	0	0	0	0	0	0	0	0	0	1	0	0	0	0	0	0	0	0	0	0	0	0
2300	1	0	0	0	0	0	0	0	0	0	0	1	0	0	0	0	0	0	0	0	0	0	0	0	0	0	0	0	0
07-19	**92**	**0**	**0**	**0**	**0**	**0**	**1**	**2**	**2**	**3**	**11**	**22**	**15**	**14**	**13**	**7**	**1**	**1**	**0**	**0**	**0**	**0**	**0**	**0**	**0**	**0**	**0**	**0**	**0**
06-22	**101**	**0**	**0**	**0**	**0**	**0**	**1**	**4**	**3**	**4**	**13**	**23**	**15**	**15**	**14**	**7**	**1**	**1**	**0**	**0**	**0**	**0**	**0**	**0**	**0**	**0**	**0**	**0**	**0**
06-00	**103**	**0**	**0**	**0**	**0**	**0**	**1**	**4**	**3**	**4**	**13**	**24**	**15**	**15**	**14**	**7**	**2**	**1**	**0**	**0**	**0**	**0**	**0**	**0**	**0**	**0**	**0**	**0**	**0**
00-00	**105**	**0**	**0**	**0**	**0**	**0**	**1**	**4**	**3**	**5**	**13**	**24**	**15**	**15**	**15**	**7**	**2**	**1**	**0**	**0**	**0**	**0**	**0**	**0**	**0**	**0**	**0**	**0**	**0**

DRAFT

Site 34
Location Unnamed Road, Att - Gate, Lat 53.7334, Long -6.7488
Direction North

3279 / Meath/Cavan/Monaghan ATC's
October 2013
Automatic Traffic Count

Fri, 11 October 2013

Time	Total	Speed Bins (km/h)																											
		0 - 5	5 - 10	10 - 15	15 - 20	20 - 25	25 - 30	30 - 35	35 - 40	40 - 45	45 - 50	50 - 55	55 - 60	60 - 65	65 - 70	70 - 75	75 - 80	80 - 85	85 - 90	90 - 95	95 - 100	100 - 105	105 - 110	110 - 115	115 - 120	120 - 125	125 - 130	130 - 135	135 - 140
0000	0	0	0	0	0	0	0	0	0	0	0	0	0	0	0	0	0	0	0	0	0	0	0	0	0	0	0	0	0
0100	0	0	0	0	0	0	0	0	0	0	0	0	0	0	0	0	0	0	0	0	0	0	0	0	0	0	0	0	0
0200	0	0	0	0	0	0	0	0	0	0	0	0	0	0	0	0	0	0	0	0	0	0	0	0	0	0	0	0	0
0300	0	0	0	0	0	0	0	0	0	0	0	0	0	0	0	0	0	0	0	0	0	0	0	0	0	0	0	0	0
0400	0	0	0	0	0	0	0	0	0	0	0	0	0	0	0	0	0	0	0	0	0	0	0	0	0	0	0	0	0
0500	0	0	0	0	0	0	0	0	0	0	0	0	0	0	0	0	0	0	0	0	0	0	0	0	0	0	0	0	0
0600	2	0	0	0	0	0	0	0	0	0	1	1	0	0	0	0	0	0	0	0	0	0	0	0	0	0	0	0	0
0700	0	0	0	0	0	0	0	0	0	0	0	0	0	0	0	0	0	0	0	0	0	0	0	0	0	0	0	0	0
0800	**12**	**0**	**0**	**0**	**0**	**1**	**0**	**0**	**0**	**0**	**1**	**1**	**1**	**3**	**3**	**0**	**2**	**0**	**0**	**0**	**0**	**0**	**0**	**0**	**0**	**0**	**0**	**0**	**0**
0900	6	0	0	0	0	0	0	0	0	0	3	0	0	1	0	1	1	0	0	0	0	0	0	0	0	0	0	0	0
1000	4	0	0	0	0	0	0	1	0	1	0	0	1	0	1	0	0	0	0	0	0	0	0	0	0	0	0	0	0
1100	5	0	0	0	0	0	0	0	0	1	0	0	1	0	2	1	0	0	0	0	0	0	0	0	0	0	0	0	0
1200	7	0	0	0	0	0	0	0	0	0	0	1	2	2	2	0	0	0	0	0	0	0	0	0	0	0	0	0	0
1300	9	0	0	0	0	0	0	0	0	0	3	0	0	0	3	3	0	0	0	0	0	0	0	0	0	0	0	0	0
1400	**10**	**0**	**0**	**0**	**0**	**0**	**2**	**0**	**0**	**1**	**2**	**1**	**2**	**1**	**1**	**0**	**0**	**0**	**0**	**0**	**0**	**0**	**0**	**0**	**0**	**0**	**0**	**0**	**0**
1500	5	0	0	0	0	0	0	0	0	0	1	0	1	1	2	0	0	0	0	0	0	0	0	0	0	0	0	0	0
1600	**10**	**0**	**0**	**0**	**0**	**0**	**0**	**1**	**0**	**0**	**1**	**2**	**1**	**0**	**4**	**1**	**0**	**0**	**0**	**0**	**0**	**0**	**0**	**0**	**0**	**0**	**0**	**0**	**0**
1700	8	0	0	0	0	0	0	0	1	0	0	2	0	3	1	1	0	0	0	0	0	0	0	0	0	0	0	0	0
1800	**10**	**0**	**0**	**0**	**0**	**0**	**0**	**0**	**0**	**0**	**2**	**0**	**2**	**5**	**1**	**0**	**0**	**0**	**0**	**0**	**0**	**0**	**0**	**0**	**0**	**0**	**0**	**0**	**0**
1900	5	0	0	0	0	0	0	0	0	0	1	1	3	0	0	0	0	0	0	0	0	0	0	0	0	0	0	0	0
2000	4	0	0	0	0	0	0	1	0	0	1	0	2	0	0	0	0	0	0	0	0	0	0	0	0	0	0	0	0
2100	2	0	0	0	0	0	0	0	0	1	0	1	0	0	0	0	0	0	0	0	0	0	0	0	0	0	0	0	0
2200	1	0	0	0	0	0	0	0	0	0	1	0	0	0	0	0	0	0	0	0	0	0	0	0	0	0	0	0	0
2300	0	0	0	0	0	0	0	0	0	0	0	0	0	0	0	0	0	0	0	0	0	0	0	0	0	0	0	0	0
07-19	**86**	**0**	**0**	**0**	**0**	**1**	**2**	**2**	**1**	**3**	**13**	**7**	**11**	**16**	**20**	**7**	**3**	**0**	**0**	**0**	**0**	**0**	**0**	**0**	**0**	**0**	**0**	**0**	**0**
06-22	**99**	**0**	**0**	**0**	**0**	**1**	**2**	**3**	**1**	**4**	**16**	**10**	**16**	**16**	**20**	**7**	**3**	**0**	**0**	**0**	**0**	**0**	**0**	**0**	**0**	**0**	**0**	**0**	**0**
06-00	**100**	**0**	**0**	**0**	**0**	**1**	**2**	**3**	**1**	**4**	**17**	**10**	**16**	**16**	**20**	**7**	**3**	**0**	**0**	**0**	**0**	**0**	**0**	**0**	**0**	**0**	**0**	**0**	**0**
00-00	**100**	**0**	**0**	**0**	**0**	**1**	**2**	**3**	**1**	**4**	**17**	**10**	**16**	**16**	**20**	**7**	**3**	**0**	**0**	**0**	**0**	**0**	**0**	**0**	**0**	**0**	**0**	**0**	**0**

DRAFT

Site 34
Location Unnamed Road, Att - Gate, Lat 53.7334, Long -6.7488
Direction North

3279 / Meath/Cavan/Monaghan ATC's
October 2013
Automatic Traffic Count

Sat, 12 October 2013

Time	Total	Speed Bins (km/h)																												
		0 - 5	5 - 10	10 - 15	15 - 20	20 - 25	25 - 30	30 - 35	35 - 40	40 - 45	45 - 50	50 - 55	55 - 60	60 - 65	65 - 70	70 - 75	75 - 80	80 - 85	85 - 90	90 - 95	95 - 100	100 - 105	105 - 110	110 - 115	115 - 120	120 - 125	125 - 130	130 - 135	135 - 140
0000	1	0	0	0	0	0	0	0	0	0	1	0	0	0	0	0	0	0	0	0	0	0	0	0	0	0	0	0	0	0
0100	0	0	0	0	0	0	0	0	0	0	0	0	0	0	0	0	0	0	0	0	0	0	0	0	0	0	0	0	0	0
0200	0	0	0	0	0	0	0	0	0	0	0	0	0	0	0	0	0	0	0	0	0	0	0	0	0	0	0	0	0	0
0300	0	0	0	0	0	0	0	0	0	0	0	0	0	0	0	0	0	0	0	0	0	0	0	0	0	0	0	0	0	0
0400	0	0	0	0	0	0	0	0	0	0	0	0	0	0	0	0	0	0	0	0	0	0	0	0	0	0	0	0	0	0
0500	0	0	0	0	0	0	0	0	0	0	0	0	0	0	0	0	0	0	0	0	0	0	0	0	0	0	0	0	0	0
0600	1	0	0	0	0	0	0	0	0	0	1	0	0	0	0	0	0	0	0	0	0	0	0	0	0	0	0	0	0	0
0700	1	0	0	0	0	0	0	0	0	0	0	0	0	0	1	0	0	0	0	0	0	0	0	0	0	0	0	0	0	0
0800	2	0	0	0	0	0	0	0	0	0	0	1	1	0	0	0	0	0	0	0	0	0	0	0	0	0	0	0	0	0
0900	4	0	0	0	0	0	0	0	0	2	0	2	0	0	0	0	0	0	0	0	0	0	0	0	0	0	0	0	0	0
1000	2	0	0	0	0	0	0	0	0	0	1	0	0	0	1	0	0	0	0	0	0	0	0	0	0	0	0	0	0	0
1100	**10**	**0**	**0**	**1**	**0**	**1**	**3**	**1**	**0**	**0**	**1**	**1**	**0**	**1**	**0**	**1**	**0**	**0**	**0**	**0**	**0**	**0**	**0**	**0**	**0**	**0**	**0**	**0**	**0**	**0**
1200	10	0	0	0	0	0	0	3	0	0	1	2	1	1	1	1	0	0	0	0	0	0	0	0	0	0	0	0	0	0
1300	4	0	0	0	0	0	0	0	0	1	0	0	2	1	0	0	0	0	0	0	0	0	0	0	0	0	0	0	0	0
1400	**12**	**0**	**0**	**0**	**0**	**0**	**0**	**3**	**0**	**0**	**2**	**4**	**1**	**1**	**0**	**0**	**1**	**0**	**0**	**0**	**0**	**0**	**0**	**0**	**0**	**0**	**0**	**0**	**0**	**0**
1500	7	0	0	0	0	0	2	0	0	0	0	2	1	1	1	0	0	0	0	0	0	0	0	0	0	0	0	0	0	0
1600	7	0	0	0	0	0	3	0	1	3	0	0	0	0	0	0	0	0	0	0	0	0	0	0	0	0	0	0	0	0
1700	8	0	0	0	0	0	0	0	0	0	0	4	3	1	0	0	0	0	0	0	0	0	0	0	0	0	0	0	0	0
1800	6	0	0	0	0	0	0	2	0	0	2	0	1	1	0	0	0	0	0	0	0	0	0	0	0	0	0	0	0	0
1900	5	0	0	0	1	0	0	0	0	0	0	0	0	2	1	1	0	0	0	0	0	0	0	0	0	0	0	0	0	0
2000	3	0	0	0	0	0	0	0	1	0	0	0	1	1	0	0	0	0	0	0	0	0	0	0	0	0	0	0	0	0
2100	3	0	0	0	0	0	0	0	1	0	0	1	0	0	0	1	0	0	0	0	0	0	0	0	0	0	0	0	0	0
2200	5	0	0	0	0	0	0	0	0	0	1	3	0	1	0	0	0	0	0	0	0	0	0	0	0	0	0	0	0	0
2300	1	0	0	0	0	0	0	0	0	0	0	0	0	0	1	0	0	0	0	0	0	0	0	0	0	0	0	0	0	0
07-19	**73**	**0**	**0**	**1**	**0**	**1**	**8**	**9**	**1**	**6**	**7**	**16**	**10**	**7**	**4**	**2**	**1**	**0**	**0**	**0**	**0**	**0**	**0**	**0**	**0**	**0**	**0**	**0**	**0**	**0**
06-22	**85**	**0**	**0**	**1**	**1**	**1**	**8**	**9**	**3**	**6**	**8**	**17**	**11**	**10**	**5**	**4**	**1**	**0**	**0**	**0**	**0**	**0**	**0**	**0**	**0**	**0**	**0**	**0**	**0**	**0**
06-00	**91**	**0**	**0**	**1**	**1**	**1**	**8**	**9**	**3**	**6**	**9**	**20**	**11**	**11**	**6**	**4**	**1**	**0**	**0**	**0**	**0**	**0**	**0**	**0**	**0**	**0**	**0**	**0**	**0**	**0**
00-00	**92**	**0**	**0**	**1**	**1**	**1**	**8**	**9**	**3**	**6**	**10**	**20**	**11**	**11**	**6**	**4**	**1**	**0**	**0**	**0**	**0**	**0**	**0**	**0**	**0**	**0**	**0**	**0**	**0**	**0**

DRAFT

Site 34
Location Unnamed Road, Att - Gate, Lat 53.7334, Long -6.7488
Direction North

3279 / Meath/Cavan/Monaghan ATC's
October 2013
Automatic Traffic Count

Sun, 13 October 2013

Time	Total	Speed Bins (km/h)																											
		0 - 5	5 - 10	10 - 15	15 - 20	20 - 25	25 - 30	30 - 35	35 - 40	40 - 45	45 - 50	50 - 55	55 - 60	60 - 65	65 - 70	70 - 75	75 - 80	80 - 85	85 - 90	90 - 95	95 - 100	100 - 105	105 - 110	110 - 115	115 - 120	120 - 125	125 - 130	130 - 135	135 - 140
0000	0	0	0	0	0	0	0	0	0	0	0	0	0	0	0	0	0	0	0	0	0	0	0	0	0	0	0	0	0
0100	1	0	0	0	0	0	0	0	0	0	1	0	0	0	0	0	0	0	0	0	0	0	0	0	0	0	0	0	0
0200	0	0	0	0	0	0	0	0	0	0	0	0	0	0	0	0	0	0	0	0	0	0	0	0	0	0	0	0	0
0300	0	0	0	0	0	0	0	0	0	0	0	0	0	0	0	0	0	0	0	0	0	0	0	0	0	0	0	0	0
0400	0	0	0	0	0	0	0	0	0	0	0	0	0	0	0	0	0	0	0	0	0	0	0	0	0	0	0	0	0
0500	0	0	0	0	0	0	0	0	0	0	0	0	0	0	0	0	0	0	0	0	0	0	0	0	0	0	0	0	0
0600	0	0	0	0	0	0	0	0	0	0	0	0	0	0	0	0	0	0	0	0	0	0	0	0	0	0	0	0	0
0700	1	0	0	0	0	0	0	0	0	0	0	0	0	0	1	0	0	0	0	0	0	0	0	0	0	0	0	0	0
0800	0	0	0	0	0	0	0	0	0	0	0	0	0	0	0	0	0	0	0	0	0	0	0	0	0	0	0	0	0
0900	**14**	**0**	**0**	**0**	**0**	**0**	**0**	**0**	**2**	**6**	**1**	**0**	**3**	**0**	**2**	**0**	**0**	**0**	**0**	**0**	**0**	**0**	**0**	**0**	**0**	**0**	**0**	**0**	**0**
1000	3	0	0	0	0	0	1	0	0	0	0	1	0	0	1	0	0	0	0	0	0	0	0	0	0	0	0	0	0
1100	4	0	1	0	0	0	0	0	0	0	0	0	1	1	0	1	0	0	0	0	0	0	0	0	0	0	0	0	0
1200	1	0	0	0	0	0	0	0	0	0	1	0	0	0	0	0	0	0	0	0	0	0	0	0	0	0	0	0	0
1300	5	0	0	0	0	0	0	0	2	0	0	0	0	1	0	0	2	0	0	0	0	0	0	0	0	0	0	0	0
1400	3	0	0	0	0	0	0	0	0	0	0	1	0	0	2	0	0	0	0	0	0	0	0	0	0	0	0	0	0
1500	6	0	0	0	0	0	0	0	1	1	0	1	1	1	0	0	0	0	1	0	0	0	0	0	0	0	0	0	0
1600	5	0	0	0	0	1	0	0	0	1	0	1	1	0	0	1	0	0	0	0	0	0	0	0	0	0	0	0	0
1700	6	0	0	0	0	0	0	0	0	1	1	1	0	1	0	1	1	0	0	0	0	0	0	0	0	0	0	0	0
1800	5	0	0	0	0	0	0	0	0	0	1	0	0	2	1	1	0	0	0	0	0	0	0	0	0	0	0	0	0
1900	**9**	**0**	**0**	**0**	**0**	**0**	**0**	**0**	**0**	**1**	**2**	**2**	**2**	**1**	**0**	**0**	**1**	**0**	**0**	**0**	**0**	**0**	**0**	**0**	**0**	**0**	**0**	**0**	**0**
2000	8	0	0	0	0	0	0	1	0	2	0	3	1	0	1	0	0	0	0	0	0	0	0	0	0	0	0	0	0
2100	1	0	0	0	0	0	0	0	0	0	0	0	0	1	0	0	0	0	0	0	0	0	0	0	0	0	0	0	0
2200	2	0	0	0	0	0	0	0	0	1	1	0	0	0	0	0	0	0	0	0	0	0	0	0	0	0	0	0	0
2300	0	0	0	0	0	0	0	0	0	0	0	0	0	0	0	0	0	0	0	0	0	0	0	0	0	0	0	0	0
07-19	**53**	**0**	**1**	**0**	**0**	**1**	**1**	**0**	**5**	**9**	**4**	**5**	**6**	**6**	**7**	**4**	**3**	**0**	**1**	**0**	**0**	**0**	**0**	**0**	**0**	**0**	**0**	**0**	**0**
06-22	**71**	**0**	**1**	**0**	**0**	**1**	**1**	**1**	**5**	**12**	**6**	**10**	**9**	**8**	**8**	**4**	**4**	**0**	**1**	**0**	**0**	**0**	**0**	**0**	**0**	**0**	**0**	**0**	**0**
06-00	**73**	**0**	**1**	**0**	**0**	**1**	**1**	**1**	**5**	**13**	**7**	**10**	**9**	**8**	**8**	**4**	**4**	**0**	**1**	**0**	**0**	**0**	**0**	**0**	**0**	**0**	**0**	**0**	**0**
00-00	**74**	**0**	**1**	**0**	**0**	**1**	**1**	**1**	**5**	**13**	**8**	**10**	**9**	**8**	**8**	**4**	**4**	**0**	**1**	**0**	**0**	**0**	**0**	**0**	**0**	**0**	**0**	**0**	**0**

DRAFT

Site 34
Location Unnamed Road, Att - Gate, Lat 53.7334, Long -6.7488
Direction North

3279 / Meath/Cavan/Monaghan ATC's
October 2013
Automatic Traffic Count

Mon, 14 October 2013

Time	Total	Speed Bins (km/h)																											
		0 - 5	5 - 10	10 - 15	15 - 20	20 - 25	25 - 30	30 - 35	35 - 40	40 - 45	45 - 50	50 - 55	55 - 60	60 - 65	65 - 70	70 - 75	75 - 80	80 - 85	85 - 90	90 - 95	95 - 100	100 - 105	105 - 110	110 - 115	115 - 120	120 - 125	125 - 130	130 - 135	135 - 140
0000	0	0	0	0	0	0	0	0	0	0	0	0	0	0	0	0	0	0	0	0	0	0	0	0	0	0	0	0	0
0100	0	0	0	0	0	0	0	0	0	0	0	0	0	0	0	0	0	0	0	0	0	0	0	0	0	0	0	0	0
0200	1	0	0	0	0	0	0	0	0	0	0	0	0	0	0	0	0	1	0	0	0	0	0	0	0	0	0	0	0
0300	0	0	0	0	0	0	0	0	0	0	0	0	0	0	0	0	0	0	0	0	0	0	0	0	0	0	0	0	0
0400	0	0	0	0	0	0	0	0	0	0	0	0	0	0	0	0	0	0	0	0	0	0	0	0	0	0	0	0	0
0500	0	0	0	0	0	0	0	0	0	0	0	0	0	0	0	0	0	0	0	0	0	0	0	0	0	0	0	0	0
0600	2	0	0	0	0	0	0	0	0	0	0	2	0	0	0	0	0	0	0	0	0	0	0	0	0	0	0	0	0
0700	3	0	0	0	0	0	0	0	0	0	0	1	2	0	0	0	0	0	0	0	0	0	0	0	0	0	0	0	0
0800	**11**	**0**	**0**	**0**	**0**	**0**	**0**	**0**	**0**	**0**	**2**	**4**	**2**	**2**	**1**	**0**	**0**	**0**	**0**	**0**	**0**	**0**	**0**	**0**	**0**	**0**	**0**	**0**	**0**
0900	8	0	0	0	0	0	0	0	0	0	2	1	2	1	1	1	0	0	0	0	0	0	0	0	0	0	0	0	0
1000	4	0	0	0	0	0	0	0	1	1	0	0	0	0	0	1	1	0	0	0	0	0	0	0	0	0	0	0	0
1100	3	0	0	0	0	0	0	0	0	0	0	0	1	1	1	0	0	0	0	0	0	0	0	0	0	0	0	0	0
1200	8	0	0	0	0	0	0	2	1	0	0	0	1	2	2	0	0	0	0	0	0	0	0	0	0	0	0	0	0
1300	7	0	0	0	0	0	0	0	0	1	2	1	0	0	1	2	0	0	0	0	0	0	0	0	0	0	0	0	0
1400	8	0	0	0	0	0	0	0	0	1	1	1	2	1	1	0	1	0	0	0	0	0	0	0	0	0	0	0	0
1500	**12**	**0**	**0**	**0**	**0**	**0**	**0**	**2**	**0**	**2**	**0**	**4**	**1**	**2**	**1**	**0**	**0**	**0**	**0**	**0**	**0**	**0**	**0**	**0**	**0**	**0**	**0**	**0**	**0**
1600	9	0	0	0	0	0	0	0	0	1	1	1	2	1	2	1	0	0	0	0	0	0	0	0	0	0	0	0	0
1700	9	0	0	0	0	1	0	0	0	1	1	3	1	2	0	0	0	0	0	0	0	0	0	0	0	0	0	0	0
1800	8	0	0	0	0	0	0	0	0	1	0	1	3	0	1	2	0	0	0	0	0	0	0	0	0	0	0	0	0
1900	2	0	0	0	0	0	0	0	0	0	1	0	0	1	0	0	0	0	0	0	0	0	0	0	0	0	0	0	0
2000	4	0	0	0	0	0	0	0	0	1	2	1	0	0	0	0	0	0	0	0	0	0	0	0	0	0	0	0	0
2100	2	0	0	0	0	1	1	0	0	0	0	0	0	0	0	0	0	0	0	0	0	0	0	0	0	0	0	0	0
2200	3	0	0	0	0	0	1	0	0	0	0	0	1	0	0	0	0	1	0	0	0	0	0	0	0	0	0	0	0
2300	1	0	0	0	0	0	0	0	0	0	0	0	0	0	0	0	1	0	0	0	0	0	0	0	0	0	0	0	0
07-19	**90**	**0**	**0**	**0**	**0**	**1**	**0**	**4**	**2**	**8**	**9**	**17**	**17**	**12**	**11**	**7**	**2**	**0**	**0**	**0**	**0**	**0**	**0**	**0**	**0**	**0**	**0**	**0**	**0**
06-22	**100**	**0**	**0**	**0**	**0**	**2**	**1**	**4**	**2**	**9**	**12**	**20**	**17**	**13**	**11**	**7**	**2**	**0**	**0**	**0**	**0**	**0**	**0**	**0**	**0**	**0**	**0**	**0**	**0**
06-00	**104**	**0**	**0**	**0**	**0**	**2**	**2**	**4**	**2**	**9**	**12**	**20**	**18**	**13**	**11**	**7**	**3**	**1**	**0**	**0**	**0**	**0**	**0**	**0**	**0**	**0**	**0**	**0**	**0**
00-00	**105**	**0**	**0**	**0**	**0**	**2**	**2**	**4**	**2**	**9**	**12**	**20**	**18**	**13**	**11**	**7**	**3**	**2**	**0**	**0**	**0**	**0**	**0**	**0**	**0**	**0**	**0**	**0**	**0**

DRAFT

Site 34
Location Unnamed Road, Att - Gate, Lat 53.7334, Long -6.7488
Direction North

3279 / Meath/Cavan/Monaghan ATC's
October 2013
Automatic Traffic Count

Virtual Day (7)

Time	Total	Speed Bins (km/h)																											
		0 - 5	5 - 10	10 - 15	15 - 20	20 - 25	25 - 30	30 - 35	35 - 40	40 - 45	45 - 50	50 - 55	55 - 60	60 - 65	65 - 70	70 - 75	75 - 80	80 - 85	85 - 90	90 - 95	95 - 100	100 - 105	105 - 110	110 - 115	115 - 120	120 - 125	125 - 130	130 - 135	135 - 140
0000	0	0	0	0	0	0	0	0	0	0	0	0	0	0	0	0	0	0	0	0	0	0	0	0	0	0	0	0	0
0100	0	0	0	0	0	0	0	0	0	0	0	0	0	0	0	0	0	0	0	0	0	0	0	0	0	0	0	0	0
0200	0	0	0	0	0	0	0	0	0	0	0	0	0	0	0	0	0	0	0	0	0	0	0	0	0	0	0	0	0
0300	0	0	0	0	0	0	0	0	0	0	0	0	0	0	0	0	0	0	0	0	0	0	0	0	0	0	0	0	0
0400	0	0	0	0	0	0	0	0	0	0	0	0	0	0	0	0	0	0	0	0	0	0	0	0	0	0	0	0	0
0500	0	0	0	0	0	0	0	0	0	0	0	0	0	0	0	0	0	0	0	0	0	0	0	0	0	0	0	0	0
0600	1	0	0	0	0	0	0	0	0	0	0	0	0	0	0	0	0	0	0	0	0	0	0	0	0	0	0	0	0
0700	1	0	0	0	0	0	0	0	0	0	0	0	0	0	0	0	0	0	0	0	0	0	0	0	0	0	0	0	0
0800	**9**	**0**	**0**	**0**	**0**	**0**	**0**	**0**	**0**	**0**	**1**	**2**	**1**	**2**	**2**	**0**	**1**	**0**	**0**	**0**	**0**	**0**	**0**	**0**	**0**	**0**	**0**	**0**	**0**
0900	7	0	0	0	0	0	0	0	0	1	1	1	1	1	1	1	0	0	0	0	0	0	0	0	0	0	0	0	0
1000	3	0	0	0	0	0	0	0	0	1	0	0	0	0	1	0	0	0	0	0	0	0	0	0	0	0	0	0	0
1100	6	0	0	0	0	0	0	1	0	1	1	0	1	1	1	0	0	0	0	0	0	0	0	0	0	0	0	0	0
1200	7	0	0	0	0	0	0	1	0	1	1	1	1	1	1	0	0	0	0	0	0	0	0	0	0	0	0	0	0
1300	5	0	0	0	0	0	0	0	0	1	1	1	0	1	1	1	0	0	0	0	0	0	0	0	0	0	0	0	0
1400	**9**	**0**	**0**	**0**	**0**	**0**	**1**	**1**	**1**	**1**	**2**	**1**	**2**	**1**	**1**	**0**	**0**	**0**	**0**	**0**	**0**	**0**	**0**	**0**	**0**	**0**	**0**	**0**	**0**
1500	**9**	**0**	**0**	**0**	**0**	**0**	**0**	**0**	**0**	**1**	**0**	**1**	**2**	**1**	**1**	**0**	**0**	**0**	**0**	**0**	**0**	**0**	**0**	**0**	**0**	**0**	**0**	**0**	**0**
1600	7	0	0	0	0	0	0	0	0	1	1	1	1	1	1	1	0	0	0	0	0	0	0	0	0	0	0	0	0
1700	**9**	**0**	**0**	**0**	**0**	**0**	**0**	**0**	**0**	**1**	**1**	**3**	**2**	**1**	**0**	**1**	**0**	**0**	**0**	**0**	**0**	**0**	**0**	**0**	**0**	**0**	**0**	**0**	**0**
1800	8	0	0	0	0	0	0	0	0	1	1	1	2	1	1	1	0	0	0	0	0	0	0	0	0	0	0	0	0
1900	5	0	0	0	0	0	0	0	0	1	1	1	1	1	1	0	0	0	0	0	0	0	0	0	0	0	0	0	0
2000	4	0	0	0	0	0	0	0	0	1	1	1	1	0	0	0	0	0	0	0	0	0	0	0	0	0	0	0	0
2100	2	0	0	0	0	0	0	0	0	0	0	0	0	0	0	0	0	0	0	0	0	0	0	0	0	0	0	0	0
2200	2	0	0	0	0	0	0	0	0	0	1	0	0	0	0	0	0	0	0	0	0	0	0	0	0	0	0	0	0
2300	1	0	0	0	0	0	0	0	0	0	0	1	0	0	0	0	0	0	0	0	0	0	0	0	0	0	0	0	0
07-19	**82**	**0**	**0**	**0**	**0**	**1**	**2**	**3**	**3**	**9**	**9**	**13**	**13**	**11**	**10**	**5**	**2**	**0**	**0**	**0**	**0**	**0**	**0**	**0**	**0**	**0**	**0**	**0**	**0**
06-22	**95**	**0**	**0**	**0**	**0**	**1**	**2**	**4**	**3**	**11**	**11**	**16**	**15**	**12**	**11**	**5**	**2**	**0**	**0**	**0**	**0**	**0**	**0**	**0**	**0**	**0**	**0**	**0**	**0**
06-00	**98**	**0**	**0**	**0**	**0**	**1**	**3**	**4**	**3**	**11**	**12**	**17**	**15**	**12**	**11**	**5**	**2**	**0**	**0**	**0**	**0**	**0**	**0**	**0**	**0**	**0**	**0**	**0**	**0**
00-00	**99**	**0**	**0**	**0**	**0**	**1**	**3**	**4**	**3**	**11**	**12**	**17**	**15**	**12**	**11**	**5**	**2**	**0**	**0**	**0**	**0**	**0**	**0**	**0**	**0**	**0**	**0**	**0**	**0**

DRAFT

Site 34
Location Unnamed Road, Att - Gate, Lat 53.7334, Long -6.7488
Direction North

3279 / Meath/Cavan/Monaghan ATC's
October 2013
Automatic Traffic Count

Virtual Week (1)

Time	Total	Speed Bins (km/h)																												
		0 - 5	5 - 10	10 - 15	15 - 20	20 - 25	25 - 30	30 - 35	35 - 40	40 - 45	45 - 50	50 - 55	55 - 60	60 - 65	65 - 70	70 - 75	75 - 80	80 - 85	85 - 90	90 - 95	95 - 100	100 - 105	105 - 110	110 - 115	115 - 120	120 - 125	125 - 130	130 - 135	135 - 140
Mon	105	0	0	0	0	2	2	4	2	9	12	20	18	13	11	7	3	2	0	0	0	0	0	0	0	0	0	0	0	0
Tue	105	0	1	0	0	3	3	4	4	15	11	21	17	9	11	5	1	0	0	0	0	0	0	0	0	0	0	0	0	0
Wed	115	0	0	0	0	0	1	4	6	25	14	15	22	14	9	2	2	0	1	0	0	0	0	0	0	0	0	0	0	0
Thu	105	0	0	0	0	0	1	4	3	5	13	24	15	15	15	7	2	1	0	0	0	0	0	0	0	0	0	0	0	0
Fri	100	0	0	0	0	1	2	3	1	4	17	10	16	16	20	7	3	0	0	0	0	0	0	0	0	0	0	0	0	0
|Sat	92	0	0	1	1	1	8	9	3	6	10	20	11	11	6	4	1	0	0	0	0	0	0	0	0	0	0	0	0	0
|Sun	74	0	1	0	0	1	1	1	5	13	8	10	9	8	8	4	4	0	1	0	0	0	0	0	0	0	0	0	0	0
5 Day Ave.	**106**	**0**	**0**	**0**	**0**	**1**	**2**	**4**	**3**	**12**	**13**	**18**	**18**	**13**	**13**	**6**	**2**	**1**	**0**	**0**	**0**	**0**	**0**	**0**	**0**	**0**	**0**	**0**	**0**	**0**
7 Day Ave.	**99**	**0**	**0**	**0**	**0**	**1**	**3**	**4**	**3**	**11**	**12**	**17**	**15**	**12**	**11**	**5**	**2**	**0**	**0**	**0**	**0**	**0**	**0**	**0**	**0**	**0**	**0**	**0**	**0**	**0**
--	**696**	**0**	**2**	**1**	**1**	**8**	**18**	**29**	**24**	**77**	**85**	**120**	**108**	**86**	**80**	**36**	**16**	**3**	**2**	**0**	**0**	**0**	**0**	**0**	**0**	**0**	**0**	**0**	**0**	**0**

Summary Graphs

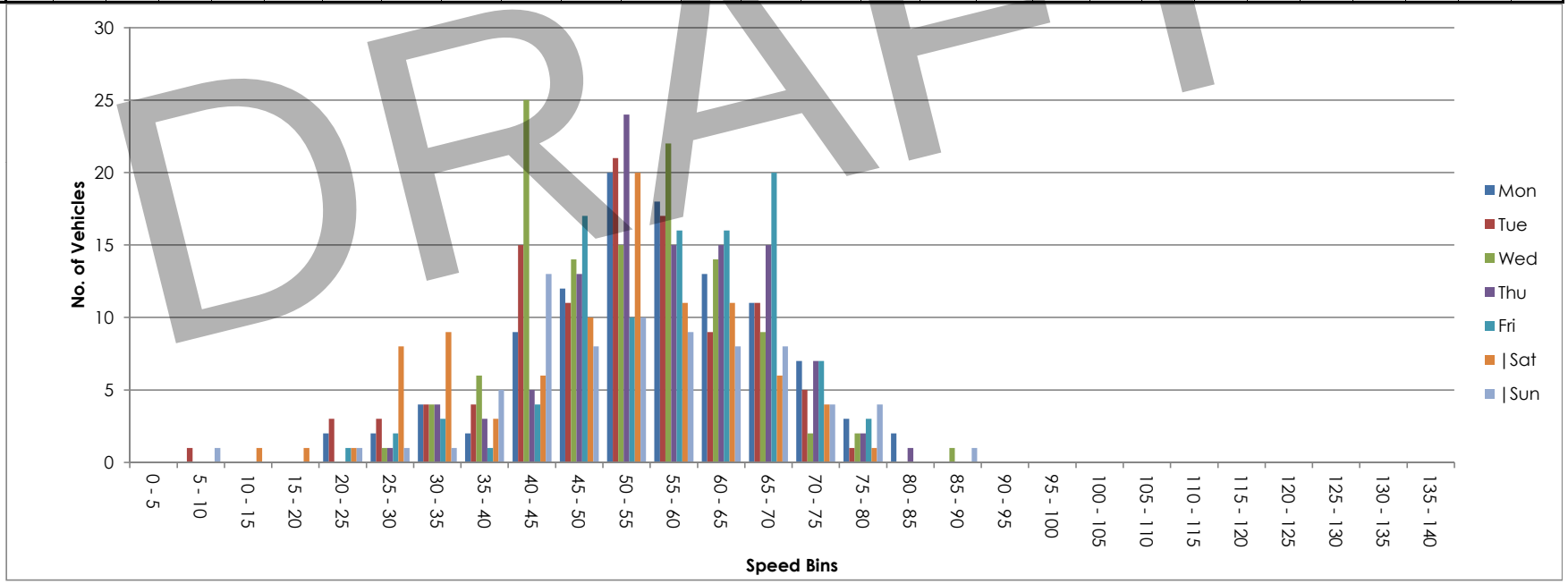

DRAFT

Site 34
Location Unnamed Road, Att - Gate, Lat 53.7334, Long -6.7488
Direction South

3279 / Meath/Cavan/Monaghan ATC's
October 2013
Automatic Traffic Count

Tue, 8 October 2013

Time	Total	Classification												>PSL	>PSL%	>SL1	>SL1%	>SL2	>SL2%	Mean	Vpp
		1 MCL	2 SV	3 SVT	4 TB2	5 TB3	6 T4	7 ART3	8 ART4	9 ART5	10 ART6	11 BD	12 DRT	80	80	85 +5kph	85 +5kph	90 +10kph	90 +10kph		85
0000	0	0	0	0	0	0	0	0	0	0	0	0	0	0	0	0	0	0	0	-	-
0100	0	0	0	0	0	0	0	0	0	0	0	0	0	0	0	0	0	0	0	-	-
0200	0	0	0	0	0	0	0	0	0	0	0	0	0	0	0	0	0	0	0	-	-
0300	0	0	0	0	0	0	0	0	0	0	0	0	0	0	0	0	0	0	0	-	-
0400	0	0	0	0	0	0	0	0	0	0	0	0	0	0	0	0	0	0	0	-	-
0500	0	0	0	0	0	0	0	0	0	0	0	0	0	0	0	0	0	0	0	-	-
0600	2	0	2	0	0	0	0	0	0	0	0	0	0	0	0	0	0	0	0	62.8	-
0700	5	0	4	0	0	0	0	0	0	1	0	0	0	0	0	0	0	0	0	54.1	-
0800	**15**	**0**	**14**	**0**	**1**	**0**	**0**	**0**	**0**	**0**	**0**	**0**	**0**	**0**	**0**	**0**	**0**	**0**	**0**	**60**	**70.2**
0900	5	0	5	0	0	0	0	0	0	0	0	0	0	0	0	0	0	0	0	57.4	-
1000	6	0	6	0	0	0	0	0	0	0	0	0	0	0	0	0	0	0	0	52.3	-
1100	3	0	3	0	0	0	0	0	0	0	0	0	0	0	0	0	0	0	0	51.1	-
1200	6	0	5	0	1	0	0	0	0	0	0	0	0	0	0	0	0	0	0	52.7	-
1300	5	1	3	0	1	0	0	0	0	0	0	0	0	0	0	0	0	0	0	34.6	-
1400	4	0	4	0	0	0	0	0	0	0	0	0	0	0	0	0	0	0	0	55	-
1500	6	0	5	0	1	0	0	0	0	0	0	0	0	0	0	0	0	0	0	56.3	-
1600	**7**	**0**	**4**	**0**	**3**	**0**	**0**	**0**	**0**	**0**	**0**	**0**	**0**	**0**	**0**	**0**	**0**	**0**	**0**	**52.7**	**-**
1700	**7**	**0**	**6**	**0**	**1**	**0**	**0**	**0**	**0**	**0**	**0**	**0**	**0**	**0**	**0**	**0**	**0**	**0**	**0**	**56.6**	**-**
1800	5	0	4	1	0	0	0	0	0	0	0	0	0	0	0	0	0	0	0	50.2	-
1900	3	0	3	0	0	0	0	0	0	0	0	0	0	0	0	0	0	0	0	49.2	-
2000	4	0	4	0	0	0	0	0	0	0	0	0	0	0	0	0	0	0	0	48.1	-
2100	4	0	3	0	0	0	0	0	1	0	0	0	0	0	0	0	0	0	0	51.3	-
2200	2	0	1	0	0	1	0	0	0	0	0	0	0	0	0	0	0	0	0	48.2	-
2300	0	0	0	0	0	0	0	0	0	0	0	0	0	0	0	0	0	0	0	-	-
07-19	**74**	**1**	**63**	**1**	**8**	**0**	**0**	**0**	**0**	**1**	**0**	**0**	**0**	**0**	**0**	**0**	**0**	**0**	**0**	**53.9**	**67.7**
06-22	**87**	**1**	**75**	**1**	**8**	**0**	**0**	**0**	**1**	**1**	**0**	**0**	**0**	**0**	**0**	**0**	**0**	**0**	**0**	**53.5**	**67**
06-00	**89**	**1**	**76**	**1**	**8**	**1**	**0**	**0**	**1**	**1**	**0**	**0**	**0**	**0**	**0**	**0**	**0**	**0**	**0**	**53.4**	**67**
00-00	**89**	**1**	**76**	**1**	**8**	**1**	**0**	**0**	**1**	**1**	**0**	**0**	**0**	**0**	**0**	**0**	**0**	**0**	**0**	**53.4**	**67**

DRAFT

Site 34
Location Unnamed Road, Att - Gate, Lat 53.7334, Long -6.7488
Direction South

3279 / Meath/Cavan/Monaghan ATC's
October 2013
Automatic Traffic Count

Wed, 9 October 2013

Time	Total	Classification												>PSL	>PSL%	>SL1	>SL1%	>SL2	>SL2%	Mean	Vpp
		1 MCL	2 SV	3 SVT	4 TB2	5 TB3	6 T4	7 ART3	8 ART4	9 ART5	10 ART6	11 BD	12 DRT	80	80	85 +5kph	85 +5kph	90 +10kph	90 +10kph		85
0000	1	0	1	0	0	0	0	0	0	0	0	0	0	0	0	0	0	0	0	65	-
0100	0	0	0	0	0	0	0	0	0	0	0	0	0	0	0	0	0	0	0	-	-
0200	0	0	0	0	0	0	0	0	0	0	0	0	0	0	0	0	0	0	0	-	-
0300	0	0	0	0	0	0	0	0	0	0	0	0	0	0	0	0	0	0	0	-	-
0400	0	0	0	0	0	0	0	0	0	0	0	0	0	0	0	0	0	0	0	-	-
0500	1	0	1	0	0	0	0	0	0	0	0	0	0	0	0	0	0	0	0	63.1	-
0600	1	0	1	0	0	0	0	0	0	0	0	0	0	0	0	0	0	0	0	36.5	-
0700	4	0	3	1	0	0	0	0	0	0	0	0	0	0	0	0	0	0	0	50.8	-
0800	**13**	**0**	**10**	**1**	**2**	**0**	**0**	**0**	**0**	**0**	**0**	**0**	**0**	**1**	**7.7**	**0**	**0**	**0**	**0**	**56.6**	**73.8**
0900	9	0	7	0	2	0	0	0	0	0	0	0	0	0	0	0	0	0	0	65.4	-
1000	11	1	5	3	0	0	1	0	0	1	0	0	0	0	0	0	0	0	0	47.5	61.9
1100	5	1	3	1	0	0	0	0	0	0	0	0	0	0	0	0	0	0	0	49.1	-
1200	9	0	6	3	0	0	0	0	0	0	0	0	0	0	0	0	0	0	0	55	-
1300	12	0	9	2	1	0	0	0	0	0	0	0	0	0	0	0	0	0	0	53.3	58
1400	9	0	8	0	0	0	1	0	0	0	0	0	0	0	0	0	0	0	0	46.8	-
1500	9	0	6	2	1	0	0	0	0	0	0	0	0	0	0	0	0	0	0	56.2	-
1600	7	0	4	1	0	0	0	0	0	2	0	0	0	0	0	0	0	0	0	47	-
1700	**13**	**0**	**10**	**0**	**2**	**0**	**0**	**0**	**0**	**1**	**0**	**0**	**0**	**0**	**0**	**0**	**0**	**0**	**0**	**52.9**	**59.4**
1800	11	0	8	1	2	0	0	0	0	0	0	0	0	1	9.1	1	9.1	1	9.1	52.9	60.8
1900	1	0	1	0	0	0	0	0	0	0	0	0	0	0	0	0	0	0	0	61.5	-
2000	2	0	2	0	0	0	0	0	0	0	0	0	0	0	0	0	0	0	0	60.7	-
2100	3	0	3	0	0	0	0	0	0	0	0	0	0	0	0	0	0	0	0	68.5	-
2200	3	0	3	0	0	0	0	0	0	0	0	0	0	0	0	0	0	0	0	48.3	-
2300	1	0	1	0	0	0	0	0	0	0	0	0	0	0	0	0	0	0	0	56.2	-
07-19	**112**	**2**	**79**	**15**	**10**	**0**	**2**	**0**	**0**	**4**	**0**	**0**	**0**	**2**	**1.8**	**1**	**0.9**	**1**	**0.9**	**53.2**	**66.6**
06-22	**119**	**2**	**86**	**15**	**10**	**0**	**2**	**0**	**0**	**4**	**0**	**0**	**0**	**2**	**1.7**	**1**	**0.8**	**1**	**0.8**	**53.6**	**66.6**
06-00	**123**	**2**	**90**	**15**	**10**	**0**	**2**	**0**	**0**	**4**	**0**	**0**	**0**	**2**	**1.6**	**1**	**0.8**	**1**	**0.8**	**53.5**	**66.6**
00-00	**125**	**2**	**92**	**15**	**10**	**0**	**2**	**0**	**0**	**4**	**0**	**0**	**0**	**2**	**1.6**	**1**	**0.8**	**1**	**0.8**	**53.7**	**66.6**

DRAFT

Site 34
Location Unnamed Road, Att - Gate, Lat 53.7334, Long -6.7488
Direction South

3279 / Meath/Cavan/Monaghan ATC's
October 2013
Automatic Traffic Count

Thu, 10 October 2013

Time	Total	Classification												>PSL	>PSL%	>SL1	>SL1%	>SL2	>SL2%	Mean	Vpp
		1 MCL	2 SV	3 SVT	4 TB2	5 TB3	6 T4	7 ART3	8 ART4	9 ART5	10 ART6	11 BD	12 DRT	80	80	85 +5kph	85 +5kph	90 +10kph	90 +10kph		85
0000	1	0	1	0	0	0	0	0	0	0	0	0	0	1	100	1	100	0	0	87.5	-
0100	0	0	0	0	0	0	0	0	0	0	0	0	0	0	0	0	0	0	0	-	-
0200	0	0	0	0	0	0	0	0	0	0	0	0	0	0	0	0	0	0	0	-	-
0300	0	0	0	0	0	0	0	0	0	0	0	0	0	0	0	0	0	0	0	-	-
0400	0	0	0	0	0	0	0	0	0	0	0	0	0	0	0	0	0	0	0	-	-
0500	0	0	0	0	0	0	0	0	0	0	0	0	0	0	0	0	0	0	0	-	-
0600	1	0	1	0	0	0	0	0	0	0	0	0	0	0	0	0	0	0	0	59.1	-
0700	2	0	2	0	0	0	0	0	0	0	0	0	0	0	0	0	0	0	0	64.8	-
0800	**15**	**0**	**13**	**0**	**2**	**0**	**0**	**0**	**0**	**0**	**0**	**0**	**0**	**0**	**0**	**0**	**0**	**0**	**0**	**60.3**	**70.2**
0900	5	0	5	0	0	0	0	0	0	0	0	0	0	0	0	0	0	0	0	64.3	-
1000	4	0	4	0	0	0	0	0	0	0	0	0	0	0	0	0	0	0	0	57.4	-
1100	9	0	7	1	1	0	0	0	0	0	0	0	0	0	0	0	0	0	0	53.3	-
1200	6	0	5	0	1	0	0	0	0	0	0	0	0	0	0	0	0	0	0	62.7	-
1300	7	0	7	0	0	0	0	0	0	0	0	0	0	0	0	0	0	0	0	57.6	-
1400	7	0	7	0	0	0	0	0	0	0	0	0	0	0	0	0	0	0	0	54	-
1500	**8**	**0**	**6**	**0**	**2**	**0**	**0**	**0**	**0**	**0**	**0**	**0**	**0**	**2**	**25**	**1**	**12.5**	**1**	**12.5**	**59.5**	**-**
1600	4	0	3	0	1	0	0	0	0	0	0	0	0	0	0	0	0	0	0	52.4	-
1700	6	0	5	0	1	0	0	0	0	0	0	0	0	0	0	0	0	0	0	60.5	-
1800	**8**	**0**	**5**	**1**	**1**	**0**	**0**	**0**	**1**	**0**	**0**	**0**	**0**	**0**	**0**	**0**	**0**	**0**	**0**	**51.9**	**-**
1900	4	0	3	0	0	0	0	0	0	1	0	0	0	0	0	0	0	0	0	50.7	-
2000	1	0	1	0	0	0	0	0	0	0	0	0	0	0	0	0	0	0	0	51.2	-
2100	2	0	2	0	0	0	0	0	0	0	0	0	0	0	0	0	0	0	0	62.9	-
2200	2	0	2	0	0	0	0	0	0	0	0	0	0	0	0	0	0	0	0	52.1	-
2300	0	0	0	0	0	0	0	0	0	0	0	0	0	0	0	0	0	0	0	-	-
07-19	**81**	**0**	**69**	**2**	**9**	**0**	**0**	**0**	**1**	**0**	**0**	**0**	**0**	**2**	**2.5**	**1**	**1.2**	**1**	**1.2**	**57.9**	**72.4**
06-22	**89**	**0**	**76**	**2**	**9**	**0**	**0**	**0**	**1**	**1**	**0**	**0**	**0**	**2**	**2.2**	**1**	**1.1**	**1**	**1.1**	**57.6**	**72.4**
06-00	**91**	**0**	**78**	**2**	**9**	**0**	**0**	**0**	**1**	**1**	**0**	**0**	**0**	**2**	**2.2**	**1**	**1.1**	**1**	**1.1**	**57.5**	**70.2**
00-00	**92**	**0**	**79**	**2**	**9**	**0**	**0**	**0**	**1**	**1**	**0**	**0**	**0**	**3**	**3.3**	**2**	**2.2**	**1**	**1.1**	**57.8**	**72.4**

DRAFT

Site 34
Location Unnamed Road, Att - Gate, Lat 53.7334, Long -6.7488
Direction South

3279 / Meath/Cavan/Monaghan ATC's
October 2013
Automatic Traffic Count

Fri, 11 October 2013

Time	Total	Classification												>PSL	>PSL%	>SL1	>SL1%	>SL2	>SL2%	Mean	Vpp
		1 MCL	2 SV	3 SVT	4 TB2	5 TB3	6 T4	7 ART3	8 ART4	9 ART5	10 ART6	11 BD	12 DRT	80	80	85 +5kph	85 +5kph	90 +10kph	90 +10kph		85
0000	0	0	0	0	0	0	0	0	0	0	0	0	0	0	0	0	0	0	0	-	-
0100	0	0	0	0	0	0	0	0	0	0	0	0	0	0	0	0	0	0	0	-	-
0200	0	0	0	0	0	0	0	0	0	0	0	0	0	0	0	0	0	0	0	-	-
0300	0	0	0	0	0	0	0	0	0	0	0	0	0	0	0	0	0	0	0	-	-
0400	0	0	0	0	0	0	0	0	0	0	0	0	0	0	0	0	0	0	0	-	-
0500	1	0	1	0	0	0	0	0	0	0	0	0	0	0	0	0	0	0	0	59.2	-
0600	1	0	1	0	0	0	0	0	0	0	0	0	0	0	0	0	0	0	0	67.5	-
0700	2	0	2	0	0	0	0	0	0	0	0	0	0	0	0	0	0	0	0	52.6	-
0800	10	0	9	0	1	0	0	0	0	0	0	0	0	1	10	0	0	0	0	61.8	-
0900	9	0	6	0	3	0	0	0	0	0	0	0	0	0	0	0	0	0	0	61.1	-
1000	4	0	3	0	1	0	0	0	0	0	0	0	0	0	0	0	0	0	0	59	-
1100	**14**	**0**	**9**	**0**	**4**	**0**	**1**	**0**	**0**	**0**	**0**	**0**	**0**	**0**	**0**	**0**	**0**	**0**	**0**	**61.5**	**74.2**
1200	5	0	4	0	1	0	0	0	0	0	0	0	0	0	0	0	0	0	0	56.3	-
1300	6	0	5	0	1	0	0	0	0	0	0	0	0	0	0	0	0	0	0	44.2	-
1400	7	1	5	1	0	0	0	0	0	0	0	0	0	0	0	0	0	0	0	43.4	-
1500	**14**	**0**	**11**	**0**	**1**	**0**	**1**	**0**	**1**	**0**	**0**	**0**	**0**	**0**	**0**	**0**	**0**	**0**	**0**	**55.6**	**73.4**
1600	5	0	3	0	2	0	0	0	0	0	0	0	0	0	0	0	0	0	0	58.4	-
1700	10	0	9	0	1	0	0	0	0	0	0	0	0	0	0	0	0	0	0	54.1	-
1800	6	0	6	0	0	0	0	0	0	0	0	0	0	1	16.7	0	0	0	0	52.2	-
1900	7	0	6	0	0	0	0	0	0	1	0	0	0	0	0	0	0	0	0	54.5	-
2000	0	0	0	0	0	0	0	0	0	0	0	0	0	0	0	0	0	0	0	-	-
2100	4	0	3	0	1	0	0	0	0	0	0	0	0	0	0	0	0	0	0	50.9	-
2200	1	0	1	0	0	0	0	0	0	0	0	0	0	0	0	0	0	0	0	47.1	-
2300	0	0	0	0	0	0	0	0	0	0	0	0	0	0	0	0	0	0	0	-	-
07-19	**92**	**1**	**72**	**1**	**15**	**0**	**2**	**0**	**1**	**0**	**0**	**0**	**0**	**2**	**2.2**	**0**	**0**	**0**	**0**	**55.9**	**68.4**
06-22	**104**	**1**	**82**	**1**	**16**	**0**	**2**	**0**	**1**	**1**	**0**	**0**	**0**	**2**	**1.9**	**0**	**0**	**0**	**0**	**55.8**	**67.7**
06-00	**105**	**1**	**83**	**1**	**16**	**0**	**2**	**0**	**1**	**1**	**0**	**0**	**0**	**2**	**1.9**	**0**	**0**	**0**	**0**	**55.7**	**67.7**
00-00	**106**	**1**	**84**	**1**	**16**	**0**	**2**	**0**	**1**	**1**	**0**	**0**	**0**	**2**	**1.9**	**0**	**0**	**0**	**0**	**55.7**	**67.7**

DRAFT

Site 34
Location Unnamed Road, Att - Gate, Lat 53.7334, Long -6.7488
Direction South

3279 / Meath/Cavan/Monaghan ATC's
October 2013
Automatic Traffic Count

Sat, 12 October 2013

Time	Total	Classification												>PSL	>PSL%	>SL1	>SL1%	>SL2	>SL2%	Mean	Vpp
		1 MCL	2 SV	3 SVT	4 TB2	5 TB3	6 T4	7 ART3	8 ART4	9 ART5	10 ART6	11 BD	12 DRT	80	80	85 +5kph	85 +5kph	90 +10kph	90 +10kph		85
0000	0	0	0	0	0	0	0	0	0	0	0	0	0	0	0	0	0	0	0	-	-
0100	0	0	0	0	0	0	0	0	0	0	0	0	0	0	0	0	0	0	0	-	-
0200	0	0	0	0	0	0	0	0	0	0	0	0	0	0	0	0	0	0	0	-	-
0300	0	0	0	0	0	0	0	0	0	0	0	0	0	0	0	0	0	0	0	-	-
0400	0	0	0	0	0	0	0	0	0	0	0	0	0	0	0	0	0	0	0	-	-
0500	0	0	0	0	0	0	0	0	0	0	0	0	0	0	0	0	0	0	0	-	-
0600	1	0	0	1	0	0	0	0	0	0	0	0	0	0	0	0	0	0	0	40.9	-
0700	0	0	0	0	0	0	0	0	0	0	0	0	0	0	0	0	0	0	0	-	-
0800	3	1	1	0	1	0	0	0	0	0	0	0	0	0	0	0	0	0	0	52.2	-
0900	4	0	4	0	0	0	0	0	0	0	0	0	0	1	25	1	25	0	0	67.2	-
1000	10	0	9	1	0	0	0	0	0	0	0	0	0	0	0	0	0	0	0	44.7	-
1100	**12**	**0**	**10**	**1**	**0**	**0**	**0**	**0**	**0**	**1**	**0**	**0**	**0**	**0**	**0**	**0**	**0**	**0**	**0**	**48.6**	**56.9**
1200	8	0	7	0	1	0	0	0	0	0	0	0	0	1	12.5	0	0	0	0	60.7	-
1300	9	0	7	0	1	1	0	0	0	0	0	0	0	0	0	0	0	0	0	55.5	-
1400	7	0	5	1	1	0	0	0	0	0	0	0	0	0	0	0	0	0	0	49.6	-
1500	5	0	4	0	1	0	0	0	0	0	0	0	0	0	0	0	0	0	0	63.5	-
1600	**12**	**0**	**11**	**0**	**1**	**0**	**0**	**0**	**0**	**0**	**0**	**0**	**0**	**0**	**0**	**0**	**0**	**0**	**0**	**51.1**	**64.1**
1700	4	0	3	0	0	0	0	0	0	1	0	0	0	0	0	0	0	0	0	49.7	-
1800	9	0	5	1	3	0	0	0	0	0	0	0	0	0	0	0	0	0	0	49.2	-
1900	7	0	6	0	1	0	0	0	0	0	0	0	0	0	0	0	0	0	0	50.9	-
2000	1	0	1	0	0	0	0	0	0	0	0	0	0	0	0	0	0	0	0	50.5	-
2100	3	0	2	0	1	0	0	0	0	0	0	0	0	0	0	0	0	0	0	59.6	-
2200	1	0	1	0	0	0	0	0	0	0	0	0	0	0	0	0	0	0	0	61.4	-
2300	1	0	1	0	0	0	0	0	0	0	0	0	0	0	0	0	0	0	0	44.6	-
07-19	**83**	**1**	**66**	**4**	**9**	**1**	**0**	**0**	**0**	**2**	**0**	**0**	**0**	**2**	**2.4**	**1**	**1.2**	**0**	**0**	**52.5**	**66.2**
06-22	**95**	**1**	**75**	**5**	**11**	**1**	**0**	**0**	**0**	**2**	**0**	**0**	**0**	**2**	**2.1**	**1**	**1.1**	**0**	**0**	**52.5**	**66.2**
06-00	**97**	**1**	**77**	**5**	**11**	**1**	**0**	**0**	**0**	**2**	**0**	**0**	**0**	**2**	**2.1**	**1**	**1**	**0**	**0**	**52.5**	**65.5**
00-00	**97**	**1**	**77**	**5**	**11**	**1**	**0**	**0**	**0**	**2**	**0**	**0**	**0**	**2**	**2.1**	**1**	**1**	**0**	**0**	**52.5**	**65.5**

DRAFT

Site 34
Location Unnamed Road, Att - Gate, Lat 53.7334, Long -6.7488
Direction South

3279 / Meath/Cavan/Monaghan ATC's
October 2013
Automatic Traffic Count

Sun, 13 October 2013

Time	Total	Classification												>PSL	>PSL%	>SL1	>SL1%	>SL2	>SL2%	Mean	Vpp
		1 MCL	2 SV	3 SVT	4 TB2	5 TB3	6 T4	7 ART3	8 ART4	9 ART5	10 ART6	11 BD	12 DRT	80	80	85 +5kph	85 +5kph	90 +10kph	90 +10kph		85
0000	0	0	0	0	0	0	0	0	0	0	0	0	0	0	0	0	0	0	0	-	-
0100	0	0	0	0	0	0	0	0	0	0	0	0	0	0	0	0	0	0	0	-	-
0200	1	0	1	0	0	0	0	0	0	0	0	0	0	0	0	0	0	0	0	48.9	-
0300	0	0	0	0	0	0	0	0	0	0	0	0	0	0	0	0	0	0	0	-	-
0400	0	0	0	0	0	0	0	0	0	0	0	0	0	0	0	0	0	0	0	-	-
0500	0	0	0	0	0	0	0	0	0	0	0	0	0	0	0	0	0	0	0	-	-
0600	0	0	0	0	0	0	0	0	0	0	0	0	0	0	0	0	0	0	0	-	-
0700	0	0	0	0	0	0	0	0	0	0	0	0	0	0	0	0	0	0	0	-	-
0800	0	0	0	0	0	0	0	0	0	0	0	0	0	0	0	0	0	0	0	-	-
0900	4	0	4	0	0	0	0	0	0	0	0	0	0	0	0	0	0	0	0	49.9	-
1000	**16**	**0**	**15**	**0**	**1**	**0**	**0**	**0**	**0**	**0**	**0**	**0**	**0**	**1**	**6.3**	**1**	**6.3**	**0**	**0**	**58.9**	**73.8**
1100	5	0	5	0	0	0	0	0	0	0	0	0	0	0	0	0	0	0	0	53.8	-
1200	5	0	4	0	1	0	0	0	0	0	0	0	0	0	0	0	0	0	0	37.7	-
1300	5	1	4	0	0	0	0	0	0	0	0	0	0	0	0	0	0	0	0	35.5	-
1400	2	0	2	0	0	0	0	0	0	0	0	0	0	0	0	0	0	0	0	52.2	-
1500	5	0	4	0	1	0	0	0	0	0	0	0	0	0	0	0	0	0	0	55	-
1600	4	0	4	0	0	0	0	0	0	0	0	0	0	0	0	0	0	0	0	53.7	-
1700	**7**	**0**	**7**	**0**	**0**	**0**	**0**	**0**	**0**	**0**	**0**	**0**	**0**	**0**	**0**	**0**	**0**	**0**	**0**	**57.1**	**-**
1800	2	0	2	0	0	0	0	0	0	0	0	0	0	0	0	0	0	0	0	45.6	-
1900	6	0	6	0	0	0	0	0	0	0	0	0	0	0	0	0	0	0	0	65.5	-
2000	2	0	2	0	0	0	0	0	0	0	0	0	0	0	0	0	0	0	0	64.7	-
2100	1	0	1	0	0	0	0	0	0	0	0	0	0	0	0	0	0	0	0	52.9	-
2200	0	0	0	0	0	0	0	0	0	0	0	0	0	0	0	0	0	0	0	-	-
2300	0	0	0	0	0	0	0	0	0	0	0	0	0	0	0	0	0	0	0	-	-
07-19	**55**	**1**	**51**	**0**	**3**	**0**	**0**	**0**	**0**	**0**	**0**	**0**	**0**	**1**	**1.8**	**1**	**1.8**	**0**	**0**	**52**	**65.9**
06-22	**64**	**1**	**60**	**0**	**3**	**0**	**0**	**0**	**0**	**0**	**0**	**0**	**0**	**1**	**1.6**	**1**	**1.6**	**0**	**0**	**53.7**	**68.4**
06-00	**64**	**1**	**60**	**0**	**3**	**0**	**0**	**0**	**0**	**0**	**0**	**0**	**0**	**1**	**1.6**	**1**	**1.6**	**0**	**0**	**53.7**	**68.4**
00-00	**65**	**1**	**61**	**0**	**3**	**0**	**0**	**0**	**0**	**0**	**0**	**0**	**0**	**1**	**1.5**	**1**	**1.5**	**0**	**0**	**53.6**	**68.4**

DRAFT

Site 34
Location Unnamed Road, Att - Gate, Lat 53.7334, Long -6.7488
Direction South

3279 / Meath/Cavan/Monaghan ATC's
October 2013
Automatic Traffic Count

Mon, 14 October 2013

Time	Total	Classification												>PSL	>PSL%	>SL1	>SL1%	>SL2	>SL2%	Mean	Vpp
		1 MCL	2 SV	3 SVT	4 TB2	5 TB3	6 T4	7 ART3	8 ART4	9 ART5	10 ART6	11 BD	12 DRT	80	80	85 +5kph	85 +5kph	90 +10kph	90 +10kph		85
0000	0	0	0	0	0	0	0	0	0	0	0	0	0	0	0	0	0	0	0	-	-
0100	0	0	0	0	0	0	0	0	0	0	0	0	0	0	0	0	0	0	0	-	-
0200	0	0	0	0	0	0	0	0	0	0	0	0	0	0	0	0	0	0	0	-	-
0300	0	0	0	0	0	0	0	0	0	0	0	0	0	0	0	0	0	0	0	-	-
0400	0	0	0	0	0	0	0	0	0	0	0	0	0	0	0	0	0	0	0	-	-
0500	0	0	0	0	0	0	0	0	0	0	0	0	0	0	0	0	0	0	0	-	-
0600	1	0	0	1	0	0	0	0	0	0	0	0	0	0	0	0	0	0	0	33.4	-
0700	2	0	2	0	0	0	0	0	0	0	0	0	0	1	50	0	0	0	0	73.8	-
0800	**12**	**0**	**10**	**0**	**2**	**0**	**0**	**0**	**0**	**0**	**0**	**0**	**0**	**1**	**8.3**	**0**	**0**	**0**	**0**	**65.1**	**74.5**
0900	8	0	8	0	0	0	0	0	0	0	0	0	0	1	12.5	0	0	0	0	66.8	-
1000	8	0	6	2	0	0	0	0	0	0	0	0	0	0	0	0	0	0	0	47.9	-
1100	6	0	2	2	1	0	0	0	1	0	0	0	0	0	0	0	0	0	0	48.8	-
1200	**10**	**0**	**8**	**0**	**2**	**0**	**0**	**0**	**0**	**0**	**0**	**0**	**0**	**2**	**20**	**0**	**0**	**0**	**0**	**58.5**	**-**
1300	**10**	**0**	**6**	**1**	**3**	**0**	**0**	**0**	**0**	**0**	**0**	**0**	**0**	**0**	**0**	**0**	**0**	**0**	**0**	**54.8**	**-**
1400	4	0	2	0	1	0	0	1	0	0	0	0	0	0	0	0	0	0	0	53.9	-
1500	8	0	4	1	3	0	0	0	0	0	0	0	0	0	0	0	0	0	0	55.5	-
1600	9	0	9	0	0	0	0	0	0	0	0	0	0	0	0	0	0	0	0	55.8	-
1700	8	0	7	0	1	0	0	0	0	0	0	0	0	0	0	0	0	0	0	46.7	-
1800	4	0	4	0	0	0	0	0	0	0	0	0	0	0	0	0	0	0	0	53.7	-
1900	7	0	7	0	0	0	0	0	0	0	0	0	0	0	0	0	0	0	0	56.2	-
2000	2	0	2	0	0	0	0	0	0	0	0	0	0	0	0	0	0	0	0	60	-
2100	0	0	0	0	0	0	0	0	0	0	0	0	0	0	0	0	0	0	0	0	0
2200	0	0	0	0	0	0	0	0	0	0	0	0	0	0	0	0	0	0	0	0	0
2300	0	0	0	0	0	0	0	0	0	0	0	0	0	0	0	0	0	0	0	0	0
07-19	**89**	**0**	**68**	**6**	**13**	**0**	**0**	**1**	**1**	**0**	**0**	**0**	**0**	**5**	**5.6**	**0**	**0**	**0**	**0**	**56.4**	**71.3**
06-22	**99**	**0**	**77**	**7**	**13**	**0**	**0**	**1**	**1**	**0**	**0**	**0**	**0**	**5**	**5.1**	**0**	**0**	**0**	**0**	**56.3**	**70.9**
06-00	**99**	**0**	**77**	**7**	**13**	**0**	**0**	**1**	**1**	**0**	**0**	**0**	**0**	**5**	**5.1**	**0**	**0**	**0**	**0**	**56.3**	**70.9**
00-00	**99**	**0**	**77**	**7**	**13**	**0**	**0**	**1**	**1**	**0**	**0**	**0**	**0**	**5**	**5.1**	**0**	**0**	**0**	**0**	**56.3**	**70.9**

DRAFT

Site 34
Location Unnamed Road, Att - Gate, Lat 53.7334, Long -6.7488
Direction South

3279 / Meath/Cavan/Monaghan ATC's
October 2013
Automatic Traffic Count

Virtual Day (7)

Time	Total	Classification												>PSL	>PSL%	>SL1	>SL1%	>SL2	>SL2%	Mean	Vpp
		1 MCL	2 SV	3 SVT	4 TB2	5 TB3	6 T4	7 ART3	8 ART4	9 ART5	10 ART6	11 BD	12 DRT	80	80	85 +5kph	85 +5kph	90 +10kph	90 +10kph		85
0000	0	0	0	0	0	0	0	0	0	0	0	0	0	0	50	0	50	0	0	76.3	-
0100	0	0	0	0	0	0	0	0	0	0	0	0	0	0	0	0	0	0	0	-	-
0200	0	0	0	0	0	0	0	0	0	0	0	0	0	0	0	0	0	0	0	48.9	-
0300	0	0	0	0	0	0	0	0	0	0	0	0	0	0	0	0	0	0	0	-	-
0400	0	0	0	0	0	0	0	0	0	0	0	0	0	0	0	0	0	0	0	-	-
0500	0	0	0	0	0	0	0	0	0	0	0	0	0	0	0	0	0	0	0	61.1	-
0600	1	0	1	0	0	0	0	0	0	0	0	0	0	0	0	0	0	0	0	51.9	-
0700	2	0	2	0	0	0	0	0	0	0	0	0	0	0	6.7	0	0	0	0	57.1	-
0800	**10**	**0**	**8**	**0**	**1**	**0**	**0**	**0**	**0**	**0**	**0**	**0**	**0**	**0**	**4.4**	**0**	**0**	**0**	**0**	**60.2**	**-**
0900	6	0	6	0	1	0	0	0	0	0	0	0	0	0	4.5	0	2.3	0	0	62.5	-
1000	8	0	7	1	0	0	0	0	0	0	0	0	0	0	1.7	0	1.7	0	0	52.1	-
1100	8	0	6	1	1	0	0	0	0	0	0	0	0	0	0	0	0	0	0	53.4	-
1200	7	0	6	0	1	0	0	0	0	0	0	0	0	0	6.1	0	0	0	0	55.7	-
1300	**8**	**0**	**6**	**0**	**1**	**0**	**0**	**0**	**0**	**0**	**0**	**0**	**0**	**0**	**0**	**0**	**0**	**0**	**0**	**50.1**	**-**
1400	6	0	5	0	0	0	0	0	0	0	0	0	0	0	0	0	0	0	0	49.8	-
1500	**8**	**0**	**6**	**0**	**1**	**0**	**0**	**0**	**0**	**0**	**0**	**0**	**0**	**0**	**3.6**	**0**	**1.8**	**0**	**1.8**	**57**	**-**
1600	7	0	5	0	1	0	0	0	0	0	0	0	0	0	0	0	0	0	0	52.7	-
1700	**8**	**0**	**7**	**0**	**1**	**0**	**0**	**0**	**0**	**0**	**0**	**0**	**0**	**0**	**0**	**0**	**0**	**0**	**0**	**53.8**	**-**
1800	6	0	5	1	1	0	0	0	0	0	0	0	0	0	4.4	0	2.2	0	2.2	51.4	-
1900	5	0	5	0	0	0	0	0	0	0	0	0	0	0	0	0	0	0	0	55.3	-
2000	2	0	2	0	0	0	0	0	0	0	0	0	0	0	0	0	0	0	0	55.4	-
2100	2	0	2	0	0	0	0	0	0	0	0	0	0	0	0	0	0	0	0	57.1	-
2200	1	0	1	0	0	0	0	0	0	0	0	0	0	0	0	0	0	0	0	50.4	-
2300	0	0	0	0	0	0	0	0	0	0	0	0	0	0	0	0	0	0	0	50.4	-
07-19	**84**	**1**	**67**	**4**	**10**	**0**	**1**	**0**	**0**	**1**	**0**	**0**	**0**	**2**	**2.4**	**1**	**0.7**	**0**	**0.3**	**54.6**	**68.4**
06-22	**94**	**1**	**76**	**4**	**10**	**0**	**1**	**0**	**1**	**1**	**0**	**0**	**0**	**2**	**2.1**	**1**	**0.6**	**0**	**0.3**	**54.7**	**67.7**
06-00	**95**	**1**	**77**	**4**	**10**	**0**	**1**	**0**	**1**	**1**	**0**	**0**	**0**	**2**	**2.1**	**1**	**0.6**	**0**	**0.3**	**54.7**	**67.7**
00-00	**96**	**1**	**78**	**4**	**10**	**0**	**1**	**0**	**1**	**1**	**0**	**0**	**0**	**2**	**2.2**	**1**	**0.7**	**0**	**0.3**	**54.7**	**67.7**

DRAFT

Site 34
Location Unnamed Road, Att - Gate, Lat 53.7334, Long -6.7488
Direction South

3279 / Meath/Cavan/Monaghan ATC's
October 2013
Automatic Traffic Count

Virtual Week (1)

Time	Total	Classification												>PSL	>PSL%	>SL1	>SL1%	>SL2	>SL2%	Mean	Vpp
		1 MCL	2 SV	3 SVT	4 TB2	5 TB3	6 T4	7 ART3	8 ART4	9 ART5	10 ART6	11 BD	12 DRT	80	80	85 +5kph	85 +5kph	90 +10kph	90 +10kph		85
Mon	99	0	77	7	13	0	0	1	1	0	0	0	0	5	5.1	0	0	0	0	56.3	70.9
Tue	89	1	76	1	8	1	0	0	1	1	0	0	0	0	0	0	0	0	0	53.4	67
Wed	125	2	92	15	10	0	2	0	0	4	0	0	0	2	1.6	1	0.8	1	0.8	53.7	66.6
Thu	92	0	79	2	9	0	0	0	1	1	0	0	0	3	3.3	2	2.2	1	1.1	57.8	72.4
Fri	106	1	84	1	16	0	2	0	1	1	0	0	0	2	1.9	0	0	0	0	55.7	67.7
| Sat	97	1	77	5	11	1	0	0	0	2	0	0	0	2	2.1	1	1	0	0	52.5	65.5
| Sun	65	1	61	0	3	0	0	0	0	0	0	0	0	1	1.5	1	1.5	0	0	53.6	68.4
5 Day Ave.	**102**	**1**	**82**	**5**	**11**	**0**	**1**	**0**	**1**	**1**	**0**	**0**	**0**	**2**	**2.0**	**1**	**1.0**	**0**	**0.0**	**55.4**	**68.9**
7 Day Ave.	**96**	**1**	**78**	**4**	**10**	**0**	**1**	**0**	**1**	**1**	**0**	**0**	**0**	**2**	**2.2**	**1**	**0.7**	**0**	**0.3**	**54.7**	**67.7**
--	**673**	**6**	**546**	**31**	**70**	**2**	**4**	**1**	**4**	**9**	**0**	**0**	**0**	**15**	**2.2**	**5**	**0.7**	**2**	**0.3**	**54.7**	**67.7**

Summary Graphs

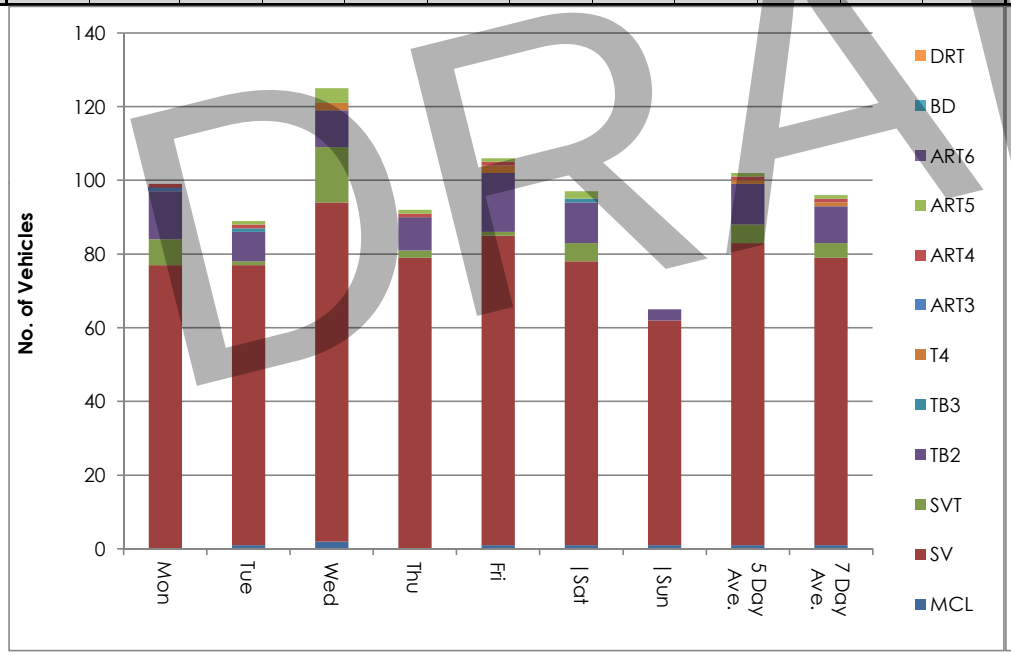

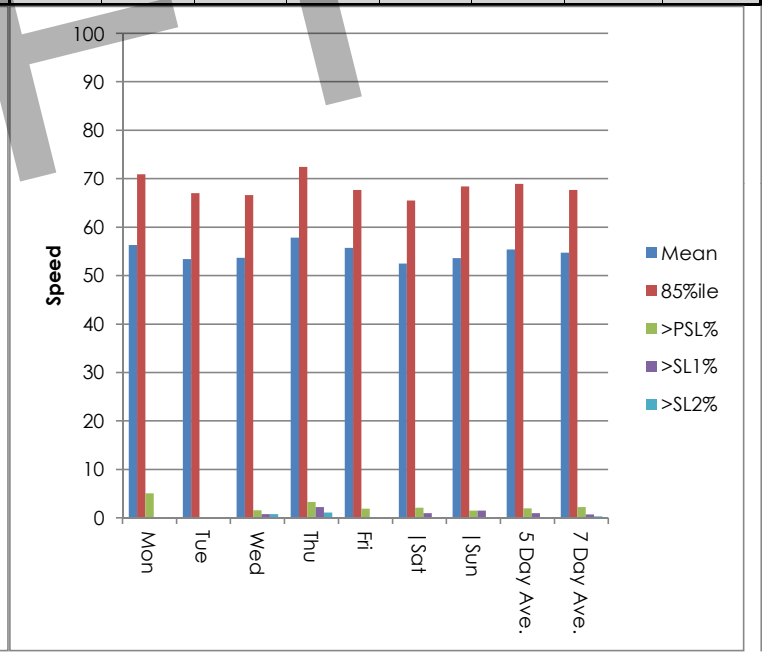

DRAFT

Site 34
Location Unnamed Road, Att - Gate, Lat 53.7334, Long -6.7488
Direction South

3279 / Meath/Cavan/Monaghan ATC's
October 2013
Automatic Traffic Count

Tue, 8 October 2013

Time	Total	Speed Bins (km/h)																											
		0 - 5	5 - 10	10 - 15	15 - 20	20 - 25	25 - 30	30 - 35	35 - 40	40 - 45	45 - 50	50 - 55	55 - 60	60 - 65	65 - 70	70 - 75	75 - 80	80 - 85	85 - 90	90 - 95	95 - 100	100 - 105	105 - 110	110 - 115	115 - 120	120 - 125	125 - 130	130 - 135	135 - 140
0000	0	0	0	0	0	0	0	0	0	0	0	0	0	0	0	0	0	0	0	0	0	0	0	0	0	0	0	0	0
0100	0	0	0	0	0	0	0	0	0	0	0	0	0	0	0	0	0	0	0	0	0	0	0	0	0	0	0	0	0
0200	0	0	0	0	0	0	0	0	0	0	0	0	0	0	0	0	0	0	0	0	0	0	0	0	0	0	0	0	0
0300	0	0	0	0	0	0	0	0	0	0	0	0	0	0	0	0	0	0	0	0	0	0	0	0	0	0	0	0	0
0400	0	0	0	0	0	0	0	0	0	0	0	0	0	0	0	0	0	0	0	0	0	0	0	0	0	0	0	0	0
0500	0	0	0	0	0	0	0	0	0	0	0	0	0	0	0	0	0	0	0	0	0	0	0	0	0	0	0	0	0
0600	2	0	0	0	0	0	0	0	0	0	0	0	1	0	1	0	0	0	0	0	0	0	0	0	0	0	0	0	0
0700	5	0	0	0	0	0	1	0	0	0	0	0	2	1	0	1	0	0	0	0	0	0	0	0	0	0	0	0	0
0800	**15**	**0**	**0**	**0**	**0**	**0**	**0**	**0**	**0**	**1**	**1**	**3**	**4**	**0**	**3**	**2**	**1**	**0**	**0**	**0**	**0**	**0**	**0**	**0**	**0**	**0**	**0**	**0**	**0**
0900	5	0	0	0	0	0	0	0	0	0	1	1	1	1	0	1	0	0	0	0	0	0	0	0	0	0	0	0	0
1000	6	0	0	0	0	0	0	0	1	1	0	1	2	1	0	0	0	0	0	0	0	0	0	0	0	0	0	0	0
1100	3	0	0	0	0	0	0	0	1	0	1	0	0	0	1	0	0	0	0	0	0	0	0	0	0	0	0	0	0
1200	6	0	0	0	0	0	1	1	0	0	1	0	0	1	1	0	1	0	0	0	0	0	0	0	0	0	0	0	0
1300	5	0	1	0	0	0	1	0	0	1	1	1	0	0	0	0	0	0	0	0	0	0	0	0	0	0	0	0	0
1400	4	0	0	0	0	0	0	1	0	0	1	0	0	0	1	1	0	0	0	0	0	0	0	0	0	0	0	0	0
1500	6	0	0	0	0	1	0	0	0	0	0	1	2	0	1	0	1	0	0	0	0	0	0	0	0	0	0	0	0
1600	**7**	**0**	**0**	**0**	**0**	**0**	**0**	**0**	**2**	**0**	**0**	**2**	**1**	**1**	**1**	**0**	**0**	**0**	**0**	**0**	**0**	**0**	**0**	**0**	**0**	**0**	**0**	**0**	**0**
1700	**7**	**0**	**0**	**0**	**0**	**0**	**0**	**0**	**1**	**1**	**0**	**0**	**2**	**2**	**0**	**1**	**0**	**0**	**0**	**0**	**0**	**0**	**0**	**0**	**0**	**0**	**0**	**0**	**0**
1800	5	0	0	0	0	0	1	1	0	0	0	0	1	0	2	0	0	0	0	0	0	0	0	0	0	0	0	0	0
1900	3	0	0	0	0	0	0	0	0	1	1	0	1	0	0	0	0	0	0	0	0	0	0	0	0	0	0	0	0
2000	4	0	0	0	0	0	0	0	2	0	0	0	1	1	0	0	0	0	0	0	0	0	0	0	0	0	0	0	0
2100	4	0	0	0	0	0	0	0	0	0	2	1	1	0	0	0	0	0	0	0	0	0	0	0	0	0	0	0	0
2200	2	0	0	0	0	0	0	0	0	1	0	0	1	0	0	0	0	0	0	0	0	0	0	0	0	0	0	0	0
2300	0	0	0	0	0	0	0	0	0	0	0	0	0	0	0	0	0	0	0	0	0	0	0	0	0	0	0	0	0
07-19	**74**	**0**	**1**	**0**	**0**	**1**	**4**	**3**	**5**	**4**	**6**	**9**	**15**	**7**	**10**	**6**	**3**	**0**	**0**	**0**	**0**	**0**	**0**	**0**	**0**	**0**	**0**	**0**	**0**
06-22	**87**	**0**	**1**	**0**	**0**	**1**	**4**	**3**	**7**	**5**	**9**	**10**	**19**	**8**	**11**	**6**	**3**	**0**	**0**	**0**	**0**	**0**	**0**	**0**	**0**	**0**	**0**	**0**	**0**
06-00	**89**	**0**	**1**	**0**	**0**	**1**	**4**	**3**	**7**	**6**	**9**	**10**	**20**	**8**	**11**	**6**	**3**	**0**	**0**	**0**	**0**	**0**	**0**	**0**	**0**	**0**	**0**	**0**	**0**
00-00	**89**	**0**	**1**	**0**	**0**	**1**	**4**	**3**	**7**	**6**	**9**	**10**	**20**	**8**	**11**	**6**	**3**	**0**	**0**	**0**	**0**	**0**	**0**	**0**	**0**	**0**	**0**	**0**	**0**

DRAFT

Site 34
Location Unnamed Road, Att - Gate, Lat 53.7334, Long -6.7488
Direction South

3279 / Meath/Cavan/Monaghan ATC's
October 2013
Automatic Traffic Count

Wed, 9 October 2013

Time	Total	Speed Bins (km/h)																											
		0 - 5	5 - 10	10 - 15	15 - 20	20 - 25	25 - 30	30 - 35	35 - 40	40 - 45	45 - 50	50 - 55	55 - 60	60 - 65	65 - 70	70 - 75	75 - 80	80 - 85	85 - 90	90 - 95	95 - 100	100 - 105	105 - 110	110 - 115	115 - 120	120 - 125	125 - 130	130 - 135	135 - 140
0000	1	0	0	0	0	0	0	0	0	0	0	0	0	0	1	0	0	0	0	0	0	0	0	0	0	0	0	0	0
0100	0	0	0	0	0	0	0	0	0	0	0	0	0	0	0	0	0	0	0	0	0	0	0	0	0	0	0	0	0
0200	0	0	0	0	0	0	0	0	0	0	0	0	0	0	0	0	0	0	0	0	0	0	0	0	0	0	0	0	0
0300	0	0	0	0	0	0	0	0	0	0	0	0	0	0	0	0	0	0	0	0	0	0	0	0	0	0	0	0	0
0400	0	0	0	0	0	0	0	0	0	0	0	0	0	0	0	0	0	0	0	0	0	0	0	0	0	0	0	0	0
0500	1	0	0	0	0	0	0	0	0	0	0	0	0	1	0	0	0	0	0	0	0	0	0	0	0	0	0	0	0
0600	1	0	0	0	0	0	0	0	1	0	0	0	0	0	0	0	0	0	0	0	0	0	0	0	0	0	0	0	0
0700	4	0	0	0	0	0	0	1	0	1	0	0	1	0	0	1	0	0	0	0	0	0	0	0	0	0	0	0	0
0800	**13**	**0**	**0**	**0**	**0**	**0**	**1**	**0**	**0**	**1**	**5**	**0**	**0**	**1**	**1**	**2**	**1**	**1**	**0**	**0**	**0**	**0**	**0**	**0**	**0**	**0**	**0**	**0**	**0**
0900	9	0	0	0	0	0	0	0	0	0	0	1	0	2	4	2	0	0	0	0	0	0	0	0	0	0	0	0	0
1000	11	0	0	0	1	0	0	0	0	5	1	1	0	1	2	0	0	0	0	0	0	0	0	0	0	0	0	0	0
1100	5	0	0	0	0	1	0	0	0	0	1	0	2	0	1	0	0	0	0	0	0	0	0	0	0	0	0	0	0
1200	9	0	0	0	0	0	0	0	1	2	0	0	4	0	1	0	1	0	0	0	0	0	0	0	0	0	0	0	0
1300	12	0	0	0	0	0	0	0	1	0	2	2	5	2	0	0	0	0	0	0	0	0	0	0	0	0	0	0	0
1400	9	0	0	0	0	0	0	0	0	3	4	2	0	0	0	0	0	0	0	0	0	0	0	0	0	0	0	0	0
1500	9	0	0	0	0	0	0	0	0	1	1	3	0	3	0	1	0	0	0	0	0	0	0	0	0	0	0	0	0
1600	7	0	0	0	0	0	1	0	0	3	1	0	1	0	1	0	0	0	0	0	0	0	0	0	0	0	0	0	0
1700	**13**	**0**	**0**	**0**	**0**	**0**	**0**	**0**	**0**	**2**	**3**	**3**	**3**	**1**	**0**	**1**	**0**	**0**	**0**	**0**	**0**	**0**	**0**	**0**	**0**	**0**	**0**	**0**	**0**
1800	11	0	0	0	0	0	1	0	1	2	2	1	1	1	1	0	0	0	0	0	0	1	0	0	0	0	0	0	0
1900	1	0	0	0	0	0	0	0	0	0	0	0	0	1	0	0	0	0	0	0	0	0	0	0	0	0	0	0	0
2000	2	0	0	0	0	0	0	0	0	0	0	0	1	1	0	0	0	0	0	0	0	0	0	0	0	0	0	0	0
2100	3	0	0	0	0	0	0	0	0	0	0	1	0	0	0	1	1	0	0	0	0	0	0	0	0	0	0	0	0
2200	3	0	0	0	0	0	0	0	0	1	1	0	1	0	0	0	0	0	0	0	0	0	0	0	0	0	0	0	0
2300	1	0	0	0	0	0	0	0	0	0	0	0	1	0	0	0	0	0	0	0	0	0	0	0	0	0	0	0	0
07-19	**112**	**0**	**0**	**0**	**1**	**1**	**3**	**1**	**3**	**20**	**20**	**13**	**17**	**11**	**11**	**7**	**2**	**1**	**0**	**0**	**0**	**1**	**0**	**0**	**0**	**0**	**0**	**0**	**0**
06-22	**119**	**0**	**0**	**0**	**1**	**1**	**3**	**1**	**4**	**20**	**20**	**14**	**18**	**13**	**11**	**8**	**3**	**1**	**0**	**0**	**0**	**1**	**0**	**0**	**0**	**0**	**0**	**0**	**0**
06-00	**123**	**0**	**0**	**0**	**1**	**1**	**3**	**1**	**4**	**21**	**21**	**14**	**20**	**13**	**11**	**8**	**3**	**1**	**0**	**0**	**0**	**1**	**0**	**0**	**0**	**0**	**0**	**0**	**0**
00-00	**125**	**0**	**0**	**0**	**1**	**1**	**3**	**1**	**4**	**21**	**21**	**14**	**20**	**14**	**12**	**8**	**3**	**1**	**0**	**0**	**0**	**1**	**0**	**0**	**0**	**0**	**0**	**0**	**0**

DRAFT

Site 34
Location Unnamed Road, Att - Gate, Lat 53.7334, Long -6.7488
Direction South

3279 / Meath/Cavan/Monaghan ATC's
October 2013
Automatic Traffic Count

Thu, 10 October 2013

Time	Total	Speed Bins (km/h)																											
		0 - 5	5 - 10	10 - 15	15 - 20	20 - 25	25 - 30	30 - 35	35 - 40	40 - 45	45 - 50	50 - 55	55 - 60	60 - 65	65 - 70	70 - 75	75 - 80	80 - 85	85 - 90	90 - 95	95 - 100	100 - 105	105 - 110	110 - 115	115 - 120	120 - 125	125 - 130	130 - 135	135 - 140
0000	1	0	0	0	0	0	0	0	0	0	0	0	0	0	0	0	0	0	1	0	0	0	0	0	0	0	0	0	0
0100	0	0	0	0	0	0	0	0	0	0	0	0	0	0	0	0	0	0	0	0	0	0	0	0	0	0	0	0	0
0200	0	0	0	0	0	0	0	0	0	0	0	0	0	0	0	0	0	0	0	0	0	0	0	0	0	0	0	0	0
0300	0	0	0	0	0	0	0	0	0	0	0	0	0	0	0	0	0	0	0	0	0	0	0	0	0	0	0	0	0
0400	0	0	0	0	0	0	0	0	0	0	0	0	0	0	0	0	0	0	0	0	0	0	0	0	0	0	0	0	0
0500	0	0	0	0	0	0	0	0	0	0	0	0	0	0	0	0	0	0	0	0	0	0	0	0	0	0	0	0	0
0600	1	0	0	0	0	0	0	0	0	0	0	0	1	0	0	0	0	0	0	0	0	0	0	0	0	0	0	0	0
0700	2	0	0	0	0	0	0	0	0	0	0	0	1	0	0	1	0	0	0	0	0	0	0	0	0	0	0	0	0
0800	**15**	**0**	**0**	**0**	**0**	**0**	**0**	**0**	**2**	**0**	**0**	**3**	**1**	**2**	**4**	**2**	**1**	**0**	**0**	**0**	**0**	**0**	**0**	**0**	**0**	**0**	**0**	**0**	**0**
0900	5	0	0	0	0	0	0	0	0	0	0	1	1	0	1	2	0	0	0	0	0	0	0	0	0	0	0	0	0
1000	4	0	0	0	0	0	0	0	0	0	2	0	1	0	0	1	0	0	0	0	0	0	0	0	0	0	0	0	0
1100	9	0	0	0	0	0	0	0	0	1	2	2	3	1	0	0	0	0	0	0	0	0	0	0	0	0	0	0	0
1200	6	0	0	0	0	0	0	0	0	0	0	2	0	2	1	1	0	0	0	0	0	0	0	0	0	0	0	0	0
1300	7	0	0	0	0	0	0	1	0	1	0	1	0	1	1	2	0	0	0	0	0	0	0	0	0	0	0	0	0
1400	7	0	0	0	0	0	0	0	0	2	0	1	2	1	1	0	0	0	0	0	0	0	0	0	0	0	0	0	0
1500	**8**	**0**	**0**	**0**	**0**	**0**	**0**	**0**	**1**	**2**	**1**	**0**	**0**	**2**	**0**	**0**	**0**	**1**	**0**	**0**	**1**	**0**	**0**	**0**	**0**	**0**	**0**	**0**	**0**
1600	4	0	0	0	0	0	0	0	1	1	0	1	0	0	0	0	1	0	0	0	0	0	0	0	0	0	0	0	0
1700	6	0	0	0	0	0	0	0	0	0	1	1	1	1	1	1	0	0	0	0	0	0	0	0	0	0	0	0	0
1800	**8**	**0**	**0**	**0**	**0**	**0**	**1**	**0**	**1**	**0**	**1**	**1**	**3**	**0**	**0**	**1**	**0**	**0**	**0**	**0**	**0**	**0**	**0**	**0**	**0**	**0**	**0**	**0**	**0**
1900	4	0	0	0	0	0	0	0	1	1	0	0	1	1	0	0	0	0	0	0	0	0	0	0	0	0	0	0	0
2000	1	0	0	0	0	0	0	0	0	0	0	1	0	0	0	0	0	0	0	0	0	0	0	0	0	0	0	0	0
2100	2	0	0	0	0	0	0	0	0	0	0	0	1	0	1	0	0	0	0	0	0	0	0	0	0	0	0	0	0
2200	2	0	0	0	0	0	0	0	0	0	1	0	1	0	0	0	0	0	0	0	0	0	0	0	0	0	0	0	0
2300	0	0	0	0	0	0	0	0	0	0	0	0	0	0	0	0	0	0	0	0	0	0	0	0	0	0	0	0	0
07-19	**81**	**0**	**0**	**0**	**0**	**0**	**1**	**1**	**5**	**7**	**7**	**13**	**13**	**10**	**9**	**11**	**2**	**1**	**0**	**0**	**1**	**0**	**0**	**0**	**0**	**0**	**0**	**0**	**0**
06-22	**89**	**0**	**0**	**0**	**0**	**0**	**1**	**1**	**6**	**8**	**7**	**14**	**16**	**11**	**10**	**11**	**2**	**1**	**0**	**0**	**1**	**0**	**0**	**0**	**0**	**0**	**0**	**0**	**0**
06-00	**91**	**0**	**0**	**0**	**0**	**0**	**1**	**1**	**6**	**8**	**8**	**14**	**17**	**11**	**10**	**11**	**2**	**1**	**0**	**0**	**1**	**0**	**0**	**0**	**0**	**0**	**0**	**0**	**0**
00-00	**92**	**0**	**0**	**0**	**0**	**0**	**1**	**1**	**6**	**8**	**8**	**14**	**17**	**11**	**10**	**11**	**2**	**1**	**1**	**0**	**1**	**0**	**0**	**0**	**0**	**0**	**0**	**0**	**0**

DRAFT

Site 34
Location Unnamed Road, Att - Gate, Lat 53.7334, Long -6.7488
Direction South

3279 / Meath/Cavan/Monaghan ATC's
October 2013
Automatic Traffic Count

Fri, 11 October 2013

Time	Total	Speed Bins (km/h)																											
		0 - 5	5 - 10	10 - 15	15 - 20	20 - 25	25 - 30	30 - 35	35 - 40	40 - 45	45 - 50	50 - 55	55 - 60	60 - 65	65 - 70	70 - 75	75 - 80	80 - 85	85 - 90	90 - 95	95 - 100	100 - 105	105 - 110	110 - 115	115 - 120	120 - 125	125 - 130	130 - 135	135 - 140
0000	0	0	0	0	0	0	0	0	0	0	0	0	0	0	0	0	0	0	0	0	0	0	0	0	0	0	0	0	0
0100	0	0	0	0	0	0	0	0	0	0	0	0	0	0	0	0	0	0	0	0	0	0	0	0	0	0	0	0	0
0200	0	0	0	0	0	0	0	0	0	0	0	0	0	0	0	0	0	0	0	0	0	0	0	0	0	0	0	0	0
0300	0	0	0	0	0	0	0	0	0	0	0	0	0	0	0	0	0	0	0	0	0	0	0	0	0	0	0	0	0
0400	0	0	0	0	0	0	0	0	0	0	0	0	0	0	0	0	0	0	0	0	0	0	0	0	0	0	0	0	0
0500	1	0	0	0	0	0	0	0	0	0	0	0	1	0	0	0	0	0	0	0	0	0	0	0	0	0	0	0	0
0600	1	0	0	0	0	0	0	0	0	0	0	0	0	0	1	0	0	0	0	0	0	0	0	0	0	0	0	0	0
0700	2	0	0	0	0	0	0	0	0	1	0	0	0	1	0	0	0	0	0	0	0	0	0	0	0	0	0	0	0
0800	10	0	0	0	0	0	0	0	0	1	0	2	2	2	1	1	0	1	0	0	0	0	0	0	0	0	0	0	0
0900	9	0	0	0	0	0	0	0	0	0	0	3	3	0	1	1	1	0	0	0	0	0	0	0	0	0	0	0	0
1000	4	0	0	0	0	0	0	0	0	0	0	1	2	0	1	0	0	0	0	0	0	0	0	0	0	0	0	0	0
1100	**14**	**0**	**0**	**0**	**0**	**0**	**1**	**0**	**0**	**0**	**1**	**1**	**2**	**5**	**0**	**2**	**2**	**0**	**0**	**0**	**0**	**0**	**0**	**0**	**0**	**0**	**0**	**0**	**0**
1200	5	0	0	0	0	0	0	0	0	0	0	2	2	1	0	0	0	0	0	0	0	0	0	0	0	0	0	0	0
1300	6	0	0	0	0	0	0	1	2	1	0	1	1	0	0	0	0	0	0	0	0	0	0	0	0	0	0	0	0
1400	7	0	0	0	0	1	0	1	0	2	1	1	1	0	0	0	0	0	0	0	0	0	0	0	0	0	0	0	0
1500	**14**	**0**	**0**	**0**	**0**	**0**	**1**	**0**	**1**	**1**	**3**	**1**	**1**	**1**	**2**	**1**	**2**	**0**	**0**	**0**	**0**	**0**	**0**	**0**	**0**	**0**	**0**	**0**	**0**
1600	5	0	0	0	0	0	0	0	0	1	0	0	1	2	1	0	0	0	0	0	0	0	0	0	0	0	0	0	0
1700	10	0	0	0	0	0	0	0	1	1	1	2	2	3	0	0	0	0	0	0	0	0	0	0	0	0	0	0	0
1800	6	0	0	0	0	0	2	0	1	0	0	0	1	0	0	0	1	1	0	0	0	0	0	0	0	0	0	0	0
1900	7	0	0	0	0	0	0	1	0	0	1	1	0	4	0	0	0	0	0	0	0	0	0	0	0	0	0	0	0
2000	0	0	0	0	0	0	0	0	0	0	0	0	0	0	0	0	0	0	0	0	0	0	0	0	0	0	0	0	0
2100	4	0	0	0	0	0	1	0	0	0	0	1	1	1	0	0	0	0	0	0	0	0	0	0	0	0	0	0	0
2200	1	0	0	0	0	0	0	0	0	0	1	0	0	0	0	0	0	0	0	0	0	0	0	0	0	0	0	0	0
2300	0	0	0	0	0	0	0	0	0	0	0	0	0	0	0	0	0	0	0	0	0	0	0	0	0	0	0	0	0
07-19	**92**	**0**	**0**	**0**	**0**	**1**	**4**	**2**	**5**	**8**	**6**	**14**	**18**	**15**	**6**	**5**	**6**	**2**	**0**	**0**	**0**	**0**	**0**	**0**	**0**	**0**	**0**	**0**	**0**
06-22	**104**	**0**	**0**	**0**	**0**	**1**	**5**	**3**	**5**	**8**	**7**	**16**	**19**	**20**	**7**	**5**	**6**	**2**	**0**	**0**	**0**	**0**	**0**	**0**	**0**	**0**	**0**	**0**	**0**
06-00	**105**	**0**	**0**	**0**	**0**	**1**	**5**	**3**	**5**	**8**	**8**	**16**	**19**	**20**	**7**	**5**	**6**	**2**	**0**	**0**	**0**	**0**	**0**	**0**	**0**	**0**	**0**	**0**	**0**
00-00	**106**	**0**	**0**	**0**	**0**	**1**	**5**	**3**	**5**	**8**	**8**	**16**	**20**	**20**	**7**	**5**	**6**	**2**	**0**	**0**	**0**	**0**	**0**	**0**	**0**	**0**	**0**	**0**	**0**

DRAFT

Site 34
Location Unnamed Road, Att - Gate, Lat 53.7334, Long -6.7488
Direction South

3279 / Meath/Cavan/Monaghan ATC's
October 2013
Automatic Traffic Count

Sat, 12 October 2013

Time	Total	Speed Bins (km/h)																											
		0 - 5	5 - 10	10 - 15	15 - 20	20 - 25	25 - 30	30 - 35	35 - 40	40 - 45	45 - 50	50 - 55	55 - 60	60 - 65	65 - 70	70 - 75	75 - 80	80 - 85	85 - 90	90 - 95	95 - 100	100 - 105	105 - 110	110 - 115	115 - 120	120 - 125	125 - 130	130 - 135	135 - 140
0000	0	0	0	0	0	0	0	0	0	0	0	0	0	0	0	0	0	0	0	0	0	0	0	0	0	0	0	0	0
0100	0	0	0	0	0	0	0	0	0	0	0	0	0	0	0	0	0	0	0	0	0	0	0	0	0	0	0	0	0
0200	0	0	0	0	0	0	0	0	0	0	0	0	0	0	0	0	0	0	0	0	0	0	0	0	0	0	0	0	0
0300	0	0	0	0	0	0	0	0	0	0	0	0	0	0	0	0	0	0	0	0	0	0	0	0	0	0	0	0	0
0400	0	0	0	0	0	0	0	0	0	0	0	0	0	0	0	0	0	0	0	0	0	0	0	0	0	0	0	0	0
0500	0	0	0	0	0	0	0	0	0	0	0	0	0	0	0	0	0	0	0	0	0	0	0	0	0	0	0	0	0
0600	1	0	0	0	0	0	0	0	0	1	0	0	0	0	0	0	0	0	0	0	0	0	0	0	0	0	0	0	0
0700	0	0	0	0	0	0	0	0	0	0	0	0	0	0	0	0	0	0	0	0	0	0	0	0	0	0	0	0	0
0800	3	0	0	0	0	1	0	0	0	0	0	1	0	0	0	0	1	0	0	0	0	0	0	0	0	0	0	0	0
0900	4	0	0	0	0	0	0	0	0	0	0	0	2	0	1	0	0	0	1	0	0	0	0	0	0	0	0	0	0
1000	10	0	0	0	0	0	0	0	0	5	3	2	0	0	0	0	0	0	0	0	0	0	0	0	0	0	0	0	0
1100	**12**	**0**	**0**	**0**	**0**	**0**	**0**	**1**	**0**	**4**	**1**	**2**	**3**	**1**	**0**	**0**	**0**	**0**	**0**	**0**	**0**	**0**	**0**	**0**	**0**	**0**	**0**	**0**	**0**
1200	8	0	0	0	0	0	0	0	0	0	2	1	1	1	1	1	0	1	0	0	0	0	0	0	0	0	0	0	0
1300	9	0	0	0	0	0	0	1	0	0	2	1	3	0	1	1	0	0	0	0	0	0	0	0	0	0	0	0	0
1400	7	0	0	0	0	0	1	0	2	1	0	0	0	1	2	0	0	0	0	0	0	0	0	0	0	0	0	0	0
1500	5	0	0	0	0	0	0	0	0	0	0	1	0	2	1	1	0	0	0	0	0	0	0	0	0	0	0	0	0
1600	**12**	**0**	**0**	**0**	**0**	**0**	**0**	**0**	**4**	**1**	**0**	**2**	**2**	**1**	**2**	**0**	**0**	**0**	**0**	**0**	**0**	**0**	**0**	**0**	**0**	**0**	**0**	**0**	**0**
1700	4	0	0	0	0	0	0	0	2	0	0	1	0	0	1	0	0	0	0	0	0	0	0	0	0	0	0	0	0
1800	9	0	0	0	0	0	0	2	0	1	2	1	1	1	1	0	0	0	0	0	0	0	0	0	0	0	0	0	0
1900	7	0	0	0	0	1	0	0	0	0	1	2	2	0	1	0	0	0	0	0	0	0	0	0	0	0	0	0	0
2000	1	0	0	0	0	0	0	0	0	0	0	1	0	0	0	0	0	0	0	0	0	0	0	0	0	0	0	0	0
2100	3	0	0	0	0	0	0	0	0	1	0	0	1	0	0	0	1	0	0	0	0	0	0	0	0	0	0	0	0
2200	1	0	0	0	0	0	0	0	0	0	0	0	0	1	0	0	0	0	0	0	0	0	0	0	0	0	0	0	0
2300	1	0	0	0	0	0	0	0	0	1	0	0	0	0	0	0	0	0	0	0	0	0	0	0	0	0	0	0	0
07-19	**83**	**0**	**0**	**0**	**0**	**1**	**1**	**4**	**8**	**12**	**10**	**12**	**12**	**7**	**10**	**3**	**1**	**1**	**1**	**0**	**0**	**0**	**0**	**0**	**0**	**0**	**0**	**0**	**0**
06-22	**95**	**0**	**0**	**0**	**0**	**2**	**1**	**4**	**8**	**14**	**11**	**15**	**15**	**7**	**11**	**3**	**2**	**1**	**1**	**0**	**0**	**0**	**0**	**0**	**0**	**0**	**0**	**0**	**0**
06-00	**97**	**0**	**0**	**0**	**0**	**2**	**1**	**4**	**8**	**15**	**11**	**15**	**15**	**8**	**11**	**3**	**2**	**1**	**1**	**0**	**0**	**0**	**0**	**0**	**0**	**0**	**0**	**0**	**0**
00-00	**97**	**0**	**0**	**0**	**0**	**2**	**1**	**4**	**8**	**15**	**11**	**15**	**15**	**8**	**11**	**3**	**2**	**1**	**1**	**0**	**0**	**0**	**0**	**0**	**0**	**0**	**0**	**0**	**0**

DRAFT

Site 34
Location Unnamed Road, Att - Gate, Lat 53.7334, Long -6.7488
Direction South

3279 / Meath/Cavan/Monaghan ATC's
October 2013
Automatic Traffic Count

Sun, 13 October 2013

Time	Total	Speed Bins (km/h)																											
		0 - 5	5 - 10	10 - 15	15 - 20	20 - 25	25 - 30	30 - 35	35 - 40	40 - 45	45 - 50	50 - 55	55 - 60	60 - 65	65 - 70	70 - 75	75 - 80	80 - 85	85 - 90	90 - 95	95 - 100	100 - 105	105 - 110	110 - 115	115 - 120	120 - 125	125 - 130	130 - 135	135 - 140
0000	0	0	0	0	0	0	0	0	0	0	0	0	0	0	0	0	0	0	0	0	0	0	0	0	0	0	0	0	0
0100	0	0	0	0	0	0	0	0	0	0	0	0	0	0	0	0	0	0	0	0	0	0	0	0	0	0	0	0	0
0200	1	0	0	0	0	0	0	0	0	0	1	0	0	0	0	0	0	0	0	0	0	0	0	0	0	0	0	0	0
0300	0	0	0	0	0	0	0	0	0	0	0	0	0	0	0	0	0	0	0	0	0	0	0	0	0	0	0	0	0
0400	0	0	0	0	0	0	0	0	0	0	0	0	0	0	0	0	0	0	0	0	0	0	0	0	0	0	0	0	0
0500	0	0	0	0	0	0	0	0	0	0	0	0	0	0	0	0	0	0	0	0	0	0	0	0	0	0	0	0	0
0600	0	0	0	0	0	0	0	0	0	0	0	0	0	0	0	0	0	0	0	0	0	0	0	0	0	0	0	0	0
0700	0	0	0	0	0	0	0	0	0	0	0	0	0	0	0	0	0	0	0	0	0	0	0	0	0	0	0	0	0
0800	0	0	0	0	0	0	0	0	0	0	0	0	0	0	0	0	0	0	0	0	0	0	0	0	0	0	0	0	0
0900	4	0	0	0	0	0	0	0	1	1	0	0	2	0	0	0	0	0	0	0	0	0	0	0	0	0	0	0	0
1000	**16**	**0**	**0**	**0**	**0**	**0**	**1**	**0**	**2**	**0**	**3**	**2**	**0**	**1**	**1**	**4**	**1**	**0**	**1**	**0**	**0**	**0**	**0**	**0**	**0**	**0**	**0**	**0**	**0**
1100	5	0	0	0	0	0	0	0	0	0	2	1	1	1	0	0	0	0	0	0	0	0	0	0	0	0	0	0	0
1200	5	0	0	0	0	3	0	0	0	0	0	1	0	0	1	0	0	0	0	0	0	0	0	0	0	0	0	0	0
1300	5	0	0	0	0	1	2	0	0	0	1	0	1	0	0	0	0	0	0	0	0	0	0	0	0	0	0	0	0
1400	2	0	0	0	0	0	0	0	0	1	0	0	0	1	0	0	0	0	0	0	0	0	0	0	0	0	0	0	0
1500	5	0	0	0	0	0	0	1	0	0	0	2	0	1	0	1	0	0	0	0	0	0	0	0	0	0	0	0	0
1600	4	0	0	0	0	0	0	0	0	1	0	1	1	0	1	0	0	0	0	0	0	0	0	0	0	0	0	0	0
1700	**7**	**0**	**0**	**0**	**0**	**0**	**0**	**0**	**0**	**0**	**2**	**0**	**2**	**2**	**1**	**0**	**0**	**0**	**0**	**0**	**0**	**0**	**0**	**0**	**0**	**0**	**0**	**0**	**0**
1800	2	0	0	0	0	0	0	1	0	0	0	0	1	0	0	0	0	0	0	0	0	0	0	0	0	0	0	0	0
1900	6	0	0	0	0	0	0	0	0	0	0	0	1	2	2	1	0	0	0	0	0	0	0	0	0	0	0	0	0
2000	2	0	0	0	0	0	0	0	0	0	0	0	1	0	0	1	0	0	0	0	0	0	0	0	0	0	0	0	0
2100	1	0	0	0	0	0	0	0	0	0	0	1	0	0	0	0	0	0	0	0	0	0	0	0	0	0	0	0	0
2200	0	0	0	0	0	0	0	0	0	0	0	0	0	0	0	0	0	0	0	0	0	0	0	0	0	0	0	0	0
2300	0	0	0	0	0	0	0	0	0	0	0	0	0	0	0	0	0	0	0	0	0	0	0	0	0	0	0	0	0
07-19	**55**	**0**	**0**	**0**	**0**	**4**	**3**	**2**	**3**	**3**	**8**	**7**	**8**	**6**	**4**	**5**	**1**	**0**	**1**	**0**	**0**	**0**	**0**	**0**	**0**	**0**	**0**	**0**	**0**
06-22	**64**	**0**	**0**	**0**	**0**	**4**	**3**	**2**	**3**	**3**	**8**	**8**	**10**	**8**	**6**	**7**	**1**	**0**	**1**	**0**	**0**	**0**	**0**	**0**	**0**	**0**	**0**	**0**	**0**
06-00	**64**	**0**	**0**	**0**	**0**	**4**	**3**	**2**	**3**	**3**	**8**	**8**	**10**	**8**	**6**	**7**	**1**	**0**	**1**	**0**	**0**	**0**	**0**	**0**	**0**	**0**	**0**	**0**	**0**
00-00	**65**	**0**	**0**	**0**	**0**	**4**	**3**	**2**	**3**	**3**	**9**	**8**	**10**	**8**	**6**	**7**	**1**	**0**	**1**	**0**	**0**	**0**	**0**	**0**	**0**	**0**	**0**	**0**	**0**

DRAFT

Site 34
Location Unnamed Road, Att - Gate, Lat 53.7334, Long -6.7488
Direction South

3279 / Meath/Cavan/Monaghan ATC's
October 2013
Automatic Traffic Count

Mon, 14 October 2013

Time	Total	Speed Bins (km/h)																											
		0 - 5	5 - 10	10 - 15	15 - 20	20 - 25	25 - 30	30 - 35	35 - 40	40 - 45	45 - 50	50 - 55	55 - 60	60 - 65	65 - 70	70 - 75	75 - 80	80 - 85	85 - 90	90 - 95	95 - 100	100 - 105	105 - 110	110 - 115	115 - 120	120 - 125	125 - 130	130 - 135	135 - 140
0000	0	0	0	0	0	0	0	0	0	0	0	0	0	0	0	0	0	0	0	0	0	0	0	0	0	0	0	0	0
0100	0	0	0	0	0	0	0	0	0	0	0	0	0	0	0	0	0	0	0	0	0	0	0	0	0	0	0	0	0
0200	0	0	0	0	0	0	0	0	0	0	0	0	0	0	0	0	0	0	0	0	0	0	0	0	0	0	0	0	0
0300	0	0	0	0	0	0	0	0	0	0	0	0	0	0	0	0	0	0	0	0	0	0	0	0	0	0	0	0	0
0400	0	0	0	0	0	0	0	0	0	0	0	0	0	0	0	0	0	0	0	0	0	0	0	0	0	0	0	0	0
0500	0	0	0	0	0	0	0	0	0	0	0	0	0	0	0	0	0	0	0	0	0	0	0	0	0	0	0	0	0
0600	1	0	0	0	0	0	0	1	0	0	0	0	0	0	0	0	0	0	0	0	0	0	0	0	0	0	0	0	0
0700	2	0	0	0	0	0	0	0	0	0	0	0	0	0	1	0	0	1	0	0	0	0	0	0	0	0	0	0	0
0800	**12**	**0**	**0**	**0**	**0**	**0**	**0**	**0**	**0**	**0**	**2**	**1**	**0**	**2**	**3**	**2**	**1**	**1**	**0**	**0**	**0**	**0**	**0**	**0**	**0**	**0**	**0**	**0**	**0**
0900	8	0	0	0	0	0	0	0	0	0	0	1	2	2	0	1	1	1	0	0	0	0	0	0	0	0	0	0	0
1000	8	0	0	0	0	1	0	0	0	2	1	2	0	2	0	0	0	0	0	0	0	0	0	0	0	0	0	0	0
1100	6	0	0	0	0	0	0	2	0	0	1	1	0	1	0	1	0	0	0	0	0	0	0	0	0	0	0	0	0
1200	**10**	**0**	**0**	**0**	**0**	**0**	**0**	**1**	**1**	**0**	**2**	**1**	**0**	**1**	**1**	**1**	**0**	**2**	**0**	**0**	**0**	**0**	**0**	**0**	**0**	**0**	**0**	**0**	**0**
1300	**10**	**0**	**0**	**0**	**0**	**0**	**0**	**1**	**0**	**1**	**0**	**2**	**2**	**3**	**0**	**1**	**0**	**0**	**0**	**0**	**0**	**0**	**0**	**0**	**0**	**0**	**0**	**0**	**0**
1400	4	0	0	0	0	0	0	0	0	2	0	0	1	0	0	1	0	0	0	0	0	0	0	0	0	0	0	0	0
1500	8	0	0	0	0	0	0	1	0	1	1	2	0	1	0	1	1	0	0	0	0	0	0	0	0	0	0	0	0
1600	9	0	0	0	0	0	0	0	0	1	2	1	3	0	2	0	0	0	0	0	0	0	0	0	0	0	0	0	0
1700	8	0	0	0	0	1	0	1	0	0	2	2	2	0	0	0	0	0	0	0	0	0	0	0	0	0	0	0	0
1800	4	0	0	0	0	0	0	0	0	2	0	1	0	0	0	0	1	0	0	0	0	0	0	0	0	0	0	0	0
1900	7	0	0	0	0	0	0	0	0	1	1	2	0	2	1	0	0	0	0	0	0	0	0	0	0	0	0	0	0
2000	2	0	0	0	0	0	0	0	0	0	0	1	0	0	1	0	0	0	0	0	0	0	0	0	0	0	0	0	0
2100	0	0	0	0	0	0	0	0	0	0	0	0	0	0	0	0	0	0	0	0	0	0	0	0	0	0	0	0	0
2200	0	0	0	0	0	0	0	0	0	0	0	0	0	0	0	0	0	0	0	0	0	0	0	0	0	0	0	0	0
2300	0	0	0	0	0	0	0	0	0	0	0	0	0	0	0	0	0	0	0	0	0	0	0	0	0	0	0	0	0
07-19	**89**	**0**	**0**	**0**	**0**	**2**	**0**	**6**	**1**	**9**	**11**	**14**	**10**	**12**	**7**	**8**	**4**	**5**	**0**	**0**	**0**	**0**	**0**	**0**	**0**	**0**	**0**	**0**	**0**
06-22	**99**	**0**	**0**	**0**	**0**	**2**	**0**	**7**	**1**	**10**	**12**	**17**	**10**	**14**	**9**	**8**	**4**	**5**	**0**	**0**	**0**	**0**	**0**	**0**	**0**	**0**	**0**	**0**	**0**
06-00	**99**	**0**	**0**	**0**	**0**	**2**	**0**	**7**	**1**	**10**	**12**	**17**	**10**	**14**	**9**	**8**	**4**	**5**	**0**	**0**	**0**	**0**	**0**	**0**	**0**	**0**	**0**	**0**	**0**
00-00	**99**	**0**	**0**	**0**	**0**	**2**	**0**	**7**	**1**	**10**	**12**	**17**	**10**	**14**	**9**	**8**	**4**	**5**	**0**	**0**	**0**	**0**	**0**	**0**	**0**	**0**	**0**	**0**	**0**

DRAFT

Site 34
Location Unnamed Road, Att - Gate, Lat 53.7334, Long -6.7488
Direction South

3279 / Meath/Cavan/Monaghan ATC's
October 2013
Automatic Traffic Count

Virtual Day (7)

Time	Total	Speed Bins (km/h)																											
		0 - 5	5 - 10	10 - 15	15 - 20	20 - 25	25 - 30	30 - 35	35 - 40	40 - 45	45 - 50	50 - 55	55 - 60	60 - 65	65 - 70	70 - 75	75 - 80	80 - 85	85 - 90	90 - 95	95 - 100	100 - 105	105 - 110	110 - 115	115 - 120	120 - 125	125 - 130	130 - 135	135 - 140
0000	0	0	0	0	0	0	0	0	0	0	0	0	0	0	0	0	0	0	0	0	0	0	0	0	0	0	0	0	0
0100	0	0	0	0	0	0	0	0	0	0	0	0	0	0	0	0	0	0	0	0	0	0	0	0	0	0	0	0	0
0200	0	0	0	0	0	0	0	0	0	0	0	0	0	0	0	0	0	0	0	0	0	0	0	0	0	0	0	0	0
0300	0	0	0	0	0	0	0	0	0	0	0	0	0	0	0	0	0	0	0	0	0	0	0	0	0	0	0	0	0
0400	0	0	0	0	0	0	0	0	0	0	0	0	0	0	0	0	0	0	0	0	0	0	0	0	0	0	0	0	0
0500	0	0	0	0	0	0	0	0	0	0	0	0	0	0	0	0	0	0	0	0	0	0	0	0	0	0	0	0	0
0600	1	0	0	0	0	0	0	0	0	0	0	0	0	0	0	0	0	0	0	0	0	0	0	0	0	0	0	0	0
0700	2	0	0	0	0	0	0	0	0	0	0	0	1	0	0	0	0	0	0	0	0	0	0	0	0	0	0	0	0
0800	**10**	**0**	**0**	**0**	**0**	**0**	**0**	**0**	**0**	**0**	**1**	**1**	**1**	**1**	**2**	**1**	**1**	**0**	**0**	**0**	**0**	**0**	**0**	**0**	**0**	**0**	**0**	**0**	**0**
0900	6	0	0	0	0	0	0	0	0	0	0	1	2	1	1	1	0	0	0	0	0	0	0	0	0	0	0	0	0
1000	8	0	0	0	0	0	0	0	0	2	1	1	1	1	1	1	0	0	0	0	0	0	0	0	0	0	0	0	0
1100	8	0	0	0	0	0	0	0	0	1	1	1	2	1	0	0	0	0	0	0	0	0	0	0	0	0	0	0	0
1200	7	0	0	0	0	0	0	0	0	0	1	1	1	1	1	0	0	0	0	0	0	0	0	0	0	0	0	0	0
1300	**8**	**0**	**0**	**0**	**0**	**0**	**0**	**1**	**0**	**1**	**1**	**1**	**2**	**1**	**0**	**1**	**0**	**0**	**0**	**0**	**0**	**0**	**0**	**0**	**0**	**0**	**0**	**0**	**0**
1400	6	0	0	0	0	0	0	0	0	2	1	1	1	0	1	0	0	0	0	0	0	0	0	0	0	0	0	0	0
1500	**8**	**0**	**0**	**0**	**0**	**0**	**0**	**0**	**0**	**1**	**1**	**1**	**0**	**1**	**1**	**1**	**1**	**0**	**0**	**0**	**0**	**0**	**0**	**0**	**0**	**0**	**0**	**0**	**0**
1600	7	0	0	0	0	0	0	0	1	1	0	1	1	1	1	0	0	0	0	0	0	0	0	0	0	0	0	0	0
1700	**8**	**0**	**0**	**0**	**0**	**0**	**0**	**0**	**1**	**1**	**1**	**1**	**2**	**1**	**0**	**0**	**0**	**0**	**0**	**0**	**0**	**0**	**0**	**0**	**0**	**0**	**0**	**0**	**0**
1800	6	0	0	0	0	0	1	1	0	1	1	1	1	0	1	0	0	0	0	0	0	0	0	0	0	0	0	0	0
1900	5	0	0	0	0	0	0	0	0	0	1	1	1	1	1	0	0	0	0	0	0	0	0	0	0	0	0	0	0
2000	2	0	0	0	0	0	0	0	0	0	0	0	0	0	0	0	0	0	0	0	0	0	0	0	0	0	0	0	0
2100	2	0	0	0	0	0	0	0	0	0	0	1	1	0	0	0	0	0	0	0	0	0	0	0	0	0	0	0	0
2200	1	0	0	0	0	0	0	0	0	0	0	0	0	0	0	0	0	0	0	0	0	0	0	0	0	0	0	0	0
2300	0	0	0	0	0	0	0	0	0	0	0	0	0	0	0	0	0	0	0	0	0	0	0	0	0	0	0	0	0
07-19	**84**	**0**	**0**	**0**	**0**	**1**	**2**	**3**	**4**	**9**	**10**	**12**	**13**	**10**	**8**	**6**	**3**	**1**	**0**	**0**	**0**	**0**	**0**	**0**	**0**	**0**	**0**	**0**	**0**
06-22	**94**	**0**	**0**	**0**	**0**	**2**	**2**	**3**	**5**	**10**	**11**	**13**	**15**	**12**	**9**	**7**	**3**	**1**	**0**	**0**	**0**	**0**	**0**	**0**	**0**	**0**	**0**	**0**	**0**
06-00	**95**	**0**	**0**	**0**	**0**	**2**	**2**	**3**	**5**	**10**	**11**	**13**	**16**	**12**	**9**	**7**	**3**	**1**	**0**	**0**	**0**	**0**	**0**	**0**	**0**	**0**	**0**	**0**	**0**
00-00	**96**	**0**	**0**	**0**	**0**	**2**	**2**	**3**	**5**	**10**	**11**	**13**	**16**	**12**	**9**	**7**	**3**	**1**	**0**	**0**	**0**	**0**	**0**	**0**	**0**	**0**	**0**	**0**	**0**

DRAFT

Site 34
Location Unnamed Road, Att - Gate, Lat 53.7334, Long -6.7488
Direction South

3279 / Meath/Cavan/Monaghan ATC's
October 2013
Automatic Traffic Count

Virtual Week (1)

Time	Total	Speed Bins (km/h)																											
		0 - 5	5 - 10	10 - 15	15 - 20	20 - 25	25 - 30	30 - 35	35 - 40	40 - 45	45 - 50	50 - 55	55 - 60	60 - 65	65 - 70	70 - 75	75 - 80	80 - 85	85 - 90	90 - 95	95 - 100	100 - 105	105 - 110	110 - 115	115 - 120	120 - 125	125 - 130	130 - 135	135 - 140
Mon	99	0	0	0	0	2	0	7	1	10	12	17	10	14	9	8	4	5	0	0	0	0	0	0	0	0	0	0	0
Tue	89	0	1	0	0	1	4	3	7	6	9	10	20	8	11	6	3	0	0	0	0	0	0	0	0	0	0	0	0
Wed	125	0	0	0	1	1	3	1	4	21	21	14	20	14	12	8	3	1	0	0	0	1	0	0	0	0	0	0	0
Thu	92	0	0	0	0	0	1	1	6	8	8	14	17	11	10	11	2	1	1	0	1	0	0	0	0	0	0	0	0
Fri	106	0	0	0	0	1	5	3	5	8	8	16	20	20	7	5	6	2	0	0	0	0	0	0	0	0	0	0	0
|Sat	97	0	0	0	0	2	1	4	8	15	11	15	15	8	11	3	2	1	1	0	0	0	0	0	0	0	0	0	0
|Sun	65	0	0	0	0	4	3	2	3	3	9	8	10	8	6	7	1	0	1	0	0	0	0	0	0	0	0	0	0
5 Day Ave.	**102**	**0**	**0**	**0**	**0**	**1**	**3**	**3**	**5**	**11**	**12**	**14**	**17**	**13**	**10**	**8**	**4**	**2**	**0**	**0**	**0**	**0**	**0**	**0**	**0**	**0**	**0**	**0**	**0**
7 Day Ave.	**96**	**0**	**0**	**0**	**0**	**2**	**2**	**3**	**5**	**10**	**11**	**13**	**16**	**12**	**9**	**7**	**3**	**1**	**0**	**0**	**0**	**0**	**0**	**0**	**0**	**0**	**0**	**0**	**0**
--	**673**	**0**	**1**	**0**	**1**	**11**	**17**	**21**	**34**	**71**	**78**	**94**	**112**	**83**	**66**	**48**	**21**	**10**	**3**	**0**	**1**	**1**	**0**	**0**	**0**	**0**	**0**	**0**	**0**

Summary Graphs

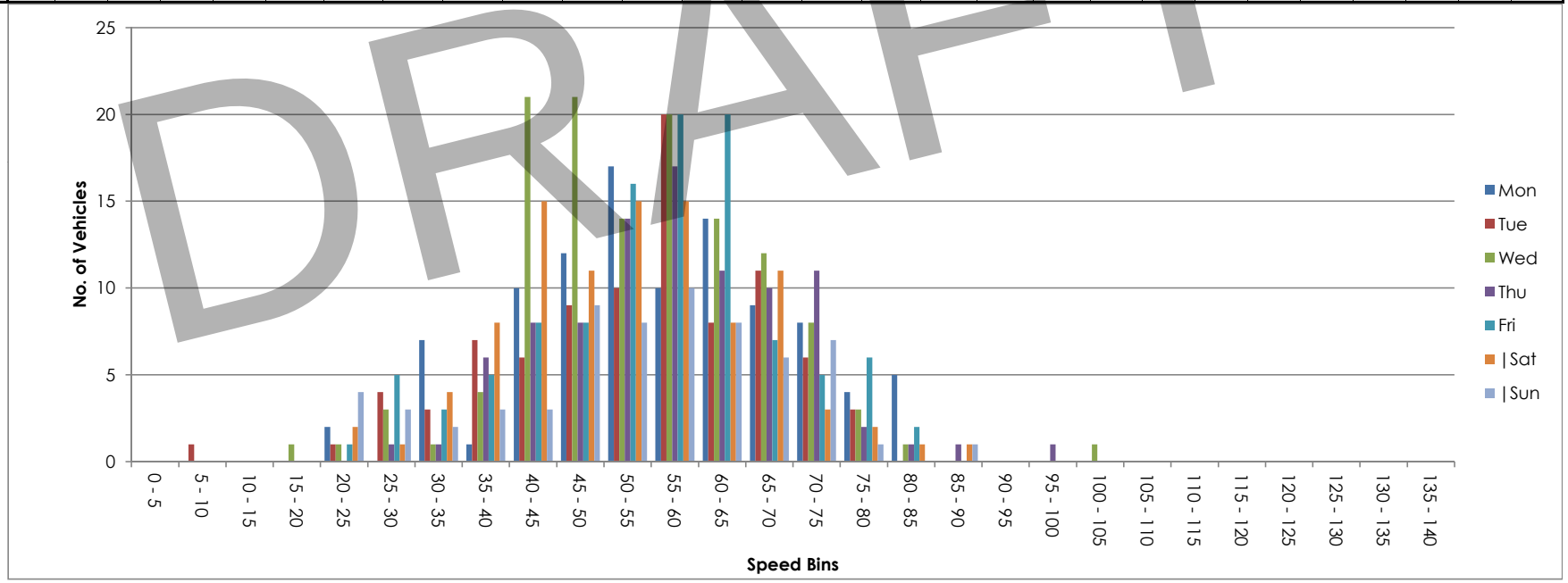

DRAFT

Site 34
Location Unnamed Road, Att - Gate, Lat 53.7334, Long -6.7488
Direction Two way

3279 / Meath/Cavan/Monaghan ATC's
October 2013
Automatic Traffic Count

Tue, 8 October 2013

Time	Total	Classification												>PSL	>PSL%	>SL1	>SL1%	>SL2	>SL2%	Mean	Vpp
		1 MCL	2 SV	3 SVT	4 TB2	5 TB3	6 T4	7 ART3	8 ART4	9 ART5	10 ART6	11 BD	12 DRT	80	80	85 +5kph	85 +5kph	90 +10kph	90 +10kph		85
0000	0	0	0	0	0	0	0	0	0	0	0	0	0	0	0	0	0	0	0	-	-
0100	0	0	0	0	0	0	0	0	0	0	0	0	0	0	0	0	0	0	0	-	-
0200	0	0	0	0	0	0	0	0	0	0	0	0	0	0	0	0	0	0	0	-	-
0300	0	0	0	0	0	0	0	0	0	0	0	0	0	0	0	0	0	0	0	-	-
0400	0	0	0	0	0	0	0	0	0	0	0	0	0	0	0	0	0	0	0	-	-
0500	1	0	0	0	1	0	0	0	0	0	0	0	0	0	0	0	0	0	0	58.2	-
0600	3	0	3	0	0	0	0	0	0	0	0	0	0	0	0	0	0	0	0	51.9	-
0700	6	0	5	0	0	0	0	0	0	1	0	0	0	0	0	0	0	0	0	55.4	-
0800	**30**	**0**	**29**	**0**	**1**	**0**	**0**	**0**	**0**	**0**	**0**	**0**	**0**	**0**	**0**	**0**	**0**	**0**	**0**	**59.2**	**68.4**
0900	12	0	11	1	0	0	0	0	0	0	0	0	0	0	0	0	0	0	0	55.9	67
1000	10	0	10	0	0	0	0	0	0	0	0	0	0	0	0	0	0	0	0	50.2	-
1100	11	0	8	1	0	0	0	0	1	1	0	0	0	0	0	0	0	0	0	47.4	55.8
1200	12	0	10	0	2	0	0	0	0	0	0	0	0	0	0	0	0	0	0	54.5	69.5
1300	8	1	6	0	1	0	0	0	0	0	0	0	0	0	0	0	0	0	0	40.2	-
1400	10	0	10	0	0	0	0	0	0	0	0	0	0	0	0	0	0	0	0	50	-
1500	16	0	14	0	1	1	0	0	0	0	0	0	0	0	0	0	0	0	0	51.2	60.8
1600	15	0	10	1	4	0	0	0	0	0	0	0	0	0	0	0	0	0	0	53	61.9
1700	**17**	**0**	**14**	**2**	**1**	**0**	**0**	**0**	**0**	**0**	**0**	**0**	**0**	**0**	**0**	**0**	**0**	**0**	**0**	**57.5**	**65.2**
1800	15	0	14	1	0	0	0	0	0	0	0	0	0	0	0	0	0	0	0	48.3	66.2
1900	10	0	9	0	1	0	0	0	0	0	0	0	0	0	0	0	0	0	0	53.4	-
2000	7	0	5	1	0	0	0	1	0	0	0	0	0	0	0	0	0	0	0	46.5	-
2100	6	0	4	1	0	0	0	0	1	0	0	0	0	0	0	0	0	0	0	46	-
2200	4	0	2	0	0	2	0	0	0	0	0	0	0	0	0	0	0	0	0	50	-
2300	1	0	1	0	0	0	0	0	0	0	0	0	0	0	0	0	0	0	0	52.9	-
07-19	**162**	**1**	**141**	**6**	**10**	**1**	**0**	**0**	**1**	**2**	**0**	**0**	**0**	**0**	**0**	**0**	**0**	**0**	**0**	**53**	**66.2**
06-22	**188**	**1**	**162**	**8**	**11**	**1**	**0**	**1**	**2**	**2**	**0**	**0**	**0**	**0**	**0**	**0**	**0**	**0**	**0**	**52.6**	**65.5**
06-00	**193**	**1**	**165**	**8**	**11**	**3**	**0**	**1**	**2**	**2**	**0**	**0**	**0**	**0**	**0**	**0**	**0**	**0**	**0**	**52.5**	**65.5**
00-00	**194**	**1**	**165**	**8**	**12**	**3**	**0**	**1**	**2**	**2**	**0**	**0**	**0**	**0**	**0**	**0**	**0**	**0**	**0**	**52.6**	**65.5**

DRAFT

Site 34
Location Unnamed Road, Att - Gate, Lat 53.7334, Long -6.7488
Direction Two way

3279 / Meath/Cavan/Monaghan ATC's
October 2013
Automatic Traffic Count

Wed, 9 October 2013

Time	Total	Classification												>PSL	>PSL%	>SL1	>SL1%	>SL2	>SL2%	Mean	Vpp
		1 MCL	2 SV	3 SVT	4 TB2	5 TB3	6 T4	7 ART3	8 ART4	9 ART5	10 ART6	11 BD	12 DRT	80	80	85 +5kph	85 +5kph	90 +10kph	90 +10kph		85
0000	2	0	2	0	0	0	0	0	0	0	0	0	0	0	0	0	0	0	0	58.3	-
0100	1	0	1	0	0	0	0	0	0	0	0	0	0	0	0	0	0	0	0	78.5	-
0200	0	0	0	0	0	0	0	0	0	0	0	0	0	0	0	0	0	0	0	-	-
0300	0	0	0	0	0	0	0	0	0	0	0	0	0	0	0	0	0	0	0	-	-
0400	0	0	0	0	0	0	0	0	0	0	0	0	0	0	0	0	0	0	0	-	-
0500	1	0	1	0	0	0	0	0	0	0	0	0	0	0	0	0	0	0	0	63.1	-
0600	3	0	2	0	1	0	0	0	0	0	0	0	0	0	0	0	0	0	0	41.7	-
0700	5	0	3	2	0	0	0	0	0	0	0	0	0	0	0	0	0	0	0	50.8	-
0800	**26**	**0**	**21**	**1**	**4**	**0**	**0**	**0**	**0**	**0**	**0**	**0**	**0**	**1**	**3.8**	**0**	**0**	**0**	**0**	**58.2**	**72.7**
0900	14	0	11	1	2	0	0	0	0	0	0	0	0	0	0	0	0	0	0	60.4	67.7
1000	14	1	7	3	1	0	1	0	0	1	0	0	0	0	0	0	0	0	0	47.4	61.9
1100	13	1	8	4	0	0	0	0	0	0	0	0	0	0	0	0	0	0	0	47.4	56.2
1200	16	0	11	5	0	0	0	0	0	0	0	0	0	0	0	0	0	0	0	53.1	66.6
1300	16	0	11	4	1	0	0	0	0	0	0	0	0	0	0	0	0	0	0	52.7	61.2
1400	**25**	**0**	**21**	**3**	**0**	**0**	**1**	**0**	**0**	**0**	**0**	**0**	**0**	**0**	**0**	**0**	**0**	**0**	**0**	**49**	**59.4**
1500	19	0	14	3	2	0	0	0	0	0	0	0	0	0	0	0	0	0	0	55.6	63.7
1600	15	0	10	2	1	0	0	0	0	2	0	0	0	0	0	0	0	0	0	50.9	61.9
1700	22	0	18	1	2	0	0	0	0	1	0	0	0	0	0	0	0	0	0	52.8	60.5
1800	18	0	13	2	3	0	0	0	0	0	0	0	0	2	11.1	2	11.1	1	5.6	54.2	60.8
1900	10	0	9	0	1	0	0	0	0	0	0	0	0	0	0	0	0	0	0	50.9	-
2000	6	0	5	0	0	0	0	0	0	1	0	0	0	0	0	0	0	0	0	55.5	-
2100	6	0	6	0	0	0	0	0	0	0	0	0	0	0	0	0	0	0	0	57.9	-
2200	5	0	5	0	0	0	0	0	0	0	0	0	0	0	0	0	0	0	0	47	-
2300	3	0	3	0	0	0	0	0	0	0	0	0	0	0	0	0	0	0	0	53.4	-
07-19	**203**	**2**	**148**	**31**	**16**	**0**	**2**	**0**	**0**	**4**	**0**	**0**	**0**	**3**	**1.5**	**2**	**1**	**1**	**0.5**	**53**	**64.8**
06-22	**228**	**2**	**170**	**31**	**18**	**0**	**2**	**0**	**0**	**5**	**0**	**0**	**0**	**3**	**1.3**	**2**	**0.9**	**1**	**0.4**	**53**	**65.2**
06-00	**236**	**2**	**178**	**31**	**18**	**0**	**2**	**0**	**0**	**5**	**0**	**0**	**0**	**3**	**1.3**	**2**	**0.8**	**1**	**0.4**	**52.9**	**64.8**
00-00	**240**	**2**	**182**	**31**	**18**	**0**	**2**	**0**	**0**	**5**	**0**	**0**	**0**	**3**	**1.3**	**2**	**0.8**	**1**	**0.4**	**53.1**	**64.8**

DRAFT

Site 34
Location Unnamed Road, Att - Gate, Lat 53.7334, Long -6.7488
Direction Two way

3279 / Meath/Cavan/Monaghan ATC's
October 2013
Automatic Traffic Count

Thu, 10 October 2013

Time	Total	Classification												>PSL	>PSL%	>SL1	>SL1%	>SL2	>SL2%	Mean	Vpp
		1 MCL	2 SV	3 SVT	4 TB2	5 TB3	6 T4	7 ART3	8 ART4	9 ART5	10 ART6	11 BD	12 DRT	80	80	85 +5kph	85 +5kph	90 +10kph	90 +10kph		85
0000	1	0	1	0	0	0	0	0	0	0	0	0	0	1	100	1	100	0	0	87.5	-
0100	1	0	1	0	0	0	0	0	0	0	0	0	0	0	0	0	0	0	0	42.9	-
0200	0	0	0	0	0	0	0	0	0	0	0	0	0	0	0	0	0	0	0	-	-
0300	0	0	0	0	0	0	0	0	0	0	0	0	0	0	0	0	0	0	0	-	-
0400	0	0	0	0	0	0	0	0	0	0	0	0	0	0	0	0	0	0	0	-	-
0500	1	0	0	0	1	0	0	0	0	0	0	0	0	0	0	0	0	0	0	65.4	-
0600	2	0	2	0	0	0	0	0	0	0	0	0	0	0	0	0	0	0	0	45.1	-
0700	2	0	2	0	0	0	0	0	0	0	0	0	0	0	0	0	0	0	0	64.8	-
0800	**27**	**0**	**25**	**0**	**2**	**0**	**0**	**0**	**0**	**0**	**0**	**0**	**0**	**0**	**0**	**0**	**0**	**0**	**0**	**60.5**	**68.4**
0900	13	0	13	0	0	0	0	0	0	0	0	0	0	0	0	0	0	0	0	64.4	74.2
1000	8	0	8	0	0	0	0	0	0	0	0	0	0	0	0	0	0	0	0	54.6	-
1100	16	0	13	1	2	0	0	0	0	0	0	0	0	0	0	0	0	0	0	54.6	63.4
1200	14	0	12	1	1	0	0	0	0	0	0	0	0	0	0	0	0	0	0	60.4	69.5
1300	13	0	11	0	2	0	0	0	0	0	0	0	0	0	0	0	0	0	0	57.6	72
1400	15	0	13	1	1	0	0	0	0	0	0	0	0	0	0	0	0	0	0	51.4	64.1
1500	19	0	16	0	3	0	0	0	0	0	0	0	0	2	10.5	1	5.3	1	5.3	57.9	73.1
1600	9	0	8	0	1	0	0	0	0	0	0	0	0	0	0	0	0	0	0	54	-
1700	**20**	**1**	**17**	**0**	**2**	**0**	**0**	**0**	**0**	**0**	**0**	**0**	**0**	**1**	**5**	**0**	**0**	**0**	**0**	**59.8**	**73.1**
1800	17	0	13	2	1	0	0	0	1	0	0	0	0	0	0	0	0	0	0	53.3	58.7
1900	5	0	4	0	0	0	0	0	0	1	0	0	0	0	0	0	0	0	0	50.2	-
2000	5	0	3	0	1	0	0	0	0	1	0	0	0	0	0	0	0	0	0	45.6	-
2100	5	0	5	0	0	0	0	0	0	0	0	0	0	0	0	0	0	0	0	57.8	-
2200	3	0	3	0	0	0	0	0	0	0	0	0	0	0	0	0	0	0	0	60.1	-
2300	1	0	1	0	0	0	0	0	0	0	0	0	0	0	0	0	0	0	0	52.1	-
07-19	**173**	**1**	**151**	**5**	**15**	**0**	**0**	**0**	**1**	**0**	**0**	**0**	**0**	**3**	**1.7**	**1**	**0.6**	**1**	**0.6**	**57.6**	**69.5**
06-22	**190**	**1**	**165**	**5**	**16**	**0**	**0**	**0**	**1**	**2**	**0**	**0**	**0**	**3**	**1.6**	**1**	**0.5**	**1**	**0.5**	**57**	**69.5**
06-00	**194**	**1**	**169**	**5**	**16**	**0**	**0**	**0**	**1**	**2**	**0**	**0**	**0**	**3**	**1.5**	**1**	**0.5**	**1**	**0.5**	**57**	**69.5**
00-00	**197**	**1**	**171**	**5**	**17**	**0**	**0**	**0**	**1**	**2**	**0**	**0**	**0**	**4**	**2**	**2**	**1**	**1**	**0.5**	**57.1**	**69.5**

DRAFT

Site 34
Location Unnamed Road, Att - Gate, Lat 53.7334, Long -6.7488
Direction Two way

3279 / Meath/Cavan/Monaghan ATC's
October 2013
Automatic Traffic Count

Fri, 11 October 2013

Time	Total	Classification												>PSL	>PSL%	>SL1	>SL1%	>SL2	>SL2%	Mean	Vpp
		1 MCL	2 SV	3 SVT	4 TB2	5 TB3	6 T4	7 ART3	8 ART4	9 ART5	10 ART6	11 BD	12 DRT	80	80	85 +5kph	85 +5kph	90 +10kph	90 +10kph		85
0000	0	0	0	0	0	0	0	0	0	0	0	0	0	0	0	0	0	0	0	-	-
0100	0	0	0	0	0	0	0	0	0	0	0	0	0	0	0	0	0	0	0	-	-
0200	0	0	0	0	0	0	0	0	0	0	0	0	0	0	0	0	0	0	0	-	-
0300	0	0	0	0	0	0	0	0	0	0	0	0	0	0	0	0	0	0	0	-	-
0400	0	0	0	0	0	0	0	0	0	0	0	0	0	0	0	0	0	0	0	-	-
0500	1	0	1	0	0	0	0	0	0	0	0	0	0	0	0	0	0	0	0	59.2	-
0600	3	0	2	0	1	0	0	0	0	0	0	0	0	0	0	0	0	0	0	55.7	-
0700	2	0	2	0	0	0	0	0	0	0	0	0	0	0	0	0	0	0	0	52.6	-
0800	**22**	**0**	**20**	**0**	**2**	**0**	**0**	**0**	**0**	**0**	**0**	**0**	**0**	**1**	**4.5**	**0**	**0**	**0**	**0**	**61**	**73.1**
0900	15	0	11	0	4	0	0	0	0	0	0	0	0	0	0	0	0	0	0	60.3	74.2
1000	8	0	5	1	2	0	0	0	0	0	0	0	0	0	0	0	0	0	0	54.5	-
1100	19	0	13	0	5	0	1	0	0	0	0	0	0	0	0	0	0	0	0	61.3	72
1200	12	0	9	0	3	0	0	0	0	0	0	0	0	0	0	0	0	0	0	58.8	64.1
1300	15	0	13	0	2	0	0	0	0	0	0	0	0	0	0	0	0	0	0	55	71.3
1400	17	1	13	1	1	0	0	0	1	0	0	0	0	0	0	0	0	0	0	46.5	59
1500	**19**	**0**	**16**	**0**	**1**	**0**	**1**	**0**	**1**	**0**	**0**	**0**	**0**	**0**	**0**	**0**	**0**	**0**	**0**	**56.7**	**67.7**
1600	15	0	12	0	3	0	0	0	0	0	0	0	0	0	0	0	0	0	0	58.4	68.4
1700	18	0	16	0	2	0	0	0	0	0	0	0	0	0	0	0	0	0	0	56	63.4
1800	16	0	15	1	0	0	0	0	0	0	0	0	0	1	6.3	0	0	0	0	56.1	65.2
1900	12	0	11	0	0	0	0	0	0	1	0	0	0	0	0	0	0	0	0	54.3	61.6
2000	4	0	3	1	0	0	0	0	0	0	0	0	0	0	0	0	0	0	0	48.8	-
2100	6	0	4	0	1	1	0	0	0	0	0	0	0	0	0	0	0	0	0	49.6	-
2200	2	0	2	0	0	0	0	0	0	0	0	0	0	0	0	0	0	0	0	46.3	-
2300	0	0	0	0	0	0	0	0	0	0	0	0	0	0	0	0	0	0	0	-	-
07-19	**178**	**1**	**145**	**3**	**25**	**0**	**2**	**0**	**2**	**0**	**0**	**0**	**0**	**2**	**1.1**	**0**	**0**	**0**	**0**	**56.9**	**68.4**
06-22	**203**	**1**	**165**	**4**	**27**	**1**	**2**	**0**	**2**	**1**	**0**	**0**	**0**	**2**	**1**	**0**	**0**	**0**	**0**	**56.4**	**67.7**
06-00	**205**	**1**	**167**	**4**	**27**	**1**	**2**	**0**	**2**	**1**	**0**	**0**	**0**	**2**	**1**	**0**	**0**	**0**	**0**	**56.3**	**67.3**
00-00	**206**	**1**	**168**	**4**	**27**	**1**	**2**	**0**	**2**	**1**	**0**	**0**	**0**	**2**	**1**	**0**	**0**	**0**	**0**	**56.3**	**67.3**

DRAFT

Site 34
Location Unnamed Road, Att - Gate, Lat 53.7334, Long -6.7488
Direction Two way

3279 / Meath/Cavan/Monaghan ATC's
October 2013
Automatic Traffic Count

Sat, 12 October 2013

Time	Total	Classification												>PSL	>PSL%	>SL1	>SL1%	>SL2	>SL2%	Mean	Vpp
		1 MCL	2 SV	3 SVT	4 TB2	5 TB3	6 T4	7 ART3	8 ART4	9 ART5	10 ART6	11 BD	12 DRT	80	80	85 +5kph	85 +5kph	90 +10kph	90 +10kph		85
0000	1	0	1	0	0	0	0	0	0	0	0	0	0	0	0	0	0	0	0	48.1	-
0100	0	0	0	0	0	0	0	0	0	0	0	0	0	0	0	0	0	0	0	-	-
0200	0	0	0	0	0	0	0	0	0	0	0	0	0	0	0	0	0	0	0	-	-
0300	0	0	0	0	0	0	0	0	0	0	0	0	0	0	0	0	0	0	0	-	-
0400	0	0	0	0	0	0	0	0	0	0	0	0	0	0	0	0	0	0	0	-	-
0500	0	0	0	0	0	0	0	0	0	0	0	0	0	0	0	0	0	0	0	-	-
0600	2	0	1	1	0	0	0	0	0	0	0	0	0	0	0	0	0	0	0	45.4	-
0700	1	0	1	0	0	0	0	0	0	0	0	0	0	0	0	0	0	0	0	66.6	-
0800	5	1	3	0	1	0	0	0	0	0	0	0	0	0	0	0	0	0	0	52.5	-
0900	8	0	7	1	0	0	0	0	0	0	0	0	0	1	12.5	1	12.5	0	0	57.5	-
1000	12	0	11	1	0	0	0	0	0	0	0	0	0	0	0	0	0	0	0	46.9	50
1100	**22**	**1**	**17**	**2**	**1**	**0**	**0**	**0**	**0**	**1**	**0**	**0**	**0**	**0**	**0**	**0**	**0**	**0**	**0**	**43.5**	**58.3**
1200	18	0	16	1	1	0	0	0	0	0	0	0	0	1	5.6	0	0	0	0	55.2	69.1
1300	13	0	11	0	1	1	0	0	0	0	0	0	0	0	0	0	0	0	0	55.7	64.8
1400	**19**	**0**	**17**	**1**	**1**	**0**	**0**	**0**	**0**	**0**	**0**	**0**	**0**	**0**	**0**	**0**	**0**	**0**	**0**	**49.7**	**62.6**
1500	12	0	10	0	2	0	0	0	0	0	0	0	0	0	0	0	0	0	0	55.2	65.9
1600	**19**	**0**	**16**	**1**	**2**	**0**	**0**	**0**	**0**	**0**	**0**	**0**	**0**	**0**	**0**	**0**	**0**	**0**	**0**	**45.5**	**58.3**
1700	12	0	10	0	0	0	0	0	1	1	0	0	0	0	0	0	0	0	0	53.7	58.7
1800	15	0	9	2	4	0	0	0	0	0	0	0	0	0	0	0	0	0	0	48.3	62.6
1900	12	1	10	0	1	0	0	0	0	0	0	0	0	0	0	0	0	0	0	53.2	66.6
2000	4	0	3	0	0	0	0	0	0	1	0	0	0	0	0	0	0	0	0	51.9	-
2100	6	0	5	0	1	0	0	0	0	0	0	0	0	0	0	0	0	0	0	57.3	-
2200	6	0	6	0	0	0	0	0	0	0	0	0	0	0	0	0	0	0	0	54.8	-
2300	2	0	2	0	0	0	0	0	0	0	0	0	0	0	0	0	0	0	0	56.7	-
07-19	**156**	**2**	**128**	**9**	**13**	**1**	**0**	**0**	**1**	**2**	**0**	**0**	**0**	**2**	**1.3**	**1**	**0.6**	**0**	**0**	**50.4**	**64.8**
06-22	**180**	**3**	**147**	**10**	**15**	**1**	**0**	**0**	**1**	**3**	**0**	**0**	**0**	**2**	**1.1**	**1**	**0.6**	**0**	**0**	**50.8**	**65.2**
06-00	**188**	**3**	**155**	**10**	**15**	**1**	**0**	**0**	**1**	**3**	**0**	**0**	**0**	**2**	**1.1**	**1**	**0.5**	**0**	**0**	**51**	**65.2**
00-00	**189**	**3**	**156**	**10**	**15**	**1**	**0**	**0**	**1**	**3**	**0**	**0**	**0**	**2**	**1.1**	**1**	**0.5**	**0**	**0**	**51**	**65.2**

DRAFT

Site 34
Location Unnamed Road, Att - Gate, Lat 53.7334, Long -6.7488
Direction Two way

3279 / Meath/Cavan/Monaghan ATC's
October 2013
Automatic Traffic Count

Sun, 13 October 2013

Time	Total	Classification												>PSL	>PSL%	>SL1	>SL1%	>SL2	>SL2%	Mean	Vpp
		1 MCL	2 SV	3 SVT	4 TB2	5 TB3	6 T4	7 ART3	8 ART4	9 ART5	10 ART6	11 BD	12 DRT	80	80	85 +5kph	85 +5kph	90 +10kph	90 +10kph		85
0000	0	0	0	0	0	0	0	0	0	0	0	0	0	0	0	0	0	0	0	-	-
0100	1	0	1	0	0	0	0	0	0	0	0	0	0	0	0	0	0	0	0	47.4	-
0200	1	0	1	0	0	0	0	0	0	0	0	0	0	0	0	0	0	0	0	48.9	-
0300	0	0	0	0	0	0	0	0	0	0	0	0	0	0	0	0	0	0	0	-	-
0400	0	0	0	0	0	0	0	0	0	0	0	0	0	0	0	0	0	0	0	-	-
0500	0	0	0	0	0	0	0	0	0	0	0	0	0	0	0	0	0	0	0	-	-
0600	0	0	0	0	0	0	0	0	0	0	0	0	0	0	0	0	0	0	0	-	-
0700	1	0	1	0	0	0	0	0	0	0	0	0	0	0	0	0	0	0	0	70	-
0800	0	0	0	0	0	0	0	0	0	0	0	0	0	0	0	0	0	0	0	-	-
0900	18	0	18	0	0	0	0	0	0	0	0	0	0	0	0	0	0	0	0	48.7	58.3
1000	**19**	**1**	**17**	**0**	**1**	**0**	**0**	**0**	**0**	**0**	**0**	**0**	**0**	**1**	**5.3**	**1**	**5.3**	**0**	**0**	**57.4**	**73.1**
1100	9	0	9	0	0	0	0	0	0	0	0	0	0	0	0	0	0	0	0	52.3	-
1200	6	0	5	0	1	0	0	0	0	0	0	0	0	0	0	0	0	0	0	39.6	-
1300	10	1	9	0	0	0	0	0	0	0	0	0	0	0	0	0	0	0	0	46.5	-
1400	5	0	5	0	0	0	0	0	0	0	0	0	0	0	0	0	0	0	0	57.6	-
1500	11	0	9	0	2	0	0	0	0	0	0	0	0	1	9.1	1	9.1	0	0	55.8	62.3
1600	9	1	8	0	0	0	0	0	0	0	0	0	0	0	0	0	0	0	0	51.1	-
1700	13	0	13	0	0	0	0	0	0	0	0	0	0	0	0	0	0	0	0	58	64.8
1800	7	0	7	0	0	0	0	0	0	0	0	0	0	0	0	0	0	0	0	56.7	-
1900	**15**	**0**	**14**	**0**	**1**	**0**	**0**	**0**	**0**	**0**	**0**	**0**	**0**	**0**	**0**	**0**	**0**	**0**	**0**	**59.3**	**69.5**
2000	10	0	10	0	0	0	0	0	0	0	0	0	0	0	0	0	0	0	0	52.9	-
2100	2	0	2	0	0	0	0	0	0	0	0	0	0	0	0	0	0	0	0	57.2	-
2200	2	0	2	0	0	0	0	0	0	0	0	0	0	0	0	0	0	0	0	46.3	-
2300	0	0	0	0	0	0	0	0	0	0	0	0	0	0	0	0	0	0	0	-	-
07-19	**108**	**3**	**101**	**0**	**4**	**0**	**0**	**0**	**0**	**0**	**0**	**0**	**0**	**2**	**1.9**	**2**	**1.9**	**0**	**0**	**53**	**68**
06-22	**135**	**3**	**127**	**0**	**5**	**0**	**0**	**0**	**0**	**0**	**0**	**0**	**0**	**2**	**1.5**	**2**	**1.5**	**0**	**0**	**53.7**	**68.4**
06-00	**137**	**3**	**129**	**0**	**5**	**0**	**0**	**0**	**0**	**0**	**0**	**0**	**0**	**2**	**1.5**	**2**	**1.5**	**0**	**0**	**53.6**	**68**
00-00	**139**	**3**	**131**	**0**	**5**	**0**	**0**	**0**	**0**	**0**	**0**	**0**	**0**	**2**	**1.4**	**2**	**1.4**	**0**	**0**	**53.6**	**68**

DRAFT

Site 34
Location Unnamed Road, Att - Gate, Lat 53.7334, Long -6.7488
Direction Two way

3279 / Meath/Cavan/Monaghan ATC's
October 2013
Automatic Traffic Count

Mon, 14 October 2013

Time	Total	Classification												>PSL	>PSL%	>SL1	>SL1%	>SL2	>SL2%	Mean	Vpp
		1 MCL	2 SV	3 SVT	4 TB2	5 TB3	6 T4	7 ART3	8 ART4	9 ART5	10 ART6	11 BD	12 DRT	80	80	85 +5kph	85 +5kph	90 +10kph	90 +10kph		85
0000	0	0	0	0	0	0	0	0	0	0	0	0	0	0	0	0	0	0	0	-	-
0100	0	0	0	0	0	0	0	0	0	0	0	0	0	0	0	0	0	0	0	-	-
0200	1	0	1	0	0	0	0	0	0	0	0	0	0	1	100	0	0	0	0	80.9	-
0300	0	0	0	0	0	0	0	0	0	0	0	0	0	0	0	0	0	0	0	-	-
0400	0	0	0	0	0	0	0	0	0	0	0	0	0	0	0	0	0	0	0	-	-
0500	0	0	0	0	0	0	0	0	0	0	0	0	0	0	0	0	0	0	0	-	-
0600	3	0	1	1	1	0	0	0	0	0	0	0	0	0	0	0	0	0	0	46.7	-
0700	5	0	4	0	1	0	0	0	0	0	0	0	0	1	20	0	0	0	0	62.3	-
0800	**23**	**0**	**20**	**0**	**3**	**0**	**0**	**0**	**0**	**0**	**0**	**0**	**0**	**1**	**4.3**	**0**	**0**	**0**	**0**	**60.9**	**72.7**
0900	16	0	16	0	0	0	0	0	0	0	0	0	0	1	6.3	0	0	0	0	62.5	74.2
1000	12	0	9	2	1	0	0	0	0	0	0	0	0	0	0	0	0	0	0	51.2	63.7
1100	9	0	4	2	2	0	0	0	1	0	0	0	0	0	0	0	0	0	0	53.2	-
1200	18	0	12	1	5	0	0	0	0	0	0	0	0	2	11.1	0	0	0	0	56	69.8
1300	17	0	12	2	3	0	0	0	0	0	0	0	0	0	0	0	0	0	0	55.6	66.6
1400	12	0	7	1	3	0	0	1	0	0	0	0	0	0	0	0	0	0	0	56.3	64.8
1500	**20**	**0**	**14**	**3**	**3**	**0**	**0**	**0**	**0**	**0**	**0**	**0**	**0**	**0**	**0**	**0**	**0**	**0**	**0**	**52.9**	**64.4**
1600	18	0	16	0	2	0	0	0	0	0	0	0	0	0	0	0	0	0	0	57	66.6
1700	17	0	16	0	1	0	0	0	0	0	0	0	0	0	0	0	0	0	0	49	56.9
1800	12	0	12	0	0	0	0	0	0	0	0	0	0	0	0	0	0	0	0	58	69.8
1900	9	0	9	0	0	0	0	0	0	0	0	0	0	0	0	0	0	0	0	56.3	-
2000	6	0	6	0	0	0	0	0	0	0	0	0	0	0	0	0	0	0	0	51.9	-
2100	2	0	0	1	0	1	0	0	0	0	0	0	0	0	0	0	0	0	0	27.4	-
2200	3	0	2	0	0	1	0	0	0	0	0	0	0	1	33.3	0	0	0	0	54.1	-
2300	1	0	1	0	0	0	0	0	0	0	0	0	0	0	0	0	0	0	0	78.6	-
07-19	**179**	**0**	**142**	**11**	**24**	**0**	**0**	**1**	**1**	**0**	**0**	**0**	**0**	**5**	**2.8**	**0**	**0**	**0**	**0**	**56.1**	**69.8**
06-22	**199**	**0**	**158**	**13**	**25**	**1**	**0**	**1**	**1**	**0**	**0**	**0**	**0**	**5**	**2.5**	**0**	**0**	**0**	**0**	**55.6**	**68**
06-00	**203**	**0**	**161**	**13**	**25**	**2**	**0**	**1**	**1**	**0**	**0**	**0**	**0**	**6**	**3**	**0**	**0**	**0**	**0**	**55.7**	**69.1**
00-00	**204**	**0**	**162**	**13**	**25**	**2**	**0**	**1**	**1**	**0**	**0**	**0**	**0**	**7**	**3.4**	**0**	**0**	**0**	**0**	**55.8**	**69.1**

DRAFT

Site 34
Location Unnamed Road, Att - Gate, Lat 53.7334, Long -6.7488
Direction Two way

3279 / Meath/Cavan/Monaghan ATC's
October 2013
Automatic Traffic Count

Virtual Day (7)

Time	Total	Classification												>PSL	>PSL%	>SL1	>SL1%	>SL2	>SL2%	Mean	Vpp
		1 MCL	2 SV	3 SVT	4 TB2	5 TB3	6 T4	7 ART3	8 ART4	9 ART5	10 ART6	11 BD	12 DRT	80	80	85 +5kph	85 +5kph	90 +10kph	90 +10kph		85
0000	1	0	1	0	0	0	0	0	0	0	0	0	0	0	25	0	25	0	0	63	-
0100	0	0	0	0	0	0	0	0	0	0	0	0	0	0	0	0	0	0	0	56.3	-
0200	0	0	0	0	0	0	0	0	0	0	0	0	0	0	50	0	0	0	0	64.9	-
0300	0	0	0	0	0	0	0	0	0	0	0	0	0	0	0	0	0	0	0	-	-
0400	0	0	0	0	0	0	0	0	0	0	0	0	0	0	0	0	0	0	0	-	-
0500	1	0	0	0	0	0	0	0	0	0	0	0	0	0	0	0	0	0	0	61.5	-
0600	2	0	2	0	0	0	0	0	0	0	0	0	0	0	0	0	0	0	0	48	-
0700	3	0	3	0	0	0	0	0	0	0	0	0	0	0	4.5	0	0	0	0	57.7	-
0800	**19**	**0**	**17**	**0**	**2**	**0**	**0**	**0**	**0**	**0**	**0**	**0**	**0**	**0**	**2.3**	**0**	**0**	**0**	**0**	**59.6**	**70.2**
0900	14	0	12	0	1	0	0	0	0	0	0	0	0	0	2.1	0	1	0	0	58.3	70.2
1000	12	0	10	1	1	0	0	0	0	0	0	0	0	0	1.2	0	1.2	0	0	51.9	67.3
1100	14	0	10	1	1	0	0	0	0	0	0	0	0	0	0	0	0	0	0	51.3	63.7
1200	14	0	11	1	2	0	0	0	0	0	0	0	0	0	3.1	0	0	0	0	55.1	69.1
1300	13	0	10	1	1	0	0	0	0	0	0	0	0	0	0	0	0	0	0	53	66.6
1400	15	0	12	1	1	0	0	0	0	0	0	0	0	0	0	0	0	0	0	50.4	64.8
1500	**17**	**0**	**13**	**1**	**2**	**0**	**0**	**0**	**0**	**0**	**0**	**0**	**0**	**0**	**2.6**	**0**	**1.7**	**0**	**0.9**	**55.1**	**67.3**
1600	14	0	11	1	2	0	0	0	0	0	0	0	0	0	0	0	0	0	0	52.7	66.2
1700	**17**	**0**	**15**	**0**	**1**	**0**	**0**	**0**	**0**	**0**	**0**	**0**	**0**	**0**	**0.8**	**0**	**0**	**0**	**0**	**55.2**	**64.1**
1800	14	0	12	1	1	0	0	0	0	0	0	0	0	0	3	0	2	0	1	53.2	66.2
1900	10	0	9	0	1	0	0	0	0	0	0	0	0	0	0	0	0	0	0	54.5	64.4
2000	6	0	5	0	0	0	0	0	0	0	0	0	0	0	0	0	0	0	0	50.7	-
2100	5	0	4	0	0	0	0	0	0	0	0	0	0	0	0	0	0	0	0	52.2	-
2200	4	0	3	0	0	0	0	0	0	0	0	0	0	0	4	0	0	0	0	51.7	-
2300	1	0	1	0	0	0	0	0	0	0	0	0	0	0	0	0	0	0	0	57.2	-
07-19	**166**	**1**	**137**	**9**	**15**	**0**	**1**	**0**	**1**	**1**	**0**	**0**	**0**	**2**	**1.5**	**1**	**0.5**	**0**	**0.2**	**54.4**	**67.3**
06-22	**189**	**2**	**156**	**10**	**17**	**1**	**1**	**0**	**1**	**2**	**0**	**0**	**0**	**2**	**1.3**	**1**	**0.5**	**0**	**0.2**	**54.2**	**67.3**
06-00	**194**	**2**	**161**	**10**	**17**	**1**	**1**	**0**	**1**	**2**	**0**	**0**	**0**	**3**	**1.3**	**1**	**0.4**	**0**	**0.1**	**54.2**	**67.3**
00-00	**196**	**2**	**162**	**10**	**17**	**1**	**1**	**0**	**1**	**2**	**0**	**0**	**0**	**3**	**1.5**	**1**	**0.5**	**0**	**0.1**	**54.2**	**67.3**

DRAFT

Site 34
Location Unnamed Road, Att - Gate, Lat 53.7334, Long -6.7488
Direction Two way

3279 / Meath/Cavan/Monaghan ATC's
October 2013
Automatic Traffic Count

Virtual Week (1)

Time	Total	Classification												>PSL	>PSL%	>SL1	>SL1%	>SL2	>SL2%	Mean	Vpp
		1 MCL	2 SV	3 SVT	4 TB2	5 TB3	6 T4	7 ART3	8 ART4	9 ART5	10 ART6	11 BD	12 DRT	80	80	85 +5kph	85 +5kph	90 +10kph	90 +10kph		85
Mon	204	0	162	13	25	2	0	1	1	0	0	0	0	7	3.4	0	0	0	0	55.8	69.1
Tue	194	1	165	8	12	3	0	1	2	2	0	0	0	0	0	0	0	0	0	52.6	65.5
Wed	240	2	182	31	18	0	2	0	0	5	0	0	0	3	1.3	2	0.8	1	0.4	53.1	64.8
Thu	197	1	171	5	17	0	0	0	1	2	0	0	0	4	2	2	1	1	0.5	57.1	69.5
Fri	206	1	168	4	27	1	2	0	2	1	0	0	0	2	1	0	0	0	0	56.3	67.3
| Sat	189	3	156	10	15	1	0	0	1	3	0	0	0	2	1.1	1	0.5	0	0	51	65.2
| Sun	139	3	131	0	5	0	0	0	0	0	0	0	0	2	1.4	2	1.4	0	0	53.6	68
5 Day Ave.	**208**	**1**	**170**	**12**	**20**	**1**	**1**	**0**	**1**	**2**	**0**	**0**	**0**	**3**	**1.4**	**1**	**0.5**	**0**	**0.0**	**55.0**	**67.2**
7 Day Ave.	**196**	**2**	**162**	**10**	**17**	**1**	**1**	**0**	**1**	**2**	**0**	**0**	**0**	**3**	**1.5**	**1**	**0.5**	**0**	**0.1**	**54.2**	**67.3**
--	**1369**	**11**	**1135**	**71**	**119**	**7**	**4**	**2**	**7**	**13**	**0**	**0**	**0**	**20**	**1.5**	**7**	**0.5**	**2**	**0.1**	**54.2**	**67.3**

Summary Graphs

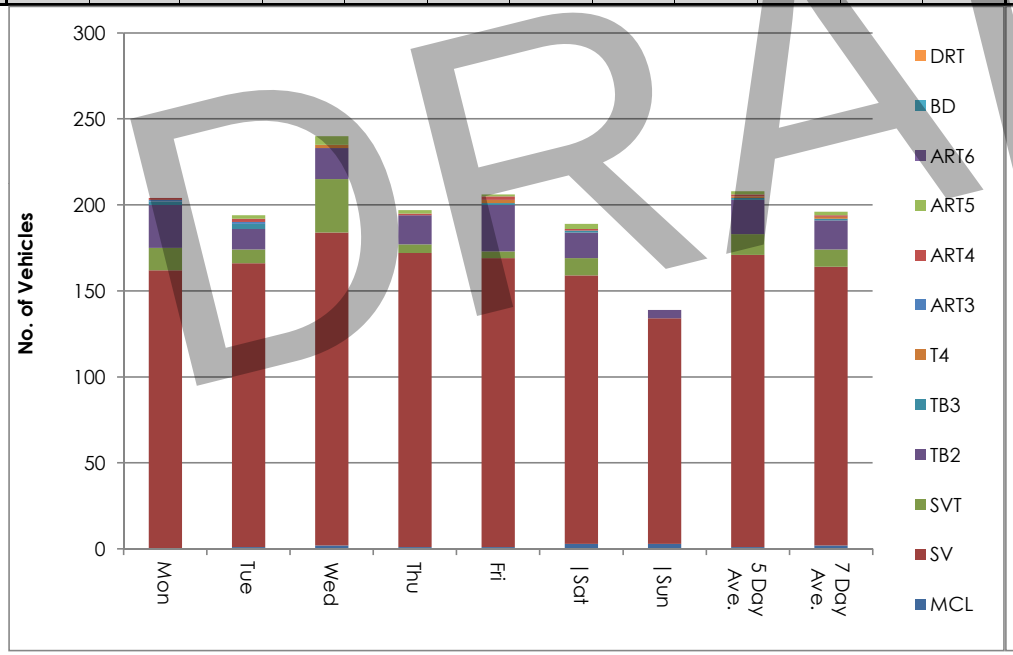

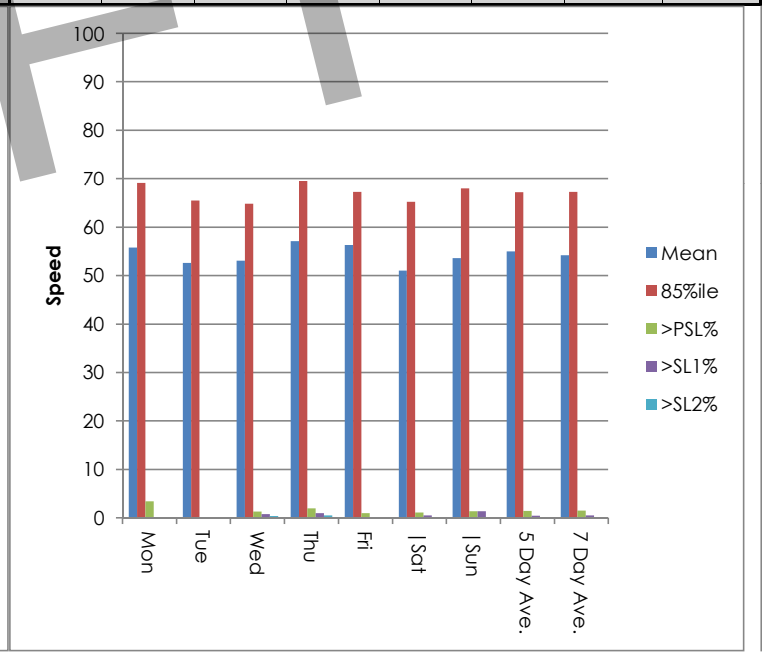

DRAFT

Site 34
Location Unnamed Road, Att - Gate, Lat 53.7334, Long -6.7488
Direction Two way

3279 / Meath/Cavan/Monaghan ATC's
October 2013
Automatic Traffic Count

Tue, 8 October 2013

Time	Total	Speed Bins (km/h)																											
		0 - 5	5 - 10	10 - 15	15 - 20	20 - 25	25 - 30	30 - 35	35 - 40	40 - 45	45 - 50	50 - 55	55 - 60	60 - 65	65 - 70	70 - 75	75 - 80	80 - 85	85 - 90	90 - 95	95 - 100	100 - 105	105 - 110	110 - 115	115 - 120	120 - 125	125 - 130	130 - 135	135 - 140
0000	0	0	0	0	0	0	0	0	0	0	0	0	0	0	0	0	0	0	0	0	0	0	0	0	0	0	0	0	0
0100	0	0	0	0	0	0	0	0	0	0	0	0	0	0	0	0	0	0	0	0	0	0	0	0	0	0	0	0	0
0200	0	0	0	0	0	0	0	0	0	0	0	0	0	0	0	0	0	0	0	0	0	0	0	0	0	0	0	0	0
0300	0	0	0	0	0	0	0	0	0	0	0	0	0	0	0	0	0	0	0	0	0	0	0	0	0	0	0	0	0
0400	0	0	0	0	0	0	0	0	0	0	0	0	0	0	0	0	0	0	0	0	0	0	0	0	0	0	0	0	0
0500	1	0	0	0	0	0	0	0	0	0	0	0	1	0	0	0	0	0	0	0	0	0	0	0	0	0	0	0	0
0600	3	0	0	0	0	0	0	1	0	0	0	0	1	0	1	0	0	0	0	0	0	0	0	0	0	0	0	0	0
0700	6	0	0	0	0	0	1	0	0	0	0	0	2	2	0	1	0	0	0	0	0	0	0	0	0	0	0	0	0
0800	**30**	**0**	**0**	**0**	**0**	**0**	**0**	**0**	**0**	**2**	**2**	**8**	**5**	**3**	**6**	**2**	**2**	**0**	**0**	**0**	**0**	**0**	**0**	**0**	**0**	**0**	**0**	**0**	**0**
0900	12	0	0	0	0	0	0	0	0	2	2	1	3	1	2	1	0	0	0	0	0	0	0	0	0	0	0	0	0
1000	10	0	0	0	0	0	0	0	1	3	1	1	3	1	0	0	0	0	0	0	0	0	0	0	0	0	0	0	0
1100	11	0	0	0	0	0	0	2	1	3	2	0	1	1	1	0	0	0	0	0	0	0	0	0	0	0	0	0	0
1200	12	0	0	0	0	0	1	1	0	1	2	2	0	1	2	1	1	0	0	0	0	0	0	0	0	0	0	0	0
1300	8	0	1	0	0	0	1	0	0	2	1	3	0	0	0	0	0	0	0	0	0	0	0	0	0	0	0	0	0
1400	10	0	0	0	0	0	1	1	2	0	1	1	1	0	2	1	0	0	0	0	0	0	0	0	0	0	0	0	0
1500	16	0	0	0	0	3	0	0	1	1	0	1	6	2	1	0	1	0	0	0	0	0	0	0	0	0	0	0	0
1600	15	0	0	0	0	0	0	0	2	2	0	6	1	2	2	0	0	0	0	0	0	0	0	0	0	0	0	0	0
1700	**17**	**0**	**0**	**0**	**0**	**0**	**0**	**0**	**1**	**2**	**1**	**2**	**4**	**3**	**1**	**3**	**0**	**0**	**0**	**0**	**0**	**0**	**0**	**0**	**0**	**0**	**0**	**0**	**0**
1800	15	0	1	0	0	1	1	1	0	1	2	1	3	0	3	1	0	0	0	0	0	0	0	0	0	0	0	0	0
1900	10	0	0	0	0	0	0	0	0	1	3	2	3	0	1	0	0	0	0	0	0	0	0	0	0	0	0	0	0
2000	7	0	0	0	0	0	1	0	2	0	1	1	1	1	0	0	0	0	0	0	0	0	0	0	0	0	0	0	0
2100	6	0	0	0	0	0	0	1	1	0	2	1	1	0	0	0	0	0	0	0	0	0	0	0	0	0	0	0	0
2200	4	0	0	0	0	0	1	0	0	1	0	0	1	0	0	1	0	0	0	0	0	0	0	0	0	0	0	0	0
2300	1	0	0	0	0	0	0	0	0	0	0	1	0	0	0	0	0	0	0	0	0	0	0	0	0	0	0	0	0
07-19	**162**	**0**	**2**	**0**	**0**	**4**	**5**	**5**	**8**	**19**	**14**	**26**	**29**	**16**	**20**	**10**	**4**	**0**	**0**	**0**	**0**	**0**	**0**	**0**	**0**	**0**	**0**	**0**	**0**
06-22	**188**	**0**	**2**	**0**	**0**	**4**	**6**	**7**	**11**	**20**	**20**	**30**	**35**	**17**	**22**	**10**	**4**	**0**	**0**	**0**	**0**	**0**	**0**	**0**	**0**	**0**	**0**	**0**	**0**
06-00	**193**	**0**	**2**	**0**	**0**	**4**	**7**	**7**	**11**	**21**	**20**	**31**	**36**	**17**	**22**	**11**	**4**	**0**	**0**	**0**	**0**	**0**	**0**	**0**	**0**	**0**	**0**	**0**	**0**
00-00	**194**	**0**	**2**	**0**	**0**	**4**	**7**	**7**	**11**	**21**	**20**	**31**	**37**	**17**	**22**	**11**	**4**	**0**	**0**	**0**	**0**	**0**	**0**	**0**	**0**	**0**	**0**	**0**	**0**

DRAFT

Site 34
Location Unnamed Road, Att - Gate, Lat 53.7334, Long -6.7488
Direction Two way

3279 / Meath/Cavan/Monaghan ATC's
October 2013
Automatic Traffic Count

Wed, 9 October 2013

Time	Total	Speed Bins (km/h)																											
		0 - 5	5 - 10	10 - 15	15 - 20	20 - 25	25 - 30	30 - 35	35 - 40	40 - 45	45 - 50	50 - 55	55 - 60	60 - 65	65 - 70	70 - 75	75 - 80	80 - 85	85 - 90	90 - 95	95 - 100	100 - 105	105 - 110	110 - 115	115 - 120	120 - 125	125 - 130	130 - 135	135 - 140
0000	2	0	0	0	0	0	0	0	0	0	0	1	0	0	1	0	0	0	0	0	0	0	0	0	0	0	0	0	0
0100	1	0	0	0	0	0	0	0	0	0	0	0	0	0	0	0	1	0	0	0	0	0	0	0	0	0	0	0	0
0200	0	0	0	0	0	0	0	0	0	0	0	0	0	0	0	0	0	0	0	0	0	0	0	0	0	0	0	0	0
0300	0	0	0	0	0	0	0	0	0	0	0	0	0	0	0	0	0	0	0	0	0	0	0	0	0	0	0	0	0
0400	0	0	0	0	0	0	0	0	0	0	0	0	0	0	0	0	0	0	0	0	0	0	0	0	0	0	0	0	0
0500	1	0	0	0	0	0	0	0	0	0	0	0	0	1	0	0	0	0	0	0	0	0	0	0	0	0	0	0	0
0600	3	0	0	0	0	0	0	1	1	0	0	0	1	0	0	0	0	0	0	0	0	0	0	0	0	0	0	0	0
0700	5	0	0	0	0	0	0	1	0	1	0	1	1	0	0	1	0	0	0	0	0	0	0	0	0	0	0	0	0
0800	**26**	**0**	**0**	**0**	**0**	**0**	**1**	**0**	**1**	**2**	**6**	**0**	**3**	**3**	**4**	**3**	**2**	**1**	**0**	**0**	**0**	**0**	**0**	**0**	**0**	**0**	**0**	**0**	**0**
0900	14	0	0	0	0	0	0	1	1	0	0	1	0	5	4	2	0	0	0	0	0	0	0	0	0	0	0	0	0
1000	14	0	0	0	1	0	0	0	1	6	1	1	0	2	2	0	0	0	0	0	0	0	0	0	0	0	0	0	0
1100	13	0	0	0	0	1	0	0	1	2	5	0	2	1	1	0	0	0	0	0	0	0	0	0	0	0	0	0	0
1200	16	0	0	0	0	0	0	0	1	5	1	1	5	0	2	0	1	0	0	0	0	0	0	0	0	0	0	0	0
1300	16	0	0	0	0	0	0	0	1	2	2	3	5	3	0	0	0	0	0	0	0	0	0	0	0	0	0	0	0
1400	**25**	**0**	**0**	**0**	**0**	**0**	**0**	**1**	**1**	**6**	**9**	**2**	**4**	**0**	**2**	**0**	**0**	**0**	**0**	**0**	**0**	**0**	**0**	**0**	**0**	**0**	**0**	**0**	**0**
1500	19	0	0	0	0	0	0	1	0	2	1	3	6	5	0	1	0	0	0	0	0	0	0	0	0	0	0	0	0
1600	15	0	0	0	0	0	1	0	0	5	2	1	3	1	1	1	0	0	0	0	0	0	0	0	0	0	0	0	0
1700	22	0	0	0	0	0	0	0	0	5	3	5	5	3	0	1	0	0	0	0	0	0	0	0	0	0	0	0	0
1800	18	0	0	0	0	0	1	0	1	3	3	4	2	1	1	0	0	0	1	0	0	1	0	0	0	0	0	0	0
1900	10	0	0	0	0	0	0	0	0	5	0	2	0	1	2	0	0	0	0	0	0	0	0	0	0	0	0	0	0
2000	6	0	0	0	0	0	0	0	1	0	0	0	3	2	0	0	0	0	0	0	0	0	0	0	0	0	0	0	0
2100	6	0	0	0	0	0	1	0	0	0	0	2	0	0	1	1	1	0	0	0	0	0	0	0	0	0	0	0	0
2200	5	0	0	0	0	0	0	0	0	2	2	0	1	0	0	0	0	0	0	0	0	0	0	0	0	0	0	0	0
2300	3	0	0	0	0	0	0	0	0	0	0	2	1	0	0	0	0	0	0	0	0	0	0	0	0	0	0	0	0
07-19	**203**	**0**	**0**	**0**	**1**	**1**	**3**	**4**	**8**	**39**	**33**	**22**	**36**	**24**	**17**	**9**	**3**	**1**	**1**	**0**	**0**	**1**	**0**	**0**	**0**	**0**	**0**	**0**	**0**
06-22	**228**	**0**	**0**	**0**	**1**	**1**	**4**	**5**	**10**	**44**	**33**	**26**	**40**	**27**	**20**	**10**	**4**	**1**	**1**	**0**	**0**	**1**	**0**	**0**	**0**	**0**	**0**	**0**	**0**
06-00	**236**	**0**	**0**	**0**	**1**	**1**	**4**	**5**	**10**	**46**	**35**	**28**	**42**	**27**	**20**	**10**	**4**	**1**	**1**	**0**	**0**	**1**	**0**	**0**	**0**	**0**	**0**	**0**	**0**
00-00	**240**	**0**	**0**	**0**	**1**	**1**	**4**	**5**	**10**	**46**	**35**	**29**	**42**	**28**	**21**	**10**	**5**	**1**	**1**	**0**	**0**	**1**	**0**	**0**	**0**	**0**	**0**	**0**	**0**

DRAFT

Site 34
Location Unnamed Road, Att - Gate, Lat 53.7334, Long -6.7488
Direction Two way

3279 / Meath/Cavan/Monaghan ATC's
October 2013
Automatic Traffic Count

Thu, 10 October 2013

Time	Total	Speed Bins (km/h)																											
		0 - 5	5 - 10	10 - 15	15 - 20	20 - 25	25 - 30	30 - 35	35 - 40	40 - 45	45 - 50	50 - 55	55 - 60	60 - 65	65 - 70	70 - 75	75 - 80	80 - 85	85 - 90	90 - 95	95 - 100	100 - 105	105 - 110	110 - 115	115 - 120	120 - 125	125 - 130	130 - 135	135 - 140
0000	1	0	0	0	0	0	0	0	0	0	0	0	0	0	0	0	0	0	1	0	0	0	0	0	0	0	0	0	0
0100	1	0	0	0	0	0	0	0	0	1	0	0	0	0	0	0	0	0	0	0	0	0	0	0	0	0	0	0	0
0200	0	0	0	0	0	0	0	0	0	0	0	0	0	0	0	0	0	0	0	0	0	0	0	0	0	0	0	0	0
0300	0	0	0	0	0	0	0	0	0	0	0	0	0	0	0	0	0	0	0	0	0	0	0	0	0	0	0	0	0
0400	0	0	0	0	0	0	0	0	0	0	0	0	0	0	0	0	0	0	0	0	0	0	0	0	0	0	0	0	0
0500	1	0	0	0	0	0	0	0	0	0	0	0	0	0	1	0	0	0	0	0	0	0	0	0	0	0	0	0	0
0600	2	0	0	0	0	0	0	1	0	0	0	0	1	0	0	0	0	0	0	0	0	0	0	0	0	0	0	0	0
0700	2	0	0	0	0	0	0	0	0	0	0	0	1	0	0	1	0	0	0	0	0	0	0	0	0	0	0	0	0
0800	**27**	**0**	**0**	**0**	**0**	**0**	**0**	**0**	**2**	**0**	**1**	**5**	**3**	**5**	**8**	**2**	**1**	**0**	**0**	**0**	**0**	**0**	**0**	**0**	**0**	**0**	**0**	**0**	**0**
0900	13	0	0	0	0	0	0	0	0	0	0	2	2	2	3	4	0	0	0	0	0	0	0	0	0	0	0	0	0
1000	8	0	0	0	0	0	0	0	0	1	3	1	1	0	1	1	0	0	0	0	0	0	0	0	0	0	0	0	0
1100	16	0	0	0	0	0	0	1	0	1	3	3	3	4	1	0	0	0	0	0	0	0	0	0	0	0	0	0	0
1200	14	0	0	0	0	0	0	0	0	0	0	6	1	3	3	1	0	0	0	0	0	0	0	0	0	0	0	0	0
1300	13	0	0	0	0	0	0	1	0	1	0	4	1	2	1	3	0	0	0	0	0	0	0	0	0	0	0	0	0
1400	15	0	0	0	0	0	1	1	1	2	1	2	3	2	1	1	0	0	0	0	0	0	0	0	0	0	0	0	0
1500	19	0	0	0	0	0	0	0	2	2	3	2	3	3	0	2	0	1	0	0	1	0	0	0	0	0	0	0	0
1600	9	0	0	0	0	0	0	0	1	2	1	1	1	1	1	0	1	0	0	0	0	0	0	0	0	0	0	0	0
1700	**20**	**0**	**0**	**0**	**0**	**0**	**0**	**0**	**0**	**0**	**3**	**6**	**4**	**1**	**2**	**2**	**1**	**1**	**0**	**0**	**0**	**0**	**0**	**0**	**0**	**0**	**0**	**0**	**0**
1800	17	0	0	0	0	0	1	0	1	1	3	3	5	1	1	1	0	0	0	0	0	0	0	0	0	0	0	0	0
1900	5	0	0	0	0	0	0	0	1	1	1	0	1	1	0	0	0	0	0	0	0	0	0	0	0	0	0	0	0
2000	5	0	0	0	0	0	0	1	0	1	1	2	0	0	0	0	0	0	0	0	0	0	0	0	0	0	0	0	0
2100	5	0	0	0	0	0	0	0	1	0	0	0	1	1	2	0	0	0	0	0	0	0	0	0	0	0	0	0	0
2200	3	0	0	0	0	0	0	0	0	0	1	0	1	0	0	0	1	0	0	0	0	0	0	0	0	0	0	0	0
2300	1	0	0	0	0	0	0	0	0	0	0	1	0	0	0	0	0	0	0	0	0	0	0	0	0	0	0	0	0
07-19	**173**	**0**	**0**	**0**	**0**	**0**	**2**	**3**	**7**	**10**	**18**	**35**	**28**	**24**	**22**	**18**	**3**	**2**	**0**	**0**	**1**	**0**	**0**	**0**	**0**	**0**	**0**	**0**	**0**
06-22	**190**	**0**	**0**	**0**	**0**	**0**	**2**	**5**	**9**	**12**	**20**	**37**	**31**	**26**	**24**	**18**	**3**	**2**	**0**	**0**	**1**	**0**	**0**	**0**	**0**	**0**	**0**	**0**	**0**
06-00	**194**	**0**	**0**	**0**	**0**	**0**	**2**	**5**	**9**	**12**	**21**	**38**	**32**	**26**	**24**	**18**	**4**	**2**	**0**	**0**	**1**	**0**	**0**	**0**	**0**	**0**	**0**	**0**	**0**
00-00	**197**	**0**	**0**	**0**	**0**	**0**	**2**	**5**	**9**	**13**	**21**	**38**	**32**	**26**	**25**	**18**	**4**	**2**	**1**	**0**	**1**	**0**	**0**	**0**	**0**	**0**	**0**	**0**	**0**

DRAFT

Site 34
Location Unnamed Road, Att - Gate, Lat 53.7334, Long -6.7488
Direction Two way

3279 / Meath/Cavan/Monaghan ATC's
October 2013
Automatic Traffic Count

Fri, 11 October 2013

Time	Total	Speed Bins (km/h)																											
		0 - 5	5 - 10	10 - 15	15 - 20	20 - 25	25 - 30	30 - 35	35 - 40	40 - 45	45 - 50	50 - 55	55 - 60	60 - 65	65 - 70	70 - 75	75 - 80	80 - 85	85 - 90	90 - 95	95 - 100	100 - 105	105 - 110	110 - 115	115 - 120	120 - 125	125 - 130	130 - 135	135 - 140
0000	0	0	0	0	0	0	0	0	0	0	0	0	0	0	0	0	0	0	0	0	0	0	0	0	0	0	0	0	0
0100	0	0	0	0	0	0	0	0	0	0	0	0	0	0	0	0	0	0	0	0	0	0	0	0	0	0	0	0	0
0200	0	0	0	0	0	0	0	0	0	0	0	0	0	0	0	0	0	0	0	0	0	0	0	0	0	0	0	0	0
0300	0	0	0	0	0	0	0	0	0	0	0	0	0	0	0	0	0	0	0	0	0	0	0	0	0	0	0	0	0
0400	0	0	0	0	0	0	0	0	0	0	0	0	0	0	0	0	0	0	0	0	0	0	0	0	0	0	0	0	0
0500	1	0	0	0	0	0	0	0	0	0	0	0	1	0	0	0	0	0	0	0	0	0	0	0	0	0	0	0	0
0600	3	0	0	0	0	0	0	0	0	0	1	1	0	0	1	0	0	0	0	0	0	0	0	0	0	0	0	0	0
0700	2	0	0	0	0	0	0	0	0	1	0	0	0	1	0	0	0	0	0	0	0	0	0	0	0	0	0	0	0
0800	**22**	**0**	**0**	**0**	**0**	**1**	**0**	**0**	**0**	**1**	**1**	**3**	**3**	**5**	**4**	**1**	**2**	**1**	**0**	**0**	**0**	**0**	**0**	**0**	**0**	**0**	**0**	**0**	**0**
0900	15	0	0	0	0	0	0	0	0	0	3	3	3	1	1	2	2	0	0	0	0	0	0	0	0	0	0	0	0
1000	8	0	0	0	0	0	0	1	0	1	0	1	3	0	2	0	0	0	0	0	0	0	0	0	0	0	0	0	0
1100	19	0	0	0	0	0	1	0	0	1	1	1	3	5	2	3	2	0	0	0	0	0	0	0	0	0	0	0	0
1200	12	0	0	0	0	0	0	0	0	0	0	3	4	3	2	0	0	0	0	0	0	0	0	0	0	0	0	0	0
1300	15	0	0	0	0	0	0	1	2	1	3	1	1	0	3	3	0	0	0	0	0	0	0	0	0	0	0	0	0
1400	17	0	0	0	0	1	2	1	0	3	3	2	3	1	1	0	0	0	0	0	0	0	0	0	0	0	0	0	0
1500	**19**	**0**	**0**	**0**	**0**	**0**	**1**	**0**	**1**	**1**	**4**	**1**	**2**	**2**	**4**	**1**	**2**	**0**	**0**	**0**	**0**	**0**	**0**	**0**	**0**	**0**	**0**	**0**	**0**
1600	15	0	0	0	0	0	0	1	0	1	1	2	2	2	5	1	0	0	0	0	0	0	0	0	0	0	0	0	0
1700	18	0	0	0	0	0	0	0	2	1	1	4	2	6	1	1	0	0	0	0	0	0	0	0	0	0	0	0	0
1800	16	0	0	0	0	0	2	0	1	0	2	0	3	5	1	0	1	1	0	0	0	0	0	0	0	0	0	0	0
1900	12	0	0	0	0	0	0	1	0	0	2	2	3	4	0	0	0	0	0	0	0	0	0	0	0	0	0	0	0
2000	4	0	0	0	0	0	0	1	0	0	1	0	2	0	0	0	0	0	0	0	0	0	0	0	0	0	0	0	0
2100	6	0	0	0	0	0	1	0	0	1	0	2	1	1	0	0	0	0	0	0	0	0	0	0	0	0	0	0	0
2200	2	0	0	0	0	0	0	0	0	0	2	0	0	0	0	0	0	0	0	0	0	0	0	0	0	0	0	0	0
2300	0	0	0	0	0	0	0	0	0	0	0	0	0	0	0	0	0	0	0	0	0	0	0	0	0	0	0	0	0
07-19	**178**	**0**	**0**	**0**	**0**	**2**	**6**	**4**	**6**	**11**	**19**	**21**	**29**	**31**	**26**	**12**	**9**	**2**	**0**	**0**	**0**	**0**	**0**	**0**	**0**	**0**	**0**	**0**	**0**
06-22	**203**	**0**	**0**	**0**	**0**	**2**	**7**	**6**	**6**	**12**	**23**	**26**	**35**	**36**	**27**	**12**	**9**	**2**	**0**	**0**	**0**	**0**	**0**	**0**	**0**	**0**	**0**	**0**	**0**
06-00	**205**	**0**	**0**	**0**	**0**	**2**	**7**	**6**	**6**	**12**	**25**	**26**	**35**	**36**	**27**	**12**	**9**	**2**	**0**	**0**	**0**	**0**	**0**	**0**	**0**	**0**	**0**	**0**	**0**
00-00	**206**	**0**	**0**	**0**	**0**	**2**	**7**	**6**	**6**	**12**	**25**	**26**	**36**	**36**	**27**	**12**	**9**	**2**	**0**	**0**	**0**	**0**	**0**	**0**	**0**	**0**	**0**	**0**	**0**

DRAFT

Site 34
Location Unnamed Road, Att - Gate, Lat 53.7334, Long -6.7488
Direction Two way

3279 / Meath/Cavan/Monaghan ATC's
October 2013
Automatic Traffic Count

Sat, 12 October 2013

Time	Total	Speed Bins (km/h)																												
		0 - 5	5 - 10	10 - 15	15 - 20	20 - 25	25 - 30	30 - 35	35 - 40	40 - 45	45 - 50	50 - 55	55 - 60	60 - 65	65 - 70	70 - 75	75 - 80	80 - 85	85 - 90	90 - 95	95 - 100	100 - 105	105 - 110	110 - 115	115 - 120	120 - 125	125 - 130	130 - 135	135 - 140
0000	1	0	0	0	0	0	0	0	0	0	1	0	0	0	0	0	0	0	0	0	0	0	0	0	0	0	0	0	0	0
0100	0	0	0	0	0	0	0	0	0	0	0	0	0	0	0	0	0	0	0	0	0	0	0	0	0	0	0	0	0	0
0200	0	0	0	0	0	0	0	0	0	0	0	0	0	0	0	0	0	0	0	0	0	0	0	0	0	0	0	0	0	0
0300	0	0	0	0	0	0	0	0	0	0	0	0	0	0	0	0	0	0	0	0	0	0	0	0	0	0	0	0	0	0
0400	0	0	0	0	0	0	0	0	0	0	0	0	0	0	0	0	0	0	0	0	0	0	0	0	0	0	0	0	0	0
0500	0	0	0	0	0	0	0	0	0	0	0	0	0	0	0	0	0	0	0	0	0	0	0	0	0	0	0	0	0	0
0600	2	0	0	0	0	0	0	0	0	1	1	0	0	0	0	0	0	0	0	0	0	0	0	0	0	0	0	0	0	0
0700	1	0	0	0	0	0	0	0	0	0	0	0	0	0	1	0	0	0	0	0	0	0	0	0	0	0	0	0	0	0
0800	5	0	0	0	0	1	0	0	0	0	0	2	1	0	0	0	1	0	0	0	0	0	0	0	0	0	0	0	0	0
0900	8	0	0	0	0	0	0	0	0	2	0	2	2	0	1	0	0	0	1	0	0	0	0	0	0	0	0	0	0	0
1000	12	0	0	0	0	0	0	0	0	5	4	2	0	0	1	0	0	0	0	0	0	0	0	0	0	0	0	0	0	0
1100	**22**	**0**	**0**	**1**	**0**	**1**	**3**	**2**	**0**	**4**	**2**	**3**	**3**	**2**	**0**	**1**	**0**	**0**	**0**	**0**	**0**	**0**	**0**	**0**	**0**	**0**	**0**	**0**	**0**	**0**
1200	18	0	0	0	0	0	0	3	0	0	3	3	2	2	2	2	0	1	0	0	0	0	0	0	0	0	0	0	0	0
1300	13	0	0	0	0	0	0	1	0	1	2	1	5	1	1	1	0	0	0	0	0	0	0	0	0	0	0	0	0	0
1400	**19**	**0**	**0**	**0**	**0**	**0**	**1**	**3**	**2**	**1**	**2**	**4**	**1**	**2**	**2**	**0**	**1**	**0**	**0**	**0**	**0**	**0**	**0**	**0**	**0**	**0**	**0**	**0**	**0**	**0**
1500	12	0	0	0	0	0	2	0	0	0	0	3	1	3	2	1	0	0	0	0	0	0	0	0	0	0	0	0	0	0
1600	**19**	**0**	**0**	**0**	**0**	**0**	**3**	**0**	**5**	**4**	**0**	**2**	**2**	**1**	**2**	**0**	**0**	**0**	**0**	**0**	**0**	**0**	**0**	**0**	**0**	**0**	**0**	**0**	**0**	**0**
1700	12	0	0	0	0	0	0	0	2	0	0	5	3	1	1	0	0	0	0	0	0	0	0	0	0	0	0	0	0	0
1800	15	0	0	0	0	0	0	4	0	1	4	1	2	2	1	0	0	0	0	0	0	0	0	0	0	0	0	0	0	0
1900	12	0	0	0	1	1	0	0	0	0	1	2	2	2	2	1	0	0	0	0	0	0	0	0	0	0	0	0	0	0
2000	4	0	0	0	0	0	0	0	1	0	0	1	1	1	0	0	0	0	0	0	0	0	0	0	0	0	0	0	0	0
2100	6	0	0	0	0	0	0	0	1	1	0	1	1	0	0	1	1	0	0	0	0	0	0	0	0	0	0	0	0	0
2200	6	0	0	0	0	0	0	0	0	0	1	3	0	2	0	0	0	0	0	0	0	0	0	0	0	0	0	0	0	0
2300	2	0	0	0	0	0	0	0	0	1	0	0	0	0	1	0	0	0	0	0	0	0	0	0	0	0	0	0	0	0
07-19	**156**	**0**	**0**	**1**	**0**	**2**	**9**	**13**	**9**	**18**	**17**	**28**	**22**	**14**	**14**	**5**	**2**	**1**	**1**	**0**	**0**	**0**	**0**	**0**	**0**	**0**	**0**	**0**	**0**	**0**
06-22	**180**	**0**	**0**	**1**	**1**	**3**	**9**	**13**	**11**	**20**	**19**	**32**	**26**	**17**	**16**	**7**	**3**	**1**	**1**	**0**	**0**	**0**	**0**	**0**	**0**	**0**	**0**	**0**	**0**	**0**
06-00	**188**	**0**	**0**	**1**	**1**	**3**	**9**	**13**	**11**	**21**	**20**	**35**	**26**	**19**	**17**	**7**	**3**	**1**	**1**	**0**	**0**	**0**	**0**	**0**	**0**	**0**	**0**	**0**	**0**	**0**
00-00	**189**	**0**	**0**	**1**	**1**	**3**	**9**	**13**	**11**	**21**	**21**	**35**	**26**	**19**	**17**	**7**	**3**	**1**	**1**	**0**	**0**	**0**	**0**	**0**	**0**	**0**	**0**	**0**	**0**	**0**

DRAFT

Site 34
Location Unnamed Road, Att - Gate, Lat 53.7334, Long -6.7488
Direction Two way

3279 / Meath/Cavan/Monaghan ATC's
October 2013
Automatic Traffic Count

Sun, 13 October 2013

Time	Total	Speed Bins (km/h)																											
		0 - 5	5 - 10	10 - 15	15 - 20	20 - 25	25 - 30	30 - 35	35 - 40	40 - 45	45 - 50	50 - 55	55 - 60	60 - 65	65 - 70	70 - 75	75 - 80	80 - 85	85 - 90	90 - 95	95 - 100	100 - 105	105 - 110	110 - 115	115 - 120	120 - 125	125 - 130	130 - 135	135 - 140
0000	0	0	0	0	0	0	0	0	0	0	0	0	0	0	0	0	0	0	0	0	0	0	0	0	0	0	0	0	0
0100	1	0	0	0	0	0	0	0	0	0	1	0	0	0	0	0	0	0	0	0	0	0	0	0	0	0	0	0	0
0200	1	0	0	0	0	0	0	0	0	0	1	0	0	0	0	0	0	0	0	0	0	0	0	0	0	0	0	0	0
0300	0	0	0	0	0	0	0	0	0	0	0	0	0	0	0	0	0	0	0	0	0	0	0	0	0	0	0	0	0
0400	0	0	0	0	0	0	0	0	0	0	0	0	0	0	0	0	0	0	0	0	0	0	0	0	0	0	0	0	0
0500	0	0	0	0	0	0	0	0	0	0	0	0	0	0	0	0	0	0	0	0	0	0	0	0	0	0	0	0	0
0600	0	0	0	0	0	0	0	0	0	0	0	0	0	0	0	0	0	0	0	0	0	0	0	0	0	0	0	0	0
0700	1	0	0	0	0	0	0	0	0	0	0	0	0	0	1	0	0	0	0	0	0	0	0	0	0	0	0	0	0
0800	0	0	0	0	0	0	0	0	0	0	0	0	0	0	0	0	0	0	0	0	0	0	0	0	0	0	0	0	0
0900	18	0	0	0	0	0	0	0	3	7	1	0	5	0	2	0	0	0	0	0	0	0	0	0	0	0	0	0	0
1000	**19**	**0**	**0**	**0**	**0**	**0**	**2**	**0**	**2**	**0**	**3**	**3**	**0**	**1**	**2**	**4**	**1**	**0**	**1**	**0**	**0**	**0**	**0**	**0**	**0**	**0**	**0**	**0**	**0**
1100	9	0	1	0	0	0	0	0	0	0	2	1	2	2	0	1	0	0	0	0	0	0	0	0	0	0	0	0	0
1200	6	0	0	0	0	3	0	0	0	0	1	1	0	0	1	0	0	0	0	0	0	0	0	0	0	0	0	0	0
1300	10	0	0	0	0	1	2	0	2	0	1	0	1	1	0	0	2	0	0	0	0	0	0	0	0	0	0	0	0
1400	5	0	0	0	0	0	0	0	0	1	0	1	0	1	2	0	0	0	0	0	0	0	0	0	0	0	0	0	0
1500	11	0	0	0	0	0	0	1	1	1	0	3	1	2	0	1	0	0	1	0	0	0	0	0	0	0	0	0	0
1600	9	0	0	0	0	1	0	0	0	2	0	2	2	0	1	1	0	0	0	0	0	0	0	0	0	0	0	0	0
1700	13	0	0	0	0	0	0	0	0	1	3	1	2	3	1	1	1	0	0	0	0	0	0	0	0	0	0	0	0
1800	7	0	0	0	0	0	0	1	0	0	1	0	1	2	1	1	0	0	0	0	0	0	0	0	0	0	0	0	0
1900	**15**	**0**	**0**	**0**	**0**	**0**	**0**	**0**	**0**	**1**	**2**	**2**	**3**	**3**	**2**	**1**	**1**	**0**	**0**	**0**	**0**	**0**	**0**	**0**	**0**	**0**	**0**	**0**	**0**
2000	10	0	0	0	0	0	0	1	0	2	0	3	2	0	1	1	0	0	0	0	0	0	0	0	0	0	0	0	0
2100	2	0	0	0	0	0	0	0	0	0	0	1	0	1	0	0	0	0	0	0	0	0	0	0	0	0	0	0	0
2200	2	0	0	0	0	0	0	0	0	1	1	0	0	0	0	0	0	0	0	0	0	0	0	0	0	0	0	0	0
2300	0	0	0	0	0	0	0	0	0	0	0	0	0	0	0	0	0	0	0	0	0	0	0	0	0	0	0	0	0
07-19	**108**	**0**	**1**	**0**	**0**	**5**	**4**	**2**	**8**	**12**	**12**	**12**	**14**	**12**	**11**	**9**	**4**	**0**	**2**	**0**	**0**	**0**	**0**	**0**	**0**	**0**	**0**	**0**	**0**
06-22	**135**	**0**	**1**	**0**	**0**	**5**	**4**	**3**	**8**	**15**	**14**	**18**	**19**	**16**	**14**	**11**	**5**	**0**	**2**	**0**	**0**	**0**	**0**	**0**	**0**	**0**	**0**	**0**	**0**
06-00	**137**	**0**	**1**	**0**	**0**	**5**	**4**	**3**	**8**	**16**	**15**	**18**	**19**	**16**	**14**	**11**	**5**	**0**	**2**	**0**	**0**	**0**	**0**	**0**	**0**	**0**	**0**	**0**	**0**
00-00	**139**	**0**	**1**	**0**	**0**	**5**	**4**	**3**	**8**	**16**	**17**	**18**	**19**	**16**	**14**	**11**	**5**	**0**	**2**	**0**	**0**	**0**	**0**	**0**	**0**	**0**	**0**	**0**	**0**

DRAFT

Site 34
Location Unnamed Road, Att - Gate, Lat 53.7334, Long -6.7488
Direction Two way

3279 / Meath/Cavan/Monaghan ATC's
October 2013
Automatic Traffic Count

Mon, 14 October 2013

Time	Total	Speed Bins (km/h)																											
		0 - 5	5 - 10	10 - 15	15 - 20	20 - 25	25 - 30	30 - 35	35 - 40	40 - 45	45 - 50	50 - 55	55 - 60	60 - 65	65 - 70	70 - 75	75 - 80	80 - 85	85 - 90	90 - 95	95 - 100	100 - 105	105 - 110	110 - 115	115 - 120	120 - 125	125 - 130	130 - 135	135 - 140
0000	0	0	0	0	0	0	0	0	0	0	0	0	0	0	0	0	0	0	0	0	0	0	0	0	0	0	0	0	0
0100	0	0	0	0	0	0	0	0	0	0	0	0	0	0	0	0	0	0	0	0	0	0	0	0	0	0	0	0	0
0200	1	0	0	0	0	0	0	0	0	0	0	0	0	0	0	0	0	1	0	0	0	0	0	0	0	0	0	0	0
0300	0	0	0	0	0	0	0	0	0	0	0	0	0	0	0	0	0	0	0	0	0	0	0	0	0	0	0	0	0
0400	0	0	0	0	0	0	0	0	0	0	0	0	0	0	0	0	0	0	0	0	0	0	0	0	0	0	0	0	0
0500	0	0	0	0	0	0	0	0	0	0	0	0	0	0	0	0	0	0	0	0	0	0	0	0	0	0	0	0	0
0600	3	0	0	0	0	0	0	1	0	0	0	2	0	0	0	0	0	0	0	0	0	0	0	0	0	0	0	0	0
0700	5	0	0	0	0	0	0	0	0	0	0	1	2	0	1	0	0	1	0	0	0	0	0	0	0	0	0	0	0
0800	**23**	**0**	**0**	**0**	**0**	**0**	**0**	**0**	**0**	**0**	**4**	**5**	**2**	**4**	**4**	**2**	**1**	**1**	**0**	**0**	**0**	**0**	**0**	**0**	**0**	**0**	**0**	**0**	**0**
0900	16	0	0	0	0	0	0	0	0	0	2	2	4	3	1	2	1	1	0	0	0	0	0	0	0	0	0	0	0
1000	12	0	0	0	0	1	0	0	1	3	1	2	0	2	0	1	1	0	0	0	0	0	0	0	0	0	0	0	0
1100	9	0	0	0	0	0	0	2	0	0	1	1	1	2	1	1	0	0	0	0	0	0	0	0	0	0	0	0	0
1200	18	0	0	0	0	0	0	3	2	0	2	1	1	3	3	1	0	2	0	0	0	0	0	0	0	0	0	0	0
1300	17	0	0	0	0	0	0	1	0	2	2	3	2	3	1	3	0	0	0	0	0	0	0	0	0	0	0	0	0
1400	12	0	0	0	0	0	0	0	0	3	1	1	3	1	1	1	1	0	0	0	0	0	0	0	0	0	0	0	0
1500	**20**	**0**	**0**	**0**	**0**	**0**	**0**	**3**	**0**	**3**	**1**	**6**	**1**	**3**	**1**	**1**	**1**	**0**	**0**	**0**	**0**	**0**	**0**	**0**	**0**	**0**	**0**	**0**	**0**
1600	18	0	0	0	0	0	0	0	0	2	3	2	5	1	4	1	0	0	0	0	0	0	0	0	0	0	0	0	0
1700	17	0	0	0	0	2	0	1	0	1	3	5	3	2	0	0	0	0	0	0	0	0	0	0	0	0	0	0	0
1800	12	0	0	0	0	0	0	0	0	3	0	2	3	0	1	2	1	0	0	0	0	0	0	0	0	0	0	0	0
1900	9	0	0	0	0	0	0	0	0	1	2	2	0	3	1	0	0	0	0	0	0	0	0	0	0	0	0	0	0
2000	6	0	0	0	0	0	0	0	0	1	2	2	0	0	1	0	0	0	0	0	0	0	0	0	0	0	0	0	0
2100	2	0	0	0	0	1	1	0	0	0	0	0	0	0	0	0	0	0	0	0	0	0	0	0	0	0	0	0	0
2200	3	0	0	0	0	0	1	0	0	0	0	0	1	0	0	0	0	1	0	0	0	0	0	0	0	0	0	0	0
2300	1	0	0	0	0	0	0	0	0	0	0	0	0	0	0	0	1	0	0	0	0	0	0	0	0	0	0	0	0
07-19	**179**	**0**	**0**	**0**	**0**	**3**	**0**	**10**	**3**	**17**	**20**	**31**	**27**	**24**	**18**	**15**	**6**	**5**	**0**	**0**	**0**	**0**	**0**	**0**	**0**	**0**	**0**	**0**	**0**
06-22	**199**	**0**	**0**	**0**	**0**	**4**	**1**	**11**	**3**	**19**	**24**	**37**	**27**	**27**	**20**	**15**	**6**	**5**	**0**	**0**	**0**	**0**	**0**	**0**	**0**	**0**	**0**	**0**	**0**
06-00	**203**	**0**	**0**	**0**	**0**	**4**	**2**	**11**	**3**	**19**	**24**	**37**	**28**	**27**	**20**	**15**	**7**	**6**	**0**	**0**	**0**	**0**	**0**	**0**	**0**	**0**	**0**	**0**	**0**
00-00	**204**	**0**	**0**	**0**	**0**	**4**	**2**	**11**	**3**	**19**	**24**	**37**	**28**	**27**	**20**	**15**	**7**	**7**	**0**	**0**	**0**	**0**	**0**	**0**	**0**	**0**	**0**	**0**	**0**

DRAFT

Site 34
Location Unnamed Road, Att - Gate, Lat 53.7334, Long -6.7488
Direction Two way

3279 / Meath/Cavan/Monaghan ATC's
October 2013
Automatic Traffic Count

Virtual Day (7)

Time	Total	Speed Bins (km/h)																											
		0 - 5	5 - 10	10 - 15	15 - 20	20 - 25	25 - 30	30 - 35	35 - 40	40 - 45	45 - 50	50 - 55	55 - 60	60 - 65	65 - 70	70 - 75	75 - 80	80 - 85	85 - 90	90 - 95	95 - 100	100 - 105	105 - 110	110 - 115	115 - 120	120 - 125	125 - 130	130 - 135	135 - 140
0000	1	0	0	0	0	0	0	0	0	0	0	0	0	0	0	0	0	0	0	0	0	0	0	0	0	0	0	0	0
0100	0	0	0	0	0	0	0	0	0	0	0	0	0	0	0	0	0	0	0	0	0	0	0	0	0	0	0	0	0
0200	0	0	0	0	0	0	0	0	0	0	0	0	0	0	0	0	0	0	0	0	0	0	0	0	0	0	0	0	0
0300	0	0	0	0	0	0	0	0	0	0	0	0	0	0	0	0	0	0	0	0	0	0	0	0	0	0	0	0	0
0400	0	0	0	0	0	0	0	0	0	0	0	0	0	0	0	0	0	0	0	0	0	0	0	0	0	0	0	0	0
0500	1	0	0	0	0	0	0	0	0	0	0	0	0	0	0	0	0	0	0	0	0	0	0	0	0	0	0	0	0
0600	2	0	0	0	0	0	0	1	0	0	0	0	0	0	0	0	0	0	0	0	0	0	0	0	0	0	0	0	0
0700	3	0	0	0	0	0	0	0	0	0	0	0	1	0	0	0	0	0	0	0	0	0	0	0	0	0	0	0	0
0800	**19**	**0**	**0**	**0**	**0**	**0**	**0**	**0**	**0**	**1**	**2**	**3**	**2**	**3**	**4**	**1**	**1**	**0**	**0**	**0**	**0**	**0**	**0**	**0**	**0**	**0**	**0**	**0**	**0**
0900	14	0	0	0	0	0	0	0	1	2	1	2	3	2	2	2	0	0	0	0	0	0	0	0	0	0	0	0	0
1000	12	0	0	0	0	0	0	0	1	3	2	2	1	1	1	1	0	0	0	0	0	0	0	0	0	0	0	0	0
1100	14	0	0	0	0	0	1	1	0	2	2	1	2	2	1	1	0	0	0	0	0	0	0	0	0	0	0	0	0
1200	14	0	0	0	0	0	0	1	0	1	1	2	2	2	2	1	0	0	0	0	0	0	0	0	0	0	0	0	0
1300	13	0	0	0	0	0	0	1	1	1	2	2	2	1	1	1	0	0	0	0	0	0	0	0	0	0	0	0	0
1400	15	0	0	0	0	0	1	1	1	2	2	2	2	1	2	0	0	0	0	0	0	0	0	0	0	0	0	0	0
1500	**17**	**0**	**0**	**0**	**0**	**0**	**0**	**1**	**1**	**1**	**1**	**3**	**3**	**3**	**1**	**1**	**1**	**0**	**0**	**0**	**0**	**0**	**0**	**0**	**0**	**0**	**0**	**0**	**0**
1600	14	0	0	0	0	0	1	0	1	3	1	2	2	1	2	1	0	0	0	0	0	0	0	0	0	0	0	0	0
1700	**17**	**0**	**0**	**0**	**0**	**0**	**0**	**0**	**1**	**1**	**2**	**4**	**3**	**3**	**1**	**1**	**0**	**0**	**0**	**0**	**0**	**0**	**0**	**0**	**0**	**0**	**0**	**0**	**0**
1800	14	0	0	0	0	0	1	1	0	1	2	2	3	2	1	1	0	0	0	0	0	0	0	0	0	0	0	0	0
1900	10	0	0	0	0	0	0	0	0	1	2	2	2	2	1	0	0	0	0	0	0	0	0	0	0	0	0	0	0
2000	6	0	0	0	0	0	0	0	1	1	1	1	1	1	0	0	0	0	0	0	0	0	0	0	0	0	0	0	0
2100	5	0	0	0	0	0	0	0	0	0	0	1	1	0	0	0	0	0	0	0	0	0	0	0	0	0	0	0	0
2200	4	0	0	0	0	0	0	0	0	1	1	0	1	0	0	0	0	0	0	0	0	0	0	0	0	0	0	0	0
2300	1	0	0	0	0	0	0	0	0	0	0	1	0	0	0	0	0	0	0	0	0	0	0	0	0	0	0	0	0
07-19	**166**	**0**	**0**	**0**	**0**	**2**	**4**	**6**	**7**	**18**	**19**	**25**	**26**	**21**	**18**	**11**	**4**	**2**	**1**	**0**	**0**	**0**	**0**	**0**	**0**	**0**	**0**	**0**	**0**
06-22	**189**	**0**	**0**	**0**	**0**	**3**	**5**	**7**	**8**	**20**	**22**	**29**	**30**	**24**	**20**	**12**	**5**	**2**	**1**	**0**	**0**	**0**	**0**	**0**	**0**	**0**	**0**	**0**	**0**
06-00	**194**	**0**	**0**	**0**	**0**	**3**	**5**	**7**	**8**	**21**	**23**	**30**	**31**	**24**	**21**	**12**	**5**	**2**	**1**	**0**	**0**	**0**	**0**	**0**	**0**	**0**	**0**	**0**	**0**
00-00	**196**	**0**	**0**	**0**	**0**	**3**	**5**	**7**	**8**	**21**	**23**	**31**	**31**	**24**	**21**	**12**	**5**	**2**	**1**	**0**	**0**	**0**	**0**	**0**	**0**	**0**	**0**	**0**	**0**

DRAFT

Site 34
Location Unnamed Road, Att - Gate, Lat 53.7334, Long -6.7488
Direction Two way

3279 / Meath/Cavan/Monaghan ATC's
October 2013
Automatic Traffic Count

Virtual Week (1)

Time	Total	Speed Bins (km/h)																											
		0 - 5	5 - 10	10 - 15	15 - 20	20 - 25	25 - 30	30 - 35	35 - 40	40 - 45	45 - 50	50 - 55	55 - 60	60 - 65	65 - 70	70 - 75	75 - 80	80 - 85	85 - 90	90 - 95	95 - 100	100 - 105	105 - 110	110 - 115	115 - 120	120 - 125	125 - 130	130 - 135	135 - 140
Mon	204	0	0	0	0	4	2	11	3	19	24	37	28	27	20	15	7	7	0	0	0	0	0	0	0	0	0	0	0
Tue	194	0	2	0	0	4	7	7	11	21	20	31	37	17	22	11	4	0	0	0	0	0	0	0	0	0	0	0	0
Wed	240	0	0	0	1	1	4	5	10	46	35	29	42	28	21	10	5	1	1	0	0	1	0	0	0	0	0	0	0
Thu	197	0	0	0	0	0	2	5	9	13	21	38	32	26	25	18	4	2	1	0	1	0	0	0	0	0	0	0	0
Fri	206	0	0	0	0	2	7	6	6	12	25	26	36	36	27	12	9	2	0	0	0	0	0	0	0	0	0	0	0
|Sat	189	0	0	1	1	3	9	13	11	21	21	35	26	19	17	7	3	1	1	0	0	0	0	0	0	0	0	0	0
|Sun	139	0	1	0	0	5	4	3	8	16	17	18	19	16	14	11	5	0	2	0	0	0	0	0	0	0	0	0	0
5 Day Ave.	**208**	**0**	**0**	**0**	**0**	**2**	**4**	**7**	**8**	**22**	**25**	**32**	**35**	**27**	**23**	**13**	**6**	**2**	**0**	**0**	**0**	**0**	**0**	**0**	**0**	**0**	**0**	**0**	**0**
7 Day Ave.	**196**	**0**	**0**	**0**	**0**	**3**	**5**	**7**	**8**	**21**	**23**	**31**	**31**	**24**	**21**	**12**	**5**	**2**	**1**	**0**	**0**	**0**	**0**	**0**	**0**	**0**	**0**	**0**	**0**
--	**1369**	**0**	**3**	**1**	**2**	**19**	**35**	**50**	**58**	**148**	**163**	**214**	**220**	**169**	**146**	**84**	**37**	**13**	**5**	**0**	**1**	**1**	**0**	**0**	**0**	**0**	**0**	**0**	**0**

Summary Graphs

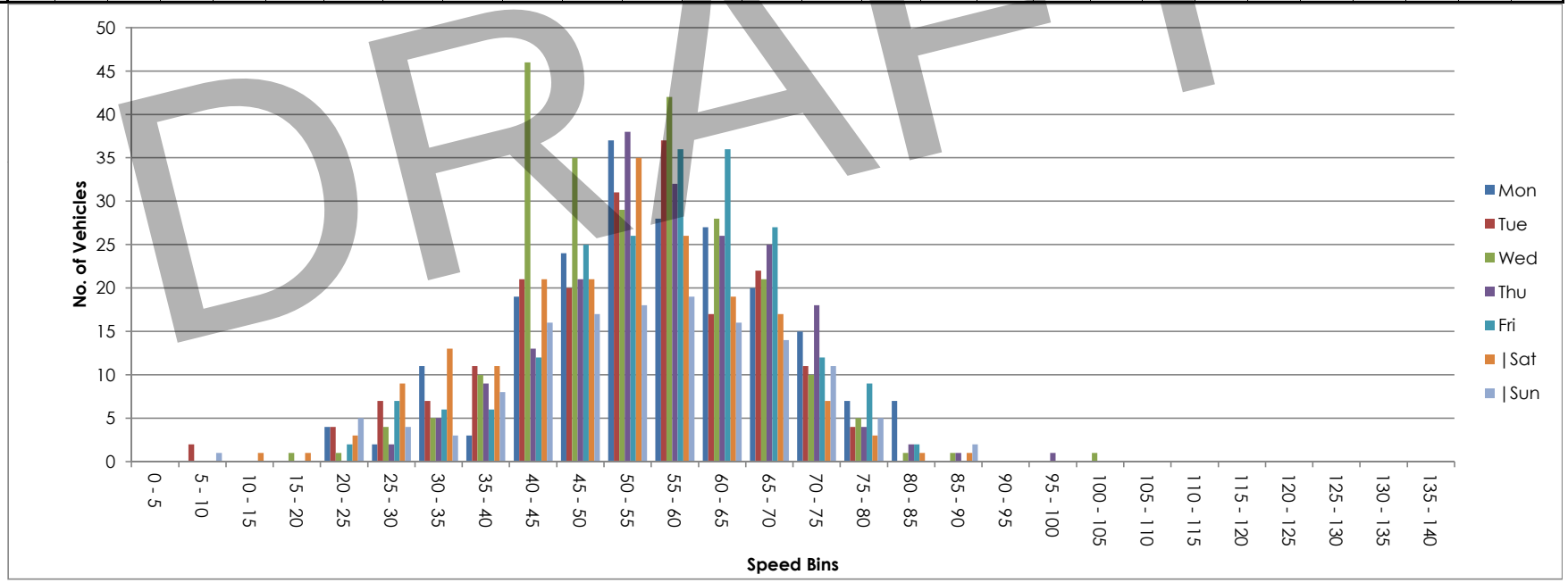

DRAFT



NDC NATIONWIDE DATA COLLECTION	**Site / Location:**	Un named Road, Att - TP, Lat 53.7468, Long -6.73902	**Project No:**	3279	**Photo No:**	3279-35	**Drawn By:** MOR
	Survey Date:	Tue, 8 October 2013 to Mon, 14 October 2013	**Project Name:**		Meath/Cavan/Monaghan ATC'S		
	Survey Times:	00:00 to 00(24):00	**Title:**		Site Photograph		

Site No.	Location.	Direction.	Speed Limit - PSL (km/h)	Start Date.	End Date.	Total Vehicles.	5 Day Ave.	7 Day Ave.	No. > Speed Limit.	%. > Speed Limit.	No. > Speed Limit1 (+5km/h).	%. > Speed Limit1 (+5km/h).	No. > Speed Limit1 (+10km/h).	%. > Speed Limit1 (+10km/h).	Mean Speed	85%ile Speed
35	Un named Road, Att - TP, Lat 53.7468, Long -6.73902	North	80	Tue, 8 October 2013	Mon, 14 October 2013	641	97	92	15	2.3	3	0.5	0	0.0	58.7	70.9
		South	80	Tue, 8 October 2013	Mon, 14 October 2013	597	89	85	1	0.2	0	0.0	0	0.0	55.7	65.9
		Two way	80	Tue, 8 October 2013	Mon, 14 October 2013	1238	186	177	16	1.3	3	0.2	0	0.0	57.2	68.4

DRAFT

Site 35
Location Un named Road, Att - TP, Lat 53.7468, Long -6.73902
Direction North

3279 / Meath/Cavan/Monaghan ATC's
October 2013
Automatic Traffic Count

Tue, 8 October 2013

Time	Total	Classification												>PSL	>PSL%	>SL1	>SL1%	>SL2	>SL2%	Mean	Vpp
		1 MCL	2 SV	3 SVT	4 TB2	5 TB3	6 T4	7 ART3	8 ART4	9 ART5	10 ART6	11 BD	12 DRT	80	80	85 +5kph	85 +5kph	90 +10kph	90 +10kph		85
0000	0	0	0	0	0	0	0	0	0	0	0	0	0	0	0	0	0	0	0	-	-
0100	0	0	0	0	0	0	0	0	0	0	0	0	0	0	0	0	0	0	0	-	-
0200	0	0	0	0	0	0	0	0	0	0	0	0	0	0	0	0	0	0	0	-	-
0300	0	0	0	0	0	0	0	0	0	0	0	0	0	0	0	0	0	0	0	-	-
0400	0	0	0	0	0	0	0	0	0	0	0	0	0	0	0	0	0	0	0	-	-
0500	1	0	0	0	1	0	0	0	0	0	0	0	0	0	0	0	0	0	0	64.3	-
0600	0	0	0	0	0	0	0	0	0	0	0	0	0	0	0	0	0	0	0	-	-
0700	1	0	1	0	0	0	0	0	0	0	0	0	0	0	0	0	0	0	0	67	-
0800	**14**	**0**	**14**	**0**	**0**	**0**	**0**	**0**	**0**	**0**	**0**	**0**	**0**	**0**	**0**	**0**	**0**	**0**	**0**	**60.6**	**74.2**
0900	6	0	5	1	0	0	0	0	0	0	0	0	0	0	0	0	0	0	0	53.9	-
1000	3	0	2	0	0	0	0	0	0	1	0	0	0	0	0	0	0	0	0	59.1	-
1100	4	0	3	0	0	0	0	0	0	1	0	0	0	0	0	0	0	0	0	49.8	-
1200	4	0	3	0	1	0	0	0	0	0	0	0	0	0	0	0	0	0	0	59.3	-
1300	4	0	4	0	0	0	0	0	0	0	0	0	0	0	0	0	0	0	0	51.3	-
1400	2	0	2	0	0	0	0	0	0	0	0	0	0	0	0	0	0	0	0	59.7	-
1500	6	0	6	0	0	0	0	0	0	0	0	0	0	0	0	0	0	0	0	58.9	-
1600	10	1	7	2	0	0	0	0	0	0	0	0	0	0	0	0	0	0	0	57	-
1700	8	0	8	0	0	0	0	0	0	0	0	0	0	0	0	0	0	0	0	57.9	-
1800	**11**	**0**	**10**	**0**	**1**	**0**	**0**	**0**	**0**	**0**	**0**	**0**	**0**	**1**	**9.1**	**0**	**0**	**0**	**0**	**57.3**	**65.5**
1900	8	0	7	0	1	0	0	0	0	0	0	0	0	0	0	0	0	0	0	62.2	-
2000	2	0	1	0	0	0	0	1	0	0	0	0	0	0	0	0	0	0	0	44.7	-
2100	1	0	1	0	0	0	0	0	0	0	0	0	0	0	0	0	0	0	0	65.1	-
2200	1	0	1	0	0	0	0	0	0	0	0	0	0	0	0	0	0	0	0	61.9	-
2300	2	0	2	0	0	0	0	0	0	0	0	0	0	0	0	0	0	0	0	61	-
07-19	**73**	**1**	**65**	**3**	**2**	**0**	**0**	**0**	**0**	**2**	**0**	**0**	**0**	**1**	**1.4**	**0**	**0**	**0**	**0**	**57.4**	**69.8**
06-22	**84**	**1**	**74**	**3**	**3**	**0**	**0**	**1**	**0**	**2**	**0**	**0**	**0**	**1**	**1.2**	**0**	**0**	**0**	**0**	**57.7**	**69.8**
06-00	**87**	**1**	**77**	**3**	**3**	**0**	**0**	**1**	**0**	**2**	**0**	**0**	**0**	**1**	**1.1**	**0**	**0**	**0**	**0**	**57.8**	**69.8**
00-00	**88**	**1**	**77**	**3**	**4**	**0**	**0**	**1**	**0**	**2**	**0**	**0**	**0**	**1**	**1.1**	**0**	**0**	**0**	**0**	**57.9**	**69.8**

DRAFT

Site 35
Location Un named Road, Att - TP, Lat 53.7468, Long -6.73902
Direction North

3279 / Meath/Cavan/Monaghan ATC's
October 2013
Automatic Traffic Count

Wed, 9 October 2013

Time	Total	Classification												>PSL	>PSL%	>SL1	>SL1%	>SL2	>SL2%	Mean	Vpp
		1 MCL	2 SV	3 SVT	4 TB2	5 TB3	6 T4	7 ART3	8 ART4	9 ART5	10 ART6	11 BD	12 DRT	80	80	85 +5kph	85 +5kph	90 +10kph	90 +10kph		85
0000	1	0	1	0	0	0	0	0	0	0	0	0	0	0	0	0	0	0	0	47.4	-
0100	0	0	0	0	0	0	0	0	0	0	0	0	0	0	0	0	0	0	0	-	-
0200	0	0	0	0	0	0	0	0	0	0	0	0	0	0	0	0	0	0	0	-	-
0300	0	0	0	0	0	0	0	0	0	0	0	0	0	0	0	0	0	0	0	-	-
0400	0	0	0	0	0	0	0	0	0	0	0	0	0	0	0	0	0	0	0	-	-
0500	0	0	0	0	0	0	0	0	0	0	0	0	0	0	0	0	0	0	0	-	-
0600	1	0	0	0	1	0	0	0	0	0	0	0	0	0	0	0	0	0	0	59.6	-
0700	1	0	0	1	0	0	0	0	0	0	0	0	0	0	0	0	0	0	0	57.3	-
0800	**11**	**0**	**10**	**0**	**1**	**0**	**0**	**0**	**0**	**0**	**0**	**0**	**0**	**0**	**0**	**0**	**0**	**0**	**0**	**62.2**	**70.6**
0900	3	0	2	0	1	0	0	0	0	0	0	0	0	0	0	0	0	0	0	56.3	-
1000	3	1	2	0	0	0	0	0	0	0	0	0	0	0	0	0	0	0	0	45	-
1100	5	0	4	1	0	0	0	0	0	0	0	0	0	0	0	0	0	0	0	58.9	-
1200	6	0	5	1	0	0	0	0	0	0	0	0	0	0	0	0	0	0	0	54.1	-
1300	7	0	5	2	0	0	0	0	0	0	0	0	0	0	0	0	0	0	0	51.3	-
1400	8	0	7	0	0	0	1	0	0	0	0	0	0	0	0	0	0	0	0	60.3	-
1500	**9**	**0**	**7**	**0**	**1**	**0**	**1**	**0**	**0**	**0**	**0**	**0**	**0**	**0**	**0**	**0**	**0**	**0**	**0**	**55.9**	**-**
1600	8	0	7	0	1	0	0	0	0	0	0	0	0	0	0	0	0	0	0	66.1	-
1700	8	0	8	0	0	0	0	0	0	0	0	0	0	0	0	0	0	0	0	62.7	-
1800	5	0	4	0	1	0	0	0	0	0	0	0	0	0	0	0	0	0	0	57.5	-
1900	4	0	3	0	1	0	0	0	0	0	0	0	0	0	0	0	0	0	0	59.9	-
2000	5	0	5	0	0	0	0	0	0	0	0	0	0	0	0	0	0	0	0	59	-
2100	4	0	4	0	0	0	0	0	0	0	0	0	0	0	0	0	0	0	0	58.4	-
2200	5	0	5	0	0	0	0	0	0	0	0	0	0	0	0	0	0	0	0	52.5	-
2300	2	0	2	0	0	0	0	0	0	0	0	0	0	1	50	0	0	0	0	64.9	-
07-19	**74**	**1**	**61**	**5**	**5**	**0**	**2**	**0**	**0**	**0**	**0**	**0**	**0**	**0**	**0**	**0**	**0**	**0**	**0**	**58.5**	**68.8**
06-22	**88**	**1**	**73**	**5**	**7**	**0**	**2**	**0**	**0**	**0**	**0**	**0**	**0**	**0**	**0**	**0**	**0**	**0**	**0**	**58.6**	**68.4**
06-00	**95**	**1**	**80**	**5**	**7**	**0**	**2**	**0**	**0**	**0**	**0**	**0**	**0**	**1**	**1.1**	**0**	**0**	**0**	**0**	**58.4**	**68.8**
00-00	**96**	**1**	**81**	**5**	**7**	**0**	**2**	**0**	**0**	**0**	**0**	**0**	**0**	**1**	**1**	**0**	**0**	**0**	**0**	**58.3**	**68.8**

DRAFT

Site 35
Location Un named Road, Att - TP, Lat 53.7468, Long -6.73902
Direction North

3279 / Meath/Cavan/Monaghan ATC's
October 2013
Automatic Traffic Count

Thu, 10 October 2013

Time	Total	Classification												>PSL	>PSL%	>SL1	>SL1%	>SL2	>SL2%	Mean	Vpp
		1 MCL	2 SV	3 SVT	4 TB2	5 TB3	6 T4	7 ART3	8 ART4	9 ART5	10 ART6	11 BD	12 DRT	80	80	85 +5kph	85 +5kph	90 +10kph	90 +10kph		85
0000	0	0	0	0	0	0	0	0	0	0	0	0	0	0	0	0	0	0	0	-	-
0100	1	0	1	0	0	0	0	0	0	0	0	0	0	0	0	0	0	0	0	62.4	-
0200	0	0	0	0	0	0	0	0	0	0	0	0	0	0	0	0	0	0	0	-	-
0300	0	0	0	0	0	0	0	0	0	0	0	0	0	0	0	0	0	0	0	-	-
0400	0	0	0	0	0	0	0	0	0	0	0	0	0	0	0	0	0	0	0	-	-
0500	1	0	0	0	1	0	0	0	0	0	0	0	0	0	0	0	0	0	0	63.6	-
0600	0	0	0	0	0	0	0	0	0	0	0	0	0	0	0	0	0	0	0	-	-
0700	0	0	0	0	0	0	0	0	0	0	0	0	0	0	0	0	0	0	0	-	-
0800	**10**	**0**	**10**	**0**	**0**	**0**	**0**	**0**	**0**	**0**	**0**	**0**	**0**	**0**	**0**	**0**	**0**	**0**	**0**	**64.5**	**-**
0900	8	0	7	0	1	0	0	0	0	0	0	0	0	0	0	0	0	0	0	58.2	-
1000	3	0	3	0	0	0	0	0	0	0	0	0	0	0	0	0	0	0	0	64.4	-
1100	7	0	6	0	1	0	0	0	0	0	0	0	0	1	14.3	0	0	0	0	65.6	-
1200	4	0	3	1	0	0	0	0	0	0	0	0	0	0	0	0	0	0	0	60.3	-
1300	5	0	3	0	2	0	0	0	0	0	0	0	0	0	0	0	0	0	0	54.8	-
1400	7	0	5	1	1	0	0	0	0	0	0	0	0	0	0	0	0	0	0	57.8	-
1500	11	0	9	0	2	0	0	0	0	0	0	0	0	0	0	0	0	0	0	62.7	68
1600	7	0	6	0	0	0	1	0	0	0	0	0	0	0	0	0	0	0	0	57.5	-
1700	**13**	**0**	**12**	**0**	**1**	**0**	**0**	**0**	**0**	**0**	**0**	**0**	**0**	**1**	**7.7**	**0**	**0**	**0**	**0**	**62.1**	**73.8**
1800	5	0	5	0	0	0	0	0	0	0	0	0	0	0	0	0	0	0	0	63.3	-
1900	7	0	7	0	0	0	0	0	0	0	0	0	0	1	14.3	0	0	0	0	59.1	-
2000	2	0	1	0	1	0	0	0	0	0	0	0	0	0	0	0	0	0	0	43.3	-
2100	3	0	3	0	0	0	0	0	0	0	0	0	0	0	0	0	0	0	0	69.7	-
2200	1	0	1	0	0	0	0	0	0	0	0	0	0	0	0	0	0	0	0	53.2	-
2300	1	0	1	0	0	0	0	0	0	0	0	0	0	1	100	1	100	0	0	86	-
07-19	**80**	**0**	**69**	**2**	**8**	**0**	**1**	**0**	**0**	**0**	**0**	**0**	**0**	**2**	**2.5**	**0**	**0**	**0**	**0**	**61.2**	**73.1**
06-22	**92**	**0**	**80**	**2**	**9**	**0**	**1**	**0**	**0**	**0**	**0**	**0**	**0**	**3**	**3.3**	**0**	**0**	**0**	**0**	**61**	**73.1**
06-00	**94**	**0**	**82**	**2**	**9**	**0**	**1**	**0**	**0**	**0**	**0**	**0**	**0**	**4**	**4.3**	**1**	**1.1**	**0**	**0**	**61.1**	**73.8**
00-00	**96**	**0**	**83**	**2**	**10**	**0**	**1**	**0**	**0**	**0**	**0**	**0**	**0**	**4**	**4.2**	**1**	**1**	**0**	**0**	**61.2**	**73.8**

DRAFT

Site 35
Location Un named Road, Att - TP, Lat 53.7468, Long -6.73902
Direction North

3279 / Meath/Cavan/Monaghan ATC's
October 2013
Automatic Traffic Count

Fri, 11 October 2013

Time	Total	Classification												>PSL	>PSL%	>SL1	>SL1%	>SL2	>SL2%	Mean	Vpp
		1 MCL	2 SV	3 SVT	4 TB2	5 TB3	6 T4	7 ART3	8 ART4	9 ART5	10 ART6	11 BD	12 DRT	80	80	85 +5kph	85 +5kph	90 +10kph	90 +10kph		85
0000	0	0	0	0	0	0	0	0	0	0	0	0	0	0	0	0	0	0	0	-	-
0100	0	0	0	0	0	0	0	0	0	0	0	0	0	0	0	0	0	0	0	-	-
0200	0	0	0	0	0	0	0	0	0	0	0	0	0	0	0	0	0	0	0	-	-
0300	0	0	0	0	0	0	0	0	0	0	0	0	0	0	0	0	0	0	0	-	-
0400	0	0	0	0	0	0	0	0	0	0	0	0	0	0	0	0	0	0	0	-	-
0500	0	0	0	0	0	0	0	0	0	0	0	0	0	0	0	0	0	0	0	-	-
0600	1	0	0	0	1	0	0	0	0	0	0	0	0	0	0	0	0	0	0	56.7	-
0700	0	0	0	0	0	0	0	0	0	0	0	0	0	0	0	0	0	0	0	-	-
0800	9	0	9	0	0	0	0	0	0	0	0	0	0	0	0	0	0	0	0	63.8	-
0900	**10**	**0**	**6**	**0**	**2**	**0**	**2**	**0**	**0**	**0**	**0**	**0**	**0**	**0**	**0**	**0**	**0**	**0**	**0**	**60.1**	**-**
1000	2	0	2	0	0	0	0	0	0	0	0	0	0	0	0	0	0	0	0	70.4	-
1100	6	0	3	0	0	0	3	0	0	0	0	0	0	0	0	0	0	0	0	66.2	-
1200	5	0	3	0	1	0	1	0	0	0	0	0	0	0	0	0	0	0	0	61.2	-
1300	10	1	8	0	0	0	1	0	0	0	0	0	0	0	0	0	0	0	0	55.8	-
1400	**11**	**0**	**9**	**0**	**1**	**0**	**1**	**0**	**0**	**0**	**0**	**0**	**0**	**0**	**0**	**0**	**0**	**0**	**0**	**53.8**	**60.1**
1500	7	0	6	0	0	0	1	0	0	0	0	0	0	0	0	0	0	0	0	66.2	-
1600	7	0	6	0	1	0	0	0	0	0	0	0	0	0	0	0	0	0	0	61.2	-
1700	9	0	8	0	1	0	0	0	0	0	0	0	0	0	0	0	0	0	0	61.9	-
1800	9	0	9	0	0	0	0	0	0	0	0	0	0	0	0	0	0	0	0	51.2	-
1900	7	0	6	1	0	0	0	0	0	0	0	0	0	0	0	0	0	0	0	55.8	-
2000	3	0	3	0	0	0	0	0	0	0	0	0	0	0	0	0	0	0	0	67	-
2100	5	0	4	0	0	1	0	0	0	0	0	0	0	0	0	0	0	0	0	57.4	-
2200	3	0	3	0	0	0	0	0	0	0	0	0	0	0	0	0	0	0	0	58	-
2300	0	0	0	0	0	0	0	0	0	0	0	0	0	0	0	0	0	0	0	-	-
07-19	**85**	**1**	**69**	**0**	**6**	**0**	**9**	**0**	**0**	**0**	**0**	**0**	**0**	**0**	**0**	**0**	**0**	**0**	**0**	**59.8**	**70.2**
06-22	**101**	**1**	**82**	**1**	**7**	**1**	**9**	**0**	**0**	**0**	**0**	**0**	**0**	**0**	**0**	**0**	**0**	**0**	**0**	**59.6**	**69.8**
06-00	**104**	**1**	**85**	**1**	**7**	**1**	**9**	**0**	**0**	**0**	**0**	**0**	**0**	**0**	**0**	**0**	**0**	**0**	**0**	**59.5**	**69.5**
00-00	**104**	**1**	**85**	**1**	**7**	**1**	**9**	**0**	**0**	**0**	**0**	**0**	**0**	**0**	**0**	**0**	**0**	**0**	**0**	**59.5**	**69.5**

DRAFT

Site 35
Location Un named Road, Att - TP, Lat 53.7468, Long -6.73902
Direction North

3279 / Meath/Cavan/Monaghan ATC's
October 2013
Automatic Traffic Count

Sat, 12 October 2013

Time	Total	Classification												>PSL	>PSL%	>SL1	>SL1%	>SL2	>SL2%	Mean	Vpp
		1 MCL	2 SV	3 SVT	4 TB2	5 TB3	6 T4	7 ART3	8 ART4	9 ART5	10 ART6	11 BD	12 DRT	80	80	85 +5kph	85 +5kph	90 +10kph	90 +10kph		85
0000	1	0	1	0	0	0	0	0	0	0	0	0	0	0	0	0	0	0	0	56.3	-
0100	1	0	1	0	0	0	0	0	0	0	0	0	0	0	0	0	0	0	0	49.6	-
0200	0	0	0	0	0	0	0	0	0	0	0	0	0	0	0	0	0	0	0	-	-
0300	0	0	0	0	0	0	0	0	0	0	0	0	0	0	0	0	0	0	0	-	-
0400	0	0	0	0	0	0	0	0	0	0	0	0	0	0	0	0	0	0	0	-	-
0500	0	0	0	0	0	0	0	0	0	0	0	0	0	0	0	0	0	0	0	-	-
0600	0	0	0	0	0	0	0	0	0	0	0	0	0	0	0	0	0	0	0	-	-
0700	0	0	0	0	0	0	0	0	0	0	0	0	0	0	0	0	0	0	0	-	-
0800	2	0	2	0	0	0	0	0	0	0	0	0	0	0	0	0	0	0	0	53	-
0900	2	0	1	1	0	0	0	0	0	0	0	0	0	0	0	0	0	0	0	58.7	-
1000	**6**	**0**	**6**	**0**	**0**	**0**	**0**	**0**	**0**	**0**	**0**	**0**	**0**	**0**	**0**	**0**	**0**	**0**	**0**	**56.6**	**-**
1100	**6**	**0**	**3**	**2**	**1**	**0**	**0**	**0**	**0**	**0**	**0**	**0**	**0**	**1**	**16.7**	**0**	**0**	**0**	**0**	**51**	**-**
1200	7	0	7	0	0	0	0	0	0	0	0	0	0	0	0	0	0	0	0	58.3	-
1300	5	0	4	1	0	0	0	0	0	0	0	0	0	0	0	0	0	0	0	58	-
1400	9	0	9	0	0	0	0	0	0	0	0	0	0	0	0	0	0	0	0	53.8	-
1500	8	0	8	0	0	0	0	0	0	0	0	0	0	0	0	0	0	0	0	63.8	-
1600	3	0	1	1	1	0	0	0	0	0	0	0	0	0	0	0	0	0	0	57.5	-
1700	**11**	**0**	**10**	**1**	**0**	**0**	**0**	**0**	**0**	**0**	**0**	**0**	**0**	**0**	**0**	**0**	**0**	**0**	**0**	**61.7**	**70.9**
1800	6	0	6	0	0	0	0	0	0	0	0	0	0	0	0	0	0	0	0	56.1	-
1900	3	1	2	0	0	0	0	0	0	0	0	0	0	0	0	0	0	0	0	51.9	-
2000	1	0	1	0	0	0	0	0	0	0	0	0	0	0	0	0	0	0	0	41.7	-
2100	2	0	2	0	0	0	0	0	0	0	0	0	0	0	0	0	0	0	0	59.2	-
2200	3	0	3	0	0	0	0	0	0	0	0	0	0	0	0	0	0	0	0	69.5	-
2300	0	0	0	0	0	0	0	0	0	0	0	0	0	0	0	0	0	0	0	-	-
07-19	**65**	**0**	**57**	**6**	**2**	**0**	**0**	**0**	**0**	**0**	**0**	**0**	**0**	**1**	**1.5**	**0**	**0**	**0**	**0**	**57.7**	**70.6**
06-22	**71**	**1**	**62**	**6**	**2**	**0**	**0**	**0**	**0**	**0**	**0**	**0**	**0**	**1**	**1.4**	**0**	**0**	**0**	**0**	**57.3**	**70.9**
06-00	**74**	**1**	**65**	**6**	**2**	**0**	**0**	**0**	**0**	**0**	**0**	**0**	**0**	**1**	**1.4**	**0**	**0**	**0**	**0**	**57.8**	**72.7**
00-00	**76**	**1**	**67**	**6**	**2**	**0**	**0**	**0**	**0**	**0**	**0**	**0**	**0**	**1**	**1.3**	**0**	**0**	**0**	**0**	**57.6**	**72.7**

DRAFT

Site 35
Location Un named Road, Att - TP, Lat 53.7468, Long -6.73902
Direction North

3279 / Meath/Cavan/Monaghan ATC's
October 2013
Automatic Traffic Count

Sun, 13 October 2013

Time	Total	Classification												>PSL	>PSL%	>SL1	>SL1%	>SL2	>SL2%	Mean	Vpp
		1 MCL	2 SV	3 SVT	4 TB2	5 TB3	6 T4	7 ART3	8 ART4	9 ART5	10 ART6	11 BD	12 DRT	80	80	85 +5kph	85 +5kph	90 +10kph	90 +10kph		85
0000	1	0	1	0	0	0	0	0	0	0	0	0	0	0	0	0	0	0	0	78.3	-
0100	1	0	1	0	0	0	0	0	0	0	0	0	0	0	0	0	0	0	0	59.3	-
0200	0	0	0	0	0	0	0	0	0	0	0	0	0	0	0	0	0	0	0	-	-
0300	0	0	0	0	0	0	0	0	0	0	0	0	0	0	0	0	0	0	0	-	-
0400	0	0	0	0	0	0	0	0	0	0	0	0	0	0	0	0	0	0	0	-	-
0500	0	0	0	0	0	0	0	0	0	0	0	0	0	0	0	0	0	0	0	-	-
0600	0	0	0	0	0	0	0	0	0	0	0	0	0	0	0	0	0	0	0	-	-
0700	0	0	0	0	0	0	0	0	0	0	0	0	0	0	0	0	0	0	0	-	-
0800	1	1	0	0	0	0	0	0	0	0	0	0	0	0	0	0	0	0	0	28.5	-
0900	2	0	2	0	0	0	0	0	0	0	0	0	0	0	0	0	0	0	0	56.9	-
1000	**16**	**0**	**15**	**0**	**1**	**0**	**0**	**0**	**0**	**0**	**0**	**0**	**0**	**0**	**0**	**0**	**0**	**0**	**0**	**50**	**61.2**
1100	7	0	7	0	0	0	0	0	0	0	0	0	0	0	0	0	0	0	0	56.9	-
1200	4	1	3	0	0	0	0	0	0	0	0	0	0	0	0	0	0	0	0	38	-
1300	4	0	4	0	0	0	0	0	0	0	0	0	0	1	25	0	0	0	0	69.1	-
1400	2	0	2	0	0	0	0	0	0	0	0	0	0	0	0	0	0	0	0	61.8	-
1500	7	0	6	1	0	0	0	0	0	0	0	0	0	1	14.3	0	0	0	0	63.3	-
1600	8	2	6	0	0	0	0	0	0	0	0	0	0	0	0	0	0	0	0	45.3	-
1700	6	0	6	0	0	0	0	0	0	0	0	0	0	0	0	0	0	0	0	61.9	-
1800	5	0	5	0	0	0	0	0	0	0	0	0	0	0	0	0	0	0	0	52.1	-
1900	**10**	**0**	**9**	**0**	**1**	**0**	**0**	**0**	**0**	**0**	**0**	**0**	**0**	**0**	**0**	**0**	**0**	**0**	**0**	**60.2**	**-**
2000	6	0	6	0	0	0	0	0	0	0	0	0	0	0	0	0	0	0	0	57.8	-
2100	1	0	1	0	0	0	0	0	0	0	0	0	0	0	0	0	0	0	0	42.6	-
2200	1	0	1	0	0	0	0	0	0	0	0	0	0	0	0	0	0	0	0	50.1	-
2300	0	0	0	0	0	0	0	0	0	0	0	0	0	0	0	0	0	0	0	-	-
07-19	**62**	**4**	**56**	**1**	**1**	**0**	**0**	**0**	**0**	**0**	**0**	**0**	**0**	**2**	**3.2**	**0**	**0**	**0**	**0**	**53.7**	**67**
06-22	**79**	**4**	**72**	**1**	**2**	**0**	**0**	**0**	**0**	**0**	**0**	**0**	**0**	**2**	**2.5**	**0**	**0**	**0**	**0**	**54.7**	**67**
06-00	**80**	**4**	**73**	**1**	**2**	**0**	**0**	**0**	**0**	**0**	**0**	**0**	**0**	**2**	**2.5**	**0**	**0**	**0**	**0**	**54.6**	**67**
00-00	**82**	**4**	**75**	**1**	**2**	**0**	**0**	**0**	**0**	**0**	**0**	**0**	**0**	**2**	**2.4**	**0**	**0**	**0**	**0**	**55**	**68**

DRAFT

Site 35
Location Un named Road, Att - TP, Lat 53.7468, Long -6.73902
Direction North

3279 / Meath/Cavan/Monaghan ATC's
October 2013
Automatic Traffic Count

Mon, 14 October 2013

Time	Total	Classification												>PSL	>PSL%	>SL1	>SL1%	>SL2	>SL2%	Mean	Vpp
		1 MCL	2 SV	3 SVT	4 TB2	5 TB3	6 T4	7 ART3	8 ART4	9 ART5	10 ART6	11 BD	12 DRT	80	80	85 +5kph	85 +5kph	90 +10kph	90 +10kph		85
0000	0	0	0	0	0	0	0	0	0	0	0	0	0	0	0	0	0	0	0	-	-
0100	0	0	0	0	0	0	0	0	0	0	0	0	0	0	0	0	0	0	0	-	-
0200	1	0	1	0	0	0	0	0	0	0	0	0	0	1	100	1	100	0	0	85.6	-
0300	0	0	0	0	0	0	0	0	0	0	0	0	0	0	0	0	0	0	0	-	-
0400	0	0	0	0	0	0	0	0	0	0	0	0	0	0	0	0	0	0	0	-	-
0500	0	0	0	0	0	0	0	0	0	0	0	0	0	0	0	0	0	0	0	-	-
0600	1	0	0	0	1	0	0	0	0	0	0	0	0	0	0	0	0	0	0	63.1	-
0700	3	0	2	0	1	0	0	0	0	0	0	0	0	0	0	0	0	0	0	61.5	-
0800	**10**	**0**	**10**	**0**	**0**	**0**	**0**	**0**	**0**	**0**	**0**	**0**	**0**	**0**	**0**	**0**	**0**	**0**	**0**	**58.1**	**-**
0900	6	0	6	0	0	0	0	0	0	0	0	0	0	1	16.7	0	0	0	0	70.4	-
1000	4	0	3	0	1	0	0	0	0	0	0	0	0	0	0	0	0	0	0	61.4	-
1100	3	0	2	0	1	0	0	0	0	0	0	0	0	0	0	0	0	0	0	56.6	-
1200	6	0	3	1	2	0	0	0	0	0	0	0	0	0	0	0	0	0	0	61.9	-
1300	5	0	4	1	0	0	0	0	0	0	0	0	0	0	0	0	0	0	0	61.1	-
1400	7	0	4	1	2	0	0	0	0	0	0	0	0	1	14.3	0	0	0	0	60.9	-
1500	**11**	**0**	**10**	**1**	**0**	**0**	**0**	**0**	**0**	**0**	**0**	**0**	**0**	**0**	**0**	**0**	**0**	**0**	**0**	**57.9**	**67.7**
1600	10	0	8	1	1	0	0	0	0	0	0	0	0	0	0	0	0	0	0	53.8	-
1700	9	0	9	0	0	0	0	0	0	0	0	0	0	0	0	0	0	0	0	61.5	-
1800	10	0	7	3	0	0	0	0	0	0	0	0	0	1	10	1	10	0	0	58.7	-
1900	2	0	2	0	0	0	0	0	0	0	0	0	0	0	0	0	0	0	0	56.5	-
2000	6	0	6	0	0	0	0	0	0	0	0	0	0	1	16.7	0	0	0	0	59	-
2100	1	0	1	0	0	0	0	0	0	0	0	0	0	0	0	0	0	0	0	47.6	-
2200	2	0	2	0	0	0	0	0	0	0	0	0	0	0	0	0	0	0	0	67.5	-
2300	2	0	2	0	0	0	0	0	0	0	0	0	0	1	50	0	0	0	0	77.3	-
07-19	**84**	**0**	**68**	**8**	**8**	**0**	**0**	**0**	**0**	**0**	**0**	**0**	**0**	**3**	**3.6**	**1**	**1.2**	**0**	**0**	**59.8**	**72.7**
06-22	**94**	**0**	**77**	**8**	**9**	**0**	**0**	**0**	**0**	**0**	**0**	**0**	**0**	**4**	**4.3**	**1**	**1.1**	**0**	**0**	**59.6**	**72.7**
06-00	**98**	**0**	**81**	**8**	**9**	**0**	**0**	**0**	**0**	**0**	**0**	**0**	**0**	**5**	**5.1**	**1**	**1**	**0**	**0**	**60.1**	**73.1**
00-00	**99**	**0**	**82**	**8**	**9**	**0**	**0**	**0**	**0**	**0**	**0**	**0**	**0**	**6**	**6.1**	**2**	**2**	**0**	**0**	**60.4**	**73.4**

DRAFT

Site 35
Location Un named Road, Att - TP, Lat 53.7468, Long -6.73902
Direction North

3279 / Meath/Cavan/Monaghan ATC's
October 2013
Automatic Traffic Count

Virtual Day (7)

Time	Total	Classification												>PSL	>PSL%	>SL1	>SL1%	>SL2	>SL2%	Mean	Vpp
		1 MCL	2 SV	3 SVT	4 TB2	5 TB3	6 T4	7 ART3	8 ART4	9 ART5	10 ART6	11 BD	12 DRT	80	80	85 +5kph	85 +5kph	90 +10kph	90 +10kph		85
0000	0	0	0	0	0	0	0	0	0	0	0	0	0	0	0	0	0	0	0	60.6	-
0100	0	0	0	0	0	0	0	0	0	0	0	0	0	0	0	0	0	0	0	57.1	-
0200	0	0	0	0	0	0	0	0	0	0	0	0	0	0	100	0	100	0	0	85.6	-
0300	0	0	0	0	0	0	0	0	0	0	0	0	0	0	0	0	0	0	0	-	-
0400	0	0	0	0	0	0	0	0	0	0	0	0	0	0	0	0	0	0	0	-	-
0500	0	0	0	0	0	0	0	0	0	0	0	0	0	0	0	0	0	0	0	63.9	-
0600	0	0	0	0	0	0	0	0	0	0	0	0	0	0	0	0	0	0	0	59.8	-
0700	1	0	0	0	0	0	0	0	0	0	0	0	0	0	0	0	0	0	0	61.7	-
0800	**8**	**0**	**8**	**0**	**0**	**0**	**0**	**0**	**0**	**0**	**0**	**0**	**0**	**0**	**0**	**0**	**0**	**0**	**0**	**60.8**	**-**
0900	5	0	4	0	1	0	0	0	0	0	0	0	0	0	2.7	0	0	0	0	59.8	-
1000	5	0	5	0	0	0	0	0	0	0	0	0	0	0	0	0	0	0	0	54.9	-
1100	5	0	4	0	0	0	0	0	0	0	0	0	0	0	5.3	0	0	0	0	58.5	-
1200	5	0	4	0	1	0	0	0	0	0	0	0	0	0	0	0	0	0	0	56.7	-
1300	6	0	5	1	0	0	0	0	0	0	0	0	0	0	2.5	0	0	0	0	56.7	-
1400	7	0	5	0	1	0	0	0	0	0	0	0	0	0	2.2	0	0	0	0	57.2	-
1500	8	0	7	0	0	0	0	0	0	0	0	0	0	0	1.7	0	0	0	0	61	-
1600	8	0	6	1	1	0	0	0	0	0	0	0	0	0	0	0	0	0	0	56.7	-
1700	**9**	**0**	**9**	**0**	**0**	**0**	**0**	**0**	**0**	**0**	**0**	**0**	**0**	**0**	**1.6**	**0**	**0**	**0**	**0**	**61.5**	**-**
1800	7	0	7	0	0	0	0	0	0	0	0	0	0	0	3.9	0	2	0	0	56.4	-
1900	6	0	5	0	0	0	0	0	0	0	0	0	0	0	2.4	0	0	0	0	58.9	-
2000	4	0	3	0	0	0	0	0	0	0	0	0	0	0	4	0	0	0	0	56.6	-
2100	2	0	2	0	0	0	0	0	0	0	0	0	0	0	0	0	0	0	0	59	-
2200	2	0	2	0	0	0	0	0	0	0	0	0	0	0	0	0	0	0	0	59.1	-
2300	1	0	1	0	0	0	0	0	0	0	0	0	0	0	42.9	0	14.3	0	0	70.3	-
07-19	**75**	**1**	**64**	**4**	**5**	**0**	**2**	**0**	**0**	**0**	**0**	**0**	**0**	**1**	**1.7**	**0**	**0.2**	**0**	**0**	**58.5**	**70.9**
06-22	**87**	**1**	**74**	**4**	**6**	**0**	**2**	**0**	**0**	**0**	**0**	**0**	**0**	**2**	**1.8**	**0**	**0.2**	**0**	**0**	**58.5**	**70.6**
06-00	**90**	**1**	**78**	**4**	**6**	**0**	**2**	**0**	**0**	**0**	**0**	**0**	**0**	**2**	**2.2**	**0**	**0.3**	**0**	**0**	**58.6**	**70.9**
00-00	**92**	**1**	**79**	**4**	**6**	**0**	**2**	**0**	**0**	**0**	**0**	**0**	**0**	**2**	**2.3**	**0**	**0.5**	**0**	**0**	**58.7**	**70.9**

DRAFT

Site 35
Location Un named Road, Att - TP, Lat 53.7468, Long -6.73902
Direction North

3279 / Meath/Cavan/Monaghan ATC's
October 2013
Automatic Traffic Count

Virtual Week (1)

Time	Total	Classification												>PSL	>PSL%	>SL1	>SL1%	>SL2	>SL2%	Mean	Vpp
		1 MCL	2 SV	3 SVT	4 TB2	5 TB3	6 T4	7 ART3	8 ART4	9 ART5	10 ART6	11 BD	12 DRT	80	80	85 +5kph	85 +5kph	90 +10kph	90 +10kph		85
Mon	99	0	82	8	9	0	0	0	0	0	0	0	0	6	6.1	2	2	0	0	60.4	73.4
Tue	88	1	77	3	4	0	0	1	0	2	0	0	0	1	1.1	0	0	0	0	57.9	69.8
Wed	96	1	81	5	7	0	2	0	0	0	0	0	0	1	1	0	0	0	0	58.3	68.8
Thu	96	0	83	2	10	0	1	0	0	0	0	0	0	4	4.2	1	1	0	0	61.2	73.8
Fri	104	1	85	1	7	1	9	0	0	0	0	0	0	0	0	0	0	0	0	59.5	69.5
| Sat	76	1	67	6	2	0	0	0	0	0	0	0	0	1	1.3	0	0	0	0	57.6	72.7
| Sun	82	4	75	1	2	0	0	0	0	0	0	0	0	2	2.4	0	0	0	0	55	68
5 Day Ave.	**97**	**1**	**82**	**4**	**7**	**0**	**2**	**0**	**0**	**0**	**0**	**0**	**0**	**2**	**2.1**	**1**	**1.0**	**0**	**0.0**	**59.5**	**71.1**
7 Day Ave.	**92**	**1**	**79**	**4**	**6**	**0**	**2**	**0**	**0**	**0**	**0**	**0**	**0**	**2**	**2.3**	**0**	**0.5**	**0**	**0.0**	**58.7**	**70.9**
--	**641**	**8**	**550**	**26**	**41**	**1**	**12**	**1**	**0**	**2**	**0**	**0**	**0**	**15**	**2.3**	**3**	**0.5**	**0**	**0.0**	**58.7**	**70.9**

Summary Graphs

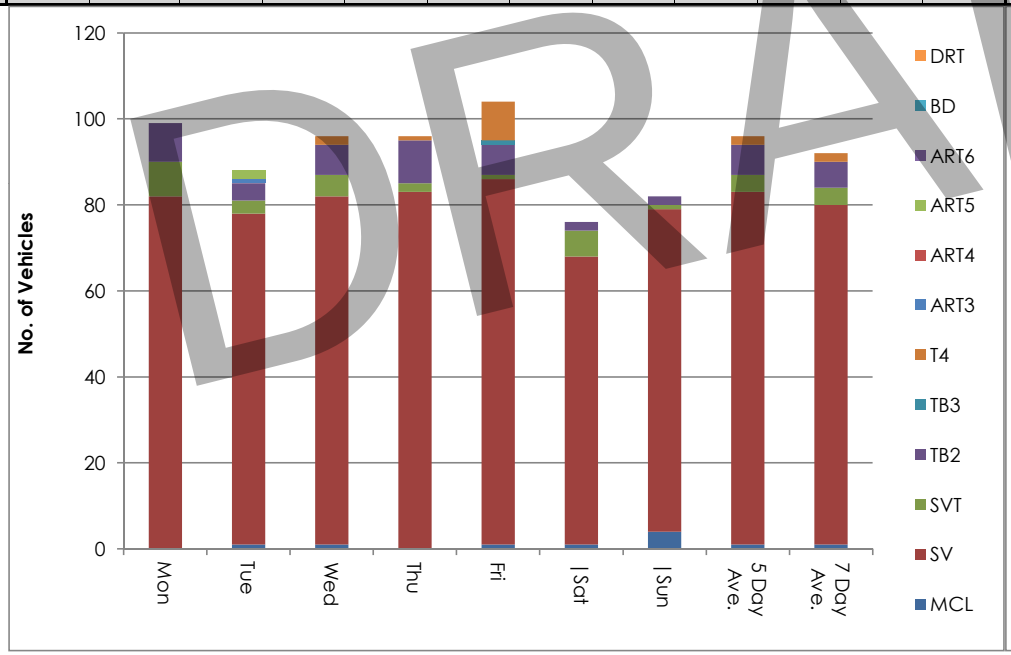

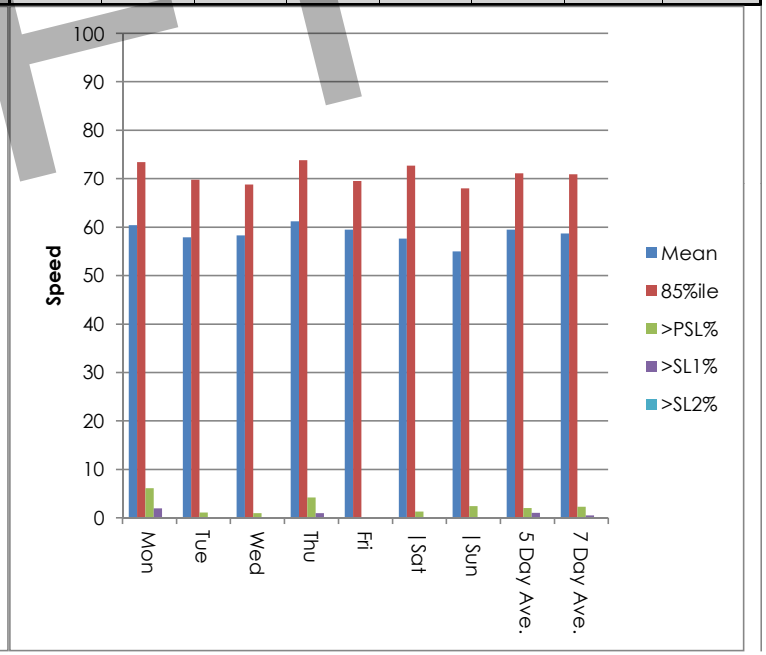

DRAFT

Site 35
Location Un named Road, Att - TP, Lat 53.7468, Long -6.73902
Direction North

3279 / Meath/Cavan/Monaghan ATC's
October 2013
Automatic Traffic Count

Tue, 8 October 2013

Time	Total	Speed Bins (km/h)																											
		0 - 5	5 - 10	10 - 15	15 - 20	20 - 25	25 - 30	30 - 35	35 - 40	40 - 45	45 - 50	50 - 55	55 - 60	60 - 65	65 - 70	70 - 75	75 - 80	80 - 85	85 - 90	90 - 95	95 - 100	100 - 105	105 - 110	110 - 115	115 - 120	120 - 125	125 - 130	130 - 135	135 - 140
0000	0	0	0	0	0	0	0	0	0	0	0	0	0	0	0	0	0	0	0	0	0	0	0	0	0	0	0	0	0
0100	0	0	0	0	0	0	0	0	0	0	0	0	0	0	0	0	0	0	0	0	0	0	0	0	0	0	0	0	0
0200	0	0	0	0	0	0	0	0	0	0	0	0	0	0	0	0	0	0	0	0	0	0	0	0	0	0	0	0	0
0300	0	0	0	0	0	0	0	0	0	0	0	0	0	0	0	0	0	0	0	0	0	0	0	0	0	0	0	0	0
0400	0	0	0	0	0	0	0	0	0	0	0	0	0	0	0	0	0	0	0	0	0	0	0	0	0	0	0	0	0
0500	1	0	0	0	0	0	0	0	0	0	0	0	0	1	0	0	0	0	0	0	0	0	0	0	0	0	0	0	0
0600	0	0	0	0	0	0	0	0	0	0	0	0	0	0	0	0	0	0	0	0	0	0	0	0	0	0	0	0	0
0700	1	0	0	0	0	0	0	0	0	0	0	0	0	0	1	0	0	0	0	0	0	0	0	0	0	0	0	0	0
0800	**14**	**0**	**0**	**0**	**0**	**0**	**0**	**0**	**1**	**1**	**0**	**1**	**5**	**1**	**1**	**3**	**1**	**0**	**0**	**0**	**0**	**0**	**0**	**0**	**0**	**0**	**0**	**0**	**0**
0900	6	0	0	0	0	0	0	0	0	2	0	2	1	0	0	1	0	0	0	0	0	0	0	0	0	0	0	0	0
1000	3	0	0	0	0	0	0	0	0	1	0	0	0	0	2	0	0	0	0	0	0	0	0	0	0	0	0	0	0
1100	4	0	0	0	0	0	1	0	0	0	0	1	1	1	0	0	0	0	0	0	0	0	0	0	0	0	0	0	0
1200	4	0	0	0	0	0	0	0	0	0	0	2	0	1	1	0	0	0	0	0	0	0	0	0	0	0	0	0	0
1300	4	0	0	0	0	0	0	1	0	0	1	0	1	0	1	0	0	0	0	0	0	0	0	0	0	0	0	0	0
1400	2	0	0	0	0	0	0	0	0	0	0	0	2	0	0	0	0	0	0	0	0	0	0	0	0	0	0	0	0
1500	6	0	0	0	0	0	0	0	0	0	1	2	0	1	1	1	0	0	0	0	0	0	0	0	0	0	0	0	0
1600	10	0	0	0	0	1	0	0	1	0	0	0	1	4	1	2	0	0	0	0	0	0	0	0	0	0	0	0	0
1700	8	0	0	0	0	0	0	1	0	1	1	0	1	1	1	0	2	0	0	0	0	0	0	0	0	0	0	0	0
1800	**11**	**0**	**0**	**0**	**0**	**1**	**0**	**0**	**1**	**0**	**0**	**2**	**2**	**1**	**2**	**0**	**1**	**1**	**0**	**0**	**0**	**0**	**0**	**0**	**0**	**0**	**0**	**0**	**0**
1900	8	0	0	0	0	0	0	0	0	0	1	1	1	1	2	2	0	0	0	0	0	0	0	0	0	0	0	0	0
2000	2	0	0	0	0	0	0	0	1	0	0	1	0	0	0	0	0	0	0	0	0	0	0	0	0	0	0	0	0
2100	1	0	0	0	0	0	0	0	0	0	0	0	0	0	1	0	0	0	0	0	0	0	0	0	0	0	0	0	0
2200	1	0	0	0	0	0	0	0	0	0	0	0	0	1	0	0	0	0	0	0	0	0	0	0	0	0	0	0	0
2300	2	0	0	0	0	0	0	0	0	0	0	0	1	1	0	0	0	0	0	0	0	0	0	0	0	0	0	0	0
07-19	**73**	**0**	**0**	**0**	**0**	**2**	**1**	**2**	**3**	**5**	**3**	**10**	**14**	**10**	**11**	**7**	**4**	**1**	**0**	**0**	**0**	**0**	**0**	**0**	**0**	**0**	**0**	**0**	**0**
06-22	**84**	**0**	**0**	**0**	**0**	**2**	**1**	**2**	**4**	**5**	**4**	**12**	**15**	**11**	**14**	**9**	**4**	**1**	**0**	**0**	**0**	**0**	**0**	**0**	**0**	**0**	**0**	**0**	**0**
06-00	**87**	**0**	**0**	**0**	**0**	**2**	**1**	**2**	**4**	**5**	**4**	**12**	**16**	**13**	**14**	**9**	**4**	**1**	**0**	**0**	**0**	**0**	**0**	**0**	**0**	**0**	**0**	**0**	**0**
00-00	**88**	**0**	**0**	**0**	**0**	**2**	**1**	**2**	**4**	**5**	**4**	**12**	**16**	**14**	**14**	**9**	**4**	**1**	**0**	**0**	**0**	**0**	**0**	**0**	**0**	**0**	**0**	**0**	**0**

DRAFT

Site 35
Location Un named Road, Att - TP, Lat 53.7468, Long -6.73902
Direction North

3279 / Meath/Cavan/Monaghan ATC's
October 2013
Automatic Traffic Count

Wed, 9 October 2013

Time	Total	Speed Bins (km/h)																											
		0 - 5	5 - 10	10 - 15	15 - 20	20 - 25	25 - 30	30 - 35	35 - 40	40 - 45	45 - 50	50 - 55	55 - 60	60 - 65	65 - 70	70 - 75	75 - 80	80 - 85	85 - 90	90 - 95	95 - 100	100 - 105	105 - 110	110 - 115	115 - 120	120 - 125	125 - 130	130 - 135	135 - 140
0000	1	0	0	0	0	0	0	0	0	0	1	0	0	0	0	0	0	0	0	0	0	0	0	0	0	0	0	0	0
0100	0	0	0	0	0	0	0	0	0	0	0	0	0	0	0	0	0	0	0	0	0	0	0	0	0	0	0	0	0
0200	0	0	0	0	0	0	0	0	0	0	0	0	0	0	0	0	0	0	0	0	0	0	0	0	0	0	0	0	0
0300	0	0	0	0	0	0	0	0	0	0	0	0	0	0	0	0	0	0	0	0	0	0	0	0	0	0	0	0	0
0400	0	0	0	0	0	0	0	0	0	0	0	0	0	0	0	0	0	0	0	0	0	0	0	0	0	0	0	0	0
0500	0	0	0	0	0	0	0	0	0	0	0	0	0	0	0	0	0	0	0	0	0	0	0	0	0	0	0	0	0
0600	1	0	0	0	0	0	0	0	0	0	0	0	1	0	0	0	0	0	0	0	0	0	0	0	0	0	0	0	0
0700	1	0	0	0	0	0	0	0	0	0	0	0	1	0	0	0	0	0	0	0	0	0	0	0	0	0	0	0	0
0800	**11**	**0**	**0**	**0**	**0**	**0**	**0**	**0**	**0**	**0**	**2**	**1**	**2**	**3**	**0**	**1**	**2**	**0**	**0**	**0**	**0**	**0**	**0**	**0**	**0**	**0**	**0**	**0**	**0**
0900	3	0	0	0	0	0	0	0	0	0	0	1	2	0	0	0	0	0	0	0	0	0	0	0	0	0	0	0	0
1000	3	0	0	0	1	0	0	0	0	0	0	1	0	1	0	0	0	0	0	0	0	0	0	0	0	0	0	0	0
1100	5	0	0	0	0	0	0	0	0	0	1	0	3	0	0	0	1	0	0	0	0	0	0	0	0	0	0	0	0
1200	6	0	0	0	0	0	0	0	0	2	0	1	1	0	2	0	0	0	0	0	0	0	0	0	0	0	0	0	0
1300	7	0	0	0	0	0	0	0	0	1	3	2	0	1	0	0	0	0	0	0	0	0	0	0	0	0	0	0	0
1400	8	0	0	0	0	0	0	0	0	1	1	0	1	2	2	1	0	0	0	0	0	0	0	0	0	0	0	0	0
1500	**9**	**0**	**0**	**0**	**0**	**0**	**0**	**0**	**0**	**2**	**0**	**2**	**2**	**2**	**1**	**0**	**0**	**0**	**0**	**0**	**0**	**0**	**0**	**0**	**0**	**0**	**0**	**0**	**0**
1600	8	0	0	0	0	0	0	0	0	0	1	0	0	3	1	2	1	0	0	0	0	0	0	0	0	0	0	0	0
1700	8	0	0	0	0	0	0	0	0	0	0	1	1	3	2	1	0	0	0	0	0	0	0	0	0	0	0	0	0
1800	5	0	0	0	0	0	0	0	0	0	0	2	1	2	0	0	0	0	0	0	0	0	0	0	0	0	0	0	0
1900	4	0	0	0	0	0	0	0	0	1	0	0	0	2	1	0	0	0	0	0	0	0	0	0	0	0	0	0	0
2000	5	0	0	0	0	0	0	0	0	0	1	1	0	2	1	0	0	0	0	0	0	0	0	0	0	0	0	0	0
2100	4	0	0	0	0	0	0	0	0	0	0	1	1	2	0	0	0	0	0	0	0	0	0	0	0	0	0	0	0
2200	5	0	0	0	0	0	0	1	0	0	1	1	1	0	1	0	0	0	0	0	0	0	0	0	0	0	0	0	0
2300	2	0	0	0	0	0	0	0	0	0	1	0	0	0	0	0	0	1	0	0	0	0	0	0	0	0	0	0	0
07-19	**74**	**0**	**0**	**0**	**1**	**0**	**0**	**0**	**0**	**6**	**8**	**11**	**14**	**17**	**8**	**5**	**4**	**0**	**0**	**0**	**0**	**0**	**0**	**0**	**0**	**0**	**0**	**0**	**0**
06-22	**88**	**0**	**0**	**0**	**1**	**0**	**0**	**0**	**0**	**7**	**9**	**13**	**16**	**23**	**10**	**5**	**4**	**0**	**0**	**0**	**0**	**0**	**0**	**0**	**0**	**0**	**0**	**0**	**0**
06-00	**95**	**0**	**0**	**0**	**1**	**0**	**0**	**1**	**0**	**7**	**11**	**14**	**17**	**23**	**11**	**5**	**4**	**1**	**0**	**0**	**0**	**0**	**0**	**0**	**0**	**0**	**0**	**0**	**0**
00-00	**96**	**0**	**0**	**0**	**1**	**0**	**0**	**1**	**0**	**7**	**12**	**14**	**17**	**23**	**11**	**5**	**4**	**1**	**0**	**0**	**0**	**0**	**0**	**0**	**0**	**0**	**0**	**0**	**0**

DRAFT

Site 35
Location Un named Road, Att - TP, Lat 53.7468, Long -6.73902
Direction North

3279 / Meath/Cavan/Monaghan ATC's
October 2013
Automatic Traffic Count

Thu, 10 October 2013

Time	Total	Speed Bins (km/h)																											
		0 - 5	5 - 10	10 - 15	15 - 20	20 - 25	25 - 30	30 - 35	35 - 40	40 - 45	45 - 50	50 - 55	55 - 60	60 - 65	65 - 70	70 - 75	75 - 80	80 - 85	85 - 90	90 - 95	95 - 100	100 - 105	105 - 110	110 - 115	115 - 120	120 - 125	125 - 130	130 - 135	135 - 140
0000	0	0	0	0	0	0	0	0	0	0	0	0	0	0	0	0	0	0	0	0	0	0	0	0	0	0	0	0	0
0100	1	0	0	0	0	0	0	0	0	0	0	0	0	1	0	0	0	0	0	0	0	0	0	0	0	0	0	0	0
0200	0	0	0	0	0	0	0	0	0	0	0	0	0	0	0	0	0	0	0	0	0	0	0	0	0	0	0	0	0
0300	0	0	0	0	0	0	0	0	0	0	0	0	0	0	0	0	0	0	0	0	0	0	0	0	0	0	0	0	0
0400	0	0	0	0	0	0	0	0	0	0	0	0	0	0	0	0	0	0	0	0	0	0	0	0	0	0	0	0	0
0500	1	0	0	0	0	0	0	0	0	0	0	0	0	1	0	0	0	0	0	0	0	0	0	0	0	0	0	0	0
0600	0	0	0	0	0	0	0	0	0	0	0	0	0	0	0	0	0	0	0	0	0	0	0	0	0	0	0	0	0
0700	0	0	0	0	0	0	0	0	0	0	0	0	0	0	0	0	0	0	0	0	0	0	0	0	0	0	0	0	0
0800	**10**	**0**	**0**	**0**	**0**	**0**	**0**	**0**	**0**	**0**	**0**	**1**	**2**	**3**	**1**	**1**	**2**	**0**	**0**	**0**	**0**	**0**	**0**	**0**	**0**	**0**	**0**	**0**	**0**
0900	8	0	0	0	0	0	0	0	0	1	2	0	2	0	1	0	2	0	0	0	0	0	0	0	0	0	0	0	0
1000	3	0	0	0	0	0	0	0	0	0	0	0	0	2	1	0	0	0	0	0	0	0	0	0	0	0	0	0	0
1100	7	0	0	0	0	0	0	0	0	0	0	2	0	1	1	2	0	1	0	0	0	0	0	0	0	0	0	0	0
1200	4	0	0	0	0	0	0	1	0	0	0	0	1	0	0	1	1	0	0	0	0	0	0	0	0	0	0	0	0
1300	5	0	0	0	0	0	0	0	0	1	1	1	1	0	0	1	0	0	0	0	0	0	0	0	0	0	0	0	0
1400	7	0	0	0	0	0	0	0	0	0	1	2	1	2	0	1	0	0	0	0	0	0	0	0	0	0	0	0	0
1500	11	0	0	0	0	0	0	0	1	0	0	1	2	1	4	0	2	0	0	0	0	0	0	0	0	0	0	0	0
1600	7	0	0	0	0	0	0	0	0	0	2	2	0	2	0	1	0	0	0	0	0	0	0	0	0	0	0	0	0
1700	**13**	**0**	**0**	**0**	**0**	**0**	**0**	**0**	**0**	**1**	**1**	**1**	**2**	**3**	**2**	**2**	**0**	**1**	**0**	**0**	**0**	**0**	**0**	**0**	**0**	**0**	**0**	**0**	**0**
1800	5	0	0	0	0	0	0	0	0	0	0	1	1	1	0	2	0	0	0	0	0	0	0	0	0	0	0	0	0
1900	7	0	0	0	0	0	0	0	0	0	1	1	3	0	1	0	0	1	0	0	0	0	0	0	0	0	0	0	0
2000	2	0	0	0	0	0	0	1	0	0	0	1	0	0	0	0	0	0	0	0	0	0	0	0	0	0	0	0	0
2100	3	0	0	0	0	0	0	0	0	0	0	0	0	0	2	0	1	0	0	0	0	0	0	0	0	0	0	0	0
2200	1	0	0	0	0	0	0	0	0	0	0	1	0	0	0	0	0	0	0	0	0	0	0	0	0	0	0	0	0
2300	1	0	0	0	0	0	0	0	0	0	0	0	0	0	0	0	0	0	1	0	0	0	0	0	0	0	0	0	0
07-19	**80**	**0**	**0**	**0**	**0**	**0**	**0**	**1**	**1**	**3**	**7**	**11**	**12**	**15**	**10**	**11**	**7**	**2**	**0**	**0**	**0**	**0**	**0**	**0**	**0**	**0**	**0**	**0**	**0**
06-22	**92**	**0**	**0**	**0**	**0**	**0**	**0**	**2**	**1**	**3**	**8**	**13**	**15**	**15**	**13**	**11**	**8**	**3**	**0**	**0**	**0**	**0**	**0**	**0**	**0**	**0**	**0**	**0**	**0**
06-00	**94**	**0**	**0**	**0**	**0**	**0**	**0**	**2**	**1**	**3**	**8**	**14**	**15**	**15**	**13**	**11**	**8**	**3**	**1**	**0**	**0**	**0**	**0**	**0**	**0**	**0**	**0**	**0**	**0**
00-00	**96**	**0**	**0**	**0**	**0**	**0**	**0**	**2**	**1**	**3**	**8**	**14**	**15**	**17**	**13**	**11**	**8**	**3**	**1**	**0**	**0**	**0**	**0**	**0**	**0**	**0**	**0**	**0**	**0**

DRAFT

Site 35
Location Un named Road, Att - TP, Lat 53.7468, Long -6.73902
Direction North

3279 / Meath/Cavan/Monaghan ATC's
October 2013
Automatic Traffic Count

Fri, 11 October 2013

Time	Total	Speed Bins (km/h)																											
		0 - 5	5 - 10	10 - 15	15 - 20	20 - 25	25 - 30	30 - 35	35 - 40	40 - 45	45 - 50	50 - 55	55 - 60	60 - 65	65 - 70	70 - 75	75 - 80	80 - 85	85 - 90	90 - 95	95 - 100	100 - 105	105 - 110	110 - 115	115 - 120	120 - 125	125 - 130	130 - 135	135 - 140
0000	0	0	0	0	0	0	0	0	0	0	0	0	0	0	0	0	0	0	0	0	0	0	0	0	0	0	0	0	0
0100	0	0	0	0	0	0	0	0	0	0	0	0	0	0	0	0	0	0	0	0	0	0	0	0	0	0	0	0	0
0200	0	0	0	0	0	0	0	0	0	0	0	0	0	0	0	0	0	0	0	0	0	0	0	0	0	0	0	0	0
0300	0	0	0	0	0	0	0	0	0	0	0	0	0	0	0	0	0	0	0	0	0	0	0	0	0	0	0	0	0
0400	0	0	0	0	0	0	0	0	0	0	0	0	0	0	0	0	0	0	0	0	0	0	0	0	0	0	0	0	0
0500	0	0	0	0	0	0	0	0	0	0	0	0	0	0	0	0	0	0	0	0	0	0	0	0	0	0	0	0	0
0600	1	0	0	0	0	0	0	0	0	0	0	0	1	0	0	0	0	0	0	0	0	0	0	0	0	0	0	0	0
0700	0	0	0	0	0	0	0	0	0	0	0	0	0	0	0	0	0	0	0	0	0	0	0	0	0	0	0	0	0
0800	9	0	0	0	0	0	0	0	1	0	0	0	3	0	3	1	1	0	0	0	0	0	0	0	0	0	0	0	0	0
0900	**10**	**0**	**0**	**0**	**0**	**0**	**0**	**0**	**0**	**0**	**1**	**2**	**2**	**3**	**1**	**0**	**1**	**0**	**0**	**0**	**0**	**0**	**0**	**0**	**0**	**0**	**0**	**0**	**0**	**0**
1000	2	0	0	0	0	0	0	0	0	0	0	0	0	0	1	1	0	0	0	0	0	0	0	0	0	0	0	0	0	0
1100	6	0	0	0	0	0	0	0	0	0	0	1	1	0	2	1	1	0	0	0	0	0	0	0	0	0	0	0	0	0
1200	5	0	0	0	0	0	0	0	0	0	0	2	0	1	2	0	0	0	0	0	0	0	0	0	0	0	0	0	0	0
1300	10	0	0	0	0	0	1	0	0	1	1	1	1	2	2	1	0	0	0	0	0	0	0	0	0	0	0	0	0	0
1400	**11**	**0**	**0**	**0**	**0**	**0**	**1**	**0**	**1**	**0**	**1**	**1**	**4**	**2**	**1**	**0**	**0**	**0**	**0**	**0**	**0**	**0**	**0**	**0**	**0**	**0**	**0**	**0**	**0**	**0**
1500	7	0	0	0	0	0	0	0	0	0	0	0	1	2	2	2	0	0	0	0	0	0	0	0	0	0	0	0	0	0
1600	7	0	0	0	0	0	0	0	0	0	0	2	1	2	0	2	0	0	0	0	0	0	0	0	0	0	0	0	0	0
1700	9	0	0	0	0	0	0	0	0	0	2	0	1	2	3	1	0	0	0	0	0	0	0	0	0	0	0	0	0	0
1800	9	0	0	1	0	0	1	0	0	1	1	0	1	1	1	2	0	0	0	0	0	0	0	0	0	0	0	0	0	0
1900	7	0	0	0	0	0	0	0	1	0	1	0	1	3	1	0	0	0	0	0	0	0	0	0	0	0	0	0	0	0
2000	3	0	0	0	0	0	0	0	0	0	0	0	1	0	1	1	0	0	0	0	0	0	0	0	0	0	0	0	0	0
2100	5	0	0	0	0	0	0	0	0	0	1	0	2	2	0	0	0	0	0	0	0	0	0	0	0	0	0	0	0	0
2200	3	0	0	0	0	0	0	0	0	0	0	1	0	2	0	0	0	0	0	0	0	0	0	0	0	0	0	0	0	0
2300	0	0	0	0	0	0	0	0	0	0	0	0	0	0	0	0	0	0	0	0	0	0	0	0	0	0	0	0	0	0
07-19	**85**	**0**	**0**	**1**	**0**	**0**	**3**	**0**	**2**	**2**	**6**	**9**	**15**	**15**	**18**	**11**	**3**	**0**	**0**	**0**	**0**	**0**	**0**	**0**	**0**	**0**	**0**	**0**	**0**	**0**
06-22	**101**	**0**	**0**	**1**	**0**	**0**	**3**	**0**	**3**	**2**	**8**	**9**	**20**	**20**	**20**	**12**	**3**	**0**	**0**	**0**	**0**	**0**	**0**	**0**	**0**	**0**	**0**	**0**	**0**	**0**
06-00	**104**	**0**	**0**	**1**	**0**	**0**	**3**	**0**	**3**	**2**	**8**	**10**	**20**	**22**	**20**	**12**	**3**	**0**	**0**	**0**	**0**	**0**	**0**	**0**	**0**	**0**	**0**	**0**	**0**	**0**
00-00	**104**	**0**	**0**	**1**	**0**	**0**	**3**	**0**	**3**	**2**	**8**	**10**	**20**	**22**	**20**	**12**	**3**	**0**	**0**	**0**	**0**	**0**	**0**	**0**	**0**	**0**	**0**	**0**	**0**	**0**

DRAFT

Site 35
Location Un named Road, Att - TP, Lat 53.7468, Long -6.73902
Direction North

3279 / Meath/Cavan/Monaghan ATC's
October 2013
Automatic Traffic Count

Sat, 12 October 2013

Time	Total	Speed Bins (km/h)																												
		0 - 5	5 - 10	10 - 15	15 - 20	20 - 25	25 - 30	30 - 35	35 - 40	40 - 45	45 - 50	50 - 55	55 - 60	60 - 65	65 - 70	70 - 75	75 - 80	80 - 85	85 - 90	90 - 95	95 - 100	100 - 105	105 - 110	110 - 115	115 - 120	120 - 125	125 - 130	130 - 135	135 - 140
0000	1	0	0	0	0	0	0	0	0	0	0	0	1	0	0	0	0	0	0	0	0	0	0	0	0	0	0	0	0	0
0100	1	0	0	0	0	0	0	0	0	0	1	0	0	0	0	0	0	0	0	0	0	0	0	0	0	0	0	0	0	0
0200	0	0	0	0	0	0	0	0	0	0	0	0	0	0	0	0	0	0	0	0	0	0	0	0	0	0	0	0	0	0
0300	0	0	0	0	0	0	0	0	0	0	0	0	0	0	0	0	0	0	0	0	0	0	0	0	0	0	0	0	0	0
0400	0	0	0	0	0	0	0	0	0	0	0	0	0	0	0	0	0	0	0	0	0	0	0	0	0	0	0	0	0	0
0500	0	0	0	0	0	0	0	0	0	0	0	0	0	0	0	0	0	0	0	0	0	0	0	0	0	0	0	0	0	0
0600	0	0	0	0	0	0	0	0	0	0	0	0	0	0	0	0	0	0	0	0	0	0	0	0	0	0	0	0	0	0
0700	0	0	0	0	0	0	0	0	0	0	0	0	0	0	0	0	0	0	0	0	0	0	0	0	0	0	0	0	0	0
0800	2	0	0	0	0	0	0	0	0	1	0	0	0	1	0	0	0	0	0	0	0	0	0	0	0	0	0	0	0	0
0900	2	0	0	0	0	0	0	0	0	1	0	0	0	0	0	1	0	0	0	0	0	0	0	0	0	0	0	0	0	0
1000	**6**	**0**	**0**	**0**	**0**	**0**	**0**	**0**	**0**	**0**	**1**	**2**	**0**	**2**	**1**	**0**	**0**	**0**	**0**	**0**	**0**	**0**	**0**	**0**	**0**	**0**	**0**	**0**	**0**	**0**
1100	**6**	**0**	**0**	**0**	**0**	**0**	**0**	**0**	**0**	**3**	**1**	**1**	**0**	**0**	**0**	**0**	**0**	**1**	**0**	**0**	**0**	**0**	**0**	**0**	**0**	**0**	**0**	**0**	**0**	**0**
1200	7	0	0	0	0	0	1	0	0	0	1	1	0	1	1	1	1	0	0	0	0	0	0	0	0	0	0	0	0	0
1300	5	0	0	0	0	0	0	0	1	0	0	1	0	1	2	0	0	0	0	0	0	0	0	0	0	0	0	0	0	0
1400	9	0	0	0	0	0	0	0	1	1	0	4	1	0	1	1	0	0	0	0	0	0	0	0	0	0	0	0	0	0
1500	8	0	0	0	0	0	0	0	0	0	1	0	3	1	0	2	1	0	0	0	0	0	0	0	0	0	0	0	0	0
1600	3	0	0	0	0	0	0	0	0	0	0	1	1	1	0	0	0	0	0	0	0	0	0	0	0	0	0	0	0	0
1700	**11**	**0**	**0**	**0**	**0**	**0**	**0**	**0**	**0**	**0**	**1**	**2**	**3**	**2**	**0**	**2**	**1**	**0**	**0**	**0**	**0**	**0**	**0**	**0**	**0**	**0**	**0**	**0**	**0**	**0**
1800	6	0	0	0	0	0	0	0	1	0	0	2	0	2	1	0	0	0	0	0	0	0	0	0	0	0	0	0	0	0
1900	3	0	0	0	0	0	1	0	0	0	0	1	0	0	0	0	1	0	0	0	0	0	0	0	0	0	0	0	0	0
2000	1	0	0	0	0	0	0	0	0	1	0	0	0	0	0	0	0	0	0	0	0	0	0	0	0	0	0	0	0	0
2100	2	0	0	0	0	0	0	0	0	0	1	0	0	0	0	1	0	0	0	0	0	0	0	0	0	0	0	0	0	0
2200	3	0	0	0	0	0	0	0	0	0	0	0	0	1	1	0	1	0	0	0	0	0	0	0	0	0	0	0	0	0
2300	0	0	0	0	0	0	0	0	0	0	0	0	0	0	0	0	0	0	0	0	0	0	0	0	0	0	0	0	0	0
07-19	**65**	**0**	**0**	**0**	**0**	**0**	**1**	**0**	**3**	**6**	**5**	**14**	**8**	**11**	**6**	**7**	**3**	**1**	**0**	**0**	**0**	**0**	**0**	**0**	**0**	**0**	**0**	**0**	**0**	**0**
06-22	**71**	**0**	**0**	**0**	**0**	**0**	**2**	**0**	**3**	**7**	**6**	**15**	**8**	**11**	**6**	**8**	**4**	**1**	**0**	**0**	**0**	**0**	**0**	**0**	**0**	**0**	**0**	**0**	**0**	**0**
06-00	**74**	**0**	**0**	**0**	**0**	**0**	**2**	**0**	**3**	**7**	**6**	**15**	**8**	**12**	**7**	**8**	**5**	**1**	**0**	**0**	**0**	**0**	**0**	**0**	**0**	**0**	**0**	**0**	**0**	**0**
00-00	**76**	**0**	**0**	**0**	**0**	**0**	**2**	**0**	**3**	**7**	**7**	**15**	**9**	**12**	**7**	**8**	**5**	**1**	**0**	**0**	**0**	**0**	**0**	**0**	**0**	**0**	**0**	**0**	**0**	**0**

DRAFT

Site 35
Location Un named Road, Att - TP, Lat 53.7468, Long -6.73902
Direction North

3279 / Meath/Cavan/Monaghan ATC's
October 2013
Automatic Traffic Count

Sun, 13 October 2013

Time	Total	Speed Bins (km/h)																											
		0 - 5	5 - 10	10 - 15	15 - 20	20 - 25	25 - 30	30 - 35	35 - 40	40 - 45	45 - 50	50 - 55	55 - 60	60 - 65	65 - 70	70 - 75	75 - 80	80 - 85	85 - 90	90 - 95	95 - 100	100 - 105	105 - 110	110 - 115	115 - 120	120 - 125	125 - 130	130 - 135	135 - 140
0000	1	0	0	0	0	0	0	0	0	0	0	0	0	0	0	0	1	0	0	0	0	0	0	0	0	0	0	0	0
0100	1	0	0	0	0	0	0	0	0	0	0	0	1	0	0	0	0	0	0	0	0	0	0	0	0	0	0	0	0
0200	0	0	0	0	0	0	0	0	0	0	0	0	0	0	0	0	0	0	0	0	0	0	0	0	0	0	0	0	0
0300	0	0	0	0	0	0	0	0	0	0	0	0	0	0	0	0	0	0	0	0	0	0	0	0	0	0	0	0	0
0400	0	0	0	0	0	0	0	0	0	0	0	0	0	0	0	0	0	0	0	0	0	0	0	0	0	0	0	0	0
0500	0	0	0	0	0	0	0	0	0	0	0	0	0	0	0	0	0	0	0	0	0	0	0	0	0	0	0	0	0
0600	0	0	0	0	0	0	0	0	0	0	0	0	0	0	0	0	0	0	0	0	0	0	0	0	0	0	0	0	0
0700	0	0	0	0	0	0	0	0	0	0	0	0	0	0	0	0	0	0	0	0	0	0	0	0	0	0	0	0	0
0800	1	0	0	0	0	0	1	0	0	0	0	0	0	0	0	0	0	0	0	0	0	0	0	0	0	0	0	0	0
0900	2	0	0	0	0	0	0	0	1	0	0	0	0	0	0	1	0	0	0	0	0	0	0	0	0	0	0	0	0
1000	**16**	**0**	**0**	**0**	**0**	**0**	**0**	**2**	**0**	**4**	**1**	**3**	**3**	**2**	**1**	**0**	**0**	**0**	**0**	**0**	**0**	**0**	**0**	**0**	**0**	**0**	**0**	**0**	**0**
1100	7	0	0	0	0	0	0	0	0	0	3	0	1	0	3	0	0	0	0	0	0	0	0	0	0	0	0	0	0
1200	4	0	0	0	0	1	0	2	0	0	0	0	0	1	0	0	0	0	0	0	0	0	0	0	0	0	0	0	0
1300	4	0	0	0	0	0	0	0	0	0	0	0	0	2	1	0	0	1	0	0	0	0	0	0	0	0	0	0	0
1400	2	0	0	0	0	0	0	0	0	0	0	0	1	0	1	0	0	0	0	0	0	0	0	0	0	0	0	0	0
1500	7	0	0	0	0	0	0	0	0	0	0	2	1	2	0	1	0	1	0	0	0	0	0	0	0	0	0	0	0
1600	8	0	0	0	1	1	0	0	0	3	0	0	1	1	0	1	0	0	0	0	0	0	0	0	0	0	0	0	0
1700	6	0	0	0	0	0	0	0	0	0	1	0	2	1	1	0	1	0	0	0	0	0	0	0	0	0	0	0	0
1800	5	0	0	0	0	0	0	0	1	0	1	0	2	1	0	0	0	0	0	0	0	0	0	0	0	0	0	0	0
1900	**10**	**0**	**0**	**0**	**0**	**0**	**0**	**0**	**0**	**0**	**1**	**3**	**2**	**1**	**1**	**1**	**1**	**0**	**0**	**0**	**0**	**0**	**0**	**0**	**0**	**0**	**0**	**0**	**0**
2000	6	0	0	0	0	0	0	0	1	0	0	1	1	2	0	1	0	0	0	0	0	0	0	0	0	0	0	0	0
2100	1	0	0	0	0	0	0	0	0	1	0	0	0	0	0	0	0	0	0	0	0	0	0	0	0	0	0	0	0
2200	1	0	0	0	0	0	0	0	0	0	0	1	0	0	0	0	0	0	0	0	0	0	0	0	0	0	0	0	0
2300	0	0	0	0	0	0	0	0	0	0	0	0	0	0	0	0	0	0	0	0	0	0	0	0	0	0	0	0	0
07-19	**62**	**0**	**0**	**0**	**1**	**2**	**1**	**4**	**2**	**7**	**6**	**5**	**11**	**10**	**7**	**3**	**1**	**2**	**0**	**0**	**0**	**0**	**0**	**0**	**0**	**0**	**0**	**0**	**0**
06-22	**79**	**0**	**0**	**0**	**1**	**2**	**1**	**4**	**3**	**8**	**7**	**9**	**14**	**13**	**8**	**5**	**2**	**2**	**0**	**0**	**0**	**0**	**0**	**0**	**0**	**0**	**0**	**0**	**0**
06-00	**80**	**0**	**0**	**0**	**1**	**2**	**1**	**4**	**3**	**8**	**7**	**10**	**14**	**13**	**8**	**5**	**2**	**2**	**0**	**0**	**0**	**0**	**0**	**0**	**0**	**0**	**0**	**0**	**0**
00-00	**82**	**0**	**0**	**0**	**1**	**2**	**1**	**4**	**3**	**8**	**7**	**10**	**15**	**13**	**8**	**5**	**3**	**2**	**0**	**0**	**0**	**0**	**0**	**0**	**0**	**0**	**0**	**0**	**0**

DRAFT

Site 35
Location Un named Road, Att - TP, Lat 53.7468, Long -6.73902
Direction North

3279 / Meath/Cavan/Monaghan ATC's
October 2013
Automatic Traffic Count

Mon, 14 October 2013

Time	Total	Speed Bins (km/h)																											
		0 - 5	5 - 10	10 - 15	15 - 20	20 - 25	25 - 30	30 - 35	35 - 40	40 - 45	45 - 50	50 - 55	55 - 60	60 - 65	65 - 70	70 - 75	75 - 80	80 - 85	85 - 90	90 - 95	95 - 100	100 - 105	105 - 110	110 - 115	115 - 120	120 - 125	125 - 130	130 - 135	135 - 140
0000	0	0	0	0	0	0	0	0	0	0	0	0	0	0	0	0	0	0	0	0	0	0	0	0	0	0	0	0	0
0100	0	0	0	0	0	0	0	0	0	0	0	0	0	0	0	0	0	0	0	0	0	0	0	0	0	0	0	0	0
0200	1	0	0	0	0	0	0	0	0	0	0	0	0	0	0	0	0	0	1	0	0	0	0	0	0	0	0	0	0
0300	0	0	0	0	0	0	0	0	0	0	0	0	0	0	0	0	0	0	0	0	0	0	0	0	0	0	0	0	0
0400	0	0	0	0	0	0	0	0	0	0	0	0	0	0	0	0	0	0	0	0	0	0	0	0	0	0	0	0	0
0500	0	0	0	0	0	0	0	0	0	0	0	0	0	0	0	0	0	0	0	0	0	0	0	0	0	0	0	0	0
0600	1	0	0	0	0	0	0	0	0	0	0	0	0	1	0	0	0	0	0	0	0	0	0	0	0	0	0	0	0
0700	3	0	0	0	0	0	0	0	0	0	0	1	1	0	0	1	0	0	0	0	0	0	0	0	0	0	0	0	0
0800	**10**	**0**	**0**	**0**	**0**	**0**	**0**	**0**	**0**	**0**	**2**	**2**	**3**	**1**	**0**	**0**	**2**	**0**	**0**	**0**	**0**	**0**	**0**	**0**	**0**	**0**	**0**	**0**	**0**
0900	6	0	0	0	0	0	0	0	0	0	0	0	1	0	3	0	1	1	0	0	0	0	0	0	0	0	0	0	0
1000	4	0	0	0	0	0	0	0	0	1	0	0	1	0	0	2	0	0	0	0	0	0	0	0	0	0	0	0	0
1100	3	0	0	0	0	0	0	0	0	0	1	0	1	1	0	0	0	0	0	0	0	0	0	0	0	0	0	0	0
1200	6	0	0	0	0	0	0	0	0	1	1	0	0	1	0	3	0	0	0	0	0	0	0	0	0	0	0	0	0
1300	5	0	0	0	0	0	0	0	0	0	1	0	1	2	0	1	0	0	0	0	0	0	0	0	0	0	0	0	0
1400	7	0	0	0	0	0	0	0	0	0	1	1	2	0	2	0	0	1	0	0	0	0	0	0	0	0	0	0	0
1500	**11**	**0**	**0**	**0**	**0**	**0**	**0**	**1**	**0**	**0**	**2**	**2**	**2**	**0**	**2**	**0**	**2**	**0**	**0**	**0**	**0**	**0**	**0**	**0**	**0**	**0**	**0**	**0**	**0**
1600	10	0	0	0	0	0	1	0	1	0	2	1	1	2	1	1	0	0	0	0	0	0	0	0	0	0	0	0	0
1700	9	0	0	0	0	0	0	0	0	0	1	1	1	4	0	2	0	0	0	0	0	0	0	0	0	0	0	0	0
1800	10	0	0	0	0	0	2	0	0	0	0	2	0	2	2	0	1	0	1	0	0	0	0	0	0	0	0	0	0
1900	2	0	0	0	0	0	0	0	0	0	0	1	1	0	0	0	0	0	0	0	0	0	0	0	0	0	0	0	0
2000	6	0	0	0	0	0	0	0	1	0	0	2	1	0	0	1	0	1	0	0	0	0	0	0	0	0	0	0	0
2100	1	0	0	0	0	0	0	0	0	0	1	0	0	0	0	0	0	0	0	0	0	0	0	0	0	0	0	0	0
2200	2	0	0	0	0	0	0	0	0	0	0	0	1	0	0	0	1	0	0	0	0	0	0	0	0	0	0	0	0
2300	2	0	0	0	0	0	0	0	0	0	0	0	0	0	0	1	0	1	0	0	0	0	0	0	0	0	0	0	0
07-19	**84**	**0**	**0**	**0**	**0**	**0**	**3**	**1**	**1**	**2**	**11**	**10**	**14**	**13**	**10**	**10**	**6**	**2**	**1**	**0**	**0**	**0**	**0**	**0**	**0**	**0**	**0**	**0**	**0**
06-22	**94**	**0**	**0**	**0**	**0**	**0**	**3**	**1**	**2**	**2**	**12**	**13**	**16**	**14**	**10**	**11**	**6**	**3**	**1**	**0**	**0**	**0**	**0**	**0**	**0**	**0**	**0**	**0**	**0**
06-00	**98**	**0**	**0**	**0**	**0**	**0**	**3**	**1**	**2**	**2**	**12**	**13**	**17**	**14**	**10**	**12**	**7**	**4**	**1**	**0**	**0**	**0**	**0**	**0**	**0**	**0**	**0**	**0**	**0**
00-00	**99**	**0**	**0**	**0**	**0**	**0**	**3**	**1**	**2**	**2**	**12**	**13**	**17**	**14**	**10**	**12**	**7**	**4**	**2**	**0**	**0**	**0**	**0**	**0**	**0**	**0**	**0**	**0**	**0**

DRAFT

Site 35
Location Un named Road, Att - TP, Lat 53.7468, Long -6.73902
Direction North

3279 / Meath/Cavan/Monaghan ATC's
October 2013
Automatic Traffic Count

Virtual Day (7)

Time	Total	Speed Bins (km/h)																											
		0 - 5	5 - 10	10 - 15	15 - 20	20 - 25	25 - 30	30 - 35	35 - 40	40 - 45	45 - 50	50 - 55	55 - 60	60 - 65	65 - 70	70 - 75	75 - 80	80 - 85	85 - 90	90 - 95	95 - 100	100 - 105	105 - 110	110 - 115	115 - 120	120 - 125	125 - 130	130 - 135	135 - 140
0000	0	0	0	0	0	0	0	0	0	0	0	0	0	0	0	0	0	0	0	0	0	0	0	0	0	0	0	0	0
0100	0	0	0	0	0	0	0	0	0	0	0	0	0	0	0	0	0	0	0	0	0	0	0	0	0	0	0	0	0
0200	0	0	0	0	0	0	0	0	0	0	0	0	0	0	0	0	0	0	0	0	0	0	0	0	0	0	0	0	0
0300	0	0	0	0	0	0	0	0	0	0	0	0	0	0	0	0	0	0	0	0	0	0	0	0	0	0	0	0	0
0400	0	0	0	0	0	0	0	0	0	0	0	0	0	0	0	0	0	0	0	0	0	0	0	0	0	0	0	0	0
0500	0	0	0	0	0	0	0	0	0	0	0	0	0	0	0	0	0	0	0	0	0	0	0	0	0	0	0	0	0
0600	0	0	0	0	0	0	0	0	0	0	0	0	0	0	0	0	0	0	0	0	0	0	0	0	0	0	0	0	0
0700	1	0	0	0	0	0	0	0	0	0	0	0	0	0	0	0	0	0	0	0	0	0	0	0	0	0	0	0	0
0800	**8**	**0**	**0**	**0**	**0**	**0**	**0**	**0**	**0**	**0**	**1**	**1**	**2**	**1**	**1**	**1**	**1**	**0**	**0**	**0**	**0**	**0**	**0**	**0**	**0**	**0**	**0**	**0**	**0**
0900	5	0	0	0	0	0	0	0	0	1	0	1	1	0	1	0	1	0	0	0	0	0	0	0	0	0	0	0	0
1000	5	0	0	0	0	0	0	0	0	1	0	1	1	1	1	0	0	0	0	0	0	0	0	0	0	0	0	0	0
1100	5	0	0	0	0	0	0	0	0	0	1	1	1	0	1	0	0	0	0	0	0	0	0	0	0	0	0	0	0
1200	5	0	0	0	0	0	0	0	0	0	0	1	0	1	1	1	0	0	0	0	0	0	0	0	0	0	0	0	0
1300	6	0	0	0	0	0	0	0	0	0	1	1	1	1	1	0	0	0	0	0	0	0	0	0	0	0	0	0	0
1400	7	0	0	0	0	0	0	0	0	0	1	1	2	1	1	0	0	0	0	0	0	0	0	0	0	0	0	0	0
1500	8	0	0	0	0	0	0	0	0	0	1	1	2	1	1	1	1	0	0	0	0	0	0	0	0	0	0	0	0
1600	8	0	0	0	0	0	0	0	0	0	1	1	1	2	0	1	0	0	0	0	0	0	0	0	0	0	0	0	0
1700	**9**	**0**	**0**	**0**	**0**	**0**	**0**	**0**	**0**	**0**	**1**	**1**	**2**	**2**	**1**	**1**	**1**	**0**	**0**	**0**	**0**	**0**	**0**	**0**	**0**	**0**	**0**	**0**	**0**
1800	7	0	0	0	0	0	0	0	0	0	0	1	1	1	1	1	0	0	0	0	0	0	0	0	0	0	0	0	0
1900	6	0	0	0	0	0	0	0	0	0	1	1	1	1	1	0	0	0	0	0	0	0	0	0	0	0	0	0	0
2000	4	0	0	0	0	0	0	0	0	0	0	1	0	1	0	0	0	0	0	0	0	0	0	0	0	0	0	0	0
2100	2	0	0	0	0	0	0	0	0	0	0	0	0	1	0	0	0	0	0	0	0	0	0	0	0	0	0	0	0
2200	2	0	0	0	0	0	0	0	0	0	0	1	0	1	0	0	0	0	0	0	0	0	0	0	0	0	0	0	0
2300	1	0	0	0	0	0	0	0	0	0	0	0	0	0	0	0	0	0	0	0	0	0	0	0	0	0	0	0	0
07-19	**75**	**0**	**0**	**0**	**0**	**1**	**1**	**1**	**2**	**4**	**7**	**10**	**13**	**13**	**10**	**8**	**4**	**1**	**0**	**0**	**0**	**0**	**0**	**0**	**0**	**0**	**0**	**0**	**0**
06-22	**87**	**0**	**0**	**0**	**0**	**1**	**1**	**1**	**2**	**5**	**8**	**12**	**15**	**15**	**12**	**9**	**4**	**1**	**0**	**0**	**0**	**0**	**0**	**0**	**0**	**0**	**0**	**0**	**0**
06-00	**90**	**0**	**0**	**0**	**0**	**1**	**1**	**1**	**2**	**5**	**8**	**13**	**15**	**16**	**12**	**9**	**5**	**2**	**0**	**0**	**0**	**0**	**0**	**0**	**0**	**0**	**0**	**0**	**0**
00-00	**92**	**0**	**0**	**0**	**0**	**1**	**1**	**1**	**2**	**5**	**8**	**13**	**16**	**16**	**12**	**9**	**5**	**2**	**0**	**0**	**0**	**0**	**0**	**0**	**0**	**0**	**0**	**0**	**0**

DRAFT

Site 35
Location Un named Road, Att - TP, Lat 53.7468, Long -6.73902
Direction North

3279 / Meath/Cavan/Monaghan ATC's
October 2013
Automatic Traffic Count

Virtual Week (1)

Time	Total	Speed Bins (km/h)																											
		0 - 5	5 - 10	10 - 15	15 - 20	20 - 25	25 - 30	30 - 35	35 - 40	40 - 45	45 - 50	50 - 55	55 - 60	60 - 65	65 - 70	70 - 75	75 - 80	80 - 85	85 - 90	90 - 95	95 - 100	100 - 105	105 - 110	110 - 115	115 - 120	120 - 125	125 - 130	130 - 135	135 - 140
Mon	99	0	0	0	0	0	3	1	2	2	12	13	17	14	10	12	7	4	2	0	0	0	0	0	0	0	0	0	0
Tue	88	0	0	0	0	2	1	2	4	5	4	12	16	14	14	9	4	1	0	0	0	0	0	0	0	0	0	0	0
Wed	96	0	0	0	1	0	0	1	0	7	12	14	17	23	11	5	4	1	0	0	0	0	0	0	0	0	0	0	0
Thu	96	0	0	0	0	0	0	2	1	3	8	14	15	17	13	11	8	3	1	0	0	0	0	0	0	0	0	0	0
Fri	104	0	0	1	0	0	3	0	3	2	8	10	20	22	20	12	3	0	0	0	0	0	0	0	0	0	0	0	0
|Sat	76	0	0	0	0	0	2	0	3	7	7	15	9	12	7	8	5	1	0	0	0	0	0	0	0	0	0	0	0
|Sun	82	0	0	0	1	2	1	4	3	8	7	10	15	13	8	5	3	2	0	0	0	0	0	0	0	0	0	0	0
5 Day Ave.	**97**	**0**	**0**	**0**	**0**	**0**	**1**	**1**	**2**	**4**	**9**	**13**	**17**	**18**	**14**	**10**	**5**	**2**	**1**	**0**	**0**	**0**	**0**	**0**	**0**	**0**	**0**	**0**	**0**
7 Day Ave.	**92**	**0**	**0**	**0**	**0**	**1**	**1**	**1**	**2**	**5**	**8**	**13**	**16**	**16**	**12**	**9**	**5**	**2**	**0**	**0**	**0**	**0**	**0**	**0**	**0**	**0**	**0**	**0**	**0**
--	**641**	**0**	**0**	**1**	**2**	**4**	**10**	**10**	**16**	**34**	**58**	**88**	**109**	**115**	**83**	**62**	**34**	**12**	**3**	**0**	**0**	**0**	**0**	**0**	**0**	**0**	**0**	**0**	**0**

Summary Graphs

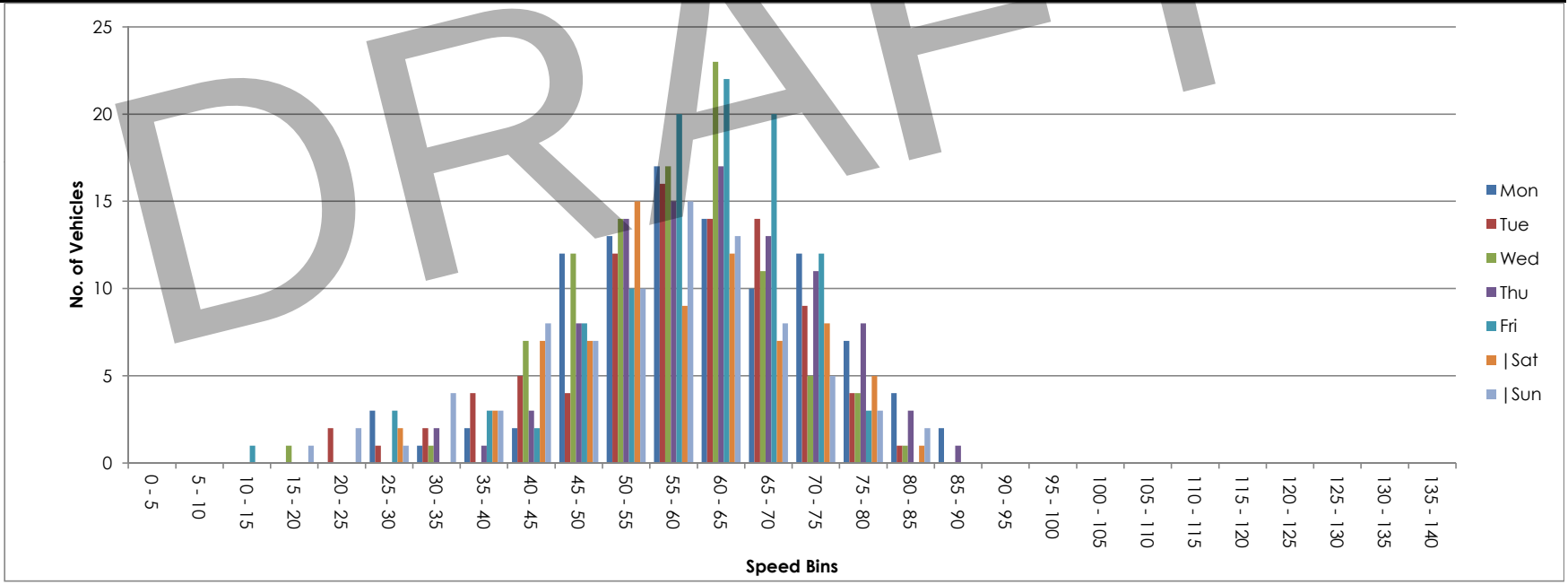

DRAFT

Nationwide Data Collection
for
Tobin Consulting Engineers

Site 35
Location Un named Road, Att - TP, Lat 53.7468, Long -6.73902
Direction South

3279 / Meath/Cavan/Monaghan ATC's
October 2013
Automatic Traffic Count

Tue, 8 October 2013

Time	Total	Classification												>PSL	>PSL%	>SL1	>SL1%	>SL2	>SL2%	Mean	Vpp
		1 MCL	2 SV	3 SVT	4 TB2	5 TB3	6 T4	7 ART3	8 ART4	9 ART5	10 ART6	11 BD	12 DRT	80	80	85 +5kph	85 +5kph	90 +10kph	90 +10kph		85
0000	0	0	0	0	0	0	0	0	0	0	0	0	0	0	0	0	0	0	0	-	-
0100	0	0	0	0	0	0	0	0	0	0	0	0	0	0	0	0	0	0	0	-	-
0200	0	0	0	0	0	0	0	0	0	0	0	0	0	0	0	0	0	0	0	-	-
0300	0	0	0	0	0	0	0	0	0	0	0	0	0	0	0	0	0	0	0	-	-
0400	0	0	0	0	0	0	0	0	0	0	0	0	0	0	0	0	0	0	0	-	-
0500	1	0	0	0	0	0	0	0	1	0	0	0	0	0	0	0	0	0	0	38.6	-
0600	3	0	3	0	0	0	0	0	0	0	0	0	0	0	0	0	0	0	0	62.3	-
0700	1	0	1	0	0	0	0	0	0	0	0	0	0	0	0	0	0	0	0	60.9	-
0800	**14**	**0**	**13**	**0**	**1**	**0**	**0**	**0**	**0**	**0**	**0**	**0**	**0**	**0**	**0**	**0**	**0**	**0**	**0**	**60.8**	**66.6**
0900	5	0	5	0	0	0	0	0	0	0	0	0	0	0	0	0	0	0	0	56.4	-
1000	1	0	1	0	0	0	0	0	0	0	0	0	0	0	0	0	0	0	0	54.1	-
1100	3	0	3	0	0	0	0	0	0	0	0	0	0	0	0	0	0	0	0	56.5	-
1200	5	0	3	0	1	0	0	0	0	1	0	0	0	0	0	0	0	0	0	55.9	-
1300	4	1	2	0	1	0	0	0	0	0	0	0	0	0	0	0	0	0	0	38.1	-
1400	6	0	6	0	0	0	0	0	0	0	0	0	0	0	0	0	0	0	0	53.5	-
1500	4	0	3	0	1	0	0	0	0	0	0	0	0	0	0	0	0	0	0	59.6	-
1600	6	1	2	1	2	0	0	0	0	0	0	0	0	0	0	0	0	0	0	44	-
1700	**9**	**0**	**8**	**0**	**1**	**0**	**0**	**0**	**0**	**0**	**0**	**0**	**0**	**0**	**0**	**0**	**0**	**0**	**0**	**56**	**-**
1800	5	0	5	0	0	0	0	0	0	0	0	0	0	0	0	0	0	0	0	59.1	-
1900	1	0	1	0	0	0	0	0	0	0	0	0	0	0	0	0	0	0	0	63.5	-
2000	2	0	2	0	0	0	0	0	0	0	0	0	0	0	0	0	0	0	0	60.9	-
2100	4	0	3	0	0	0	0	1	0	0	0	0	0	0	0	0	0	0	0	55.5	-
2200	1	0	1	0	0	0	0	0	0	0	0	0	0	0	0	0	0	0	0	64.1	-
2300	0	0	0	0	0	0	0	0	0	0	0	0	0	0	0	0	0	0	0	-	-
07-19	**63**	**2**	**52**	**1**	**7**	**0**	**0**	**0**	**0**	**1**	**0**	**0**	**0**	**0**	**0**	**0**	**0**	**0**	**0**	**55.1**	**65.2**
06-22	**73**	**2**	**61**	**1**	**7**	**0**	**0**	**1**	**0**	**1**	**0**	**0**	**0**	**0**	**0**	**0**	**0**	**0**	**0**	**55.7**	**65.2**
06-00	**74**	**2**	**62**	**1**	**7**	**0**	**0**	**1**	**0**	**1**	**0**	**0**	**0**	**0**	**0**	**0**	**0**	**0**	**0**	**55.8**	**65.2**
00-00	**75**	**2**	**62**	**1**	**7**	**0**	**0**	**1**	**1**	**1**	**0**	**0**	**0**	**0**	**0**	**0**	**0**	**0**	**0**	**55.6**	**65.2**

DRAFT

Site 35
Location Un named Road, Att - TP, Lat 53.7468, Long -6.73902
Direction South

3279 / Meath/Cavan/Monaghan ATC's
October 2013
Automatic Traffic Count

Wed, 9 October 2013

Time	Total	Classification												>PSL	>PSL%	>SL1	>SL1%	>SL2	>SL2%	Mean	Vpp
		1 MCL	2 SV	3 SVT	4 TB2	5 TB3	6 T4	7 ART3	8 ART4	9 ART5	10 ART6	11 BD	12 DRT	80	80	85 +5kph	85 +5kph	90 +10kph	90 +10kph		85
0000	1	0	1	0	0	0	0	0	0	0	0	0	0	0	0	0	0	0	0	33.7	-
0100	0	0	0	0	0	0	0	0	0	0	0	0	0	0	0	0	0	0	0	-	-
0200	0	0	0	0	0	0	0	0	0	0	0	0	0	0	0	0	0	0	0	-	-
0300	0	0	0	0	0	0	0	0	0	0	0	0	0	0	0	0	0	0	0	-	-
0400	0	0	0	0	0	0	0	0	0	0	0	0	0	0	0	0	0	0	0	-	-
0500	0	0	0	0	0	0	0	0	0	0	0	0	0	0	0	0	0	0	0	-	-
0600	0	0	0	0	0	0	0	0	0	0	0	0	0	0	0	0	0	0	0	-	-
0700	4	0	3	1	0	0	0	0	0	0	0	0	0	0	0	0	0	0	0	54.8	-
0800	**11**	**0**	**10**	**0**	**1**	**0**	**0**	**0**	**0**	**0**	**0**	**0**	**0**	**0**	**0**	**0**	**0**	**0**	**0**	**58.6**	**68.4**
0900	5	0	3	0	2	0	0	0	0	0	0	0	0	0	0	0	0	0	0	51.8	-
1000	4	0	2	0	0	0	2	0	0	0	0	0	0	0	0	0	0	0	0	48.6	-
1100	6	0	6	0	0	0	0	0	0	0	0	0	0	0	0	0	0	0	0	57.5	-
1200	10	0	7	3	0	0	0	0	0	0	0	0	0	0	0	0	0	0	0	56.9	-
1300	8	0	8	0	0	0	0	0	0	0	0	0	0	0	0	0	0	0	0	53.4	-
1400	2	0	2	0	0	0	0	0	0	0	0	0	0	0	0	0	0	0	0	57.5	-
1500	10	0	7	0	1	0	2	0	0	0	0	0	0	0	0	0	0	0	0	54.4	-
1600	4	1	3	0	0	0	0	0	0	0	0	0	0	0	0	0	0	0	0	46.3	-
1700	**12**	**0**	**10**	**0**	**2**	**0**	**0**	**0**	**0**	**0**	**0**	**0**	**0**	**0**	**0**	**0**	**0**	**0**	**0**	**58.6**	**62.6**
1800	6	0	5	0	1	0	0	0	0	0	0	0	0	0	0	0	0	0	0	59.3	-
1900	2	0	2	0	0	0	0	0	0	0	0	0	0	0	0	0	0	0	0	66.1	-
2000	2	0	2	0	0	0	0	0	0	0	0	0	0	0	0	0	0	0	0	60.2	-
2100	2	0	2	0	0	0	0	0	0	0	0	0	0	0	0	0	0	0	0	62	-
2200	4	0	4	0	0	0	0	0	0	0	0	0	0	0	0	0	0	0	0	58.7	-
2300	2	0	2	0	0	0	0	0	0	0	0	0	0	0	0	0	0	0	0	53.1	-
07-19	**82**	**1**	**66**	**4**	**7**	**0**	**4**	**0**	**0**	**0**	**0**	**0**	**0**	**0**	**0**	**0**	**0**	**0**	**0**	**55.6**	**66.2**
06-22	**88**	**1**	**72**	**4**	**7**	**0**	**4**	**0**	**0**	**0**	**0**	**0**	**0**	**0**	**0**	**0**	**0**	**0**	**0**	**56.1**	**66.2**
06-00	**94**	**1**	**78**	**4**	**7**	**0**	**4**	**0**	**0**	**0**	**0**	**0**	**0**	**0**	**0**	**0**	**0**	**0**	**0**	**56.2**	**65.9**
00-00	**95**	**1**	**79**	**4**	**7**	**0**	**4**	**0**	**0**	**0**	**0**	**0**	**0**	**0**	**0**	**0**	**0**	**0**	**0**	**55.9**	**65.9**

DRAFT

Site 35
Location Un named Road, Att - TP, Lat 53.7468, Long -6.73902
Direction South

3279 / Meath/Cavan/Monaghan ATC's
October 2013
Automatic Traffic Count

Thu, 10 October 2013

Time	Total	Classification												>PSL	>PSL%	>SL1	>SL1%	>SL2	>SL2%	Mean	Vpp
		1 MCL	2 SV	3 SVT	4 TB2	5 TB3	6 T4	7 ART3	8 ART4	9 ART5	10 ART6	11 BD	12 DRT	80	80	85 +5kph	85 +5kph	90 +10kph	90 +10kph		85
0000	1	0	1	0	0	0	0	0	0	0	0	0	0	0	0	0	0	0	0	67.5	-
0100	0	0	0	0	0	0	0	0	0	0	0	0	0	0	0	0	0	0	0	-	-
0200	0	0	0	0	0	0	0	0	0	0	0	0	0	0	0	0	0	0	0	-	-
0300	0	0	0	0	0	0	0	0	0	0	0	0	0	0	0	0	0	0	0	-	-
0400	0	0	0	0	0	0	0	0	0	0	0	0	0	0	0	0	0	0	0	-	-
0500	1	0	0	0	0	0	0	0	0	1	0	0	0	0	0	0	0	0	0	40.3	-
0600	0	0	0	0	0	0	0	0	0	0	0	0	0	0	0	0	0	0	0	-	-
0700	3	0	3	0	0	0	0	0	0	0	0	0	0	0	0	0	0	0	0	59	-
0800	**14**	**0**	**13**	**0**	**1**	**0**	**0**	**0**	**0**	**0**	**0**	**0**	**0**	**0**	**0**	**0**	**0**	**0**	**0**	**59.6**	**68.4**
0900	7	0	5	0	1	0	1	0	0	0	0	0	0	0	0	0	0	0	0	58.4	-
1000	6	1	4	1	0	0	0	0	0	0	0	0	0	0	0	0	0	0	0	50.1	-
1100	7	0	6	0	1	0	0	0	0	0	0	0	0	0	0	0	0	0	0	55.8	-
1200	5	0	3	0	1	0	0	0	0	1	0	0	0	0	0	0	0	0	0	60.6	-
1300	5	1	4	0	0	0	0	0	0	0	0	0	0	1	20	0	0	0	0	61.8	-
1400	4	0	4	0	0	0	0	0	0	0	0	0	0	0	0	0	0	0	0	52.4	-
1500	**9**	**0**	**5**	**0**	**3**	**0**	**1**	**0**	**0**	**0**	**0**	**0**	**0**	**0**	**0**	**0**	**0**	**0**	**0**	**51.3**	**-**
1600	6	2	4	0	0	0	0	0	0	0	0	0	0	0	0	0	0	0	0	42.3	-
1700	**9**	**0**	**9**	**0**	**0**	**0**	**0**	**0**	**0**	**0**	**0**	**0**	**0**	**0**	**0**	**0**	**0**	**0**	**0**	**54.1**	**-**
1800	6	0	5	1	0	0	0	0	0	0	0	0	0	0	0	0	0	0	0	53.7	-
1900	2	0	2	0	0	0	0	0	0	0	0	0	0	0	0	0	0	0	0	47.8	-
2000	2	0	2	0	0	0	0	0	0	0	0	0	0	0	0	0	0	0	0	60.5	-
2100	3	0	3	0	0	0	0	0	0	0	0	0	0	0	0	0	0	0	0	62	-
2200	2	0	2	0	0	0	0	0	0	0	0	0	0	0	0	0	0	0	0	68.2	-
2300	0	0	0	0	0	0	0	0	0	0	0	0	0	0	0	0	0	0	0	-	-
07-19	**81**	**4**	**65**	**2**	**7**	**0**	**2**	**0**	**0**	**1**	**0**	**0**	**0**	**1**	**1.2**	**0**	**0**	**0**	**0**	**55**	**66.2**
06-22	**88**	**4**	**72**	**2**	**7**	**0**	**2**	**0**	**0**	**1**	**0**	**0**	**0**	**1**	**1.1**	**0**	**0**	**0**	**0**	**55.2**	**66.2**
06-00	**90**	**4**	**74**	**2**	**7**	**0**	**2**	**0**	**0**	**1**	**0**	**0**	**0**	**1**	**1.1**	**0**	**0**	**0**	**0**	**55.5**	**66.6**
00-00	**92**	**4**	**75**	**2**	**7**	**0**	**2**	**0**	**0**	**2**	**0**	**0**	**0**	**1**	**1.1**	**0**	**0**	**0**	**0**	**55.5**	**66.6**

DRAFT

Site 35
Location Un named Road, Att - TP, Lat 53.7468, Long -6.73902
Direction South

3279 / Meath/Cavan/Monaghan ATC's
October 2013
Automatic Traffic Count

Fri, 11 October 2013

Time	Total	Classification												>PSL	>PSL%	>SL1	>SL1%	>SL2	>SL2%	Mean	Vpp
		1 MCL	2 SV	3 SVT	4 TB2	5 TB3	6 T4	7 ART3	8 ART4	9 ART5	10 ART6	11 BD	12 DRT	80	80	85 +5kph	85 +5kph	90 +10kph	90 +10kph		85
0000	1	0	1	0	0	0	0	0	0	0	0	0	0	0	0	0	0	0	0	61.1	-
0100	0	0	0	0	0	0	0	0	0	0	0	0	0	0	0	0	0	0	0	-	-
0200	0	0	0	0	0	0	0	0	0	0	0	0	0	0	0	0	0	0	0	-	-
0300	0	0	0	0	0	0	0	0	0	0	0	0	0	0	0	0	0	0	0	-	-
0400	0	0	0	0	0	0	0	0	0	0	0	0	0	0	0	0	0	0	0	-	-
0500	0	0	0	0	0	0	0	0	0	0	0	0	0	0	0	0	0	0	0	-	-
0600	1	0	1	0	0	0	0	0	0	0	0	0	0	0	0	0	0	0	0	60	-
0700	3	0	3	0	0	0	0	0	0	0	0	0	0	0	0	0	0	0	0	61.9	-
0800	10	0	9	0	1	0	0	0	0	0	0	0	0	0	0	0	0	0	0	57.9	-
0900	4	0	2	0	2	0	0	0	0	0	0	0	0	0	0	0	0	0	0	65.5	-
1000	1	0	0	0	1	0	0	0	0	0	0	0	0	0	0	0	0	0	0	50.8	-
1100	**13**	**2**	**8**	**0**	**3**	**0**	**0**	**0**	**0**	**0**	**0**	**0**	**0**	**0**	**0**	**0**	**0**	**0**	**0**	**54.7**	**65.2**
1200	2	0	2	0	0	0	0	0	0	0	0	0	0	0	0	0	0	0	0	50.7	-
1300	4	0	3	0	1	0	0	0	0	0	0	0	0	0	0	0	0	0	0	56.7	-
1400	6	1	3	1	0	0	0	0	1	0	0	0	0	0	0	0	0	0	0	45.5	-
1500	**13**	**0**	**11**	**0**	**2**	**0**	**0**	**0**	**0**	**0**	**0**	**0**	**0**	**0**	**0**	**0**	**0**	**0**	**0**	**60.9**	**69.5**
1600	6	0	4	0	2	0	0	0	0	0	0	0	0	0	0	0	0	0	0	63.8	-
1700	9	0	7	0	2	0	0	0	0	0	0	0	0	0	0	0	0	0	0	58.9	-
1800	11	0	10	0	0	0	1	0	0	0	0	0	0	0	0	0	0	0	0	44.9	60.1
1900	5	0	5	0	0	0	0	0	0	0	0	0	0	0	0	0	0	0	0	60.4	-
2000	1	0	1	0	0	0	0	0	0	0	0	0	0	0	0	0	0	0	0	53.8	-
2100	2	0	2	0	0	0	0	0	0	0	0	0	0	0	0	0	0	0	0	68.8	-
2200	3	0	3	0	0	0	0	0	0	0	0	0	0	0	0	0	0	0	0	53	-
2300	1	0	1	0	0	0	0	0	0	0	0	0	0	0	0	0	0	0	0	51.8	-
07-19	**82**	**3**	**62**	**1**	**14**	**0**	**1**	**0**	**1**	**0**	**0**	**0**	**0**	**0**	**0**	**0**	**0**	**0**	**0**	**56**	**66.6**
06-22	**91**	**3**	**71**	**1**	**14**	**0**	**1**	**0**	**1**	**0**	**0**	**0**	**0**	**0**	**0**	**0**	**0**	**0**	**0**	**56.5**	**66.6**
06-00	**95**	**3**	**75**	**1**	**14**	**0**	**1**	**0**	**1**	**0**	**0**	**0**	**0**	**0**	**0**	**0**	**0**	**0**	**0**	**56.3**	**66.6**
00-00	**96**	**3**	**76**	**1**	**14**	**0**	**1**	**0**	**1**	**0**	**0**	**0**	**0**	**0**	**0**	**0**	**0**	**0**	**0**	**56.4**	**66.6**

DRAFT

Site 35
Location Un named Road, Att - TP, Lat 53.7468, Long -6.73902
Direction South

3279 / Meath/Cavan/Monaghan ATC's
October 2013
Automatic Traffic Count

Sat, 12 October 2013

Time	Total	Classification												>PSL	>PSL%	>SL1	>SL1%	>SL2	>SL2%	Mean	Vpp
		1 MCL	2 SV	3 SVT	4 TB2	5 TB3	6 T4	7 ART3	8 ART4	9 ART5	10 ART6	11 BD	12 DRT	80	80	85 +5kph	85 +5kph	90 +10kph	90 +10kph		85
0000	1	0	1	0	0	0	0	0	0	0	0	0	0	0	0	0	0	0	0	66.7	-
0100	1	0	1	0	0	0	0	0	0	0	0	0	0	0	0	0	0	0	0	32.4	-
0200	0	0	0	0	0	0	0	0	0	0	0	0	0	0	0	0	0	0	0	-	-
0300	0	0	0	0	0	0	0	0	0	0	0	0	0	0	0	0	0	0	0	-	-
0400	0	0	0	0	0	0	0	0	0	0	0	0	0	0	0	0	0	0	0	-	-
0500	1	0	0	0	0	0	0	0	1	0	0	0	0	0	0	0	0	0	0	44.2	-
0600	1	0	0	1	0	0	0	0	0	0	0	0	0	0	0	0	0	0	0	37.8	-
0700	2	1	1	0	0	0	0	0	0	0	0	0	0	0	0	0	0	0	0	33.3	-
0800	3	1	2	0	0	0	0	0	0	0	0	0	0	0	0	0	0	0	0	46	-
0900	4	1	3	0	0	0	0	0	0	0	0	0	0	0	0	0	0	0	0	44.4	-
1000	**9**	**0**	**8**	**1**	**0**	**0**	**0**	**0**	**0**	**0**	**0**	**0**	**0**	**0**	**0**	**0**	**0**	**0**	**0**	**56.5**	**-**
1100	7	0	6	1	0	0	0	0	0	0	0	0	0	0	0	0	0	0	0	58.8	-
1200	5	0	5	0	0	0	0	0	0	0	0	0	0	0	0	0	0	0	0	62.1	-
1300	**10**	**1**	**7**	**1**	**0**	**0**	**0**	**0**	**0**	**1**	**0**	**0**	**0**	**0**	**0**	**0**	**0**	**0**	**0**	**51.2**	**-**
1400	5	0	4	0	1	0	0	0	0	0	0	0	0	0	0	0	0	0	0	59.2	-
1500	5	0	5	0	0	0	0	0	0	0	0	0	0	0	0	0	0	0	0	61.1	-
1600	8	0	7	0	1	0	0	0	0	0	0	0	0	0	0	0	0	0	0	57.5	-
1700	4	0	3	0	0	0	1	0	0	0	0	0	0	0	0	0	0	0	0	51.2	-
1800	7	0	6	1	0	0	0	0	0	0	0	0	0	0	0	0	0	0	0	56.4	-
1900	3	0	3	0	0	0	0	0	0	0	0	0	0	0	0	0	0	0	0	50.9	-
2000	2	0	1	0	1	0	0	0	0	0	0	0	0	0	0	0	0	0	0	50.5	-
2100	0	0	0	0	0	0	0	0	0	0	0	0	0	0	0	0	0	0	0	-	-
2200	0	0	0	0	0	0	0	0	0	0	0	0	0	0	0	0	0	0	0	-	-
2300	1	0	1	0	0	0	0	0	0	0	0	0	0	0	0	0	0	0	0	56.2	-
07-19	**69**	**4**	**57**	**4**	**2**	**0**	**1**	**0**	**0**	**1**	**0**	**0**	**0**	**0**	**0**	**0**	**0**	**0**	**0**	**54.9**	**64.4**
06-22	**75**	**4**	**61**	**5**	**3**	**0**	**1**	**0**	**0**	**1**	**0**	**0**	**0**	**0**	**0**	**0**	**0**	**0**	**0**	**54.4**	**64.4**
06-00	**76**	**4**	**62**	**5**	**3**	**0**	**1**	**0**	**0**	**1**	**0**	**0**	**0**	**0**	**0**	**0**	**0**	**0**	**0**	**54.4**	**64.4**
00-00	**79**	**4**	**64**	**5**	**3**	**0**	**1**	**0**	**1**	**1**	**0**	**0**	**0**	**0**	**0**	**0**	**0**	**0**	**0**	**54.1**	**64.4**

DRAFT

Site 35
Location Un named Road, Att - TP, Lat 53.7468, Long -6.73902
Direction South

3279 / Meath/Cavan/Monaghan ATC's
October 2013
Automatic Traffic Count

Sun, 13 October 2013

Time	Total	Classification												>PSL	>PSL%	>SL1	>SL1%	>SL2	>SL2%	Mean	Vpp
		1 MCL	2 SV	3 SVT	4 TB2	5 TB3	6 T4	7 ART3	8 ART4	9 ART5	10 ART6	11 BD	12 DRT	80	80	85 +5kph	85 +5kph	90 +10kph	90 +10kph		85
0000	0	0	0	0	0	0	0	0	0	0	0	0	0	0	0	0	0	0	0	-	-
0100	0	0	0	0	0	0	0	0	0	0	0	0	0	0	0	0	0	0	0	-	-
0200	0	0	0	0	0	0	0	0	0	0	0	0	0	0	0	0	0	0	0	-	-
0300	0	0	0	0	0	0	0	0	0	0	0	0	0	0	0	0	0	0	0	-	-
0400	0	0	0	0	0	0	0	0	0	0	0	0	0	0	0	0	0	0	0	-	-
0500	0	0	0	0	0	0	0	0	0	0	0	0	0	0	0	0	0	0	0	-	-
0600	0	0	0	0	0	0	0	0	0	0	0	0	0	0	0	0	0	0	0	-	-
0700	1	0	1	0	0	0	0	0	0	0	0	0	0	0	0	0	0	0	0	40.4	-
0800	0	0	0	0	0	0	0	0	0	0	0	0	0	0	0	0	0	0	0	-	-
0900	**13**	**0**	**13**	**0**	**0**	**0**	**0**	**0**	**0**	**0**	**0**	**0**	**0**	**0**	**0**	**0**	**0**	**0**	**0**	**52.1**	**63.7**
1000	9	1	7	1	0	0	0	0	0	0	0	0	0	0	0	0	0	0	0	48.6	-
1100	5	0	5	0	0	0	0	0	0	0	0	0	0	0	0	0	0	0	0	53.6	-
1200	5	0	4	0	1	0	0	0	0	0	0	0	0	0	0	0	0	0	0	49.8	-
1300	3	0	3	0	0	0	0	0	0	0	0	0	0	0	0	0	0	0	0	66.7	-
1400	**7**	**1**	**6**	**0**	**0**	**0**	**0**	**0**	**0**	**0**	**0**	**0**	**0**	**0**	**0**	**0**	**0**	**0**	**0**	**51.3**	**-**
1500	4	0	4	0	0	0	0	0	0	0	0	0	0	0	0	0	0	0	0	60.3	-
1600	5	0	5	0	0	0	0	0	0	0	0	0	0	0	0	0	0	0	0	50.6	-
1700	5	0	5	0	0	0	0	0	0	0	0	0	0	0	0	0	0	0	0	54	-
1800	4	0	4	0	0	0	0	0	0	0	0	0	0	0	0	0	0	0	0	54.7	-
1900	4	0	4	0	0	0	0	0	0	0	0	0	0	0	0	0	0	0	0	57.5	-
2000	3	0	3	0	0	0	0	0	0	0	0	0	0	0	0	0	0	0	0	53.9	-
2100	3	0	3	0	0	0	0	0	0	0	0	0	0	0	0	0	0	0	0	50.7	-
2200	1	0	1	0	0	0	0	0	0	0	0	0	0	0	0	0	0	0	0	48.9	-
2300	0	0	0	0	0	0	0	0	0	0	0	0	0	0	0	0	0	0	0	-	-
07-19	**61**	**2**	**57**	**1**	**1**	**0**	**0**	**0**	**0**	**0**	**0**	**0**	**0**	**0**	**0**	**0**	**0**	**0**	**0**	**52.7**	**63.7**
06-22	**71**	**2**	**67**	**1**	**1**	**0**	**0**	**0**	**0**	**0**	**0**	**0**	**0**	**0**	**0**	**0**	**0**	**0**	**0**	**52.9**	**63.7**
06-00	**72**	**2**	**68**	**1**	**1**	**0**	**0**	**0**	**0**	**0**	**0**	**0**	**0**	**0**	**0**	**0**	**0**	**0**	**0**	**52.9**	**63.7**
00-00	**72**	**2**	**68**	**1**	**1**	**0**	**0**	**0**	**0**	**0**	**0**	**0**	**0**	**0**	**0**	**0**	**0**	**0**	**0**	**52.9**	**63.7**

DRAFT

Site 35
Location Un named Road, Att - TP, Lat 53.7468, Long -6.73902
Direction South

3279 / Meath/Cavan/Monaghan ATC's
October 2013
Automatic Traffic Count

Mon, 14 October 2013

Time	Total	Classification												>PSL	>PSL%	>SL1	>SL1%	>SL2	>SL2%	Mean	Vpp
		1 MCL	2 SV	3 SVT	4 TB2	5 TB3	6 T4	7 ART3	8 ART4	9 ART5	10 ART6	11 BD	12 DRT	80	80	85 +5kph	85 +5kph	90 +10kph	90 +10kph		85
0000	0	0	0	0	0	0	0	0	0	0	0	0	0	0	0	0	0	0	0	-	-
0100	0	0	0	0	0	0	0	0	0	0	0	0	0	0	0	0	0	0	0	-	-
0200	0	0	0	0	0	0	0	0	0	0	0	0	0	0	0	0	0	0	0	-	-
0300	0	0	0	0	0	0	0	0	0	0	0	0	0	0	0	0	0	0	0	-	-
0400	0	0	0	0	0	0	0	0	0	0	0	0	0	0	0	0	0	0	0	-	-
0500	1	0	0	0	0	0	0	0	0	1	0	0	0	0	0	0	0	0	0	43.1	-
0600	1	0	0	1	0	0	0	0	0	0	0	0	0	0	0	0	0	0	0	39.3	-
0700	1	0	1	0	0	0	0	0	0	0	0	0	0	0	0	0	0	0	0	56.8	-
0800	**13**	**0**	**11**	**0**	**2**	**0**	**0**	**0**	**0**	**0**	**0**	**0**	**0**	**0**	**0**	**0**	**0**	**0**	**0**	**62.2**	**69.8**
0900	10	0	10	0	0	0	0	0	0	0	0	0	0	0	0	0	0	0	0	62.5	-
1000	4	0	3	1	0	0	0	0	0	0	0	0	0	0	0	0	0	0	0	57.7	-
1100	4	0	1	2	1	0	0	0	0	0	0	0	0	0	0	0	0	0	0	55.3	-
1200	3	0	2	0	1	0	0	0	0	0	0	0	0	0	0	0	0	0	0	62.6	-
1300	**10**	**0**	**6**	**1**	**3**	**0**	**0**	**0**	**0**	**0**	**0**	**0**	**0**	**0**	**0**	**0**	**0**	**0**	**0**	**61.1**	**-**
1400	2	0	1	0	1	0	0	0	0	0	0	0	0	0	0	0	0	0	0	51.4	-
1500	9	0	6	2	1	0	0	0	0	0	0	0	0	0	0	0	0	0	0	58	-
1600	8	0	8	0	0	0	0	0	0	0	0	0	0	0	0	0	0	0	0	60.2	-
1700	7	0	6	0	1	0	0	0	0	0	0	0	0	0	0	0	0	0	0	54.1	-
1800	3	0	3	0	0	0	0	0	0	0	0	0	0	0	0	0	0	0	0	60.6	-
1900	7	0	5	2	0	0	0	0	0	0	0	0	0	0	0	0	0	0	0	58.3	-
2000	5	0	5	0	0	0	0	0	0	0	0	0	0	0	0	0	0	0	0	53.4	-
2100	0	0	0	0	0	0	0	0	0	0	0	0	0	0	0	0	0	0	0	0	0
2200	0	0	0	0	0	0	0	0	0	0	0	0	0	0	0	0	0	0	0	0	0
2300	0	0	0	0	0	0	0	0	0	0	0	0	0	0	0	0	0	0	0	0	0
07-19	**74**	**0**	**58**	**6**	**10**	**0**	**0**	**0**	**0**	**0**	**0**	**0**	**0**	**0**	**0**	**0**	**0**	**0**	**0**	**59.6**	**68.8**
06-22	**87**	**0**	**68**	**9**	**10**	**0**	**0**	**0**	**0**	**0**	**0**	**0**	**0**	**0**	**0**	**0**	**0**	**0**	**0**	**58.9**	**68.4**
06-00	**87**	**0**	**68**	**9**	**10**	**0**	**0**	**0**	**0**	**0**	**0**	**0**	**0**	**0**	**0**	**0**	**0**	**0**	**0**	**58.9**	**68.4**
00-00	**88**	**0**	**68**	**9**	**10**	**0**	**0**	**0**	**0**	**1**	**0**	**0**	**0**	**0**	**0**	**0**	**0**	**0**	**0**	**58.7**	**68.4**

DRAFT

Site 35
Location Un named Road, Att - TP, Lat 53.7468, Long -6.73902
Direction South

3279 / Meath/Cavan/Monaghan ATC's
October 2013
Automatic Traffic Count

Virtual Day (7)

Time	Total	Classification												>PSL	>PSL%	>SL1	>SL1%	>SL2	>SL2%	Mean	Vpp
		1 MCL	2 SV	3 SVT	4 TB2	5 TB3	6 T4	7 ART3	8 ART4	9 ART5	10 ART6	11 BD	12 DRT	80	80	85 +5kph	85 +5kph	90 +10kph	90 +10kph		85
0000	1	0	1	0	0	0	0	0	0	0	0	0	0	0	0	0	0	0	0	57.3	-
0100	0	0	0	0	0	0	0	0	0	0	0	0	0	0	0	0	0	0	0	32.4	-
0200	0	0	0	0	0	0	0	0	0	0	0	0	0	0	0	0	0	0	0	-	-
0300	0	0	0	0	0	0	0	0	0	0	0	0	0	0	0	0	0	0	0	-	-
0400	0	0	0	0	0	0	0	0	0	0	0	0	0	0	0	0	0	0	0	-	-
0500	1	0	0	0	0	0	0	0	0	0	0	0	0	0	0	0	0	0	0	41.5	-
0600	1	0	1	0	0	0	0	0	0	0	0	0	0	0	0	0	0	0	0	54	-
0700	2	0	2	0	0	0	0	0	0	0	0	0	0	0	0	0	0	0	0	53.8	-
0800	**9**	**0**	**8**	**0**	**1**	**0**	**0**	**0**	**0**	**0**	**0**	**0**	**0**	**0**	**0**	**0**	**0**	**0**	**0**	**59.3**	**-**
0900	7	0	6	0	1	0	0	0	0	0	0	0	0	0	0	0	0	0	0	56.1	-
1000	5	0	4	1	0	0	0	0	0	0	0	0	0	0	0	0	0	0	0	52.3	-
1100	6	0	5	0	1	0	0	0	0	0	0	0	0	0	0	0	0	0	0	55.9	-
1200	5	0	4	0	1	0	0	0	0	0	0	0	0	0	0	0	0	0	0	57.1	-
1300	6	0	5	0	1	0	0	0	0	0	0	0	0	0	2.3	0	0	0	0	55.4	-
1400	5	0	4	0	0	0	0	0	0	0	0	0	0	0	0	0	0	0	0	52.4	-
1500	**8**	**0**	**6**	**0**	**1**	**0**	**0**	**0**	**0**	**0**	**0**	**0**	**0**	**0**	**0**	**0**	**0**	**0**	**0**	**57.5**	**-**
1600	6	1	5	0	1	0	0	0	0	0	0	0	0	0	0	0	0	0	0	53	-
1700	**8**	**0**	**7**	**0**	**1**	**0**	**0**	**0**	**0**	**0**	**0**	**0**	**0**	**0**	**0**	**0**	**0**	**0**	**0**	**56**	**-**
1800	6	0	5	0	0	0	0	0	0	0	0	0	0	0	0	0	0	0	0	53.9	-
1900	3	0	3	0	0	0	0	0	0	0	0	0	0	0	0	0	0	0	0	57.7	-
2000	2	0	2	0	0	0	0	0	0	0	0	0	0	0	0	0	0	0	0	55.7	-
2100	2	0	2	0	0	0	0	0	0	0	0	0	0	0	0	0	0	0	0	58.7	-
2200	2	0	2	0	0	0	0	0	0	0	0	0	0	0	0	0	0	0	0	58.5	-
2300	1	0	1	0	0	0	0	0	0	0	0	0	0	0	0	0	0	0	0	53.6	-
07-19	**73**	**2**	**60**	**3**	**7**	**0**	**1**	**0**	**0**	**0**	**0**	**0**	**0**	**0**	**0.2**	**0**	**0**	**0**	**0**	**55.6**	**66.2**
06-22	**82**	**2**	**67**	**3**	**7**	**0**	**1**	**0**	**0**	**0**	**0**	**0**	**0**	**0**	**0.2**	**0**	**0**	**0**	**0**	**55.8**	**65.9**
06-00	**84**	**2**	**70**	**3**	**7**	**0**	**1**	**0**	**0**	**0**	**0**	**0**	**0**	**0**	**0.2**	**0**	**0**	**0**	**0**	**55.8**	**65.9**
00-00	**85**	**2**	**70**	**3**	**7**	**0**	**1**	**0**	**0**	**1**	**0**	**0**	**0**	**0**	**0.2**	**0**	**0**	**0**	**0**	**55.7**	**65.9**

DRAFT

Site 35
Location Un named Road, Att - TP, Lat 53.7468, Long -6.73902
Direction South

3279 / Meath/Cavan/Monaghan ATC's
October 2013
Automatic Traffic Count

Virtual Week (1)

Time	Total	Classification												>PSL	>PSL%	>SL1	>SL1%	>SL2	>SL2%	Mean	Vpp
		1 MCL	2 SV	3 SVT	4 TB2	5 TB3	6 T4	7 ART3	8 ART4	9 ART5	10 ART6	11 BD	12 DRT	80	80	85 +5kph	85 +5kph	90 +10kph	90 +10kph		85
Mon	88	0	68	9	10	0	0	0	0	1	0	0	0	0	0	0	0	0	0	58.7	68.4
Tue	75	2	62	1	7	0	0	1	1	1	0	0	0	0	0	0	0	0	0	55.6	65.2
Wed	95	1	79	4	7	0	4	0	0	0	0	0	0	0	0	0	0	0	0	55.9	65.9
Thu	92	4	75	2	7	0	2	0	0	2	0	0	0	1	1.1	0	0	0	0	55.5	66.6
Fri	96	3	76	1	14	0	1	0	1	0	0	0	0	0	0	0	0	0	0	56.4	66.6
| Sat	79	4	64	5	3	0	1	0	1	1	0	0	0	0	0	0	0	0	0	54.1	64.4
| Sun	72	2	68	1	1	0	0	0	0	0	0	0	0	0	0	0	0	0	0	52.9	63.7
5 Day Ave.	**89**	**2**	**72**	**3**	**9**	**0**	**1**	**0**	**0**	**1**	**0**	**0**	**0**	**0**	**0.0**	**0**	**0.0**	**0**	**0.0**	**56.4**	**66.5**
7 Day Ave.	**85**	**2**	**70**	**3**	**7**	**0**	**1**	**0**	**0**	**1**	**0**	**0**	**0**	**0**	**0.2**	**0**	**0.0**	**0**	**0.0**	**55.7**	**65.9**
--	**597**	**16**	**492**	**23**	**49**	**0**	**8**	**1**	**3**	**5**	**0**	**0**	**0**	**1**	**0.2**	**0**	**0.0**	**0**	**0.0**	**55.7**	**65.9**

Summary Graphs

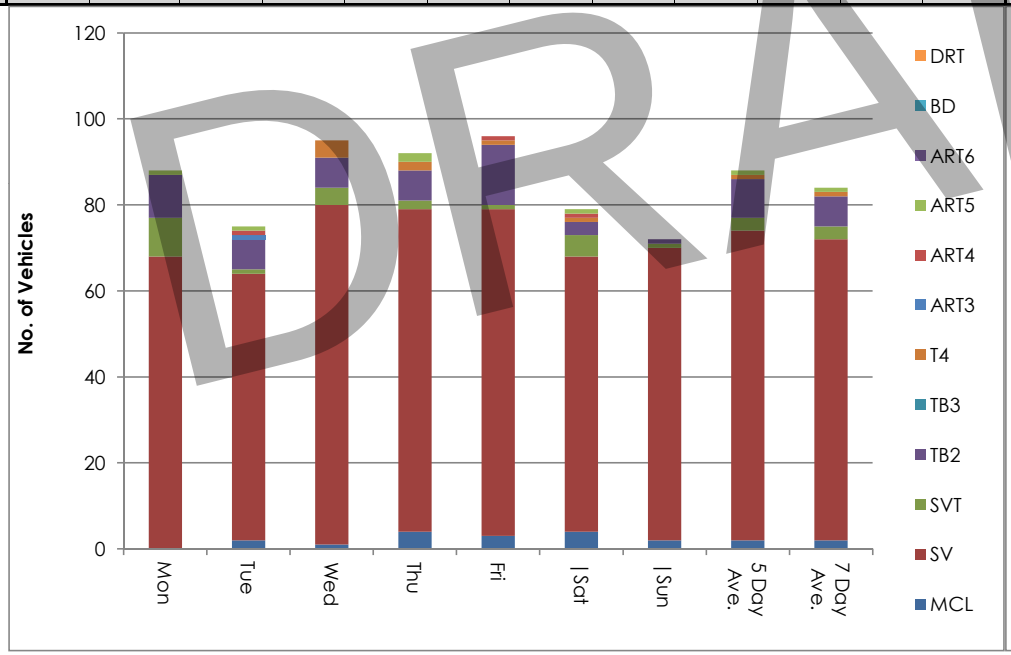

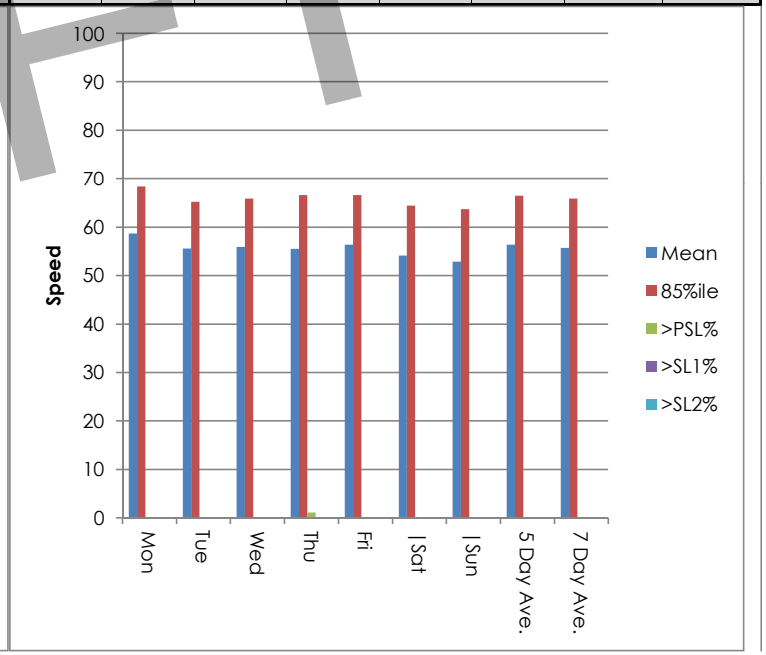

DRAFT

Site 35
Location Un named Road, Att - TP, Lat 53.7468, Long -6.73902
Direction South

3279 / Meath/Cavan/Monaghan ATC's
October 2013
Automatic Traffic Count

Tue, 8 October 2013

Time	Total	Speed Bins (km/h)																											
		0 - 5	5 - 10	10 - 15	15 - 20	20 - 25	25 - 30	30 - 35	35 - 40	40 - 45	45 - 50	50 - 55	55 - 60	60 - 65	65 - 70	70 - 75	75 - 80	80 - 85	85 - 90	90 - 95	95 - 100	100 - 105	105 - 110	110 - 115	115 - 120	120 - 125	125 - 130	130 - 135	135 - 140
0000	0	0	0	0	0	0	0	0	0	0	0	0	0	0	0	0	0	0	0	0	0	0	0	0	0	0	0	0	0
0100	0	0	0	0	0	0	0	0	0	0	0	0	0	0	0	0	0	0	0	0	0	0	0	0	0	0	0	0	0
0200	0	0	0	0	0	0	0	0	0	0	0	0	0	0	0	0	0	0	0	0	0	0	0	0	0	0	0	0	0
0300	0	0	0	0	0	0	0	0	0	0	0	0	0	0	0	0	0	0	0	0	0	0	0	0	0	0	0	0	0
0400	0	0	0	0	0	0	0	0	0	0	0	0	0	0	0	0	0	0	0	0	0	0	0	0	0	0	0	0	0
0500	1	0	0	0	0	0	0	0	1	0	0	0	0	0	0	0	0	0	0	0	0	0	0	0	0	0	0	0	0
0600	3	0	0	0	0	0	0	0	0	0	0	1	0	1	0	1	0	0	0	0	0	0	0	0	0	0	0	0	0
0700	1	0	0	0	0	0	0	0	0	0	0	0	0	1	0	0	0	0	0	0	0	0	0	0	0	0	0	0	0
0800	**14**	**0**	**0**	**0**	**0**	**0**	**0**	**0**	**0**	**1**	**0**	**2**	**2**	**5**	**2**	**2**	**0**	**0**	**0**	**0**	**0**	**0**	**0**	**0**	**0**	**0**	**0**	**0**	**0**
0900	5	0	0	0	0	0	0	0	0	0	2	0	2	0	1	0	0	0	0	0	0	0	0	0	0	0	0	0	0
1000	1	0	0	0	0	0	0	0	0	0	0	1	0	0	0	0	0	0	0	0	0	0	0	0	0	0	0	0	0
1100	3	0	0	0	0	0	0	0	0	0	0	1	1	1	0	0	0	0	0	0	0	0	0	0	0	0	0	0	0
1200	5	0	0	0	0	0	0	0	0	0	1	1	2	1	0	0	0	0	0	0	0	0	0	0	0	0	0	0	0
1300	4	0	0	1	0	0	1	0	0	0	0	1	1	0	0	0	0	0	0	0	0	0	0	0	0	0	0	0	0
1400	6	0	0	0	0	0	0	0	0	1	1	1	1	2	0	0	0	0	0	0	0	0	0	0	0	0	0	0	0
1500	4	0	0	0	0	0	0	0	0	1	0	0	1	0	2	0	0	0	0	0	0	0	0	0	0	0	0	0	0
1600	6	0	0	0	1	1	0	0	0	0	1	1	1	1	0	0	0	0	0	0	0	0	0	0	0	0	0	0	0
1700	**9**	**0**	**0**	**0**	**0**	**0**	**0**	**1**	**0**	**0**	**0**	**3**	**2**	**1**	**2**	**0**	**0**	**0**	**0**	**0**	**0**	**0**	**0**	**0**	**0**	**0**	**0**	**0**	**0**
1800	5	0	0	0	0	0	0	0	0	0	0	2	2	0	0	1	0	0	0	0	0	0	0	0	0	0	0	0	0
1900	1	0	0	0	0	0	0	0	0	0	0	0	0	1	0	0	0	0	0	0	0	0	0	0	0	0	0	0	0
2000	2	0	0	0	0	0	0	0	0	0	0	0	1	0	1	0	0	0	0	0	0	0	0	0	0	0	0	0	0
2100	4	0	0	0	0	0	0	0	0	0	1	1	0	2	0	0	0	0	0	0	0	0	0	0	0	0	0	0	0
2200	1	0	0	0	0	0	0	0	0	0	0	0	0	1	0	0	0	0	0	0	0	0	0	0	0	0	0	0	0
2300	0	0	0	0	0	0	0	0	0	0	0	0	0	0	0	0	0	0	0	0	0	0	0	0	0	0	0	0	0
07-19	**63**	**0**	**0**	**1**	**1**	**1**	**1**	**1**	**0**	**3**	**5**	**13**	**15**	**12**	**7**	**3**	**0**	**0**	**0**	**0**	**0**	**0**	**0**	**0**	**0**	**0**	**0**	**0**	**0**
06-22	**73**	**0**	**0**	**1**	**1**	**1**	**1**	**1**	**0**	**3**	**6**	**15**	**16**	**16**	**8**	**4**	**0**	**0**	**0**	**0**	**0**	**0**	**0**	**0**	**0**	**0**	**0**	**0**	**0**
06-00	**74**	**0**	**0**	**1**	**1**	**1**	**1**	**1**	**0**	**3**	**6**	**15**	**16**	**17**	**8**	**4**	**0**	**0**	**0**	**0**	**0**	**0**	**0**	**0**	**0**	**0**	**0**	**0**	**0**
00-00	**75**	**0**	**0**	**1**	**1**	**1**	**1**	**1**	**1**	**3**	**6**	**15**	**16**	**17**	**8**	**4**	**0**	**0**	**0**	**0**	**0**	**0**	**0**	**0**	**0**	**0**	**0**	**0**	**0**

DRAFT

Site 35
Location Un named Road, Att - TP, Lat 53.7468, Long -6.73902
Direction South

3279 / Meath/Cavan/Monaghan ATC's
October 2013
Automatic Traffic Count

Wed, 9 October 2013

Time	Total	Speed Bins (km/h)																											
		0 - 5	5 - 10	10 - 15	15 - 20	20 - 25	25 - 30	30 - 35	35 - 40	40 - 45	45 - 50	50 - 55	55 - 60	60 - 65	65 - 70	70 - 75	75 - 80	80 - 85	85 - 90	90 - 95	95 - 100	100 - 105	105 - 110	110 - 115	115 - 120	120 - 125	125 - 130	130 - 135	135 - 140
0000	1	0	0	0	0	0	0	1	0	0	0	0	0	0	0	0	0	0	0	0	0	0	0	0	0	0	0	0	0
0100	0	0	0	0	0	0	0	0	0	0	0	0	0	0	0	0	0	0	0	0	0	0	0	0	0	0	0	0	0
0200	0	0	0	0	0	0	0	0	0	0	0	0	0	0	0	0	0	0	0	0	0	0	0	0	0	0	0	0	0
0300	0	0	0	0	0	0	0	0	0	0	0	0	0	0	0	0	0	0	0	0	0	0	0	0	0	0	0	0	0
0400	0	0	0	0	0	0	0	0	0	0	0	0	0	0	0	0	0	0	0	0	0	0	0	0	0	0	0	0	0
0500	0	0	0	0	0	0	0	0	0	0	0	0	0	0	0	0	0	0	0	0	0	0	0	0	0	0	0	0	0
0600	0	0	0	0	0	0	0	0	0	0	0	0	0	0	0	0	0	0	0	0	0	0	0	0	0	0	0	0	0
0700	4	0	0	0	0	0	0	0	0	1	1	0	0	1	1	0	0	0	0	0	0	0	0	0	0	0	0	0	0
0800	**11**	**0**	**0**	**0**	**0**	**0**	**0**	**1**	**0**	**0**	**1**	**3**	**0**	**1**	**4**	**1**	**0**	**0**	**0**	**0**	**0**	**0**	**0**	**0**	**0**	**0**	**0**	**0**	**0**
0900	5	0	0	0	0	0	0	1	1	1	0	0	0	0	0	2	0	0	0	0	0	0	0	0	0	0	0	0	0
1000	4	0	0	0	0	1	0	0	0	1	0	0	0	1	1	0	0	0	0	0	0	0	0	0	0	0	0	0	0
1100	6	0	0	0	0	0	0	0	0	1	0	0	1	4	0	0	0	0	0	0	0	0	0	0	0	0	0	0	0
1200	10	0	0	0	0	0	0	0	0	2	0	2	2	1	3	0	0	0	0	0	0	0	0	0	0	0	0	0	0
1300	8	0	0	0	0	0	0	0	1	0	0	3	4	0	0	0	0	0	0	0	0	0	0	0	0	0	0	0	0
1400	2	0	0	0	0	0	0	0	0	0	0	1	0	1	0	0	0	0	0	0	0	0	0	0	0	0	0	0	0
1500	10	0	0	0	0	0	0	0	1	1	3	0	1	2	2	0	0	0	0	0	0	0	0	0	0	0	0	0	0
1600	4	0	0	0	0	0	1	0	0	1	0	1	0	1	0	0	0	0	0	0	0	0	0	0	0	0	0	0	0
1700	**12**	**0**	**0**	**0**	**0**	**0**	**0**	**0**	**0**	**0**	**0**	**1**	**6**	**5**	**0**	**0**	**0**	**0**	**0**	**0**	**0**	**0**	**0**	**0**	**0**	**0**	**0**	**0**	**0**
1800	6	0	0	0	0	0	0	0	0	0	1	0	2	2	1	0	0	0	0	0	0	0	0	0	0	0	0	0	0
1900	2	0	0	0	0	0	0	0	0	0	0	0	0	1	0	1	0	0	0	0	0	0	0	0	0	0	0	0	0
2000	2	0	0	0	0	0	0	0	0	0	0	0	1	1	0	0	0	0	0	0	0	0	0	0	0	0	0	0	0
2100	2	0	0	0	0	0	0	0	0	0	0	0	1	0	1	0	0	0	0	0	0	0	0	0	0	0	0	0	0
2200	4	0	0	0	0	0	0	0	0	0	0	1	1	2	0	0	0	0	0	0	0	0	0	0	0	0	0	0	0
2300	2	0	0	0	0	0	0	0	0	0	0	2	0	0	0	0	0	0	0	0	0	0	0	0	0	0	0	0	0
07-19	**82**	**0**	**0**	**0**	**0**	**1**	**1**	**2**	**3**	**8**	**6**	**11**	**16**	**19**	**12**	**3**	**0**	**0**	**0**	**0**	**0**	**0**	**0**	**0**	**0**	**0**	**0**	**0**	**0**
06-22	**88**	**0**	**0**	**0**	**0**	**1**	**1**	**2**	**3**	**8**	**6**	**11**	**18**	**21**	**13**	**4**	**0**	**0**	**0**	**0**	**0**	**0**	**0**	**0**	**0**	**0**	**0**	**0**	**0**
06-00	**94**	**0**	**0**	**0**	**0**	**1**	**1**	**2**	**3**	**8**	**6**	**14**	**19**	**23**	**13**	**4**	**0**	**0**	**0**	**0**	**0**	**0**	**0**	**0**	**0**	**0**	**0**	**0**	**0**
00-00	**95**	**0**	**0**	**0**	**0**	**1**	**1**	**3**	**3**	**8**	**6**	**14**	**19**	**23**	**13**	**4**	**0**	**0**	**0**	**0**	**0**	**0**	**0**	**0**	**0**	**0**	**0**	**0**	**0**

DRAFT

Site 35
Location Un named Road, Att - TP, Lat 53.7468, Long -6.73902
Direction South

3279 / Meath/Cavan/Monaghan ATC's
October 2013
Automatic Traffic Count

Thu, 10 October 2013

Time	Total	Speed Bins (km/h)																											
		0 - 5	5 - 10	10 - 15	15 - 20	20 - 25	25 - 30	30 - 35	35 - 40	40 - 45	45 - 50	50 - 55	55 - 60	60 - 65	65 - 70	70 - 75	75 - 80	80 - 85	85 - 90	90 - 95	95 - 100	100 - 105	105 - 110	110 - 115	115 - 120	120 - 125	125 - 130	130 - 135	135 - 140
0000	1	0	0	0	0	0	0	0	0	0	0	0	0	0	1	0	0	0	0	0	0	0	0	0	0	0	0	0	0
0100	0	0	0	0	0	0	0	0	0	0	0	0	0	0	0	0	0	0	0	0	0	0	0	0	0	0	0	0	0
0200	0	0	0	0	0	0	0	0	0	0	0	0	0	0	0	0	0	0	0	0	0	0	0	0	0	0	0	0	0
0300	0	0	0	0	0	0	0	0	0	0	0	0	0	0	0	0	0	0	0	0	0	0	0	0	0	0	0	0	0
0400	0	0	0	0	0	0	0	0	0	0	0	0	0	0	0	0	0	0	0	0	0	0	0	0	0	0	0	0	0
0500	1	0	0	0	0	0	0	0	0	1	0	0	0	0	0	0	0	0	0	0	0	0	0	0	0	0	0	0	0
0600	0	0	0	0	0	0	0	0	0	0	0	0	0	0	0	0	0	0	0	0	0	0	0	0	0	0	0	0	0
0700	3	0	0	0	0	0	0	0	0	0	1	0	0	1	1	0	0	0	0	0	0	0	0	0	0	0	0	0	0
0800	**14**	**0**	**0**	**0**	**0**	**0**	**0**	**1**	**0**	**0**	**2**	**0**	**2**	**3**	**5**	**1**	**0**	**0**	**0**	**0**	**0**	**0**	**0**	**0**	**0**	**0**	**0**	**0**	**0**
0900	7	0	0	0	0	0	0	0	1	0	0	2	0	1	2	1	0	0	0	0	0	0	0	0	0	0	0	0	0
1000	6	0	0	0	1	0	0	0	0	1	0	0	2	2	0	0	0	0	0	0	0	0	0	0	0	0	0	0	0
1100	7	0	0	0	0	0	0	0	0	0	2	1	1	2	1	0	0	0	0	0	0	0	0	0	0	0	0	0	0
1200	5	0	0	0	0	0	0	0	0	0	1	0	1	2	0	0	1	0	0	0	0	0	0	0	0	0	0	0	0
1300	5	0	0	0	0	0	0	1	0	0	0	0	1	1	0	1	0	1	0	0	0	0	0	0	0	0	0	0	0
1400	4	0	0	0	0	0	0	0	1	0	1	0	0	2	0	0	0	0	0	0	0	0	0	0	0	0	0	0	0
1500	**9**	**0**	**0**	**0**	**0**	**0**	**0**	**0**	**2**	**1**	**0**	**2**	**2**	**2**	**0**	**0**	**0**	**0**	**0**	**0**	**0**	**0**	**0**	**0**	**0**	**0**	**0**	**0**	**0**
1600	6	0	0	2	0	0	0	0	0	0	1	0	1	2	0	0	0	0	0	0	0	0	0	0	0	0	0	0	0
1700	**9**	**0**	**0**	**0**	**0**	**1**	**0**	**0**	**0**	**0**	**0**	**4**	**1**	**1**	**1**	**1**	**0**	**0**	**0**	**0**	**0**	**0**	**0**	**0**	**0**	**0**	**0**	**0**	**0**
1800	6	0	0	0	0	0	0	0	0	1	1	2	1	0	1	0	0	0	0	0	0	0	0	0	0	0	0	0	0
1900	2	0	0	0	0	0	0	1	0	0	0	0	0	1	0	0	0	0	0	0	0	0	0	0	0	0	0	0	0
2000	2	0	0	0	0	0	0	0	0	0	0	0	1	1	0	0	0	0	0	0	0	0	0	0	0	0	0	0	0
2100	3	0	0	0	0	0	0	0	0	0	0	0	1	1	1	0	0	0	0	0	0	0	0	0	0	0	0	0	0
2200	2	0	0	0	0	0	0	0	0	0	0	0	0	0	2	0	0	0	0	0	0	0	0	0	0	0	0	0	0
2300	0	0	0	0	0	0	0	0	0	0	0	0	0	0	0	0	0	0	0	0	0	0	0	0	0	0	0	0	0
07-19	**81**	**0**	**0**	**2**	**1**	**1**	**0**	**2**	**4**	**3**	**9**	**11**	**12**	**19**	**11**	**4**	**1**	**1**	**0**	**0**	**0**	**0**	**0**	**0**	**0**	**0**	**0**	**0**	**0**
06-22	**88**	**0**	**0**	**2**	**1**	**1**	**0**	**3**	**4**	**3**	**9**	**11**	**14**	**22**	**12**	**4**	**1**	**1**	**0**	**0**	**0**	**0**	**0**	**0**	**0**	**0**	**0**	**0**	**0**
06-00	**90**	**0**	**0**	**2**	**1**	**1**	**0**	**3**	**4**	**3**	**9**	**11**	**14**	**22**	**14**	**4**	**1**	**1**	**0**	**0**	**0**	**0**	**0**	**0**	**0**	**0**	**0**	**0**	**0**
00-00	**92**	**0**	**0**	**2**	**1**	**1**	**0**	**3**	**4**	**4**	**9**	**11**	**14**	**22**	**15**	**4**	**1**	**1**	**0**	**0**	**0**	**0**	**0**	**0**	**0**	**0**	**0**	**0**	**0**

DRAFT

Site 35
Location Un named Road, Att - TP, Lat 53.7468, Long -6.73902
Direction South

3279 / Meath/Cavan/Monaghan ATC's
October 2013
Automatic Traffic Count

Fri, 11 October 2013

Time	Total	Speed Bins (km/h)																												
		0 - 5	5 - 10	10 - 15	15 - 20	20 - 25	25 - 30	30 - 35	35 - 40	40 - 45	45 - 50	50 - 55	55 - 60	60 - 65	65 - 70	70 - 75	75 - 80	80 - 85	85 - 90	90 - 95	95 - 100	100 - 105	105 - 110	110 - 115	115 - 120	120 - 125	125 - 130	130 - 135	135 - 140
0000	1	0	0	0	0	0	0	0	0	0	0	0	0	1	0	0	0	0	0	0	0	0	0	0	0	0	0	0	0	0
0100	0	0	0	0	0	0	0	0	0	0	0	0	0	0	0	0	0	0	0	0	0	0	0	0	0	0	0	0	0	0
0200	0	0	0	0	0	0	0	0	0	0	0	0	0	0	0	0	0	0	0	0	0	0	0	0	0	0	0	0	0	0
0300	0	0	0	0	0	0	0	0	0	0	0	0	0	0	0	0	0	0	0	0	0	0	0	0	0	0	0	0	0	0
0400	0	0	0	0	0	0	0	0	0	0	0	0	0	0	0	0	0	0	0	0	0	0	0	0	0	0	0	0	0	0
0500	0	0	0	0	0	0	0	0	0	0	0	0	0	0	0	0	0	0	0	0	0	0	0	0	0	0	0	0	0	0
0600	1	0	0	0	0	0	0	0	0	0	0	0	1	0	0	0	0	0	0	0	0	0	0	0	0	0	0	0	0	0
0700	3	0	0	0	0	0	0	0	0	0	0	1	0	0	2	0	0	0	0	0	0	0	0	0	0	0	0	0	0	0
0800	10	0	0	0	0	0	0	1	0	0	1	2	2	1	1	1	1	0	0	0	0	0	0	0	0	0	0	0	0	0
0900	4	0	0	0	0	0	0	0	0	0	0	0	1	0	2	1	0	0	0	0	0	0	0	0	0	0	0	0	0	0
1000	1	0	0	0	0	0	0	0	0	0	0	1	0	0	0	0	0	0	0	0	0	0	0	0	0	0	0	0	0	0
1100	**13**	**0**	**0**	**0**	**0**	**1**	**1**	**0**	**0**	**0**	**1**	**1**	**3**	**3**	**3**	**0**	**0**	**0**	**0**	**0**	**0**	**0**	**0**	**0**	**0**	**0**	**0**	**0**	**0**	**0**
1200	2	0	0	0	0	0	0	0	0	0	1	1	0	0	0	0	0	0	0	0	0	0	0	0	0	0	0	0	0	0
1300	4	0	0	0	0	0	0	0	0	0	0	2	1	1	0	0	0	0	0	0	0	0	0	0	0	0	0	0	0	0
1400	6	0	0	0	0	0	0	2	2	0	0	0	0	1	1	0	0	0	0	0	0	0	0	0	0	0	0	0	0	0
1500	**13**	**0**	**0**	**0**	**0**	**0**	**0**	**0**	**0**	**0**	**1**	**3**	**3**	**3**	**1**	**1**	**1**	**0**	**0**	**0**	**0**	**0**	**0**	**0**	**0**	**0**	**0**	**0**	**0**	**0**
1600	6	0	0	0	0	0	0	0	0	0	0	0	1	2	3	0	0	0	0	0	0	0	0	0	0	0	0	0	0	0
1700	9	0	0	0	0	0	0	0	0	0	0	2	4	3	0	0	0	0	0	0	0	0	0	0	0	0	0	0	0	0
1800	11	0	0	0	0	2	1	1	1	0	0	2	1	2	1	0	0	0	0	0	0	0	0	0	0	0	0	0	0	0
1900	5	0	0	0	0	0	0	0	0	0	0	1	1	2	1	0	0	0	0	0	0	0	0	0	0	0	0	0	0	0
2000	1	0	0	0	0	0	0	0	0	0	0	1	0	0	0	0	0	0	0	0	0	0	0	0	0	0	0	0	0	0
2100	2	0	0	0	0	0	0	0	0	0	0	0	0	0	1	1	0	0	0	0	0	0	0	0	0	0	0	0	0	0
2200	3	0	0	0	0	0	0	0	0	0	2	0	0	1	0	0	0	0	0	0	0	0	0	0	0	0	0	0	0	0
2300	1	0	0	0	0	0	0	0	0	0	0	1	0	0	0	0	0	0	0	0	0	0	0	0	0	0	0	0	0	0
07-19	**82**	**0**	**0**	**0**	**0**	**3**	**2**	**4**	**3**	**0**	**4**	**15**	**16**	**16**	**14**	**3**	**2**	**0**	**0**	**0**	**0**	**0**	**0**	**0**	**0**	**0**	**0**	**0**	**0**	**0**
06-22	**91**	**0**	**0**	**0**	**0**	**3**	**2**	**4**	**3**	**0**	**4**	**17**	**18**	**18**	**16**	**4**	**2**	**0**	**0**	**0**	**0**	**0**	**0**	**0**	**0**	**0**	**0**	**0**	**0**	**0**
06-00	**95**	**0**	**0**	**0**	**0**	**3**	**2**	**4**	**3**	**0**	**6**	**18**	**18**	**19**	**16**	**4**	**2**	**0**	**0**	**0**	**0**	**0**	**0**	**0**	**0**	**0**	**0**	**0**	**0**	**0**
00-00	**96**	**0**	**0**	**0**	**0**	**3**	**2**	**4**	**3**	**0**	**6**	**18**	**18**	**20**	**16**	**4**	**2**	**0**	**0**	**0**	**0**	**0**	**0**	**0**	**0**	**0**	**0**	**0**	**0**	**0**

DRAFT

Site 35
Location Un named Road, Att - TP, Lat 53.7468, Long -6.73902
Direction South

3279 / Meath/Cavan/Monaghan ATC's
October 2013
Automatic Traffic Count

Sat, 12 October 2013

Time	Total	Speed Bins (km/h)																											
		0 - 5	5 - 10	10 - 15	15 - 20	20 - 25	25 - 30	30 - 35	35 - 40	40 - 45	45 - 50	50 - 55	55 - 60	60 - 65	65 - 70	70 - 75	75 - 80	80 - 85	85 - 90	90 - 95	95 - 100	100 - 105	105 - 110	110 - 115	115 - 120	120 - 125	125 - 130	130 - 135	135 - 140
0000	1	0	0	0	0	0	0	0	0	0	0	0	0	0	1	0	0	0	0	0	0	0	0	0	0	0	0	0	0
0100	1	0	0	0	0	0	0	1	0	0	0	0	0	0	0	0	0	0	0	0	0	0	0	0	0	0	0	0	0
0200	0	0	0	0	0	0	0	0	0	0	0	0	0	0	0	0	0	0	0	0	0	0	0	0	0	0	0	0	0
0300	0	0	0	0	0	0	0	0	0	0	0	0	0	0	0	0	0	0	0	0	0	0	0	0	0	0	0	0	0
0400	0	0	0	0	0	0	0	0	0	0	0	0	0	0	0	0	0	0	0	0	0	0	0	0	0	0	0	0	0
0500	1	0	0	0	0	0	0	0	0	1	0	0	0	0	0	0	0	0	0	0	0	0	0	0	0	0	0	0	0
0600	1	0	0	0	0	0	0	0	1	0	0	0	0	0	0	0	0	0	0	0	0	0	0	0	0	0	0	0	0
0700	2	0	0	0	1	0	0	0	0	0	1	0	0	0	0	0	0	0	0	0	0	0	0	0	0	0	0	0	0
0800	3	0	0	0	0	0	1	0	0	0	0	0	2	0	0	0	0	0	0	0	0	0	0	0	0	0	0	0	0
0900	4	0	0	0	0	1	0	0	0	1	0	1	1	0	0	0	0	0	0	0	0	0	0	0	0	0	0	0	0
1000	**9**	**0**	**0**	**0**	**0**	**0**	**0**	**0**	**0**	**0**	**2**	**3**	**2**	**1**	**0**	**0**	**1**	**0**	**0**	**0**	**0**	**0**	**0**	**0**	**0**	**0**	**0**	**0**	**0**
1100	7	0	0	0	0	0	0	0	0	0	1	0	2	3	1	0	0	0	0	0	0	0	0	0	0	0	0	0	0
1200	5	0	0	0	0	0	0	0	0	0	0	0	1	3	1	0	0	0	0	0	0	0	0	0	0	0	0	0	0
1300	**10**	**0**	**0**	**0**	**0**	**1**	**0**	**1**	**0**	**1**	**0**	**2**	**2**	**3**	**0**	**0**	**0**	**0**	**0**	**0**	**0**	**0**	**0**	**0**	**0**	**0**	**0**	**0**	**0**
1400	5	0	0	0	0	0	0	0	0	0	1	0	1	2	1	0	0	0	0	0	0	0	0	0	0	0	0	0	0
1500	5	0	0	0	0	0	0	0	0	0	1	0	0	2	2	0	0	0	0	0	0	0	0	0	0	0	0	0	0
1600	8	0	0	0	0	0	0	0	0	1	0	3	1	1	1	1	0	0	0	0	0	0	0	0	0	0	0	0	0
1700	4	0	0	0	0	1	0	0	0	0	1	0	0	1	1	0	0	0	0	0	0	0	0	0	0	0	0	0	0
1800	7	0	0	0	0	0	0	0	0	0	2	2	0	2	1	0	0	0	0	0	0	0	0	0	0	0	0	0	0
1900	3	0	0	0	0	0	0	0	1	1	0	0	0	0	0	1	0	0	0	0	0	0	0	0	0	0	0	0	0
2000	2	0	0	0	0	0	0	0	0	0	1	1	0	0	0	0	0	0	0	0	0	0	0	0	0	0	0	0	0
2100	0	0	0	0	0	0	0	0	0	0	0	0	0	0	0	0	0	0	0	0	0	0	0	0	0	0	0	0	0
2200	0	0	0	0	0	0	0	0	0	0	0	0	0	0	0	0	0	0	0	0	0	0	0	0	0	0	0	0	0
2300	1	0	0	0	0	0	0	0	0	0	0	0	1	0	0	0	0	0	0	0	0	0	0	0	0	0	0	0	0
07-19	**69**	**0**	**0**	**0**	**1**	**3**	**1**	**1**	**0**	**3**	**9**	**11**	**12**	**18**	**8**	**1**	**1**	**0**	**0**	**0**	**0**	**0**	**0**	**0**	**0**	**0**	**0**	**0**	**0**
06-22	**75**	**0**	**0**	**0**	**1**	**3**	**1**	**1**	**2**	**4**	**10**	**12**	**12**	**18**	**8**	**2**	**1**	**0**	**0**	**0**	**0**	**0**	**0**	**0**	**0**	**0**	**0**	**0**	**0**
06-00	**76**	**0**	**0**	**0**	**1**	**3**	**1**	**1**	**2**	**4**	**10**	**12**	**13**	**18**	**8**	**2**	**1**	**0**	**0**	**0**	**0**	**0**	**0**	**0**	**0**	**0**	**0**	**0**	**0**
00-00	**79**	**0**	**0**	**0**	**1**	**3**	**1**	**2**	**2**	**5**	**10**	**12**	**13**	**18**	**9**	**2**	**1**	**0**	**0**	**0**	**0**	**0**	**0**	**0**	**0**	**0**	**0**	**0**	**0**

DRAFT

Site 35
Location Un named Road, Att - TP, Lat 53.7468, Long -6.73902
Direction South

3279 / Meath/Cavan/Monaghan ATC's
October 2013
Automatic Traffic Count

Sun, 13 October 2013

Time	Total	Speed Bins (km/h)																											
		0 - 5	5 - 10	10 - 15	15 - 20	20 - 25	25 - 30	30 - 35	35 - 40	40 - 45	45 - 50	50 - 55	55 - 60	60 - 65	65 - 70	70 - 75	75 - 80	80 - 85	85 - 90	90 - 95	95 - 100	100 - 105	105 - 110	110 - 115	115 - 120	120 - 125	125 - 130	130 - 135	135 - 140
0000	0	0	0	0	0	0	0	0	0	0	0	0	0	0	0	0	0	0	0	0	0	0	0	0	0	0	0	0	0
0100	0	0	0	0	0	0	0	0	0	0	0	0	0	0	0	0	0	0	0	0	0	0	0	0	0	0	0	0	0
0200	0	0	0	0	0	0	0	0	0	0	0	0	0	0	0	0	0	0	0	0	0	0	0	0	0	0	0	0	0
0300	0	0	0	0	0	0	0	0	0	0	0	0	0	0	0	0	0	0	0	0	0	0	0	0	0	0	0	0	0
0400	0	0	0	0	0	0	0	0	0	0	0	0	0	0	0	0	0	0	0	0	0	0	0	0	0	0	0	0	0
0500	0	0	0	0	0	0	0	0	0	0	0	0	0	0	0	0	0	0	0	0	0	0	0	0	0	0	0	0	0
0600	0	0	0	0	0	0	0	0	0	0	0	0	0	0	0	0	0	0	0	0	0	0	0	0	0	0	0	0	0
0700	1	0	0	0	0	0	0	0	0	1	0	0	0	0	0	0	0	0	0	0	0	0	0	0	0	0	0	0	0
0800	0	0	0	0	0	0	0	0	0	0	0	0	0	0	0	0	0	0	0	0	0	0	0	0	0	0	0	0	0
0900	**13**	**0**	**0**	**0**	**0**	**0**	**1**	**0**	**0**	**1**	**3**	**4**	**1**	**1**	**2**	**0**	**0**	**0**	**0**	**0**	**0**	**0**	**0**	**0**	**0**	**0**	**0**	**0**	**0**
1000	9	0	0	0	0	1	0	0	2	0	1	3	0	1	0	1	0	0	0	0	0	0	0	0	0	0	0	0	0
1100	5	0	0	0	0	0	1	0	0	0	0	1	1	2	0	0	0	0	0	0	0	0	0	0	0	0	0	0	0
1200	5	0	0	0	0	1	0	0	0	1	0	0	1	2	0	0	0	0	0	0	0	0	0	0	0	0	0	0	0
1300	3	0	0	0	0	0	0	0	0	0	0	0	0	1	1	1	0	0	0	0	0	0	0	0	0	0	0	0	0
1400	**7**	**0**	**0**	**0**	**0**	**1**	**0**	**0**	**0**	**0**	**0**	**2**	**3**	**1**	**0**	**0**	**0**	**0**	**0**	**0**	**0**	**0**	**0**	**0**	**0**	**0**	**0**	**0**	**0**
1500	4	0	0	0	0	0	0	0	0	0	0	2	0	1	0	0	1	0	0	0	0	0	0	0	0	0	0	0	0
1600	5	0	0	0	0	0	1	0	0	0	0	1	2	1	0	0	0	0	0	0	0	0	0	0	0	0	0	0	0
1700	5	0	0	0	0	0	0	0	1	0	2	0	0	1	1	0	0	0	0	0	0	0	0	0	0	0	0	0	0
1800	4	0	0	0	0	0	0	0	0	0	0	2	2	0	0	0	0	0	0	0	0	0	0	0	0	0	0	0	0
1900	4	0	0	0	0	0	0	0	0	0	2	0	1	0	0	1	0	0	0	0	0	0	0	0	0	0	0	0	0
2000	3	0	0	0	0	0	0	0	1	0	0	0	1	1	0	0	0	0	0	0	0	0	0	0	0	0	0	0	0
2100	3	0	0	0	0	0	0	0	0	0	1	2	0	0	0	0	0	0	0	0	0	0	0	0	0	0	0	0	0
2200	1	0	0	0	0	0	0	0	0	0	1	0	0	0	0	0	0	0	0	0	0	0	0	0	0	0	0	0	0
2300	0	0	0	0	0	0	0	0	0	0	0	0	0	0	0	0	0	0	0	0	0	0	0	0	0	0	0	0	0
07-19	**61**	**0**	**0**	**0**	**0**	**3**	**3**	**0**	**3**	**3**	**6**	**15**	**10**	**11**	**4**	**2**	**1**	**0**	**0**	**0**	**0**	**0**	**0**	**0**	**0**	**0**	**0**	**0**	**0**
06-22	**71**	**0**	**0**	**0**	**0**	**3**	**3**	**0**	**4**	**3**	**9**	**17**	**12**	**12**	**4**	**3**	**1**	**0**	**0**	**0**	**0**	**0**	**0**	**0**	**0**	**0**	**0**	**0**	**0**
06-00	**72**	**0**	**0**	**0**	**0**	**3**	**3**	**0**	**4**	**3**	**10**	**17**	**12**	**12**	**4**	**3**	**1**	**0**	**0**	**0**	**0**	**0**	**0**	**0**	**0**	**0**	**0**	**0**	**0**
00-00	**72**	**0**	**0**	**0**	**0**	**3**	**3**	**0**	**4**	**3**	**10**	**17**	**12**	**12**	**4**	**3**	**1**	**0**	**0**	**0**	**0**	**0**	**0**	**0**	**0**	**0**	**0**	**0**	**0**

DRAFT

Site 35
Location Un named Road, Att - TP, Lat 53.7468, Long -6.73902
Direction South

3279 / Meath/Cavan/Monaghan ATC's
October 2013
Automatic Traffic Count

Mon, 14 October 2013

Time	Total	Speed Bins (km/h)																											
		0 - 5	5 - 10	10 - 15	15 - 20	20 - 25	25 - 30	30 - 35	35 - 40	40 - 45	45 - 50	50 - 55	55 - 60	60 - 65	65 - 70	70 - 75	75 - 80	80 - 85	85 - 90	90 - 95	95 - 100	100 - 105	105 - 110	110 - 115	115 - 120	120 - 125	125 - 130	130 - 135	135 - 140
0000	0	0	0	0	0	0	0	0	0	0	0	0	0	0	0	0	0	0	0	0	0	0	0	0	0	0	0	0	0
0100	0	0	0	0	0	0	0	0	0	0	0	0	0	0	0	0	0	0	0	0	0	0	0	0	0	0	0	0	0
0200	0	0	0	0	0	0	0	0	0	0	0	0	0	0	0	0	0	0	0	0	0	0	0	0	0	0	0	0	0
0300	0	0	0	0	0	0	0	0	0	0	0	0	0	0	0	0	0	0	0	0	0	0	0	0	0	0	0	0	0
0400	0	0	0	0	0	0	0	0	0	0	0	0	0	0	0	0	0	0	0	0	0	0	0	0	0	0	0	0	0
0500	1	0	0	0	0	0	0	0	0	1	0	0	0	0	0	0	0	0	0	0	0	0	0	0	0	0	0	0	0
0600	1	0	0	0	0	0	0	0	1	0	0	0	0	0	0	0	0	0	0	0	0	0	0	0	0	0	0	0	0
0700	1	0	0	0	0	0	0	0	0	0	0	0	1	0	0	0	0	0	0	0	0	0	0	0	0	0	0	0	0
0800	**13**	**0**	**0**	**0**	**0**	**0**	**0**	**0**	**1**	**0**	**1**	**1**	**0**	**3**	**5**	**2**	**0**	**0**	**0**	**0**	**0**	**0**	**0**	**0**	**0**	**0**	**0**	**0**	**0**
0900	10	0	0	0	0	0	0	1	0	0	0	0	2	2	3	2	0	0	0	0	0	0	0	0	0	0	0	0	0
1000	4	0	0	0	0	0	0	0	0	1	0	0	0	3	0	0	0	0	0	0	0	0	0	0	0	0	0	0	0
1100	4	0	0	0	0	0	0	0	0	1	0	1	0	1	1	0	0	0	0	0	0	0	0	0	0	0	0	0	0
1200	3	0	0	0	0	0	0	0	0	0	1	0	0	0	1	1	0	0	0	0	0	0	0	0	0	0	0	0	0
1300	**10**	**0**	**0**	**0**	**0**	**0**	**0**	**0**	**0**	**0**	**0**	**2**	**2**	**3**	**2**	**0**	**1**	**0**	**0**	**0**	**0**	**0**	**0**	**0**	**0**	**0**	**0**	**0**	**0**
1400	2	0	0	0	0	0	0	0	0	0	1	1	0	0	0	0	0	0	0	0	0	0	0	0	0	0	0	0	0
1500	9	0	0	0	0	0	0	0	0	0	0	2	4	3	0	0	0	0	0	0	0	0	0	0	0	0	0	0	0
1600	8	0	0	0	0	0	0	0	0	0	0	1	4	0	3	0	0	0	0	0	0	0	0	0	0	0	0	0	0
1700	7	0	0	0	0	0	0	0	0	0	1	2	4	0	0	0	0	0	0	0	0	0	0	0	0	0	0	0	0
1800	3	0	0	0	0	0	0	0	0	0	1	0	0	1	0	1	0	0	0	0	0	0	0	0	0	0	0	0	0
1900	7	0	0	0	0	0	0	0	0	0	0	3	0	3	1	0	0	0	0	0	0	0	0	0	0	0	0	0	0
2000	5	0	0	0	0	0	0	0	1	1	0	0	1	2	0	0	0	0	0	0	0	0	0	0	0	0	0	0	0
2100	0	0	0	0	0	0	0	0	0	0	0	0	0	0	0	0	0	0	0	0	0	0	0	0	0	0	0	0	0
2200	0	0	0	0	0	0	0	0	0	0	0	0	0	0	0	0	0	0	0	0	0	0	0	0	0	0	0	0	0
2300	0	0	0	0	0	0	0	0	0	0	0	0	0	0	0	0	0	0	0	0	0	0	0	0	0	0	0	0	0
07-19	**74**	**0**	**0**	**0**	**0**	**0**	**0**	**1**	**1**	**2**	**5**	**10**	**17**	**16**	**15**	**6**	**1**	**0**	**0**	**0**	**0**	**0**	**0**	**0**	**0**	**0**	**0**	**0**	**0**
06-22	**87**	**0**	**0**	**0**	**0**	**0**	**0**	**1**	**3**	**3**	**5**	**13**	**18**	**21**	**16**	**6**	**1**	**0**	**0**	**0**	**0**	**0**	**0**	**0**	**0**	**0**	**0**	**0**	**0**
06-00	**87**	**0**	**0**	**0**	**0**	**0**	**0**	**1**	**3**	**3**	**5**	**13**	**18**	**21**	**16**	**6**	**1**	**0**	**0**	**0**	**0**	**0**	**0**	**0**	**0**	**0**	**0**	**0**	**0**
00-00	**88**	**0**	**0**	**0**	**0**	**0**	**0**	**1**	**3**	**4**	**5**	**13**	**18**	**21**	**16**	**6**	**1**	**0**	**0**	**0**	**0**	**0**	**0**	**0**	**0**	**0**	**0**	**0**	**0**

DRAFT

Site 35
Location Un named Road, Att - TP, Lat 53.7468, Long -6.73902
Direction South

3279 / Meath/Cavan/Monaghan ATC's
October 2013
Automatic Traffic Count

Virtual Day (7)

Time	Total	Speed Bins (km/h)																											
		0 - 5	5 - 10	10 - 15	15 - 20	20 - 25	25 - 30	30 - 35	35 - 40	40 - 45	45 - 50	50 - 55	55 - 60	60 - 65	65 - 70	70 - 75	75 - 80	80 - 85	85 - 90	90 - 95	95 - 100	100 - 105	105 - 110	110 - 115	115 - 120	120 - 125	125 - 130	130 - 135	135 - 140
0000	1	0	0	0	0	0	0	0	0	0	0	0	0	0	0	0	0	0	0	0	0	0	0	0	0	0	0	0	0
0100	0	0	0	0	0	0	0	0	0	0	0	0	0	0	0	0	0	0	0	0	0	0	0	0	0	0	0	0	0
0200	0	0	0	0	0	0	0	0	0	0	0	0	0	0	0	0	0	0	0	0	0	0	0	0	0	0	0	0	0
0300	0	0	0	0	0	0	0	0	0	0	0	0	0	0	0	0	0	0	0	0	0	0	0	0	0	0	0	0	0
0400	0	0	0	0	0	0	0	0	0	0	0	0	0	0	0	0	0	0	0	0	0	0	0	0	0	0	0	0	0
0500	1	0	0	0	0	0	0	0	0	0	0	0	0	0	0	0	0	0	0	0	0	0	0	0	0	0	0	0	0
0600	1	0	0	0	0	0	0	0	0	0	0	0	0	0	0	0	0	0	0	0	0	0	0	0	0	0	0	0	0
0700	2	0	0	0	0	0	0	0	0	0	0	0	0	1	0	0	0	0	0	0	0	0	0	0	0	0	0	0	0
0800	**9**	**0**	**0**	**0**	**0**	**0**	**0**	**0**	**0**	**0**	**1**	**1**	**1**	**2**	**2**	**1**	**0**	**0**	**0**	**0**	**0**	**0**	**0**	**0**	**0**	**0**	**0**	**0**	**0**
0900	7	0	0	0	0	0	0	0	0	0	1	1	1	1	1	1	0	0	0	0	0	0	0	0	0	0	0	0	0
1000	5	0	0	0	0	0	0	0	0	0	0	1	1	1	0	0	0	0	0	0	0	0	0	0	0	0	0	0	0
1100	6	0	0	0	0	0	0	0	0	0	1	1	1	2	1	0	0	0	0	0	0	0	0	0	0	0	0	0	0
1200	5	0	0	0	0	0	0	0	0	0	1	1	1	1	1	0	0	0	0	0	0	0	0	0	0	0	0	0	0
1300	6	0	0	0	0	0	0	0	0	0	0	1	2	1	0	0	0	0	0	0	0	0	0	0	0	0	0	0	0
1400	5	0	0	0	0	0	0	0	0	0	1	1	1	1	0	0	0	0	0	0	0	0	0	0	0	0	0	0	0
1500	**8**	**0**	**0**	**0**	**0**	**0**	**0**	**0**	**0**	**0**	**1**	**1**	**2**	**2**	**1**	**0**	**0**	**0**	**0**	**0**	**0**	**0**	**0**	**0**	**0**	**0**	**0**	**0**	**0**
1600	6	0	0	0	0	0	0	0	0	0	0	1	1	1	1	0	0	0	0	0	0	0	0	0	0	0	0	0	0
1700	**8**	**0**	**0**	**0**	**0**	**0**	**0**	**0**	**0**	**0**	**1**	**2**	**2**	**2**	**1**	**0**	**0**	**0**	**0**	**0**	**0**	**0**	**0**	**0**	**0**	**0**	**0**	**0**	**0**
1800	6	0	0	0	0	0	0	0	0	0	1	1	1	1	1	0	0	0	0	0	0	0	0	0	0	0	0	0	0
1900	3	0	0	0	0	0	0	0	0	0	0	1	0	1	0	0	0	0	0	0	0	0	0	0	0	0	0	0	0
2000	2	0	0	0	0	0	0	0	0	0	0	0	1	1	0	0	0	0	0	0	0	0	0	0	0	0	0	0	0
2100	2	0	0	0	0	0	0	0	0	0	0	0	0	0	0	0	0	0	0	0	0	0	0	0	0	0	0	0	0
2200	2	0	0	0	0	0	0	0	0	0	0	0	0	1	0	0	0	0	0	0	0	0	0	0	0	0	0	0	0
2300	1	0	0	0	0	0	0	0	0	0	0	0	0	0	0	0	0	0	0	0	0	0	0	0	0	0	0	0	0
07-19	**73**	**0**	**0**	**0**	**0**	**2**	**1**	**2**	**2**	**3**	**6**	**12**	**14**	**16**	**10**	**3**	**1**	**0**	**0**	**0**	**0**	**0**	**0**	**0**	**0**	**0**	**0**	**0**	**0**
06-22	**82**	**0**	**0**	**0**	**0**	**2**	**1**	**2**	**3**	**3**	**7**	**14**	**15**	**18**	**11**	**4**	**1**	**0**	**0**	**0**	**0**	**0**	**0**	**0**	**0**	**0**	**0**	**0**	**0**
06-00	**84**	**0**	**0**	**0**	**0**	**2**	**1**	**2**	**3**	**3**	**7**	**14**	**16**	**19**	**11**	**4**	**1**	**0**	**0**	**0**	**0**	**0**	**0**	**0**	**0**	**0**	**0**	**0**	**0**
00-00	**85**	**0**	**0**	**0**	**0**	**2**	**1**	**2**	**3**	**4**	**7**	**14**	**16**	**19**	**12**	**4**	**1**	**0**	**0**	**0**	**0**	**0**	**0**	**0**	**0**	**0**	**0**	**0**	**0**

DRAFT

Site 35
Location Un named Road, Att - TP, Lat 53.7468, Long -6.73902
Direction South

3279 / Meath/Cavan/Monaghan ATC's
October 2013
Automatic Traffic Count

Virtual Week (1)

Time	Total	Speed Bins (km/h)																											
		0 - 5	5 - 10	10 - 15	15 - 20	20 - 25	25 - 30	30 - 35	35 - 40	40 - 45	45 - 50	50 - 55	55 - 60	60 - 65	65 - 70	70 - 75	75 - 80	80 - 85	85 - 90	90 - 95	95 - 100	100 - 105	105 - 110	110 - 115	115 - 120	120 - 125	125 - 130	130 - 135	135 - 140
Mon	88	0	0	0	0	0	0	1	3	4	5	13	18	21	16	6	1	0	0	0	0	0	0	0	0	0	0	0	0
Tue	75	0	0	1	1	1	1	1	1	3	6	15	16	17	8	4	0	0	0	0	0	0	0	0	0	0	0	0	0
Wed	95	0	0	0	0	1	1	3	3	8	6	14	19	23	13	4	0	0	0	0	0	0	0	0	0	0	0	0	0
Thu	92	0	0	2	1	1	0	3	4	4	9	11	14	22	15	4	1	1	0	0	0	0	0	0	0	0	0	0	0
Fri	96	0	0	0	0	3	2	4	3	0	6	18	18	20	16	4	2	0	0	0	0	0	0	0	0	0	0	0	0
|Sat	79	0	0	0	1	3	1	2	2	5	10	12	13	18	9	2	1	0	0	0	0	0	0	0	0	0	0	0	0
|Sun	72	0	0	0	0	3	3	0	4	3	10	17	12	12	4	3	1	0	0	0	0	0	0	0	0	0	0	0	0
5 Day Ave.	**89**	**0**	**0**	**1**	**0**	**1**	**1**	**2**	**3**	**4**	**6**	**14**	**17**	**21**	**14**	**4**	**1**	**0**	**0**	**0**	**0**	**0**	**0**	**0**	**0**	**0**	**0**	**0**	**0**
7 Day Ave.	**85**	**0**	**0**	**0**	**0**	**2**	**1**	**2**	**3**	**4**	**7**	**14**	**16**	**19**	**12**	**4**	**1**	**0**	**0**	**0**	**0**	**0**	**0**	**0**	**0**	**0**	**0**	**0**	**0**
--	**597**	**0**	**0**	**3**	**3**	**12**	**8**	**14**	**20**	**27**	**52**	**100**	**110**	**133**	**81**	**27**	**6**	**1**	**0**	**0**	**0**	**0**	**0**	**0**	**0**	**0**	**0**	**0**	**0**

Summary Graphs

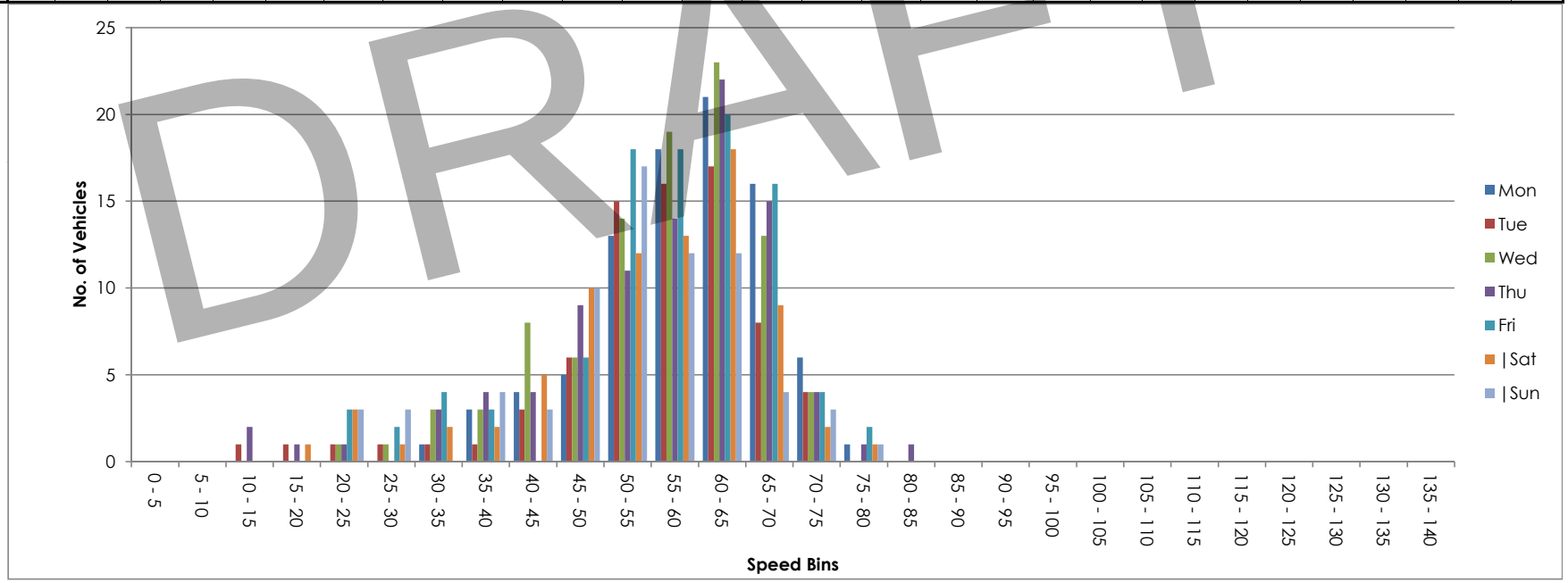

DRAFT

Site 35
Location Un named Road, Att - TP, Lat 53.7468, Long -6.73902
Direction Two way

3279 / Meath/Cavan/Monaghan ATC's
October 2013
Automatic Traffic Count

Tue, 8 October 2013

Time	Total	Classification												>PSL	>PSL%	>SL1	>SL1%	>SL2	>SL2%	Mean	Vpp
		1 MCL	2 SV	3 SVT	4 TB2	5 TB3	6 T4	7 ART3	8 ART4	9 ART5	10 ART6	11 BD	12 DRT	80	80	85 +5kph	85 +5kph	90 +10kph	90 +10kph		85
0000	0	0	0	0	0	0	0	0	0	0	0	0	0	0	0	0	0	0	0	-	-
0100	0	0	0	0	0	0	0	0	0	0	0	0	0	0	0	0	0	0	0	-	-
0200	0	0	0	0	0	0	0	0	0	0	0	0	0	0	0	0	0	0	0	-	-
0300	0	0	0	0	0	0	0	0	0	0	0	0	0	0	0	0	0	0	0	-	-
0400	0	0	0	0	0	0	0	0	0	0	0	0	0	0	0	0	0	0	0	-	-
0500	2	0	0	0	1	0	0	0	1	0	0	0	0	0	0	0	0	0	0	51.4	-
0600	3	0	3	0	0	0	0	0	0	0	0	0	0	0	0	0	0	0	0	62.3	-
0700	2	0	2	0	0	0	0	0	0	0	0	0	0	0	0	0	0	0	0	63.9	-
0800	**28**	**0**	**27**	**0**	**1**	**0**	**0**	**0**	**0**	**0**	**0**	**0**	**0**	**0**	**0**	**0**	**0**	**0**	**0**	**60.7**	**72.7**
0900	11	0	10	1	0	0	0	0	0	0	0	0	0	0	0	0	0	0	0	55	59.4
1000	4	0	3	0	0	0	0	0	0	1	0	0	0	0	0	0	0	0	0	57.8	-
1100	7	0	6	0	0	0	0	0	0	1	0	0	0	0	0	0	0	0	0	52.7	-
1200	9	0	6	0	2	0	0	0	0	1	0	0	0	0	0	0	0	0	0	57.4	-
1300	8	1	6	0	1	0	0	0	0	0	0	0	0	0	0	0	0	0	0	44.7	-
1400	8	0	8	0	0	0	0	0	0	0	0	0	0	0	0	0	0	0	0	55.1	-
1500	10	0	9	0	1	0	0	0	0	0	0	0	0	0	0	0	0	0	0	59.2	-
1600	16	2	9	3	2	0	0	0	0	0	0	0	0	0	0	0	0	0	0	52.1	65.9
1700	**17**	**0**	**16**	**0**	**1**	**0**	**0**	**0**	**0**	**0**	**0**	**0**	**0**	**0**	**0**	**0**	**0**	**0**	**0**	**56.9**	**66.6**
1800	16	0	15	0	1	0	0	0	0	0	0	0	0	1	6.3	0	0	0	0	57.8	73.1
1900	9	0	8	0	1	0	0	0	0	0	0	0	0	0	0	0	0	0	0	62.4	-
2000	4	0	3	0	0	0	0	1	0	0	0	0	0	0	0	0	0	0	0	52.8	-
2100	5	0	4	0	0	0	0	1	0	0	0	0	0	0	0	0	0	0	0	57.4	-
2200	2	0	2	0	0	0	0	0	0	0	0	0	0	0	0	0	0	0	0	63	-
2300	2	0	2	0	0	0	0	0	0	0	0	0	0	0	0	0	0	0	0	61	-
07-19	**136**	**3**	**117**	**4**	**9**	**0**	**0**	**0**	**0**	**3**	**0**	**0**	**0**	**1**	**0.7**	**0**	**0**	**0**	**0**	**56.4**	**68.4**
06-22	**157**	**3**	**135**	**4**	**10**	**0**	**0**	**2**	**0**	**3**	**0**	**0**	**0**	**1**	**0.6**	**0**	**0**	**0**	**0**	**56.8**	**68.4**
06-00	**161**	**3**	**139**	**4**	**10**	**0**	**0**	**2**	**0**	**3**	**0**	**0**	**0**	**1**	**0.6**	**0**	**0**	**0**	**0**	**56.9**	**68.4**
00-00	**163**	**3**	**139**	**4**	**11**	**0**	**0**	**2**	**1**	**3**	**0**	**0**	**0**	**1**	**0.6**	**0**	**0**	**0**	**0**	**56.8**	**68.4**

DRAFT

Site 35
Location Un named Road, Att - TP, Lat 53.7468, Long -6.73902
Direction Two way

3279 / Meath/Cavan/Monaghan ATC's
October 2013
Automatic Traffic Count

Wed, 9 October 2013

Time	Total	Classification												>PSL	>PSL%	>SL1	>SL1%	>SL2	>SL2%	Mean	Vpp
		1 MCL	2 SV	3 SVT	4 TB2	5 TB3	6 T4	7 ART3	8 ART4	9 ART5	10 ART6	11 BD	12 DRT	80	80	85 +5kph	85 +5kph	90 +10kph	90 +10kph		85
0000	2	0	2	0	0	0	0	0	0	0	0	0	0	0	0	0	0	0	0	40.5	-
0100	0	0	0	0	0	0	0	0	0	0	0	0	0	0	0	0	0	0	0	-	-
0200	0	0	0	0	0	0	0	0	0	0	0	0	0	0	0	0	0	0	0	-	-
0300	0	0	0	0	0	0	0	0	0	0	0	0	0	0	0	0	0	0	0	-	-
0400	0	0	0	0	0	0	0	0	0	0	0	0	0	0	0	0	0	0	0	-	-
0500	0	0	0	0	0	0	0	0	0	0	0	0	0	0	0	0	0	0	0	-	-
0600	1	0	0	0	1	0	0	0	0	0	0	0	0	0	0	0	0	0	0	59.6	-
0700	5	0	3	2	0	0	0	0	0	0	0	0	0	0	0	0	0	0	0	55.3	-
0800	**22**	**0**	**20**	**0**	**2**	**0**	**0**	**0**	**0**	**0**	**0**	**0**	**0**	**0**	**0**	**0**	**0**	**0**	**0**	**60.4**	**69.8**
0900	8	0	5	0	3	0	0	0	0	0	0	0	0	0	0	0	0	0	0	53.5	-
1000	7	1	4	0	0	0	2	0	0	0	0	0	0	0	0	0	0	0	0	47	-
1100	11	0	10	1	0	0	0	0	0	0	0	0	0	0	0	0	0	0	0	58.1	60.8
1200	16	0	12	4	0	0	0	0	0	0	0	0	0	0	0	0	0	0	0	55.8	65.9
1300	15	0	13	2	0	0	0	0	0	0	0	0	0	0	0	0	0	0	0	52.4	58.7
1400	10	0	9	0	0	0	1	0	0	0	0	0	0	0	0	0	0	0	0	59.7	-
1500	19	0	14	0	2	0	3	0	0	0	0	0	0	0	0	0	0	0	0	55.1	63.7
1600	12	1	10	0	1	0	0	0	0	0	0	0	0	0	0	0	0	0	0	59.5	70.9
1700	**20**	**0**	**18**	**0**	**2**	**0**	**0**	**0**	**0**	**0**	**0**	**0**	**0**	**0**	**0**	**0**	**0**	**0**	**0**	**60.2**	**63.7**
1800	11	0	9	0	2	0	0	0	0	0	0	0	0	0	0	0	0	0	0	58.5	63.4
1900	6	0	5	0	1	0	0	0	0	0	0	0	0	0	0	0	0	0	0	62	-
2000	7	0	7	0	0	0	0	0	0	0	0	0	0	0	0	0	0	0	0	59.4	-
2100	6	0	6	0	0	0	0	0	0	0	0	0	0	0	0	0	0	0	0	59.6	-
2200	9	0	9	0	0	0	0	0	0	0	0	0	0	0	0	0	0	0	0	55.3	-
2300	4	0	4	0	0	0	0	0	0	0	0	0	0	1	25	0	0	0	0	59	-
07-19	**156**	**2**	**127**	**9**	**12**	**0**	**6**	**0**	**0**	**0**	**0**	**0**	**0**	**0**	**0**	**0**	**0**	**0**	**0**	**57**	**66.2**
06-22	**176**	**2**	**145**	**9**	**14**	**0**	**6**	**0**	**0**	**0**	**0**	**0**	**0**	**0**	**0**	**0**	**0**	**0**	**0**	**57.3**	**66.2**
06-00	**189**	**2**	**158**	**9**	**14**	**0**	**6**	**0**	**0**	**0**	**0**	**0**	**0**	**1**	**0.5**	**0**	**0**	**0**	**0**	**57.3**	**66.2**
00-00	**191**	**2**	**160**	**9**	**14**	**0**	**6**	**0**	**0**	**0**	**0**	**0**	**0**	**1**	**0.5**	**0**	**0**	**0**	**0**	**57.1**	**66.2**

DRAFT

Site 35
Location Un named Road, Att - TP, Lat 53.7468, Long -6.73902
Direction Two way

3279 / Meath/Cavan/Monaghan ATC's
October 2013
Automatic Traffic Count

Thu, 10 October 2013

Time	Total	Classification												>PSL	>PSL%	>SL1	>SL1%	>SL2	>SL2%	Mean	Vpp
		1 MCL	2 SV	3 SVT	4 TB2	5 TB3	6 T4	7 ART3	8 ART4	9 ART5	10 ART6	11 BD	12 DRT	80	80	85 +5kph	85 +5kph	90 +10kph	90 +10kph		85
0000	1	0	1	0	0	0	0	0	0	0	0	0	0	0	0	0	0	0	0	67.5	-
0100	1	0	1	0	0	0	0	0	0	0	0	0	0	0	0	0	0	0	0	62.4	-
0200	0	0	0	0	0	0	0	0	0	0	0	0	0	0	0	0	0	0	0	-	-
0300	0	0	0	0	0	0	0	0	0	0	0	0	0	0	0	0	0	0	0	-	-
0400	0	0	0	0	0	0	0	0	0	0	0	0	0	0	0	0	0	0	0	-	-
0500	2	0	0	0	1	0	0	0	0	1	0	0	0	0	0	0	0	0	0	51.9	-
0600	0	0	0	0	0	0	0	0	0	0	0	0	0	0	0	0	0	0	0	-	-
0700	3	0	3	0	0	0	0	0	0	0	0	0	0	0	0	0	0	0	0	59	-
0800	**24**	**0**	**23**	**0**	**1**	**0**	**0**	**0**	**0**	**0**	**0**	**0**	**0**	**0**	**0**	**0**	**0**	**0**	**0**	**61.7**	**69.5**
0900	15	0	12	0	2	0	1	0	0	0	0	0	0	0	0	0	0	0	0	58.3	73.4
1000	9	1	7	1	0	0	0	0	0	0	0	0	0	0	0	0	0	0	0	54.8	-
1100	14	0	12	0	2	0	0	0	0	0	0	0	0	1	7.1	0	0	0	0	60.7	71.6
1200	9	0	6	1	1	0	0	0	0	1	0	0	0	0	0	0	0	0	0	60.5	-
1300	10	1	7	0	2	0	0	0	0	0	0	0	0	1	10	0	0	0	0	58.3	-
1400	11	0	9	1	1	0	0	0	0	0	0	0	0	0	0	0	0	0	0	55.8	61.9
1500	20	0	14	0	5	0	1	0	0	0	0	0	0	0	0	0	0	0	0	57.6	66.6
1600	13	2	10	0	0	0	1	0	0	0	0	0	0	0	0	0	0	0	0	50.5	64.4
1700	**22**	**0**	**21**	**0**	**1**	**0**	**0**	**0**	**0**	**0**	**0**	**0**	**0**	**1**	**4.5**	**0**	**0**	**0**	**0**	**58.8**	**70.9**
1800	11	0	10	1	0	0	0	0	0	0	0	0	0	0	0	0	0	0	0	58	68
1900	9	0	9	0	0	0	0	0	0	0	0	0	0	1	11.1	0	0	0	0	56.6	-
2000	4	0	3	0	1	0	0	0	0	0	0	0	0	0	0	0	0	0	0	51.9	-
2100	6	0	6	0	0	0	0	0	0	0	0	0	0	0	0	0	0	0	0	65.8	-
2200	3	0	3	0	0	0	0	0	0	0	0	0	0	0	0	0	0	0	0	63.2	-
2300	1	0	1	0	0	0	0	0	0	0	0	0	0	1	100	1	100	0	0	86	-
07-19	**161**	**4**	**134**	**4**	**15**	**0**	**3**	**0**	**0**	**1**	**0**	**0**	**0**	**3**	**1.9**	**0**	**0**	**0**	**0**	**58.1**	**70.9**
06-22	**180**	**4**	**152**	**4**	**16**	**0**	**3**	**0**	**0**	**1**	**0**	**0**	**0**	**4**	**2.2**	**0**	**0**	**0**	**0**	**58.2**	**70.2**
06-00	**184**	**4**	**156**	**4**	**16**	**0**	**3**	**0**	**0**	**1**	**0**	**0**	**0**	**5**	**2.7**	**1**	**0.5**	**0**	**0**	**58.4**	**70.2**
00-00	**188**	**4**	**158**	**4**	**17**	**0**	**3**	**0**	**0**	**2**	**0**	**0**	**0**	**5**	**2.7**	**1**	**0.5**	**0**	**0**	**58.4**	**70.2**

DRAFT

Site 35
Location Un named Road, Att - TP, Lat 53.7468, Long -6.73902
Direction Two way

3279 / Meath/Cavan/Monaghan ATC's
October 2013
Automatic Traffic Count

Fri, 11 October 2013

Time	Total	Classification												>PSL	>PSL%	>SL1	>SL1%	>SL2	>SL2%	Mean	Vpp
		1 MCL	2 SV	3 SVT	4 TB2	5 TB3	6 T4	7 ART3	8 ART4	9 ART5	10 ART6	11 BD	12 DRT	80	80	85 +5kph	85 +5kph	90 +10kph	90 +10kph		85
0000	1	0	1	0	0	0	0	0	0	0	0	0	0	0	0	0	0	0	0	61.1	-
0100	0	0	0	0	0	0	0	0	0	0	0	0	0	0	0	0	0	0	0	-	-
0200	0	0	0	0	0	0	0	0	0	0	0	0	0	0	0	0	0	0	0	-	-
0300	0	0	0	0	0	0	0	0	0	0	0	0	0	0	0	0	0	0	0	-	-
0400	0	0	0	0	0	0	0	0	0	0	0	0	0	0	0	0	0	0	0	-	-
0500	0	0	0	0	0	0	0	0	0	0	0	0	0	0	0	0	0	0	0	-	-
0600	2	0	1	0	1	0	0	0	0	0	0	0	0	0	0	0	0	0	0	58.3	-
0700	3	0	3	0	0	0	0	0	0	0	0	0	0	0	0	0	0	0	0	61.9	-
0800	**19**	**0**	**18**	**0**	**1**	**0**	**0**	**0**	**0**	**0**	**0**	**0**	**0**	**0**	**0**	**0**	**0**	**0**	**0**	**60.7**	**70.2**
0900	14	0	8	0	4	0	2	0	0	0	0	0	0	0	0	0	0	0	0	61.7	69.5
1000	3	0	2	0	1	0	0	0	0	0	0	0	0	0	0	0	0	0	0	63.9	-
1100	**19**	**2**	**11**	**0**	**3**	**0**	**3**	**0**	**0**	**0**	**0**	**0**	**0**	**0**	**0**	**0**	**0**	**0**	**0**	**58.3**	**68.8**
1200	7	0	5	0	1	0	1	0	0	0	0	0	0	0	0	0	0	0	0	58.2	-
1300	14	1	11	0	1	0	1	0	0	0	0	0	0	0	0	0	0	0	0	56.1	65.5
1400	17	1	12	1	1	0	1	0	1	0	0	0	0	0	0	0	0	0	0	50.9	62.3
1500	**20**	**0**	**17**	**0**	**2**	**0**	**1**	**0**	**0**	**0**	**0**	**0**	**0**	**0**	**0**	**0**	**0**	**0**	**0**	**62.7**	**70.2**
1600	13	0	10	0	3	0	0	0	0	0	0	0	0	0	0	0	0	0	0	62.4	69.1
1700	18	0	15	0	3	0	0	0	0	0	0	0	0	0	0	0	0	0	0	60.4	68
1800	**20**	**0**	**19**	**0**	**0**	**0**	**1**	**0**	**0**	**0**	**0**	**0**	**0**	**0**	**0**	**0**	**0**	**0**	**0**	**47.8**	**68**
1900	12	0	11	1	0	0	0	0	0	0	0	0	0	0	0	0	0	0	0	57.7	63.4
2000	4	0	4	0	0	0	0	0	0	0	0	0	0	0	0	0	0	0	0	63.7	-
2100	7	0	6	0	0	1	0	0	0	0	0	0	0	0	0	0	0	0	0	60.7	-
2200	6	0	6	0	0	0	0	0	0	0	0	0	0	0	0	0	0	0	0	55.5	-
2300	1	0	1	0	0	0	0	0	0	0	0	0	0	0	0	0	0	0	0	51.8	-
07-19	**167**	**4**	**131**	**1**	**20**	**0**	**10**	**0**	**1**	**0**	**0**	**0**	**0**	**0**	**0**	**0**	**0**	**0**	**0**	**57.9**	**69.1**
06-22	**192**	**4**	**153**	**2**	**21**	**1**	**10**	**0**	**1**	**0**	**0**	**0**	**0**	**0**	**0**	**0**	**0**	**0**	**0**	**58.1**	**69.1**
06-00	**199**	**4**	**160**	**2**	**21**	**1**	**10**	**0**	**1**	**0**	**0**	**0**	**0**	**0**	**0**	**0**	**0**	**0**	**0**	**58**	**69.1**
00-00	**200**	**4**	**161**	**2**	**21**	**1**	**10**	**0**	**1**	**0**	**0**	**0**	**0**	**0**	**0**	**0**	**0**	**0**	**0**	**58**	**69.1**

DRAFT

Site 35
Location Un named Road, Att - TP, Lat 53.7468, Long -6.73902
Direction Two way

3279 / Meath/Cavan/Monaghan ATC's
October 2013
Automatic Traffic Count

Sat, 12 October 2013

Time	Total	Classification												>PSL	>PSL%	>SL1	>SL1%	>SL2	>SL2%	Mean	Vpp
		1 MCL	2 SV	3 SVT	4 TB2	5 TB3	6 T4	7 ART3	8 ART4	9 ART5	10 ART6	11 BD	12 DRT	80	80	85 +5kph	85 +5kph	90 +10kph	90 +10kph		85
0000	2	0	2	0	0	0	0	0	0	0	0	0	0	0	0	0	0	0	0	61.5	-
0100	2	0	2	0	0	0	0	0	0	0	0	0	0	0	0	0	0	0	0	41	-
0200	0	0	0	0	0	0	0	0	0	0	0	0	0	0	0	0	0	0	0	-	-
0300	0	0	0	0	0	0	0	0	0	0	0	0	0	0	0	0	0	0	0	-	-
0400	0	0	0	0	0	0	0	0	0	0	0	0	0	0	0	0	0	0	0	-	-
0500	1	0	0	0	0	0	0	0	1	0	0	0	0	0	0	0	0	0	0	44.2	-
0600	1	0	0	1	0	0	0	0	0	0	0	0	0	0	0	0	0	0	0	37.8	-
0700	2	1	1	0	0	0	0	0	0	0	0	0	0	0	0	0	0	0	0	33.3	-
0800	5	1	4	0	0	0	0	0	0	0	0	0	0	0	0	0	0	0	0	48.8	-
0900	6	1	4	1	0	0	0	0	0	0	0	0	0	0	0	0	0	0	0	49.2	-
1000	**15**	**0**	**14**	**1**	**0**	**0**	**0**	**0**	**0**	**0**	**0**	**0**	**0**	**0**	**0**	**0**	**0**	**0**	**0**	**56.6**	**64.1**
1100	13	0	9	3	1	0	0	0	0	0	0	0	0	1	7.7	0	0	0	0	55.2	61.6
1200	12	0	12	0	0	0	0	0	0	0	0	0	0	0	0	0	0	0	0	59.8	66.2
1300	**15**	**1**	**11**	**2**	**0**	**0**	**0**	**0**	**0**	**1**	**0**	**0**	**0**	**0**	**0**	**0**	**0**	**0**	**0**	**53.5**	**64.1**
1400	14	0	13	0	1	0	0	0	0	0	0	0	0	0	0	0	0	0	0	55.7	64.8
1500	13	0	13	0	0	0	0	0	0	0	0	0	0	0	0	0	0	0	0	62.7	73.1
1600	11	0	8	1	2	0	0	0	0	0	0	0	0	0	0	0	0	0	0	57.5	61.9
1700	**15**	**0**	**13**	**1**	**0**	**0**	**1**	**0**	**0**	**0**	**0**	**0**	**0**	**0**	**0**	**0**	**0**	**0**	**0**	**58.9**	**70.9**
1800	13	0	12	1	0	0	0	0	0	0	0	0	0	0	0	0	0	0	0	56.3	64.4
1900	6	1	5	0	0	0	0	0	0	0	0	0	0	0	0	0	0	0	0	51.4	-
2000	3	0	2	0	1	0	0	0	0	0	0	0	0	0	0	0	0	0	0	47.6	-
2100	2	0	2	0	0	0	0	0	0	0	0	0	0	0	0	0	0	0	0	59.2	-
2200	3	0	3	0	0	0	0	0	0	0	0	0	0	0	0	0	0	0	0	69.5	-
2300	1	0	1	0	0	0	0	0	0	0	0	0	0	0	0	0	0	0	0	56.2	-
07-19	**134**	**4**	**114**	**10**	**4**	**0**	**1**	**0**	**0**	**1**	**0**	**0**	**0**	**1**	**0.7**	**0**	**0**	**0**	**0**	**56.2**	**66.2**
06-22	**146**	**5**	**123**	**11**	**5**	**0**	**1**	**0**	**0**	**1**	**0**	**0**	**0**	**1**	**0.7**	**0**	**0**	**0**	**0**	**55.8**	**66.2**
06-00	**150**	**5**	**127**	**11**	**5**	**0**	**1**	**0**	**0**	**1**	**0**	**0**	**0**	**1**	**0.7**	**0**	**0**	**0**	**0**	**56**	**66.6**
00-00	**155**	**5**	**131**	**11**	**5**	**0**	**1**	**0**	**1**	**1**	**0**	**0**	**0**	**1**	**0.6**	**0**	**0**	**0**	**0**	**55.8**	**66.6**

DRAFT

Site 35
Location Un named Road, Att - TP, Lat 53.7468, Long -6.73902
Direction Two way

3279 / Meath/Cavan/Monaghan ATC's
October 2013
Automatic Traffic Count

Sun, 13 October 2013

Time	Total	Classification												>PSL	>PSL%	>SL1	>SL1%	>SL2	>SL2%	Mean	Vpp
		1 MCL	2 SV	3 SVT	4 TB2	5 TB3	6 T4	7 ART3	8 ART4	9 ART5	10 ART6	11 BD	12 DRT	80	80	85 +5kph	85 +5kph	90 +10kph	90 +10kph		85
0000	1	0	1	0	0	0	0	0	0	0	0	0	0	0	0	0	0	0	0	78.3	-
0100	1	0	1	0	0	0	0	0	0	0	0	0	0	0	0	0	0	0	0	59.3	-
0200	0	0	0	0	0	0	0	0	0	0	0	0	0	0	0	0	0	0	0	-	-
0300	0	0	0	0	0	0	0	0	0	0	0	0	0	0	0	0	0	0	0	-	-
0400	0	0	0	0	0	0	0	0	0	0	0	0	0	0	0	0	0	0	0	-	-
0500	0	0	0	0	0	0	0	0	0	0	0	0	0	0	0	0	0	0	0	-	-
0600	0	0	0	0	0	0	0	0	0	0	0	0	0	0	0	0	0	0	0	-	-
0700	1	0	1	0	0	0	0	0	0	0	0	0	0	0	0	0	0	0	0	40.4	-
0800	1	1	0	0	0	0	0	0	0	0	0	0	0	0	0	0	0	0	0	28.5	-
0900	15	0	15	0	0	0	0	0	0	0	0	0	0	0	0	0	0	0	0	52.7	64.8
1000	**25**	**1**	**22**	**1**	**1**	**0**	**0**	**0**	**0**	**0**	**0**	**0**	**0**	**0**	**0**	**0**	**0**	**0**	**0**	**49.5**	**61.2**
1100	12	0	12	0	0	0	0	0	0	0	0	0	0	0	0	0	0	0	0	55.5	65.9
1200	9	1	7	0	1	0	0	0	0	0	0	0	0	0	0	0	0	0	0	44.6	-
1300	7	0	7	0	0	0	0	0	0	0	0	0	0	1	14.3	0	0	0	0	68.1	-
1400	9	1	8	0	0	0	0	0	0	0	0	0	0	0	0	0	0	0	0	53.7	-
1500	11	0	10	1	0	0	0	0	0	0	0	0	0	1	9.1	0	0	0	0	62.2	71.6
1600	13	2	11	0	0	0	0	0	0	0	0	0	0	0	0	0	0	0	0	47.4	60.8
1700	11	0	11	0	0	0	0	0	0	0	0	0	0	0	0	0	0	0	0	58.3	69.1
1800	9	0	9	0	0	0	0	0	0	0	0	0	0	0	0	0	0	0	0	53.3	-
1900	**14**	**0**	**13**	**0**	**1**	**0**	**0**	**0**	**0**	**0**	**0**	**0**	**0**	**0**	**0**	**0**	**0**	**0**	**0**	**59.4**	**72.4**
2000	9	0	9	0	0	0	0	0	0	0	0	0	0	0	0	0	0	0	0	56.5	-
2100	4	0	4	0	0	0	0	0	0	0	0	0	0	0	0	0	0	0	0	48.7	-
2200	2	0	2	0	0	0	0	0	0	0	0	0	0	0	0	0	0	0	0	49.5	-
2300	0	0	0	0	0	0	0	0	0	0	0	0	0	0	0	0	0	0	0	-	-
07-19	**123**	**6**	**113**	**2**	**2**	**0**	**0**	**0**	**0**	**0**	**0**	**0**	**0**	**2**	**1.6**	**0**	**0**	**0**	**0**	**53.2**	**65.2**
06-22	**150**	**6**	**139**	**2**	**3**	**0**	**0**	**0**	**0**	**0**	**0**	**0**	**0**	**2**	**1.3**	**0**	**0**	**0**	**0**	**53.9**	**65.5**
06-00	**152**	**6**	**141**	**2**	**3**	**0**	**0**	**0**	**0**	**0**	**0**	**0**	**0**	**2**	**1.3**	**0**	**0**	**0**	**0**	**53.8**	**65.2**
00-00	**154**	**6**	**143**	**2**	**3**	**0**	**0**	**0**	**0**	**0**	**0**	**0**	**0**	**2**	**1.3**	**0**	**0**	**0**	**0**	**54**	**65.5**

DRAFT

Site 35
Location Un named Road, Att - TP, Lat 53.7468, Long -6.73902
Direction Two way

3279 / Meath/Cavan/Monaghan ATC's
October 2013
Automatic Traffic Count

Mon, 14 October 2013

Time	Total	Classification												>PSL	>PSL%	>SL1	>SL1%	>SL2	>SL2%	Mean	Vpp
		1 MCL	2 SV	3 SVT	4 TB2	5 TB3	6 T4	7 ART3	8 ART4	9 ART5	10 ART6	11 BD	12 DRT	80	80	85 +5kph	85 +5kph	90 +10kph	90 +10kph		85
0000	0	0	0	0	0	0	0	0	0	0	0	0	0	0	0	0	0	0	0	-	-
0100	0	0	0	0	0	0	0	0	0	0	0	0	0	0	0	0	0	0	0	-	-
0200	1	0	1	0	0	0	0	0	0	0	0	0	0	1	100	1	100	0	0	85.6	-
0300	0	0	0	0	0	0	0	0	0	0	0	0	0	0	0	0	0	0	0	-	-
0400	0	0	0	0	0	0	0	0	0	0	0	0	0	0	0	0	0	0	0	-	-
0500	1	0	0	0	0	0	0	0	0	1	0	0	0	0	0	0	0	0	0	43.1	-
0600	2	0	0	1	1	0	0	0	0	0	0	0	0	0	0	0	0	0	0	51.2	-
0700	4	0	3	0	1	0	0	0	0	0	0	0	0	0	0	0	0	0	0	60.3	-
0800	**23**	**0**	**21**	**0**	**2**	**0**	**0**	**0**	**0**	**0**	**0**	**0**	**0**	**0**	**0**	**0**	**0**	**0**	**0**	**60.4**	**72.7**
0900	16	0	16	0	0	0	0	0	0	0	0	0	0	1	6.3	0	0	0	0	65.4	73.4
1000	8	0	6	1	1	0	0	0	0	0	0	0	0	0	0	0	0	0	0	59.6	-
1100	7	0	3	2	2	0	0	0	0	0	0	0	0	0	0	0	0	0	0	55.9	-
1200	9	0	5	1	3	0	0	0	0	0	0	0	0	0	0	0	0	0	0	62.2	-
1300	15	0	10	2	3	0	0	0	0	0	0	0	0	0	0	0	0	0	0	61.1	68.8
1400	9	0	5	1	3	0	0	0	0	0	0	0	0	1	11.1	0	0	0	0	58.8	-
1500	**20**	**0**	**16**	**3**	**1**	**0**	**0**	**0**	**0**	**0**	**0**	**0**	**0**	**0**	**0**	**0**	**0**	**0**	**0**	**58**	**64.8**
1600	18	0	16	1	1	0	0	0	0	0	0	0	0	0	0	0	0	0	0	56.6	65.5
1700	16	0	15	0	1	0	0	0	0	0	0	0	0	0	0	0	0	0	0	58.3	64.1
1800	13	0	10	3	0	0	0	0	0	0	0	0	0	1	7.7	1	7.7	0	0	59.1	70.2
1900	9	0	7	2	0	0	0	0	0	0	0	0	0	0	0	0	0	0	0	57.9	-
2000	11	0	11	0	0	0	0	0	0	0	0	0	0	1	9.1	0	0	0	0	56.5	63
2100	1	0	1	0	0	0	0	0	0	0	0	0	0	0	0	0	0	0	0	47.6	-
2200	2	0	2	0	0	0	0	0	0	0	0	0	0	0	0	0	0	0	0	67.5	-
2300	2	0	2	0	0	0	0	0	0	0	0	0	0	1	50	0	0	0	0	77.3	-
07-19	**158**	**0**	**126**	**14**	**18**	**0**	**0**	**0**	**0**	**0**	**0**	**0**	**0**	**3**	**1.9**	**1**	**0.6**	**0**	**0**	**59.7**	**70.2**
06-22	**181**	**0**	**145**	**17**	**19**	**0**	**0**	**0**	**0**	**0**	**0**	**0**	**0**	**4**	**2.2**	**1**	**0.6**	**0**	**0**	**59.2**	**69.8**
06-00	**185**	**0**	**149**	**17**	**19**	**0**	**0**	**0**	**0**	**0**	**0**	**0**	**0**	**5**	**2.7**	**1**	**0.5**	**0**	**0**	**59.5**	**70.2**
00-00	**187**	**0**	**150**	**17**	**19**	**0**	**0**	**0**	**0**	**1**	**0**	**0**	**0**	**6**	**3.2**	**2**	**1.1**	**0**	**0**	**59.6**	**71.3**

DRAFT

Site 35
Location Un named Road, Att - TP, Lat 53.7468, Long -6.73902
Direction Two way

3279 / Meath/Cavan/Monaghan ATC's
October 2013
Automatic Traffic Count

Virtual Day (7)

Time	Total	Classification												>PSL	>PSL%	>SL1	>SL1%	>SL2	>SL2%	Mean	Vpp
		1 MCL	2 SV	3 SVT	4 TB2	5 TB3	6 T4	7 ART3	8 ART4	9 ART5	10 ART6	11 BD	12 DRT	80	80	85 +5kph	85 +5kph	90 +10kph	90 +10kph		85
0000	1	0	1	0	0	0	0	0	0	0	0	0	0	0	0	0	0	0	0	58.7	-
0100	1	0	1	0	0	0	0	0	0	0	0	0	0	0	0	0	0	0	0	50.9	-
0200	0	0	0	0	0	0	0	0	0	0	0	0	0	0	100	0	100	0	0	85.6	-
0300	0	0	0	0	0	0	0	0	0	0	0	0	0	0	0	0	0	0	0	-	-
0400	0	0	0	0	0	0	0	0	0	0	0	0	0	0	0	0	0	0	0	-	-
0500	1	0	0	0	0	0	0	0	0	0	0	0	0	0	0	0	0	0	0	49	-
0600	1	0	1	0	0	0	0	0	0	0	0	0	0	0	0	0	0	0	0	55.9	-
0700	3	0	2	0	0	0	0	0	0	0	0	0	0	0	0	0	0	0	0	55.8	-
0800	**17**	**0**	**16**	**0**	**1**	**0**	**0**	**0**	**0**	**0**	**0**	**0**	**0**	**0**	**0**	**0**	**0**	**0**	**0**	**60**	**71.3**
0900	12	0	10	0	1	0	0	0	0	0	0	0	0	0	1.2	0	0	0	0	57.7	70.2
1000	10	0	8	1	0	0	0	0	0	0	0	0	0	0	0	0	0	0	0	53.6	65.2
1100	12	0	9	1	1	0	0	0	0	0	0	0	0	0	2.4	0	0	0	0	57.1	66.6
1200	10	0	8	1	1	0	0	0	0	0	0	0	0	0	0	0	0	0	0	56.9	67.7
1300	12	1	9	1	1	0	0	0	0	0	0	0	0	0	2.4	0	0	0	0	56	65.9
1400	11	0	9	0	1	0	0	0	0	0	0	0	0	0	1.3	0	0	0	0	55.2	64.8
1500	16	0	13	1	2	0	1	0	0	0	0	0	0	0	0.9	0	0	0	0	59.3	69.5
1600	14	1	11	1	1	0	0	0	0	0	0	0	0	0	0	0	0	0	0	55	68.4
1700	**17**	**0**	**16**	**0**	**1**	**0**	**0**	**0**	**0**	**0**	**0**	**0**	**0**	**0**	**0.8**	**0**	**0**	**0**	**0**	**58.9**	**69.1**
1800	13	0	12	1	0	0	0	0	0	0	0	0	0	0	2.2	0	1.1	0	0	55.3	66.6
1900	9	0	8	0	0	0	0	0	0	0	0	0	0	0	1.5	0	0	0	0	58.4	-
2000	6	0	6	0	0	0	0	0	0	0	0	0	0	0	2.4	0	0	0	0	56.2	-
2100	4	0	4	0	0	0	0	0	0	0	0	0	0	0	0	0	0	0	0	58.9	-
2200	4	0	4	0	0	0	0	0	0	0	0	0	0	0	0	0	0	0	0	58.8	-
2300	2	0	2	0	0	0	0	0	0	0	0	0	0	0	27.3	0	9.1	0	0	64.2	-
07-19	**148**	**3**	**123**	**6**	**11**	**0**	**3**	**0**	**0**	**1**	**0**	**0**	**0**	**1**	**1**	**0**	**0.1**	**0**	**0**	**57.1**	**68.4**
06-22	**169**	**3**	**142**	**7**	**13**	**0**	**3**	**0**	**0**	**1**	**0**	**0**	**0**	**2**	**1**	**0**	**0.1**	**0**	**0**	**57.2**	**68.4**
06-00	**174**	**3**	**147**	**7**	**13**	**0**	**3**	**0**	**0**	**1**	**0**	**0**	**0**	**2**	**1.2**	**0**	**0.2**	**0**	**0**	**57.3**	**68.4**
00-00	**177**	**3**	**149**	**7**	**13**	**0**	**3**	**0**	**0**	**1**	**0**	**0**	**0**	**2**	**1.3**	**0**	**0.2**	**0**	**0**	**57.2**	**68.4**

DRAFT

Site 35
Location Un named Road, Att - TP, Lat 53.7468, Long -6.73902
Direction Two way

3279 / Meath/Cavan/Monaghan ATC's
October 2013
Automatic Traffic Count

Virtual Week (1)

Time	Total	Classification												>PSL	>PSL%	>SL1	>SL1%	>SL2	>SL2%	Mean	Vpp
		1 MCL	2 SV	3 SVT	4 TB2	5 TB3	6 T4	7 ART3	8 ART4	9 ART5	10 ART6	11 BD	12 DRT	80	80	85 +5kph	85 +5kph	90 +10kph	90 +10kph		85
Mon	187	0	150	17	19	0	0	0	0	1	0	0	0	6	3.2	2	1.1	0	0	59.6	71.3
Tue	163	3	139	4	11	0	0	2	1	3	0	0	0	1	0.6	0	0	0	0	56.8	68.4
Wed	191	2	160	9	14	0	6	0	0	0	0	0	0	1	0.5	0	0	0	0	57.1	66.2
Thu	188	4	158	4	17	0	3	0	0	2	0	0	0	5	2.7	1	0.5	0	0	58.4	70.2
Fri	200	4	161	2	21	1	10	0	1	0	0	0	0	0	0	0	0	0	0	58	69.1
| Sat	155	5	131	11	5	0	1	0	1	1	0	0	0	1	0.6	0	0	0	0	55.8	66.6
| Sun	154	6	143	2	3	0	0	0	0	0	0	0	0	2	1.3	0	0	0	0	54	65.5
5 Day Ave.	**186**	**3**	**154**	**7**	**16**	**0**	**4**	**0**	**0**	**1**	**0**	**0**	**0**	**3**	**1.6**	**1**	**0.5**	**0**	**0.0**	**58.0**	**69.0**
7 Day Ave.	**177**	**3**	**149**	**7**	**13**	**0**	**3**	**0**	**0**	**1**	**0**	**0**	**0**	**2**	**1.3**	**0**	**0.2**	**0**	**0.0**	**57.2**	**68.4**
--	**1238**	**24**	**1042**	**49**	**90**	**1**	**20**	**2**	**3**	**7**	**0**	**0**	**0**	**16**	**1.3**	**3**	**0.2**	**0**	**0.0**	**57.2**	**68.4**

Summary Graphs

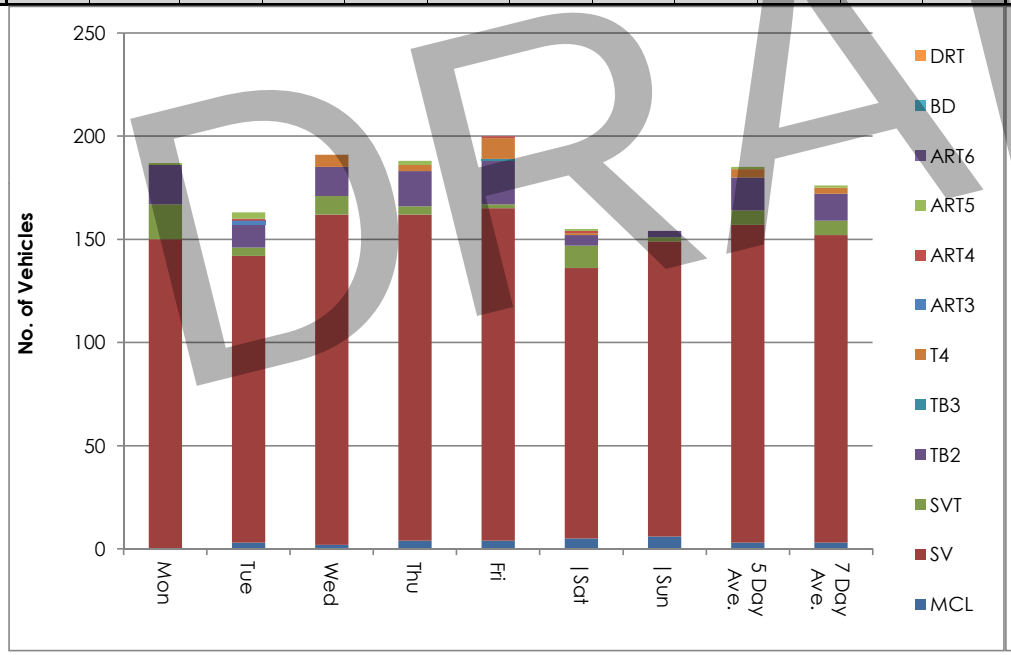

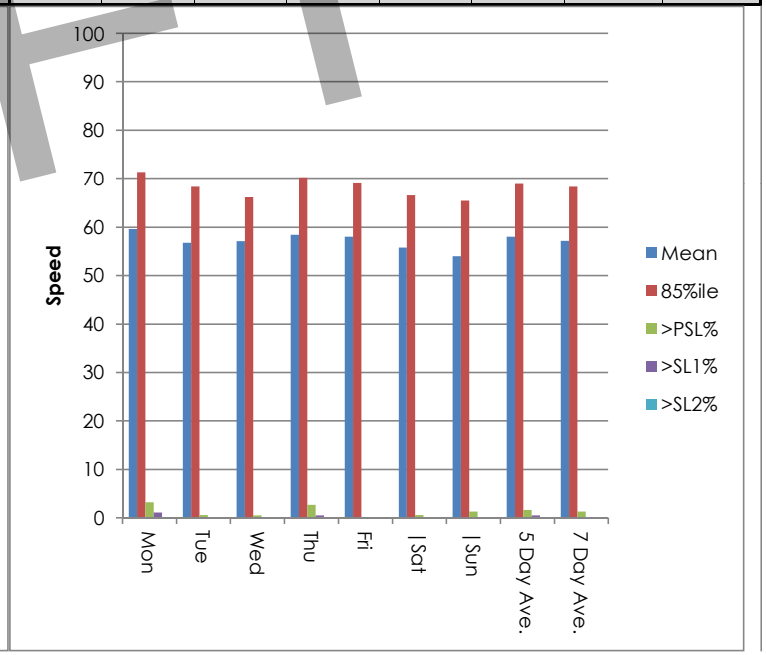

DRAFT

Site 35
Location Un named Road, Att - TP, Lat 53.7468, Long -6.73902
Direction Two way

3279 / Meath/Cavan/Monaghan ATC's
October 2013
Automatic Traffic Count

Tue, 8 October 2013

Time	Total	Speed Bins (km/h)																											
		0 - 5	5 - 10	10 - 15	15 - 20	20 - 25	25 - 30	30 - 35	35 - 40	40 - 45	45 - 50	50 - 55	55 - 60	60 - 65	65 - 70	70 - 75	75 - 80	80 - 85	85 - 90	90 - 95	95 - 100	100 - 105	105 - 110	110 - 115	115 - 120	120 - 125	125 - 130	130 - 135	135 - 140
0000	0	0	0	0	0	0	0	0	0	0	0	0	0	0	0	0	0	0	0	0	0	0	0	0	0	0	0	0	0
0100	0	0	0	0	0	0	0	0	0	0	0	0	0	0	0	0	0	0	0	0	0	0	0	0	0	0	0	0	0
0200	0	0	0	0	0	0	0	0	0	0	0	0	0	0	0	0	0	0	0	0	0	0	0	0	0	0	0	0	0
0300	0	0	0	0	0	0	0	0	0	0	0	0	0	0	0	0	0	0	0	0	0	0	0	0	0	0	0	0	0
0400	0	0	0	0	0	0	0	0	0	0	0	0	0	0	0	0	0	0	0	0	0	0	0	0	0	0	0	0	0
0500	2	0	0	0	0	0	0	0	1	0	0	0	0	1	0	0	0	0	0	0	0	0	0	0	0	0	0	0	0
0600	3	0	0	0	0	0	0	0	0	0	0	1	0	1	0	1	0	0	0	0	0	0	0	0	0	0	0	0	0
0700	2	0	0	0	0	0	0	0	0	0	0	0	0	1	1	0	0	0	0	0	0	0	0	0	0	0	0	0	0
0800	**28**	**0**	**0**	**0**	**0**	**0**	**0**	**0**	**1**	**2**	**0**	**3**	**7**	**6**	**3**	**5**	**1**	**0**	**0**	**0**	**0**	**0**	**0**	**0**	**0**	**0**	**0**	**0**	**0**
0900	11	0	0	0	0	0	0	0	0	2	2	2	3	0	1	1	0	0	0	0	0	0	0	0	0	0	0	0	0
1000	4	0	0	0	0	0	0	0	0	1	0	1	0	0	2	0	0	0	0	0	0	0	0	0	0	0	0	0	0
1100	7	0	0	0	0	0	1	0	0	0	0	2	2	2	0	0	0	0	0	0	0	0	0	0	0	0	0	0	0
1200	9	0	0	0	0	0	0	0	0	0	1	3	2	2	1	0	0	0	0	0	0	0	0	0	0	0	0	0	0
1300	8	0	0	1	0	0	1	1	0	0	1	1	2	0	1	0	0	0	0	0	0	0	0	0	0	0	0	0	0
1400	8	0	0	0	0	0	0	0	0	1	1	1	3	2	0	0	0	0	0	0	0	0	0	0	0	0	0	0	0
1500	10	0	0	0	0	0	0	0	0	1	1	2	1	1	3	1	0	0	0	0	0	0	0	0	0	0	0	0	0
1600	16	0	0	0	1	2	0	0	1	0	1	1	2	5	1	2	0	0	0	0	0	0	0	0	0	0	0	0	0
1700	**17**	**0**	**0**	**0**	**0**	**0**	**0**	**2**	**0**	**1**	**1**	**3**	**3**	**2**	**3**	**0**	**2**	**0**	**0**	**0**	**0**	**0**	**0**	**0**	**0**	**0**	**0**	**0**	**0**
1800	16	0	0	0	0	1	0	0	1	0	0	4	4	1	2	1	1	1	0	0	0	0	0	0	0	0	0	0	0
1900	9	0	0	0	0	0	0	0	0	0	1	1	1	2	2	2	0	0	0	0	0	0	0	0	0	0	0	0	0
2000	4	0	0	0	0	0	0	0	1	0	0	1	1	0	1	0	0	0	0	0	0	0	0	0	0	0	0	0	0
2100	5	0	0	0	0	0	0	0	0	0	1	1	0	2	1	0	0	0	0	0	0	0	0	0	0	0	0	0	0
2200	2	0	0	0	0	0	0	0	0	0	0	0	0	2	0	0	0	0	0	0	0	0	0	0	0	0	0	0	0
2300	2	0	0	0	0	0	0	0	0	0	0	0	1	1	0	0	0	0	0	0	0	0	0	0	0	0	0	0	0
07-19	**136**	**0**	**0**	**1**	**1**	**3**	**2**	**3**	**3**	**8**	**8**	**23**	**29**	**22**	**18**	**10**	**4**	**1**	**0**	**0**	**0**	**0**	**0**	**0**	**0**	**0**	**0**	**0**	**0**
06-22	**157**	**0**	**0**	**1**	**1**	**3**	**2**	**3**	**4**	**8**	**10**	**27**	**31**	**27**	**22**	**13**	**4**	**1**	**0**	**0**	**0**	**0**	**0**	**0**	**0**	**0**	**0**	**0**	**0**
06-00	**161**	**0**	**0**	**1**	**1**	**3**	**2**	**3**	**4**	**8**	**10**	**27**	**32**	**30**	**22**	**13**	**4**	**1**	**0**	**0**	**0**	**0**	**0**	**0**	**0**	**0**	**0**	**0**	**0**
00-00	**163**	**0**	**0**	**1**	**1**	**3**	**2**	**3**	**5**	**8**	**10**	**27**	**32**	**31**	**22**	**13**	**4**	**1**	**0**	**0**	**0**	**0**	**0**	**0**	**0**	**0**	**0**	**0**	**0**

DRAFT

Site 35
Location Un named Road, Att - TP, Lat 53.7468, Long -6.73902
Direction Two way

3279 / Meath/Cavan/Monaghan ATC's
October 2013
Automatic Traffic Count

Wed, 9 October 2013

Time	Total	Speed Bins (km/h)																											
		0 - 5	5 - 10	10 - 15	15 - 20	20 - 25	25 - 30	30 - 35	35 - 40	40 - 45	45 - 50	50 - 55	55 - 60	60 - 65	65 - 70	70 - 75	75 - 80	80 - 85	85 - 90	90 - 95	95 - 100	100 - 105	105 - 110	110 - 115	115 - 120	120 - 125	125 - 130	130 - 135	135 - 140
0000	2	0	0	0	0	0	0	1	0	0	1	0	0	0	0	0	0	0	0	0	0	0	0	0	0	0	0	0	0
0100	0	0	0	0	0	0	0	0	0	0	0	0	0	0	0	0	0	0	0	0	0	0	0	0	0	0	0	0	0
0200	0	0	0	0	0	0	0	0	0	0	0	0	0	0	0	0	0	0	0	0	0	0	0	0	0	0	0	0	0
0300	0	0	0	0	0	0	0	0	0	0	0	0	0	0	0	0	0	0	0	0	0	0	0	0	0	0	0	0	0
0400	0	0	0	0	0	0	0	0	0	0	0	0	0	0	0	0	0	0	0	0	0	0	0	0	0	0	0	0	0
0500	0	0	0	0	0	0	0	0	0	0	0	0	0	0	0	0	0	0	0	0	0	0	0	0	0	0	0	0	0
0600	1	0	0	0	0	0	0	0	0	0	0	0	1	0	0	0	0	0	0	0	0	0	0	0	0	0	0	0	0
0700	5	0	0	0	0	0	0	0	0	1	1	0	1	1	1	0	0	0	0	0	0	0	0	0	0	0	0	0	0
0800	**22**	**0**	**0**	**0**	**0**	**0**	**0**	**1**	**0**	**0**	**3**	**4**	**2**	**4**	**4**	**2**	**2**	**0**	**0**	**0**	**0**	**0**	**0**	**0**	**0**	**0**	**0**	**0**	**0**
0900	8	0	0	0	0	0	0	1	1	1	0	1	2	0	0	2	0	0	0	0	0	0	0	0	0	0	0	0	0
1000	7	0	0	0	1	1	0	0	0	1	0	1	0	2	1	0	0	0	0	0	0	0	0	0	0	0	0	0	0
1100	11	0	0	0	0	0	0	0	0	1	1	0	4	4	0	0	1	0	0	0	0	0	0	0	0	0	0	0	0
1200	16	0	0	0	0	0	0	0	0	4	0	3	3	1	5	0	0	0	0	0	0	0	0	0	0	0	0	0	0
1300	15	0	0	0	0	0	0	0	1	1	3	5	4	1	0	0	0	0	0	0	0	0	0	0	0	0	0	0	0
1400	10	0	0	0	0	0	0	0	0	1	1	1	1	3	2	1	0	0	0	0	0	0	0	0	0	0	0	0	0
1500	19	0	0	0	0	0	0	0	1	3	3	2	3	4	3	0	0	0	0	0	0	0	0	0	0	0	0	0	0
1600	12	0	0	0	0	0	1	0	0	1	1	1	0	4	1	2	1	0	0	0	0	0	0	0	0	0	0	0	0
1700	**20**	**0**	**0**	**0**	**0**	**0**	**0**	**0**	**0**	**0**	**0**	**2**	**7**	**8**	**2**	**1**	**0**	**0**	**0**	**0**	**0**	**0**	**0**	**0**	**0**	**0**	**0**	**0**	**0**
1800	11	0	0	0	0	0	0	0	0	0	1	2	3	4	1	0	0	0	0	0	0	0	0	0	0	0	0	0	0
1900	6	0	0	0	0	0	0	0	0	1	0	0	0	3	1	1	0	0	0	0	0	0	0	0	0	0	0	0	0
2000	7	0	0	0	0	0	0	0	0	0	1	1	1	3	1	0	0	0	0	0	0	0	0	0	0	0	0	0	0
2100	6	0	0	0	0	0	0	0	0	0	0	1	2	2	1	0	0	0	0	0	0	0	0	0	0	0	0	0	0
2200	9	0	0	0	0	0	0	1	0	0	1	2	2	2	1	0	0	0	0	0	0	0	0	0	0	0	0	0	0
2300	4	0	0	0	0	0	0	0	0	0	1	2	0	0	0	0	0	1	0	0	0	0	0	0	0	0	0	0	0
07-19	**156**	**0**	**0**	**0**	**1**	**1**	**1**	**2**	**3**	**14**	**14**	**22**	**30**	**36**	**20**	**8**	**4**	**0**	**0**	**0**	**0**	**0**	**0**	**0**	**0**	**0**	**0**	**0**	**0**
06-22	**176**	**0**	**0**	**0**	**1**	**1**	**1**	**2**	**3**	**15**	**15**	**24**	**34**	**44**	**23**	**9**	**4**	**0**	**0**	**0**	**0**	**0**	**0**	**0**	**0**	**0**	**0**	**0**	**0**
06-00	**189**	**0**	**0**	**0**	**1**	**1**	**1**	**3**	**3**	**15**	**17**	**28**	**36**	**46**	**24**	**9**	**4**	**1**	**0**	**0**	**0**	**0**	**0**	**0**	**0**	**0**	**0**	**0**	**0**
00-00	**191**	**0**	**0**	**0**	**1**	**1**	**1**	**4**	**3**	**15**	**18**	**28**	**36**	**46**	**24**	**9**	**4**	**1**	**0**	**0**	**0**	**0**	**0**	**0**	**0**	**0**	**0**	**0**	**0**

DRAFT

Site 35
Location Un named Road, Att - TP, Lat 53.7468, Long -6.73902
Direction Two way

3279 / Meath/Cavan/Monaghan ATC's
October 2013
Automatic Traffic Count

Thu, 10 October 2013

Time	Total	Speed Bins (km/h)																											
		0 - 5	5 - 10	10 - 15	15 - 20	20 - 25	25 - 30	30 - 35	35 - 40	40 - 45	45 - 50	50 - 55	55 - 60	60 - 65	65 - 70	70 - 75	75 - 80	80 - 85	85 - 90	90 - 95	95 - 100	100 - 105	105 - 110	110 - 115	115 - 120	120 - 125	125 - 130	130 - 135	135 - 140
0000	1	0	0	0	0	0	0	0	0	0	0	0	0	0	1	0	0	0	0	0	0	0	0	0	0	0	0	0	0
0100	1	0	0	0	0	0	0	0	0	0	0	0	0	1	0	0	0	0	0	0	0	0	0	0	0	0	0	0	0
0200	0	0	0	0	0	0	0	0	0	0	0	0	0	0	0	0	0	0	0	0	0	0	0	0	0	0	0	0	0
0300	0	0	0	0	0	0	0	0	0	0	0	0	0	0	0	0	0	0	0	0	0	0	0	0	0	0	0	0	0
0400	0	0	0	0	0	0	0	0	0	0	0	0	0	0	0	0	0	0	0	0	0	0	0	0	0	0	0	0	0
0500	2	0	0	0	0	0	0	0	0	1	0	0	0	1	0	0	0	0	0	0	0	0	0	0	0	0	0	0	0
0600	0	0	0	0	0	0	0	0	0	0	0	0	0	0	0	0	0	0	0	0	0	0	0	0	0	0	0	0	0
0700	3	0	0	0	0	0	0	0	0	0	1	0	0	1	1	0	0	0	0	0	0	0	0	0	0	0	0	0	0
0800	**24**	**0**	**0**	**0**	**0**	**0**	**0**	**1**	**0**	**0**	**2**	**1**	**4**	**6**	**6**	**2**	**2**	**0**	**0**	**0**	**0**	**0**	**0**	**0**	**0**	**0**	**0**	**0**	**0**
0900	15	0	0	0	0	0	0	0	1	1	2	2	2	1	3	1	2	0	0	0	0	0	0	0	0	0	0	0	0
1000	9	0	0	0	1	0	0	0	0	1	0	0	2	4	1	0	0	0	0	0	0	0	0	0	0	0	0	0	0
1100	14	0	0	0	0	0	0	0	0	0	2	3	1	3	2	2	0	1	0	0	0	0	0	0	0	0	0	0	0
1200	9	0	0	0	0	0	0	1	0	0	1	0	2	2	0	1	2	0	0	0	0	0	0	0	0	0	0	0	0
1300	10	0	0	0	0	0	0	1	0	1	1	1	2	1	0	2	0	1	0	0	0	0	0	0	0	0	0	0	0
1400	11	0	0	0	0	0	0	0	1	0	2	2	1	4	0	1	0	0	0	0	0	0	0	0	0	0	0	0	0
1500	20	0	0	0	0	0	0	0	3	1	0	3	4	3	4	0	2	0	0	0	0	0	0	0	0	0	0	0	0
1600	13	0	0	2	0	0	0	0	0	0	3	2	1	4	0	1	0	0	0	0	0	0	0	0	0	0	0	0	0
1700	**22**	**0**	**0**	**0**	**0**	**1**	**0**	**0**	**0**	**1**	**1**	**5**	**3**	**4**	**3**	**3**	**0**	**1**	**0**	**0**	**0**	**0**	**0**	**0**	**0**	**0**	**0**	**0**	**0**
1800	11	0	0	0	0	0	0	0	0	1	1	3	2	1	1	2	0	0	0	0	0	0	0	0	0	0	0	0	0
1900	9	0	0	0	0	0	0	1	0	0	1	1	3	1	1	0	0	1	0	0	0	0	0	0	0	0	0	0	0
2000	4	0	0	0	0	0	0	1	0	0	0	1	1	1	0	0	0	0	0	0	0	0	0	0	0	0	0	0	0
2100	6	0	0	0	0	0	0	0	0	0	0	0	1	1	3	0	1	0	0	0	0	0	0	0	0	0	0	0	0
2200	3	0	0	0	0	0	0	0	0	0	0	1	0	0	2	0	0	0	0	0	0	0	0	0	0	0	0	0	0
2300	1	0	0	0	0	0	0	0	0	0	0	0	0	0	0	0	0	0	1	0	0	0	0	0	0	0	0	0	0
07-19	**161**	**0**	**0**	**2**	**1**	**1**	**0**	**3**	**5**	**6**	**16**	**22**	**24**	**34**	**21**	**15**	**8**	**3**	**0**	**0**	**0**	**0**	**0**	**0**	**0**	**0**	**0**	**0**	**0**
06-22	**180**	**0**	**0**	**2**	**1**	**1**	**0**	**5**	**5**	**6**	**17**	**24**	**29**	**37**	**25**	**15**	**9**	**4**	**0**	**0**	**0**	**0**	**0**	**0**	**0**	**0**	**0**	**0**	**0**
06-00	**184**	**0**	**0**	**2**	**1**	**1**	**0**	**5**	**5**	**6**	**17**	**25**	**29**	**37**	**27**	**15**	**9**	**4**	**1**	**0**	**0**	**0**	**0**	**0**	**0**	**0**	**0**	**0**	**0**
00-00	**188**	**0**	**0**	**2**	**1**	**1**	**0**	**5**	**5**	**7**	**17**	**25**	**29**	**39**	**28**	**15**	**9**	**4**	**1**	**0**	**0**	**0**	**0**	**0**	**0**	**0**	**0**	**0**	**0**

DRAFT

Site 35
Location Un named Road, Att - TP, Lat 53.7468, Long -6.73902
Direction Two way

3279 / Meath/Cavan/Monaghan ATC's
October 2013
Automatic Traffic Count

Fri, 11 October 2013

Time	Total	Speed Bins (km/h)																											
		0 - 5	5 - 10	10 - 15	15 - 20	20 - 25	25 - 30	30 - 35	35 - 40	40 - 45	45 - 50	50 - 55	55 - 60	60 - 65	65 - 70	70 - 75	75 - 80	80 - 85	85 - 90	90 - 95	95 - 100	100 - 105	105 - 110	110 - 115	115 - 120	120 - 125	125 - 130	130 - 135	135 - 140
0000	1	0	0	0	0	0	0	0	0	0	0	0	0	1	0	0	0	0	0	0	0	0	0	0	0	0	0	0	0
0100	0	0	0	0	0	0	0	0	0	0	0	0	0	0	0	0	0	0	0	0	0	0	0	0	0	0	0	0	0
0200	0	0	0	0	0	0	0	0	0	0	0	0	0	0	0	0	0	0	0	0	0	0	0	0	0	0	0	0	0
0300	0	0	0	0	0	0	0	0	0	0	0	0	0	0	0	0	0	0	0	0	0	0	0	0	0	0	0	0	0
0400	0	0	0	0	0	0	0	0	0	0	0	0	0	0	0	0	0	0	0	0	0	0	0	0	0	0	0	0	0
0500	0	0	0	0	0	0	0	0	0	0	0	0	0	0	0	0	0	0	0	0	0	0	0	0	0	0	0	0	0
0600	2	0	0	0	0	0	0	0	0	0	0	0	2	0	0	0	0	0	0	0	0	0	0	0	0	0	0	0	0
0700	3	0	0	0	0	0	0	0	0	0	0	1	0	0	2	0	0	0	0	0	0	0	0	0	0	0	0	0	0
0800	**19**	**0**	**0**	**0**	**0**	**0**	**0**	**1**	**1**	**0**	**1**	**2**	**5**	**1**	**4**	**2**	**2**	**0**	**0**	**0**	**0**	**0**	**0**	**0**	**0**	**0**	**0**	**0**	**0**
0900	14	0	0	0	0	0	0	0	0	0	1	2	3	3	3	1	1	0	0	0	0	0	0	0	0	0	0	0	0
1000	3	0	0	0	0	0	0	0	0	0	0	1	0	0	1	1	0	0	0	0	0	0	0	0	0	0	0	0	0
1100	**19**	**0**	**0**	**0**	**0**	**1**	**1**	**0**	**0**	**0**	**1**	**2**	**4**	**3**	**5**	**1**	**1**	**0**	**0**	**0**	**0**	**0**	**0**	**0**	**0**	**0**	**0**	**0**	**0**
1200	7	0	0	0	0	0	0	0	0	0	1	3	0	1	2	0	0	0	0	0	0	0	0	0	0	0	0	0	0
1300	14	0	0	0	0	0	1	0	0	1	1	3	2	3	2	1	0	0	0	0	0	0	0	0	0	0	0	0	0
1400	17	0	0	0	0	0	1	2	3	0	1	1	4	3	2	0	0	0	0	0	0	0	0	0	0	0	0	0	0
1500	**20**	**0**	**0**	**0**	**0**	**0**	**0**	**0**	**0**	**0**	**1**	**3**	**4**	**5**	**3**	**3**	**1**	**0**	**0**	**0**	**0**	**0**	**0**	**0**	**0**	**0**	**0**	**0**	**0**
1600	13	0	0	0	0	0	0	0	0	0	0	2	2	4	3	2	0	0	0	0	0	0	0	0	0	0	0	0	0
1700	18	0	0	0	0	0	0	0	0	0	2	2	5	5	3	1	0	0	0	0	0	0	0	0	0	0	0	0	0
1800	**20**	**0**	**0**	**1**	**0**	**2**	**2**	**1**	**1**	**1**	**1**	**2**	**2**	**3**	**2**	**2**	**0**	**0**	**0**	**0**	**0**	**0**	**0**	**0**	**0**	**0**	**0**	**0**	**0**
1900	12	0	0	0	0	0	0	0	1	0	1	1	2	5	2	0	0	0	0	0	0	0	0	0	0	0	0	0	0
2000	4	0	0	0	0	0	0	0	0	0	0	1	1	0	1	1	0	0	0	0	0	0	0	0	0	0	0	0	0
2100	7	0	0	0	0	0	0	0	0	0	1	0	2	2	1	1	0	0	0	0	0	0	0	0	0	0	0	0	0
2200	6	0	0	0	0	0	0	0	0	0	2	1	0	3	0	0	0	0	0	0	0	0	0	0	0	0	0	0	0
2300	1	0	0	0	0	0	0	0	0	0	0	1	0	0	0	0	0	0	0	0	0	0	0	0	0	0	0	0	0
07-19	**167**	**0**	**0**	**1**	**0**	**3**	**5**	**4**	**5**	**2**	**10**	**24**	**31**	**31**	**32**	**14**	**5**	**0**	**0**	**0**	**0**	**0**	**0**	**0**	**0**	**0**	**0**	**0**	**0**
06-22	**192**	**0**	**0**	**1**	**0**	**3**	**5**	**4**	**6**	**2**	**12**	**26**	**38**	**38**	**36**	**16**	**5**	**0**	**0**	**0**	**0**	**0**	**0**	**0**	**0**	**0**	**0**	**0**	**0**
06-00	**199**	**0**	**0**	**1**	**0**	**3**	**5**	**4**	**6**	**2**	**14**	**28**	**38**	**41**	**36**	**16**	**5**	**0**	**0**	**0**	**0**	**0**	**0**	**0**	**0**	**0**	**0**	**0**	**0**
00-00	**200**	**0**	**0**	**1**	**0**	**3**	**5**	**4**	**6**	**2**	**14**	**28**	**38**	**42**	**36**	**16**	**5**	**0**	**0**	**0**	**0**	**0**	**0**	**0**	**0**	**0**	**0**	**0**	**0**

DRAFT

Site 35
Location Un named Road, Att - TP, Lat 53.7468, Long -6.73902
Direction Two way

3279 / Meath/Cavan/Monaghan ATC's
October 2013
Automatic Traffic Count

Sat, 12 October 2013

Time	Total	Speed Bins (km/h)																											
		0 - 5	5 - 10	10 - 15	15 - 20	20 - 25	25 - 30	30 - 35	35 - 40	40 - 45	45 - 50	50 - 55	55 - 60	60 - 65	65 - 70	70 - 75	75 - 80	80 - 85	85 - 90	90 - 95	95 - 100	100 - 105	105 - 110	110 - 115	115 - 120	120 - 125	125 - 130	130 - 135	135 - 140
0000	2	0	0	0	0	0	0	0	0	0	0	0	1	0	1	0	0	0	0	0	0	0	0	0	0	0	0	0	0
0100	2	0	0	0	0	0	0	1	0	0	1	0	0	0	0	0	0	0	0	0	0	0	0	0	0	0	0	0	0
0200	0	0	0	0	0	0	0	0	0	0	0	0	0	0	0	0	0	0	0	0	0	0	0	0	0	0	0	0	0
0300	0	0	0	0	0	0	0	0	0	0	0	0	0	0	0	0	0	0	0	0	0	0	0	0	0	0	0	0	0
0400	0	0	0	0	0	0	0	0	0	0	0	0	0	0	0	0	0	0	0	0	0	0	0	0	0	0	0	0	0
0500	1	0	0	0	0	0	0	0	0	1	0	0	0	0	0	0	0	0	0	0	0	0	0	0	0	0	0	0	0
0600	1	0	0	0	0	0	0	0	1	0	0	0	0	0	0	0	0	0	0	0	0	0	0	0	0	0	0	0	0
0700	2	0	0	0	1	0	0	0	0	0	1	0	0	0	0	0	0	0	0	0	0	0	0	0	0	0	0	0	0
0800	5	0	0	0	0	0	1	0	0	1	0	0	2	1	0	0	0	0	0	0	0	0	0	0	0	0	0	0	0
0900	6	0	0	0	0	1	0	0	0	2	0	1	1	0	0	1	0	0	0	0	0	0	0	0	0	0	0	0	0
1000	**15**	**0**	**0**	**0**	**0**	**0**	**0**	**0**	**0**	**0**	**3**	**5**	**2**	**3**	**1**	**0**	**1**	**0**	**0**	**0**	**0**	**0**	**0**	**0**	**0**	**0**	**0**	**0**	**0**
1100	13	0	0	0	0	0	0	0	0	3	2	1	2	3	1	0	0	1	0	0	0	0	0	0	0	0	0	0	0
1200	12	0	0	0	0	0	1	0	0	0	1	1	1	4	2	1	1	0	0	0	0	0	0	0	0	0	0	0	0
1300	**15**	**0**	**0**	**0**	**0**	**1**	**0**	**1**	**1**	**1**	**0**	**3**	**2**	**4**	**2**	**0**	**0**	**0**	**0**	**0**	**0**	**0**	**0**	**0**	**0**	**0**	**0**	**0**	**0**
1400	14	0	0	0	0	0	0	0	1	1	1	4	2	2	2	1	0	0	0	0	0	0	0	0	0	0	0	0	0
1500	13	0	0	0	0	0	0	0	0	0	2	0	3	3	2	2	1	0	0	0	0	0	0	0	0	0	0	0	0
1600	11	0	0	0	0	0	0	0	0	1	0	4	2	2	1	1	0	0	0	0	0	0	0	0	0	0	0	0	0
1700	**15**	**0**	**0**	**0**	**0**	**1**	**0**	**0**	**0**	**0**	**2**	**2**	**3**	**3**	**1**	**2**	**1**	**0**	**0**	**0**	**0**	**0**	**0**	**0**	**0**	**0**	**0**	**0**	**0**
1800	13	0	0	0	0	0	0	0	1	0	2	4	0	4	2	0	0	0	0	0	0	0	0	0	0	0	0	0	0
1900	6	0	0	0	0	0	1	0	1	1	0	1	0	0	0	1	1	0	0	0	0	0	0	0	0	0	0	0	0
2000	3	0	0	0	0	0	0	0	0	1	1	1	0	0	0	0	0	0	0	0	0	0	0	0	0	0	0	0	0
2100	2	0	0	0	0	0	0	0	0	0	1	0	0	0	0	1	0	0	0	0	0	0	0	0	0	0	0	0	0
2200	3	0	0	0	0	0	0	0	0	0	0	0	0	1	1	0	1	0	0	0	0	0	0	0	0	0	0	0	0
2300	1	0	0	0	0	0	0	0	0	0	0	0	1	0	0	0	0	0	0	0	0	0	0	0	0	0	0	0	0
07-19	**134**	**0**	**0**	**0**	**1**	**3**	**2**	**1**	**3**	**9**	**14**	**25**	**20**	**29**	**14**	**8**	**4**	**1**	**0**	**0**	**0**	**0**	**0**	**0**	**0**	**0**	**0**	**0**	**0**
06-22	**146**	**0**	**0**	**0**	**1**	**3**	**3**	**1**	**5**	**11**	**16**	**27**	**20**	**29**	**14**	**10**	**5**	**1**	**0**	**0**	**0**	**0**	**0**	**0**	**0**	**0**	**0**	**0**	**0**
06-00	**150**	**0**	**0**	**0**	**1**	**3**	**3**	**1**	**5**	**11**	**16**	**27**	**21**	**30**	**15**	**10**	**6**	**1**	**0**	**0**	**0**	**0**	**0**	**0**	**0**	**0**	**0**	**0**	**0**
00-00	**155**	**0**	**0**	**0**	**1**	**3**	**3**	**2**	**5**	**12**	**17**	**27**	**22**	**30**	**16**	**10**	**6**	**1**	**0**	**0**	**0**	**0**	**0**	**0**	**0**	**0**	**0**	**0**	**0**

DRAFT

Site 35
Location Un named Road, Att - TP, Lat 53.7468, Long -6.73902
Direction Two way

3279 / Meath/Cavan/Monaghan ATC's
October 2013
Automatic Traffic Count

Sun, 13 October 2013

Time	Total	Speed Bins (km/h)																											
		0 - 5	5 - 10	10 - 15	15 - 20	20 - 25	25 - 30	30 - 35	35 - 40	40 - 45	45 - 50	50 - 55	55 - 60	60 - 65	65 - 70	70 - 75	75 - 80	80 - 85	85 - 90	90 - 95	95 - 100	100 - 105	105 - 110	110 - 115	115 - 120	120 - 125	125 - 130	130 - 135	135 - 140
0000	1	0	0	0	0	0	0	0	0	0	0	0	0	0	0	0	1	0	0	0	0	0	0	0	0	0	0	0	0
0100	1	0	0	0	0	0	0	0	0	0	0	0	1	0	0	0	0	0	0	0	0	0	0	0	0	0	0	0	0
0200	0	0	0	0	0	0	0	0	0	0	0	0	0	0	0	0	0	0	0	0	0	0	0	0	0	0	0	0	0
0300	0	0	0	0	0	0	0	0	0	0	0	0	0	0	0	0	0	0	0	0	0	0	0	0	0	0	0	0	0
0400	0	0	0	0	0	0	0	0	0	0	0	0	0	0	0	0	0	0	0	0	0	0	0	0	0	0	0	0	0
0500	0	0	0	0	0	0	0	0	0	0	0	0	0	0	0	0	0	0	0	0	0	0	0	0	0	0	0	0	0
0600	0	0	0	0	0	0	0	0	0	0	0	0	0	0	0	0	0	0	0	0	0	0	0	0	0	0	0	0	0
0700	1	0	0	0	0	0	0	0	0	1	0	0	0	0	0	0	0	0	0	0	0	0	0	0	0	0	0	0	0
0800	1	0	0	0	0	0	1	0	0	0	0	0	0	0	0	0	0	0	0	0	0	0	0	0	0	0	0	0	0
0900	15	0	0	0	0	0	1	0	1	1	3	4	1	1	2	1	0	0	0	0	0	0	0	0	0	0	0	0	0	0
1000	**25**	**0**	**0**	**0**	**0**	**1**	**0**	**2**	**2**	**4**	**2**	**6**	**3**	**3**	**1**	**1**	**0**	**0**	**0**	**0**	**0**	**0**	**0**	**0**	**0**	**0**	**0**	**0**	**0**	**0**
1100	12	0	0	0	0	0	1	0	0	0	3	1	2	2	3	0	0	0	0	0	0	0	0	0	0	0	0	0	0	0
1200	9	0	0	0	0	2	0	2	0	1	0	0	1	3	0	0	0	0	0	0	0	0	0	0	0	0	0	0	0	0
1300	7	0	0	0	0	0	0	0	0	0	0	0	0	3	2	1	0	1	0	0	0	0	0	0	0	0	0	0	0	0
1400	9	0	0	0	0	1	0	0	0	0	0	2	4	1	1	0	0	0	0	0	0	0	0	0	0	0	0	0	0	0
1500	11	0	0	0	0	0	0	0	0	0	0	4	1	3	0	1	1	1	0	0	0	0	0	0	0	0	0	0	0	0
1600	13	0	0	0	1	1	1	0	0	3	0	1	3	2	0	1	0	0	0	0	0	0	0	0	0	0	0	0	0	0
1700	11	0	0	0	0	0	0	0	1	0	3	0	2	2	2	0	1	0	0	0	0	0	0	0	0	0	0	0	0	0
1800	9	0	0	0	0	0	0	0	1	0	1	2	4	1	0	0	0	0	0	0	0	0	0	0	0	0	0	0	0	0
1900	**14**	**0**	**0**	**0**	**0**	**0**	**0**	**0**	**0**	**0**	**3**	**3**	**3**	**1**	**1**	**2**	**1**	**0**	**0**	**0**	**0**	**0**	**0**	**0**	**0**	**0**	**0**	**0**	**0**	**0**
2000	9	0	0	0	0	0	0	0	2	0	0	1	2	3	0	1	0	0	0	0	0	0	0	0	0	0	0	0	0	0
2100	4	0	0	0	0	0	0	0	0	1	1	2	0	0	0	0	0	0	0	0	0	0	0	0	0	0	0	0	0	0
2200	2	0	0	0	0	0	0	0	0	0	1	1	0	0	0	0	0	0	0	0	0	0	0	0	0	0	0	0	0	0
2300	0	0	0	0	0	0	0	0	0	0	0	0	0	0	0	0	0	0	0	0	0	0	0	0	0	0	0	0	0	0
07-19	**123**	**0**	**0**	**0**	**1**	**5**	**4**	**4**	**5**	**10**	**12**	**20**	**21**	**21**	**11**	**5**	**2**	**2**	**0**	**0**	**0**	**0**	**0**	**0**	**0**	**0**	**0**	**0**	**0**	**0**
06-22	**150**	**0**	**0**	**0**	**1**	**5**	**4**	**4**	**7**	**11**	**16**	**26**	**26**	**25**	**12**	**8**	**3**	**2**	**0**	**0**	**0**	**0**	**0**	**0**	**0**	**0**	**0**	**0**	**0**	**0**
06-00	**152**	**0**	**0**	**0**	**1**	**5**	**4**	**4**	**7**	**11**	**17**	**27**	**26**	**25**	**12**	**8**	**3**	**2**	**0**	**0**	**0**	**0**	**0**	**0**	**0**	**0**	**0**	**0**	**0**	**0**
00-00	**154**	**0**	**0**	**0**	**1**	**5**	**4**	**4**	**7**	**11**	**17**	**27**	**27**	**25**	**12**	**8**	**4**	**2**	**0**	**0**	**0**	**0**	**0**	**0**	**0**	**0**	**0**	**0**	**0**	**0**

DRAFT

Site 35
Location Un named Road, Att - TP, Lat 53.7468, Long -6.73902
Direction Two way

3279 / Meath/Cavan/Monaghan ATC's
October 2013
Automatic Traffic Count

Mon, 14 October 2013

Time	Total	Speed Bins (km/h)																											
		0 - 5	5 - 10	10 - 15	15 - 20	20 - 25	25 - 30	30 - 35	35 - 40	40 - 45	45 - 50	50 - 55	55 - 60	60 - 65	65 - 70	70 - 75	75 - 80	80 - 85	85 - 90	90 - 95	95 - 100	100 - 105	105 - 110	110 - 115	115 - 120	120 - 125	125 - 130	130 - 135	135 - 140
0000	0	0	0	0	0	0	0	0	0	0	0	0	0	0	0	0	0	0	0	0	0	0	0	0	0	0	0	0	0
0100	0	0	0	0	0	0	0	0	0	0	0	0	0	0	0	0	0	0	0	0	0	0	0	0	0	0	0	0	0
0200	1	0	0	0	0	0	0	0	0	0	0	0	0	0	0	0	0	0	1	0	0	0	0	0	0	0	0	0	0
0300	0	0	0	0	0	0	0	0	0	0	0	0	0	0	0	0	0	0	0	0	0	0	0	0	0	0	0	0	0
0400	0	0	0	0	0	0	0	0	0	0	0	0	0	0	0	0	0	0	0	0	0	0	0	0	0	0	0	0	0
0500	1	0	0	0	0	0	0	0	0	1	0	0	0	0	0	0	0	0	0	0	0	0	0	0	0	0	0	0	0
0600	2	0	0	0	0	0	0	0	1	0	0	0	0	1	0	0	0	0	0	0	0	0	0	0	0	0	0	0	0
0700	4	0	0	0	0	0	0	0	0	0	0	1	2	0	0	1	0	0	0	0	0	0	0	0	0	0	0	0	0
0800	**23**	**0**	**0**	**0**	**0**	**0**	**0**	**0**	**1**	**0**	**3**	**3**	**3**	**4**	**5**	**2**	**2**	**0**	**0**	**0**	**0**	**0**	**0**	**0**	**0**	**0**	**0**	**0**	**0**
0900	16	0	0	0	0	0	0	1	0	0	0	0	3	2	6	2	1	1	0	0	0	0	0	0	0	0	0	0	0
1000	8	0	0	0	0	0	0	0	0	2	0	0	1	3	0	2	0	0	0	0	0	0	0	0	0	0	0	0	0
1100	7	0	0	0	0	0	0	0	0	1	1	1	1	2	1	0	0	0	0	0	0	0	0	0	0	0	0	0	0
1200	9	0	0	0	0	0	0	0	0	1	2	0	0	1	1	4	0	0	0	0	0	0	0	0	0	0	0	0	0
1300	15	0	0	0	0	0	0	0	0	0	1	2	3	5	2	1	1	0	0	0	0	0	0	0	0	0	0	0	0
1400	9	0	0	0	0	0	0	0	0	0	2	2	2	0	2	0	0	1	0	0	0	0	0	0	0	0	0	0	0
1500	**20**	**0**	**0**	**0**	**0**	**0**	**0**	**1**	**0**	**0**	**2**	**4**	**6**	**3**	**2**	**0**	**2**	**0**	**0**	**0**	**0**	**0**	**0**	**0**	**0**	**0**	**0**	**0**	**0**
1600	18	0	0	0	0	0	1	0	1	0	2	2	5	2	4	1	0	0	0	0	0	0	0	0	0	0	0	0	0
1700	16	0	0	0	0	0	0	0	0	0	2	3	5	4	0	2	0	0	0	0	0	0	0	0	0	0	0	0	0
1800	13	0	0	0	0	0	2	0	0	0	1	2	0	3	2	1	1	0	1	0	0	0	0	0	0	0	0	0	0
1900	9	0	0	0	0	0	0	0	0	0	0	4	1	3	1	0	0	0	0	0	0	0	0	0	0	0	0	0	0
2000	11	0	0	0	0	0	0	0	2	1	0	2	2	2	0	1	0	1	0	0	0	0	0	0	0	0	0	0	0
2100	1	0	0	0	0	0	0	0	0	0	1	0	0	0	0	0	0	0	0	0	0	0	0	0	0	0	0	0	0
2200	2	0	0	0	0	0	0	0	0	0	0	0	1	0	0	0	1	0	0	0	0	0	0	0	0	0	0	0	0
2300	2	0	0	0	0	0	0	0	0	0	0	0	0	0	0	1	0	1	0	0	0	0	0	0	0	0	0	0	0
07-19	**158**	**0**	**0**	**0**	**0**	**0**	**3**	**2**	**2**	**4**	**16**	**20**	**31**	**29**	**25**	**16**	**7**	**2**	**1**	**0**	**0**	**0**	**0**	**0**	**0**	**0**	**0**	**0**	**0**
06-22	**181**	**0**	**0**	**0**	**0**	**0**	**3**	**2**	**5**	**5**	**17**	**26**	**34**	**35**	**26**	**17**	**7**	**3**	**1**	**0**	**0**	**0**	**0**	**0**	**0**	**0**	**0**	**0**	**0**
06-00	**185**	**0**	**0**	**0**	**0**	**0**	**3**	**2**	**5**	**5**	**17**	**26**	**35**	**35**	**26**	**18**	**8**	**4**	**1**	**0**	**0**	**0**	**0**	**0**	**0**	**0**	**0**	**0**	**0**
00-00	**187**	**0**	**0**	**0**	**0**	**0**	**3**	**2**	**5**	**6**	**17**	**26**	**35**	**35**	**26**	**18**	**8**	**4**	**2**	**0**	**0**	**0**	**0**	**0**	**0**	**0**	**0**	**0**	**0**

DRAFT

Site 35
Location Un named Road, Att - TP, Lat 53.7468, Long -6.73902
Direction Two way

3279 / Meath/Cavan/Monaghan ATC's
October 2013
Automatic Traffic Count

Virtual Day (7)

Time	Total	Speed Bins (km/h)																											
		0 - 5	5 - 10	10 - 15	15 - 20	20 - 25	25 - 30	30 - 35	35 - 40	40 - 45	45 - 50	50 - 55	55 - 60	60 - 65	65 - 70	70 - 75	75 - 80	80 - 85	85 - 90	90 - 95	95 - 100	100 - 105	105 - 110	110 - 115	115 - 120	120 - 125	125 - 130	130 - 135	135 - 140
0000	1	0	0	0	0	0	0	0	0	0	0	0	0	0	0	0	0	0	0	0	0	0	0	0	0	0	0	0	0
0100	1	0	0	0	0	0	0	0	0	0	0	0	0	0	0	0	0	0	0	0	0	0	0	0	0	0	0	0	0
0200	0	0	0	0	0	0	0	0	0	0	0	0	0	0	0	0	0	0	0	0	0	0	0	0	0	0	0	0	0
0300	0	0	0	0	0	0	0	0	0	0	0	0	0	0	0	0	0	0	0	0	0	0	0	0	0	0	0	0	0
0400	0	0	0	0	0	0	0	0	0	0	0	0	0	0	0	0	0	0	0	0	0	0	0	0	0	0	0	0	0
0500	1	0	0	0	0	0	0	0	0	0	0	0	0	0	0	0	0	0	0	0	0	0	0	0	0	0	0	0	0
0600	1	0	0	0	0	0	0	0	0	0	0	0	0	0	0	0	0	0	0	0	0	0	0	0	0	0	0	0	0
0700	3	0	0	0	0	0	0	0	0	0	0	0	0	0	1	0	0	0	0	0	0	0	0	0	0	0	0	0	0
0800	**17**	**0**	**0**	**0**	**0**	**0**	**0**	**0**	**0**	**0**	**1**	**2**	**3**	**3**	**3**	**2**	**1**	**0**	**0**	**0**	**0**	**0**	**0**	**0**	**0**	**0**	**0**	**0**	**0**
0900	12	0	0	0	0	0	0	0	0	1	1	2	2	1	2	1	1	0	0	0	0	0	0	0	0	0	0	0	0
1000	10	0	0	0	0	0	0	0	0	1	1	2	1	2	1	1	0	0	0	0	0	0	0	0	0	0	0	0	0
1100	12	0	0	0	0	0	0	0	0	1	1	1	2	3	2	0	0	0	0	0	0	0	0	0	0	0	0	0	0
1200	10	0	0	0	0	0	0	0	0	1	1	1	1	2	2	1	0	0	0	0	0	0	0	0	0	0	0	0	0
1300	12	0	0	0	0	0	0	0	0	1	1	2	2	2	1	1	0	0	0	0	0	0	0	0	0	0	0	0	0
1400	11	0	0	0	0	0	0	0	1	0	1	2	2	2	1	0	0	0	0	0	0	0	0	0	0	0	0	0	0
1500	16	0	0	0	0	0	0	0	1	1	1	3	3	3	2	1	1	0	0	0	0	0	0	0	0	0	0	0	0
1600	14	0	0	0	0	0	0	0	0	1	1	2	2	3	1	1	0	0	0	0	0	0	0	0	0	0	0	0	0
1700	**17**	**0**	**0**	**0**	**0**	**0**	**0**	**0**	**0**	**0**	**2**	**2**	**4**	**4**	**2**	**1**	**1**	**0**	**0**	**0**	**0**	**0**	**0**	**0**	**0**	**0**	**0**	**0**	**0**
1800	13	0	0	0	0	0	1	0	1	0	1	3	2	2	1	1	0	0	0	0	0	0	0	0	0	0	0	0	0
1900	9	0	0	0	0	0	0	0	0	0	1	2	1	2	1	1	0	0	0	0	0	0	0	0	0	0	0	0	0
2000	6	0	0	0	0	0	0	0	1	0	0	1	1	1	0	0	0	0	0	0	0	0	0	0	0	0	0	0	0
2100	4	0	0	0	0	0	0	0	0	0	1	1	1	1	1	0	0	0	0	0	0	0	0	0	0	0	0	0	0
2200	4	0	0	0	0	0	0	0	0	0	1	1	0	1	1	0	0	0	0	0	0	0	0	0	0	0	0	0	0
2300	2	0	0	0	0	0	0	0	0	0	0	0	0	0	0	0	0	0	0	0	0	0	0	0	0	0	0	0	0
07-19	**148**	**0**	**0**	**1**	**1**	**2**	**2**	**3**	**4**	**8**	**13**	**22**	**27**	**29**	**20**	**11**	**5**	**1**	**0**	**0**	**0**	**0**	**0**	**0**	**0**	**0**	**0**	**0**	**0**
06-22	**169**	**0**	**0**	**1**	**1**	**2**	**3**	**3**	**5**	**8**	**15**	**26**	**30**	**34**	**23**	**13**	**5**	**2**	**0**	**0**	**0**	**0**	**0**	**0**	**0**	**0**	**0**	**0**	**0**
06-00	**174**	**0**	**0**	**1**	**1**	**2**	**3**	**3**	**5**	**8**	**15**	**27**	**31**	**35**	**23**	**13**	**6**	**2**	**0**	**0**	**0**	**0**	**0**	**0**	**0**	**0**	**0**	**0**	**0**
00-00	**177**	**0**	**0**	**1**	**1**	**2**	**3**	**3**	**5**	**9**	**16**	**27**	**31**	**35**	**23**	**13**	**6**	**2**	**0**	**0**	**0**	**0**	**0**	**0**	**0**	**0**	**0**	**0**	**0**

DRAFT

Site 35
Location Un named Road, Att - TP, Lat 53.7468, Long -6.73902
Direction Two way

3279 / Meath/Cavan/Monaghan ATC's
October 2013
Automatic Traffic Count

Virtual Week (1)

Time	Total	Speed Bins (km/h)																											
		0 - 5	5 - 10	10 - 15	15 - 20	20 - 25	25 - 30	30 - 35	35 - 40	40 - 45	45 - 50	50 - 55	55 - 60	60 - 65	65 - 70	70 - 75	75 - 80	80 - 85	85 - 90	90 - 95	95 - 100	100 - 105	105 - 110	110 - 115	115 - 120	120 - 125	125 - 130	130 - 135	135 - 140
Mon	187	0	0	0	0	0	3	2	5	6	17	26	35	35	26	18	8	4	2	0	0	0	0	0	0	0	0	0	0
Tue	163	0	0	1	1	3	2	3	5	8	10	27	32	31	22	13	4	1	0	0	0	0	0	0	0	0	0	0	0
Wed	191	0	0	0	1	1	1	4	3	15	18	28	36	46	24	9	4	1	0	0	0	0	0	0	0	0	0	0	0
Thu	188	0	0	2	1	1	0	5	5	7	17	25	29	39	28	15	9	4	1	0	0	0	0	0	0	0	0	0	0
Fri	200	0	0	1	0	3	5	4	6	2	14	28	38	42	36	16	5	0	0	0	0	0	0	0	0	0	0	0	0
|Sat	155	0	0	0	1	3	3	2	5	12	17	27	22	30	16	10	6	1	0	0	0	0	0	0	0	0	0	0	0
|Sun	154	0	0	0	1	5	4	4	7	11	17	27	27	25	12	8	4	2	0	0	0	0	0	0	0	0	0	0	0
5 Day Ave.	**186**	**0**	**0**	**1**	**1**	**2**	**2**	**4**	**5**	**8**	**15**	**27**	**34**	**39**	**27**	**14**	**6**	**2**	**1**	**0**	**0**	**0**	**0**	**0**	**0**	**0**	**0**	**0**	**0**
7 Day Ave.	**177**	**0**	**0**	**1**	**1**	**2**	**3**	**3**	**5**	**9**	**16**	**27**	**31**	**35**	**23**	**13**	**6**	**2**	**0**	**0**	**0**	**0**	**0**	**0**	**0**	**0**	**0**	**0**	**0**
--	**1238**	**0**	**0**	**4**	**5**	**16**	**18**	**24**	**36**	**61**	**110**	**188**	**219**	**248**	**164**	**89**	**40**	**13**	**3**	**0**	**0**	**0**	**0**	**0**	**0**	**0**	**0**	**0**	**0**

Summary Graphs

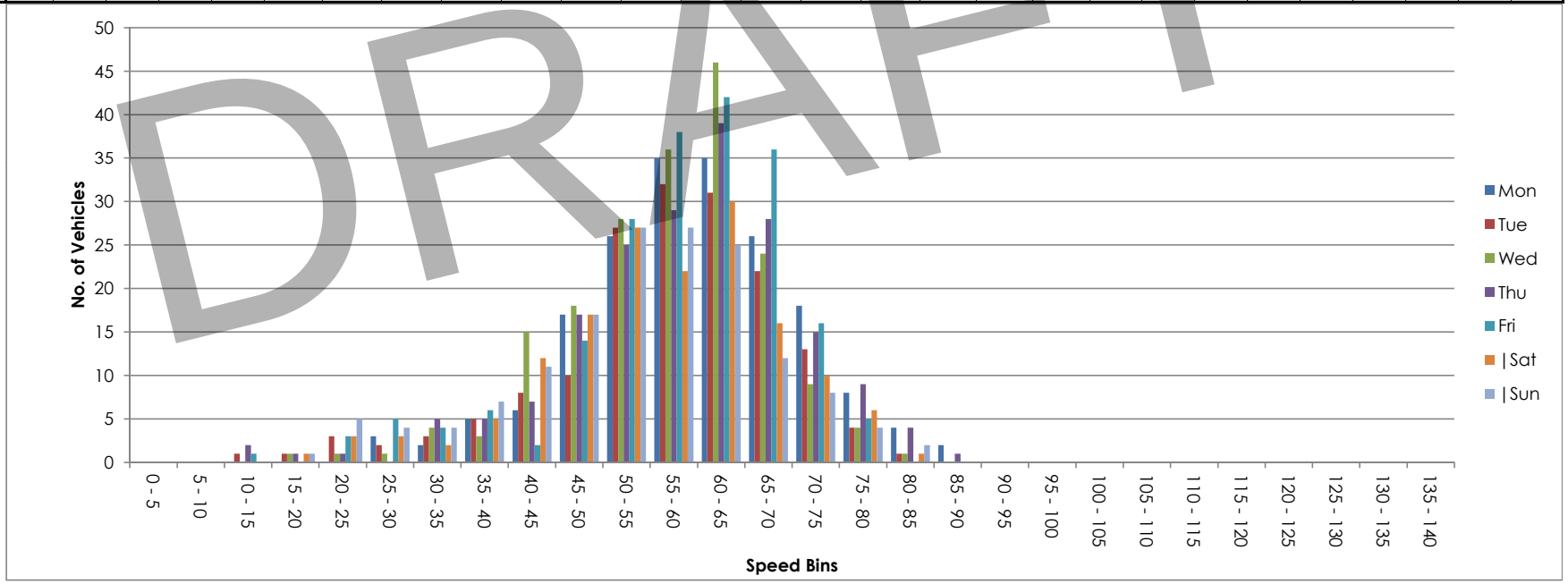

DRAFT



NDC NATIONWIDE DATA COLLECTION	**Site / Location:**	L-74113-0, Att - Tree, Lat 53.7484, Long -6.76075	**Project No:**	3279	**Photo No:**	3279-36	**Drawn By:** MOR
	Survey Date:	Tue, 8 October 2013 to Mon, 14 October 2013	**Project Name:**		Meath/Cavan/Monaghan ATC'S		
	Survey Times:	00:00 to 00(24):00	**Title:**		Site Photograph		

Site No.	Location.	Direction.	Speed Limit - PSL (km/h)	Start Date.	End Date.	Total Vehicles.	5 Day Ave.	7 Day Ave.	No. > Speed Limit.	%. > Speed Limit.	No. > Speed Limit1 (+5km/h).	%. > Speed Limit1 (+5km/h).	No. > Speed Limit1 (+10km/h).	%. > Speed Limit1 (+10km/h).	Mean Speed	85%ile Speed
36	L-74113-0, Att - Tree, Lat 53.7484, Long -6.76075	East	80	Tue, 8 October 2013	Mon, 14 October 2013	220	33	31	0	0.0	0	0.0	0	0.0	48.2	61.2
		West	80	Tue, 8 October 2013	Mon, 14 October 2013	239	35	34	1	0.4	0	0.0	0	0.0	48.9	59.4
		Two way	80	Tue, 8 October 2013	Mon, 14 October 2013	459	68	66	1	0.2	0	0.0	0	0.0	48.6	60.5

DRAFT

Site 36
Location L-74113-0, Att - Tree, Lat 53.7484, Long -6.76075
Direction East

3279 / Meath/Cavan/Monaghan ATC's
October 2013
Automatic Traffic Count

Tue, 8 October 2013

Time	Total	Classification												>PSL	>PSL%	>SL1	>SL1%	>SL2	>SL2%	Mean	Vpp
		1 MCL	2 SV	3 SVT	4 TB2	5 TB3	6 T4	7 ART3	8 ART4	9 ART5	10 ART6	11 BD	12 DRT	80	80	85 +5kph	85 +5kph	90 +10kph	90 +10kph		85
0000	0	0	0	0	0	0	0	0	0	0	0	0	0	0	0	0	0	0	0	-	-
0100	0	0	0	0	0	0	0	0	0	0	0	0	0	0	0	0	0	0	0	-	-
0200	0	0	0	0	0	0	0	0	0	0	0	0	0	0	0	0	0	0	0	-	-
0300	1	0	1	0	0	0	0	0	0	0	0	0	0	0	0	0	0	0	0	64.2	-
0400	0	0	0	0	0	0	0	0	0	0	0	0	0	0	0	0	0	0	0	-	-
0500	0	0	0	0	0	0	0	0	0	0	0	0	0	0	0	0	0	0	0	-	-
0600	0	0	0	0	0	0	0	0	0	0	0	0	0	0	0	0	0	0	0	-	-
0700	0	0	0	0	0	0	0	0	0	0	0	0	0	0	0	0	0	0	0	-	-
0800	1	0	1	0	0	0	0	0	0	0	0	0	0	0	0	0	0	0	0	43.9	-
0900	**2**	**0**	**2**	**0**	**0**	**0**	**0**	**0**	**0**	**0**	**0**	**0**	**0**	**0**	**0**	**0**	**0**	**0**	**0**	**36.3**	**-**
1000	1	0	1	0	0	0	0	0	0	0	0	0	0	0	0	0	0	0	0	44.9	-
1100	0	0	0	0	0	0	0	0	0	0	0	0	0	0	0	0	0	0	0	-	-
1200	3	0	2	1	0	0	0	0	0	0	0	0	0	0	0	0	0	0	0	47.3	-
1300	0	0	0	0	0	0	0	0	0	0	0	0	0	0	0	0	0	0	0	-	-
1400	1	0	1	0	0	0	0	0	0	0	0	0	0	0	0	0	0	0	0	61.6	-
1500	2	0	2	0	0	0	0	0	0	0	0	0	0	0	0	0	0	0	0	46.1	-
1600	3	0	2	0	1	0	0	0	0	0	0	0	0	0	0	0	0	0	0	39.4	-
1700	2	0	2	0	0	0	0	0	0	0	0	0	0	0	0	0	0	0	0	44.2	-
1800	**5**	**1**	**3**	**0**	**1**	**0**	**0**	**0**	**0**	**0**	**0**	**0**	**0**	**0**	**0**	**0**	**0**	**0**	**0**	**41**	**-**
1900	0	0	0	0	0	0	0	0	0	0	0	0	0	0	0	0	0	0	0	-	-
2000	1	0	0	0	1	0	0	0	0	0	0	0	0	0	0	0	0	0	0	30.4	-
2100	0	0	0	0	0	0	0	0	0	0	0	0	0	0	0	0	0	0	0	-	-
2200	1	0	1	0	0	0	0	0	0	0	0	0	0	0	0	0	0	0	0	41.5	-
2300	0	0	0	0	0	0	0	0	0	0	0	0	0	0	0	0	0	0	0	-	-
07-19	**20**	**1**	**16**	**1**	**2**	**0**	**0**	**0**	**0**	**0**	**0**	**0**	**0**	**0**	**0**	**0**	**0**	**0**	**0**	**43.4**	**54**
06-22	**21**	**1**	**16**	**1**	**3**	**0**	**0**	**0**	**0**	**0**	**0**	**0**	**0**	**0**	**0**	**0**	**0**	**0**	**0**	**42.8**	**54**
06-00	**22**	**1**	**17**	**1**	**3**	**0**	**0**	**0**	**0**	**0**	**0**	**0**	**0**	**0**	**0**	**0**	**0**	**0**	**0**	**42.7**	**54**
00-00	**23**	**1**	**18**	**1**	**3**	**0**	**0**	**0**	**0**	**0**	**0**	**0**	**0**	**0**	**0**	**0**	**0**	**0**	**0**	**43.7**	**58.7**

DRAFT

Site 36
Location L-74113-0, Att - Tree, Lat 53.7484, Long -6.76075
Direction East

3279 / Meath/Cavan/Monaghan ATC's
October 2013
Automatic Traffic Count

Wed, 9 October 2013

Time	Total	Classification												>PSL	>PSL%	>SL1	>SL1%	>SL2	>SL2%	Mean	Vpp
		1 MCL	2 SV	3 SVT	4 TB2	5 TB3	6 T4	7 ART3	8 ART4	9 ART5	10 ART6	11 BD	12 DRT	80	80	85 +5kph	85 +5kph	90 +10kph	90 +10kph		85
0000	0	0	0	0	0	0	0	0	0	0	0	0	0	0	0	0	0	0	0	-	-
0100	0	0	0	0	0	0	0	0	0	0	0	0	0	0	0	0	0	0	0	-	-
0200	0	0	0	0	0	0	0	0	0	0	0	0	0	0	0	0	0	0	0	-	-
0300	1	0	1	0	0	0	0	0	0	0	0	0	0	0	0	0	0	0	0	65.2	-
0400	0	0	0	0	0	0	0	0	0	0	0	0	0	0	0	0	0	0	0	-	-
0500	1	0	0	0	0	0	1	0	0	0	0	0	0	0	0	0	0	0	0	51.5	-
0600	0	0	0	0	0	0	0	0	0	0	0	0	0	0	0	0	0	0	0	-	-
0700	1	0	1	0	0	0	0	0	0	0	0	0	0	0	0	0	0	0	0	57.3	-
0800	**4**	**0**	**3**	**0**	**0**	**1**	**0**	**0**	**0**	**0**	**0**	**0**	**0**	**0**	**0**	**0**	**0**	**0**	**0**	**45.6**	**-**
0900	1	0	1	0	0	0	0	0	0	0	0	0	0	0	0	0	0	0	0	47.4	-
1000	2	0	1	0	1	0	0	0	0	0	0	0	0	0	0	0	0	0	0	39	-
1100	3	0	2	1	0	0	0	0	0	0	0	0	0	0	0	0	0	0	0	34.9	-
1200	0	0	0	0	0	0	0	0	0	0	0	0	0	0	0	0	0	0	0	-	-
1300	2	0	1	1	0	0	0	0	0	0	0	0	0	0	0	0	0	0	0	44.7	-
1400	3	0	1	1	0	0	1	0	0	0	0	0	0	0	0	0	0	0	0	42.1	-
1500	5	0	4	1	0	0	0	0	0	0	0	0	0	0	0	0	0	0	0	52.9	-
1600	3	0	1	1	0	0	1	0	0	0	0	0	0	0	0	0	0	0	0	53.3	-
1700	**7**	**0**	**5**	**2**	**0**	**0**	**0**	**0**	**0**	**0**	**0**	**0**	**0**	**0**	**0**	**0**	**0**	**0**	**0**	**50.8**	**-**
1800	6	0	3	2	0	0	0	0	0	1	0	0	0	0	0	0	0	0	0	46.6	-
1900	6	0	3	2	0	0	0	0	0	0	0	0	1	0	0	0	0	0	0	49.5	-
2000	5	0	1	3	0	0	0	0	0	1	0	0	0	0	0	0	0	0	0	44.6	-
2100	3	0	2	1	0	0	0	0	0	0	0	0	0	0	0	0	0	0	0	43.6	-
2200	0	0	0	0	0	0	0	0	0	0	0	0	0	0	0	0	0	0	0	-	-
2300	1	0	1	0	0	0	0	0	0	0	0	0	0	0	0	0	0	0	0	43.5	-
07-19	**37**	**0**	**23**	**9**	**1**	**1**	**2**	**0**	**0**	**1**	**0**	**0**	**0**	**0**	**0**	**0**	**0**	**0**	**0**	**47.2**	**56.2**
06-22	**51**	**0**	**29**	**15**	**1**	**1**	**2**	**0**	**0**	**2**	**0**	**0**	**1**	**0**	**0**	**0**	**0**	**0**	**0**	**47**	**55.8**
06-00	**52**	**0**	**30**	**15**	**1**	**1**	**2**	**0**	**0**	**2**	**0**	**0**	**1**	**0**	**0**	**0**	**0**	**0**	**0**	**46.9**	**55.8**
00-00	**54**	**0**	**31**	**15**	**1**	**1**	**3**	**0**	**0**	**2**	**0**	**0**	**1**	**0**	**0**	**0**	**0**	**0**	**0**	**47.3**	**56.2**

DRAFT

Site 36
Location L-74113-0, Att - Tree, Lat 53.7484, Long -6.76075
Direction East

3279 / Meath/Cavan/Monaghan ATC's
October 2013
Automatic Traffic Count

Thu, 10 October 2013

Time	Total	Classification												>PSL	>PSL%	>SL1	>SL1%	>SL2	>SL2%	Mean	Vpp
		1 MCL	2 SV	3 SVT	4 TB2	5 TB3	6 T4	7 ART3	8 ART4	9 ART5	10 ART6	11 BD	12 DRT	80	80	85 +5kph	85 +5kph	90 +10kph	90 +10kph		85
0000	0	0	0	0	0	0	0	0	0	0	0	0	0	0	0	0	0	0	0	-	-
0100	0	0	0	0	0	0	0	0	0	0	0	0	0	0	0	0	0	0	0	-	-
0200	0	0	0	0	0	0	0	0	0	0	0	0	0	0	0	0	0	0	0	-	-
0300	1	0	1	0	0	0	0	0	0	0	0	0	0	0	0	0	0	0	0	70.6	-
0400	0	0	0	0	0	0	0	0	0	0	0	0	0	0	0	0	0	0	0	-	-
0500	0	0	0	0	0	0	0	0	0	0	0	0	0	0	0	0	0	0	0	-	-
0600	0	0	0	0	0	0	0	0	0	0	0	0	0	0	0	0	0	0	0	-	-
0700	1	0	1	0	0	0	0	0	0	0	0	0	0	0	0	0	0	0	0	72.9	-
0800	0	0	0	0	0	0	0	0	0	0	0	0	0	0	0	0	0	0	0	-	-
0900	1	0	1	0	0	0	0	0	0	0	0	0	0	0	0	0	0	0	0	53.7	-
1000	1	0	1	0	0	0	0	0	0	0	0	0	0	0	0	0	0	0	0	46.3	-
1100	**2**	**0**	**2**	**0**	**0**	**0**	**0**	**0**	**0**	**0**	**0**	**0**	**0**	**0**	**0**	**0**	**0**	**0**	**0**	**49.4**	**-**
1200	0	0	0	0	0	0	0	0	0	0	0	0	0	0	0	0	0	0	0	-	-
1300	0	0	0	0	0	0	0	0	0	0	0	0	0	0	0	0	0	0	0	-	-
1400	0	0	0	0	0	0	0	0	0	0	0	0	0	0	0	0	0	0	0	-	-
1500	1	0	1	0	0	0	0	0	0	0	0	0	0	0	0	0	0	0	0	50.7	-
1600	3	0	2	0	0	0	1	0	0	0	0	0	0	0	0	0	0	0	0	57.4	-
1700	4	0	3	1	0	0	0	0	0	0	0	0	0	0	0	0	0	0	0	40.4	-
1800	**9**	**0**	**8**	**0**	**0**	**0**	**1**	**0**	**0**	**0**	**0**	**0**	**0**	**0**	**0**	**0**	**0**	**0**	**0**	**42.3**	**-**
1900	1	0	1	0	0	0	0	0	0	0	0	0	0	0	0	0	0	0	0	55.1	-
2000	0	0	0	0	0	0	0	0	0	0	0	0	0	0	0	0	0	0	0	-	-
2100	0	0	0	0	0	0	0	0	0	0	0	0	0	0	0	0	0	0	0	-	-
2200	1	0	1	0	0	0	0	0	0	0	0	0	0	0	0	0	0	0	0	68.1	-
2300	0	0	0	0	0	0	0	0	0	0	0	0	0	0	0	0	0	0	0	-	-
07-19	**22**	**0**	**19**	**1**	**0**	**0**	**2**	**0**	**0**	**0**	**0**	**0**	**0**	**0**	**0**	**0**	**0**	**0**	**0**	**47.2**	**55.1**
06-22	**23**	**0**	**20**	**1**	**0**	**0**	**2**	**0**	**0**	**0**	**0**	**0**	**0**	**0**	**0**	**0**	**0**	**0**	**0**	**47.5**	**55.1**
06-00	**24**	**0**	**21**	**1**	**0**	**0**	**2**	**0**	**0**	**0**	**0**	**0**	**0**	**0**	**0**	**0**	**0**	**0**	**0**	**48.4**	**55.1**
00-00	**25**	**0**	**22**	**1**	**0**	**0**	**2**	**0**	**0**	**0**	**0**	**0**	**0**	**0**	**0**	**0**	**0**	**0**	**0**	**49.3**	**59.4**

DRAFT

Site 36
Location L-74113-0, Att - Tree, Lat 53.7484, Long -6.76075
Direction East

3279 / Meath/Cavan/Monaghan ATC's
October 2013
Automatic Traffic Count

Fri, 11 October 2013

Time	Total	Classification												>PSL	>PSL%	>SL1	>SL1%	>SL2	>SL2%	Mean	Vpp
		1 MCL	2 SV	3 SVT	4 TB2	5 TB3	6 T4	7 ART3	8 ART4	9 ART5	10 ART6	11 BD	12 DRT	80	80	85 +5kph	85 +5kph	90 +10kph	90 +10kph		85
0000	0	0	0	0	0	0	0	0	0	0	0	0	0	0	0	0	0	0	0	-	-
0100	0	0	0	0	0	0	0	0	0	0	0	0	0	0	0	0	0	0	0	-	-
0200	0	0	0	0	0	0	0	0	0	0	0	0	0	0	0	0	0	0	0	-	-
0300	0	0	0	0	0	0	0	0	0	0	0	0	0	0	0	0	0	0	0	-	-
0400	0	0	0	0	0	0	0	0	0	0	0	0	0	0	0	0	0	0	0	-	-
0500	0	0	0	0	0	0	0	0	0	0	0	0	0	0	0	0	0	0	0	-	-
0600	0	0	0	0	0	0	0	0	0	0	0	0	0	0	0	0	0	0	0	-	-
0700	0	0	0	0	0	0	0	0	0	0	0	0	0	0	0	0	0	0	0	-	-
0800	1	0	1	0	0	0	0	0	0	0	0	0	0	0	0	0	0	0	0	48.9	-
0900	3	0	1	0	0	0	2	0	0	0	0	0	0	0	0	0	0	0	0	51	-
1000	1	0	0	1	0	0	0	0	0	0	0	0	0	0	0	0	0	0	0	43	-
1100	**4**	**0**	**0**	**0**	**0**	**0**	**4**	**0**	**0**	**0**	**0**	**0**	**0**	**0**	**0**	**0**	**0**	**0**	**0**	**52.9**	**-**
1200	**4**	**0**	**3**	**1**	**0**	**0**	**0**	**0**	**0**	**0**	**0**	**0**	**0**	**0**	**0**	**0**	**0**	**0**	**0**	**30.7**	**-**
1300	**4**	**0**	**3**	**0**	**0**	**0**	**1**	**0**	**0**	**0**	**0**	**0**	**0**	**0**	**0**	**0**	**0**	**0**	**0**	**49.7**	**-**
1400	1	0	0	0	0	0	1	0	0	0	0	0	0	0	0	0	0	0	0	51.7	-
1500	2	0	0	0	0	0	2	0	0	0	0	0	0	0	0	0	0	0	0	51.8	-
1600	1	0	1	0	0	0	0	0	0	0	0	0	0	0	0	0	0	0	0	61.3	-
1700	3	0	2	1	0	0	0	0	0	0	0	0	0	0	0	0	0	0	0	49.6	-
1800	**4**	**0**	**4**	**0**	**0**	**0**	**0**	**0**	**0**	**0**	**0**	**0**	**0**	**0**	**0**	**0**	**0**	**0**	**0**	**58.5**	**-**
1900	**4**	**0**	**3**	**0**	**1**	**0**	**0**	**0**	**0**	**0**	**0**	**0**	**0**	**0**	**0**	**0**	**0**	**0**	**0**	**48.3**	**-**
2000	0	0	0	0	0	0	0	0	0	0	0	0	0	0	0	0	0	0	0	-	-
2100	0	0	0	0	0	0	0	0	0	0	0	0	0	0	0	0	0	0	0	-	-
2200	0	0	0	0	0	0	0	0	0	0	0	0	0	0	0	0	0	0	0	-	-
2300	0	0	0	0	0	0	0	0	0	0	0	0	0	0	0	0	0	0	0	-	-
07-19	**28**	**0**	**15**	**3**	**0**	**0**	**10**	**0**	**0**	**0**	**0**	**0**	**0**	**0**	**0**	**0**	**0**	**0**	**0**	**49.2**	**58.7**
06-22	**32**	**0**	**18**	**3**	**1**	**0**	**10**	**0**	**0**	**0**	**0**	**0**	**0**	**0**	**0**	**0**	**0**	**0**	**0**	**49.1**	**57.6**
06-00	**32**	**0**	**18**	**3**	**1**	**0**	**10**	**0**	**0**	**0**	**0**	**0**	**0**	**0**	**0**	**0**	**0**	**0**	**0**	**49.1**	**57.6**
00-00	**32**	**0**	**18**	**3**	**1**	**0**	**10**	**0**	**0**	**0**	**0**	**0**	**0**	**0**	**0**	**0**	**0**	**0**	**0**	**49.1**	**57.6**

DRAFT

Site 36
Location L-74113-0, Att - Tree, Lat 53.7484, Long -6.76075
Direction East

3279 / Meath/Cavan/Monaghan ATC's
October 2013
Automatic Traffic Count

Sat, 12 October 2013

Time	Total	Classification												>PSL	>PSL%	>SL1	>SL1%	>SL2	>SL2%	Mean	Vpp
		1 MCL	2 SV	3 SVT	4 TB2	5 TB3	6 T4	7 ART3	8 ART4	9 ART5	10 ART6	11 BD	12 DRT	80	80	85 +5kph	85 +5kph	90 +10kph	90 +10kph		85
0000	0	0	0	0	0	0	0	0	0	0	0	0	0	0	0	0	0	0	0	-	-
0100	0	0	0	0	0	0	0	0	0	0	0	0	0	0	0	0	0	0	0	-	-
0200	0	0	0	0	0	0	0	0	0	0	0	0	0	0	0	0	0	0	0	-	-
0300	0	0	0	0	0	0	0	0	0	0	0	0	0	0	0	0	0	0	0	-	-
0400	0	0	0	0	0	0	0	0	0	0	0	0	0	0	0	0	0	0	0	-	-
0500	0	0	0	0	0	0	0	0	0	0	0	0	0	0	0	0	0	0	0	-	-
0600	0	0	0	0	0	0	0	0	0	0	0	0	0	0	0	0	0	0	0	-	-
0700	0	0	0	0	0	0	0	0	0	0	0	0	0	0	0	0	0	0	0	-	-
0800	**1**	**0**	**1**	**0**	**0**	**0**	**0**	**0**	**0**	**0**	**0**	**0**	**0**	**0**	**0**	**0**	**0**	**0**	**0**	**43.9**	**-**
0900	0	0	0	0	0	0	0	0	0	0	0	0	0	0	0	0	0	0	0	-	-
1000	**1**	**0**	**1**	**0**	**0**	**0**	**0**	**0**	**0**	**0**	**0**	**0**	**0**	**0**	**0**	**0**	**0**	**0**	**0**	**40.9**	**-**
1100	**1**	**0**	**1**	**0**	**0**	**0**	**0**	**0**	**0**	**0**	**0**	**0**	**0**	**0**	**0**	**0**	**0**	**0**	**0**	**53.5**	**-**
1200	4	0	3	1	0	0	0	0	0	0	0	0	0	0	0	0	0	0	0	38.1	-
1300	1	0	1	0	0	0	0	0	0	0	0	0	0	0	0	0	0	0	0	39.4	-
1400	3	0	3	0	0	0	0	0	0	0	0	0	0	0	0	0	0	0	0	56.8	-
1500	0	0	0	0	0	0	0	0	0	0	0	0	0	0	0	0	0	0	0	-	-
1600	4	0	3	0	1	0	0	0	0	0	0	0	0	0	0	0	0	0	0	55.5	-
1700	2	0	2	0	0	0	0	0	0	0	0	0	0	0	0	0	0	0	0	62.4	-
1800	**5**	**0**	**5**	**0**	**0**	**0**	**0**	**0**	**0**	**0**	**0**	**0**	**0**	**0**	**0**	**0**	**0**	**0**	**0**	**60.2**	**-**
1900	2	0	2	0	0	0	0	0	0	0	0	0	0	0	0	0	0	0	0	49.5	-
2000	1	0	1	0	0	0	0	0	0	0	0	0	0	0	0	0	0	0	0	67.5	-
2100	0	0	0	0	0	0	0	0	0	0	0	0	0	0	0	0	0	0	0	-	-
2200	0	0	0	0	0	0	0	0	0	0	0	0	0	0	0	0	0	0	0	-	-
2300	1	0	1	0	0	0	0	0	0	0	0	0	0	0	0	0	0	0	0	42.8	-
07-19	**22**	**0**	**20**	**1**	**1**	**0**	**0**	**0**	**0**	**0**	**0**	**0**	**0**	**0**	**0**	**0**	**0**	**0**	**0**	**52.2**	**64.4**
06-22	**25**	**0**	**23**	**1**	**1**	**0**	**0**	**0**	**0**	**0**	**0**	**0**	**0**	**0**	**0**	**0**	**0**	**0**	**0**	**52.6**	**67.3**
06-00	**26**	**0**	**24**	**1**	**1**	**0**	**0**	**0**	**0**	**0**	**0**	**0**	**0**	**0**	**0**	**0**	**0**	**0**	**0**	**52.2**	**67.3**
00-00	**26**	**0**	**24**	**1**	**1**	**0**	**0**	**0**	**0**	**0**	**0**	**0**	**0**	**0**	**0**	**0**	**0**	**0**	**0**	**52.2**	**67.3**

DRAFT

Site 36
Location L-74113-0, Att - Tree, Lat 53.7484, Long -6.76075
Direction East

3279 / Meath/Cavan/Monaghan ATC's
October 2013
Automatic Traffic Count

Sun, 13 October 2013

Time	Total	Classification												>PSL	>PSL%	>SL1	>SL1%	>SL2	>SL2%	Mean	Vpp
		1 MCL	2 SV	3 SVT	4 TB2	5 TB3	6 T4	7 ART3	8 ART4	9 ART5	10 ART6	11 BD	12 DRT	80	80	85 +5kph	85 +5kph	90 +10kph	90 +10kph		85
0000	0	0	0	0	0	0	0	0	0	0	0	0	0	0	0	0	0	0	0	-	-
0100	2	0	2	0	0	0	0	0	0	0	0	0	0	0	0	0	0	0	0	62.6	-
0200	0	0	0	0	0	0	0	0	0	0	0	0	0	0	0	0	0	0	0	-	-
0300	0	0	0	0	0	0	0	0	0	0	0	0	0	0	0	0	0	0	0	-	-
0400	0	0	0	0	0	0	0	0	0	0	0	0	0	0	0	0	0	0	0	-	-
0500	0	0	0	0	0	0	0	0	0	0	0	0	0	0	0	0	0	0	0	-	-
0600	0	0	0	0	0	0	0	0	0	0	0	0	0	0	0	0	0	0	0	-	-
0700	0	0	0	0	0	0	0	0	0	0	0	0	0	0	0	0	0	0	0	-	-
0800	1	0	1	0	0	0	0	0	0	0	0	0	0	0	0	0	0	0	0	41.9	-
0900	2	0	1	0	1	0	0	0	0	0	0	0	0	0	0	0	0	0	0	62.3	-
1000	**6**	**1**	**5**	**0**	**0**	**0**	**0**	**0**	**0**	**0**	**0**	**0**	**0**	**0**	**0**	**0**	**0**	**0**	**0**	**46.3**	**-**
1100	2	0	2	0	0	0	0	0	0	0	0	0	0	0	0	0	0	0	0	50.3	-
1200	1	0	1	0	0	0	0	0	0	0	0	0	0	0	0	0	0	0	0	61.3	-
1300	2	0	1	1	0	0	0	0	0	0	0	0	0	0	0	0	0	0	0	29.1	-
1400	1	0	1	0	0	0	0	0	0	0	0	0	0	0	0	0	0	0	0	56.8	-
1500	2	0	2	0	0	0	0	0	0	0	0	0	0	0	0	0	0	0	0	44.8	-
1600	2	0	2	0	0	0	0	0	0	0	0	0	0	0	0	0	0	0	0	73.7	-
1700	**5**	**0**	**5**	**0**	**0**	**0**	**0**	**0**	**0**	**0**	**0**	**0**	**0**	**0**	**0**	**0**	**0**	**0**	**0**	**47.9**	**-**
1800	2	0	2	0	0	0	0	0	0	0	0	0	0	0	0	0	0	0	0	43.2	-
1900	0	0	0	0	0	0	0	0	0	0	0	0	0	0	0	0	0	0	0	-	-
2000	0	0	0	0	0	0	0	0	0	0	0	0	0	0	0	0	0	0	0	-	-
2100	0	0	0	0	0	0	0	0	0	0	0	0	0	0	0	0	0	0	0	-	-
2200	0	0	0	0	0	0	0	0	0	0	0	0	0	0	0	0	0	0	0	-	-
2300	0	0	0	0	0	0	0	0	0	0	0	0	0	0	0	0	0	0	0	-	-
07-19	**26**	**1**	**23**	**1**	**1**	**0**	**0**	**0**	**0**	**0**	**0**	**0**	**0**	**0**	**0**	**0**	**0**	**0**	**0**	**49.4**	**61.9**
06-22	**26**	**1**	**23**	**1**	**1**	**0**	**0**	**0**	**0**	**0**	**0**	**0**	**0**	**0**	**0**	**0**	**0**	**0**	**0**	**49.4**	**61.9**
06-00	**26**	**1**	**23**	**1**	**1**	**0**	**0**	**0**	**0**	**0**	**0**	**0**	**0**	**0**	**0**	**0**	**0**	**0**	**0**	**49.4**	**61.9**
00-00	**28**	**1**	**25**	**1**	**1**	**0**	**0**	**0**	**0**	**0**	**0**	**0**	**0**	**0**	**0**	**0**	**0**	**0**	**0**	**50.3**	**62.3**

DRAFT

Site 36
Location L-74113-0, Att - Tree, Lat 53.7484, Long -6.76075
Direction East

3279 / Meath/Cavan/Monaghan ATC's
October 2013
Automatic Traffic Count

Mon, 14 October 2013

Time	Total	Classification												>PSL	>PSL%	>SL1	>SL1%	>SL2	>SL2%	Mean	Vpp
		1 MCL	2 SV	3 SVT	4 TB2	5 TB3	6 T4	7 ART3	8 ART4	9 ART5	10 ART6	11 BD	12 DRT	80	80	85 +5kph	85 +5kph	90 +10kph	90 +10kph		85
0000	0	0	0	0	0	0	0	0	0	0	0	0	0	0	0	0	0	0	0	-	-
0100	0	0	0	0	0	0	0	0	0	0	0	0	0	0	0	0	0	0	0	-	-
0200	0	0	0	0	0	0	0	0	0	0	0	0	0	0	0	0	0	0	0	-	-
0300	1	0	1	0	0	0	0	0	0	0	0	0	0	0	0	0	0	0	0	71.6	-
0400	0	0	0	0	0	0	0	0	0	0	0	0	0	0	0	0	0	0	0	-	-
0500	0	0	0	0	0	0	0	0	0	0	0	0	0	0	0	0	0	0	0	-	-
0600	0	0	0	0	0	0	0	0	0	0	0	0	0	0	0	0	0	0	0	-	-
0700	0	0	0	0	0	0	0	0	0	0	0	0	0	0	0	0	0	0	0	-	-
0800	1	0	1	0	0	0	0	0	0	0	0	0	0	0	0	0	0	0	0	46.1	-
0900	**3**	**1**	**2**	**0**	**0**	**0**	**0**	**0**	**0**	**0**	**0**	**0**	**0**	**0**	**0**	**0**	**0**	**0**	**0**	**28.5**	**-**
1000	2	0	1	1	0	0	0	0	0	0	0	0	0	0	0	0	0	0	0	45.8	-
1100	**3**	**0**	**3**	**0**	**0**	**0**	**0**	**0**	**0**	**0**	**0**	**0**	**0**	**0**	**0**	**0**	**0**	**0**	**0**	**29.9**	**-**
1200	2	0	2	0	0	0	0	0	0	0	0	0	0	0	0	0	0	0	0	54.5	-
1300	2	0	1	1	0	0	0	0	0	0	0	0	0	0	0	0	0	0	0	54.1	-
1400	3	0	3	0	0	0	0	0	0	0	0	0	0	0	0	0	0	0	0	59.1	-
1500	1	0	1	0	0	0	0	0	0	0	0	0	0	0	0	0	0	0	0	49.7	-
1600	3	0	2	1	0	0	0	0	0	0	0	0	0	0	0	0	0	0	0	35.4	-
1700	1	0	0	1	0	0	0	0	0	0	0	0	0	0	0	0	0	0	0	32.8	-
1800	**4**	**0**	**3**	**1**	**0**	**0**	**0**	**0**	**0**	**0**	**0**	**0**	**0**	**0**	**0**	**0**	**0**	**0**	**0**	**52.8**	**-**
1900	1	0	1	0	0	0	0	0	0	0	0	0	0	0	0	0	0	0	0	35.2	-
2000	1	0	1	0	0	0	0	0	0	0	0	0	0	0	0	0	0	0	0	33.2	-
2100	**4**	**0**	**3**	**0**	**1**	**0**	**0**	**0**	**0**	**0**	**0**	**0**	**0**	**0**	**0**	**0**	**0**	**0**	**0**	**55.2**	**-**
2200	0	0	0	0	0	0	0	0	0	0	0	0	0	0	0	0	0	0	0	0	0
2300	0	0	0	0	0	0	0	0	0	0	0	0	0	0	0	0	0	0	0	0	0
07-19	**25**	**1**	**19**	**5**	**0**	**0**	**0**	**0**	**0**	**0**	**0**	**0**	**0**	**0**	**0**	**0**	**0**	**0**	**0**	**44.3**	**58.3**
06-22	**31**	**1**	**24**	**5**	**1**	**0**	**0**	**0**	**0**	**0**	**0**	**0**	**0**	**0**	**0**	**0**	**0**	**0**	**0**	**45**	**60.5**
06-00	**31**	**1**	**24**	**5**	**1**	**0**	**0**	**0**	**0**	**0**	**0**	**0**	**0**	**0**	**0**	**0**	**0**	**0**	**0**	**45**	**60.5**
00-00	**32**	**1**	**25**	**5**	**1**	**0**	**0**	**0**	**0**	**0**	**0**	**0**	**0**	**0**	**0**	**0**	**0**	**0**	**0**	**45.9**	**61.9**

DRAFT

Site 36
Location L-74113-0, Att - Tree, Lat 53.7484, Long -6.76075
Direction East

3279 / Meath/Cavan/Monaghan ATC's
October 2013
Automatic Traffic Count

Virtual Day (7)

Time	Total	Classification												>PSL	>PSL%	>SL1	>SL1%	>SL2	>SL2%	Mean	Vpp
		1 MCL	2 SV	3 SVT	4 TB2	5 TB3	6 T4	7 ART3	8 ART4	9 ART5	10 ART6	11 BD	12 DRT	80	80	85 +5kph	85 +5kph	90 +10kph	90 +10kph		85
0000	0	0	0	0	0	0	0	0	0	0	0	0	0	0	0	0	0	0	0	-	-
0100	0	0	0	0	0	0	0	0	0	0	0	0	0	0	0	0	0	0	0	62.6	-
0200	0	0	0	0	0	0	0	0	0	0	0	0	0	0	0	0	0	0	0	-	-
0300	1	0	1	0	0	0	0	0	0	0	0	0	0	0	0	0	0	0	0	67.9	-
0400	0	0	0	0	0	0	0	0	0	0	0	0	0	0	0	0	0	0	0	-	-
0500	0	0	0	0	0	0	0	0	0	0	0	0	0	0	0	0	0	0	0	51.5	-
0600	0	0	0	0	0	0	0	0	0	0	0	0	0	0	0	0	0	0	0	-	-
0700	0	0	0	0	0	0	0	0	0	0	0	0	0	0	0	0	0	0	0	65.1	-
0800	1	0	1	0	0	0	0	0	0	0	0	0	0	0	0	0	0	0	0	45.2	-
0900	**2**	**0**	**1**	**0**	**0**	**0**	**0**	**0**	**0**	**0**	**0**	**0**	**0**	**0**	**0**	**0**	**0**	**0**	**0**	**44.7**	**-**
1000	**2**	**0**	**1**	**0**	**0**	**0**	**0**	**0**	**0**	**0**	**0**	**0**	**0**	**0**	**0**	**0**	**0**	**0**	**0**	**44.4**	**-**
1100	**2**	**0**	**1**	**0**	**0**	**0**	**1**	**0**	**0**	**0**	**0**	**0**	**0**	**0**	**0**	**0**	**0**	**0**	**0**	**43.9**	**-**
1200	2	0	2	0	0	0	0	0	0	0	0	0	0	0	0	0	0	0	0	42	-
1300	2	0	1	0	0	0	0	0	0	0	0	0	0	0	0	0	0	0	0	44.9	-
1400	2	0	1	0	0	0	0	0	0	0	0	0	0	0	0	0	0	0	0	53.7	-
1500	2	0	1	0	0	0	0	0	0	0	0	0	0	0	0	0	0	0	0	50	-
1600	3	0	2	0	0	0	0	0	0	0	0	0	0	0	0	0	0	0	0	52	-
1700	3	0	3	1	0	0	0	0	0	0	0	0	0	0	0	0	0	0	0	48	-
1800	**5**	**0**	**4**	**0**	**0**	**0**	**0**	**0**	**0**	**0**	**0**	**0**	**0**	**0**	**0**	**0**	**0**	**0**	**0**	**48.5**	**-**
1900	2	0	1	0	0	0	0	0	0	0	0	0	0	0	0	0	0	0	0	48.6	-
2000	1	0	0	0	0	0	0	0	0	0	0	0	0	0	0	0	0	0	0	44.3	-
2100	1	0	1	0	0	0	0	0	0	0	0	0	0	0	0	0	0	0	0	50.2	-
2200	0	0	0	0	0	0	0	0	0	0	0	0	0	0	0	0	0	0	0	54.8	-
2300	0	0	0	0	0	0	0	0	0	0	0	0	0	0	0	0	0	0	0	43.1	-
07-19	**26**	**0**	**19**	**3**	**1**	**0**	**2**	**0**	**0**	**0**	**0**	**0**	**0**	**0**	**0**	**0**	**0**	**0**	**0**	**47.6**	**60.1**
06-22	**30**	**0**	**22**	**4**	**1**	**0**	**2**	**0**	**0**	**0**	**0**	**0**	**0**	**0**	**0**	**0**	**0**	**0**	**0**	**47.6**	**60.5**
06-00	**30**	**0**	**22**	**4**	**1**	**0**	**2**	**0**	**0**	**0**	**0**	**0**	**0**	**0**	**0**	**0**	**0**	**0**	**0**	**47.6**	**60.5**
00-00	**31**	**0**	**23**	**4**	**1**	**0**	**2**	**0**	**0**	**0**	**0**	**0**	**0**	**0**	**0**	**0**	**0**	**0**	**0**	**48.2**	**61.2**

DRAFT

Site 36
Location L-74113-0, Att - Tree, Lat 53.7484, Long -6.76075
Direction East

3279 / Meath/Cavan/Monaghan ATC's
October 2013
Automatic Traffic Count

Virtual Week (1)

Time	Total	Classification												>PSL	>PSL%	>SL1	>SL1%	>SL2	>SL2%	Mean	Vpp
		1 MCL	2 SV	3 SVT	4 TB2	5 TB3	6 T4	7 ART3	8 ART4	9 ART5	10 ART6	11 BD	12 DRT	80	80	85 +5kph	85 +5kph	90 +10kph	90 +10kph		85
Mon	32	1	25	5	1	0	0	0	0	0	0	0	0	0	0	0	0	0	0	45.9	61.9
Tue	23	1	18	1	3	0	0	0	0	0	0	0	0	0	0	0	0	0	0	43.7	58.7
Wed	54	0	31	15	1	1	3	0	0	2	0	0	1	0	0	0	0	0	0	47.3	56.2
Thu	25	0	22	1	0	0	2	0	0	0	0	0	0	0	0	0	0	0	0	49.3	59.4
Fri	32	0	18	3	1	0	10	0	0	0	0	0	0	0	0	0	0	0	0	49.1	57.6
| Sat	26	0	24	1	1	0	0	0	0	0	0	0	0	0	0	0	0	0	0	52.2	67.3
| Sun	28	1	25	1	1	0	0	0	0	0	0	0	0	0	0	0	0	0	0	50.3	62.3
5 Day Ave.	**33**	**0**	**23**	**5**	**1**	**0**	**3**	**0**	**0**	**0**	**0**	**0**	**0**	**0**	**0.0**	**0**	**0.0**	**0**	**0.0**	**47.1**	**58.8**
7 Day Ave.	**31**	**0**	**23**	**4**	**1**	**0**	**2**	**0**	**0**	**0**	**0**	**0**	**0**	**0**	**0.0**	**0**	**0.0**	**0**	**0.0**	**48.2**	**61.2**
--	**220**	**3**	**163**	**27**	**8**	**1**	**15**	**0**	**0**	**2**	**0**	**0**	**1**	**0**	**0.0**	**0**	**0.0**	**0**	**0.0**	**48.2**	**61.2**

Summary Graphs

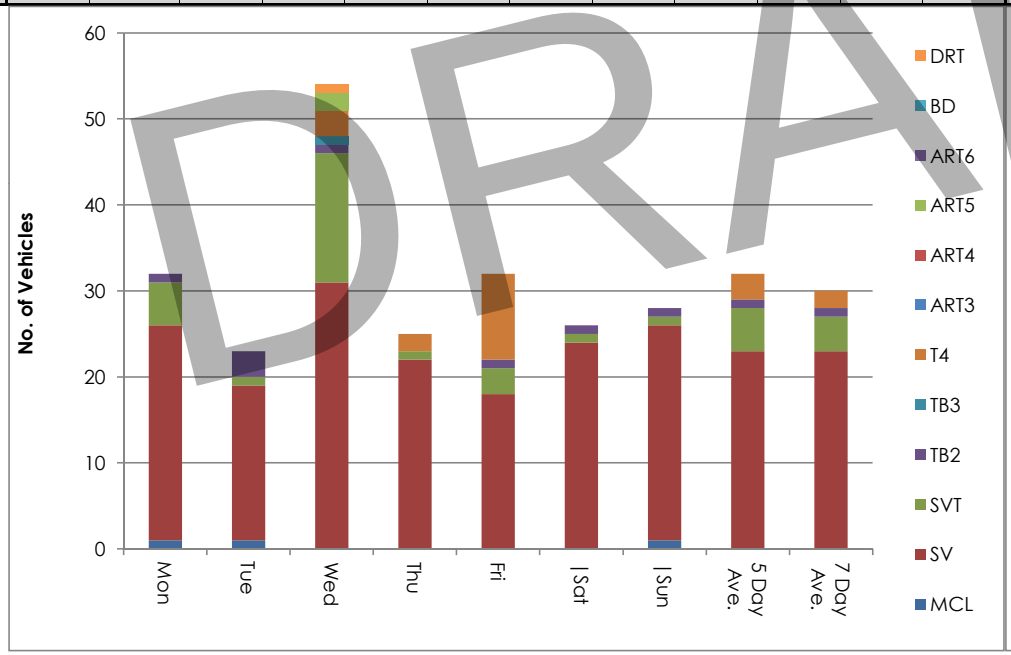

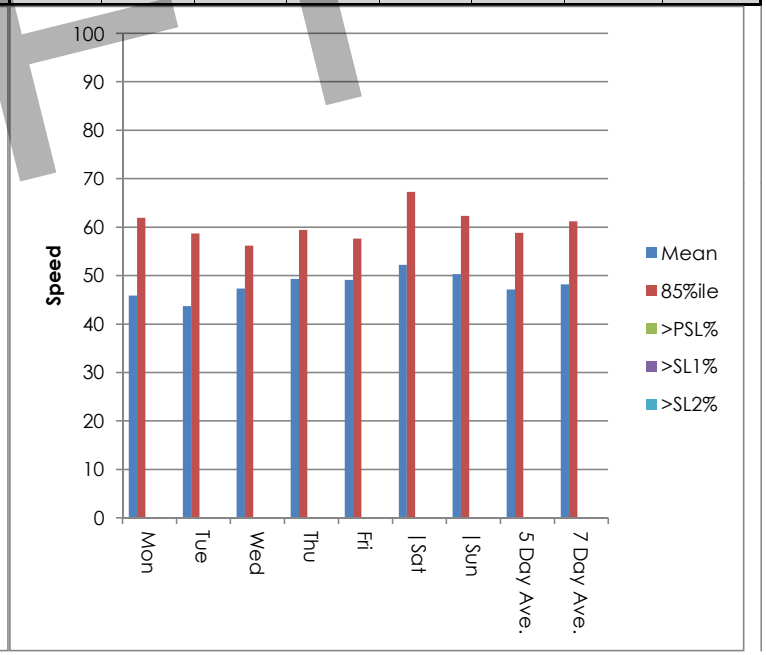

DRAFT

Site 36
Location L-74113-0, Att - Tree, Lat 53.7484, Long -6.76075
Direction East

3279 / Meath/Cavan/Monaghan ATC's
October 2013
Automatic Traffic Count

Tue, 8 October 2013

Time	Total	Speed Bins (km/h)																											
		0 - 5	5 - 10	10 - 15	15 - 20	20 - 25	25 - 30	30 - 35	35 - 40	40 - 45	45 - 50	50 - 55	55 - 60	60 - 65	65 - 70	70 - 75	75 - 80	80 - 85	85 - 90	90 - 95	95 - 100	100 - 105	105 - 110	110 - 115	115 - 120	120 - 125	125 - 130	130 - 135	135 - 140
0000	0	0	0	0	0	0	0	0	0	0	0	0	0	0	0	0	0	0	0	0	0	0	0	0	0	0	0	0	0
0100	0	0	0	0	0	0	0	0	0	0	0	0	0	0	0	0	0	0	0	0	0	0	0	0	0	0	0	0	0
0200	0	0	0	0	0	0	0	0	0	0	0	0	0	0	0	0	0	0	0	0	0	0	0	0	0	0	0	0	0
0300	1	0	0	0	0	0	0	0	0	0	0	0	0	1	0	0	0	0	0	0	0	0	0	0	0	0	0	0	0
0400	0	0	0	0	0	0	0	0	0	0	0	0	0	0	0	0	0	0	0	0	0	0	0	0	0	0	0	0	0
0500	0	0	0	0	0	0	0	0	0	0	0	0	0	0	0	0	0	0	0	0	0	0	0	0	0	0	0	0	0
0600	0	0	0	0	0	0	0	0	0	0	0	0	0	0	0	0	0	0	0	0	0	0	0	0	0	0	0	0	0
0700	0	0	0	0	0	0	0	0	0	0	0	0	0	0	0	0	0	0	0	0	0	0	0	0	0	0	0	0	0
0800	1	0	0	0	0	0	0	0	0	1	0	0	0	0	0	0	0	0	0	0	0	0	0	0	0	0	0	0	0
0900	**2**	**0**	**0**	**0**	**0**	**0**	**0**	**1**	**1**	**0**	**0**	**0**	**0**	**0**	**0**	**0**	**0**	**0**	**0**	**0**	**0**	**0**	**0**	**0**	**0**	**0**	**0**	**0**	**0**
1000	1	0	0	0	0	0	0	0	0	1	0	0	0	0	0	0	0	0	0	0	0	0	0	0	0	0	0	0	0
1100	0	0	0	0	0	0	0	0	0	0	0	0	0	0	0	0	0	0	0	0	0	0	0	0	0	0	0	0	0
1200	3	0	0	0	0	0	0	0	1	0	1	1	0	0	0	0	0	0	0	0	0	0	0	0	0	0	0	0	0
1300	0	0	0	0	0	0	0	0	0	0	0	0	0	0	0	0	0	0	0	0	0	0	0	0	0	0	0	0	0
1400	1	0	0	0	0	0	0	0	0	0	0	0	0	1	0	0	0	0	0	0	0	0	0	0	0	0	0	0	0
1500	2	0	0	0	0	0	0	1	0	0	0	0	1	0	0	0	0	0	0	0	0	0	0	0	0	0	0	0	0
1600	3	0	0	0	1	0	0	0	0	1	0	0	1	0	0	0	0	0	0	0	0	0	0	0	0	0	0	0	0
1700	2	0	0	0	0	0	0	0	0	1	1	0	0	0	0	0	0	0	0	0	0	0	0	0	0	0	0	0	0
1800	**5**	**0**	**0**	**0**	**1**	**0**	**0**	**0**	**0**	**1**	**3**	**0**	**0**	**0**	**0**	**0**	**0**	**0**	**0**	**0**	**0**	**0**	**0**	**0**	**0**	**0**	**0**	**0**	**0**
1900	0	0	0	0	0	0	0	0	0	0	0	0	0	0	0	0	0	0	0	0	0	0	0	0	0	0	0	0	0
2000	1	0	0	0	0	0	0	1	0	0	0	0	0	0	0	0	0	0	0	0	0	0	0	0	0	0	0	0	0
2100	0	0	0	0	0	0	0	0	0	0	0	0	0	0	0	0	0	0	0	0	0	0	0	0	0	0	0	0	0
2200	1	0	0	0	0	0	0	0	0	1	0	0	0	0	0	0	0	0	0	0	0	0	0	0	0	0	0	0	0
2300	0	0	0	0	0	0	0	0	0	0	0	0	0	0	0	0	0	0	0	0	0	0	0	0	0	0	0	0	0
07-19	**20**	**0**	**0**	**0**	**2**	**0**	**0**	**2**	**2**	**5**	**5**	**1**	**2**	**1**	**0**	**0**	**0**	**0**	**0**	**0**	**0**	**0**	**0**	**0**	**0**	**0**	**0**	**0**	**0**
06-22	**21**	**0**	**0**	**0**	**2**	**0**	**0**	**3**	**2**	**5**	**5**	**1**	**2**	**1**	**0**	**0**	**0**	**0**	**0**	**0**	**0**	**0**	**0**	**0**	**0**	**0**	**0**	**0**	**0**
06-00	**22**	**0**	**0**	**0**	**2**	**0**	**0**	**3**	**2**	**6**	**5**	**1**	**2**	**1**	**0**	**0**	**0**	**0**	**0**	**0**	**0**	**0**	**0**	**0**	**0**	**0**	**0**	**0**	**0**
00-00	**23**	**0**	**0**	**0**	**2**	**0**	**0**	**3**	**2**	**6**	**5**	**1**	**2**	**2**	**0**	**0**	**0**	**0**	**0**	**0**	**0**	**0**	**0**	**0**	**0**	**0**	**0**	**0**	**0**

DRAFT

Site 36
Location L-74113-0, Att - Tree, Lat 53.7484, Long -6.76075
Direction East

3279 / Meath/Cavan/Monaghan ATC's
October 2013
Automatic Traffic Count

Wed, 9 October 2013

Time	Total	Speed Bins (km/h)																											
		0 - 5	5 - 10	10 - 15	15 - 20	20 - 25	25 - 30	30 - 35	35 - 40	40 - 45	45 - 50	50 - 55	55 - 60	60 - 65	65 - 70	70 - 75	75 - 80	80 - 85	85 - 90	90 - 95	95 - 100	100 - 105	105 - 110	110 - 115	115 - 120	120 - 125	125 - 130	130 - 135	135 - 140
0000	0	0	0	0	0	0	0	0	0	0	0	0	0	0	0	0	0	0	0	0	0	0	0	0	0	0	0	0	0
0100	0	0	0	0	0	0	0	0	0	0	0	0	0	0	0	0	0	0	0	0	0	0	0	0	0	0	0	0	0
0200	0	0	0	0	0	0	0	0	0	0	0	0	0	0	0	0	0	0	0	0	0	0	0	0	0	0	0	0	0
0300	1	0	0	0	0	0	0	0	0	0	0	0	0	0	1	0	0	0	0	0	0	0	0	0	0	0	0	0	0
0400	0	0	0	0	0	0	0	0	0	0	0	0	0	0	0	0	0	0	0	0	0	0	0	0	0	0	0	0	0
0500	1	0	0	0	0	0	0	0	0	0	0	1	0	0	0	0	0	0	0	0	0	0	0	0	0	0	0	0	0
0600	0	0	0	0	0	0	0	0	0	0	0	0	0	0	0	0	0	0	0	0	0	0	0	0	0	0	0	0	0
0700	1	0	0	0	0	0	0	0	0	0	0	0	1	0	0	0	0	0	0	0	0	0	0	0	0	0	0	0	0
0800	**4**	**0**	**0**	**0**	**0**	**0**	**0**	**0**	**0**	**1**	**3**	**0**	**0**	**0**	**0**	**0**	**0**	**0**	**0**	**0**	**0**	**0**	**0**	**0**	**0**	**0**	**0**	**0**	**0**
0900	1	0	0	0	0	0	0	0	0	0	1	0	0	0	0	0	0	0	0	0	0	0	0	0	0	0	0	0	0
1000	2	0	0	0	0	0	0	1	0	0	1	0	0	0	0	0	0	0	0	0	0	0	0	0	0	0	0	0	0
1100	3	0	0	0	0	0	0	1	2	0	0	0	0	0	0	0	0	0	0	0	0	0	0	0	0	0	0	0	0
1200	0	0	0	0	0	0	0	0	0	0	0	0	0	0	0	0	0	0	0	0	0	0	0	0	0	0	0	0	0
1300	2	0	0	0	0	0	0	0	0	1	1	0	0	0	0	0	0	0	0	0	0	0	0	0	0	0	0	0	0
1400	3	0	0	0	0	0	0	0	1	1	1	0	0	0	0	0	0	0	0	0	0	0	0	0	0	0	0	0	0
1500	5	0	0	0	0	0	0	0	0	1	2	0	0	1	1	0	0	0	0	0	0	0	0	0	0	0	0	0	0
1600	3	0	0	0	0	0	0	0	1	0	0	0	1	1	0	0	0	0	0	0	0	0	0	0	0	0	0	0	0
1700	**7**	**0**	**0**	**0**	**0**	**0**	**0**	**0**	**0**	**2**	**0**	**3**	**2**	**0**	**0**	**0**	**0**	**0**	**0**	**0**	**0**	**0**	**0**	**0**	**0**	**0**	**0**	**0**	**0**
1800	6	0	0	0	0	0	0	1	0	2	1	1	0	1	0	0	0	0	0	0	0	0	0	0	0	0	0	0	0
1900	6	0	0	0	0	0	0	0	0	3	0	1	1	1	0	0	0	0	0	0	0	0	0	0	0	0	0	0	0
2000	5	0	0	0	0	0	0	0	0	4	0	1	0	0	0	0	0	0	0	0	0	0	0	0	0	0	0	0	0
2100	3	0	0	0	0	0	0	0	1	1	1	0	0	0	0	0	0	0	0	0	0	0	0	0	0	0	0	0	0
2200	0	0	0	0	0	0	0	0	0	0	0	0	0	0	0	0	0	0	0	0	0	0	0	0	0	0	0	0	0
2300	1	0	0	0	0	0	0	0	0	1	0	0	0	0	0	0	0	0	0	0	0	0	0	0	0	0	0	0	0
07-19	**37**	**0**	**0**	**0**	**0**	**0**	**0**	**3**	**4**	**8**	**10**	**4**	**4**	**3**	**1**	**0**	**0**	**0**	**0**	**0**	**0**	**0**	**0**	**0**	**0**	**0**	**0**	**0**	**0**
06-22	**51**	**0**	**0**	**0**	**0**	**0**	**0**	**3**	**5**	**16**	**11**	**6**	**5**	**4**	**1**	**0**	**0**	**0**	**0**	**0**	**0**	**0**	**0**	**0**	**0**	**0**	**0**	**0**	**0**
06-00	**52**	**0**	**0**	**0**	**0**	**0**	**0**	**3**	**5**	**17**	**11**	**6**	**5**	**4**	**1**	**0**	**0**	**0**	**0**	**0**	**0**	**0**	**0**	**0**	**0**	**0**	**0**	**0**	**0**
00-00	**54**	**0**	**0**	**0**	**0**	**0**	**0**	**3**	**5**	**17**	**11**	**7**	**5**	**4**	**2**	**0**	**0**	**0**	**0**	**0**	**0**	**0**	**0**	**0**	**0**	**0**	**0**	**0**	**0**

DRAFT

Site 36
Location L-74113-0, Att - Tree, Lat 53.7484, Long -6.76075
Direction East

3279 / Meath/Cavan/Monaghan ATC's
October 2013
Automatic Traffic Count

Thu, 10 October 2013

Time	Total	Speed Bins (km/h)																											
		0 - 5	5 - 10	10 - 15	15 - 20	20 - 25	25 - 30	30 - 35	35 - 40	40 - 45	45 - 50	50 - 55	55 - 60	60 - 65	65 - 70	70 - 75	75 - 80	80 - 85	85 - 90	90 - 95	95 - 100	100 - 105	105 - 110	110 - 115	115 - 120	120 - 125	125 - 130	130 - 135	135 - 140
0000	0	0	0	0	0	0	0	0	0	0	0	0	0	0	0	0	0	0	0	0	0	0	0	0	0	0	0	0	0
0100	0	0	0	0	0	0	0	0	0	0	0	0	0	0	0	0	0	0	0	0	0	0	0	0	0	0	0	0	0
0200	0	0	0	0	0	0	0	0	0	0	0	0	0	0	0	0	0	0	0	0	0	0	0	0	0	0	0	0	0
0300	1	0	0	0	0	0	0	0	0	0	0	0	0	0	0	1	0	0	0	0	0	0	0	0	0	0	0	0	0
0400	0	0	0	0	0	0	0	0	0	0	0	0	0	0	0	0	0	0	0	0	0	0	0	0	0	0	0	0	0
0500	0	0	0	0	0	0	0	0	0	0	0	0	0	0	0	0	0	0	0	0	0	0	0	0	0	0	0	0	0
0600	0	0	0	0	0	0	0	0	0	0	0	0	0	0	0	0	0	0	0	0	0	0	0	0	0	0	0	0	0
0700	1	0	0	0	0	0	0	0	0	0	0	0	0	0	0	1	0	0	0	0	0	0	0	0	0	0	0	0	0
0800	0	0	0	0	0	0	0	0	0	0	0	0	0	0	0	0	0	0	0	0	0	0	0	0	0	0	0	0	0
0900	1	0	0	0	0	0	0	0	0	0	0	1	0	0	0	0	0	0	0	0	0	0	0	0	0	0	0	0	0
1000	1	0	0	0	0	0	0	0	0	0	1	0	0	0	0	0	0	0	0	0	0	0	0	0	0	0	0	0	0
1100	**2**	**0**	**0**	**0**	**0**	**0**	**0**	**0**	**0**	**0**	**1**	**1**	**0**	**0**	**0**	**0**	**0**	**0**	**0**	**0**	**0**	**0**	**0**	**0**	**0**	**0**	**0**	**0**	**0**
1200	0	0	0	0	0	0	0	0	0	0	0	0	0	0	0	0	0	0	0	0	0	0	0	0	0	0	0	0	0
1300	0	0	0	0	0	0	0	0	0	0	0	0	0	0	0	0	0	0	0	0	0	0	0	0	0	0	0	0	0
1400	0	0	0	0	0	0	0	0	0	0	0	0	0	0	0	0	0	0	0	0	0	0	0	0	0	0	0	0	0
1500	1	0	0	0	0	0	0	0	0	0	0	1	0	0	0	0	0	0	0	0	0	0	0	0	0	0	0	0	0
1600	3	0	0	0	0	0	0	0	0	0	1	0	1	0	1	0	0	0	0	0	0	0	0	0	0	0	0	0	0
1700	4	0	0	0	0	0	0	2	0	0	1	1	0	0	0	0	0	0	0	0	0	0	0	0	0	0	0	0	0
1800	**9**	**0**	**0**	**0**	**0**	**0**	**1**	**1**	**0**	**5**	**0**	**1**	**1**	**0**	**0**	**0**	**0**	**0**	**0**	**0**	**0**	**0**	**0**	**0**	**0**	**0**	**0**	**0**	**0**
1900	1	0	0	0	0	0	0	0	0	0	0	0	1	0	0	0	0	0	0	0	0	0	0	0	0	0	0	0	0
2000	0	0	0	0	0	0	0	0	0	0	0	0	0	0	0	0	0	0	0	0	0	0	0	0	0	0	0	0	0
2100	0	0	0	0	0	0	0	0	0	0	0	0	0	0	0	0	0	0	0	0	0	0	0	0	0	0	0	0	0
2200	1	0	0	0	0	0	0	0	0	0	0	0	0	0	1	0	0	0	0	0	0	0	0	0	0	0	0	0	0
2300	0	0	0	0	0	0	0	0	0	0	0	0	0	0	0	0	0	0	0	0	0	0	0	0	0	0	0	0	0
07-19	**22**	**0**	**0**	**0**	**0**	**0**	**1**	**3**	**0**	**5**	**4**	**5**	**2**	**0**	**1**	**1**	**0**	**0**	**0**	**0**	**0**	**0**	**0**	**0**	**0**	**0**	**0**	**0**	**0**
06-22	**23**	**0**	**0**	**0**	**0**	**0**	**1**	**3**	**0**	**5**	**4**	**5**	**3**	**0**	**1**	**1**	**0**	**0**	**0**	**0**	**0**	**0**	**0**	**0**	**0**	**0**	**0**	**0**	**0**
06-00	**24**	**0**	**0**	**0**	**0**	**0**	**1**	**3**	**0**	**5**	**4**	**5**	**3**	**0**	**2**	**1**	**0**	**0**	**0**	**0**	**0**	**0**	**0**	**0**	**0**	**0**	**0**	**0**	**0**
00-00	**25**	**0**	**0**	**0**	**0**	**0**	**1**	**3**	**0**	**5**	**4**	**5**	**3**	**0**	**2**	**2**	**0**	**0**	**0**	**0**	**0**	**0**	**0**	**0**	**0**	**0**	**0**	**0**	**0**

DRAFT

Site 36
Location L-74113-0, Att - Tree, Lat 53.7484, Long -6.76075
Direction East

3279 / Meath/Cavan/Monaghan ATC's
October 2013
Automatic Traffic Count

Fri, 11 October 2013

Time	Total	Speed Bins (km/h)																											
		0 - 5	5 - 10	10 - 15	15 - 20	20 - 25	25 - 30	30 - 35	35 - 40	40 - 45	45 - 50	50 - 55	55 - 60	60 - 65	65 - 70	70 - 75	75 - 80	80 - 85	85 - 90	90 - 95	95 - 100	100 - 105	105 - 110	110 - 115	115 - 120	120 - 125	125 - 130	130 - 135	135 - 140
0000	0	0	0	0	0	0	0	0	0	0	0	0	0	0	0	0	0	0	0	0	0	0	0	0	0	0	0	0	0
0100	0	0	0	0	0	0	0	0	0	0	0	0	0	0	0	0	0	0	0	0	0	0	0	0	0	0	0	0	0
0200	0	0	0	0	0	0	0	0	0	0	0	0	0	0	0	0	0	0	0	0	0	0	0	0	0	0	0	0	0
0300	0	0	0	0	0	0	0	0	0	0	0	0	0	0	0	0	0	0	0	0	0	0	0	0	0	0	0	0	0
0400	0	0	0	0	0	0	0	0	0	0	0	0	0	0	0	0	0	0	0	0	0	0	0	0	0	0	0	0	0
0500	0	0	0	0	0	0	0	0	0	0	0	0	0	0	0	0	0	0	0	0	0	0	0	0	0	0	0	0	0
0600	0	0	0	0	0	0	0	0	0	0	0	0	0	0	0	0	0	0	0	0	0	0	0	0	0	0	0	0	0
0700	0	0	0	0	0	0	0	0	0	0	0	0	0	0	0	0	0	0	0	0	0	0	0	0	0	0	0	0	0
0800	1	0	0	0	0	0	0	0	0	0	1	0	0	0	0	0	0	0	0	0	0	0	0	0	0	0	0	0	0
0900	3	0	0	0	0	0	0	0	0	1	0	1	1	0	0	0	0	0	0	0	0	0	0	0	0	0	0	0	0
1000	1	0	0	0	0	0	0	0	0	1	0	0	0	0	0	0	0	0	0	0	0	0	0	0	0	0	0	0	0
1100	**4**	**0**	**0**	**0**	**0**	**0**	**0**	**0**	**0**	**0**	**1**	**1**	**2**	**0**	**0**	**0**	**0**	**0**	**0**	**0**	**0**	**0**	**0**	**0**	**0**	**0**	**0**	**0**	**0**
1200	**4**	**0**	**0**	**1**	**0**	**0**	**0**	**2**	**0**	**1**	**0**	**0**	**0**	**0**	**0**	**0**	**0**	**0**	**0**	**0**	**0**	**0**	**0**	**0**	**0**	**0**	**0**	**0**	**0**
1300	**4**	**0**	**0**	**0**	**0**	**0**	**0**	**0**	**0**	**2**	**0**	**1**	**1**	**0**	**0**	**0**	**0**	**0**	**0**	**0**	**0**	**0**	**0**	**0**	**0**	**0**	**0**	**0**	**0**
1400	1	0	0	0	0	0	0	0	0	0	0	1	0	0	0	0	0	0	0	0	0	0	0	0	0	0	0	0	0
1500	2	0	0	0	0	0	0	0	0	1	0	0	0	1	0	0	0	0	0	0	0	0	0	0	0	0	0	0	0
1600	1	0	0	0	0	0	0	0	0	0	0	0	0	1	0	0	0	0	0	0	0	0	0	0	0	0	0	0	0
1700	3	0	0	0	0	0	0	0	0	1	1	0	1	0	0	0	0	0	0	0	0	0	0	0	0	0	0	0	0
1800	**4**	**0**	**0**	**0**	**0**	**0**	**0**	**0**	**0**	**0**	**0**	**1**	**2**	**0**	**1**	**0**	**0**	**0**	**0**	**0**	**0**	**0**	**0**	**0**	**0**	**0**	**0**	**0**	**0**
1900	**4**	**0**	**0**	**0**	**0**	**0**	**0**	**0**	**1**	**0**	**0**	**3**	**0**	**0**	**0**	**0**	**0**	**0**	**0**	**0**	**0**	**0**	**0**	**0**	**0**	**0**	**0**	**0**	**0**
2000	0	0	0	0	0	0	0	0	0	0	0	0	0	0	0	0	0	0	0	0	0	0	0	0	0	0	0	0	0
2100	0	0	0	0	0	0	0	0	0	0	0	0	0	0	0	0	0	0	0	0	0	0	0	0	0	0	0	0	0
2200	0	0	0	0	0	0	0	0	0	0	0	0	0	0	0	0	0	0	0	0	0	0	0	0	0	0	0	0	0
2300	0	0	0	0	0	0	0	0	0	0	0	0	0	0	0	0	0	0	0	0	0	0	0	0	0	0	0	0	0
07-19	**28**	**0**	**0**	**1**	**0**	**0**	**0**	**2**	**0**	**7**	**3**	**5**	**7**	**2**	**1**	**0**	**0**	**0**	**0**	**0**	**0**	**0**	**0**	**0**	**0**	**0**	**0**	**0**	**0**
06-22	**32**	**0**	**0**	**1**	**0**	**0**	**0**	**2**	**1**	**7**	**3**	**8**	**7**	**2**	**1**	**0**	**0**	**0**	**0**	**0**	**0**	**0**	**0**	**0**	**0**	**0**	**0**	**0**	**0**
06-00	**32**	**0**	**0**	**1**	**0**	**0**	**0**	**2**	**1**	**7**	**3**	**8**	**7**	**2**	**1**	**0**	**0**	**0**	**0**	**0**	**0**	**0**	**0**	**0**	**0**	**0**	**0**	**0**	**0**
00-00	**32**	**0**	**0**	**1**	**0**	**0**	**0**	**2**	**1**	**7**	**3**	**8**	**7**	**2**	**1**	**0**	**0**	**0**	**0**	**0**	**0**	**0**	**0**	**0**	**0**	**0**	**0**	**0**	**0**

DRAFT

Site 36
Location L-74113-0, Att - Tree, Lat 53.7484, Long -6.76075
Direction East

3279 / Meath/Cavan/Monaghan ATC's
October 2013
Automatic Traffic Count

Sat, 12 October 2013

Time	Total	Speed Bins (km/h)																											
		0 - 5	5 - 10	10 - 15	15 - 20	20 - 25	25 - 30	30 - 35	35 - 40	40 - 45	45 - 50	50 - 55	55 - 60	60 - 65	65 - 70	70 - 75	75 - 80	80 - 85	85 - 90	90 - 95	95 - 100	100 - 105	105 - 110	110 - 115	115 - 120	120 - 125	125 - 130	130 - 135	135 - 140
0000	0	0	0	0	0	0	0	0	0	0	0	0	0	0	0	0	0	0	0	0	0	0	0	0	0	0	0	0	0
0100	0	0	0	0	0	0	0	0	0	0	0	0	0	0	0	0	0	0	0	0	0	0	0	0	0	0	0	0	0
0200	0	0	0	0	0	0	0	0	0	0	0	0	0	0	0	0	0	0	0	0	0	0	0	0	0	0	0	0	0
0300	0	0	0	0	0	0	0	0	0	0	0	0	0	0	0	0	0	0	0	0	0	0	0	0	0	0	0	0	0
0400	0	0	0	0	0	0	0	0	0	0	0	0	0	0	0	0	0	0	0	0	0	0	0	0	0	0	0	0	0
0500	0	0	0	0	0	0	0	0	0	0	0	0	0	0	0	0	0	0	0	0	0	0	0	0	0	0	0	0	0
0600	0	0	0	0	0	0	0	0	0	0	0	0	0	0	0	0	0	0	0	0	0	0	0	0	0	0	0	0	0
0700	0	0	0	0	0	0	0	0	0	0	0	0	0	0	0	0	0	0	0	0	0	0	0	0	0	0	0	0	0
0800	**1**	**0**	**0**	**0**	**0**	**0**	**0**	**0**	**0**	**1**	**0**	**0**	**0**	**0**	**0**	**0**	**0**	**0**	**0**	**0**	**0**	**0**	**0**	**0**	**0**	**0**	**0**	**0**	**0**
0900	0	0	0	0	0	0	0	0	0	0	0	0	0	0	0	0	0	0	0	0	0	0	0	0	0	0	0	0	0
1000	**1**	**0**	**0**	**0**	**0**	**0**	**0**	**0**	**0**	**1**	**0**	**0**	**0**	**0**	**0**	**0**	**0**	**0**	**0**	**0**	**0**	**0**	**0**	**0**	**0**	**0**	**0**	**0**	**0**
1100	**1**	**0**	**0**	**0**	**0**	**0**	**0**	**0**	**0**	**0**	**0**	**1**	**0**	**0**	**0**	**0**	**0**	**0**	**0**	**0**	**0**	**0**	**0**	**0**	**0**	**0**	**0**	**0**	**0**
1200	4	0	0	0	0	0	0	1	2	1	0	0	0	0	0	0	0	0	0	0	0	0	0	0	0	0	0	0	0
1300	1	0	0	0	0	0	0	0	1	0	0	0	0	0	0	0	0	0	0	0	0	0	0	0	0	0	0	0	0
1400	3	0	0	0	0	0	0	0	0	1	0	0	1	0	0	1	0	0	0	0	0	0	0	0	0	0	0	0	0
1500	0	0	0	0	0	0	0	0	0	0	0	0	0	0	0	0	0	0	0	0	0	0	0	0	0	0	0	0	0
1600	4	0	0	0	0	0	0	0	0	1	0	1	0	2	0	0	0	0	0	0	0	0	0	0	0	0	0	0	0
1700	2	0	0	0	0	0	0	0	0	0	0	0	0	2	0	0	0	0	0	0	0	0	0	0	0	0	0	0	0
1800	**5**	**0**	**0**	**0**	**0**	**0**	**0**	**0**	**0**	**0**	**1**	**1**	**0**	**1**	**1**	**1**	**0**	**0**	**0**	**0**	**0**	**0**	**0**	**0**	**0**	**0**	**0**	**0**	**0**
1900	2	0	0	0	0	0	0	1	0	0	0	0	0	0	1	0	0	0	0	0	0	0	0	0	0	0	0	0	0
2000	1	0	0	0	0	0	0	0	0	0	0	0	0	0	1	0	0	0	0	0	0	0	0	0	0	0	0	0	0
2100	0	0	0	0	0	0	0	0	0	0	0	0	0	0	0	0	0	0	0	0	0	0	0	0	0	0	0	0	0
2200	0	0	0	0	0	0	0	0	0	0	0	0	0	0	0	0	0	0	0	0	0	0	0	0	0	0	0	0	0
2300	1	0	0	0	0	0	0	0	0	1	0	0	0	0	0	0	0	0	0	0	0	0	0	0	0	0	0	0	0
07-19	**22**	**0**	**0**	**0**	**0**	**0**	**0**	**1**	**3**	**5**	**1**	**3**	**1**	**5**	**1**	**2**	**0**	**0**	**0**	**0**	**0**	**0**	**0**	**0**	**0**	**0**	**0**	**0**	**0**
06-22	**25**	**0**	**0**	**0**	**0**	**0**	**0**	**2**	**3**	**5**	**1**	**3**	**1**	**5**	**3**	**2**	**0**	**0**	**0**	**0**	**0**	**0**	**0**	**0**	**0**	**0**	**0**	**0**	**0**
06-00	**26**	**0**	**0**	**0**	**0**	**0**	**0**	**2**	**3**	**6**	**1**	**3**	**1**	**5**	**3**	**2**	**0**	**0**	**0**	**0**	**0**	**0**	**0**	**0**	**0**	**0**	**0**	**0**	**0**
00-00	**26**	**0**	**0**	**0**	**0**	**0**	**0**	**2**	**3**	**6**	**1**	**3**	**1**	**5**	**3**	**2**	**0**	**0**	**0**	**0**	**0**	**0**	**0**	**0**	**0**	**0**	**0**	**0**	**0**

DRAFT

Site 36
Location L-74113-0, Att - Tree, Lat 53.7484, Long -6.76075
Direction East

3279 / Meath/Cavan/Monaghan ATC's
October 2013
Automatic Traffic Count

Sun, 13 October 2013

Time	Total	Speed Bins (km/h)																											
		0 - 5	5 - 10	10 - 15	15 - 20	20 - 25	25 - 30	30 - 35	35 - 40	40 - 45	45 - 50	50 - 55	55 - 60	60 - 65	65 - 70	70 - 75	75 - 80	80 - 85	85 - 90	90 - 95	95 - 100	100 - 105	105 - 110	110 - 115	115 - 120	120 - 125	125 - 130	130 - 135	135 - 140
0000	0	0	0	0	0	0	0	0	0	0	0	0	0	0	0	0	0	0	0	0	0	0	0	0	0	0	0	0	0
0100	2	0	0	0	0	0	0	0	0	0	0	0	1	0	1	0	0	0	0	0	0	0	0	0	0	0	0	0	0
0200	0	0	0	0	0	0	0	0	0	0	0	0	0	0	0	0	0	0	0	0	0	0	0	0	0	0	0	0	0
0300	0	0	0	0	0	0	0	0	0	0	0	0	0	0	0	0	0	0	0	0	0	0	0	0	0	0	0	0	0
0400	0	0	0	0	0	0	0	0	0	0	0	0	0	0	0	0	0	0	0	0	0	0	0	0	0	0	0	0	0
0500	0	0	0	0	0	0	0	0	0	0	0	0	0	0	0	0	0	0	0	0	0	0	0	0	0	0	0	0	0
0600	0	0	0	0	0	0	0	0	0	0	0	0	0	0	0	0	0	0	0	0	0	0	0	0	0	0	0	0	0
0700	0	0	0	0	0	0	0	0	0	0	0	0	0	0	0	0	0	0	0	0	0	0	0	0	0	0	0	0	0
0800	1	0	0	0	0	0	0	0	0	1	0	0	0	0	0	0	0	0	0	0	0	0	0	0	0	0	0	0	0
0900	2	0	0	0	0	0	0	0	0	0	0	0	0	2	0	0	0	0	0	0	0	0	0	0	0	0	0	0	0
1000	**6**	**0**	**0**	**0**	**1**	**0**	**1**	**0**	**0**	**0**	**1**	**0**	**1**	**1**	**1**	**0**	**0**	**0**	**0**	**0**	**0**	**0**	**0**	**0**	**0**	**0**	**0**	**0**	**0**
1100	2	0	0	0	0	0	0	0	0	0	1	1	0	0	0	0	0	0	0	0	0	0	0	0	0	0	0	0	0
1200	1	0	0	0	0	0	0	0	0	0	0	0	0	1	0	0	0	0	0	0	0	0	0	0	0	0	0	0	0
1300	2	0	0	0	0	0	1	1	0	0	0	0	0	0	0	0	0	0	0	0	0	0	0	0	0	0	0	0	0
1400	1	0	0	0	0	0	0	0	0	0	0	0	1	0	0	0	0	0	0	0	0	0	0	0	0	0	0	0	0
1500	2	0	0	0	0	0	0	0	0	1	1	0	0	0	0	0	0	0	0	0	0	0	0	0	0	0	0	0	0
1600	2	0	0	0	0	0	0	0	0	0	0	0	0	0	1	0	1	0	0	0	0	0	0	0	0	0	0	0	0
1700	**5**	**0**	**0**	**0**	**0**	**0**	**1**	**0**	**0**	**0**	**0**	**3**	**1**	**0**	**0**	**0**	**0**	**0**	**0**	**0**	**0**	**0**	**0**	**0**	**0**	**0**	**0**	**0**	**0**
1800	2	0	0	0	0	0	0	1	0	0	0	0	1	0	0	0	0	0	0	0	0	0	0	0	0	0	0	0	0
1900	0	0	0	0	0	0	0	0	0	0	0	0	0	0	0	0	0	0	0	0	0	0	0	0	0	0	0	0	0
2000	0	0	0	0	0	0	0	0	0	0	0	0	0	0	0	0	0	0	0	0	0	0	0	0	0	0	0	0	0
2100	0	0	0	0	0	0	0	0	0	0	0	0	0	0	0	0	0	0	0	0	0	0	0	0	0	0	0	0	0
2200	0	0	0	0	0	0	0	0	0	0	0	0	0	0	0	0	0	0	0	0	0	0	0	0	0	0	0	0	0
2300	0	0	0	0	0	0	0	0	0	0	0	0	0	0	0	0	0	0	0	0	0	0	0	0	0	0	0	0	0
07-19	**26**	**0**	**0**	**0**	**1**	**0**	**3**	**2**	**0**	**2**	**3**	**4**	**4**	**4**	**2**	**0**	**1**	**0**	**0**	**0**	**0**	**0**	**0**	**0**	**0**	**0**	**0**	**0**	**0**
06-22	**26**	**0**	**0**	**0**	**1**	**0**	**3**	**2**	**0**	**2**	**3**	**4**	**4**	**4**	**2**	**0**	**1**	**0**	**0**	**0**	**0**	**0**	**0**	**0**	**0**	**0**	**0**	**0**	**0**
06-00	**26**	**0**	**0**	**0**	**1**	**0**	**3**	**2**	**0**	**2**	**3**	**4**	**4**	**4**	**2**	**0**	**1**	**0**	**0**	**0**	**0**	**0**	**0**	**0**	**0**	**0**	**0**	**0**	**0**
00-00	**28**	**0**	**0**	**0**	**1**	**0**	**3**	**2**	**0**	**2**	**3**	**4**	**5**	**4**	**3**	**0**	**1**	**0**	**0**	**0**	**0**	**0**	**0**	**0**	**0**	**0**	**0**	**0**	**0**

DRAFT

Site 36
Location L-74113-0, Att - Tree, Lat 53.7484, Long -6.76075
Direction East

3279 / Meath/Cavan/Monaghan ATC's
October 2013
Automatic Traffic Count

Mon, 14 October 2013

Time	Total	Speed Bins (km/h)																											
		0 - 5	5 - 10	10 - 15	15 - 20	20 - 25	25 - 30	30 - 35	35 - 40	40 - 45	45 - 50	50 - 55	55 - 60	60 - 65	65 - 70	70 - 75	75 - 80	80 - 85	85 - 90	90 - 95	95 - 100	100 - 105	105 - 110	110 - 115	115 - 120	120 - 125	125 - 130	130 - 135	135 - 140
0000	0	0	0	0	0	0	0	0	0	0	0	0	0	0	0	0	0	0	0	0	0	0	0	0	0	0	0	0	0
0100	0	0	0	0	0	0	0	0	0	0	0	0	0	0	0	0	0	0	0	0	0	0	0	0	0	0	0	0	0
0200	0	0	0	0	0	0	0	0	0	0	0	0	0	0	0	0	0	0	0	0	0	0	0	0	0	0	0	0	0
0300	1	0	0	0	0	0	0	0	0	0	0	0	0	0	0	1	0	0	0	0	0	0	0	0	0	0	0	0	0
0400	0	0	0	0	0	0	0	0	0	0	0	0	0	0	0	0	0	0	0	0	0	0	0	0	0	0	0	0	0
0500	0	0	0	0	0	0	0	0	0	0	0	0	0	0	0	0	0	0	0	0	0	0	0	0	0	0	0	0	0
0600	0	0	0	0	0	0	0	0	0	0	0	0	0	0	0	0	0	0	0	0	0	0	0	0	0	0	0	0	0
0700	0	0	0	0	0	0	0	0	0	0	0	0	0	0	0	0	0	0	0	0	0	0	0	0	0	0	0	0	0
0800	1	0	0	0	0	0	0	0	0	0	1	0	0	0	0	0	0	0	0	0	0	0	0	0	0	0	0	0	0
0900	**3**	**0**	**0**	**2**	**0**	**0**	**0**	**0**	**0**	**0**	**0**	**0**	**0**	**1**	**0**	**0**	**0**	**0**	**0**	**0**	**0**	**0**	**0**	**0**	**0**	**0**	**0**	**0**	**0**
1000	2	0	0	0	0	0	0	0	1	0	0	0	1	0	0	0	0	0	0	0	0	0	0	0	0	0	0	0	0
1100	**3**	**0**	**0**	**0**	**0**	**1**	**0**	**2**	**0**	**0**	**0**	**0**	**0**	**0**	**0**	**0**	**0**	**0**	**0**	**0**	**0**	**0**	**0**	**0**	**0**	**0**	**0**	**0**	**0**
1200	2	0	0	0	0	0	0	0	0	0	1	0	0	1	0	0	0	0	0	0	0	0	0	0	0	0	0	0	0
1300	2	0	0	0	0	0	0	0	0	0	0	1	1	0	0	0	0	0	0	0	0	0	0	0	0	0	0	0	0
1400	3	0	0	0	0	0	0	0	0	0	0	2	0	0	1	0	0	0	0	0	0	0	0	0	0	0	0	0	0
1500	1	0	0	0	0	0	0	0	0	0	1	0	0	0	0	0	0	0	0	0	0	0	0	0	0	0	0	0	0
1600	3	0	0	0	0	1	0	1	0	0	0	1	0	0	0	0	0	0	0	0	0	0	0	0	0	0	0	0	0
1700	1	0	0	0	0	0	0	1	0	0	0	0	0	0	0	0	0	0	0	0	0	0	0	0	0	0	0	0	0
1800	**4**	**0**	**0**	**0**	**0**	**0**	**0**	**1**	**0**	**0**	**1**	**0**	**1**	**0**	**0**	**1**	**0**	**0**	**0**	**0**	**0**	**0**	**0**	**0**	**0**	**0**	**0**	**0**	**0**
1900	1	0	0	0	0	0	0	0	1	0	0	0	0	0	0	0	0	0	0	0	0	0	0	0	0	0	0	0	0
2000	1	0	0	0	0	0	0	1	0	0	0	0	0	0	0	0	0	0	0	0	0	0	0	0	0	0	0	0	0
2100	**4**	**0**	**0**	**0**	**0**	**0**	**0**	**0**	**1**	**1**	**0**	**0**	**0**	**1**	**0**	**0**	**1**	**0**	**0**	**0**	**0**	**0**	**0**	**0**	**0**	**0**	**0**	**0**	**0**
2200	0	0	0	0	0	0	0	0	0	0	0	0	0	0	0	0	0	0	0	0	0	0	0	0	0	0	0	0	0
2300	0	0	0	0	0	0	0	0	0	0	0	0	0	0	0	0	0	0	0	0	0	0	0	0	0	0	0	0	0
07-19	**25**	**0**	**0**	**2**	**0**	**2**	**0**	**5**	**1**	**0**	**4**	**4**	**3**	**2**	**1**	**1**	**0**	**0**	**0**	**0**	**0**	**0**	**0**	**0**	**0**	**0**	**0**	**0**	**0**
06-22	**31**	**0**	**0**	**2**	**0**	**2**	**0**	**6**	**3**	**1**	**4**	**4**	**3**	**3**	**1**	**1**	**1**	**0**	**0**	**0**	**0**	**0**	**0**	**0**	**0**	**0**	**0**	**0**	**0**
06-00	**31**	**0**	**0**	**2**	**0**	**2**	**0**	**6**	**3**	**1**	**4**	**4**	**3**	**3**	**1**	**1**	**1**	**0**	**0**	**0**	**0**	**0**	**0**	**0**	**0**	**0**	**0**	**0**	**0**
00-00	**32**	**0**	**0**	**2**	**0**	**2**	**0**	**6**	**3**	**1**	**4**	**4**	**3**	**3**	**1**	**2**	**1**	**0**	**0**	**0**	**0**	**0**	**0**	**0**	**0**	**0**	**0**	**0**	**0**

DRAFT

Site 36
Location L-74113-0, Att - Tree, Lat 53.7484, Long -6.76075
Direction East

3279 / Meath/Cavan/Monaghan ATC's
October 2013
Automatic Traffic Count

Virtual Day (7)

Time	Total	Speed Bins (km/h)																											
		0 - 5	5 - 10	10 - 15	15 - 20	20 - 25	25 - 30	30 - 35	35 - 40	40 - 45	45 - 50	50 - 55	55 - 60	60 - 65	65 - 70	70 - 75	75 - 80	80 - 85	85 - 90	90 - 95	95 - 100	100 - 105	105 - 110	110 - 115	115 - 120	120 - 125	125 - 130	130 - 135	135 - 140
0000	0	0	0	0	0	0	0	0	0	0	0	0	0	0	0	0	0	0	0	0	0	0	0	0	0	0	0	0	0
0100	0	0	0	0	0	0	0	0	0	0	0	0	0	0	0	0	0	0	0	0	0	0	0	0	0	0	0	0	0
0200	0	0	0	0	0	0	0	0	0	0	0	0	0	0	0	0	0	0	0	0	0	0	0	0	0	0	0	0	0
0300	1	0	0	0	0	0	0	0	0	0	0	0	0	0	0	0	0	0	0	0	0	0	0	0	0	0	0	0	0
0400	0	0	0	0	0	0	0	0	0	0	0	0	0	0	0	0	0	0	0	0	0	0	0	0	0	0	0	0	0
0500	0	0	0	0	0	0	0	0	0	0	0	0	0	0	0	0	0	0	0	0	0	0	0	0	0	0	0	0	0
0600	0	0	0	0	0	0	0	0	0	0	0	0	0	0	0	0	0	0	0	0	0	0	0	0	0	0	0	0	0
0700	0	0	0	0	0	0	0	0	0	0	0	0	0	0	0	0	0	0	0	0	0	0	0	0	0	0	0	0	0
0800	1	0	0	0	0	0	0	0	0	1	1	0	0	0	0	0	0	0	0	0	0	0	0	0	0	0	0	0	0
0900	**2**	**0**	**0**	**0**	**0**	**0**	**0**	**0**	**0**	**0**	**0**	**0**	**0**	**0**	**0**	**0**	**0**	**0**	**0**	**0**	**0**	**0**	**0**	**0**	**0**	**0**	**0**	**0**	**0**
1000	**2**	**0**	**0**	**0**	**0**	**0**	**0**	**0**	**0**	**0**	**0**	**0**	**0**	**0**	**0**	**0**	**0**	**0**	**0**	**0**	**0**	**0**	**0**	**0**	**0**	**0**	**0**	**0**	**0**
1100	**2**	**0**	**0**	**0**	**0**	**0**	**0**	**0**	**0**	**0**	**0**	**1**	**0**	**0**	**0**	**0**	**0**	**0**	**0**	**0**	**0**	**0**	**0**	**0**	**0**	**0**	**0**	**0**	**0**
1200	2	0	0	0	0	0	0	0	0	0	0	0	0	0	0	0	0	0	0	0	0	0	0	0	0	0	0	0	0
1300	2	0	0	0	0	0	0	0	0	0	0	0	0	0	0	0	0	0	0	0	0	0	0	0	0	0	0	0	0
1400	2	0	0	0	0	0	0	0	0	0	0	0	0	0	0	0	0	0	0	0	0	0	0	0	0	0	0	0	0
1500	2	0	0	0	0	0	0	0	0	0	1	0	0	0	0	0	0	0	0	0	0	0	0	0	0	0	0	0	0
1600	3	0	0	0	0	0	0	0	0	0	0	0	0	1	0	0	0	0	0	0	0	0	0	0	0	0	0	0	0
1700	3	0	0	0	0	0	0	0	0	1	0	1	1	0	0	0	0	0	0	0	0	0	0	0	0	0	0	0	0
1800	**5**	**0**	**0**	**0**	**0**	**0**	**0**	**1**	**0**	**1**	**1**	**1**	**1**	**0**	**0**	**0**	**0**	**0**	**0**	**0**	**0**	**0**	**0**	**0**	**0**	**0**	**0**	**0**	**0**
1900	2	0	0	0	0	0	0	0	0	0	0	1	0	0	0	0	0	0	0	0	0	0	0	0	0	0	0	0	0
2000	1	0	0	0	0	0	0	0	0	1	0	0	0	0	0	0	0	0	0	0	0	0	0	0	0	0	0	0	0
2100	1	0	0	0	0	0	0	0	0	0	0	0	0	0	0	0	0	0	0	0	0	0	0	0	0	0	0	0	0
2200	0	0	0	0	0	0	0	0	0	0	0	0	0	0	0	0	0	0	0	0	0	0	0	0	0	0	0	0	0
2300	0	0	0	0	0	0	0	0	0	0	0	0	0	0	0	0	0	0	0	0	0	0	0	0	0	0	0	0	0
07-19	**26**	**0**	**0**	**0**	**0**	**0**	**1**	**3**	**1**	**5**	**4**	**4**	**3**	**2**	**1**	**1**	**0**	**0**	**0**	**0**	**0**	**0**	**0**	**0**	**0**	**0**	**0**	**0**	**0**
06-22	**30**	**0**	**0**	**0**	**0**	**0**	**1**	**3**	**2**	**6**	**4**	**4**	**4**	**3**	**1**	**1**	**0**	**0**	**0**	**0**	**0**	**0**	**0**	**0**	**0**	**0**	**0**	**0**	**0**
06-00	**30**	**0**	**0**	**0**	**0**	**0**	**1**	**3**	**2**	**6**	**4**	**4**	**4**	**3**	**1**	**1**	**0**	**0**	**0**	**0**	**0**	**0**	**0**	**0**	**0**	**0**	**0**	**0**	**0**
00-00	**31**	**0**	**0**	**0**	**0**	**0**	**1**	**3**	**2**	**6**	**4**	**5**	**4**	**3**	**2**	**1**	**0**	**0**	**0**	**0**	**0**	**0**	**0**	**0**	**0**	**0**	**0**	**0**	**0**

DRAFT

Site 36
Location L-74113-0, Att - Tree, Lat 53.7484, Long -6.76075
Direction East

3279 / Meath/Cavan/Monaghan ATC's
October 2013
Automatic Traffic Count

Virtual Week (1)

Time	Total	Speed Bins (km/h)																											
		0 - 5	5 - 10	10 - 15	15 - 20	20 - 25	25 - 30	30 - 35	35 - 40	40 - 45	45 - 50	50 - 55	55 - 60	60 - 65	65 - 70	70 - 75	75 - 80	80 - 85	85 - 90	90 - 95	95 - 100	100 - 105	105 - 110	110 - 115	115 - 120	120 - 125	125 - 130	130 - 135	135 - 140
Mon	32	0	0	2	0	2	0	6	3	1	4	4	3	3	1	2	1	0	0	0	0	0	0	0	0	0	0	0	0
Tue	23	0	0	0	2	0	0	3	2	6	5	1	2	2	0	0	0	0	0	0	0	0	0	0	0	0	0	0	0
Wed	54	0	0	0	0	0	0	3	5	17	11	7	5	4	2	0	0	0	0	0	0	0	0	0	0	0	0	0	0
Thu	25	0	0	0	0	0	1	3	0	5	4	5	3	0	2	2	0	0	0	0	0	0	0	0	0	0	0	0	0
Fri	32	0	0	1	0	0	0	2	1	7	3	8	7	2	1	0	0	0	0	0	0	0	0	0	0	0	0	0	0
| Sat	26	0	0	0	0	0	0	2	3	6	1	3	1	5	3	2	0	0	0	0	0	0	0	0	0	0	0	0	0
| Sun	28	0	0	0	1	0	3	2	0	2	3	4	5	4	3	0	1	0	0	0	0	0	0	0	0	0	0	0	0
5 Day Ave.	**33**	**0**	**0**	**1**	**0**	**0**	**0**	**3**	**2**	**7**	**5**	**5**	**4**	**2**	**1**	**1**	**0**	**0**	**0**	**0**	**0**	**0**	**0**	**0**	**0**	**0**	**0**	**0**	**0**
7 Day Ave.	**31**	**0**	**0**	**0**	**0**	**0**	**1**	**3**	**2**	**6**	**4**	**5**	**4**	**3**	**2**	**1**	**0**	**0**	**0**	**0**	**0**	**0**	**0**	**0**	**0**	**0**	**0**	**0**	**0**
--	**220**	**0**	**0**	**3**	**3**	**2**	**4**	**21**	**14**	**44**	**31**	**32**	**26**	**20**	**12**	**6**	**2**	**0**	**0**	**0**	**0**	**0**	**0**	**0**	**0**	**0**	**0**	**0**	**0**

Summary Graphs

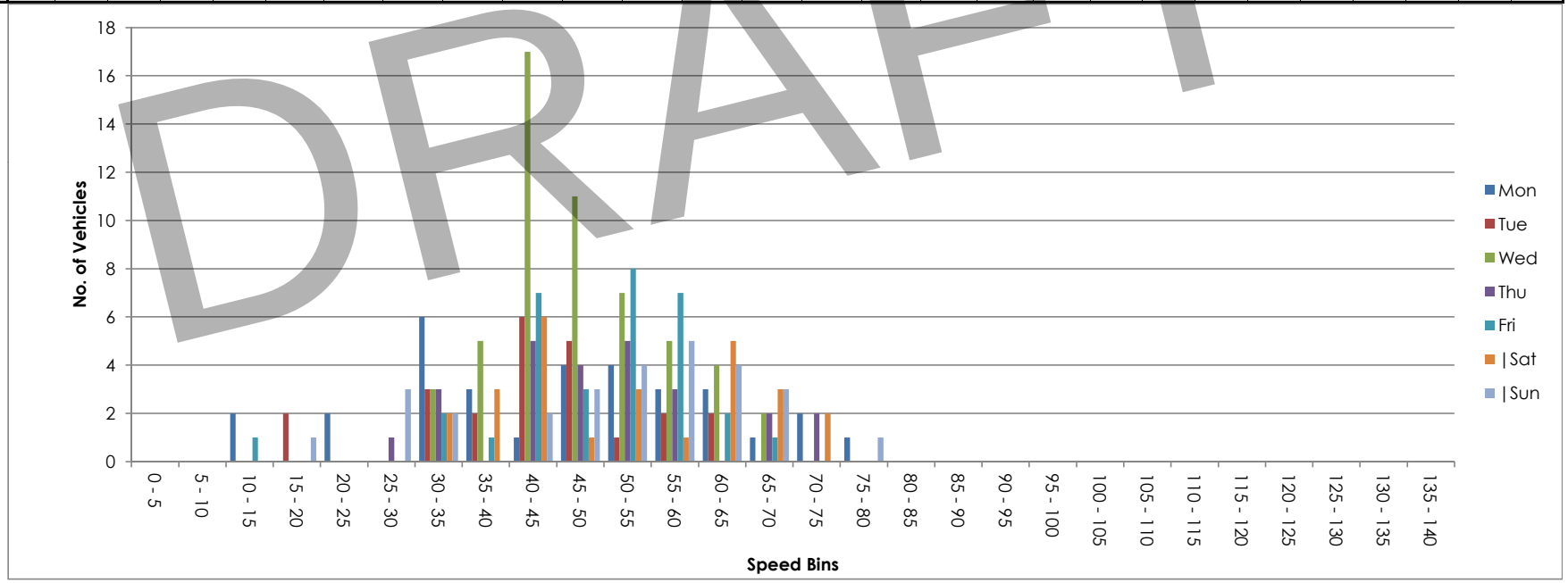

DRAFT

Site 36
Location L-74113-0, Att - Tree, Lat 53.7484, Long -6.76075
Direction West

3279 / Meath/Cavan/Monaghan ATC's
October 2013
Automatic Traffic Count

Tue, 8 October 2013

Time	Total	Classification												>PSL	>PSL%	>SL1	>SL1%	>SL2	>SL2%	Mean	Vpp
		1 MCL	2 SV	3 SVT	4 TB2	5 TB3	6 T4	7 ART3	8 ART4	9 ART5	10 ART6	11 BD	12 DRT	80	80	85 +5kph	85 +5kph	90 +10kph	90 +10kph		85
0000	0	0	0	0	0	0	0	0	0	0	0	0	0	0	0	0	0	0	0	-	-
0100	0	0	0	0	0	0	0	0	0	0	0	0	0	0	0	0	0	0	0	-	-
0200	0	0	0	0	0	0	0	0	0	0	0	0	0	0	0	0	0	0	0	-	-
0300	0	0	0	0	0	0	0	0	0	0	0	0	0	0	0	0	0	0	0	-	-
0400	0	0	0	0	0	0	0	0	0	0	0	0	0	0	0	0	0	0	0	-	-
0500	0	0	0	0	0	0	0	0	0	0	0	0	0	0	0	0	0	0	0	-	-
0600	0	0	0	0	0	0	0	0	0	0	0	0	0	0	0	0	0	0	0	-	-
0700	1	0	1	0	0	0	0	0	0	0	0	0	0	0	0	0	0	0	0	45.1	-
0800	1	0	1	0	0	0	0	0	0	0	0	0	0	0	0	0	0	0	0	41.7	-
0900	1	0	1	0	0	0	0	0	0	0	0	0	0	0	0	0	0	0	0	38.3	-
1000	1	0	1	0	0	0	0	0	0	0	0	0	0	0	0	0	0	0	0	41.9	-
1100	**2**	**0**	**2**	**0**	**0**	**0**	**0**	**0**	**0**	**0**	**0**	**0**	**0**	**0**	**0**	**0**	**0**	**0**	**0**	**42.7**	**-**
1200	1	0	1	0	0	0	0	0	0	0	0	0	0	0	0	0	0	0	0	44.6	-
1300	2	0	2	0	0	0	0	0	0	0	0	0	0	0	0	0	0	0	0	41.3	-
1400	**5**	**0**	**5**	**0**	**0**	**0**	**0**	**0**	**0**	**0**	**0**	**0**	**0**	**0**	**0**	**0**	**0**	**0**	**0**	**54**	**-**
1500	1	0	1	0	0	0	0	0	0	0	0	0	0	0	0	0	0	0	0	24.2	-
1600	2	0	2	0	0	0	0	0	0	0	0	0	0	0	0	0	0	0	0	53.3	-
1700	3	0	2	0	1	0	0	0	0	0	0	0	0	0	0	0	0	0	0	43.8	-
1800	4	0	3	0	1	0	0	0	0	0	0	0	0	0	0	0	0	0	0	39.6	-
1900	0	0	0	0	0	0	0	0	0	0	0	0	0	0	0	0	0	0	0	-	-
2000	0	0	0	0	0	0	0	0	0	0	0	0	0	0	0	0	0	0	0	-	-
2100	0	0	0	0	0	0	0	0	0	0	0	0	0	0	0	0	0	0	0	-	-
2200	0	0	0	0	0	0	0	0	0	0	0	0	0	0	0	0	0	0	0	-	-
2300	0	0	0	0	0	0	0	0	0	0	0	0	0	0	0	0	0	0	0	-	-
07-19	**24**	**0**	**22**	**0**	**2**	**0**	**0**	**0**	**0**	**0**	**0**	**0**	**0**	**0**	**0**	**0**	**0**	**0**	**0**	**44.6**	**52.9**
06-22	**24**	**0**	**22**	**0**	**2**	**0**	**0**	**0**	**0**	**0**	**0**	**0**	**0**	**0**	**0**	**0**	**0**	**0**	**0**	**44.6**	**52.9**
06-00	**24**	**0**	**22**	**0**	**2**	**0**	**0**	**0**	**0**	**0**	**0**	**0**	**0**	**0**	**0**	**0**	**0**	**0**	**0**	**44.6**	**52.9**
00-00	**24**	**0**	**22**	**0**	**2**	**0**	**0**	**0**	**0**	**0**	**0**	**0**	**0**	**0**	**0**	**0**	**0**	**0**	**0**	**44.6**	**52.9**

DRAFT

Site 36
Location L-74113-0, Att - Tree, Lat 53.7484, Long -6.76075
Direction West

3279 / Meath/Cavan/Monaghan ATC's
October 2013
Automatic Traffic Count

Wed, 9 October 2013

Time	Total	Classification												>PSL	>PSL%	>SL1	>SL1%	>SL2	>SL2%	Mean	Vpp
		1 MCL	2 SV	3 SVT	4 TB2	5 TB3	6 T4	7 ART3	8 ART4	9 ART5	10 ART6	11 BD	12 DRT	80	80	85 +5kph	85 +5kph	90 +10kph	90 +10kph		85
0000	0	0	0	0	0	0	0	0	0	0	0	0	0	0	0	0	0	0	0	-	-
0100	1	0	1	0	0	0	0	0	0	0	0	0	0	0	0	0	0	0	0	73.5	-
0200	0	0	0	0	0	0	0	0	0	0	0	0	0	0	0	0	0	0	0	-	-
0300	0	0	0	0	0	0	0	0	0	0	0	0	0	0	0	0	0	0	0	-	-
0400	1	0	0	0	0	0	1	0	0	0	0	0	0	0	0	0	0	0	0	50.4	-
0500	1	0	1	0	0	0	0	0	0	0	0	0	0	0	0	0	0	0	0	60.7	-
0600	0	0	0	0	0	0	0	0	0	0	0	0	0	0	0	0	0	0	0	-	-
0700	2	0	1	0	0	1	0	0	0	0	0	0	0	0	0	0	0	0	0	51.4	-
0800	0	0	0	0	0	0	0	0	0	0	0	0	0	0	0	0	0	0	0	-	-
0900	1	0	1	0	0	0	0	0	0	0	0	0	0	0	0	0	0	0	0	51.1	-
1000	2	0	2	0	0	0	0	0	0	0	0	0	0	0	0	0	0	0	0	43.5	-
1100	**3**	**0**	**3**	**0**	**0**	**0**	**0**	**0**	**0**	**0**	**0**	**0**	**0**	**0**	**0**	**0**	**0**	**0**	**0**	**52.7**	**-**
1200	2	0	0	2	0	0	0	0	0	0	0	0	0	0	0	0	0	0	0	36.4	-
1300	0	0	0	0	0	0	0	0	0	0	0	0	0	0	0	0	0	0	0	-	-
1400	2	0	1	1	0	0	0	0	0	0	0	0	0	0	0	0	0	0	0	62.3	-
1500	4	0	4	0	0	0	0	0	0	0	0	0	0	0	0	0	0	0	0	48.9	-
1600	4	0	4	0	0	0	0	0	0	0	0	0	0	0	0	0	0	0	0	50.4	-
1700	3	0	3	0	0	0	0	0	0	0	0	0	0	0	0	0	0	0	0	54.9	-
1800	**8**	**0**	**6**	**1**	**0**	**0**	**0**	**0**	**0**	**0**	**1**	**0**	**0**	**0**	**0**	**0**	**0**	**0**	**0**	**46.6**	**-**
1900	**8**	**0**	**6**	**2**	**0**	**0**	**0**	**0**	**0**	**0**	**0**	**0**	**0**	**0**	**0**	**0**	**0**	**0**	**0**	**41**	**-**
2000	**8**	**0**	**5**	**2**	**0**	**0**	**0**	**0**	**0**	**1**	**0**	**0**	**0**	**0**	**0**	**0**	**0**	**0**	**0**	**46.6**	**-**
2100	**8**	**0**	**7**	**0**	**0**	**0**	**0**	**0**	**0**	**0**	**1**	**0**	**0**	**0**	**0**	**0**	**0**	**0**	**0**	**40.7**	**-**
2200	2	0	2	0	0	0	0	0	0	0	0	0	0	0	0	0	0	0	0	40.8	-
2300	1	0	1	0	0	0	0	0	0	0	0	0	0	0	0	0	0	0	0	40.8	-
07-19	**31**	**0**	**25**	**4**	**0**	**1**	**0**	**0**	**0**	**0**	**1**	**0**	**0**	**0**	**0**	**0**	**0**	**0**	**0**	**49.4**	**56.2**
06-22	**55**	**0**	**43**	**8**	**0**	**1**	**0**	**0**	**0**	**1**	**2**	**0**	**0**	**0**	**0**	**0**	**0**	**0**	**0**	**46.5**	**52.6**
06-00	**58**	**0**	**46**	**8**	**0**	**1**	**0**	**0**	**0**	**1**	**2**	**0**	**0**	**0**	**0**	**0**	**0**	**0**	**0**	**46.2**	**51.8**
00-00	**61**	**0**	**48**	**8**	**0**	**1**	**1**	**0**	**0**	**1**	**2**	**0**	**0**	**0**	**0**	**0**	**0**	**0**	**0**	**47**	**53.6**

DRAFT

Site 36
Location L-74113-0, Att - Tree, Lat 53.7484, Long -6.76075
Direction West

3279 / Meath/Cavan/Monaghan ATC's
October 2013
Automatic Traffic Count

Thu, 10 October 2013

Time	Total	Classification												>PSL	>PSL%	>SL1	>SL1%	>SL2	>SL2%	Mean	Vpp
		1 MCL	2 SV	3 SVT	4 TB2	5 TB3	6 T4	7 ART3	8 ART4	9 ART5	10 ART6	11 BD	12 DRT	80	80	85 +5kph	85 +5kph	90 +10kph	90 +10kph		85
0000	0	0	0	0	0	0	0	0	0	0	0	0	0	0	0	0	0	0	0	-	-
0100	0	0	0	0	0	0	0	0	0	0	0	0	0	0	0	0	0	0	0	-	-
0200	0	0	0	0	0	0	0	0	0	0	0	0	0	0	0	0	0	0	0	-	-
0300	0	0	0	0	0	0	0	0	0	0	0	0	0	0	0	0	0	0	0	-	-
0400	0	0	0	0	0	0	0	0	0	0	0	0	0	0	0	0	0	0	0	-	-
0500	0	0	0	0	0	0	0	0	0	0	0	0	0	0	0	0	0	0	0	-	-
0600	0	0	0	0	0	0	0	0	0	0	0	0	0	0	0	0	0	0	0	-	-
0700	1	0	1	0	0	0	0	0	0	0	0	0	0	0	0	0	0	0	0	63	-
0800	0	0	0	0	0	0	0	0	0	0	0	0	0	0	0	0	0	0	0	-	-
0900	**5**	**0**	**4**	**0**	**0**	**1**	**0**	**0**	**0**	**0**	**0**	**0**	**0**	**0**	**0**	**0**	**0**	**0**	**0**	**51.4**	**-**
1000	2	0	2	0	0	0	0	0	0	0	0	0	0	0	0	0	0	0	0	49.8	-
1100	1	0	1	0	0	0	0	0	0	0	0	0	0	0	0	0	0	0	0	40.1	-
1200	1	0	1	0	0	0	0	0	0	0	0	0	0	0	0	0	0	0	0	58.2	-
1300	0	0	0	0	0	0	0	0	0	0	0	0	0	0	0	0	0	0	0	-	-
1400	1	0	1	0	0	0	0	0	0	0	0	0	0	0	0	0	0	0	0	63	-
1500	2	0	1	0	0	0	1	0	0	0	0	0	0	0	0	0	0	0	0	50.8	-
1600	1	0	1	0	0	0	0	0	0	0	0	0	0	0	0	0	0	0	0	54.8	-
1700	1	0	1	0	0	0	0	0	0	0	0	0	0	0	0	0	0	0	0	56.1	-
1800	**5**	**0**	**5**	**0**	**0**	**0**	**0**	**0**	**0**	**0**	**0**	**0**	**0**	**0**	**0**	**0**	**0**	**0**	**0**	**57**	**-**
1900	2	0	2	0	0	0	0	0	0	0	0	0	0	0	0	0	0	0	0	40.8	-
2000	0	0	0	0	0	0	0	0	0	0	0	0	0	0	0	0	0	0	0	-	-
2100	3	0	3	0	0	0	0	0	0	0	0	0	0	0	0	0	0	0	0	47	-
2200	0	0	0	0	0	0	0	0	0	0	0	0	0	0	0	0	0	0	0	-	-
2300	1	0	1	0	0	0	0	0	0	0	0	0	0	0	0	0	0	0	0	46.1	-
07-19	**20**	**0**	**18**	**0**	**0**	**1**	**1**	**0**	**0**	**0**	**0**	**0**	**0**	**0**	**0**	**0**	**0**	**0**	**0**	**53.9**	**58.7**
06-22	**25**	**0**	**23**	**0**	**0**	**1**	**1**	**0**	**0**	**0**	**0**	**0**	**0**	**0**	**0**	**0**	**0**	**0**	**0**	**52**	**58**
06-00	**26**	**0**	**24**	**0**	**0**	**1**	**1**	**0**	**0**	**0**	**0**	**0**	**0**	**0**	**0**	**0**	**0**	**0**	**0**	**51.8**	**58**
00-00	**26**	**0**	**24**	**0**	**0**	**1**	**1**	**0**	**0**	**0**	**0**	**0**	**0**	**0**	**0**	**0**	**0**	**0**	**0**	**51.8**	**58**

DRAFT

Site 36
Location L-74113-0, Att - Tree, Lat 53.7484, Long -6.76075
Direction West

3279 / Meath/Cavan/Monaghan ATC's
October 2013
Automatic Traffic Count

Fri, 11 October 2013

Time	Total	Classification												>PSL	>PSL%	>SL1	>SL1%	>SL2	>SL2%	Mean	Vpp
		1 MCL	2 SV	3 SVT	4 TB2	5 TB3	6 T4	7 ART3	8 ART4	9 ART5	10 ART6	11 BD	12 DRT	80	80	85 +5kph	85 +5kph	90 +10kph	90 +10kph		85
0000	0	0	0	0	0	0	0	0	0	0	0	0	0	0	0	0	0	0	0	-	-
0100	0	0	0	0	0	0	0	0	0	0	0	0	0	0	0	0	0	0	0	-	-
0200	0	0	0	0	0	0	0	0	0	0	0	0	0	0	0	0	0	0	0	-	-
0300	0	0	0	0	0	0	0	0	0	0	0	0	0	0	0	0	0	0	0	-	-
0400	0	0	0	0	0	0	0	0	0	0	0	0	0	0	0	0	0	0	0	-	-
0500	0	0	0	0	0	0	0	0	0	0	0	0	0	0	0	0	0	0	0	-	-
0600	0	0	0	0	0	0	0	0	0	0	0	0	0	0	0	0	0	0	0	-	-
0700	**2**	**0**	**2**	**0**	**0**	**0**	**0**	**0**	**0**	**0**	**0**	**0**	**0**	**0**	**0**	**0**	**0**	**0**	**0**	**53.3**	**-**
0800	0	0	0	0	0	0	0	0	0	0	0	0	0	0	0	0	0	0	0	-	-
0900	1	0	1	0	0	0	0	0	0	0	0	0	0	0	0	0	0	0	0	52	-
1000	0	0	0	0	0	0	0	0	0	0	0	0	0	0	0	0	0	0	0	-	-
1100	0	0	0	0	0	0	0	0	0	0	0	0	0	0	0	0	0	0	0	-	-
1200	2	0	2	0	0	0	0	0	0	0	0	0	0	0	0	0	0	0	0	33.9	-
1300	4	0	4	0	0	0	0	0	0	0	0	0	0	0	0	0	0	0	0	38.9	-
1400	0	0	0	0	0	0	0	0	0	0	0	0	0	0	0	0	0	0	0	-	-
1500	1	0	0	0	1	0	0	0	0	0	0	0	0	0	0	0	0	0	0	49.6	-
1600	3	0	2	0	0	0	0	0	0	1	0	0	0	0	0	0	0	0	0	47.6	-
1700	**5**	**0**	**5**	**0**	**0**	**0**	**0**	**0**	**0**	**0**	**0**	**0**	**0**	**0**	**0**	**0**	**0**	**0**	**0**	**48.3**	**-**
1800	3	0	2	0	0	0	0	0	1	0	0	0	0	0	0	0	0	0	0	46.3	-
1900	3	0	2	1	0	0	0	0	0	0	0	0	0	0	0	0	0	0	0	55.8	-
2000	0	0	0	0	0	0	0	0	0	0	0	0	0	0	0	0	0	0	0	-	-
2100	0	0	0	0	0	0	0	0	0	0	0	0	0	0	0	0	0	0	0	-	-
2200	0	0	0	0	0	0	0	0	0	0	0	0	0	0	0	0	0	0	0	-	-
2300	0	0	0	0	0	0	0	0	0	0	0	0	0	0	0	0	0	0	0	-	-
07-19	**21**	**0**	**18**	**0**	**1**	**0**	**0**	**0**	**1**	**1**	**0**	**0**	**0**	**0**	**0**	**0**	**0**	**0**	**0**	**45.5**	**52.6**
06-22	**24**	**0**	**20**	**1**	**1**	**0**	**0**	**0**	**1**	**1**	**0**	**0**	**0**	**0**	**0**	**0**	**0**	**0**	**0**	**46.8**	**53.3**
06-00	**24**	**0**	**20**	**1**	**1**	**0**	**0**	**0**	**1**	**1**	**0**	**0**	**0**	**0**	**0**	**0**	**0**	**0**	**0**	**46.8**	**53.3**
00-00	**24**	**0**	**20**	**1**	**1**	**0**	**0**	**0**	**1**	**1**	**0**	**0**	**0**	**0**	**0**	**0**	**0**	**0**	**0**	**46.8**	**53.3**

DRAFT

Site 36
Location L-74113-0, Att - Tree, Lat 53.7484, Long -6.76075
Direction West

3279 / Meath/Cavan/Monaghan ATC's
October 2013
Automatic Traffic Count

Sat, 12 October 2013

Time	Total	Classification												>PSL	>PSL%	>SL1	>SL1%	>SL2	>SL2%	Mean	Vpp
		1 MCL	2 SV	3 SVT	4 TB2	5 TB3	6 T4	7 ART3	8 ART4	9 ART5	10 ART6	11 BD	12 DRT	80	80	85 +5kph	85 +5kph	90 +10kph	90 +10kph		85
0000	0	0	0	0	0	0	0	0	0	0	0	0	0	0	0	0	0	0	0	-	-
0100	**1**	**0**	**1**	**0**	**0**	**0**	**0**	**0**	**0**	**0**	**0**	**0**	**0**	**0**	**0**	**0**	**0**	**0**	**0**	**75.3**	**-**
0200	0	0	0	0	0	0	0	0	0	0	0	0	0	0	0	0	0	0	0	-	-
0300	0	0	0	0	0	0	0	0	0	0	0	0	0	0	0	0	0	0	0	-	-
0400	0	0	0	0	0	0	0	0	0	0	0	0	0	0	0	0	0	0	0	-	-
0500	0	0	0	0	0	0	0	0	0	0	0	0	0	0	0	0	0	0	0	-	-
0600	0	0	0	0	0	0	0	0	0	0	0	0	0	0	0	0	0	0	0	-	-
0700	0	0	0	0	0	0	0	0	0	0	0	0	0	0	0	0	0	0	0	-	-
0800	**1**	**0**	**1**	**0**	**0**	**0**	**0**	**0**	**0**	**0**	**0**	**0**	**0**	**0**	**0**	**0**	**0**	**0**	**0**	**47.4**	**-**
0900	0	0	0	0	0	0	0	0	0	0	0	0	0	0	0	0	0	0	0	-	-
1000	**1**	**0**	**1**	**0**	**0**	**0**	**0**	**0**	**0**	**0**	**0**	**0**	**0**	**0**	**0**	**0**	**0**	**0**	**0**	**45.4**	**-**
1100	**1**	**0**	**1**	**0**	**0**	**0**	**0**	**0**	**0**	**0**	**0**	**0**	**0**	**0**	**0**	**0**	**0**	**0**	**0**	**53.8**	**-**
1200	3	0	3	0	0	0	0	0	0	0	0	0	0	0	0	0	0	0	0	53.9	-
1300	2	0	1	1	0	0	0	0	0	0	0	0	0	0	0	0	0	0	0	60.4	-
1400	**5**	**0**	**5**	**0**	**0**	**0**	**0**	**0**	**0**	**0**	**0**	**0**	**0**	**0**	**0**	**0**	**0**	**0**	**0**	**42.5**	**-**
1500	1	0	1	0	0	0	0	0	0	0	0	0	0	0	0	0	0	0	0	60.5	-
1600	3	1	2	0	0	0	0	0	0	0	0	0	0	0	0	0	0	0	0	38.2	-
1700	1	0	1	0	0	0	0	0	0	0	0	0	0	0	0	0	0	0	0	62.3	-
1800	4	0	4	0	0	0	0	0	0	0	0	0	0	0	0	0	0	0	0	53.1	-
1900	1	0	1	0	0	0	0	0	0	0	0	0	0	0	0	0	0	0	0	44.5	-
2000	3	0	3	0	0	0	0	0	0	0	0	0	0	0	0	0	0	0	0	53.1	-
2100	1	0	1	0	0	0	0	0	0	0	0	0	0	0	0	0	0	0	0	51.7	-
2200	0	0	0	0	0	0	0	0	0	0	0	0	0	0	0	0	0	0	0	-	-
2300	0	0	0	0	0	0	0	0	0	0	0	0	0	0	0	0	0	0	0	-	-
07-19	**22**	**1**	**20**	**1**	**0**	**0**	**0**	**0**	**0**	**0**	**0**	**0**	**0**	**0**	**0**	**0**	**0**	**0**	**0**	**49.6**	**59.4**
06-22	**27**	**1**	**25**	**1**	**0**	**0**	**0**	**0**	**0**	**0**	**0**	**0**	**0**	**0**	**0**	**0**	**0**	**0**	**0**	**49.9**	**58**
06-00	**27**	**1**	**25**	**1**	**0**	**0**	**0**	**0**	**0**	**0**	**0**	**0**	**0**	**0**	**0**	**0**	**0**	**0**	**0**	**49.9**	**58**
00-00	**28**	**1**	**26**	**1**	**0**	**0**	**0**	**0**	**0**	**0**	**0**	**0**	**0**	**0**	**0**	**0**	**0**	**0**	**0**	**50.8**	**59.4**

DRAFT

Site 36
Location L-74113-0, Att - Tree, Lat 53.7484, Long -6.76075
Direction West

3279 / Meath/Cavan/Monaghan ATC's
October 2013
Automatic Traffic Count

Sun, 13 October 2013

Time	Total	Classification												>PSL	>PSL%	>SL1	>SL1%	>SL2	>SL2%	Mean	Vpp
		1 MCL	2 SV	3 SVT	4 TB2	5 TB3	6 T4	7 ART3	8 ART4	9 ART5	10 ART6	11 BD	12 DRT	80	80	85 +5kph	85 +5kph	90 +10kph	90 +10kph		85
0000	0	0	0	0	0	0	0	0	0	0	0	0	0	0	0	0	0	0	0	-	-
0100	1	0	1	0	0	0	0	0	0	0	0	0	0	0	0	0	0	0	0	72.9	-
0200	1	0	1	0	0	0	0	0	0	0	0	0	0	0	0	0	0	0	0	71.8	-
0300	0	0	0	0	0	0	0	0	0	0	0	0	0	0	0	0	0	0	0	-	-
0400	0	0	0	0	0	0	0	0	0	0	0	0	0	0	0	0	0	0	0	-	-
0500	0	0	0	0	0	0	0	0	0	0	0	0	0	0	0	0	0	0	0	-	-
0600	0	0	0	0	0	0	0	0	0	0	0	0	0	0	0	0	0	0	0	-	-
0700	1	0	1	0	0	0	0	0	0	0	0	0	0	0	0	0	0	0	0	42.2	-
0800	0	0	0	0	0	0	0	0	0	0	0	0	0	0	0	0	0	0	0	-	-
0900	2	0	2	0	0	0	0	0	0	0	0	0	0	0	0	0	0	0	0	54.6	-
1000	**5**	**0**	**4**	**0**	**1**	**0**	**0**	**0**	**0**	**0**	**0**	**0**	**0**	**0**	**0**	**0**	**0**	**0**	**0**	**50.8**	**-**
1100	1	0	1	0	0	0	0	0	0	0	0	0	0	0	0	0	0	0	0	63.5	-
1200	1	1	0	0	0	0	0	0	0	0	0	0	0	0	0	0	0	0	0	26.9	-
1300	4	0	4	0	0	0	0	0	0	0	0	0	0	0	0	0	0	0	0	60.6	-
1400	0	0	0	0	0	0	0	0	0	0	0	0	0	0	0	0	0	0	0	-	-
1500	**5**	**0**	**5**	**0**	**0**	**0**	**0**	**0**	**0**	**0**	**0**	**0**	**0**	**0**	**0**	**0**	**0**	**0**	**0**	**44.4**	**-**
1600	4	0	4	0	0	0	0	0	0	0	0	0	0	0	0	0	0	0	0	50.1	-
1700	4	1	3	0	0	0	0	0	0	0	0	0	0	0	0	0	0	0	0	39.2	-
1800	**5**	**0**	**4**	**1**	**0**	**0**	**0**	**0**	**0**	**0**	**0**	**0**	**0**	**0**	**0**	**0**	**0**	**0**	**0**	**37.9**	**-**
1900	1	0	1	0	0	0	0	0	0	0	0	0	0	0	0	0	0	0	0	61	-
2000	0	0	0	0	0	0	0	0	0	0	0	0	0	0	0	0	0	0	0	-	-
2100	0	0	0	0	0	0	0	0	0	0	0	0	0	0	0	0	0	0	0	-	-
2200	0	0	0	0	0	0	0	0	0	0	0	0	0	0	0	0	0	0	0	-	-
2300	0	0	0	0	0	0	0	0	0	0	0	0	0	0	0	0	0	0	0	-	-
07-19	**32**	**2**	**28**	**1**	**1**	**0**	**0**	**0**	**0**	**0**	**0**	**0**	**0**	**0**	**0**	**0**	**0**	**0**	**0**	**47.1**	**58.7**
06-22	**33**	**2**	**29**	**1**	**1**	**0**	**0**	**0**	**0**	**0**	**0**	**0**	**0**	**0**	**0**	**0**	**0**	**0**	**0**	**47.5**	**59**
06-00	**33**	**2**	**29**	**1**	**1**	**0**	**0**	**0**	**0**	**0**	**0**	**0**	**0**	**0**	**0**	**0**	**0**	**0**	**0**	**47.5**	**59**
00-00	**35**	**2**	**31**	**1**	**1**	**0**	**0**	**0**	**0**	**0**	**0**	**0**	**0**	**0**	**0**	**0**	**0**	**0**	**0**	**48.9**	**62.6**

DRAFT

Site 36
Location L-74113-0, Att - Tree, Lat 53.7484, Long -6.76075
Direction West

3279 / Meath/Cavan/Monaghan ATC's
October 2013
Automatic Traffic Count

Mon, 14 October 2013

Time	Total	Classification												>PSL	>PSL%	>SL1	>SL1%	>SL2	>SL2%	Mean	Vpp
		1 MCL	2 SV	3 SVT	4 TB2	5 TB3	6 T4	7 ART3	8 ART4	9 ART5	10 ART6	11 BD	12 DRT	80	80	85 +5kph	85 +5kph	90 +10kph	90 +10kph		85
0000	1	0	1	0	0	0	0	0	0	0	0	0	0	0	0	0	0	0	0	70.7	-
0100	0	0	0	0	0	0	0	0	0	0	0	0	0	0	0	0	0	0	0	-	-
0200	0	0	0	0	0	0	0	0	0	0	0	0	0	0	0	0	0	0	0	-	-
0300	0	0	0	0	0	0	0	0	0	0	0	0	0	0	0	0	0	0	0	-	-
0400	0	0	0	0	0	0	0	0	0	0	0	0	0	0	0	0	0	0	0	-	-
0500	0	0	0	0	0	0	0	0	0	0	0	0	0	0	0	0	0	0	0	-	-
0600	0	0	0	0	0	0	0	0	0	0	0	0	0	0	0	0	0	0	0	-	-
0700	1	0	1	0	0	0	0	0	0	0	0	0	0	0	0	0	0	0	0	44.1	-
0800	1	0	1	0	0	0	0	0	0	0	0	0	0	0	0	0	0	0	0	61.3	-
0900	**4**	**0**	**3**	**1**	**0**	**0**	**0**	**0**	**0**	**0**	**0**	**0**	**0**	**0**	**0**	**0**	**0**	**0**	**0**	**43.7**	**-**
1000	2	0	2	0	0	0	0	0	0	0	0	0	0	0	0	0	0	0	0	51.3	-
1100	0	0	0	0	0	0	0	0	0	0	0	0	0	0	0	0	0	0	0	-	-
1200	2	0	2	0	0	0	0	0	0	0	0	0	0	0	0	0	0	0	0	56.2	-
1300	1	0	1	0	0	0	0	0	0	0	0	0	0	0	0	0	0	0	0	60.9	-
1400	3	0	3	0	0	0	0	0	0	0	0	0	0	0	0	0	0	0	0	48.4	-
1500	**7**	**0**	**6**	**1**	**0**	**0**	**0**	**0**	**0**	**0**	**0**	**0**	**0**	**1**	**14.3**	**0**	**0**	**0**	**0**	**54.3**	**-**
1600	4	0	3	1	0	0	0	0	0	0	0	0	0	0	0	0	0	0	0	51.2	-
1700	5	0	4	1	0	0	0	0	0	0	0	0	0	0	0	0	0	0	0	59.8	-
1800	4	0	3	1	0	0	0	0	0	0	0	0	0	0	0	0	0	0	0	52.6	-
1900	0	0	0	0	0	0	0	0	0	0	0	0	0	0	0	0	0	0	0	-	-
2000	2	0	2	0	0	0	0	0	0	0	0	0	0	0	0	0	0	0	0	38.9	-
2100	1	0	1	0	0	0	0	0	0	0	0	0	0	0	0	0	0	0	0	48.5	-
2200	2	0	1	1	0	0	0	0	0	0	0	0	0	0	0	0	0	0	0	40.9	-
2300	1	0	0	0	1	0	0	0	0	0	0	0	0	0	0	0	0	0	0	73.5	-
07-19	**34**	**0**	**29**	**5**	**0**	**0**	**0**	**0**	**0**	**0**	**0**	**0**	**0**	**1**	**2.9**	**0**	**0**	**0**	**0**	**52.8**	**63**
06-22	**37**	**0**	**32**	**5**	**0**	**0**	**0**	**0**	**0**	**0**	**0**	**0**	**0**	**1**	**2.7**	**0**	**0**	**0**	**0**	**51.9**	**61.2**
06-00	**40**	**0**	**33**	**6**	**1**	**0**	**0**	**0**	**0**	**0**	**0**	**0**	**0**	**1**	**2.5**	**0**	**0**	**0**	**0**	**51.9**	**63**
00-00	**41**	**0**	**34**	**6**	**1**	**0**	**0**	**0**	**0**	**0**	**0**	**0**	**0**	**1**	**2.4**	**0**	**0**	**0**	**0**	**52.4**	**63.7**

DRAFT

Site 36
Location L-74113-0, Att - Tree, Lat 53.7484, Long -6.76075
Direction West

3279 / Meath/Cavan/Monaghan ATC's
October 2013
Automatic Traffic Count

Virtual Day (7)

Time	Total	Classification												>PSL	>PSL%	>SL1	>SL1%	>SL2	>SL2%	Mean	Vpp
		1 MCL	2 SV	3 SVT	4 TB2	5 TB3	6 T4	7 ART3	8 ART4	9 ART5	10 ART6	11 BD	12 DRT	80	80	85 +5kph	85 +5kph	90 +10kph	90 +10kph		85
0000	0	0	0	0	0	0	0	0	0	0	0	0	0	0	0	0	0	0	0	70.7	-
0100	0	0	0	0	0	0	0	0	0	0	0	0	0	0	0	0	0	0	0	73.9	-
0200	0	0	0	0	0	0	0	0	0	0	0	0	0	0	0	0	0	0	0	71.8	-
0300	0	0	0	0	0	0	0	0	0	0	0	0	0	0	0	0	0	0	0	-	-
0400	0	0	0	0	0	0	0	0	0	0	0	0	0	0	0	0	0	0	0	50.4	-
0500	0	0	0	0	0	0	0	0	0	0	0	0	0	0	0	0	0	0	0	60.7	-
0600	0	0	0	0	0	0	0	0	0	0	0	0	0	0	0	0	0	0	0	-	-
0700	1	0	1	0	0	0	0	0	0	0	0	0	0	0	0	0	0	0	0	50.5	-
0800	0	0	0	0	0	0	0	0	0	0	0	0	0	0	0	0	0	0	0	50.1	-
0900	**2**	**0**	**2**	**0**	**0**	**0**	**0**	**0**	**0**	**0**	**0**	**0**	**0**	**0**	**0**	**0**	**0**	**0**	**0**	**48.8**	**-**
1000	**2**	**0**	**2**	**0**	**0**	**0**	**0**	**0**	**0**	**0**	**0**	**0**	**0**	**0**	**0**	**0**	**0**	**0**	**0**	**48.5**	**-**
1100	1	0	1	0	0	0	0	0	0	0	0	0	0	0	0	0	0	0	0	50.1	-
1200	2	0	1	0	0	0	0	0	0	0	0	0	0	0	0	0	0	0	0	45.4	-
1300	2	0	2	0	0	0	0	0	0	0	0	0	0	0	0	0	0	0	0	51	-
1400	2	0	2	0	0	0	0	0	0	0	0	0	0	0	0	0	0	0	0	50.9	-
1500	3	0	3	0	0	0	0	0	0	0	0	0	0	0	4.8	0	0	0	0	49.3	-
1600	3	0	3	0	0	0	0	0	0	0	0	0	0	0	0	0	0	0	0	48.8	-
1700	3	0	3	0	0	0	0	0	0	0	0	0	0	0	0	0	0	0	0	50.5	-
1800	**5**	**0**	**4**	**0**	**0**	**0**	**0**	**0**	**0**	**0**	**0**	**0**	**0**	**0**	**0**	**0**	**0**	**0**	**0**	**47.5**	**-**
1900	2	0	2	0	0	0	0	0	0	0	0	0	0	0	0	0	0	0	0	45.5	-
2000	2	0	1	0	0	0	0	0	0	0	0	0	0	0	0	0	0	0	0	46.9	-
2100	2	0	2	0	0	0	0	0	0	0	0	0	0	0	0	0	0	0	0	43.6	-
2200	1	0	0	0	0	0	0	0	0	0	0	0	0	0	0	0	0	0	0	40.9	-
2300	0	0	0	0	0	0	0	0	0	0	0	0	0	0	0	0	0	0	0	53.5	-
07-19	**26**	**0**	**23**	**2**	**1**	**0**	**0**	**0**	**0**	**0**	**0**	**0**	**0**	**0**	**0.5**	**0**	**0**	**0**	**0**	**49.1**	**59**
06-22	**32**	**0**	**28**	**2**	**1**	**0**	**0**	**0**	**0**	**0**	**0**	**0**	**0**	**0**	**0.4**	**0**	**0**	**0**	**0**	**48.4**	**58.7**
06-00	**33**	**0**	**28**	**2**	**1**	**0**	**0**	**0**	**0**	**0**	**0**	**0**	**0**	**0**	**0.4**	**0**	**0**	**0**	**0**	**48.3**	**58.7**
00-00	**34**	**0**	**29**	**2**	**1**	**0**	**0**	**0**	**0**	**0**	**0**	**0**	**0**	**0**	**0.4**	**0**	**0**	**0**	**0**	**48.9**	**59.4**

DRAFT

Site 36
Location L-74113-0, Att - Tree, Lat 53.7484, Long -6.76075
Direction West

3279 / Meath/Cavan/Monaghan ATC's
October 2013
Automatic Traffic Count

Virtual Week (1)

Time	Total	Classification												>PSL	>PSL%	>SL1	>SL1%	>SL2	>SL2%	Mean	Vpp
		1 MCL	2 SV	3 SVT	4 TB2	5 TB3	6 T4	7 ART3	8 ART4	9 ART5	10 ART6	11 BD	12 DRT	80	80	85 +5kph	85 +5kph	90 +10kph	90 +10kph		85
Mon	41	0	34	6	1	0	0	0	0	0	0	0	0	1	2.4	0	0	0	0	52.4	63.7
Tue	24	0	22	0	2	0	0	0	0	0	0	0	0	0	0	0	0	0	0	44.6	52.9
Wed	61	0	48	8	0	1	1	0	0	1	2	0	0	0	0	0	0	0	0	47	53.6
Thu	26	0	24	0	0	1	1	0	0	0	0	0	0	0	0	0	0	0	0	51.8	58
Fri	24	0	20	1	1	0	0	0	1	1	0	0	0	0	0	0	0	0	0	46.8	53.3
| Sat	28	1	26	1	0	0	0	0	0	0	0	0	0	0	0	0	0	0	0	50.8	59.4
| Sun	35	2	31	1	1	0	0	0	0	0	0	0	0	0	0	0	0	0	0	48.9	62.6
5 Day Ave.	**35**	**0**	**30**	**3**	**1**	**0**	**0**	**0**	**0**	**0**	**0**	**0**	**0**	**0**	**0.0**	**0**	**0.0**	**0**	**0.0**	**48.5**	**56.3**
7 Day Ave.	**34**	**0**	**29**	**2**	**1**	**0**	**0**	**0**	**0**	**0**	**0**	**0**	**0**	**0**	**0.4**	**0**	**0.0**	**0**	**0.0**	**48.9**	**59.4**
--	**239**	**3**	**205**	**17**	**5**	**2**	**2**	**0**	**1**	**2**	**2**	**0**	**0**	**1**	**0.4**	**0**	**0.0**	**0**	**0.0**	**48.9**	**59.4**

Summary Graphs

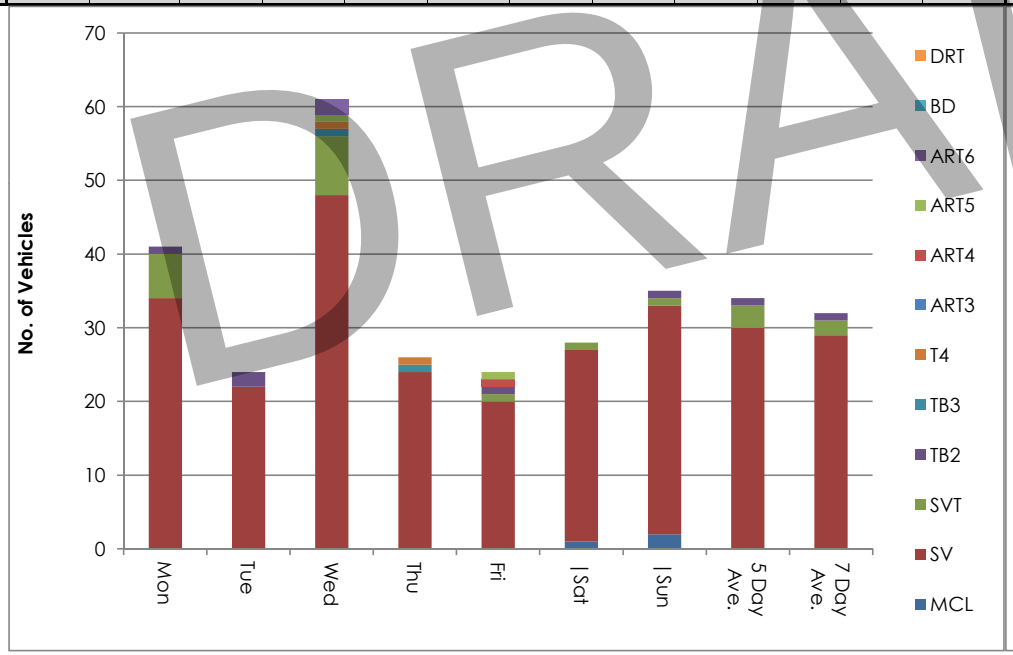

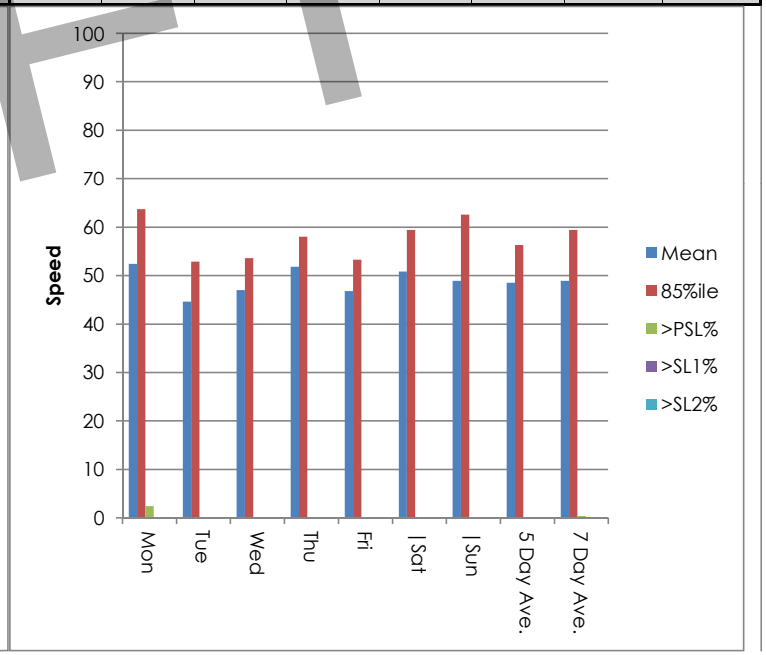

DRAFT

Site 36
Location L-74113-0, Att - Tree, Lat 53.7484, Long -6.76075
Direction West

3279 / Meath/Cavan/Monaghan ATC's
October 2013
Automatic Traffic Count

Tue, 8 October 2013

Time	Total	Speed Bins (km/h)																											
		0 - 5	5 - 10	10 - 15	15 - 20	20 - 25	25 - 30	30 - 35	35 - 40	40 - 45	45 - 50	50 - 55	55 - 60	60 - 65	65 - 70	70 - 75	75 - 80	80 - 85	85 - 90	90 - 95	95 - 100	100 - 105	105 - 110	110 - 115	115 - 120	120 - 125	125 - 130	130 - 135	135 - 140
0000	0	0	0	0	0	0	0	0	0	0	0	0	0	0	0	0	0	0	0	0	0	0	0	0	0	0	0	0	0
0100	0	0	0	0	0	0	0	0	0	0	0	0	0	0	0	0	0	0	0	0	0	0	0	0	0	0	0	0	0
0200	0	0	0	0	0	0	0	0	0	0	0	0	0	0	0	0	0	0	0	0	0	0	0	0	0	0	0	0	0
0300	0	0	0	0	0	0	0	0	0	0	0	0	0	0	0	0	0	0	0	0	0	0	0	0	0	0	0	0	0
0400	0	0	0	0	0	0	0	0	0	0	0	0	0	0	0	0	0	0	0	0	0	0	0	0	0	0	0	0	0
0500	0	0	0	0	0	0	0	0	0	0	0	0	0	0	0	0	0	0	0	0	0	0	0	0	0	0	0	0	0
0600	0	0	0	0	0	0	0	0	0	0	0	0	0	0	0	0	0	0	0	0	0	0	0	0	0	0	0	0	0
0700	1	0	0	0	0	0	0	0	0	0	1	0	0	0	0	0	0	0	0	0	0	0	0	0	0	0	0	0	0
0800	1	0	0	0	0	0	0	0	0	1	0	0	0	0	0	0	0	0	0	0	0	0	0	0	0	0	0	0	0
0900	1	0	0	0	0	0	0	0	1	0	0	0	0	0	0	0	0	0	0	0	0	0	0	0	0	0	0	0	0
1000	1	0	0	0	0	0	0	0	0	1	0	0	0	0	0	0	0	0	0	0	0	0	0	0	0	0	0	0	0
1100	**2**	**0**	**0**	**0**	**0**	**0**	**0**	**0**	**0**	**2**	**0**	**0**	**0**	**0**	**0**	**0**	**0**	**0**	**0**	**0**	**0**	**0**	**0**	**0**	**0**	**0**	**0**	**0**	**0**
1200	1	0	0	0	0	0	0	0	0	1	0	0	0	0	0	0	0	0	0	0	0	0	0	0	0	0	0	0	0
1300	2	0	0	0	0	0	0	0	1	0	1	0	0	0	0	0	0	0	0	0	0	0	0	0	0	0	0	0	0
1400	**5**	**0**	**0**	**0**	**0**	**0**	**0**	**0**	**0**	**0**	**0**	**3**	**2**	**0**	**0**	**0**	**0**	**0**	**0**	**0**	**0**	**0**	**0**	**0**	**0**	**0**	**0**	**0**	**0**
1500	1	0	0	0	0	1	0	0	0	0	0	0	0	0	0	0	0	0	0	0	0	0	0	0	0	0	0	0	0
1600	2	0	0	0	0	0	0	0	0	1	0	0	0	1	0	0	0	0	0	0	0	0	0	0	0	0	0	0	0
1700	3	0	0	0	0	0	0	0	0	1	2	0	0	0	0	0	0	0	0	0	0	0	0	0	0	0	0	0	0
1800	4	0	0	0	0	1	0	1	0	0	1	1	0	0	0	0	0	0	0	0	0	0	0	0	0	0	0	0	0
1900	0	0	0	0	0	0	0	0	0	0	0	0	0	0	0	0	0	0	0	0	0	0	0	0	0	0	0	0	0
2000	0	0	0	0	0	0	0	0	0	0	0	0	0	0	0	0	0	0	0	0	0	0	0	0	0	0	0	0	0
2100	0	0	0	0	0	0	0	0	0	0	0	0	0	0	0	0	0	0	0	0	0	0	0	0	0	0	0	0	0
2200	0	0	0	0	0	0	0	0	0	0	0	0	0	0	0	0	0	0	0	0	0	0	0	0	0	0	0	0	0
2300	0	0	0	0	0	0	0	0	0	0	0	0	0	0	0	0	0	0	0	0	0	0	0	0	0	0	0	0	0
07-19	**24**	**0**	**0**	**0**	**0**	**2**	**0**	**1**	**2**	**7**	**5**	**4**	**2**	**1**	**0**	**0**	**0**	**0**	**0**	**0**	**0**	**0**	**0**	**0**	**0**	**0**	**0**	**0**	**0**
06-22	**24**	**0**	**0**	**0**	**0**	**2**	**0**	**1**	**2**	**7**	**5**	**4**	**2**	**1**	**0**	**0**	**0**	**0**	**0**	**0**	**0**	**0**	**0**	**0**	**0**	**0**	**0**	**0**	**0**
06-00	**24**	**0**	**0**	**0**	**0**	**2**	**0**	**1**	**2**	**7**	**5**	**4**	**2**	**1**	**0**	**0**	**0**	**0**	**0**	**0**	**0**	**0**	**0**	**0**	**0**	**0**	**0**	**0**	**0**
00-00	**24**	**0**	**0**	**0**	**0**	**2**	**0**	**1**	**2**	**7**	**5**	**4**	**2**	**1**	**0**	**0**	**0**	**0**	**0**	**0**	**0**	**0**	**0**	**0**	**0**	**0**	**0**	**0**	**0**

DRAFT

Site 36
Location L-74113-0, Att - Tree, Lat 53.7484, Long -6.76075
Direction West

3279 / Meath/Cavan/Monaghan ATC's
October 2013
Automatic Traffic Count

Wed, 9 October 2013

Time	Total	Speed Bins (km/h)																											
		0 - 5	5 - 10	10 - 15	15 - 20	20 - 25	25 - 30	30 - 35	35 - 40	40 - 45	45 - 50	50 - 55	55 - 60	60 - 65	65 - 70	70 - 75	75 - 80	80 - 85	85 - 90	90 - 95	95 - 100	100 - 105	105 - 110	110 - 115	115 - 120	120 - 125	125 - 130	130 - 135	135 - 140
0000	0	0	0	0	0	0	0	0	0	0	0	0	0	0	0	0	0	0	0	0	0	0	0	0	0	0	0	0	0
0100	1	0	0	0	0	0	0	0	0	0	0	0	0	0	0	1	0	0	0	0	0	0	0	0	0	0	0	0	0
0200	0	0	0	0	0	0	0	0	0	0	0	0	0	0	0	0	0	0	0	0	0	0	0	0	0	0	0	0	0
0300	0	0	0	0	0	0	0	0	0	0	0	0	0	0	0	0	0	0	0	0	0	0	0	0	0	0	0	0	0
0400	1	0	0	0	0	0	0	0	0	0	0	1	0	0	0	0	0	0	0	0	0	0	0	0	0	0	0	0	0
0500	1	0	0	0	0	0	0	0	0	0	0	0	0	1	0	0	0	0	0	0	0	0	0	0	0	0	0	0	0
0600	0	0	0	0	0	0	0	0	0	0	0	0	0	0	0	0	0	0	0	0	0	0	0	0	0	0	0	0	0
0700	2	0	0	0	0	0	0	0	0	1	0	0	1	0	0	0	0	0	0	0	0	0	0	0	0	0	0	0	0
0800	0	0	0	0	0	0	0	0	0	0	0	0	0	0	0	0	0	0	0	0	0	0	0	0	0	0	0	0	0
0900	1	0	0	0	0	0	0	0	0	0	0	1	0	0	0	0	0	0	0	0	0	0	0	0	0	0	0	0	0
1000	2	0	0	0	0	0	0	0	0	1	1	0	0	0	0	0	0	0	0	0	0	0	0	0	0	0	0	0	0
1100	**3**	**0**	**0**	**0**	**0**	**0**	**0**	**0**	**1**	**0**	**0**	**0**	**1**	**1**	**0**	**0**	**0**	**0**	**0**	**0**	**0**	**0**	**0**	**0**	**0**	**0**	**0**	**0**	**0**
1200	2	0	0	0	0	0	0	1	1	0	0	0	0	0	0	0	0	0	0	0	0	0	0	0	0	0	0	0	0
1300	0	0	0	0	0	0	0	0	0	0	0	0	0	0	0	0	0	0	0	0	0	0	0	0	0	0	0	0	0
1400	2	0	0	0	0	0	0	0	0	0	0	0	0	2	0	0	0	0	0	0	0	0	0	0	0	0	0	0	0
1500	4	0	0	0	0	0	0	0	0	1	0	3	0	0	0	0	0	0	0	0	0	0	0	0	0	0	0	0	0
1600	4	0	0	0	0	0	0	0	0	0	0	4	0	0	0	0	0	0	0	0	0	0	0	0	0	0	0	0	0
1700	3	0	0	0	0	0	0	0	0	0	0	2	0	1	0	0	0	0	0	0	0	0	0	0	0	0	0	0	0
1800	**8**	**0**	**0**	**0**	**0**	**0**	**0**	**0**	**1**	**1**	**5**	**1**	**0**	**0**	**0**	**0**	**0**	**0**	**0**	**0**	**0**	**0**	**0**	**0**	**0**	**0**	**0**	**0**	**0**
1900	**8**	**0**	**0**	**0**	**0**	**0**	**1**	**0**	**3**	**1**	**3**	**0**	**0**	**0**	**0**	**0**	**0**	**0**	**0**	**0**	**0**	**0**	**0**	**0**	**0**	**0**	**0**	**0**	**0**
2000	**8**	**0**	**0**	**0**	**0**	**0**	**0**	**0**	**3**	**1**	**0**	**3**	**0**	**1**	**0**	**0**	**0**	**0**	**0**	**0**	**0**	**0**	**0**	**0**	**0**	**0**	**0**	**0**	**0**
2100	**8**	**0**	**0**	**0**	**0**	**0**	**0**	**1**	**0**	**6**	**0**	**1**	**0**	**0**	**0**	**0**	**0**	**0**	**0**	**0**	**0**	**0**	**0**	**0**	**0**	**0**	**0**	**0**	**0**
2200	2	0	0	0	0	0	0	0	0	2	0	0	0	0	0	0	0	0	0	0	0	0	0	0	0	0	0	0	0
2300	1	0	0	0	0	0	0	0	0	1	0	0	0	0	0	0	0	0	0	0	0	0	0	0	0	0	0	0	0
07-19	**31**	**0**	**0**	**0**	**0**	**0**	**0**	**1**	**3**	**4**	**6**	**11**	**2**	**4**	**0**	**0**	**0**	**0**	**0**	**0**	**0**	**0**	**0**	**0**	**0**	**0**	**0**	**0**	**0**
06-22	**55**	**0**	**0**	**0**	**0**	**0**	**1**	**2**	**9**	**12**	**9**	**15**	**2**	**5**	**0**	**0**	**0**	**0**	**0**	**0**	**0**	**0**	**0**	**0**	**0**	**0**	**0**	**0**	**0**
06-00	**58**	**0**	**0**	**0**	**0**	**0**	**1**	**2**	**9**	**15**	**9**	**15**	**2**	**5**	**0**	**0**	**0**	**0**	**0**	**0**	**0**	**0**	**0**	**0**	**0**	**0**	**0**	**0**	**0**
00-00	**61**	**0**	**0**	**0**	**0**	**0**	**1**	**2**	**9**	**15**	**9**	**16**	**2**	**6**	**0**	**1**	**0**	**0**	**0**	**0**	**0**	**0**	**0**	**0**	**0**	**0**	**0**	**0**	**0**

DRAFT

Site 36
Location L-74113-0, Att - Tree, Lat 53.7484, Long -6.76075
Direction West

3279 / Meath/Cavan/Monaghan ATC's
October 2013
Automatic Traffic Count

Thu, 10 October 2013

Time	Total	Speed Bins (km/h)																											
		0 - 5	5 - 10	10 - 15	15 - 20	20 - 25	25 - 30	30 - 35	35 - 40	40 - 45	45 - 50	50 - 55	55 - 60	60 - 65	65 - 70	70 - 75	75 - 80	80 - 85	85 - 90	90 - 95	95 - 100	100 - 105	105 - 110	110 - 115	115 - 120	120 - 125	125 - 130	130 - 135	135 - 140
0000	0	0	0	0	0	0	0	0	0	0	0	0	0	0	0	0	0	0	0	0	0	0	0	0	0	0	0	0	0
0100	0	0	0	0	0	0	0	0	0	0	0	0	0	0	0	0	0	0	0	0	0	0	0	0	0	0	0	0	0
0200	0	0	0	0	0	0	0	0	0	0	0	0	0	0	0	0	0	0	0	0	0	0	0	0	0	0	0	0	0
0300	0	0	0	0	0	0	0	0	0	0	0	0	0	0	0	0	0	0	0	0	0	0	0	0	0	0	0	0	0
0400	0	0	0	0	0	0	0	0	0	0	0	0	0	0	0	0	0	0	0	0	0	0	0	0	0	0	0	0	0
0500	0	0	0	0	0	0	0	0	0	0	0	0	0	0	0	0	0	0	0	0	0	0	0	0	0	0	0	0	0
0600	0	0	0	0	0	0	0	0	0	0	0	0	0	0	0	0	0	0	0	0	0	0	0	0	0	0	0	0	0
0700	1	0	0	0	0	0	0	0	0	0	0	0	0	1	0	0	0	0	0	0	0	0	0	0	0	0	0	0	0
0800	0	0	0	0	0	0	0	0	0	0	0	0	0	0	0	0	0	0	0	0	0	0	0	0	0	0	0	0	0
0900	**5**	**0**	**0**	**0**	**0**	**0**	**0**	**0**	**1**	**0**	**0**	**3**	**0**	**1**	**0**	**0**	**0**	**0**	**0**	**0**	**0**	**0**	**0**	**0**	**0**	**0**	**0**	**0**	**0**
1000	2	0	0	0	0	0	0	0	0	1	0	0	1	0	0	0	0	0	0	0	0	0	0	0	0	0	0	0	0
1100	1	0	0	0	0	0	0	0	0	1	0	0	0	0	0	0	0	0	0	0	0	0	0	0	0	0	0	0	0
1200	1	0	0	0	0	0	0	0	0	0	0	0	1	0	0	0	0	0	0	0	0	0	0	0	0	0	0	0	0
1300	0	0	0	0	0	0	0	0	0	0	0	0	0	0	0	0	0	0	0	0	0	0	0	0	0	0	0	0	0
1400	1	0	0	0	0	0	0	0	0	0	0	0	0	1	0	0	0	0	0	0	0	0	0	0	0	0	0	0	0
1500	2	0	0	0	0	0	0	0	0	0	0	2	0	0	0	0	0	0	0	0	0	0	0	0	0	0	0	0	0
1600	1	0	0	0	0	0	0	0	0	0	0	1	0	0	0	0	0	0	0	0	0	0	0	0	0	0	0	0	0
1700	1	0	0	0	0	0	0	0	0	0	0	0	1	0	0	0	0	0	0	0	0	0	0	0	0	0	0	0	0
1800	**5**	**0**	**0**	**0**	**0**	**0**	**0**	**0**	**0**	**0**	**0**	**1**	**4**	**0**	**0**	**0**	**0**	**0**	**0**	**0**	**0**	**0**	**0**	**0**	**0**	**0**	**0**	**0**	**0**
1900	2	0	0	0	0	0	0	0	1	0	1	0	0	0	0	0	0	0	0	0	0	0	0	0	0	0	0	0	0
2000	0	0	0	0	0	0	0	0	0	0	0	0	0	0	0	0	0	0	0	0	0	0	0	0	0	0	0	0	0
2100	3	0	0	0	0	0	0	0	0	0	3	0	0	0	0	0	0	0	0	0	0	0	0	0	0	0	0	0	0
2200	0	0	0	0	0	0	0	0	0	0	0	0	0	0	0	0	0	0	0	0	0	0	0	0	0	0	0	0	0
2300	1	0	0	0	0	0	0	0	0	0	1	0	0	0	0	0	0	0	0	0	0	0	0	0	0	0	0	0	0
07-19	**20**	**0**	**0**	**0**	**0**	**0**	**0**	**0**	**1**	**2**	**0**	**7**	**7**	**3**	**0**	**0**	**0**	**0**	**0**	**0**	**0**	**0**	**0**	**0**	**0**	**0**	**0**	**0**	**0**
06-22	**25**	**0**	**0**	**0**	**0**	**0**	**0**	**0**	**2**	**2**	**4**	**7**	**7**	**3**	**0**	**0**	**0**	**0**	**0**	**0**	**0**	**0**	**0**	**0**	**0**	**0**	**0**	**0**	**0**
06-00	**26**	**0**	**0**	**0**	**0**	**0**	**0**	**0**	**2**	**2**	**5**	**7**	**7**	**3**	**0**	**0**	**0**	**0**	**0**	**0**	**0**	**0**	**0**	**0**	**0**	**0**	**0**	**0**	**0**
00-00	**26**	**0**	**0**	**0**	**0**	**0**	**0**	**0**	**2**	**2**	**5**	**7**	**7**	**3**	**0**	**0**	**0**	**0**	**0**	**0**	**0**	**0**	**0**	**0**	**0**	**0**	**0**	**0**	**0**

DRAFT

Site 36
Location L-74113-0, Att - Tree, Lat 53.7484, Long -6.76075
Direction West

3279 / Meath/Cavan/Monaghan ATC's
October 2013
Automatic Traffic Count

Fri, 11 October 2013

Time	Total	Speed Bins (km/h)																											
		0 - 5	5 - 10	10 - 15	15 - 20	20 - 25	25 - 30	30 - 35	35 - 40	40 - 45	45 - 50	50 - 55	55 - 60	60 - 65	65 - 70	70 - 75	75 - 80	80 - 85	85 - 90	90 - 95	95 - 100	100 - 105	105 - 110	110 - 115	115 - 120	120 - 125	125 - 130	130 - 135	135 - 140
0000	0	0	0	0	0	0	0	0	0	0	0	0	0	0	0	0	0	0	0	0	0	0	0	0	0	0	0	0	0
0100	0	0	0	0	0	0	0	0	0	0	0	0	0	0	0	0	0	0	0	0	0	0	0	0	0	0	0	0	0
0200	0	0	0	0	0	0	0	0	0	0	0	0	0	0	0	0	0	0	0	0	0	0	0	0	0	0	0	0	0
0300	0	0	0	0	0	0	0	0	0	0	0	0	0	0	0	0	0	0	0	0	0	0	0	0	0	0	0	0	0
0400	0	0	0	0	0	0	0	0	0	0	0	0	0	0	0	0	0	0	0	0	0	0	0	0	0	0	0	0	0
0500	0	0	0	0	0	0	0	0	0	0	0	0	0	0	0	0	0	0	0	0	0	0	0	0	0	0	0	0	0
0600	0	0	0	0	0	0	0	0	0	0	0	0	0	0	0	0	0	0	0	0	0	0	0	0	0	0	0	0	0
0700	**2**	**0**	**0**	**0**	**0**	**0**	**0**	**0**	**0**	**0**	**1**	**0**	**1**	**0**	**0**	**0**	**0**	**0**	**0**	**0**	**0**	**0**	**0**	**0**	**0**	**0**	**0**	**0**	**0**
0800	0	0	0	0	0	0	0	0	0	0	0	0	0	0	0	0	0	0	0	0	0	0	0	0	0	0	0	0	0
0900	1	0	0	0	0	0	0	0	0	0	0	1	0	0	0	0	0	0	0	0	0	0	0	0	0	0	0	0	0
1000	0	0	0	0	0	0	0	0	0	0	0	0	0	0	0	0	0	0	0	0	0	0	0	0	0	0	0	0	0
1100	0	0	0	0	0	0	0	0	0	0	0	0	0	0	0	0	0	0	0	0	0	0	0	0	0	0	0	0	0
1200	2	0	0	0	0	0	1	0	0	1	0	0	0	0	0	0	0	0	0	0	0	0	0	0	0	0	0	0	0
1300	4	0	0	0	0	0	0	0	3	0	1	0	0	0	0	0	0	0	0	0	0	0	0	0	0	0	0	0	0
1400	0	0	0	0	0	0	0	0	0	0	0	0	0	0	0	0	0	0	0	0	0	0	0	0	0	0	0	0	0
1500	1	0	0	0	0	0	0	0	0	0	1	0	0	0	0	0	0	0	0	0	0	0	0	0	0	0	0	0	0
1600	3	0	0	0	0	0	0	0	1	0	0	2	0	0	0	0	0	0	0	0	0	0	0	0	0	0	0	0	0
1700	**5**	**0**	**0**	**0**	**0**	**0**	**0**	**0**	**1**	**1**	**2**	**0**	**0**	**1**	**0**	**0**	**0**	**0**	**0**	**0**	**0**	**0**	**0**	**0**	**0**	**0**	**0**	**0**	**0**
1800	3	0	0	0	0	0	0	0	0	2	0	1	0	0	0	0	0	0	0	0	0	0	0	0	0	0	0	0	0
1900	3	0	0	0	0	0	0	0	1	0	0	1	0	0	0	0	1	0	0	0	0	0	0	0	0	0	0	0	0
2000	0	0	0	0	0	0	0	0	0	0	0	0	0	0	0	0	0	0	0	0	0	0	0	0	0	0	0	0	0
2100	0	0	0	0	0	0	0	0	0	0	0	0	0	0	0	0	0	0	0	0	0	0	0	0	0	0	0	0	0
2200	0	0	0	0	0	0	0	0	0	0	0	0	0	0	0	0	0	0	0	0	0	0	0	0	0	0	0	0	0
2300	0	0	0	0	0	0	0	0	0	0	0	0	0	0	0	0	0	0	0	0	0	0	0	0	0	0	0	0	0
07-19	**21**	**0**	**0**	**0**	**0**	**0**	**1**	**0**	**5**	**4**	**5**	**4**	**1**	**1**	**0**	**0**	**0**	**0**	**0**	**0**	**0**	**0**	**0**	**0**	**0**	**0**	**0**	**0**	**0**
06-22	**24**	**0**	**0**	**0**	**0**	**0**	**1**	**0**	**6**	**4**	**5**	**5**	**1**	**1**	**0**	**0**	**1**	**0**	**0**	**0**	**0**	**0**	**0**	**0**	**0**	**0**	**0**	**0**	**0**
06-00	**24**	**0**	**0**	**0**	**0**	**0**	**1**	**0**	**6**	**4**	**5**	**5**	**1**	**1**	**0**	**0**	**1**	**0**	**0**	**0**	**0**	**0**	**0**	**0**	**0**	**0**	**0**	**0**	**0**
00-00	**24**	**0**	**0**	**0**	**0**	**0**	**1**	**0**	**6**	**4**	**5**	**5**	**1**	**1**	**0**	**0**	**1**	**0**	**0**	**0**	**0**	**0**	**0**	**0**	**0**	**0**	**0**	**0**	**0**

DRAFT

Site 36
Location L-74113-0, Att - Tree, Lat 53.7484, Long -6.76075
Direction West

3279 / Meath/Cavan/Monaghan ATC's
October 2013
Automatic Traffic Count

Sat, 12 October 2013

Time	Total	Speed Bins (km/h)																											
		0 - 5	5 - 10	10 - 15	15 - 20	20 - 25	25 - 30	30 - 35	35 - 40	40 - 45	45 - 50	50 - 55	55 - 60	60 - 65	65 - 70	70 - 75	75 - 80	80 - 85	85 - 90	90 - 95	95 - 100	100 - 105	105 - 110	110 - 115	115 - 120	120 - 125	125 - 130	130 - 135	135 - 140
0000	0	0	0	0	0	0	0	0	0	0	0	0	0	0	0	0	0	0	0	0	0	0	0	0	0	0	0	0	0
0100	**1**	**0**	**0**	**0**	**0**	**0**	**0**	**0**	**0**	**0**	**0**	**0**	**0**	**0**	**0**	**0**	**1**	**0**	**0**	**0**	**0**	**0**	**0**	**0**	**0**	**0**	**0**	**0**	**0**
0200	0	0	0	0	0	0	0	0	0	0	0	0	0	0	0	0	0	0	0	0	0	0	0	0	0	0	0	0	0
0300	0	0	0	0	0	0	0	0	0	0	0	0	0	0	0	0	0	0	0	0	0	0	0	0	0	0	0	0	0
0400	0	0	0	0	0	0	0	0	0	0	0	0	0	0	0	0	0	0	0	0	0	0	0	0	0	0	0	0	0
0500	0	0	0	0	0	0	0	0	0	0	0	0	0	0	0	0	0	0	0	0	0	0	0	0	0	0	0	0	0
0600	0	0	0	0	0	0	0	0	0	0	0	0	0	0	0	0	0	0	0	0	0	0	0	0	0	0	0	0	0
0700	0	0	0	0	0	0	0	0	0	0	0	0	0	0	0	0	0	0	0	0	0	0	0	0	0	0	0	0	0
0800	**1**	**0**	**0**	**0**	**0**	**0**	**0**	**0**	**0**	**0**	**1**	**0**	**0**	**0**	**0**	**0**	**0**	**0**	**0**	**0**	**0**	**0**	**0**	**0**	**0**	**0**	**0**	**0**	**0**
0900	0	0	0	0	0	0	0	0	0	0	0	0	0	0	0	0	0	0	0	0	0	0	0	0	0	0	0	0	0
1000	**1**	**0**	**0**	**0**	**0**	**0**	**0**	**0**	**0**	**0**	**1**	**0**	**0**	**0**	**0**	**0**	**0**	**0**	**0**	**0**	**0**	**0**	**0**	**0**	**0**	**0**	**0**	**0**	**0**
1100	**1**	**0**	**0**	**0**	**0**	**0**	**0**	**0**	**0**	**0**	**0**	**1**	**0**	**0**	**0**	**0**	**0**	**0**	**0**	**0**	**0**	**0**	**0**	**0**	**0**	**0**	**0**	**0**	**0**
1200	3	0	0	0	0	0	0	0	0	1	0	0	2	0	0	0	0	0	0	0	0	0	0	0	0	0	0	0	0
1300	2	0	0	0	0	0	0	0	0	0	0	0	1	1	0	0	0	0	0	0	0	0	0	0	0	0	0	0	0
1400	**5**	**0**	**0**	**0**	**0**	**0**	**0**	**1**	**0**	**1**	**3**	**0**	**0**	**0**	**0**	**0**	**0**	**0**	**0**	**0**	**0**	**0**	**0**	**0**	**0**	**0**	**0**	**0**	**0**
1500	1	0	0	0	0	0	0	0	0	0	0	0	0	1	0	0	0	0	0	0	0	0	0	0	0	0	0	0	0
1600	3	0	0	0	1	0	0	0	0	1	0	1	0	0	0	0	0	0	0	0	0	0	0	0	0	0	0	0	0
1700	1	0	0	0	0	0	0	0	0	0	0	0	0	1	0	0	0	0	0	0	0	0	0	0	0	0	0	0	0
1800	4	0	0	0	0	0	0	0	0	0	0	4	0	0	0	0	0	0	0	0	0	0	0	0	0	0	0	0	0
1900	1	0	0	0	0	0	0	0	0	1	0	0	0	0	0	0	0	0	0	0	0	0	0	0	0	0	0	0	0
2000	3	0	0	0	0	0	0	0	0	0	0	3	0	0	0	0	0	0	0	0	0	0	0	0	0	0	0	0	0
2100	1	0	0	0	0	0	0	0	0	0	0	1	0	0	0	0	0	0	0	0	0	0	0	0	0	0	0	0	0
2200	0	0	0	0	0	0	0	0	0	0	0	0	0	0	0	0	0	0	0	0	0	0	0	0	0	0	0	0	0
2300	0	0	0	0	0	0	0	0	0	0	0	0	0	0	0	0	0	0	0	0	0	0	0	0	0	0	0	0	0
07-19	**22**	**0**	**0**	**0**	**1**	**0**	**0**	**1**	**0**	**3**	**5**	**6**	**3**	**3**	**0**	**0**	**0**	**0**	**0**	**0**	**0**	**0**	**0**	**0**	**0**	**0**	**0**	**0**	**0**
06-22	**27**	**0**	**0**	**0**	**1**	**0**	**0**	**1**	**0**	**4**	**5**	**10**	**3**	**3**	**0**	**0**	**0**	**0**	**0**	**0**	**0**	**0**	**0**	**0**	**0**	**0**	**0**	**0**	**0**
06-00	**27**	**0**	**0**	**0**	**1**	**0**	**0**	**1**	**0**	**4**	**5**	**10**	**3**	**3**	**0**	**0**	**0**	**0**	**0**	**0**	**0**	**0**	**0**	**0**	**0**	**0**	**0**	**0**	**0**
00-00	**28**	**0**	**0**	**0**	**1**	**0**	**0**	**1**	**0**	**4**	**5**	**10**	**3**	**3**	**0**	**0**	**1**	**0**	**0**	**0**	**0**	**0**	**0**	**0**	**0**	**0**	**0**	**0**	**0**

DRAFT

Site 36
Location L-74113-0, Att - Tree, Lat 53.7484, Long -6.76075
Direction West

3279 / Meath/Cavan/Monaghan ATC's
October 2013
Automatic Traffic Count

Sun, 13 October 2013

Time	Total	Speed Bins (km/h)																											
		0 - 5	5 - 10	10 - 15	15 - 20	20 - 25	25 - 30	30 - 35	35 - 40	40 - 45	45 - 50	50 - 55	55 - 60	60 - 65	65 - 70	70 - 75	75 - 80	80 - 85	85 - 90	90 - 95	95 - 100	100 - 105	105 - 110	110 - 115	115 - 120	120 - 125	125 - 130	130 - 135	135 - 140
0000	0	0	0	0	0	0	0	0	0	0	0	0	0	0	0	0	0	0	0	0	0	0	0	0	0	0	0	0	0
0100	1	0	0	0	0	0	0	0	0	0	0	0	0	0	0	1	0	0	0	0	0	0	0	0	0	0	0	0	0
0200	1	0	0	0	0	0	0	0	0	0	0	0	0	0	0	1	0	0	0	0	0	0	0	0	0	0	0	0	0
0300	0	0	0	0	0	0	0	0	0	0	0	0	0	0	0	0	0	0	0	0	0	0	0	0	0	0	0	0	0
0400	0	0	0	0	0	0	0	0	0	0	0	0	0	0	0	0	0	0	0	0	0	0	0	0	0	0	0	0	0
0500	0	0	0	0	0	0	0	0	0	0	0	0	0	0	0	0	0	0	0	0	0	0	0	0	0	0	0	0	0
0600	0	0	0	0	0	0	0	0	0	0	0	0	0	0	0	0	0	0	0	0	0	0	0	0	0	0	0	0	0
0700	1	0	0	0	0	0	0	0	0	1	0	0	0	0	0	0	0	0	0	0	0	0	0	0	0	0	0	0	0
0800	0	0	0	0	0	0	0	0	0	0	0	0	0	0	0	0	0	0	0	0	0	0	0	0	0	0	0	0	0
0900	2	0	0	0	0	0	0	0	0	0	0	2	0	0	0	0	0	0	0	0	0	0	0	0	0	0	0	0	0
1000	**5**	**0**	**0**	**0**	**0**	**0**	**0**	**1**	**1**	**0**	**1**	**0**	**0**	**1**	**1**	**0**	**0**	**0**	**0**	**0**	**0**	**0**	**0**	**0**	**0**	**0**	**0**	**0**	**0**
1100	1	0	0	0	0	0	0	0	0	0	0	0	0	1	0	0	0	0	0	0	0	0	0	0	0	0	0	0	0
1200	1	0	0	0	0	0	1	0	0	0	0	0	0	0	0	0	0	0	0	0	0	0	0	0	0	0	0	0	0
1300	4	0	0	0	0	0	0	0	0	0	0	0	3	0	0	1	0	0	0	0	0	0	0	0	0	0	0	0	0
1400	0	0	0	0	0	0	0	0	0	0	0	0	0	0	0	0	0	0	0	0	0	0	0	0	0	0	0	0	0
1500	**5**	**0**	**0**	**0**	**0**	**0**	**0**	**1**	**1**	**0**	**2**	**0**	**1**	**0**	**0**	**0**	**0**	**0**	**0**	**0**	**0**	**0**	**0**	**0**	**0**	**0**	**0**	**0**	**0**
1600	4	0	0	0	0	0	0	0	1	0	1	0	2	0	0	0	0	0	0	0	0	0	0	0	0	0	0	0	0
1700	4	0	0	0	1	0	0	0	0	2	0	0	1	0	0	0	0	0	0	0	0	0	0	0	0	0	0	0	0
1800	**5**	**0**	**0**	**0**	**0**	**0**	**0**	**0**	**4**	**1**	**0**	**0**	**0**	**0**	**0**	**0**	**0**	**0**	**0**	**0**	**0**	**0**	**0**	**0**	**0**	**0**	**0**	**0**	**0**
1900	1	0	0	0	0	0	0	0	0	0	0	0	0	1	0	0	0	0	0	0	0	0	0	0	0	0	0	0	0
2000	0	0	0	0	0	0	0	0	0	0	0	0	0	0	0	0	0	0	0	0	0	0	0	0	0	0	0	0	0
2100	0	0	0	0	0	0	0	0	0	0	0	0	0	0	0	0	0	0	0	0	0	0	0	0	0	0	0	0	0
2200	0	0	0	0	0	0	0	0	0	0	0	0	0	0	0	0	0	0	0	0	0	0	0	0	0	0	0	0	0
2300	0	0	0	0	0	0	0	0	0	0	0	0	0	0	0	0	0	0	0	0	0	0	0	0	0	0	0	0	0
07-19	**32**	**0**	**0**	**0**	**1**	**0**	**1**	**2**	**7**	**4**	**4**	**2**	**7**	**2**	**1**	**1**	**0**	**0**	**0**	**0**	**0**	**0**	**0**	**0**	**0**	**0**	**0**	**0**	**0**
06-22	**33**	**0**	**0**	**0**	**1**	**0**	**1**	**2**	**7**	**4**	**4**	**2**	**7**	**3**	**1**	**1**	**0**	**0**	**0**	**0**	**0**	**0**	**0**	**0**	**0**	**0**	**0**	**0**	**0**
06-00	**33**	**0**	**0**	**0**	**1**	**0**	**1**	**2**	**7**	**4**	**4**	**2**	**7**	**3**	**1**	**1**	**0**	**0**	**0**	**0**	**0**	**0**	**0**	**0**	**0**	**0**	**0**	**0**	**0**
00-00	**35**	**0**	**0**	**0**	**1**	**0**	**1**	**2**	**7**	**4**	**4**	**2**	**7**	**3**	**1**	**3**	**0**	**0**	**0**	**0**	**0**	**0**	**0**	**0**	**0**	**0**	**0**	**0**	**0**

DRAFT

Site 36
Location L-74113-0, Att - Tree, Lat 53.7484, Long -6.76075
Direction West

3279 / Meath/Cavan/Monaghan ATC's
October 2013
Automatic Traffic Count

Mon, 14 October 2013

Time	Total	Speed Bins (km/h)																											
		0 - 5	5 - 10	10 - 15	15 - 20	20 - 25	25 - 30	30 - 35	35 - 40	40 - 45	45 - 50	50 - 55	55 - 60	60 - 65	65 - 70	70 - 75	75 - 80	80 - 85	85 - 90	90 - 95	95 - 100	100 - 105	105 - 110	110 - 115	115 - 120	120 - 125	125 - 130	130 - 135	135 - 140
0000	1	0	0	0	0	0	0	0	0	0	0	0	0	0	0	1	0	0	0	0	0	0	0	0	0	0	0	0	0
0100	0	0	0	0	0	0	0	0	0	0	0	0	0	0	0	0	0	0	0	0	0	0	0	0	0	0	0	0	0
0200	0	0	0	0	0	0	0	0	0	0	0	0	0	0	0	0	0	0	0	0	0	0	0	0	0	0	0	0	0
0300	0	0	0	0	0	0	0	0	0	0	0	0	0	0	0	0	0	0	0	0	0	0	0	0	0	0	0	0	0
0400	0	0	0	0	0	0	0	0	0	0	0	0	0	0	0	0	0	0	0	0	0	0	0	0	0	0	0	0	0
0500	0	0	0	0	0	0	0	0	0	0	0	0	0	0	0	0	0	0	0	0	0	0	0	0	0	0	0	0	0
0600	0	0	0	0	0	0	0	0	0	0	0	0	0	0	0	0	0	0	0	0	0	0	0	0	0	0	0	0	0
0700	1	0	0	0	0	0	0	0	0	1	0	0	0	0	0	0	0	0	0	0	0	0	0	0	0	0	0	0	0
0800	1	0	0	0	0	0	0	0	0	0	0	0	0	1	0	0	0	0	0	0	0	0	0	0	0	0	0	0	0
0900	**4**	**0**	**0**	**0**	**0**	**0**	**0**	**0**	**2**	**0**	**2**	**0**	**0**	**0**	**0**	**0**	**0**	**0**	**0**	**0**	**0**	**0**	**0**	**0**	**0**	**0**	**0**	**0**	**0**
1000	2	0	0	0	0	0	0	0	0	1	0	0	0	1	0	0	0	0	0	0	0	0	0	0	0	0	0	0	0
1100	0	0	0	0	0	0	0	0	0	0	0	0	0	0	0	0	0	0	0	0	0	0	0	0	0	0	0	0	0
1200	2	0	0	0	0	0	0	0	0	1	0	0	0	0	1	0	0	0	0	0	0	0	0	0	0	0	0	0	0
1300	1	0	0	0	0	0	0	0	0	0	0	0	0	1	0	0	0	0	0	0	0	0	0	0	0	0	0	0	0
1400	3	0	0	0	0	0	0	0	1	0	1	0	1	0	0	0	0	0	0	0	0	0	0	0	0	0	0	0	0
1500	**7**	**0**	**0**	**0**	**0**	**0**	**0**	**0**	**1**	**2**	**1**	**1**	**0**	**0**	**0**	**0**	**1**	**1**	**0**	**0**	**0**	**0**	**0**	**0**	**0**	**0**	**0**	**0**	**0**
1600	4	0	0	0	0	0	0	0	0	1	1	0	2	0	0	0	0	0	0	0	0	0	0	0	0	0	0	0	0
1700	5	0	0	0	0	0	0	0	0	0	0	2	1	1	0	1	0	0	0	0	0	0	0	0	0	0	0	0	0
1800	4	0	0	0	0	0	0	0	0	0	2	1	0	1	0	0	0	0	0	0	0	0	0	0	0	0	0	0	0
1900	0	0	0	0	0	0	0	0	0	0	0	0	0	0	0	0	0	0	0	0	0	0	0	0	0	0	0	0	0
2000	2	0	0	0	0	0	0	1	0	0	1	0	0	0	0	0	0	0	0	0	0	0	0	0	0	0	0	0	0
2100	1	0	0	0	0	0	0	0	0	0	1	0	0	0	0	0	0	0	0	0	0	0	0	0	0	0	0	0	0
2200	2	0	0	0	0	0	0	0	0	2	0	0	0	0	0	0	0	0	0	0	0	0	0	0	0	0	0	0	0
2300	1	0	0	0	0	0	0	0	0	0	0	0	0	0	0	1	0	0	0	0	0	0	0	0	0	0	0	0	0
07-19	**34**	**0**	**0**	**0**	**0**	**0**	**0**	**0**	**4**	**6**	**7**	**4**	**4**	**5**	**1**	**1**	**1**	**1**	**0**	**0**	**0**	**0**	**0**	**0**	**0**	**0**	**0**	**0**	**0**
06-22	**37**	**0**	**0**	**0**	**0**	**0**	**0**	**1**	**4**	**6**	**9**	**4**	**4**	**5**	**1**	**1**	**1**	**1**	**0**	**0**	**0**	**0**	**0**	**0**	**0**	**0**	**0**	**0**	**0**
06-00	**40**	**0**	**0**	**0**	**0**	**0**	**0**	**1**	**4**	**8**	**9**	**4**	**4**	**5**	**1**	**2**	**1**	**1**	**0**	**0**	**0**	**0**	**0**	**0**	**0**	**0**	**0**	**0**	**0**
00-00	**41**	**0**	**0**	**0**	**0**	**0**	**0**	**1**	**4**	**8**	**9**	**4**	**4**	**5**	**1**	**3**	**1**	**1**	**0**	**0**	**0**	**0**	**0**	**0**	**0**	**0**	**0**	**0**	**0**

DRAFT

Site 36
Location L-74113-0, Att - Tree, Lat 53.7484, Long -6.76075
Direction West

3279 / Meath/Cavan/Monaghan ATC's
October 2013
Automatic Traffic Count

Virtual Day (7)

Time	Total	Speed Bins (km/h)																											
		0 - 5	5 - 10	10 - 15	15 - 20	20 - 25	25 - 30	30 - 35	35 - 40	40 - 45	45 - 50	50 - 55	55 - 60	60 - 65	65 - 70	70 - 75	75 - 80	80 - 85	85 - 90	90 - 95	95 - 100	100 - 105	105 - 110	110 - 115	115 - 120	120 - 125	125 - 130	130 - 135	135 - 140
0000	0	0	0	0	0	0	0	0	0	0	0	0	0	0	0	0	0	0	0	0	0	0	0	0	0	0	0	0	0
0100	0	0	0	0	0	0	0	0	0	0	0	0	0	0	0	0	0	0	0	0	0	0	0	0	0	0	0	0	0
0200	0	0	0	0	0	0	0	0	0	0	0	0	0	0	0	0	0	0	0	0	0	0	0	0	0	0	0	0	0
0300	0	0	0	0	0	0	0	0	0	0	0	0	0	0	0	0	0	0	0	0	0	0	0	0	0	0	0	0	0
0400	0	0	0	0	0	0	0	0	0	0	0	0	0	0	0	0	0	0	0	0	0	0	0	0	0	0	0	0	0
0500	0	0	0	0	0	0	0	0	0	0	0	0	0	0	0	0	0	0	0	0	0	0	0	0	0	0	0	0	0
0600	0	0	0	0	0	0	0	0	0	0	0	0	0	0	0	0	0	0	0	0	0	0	0	0	0	0	0	0	0
0700	1	0	0	0	0	0	0	0	0	0	0	0	0	0	0	0	0	0	0	0	0	0	0	0	0	0	0	0	0
0800	0	0	0	0	0	0	0	0	0	0	0	0	0	0	0	0	0	0	0	0	0	0	0	0	0	0	0	0	0
0900	**2**	**0**	**0**	**0**	**0**	**0**	**0**	**0**	**1**	**0**	**0**	**1**	**0**	**0**	**0**	**0**	**0**	**0**	**0**	**0**	**0**	**0**	**0**	**0**	**0**	**0**	**0**	**0**	**0**
1000	**2**	**0**	**0**	**0**	**0**	**0**	**0**	**0**	**0**	**1**	**0**	**0**	**0**	**0**	**0**	**0**	**0**	**0**	**0**	**0**	**0**	**0**	**0**	**0**	**0**	**0**	**0**	**0**	**0**
1100	1	0	0	0	0	0	0	0	0	0	0	0	0	0	0	0	0	0	0	0	0	0	0	0	0	0	0	0	0
1200	2	0	0	0	0	0	0	0	0	1	0	0	0	0	0	0	0	0	0	0	0	0	0	0	0	0	0	0	0
1300	2	0	0	0	0	0	0	0	1	0	0	0	1	0	0	0	0	0	0	0	0	0	0	0	0	0	0	0	0
1400	2	0	0	0	0	0	0	0	0	0	1	0	0	0	0	0	0	0	0	0	0	0	0	0	0	0	0	0	0
1500	3	0	0	0	0	0	0	0	0	0	1	1	0	0	0	0	0	0	0	0	0	0	0	0	0	0	0	0	0
1600	3	0	0	0	0	0	0	0	0	0	0	1	1	0	0	0	0	0	0	0	0	0	0	0	0	0	0	0	0
1700	3	0	0	0	0	0	0	0	0	1	1	1	0	1	0	0	0	0	0	0	0	0	0	0	0	0	0	0	0
1800	**5**	**0**	**0**	**0**	**0**	**0**	**0**	**0**	**1**	**1**	**1**	**1**	**1**	**0**	**0**	**0**	**0**	**0**	**0**	**0**	**0**	**0**	**0**	**0**	**0**	**0**	**0**	**0**	**0**
1900	2	0	0	0	0	0	0	0	1	0	1	0	0	0	0	0	0	0	0	0	0	0	0	0	0	0	0	0	0
2000	2	0	0	0	0	0	0	0	0	0	0	1	0	0	0	0	0	0	0	0	0	0	0	0	0	0	0	0	0
2100	2	0	0	0	0	0	0	0	0	1	1	0	0	0	0	0	0	0	0	0	0	0	0	0	0	0	0	0	0
2200	1	0	0	0	0	0	0	0	0	1	0	0	0	0	0	0	0	0	0	0	0	0	0	0	0	0	0	0	0
2300	0	0	0	0	0	0	0	0	0	0	0	0	0	0	0	0	0	0	0	0	0	0	0	0	0	0	0	0	0
07-19	**26**	**0**	**0**	**0**	**0**	**0**	**0**	**1**	**3**	**4**	**5**	**5**	**4**	**3**	**0**	**0**	**0**	**0**	**0**	**0**	**0**	**0**	**0**	**0**	**0**	**0**	**0**	**0**	**0**
06-22	**32**	**0**	**0**	**0**	**0**	**0**	**0**	**1**	**4**	**6**	**6**	**7**	**4**	**3**	**0**	**0**	**0**	**0**	**0**	**0**	**0**	**0**	**0**	**0**	**0**	**0**	**0**	**0**	**0**
06-00	**33**	**0**	**0**	**0**	**0**	**0**	**0**	**1**	**4**	**6**	**6**	**7**	**4**	**3**	**0**	**0**	**0**	**0**	**0**	**0**	**0**	**0**	**0**	**0**	**0**	**0**	**0**	**0**	**0**
00-00	**34**	**0**	**0**	**0**	**0**	**0**	**0**	**1**	**4**	**6**	**6**	**7**	**4**	**3**	**0**	**1**	**0**	**0**	**0**	**0**	**0**	**0**	**0**	**0**	**0**	**0**	**0**	**0**	**0**

DRAFT

Site 36
Location L-74113-0, Att - Tree, Lat 53.7484, Long -6.76075
Direction West

3279 / Meath/Cavan/Monaghan ATC's
October 2013
Automatic Traffic Count

Virtual Week (1)

Time	Total	Speed Bins (km/h)																											
		0 - 5	5 - 10	10 - 15	15 - 20	20 - 25	25 - 30	30 - 35	35 - 40	40 - 45	45 - 50	50 - 55	55 - 60	60 - 65	65 - 70	70 - 75	75 - 80	80 - 85	85 - 90	90 - 95	95 - 100	100 - 105	105 - 110	110 - 115	115 - 120	120 - 125	125 - 130	130 - 135	135 - 140
Mon	41	0	0	0	0	0	0	1	4	8	9	4	4	5	1	3	1	1	0	0	0	0	0	0	0	0	0	0	0
Tue	24	0	0	0	0	2	0	1	2	7	5	4	2	1	0	0	0	0	0	0	0	0	0	0	0	0	0	0	0
Wed	61	0	0	0	0	0	1	2	9	15	9	16	2	6	0	1	0	0	0	0	0	0	0	0	0	0	0	0	0
Thu	26	0	0	0	0	0	0	0	2	2	5	7	7	3	0	0	0	0	0	0	0	0	0	0	0	0	0	0	0
Fri	24	0	0	0	0	0	1	0	6	4	5	5	1	1	0	0	1	0	0	0	0	0	0	0	0	0	0	0	0
|Sat	28	0	0	0	1	0	0	1	0	4	5	10	3	3	0	0	1	0	0	0	0	0	0	0	0	0	0	0	0
|Sun	35	0	0	0	1	0	1	2	7	4	4	2	7	3	1	3	0	0	0	0	0	0	0	0	0	0	0	0	0
5 Day Ave.	**35**	**0**	**0**	**0**	**0**	**0**	**0**	**1**	**5**	**7**	**7**	**7**	**3**	**3**	**0**	**1**	**0**	**0**	**0**	**0**	**0**	**0**	**0**	**0**	**0**	**0**	**0**	**0**	**0**
7 Day Ave.	**34**	**0**	**0**	**0**	**0**	**0**	**0**	**1**	**4**	**6**	**6**	**7**	**4**	**3**	**0**	**1**	**0**	**0**	**0**	**0**	**0**	**0**	**0**	**0**	**0**	**0**	**0**	**0**	**0**
--	**239**	**0**	**0**	**0**	**2**	**2**	**3**	**7**	**30**	**44**	**42**	**48**	**26**	**22**	**2**	**7**	**3**	**1**	**0**	**0**	**0**	**0**	**0**	**0**	**0**	**0**	**0**	**0**	**0**

Summary Graphs

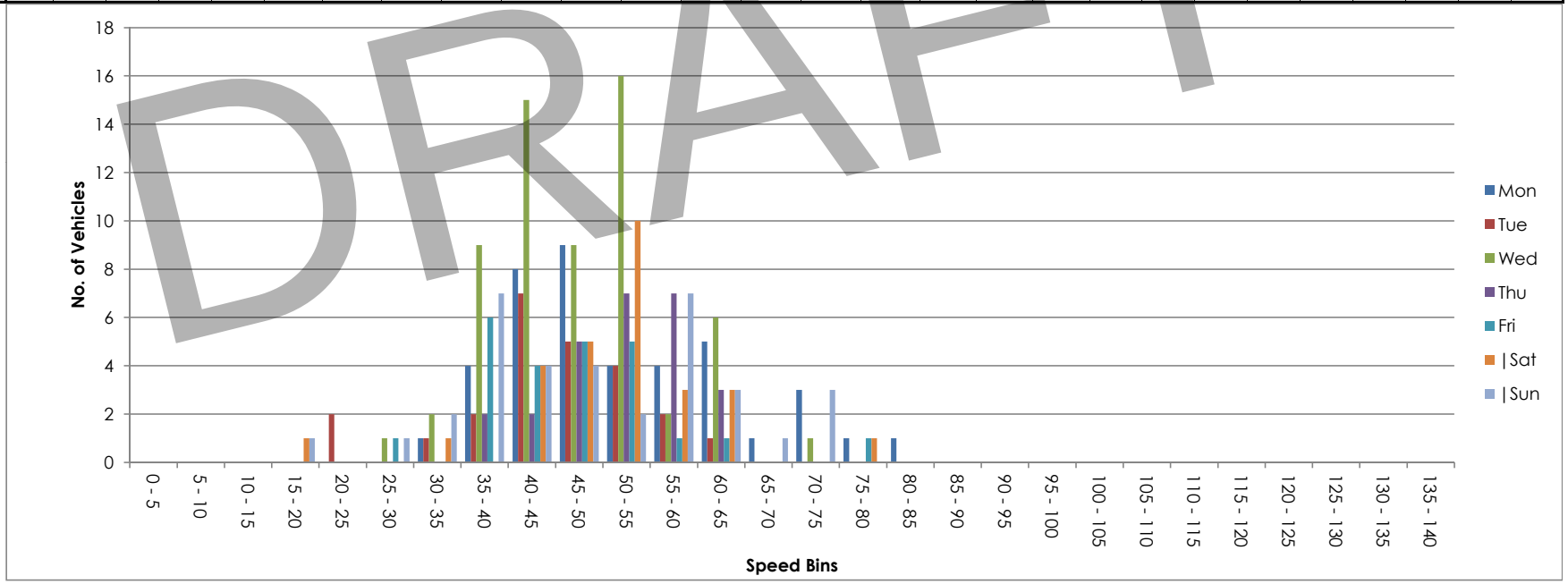

DRAFT

Site 36
Location L-74113-0, Att - Tree, Lat 53.7484, Long -6.76075
Direction Two way

3279 / Meath/Cavan/Monaghan ATC's
October 2013
Automatic Traffic Count

Tue, 8 October 2013

Time	Total	Classification												>PSL	>PSL%	>SL1	>SL1%	>SL2	>SL2%	Mean	Vpp
		1 MCL	2 SV	3 SVT	4 TB2	5 TB3	6 T4	7 ART3	8 ART4	9 ART5	10 ART6	11 BD	12 DRT	80	80	85 +5kph	85 +5kph	90 +10kph	90 +10kph		85
0000	0	0	0	0	0	0	0	0	0	0	0	0	0	0	0	0	0	0	0	-	-
0100	0	0	0	0	0	0	0	0	0	0	0	0	0	0	0	0	0	0	0	-	-
0200	0	0	0	0	0	0	0	0	0	0	0	0	0	0	0	0	0	0	0	-	-
0300	1	0	1	0	0	0	0	0	0	0	0	0	0	0	0	0	0	0	0	64.2	-
0400	0	0	0	0	0	0	0	0	0	0	0	0	0	0	0	0	0	0	0	-	-
0500	0	0	0	0	0	0	0	0	0	0	0	0	0	0	0	0	0	0	0	-	-
0600	0	0	0	0	0	0	0	0	0	0	0	0	0	0	0	0	0	0	0	-	-
0700	1	0	1	0	0	0	0	0	0	0	0	0	0	0	0	0	0	0	0	45.1	-
0800	2	0	2	0	0	0	0	0	0	0	0	0	0	0	0	0	0	0	0	42.8	-
0900	**3**	**0**	**3**	**0**	**0**	**0**	**0**	**0**	**0**	**0**	**0**	**0**	**0**	**0**	**0**	**0**	**0**	**0**	**0**	**37**	**-**
1000	2	0	2	0	0	0	0	0	0	0	0	0	0	0	0	0	0	0	0	43.4	-
1100	2	0	2	0	0	0	0	0	0	0	0	0	0	0	0	0	0	0	0	42.7	-
1200	4	0	3	1	0	0	0	0	0	0	0	0	0	0	0	0	0	0	0	46.6	-
1300	2	0	2	0	0	0	0	0	0	0	0	0	0	0	0	0	0	0	0	41.3	-
1400	6	0	6	0	0	0	0	0	0	0	0	0	0	0	0	0	0	0	0	55.3	-
1500	3	0	3	0	0	0	0	0	0	0	0	0	0	0	0	0	0	0	0	38.8	-
1600	5	0	4	0	1	0	0	0	0	0	0	0	0	0	0	0	0	0	0	44.9	-
1700	5	0	4	0	1	0	0	0	0	0	0	0	0	0	0	0	0	0	0	44	-
1800	**9**	**1**	**6**	**0**	**2**	**0**	**0**	**0**	**0**	**0**	**0**	**0**	**0**	**0**	**0**	**0**	**0**	**0**	**0**	**40.4**	**-**
1900	0	0	0	0	0	0	0	0	0	0	0	0	0	0	0	0	0	0	0	-	-
2000	1	0	0	0	1	0	0	0	0	0	0	0	0	0	0	0	0	0	0	30.4	-
2100	0	0	0	0	0	0	0	0	0	0	0	0	0	0	0	0	0	0	0	-	-
2200	1	0	1	0	0	0	0	0	0	0	0	0	0	0	0	0	0	0	0	41.5	-
2300	0	0	0	0	0	0	0	0	0	0	0	0	0	0	0	0	0	0	0	-	-
07-19	**44**	**1**	**38**	**1**	**4**	**0**	**0**	**0**	**0**	**0**	**0**	**0**	**0**	**0**	**0**	**0**	**0**	**0**	**0**	**44.1**	**54**
06-22	**45**	**1**	**38**	**1**	**5**	**0**	**0**	**0**	**0**	**0**	**0**	**0**	**0**	**0**	**0**	**0**	**0**	**0**	**0**	**43.8**	**54**
06-00	**46**	**1**	**39**	**1**	**5**	**0**	**0**	**0**	**0**	**0**	**0**	**0**	**0**	**0**	**0**	**0**	**0**	**0**	**0**	**43.7**	**54**
00-00	**47**	**1**	**40**	**1**	**5**	**0**	**0**	**0**	**0**	**0**	**0**	**0**	**0**	**0**	**0**	**0**	**0**	**0**	**0**	**44.1**	**54.4**

DRAFT

Site 36
Location L-74113-0, Att - Tree, Lat 53.7484, Long -6.76075
Direction Two way

3279 / Meath/Cavan/Monaghan ATC's
October 2013
Automatic Traffic Count

Wed, 9 October 2013

Time	Total	Classification												>PSL	>PSL%	>SL1	>SL1%	>SL2	>SL2%	Mean	Vpp
		1 MCL	2 SV	3 SVT	4 TB2	5 TB3	6 T4	7 ART3	8 ART4	9 ART5	10 ART6	11 BD	12 DRT	80	80	85 +5kph	85 +5kph	90 +10kph	90 +10kph		85
0000	0	0	0	0	0	0	0	0	0	0	0	0	0	0	0	0	0	0	0	-	-
0100	1	0	1	0	0	0	0	0	0	0	0	0	0	0	0	0	0	0	0	73.5	-
0200	0	0	0	0	0	0	0	0	0	0	0	0	0	0	0	0	0	0	0	-	-
0300	1	0	1	0	0	0	0	0	0	0	0	0	0	0	0	0	0	0	0	65.2	-
0400	1	0	0	0	0	0	1	0	0	0	0	0	0	0	0	0	0	0	0	50.4	-
0500	2	0	1	0	0	0	1	0	0	0	0	0	0	0	0	0	0	0	0	56.1	-
0600	0	0	0	0	0	0	0	0	0	0	0	0	0	0	0	0	0	0	0	-	-
0700	3	0	2	0	0	1	0	0	0	0	0	0	0	0	0	0	0	0	0	53.4	-
0800	4	0	3	0	0	1	0	0	0	0	0	0	0	0	0	0	0	0	0	45.6	-
0900	2	0	2	0	0	0	0	0	0	0	0	0	0	0	0	0	0	0	0	49.3	-
1000	4	0	3	0	1	0	0	0	0	0	0	0	0	0	0	0	0	0	0	41.3	-
1100	**6**	**0**	**5**	**1**	**0**	**0**	**0**	**0**	**0**	**0**	**0**	**0**	**0**	**0**	**0**	**0**	**0**	**0**	**0**	**43.8**	**-**
1200	2	0	0	2	0	0	0	0	0	0	0	0	0	0	0	0	0	0	0	36.4	-
1300	2	0	1	1	0	0	0	0	0	0	0	0	0	0	0	0	0	0	0	44.7	-
1400	5	0	2	2	0	0	1	0	0	0	0	0	0	0	0	0	0	0	0	50.1	-
1500	9	0	8	1	0	0	0	0	0	0	0	0	0	0	0	0	0	0	0	51.2	-
1600	7	0	5	1	0	0	1	0	0	0	0	0	0	0	0	0	0	0	0	51.6	-
1700	10	0	8	2	0	0	0	0	0	0	0	0	0	0	0	0	0	0	0	52	-
1800	**14**	**0**	**9**	**3**	**0**	**0**	**0**	**0**	**0**	**1**	**1**	**0**	**0**	**0**	**0**	**0**	**0**	**0**	**0**	**46.6**	**51.5**
1900	**14**	**0**	**9**	**4**	**0**	**0**	**0**	**0**	**0**	**0**	**0**	**0**	**1**	**0**	**0**	**0**	**0**	**0**	**0**	**44.7**	**53.6**
2000	13	0	6	5	0	0	0	0	0	2	0	0	0	0	0	0	0	0	0	45.8	51.5
2100	11	0	9	1	0	0	0	0	0	0	1	0	0	0	0	0	0	0	0	41.5	41.4
2200	2	0	2	0	0	0	0	0	0	0	0	0	0	0	0	0	0	0	0	40.8	-
2300	2	0	2	0	0	0	0	0	0	0	0	0	0	0	0	0	0	0	0	42.1	-
07-19	**68**	**0**	**48**	**13**	**1**	**2**	**2**	**0**	**0**	**1**	**1**	**0**	**0**	**0**	**0**	**0**	**0**	**0**	**0**	**48.2**	**57.2**
06-22	**106**	**0**	**72**	**23**	**1**	**2**	**2**	**0**	**0**	**3**	**2**	**0**	**1**	**0**	**0**	**0**	**0**	**0**	**0**	**46.7**	**54.7**
06-00	**110**	**0**	**76**	**23**	**1**	**2**	**2**	**0**	**0**	**3**	**2**	**0**	**1**	**0**	**0**	**0**	**0**	**0**	**0**	**46.5**	**54.7**
00-00	**115**	**0**	**79**	**23**	**1**	**2**	**4**	**0**	**0**	**3**	**2**	**0**	**1**	**0**	**0**	**0**	**0**	**0**	**0**	**47.1**	**56.2**

DRAFT

Site 36
Location L-74113-0, Att - Tree, Lat 53.7484, Long -6.76075
Direction Two way

3279 / Meath/Cavan/Monaghan ATC's
October 2013
Automatic Traffic Count

Thu, 10 October 2013

Time	Total	Classification												>PSL	>PSL%	>SL1	>SL1%	>SL2	>SL2%	Mean	Vpp
		1 MCL	2 SV	3 SVT	4 TB2	5 TB3	6 T4	7 ART3	8 ART4	9 ART5	10 ART6	11 BD	12 DRT	80	80	85 +5kph	85 +5kph	90 +10kph	90 +10kph		85
0000	0	0	0	0	0	0	0	0	0	0	0	0	0	0	0	0	0	0	0	-	-
0100	0	0	0	0	0	0	0	0	0	0	0	0	0	0	0	0	0	0	0	-	-
0200	0	0	0	0	0	0	0	0	0	0	0	0	0	0	0	0	0	0	0	-	-
0300	1	0	1	0	0	0	0	0	0	0	0	0	0	0	0	0	0	0	0	70.6	-
0400	0	0	0	0	0	0	0	0	0	0	0	0	0	0	0	0	0	0	0	-	-
0500	0	0	0	0	0	0	0	0	0	0	0	0	0	0	0	0	0	0	0	-	-
0600	0	0	0	0	0	0	0	0	0	0	0	0	0	0	0	0	0	0	0	-	-
0700	2	0	2	0	0	0	0	0	0	0	0	0	0	0	0	0	0	0	0	67.9	-
0800	0	0	0	0	0	0	0	0	0	0	0	0	0	0	0	0	0	0	0	-	-
0900	**6**	**0**	**5**	**0**	**0**	**1**	**0**	**0**	**0**	**0**	**0**	**0**	**0**	**0**	**0**	**0**	**0**	**0**	**0**	**51.8**	**-**
1000	3	0	3	0	0	0	0	0	0	0	0	0	0	0	0	0	0	0	0	48.6	-
1100	3	0	3	0	0	0	0	0	0	0	0	0	0	0	0	0	0	0	0	46.3	-
1200	1	0	1	0	0	0	0	0	0	0	0	0	0	0	0	0	0	0	0	58.2	-
1300	0	0	0	0	0	0	0	0	0	0	0	0	0	0	0	0	0	0	0	-	-
1400	1	0	1	0	0	0	0	0	0	0	0	0	0	0	0	0	0	0	0	63	-
1500	3	0	2	0	0	0	1	0	0	0	0	0	0	0	0	0	0	0	0	50.8	-
1600	4	0	3	0	0	0	1	0	0	0	0	0	0	0	0	0	0	0	0	56.8	-
1700	5	0	4	1	0	0	0	0	0	0	0	0	0	0	0	0	0	0	0	43.6	-
1800	**14**	**0**	**13**	**0**	**0**	**0**	**1**	**0**	**0**	**0**	**0**	**0**	**0**	**0**	**0**	**0**	**0**	**0**	**0**	**47.6**	**57.6**
1900	3	0	3	0	0	0	0	0	0	0	0	0	0	0	0	0	0	0	0	45.5	-
2000	0	0	0	0	0	0	0	0	0	0	0	0	0	0	0	0	0	0	0	-	-
2100	3	0	3	0	0	0	0	0	0	0	0	0	0	0	0	0	0	0	0	47	-
2200	1	0	1	0	0	0	0	0	0	0	0	0	0	0	0	0	0	0	0	68.1	-
2300	1	0	1	0	0	0	0	0	0	0	0	0	0	0	0	0	0	0	0	46.1	-
07-19	**42**	**0**	**37**	**1**	**0**	**1**	**3**	**0**	**0**	**0**	**0**	**0**	**0**	**0**	**0**	**0**	**0**	**0**	**0**	**50.4**	**58.7**
06-22	**48**	**0**	**43**	**1**	**0**	**1**	**3**	**0**	**0**	**0**	**0**	**0**	**0**	**0**	**0**	**0**	**0**	**0**	**0**	**49.9**	**58**
06-00	**50**	**0**	**45**	**1**	**0**	**1**	**3**	**0**	**0**	**0**	**0**	**0**	**0**	**0**	**0**	**0**	**0**	**0**	**0**	**50.2**	**58.7**
00-00	**51**	**0**	**46**	**1**	**0**	**1**	**3**	**0**	**0**	**0**	**0**	**0**	**0**	**0**	**0**	**0**	**0**	**0**	**0**	**50.6**	**58.7**

DRAFT

Site 36
Location L-74113-0, Att - Tree, Lat 53.7484, Long -6.76075
Direction Two way

3279 / Meath/Cavan/Monaghan ATC's
October 2013
Automatic Traffic Count

Fri, 11 October 2013

Time	Total	Classification												>PSL	>PSL%	>SL1	>SL1%	>SL2	>SL2%	Mean	Vpp
		1 MCL	2 SV	3 SVT	4 TB2	5 TB3	6 T4	7 ART3	8 ART4	9 ART5	10 ART6	11 BD	12 DRT	80	80	85 +5kph	85 +5kph	90 +10kph	90 +10kph		85
0000	0	0	0	0	0	0	0	0	0	0	0	0	0	0	0	0	0	0	0	-	-
0100	0	0	0	0	0	0	0	0	0	0	0	0	0	0	0	0	0	0	0	-	-
0200	0	0	0	0	0	0	0	0	0	0	0	0	0	0	0	0	0	0	0	-	-
0300	0	0	0	0	0	0	0	0	0	0	0	0	0	0	0	0	0	0	0	-	-
0400	0	0	0	0	0	0	0	0	0	0	0	0	0	0	0	0	0	0	0	-	-
0500	0	0	0	0	0	0	0	0	0	0	0	0	0	0	0	0	0	0	0	-	-
0600	0	0	0	0	0	0	0	0	0	0	0	0	0	0	0	0	0	0	0	-	-
0700	2	0	2	0	0	0	0	0	0	0	0	0	0	0	0	0	0	0	0	53.3	-
0800	1	0	1	0	0	0	0	0	0	0	0	0	0	0	0	0	0	0	0	48.9	-
0900	**4**	**0**	**2**	**0**	**0**	**0**	**2**	**0**	**0**	**0**	**0**	**0**	**0**	**0**	**0**	**0**	**0**	**0**	**0**	**51.2**	**-**
1000	1	0	0	1	0	0	0	0	0	0	0	0	0	0	0	0	0	0	0	43	-
1100	**4**	**0**	**0**	**0**	**0**	**0**	**4**	**0**	**0**	**0**	**0**	**0**	**0**	**0**	**0**	**0**	**0**	**0**	**0**	**52.9**	**-**
1200	6	0	5	1	0	0	0	0	0	0	0	0	0	0	0	0	0	0	0	31.8	-
1300	**8**	**0**	**7**	**0**	**0**	**0**	**1**	**0**	**0**	**0**	**0**	**0**	**0**	**0**	**0**	**0**	**0**	**0**	**0**	**44.3**	**-**
1400	1	0	0	0	0	0	1	0	0	0	0	0	0	0	0	0	0	0	0	51.7	-
1500	3	0	0	0	1	0	2	0	0	0	0	0	0	0	0	0	0	0	0	51.1	-
1600	4	0	3	0	0	0	0	0	0	1	0	0	0	0	0	0	0	0	0	51	-
1700	**8**	**0**	**7**	**1**	**0**	**0**	**0**	**0**	**0**	**0**	**0**	**0**	**0**	**0**	**0**	**0**	**0**	**0**	**0**	**48.8**	**-**
1800	7	0	6	0	0	0	0	0	1	0	0	0	0	0	0	0	0	0	0	53.2	-
1900	7	0	5	1	1	0	0	0	0	0	0	0	0	0	0	0	0	0	0	51.5	-
2000	0	0	0	0	0	0	0	0	0	0	0	0	0	0	0	0	0	0	0	-	-
2100	0	0	0	0	0	0	0	0	0	0	0	0	0	0	0	0	0	0	0	-	-
2200	0	0	0	0	0	0	0	0	0	0	0	0	0	0	0	0	0	0	0	-	-
2300	0	0	0	0	0	0	0	0	0	0	0	0	0	0	0	0	0	0	0	-	-
07-19	**49**	**0**	**33**	**3**	**1**	**0**	**10**	**0**	**1**	**1**	**0**	**0**	**0**	**0**	**0**	**0**	**0**	**0**	**0**	**47.6**	**57.6**
06-22	**56**	**0**	**38**	**4**	**2**	**0**	**10**	**0**	**1**	**1**	**0**	**0**	**0**	**0**	**0**	**0**	**0**	**0**	**0**	**48.1**	**57.6**
06-00	**56**	**0**	**38**	**4**	**2**	**0**	**10**	**0**	**1**	**1**	**0**	**0**	**0**	**0**	**0**	**0**	**0**	**0**	**0**	**48.1**	**57.6**
00-00	**56**	**0**	**38**	**4**	**2**	**0**	**10**	**0**	**1**	**1**	**0**	**0**	**0**	**0**	**0**	**0**	**0**	**0**	**0**	**48.1**	**57.6**

DRAFT

Site 36
Location L-74113-0, Att - Tree, Lat 53.7484, Long -6.76075
Direction Two way

3279 / Meath/Cavan/Monaghan ATC's
October 2013
Automatic Traffic Count

Sat, 12 October 2013

Time	Total	Classification												>PSL	>PSL%	>SL1	>SL1%	>SL2	>SL2%	Mean	Vpp
		1 MCL	2 SV	3 SVT	4 TB2	5 TB3	6 T4	7 ART3	8 ART4	9 ART5	10 ART6	11 BD	12 DRT	80	80	85 +5kph	85 +5kph	90 +10kph	90 +10kph		85
0000	0	0	0	0	0	0	0	0	0	0	0	0	0	0	0	0	0	0	0	-	-
0100	1	0	1	0	0	0	0	0	0	0	0	0	0	0	0	0	0	0	0	75.3	-
0200	0	0	0	0	0	0	0	0	0	0	0	0	0	0	0	0	0	0	0	-	-
0300	0	0	0	0	0	0	0	0	0	0	0	0	0	0	0	0	0	0	0	-	-
0400	0	0	0	0	0	0	0	0	0	0	0	0	0	0	0	0	0	0	0	-	-
0500	0	0	0	0	0	0	0	0	0	0	0	0	0	0	0	0	0	0	0	-	-
0600	0	0	0	0	0	0	0	0	0	0	0	0	0	0	0	0	0	0	0	-	-
0700	0	0	0	0	0	0	0	0	0	0	0	0	0	0	0	0	0	0	0	-	-
0800	**2**	**0**	**2**	**0**	**0**	**0**	**0**	**0**	**0**	**0**	**0**	**0**	**0**	**0**	**0**	**0**	**0**	**0**	**0**	**45.6**	**-**
0900	0	0	0	0	0	0	0	0	0	0	0	0	0	0	0	0	0	0	0	-	-
1000	**2**	**0**	**2**	**0**	**0**	**0**	**0**	**0**	**0**	**0**	**0**	**0**	**0**	**0**	**0**	**0**	**0**	**0**	**0**	**43.2**	**-**
1100	**2**	**0**	**2**	**0**	**0**	**0**	**0**	**0**	**0**	**0**	**0**	**0**	**0**	**0**	**0**	**0**	**0**	**0**	**0**	**53.6**	**-**
1200	7	0	6	1	0	0	0	0	0	0	0	0	0	0	0	0	0	0	0	44.9	-
1300	3	0	2	1	0	0	0	0	0	0	0	0	0	0	0	0	0	0	0	53.4	-
1400	8	0	8	0	0	0	0	0	0	0	0	0	0	0	0	0	0	0	0	47.8	-
1500	1	0	1	0	0	0	0	0	0	0	0	0	0	0	0	0	0	0	0	60.5	-
1600	7	1	5	0	1	0	0	0	0	0	0	0	0	0	0	0	0	0	0	48.1	-
1700	3	0	3	0	0	0	0	0	0	0	0	0	0	0	0	0	0	0	0	62.4	-
1800	**9**	**0**	**9**	**0**	**0**	**0**	**0**	**0**	**0**	**0**	**0**	**0**	**0**	**0**	**0**	**0**	**0**	**0**	**0**	**57.1**	**-**
1900	3	0	3	0	0	0	0	0	0	0	0	0	0	0	0	0	0	0	0	47.9	-
2000	4	0	4	0	0	0	0	0	0	0	0	0	0	0	0	0	0	0	0	56.7	-
2100	1	0	1	0	0	0	0	0	0	0	0	0	0	0	0	0	0	0	0	51.7	-
2200	0	0	0	0	0	0	0	0	0	0	0	0	0	0	0	0	0	0	0	-	-
2300	1	0	1	0	0	0	0	0	0	0	0	0	0	0	0	0	0	0	0	42.8	-
07-19	**44**	**1**	**40**	**2**	**1**	**0**	**0**	**0**	**0**	**0**	**0**	**0**	**0**	**0**	**0**	**0**	**0**	**0**	**0**	**50.9**	**61.9**
06-22	**52**	**1**	**48**	**2**	**1**	**0**	**0**	**0**	**0**	**0**	**0**	**0**	**0**	**0**	**0**	**0**	**0**	**0**	**0**	**51.2**	**61.9**
06-00	**53**	**1**	**49**	**2**	**1**	**0**	**0**	**0**	**0**	**0**	**0**	**0**	**0**	**0**	**0**	**0**	**0**	**0**	**0**	**51**	**61.9**
00-00	**54**	**1**	**50**	**2**	**1**	**0**	**0**	**0**	**0**	**0**	**0**	**0**	**0**	**0**	**0**	**0**	**0**	**0**	**0**	**51.5**	**62.3**

DRAFT

Site 36
Location L-74113-0, Att - Tree, Lat 53.7484, Long -6.76075
Direction Two way

3279 / Meath/Cavan/Monaghan ATC's
October 2013
Automatic Traffic Count

Sun, 13 October 2013

Time	Total	Classification												>PSL	>PSL%	>SL1	>SL1%	>SL2	>SL2%	Mean	Vpp
		1 MCL	2 SV	3 SVT	4 TB2	5 TB3	6 T4	7 ART3	8 ART4	9 ART5	10 ART6	11 BD	12 DRT	80	80	85 +5kph	85 +5kph	90 +10kph	90 +10kph		85
0000	0	0	0	0	0	0	0	0	0	0	0	0	0	0	0	0	0	0	0	-	-
0100	3	0	3	0	0	0	0	0	0	0	0	0	0	0	0	0	0	0	0	66	-
0200	1	0	1	0	0	0	0	0	0	0	0	0	0	0	0	0	0	0	0	71.8	-
0300	0	0	0	0	0	0	0	0	0	0	0	0	0	0	0	0	0	0	0	-	-
0400	0	0	0	0	0	0	0	0	0	0	0	0	0	0	0	0	0	0	0	-	-
0500	0	0	0	0	0	0	0	0	0	0	0	0	0	0	0	0	0	0	0	-	-
0600	0	0	0	0	0	0	0	0	0	0	0	0	0	0	0	0	0	0	0	-	-
0700	1	0	1	0	0	0	0	0	0	0	0	0	0	0	0	0	0	0	0	42.2	-
0800	1	0	1	0	0	0	0	0	0	0	0	0	0	0	0	0	0	0	0	41.9	-
0900	4	0	3	0	1	0	0	0	0	0	0	0	0	0	0	0	0	0	0	58.5	-
1000	**11**	**1**	**9**	**0**	**1**	**0**	**0**	**0**	**0**	**0**	**0**	**0**	**0**	**0**	**0**	**0**	**0**	**0**	**0**	**48.3**	**62.6**
1100	3	0	3	0	0	0	0	0	0	0	0	0	0	0	0	0	0	0	0	54.7	-
1200	2	1	1	0	0	0	0	0	0	0	0	0	0	0	0	0	0	0	0	44.1	-
1300	6	0	5	1	0	0	0	0	0	0	0	0	0	0	0	0	0	0	0	50.1	-
1400	1	0	1	0	0	0	0	0	0	0	0	0	0	0	0	0	0	0	0	56.8	-
1500	7	0	7	0	0	0	0	0	0	0	0	0	0	0	0	0	0	0	0	44.5	-
1600	6	0	6	0	0	0	0	0	0	0	0	0	0	0	0	0	0	0	0	58	-
1700	**9**	**1**	**8**	**0**	**0**	**0**	**0**	**0**	**0**	**0**	**0**	**0**	**0**	**0**	**0**	**0**	**0**	**0**	**0**	**44**	**-**
1800	7	0	6	1	0	0	0	0	0	0	0	0	0	0	0	0	0	0	0	39.4	-
1900	1	0	1	0	0	0	0	0	0	0	0	0	0	0	0	0	0	0	0	61	-
2000	0	0	0	0	0	0	0	0	0	0	0	0	0	0	0	0	0	0	0	-	-
2100	0	0	0	0	0	0	0	0	0	0	0	0	0	0	0	0	0	0	0	-	-
2200	0	0	0	0	0	0	0	0	0	0	0	0	0	0	0	0	0	0	0	-	-
2300	0	0	0	0	0	0	0	0	0	0	0	0	0	0	0	0	0	0	0	-	-
07-19	**58**	**3**	**51**	**2**	**2**	**0**	**0**	**0**	**0**	**0**	**0**	**0**	**0**	**0**	**0**	**0**	**0**	**0**	**0**	**48.1**	**61.2**
06-22	**59**	**3**	**52**	**2**	**2**	**0**	**0**	**0**	**0**	**0**	**0**	**0**	**0**	**0**	**0**	**0**	**0**	**0**	**0**	**48.3**	**61.2**
06-00	**59**	**3**	**52**	**2**	**2**	**0**	**0**	**0**	**0**	**0**	**0**	**0**	**0**	**0**	**0**	**0**	**0**	**0**	**0**	**48.3**	**61.2**
00-00	**63**	**3**	**56**	**2**	**2**	**0**	**0**	**0**	**0**	**0**	**0**	**0**	**0**	**0**	**0**	**0**	**0**	**0**	**0**	**49.6**	**62.6**

DRAFT

Site 36
Location L-74113-0, Att - Tree, Lat 53.7484, Long -6.76075
Direction Two way

3279 / Meath/Cavan/Monaghan ATC's
October 2013
Automatic Traffic Count

Mon, 14 October 2013

Time	Total	Classification												>PSL	>PSL%	>SL1	>SL1%	>SL2	>SL2%	Mean	Vpp
		1 MCL	2 SV	3 SVT	4 TB2	5 TB3	6 T4	7 ART3	8 ART4	9 ART5	10 ART6	11 BD	12 DRT	80	80	85 +5kph	85 +5kph	90 +10kph	90 +10kph		85
0000	1	0	1	0	0	0	0	0	0	0	0	0	0	0	0	0	0	0	0	70.7	-
0100	0	0	0	0	0	0	0	0	0	0	0	0	0	0	0	0	0	0	0	-	-
0200	0	0	0	0	0	0	0	0	0	0	0	0	0	0	0	0	0	0	0	-	-
0300	1	0	1	0	0	0	0	0	0	0	0	0	0	0	0	0	0	0	0	71.6	-
0400	0	0	0	0	0	0	0	0	0	0	0	0	0	0	0	0	0	0	0	-	-
0500	0	0	0	0	0	0	0	0	0	0	0	0	0	0	0	0	0	0	0	-	-
0600	0	0	0	0	0	0	0	0	0	0	0	0	0	0	0	0	0	0	0	-	-
0700	1	0	1	0	0	0	0	0	0	0	0	0	0	0	0	0	0	0	0	44.1	-
0800	2	0	2	0	0	0	0	0	0	0	0	0	0	0	0	0	0	0	0	53.7	-
0900	**7**	**1**	**5**	**1**	**0**	**0**	**0**	**0**	**0**	**0**	**0**	**0**	**0**	**0**	**0**	**0**	**0**	**0**	**0**	**37.2**	**-**
1000	4	0	3	1	0	0	0	0	0	0	0	0	0	0	0	0	0	0	0	48.5	-
1100	3	0	3	0	0	0	0	0	0	0	0	0	0	0	0	0	0	0	0	29.9	-
1200	4	0	4	0	0	0	0	0	0	0	0	0	0	0	0	0	0	0	0	55.3	-
1300	3	0	2	1	0	0	0	0	0	0	0	0	0	0	0	0	0	0	0	56.4	-
1400	6	0	6	0	0	0	0	0	0	0	0	0	0	0	0	0	0	0	0	53.7	-
1500	**8**	**0**	**7**	**1**	**0**	**0**	**0**	**0**	**0**	**0**	**0**	**0**	**0**	**1**	**12.5**	**0**	**0**	**0**	**0**	**53.8**	**-**
1600	7	0	5	2	0	0	0	0	0	0	0	0	0	0	0	0	0	0	0	44.4	-
1700	6	0	4	2	0	0	0	0	0	0	0	0	0	0	0	0	0	0	0	55.3	-
1800	**8**	**0**	**6**	**2**	**0**	**0**	**0**	**0**	**0**	**0**	**0**	**0**	**0**	**0**	**0**	**0**	**0**	**0**	**0**	**52.7**	**-**
1900	1	0	1	0	0	0	0	0	0	0	0	0	0	0	0	0	0	0	0	35.2	-
2000	3	0	3	0	0	0	0	0	0	0	0	0	0	0	0	0	0	0	0	37	-
2100	5	0	4	0	1	0	0	0	0	0	0	0	0	0	0	0	0	0	0	53.9	-
2200	2	0	1	1	0	0	0	0	0	0	0	0	0	0	0	0	0	0	0	40.9	-
2300	1	0	0	0	1	0	0	0	0	0	0	0	0	0	0	0	0	0	0	73.5	-
07-19	**59**	**1**	**48**	**10**	**0**	**0**	**0**	**0**	**0**	**0**	**0**	**0**	**0**	**1**	**1.7**	**0**	**0**	**0**	**0**	**49.2**	**61.9**
06-22	**68**	**1**	**56**	**10**	**1**	**0**	**0**	**0**	**0**	**0**	**0**	**0**	**0**	**1**	**1.5**	**0**	**0**	**0**	**0**	**48.8**	**61.9**
06-00	**71**	**1**	**57**	**11**	**2**	**0**	**0**	**0**	**0**	**0**	**0**	**0**	**0**	**1**	**1.4**	**0**	**0**	**0**	**0**	**48.9**	**61.9**
00-00	**73**	**1**	**59**	**11**	**2**	**0**	**0**	**0**	**0**	**0**	**0**	**0**	**0**	**1**	**1.4**	**0**	**0**	**0**	**0**	**49.5**	**63**

DRAFT

Site 36
Location L-74113-0, Att - Tree, Lat 53.7484, Long -6.76075
Direction Two way

3279 / Meath/Cavan/Monaghan ATC's
October 2013
Automatic Traffic Count

Virtual Day (7)

Time	Total	Classification												>PSL	>PSL%	>SL1	>SL1%	>SL2	>SL2%	Mean	Vpp
		1 MCL	2 SV	3 SVT	4 TB2	5 TB3	6 T4	7 ART3	8 ART4	9 ART5	10 ART6	11 BD	12 DRT	80	80	85 +5kph	85 +5kph	90 +10kph	90 +10kph		85
0000	0	0	0	0	0	0	0	0	0	0	0	0	0	0	0	0	0	0	0	70.7	-
0100	1	0	1	0	0	0	0	0	0	0	0	0	0	0	0	0	0	0	0	69.4	-
0200	0	0	0	0	0	0	0	0	0	0	0	0	0	0	0	0	0	0	0	71.8	-
0300	1	0	1	0	0	0	0	0	0	0	0	0	0	0	0	0	0	0	0	67.9	-
0400	0	0	0	0	0	0	0	0	0	0	0	0	0	0	0	0	0	0	0	50.4	-
0500	0	0	0	0	0	0	0	0	0	0	0	0	0	0	0	0	0	0	0	56.1	-
0600	0	0	0	0	0	0	0	0	0	0	0	0	0	0	0	0	0	0	0	-	-
0700	1	0	1	0	0	0	0	0	0	0	0	0	0	0	0	0	0	0	0	53.4	-
0800	2	0	2	0	0	0	0	0	0	0	0	0	0	0	0	0	0	0	0	46.5	-
0900	**4**	**0**	**3**	**0**	**0**	**0**	**0**	**0**	**0**	**0**	**0**	**0**	**0**	**0**	**0**	**0**	**0**	**0**	**0**	**46.9**	**-**
1000	**4**	**0**	**3**	**0**	**0**	**0**	**0**	**0**	**0**	**0**	**0**	**0**	**0**	**0**	**0**	**0**	**0**	**0**	**0**	**46.4**	**-**
1100	3	0	3	0	0	0	1	0	0	0	0	0	0	0	0	0	0	0	0	46.1	-
1200	4	0	3	1	0	0	0	0	0	0	0	0	0	0	0	0	0	0	0	43.5	-
1300	3	0	3	1	0	0	0	0	0	0	0	0	0	0	0	0	0	0	0	48.2	-
1400	4	0	3	0	0	0	0	0	0	0	0	0	0	0	0	0	0	0	0	52.1	-
1500	5	0	4	0	0	0	0	0	0	0	0	0	0	0	2.9	0	0	0	0	49.6	-
1600	6	0	4	0	0	0	0	0	0	0	0	0	0	0	0	0	0	0	0	50.3	-
1700	7	0	5	1	0	0	0	0	0	0	0	0	0	0	0	0	0	0	0	49.2	-
1800	**10**	**0**	**8**	**1**	**0**	**0**	**0**	**0**	**0**	**0**	**0**	**0**	**0**	**0**	**0**	**0**	**0**	**0**	**0**	**48**	**-**
1900	4	0	3	1	0	0	0	0	0	0	0	0	0	0	0	0	0	0	0	47	-
2000	3	0	2	1	0	0	0	0	0	0	0	0	0	0	0	0	0	0	0	45.9	-
2100	3	0	2	0	0	0	0	0	0	0	0	0	0	0	0	0	0	0	0	45.9	-
2200	1	0	1	0	0	0	0	0	0	0	0	0	0	0	0	0	0	0	0	45.5	-
2300	1	0	1	0	0	0	0	0	0	0	0	0	0	0	0	0	0	0	0	49.3	-
07-19	**52**	**1**	**42**	**5**	**1**	**0**	**2**	**0**	**0**	**0**	**0**	**0**	**0**	**0**	**0.3**	**0**	**0**	**0**	**0**	**48.3**	**59.4**
06-22	**62**	**1**	**50**	**6**	**2**	**0**	**2**	**0**	**0**	**1**	**0**	**0**	**0**	**0**	**0.2**	**0**	**0**	**0**	**0**	**48**	**59.4**
06-00	**64**	**1**	**51**	**6**	**2**	**0**	**2**	**0**	**0**	**1**	**0**	**0**	**0**	**0**	**0.2**	**0**	**0**	**0**	**0**	**48**	**59.4**
00-00	**66**	**1**	**53**	**6**	**2**	**0**	**2**	**0**	**0**	**1**	**0**	**0**	**0**	**0**	**0.2**	**0**	**0**	**0**	**0**	**48.6**	**60.5**

DRAFT

Site 36
Location L-74113-0, Att - Tree, Lat 53.7484, Long -6.76075
Direction Two way

3279 / Meath/Cavan/Monaghan ATC's
October 2013
Automatic Traffic Count

Virtual Week (1)

Time	Total	Classification												>PSL	>PSL%	>SL1	>SL1%	>SL2	>SL2%	Mean	Vpp
		1 MCL	2 SV	3 SVT	4 TB2	5 TB3	6 T4	7 ART3	8 ART4	9 ART5	10 ART6	11 BD	12 DRT	80	80	85 +5kph	85 +5kph	90 +10kph	90 +10kph		85
Mon	73	1	59	11	2	0	0	0	0	0	0	0	0	1	1.4	0	0	0	0	49.5	63
Tue	47	1	40	1	5	0	0	0	0	0	0	0	0	0	0	0	0	0	0	44.1	54.4
Wed	115	0	79	23	1	2	4	0	0	3	2	0	1	0	0	0	0	0	0	47.1	56.2
Thu	51	0	46	1	0	1	3	0	0	0	0	0	0	0	0	0	0	0	0	50.6	58.7
Fri	56	0	38	4	2	0	10	0	1	1	0	0	0	0	0	0	0	0	0	48.1	57.6
| Sat	54	1	50	2	1	0	0	0	0	0	0	0	0	0	0	0	0	0	0	51.5	62.3
| Sun	63	3	56	2	2	0	0	0	0	0	0	0	0	0	0	0	0	0	0	49.6	62.6
5 Day Ave.	**68**	**0**	**52**	**8**	**2**	**1**	**3**	**0**	**0**	**1**	**0**	**0**	**0**	**0**	**0.0**	**0**	**0.0**	**0**	**0.0**	**47.9**	**58.0**
7 Day Ave.	**66**	**1**	**53**	**6**	**2**	**0**	**2**	**0**	**0**	**1**	**0**	**0**	**0**	**0**	**0.2**	**0**	**0.0**	**0**	**0.0**	**48.6**	**60.5**
--	**459**	**6**	**368**	**44**	**13**	**3**	**17**	**0**	**1**	**4**	**2**	**0**	**1**	**1**	**0.2**	**0**	**0.0**	**0**	**0.0**	**48.6**	**60.5**

Summary Graphs

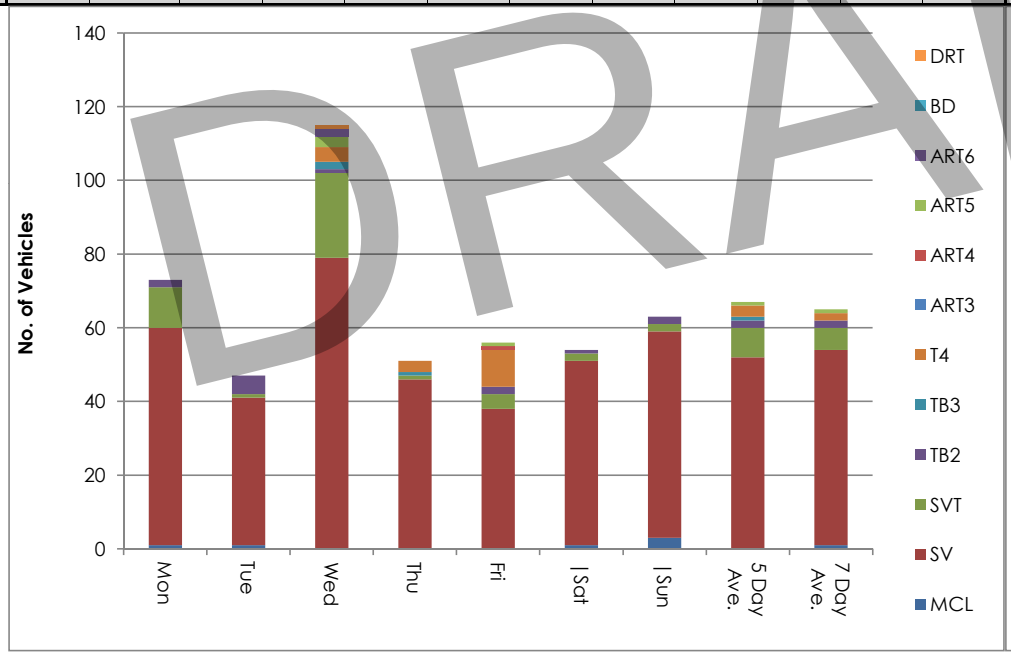

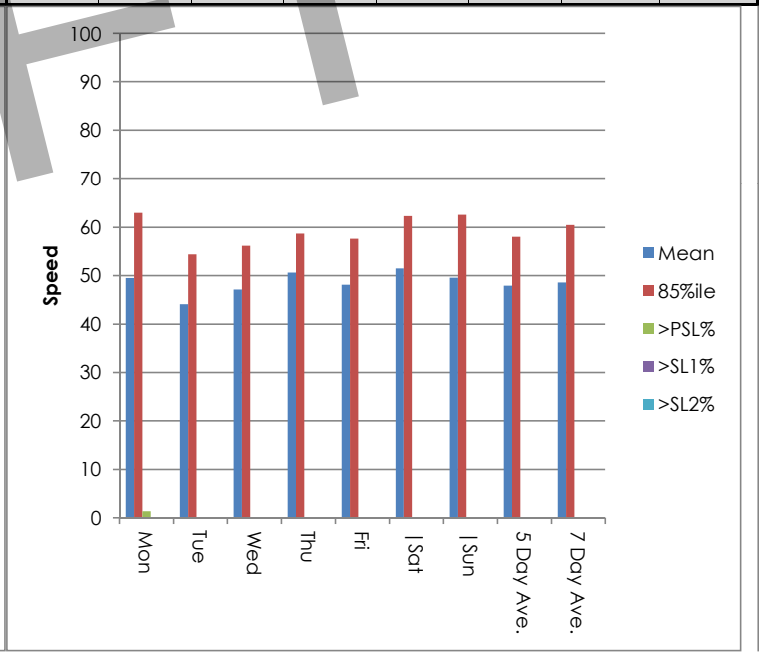

DRAFT

Site 36
Location L-74113-0, Att - Tree, Lat 53.7484, Long -6.76075
Direction Two way

3279 / Meath/Cavan/Monaghan ATC's
October 2013
Automatic Traffic Count

Tue, 8 October 2013

Time	Total	Speed Bins (km/h)																											
		0 - 5	5 - 10	10 - 15	15 - 20	20 - 25	25 - 30	30 - 35	35 - 40	40 - 45	45 - 50	50 - 55	55 - 60	60 - 65	65 - 70	70 - 75	75 - 80	80 - 85	85 - 90	90 - 95	95 - 100	100 - 105	105 - 110	110 - 115	115 - 120	120 - 125	125 - 130	130 - 135	135 - 140
0000	0	0	0	0	0	0	0	0	0	0	0	0	0	0	0	0	0	0	0	0	0	0	0	0	0	0	0	0	0
0100	0	0	0	0	0	0	0	0	0	0	0	0	0	0	0	0	0	0	0	0	0	0	0	0	0	0	0	0	0
0200	0	0	0	0	0	0	0	0	0	0	0	0	0	0	0	0	0	0	0	0	0	0	0	0	0	0	0	0	0
0300	1	0	0	0	0	0	0	0	0	0	0	0	0	1	0	0	0	0	0	0	0	0	0	0	0	0	0	0	0
0400	0	0	0	0	0	0	0	0	0	0	0	0	0	0	0	0	0	0	0	0	0	0	0	0	0	0	0	0	0
0500	0	0	0	0	0	0	0	0	0	0	0	0	0	0	0	0	0	0	0	0	0	0	0	0	0	0	0	0	0
0600	0	0	0	0	0	0	0	0	0	0	0	0	0	0	0	0	0	0	0	0	0	0	0	0	0	0	0	0	0
0700	1	0	0	0	0	0	0	0	0	0	1	0	0	0	0	0	0	0	0	0	0	0	0	0	0	0	0	0	0
0800	2	0	0	0	0	0	0	0	0	2	0	0	0	0	0	0	0	0	0	0	0	0	0	0	0	0	0	0	0
0900	**3**	**0**	**0**	**0**	**0**	**0**	**0**	**1**	**2**	**0**	**0**	**0**	**0**	**0**	**0**	**0**	**0**	**0**	**0**	**0**	**0**	**0**	**0**	**0**	**0**	**0**	**0**	**0**	**0**
1000	2	0	0	0	0	0	0	0	0	2	0	0	0	0	0	0	0	0	0	0	0	0	0	0	0	0	0	0	0
1100	2	0	0	0	0	0	0	0	0	2	0	0	0	0	0	0	0	0	0	0	0	0	0	0	0	0	0	0	0
1200	4	0	0	0	0	0	0	0	1	1	1	1	0	0	0	0	0	0	0	0	0	0	0	0	0	0	0	0	0
1300	2	0	0	0	0	0	0	0	1	0	1	0	0	0	0	0	0	0	0	0	0	0	0	0	0	0	0	0	0
1400	6	0	0	0	0	0	0	0	0	0	0	3	2	1	0	0	0	0	0	0	0	0	0	0	0	0	0	0	0
1500	3	0	0	0	0	1	0	1	0	0	0	0	1	0	0	0	0	0	0	0	0	0	0	0	0	0	0	0	0
1600	5	0	0	0	1	0	0	0	0	2	0	0	1	1	0	0	0	0	0	0	0	0	0	0	0	0	0	0	0
1700	5	0	0	0	0	0	0	0	0	2	3	0	0	0	0	0	0	0	0	0	0	0	0	0	0	0	0	0	0
1800	**9**	**0**	**0**	**0**	**1**	**1**	**0**	**1**	**0**	**1**	**4**	**1**	**0**	**0**	**0**	**0**	**0**	**0**	**0**	**0**	**0**	**0**	**0**	**0**	**0**	**0**	**0**	**0**	**0**
1900	0	0	0	0	0	0	0	0	0	0	0	0	0	0	0	0	0	0	0	0	0	0	0	0	0	0	0	0	0
2000	1	0	0	0	0	0	0	1	0	0	0	0	0	0	0	0	0	0	0	0	0	0	0	0	0	0	0	0	0
2100	0	0	0	0	0	0	0	0	0	0	0	0	0	0	0	0	0	0	0	0	0	0	0	0	0	0	0	0	0
2200	1	0	0	0	0	0	0	0	0	1	0	0	0	0	0	0	0	0	0	0	0	0	0	0	0	0	0	0	0
2300	0	0	0	0	0	0	0	0	0	0	0	0	0	0	0	0	0	0	0	0	0	0	0	0	0	0	0	0	0
07-19	**44**	**0**	**0**	**0**	**2**	**2**	**0**	**3**	**4**	**12**	**10**	**5**	**4**	**2**	**0**	**0**	**0**	**0**	**0**	**0**	**0**	**0**	**0**	**0**	**0**	**0**	**0**	**0**	**0**
06-22	**45**	**0**	**0**	**0**	**2**	**2**	**0**	**4**	**4**	**12**	**10**	**5**	**4**	**2**	**0**	**0**	**0**	**0**	**0**	**0**	**0**	**0**	**0**	**0**	**0**	**0**	**0**	**0**	**0**
06-00	**46**	**0**	**0**	**0**	**2**	**2**	**0**	**4**	**4**	**13**	**10**	**5**	**4**	**2**	**0**	**0**	**0**	**0**	**0**	**0**	**0**	**0**	**0**	**0**	**0**	**0**	**0**	**0**	**0**
00-00	**47**	**0**	**0**	**0**	**2**	**2**	**0**	**4**	**4**	**13**	**10**	**5**	**4**	**3**	**0**	**0**	**0**	**0**	**0**	**0**	**0**	**0**	**0**	**0**	**0**	**0**	**0**	**0**	**0**

DRAFT

Site 36
Location L-74113-0, Att - Tree, Lat 53.7484, Long -6.76075
Direction Two way

3279 / Meath/Cavan/Monaghan ATC's
October 2013
Automatic Traffic Count

Wed, 9 October 2013

Time	Total	Speed Bins (km/h)																											
		0 - 5	5 - 10	10 - 15	15 - 20	20 - 25	25 - 30	30 - 35	35 - 40	40 - 45	45 - 50	50 - 55	55 - 60	60 - 65	65 - 70	70 - 75	75 - 80	80 - 85	85 - 90	90 - 95	95 - 100	100 - 105	105 - 110	110 - 115	115 - 120	120 - 125	125 - 130	130 - 135	135 - 140
0000	0	0	0	0	0	0	0	0	0	0	0	0	0	0	0	0	0	0	0	0	0	0	0	0	0	0	0	0	0
0100	1	0	0	0	0	0	0	0	0	0	0	0	0	0	0	1	0	0	0	0	0	0	0	0	0	0	0	0	0
0200	0	0	0	0	0	0	0	0	0	0	0	0	0	0	0	0	0	0	0	0	0	0	0	0	0	0	0	0	0
0300	1	0	0	0	0	0	0	0	0	0	0	0	0	0	1	0	0	0	0	0	0	0	0	0	0	0	0	0	0
0400	1	0	0	0	0	0	0	0	0	0	0	1	0	0	0	0	0	0	0	0	0	0	0	0	0	0	0	0	0
0500	2	0	0	0	0	0	0	0	0	0	0	1	0	1	0	0	0	0	0	0	0	0	0	0	0	0	0	0	0
0600	0	0	0	0	0	0	0	0	0	0	0	0	0	0	0	0	0	0	0	0	0	0	0	0	0	0	0	0	0
0700	3	0	0	0	0	0	0	0	0	1	0	0	2	0	0	0	0	0	0	0	0	0	0	0	0	0	0	0	0
0800	4	0	0	0	0	0	0	0	0	1	3	0	0	0	0	0	0	0	0	0	0	0	0	0	0	0	0	0	0
0900	2	0	0	0	0	0	0	0	0	0	1	1	0	0	0	0	0	0	0	0	0	0	0	0	0	0	0	0	0
1000	4	0	0	0	0	0	0	1	0	1	2	0	0	0	0	0	0	0	0	0	0	0	0	0	0	0	0	0	0
1100	**6**	**0**	**0**	**0**	**0**	**0**	**0**	**1**	**3**	**0**	**0**	**0**	**1**	**1**	**0**	**0**	**0**	**0**	**0**	**0**	**0**	**0**	**0**	**0**	**0**	**0**	**0**	**0**	**0**
1200	2	0	0	0	0	0	0	1	1	0	0	0	0	0	0	0	0	0	0	0	0	0	0	0	0	0	0	0	0
1300	2	0	0	0	0	0	0	0	0	1	1	0	0	0	0	0	0	0	0	0	0	0	0	0	0	0	0	0	0
1400	5	0	0	0	0	0	0	0	1	1	1	0	0	2	0	0	0	0	0	0	0	0	0	0	0	0	0	0	0
1500	9	0	0	0	0	0	0	0	0	2	2	3	0	1	1	0	0	0	0	0	0	0	0	0	0	0	0	0	0
1600	7	0	0	0	0	0	0	0	1	0	0	4	1	1	0	0	0	0	0	0	0	0	0	0	0	0	0	0	0
1700	10	0	0	0	0	0	0	0	0	2	0	5	2	1	0	0	0	0	0	0	0	0	0	0	0	0	0	0	0
1800	**14**	**0**	**0**	**0**	**0**	**0**	**0**	**1**	**1**	**3**	**6**	**2**	**0**	**1**	**0**	**0**	**0**	**0**	**0**	**0**	**0**	**0**	**0**	**0**	**0**	**0**	**0**	**0**	**0**
1900	**14**	**0**	**0**	**0**	**0**	**0**	**1**	**0**	**3**	**4**	**3**	**1**	**1**	**1**	**0**	**0**	**0**	**0**	**0**	**0**	**0**	**0**	**0**	**0**	**0**	**0**	**0**	**0**	**0**
2000	13	0	0	0	0	0	0	0	3	5	0	4	0	1	0	0	0	0	0	0	0	0	0	0	0	0	0	0	0
2100	11	0	0	0	0	0	0	1	1	7	1	1	0	0	0	0	0	0	0	0	0	0	0	0	0	0	0	0	0
2200	2	0	0	0	0	0	0	0	0	2	0	0	0	0	0	0	0	0	0	0	0	0	0	0	0	0	0	0	0
2300	2	0	0	0	0	0	0	0	0	2	0	0	0	0	0	0	0	0	0	0	0	0	0	0	0	0	0	0	0
07-19	**68**	**0**	**0**	**0**	**0**	**0**	**0**	**4**	**7**	**12**	**16**	**15**	**6**	**7**	**1**	**0**	**0**	**0**	**0**	**0**	**0**	**0**	**0**	**0**	**0**	**0**	**0**	**0**	**0**
06-22	**106**	**0**	**0**	**0**	**0**	**0**	**1**	**5**	**14**	**28**	**20**	**21**	**7**	**9**	**1**	**0**	**0**	**0**	**0**	**0**	**0**	**0**	**0**	**0**	**0**	**0**	**0**	**0**	**0**
06-00	**110**	**0**	**0**	**0**	**0**	**0**	**1**	**5**	**14**	**32**	**20**	**21**	**7**	**9**	**1**	**0**	**0**	**0**	**0**	**0**	**0**	**0**	**0**	**0**	**0**	**0**	**0**	**0**	**0**
00-00	**115**	**0**	**0**	**0**	**0**	**0**	**1**	**5**	**14**	**32**	**20**	**23**	**7**	**10**	**2**	**1**	**0**	**0**	**0**	**0**	**0**	**0**	**0**	**0**	**0**	**0**	**0**	**0**	**0**

DRAFT

Site 36
Location L-74113-0, Att - Tree, Lat 53.7484, Long -6.76075
Direction Two way

3279 / Meath/Cavan/Monaghan ATC's
October 2013
Automatic Traffic Count

Thu, 10 October 2013

Time	Total	Speed Bins (km/h)																											
		0 - 5	5 - 10	10 - 15	15 - 20	20 - 25	25 - 30	30 - 35	35 - 40	40 - 45	45 - 50	50 - 55	55 - 60	60 - 65	65 - 70	70 - 75	75 - 80	80 - 85	85 - 90	90 - 95	95 - 100	100 - 105	105 - 110	110 - 115	115 - 120	120 - 125	125 - 130	130 - 135	135 - 140
0000	0	0	0	0	0	0	0	0	0	0	0	0	0	0	0	0	0	0	0	0	0	0	0	0	0	0	0	0	0
0100	0	0	0	0	0	0	0	0	0	0	0	0	0	0	0	0	0	0	0	0	0	0	0	0	0	0	0	0	0
0200	0	0	0	0	0	0	0	0	0	0	0	0	0	0	0	0	0	0	0	0	0	0	0	0	0	0	0	0	0
0300	1	0	0	0	0	0	0	0	0	0	0	0	0	0	0	1	0	0	0	0	0	0	0	0	0	0	0	0	0
0400	0	0	0	0	0	0	0	0	0	0	0	0	0	0	0	0	0	0	0	0	0	0	0	0	0	0	0	0	0
0500	0	0	0	0	0	0	0	0	0	0	0	0	0	0	0	0	0	0	0	0	0	0	0	0	0	0	0	0	0
0600	0	0	0	0	0	0	0	0	0	0	0	0	0	0	0	0	0	0	0	0	0	0	0	0	0	0	0	0	0
0700	2	0	0	0	0	0	0	0	0	0	0	0	0	1	0	1	0	0	0	0	0	0	0	0	0	0	0	0	0
0800	0	0	0	0	0	0	0	0	0	0	0	0	0	0	0	0	0	0	0	0	0	0	0	0	0	0	0	0	0
0900	**6**	**0**	**0**	**0**	**0**	**0**	**0**	**0**	**1**	**0**	**0**	**4**	**0**	**1**	**0**	**0**	**0**	**0**	**0**	**0**	**0**	**0**	**0**	**0**	**0**	**0**	**0**	**0**	**0**
1000	3	0	0	0	0	0	0	0	0	1	1	0	1	0	0	0	0	0	0	0	0	0	0	0	0	0	0	0	0
1100	3	0	0	0	0	0	0	0	0	1	1	1	0	0	0	0	0	0	0	0	0	0	0	0	0	0	0	0	0
1200	1	0	0	0	0	0	0	0	0	0	0	0	1	0	0	0	0	0	0	0	0	0	0	0	0	0	0	0	0
1300	0	0	0	0	0	0	0	0	0	0	0	0	0	0	0	0	0	0	0	0	0	0	0	0	0	0	0	0	0
1400	1	0	0	0	0	0	0	0	0	0	0	0	0	1	0	0	0	0	0	0	0	0	0	0	0	0	0	0	0
1500	3	0	0	0	0	0	0	0	0	0	0	3	0	0	0	0	0	0	0	0	0	0	0	0	0	0	0	0	0
1600	4	0	0	0	0	0	0	0	0	0	1	1	1	0	1	0	0	0	0	0	0	0	0	0	0	0	0	0	0
1700	5	0	0	0	0	0	0	2	0	0	1	1	1	0	0	0	0	0	0	0	0	0	0	0	0	0	0	0	0
1800	**14**	**0**	**0**	**0**	**0**	**0**	**1**	**1**	**0**	**5**	**0**	**2**	**5**	**0**	**0**	**0**	**0**	**0**	**0**	**0**	**0**	**0**	**0**	**0**	**0**	**0**	**0**	**0**	**0**
1900	3	0	0	0	0	0	0	0	1	0	1	0	1	0	0	0	0	0	0	0	0	0	0	0	0	0	0	0	0
2000	0	0	0	0	0	0	0	0	0	0	0	0	0	0	0	0	0	0	0	0	0	0	0	0	0	0	0	0	0
2100	3	0	0	0	0	0	0	0	0	0	3	0	0	0	0	0	0	0	0	0	0	0	0	0	0	0	0	0	0
2200	1	0	0	0	0	0	0	0	0	0	0	0	0	0	1	0	0	0	0	0	0	0	0	0	0	0	0	0	0
2300	1	0	0	0	0	0	0	0	0	0	1	0	0	0	0	0	0	0	0	0	0	0	0	0	0	0	0	0	0
07-19	**42**	**0**	**0**	**0**	**0**	**0**	**1**	**3**	**1**	**7**	**4**	**12**	**9**	**3**	**1**	**1**	**0**	**0**	**0**	**0**	**0**	**0**	**0**	**0**	**0**	**0**	**0**	**0**	**0**
06-22	**48**	**0**	**0**	**0**	**0**	**0**	**1**	**3**	**2**	**7**	**8**	**12**	**10**	**3**	**1**	**1**	**0**	**0**	**0**	**0**	**0**	**0**	**0**	**0**	**0**	**0**	**0**	**0**	**0**
06-00	**50**	**0**	**0**	**0**	**0**	**0**	**1**	**3**	**2**	**7**	**9**	**12**	**10**	**3**	**2**	**1**	**0**	**0**	**0**	**0**	**0**	**0**	**0**	**0**	**0**	**0**	**0**	**0**	**0**
00-00	**51**	**0**	**0**	**0**	**0**	**0**	**1**	**3**	**2**	**7**	**9**	**12**	**10**	**3**	**2**	**2**	**0**	**0**	**0**	**0**	**0**	**0**	**0**	**0**	**0**	**0**	**0**	**0**	**0**

DRAFT

Site 36
Location L-74113-0, Att - Tree, Lat 53.7484, Long -6.76075
Direction Two way

3279 / Meath/Cavan/Monaghan ATC's
October 2013
Automatic Traffic Count

Fri, 11 October 2013

Time	Total	Speed Bins (km/h)																											
		0 - 5	5 - 10	10 - 15	15 - 20	20 - 25	25 - 30	30 - 35	35 - 40	40 - 45	45 - 50	50 - 55	55 - 60	60 - 65	65 - 70	70 - 75	75 - 80	80 - 85	85 - 90	90 - 95	95 - 100	100 - 105	105 - 110	110 - 115	115 - 120	120 - 125	125 - 130	130 - 135	135 - 140
0000	0	0	0	0	0	0	0	0	0	0	0	0	0	0	0	0	0	0	0	0	0	0	0	0	0	0	0	0	0
0100	0	0	0	0	0	0	0	0	0	0	0	0	0	0	0	0	0	0	0	0	0	0	0	0	0	0	0	0	0
0200	0	0	0	0	0	0	0	0	0	0	0	0	0	0	0	0	0	0	0	0	0	0	0	0	0	0	0	0	0
0300	0	0	0	0	0	0	0	0	0	0	0	0	0	0	0	0	0	0	0	0	0	0	0	0	0	0	0	0	0
0400	0	0	0	0	0	0	0	0	0	0	0	0	0	0	0	0	0	0	0	0	0	0	0	0	0	0	0	0	0
0500	0	0	0	0	0	0	0	0	0	0	0	0	0	0	0	0	0	0	0	0	0	0	0	0	0	0	0	0	0
0600	0	0	0	0	0	0	0	0	0	0	0	0	0	0	0	0	0	0	0	0	0	0	0	0	0	0	0	0	0
0700	2	0	0	0	0	0	0	0	0	0	1	0	1	0	0	0	0	0	0	0	0	0	0	0	0	0	0	0	0
0800	1	0	0	0	0	0	0	0	0	0	1	0	0	0	0	0	0	0	0	0	0	0	0	0	0	0	0	0	0
0900	**4**	**0**	**0**	**0**	**0**	**0**	**0**	**0**	**0**	**1**	**0**	**2**	**1**	**0**	**0**	**0**	**0**	**0**	**0**	**0**	**0**	**0**	**0**	**0**	**0**	**0**	**0**	**0**	**0**
1000	1	0	0	0	0	0	0	0	0	1	0	0	0	0	0	0	0	0	0	0	0	0	0	0	0	0	0	0	0
1100	**4**	**0**	**0**	**0**	**0**	**0**	**0**	**0**	**0**	**0**	**1**	**1**	**2**	**0**	**0**	**0**	**0**	**0**	**0**	**0**	**0**	**0**	**0**	**0**	**0**	**0**	**0**	**0**	**0**
1200	6	0	0	1	0	0	1	2	0	2	0	0	0	0	0	0	0	0	0	0	0	0	0	0	0	0	0	0	0
1300	**8**	**0**	**0**	**0**	**0**	**0**	**0**	**0**	**3**	**2**	**1**	**1**	**1**	**0**	**0**	**0**	**0**	**0**	**0**	**0**	**0**	**0**	**0**	**0**	**0**	**0**	**0**	**0**	**0**
1400	1	0	0	0	0	0	0	0	0	0	0	1	0	0	0	0	0	0	0	0	0	0	0	0	0	0	0	0	0
1500	3	0	0	0	0	0	0	0	0	1	1	0	0	1	0	0	0	0	0	0	0	0	0	0	0	0	0	0	0
1600	4	0	0	0	0	0	0	0	1	0	0	2	0	1	0	0	0	0	0	0	0	0	0	0	0	0	0	0	0
1700	**8**	**0**	**0**	**0**	**0**	**0**	**0**	**0**	**1**	**2**	**3**	**0**	**1**	**1**	**0**	**0**	**0**	**0**	**0**	**0**	**0**	**0**	**0**	**0**	**0**	**0**	**0**	**0**	**0**
1800	7	0	0	0	0	0	0	0	0	2	0	2	2	0	1	0	0	0	0	0	0	0	0	0	0	0	0	0	0
1900	7	0	0	0	0	0	0	0	2	0	0	4	0	0	0	0	1	0	0	0	0	0	0	0	0	0	0	0	0
2000	0	0	0	0	0	0	0	0	0	0	0	0	0	0	0	0	0	0	0	0	0	0	0	0	0	0	0	0	0
2100	0	0	0	0	0	0	0	0	0	0	0	0	0	0	0	0	0	0	0	0	0	0	0	0	0	0	0	0	0
2200	0	0	0	0	0	0	0	0	0	0	0	0	0	0	0	0	0	0	0	0	0	0	0	0	0	0	0	0	0
2300	0	0	0	0	0	0	0	0	0	0	0	0	0	0	0	0	0	0	0	0	0	0	0	0	0	0	0	0	0
07-19	**49**	**0**	**0**	**1**	**0**	**0**	**1**	**2**	**5**	**11**	**8**	**9**	**8**	**3**	**1**	**0**	**0**	**0**	**0**	**0**	**0**	**0**	**0**	**0**	**0**	**0**	**0**	**0**	**0**
06-22	**56**	**0**	**0**	**1**	**0**	**0**	**1**	**2**	**7**	**11**	**8**	**13**	**8**	**3**	**1**	**0**	**1**	**0**	**0**	**0**	**0**	**0**	**0**	**0**	**0**	**0**	**0**	**0**	**0**
06-00	**56**	**0**	**0**	**1**	**0**	**0**	**1**	**2**	**7**	**11**	**8**	**13**	**8**	**3**	**1**	**0**	**1**	**0**	**0**	**0**	**0**	**0**	**0**	**0**	**0**	**0**	**0**	**0**	**0**
00-00	**56**	**0**	**0**	**1**	**0**	**0**	**1**	**2**	**7**	**11**	**8**	**13**	**8**	**3**	**1**	**0**	**1**	**0**	**0**	**0**	**0**	**0**	**0**	**0**	**0**	**0**	**0**	**0**	**0**

DRAFT

Site 36
Location L-74113-0, Att - Tree, Lat 53.7484, Long -6.76075
Direction Two way

3279 / Meath/Cavan/Monaghan ATC's
October 2013
Automatic Traffic Count

Sat, 12 October 2013

Time	Total	Speed Bins (km/h)																											
		0 - 5	5 - 10	10 - 15	15 - 20	20 - 25	25 - 30	30 - 35	35 - 40	40 - 45	45 - 50	50 - 55	55 - 60	60 - 65	65 - 70	70 - 75	75 - 80	80 - 85	85 - 90	90 - 95	95 - 100	100 - 105	105 - 110	110 - 115	115 - 120	120 - 125	125 - 130	130 - 135	135 - 140
0000	0	0	0	0	0	0	0	0	0	0	0	0	0	0	0	0	0	0	0	0	0	0	0	0	0	0	0	0	0
0100	1	0	0	0	0	0	0	0	0	0	0	0	0	0	0	0	1	0	0	0	0	0	0	0	0	0	0	0	0
0200	0	0	0	0	0	0	0	0	0	0	0	0	0	0	0	0	0	0	0	0	0	0	0	0	0	0	0	0	0
0300	0	0	0	0	0	0	0	0	0	0	0	0	0	0	0	0	0	0	0	0	0	0	0	0	0	0	0	0	0
0400	0	0	0	0	0	0	0	0	0	0	0	0	0	0	0	0	0	0	0	0	0	0	0	0	0	0	0	0	0
0500	0	0	0	0	0	0	0	0	0	0	0	0	0	0	0	0	0	0	0	0	0	0	0	0	0	0	0	0	0
0600	0	0	0	0	0	0	0	0	0	0	0	0	0	0	0	0	0	0	0	0	0	0	0	0	0	0	0	0	0
0700	0	0	0	0	0	0	0	0	0	0	0	0	0	0	0	0	0	0	0	0	0	0	0	0	0	0	0	0	0
0800	**2**	**0**	**0**	**0**	**0**	**0**	**0**	**0**	**0**	**1**	**1**	**0**	**0**	**0**	**0**	**0**	**0**	**0**	**0**	**0**	**0**	**0**	**0**	**0**	**0**	**0**	**0**	**0**	**0**
0900	0	0	0	0	0	0	0	0	0	0	0	0	0	0	0	0	0	0	0	0	0	0	0	0	0	0	0	0	0
1000	**2**	**0**	**0**	**0**	**0**	**0**	**0**	**0**	**0**	**1**	**1**	**0**	**0**	**0**	**0**	**0**	**0**	**0**	**0**	**0**	**0**	**0**	**0**	**0**	**0**	**0**	**0**	**0**	**0**
1100	**2**	**0**	**0**	**0**	**0**	**0**	**0**	**0**	**0**	**0**	**0**	**2**	**0**	**0**	**0**	**0**	**0**	**0**	**0**	**0**	**0**	**0**	**0**	**0**	**0**	**0**	**0**	**0**	**0**
1200	7	0	0	0	0	0	0	1	2	2	0	0	2	0	0	0	0	0	0	0	0	0	0	0	0	0	0	0	0
1300	3	0	0	0	0	0	0	0	1	0	0	0	1	1	0	0	0	0	0	0	0	0	0	0	0	0	0	0	0
1400	8	0	0	0	0	0	0	1	0	2	3	0	1	0	0	1	0	0	0	0	0	0	0	0	0	0	0	0	0
1500	1	0	0	0	0	0	0	0	0	0	0	0	0	1	0	0	0	0	0	0	0	0	0	0	0	0	0	0	0
1600	7	0	0	0	1	0	0	0	0	2	0	2	0	2	0	0	0	0	0	0	0	0	0	0	0	0	0	0	0
1700	3	0	0	0	0	0	0	0	0	0	0	0	0	3	0	0	0	0	0	0	0	0	0	0	0	0	0	0	0
1800	**9**	**0**	**0**	**0**	**0**	**0**	**0**	**0**	**0**	**0**	**1**	**5**	**0**	**1**	**1**	**1**	**0**	**0**	**0**	**0**	**0**	**0**	**0**	**0**	**0**	**0**	**0**	**0**	**0**
1900	3	0	0	0	0	0	0	1	0	1	0	0	0	0	1	0	0	0	0	0	0	0	0	0	0	0	0	0	0
2000	4	0	0	0	0	0	0	0	0	0	0	3	0	0	1	0	0	0	0	0	0	0	0	0	0	0	0	0	0
2100	1	0	0	0	0	0	0	0	0	0	0	1	0	0	0	0	0	0	0	0	0	0	0	0	0	0	0	0	0
2200	0	0	0	0	0	0	0	0	0	0	0	0	0	0	0	0	0	0	0	0	0	0	0	0	0	0	0	0	0
2300	1	0	0	0	0	0	0	0	0	1	0	0	0	0	0	0	0	0	0	0	0	0	0	0	0	0	0	0	0
07-19	**44**	**0**	**0**	**0**	**1**	**0**	**0**	**2**	**3**	**8**	**6**	**9**	**4**	**8**	**1**	**2**	**0**	**0**	**0**	**0**	**0**	**0**	**0**	**0**	**0**	**0**	**0**	**0**	**0**
06-22	**52**	**0**	**0**	**0**	**1**	**0**	**0**	**3**	**3**	**9**	**6**	**13**	**4**	**8**	**3**	**2**	**0**	**0**	**0**	**0**	**0**	**0**	**0**	**0**	**0**	**0**	**0**	**0**	**0**
06-00	**53**	**0**	**0**	**0**	**1**	**0**	**0**	**3**	**3**	**10**	**6**	**13**	**4**	**8**	**3**	**2**	**0**	**0**	**0**	**0**	**0**	**0**	**0**	**0**	**0**	**0**	**0**	**0**	**0**
00-00	**54**	**0**	**0**	**0**	**1**	**0**	**0**	**3**	**3**	**10**	**6**	**13**	**4**	**8**	**3**	**2**	**1**	**0**	**0**	**0**	**0**	**0**	**0**	**0**	**0**	**0**	**0**	**0**	**0**

DRAFT

Site 36
Location L-74113-0, Att - Tree, Lat 53.7484, Long -6.76075
Direction Two way

3279 / Meath/Cavan/Monaghan ATC's
October 2013
Automatic Traffic Count

Sun, 13 October 2013

Time	Total	Speed Bins (km/h)																											
		0 - 5	5 - 10	10 - 15	15 - 20	20 - 25	25 - 30	30 - 35	35 - 40	40 - 45	45 - 50	50 - 55	55 - 60	60 - 65	65 - 70	70 - 75	75 - 80	80 - 85	85 - 90	90 - 95	95 - 100	100 - 105	105 - 110	110 - 115	115 - 120	120 - 125	125 - 130	130 - 135	135 - 140
0000	0	0	0	0	0	0	0	0	0	0	0	0	0	0	0	0	0	0	0	0	0	0	0	0	0	0	0	0	0
0100	3	0	0	0	0	0	0	0	0	0	0	0	1	0	1	1	0	0	0	0	0	0	0	0	0	0	0	0	0
0200	1	0	0	0	0	0	0	0	0	0	0	0	0	0	0	1	0	0	0	0	0	0	0	0	0	0	0	0	0
0300	0	0	0	0	0	0	0	0	0	0	0	0	0	0	0	0	0	0	0	0	0	0	0	0	0	0	0	0	0
0400	0	0	0	0	0	0	0	0	0	0	0	0	0	0	0	0	0	0	0	0	0	0	0	0	0	0	0	0	0
0500	0	0	0	0	0	0	0	0	0	0	0	0	0	0	0	0	0	0	0	0	0	0	0	0	0	0	0	0	0
0600	0	0	0	0	0	0	0	0	0	0	0	0	0	0	0	0	0	0	0	0	0	0	0	0	0	0	0	0	0
0700	1	0	0	0	0	0	0	0	0	1	0	0	0	0	0	0	0	0	0	0	0	0	0	0	0	0	0	0	0
0800	1	0	0	0	0	0	0	0	0	1	0	0	0	0	0	0	0	0	0	0	0	0	0	0	0	0	0	0	0
0900	4	0	0	0	0	0	0	0	0	0	0	2	0	2	0	0	0	0	0	0	0	0	0	0	0	0	0	0	0
1000	**11**	**0**	**0**	**0**	**1**	**0**	**1**	**1**	**1**	**0**	**2**	**0**	**1**	**2**	**2**	**0**	**0**	**0**	**0**	**0**	**0**	**0**	**0**	**0**	**0**	**0**	**0**	**0**	**0**
1100	3	0	0	0	0	0	0	0	0	0	1	1	0	1	0	0	0	0	0	0	0	0	0	0	0	0	0	0	0
1200	2	0	0	0	0	0	1	0	0	0	0	0	0	1	0	0	0	0	0	0	0	0	0	0	0	0	0	0	0
1300	6	0	0	0	0	0	1	1	0	0	0	0	3	0	0	1	0	0	0	0	0	0	0	0	0	0	0	0	0
1400	1	0	0	0	0	0	0	0	0	0	0	0	1	0	0	0	0	0	0	0	0	0	0	0	0	0	0	0	0
1500	7	0	0	0	0	0	0	1	1	1	3	0	1	0	0	0	0	0	0	0	0	0	0	0	0	0	0	0	0
1600	6	0	0	0	0	0	0	0	1	0	1	0	2	0	1	0	1	0	0	0	0	0	0	0	0	0	0	0	0
1700	**9**	**0**	**0**	**0**	**1**	**0**	**1**	**0**	**0**	**2**	**0**	**3**	**2**	**0**	**0**	**0**	**0**	**0**	**0**	**0**	**0**	**0**	**0**	**0**	**0**	**0**	**0**	**0**	**0**
1800	7	0	0	0	0	0	0	1	4	1	0	0	1	0	0	0	0	0	0	0	0	0	0	0	0	0	0	0	0
1900	1	0	0	0	0	0	0	0	0	0	0	0	0	1	0	0	0	0	0	0	0	0	0	0	0	0	0	0	0
2000	0	0	0	0	0	0	0	0	0	0	0	0	0	0	0	0	0	0	0	0	0	0	0	0	0	0	0	0	0
2100	0	0	0	0	0	0	0	0	0	0	0	0	0	0	0	0	0	0	0	0	0	0	0	0	0	0	0	0	0
2200	0	0	0	0	0	0	0	0	0	0	0	0	0	0	0	0	0	0	0	0	0	0	0	0	0	0	0	0	0
2300	0	0	0	0	0	0	0	0	0	0	0	0	0	0	0	0	0	0	0	0	0	0	0	0	0	0	0	0	0
07-19	**58**	**0**	**0**	**0**	**2**	**0**	**4**	**4**	**7**	**6**	**7**	**6**	**11**	**6**	**3**	**1**	**1**	**0**	**0**	**0**	**0**	**0**	**0**	**0**	**0**	**0**	**0**	**0**	**0**
06-22	**59**	**0**	**0**	**0**	**2**	**0**	**4**	**4**	**7**	**6**	**7**	**6**	**11**	**7**	**3**	**1**	**1**	**0**	**0**	**0**	**0**	**0**	**0**	**0**	**0**	**0**	**0**	**0**	**0**
06-00	**59**	**0**	**0**	**0**	**2**	**0**	**4**	**4**	**7**	**6**	**7**	**6**	**11**	**7**	**3**	**1**	**1**	**0**	**0**	**0**	**0**	**0**	**0**	**0**	**0**	**0**	**0**	**0**	**0**
00-00	**63**	**0**	**0**	**0**	**2**	**0**	**4**	**4**	**7**	**6**	**7**	**6**	**12**	**7**	**4**	**3**	**1**	**0**	**0**	**0**	**0**	**0**	**0**	**0**	**0**	**0**	**0**	**0**	**0**

DRAFT

Site 36
Location L-74113-0, Att - Tree, Lat 53.7484, Long -6.76075
Direction Two way

3279 / Meath/Cavan/Monaghan ATC's
October 2013
Automatic Traffic Count

Mon, 14 October 2013

Time	Total	Speed Bins (km/h)																											
		0 - 5	5 - 10	10 - 15	15 - 20	20 - 25	25 - 30	30 - 35	35 - 40	40 - 45	45 - 50	50 - 55	55 - 60	60 - 65	65 - 70	70 - 75	75 - 80	80 - 85	85 - 90	90 - 95	95 - 100	100 - 105	105 - 110	110 - 115	115 - 120	120 - 125	125 - 130	130 - 135	135 - 140
0000	1	0	0	0	0	0	0	0	0	0	0	0	0	0	0	1	0	0	0	0	0	0	0	0	0	0	0	0	0
0100	0	0	0	0	0	0	0	0	0	0	0	0	0	0	0	0	0	0	0	0	0	0	0	0	0	0	0	0	0
0200	0	0	0	0	0	0	0	0	0	0	0	0	0	0	0	0	0	0	0	0	0	0	0	0	0	0	0	0	0
0300	1	0	0	0	0	0	0	0	0	0	0	0	0	0	0	1	0	0	0	0	0	0	0	0	0	0	0	0	0
0400	0	0	0	0	0	0	0	0	0	0	0	0	0	0	0	0	0	0	0	0	0	0	0	0	0	0	0	0	0
0500	0	0	0	0	0	0	0	0	0	0	0	0	0	0	0	0	0	0	0	0	0	0	0	0	0	0	0	0	0
0600	0	0	0	0	0	0	0	0	0	0	0	0	0	0	0	0	0	0	0	0	0	0	0	0	0	0	0	0	0
0700	1	0	0	0	0	0	0	0	0	1	0	0	0	0	0	0	0	0	0	0	0	0	0	0	0	0	0	0	0
0800	2	0	0	0	0	0	0	0	0	0	1	0	0	1	0	0	0	0	0	0	0	0	0	0	0	0	0	0	0
0900	**7**	**0**	**0**	**2**	**0**	**0**	**0**	**0**	**2**	**0**	**2**	**0**	**0**	**1**	**0**	**0**	**0**	**0**	**0**	**0**	**0**	**0**	**0**	**0**	**0**	**0**	**0**	**0**	**0**
1000	4	0	0	0	0	0	0	0	1	1	0	0	1	1	0	0	0	0	0	0	0	0	0	0	0	0	0	0	0
1100	3	0	0	0	0	1	0	2	0	0	0	0	0	0	0	0	0	0	0	0	0	0	0	0	0	0	0	0	0
1200	4	0	0	0	0	0	0	0	0	1	1	0	0	1	1	0	0	0	0	0	0	0	0	0	0	0	0	0	0
1300	3	0	0	0	0	0	0	0	0	0	0	1	1	1	0	0	0	0	0	0	0	0	0	0	0	0	0	0	0
1400	6	0	0	0	0	0	0	0	1	0	1	2	1	0	1	0	0	0	0	0	0	0	0	0	0	0	0	0	0
1500	**8**	**0**	**0**	**0**	**0**	**0**	**0**	**0**	**1**	**2**	**2**	**1**	**0**	**0**	**0**	**0**	**1**	**1**	**0**	**0**	**0**	**0**	**0**	**0**	**0**	**0**	**0**	**0**	**0**
1600	7	0	0	0	0	1	0	1	0	1	1	1	2	0	0	0	0	0	0	0	0	0	0	0	0	0	0	0	0
1700	6	0	0	0	0	0	0	1	0	0	0	2	1	1	0	1	0	0	0	0	0	0	0	0	0	0	0	0	0
1800	**8**	**0**	**0**	**0**	**0**	**0**	**0**	**1**	**0**	**0**	**3**	**1**	**1**	**1**	**0**	**1**	**0**	**0**	**0**	**0**	**0**	**0**	**0**	**0**	**0**	**0**	**0**	**0**	**0**
1900	1	0	0	0	0	0	0	0	1	0	0	0	0	0	0	0	0	0	0	0	0	0	0	0	0	0	0	0	0
2000	3	0	0	0	0	0	0	2	0	0	1	0	0	0	0	0	0	0	0	0	0	0	0	0	0	0	0	0	0
2100	5	0	0	0	0	0	0	0	1	1	1	0	0	1	0	0	1	0	0	0	0	0	0	0	0	0	0	0	0
2200	2	0	0	0	0	0	0	0	0	2	0	0	0	0	0	0	0	0	0	0	0	0	0	0	0	0	0	0	0
2300	1	0	0	0	0	0	0	0	0	0	0	0	0	0	0	1	0	0	0	0	0	0	0	0	0	0	0	0	0
07-19	**59**	**0**	**0**	**2**	**0**	**2**	**0**	**5**	**5**	**6**	**11**	**8**	**7**	**7**	**2**	**2**	**1**	**1**	**0**	**0**	**0**	**0**	**0**	**0**	**0**	**0**	**0**	**0**	**0**
06-22	**68**	**0**	**0**	**2**	**0**	**2**	**0**	**7**	**7**	**7**	**13**	**8**	**7**	**8**	**2**	**2**	**2**	**1**	**0**	**0**	**0**	**0**	**0**	**0**	**0**	**0**	**0**	**0**	**0**
06-00	**71**	**0**	**0**	**2**	**0**	**2**	**0**	**7**	**7**	**9**	**13**	**8**	**7**	**8**	**2**	**3**	**2**	**1**	**0**	**0**	**0**	**0**	**0**	**0**	**0**	**0**	**0**	**0**	**0**
00-00	**73**	**0**	**0**	**2**	**0**	**2**	**0**	**7**	**7**	**9**	**13**	**8**	**7**	**8**	**2**	**5**	**2**	**1**	**0**	**0**	**0**	**0**	**0**	**0**	**0**	**0**	**0**	**0**	**0**

DRAFT

Site 36
Location L-74113-0, Att - Tree, Lat 53.7484, Long -6.76075
Direction Two way

3279 / Meath/Cavan/Monaghan ATC's
October 2013
Automatic Traffic Count

Virtual Day (7)

Time	Total	Speed Bins (km/h)																											
		0 - 5	5 - 10	10 - 15	15 - 20	20 - 25	25 - 30	30 - 35	35 - 40	40 - 45	45 - 50	50 - 55	55 - 60	60 - 65	65 - 70	70 - 75	75 - 80	80 - 85	85 - 90	90 - 95	95 - 100	100 - 105	105 - 110	110 - 115	115 - 120	120 - 125	125 - 130	130 - 135	135 - 140
0000	0	0	0	0	0	0	0	0	0	0	0	0	0	0	0	0	0	0	0	0	0	0	0	0	0	0	0	0	0
0100	1	0	0	0	0	0	0	0	0	0	0	0	0	0	0	0	0	0	0	0	0	0	0	0	0	0	0	0	0
0200	0	0	0	0	0	0	0	0	0	0	0	0	0	0	0	0	0	0	0	0	0	0	0	0	0	0	0	0	0
0300	1	0	0	0	0	0	0	0	0	0	0	0	0	0	0	0	0	0	0	0	0	0	0	0	0	0	0	0	0
0400	0	0	0	0	0	0	0	0	0	0	0	0	0	0	0	0	0	0	0	0	0	0	0	0	0	0	0	0	0
0500	0	0	0	0	0	0	0	0	0	0	0	0	0	0	0	0	0	0	0	0	0	0	0	0	0	0	0	0	0
0600	0	0	0	0	0	0	0	0	0	0	0	0	0	0	0	0	0	0	0	0	0	0	0	0	0	0	0	0	0
0700	1	0	0	0	0	0	0	0	0	0	0	0	0	0	0	0	0	0	0	0	0	0	0	0	0	0	0	0	0
0800	2	0	0	0	0	0	0	0	0	1	1	0	0	0	0	0	0	0	0	0	0	0	0	0	0	0	0	0	0
0900	**4**	**0**	**0**	**0**	**0**	**0**	**0**	**0**	**1**	**0**	**0**	**1**	**0**	**1**	**0**	**0**	**0**	**0**	**0**	**0**	**0**	**0**	**0**	**0**	**0**	**0**	**0**	**0**	**0**
1000	**4**	**0**	**0**	**0**	**0**	**0**	**0**	**0**	**0**	**1**	**1**	**0**	**0**	**0**	**0**	**0**	**0**	**0**	**0**	**0**	**0**	**0**	**0**	**0**	**0**	**0**	**0**	**0**	**0**
1100	3	0	0	0	0	0	0	0	0	0	0	1	0	0	0	0	0	0	0	0	0	0	0	0	0	0	0	0	0
1200	4	0	0	0	0	0	0	1	1	1	0	0	0	0	0	0	0	0	0	0	0	0	0	0	0	0	0	0	0
1300	3	0	0	0	0	0	0	0	1	0	0	0	1	0	0	0	0	0	0	0	0	0	0	0	0	0	0	0	0
1400	4	0	0	0	0	0	0	0	0	0	1	1	1	1	0	0	0	0	0	0	0	0	0	0	0	0	0	0	0
1500	5	0	0	0	0	0	0	0	0	1	1	1	0	0	0	0	0	0	0	0	0	0	0	0	0	0	0	0	0
1600	6	0	0	0	0	0	0	0	0	1	0	1	1	1	0	0	0	0	0	0	0	0	0	0	0	0	0	0	0
1700	7	0	0	0	0	0	0	0	0	1	1	2	1	1	0	0	0	0	0	0	0	0	0	0	0	0	0	0	0
1800	**10**	**0**	**0**	**0**	**0**	**0**	**0**	**1**	**1**	**2**	**2**	**2**	**1**	**0**	**0**	**0**	**0**	**0**	**0**	**0**	**0**	**0**	**0**	**0**	**0**	**0**	**0**	**0**	**0**
1900	4	0	0	0	0	0	0	0	1	1	1	1	0	0	0	0	0	0	0	0	0	0	0	0	0	0	0	0	0
2000	3	0	0	0	0	0	0	0	0	1	0	1	0	0	0	0	0	0	0	0	0	0	0	0	0	0	0	0	0
2100	3	0	0	0	0	0	0	0	0	1	1	0	0	0	0	0	0	0	0	0	0	0	0	0	0	0	0	0	0
2200	1	0	0	0	0	0	0	0	0	1	0	0	0	0	0	0	0	0	0	0	0	0	0	0	0	0	0	0	0
2300	1	0	0	0	0	0	0	0	0	0	0	0	0	0	0	0	0	0	0	0	0	0	0	0	0	0	0	0	0
07-19	**52**	**0**	**0**	**0**	**1**	**1**	**1**	**3**	**5**	**9**	**9**	**9**	**7**	**5**	**1**	**1**	**0**	**0**	**0**	**0**	**0**	**0**	**0**	**0**	**0**	**0**	**0**	**0**	**0**
06-22	**62**	**0**	**0**	**0**	**1**	**1**	**1**	**4**	**6**	**11**	**10**	**11**	**7**	**6**	**2**	**1**	**1**	**0**	**0**	**0**	**0**	**0**	**0**	**0**	**0**	**0**	**0**	**0**	**0**
06-00	**64**	**0**	**0**	**0**	**1**	**1**	**1**	**4**	**6**	**13**	**10**	**11**	**7**	**6**	**2**	**1**	**1**	**0**	**0**	**0**	**0**	**0**	**0**	**0**	**0**	**0**	**0**	**0**	**0**
00-00	**66**	**0**	**0**	**0**	**1**	**1**	**1**	**4**	**6**	**13**	**10**	**11**	**7**	**6**	**2**	**2**	**1**	**0**	**0**	**0**	**0**	**0**	**0**	**0**	**0**	**0**	**0**	**0**	**0**

DRAFT

Site 36
Location L-74113-0, Att - Tree, Lat 53.7484, Long -6.76075
Direction Two way

3279 / Meath/Cavan/Monaghan ATC's
October 2013
Automatic Traffic Count

Virtual Week (1)

Time	Total	Speed Bins (km/h)																												
		0 - 5	5 - 10	10 - 15	15 - 20	20 - 25	25 - 30	30 - 35	35 - 40	40 - 45	45 - 50	50 - 55	55 - 60	60 - 65	65 - 70	70 - 75	75 - 80	80 - 85	85 - 90	90 - 95	95 - 100	100 - 105	105 - 110	110 - 115	115 - 120	120 - 125	125 - 130	130 - 135	135 - 140
Mon	73	0	0	2	0	2	0	7	7	9	13	8	7	8	2	5	2	1	0	0	0	0	0	0	0	0	0	0	0	0
Tue	47	0	0	0	2	2	0	4	4	13	10	5	4	3	0	0	0	0	0	0	0	0	0	0	0	0	0	0	0	0
Wed	115	0	0	0	0	0	1	5	14	32	20	23	7	10	2	1	0	0	0	0	0	0	0	0	0	0	0	0	0	0
Thu	51	0	0	0	0	0	1	3	2	7	9	12	10	3	2	2	0	0	0	0	0	0	0	0	0	0	0	0	0	0
Fri	56	0	0	1	0	0	1	2	7	11	8	13	8	3	1	0	1	0	0	0	0	0	0	0	0	0	0	0	0	0
|Sat	54	0	0	0	1	0	0	3	3	10	6	13	4	8	3	2	1	0	0	0	0	0	0	0	0	0	0	0	0	0
|Sun	63	0	0	0	2	0	4	4	7	6	7	6	12	7	4	3	1	0	0	0	0	0	0	0	0	0	0	0	0	0
5 Day Ave.	**68**	**0**	**0**	**1**	**0**	**1**	**1**	**4**	**7**	**14**	**12**	**12**	**7**	**5**	**1**	**2**	**1**	**0**	**0**	**0**	**0**	**0**	**0**	**0**	**0**	**0**	**0**	**0**	**0**	**0**
7 Day Ave.	**66**	**0**	**0**	**0**	**1**	**1**	**1**	**4**	**6**	**13**	**10**	**11**	**7**	**6**	**2**	**2**	**1**	**0**	**0**	**0**	**0**	**0**	**0**	**0**	**0**	**0**	**0**	**0**	**0**	**0**
--	**459**	**0**	**0**	**3**	**5**	**4**	**7**	**28**	**44**	**88**	**73**	**80**	**52**	**42**	**14**	**13**	**5**	**1**	**0**	**0**	**0**	**0**	**0**	**0**	**0**	**0**	**0**	**0**	**0**	**0**

Summary Graphs

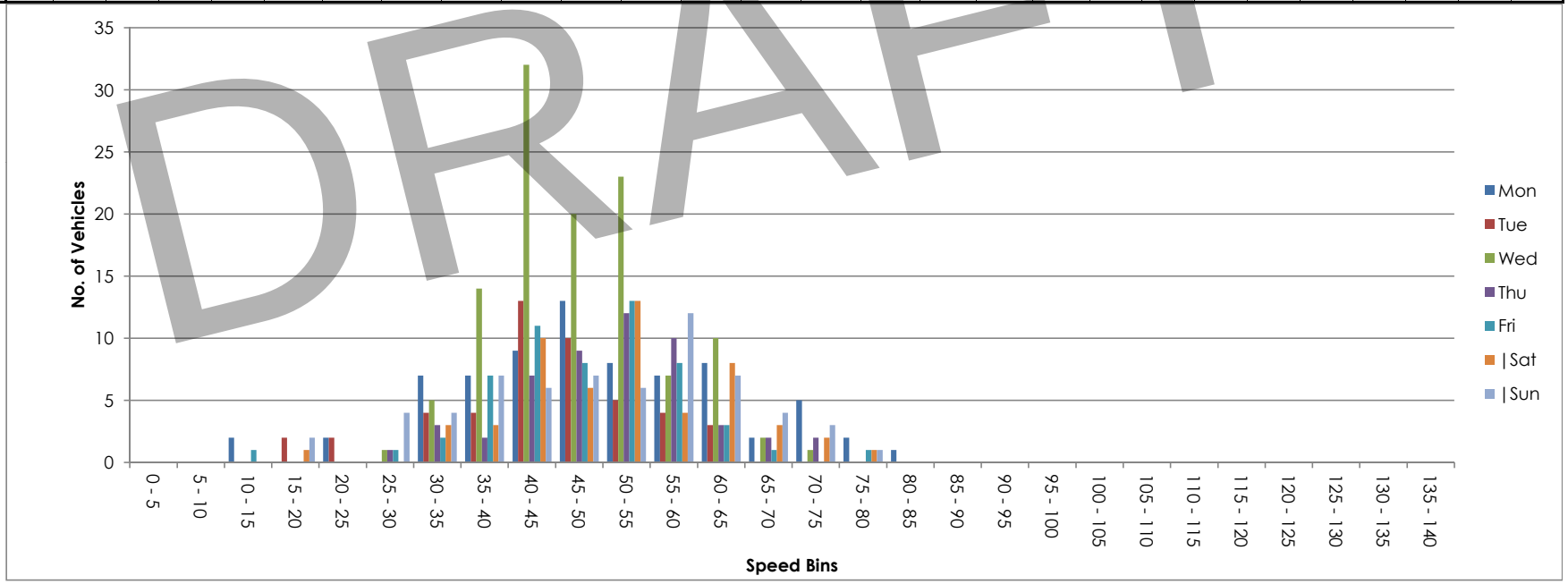

DRAFT



NDC NATIONWIDE DATA COLLECTION	**Site / Location:**	L-34061-0, Att - tree, Lat 53.7714, Long -6.73853	**Project No:**	3279	**Photo No:**	3279-37	**Drawn By:** MOR
	Survey Date:	Tue, 8 October 2013 to Mon, 14 October 2013	**Project Name:**		Meath/Cavan/Monaghan ATC'S		
	Survey Times:	00:00 to 00(24):00	**Title:**		Site Photograph		

Site No.	Location.	Direction.	Speed Limit - PSL (mph)	Start Date.	End Date.	Total Vehicles.	5 Day Ave.	7 Day Ave.	No. > Speed Limit.	%. > Speed Limit.	No. > Speed Limit1 (+5km/h).	%. > Speed Limit1 (+5km/h).	No. > Speed Limit1 (+10km/h).	%. > Speed Limit1 (+10km/h).	Mean Speed	85%ile Speed
37	L-34061-0, Att - tree, Lat 53.7714, Long -6.73853	North	50	Tue, 8 October 2013	Mon, 14 October 2013	224	36	32	0	0.0	0	0.0	0	0.0	23.8	32.9
		South	50	Tue, 8 October 2013	Mon, 14 October 2013	199	32	28	0	0.0	0	0.0	0	0.0	24.0	34.7
		Two way	50	Tue, 8 October 2013	Mon, 14 October 2013	423	68	60	0	0.0	0	0.0	0	0.0	23.9	33.8

DRAFT

Site 37
Location L-34061-0, Att - tree, Lat 53.7714, Long -6.73853
Direction North

3279 / Meath/Cavan/Monaghan ATC's
October 2013
Automatic Traffic Count

Tue, 8 October 2013

Time	Total	Classification												>PSL	>PSL%	>SL1	>SL1%	>SL2	>SL2%	Mean	Vpp
		1 MCL	2 SV	3 SVT	4 TB2	5 TB3	6 T4	7 ART3	8 ART4	9 ART5	10 ART6	11 BD	12 DRT	50	50	57 ACPO	57 ACPO	65 DfT	65 DfT		85
0000	0	0	0	0	0	0	0	0	0	0	0	0	0	0	0	0	0	0	0	-	-
0100	0	0	0	0	0	0	0	0	0	0	0	0	0	0	0	0	0	0	0	-	-
0200	0	0	0	0	0	0	0	0	0	0	0	0	0	0	0	0	0	0	0	-	-
0300	0	0	0	0	0	0	0	0	0	0	0	0	0	0	0	0	0	0	0	-	-
0400	0	0	0	0	0	0	0	0	0	0	0	0	0	0	0	0	0	0	0	-	-
0500	0	0	0	0	0	0	0	0	0	0	0	0	0	0	0	0	0	0	0	-	-
0600	1	0	0	0	1	0	0	0	0	0	0	0	0	0	0	0	0	0	0	36.6	-
0700	0	0	0	0	0	0	0	0	0	0	0	0	0	0	0	0	0	0	0	-	-
0800	3	2	1	0	0	0	0	0	0	0	0	0	0	0	0	0	0	0	0	13.8	-
0900	**4**	**0**	**4**	**0**	**0**	**0**	**0**	**0**	**0**	**0**	**0**	**0**	**0**	**0**	**0**	**0**	**0**	**0**	**0**	**13.8**	**-**
1000	1	0	1	0	0	0	0	0	0	0	0	0	0	0	0	0	0	0	0	22.8	-
1100	3	0	1	0	2	0	0	0	0	0	0	0	0	0	0	0	0	0	0	27.2	-
1200	2	0	2	0	0	0	0	0	0	0	0	0	0	0	0	0	0	0	0	24.1	-
1300	**4**	**0**	**3**	**0**	**1**	**0**	**0**	**0**	**0**	**0**	**0**	**0**	**0**	**0**	**0**	**0**	**0**	**0**	**0**	**29.7**	**-**
1400	2	0	1	0	1	0	0	0	0	0	0	0	0	0	0	0	0	0	0	31.4	-
1500	2	0	2	0	0	0	0	0	0	0	0	0	0	0	0	0	0	0	0	34.4	-
1600	1	0	0	0	0	1	0	0	0	0	0	0	0	0	0	0	0	0	0	28.6	-
1700	3	0	3	0	0	0	0	0	0	0	0	0	0	0	0	0	0	0	0	24.8	-
1800	2	0	2	0	0	0	0	0	0	0	0	0	0	0	0	0	0	0	0	30.7	-
1900	2	0	2	0	0	0	0	0	0	0	0	0	0	0	0	0	0	0	0	24.1	-
2000	1	0	1	0	0	0	0	0	0	0	0	0	0	0	0	0	0	0	0	37.6	-
2100	0	0	0	0	0	0	0	0	0	0	0	0	0	0	0	0	0	0	0	-	-
2200	0	0	0	0	0	0	0	0	0	0	0	0	0	0	0	0	0	0	0	-	-
2300	0	0	0	0	0	0	0	0	0	0	0	0	0	0	0	0	0	0	0	-	-
07-19	**27**	**2**	**20**	**0**	**4**	**1**	**0**	**0**	**0**	**0**	**0**	**0**	**0**	**0**	**0**	**0**	**0**	**0**	**0**	**24.6**	**34.7**
06-22	**31**	**2**	**23**	**0**	**5**	**1**	**0**	**0**	**0**	**0**	**0**	**0**	**0**	**0**	**0**	**0**	**0**	**0**	**0**	**25.4**	**35.1**
06-00	**31**	**2**	**23**	**0**	**5**	**1**	**0**	**0**	**0**	**0**	**0**	**0**	**0**	**0**	**0**	**0**	**0**	**0**	**0**	**25.4**	**35.1**
00-00	**31**	**2**	**23**	**0**	**5**	**1**	**0**	**0**	**0**	**0**	**0**	**0**	**0**	**0**	**0**	**0**	**0**	**0**	**0**	**25.4**	**35.1**

DRAFT

Site 37
Location L-34061-0, Att - tree, Lat 53.7714, Long -6.73853
Direction North

3279 / Meath/Cavan/Monaghan ATC's
October 2013
Automatic Traffic Count

Wed, 9 October 2013

Time	Total	Classification												>PSL	>PSL%	>SL1	>SL1%	>SL2	>SL2%	Mean	Vpp
		1 MCL	2 SV	3 SVT	4 TB2	5 TB3	6 T4	7 ART3	8 ART4	9 ART5	10 ART6	11 BD	12 DRT	50	50	57 ACPO	57 ACPO	65 DfT	65 DfT		85
0000	0	0	0	0	0	0	0	0	0	0	0	0	0	0	0	0	0	0	0	-	-
0100	0	0	0	0	0	0	0	0	0	0	0	0	0	0	0	0	0	0	0	-	-
0200	0	0	0	0	0	0	0	0	0	0	0	0	0	0	0	0	0	0	0	-	-
0300	0	0	0	0	0	0	0	0	0	0	0	0	0	0	0	0	0	0	0	-	-
0400	0	0	0	0	0	0	0	0	0	0	0	0	0	0	0	0	0	0	0	-	-
0500	0	0	0	0	0	0	0	0	0	0	0	0	0	0	0	0	0	0	0	-	-
0600	1	0	1	0	0	0	0	0	0	0	0	0	0	0	0	0	0	0	0	34.7	-
0700	0	0	0	0	0	0	0	0	0	0	0	0	0	0	0	0	0	0	0	-	-
0800	1	0	1	0	0	0	0	0	0	0	0	0	0	0	0	0	0	0	0	33	-
0900	2	0	2	0	0	0	0	0	0	0	0	0	0	0	0	0	0	0	0	19.4	-
1000	1	0	1	0	0	0	0	0	0	0	0	0	0	0	0	0	0	0	0	21.4	-
1100	**5**	**0**	**5**	**0**	**0**	**0**	**0**	**0**	**0**	**0**	**0**	**0**	**0**	**0**	**0**	**0**	**0**	**0**	**0**	**19.6**	**-**
1200	0	0	0	0	0	0	0	0	0	0	0	0	0	0	0	0	0	0	0	-	-
1300	**4**	**0**	**3**	**0**	**0**	**0**	**0**	**0**	**0**	**1**	**0**	**0**	**0**	**0**	**0**	**0**	**0**	**0**	**0**	**25.6**	**-**
1400	**4**	**0**	**4**	**0**	**0**	**0**	**0**	**0**	**0**	**0**	**0**	**0**	**0**	**0**	**0**	**0**	**0**	**0**	**0**	**25.4**	**-**
1500	**4**	**0**	**4**	**0**	**0**	**0**	**0**	**0**	**0**	**0**	**0**	**0**	**0**	**0**	**0**	**0**	**0**	**0**	**0**	**32.5**	**-**
1600	1	0	0	0	0	1	0	0	0	0	0	0	0	0	0	0	0	0	0	23.1	-
1700	2	0	2	0	0	0	0	0	0	0	0	0	0	0	0	0	0	0	0	25	-
1800	1	0	0	0	0	1	0	0	0	0	0	0	0	0	0	0	0	0	0	22.7	-
1900	3	0	3	0	0	0	0	0	0	0	0	0	0	0	0	0	0	0	0	25.4	-
2000	1	0	1	0	0	0	0	0	0	0	0	0	0	0	0	0	0	0	0	28.7	-
2100	2	0	2	0	0	0	0	0	0	0	0	0	0	0	0	0	0	0	0	26	-
2200	0	0	0	0	0	0	0	0	0	0	0	0	0	0	0	0	0	0	0	-	-
2300	0	0	0	0	0	0	0	0	0	0	0	0	0	0	0	0	0	0	0	-	-
07-19	**25**	**0**	**22**	**0**	**0**	**2**	**0**	**0**	**0**	**1**	**0**	**0**	**0**	**0**	**0**	**0**	**0**	**0**	**0**	**24.8**	**31.8**
06-22	**32**	**0**	**29**	**0**	**0**	**2**	**0**	**0**	**0**	**1**	**0**	**0**	**0**	**0**	**0**	**0**	**0**	**0**	**0**	**25.4**	**32.9**
06-00	**32**	**0**	**29**	**0**	**0**	**2**	**0**	**0**	**0**	**1**	**0**	**0**	**0**	**0**	**0**	**0**	**0**	**0**	**0**	**25.4**	**32.9**
00-00	**32**	**0**	**29**	**0**	**0**	**2**	**0**	**0**	**0**	**1**	**0**	**0**	**0**	**0**	**0**	**0**	**0**	**0**	**0**	**25.4**	**32.9**

DRAFT

Site 37
Location L-34061-0, Att - tree, Lat 53.7714, Long -6.73853
Direction North

3279 / Meath/Cavan/Monaghan ATC's
October 2013
Automatic Traffic Count

Thu, 10 October 2013

Time	Total	Classification												>PSL	>PSL%	>SL1	>SL1%	>SL2	>SL2%	Mean	Vpp
		1 MCL	2 SV	3 SVT	4 TB2	5 TB3	6 T4	7 ART3	8 ART4	9 ART5	10 ART6	11 BD	12 DRT	50	50	57 ACPO	57 ACPO	65 DfT	65 DfT		85
0000	0	0	0	0	0	0	0	0	0	0	0	0	0	0	0	0	0	0	0	-	-
0100	0	0	0	0	0	0	0	0	0	0	0	0	0	0	0	0	0	0	0	-	-
0200	0	0	0	0	0	0	0	0	0	0	0	0	0	0	0	0	0	0	0	-	-
0300	0	0	0	0	0	0	0	0	0	0	0	0	0	0	0	0	0	0	0	-	-
0400	0	0	0	0	0	0	0	0	0	0	0	0	0	0	0	0	0	0	0	-	-
0500	0	0	0	0	0	0	0	0	0	0	0	0	0	0	0	0	0	0	0	-	-
0600	1	0	0	0	1	0	0	0	0	0	0	0	0	0	0	0	0	0	0	35.7	-
0700	0	0	0	0	0	0	0	0	0	0	0	0	0	0	0	0	0	0	0	-	-
0800	**3**	**0**	**3**	**0**	**0**	**0**	**0**	**0**	**0**	**0**	**0**	**0**	**0**	**0**	**0**	**0**	**0**	**0**	**0**	**21.9**	**-**
0900	1	0	0	0	0	1	0	0	0	0	0	0	0	0	0	0	0	0	0	11.4	-
1000	**3**	**0**	**2**	**0**	**0**	**0**	**0**	**0**	**0**	**0**	**1**	**0**	**0**	**0**	**0**	**0**	**0**	**0**	**0**	**14.6**	**-**
1100	2	0	1	1	0	0	0	0	0	0	0	0	0	0	0	0	0	0	0	15.6	-
1200	2	0	2	0	0	0	0	0	0	0	0	0	0	0	0	0	0	0	0	29.2	-
1300	1	0	1	0	0	0	0	0	0	0	0	0	0	0	0	0	0	0	0	23.1	-
1400	2	0	2	0	0	0	0	0	0	0	0	0	0	0	0	0	0	0	0	27.5	-
1500	5	0	4	0	1	0	0	0	0	0	0	0	0	0	0	0	0	0	0	25	-
1600	1	0	0	0	1	0	0	0	0	0	0	0	0	0	0	0	0	0	0	28.1	-
1700	6	0	5	0	1	0	0	0	0	0	0	0	0	0	0	0	0	0	0	22.5	-
1800	7	0	7	0	0	0	0	0	0	0	0	0	0	0	0	0	0	0	0	19.3	-
1900	**8**	**0**	**8**	**0**	**0**	**0**	**0**	**0**	**0**	**0**	**0**	**0**	**0**	**0**	**0**	**0**	**0**	**0**	**0**	**11.2**	**-**
2000	4	0	4	0	0	0	0	0	0	0	0	0	0	0	0	0	0	0	0	24.4	-
2100	0	0	0	0	0	0	0	0	0	0	0	0	0	0	0	0	0	0	0	-	-
2200	0	0	0	0	0	0	0	0	0	0	0	0	0	0	0	0	0	0	0	-	-
2300	0	0	0	0	0	0	0	0	0	0	0	0	0	0	0	0	0	0	0	-	-
07-19	**33**	**0**	**27**	**1**	**3**	**1**	**0**	**0**	**0**	**0**	**1**	**0**	**0**	**0**	**0**	**0**	**0**	**0**	**0**	**21.5**	**28**
06-22	**46**	**0**	**39**	**1**	**4**	**1**	**0**	**0**	**0**	**0**	**1**	**0**	**0**	**0**	**0**	**0**	**0**	**0**	**0**	**20.3**	**28**
06-00	**46**	**0**	**39**	**1**	**4**	**1**	**0**	**0**	**0**	**0**	**1**	**0**	**0**	**0**	**0**	**0**	**0**	**0**	**0**	**20.3**	**28**
00-00	**46**	**0**	**39**	**1**	**4**	**1**	**0**	**0**	**0**	**0**	**1**	**0**	**0**	**0**	**0**	**0**	**0**	**0**	**0**	**20.3**	**28**

DRAFT

Site 37
Location L-34061-0, Att - tree, Lat 53.7714, Long -6.73853
Direction North

3279 / Meath/Cavan/Monaghan ATC's
October 2013
Automatic Traffic Count

Fri, 11 October 2013

Time	Total	Classification												>PSL	>PSL%	>SL1	>SL1%	>SL2	>SL2%	Mean	Vpp
		1 MCL	2 SV	3 SVT	4 TB2	5 TB3	6 T4	7 ART3	8 ART4	9 ART5	10 ART6	11 BD	12 DRT	50	50	57 ACPO	57 ACPO	65 DfT	65 DfT		85
0000	0	0	0	0	0	0	0	0	0	0	0	0	0	0	0	0	0	0	0	-	-
0100	0	0	0	0	0	0	0	0	0	0	0	0	0	0	0	0	0	0	0	-	-
0200	0	0	0	0	0	0	0	0	0	0	0	0	0	0	0	0	0	0	0	-	-
0300	0	0	0	0	0	0	0	0	0	0	0	0	0	0	0	0	0	0	0	-	-
0400	0	0	0	0	0	0	0	0	0	0	0	0	0	0	0	0	0	0	0	-	-
0500	0	0	0	0	0	0	0	0	0	0	0	0	0	0	0	0	0	0	0	-	-
0600	0	0	0	0	0	0	0	0	0	0	0	0	0	0	0	0	0	0	0	-	-
0700	0	0	0	0	0	0	0	0	0	0	0	0	0	0	0	0	0	0	0	-	-
0800	**11**	**0**	**11**	**0**	**0**	**0**	**0**	**0**	**0**	**0**	**0**	**0**	**0**	**0**	**0**	**0**	**0**	**0**	**0**	**13.8**	**15**
0900	7	0	7	0	0	0	0	0	0	0	0	0	0	0	0	0	0	0	0	15.9	-
1000	**11**	**0**	**10**	**1**	**0**	**0**	**0**	**0**	**0**	**0**	**0**	**0**	**0**	**0**	**0**	**0**	**0**	**0**	**0**	**23.5**	**26.2**
1100	0	0	0	0	0	0	0	0	0	0	0	0	0	0	0	0	0	0	0	-	-
1200	1	0	1	0	0	0	0	0	0	0	0	0	0	0	0	0	0	0	0	29.2	-
1300	2	0	1	1	0	0	0	0	0	0	0	0	0	0	0	0	0	0	0	13.2	-
1400	0	0	0	0	0	0	0	0	0	0	0	0	0	0	0	0	0	0	0	-	-
1500	**4**	**0**	**3**	**0**	**0**	**1**	**0**	**0**	**0**	**0**	**0**	**0**	**0**	**0**	**0**	**0**	**0**	**0**	**0**	**26**	**-**
1600	**4**	**0**	**3**	**0**	**1**	**0**	**0**	**0**	**0**	**0**	**0**	**0**	**0**	**0**	**0**	**0**	**0**	**0**	**0**	**22.9**	**-**
1700	2	0	2	0	0	0	0	0	0	0	0	0	0	0	0	0	0	0	0	23.4	-
1800	2	0	1	0	1	0	0	0	0	0	0	0	0	0	0	0	0	0	0	28.5	-
1900	2	0	2	0	0	0	0	0	0	0	0	0	0	0	0	0	0	0	0	28.2	-
2000	2	0	1	0	1	0	0	0	0	0	0	0	0	0	0	0	0	0	0	28.1	-
2100	0	0	0	0	0	0	0	0	0	0	0	0	0	0	0	0	0	0	0	-	-
2200	0	0	0	0	0	0	0	0	0	0	0	0	0	0	0	0	0	0	0	-	-
2300	0	0	0	0	0	0	0	0	0	0	0	0	0	0	0	0	0	0	0	-	-
07-19	**44**	**0**	**39**	**2**	**2**	**1**	**0**	**0**	**0**	**0**	**0**	**0**	**0**	**0**	**0**	**0**	**0**	**0**	**0**	**19.9**	**27.1**
06-22	**48**	**0**	**42**	**2**	**3**	**1**	**0**	**0**	**0**	**0**	**0**	**0**	**0**	**0**	**0**	**0**	**0**	**0**	**0**	**20.6**	**29.1**
06-00	**48**	**0**	**42**	**2**	**3**	**1**	**0**	**0**	**0**	**0**	**0**	**0**	**0**	**0**	**0**	**0**	**0**	**0**	**0**	**20.6**	**29.1**
00-00	**48**	**0**	**42**	**2**	**3**	**1**	**0**	**0**	**0**	**0**	**0**	**0**	**0**	**0**	**0**	**0**	**0**	**0**	**0**	**20.6**	**29.1**

DRAFT

Site 37
Location L-34061-0, Att - tree, Lat 53.7714, Long -6.73853
Direction North

3279 / Meath/Cavan/Monaghan ATC's
October 2013
Automatic Traffic Count

Sat, 12 October 2013

Time	Total	Classification												>PSL	>PSL%	>SL1	>SL1%	>SL2	>SL2%	Mean	Vpp
		1 MCL	2 SV	3 SVT	4 TB2	5 TB3	6 T4	7 ART3	8 ART4	9 ART5	10 ART6	11 BD	12 DRT	50	50	57 ACPO	57 ACPO	65 DfT	65 DfT		85
0000	1	0	1	0	0	0	0	0	0	0	0	0	0	0	0	0	0	0	0	23.8	-
0100	0	0	0	0	0	0	0	0	0	0	0	0	0	0	0	0	0	0	0	-	-
0200	1	0	1	0	0	0	0	0	0	0	0	0	0	0	0	0	0	0	0	28.2	-
0300	0	0	0	0	0	0	0	0	0	0	0	0	0	0	0	0	0	0	0	-	-
0400	0	0	0	0	0	0	0	0	0	0	0	0	0	0	0	0	0	0	0	-	-
0500	0	0	0	0	0	0	0	0	0	0	0	0	0	0	0	0	0	0	0	-	-
0600	0	0	0	0	0	0	0	0	0	0	0	0	0	0	0	0	0	0	0	-	-
0700	0	0	0	0	0	0	0	0	0	0	0	0	0	0	0	0	0	0	0	-	-
0800	1	0	1	0	0	0	0	0	0	0	0	0	0	0	0	0	0	0	0	39.7	-
0900	1	0	1	0	0	0	0	0	0	0	0	0	0	0	0	0	0	0	0	15	-
1000	2	0	2	0	0	0	0	0	0	0	0	0	0	0	0	0	0	0	0	24.2	-
1100	**3**	**0**	**3**	**0**	**0**	**0**	**0**	**0**	**0**	**0**	**0**	**0**	**0**	**0**	**0**	**0**	**0**	**0**	**0**	**30.9**	**-**
1200	1	0	1	0	0	0	0	0	0	0	0	0	0	0	0	0	0	0	0	25.9	-
1300	1	0	1	0	0	0	0	0	0	0	0	0	0	0	0	0	0	0	0	24.6	-
1400	5	0	4	1	0	0	0	0	0	0	0	0	0	0	0	0	0	0	0	25.8	-
1500	0	0	0	0	0	0	0	0	0	0	0	0	0	0	0	0	0	0	0	-	-
1600	1	0	1	0	0	0	0	0	0	0	0	0	0	0	0	0	0	0	0	11.4	-
1700	**8**	**0**	**8**	**0**	**0**	**0**	**0**	**0**	**0**	**0**	**0**	**0**	**0**	**0**	**0**	**0**	**0**	**0**	**0**	**30.9**	**-**
1800	0	0	0	0	0	0	0	0	0	0	0	0	0	0	0	0	0	0	0	-	-
1900	1	0	1	0	0	0	0	0	0	0	0	0	0	0	0	0	0	0	0	39.4	-
2000	0	0	0	0	0	0	0	0	0	0	0	0	0	0	0	0	0	0	0	-	-
2100	0	0	0	0	0	0	0	0	0	0	0	0	0	0	0	0	0	0	0	-	-
2200	0	0	0	0	0	0	0	0	0	0	0	0	0	0	0	0	0	0	0	-	-
2300	0	0	0	0	0	0	0	0	0	0	0	0	0	0	0	0	0	0	0	-	-
07-19	**23**	**0**	**22**	**1**	**0**	**0**	**0**	**0**	**0**	**0**	**0**	**0**	**0**	**0**	**0**	**0**	**0**	**0**	**0**	**27.5**	**34.4**
06-22	**24**	**0**	**23**	**1**	**0**	**0**	**0**	**0**	**0**	**0**	**0**	**0**	**0**	**0**	**0**	**0**	**0**	**0**	**0**	**28**	**34.4**
06-00	**24**	**0**	**23**	**1**	**0**	**0**	**0**	**0**	**0**	**0**	**0**	**0**	**0**	**0**	**0**	**0**	**0**	**0**	**0**	**28**	**34.4**
00-00	**26**	**0**	**25**	**1**	**0**	**0**	**0**	**0**	**0**	**0**	**0**	**0**	**0**	**0**	**0**	**0**	**0**	**0**	**0**	**27.9**	**34.4**

DRAFT

Site 37
Location L-34061-0, Att - tree, Lat 53.7714, Long -6.73853
Direction North

3279 / Meath/Cavan/Monaghan ATC's
October 2013
Automatic Traffic Count

Sun, 13 October 2013

Time	Total	Classification												>PSL	>PSL%	>SL1	>SL1%	>SL2	>SL2%	Mean	Vpp
		1 MCL	2 SV	3 SVT	4 TB2	5 TB3	6 T4	7 ART3	8 ART4	9 ART5	10 ART6	11 BD	12 DRT	50	50	57 ACPO	57 ACPO	65 DfT	65 DfT		85
0000	0	0	0	0	0	0	0	0	0	0	0	0	0	0	0	0	0	0	0	-	-
0100	0	0	0	0	0	0	0	0	0	0	0	0	0	0	0	0	0	0	0	-	-
0200	0	0	0	0	0	0	0	0	0	0	0	0	0	0	0	0	0	0	0	-	-
0300	0	0	0	0	0	0	0	0	0	0	0	0	0	0	0	0	0	0	0	-	-
0400	0	0	0	0	0	0	0	0	0	0	0	0	0	0	0	0	0	0	0	-	-
0500	0	0	0	0	0	0	0	0	0	0	0	0	0	0	0	0	0	0	0	-	-
0600	0	0	0	0	0	0	0	0	0	0	0	0	0	0	0	0	0	0	0	-	-
0700	0	0	0	0	0	0	0	0	0	0	0	0	0	0	0	0	0	0	0	-	-
0800	1	0	1	0	0	0	0	0	0	0	0	0	0	0	0	0	0	0	0	21.8	-
0900	2	0	1	1	0	0	0	0	0	0	0	0	0	0	0	0	0	0	0	22.8	-
1000	**3**	**1**	**2**	**0**	**0**	**0**	**0**	**0**	**0**	**0**	**0**	**0**	**0**	**0**	**0**	**0**	**0**	**0**	**0**	**25.9**	**-**
1100	2	0	2	0	0	0	0	0	0	0	0	0	0	0	0	0	0	0	0	29.3	-
1200	**3**	**0**	**3**	**0**	**0**	**0**	**0**	**0**	**0**	**0**	**0**	**0**	**0**	**0**	**0**	**0**	**0**	**0**	**0**	**27.6**	**-**
1300	0	0	0	0	0	0	0	0	0	0	0	0	0	0	0	0	0	0	0	-	-
1400	1	0	1	0	0	0	0	0	0	0	0	0	0	0	0	0	0	0	0	22.4	-
1500	1	0	1	0	0	0	0	0	0	0	0	0	0	0	0	0	0	0	0	21.6	-
1600	0	0	0	0	0	0	0	0	0	0	0	0	0	0	0	0	0	0	0	-	-
1700	**3**	**0**	**3**	**0**	**0**	**0**	**0**	**0**	**0**	**0**	**0**	**0**	**0**	**0**	**0**	**0**	**0**	**0**	**0**	**24.6**	**-**
1800	0	0	0	0	0	0	0	0	0	0	0	0	0	0	0	0	0	0	0	-	-
1900	1	0	1	0	0	0	0	0	0	0	0	0	0	0	0	0	0	0	0	36.1	-
2000	0	0	0	0	0	0	0	0	0	0	0	0	0	0	0	0	0	0	0	-	-
2100	0	0	0	0	0	0	0	0	0	0	0	0	0	0	0	0	0	0	0	-	-
2200	0	0	0	0	0	0	0	0	0	0	0	0	0	0	0	0	0	0	0	-	-
2300	0	0	0	0	0	0	0	0	0	0	0	0	0	0	0	0	0	0	0	-	-
07-19	**16**	**1**	**14**	**1**	**0**	**0**	**0**	**0**	**0**	**0**	**0**	**0**	**0**	**0**	**0**	**0**	**0**	**0**	**0**	**25.3**	**31.3**
06-22	**17**	**1**	**15**	**1**	**0**	**0**	**0**	**0**	**0**	**0**	**0**	**0**	**0**	**0**	**0**	**0**	**0**	**0**	**0**	**25.9**	**31.3**
06-00	**17**	**1**	**15**	**1**	**0**	**0**	**0**	**0**	**0**	**0**	**0**	**0**	**0**	**0**	**0**	**0**	**0**	**0**	**0**	**25.9**	**31.3**
00-00	**17**	**1**	**15**	**1**	**0**	**0**	**0**	**0**	**0**	**0**	**0**	**0**	**0**	**0**	**0**	**0**	**0**	**0**	**0**	**25.9**	**31.3**

DRAFT

Site 37
Location L-34061-0, Att - tree, Lat 53.7714, Long -6.73853
Direction North

3279 / Meath/Cavan/Monaghan ATC's
October 2013
Automatic Traffic Count

Mon, 14 October 2013

Time	Total	Classification												>PSL	>PSL%	>SL1	>SL1%	>SL2	>SL2%	Mean	Vpp
		1 MCL	2 SV	3 SVT	4 TB2	5 TB3	6 T4	7 ART3	8 ART4	9 ART5	10 ART6	11 BD	12 DRT	50	50	57 ACPO	57 ACPO	65 DfT	65 DfT		85
0000	0	0	0	0	0	0	0	0	0	0	0	0	0	0	0	0	0	0	0	-	-
0100	0	0	0	0	0	0	0	0	0	0	0	0	0	0	0	0	0	0	0	-	-
0200	0	0	0	0	0	0	0	0	0	0	0	0	0	0	0	0	0	0	0	-	-
0300	0	0	0	0	0	0	0	0	0	0	0	0	0	0	0	0	0	0	0	-	-
0400	0	0	0	0	0	0	0	0	0	0	0	0	0	0	0	0	0	0	0	-	-
0500	0	0	0	0	0	0	0	0	0	0	0	0	0	0	0	0	0	0	0	-	-
0600	0	0	0	0	0	0	0	0	0	0	0	0	0	0	0	0	0	0	0	-	-
0700	1	0	1	0	0	0	0	0	0	0	0	0	0	0	0	0	0	0	0	48.7	-
0800	1	0	1	0	0	0	0	0	0	0	0	0	0	0	0	0	0	0	0	18.3	-
0900	**4**	**0**	**4**	**0**	**0**	**0**	**0**	**0**	**0**	**0**	**0**	**0**	**0**	**0**	**0**	**0**	**0**	**0**	**0**	**17.9**	**-**
1000	2	0	2	0	0	0	0	0	0	0	0	0	0	0	0	0	0	0	0	18.3	-
1100	1	0	1	0	0	0	0	0	0	0	0	0	0	0	0	0	0	0	0	27.2	-
1200	1	0	0	0	1	0	0	0	0	0	0	0	0	0	0	0	0	0	0	27.3	-
1300	1	0	1	0	0	0	0	0	0	0	0	0	0	0	0	0	0	0	0	36.5	-
1400	2	0	2	0	0	0	0	0	0	0	0	0	0	0	0	0	0	0	0	32.2	-
1500	2	0	1	0	1	0	0	0	0	0	0	0	0	0	0	0	0	0	0	28.4	-
1600	1	0	0	0	0	1	0	0	0	0	0	0	0	0	0	0	0	0	0	27.6	-
1700	1	0	1	0	0	0	0	0	0	0	0	0	0	0	0	0	0	0	0	31.9	-
1800	1	0	1	0	0	0	0	0	0	0	0	0	0	0	0	0	0	0	0	27.9	-
1900	2	0	2	0	0	0	0	0	0	0	0	0	0	0	0	0	0	0	0	26.9	-
2000	**3**	**0**	**3**	**0**	**0**	**0**	**0**	**0**	**0**	**0**	**0**	**0**	**0**	**0**	**0**	**0**	**0**	**0**	**0**	**30.1**	**-**
2100	0	0	0	0	0	0	0	0	0	0	0	0	0	0	0	0	0	0	0	-	-
2200	1	0	1	0	0	0	0	0	0	0	0	0	0	0	0	0	0	0	0	26.9	-
2300	0	0	0	0	0	0	0	0	0	0	0	0	0	0	0	0	0	0	0	0	0
07-19	**18**	**0**	**15**	**0**	**2**	**1**	**0**	**0**	**0**	**0**	**0**	**0**	**0**	**0**	**0**	**0**	**0**	**0**	**0**	**26.4**	**32.9**
06-22	**23**	**0**	**20**	**0**	**2**	**1**	**0**	**0**	**0**	**0**	**0**	**0**	**0**	**0**	**0**	**0**	**0**	**0**	**0**	**26.9**	**34.4**
06-00	**24**	**0**	**21**	**0**	**2**	**1**	**0**	**0**	**0**	**0**	**0**	**0**	**0**	**0**	**0**	**0**	**0**	**0**	**0**	**26.9**	**34.2**
00-00	**24**	**0**	**21**	**0**	**2**	**1**	**0**	**0**	**0**	**0**	**0**	**0**	**0**	**0**	**0**	**0**	**0**	**0**	**0**	**26.9**	**34.2**

DRAFT

Site 37
Location L-34061-0, Att - tree, Lat 53.7714, Long -6.73853
Direction North

3279 / Meath/Cavan/Monaghan ATC's
October 2013
Automatic Traffic Count

Virtual Day (7)

Time	Total	Classification												>PSL	>PSL%	>SL1	>SL1%	>SL2	>SL2%	Mean	Vpp
		1 MCL	2 SV	3 SVT	4 TB2	5 TB3	6 T4	7 ART3	8 ART4	9 ART5	10 ART6	11 BD	12 DRT	50	50	57 ACPO	57 ACPO	65 DfT	65 DfT		85
0000	0	0	0	0	0	0	0	0	0	0	0	0	0	0	0	0	0	0	0	23.8	-
0100	0	0	0	0	0	0	0	0	0	0	0	0	0	0	0	0	0	0	0	-	-
0200	0	0	0	0	0	0	0	0	0	0	0	0	0	0	0	0	0	0	0	28.2	-
0300	0	0	0	0	0	0	0	0	0	0	0	0	0	0	0	0	0	0	0	-	-
0400	0	0	0	0	0	0	0	0	0	0	0	0	0	0	0	0	0	0	0	-	-
0500	0	0	0	0	0	0	0	0	0	0	0	0	0	0	0	0	0	0	0	-	-
0600	0	0	0	0	0	0	0	0	0	0	0	0	0	0	0	0	0	0	0	35.7	-
0700	0	0	0	0	0	0	0	0	0	0	0	0	0	0	0	0	0	0	0	48.7	-
0800	**3**	**0**	**3**	**0**	**0**	**0**	**0**	**0**	**0**	**0**	**0**	**0**	**0**	**0**	**0**	**0**	**0**	**0**	**0**	**17.7**	**-**
0900	**3**	**0**	**3**	**0**	**0**	**0**	**0**	**0**	**0**	**0**	**0**	**0**	**0**	**0**	**0**	**0**	**0**	**0**	**0**	**16.6**	**-**
1000	**3**	**0**	**3**	**0**	**0**	**0**	**0**	**0**	**0**	**0**	**0**	**0**	**0**	**0**	**0**	**0**	**0**	**0**	**0**	**22.1**	**-**
1100	2	0	2	0	0	0	0	0	0	0	0	0	0	0	0	0	0	0	0	24.3	-
1200	1	0	1	0	0	0	0	0	0	0	0	0	0	0	0	0	0	0	0	27.2	-
1300	2	0	1	0	0	0	0	0	0	0	0	0	0	0	0	0	0	0	0	25.5	-
1400	2	0	2	0	0	0	0	0	0	0	0	0	0	0	0	0	0	0	0	27.2	-
1500	3	0	2	0	0	0	0	0	0	0	0	0	0	0	0	0	0	0	0	28.1	-
1600	1	0	1	0	0	0	0	0	0	0	0	0	0	0	0	0	0	0	0	23.4	-
1700	**4**	**0**	**3**	**0**	**0**	**0**	**0**	**0**	**0**	**0**	**0**	**0**	**0**	**0**	**0**	**0**	**0**	**0**	**0**	**26.3**	**-**
1800	2	0	2	0	0	0	0	0	0	0	0	0	0	0	0	0	0	0	0	23.4	-
1900	3	0	3	0	0	0	0	0	0	0	0	0	0	0	0	0	0	0	0	21	-
2000	2	0	1	0	0	0	0	0	0	0	0	0	0	0	0	0	0	0	0	28.2	-
2100	0	0	0	0	0	0	0	0	0	0	0	0	0	0	0	0	0	0	0	26	-
2200	0	0	0	0	0	0	0	0	0	0	0	0	0	0	0	0	0	0	0	26.9	-
2300	0	0	0	0	0	0	0	0	0	0	0	0	0	0	0	0	0	0	0	-	-
07-19	**27**	**0**	**23**	**1**	**2**	**1**	**0**	**0**	**0**	**0**	**0**	**0**	**0**	**0**	**0**	**0**	**0**	**0**	**0**	**23.6**	**32.2**
06-22	**32**	**0**	**27**	**1**	**2**	**1**	**0**	**0**	**0**	**0**	**0**	**0**	**0**	**0**	**0**	**0**	**0**	**0**	**0**	**23.8**	**32.9**
06-00	**32**	**0**	**27**	**1**	**2**	**1**	**0**	**0**	**0**	**0**	**0**	**0**	**0**	**0**	**0**	**0**	**0**	**0**	**0**	**23.8**	**32.9**
00-00	**32**	**0**	**28**	**1**	**2**	**1**	**0**	**0**	**0**	**0**	**0**	**0**	**0**	**0**	**0**	**0**	**0**	**0**	**0**	**23.8**	**32.9**

DRAFT

Site 37
Location L-34061-0, Att - tree, Lat 53.7714, Long -6.73853
Direction North

3279 / Meath/Cavan/Monaghan ATC's
October 2013
Automatic Traffic Count

Virtual Week (1)

Time	Total	Classification												>PSL	>PSL%	>SL1	>SL1%	>SL2	>SL2%	Mean	Vpp
		1 MCL	2 SV	3 SVT	4 TB2	5 TB3	6 T4	7 ART3	8 ART4	9 ART5	10 ART6	11 BD	12 DRT	50	50	57 ACPO	57 ACPO	65 DfT	65 DfT		85
Mon	24	0	21	0	2	1	0	0	0	0	0	0	0	0	0	0	0	0	0	26.9	34.2
Tue	31	2	23	0	5	1	0	0	0	0	0	0	0	0	0	0	0	0	0	25.4	35.1
Wed	32	0	29	0	0	2	0	0	0	1	0	0	0	0	0	0	0	0	0	25.4	32.9
Thu	46	0	39	1	4	1	0	0	0	0	1	0	0	0	0	0	0	0	0	20.3	28
Fri	48	0	42	2	3	1	0	0	0	0	0	0	0	0	0	0	0	0	0	20.6	29.1
| Sat	26	0	25	1	0	0	0	0	0	0	0	0	0	0	0	0	0	0	0	27.9	34.4
| Sun	17	1	15	1	0	0	0	0	0	0	0	0	0	0	0	0	0	0	0	25.9	31.3
5 Day Ave.	**36**	**0**	**31**	**1**	**3**	**1**	**0**	**0**	**0**	**0**	**0**	**0**	**0**	**0**	**0.0**	**0**	**0.0**	**0**	**0.0**	**23.7**	**31.9**
7 Day Ave.	**32**	**0**	**28**	**1**	**2**	**1**	**0**	**0**	**0**	**0**	**0**	**0**	**0**	**0**	**0.0**	**0**	**0.0**	**0**	**0.0**	**23.8**	**32.9**
--	**224**	**3**	**194**	**5**	**14**	**6**	**0**	**0**	**0**	**1**	**1**	**0**	**0**	**0**	**0.0**	**0**	**0.0**	**0**	**0.0**	**23.8**	**32.9**

Summary Graphs

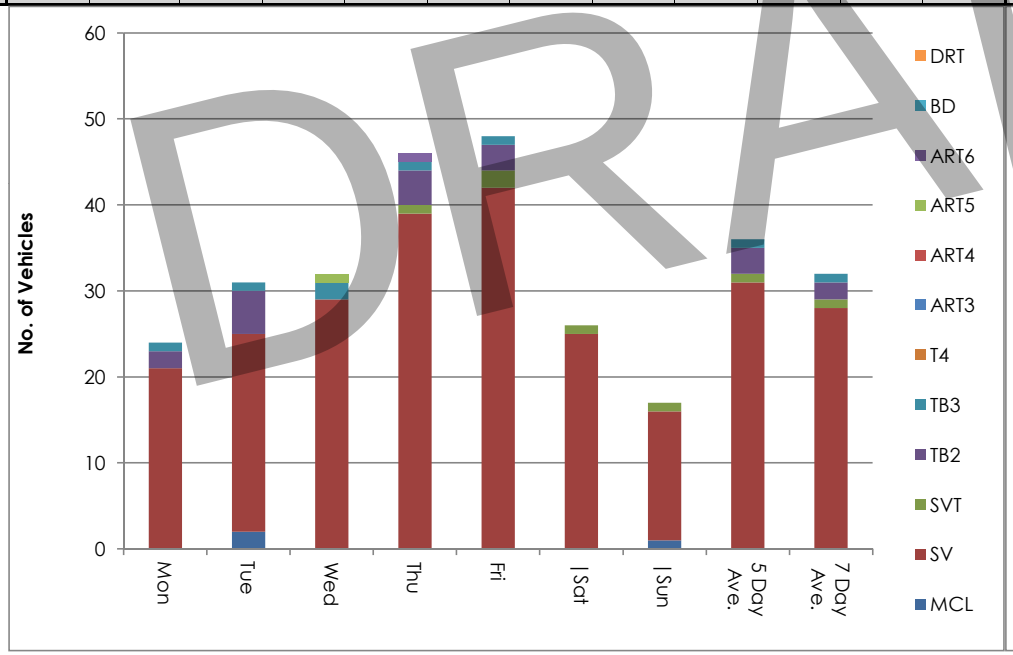

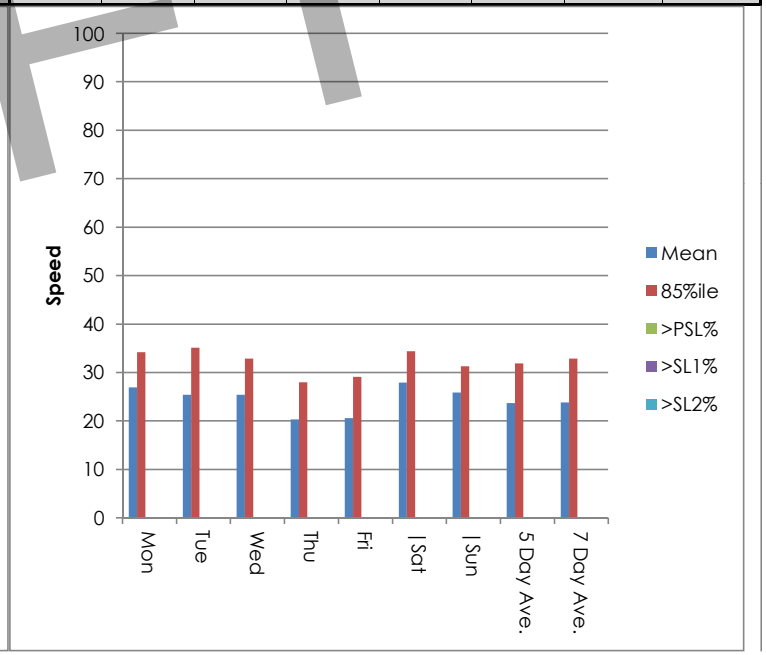

DRAFT

Site 37
Location L-34061-0, Att - tree, Lat 53.7714, Long -6.73853
Direction North

3279 / Meath/Cavan/Monaghan ATC's
October 2013
Automatic Traffic Count

Tue, 8 October 2013

Time	Total	Speed Bins (mph)																											
		0 - 5	5 - 10	10 - 15	15 - 20	20 - 25	25 - 30	30 - 35	35 - 40	40 - 45	45 - 50	50 - 55	55 - 60	60 - 65	65 - 70	70 - 75	75 - 80	80 - 85	85 - 90	90 - 95	95 - 100	100 - 105	105 - 110	110 - 115	115 - 120	120 - 125	125 - 130	130 - 135	135 - 140
0000	0	0	0	0	0	0	0	0	0	0	0	0	0	0	0	0	0	0	0	0	0	0	0	0	0	0	0	0	0
0100	0	0	0	0	0	0	0	0	0	0	0	0	0	0	0	0	0	0	0	0	0	0	0	0	0	0	0	0	0
0200	0	0	0	0	0	0	0	0	0	0	0	0	0	0	0	0	0	0	0	0	0	0	0	0	0	0	0	0	0
0300	0	0	0	0	0	0	0	0	0	0	0	0	0	0	0	0	0	0	0	0	0	0	0	0	0	0	0	0	0
0400	0	0	0	0	0	0	0	0	0	0	0	0	0	0	0	0	0	0	0	0	0	0	0	0	0	0	0	0	0
0500	0	0	0	0	0	0	0	0	0	0	0	0	0	0	0	0	0	0	0	0	0	0	0	0	0	0	0	0	0
0600	1	0	0	0	0	0	0	0	1	0	0	0	0	0	0	0	0	0	0	0	0	0	0	0	0	0	0	0	0
0700	0	0	0	0	0	0	0	0	0	0	0	0	0	0	0	0	0	0	0	0	0	0	0	0	0	0	0	0	0
0800	3	0	2	0	0	1	0	0	0	0	0	0	0	0	0	0	0	0	0	0	0	0	0	0	0	0	0	0	0
0900	**4**	**1**	**0**	**1**	**1**	**1**	**0**	**0**	**0**	**0**	**0**	**0**	**0**	**0**	**0**	**0**	**0**	**0**	**0**	**0**	**0**	**0**	**0**	**0**	**0**	**0**	**0**	**0**	**0**
1000	1	0	0	0	0	1	0	0	0	0	0	0	0	0	0	0	0	0	0	0	0	0	0	0	0	0	0	0	0
1100	3	0	0	0	0	0	3	0	0	0	0	0	0	0	0	0	0	0	0	0	0	0	0	0	0	0	0	0	0
1200	2	0	0	1	0	0	0	0	1	0	0	0	0	0	0	0	0	0	0	0	0	0	0	0	0	0	0	0	0
1300	**4**	**0**	**0**	**0**	**0**	**1**	**1**	**1**	**1**	**0**	**0**	**0**	**0**	**0**	**0**	**0**	**0**	**0**	**0**	**0**	**0**	**0**	**0**	**0**	**0**	**0**	**0**	**0**	**0**
1400	2	0	0	0	0	0	1	0	1	0	0	0	0	0	0	0	0	0	0	0	0	0	0	0	0	0	0	0	0
1500	2	0	0	0	0	0	0	1	1	0	0	0	0	0	0	0	0	0	0	0	0	0	0	0	0	0	0	0	0
1600	1	0	0	0	0	0	1	0	0	0	0	0	0	0	0	0	0	0	0	0	0	0	0	0	0	0	0	0	0
1700	3	0	0	0	1	1	0	1	0	0	0	0	0	0	0	0	0	0	0	0	0	0	0	0	0	0	0	0	0
1800	2	0	0	0	0	0	1	1	0	0	0	0	0	0	0	0	0	0	0	0	0	0	0	0	0	0	0	0	0
1900	2	0	0	0	0	2	0	0	0	0	0	0	0	0	0	0	0	0	0	0	0	0	0	0	0	0	0	0	0
2000	1	0	0	0	0	0	0	0	1	0	0	0	0	0	0	0	0	0	0	0	0	0	0	0	0	0	0	0	0
2100	0	0	0	0	0	0	0	0	0	0	0	0	0	0	0	0	0	0	0	0	0	0	0	0	0	0	0	0	0
2200	0	0	0	0	0	0	0	0	0	0	0	0	0	0	0	0	0	0	0	0	0	0	0	0	0	0	0	0	0
2300	0	0	0	0	0	0	0	0	0	0	0	0	0	0	0	0	0	0	0	0	0	0	0	0	0	0	0	0	0
07-19	**27**	**1**	**2**	**2**	**2**	**5**	**7**	**4**	**4**	**0**	**0**	**0**	**0**	**0**	**0**	**0**	**0**	**0**	**0**	**0**	**0**	**0**	**0**	**0**	**0**	**0**	**0**	**0**	**0**
06-22	**31**	**1**	**2**	**2**	**2**	**7**	**7**	**4**	**6**	**0**	**0**	**0**	**0**	**0**	**0**	**0**	**0**	**0**	**0**	**0**	**0**	**0**	**0**	**0**	**0**	**0**	**0**	**0**	**0**
06-00	**31**	**1**	**2**	**2**	**2**	**7**	**7**	**4**	**6**	**0**	**0**	**0**	**0**	**0**	**0**	**0**	**0**	**0**	**0**	**0**	**0**	**0**	**0**	**0**	**0**	**0**	**0**	**0**	**0**
00-00	**31**	**1**	**2**	**2**	**2**	**7**	**7**	**4**	**6**	**0**	**0**	**0**	**0**	**0**	**0**	**0**	**0**	**0**	**0**	**0**	**0**	**0**	**0**	**0**	**0**	**0**	**0**	**0**	**0**

DRAFT

Site 37
Location L-34061-0, Att - tree, Lat 53.7714, Long -6.73853
Direction North

3279 / Meath/Cavan/Monaghan ATC's
October 2013
Automatic Traffic Count

Wed, 9 October 2013

Time	Total	Speed Bins (mph)																											
		0 - 5	5 - 10	10 - 15	15 - 20	20 - 25	25 - 30	30 - 35	35 - 40	40 - 45	45 - 50	50 - 55	55 - 60	60 - 65	65 - 70	70 - 75	75 - 80	80 - 85	85 - 90	90 - 95	95 - 100	100 - 105	105 - 110	110 - 115	115 - 120	120 - 125	125 - 130	130 - 135	135 - 140
0000	0	0	0	0	0	0	0	0	0	0	0	0	0	0	0	0	0	0	0	0	0	0	0	0	0	0	0	0	0
0100	0	0	0	0	0	0	0	0	0	0	0	0	0	0	0	0	0	0	0	0	0	0	0	0	0	0	0	0	0
0200	0	0	0	0	0	0	0	0	0	0	0	0	0	0	0	0	0	0	0	0	0	0	0	0	0	0	0	0	0
0300	0	0	0	0	0	0	0	0	0	0	0	0	0	0	0	0	0	0	0	0	0	0	0	0	0	0	0	0	0
0400	0	0	0	0	0	0	0	0	0	0	0	0	0	0	0	0	0	0	0	0	0	0	0	0	0	0	0	0	0
0500	0	0	0	0	0	0	0	0	0	0	0	0	0	0	0	0	0	0	0	0	0	0	0	0	0	0	0	0	0
0600	1	0	0	0	0	0	0	1	0	0	0	0	0	0	0	0	0	0	0	0	0	0	0	0	0	0	0	0	0
0700	0	0	0	0	0	0	0	0	0	0	0	0	0	0	0	0	0	0	0	0	0	0	0	0	0	0	0	0	0
0800	1	0	0	0	0	0	0	1	0	0	0	0	0	0	0	0	0	0	0	0	0	0	0	0	0	0	0	0	0
0900	2	0	0	0	1	1	0	0	0	0	0	0	0	0	0	0	0	0	0	0	0	0	0	0	0	0	0	0	0
1000	1	0	0	0	0	1	0	0	0	0	0	0	0	0	0	0	0	0	0	0	0	0	0	0	0	0	0	0	0
1100	**5**	**0**	**1**	**0**	**1**	**2**	**1**	**0**	**0**	**0**	**0**	**0**	**0**	**0**	**0**	**0**	**0**	**0**	**0**	**0**	**0**	**0**	**0**	**0**	**0**	**0**	**0**	**0**	**0**
1200	0	0	0	0	0	0	0	0	0	0	0	0	0	0	0	0	0	0	0	0	0	0	0	0	0	0	0	0	0
1300	**4**	**0**	**0**	**0**	**2**	**0**	**0**	**1**	**1**	**0**	**0**	**0**	**0**	**0**	**0**	**0**	**0**	**0**	**0**	**0**	**0**	**0**	**0**	**0**	**0**	**0**	**0**	**0**	**0**
1400	**4**	**0**	**0**	**1**	**0**	**0**	**2**	**0**	**1**	**0**	**0**	**0**	**0**	**0**	**0**	**0**	**0**	**0**	**0**	**0**	**0**	**0**	**0**	**0**	**0**	**0**	**0**	**0**	**0**
1500	**4**	**0**	**0**	**0**	**0**	**0**	**1**	**2**	**1**	**0**	**0**	**0**	**0**	**0**	**0**	**0**	**0**	**0**	**0**	**0**	**0**	**0**	**0**	**0**	**0**	**0**	**0**	**0**	**0**
1600	1	0	0	0	0	1	0	0	0	0	0	0	0	0	0	0	0	0	0	0	0	0	0	0	0	0	0	0	0
1700	2	0	0	0	0	1	1	0	0	0	0	0	0	0	0	0	0	0	0	0	0	0	0	0	0	0	0	0	0
1800	1	0	0	0	0	1	0	0	0	0	0	0	0	0	0	0	0	0	0	0	0	0	0	0	0	0	0	0	0
1900	3	0	0	0	1	1	0	0	1	0	0	0	0	0	0	0	0	0	0	0	0	0	0	0	0	0	0	0	0
2000	1	0	0	0	0	0	1	0	0	0	0	0	0	0	0	0	0	0	0	0	0	0	0	0	0	0	0	0	0
2100	2	0	0	0	0	0	2	0	0	0	0	0	0	0	0	0	0	0	0	0	0	0	0	0	0	0	0	0	0
2200	0	0	0	0	0	0	0	0	0	0	0	0	0	0	0	0	0	0	0	0	0	0	0	0	0	0	0	0	0
2300	0	0	0	0	0	0	0	0	0	0	0	0	0	0	0	0	0	0	0	0	0	0	0	0	0	0	0	0	0
07-19	**25**	**0**	**1**	**1**	**4**	**7**	**5**	**4**	**3**	**0**	**0**	**0**	**0**	**0**	**0**	**0**	**0**	**0**	**0**	**0**	**0**	**0**	**0**	**0**	**0**	**0**	**0**	**0**	**0**
06-22	**32**	**0**	**1**	**1**	**5**	**8**	**8**	**5**	**4**	**0**	**0**	**0**	**0**	**0**	**0**	**0**	**0**	**0**	**0**	**0**	**0**	**0**	**0**	**0**	**0**	**0**	**0**	**0**	**0**
06-00	**32**	**0**	**1**	**1**	**5**	**8**	**8**	**5**	**4**	**0**	**0**	**0**	**0**	**0**	**0**	**0**	**0**	**0**	**0**	**0**	**0**	**0**	**0**	**0**	**0**	**0**	**0**	**0**	**0**
00-00	**32**	**0**	**1**	**1**	**5**	**8**	**8**	**5**	**4**	**0**	**0**	**0**	**0**	**0**	**0**	**0**	**0**	**0**	**0**	**0**	**0**	**0**	**0**	**0**	**0**	**0**	**0**	**0**	**0**

DRAFT

Site 37
Location L-34061-0, Att - tree, Lat 53.7714, Long -6.73853
Direction North

3279 / Meath/Cavan/Monaghan ATC's
October 2013
Automatic Traffic Count

Thu, 10 October 2013

Time	Total	Speed Bins (mph)																											
		0 - 5	5 - 10	10 - 15	15 - 20	20 - 25	25 - 30	30 - 35	35 - 40	40 - 45	45 - 50	50 - 55	55 - 60	60 - 65	65 - 70	70 - 75	75 - 80	80 - 85	85 - 90	90 - 95	95 - 100	100 - 105	105 - 110	110 - 115	115 - 120	120 - 125	125 - 130	130 - 135	135 - 140
0000	0	0	0	0	0	0	0	0	0	0	0	0	0	0	0	0	0	0	0	0	0	0	0	0	0	0	0	0	0
0100	0	0	0	0	0	0	0	0	0	0	0	0	0	0	0	0	0	0	0	0	0	0	0	0	0	0	0	0	0
0200	0	0	0	0	0	0	0	0	0	0	0	0	0	0	0	0	0	0	0	0	0	0	0	0	0	0	0	0	0
0300	0	0	0	0	0	0	0	0	0	0	0	0	0	0	0	0	0	0	0	0	0	0	0	0	0	0	0	0	0
0400	0	0	0	0	0	0	0	0	0	0	0	0	0	0	0	0	0	0	0	0	0	0	0	0	0	0	0	0	0
0500	0	0	0	0	0	0	0	0	0	0	0	0	0	0	0	0	0	0	0	0	0	0	0	0	0	0	0	0	0
0600	1	0	0	0	0	0	0	0	1	0	0	0	0	0	0	0	0	0	0	0	0	0	0	0	0	0	0	0	0
0700	0	0	0	0	0	0	0	0	0	0	0	0	0	0	0	0	0	0	0	0	0	0	0	0	0	0	0	0	0
0800	**3**	**0**	**0**	**0**	**1**	**2**	**0**	**0**	**0**	**0**	**0**	**0**	**0**	**0**	**0**	**0**	**0**	**0**	**0**	**0**	**0**	**0**	**0**	**0**	**0**	**0**	**0**	**0**	**0**
0900	1	0	0	1	0	0	0	0	0	0	0	0	0	0	0	0	0	0	0	0	0	0	0	0	0	0	0	0	0
1000	**3**	**0**	**0**	**2**	**1**	**0**	**0**	**0**	**0**	**0**	**0**	**0**	**0**	**0**	**0**	**0**	**0**	**0**	**0**	**0**	**0**	**0**	**0**	**0**	**0**	**0**	**0**	**0**	**0**
1100	2	0	0	1	1	0	0	0	0	0	0	0	0	0	0	0	0	0	0	0	0	0	0	0	0	0	0	0	0
1200	2	0	0	0	0	0	1	1	0	0	0	0	0	0	0	0	0	0	0	0	0	0	0	0	0	0	0	0	0
1300	1	0	0	0	0	1	0	0	0	0	0	0	0	0	0	0	0	0	0	0	0	0	0	0	0	0	0	0	0
1400	2	0	0	0	0	1	0	1	0	0	0	0	0	0	0	0	0	0	0	0	0	0	0	0	0	0	0	0	0
1500	5	0	0	1	0	1	2	1	0	0	0	0	0	0	0	0	0	0	0	0	0	0	0	0	0	0	0	0	0
1600	1	0	0	0	0	0	1	0	0	0	0	0	0	0	0	0	0	0	0	0	0	0	0	0	0	0	0	0	0
1700	6	0	0	0	0	6	0	0	0	0	0	0	0	0	0	0	0	0	0	0	0	0	0	0	0	0	0	0	0
1800	7	0	0	3	1	2	0	1	0	0	0	0	0	0	0	0	0	0	0	0	0	0	0	0	0	0	0	0	0
1900	**8**	**0**	**0**	**8**	**0**	**0**	**0**	**0**	**0**	**0**	**0**	**0**	**0**	**0**	**0**	**0**	**0**	**0**	**0**	**0**	**0**	**0**	**0**	**0**	**0**	**0**	**0**	**0**	**0**
2000	4	0	0	0	1	2	0	1	0	0	0	0	0	0	0	0	0	0	0	0	0	0	0	0	0	0	0	0	0
2100	0	0	0	0	0	0	0	0	0	0	0	0	0	0	0	0	0	0	0	0	0	0	0	0	0	0	0	0	0
2200	0	0	0	0	0	0	0	0	0	0	0	0	0	0	0	0	0	0	0	0	0	0	0	0	0	0	0	0	0
2300	0	0	0	0	0	0	0	0	0	0	0	0	0	0	0	0	0	0	0	0	0	0	0	0	0	0	0	0	0
07-19	**33**	**0**	**0**	**8**	**4**	**13**	**4**	**4**	**0**	**0**	**0**	**0**	**0**	**0**	**0**	**0**	**0**	**0**	**0**	**0**	**0**	**0**	**0**	**0**	**0**	**0**	**0**	**0**	**0**
06-22	**46**	**0**	**0**	**16**	**5**	**15**	**4**	**5**	**1**	**0**	**0**	**0**	**0**	**0**	**0**	**0**	**0**	**0**	**0**	**0**	**0**	**0**	**0**	**0**	**0**	**0**	**0**	**0**	**0**
06-00	**46**	**0**	**0**	**16**	**5**	**15**	**4**	**5**	**1**	**0**	**0**	**0**	**0**	**0**	**0**	**0**	**0**	**0**	**0**	**0**	**0**	**0**	**0**	**0**	**0**	**0**	**0**	**0**	**0**
00-00	**46**	**0**	**0**	**16**	**5**	**15**	**4**	**5**	**1**	**0**	**0**	**0**	**0**	**0**	**0**	**0**	**0**	**0**	**0**	**0**	**0**	**0**	**0**	**0**	**0**	**0**	**0**	**0**	**0**

DRAFT

Site 37
Location L-34061-0, Att - tree, Lat 53.7714, Long -6.73853
Direction North

3279 / Meath/Cavan/Monaghan ATC's
October 2013
Automatic Traffic Count

Fri, 11 October 2013

Time	Total	Speed Bins (mph)																											
		0 - 5	5 - 10	10 - 15	15 - 20	20 - 25	25 - 30	30 - 35	35 - 40	40 - 45	45 - 50	50 - 55	55 - 60	60 - 65	65 - 70	70 - 75	75 - 80	80 - 85	85 - 90	90 - 95	95 - 100	100 - 105	105 - 110	110 - 115	115 - 120	120 - 125	125 - 130	130 - 135	135 - 140
0000	0	0	0	0	0	0	0	0	0	0	0	0	0	0	0	0	0	0	0	0	0	0	0	0	0	0	0	0	0
0100	0	0	0	0	0	0	0	0	0	0	0	0	0	0	0	0	0	0	0	0	0	0	0	0	0	0	0	0	0
0200	0	0	0	0	0	0	0	0	0	0	0	0	0	0	0	0	0	0	0	0	0	0	0	0	0	0	0	0	0
0300	0	0	0	0	0	0	0	0	0	0	0	0	0	0	0	0	0	0	0	0	0	0	0	0	0	0	0	0	0
0400	0	0	0	0	0	0	0	0	0	0	0	0	0	0	0	0	0	0	0	0	0	0	0	0	0	0	0	0	0
0500	0	0	0	0	0	0	0	0	0	0	0	0	0	0	0	0	0	0	0	0	0	0	0	0	0	0	0	0	0
0600	0	0	0	0	0	0	0	0	0	0	0	0	0	0	0	0	0	0	0	0	0	0	0	0	0	0	0	0	0
0700	0	0	0	0	0	0	0	0	0	0	0	0	0	0	0	0	0	0	0	0	0	0	0	0	0	0	0	0	0
0800	**11**	**0**	**0**	**6**	**5**	**0**	**0**	**0**	**0**	**0**	**0**	**0**	**0**	**0**	**0**	**0**	**0**	**0**	**0**	**0**	**0**	**0**	**0**	**0**	**0**	**0**	**0**	**0**	**0**
0900	7	0	0	5	0	2	0	0	0	0	0	0	0	0	0	0	0	0	0	0	0	0	0	0	0	0	0	0	0
1000	**11**	**0**	**0**	**0**	**3**	**5**	**2**	**0**	**1**	**0**	**0**	**0**	**0**	**0**	**0**	**0**	**0**	**0**	**0**	**0**	**0**	**0**	**0**	**0**	**0**	**0**	**0**	**0**	**0**
1100	0	0	0	0	0	0	0	0	0	0	0	0	0	0	0	0	0	0	0	0	0	0	0	0	0	0	0	0	0
1200	1	0	0	0	0	0	1	0	0	0	0	0	0	0	0	0	0	0	0	0	0	0	0	0	0	0	0	0	0
1300	2	0	0	1	1	0	0	0	0	0	0	0	0	0	0	0	0	0	0	0	0	0	0	0	0	0	0	0	0
1400	0	0	0	0	0	0	0	0	0	0	0	0	0	0	0	0	0	0	0	0	0	0	0	0	0	0	0	0	0
1500	**4**	**0**	**0**	**1**	**0**	**1**	**0**	**1**	**1**	**0**	**0**	**0**	**0**	**0**	**0**	**0**	**0**	**0**	**0**	**0**	**0**	**0**	**0**	**0**	**0**	**0**	**0**	**0**	**0**
1600	**4**	**0**	**0**	**0**	**2**	**0**	**2**	**0**	**0**	**0**	**0**	**0**	**0**	**0**	**0**	**0**	**0**	**0**	**0**	**0**	**0**	**0**	**0**	**0**	**0**	**0**	**0**	**0**	**0**
1700	2	0	0	0	0	1	1	0	0	0	0	0	0	0	0	0	0	0	0	0	0	0	0	0	0	0	0	0	0
1800	2	0	0	0	0	0	1	1	0	0	0	0	0	0	0	0	0	0	0	0	0	0	0	0	0	0	0	0	0
1900	2	0	0	0	0	1	0	1	0	0	0	0	0	0	0	0	0	0	0	0	0	0	0	0	0	0	0	0	0
2000	2	0	0	0	0	1	0	1	0	0	0	0	0	0	0	0	0	0	0	0	0	0	0	0	0	0	0	0	0
2100	0	0	0	0	0	0	0	0	0	0	0	0	0	0	0	0	0	0	0	0	0	0	0	0	0	0	0	0	0
2200	0	0	0	0	0	0	0	0	0	0	0	0	0	0	0	0	0	0	0	0	0	0	0	0	0	0	0	0	0
2300	0	0	0	0	0	0	0	0	0	0	0	0	0	0	0	0	0	0	0	0	0	0	0	0	0	0	0	0	0
07-19	**44**	**0**	**0**	**13**	**11**	**9**	**7**	**2**	**2**	**0**	**0**	**0**	**0**	**0**	**0**	**0**	**0**	**0**	**0**	**0**	**0**	**0**	**0**	**0**	**0**	**0**	**0**	**0**	**0**
06-22	**48**	**0**	**0**	**13**	**11**	**11**	**7**	**4**	**2**	**0**	**0**	**0**	**0**	**0**	**0**	**0**	**0**	**0**	**0**	**0**	**0**	**0**	**0**	**0**	**0**	**0**	**0**	**0**	**0**
06-00	**48**	**0**	**0**	**13**	**11**	**11**	**7**	**4**	**2**	**0**	**0**	**0**	**0**	**0**	**0**	**0**	**0**	**0**	**0**	**0**	**0**	**0**	**0**	**0**	**0**	**0**	**0**	**0**	**0**
00-00	**48**	**0**	**0**	**13**	**11**	**11**	**7**	**4**	**2**	**0**	**0**	**0**	**0**	**0**	**0**	**0**	**0**	**0**	**0**	**0**	**0**	**0**	**0**	**0**	**0**	**0**	**0**	**0**	**0**

DRAFT

Site 37
Location L-34061-0, Att - tree, Lat 53.7714, Long -6.73853
Direction North

3279 / Meath/Cavan/Monaghan ATC's
October 2013
Automatic Traffic Count

Sat, 12 October 2013

Time	Total	Speed Bins (mph)																											
		0 - 5	5 - 10	10 - 15	15 - 20	20 - 25	25 - 30	30 - 35	35 - 40	40 - 45	45 - 50	50 - 55	55 - 60	60 - 65	65 - 70	70 - 75	75 - 80	80 - 85	85 - 90	90 - 95	95 - 100	100 - 105	105 - 110	110 - 115	115 - 120	120 - 125	125 - 130	130 - 135	135 - 140
0000	1	0	0	0	0	1	0	0	0	0	0	0	0	0	0	0	0	0	0	0	0	0	0	0	0	0	0	0	0
0100	0	0	0	0	0	0	0	0	0	0	0	0	0	0	0	0	0	0	0	0	0	0	0	0	0	0	0	0	0
0200	1	0	0	0	0	0	1	0	0	0	0	0	0	0	0	0	0	0	0	0	0	0	0	0	0	0	0	0	0
0300	0	0	0	0	0	0	0	0	0	0	0	0	0	0	0	0	0	0	0	0	0	0	0	0	0	0	0	0	0
0400	0	0	0	0	0	0	0	0	0	0	0	0	0	0	0	0	0	0	0	0	0	0	0	0	0	0	0	0	0
0500	0	0	0	0	0	0	0	0	0	0	0	0	0	0	0	0	0	0	0	0	0	0	0	0	0	0	0	0	0
0600	0	0	0	0	0	0	0	0	0	0	0	0	0	0	0	0	0	0	0	0	0	0	0	0	0	0	0	0	0
0700	0	0	0	0	0	0	0	0	0	0	0	0	0	0	0	0	0	0	0	0	0	0	0	0	0	0	0	0	0
0800	1	0	0	0	0	0	0	0	1	0	0	0	0	0	0	0	0	0	0	0	0	0	0	0	0	0	0	0	0
0900	1	0	0	1	0	0	0	0	0	0	0	0	0	0	0	0	0	0	0	0	0	0	0	0	0	0	0	0	0
1000	2	0	0	0	0	2	0	0	0	0	0	0	0	0	0	0	0	0	0	0	0	0	0	0	0	0	0	0	0
1100	**3**	**0**	**0**	**0**	**1**	**0**	**0**	**1**	**0**	**1**	**0**	**0**	**0**	**0**	**0**	**0**	**0**	**0**	**0**	**0**	**0**	**0**	**0**	**0**	**0**	**0**	**0**	**0**	**0**
1200	1	0	0	0	0	0	1	0	0	0	0	0	0	0	0	0	0	0	0	0	0	0	0	0	0	0	0	0	0
1300	1	0	0	0	0	1	0	0	0	0	0	0	0	0	0	0	0	0	0	0	0	0	0	0	0	0	0	0	0
1400	5	0	0	1	0	1	2	1	0	0	0	0	0	0	0	0	0	0	0	0	0	0	0	0	0	0	0	0	0
1500	0	0	0	0	0	0	0	0	0	0	0	0	0	0	0	0	0	0	0	0	0	0	0	0	0	0	0	0	0
1600	1	0	0	1	0	0	0	0	0	0	0	0	0	0	0	0	0	0	0	0	0	0	0	0	0	0	0	0	0
1700	**8**	**0**	**0**	**0**	**0**	**1**	**4**	**2**	**0**	**1**	**0**	**0**	**0**	**0**	**0**	**0**	**0**	**0**	**0**	**0**	**0**	**0**	**0**	**0**	**0**	**0**	**0**	**0**	**0**
1800	0	0	0	0	0	0	0	0	0	0	0	0	0	0	0	0	0	0	0	0	0	0	0	0	0	0	0	0	0
1900	1	0	0	0	0	0	0	0	1	0	0	0	0	0	0	0	0	0	0	0	0	0	0	0	0	0	0	0	0
2000	0	0	0	0	0	0	0	0	0	0	0	0	0	0	0	0	0	0	0	0	0	0	0	0	0	0	0	0	0
2100	0	0	0	0	0	0	0	0	0	0	0	0	0	0	0	0	0	0	0	0	0	0	0	0	0	0	0	0	0
2200	0	0	0	0	0	0	0	0	0	0	0	0	0	0	0	0	0	0	0	0	0	0	0	0	0	0	0	0	0
2300	0	0	0	0	0	0	0	0	0	0	0	0	0	0	0	0	0	0	0	0	0	0	0	0	0	0	0	0	0
07-19	**23**	**0**	**0**	**3**	**1**	**5**	**7**	**4**	**1**	**2**	**0**	**0**	**0**	**0**	**0**	**0**	**0**	**0**	**0**	**0**	**0**	**0**	**0**	**0**	**0**	**0**	**0**	**0**	**0**
06-22	**24**	**0**	**0**	**3**	**1**	**5**	**7**	**4**	**2**	**2**	**0**	**0**	**0**	**0**	**0**	**0**	**0**	**0**	**0**	**0**	**0**	**0**	**0**	**0**	**0**	**0**	**0**	**0**	**0**
06-00	**24**	**0**	**0**	**3**	**1**	**5**	**7**	**4**	**2**	**2**	**0**	**0**	**0**	**0**	**0**	**0**	**0**	**0**	**0**	**0**	**0**	**0**	**0**	**0**	**0**	**0**	**0**	**0**	**0**
00-00	**26**	**0**	**0**	**3**	**1**	**6**	**8**	**4**	**2**	**2**	**0**	**0**	**0**	**0**	**0**	**0**	**0**	**0**	**0**	**0**	**0**	**0**	**0**	**0**	**0**	**0**	**0**	**0**	**0**

DRAFT

Site 37
Location L-34061-0, Att - tree, Lat 53.7714, Long -6.73853
Direction North

3279 / Meath/Cavan/Monaghan ATC's
October 2013
Automatic Traffic Count

Sun, 13 October 2013

Time	Total	Speed Bins (mph)																											
		0 - 5	5 - 10	10 - 15	15 - 20	20 - 25	25 - 30	30 - 35	35 - 40	40 - 45	45 - 50	50 - 55	55 - 60	60 - 65	65 - 70	70 - 75	75 - 80	80 - 85	85 - 90	90 - 95	95 - 100	100 - 105	105 - 110	110 - 115	115 - 120	120 - 125	125 - 130	130 - 135	135 - 140
0000	0	0	0	0	0	0	0	0	0	0	0	0	0	0	0	0	0	0	0	0	0	0	0	0	0	0	0	0	0
0100	0	0	0	0	0	0	0	0	0	0	0	0	0	0	0	0	0	0	0	0	0	0	0	0	0	0	0	0	0
0200	0	0	0	0	0	0	0	0	0	0	0	0	0	0	0	0	0	0	0	0	0	0	0	0	0	0	0	0	0
0300	0	0	0	0	0	0	0	0	0	0	0	0	0	0	0	0	0	0	0	0	0	0	0	0	0	0	0	0	0
0400	0	0	0	0	0	0	0	0	0	0	0	0	0	0	0	0	0	0	0	0	0	0	0	0	0	0	0	0	0
0500	0	0	0	0	0	0	0	0	0	0	0	0	0	0	0	0	0	0	0	0	0	0	0	0	0	0	0	0	0
0600	0	0	0	0	0	0	0	0	0	0	0	0	0	0	0	0	0	0	0	0	0	0	0	0	0	0	0	0	0
0700	0	0	0	0	0	0	0	0	0	0	0	0	0	0	0	0	0	0	0	0	0	0	0	0	0	0	0	0	0
0800	1	0	0	0	0	1	0	0	0	0	0	0	0	0	0	0	0	0	0	0	0	0	0	0	0	0	0	0	0
0900	2	0	0	0	1	0	1	0	0	0	0	0	0	0	0	0	0	0	0	0	0	0	0	0	0	0	0	0	0
1000	**3**	**0**	**0**	**1**	**0**	**0**	**0**	**2**	**0**	**0**	**0**	**0**	**0**	**0**	**0**	**0**	**0**	**0**	**0**	**0**	**0**	**0**	**0**	**0**	**0**	**0**	**0**	**0**	**0**
1100	2	0	0	0	0	0	2	0	0	0	0	0	0	0	0	0	0	0	0	0	0	0	0	0	0	0	0	0	0
1200	**3**	**0**	**0**	**0**	**0**	**1**	**1**	**1**	**0**	**0**	**0**	**0**	**0**	**0**	**0**	**0**	**0**	**0**	**0**	**0**	**0**	**0**	**0**	**0**	**0**	**0**	**0**	**0**	**0**
1300	0	0	0	0	0	0	0	0	0	0	0	0	0	0	0	0	0	0	0	0	0	0	0	0	0	0	0	0	0
1400	1	0	0	0	0	1	0	0	0	0	0	0	0	0	0	0	0	0	0	0	0	0	0	0	0	0	0	0	0
1500	1	0	0	0	0	1	0	0	0	0	0	0	0	0	0	0	0	0	0	0	0	0	0	0	0	0	0	0	0
1600	0	0	0	0	0	0	0	0	0	0	0	0	0	0	0	0	0	0	0	0	0	0	0	0	0	0	0	0	0
1700	**3**	**0**	**0**	**0**	**0**	**2**	**0**	**1**	**0**	**0**	**0**	**0**	**0**	**0**	**0**	**0**	**0**	**0**	**0**	**0**	**0**	**0**	**0**	**0**	**0**	**0**	**0**	**0**	**0**
1800	0	0	0	0	0	0	0	0	0	0	0	0	0	0	0	0	0	0	0	0	0	0	0	0	0	0	0	0	0
1900	1	0	0	0	0	0	0	0	1	0	0	0	0	0	0	0	0	0	0	0	0	0	0	0	0	0	0	0	0
2000	0	0	0	0	0	0	0	0	0	0	0	0	0	0	0	0	0	0	0	0	0	0	0	0	0	0	0	0	0
2100	0	0	0	0	0	0	0	0	0	0	0	0	0	0	0	0	0	0	0	0	0	0	0	0	0	0	0	0	0
2200	0	0	0	0	0	0	0	0	0	0	0	0	0	0	0	0	0	0	0	0	0	0	0	0	0	0	0	0	0
2300	0	0	0	0	0	0	0	0	0	0	0	0	0	0	0	0	0	0	0	0	0	0	0	0	0	0	0	0	0
07-19	**16**	**0**	**0**	**1**	**1**	**6**	**4**	**4**	**0**	**0**	**0**	**0**	**0**	**0**	**0**	**0**	**0**	**0**	**0**	**0**	**0**	**0**	**0**	**0**	**0**	**0**	**0**	**0**	**0**
06-22	**17**	**0**	**0**	**1**	**1**	**6**	**4**	**4**	**1**	**0**	**0**	**0**	**0**	**0**	**0**	**0**	**0**	**0**	**0**	**0**	**0**	**0**	**0**	**0**	**0**	**0**	**0**	**0**	**0**
06-00	**17**	**0**	**0**	**1**	**1**	**6**	**4**	**4**	**1**	**0**	**0**	**0**	**0**	**0**	**0**	**0**	**0**	**0**	**0**	**0**	**0**	**0**	**0**	**0**	**0**	**0**	**0**	**0**	**0**
00-00	**17**	**0**	**0**	**1**	**1**	**6**	**4**	**4**	**1**	**0**	**0**	**0**	**0**	**0**	**0**	**0**	**0**	**0**	**0**	**0**	**0**	**0**	**0**	**0**	**0**	**0**	**0**	**0**	**0**

DRAFT

Site 37
Location L-34061-0, Att - tree, Lat 53.7714, Long -6.73853
Direction North

3279 / Meath/Cavan/Monaghan ATC's
October 2013
Automatic Traffic Count

Mon, 14 October 2013

Time	Total	Speed Bins (mph)																											
		0 - 5	5 - 10	10 - 15	15 - 20	20 - 25	25 - 30	30 - 35	35 - 40	40 - 45	45 - 50	50 - 55	55 - 60	60 - 65	65 - 70	70 - 75	75 - 80	80 - 85	85 - 90	90 - 95	95 - 100	100 - 105	105 - 110	110 - 115	115 - 120	120 - 125	125 - 130	130 - 135	135 - 140
0000	0	0	0	0	0	0	0	0	0	0	0	0	0	0	0	0	0	0	0	0	0	0	0	0	0	0	0	0	0
0100	0	0	0	0	0	0	0	0	0	0	0	0	0	0	0	0	0	0	0	0	0	0	0	0	0	0	0	0	0
0200	0	0	0	0	0	0	0	0	0	0	0	0	0	0	0	0	0	0	0	0	0	0	0	0	0	0	0	0	0
0300	0	0	0	0	0	0	0	0	0	0	0	0	0	0	0	0	0	0	0	0	0	0	0	0	0	0	0	0	0
0400	0	0	0	0	0	0	0	0	0	0	0	0	0	0	0	0	0	0	0	0	0	0	0	0	0	0	0	0	0
0500	0	0	0	0	0	0	0	0	0	0	0	0	0	0	0	0	0	0	0	0	0	0	0	0	0	0	0	0	0
0600	0	0	0	0	0	0	0	0	0	0	0	0	0	0	0	0	0	0	0	0	0	0	0	0	0	0	0	0	0
0700	1	0	0	0	0	0	0	0	0	0	1	0	0	0	0	0	0	0	0	0	0	0	0	0	0	0	0	0	0
0800	1	0	0	0	1	0	0	0	0	0	0	0	0	0	0	0	0	0	0	0	0	0	0	0	0	0	0	0	0
0900	**4**	**0**	**1**	**1**	**1**	**0**	**1**	**0**	**0**	**0**	**0**	**0**	**0**	**0**	**0**	**0**	**0**	**0**	**0**	**0**	**0**	**0**	**0**	**0**	**0**	**0**	**0**	**0**	**0**
1000	2	0	0	1	0	1	0	0	0	0	0	0	0	0	0	0	0	0	0	0	0	0	0	0	0	0	0	0	0
1100	1	0	0	0	0	0	1	0	0	0	0	0	0	0	0	0	0	0	0	0	0	0	0	0	0	0	0	0	0
1200	1	0	0	0	0	0	1	0	0	0	0	0	0	0	0	0	0	0	0	0	0	0	0	0	0	0	0	0	0
1300	1	0	0	0	0	0	0	0	1	0	0	0	0	0	0	0	0	0	0	0	0	0	0	0	0	0	0	0	0
1400	2	0	0	0	0	0	1	0	1	0	0	0	0	0	0	0	0	0	0	0	0	0	0	0	0	0	0	0	0
1500	2	0	0	0	0	1	0	1	0	0	0	0	0	0	0	0	0	0	0	0	0	0	0	0	0	0	0	0	0
1600	1	0	0	0	0	0	1	0	0	0	0	0	0	0	0	0	0	0	0	0	0	0	0	0	0	0	0	0	0
1700	1	0	0	0	0	0	0	1	0	0	0	0	0	0	0	0	0	0	0	0	0	0	0	0	0	0	0	0	0
1800	1	0	0	0	0	0	1	0	0	0	0	0	0	0	0	0	0	0	0	0	0	0	0	0	0	0	0	0	0
1900	2	0	0	0	1	0	0	1	0	0	0	0	0	0	0	0	0	0	0	0	0	0	0	0	0	0	0	0	0
2000	**3**	**0**	**0**	**0**	**0**	**1**	**0**	**2**	**0**	**0**	**0**	**0**	**0**	**0**	**0**	**0**	**0**	**0**	**0**	**0**	**0**	**0**	**0**	**0**	**0**	**0**	**0**	**0**	**0**
2100	0	0	0	0	0	0	0	0	0	0	0	0	0	0	0	0	0	0	0	0	0	0	0	0	0	0	0	0	0
2200	1	0	0	0	0	0	1	0	0	0	0	0	0	0	0	0	0	0	0	0	0	0	0	0	0	0	0	0	0
2300	0	0	0	0	0	0	0	0	0	0	0	0	0	0	0	0	0	0	0	0	0	0	0	0	0	0	0	0	0
07-19	**18**	**0**	**1**	**2**	**2**	**2**	**6**	**2**	**2**	**0**	**1**	**0**	**0**	**0**	**0**	**0**	**0**	**0**	**0**	**0**	**0**	**0**	**0**	**0**	**0**	**0**	**0**	**0**	**0**
06-22	**23**	**0**	**1**	**2**	**3**	**3**	**6**	**5**	**2**	**0**	**1**	**0**	**0**	**0**	**0**	**0**	**0**	**0**	**0**	**0**	**0**	**0**	**0**	**0**	**0**	**0**	**0**	**0**	**0**
06-00	**24**	**0**	**1**	**2**	**3**	**3**	**7**	**5**	**2**	**0**	**1**	**0**	**0**	**0**	**0**	**0**	**0**	**0**	**0**	**0**	**0**	**0**	**0**	**0**	**0**	**0**	**0**	**0**	**0**
00-00	**24**	**0**	**1**	**2**	**3**	**3**	**7**	**5**	**2**	**0**	**1**	**0**	**0**	**0**	**0**	**0**	**0**	**0**	**0**	**0**	**0**	**0**	**0**	**0**	**0**	**0**	**0**	**0**	**0**

DRAFT

Site 37
Location L-34061-0, Att - tree, Lat 53.7714, Long -6.73853
Direction North

3279 / Meath/Cavan/Monaghan ATC's
October 2013
Automatic Traffic Count

Virtual Day (7)

Time	Total	Speed Bins (mph)																											
		0 - 5	5 - 10	10 - 15	15 - 20	20 - 25	25 - 30	30 - 35	35 - 40	40 - 45	45 - 50	50 - 55	55 - 60	60 - 65	65 - 70	70 - 75	75 - 80	80 - 85	85 - 90	90 - 95	95 - 100	100 - 105	105 - 110	110 - 115	115 - 120	120 - 125	125 - 130	130 - 135	135 - 140
0000	0	0	0	0	0	0	0	0	0	0	0	0	0	0	0	0	0	0	0	0	0	0	0	0	0	0	0	0	0
0100	0	0	0	0	0	0	0	0	0	0	0	0	0	0	0	0	0	0	0	0	0	0	0	0	0	0	0	0	0
0200	0	0	0	0	0	0	0	0	0	0	0	0	0	0	0	0	0	0	0	0	0	0	0	0	0	0	0	0	0
0300	0	0	0	0	0	0	0	0	0	0	0	0	0	0	0	0	0	0	0	0	0	0	0	0	0	0	0	0	0
0400	0	0	0	0	0	0	0	0	0	0	0	0	0	0	0	0	0	0	0	0	0	0	0	0	0	0	0	0	0
0500	0	0	0	0	0	0	0	0	0	0	0	0	0	0	0	0	0	0	0	0	0	0	0	0	0	0	0	0	0
0600	0	0	0	0	0	0	0	0	0	0	0	0	0	0	0	0	0	0	0	0	0	0	0	0	0	0	0	0	0
0700	0	0	0	0	0	0	0	0	0	0	0	0	0	0	0	0	0	0	0	0	0	0	0	0	0	0	0	0	0
0800	**3**	**0**	**0**	**1**	**1**	**1**	**0**	**0**	**0**	**0**	**0**	**0**	**0**	**0**	**0**	**0**	**0**	**0**	**0**	**0**	**0**	**0**	**0**	**0**	**0**	**0**	**0**	**0**	**0**
0900	**3**	**0**	**0**	**1**	**1**	**1**	**0**	**0**	**0**	**0**	**0**	**0**	**0**	**0**	**0**	**0**	**0**	**0**	**0**	**0**	**0**	**0**	**0**	**0**	**0**	**0**	**0**	**0**	**0**
1000	**3**	**0**	**0**	**1**	**1**	**1**	**0**	**0**	**0**	**0**	**0**	**0**	**0**	**0**	**0**	**0**	**0**	**0**	**0**	**0**	**0**	**0**	**0**	**0**	**0**	**0**	**0**	**0**	**0**
1100	2	0	0	0	0	0	1	0	0	0	0	0	0	0	0	0	0	0	0	0	0	0	0	0	0	0	0	0	0
1200	1	0	0	0	0	0	1	0	0	0	0	0	0	0	0	0	0	0	0	0	0	0	0	0	0	0	0	0	0
1300	2	0	0	0	0	0	0	0	0	0	0	0	0	0	0	0	0	0	0	0	0	0	0	0	0	0	0	0	0
1400	2	0	0	0	0	0	1	0	0	0	0	0	0	0	0	0	0	0	0	0	0	0	0	0	0	0	0	0	0
1500	3	0	0	0	0	1	0	1	0	0	0	0	0	0	0	0	0	0	0	0	0	0	0	0	0	0	0	0	0
1600	1	0	0	0	0	0	1	0	0	0	0	0	0	0	0	0	0	0	0	0	0	0	0	0	0	0	0	0	0
1700	**4**	**0**	**0**	**0**	**0**	**2**	**1**	**1**	**0**	**0**	**0**	**0**	**0**	**0**	**0**	**0**	**0**	**0**	**0**	**0**	**0**	**0**	**0**	**0**	**0**	**0**	**0**	**0**	**0**
1800	2	0	0	0	0	0	0	0	0	0	0	0	0	0	0	0	0	0	0	0	0	0	0	0	0	0	0	0	0
1900	3	0	0	1	0	1	0	0	0	0	0	0	0	0	0	0	0	0	0	0	0	0	0	0	0	0	0	0	0
2000	2	0	0	0	0	1	0	1	0	0	0	0	0	0	0	0	0	0	0	0	0	0	0	0	0	0	0	0	0
2100	0	0	0	0	0	0	0	0	0	0	0	0	0	0	0	0	0	0	0	0	0	0	0	0	0	0	0	0	0
2200	0	0	0	0	0	0	0	0	0	0	0	0	0	0	0	0	0	0	0	0	0	0	0	0	0	0	0	0	0
2300	0	0	0	0	0	0	0	0	0	0	0	0	0	0	0	0	0	0	0	0	0	0	0	0	0	0	0	0	0
07-19	**27**	**0**	**1**	**4**	**4**	**7**	**6**	**3**	**2**	**0**	**0**	**0**	**0**	**0**	**0**	**0**	**0**	**0**	**0**	**0**	**0**	**0**	**0**	**0**	**0**	**0**	**0**	**0**	**0**
06-22	**32**	**0**	**1**	**5**	**4**	**8**	**6**	**4**	**3**	**0**	**0**	**0**	**0**	**0**	**0**	**0**	**0**	**0**	**0**	**0**	**0**	**0**	**0**	**0**	**0**	**0**	**0**	**0**	**0**
06-00	**32**	**0**	**1**	**5**	**4**	**8**	**6**	**4**	**3**	**0**	**0**	**0**	**0**	**0**	**0**	**0**	**0**	**0**	**0**	**0**	**0**	**0**	**0**	**0**	**0**	**0**	**0**	**0**	**0**
00-00	**32**	**0**	**1**	**5**	**4**	**8**	**6**	**4**	**3**	**0**	**0**	**0**	**0**	**0**	**0**	**0**	**0**	**0**	**0**	**0**	**0**	**0**	**0**	**0**	**0**	**0**	**0**	**0**	**0**

DRAFT

Site 37
Location L-34061-0, Att - tree, Lat 53.7714, Long -6.73853
Direction North

3279 / Meath/Cavan/Monaghan ATC's
October 2013
Automatic Traffic Count

Virtual Week (1)

Time	Total	Speed Bins (mph)																											
		0 - 5	5 - 10	10 - 15	15 - 20	20 - 25	25 - 30	30 - 35	35 - 40	40 - 45	45 - 50	50 - 55	55 - 60	60 - 65	65 - 70	70 - 75	75 - 80	80 - 85	85 - 90	90 - 95	95 - 100	100 - 105	105 - 110	110 - 115	115 - 120	120 - 125	125 - 130	130 - 135	135 - 140
Mon	24	0	1	2	3	3	7	5	2	0	1	0	0	0	0	0	0	0	0	0	0	0	0	0	0	0	0	0	0
Tue	31	1	2	2	2	7	7	4	6	0	0	0	0	0	0	0	0	0	0	0	0	0	0	0	0	0	0	0	0
Wed	32	0	1	1	5	8	8	5	4	0	0	0	0	0	0	0	0	0	0	0	0	0	0	0	0	0	0	0	0
Thu	46	0	0	16	5	15	4	5	1	0	0	0	0	0	0	0	0	0	0	0	0	0	0	0	0	0	0	0	0
Fri	48	0	0	13	11	11	7	4	2	0	0	0	0	0	0	0	0	0	0	0	0	0	0	0	0	0	0	0	0
|Sat	26	0	0	3	1	6	8	4	2	2	0	0	0	0	0	0	0	0	0	0	0	0	0	0	0	0	0	0	0
|Sun	17	0	0	1	1	6	4	4	1	0	0	0	0	0	0	0	0	0	0	0	0	0	0	0	0	0	0	0	0
5 Day Ave.	**36**	**0**	**1**	**7**	**5**	**9**	**7**	**5**	**3**	**0**	**0**	**0**	**0**	**0**	**0**	**0**	**0**	**0**	**0**	**0**	**0**	**0**	**0**	**0**	**0**	**0**	**0**	**0**	**0**
7 Day Ave.	**32**	**0**	**1**	**5**	**4**	**8**	**6**	**4**	**3**	**0**	**0**	**0**	**0**	**0**	**0**	**0**	**0**	**0**	**0**	**0**	**0**	**0**	**0**	**0**	**0**	**0**	**0**	**0**	**0**
--	**224**	**1**	**4**	**38**	**28**	**56**	**45**	**31**	**18**	**2**	**1**	**0**	**0**	**0**	**0**	**0**	**0**	**0**	**0**	**0**	**0**	**0**	**0**	**0**	**0**	**0**	**0**	**0**	**0**

Summary Graphs

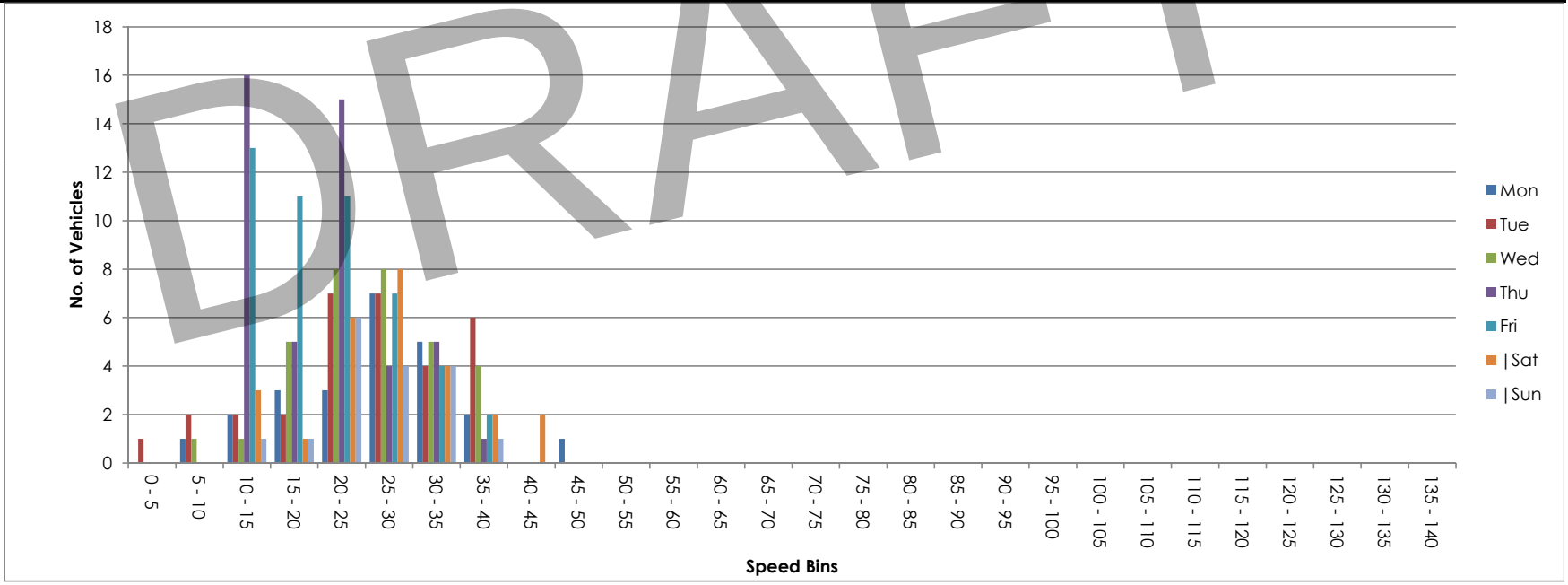

DRAFT

Site 37
Location L-34061-0, Att - tree, Lat 53.7714, Long -6.73853
Direction South

3279 / Meath/Cavan/Monaghan ATC's
October 2013
Automatic Traffic Count

Tue, 8 October 2013

Time	Total	Classification												>PSL	>PSL%	>SL1	>SL1%	>SL2	>SL2%	Mean	Vpp
		1 MCL	2 SV	3 SVT	4 TB2	5 TB3	6 T4	7 ART3	8 ART4	9 ART5	10 ART6	11 BD	12 DRT	50	50	57 ACPO	57 ACPO	65 DfT	65 DfT		85
0000	0	0	0	0	0	0	0	0	0	0	0	0	0	0	0	0	0	0	0	-	-
0100	0	0	0	0	0	0	0	0	0	0	0	0	0	0	0	0	0	0	0	-	-
0200	0	0	0	0	0	0	0	0	0	0	0	0	0	0	0	0	0	0	0	-	-
0300	0	0	0	0	0	0	0	0	0	0	0	0	0	0	0	0	0	0	0	-	-
0400	0	0	0	0	0	0	0	0	0	0	0	0	0	0	0	0	0	0	0	-	-
0500	0	0	0	0	0	0	0	0	0	0	0	0	0	0	0	0	0	0	0	-	-
0600	2	0	2	0	0	0	0	0	0	0	0	0	0	0	0	0	0	0	0	24.9	-
0700	0	0	0	0	0	0	0	0	0	0	0	0	0	0	0	0	0	0	0	-	-
0800	1	0	0	0	1	0	0	0	0	0	0	0	0	0	0	0	0	0	0	34.9	-
0900	3	0	3	0	0	0	0	0	0	0	0	0	0	0	0	0	0	0	0	20.3	-
1000	**4**	**0**	**4**	**0**	**0**	**0**	**0**	**0**	**0**	**0**	**0**	**0**	**0**	**0**	**0**	**0**	**0**	**0**	**0**	**26.2**	**-**
1100	0	0	0	0	0	0	0	0	0	0	0	0	0	0	0	0	0	0	0	-	-
1200	0	0	0	0	0	0	0	0	0	0	0	0	0	0	0	0	0	0	0	-	-
1300	1	0	1	0	0	0	0	0	0	0	0	0	0	0	0	0	0	0	0	29.6	-
1400	1	0	1	0	0	0	0	0	0	0	0	0	0	0	0	0	0	0	0	15.6	-
1500	1	0	1	0	0	0	0	0	0	0	0	0	0	0	0	0	0	0	0	43.4	-
1600	0	0	0	0	0	0	0	0	0	0	0	0	0	0	0	0	0	0	0	-	-
1700	1	0	1	0	0	0	0	0	0	0	0	0	0	0	0	0	0	0	0	37.7	-
1800	2	0	2	0	0	0	0	0	0	0	0	0	0	0	0	0	0	0	0	37.2	-
1900	1	0	1	0	0	0	0	0	0	0	0	0	0	0	0	0	0	0	0	37.2	-
2000	**3**	**0**	**2**	**0**	**1**	**0**	**0**	**0**	**0**	**0**	**0**	**0**	**0**	**0**	**0**	**0**	**0**	**0**	**0**	**25.3**	**-**
2100	0	0	0	0	0	0	0	0	0	0	0	0	0	0	0	0	0	0	0	-	-
2200	0	0	0	0	0	0	0	0	0	0	0	0	0	0	0	0	0	0	0	-	-
2300	0	0	0	0	0	0	0	0	0	0	0	0	0	0	0	0	0	0	0	-	-
07-19	**14**	**0**	**13**	**0**	**1**	**0**	**0**	**0**	**0**	**0**	**0**	**0**	**0**	**0**	**0**	**0**	**0**	**0**	**0**	**28.7**	**37.4**
06-22	**20**	**0**	**18**	**0**	**2**	**0**	**0**	**0**	**0**	**0**	**0**	**0**	**0**	**0**	**0**	**0**	**0**	**0**	**0**	**28.2**	**37.4**
06-00	**20**	**0**	**18**	**0**	**2**	**0**	**0**	**0**	**0**	**0**	**0**	**0**	**0**	**0**	**0**	**0**	**0**	**0**	**0**	**28.2**	**37.4**
00-00	**20**	**0**	**18**	**0**	**2**	**0**	**0**	**0**	**0**	**0**	**0**	**0**	**0**	**0**	**0**	**0**	**0**	**0**	**0**	**28.2**	**37.4**

DRAFT

Site 37
Location L-34061-0, Att - tree, Lat 53.7714, Long -6.73853
Direction South

3279 / Meath/Cavan/Monaghan ATC's
October 2013
Automatic Traffic Count

Wed, 9 October 2013

Time	Total	Classification												>PSL	>PSL%	>SL1	>SL1%	>SL2	>SL2%	Mean	Vpp
		1 MCL	2 SV	3 SVT	4 TB2	5 TB3	6 T4	7 ART3	8 ART4	9 ART5	10 ART6	11 BD	12 DRT	50	50	57 ACPO	57 ACPO	65 DfT	65 DfT		85
0000	0	0	0	0	0	0	0	0	0	0	0	0	0	0	0	0	0	0	0	-	-
0100	0	0	0	0	0	0	0	0	0	0	0	0	0	0	0	0	0	0	0	-	-
0200	0	0	0	0	0	0	0	0	0	0	0	0	0	0	0	0	0	0	0	-	-
0300	0	0	0	0	0	0	0	0	0	0	0	0	0	0	0	0	0	0	0	-	-
0400	0	0	0	0	0	0	0	0	0	0	0	0	0	0	0	0	0	0	0	-	-
0500	0	0	0	0	0	0	0	0	0	0	0	0	0	0	0	0	0	0	0	-	-
0600	0	0	0	0	0	0	0	0	0	0	0	0	0	0	0	0	0	0	0	-	-
0700	1	0	1	0	0	0	0	0	0	0	0	0	0	0	0	0	0	0	0	28.9	-
0800	**3**	**0**	**1**	**0**	**1**	**0**	**1**	**0**	**0**	**0**	**0**	**0**	**0**	**0**	**0**	**0**	**0**	**0**	**0**	**29.2**	**-**
0900	2	0	2	0	0	0	0	0	0	0	0	0	0	0	0	0	0	0	0	25.6	-
1000	1	0	1	0	0	0	0	0	0	0	0	0	0	0	0	0	0	0	0	21	-
1100	2	0	2	0	0	0	0	0	0	0	0	0	0	0	0	0	0	0	0	32.6	-
1200	3	0	2	1	0	0	0	0	0	0	0	0	0	0	0	0	0	0	0	21.1	-
1300	4	0	4	0	0	0	0	0	0	0	0	0	0	0	0	0	0	0	0	24	-
1400	1	0	1	0	0	0	0	0	0	0	0	0	0	0	0	0	0	0	0	28.7	-
1500	0	0	0	0	0	0	0	0	0	0	0	0	0	0	0	0	0	0	0	-	-
1600	2	0	2	0	0	0	0	0	0	0	0	0	0	0	0	0	0	0	0	23.5	-
1700	**5**	**0**	**4**	**0**	**1**	**0**	**0**	**0**	**0**	**0**	**0**	**0**	**0**	**0**	**0**	**0**	**0**	**0**	**0**	**24.9**	**-**
1800	0	0	0	0	0	0	0	0	0	0	0	0	0	0	0	0	0	0	0	-	-
1900	3	0	2	0	1	0	0	0	0	0	0	0	0	0	0	0	0	0	0	28	-
2000	2	0	1	0	0	0	0	0	0	1	0	0	0	0	0	0	0	0	0	18.3	-
2100	0	0	0	0	0	0	0	0	0	0	0	0	0	0	0	0	0	0	0	-	-
2200	0	0	0	0	0	0	0	0	0	0	0	0	0	0	0	0	0	0	0	-	-
2300	0	0	0	0	0	0	0	0	0	0	0	0	0	0	0	0	0	0	0	-	-
07-19	**24**	**0**	**20**	**1**	**2**	**0**	**1**	**0**	**0**	**0**	**0**	**0**	**0**	**0**	**0**	**0**	**0**	**0**	**0**	**25.6**	**33.1**
06-22	**29**	**0**	**23**	**1**	**3**	**0**	**1**	**0**	**0**	**1**	**0**	**0**	**0**	**0**	**0**	**0**	**0**	**0**	**0**	**25.3**	**33.8**
06-00	**29**	**0**	**23**	**1**	**3**	**0**	**1**	**0**	**0**	**1**	**0**	**0**	**0**	**0**	**0**	**0**	**0**	**0**	**0**	**25.3**	**33.8**
00-00	**29**	**0**	**23**	**1**	**3**	**0**	**1**	**0**	**0**	**1**	**0**	**0**	**0**	**0**	**0**	**0**	**0**	**0**	**0**	**25.3**	**33.8**

DRAFT

Site 37
Location L-34061-0, Att - tree, Lat 53.7714, Long -6.73853
Direction South

3279 / Meath/Cavan/Monaghan ATC's
October 2013
Automatic Traffic Count

Thu, 10 October 2013

Time	Total	Classification												>PSL	>PSL%	>SL1	>SL1%	>SL2	>SL2%	Mean	Vpp
		1 MCL	2 SV	3 SVT	4 TB2	5 TB3	6 T4	7 ART3	8 ART4	9 ART5	10 ART6	11 BD	12 DRT	50	50	57 ACPO	57 ACPO	65 DfT	65 DfT		85
0000	0	0	0	0	0	0	0	0	0	0	0	0	0	0	0	0	0	0	0	-	-
0100	0	0	0	0	0	0	0	0	0	0	0	0	0	0	0	0	0	0	0	-	-
0200	0	0	0	0	0	0	0	0	0	0	0	0	0	0	0	0	0	0	0	-	-
0300	0	0	0	0	0	0	0	0	0	0	0	0	0	0	0	0	0	0	0	-	-
0400	0	0	0	0	0	0	0	0	0	0	0	0	0	0	0	0	0	0	0	-	-
0500	0	0	0	0	0	0	0	0	0	0	0	0	0	0	0	0	0	0	0	-	-
0600	0	0	0	0	0	0	0	0	0	0	0	0	0	0	0	0	0	0	0	-	-
0700	1	0	1	0	0	0	0	0	0	0	0	0	0	0	0	0	0	0	0	27.3	-
0800	**2**	**0**	**1**	**0**	**1**	**0**	**0**	**0**	**0**	**0**	**0**	**0**	**0**	**0**	**0**	**0**	**0**	**0**	**0**	**31.5**	**-**
0900	**2**	**0**	**2**	**0**	**0**	**0**	**0**	**0**	**0**	**0**	**0**	**0**	**0**	**0**	**0**	**0**	**0**	**0**	**0**	**30.9**	**-**
1000	**2**	**0**	**2**	**0**	**0**	**0**	**0**	**0**	**0**	**0**	**0**	**0**	**0**	**0**	**0**	**0**	**0**	**0**	**0**	**23.8**	**-**
1100	1	0	1	0	0	0	0	0	0	0	0	0	0	0	0	0	0	0	0	16.5	-
1200	1	0	1	0	0	0	0	0	0	0	0	0	0	0	0	0	0	0	0	26.1	-
1300	1	0	1	0	0	0	0	0	0	0	0	0	0	0	0	0	0	0	0	35.6	-
1400	3	0	3	0	0	0	0	0	0	0	0	0	0	0	0	0	0	0	0	27	-
1500	1	0	0	0	1	0	0	0	0	0	0	0	0	0	0	0	0	0	0	11.5	-
1600	0	0	0	0	0	0	0	0	0	0	0	0	0	0	0	0	0	0	0	-	-
1700	**9**	**0**	**9**	**0**	**0**	**0**	**0**	**0**	**0**	**0**	**0**	**0**	**0**	**0**	**0**	**0**	**0**	**0**	**0**	**10.4**	**-**
1800	7	0	6	0	0	1	0	0	0	0	0	0	0	0	0	0	0	0	0	20.1	-
1900	4	0	3	0	1	0	0	0	0	0	0	0	0	0	0	0	0	0	0	17.4	-
2000	1	0	1	0	0	0	0	0	0	0	0	0	0	0	0	0	0	0	0	22.7	-
2100	0	0	0	0	0	0	0	0	0	0	0	0	0	0	0	0	0	0	0	-	-
2200	0	0	0	0	0	0	0	0	0	0	0	0	0	0	0	0	0	0	0	-	-
2300	0	0	0	0	0	0	0	0	0	0	0	0	0	0	0	0	0	0	0	-	-
07-19	**30**	**0**	**27**	**0**	**2**	**1**	**0**	**0**	**0**	**0**	**0**	**0**	**0**	**0**	**0**	**0**	**0**	**0**	**0**	**20.2**	**30.6**
06-22	**35**	**0**	**31**	**0**	**3**	**1**	**0**	**0**	**0**	**0**	**0**	**0**	**0**	**0**	**0**	**0**	**0**	**0**	**0**	**19.9**	**30.4**
06-00	**35**	**0**	**31**	**0**	**3**	**1**	**0**	**0**	**0**	**0**	**0**	**0**	**0**	**0**	**0**	**0**	**0**	**0**	**0**	**19.9**	**30.4**
00-00	**35**	**0**	**31**	**0**	**3**	**1**	**0**	**0**	**0**	**0**	**0**	**0**	**0**	**0**	**0**	**0**	**0**	**0**	**0**	**19.9**	**30.4**

DRAFT

Site 37
Location L-34061-0, Att - tree, Lat 53.7714, Long -6.73853
Direction South

3279 / Meath/Cavan/Monaghan ATC's
October 2013
Automatic Traffic Count

Fri, 11 October 2013

Time	Total	Classification												>PSL	>PSL%	>SL1	>SL1%	>SL2	>SL2%	Mean	Vpp
		1 MCL	2 SV	3 SVT	4 TB2	5 TB3	6 T4	7 ART3	8 ART4	9 ART5	10 ART6	11 BD	12 DRT	50	50	57 ACPO	57 ACPO	65 DfT	65 DfT		85
0000	0	0	0	0	0	0	0	0	0	0	0	0	0	0	0	0	0	0	0	-	-
0100	0	0	0	0	0	0	0	0	0	0	0	0	0	0	0	0	0	0	0	-	-
0200	0	0	0	0	0	0	0	0	0	0	0	0	0	0	0	0	0	0	0	-	-
0300	0	0	0	0	0	0	0	0	0	0	0	0	0	0	0	0	0	0	0	-	-
0400	0	0	0	0	0	0	0	0	0	0	0	0	0	0	0	0	0	0	0	-	-
0500	0	0	0	0	0	0	0	0	0	0	0	0	0	0	0	0	0	0	0	-	-
0600	1	0	1	0	0	0	0	0	0	0	0	0	0	0	0	0	0	0	0	27.5	-
0700	1	0	1	0	0	0	0	0	0	0	0	0	0	0	0	0	0	0	0	29.9	-
0800	2	0	0	0	2	0	0	0	0	0	0	0	0	0	0	0	0	0	0	22.3	-
0900	**13**	**0**	**12**	**1**	**0**	**0**	**0**	**0**	**0**	**0**	**0**	**0**	**0**	**0**	**0**	**0**	**0**	**0**	**0**	**15.4**	**17.2**
1000	6	0	5	0	1	0	0	0	0	0	0	0	0	0	0	0	0	0	0	17	-
1100	3	0	2	1	0	0	0	0	0	0	0	0	0	0	0	0	0	0	0	20	-
1200	1	0	1	0	0	0	0	0	0	0	0	0	0	0	0	0	0	0	0	28.3	-
1300	2	0	2	0	0	0	0	0	0	0	0	0	0	0	0	0	0	0	0	28.4	-
1400	3	0	2	1	0	0	0	0	0	0	0	0	0	0	0	0	0	0	0	28.2	-
1500	1	0	1	0	0	0	0	0	0	0	0	0	0	0	0	0	0	0	0	21.6	-
1600	**4**	**0**	**4**	**0**	**0**	**0**	**0**	**0**	**0**	**0**	**0**	**0**	**0**	**0**	**0**	**0**	**0**	**0**	**0**	**21.7**	**-**
1700	0	0	0	0	0	0	0	0	0	0	0	0	0	0	0	0	0	0	0	-	-
1800	**4**	**0**	**2**	**0**	**0**	**2**	**0**	**0**	**0**	**0**	**0**	**0**	**0**	**0**	**0**	**0**	**0**	**0**	**0**	**17.9**	**-**
1900	1	0	1	0	0	0	0	0	0	0	0	0	0	0	0	0	0	0	0	36.1	-
2000	0	0	0	0	0	0	0	0	0	0	0	0	0	0	0	0	0	0	0	-	-
2100	2	0	1	0	1	0	0	0	0	0	0	0	0	0	0	0	0	0	0	26.4	-
2200	0	0	0	0	0	0	0	0	0	0	0	0	0	0	0	0	0	0	0	-	-
2300	0	0	0	0	0	0	0	0	0	0	0	0	0	0	0	0	0	0	0	-	-
07-19	**40**	**0**	**32**	**3**	**3**	**2**	**0**	**0**	**0**	**0**	**0**	**0**	**0**	**0**	**0**	**0**	**0**	**0**	**0**	**19.7**	**29.8**
06-22	**44**	**0**	**35**	**3**	**4**	**2**	**0**	**0**	**0**	**0**	**0**	**0**	**0**	**0**	**0**	**0**	**0**	**0**	**0**	**20.5**	**30**
06-00	**44**	**0**	**35**	**3**	**4**	**2**	**0**	**0**	**0**	**0**	**0**	**0**	**0**	**0**	**0**	**0**	**0**	**0**	**0**	**20.5**	**30**
00-00	**44**	**0**	**35**	**3**	**4**	**2**	**0**	**0**	**0**	**0**	**0**	**0**	**0**	**0**	**0**	**0**	**0**	**0**	**0**	**20.5**	**30**

DRAFT

Site 37
Location L-34061-0, Att - tree, Lat 53.7714, Long -6.73853
Direction South

3279 / Meath/Cavan/Monaghan ATC's
October 2013
Automatic Traffic Count

Sat, 12 October 2013

Time	Total	Classification												>PSL	>PSL%	>SL1	>SL1%	>SL2	>SL2%	Mean	Vpp
		1 MCL	2 SV	3 SVT	4 TB2	5 TB3	6 T4	7 ART3	8 ART4	9 ART5	10 ART6	11 BD	12 DRT	50	50	57 ACPO	57 ACPO	65 DfT	65 DfT		85
0000	0	0	0	0	0	0	0	0	0	0	0	0	0	0	0	0	0	0	0	-	-
0100	1	0	1	0	0	0	0	0	0	0	0	0	0	0	0	0	0	0	0	15.7	-
0200	0	0	0	0	0	0	0	0	0	0	0	0	0	0	0	0	0	0	0	-	-
0300	0	0	0	0	0	0	0	0	0	0	0	0	0	0	0	0	0	0	0	-	-
0400	0	0	0	0	0	0	0	0	0	0	0	0	0	0	0	0	0	0	0	-	-
0500	0	0	0	0	0	0	0	0	0	0	0	0	0	0	0	0	0	0	0	-	-
0600	0	0	0	0	0	0	0	0	0	0	0	0	0	0	0	0	0	0	0	-	-
0700	0	0	0	0	0	0	0	0	0	0	0	0	0	0	0	0	0	0	0	-	-
0800	2	0	2	0	0	0	0	0	0	0	0	0	0	0	0	0	0	0	0	37.4	-
0900	0	0	0	0	0	0	0	0	0	0	0	0	0	0	0	0	0	0	0	-	-
1000	**4**	**0**	**3**	**1**	**0**	**0**	**0**	**0**	**0**	**0**	**0**	**0**	**0**	**0**	**0**	**0**	**0**	**0**	**0**	**19.4**	**-**
1100	1	0	1	0	0	0	0	0	0	0	0	0	0	0	0	0	0	0	0	43	-
1200	1	0	1	0	0	0	0	0	0	0	0	0	0	0	0	0	0	0	0	40.6	-
1300	1	0	1	0	0	0	0	0	0	0	0	0	0	0	0	0	0	0	0	33.3	-
1400	0	0	0	0	0	0	0	0	0	0	0	0	0	0	0	0	0	0	0	-	-
1500	1	0	1	0	0	0	0	0	0	0	0	0	0	0	0	0	0	0	0	13	-
1600	0	0	0	0	0	0	0	0	0	0	0	0	0	0	0	0	0	0	0	-	-
1700	3	0	3	0	0	0	0	0	0	0	0	0	0	0	0	0	0	0	0	25.4	-
1800	**4**	**0**	**4**	**0**	**0**	**0**	**0**	**0**	**0**	**0**	**0**	**0**	**0**	**0**	**0**	**0**	**0**	**0**	**0**	**27.3**	**-**
1900	0	0	0	0	0	0	0	0	0	0	0	0	0	0	0	0	0	0	0	-	-
2000	0	0	0	0	0	0	0	0	0	0	0	0	0	0	0	0	0	0	0	-	-
2100	0	0	0	0	0	0	0	0	0	0	0	0	0	0	0	0	0	0	0	-	-
2200	0	0	0	0	0	0	0	0	0	0	0	0	0	0	0	0	0	0	0	-	-
2300	0	0	0	0	0	0	0	0	0	0	0	0	0	0	0	0	0	0	0	-	-
07-19	**17**	**0**	**16**	**1**	**0**	**0**	**0**	**0**	**0**	**0**	**0**	**0**	**0**	**0**	**0**	**0**	**0**	**0**	**0**	**27.5**	**35.8**
06-22	**17**	**0**	**16**	**1**	**0**	**0**	**0**	**0**	**0**	**0**	**0**	**0**	**0**	**0**	**0**	**0**	**0**	**0**	**0**	**27.5**	**35.8**
06-00	**17**	**0**	**16**	**1**	**0**	**0**	**0**	**0**	**0**	**0**	**0**	**0**	**0**	**0**	**0**	**0**	**0**	**0**	**0**	**27.5**	**35.8**
00-00	**18**	**0**	**17**	**1**	**0**	**0**	**0**	**0**	**0**	**0**	**0**	**0**	**0**	**0**	**0**	**0**	**0**	**0**	**0**	**26.9**	**35.8**

DRAFT

Site 37
Location L-34061-0, Att - tree, Lat 53.7714, Long -6.73853
Direction South

3279 / Meath/Cavan/Monaghan ATC's
October 2013
Automatic Traffic Count

Sun, 13 October 2013

Time	Total	Classification												>PSL	>PSL%	>SL1	>SL1%	>SL2	>SL2%	Mean	Vpp
		1 MCL	2 SV	3 SVT	4 TB2	5 TB3	6 T4	7 ART3	8 ART4	9 ART5	10 ART6	11 BD	12 DRT	50	50	57 ACPO	57 ACPO	65 DfT	65 DfT		85
0000	0	0	0	0	0	0	0	0	0	0	0	0	0	0	0	0	0	0	0	-	-
0100	0	0	0	0	0	0	0	0	0	0	0	0	0	0	0	0	0	0	0	-	-
0200	0	0	0	0	0	0	0	0	0	0	0	0	0	0	0	0	0	0	0	-	-
0300	0	0	0	0	0	0	0	0	0	0	0	0	0	0	0	0	0	0	0	-	-
0400	0	0	0	0	0	0	0	0	0	0	0	0	0	0	0	0	0	0	0	-	-
0500	0	0	0	0	0	0	0	0	0	0	0	0	0	0	0	0	0	0	0	-	-
0600	0	0	0	0	0	0	0	0	0	0	0	0	0	0	0	0	0	0	0	-	-
0700	0	0	0	0	0	0	0	0	0	0	0	0	0	0	0	0	0	0	0	-	-
0800	0	0	0	0	0	0	0	0	0	0	0	0	0	0	0	0	0	0	0	-	-
0900	**3**	**0**	**3**	**0**	**0**	**0**	**0**	**0**	**0**	**0**	**0**	**0**	**0**	**0**	**0**	**0**	**0**	**0**	**0**	**22.7**	**-**
1000	2	0	2	0	0	0	0	0	0	0	0	0	0	0	0	0	0	0	0	21.7	-
1100	**3**	**0**	**3**	**0**	**0**	**0**	**0**	**0**	**0**	**0**	**0**	**0**	**0**	**0**	**0**	**0**	**0**	**0**	**0**	**21.9**	**-**
1200	0	0	0	0	0	0	0	0	0	0	0	0	0	0	0	0	0	0	0	-	-
1300	1	0	1	0	0	0	0	0	0	0	0	0	0	0	0	0	0	0	0	30.8	-
1400	**4**	**0**	**4**	**0**	**0**	**0**	**0**	**0**	**0**	**0**	**0**	**0**	**0**	**0**	**0**	**0**	**0**	**0**	**0**	**28**	**-**
1500	2	0	1	1	0	0	0	0	0	0	0	0	0	0	0	0	0	0	0	26.7	-
1600	1	0	1	0	0	0	0	0	0	0	0	0	0	0	0	0	0	0	0	26.4	-
1700	2	0	2	0	0	0	0	0	0	0	0	0	0	0	0	0	0	0	0	27.4	-
1800	2	0	2	0	0	0	0	0	0	0	0	0	0	0	0	0	0	0	0	26.4	-
1900	1	0	1	0	0	0	0	0	0	0	0	0	0	0	0	0	0	0	0	28.9	-
2000	0	0	0	0	0	0	0	0	0	0	0	0	0	0	0	0	0	0	0	-	-
2100	1	0	1	0	0	0	0	0	0	0	0	0	0	0	0	0	0	0	0	22.8	-
2200	0	0	0	0	0	0	0	0	0	0	0	0	0	0	0	0	0	0	0	-	-
2300	0	0	0	0	0	0	0	0	0	0	0	0	0	0	0	0	0	0	0	-	-
07-19	**20**	**0**	**19**	**1**	**0**	**0**	**0**	**0**	**0**	**0**	**0**	**0**	**0**	**0**	**0**	**0**	**0**	**0**	**0**	**25.4**	**30**
06-22	**22**	**0**	**21**	**1**	**0**	**0**	**0**	**0**	**0**	**0**	**0**	**0**	**0**	**0**	**0**	**0**	**0**	**0**	**0**	**25.4**	**30**
06-00	**22**	**0**	**21**	**1**	**0**	**0**	**0**	**0**	**0**	**0**	**0**	**0**	**0**	**0**	**0**	**0**	**0**	**0**	**0**	**25.4**	**30**
00-00	**22**	**0**	**21**	**1**	**0**	**0**	**0**	**0**	**0**	**0**	**0**	**0**	**0**	**0**	**0**	**0**	**0**	**0**	**0**	**25.4**	**30**

DRAFT

Site 37
Location L-34061-0, Att - tree, Lat 53.7714, Long -6.73853
Direction South

3279 / Meath/Cavan/Monaghan ATC's
October 2013
Automatic Traffic Count

Mon, 14 October 2013

Time	Total	Classification												>PSL	>PSL%	>SL1	>SL1%	>SL2	>SL2%	Mean	Vpp
		1 MCL	2 SV	3 SVT	4 TB2	5 TB3	6 T4	7 ART3	8 ART4	9 ART5	10 ART6	11 BD	12 DRT	50	50	57 ACPO	57 ACPO	65 DfT	65 DfT		85
0000	0	0	0	0	0	0	0	0	0	0	0	0	0	0	0	0	0	0	0	-	-
0100	1	0	1	0	0	0	0	0	0	0	0	0	0	0	0	0	0	0	0	16.7	-
0200	0	0	0	0	0	0	0	0	0	0	0	0	0	0	0	0	0	0	0	-	-
0300	0	0	0	0	0	0	0	0	0	0	0	0	0	0	0	0	0	0	0	-	-
0400	0	0	0	0	0	0	0	0	0	0	0	0	0	0	0	0	0	0	0	-	-
0500	0	0	0	0	0	0	0	0	0	0	0	0	0	0	0	0	0	0	0	-	-
0600	1	0	1	0	0	0	0	0	0	0	0	0	0	0	0	0	0	0	0	14.3	-
0700	2	0	2	0	0	0	0	0	0	0	0	0	0	0	0	0	0	0	0	31.9	-
0800	2	0	1	0	1	0	0	0	0	0	0	0	0	0	0	0	0	0	0	27.6	-
0900	**5**	**0**	**4**	**0**	**1**	**0**	**0**	**0**	**0**	**0**	**0**	**0**	**0**	**0**	**0**	**0**	**0**	**0**	**0**	**27**	**-**
1000	2	0	2	0	0	0	0	0	0	0	0	0	0	0	0	0	0	0	0	17.2	-
1100	3	0	3	0	0	0	0	0	0	0	0	0	0	0	0	0	0	0	0	30.4	-
1200	0	0	0	0	0	0	0	0	0	0	0	0	0	0	0	0	0	0	0	-	-
1300	3	0	1	0	2	0	0	0	0	0	0	0	0	0	0	0	0	0	0	25.4	-
1400	**5**	**0**	**5**	**0**	**0**	**0**	**0**	**0**	**0**	**0**	**0**	**0**	**0**	**0**	**0**	**0**	**0**	**0**	**0**	**29.7**	**-**
1500	1	0	1	0	0	0	0	0	0	0	0	0	0	0	0	0	0	0	0	17.6	-
1600	1	0	1	0	0	0	0	0	0	0	0	0	0	0	0	0	0	0	0	27.8	-
1700	0	0	0	0	0	0	0	0	0	0	0	0	0	0	0	0	0	0	0	-	-
1800	1	0	1	0	0	0	0	0	0	0	0	0	0	0	0	0	0	0	0	29.7	-
1900	1	0	1	0	0	0	0	0	0	0	0	0	0	0	0	0	0	0	0	36.6	-
2000	1	0	1	0	0	0	0	0	0	0	0	0	0	0	0	0	0	0	0	24.4	-
2100	1	0	1	0	0	0	0	0	0	0	0	0	0	0	0	0	0	0	0	16.6	-
2200	1	0	1	0	0	0	0	0	0	0	0	0	0	0	0	0	0	0	0	38.5	-
2300	0	0	0	0	0	0	0	0	0	0	0	0	0	0	0	0	0	0	0	0	0
07-19	**25**	**0**	**21**	**0**	**4**	**0**	**0**	**0**	**0**	**0**	**0**	**0**	**0**	**0**	**0**	**0**	**0**	**0**	**0**	**27.2**	**35.3**
06-22	**29**	**0**	**25**	**0**	**4**	**0**	**0**	**0**	**0**	**0**	**0**	**0**	**0**	**0**	**0**	**0**	**0**	**0**	**0**	**26.6**	**35.3**
06-00	**30**	**0**	**26**	**0**	**4**	**0**	**0**	**0**	**0**	**0**	**0**	**0**	**0**	**0**	**0**	**0**	**0**	**0**	**0**	**27**	**36.5**
00-00	**31**	**0**	**27**	**0**	**4**	**0**	**0**	**0**	**0**	**0**	**0**	**0**	**0**	**0**	**0**	**0**	**0**	**0**	**0**	**26.7**	**35.3**

DRAFT

Site 37
Location L-34061-0, Att - tree, Lat 53.7714, Long -6.73853
Direction South

3279 / Meath/Cavan/Monaghan ATC's
October 2013
Automatic Traffic Count

Virtual Day (7)

Time	Total	Classification												>PSL	>PSL%	>SL1	>SL1%	>SL2	>SL2%	Mean	Vpp
		1 MCL	2 SV	3 SVT	4 TB2	5 TB3	6 T4	7 ART3	8 ART4	9 ART5	10 ART6	11 BD	12 DRT	50	50	57 ACPO	57 ACPO	65 DfT	65 DfT		85
0000	0	0	0	0	0	0	0	0	0	0	0	0	0	0	0	0	0	0	0	-	-
0100	0	0	0	0	0	0	0	0	0	0	0	0	0	0	0	0	0	0	0	16.2	-
0200	0	0	0	0	0	0	0	0	0	0	0	0	0	0	0	0	0	0	0	-	-
0300	0	0	0	0	0	0	0	0	0	0	0	0	0	0	0	0	0	0	0	-	-
0400	0	0	0	0	0	0	0	0	0	0	0	0	0	0	0	0	0	0	0	-	-
0500	0	0	0	0	0	0	0	0	0	0	0	0	0	0	0	0	0	0	0	-	-
0600	1	0	1	0	0	0	0	0	0	0	0	0	0	0	0	0	0	0	0	22.9	-
0700	1	0	1	0	0	0	0	0	0	0	0	0	0	0	0	0	0	0	0	30	-
0800	2	0	1	0	1	0	0	0	0	0	0	0	0	0	0	0	0	0	0	30	-
0900	**4**	**0**	**4**	**0**	**0**	**0**	**0**	**0**	**0**	**0**	**0**	**0**	**0**	**0**	**0**	**0**	**0**	**0**	**0**	**20.6**	**-**
1000	3	0	3	0	0	0	0	0	0	0	0	0	0	0	0	0	0	0	0	20.5	-
1100	2	0	2	0	0	0	0	0	0	0	0	0	0	0	0	0	0	0	0	26.3	-
1200	1	0	1	0	0	0	0	0	0	0	0	0	0	0	0	0	0	0	0	26.4	-
1300	2	0	2	0	0	0	0	0	0	0	0	0	0	0	0	0	0	0	0	27.6	-
1400	2	0	2	0	0	0	0	0	0	0	0	0	0	0	0	0	0	0	0	27.7	-
1500	1	0	1	0	0	0	0	0	0	0	0	0	0	0	0	0	0	0	0	22.9	-
1600	1	0	1	0	0	0	0	0	0	0	0	0	0	0	0	0	0	0	0	23.5	-
1700	**3**	**0**	**3**	**0**	**0**	**0**	**0**	**0**	**0**	**0**	**0**	**0**	**0**	**0**	**0**	**0**	**0**	**0**	**0**	**19.4**	**-**
1800	**3**	**0**	**2**	**0**	**0**	**0**	**0**	**0**	**0**	**0**	**0**	**0**	**0**	**0**	**0**	**0**	**0**	**0**	**0**	**23.9**	**-**
1900	2	0	1	0	0	0	0	0	0	0	0	0	0	0	0	0	0	0	0	26.6	-
2000	1	0	1	0	0	0	0	0	0	0	0	0	0	0	0	0	0	0	0	22.8	-
2100	1	0	0	0	0	0	0	0	0	0	0	0	0	0	0	0	0	0	0	23.1	-
2200	0	0	0	0	0	0	0	0	0	0	0	0	0	0	0	0	0	0	0	38.5	-
2300	0	0	0	0	0	0	0	0	0	0	0	0	0	0	0	0	0	0	0	-	-
07-19	**24**	**0**	**21**	**1**	**2**	**0**	**0**	**0**	**0**	**0**	**0**	**0**	**0**	**0**	**0**	**0**	**0**	**0**	**0**	**23.9**	**34.7**
06-22	**28**	**0**	**24**	**1**	**2**	**0**	**0**	**0**	**0**	**0**	**0**	**0**	**0**	**0**	**0**	**0**	**0**	**0**	**0**	**24**	**34.7**
06-00	**28**	**0**	**24**	**1**	**2**	**0**	**0**	**0**	**0**	**0**	**0**	**0**	**0**	**0**	**0**	**0**	**0**	**0**	**0**	**24**	**34.7**
00-00	**28**	**0**	**25**	**1**	**2**	**0**	**0**	**0**	**0**	**0**	**0**	**0**	**0**	**0**	**0**	**0**	**0**	**0**	**0**	**24**	**34.7**

DRAFT

Site 37
Location L-34061-0, Att - tree, Lat 53.7714, Long -6.73853
Direction South

3279 / Meath/Cavan/Monaghan ATC's
October 2013
Automatic Traffic Count

Virtual Week (1)

Time	Total	Classification												>PSL	>PSL%	>SL1	>SL1%	>SL2	>SL2%	Mean	Vpp
		1 MCL	2 SV	3 SVT	4 TB2	5 TB3	6 T4	7 ART3	8 ART4	9 ART5	10 ART6	11 BD	12 DRT	50	50	57 ACPO	57 ACPO	65 DfT	65 DfT		85
Mon	31	0	27	0	4	0	0	0	0	0	0	0	0	0	0	0	0	0	0	26.7	35.3
Tue	20	0	18	0	2	0	0	0	0	0	0	0	0	0	0	0	0	0	0	28.2	37.4
Wed	29	0	23	1	3	0	1	0	0	1	0	0	0	0	0	0	0	0	0	25.3	33.8
Thu	35	0	31	0	3	1	0	0	0	0	0	0	0	0	0	0	0	0	0	19.9	30.4
Fri	44	0	35	3	4	2	0	0	0	0	0	0	0	0	0	0	0	0	0	20.5	30
| Sat	18	0	17	1	0	0	0	0	0	0	0	0	0	0	0	0	0	0	0	26.9	35.8
| Sun	22	0	21	1	0	0	0	0	0	0	0	0	0	0	0	0	0	0	0	25.4	30
5 Day Ave.	**32**	**0**	**27**	**1**	**3**	**1**	**0**	**0**	**0**	**0**	**0**	**0**	**0**	**0**	**0.0**	**0**	**0.0**	**0**	**0.0**	**24.1**	**33.4**
7 Day Ave.	**28**	**0**	**25**	**1**	**2**	**0**	**0**	**0**	**0**	**0**	**0**	**0**	**0**	**0**	**0.0**	**0**	**0.0**	**0**	**0.0**	**24.0**	**34.7**
--	**199**	**0**	**172**	**6**	**16**	**3**	**1**	**0**	**0**	**1**	**0**	**0**	**0**	**0**	**0.0**	**0**	**0.0**	**0**	**0.0**	**24.0**	**34.7**

Summary Graphs

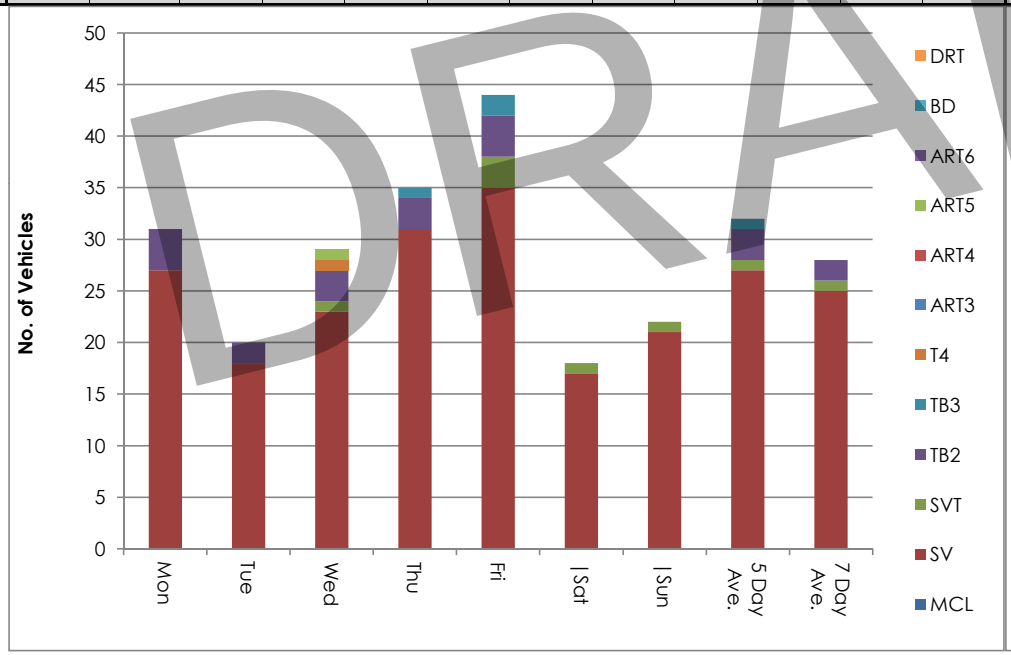

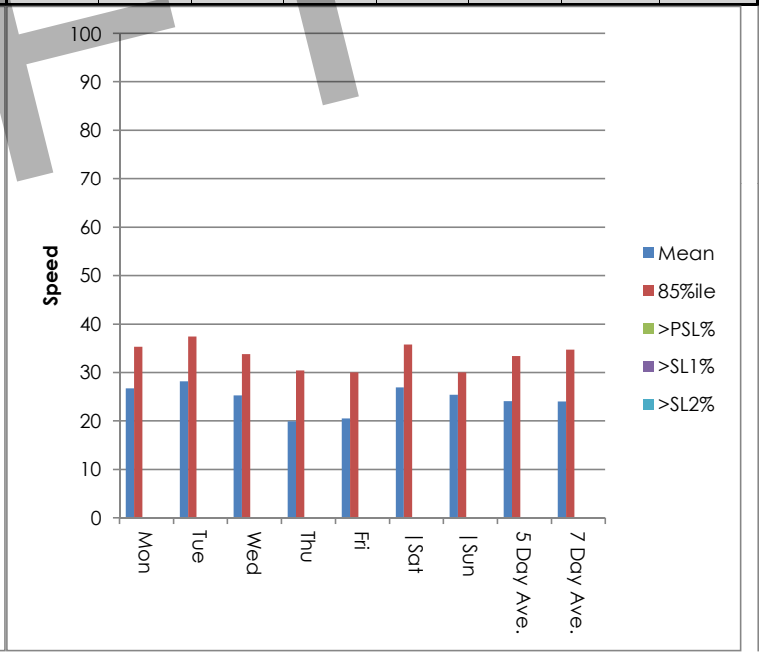

DRAFT

Site 37
Location L-34061-0, Att - tree, Lat 53.7714, Long -6.73853
Direction South

3279 / Meath/Cavan/Monaghan ATC's
October 2013
Automatic Traffic Count

Tue, 8 October 2013

Time	Total	Speed Bins (mph)																											
		0 - 5	5 - 10	10 - 15	15 - 20	20 - 25	25 - 30	30 - 35	35 - 40	40 - 45	45 - 50	50 - 55	55 - 60	60 - 65	65 - 70	70 - 75	75 - 80	80 - 85	85 - 90	90 - 95	95 - 100	100 - 105	105 - 110	110 - 115	115 - 120	120 - 125	125 - 130	130 - 135	135 - 140
0000	0	0	0	0	0	0	0	0	0	0	0	0	0	0	0	0	0	0	0	0	0	0	0	0	0	0	0	0	0
0100	0	0	0	0	0	0	0	0	0	0	0	0	0	0	0	0	0	0	0	0	0	0	0	0	0	0	0	0	0
0200	0	0	0	0	0	0	0	0	0	0	0	0	0	0	0	0	0	0	0	0	0	0	0	0	0	0	0	0	0
0300	0	0	0	0	0	0	0	0	0	0	0	0	0	0	0	0	0	0	0	0	0	0	0	0	0	0	0	0	0
0400	0	0	0	0	0	0	0	0	0	0	0	0	0	0	0	0	0	0	0	0	0	0	0	0	0	0	0	0	0
0500	0	0	0	0	0	0	0	0	0	0	0	0	0	0	0	0	0	0	0	0	0	0	0	0	0	0	0	0	0
0600	2	0	0	0	0	1	1	0	0	0	0	0	0	0	0	0	0	0	0	0	0	0	0	0	0	0	0	0	0
0700	0	0	0	0	0	0	0	0	0	0	0	0	0	0	0	0	0	0	0	0	0	0	0	0	0	0	0	0	0
0800	1	0	0	0	0	0	0	1	0	0	0	0	0	0	0	0	0	0	0	0	0	0	0	0	0	0	0	0	0
0900	3	0	0	1	1	0	1	0	0	0	0	0	0	0	0	0	0	0	0	0	0	0	0	0	0	0	0	0	0
1000	**4**	**0**	**0**	**0**	**1**	**0**	**2**	**1**	**0**	**0**	**0**	**0**	**0**	**0**	**0**	**0**	**0**	**0**	**0**	**0**	**0**	**0**	**0**	**0**	**0**	**0**	**0**	**0**	**0**
1100	0	0	0	0	0	0	0	0	0	0	0	0	0	0	0	0	0	0	0	0	0	0	0	0	0	0	0	0	0
1200	0	0	0	0	0	0	0	0	0	0	0	0	0	0	0	0	0	0	0	0	0	0	0	0	0	0	0	0	0
1300	1	0	0	0	0	0	1	0	0	0	0	0	0	0	0	0	0	0	0	0	0	0	0	0	0	0	0	0	0
1400	1	0	0	0	1	0	0	0	0	0	0	0	0	0	0	0	0	0	0	0	0	0	0	0	0	0	0	0	0
1500	1	0	0	0	0	0	0	0	0	1	0	0	0	0	0	0	0	0	0	0	0	0	0	0	0	0	0	0	0
1600	0	0	0	0	0	0	0	0	0	0	0	0	0	0	0	0	0	0	0	0	0	0	0	0	0	0	0	0	0
1700	1	0	0	0	0	0	0	0	1	0	0	0	0	0	0	0	0	0	0	0	0	0	0	0	0	0	0	0	0
1800	2	0	0	0	0	0	0	0	2	0	0	0	0	0	0	0	0	0	0	0	0	0	0	0	0	0	0	0	0
1900	1	0	0	0	0	0	0	0	1	0	0	0	0	0	0	0	0	0	0	0	0	0	0	0	0	0	0	0	0
2000	**3**	**0**	**1**	**0**	**0**	**0**	**1**	**0**	**1**	**0**	**0**	**0**	**0**	**0**	**0**	**0**	**0**	**0**	**0**	**0**	**0**	**0**	**0**	**0**	**0**	**0**	**0**	**0**	**0**
2100	0	0	0	0	0	0	0	0	0	0	0	0	0	0	0	0	0	0	0	0	0	0	0	0	0	0	0	0	0
2200	0	0	0	0	0	0	0	0	0	0	0	0	0	0	0	0	0	0	0	0	0	0	0	0	0	0	0	0	0
2300	0	0	0	0	0	0	0	0	0	0	0	0	0	0	0	0	0	0	0	0	0	0	0	0	0	0	0	0	0
07-19	**14**	**0**	**0**	**1**	**3**	**0**	**4**	**2**	**3**	**1**	**0**	**0**	**0**	**0**	**0**	**0**	**0**	**0**	**0**	**0**	**0**	**0**	**0**	**0**	**0**	**0**	**0**	**0**	**0**
06-22	**20**	**0**	**1**	**1**	**3**	**1**	**6**	**2**	**5**	**1**	**0**	**0**	**0**	**0**	**0**	**0**	**0**	**0**	**0**	**0**	**0**	**0**	**0**	**0**	**0**	**0**	**0**	**0**	**0**
06-00	**20**	**0**	**1**	**1**	**3**	**1**	**6**	**2**	**5**	**1**	**0**	**0**	**0**	**0**	**0**	**0**	**0**	**0**	**0**	**0**	**0**	**0**	**0**	**0**	**0**	**0**	**0**	**0**	**0**
00-00	**20**	**0**	**1**	**1**	**3**	**1**	**6**	**2**	**5**	**1**	**0**	**0**	**0**	**0**	**0**	**0**	**0**	**0**	**0**	**0**	**0**	**0**	**0**	**0**	**0**	**0**	**0**	**0**	**0**

DRAFT

Site 37
Location L-34061-0, Att - tree, Lat 53.7714, Long -6.73853
Direction South

3279 / Meath/Cavan/Monaghan ATC's
October 2013
Automatic Traffic Count

Wed, 9 October 2013

Time	Total	Speed Bins (mph)																											
		0 - 5	5 - 10	10 - 15	15 - 20	20 - 25	25 - 30	30 - 35	35 - 40	40 - 45	45 - 50	50 - 55	55 - 60	60 - 65	65 - 70	70 - 75	75 - 80	80 - 85	85 - 90	90 - 95	95 - 100	100 - 105	105 - 110	110 - 115	115 - 120	120 - 125	125 - 130	130 - 135	135 - 140
0000	0	0	0	0	0	0	0	0	0	0	0	0	0	0	0	0	0	0	0	0	0	0	0	0	0	0	0	0	0
0100	0	0	0	0	0	0	0	0	0	0	0	0	0	0	0	0	0	0	0	0	0	0	0	0	0	0	0	0	0
0200	0	0	0	0	0	0	0	0	0	0	0	0	0	0	0	0	0	0	0	0	0	0	0	0	0	0	0	0	0
0300	0	0	0	0	0	0	0	0	0	0	0	0	0	0	0	0	0	0	0	0	0	0	0	0	0	0	0	0	0
0400	0	0	0	0	0	0	0	0	0	0	0	0	0	0	0	0	0	0	0	0	0	0	0	0	0	0	0	0	0
0500	0	0	0	0	0	0	0	0	0	0	0	0	0	0	0	0	0	0	0	0	0	0	0	0	0	0	0	0	0
0600	0	0	0	0	0	0	0	0	0	0	0	0	0	0	0	0	0	0	0	0	0	0	0	0	0	0	0	0	0
0700	1	0	0	0	0	0	1	0	0	0	0	0	0	0	0	0	0	0	0	0	0	0	0	0	0	0	0	0	0
0800	**3**	**0**	**0**	**0**	**0**	**0**	**2**	**1**	**0**	**0**	**0**	**0**	**0**	**0**	**0**	**0**	**0**	**0**	**0**	**0**	**0**	**0**	**0**	**0**	**0**	**0**	**0**	**0**	**0**
0900	2	0	0	1	0	0	0	0	1	0	0	0	0	0	0	0	0	0	0	0	0	0	0	0	0	0	0	0	0
1000	1	0	0	0	0	1	0	0	0	0	0	0	0	0	0	0	0	0	0	0	0	0	0	0	0	0	0	0	0
1100	2	0	0	0	0	0	0	2	0	0	0	0	0	0	0	0	0	0	0	0	0	0	0	0	0	0	0	0	0
1200	3	0	0	1	1	0	0	0	1	0	0	0	0	0	0	0	0	0	0	0	0	0	0	0	0	0	0	0	0
1300	4	0	0	1	0	1	1	1	0	0	0	0	0	0	0	0	0	0	0	0	0	0	0	0	0	0	0	0	0
1400	1	0	0	0	0	0	1	0	0	0	0	0	0	0	0	0	0	0	0	0	0	0	0	0	0	0	0	0	0
1500	0	0	0	0	0	0	0	0	0	0	0	0	0	0	0	0	0	0	0	0	0	0	0	0	0	0	0	0	0
1600	2	0	0	0	1	0	1	0	0	0	0	0	0	0	0	0	0	0	0	0	0	0	0	0	0	0	0	0	0
1700	**5**	**0**	**0**	**0**	**1**	**2**	**1**	**0**	**1**	**0**	**0**	**0**	**0**	**0**	**0**	**0**	**0**	**0**	**0**	**0**	**0**	**0**	**0**	**0**	**0**	**0**	**0**	**0**	**0**
1800	0	0	0	0	0	0	0	0	0	0	0	0	0	0	0	0	0	0	0	0	0	0	0	0	0	0	0	0	0
1900	3	0	0	0	0	1	1	0	1	0	0	0	0	0	0	0	0	0	0	0	0	0	0	0	0	0	0	0	0
2000	2	0	0	0	1	1	0	0	0	0	0	0	0	0	0	0	0	0	0	0	0	0	0	0	0	0	0	0	0
2100	0	0	0	0	0	0	0	0	0	0	0	0	0	0	0	0	0	0	0	0	0	0	0	0	0	0	0	0	0
2200	0	0	0	0	0	0	0	0	0	0	0	0	0	0	0	0	0	0	0	0	0	0	0	0	0	0	0	0	0
2300	0	0	0	0	0	0	0	0	0	0	0	0	0	0	0	0	0	0	0	0	0	0	0	0	0	0	0	0	0
07-19	**24**	**0**	**0**	**3**	**3**	**4**	**7**	**4**	**3**	**0**	**0**	**0**	**0**	**0**	**0**	**0**	**0**	**0**	**0**	**0**	**0**	**0**	**0**	**0**	**0**	**0**	**0**	**0**	**0**
06-22	**29**	**0**	**0**	**3**	**4**	**6**	**8**	**4**	**4**	**0**	**0**	**0**	**0**	**0**	**0**	**0**	**0**	**0**	**0**	**0**	**0**	**0**	**0**	**0**	**0**	**0**	**0**	**0**	**0**
06-00	**29**	**0**	**0**	**3**	**4**	**6**	**8**	**4**	**4**	**0**	**0**	**0**	**0**	**0**	**0**	**0**	**0**	**0**	**0**	**0**	**0**	**0**	**0**	**0**	**0**	**0**	**0**	**0**	**0**
00-00	**29**	**0**	**0**	**3**	**4**	**6**	**8**	**4**	**4**	**0**	**0**	**0**	**0**	**0**	**0**	**0**	**0**	**0**	**0**	**0**	**0**	**0**	**0**	**0**	**0**	**0**	**0**	**0**	**0**

DRAFT

Site 37
Location L-34061-0, Att - tree, Lat 53.7714, Long -6.73853
Direction South

3279 / Meath/Cavan/Monaghan ATC's
October 2013
Automatic Traffic Count

Thu, 10 October 2013

Time	Total	Speed Bins (mph)																											
		0 - 5	5 - 10	10 - 15	15 - 20	20 - 25	25 - 30	30 - 35	35 - 40	40 - 45	45 - 50	50 - 55	55 - 60	60 - 65	65 - 70	70 - 75	75 - 80	80 - 85	85 - 90	90 - 95	95 - 100	100 - 105	105 - 110	110 - 115	115 - 120	120 - 125	125 - 130	130 - 135	135 - 140
0000	0	0	0	0	0	0	0	0	0	0	0	0	0	0	0	0	0	0	0	0	0	0	0	0	0	0	0	0	0
0100	0	0	0	0	0	0	0	0	0	0	0	0	0	0	0	0	0	0	0	0	0	0	0	0	0	0	0	0	0
0200	0	0	0	0	0	0	0	0	0	0	0	0	0	0	0	0	0	0	0	0	0	0	0	0	0	0	0	0	0
0300	0	0	0	0	0	0	0	0	0	0	0	0	0	0	0	0	0	0	0	0	0	0	0	0	0	0	0	0	0
0400	0	0	0	0	0	0	0	0	0	0	0	0	0	0	0	0	0	0	0	0	0	0	0	0	0	0	0	0	0
0500	0	0	0	0	0	0	0	0	0	0	0	0	0	0	0	0	0	0	0	0	0	0	0	0	0	0	0	0	0
0600	0	0	0	0	0	0	0	0	0	0	0	0	0	0	0	0	0	0	0	0	0	0	0	0	0	0	0	0	0
0700	1	0	0	0	0	0	1	0	0	0	0	0	0	0	0	0	0	0	0	0	0	0	0	0	0	0	0	0	0
0800	**2**	**0**	**0**	**0**	**0**	**0**	**0**	**2**	**0**	**0**	**0**	**0**	**0**	**0**	**0**	**0**	**0**	**0**	**0**	**0**	**0**	**0**	**0**	**0**	**0**	**0**	**0**	**0**	**0**
0900	**2**	**0**	**0**	**0**	**0**	**0**	**1**	**0**	**1**	**0**	**0**	**0**	**0**	**0**	**0**	**0**	**0**	**0**	**0**	**0**	**0**	**0**	**0**	**0**	**0**	**0**	**0**	**0**	**0**
1000	**2**	**0**	**0**	**0**	**0**	**1**	**1**	**0**	**0**	**0**	**0**	**0**	**0**	**0**	**0**	**0**	**0**	**0**	**0**	**0**	**0**	**0**	**0**	**0**	**0**	**0**	**0**	**0**	**0**
1100	1	0	0	0	1	0	0	0	0	0	0	0	0	0	0	0	0	0	0	0	0	0	0	0	0	0	0	0	0
1200	1	0	0	0	0	0	1	0	0	0	0	0	0	0	0	0	0	0	0	0	0	0	0	0	0	0	0	0	0
1300	1	0	0	0	0	0	0	0	1	0	0	0	0	0	0	0	0	0	0	0	0	0	0	0	0	0	0	0	0
1400	3	0	0	0	1	0	1	0	1	0	0	0	0	0	0	0	0	0	0	0	0	0	0	0	0	0	0	0	0
1500	1	0	0	1	0	0	0	0	0	0	0	0	0	0	0	0	0	0	0	0	0	0	0	0	0	0	0	0	0
1600	0	0	0	0	0	0	0	0	0	0	0	0	0	0	0	0	0	0	0	0	0	0	0	0	0	0	0	0	0
1700	**9**	**0**	**4**	**5**	**0**	**0**	**0**	**0**	**0**	**0**	**0**	**0**	**0**	**0**	**0**	**0**	**0**	**0**	**0**	**0**	**0**	**0**	**0**	**0**	**0**	**0**	**0**	**0**	**0**
1800	7	0	1	0	4	1	0	1	0	0	0	0	0	0	0	0	0	0	0	0	0	0	0	0	0	0	0	0	0
1900	4	0	1	0	1	2	0	0	0	0	0	0	0	0	0	0	0	0	0	0	0	0	0	0	0	0	0	0	0
2000	1	0	0	0	0	1	0	0	0	0	0	0	0	0	0	0	0	0	0	0	0	0	0	0	0	0	0	0	0
2100	0	0	0	0	0	0	0	0	0	0	0	0	0	0	0	0	0	0	0	0	0	0	0	0	0	0	0	0	0
2200	0	0	0	0	0	0	0	0	0	0	0	0	0	0	0	0	0	0	0	0	0	0	0	0	0	0	0	0	0
2300	0	0	0	0	0	0	0	0	0	0	0	0	0	0	0	0	0	0	0	0	0	0	0	0	0	0	0	0	0
07-19	**30**	**0**	**5**	**6**	**6**	**2**	**5**	**3**	**3**	**0**	**0**	**0**	**0**	**0**	**0**	**0**	**0**	**0**	**0**	**0**	**0**	**0**	**0**	**0**	**0**	**0**	**0**	**0**	**0**
06-22	**35**	**0**	**6**	**6**	**7**	**5**	**5**	**3**	**3**	**0**	**0**	**0**	**0**	**0**	**0**	**0**	**0**	**0**	**0**	**0**	**0**	**0**	**0**	**0**	**0**	**0**	**0**	**0**	**0**
06-00	**35**	**0**	**6**	**6**	**7**	**5**	**5**	**3**	**3**	**0**	**0**	**0**	**0**	**0**	**0**	**0**	**0**	**0**	**0**	**0**	**0**	**0**	**0**	**0**	**0**	**0**	**0**	**0**	**0**
00-00	**35**	**0**	**6**	**6**	**7**	**5**	**5**	**3**	**3**	**0**	**0**	**0**	**0**	**0**	**0**	**0**	**0**	**0**	**0**	**0**	**0**	**0**	**0**	**0**	**0**	**0**	**0**	**0**	**0**

DRAFT

Site 37
Location L-34061-0, Att - tree, Lat 53.7714, Long -6.73853
Direction South

3279 / Meath/Cavan/Monaghan ATC's
October 2013
Automatic Traffic Count

Fri, 11 October 2013

Time	Total	Speed Bins (mph)																											
		0 - 5	5 - 10	10 - 15	15 - 20	20 - 25	25 - 30	30 - 35	35 - 40	40 - 45	45 - 50	50 - 55	55 - 60	60 - 65	65 - 70	70 - 75	75 - 80	80 - 85	85 - 90	90 - 95	95 - 100	100 - 105	105 - 110	110 - 115	115 - 120	120 - 125	125 - 130	130 - 135	135 - 140
0000	0	0	0	0	0	0	0	0	0	0	0	0	0	0	0	0	0	0	0	0	0	0	0	0	0	0	0	0	0
0100	0	0	0	0	0	0	0	0	0	0	0	0	0	0	0	0	0	0	0	0	0	0	0	0	0	0	0	0	0
0200	0	0	0	0	0	0	0	0	0	0	0	0	0	0	0	0	0	0	0	0	0	0	0	0	0	0	0	0	0
0300	0	0	0	0	0	0	0	0	0	0	0	0	0	0	0	0	0	0	0	0	0	0	0	0	0	0	0	0	0
0400	0	0	0	0	0	0	0	0	0	0	0	0	0	0	0	0	0	0	0	0	0	0	0	0	0	0	0	0	0
0500	0	0	0	0	0	0	0	0	0	0	0	0	0	0	0	0	0	0	0	0	0	0	0	0	0	0	0	0	0
0600	1	0	0	0	0	0	1	0	0	0	0	0	0	0	0	0	0	0	0	0	0	0	0	0	0	0	0	0	0
0700	1	0	0	0	0	0	1	0	0	0	0	0	0	0	0	0	0	0	0	0	0	0	0	0	0	0	0	0	0
0800	2	0	1	0	0	0	0	0	1	0	0	0	0	0	0	0	0	0	0	0	0	0	0	0	0	0	0	0	0
0900	**13**	**0**	**3**	**4**	**4**	**0**	**1**	**0**	**1**	**0**	**0**	**0**	**0**	**0**	**0**	**0**	**0**	**0**	**0**	**0**	**0**	**0**	**0**	**0**	**0**	**0**	**0**	**0**	**0**
1000	6	0	1	2	1	1	1	0	0	0	0	0	0	0	0	0	0	0	0	0	0	0	0	0	0	0	0	0	0
1100	3	0	0	1	0	2	0	0	0	0	0	0	0	0	0	0	0	0	0	0	0	0	0	0	0	0	0	0	0
1200	1	0	0	0	0	0	1	0	0	0	0	0	0	0	0	0	0	0	0	0	0	0	0	0	0	0	0	0	0
1300	2	0	0	0	0	0	2	0	0	0	0	0	0	0	0	0	0	0	0	0	0	0	0	0	0	0	0	0	0
1400	3	0	0	0	1	0	0	1	1	0	0	0	0	0	0	0	0	0	0	0	0	0	0	0	0	0	0	0	0
1500	1	0	0	0	0	1	0	0	0	0	0	0	0	0	0	0	0	0	0	0	0	0	0	0	0	0	0	0	0
1600	**4**	**0**	**0**	**0**	**3**	**0**	**0**	**1**	**0**	**0**	**0**	**0**	**0**	**0**	**0**	**0**	**0**	**0**	**0**	**0**	**0**	**0**	**0**	**0**	**0**	**0**	**0**	**0**	**0**
1700	0	0	0	0	0	0	0	0	0	0	0	0	0	0	0	0	0	0	0	0	0	0	0	0	0	0	0	0	0
1800	**4**	**0**	**1**	**1**	**1**	**0**	**0**	**1**	**0**	**0**	**0**	**0**	**0**	**0**	**0**	**0**	**0**	**0**	**0**	**0**	**0**	**0**	**0**	**0**	**0**	**0**	**0**	**0**	**0**
1900	1	0	0	0	0	0	0	0	1	0	0	0	0	0	0	0	0	0	0	0	0	0	0	0	0	0	0	0	0
2000	0	0	0	0	0	0	0	0	0	0	0	0	0	0	0	0	0	0	0	0	0	0	0	0	0	0	0	0	0
2100	2	0	0	0	0	1	0	1	0	0	0	0	0	0	0	0	0	0	0	0	0	0	0	0	0	0	0	0	0
2200	0	0	0	0	0	0	0	0	0	0	0	0	0	0	0	0	0	0	0	0	0	0	0	0	0	0	0	0	0
2300	0	0	0	0	0	0	0	0	0	0	0	0	0	0	0	0	0	0	0	0	0	0	0	0	0	0	0	0	0
07-19	**40**	**0**	**6**	**8**	**10**	**4**	**6**	**3**	**3**	**0**	**0**	**0**	**0**	**0**	**0**	**0**	**0**	**0**	**0**	**0**	**0**	**0**	**0**	**0**	**0**	**0**	**0**	**0**	**0**
06-22	**44**	**0**	**6**	**8**	**10**	**5**	**7**	**4**	**4**	**0**	**0**	**0**	**0**	**0**	**0**	**0**	**0**	**0**	**0**	**0**	**0**	**0**	**0**	**0**	**0**	**0**	**0**	**0**	**0**
06-00	**44**	**0**	**6**	**8**	**10**	**5**	**7**	**4**	**4**	**0**	**0**	**0**	**0**	**0**	**0**	**0**	**0**	**0**	**0**	**0**	**0**	**0**	**0**	**0**	**0**	**0**	**0**	**0**	**0**
00-00	**44**	**0**	**6**	**8**	**10**	**5**	**7**	**4**	**4**	**0**	**0**	**0**	**0**	**0**	**0**	**0**	**0**	**0**	**0**	**0**	**0**	**0**	**0**	**0**	**0**	**0**	**0**	**0**	**0**

DRAFT

Site 37
Location L-34061-0, Att - tree, Lat 53.7714, Long -6.73853
Direction South

3279 / Meath/Cavan/Monaghan ATC's
October 2013
Automatic Traffic Count

Sat, 12 October 2013

Time	Total	Speed Bins (mph)																											
		0 - 5	5 - 10	10 - 15	15 - 20	20 - 25	25 - 30	30 - 35	35 - 40	40 - 45	45 - 50	50 - 55	55 - 60	60 - 65	65 - 70	70 - 75	75 - 80	80 - 85	85 - 90	90 - 95	95 - 100	100 - 105	105 - 110	110 - 115	115 - 120	120 - 125	125 - 130	130 - 135	135 - 140
0000	0	0	0	0	0	0	0	0	0	0	0	0	0	0	0	0	0	0	0	0	0	0	0	0	0	0	0	0	0
0100	1	0	0	0	1	0	0	0	0	0	0	0	0	0	0	0	0	0	0	0	0	0	0	0	0	0	0	0	0
0200	0	0	0	0	0	0	0	0	0	0	0	0	0	0	0	0	0	0	0	0	0	0	0	0	0	0	0	0	0
0300	0	0	0	0	0	0	0	0	0	0	0	0	0	0	0	0	0	0	0	0	0	0	0	0	0	0	0	0	0
0400	0	0	0	0	0	0	0	0	0	0	0	0	0	0	0	0	0	0	0	0	0	0	0	0	0	0	0	0	0
0500	0	0	0	0	0	0	0	0	0	0	0	0	0	0	0	0	0	0	0	0	0	0	0	0	0	0	0	0	0
0600	0	0	0	0	0	0	0	0	0	0	0	0	0	0	0	0	0	0	0	0	0	0	0	0	0	0	0	0	0
0700	0	0	0	0	0	0	0	0	0	0	0	0	0	0	0	0	0	0	0	0	0	0	0	0	0	0	0	0	0
0800	2	0	0	0	0	0	0	0	2	0	0	0	0	0	0	0	0	0	0	0	0	0	0	0	0	0	0	0	0
0900	0	0	0	0	0	0	0	0	0	0	0	0	0	0	0	0	0	0	0	0	0	0	0	0	0	0	0	0	0
1000	**4**	**0**	**0**	**0**	**3**	**0**	**1**	**0**	**0**	**0**	**0**	**0**	**0**	**0**	**0**	**0**	**0**	**0**	**0**	**0**	**0**	**0**	**0**	**0**	**0**	**0**	**0**	**0**	**0**
1100	1	0	0	0	0	0	0	0	0	1	0	0	0	0	0	0	0	0	0	0	0	0	0	0	0	0	0	0	0
1200	1	0	0	0	0	0	0	0	0	1	0	0	0	0	0	0	0	0	0	0	0	0	0	0	0	0	0	0	0
1300	1	0	0	0	0	0	0	1	0	0	0	0	0	0	0	0	0	0	0	0	0	0	0	0	0	0	0	0	0
1400	0	0	0	0	0	0	0	0	0	0	0	0	0	0	0	0	0	0	0	0	0	0	0	0	0	0	0	0	0
1500	1	0	0	1	0	0	0	0	0	0	0	0	0	0	0	0	0	0	0	0	0	0	0	0	0	0	0	0	0
1600	0	0	0	0	0	0	0	0	0	0	0	0	0	0	0	0	0	0	0	0	0	0	0	0	0	0	0	0	0
1700	3	0	1	0	0	0	0	2	0	0	0	0	0	0	0	0	0	0	0	0	0	0	0	0	0	0	0	0	0
1800	**4**	**0**	**0**	**1**	**0**	**0**	**1**	**2**	**0**	**0**	**0**	**0**	**0**	**0**	**0**	**0**	**0**	**0**	**0**	**0**	**0**	**0**	**0**	**0**	**0**	**0**	**0**	**0**	**0**
1900	0	0	0	0	0	0	0	0	0	0	0	0	0	0	0	0	0	0	0	0	0	0	0	0	0	0	0	0	0
2000	0	0	0	0	0	0	0	0	0	0	0	0	0	0	0	0	0	0	0	0	0	0	0	0	0	0	0	0	0
2100	0	0	0	0	0	0	0	0	0	0	0	0	0	0	0	0	0	0	0	0	0	0	0	0	0	0	0	0	0
2200	0	0	0	0	0	0	0	0	0	0	0	0	0	0	0	0	0	0	0	0	0	0	0	0	0	0	0	0	0
2300	0	0	0	0	0	0	0	0	0	0	0	0	0	0	0	0	0	0	0	0	0	0	0	0	0	0	0	0	0
07-19	**17**	**0**	**1**	**2**	**3**	**0**	**2**	**5**	**2**	**2**	**0**	**0**	**0**	**0**	**0**	**0**	**0**	**0**	**0**	**0**	**0**	**0**	**0**	**0**	**0**	**0**	**0**	**0**	**0**
06-22	**17**	**0**	**1**	**2**	**3**	**0**	**2**	**5**	**2**	**2**	**0**	**0**	**0**	**0**	**0**	**0**	**0**	**0**	**0**	**0**	**0**	**0**	**0**	**0**	**0**	**0**	**0**	**0**	**0**
06-00	**17**	**0**	**1**	**2**	**3**	**0**	**2**	**5**	**2**	**2**	**0**	**0**	**0**	**0**	**0**	**0**	**0**	**0**	**0**	**0**	**0**	**0**	**0**	**0**	**0**	**0**	**0**	**0**	**0**
00-00	**18**	**0**	**1**	**2**	**4**	**0**	**2**	**5**	**2**	**2**	**0**	**0**	**0**	**0**	**0**	**0**	**0**	**0**	**0**	**0**	**0**	**0**	**0**	**0**	**0**	**0**	**0**	**0**	**0**

DRAFT

Site 37
Location L-34061-0, Att - tree, Lat 53.7714, Long -6.73853
Direction South

3279 / Meath/Cavan/Monaghan ATC's
October 2013
Automatic Traffic Count

Sun, 13 October 2013

Time	Total	Speed Bins (mph)																											
		0 - 5	5 - 10	10 - 15	15 - 20	20 - 25	25 - 30	30 - 35	35 - 40	40 - 45	45 - 50	50 - 55	55 - 60	60 - 65	65 - 70	70 - 75	75 - 80	80 - 85	85 - 90	90 - 95	95 - 100	100 - 105	105 - 110	110 - 115	115 - 120	120 - 125	125 - 130	130 - 135	135 - 140
0000	0	0	0	0	0	0	0	0	0	0	0	0	0	0	0	0	0	0	0	0	0	0	0	0	0	0	0	0	0
0100	0	0	0	0	0	0	0	0	0	0	0	0	0	0	0	0	0	0	0	0	0	0	0	0	0	0	0	0	0
0200	0	0	0	0	0	0	0	0	0	0	0	0	0	0	0	0	0	0	0	0	0	0	0	0	0	0	0	0	0
0300	0	0	0	0	0	0	0	0	0	0	0	0	0	0	0	0	0	0	0	0	0	0	0	0	0	0	0	0	0
0400	0	0	0	0	0	0	0	0	0	0	0	0	0	0	0	0	0	0	0	0	0	0	0	0	0	0	0	0	0
0500	0	0	0	0	0	0	0	0	0	0	0	0	0	0	0	0	0	0	0	0	0	0	0	0	0	0	0	0	0
0600	0	0	0	0	0	0	0	0	0	0	0	0	0	0	0	0	0	0	0	0	0	0	0	0	0	0	0	0	0
0700	0	0	0	0	0	0	0	0	0	0	0	0	0	0	0	0	0	0	0	0	0	0	0	0	0	0	0	0	0
0800	0	0	0	0	0	0	0	0	0	0	0	0	0	0	0	0	0	0	0	0	0	0	0	0	0	0	0	0	0
0900	**3**	**0**	**0**	**0**	**1**	**1**	**1**	**0**	**0**	**0**	**0**	**0**	**0**	**0**	**0**	**0**	**0**	**0**	**0**	**0**	**0**	**0**	**0**	**0**	**0**	**0**	**0**	**0**	**0**
1000	2	0	0	0	0	2	0	0	0	0	0	0	0	0	0	0	0	0	0	0	0	0	0	0	0	0	0	0	0
1100	**3**	**0**	**0**	**1**	**0**	**1**	**0**	**1**	**0**	**0**	**0**	**0**	**0**	**0**	**0**	**0**	**0**	**0**	**0**	**0**	**0**	**0**	**0**	**0**	**0**	**0**	**0**	**0**	**0**
1200	0	0	0	0	0	0	0	0	0	0	0	0	0	0	0	0	0	0	0	0	0	0	0	0	0	0	0	0	0
1300	1	0	0	0	0	0	0	1	0	0	0	0	0	0	0	0	0	0	0	0	0	0	0	0	0	0	0	0	0
1400	**4**	**0**	**0**	**0**	**0**	**1**	**2**	**0**	**1**	**0**	**0**	**0**	**0**	**0**	**0**	**0**	**0**	**0**	**0**	**0**	**0**	**0**	**0**	**0**	**0**	**0**	**0**	**0**	**0**
1500	2	0	0	0	0	1	1	0	0	0	0	0	0	0	0	0	0	0	0	0	0	0	0	0	0	0	0	0	0
1600	1	0	0	0	0	0	1	0	0	0	0	0	0	0	0	0	0	0	0	0	0	0	0	0	0	0	0	0	0
1700	2	0	0	0	0	0	2	0	0	0	0	0	0	0	0	0	0	0	0	0	0	0	0	0	0	0	0	0	0
1800	2	0	0	0	0	0	2	0	0	0	0	0	0	0	0	0	0	0	0	0	0	0	0	0	0	0	0	0	0
1900	1	0	0	0	0	0	1	0	0	0	0	0	0	0	0	0	0	0	0	0	0	0	0	0	0	0	0	0	0
2000	0	0	0	0	0	0	0	0	0	0	0	0	0	0	0	0	0	0	0	0	0	0	0	0	0	0	0	0	0
2100	1	0	0	0	0	1	0	0	0	0	0	0	0	0	0	0	0	0	0	0	0	0	0	0	0	0	0	0	0
2200	0	0	0	0	0	0	0	0	0	0	0	0	0	0	0	0	0	0	0	0	0	0	0	0	0	0	0	0	0
2300	0	0	0	0	0	0	0	0	0	0	0	0	0	0	0	0	0	0	0	0	0	0	0	0	0	0	0	0	0
07-19	**20**	**0**	**0**	**1**	**1**	**6**	**9**	**2**	**1**	**0**	**0**	**0**	**0**	**0**	**0**	**0**	**0**	**0**	**0**	**0**	**0**	**0**	**0**	**0**	**0**	**0**	**0**	**0**	**0**
06-22	**22**	**0**	**0**	**1**	**1**	**7**	**10**	**2**	**1**	**0**	**0**	**0**	**0**	**0**	**0**	**0**	**0**	**0**	**0**	**0**	**0**	**0**	**0**	**0**	**0**	**0**	**0**	**0**	**0**
06-00	**22**	**0**	**0**	**1**	**1**	**7**	**10**	**2**	**1**	**0**	**0**	**0**	**0**	**0**	**0**	**0**	**0**	**0**	**0**	**0**	**0**	**0**	**0**	**0**	**0**	**0**	**0**	**0**	**0**
00-00	**22**	**0**	**0**	**1**	**1**	**7**	**10**	**2**	**1**	**0**	**0**	**0**	**0**	**0**	**0**	**0**	**0**	**0**	**0**	**0**	**0**	**0**	**0**	**0**	**0**	**0**	**0**	**0**	**0**

DRAFT

Site 37
Location L-34061-0, Att - tree, Lat 53.7714, Long -6.73853
Direction South

3279 / Meath/Cavan/Monaghan ATC's
October 2013
Automatic Traffic Count

Mon, 14 October 2013

Time	Total	Speed Bins (mph)																											
		0 - 5	5 - 10	10 - 15	15 - 20	20 - 25	25 - 30	30 - 35	35 - 40	40 - 45	45 - 50	50 - 55	55 - 60	60 - 65	65 - 70	70 - 75	75 - 80	80 - 85	85 - 90	90 - 95	95 - 100	100 - 105	105 - 110	110 - 115	115 - 120	120 - 125	125 - 130	130 - 135	135 - 140
0000	0	0	0	0	0	0	0	0	0	0	0	0	0	0	0	0	0	0	0	0	0	0	0	0	0	0	0	0	0
0100	1	0	0	0	1	0	0	0	0	0	0	0	0	0	0	0	0	0	0	0	0	0	0	0	0	0	0	0	0
0200	0	0	0	0	0	0	0	0	0	0	0	0	0	0	0	0	0	0	0	0	0	0	0	0	0	0	0	0	0
0300	0	0	0	0	0	0	0	0	0	0	0	0	0	0	0	0	0	0	0	0	0	0	0	0	0	0	0	0	0
0400	0	0	0	0	0	0	0	0	0	0	0	0	0	0	0	0	0	0	0	0	0	0	0	0	0	0	0	0	0
0500	0	0	0	0	0	0	0	0	0	0	0	0	0	0	0	0	0	0	0	0	0	0	0	0	0	0	0	0	0
0600	1	0	0	1	0	0	0	0	0	0	0	0	0	0	0	0	0	0	0	0	0	0	0	0	0	0	0	0	0
0700	2	0	0	0	0	1	0	0	1	0	0	0	0	0	0	0	0	0	0	0	0	0	0	0	0	0	0	0	0
0800	2	0	0	0	0	1	0	1	0	0	0	0	0	0	0	0	0	0	0	0	0	0	0	0	0	0	0	0	0
0900	**5**	**0**	**0**	**0**	**2**	**0**	**1**	**0**	**2**	**0**	**0**	**0**	**0**	**0**	**0**	**0**	**0**	**0**	**0**	**0**	**0**	**0**	**0**	**0**	**0**	**0**	**0**	**0**	**0**
1000	2	0	0	0	2	0	0	0	0	0	0	0	0	0	0	0	0	0	0	0	0	0	0	0	0	0	0	0	0
1100	3	0	0	0	0	1	1	0	1	0	0	0	0	0	0	0	0	0	0	0	0	0	0	0	0	0	0	0	0
1200	0	0	0	0	0	0	0	0	0	0	0	0	0	0	0	0	0	0	0	0	0	0	0	0	0	0	0	0	0
1300	3	0	0	0	1	0	2	0	0	0	0	0	0	0	0	0	0	0	0	0	0	0	0	0	0	0	0	0	0
1400	**5**	**0**	**0**	**0**	**0**	**1**	**1**	**2**	**1**	**0**	**0**	**0**	**0**	**0**	**0**	**0**	**0**	**0**	**0**	**0**	**0**	**0**	**0**	**0**	**0**	**0**	**0**	**0**	**0**
1500	1	0	0	0	1	0	0	0	0	0	0	0	0	0	0	0	0	0	0	0	0	0	0	0	0	0	0	0	0
1600	1	0	0	0	0	0	1	0	0	0	0	0	0	0	0	0	0	0	0	0	0	0	0	0	0	0	0	0	0
1700	0	0	0	0	0	0	0	0	0	0	0	0	0	0	0	0	0	0	0	0	0	0	0	0	0	0	0	0	0
1800	1	0	0	0	0	0	1	0	0	0	0	0	0	0	0	0	0	0	0	0	0	0	0	0	0	0	0	0	0
1900	1	0	0	0	0	0	0	0	1	0	0	0	0	0	0	0	0	0	0	0	0	0	0	0	0	0	0	0	0
2000	1	0	0	0	0	1	0	0	0	0	0	0	0	0	0	0	0	0	0	0	0	0	0	0	0	0	0	0	0
2100	1	0	0	0	1	0	0	0	0	0	0	0	0	0	0	0	0	0	0	0	0	0	0	0	0	0	0	0	0
2200	1	0	0	0	0	0	0	0	1	0	0	0	0	0	0	0	0	0	0	0	0	0	0	0	0	0	0	0	0
2300	0	0	0	0	0	0	0	0	0	0	0	0	0	0	0	0	0	0	0	0	0	0	0	0	0	0	0	0	0
07-19	**25**	**0**	**0**	**0**	**6**	**4**	**7**	**3**	**5**	**0**	**0**	**0**	**0**	**0**	**0**	**0**	**0**	**0**	**0**	**0**	**0**	**0**	**0**	**0**	**0**	**0**	**0**	**0**	**0**
06-22	**29**	**0**	**0**	**1**	**7**	**5**	**7**	**3**	**6**	**0**	**0**	**0**	**0**	**0**	**0**	**0**	**0**	**0**	**0**	**0**	**0**	**0**	**0**	**0**	**0**	**0**	**0**	**0**	**0**
06-00	**30**	**0**	**0**	**1**	**7**	**5**	**7**	**3**	**7**	**0**	**0**	**0**	**0**	**0**	**0**	**0**	**0**	**0**	**0**	**0**	**0**	**0**	**0**	**0**	**0**	**0**	**0**	**0**	**0**
00-00	**31**	**0**	**0**	**1**	**8**	**5**	**7**	**3**	**7**	**0**	**0**	**0**	**0**	**0**	**0**	**0**	**0**	**0**	**0**	**0**	**0**	**0**	**0**	**0**	**0**	**0**	**0**	**0**	**0**

DRAFT

Site 37
Location L-34061-0, Att - tree, Lat 53.7714, Long -6.73853
Direction South

3279 / Meath/Cavan/Monaghan ATC's
October 2013
Automatic Traffic Count

Virtual Day (7)

Time	Total	Speed Bins (mph)																											
		0 - 5	5 - 10	10 - 15	15 - 20	20 - 25	25 - 30	30 - 35	35 - 40	40 - 45	45 - 50	50 - 55	55 - 60	60 - 65	65 - 70	70 - 75	75 - 80	80 - 85	85 - 90	90 - 95	95 - 100	100 - 105	105 - 110	110 - 115	115 - 120	120 - 125	125 - 130	130 - 135	135 - 140
0000	0	0	0	0	0	0	0	0	0	0	0	0	0	0	0	0	0	0	0	0	0	0	0	0	0	0	0	0	0
0100	0	0	0	0	0	0	0	0	0	0	0	0	0	0	0	0	0	0	0	0	0	0	0	0	0	0	0	0	0
0200	0	0	0	0	0	0	0	0	0	0	0	0	0	0	0	0	0	0	0	0	0	0	0	0	0	0	0	0	0
0300	0	0	0	0	0	0	0	0	0	0	0	0	0	0	0	0	0	0	0	0	0	0	0	0	0	0	0	0	0
0400	0	0	0	0	0	0	0	0	0	0	0	0	0	0	0	0	0	0	0	0	0	0	0	0	0	0	0	0	0
0500	0	0	0	0	0	0	0	0	0	0	0	0	0	0	0	0	0	0	0	0	0	0	0	0	0	0	0	0	0
0600	1	0	0	0	0	0	0	0	0	0	0	0	0	0	0	0	0	0	0	0	0	0	0	0	0	0	0	0	0
0700	1	0	0	0	0	0	0	0	0	0	0	0	0	0	0	0	0	0	0	0	0	0	0	0	0	0	0	0	0
0800	2	0	0	0	0	0	0	1	0	0	0	0	0	0	0	0	0	0	0	0	0	0	0	0	0	0	0	0	0
0900	**4**	**0**	**0**	**1**	**1**	**0**	**1**	**0**	**1**	**0**	**0**	**0**	**0**	**0**	**0**	**0**	**0**	**0**	**0**	**0**	**0**	**0**	**0**	**0**	**0**	**0**	**0**	**0**	**0**
1000	3	0	0	0	1	1	1	0	0	0	0	0	0	0	0	0	0	0	0	0	0	0	0	0	0	0	0	0	0
1100	2	0	0	0	0	1	0	0	0	0	0	0	0	0	0	0	0	0	0	0	0	0	0	0	0	0	0	0	0
1200	1	0	0	0	0	0	0	0	0	0	0	0	0	0	0	0	0	0	0	0	0	0	0	0	0	0	0	0	0
1300	2	0	0	0	0	0	1	0	0	0	0	0	0	0	0	0	0	0	0	0	0	0	0	0	0	0	0	0	0
1400	2	0	0	0	0	0	1	0	1	0	0	0	0	0	0	0	0	0	0	0	0	0	0	0	0	0	0	0	0
1500	1	0	0	0	0	0	0	0	0	0	0	0	0	0	0	0	0	0	0	0	0	0	0	0	0	0	0	0	0
1600	1	0	0	0	1	0	0	0	0	0	0	0	0	0	0	0	0	0	0	0	0	0	0	0	0	0	0	0	0
1700	**3**	**0**	**1**	**1**	**0**	**0**	**0**	**0**	**0**	**0**	**0**	**0**	**0**	**0**	**0**	**0**	**0**	**0**	**0**	**0**	**0**	**0**	**0**	**0**	**0**	**0**	**0**	**0**	**0**
1800	**3**	**0**	**0**	**0**	**1**	**0**	**1**	**1**	**0**	**0**	**0**	**0**	**0**	**0**	**0**	**0**	**0**	**0**	**0**	**0**	**0**	**0**	**0**	**0**	**0**	**0**	**0**	**0**	**0**
1900	2	0	0	0	0	0	0	0	1	0	0	0	0	0	0	0	0	0	0	0	0	0	0	0	0	0	0	0	0
2000	1	0	0	0	0	0	0	0	0	0	0	0	0	0	0	0	0	0	0	0	0	0	0	0	0	0	0	0	0
2100	1	0	0	0	0	0	0	0	0	0	0	0	0	0	0	0	0	0	0	0	0	0	0	0	0	0	0	0	0
2200	0	0	0	0	0	0	0	0	0	0	0	0	0	0	0	0	0	0	0	0	0	0	0	0	0	0	0	0	0
2300	0	0	0	0	0	0	0	0	0	0	0	0	0	0	0	0	0	0	0	0	0	0	0	0	0	0	0	0	0
07-19	**24**	**0**	**2**	**3**	**5**	**3**	**6**	**3**	**3**	**0**	**0**	**0**	**0**	**0**	**0**	**0**	**0**	**0**	**0**	**0**	**0**	**0**	**0**	**0**	**0**	**0**	**0**	**0**	**0**
06-22	**28**	**0**	**2**	**3**	**5**	**4**	**6**	**3**	**4**	**0**	**0**	**0**	**0**	**0**	**0**	**0**	**0**	**0**	**0**	**0**	**0**	**0**	**0**	**0**	**0**	**0**	**0**	**0**	**0**
06-00	**28**	**0**	**2**	**3**	**5**	**4**	**6**	**3**	**4**	**0**	**0**	**0**	**0**	**0**	**0**	**0**	**0**	**0**	**0**	**0**	**0**	**0**	**0**	**0**	**0**	**0**	**0**	**0**	**0**
00-00	**28**	**0**	**2**	**3**	**5**	**4**	**6**	**3**	**4**	**0**	**0**	**0**	**0**	**0**	**0**	**0**	**0**	**0**	**0**	**0**	**0**	**0**	**0**	**0**	**0**	**0**	**0**	**0**	**0**

DRAFT

Site 37
Location L-34061-0, Att - tree, Lat 53.7714, Long -6.73853
Direction South

3279 / Meath/Cavan/Monaghan ATC's
October 2013
Automatic Traffic Count

Virtual Week (1)

Time	Total	Speed Bins (mph)																											
		0 - 5	5 - 10	10 - 15	15 - 20	20 - 25	25 - 30	30 - 35	35 - 40	40 - 45	45 - 50	50 - 55	55 - 60	60 - 65	65 - 70	70 - 75	75 - 80	80 - 85	85 - 90	90 - 95	95 - 100	100 - 105	105 - 110	110 - 115	115 - 120	120 - 125	125 - 130	130 - 135	135 - 140
Mon	31	0	0	1	8	5	7	3	7	0	0	0	0	0	0	0	0	0	0	0	0	0	0	0	0	0	0	0	0
Tue	20	0	1	1	3	1	6	2	5	1	0	0	0	0	0	0	0	0	0	0	0	0	0	0	0	0	0	0	0
Wed	29	0	0	3	4	6	8	4	4	0	0	0	0	0	0	0	0	0	0	0	0	0	0	0	0	0	0	0	0
Thu	35	0	6	6	7	5	5	3	3	0	0	0	0	0	0	0	0	0	0	0	0	0	0	0	0	0	0	0	0
Fri	44	0	6	8	10	5	7	4	4	0	0	0	0	0	0	0	0	0	0	0	0	0	0	0	0	0	0	0	0
|Sat	18	0	1	2	4	0	2	5	2	2	0	0	0	0	0	0	0	0	0	0	0	0	0	0	0	0	0	0	0
|Sun	22	0	0	1	1	7	10	2	1	0	0	0	0	0	0	0	0	0	0	0	0	0	0	0	0	0	0	0	0
5 Day Ave.	**32**	**0**	**3**	**4**	**6**	**4**	**7**	**3**	**5**	**0**	**0**	**0**	**0**	**0**	**0**	**0**	**0**	**0**	**0**	**0**	**0**	**0**	**0**	**0**	**0**	**0**	**0**	**0**	**0**
7 Day Ave.	**28**	**0**	**2**	**3**	**5**	**4**	**6**	**3**	**4**	**0**	**0**	**0**	**0**	**0**	**0**	**0**	**0**	**0**	**0**	**0**	**0**	**0**	**0**	**0**	**0**	**0**	**0**	**0**	**0**
--	**199**	**0**	**14**	**22**	**37**	**29**	**45**	**23**	**26**	**3**	**0**	**0**	**0**	**0**	**0**	**0**	**0**	**0**	**0**	**0**	**0**	**0**	**0**	**0**	**0**	**0**	**0**	**0**	**0**

Summary Graphs

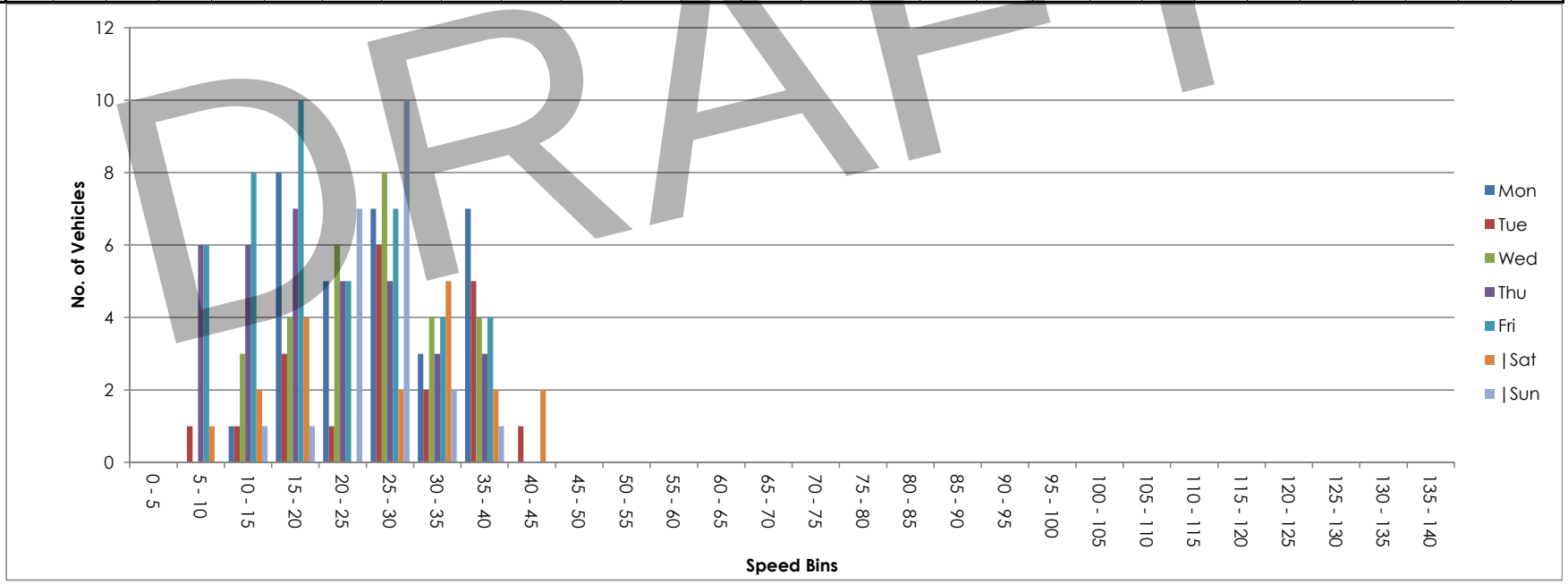

DRAFT

Site 37
Location L-34061-0, Att - tree, Lat 53.7714, Long -6.73853
Direction Two way

3279 / Meath/Cavan/Monaghan ATC's
October 2013
Automatic Traffic Count

Tue, 8 October 2013

Time	Total	Classification												>PSL	>PSL%	>SL1	>SL1%	>SL2	>SL2%	Mean	Vpp
		1 MCL	2 SV	3 SVT	4 TB2	5 TB3	6 T4	7 ART3	8 ART4	9 ART5	10 ART6	11 BD	12 DRT	50	50	57 ACPO	57 ACPO	65 DfT	65 DfT		85
0000	0	0	0	0	0	0	0	0	0	0	0	0	0	0	0	0	0	0	0	-	-
0100	0	0	0	0	0	0	0	0	0	0	0	0	0	0	0	0	0	0	0	-	-
0200	0	0	0	0	0	0	0	0	0	0	0	0	0	0	0	0	0	0	0	-	-
0300	0	0	0	0	0	0	0	0	0	0	0	0	0	0	0	0	0	0	0	-	-
0400	0	0	0	0	0	0	0	0	0	0	0	0	0	0	0	0	0	0	0	-	-
0500	0	0	0	0	0	0	0	0	0	0	0	0	0	0	0	0	0	0	0	-	-
0600	3	0	2	0	1	0	0	0	0	0	0	0	0	0	0	0	0	0	0	28.8	-
0700	0	0	0	0	0	0	0	0	0	0	0	0	0	0	0	0	0	0	0	-	-
0800	4	2	1	0	1	0	0	0	0	0	0	0	0	0	0	0	0	0	0	19.1	-
0900	**7**	**0**	**7**	**0**	**0**	**0**	**0**	**0**	**0**	**0**	**0**	**0**	**0**	**0**	**0**	**0**	**0**	**0**	**0**	**16.6**	**-**
1000	5	0	5	0	0	0	0	0	0	0	0	0	0	0	0	0	0	0	0	25.6	-
1100	3	0	1	0	2	0	0	0	0	0	0	0	0	0	0	0	0	0	0	27.2	-
1200	2	0	2	0	0	0	0	0	0	0	0	0	0	0	0	0	0	0	0	24.1	-
1300	**5**	**0**	**4**	**0**	**1**	**0**	**0**	**0**	**0**	**0**	**0**	**0**	**0**	**0**	**0**	**0**	**0**	**0**	**0**	**29.7**	**-**
1400	3	0	2	0	1	0	0	0	0	0	0	0	0	0	0	0	0	0	0	26.2	-
1500	3	0	3	0	0	0	0	0	0	0	0	0	0	0	0	0	0	0	0	37.4	-
1600	1	0	0	0	0	1	0	0	0	0	0	0	0	0	0	0	0	0	0	28.6	-
1700	4	0	4	0	0	0	0	0	0	0	0	0	0	0	0	0	0	0	0	28	-
1800	4	0	4	0	0	0	0	0	0	0	0	0	0	0	0	0	0	0	0	34	-
1900	3	0	3	0	0	0	0	0	0	0	0	0	0	0	0	0	0	0	0	28.5	-
2000	4	0	3	0	1	0	0	0	0	0	0	0	0	0	0	0	0	0	0	28.4	-
2100	0	0	0	0	0	0	0	0	0	0	0	0	0	0	0	0	0	0	0	-	-
2200	0	0	0	0	0	0	0	0	0	0	0	0	0	0	0	0	0	0	0	-	-
2300	0	0	0	0	0	0	0	0	0	0	0	0	0	0	0	0	0	0	0	-	-
07-19	**41**	**2**	**33**	**0**	**5**	**1**	**0**	**0**	**0**	**0**	**0**	**0**	**0**	**0**	**0**	**0**	**0**	**0**	**0**	**26**	**35.3**
06-22	**51**	**2**	**41**	**0**	**7**	**1**	**0**	**0**	**0**	**0**	**0**	**0**	**0**	**0**	**0**	**0**	**0**	**0**	**0**	**26.5**	**35.8**
06-00	**51**	**2**	**41**	**0**	**7**	**1**	**0**	**0**	**0**	**0**	**0**	**0**	**0**	**0**	**0**	**0**	**0**	**0**	**0**	**26.5**	**35.8**
00-00	**51**	**2**	**41**	**0**	**7**	**1**	**0**	**0**	**0**	**0**	**0**	**0**	**0**	**0**	**0**	**0**	**0**	**0**	**0**	**26.5**	**35.8**

DRAFT

Site 37
Location L-34061-0, Att - tree, Lat 53.7714, Long -6.73853
Direction Two way

3279 / Meath/Cavan/Monaghan ATC's
October 2013
Automatic Traffic Count

Wed, 9 October 2013

Time	Total	Classification												>PSL	>PSL%	>SL1	>SL1%	>SL2	>SL2%	Mean	Vpp
		1 MCL	2 SV	3 SVT	4 TB2	5 TB3	6 T4	7 ART3	8 ART4	9 ART5	10 ART6	11 BD	12 DRT	50	50	57 ACPO	57 ACPO	65 DfT	65 DfT		85
0000	0	0	0	0	0	0	0	0	0	0	0	0	0	0	0	0	0	0	0	-	-
0100	0	0	0	0	0	0	0	0	0	0	0	0	0	0	0	0	0	0	0	-	-
0200	0	0	0	0	0	0	0	0	0	0	0	0	0	0	0	0	0	0	0	-	-
0300	0	0	0	0	0	0	0	0	0	0	0	0	0	0	0	0	0	0	0	-	-
0400	0	0	0	0	0	0	0	0	0	0	0	0	0	0	0	0	0	0	0	-	-
0500	0	0	0	0	0	0	0	0	0	0	0	0	0	0	0	0	0	0	0	-	-
0600	1	0	1	0	0	0	0	0	0	0	0	0	0	0	0	0	0	0	0	34.7	-
0700	1	0	1	0	0	0	0	0	0	0	0	0	0	0	0	0	0	0	0	28.9	-
0800	4	0	2	0	1	0	1	0	0	0	0	0	0	0	0	0	0	0	0	30.1	-
0900	4	0	4	0	0	0	0	0	0	0	0	0	0	0	0	0	0	0	0	22.5	-
1000	2	0	2	0	0	0	0	0	0	0	0	0	0	0	0	0	0	0	0	21.2	-
1100	**7**	**0**	**7**	**0**	**0**	**0**	**0**	**0**	**0**	**0**	**0**	**0**	**0**	**0**	**0**	**0**	**0**	**0**	**0**	**23.3**	**-**
1200	3	0	2	1	0	0	0	0	0	0	0	0	0	0	0	0	0	0	0	21.1	-
1300	**8**	**0**	**7**	**0**	**0**	**0**	**0**	**0**	**0**	**1**	**0**	**0**	**0**	**0**	**0**	**0**	**0**	**0**	**0**	**24.8**	**-**
1400	5	0	5	0	0	0	0	0	0	0	0	0	0	0	0	0	0	0	0	26.1	-
1500	4	0	4	0	0	0	0	0	0	0	0	0	0	0	0	0	0	0	0	32.5	-
1600	3	0	2	0	0	1	0	0	0	0	0	0	0	0	0	0	0	0	0	23.4	-
1700	7	0	6	0	1	0	0	0	0	0	0	0	0	0	0	0	0	0	0	25	-
1800	1	0	0	0	0	1	0	0	0	0	0	0	0	0	0	0	0	0	0	22.7	-
1900	6	0	5	0	1	0	0	0	0	0	0	0	0	0	0	0	0	0	0	26.7	-
2000	3	0	2	0	0	0	0	0	0	1	0	0	0	0	0	0	0	0	0	21.8	-
2100	2	0	2	0	0	0	0	0	0	0	0	0	0	0	0	0	0	0	0	26	-
2200	0	0	0	0	0	0	0	0	0	0	0	0	0	0	0	0	0	0	0	-	-
2300	0	0	0	0	0	0	0	0	0	0	0	0	0	0	0	0	0	0	0	-	-
07-19	**49**	**0**	**42**	**1**	**2**	**2**	**1**	**0**	**0**	**1**	**0**	**0**	**0**	**0**	**0**	**0**	**0**	**0**	**0**	**25.2**	**33.1**
06-22	**61**	**0**	**52**	**1**	**3**	**2**	**1**	**0**	**0**	**2**	**0**	**0**	**0**	**0**	**0**	**0**	**0**	**0**	**0**	**25.4**	**33.8**
06-00	**61**	**0**	**52**	**1**	**3**	**2**	**1**	**0**	**0**	**2**	**0**	**0**	**0**	**0**	**0**	**0**	**0**	**0**	**0**	**25.4**	**33.8**
00-00	**61**	**0**	**52**	**1**	**3**	**2**	**1**	**0**	**0**	**2**	**0**	**0**	**0**	**0**	**0**	**0**	**0**	**0**	**0**	**25.4**	**33.8**

DRAFT

Site 37
Location L-34061-0, Att - tree, Lat 53.7714, Long -6.73853
Direction Two way

3279 / Meath/Cavan/Monaghan ATC's
October 2013
Automatic Traffic Count

Thu, 10 October 2013

Time	Total	Classification												>PSL	>PSL%	>SL1	>SL1%	>SL2	>SL2%	Mean	Vpp
		1 MCL	2 SV	3 SVT	4 TB2	5 TB3	6 T4	7 ART3	8 ART4	9 ART5	10 ART6	11 BD	12 DRT	50	50	57 ACPO	57 ACPO	65 DfT	65 DfT		85
0000	0	0	0	0	0	0	0	0	0	0	0	0	0	0	0	0	0	0	0	-	-
0100	0	0	0	0	0	0	0	0	0	0	0	0	0	0	0	0	0	0	0	-	-
0200	0	0	0	0	0	0	0	0	0	0	0	0	0	0	0	0	0	0	0	-	-
0300	0	0	0	0	0	0	0	0	0	0	0	0	0	0	0	0	0	0	0	-	-
0400	0	0	0	0	0	0	0	0	0	0	0	0	0	0	0	0	0	0	0	-	-
0500	0	0	0	0	0	0	0	0	0	0	0	0	0	0	0	0	0	0	0	-	-
0600	1	0	0	0	1	0	0	0	0	0	0	0	0	0	0	0	0	0	0	35.7	-
0700	1	0	1	0	0	0	0	0	0	0	0	0	0	0	0	0	0	0	0	27.3	-
0800	**5**	**0**	**4**	**0**	**1**	**0**	**0**	**0**	**0**	**0**	**0**	**0**	**0**	**0**	**0**	**0**	**0**	**0**	**0**	**25.8**	**-**
0900	3	0	2	0	0	1	0	0	0	0	0	0	0	0	0	0	0	0	0	24.4	-
1000	**5**	**0**	**4**	**0**	**0**	**0**	**0**	**0**	**0**	**0**	**1**	**0**	**0**	**0**	**0**	**0**	**0**	**0**	**0**	**18.3**	**-**
1100	3	0	2	1	0	0	0	0	0	0	0	0	0	0	0	0	0	0	0	15.9	-
1200	3	0	3	0	0	0	0	0	0	0	0	0	0	0	0	0	0	0	0	28.2	-
1300	2	0	2	0	0	0	0	0	0	0	0	0	0	0	0	0	0	0	0	29.3	-
1400	5	0	5	0	0	0	0	0	0	0	0	0	0	0	0	0	0	0	0	27.2	-
1500	6	0	4	0	2	0	0	0	0	0	0	0	0	0	0	0	0	0	0	22.7	-
1600	1	0	0	0	1	0	0	0	0	0	0	0	0	0	0	0	0	0	0	28.1	-
1700	**15**	**0**	**14**	**0**	**1**	**0**	**0**	**0**	**0**	**0**	**0**	**0**	**0**	**0**	**0**	**0**	**0**	**0**	**0**	**15.2**	**22.6**
1800	14	0	13	0	0	1	0	0	0	0	0	0	0	0	0	0	0	0	0	19.7	22.8
1900	12	0	11	0	1	0	0	0	0	0	0	0	0	0	0	0	0	0	0	13.3	19
2000	5	0	5	0	0	0	0	0	0	0	0	0	0	0	0	0	0	0	0	24	-
2100	0	0	0	0	0	0	0	0	0	0	0	0	0	0	0	0	0	0	0	-	-
2200	0	0	0	0	0	0	0	0	0	0	0	0	0	0	0	0	0	0	0	-	-
2300	0	0	0	0	0	0	0	0	0	0	0	0	0	0	0	0	0	0	0	-	-
07-19	**63**	**0**	**54**	**1**	**5**	**2**	**0**	**0**	**0**	**0**	**1**	**0**	**0**	**0**	**0**	**0**	**0**	**0**	**0**	**20.9**	**30.2**
06-22	**81**	**0**	**70**	**1**	**7**	**2**	**0**	**0**	**0**	**0**	**1**	**0**	**0**	**0**	**0**	**0**	**0**	**0**	**0**	**20.1**	**29.3**
06-00	**81**	**0**	**70**	**1**	**7**	**2**	**0**	**0**	**0**	**0**	**1**	**0**	**0**	**0**	**0**	**0**	**0**	**0**	**0**	**20.1**	**29.3**
00-00	**81**	**0**	**70**	**1**	**7**	**2**	**0**	**0**	**0**	**0**	**1**	**0**	**0**	**0**	**0**	**0**	**0**	**0**	**0**	**20.1**	**29.3**

DRAFT

Site 37
Location L-34061-0, Att - tree, Lat 53.7714, Long -6.73853
Direction Two way

3279 / Meath/Cavan/Monaghan ATC's
October 2013
Automatic Traffic Count

Fri, 11 October 2013

Time	Total	Classification												>PSL	>PSL%	>SL1	>SL1%	>SL2	>SL2%	Mean	Vpp
		1 MCL	2 SV	3 SVT	4 TB2	5 TB3	6 T4	7 ART3	8 ART4	9 ART5	10 ART6	11 BD	12 DRT	50	50	57 ACPO	57 ACPO	65 DfT	65 DfT		85
0000	0	0	0	0	0	0	0	0	0	0	0	0	0	0	0	0	0	0	0	-	-
0100	0	0	0	0	0	0	0	0	0	0	0	0	0	0	0	0	0	0	0	-	-
0200	0	0	0	0	0	0	0	0	0	0	0	0	0	0	0	0	0	0	0	-	-
0300	0	0	0	0	0	0	0	0	0	0	0	0	0	0	0	0	0	0	0	-	-
0400	0	0	0	0	0	0	0	0	0	0	0	0	0	0	0	0	0	0	0	-	-
0500	0	0	0	0	0	0	0	0	0	0	0	0	0	0	0	0	0	0	0	-	-
0600	1	0	1	0	0	0	0	0	0	0	0	0	0	0	0	0	0	0	0	27.5	-
0700	1	0	1	0	0	0	0	0	0	0	0	0	0	0	0	0	0	0	0	29.9	-
0800	13	0	11	0	2	0	0	0	0	0	0	0	0	0	0	0	0	0	0	15.1	15
0900	**20**	**0**	**19**	**1**	**0**	**0**	**0**	**0**	**0**	**0**	**0**	**0**	**0**	**0**	**0**	**0**	**0**	**0**	**0**	**15.6**	**20.1**
1000	17	0	15	1	1	0	0	0	0	0	0	0	0	0	0	0	0	0	0	21.2	26.2
1100	3	0	2	1	0	0	0	0	0	0	0	0	0	0	0	0	0	0	0	20	-
1200	2	0	2	0	0	0	0	0	0	0	0	0	0	0	0	0	0	0	0	28.8	-
1300	4	0	3	1	0	0	0	0	0	0	0	0	0	0	0	0	0	0	0	20.8	-
1400	3	0	2	1	0	0	0	0	0	0	0	0	0	0	0	0	0	0	0	28.2	-
1500	5	0	4	0	0	1	0	0	0	0	0	0	0	0	0	0	0	0	0	25.1	-
1600	**8**	**0**	**7**	**0**	**1**	**0**	**0**	**0**	**0**	**0**	**0**	**0**	**0**	**0**	**0**	**0**	**0**	**0**	**0**	**22.3**	**-**
1700	2	0	2	0	0	0	0	0	0	0	0	0	0	0	0	0	0	0	0	23.4	-
1800	6	0	3	0	1	2	0	0	0	0	0	0	0	0	0	0	0	0	0	21.4	-
1900	3	0	3	0	0	0	0	0	0	0	0	0	0	0	0	0	0	0	0	30.8	-
2000	2	0	1	0	1	0	0	0	0	0	0	0	0	0	0	0	0	0	0	28.1	-
2100	2	0	1	0	1	0	0	0	0	0	0	0	0	0	0	0	0	0	0	26.4	-
2200	0	0	0	0	0	0	0	0	0	0	0	0	0	0	0	0	0	0	0	-	-
2300	0	0	0	0	0	0	0	0	0	0	0	0	0	0	0	0	0	0	0	-	-
07-19	**84**	**0**	**71**	**5**	**5**	**3**	**0**	**0**	**0**	**0**	**0**	**0**	**0**	**0**	**0**	**0**	**0**	**0**	**0**	**19.8**	**29.1**
06-22	**92**	**0**	**77**	**5**	**7**	**3**	**0**	**0**	**0**	**0**	**0**	**0**	**0**	**0**	**0**	**0**	**0**	**0**	**0**	**20.6**	**29.8**
06-00	**92**	**0**	**77**	**5**	**7**	**3**	**0**	**0**	**0**	**0**	**0**	**0**	**0**	**0**	**0**	**0**	**0**	**0**	**0**	**20.6**	**29.8**
00-00	**92**	**0**	**77**	**5**	**7**	**3**	**0**	**0**	**0**	**0**	**0**	**0**	**0**	**0**	**0**	**0**	**0**	**0**	**0**	**20.6**	**29.8**

DRAFT

Site 37
Location L-34061-0, Att - tree, Lat 53.7714, Long -6.73853
Direction Two way

3279 / Meath/Cavan/Monaghan ATC's
October 2013
Automatic Traffic Count

Sat, 12 October 2013

Time	Total	Classification												>PSL	>PSL%	>SL1	>SL1%	>SL2	>SL2%	Mean	Vpp
		1 MCL	2 SV	3 SVT	4 TB2	5 TB3	6 T4	7 ART3	8 ART4	9 ART5	10 ART6	11 BD	12 DRT	50	50	57 ACPO	57 ACPO	65 DfT	65 DfT		85
0000	1	0	1	0	0	0	0	0	0	0	0	0	0	0	0	0	0	0	0	23.8	-
0100	1	0	1	0	0	0	0	0	0	0	0	0	0	0	0	0	0	0	0	15.7	-
0200	1	0	1	0	0	0	0	0	0	0	0	0	0	0	0	0	0	0	0	28.2	-
0300	0	0	0	0	0	0	0	0	0	0	0	0	0	0	0	0	0	0	0	-	-
0400	0	0	0	0	0	0	0	0	0	0	0	0	0	0	0	0	0	0	0	-	-
0500	0	0	0	0	0	0	0	0	0	0	0	0	0	0	0	0	0	0	0	-	-
0600	0	0	0	0	0	0	0	0	0	0	0	0	0	0	0	0	0	0	0	-	-
0700	0	0	0	0	0	0	0	0	0	0	0	0	0	0	0	0	0	0	0	-	-
0800	3	0	3	0	0	0	0	0	0	0	0	0	0	0	0	0	0	0	0	38.2	-
0900	1	0	1	0	0	0	0	0	0	0	0	0	0	0	0	0	0	0	0	15	-
1000	**6**	**0**	**5**	**1**	**0**	**0**	**0**	**0**	**0**	**0**	**0**	**0**	**0**	**0**	**0**	**0**	**0**	**0**	**0**	**21**	**-**
1100	4	0	4	0	0	0	0	0	0	0	0	0	0	0	0	0	0	0	0	33.9	-
1200	2	0	2	0	0	0	0	0	0	0	0	0	0	0	0	0	0	0	0	33.2	-
1300	2	0	2	0	0	0	0	0	0	0	0	0	0	0	0	0	0	0	0	28.9	-
1400	5	0	4	1	0	0	0	0	0	0	0	0	0	0	0	0	0	0	0	25.8	-
1500	1	0	1	0	0	0	0	0	0	0	0	0	0	0	0	0	0	0	0	13	-
1600	1	0	1	0	0	0	0	0	0	0	0	0	0	0	0	0	0	0	0	11.4	-
1700	**11**	**0**	**11**	**0**	**0**	**0**	**0**	**0**	**0**	**0**	**0**	**0**	**0**	**0**	**0**	**0**	**0**	**0**	**0**	**29.4**	**34.2**
1800	4	0	4	0	0	0	0	0	0	0	0	0	0	0	0	0	0	0	0	27.3	-
1900	1	0	1	0	0	0	0	0	0	0	0	0	0	0	0	0	0	0	0	39.4	-
2000	0	0	0	0	0	0	0	0	0	0	0	0	0	0	0	0	0	0	0	-	-
2100	0	0	0	0	0	0	0	0	0	0	0	0	0	0	0	0	0	0	0	-	-
2200	0	0	0	0	0	0	0	0	0	0	0	0	0	0	0	0	0	0	0	-	-
2300	0	0	0	0	0	0	0	0	0	0	0	0	0	0	0	0	0	0	0	-	-
07-19	**40**	**0**	**38**	**2**	**0**	**0**	**0**	**0**	**0**	**0**	**0**	**0**	**0**	**0**	**0**	**0**	**0**	**0**	**0**	**27.5**	**35.8**
06-22	**41**	**0**	**39**	**2**	**0**	**0**	**0**	**0**	**0**	**0**	**0**	**0**	**0**	**0**	**0**	**0**	**0**	**0**	**0**	**27.8**	**38.9**
06-00	**41**	**0**	**39**	**2**	**0**	**0**	**0**	**0**	**0**	**0**	**0**	**0**	**0**	**0**	**0**	**0**	**0**	**0**	**0**	**27.8**	**38.9**
00-00	**44**	**0**	**42**	**2**	**0**	**0**	**0**	**0**	**0**	**0**	**0**	**0**	**0**	**0**	**0**	**0**	**0**	**0**	**0**	**27.5**	**35.8**

DRAFT

Site 37
Location L-34061-0, Att - tree, Lat 53.7714, Long -6.73853
Direction Two way

3279 / Meath/Cavan/Monaghan ATC's
October 2013
Automatic Traffic Count

Sun, 13 October 2013

Time	Total	Classification												>PSL	>PSL%	>SL1	>SL1%	>SL2	>SL2%	Mean	Vpp
		1 MCL	2 SV	3 SVT	4 TB2	5 TB3	6 T4	7 ART3	8 ART4	9 ART5	10 ART6	11 BD	12 DRT	50	50	57 ACPO	57 ACPO	65 DfT	65 DfT		85
0000	0	0	0	0	0	0	0	0	0	0	0	0	0	0	0	0	0	0	0	-	-
0100	0	0	0	0	0	0	0	0	0	0	0	0	0	0	0	0	0	0	0	-	-
0200	0	0	0	0	0	0	0	0	0	0	0	0	0	0	0	0	0	0	0	-	-
0300	0	0	0	0	0	0	0	0	0	0	0	0	0	0	0	0	0	0	0	-	-
0400	0	0	0	0	0	0	0	0	0	0	0	0	0	0	0	0	0	0	0	-	-
0500	0	0	0	0	0	0	0	0	0	0	0	0	0	0	0	0	0	0	0	-	-
0600	0	0	0	0	0	0	0	0	0	0	0	0	0	0	0	0	0	0	0	-	-
0700	0	0	0	0	0	0	0	0	0	0	0	0	0	0	0	0	0	0	0	-	-
0800	1	0	1	0	0	0	0	0	0	0	0	0	0	0	0	0	0	0	0	21.8	-
0900	**5**	**0**	**4**	**1**	**0**	**0**	**0**	**0**	**0**	**0**	**0**	**0**	**0**	**0**	**0**	**0**	**0**	**0**	**0**	**22.7**	**-**
1000	**5**	**1**	**4**	**0**	**0**	**0**	**0**	**0**	**0**	**0**	**0**	**0**	**0**	**0**	**0**	**0**	**0**	**0**	**0**	**24.2**	**-**
1100	**5**	**0**	**5**	**0**	**0**	**0**	**0**	**0**	**0**	**0**	**0**	**0**	**0**	**0**	**0**	**0**	**0**	**0**	**0**	**24.8**	**-**
1200	3	0	3	0	0	0	0	0	0	0	0	0	0	0	0	0	0	0	0	27.6	-
1300	1	0	1	0	0	0	0	0	0	0	0	0	0	0	0	0	0	0	0	30.8	-
1400	**5**	**0**	**5**	**0**	**0**	**0**	**0**	**0**	**0**	**0**	**0**	**0**	**0**	**0**	**0**	**0**	**0**	**0**	**0**	**26.9**	**-**
1500	3	0	2	1	0	0	0	0	0	0	0	0	0	0	0	0	0	0	0	25	-
1600	1	0	1	0	0	0	0	0	0	0	0	0	0	0	0	0	0	0	0	26.4	-
1700	**5**	**0**	**5**	**0**	**0**	**0**	**0**	**0**	**0**	**0**	**0**	**0**	**0**	**0**	**0**	**0**	**0**	**0**	**0**	**25.7**	**-**
1800	2	0	2	0	0	0	0	0	0	0	0	0	0	0	0	0	0	0	0	26.4	-
1900	2	0	2	0	0	0	0	0	0	0	0	0	0	0	0	0	0	0	0	32.5	-
2000	0	0	0	0	0	0	0	0	0	0	0	0	0	0	0	0	0	0	0	-	-
2100	1	0	1	0	0	0	0	0	0	0	0	0	0	0	0	0	0	0	0	22.8	-
2200	0	0	0	0	0	0	0	0	0	0	0	0	0	0	0	0	0	0	0	-	-
2300	0	0	0	0	0	0	0	0	0	0	0	0	0	0	0	0	0	0	0	-	-
07-19	**36**	**1**	**33**	**2**	**0**	**0**	**0**	**0**	**0**	**0**	**0**	**0**	**0**	**0**	**0**	**0**	**0**	**0**	**0**	**25.3**	**30.9**
06-22	**39**	**1**	**36**	**2**	**0**	**0**	**0**	**0**	**0**	**0**	**0**	**0**	**0**	**0**	**0**	**0**	**0**	**0**	**0**	**25.6**	**30.9**
06-00	**39**	**1**	**36**	**2**	**0**	**0**	**0**	**0**	**0**	**0**	**0**	**0**	**0**	**0**	**0**	**0**	**0**	**0**	**0**	**25.6**	**30.9**
00-00	**39**	**1**	**36**	**2**	**0**	**0**	**0**	**0**	**0**	**0**	**0**	**0**	**0**	**0**	**0**	**0**	**0**	**0**	**0**	**25.6**	**30.9**

DRAFT

Site 37
Location L-34061-0, Att - tree, Lat 53.7714, Long -6.73853
Direction Two way

3279 / Meath/Cavan/Monaghan ATC's
October 2013
Automatic Traffic Count

Mon, 14 October 2013

Time	Total	Classification												>PSL	>PSL%	>SL1	>SL1%	>SL2	>SL2%	Mean	Vpp
		1 MCL	2 SV	3 SVT	4 TB2	5 TB3	6 T4	7 ART3	8 ART4	9 ART5	10 ART6	11 BD	12 DRT	50	50	57 ACPO	57 ACPO	65 DfT	65 DfT		85
0000	0	0	0	0	0	0	0	0	0	0	0	0	0	0	0	0	0	0	0	-	-
0100	1	0	1	0	0	0	0	0	0	0	0	0	0	0	0	0	0	0	0	16.7	-
0200	0	0	0	0	0	0	0	0	0	0	0	0	0	0	0	0	0	0	0	-	-
0300	0	0	0	0	0	0	0	0	0	0	0	0	0	0	0	0	0	0	0	-	-
0400	0	0	0	0	0	0	0	0	0	0	0	0	0	0	0	0	0	0	0	-	-
0500	0	0	0	0	0	0	0	0	0	0	0	0	0	0	0	0	0	0	0	-	-
0600	1	0	1	0	0	0	0	0	0	0	0	0	0	0	0	0	0	0	0	14.3	-
0700	3	0	3	0	0	0	0	0	0	0	0	0	0	0	0	0	0	0	0	37.5	-
0800	3	0	2	0	1	0	0	0	0	0	0	0	0	0	0	0	0	0	0	24.5	-
0900	**9**	**0**	**8**	**0**	**1**	**0**	**0**	**0**	**0**	**0**	**0**	**0**	**0**	**0**	**0**	**0**	**0**	**0**	**0**	**23**	**-**
1000	4	0	4	0	0	0	0	0	0	0	0	0	0	0	0	0	0	0	0	17.8	-
1100	4	0	4	0	0	0	0	0	0	0	0	0	0	0	0	0	0	0	0	29.6	-
1200	1	0	0	0	1	0	0	0	0	0	0	0	0	0	0	0	0	0	0	27.3	-
1300	4	0	2	0	2	0	0	0	0	0	0	0	0	0	0	0	0	0	0	28.2	-
1400	**7**	**0**	**7**	**0**	**0**	**0**	**0**	**0**	**0**	**0**	**0**	**0**	**0**	**0**	**0**	**0**	**0**	**0**	**0**	**30.4**	**-**
1500	3	0	2	0	1	0	0	0	0	0	0	0	0	0	0	0	0	0	0	24.8	-
1600	2	0	1	0	0	1	0	0	0	0	0	0	0	0	0	0	0	0	0	27.7	-
1700	1	0	1	0	0	0	0	0	0	0	0	0	0	0	0	0	0	0	0	31.9	-
1800	2	0	2	0	0	0	0	0	0	0	0	0	0	0	0	0	0	0	0	28.8	-
1900	3	0	3	0	0	0	0	0	0	0	0	0	0	0	0	0	0	0	0	30.1	-
2000	4	0	4	0	0	0	0	0	0	0	0	0	0	0	0	0	0	0	0	28.7	-
2100	1	0	1	0	0	0	0	0	0	0	0	0	0	0	0	0	0	0	0	16.6	-
2200	2	0	2	0	0	0	0	0	0	0	0	0	0	0	0	0	0	0	0	32.7	-
2300	0	0	0	0	0	0	0	0	0	0	0	0	0	0	0	0	0	0	0	0	0
07-19	**43**	**0**	**36**	**0**	**6**	**1**	**0**	**0**	**0**	**0**	**0**	**0**	**0**	**0**	**0**	**0**	**0**	**0**	**0**	**26.9**	**35.3**
06-22	**52**	**0**	**45**	**0**	**6**	**1**	**0**	**0**	**0**	**0**	**0**	**0**	**0**	**0**	**0**	**0**	**0**	**0**	**0**	**26.7**	**35.3**
06-00	**54**	**0**	**47**	**0**	**6**	**1**	**0**	**0**	**0**	**0**	**0**	**0**	**0**	**0**	**0**	**0**	**0**	**0**	**0**	**27**	**35.3**
00-00	**55**	**0**	**48**	**0**	**6**	**1**	**0**	**0**	**0**	**0**	**0**	**0**	**0**	**0**	**0**	**0**	**0**	**0**	**0**	**26.8**	**35.3**

DRAFT

Site 37
Location L-34061-0, Att - tree, Lat 53.7714, Long -6.73853
Direction Two way

3279 / Meath/Cavan/Monaghan ATC's
October 2013
Automatic Traffic Count

Virtual Day (7)

Time	Total	Classification												>PSL	>PSL%	>SL1	>SL1%	>SL2	>SL2%	Mean	Vpp
		1 MCL	2 SV	3 SVT	4 TB2	5 TB3	6 T4	7 ART3	8 ART4	9 ART5	10 ART6	11 BD	12 DRT	50	50	57 ACPO	57 ACPO	65 DfT	65 DfT		85
0000	0	0	0	0	0	0	0	0	0	0	0	0	0	0	0	0	0	0	0	23.8	-
0100	0	0	0	0	0	0	0	0	0	0	0	0	0	0	0	0	0	0	0	16.2	-
0200	0	0	0	0	0	0	0	0	0	0	0	0	0	0	0	0	0	0	0	28.2	-
0300	0	0	0	0	0	0	0	0	0	0	0	0	0	0	0	0	0	0	0	-	-
0400	0	0	0	0	0	0	0	0	0	0	0	0	0	0	0	0	0	0	0	-	-
0500	0	0	0	0	0	0	0	0	0	0	0	0	0	0	0	0	0	0	0	-	-
0600	1	0	1	0	0	0	0	0	0	0	0	0	0	0	0	0	0	0	0	28.4	-
0700	1	0	1	0	0	0	0	0	0	0	0	0	0	0	0	0	0	0	0	33.1	-
0800	5	0	3	0	1	0	0	0	0	0	0	0	0	0	0	0	0	0	0	22.2	-
0900	**7**	**0**	**6**	**0**	**0**	**0**	**0**	**0**	**0**	**0**	**0**	**0**	**0**	**0**	**0**	**0**	**0**	**0**	**0**	**18.9**	**-**
1000	6	0	6	0	0	0	0	0	0	0	0	0	0	0	0	0	0	0	0	21.4	-
1100	4	0	4	0	0	0	0	0	0	0	0	0	0	0	0	0	0	0	0	25.2	-
1200	2	0	2	0	0	0	0	0	0	0	0	0	0	0	0	0	0	0	0	26.9	-
1300	4	0	3	0	0	0	0	0	0	0	0	0	0	0	0	0	0	0	0	26.5	-
1400	5	0	4	0	0	0	0	0	0	0	0	0	0	0	0	0	0	0	0	27.5	-
1500	4	0	3	0	0	0	0	0	0	0	0	0	0	0	0	0	0	0	0	26.7	-
1600	2	0	2	0	0	0	0	0	0	0	0	0	0	0	0	0	0	0	0	23.5	-
1700	**6**	**0**	**6**	**0**	**0**	**0**	**0**	**0**	**0**	**0**	**0**	**0**	**0**	**0**	**0**	**0**	**0**	**0**	**0**	**23.2**	**-**
1800	5	0	4	0	0	1	0	0	0	0	0	0	0	0	0	0	0	0	0	23.7	-
1900	4	0	4	0	0	0	0	0	0	0	0	0	0	0	0	0	0	0	0	23.1	-
2000	3	0	2	0	0	0	0	0	0	0	0	0	0	0	0	0	0	0	0	26.1	-
2100	1	0	1	0	0	0	0	0	0	0	0	0	0	0	0	0	0	0	0	24.1	-
2200	0	0	0	0	0	0	0	0	0	0	0	0	0	0	0	0	0	0	0	32.7	-
2300	0	0	0	0	0	0	0	0	0	0	0	0	0	0	0	0	0	0	0	-	-
07-19	**51**	**0**	**44**	**2**	**3**	**1**	**0**	**0**	**0**	**0**	**0**	**0**	**0**	**0**	**0**	**0**	**0**	**0**	**0**	**23.7**	**33.1**
06-22	**60**	**0**	**51**	**2**	**4**	**1**	**0**	**0**	**0**	**0**	**0**	**0**	**0**	**0**	**0**	**0**	**0**	**0**	**0**	**23.9**	**33.3**
06-00	**60**	**0**	**52**	**2**	**4**	**1**	**0**	**0**	**0**	**0**	**0**	**0**	**0**	**0**	**0**	**0**	**0**	**0**	**0**	**23.9**	**33.8**
00-00	**60**	**0**	**52**	**2**	**4**	**1**	**0**	**0**	**0**	**0**	**0**	**0**	**0**	**0**	**0**	**0**	**0**	**0**	**0**	**23.9**	**33.8**

DRAFT

Site 37
Location L-34061-0, Att - tree, Lat 53.7714, Long -6.73853
Direction Two way

3279 / Meath/Cavan/Monaghan ATC's
October 2013
Automatic Traffic Count

Virtual Week (1)

Time	Total	Classification												>PSL 50	>PSL% 50	>SL1 57 ACPO	>SL1% 57 ACPO	>SL2 65 DfT	>SL2% 65 DfT	Mean	Vpp 85
		1 MCL	2 SV	3 SVT	4 TB2	5 TB3	6 T4	7 ART3	8 ART4	9 ART5	10 ART6	11 BD	12 DRT								
Mon	55	0	48	0	6	1	0	0	0	0	0	0	0	0	0	0	0	0	0	26.8	35.3
Tue	51	2	41	0	7	1	0	0	0	0	0	0	0	0	0	0	0	0	0	26.5	35.8
Wed	61	0	52	1	3	2	1	0	0	2	0	0	0	0	0	0	0	0	0	25.4	33.8
Thu	81	0	70	1	7	2	0	0	0	0	1	0	0	0	0	0	0	0	0	20.1	29.3
Fri	92	0	77	5	7	3	0	0	0	0	0	0	0	0	0	0	0	0	0	20.6	29.8
| Sat	44	0	42	2	0	0	0	0	0	0	0	0	0	0	0	0	0	0	0	27.5	35.8
| Sun	39	1	36	2	0	0	0	0	0	0	0	0	0	0	0	0	0	0	0	25.6	30.9
5 Day Ave.	**68**	**0**	**58**	**1**	**6**	**2**	**0**	**0**	**0**	**0**	**0**	**0**	**0**	**0**	**0.0**	**0**	**0.0**	**0**	**0.0**	**23.9**	**32.8**
7 Day Ave.	**60**	**0**	**52**	**2**	**4**	**1**	**0**	**0**	**0**	**0**	**0**	**0**	**0**	**0**	**0.0**	**0**	**0.0**	**0**	**0.0**	**23.9**	**33.8**
--	**423**	**3**	**366**	**11**	**30**	**9**	**1**	**0**	**0**	**2**	**1**	**0**	**0**	**0**	**0.0**	**0**	**0.0**	**0**	**0.0**	**23.9**	**33.8**

Summary Graphs

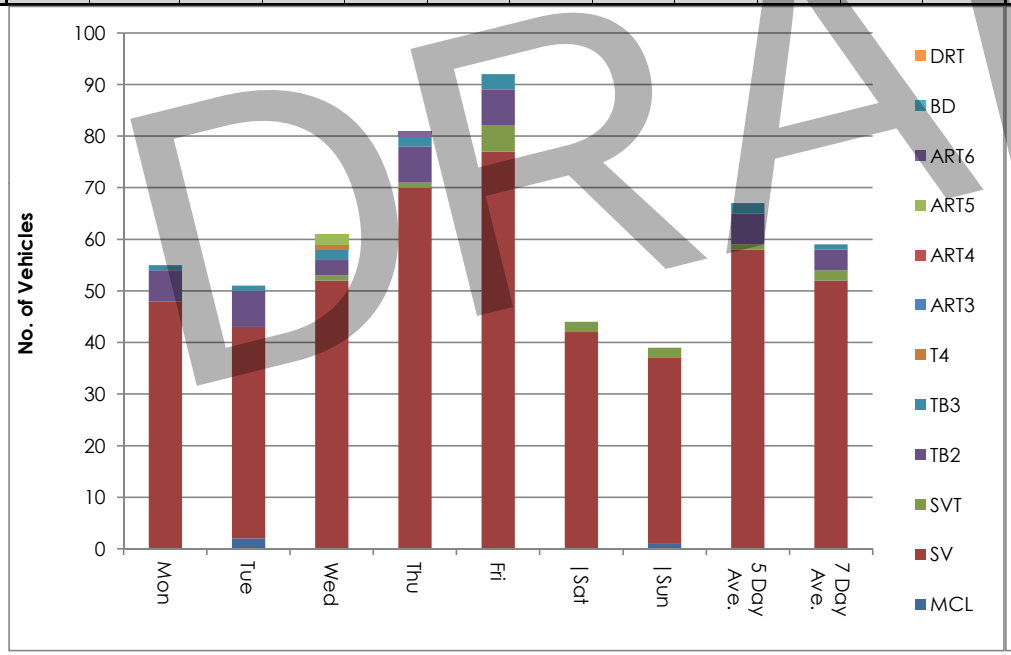

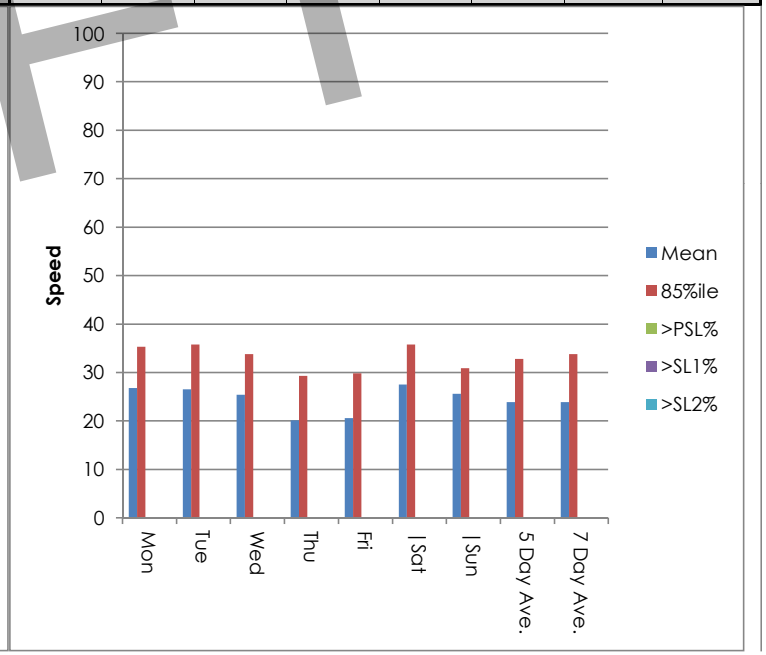

DRAFT

Site 37
Location L-34061-0, Att - tree, Lat 53.7714, Long -6.73853
Direction Two way

3279 / Meath/Cavan/Monaghan ATC's
October 2013
Automatic Traffic Count

Tue, 8 October 2013

Time	Total	Speed Bins (mph)																											
		0 - 5	5 - 10	10 - 15	15 - 20	20 - 25	25 - 30	30 - 35	35 - 40	40 - 45	45 - 50	50 - 55	55 - 60	60 - 65	65 - 70	70 - 75	75 - 80	80 - 85	85 - 90	90 - 95	95 - 100	100 - 105	105 - 110	110 - 115	115 - 120	120 - 125	125 - 130	130 - 135	135 - 140
0000	0	0	0	0	0	0	0	0	0	0	0	0	0	0	0	0	0	0	0	0	0	0	0	0	0	0	0	0	0
0100	0	0	0	0	0	0	0	0	0	0	0	0	0	0	0	0	0	0	0	0	0	0	0	0	0	0	0	0	0
0200	0	0	0	0	0	0	0	0	0	0	0	0	0	0	0	0	0	0	0	0	0	0	0	0	0	0	0	0	0
0300	0	0	0	0	0	0	0	0	0	0	0	0	0	0	0	0	0	0	0	0	0	0	0	0	0	0	0	0	0
0400	0	0	0	0	0	0	0	0	0	0	0	0	0	0	0	0	0	0	0	0	0	0	0	0	0	0	0	0	0
0500	0	0	0	0	0	0	0	0	0	0	0	0	0	0	0	0	0	0	0	0	0	0	0	0	0	0	0	0	0
0600	3	0	0	0	0	1	1	0	1	0	0	0	0	0	0	0	0	0	0	0	0	0	0	0	0	0	0	0	0
0700	0	0	0	0	0	0	0	0	0	0	0	0	0	0	0	0	0	0	0	0	0	0	0	0	0	0	0	0	0
0800	4	0	2	0	0	1	0	1	0	0	0	0	0	0	0	0	0	0	0	0	0	0	0	0	0	0	0	0	0
0900	**7**	**1**	**0**	**2**	**2**	**1**	**1**	**0**	**0**	**0**	**0**	**0**	**0**	**0**	**0**	**0**	**0**	**0**	**0**	**0**	**0**	**0**	**0**	**0**	**0**	**0**	**0**	**0**	**0**
1000	5	0	0	0	1	1	2	1	0	0	0	0	0	0	0	0	0	0	0	0	0	0	0	0	0	0	0	0	0
1100	3	0	0	0	0	0	3	0	0	0	0	0	0	0	0	0	0	0	0	0	0	0	0	0	0	0	0	0	0
1200	2	0	0	1	0	0	0	0	1	0	0	0	0	0	0	0	0	0	0	0	0	0	0	0	0	0	0	0	0
1300	**5**	**0**	**0**	**0**	**0**	**1**	**2**	**1**	**1**	**0**	**0**	**0**	**0**	**0**	**0**	**0**	**0**	**0**	**0**	**0**	**0**	**0**	**0**	**0**	**0**	**0**	**0**	**0**	**0**
1400	3	0	0	0	1	0	1	0	1	0	0	0	0	0	0	0	0	0	0	0	0	0	0	0	0	0	0	0	0
1500	3	0	0	0	0	0	0	1	1	1	0	0	0	0	0	0	0	0	0	0	0	0	0	0	0	0	0	0	0
1600	1	0	0	0	0	0	1	0	0	0	0	0	0	0	0	0	0	0	0	0	0	0	0	0	0	0	0	0	0
1700	4	0	0	0	1	1	0	1	1	0	0	0	0	0	0	0	0	0	0	0	0	0	0	0	0	0	0	0	0
1800	4	0	0	0	0	0	1	1	2	0	0	0	0	0	0	0	0	0	0	0	0	0	0	0	0	0	0	0	0
1900	3	0	0	0	0	2	0	0	1	0	0	0	0	0	0	0	0	0	0	0	0	0	0	0	0	0	0	0	0
2000	4	0	1	0	0	0	1	0	2	0	0	0	0	0	0	0	0	0	0	0	0	0	0	0	0	0	0	0	0
2100	0	0	0	0	0	0	0	0	0	0	0	0	0	0	0	0	0	0	0	0	0	0	0	0	0	0	0	0	0
2200	0	0	0	0	0	0	0	0	0	0	0	0	0	0	0	0	0	0	0	0	0	0	0	0	0	0	0	0	0
2300	0	0	0	0	0	0	0	0	0	0	0	0	0	0	0	0	0	0	0	0	0	0	0	0	0	0	0	0	0
07-19	**41**	**1**	**2**	**3**	**5**	**5**	**11**	**6**	**7**	**1**	**0**	**0**	**0**	**0**	**0**	**0**	**0**	**0**	**0**	**0**	**0**	**0**	**0**	**0**	**0**	**0**	**0**	**0**	**0**
06-22	**51**	**1**	**3**	**3**	**5**	**8**	**13**	**6**	**11**	**1**	**0**	**0**	**0**	**0**	**0**	**0**	**0**	**0**	**0**	**0**	**0**	**0**	**0**	**0**	**0**	**0**	**0**	**0**	**0**
06-00	**51**	**1**	**3**	**3**	**5**	**8**	**13**	**6**	**11**	**1**	**0**	**0**	**0**	**0**	**0**	**0**	**0**	**0**	**0**	**0**	**0**	**0**	**0**	**0**	**0**	**0**	**0**	**0**	**0**
00-00	**51**	**1**	**3**	**3**	**5**	**8**	**13**	**6**	**11**	**1**	**0**	**0**	**0**	**0**	**0**	**0**	**0**	**0**	**0**	**0**	**0**	**0**	**0**	**0**	**0**	**0**	**0**	**0**	**0**

DRAFT

Site 37
Location L-34061-0, Att - tree, Lat 53.7714, Long -6.73853
Direction Two way

3279 / Meath/Cavan/Monaghan ATC's
October 2013
Automatic Traffic Count

Wed, 9 October 2013

Time	Total	Speed Bins (mph)																											
		0 - 5	5 - 10	10 - 15	15 - 20	20 - 25	25 - 30	30 - 35	35 - 40	40 - 45	45 - 50	50 - 55	55 - 60	60 - 65	65 - 70	70 - 75	75 - 80	80 - 85	85 - 90	90 - 95	95 - 100	100 - 105	105 - 110	110 - 115	115 - 120	120 - 125	125 - 130	130 - 135	135 - 140
0000	0	0	0	0	0	0	0	0	0	0	0	0	0	0	0	0	0	0	0	0	0	0	0	0	0	0	0	0	0
0100	0	0	0	0	0	0	0	0	0	0	0	0	0	0	0	0	0	0	0	0	0	0	0	0	0	0	0	0	0
0200	0	0	0	0	0	0	0	0	0	0	0	0	0	0	0	0	0	0	0	0	0	0	0	0	0	0	0	0	0
0300	0	0	0	0	0	0	0	0	0	0	0	0	0	0	0	0	0	0	0	0	0	0	0	0	0	0	0	0	0
0400	0	0	0	0	0	0	0	0	0	0	0	0	0	0	0	0	0	0	0	0	0	0	0	0	0	0	0	0	0
0500	0	0	0	0	0	0	0	0	0	0	0	0	0	0	0	0	0	0	0	0	0	0	0	0	0	0	0	0	0
0600	1	0	0	0	0	0	0	1	0	0	0	0	0	0	0	0	0	0	0	0	0	0	0	0	0	0	0	0	0
0700	1	0	0	0	0	0	1	0	0	0	0	0	0	0	0	0	0	0	0	0	0	0	0	0	0	0	0	0	0
0800	4	0	0	0	0	0	2	2	0	0	0	0	0	0	0	0	0	0	0	0	0	0	0	0	0	0	0	0	0
0900	4	0	0	1	1	1	0	0	1	0	0	0	0	0	0	0	0	0	0	0	0	0	0	0	0	0	0	0	0
1000	2	0	0	0	0	2	0	0	0	0	0	0	0	0	0	0	0	0	0	0	0	0	0	0	0	0	0	0	0
1100	**7**	**0**	**1**	**0**	**1**	**2**	**1**	**2**	**0**	**0**	**0**	**0**	**0**	**0**	**0**	**0**	**0**	**0**	**0**	**0**	**0**	**0**	**0**	**0**	**0**	**0**	**0**	**0**	**0**
1200	3	0	0	1	1	0	0	0	1	0	0	0	0	0	0	0	0	0	0	0	0	0	0	0	0	0	0	0	0
1300	**8**	**0**	**0**	**1**	**2**	**1**	**1**	**2**	**1**	**0**	**0**	**0**	**0**	**0**	**0**	**0**	**0**	**0**	**0**	**0**	**0**	**0**	**0**	**0**	**0**	**0**	**0**	**0**	**0**
1400	5	0	0	1	0	0	3	0	1	0	0	0	0	0	0	0	0	0	0	0	0	0	0	0	0	0	0	0	0
1500	4	0	0	0	0	0	1	2	1	0	0	0	0	0	0	0	0	0	0	0	0	0	0	0	0	0	0	0	0
1600	3	0	0	0	1	1	1	0	0	0	0	0	0	0	0	0	0	0	0	0	0	0	0	0	0	0	0	0	0
1700	7	0	0	0	1	3	2	0	1	0	0	0	0	0	0	0	0	0	0	0	0	0	0	0	0	0	0	0	0
1800	1	0	0	0	0	1	0	0	0	0	0	0	0	0	0	0	0	0	0	0	0	0	0	0	0	0	0	0	0
1900	6	0	0	0	1	2	1	0	2	0	0	0	0	0	0	0	0	0	0	0	0	0	0	0	0	0	0	0	0
2000	3	0	0	0	1	1	1	0	0	0	0	0	0	0	0	0	0	0	0	0	0	0	0	0	0	0	0	0	0
2100	2	0	0	0	0	0	2	0	0	0	0	0	0	0	0	0	0	0	0	0	0	0	0	0	0	0	0	0	0
2200	0	0	0	0	0	0	0	0	0	0	0	0	0	0	0	0	0	0	0	0	0	0	0	0	0	0	0	0	0
2300	0	0	0	0	0	0	0	0	0	0	0	0	0	0	0	0	0	0	0	0	0	0	0	0	0	0	0	0	0
07-19	**49**	**0**	**1**	**4**	**7**	**11**	**12**	**8**	**6**	**0**	**0**	**0**	**0**	**0**	**0**	**0**	**0**	**0**	**0**	**0**	**0**	**0**	**0**	**0**	**0**	**0**	**0**	**0**	**0**
06-22	**61**	**0**	**1**	**4**	**9**	**14**	**16**	**9**	**8**	**0**	**0**	**0**	**0**	**0**	**0**	**0**	**0**	**0**	**0**	**0**	**0**	**0**	**0**	**0**	**0**	**0**	**0**	**0**	**0**
06-00	**61**	**0**	**1**	**4**	**9**	**14**	**16**	**9**	**8**	**0**	**0**	**0**	**0**	**0**	**0**	**0**	**0**	**0**	**0**	**0**	**0**	**0**	**0**	**0**	**0**	**0**	**0**	**0**	**0**
00-00	**61**	**0**	**1**	**4**	**9**	**14**	**16**	**9**	**8**	**0**	**0**	**0**	**0**	**0**	**0**	**0**	**0**	**0**	**0**	**0**	**0**	**0**	**0**	**0**	**0**	**0**	**0**	**0**	**0**

DRAFT

Site 37
Location L-34061-0, Att - tree, Lat 53.7714, Long -6.73853
Direction Two way

3279 / Meath/Cavan/Monaghan ATC's
October 2013
Automatic Traffic Count

Thu, 10 October 2013

Time	Total	Speed Bins (mph)																											
		0 - 5	5 - 10	10 - 15	15 - 20	20 - 25	25 - 30	30 - 35	35 - 40	40 - 45	45 - 50	50 - 55	55 - 60	60 - 65	65 - 70	70 - 75	75 - 80	80 - 85	85 - 90	90 - 95	95 - 100	100 - 105	105 - 110	110 - 115	115 - 120	120 - 125	125 - 130	130 - 135	135 - 140
0000	0	0	0	0	0	0	0	0	0	0	0	0	0	0	0	0	0	0	0	0	0	0	0	0	0	0	0	0	0
0100	0	0	0	0	0	0	0	0	0	0	0	0	0	0	0	0	0	0	0	0	0	0	0	0	0	0	0	0	0
0200	0	0	0	0	0	0	0	0	0	0	0	0	0	0	0	0	0	0	0	0	0	0	0	0	0	0	0	0	0
0300	0	0	0	0	0	0	0	0	0	0	0	0	0	0	0	0	0	0	0	0	0	0	0	0	0	0	0	0	0
0400	0	0	0	0	0	0	0	0	0	0	0	0	0	0	0	0	0	0	0	0	0	0	0	0	0	0	0	0	0
0500	0	0	0	0	0	0	0	0	0	0	0	0	0	0	0	0	0	0	0	0	0	0	0	0	0	0	0	0	0
0600	1	0	0	0	0	0	0	0	1	0	0	0	0	0	0	0	0	0	0	0	0	0	0	0	0	0	0	0	0
0700	1	0	0	0	0	0	1	0	0	0	0	0	0	0	0	0	0	0	0	0	0	0	0	0	0	0	0	0	0
0800	**5**	**0**	**0**	**0**	**1**	**2**	**0**	**2**	**0**	**0**	**0**	**0**	**0**	**0**	**0**	**0**	**0**	**0**	**0**	**0**	**0**	**0**	**0**	**0**	**0**	**0**	**0**	**0**	**0**
0900	3	0	0	1	0	0	1	0	1	0	0	0	0	0	0	0	0	0	0	0	0	0	0	0	0	0	0	0	0
1000	**5**	**0**	**0**	**2**	**1**	**1**	**1**	**0**	**0**	**0**	**0**	**0**	**0**	**0**	**0**	**0**	**0**	**0**	**0**	**0**	**0**	**0**	**0**	**0**	**0**	**0**	**0**	**0**	**0**
1100	3	0	0	1	2	0	0	0	0	0	0	0	0	0	0	0	0	0	0	0	0	0	0	0	0	0	0	0	0
1200	3	0	0	0	0	0	2	1	0	0	0	0	0	0	0	0	0	0	0	0	0	0	0	0	0	0	0	0	0
1300	2	0	0	0	0	1	0	0	1	0	0	0	0	0	0	0	0	0	0	0	0	0	0	0	0	0	0	0	0
1400	5	0	0	0	1	1	1	1	1	0	0	0	0	0	0	0	0	0	0	0	0	0	0	0	0	0	0	0	0
1500	6	0	0	2	0	1	2	1	0	0	0	0	0	0	0	0	0	0	0	0	0	0	0	0	0	0	0	0	0
1600	1	0	0	0	0	0	1	0	0	0	0	0	0	0	0	0	0	0	0	0	0	0	0	0	0	0	0	0	0
1700	**15**	**0**	**4**	**5**	**0**	**6**	**0**	**0**	**0**	**0**	**0**	**0**	**0**	**0**	**0**	**0**	**0**	**0**	**0**	**0**	**0**	**0**	**0**	**0**	**0**	**0**	**0**	**0**	**0**
1800	14	0	1	3	5	3	0	2	0	0	0	0	0	0	0	0	0	0	0	0	0	0	0	0	0	0	0	0	0
1900	12	0	1	8	1	2	0	0	0	0	0	0	0	0	0	0	0	0	0	0	0	0	0	0	0	0	0	0	0
2000	5	0	0	0	1	3	0	1	0	0	0	0	0	0	0	0	0	0	0	0	0	0	0	0	0	0	0	0	0
2100	0	0	0	0	0	0	0	0	0	0	0	0	0	0	0	0	0	0	0	0	0	0	0	0	0	0	0	0	0
2200	0	0	0	0	0	0	0	0	0	0	0	0	0	0	0	0	0	0	0	0	0	0	0	0	0	0	0	0	0
2300	0	0	0	0	0	0	0	0	0	0	0	0	0	0	0	0	0	0	0	0	0	0	0	0	0	0	0	0	0
07-19	**63**	**0**	**5**	**14**	**10**	**15**	**9**	**7**	**3**	**0**	**0**	**0**	**0**	**0**	**0**	**0**	**0**	**0**	**0**	**0**	**0**	**0**	**0**	**0**	**0**	**0**	**0**	**0**	**0**
06-22	**81**	**0**	**6**	**22**	**12**	**20**	**9**	**8**	**4**	**0**	**0**	**0**	**0**	**0**	**0**	**0**	**0**	**0**	**0**	**0**	**0**	**0**	**0**	**0**	**0**	**0**	**0**	**0**	**0**
06-00	**81**	**0**	**6**	**22**	**12**	**20**	**9**	**8**	**4**	**0**	**0**	**0**	**0**	**0**	**0**	**0**	**0**	**0**	**0**	**0**	**0**	**0**	**0**	**0**	**0**	**0**	**0**	**0**	**0**
00-00	**81**	**0**	**6**	**22**	**12**	**20**	**9**	**8**	**4**	**0**	**0**	**0**	**0**	**0**	**0**	**0**	**0**	**0**	**0**	**0**	**0**	**0**	**0**	**0**	**0**	**0**	**0**	**0**	**0**

DRAFT

Site 37
Location L-34061-0, Att - tree, Lat 53.7714, Long -6.73853
Direction Two way

3279 / Meath/Cavan/Monaghan ATC's
October 2013
Automatic Traffic Count

Fri, 11 October 2013

Time	Total	Speed Bins (mph)																											
		0 - 5	5 - 10	10 - 15	15 - 20	20 - 25	25 - 30	30 - 35	35 - 40	40 - 45	45 - 50	50 - 55	55 - 60	60 - 65	65 - 70	70 - 75	75 - 80	80 - 85	85 - 90	90 - 95	95 - 100	100 - 105	105 - 110	110 - 115	115 - 120	120 - 125	125 - 130	130 - 135	135 - 140
0000	0	0	0	0	0	0	0	0	0	0	0	0	0	0	0	0	0	0	0	0	0	0	0	0	0	0	0	0	0
0100	0	0	0	0	0	0	0	0	0	0	0	0	0	0	0	0	0	0	0	0	0	0	0	0	0	0	0	0	0
0200	0	0	0	0	0	0	0	0	0	0	0	0	0	0	0	0	0	0	0	0	0	0	0	0	0	0	0	0	0
0300	0	0	0	0	0	0	0	0	0	0	0	0	0	0	0	0	0	0	0	0	0	0	0	0	0	0	0	0	0
0400	0	0	0	0	0	0	0	0	0	0	0	0	0	0	0	0	0	0	0	0	0	0	0	0	0	0	0	0	0
0500	0	0	0	0	0	0	0	0	0	0	0	0	0	0	0	0	0	0	0	0	0	0	0	0	0	0	0	0	0
0600	1	0	0	0	0	0	1	0	0	0	0	0	0	0	0	0	0	0	0	0	0	0	0	0	0	0	0	0	0
0700	1	0	0	0	0	0	1	0	0	0	0	0	0	0	0	0	0	0	0	0	0	0	0	0	0	0	0	0	0
0800	13	0	1	6	5	0	0	0	1	0	0	0	0	0	0	0	0	0	0	0	0	0	0	0	0	0	0	0	0
0900	**20**	**0**	**3**	**9**	**4**	**2**	**1**	**0**	**1**	**0**	**0**	**0**	**0**	**0**	**0**	**0**	**0**	**0**	**0**	**0**	**0**	**0**	**0**	**0**	**0**	**0**	**0**	**0**	**0**
1000	17	0	1	2	4	6	3	0	1	0	0	0	0	0	0	0	0	0	0	0	0	0	0	0	0	0	0	0	0
1100	3	0	0	1	0	2	0	0	0	0	0	0	0	0	0	0	0	0	0	0	0	0	0	0	0	0	0	0	0
1200	2	0	0	0	0	0	2	0	0	0	0	0	0	0	0	0	0	0	0	0	0	0	0	0	0	0	0	0	0
1300	4	0	0	1	1	0	2	0	0	0	0	0	0	0	0	0	0	0	0	0	0	0	0	0	0	0	0	0	0
1400	3	0	0	0	1	0	0	1	1	0	0	0	0	0	0	0	0	0	0	0	0	0	0	0	0	0	0	0	0
1500	5	0	0	1	0	2	0	1	1	0	0	0	0	0	0	0	0	0	0	0	0	0	0	0	0	0	0	0	0
1600	**8**	**0**	**0**	**0**	**5**	**0**	**2**	**1**	**0**	**0**	**0**	**0**	**0**	**0**	**0**	**0**	**0**	**0**	**0**	**0**	**0**	**0**	**0**	**0**	**0**	**0**	**0**	**0**	**0**
1700	2	0	0	0	0	1	1	0	0	0	0	0	0	0	0	0	0	0	0	0	0	0	0	0	0	0	0	0	0
1800	6	0	1	1	1	0	1	2	0	0	0	0	0	0	0	0	0	0	0	0	0	0	0	0	0	0	0	0	0
1900	3	0	0	0	0	1	0	1	1	0	0	0	0	0	0	0	0	0	0	0	0	0	0	0	0	0	0	0	0
2000	2	0	0	0	0	1	0	1	0	0	0	0	0	0	0	0	0	0	0	0	0	0	0	0	0	0	0	0	0
2100	2	0	0	0	0	1	0	1	0	0	0	0	0	0	0	0	0	0	0	0	0	0	0	0	0	0	0	0	0
2200	0	0	0	0	0	0	0	0	0	0	0	0	0	0	0	0	0	0	0	0	0	0	0	0	0	0	0	0	0
2300	0	0	0	0	0	0	0	0	0	0	0	0	0	0	0	0	0	0	0	0	0	0	0	0	0	0	0	0	0
07-19	**84**	**0**	**6**	**21**	**21**	**13**	**13**	**5**	**5**	**0**	**0**	**0**	**0**	**0**	**0**	**0**	**0**	**0**	**0**	**0**	**0**	**0**	**0**	**0**	**0**	**0**	**0**	**0**	**0**
06-22	**92**	**0**	**6**	**21**	**21**	**16**	**14**	**8**	**6**	**0**	**0**	**0**	**0**	**0**	**0**	**0**	**0**	**0**	**0**	**0**	**0**	**0**	**0**	**0**	**0**	**0**	**0**	**0**	**0**
06-00	**92**	**0**	**6**	**21**	**21**	**16**	**14**	**8**	**6**	**0**	**0**	**0**	**0**	**0**	**0**	**0**	**0**	**0**	**0**	**0**	**0**	**0**	**0**	**0**	**0**	**0**	**0**	**0**	**0**
00-00	**92**	**0**	**6**	**21**	**21**	**16**	**14**	**8**	**6**	**0**	**0**	**0**	**0**	**0**	**0**	**0**	**0**	**0**	**0**	**0**	**0**	**0**	**0**	**0**	**0**	**0**	**0**	**0**	**0**

DRAFT

Site 37
Location L-34061-0, Att - tree, Lat 53.7714, Long -6.73853
Direction Two way

3279 / Meath/Cavan/Monaghan ATC's
October 2013
Automatic Traffic Count

Sat, 12 October 2013

Time	Total	Speed Bins (mph)																											
		0 - 5	5 - 10	10 - 15	15 - 20	20 - 25	25 - 30	30 - 35	35 - 40	40 - 45	45 - 50	50 - 55	55 - 60	60 - 65	65 - 70	70 - 75	75 - 80	80 - 85	85 - 90	90 - 95	95 - 100	100 - 105	105 - 110	110 - 115	115 - 120	120 - 125	125 - 130	130 - 135	135 - 140
0000	1	0	0	0	0	1	0	0	0	0	0	0	0	0	0	0	0	0	0	0	0	0	0	0	0	0	0	0	0
0100	1	0	0	0	1	0	0	0	0	0	0	0	0	0	0	0	0	0	0	0	0	0	0	0	0	0	0	0	0
0200	1	0	0	0	0	0	1	0	0	0	0	0	0	0	0	0	0	0	0	0	0	0	0	0	0	0	0	0	0
0300	0	0	0	0	0	0	0	0	0	0	0	0	0	0	0	0	0	0	0	0	0	0	0	0	0	0	0	0	0
0400	0	0	0	0	0	0	0	0	0	0	0	0	0	0	0	0	0	0	0	0	0	0	0	0	0	0	0	0	0
0500	0	0	0	0	0	0	0	0	0	0	0	0	0	0	0	0	0	0	0	0	0	0	0	0	0	0	0	0	0
0600	0	0	0	0	0	0	0	0	0	0	0	0	0	0	0	0	0	0	0	0	0	0	0	0	0	0	0	0	0
0700	0	0	0	0	0	0	0	0	0	0	0	0	0	0	0	0	0	0	0	0	0	0	0	0	0	0	0	0	0
0800	3	0	0	0	0	0	0	0	3	0	0	0	0	0	0	0	0	0	0	0	0	0	0	0	0	0	0	0	0
0900	1	0	0	1	0	0	0	0	0	0	0	0	0	0	0	0	0	0	0	0	0	0	0	0	0	0	0	0	0
1000	**6**	**0**	**0**	**0**	**3**	**2**	**1**	**0**	**0**	**0**	**0**	**0**	**0**	**0**	**0**	**0**	**0**	**0**	**0**	**0**	**0**	**0**	**0**	**0**	**0**	**0**	**0**	**0**	**0**
1100	4	0	0	0	1	0	0	1	0	2	0	0	0	0	0	0	0	0	0	0	0	0	0	0	0	0	0	0	0
1200	2	0	0	0	0	0	1	0	0	1	0	0	0	0	0	0	0	0	0	0	0	0	0	0	0	0	0	0	0
1300	2	0	0	0	0	1	0	1	0	0	0	0	0	0	0	0	0	0	0	0	0	0	0	0	0	0	0	0	0
1400	5	0	0	1	0	1	2	1	0	0	0	0	0	0	0	0	0	0	0	0	0	0	0	0	0	0	0	0	0
1500	1	0	0	1	0	0	0	0	0	0	0	0	0	0	0	0	0	0	0	0	0	0	0	0	0	0	0	0	0
1600	1	0	0	1	0	0	0	0	0	0	0	0	0	0	0	0	0	0	0	0	0	0	0	0	0	0	0	0	0
1700	**11**	**0**	**1**	**0**	**0**	**1**	**4**	**4**	**0**	**1**	**0**	**0**	**0**	**0**	**0**	**0**	**0**	**0**	**0**	**0**	**0**	**0**	**0**	**0**	**0**	**0**	**0**	**0**	**0**
1800	4	0	0	1	0	0	1	2	0	0	0	0	0	0	0	0	0	0	0	0	0	0	0	0	0	0	0	0	0
1900	1	0	0	0	0	0	0	0	1	0	0	0	0	0	0	0	0	0	0	0	0	0	0	0	0	0	0	0	0
2000	0	0	0	0	0	0	0	0	0	0	0	0	0	0	0	0	0	0	0	0	0	0	0	0	0	0	0	0	0
2100	0	0	0	0	0	0	0	0	0	0	0	0	0	0	0	0	0	0	0	0	0	0	0	0	0	0	0	0	0
2200	0	0	0	0	0	0	0	0	0	0	0	0	0	0	0	0	0	0	0	0	0	0	0	0	0	0	0	0	0
2300	0	0	0	0	0	0	0	0	0	0	0	0	0	0	0	0	0	0	0	0	0	0	0	0	0	0	0	0	0
07-19	**40**	**0**	**1**	**5**	**4**	**5**	**9**	**9**	**3**	**4**	**0**	**0**	**0**	**0**	**0**	**0**	**0**	**0**	**0**	**0**	**0**	**0**	**0**	**0**	**0**	**0**	**0**	**0**	**0**
06-22	**41**	**0**	**1**	**5**	**4**	**5**	**9**	**9**	**4**	**4**	**0**	**0**	**0**	**0**	**0**	**0**	**0**	**0**	**0**	**0**	**0**	**0**	**0**	**0**	**0**	**0**	**0**	**0**	**0**
06-00	**41**	**0**	**1**	**5**	**4**	**5**	**9**	**9**	**4**	**4**	**0**	**0**	**0**	**0**	**0**	**0**	**0**	**0**	**0**	**0**	**0**	**0**	**0**	**0**	**0**	**0**	**0**	**0**	**0**
00-00	**44**	**0**	**1**	**5**	**5**	**6**	**10**	**9**	**4**	**4**	**0**	**0**	**0**	**0**	**0**	**0**	**0**	**0**	**0**	**0**	**0**	**0**	**0**	**0**	**0**	**0**	**0**	**0**	**0**

DRAFT

Site 37
Location L-34061-0, Att - tree, Lat 53.7714, Long -6.73853
Direction Two way

3279 / Meath/Cavan/Monaghan ATC's
October 2013
Automatic Traffic Count

Sun, 13 October 2013

Time	Total	Speed Bins (mph)																											
		0 - 5	5 - 10	10 - 15	15 - 20	20 - 25	25 - 30	30 - 35	35 - 40	40 - 45	45 - 50	50 - 55	55 - 60	60 - 65	65 - 70	70 - 75	75 - 80	80 - 85	85 - 90	90 - 95	95 - 100	100 - 105	105 - 110	110 - 115	115 - 120	120 - 125	125 - 130	130 - 135	135 - 140
0000	0	0	0	0	0	0	0	0	0	0	0	0	0	0	0	0	0	0	0	0	0	0	0	0	0	0	0	0	0
0100	0	0	0	0	0	0	0	0	0	0	0	0	0	0	0	0	0	0	0	0	0	0	0	0	0	0	0	0	0
0200	0	0	0	0	0	0	0	0	0	0	0	0	0	0	0	0	0	0	0	0	0	0	0	0	0	0	0	0	0
0300	0	0	0	0	0	0	0	0	0	0	0	0	0	0	0	0	0	0	0	0	0	0	0	0	0	0	0	0	0
0400	0	0	0	0	0	0	0	0	0	0	0	0	0	0	0	0	0	0	0	0	0	0	0	0	0	0	0	0	0
0500	0	0	0	0	0	0	0	0	0	0	0	0	0	0	0	0	0	0	0	0	0	0	0	0	0	0	0	0	0
0600	0	0	0	0	0	0	0	0	0	0	0	0	0	0	0	0	0	0	0	0	0	0	0	0	0	0	0	0	0
0700	0	0	0	0	0	0	0	0	0	0	0	0	0	0	0	0	0	0	0	0	0	0	0	0	0	0	0	0	0
0800	1	0	0	0	0	1	0	0	0	0	0	0	0	0	0	0	0	0	0	0	0	0	0	0	0	0	0	0	0
0900	**5**	**0**	**0**	**0**	**2**	**1**	**2**	**0**	**0**	**0**	**0**	**0**	**0**	**0**	**0**	**0**	**0**	**0**	**0**	**0**	**0**	**0**	**0**	**0**	**0**	**0**	**0**	**0**	**0**
1000	**5**	**0**	**0**	**1**	**0**	**2**	**0**	**2**	**0**	**0**	**0**	**0**	**0**	**0**	**0**	**0**	**0**	**0**	**0**	**0**	**0**	**0**	**0**	**0**	**0**	**0**	**0**	**0**	**0**
1100	**5**	**0**	**0**	**1**	**0**	**1**	**2**	**1**	**0**	**0**	**0**	**0**	**0**	**0**	**0**	**0**	**0**	**0**	**0**	**0**	**0**	**0**	**0**	**0**	**0**	**0**	**0**	**0**	**0**
1200	3	0	0	0	0	1	1	1	0	0	0	0	0	0	0	0	0	0	0	0	0	0	0	0	0	0	0	0	0
1300	1	0	0	0	0	0	0	1	0	0	0	0	0	0	0	0	0	0	0	0	0	0	0	0	0	0	0	0	0
1400	**5**	**0**	**0**	**0**	**0**	**2**	**2**	**0**	**1**	**0**	**0**	**0**	**0**	**0**	**0**	**0**	**0**	**0**	**0**	**0**	**0**	**0**	**0**	**0**	**0**	**0**	**0**	**0**	**0**
1500	3	0	0	0	0	2	1	0	0	0	0	0	0	0	0	0	0	0	0	0	0	0	0	0	0	0	0	0	0
1600	1	0	0	0	0	0	1	0	0	0	0	0	0	0	0	0	0	0	0	0	0	0	0	0	0	0	0	0	0
1700	**5**	**0**	**0**	**0**	**0**	**2**	**2**	**1**	**0**	**0**	**0**	**0**	**0**	**0**	**0**	**0**	**0**	**0**	**0**	**0**	**0**	**0**	**0**	**0**	**0**	**0**	**0**	**0**	**0**
1800	2	0	0	0	0	0	2	0	0	0	0	0	0	0	0	0	0	0	0	0	0	0	0	0	0	0	0	0	0
1900	2	0	0	0	0	0	1	0	1	0	0	0	0	0	0	0	0	0	0	0	0	0	0	0	0	0	0	0	0
2000	0	0	0	0	0	0	0	0	0	0	0	0	0	0	0	0	0	0	0	0	0	0	0	0	0	0	0	0	0
2100	1	0	0	0	0	1	0	0	0	0	0	0	0	0	0	0	0	0	0	0	0	0	0	0	0	0	0	0	0
2200	0	0	0	0	0	0	0	0	0	0	0	0	0	0	0	0	0	0	0	0	0	0	0	0	0	0	0	0	0
2300	0	0	0	0	0	0	0	0	0	0	0	0	0	0	0	0	0	0	0	0	0	0	0	0	0	0	0	0	0
07-19	**36**	**0**	**0**	**2**	**2**	**12**	**13**	**6**	**1**	**0**	**0**	**0**	**0**	**0**	**0**	**0**	**0**	**0**	**0**	**0**	**0**	**0**	**0**	**0**	**0**	**0**	**0**	**0**	**0**
06-22	**39**	**0**	**0**	**2**	**2**	**13**	**14**	**6**	**2**	**0**	**0**	**0**	**0**	**0**	**0**	**0**	**0**	**0**	**0**	**0**	**0**	**0**	**0**	**0**	**0**	**0**	**0**	**0**	**0**
06-00	**39**	**0**	**0**	**2**	**2**	**13**	**14**	**6**	**2**	**0**	**0**	**0**	**0**	**0**	**0**	**0**	**0**	**0**	**0**	**0**	**0**	**0**	**0**	**0**	**0**	**0**	**0**	**0**	**0**
00-00	**39**	**0**	**0**	**2**	**2**	**13**	**14**	**6**	**2**	**0**	**0**	**0**	**0**	**0**	**0**	**0**	**0**	**0**	**0**	**0**	**0**	**0**	**0**	**0**	**0**	**0**	**0**	**0**	**0**

DRAFT

Site 37
Location L-34061-0, Att - tree, Lat 53.7714, Long -6.73853
Direction Two way

3279 / Meath/Cavan/Monaghan ATC's
October 2013
Automatic Traffic Count

Mon, 14 October 2013

Time	Total	Speed Bins (mph)																											
		0 - 5	5 - 10	10 - 15	15 - 20	20 - 25	25 - 30	30 - 35	35 - 40	40 - 45	45 - 50	50 - 55	55 - 60	60 - 65	65 - 70	70 - 75	75 - 80	80 - 85	85 - 90	90 - 95	95 - 100	100 - 105	105 - 110	110 - 115	115 - 120	120 - 125	125 - 130	130 - 135	135 - 140
0000	0	0	0	0	0	0	0	0	0	0	0	0	0	0	0	0	0	0	0	0	0	0	0	0	0	0	0	0	0
0100	1	0	0	0	1	0	0	0	0	0	0	0	0	0	0	0	0	0	0	0	0	0	0	0	0	0	0	0	0
0200	0	0	0	0	0	0	0	0	0	0	0	0	0	0	0	0	0	0	0	0	0	0	0	0	0	0	0	0	0
0300	0	0	0	0	0	0	0	0	0	0	0	0	0	0	0	0	0	0	0	0	0	0	0	0	0	0	0	0	0
0400	0	0	0	0	0	0	0	0	0	0	0	0	0	0	0	0	0	0	0	0	0	0	0	0	0	0	0	0	0
0500	0	0	0	0	0	0	0	0	0	0	0	0	0	0	0	0	0	0	0	0	0	0	0	0	0	0	0	0	0
0600	1	0	0	1	0	0	0	0	0	0	0	0	0	0	0	0	0	0	0	0	0	0	0	0	0	0	0	0	0
0700	3	0	0	0	0	1	0	0	1	0	1	0	0	0	0	0	0	0	0	0	0	0	0	0	0	0	0	0	0
0800	3	0	0	0	1	1	0	1	0	0	0	0	0	0	0	0	0	0	0	0	0	0	0	0	0	0	0	0	0
0900	**9**	**0**	**1**	**1**	**3**	**0**	**2**	**0**	**2**	**0**	**0**	**0**	**0**	**0**	**0**	**0**	**0**	**0**	**0**	**0**	**0**	**0**	**0**	**0**	**0**	**0**	**0**	**0**	**0**
1000	4	0	0	1	2	1	0	0	0	0	0	0	0	0	0	0	0	0	0	0	0	0	0	0	0	0	0	0	0
1100	4	0	0	0	0	1	2	0	1	0	0	0	0	0	0	0	0	0	0	0	0	0	0	0	0	0	0	0	0
1200	1	0	0	0	0	0	1	0	0	0	0	0	0	0	0	0	0	0	0	0	0	0	0	0	0	0	0	0	0
1300	4	0	0	0	1	0	2	0	1	0	0	0	0	0	0	0	0	0	0	0	0	0	0	0	0	0	0	0	0
1400	**7**	**0**	**0**	**0**	**0**	**1**	**2**	**2**	**2**	**0**	**0**	**0**	**0**	**0**	**0**	**0**	**0**	**0**	**0**	**0**	**0**	**0**	**0**	**0**	**0**	**0**	**0**	**0**	**0**
1500	3	0	0	0	1	1	0	1	0	0	0	0	0	0	0	0	0	0	0	0	0	0	0	0	0	0	0	0	0
1600	2	0	0	0	0	0	2	0	0	0	0	0	0	0	0	0	0	0	0	0	0	0	0	0	0	0	0	0	0
1700	1	0	0	0	0	0	0	1	0	0	0	0	0	0	0	0	0	0	0	0	0	0	0	0	0	0	0	0	0
1800	2	0	0	0	0	0	2	0	0	0	0	0	0	0	0	0	0	0	0	0	0	0	0	0	0	0	0	0	0
1900	3	0	0	0	1	0	0	1	1	0	0	0	0	0	0	0	0	0	0	0	0	0	0	0	0	0	0	0	0
2000	4	0	0	0	0	2	0	2	0	0	0	0	0	0	0	0	0	0	0	0	0	0	0	0	0	0	0	0	0
2100	1	0	0	0	1	0	0	0	0	0	0	0	0	0	0	0	0	0	0	0	0	0	0	0	0	0	0	0	0
2200	2	0	0	0	0	0	1	0	1	0	0	0	0	0	0	0	0	0	0	0	0	0	0	0	0	0	0	0	0
2300	0	0	0	0	0	0	0	0	0	0	0	0	0	0	0	0	0	0	0	0	0	0	0	0	0	0	0	0	0
07-19	**43**	**0**	**1**	**2**	**8**	**6**	**13**	**5**	**7**	**0**	**1**	**0**	**0**	**0**	**0**	**0**	**0**	**0**	**0**	**0**	**0**	**0**	**0**	**0**	**0**	**0**	**0**	**0**	**0**
06-22	**52**	**0**	**1**	**3**	**10**	**8**	**13**	**8**	**8**	**0**	**1**	**0**	**0**	**0**	**0**	**0**	**0**	**0**	**0**	**0**	**0**	**0**	**0**	**0**	**0**	**0**	**0**	**0**	**0**
06-00	**54**	**0**	**1**	**3**	**10**	**8**	**14**	**8**	**9**	**0**	**1**	**0**	**0**	**0**	**0**	**0**	**0**	**0**	**0**	**0**	**0**	**0**	**0**	**0**	**0**	**0**	**0**	**0**	**0**
00-00	**55**	**0**	**1**	**3**	**11**	**8**	**14**	**8**	**9**	**0**	**1**	**0**	**0**	**0**	**0**	**0**	**0**	**0**	**0**	**0**	**0**	**0**	**0**	**0**	**0**	**0**	**0**	**0**	**0**

DRAFT

Site 37
Location L-34061-0, Att - tree, Lat 53.7714, Long -6.73853
Direction Two way

3279 / Meath/Cavan/Monaghan ATC's
October 2013
Automatic Traffic Count

Virtual Day (7)

Time	Total	Speed Bins (mph)																											
		0 - 5	5 - 10	10 - 15	15 - 20	20 - 25	25 - 30	30 - 35	35 - 40	40 - 45	45 - 50	50 - 55	55 - 60	60 - 65	65 - 70	70 - 75	75 - 80	80 - 85	85 - 90	90 - 95	95 - 100	100 - 105	105 - 110	110 - 115	115 - 120	120 - 125	125 - 130	130 - 135	135 - 140
0000	0	0	0	0	0	0	0	0	0	0	0	0	0	0	0	0	0	0	0	0	0	0	0	0	0	0	0	0	0
0100	0	0	0	0	0	0	0	0	0	0	0	0	0	0	0	0	0	0	0	0	0	0	0	0	0	0	0	0	0
0200	0	0	0	0	0	0	0	0	0	0	0	0	0	0	0	0	0	0	0	0	0	0	0	0	0	0	0	0	0
0300	0	0	0	0	0	0	0	0	0	0	0	0	0	0	0	0	0	0	0	0	0	0	0	0	0	0	0	0	0
0400	0	0	0	0	0	0	0	0	0	0	0	0	0	0	0	0	0	0	0	0	0	0	0	0	0	0	0	0	0
0500	0	0	0	0	0	0	0	0	0	0	0	0	0	0	0	0	0	0	0	0	0	0	0	0	0	0	0	0	0
0600	1	0	0	0	0	0	0	0	0	0	0	0	0	0	0	0	0	0	0	0	0	0	0	0	0	0	0	0	0
0700	1	0	0	0	0	0	0	0	0	0	0	0	0	0	0	0	0	0	0	0	0	0	0	0	0	0	0	0	0
0800	5	0	0	1	1	1	0	1	1	0	0	0	0	0	0	0	0	0	0	0	0	0	0	0	0	0	0	0	0
0900	**7**	**0**	**1**	**2**	**2**	**1**	**1**	**0**	**1**	**0**	**0**	**0**	**0**	**0**	**0**	**0**	**0**	**0**	**0**	**0**	**0**	**0**	**0**	**0**	**0**	**0**	**0**	**0**	**0**
1000	6	0	0	1	2	2	1	0	0	0	0	0	0	0	0	0	0	0	0	0	0	0	0	0	0	0	0	0	0
1100	4	0	0	0	1	1	1	1	0	0	0	0	0	0	0	0	0	0	0	0	0	0	0	0	0	0	0	0	0
1200	2	0	0	0	0	0	1	0	0	0	0	0	0	0	0	0	0	0	0	0	0	0	0	0	0	0	0	0	0
1300	4	0	0	0	1	1	1	1	1	0	0	0	0	0	0	0	0	0	0	0	0	0	0	0	0	0	0	0	0
1400	5	0	0	0	0	1	2	1	1	0	0	0	0	0	0	0	0	0	0	0	0	0	0	0	0	0	0	0	0
1500	4	0	0	1	0	1	1	1	0	0	0	0	0	0	0	0	0	0	0	0	0	0	0	0	0	0	0	0	0
1600	2	0	0	0	1	0	1	0	0	0	0	0	0	0	0	0	0	0	0	0	0	0	0	0	0	0	0	0	0
1700	**6**	**0**	**1**	**1**	**0**	**2**	**1**	**1**	**0**	**0**	**0**	**0**	**0**	**0**	**0**	**0**	**0**	**0**	**0**	**0**	**0**	**0**	**0**	**0**	**0**	**0**	**0**	**0**	**0**
1800	5	0	0	1	1	1	1	1	0	0	0	0	0	0	0	0	0	0	0	0	0	0	0	0	0	0	0	0	0
1900	4	0	0	1	0	1	0	0	1	0	0	0	0	0	0	0	0	0	0	0	0	0	0	0	0	0	0	0	0
2000	3	0	0	0	0	1	0	1	0	0	0	0	0	0	0	0	0	0	0	0	0	0	0	0	0	0	0	0	0
2100	1	0	0	0	0	0	0	0	0	0	0	0	0	0	0	0	0	0	0	0	0	0	0	0	0	0	0	0	0
2200	0	0	0	0	0	0	0	0	0	0	0	0	0	0	0	0	0	0	0	0	0	0	0	0	0	0	0	0	0
2300	0	0	0	0	0	0	0	0	0	0	0	0	0	0	0	0	0	0	0	0	0	0	0	0	0	0	0	0	0
07-19	**51**	**0**	**2**	**7**	**8**	**10**	**11**	**7**	**5**	**1**	**0**	**0**	**0**	**0**	**0**	**0**	**0**	**0**	**0**	**0**	**0**	**0**	**0**	**0**	**0**	**0**	**0**	**0**	**0**
06-22	**60**	**0**	**3**	**9**	**9**	**12**	**13**	**8**	**6**	**1**	**0**	**0**	**0**	**0**	**0**	**0**	**0**	**0**	**0**	**0**	**0**	**0**	**0**	**0**	**0**	**0**	**0**	**0**	**0**
06-00	**60**	**0**	**3**	**9**	**9**	**12**	**13**	**8**	**6**	**1**	**0**	**0**	**0**	**0**	**0**	**0**	**0**	**0**	**0**	**0**	**0**	**0**	**0**	**0**	**0**	**0**	**0**	**0**	**0**
00-00	**60**	**0**	**3**	**9**	**9**	**12**	**13**	**8**	**6**	**1**	**0**	**0**	**0**	**0**	**0**	**0**	**0**	**0**	**0**	**0**	**0**	**0**	**0**	**0**	**0**	**0**	**0**	**0**	**0**

DRAFT

Site 37
Location L-34061-0, Att - tree, Lat 53.7714, Long -6.73853
Direction Two way

3279 / Meath/Cavan/Monaghan ATC's
October 2013
Automatic Traffic Count

Virtual Week (1)

Time	Total	Speed Bins (mph)																											
		0 - 5	5 - 10	10 - 15	15 - 20	20 - 25	25 - 30	30 - 35	35 - 40	40 - 45	45 - 50	50 - 55	55 - 60	60 - 65	65 - 70	70 - 75	75 - 80	80 - 85	85 - 90	90 - 95	95 - 100	100 - 105	105 - 110	110 - 115	115 - 120	120 - 125	125 - 130	130 - 135	135 - 140
Mon	55	0	1	3	11	8	14	8	9	0	1	0	0	0	0	0	0	0	0	0	0	0	0	0	0	0	0	0	0
Tue	51	1	3	3	5	8	13	6	11	1	0	0	0	0	0	0	0	0	0	0	0	0	0	0	0	0	0	0	0
Wed	61	0	1	4	9	14	16	9	8	0	0	0	0	0	0	0	0	0	0	0	0	0	0	0	0	0	0	0	0
Thu	81	0	6	22	12	20	9	8	4	0	0	0	0	0	0	0	0	0	0	0	0	0	0	0	0	0	0	0	0
Fri	92	0	6	21	21	16	14	8	6	0	0	0	0	0	0	0	0	0	0	0	0	0	0	0	0	0	0	0	0
|Sat	44	0	1	5	5	6	10	9	4	4	0	0	0	0	0	0	0	0	0	0	0	0	0	0	0	0	0	0	0
|Sun	39	0	0	2	2	13	14	6	2	0	0	0	0	0	0	0	0	0	0	0	0	0	0	0	0	0	0	0	0
5 Day Ave.	**68**	**0**	**3**	**11**	**12**	**13**	**13**	**8**	**8**	**0**	**0**	**0**	**0**	**0**	**0**	**0**	**0**	**0**	**0**	**0**	**0**	**0**	**0**	**0**	**0**	**0**	**0**	**0**	**0**
7 Day Ave.	**60**	**0**	**3**	**9**	**9**	**12**	**13**	**8**	**6**	**1**	**0**	**0**	**0**	**0**	**0**	**0**	**0**	**0**	**0**	**0**	**0**	**0**	**0**	**0**	**0**	**0**	**0**	**0**	**0**
--	**423**	**1**	**18**	**60**	**65**	**85**	**90**	**54**	**44**	**5**	**1**	**0**	**0**	**0**	**0**	**0**	**0**	**0**	**0**	**0**	**0**	**0**	**0**	**0**	**0**	**0**	**0**	**0**	**0**

Summary Graphs

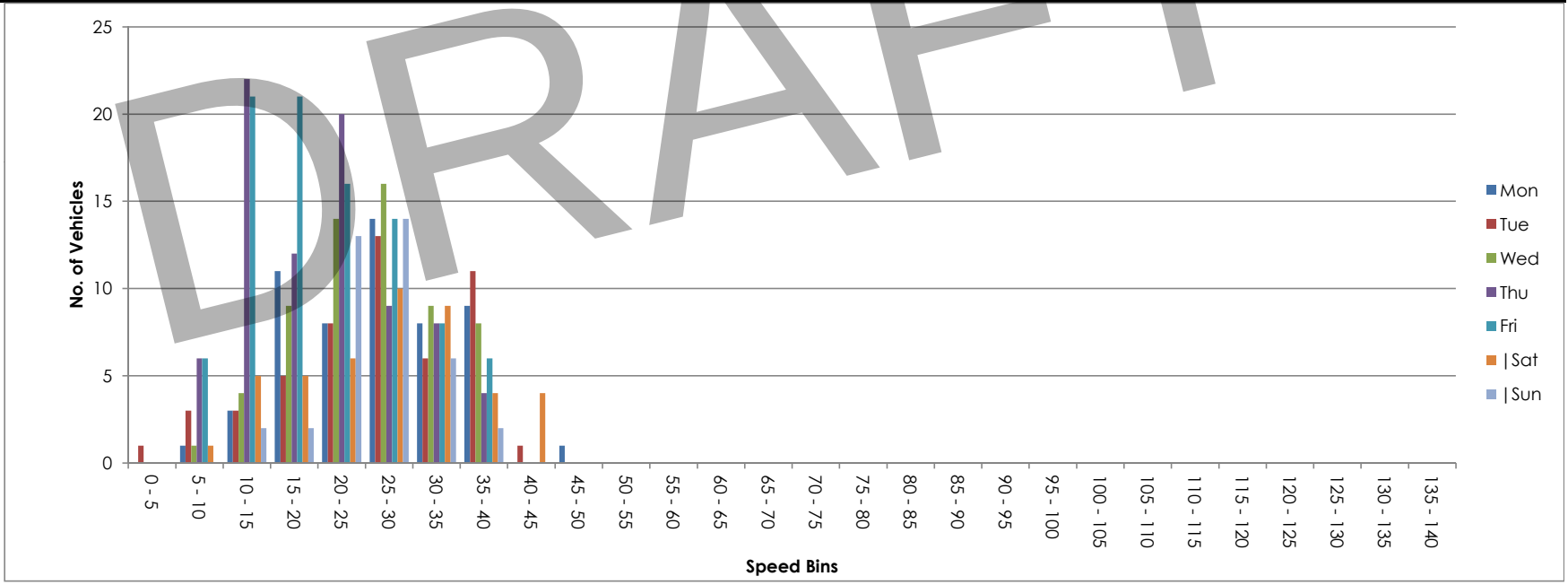

DRAFT



NDC NATIONWIDE DATA COLLECTION	**Site / Location:**	Unnamed Road, Att - Telepole, Lat 53.7745, Long -6.76849	**Project No:**	3279	**Photo No:**	3279-38	**Drawn By:** MOR
	Survey Date:	Thu, 10 October 2013 to Wed, 16 October 2013	**Project Name:**		Meath/Cavan/Monaghan ATC'S		
	Survey Times:	00:00 to 00(24):00	**Title:**		Site Photograph		

Site No.	Location.	Direction.	Speed Limit - PSL (mph)	Start Date.	End Date.	Total Vehicles.	5 Day Ave.	7 Day Ave.	No. > Speed Limit.	%. > Speed Limit.	No. > Speed Limit1 (+5km/h).	%. > Speed Limit1 (+5km/h).	No. > Speed Limit1 (+10km/h).	%. > Speed Limit1 (+10km/h).	Mean Speed	85%ile Speed
38	Unnamed Road, Att - Telepole, Lat 53.7745, Long - 6.76849	North	50	Thu, 10 October 2013	Wed, 16 October 2013	583	86	83	0	0.0	0	0.0	0	0.0	21.5	28.9
		South	50	Thu, 10 October 2013	Wed, 16 October 2013	575	85	82	0	0.0	0	0.0	0	0.0	22.7	30.4
		Two way	50	Thu, 10 October 2013	Wed, 16 October 2013	1158	171	165	0	0.0	0	0.0	0	0.0	22.1	29.5

DRAFT

Site 38
Location Unnamed Road, Att - Telepole, Lat 53.7745, Long -6.76849
Direction North

3279 / Meath/Cavan/Monaghan ATC's
October 2013
Automatic Traffic Count

Thu, 10 October 2013

Time	Total	Classification												>PSL	>PSL%	>SL1	>SL1%	>SL2	>SL2%	Mean	Vpp
		1 MCL	2 SV	3 SVT	4 TB2	5 TB3	6 T4	7 ART3	8 ART4	9 ART5	10 ART6	11 BD	12 DRT	50	50	57 ACPO	57 ACPO	65 DfT	65 DfT		85
0000	0	0	0	0	0	0	0	0	0	0	0	0	0	0	0	0	0	0	0	-	-
0100	1	0	1	0	0	0	0	0	0	0	0	0	0	0	0	0	0	0	0	26.4	-
0200	0	0	0	0	0	0	0	0	0	0	0	0	0	0	0	0	0	0	0	-	-
0300	0	0	0	0	0	0	0	0	0	0	0	0	0	0	0	0	0	0	0	-	-
0400	0	0	0	0	0	0	0	0	0	0	0	0	0	0	0	0	0	0	0	-	-
0500	0	0	0	0	0	0	0	0	0	0	0	0	0	0	0	0	0	0	0	-	-
0600	1	0	1	0	0	0	0	0	0	0	0	0	0	0	0	0	0	0	0	21.1	-
0700	7	0	6	0	1	0	0	0	0	0	0	0	0	0	0	0	0	0	0	25	-
0800	6	0	6	0	0	0	0	0	0	0	0	0	0	0	0	0	0	0	0	18.8	-
0900	2	0	2	0	0	0	0	0	0	0	0	0	0	0	0	0	0	0	0	22.2	-
1000	**9**	**0**	**6**	**0**	**1**	**2**	**0**	**0**	**0**	**0**	**0**	**0**	**0**	**0**	**0**	**0**	**0**	**0**	**0**	**15.2**	**-**
1100	4	0	3	1	0	0	0	0	0	0	0	0	0	0	0	0	0	0	0	20.2	-
1200	5	0	5	0	0	0	0	0	0	0	0	0	0	0	0	0	0	0	0	20.3	-
1300	2	0	2	0	0	0	0	0	0	0	0	0	0	0	0	0	0	0	0	21.4	-
1400	7	1	3	1	0	0	1	0	0	0	1	0	0	0	0	0	0	0	0	18.6	-
1500	3	0	3	0	0	0	0	0	0	0	0	0	0	0	0	0	0	0	0	17.8	-
1600	1	0	1	0	0	0	0	0	0	0	0	0	0	0	0	0	0	0	0	18.1	-
1700	4	0	3	0	0	0	1	0	0	0	0	0	0	0	0	0	0	0	0	22.7	-
1800	5	0	5	0	0	0	0	0	0	0	0	0	0	0	0	0	0	0	0	19.2	-
1900	**9**	**0**	**8**	**0**	**0**	**1**	**0**	**0**	**0**	**0**	**0**	**0**	**0**	**0**	**0**	**0**	**0**	**0**	**0**	**17.1**	**-**
2000	3	0	3	0	0	0	0	0	0	0	0	0	0	0	0	0	0	0	0	16.9	-
2100	3	0	3	0	0	0	0	0	0	0	0	0	0	0	0	0	0	0	0	24.9	-
2200	1	0	1	0	0	0	0	0	0	0	0	0	0	0	0	0	0	0	0	19.4	-
2300	2	0	2	0	0	0	0	0	0	0	0	0	0	0	0	0	0	0	0	16.2	-
07-19	**55**	**1**	**45**	**2**	**2**	**2**	**2**	**0**	**0**	**0**	**1**	**0**	**0**	**0**	**0**	**0**	**0**	**0**	**0**	**19.7**	**26.4**
06-22	**71**	**1**	**60**	**2**	**2**	**3**	**2**	**0**	**0**	**0**	**1**	**0**	**0**	**0**	**0**	**0**	**0**	**0**	**0**	**19.5**	**24.4**
06-00	**74**	**1**	**63**	**2**	**2**	**3**	**2**	**0**	**0**	**0**	**1**	**0**	**0**	**0**	**0**	**0**	**0**	**0**	**0**	**19.4**	**24.4**
00-00	**75**	**1**	**64**	**2**	**2**	**3**	**2**	**0**	**0**	**0**	**1**	**0**	**0**	**0**	**0**	**0**	**0**	**0**	**0**	**19.5**	**25.5**

DRAFT

Site 38
Location Unnamed Road, Att - Telepole, Lat 53.7745, Long -6.76849
Direction North

3279 / Meath/Cavan/Monaghan ATC's
October 2013
Automatic Traffic Count

Fri, 11 October 2013

Time	Total	Classification												>PSL	>PSL%	>SL1	>SL1%	>SL2	>SL2%	Mean	Vpp
		1 MCL	2 SV	3 SVT	4 TB2	5 TB3	6 T4	7 ART3	8 ART4	9 ART5	10 ART6	11 BD	12 DRT	50	50	57 ACPO	57 ACPO	65 DfT	65 DfT		85
0000	0	0	0	0	0	0	0	0	0	0	0	0	0	0	0	0	0	0	0	-	-
0100	0	0	0	0	0	0	0	0	0	0	0	0	0	0	0	0	0	0	0	-	-
0200	0	0	0	0	0	0	0	0	0	0	0	0	0	0	0	0	0	0	0	-	-
0300	0	0	0	0	0	0	0	0	0	0	0	0	0	0	0	0	0	0	0	-	-
0400	0	0	0	0	0	0	0	0	0	0	0	0	0	0	0	0	0	0	0	-	-
0500	0	0	0	0	0	0	0	0	0	0	0	0	0	0	0	0	0	0	0	-	-
0600	0	0	0	0	0	0	0	0	0	0	0	0	0	0	0	0	0	0	0	-	-
0700	7	0	5	0	2	0	0	0	0	0	0	0	0	0	0	0	0	0	0	25.7	-
0800	4	0	3	0	1	0	0	0	0	0	0	0	0	0	0	0	0	0	0	17	-
0900	3	0	3	0	0	0	0	0	0	0	0	0	0	0	0	0	0	0	0	20.2	-
1000	**8**	**0**	**7**	**1**	**0**	**0**	**0**	**0**	**0**	**0**	**0**	**0**	**0**	**0**	**0**	**0**	**0**	**0**	**0**	**21**	**-**
1100	6	0	4	1	0	1	0	0	0	0	0	0	0	0	0	0	0	0	0	18.9	-
1200	6	0	4	1	1	0	0	0	0	0	0	0	0	0	0	0	0	0	0	18.5	-
1300	4	0	4	0	0	0	0	0	0	0	0	0	0	0	0	0	0	0	0	26.3	-
1400	**7**	**0**	**6**	**0**	**1**	**0**	**0**	**0**	**0**	**0**	**0**	**0**	**0**	**0**	**0**	**0**	**0**	**0**	**0**	**20.5**	**-**
1500	5	0	5	0	0	0	0	0	0	0	0	0	0	0	0	0	0	0	0	24.5	-
1600	4	0	3	0	1	0	0	0	0	0	0	0	0	0	0	0	0	0	0	18.5	-
1700	**7**	**0**	**6**	**1**	**0**	**0**	**0**	**0**	**0**	**0**	**0**	**0**	**0**	**0**	**0**	**0**	**0**	**0**	**0**	**22.1**	**-**
1800	**7**	**0**	**6**	**0**	**1**	**0**	**0**	**0**	**0**	**0**	**0**	**0**	**0**	**0**	**0**	**0**	**0**	**0**	**0**	**18.2**	**-**
1900	**7**	**0**	**7**	**0**	**0**	**0**	**0**	**0**	**0**	**0**	**0**	**0**	**0**	**0**	**0**	**0**	**0**	**0**	**0**	**24.5**	**-**
2000	6	0	6	0	0	0	0	0	0	0	0	0	0	0	0	0	0	0	0	23.4	-
2100	1	0	1	0	0	0	0	0	0	0	0	0	0	0	0	0	0	0	0	36.9	-
2200	1	0	1	0	0	0	0	0	0	0	0	0	0	0	0	0	0	0	0	19.6	-
2300	0	0	0	0	0	0	0	0	0	0	0	0	0	0	0	0	0	0	0	-	-
07-19	**68**	**0**	**56**	**4**	**7**	**1**	**0**	**0**	**0**	**0**	**0**	**0**	**0**	**0**	**0**	**0**	**0**	**0**	**0**	**21**	**28.2**
06-22	**82**	**0**	**70**	**4**	**7**	**1**	**0**	**0**	**0**	**0**	**0**	**0**	**0**	**0**	**0**	**0**	**0**	**0**	**0**	**21.7**	**29.3**
06-00	**83**	**0**	**71**	**4**	**7**	**1**	**0**	**0**	**0**	**0**	**0**	**0**	**0**	**0**	**0**	**0**	**0**	**0**	**0**	**21.6**	**29.3**
00-00	**83**	**0**	**71**	**4**	**7**	**1**	**0**	**0**	**0**	**0**	**0**	**0**	**0**	**0**	**0**	**0**	**0**	**0**	**0**	**21.6**	**29.3**

DRAFT

Site 38
Location Unnamed Road, Att - Telepole, Lat 53.7745, Long -6.76849
Direction North

3279 / Meath/Cavan/Monaghan ATC's
October 2013
Automatic Traffic Count

Sat, 12 October 2013

Time	Total	Classification												>PSL	>PSL%	>SL1	>SL1%	>SL2	>SL2%	Mean	Vpp
		1 MCL	2 SV	3 SVT	4 TB2	5 TB3	6 T4	7 ART3	8 ART4	9 ART5	10 ART6	11 BD	12 DRT	50	50	57 ACPO	57 ACPO	65 DfT	65 DfT		85
0000	1	0	1	0	0	0	0	0	0	0	0	0	0	0	0	0	0	0	0	26.4	-
0100	0	0	0	0	0	0	0	0	0	0	0	0	0	0	0	0	0	0	0	-	-
0200	0	0	0	0	0	0	0	0	0	0	0	0	0	0	0	0	0	0	0	-	-
0300	0	0	0	0	0	0	0	0	0	0	0	0	0	0	0	0	0	0	0	-	-
0400	0	0	0	0	0	0	0	0	0	0	0	0	0	0	0	0	0	0	0	-	-
0500	0	0	0	0	0	0	0	0	0	0	0	0	0	0	0	0	0	0	0	-	-
0600	1	0	1	0	0	0	0	0	0	0	0	0	0	0	0	0	0	0	0	32	-
0700	2	0	1	1	0	0	0	0	0	0	0	0	0	0	0	0	0	0	0	28.3	-
0800	2	0	2	0	0	0	0	0	0	0	0	0	0	0	0	0	0	0	0	25.1	-
0900	7	0	6	0	0	1	0	0	0	0	0	0	0	0	0	0	0	0	0	17.9	-
1000	7	0	5	0	2	0	0	0	0	0	0	0	0	0	0	0	0	0	0	25	-
1100	**10**	**0**	**9**	**1**	**0**	**0**	**0**	**0**	**0**	**0**	**0**	**0**	**0**	**0**	**0**	**0**	**0**	**0**	**0**	**18.6**	**-**
1200	5	0	4	1	0	0	0	0	0	0	0	0	0	0	0	0	0	0	0	15.2	-
1300	12	1	9	0	1	0	0	0	0	1	0	0	0	0	0	0	0	0	0	19	20.1
1400	5	0	4	1	0	0	0	0	0	0	0	0	0	0	0	0	0	0	0	24.1	-
1500	**14**	**1**	**12**	**1**	**0**	**0**	**0**	**0**	**0**	**0**	**0**	**0**	**0**	**0**	**0**	**0**	**0**	**0**	**0**	**14.3**	**16.6**
1600	4	0	3	1	0	0	0	0	0	0	0	0	0	0	0	0	0	0	0	22.3	-
1700	5	0	5	0	0	0	0	0	0	0	0	0	0	0	0	0	0	0	0	21.4	-
1800	4	0	4	0	0	0	0	0	0	0	0	0	0	0	0	0	0	0	0	22.6	-
1900	5	0	5	0	0	0	0	0	0	0	0	0	0	0	0	0	0	0	0	21.8	-
2000	5	0	5	0	0	0	0	0	0	0	0	0	0	0	0	0	0	0	0	18.1	-
2100	0	0	0	0	0	0	0	0	0	0	0	0	0	0	0	0	0	0	0	-	-
2200	3	0	1	0	2	0	0	0	0	0	0	0	0	0	0	0	0	0	0	16.6	-
2300	0	0	0	0	0	0	0	0	0	0	0	0	0	0	0	0	0	0	0	-	-
07-19	**77**	**2**	**64**	**6**	**3**	**1**	**0**	**0**	**0**	**1**	**0**	**0**	**0**	**0**	**0**	**0**	**0**	**0**	**0**	**19.5**	**26.6**
06-22	**88**	**2**	**75**	**6**	**3**	**1**	**0**	**0**	**0**	**1**	**0**	**0**	**0**	**0**	**0**	**0**	**0**	**0**	**0**	**19.7**	**26.8**
06-00	**91**	**2**	**76**	**6**	**5**	**1**	**0**	**0**	**0**	**1**	**0**	**0**	**0**	**0**	**0**	**0**	**0**	**0**	**0**	**19.6**	**26.8**
00-00	**92**	**2**	**77**	**6**	**5**	**1**	**0**	**0**	**0**	**1**	**0**	**0**	**0**	**0**	**0**	**0**	**0**	**0**	**0**	**19.7**	**26.8**

DRAFT

Site 38
Location Unnamed Road, Att - Telepole, Lat 53.7745, Long -6.76849
Direction North

3279 / Meath/Cavan/Monaghan ATC's
October 2013
Automatic Traffic Count

Sun, 13 October 2013

Time	Total	Classification												>PSL	>PSL%	>SL1	>SL1%	>SL2	>SL2%	Mean	Vpp
		1 MCL	2 SV	3 SVT	4 TB2	5 TB3	6 T4	7 ART3	8 ART4	9 ART5	10 ART6	11 BD	12 DRT	50	50	57 ACPO	57 ACPO	65 DfT	65 DfT		85
0000	2	0	2	0	0	0	0	0	0	0	0	0	0	0	0	0	0	0	0	20.4	-
0100	0	0	0	0	0	0	0	0	0	0	0	0	0	0	0	0	0	0	0	-	-
0200	1	0	1	0	0	0	0	0	0	0	0	0	0	0	0	0	0	0	0	24.5	-
0300	0	0	0	0	0	0	0	0	0	0	0	0	0	0	0	0	0	0	0	-	-
0400	0	0	0	0	0	0	0	0	0	0	0	0	0	0	0	0	0	0	0	-	-
0500	0	0	0	0	0	0	0	0	0	0	0	0	0	0	0	0	0	0	0	-	-
0600	0	0	0	0	0	0	0	0	0	0	0	0	0	0	0	0	0	0	0	-	-
0700	1	0	1	0	0	0	0	0	0	0	0	0	0	0	0	0	0	0	0	23.2	-
0800	1	0	1	0	0	0	0	0	0	0	0	0	0	0	0	0	0	0	0	27.6	-
0900	5	0	5	0	0	0	0	0	0	0	0	0	0	0	0	0	0	0	0	23.3	-
1000	2	0	2	0	0	0	0	0	0	0	0	0	0	0	0	0	0	0	0	16.7	-
1100	**7**	**0**	**7**	**0**	**0**	**0**	**0**	**0**	**0**	**0**	**0**	**0**	**0**	**0**	**0**	**0**	**0**	**0**	**0**	**21.8**	**-**
1200	**11**	**0**	**11**	**0**	**0**	**0**	**0**	**0**	**0**	**0**	**0**	**0**	**0**	**0**	**0**	**0**	**0**	**0**	**0**	**17.8**	**21.7**
1300	2	0	2	0	0	0	0	0	0	0	0	0	0	0	0	0	0	0	0	31	-
1400	2	0	2	0	0	0	0	0	0	0	0	0	0	0	0	0	0	0	0	9.4	-
1500	3	0	3	0	0	0	0	0	0	0	0	0	0	0	0	0	0	0	0	16.5	-
1600	2	0	2	0	0	0	0	0	0	0	0	0	0	0	0	0	0	0	0	23.3	-
1700	6	0	5	0	0	1	0	0	0	0	0	0	0	0	0	0	0	0	0	22.4	-
1800	6	0	5	0	0	1	0	0	0	0	0	0	0	0	0	0	0	0	0	18.9	-
1900	6	0	6	0	0	0	0	0	0	0	0	0	0	0	0	0	0	0	0	20.2	-
2000	4	0	4	0	0	0	0	0	0	0	0	0	0	0	0	0	0	0	0	21.9	-
2100	0	0	0	0	0	0	0	0	0	0	0	0	0	0	0	0	0	0	0	-	-
2200	1	0	1	0	0	0	0	0	0	0	0	0	0	0	0	0	0	0	0	20.1	-
2300	0	0	0	0	0	0	0	0	0	0	0	0	0	0	0	0	0	0	0	-	-
07-19	**48**	**0**	**46**	**0**	**0**	**2**	**0**	**0**	**0**	**0**	**0**	**0**	**0**	**0**	**0**	**0**	**0**	**0**	**0**	**20.3**	**28.2**
06-22	**58**	**0**	**56**	**0**	**0**	**2**	**0**	**0**	**0**	**0**	**0**	**0**	**0**	**0**	**0**	**0**	**0**	**0**	**0**	**20.4**	**28**
06-00	**59**	**0**	**57**	**0**	**0**	**2**	**0**	**0**	**0**	**0**	**0**	**0**	**0**	**0**	**0**	**0**	**0**	**0**	**0**	**20.4**	**28**
00-00	**62**	**0**	**60**	**0**	**0**	**2**	**0**	**0**	**0**	**0**	**0**	**0**	**0**	**0**	**0**	**0**	**0**	**0**	**0**	**20.4**	**28**

DRAFT

Site 38
Location Unnamed Road, Att - Telepole, Lat 53.7745, Long -6.76849
Direction North

3279 / Meath/Cavan/Monaghan ATC's
October 2013
Automatic Traffic Count

Mon, 14 October 2013

Time	Total	Classification												>PSL	>PSL%	>SL1	>SL1%	>SL2	>SL2%	Mean	Vpp
		1 MCL	2 SV	3 SVT	4 TB2	5 TB3	6 T4	7 ART3	8 ART4	9 ART5	10 ART6	11 BD	12 DRT	50	50	57 ACPO	57 ACPO	65 DfT	65 DfT		85
0000	0	0	0	0	0	0	0	0	0	0	0	0	0	0	0	0	0	0	0	-	-
0100	1	0	1	0	0	0	0	0	0	0	0	0	0	0	0	0	0	0	0	25.7	-
0200	0	0	0	0	0	0	0	0	0	0	0	0	0	0	0	0	0	0	0	-	-
0300	0	0	0	0	0	0	0	0	0	0	0	0	0	0	0	0	0	0	0	-	-
0400	1	0	1	0	0	0	0	0	0	0	0	0	0	0	0	0	0	0	0	28.2	-
0500	0	0	0	0	0	0	0	0	0	0	0	0	0	0	0	0	0	0	0	-	-
0600	2	0	2	0	0	0	0	0	0	0	0	0	0	0	0	0	0	0	0	28.7	-
0700	5	0	4	0	1	0	0	0	0	0	0	0	0	0	0	0	0	0	0	20.7	-
0800	6	0	5	0	1	0	0	0	0	0	0	0	0	0	0	0	0	0	0	16.5	-
0900	**8**	**1**	**4**	**0**	**1**	**2**	**0**	**0**	**0**	**0**	**0**	**0**	**0**	**0**	**0**	**0**	**0**	**0**	**0**	**19.2**	**-**
1000	4	0	4	0	0	0	0	0	0	0	0	0	0	0	0	0	0	0	0	22.1	-
1100	4	0	4	0	0	0	0	0	0	0	0	0	0	0	0	0	0	0	0	28.4	-
1200	5	0	3	1	0	0	0	0	0	1	0	0	0	0	0	0	0	0	0	24	-
1300	4	0	4	0	0	0	0	0	0	0	0	0	0	0	0	0	0	0	0	28.1	-
1400	6	0	5	0	0	0	0	0	0	0	1	0	0	0	0	0	0	0	0	18.9	-
1500	4	0	3	1	0	0	0	0	0	0	0	0	0	0	0	0	0	0	0	22.9	-
1600	4	0	2	0	1	0	1	0	0	0	0	0	0	0	0	0	0	0	0	26.2	-
1700	3	0	3	0	0	0	0	0	0	0	0	0	0	0	0	0	0	0	0	24.4	-
1800	5	0	3	1	0	0	1	0	0	0	0	0	0	0	0	0	0	0	0	20.3	-
1900	4	0	4	0	0	0	0	0	0	0	0	0	0	0	0	0	0	0	0	14	-
2000	**9**	**0**	**9**	**0**	**0**	**0**	**0**	**0**	**0**	**0**	**0**	**0**	**0**	**0**	**0**	**0**	**0**	**0**	**0**	**18.6**	**-**
2100	1	0	1	0	0	0	0	0	0	0	0	0	0	0	0	0	0	0	0	21.5	-
2200	1	0	1	0	0	0	0	0	0	0	0	0	0	0	0	0	0	0	0	18.9	-
2300	0	0	0	0	0	0	0	0	0	0	0	0	0	0	0	0	0	0	0	-	-
07-19	**58**	**1**	**44**	**3**	**4**	**2**	**2**	**0**	**0**	**1**	**1**	**0**	**0**	**0**	**0**	**0**	**0**	**0**	**0**	**22**	**28.9**
06-22	**74**	**1**	**60**	**3**	**4**	**2**	**2**	**0**	**0**	**1**	**1**	**0**	**0**	**0**	**0**	**0**	**0**	**0**	**0**	**21.3**	**28.9**
06-00	**75**	**1**	**61**	**3**	**4**	**2**	**2**	**0**	**0**	**1**	**1**	**0**	**0**	**0**	**0**	**0**	**0**	**0**	**0**	**21.3**	**28.9**
00-00	**77**	**1**	**63**	**3**	**4**	**2**	**2**	**0**	**0**	**1**	**1**	**0**	**0**	**0**	**0**	**0**	**0**	**0**	**0**	**21.4**	**28.9**

DRAFT

Site 38
Location Unnamed Road, Att - Telepole, Lat 53.7745, Long -6.76849
Direction North

3279 / Meath/Cavan/Monaghan ATC's
October 2013
Automatic Traffic Count

Tue, 15 October 2013

Time	Total	Classification												>PSL	>PSL%	>SL1	>SL1%	>SL2	>SL2%	Mean	Vpp
		1 MCL	2 SV	3 SVT	4 TB2	5 TB3	6 T4	7 ART3	8 ART4	9 ART5	10 ART6	11 BD	12 DRT	50	50	57 ACPO	57 ACPO	65 DfT	65 DfT		85
0000	0	0	0	0	0	0	0	0	0	0	0	0	0	0	0	0	0	0	0	-	-
0100	0	0	0	0	0	0	0	0	0	0	0	0	0	0	0	0	0	0	0	-	-
0200	0	0	0	0	0	0	0	0	0	0	0	0	0	0	0	0	0	0	0	-	-
0300	0	0	0	0	0	0	0	0	0	0	0	0	0	0	0	0	0	0	0	-	-
0400	0	0	0	0	0	0	0	0	0	0	0	0	0	0	0	0	0	0	0	-	-
0500	0	0	0	0	0	0	0	0	0	0	0	0	0	0	0	0	0	0	0	-	-
0600	2	0	2	0	0	0	0	0	0	0	0	0	0	0	0	0	0	0	0	32.5	-
0700	**6**	**0**	**4**	**0**	**2**	**0**	**0**	**0**	**0**	**0**	**0**	**0**	**0**	**0**	**0**	**0**	**0**	**0**	**0**	**22.1**	**-**
0800	5	0	5	0	0	0	0	0	0	0	0	0	0	0	0	0	0	0	0	23.3	-
0900	2	0	2	0	0	0	0	0	0	0	0	0	0	0	0	0	0	0	0	19.5	-
1000	3	0	3	0	0	0	0	0	0	0	0	0	0	0	0	0	0	0	0	25.7	-
1100	5	0	5	0	0	0	0	0	0	0	0	0	0	0	0	0	0	0	0	25.2	-
1200	8	0	7	1	0	0	0	0	0	0	0	0	0	0	0	0	0	0	0	18.3	-
1300	5	0	3	2	0	0	0	0	0	0	0	0	0	0	0	0	0	0	0	18	-
1400	**10**	**0**	**9**	**1**	**0**	**0**	**0**	**0**	**0**	**0**	**0**	**0**	**0**	**0**	**0**	**0**	**0**	**0**	**0**	**24.5**	**-**
1500	3	0	2	0	1	0	0	0	0	0	0	0	0	0	0	0	0	0	0	24.9	-
1600	5	0	3	1	0	1	0	0	0	0	0	0	0	0	0	0	0	0	0	19.9	-
1700	9	0	9	0	0	0	0	0	0	0	0	0	0	0	0	0	0	0	0	20.1	-
1800	2	0	2	0	0	0	0	0	0	0	0	0	0	0	0	0	0	0	0	17.5	-
1900	6	0	6	0	0	0	0	0	0	0	0	0	0	0	0	0	0	0	0	21.9	-
2000	3	0	3	0	0	0	0	0	0	0	0	0	0	0	0	0	0	0	0	21.7	-
2100	2	0	2	0	0	0	0	0	0	0	0	0	0	0	0	0	0	0	0	25.5	-
2200	1	0	1	0	0	0	0	0	0	0	0	0	0	0	0	0	0	0	0	27.1	-
2300	0	0	0	0	0	0	0	0	0	0	0	0	0	0	0	0	0	0	0	-	-
07-19	**63**	**0**	**54**	**5**	**3**	**1**	**0**	**0**	**0**	**0**	**0**	**0**	**0**	**0**	**0**	**0**	**0**	**0**	**0**	**21.6**	**26.4**
06-22	**76**	**0**	**67**	**5**	**3**	**1**	**0**	**0**	**0**	**0**	**0**	**0**	**0**	**0**	**0**	**0**	**0**	**0**	**0**	**22**	**28.2**
06-00	**77**	**0**	**68**	**5**	**3**	**1**	**0**	**0**	**0**	**0**	**0**	**0**	**0**	**0**	**0**	**0**	**0**	**0**	**0**	**22.1**	**27.1**
00-00	**77**	**0**	**68**	**5**	**3**	**1**	**0**	**0**	**0**	**0**	**0**	**0**	**0**	**0**	**0**	**0**	**0**	**0**	**0**	**22.1**	**27.1**

DRAFT

Site 38
Location Unnamed Road, Att - Telepole, Lat 53.7745, Long -6.76849
Direction North

3279 / Meath/Cavan/Monaghan ATC's
October 2013
Automatic Traffic Count

Wed, 16 October 2013

Time	Total	Classification												>PSL	>PSL%	>SL1	>SL1%	>SL2	>SL2%	Mean	Vpp
		1 MCL	2 SV	3 SVT	4 TB2	5 TB3	6 T4	7 ART3	8 ART4	9 ART5	10 ART6	11 BD	12 DRT	50	50	57 ACPO	57 ACPO	65 DfT	65 DfT		85
0000	1	0	1	0	0	0	0	0	0	0	0	0	0	0	0	0	0	0	0	28.7	-
0100	0	0	0	0	0	0	0	0	0	0	0	0	0	0	0	0	0	0	0	-	-
0200	0	0	0	0	0	0	0	0	0	0	0	0	0	0	0	0	0	0	0	-	-
0300	0	0	0	0	0	0	0	0	0	0	0	0	0	0	0	0	0	0	0	-	-
0400	1	0	1	0	0	0	0	0	0	0	0	0	0	0	0	0	0	0	0	32.4	-
0500	0	0	0	0	0	0	0	0	0	0	0	0	0	0	0	0	0	0	0	-	-
0600	1	0	1	0	0	0	0	0	0	0	0	0	0	0	0	0	0	0	0	34.2	-
0700	4	0	1	0	3	0	0	0	0	0	0	0	0	0	0	0	0	0	0	29.8	-
0800	6	0	3	0	3	0	0	0	0	0	0	0	0	0	0	0	0	0	0	22.6	-
0900	7	0	6	0	1	0	0	0	0	0	0	0	0	0	0	0	0	0	0	21	-
1000	**8**	**0**	**3**	**0**	**5**	**0**	**0**	**0**	**0**	**0**	**0**	**0**	**0**	**0**	**0**	**0**	**0**	**0**	**0**	**25.7**	**-**
1100	7	0	6	0	1	0	0	0	0	0	0	0	0	0	0	0	0	0	0	15.3	-
1200	8	0	3	0	4	0	1	0	0	0	0	0	0	0	0	0	0	0	0	30	-
1300	13	0	10	0	3	0	0	0	0	0	0	0	0	0	0	0	0	0	0	23.8	25.7
1400	11	0	7	0	4	0	0	0	0	0	0	0	0	0	0	0	0	0	0	32.9	38.7
1500	**17**	**0**	**14**	**0**	**3**	**0**	**0**	**0**	**0**	**0**	**0**	**0**	**0**	**0**	**0**	**0**	**0**	**0**	**0**	**26.2**	**30**
1600	8	0	5	0	1	0	1	0	0	1	0	0	0	0	0	0	0	0	0	14.1	-
1700	9	1	4	0	3	0	1	0	0	0	0	0	0	0	0	0	0	0	0	20.3	-
1800	3	0	3	0	0	0	0	0	0	0	0	0	0	0	0	0	0	0	0	20	-
1900	4	1	0	0	3	0	0	0	0	0	0	0	0	0	0	0	0	0	0	23.6	-
2000	4	0	0	0	4	0	0	0	0	0	0	0	0	0	0	0	0	0	0	28.3	-
2100	3	0	1	0	2	0	0	0	0	0	0	0	0	0	0	0	0	0	0	16	-
2200	2	0	0	0	2	0	0	0	0	0	0	0	0	0	0	0	0	0	0	21.1	-
2300	0	0	0	0	0	0	0	0	0	0	0	0	0	0	0	0	0	0	0	0	0
07-19	**101**	**1**	**65**	**0**	**31**	**0**	**3**	**0**	**0**	**1**	**0**	**0**	**0**	**0**	**0**	**0**	**0**	**0**	**0**	**24**	**31.3**
06-22	**113**	**2**	**67**	**0**	**40**	**0**	**3**	**0**	**0**	**1**	**0**	**0**	**0**	**0**	**0**	**0**	**0**	**0**	**0**	**24**	**32.7**
06-00	**115**	**2**	**67**	**0**	**42**	**0**	**3**	**0**	**0**	**1**	**0**	**0**	**0**	**0**	**0**	**0**	**0**	**0**	**0**	**24**	**32.7**
00-00	**117**	**2**	**69**	**0**	**42**	**0**	**3**	**0**	**0**	**1**	**0**	**0**	**0**	**0**	**0**	**0**	**0**	**0**	**0**	**24.1**	**32.2**

DRAFT

Site 38
Location Unnamed Road, Att - Telepole, Lat 53.7745, Long -6.76849
Direction North

3279 / Meath/Cavan/Monaghan ATC's
October 2013
Automatic Traffic Count

Virtual Day (7)

Time	Total	Classification												>PSL	>PSL%	>SL1	>SL1%	>SL2	>SL2%	Mean	Vpp
		1 MCL	2 SV	3 SVT	4 TB2	5 TB3	6 T4	7 ART3	8 ART4	9 ART5	10 ART6	11 BD	12 DRT	50	50	57 ACPO	57 ACPO	65 DfT	65 DfT		85
0000	1	0	1	0	0	0	0	0	0	0	0	0	0	0	0	0	0	0	0	24	-
0100	0	0	0	0	0	0	0	0	0	0	0	0	0	0	0	0	0	0	0	26.1	-
0200	0	0	0	0	0	0	0	0	0	0	0	0	0	0	0	0	0	0	0	24.5	-
0300	0	0	0	0	0	0	0	0	0	0	0	0	0	0	0	0	0	0	0	-	-
0400	0	0	0	0	0	0	0	0	0	0	0	0	0	0	0	0	0	0	0	30.3	-
0500	0	0	0	0	0	0	0	0	0	0	0	0	0	0	0	0	0	0	0	-	-
0600	1	0	1	0	0	0	0	0	0	0	0	0	0	0	0	0	0	0	0	30	-
0700	5	0	3	0	1	0	0	0	0	0	0	0	0	0	0	0	0	0	0	24.7	-
0800	4	0	4	0	1	0	0	0	0	0	0	0	0	0	0	0	0	0	0	20.3	-
0900	5	0	4	0	0	0	0	0	0	0	0	0	0	0	0	0	0	0	0	20.2	-
1000	**6**	**0**	**4**	**0**	**1**	**0**	**0**	**0**	**0**	**0**	**0**	**0**	**0**	**0**	**0**	**0**	**0**	**0**	**0**	**21.6**	**-**
1100	**6**	**0**	**5**	**0**	**0**	**0**	**0**	**0**	**0**	**0**	**0**	**0**	**0**	**0**	**0**	**0**	**0**	**0**	**0**	**20.5**	**-**
1200	**7**	**0**	**5**	**1**	**1**	**0**	**0**	**0**	**0**	**0**	**0**	**0**	**0**	**0**	**0**	**0**	**0**	**0**	**0**	**20.6**	**-**
1300	6	0	5	0	1	0	0	0	0	0	0	0	0	0	0	0	0	0	0	22.6	-
1400	**7**	**0**	**5**	**0**	**1**	**0**	**0**	**0**	**0**	**0**	**0**	**0**	**0**	**0**	**0**	**0**	**0**	**0**	**0**	**23.6**	**-**
1500	**7**	**0**	**6**	**0**	**1**	**0**	**0**	**0**	**0**	**0**	**0**	**0**	**0**	**0**	**0**	**0**	**0**	**0**	**0**	**21.2**	**-**
1600	4	0	3	0	0	0	0	0	0	0	0	0	0	0	0	0	0	0	0	19.5	-
1700	6	0	5	0	0	0	0	0	0	0	0	0	0	0	0	0	0	0	0	21.5	-
1800	5	0	4	0	0	0	0	0	0	0	0	0	0	0	0	0	0	0	0	19.5	-
1900	6	0	5	0	0	0	0	0	0	0	0	0	0	0	0	0	0	0	0	20.4	-
2000	5	0	4	0	1	0	0	0	0	0	0	0	0	0	0	0	0	0	0	21	-
2100	1	0	1	0	0	0	0	0	0	0	0	0	0	0	0	0	0	0	0	23.2	-
2200	1	0	1	0	1	0	0	0	0	0	0	0	0	0	0	0	0	0	0	19.7	-
2300	0	0	0	0	0	0	0	0	0	0	0	0	0	0	0	0	0	0	0	16.2	-
07-19	**67**	**1**	**53**	**3**	**7**	**1**	**1**	**0**	**0**	**0**	**0**	**0**	**0**	**0**	**0**	**0**	**0**	**0**	**0**	**21.4**	**28.9**
06-22	**80**	**1**	**65**	**3**	**8**	**1**	**1**	**0**	**0**	**0**	**0**	**0**	**0**	**0**	**0**	**0**	**0**	**0**	**0**	**21.4**	**29.1**
06-00	**82**	**1**	**66**	**3**	**9**	**1**	**1**	**0**	**0**	**0**	**0**	**0**	**0**	**0**	**0**	**0**	**0**	**0**	**0**	**21.4**	**28.9**
00-00	**83**	**1**	**67**	**3**	**9**	**1**	**1**	**0**	**0**	**0**	**0**	**0**	**0**	**0**	**0**	**0**	**0**	**0**	**0**	**21.5**	**28.9**

DRAFT

Site 38
Location Unnamed Road, Att - Telepole, Lat 53.7745, Long -6.76849
Direction North

3279 / Meath/Cavan/Monaghan ATC's
October 2013
Automatic Traffic Count

Virtual Week (1)

Time	Total	Classification												>PSL	>PSL%	>SL1	>SL1%	>SL2	>SL2%	Mean	Vpp
		1 MCL	2 SV	3 SVT	4 TB2	5 TB3	6 T4	7 ART3	8 ART4	9 ART5	10 ART6	11 BD	12 DRT	50	50	57 ACPO	57 ACPO	65 DfT	65 DfT		85
Mon	77	1	63	3	4	2	2	0	0	1	1	0	0	0	0	0	0	0	0	21.4	28.9
Tue	77	0	68	5	3	1	0	0	0	0	0	0	0	0	0	0	0	0	0	22.1	27.1
Wed	117	2	69	0	42	0	3	0	0	1	0	0	0	0	0	0	0	0	0	24.1	32.2
Thu	75	1	64	2	2	3	2	0	0	0	1	0	0	0	0	0	0	0	0	19.5	25.5
Fri	83	0	71	4	7	1	0	0	0	0	0	0	0	0	0	0	0	0	0	21.6	29.3
| Sat	92	2	77	6	5	1	0	0	0	1	0	0	0	0	0	0	0	0	0	19.7	26.8
| Sun	62	0	60	0	0	2	0	0	0	0	0	0	0	0	0	0	0	0	0	20.4	28
5 Day Ave.	**86**	**1**	**67**	**3**	**12**	**1**	**1**	**0**	**0**	**0**	**0**	**0**	**0**	**0**	**0.0**	**0**	**0.0**	**0**	**0.0**	**21.7**	**28.6**
7 Day Ave.	**83**	**1**	**67**	**3**	**9**	**1**	**1**	**0**	**0**	**0**	**0**	**0**	**0**	**0**	**0.0**	**0**	**0.0**	**0**	**0.0**	**21.5**	**28.9**
--	**583**	**6**	**472**	**20**	**63**	**10**	**7**	**0**	**0**	**3**	**2**	**0**	**0**	**0**	**0.0**	**0**	**0.0**	**0**	**0.0**	**21.5**	**28.9**

Summary Graphs

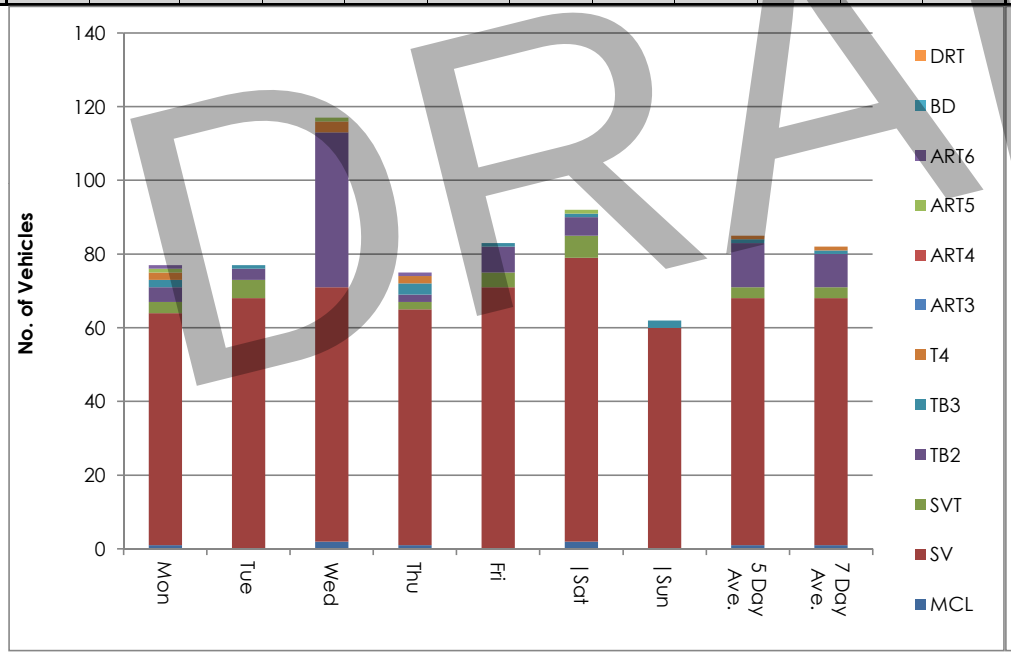

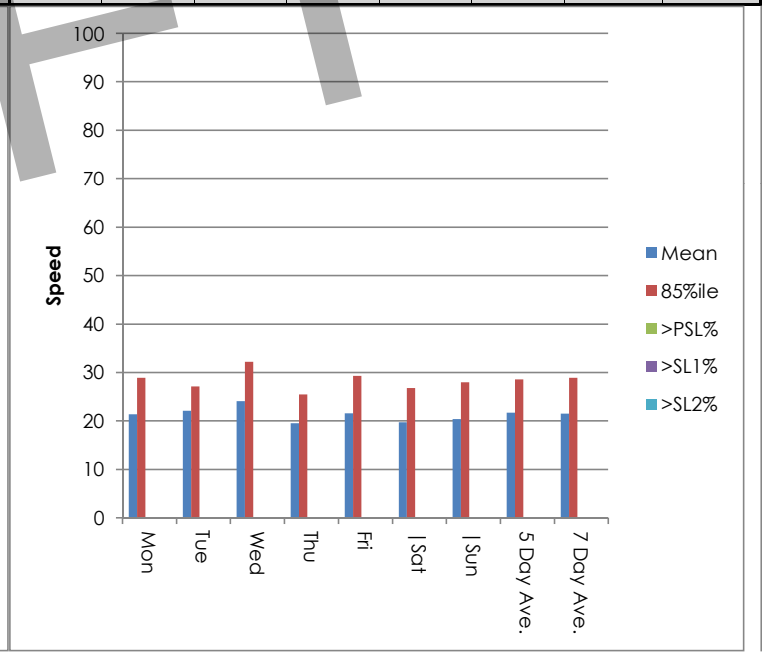

DRAFT

Site 38
Location Unnamed Road, Att - Telepole, Lat 53.7745, Long -6.76849
Direction North

3279 / Meath/Cavan/Monaghan ATC's
October 2013
Automatic Traffic Count

Thu, 10 October 2013

Time	Total	Speed Bins (mph)																											
		0 - 5	5 - 10	10 - 15	15 - 20	20 - 25	25 - 30	30 - 35	35 - 40	40 - 45	45 - 50	50 - 55	55 - 60	60 - 65	65 - 70	70 - 75	75 - 80	80 - 85	85 - 90	90 - 95	95 - 100	100 - 105	105 - 110	110 - 115	115 - 120	120 - 125	125 - 130	130 - 135	135 - 140
0000	0	0	0	0	0	0	0	0	0	0	0	0	0	0	0	0	0	0	0	0	0	0	0	0	0	0	0	0	0
0100	1	0	0	0	0	0	1	0	0	0	0	0	0	0	0	0	0	0	0	0	0	0	0	0	0	0	0	0	0
0200	0	0	0	0	0	0	0	0	0	0	0	0	0	0	0	0	0	0	0	0	0	0	0	0	0	0	0	0	0
0300	0	0	0	0	0	0	0	0	0	0	0	0	0	0	0	0	0	0	0	0	0	0	0	0	0	0	0	0	0
0400	0	0	0	0	0	0	0	0	0	0	0	0	0	0	0	0	0	0	0	0	0	0	0	0	0	0	0	0	0
0500	0	0	0	0	0	0	0	0	0	0	0	0	0	0	0	0	0	0	0	0	0	0	0	0	0	0	0	0	0
0600	1	0	0	0	0	1	0	0	0	0	0	0	0	0	0	0	0	0	0	0	0	0	0	0	0	0	0	0	0
0700	7	0	0	0	1	4	1	0	1	0	0	0	0	0	0	0	0	0	0	0	0	0	0	0	0	0	0	0	0
0800	6	0	0	1	1	4	0	0	0	0	0	0	0	0	0	0	0	0	0	0	0	0	0	0	0	0	0	0	0
0900	2	0	0	0	1	0	1	0	0	0	0	0	0	0	0	0	0	0	0	0	0	0	0	0	0	0	0	0	0
1000	**9**	**0**	**0**	**3**	**6**	**0**	**0**	**0**	**0**	**0**	**0**	**0**	**0**	**0**	**0**	**0**	**0**	**0**	**0**	**0**	**0**	**0**	**0**	**0**	**0**	**0**	**0**	**0**	**0**
1100	4	0	1	0	2	0	0	0	1	0	0	0	0	0	0	0	0	0	0	0	0	0	0	0	0	0	0	0	0
1200	5	0	0	1	0	4	0	0	0	0	0	0	0	0	0	0	0	0	0	0	0	0	0	0	0	0	0	0	0
1300	2	0	0	0	1	0	1	0	0	0	0	0	0	0	0	0	0	0	0	0	0	0	0	0	0	0	0	0	0
1400	7	0	0	2	2	1	2	0	0	0	0	0	0	0	0	0	0	0	0	0	0	0	0	0	0	0	0	0	0
1500	3	0	0	0	3	0	0	0	0	0	0	0	0	0	0	0	0	0	0	0	0	0	0	0	0	0	0	0	0
1600	1	0	0	0	1	0	0	0	0	0	0	0	0	0	0	0	0	0	0	0	0	0	0	0	0	0	0	0	0
1700	4	0	0	0	2	0	2	0	0	0	0	0	0	0	0	0	0	0	0	0	0	0	0	0	0	0	0	0	0
1800	5	0	1	0	2	1	0	1	0	0	0	0	0	0	0	0	0	0	0	0	0	0	0	0	0	0	0	0	0
1900	**9**	**0**	**0**	**2**	**6**	**1**	**0**	**0**	**0**	**0**	**0**	**0**	**0**	**0**	**0**	**0**	**0**	**0**	**0**	**0**	**0**	**0**	**0**	**0**	**0**	**0**	**0**	**0**	**0**
2000	3	0	0	0	3	0	0	0	0	0	0	0	0	0	0	0	0	0	0	0	0	0	0	0	0	0	0	0	0
2100	3	0	0	0	0	2	0	1	0	0	0	0	0	0	0	0	0	0	0	0	0	0	0	0	0	0	0	0	0
2200	1	0	0	0	1	0	0	0	0	0	0	0	0	0	0	0	0	0	0	0	0	0	0	0	0	0	0	0	0
2300	2	0	0	1	0	1	0	0	0	0	0	0	0	0	0	0	0	0	0	0	0	0	0	0	0	0	0	0	0
07-19	**55**	**0**	**2**	**7**	**22**	**14**	**7**	**1**	**2**	**0**	**0**	**0**	**0**	**0**	**0**	**0**	**0**	**0**	**0**	**0**	**0**	**0**	**0**	**0**	**0**	**0**	**0**	**0**	**0**
06-22	**71**	**0**	**2**	**9**	**31**	**18**	**7**	**2**	**2**	**0**	**0**	**0**	**0**	**0**	**0**	**0**	**0**	**0**	**0**	**0**	**0**	**0**	**0**	**0**	**0**	**0**	**0**	**0**	**0**
06-00	**74**	**0**	**2**	**10**	**32**	**19**	**7**	**2**	**2**	**0**	**0**	**0**	**0**	**0**	**0**	**0**	**0**	**0**	**0**	**0**	**0**	**0**	**0**	**0**	**0**	**0**	**0**	**0**	**0**
00-00	**75**	**0**	**2**	**10**	**32**	**19**	**8**	**2**	**2**	**0**	**0**	**0**	**0**	**0**	**0**	**0**	**0**	**0**	**0**	**0**	**0**	**0**	**0**	**0**	**0**	**0**	**0**	**0**	**0**

DRAFT

Site 38
Location Unnamed Road, Att - Telepole, Lat 53.7745, Long -6.76849
Direction North

3279 / Meath/Cavan/Monaghan ATC's
October 2013
Automatic Traffic Count

Fri, 11 October 2013

Time	Total	Speed Bins (mph)																											
		0 - 5	5 - 10	10 - 15	15 - 20	20 - 25	25 - 30	30 - 35	35 - 40	40 - 45	45 - 50	50 - 55	55 - 60	60 - 65	65 - 70	70 - 75	75 - 80	80 - 85	85 - 90	90 - 95	95 - 100	100 - 105	105 - 110	110 - 115	115 - 120	120 - 125	125 - 130	130 - 135	135 - 140
0000	0	0	0	0	0	0	0	0	0	0	0	0	0	0	0	0	0	0	0	0	0	0	0	0	0	0	0	0	0
0100	0	0	0	0	0	0	0	0	0	0	0	0	0	0	0	0	0	0	0	0	0	0	0	0	0	0	0	0	0
0200	0	0	0	0	0	0	0	0	0	0	0	0	0	0	0	0	0	0	0	0	0	0	0	0	0	0	0	0	0
0300	0	0	0	0	0	0	0	0	0	0	0	0	0	0	0	0	0	0	0	0	0	0	0	0	0	0	0	0	0
0400	0	0	0	0	0	0	0	0	0	0	0	0	0	0	0	0	0	0	0	0	0	0	0	0	0	0	0	0	0
0500	0	0	0	0	0	0	0	0	0	0	0	0	0	0	0	0	0	0	0	0	0	0	0	0	0	0	0	0	0
0600	0	0	0	0	0	0	0	0	0	0	0	0	0	0	0	0	0	0	0	0	0	0	0	0	0	0	0	0	0
0700	7	0	0	0	1	2	2	2	0	0	0	0	0	0	0	0	0	0	0	0	0	0	0	0	0	0	0	0	0
0800	4	0	0	2	1	1	0	0	0	0	0	0	0	0	0	0	0	0	0	0	0	0	0	0	0	0	0	0	0
0900	3	0	0	1	1	0	1	0	0	0	0	0	0	0	0	0	0	0	0	0	0	0	0	0	0	0	0	0	0
1000	**8**	**0**	**1**	**1**	**1**	**0**	**5**	**0**	**0**	**0**	**0**	**0**	**0**	**0**	**0**	**0**	**0**	**0**	**0**	**0**	**0**	**0**	**0**	**0**	**0**	**0**	**0**	**0**	**0**
1100	6	0	1	2	0	2	0	0	1	0	0	0	0	0	0	0	0	0	0	0	0	0	0	0	0	0	0	0	0
1200	6	0	0	2	2	1	1	0	0	0	0	0	0	0	0	0	0	0	0	0	0	0	0	0	0	0	0	0	0
1300	4	0	0	0	0	2	1	1	0	0	0	0	0	0	0	0	0	0	0	0	0	0	0	0	0	0	0	0	0
1400	**7**	**0**	**1**	**1**	**0**	**3**	**2**	**0**	**0**	**0**	**0**	**0**	**0**	**0**	**0**	**0**	**0**	**0**	**0**	**0**	**0**	**0**	**0**	**0**	**0**	**0**	**0**	**0**	**0**
1500	5	0	1	0	1	0	2	0	1	0	0	0	0	0	0	0	0	0	0	0	0	0	0	0	0	0	0	0	0
1600	4	0	0	1	1	2	0	0	0	0	0	0	0	0	0	0	0	0	0	0	0	0	0	0	0	0	0	0	0
1700	**7**	**0**	**0**	**1**	**1**	**3**	**2**	**0**	**0**	**0**	**0**	**0**	**0**	**0**	**0**	**0**	**0**	**0**	**0**	**0**	**0**	**0**	**0**	**0**	**0**	**0**	**0**	**0**	**0**
1800	**7**	**0**	**0**	**1**	**4**	**2**	**0**	**0**	**0**	**0**	**0**	**0**	**0**	**0**	**0**	**0**	**0**	**0**	**0**	**0**	**0**	**0**	**0**	**0**	**0**	**0**	**0**	**0**	**0**
1900	**7**	**0**	**0**	**0**	**4**	**1**	**0**	**1**	**0**	**1**	**0**	**0**	**0**	**0**	**0**	**0**	**0**	**0**	**0**	**0**	**0**	**0**	**0**	**0**	**0**	**0**	**0**	**0**	**0**
2000	6	0	0	1	0	2	2	1	0	0	0	0	0	0	0	0	0	0	0	0	0	0	0	0	0	0	0	0	0
2100	1	0	0	0	0	0	0	0	1	0	0	0	0	0	0	0	0	0	0	0	0	0	0	0	0	0	0	0	0
2200	1	0	0	0	1	0	0	0	0	0	0	0	0	0	0	0	0	0	0	0	0	0	0	0	0	0	0	0	0
2300	0	0	0	0	0	0	0	0	0	0	0	0	0	0	0	0	0	0	0	0	0	0	0	0	0	0	0	0	0
07-19	**68**	**0**	**4**	**12**	**13**	**18**	**16**	**3**	**2**	**0**	**0**	**0**	**0**	**0**	**0**	**0**	**0**	**0**	**0**	**0**	**0**	**0**	**0**	**0**	**0**	**0**	**0**	**0**	**0**
06-22	**82**	**0**	**4**	**13**	**17**	**21**	**18**	**5**	**3**	**1**	**0**	**0**	**0**	**0**	**0**	**0**	**0**	**0**	**0**	**0**	**0**	**0**	**0**	**0**	**0**	**0**	**0**	**0**	**0**
06-00	**83**	**0**	**4**	**13**	**18**	**21**	**18**	**5**	**3**	**1**	**0**	**0**	**0**	**0**	**0**	**0**	**0**	**0**	**0**	**0**	**0**	**0**	**0**	**0**	**0**	**0**	**0**	**0**	**0**
00-00	**83**	**0**	**4**	**13**	**18**	**21**	**18**	**5**	**3**	**1**	**0**	**0**	**0**	**0**	**0**	**0**	**0**	**0**	**0**	**0**	**0**	**0**	**0**	**0**	**0**	**0**	**0**	**0**	**0**

DRAFT

Site 38
Location Unnamed Road, Att - Telepole, Lat 53.7745, Long -6.76849
Direction North

3279 / Meath/Cavan/Monaghan ATC's
October 2013
Automatic Traffic Count

Sat, 12 October 2013

Time	Total	Speed Bins (mph)																											
		0 - 5	5 - 10	10 - 15	15 - 20	20 - 25	25 - 30	30 - 35	35 - 40	40 - 45	45 - 50	50 - 55	55 - 60	60 - 65	65 - 70	70 - 75	75 - 80	80 - 85	85 - 90	90 - 95	95 - 100	100 - 105	105 - 110	110 - 115	115 - 120	120 - 125	125 - 130	130 - 135	135 - 140
0000	1	0	0	0	0	0	1	0	0	0	0	0	0	0	0	0	0	0	0	0	0	0	0	0	0	0	0	0	0
0100	0	0	0	0	0	0	0	0	0	0	0	0	0	0	0	0	0	0	0	0	0	0	0	0	0	0	0	0	0
0200	0	0	0	0	0	0	0	0	0	0	0	0	0	0	0	0	0	0	0	0	0	0	0	0	0	0	0	0	0
0300	0	0	0	0	0	0	0	0	0	0	0	0	0	0	0	0	0	0	0	0	0	0	0	0	0	0	0	0	0
0400	0	0	0	0	0	0	0	0	0	0	0	0	0	0	0	0	0	0	0	0	0	0	0	0	0	0	0	0	0
0500	0	0	0	0	0	0	0	0	0	0	0	0	0	0	0	0	0	0	0	0	0	0	0	0	0	0	0	0	0
0600	1	0	0	0	0	0	0	1	0	0	0	0	0	0	0	0	0	0	0	0	0	0	0	0	0	0	0	0	0
0700	2	0	0	0	0	0	2	0	0	0	0	0	0	0	0	0	0	0	0	0	0	0	0	0	0	0	0	0	0
0800	2	0	0	0	0	1	1	0	0	0	0	0	0	0	0	0	0	0	0	0	0	0	0	0	0	0	0	0	0
0900	7	0	0	2	3	1	1	0	0	0	0	0	0	0	0	0	0	0	0	0	0	0	0	0	0	0	0	0	0
1000	7	0	0	0	1	2	3	1	0	0	0	0	0	0	0	0	0	0	0	0	0	0	0	0	0	0	0	0	0
1100	**10**	**0**	**1**	**1**	**6**	**0**	**2**	**0**	**0**	**0**	**0**	**0**	**0**	**0**	**0**	**0**	**0**	**0**	**0**	**0**	**0**	**0**	**0**	**0**	**0**	**0**	**0**	**0**	**0**
1200	5	1	0	3	0	0	0	1	0	0	0	0	0	0	0	0	0	0	0	0	0	0	0	0	0	0	0	0	0
1300	12	0	0	1	8	3	0	0	0	0	0	0	0	0	0	0	0	0	0	0	0	0	0	0	0	0	0	0	0
1400	5	0	0	0	1	1	3	0	0	0	0	0	0	0	0	0	0	0	0	0	0	0	0	0	0	0	0	0	0
1500	**14**	**0**	**4**	**7**	**1**	**1**	**0**	**1**	**0**	**0**	**0**	**0**	**0**	**0**	**0**	**0**	**0**	**0**	**0**	**0**	**0**	**0**	**0**	**0**	**0**	**0**	**0**	**0**	**0**
1600	4	0	0	0	2	1	0	1	0	0	0	0	0	0	0	0	0	0	0	0	0	0	0	0	0	0	0	0	0
1700	5	0	0	0	3	1	0	1	0	0	0	0	0	0	0	0	0	0	0	0	0	0	0	0	0	0	0	0	0
1800	4	0	0	0	1	2	1	0	0	0	0	0	0	0	0	0	0	0	0	0	0	0	0	0	0	0	0	0	0
1900	5	0	0	0	2	2	0	1	0	0	0	0	0	0	0	0	0	0	0	0	0	0	0	0	0	0	0	0	0
2000	5	0	1	1	1	1	0	1	0	0	0	0	0	0	0	0	0	0	0	0	0	0	0	0	0	0	0	0	0
2100	0	0	0	0	0	0	0	0	0	0	0	0	0	0	0	0	0	0	0	0	0	0	0	0	0	0	0	0	0
2200	3	0	0	2	0	0	1	0	0	0	0	0	0	0	0	0	0	0	0	0	0	0	0	0	0	0	0	0	0
2300	0	0	0	0	0	0	0	0	0	0	0	0	0	0	0	0	0	0	0	0	0	0	0	0	0	0	0	0	0
07-19	**77**	**1**	**5**	**14**	**26**	**13**	**13**	**5**	**0**	**0**	**0**	**0**	**0**	**0**	**0**	**0**	**0**	**0**	**0**	**0**	**0**	**0**	**0**	**0**	**0**	**0**	**0**	**0**	**0**
06-22	**88**	**1**	**6**	**15**	**29**	**16**	**13**	**8**	**0**	**0**	**0**	**0**	**0**	**0**	**0**	**0**	**0**	**0**	**0**	**0**	**0**	**0**	**0**	**0**	**0**	**0**	**0**	**0**	**0**
06-00	**91**	**1**	**6**	**17**	**29**	**16**	**14**	**8**	**0**	**0**	**0**	**0**	**0**	**0**	**0**	**0**	**0**	**0**	**0**	**0**	**0**	**0**	**0**	**0**	**0**	**0**	**0**	**0**	**0**
00-00	**92**	**1**	**6**	**17**	**29**	**16**	**15**	**8**	**0**	**0**	**0**	**0**	**0**	**0**	**0**	**0**	**0**	**0**	**0**	**0**	**0**	**0**	**0**	**0**	**0**	**0**	**0**	**0**	**0**

DRAFT

Site 38
Location Unnamed Road, Att - Telepole, Lat 53.7745, Long -6.76849
Direction North

3279 / Meath/Cavan/Monaghan ATC's
October 2013
Automatic Traffic Count

Sun, 13 October 2013

Time	Total	Speed Bins (mph)																											
		0 - 5	5 - 10	10 - 15	15 - 20	20 - 25	25 - 30	30 - 35	35 - 40	40 - 45	45 - 50	50 - 55	55 - 60	60 - 65	65 - 70	70 - 75	75 - 80	80 - 85	85 - 90	90 - 95	95 - 100	100 - 105	105 - 110	110 - 115	115 - 120	120 - 125	125 - 130	130 - 135	135 - 140
0000	2	0	0	0	0	2	0	0	0	0	0	0	0	0	0	0	0	0	0	0	0	0	0	0	0	0	0	0	0
0100	0	0	0	0	0	0	0	0	0	0	0	0	0	0	0	0	0	0	0	0	0	0	0	0	0	0	0	0	0
0200	1	0	0	0	0	1	0	0	0	0	0	0	0	0	0	0	0	0	0	0	0	0	0	0	0	0	0	0	0
0300	0	0	0	0	0	0	0	0	0	0	0	0	0	0	0	0	0	0	0	0	0	0	0	0	0	0	0	0	0
0400	0	0	0	0	0	0	0	0	0	0	0	0	0	0	0	0	0	0	0	0	0	0	0	0	0	0	0	0	0
0500	0	0	0	0	0	0	0	0	0	0	0	0	0	0	0	0	0	0	0	0	0	0	0	0	0	0	0	0	0
0600	0	0	0	0	0	0	0	0	0	0	0	0	0	0	0	0	0	0	0	0	0	0	0	0	0	0	0	0	0
0700	1	0	0	0	0	1	0	0	0	0	0	0	0	0	0	0	0	0	0	0	0	0	0	0	0	0	0	0	0
0800	1	0	0	0	0	0	1	0	0	0	0	0	0	0	0	0	0	0	0	0	0	0	0	0	0	0	0	0	0
0900	5	0	0	1	1	0	3	0	0	0	0	0	0	0	0	0	0	0	0	0	0	0	0	0	0	0	0	0	0
1000	2	0	0	1	0	1	0	0	0	0	0	0	0	0	0	0	0	0	0	0	0	0	0	0	0	0	0	0	0
1100	**7**	**0**	**2**	**0**	**0**	**2**	**2**	**1**	**0**	**0**	**0**	**0**	**0**	**0**	**0**	**0**	**0**	**0**	**0**	**0**	**0**	**0**	**0**	**0**	**0**	**0**	**0**	**0**	**0**
1200	**11**	**0**	**0**	**4**	**3**	**2**	**1**	**1**	**0**	**0**	**0**	**0**	**0**	**0**	**0**	**0**	**0**	**0**	**0**	**0**	**0**	**0**	**0**	**0**	**0**	**0**	**0**	**0**	**0**
1300	2	0	0	0	0	0	0	2	0	0	0	0	0	0	0	0	0	0	0	0	0	0	0	0	0	0	0	0	0
1400	2	0	1	1	0	0	0	0	0	0	0	0	0	0	0	0	0	0	0	0	0	0	0	0	0	0	0	0	0
1500	3	0	0	1	1	1	0	0	0	0	0	0	0	0	0	0	0	0	0	0	0	0	0	0	0	0	0	0	0
1600	2	0	0	0	1	0	1	0	0	0	0	0	0	0	0	0	0	0	0	0	0	0	0	0	0	0	0	0	0
1700	6	0	0	0	3	1	0	2	0	0	0	0	0	0	0	0	0	0	0	0	0	0	0	0	0	0	0	0	0
1800	6	0	1	1	1	2	1	0	0	0	0	0	0	0	0	0	0	0	0	0	0	0	0	0	0	0	0	0	0
1900	6	0	0	0	2	4	0	0	0	0	0	0	0	0	0	0	0	0	0	0	0	0	0	0	0	0	0	0	0
2000	4	0	0	0	2	1	1	0	0	0	0	0	0	0	0	0	0	0	0	0	0	0	0	0	0	0	0	0	0
2100	0	0	0	0	0	0	0	0	0	0	0	0	0	0	0	0	0	0	0	0	0	0	0	0	0	0	0	0	0
2200	1	0	0	0	0	1	0	0	0	0	0	0	0	0	0	0	0	0	0	0	0	0	0	0	0	0	0	0	0
2300	0	0	0	0	0	0	0	0	0	0	0	0	0	0	0	0	0	0	0	0	0	0	0	0	0	0	0	0	0
07-19	**48**	**0**	**4**	**9**	**10**	**10**	**9**	**6**	**0**	**0**	**0**	**0**	**0**	**0**	**0**	**0**	**0**	**0**	**0**	**0**	**0**	**0**	**0**	**0**	**0**	**0**	**0**	**0**	**0**
06-22	**58**	**0**	**4**	**9**	**14**	**15**	**10**	**6**	**0**	**0**	**0**	**0**	**0**	**0**	**0**	**0**	**0**	**0**	**0**	**0**	**0**	**0**	**0**	**0**	**0**	**0**	**0**	**0**	**0**
06-00	**59**	**0**	**4**	**9**	**14**	**16**	**10**	**6**	**0**	**0**	**0**	**0**	**0**	**0**	**0**	**0**	**0**	**0**	**0**	**0**	**0**	**0**	**0**	**0**	**0**	**0**	**0**	**0**	**0**
00-00	**62**	**0**	**4**	**9**	**14**	**19**	**10**	**6**	**0**	**0**	**0**	**0**	**0**	**0**	**0**	**0**	**0**	**0**	**0**	**0**	**0**	**0**	**0**	**0**	**0**	**0**	**0**	**0**	**0**

DRAFT

Site 38
Location Unnamed Road, Att - Telepole, Lat 53.7745, Long -6.76849
Direction North

3279 / Meath/Cavan/Monaghan ATC's
October 2013
Automatic Traffic Count

Mon, 14 October 2013

Time	Total	Speed Bins (mph)																											
		0 - 5	5 - 10	10 - 15	15 - 20	20 - 25	25 - 30	30 - 35	35 - 40	40 - 45	45 - 50	50 - 55	55 - 60	60 - 65	65 - 70	70 - 75	75 - 80	80 - 85	85 - 90	90 - 95	95 - 100	100 - 105	105 - 110	110 - 115	115 - 120	120 - 125	125 - 130	130 - 135	135 - 140
0000	0	0	0	0	0	0	0	0	0	0	0	0	0	0	0	0	0	0	0	0	0	0	0	0	0	0	0	0	0
0100	1	0	0	0	0	0	1	0	0	0	0	0	0	0	0	0	0	0	0	0	0	0	0	0	0	0	0	0	0
0200	0	0	0	0	0	0	0	0	0	0	0	0	0	0	0	0	0	0	0	0	0	0	0	0	0	0	0	0	0
0300	0	0	0	0	0	0	0	0	0	0	0	0	0	0	0	0	0	0	0	0	0	0	0	0	0	0	0	0	0
0400	1	0	0	0	0	0	1	0	0	0	0	0	0	0	0	0	0	0	0	0	0	0	0	0	0	0	0	0	0
0500	0	0	0	0	0	0	0	0	0	0	0	0	0	0	0	0	0	0	0	0	0	0	0	0	0	0	0	0	0
0600	2	0	0	0	0	0	1	1	0	0	0	0	0	0	0	0	0	0	0	0	0	0	0	0	0	0	0	0	0
0700	5	0	0	0	3	1	1	0	0	0	0	0	0	0	0	0	0	0	0	0	0	0	0	0	0	0	0	0	0
0800	6	0	1	1	2	2	0	0	0	0	0	0	0	0	0	0	0	0	0	0	0	0	0	0	0	0	0	0	0
0900	**8**	**0**	**2**	**0**	**2**	**3**	**1**	**0**	**0**	**0**	**0**	**0**	**0**	**0**	**0**	**0**	**0**	**0**	**0**	**0**	**0**	**0**	**0**	**0**	**0**	**0**	**0**	**0**	**0**
1000	4	0	0	0	0	3	1	0	0	0	0	0	0	0	0	0	0	0	0	0	0	0	0	0	0	0	0	0	0
1100	4	0	0	0	0	0	4	0	0	0	0	0	0	0	0	0	0	0	0	0	0	0	0	0	0	0	0	0	0
1200	5	0	0	1	1	2	0	0	0	0	1	0	0	0	0	0	0	0	0	0	0	0	0	0	0	0	0	0	0
1300	4	0	0	0	0	0	4	0	0	0	0	0	0	0	0	0	0	0	0	0	0	0	0	0	0	0	0	0	0
1400	6	0	1	0	4	0	0	1	0	0	0	0	0	0	0	0	0	0	0	0	0	0	0	0	0	0	0	0	0
1500	4	0	1	0	0	1	1	1	0	0	0	0	0	0	0	0	0	0	0	0	0	0	0	0	0	0	0	0	0
1600	4	0	1	0	0	0	1	1	1	0	0	0	0	0	0	0	0	0	0	0	0	0	0	0	0	0	0	0	0
1700	3	0	0	1	0	0	1	1	0	0	0	0	0	0	0	0	0	0	0	0	0	0	0	0	0	0	0	0	0
1800	5	0	0	1	1	3	0	0	0	0	0	0	0	0	0	0	0	0	0	0	0	0	0	0	0	0	0	0	0
1900	4	0	0	3	1	0	0	0	0	0	0	0	0	0	0	0	0	0	0	0	0	0	0	0	0	0	0	0	0
2000	**9**	**0**	**2**	**1**	**3**	**1**	**1**	**1**	**0**	**0**	**0**	**0**	**0**	**0**	**0**	**0**	**0**	**0**	**0**	**0**	**0**	**0**	**0**	**0**	**0**	**0**	**0**	**0**	**0**
2100	1	0	0	0	0	1	0	0	0	0	0	0	0	0	0	0	0	0	0	0	0	0	0	0	0	0	0	0	0
2200	1	0	0	0	1	0	0	0	0	0	0	0	0	0	0	0	0	0	0	0	0	0	0	0	0	0	0	0	0
2300	0	0	0	0	0	0	0	0	0	0	0	0	0	0	0	0	0	0	0	0	0	0	0	0	0	0	0	0	0
07-19	**58**	**0**	**6**	**4**	**13**	**15**	**14**	**4**	**1**	**0**	**1**	**0**	**0**	**0**	**0**	**0**	**0**	**0**	**0**	**0**	**0**	**0**	**0**	**0**	**0**	**0**	**0**	**0**	**0**
06-22	**74**	**0**	**8**	**8**	**17**	**17**	**16**	**6**	**1**	**0**	**1**	**0**	**0**	**0**	**0**	**0**	**0**	**0**	**0**	**0**	**0**	**0**	**0**	**0**	**0**	**0**	**0**	**0**	**0**
06-00	**75**	**0**	**8**	**8**	**18**	**17**	**16**	**6**	**1**	**0**	**1**	**0**	**0**	**0**	**0**	**0**	**0**	**0**	**0**	**0**	**0**	**0**	**0**	**0**	**0**	**0**	**0**	**0**	**0**
00-00	**77**	**0**	**8**	**8**	**18**	**17**	**18**	**6**	**1**	**0**	**1**	**0**	**0**	**0**	**0**	**0**	**0**	**0**	**0**	**0**	**0**	**0**	**0**	**0**	**0**	**0**	**0**	**0**	**0**

DRAFT

Site 38
Location Unnamed Road, Att - Telepole, Lat 53.7745, Long -6.76849
Direction North

3279 / Meath/Cavan/Monaghan ATC's
October 2013
Automatic Traffic Count

Tue, 15 October 2013

Time	Total	Speed Bins (mph)																											
		0 - 5	5 - 10	10 - 15	15 - 20	20 - 25	25 - 30	30 - 35	35 - 40	40 - 45	45 - 50	50 - 55	55 - 60	60 - 65	65 - 70	70 - 75	75 - 80	80 - 85	85 - 90	90 - 95	95 - 100	100 - 105	105 - 110	110 - 115	115 - 120	120 - 125	125 - 130	130 - 135	135 - 140
0000	0	0	0	0	0	0	0	0	0	0	0	0	0	0	0	0	0	0	0	0	0	0	0	0	0	0	0	0	0
0100	0	0	0	0	0	0	0	0	0	0	0	0	0	0	0	0	0	0	0	0	0	0	0	0	0	0	0	0	0
0200	0	0	0	0	0	0	0	0	0	0	0	0	0	0	0	0	0	0	0	0	0	0	0	0	0	0	0	0	0
0300	0	0	0	0	0	0	0	0	0	0	0	0	0	0	0	0	0	0	0	0	0	0	0	0	0	0	0	0	0
0400	0	0	0	0	0	0	0	0	0	0	0	0	0	0	0	0	0	0	0	0	0	0	0	0	0	0	0	0	0
0500	0	0	0	0	0	0	0	0	0	0	0	0	0	0	0	0	0	0	0	0	0	0	0	0	0	0	0	0	0
0600	2	0	0	0	0	0	0	2	0	0	0	0	0	0	0	0	0	0	0	0	0	0	0	0	0	0	0	0	0
0700	**6**	**0**	**0**	**0**	**2**	**2**	**2**	**0**	**0**	**0**	**0**	**0**	**0**	**0**	**0**	**0**	**0**	**0**	**0**	**0**	**0**	**0**	**0**	**0**	**0**	**0**	**0**	**0**	**0**
0800	5	0	0	0	2	1	1	0	1	0	0	0	0	0	0	0	0	0	0	0	0	0	0	0	0	0	0	0	0
0900	2	0	0	0	1	1	0	0	0	0	0	0	0	0	0	0	0	0	0	0	0	0	0	0	0	0	0	0	0
1000	3	0	0	0	0	2	1	0	0	0	0	0	0	0	0	0	0	0	0	0	0	0	0	0	0	0	0	0	0
1100	5	0	0	1	1	0	1	2	0	0	0	0	0	0	0	0	0	0	0	0	0	0	0	0	0	0	0	0	0
1200	8	0	0	1	5	2	0	0	0	0	0	0	0	0	0	0	0	0	0	0	0	0	0	0	0	0	0	0	0
1300	5	0	0	1	3	1	0	0	0	0	0	0	0	0	0	0	0	0	0	0	0	0	0	0	0	0	0	0	0
1400	**10**	**0**	**0**	**0**	**1**	**6**	**2**	**1**	**0**	**0**	**0**	**0**	**0**	**0**	**0**	**0**	**0**	**0**	**0**	**0**	**0**	**0**	**0**	**0**	**0**	**0**	**0**	**0**	**0**
1500	3	0	0	0	0	2	1	0	0	0	0	0	0	0	0	0	0	0	0	0	0	0	0	0	0	0	0	0	0
1600	5	0	1	1	1	1	0	0	0	1	0	0	0	0	0	0	0	0	0	0	0	0	0	0	0	0	0	0	0
1700	9	0	0	1	5	3	0	0	0	0	0	0	0	0	0	0	0	0	0	0	0	0	0	0	0	0	0	0	0
1800	2	0	0	0	2	0	0	0	0	0	0	0	0	0	0	0	0	0	0	0	0	0	0	0	0	0	0	0	0
1900	6	0	1	0	2	0	2	1	0	0	0	0	0	0	0	0	0	0	0	0	0	0	0	0	0	0	0	0	0
2000	3	0	0	0	0	3	0	0	0	0	0	0	0	0	0	0	0	0	0	0	0	0	0	0	0	0	0	0	0
2100	2	0	0	0	0	1	1	0	0	0	0	0	0	0	0	0	0	0	0	0	0	0	0	0	0	0	0	0	0
2200	1	0	0	0	0	0	1	0	0	0	0	0	0	0	0	0	0	0	0	0	0	0	0	0	0	0	0	0	0
2300	0	0	0	0	0	0	0	0	0	0	0	0	0	0	0	0	0	0	0	0	0	0	0	0	0	0	0	0	0
07-19	**63**	**0**	**1**	**5**	**23**	**21**	**8**	**3**	**1**	**1**	**0**	**0**	**0**	**0**	**0**	**0**	**0**	**0**	**0**	**0**	**0**	**0**	**0**	**0**	**0**	**0**	**0**	**0**	**0**
06-22	**76**	**0**	**2**	**5**	**25**	**25**	**11**	**6**	**1**	**1**	**0**	**0**	**0**	**0**	**0**	**0**	**0**	**0**	**0**	**0**	**0**	**0**	**0**	**0**	**0**	**0**	**0**	**0**	**0**
06-00	**77**	**0**	**2**	**5**	**25**	**25**	**12**	**6**	**1**	**1**	**0**	**0**	**0**	**0**	**0**	**0**	**0**	**0**	**0**	**0**	**0**	**0**	**0**	**0**	**0**	**0**	**0**	**0**	**0**
00-00	**77**	**0**	**2**	**5**	**25**	**25**	**12**	**6**	**1**	**1**	**0**	**0**	**0**	**0**	**0**	**0**	**0**	**0**	**0**	**0**	**0**	**0**	**0**	**0**	**0**	**0**	**0**	**0**	**0**

DRAFT

Site 38
Location Unnamed Road, Att - Telepole, Lat 53.7745, Long -6.76849
Direction North

3279 / Meath/Cavan/Monaghan ATC's
October 2013
Automatic Traffic Count

Wed, 16 October 2013

Time	Total	Speed Bins (mph)																											
		0 - 5	5 - 10	10 - 15	15 - 20	20 - 25	25 - 30	30 - 35	35 - 40	40 - 45	45 - 50	50 - 55	55 - 60	60 - 65	65 - 70	70 - 75	75 - 80	80 - 85	85 - 90	90 - 95	95 - 100	100 - 105	105 - 110	110 - 115	115 - 120	120 - 125	125 - 130	130 - 135	135 - 140
0000	1	0	0	0	0	0	1	0	0	0	0	0	0	0	0	0	0	0	0	0	0	0	0	0	0	0	0	0	0
0100	0	0	0	0	0	0	0	0	0	0	0	0	0	0	0	0	0	0	0	0	0	0	0	0	0	0	0	0	0
0200	0	0	0	0	0	0	0	0	0	0	0	0	0	0	0	0	0	0	0	0	0	0	0	0	0	0	0	0	0
0300	0	0	0	0	0	0	0	0	0	0	0	0	0	0	0	0	0	0	0	0	0	0	0	0	0	0	0	0	0
0400	1	0	0	0	0	0	0	1	0	0	0	0	0	0	0	0	0	0	0	0	0	0	0	0	0	0	0	0	0
0500	0	0	0	0	0	0	0	0	0	0	0	0	0	0	0	0	0	0	0	0	0	0	0	0	0	0	0	0	0
0600	1	0	0	0	0	0	0	1	0	0	0	0	0	0	0	0	0	0	0	0	0	0	0	0	0	0	0	0	0
0700	4	0	0	0	0	0	1	3	0	0	0	0	0	0	0	0	0	0	0	0	0	0	0	0	0	0	0	0	0
0800	6	0	0	0	2	2	2	0	0	0	0	0	0	0	0	0	0	0	0	0	0	0	0	0	0	0	0	0	0
0900	7	0	0	0	0	7	0	0	0	0	0	0	0	0	0	0	0	0	0	0	0	0	0	0	0	0	0	0	0
1000	**8**	**0**	**0**	**1**	**1**	**2**	**2**	**0**	**1**	**1**	**0**	**0**	**0**	**0**	**0**	**0**	**0**	**0**	**0**	**0**	**0**	**0**	**0**	**0**	**0**	**0**	**0**	**0**	**0**
1100	7	0	0	4	3	0	0	0	0	0	0	0	0	0	0	0	0	0	0	0	0	0	0	0	0	0	0	0	0
1200	8	0	0	1	0	2	2	1	0	0	2	0	0	0	0	0	0	0	0	0	0	0	0	0	0	0	0	0	0
1300	13	0	0	0	1	4	7	1	0	0	0	0	0	0	0	0	0	0	0	0	0	0	0	0	0	0	0	0	0
1400	11	0	0	0	0	2	2	1	5	1	0	0	0	0	0	0	0	0	0	0	0	0	0	0	0	0	0	0	0
1500	**17**	**0**	**0**	**2**	**0**	**1**	**8**	**6**	**0**	**0**	**0**	**0**	**0**	**0**	**0**	**0**	**0**	**0**	**0**	**0**	**0**	**0**	**0**	**0**	**0**	**0**	**0**	**0**	**0**
1600	8	0	1	6	0	1	0	0	0	0	0	0	0	0	0	0	0	0	0	0	0	0	0	0	0	0	0	0	0
1700	9	0	0	3	3	1	0	1	1	0	0	0	0	0	0	0	0	0	0	0	0	0	0	0	0	0	0	0	0
1800	3	0	0	0	3	0	0	0	0	0	0	0	0	0	0	0	0	0	0	0	0	0	0	0	0	0	0	0	0
1900	4	0	2	0	0	0	0	1	0	1	0	0	0	0	0	0	0	0	0	0	0	0	0	0	0	0	0	0	0
2000	4	0	0	0	1	1	0	1	0	1	0	0	0	0	0	0	0	0	0	0	0	0	0	0	0	0	0	0	0
2100	3	0	1	0	1	1	0	0	0	0	0	0	0	0	0	0	0	0	0	0	0	0	0	0	0	0	0	0	0
2200	2	0	0	0	0	2	0	0	0	0	0	0	0	0	0	0	0	0	0	0	0	0	0	0	0	0	0	0	0
2300	0	0	0	0	0	0	0	0	0	0	0	0	0	0	0	0	0	0	0	0	0	0	0	0	0	0	0	0	0
07-19	**101**	**0**	**1**	**17**	**13**	**22**	**24**	**13**	**7**	**2**	**2**	**0**	**0**	**0**	**0**	**0**	**0**	**0**	**0**	**0**	**0**	**0**	**0**	**0**	**0**	**0**	**0**	**0**	**0**
06-22	**113**	**0**	**4**	**17**	**15**	**24**	**24**	**16**	**7**	**4**	**2**	**0**	**0**	**0**	**0**	**0**	**0**	**0**	**0**	**0**	**0**	**0**	**0**	**0**	**0**	**0**	**0**	**0**	**0**
06-00	**115**	**0**	**4**	**17**	**15**	**26**	**24**	**16**	**7**	**4**	**2**	**0**	**0**	**0**	**0**	**0**	**0**	**0**	**0**	**0**	**0**	**0**	**0**	**0**	**0**	**0**	**0**	**0**	**0**
00-00	**117**	**0**	**4**	**17**	**15**	**26**	**25**	**17**	**7**	**4**	**2**	**0**	**0**	**0**	**0**	**0**	**0**	**0**	**0**	**0**	**0**	**0**	**0**	**0**	**0**	**0**	**0**	**0**	**0**

DRAFT

Site 38
Location Unnamed Road, Att - Telepole, Lat 53.7745, Long -6.76849
Direction North

3279 / Meath/Cavan/Monaghan ATC's
October 2013
Automatic Traffic Count

Virtual Day (7)

Time	Total	Speed Bins (mph)																											
		0 - 5	5 - 10	10 - 15	15 - 20	20 - 25	25 - 30	30 - 35	35 - 40	40 - 45	45 - 50	50 - 55	55 - 60	60 - 65	65 - 70	70 - 75	75 - 80	80 - 85	85 - 90	90 - 95	95 - 100	100 - 105	105 - 110	110 - 115	115 - 120	120 - 125	125 - 130	130 - 135	135 - 140
0000	1	0	0	0	0	0	0	0	0	0	0	0	0	0	0	0	0	0	0	0	0	0	0	0	0	0	0	0	0
0100	0	0	0	0	0	0	0	0	0	0	0	0	0	0	0	0	0	0	0	0	0	0	0	0	0	0	0	0	0
0200	0	0	0	0	0	0	0	0	0	0	0	0	0	0	0	0	0	0	0	0	0	0	0	0	0	0	0	0	0
0300	0	0	0	0	0	0	0	0	0	0	0	0	0	0	0	0	0	0	0	0	0	0	0	0	0	0	0	0	0
0400	0	0	0	0	0	0	0	0	0	0	0	0	0	0	0	0	0	0	0	0	0	0	0	0	0	0	0	0	0
0500	0	0	0	0	0	0	0	0	0	0	0	0	0	0	0	0	0	0	0	0	0	0	0	0	0	0	0	0	0
0600	1	0	0	0	0	0	0	1	0	0	0	0	0	0	0	0	0	0	0	0	0	0	0	0	0	0	0	0	0
0700	5	0	0	0	1	1	1	1	0	0	0	0	0	0	0	0	0	0	0	0	0	0	0	0	0	0	0	0	0
0800	4	0	0	1	1	2	1	0	0	0	0	0	0	0	0	0	0	0	0	0	0	0	0	0	0	0	0	0	0
0900	5	0	0	1	1	2	1	0	0	0	0	0	0	0	0	0	0	0	0	0	0	0	0	0	0	0	0	0	0
1000	**6**	**0**	**0**	**1**	**1**	**1**	**2**	**0**	**0**	**0**	**0**	**0**	**0**	**0**	**0**	**0**	**0**	**0**	**0**	**0**	**0**	**0**	**0**	**0**	**0**	**0**	**0**	**0**	**0**
1100	**6**	**0**	**1**	**1**	**2**	**1**	**1**	**0**	**0**	**0**	**0**	**0**	**0**	**0**	**0**	**0**	**0**	**0**	**0**	**0**	**0**	**0**	**0**	**0**	**0**	**0**	**0**	**0**	**0**
1200	**7**	**0**	**0**	**2**	**2**	**2**	**1**	**0**	**0**	**0**	**0**	**0**	**0**	**0**	**0**	**0**	**0**	**0**	**0**	**0**	**0**	**0**	**0**	**0**	**0**	**0**	**0**	**0**	**0**
1300	6	0	0	0	2	1	2	1	0	0	0	0	0	0	0	0	0	0	0	0	0	0	0	0	0	0	0	0	0
1400	**7**	**0**	**0**	**1**	**1**	**2**	**2**	**0**	**1**	**0**	**0**	**0**	**0**	**0**	**0**	**0**	**0**	**0**	**0**	**0**	**0**	**0**	**0**	**0**	**0**	**0**	**0**	**0**	**0**
1500	**7**	**0**	**1**	**1**	**1**	**1**	**2**	**1**	**0**	**0**	**0**	**0**	**0**	**0**	**0**	**0**	**0**	**0**	**0**	**0**	**0**	**0**	**0**	**0**	**0**	**0**	**0**	**0**	**0**
1600	4	0	0	1	1	1	0	0	0	0	0	0	0	0	0	0	0	0	0	0	0	0	0	0	0	0	0	0	0
1700	6	0	0	1	2	1	1	1	0	0	0	0	0	0	0	0	0	0	0	0	0	0	0	0	0	0	0	0	0
1800	5	0	0	0	2	1	0	0	0	0	0	0	0	0	0	0	0	0	0	0	0	0	0	0	0	0	0	0	0
1900	6	0	0	1	2	1	0	1	0	0	0	0	0	0	0	0	0	0	0	0	0	0	0	0	0	0	0	0	0
2000	5	0	0	0	1	1	1	1	0	0	0	0	0	0	0	0	0	0	0	0	0	0	0	0	0	0	0	0	0
2100	1	0	0	0	0	1	0	0	0	0	0	0	0	0	0	0	0	0	0	0	0	0	0	0	0	0	0	0	0
2200	1	0	0	0	0	0	0	0	0	0	0	0	0	0	0	0	0	0	0	0	0	0	0	0	0	0	0	0	0
2300	0	0	0	0	0	0	0	0	0	0	0	0	0	0	0	0	0	0	0	0	0	0	0	0	0	0	0	0	0
07-19	**67**	**0**	**3**	**10**	**17**	**16**	**13**	**5**	**2**	**0**	**0**	**0**	**0**	**0**	**0**	**0**	**0**	**0**	**0**	**0**	**0**	**0**	**0**	**0**	**0**	**0**	**0**	**0**	**0**
06-22	**80**	**0**	**4**	**11**	**21**	**19**	**14**	**7**	**2**	**1**	**0**	**0**	**0**	**0**	**0**	**0**	**0**	**0**	**0**	**0**	**0**	**0**	**0**	**0**	**0**	**0**	**0**	**0**	**0**
06-00	**82**	**0**	**4**	**11**	**22**	**20**	**14**	**7**	**2**	**1**	**0**	**0**	**0**	**0**	**0**	**0**	**0**	**0**	**0**	**0**	**0**	**0**	**0**	**0**	**0**	**0**	**0**	**0**	**0**
00-00	**83**	**0**	**4**	**11**	**22**	**20**	**15**	**7**	**2**	**1**	**0**	**0**	**0**	**0**	**0**	**0**	**0**	**0**	**0**	**0**	**0**	**0**	**0**	**0**	**0**	**0**	**0**	**0**	**0**

DRAFT

Site 38
Location Unnamed Road, Att - Telepole, Lat 53.7745, Long -6.76849
Direction North

3279 / Meath/Cavan/Monaghan ATC's
October 2013
Automatic Traffic Count

Virtual Week (1)

Time	Total	Speed Bins (mph)																											
		0 - 5	5 - 10	10 - 15	15 - 20	20 - 25	25 - 30	30 - 35	35 - 40	40 - 45	45 - 50	50 - 55	55 - 60	60 - 65	65 - 70	70 - 75	75 - 80	80 - 85	85 - 90	90 - 95	95 - 100	100 - 105	105 - 110	110 - 115	115 - 120	120 - 125	125 - 130	130 - 135	135 - 140
Mon	77	0	8	8	18	17	18	6	1	0	1	0	0	0	0	0	0	0	0	0	0	0	0	0	0	0	0	0	0
Tue	77	0	2	5	25	25	12	6	1	1	0	0	0	0	0	0	0	0	0	0	0	0	0	0	0	0	0	0	0
Wed	117	0	4	17	15	26	25	17	7	4	2	0	0	0	0	0	0	0	0	0	0	0	0	0	0	0	0	0	0
Thu	75	0	2	10	32	19	8	2	2	0	0	0	0	0	0	0	0	0	0	0	0	0	0	0	0	0	0	0	0
Fri	83	0	4	13	18	21	18	5	3	1	0	0	0	0	0	0	0	0	0	0	0	0	0	0	0	0	0	0	0
|Sat	92	1	6	17	29	16	15	8	0	0	0	0	0	0	0	0	0	0	0	0	0	0	0	0	0	0	0	0	0
|Sun	62	0	4	9	14	19	10	6	0	0	0	0	0	0	0	0	0	0	0	0	0	0	0	0	0	0	0	0	0
5 Day Ave.	**86**	**0**	**4**	**11**	**22**	**22**	**16**	**7**	**3**	**1**	**1**	**0**	**0**	**0**	**0**	**0**	**0**	**0**	**0**	**0**	**0**	**0**	**0**	**0**	**0**	**0**	**0**	**0**	**0**
7 Day Ave.	**83**	**0**	**4**	**11**	**22**	**20**	**15**	**7**	**2**	**1**	**0**	**0**	**0**	**0**	**0**	**0**	**0**	**0**	**0**	**0**	**0**	**0**	**0**	**0**	**0**	**0**	**0**	**0**	**0**
--	**583**	**1**	**30**	**79**	**151**	**143**	**106**	**50**	**14**	**6**	**3**	**0**	**0**	**0**	**0**	**0**	**0**	**0**	**0**	**0**	**0**	**0**	**0**	**0**	**0**	**0**	**0**	**0**	**0**

Summary Graphs

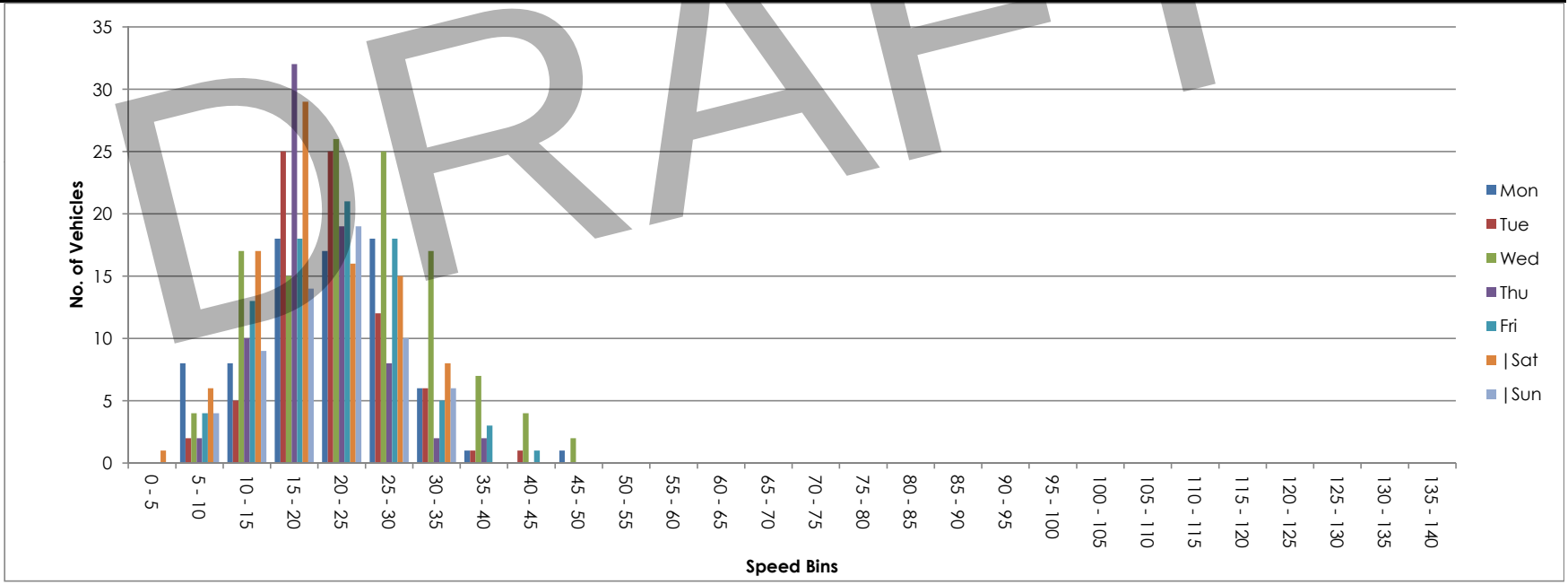

DRAFT

Site 38
Location Unnamed Road, Att - Telepole, Lat 53.7745, Long -6.76849
Direction South

3279 / Meath/Cavan/Monaghan ATC's
October 2013
Automatic Traffic Count

Thu, 10 October 2013

Time	Total	Classification												>PSL	>PSL%	>SL1	>SL1%	>SL2	>SL2%	Mean	Vpp
		1 MCL	2 SV	3 SVT	4 TB2	5 TB3	6 T4	7 ART3	8 ART4	9 ART5	10 ART6	11 BD	12 DRT	50	50	57 ACPO	57 ACPO	65 DfT	65 DfT		85
0000	0	0	0	0	0	0	0	0	0	0	0	0	0	0	0	0	0	0	0	-	-
0100	1	0	1	0	0	0	0	0	0	0	0	0	0	0	0	0	0	0	0	17.6	-
0200	0	0	0	0	0	0	0	0	0	0	0	0	0	0	0	0	0	0	0	-	-
0300	0	0	0	0	0	0	0	0	0	0	0	0	0	0	0	0	0	0	0	-	-
0400	0	0	0	0	0	0	0	0	0	0	0	0	0	0	0	0	0	0	0	-	-
0500	0	0	0	0	0	0	0	0	0	0	0	0	0	0	0	0	0	0	0	-	-
0600	0	0	0	0	0	0	0	0	0	0	0	0	0	0	0	0	0	0	0	-	-
0700	1	0	1	0	0	0	0	0	0	0	0	0	0	0	0	0	0	0	0	14.2	-
0800	**4**	**0**	**4**	**0**	**0**	**0**	**0**	**0**	**0**	**0**	**0**	**0**	**0**	**0**	**0**	**0**	**0**	**0**	**0**	**18**	**-**
0900	2	0	1	0	1	0	0	0	0	0	0	0	0	0	0	0	0	0	0	17.7	-
1000	**4**	**0**	**3**	**0**	**1**	**0**	**0**	**0**	**0**	**0**	**0**	**0**	**0**	**0**	**0**	**0**	**0**	**0**	**0**	**16.3**	**-**
1100	3	0	3	0	0	0	0	0	0	0	0	0	0	0	0	0	0	0	0	24.1	-
1200	1	0	0	1	0	0	0	0	0	0	0	0	0	0	0	0	0	0	0	11.9	-
1300	7	0	7	0	0	0	0	0	0	0	0	0	0	0	0	0	0	0	0	9.9	-
1400	7	0	7	0	0	0	0	0	0	0	0	0	0	0	0	0	0	0	0	12.7	-
1500	3	0	3	0	0	0	0	0	0	0	0	0	0	0	0	0	0	0	0	24.7	-
1600	11	0	8	2	1	0	0	0	0	0	0	0	0	0	0	0	0	0	0	26.9	30.6
1700	**12**	**0**	**12**	**0**	**0**	**0**	**0**	**0**	**0**	**0**	**0**	**0**	**0**	**0**	**0**	**0**	**0**	**0**	**0**	**21.8**	**26.4**
1800	10	0	9	0	0	1	0	0	0	0	0	0	0	0	0	0	0	0	0	16	-
1900	4	0	4	0	0	0	0	0	0	0	0	0	0	0	0	0	0	0	0	25.9	-
2000	2	0	1	0	0	1	0	0	0	0	0	0	0	0	0	0	0	0	0	21.3	-
2100	1	0	1	0	0	0	0	0	0	0	0	0	0	0	0	0	0	0	0	14	-
2200	2	0	2	0	0	0	0	0	0	0	0	0	0	0	0	0	0	0	0	19.6	-
2300	0	0	0	0	0	0	0	0	0	0	0	0	0	0	0	0	0	0	0	-	-
07-19	**65**	**0**	**58**	**3**	**3**	**1**	**0**	**0**	**0**	**0**	**0**	**0**	**0**	**0**	**0**	**0**	**0**	**0**	**0**	**18.8**	**26.8**
06-22	**72**	**0**	**64**	**3**	**3**	**2**	**0**	**0**	**0**	**0**	**0**	**0**	**0**	**0**	**0**	**0**	**0**	**0**	**0**	**19.2**	**26.8**
06-00	**74**	**0**	**66**	**3**	**3**	**2**	**0**	**0**	**0**	**0**	**0**	**0**	**0**	**0**	**0**	**0**	**0**	**0**	**0**	**19.2**	**28.4**
00-00	**75**	**0**	**67**	**3**	**3**	**2**	**0**	**0**	**0**	**0**	**0**	**0**	**0**	**0**	**0**	**0**	**0**	**0**	**0**	**19.2**	**28.4**

DRAFT

Site 38
Location Unnamed Road, Att - Telepole, Lat 53.7745, Long -6.76849
Direction South

3279 / Meath/Cavan/Monaghan ATC's
October 2013
Automatic Traffic Count

Fri, 11 October 2013

Time	Total	Classification												>PSL	>PSL%	>SL1	>SL1%	>SL2	>SL2%	Mean	Vpp
		1 MCL	2 SV	3 SVT	4 TB2	5 TB3	6 T4	7 ART3	8 ART4	9 ART5	10 ART6	11 BD	12 DRT	50	50	57 ACPO	57 ACPO	65 DfT	65 DfT		85
0000	1	0	1	0	0	0	0	0	0	0	0	0	0	0	0	0	0	0	0	30.3	-
0100	1	0	1	0	0	0	0	0	0	0	0	0	0	0	0	0	0	0	0	18	-
0200	0	0	0	0	0	0	0	0	0	0	0	0	0	0	0	0	0	0	0	-	-
0300	0	0	0	0	0	0	0	0	0	0	0	0	0	0	0	0	0	0	0	-	-
0400	0	0	0	0	0	0	0	0	0	0	0	0	0	0	0	0	0	0	0	-	-
0500	0	0	0	0	0	0	0	0	0	0	0	0	0	0	0	0	0	0	0	-	-
0600	0	0	0	0	0	0	0	0	0	0	0	0	0	0	0	0	0	0	0	-	-
0700	1	0	1	0	0	0	0	0	0	0	0	0	0	0	0	0	0	0	0	31.8	-
0800	3	0	2	0	1	0	0	0	0	0	0	0	0	0	0	0	0	0	0	17.9	-
0900	3	0	2	0	0	1	0	0	0	0	0	0	0	0	0	0	0	0	0	16.8	-
1000	**6**	**0**	**6**	**0**	**0**	**0**	**0**	**0**	**0**	**0**	**0**	**0**	**0**	**0**	**0**	**0**	**0**	**0**	**0**	**21.9**	**-**
1100	2	0	2	0	0	0	0	0	0	0	0	0	0	0	0	0	0	0	0	20.7	-
1200	5	0	2	2	1	0	0	0	0	0	0	0	0	0	0	0	0	0	0	19	-
1300	6	0	5	0	1	0	0	0	0	0	0	0	0	0	0	0	0	0	0	24.8	-
1400	4	0	2	1	1	0	0	0	0	0	0	0	0	0	0	0	0	0	0	22.6	-
1500	9	0	8	0	1	0	0	0	0	0	0	0	0	0	0	0	0	0	0	21.2	-
1600	8	0	6	1	0	1	0	0	0	0	0	0	0	0	0	0	0	0	0	20.1	-
1700	9	0	9	0	0	0	0	0	0	0	0	0	0	0	0	0	0	0	0	22.6	-
1800	**11**	**1**	**9**	**0**	**0**	**1**	**0**	**0**	**0**	**0**	**0**	**0**	**0**	**0**	**0**	**0**	**0**	**0**	**0**	**19.4**	**21.5**
1900	6	0	5	0	0	1	0	0	0	0	0	0	0	0	0	0	0	0	0	25.3	-
2000	3	0	3	0	0	0	0	0	0	0	0	0	0	0	0	0	0	0	0	22.9	-
2100	1	0	1	0	0	0	0	0	0	0	0	0	0	0	0	0	0	0	0	16.3	-
2200	2	0	2	0	0	0	0	0	0	0	0	0	0	0	0	0	0	0	0	20.4	-
2300	0	0	0	0	0	0	0	0	0	0	0	0	0	0	0	0	0	0	0	-	-
07-19	**67**	**1**	**54**	**4**	**5**	**3**	**0**	**0**	**0**	**0**	**0**	**0**	**0**	**0**	**0**	**0**	**0**	**0**	**0**	**21.1**	**26.2**
06-22	**77**	**1**	**63**	**4**	**5**	**4**	**0**	**0**	**0**	**0**	**0**	**0**	**0**	**0**	**0**	**0**	**0**	**0**	**0**	**21.4**	**26.8**
06-00	**79**	**1**	**65**	**4**	**5**	**4**	**0**	**0**	**0**	**0**	**0**	**0**	**0**	**0**	**0**	**0**	**0**	**0**	**0**	**21.4**	**27.1**
00-00	**81**	**1**	**67**	**4**	**5**	**4**	**0**	**0**	**0**	**0**	**0**	**0**	**0**	**0**	**0**	**0**	**0**	**0**	**0**	**21.4**	**27.5**

DRAFT

Site 38
Location Unnamed Road, Att - Telepole, Lat 53.7745, Long -6.76849
Direction South

3279 / Meath/Cavan/Monaghan ATC's
October 2013
Automatic Traffic Count

Sat, 12 October 2013

Time	Total	Classification												>PSL	>PSL%	>SL1	>SL1%	>SL2	>SL2%	Mean	Vpp
		1 MCL	2 SV	3 SVT	4 TB2	5 TB3	6 T4	7 ART3	8 ART4	9 ART5	10 ART6	11 BD	12 DRT	50	50	57 ACPO	57 ACPO	65 DfT	65 DfT		85
0000	2	0	2	0	0	0	0	0	0	0	0	0	0	0	0	0	0	0	0	21.6	-
0100	2	0	2	0	0	0	0	0	0	0	0	0	0	0	0	0	0	0	0	21.8	-
0200	0	0	0	0	0	0	0	0	0	0	0	0	0	0	0	0	0	0	0	-	-
0300	0	0	0	0	0	0	0	0	0	0	0	0	0	0	0	0	0	0	0	-	-
0400	0	0	0	0	0	0	0	0	0	0	0	0	0	0	0	0	0	0	0	-	-
0500	0	0	0	0	0	0	0	0	0	0	0	0	0	0	0	0	0	0	0	-	-
0600	0	0	0	0	0	0	0	0	0	0	0	0	0	0	0	0	0	0	0	-	-
0700	2	0	2	0	0	0	0	0	0	0	0	0	0	0	0	0	0	0	0	27.5	-
0800	1	0	1	0	0	0	0	0	0	0	0	0	0	0	0	0	0	0	0	19.6	-
0900	3	0	2	0	1	0	0	0	0	0	0	0	0	0	0	0	0	0	0	29.5	-
1000	**10**	**0**	**8**	**0**	**0**	**2**	**0**	**0**	**0**	**0**	**0**	**0**	**0**	**0**	**0**	**0**	**0**	**0**	**0**	**14.6**	**-**
1100	9	0	9	0	0	0	0	0	0	0	0	0	0	0	0	0	0	0	0	20	-
1200	7	0	6	0	0	0	0	0	0	0	1	0	0	0	0	0	0	0	0	20.9	-
1300	9	0	7	1	1	0	0	0	0	0	0	0	0	0	0	0	0	0	0	24	-
1400	4	0	3	1	0	0	0	0	0	0	0	0	0	0	0	0	0	0	0	23.6	-
1500	**12**	**0**	**10**	**0**	**0**	**2**	**0**	**0**	**0**	**0**	**0**	**0**	**0**	**0**	**0**	**0**	**0**	**0**	**0**	**21.5**	**25.1**
1600	11	0	9	1	0	1	0	0	0	0	0	0	0	0	0	0	0	0	0	24.8	28
1700	5	0	5	0	0	0	0	0	0	0	0	0	0	0	0	0	0	0	0	22.5	-
1800	4	0	3	0	0	1	0	0	0	0	0	0	0	0	0	0	0	0	0	18.9	-
1900	5	0	4	0	0	1	0	0	0	0	0	0	0	0	0	0	0	0	0	23.3	-
2000	2	0	1	0	0	1	0	0	0	0	0	0	0	0	0	0	0	0	0	12.6	-
2100	1	0	0	0	0	1	0	0	0	0	0	0	0	0	0	0	0	0	0	12.9	-
2200	0	0	0	0	0	0	0	0	0	0	0	0	0	0	0	0	0	0	0	-	-
2300	0	0	0	0	0	0	0	0	0	0	0	0	0	0	0	0	0	0	0	-	-
07-19	**77**	**0**	**65**	**3**	**2**	**6**	**0**	**0**	**0**	**0**	**1**	**0**	**0**	**0**	**0**	**0**	**0**	**0**	**0**	**21.6**	**28.9**
06-22	**85**	**0**	**70**	**3**	**2**	**9**	**0**	**0**	**0**	**0**	**1**	**0**	**0**	**0**	**0**	**0**	**0**	**0**	**0**	**21.4**	**29.5**
06-00	**85**	**0**	**70**	**3**	**2**	**9**	**0**	**0**	**0**	**0**	**1**	**0**	**0**	**0**	**0**	**0**	**0**	**0**	**0**	**21.4**	**29.5**
00-00	**89**	**0**	**74**	**3**	**2**	**9**	**0**	**0**	**0**	**0**	**1**	**0**	**0**	**0**	**0**	**0**	**0**	**0**	**0**	**21.4**	**29.5**

DRAFT

Site 38
Location Unnamed Road, Att - Telepole, Lat 53.7745, Long -6.76849
Direction South

3279 / Meath/Cavan/Monaghan ATC's
October 2013
Automatic Traffic Count

Sun, 13 October 2013

Time	Total	Classification												>PSL	>PSL%	>SL1	>SL1%	>SL2	>SL2%	Mean	Vpp
		1 MCL	2 SV	3 SVT	4 TB2	5 TB3	6 T4	7 ART3	8 ART4	9 ART5	10 ART6	11 BD	12 DRT	50	50	57 ACPO	57 ACPO	65 DfT	65 DfT		85
0000	2	0	0	0	1	1	0	0	0	0	0	0	0	0	0	0	0	0	0	13.9	-
0100	0	0	0	0	0	0	0	0	0	0	0	0	0	0	0	0	0	0	0	-	-
0200	2	0	2	0	0	0	0	0	0	0	0	0	0	0	0	0	0	0	0	18.1	-
0300	0	0	0	0	0	0	0	0	0	0	0	0	0	0	0	0	0	0	0	-	-
0400	0	0	0	0	0	0	0	0	0	0	0	0	0	0	0	0	0	0	0	-	-
0500	0	0	0	0	0	0	0	0	0	0	0	0	0	0	0	0	0	0	0	-	-
0600	0	0	0	0	0	0	0	0	0	0	0	0	0	0	0	0	0	0	0	-	-
0700	1	0	1	0	0	0	0	0	0	0	0	0	0	0	0	0	0	0	0	20.3	-
0800	0	0	0	0	0	0	0	0	0	0	0	0	0	0	0	0	0	0	0	-	-
0900	1	0	1	0	0	0	0	0	0	0	0	0	0	0	0	0	0	0	0	15.9	-
1000	2	0	2	0	0	0	0	0	0	0	0	0	0	0	0	0	0	0	0	23.8	-
1100	**6**	**0**	**6**	**0**	**0**	**0**	**0**	**0**	**0**	**0**	**0**	**0**	**0**	**0**	**0**	**0**	**0**	**0**	**0**	**21.6**	**-**
1200	**9**	**0**	**9**	**0**	**0**	**0**	**0**	**0**	**0**	**0**	**0**	**0**	**0**	**0**	**0**	**0**	**0**	**0**	**0**	**18.7**	**-**
1300	6	0	6	0	0	0	0	0	0	0	0	0	0	0	0	0	0	0	0	27.4	-
1400	7	0	7	0	0	0	0	0	0	0	0	0	0	0	0	0	0	0	0	23.7	-
1500	2	0	2	0	0	0	0	0	0	0	0	0	0	0	0	0	0	0	0	30.5	-
1600	2	0	2	0	0	0	0	0	0	0	0	0	0	0	0	0	0	0	0	24.4	-
1700	4	0	4	0	0	0	0	0	0	0	0	0	0	0	0	0	0	0	0	19.5	-
1800	8	0	7	1	0	0	0	0	0	0	0	0	0	0	0	0	0	0	0	21.5	-
1900	3	0	2	0	0	1	0	0	0	0	0	0	0	0	0	0	0	0	0	25	-
2000	5	0	5	0	0	0	0	0	0	0	0	0	0	0	0	0	0	0	0	17.9	-
2100	0	0	0	0	0	0	0	0	0	0	0	0	0	0	0	0	0	0	0	-	-
2200	2	0	2	0	0	0	0	0	0	0	0	0	0	0	0	0	0	0	0	32.4	-
2300	0	0	0	0	0	0	0	0	0	0	0	0	0	0	0	0	0	0	0	-	-
07-19	**48**	**0**	**47**	**1**	**0**	**0**	**0**	**0**	**0**	**0**	**0**	**0**	**0**	**0**	**0**	**0**	**0**	**0**	**0**	**22.3**	**30.2**
06-22	**56**	**0**	**54**	**1**	**0**	**1**	**0**	**0**	**0**	**0**	**0**	**0**	**0**	**0**	**0**	**0**	**0**	**0**	**0**	**22.1**	**27.7**
06-00	**58**	**0**	**56**	**1**	**0**	**1**	**0**	**0**	**0**	**0**	**0**	**0**	**0**	**0**	**0**	**0**	**0**	**0**	**0**	**22.4**	**27.7**
00-00	**62**	**0**	**58**	**1**	**1**	**2**	**0**	**0**	**0**	**0**	**0**	**0**	**0**	**0**	**0**	**0**	**0**	**0**	**0**	**22**	**27.7**

DRAFT

Site 38
Location Unnamed Road, Att - Telepole, Lat 53.7745, Long -6.76849
Direction South

3279 / Meath/Cavan/Monaghan ATC's
October 2013
Automatic Traffic Count

Mon, 14 October 2013

Time	Total	Classification												>PSL	>PSL%	>SL1	>SL1%	>SL2	>SL2%	Mean	Vpp
		1 MCL	2 SV	3 SVT	4 TB2	5 TB3	6 T4	7 ART3	8 ART4	9 ART5	10 ART6	11 BD	12 DRT	50	50	57 ACPO	57 ACPO	65 DfT	65 DfT		85
0000	2	0	2	0	0	0	0	0	0	0	0	0	0	0	0	0	0	0	0	27.7	-
0100	2	0	2	0	0	0	0	0	0	0	0	0	0	0	0	0	0	0	0	28.8	-
0200	0	0	0	0	0	0	0	0	0	0	0	0	0	0	0	0	0	0	0	-	-
0300	0	0	0	0	0	0	0	0	0	0	0	0	0	0	0	0	0	0	0	-	-
0400	0	0	0	0	0	0	0	0	0	0	0	0	0	0	0	0	0	0	0	-	-
0500	0	0	0	0	0	0	0	0	0	0	0	0	0	0	0	0	0	0	0	-	-
0600	0	0	0	0	0	0	0	0	0	0	0	0	0	0	0	0	0	0	0	-	-
0700	2	0	2	0	0	0	0	0	0	0	0	0	0	0	0	0	0	0	0	17.2	-
0800	4	0	2	0	2	0	0	0	0	0	0	0	0	0	0	0	0	0	0	20	-
0900	3	0	2	0	1	0	0	0	0	0	0	0	0	0	0	0	0	0	0	21	-
1000	**6**	**0**	**5**	**1**	**0**	**0**	**0**	**0**	**0**	**0**	**0**	**0**	**0**	**0**	**0**	**0**	**0**	**0**	**0**	**22.2**	**-**
1100	5	0	4	1	0	0	0	0	0	0	0	0	0	0	0	0	0	0	0	22.8	-
1200	3	0	3	0	0	0	0	0	0	0	0	0	0	0	0	0	0	0	0	28.6	-
1300	3	0	3	0	0	0	0	0	0	0	0	0	0	0	0	0	0	0	0	22.5	-
1400	6	0	4	1	0	0	0	0	0	1	0	0	0	0	0	0	0	0	0	22.2	-
1500	**10**	**0**	**8**	**0**	**2**	**0**	**0**	**0**	**0**	**0**	**0**	**0**	**0**	**0**	**0**	**0**	**0**	**0**	**0**	**27.4**	**-**
1600	4	0	4	0	0	0	0	0	0	0	0	0	0	0	0	0	0	0	0	19.2	-
1700	5	0	5	0	0	0	0	0	0	0	0	0	0	0	0	0	0	0	0	12.9	-
1800	6	0	4	0	1	1	0	0	0	0	0	0	0	0	0	0	0	0	0	22.9	-
1900	**10**	**0**	**9**	**0**	**0**	**1**	**0**	**0**	**0**	**0**	**0**	**0**	**0**	**0**	**0**	**0**	**0**	**0**	**0**	**22.2**	**-**
2000	3	0	2	0	0	1	0	0	0	0	0	0	0	0	0	0	0	0	0	16.8	-
2100	1	0	1	0	0	0	0	0	0	0	0	0	0	0	0	0	0	0	0	10	-
2200	3	0	3	0	0	0	0	0	0	0	0	0	0	0	0	0	0	0	0	30.2	-
2300	0	0	0	0	0	0	0	0	0	0	0	0	0	0	0	0	0	0	0	-	-
07-19	**57**	**0**	**46**	**3**	**6**	**1**	**0**	**0**	**0**	**1**	**0**	**0**	**0**	**0**	**0**	**0**	**0**	**0**	**0**	**22.2**	**28.6**
06-22	**71**	**0**	**58**	**3**	**6**	**3**	**0**	**0**	**0**	**1**	**0**	**0**	**0**	**0**	**0**	**0**	**0**	**0**	**0**	**21.8**	**28.4**
06-00	**74**	**0**	**61**	**3**	**6**	**3**	**0**	**0**	**0**	**1**	**0**	**0**	**0**	**0**	**0**	**0**	**0**	**0**	**0**	**22.1**	**28.6**
00-00	**78**	**0**	**65**	**3**	**6**	**3**	**0**	**0**	**0**	**1**	**0**	**0**	**0**	**0**	**0**	**0**	**0**	**0**	**0**	**22.4**	**28.6**

DRAFT

Site 38
Location Unnamed Road, Att - Telepole, Lat 53.7745, Long -6.76849
Direction South

3279 / Meath/Cavan/Monaghan ATC's
October 2013
Automatic Traffic Count

Tue, 15 October 2013

Time	Total	Classification												>PSL	>PSL%	>SL1	>SL1%	>SL2	>SL2%	Mean	Vpp
		1 MCL	2 SV	3 SVT	4 TB2	5 TB3	6 T4	7 ART3	8 ART4	9 ART5	10 ART6	11 BD	12 DRT	50	50	57 ACPO	57 ACPO	65 DfT	65 DfT		85
0000	1	0	1	0	0	0	0	0	0	0	0	0	0	0	0	0	0	0	0	25.5	-
0100	0	0	0	0	0	0	0	0	0	0	0	0	0	0	0	0	0	0	0	-	-
0200	0	0	0	0	0	0	0	0	0	0	0	0	0	0	0	0	0	0	0	-	-
0300	0	0	0	0	0	0	0	0	0	0	0	0	0	0	0	0	0	0	0	-	-
0400	0	0	0	0	0	0	0	0	0	0	0	0	0	0	0	0	0	0	0	-	-
0500	0	0	0	0	0	0	0	0	0	0	0	0	0	0	0	0	0	0	0	-	-
0600	0	0	0	0	0	0	0	0	0	0	0	0	0	0	0	0	0	0	0	-	-
0700	1	0	1	0	0	0	0	0	0	0	0	0	0	0	0	0	0	0	0	18.4	-
0800	2	0	2	0	0	0	0	0	0	0	0	0	0	0	0	0	0	0	0	16.2	-
0900	4	0	4	0	0	0	0	0	0	0	0	0	0	0	0	0	0	0	0	17.4	-
1000	**5**	**0**	**5**	**0**	**0**	**0**	**0**	**0**	**0**	**0**	**0**	**0**	**0**	**0**	**0**	**0**	**0**	**0**	**0**	**21.4**	**-**
1100	3	0	2	0	0	1	0	0	0	0	0	0	0	0	0	0	0	0	0	26.1	-
1200	9	0	7	1	0	0	0	0	1	0	0	0	0	0	0	0	0	0	0	23.6	-
1300	8	0	8	0	0	0	0	0	0	0	0	0	0	0	0	0	0	0	0	29.2	-
1400	5	0	3	1	0	0	1	0	0	0	0	0	0	0	0	0	0	0	0	22.1	-
1500	4	0	3	1	0	0	0	0	0	0	0	0	0	0	0	0	0	0	0	22.6	-
1600	6	0	6	0	0	0	0	0	0	0	0	0	0	0	0	0	0	0	0	20.9	-
1700	**10**	**0**	**7**	**0**	**1**	**1**	**0**	**0**	**0**	**1**	**0**	**0**	**0**	**0**	**0**	**0**	**0**	**0**	**0**	**16.5**	**-**
1800	5	0	5	0	0	0	0	0	0	0	0	0	0	0	0	0	0	0	0	28	-
1900	3	0	3	0	0	0	0	0	0	0	0	0	0	0	0	0	0	0	0	31.1	-
2000	4	0	3	0	0	1	0	0	0	0	0	0	0	0	0	0	0	0	0	20.8	-
2100	1	0	1	0	0	0	0	0	0	0	0	0	0	0	0	0	0	0	0	23.5	-
2200	5	0	5	0	0	0	0	0	0	0	0	0	0	0	0	0	0	0	0	21.9	-
2300	0	0	0	0	0	0	0	0	0	0	0	0	0	0	0	0	0	0	0	-	-
07-19	**62**	**0**	**53**	**3**	**1**	**2**	**1**	**0**	**1**	**1**	**0**	**0**	**0**	**0**	**0**	**0**	**0**	**0**	**0**	**22.3**	**29.1**
06-22	**70**	**0**	**60**	**3**	**1**	**3**	**1**	**0**	**1**	**1**	**0**	**0**	**0**	**0**	**0**	**0**	**0**	**0**	**0**	**22.6**	**30.4**
06-00	**75**	**0**	**65**	**3**	**1**	**3**	**1**	**0**	**1**	**1**	**0**	**0**	**0**	**0**	**0**	**0**	**0**	**0**	**0**	**22.6**	**30**
00-00	**76**	**0**	**66**	**3**	**1**	**3**	**1**	**0**	**1**	**1**	**0**	**0**	**0**	**0**	**0**	**0**	**0**	**0**	**0**	**22.6**	**30**

DRAFT

Site 38
Location Unnamed Road, Att - Telepole, Lat 53.7745, Long -6.76849
Direction South

3279 / Meath/Cavan/Monaghan ATC's
October 2013
Automatic Traffic Count

Wed, 16 October 2013

Time	Total	Classification												>PSL	>PSL%	>SL1	>SL1%	>SL2	>SL2%	Mean	Vpp
		1 MCL	2 SV	3 SVT	4 TB2	5 TB3	6 T4	7 ART3	8 ART4	9 ART5	10 ART6	11 BD	12 DRT	50	50	57 ACPO	57 ACPO	65 DfT	65 DfT		85
0000	0	0	0	0	0	0	0	0	0	0	0	0	0	0	0	0	0	0	0	-	-
0100	1	0	1	0	0	0	0	0	0	0	0	0	0	0	0	0	0	0	0	32.3	-
0200	1	0	1	0	0	0	0	0	0	0	0	0	0	0	0	0	0	0	0	13.2	-
0300	0	0	0	0	0	0	0	0	0	0	0	0	0	0	0	0	0	0	0	-	-
0400	0	0	0	0	0	0	0	0	0	0	0	0	0	0	0	0	0	0	0	-	-
0500	0	0	0	0	0	0	0	0	0	0	0	0	0	0	0	0	0	0	0	-	-
0600	0	0	0	0	0	0	0	0	0	0	0	0	0	0	0	0	0	0	0	-	-
0700	0	0	0	0	0	0	0	0	0	0	0	0	0	0	0	0	0	0	0	-	-
0800	7	0	2	0	4	0	0	0	0	0	1	0	0	0	0	0	0	0	0	22.9	-
0900	3	0	1	0	2	0	0	0	0	0	0	0	0	0	0	0	0	0	0	17.9	-
1000	1	0	1	0	0	0	0	0	0	0	0	0	0	0	0	0	0	0	0	30.1	-
1100	**12**	**0**	**6**	**0**	**4**	**2**	**0**	**0**	**0**	**0**	**0**	**0**	**0**	**0**	**0**	**0**	**0**	**0**	**0**	**25.8**	**34.7**
1200	12	0	10	0	2	0	0	0	0	0	0	0	0	0	0	0	0	0	0	27.7	33.3
1300	13	0	10	0	3	0	0	0	0	0	0	0	0	0	0	0	0	0	0	30.1	36.2
1400	9	1	6	0	2	0	0	0	0	0	0	0	0	0	0	0	0	0	0	26.9	-
1500	11	0	9	0	1	0	0	0	1	0	0	0	0	0	0	0	0	0	0	28.7	29.1
1600	12	0	5	0	7	0	0	0	0	0	0	0	0	0	0	0	0	0	0	28.4	34.7
1700	**14**	**0**	**12**	**0**	**2**	**0**	**0**	**0**	**0**	**0**	**0**	**0**	**0**	**0**	**0**	**0**	**0**	**0**	**0**	**29.5**	**32.7**
1800	6	0	4	0	0	1	1	0	0	0	0	0	0	0	0	0	0	0	0	25.4	-
1900	6	0	6	0	0	0	0	0	0	0	0	0	0	0	0	0	0	0	0	29.4	-
2000	0	0	0	0	0	0	0	0	0	0	0	0	0	0	0	0	0	0	0	-	-
2100	6	0	4	0	2	0	0	0	0	0	0	0	0	0	0	0	0	0	0	29.1	-
2200	0	0	0	0	0	0	0	0	0	0	0	0	0	0	0	0	0	0	0	0	0
2300	0	0	0	0	0	0	0	0	0	0	0	0	0	0	0	0	0	0	0	0	0
07-19	**100**	**1**	**66**	**0**	**27**	**3**	**1**	**0**	**1**	**0**	**1**	**0**	**0**	**0**	**0**	**0**	**0**	**0**	**0**	**27.4**	**34.7**
06-22	**112**	**1**	**76**	**0**	**29**	**3**	**1**	**0**	**1**	**0**	**1**	**0**	**0**	**0**	**0**	**0**	**0**	**0**	**0**	**27.6**	**34.7**
06-00	**112**	**1**	**76**	**0**	**29**	**3**	**1**	**0**	**1**	**0**	**1**	**0**	**0**	**0**	**0**	**0**	**0**	**0**	**0**	**27.6**	**34.7**
00-00	**114**	**1**	**78**	**0**	**29**	**3**	**1**	**0**	**1**	**0**	**1**	**0**	**0**	**0**	**0**	**0**	**0**	**0**	**0**	**27.5**	**34.7**

DRAFT

Site 38
Location Unnamed Road, Att - Telepole, Lat 53.7745, Long -6.76849
Direction South

3279 / Meath/Cavan/Monaghan ATC's
October 2013
Automatic Traffic Count

Virtual Day (7)

Time	Total	Classification												>PSL	>PSL%	>SL1	>SL1%	>SL2	>SL2%	Mean	Vpp
		1 MCL	2 SV	3 SVT	4 TB2	5 TB3	6 T4	7 ART3	8 ART4	9 ART5	10 ART6	11 BD	12 DRT	50	50	57 ACPO	57 ACPO	65 DfT	65 DfT		85
0000	1	0	1	0	0	0	0	0	0	0	0	0	0	0	0	0	0	0	0	22.8	-
0100	1	0	1	0	0	0	0	0	0	0	0	0	0	0	0	0	0	0	0	24.2	-
0200	0	0	0	0	0	0	0	0	0	0	0	0	0	0	0	0	0	0	0	16.5	-
0300	0	0	0	0	0	0	0	0	0	0	0	0	0	0	0	0	0	0	0	-	-
0400	0	0	0	0	0	0	0	0	0	0	0	0	0	0	0	0	0	0	0	-	-
0500	0	0	0	0	0	0	0	0	0	0	0	0	0	0	0	0	0	0	0	-	-
0600	0	0	0	0	0	0	0	0	0	0	0	0	0	0	0	0	0	0	0	-	-
0700	1	0	1	0	0	0	0	0	0	0	0	0	0	0	0	0	0	0	0	21.8	-
0800	3	0	2	0	1	0	0	0	0	0	0	0	0	0	0	0	0	0	0	19.9	-
0900	3	0	2	0	1	0	0	0	0	0	0	0	0	0	0	0	0	0	0	19.8	-
1000	5	0	4	0	0	0	0	0	0	0	0	0	0	0	0	0	0	0	0	19.4	-
1100	**6**	**0**	**5**	**0**	**1**	**0**	**0**	**0**	**0**	**0**	**0**	**0**	**0**	**0**	**0**	**0**	**0**	**0**	**0**	**23.1**	**-**
1200	7	0	5	1	0	0	0	0	0	0	0	0	0	0	0	0	0	0	0	22.9	-
1300	7	0	7	0	1	0	0	0	0	0	0	0	0	0	0	0	0	0	0	24.8	-
1400	6	0	5	1	0	0	0	0	0	0	0	0	0	0	0	0	0	0	0	22	-
1500	7	0	6	0	1	0	0	0	0	0	0	0	0	0	0	0	0	0	0	24.8	-
1600	**8**	**0**	**6**	**1**	**1**	**0**	**0**	**0**	**0**	**0**	**0**	**0**	**0**	**0**	**0**	**0**	**0**	**0**	**0**	**24.4**	**-**
1700	**8**	**0**	**8**	**0**	**0**	**0**	**0**	**0**	**0**	**0**	**0**	**0**	**0**	**0**	**0**	**0**	**0**	**0**	**0**	**22**	**-**
1800	7	0	6	0	0	1	0	0	0	0	0	0	0	0	0	0	0	0	0	21	-
1900	5	0	5	0	0	1	0	0	0	0	0	0	0	0	0	0	0	0	0	25.4	-
2000	3	0	2	0	0	1	0	0	0	0	0	0	0	0	0	0	0	0	0	18.9	-
2100	2	0	1	0	0	0	0	0	0	0	0	0	0	0	0	0	0	0	0	22.8	-
2200	2	0	2	0	0	0	0	0	0	0	0	0	0	0	0	0	0	0	0	24.7	-
2300	0	0	0	0	0	0	0	0	0	0	0	0	0	0	0	0	0	0	0	-	-
07-19	**68**	**0**	**56**	**2**	**6**	**2**	**0**	**0**	**0**	**0**	**0**	**0**	**0**	**0**	**0**	**0**	**0**	**0**	**0**	**22.6**	**30.2**
06-22	**78**	**0**	**64**	**2**	**7**	**4**	**0**	**0**	**0**	**0**	**0**	**0**	**0**	**0**	**0**	**0**	**0**	**0**	**0**	**22.7**	**30.4**
06-00	**80**	**0**	**66**	**2**	**7**	**4**	**0**	**0**	**0**	**0**	**0**	**0**	**0**	**0**	**0**	**0**	**0**	**0**	**0**	**22.7**	**30.4**
00-00	**82**	**0**	**68**	**2**	**7**	**4**	**0**	**0**	**0**	**0**	**0**	**0**	**0**	**0**	**0**	**0**	**0**	**0**	**0**	**22.7**	**30.4**

DRAFT

Site 38
Location Unnamed Road, Att - Telepole, Lat 53.7745, Long -6.76849
Direction South

3279 / Meath/Cavan/Monaghan ATC's
October 2013
Automatic Traffic Count

Virtual Week (1)

Time	Total	Classification												>PSL	>PSL%	>SL1	>SL1%	>SL2	>SL2%	Mean	Vpp
		1 MCL	2 SV	3 SVT	4 TB2	5 TB3	6 T4	7 ART3	8 ART4	9 ART5	10 ART6	11 BD	12 DRT	50	50	57 ACPO	57 ACPO	65 DfT	65 DfT		85
Mon	78	0	65	3	6	3	0	0	0	1	0	0	0	0	0	0	0	0	0	22.4	28.6
Tue	76	0	66	3	1	3	1	0	1	1	0	0	0	0	0	0	0	0	0	22.6	30
Wed	114	1	78	0	29	3	1	0	1	0	1	0	0	0	0	0	0	0	0	27.5	34.7
Thu	75	0	67	3	3	2	0	0	0	0	0	0	0	0	0	0	0	0	0	19.2	28.4
Fri	81	1	67	4	5	4	0	0	0	0	0	0	0	0	0	0	0	0	0	21.4	27.5
| Sat	89	0	74	3	2	9	0	0	0	0	1	0	0	0	0	0	0	0	0	21.4	29.5
| Sun	62	0	58	1	1	2	0	0	0	0	0	0	0	0	0	0	0	0	0	22	27.7
5 Day Ave.	**85**	**0**	**69**	**3**	**9**	**3**	**0**	**0**	**0**	**0**	**0**	**0**	**0**	**0**	**0.0**	**0**	**0.0**	**0**	**0.0**	**22.6**	**29.8**
7 Day Ave.	**82**	**0**	**68**	**2**	**7**	**4**	**0**	**0**	**0**	**0**	**0**	**0**	**0**	**0**	**0.0**	**0**	**0.0**	**0**	**0.0**	**22.7**	**30.4**
--	**575**	**2**	**475**	**17**	**47**	**26**	**2**	**0**	**2**	**2**	**2**	**0**	**0**	**0**	**0.0**	**0**	**0.0**	**0**	**0.0**	**22.7**	**30.4**

Summary Graphs

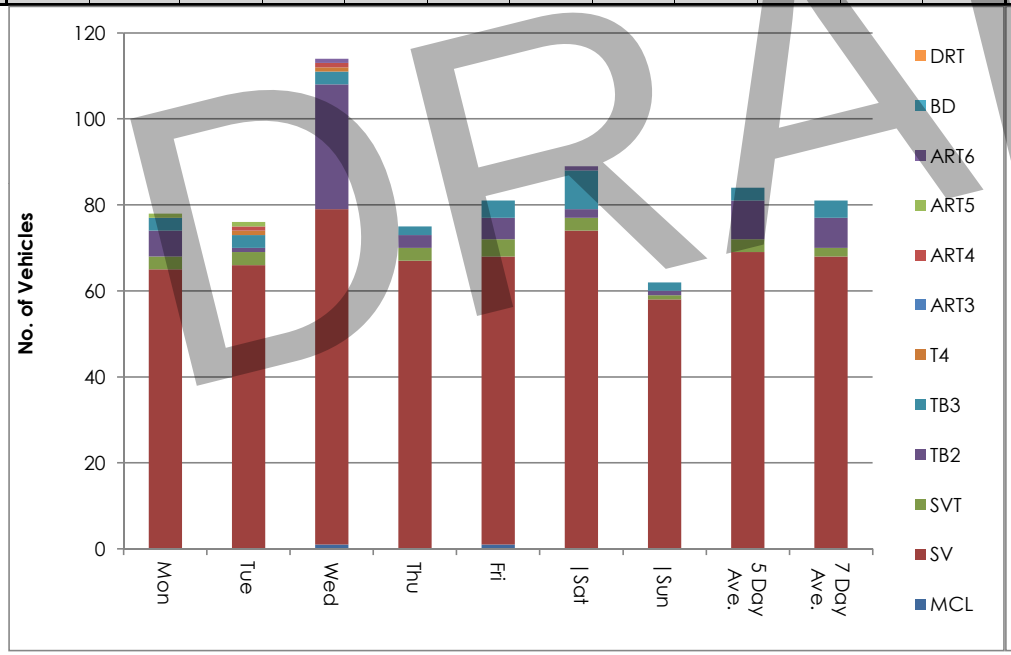

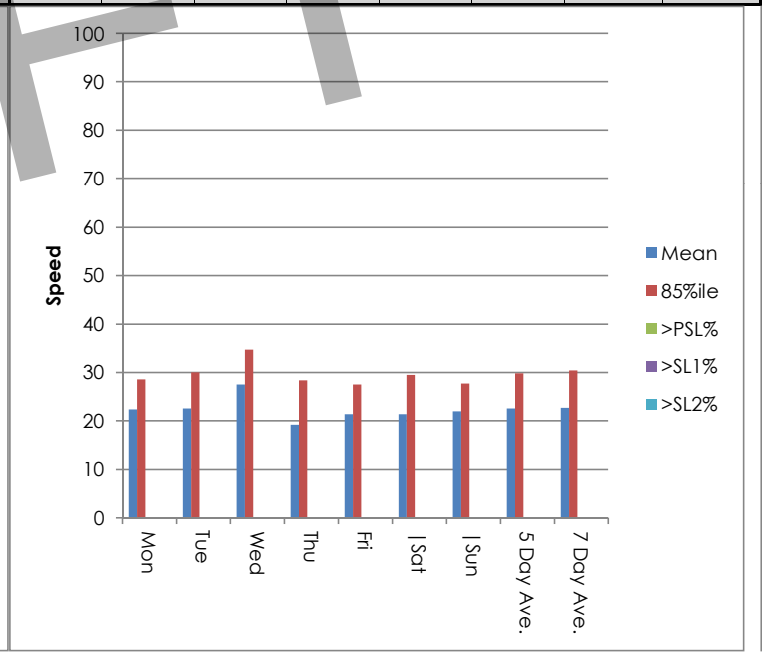

DRAFT

Site 38
Location Unnamed Road, Att - Telepole, Lat 53.7745, Long -6.76849
Direction South

3279 / Meath/Cavan/Monaghan ATC's
October 2013
Automatic Traffic Count

Thu, 10 October 2013

Time	Total	Speed Bins (mph)																											
		0 - 5	5 - 10	10 - 15	15 - 20	20 - 25	25 - 30	30 - 35	35 - 40	40 - 45	45 - 50	50 - 55	55 - 60	60 - 65	65 - 70	70 - 75	75 - 80	80 - 85	85 - 90	90 - 95	95 - 100	100 - 105	105 - 110	110 - 115	115 - 120	120 - 125	125 - 130	130 - 135	135 - 140
0000	0	0	0	0	0	0	0	0	0	0	0	0	0	0	0	0	0	0	0	0	0	0	0	0	0	0	0	0	0
0100	1	0	0	0	1	0	0	0	0	0	0	0	0	0	0	0	0	0	0	0	0	0	0	0	0	0	0	0	0
0200	0	0	0	0	0	0	0	0	0	0	0	0	0	0	0	0	0	0	0	0	0	0	0	0	0	0	0	0	0
0300	0	0	0	0	0	0	0	0	0	0	0	0	0	0	0	0	0	0	0	0	0	0	0	0	0	0	0	0	0
0400	0	0	0	0	0	0	0	0	0	0	0	0	0	0	0	0	0	0	0	0	0	0	0	0	0	0	0	0	0
0500	0	0	0	0	0	0	0	0	0	0	0	0	0	0	0	0	0	0	0	0	0	0	0	0	0	0	0	0	0
0600	0	0	0	0	0	0	0	0	0	0	0	0	0	0	0	0	0	0	0	0	0	0	0	0	0	0	0	0	0
0700	1	0	0	1	0	0	0	0	0	0	0	0	0	0	0	0	0	0	0	0	0	0	0	0	0	0	0	0	0
0800	**4**	**0**	**0**	**0**	**3**	**1**	**0**	**0**	**0**	**0**	**0**	**0**	**0**	**0**	**0**	**0**	**0**	**0**	**0**	**0**	**0**	**0**	**0**	**0**	**0**	**0**	**0**	**0**	**0**
0900	2	0	0	1	0	1	0	0	0	0	0	0	0	0	0	0	0	0	0	0	0	0	0	0	0	0	0	0	0
1000	**4**	**0**	**0**	**3**	**0**	**1**	**0**	**0**	**0**	**0**	**0**	**0**	**0**	**0**	**0**	**0**	**0**	**0**	**0**	**0**	**0**	**0**	**0**	**0**	**0**	**0**	**0**	**0**	**0**
1100	3	0	0	0	1	0	2	0	0	0	0	0	0	0	0	0	0	0	0	0	0	0	0	0	0	0	0	0	0
1200	1	0	0	1	0	0	0	0	0	0	0	0	0	0	0	0	0	0	0	0	0	0	0	0	0	0	0	0	0
1300	7	1	4	0	2	0	0	0	0	0	0	0	0	0	0	0	0	0	0	0	0	0	0	0	0	0	0	0	0
1400	7	0	0	7	0	0	0	0	0	0	0	0	0	0	0	0	0	0	0	0	0	0	0	0	0	0	0	0	0
1500	3	0	0	1	0	0	1	1	0	0	0	0	0	0	0	0	0	0	0	0	0	0	0	0	0	0	0	0	0
1600	11	0	0	1	1	0	6	3	0	0	0	0	0	0	0	0	0	0	0	0	0	0	0	0	0	0	0	0	0
1700	**12**	**0**	**2**	**1**	**2**	**0**	**6**	**1**	**0**	**0**	**0**	**0**	**0**	**0**	**0**	**0**	**0**	**0**	**0**	**0**	**0**	**0**	**0**	**0**	**0**	**0**	**0**	**0**	**0**
1800	10	0	0	0	9	1	0	0	0	0	0	0	0	0	0	0	0	0	0	0	0	0	0	0	0	0	0	0	0
1900	4	0	0	0	0	2	1	0	1	0	0	0	0	0	0	0	0	0	0	0	0	0	0	0	0	0	0	0	0
2000	2	0	0	1	0	0	0	1	0	0	0	0	0	0	0	0	0	0	0	0	0	0	0	0	0	0	0	0	0
2100	1	0	0	1	0	0	0	0	0	0	0	0	0	0	0	0	0	0	0	0	0	0	0	0	0	0	0	0	0
2200	2	0	1	0	0	0	0	1	0	0	0	0	0	0	0	0	0	0	0	0	0	0	0	0	0	0	0	0	0
2300	0	0	0	0	0	0	0	0	0	0	0	0	0	0	0	0	0	0	0	0	0	0	0	0	0	0	0	0	0
07-19	**65**	**1**	**6**	**16**	**18**	**4**	**15**	**5**	**0**	**0**	**0**	**0**	**0**	**0**	**0**	**0**	**0**	**0**	**0**	**0**	**0**	**0**	**0**	**0**	**0**	**0**	**0**	**0**	**0**
06-22	**72**	**1**	**6**	**18**	**18**	**6**	**16**	**6**	**1**	**0**	**0**	**0**	**0**	**0**	**0**	**0**	**0**	**0**	**0**	**0**	**0**	**0**	**0**	**0**	**0**	**0**	**0**	**0**	**0**
06-00	**74**	**1**	**7**	**18**	**18**	**6**	**16**	**7**	**1**	**0**	**0**	**0**	**0**	**0**	**0**	**0**	**0**	**0**	**0**	**0**	**0**	**0**	**0**	**0**	**0**	**0**	**0**	**0**	**0**
00-00	**75**	**1**	**7**	**18**	**19**	**6**	**16**	**7**	**1**	**0**	**0**	**0**	**0**	**0**	**0**	**0**	**0**	**0**	**0**	**0**	**0**	**0**	**0**	**0**	**0**	**0**	**0**	**0**	**0**

DRAFT

Site 38
Location Unnamed Road, Att - Telepole, Lat 53.7745, Long -6.76849
Direction South

3279 / Meath/Cavan/Monaghan ATC's
October 2013
Automatic Traffic Count

Fri, 11 October 2013

Time	Total	Speed Bins (mph)																											
		0 - 5	5 - 10	10 - 15	15 - 20	20 - 25	25 - 30	30 - 35	35 - 40	40 - 45	45 - 50	50 - 55	55 - 60	60 - 65	65 - 70	70 - 75	75 - 80	80 - 85	85 - 90	90 - 95	95 - 100	100 - 105	105 - 110	110 - 115	115 - 120	120 - 125	125 - 130	130 - 135	135 - 140
0000	1	0	0	0	0	0	0	1	0	0	0	0	0	0	0	0	0	0	0	0	0	0	0	0	0	0	0	0	0
0100	1	0	0	0	1	0	0	0	0	0	0	0	0	0	0	0	0	0	0	0	0	0	0	0	0	0	0	0	0
0200	0	0	0	0	0	0	0	0	0	0	0	0	0	0	0	0	0	0	0	0	0	0	0	0	0	0	0	0	0
0300	0	0	0	0	0	0	0	0	0	0	0	0	0	0	0	0	0	0	0	0	0	0	0	0	0	0	0	0	0
0400	0	0	0	0	0	0	0	0	0	0	0	0	0	0	0	0	0	0	0	0	0	0	0	0	0	0	0	0	0
0500	0	0	0	0	0	0	0	0	0	0	0	0	0	0	0	0	0	0	0	0	0	0	0	0	0	0	0	0	0
0600	0	0	0	0	0	0	0	0	0	0	0	0	0	0	0	0	0	0	0	0	0	0	0	0	0	0	0	0	0
0700	1	0	0	0	0	0	0	1	0	0	0	0	0	0	0	0	0	0	0	0	0	0	0	0	0	0	0	0	0
0800	3	0	0	0	3	0	0	0	0	0	0	0	0	0	0	0	0	0	0	0	0	0	0	0	0	0	0	0	0
0900	3	0	0	1	2	0	0	0	0	0	0	0	0	0	0	0	0	0	0	0	0	0	0	0	0	0	0	0	0
1000	**6**	**0**	**0**	**0**	**2**	**3**	**1**	**0**	**0**	**0**	**0**	**0**	**0**	**0**	**0**	**0**	**0**	**0**	**0**	**0**	**0**	**0**	**0**	**0**	**0**	**0**	**0**	**0**	**0**
1100	2	0	0	0	1	1	0	0	0	0	0	0	0	0	0	0	0	0	0	0	0	0	0	0	0	0	0	0	0
1200	5	0	0	2	1	1	1	0	0	0	0	0	0	0	0	0	0	0	0	0	0	0	0	0	0	0	0	0	0
1300	6	0	0	0	3	0	1	1	1	0	0	0	0	0	0	0	0	0	0	0	0	0	0	0	0	0	0	0	0
1400	4	0	0	0	1	1	2	0	0	0	0	0	0	0	0	0	0	0	0	0	0	0	0	0	0	0	0	0	0
1500	9	0	0	2	2	1	3	1	0	0	0	0	0	0	0	0	0	0	0	0	0	0	0	0	0	0	0	0	0
1600	8	0	1	1	1	3	2	0	0	0	0	0	0	0	0	0	0	0	0	0	0	0	0	0	0	0	0	0	0
1700	9	0	0	1	1	4	2	1	0	0	0	0	0	0	0	0	0	0	0	0	0	0	0	0	0	0	0	0	0
1800	**11**	**1**	**0**	**2**	**0**	**6**	**2**	**0**	**0**	**0**	**0**	**0**	**0**	**0**	**0**	**0**	**0**	**0**	**0**	**0**	**0**	**0**	**0**	**0**	**0**	**0**	**0**	**0**	**0**
1900	6	0	0	1	0	0	4	1	0	0	0	0	0	0	0	0	0	0	0	0	0	0	0	0	0	0	0	0	0
2000	3	0	0	0	1	0	2	0	0	0	0	0	0	0	0	0	0	0	0	0	0	0	0	0	0	0	0	0	0
2100	1	0	0	0	1	0	0	0	0	0	0	0	0	0	0	0	0	0	0	0	0	0	0	0	0	0	0	0	0
2200	2	0	0	1	0	0	1	0	0	0	0	0	0	0	0	0	0	0	0	0	0	0	0	0	0	0	0	0	0
2300	0	0	0	0	0	0	0	0	0	0	0	0	0	0	0	0	0	0	0	0	0	0	0	0	0	0	0	0	0
07-19	**67**	**1**	**1**	**9**	**17**	**20**	**14**	**4**	**1**	**0**	**0**	**0**	**0**	**0**	**0**	**0**	**0**	**0**	**0**	**0**	**0**	**0**	**0**	**0**	**0**	**0**	**0**	**0**	**0**
06-22	**77**	**1**	**1**	**10**	**19**	**20**	**20**	**5**	**1**	**0**	**0**	**0**	**0**	**0**	**0**	**0**	**0**	**0**	**0**	**0**	**0**	**0**	**0**	**0**	**0**	**0**	**0**	**0**	**0**
06-00	**79**	**1**	**1**	**11**	**19**	**20**	**21**	**5**	**1**	**0**	**0**	**0**	**0**	**0**	**0**	**0**	**0**	**0**	**0**	**0**	**0**	**0**	**0**	**0**	**0**	**0**	**0**	**0**	**0**
00-00	**81**	**1**	**1**	**11**	**20**	**20**	**21**	**6**	**1**	**0**	**0**	**0**	**0**	**0**	**0**	**0**	**0**	**0**	**0**	**0**	**0**	**0**	**0**	**0**	**0**	**0**	**0**	**0**	**0**

DRAFT

Site 38
Location Unnamed Road, Att - Telepole, Lat 53.7745, Long -6.76849
Direction South

3279 / Meath/Cavan/Monaghan ATC's
October 2013
Automatic Traffic Count

Sat, 12 October 2013

Time	Total	Speed Bins (mph)																											
		0 - 5	5 - 10	10 - 15	15 - 20	20 - 25	25 - 30	30 - 35	35 - 40	40 - 45	45 - 50	50 - 55	55 - 60	60 - 65	65 - 70	70 - 75	75 - 80	80 - 85	85 - 90	90 - 95	95 - 100	100 - 105	105 - 110	110 - 115	115 - 120	120 - 125	125 - 130	130 - 135	135 - 140
0000	2	0	0	0	1	0	1	0	0	0	0	0	0	0	0	0	0	0	0	0	0	0	0	0	0	0	0	0	0
0100	2	0	0	0	1	1	0	0	0	0	0	0	0	0	0	0	0	0	0	0	0	0	0	0	0	0	0	0	0
0200	0	0	0	0	0	0	0	0	0	0	0	0	0	0	0	0	0	0	0	0	0	0	0	0	0	0	0	0	0
0300	0	0	0	0	0	0	0	0	0	0	0	0	0	0	0	0	0	0	0	0	0	0	0	0	0	0	0	0	0
0400	0	0	0	0	0	0	0	0	0	0	0	0	0	0	0	0	0	0	0	0	0	0	0	0	0	0	0	0	0
0500	0	0	0	0	0	0	0	0	0	0	0	0	0	0	0	0	0	0	0	0	0	0	0	0	0	0	0	0	0
0600	0	0	0	0	0	0	0	0	0	0	0	0	0	0	0	0	0	0	0	0	0	0	0	0	0	0	0	0	0
0700	2	0	0	0	0	1	0	1	0	0	0	0	0	0	0	0	0	0	0	0	0	0	0	0	0	0	0	0	0
0800	1	0	0	0	1	0	0	0	0	0	0	0	0	0	0	0	0	0	0	0	0	0	0	0	0	0	0	0	0
0900	3	0	0	0	0	1	0	2	0	0	0	0	0	0	0	0	0	0	0	0	0	0	0	0	0	0	0	0	0
1000	**10**	**0**	**2**	**2**	**6**	**0**	**0**	**0**	**0**	**0**	**0**	**0**	**0**	**0**	**0**	**0**	**0**	**0**	**0**	**0**	**0**	**0**	**0**	**0**	**0**	**0**	**0**	**0**	**0**
1100	9	0	0	1	3	4	1	0	0	0	0	0	0	0	0	0	0	0	0	0	0	0	0	0	0	0	0	0	0
1200	7	0	0	0	5	0	1	1	0	0	0	0	0	0	0	0	0	0	0	0	0	0	0	0	0	0	0	0	0
1300	9	0	0	0	2	5	1	0	0	1	0	0	0	0	0	0	0	0	0	0	0	0	0	0	0	0	0	0	0
1400	4	0	1	0	0	1	1	0	1	0	0	0	0	0	0	0	0	0	0	0	0	0	0	0	0	0	0	0	0
1500	**12**	**0**	**1**	**0**	**4**	**1**	**6**	**0**	**0**	**0**	**0**	**0**	**0**	**0**	**0**	**0**	**0**	**0**	**0**	**0**	**0**	**0**	**0**	**0**	**0**	**0**	**0**	**0**	**0**
1600	11	0	1	0	2	2	5	0	1	0	0	0	0	0	0	0	0	0	0	0	0	0	0	0	0	0	0	0	0
1700	5	0	0	0	2	2	0	1	0	0	0	0	0	0	0	0	0	0	0	0	0	0	0	0	0	0	0	0	0
1800	4	0	0	1	2	0	0	1	0	0	0	0	0	0	0	0	0	0	0	0	0	0	0	0	0	0	0	0	0
1900	5	0	0	0	3	0	0	2	0	0	0	0	0	0	0	0	0	0	0	0	0	0	0	0	0	0	0	0	0
2000	2	0	1	0	1	0	0	0	0	0	0	0	0	0	0	0	0	0	0	0	0	0	0	0	0	0	0	0	0
2100	1	0	0	1	0	0	0	0	0	0	0	0	0	0	0	0	0	0	0	0	0	0	0	0	0	0	0	0	0
2200	0	0	0	0	0	0	0	0	0	0	0	0	0	0	0	0	0	0	0	0	0	0	0	0	0	0	0	0	0
2300	0	0	0	0	0	0	0	0	0	0	0	0	0	0	0	0	0	0	0	0	0	0	0	0	0	0	0	0	0
07-19	**77**	**0**	**5**	**4**	**27**	**17**	**15**	**6**	**2**	**1**	**0**	**0**	**0**	**0**	**0**	**0**	**0**	**0**	**0**	**0**	**0**	**0**	**0**	**0**	**0**	**0**	**0**	**0**	**0**
06-22	**85**	**0**	**6**	**5**	**31**	**17**	**15**	**8**	**2**	**1**	**0**	**0**	**0**	**0**	**0**	**0**	**0**	**0**	**0**	**0**	**0**	**0**	**0**	**0**	**0**	**0**	**0**	**0**	**0**
06-00	**85**	**0**	**6**	**5**	**31**	**17**	**15**	**8**	**2**	**1**	**0**	**0**	**0**	**0**	**0**	**0**	**0**	**0**	**0**	**0**	**0**	**0**	**0**	**0**	**0**	**0**	**0**	**0**	**0**
00-00	**89**	**0**	**6**	**5**	**33**	**18**	**16**	**8**	**2**	**1**	**0**	**0**	**0**	**0**	**0**	**0**	**0**	**0**	**0**	**0**	**0**	**0**	**0**	**0**	**0**	**0**	**0**	**0**	**0**

DRAFT

Site 38
Location Unnamed Road, Att - Telepole, Lat 53.7745, Long -6.76849
Direction South

3279 / Meath/Cavan/Monaghan ATC's
October 2013
Automatic Traffic Count

Sun, 13 October 2013

Time	Total	Speed Bins (mph)																											
		0 - 5	5 - 10	10 - 15	15 - 20	20 - 25	25 - 30	30 - 35	35 - 40	40 - 45	45 - 50	50 - 55	55 - 60	60 - 65	65 - 70	70 - 75	75 - 80	80 - 85	85 - 90	90 - 95	95 - 100	100 - 105	105 - 110	110 - 115	115 - 120	120 - 125	125 - 130	130 - 135	135 - 140
0000	2	0	0	1	1	0	0	0	0	0	0	0	0	0	0	0	0	0	0	0	0	0	0	0	0	0	0	0	0
0100	0	0	0	0	0	0	0	0	0	0	0	0	0	0	0	0	0	0	0	0	0	0	0	0	0	0	0	0	0
0200	2	0	0	0	1	1	0	0	0	0	0	0	0	0	0	0	0	0	0	0	0	0	0	0	0	0	0	0	0
0300	0	0	0	0	0	0	0	0	0	0	0	0	0	0	0	0	0	0	0	0	0	0	0	0	0	0	0	0	0
0400	0	0	0	0	0	0	0	0	0	0	0	0	0	0	0	0	0	0	0	0	0	0	0	0	0	0	0	0	0
0500	0	0	0	0	0	0	0	0	0	0	0	0	0	0	0	0	0	0	0	0	0	0	0	0	0	0	0	0	0
0600	0	0	0	0	0	0	0	0	0	0	0	0	0	0	0	0	0	0	0	0	0	0	0	0	0	0	0	0	0
0700	1	0	0	0	0	1	0	0	0	0	0	0	0	0	0	0	0	0	0	0	0	0	0	0	0	0	0	0	0
0800	0	0	0	0	0	0	0	0	0	0	0	0	0	0	0	0	0	0	0	0	0	0	0	0	0	0	0	0	0
0900	1	0	0	0	1	0	0	0	0	0	0	0	0	0	0	0	0	0	0	0	0	0	0	0	0	0	0	0	0
1000	2	0	0	0	0	1	1	0	0	0	0	0	0	0	0	0	0	0	0	0	0	0	0	0	0	0	0	0	0
1100	**6**	**0**	**1**	**0**	**2**	**1**	**0**	**2**	**0**	**0**	**0**	**0**	**0**	**0**	**0**	**0**	**0**	**0**	**0**	**0**	**0**	**0**	**0**	**0**	**0**	**0**	**0**	**0**	**0**
1200	**9**	**0**	**2**	**1**	**3**	**0**	**2**	**1**	**0**	**0**	**0**	**0**	**0**	**0**	**0**	**0**	**0**	**0**	**0**	**0**	**0**	**0**	**0**	**0**	**0**	**0**	**0**	**0**	**0**
1300	6	0	0	0	1	1	2	1	1	0	0	0	0	0	0	0	0	0	0	0	0	0	0	0	0	0	0	0	0
1400	7	0	0	1	0	4	0	2	0	0	0	0	0	0	0	0	0	0	0	0	0	0	0	0	0	0	0	0	0
1500	2	0	0	0	0	0	1	1	0	0	0	0	0	0	0	0	0	0	0	0	0	0	0	0	0	0	0	0	0
1600	2	0	0	0	0	1	1	0	0	0	0	0	0	0	0	0	0	0	0	0	0	0	0	0	0	0	0	0	0
1700	4	0	0	1	1	2	0	0	0	0	0	0	0	0	0	0	0	0	0	0	0	0	0	0	0	0	0	0	0
1800	8	0	0	1	3	2	2	0	0	0	0	0	0	0	0	0	0	0	0	0	0	0	0	0	0	0	0	0	0
1900	3	0	0	0	0	2	1	0	0	0	0	0	0	0	0	0	0	0	0	0	0	0	0	0	0	0	0	0	0
2000	5	0	0	1	4	0	0	0	0	0	0	0	0	0	0	0	0	0	0	0	0	0	0	0	0	0	0	0	0
2100	0	0	0	0	0	0	0	0	0	0	0	0	0	0	0	0	0	0	0	0	0	0	0	0	0	0	0	0	0
2200	2	0	0	0	0	0	1	0	1	0	0	0	0	0	0	0	0	0	0	0	0	0	0	0	0	0	0	0	0
2300	0	0	0	0	0	0	0	0	0	0	0	0	0	0	0	0	0	0	0	0	0	0	0	0	0	0	0	0	0
07-19	**48**	**0**	**3**	**4**	**11**	**13**	**9**	**7**	**1**	**0**	**0**	**0**	**0**	**0**	**0**	**0**	**0**	**0**	**0**	**0**	**0**	**0**	**0**	**0**	**0**	**0**	**0**	**0**	**0**
06-22	**56**	**0**	**3**	**5**	**15**	**15**	**10**	**7**	**1**	**0**	**0**	**0**	**0**	**0**	**0**	**0**	**0**	**0**	**0**	**0**	**0**	**0**	**0**	**0**	**0**	**0**	**0**	**0**	**0**
06-00	**58**	**0**	**3**	**5**	**15**	**15**	**11**	**7**	**2**	**0**	**0**	**0**	**0**	**0**	**0**	**0**	**0**	**0**	**0**	**0**	**0**	**0**	**0**	**0**	**0**	**0**	**0**	**0**	**0**
00-00	**62**	**0**	**3**	**6**	**17**	**16**	**11**	**7**	**2**	**0**	**0**	**0**	**0**	**0**	**0**	**0**	**0**	**0**	**0**	**0**	**0**	**0**	**0**	**0**	**0**	**0**	**0**	**0**	**0**

DRAFT

Site 38
Location Unnamed Road, Att - Telepole, Lat 53.7745, Long -6.76849
Direction South

3279 / Meath/Cavan/Monaghan ATC's
October 2013
Automatic Traffic Count

Mon, 14 October 2013

Time	Total	Speed Bins (mph)																											
		0 - 5	5 - 10	10 - 15	15 - 20	20 - 25	25 - 30	30 - 35	35 - 40	40 - 45	45 - 50	50 - 55	55 - 60	60 - 65	65 - 70	70 - 75	75 - 80	80 - 85	85 - 90	90 - 95	95 - 100	100 - 105	105 - 110	110 - 115	115 - 120	120 - 125	125 - 130	130 - 135	135 - 140
0000	2	0	0	0	0	0	2	0	0	0	0	0	0	0	0	0	0	0	0	0	0	0	0	0	0	0	0	0	0
0100	2	0	0	0	0	0	2	0	0	0	0	0	0	0	0	0	0	0	0	0	0	0	0	0	0	0	0	0	0
0200	0	0	0	0	0	0	0	0	0	0	0	0	0	0	0	0	0	0	0	0	0	0	0	0	0	0	0	0	0
0300	0	0	0	0	0	0	0	0	0	0	0	0	0	0	0	0	0	0	0	0	0	0	0	0	0	0	0	0	0
0400	0	0	0	0	0	0	0	0	0	0	0	0	0	0	0	0	0	0	0	0	0	0	0	0	0	0	0	0	0
0500	0	0	0	0	0	0	0	0	0	0	0	0	0	0	0	0	0	0	0	0	0	0	0	0	0	0	0	0	0
0600	0	0	0	0	0	0	0	0	0	0	0	0	0	0	0	0	0	0	0	0	0	0	0	0	0	0	0	0	0
0700	2	0	0	1	1	0	0	0	0	0	0	0	0	0	0	0	0	0	0	0	0	0	0	0	0	0	0	0	0
0800	4	0	0	2	0	1	0	1	0	0	0	0	0	0	0	0	0	0	0	0	0	0	0	0	0	0	0	0	0
0900	3	0	0	0	2	0	1	0	0	0	0	0	0	0	0	0	0	0	0	0	0	0	0	0	0	0	0	0	0
1000	**6**	**0**	**0**	**1**	**2**	**1**	**0**	**2**	**0**	**0**	**0**	**0**	**0**	**0**	**0**	**0**	**0**	**0**	**0**	**0**	**0**	**0**	**0**	**0**	**0**	**0**	**0**	**0**	**0**
1100	5	0	0	0	1	2	2	0	0	0	0	0	0	0	0	0	0	0	0	0	0	0	0	0	0	0	0	0	0
1200	3	0	0	0	0	0	2	1	0	0	0	0	0	0	0	0	0	0	0	0	0	0	0	0	0	0	0	0	0
1300	3	0	0	1	0	0	2	0	0	0	0	0	0	0	0	0	0	0	0	0	0	0	0	0	0	0	0	0	0
1400	6	0	0	2	0	1	2	0	1	0	0	0	0	0	0	0	0	0	0	0	0	0	0	0	0	0	0	0	0
1500	**10**	**0**	**0**	**1**	**0**	**3**	**4**	**1**	**1**	**0**	**0**	**0**	**0**	**0**	**0**	**0**	**0**	**0**	**0**	**0**	**0**	**0**	**0**	**0**	**0**	**0**	**0**	**0**	**0**
1600	4	0	1	1	0	0	2	0	0	0	0	0	0	0	0	0	0	0	0	0	0	0	0	0	0	0	0	0	0
1700	5	0	2	1	2	0	0	0	0	0	0	0	0	0	0	0	0	0	0	0	0	0	0	0	0	0	0	0	0
1800	6	0	0	1	0	3	1	1	0	0	0	0	0	0	0	0	0	0	0	0	0	0	0	0	0	0	0	0	0
1900	**10**	**0**	**0**	**0**	**3**	**6**	**0**	**1**	**0**	**0**	**0**	**0**	**0**	**0**	**0**	**0**	**0**	**0**	**0**	**0**	**0**	**0**	**0**	**0**	**0**	**0**	**0**	**0**	**0**
2000	3	0	0	0	3	0	0	0	0	0	0	0	0	0	0	0	0	0	0	0	0	0	0	0	0	0	0	0	0
2100	1	0	0	1	0	0	0	0	0	0	0	0	0	0	0	0	0	0	0	0	0	0	0	0	0	0	0	0	0
2200	3	0	0	0	0	1	1	0	0	1	0	0	0	0	0	0	0	0	0	0	0	0	0	0	0	0	0	0	0
2300	0	0	0	0	0	0	0	0	0	0	0	0	0	0	0	0	0	0	0	0	0	0	0	0	0	0	0	0	0
07-19	**57**	**0**	**3**	**11**	**8**	**11**	**16**	**6**	**2**	**0**	**0**	**0**	**0**	**0**	**0**	**0**	**0**	**0**	**0**	**0**	**0**	**0**	**0**	**0**	**0**	**0**	**0**	**0**	**0**
06-22	**71**	**0**	**3**	**12**	**14**	**17**	**16**	**7**	**2**	**0**	**0**	**0**	**0**	**0**	**0**	**0**	**0**	**0**	**0**	**0**	**0**	**0**	**0**	**0**	**0**	**0**	**0**	**0**	**0**
06-00	**74**	**0**	**3**	**12**	**14**	**18**	**17**	**7**	**2**	**1**	**0**	**0**	**0**	**0**	**0**	**0**	**0**	**0**	**0**	**0**	**0**	**0**	**0**	**0**	**0**	**0**	**0**	**0**	**0**
00-00	**78**	**0**	**3**	**12**	**14**	**18**	**21**	**7**	**2**	**1**	**0**	**0**	**0**	**0**	**0**	**0**	**0**	**0**	**0**	**0**	**0**	**0**	**0**	**0**	**0**	**0**	**0**	**0**	**0**

DRAFT

Site 38
Location Unnamed Road, Att - Telepole, Lat 53.7745, Long -6.76849
Direction South

3279 / Meath/Cavan/Monaghan ATC's
October 2013
Automatic Traffic Count

Tue, 15 October 2013

Time	Total	Speed Bins (mph)																											
		0 - 5	5 - 10	10 - 15	15 - 20	20 - 25	25 - 30	30 - 35	35 - 40	40 - 45	45 - 50	50 - 55	55 - 60	60 - 65	65 - 70	70 - 75	75 - 80	80 - 85	85 - 90	90 - 95	95 - 100	100 - 105	105 - 110	110 - 115	115 - 120	120 - 125	125 - 130	130 - 135	135 - 140
0000	1	0	0	0	0	0	1	0	0	0	0	0	0	0	0	0	0	0	0	0	0	0	0	0	0	0	0	0	0
0100	0	0	0	0	0	0	0	0	0	0	0	0	0	0	0	0	0	0	0	0	0	0	0	0	0	0	0	0	0
0200	0	0	0	0	0	0	0	0	0	0	0	0	0	0	0	0	0	0	0	0	0	0	0	0	0	0	0	0	0
0300	0	0	0	0	0	0	0	0	0	0	0	0	0	0	0	0	0	0	0	0	0	0	0	0	0	0	0	0	0
0400	0	0	0	0	0	0	0	0	0	0	0	0	0	0	0	0	0	0	0	0	0	0	0	0	0	0	0	0	0
0500	0	0	0	0	0	0	0	0	0	0	0	0	0	0	0	0	0	0	0	0	0	0	0	0	0	0	0	0	0
0600	0	0	0	0	0	0	0	0	0	0	0	0	0	0	0	0	0	0	0	0	0	0	0	0	0	0	0	0	0
0700	1	0	0	0	1	0	0	0	0	0	0	0	0	0	0	0	0	0	0	0	0	0	0	0	0	0	0	0	0
0800	2	0	0	0	2	0	0	0	0	0	0	0	0	0	0	0	0	0	0	0	0	0	0	0	0	0	0	0	0
0900	4	0	0	2	1	1	0	0	0	0	0	0	0	0	0	0	0	0	0	0	0	0	0	0	0	0	0	0	0
1000	**5**	**0**	**0**	**1**	**1**	**1**	**2**	**0**	**0**	**0**	**0**	**0**	**0**	**0**	**0**	**0**	**0**	**0**	**0**	**0**	**0**	**0**	**0**	**0**	**0**	**0**	**0**	**0**	**0**
1100	3	0	0	0	1	1	0	1	0	0	0	0	0	0	0	0	0	0	0	0	0	0	0	0	0	0	0	0	0
1200	9	0	0	0	1	5	2	1	0	0	0	0	0	0	0	0	0	0	0	0	0	0	0	0	0	0	0	0	0
1300	8	0	0	0	1	2	1	3	1	0	0	0	0	0	0	0	0	0	0	0	0	0	0	0	0	0	0	0	0
1400	5	0	0	1	1	1	2	0	0	0	0	0	0	0	0	0	0	0	0	0	0	0	0	0	0	0	0	0	0
1500	4	0	0	0	1	2	1	0	0	0	0	0	0	0	0	0	0	0	0	0	0	0	0	0	0	0	0	0	0
1600	6	0	1	0	1	2	1	1	0	0	0	0	0	0	0	0	0	0	0	0	0	0	0	0	0	0	0	0	0
1700	**10**	**0**	**4**	**1**	**2**	**1**	**1**	**1**	**0**	**0**	**0**	**0**	**0**	**0**	**0**	**0**	**0**	**0**	**0**	**0**	**0**	**0**	**0**	**0**	**0**	**0**	**0**	**0**	**0**
1800	5	0	0	0	0	2	2	0	0	1	0	0	0	0	0	0	0	0	0	0	0	0	0	0	0	0	0	0	0
1900	3	0	0	0	0	1	0	1	1	0	0	0	0	0	0	0	0	0	0	0	0	0	0	0	0	0	0	0	0
2000	4	0	0	0	1	3	0	0	0	0	0	0	0	0	0	0	0	0	0	0	0	0	0	0	0	0	0	0	0
2100	1	0	0	0	0	1	0	0	0	0	0	0	0	0	0	0	0	0	0	0	0	0	0	0	0	0	0	0	0
2200	5	0	0	1	0	2	1	1	0	0	0	0	0	0	0	0	0	0	0	0	0	0	0	0	0	0	0	0	0
2300	0	0	0	0	0	0	0	0	0	0	0	0	0	0	0	0	0	0	0	0	0	0	0	0	0	0	0	0	0
07-19	**62**	**0**	**5**	**5**	**13**	**18**	**12**	**7**	**1**	**1**	**0**	**0**	**0**	**0**	**0**	**0**	**0**	**0**	**0**	**0**	**0**	**0**	**0**	**0**	**0**	**0**	**0**	**0**	**0**
06-22	**70**	**0**	**5**	**5**	**14**	**23**	**12**	**8**	**2**	**1**	**0**	**0**	**0**	**0**	**0**	**0**	**0**	**0**	**0**	**0**	**0**	**0**	**0**	**0**	**0**	**0**	**0**	**0**	**0**
06-00	**75**	**0**	**5**	**6**	**14**	**25**	**13**	**9**	**2**	**1**	**0**	**0**	**0**	**0**	**0**	**0**	**0**	**0**	**0**	**0**	**0**	**0**	**0**	**0**	**0**	**0**	**0**	**0**	**0**
00-00	**76**	**0**	**5**	**6**	**14**	**25**	**14**	**9**	**2**	**1**	**0**	**0**	**0**	**0**	**0**	**0**	**0**	**0**	**0**	**0**	**0**	**0**	**0**	**0**	**0**	**0**	**0**	**0**	**0**

DRAFT

Site 38
Location Unnamed Road, Att - Telepole, Lat 53.7745, Long -6.76849
Direction South

3279 / Meath/Cavan/Monaghan ATC's
October 2013
Automatic Traffic Count

Wed, 16 October 2013

Time	Total	Speed Bins (mph)																											
		0 - 5	5 - 10	10 - 15	15 - 20	20 - 25	25 - 30	30 - 35	35 - 40	40 - 45	45 - 50	50 - 55	55 - 60	60 - 65	65 - 70	70 - 75	75 - 80	80 - 85	85 - 90	90 - 95	95 - 100	100 - 105	105 - 110	110 - 115	115 - 120	120 - 125	125 - 130	130 - 135	135 - 140
0000	0	0	0	0	0	0	0	0	0	0	0	0	0	0	0	0	0	0	0	0	0	0	0	0	0	0	0	0	0
0100	1	0	0	0	0	0	0	1	0	0	0	0	0	0	0	0	0	0	0	0	0	0	0	0	0	0	0	0	0
0200	1	0	0	1	0	0	0	0	0	0	0	0	0	0	0	0	0	0	0	0	0	0	0	0	0	0	0	0	0
0300	0	0	0	0	0	0	0	0	0	0	0	0	0	0	0	0	0	0	0	0	0	0	0	0	0	0	0	0	0
0400	0	0	0	0	0	0	0	0	0	0	0	0	0	0	0	0	0	0	0	0	0	0	0	0	0	0	0	0	0
0500	0	0	0	0	0	0	0	0	0	0	0	0	0	0	0	0	0	0	0	0	0	0	0	0	0	0	0	0	0
0600	0	0	0	0	0	0	0	0	0	0	0	0	0	0	0	0	0	0	0	0	0	0	0	0	0	0	0	0	0
0700	0	0	0	0	0	0	0	0	0	0	0	0	0	0	0	0	0	0	0	0	0	0	0	0	0	0	0	0	0
0800	7	0	0	1	2	1	2	1	0	0	0	0	0	0	0	0	0	0	0	0	0	0	0	0	0	0	0	0	0
0900	3	0	0	1	1	1	0	0	0	0	0	0	0	0	0	0	0	0	0	0	0	0	0	0	0	0	0	0	0
1000	1	0	0	0	0	0	0	1	0	0	0	0	0	0	0	0	0	0	0	0	0	0	0	0	0	0	0	0	0
1100	**12**	**0**	**0**	**1**	**1**	**6**	**0**	**2**	**1**	**1**	**0**	**0**	**0**	**0**	**0**	**0**	**0**	**0**	**0**	**0**	**0**	**0**	**0**	**0**	**0**	**0**	**0**	**0**	**0**
1200	12	0	0	1	0	3	3	4	1	0	0	0	0	0	0	0	0	0	0	0	0	0	0	0	0	0	0	0	0
1300	13	0	0	0	1	0	5	4	2	1	0	0	0	0	0	0	0	0	0	0	0	0	0	0	0	0	0	0	0
1400	9	0	0	0	2	3	2	0	1	1	0	0	0	0	0	0	0	0	0	0	0	0	0	0	0	0	0	0	0
1500	11	0	0	1	0	0	8	1	1	0	0	0	0	0	0	0	0	0	0	0	0	0	0	0	0	0	0	0	0
1600	12	0	0	1	0	5	1	3	2	0	0	0	0	0	0	0	0	0	0	0	0	0	0	0	0	0	0	0	0
1700	**14**	**0**	**0**	**0**	**0**	**2**	**8**	**2**	**2**	**0**	**0**	**0**	**0**	**0**	**0**	**0**	**0**	**0**	**0**	**0**	**0**	**0**	**0**	**0**	**0**	**0**	**0**	**0**	**0**
1800	6	0	0	1	0	3	0	1	1	0	0	0	0	0	0	0	0	0	0	0	0	0	0	0	0	0	0	0	0
1900	6	0	0	0	0	3	0	2	1	0	0	0	0	0	0	0	0	0	0	0	0	0	0	0	0	0	0	0	0
2000	0	0	0	0	0	0	0	0	0	0	0	0	0	0	0	0	0	0	0	0	0	0	0	0	0	0	0	0	0
2100	6	0	0	1	0	0	3	0	2	0	0	0	0	0	0	0	0	0	0	0	0	0	0	0	0	0	0	0	0
2200	0	0	0	0	0	0	0	0	0	0	0	0	0	0	0	0	0	0	0	0	0	0	0	0	0	0	0	0	0
2300	0	0	0	0	0	0	0	0	0	0	0	0	0	0	0	0	0	0	0	0	0	0	0	0	0	0	0	0	0
07-19	**100**	**0**	**0**	**7**	**7**	**24**	**29**	**19**	**11**	**3**	**0**	**0**	**0**	**0**	**0**	**0**	**0**	**0**	**0**	**0**	**0**	**0**	**0**	**0**	**0**	**0**	**0**	**0**	**0**
06-22	**112**	**0**	**0**	**8**	**7**	**27**	**32**	**21**	**14**	**3**	**0**	**0**	**0**	**0**	**0**	**0**	**0**	**0**	**0**	**0**	**0**	**0**	**0**	**0**	**0**	**0**	**0**	**0**	**0**
06-00	**112**	**0**	**0**	**8**	**7**	**27**	**32**	**21**	**14**	**3**	**0**	**0**	**0**	**0**	**0**	**0**	**0**	**0**	**0**	**0**	**0**	**0**	**0**	**0**	**0**	**0**	**0**	**0**	**0**
00-00	**114**	**0**	**0**	**9**	**7**	**27**	**32**	**22**	**14**	**3**	**0**	**0**	**0**	**0**	**0**	**0**	**0**	**0**	**0**	**0**	**0**	**0**	**0**	**0**	**0**	**0**	**0**	**0**	**0**

DRAFT

Site 38
Location Unnamed Road, Att - Telepole, Lat 53.7745, Long -6.76849
Direction South

3279 / Meath/Cavan/Monaghan ATC's
October 2013
Automatic Traffic Count

Virtual Day (7)

Time	Total	Speed Bins (mph)																											
		0 - 5	5 - 10	10 - 15	15 - 20	20 - 25	25 - 30	30 - 35	35 - 40	40 - 45	45 - 50	50 - 55	55 - 60	60 - 65	65 - 70	70 - 75	75 - 80	80 - 85	85 - 90	90 - 95	95 - 100	100 - 105	105 - 110	110 - 115	115 - 120	120 - 125	125 - 130	130 - 135	135 - 140
0000	1	0	0	0	0	0	1	0	0	0	0	0	0	0	0	0	0	0	0	0	0	0	0	0	0	0	0	0	0
0100	1	0	0	0	0	0	0	0	0	0	0	0	0	0	0	0	0	0	0	0	0	0	0	0	0	0	0	0	0
0200	0	0	0	0	0	0	0	0	0	0	0	0	0	0	0	0	0	0	0	0	0	0	0	0	0	0	0	0	0
0300	0	0	0	0	0	0	0	0	0	0	0	0	0	0	0	0	0	0	0	0	0	0	0	0	0	0	0	0	0
0400	0	0	0	0	0	0	0	0	0	0	0	0	0	0	0	0	0	0	0	0	0	0	0	0	0	0	0	0	0
0500	0	0	0	0	0	0	0	0	0	0	0	0	0	0	0	0	0	0	0	0	0	0	0	0	0	0	0	0	0
0600	0	0	0	0	0	0	0	0	0	0	0	0	0	0	0	0	0	0	0	0	0	0	0	0	0	0	0	0	0
0700	1	0	0	0	0	0	0	0	0	0	0	0	0	0	0	0	0	0	0	0	0	0	0	0	0	0	0	0	0
0800	3	0	0	0	2	0	0	0	0	0	0	0	0	0	0	0	0	0	0	0	0	0	0	0	0	0	0	0	0
0900	3	0	0	1	1	1	0	0	0	0	0	0	0	0	0	0	0	0	0	0	0	0	0	0	0	0	0	0	0
1000	5	0	0	1	2	1	1	0	0	0	0	0	0	0	0	0	0	0	0	0	0	0	0	0	0	0	0	0	0
1100	**6**	**0**	**0**	**0**	**1**	**2**	**1**	**1**	**0**	**0**	**0**	**0**	**0**	**0**	**0**	**0**	**0**	**0**	**0**	**0**	**0**	**0**	**0**	**0**	**0**	**0**	**0**	**0**	**0**
1200	7	0	0	1	1	1	2	1	0	0	0	0	0	0	0	0	0	0	0	0	0	0	0	0	0	0	0	0	0
1300	7	0	1	0	1	1	2	1	1	0	0	0	0	0	0	0	0	0	0	0	0	0	0	0	0	0	0	0	0
1400	6	0	0	2	1	2	1	0	0	0	0	0	0	0	0	0	0	0	0	0	0	0	0	0	0	0	0	0	0
1500	7	0	0	1	1	1	3	1	0	0	0	0	0	0	0	0	0	0	0	0	0	0	0	0	0	0	0	0	0
1600	**8**	**0**	**1**	**1**	**1**	**2**	**3**	**1**	**0**	**0**	**0**	**0**	**0**	**0**	**0**	**0**	**0**	**0**	**0**	**0**	**0**	**0**	**0**	**0**	**0**	**0**	**0**	**0**	**0**
1700	**8**	**0**	**1**	**1**	**1**	**2**	**2**	**1**	**0**	**0**	**0**	**0**	**0**	**0**	**0**	**0**	**0**	**0**	**0**	**0**	**0**	**0**	**0**	**0**	**0**	**0**	**0**	**0**	**0**
1800	7	0	0	1	2	2	1	0	0	0	0	0	0	0	0	0	0	0	0	0	0	0	0	0	0	0	0	0	0
1900	5	0	0	0	1	2	1	1	0	0	0	0	0	0	0	0	0	0	0	0	0	0	0	0	0	0	0	0	0
2000	3	0	0	0	1	0	0	0	0	0	0	0	0	0	0	0	0	0	0	0	0	0	0	0	0	0	0	0	0
2100	2	0	0	1	0	0	0	0	0	0	0	0	0	0	0	0	0	0	0	0	0	0	0	0	0	0	0	0	0
2200	2	0	0	0	0	0	1	0	0	0	0	0	0	0	0	0	0	0	0	0	0	0	0	0	0	0	0	0	0
2300	0	0	0	0	0	0	0	0	0	0	0	0	0	0	0	0	0	0	0	0	0	0	0	0	0	0	0	0	0
07-19	**68**	**0**	**3**	**8**	**14**	**15**	**16**	**8**	**3**	**1**	**0**	**0**	**0**	**0**	**0**	**0**	**0**	**0**	**0**	**0**	**0**	**0**	**0**	**0**	**0**	**0**	**0**	**0**	**0**
06-22	**78**	**0**	**3**	**9**	**17**	**18**	**17**	**9**	**3**	**1**	**0**	**0**	**0**	**0**	**0**	**0**	**0**	**0**	**0**	**0**	**0**	**0**	**0**	**0**	**0**	**0**	**0**	**0**	**0**
06-00	**80**	**0**	**4**	**9**	**17**	**18**	**18**	**9**	**3**	**1**	**0**	**0**	**0**	**0**	**0**	**0**	**0**	**0**	**0**	**0**	**0**	**0**	**0**	**0**	**0**	**0**	**0**	**0**	**0**
00-00	**82**	**0**	**4**	**10**	**18**	**19**	**19**	**9**	**3**	**1**	**0**	**0**	**0**	**0**	**0**	**0**	**0**	**0**	**0**	**0**	**0**	**0**	**0**	**0**	**0**	**0**	**0**	**0**	**0**

DRAFT

Site 38
Location Unnamed Road, Att - Telepole, Lat 53.7745, Long -6.76849
Direction South

3279 / Meath/Cavan/Monaghan ATC's
October 2013
Automatic Traffic Count

Virtual Week (1)

Time	Total	Speed Bins (mph)																											
		0 - 5	5 - 10	10 - 15	15 - 20	20 - 25	25 - 30	30 - 35	35 - 40	40 - 45	45 - 50	50 - 55	55 - 60	60 - 65	65 - 70	70 - 75	75 - 80	80 - 85	85 - 90	90 - 95	95 - 100	100 - 105	105 - 110	110 - 115	115 - 120	120 - 125	125 - 130	130 - 135	135 - 140
Mon	78	0	3	12	14	18	21	7	2	1	0	0	0	0	0	0	0	0	0	0	0	0	0	0	0	0	0	0	0
Tue	76	0	5	6	14	25	14	9	2	1	0	0	0	0	0	0	0	0	0	0	0	0	0	0	0	0	0	0	0
Wed	114	0	0	9	7	27	32	22	14	3	0	0	0	0	0	0	0	0	0	0	0	0	0	0	0	0	0	0	0
Thu	75	1	7	18	19	6	16	7	1	0	0	0	0	0	0	0	0	0	0	0	0	0	0	0	0	0	0	0	0
Fri	81	1	1	11	20	20	21	6	1	0	0	0	0	0	0	0	0	0	0	0	0	0	0	0	0	0	0	0	0
|Sat	89	0	6	5	33	18	16	8	2	1	0	0	0	0	0	0	0	0	0	0	0	0	0	0	0	0	0	0	0
|Sun	62	0	3	6	17	16	11	7	2	0	0	0	0	0	0	0	0	0	0	0	0	0	0	0	0	0	0	0	0
5 Day Ave.	**85**	**0**	**3**	**11**	**15**	**19**	**21**	**10**	**4**	**1**	**0**	**0**	**0**	**0**	**0**	**0**	**0**	**0**	**0**	**0**	**0**	**0**	**0**	**0**	**0**	**0**	**0**	**0**	**0**
7 Day Ave.	**82**	**0**	**4**	**10**	**18**	**19**	**19**	**9**	**3**	**1**	**0**	**0**	**0**	**0**	**0**	**0**	**0**	**0**	**0**	**0**	**0**	**0**	**0**	**0**	**0**	**0**	**0**	**0**	**0**
--	**575**	**2**	**25**	**67**	**124**	**130**	**131**	**66**	**24**	**6**	**0**	**0**	**0**	**0**	**0**	**0**	**0**	**0**	**0**	**0**	**0**	**0**	**0**	**0**	**0**	**0**	**0**	**0**	**0**

Summary Graphs

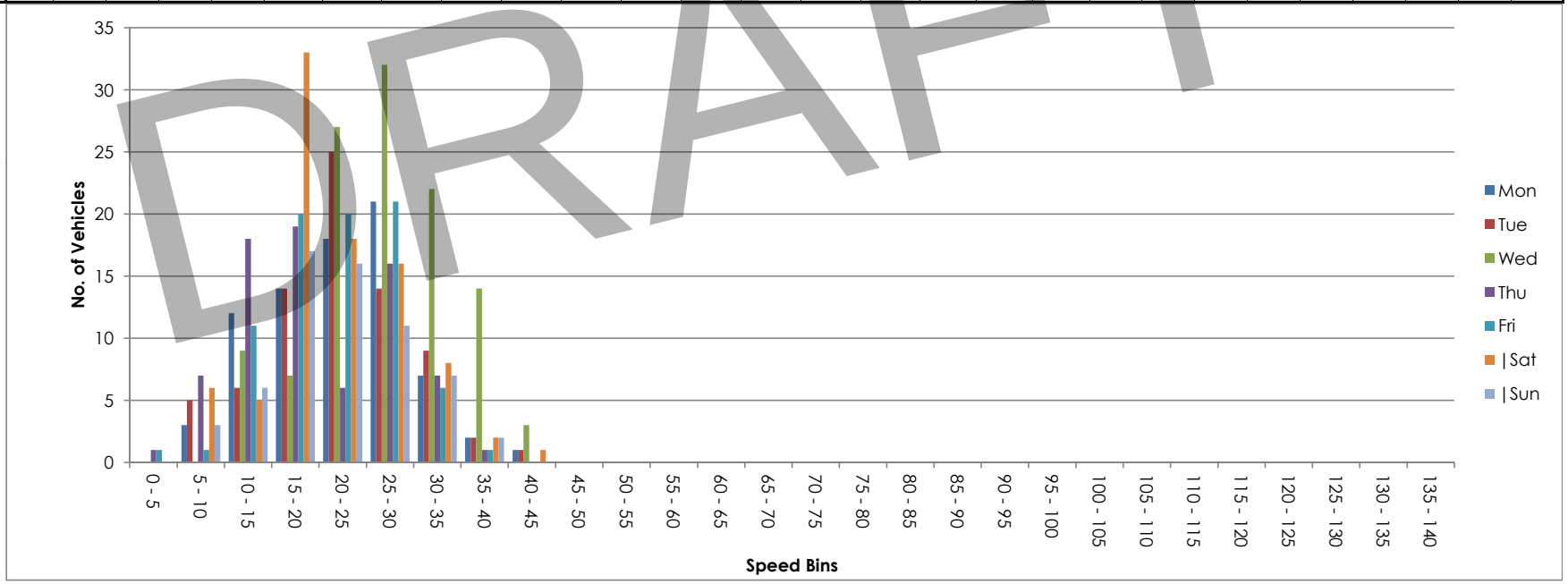

DRAFT

Site 38
Location Unnamed Road, Att - Telepole, Lat 53.7745, Long -6.76849
Direction Two way

3279 / Meath/Cavan/Monaghan ATC's
October 2013
Automatic Traffic Count

Thu, 10 October 2013

Time	Total	Classification												>PSL	>PSL%	>SL1	>SL1%	>SL2	>SL2%	Mean	Vpp
		1 MCL	2 SV	3 SVT	4 TB2	5 TB3	6 T4	7 ART3	8 ART4	9 ART5	10 ART6	11 BD	12 DRT	50	50	57 ACPO	57 ACPO	65 DfT	65 DfT		85
0000	0	0	0	0	0	0	0	0	0	0	0	0	0	0	0	0	0	0	0	-	-
0100	2	0	2	0	0	0	0	0	0	0	0	0	0	0	0	0	0	0	0	22	-
0200	0	0	0	0	0	0	0	0	0	0	0	0	0	0	0	0	0	0	0	-	-
0300	0	0	0	0	0	0	0	0	0	0	0	0	0	0	0	0	0	0	0	-	-
0400	0	0	0	0	0	0	0	0	0	0	0	0	0	0	0	0	0	0	0	-	-
0500	0	0	0	0	0	0	0	0	0	0	0	0	0	0	0	0	0	0	0	-	-
0600	1	0	1	0	0	0	0	0	0	0	0	0	0	0	0	0	0	0	0	21.1	-
0700	8	0	7	0	1	0	0	0	0	0	0	0	0	0	0	0	0	0	0	23.7	-
0800	10	0	10	0	0	0	0	0	0	0	0	0	0	0	0	0	0	0	0	18.5	-
0900	4	0	3	0	1	0	0	0	0	0	0	0	0	0	0	0	0	0	0	19.9	-
1000	**13**	**0**	**9**	**0**	**2**	**2**	**0**	**0**	**0**	**0**	**0**	**0**	**0**	**0**	**0**	**0**	**0**	**0**	**0**	**15.5**	**19**
1100	7	0	6	1	0	0	0	0	0	0	0	0	0	0	0	0	0	0	0	21.9	-
1200	6	0	5	1	0	0	0	0	0	0	0	0	0	0	0	0	0	0	0	18.9	-
1300	9	0	9	0	0	0	0	0	0	0	0	0	0	0	0	0	0	0	0	12.5	-
1400	14	1	10	1	0	0	1	0	0	0	1	0	0	0	0	0	0	0	0	15.7	23.5
1500	6	0	6	0	0	0	0	0	0	0	0	0	0	0	0	0	0	0	0	21.3	-
1600	12	0	9	2	1	0	0	0	0	0	0	0	0	0	0	0	0	0	0	26.1	30.6
1700	**16**	**0**	**15**	**0**	**0**	**0**	**1**	**0**	**0**	**0**	**0**	**0**	**0**	**0**	**0**	**0**	**0**	**0**	**0**	**22**	**27.7**
1800	15	0	14	0	0	1	0	0	0	0	0	0	0	0	0	0	0	0	0	17.1	21.5
1900	13	0	12	0	0	1	0	0	0	0	0	0	0	0	0	0	0	0	0	19.8	21.3
2000	5	0	4	0	0	1	0	0	0	0	0	0	0	0	0	0	0	0	0	18.7	-
2100	4	0	4	0	0	0	0	0	0	0	0	0	0	0	0	0	0	0	0	22.1	-
2200	3	0	3	0	0	0	0	0	0	0	0	0	0	0	0	0	0	0	0	19.6	-
2300	2	0	2	0	0	0	0	0	0	0	0	0	0	0	0	0	0	0	0	16.2	-
07-19	**120**	**1**	**103**	**5**	**5**	**3**	**2**	**0**	**0**	**0**	**1**	**0**	**0**	**0**	**0**	**0**	**0**	**0**	**0**	**19.2**	**26.8**
06-22	**143**	**1**	**124**	**5**	**5**	**5**	**2**	**0**	**0**	**0**	**1**	**0**	**0**	**0**	**0**	**0**	**0**	**0**	**0**	**19.3**	**26.8**
06-00	**148**	**1**	**129**	**5**	**5**	**5**	**2**	**0**	**0**	**0**	**1**	**0**	**0**	**0**	**0**	**0**	**0**	**0**	**0**	**19.3**	**26.8**
00-00	**150**	**1**	**131**	**5**	**5**	**5**	**2**	**0**	**0**	**0**	**1**	**0**	**0**	**0**	**0**	**0**	**0**	**0**	**0**	**19.3**	**26.8**

DRAFT

Site 38
Location Unnamed Road, Att - Telepole, Lat 53.7745, Long -6.76849
Direction Two way

3279 / Meath/Cavan/Monaghan ATC's
October 2013
Automatic Traffic Count

Fri, 11 October 2013

Time	Total	Classification												>PSL	>PSL%	>SL1	>SL1%	>SL2	>SL2%	Mean	Vpp
		1 MCL	2 SV	3 SVT	4 TB2	5 TB3	6 T4	7 ART3	8 ART4	9 ART5	10 ART6	11 BD	12 DRT	50	50	57 ACPO	57 ACPO	65 DfT	65 DfT		85
0000	1	0	1	0	0	0	0	0	0	0	0	0	0	0	0	0	0	0	0	30.3	-
0100	1	0	1	0	0	0	0	0	0	0	0	0	0	0	0	0	0	0	0	18	-
0200	0	0	0	0	0	0	0	0	0	0	0	0	0	0	0	0	0	0	0	-	-
0300	0	0	0	0	0	0	0	0	0	0	0	0	0	0	0	0	0	0	0	-	-
0400	0	0	0	0	0	0	0	0	0	0	0	0	0	0	0	0	0	0	0	-	-
0500	0	0	0	0	0	0	0	0	0	0	0	0	0	0	0	0	0	0	0	-	-
0600	0	0	0	0	0	0	0	0	0	0	0	0	0	0	0	0	0	0	0	-	-
0700	8	0	6	0	2	0	0	0	0	0	0	0	0	0	0	0	0	0	0	26.4	-
0800	7	0	5	0	2	0	0	0	0	0	0	0	0	0	0	0	0	0	0	17.4	-
0900	6	0	5	0	0	1	0	0	0	0	0	0	0	0	0	0	0	0	0	18.5	-
1000	**14**	**0**	**13**	**1**	**0**	**0**	**0**	**0**	**0**	**0**	**0**	**0**	**0**	**0**	**0**	**0**	**0**	**0**	**0**	**21.4**	**25.3**
1100	8	0	6	1	0	1	0	0	0	0	0	0	0	0	0	0	0	0	0	19.4	-
1200	11	0	6	3	2	0	0	0	0	0	0	0	0	0	0	0	0	0	0	18.7	24.8
1300	10	0	9	0	1	0	0	0	0	0	0	0	0	0	0	0	0	0	0	25.4	-
1400	11	0	8	1	2	0	0	0	0	0	0	0	0	0	0	0	0	0	0	21.3	25.7
1500	14	0	13	0	1	0	0	0	0	0	0	0	0	0	0	0	0	0	0	22.4	29.5
1600	12	0	9	1	1	1	0	0	0	0	0	0	0	0	0	0	0	0	0	19.6	23.9
1700	16	0	15	1	0	0	0	0	0	0	0	0	0	0	0	0	0	0	0	22.3	28.6
1800	**18**	**1**	**15**	**0**	**1**	**1**	**0**	**0**	**0**	**0**	**0**	**0**	**0**	**0**	**0**	**0**	**0**	**0**	**0**	**18.9**	**21.5**
1900	13	0	12	0	0	1	0	0	0	0	0	0	0	0	0	0	0	0	0	24.9	32.9
2000	9	0	9	0	0	0	0	0	0	0	0	0	0	0	0	0	0	0	0	23.2	-
2100	2	0	2	0	0	0	0	0	0	0	0	0	0	0	0	0	0	0	0	26.6	-
2200	3	0	3	0	0	0	0	0	0	0	0	0	0	0	0	0	0	0	0	20.1	-
2300	0	0	0	0	0	0	0	0	0	0	0	0	0	0	0	0	0	0	0	-	-
07-19	**135**	**1**	**110**	**8**	**12**	**4**	**0**	**0**	**0**	**0**	**0**	**0**	**0**	**0**	**0**	**0**	**0**	**0**	**0**	**21**	**27.7**
06-22	**159**	**1**	**133**	**8**	**12**	**5**	**0**	**0**	**0**	**0**	**0**	**0**	**0**	**0**	**0**	**0**	**0**	**0**	**0**	**21.5**	**28.2**
06-00	**162**	**1**	**136**	**8**	**12**	**5**	**0**	**0**	**0**	**0**	**0**	**0**	**0**	**0**	**0**	**0**	**0**	**0**	**0**	**21.5**	**28.2**
00-00	**164**	**1**	**138**	**8**	**12**	**5**	**0**	**0**	**0**	**0**	**0**	**0**	**0**	**0**	**0**	**0**	**0**	**0**	**0**	**21.5**	**28.2**

DRAFT

Site 38
Location Unnamed Road, Att - Telepole, Lat 53.7745, Long -6.76849
Direction Two way

3279 / Meath/Cavan/Monaghan ATC's
October 2013
Automatic Traffic Count

Sat, 12 October 2013

Time	Total	Classification												>PSL	>PSL%	>SL1	>SL1%	>SL2	>SL2%	Mean	Vpp
		1 MCL	2 SV	3 SVT	4 TB2	5 TB3	6 T4	7 ART3	8 ART4	9 ART5	10 ART6	11 BD	12 DRT	50	50	57 ACPO	57 ACPO	65 DfT	65 DfT		85
0000	3	0	3	0	0	0	0	0	0	0	0	0	0	0	0	0	0	0	0	23.2	-
0100	2	0	2	0	0	0	0	0	0	0	0	0	0	0	0	0	0	0	0	21.8	-
0200	0	0	0	0	0	0	0	0	0	0	0	0	0	0	0	0	0	0	0	-	-
0300	0	0	0	0	0	0	0	0	0	0	0	0	0	0	0	0	0	0	0	-	-
0400	0	0	0	0	0	0	0	0	0	0	0	0	0	0	0	0	0	0	0	-	-
0500	0	0	0	0	0	0	0	0	0	0	0	0	0	0	0	0	0	0	0	-	-
0600	1	0	1	0	0	0	0	0	0	0	0	0	0	0	0	0	0	0	0	32	-
0700	4	0	3	1	0	0	0	0	0	0	0	0	0	0	0	0	0	0	0	27.9	-
0800	3	0	3	0	0	0	0	0	0	0	0	0	0	0	0	0	0	0	0	23.2	-
0900	10	0	8	0	1	1	0	0	0	0	0	0	0	0	0	0	0	0	0	21.4	-
1000	17	0	13	0	2	2	0	0	0	0	0	0	0	0	0	0	0	0	0	18.9	25.1
1100	**19**	**0**	**18**	**1**	**0**	**0**	**0**	**0**	**0**	**0**	**0**	**0**	**0**	**0**	**0**	**0**	**0**	**0**	**0**	**19.3**	**24.4**
1200	12	0	10	1	0	0	0	0	0	0	1	0	0	0	0	0	0	0	0	18.5	25.5
1300	21	1	16	1	2	0	0	0	0	1	0	0	0	0	0	0	0	0	0	21.1	24.6
1400	9	0	7	2	0	0	0	0	0	0	0	0	0	0	0	0	0	0	0	23.9	-
1500	**26**	**1**	**22**	**1**	**0**	**2**	**0**	**0**	**0**	**0**	**0**	**0**	**0**	**0**	**0**	**0**	**0**	**0**	**0**	**17.7**	**25.1**
1600	15	0	12	2	0	1	0	0	0	0	0	0	0	0	0	0	0	0	0	24.1	29.8
1700	10	0	10	0	0	0	0	0	0	0	0	0	0	0	0	0	0	0	0	21.9	-
1800	8	0	7	0	0	1	0	0	0	0	0	0	0	0	0	0	0	0	0	20.7	-
1900	10	0	9	0	0	1	0	0	0	0	0	0	0	0	0	0	0	0	0	22.5	-
2000	7	0	6	0	0	1	0	0	0	0	0	0	0	0	0	0	0	0	0	16.6	-
2100	1	0	0	0	0	1	0	0	0	0	0	0	0	0	0	0	0	0	0	12.9	-
2200	3	0	1	0	2	0	0	0	0	0	0	0	0	0	0	0	0	0	0	16.6	-
2300	0	0	0	0	0	0	0	0	0	0	0	0	0	0	0	0	0	0	0	-	-
07-19	**154**	**2**	**129**	**9**	**5**	**7**	**0**	**0**	**0**	**1**	**1**	**0**	**0**	**0**	**0**	**0**	**0**	**0**	**0**	**20.6**	**28**
06-22	**173**	**2**	**145**	**9**	**5**	**10**	**0**	**0**	**0**	**1**	**1**	**0**	**0**	**0**	**0**	**0**	**0**	**0**	**0**	**20.5**	**28.4**
06-00	**176**	**2**	**146**	**9**	**7**	**10**	**0**	**0**	**0**	**1**	**1**	**0**	**0**	**0**	**0**	**0**	**0**	**0**	**0**	**20.5**	**28.4**
00-00	**181**	**2**	**151**	**9**	**7**	**10**	**0**	**0**	**0**	**1**	**1**	**0**	**0**	**0**	**0**	**0**	**0**	**0**	**0**	**20.5**	**28**

DRAFT

Site 38
Location Unnamed Road, Att - Telepole, Lat 53.7745, Long -6.76849
Direction Two way

3279 / Meath/Cavan/Monaghan ATC's
October 2013
Automatic Traffic Count

Sun, 13 October 2013

Time	Total	Classification												>PSL	>PSL%	>SL1	>SL1%	>SL2	>SL2%	Mean	Vpp
		1 MCL	2 SV	3 SVT	4 TB2	5 TB3	6 T4	7 ART3	8 ART4	9 ART5	10 ART6	11 BD	12 DRT	50	50	57 ACPO	57 ACPO	65 DfT	65 DfT		85
0000	4	0	2	0	1	1	0	0	0	0	0	0	0	0	0	0	0	0	0	17.2	-
0100	0	0	0	0	0	0	0	0	0	0	0	0	0	0	0	0	0	0	0	-	-
0200	3	0	3	0	0	0	0	0	0	0	0	0	0	0	0	0	0	0	0	20.2	-
0300	0	0	0	0	0	0	0	0	0	0	0	0	0	0	0	0	0	0	0	-	-
0400	0	0	0	0	0	0	0	0	0	0	0	0	0	0	0	0	0	0	0	-	-
0500	0	0	0	0	0	0	0	0	0	0	0	0	0	0	0	0	0	0	0	-	-
0600	0	0	0	0	0	0	0	0	0	0	0	0	0	0	0	0	0	0	0	-	-
0700	2	0	2	0	0	0	0	0	0	0	0	0	0	0	0	0	0	0	0	21.7	-
0800	1	0	1	0	0	0	0	0	0	0	0	0	0	0	0	0	0	0	0	27.6	-
0900	6	0	6	0	0	0	0	0	0	0	0	0	0	0	0	0	0	0	0	22	-
1000	4	0	4	0	0	0	0	0	0	0	0	0	0	0	0	0	0	0	0	20.2	-
1100	**13**	**0**	**13**	**0**	**0**	**0**	**0**	**0**	**0**	**0**	**0**	**0**	**0**	**0**	**0**	**0**	**0**	**0**	**0**	**21.7**	**30.6**
1200	**20**	**0**	**20**	**0**	**0**	**0**	**0**	**0**	**0**	**0**	**0**	**0**	**0**	**0**	**0**	**0**	**0**	**0**	**0**	**18.2**	**25.7**
1300	8	0	8	0	0	0	0	0	0	0	0	0	0	0	0	0	0	0	0	28.3	-
1400	9	0	9	0	0	0	0	0	0	0	0	0	0	0	0	0	0	0	0	20.5	-
1500	5	0	5	0	0	0	0	0	0	0	0	0	0	0	0	0	0	0	0	22.1	-
1600	4	0	4	0	0	0	0	0	0	0	0	0	0	0	0	0	0	0	0	23.8	-
1700	10	0	9	0	0	1	0	0	0	0	0	0	0	0	0	0	0	0	0	21.2	-
1800	14	0	12	1	0	1	0	0	0	0	0	0	0	0	0	0	0	0	0	20.4	26.8
1900	9	0	8	0	0	1	0	0	0	0	0	0	0	0	0	0	0	0	0	21.8	-
2000	9	0	9	0	0	0	0	0	0	0	0	0	0	0	0	0	0	0	0	19.7	-
2100	0	0	0	0	0	0	0	0	0	0	0	0	0	0	0	0	0	0	0	-	-
2200	3	0	3	0	0	0	0	0	0	0	0	0	0	0	0	0	0	0	0	28.3	-
2300	0	0	0	0	0	0	0	0	0	0	0	0	0	0	0	0	0	0	0	-	-
07-19	**96**	**0**	**93**	**1**	**0**	**2**	**0**	**0**	**0**	**0**	**0**	**0**	**0**	**0**	**0**	**0**	**0**	**0**	**0**	**21.3**	**28.4**
06-22	**114**	**0**	**110**	**1**	**0**	**3**	**0**	**0**	**0**	**0**	**0**	**0**	**0**	**0**	**0**	**0**	**0**	**0**	**0**	**21.2**	**28**
06-00	**117**	**0**	**113**	**1**	**0**	**3**	**0**	**0**	**0**	**0**	**0**	**0**	**0**	**0**	**0**	**0**	**0**	**0**	**0**	**21.4**	**28**
00-00	**124**	**0**	**118**	**1**	**1**	**4**	**0**	**0**	**0**	**0**	**0**	**0**	**0**	**0**	**0**	**0**	**0**	**0**	**0**	**21.2**	**28**

DRAFT

Site 38
Location Unnamed Road, Att - Telepole, Lat 53.7745, Long -6.76849
Direction Two way

3279 / Meath/Cavan/Monaghan ATC's
October 2013
Automatic Traffic Count

Mon, 14 October 2013

Time	Total	Classification												>PSL	>PSL%	>SL1	>SL1%	>SL2	>SL2%	Mean	Vpp
		1 MCL	2 SV	3 SVT	4 TB2	5 TB3	6 T4	7 ART3	8 ART4	9 ART5	10 ART6	11 BD	12 DRT	50	50	57 ACPO	57 ACPO	65 DfT	65 DfT		85
0000	2	0	2	0	0	0	0	0	0	0	0	0	0	0	0	0	0	0	0	27.7	-
0100	3	0	3	0	0	0	0	0	0	0	0	0	0	0	0	0	0	0	0	27.8	-
0200	0	0	0	0	0	0	0	0	0	0	0	0	0	0	0	0	0	0	0	-	-
0300	0	0	0	0	0	0	0	0	0	0	0	0	0	0	0	0	0	0	0	-	-
0400	1	0	1	0	0	0	0	0	0	0	0	0	0	0	0	0	0	0	0	28.2	-
0500	0	0	0	0	0	0	0	0	0	0	0	0	0	0	0	0	0	0	0	-	-
0600	2	0	2	0	0	0	0	0	0	0	0	0	0	0	0	0	0	0	0	28.7	-
0700	7	0	6	0	1	0	0	0	0	0	0	0	0	0	0	0	0	0	0	19.7	-
0800	10	0	7	0	3	0	0	0	0	0	0	0	0	0	0	0	0	0	0	17.9	-
0900	**11**	**1**	**6**	**0**	**2**	**2**	**0**	**0**	**0**	**0**	**0**	**0**	**0**	**0**	**0**	**0**	**0**	**0**	**0**	**19.7**	**24.4**
1000	10	0	9	1	0	0	0	0	0	0	0	0	0	0	0	0	0	0	0	22.1	-
1100	9	0	8	1	0	0	0	0	0	0	0	0	0	0	0	0	0	0	0	25.3	-
1200	8	0	6	1	0	0	0	0	0	1	0	0	0	0	0	0	0	0	0	25.7	-
1300	7	0	7	0	0	0	0	0	0	0	0	0	0	0	0	0	0	0	0	25.7	-
1400	12	0	9	1	0	0	0	0	0	1	1	0	0	0	0	0	0	0	0	20.6	27.1
1500	**14**	**0**	**11**	**1**	**2**	**0**	**0**	**0**	**0**	**0**	**0**	**0**	**0**	**0**	**0**	**0**	**0**	**0**	**0**	**26.1**	**31.8**
1600	8	0	6	0	1	0	1	0	0	0	0	0	0	0	0	0	0	0	0	22.7	-
1700	8	0	8	0	0	0	0	0	0	0	0	0	0	0	0	0	0	0	0	17.2	-
1800	11	0	7	1	1	1	1	0	0	0	0	0	0	0	0	0	0	0	0	21.7	23.9
1900	**14**	**0**	**13**	**0**	**0**	**1**	**0**	**0**	**0**	**0**	**0**	**0**	**0**	**0**	**0**	**0**	**0**	**0**	**0**	**19.9**	**22.6**
2000	12	0	11	0	0	1	0	0	0	0	0	0	0	0	0	0	0	0	0	18.1	24.6
2100	2	0	2	0	0	0	0	0	0	0	0	0	0	0	0	0	0	0	0	15.8	-
2200	4	0	4	0	0	0	0	0	0	0	0	0	0	0	0	0	0	0	0	27.4	-
2300	0	0	0	0	0	0	0	0	0	0	0	0	0	0	0	0	0	0	0	-	-
07-19	**115**	**1**	**90**	**6**	**10**	**3**	**2**	**0**	**0**	**2**	**1**	**0**	**0**	**0**	**0**	**0**	**0**	**0**	**0**	**22.1**	**29.3**
06-22	**145**	**1**	**118**	**6**	**10**	**5**	**2**	**0**	**0**	**2**	**1**	**0**	**0**	**0**	**0**	**0**	**0**	**0**	**0**	**21.5**	**28.9**
06-00	**149**	**1**	**122**	**6**	**10**	**5**	**2**	**0**	**0**	**2**	**1**	**0**	**0**	**0**	**0**	**0**	**0**	**0**	**0**	**21.7**	**28.9**
00-00	**155**	**1**	**128**	**6**	**10**	**5**	**2**	**0**	**0**	**2**	**1**	**0**	**0**	**0**	**0**	**0**	**0**	**0**	**0**	**21.9**	**28.9**

DRAFT

Site 38
Location Unnamed Road, Att - Telepole, Lat 53.7745, Long -6.76849
Direction Two way

3279 / Meath/Cavan/Monaghan ATC's
October 2013
Automatic Traffic Count

Tue, 15 October 2013

Time	Total	Classification												>PSL	>PSL%	>SL1	>SL1%	>SL2	>SL2%	Mean	Vpp
		1 MCL	2 SV	3 SVT	4 TB2	5 TB3	6 T4	7 ART3	8 ART4	9 ART5	10 ART6	11 BD	12 DRT	50	50	57 ACPO	57 ACPO	65 DfT	65 DfT		85
0000	1	0	1	0	0	0	0	0	0	0	0	0	0	0	0	0	0	0	0	25.5	-
0100	0	0	0	0	0	0	0	0	0	0	0	0	0	0	0	0	0	0	0	-	-
0200	0	0	0	0	0	0	0	0	0	0	0	0	0	0	0	0	0	0	0	-	-
0300	0	0	0	0	0	0	0	0	0	0	0	0	0	0	0	0	0	0	0	-	-
0400	0	0	0	0	0	0	0	0	0	0	0	0	0	0	0	0	0	0	0	-	-
0500	0	0	0	0	0	0	0	0	0	0	0	0	0	0	0	0	0	0	0	-	-
0600	2	0	2	0	0	0	0	0	0	0	0	0	0	0	0	0	0	0	0	32.5	-
0700	7	0	5	0	2	0	0	0	0	0	0	0	0	0	0	0	0	0	0	21.6	-
0800	7	0	7	0	0	0	0	0	0	0	0	0	0	0	0	0	0	0	0	21.3	-
0900	6	0	6	0	0	0	0	0	0	0	0	0	0	0	0	0	0	0	0	18.1	-
1000	**8**	**0**	**8**	**0**	**0**	**0**	**0**	**0**	**0**	**0**	**0**	**0**	**0**	**0**	**0**	**0**	**0**	**0**	**0**	**23**	**-**
1100	**8**	**0**	**7**	**0**	**0**	**1**	**0**	**0**	**0**	**0**	**0**	**0**	**0**	**0**	**0**	**0**	**0**	**0**	**0**	**25.5**	**-**
1200	17	0	14	2	0	0	0	0	1	0	0	0	0	0	0	0	0	0	0	21.1	24.4
1300	13	0	11	2	0	0	0	0	0	0	0	0	0	0	0	0	0	0	0	24.9	33.3
1400	15	0	12	2	0	0	1	0	0	0	0	0	0	0	0	0	0	0	0	23.7	28.9
1500	7	0	5	1	1	0	0	0	0	0	0	0	0	0	0	0	0	0	0	23.6	-
1600	11	0	9	1	0	1	0	0	0	0	0	0	0	0	0	0	0	0	0	20.5	25.3
1700	**19**	**0**	**16**	**0**	**1**	**1**	**0**	**0**	**0**	**1**	**0**	**0**	**0**	**0**	**0**	**0**	**0**	**0**	**0**	**18.2**	**23.9**
1800	7	0	7	0	0	0	0	0	0	0	0	0	0	0	0	0	0	0	0	25	-
1900	9	0	9	0	0	0	0	0	0	0	0	0	0	0	0	0	0	0	0	24.9	-
2000	7	0	6	0	0	1	0	0	0	0	0	0	0	0	0	0	0	0	0	21.2	-
2100	3	0	3	0	0	0	0	0	0	0	0	0	0	0	0	0	0	0	0	24.8	-
2200	6	0	6	0	0	0	0	0	0	0	0	0	0	0	0	0	0	0	0	22.8	-
2300	0	0	0	0	0	0	0	0	0	0	0	0	0	0	0	0	0	0	0	-	-
07-19	**125**	**0**	**107**	**8**	**4**	**3**	**1**	**0**	**1**	**1**	**0**	**0**	**0**	**0**	**0**	**0**	**0**	**0**	**0**	**22**	**28.2**
06-22	**146**	**0**	**127**	**8**	**4**	**4**	**1**	**0**	**1**	**1**	**0**	**0**	**0**	**0**	**0**	**0**	**0**	**0**	**0**	**22.3**	**28.9**
06-00	**152**	**0**	**133**	**8**	**4**	**4**	**1**	**0**	**1**	**1**	**0**	**0**	**0**	**0**	**0**	**0**	**0**	**0**	**0**	**22.3**	**28.9**
00-00	**153**	**0**	**134**	**8**	**4**	**4**	**1**	**0**	**1**	**1**	**0**	**0**	**0**	**0**	**0**	**0**	**0**	**0**	**0**	**22.4**	**28.9**

DRAFT

Site 38
Location Unnamed Road, Att - Telepole, Lat 53.7745, Long -6.76849
Direction Two way

3279 / Meath/Cavan/Monaghan ATC's
October 2013
Automatic Traffic Count

Wed, 16 October 2013

Time	Total	Classification												>PSL	>PSL%	>SL1	>SL1%	>SL2	>SL2%	Mean	Vpp
		1 MCL	2 SV	3 SVT	4 TB2	5 TB3	6 T4	7 ART3	8 ART4	9 ART5	10 ART6	11 BD	12 DRT	50	50	57 ACPO	57 ACPO	65 DfT	65 DfT		85
0000	1	0	1	0	0	0	0	0	0	0	0	0	0	0	0	0	0	0	0	28.7	-
0100	1	0	1	0	0	0	0	0	0	0	0	0	0	0	0	0	0	0	0	32.3	-
0200	1	0	1	0	0	0	0	0	0	0	0	0	0	0	0	0	0	0	0	13.2	-
0300	0	0	0	0	0	0	0	0	0	0	0	0	0	0	0	0	0	0	0	-	-
0400	1	0	1	0	0	0	0	0	0	0	0	0	0	0	0	0	0	0	0	32.4	-
0500	0	0	0	0	0	0	0	0	0	0	0	0	0	0	0	0	0	0	0	-	-
0600	1	0	1	0	0	0	0	0	0	0	0	0	0	0	0	0	0	0	0	34.2	-
0700	4	0	1	0	3	0	0	0	0	0	0	0	0	0	0	0	0	0	0	29.8	-
0800	13	0	5	0	7	0	0	0	0	0	1	0	0	0	0	0	0	0	0	22.8	28
0900	10	0	7	0	3	0	0	0	0	0	0	0	0	0	0	0	0	0	0	20.1	-
1000	9	0	4	0	5	0	0	0	0	0	0	0	0	0	0	0	0	0	0	26.2	-
1100	**19**	**0**	**12**	**0**	**5**	**2**	**0**	**0**	**0**	**0**	**0**	**0**	**0**	**0**	**0**	**0**	**0**	**0**	**0**	**21.9**	**30.9**
1200	20	0	13	0	6	0	1	0	0	0	0	0	0	0	0	0	0	0	0	28.6	33.8
1300	26	0	20	0	6	0	0	0	0	0	0	0	0	0	0	0	0	0	0	26.9	31.3
1400	20	1	13	0	6	0	0	0	0	0	0	0	0	0	0	0	0	0	0	30.2	38.7
1500	**28**	**0**	**23**	**0**	**4**	**0**	**0**	**0**	**1**	**0**	**0**	**0**	**0**	**0**	**0**	**0**	**0**	**0**	**0**	**27.1**	**30**
1600	20	0	10	0	8	0	1	0	0	1	0	0	0	0	0	0	0	0	0	22.7	34.4
1700	23	1	16	0	5	0	1	0	0	0	0	0	0	0	0	0	0	0	0	25.9	32.7
1800	9	0	7	0	0	1	1	0	0	0	0	0	0	0	0	0	0	0	0	23.6	-
1900	10	1	6	0	3	0	0	0	0	0	0	0	0	0	0	0	0	0	0	27	-
2000	4	0	0	0	4	0	0	0	0	0	0	0	0	0	0	0	0	0	0	28.3	-
2100	9	0	5	0	4	0	0	0	0	0	0	0	0	0	0	0	0	0	0	24.7	-
2200	2	0	0	0	2	0	0	0	0	0	0	0	0	0	0	0	0	0	0	21.1	-
2300	0	0	0	0	0	0	0	0	0	0	0	0	0	0	0	0	0	0	0	0	0
07-19	**201**	**2**	**131**	**0**	**58**	**3**	**4**	**0**	**1**	**1**	**1**	**0**	**0**	**0**	**0**	**0**	**0**	**0**	**0**	**25.7**	**33.3**
06-22	**225**	**3**	**143**	**0**	**69**	**3**	**4**	**0**	**1**	**1**	**1**	**0**	**0**	**0**	**0**	**0**	**0**	**0**	**0**	**25.8**	**34.2**
06-00	**227**	**3**	**143**	**0**	**71**	**3**	**4**	**0**	**1**	**1**	**1**	**0**	**0**	**0**	**0**	**0**	**0**	**0**	**0**	**25.8**	**34.2**
00-00	**231**	**3**	**147**	**0**	**71**	**3**	**4**	**0**	**1**	**1**	**1**	**0**	**0**	**0**	**0**	**0**	**0**	**0**	**0**	**25.8**	**33.8**

DRAFT

Site 38
Location Unnamed Road, Att - Telepole, Lat 53.7745, Long -6.76849
Direction Two way

3279 / Meath/Cavan/Monaghan ATC's
October 2013
Automatic Traffic Count

Virtual Day (7)

Time	Total	Classification												>PSL	>PSL%	>SL1	>SL1%	>SL2	>SL2%	Mean	Vpp
		1 MCL	2 SV	3 SVT	4 TB2	5 TB3	6 T4	7 ART3	8 ART4	9 ART5	10 ART6	11 BD	12 DRT	50	50	57 ACPO	57 ACPO	65 DfT	65 DfT		85
0000	2	0	1	0	0	0	0	0	0	0	0	0	0	0	0	0	0	0	0	23.2	-
0100	1	0	1	0	0	0	0	0	0	0	0	0	0	0	0	0	0	0	0	24.6	-
0200	1	0	1	0	0	0	0	0	0	0	0	0	0	0	0	0	0	0	0	18.5	-
0300	0	0	0	0	0	0	0	0	0	0	0	0	0	0	0	0	0	0	0	-	-
0400	0	0	0	0	0	0	0	0	0	0	0	0	0	0	0	0	0	0	0	30.3	-
0500	0	0	0	0	0	0	0	0	0	0	0	0	0	0	0	0	0	0	0	-	-
0600	1	0	1	0	0	0	0	0	0	0	0	0	0	0	0	0	0	0	0	30	-
0700	6	0	4	0	1	0	0	0	0	0	0	0	0	0	0	0	0	0	0	24.1	-
0800	7	0	5	0	2	0	0	0	0	0	0	0	0	0	0	0	0	0	0	20.2	-
0900	8	0	6	0	1	1	0	0	0	0	0	0	0	0	0	0	0	0	0	20	-
1000	11	0	9	0	1	1	0	0	0	0	0	0	0	0	0	0	0	0	0	20.6	26.8
1100	**12**	**0**	**10**	**1**	**1**	**1**	**0**	**0**	**0**	**0**	**0**	**0**	**0**	**0**	**0**	**0**	**0**	**0**	**0**	**21.7**	**29.3**
1200	13	0	11	1	1	0	0	0	0	0	0	0	0	0	0	0	0	0	0	21.7	30.4
1300	13	0	11	0	1	0	0	0	0	0	0	0	0	0	0	0	0	0	0	23.8	31.3
1400	13	0	10	1	1	0	0	0	0	0	0	0	0	0	0	0	0	0	0	22.9	31.1
1500	14	0	12	0	1	0	0	0	0	0	0	0	0	0	0	0	0	0	0	23	30
1600	12	0	8	1	2	0	0	0	0	0	0	0	0	0	0	0	0	0	0	22.7	30.6
1700	**15**	**0**	**13**	**0**	**1**	**0**	**0**	**0**	**0**	**0**	**0**	**0**	**0**	**0**	**0**	**0**	**0**	**0**	**0**	**21.8**	**28.6**
1800	12	0	10	0	0	1	0	0	0	0	0	0	0	0	0	0	0	0	0	20.4	26.2
1900	11	0	10	0	0	1	0	0	0	0	0	0	0	0	0	0	0	0	0	22.8	31.8
2000	8	0	6	0	1	1	0	0	0	0	0	0	0	0	0	0	0	0	0	20.3	-
2100	3	0	2	0	1	0	0	0	0	0	0	0	0	0	0	0	0	0	0	23	-
2200	3	0	3	0	1	0	0	0	0	0	0	0	0	0	0	0	0	0	0	22.6	-
2300	0	0	0	0	0	0	0	0	0	0	0	0	0	0	0	0	0	0	0	16.2	-
07-19	**135**	**1**	**109**	**5**	**13**	**4**	**1**	**0**	**0**	**1**	**1**	**0**	**0**	**0**	**0**	**0**	**0**	**0**	**0**	**22**	**29.3**
06-22	**158**	**1**	**129**	**5**	**15**	**5**	**1**	**0**	**0**	**1**	**1**	**0**	**0**	**0**	**0**	**0**	**0**	**0**	**0**	**22**	**29.5**
06-00	**162**	**1**	**132**	**5**	**16**	**5**	**1**	**0**	**0**	**1**	**1**	**0**	**0**	**0**	**0**	**0**	**0**	**0**	**0**	**22**	**29.5**
00-00	**165**	**1**	**135**	**5**	**16**	**5**	**1**	**0**	**0**	**1**	**1**	**0**	**0**	**0**	**0**	**0**	**0**	**0**	**0**	**22.1**	**29.5**

DRAFT

Site 38
Location Unnamed Road, Att - Telepole, Lat 53.7745, Long -6.76849
Direction Two way

3279 / Meath/Cavan/Monaghan ATC's
October 2013
Automatic Traffic Count

Virtual Week (1)

Time	Total	Classification												>PSL	>PSL%	>SL1	>SL1%	>SL2	>SL2%	Mean	Vpp
		1 MCL	2 SV	3 SVT	4 TB2	5 TB3	6 T4	7 ART3	8 ART4	9 ART5	10 ART6	11 BD	12 DRT	50	50	57 ACPO	57 ACPO	65 DfT	65 DfT		85
Mon	155	1	128	6	10	5	2	0	0	2	1	0	0	0	0	0	0	0	0	21.9	28.9
Tue	153	0	134	8	4	4	1	0	1	1	0	0	0	0	0	0	0	0	0	22.4	28.9
Wed	231	3	147	0	71	3	4	0	1	1	1	0	0	0	0	0	0	0	0	25.8	33.8
Thu	150	1	131	5	5	5	2	0	0	0	1	0	0	0	0	0	0	0	0	19.3	26.8
Fri	164	1	138	8	12	5	0	0	0	0	0	0	0	0	0	0	0	0	0	21.5	28.2
| Sat	181	2	151	9	7	10	0	0	0	1	1	0	0	0	0	0	0	0	0	20.5	28
| Sun	124	0	118	1	1	4	0	0	0	0	0	0	0	0	0	0	0	0	0	21.2	28
5 Day Ave.	**171**	**1**	**136**	**5**	**20**	**4**	**2**	**0**	**0**	**1**	**1**	**0**	**0**	**0**	**0.0**	**0**	**0.0**	**0**	**0.0**	**22.2**	**29.3**
7 Day Ave.	**165**	**1**	**135**	**5**	**16**	**5**	**1**	**0**	**0**	**1**	**1**	**0**	**0**	**0**	**0.0**	**0**	**0.0**	**0**	**0.0**	**22.1**	**29.5**
--	**1158**	**8**	**947**	**37**	**110**	**36**	**9**	**0**	**2**	**5**	**4**	**0**	**0**	**0**	**0.0**	**0**	**0.0**	**0**	**0.0**	**22.1**	**29.5**

Summary Graphs

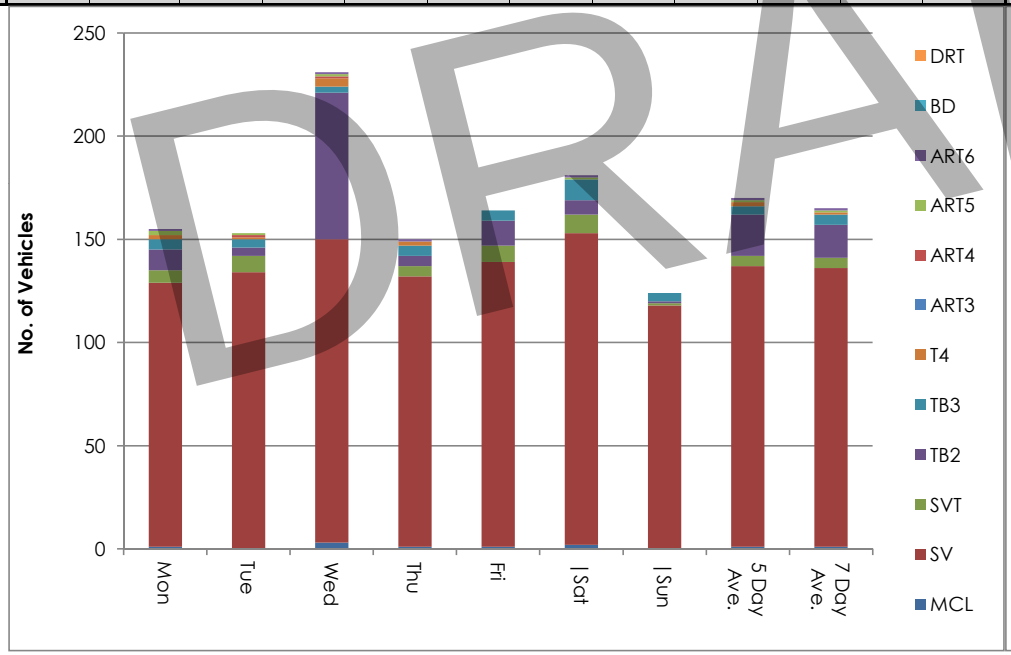

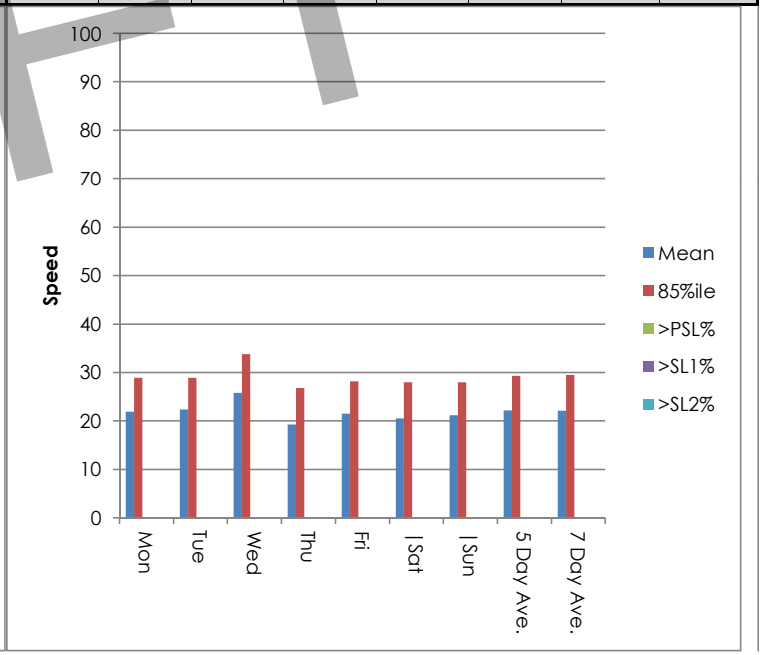

DRAFT

Site 38
Location Unnamed Road, Att - Telepole, Lat 53.7745, Long -6.76849
Direction Two way

3279 / Meath/Cavan/Monaghan ATC's
October 2013
Automatic Traffic Count

Thu, 10 October 2013

Time	Total	Speed Bins (mph)																											
		0 - 5	5 - 10	10 - 15	15 - 20	20 - 25	25 - 30	30 - 35	35 - 40	40 - 45	45 - 50	50 - 55	55 - 60	60 - 65	65 - 70	70 - 75	75 - 80	80 - 85	85 - 90	90 - 95	95 - 100	100 - 105	105 - 110	110 - 115	115 - 120	120 - 125	125 - 130	130 - 135	135 - 140
0000	0	0	0	0	0	0	0	0	0	0	0	0	0	0	0	0	0	0	0	0	0	0	0	0	0	0	0	0	0
0100	2	0	0	0	1	0	1	0	0	0	0	0	0	0	0	0	0	0	0	0	0	0	0	0	0	0	0	0	0
0200	0	0	0	0	0	0	0	0	0	0	0	0	0	0	0	0	0	0	0	0	0	0	0	0	0	0	0	0	0
0300	0	0	0	0	0	0	0	0	0	0	0	0	0	0	0	0	0	0	0	0	0	0	0	0	0	0	0	0	0
0400	0	0	0	0	0	0	0	0	0	0	0	0	0	0	0	0	0	0	0	0	0	0	0	0	0	0	0	0	0
0500	0	0	0	0	0	0	0	0	0	0	0	0	0	0	0	0	0	0	0	0	0	0	0	0	0	0	0	0	0
0600	1	0	0	0	0	1	0	0	0	0	0	0	0	0	0	0	0	0	0	0	0	0	0	0	0	0	0	0	0
0700	8	0	0	1	1	4	1	0	1	0	0	0	0	0	0	0	0	0	0	0	0	0	0	0	0	0	0	0	0
0800	10	0	0	1	4	5	0	0	0	0	0	0	0	0	0	0	0	0	0	0	0	0	0	0	0	0	0	0	0
0900	4	0	0	1	1	1	1	0	0	0	0	0	0	0	0	0	0	0	0	0	0	0	0	0	0	0	0	0	0
1000	**13**	**0**	**0**	**6**	**6**	**1**	**0**	**0**	**0**	**0**	**0**	**0**	**0**	**0**	**0**	**0**	**0**	**0**	**0**	**0**	**0**	**0**	**0**	**0**	**0**	**0**	**0**	**0**	**0**
1100	7	0	1	0	3	0	2	0	1	0	0	0	0	0	0	0	0	0	0	0	0	0	0	0	0	0	0	0	0
1200	6	0	0	2	0	4	0	0	0	0	0	0	0	0	0	0	0	0	0	0	0	0	0	0	0	0	0	0	0
1300	9	1	4	0	3	0	1	0	0	0	0	0	0	0	0	0	0	0	0	0	0	0	0	0	0	0	0	0	0
1400	14	0	0	9	2	1	2	0	0	0	0	0	0	0	0	0	0	0	0	0	0	0	0	0	0	0	0	0	0
1500	6	0	0	1	3	0	1	1	0	0	0	0	0	0	0	0	0	0	0	0	0	0	0	0	0	0	0	0	0
1600	12	0	0	1	2	0	6	3	0	0	0	0	0	0	0	0	0	0	0	0	0	0	0	0	0	0	0	0	0
1700	**16**	**0**	**2**	**1**	**4**	**0**	**8**	**1**	**0**	**0**	**0**	**0**	**0**	**0**	**0**	**0**	**0**	**0**	**0**	**0**	**0**	**0**	**0**	**0**	**0**	**0**	**0**	**0**	**0**
1800	15	0	1	0	11	2	0	1	0	0	0	0	0	0	0	0	0	0	0	0	0	0	0	0	0	0	0	0	0
1900	13	0	0	2	6	3	1	0	1	0	0	0	0	0	0	0	0	0	0	0	0	0	0	0	0	0	0	0	0
2000	5	0	0	1	3	0	0	1	0	0	0	0	0	0	0	0	0	0	0	0	0	0	0	0	0	0	0	0	0
2100	4	0	0	1	0	2	0	1	0	0	0	0	0	0	0	0	0	0	0	0	0	0	0	0	0	0	0	0	0
2200	3	0	1	0	1	0	0	1	0	0	0	0	0	0	0	0	0	0	0	0	0	0	0	0	0	0	0	0	0
2300	2	0	0	1	0	1	0	0	0	0	0	0	0	0	0	0	0	0	0	0	0	0	0	0	0	0	0	0	0
07-19	**120**	**1**	**8**	**23**	**40**	**18**	**22**	**6**	**2**	**0**	**0**	**0**	**0**	**0**	**0**	**0**	**0**	**0**	**0**	**0**	**0**	**0**	**0**	**0**	**0**	**0**	**0**	**0**	**0**
06-22	**143**	**1**	**8**	**27**	**49**	**24**	**23**	**8**	**3**	**0**	**0**	**0**	**0**	**0**	**0**	**0**	**0**	**0**	**0**	**0**	**0**	**0**	**0**	**0**	**0**	**0**	**0**	**0**	**0**
06-00	**148**	**1**	**9**	**28**	**50**	**25**	**23**	**9**	**3**	**0**	**0**	**0**	**0**	**0**	**0**	**0**	**0**	**0**	**0**	**0**	**0**	**0**	**0**	**0**	**0**	**0**	**0**	**0**	**0**
00-00	**150**	**1**	**9**	**28**	**51**	**25**	**24**	**9**	**3**	**0**	**0**	**0**	**0**	**0**	**0**	**0**	**0**	**0**	**0**	**0**	**0**	**0**	**0**	**0**	**0**	**0**	**0**	**0**	**0**

DRAFT

Site 38
Location Unnamed Road, Att - Telepole, Lat 53.7745, Long -6.76849
Direction Two way

3279 / Meath/Cavan/Monaghan ATC's
October 2013
Automatic Traffic Count

Fri, 11 October 2013

Time	Total	Speed Bins (mph)																											
		0 - 5	5 - 10	10 - 15	15 - 20	20 - 25	25 - 30	30 - 35	35 - 40	40 - 45	45 - 50	50 - 55	55 - 60	60 - 65	65 - 70	70 - 75	75 - 80	80 - 85	85 - 90	90 - 95	95 - 100	100 - 105	105 - 110	110 - 115	115 - 120	120 - 125	125 - 130	130 - 135	135 - 140
0000	1	0	0	0	0	0	0	1	0	0	0	0	0	0	0	0	0	0	0	0	0	0	0	0	0	0	0	0	0
0100	1	0	0	0	1	0	0	0	0	0	0	0	0	0	0	0	0	0	0	0	0	0	0	0	0	0	0	0	0
0200	0	0	0	0	0	0	0	0	0	0	0	0	0	0	0	0	0	0	0	0	0	0	0	0	0	0	0	0	0
0300	0	0	0	0	0	0	0	0	0	0	0	0	0	0	0	0	0	0	0	0	0	0	0	0	0	0	0	0	0
0400	0	0	0	0	0	0	0	0	0	0	0	0	0	0	0	0	0	0	0	0	0	0	0	0	0	0	0	0	0
0500	0	0	0	0	0	0	0	0	0	0	0	0	0	0	0	0	0	0	0	0	0	0	0	0	0	0	0	0	0
0600	0	0	0	0	0	0	0	0	0	0	0	0	0	0	0	0	0	0	0	0	0	0	0	0	0	0	0	0	0
0700	8	0	0	0	1	2	2	3	0	0	0	0	0	0	0	0	0	0	0	0	0	0	0	0	0	0	0	0	0
0800	7	0	0	2	4	1	0	0	0	0	0	0	0	0	0	0	0	0	0	0	0	0	0	0	0	0	0	0	0
0900	6	0	0	2	3	0	1	0	0	0	0	0	0	0	0	0	0	0	0	0	0	0	0	0	0	0	0	0	0
1000	**14**	**0**	**1**	**1**	**3**	**3**	**6**	**0**	**0**	**0**	**0**	**0**	**0**	**0**	**0**	**0**	**0**	**0**	**0**	**0**	**0**	**0**	**0**	**0**	**0**	**0**	**0**	**0**	**0**
1100	8	0	1	2	1	3	0	0	1	0	0	0	0	0	0	0	0	0	0	0	0	0	0	0	0	0	0	0	0
1200	11	0	0	4	3	2	2	0	0	0	0	0	0	0	0	0	0	0	0	0	0	0	0	0	0	0	0	0	0
1300	10	0	0	0	3	2	2	2	1	0	0	0	0	0	0	0	0	0	0	0	0	0	0	0	0	0	0	0	0
1400	11	0	1	1	1	4	4	0	0	0	0	0	0	0	0	0	0	0	0	0	0	0	0	0	0	0	0	0	0
1500	14	0	1	2	3	1	5	1	1	0	0	0	0	0	0	0	0	0	0	0	0	0	0	0	0	0	0	0	0
1600	12	0	1	2	2	5	2	0	0	0	0	0	0	0	0	0	0	0	0	0	0	0	0	0	0	0	0	0	0
1700	16	0	0	2	2	7	4	1	0	0	0	0	0	0	0	0	0	0	0	0	0	0	0	0	0	0	0	0	0
1800	**18**	**1**	**0**	**3**	**4**	**8**	**2**	**0**	**0**	**0**	**0**	**0**	**0**	**0**	**0**	**0**	**0**	**0**	**0**	**0**	**0**	**0**	**0**	**0**	**0**	**0**	**0**	**0**	**0**
1900	13	0	0	1	4	1	4	2	0	1	0	0	0	0	0	0	0	0	0	0	0	0	0	0	0	0	0	0	0
2000	9	0	0	1	1	2	4	1	0	0	0	0	0	0	0	0	0	0	0	0	0	0	0	0	0	0	0	0	0
2100	2	0	0	0	1	0	0	0	1	0	0	0	0	0	0	0	0	0	0	0	0	0	0	0	0	0	0	0	0
2200	3	0	0	1	1	0	1	0	0	0	0	0	0	0	0	0	0	0	0	0	0	0	0	0	0	0	0	0	0
2300	0	0	0	0	0	0	0	0	0	0	0	0	0	0	0	0	0	0	0	0	0	0	0	0	0	0	0	0	0
07-19	**135**	**1**	**5**	**21**	**30**	**38**	**30**	**7**	**3**	**0**	**0**	**0**	**0**	**0**	**0**	**0**	**0**	**0**	**0**	**0**	**0**	**0**	**0**	**0**	**0**	**0**	**0**	**0**	**0**
06-22	**159**	**1**	**5**	**23**	**36**	**41**	**38**	**10**	**4**	**1**	**0**	**0**	**0**	**0**	**0**	**0**	**0**	**0**	**0**	**0**	**0**	**0**	**0**	**0**	**0**	**0**	**0**	**0**	**0**
06-00	**162**	**1**	**5**	**24**	**37**	**41**	**39**	**10**	**4**	**1**	**0**	**0**	**0**	**0**	**0**	**0**	**0**	**0**	**0**	**0**	**0**	**0**	**0**	**0**	**0**	**0**	**0**	**0**	**0**
00-00	**164**	**1**	**5**	**24**	**38**	**41**	**39**	**11**	**4**	**1**	**0**	**0**	**0**	**0**	**0**	**0**	**0**	**0**	**0**	**0**	**0**	**0**	**0**	**0**	**0**	**0**	**0**	**0**	**0**

DRAFT

Site 38
Location Unnamed Road, Att - Telepole, Lat 53.7745, Long -6.76849
Direction Two way

3279 / Meath/Cavan/Monaghan ATC's
October 2013
Automatic Traffic Count

Sat, 12 October 2013

Time	Total	Speed Bins (mph)																											
		0 - 5	5 - 10	10 - 15	15 - 20	20 - 25	25 - 30	30 - 35	35 - 40	40 - 45	45 - 50	50 - 55	55 - 60	60 - 65	65 - 70	70 - 75	75 - 80	80 - 85	85 - 90	90 - 95	95 - 100	100 - 105	105 - 110	110 - 115	115 - 120	120 - 125	125 - 130	130 - 135	135 - 140
0000	3	0	0	0	1	0	2	0	0	0	0	0	0	0	0	0	0	0	0	0	0	0	0	0	0	0	0	0	0
0100	2	0	0	0	1	1	0	0	0	0	0	0	0	0	0	0	0	0	0	0	0	0	0	0	0	0	0	0	0
0200	0	0	0	0	0	0	0	0	0	0	0	0	0	0	0	0	0	0	0	0	0	0	0	0	0	0	0	0	0
0300	0	0	0	0	0	0	0	0	0	0	0	0	0	0	0	0	0	0	0	0	0	0	0	0	0	0	0	0	0
0400	0	0	0	0	0	0	0	0	0	0	0	0	0	0	0	0	0	0	0	0	0	0	0	0	0	0	0	0	0
0500	0	0	0	0	0	0	0	0	0	0	0	0	0	0	0	0	0	0	0	0	0	0	0	0	0	0	0	0	0
0600	1	0	0	0	0	0	0	1	0	0	0	0	0	0	0	0	0	0	0	0	0	0	0	0	0	0	0	0	0
0700	4	0	0	0	0	1	2	1	0	0	0	0	0	0	0	0	0	0	0	0	0	0	0	0	0	0	0	0	0
0800	3	0	0	0	1	1	1	0	0	0	0	0	0	0	0	0	0	0	0	0	0	0	0	0	0	0	0	0	0
0900	10	0	0	2	3	2	1	2	0	0	0	0	0	0	0	0	0	0	0	0	0	0	0	0	0	0	0	0	0
1000	17	0	2	2	7	2	3	1	0	0	0	0	0	0	0	0	0	0	0	0	0	0	0	0	0	0	0	0	0
1100	**19**	**0**	**1**	**2**	**9**	**4**	**3**	**0**	**0**	**0**	**0**	**0**	**0**	**0**	**0**	**0**	**0**	**0**	**0**	**0**	**0**	**0**	**0**	**0**	**0**	**0**	**0**	**0**	**0**
1200	12	1	0	3	5	0	1	2	0	0	0	0	0	0	0	0	0	0	0	0	0	0	0	0	0	0	0	0	0
1300	21	0	0	1	10	8	1	0	0	1	0	0	0	0	0	0	0	0	0	0	0	0	0	0	0	0	0	0	0
1400	9	0	1	0	1	2	4	0	1	0	0	0	0	0	0	0	0	0	0	0	0	0	0	0	0	0	0	0	0
1500	**26**	**0**	**5**	**7**	**5**	**2**	**6**	**1**	**0**	**0**	**0**	**0**	**0**	**0**	**0**	**0**	**0**	**0**	**0**	**0**	**0**	**0**	**0**	**0**	**0**	**0**	**0**	**0**	**0**
1600	15	0	1	0	4	3	5	1	1	0	0	0	0	0	0	0	0	0	0	0	0	0	0	0	0	0	0	0	0
1700	10	0	0	0	5	3	0	2	0	0	0	0	0	0	0	0	0	0	0	0	0	0	0	0	0	0	0	0	0
1800	8	0	0	1	3	2	1	1	0	0	0	0	0	0	0	0	0	0	0	0	0	0	0	0	0	0	0	0	0
1900	10	0	0	0	5	2	0	3	0	0	0	0	0	0	0	0	0	0	0	0	0	0	0	0	0	0	0	0	0
2000	7	0	2	1	2	1	0	1	0	0	0	0	0	0	0	0	0	0	0	0	0	0	0	0	0	0	0	0	0
2100	1	0	0	1	0	0	0	0	0	0	0	0	0	0	0	0	0	0	0	0	0	0	0	0	0	0	0	0	0
2200	3	0	0	2	0	0	1	0	0	0	0	0	0	0	0	0	0	0	0	0	0	0	0	0	0	0	0	0	0
2300	0	0	0	0	0	0	0	0	0	0	0	0	0	0	0	0	0	0	0	0	0	0	0	0	0	0	0	0	0
07-19	**154**	**1**	**10**	**18**	**53**	**30**	**28**	**11**	**2**	**1**	**0**	**0**	**0**	**0**	**0**	**0**	**0**	**0**	**0**	**0**	**0**	**0**	**0**	**0**	**0**	**0**	**0**	**0**	**0**
06-22	**173**	**1**	**12**	**20**	**60**	**33**	**28**	**16**	**2**	**1**	**0**	**0**	**0**	**0**	**0**	**0**	**0**	**0**	**0**	**0**	**0**	**0**	**0**	**0**	**0**	**0**	**0**	**0**	**0**
06-00	**176**	**1**	**12**	**22**	**60**	**33**	**29**	**16**	**2**	**1**	**0**	**0**	**0**	**0**	**0**	**0**	**0**	**0**	**0**	**0**	**0**	**0**	**0**	**0**	**0**	**0**	**0**	**0**	**0**
00-00	**181**	**1**	**12**	**22**	**62**	**34**	**31**	**16**	**2**	**1**	**0**	**0**	**0**	**0**	**0**	**0**	**0**	**0**	**0**	**0**	**0**	**0**	**0**	**0**	**0**	**0**	**0**	**0**	**0**

DRAFT

Site 38
Location Unnamed Road, Att - Telepole, Lat 53.7745, Long -6.76849
Direction Two way

3279 / Meath/Cavan/Monaghan ATC's
October 2013
Automatic Traffic Count

Sun, 13 October 2013

Time	Total	Speed Bins (mph)																											
		0 - 5	5 - 10	10 - 15	15 - 20	20 - 25	25 - 30	30 - 35	35 - 40	40 - 45	45 - 50	50 - 55	55 - 60	60 - 65	65 - 70	70 - 75	75 - 80	80 - 85	85 - 90	90 - 95	95 - 100	100 - 105	105 - 110	110 - 115	115 - 120	120 - 125	125 - 130	130 - 135	135 - 140
0000	4	0	0	1	1	2	0	0	0	0	0	0	0	0	0	0	0	0	0	0	0	0	0	0	0	0	0	0	0
0100	0	0	0	0	0	0	0	0	0	0	0	0	0	0	0	0	0	0	0	0	0	0	0	0	0	0	0	0	0
0200	3	0	0	0	1	2	0	0	0	0	0	0	0	0	0	0	0	0	0	0	0	0	0	0	0	0	0	0	0
0300	0	0	0	0	0	0	0	0	0	0	0	0	0	0	0	0	0	0	0	0	0	0	0	0	0	0	0	0	0
0400	0	0	0	0	0	0	0	0	0	0	0	0	0	0	0	0	0	0	0	0	0	0	0	0	0	0	0	0	0
0500	0	0	0	0	0	0	0	0	0	0	0	0	0	0	0	0	0	0	0	0	0	0	0	0	0	0	0	0	0
0600	0	0	0	0	0	0	0	0	0	0	0	0	0	0	0	0	0	0	0	0	0	0	0	0	0	0	0	0	0
0700	2	0	0	0	0	2	0	0	0	0	0	0	0	0	0	0	0	0	0	0	0	0	0	0	0	0	0	0	0
0800	1	0	0	0	0	0	1	0	0	0	0	0	0	0	0	0	0	0	0	0	0	0	0	0	0	0	0	0	0
0900	6	0	0	1	2	0	3	0	0	0	0	0	0	0	0	0	0	0	0	0	0	0	0	0	0	0	0	0	0
1000	4	0	0	1	0	2	1	0	0	0	0	0	0	0	0	0	0	0	0	0	0	0	0	0	0	0	0	0	0
1100	**13**	**0**	**3**	**0**	**2**	**3**	**2**	**3**	**0**	**0**	**0**	**0**	**0**	**0**	**0**	**0**	**0**	**0**	**0**	**0**	**0**	**0**	**0**	**0**	**0**	**0**	**0**	**0**	**0**
1200	**20**	**0**	**2**	**5**	**6**	**2**	**3**	**2**	**0**	**0**	**0**	**0**	**0**	**0**	**0**	**0**	**0**	**0**	**0**	**0**	**0**	**0**	**0**	**0**	**0**	**0**	**0**	**0**	**0**
1300	8	0	0	0	1	1	2	3	1	0	0	0	0	0	0	0	0	0	0	0	0	0	0	0	0	0	0	0	0
1400	9	0	1	2	0	4	0	2	0	0	0	0	0	0	0	0	0	0	0	0	0	0	0	0	0	0	0	0	0
1500	5	0	0	1	1	1	1	1	0	0	0	0	0	0	0	0	0	0	0	0	0	0	0	0	0	0	0	0	0
1600	4	0	0	0	1	1	2	0	0	0	0	0	0	0	0	0	0	0	0	0	0	0	0	0	0	0	0	0	0
1700	10	0	0	1	4	3	0	2	0	0	0	0	0	0	0	0	0	0	0	0	0	0	0	0	0	0	0	0	0
1800	14	0	1	2	4	4	3	0	0	0	0	0	0	0	0	0	0	0	0	0	0	0	0	0	0	0	0	0	0
1900	9	0	0	0	2	6	1	0	0	0	0	0	0	0	0	0	0	0	0	0	0	0	0	0	0	0	0	0	0
2000	9	0	0	1	6	1	1	0	0	0	0	0	0	0	0	0	0	0	0	0	0	0	0	0	0	0	0	0	0
2100	0	0	0	0	0	0	0	0	0	0	0	0	0	0	0	0	0	0	0	0	0	0	0	0	0	0	0	0	0
2200	3	0	0	0	0	1	1	0	1	0	0	0	0	0	0	0	0	0	0	0	0	0	0	0	0	0	0	0	0
2300	0	0	0	0	0	0	0	0	0	0	0	0	0	0	0	0	0	0	0	0	0	0	0	0	0	0	0	0	0
07-19	**96**	**0**	**7**	**13**	**21**	**23**	**18**	**13**	**1**	**0**	**0**	**0**	**0**	**0**	**0**	**0**	**0**	**0**	**0**	**0**	**0**	**0**	**0**	**0**	**0**	**0**	**0**	**0**	**0**
06-22	**114**	**0**	**7**	**14**	**29**	**30**	**20**	**13**	**1**	**0**	**0**	**0**	**0**	**0**	**0**	**0**	**0**	**0**	**0**	**0**	**0**	**0**	**0**	**0**	**0**	**0**	**0**	**0**	**0**
06-00	**117**	**0**	**7**	**14**	**29**	**31**	**21**	**13**	**2**	**0**	**0**	**0**	**0**	**0**	**0**	**0**	**0**	**0**	**0**	**0**	**0**	**0**	**0**	**0**	**0**	**0**	**0**	**0**	**0**
00-00	**124**	**0**	**7**	**15**	**31**	**35**	**21**	**13**	**2**	**0**	**0**	**0**	**0**	**0**	**0**	**0**	**0**	**0**	**0**	**0**	**0**	**0**	**0**	**0**	**0**	**0**	**0**	**0**	**0**

DRAFT

Site 38
Location Unnamed Road, Att - Telepole, Lat 53.7745, Long -6.76849
Direction Two way

3279 / Meath/Cavan/Monaghan ATC's
October 2013
Automatic Traffic Count

Mon, 14 October 2013

Time	Total	Speed Bins (mph)																											
		0 - 5	5 - 10	10 - 15	15 - 20	20 - 25	25 - 30	30 - 35	35 - 40	40 - 45	45 - 50	50 - 55	55 - 60	60 - 65	65 - 70	70 - 75	75 - 80	80 - 85	85 - 90	90 - 95	95 - 100	100 - 105	105 - 110	110 - 115	115 - 120	120 - 125	125 - 130	130 - 135	135 - 140
0000	2	0	0	0	0	0	2	0	0	0	0	0	0	0	0	0	0	0	0	0	0	0	0	0	0	0	0	0	0
0100	3	0	0	0	0	0	3	0	0	0	0	0	0	0	0	0	0	0	0	0	0	0	0	0	0	0	0	0	0
0200	0	0	0	0	0	0	0	0	0	0	0	0	0	0	0	0	0	0	0	0	0	0	0	0	0	0	0	0	0
0300	0	0	0	0	0	0	0	0	0	0	0	0	0	0	0	0	0	0	0	0	0	0	0	0	0	0	0	0	0
0400	1	0	0	0	0	0	1	0	0	0	0	0	0	0	0	0	0	0	0	0	0	0	0	0	0	0	0	0	0
0500	0	0	0	0	0	0	0	0	0	0	0	0	0	0	0	0	0	0	0	0	0	0	0	0	0	0	0	0	0
0600	2	0	0	0	0	0	1	1	0	0	0	0	0	0	0	0	0	0	0	0	0	0	0	0	0	0	0	0	0
0700	7	0	0	1	4	1	1	0	0	0	0	0	0	0	0	0	0	0	0	0	0	0	0	0	0	0	0	0	0
0800	10	0	1	3	2	3	0	1	0	0	0	0	0	0	0	0	0	0	0	0	0	0	0	0	0	0	0	0	0
0900	**11**	**0**	**2**	**0**	**4**	**3**	**2**	**0**	**0**	**0**	**0**	**0**	**0**	**0**	**0**	**0**	**0**	**0**	**0**	**0**	**0**	**0**	**0**	**0**	**0**	**0**	**0**	**0**	**0**
1000	10	0	0	1	2	4	1	2	0	0	0	0	0	0	0	0	0	0	0	0	0	0	0	0	0	0	0	0	0
1100	9	0	0	0	1	2	6	0	0	0	0	0	0	0	0	0	0	0	0	0	0	0	0	0	0	0	0	0	0
1200	8	0	0	1	1	2	2	1	0	0	1	0	0	0	0	0	0	0	0	0	0	0	0	0	0	0	0	0	0
1300	7	0	0	1	0	0	6	0	0	0	0	0	0	0	0	0	0	0	0	0	0	0	0	0	0	0	0	0	0
1400	12	0	1	2	4	1	2	1	1	0	0	0	0	0	0	0	0	0	0	0	0	0	0	0	0	0	0	0	0
1500	**14**	**0**	**1**	**1**	**0**	**4**	**5**	**2**	**1**	**0**	**0**	**0**	**0**	**0**	**0**	**0**	**0**	**0**	**0**	**0**	**0**	**0**	**0**	**0**	**0**	**0**	**0**	**0**	**0**
1600	8	0	2	1	0	0	3	1	1	0	0	0	0	0	0	0	0	0	0	0	0	0	0	0	0	0	0	0	0
1700	8	0	2	2	2	0	1	1	0	0	0	0	0	0	0	0	0	0	0	0	0	0	0	0	0	0	0	0	0
1800	11	0	0	2	1	6	1	1	0	0	0	0	0	0	0	0	0	0	0	0	0	0	0	0	0	0	0	0	0
1900	**14**	**0**	**0**	**3**	**4**	**6**	**0**	**1**	**0**	**0**	**0**	**0**	**0**	**0**	**0**	**0**	**0**	**0**	**0**	**0**	**0**	**0**	**0**	**0**	**0**	**0**	**0**	**0**	**0**
2000	12	0	2	1	6	1	1	1	0	0	0	0	0	0	0	0	0	0	0	0	0	0	0	0	0	0	0	0	0
2100	2	0	0	1	0	1	0	0	0	0	0	0	0	0	0	0	0	0	0	0	0	0	0	0	0	0	0	0	0
2200	4	0	0	0	1	1	1	0	0	1	0	0	0	0	0	0	0	0	0	0	0	0	0	0	0	0	0	0	0
2300	0	0	0	0	0	0	0	0	0	0	0	0	0	0	0	0	0	0	0	0	0	0	0	0	0	0	0	0	0
07-19	**115**	**0**	**9**	**15**	**21**	**26**	**30**	**10**	**3**	**0**	**1**	**0**	**0**	**0**	**0**	**0**	**0**	**0**	**0**	**0**	**0**	**0**	**0**	**0**	**0**	**0**	**0**	**0**	**0**
06-22	**145**	**0**	**11**	**20**	**31**	**34**	**32**	**13**	**3**	**0**	**1**	**0**	**0**	**0**	**0**	**0**	**0**	**0**	**0**	**0**	**0**	**0**	**0**	**0**	**0**	**0**	**0**	**0**	**0**
06-00	**149**	**0**	**11**	**20**	**32**	**35**	**33**	**13**	**3**	**1**	**1**	**0**	**0**	**0**	**0**	**0**	**0**	**0**	**0**	**0**	**0**	**0**	**0**	**0**	**0**	**0**	**0**	**0**	**0**
00-00	**155**	**0**	**11**	**20**	**32**	**35**	**39**	**13**	**3**	**1**	**1**	**0**	**0**	**0**	**0**	**0**	**0**	**0**	**0**	**0**	**0**	**0**	**0**	**0**	**0**	**0**	**0**	**0**	**0**

DRAFT

Site 38
Location Unnamed Road, Att - Telepole, Lat 53.7745, Long -6.76849
Direction Two way

3279 / Meath/Cavan/Monaghan ATC's
October 2013
Automatic Traffic Count

Tue, 15 October 2013

Time	Total	Speed Bins (mph)																											
		0 - 5	5 - 10	10 - 15	15 - 20	20 - 25	25 - 30	30 - 35	35 - 40	40 - 45	45 - 50	50 - 55	55 - 60	60 - 65	65 - 70	70 - 75	75 - 80	80 - 85	85 - 90	90 - 95	95 - 100	100 - 105	105 - 110	110 - 115	115 - 120	120 - 125	125 - 130	130 - 135	135 - 140
0000	1	0	0	0	0	0	1	0	0	0	0	0	0	0	0	0	0	0	0	0	0	0	0	0	0	0	0	0	0
0100	0	0	0	0	0	0	0	0	0	0	0	0	0	0	0	0	0	0	0	0	0	0	0	0	0	0	0	0	0
0200	0	0	0	0	0	0	0	0	0	0	0	0	0	0	0	0	0	0	0	0	0	0	0	0	0	0	0	0	0
0300	0	0	0	0	0	0	0	0	0	0	0	0	0	0	0	0	0	0	0	0	0	0	0	0	0	0	0	0	0
0400	0	0	0	0	0	0	0	0	0	0	0	0	0	0	0	0	0	0	0	0	0	0	0	0	0	0	0	0	0
0500	0	0	0	0	0	0	0	0	0	0	0	0	0	0	0	0	0	0	0	0	0	0	0	0	0	0	0	0	0
0600	2	0	0	0	0	0	0	2	0	0	0	0	0	0	0	0	0	0	0	0	0	0	0	0	0	0	0	0	0
0700	7	0	0	0	3	2	2	0	0	0	0	0	0	0	0	0	0	0	0	0	0	0	0	0	0	0	0	0	0
0800	7	0	0	0	4	1	1	0	1	0	0	0	0	0	0	0	0	0	0	0	0	0	0	0	0	0	0	0	0
0900	6	0	0	2	2	2	0	0	0	0	0	0	0	0	0	0	0	0	0	0	0	0	0	0	0	0	0	0	0
1000	**8**	**0**	**0**	**1**	**1**	**3**	**3**	**0**	**0**	**0**	**0**	**0**	**0**	**0**	**0**	**0**	**0**	**0**	**0**	**0**	**0**	**0**	**0**	**0**	**0**	**0**	**0**	**0**	**0**
1100	**8**	**0**	**0**	**1**	**2**	**1**	**1**	**3**	**0**	**0**	**0**	**0**	**0**	**0**	**0**	**0**	**0**	**0**	**0**	**0**	**0**	**0**	**0**	**0**	**0**	**0**	**0**	**0**	**0**
1200	17	0	0	1	6	7	2	1	0	0	0	0	0	0	0	0	0	0	0	0	0	0	0	0	0	0	0	0	0
1300	13	0	0	1	4	3	1	3	1	0	0	0	0	0	0	0	0	0	0	0	0	0	0	0	0	0	0	0	0
1400	15	0	0	1	2	7	4	1	0	0	0	0	0	0	0	0	0	0	0	0	0	0	0	0	0	0	0	0	0
1500	7	0	0	0	1	4	2	0	0	0	0	0	0	0	0	0	0	0	0	0	0	0	0	0	0	0	0	0	0
1600	11	0	2	1	2	3	1	1	0	1	0	0	0	0	0	0	0	0	0	0	0	0	0	0	0	0	0	0	0
1700	**19**	**0**	**4**	**2**	**7**	**4**	**1**	**1**	**0**	**0**	**0**	**0**	**0**	**0**	**0**	**0**	**0**	**0**	**0**	**0**	**0**	**0**	**0**	**0**	**0**	**0**	**0**	**0**	**0**
1800	7	0	0	0	2	2	2	0	0	1	0	0	0	0	0	0	0	0	0	0	0	0	0	0	0	0	0	0	0
1900	9	0	1	0	2	1	2	2	1	0	0	0	0	0	0	0	0	0	0	0	0	0	0	0	0	0	0	0	0
2000	7	0	0	0	1	6	0	0	0	0	0	0	0	0	0	0	0	0	0	0	0	0	0	0	0	0	0	0	0
2100	3	0	0	0	0	2	1	0	0	0	0	0	0	0	0	0	0	0	0	0	0	0	0	0	0	0	0	0	0
2200	6	0	0	1	0	2	2	1	0	0	0	0	0	0	0	0	0	0	0	0	0	0	0	0	0	0	0	0	0
2300	0	0	0	0	0	0	0	0	0	0	0	0	0	0	0	0	0	0	0	0	0	0	0	0	0	0	0	0	0
07-19	**125**	**0**	**6**	**10**	**36**	**39**	**20**	**10**	**2**	**2**	**0**	**0**	**0**	**0**	**0**	**0**	**0**	**0**	**0**	**0**	**0**	**0**	**0**	**0**	**0**	**0**	**0**	**0**	**0**
06-22	**146**	**0**	**7**	**10**	**39**	**48**	**23**	**14**	**3**	**2**	**0**	**0**	**0**	**0**	**0**	**0**	**0**	**0**	**0**	**0**	**0**	**0**	**0**	**0**	**0**	**0**	**0**	**0**	**0**
06-00	**152**	**0**	**7**	**11**	**39**	**50**	**25**	**15**	**3**	**2**	**0**	**0**	**0**	**0**	**0**	**0**	**0**	**0**	**0**	**0**	**0**	**0**	**0**	**0**	**0**	**0**	**0**	**0**	**0**
00-00	**153**	**0**	**7**	**11**	**39**	**50**	**26**	**15**	**3**	**2**	**0**	**0**	**0**	**0**	**0**	**0**	**0**	**0**	**0**	**0**	**0**	**0**	**0**	**0**	**0**	**0**	**0**	**0**	**0**

DRAFT

Site 38
Location Unnamed Road, Att - Telepole, Lat 53.7745, Long -6.76849
Direction Two way

3279 / Meath/Cavan/Monaghan ATC's
October 2013
Automatic Traffic Count

Wed, 16 October 2013

Time	Total	Speed Bins (mph)																											
		0 - 5	5 - 10	10 - 15	15 - 20	20 - 25	25 - 30	30 - 35	35 - 40	40 - 45	45 - 50	50 - 55	55 - 60	60 - 65	65 - 70	70 - 75	75 - 80	80 - 85	85 - 90	90 - 95	95 - 100	100 - 105	105 - 110	110 - 115	115 - 120	120 - 125	125 - 130	130 - 135	135 - 140
0000	1	0	0	0	0	0	1	0	0	0	0	0	0	0	0	0	0	0	0	0	0	0	0	0	0	0	0	0	0
0100	1	0	0	0	0	0	0	1	0	0	0	0	0	0	0	0	0	0	0	0	0	0	0	0	0	0	0	0	0
0200	1	0	0	1	0	0	0	0	0	0	0	0	0	0	0	0	0	0	0	0	0	0	0	0	0	0	0	0	0
0300	0	0	0	0	0	0	0	0	0	0	0	0	0	0	0	0	0	0	0	0	0	0	0	0	0	0	0	0	0
0400	1	0	0	0	0	0	0	1	0	0	0	0	0	0	0	0	0	0	0	0	0	0	0	0	0	0	0	0	0
0500	0	0	0	0	0	0	0	0	0	0	0	0	0	0	0	0	0	0	0	0	0	0	0	0	0	0	0	0	0
0600	1	0	0	0	0	0	0	1	0	0	0	0	0	0	0	0	0	0	0	0	0	0	0	0	0	0	0	0	0
0700	4	0	0	0	0	0	1	3	0	0	0	0	0	0	0	0	0	0	0	0	0	0	0	0	0	0	0	0	0
0800	13	0	0	1	4	3	4	1	0	0	0	0	0	0	0	0	0	0	0	0	0	0	0	0	0	0	0	0	0
0900	10	0	0	1	1	8	0	0	0	0	0	0	0	0	0	0	0	0	0	0	0	0	0	0	0	0	0	0	0
1000	9	0	0	1	1	2	2	1	1	1	0	0	0	0	0	0	0	0	0	0	0	0	0	0	0	0	0	0	0
1100	**19**	**0**	**0**	**5**	**4**	**6**	**0**	**2**	**1**	**1**	**0**	**0**	**0**	**0**	**0**	**0**	**0**	**0**	**0**	**0**	**0**	**0**	**0**	**0**	**0**	**0**	**0**	**0**	**0**
1200	20	0	0	2	0	5	5	5	1	0	2	0	0	0	0	0	0	0	0	0	0	0	0	0	0	0	0	0	0
1300	26	0	0	0	2	4	12	5	2	1	0	0	0	0	0	0	0	0	0	0	0	0	0	0	0	0	0	0	0
1400	20	0	0	0	2	5	4	1	6	2	0	0	0	0	0	0	0	0	0	0	0	0	0	0	0	0	0	0	0
1500	**28**	**0**	**0**	**3**	**0**	**1**	**16**	**7**	**1**	**0**	**0**	**0**	**0**	**0**	**0**	**0**	**0**	**0**	**0**	**0**	**0**	**0**	**0**	**0**	**0**	**0**	**0**	**0**	**0**
1600	20	0	1	7	0	6	1	3	2	0	0	0	0	0	0	0	0	0	0	0	0	0	0	0	0	0	0	0	0
1700	23	0	0	3	3	3	8	3	3	0	0	0	0	0	0	0	0	0	0	0	0	0	0	0	0	0	0	0	0
1800	9	0	0	1	3	3	0	1	1	0	0	0	0	0	0	0	0	0	0	0	0	0	0	0	0	0	0	0	0
1900	10	0	2	0	0	3	0	3	1	1	0	0	0	0	0	0	0	0	0	0	0	0	0	0	0	0	0	0	0
2000	4	0	0	0	1	1	0	1	0	1	0	0	0	0	0	0	0	0	0	0	0	0	0	0	0	0	0	0	0
2100	9	0	1	1	1	1	3	0	2	0	0	0	0	0	0	0	0	0	0	0	0	0	0	0	0	0	0	0	0
2200	2	0	0	0	0	2	0	0	0	0	0	0	0	0	0	0	0	0	0	0	0	0	0	0	0	0	0	0	0
2300	0	0	0	0	0	0	0	0	0	0	0	0	0	0	0	0	0	0	0	0	0	0	0	0	0	0	0	0	0
07-19	**201**	**0**	**1**	**24**	**20**	**46**	**53**	**32**	**18**	**5**	**2**	**0**	**0**	**0**	**0**	**0**	**0**	**0**	**0**	**0**	**0**	**0**	**0**	**0**	**0**	**0**	**0**	**0**	**0**
06-22	**225**	**0**	**4**	**25**	**22**	**51**	**56**	**37**	**21**	**7**	**2**	**0**	**0**	**0**	**0**	**0**	**0**	**0**	**0**	**0**	**0**	**0**	**0**	**0**	**0**	**0**	**0**	**0**	**0**
06-00	**227**	**0**	**4**	**25**	**22**	**53**	**56**	**37**	**21**	**7**	**2**	**0**	**0**	**0**	**0**	**0**	**0**	**0**	**0**	**0**	**0**	**0**	**0**	**0**	**0**	**0**	**0**	**0**	**0**
00-00	**231**	**0**	**4**	**26**	**22**	**53**	**57**	**39**	**21**	**7**	**2**	**0**	**0**	**0**	**0**	**0**	**0**	**0**	**0**	**0**	**0**	**0**	**0**	**0**	**0**	**0**	**0**	**0**	**0**

DRAFT

Site 38
Location Unnamed Road, Att - Telepole, Lat 53.7745, Long -6.76849
Direction Two way

3279 / Meath/Cavan/Monaghan ATC's
October 2013
Automatic Traffic Count

Virtual Day (7)

Time	Total	Speed Bins (mph)																											
		0 - 5	5 - 10	10 - 15	15 - 20	20 - 25	25 - 30	30 - 35	35 - 40	40 - 45	45 - 50	50 - 55	55 - 60	60 - 65	65 - 70	70 - 75	75 - 80	80 - 85	85 - 90	90 - 95	95 - 100	100 - 105	105 - 110	110 - 115	115 - 120	120 - 125	125 - 130	130 - 135	135 - 140
0000	2	0	0	0	0	0	1	0	0	0	0	0	0	0	0	0	0	0	0	0	0	0	0	0	0	0	0	0	0
0100	1	0	0	0	0	0	1	0	0	0	0	0	0	0	0	0	0	0	0	0	0	0	0	0	0	0	0	0	0
0200	1	0	0	0	0	0	0	0	0	0	0	0	0	0	0	0	0	0	0	0	0	0	0	0	0	0	0	0	0
0300	0	0	0	0	0	0	0	0	0	0	0	0	0	0	0	0	0	0	0	0	0	0	0	0	0	0	0	0	0
0400	0	0	0	0	0	0	0	0	0	0	0	0	0	0	0	0	0	0	0	0	0	0	0	0	0	0	0	0	0
0500	0	0	0	0	0	0	0	0	0	0	0	0	0	0	0	0	0	0	0	0	0	0	0	0	0	0	0	0	0
0600	1	0	0	0	0	0	0	1	0	0	0	0	0	0	0	0	0	0	0	0	0	0	0	0	0	0	0	0	0
0700	6	0	0	0	1	2	1	1	0	0	0	0	0	0	0	0	0	0	0	0	0	0	0	0	0	0	0	0	0
0800	7	0	0	1	3	2	1	0	0	0	0	0	0	0	0	0	0	0	0	0	0	0	0	0	0	0	0	0	0
0900	8	0	0	1	2	2	1	0	0	0	0	0	0	0	0	0	0	0	0	0	0	0	0	0	0	0	0	0	0
1000	11	0	0	2	3	2	2	1	0	0	0	0	0	0	0	0	0	0	0	0	0	0	0	0	0	0	0	0	0
1100	**12**	**0**	**1**	**1**	**3**	**3**	**2**	**1**	**0**	**0**	**0**	**0**	**0**	**0**	**0**	**0**	**0**	**0**	**0**	**0**	**0**	**0**	**0**	**0**	**0**	**0**	**0**	**0**	**0**
1200	13	0	0	3	3	3	2	2	0	0	0	0	0	0	0	0	0	0	0	0	0	0	0	0	0	0	0	0	0
1300	13	0	1	0	3	3	4	2	1	0	0	0	0	0	0	0	0	0	0	0	0	0	0	0	0	0	0	0	0
1400	13	0	1	2	2	3	3	1	1	0	0	0	0	0	0	0	0	0	0	0	0	0	0	0	0	0	0	0	0
1500	14	0	1	2	2	2	5	2	0	0	0	0	0	0	0	0	0	0	0	0	0	0	0	0	0	0	0	0	0
1600	12	0	1	2	2	3	3	1	1	0	0	0	0	0	0	0	0	0	0	0	0	0	0	0	0	0	0	0	0
1700	**15**	**0**	**1**	**2**	**4**	**3**	**3**	**2**	**0**	**0**	**0**	**0**	**0**	**0**	**0**	**0**	**0**	**0**	**0**	**0**	**0**	**0**	**0**	**0**	**0**	**0**	**0**	**0**	**0**
1800	12	0	0	1	4	4	1	1	0	0	0	0	0	0	0	0	0	0	0	0	0	0	0	0	0	0	0	0	0
1900	11	0	0	1	3	3	1	2	0	0	0	0	0	0	0	0	0	0	0	0	0	0	0	0	0	0	0	0	0
2000	8	0	1	1	3	2	1	1	0	0	0	0	0	0	0	0	0	0	0	0	0	0	0	0	0	0	0	0	0
2100	3	0	0	1	0	1	1	0	0	0	0	0	0	0	0	0	0	0	0	0	0	0	0	0	0	0	0	0	0
2200	3	0	0	1	0	1	1	0	0	0	0	0	0	0	0	0	0	0	0	0	0	0	0	0	0	0	0	0	0
2300	0	0	0	0	0	0	0	0	0	0	0	0	0	0	0	0	0	0	0	0	0	0	0	0	0	0	0	0	0
07-19	**135**	**0**	**7**	**18**	**32**	**31**	**29**	**13**	**4**	**1**	**0**	**0**	**0**	**0**	**0**	**0**	**0**	**0**	**0**	**0**	**0**	**0**	**0**	**0**	**0**	**0**	**0**	**0**	**0**
06-22	**158**	**0**	**8**	**20**	**38**	**37**	**31**	**16**	**5**	**2**	**0**	**0**	**0**	**0**	**0**	**0**	**0**	**0**	**0**	**0**	**0**	**0**	**0**	**0**	**0**	**0**	**0**	**0**	**0**
06-00	**162**	**0**	**8**	**21**	**38**	**38**	**32**	**16**	**5**	**2**	**0**	**0**	**0**	**0**	**0**	**0**	**0**	**0**	**0**	**0**	**0**	**0**	**0**	**0**	**0**	**0**	**0**	**0**	**0**
00-00	**165**	**0**	**8**	**21**	**39**	**39**	**34**	**17**	**5**	**2**	**0**	**0**	**0**	**0**	**0**	**0**	**0**	**0**	**0**	**0**	**0**	**0**	**0**	**0**	**0**	**0**	**0**	**0**	**0**

DRAFT

Site 38
Location Unnamed Road, Att - Telepole, Lat 53.7745, Long -6.76849
Direction Two way

3279 / Meath/Cavan/Monaghan ATC's
October 2013
Automatic Traffic Count

Virtual Week (1)

Time	Total	Speed Bins (mph)																											
		0 - 5	5 - 10	10 - 15	15 - 20	20 - 25	25 - 30	30 - 35	35 - 40	40 - 45	45 - 50	50 - 55	55 - 60	60 - 65	65 - 70	70 - 75	75 - 80	80 - 85	85 - 90	90 - 95	95 - 100	100 - 105	105 - 110	110 - 115	115 - 120	120 - 125	125 - 130	130 - 135	135 - 140
Mon	155	0	11	20	32	35	39	13	3	1	1	0	0	0	0	0	0	0	0	0	0	0	0	0	0	0	0	0	0
Tue	153	0	7	11	39	50	26	15	3	2	0	0	0	0	0	0	0	0	0	0	0	0	0	0	0	0	0	0	0
Wed	231	0	4	26	22	53	57	39	21	7	2	0	0	0	0	0	0	0	0	0	0	0	0	0	0	0	0	0	0
Thu	150	1	9	28	51	25	24	9	3	0	0	0	0	0	0	0	0	0	0	0	0	0	0	0	0	0	0	0	0
Fri	164	1	5	24	38	41	39	11	4	1	0	0	0	0	0	0	0	0	0	0	0	0	0	0	0	0	0	0	0
|Sat	181	1	12	22	62	34	31	16	2	1	0	0	0	0	0	0	0	0	0	0	0	0	0	0	0	0	0	0	0
|Sun	124	0	7	15	31	35	21	13	2	0	0	0	0	0	0	0	0	0	0	0	0	0	0	0	0	0	0	0	0
5 Day Ave.	**171**	**0**	**7**	**22**	**36**	**41**	**37**	**17**	**7**	**2**	**1**	**0**	**0**	**0**	**0**	**0**	**0**	**0**	**0**	**0**	**0**	**0**	**0**	**0**	**0**	**0**	**0**	**0**	**0**
7 Day Ave.	**165**	**0**	**8**	**21**	**39**	**39**	**34**	**17**	**5**	**2**	**0**	**0**	**0**	**0**	**0**	**0**	**0**	**0**	**0**	**0**	**0**	**0**	**0**	**0**	**0**	**0**	**0**	**0**	**0**
--	**1158**	**3**	**55**	**146**	**275**	**273**	**237**	**116**	**38**	**12**	**3**	**0**	**0**	**0**	**0**	**0**	**0**	**0**	**0**	**0**	**0**	**0**	**0**	**0**	**0**	**0**	**0**	**0**	**0**

Summary Graphs

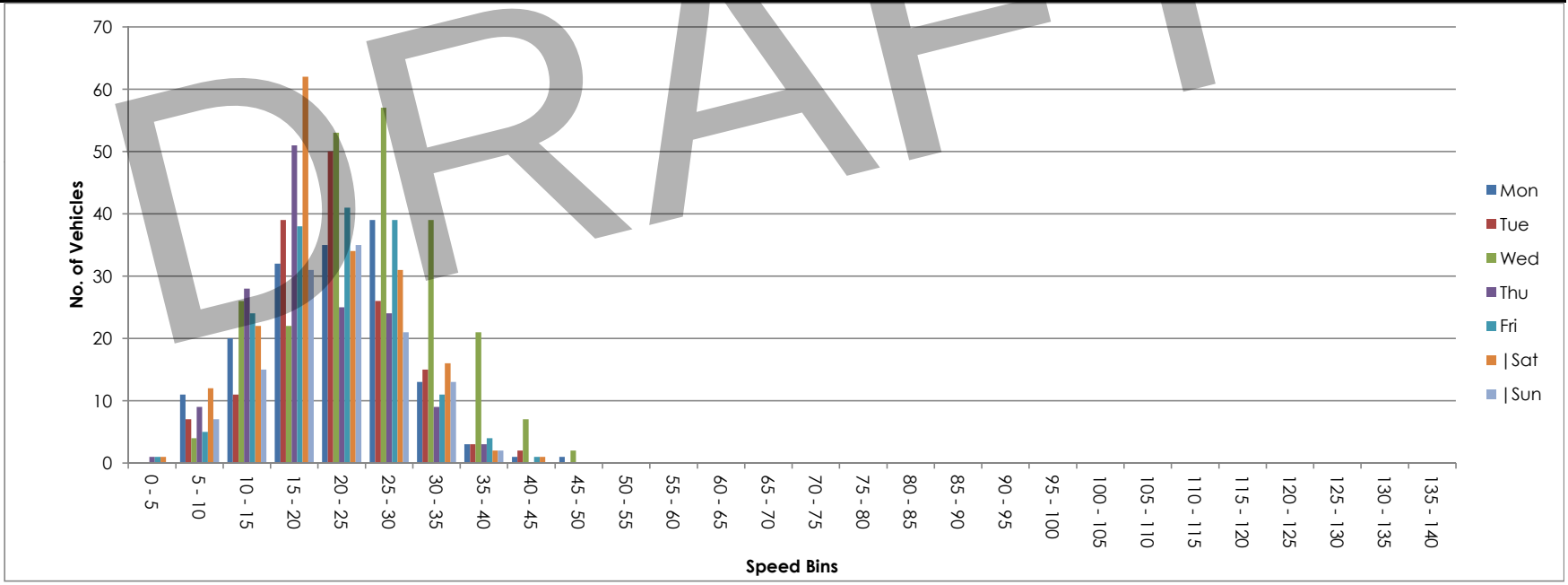

DRAFT



NDC NATIONWIDE DATA COLLECTION	**Site / Location:**	N52, Att - hedgerow, Lat 53.7852, Long -6.74005	**Project No:**	3279	**Photo No:**	3279-39	**Drawn By:** MOR
	Survey Date:	Thu, 10 October 2013 to Wed, 16 October 2013	**Project Name:**	Meath/Cavan/Monaghan ATC'S			
	Survey Times:	00:00 to 00(24):00	**Title:**	Site Photograph			

Site No.	Location.	Direction.	Speed Limit - PSL (km/h)	Start Date.	End Date.	Total Vehicles.	5 Day Ave.	7 Day Ave.	No. > Speed Limit.	%. > Speed Limit.	No. > Speed Limit1 (+5km/h).	%. > Speed Limit1 (+5km/h).	No. > Speed Limit1 (+10km/h).	%. > Speed Limit1 (+10km/h).	Mean Speed	85%ile Speed
39	N52, Att - hedgerow, Lat 53.7852, Long -6.74005	East	80	Thu, 10 October 2013	Wed, 16 October 2013	10066	1537	1438	4653	46.2	3204	31.8	1976	19.6	79.7	92.5
		West	80	Thu, 10 October 2013	Wed, 16 October 2013	10148	1575	1450	5323	52.5	3640	35.9	2209	21.8	80.8	93.2
		Two way	80	Thu, 10 October 2013	Wed, 16 October 2013	20214	3113	2888	9976	49.4	6844	33.9	4185	20.7	80.3	92.9

DRAFT

Site 39
Location N52, Att - hedgerow, Lat 53.7852, Long -6.74005
Direction East

3279 / Meath/Cavan/Monaghan ATC's
October 2013
Automatic Traffic Count

Thu, 10 October 2013

Time	Total	Classification												>PSL	>PSL%	>SL1	>SL1%	>SL2	>SL2%	Mean	Vpp
		1 MCL	2 SV	3 SVT	4 TB2	5 TB3	6 T4	7 ART3	8 ART4	9 ART5	10 ART6	11 BD	12 DRT	80	80	85 +5kph	85 +5kph	90 +10kph	90 +10kph		85
0000	8	0	3	0	2	0	0	0	1	2	0	0	0	5	62.5	2	25	1	12.5	77.5	-
0100	6	0	3	0	3	0	0	0	0	0	0	0	0	5	83.3	2	33.3	2	33.3	88.7	-
0200	4	0	3	0	1	0	0	0	0	0	0	0	0	4	100	4	100	1	25	90.8	-
0300	3	0	0	0	1	0	0	0	0	2	0	0	0	0	0	0	0	0	0	69.7	-
0400	9	0	5	0	0	1	0	0	2	0	1	0	0	5	55.6	4	44.4	3	33.3	77.8	-
0500	11	0	4	0	6	0	0	0	0	0	1	0	0	7	63.6	6	54.5	3	27.3	85.2	94.7
0600	39	0	32	0	5	0	0	0	1	1	0	0	0	27	69.2	20	51.3	13	33.3	86.2	97.2
0700	125	0	109	0	13	1	0	0	0	1	1	0	0	80	64	53	42.4	35	28	84.9	96.5
0800	**159**	**1**	**132**	**0**	**18**	**1**	**0**	**0**	**0**	**1**	**4**	**0**	**2**	**78**	**49.1**	**63**	**39.6**	**46**	**28.9**	**82.1**	**96.1**
0900	77	0	62	0	6	2	3	0	1	2	1	0	0	37	48.1	26	33.8	15	19.5	81.4	92.9
1000	72	0	47	0	12	0	7	1	3	2	0	0	0	39	54.2	29	40.3	18	25	83.5	94.3
1100	68	2	44	2	7	0	2	0	2	5	4	0	0	23	33.8	18	26.5	10	14.7	77.7	88.9
1200	65	0	43	3	9	0	2	0	1	3	3	1	0	33	50.8	23	35.4	12	18.5	79.6	92.5
1300	70	0	43	2	11	0	3	0	4	4	3	0	0	27	38.6	17	24.3	12	17.1	79	90.7
1400	73	0	43	1	10	0	3	0	1	9	6	0	0	36	49.3	24	32.9	13	17.8	80.7	90.7
1500	109	0	68	2	18	1	2	0	5	8	5	0	0	40	36.7	26	23.9	15	13.8	77.1	88.6
1600	94	1	61	3	15	0	0	0	3	5	6	0	0	35	37.2	18	19.1	11	11.7	77.7	86.8
1700	**141**	**1**	**105**	**5**	**12**	**1**	**5**	**0**	**3**	**5**	**4**	**0**	**0**	**63**	**44.7**	**44**	**31.2**	**24**	**17**	**79.4**	**91.4**
1800	100	0	80	1	9	1	1	0	1	7	0	0	0	47	47	32	32	20	20	79.5	92.5
1900	77	0	65	1	3	0	0	0	1	3	4	0	0	23	29.9	17	22.1	13	16.9	76.4	90.4
2000	44	0	36	1	4	0	0	1	1	1	0	0	0	23	52.3	13	29.5	8	18.2	79.7	90.7
2100	31	0	21	1	4	0	0	0	1	2	2	0	0	16	51.6	11	35.5	8	25.8	82.3	93.6
2200	28	0	21	1	3	1	0	0	1	0	1	0	0	17	60.7	13	46.4	6	21.4	83.2	91.4
2300	10	0	10	0	0	0	0	0	0	0	0	0	0	6	60	6	60	4	40	87.6	-
07-19	**1153**	**5**	**837**	**19**	**140**	**7**	**28**	**1**	**24**	**52**	**37**	**1**	**2**	**538**	**46.7**	**373**	**32.4**	**231**	**20**	**80.4**	**92.5**
06-22	**1344**	**5**	**991**	**22**	**156**	**7**	**28**	**2**	**28**	**59**	**43**	**1**	**2**	**627**	**46.7**	**434**	**32.3**	**273**	**20.3**	**80.3**	**92.9**
06-00	**1382**	**5**	**1022**	**23**	**159**	**8**	**28**	**2**	**29**	**59**	**44**	**1**	**2**	**650**	**47**	**453**	**32.8**	**283**	**20.5**	**80.5**	**92.9**
00-00	**1423**	**5**	**1040**	**23**	**172**	**9**	**28**	**2**	**32**	**63**	**46**	**1**	**2**	**676**	**47.5**	**471**	**33.1**	**293**	**20.6**	**80.5**	**92.9**

DRAFT

Site 39
Location N52, Att - hedgerow, Lat 53.7852, Long -6.74005
Direction East

3279 / Meath/Cavan/Monaghan ATC's
October 2013
Automatic Traffic Count

Fri, 11 October 2013

Time	Total	Classification												>PSL	>PSL%	>SL1	>SL1%	>SL2	>SL2%	Mean	Vpp
		1 MCL	2 SV	3 SVT	4 TB2	5 TB3	6 T4	7 ART3	8 ART4	9 ART5	10 ART6	11 BD	12 DRT	80	80	85 +5kph	85 +5kph	90 +10kph	90 +10kph		85
0000	10	0	5	0	3	0	0	0	0	1	1	0	0	6	60	4	40	1	10	82.2	-
0100	9	0	4	0	4	0	0	0	0	0	1	0	0	4	44.4	4	44.4	2	22.2	81.6	-
0200	0	0	0	0	0	0	0	0	0	0	0	0	0	0	0	0	0	0	0	-	-
0300	6	0	4	0	1	0	0	0	0	1	0	0	0	5	83.3	5	83.3	3	50	89.9	-
0400	2	0	0	0	2	0	0	0	0	0	0	0	0	1	50	1	50	0	0	83.8	-
0500	15	0	8	0	4	0	0	0	1	0	2	0	0	8	53.3	5	33.3	4	26.7	83	94.3
0600	43	0	32	1	8	0	0	0	1	0	1	0	0	33	76.7	22	51.2	14	32.6	84.9	94.3
0700	106	0	85	0	14	2	0	1	1	1	2	0	0	53	50	32	30.2	28	26.4	80.4	94.7
0800	**153**	**0**	**125**	**1**	**18**	**0**	**1**	**0**	**1**	**3**	**4**	**0**	**0**	**74**	**48.4**	**48**	**31.4**	**36**	**23.5**	**80.4**	**94**
0900	100	0	80	1	9	1	3	0	1	1	4	0	0	50	50	31	31	17	17	80	90.7
1000	78	0	60	1	8	1	1	0	2	4	0	1	0	35	44.9	24	30.8	20	25.6	80.5	97.6
1100	75	0	59	1	8	0	0	0	3	4	0	0	0	35	46.7	25	33.3	16	21.3	78.8	94.7
1200	80	0	46	3	12	0	2	0	5	8	4	0	0	26	32.5	16	20	11	13.8	76	89.3
1300	113	0	84	0	15	2	1	0	4	5	2	0	0	49	43.4	29	25.7	11	9.7	77.4	87.5
1400	94	0	60	1	17	1	1	0	2	4	8	0	0	26	27.7	14	14.9	9	9.6	75.2	84.6
1500	143	0	109	6	17	0	0	0	2	6	3	0	0	70	49	47	32.9	27	18.9	79.8	91.8
1600	129	0	97	2	12	2	3	0	3	4	6	0	0	63	48.8	39	30.2	25	19.4	80	92.9
1700	**146**	**0**	**105**	**4**	**14**	**2**	**1**	**0**	**3**	**8**	**9**	**0**	**0**	**60**	**41.1**	**43**	**29.5**	**29**	**19.9**	**78**	**91.8**
1800	119	1	99	2	12	0	0	0	0	2	2	0	1	46	38.7	33	27.7	20	16.8	78.2	90.4
1900	86	0	71	2	6	0	0	0	0	4	2	0	1	33	38.4	24	27.9	14	16.3	77.9	92.2
2000	57	0	48	1	6	0	0	0	0	1	1	0	0	30	52.6	24	42.1	14	24.6	82.2	94
2100	44	0	33	1	7	0	0	0	1	1	1	0	0	22	50	20	45.5	14	31.8	84.8	97.2
2200	27	0	19	1	3	0	0	0	0	3	1	0	0	13	48.1	10	37	6	22.2	79.4	99
2300	15	0	11	0	2	0	0	0	0	1	1	0	0	6	40	4	26.7	3	20	78.8	91.4
07-19	**1336**	**1**	**1009**	**22**	**156**	**11**	**13**	**1**	**27**	**50**	**44**	**1**	**1**	**587**	**43.9**	**381**	**28.5**	**249**	**18.6**	**78.8**	**92.5**
06-22	**1566**	**1**	**1193**	**27**	**183**	**11**	**13**	**1**	**29**	**56**	**49**	**1**	**2**	**705**	**45**	**471**	**30.1**	**305**	**19.5**	**79.2**	**92.5**
06-00	**1608**	**1**	**1223**	**28**	**188**	**11**	**13**	**1**	**29**	**60**	**51**	**1**	**2**	**724**	**45**	**485**	**30.2**	**314**	**19.5**	**79.2**	**92.9**
00-00	**1650**	**1**	**1244**	**28**	**202**	**11**	**13**	**1**	**30**	**62**	**55**	**1**	**2**	**748**	**45.3**	**504**	**30.5**	**324**	**19.6**	**79.3**	**92.9**

DRAFT

Site 39
Location N52, Att - hedgerow, Lat 53.7852, Long -6.74005
Direction East

3279 / Meath/Cavan/Monaghan ATC's
October 2013
Automatic Traffic Count

Sat, 12 October 2013

Time	Total	Classification												>PSL	>PSL%	>SL1	>SL1%	>SL2	>SL2%	Mean	Vpp
		1 MCL	2 SV	3 SVT	4 TB2	5 TB3	6 T4	7 ART3	8 ART4	9 ART5	10 ART6	11 BD	12 DRT	80	80	85 +5kph	85 +5kph	90 +10kph	90 +10kph		85
0000	12	0	9	0	2	0	0	0	0	1	0	0	0	7	58.3	6	50	5	41.7	82.8	95
0100	9	0	5	0	2	0	0	0	0	2	0	0	0	1	11.1	1	11.1	1	11.1	76.8	-
0200	3	0	3	0	0	0	0	0	0	0	0	0	0	2	66.7	2	66.7	0	0	82.9	-
0300	5	0	2	0	0	0	0	0	1	2	0	0	0	2	40	2	40	0	0	73	-
0400	7	0	5	0	1	0	0	0	0	1	0	0	0	3	42.9	3	42.9	3	42.9	82.8	-
0500	6	0	3	0	3	0	0	0	0	0	0	0	0	4	66.7	4	66.7	3	50	91.9	-
0600	20	0	14	1	5	0	0	0	0	0	0	0	0	17	85	15	75	14	70	94.8	103.7
0700	20	0	15	1	3	1	0	0	0	0	0	0	0	13	65	10	50	4	20	79.1	90.4
0800	43	0	33	2	7	1	0	0	0	0	0	0	0	31	72.1	25	58.1	14	32.6	83.5	95.4
0900	81	0	70	4	5	0	0	0	0	2	0	0	0	47	58	36	44.4	18	22.2	83.5	94.3
1000	83	0	68	1	10	1	0	0	1	2	0	0	0	44	53	35	42.2	25	30.1	82.7	96.1
1100	**84**	**1**	**63**	**1**	**9**	**2**	**1**	**0**	**0**	**4**	**3**	**0**	**0**	**32**	**38.1**	**20**	**23.8**	**12**	**14.3**	**76.2**	**88.2**
1200	89	0	72	4	10	1	0	0	1	0	1	0	0	44	49.4	36	40.4	25	28.1	81.8	96.1
1300	94	0	78	5	5	0	0	0	4	2	0	0	0	44	46.8	36	38.3	21	22.3	80.3	94.7
1400	89	0	76	1	10	0	0	0	0	1	1	0	0	54	60.7	37	41.6	26	29.2	82.2	95.4
1500	82	0	75	2	1	1	0	1	1	1	0	0	0	53	64.6	31	37.8	21	25.6	84.2	94
1600	100	0	87	1	10	0	1	0	0	1	0	0	0	62	62	33	33	19	19	82.5	91.8
1700	77	0	67	3	6	0	0	0	1	0	0	0	0	42	54.5	27	35.1	19	24.7	81.9	95.8
1800	71	0	64	0	4	0	0	0	2	1	0	0	0	40	56.3	27	38	18	25.4	83.5	95
1900	71	0	65	1	4	0	0	0	0	1	0	0	0	21	29.6	16	22.5	14	19.7	77.6	91.8
2000	**114**	**0**	**106**	**2**	**6**	**0**	**0**	**0**	**0**	**0**	**0**	**0**	**0**	**45**	**39.5**	**26**	**22.8**	**13**	**11.4**	**77.8**	**88.6**
2100	26	0	21	0	3	0	0	0	2	0	0	0	0	10	38.5	7	26.9	4	15.4	76.8	87.5
2200	20	0	19	0	1	0	0	0	0	0	0	0	0	12	60	9	45	3	15	80.4	88.9
2300	20	0	14	0	2	0	0	0	0	4	0	0	0	7	35	6	30	6	30	80.5	94
07-19	**913**	**1**	**768**	**25**	**80**	**7**	**2**	**1**	**10**	**14**	**5**	**0**	**0**	**506**	**55.4**	**353**	**38.7**	**222**	**24.3**	**81.9**	**94.7**
06-22	**1144**	**1**	**974**	**29**	**98**	**7**	**2**	**1**	**12**	**15**	**5**	**0**	**0**	**599**	**52.4**	**417**	**36.5**	**267**	**23.3**	**81.3**	**94.7**
06-00	**1184**	**1**	**1007**	**29**	**101**	**7**	**2**	**1**	**12**	**19**	**5**	**0**	**0**	**618**	**52.2**	**432**	**36.5**	**276**	**23.3**	**81.3**	**94.7**
00-00	**1226**	**1**	**1034**	**29**	**109**	**7**	**2**	**1**	**13**	**25**	**5**	**0**	**0**	**637**	**52**	**450**	**36.7**	**288**	**23.5**	**81.3**	**94.7**

DRAFT

Site 39
Location N52, Att - hedgerow, Lat 53.7852, Long -6.74005
Direction East

3279 / Meath/Cavan/Monaghan ATC's
October 2013
Automatic Traffic Count

Sun, 13 October 2013

Time	Total	Classification												>PSL	>PSL%	>SL1	>SL1%	>SL2	>SL2%	Mean	Vpp
		1 MCL	2 SV	3 SVT	4 TB2	5 TB3	6 T4	7 ART3	8 ART4	9 ART5	10 ART6	11 BD	12 DRT	80	80	85 +5kph	85 +5kph	90 +10kph	90 +10kph		85
0000	8	0	4	0	2	0	0	0	1	1	0	0	0	4	50	2	25	1	12.5	78.4	-
0100	9	0	6	0	3	0	0	0	0	0	0	0	0	5	55.6	4	44.4	2	22.2	82.2	-
0200	4	0	4	0	0	0	0	0	0	0	0	0	0	2	50	2	50	1	25	84.2	-
0300	9	0	5	0	3	0	0	0	0	1	0	0	0	5	55.6	1	11.1	0	0	78.7	-
0400	8	0	8	0	0	0	0	0	0	0	0	0	0	4	50	2	25	2	25	83.3	-
0500	3	0	3	0	0	0	0	0	0	0	0	0	0	1	33.3	0	0	0	0	67.2	-
0600	4	0	4	0	0	0	0	0	0	0	0	0	0	3	75	3	75	2	50	91.2	-
0700	12	0	10	0	1	0	0	0	1	0	0	0	0	8	66.7	6	50	5	41.7	86.3	93.2
0800	25	1	22	1	1	0	0	0	0	0	0	0	0	17	68	11	44	7	28	80.9	97.2
0900	40	0	35	1	3	0	0	0	0	1	0	0	0	24	60	19	47.5	6	15	81.8	89.6
1000	64	0	57	2	0	0	0	0	0	5	0	0	0	22	34.4	15	23.4	10	15.6	76.7	89.3
1100	**83**	**0**	**78**	**3**	**2**	**0**	**0**	**0**	**0**	**0**	**0**	**0**	**0**	**48**	**57.8**	**34**	**41**	**23**	**27.7**	**83.7**	**95**
1200	102	0	92	2	4	0	0	0	2	0	2	0	0	65	63.7	49	48	27	26.5	85.4	95
1300	81	7	67	2	5	0	0	0	0	0	0	0	0	49	60.5	42	51.9	28	34.6	87.6	101.9
1400	86	0	75	6	4	0	0	0	0	0	1	0	0	44	51.2	27	31.4	14	16.3	80	91.8
1500	85	4	71	6	4	0	0	0	0	0	0	0	0	48	56.5	34	40	21	24.7	81.5	94.7
1600	**113**	**4**	**87**	**11**	**9**	**0**	**0**	**0**	**0**	**2**	**0**	**0**	**0**	**41**	**36.3**	**28**	**24.8**	**16**	**14.2**	**78**	**89.6**
1700	102	0	94	1	7	0	0	0	0	0	0	0	0	51	50	32	31.4	23	22.5	84.3	96.8
1800	109	1	101	2	3	1	0	0	0	0	1	0	0	49	45	39	35.8	24	22	81.2	93.2
1900	81	0	75	3	3	0	0	0	0	0	0	0	0	38	46.9	22	27.2	11	13.6	79.3	88.9
2000	51	0	49	2	0	0	0	0	0	0	0	0	0	27	52.9	21	41.2	14	27.5	83.2	96.5
2100	32	0	28	1	3	0	0	0	0	0	0	0	0	26	81.3	17	53.1	10	31.3	87.5	98.3
2200	21	0	19	0	1	0	0	0	0	1	0	0	0	13	61.9	11	52.4	10	47.6	85.4	96.8
2300	21	0	18	1	1	0	0	0	0	1	0	0	0	12	57.1	10	47.6	6	28.6	81.9	96.5
07-19	**902**	**17**	**789**	**37**	**43**	**1**	**0**	**0**	**3**	**8**	**4**	**0**	**0**	**466**	**51.7**	**336**	**37.3**	**204**	**22.6**	**82.1**	**94.3**
06-22	**1070**	**17**	**945**	**43**	**49**	**1**	**0**	**0**	**3**	**8**	**4**	**0**	**0**	**560**	**52.3**	**399**	**37.3**	**241**	**22.5**	**82.1**	**94.7**
06-00	**1112**	**17**	**982**	**44**	**51**	**1**	**0**	**0**	**3**	**10**	**4**	**0**	**0**	**585**	**52.6**	**420**	**37.8**	**257**	**23.1**	**82.2**	**94.7**
00-00	**1153**	**17**	**1012**	**44**	**59**	**1**	**0**	**0**	**4**	**12**	**4**	**0**	**0**	**606**	**52.6**	**431**	**37.4**	**263**	**22.8**	**82.1**	**94.3**

DRAFT

Site 39
Location N52, Att - hedgerow, Lat 53.7852, Long -6.74005
Direction East

3279 / Meath/Cavan/Monaghan ATC's
October 2013
Automatic Traffic Count

Mon, 14 October 2013

Time	Total	Classification												>PSL	>PSL%	>SL1	>SL1%	>SL2	>SL2%	Mean	Vpp
		1 MCL	2 SV	3 SVT	4 TB2	5 TB3	6 T4	7 ART3	8 ART4	9 ART5	10 ART6	11 BD	12 DRT	80	80	85 +5kph	85 +5kph	90 +10kph	90 +10kph		85
0000	7	0	6	0	1	0	0	0	0	0	0	0	0	3	42.9	3	42.9	3	42.9	85.6	-
0100	6	0	2	0	4	0	0	0	0	0	0	0	0	2	33.3	2	33.3	2	33.3	76.7	-
0200	1	0	1	0	0	0	0	0	0	0	0	0	0	0	0	0	0	0	0	68.4	-
0300	8	0	4	0	1	0	0	0	1	2	0	0	0	5	62.5	4	50	3	37.5	82.4	-
0400	13	0	10	0	2	0	0	0	1	0	0	0	0	8	61.5	7	53.8	5	38.5	83.8	91.4
0500	16	0	9	0	5	1	0	0	1	0	0	0	0	11	68.8	9	56.3	5	31.3	87.4	108.7
0600	51	0	38	0	12	0	0	0	0	0	1	0	0	29	56.9	22	43.1	17	33.3	83.9	99
0700	101	0	86	2	10	0	0	0	0	2	1	0	0	59	58.4	42	41.6	32	31.7	83	98.3
0800	**131**	**0**	**112**	**1**	**14**	**0**	**1**	**0**	**1**	**1**	**1**	**0**	**0**	**75**	**57.3**	**49**	**37.4**	**37**	**28.2**	**83.4**	**97.6**
0900	99	0	85	1	8	0	1	0	3	1	0	0	0	57	57.6	41	41.4	23	23.2	83.5	93.2
1000	70	1	51	1	8	2	1	0	4	0	1	1	0	30	42.9	18	25.7	10	14.3	78.7	89.6
1100	79	0	53	1	10	2	1	0	1	8	3	0	0	31	39.2	20	25.3	9	11.4	75.4	87.8
1200	66	0	50	3	6	2	1	0	1	2	1	0	0	26	39.4	15	22.7	12	18.2	76.3	90.7
1300	88	0	67	2	10	1	0	0	2	4	2	0	0	42	47.7	31	35.2	19	21.6	80	92.5
1400	80	0	51	2	15	0	0	0	2	6	4	0	0	26	32.5	15	18.8	6	7.5	78.6	86.4
1500	100	0	69	8	14	1	0	1	1	5	1	0	0	54	54	40	40	17	17	80.3	90
1600	120	0	83	6	8	2	1	1	3	10	6	0	0	50	41.7	26	21.7	15	12.5	76.8	88.9
1700	**150**	**0**	**113**	**5**	**15**	**1**	**1**	**0**	**4**	**6**	**5**	**0**	**0**	**73**	**48.7**	**62**	**41.3**	**33**	**22**	**80.6**	**96.1**
1800	94	0	73	2	9	2	1	0	1	5	1	0	0	56	59.6	49	52.1	33	35.1	82.5	96.1
1900	80	0	65	3	9	1	0	0	0	1	1	0	0	33	41.3	22	27.5	11	13.8	78	88.6
2000	40	0	32	0	4	0	1	0	1	1	1	0	0	25	62.5	14	35	7	17.5	84	92.5
2100	52	0	44	0	3	1	0	0	0	3	1	0	0	26	50	11	21.2	7	13.5	79.7	88.2
2200	37	0	33	0	3	0	1	0	0	0	0	0	0	22	59.5	14	37.8	8	21.6	83.9	97.6
2300	10	0	8	0	1	0	0	0	0	1	0	0	0	5	50	4	40	2	20	80.7	-
07-19	**1178**	**1**	**893**	**34**	**127**	**13**	**8**	**2**	**23**	**50**	**26**	**1**	**0**	**579**	**49.2**	**408**	**34.6**	**246**	**20.9**	**80.2**	**93.2**
06-22	**1401**	**1**	**1072**	**37**	**155**	**15**	**9**	**2**	**24**	**55**	**30**	**1**	**0**	**692**	**49.4**	**477**	**34**	**288**	**20.6**	**80.3**	**93.2**
06-00	**1448**	**1**	**1113**	**37**	**159**	**15**	**10**	**2**	**24**	**56**	**30**	**1**	**0**	**719**	**49.7**	**495**	**34.2**	**298**	**20.6**	**80.4**	**93.2**
00-00	**1499**	**1**	**1145**	**37**	**172**	**16**	**10**	**2**	**27**	**58**	**30**	**1**	**0**	**748**	**49.9**	**520**	**34.7**	**316**	**21.1**	**80.5**	**93.2**

DRAFT

Site 39
Location N52, Att - hedgerow, Lat 53.7852, Long -6.74005
Direction East

3279 / Meath/Cavan/Monaghan ATC's
October 2013
Automatic Traffic Count

Tue, 15 October 2013

Time	Total	Classification												>PSL	>PSL%	>SL1	>SL1%	>SL2	>SL2%	Mean	Vpp
		1 MCL	2 SV	3 SVT	4 TB2	5 TB3	6 T4	7 ART3	8 ART4	9 ART5	10 ART6	11 BD	12 DRT	80	80	85 +5kph	85 +5kph	90 +10kph	90 +10kph		85
0000	7	0	4	0	3	0	0	0	0	0	0	0	0	5	71.4	3	42.9	3	42.9	85.9	-
0100	8	0	5	0	3	0	0	0	0	0	0	0	0	4	50	3	37.5	3	37.5	83.8	-
0200	3	0	0	1	1	0	0	0	0	1	0	0	0	0	0	0	0	0	0	69.6	-
0300	6	0	4	0	1	0	0	0	0	1	0	0	0	6	100	1	16.7	0	0	83.3	-
0400	5	0	2	0	2	0	0	0	0	0	1	0	0	2	40	2	40	1	20	83.8	-
0500	20	0	15	0	2	0	0	0	2	0	1	0	0	9	45	6	30	4	20	69.7	91.4
0600	54	0	38	0	8	0	0	0	1	6	0	1	0	21	38.9	15	27.8	10	18.5	81	92.5
0700	99	1	76	0	11	2	3	0	0	5	1	0	0	46	46.5	26	26.3	15	15.2	78.2	89.3
0800	**150**	**0**	**133**	**1**	**12**	**0**	**0**	**0**	**2**	**0**	**2**	**0**	**0**	**66**	**44**	**47**	**31.3**	**28**	**18.7**	**80.4**	**91.8**
0900	88	1	64	1	11	3	2	0	2	3	1	0	0	26	29.5	14	15.9	8	9.1	73.8	85
1000	76	0	54	1	6	1	3	0	4	5	2	0	0	34	44.7	12	15.8	8	10.5	77.7	85.7
1100	73	0	49	3	11	0	1	0	4	5	0	0	0	28	38.4	22	30.1	15	20.5	78.9	92.2
1200	88	1	56	4	6	4	2	0	6	6	2	0	1	33	37.5	19	21.6	11	12.5	74.8	87.8
1300	89	1	62	4	11	2	3	0	0	4	2	0	0	39	43.8	22	24.7	13	14.6	74	89.6
1400	98	0	67	5	13	0	2	0	3	6	2	0	0	39	39.8	26	26.5	16	16.3	78.3	90
1500	103	0	66	4	16	3	2	0	3	8	1	0	0	43	41.7	26	25.2	17	16.5	81.1	90.4
1600	118	0	77	7	17	3	0	0	1	7	5	0	1	47	39.8	27	22.9	15	12.7	78.1	87.5
1700	**139**	**0**	**111**	**3**	**13**	**0**	**2**	**0**	**2**	**5**	**3**	**0**	**0**	**69**	**49.6**	**48**	**34.5**	**28**	**20.1**	**80.7**	**92.2**
1800	104	0	79	1	13	1	2	0	0	6	2	0	0	32	30.8	22	21.2	13	12.5	74	87.1
1900	78	0	62	2	9	0	1	0	1	2	1	0	0	27	34.6	22	28.2	14	17.9	76.3	90.4
2000	52	0	41	1	7	0	0	0	1	2	0	0	0	28	53.8	19	36.5	10	19.2	79.8	90.7
2100	43	0	36	2	2	0	0	0	2	1	0	0	0	17	39.5	12	27.9	7	16.3	80.5	95.4
2200	30	1	21	2	3	0	0	1	1	0	1	0	0	16	53.3	11	36.7	6	20	77.4	92.2
2300	21	0	14	2	1	0	0	0	1	1	2	0	0	9	42.9	7	33.3	5	23.8	75.6	91.4
07-19	**1225**	**4**	**894**	**34**	**140**	**19**	**22**	**0**	**27**	**60**	**23**	**0**	**2**	**502**	**41**	**311**	**25.4**	**187**	**15.3**	**77.8**	**90**
06-22	**1452**	**4**	**1071**	**39**	**166**	**19**	**23**	**0**	**32**	**71**	**24**	**1**	**2**	**595**	**41**	**379**	**26.1**	**228**	**15.7**	**78**	**90**
06-00	**1503**	**5**	**1106**	**43**	**170**	**19**	**23**	**1**	**34**	**72**	**27**	**1**	**2**	**620**	**41.3**	**397**	**26.4**	**239**	**15.9**	**77.9**	**90.4**
00-00	**1552**	**5**	**1136**	**44**	**182**	**19**	**23**	**1**	**36**	**74**	**29**	**1**	**2**	**646**	**41.6**	**412**	**26.5**	**250**	**16.1**	**77.9**	**90.4**

DRAFT

Site 39
Location N52, Att - hedgerow, Lat 53.7852, Long -6.74005
Direction East

3279 / Meath/Cavan/Monaghan ATC's
October 2013
Automatic Traffic Count

Wed, 16 October 2013

Time	Total	Classification												>PSL	>PSL%	>SL1	>SL1%	>SL2	>SL2%	Mean	Vpp
		1 MCL	2 SV	3 SVT	4 TB2	5 TB3	6 T4	7 ART3	8 ART4	9 ART5	10 ART6	11 BD	12 DRT	80	80	85 +5kph	85 +5kph	90 +10kph	90 +10kph		85
0000	15	0	9	3	2	0	0	0	1	0	0	0	0	8	53.3	3	20	1	6.7	75.8	87.1
0100	9	0	4	0	4	0	0	0	0	0	1	0	0	4	44.4	2	22.2	1	11.1	74.2	-
0200	0	0	0	0	0	0	0	0	0	0	0	0	0	0	0	0	0	0	0	-	-
0300	5	0	1	0	0	0	0	0	2	2	0	0	0	2	40	2	40	1	20	74.9	-
0400	6	0	1	0	2	0	0	0	2	0	1	0	0	3	50	1	16.7	1	16.7	76.4	-
0500	15	0	6	0	4	1	0	0	3	0	1	0	0	8	53.3	7	46.7	5	33.3	79.8	91.4
0600	29	0	27	0	2	0	0	0	0	0	0	0	0	23	79.3	18	62.1	14	48.3	89.1	104.8
0700	82	0	67	0	9	0	1	0	0	1	4	0	0	31	37.8	16	19.5	10	12.2	74.7	87.8
0800	**145**	**0**	**123**	**2**	**18**	**0**	**0**	**0**	**0**	**2**	**0**	**0**	**0**	**48**	**33.1**	**40**	**27.6**	**21**	**14.5**	**74.7**	**88.9**
0900	99	0	88	0	5	1	2	0	1	1	1	0	0	18	18.2	7	7.1	4	4	72.3	80.6
1000	101	0	88	0	10	0	0	0	0	1	2	0	0	27	26.7	22	21.8	15	14.9	75.6	89.3
1100	101	0	76	3	15	3	1	0	0	2	1	0	0	8	7.9	6	5.9	3	3	69.2	77
1200	111	0	90	2	13	1	1	0	0	4	0	0	0	23	20.7	18	16.2	6	5.4	73.4	85
1300	96	1	76	1	9	2	0	0	0	4	3	0	0	38	39.6	28	29.2	17	17.7	78.4	91.4
1400	92	0	66	0	13	1	2	0	6	2	2	0	0	43	46.7	34	37	21	22.8	83.1	97.6
1500	105	0	68	6	14	1	3	0	2	3	6	0	2	36	34.3	23	21.9	9	8.6	76.3	87.1
1600	114	0	88	4	12	0	0	0	1	6	3	0	0	62	54.4	45	39.5	26	22.8	81.2	97.6
1700	**163**	**0**	**136**	**2**	**14**	**3**	**1**	**0**	**0**	**3**	**4**	**0**	**0**	**73**	**44.8**	**42**	**25.8**	**28**	**17.2**	**78.6**	**92.2**
1800	90	0	72	1	10	0	0	0	2	1	4	0	0	56	62.2	38	42.2	24	26.7	83	95.4
1900	65	0	55	1	4	0	0	0	0	4	1	0	0	21	32.3	18	27.7	11	16.9	77.5	90
2000	32	0	27	0	4	0	0	0	0	1	0	0	0	13	40.6	7	21.9	5	15.6	78.2	86.8
2100	39	0	35	1	0	1	0	0	1	1	0	0	0	24	61.5	20	51.3	12	30.8	82.9	96.5
2200	27	0	21	0	2	0	0	0	0	1	3	0	0	11	40.7	8	29.6	4	14.8	80.9	88.9
2300	22	0	20	0	0	0	0	0	0	0	1	1	0	12	54.5	11	50	3	13.6	82.9	87.8
07-19	**1299**	**1**	**1038**	**21**	**142**	**12**	**11**	**0**	**12**	**30**	**30**	**0**	**2**	**463**	**35.6**	**319**	**24.6**	**184**	**14.2**	**76.7**	**89.3**
06-22	**1464**	**1**	**1182**	**23**	**152**	**13**	**11**	**0**	**13**	**36**	**31**	**0**	**2**	**544**	**37.2**	**382**	**26.1**	**226**	**15.4**	**77.2**	**90**
06-00	**1513**	**1**	**1223**	**23**	**154**	**13**	**11**	**0**	**13**	**37**	**35**	**1**	**2**	**567**	**37.5**	**401**	**26.5**	**233**	**15.4**	**77.3**	**90**
00-00	**1563**	**1**	**1244**	**26**	**166**	**14**	**11**	**0**	**21**	**39**	**38**	**1**	**2**	**592**	**37.9**	**416**	**26.6**	**242**	**15.5**	**77.3**	**90**

DRAFT

Site 39
Location N52, Att - hedgerow, Lat 53.7852, Long -6.74005
Direction East

3279 / Meath/Cavan/Monaghan ATC's
October 2013
Automatic Traffic Count

Virtual Day (7)

Time	Total	Classification												>PSL	>PSL%	>SL1	>SL1%	>SL2	>SL2%	Mean	Vpp
		1 MCL	2 SV	3 SVT	4 TB2	5 TB3	6 T4	7 ART3	8 ART4	9 ART5	10 ART6	11 BD	12 DRT	80	80	85 +5kph	85 +5kph	90 +10kph	90 +10kph		85
0000	10	0	6	0	2	0	0	0	0	1	0	0	0	5	56.7	3	34.3	2	22.4	80.6	-
0100	8	0	4	0	3	0	0	0	0	0	0	0	0	4	44.6	3	32.1	2	23.2	80.3	-
0200	2	0	2	0	0	0	0	0	0	0	0	0	0	1	53.3	1	53.3	0	13.3	81.7	-
0300	6	0	3	0	1	0	0	0	1	2	0	0	0	4	59.5	2	35.7	1	16.7	79.9	-
0400	7	0	4	0	1	0	0	0	1	0	0	0	0	4	52	3	40	2	30	81.6	-
0500	12	0	7	0	3	0	0	0	1	0	1	0	0	7	55.8	5	43	3	27.9	80.5	96.8
0600	34	0	26	0	6	0	0	0	0	1	0	0	0	22	63.8	16	47.9	12	35	85.5	100.4
0700	78	0	64	0	9	1	1	0	0	1	1	0	0	41	53.2	26	33.9	18	23.7	80.7	94.7
0800	**115**	**0**	**97**	**1**	**13**	**0**	**0**	**0**	**1**	**1**	**2**	**0**	**0**	**56**	**48.3**	**40**	**35.1**	**27**	**23.4**	**80.4**	**94.3**
0900	83	0	69	1	7	1	2	0	1	2	1	0	0	37	44.3	25	29.8	13	15.6	79.1	90
1000	78	0	61	1	8	1	2	0	2	3	1	0	0	33	42.5	22	28.5	15	19.5	79.2	92.5
1100	80	0	60	2	9	1	1	0	1	4	2	0	0	29	36.4	21	25.8	13	15.6	76.8	90.4
1200	86	0	64	3	9	1	1	0	2	3	2	0	0	36	41.6	25	29.3	15	17.3	78.2	91.1
1300	90	1	68	2	9	1	1	0	2	3	2	0	0	41	45.6	29	32.5	17	19.2	79.3	92.9
1400	87	0	63	2	12	0	1	0	2	4	3	0	0	38	43.8	25	28.9	15	17.2	79.7	91.4
1500	104	1	75	5	12	1	1	0	2	4	2	0	0	49	47.3	32	31.2	18	17.5	79.8	90.7
1600	113	1	83	5	12	1	1	0	2	5	4	0	0	51	45.7	31	27.4	18	16.1	79.2	90.4
1700	**131**	**0**	**104**	**3**	**12**	**1**	**1**	**0**	**2**	**4**	**4**	**0**	**0**	**62**	**46.9**	**43**	**32.5**	**26**	**20**	**80.2**	**92.9**
1800	98	0	81	1	9	1	1	0	1	3	1	0	0	47	47.5	34	34.9	22	22.1	80	93.6
1900	77	0	65	2	5	0	0	0	0	2	1	0	0	28	36.4	20	26.2	13	16.4	77.6	90.7
2000	56	0	48	1	4	0	0	0	0	1	0	0	0	27	49	18	31.8	10	18.2	80.3	92.5
2100	38	0	31	1	3	0	0	0	1	1	1	0	0	20	52.8	14	36.7	9	23.2	82.1	95.4
2200	27	0	22	1	2	0	0	0	0	1	1	0	0	15	54.7	11	40	6	22.6	81.5	95.4
2300	17	0	14	0	1	0	0	0	0	1	1	0	0	8	47.9	7	40.3	4	24.4	80.7	94
07-19	**1144**	**4**	**890**	**27**	**118**	**10**	**12**	**1**	**18**	**38**	**24**	**0**	**1**	**520**	**45.5**	**354**	**31**	**218**	**19**	**79.5**	**92.5**
06-22	**1349**	**4**	**1061**	**31**	**137**	**10**	**12**	**1**	**20**	**43**	**27**	**1**	**1**	**617**	**45.8**	**423**	**31.3**	**261**	**19.4**	**79.6**	**92.5**
06-00	**1393**	**4**	**1097**	**32**	**140**	**11**	**12**	**1**	**21**	**45**	**28**	**1**	**1**	**640**	**46**	**440**	**31.6**	**271**	**19.5**	**79.7**	**92.5**
00-00	**1438**	**4**	**1122**	**33**	**152**	**11**	**12**	**1**	**23**	**48**	**30**	**1**	**1**	**665**	**46.2**	**458**	**31.8**	**282**	**19.6**	**79.7**	**92.5**

DRAFT

Site 39
Location N52, Att - hedgerow, Lat 53.7852, Long -6.74005
Direction East

3279 / Meath/Cavan/Monaghan ATC's
October 2013
Automatic Traffic Count

Virtual Week (1)

Time	Total	Classification												>PSL	>PSL%	>SL1	>SL1%	>SL2	>SL2%	Mean	Vpp
		1 MCL	2 SV	3 SVT	4 TB2	5 TB3	6 T4	7 ART3	8 ART4	9 ART5	10 ART6	11 BD	12 DRT	80	80	85 +5kph	85 +5kph	90 +10kph	90 +10kph		85
Mon	1499	1	1145	37	172	16	10	2	27	58	30	1	0	748	49.9	520	34.7	316	21.1	80.5	93.2
Tue	1552	5	1136	44	182	19	23	1	36	74	29	1	2	646	41.6	412	26.5	250	16.1	77.9	90.4
Wed	1563	1	1244	26	166	14	11	0	21	39	38	1	2	592	37.9	416	26.6	242	15.5	77.3	90
Thu	1423	5	1040	23	172	9	28	2	32	63	46	1	2	676	47.5	471	33.1	293	20.6	80.5	92.9
Fri	1650	1	1244	28	202	11	13	1	30	62	55	1	2	748	45.3	504	30.5	324	19.6	79.3	92.9
| Sat	1226	1	1034	29	109	7	2	1	13	25	5	0	0	637	52	450	36.7	288	23.5	81.3	94.7
| Sun	1153	17	1012	44	59	1	0	0	4	12	4	0	0	606	52.6	431	37.4	263	22.8	82.1	94.3
5 Day Ave.	**1537**	**3**	**1162**	**32**	**179**	**14**	**17**	**1**	**29**	**59**	**40**	**1**	**2**	**682**	**44.4**	**465**	**30.3**	**285**	**18.5**	**79.1**	**91.9**
7 Day Ave.	**1438**	**4**	**1122**	**33**	**152**	**11**	**12**	**1**	**23**	**48**	**30**	**1**	**1**	**665**	**46.2**	**458**	**31.8**	**282**	**19.6**	**79.7**	**92.5**
--	**10066**	**31**	**7855**	**231**	**1062**	**77**	**87**	**7**	**163**	**333**	**207**	**5**	**8**	**4653**	**46.2**	**3204**	**31.8**	**1976**	**19.6**	**79.7**	**92.5**

Summary Graphs

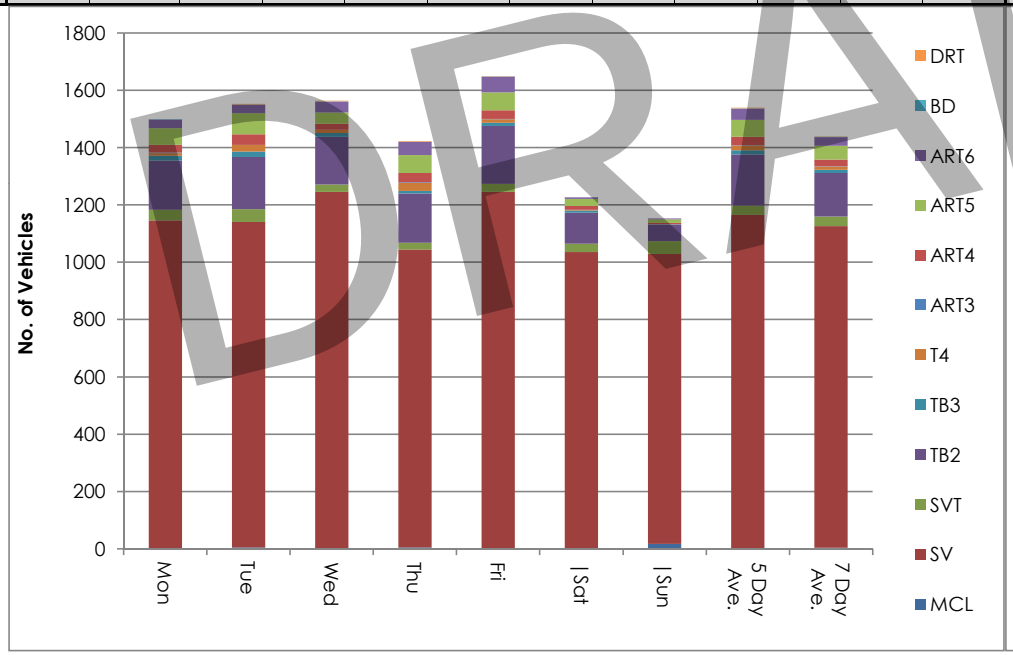

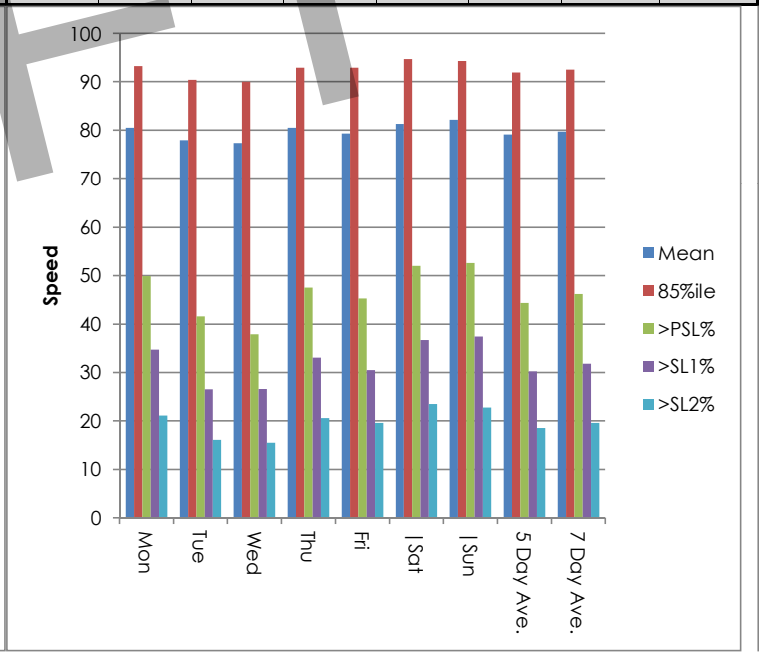

DRAFT

Site 39
Location N52, Att - hedgerow, Lat 53.7852, Long -6.74005
Direction East

3279 / Meath/Cavan/Monaghan ATC's
October 2013
Automatic Traffic Count

Thu, 10 October 2013

Time	Total	Speed Bins (km/h)																												
		0 - 5	5 - 10	10 - 15	15 - 20	20 - 25	25 - 30	30 - 35	35 - 40	40 - 45	45 - 50	50 - 55	55 - 60	60 - 65	65 - 70	70 - 75	75 - 80	80 - 85	85 - 90	90 - 95	95 - 100	100 - 105	105 - 110	110 - 115	115 - 120	120 - 125	125 - 130	130 - 135	135 - 140
0000	8	0	0	0	0	0	0	0	0	0	1	0	0	0	1	1	0	3	1	1	0	0	0	0	0	0	0	0	0	0
0100	6	0	0	0	0	0	0	0	0	0	0	0	0	0	0	0	1	3	0	0	0	1	1	0	0	0	0	0	0	0
0200	4	0	0	0	0	0	0	0	0	0	0	0	0	0	0	0	0	0	3	0	1	0	0	0	0	0	0	0	0	0
0300	3	0	0	0	0	0	0	0	0	0	0	0	0	1	0	2	0	0	0	0	0	0	0	0	0	0	0	0	0	0
0400	9	0	0	0	0	0	0	0	0	0	1	0	0	1	2	0	0	1	1	2	1	0	0	0	0	0	0	0	0	0
0500	11	0	0	0	0	0	0	0	0	0	0	0	0	0	1	1	2	1	3	1	1	0	1	0	0	0	0	0	0	0
0600	39	0	0	0	0	0	0	0	0	0	0	0	0	0	3	3	6	7	7	3	4	4	2	0	0	0	0	0	0	0
0700	125	0	0	0	0	0	0	0	0	0	0	0	0	0	13	11	21	27	18	12	10	3	3	4	3	0	0	0	0	0
0800	**159**	**0**	**0**	**0**	**0**	**0**	**0**	**0**	**1**	**0**	**0**	**1**	**2**	**12**	**10**	**24**	**31**	**15**	**17**	**20**	**11**	**6**	**4**	**4**	**0**	**1**	**0**	**0**	**0**	**0**
0900	77	0	0	0	0	0	0	0	0	0	0	1	0	2	6	15	16	11	11	4	6	3	1	1	0	0	0	0	0	0
1000	72	0	0	0	0	0	0	0	0	0	0	0	0	1	6	15	11	10	11	8	5	2	0	1	0	1	1	0	0	0
1100	68	0	0	0	0	1	1	0	0	0	0	0	0	6	9	14	14	5	8	4	3	1	0	0	0	1	1	0	0	0
1200	65	0	0	0	0	0	0	0	1	0	0	0	0	7	6	11	7	10	11	4	4	2	2	0	0	0	0	0	0	0
1300	70	0	0	0	0	1	0	0	1	0	1	1	0	2	8	10	19	10	5	5	2	1	0	3	0	0	1	0	0	0
1400	73	0	0	0	0	0	0	0	0	0	2	0	0	1	9	7	18	12	11	6	4	2	1	0	0	0	0	0	0	0
1500	109	0	0	0	0	0	0	0	0	0	0	1	5	4	23	20	16	14	11	9	1	2	2	0	1	0	0	0	0	0
1600	94	0	0	0	0	0	0	0	0	0	0	0	0	6	16	24	13	17	7	4	4	1	2	0	0	0	0	0	0	0
1700	**141**	**0**	**0**	**0**	**0**	**0**	**0**	**0**	**0**	**0**	**1**	**0**	**2**	**11**	**19**	**21**	**24**	**19**	**20**	**8**	**7**	**7**	**1**	**1**	**0**	**0**	**0**	**0**	**0**	**0**
1800	100	0	0	0	0	0	0	2	2	1	0	0	0	3	6	18	21	15	12	10	3	5	1	0	1	0	0	0	0	0
1900	77	0	0	0	0	0	0	3	1	1	1	2	1	4	6	19	16	6	4	2	3	2	3	0	1	2	0	0	0	0
2000	44	0	0	0	0	0	0	0	0	1	0	1	0	0	8	4	7	10	5	2	4	2	0	0	0	0	0	0	0	0
2100	31	0	0	0	0	0	0	0	0	0	0	0	0	1	4	6	4	5	3	3	0	3	2	0	0	0	0	0	0	0
2200	28	0	0	0	0	0	0	0	0	0	0	0	0	0	3	5	3	4	7	2	2	0	2	0	0	0	0	0	0	0
2300	10	0	0	0	0	0	0	0	0	0	0	0	0	1	0	2	1	0	2	1	0	1	1	1	0	0	0	0	0	0
07-19	**1153**	**0**	**0**	**0**	**0**	**2**	**1**	**2**	**5**	**1**	**4**	**4**	**9**	**55**	**131**	**190**	**211**	**165**	**142**	**94**	**60**	**35**	**17**	**14**	**5**	**3**	**3**	**0**	**0**	
06-22	**1344**	**0**	**0**	**0**	**0**	**2**	**1**	**5**	**6**	**3**	**5**	**7**	**10**	**60**	**152**	**222**	**244**	**193**	**161**	**104**	**71**	**46**	**24**	**14**	**6**	**5**	**3**	**0**	**0**	
06-00	**1382**	**0**	**0**	**0**	**0**	**2**	**1**	**5**	**6**	**3**	**5**	**7**	**10**	**61**	**155**	**229**	**248**	**197**	**170**	**107**	**73**	**47**	**27**	**15**	**6**	**5**	**3**	**0**	**0**	
00-00	**1423**	**0**	**0**	**0**	**0**	**2**	**1**	**5**	**6**	**3**	**7**	**7**	**10**	**63**	**159**	**233**	**251**	**205**	**178**	**111**	**76**	**48**	**29**	**15**	**6**	**5**	**3**	**0**	**0**	

DRAFT

Site 39
Location N52, Att - hedgerow, Lat 53.7852, Long -6.74005
Direction East

3279 / Meath/Cavan/Monaghan ATC's
October 2013
Automatic Traffic Count

Fri, 11 October 2013

Time	Total	Speed Bins (km/h)																											
		0 - 5	5 - 10	10 - 15	15 - 20	20 - 25	25 - 30	30 - 35	35 - 40	40 - 45	45 - 50	50 - 55	55 - 60	60 - 65	65 - 70	70 - 75	75 - 80	80 - 85	85 - 90	90 - 95	95 - 100	100 - 105	105 - 110	110 - 115	115 - 120	120 - 125	125 - 130	130 - 135	135 - 140
0000	10	0	0	0	0	0	0	0	0	0	0	0	0	0	2	1	1	2	3	0	0	0	1	0	0	0	0	0	0
0100	9	0	0	0	0	0	0	0	0	0	0	0	0	0	2	2	1	0	2	0	2	0	0	0	0	0	0	0	0
0200	0	0	0	0	0	0	0	0	0	0	0	0	0	0	0	0	0	0	0	0	0	0	0	0	0	0	0	0	0
0300	6	0	0	0	0	0	0	0	0	0	0	0	0	0	0	0	1	0	2	1	1	1	0	0	0	0	0	0	0
0400	2	0	0	0	0	0	0	0	0	0	0	0	0	0	0	0	1	0	1	0	0	0	0	0	0	0	0	0	0
0500	15	0	0	0	0	0	0	0	0	0	0	0	0	1	1	1	4	3	1	2	2	0	0	0	0	0	0	0	0
0600	43	0	0	0	0	0	0	0	0	1	0	0	1	0	2	4	2	11	8	8	2	1	2	0	1	0	0	0	0
0700	106	0	0	0	0	0	1	1	0	0	0	0	4	8	7	13	19	21	4	12	11	1	1	1	1	0	1	0	0
0800	**153**	**0**	**0**	**0**	**0**	**0**	**0**	**0**	**1**	**3**	**0**	**0**	**6**	**8**	**11**	**22**	**28**	**26**	**12**	**15**	**9**	**5**	**2**	**3**	**2**	**0**	**0**	**0**	**0**
0900	100	0	0	0	0	0	0	0	0	0	0	0	2	1	13	19	15	19	14	13	2	1	1	0	0	0	0	0	0
1000	78	0	0	0	0	0	0	0	0	0	0	0	3	11	7	10	12	11	4	2	11	4	1	1	1	0	0	0	0
1100	75	0	0	0	0	0	0	0	0	1	2	0	8	2	6	12	9	10	9	7	4	2	1	1	0	0	0	1	0
1200	80	0	0	0	0	0	0	0	0	0	0	0	6	8	12	17	11	10	5	5	3	1	0	2	0	0	0	0	0
1300	113	0	0	0	0	0	0	0	0	1	0	0	5	15	12	16	15	20	18	3	4	0	0	3	1	0	0	0	0
1400	94	0	0	0	0	0	1	0	0	2	3	2	2	6	12	18	22	12	5	3	1	2	0	1	1	1	0	0	0
1500	143	0	0	0	0	0	1	0	0	0	2	1	2	8	12	22	25	23	20	14	5	4	1	1	2	0	0	0	0
1600	129	0	0	0	0	0	0	2	0	1	3	0	0	2	9	30	19	24	14	7	10	1	3	4	0	0	0	0	0
1700	**146**	**0**	**0**	**0**	**0**	**0**	**0**	**1**	**0**	**1**	**0**	**2**	**6**	**9**	**19**	**31**	**17**	**17**	**14**	**12**	**10**	**4**	**1**	**1**	**1**	**0**	**0**	**0**	**0**
1800	119	0	0	0	0	0	0	0	0	0	0	0	9	7	27	10	20	13	13	7	4	2	1	2	2	0	1	1	0
1900	86	0	0	0	0	0	0	0	0	0	0	0	1	9	20	17	6	9	10	3	8	0	2	1	0	0	0	0	0
2000	57	0	0	0	0	0	0	0	0	0	0	0	0	6	6	5	10	6	10	5	3	3	1	1	1	0	0	0	0
2100	44	0	0	0	0	0	0	0	0	0	0	0	0	0	3	11	8	2	6	4	4	0	3	2	1	0	0	0	0
2200	27	0	0	0	0	0	0	0	0	0	0	1	3	0	7	3	0	3	4	1	2	0	1	1	0	1	0	0	0
2300	15	0	0	0	0	0	0	0	0	0	0	0	0	2	2	2	3	2	1	1	1	1	0	0	0	0	0	0	0
07-19	**1336**	**0**	**0**	**0**	**0**	**0**	**3**	**4**	**1**	**9**	**10**	**5**	**53**	**85**	**147**	**220**	**212**	**206**	**132**	**100**	**74**	**27**	**12**	**20**	**11**	**1**	**2**	**2**	**0**
06-22	**1566**	**0**	**0**	**0**	**0**	**0**	**3**	**4**	**1**	**10**	**10**	**5**	**55**	**100**	**178**	**257**	**238**	**234**	**166**	**120**	**91**	**31**	**20**	**24**	**14**	**1**	**2**	**2**	**0**
06-00	**1608**	**0**	**0**	**0**	**0**	**0**	**3**	**4**	**1**	**10**	**10**	**6**	**58**	**102**	**187**	**262**	**241**	**239**	**171**	**122**	**94**	**32**	**21**	**25**	**14**	**2**	**2**	**2**	**0**
00-00	**1650**	**0**	**0**	**0**	**0**	**0**	**3**	**4**	**1**	**10**	**10**	**6**	**58**	**103**	**192**	**266**	**249**	**244**	**180**	**125**	**99**	**33**	**22**	**25**	**14**	**2**	**2**	**2**	**0**

DRAFT

Site 39
Location N52, Att - hedgerow, Lat 53.7852, Long -6.74005
Direction East

3279 / Meath/Cavan/Monaghan ATC's
October 2013
Automatic Traffic Count

Sat, 12 October 2013

Time	Total	Speed Bins (km/h)																												
		0 - 5	5 - 10	10 - 15	15 - 20	20 - 25	25 - 30	30 - 35	35 - 40	40 - 45	45 - 50	50 - 55	55 - 60	60 - 65	65 - 70	70 - 75	75 - 80	80 - 85	85 - 90	90 - 95	95 - 100	100 - 105	105 - 110	110 - 115	115 - 120	120 - 125	125 - 130	130 - 135	135 - 140
0000	12	0	0	0	0	0	0	0	0	0	0	0	1	0	1	2	1	1	1	2	2	1	0	0	0	0	0	0	0	0
0100	9	0	0	0	0	0	0	0	0	0	0	0	0	0	1	3	4	0	0	0	0	1	0	0	0	0	0	0	0	0
0200	3	0	0	0	0	0	0	0	0	0	0	0	0	0	0	1	0	0	2	0	0	0	0	0	0	0	0	0	0	0
0300	5	0	0	0	0	0	0	0	0	0	0	0	1	1	0	1	0	0	2	0	0	0	0	0	0	0	0	0	0	0
0400	7	0	0	0	0	0	0	0	0	0	0	0	1	0	1	0	2	0	0	2	0	0	1	0	0	0	0	0	0	0
0500	6	0	0	0	0	0	0	0	0	0	0	0	0	0	0	0	2	0	1	1	0	0	1	1	0	0	0	0	0	0
0600	20	0	0	0	0	0	0	0	0	0	0	0	0	0	0	1	2	2	1	1	6	5	1	0	1	0	0	0	0	0
0700	20	0	0	0	0	0	0	0	0	2	1	0	0	0	0	3	1	3	6	2	2	0	0	0	0	0	0	0	0	0
0800	43	0	0	0	0	0	1	0	0	1	0	0	0	0	1	4	5	6	11	7	6	1	0	0	0	0	0	0	0	0
0900	81	0	0	0	0	0	0	0	0	0	0	0	0	2	3	13	16	11	18	7	5	4	0	1	1	0	0	0	0	0
1000	83	0	0	0	0	0	0	0	0	1	0	0	2	7	6	10	13	9	10	11	5	4	3	1	0	1	0	0	0	0
1100	**84**	**0**	**0**	**0**	**0**	**0**	**1**	**0**	**1**	**2**	**0**	**2**	**1**	**5**	**8**	**18**	**14**	**12**	**8**	**5**	**3**	**2**	**2**	**0**	**0**	**0**	**0**	**0**	**0**	**0**
1200	89	0	0	0	0	0	0	1	0	1	0	0	2	2	6	17	16	8	11	11	9	1	3	0	1	0	0	0	0	0
1300	94	0	0	0	0	0	0	0	0	0	3	1	4	4	9	13	16	8	15	6	9	1	2	1	1	1	0	0	0	0
1400	89	0	0	0	0	0	0	0	1	3	0	1	0	2	4	12	12	17	11	12	6	4	2	0	2	0	0	0	0	0
1500	82	0	0	0	0	0	1	0	0	0	0	0	0	1	3	7	17	22	10	9	2	3	3	3	1	0	0	0	0	0
1600	100	0	0	0	0	0	0	1	0	0	0	0	2	3	5	11	16	29	14	6	4	5	1	1	1	1	0	0	0	0
1700	77	0	0	0	0	0	0	0	0	0	0	0	0	1	10	16	8	15	8	6	7	3	1	1	1	0	0	0	0	0
1800	71	0	0	0	0	0	0	0	0	0	1	0	0	1	4	11	14	13	9	6	4	1	3	4	0	0	0	0	0	0
1900	71	0	0	0	0	0	0	0	0	0	0	2	0	5	14	16	13	5	2	6	5	2	0	0	0	0	1	0	0	0
2000	**114**	**0**	**0**	**0**	**0**	**0**	**0**	**0**	**0**	**0**	**1**	**4**	**2**	**6**	**19**	**22**	**15**	**19**	**13**	**2**	**2**	**2**	**0**	**5**	**1**	**1**	**0**	**0**	**0**	**0**
2100	26	0	0	0	0	0	0	0	0	0	1	0	0	4	2	6	3	3	3	2	1	1	0	0	0	0	0	0	0	0
2200	20	0	0	0	0	0	0	0	0	0	0	2	0	1	0	4	1	3	6	2	0	0	1	0	0	0	0	0	0	0
2300	20	0	0	0	0	0	0	0	0	0	0	0	2	1	0	4	6	1	0	3	2	0	0	0	1	0	0	0	0	0
07-19	**913**	**0**	**0**	**0**	**0**	**0**	**3**	**2**	**2**	**10**	**5**	**4**	**11**	**28**	**59**	**135**	**148**	**153**	**131**	**88**	**62**	**29**	**20**	**12**	**8**	**3**	**0**	**0**	**0**	**0**
06-22	**1144**	**0**	**0**	**0**	**0**	**0**	**3**	**2**	**2**	**10**	**7**	**10**	**13**	**43**	**94**	**180**	**181**	**182**	**150**	**99**	**76**	**39**	**21**	**17**	**10**	**4**	**1**	**0**	**0**	**0**
06-00	**1184**	**0**	**0**	**0**	**0**	**0**	**3**	**2**	**2**	**10**	**7**	**12**	**15**	**45**	**94**	**188**	**188**	**186**	**156**	**104**	**78**	**39**	**22**	**17**	**11**	**4**	**1**	**0**	**0**	**0**
00-00	**1226**	**0**	**0**	**0**	**0**	**0**	**3**	**2**	**2**	**10**	**7**	**12**	**18**	**46**	**97**	**195**	**197**	**187**	**162**	**109**	**80**	**41**	**24**	**18**	**11**	**4**	**1**	**0**	**0**	**0**

DRAFT

Site 39
Location N52, Att - hedgerow, Lat 53.7852, Long -6.74005
Direction East

3279 / Meath/Cavan/Monaghan ATC's
October 2013
Automatic Traffic Count

Sun, 13 October 2013

Time	Total	Speed Bins (km/h)																												
		0 - 5	5 - 10	10 - 15	15 - 20	20 - 25	25 - 30	30 - 35	35 - 40	40 - 45	45 - 50	50 - 55	55 - 60	60 - 65	65 - 70	70 - 75	75 - 80	80 - 85	85 - 90	90 - 95	95 - 100	100 - 105	105 - 110	110 - 115	115 - 120	120 - 125	125 - 130	130 - 135	135 - 140
0000	8	0	0	0	0	0	0	0	0	0	0	0	0	2	0	1	1	2	1	0	1	0	0	0	0	0	0	0	0	0
0100	9	0	0	0	0	0	0	0	0	0	0	0	0	0	0	1	3	1	2	2	0	0	0	0	0	0	0	0	0	0
0200	4	0	0	0	0	0	0	0	0	0	0	0	0	0	0	1	1	0	1	0	1	0	0	0	0	0	0	0	0	0
0300	9	0	0	0	0	0	0	0	0	0	0	0	0	0	2	1	1	4	1	0	0	0	0	0	0	0	0	0	0	0
0400	8	0	0	0	0	0	0	0	0	0	0	0	0	0	0	1	3	2	0	1	0	1	0	0	0	0	0	0	0	0
0500	3	0	0	0	0	0	0	0	0	0	0	0	1	1	0	0	0	1	0	0	0	0	0	0	0	0	0	0	0	0
0600	4	0	0	0	0	0	0	0	0	0	0	0	0	0	0	1	0	0	1	0	0	2	0	0	0	0	0	0	0	0
0700	12	0	0	0	0	0	0	0	0	0	0	0	0	0	2	0	2	2	1	3	0	0	0	2	0	0	0	0	0	0
0800	25	0	0	0	0	1	0	0	0	0	0	1	0	3	1	0	2	6	4	2	4	0	1	0	0	0	0	0	0	0
0900	40	0	0	0	0	0	1	0	0	0	0	0	1	2	3	3	6	5	13	3	1	0	0	0	0	1	1	0	0	0
1000	64	0	0	0	0	0	2	2	0	0	0	2	0	2	3	10	21	7	5	4	4	1	0	1	0	0	0	0	0	0
1100	**83**	**0**	**0**	**0**	**0**	**0**	**0**	**0**	**0**	**0**	**0**	**0**	**1**	**0**	**1**	**12**	**21**	**14**	**11**	**10**	**11**	**1**	**1**	**0**	**0**	**0**	**0**	**0**	**0**	**0**
1200	102	0	0	0	0	0	0	0	0	0	0	0	0	2	4	12	19	16	22	11	5	5	4	1	0	1	0	0	0	0
1300	81	0	0	0	0	0	0	0	0	0	0	0	0	4	3	10	15	7	14	6	8	3	1	3	3	2	1	0	1	0
1400	86	0	0	0	0	0	0	0	0	0	0	0	4	5	4	17	12	17	13	6	6	1	1	0	0	0	0	0	0	0
1500	85	0	0	0	0	0	0	0	1	0	0	1	2	4	9	11	9	14	13	8	6	3	1	3	0	0	0	0	0	0
1600	**113**	**0**	**0**	**0**	**0**	**0**	**0**	**0**	**0**	**0**	**0**	**0**	**4**	**6**	**20**	**26**	**16**	**13**	**12**	**4**	**3**	**4**	**1**	**3**	**0**	**1**	**0**	**0**	**0**	**0**
1700	102	0	0	0	0	0	0	0	0	0	0	0	0	3	6	12	30	19	9	6	4	2	4	2	2	0	2	1	0	0
1800	109	0	0	0	0	1	0	0	0	1	0	0	0	1	15	22	20	10	15	10	6	1	1	2	4	0	0	0	0	0
1900	81	0	0	0	0	0	0	0	0	0	0	0	3	3	9	18	10	16	11	3	4	2	1	1	0	0	0	0	0	0
2000	51	0	0	0	0	0	0	0	0	0	0	0	0	2	6	7	9	6	7	4	4	2	1	2	1	0	0	0	0	0
2100	32	0	0	0	0	0	0	0	0	0	0	0	0	0	0	2	4	9	7	4	2	2	1	1	0	0	0	0	0	0
2200	21	0	0	0	0	0	0	0	0	0	0	0	1	0	1	2	4	2	1	5	4	0	1	0	0	0	0	0	0	0
2300	21	0	0	0	0	0	0	0	0	0	0	1	0	1	2	2	3	2	4	2	4	0	0	0	0	0	0	0	0	0
07-19	**902**	**0**	**0**	**0**	**0**	**2**	**3**	**2**	**1**	**1**	**0**	**4**	**12**	**32**	**71**	**135**	**173**	**130**	**132**	**73**	**58**	**21**	**15**	**17**	**9**	**5**	**4**	**1**	**1**	
06-22	**1070**	**0**	**0**	**0**	**0**	**2**	**3**	**2**	**1**	**1**	**0**	**4**	**15**	**37**	**86**	**163**	**196**	**161**	**158**	**84**	**68**	**29**	**18**	**21**	**10**	**5**	**4**	**1**	**1**	
06-00	**1112**	**0**	**0**	**0**	**0**	**2**	**3**	**2**	**1**	**1**	**0**	**5**	**16**	**38**	**89**	**167**	**203**	**165**	**163**	**91**	**76**	**29**	**19**	**21**	**10**	**5**	**4**	**1**	**1**	
00-00	**1153**	**0**	**0**	**0**	**0**	**2**	**3**	**2**	**1**	**1**	**0**	**5**	**17**	**41**	**91**	**172**	**212**	**175**	**168**	**94**	**78**	**30**	**19**	**21**	**10**	**5**	**4**	**1**	**1**	

DRAFT

Site 39
Location N52, Att - hedgerow, Lat 53.7852, Long -6.74005
Direction East

3279 / Meath/Cavan/Monaghan ATC's
October 2013
Automatic Traffic Count

Mon, 14 October 2013

Time	Total	Speed Bins (km/h)																												
		0 - 5	5 - 10	10 - 15	15 - 20	20 - 25	25 - 30	30 - 35	35 - 40	40 - 45	45 - 50	50 - 55	55 - 60	60 - 65	65 - 70	70 - 75	75 - 80	80 - 85	85 - 90	90 - 95	95 - 100	100 - 105	105 - 110	110 - 115	115 - 120	120 - 125	125 - 130	130 - 135	135 - 140
0000	7	0	0	0	0	0	0	0	0	0	0	0	0	0	2	1	1	0	0	0	1	1	0	0	1	0	0	0	0
0100	6	0	0	0	0	0	0	0	0	0	0	1	0	1	0	0	2	0	0	2	0	0	0	0	0	0	0	0	0	0
0200	1	0	0	0	0	0	0	0	0	0	0	0	0	0	1	0	0	0	0	0	0	0	0	0	0	0	0	0	0	0
0300	8	0	0	0	0	0	0	0	0	0	0	0	0	0	2	1	0	1	1	2	1	0	0	0	0	0	0	0	0	0
0400	13	0	0	0	0	0	0	0	0	0	0	0	1	0	1	0	3	1	2	3	1	1	0	0	0	0	0	0	0	0
0500	16	0	0	0	0	0	0	0	0	0	0	0	1	1	0	2	1	2	4	0	1	1	1	1	1	0	0	0	0	0
0600	51	0	0	0	0	0	0	0	0	0	0	1	0	0	5	7	9	7	5	6	3	3	5	0	0	0	0	0	0	0
0700	101	0	0	0	0	0	0	0	1	0	0	1	2	16	1	7	14	17	10	11	6	4	3	4	4	0	0	0	0	0
0800	**131**	**0**	**0**	**0**	**0**	**0**	**0**	**0**	**1**	**0**	**0**	**0**	**0**	**9**	**14**	**12**	**20**	**26**	**12**	**12**	**9**	**6**	**5**	**0**	**3**	**1**	**0**	**0**	**1**	
0900	99	0	0	0	0	0	0	0	0	1	0	0	1	2	7	9	22	16	18	8	6	3	4	1	0	1	0	0	0	0
1000	70	0	0	0	0	1	0	0	0	0	0	0	2	5	3	13	16	12	8	5	2	1	1	1	0	0	0	0	0	0
1100	79	0	0	0	0	0	1	2	5	0	0	0	2	0	8	9	21	11	11	2	5	0	2	0	0	0	0	0	0	0
1200	66	0	0	0	0	0	0	1	0	2	0	4	1	1	6	18	7	11	3	6	3	2	0	0	1	0	0	0	0	0
1300	88	0	0	0	0	0	0	0	1	1	0	0	1	4	11	17	11	11	12	9	1	7	1	1	0	0	0	0	0	0
1400	80	0	0	0	0	0	0	0	0	0	0	0	0	1	9	17	27	11	9	3	2	0	0	0	1	0	0	0	0	0
1500	100	0	0	0	0	0	0	0	0	1	0	1	2	6	10	9	17	14	23	8	5	2	2	0	0	0	0	0	0	0
1600	120	0	0	0	0	0	0	2	0	2	0	2	8	2	10	21	23	24	11	9	4	0	1	1	0	0	0	0	0	0
1700	**150**	**0**	**0**	**0**	**0**	**0**	**0**	**2**	**0**	**1**	**1**	**3**	**1**	**9**	**15**	**30**	**15**	**11**	**29**	**10**	**7**	**4**	**6**	**4**	**2**	**0**	**0**	**0**	**0**	
1800	94	0	0	0	0	0	0	0	1	1	0	6	1	0	8	11	10	7	16	17	6	5	2	2	1	0	0	0	0	0
1900	80	0	0	0	0	0	0	0	0	2	0	3	0	4	11	11	16	11	11	4	2	3	2	0	0	0	0	0	0	0
2000	40	0	0	0	0	0	0	0	0	0	0	0	0	0	5	5	5	11	7	2	2	0	1	0	1	0	1	0	0	0
2100	52	0	0	0	0	0	0	0	0	0	0	0	0	4	2	9	11	15	4	3	2	1	1	0	0	0	0	0	0	0
2200	37	0	0	0	0	0	0	0	0	0	0	0	0	0	3	5	7	8	6	1	2	2	3	0	0	0	0	0	0	0
2300	10	0	0	0	0	0	0	0	0	0	0	0	0	1	0	3	1	1	2	1	0	1	0	0	0	0	0	0	0	0
07-19	**1178**	**0**	**0**	**0**	**0**	**1**	**1**	**7**	**9**	**9**	**1**	**17**	**21**	**55**	**102**	**173**	**203**	**171**	**162**	**100**	**56**	**34**	**27**	**14**	**12**	**2**	**0**	**0**	**1**	
06-22	**1401**	**0**	**0**	**0**	**0**	**1**	**1**	**7**	**9**	**11**	**1**	**21**	**21**	**63**	**125**	**205**	**244**	**215**	**189**	**115**	**65**	**41**	**36**	**14**	**13**	**2**	**1**	**0**	**1**	
06-00	**1448**	**0**	**0**	**0**	**0**	**1**	**1**	**7**	**9**	**11**	**1**	**21**	**21**	**64**	**128**	**213**	**252**	**224**	**197**	**117**	**67**	**44**	**39**	**14**	**13**	**2**	**1**	**0**	**1**	
00-00	**1499**	**0**	**0**	**0**	**0**	**1**	**1**	**7**	**9**	**11**	**1**	**22**	**23**	**66**	**134**	**217**	**259**	**228**	**204**	**124**	**71**	**47**	**40**	**15**	**15**	**2**	**1**	**0**	**1**	

DRAFT

Site 39
Location N52, Att - hedgerow, Lat 53.7852, Long -6.74005
Direction East

3279 / Meath/Cavan/Monaghan ATC's
October 2013
Automatic Traffic Count

Tue, 15 October 2013

Time	Total	Speed Bins (km/h)																											
		0 - 5	5 - 10	10 - 15	15 - 20	20 - 25	25 - 30	30 - 35	35 - 40	40 - 45	45 - 50	50 - 55	55 - 60	60 - 65	65 - 70	70 - 75	75 - 80	80 - 85	85 - 90	90 - 95	95 - 100	100 - 105	105 - 110	110 - 115	115 - 120	120 - 125	125 - 130	130 - 135	135 - 140
0000	7	0	0	0	0	0	0	0	0	0	0	0	0	0	1	1	0	2	0	1	0	1	1	0	0	0	0	0	0
0100	8	0	0	0	0	0	0	0	0	0	0	0	0	1	0	2	1	1	0	1	1	0	0	1	0	0	0	0	0
0200	3	0	0	0	0	0	0	0	0	0	0	0	1	0	0	1	1	0	0	0	0	0	0	0	0	0	0	0	0
0300	6	0	0	0	0	0	0	0	0	0	0	0	0	0	0	0	0	5	1	0	0	0	0	0	0	0	0	0	0
0400	5	0	0	0	0	0	0	0	0	0	0	0	0	0	1	1	1	0	1	0	0	0	0	1	0	0	0	0	0
0500	20	0	3	0	0	0	0	0	0	0	0	1	1	0	0	5	1	3	2	1	1	1	1	0	0	0	0	0	0
0600	54	0	0	0	0	0	0	0	0	0	0	0	1	1	5	12	14	6	5	2	3	2	2	1	0	0	0	0	0
0700	99	0	0	0	1	0	0	1	0	0	2	0	4	7	7	17	14	20	11	6	1	4	1	2	1	0	0	0	0
0800	**150**	**0**	**0**	**0**	**0**	**0**	**0**	**1**	**1**	**0**	**0**	**0**	**0**	**5**	**11**	**39**	**27**	**19**	**19**	**11**	**7**	**4**	**3**	**0**	**3**	**0**	**0**	**0**	**0**
0900	88	0	0	0	0	0	0	2	1	1	0	3	1	5	18	16	15	12	6	5	1	0	1	0	1	0	0	0	0
1000	76	0	0	0	0	0	0	0	0	0	1	3	2	3	8	10	15	22	4	1	5	1	1	0	0	0	0	0	0
1100	73	0	0	0	0	0	0	0	0	2	0	2	3	1	5	19	13	6	7	5	3	3	2	1	1	0	0	0	0
1200	88	0	0	0	0	2	1	1	1	1	0	2	2	7	7	15	16	14	8	7	0	0	2	1	1	0	0	0	0
1300	89	0	0	1	1	1	1	0	2	3	0	3	0	3	8	16	11	17	9	9	4	0	0	0	0	0	0	0	0
1400	98	0	0	0	0	0	1	0	0	0	0	2	2	4	11	20	19	13	10	8	5	1	1	0	1	0	0	0	0
1500	103	0	0	0	0	0	0	0	0	0	0	0	0	2	10	19	29	17	9	8	2	2	1	2	0	2	0	0	0
1600	118	0	0	0	0	0	0	0	0	2	0	0	4	5	14	17	29	20	12	7	2	1	1	3	1	0	0	0	0
1700	**139**	**0**	**0**	**0**	**0**	**0**	**0**	**1**	**0**	**0**	**1**	**0**	**2**	**6**	**15**	**21**	**24**	**21**	**20**	**15**	**5**	**3**	**1**	**2**	**0**	**0**	**2**	**0**	**0**
1800	104	0	0	0	0	0	1	1	3	5	0	0	6	6	11	22	17	10	9	3	4	2	2	2	0	0	0	0	0
1900	78	0	0	0	0	0	0	0	0	2	0	2	2	12	4	16	13	5	8	8	2	2	1	0	0	1	0	0	0
2000	52	0	0	0	0	0	0	0	0	0	0	0	4	2	4	6	8	9	9	6	4	0	0	0	0	0	0	0	0
2100	43	0	0	0	0	0	0	0	0	1	0	0	1	1	6	12	5	5	5	0	2	0	2	0	2	0	0	0	1
2200	30	0	0	0	0	0	1	0	1	0	0	0	1	3	2	4	2	5	5	3	1	1	1	0	0	0	0	0	0
2300	21	0	0	0	0	0	0	0	0	0	0	0	2	6	1	3	0	2	2	3	1	0	1	0	0	0	0	0	0
07-19	**1225**	**0**	**0**	**1**	**2**	**3**	**4**	**7**	**8**	**14**	**4**	**15**	**26**	**54**	**125**	**231**	**229**	**191**	**124**	**85**	**39**	**21**	**16**	**13**	**9**	**2**	**2**	**0**	**0**
06-22	**1452**	**0**	**0**	**1**	**2**	**3**	**4**	**7**	**8**	**17**	**4**	**17**	**34**	**70**	**144**	**277**	**269**	**216**	**151**	**101**	**50**	**25**	**21**	**14**	**11**	**3**	**2**	**0**	**1**
06-00	**1503**	**0**	**0**	**1**	**2**	**3**	**5**	**7**	**9**	**17**	**4**	**17**	**37**	**79**	**147**	**284**	**271**	**223**	**158**	**107**	**52**	**26**	**23**	**14**	**11**	**3**	**2**	**0**	**1**
00-00	**1552**	**0**	**3**	**1**	**2**	**3**	**5**	**7**	**9**	**17**	**4**	**18**	**39**	**80**	**149**	**294**	**275**	**234**	**162**	**110**	**54**	**28**	**25**	**16**	**11**	**3**	**2**	**0**	**1**

DRAFT

Site 39
Location N52, Att - hedgerow, Lat 53.7852, Long -6.74005
Direction East

3279 / Meath/Cavan/Monaghan ATC's
October 2013
Automatic Traffic Count

Wed, 16 October 2013

Time	Total	Speed Bins (km/h)																												
		0 - 5	5 - 10	10 - 15	15 - 20	20 - 25	25 - 30	30 - 35	35 - 40	40 - 45	45 - 50	50 - 55	55 - 60	60 - 65	65 - 70	70 - 75	75 - 80	80 - 85	85 - 90	90 - 95	95 - 100	100 - 105	105 - 110	110 - 115	115 - 120	120 - 125	125 - 130	130 - 135	135 - 140
0000	15	0	0	0	0	0	0	0	0	0	3	0	0	0	1	0	3	5	2	1	0	0	0	0	0	0	0	0	0	0
0100	9	0	0	0	0	0	1	0	0	0	0	0	0	0	0	3	1	2	1	1	0	0	0	0	0	0	0	0	0	0
0200	0	0	0	0	0	0	0	0	0	0	0	0	0	0	0	0	0	0	0	0	0	0	0	0	0	0	0	0	0	0
0300	5	0	0	0	0	0	0	0	0	0	0	0	1	1	0	0	1	0	1	1	0	0	0	0	0	0	0	0	0	0
0400	6	0	0	0	0	0	0	0	0	0	0	1	0	0	0	1	1	2	0	1	0	0	0	0	0	0	0	0	0	0
0500	15	0	0	0	0	0	0	0	0	0	1	0	0	3	0	0	3	1	2	4	0	1	0	0	0	0	0	0	0	0
0600	29	0	0	0	0	0	0	0	0	0	0	0	0	1	1	4	0	5	4	6	2	2	2	1	1	0	0	0	0	0
0700	82	0	0	0	0	0	0	0	0	0	0	5	10	12	6	9	9	15	6	1	2	5	0	1	1	0	0	0	0	0
0800	**145**	**0**	**0**	**0**	**0**	**0**	**1**	**1**	**2**	**0**	**0**	**2**	**8**	**22**	**22**	**23**	**16**	**8**	**19**	**10**	**2**	**5**	**3**	**0**	**1**	**0**	**0**	**0**	**0**	**0**
0900	99	0	0	0	0	0	0	1	0	0	0	0	4	17	19	17	23	11	3	1	2	1	0	0	0	0	0	0	0	0
1000	101	0	0	0	0	0	1	0	0	0	0	0	3	10	15	31	14	5	7	8	5	1	1	0	0	0	0	0	0	0
1100	101	0	0	0	0	0	0	0	1	1	1	4	11	10	22	27	16	2	3	2	1	0	0	0	0	0	0	0	0	0
1200	111	0	0	0	0	0	0	0	0	1	0	1	6	15	16	25	24	5	12	2	2	2	0	0	0	0	0	0	0	0
1300	96	0	0	0	0	0	0	0	0	1	0	1	6	2	15	20	13	10	11	7	4	3	1	1	0	1	0	0	0	0
1400	92	0	0	0	0	0	0	0	0	0	0	0	1	3	13	15	17	9	13	4	4	4	3	0	1	0	5	0	0	0
1500	105	0	0	0	0	1	0	0	0	0	0	0	2	4	16	31	15	13	14	5	3	1	0	0	0	0	0	0	0	0
1600	114	0	0	0	0	1	0	0	0	1	0	0	5	6	6	21	12	17	19	8	6	5	5	2	0	0	0	0	0	0
1700	**163**	**0**	**0**	**0**	**0**	**0**	**1**	**1**	**0**	**0**	**0**	**4**	**8**	**10**	**14**	**28**	**24**	**31**	**14**	**8**	**9**	**6**	**1**	**2**	**2**	**0**	**0**	**0**	**0**	**0**
1800	90	0	0	0	0	0	0	0	0	0	0	0	0	4	16	4	10	18	14	10	5	7	1	0	1	0	0	0	0	0
1900	65	0	0	0	0	0	0	0	0	0	0	2	1	3	10	16	12	3	7	8	1	0	2	0	0	0	0	0	0	0
2000	32	0	0	0	0	0	0	0	0	0	0	0	1	0	7	8	3	6	2	2	1	1	1	0	0	0	0	0	0	0
2100	39	0	0	0	0	0	0	0	1	0	0	1	0	0	3	7	3	4	8	4	4	3	0	1	0	0	0	0	0	0
2200	27	0	0	0	0	0	0	0	0	0	0	0	0	2	2	3	9	3	4	0	2	0	2	0	0	0	0	0	0	0
2300	22	0	0	0	0	0	0	0	0	0	0	0	0	2	1	2	5	1	8	0	1	0	1	0	1	0	0	0	0	0
07-19	**1299**	**0**	**0**	**0**	**0**	**2**	**3**	**3**	**3**	**4**	**1**	**17**	**64**	**115**	**180**	**251**	**193**	**144**	**135**	**66**	**45**	**40**	**15**	**6**	**6**	**1**	**5**	**0**	**0**	
06-22	**1464**	**0**	**0**	**0**	**0**	**2**	**3**	**3**	**4**	**4**	**1**	**20**	**66**	**119**	**201**	**286**	**211**	**162**	**156**	**86**	**53**	**46**	**20**	**8**	**7**	**1**	**5**	**0**	**0**	
06-00	**1513**	**0**	**0**	**0**	**0**	**2**	**3**	**3**	**4**	**4**	**1**	**20**	**66**	**123**	**204**	**291**	**225**	**166**	**168**	**86**	**56**	**46**	**23**	**8**	**8**	**1**	**5**	**0**	**0**	
00-00	**1563**	**0**	**0**	**0**	**0**	**2**	**4**	**3**	**4**	**4**	**5**	**21**	**67**	**127**	**205**	**295**	**234**	**176**	**174**	**94**	**56**	**47**	**23**	**8**	**8**	**1**	**5**	**0**	**0**	

DRAFT

Site 39
Location N52, Att - hedgerow, Lat 53.7852, Long -6.74005
Direction East

3279 / Meath/Cavan/Monaghan ATC's
October 2013
Automatic Traffic Count

Virtual Day (7)

Time	Total	Speed Bins (km/h)																												
		0 - 5	5 - 10	10 - 15	15 - 20	20 - 25	25 - 30	30 - 35	35 - 40	40 - 45	45 - 50	50 - 55	55 - 60	60 - 65	65 - 70	70 - 75	75 - 80	80 - 85	85 - 90	90 - 95	95 - 100	100 - 105	105 - 110	110 - 115	115 - 120	120 - 125	125 - 130	130 - 135	135 - 140
0000	10	0	0	0	0	0	0	0	0	0	1	0	0	0	1	1	1	2	1	1	1	0	0	0	0	0	0	0	0	0
0100	8	0	0	0	0	0	0	0	0	0	0	0	0	0	0	2	2	1	1	1	0	0	0	0	0	0	0	0	0	0
0200	2	0	0	0	0	0	0	0	0	0	0	0	0	0	0	0	0	0	1	0	0	0	0	0	0	0	0	0	0	0
0300	6	0	0	0	0	0	0	0	0	0	0	0	0	0	1	1	0	1	1	1	0	0	0	0	0	0	0	0	0	0
0400	7	0	0	0	0	0	0	0	0	0	0	0	0	0	1	0	2	1	1	1	0	0	0	0	0	0	0	0	0	0
0500	12	0	0	0	0	0	0	0	0	0	0	0	0	1	0	1	2	2	2	1	1	0	1	0	0	0	0	0	0	0
0600	34	0	0	0	0	0	0	0	0	0	0	0	0	0	2	5	5	5	4	4	3	3	2	0	0	0	0	0	0	0
0700	78	0	0	0	0	0	0	0	0	0	0	1	3	6	5	9	11	15	8	7	5	2	1	2	1	0	0	0	0	0
0800	**115**	**0**	**0**	**0**	**0**	**0**	**0**	**0**	**1**	**1**	**0**	**1**	**2**	**8**	**10**	**18**	**18**	**15**	**13**	**11**	**7**	**4**	**3**	**1**	**1**	**0**	**0**	**0**	**0**	**0**
0900	83	0	0	0	0	0	0	0	0	0	0	1	1	4	10	13	16	12	12	6	3	2	1	0	0	0	0	0	0	0
1000	78	0	0	0	0	0	0	0	0	0	0	1	2	6	7	14	15	11	7	6	5	2	1	1	0	0	0	0	0	0
1100	80	0	0	0	0	0	0	0	1	1	0	1	4	3	8	16	15	9	8	5	4	1	1	0	0	0	0	0	0	0
1200	86	0	0	0	0	0	0	0	0	1	0	1	2	6	8	16	14	11	10	7	4	2	2	1	0	0	0	0	0	0
1300	90	0	0	0	0	0	0	0	1	1	1	1	2	5	9	15	14	12	12	6	5	2	1	2	1	1	0	0	0	0
1400	87	0	0	0	0	0	0	0	0	1	1	1	1	3	9	15	18	13	10	6	4	2	1	0	1	0	1	0	0	0
1500	104	0	0	0	0	0	0	0	0	0	0	1	2	4	12	17	18	17	14	9	3	2	1	1	1	0	0	0	0	0
1600	113	0	0	0	0	0	0	1	0	1	0	0	3	4	11	21	18	21	13	6	5	2	2	2	0	0	0	0	0	0
1700	**131**	**0**	**0**	**0**	**0**	**0**	**0**	**1**	**0**	**0**	**0**	**1**	**3**	**7**	**14**	**23**	**20**	**19**	**16**	**9**	**7**	**4**	**2**	**2**	**1**	**0**	**1**	**0**	**0**	**0**
1800	98	0	0	0	0	0	0	0	1	1	0	1	2	3	12	14	16	12	13	9	5	3	2	2	1	0	0	0	0	0
1900	77	0	0	0	0	0	0	0	0	1	0	2	1	6	11	16	12	8	8	5	4	2	2	0	0	0	0	0	0	0
2000	56	0	0	0	0	0	0	0	0	0	0	1	1	2	8	8	8	10	8	3	3	1	1	1	1	0	0	0	0	0
2100	38	0	0	0	0	0	0	0	0	0	0	0	0	1	3	8	5	6	5	3	2	1	1	1	0	0	0	0	0	0
2200	27	0	0	0	0	0	0	0	0	0	0	0	1	1	3	4	4	4	5	2	2	0	2	0	0	0	0	0	0	0
2300	17	0	0	0	0	0	0	0	0	0	0	0	1	2	1	3	3	1	3	2	1	0	0	0	0	0	0	0	0	0
07-19	**1144**	**0**	**0**	**0**	**0**	**1**	**3**	**4**	**4**	**7**	**4**	**9**	**28**	**61**	**116**	**191**	**196**	**166**	**137**	**87**	**56**	**30**	**17**	**14**	**9**	**2**	**2**	**0**	**0**	
06-22	**1349**	**0**	**0**	**0**	**0**	**1**	**3**	**4**	**4**	**8**	**4**	**12**	**31**	**70**	**140**	**227**	**226**	**195**	**162**	**101**	**68**	**37**	**23**	**16**	**10**	**3**	**3**	**0**	**0**	
06-00	**1393**	**0**	**0**	**0**	**0**	**1**	**3**	**4**	**5**	**8**	**4**	**13**	**32**	**73**	**143**	**233**	**233**	**200**	**169**	**105**	**71**	**38**	**25**	**16**	**10**	**3**	**3**	**0**	**0**	
00-00	**1438**	**0**	**0**	**0**	**0**	**1**	**3**	**4**	**5**	**8**	**5**	**13**	**33**	**75**	**147**	**239**	**240**	**207**	**175**	**110**	**73**	**39**	**26**	**17**	**11**	**3**	**3**	**0**	**0**	

DRAFT

Site 39
Location N52, Att - hedgerow, Lat 53.7852, Long -6.74005
Direction East

3279 / Meath/Cavan/Monaghan ATC's
October 2013
Automatic Traffic Count

Virtual Week (1)

Time	Total	Speed Bins (km/h)																												
		0 - 5	5 - 10	10 - 15	15 - 20	20 - 25	25 - 30	30 - 35	35 - 40	40 - 45	45 - 50	50 - 55	55 - 60	60 - 65	65 - 70	70 - 75	75 - 80	80 - 85	85 - 90	90 - 95	95 - 100	100 - 105	105 - 110	110 - 115	115 - 120	120 - 125	125 - 130	130 - 135	135 - 140
Mon	1499	0	0	0	0	1	1	7	9	11	1	22	23	66	134	217	259	228	204	124	71	47	40	15	15	2	1	0	1
Tue	1552	0	3	1	2	3	5	7	9	17	4	18	39	80	149	294	275	234	162	110	54	28	25	16	11	3	2	0	1
Wed	1563	0	0	0	0	2	4	3	4	4	5	21	67	127	205	295	234	176	174	94	56	47	23	8	8	1	5	0	0
Thu	1423	0	0	0	0	2	1	5	6	3	7	7	10	63	159	233	251	205	178	111	76	48	29	15	6	5	3	0	0
Fri	1650	0	0	0	0	0	3	4	1	10	10	6	58	103	192	266	249	244	180	125	99	33	22	25	14	2	2	2	0
|Sat	1226	0	0	0	0	0	3	2	2	10	7	12	18	46	97	195	197	187	162	109	80	41	24	18	11	4	1	0	0
|Sun	1153	0	0	0	0	2	3	2	1	1	0	5	17	41	91	172	212	175	168	94	78	30	19	21	10	5	4	1	1
5 Day Ave.	**1537**	**0**	**1**	**0**	**0**	**2**	**3**	**5**	**6**	**9**	**5**	**15**	**39**	**88**	**168**	**261**	**254**	**217**	**180**	**113**	**71**	**41**	**28**	**16**	**11**	**3**	**3**	**0**	**0**
7 Day Ave.	**1438**	**0**	**0**	**0**	**0**	**1**	**3**	**4**	**5**	**8**	**5**	**13**	**33**	**75**	**147**	**239**	**240**	**207**	**175**	**110**	**73**	**39**	**26**	**17**	**11**	**3**	**3**	**0**	**0**
--	**10066**	**0**	**3**	**1**	**2**	**10**	**20**	**30**	**32**	**56**	**34**	**91**	**232**	**526**	**1027**	**1672**	**1677**	**1449**	**1228**	**767**	**514**	**274**	**182**	**118**	**75**	**22**	**18**	**3**	**3**

Summary Graphs

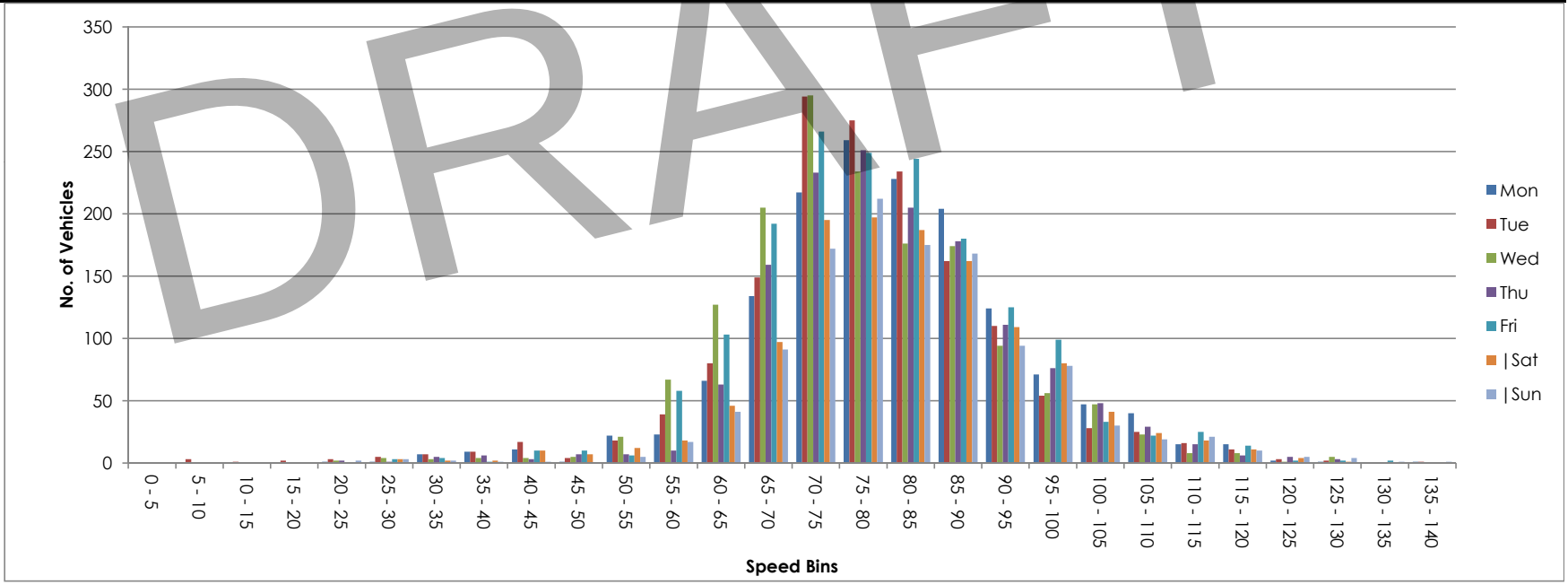

DRAFT

Site 39
Location N52, Att - hedgerow, Lat 53.7852, Long -6.74005
Direction West

3279 / Meath/Cavan/Monaghan ATC's
October 2013
Automatic Traffic Count

Thu, 10 October 2013

Time	Total	Classification												>PSL	>PSL%	>SL1	>SL1%	>SL2	>SL2%	Mean	Vpp
		1 MCL	2 SV	3 SVT	4 TB2	5 TB3	6 T4	7 ART3	8 ART4	9 ART5	10 ART6	11 BD	12 DRT	80	80	85 +5kph	85 +5kph	90 +10kph	90 +10kph		85
0000	10	0	8	0	2	0	0	0	0	0	0	0	0	4	40	4	40	4	40	83	-
0100	10	0	6	0	1	0	0	0	0	2	1	0	0	3	30	2	20	1	10	77.5	-
0200	5	0	2	0	2	0	0	0	0	1	0	0	0	3	60	2	40	0	0	80.8	-
0300	2	0	1	0	0	0	0	0	0	0	1	0	0	0	0	0	0	0	0	59.8	-
0400	10	0	5	0	3	0	0	0	0	1	1	0	0	6	60	5	50	5	50	83.5	-
0500	9	0	6	0	1	0	0	0	0	2	0	0	0	6	66.7	5	55.6	3	33.3	83.6	-
0600	23	0	15	0	3	0	0	0	1	1	3	0	0	10	43.5	8	34.8	7	30.4	81.2	100.4
0700	77	1	58	1	7	1	0	0	0	3	6	0	0	44	57.1	30	39	15	19.5	82.1	90.4
0800	**139**	**0**	**124**	**3**	**5**	**0**	**3**	**0**	**0**	**2**	**2**	**0**	**0**	**71**	**51.1**	**50**	**36**	**36**	**25.9**	**81.6**	**95.4**
0900	114	0	82	7	19	1	0	0	0	4	1	0	0	62	54.4	39	34.2	24	21.1	79.2	94.7
1000	88	0	63	4	9	1	0	0	0	8	2	1	0	41	46.6	32	36.4	15	17	77.8	91.4
1100	102	0	61	5	14	0	8	0	1	7	6	0	0	47	46.1	30	29.4	14	13.7	76.3	88.6
1200	76	0	55	4	3	0	2	1	1	5	5	0	0	34	44.7	26	34.2	16	21.1	78.3	92.5
1300	72	1	44	1	8	1	2	0	5	4	6	0	0	35	48.6	25	34.7	19	26.4	80	97.2
1400	75	1	49	2	16	0	0	0	2	5	0	0	0	41	54.7	30	40	15	20	80.6	91.1
1500	91	0	69	0	9	0	4	0	1	2	6	0	0	44	48.4	32	35.2	15	16.5	79.7	90.7
1600	100	1	71	2	14	0	5	0	2	4	1	0	0	51	51	43	43	27	27	82.9	95.4
1700	**154**	**1**	**133**	**0**	**14**	**0**	**1**	**0**	**3**	**1**	**1**	**0**	**0**	**81**	**52.6**	**55**	**35.7**	**29**	**18.8**	**82.4**	**91.4**
1800	151	0	134	1	10	1	1	0	0	3	1	0	0	69	45.7	48	31.8	25	16.6	79.6	90.4
1900	90	0	82	2	2	0	0	0	2	2	0	0	0	47	52.2	35	38.9	23	25.6	80.4	95.4
2000	57	0	50	1	1	0	0	0	1	3	1	0	0	30	52.6	24	42.1	13	22.8	80.5	93.2
2100	35	0	29	1	3	0	0	0	1	0	1	0	0	18	51.4	13	37.1	8	22.9	80.5	90.4
2200	38	0	34	0	0	2	0	0	1	1	0	0	0	21	55.3	9	23.7	5	13.2	82.2	86.4
2300	17	0	13	0	2	0	0	0	0	2	0	0	0	11	64.7	10	58.8	6	35.3	83.8	93.2
07-19	**1239**	**5**	**943**	**30**	**128**	**5**	**26**	**1**	**15**	**48**	**37**	**1**	**0**	**620**	**50**	**440**	**35.5**	**250**	**20.2**	**80.2**	**92.5**
06-22	**1444**	**5**	**1119**	**34**	**137**	**5**	**26**	**1**	**20**	**54**	**42**	**1**	**0**	**725**	**50.2**	**520**	**36**	**301**	**20.8**	**80.2**	**93.2**
06-00	**1499**	**5**	**1166**	**34**	**139**	**7**	**26**	**1**	**21**	**57**	**42**	**1**	**0**	**757**	**50.5**	**539**	**36**	**312**	**20.8**	**80.3**	**93.2**
00-00	**1545**	**5**	**1194**	**34**	**148**	**7**	**26**	**1**	**21**	**63**	**45**	**1**	**0**	**779**	**50.4**	**557**	**36.1**	**325**	**21**	**80.3**	**93.2**

DRAFT

Site 39
Location N52, Att - hedgerow, Lat 53.7852, Long -6.74005
Direction West

3279 / Meath/Cavan/Monaghan ATC's
October 2013
Automatic Traffic Count

Fri, 11 October 2013

Time	Total	Classification												>PSL	>PSL%	>SL1	>SL1%	>SL2	>SL2%	Mean	Vpp
		1 MCL	2 SV	3 SVT	4 TB2	5 TB3	6 T4	7 ART3	8 ART4	9 ART5	10 ART6	11 BD	12 DRT	80	80	85 +5kph	85 +5kph	90 +10kph	90 +10kph		85
0000	16	0	11	0	1	1	0	0	0	1	2	0	0	8	50	8	50	6	37.5	84.8	94.7
0100	6	0	1	0	4	0	0	0	0	1	0	0	0	2	33.3	0	0	0	0	75	-
0200	4	0	1	0	1	0	0	0	0	1	1	0	0	2	50	2	50	0	0	79.8	-
0300	4	0	3	0	0	0	0	0	0	0	1	0	0	0	0	0	0	0	0	68.5	-
0400	17	0	10	0	2	0	2	0	0	0	3	0	0	1	5.9	1	5.9	0	0	71.6	74.2
0500	26	0	20	0	3	0	0	0	1	1	1	0	0	19	73.1	7	26.9	3	11.5	80.2	85.7
0600	31	0	22	0	2	3	0	0	0	2	2	0	0	22	71	14	45.2	9	29	84.3	95.8
0700	83	0	66	1	8	2	0	0	1	2	3	0	0	38	45.8	23	27.7	16	19.3	80.2	92.5
0800	**138**	**0**	**112**	**0**	**8**	**2**	**3**	**0**	**2**	**3**	**8**	**0**	**0**	**71**	**51.4**	**46**	**33.3**	**27**	**19.6**	**80.6**	**92.5**
0900	106	0	93	1	5	1	1	0	0	3	2	0	0	39	36.8	27	25.5	15	14.2	73.1	89.3
1000	76	0	62	0	7	1	4	0	1	1	0	0	0	46	60.5	23	30.3	14	18.4	81.5	92.9
1100	110	0	88	3	8	2	2	0	2	1	4	0	0	35	31.8	24	21.8	14	12.7	76.5	86
1200	107	0	80	1	7	3	3	0	2	6	5	0	0	38	35.5	19	17.8	11	10.3	76.7	86.4
1300	94	0	70	2	13	0	1	0	0	6	2	0	0	36	38.3	25	26.6	12	12.8	76.3	88.6
1400	115	0	77	0	24	0	4	1	2	4	3	0	0	56	48.7	38	33	21	18.3	78.1	91.8
1500	119	1	90	2	18	0	1	0	2	3	2	0	0	70	58.8	49	41.2	25	21	82.1	92.5
1600	134	3	117	3	7	0	0	0	1	2	1	0	0	82	61.2	59	44	41	30.6	83.8	94.7
1700	**159**	**0**	**134**	**4**	**14**	**0**	**0**	**0**	**2**	**2**	**3**	**0**	**0**	**78**	**49.1**	**48**	**30.2**	**29**	**18.2**	**79.5**	**90.7**
1800	155	0	134	2	14	1	0	0	1	0	3	0	0	92	59.4	63	40.6	46	29.7	83.7	97.9
1900	88	0	80	0	5	1	0	0	1	1	0	0	0	61	69.3	38	43.2	25	28.4	84.1	95
2000	66	0	56	3	4	0	0	0	0	3	0	0	0	31	47	20	30.3	15	22.7	80.2	91.1
2100	47	0	41	1	3	0	1	0	1	0	0	0	0	28	59.6	20	42.6	11	23.4	82.7	94.7
2200	25	0	19	0	3	2	0	0	1	0	0	0	0	13	52	10	40	6	24	79.3	91.8
2300	15	0	11	1	1	0	0	0	1	0	1	0	0	9	60	6	40	4	26.7	81.9	91.4
07-19	**1396**	**4**	**1123**	**19**	**133**	**12**	**19**	**1**	**16**	**33**	**36**	**0**	**0**	**681**	**48.8**	**444**	**31.8**	**271**	**19.4**	**79.6**	**92.2**
06-22	**1628**	**4**	**1322**	**23**	**147**	**16**	**20**	**1**	**18**	**39**	**38**	**0**	**0**	**823**	**50.6**	**536**	**32.9**	**331**	**20.3**	**80**	**92.5**
06-00	**1668**	**4**	**1352**	**24**	**151**	**18**	**20**	**1**	**20**	**39**	**39**	**0**	**0**	**845**	**50.7**	**552**	**33.1**	**341**	**20.4**	**80**	**92.5**
00-00	**1741**	**4**	**1398**	**24**	**162**	**19**	**22**	**1**	**21**	**43**	**47**	**0**	**0**	**877**	**50.4**	**570**	**32.7**	**350**	**20.1**	**80**	**92.5**

DRAFT

Site 39
Location N52, Att - hedgerow, Lat 53.7852, Long -6.74005
Direction West

3279 / Meath/Cavan/Monaghan ATC's
October 2013
Automatic Traffic Count

Sat, 12 October 2013

Time	Total	Classification												>PSL	>PSL%	>SL1	>SL1%	>SL2	>SL2%	Mean	Vpp
		1 MCL	2 SV	3 SVT	4 TB2	5 TB3	6 T4	7 ART3	8 ART4	9 ART5	10 ART6	11 BD	12 DRT	80	80	85 +5kph	85 +5kph	90 +10kph	90 +10kph		85
0000	9	0	9	0	0	0	0	0	0	0	0	0	0	5	55.6	3	33.3	1	11.1	79	-
0100	15	0	9	0	1	0	0	0	0	4	1	0	0	9	60	5	33.3	3	20	80	93.6
0200	4	0	0	0	2	0	0	0	0	2	0	0	0	3	75	1	25	0	0	82.7	-
0300	5	0	4	0	1	0	0	0	0	0	0	0	0	2	40	2	40	2	40	91.3	-
0400	10	0	7	0	1	0	0	0	0	2	0	0	0	8	80	7	70	6	60	102.2	-
0500	9	0	4	0	4	0	0	0	0	1	0	0	0	6	66.7	5	55.6	2	22.2	86.5	-
0600	19	0	10	0	2	1	0	0	3	3	0	0	0	11	57.9	10	52.6	7	36.8	85.5	96.5
0700	37	0	28	0	4	0	0	0	0	1	4	0	0	26	70.3	22	59.5	17	45.9	87.6	97.6
0800	40	0	33	0	5	1	0	0	0	1	0	0	0	24	60	16	40	9	22.5	82.4	91.4
0900	85	0	75	3	4	1	0	0	1	1	0	0	0	49	57.6	28	32.9	18	21.2	83	93.2
1000	86	1	65	4	12	0	1	0	1	1	1	0	0	43	50	34	39.5	21	24.4	79.9	94
1100	**95**	**6**	**76**	**5**	**6**	**0**	**0**	**0**	**0**	**2**	**0**	**0**	**0**	**46**	**48.4**	**35**	**36.8**	**25**	**26.3**	**81.1**	**95.4**
1200	103	1	91	1	7	1	1	0	1	0	0	0	0	66	64.1	51	49.5	35	34	85.7	100.8
1300	76	0	69	3	4	0	0	0	0	0	0	0	0	43	56.6	27	35.5	18	23.7	84	99
1400	70	0	64	2	4	0	0	0	0	0	0	0	0	44	62.9	28	40	19	27.1	82.3	94
1500	105	1	94	3	3	1	0	0	0	3	0	0	0	66	62.9	51	48.6	28	26.7	82.1	94
1600	74	0	63	2	5	1	0	0	1	2	0	0	0	48	64.9	38	51.4	28	37.8	84.9	94.7
1700	86	0	77	1	7	0	0	0	1	0	0	0	0	56	65.1	42	48.8	27	31.4	85.1	95.8
1800	**139**	**1**	**126**	**1**	**8**	**1**	**0**	**0**	**0**	**2**	**0**	**0**	**0**	**79**	**56.8**	**51**	**36.7**	**30**	**21.6**	**82.4**	**92.2**
1900	70	0	65	0	4	0	0	0	0	1	0	0	0	56	80	36	51.4	22	31.4	87.5	97.2
2000	49	0	47	0	1	0	0	0	1	0	0	0	0	27	55.1	17	34.7	8	16.3	81.1	91.8
2100	30	0	27	0	2	0	0	0	1	0	0	0	0	23	76.7	19	63.3	13	43.3	88.3	100.8
2200	26	0	23	0	2	0	0	0	0	1	0	0	0	12	46.2	6	23.1	3	11.5	80	87.8
2300	14	0	13	0	1	0	0	0	0	0	0	0	0	5	35.7	3	21.4	2	14.3	75.1	87.1
07-19	**996**	**10**	**861**	**25**	**69**	**6**	**2**	**0**	**5**	**13**	**5**	**0**	**0**	**590**	**59.2**	**423**	**42.5**	**275**	**27.6**	**83.1**	**95**
06-22	**1164**	**10**	**1010**	**25**	**78**	**7**	**2**	**0**	**10**	**17**	**5**	**0**	**0**	**707**	**60.7**	**505**	**43.4**	**325**	**27.9**	**83.5**	**95.4**
06-00	**1204**	**10**	**1046**	**25**	**81**	**7**	**2**	**0**	**10**	**18**	**5**	**0**	**0**	**724**	**60.1**	**514**	**42.7**	**330**	**27.4**	**83.3**	**95.4**
00-00	**1256**	**10**	**1079**	**25**	**90**	**7**	**2**	**0**	**10**	**27**	**6**	**0**	**0**	**757**	**60.3**	**537**	**42.8**	**344**	**27.4**	**83.5**	**95.4**

DRAFT

Site 39
Location N52, Att - hedgerow, Lat 53.7852, Long -6.74005
Direction West

3279 / Meath/Cavan/Monaghan ATC's
October 2013
Automatic Traffic Count

Sun, 13 October 2013

Time	Total	Classification												>PSL	>PSL%	>SL1	>SL1%	>SL2	>SL2%	Mean	Vpp
		1 MCL	2 SV	3 SVT	4 TB2	5 TB3	6 T4	7 ART3	8 ART4	9 ART5	10 ART6	11 BD	12 DRT	80	80	85 +5kph	85 +5kph	90 +10kph	90 +10kph		85
0000	12	0	12	0	0	0	0	0	0	0	0	0	0	7	58.3	6	50	5	41.7	83.6	93.6
0100	9	0	7	0	1	0	0	0	0	1	0	0	0	3	33.3	0	0	0	0	73.2	-
0200	6	0	1	0	2	0	0	0	1	2	0	0	0	5	83.3	2	33.3	1	16.7	84.4	-
0300	4	0	3	0	1	0	0	0	0	0	0	0	0	2	50	2	50	1	25	78.3	-
0400	4	0	4	0	0	0	0	0	0	0	0	0	0	2	50	1	25	1	25	84.8	-
0500	4	0	2	1	1	0	0	0	0	0	0	0	0	3	75	2	50	2	50	82.5	-
0600	16	0	12	2	2	0	0	0	0	0	0	0	0	9	56.3	5	31.3	0	0	79.4	87.5
0700	21	0	16	0	2	0	0	0	1	0	2	0	0	13	61.9	11	52.4	10	47.6	87.6	99
0800	17	0	13	2	2	0	0	0	0	0	0	0	0	13	76.5	12	70.6	8	47.1	89.5	92.2
0900	55	3	41	8	3	0	0	0	0	0	0	0	0	28	50.9	22	40	13	23.6	82.4	95.8
1000	**84**	**2**	**66**	**4**	**11**	**0**	**0**	**0**	**0**	**0**	**1**	**0**	**0**	**51**	**60.7**	**31**	**36.9**	**21**	**25**	**81.1**	**93.2**
1100	68	3	50	8	4	0	0	0	1	1	1	0	0	36	52.9	27	39.7	16	23.5	82.7	98.6
1200	81	1	73	4	2	0	0	0	0	1	0	0	0	45	55.6	35	43.2	20	24.7	81.9	94.7
1300	**93**	**9**	**75**	**4**	**3**	**0**	**0**	**0**	**0**	**0**	**1**	**1**	**0**	**68**	**73.1**	**47**	**50.5**	**31**	**33.3**	**87**	**99**
1400	65	2	59	0	4	0	0	0	0	0	0	0	0	39	60	29	44.6	18	27.7	82.9	92.5
1500	74	2	68	0	2	0	0	0	0	2	0	0	0	46	62.2	32	43.2	22	29.7	84.1	94.7
1600	66	1	60	0	1	1	0	0	0	0	2	1	0	35	53	25	37.9	14	21.2	80.1	95.8
1700	79	0	72	3	2	0	0	0	1	0	1	0	0	54	68.4	40	50.6	32	40.5	86.5	99
1800	85	0	79	2	1	0	0	0	0	2	1	0	0	49	57.6	30	35.3	15	17.6	82.3	91.4
1900	68	0	59	3	4	0	0	0	0	2	0	0	0	37	54.4	24	35.3	16	23.5	80.1	91.4
2000	46	0	43	0	2	0	0	0	0	1	0	0	0	24	52.2	18	39.1	8	17.4	82.3	90
2100	37	0	36	0	1	0	0	0	0	0	0	0	0	22	59.5	14	37.8	8	21.6	80.5	90.7
2200	14	0	11	1	2	0	0	0	0	0	0	0	0	8	57.1	6	42.9	5	35.7	84.6	99
2300	8	0	5	1	1	0	0	0	1	0	0	0	0	4	50	1	12.5	1	12.5	79.7	-
07-19	**788**	**23**	**672**	**35**	**37**	**1**	**0**	**0**	**3**	**6**	**9**	**2**	**0**	**477**	**60.5**	**341**	**43.3**	**220**	**27.9**	**83.5**	**95.8**
06-22	**955**	**23**	**822**	**40**	**46**	**1**	**0**	**0**	**3**	**9**	**9**	**2**	**0**	**569**	**59.6**	**402**	**42.1**	**252**	**26.4**	**83**	**94.7**
06-00	**977**	**23**	**838**	**42**	**49**	**1**	**0**	**0**	**4**	**9**	**9**	**2**	**0**	**581**	**59.5**	**409**	**41.9**	**258**	**26.4**	**83**	**94.7**
00-00	**1016**	**23**	**867**	**43**	**54**	**1**	**0**	**0**	**5**	**12**	**9**	**2**	**0**	**603**	**59.4**	**422**	**41.5**	**268**	**26.4**	**82.9**	**94.7**

DRAFT

Site 39
Location N52, Att - hedgerow, Lat 53.7852, Long -6.74005
Direction West

3279 / Meath/Cavan/Monaghan ATC's
October 2013
Automatic Traffic Count

Mon, 14 October 2013

Time	Total	Classification												>PSL	>PSL%	>SL1	>SL1%	>SL2	>SL2%	Mean	Vpp
		1 MCL	2 SV	3 SVT	4 TB2	5 TB3	6 T4	7 ART3	8 ART4	9 ART5	10 ART6	11 BD	12 DRT	80	80	85 +5kph	85 +5kph	90 +10kph	90 +10kph		85
0000	13	0	11	0	1	0	0	0	1	0	0	0	0	8	61.5	7	53.8	2	15.4	84.4	89.6
0100	8	0	5	0	2	0	0	0	0	1	0	0	0	5	62.5	2	25	2	25	82	-
0200	5	0	3	0	1	0	0	0	0	1	0	0	0	4	80	2	40	1	20	87.8	-
0300	2	0	2	0	0	0	0	0	0	0	0	0	0	0	0	0	0	0	0	67.6	-
0400	7	0	4	1	2	0	0	0	0	0	0	0	0	5	71.4	5	71.4	4	57.1	89.3	-
0500	17	0	6	0	5	0	0	0	1	3	2	0	0	7	41.2	6	35.3	1	5.9	77	88.6
0600	49	0	34	0	8	1	0	0	1	1	4	0	0	22	44.9	18	36.7	10	20.4	80	92.5
0700	68	0	54	2	5	2	0	0	1	3	1	0	0	48	70.6	34	50	16	23.5	84.6	95.8
0800	**147**	**0**	**123**	**1**	**8**	**3**	**1**	**0**	**1**	**6**	**4**	**0**	**0**	**95**	**64.6**	**76**	**51.7**	**38**	**25.9**	**83.5**	**95.4**
0900	117	1	95	4	10	0	2	0	1	2	2	0	0	32	27.4	25	21.4	16	13.7	75.9	86
1000	88	0	71	1	6	2	1	1	1	0	5	0	0	42	47.7	31	35.2	20	22.7	80.7	95.8
1100	97	0	66	6	12	0	0	1	2	3	7	0	0	47	48.5	31	32	22	22.7	79.5	93.2
1200	91	0	57	3	18	1	1	1	1	5	4	0	0	53	58.2	33	36.3	21	23.1	82.5	94.3
1300	75	0	53	2	12	0	0	0	1	4	2	0	1	48	64	34	45.3	22	29.3	83.1	93.6
1400	92	0	63	6	8	2	0	0	4	6	3	0	0	43	46.7	24	26.1	8	8.7	78	88.6
1500	84	0	66	0	11	1	0	0	1	3	2	0	0	51	60.7	36	42.9	19	22.6	81.5	91.8
1600	113	0	88	5	14	0	1	0	0	2	3	0	0	64	56.6	38	33.6	27	23.9	81.6	95
1700	**130**	**0**	**108**	**2**	**12**	**1**	**0**	**0**	**0**	**4**	**3**	**0**	**0**	**74**	**56.9**	**59**	**45.4**	**33**	**25.4**	**83**	**95**
1800	125	0	107	3	9	0	0	0	1	3	2	0	0	76	60.8	45	36	27	21.6	81.9	92.5
1900	74	0	65	0	7	0	0	0	0	1	1	0	0	33	44.6	23	31.1	13	17.6	79.1	92.2
2000	56	0	52	0	3	0	0	0	0	1	0	0	0	39	69.6	27	48.2	18	32.1	86.2	99.4
2100	32	0	29	0	1	1	0	0	0	0	1	0	0	15	46.9	11	34.4	9	28.1	82.4	97.2
2200	29	0	25	0	2	0	0	0	1	0	1	0	0	19	65.5	15	51.7	4	13.8	85.3	89.6
2300	12	0	10	0	1	0	0	0	0	1	0	0	0	3	25	3	25	1	8.3	69.5	86.4
07-19	**1227**	**1**	**951**	**35**	**125**	**12**	**6**	**3**	**14**	**41**	**38**	**0**	**1**	**673**	**54.8**	**466**	**38**	**269**	**21.9**	**81.3**	**94**
06-22	**1438**	**1**	**1131**	**35**	**144**	**14**	**6**	**3**	**15**	**44**	**44**	**0**	**1**	**782**	**54.4**	**545**	**37.9**	**319**	**22.2**	**81.3**	**94.3**
06-00	**1479**	**1**	**1166**	**35**	**147**	**14**	**6**	**3**	**16**	**45**	**45**	**0**	**1**	**804**	**54.4**	**563**	**38.1**	**324**	**21.9**	**81.3**	**94.3**
00-00	**1531**	**1**	**1197**	**36**	**158**	**14**	**6**	**3**	**18**	**50**	**47**	**0**	**1**	**833**	**54.4**	**585**	**38.2**	**334**	**21.8**	**81.3**	**94.3**

DRAFT

Site 39
Location N52, Att - hedgerow, Lat 53.7852, Long -6.74005
Direction West

3279 / Meath/Cavan/Monaghan ATC's
October 2013
Automatic Traffic Count

Tue, 15 October 2013

Time	Total	Classification												>PSL	>PSL%	>SL1	>SL1%	>SL2	>SL2%	Mean	Vpp
		1 MCL	2 SV	3 SVT	4 TB2	5 TB3	6 T4	7 ART3	8 ART4	9 ART5	10 ART6	11 BD	12 DRT	80	80	85 +5kph	85 +5kph	90 +10kph	90 +10kph		85
0000	9	0	6	1	1	0	0	0	0	1	0	0	0	6	66.7	4	44.4	4	44.4	86.2	-
0100	4	0	2	0	2	0	0	0	0	0	0	0	0	2	50	0	0	0	0	74.2	-
0200	3	0	1	0	2	0	0	0	0	0	0	0	0	3	100	1	33.3	0	0	84.5	-
0300	2	0	0	0	1	0	0	0	0	0	1	0	0	1	50	1	50	1	50	77.8	-
0400	5	0	3	0	1	0	0	0	0	1	0	0	0	2	40	2	40	2	40	79.5	-
0500	13	0	8	0	1	1	0	0	1	1	1	0	0	3	23.1	2	15.4	0	0	74.1	80.3
0600	22	0	15	0	3	1	0	0	0	3	0	0	0	15	68.2	7	31.8	4	18.2	82.7	91.4
0700	119	0	103	0	9	2	1	0	2	0	2	0	0	73	61.3	46	38.7	25	21	82.2	94.3
0800	**171**	**0**	**146**	**1**	**12**	**0**	**2**	**0**	**1**	**2**	**7**	**0**	**0**	**80**	**46.8**	**56**	**32.7**	**36**	**21.1**	**79.3**	**92.5**
0900	113	0	94	3	7	2	0	0	0	4	3	0	0	50	44.2	38	33.6	28	24.8	78.4	94
1000	90	0	68	6	2	2	2	0	1	4	5	0	0	39	43.3	28	31.1	23	25.6	80.8	98.6
1100	95	0	67	6	7	3	3	0	0	2	7	0	0	31	32.6	19	20	15	15.8	76.1	90
1200	78	0	60	2	10	0	0	0	2	2	2	0	0	44	56.4	32	41	18	23.1	80	91.4
1300	69	0	54	3	6	1	0	0	1	2	2	0	0	42	60.9	37	53.6	18	26.1	81.7	94.3
1400	65	0	40	4	9	1	3	0	1	3	4	0	0	29	44.6	15	23.1	7	10.8	77.6	88.6
1500	99	0	76	1	8	2	3	0	3	4	2	0	0	53	53.5	40	40.4	30	30.3	82.5	95
1600	120	0	86	3	16	0	2	0	1	4	8	0	0	54	45	39	32.5	24	20	79.3	91.1
1700	131	0	110	3	8	3	3	0	1	2	1	0	0	68	51.9	48	36.6	29	22.1	80.8	93.2
1800	**139**	**2**	**114**	**3**	**12**	**1**	**0**	**1**	**2**	**1**	**3**	**0**	**0**	**73**	**52.5**	**52**	**37.4**	**36**	**25.9**	**81.9**	**95.8**
1900	83	0	73	2	2	1	0	0	0	4	1	0	0	43	51.8	28	33.7	18	21.7	82.7	95.4
2000	45	0	36	2	2	1	0	0	1	1	2	0	0	23	51.1	16	35.6	10	22.2	82.1	96.8
2100	51	0	46	0	4	1	0	0	0	0	0	0	0	27	52.9	16	31.4	13	25.5	80.3	95.4
2200	17	0	16	0	1	0	0	0	0	0	0	0	0	12	70.6	7	41.2	4	23.5	82.3	91.4
2300	10	0	4	3	1	0	0	0	0	1	1	0	0	3	30	1	10	1	10	71.9	-
07-19	**1289**	**2**	**1018**	**35**	**106**	**17**	**19**	**1**	**15**	**30**	**46**	**0**	**0**	**636**	**49.3**	**450**	**34.9**	**289**	**22.4**	**80.1**	**93.2**
06-22	**1490**	**2**	**1188**	**39**	**117**	**21**	**19**	**1**	**16**	**38**	**49**	**0**	**0**	**744**	**49.9**	**517**	**34.7**	**334**	**22.4**	**80.4**	**93.6**
06-00	**1517**	**2**	**1208**	**42**	**119**	**21**	**19**	**1**	**16**	**39**	**50**	**0**	**0**	**759**	**50**	**525**	**34.6**	**339**	**22.3**	**80.3**	**93.6**
00-00	**1553**	**2**	**1228**	**43**	**127**	**22**	**19**	**1**	**17**	**42**	**52**	**0**	**0**	**776**	**50**	**535**	**34.4**	**346**	**22.3**	**80.3**	**93.6**

DRAFT

Site 39
Location N52, Att - hedgerow, Lat 53.7852, Long -6.74005
Direction West

3279 / Meath/Cavan/Monaghan ATC's
October 2013
Automatic Traffic Count

Wed, 16 October 2013

Time	Total	Classification												>PSL	>PSL%	>SL1	>SL1%	>SL2	>SL2%	Mean	Vpp
		1 MCL	2 SV	3 SVT	4 TB2	5 TB3	6 T4	7 ART3	8 ART4	9 ART5	10 ART6	11 BD	12 DRT	80	80	85 +5kph	85 +5kph	90 +10kph	90 +10kph		85
0000	8	0	6	0	2	0	0	0	0	0	0	0	0	3	37.5	2	25	0	0	76.3	-
0100	5	0	3	0	2	0	0	0	0	0	0	0	0	4	80	3	60	2	40	90.3	-
0200	6	0	1	0	2	1	0	0	0	2	0	0	0	3	50	1	16.7	0	0	78.2	-
0300	1	0	1	0	0	0	0	0	0	0	0	0	0	0	0	0	0	0	0	67.5	-
0400	9	0	4	0	3	0	0	0	0	1	1	0	0	4	44.4	1	11.1	1	11.1	76.2	-
0500	14	0	5	0	5	0	1	0	0	2	1	0	0	6	42.9	3	21.4	1	7.1	79.2	88.2
0600	27	0	17	0	5	0	0	0	2	1	2	0	0	17	63	14	51.9	12	44.4	87.4	104.8
0700	76	0	67	0	3	1	0	0	1	1	3	0	0	36	47.4	24	31.6	10	13.2	80.3	87.8
0800	**129**	**0**	**105**	**5**	**8**	**0**	**0**	**1**	**0**	**4**	**6**	**0**	**0**	**40**	**31**	**24**	**18.6**	**12**	**9.3**	**74.7**	**88.2**
0900	114	0	92	1	11	0	0	0	3	2	4	1	0	31	27.2	22	19.3	8	7	74.6	86
1000	94	1	69	2	11	1	0	0	3	4	3	0	0	40	42.6	20	21.3	14	14.9	77.7	89.3
1100	93	0	75	1	9	0	0	0	1	5	2	0	0	39	41.9	26	28	13	14	76.1	88.9
1200	93	0	74	3	5	4	0	0	1	6	0	0	0	29	31.2	8	8.6	6	6.5	73.8	81.7
1300	70	0	59	0	7	2	1	0	0	1	0	0	0	38	54.3	33	47.1	25	35.7	82.8	96.1
1400	76	0	58	0	6	2	2	0	1	3	4	0	0	30	39.5	19	25	13	17.1	77.8	90
1500	118	0	96	2	11	0	0	0	3	3	3	0	0	68	57.6	38	32.2	22	18.6	81.5	93.6
1600	114	0	97	1	12	0	0	0	1	1	2	0	0	65	57	35	30.7	18	15.8	79.9	90
1700	**135**	**0**	**113**	**2**	**15**	**1**	**2**	**0**	**1**	**0**	**1**	**0**	**0**	**76**	**56.3**	**44**	**32.6**	**20**	**14.8**	**81.3**	**89.6**
1800	129	0	109	3	11	1	0	0	0	3	2	0	0	72	55.8	56	43.4	29	22.5	81.4	93.2
1900	87	0	78	1	3	1	0	0	0	2	2	0	0	39	44.8	23	26.4	12	13.8	78.3	89.3
2000	33	0	29	0	0	0	0	0	1	1	2	0	0	20	60.6	15	45.5	9	27.3	81.3	92.2
2100	34	0	30	0	2	0	0	0	1	0	1	0	0	14	41.2	8	23.5	3	8.8	78	86.8
2200	21	0	19	0	2	0	0	0	0	0	0	0	0	15	71.4	8	38.1	6	28.6	83.5	92.9
2300	20	0	17	0	2	0	0	0	0	0	1	0	0	9	45	7	35	6	30	80	91.8
07-19	**1241**	**1**	**1014**	**20**	**109**	**12**	**5**	**1**	**15**	**33**	**30**	**1**	**0**	**564**	**45.4**	**349**	**28.1**	**190**	**15.3**	**78.5**	**90**
06-22	**1422**	**1**	**1168**	**21**	**119**	**13**	**5**	**1**	**19**	**37**	**37**	**1**	**0**	**654**	**46**	**409**	**28.8**	**226**	**15.9**	**78.7**	**90.4**
06-00	**1463**	**1**	**1204**	**21**	**123**	**13**	**5**	**1**	**19**	**37**	**38**	**1**	**0**	**678**	**46.3**	**424**	**29**	**238**	**16.3**	**78.8**	**90.7**
00-00	**1506**	**1**	**1224**	**21**	**137**	**14**	**6**	**1**	**19**	**42**	**40**	**1**	**0**	**698**	**46.3**	**434**	**28.8**	**242**	**16.1**	**78.8**	**90.4**

DRAFT

Site 39
Location N52, Att - hedgerow, Lat 53.7852, Long -6.74005
Direction West

3279 / Meath/Cavan/Monaghan ATC's
October 2013
Automatic Traffic Count

Virtual Day (7)

Time	Total	Classification												>PSL	>PSL%	>SL1	>SL1%	>SL2	>SL2%	Mean	Vpp
		1 MCL	2 SV	3 SVT	4 TB2	5 TB3	6 T4	7 ART3	8 ART4	9 ART5	10 ART6	11 BD	12 DRT	80	80	85 +5kph	85 +5kph	90 +10kph	90 +10kph		85
0000	11	0	9	0	1	0	0	0	0	0	0	0	0	6	53.2	5	44.2	3	28.6	82.9	94
0100	8	0	5	0	2	0	0	0	0	1	0	0	0	4	49.1	2	21.1	1	14	78.7	-
0200	5	0	1	0	2	0	0	0	0	1	0	0	0	3	69.7	2	33.3	0	6.1	82.5	-
0300	3	0	2	0	0	0	0	0	0	0	0	0	0	1	25	1	25	1	20	76.1	-
0400	9	0	5	0	2	0	0	0	0	1	1	0	0	4	45.2	3	35.5	3	30.6	82.6	-
0500	13	0	7	0	3	0	0	0	0	1	1	0	0	7	54.3	4	32.6	2	13	79.6	89.6
0600	27	0	18	0	4	1	0	0	1	2	2	0	0	15	56.7	11	40.6	7	26.2	82.8	95.8
0700	69	0	56	1	5	1	0	0	1	1	3	0	0	40	57.8	27	39.5	16	22.7	82.5	94.7
0800	**112**	**0**	**94**	**2**	**7**	**1**	**1**	**0**	**1**	**3**	**4**	**0**	**0**	**56**	**50.4**	**40**	**35.9**	**24**	**21.3**	**80.3**	**92.5**
0900	101	1	82	4	8	1	0	0	1	2	2	0	0	42	41.3	29	28.6	17	17.3	77.6	91.4
1000	87	1	66	3	8	1	1	0	1	3	2	0	0	43	49.8	28	32.8	18	21.1	79.9	94
1100	94	1	69	5	9	1	2	0	1	3	4	0	0	40	42.6	27	29.1	17	18	78.1	91.1
1200	90	0	70	3	7	1	1	0	1	4	2	0	0	44	49.1	29	32.4	18	20.2	79.9	92.9
1300	78	1	61	2	8	1	1	0	1	2	2	0	0	44	56.5	33	41.5	21	26.4	82.1	95
1400	80	0	59	2	10	1	1	0	1	3	2	0	0	40	50.5	26	32.8	14	18.1	79.4	91.1
1500	99	1	80	1	9	1	1	0	1	3	2	0	0	57	57.7	40	40.3	23	23.3	81.9	93.6
1600	103	1	83	2	10	0	1	0	1	2	2	0	0	57	55.3	40	38.4	26	24.8	81.7	94.3
1700	125	0	107	2	10	1	1	0	1	1	1	0	0	70	55.7	48	38.4	28	22.8	82.2	95
1800	**132**	**0**	**115**	**2**	**9**	**1**	**0**	**0**	**1**	**2**	**2**	**0**	**0**	**73**	**55.3**	**49**	**37.4**	**30**	**22.5**	**81.9**	**93.6**
1900	80	0	72	1	4	0	0	0	0	2	1	0	0	45	56.4	30	37	18	23	81.7	94
2000	50	0	45	1	2	0	0	0	1	1	1	0	0	28	55.1	20	38.9	12	23	81.9	94
2100	38	0	34	0	2	0	0	0	1	0	0	0	0	21	55.3	14	38	9	24.4	81.7	95
2200	24	0	21	0	2	1	0	0	0	0	0	0	0	14	58.8	9	35.9	5	19.4	82.3	92.2
2300	14	0	10	1	1	0	0	0	0	1	0	0	0	6	45.8	4	32.3	3	21.9	78.1	91.8
07-19	**1168**	**7**	**940**	**28**	**101**	**9**	**11**	**1**	**12**	**29**	**29**	**1**	**0**	**606**	**51.9**	**416**	**35.6**	**252**	**21.6**	**80.7**	**93.2**
06-22	**1363**	**7**	**1109**	**31**	**113**	**11**	**11**	**1**	**14**	**34**	**32**	**1**	**0**	**715**	**52.4**	**491**	**36**	**298**	**21.9**	**80.8**	**93.6**
06-00	**1401**	**7**	**1140**	**32**	**116**	**12**	**11**	**1**	**15**	**35**	**33**	**1**	**0**	**735**	**52.5**	**504**	**36**	**306**	**21.8**	**80.8**	**93.2**
00-00	**1450**	**7**	**1170**	**32**	**125**	**12**	**12**	**1**	**16**	**40**	**35**	**1**	**0**	**760**	**52.5**	**520**	**35.9**	**316**	**21.8**	**80.8**	**93.2**

DRAFT

Site 39
Location N52, Att - hedgerow, Lat 53.7852, Long -6.74005
Direction West

3279 / Meath/Cavan/Monaghan ATC's
October 2013
Automatic Traffic Count

Virtual Week (1)

Time	Total	Classification												>PSL	>PSL%	>SL1	>SL1%	>SL2	>SL2%	Mean	Vpp
		1 MCL	2 SV	3 SVT	4 TB2	5 TB3	6 T4	7 ART3	8 ART4	9 ART5	10 ART6	11 BD	12 DRT	80	80	85 +5kph	85 +5kph	90 +10kph	90 +10kph		85
Mon	1531	1	1197	36	158	14	6	3	18	50	47	0	1	833	54.4	585	38.2	334	21.8	81.3	94.3
Tue	1553	2	1228	43	127	22	19	1	17	42	52	0	0	776	50	535	34.4	346	22.3	80.3	93.6
Wed	1506	1	1224	21	137	14	6	1	19	42	40	1	0	698	46.3	434	28.8	242	16.1	78.8	90.4
Thu	1545	5	1194	34	148	7	26	1	21	63	45	1	0	779	50.4	557	36.1	325	21	80.3	93.2
Fri	1741	4	1398	24	162	19	22	1	21	43	47	0	0	877	50.4	570	32.7	350	20.1	80	92.5
|Sat	1256	10	1079	25	90	7	2	0	10	27	6	0	0	757	60.3	537	42.8	344	27.4	83.5	95.4
|Sun	1016	23	867	43	54	1	0	0	5	12	9	2	0	603	59.4	422	41.5	268	26.4	82.9	94.7
5 Day Ave.	**1575**	**3**	**1248**	**32**	**146**	**15**	**16**	**1**	**19**	**48**	**46**	**0**	**0**	**793**	**50.3**	**536**	**34.0**	**319**	**20.3**	**80.1**	**92.8**
7 Day Ave.	**1450**	**7**	**1170**	**32**	**125**	**12**	**12**	**1**	**16**	**40**	**35**	**1**	**0**	**760**	**52.5**	**520**	**35.9**	**316**	**21.8**	**80.8**	**93.2**
--	**10148**	**46**	**8187**	**226**	**876**	**84**	**81**	**7**	**111**	**279**	**246**	**4**	**1**	**5323**	**52.5**	**3640**	**35.9**	**2209**	**21.8**	**80.8**	**93.2**

Summary Graphs

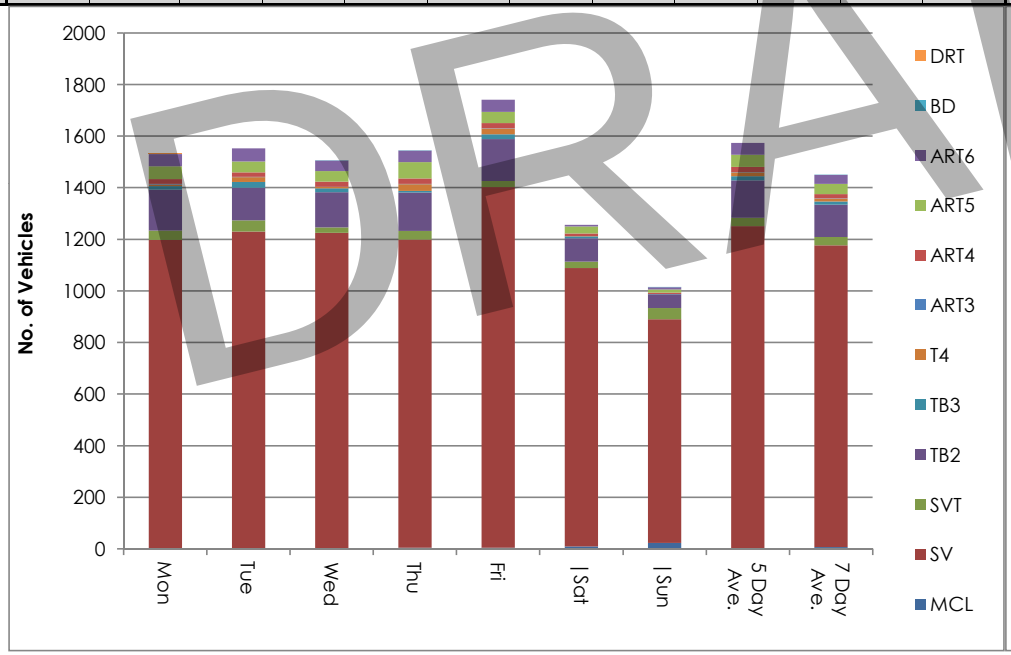

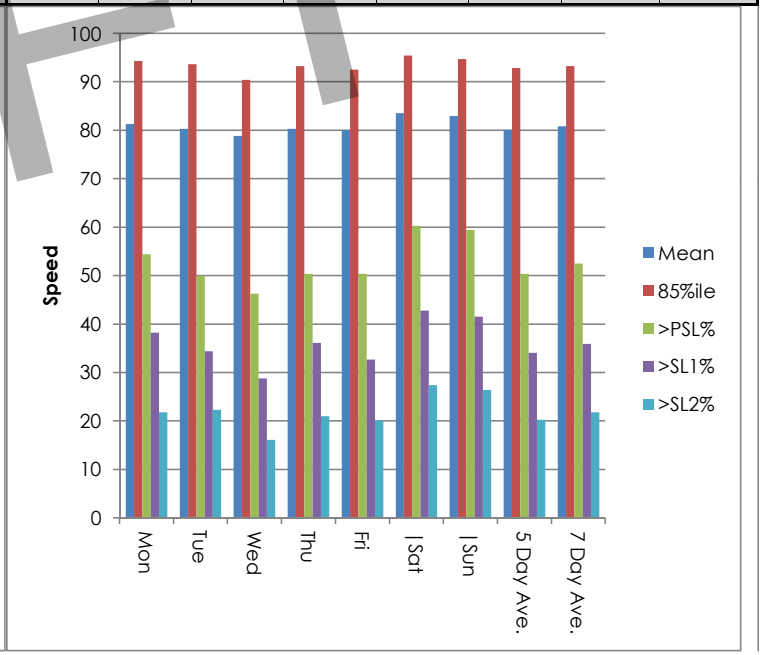

DRAFT

Site 39
Location N52, Att - hedgerow, Lat 53.7852, Long -6.74005
Direction West

3279 / Meath/Cavan/Monaghan ATC's
October 2013
Automatic Traffic Count

Thu, 10 October 2013

Time	Total	Speed Bins (km/h)																											
		0 - 5	5 - 10	10 - 15	15 - 20	20 - 25	25 - 30	30 - 35	35 - 40	40 - 45	45 - 50	50 - 55	55 - 60	60 - 65	65 - 70	70 - 75	75 - 80	80 - 85	85 - 90	90 - 95	95 - 100	100 - 105	105 - 110	110 - 115	115 - 120	120 - 125	125 - 130	130 - 135	135 - 140
0000	10	0	0	0	0	0	0	0	0	0	0	0	0	0	1	3	2	0	0	2	1	1	0	0	0	0	0	0	0
0100	10	0	0	0	0	0	0	0	0	0	0	0	0	1	0	5	1	1	1	0	0	1	0	0	0	0	0	0	0
0200	5	0	0	0	0	0	0	0	0	0	0	0	0	0	0	1	1	1	2	0	0	0	0	0	0	0	0	0	0
0300	2	0	0	0	0	0	0	0	0	0	0	0	1	1	0	0	0	0	0	0	0	0	0	0	0	0	0	0	0
0400	10	0	0	0	0	0	0	0	0	0	0	0	0	0	2	1	1	1	0	4	0	1	0	0	0	0	0	0	0
0500	9	0	0	0	0	0	0	0	0	0	0	0	0	0	1	0	2	1	2	3	0	0	0	0	0	0	0	0	0
0600	23	0	0	0	0	0	0	0	0	0	0	0	0	4	3	5	1	2	1	2	0	3	0	0	2	0	0	0	0
0700	77	0	0	0	0	0	0	0	1	0	0	0	1	2	7	6	16	14	15	4	5	3	3	0	0	0	0	0	0
0800	**139**	**0**	**0**	**0**	**0**	**0**	**0**	**0**	**0**	**1**	**2**	**2**	**4**	**1**	**9**	**21**	**28**	**21**	**14**	**14**	**7**	**11**	**3**	**1**	**0**	**0**	**0**	**0**	**0**
0900	114	0	0	0	0	1	0	0	1	5	0	0	3	9	6	11	16	23	15	7	9	2	4	1	0	1	0	0	0
1000	88	0	0	0	0	0	0	0	0	7	1	1	4	3	4	13	14	9	17	6	4	4	0	0	0	1	0	0	0
1100	102	0	0	0	0	0	0	0	2	6	1	1	3	5	9	12	16	17	16	6	5	1	1	1	0	0	0	0	0
1200	76	0	0	0	0	0	0	0	0	5	0	1	0	1	9	13	13	8	10	9	6	1	0	0	0	0	0	0	0
1300	72	0	0	0	0	1	0	0	1	1	0	0	0	4	10	7	13	10	6	6	6	3	2	2	0	0	0	0	0
1400	75	0	0	0	0	0	0	0	1	0	1	2	0	3	4	10	13	11	15	7	3	3	1	1	0	0	0	0	0
1500	91	0	0	0	0	0	0	0	0	0	1	0	2	10	9	6	19	12	17	6	5	2	2	0	0	0	0	0	0
1600	100	0	0	0	0	0	0	0	0	1	1	0	1	5	11	9	21	8	16	10	6	2	3	2	1	2	1	0	0
1700	**154**	**0**	**0**	**0**	**0**	**0**	**0**	**0**	**0**	**0**	**0**	**1**	**2**	**2**	**8**	**30**	**30**	**26**	**26**	**10**	**7**	**4**	**4**	**1**	**2**	**0**	**1**	**0**	**0**
1800	151	0	0	0	0	0	0	0	0	2	0	0	4	12	13	27	24	21	23	8	6	5	2	3	0	1	0	0	0
1900	90	0	0	0	0	0	0	0	1	2	1	0	0	7	7	14	11	12	12	8	8	5	1	0	0	1	0	0	0
2000	57	0	0	0	0	0	0	0	2	0	0	0	2	1	5	11	6	6	11	5	5	2	0	0	0	0	0	1	0
2100	35	0	0	0	0	0	0	0	0	0	1	0	0	3	3	3	7	5	5	4	0	4	0	0	0	0	0	0	0
2200	38	0	0	0	0	0	0	0	0	0	0	0	1	2	0	2	12	12	4	2	0	2	1	0	0	0	0	0	0
2300	17	0	0	0	0	0	0	0	0	0	0	1	0	0	3	0	2	1	4	4	1	0	0	1	0	0	0	0	0
07-19	**1239**	**0**	**0**	**0**	**0**	**2**	**0**	**0**	**6**	**28**	**7**	**8**	**24**	**57**	**99**	**165**	**223**	**180**	**190**	**93**	**69**	**41**	**25**	**12**	**3**	**5**	**2**	**0**	**0**
06-22	**1444**	**0**	**0**	**0**	**0**	**2**	**0**	**0**	**9**	**30**	**9**	**8**	**26**	**72**	**117**	**198**	**248**	**205**	**219**	**112**	**82**	**55**	**26**	**12**	**5**	**6**	**2**	**1**	**0**
06-00	**1499**	**0**	**0**	**0**	**0**	**2**	**0**	**0**	**9**	**30**	**9**	**9**	**27**	**74**	**120**	**200**	**262**	**218**	**227**	**118**	**83**	**57**	**27**	**13**	**5**	**6**	**2**	**1**	**0**
00-00	**1545**	**0**	**0**	**0**	**0**	**2**	**0**	**0**	**9**	**30**	**9**	**9**	**28**	**76**	**124**	**210**	**269**	**222**	**232**	**127**	**84**	**60**	**27**	**13**	**5**	**6**	**2**	**1**	**0**

DRAFT

Site 39
Location N52, Att - hedgerow, Lat 53.7852, Long -6.74005
Direction West

3279 / Meath/Cavan/Monaghan ATC's
October 2013
Automatic Traffic Count

Fri, 11 October 2013

Time	Total	Speed Bins (km/h)																												
		0 - 5	5 - 10	10 - 15	15 - 20	20 - 25	25 - 30	30 - 35	35 - 40	40 - 45	45 - 50	50 - 55	55 - 60	60 - 65	65 - 70	70 - 75	75 - 80	80 - 85	85 - 90	90 - 95	95 - 100	100 - 105	105 - 110	110 - 115	115 - 120	120 - 125	125 - 130	130 - 135	135 - 140
0000	16	0	0	0	0	0	0	0	0	0	0	0	0	0	2	3	3	0	2	3	1	0	1	0	1	0	0	0	0	0
0100	6	0	0	0	0	0	0	0	0	0	0	0	1	0	0	1	2	2	0	0	0	0	0	0	0	0	0	0	0	0
0200	4	0	0	0	0	0	0	0	0	0	0	0	0	0	1	1	0	0	2	0	0	0	0	0	0	0	0	0	0	0
0300	4	0	0	0	0	0	0	0	0	0	0	0	1	0	0	3	0	0	0	0	0	0	0	0	0	0	0	0	0	0
0400	17	0	0	0	0	0	0	0	0	0	0	0	0	1	5	10	0	0	1	0	0	0	0	0	0	0	0	0	0	0
0500	26	0	0	0	0	0	0	0	0	1	0	0	0	1	2	1	2	12	4	2	0	1	0	0	0	0	0	0	0	0
0600	31	0	0	0	0	0	0	0	0	0	0	0	2	0	2	3	2	8	5	2	4	1	2	0	0	0	0	0	0	0
0700	83	0	0	0	0	0	0	0	0	0	0	2	0	5	3	15	20	15	7	6	7	2	1	0	0	0	0	0	0	0
0800	**138**	**0**	**0**	**0**	**0**	**0**	**0**	**0**	**0**	**0**	**1**	**2**	**2**	**6**	**14**	**26**	**16**	**25**	**19**	**10**	**5**	**6**	**3**	**3**	**0**	**0**	**0**	**0**	**0**	**0**
0900	106	0	0	0	0	0	1	0	5	3	2	1	11	13	5	15	11	12	12	4	9	0	1	1	0	0	0	0	0	0
1000	76	0	0	0	0	0	0	0	0	0	0	0	2	6	5	7	10	23	9	3	5	4	0	2	0	0	0	0	0	0
1100	110	0	0	0	0	0	0	0	0	0	0	2	4	12	9	27	21	11	10	8	2	3	1	0	0	0	0	0	0	0
1200	107	0	0	0	0	0	0	0	0	0	0	0	2	10	23	16	18	19	8	4	4	1	0	1	1	0	0	0	0	0
1300	94	0	0	0	0	0	0	0	0	0	0	0	3	16	17	13	9	11	13	9	0	2	1	0	0	0	0	0	0	0
1400	115	0	0	1	0	0	0	0	0	2	0	1	3	14	9	10	19	18	17	11	6	1	3	0	0	0	0	0	0	0
1500	119	0	0	0	0	0	0	0	0	0	1	0	1	3	15	14	15	21	24	13	5	4	3	0	0	0	0	0	0	0
1600	134	0	0	0	0	0	1	1	0	0	1	0	0	2	9	10	28	23	18	21	3	7	7	2	0	1	0	0	0	0
1700	**159**	**0**	**0**	**0**	**0**	**0**	**0**	**1**	**1**	**2**	**0**	**2**	**4**	**10**	**14**	**17**	**30**	**30**	**19**	**9**	**7**	**6**	**4**	**3**	**0**	**0**	**0**	**0**	**0**	**0**
1800	155	0	0	0	0	0	0	0	0	2	1	0	0	3	10	27	20	29	17	14	16	9	3	1	1	0	1	1	0	0
1900	88	0	0	0	0	0	0	0	0	0	1	0	2	4	4	6	10	23	13	11	6	4	1	1	1	1	0	0	0	0
2000	66	0	0	0	0	0	0	0	0	0	0	1	1	2	6	12	13	11	5	8	4	2	0	1	0	0	0	0	0	0
2100	47	0	0	0	0	0	0	0	0	0	0	1	0	2	3	5	8	8	9	5	2	2	1	0	0	1	0	0	0	0
2200	25	0	0	0	0	0	0	0	0	0	0	1	0	4	1	3	3	3	4	4	2	0	0	0	0	0	0	0	0	0
2300	15	0	0	0	0	0	0	0	0	0	0	0	0	1	1	2	2	3	2	3	1	0	0	0	0	0	0	0	0	0
07-19	**1396**	**0**	**0**	**1**	**0**	**0**	**2**	**2**	**6**	**9**	**6**	**10**	**32**	**100**	**133**	**197**	**217**	**237**	**173**	**112**	**69**	**45**	**27**	**13**	**2**	**1**	**1**	**1**	**0**	
06-22	**1628**	**0**	**0**	**1**	**0**	**0**	**2**	**2**	**6**	**9**	**7**	**12**	**37**	**108**	**148**	**223**	**250**	**287**	**205**	**138**	**85**	**54**	**31**	**15**	**3**	**3**	**1**	**1**	**0**	
06-00	**1668**	**0**	**0**	**1**	**0**	**0**	**2**	**2**	**6**	**9**	**7**	**13**	**37**	**113**	**150**	**228**	**255**	**293**	**211**	**145**	**88**	**54**	**31**	**15**	**3**	**3**	**1**	**1**	**0**	
00-00	**1741**	**0**	**0**	**1**	**0**	**0**	**2**	**2**	**6**	**10**	**7**	**13**	**39**	**115**	**160**	**247**	**262**	**307**	**220**	**150**	**89**	**55**	**32**	**15**	**4**	**3**	**1**	**1**	**0**	

DRAFT

Site 39
Location N52, Att - hedgerow, Lat 53.7852, Long -6.74005
Direction West

3279 / Meath/Cavan/Monaghan ATC's
October 2013
Automatic Traffic Count

Sat, 12 October 2013

Time	Total	Speed Bins (km/h)																												
		0 - 5	5 - 10	10 - 15	15 - 20	20 - 25	25 - 30	30 - 35	35 - 40	40 - 45	45 - 50	50 - 55	55 - 60	60 - 65	65 - 70	70 - 75	75 - 80	80 - 85	85 - 90	90 - 95	95 - 100	100 - 105	105 - 110	110 - 115	115 - 120	120 - 125	125 - 130	130 - 135	135 - 140
0000	9	0	0	0	0	0	0	0	0	0	0	0	0	0	2	1	1	2	2	1	0	0	0	0	0	0	0	0	0	0
0100	15	0	0	0	0	0	0	0	0	0	0	1	1	0	2	0	2	4	2	1	2	0	0	0	0	0	0	0	0	0
0200	4	0	0	0	0	0	0	0	0	0	0	0	0	0	0	0	1	2	1	0	0	0	0	0	0	0	0	0	0	0
0300	5	0	0	0	0	0	0	0	0	0	0	0	0	0	0	2	1	0	0	0	0	0	0	1	0	1	0	0	0	0
0400	10	0	0	0	0	0	0	0	0	0	0	0	1	0	0	0	1	1	1	0	0	1	0	0	3	1	0	0	1	0
0500	9	0	0	0	0	0	0	0	0	0	0	0	0	0	1	0	2	1	3	0	0	2	0	0	0	0	0	0	0	0
0600	19	0	0	0	0	0	0	0	0	0	0	0	0	1	2	4	1	1	3	3	1	1	1	0	0	0	0	1	0	0
0700	37	0	0	0	0	0	0	0	0	0	0	0	0	0	3	5	3	4	5	9	2	3	1	1	0	1	0	0	0	0
0800	40	0	0	0	0	0	0	1	0	0	0	0	0	0	2	6	7	8	7	4	2	2	1	0	0	0	0	0	0	0
0900	85	0	0	0	0	0	0	0	0	0	0	0	0	1	8	10	17	21	10	6	5	3	2	1	0	1	0	0	0	0
1000	86	0	0	0	0	0	0	0	1	0	1	2	1	6	10	10	12	9	13	9	7	2	1	1	1	0	0	0	0	0
1100	**95**	**0**	**0**	**0**	**0**	**0**	**0**	**1**	**0**	**2**	**0**	**0**	**2**	**5**	**5**	**15**	**19**	**11**	**10**	**10**	**6**	**4**	**3**	**1**	**1**	**0**	**0**	**0**	**0**	**0**
1200	103	0	0	0	0	0	0	0	1	0	0	1	1	3	5	11	15	15	16	10	8	5	7	2	1	1	0	0	1	0
1300	76	0	0	0	0	0	0	0	0	0	0	0	1	4	5	11	12	16	9	3	6	3	1	1	0	1	3	0	0	0
1400	70	0	0	0	0	0	0	0	0	0	3	0	1	1	1	11	9	16	9	12	4	1	2	0	0	0	0	0	0	0
1500	105	0	0	0	0	0	0	1	1	1	0	0	3	5	9	6	13	15	23	13	7	6	0	2	0	0	0	0	0	0
1600	74	0	0	0	0	0	0	0	0	0	0	1	2	0	3	8	12	10	10	16	8	2	0	0	2	0	0	0	0	0
1700	86	0	0	0	0	0	1	0	0	0	0	0	1	1	5	6	16	14	15	8	12	0	4	1	0	1	1	0	0	0
1800	**139**	**0**	**0**	**0**	**0**	**0**	**0**	**0**	**0**	**0**	**0**	**1**	**1**	**3**	**6**	**27**	**22**	**28**	**21**	**14**	**8**	**3**	**3**	**1**	**1**	**0**	**0**	**0**	**0**	**0**
1900	70	0	0	0	0	0	0	0	0	0	0	0	2	0	3	3	6	20	14	9	3	2	3	3	0	1	1	0	0	0
2000	49	0	0	0	0	0	0	0	0	0	0	0	0	4	6	5	7	10	9	3	2	1	1	1	0	0	0	0	0	0
2100	30	0	0	0	0	0	0	0	0	0	0	0	0	0	3	1	3	4	6	3	5	5	0	0	0	0	0	0	0	0
2200	26	0	0	0	0	0	0	0	0	0	0	0	0	0	4	4	6	6	3	1	0	2	0	0	0	0	0	0	0	0
2300	14	0	0	0	0	0	0	0	0	0	0	0	2	0	3	2	2	2	1	2	0	0	0	0	0	0	0	0	0	0
07-19	**996**	**0**	**0**	**0**	**0**	**0**	**1**	**3**	**3**	**3**	**4**	**5**	**13**	**29**	**62**	**126**	**157**	**167**	**148**	**114**	**75**	**34**	**25**	**11**	**6**	**5**	**4**	**0**	**1**
06-22	**1164**	**0**	**0**	**0**	**0**	**0**	**1**	**3**	**3**	**3**	**4**	**5**	**15**	**34**	**76**	**139**	**174**	**202**	**180**	**132**	**86**	**43**	**30**	**15**	**6**	**6**	**5**	**1**	**1**
06-00	**1204**	**0**	**0**	**0**	**0**	**0**	**1**	**3**	**3**	**3**	**4**	**5**	**17**	**34**	**83**	**145**	**182**	**210**	**184**	**135**	**86**	**45**	**30**	**15**	**6**	**6**	**5**	**1**	**1**
00-00	**1256**	**0**	**0**	**0**	**0**	**0**	**1**	**3**	**3**	**3**	**4**	**6**	**19**	**34**	**88**	**148**	**190**	**220**	**193**	**137**	**88**	**48**	**30**	**16**	**9**	**8**	**5**	**1**	**2**

DRAFT

Site 39
Location N52, Att - hedgerow, Lat 53.7852, Long -6.74005
Direction West

3279 / Meath/Cavan/Monaghan ATC's
October 2013
Automatic Traffic Count

Sun, 13 October 2013

Time	Total	Speed Bins (km/h)																												
		0 - 5	5 - 10	10 - 15	15 - 20	20 - 25	25 - 30	30 - 35	35 - 40	40 - 45	45 - 50	50 - 55	55 - 60	60 - 65	65 - 70	70 - 75	75 - 80	80 - 85	85 - 90	90 - 95	95 - 100	100 - 105	105 - 110	110 - 115	115 - 120	120 - 125	125 - 130	130 - 135	135 - 140
0000	12	0	0	0	0	0	0	0	0	0	0	0	0	1	1	0	3	1	1	4	0	1	0	0	0	0	0	0	0	0
0100	9	0	0	0	0	0	0	0	0	0	0	0	1	1	0	3	1	3	0	0	0	0	0	0	0	0	0	0	0	0
0200	6	0	0	0	0	0	0	0	0	0	0	0	0	0	0	0	1	3	1	1	0	0	0	0	0	0	0	0	0	0
0300	4	0	0	0	0	0	0	0	0	0	0	0	0	1	1	0	0	0	1	0	1	0	0	0	0	0	0	0	0	0
0400	4	0	0	0	0	0	0	0	0	0	0	0	0	0	0	1	1	1	0	0	0	0	1	0	0	0	0	0	0	0
0500	4	0	0	0	0	0	0	0	0	0	0	0	1	0	0	0	0	1	0	1	0	1	0	0	0	0	0	0	0	0
0600	16	0	0	0	0	0	0	0	0	0	0	0	1	0	3	1	2	4	5	0	0	0	0	0	0	0	0	0	0	0
0700	21	0	0	0	0	0	0	0	0	0	0	0	0	1	1	1	5	2	1	3	5	0	1	0	1	0	0	0	0	0
0800	17	0	0	0	0	0	0	0	0	0	0	0	0	0	1	2	1	1	4	5	1	0	1	0	0	0	0	0	1	0
0900	55	0	0	0	0	1	1	0	0	0	0	0	0	1	2	13	9	6	9	3	4	3	1	0	0	0	0	0	0	2
1000	**84**	**0**	**0**	**0**	**0**	**0**	**2**	**3**	**0**	**0**	**0**	**0**	**0**	**1**	**3**	**11**	**13**	**20**	**10**	**9**	**5**	**4**	**0**	**1**	**1**	**1**	**0**	**0**	**0**	
1100	68	0	0	0	0	0	0	0	0	1	0	1	2	2	6	10	10	9	11	4	3	3	1	2	1	1	1	0	0	
1200	81	0	0	0	0	0	1	0	0	0	0	1	1	2	9	8	14	10	15	9	6	3	0	1	1	0	0	0	0	
1300	**93**	**0**	**0**	**0**	**0**	**0**	**0**	**0**	**0**	**1**	**0**	**0**	**0**	**3**	**2**	**9**	**10**	**21**	**16**	**10**	**8**	**2**	**3**	**4**	**2**	**1**	**0**	**0**	**1**	
1400	65	0	0	0	0	0	0	0	0	1	0	0	0	3	3	7	12	10	11	14	1	1	1	0	0	1	0	0	0	
1500	74	0	0	0	0	0	0	0	0	0	0	0	1	2	3	10	12	14	10	10	7	2	1	0	1	0	1	0	0	
1600	66	0	0	0	0	0	0	2	0	0	0	1	2	4	9	4	9	10	11	3	5	3	0	1	1	1	0	0	0	
1700	79	0	0	0	0	0	0	0	0	0	0	0	0	1	8	8	8	14	8	11	9	7	2	1	1	1	0	0	0	
1800	85	0	0	0	0	0	0	0	0	0	0	0	0	3	6	10	17	19	15	7	2	4	0	0	1	0	1	0	0	
1900	68	0	0	0	0	0	0	0	0	0	0	2	0	3	8	11	7	13	8	11	4	1	0	0	0	0	0	0	0	
2000	46	0	0	0	0	0	0	0	0	0	0	0	0	0	2	10	10	6	10	5	0	2	0	0	1	0	0	0	0	
2100	37	0	0	0	0	0	0	0	0	0	0	0	4	2	2	3	4	8	6	6	0	0	1	0	1	0	0	0	0	
2200	14	0	0	0	0	0	0	0	0	0	0	0	0	0	2	1	3	2	1	1	3	1	0	0	0	0	0	0	0	
2300	8	0	0	0	0	0	0	0	0	0	0	0	0	0	1	2	1	3	0	1	0	0	0	0	0	0	0	0	0	
07-19	**788**	**0**	**0**	**0**	**0**	**1**	**4**	**5**	**0**	**3**	**0**	**3**	**6**	**23**	**53**	**93**	**120**	**136**	**121**	**88**	**56**	**32**	**11**	**10**	**10**	**6**	**3**	**1**	**3**	
06-22	**955**	**0**	**0**	**0**	**0**	**1**	**4**	**5**	**0**	**3**	**0**	**5**	**11**	**28**	**68**	**118**	**143**	**167**	**150**	**110**	**60**	**35**	**12**	**10**	**12**	**6**	**3**	**1**	**3**	
06-00	**977**	**0**	**0**	**0**	**0**	**1**	**4**	**5**	**0**	**3**	**0**	**5**	**11**	**28**	**71**	**121**	**147**	**172**	**151**	**112**	**63**	**36**	**12**	**10**	**12**	**6**	**3**	**1**	**3**	
00-00	**1016**	**0**	**0**	**0**	**0**	**1**	**4**	**5**	**0**	**3**	**0**	**5**	**13**	**31**	**73**	**125**	**153**	**181**	**154**	**118**	**64**	**38**	**13**	**10**	**12**	**6**	**3**	**1**	**3**	

DRAFT

Site 39
Location N52, Att - hedgerow, Lat 53.7852, Long -6.74005
Direction West

3279 / Meath/Cavan/Monaghan ATC's
October 2013
Automatic Traffic Count

Mon, 14 October 2013

Time	Total	Speed Bins (km/h)																											
		0 - 5	5 - 10	10 - 15	15 - 20	20 - 25	25 - 30	30 - 35	35 - 40	40 - 45	45 - 50	50 - 55	55 - 60	60 - 65	65 - 70	70 - 75	75 - 80	80 - 85	85 - 90	90 - 95	95 - 100	100 - 105	105 - 110	110 - 115	115 - 120	120 - 125	125 - 130	130 - 135	135 - 140
0000	13	0	0	0	0	0	0	0	0	0	0	0	0	1	0	2	2	1	5	0	0	0	2	0	0	0	0	0	0
0100	8	0	0	0	0	0	0	0	0	0	0	0	0	0	1	1	1	3	0	1	0	1	0	0	0	0	0	0	0
0200	5	0	0	0	0	0	0	0	0	0	0	0	0	0	0	1	0	2	1	0	0	0	0	1	0	0	0	0	0
0300	2	0	0	0	0	0	0	0	0	0	0	0	0	1	0	1	0	0	0	0	0	0	0	0	0	0	0	0	0
0400	7	0	0	0	0	0	0	0	0	0	0	0	1	0	0	0	1	0	1	1	1	0	2	0	0	0	0	0	0
0500	17	0	0	0	0	0	0	0	0	0	0	1	1	0	1	6	1	1	5	0	0	1	0	0	0	0	0	0	0
0600	49	0	0	0	0	0	0	0	0	0	0	0	2	2	8	8	7	4	8	4	2	0	4	0	0	0	0	0	0
0700	68	0	0	0	0	0	0	0	0	0	0	0	1	2	2	6	9	14	18	4	7	2	2	0	0	1	0	0	0
0800	**147**	**0**	**0**	**0**	**0**	**0**	**0**	**0**	**1**	**1**	**0**	**1**	**1**	**4**	**8**	**15**	**21**	**19**	**38**	**14**	**15**	**5**	**2**	**0**	**1**	**1**	**0**	**0**	**0**
0900	117	0	0	0	0	0	1	0	2	0	0	2	3	6	11	36	24	7	9	5	6	3	1	0	1	0	0	0	0
1000	88	0	0	0	0	0	0	0	1	1	0	0	1	5	12	10	16	11	11	4	7	7	0	0	2	0	0	0	0
1100	97	0	0	0	0	0	0	0	0	0	0	4	4	4	14	11	13	16	9	10	6	3	2	1	0	0	0	0	0
1200	91	0	0	0	0	0	0	0	0	1	0	0	1	1	14	6	15	20	12	7	6	5	2	0	0	0	1	0	0
1300	75	0	0	0	0	0	0	0	0	0	0	0	0	7	5	8	7	14	12	11	7	2	2	0	0	0	0	0	0
1400	92	0	0	0	0	0	1	0	1	0	0	1	3	5	6	18	14	19	16	5	1	0	0	2	0	0	0	0	0
1500	84	0	0	0	0	0	0	0	1	2	2	0	0	4	5	5	14	15	17	8	5	3	1	0	1	1	0	0	0
1600	113	0	0	0	0	0	0	0	2	0	0	1	4	2	9	12	19	26	11	8	11	2	4	2	0	0	0	0	0
1700	**130**	**0**	**0**	**0**	**0**	**0**	**0**	**1**	**0**	**0**	**1**	**1**	**1**	**4**	**7**	**15**	**26**	**15**	**26**	**12**	**8**	**8**	**4**	**1**	**0**	**0**	**0**	**0**	**0**
1800	125	0	0	0	0	0	0	0	0	3	0	0	2	9	8	10	17	31	18	13	3	4	2	3	1	0	1	0	0
1900	74	0	0	0	0	0	0	0	1	1	0	2	1	5	6	7	18	10	10	3	5	4	0	0	1	0	0	0	0
2000	56	0	0	0	0	0	0	0	0	0	0	2	3	1	2	4	5	12	9	4	7	1	1	1	1	1	1	1	0
2100	32	0	0	0	0	0	0	0	0	0	0	0	0	2	5	6	4	4	2	2	2	2	2	1	0	0	0	0	0
2200	29	0	0	0	0	0	0	0	0	0	0	0	0	0	1	3	6	4	11	0	0	2	1	0	1	0	0	0	0
2300	12	0	0	0	0	0	0	0	0	0	0	4	0	0	3	1	1	0	2	1	0	0	0	0	0	0	0	0	0
07-19	**1227**	**0**	**0**	**0**	**0**	**0**	**2**	**1**	**8**	**8**	**3**	**10**	**21**	**53**	**101**	**152**	**195**	**207**	**197**	**101**	**82**	**44**	**22**	**9**	**6**	**3**	**2**	**0**	**0**
06-22	**1438**	**0**	**0**	**0**	**0**	**0**	**2**	**1**	**9**	**9**	**3**	**14**	**27**	**63**	**122**	**177**	**229**	**237**	**226**	**114**	**98**	**51**	**29**	**11**	**8**	**4**	**3**	**1**	**0**
06-00	**1479**	**0**	**0**	**0**	**0**	**0**	**2**	**1**	**9**	**9**	**3**	**18**	**27**	**63**	**126**	**181**	**236**	**241**	**239**	**115**	**98**	**53**	**30**	**11**	**9**	**4**	**3**	**1**	**0**
00-00	**1531**	**0**	**0**	**0**	**0**	**0**	**2**	**1**	**9**	**9**	**3**	**19**	**29**	**65**	**128**	**192**	**241**	**248**	**251**	**117**	**99**	**55**	**34**	**12**	**9**	**4**	**3**	**1**	**0**

DRAFT

Site 39
Location N52, Att - hedgerow, Lat 53.7852, Long -6.74005
Direction West

3279 / Meath/Cavan/Monaghan ATC's
October 2013
Automatic Traffic Count

Tue, 15 October 2013

Time	Total	Speed Bins (km/h)																												
		0 - 5	5 - 10	10 - 15	15 - 20	20 - 25	25 - 30	30 - 35	35 - 40	40 - 45	45 - 50	50 - 55	55 - 60	60 - 65	65 - 70	70 - 75	75 - 80	80 - 85	85 - 90	90 - 95	95 - 100	100 - 105	105 - 110	110 - 115	115 - 120	120 - 125	125 - 130	130 - 135	135 - 140
0000	9	0	0	0	0	0	0	0	0	0	0	0	0	0	1	1	1	2	0	2	0	1	1	0	0	0	0	0	0	0
0100	4	0	0	0	0	0	0	0	0	0	0	0	0	1	1	0	0	2	0	0	0	0	0	0	0	0	0	0	0	0
0200	3	0	0	0	0	0	0	0	0	0	0	0	0	0	0	0	0	2	1	0	0	0	0	0	0	0	0	0	0	0
0300	2	0	0	0	0	0	0	0	0	0	0	0	1	0	0	0	0	0	0	0	1	0	0	0	0	0	0	0	0	0
0400	5	0	0	0	0	0	0	0	0	0	0	0	0	0	2	0	1	0	0	1	1	0	0	0	0	0	0	0	0	0
0500	13	0	0	0	0	0	0	0	0	0	0	1	0	2	0	3	4	1	2	0	0	0	0	0	0	0	0	0	0	0
0600	22	0	0	0	0	0	0	0	0	0	0	1	1	0	1	1	3	8	3	2	1	0	0	0	1	0	0	0	0	0
0700	119	0	0	0	0	0	0	0	0	0	0	1	1	7	11	10	16	27	21	10	2	10	2	0	1	0	0	0	0	0
0800	**171**	**0**	**0**	**0**	**0**	**0**	**0**	**0**	**5**	**3**	**2**	**1**	**4**	**0**	**13**	**41**	**22**	**24**	**20**	**15**	**5**	**10**	**4**	**2**	**0**	**0**	**0**	**0**	**0**	**0**
0900	113	0	0	0	0	0	0	2	0	2	1	0	5	8	11	13	21	12	10	14	8	2	4	0	0	0	0	0	0	0
1000	90	0	0	0	0	0	0	1	0	0	1	1	0	7	9	14	18	11	5	4	6	7	4	1	1	0	0	0	0	0
1100	95	0	0	0	0	0	0	0	0	2	0	2	7	8	8	17	20	12	4	6	5	1	3	0	0	0	0	0	0	0
1200	78	0	0	0	0	0	0	1	0	0	0	1	3	5	9	6	9	12	14	9	7	1	0	0	0	0	1	0	0	0
1300	69	0	0	0	0	0	0	0	2	0	0	0	0	7	8	4	6	5	19	9	3	4	1	1	0	0	0	0	0	0
1400	65	0	0	0	0	0	0	0	0	2	0	0	1	4	7	10	12	14	8	5	1	0	0	1	0	0	0	0	0	0
1500	99	0	0	0	0	0	0	0	1	1	1	0	0	2	14	9	18	13	10	14	6	5	2	1	0	1	0	0	1	0
1600	120	0	0	0	0	0	1	0	0	1	0	1	3	6	13	17	24	15	15	13	6	3	0	0	1	1	0	0	0	0
1700	131	0	0	0	0	0	0	0	1	1	0	2	4	9	7	14	25	20	19	11	11	3	3	1	0	0	0	0	0	0
1800	**139**	**0**	**0**	**0**	**0**	**0**	**1**	**1**	**0**	**0**	**1**	**0**	**5**	**6**	**7**	**20**	**25**	**21**	**16**	**12**	**12**	**4**	**2**	**3**	**0**	**1**	**0**	**1**	**1**	**0**
1900	83	0	0	0	0	0	0	0	0	0	0	0	1	2	6	14	17	15	10	4	5	6	1	1	0	0	0	1	0	0
2000	45	0	0	0	0	0	0	0	0	0	1	0	1	1	3	8	8	7	6	2	2	3	2	1	0	0	0	0	0	0
2100	51	0	0	0	0	0	0	0	0	1	1	0	1	3	7	6	5	11	3	1	6	1	3	2	0	0	0	0	0	0
2200	17	0	0	0	0	0	0	0	0	0	0	1	0	0	2	1	1	5	3	3	0	0	1	0	0	0	0	0	0	0
2300	10	0	0	0	0	0	1	0	0	0	0	0	0	1	2	2	1	2	0	0	0	0	0	1	0	0	0	0	0	0
07-19	**1289**	**0**	**0**	**0**	**0**	**0**	**2**	**5**	**9**	**12**	**6**	**9**	**33**	**69**	**117**	**175**	**216**	**186**	**161**	**122**	**72**	**50**	**25**	**10**	**3**	**3**	**1**	**1**	**2**
06-22	**1490**	**0**	**0**	**0**	**0**	**0**	**2**	**5**	**9**	**13**	**8**	**10**	**37**	**75**	**134**	**204**	**249**	**227**	**183**	**131**	**86**	**60**	**31**	**14**	**4**	**3**	**1**	**2**	**2**
06-00	**1517**	**0**	**0**	**0**	**0**	**0**	**3**	**5**	**9**	**13**	**8**	**11**	**37**	**76**	**138**	**207**	**251**	**234**	**186**	**134**	**86**	**60**	**32**	**15**	**4**	**3**	**1**	**2**	**2**
00-00	**1553**	**0**	**0**	**0**	**0**	**0**	**3**	**5**	**9**	**13**	**8**	**12**	**38**	**79**	**142**	**211**	**257**	**241**	**189**	**137**	**88**	**61**	**33**	**15**	**4**	**3**	**1**	**2**	**2**

DRAFT

Site 39
Location N52, Att - hedgerow, Lat 53.7852, Long -6.74005
Direction West

3279 / Meath/Cavan/Monaghan ATC's
October 2013
Automatic Traffic Count

Wed, 16 October 2013

Time	Total	Speed Bins (km/h)																											
		0 - 5	5 - 10	10 - 15	15 - 20	20 - 25	25 - 30	30 - 35	35 - 40	40 - 45	45 - 50	50 - 55	55 - 60	60 - 65	65 - 70	70 - 75	75 - 80	80 - 85	85 - 90	90 - 95	95 - 100	100 - 105	105 - 110	110 - 115	115 - 120	120 - 125	125 - 130	130 - 135	135 - 140
0000	8	0	0	0	0	0	0	0	0	0	0	0	0	0	3	1	1	1	2	0	0	0	0	0	0	0	0	0	0
0100	5	0	0	0	0	0	0	0	0	0	0	0	0	0	0	0	1	1	1	0	1	1	0	0	0	0	0	0	0
0200	6	0	0	0	0	0	0	0	0	0	0	0	0	0	1	1	1	2	1	0	0	0	0	0	0	0	0	0	0
0300	1	0	0	0	0	0	0	0	0	0	0	0	0	0	1	0	0	0	0	0	0	0	0	0	0	0	0	0	0
0400	9	0	0	0	0	0	0	0	0	0	0	0	1	0	1	2	1	3	0	1	0	0	0	0	0	0	0	0	0
0500	14	0	0	0	0	0	0	0	0	0	0	0	0	1	0	2	5	3	2	1	0	0	0	0	0	0	0	0	0
0600	27	0	0	0	0	0	0	0	0	0	0	0	0	2	1	3	4	3	2	4	3	3	0	1	1	0	0	0	0
0700	76	0	0	0	0	0	0	0	0	0	0	1	2	0	5	14	18	12	14	4	1	4	1	0	0	0	0	0	0
0800	**129**	**0**	**0**	**0**	**0**	**0**	**0**	**0**	**0**	**1**	**1**	**2**	**11**	**14**	**16**	**21**	**23**	**16**	**12**	**5**	**3**	**4**	**0**	**0**	**0**	**0**	**0**	**0**	**0**
0900	114	0	0	0	0	0	0	0	1	1	1	0	4	5	21	30	20	9	14	6	1	1	0	0	0	0	0	0	0
1000	94	0	0	0	0	0	0	0	0	1	2	0	1	10	13	9	18	20	6	8	1	3	0	0	1	1	0	0	0
1100	93	0	0	0	0	0	0	0	0	1	0	3	10	9	10	9	12	13	13	7	4	0	0	2	0	0	0	0	0
1200	93	0	0	0	0	0	1	0	0	1	0	2	8	6	13	14	19	21	2	2	2	0	1	1	0	0	0	0	0
1300	70	0	0	0	0	0	0	0	1	0	0	3	0	0	3	14	11	5	8	8	11	4	2	0	0	0	0	0	0
1400	76	0	0	0	0	0	0	0	1	0	0	1	2	7	8	11	16	11	6	8	1	3	1	0	0	0	0	0	0
1500	118	0	0	0	0	0	1	0	0	0	2	1	3	4	6	13	20	30	16	5	6	7	1	1	1	0	1	0	0
1600	114	0	0	0	0	0	0	0	0	0	1	1	3	7	10	11	16	30	17	11	4	1	1	1	0	0	0	0	0
1700	**135**	**0**	**0**	**0**	**0**	**0**	**0**	**0**	**0**	**0**	**2**	**2**	**0**	**5**	**4**	**20**	**26**	**32**	**24**	**6**	**5**	**5**	**2**	**2**	**0**	**0**	**0**	**0**	**0**
1800	129	0	0	0	0	0	0	0	0	1	0	1	1	4	15	16	19	16	27	13	10	6	0	0	0	0	0	0	0
1900	87	0	0	0	0	0	0	0	0	0	0	0	1	11	14	10	12	16	11	5	4	1	1	0	0	0	0	0	1
2000	33	0	0	0	0	0	0	0	0	0	0	1	3	2	1	1	5	5	6	6	2	0	0	0	1	0	0	0	0
2100	34	0	0	0	0	0	0	0	0	0	0	0	0	1	4	10	5	6	5	2	1	0	0	0	0	0	0	0	0
2200	21	0	0	0	0	0	0	0	0	0	0	1	0	1	1	1	2	7	2	3	0	1	2	0	0	0	0	0	0
2300	20	0	0	0	0	0	0	0	0	0	0	0	0	2	0	7	2	2	1	4	2	0	0	0	0	0	0	0	0
07-19	**1241**	**0**	**0**	**0**	**0**	**0**	**2**	**0**	**3**	**6**	**9**	**17**	**45**	**71**	**124**	**182**	**218**	**215**	**159**	**83**	**49**	**38**	**9**	**7**	**2**	**1**	**1**	**0**	**0**
06-22	**1422**	**0**	**0**	**0**	**0**	**0**	**2**	**0**	**3**	**6**	**9**	**18**	**49**	**87**	**144**	**206**	**244**	**245**	**183**	**100**	**59**	**42**	**10**	**8**	**4**	**1**	**1**	**0**	**1**
06-00	**1463**	**0**	**0**	**0**	**0**	**0**	**2**	**0**	**3**	**6**	**9**	**19**	**49**	**90**	**145**	**214**	**248**	**254**	**186**	**107**	**61**	**43**	**12**	**8**	**4**	**1**	**1**	**0**	**1**
00-00	**1506**	**0**	**0**	**0**	**0**	**0**	**2**	**0**	**3**	**6**	**9**	**19**	**50**	**91**	**151**	**220**	**257**	**264**	**192**	**109**	**62**	**44**	**12**	**8**	**4**	**1**	**1**	**0**	**1**

DRAFT

Site 39
Location N52, Att - hedgerow, Lat 53.7852, Long -6.74005
Direction West

3279 / Meath/Cavan/Monaghan ATC's
October 2013
Automatic Traffic Count

Virtual Day (7)

Time	Total	Speed Bins (km/h)																												
		0 - 5	5 - 10	10 - 15	15 - 20	20 - 25	25 - 30	30 - 35	35 - 40	40 - 45	45 - 50	50 - 55	55 - 60	60 - 65	65 - 70	70 - 75	75 - 80	80 - 85	85 - 90	90 - 95	95 - 100	100 - 105	105 - 110	110 - 115	115 - 120	120 - 125	125 - 130	130 - 135	135 - 140
0000	11	0	0	0	0	0	0	0	0	0	0	0	0	0	1	2	2	1	2	2	0	0	1	0	0	0	0	0	0	0
0100	8	0	0	0	0	0	0	0	0	0	0	0	0	0	1	1	1	2	1	0	0	0	0	0	0	0	0	0	0	0
0200	5	0	0	0	0	0	0	0	0	0	0	0	0	0	0	1	1	2	1	0	0	0	0	0	0	0	0	0	0	0
0300	3	0	0	0	0	0	0	0	0	0	0	0	0	0	0	1	0	0	0	0	0	0	0	0	0	0	0	0	0	0
0400	9	0	0	0	0	0	0	0	0	0	0	0	0	0	1	2	1	1	0	1	0	0	0	0	0	0	0	0	0	0
0500	13	0	0	0	0	0	0	0	0	0	0	0	0	1	1	2	2	3	3	1	0	1	0	0	0	0	0	0	0	0
0600	27	0	0	0	0	0	0	0	0	0	0	0	1	1	3	4	3	4	4	2	2	1	1	0	1	0	0	0	0	0
0700	69	0	0	0	0	0	0	0	0	0	0	1	1	2	5	8	12	13	12	6	4	3	2	0	0	0	0	0	0	0
0800	**112**	**0**	**0**	**0**	**0**	**0**	**0**	**0**	**1**	**1**	**1**	**1**	**3**	**4**	**9**	**19**	**17**	**16**	**16**	**10**	**5**	**5**	**2**	**1**	**0**	**0**	**0**	**0**	**0**	**0**
0900	101	0	0	0	0	0	0	0	1	2	1	0	4	6	9	18	17	13	11	6	6	2	2	0	0	0	0	0	0	0
1000	87	0	0	0	0	0	0	1	0	1	1	1	1	5	8	11	14	15	10	6	5	4	1	1	1	0	0	0	0	0
1100	94	0	0	0	0	0	0	0	0	2	0	2	5	6	9	14	16	13	10	7	4	2	2	1	0	0	0	0	0	0
1200	90	0	0	0	0	0	0	0	0	1	0	1	2	4	12	11	15	15	11	7	6	2	1	1	0	0	0	0	0	0
1300	78	0	0	0	0	0	0	0	1	0	0	0	1	6	7	9	10	12	12	8	6	3	2	1	0	0	0	0	0	0
1400	80	0	0	0	0	0	0	0	0	1	1	1	1	5	5	11	14	14	12	9	2	1	1	1	0	0	0	0	0	0
1500	99	0	0	0	0	0	0	0	0	1	1	0	1	4	9	9	16	17	17	10	6	4	1	1	0	0	0	0	0	0
1600	103	0	0	0	0	0	0	0	0	0	0	1	2	4	9	10	18	17	14	12	6	3	2	1	1	1	0	0	0	0
1700	125	0	0	0	0	0	0	0	0	0	0	1	2	5	8	16	23	22	20	10	8	5	3	1	0	0	0	0	0	0
1800	**132**	**0**	**0**	**0**	**0**	**0**	**0**	**0**	**0**	**1**	**0**	**0**	**2**	**6**	**9**	**20**	**21**	**24**	**20**	**12**	**8**	**5**	**2**	**2**	**1**	**0**	**0**	**0**	**0**	**0**
1900	80	0	0	0	0	0	0	0	0	0	0	1	1	5	7	9	12	16	11	7	5	3	1	1	0	0	0	0	0	0
2000	50	0	0	0	0	0	0	0	0	0	0	1	1	2	4	7	8	8	8	5	3	2	1	1	0	0	0	0	0	0
2100	38	0	0	0	0	0	0	0	0	0	0	0	1	2	4	5	5	7	5	3	2	2	1	0	0	0	0	0	0	0
2200	24	0	0	0	0	0	0	0	0	0	0	0	0	1	2	2	5	6	4	2	1	1	1	0	0	0	0	0	0	0
2300	14	0	0	0	0	0	0	0	0	0	0	1	0	1	2	2	2	2	1	2	1	0	0	0	0	0	0	0	0	0
07-19	**1168**	**0**	**0**	**0**	**0**	**0**	**2**	**2**	**5**	**10**	**5**	**9**	**25**	**57**	**98**	**156**	**192**	**190**	**164**	**102**	**67**	**41**	**21**	**10**	**5**	**3**	**2**	**0**	**1**
06-22	**1363**	**0**	**0**	**0**	**0**	**0**	**2**	**2**	**6**	**10**	**6**	**10**	**29**	**67**	**116**	**181**	**220**	**224**	**192**	**120**	**79**	**49**	**24**	**12**	**6**	**4**	**2**	**1**	**1**
06-00	**1401**	**0**	**0**	**0**	**0**	**0**	**2**	**2**	**6**	**10**	**6**	**11**	**29**	**68**	**119**	**185**	**226**	**232**	**198**	**124**	**81**	**50**	**25**	**12**	**6**	**4**	**2**	**1**	**1**
00-00	**1450**	**0**	**0**	**0**	**0**	**0**	**2**	**2**	**6**	**11**	**6**	**12**	**31**	**70**	**124**	**193**	**233**	**240**	**204**	**128**	**82**	**52**	**26**	**13**	**7**	**4**	**2**	**1**	**1**

DRAFT

Site 39
Location N52, Att - hedgerow, Lat 53.7852, Long -6.74005
Direction West

3279 / Meath/Cavan/Monaghan ATC's
October 2013
Automatic Traffic Count

Virtual Week (1)

Time	Total	Speed Bins (km/h)																												
		0 - 5	5 - 10	10 - 15	15 - 20	20 - 25	25 - 30	30 - 35	35 - 40	40 - 45	45 - 50	50 - 55	55 - 60	60 - 65	65 - 70	70 - 75	75 - 80	80 - 85	85 - 90	90 - 95	95 - 100	100 - 105	105 - 110	110 - 115	115 - 120	120 - 125	125 - 130	130 - 135	135 - 140
Mon	1531	0	0	0	0	0	2	1	9	9	3	19	29	65	128	192	241	248	251	117	99	55	34	12	9	4	3	1	0
Tue	1553	0	0	0	0	0	3	5	9	13	8	12	38	79	142	211	257	241	189	137	88	61	33	15	4	3	1	2	2
Wed	1506	0	0	0	0	0	2	0	3	6	9	19	50	91	151	220	257	264	192	109	62	44	12	8	4	1	1	0	1
Thu	1545	0	0	0	0	2	0	0	9	30	9	9	28	76	124	210	269	222	232	127	84	60	27	13	5	6	2	1	0
Fri	1741	0	0	1	0	0	2	2	6	10	7	13	39	115	160	247	262	307	220	150	89	55	32	15	4	3	1	1	0
|Sat	1256	0	0	0	0	0	1	3	3	3	4	6	19	34	88	148	190	220	193	137	88	48	30	16	9	8	5	1	2
|Sun	1016	0	0	0	0	1	4	5	0	3	0	5	13	31	73	125	153	181	154	118	64	38	13	10	12	6	3	1	3
5 Day Ave.	**1575**	**0**	**0**	**0**	**0**	**0**	**2**	**2**	**7**	**14**	**7**	**14**	**37**	**85**	**141**	**216**	**257**	**256**	**217**	**128**	**84**	**55**	**28**	**13**	**5**	**3**	**2**	**1**	**1**
7 Day Ave.	**1450**	**0**	**0**	**0**	**0**	**0**	**2**	**2**	**6**	**11**	**6**	**12**	**31**	**70**	**124**	**193**	**233**	**240**	**204**	**128**	**82**	**52**	**26**	**13**	**7**	**4**	**2**	**1**	**1**
--	**10148**	**0**	**0**	**1**	**0**	**3**	**14**	**16**	**39**	**74**	**40**	**83**	**216**	**491**	**866**	**1353**	**1629**	**1683**	**1431**	**895**	**574**	**361**	**181**	**89**	**47**	**31**	**16**	**7**	**8**

Summary Graphs

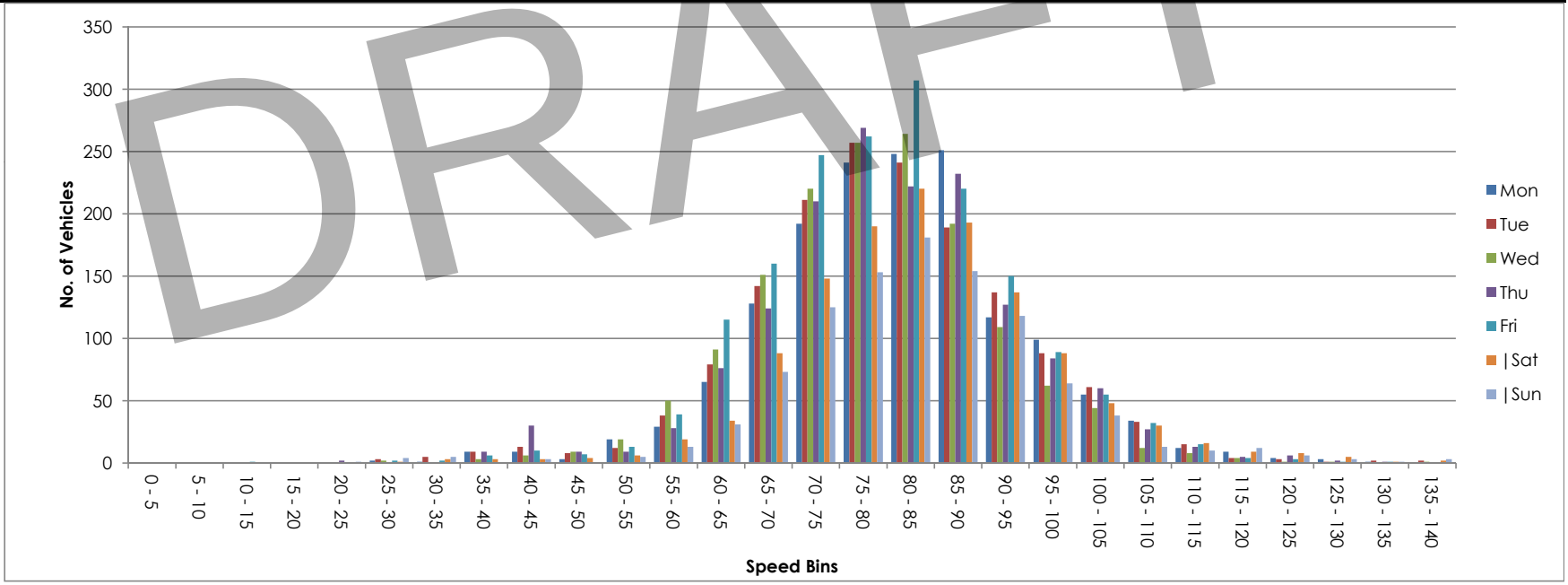

DRAFT

Site 39
Location N52, Att - hedgerow, Lat 53.7852, Long -6.74005
Direction Two way

3279 / Meath/Cavan/Monaghan ATC's
October 2013
Automatic Traffic Count

Thu, 10 October 2013

Time	Total	Classification												>PSL	>PSL%	>SL1	>SL1%	>SL2	>SL2%	Mean	Vpp
		1 MCL	2 SV	3 SVT	4 TB2	5 TB3	6 T4	7 ART3	8 ART4	9 ART5	10 ART6	11 BD	12 DRT	80	80	85 +5kph	85 +5kph	90 +10kph	90 +10kph		85
0000	18	0	11	0	4	0	0	0	1	2	0	0	0	9	50	6	33.3	5	27.8	80.6	92.9
0100	16	0	9	0	4	0	0	0	0	2	1	0	0	8	50	4	25	3	18.8	81.7	100.1
0200	9	0	5	0	3	0	0	0	0	1	0	0	0	7	77.8	6	66.7	1	11.1	85.3	-
0300	5	0	1	0	1	0	0	0	0	2	1	0	0	0	0	0	0	0	0	65.7	-
0400	19	0	10	0	3	1	0	0	2	1	2	0	0	11	57.9	9	47.4	8	42.1	80.8	93.2
0500	20	0	10	0	7	0	0	0	0	2	1	0	0	13	65	11	55	6	30	84.5	94.7
0600	62	0	47	0	8	0	0	0	2	2	3	0	0	37	59.7	28	45.2	20	32.3	84.4	100.4
0700	202	1	167	1	20	2	0	0	0	4	7	0	0	124	61.4	83	41.1	50	24.8	83.8	95.4
0800	**298**	**1**	**256**	**3**	**23**	**1**	**3**	**0**	**0**	**3**	**6**	**0**	**2**	**149**	**50**	**113**	**37.9**	**82**	**27.5**	**81.9**	**95.8**
0900	191	0	144	7	25	3	3	0	1	6	2	0	0	99	51.8	65	34	39	20.4	80.1	94
1000	160	0	110	4	21	1	7	1	3	10	2	1	0	80	50	61	38.1	33	20.6	80.3	92.2
1100	170	2	105	7	21	0	10	0	3	12	10	0	0	70	41.2	48	28.2	24	14.1	76.9	88.9
1200	141	0	98	7	12	0	4	1	2	8	8	1	0	67	47.5	49	34.8	28	19.9	78.9	92.5
1300	142	1	87	3	19	1	5	0	9	8	9	0	0	62	43.7	42	29.6	31	21.8	79.5	94
1400	148	1	92	3	26	0	3	0	3	14	6	0	0	77	52	54	36.5	28	18.9	80.6	91.1
1500	200	0	137	2	27	1	6	0	6	10	11	0	0	84	42	58	29	30	15	78.3	89.6
1600	194	2	132	5	29	0	5	0	5	9	7	0	0	86	44.3	61	31.4	38	19.6	80.4	92.2
1700	**295**	**2**	**238**	**5**	**26**	**1**	**6**	**0**	**6**	**6**	**5**	**0**	**0**	**144**	**48.8**	**99**	**33.6**	**53**	**18**	**81**	**91.4**
1800	251	0	214	2	19	2	2	0	1	10	1	0	0	116	46.2	80	31.9	45	17.9	79.6	92.2
1900	167	0	147	3	5	0	0	0	3	5	4	0	0	70	41.9	52	31.1	36	21.6	78.5	95
2000	101	0	86	2	5	0	0	1	2	4	1	0	0	53	52.5	37	36.6	21	20.8	80.1	93.2
2100	66	0	50	2	7	0	0	0	2	2	3	0	0	34	51.5	24	36.4	16	24.2	81.3	92.9
2200	66	0	55	1	3	3	0	0	2	1	1	0	0	38	57.6	22	33.3	11	16.7	82.6	91.1
2300	27	0	23	0	2	0	0	0	0	2	0	0	0	17	63	16	59.3	10	37	85.2	96.1
07-19	**2392**	**10**	**1780**	**49**	**268**	**12**	**54**	**2**	**39**	**100**	**74**	**2**	**2**	**1158**	**48.4**	**813**	**34**	**481**	**20.1**	**80.3**	**92.5**
06-22	**2788**	**10**	**2110**	**56**	**293**	**12**	**54**	**3**	**48**	**113**	**85**	**2**	**2**	**1352**	**48.5**	**954**	**34.2**	**574**	**20.6**	**80.3**	**92.9**
06-00	**2881**	**10**	**2188**	**57**	**298**	**15**	**54**	**3**	**50**	**116**	**86**	**2**	**2**	**1407**	**48.8**	**992**	**34.4**	**595**	**20.7**	**80.4**	**92.9**
00-00	**2968**	**10**	**2234**	**57**	**320**	**16**	**54**	**3**	**53**	**126**	**91**	**2**	**2**	**1455**	**49**	**1028**	**34.6**	**618**	**20.8**	**80.4**	**92.9**

DRAFT

Site 39
Location N52, Att - hedgerow, Lat 53.7852, Long -6.74005
Direction Two way

3279 / Meath/Cavan/Monaghan ATC's
October 2013
Automatic Traffic Count

Fri, 11 October 2013

Time	Total	Classification												>PSL	>PSL%	>SL1	>SL1%	>SL2	>SL2%	Mean	Vpp
		1 MCL	2 SV	3 SVT	4 TB2	5 TB3	6 T4	7 ART3	8 ART4	9 ART5	10 ART6	11 BD	12 DRT	80	80	85 +5kph	85 +5kph	90 +10kph	90 +10kph		85
0000	26	0	16	0	4	1	0	0	0	2	3	0	0	14	53.8	12	46.2	7	26.9	83.8	94
0100	15	0	5	0	8	0	0	0	0	1	1	0	0	6	40	4	26.7	2	13.3	78.9	88.9
0200	4	0	1	0	1	0	0	0	0	1	1	0	0	2	50	2	50	0	0	79.8	-
0300	10	0	7	0	1	0	0	0	0	1	1	0	0	5	50	5	50	3	30	81.4	-
0400	19	0	10	0	4	0	2	0	0	0	3	0	0	2	10.5	2	10.5	0	0	72.9	74.9
0500	41	0	28	0	7	0	0	0	2	1	3	0	0	27	65.9	12	29.3	7	17.1	81.3	91.8
0600	74	0	54	1	10	3	0	0	1	2	3	0	0	55	74.3	36	48.6	23	31.1	84.7	95.8
0700	189	0	151	1	22	4	0	1	2	3	5	0	0	91	48.1	55	29.1	44	23.3	80.3	94.7
0800	**291**	**0**	**237**	**1**	**26**	**2**	**4**	**0**	**3**	**6**	**12**	**0**	**0**	**145**	**49.8**	**94**	**32.3**	**63**	**21.6**	**80.5**	**93.6**
0900	206	0	173	2	14	2	4	0	1	4	6	0	0	89	43.2	58	28.2	32	15.5	76.4	90
1000	154	0	122	1	15	2	5	0	3	5	0	1	0	81	52.6	47	30.5	34	22.1	81	97.6
1100	185	0	147	4	16	2	2	0	5	5	4	0	0	70	37.8	49	26.5	30	16.2	77.4	91.4
1200	187	0	126	4	19	3	5	0	7	14	9	0	0	64	34.2	35	18.7	22	11.8	76.4	87.5
1300	207	0	154	2	28	2	2	0	4	11	4	0	0	85	41.1	54	26.1	23	11.1	76.9	88.2
1400	209	0	137	1	41	1	5	1	4	8	11	0	0	82	39.2	52	24.9	30	14.4	76.8	89.6
1500	262	1	199	8	35	0	1	0	4	9	5	0	0	140	53.4	96	36.6	52	19.8	80.8	92.5
1600	263	3	214	5	19	2	3	0	4	6	7	0	0	145	55.1	98	37.3	66	25.1	82	94.7
1700	**305**	**0**	**239**	**8**	**28**	**2**	**1**	**0**	**5**	**10**	**12**	**0**	**0**	**138**	**45.2**	**91**	**29.8**	**58**	**19**	**78.8**	**91.1**
1800	274	1	233	4	26	1	0	0	1	2	5	0	1	138	50.4	96	35	66	24.1	81.3	95.4
1900	174	0	151	2	11	1	0	0	1	5	2	0	1	94	54	62	35.6	39	22.4	81	94
2000	123	0	104	4	10	0	0	0	0	4	1	0	0	61	49.6	44	35.8	29	23.6	81.1	93.2
2100	91	0	74	2	10	0	1	0	2	1	1	0	0	50	54.9	40	44	25	27.5	83.7	95
2200	52	0	38	1	6	2	0	0	1	3	1	0	0	26	50	20	38.5	12	23.1	79.3	92.2
2300	30	0	22	1	3	0	0	0	1	1	2	0	0	15	50	10	33.3	7	23.3	80.3	91.4
07-19	**2732**	**5**	**2132**	**41**	**289**	**23**	**32**	**2**	**43**	**83**	**80**	**1**	**1**	**1268**	**46.4**	**825**	**30.2**	**520**	**19**	**79.2**	**92.2**
06-22	**3194**	**5**	**2515**	**50**	**330**	**27**	**33**	**2**	**47**	**95**	**87**	**1**	**2**	**1528**	**47.8**	**1007**	**31.5**	**636**	**19.9**	**79.6**	**92.5**
06-00	**3276**	**5**	**2575**	**52**	**339**	**29**	**33**	**2**	**49**	**99**	**90**	**1**	**2**	**1569**	**47.9**	**1037**	**31.7**	**655**	**20**	**79.6**	**92.5**
00-00	**3391**	**5**	**2642**	**52**	**364**	**30**	**35**	**2**	**51**	**105**	**102**	**1**	**2**	**1625**	**47.9**	**1074**	**31.7**	**674**	**19.9**	**79.7**	**92.5**

DRAFT

Site 39
Location N52, Att - hedgerow, Lat 53.7852, Long -6.74005
Direction Two way

3279 / Meath/Cavan/Monaghan ATC's
October 2013
Automatic Traffic Count

Sat, 12 October 2013

Time	Total	Classification												>PSL	>PSL%	>SL1	>SL1%	>SL2	>SL2%	Mean	Vpp
		1 MCL	2 SV	3 SVT	4 TB2	5 TB3	6 T4	7 ART3	8 ART4	9 ART5	10 ART6	11 BD	12 DRT	80	80	85 +5kph	85 +5kph	90 +10kph	90 +10kph		85
0000	21	0	18	0	2	0	0	0	0	1	0	0	0	12	57.1	9	42.9	6	28.6	81.2	94.3
0100	24	0	14	0	3	0	0	0	0	6	1	0	0	10	41.7	6	25	4	16.7	78.8	88.6
0200	7	0	3	0	2	0	0	0	0	2	0	0	0	5	71.4	3	42.9	0	0	82.8	-
0300	10	0	6	0	1	0	0	0	1	2	0	0	0	4	40	4	40	2	20	82.1	-
0400	17	0	12	0	2	0	0	0	0	3	0	0	0	11	64.7	10	58.8	9	52.9	94.2	117.4
0500	15	0	7	0	7	0	0	0	0	1	0	0	0	10	66.7	9	60	5	33.3	88.6	103.7
0600	39	0	24	1	7	1	0	0	3	3	0	0	0	28	71.8	25	64.1	21	53.8	90.3	103
0700	57	0	43	1	7	1	0	0	0	1	4	0	0	39	68.4	32	56.1	21	36.8	84.6	95.8
0800	83	0	66	2	12	2	0	0	0	1	0	0	0	55	66.3	41	49.4	23	27.7	83	93.2
0900	166	0	145	7	9	1	0	0	1	3	0	0	0	96	57.8	64	38.6	36	21.7	83.3	94.3
1000	169	1	133	5	22	1	1	0	2	3	1	0	0	87	51.5	69	40.8	46	27.2	81.2	95.8
1100	**179**	**7**	**139**	**6**	**15**	**2**	**1**	**0**	**0**	**6**	**3**	**0**	**0**	**78**	**43.6**	**55**	**30.7**	**37**	**20.7**	**78.8**	**92.5**
1200	192	1	163	5	17	2	1	0	2	0	1	0	0	110	57.3	87	45.3	60	31.3	83.9	97.6
1300	170	0	147	8	9	0	0	0	4	2	0	0	0	87	51.2	63	37.1	39	22.9	82	96.5
1400	159	0	140	3	14	0	0	0	0	1	1	0	0	98	61.6	65	40.9	45	28.3	82.3	94.3
1500	187	1	169	5	4	2	0	1	1	4	0	0	0	119	63.6	82	43.9	49	26.2	83	94
1600	174	0	150	3	15	1	1	0	1	3	0	0	0	110	63.2	71	40.8	47	27	83.5	94.3
1700	163	0	144	4	13	0	0	0	2	0	0	0	0	98	60.1	69	42.3	46	28.2	83.6	95.8
1800	**210**	**1**	**190**	**1**	**12**	**1**	**0**	**0**	**2**	**3**	**0**	**0**	**0**	**119**	**56.7**	**78**	**37.1**	**48**	**22.9**	**82.8**	**94**
1900	141	0	130	1	8	0	0	0	0	2	0	0	0	77	54.6	52	36.9	36	25.5	82.5	94.7
2000	163	0	153	2	7	0	0	0	1	0	0	0	0	72	44.2	43	26.4	21	12.9	78.8	88.9
2100	56	0	48	0	5	0	0	0	3	0	0	0	0	33	58.9	26	46.4	17	30.4	83	98.6
2200	46	0	42	0	3	0	0	0	0	1	0	0	0	24	52.2	15	32.6	6	13	80.2	88.9
2300	34	0	27	0	3	0	0	0	0	4	0	0	0	12	35.3	9	26.5	8	23.5	78.3	93.2
07-19	**1909**	**11**	**1629**	**50**	**149**	**13**	**4**	**1**	**15**	**27**	**10**	**0**	**0**	**1096**	**57.4**	**776**	**40.6**	**497**	**26**	**82.5**	**95**
06-22	**2308**	**11**	**1984**	**54**	**176**	**14**	**4**	**1**	**22**	**32**	**10**	**0**	**0**	**1306**	**56.6**	**922**	**39.9**	**592**	**25.6**	**82.4**	**95**
06-00	**2388**	**11**	**2053**	**54**	**182**	**14**	**4**	**1**	**22**	**37**	**10**	**0**	**0**	**1342**	**56.2**	**946**	**39.6**	**606**	**25.4**	**82.3**	**95**
00-00	**2482**	**11**	**2113**	**54**	**199**	**14**	**4**	**1**	**23**	**52**	**11**	**0**	**0**	**1394**	**56.2**	**987**	**39.8**	**632**	**25.5**	**82.4**	**95**

DRAFT

Site 39
Location N52, Att - hedgerow, Lat 53.7852, Long -6.74005
Direction Two way

3279 / Meath/Cavan/Monaghan ATC's
October 2013
Automatic Traffic Count

Sun, 13 October 2013

Time	Total	Classification												>PSL	>PSL%	>SL1	>SL1%	>SL2	>SL2%	Mean	Vpp
		1 MCL	2 SV	3 SVT	4 TB2	5 TB3	6 T4	7 ART3	8 ART4	9 ART5	10 ART6	11 BD	12 DRT	80	80	85 +5kph	85 +5kph	90 +10kph	90 +10kph		85
0000	20	0	16	0	2	0	0	0	1	1	0	0	0	11	55	8	40	6	30	81.5	93.6
0100	18	0	13	0	4	0	0	0	0	1	0	0	0	8	44.4	4	22.2	2	11.1	77.7	86.4
0200	10	0	5	0	2	0	0	0	1	2	0	0	0	7	70	4	40	2	20	84.3	-
0300	13	0	8	0	4	0	0	0	0	1	0	0	0	7	53.8	3	23.1	1	7.7	78.6	86.8
0400	12	0	12	0	0	0	0	0	0	0	0	0	0	6	50	3	25	3	25	83.8	92.2
0500	7	0	5	1	1	0	0	0	0	0	0	0	0	4	57.1	2	28.6	2	28.6	76	-
0600	20	0	16	2	2	0	0	0	0	0	0	0	0	12	60	8	40	2	10	81.8	88.2
0700	33	0	26	0	3	0	0	0	2	0	2	0	0	21	63.6	17	51.5	15	45.5	87.1	99
0800	42	1	35	3	3	0	0	0	0	0	0	0	0	30	71.4	23	54.8	15	35.7	84.4	97.9
0900	95	3	76	9	6	0	0	0	0	1	0	0	0	52	54.7	41	43.2	19	20	82.1	93.6
1000	148	2	123	6	11	0	0	0	0	5	1	0	0	73	49.3	46	31.1	31	20.9	79.2	92.5
1100	**151**	**3**	**128**	**11**	**6**	**0**	**0**	**0**	**1**	**1**	**1**	**0**	**0**	**84**	**55.6**	**61**	**40.4**	**39**	**25.8**	**83.2**	**95.4**
1200	183	1	165	6	6	0	0	0	2	1	2	0	0	110	60.1	84	45.9	47	25.7	83.9	94.7
1300	174	16	142	6	8	0	0	0	0	0	1	1	0	117	67.2	89	51.1	59	33.9	87.3	101.5
1400	151	2	134	6	8	0	0	0	0	0	1	0	0	83	55	56	37.1	32	21.2	81.2	92.2
1500	159	6	139	6	6	0	0	0	0	2	0	0	0	94	59.1	66	41.5	43	27	82.7	94.7
1600	179	5	147	11	10	1	0	0	0	2	2	1	0	76	42.5	53	29.6	30	16.8	78.8	92.5
1700	181	0	166	4	9	0	0	0	1	0	1	0	0	105	58	72	39.8	55	30.4	85.3	99
1800	**194**	**1**	**180**	**4**	**4**	**1**	**0**	**0**	**0**	**2**	**2**	**0**	**0**	**98**	**50.5**	**69**	**35.6**	**39**	**20.1**	**81.7**	**92.5**
1900	149	0	134	6	7	0	0	0	0	2	0	0	0	75	50.3	46	30.9	27	18.1	79.7	91.4
2000	97	0	92	2	2	0	0	0	0	1	0	0	0	51	52.6	39	40.2	22	22.7	82.8	92.5
2100	69	0	64	1	4	0	0	0	0	0	0	0	0	48	69.6	31	44.9	18	26.1	83.8	93.6
2200	35	0	30	1	3	0	0	0	0	1	0	0	0	21	60	17	48.6	15	42.9	85.1	97.6
2300	29	0	23	2	2	0	0	0	1	1	0	0	0	16	55.2	11	37.9	7	24.1	81.3	92.2
07-19	**1690**	**40**	**1461**	**72**	**80**	**2**	**0**	**0**	**6**	**14**	**13**	**2**	**0**	**943**	**55.8**	**677**	**40.1**	**424**	**25.1**	**82.7**	**95**
06-22	**2025**	**40**	**1767**	**83**	**95**	**2**	**0**	**0**	**6**	**17**	**13**	**2**	**0**	**1129**	**55.8**	**801**	**39.6**	**493**	**24.3**	**82.5**	**94.7**
06-00	**2089**	**40**	**1820**	**86**	**100**	**2**	**0**	**0**	**7**	**19**	**13**	**2**	**0**	**1166**	**55.8**	**829**	**39.7**	**515**	**24.7**	**82.6**	**94.7**
00-00	**2169**	**40**	**1879**	**87**	**113**	**2**	**0**	**0**	**9**	**24**	**13**	**2**	**0**	**1209**	**55.7**	**853**	**39.3**	**531**	**24.5**	**82.5**	**94.7**

DRAFT

Site 39
Location N52, Att - hedgerow, Lat 53.7852, Long -6.74005
Direction Two way

3279 / Meath/Cavan/Monaghan ATC's
October 2013
Automatic Traffic Count

Mon, 14 October 2013

Time	Total	Classification												>PSL	>PSL%	>SL1	>SL1%	>SL2	>SL2%	Mean	Vpp
		1 MCL	2 SV	3 SVT	4 TB2	5 TB3	6 T4	7 ART3	8 ART4	9 ART5	10 ART6	11 BD	12 DRT	80	80	85 +5kph	85 +5kph	90 +10kph	90 +10kph		85
0000	20	0	17	0	2	0	0	0	1	0	0	0	0	11	55	10	50	5	25	84.8	103
0100	14	0	7	0	6	0	0	0	0	1	0	0	0	7	50	4	28.6	4	28.6	79.7	91.1
0200	6	0	4	0	1	0	0	0	0	1	0	0	0	4	66.7	2	33.3	1	16.7	84.6	-
0300	10	0	6	0	1	0	0	0	1	2	0	0	0	5	50	4	40	3	30	79.5	-
0400	20	0	14	1	4	0	0	0	1	0	0	0	0	13	65	12	60	9	45	85.7	97.2
0500	33	0	15	0	10	1	0	0	2	3	2	0	0	18	54.5	15	45.5	6	18.2	82.1	96.8
0600	100	0	72	0	20	1	0	0	1	1	5	0	0	51	51	40	40	27	27	82	96.1
0700	169	0	140	4	15	2	0	0	1	5	2	0	0	107	63.3	76	45	48	28.4	83.6	96.8
0800	**278**	**0**	**235**	**2**	**22**	**3**	**2**	**0**	**2**	**7**	**5**	**0**	**0**	**170**	**61.2**	**125**	**45**	**75**	**27**	**83.5**	**95.8**
0900	216	1	180	5	18	0	3	0	4	3	2	0	0	89	41.2	66	30.6	39	18.1	79.4	93.2
1000	158	1	122	2	14	4	2	1	5	0	6	1	0	72	45.6	49	31	30	19	79.9	92.5
1100	176	0	119	7	22	2	1	1	3	11	10	0	0	78	44.3	51	29	31	17.6	77.6	91.1
1200	157	0	107	6	24	3	2	1	2	7	5	0	0	79	50.3	48	30.6	33	21	79.9	92.9
1300	163	0	120	4	22	1	0	0	3	8	4	0	1	90	55.2	65	39.9	41	25.2	81.4	93.2
1400	172	0	114	8	23	2	0	0	6	12	7	0	0	69	40.1	39	22.7	14	8.1	78.2	87.1
1500	184	0	135	8	25	2	0	1	2	8	3	0	0	105	57.1	76	41.3	36	19.6	80.9	91.4
1600	233	0	171	11	22	2	2	1	3	12	9	0	0	114	48.9	64	27.5	42	18	79.1	91.4
1700	**280**	**0**	**221**	**7**	**27**	**2**	**1**	**0**	**4**	**10**	**8**	**0**	**0**	**147**	**52.5**	**121**	**43.2**	**66**	**23.6**	**81.7**	**95**
1800	219	0	180	5	18	2	1	0	2	8	3	0	0	132	60.3	94	42.9	60	27.4	82.2	94.3
1900	154	0	130	3	16	1	0	0	0	2	2	0	0	66	42.9	45	29.2	24	15.6	78.5	90.7
2000	96	0	84	0	7	0	1	0	1	2	1	0	0	64	66.7	41	42.7	25	26	85.3	99
2100	84	0	73	0	4	2	0	0	0	3	2	0	0	41	48.8	22	26.2	16	19	80.8	91.4
2200	66	0	58	0	5	0	1	0	1	0	1	0	0	41	62.1	29	43.9	12	18.2	84.5	97.6
2300	22	0	18	0	2	0	0	0	0	2	0	0	0	8	36.4	7	31.8	3	13.6	74.6	88.2
07-19	**2405**	**2**	**1844**	**69**	**252**	**25**	**14**	**5**	**37**	**91**	**64**	**1**	**1**	**1252**	**52.1**	**874**	**36.3**	**515**	**21.4**	**80.8**	**93.6**
06-22	**2839**	**2**	**2203**	**72**	**299**	**29**	**15**	**5**	**39**	**99**	**74**	**1**	**1**	**1474**	**51.9**	**1022**	**36**	**607**	**21.4**	**80.8**	**93.6**
06-00	**2927**	**2**	**2279**	**72**	**306**	**29**	**16**	**5**	**40**	**101**	**75**	**1**	**1**	**1523**	**52**	**1058**	**36.1**	**622**	**21.3**	**80.9**	**93.6**
00-00	**3030**	**2**	**2342**	**73**	**330**	**30**	**16**	**5**	**45**	**108**	**77**	**1**	**1**	**1581**	**52.2**	**1105**	**36.5**	**650**	**21.5**	**80.9**	**93.6**

DRAFT

Site 39
Location N52, Att - hedgerow, Lat 53.7852, Long -6.74005
Direction Two way

3279 / Meath/Cavan/Monaghan ATC's
October 2013
Automatic Traffic Count

Tue, 15 October 2013

Time	Total	Classification												>PSL	>PSL%	>SL1	>SL1%	>SL2	>SL2%	Mean	Vpp
		1 MCL	2 SV	3 SVT	4 TB2	5 TB3	6 T4	7 ART3	8 ART4	9 ART5	10 ART6	11 BD	12 DRT	80	80	85 +5kph	85 +5kph	90 +10kph	90 +10kph		85
0000	16	0	10	1	4	0	0	0	0	1	0	0	0	11	68.8	7	43.8	7	43.8	86.1	102.6
0100	12	0	7	0	5	0	0	0	0	0	0	0	0	6	50	3	25	3	25	80.6	92.9
0200	6	0	1	1	3	0	0	0	0	1	0	0	0	3	50	1	16.7	0	0	77	-
0300	8	0	4	0	2	0	0	0	0	1	1	0	0	7	87.5	2	25	1	12.5	82	-
0400	10	0	5	0	3	0	0	0	0	1	1	0	0	4	40	4	40	3	30	81.7	-
0500	33	0	23	0	3	1	0	0	3	1	2	0	0	12	36.4	8	24.2	4	12.1	71.4	87.5
0600	76	0	53	0	11	1	0	0	1	9	0	1	0	36	47.4	22	28.9	14	18.4	81.5	92.5
0700	218	1	179	0	20	4	4	0	2	5	3	0	0	119	54.6	72	33	40	18.3	80.4	91.8
0800	**321**	**0**	**279**	**2**	**24**	**0**	**2**	**0**	**3**	**2**	**9**	**0**	**0**	**146**	**45.5**	**103**	**32.1**	**64**	**19.9**	**79.8**	**92.5**
0900	201	1	158	4	18	5	2	0	2	7	4	0	0	76	37.8	52	25.9	36	17.9	76.4	91.1
1000	166	0	122	7	8	3	5	0	5	9	7	0	0	73	44	40	24.1	31	18.7	79.4	95
1100	168	0	116	9	18	3	4	0	4	7	7	0	0	59	35.1	41	24.4	30	17.9	77.3	91.8
1200	166	1	116	6	16	4	2	0	8	8	4	0	1	77	46.4	51	30.7	29	17.5	77.3	90.4
1300	158	1	116	7	17	3	3	0	1	6	4	0	0	81	51.3	59	37.3	31	19.6	77.4	92.2
1400	163	0	107	9	22	1	5	0	4	9	6	0	0	68	41.7	41	25.2	23	14.1	78	89.6
1500	202	0	142	5	24	5	5	0	6	12	3	0	0	96	47.5	66	32.7	47	23.3	81.8	92.9
1600	238	0	163	10	33	3	2	0	2	11	13	0	1	101	42.4	66	27.7	39	16.4	78.7	90.4
1700	**270**	**0**	**221**	**6**	**21**	**3**	**5**	**0**	**3**	**7**	**4**	**0**	**0**	**137**	**50.7**	**96**	**35.6**	**57**	**21.1**	**80.7**	**92.9**
1800	243	2	193	4	25	2	2	1	2	7	5	0	0	105	43.2	74	30.5	49	20.2	78.5	93.2
1900	161	0	135	4	11	1	1	0	1	6	2	0	0	70	43.5	50	31.1	32	19.9	79.6	91.8
2000	97	0	77	3	9	1	0	0	2	3	2	0	0	51	52.6	35	36.1	20	20.6	80.9	93.2
2100	94	0	82	2	6	1	0	0	2	1	0	0	0	44	46.8	28	29.8	20	21.3	80.4	95.4
2200	47	1	37	2	4	0	0	1	1	0	1	0	0	28	59.6	18	38.3	10	21.3	79.1	92.2
2300	31	0	18	5	2	0	0	0	1	2	3	0	0	12	38.7	8	25.8	6	19.4	74.4	91.1
07-19	**2514**	**6**	**1912**	**69**	**246**	**36**	**41**	**1**	**42**	**90**	**69**	**0**	**2**	**1138**	**45.3**	**761**	**30.3**	**476**	**18.9**	**79**	**91.8**
06-22	**2942**	**6**	**2259**	**78**	**283**	**40**	**42**	**1**	**48**	**109**	**73**	**1**	**2**	**1339**	**45.5**	**896**	**30.5**	**562**	**19.1**	**79.2**	**92.2**
06-00	**3020**	**7**	**2314**	**85**	**289**	**40**	**42**	**2**	**50**	**111**	**77**	**1**	**2**	**1379**	**45.7**	**922**	**30.5**	**578**	**19.1**	**79.1**	**92.2**
00-00	**3105**	**7**	**2364**	**87**	**309**	**41**	**42**	**2**	**53**	**116**	**81**	**1**	**2**	**1422**	**45.8**	**947**	**30.5**	**596**	**19.2**	**79.1**	**92.2**

DRAFT

Site 39
Location N52, Att - hedgerow, Lat 53.7852, Long -6.74005
Direction Two way

3279 / Meath/Cavan/Monaghan ATC's
October 2013
Automatic Traffic Count

Wed, 16 October 2013

Time	Total	Classification												>PSL	>PSL%	>SL1	>SL1%	>SL2	>SL2%	Mean	Vpp
		1 MCL	2 SV	3 SVT	4 TB2	5 TB3	6 T4	7 ART3	8 ART4	9 ART5	10 ART6	11 BD	12 DRT	80	80	85 +5kph	85 +5kph	90 +10kph	90 +10kph		85
0000	23	0	15	3	4	0	0	0	1	0	0	0	0	11	47.8	5	21.7	1	4.3	76	87.1
0100	14	0	7	0	6	0	0	0	0	0	1	0	0	8	57.1	5	35.7	3	21.4	80	90.4
0200	6	0	1	0	2	1	0	0	0	2	0	0	0	3	50	1	16.7	0	0	78.2	-
0300	6	0	2	0	0	0	0	0	2	2	0	0	0	2	33.3	2	33.3	1	16.7	73.7	-
0400	15	0	5	0	5	0	0	0	2	1	2	0	0	7	46.7	2	13.3	2	13.3	76.3	83.5
0500	29	0	11	0	9	1	1	0	3	2	2	0	0	14	48.3	10	34.5	6	20.7	79.5	90
0600	56	0	44	0	7	0	0	0	2	1	2	0	0	40	71.4	32	57.1	26	46.4	88.3	104.8
0700	158	0	134	0	12	1	1	0	1	2	7	0	0	67	42.4	40	25.3	20	12.7	77.4	87.8
0800	**274**	**0**	**228**	**7**	**26**	**0**	**0**	**1**	**0**	**6**	**6**	**0**	**0**	**88**	**32.1**	**64**	**23.4**	**33**	**12**	**74.7**	**88.2**
0900	213	0	180	1	16	1	2	0	4	3	5	1	0	49	23	29	13.6	12	5.6	73.5	83.9
1000	195	1	157	2	21	1	0	0	3	5	5	0	0	67	34.4	42	21.5	29	14.9	76.6	89.3
1100	194	0	151	4	24	3	1	0	1	7	3	0	0	47	24.2	32	16.5	16	8.2	72.5	85.3
1200	204	0	164	5	18	5	1	0	1	10	0	0	0	52	25.5	26	12.7	12	5.9	73.6	82.4
1300	166	1	135	1	16	4	1	0	0	5	3	0	0	76	45.8	61	36.7	42	25.3	80.2	95
1400	168	0	124	0	19	3	4	0	7	5	6	0	0	73	43.5	53	31.5	34	20.2	80.7	93.6
1500	223	0	164	8	25	1	3	0	5	6	9	0	2	104	46.6	61	27.4	31	13.9	79	88.9
1600	228	0	185	5	24	0	0	0	2	7	5	0	0	127	55.7	80	35.1	44	19.3	80.6	91.8
1700	**298**	**0**	**249**	**4**	**29**	**4**	**3**	**0**	**1**	**3**	**5**	**0**	**0**	**149**	**50**	**86**	**28.9**	**48**	**16.1**	**79.8**	**91.4**
1800	219	0	181	4	21	1	0	0	2	4	6	0	0	128	58.4	94	42.9	53	24.2	82.1	94
1900	152	0	133	2	7	1	0	0	0	6	3	0	0	60	39.5	41	27	23	15.1	77.9	89.6
2000	65	0	56	0	4	0	0	0	1	2	2	0	0	33	50.8	22	33.8	14	21.5	79.8	91.1
2100	73	0	65	1	2	1	0	0	2	1	1	0	0	38	52.1	28	38.4	15	20.5	80.6	91.8
2200	48	0	40	0	4	0	0	0	0	1	3	0	0	26	54.2	16	33.3	10	20.8	82	92.9
2300	42	0	37	0	2	0	0	0	0	0	2	1	0	21	50	18	42.9	9	21.4	81.5	91.8
07-19	**2540**	**2**	**2052**	**41**	**251**	**24**	**16**	**1**	**27**	**63**	**60**	**1**	**2**	**1027**	**40.4**	**668**	**26.3**	**374**	**14.7**	**77.6**	**89.6**
06-22	**2886**	**2**	**2350**	**44**	**271**	**26**	**16**	**1**	**32**	**73**	**68**	**1**	**2**	**1198**	**41.5**	**791**	**27.4**	**452**	**15.7**	**77.9**	**90**
06-00	**2976**	**2**	**2427**	**44**	**277**	**26**	**16**	**1**	**32**	**74**	**73**	**2**	**2**	**1245**	**41.8**	**825**	**27.7**	**471**	**15.8**	**78**	**90.4**
00-00	**3069**	**2**	**2468**	**47**	**303**	**28**	**17**	**1**	**40**	**81**	**78**	**2**	**2**	**1290**	**42**	**850**	**27.7**	**484**	**15.8**	**78**	**90**

DRAFT

Site 39
Location N52, Att - hedgerow, Lat 53.7852, Long -6.74005
Direction Two way

3279 / Meath/Cavan/Monaghan ATC's
October 2013
Automatic Traffic Count

Virtual Day (7)

Time	Total	Classification												>PSL	>PSL%	>SL1	>SL1%	>SL2	>SL2%	Mean	Vpp
		1 MCL	2 SV	3 SVT	4 TB2	5 TB3	6 T4	7 ART3	8 ART4	9 ART5	10 ART6	11 BD	12 DRT	80	80	85 +5kph	85 +5kph	90 +10kph	90 +10kph		85
0000	21	0	15	1	3	0	0	0	1	1	0	0	0	11	54.9	8	39.6	5	25.7	81.8	94
0100	16	0	9	0	5	0	0	0	0	2	1	0	0	8	46.9	4	26.5	3	18.6	79.5	91.1
0200	7	0	3	0	2	0	0	0	0	1	0	0	0	4	64.6	3	39.6	1	8.3	82.3	-
0300	9	0	5	0	1	0	0	0	1	2	0	0	0	4	48.4	3	32.3	2	17.7	78.7	-
0400	16	0	10	0	3	0	0	0	1	1	1	0	0	8	48.2	6	37.5	5	30.4	82.2	95.8
0500	25	0	14	0	6	0	0	0	1	1	1	0	0	14	55.1	10	37.6	5	20.2	80.1	91.8
0600	61	0	44	1	9	1	0	0	1	3	2	0	0	37	60.7	27	44.7	19	31.1	84.3	99
0700	147	0	120	1	14	2	1	0	1	3	4	0	0	81	55.4	54	36.5	34	23.2	81.6	94.7
0800	**227**	**0**	**191**	**3**	**19**	**1**	**2**	**0**	**1**	**4**	**5**	**0**	**0**	**112**	**49.3**	**80**	**35.5**	**51**	**22.4**	**80.4**	**93.6**
0900	184	1	151	5	15	2	2	0	2	4	3	0	0	79	42.7	54	29.1	30	16.5	78.3	90.7
1000	164	1	127	4	16	2	3	0	3	5	3	0	0	76	46.3	51	30.8	33	20.3	79.6	93.2
1100	175	2	129	7	17	2	3	0	2	7	5	0	0	69	39.7	48	27.6	30	16.9	77.5	91.1
1200	176	0	134	6	16	2	2	0	3	7	4	0	0	80	45.4	54	30.9	33	18.8	79.1	91.8
1300	169	3	129	4	17	2	2	0	3	6	4	0	0	85	50.7	62	36.7	38	22.5	80.6	93.6
1400	167	0	121	4	22	1	2	0	3	7	5	0	0	79	47	51	30.8	29	17.6	79.5	91.1
1500	202	1	155	6	21	2	2	0	3	7	4	0	0	106	52.4	72	35.6	41	20.3	80.8	92.5
1600	216	1	166	7	22	1	2	0	2	7	6	0	0	108	50.3	70	32.7	44	20.3	80.4	92.5
1700	**256**	**0**	**211**	**5**	**22**	**2**	**2**	**0**	**3**	**5**	**5**	**0**	**0**	**131**	**51.2**	**91**	**35.4**	**55**	**21.4**	**81.2**	**94**
1800	230	1	196	3	18	1	1	0	1	5	3	0	0	119	51.9	84	36.3	51	22.4	81.1	93.6
1900	157	0	137	3	9	1	0	0	1	4	2	0	0	73	46.6	50	31.7	31	19.8	79.7	92.9
2000	106	0	93	2	6	0	0	0	1	2	1	0	0	55	51.9	37	35.2	22	20.5	81.1	93.2
2100	76	0	65	1	5	1	0	0	2	1	1	0	0	41	54	28	37.3	18	23.8	81.9	95
2200	51	0	43	1	4	1	0	0	1	1	1	0	0	29	56.7	20	38.1	11	21.1	81.9	92.9
2300	31	0	24	1	2	0	0	0	0	2	1	0	0	14	47	11	36.7	7	23.3	79.5	92.2
07-19	**2312**	**11**	**1830**	**56**	**219**	**19**	**23**	**2**	**30**	**67**	**53**	**1**	**1**	**1126**	**48.7**	**771**	**33.3**	**470**	**20.3**	**80.1**	**92.9**
06-22	**2712**	**11**	**2170**	**62**	**250**	**21**	**23**	**2**	**35**	**77**	**59**	**1**	**1**	**1332**	**49.1**	**913**	**33.7**	**559**	**20.6**	**80.2**	**92.9**
06-00	**2794**	**11**	**2237**	**64**	**256**	**22**	**24**	**2**	**36**	**80**	**61**	**1**	**1**	**1376**	**49.2**	**944**	**33.8**	**577**	**20.7**	**80.3**	**92.9**
00-00	**2888**	**11**	**2292**	**65**	**277**	**23**	**24**	**2**	**39**	**87**	**65**	**1**	**1**	**1425**	**49.4**	**978**	**33.9**	**598**	**20.7**	**80.3**	**92.9**

DRAFT

Site 39
Location N52, Att - hedgerow, Lat 53.7852, Long -6.74005
Direction Two way

3279 / Meath/Cavan/Monaghan ATC's
October 2013
Automatic Traffic Count

Virtual Week (1)

Time	Total	Classification												>PSL	>PSL%	>SL1	>SL1%	>SL2	>SL2%	Mean	Vpp
		1 MCL	2 SV	3 SVT	4 TB2	5 TB3	6 T4	7 ART3	8 ART4	9 ART5	10 ART6	11 BD	12 DRT	80	80	85 +5kph	85 +5kph	90 +10kph	90 +10kph		85
Mon	3030	2	2342	73	330	30	16	5	45	108	77	1	1	1581	52.2	1105	36.5	650	21.5	80.9	93.6
Tue	3105	7	2364	87	309	41	42	2	53	116	81	1	2	1422	45.8	947	30.5	596	19.2	79.1	92.2
Wed	3069	2	2468	47	303	28	17	1	40	81	78	2	2	1290	42	850	27.7	484	15.8	78	90
Thu	2968	10	2234	57	320	16	54	3	53	126	91	2	2	1455	49	1028	34.6	618	20.8	80.4	92.9
Fri	3391	5	2642	52	364	30	35	2	51	105	102	1	2	1625	47.9	1074	31.7	674	19.9	79.7	92.5
|Sat	2482	11	2113	54	199	14	4	1	23	52	11	0	0	1394	56.2	987	39.8	632	25.5	82.4	95
|Sun	2169	40	1879	87	113	2	0	0	9	24	13	2	0	1209	55.7	853	39.3	531	24.5	82.5	94.7
5 Day Ave.	**3113**	**5**	**2410**	**63**	**325**	**29**	**33**	**3**	**48**	**107**	**86**	**1**	**2**	**1475**	**47.4**	**1001**	**32.2**	**604**	**19.4**	**79.6**	**92.2**
7 Day Ave.	**2888**	**11**	**2292**	**65**	**277**	**23**	**24**	**2**	**39**	**87**	**65**	**1**	**1**	**1425**	**49.4**	**978**	**33.9**	**598**	**20.7**	**80.3**	**92.9**
--	**20214**	**77**	**16042**	**457**	**1938**	**161**	**168**	**14**	**274**	**612**	**453**	**9**	**9**	**9976**	**49.4**	**6844**	**33.9**	**4185**	**20.7**	**80.3**	**92.9**

Summary Graphs

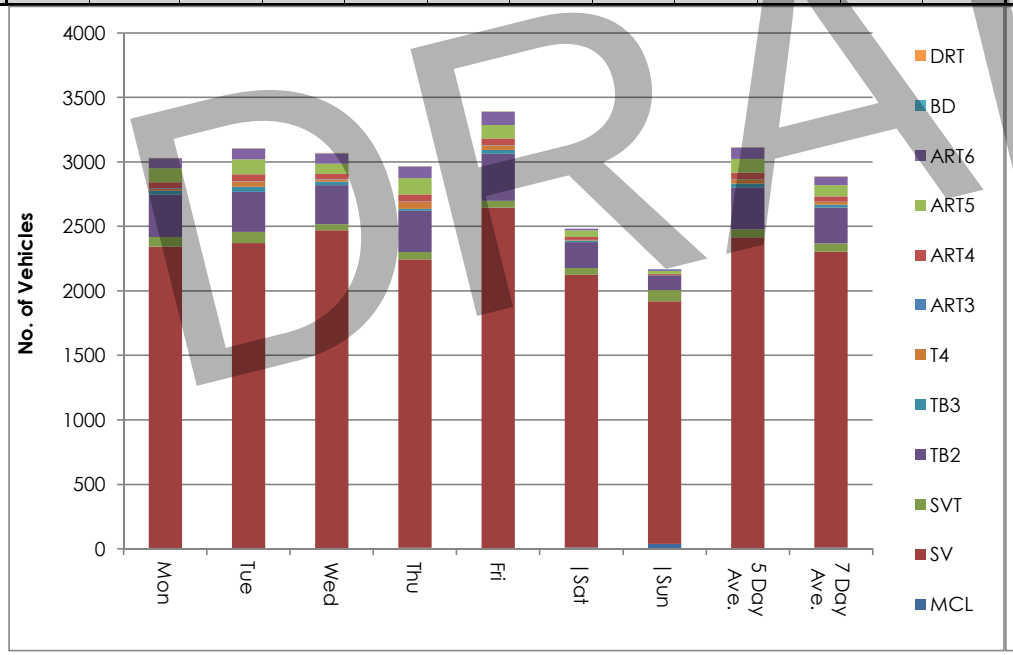

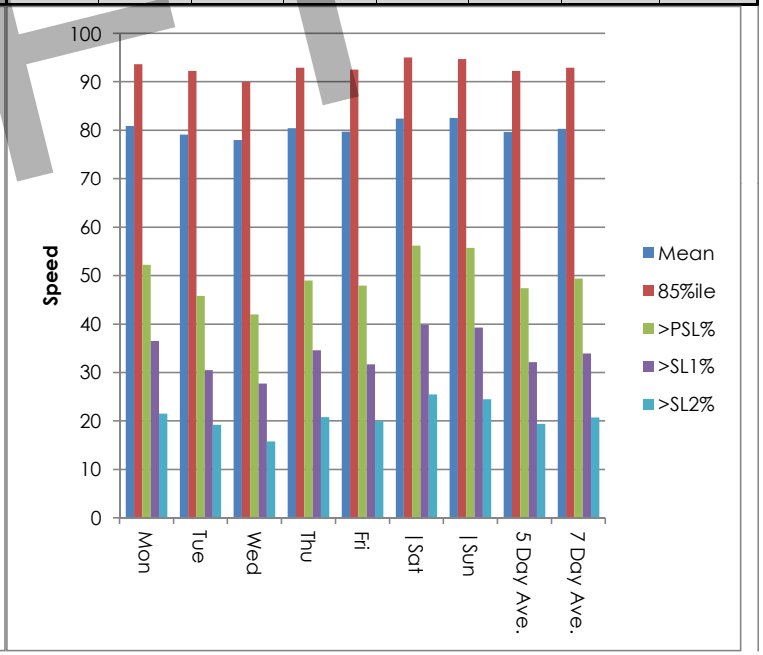

DRAFT

Site 39
Location N52, Att - hedgerow, Lat 53.7852, Long -6.74005
Direction Two way

3279 / Meath/Cavan/Monaghan ATC's
October 2013
Automatic Traffic Count

Thu, 10 October 2013

Time	Total	Speed Bins (km/h)																												
		0 - 5	5 - 10	10 - 15	15 - 20	20 - 25	25 - 30	30 - 35	35 - 40	40 - 45	45 - 50	50 - 55	55 - 60	60 - 65	65 - 70	70 - 75	75 - 80	80 - 85	85 - 90	90 - 95	95 - 100	100 - 105	105 - 110	110 - 115	115 - 120	120 - 125	125 - 130	130 - 135	135 - 140
0000	18	0	0	0	0	0	0	0	0	0	1	0	0	0	2	4	2	3	1	3	1	1	0	0	0	0	0	0	0	0
0100	16	0	0	0	0	0	0	0	0	0	0	0	0	1	0	5	2	4	1	0	0	2	1	0	0	0	0	0	0	0
0200	9	0	0	0	0	0	0	0	0	0	0	0	0	0	0	1	1	1	5	0	1	0	0	0	0	0	0	0	0	0
0300	5	0	0	0	0	0	0	0	0	0	0	0	1	2	0	2	0	0	0	0	0	0	0	0	0	0	0	0	0	0
0400	19	0	0	0	0	0	0	0	0	0	1	0	0	1	4	1	1	2	1	6	1	1	0	0	0	0	0	0	0	0
0500	20	0	0	0	0	0	0	0	0	0	0	0	0	0	2	1	4	2	5	4	1	0	1	0	0	0	0	0	0	0
0600	62	0	0	0	0	0	0	0	0	0	0	0	0	4	6	8	7	9	8	5	4	7	2	0	2	0	0	0	0	0
0700	202	0	0	0	0	0	0	0	1	0	0	0	1	2	20	17	37	41	33	16	15	6	6	4	3	0	0	0	0	0
0800	**298**	**0**	**0**	**0**	**0**	**0**	**0**	**0**	**1**	**1**	**2**	**3**	**6**	**13**	**19**	**45**	**59**	**36**	**31**	**34**	**18**	**17**	**7**	**5**	**0**	**1**	**0**	**0**	**0**	**0**
0900	191	0	0	0	0	1	0	0	1	5	0	1	3	11	12	26	32	34	26	11	15	5	5	2	0	1	0	0	0	0
1000	160	0	0	0	0	0	0	0	0	7	1	1	4	4	10	28	25	19	28	14	9	6	0	1	0	2	1	0	0	0
1100	170	0	0	0	0	1	1	0	2	6	1	1	3	11	18	26	30	22	24	10	8	2	1	1	0	1	1	0	0	0
1200	141	0	0	0	0	0	0	0	1	5	0	1	0	8	15	24	20	18	21	13	10	3	2	0	0	0	0	0	0	0
1300	142	0	0	0	0	2	0	0	2	1	1	1	0	6	18	17	32	20	11	11	8	4	2	5	0	0	1	0	0	0
1400	148	0	0	0	0	0	0	0	1	0	3	2	0	4	13	17	31	23	26	13	7	5	2	1	0	0	0	0	0	0
1500	200	0	0	0	0	0	0	0	0	0	1	1	7	14	32	26	35	26	28	15	6	4	4	0	1	0	0	0	0	0
1600	194	0	0	0	0	0	0	0	0	1	1	0	1	11	27	33	34	25	23	14	10	3	5	2	1	2	1	0	0	0
1700	**295**	**0**	**0**	**0**	**0**	**0**	**0**	**0**	**0**	**0**	**1**	**1**	**4**	**13**	**27**	**51**	**54**	**45**	**46**	**18**	**14**	**11**	**5**	**2**	**2**	**0**	**1**	**0**	**0**	**0**
1800	251	0	0	0	0	0	0	2	2	3	0	0	4	15	19	45	45	36	35	18	9	10	3	3	1	1	0	0	0	0
1900	167	0	0	0	0	0	0	3	2	3	2	2	1	11	13	33	27	18	16	10	11	7	4	0	1	3	0	0	0	0
2000	101	0	0	0	0	0	0	0	2	1	0	1	2	1	13	15	13	16	16	7	9	4	0	0	0	0	0	1	0	0
2100	66	0	0	0	0	0	0	0	0	0	1	0	0	4	7	9	11	10	8	7	0	7	2	0	0	0	0	0	0	0
2200	66	0	0	0	0	0	0	0	0	0	0	0	1	2	3	7	15	16	11	4	2	2	3	0	0	0	0	0	0	0
2300	27	0	0	0	0	0	0	0	0	0	0	1	0	1	3	2	3	1	6	5	1	1	1	2	0	0	0	0	0	0
07-19	**2392**	**0**	**0**	**0**	**0**	**4**	**1**	**2**	**11**	**29**	**11**	**12**	**33**	**112**	**230**	**355**	**434**	**345**	**332**	**187**	**129**	**76**	**42**	**26**	**8**	**8**	**5**	**0**	**0**
06-22	**2788**	**0**	**0**	**0**	**0**	**4**	**1**	**5**	**15**	**33**	**14**	**15**	**36**	**132**	**269**	**420**	**492**	**398**	**380**	**216**	**153**	**101**	**50**	**26**	**11**	**11**	**5**	**1**	**0**
06-00	**2881**	**0**	**0**	**0**	**0**	**4**	**1**	**5**	**15**	**33**	**14**	**16**	**37**	**135**	**275**	**429**	**510**	**415**	**397**	**225**	**156**	**104**	**54**	**28**	**11**	**11**	**5**	**1**	**0**
00-00	**2968**	**0**	**0**	**0**	**0**	**4**	**1**	**5**	**15**	**33**	**16**	**16**	**38**	**139**	**283**	**443**	**520**	**427**	**410**	**238**	**160**	**108**	**56**	**28**	**11**	**11**	**5**	**1**	**0**

DRAFT

Site 39
Location N52, Att - hedgerow, Lat 53.7852, Long -6.74005
Direction Two way

3279 / Meath/Cavan/Monaghan ATC's
October 2013
Automatic Traffic Count

Fri, 11 October 2013

Time	Total	Speed Bins (km/h)																											
		0 - 5	5 - 10	10 - 15	15 - 20	20 - 25	25 - 30	30 - 35	35 - 40	40 - 45	45 - 50	50 - 55	55 - 60	60 - 65	65 - 70	70 - 75	75 - 80	80 - 85	85 - 90	90 - 95	95 - 100	100 - 105	105 - 110	110 - 115	115 - 120	120 - 125	125 - 130	130 - 135	135 - 140
0000	26	0	0	0	0	0	0	0	0	0	0	0	0	0	4	4	4	2	5	3	1	0	2	0	1	0	0	0	0
0100	15	0	0	0	0	0	0	0	0	0	0	0	1	0	2	3	3	2	2	0	2	0	0	0	0	0	0	0	0
0200	4	0	0	0	0	0	0	0	0	0	0	0	0	0	1	1	0	0	2	0	0	0	0	0	0	0	0	0	0
0300	10	0	0	0	0	0	0	0	0	0	0	0	1	0	0	3	1	0	2	1	1	1	0	0	0	0	0	0	0
0400	19	0	0	0	0	0	0	0	0	0	0	0	0	1	5	10	1	0	2	0	0	0	0	0	0	0	0	0	0
0500	41	0	0	0	0	0	0	0	0	1	0	0	0	2	3	2	6	15	5	4	2	1	0	0	0	0	0	0	0
0600	74	0	0	0	0	0	0	0	0	1	0	0	3	0	4	7	4	19	13	10	6	2	4	0	1	0	0	0	0
0700	189	0	0	0	0	0	1	1	0	0	0	2	4	13	10	28	39	36	11	18	18	3	2	1	1	0	1	0	0
0800	**291**	**0**	**0**	**0**	**0**	**0**	**0**	**0**	**1**	**3**	**1**	**2**	**8**	**14**	**25**	**48**	**44**	**51**	**31**	**25**	**14**	**11**	**5**	**6**	**2**	**0**	**0**	**0**	**0**
0900	206	0	0	0	0	0	1	0	5	3	2	1	13	14	18	34	26	31	26	17	11	1	2	1	0	0	0	0	0
1000	154	0	0	0	0	0	0	0	0	0	0	0	5	17	12	17	22	34	13	5	16	8	1	3	1	0	0	0	0
1100	185	0	0	0	0	0	0	0	0	1	2	2	12	14	15	39	30	21	19	15	6	5	2	1	0	0	0	1	0
1200	187	0	0	0	0	0	0	0	0	0	0	0	8	18	35	33	29	29	13	9	7	2	0	3	1	0	0	0	0
1300	207	0	0	0	0	0	0	0	0	1	0	0	8	31	29	29	24	31	31	12	4	2	1	3	1	0	0	0	0
1400	209	0	0	1	0	0	1	0	0	4	3	3	5	20	21	28	41	30	22	14	7	3	3	1	1	1	0	0	0
1500	262	0	0	0	0	0	1	0	0	0	3	1	3	11	27	36	40	44	44	27	10	8	4	1	2	0	0	0	0
1600	263	0	0	0	0	0	1	3	0	1	4	0	0	4	18	40	47	47	32	28	13	8	10	6	0	1	0	0	0
1700	**305**	**0**	**0**	**0**	**0**	**0**	**0**	**2**	**1**	**3**	**0**	**4**	**10**	**19**	**33**	**48**	**47**	**47**	**33**	**21**	**17**	**10**	**5**	**4**	**1**	**0**	**0**	**0**	**0**
1800	274	0	0	0	0	0	0	0	0	2	1	0	9	10	37	37	40	42	30	21	20	11	4	3	3	0	2	2	0
1900	174	0	0	0	0	0	0	0	0	0	1	0	3	13	24	23	16	32	23	14	14	4	3	2	1	1	0	0	0
2000	123	0	0	0	0	0	0	0	0	0	0	1	1	8	12	17	23	17	15	13	7	5	1	2	1	0	0	0	0
2100	91	0	0	0	0	0	0	0	0	0	0	1	0	2	6	16	16	10	15	9	6	2	4	2	1	1	0	0	0
2200	52	0	0	0	0	0	0	0	0	0	0	2	3	4	8	6	3	6	8	5	4	0	1	1	0	1	0	0	0
2300	30	0	0	0	0	0	0	0	0	0	0	0	0	3	3	4	5	5	3	4	2	1	0	0	0	0	0	0	0
07-19	**2732**	**0**	**0**	**1**	**0**	**0**	**5**	**6**	**7**	**18**	**16**	**15**	**85**	**185**	**280**	**417**	**429**	**443**	**305**	**212**	**143**	**72**	**39**	**33**	**13**	**2**	**3**	**3**	**0**
06-22	**3194**	**0**	**0**	**1**	**0**	**0**	**5**	**6**	**7**	**19**	**17**	**17**	**92**	**208**	**326**	**480**	**488**	**521**	**371**	**258**	**176**	**85**	**51**	**39**	**17**	**4**	**3**	**3**	**0**
06-00	**3276**	**0**	**0**	**1**	**0**	**0**	**5**	**6**	**7**	**19**	**17**	**19**	**95**	**215**	**337**	**490**	**496**	**532**	**382**	**267**	**182**	**86**	**52**	**40**	**17**	**5**	**3**	**3**	**0**
00-00	**3391**	**0**	**0**	**1**	**0**	**0**	**5**	**6**	**7**	**20**	**17**	**19**	**97**	**218**	**352**	**513**	**511**	**551**	**400**	**275**	**188**	**88**	**54**	**40**	**18**	**5**	**3**	**3**	**0**

DRAFT

Site 39
Location N52, Att - hedgerow, Lat 53.7852, Long -6.74005
Direction Two way

3279 / Meath/Cavan/Monaghan ATC's
October 2013
Automatic Traffic Count

Sat, 12 October 2013

Time	Total	Speed Bins (km/h)																												
		0 - 5	5 - 10	10 - 15	15 - 20	20 - 25	25 - 30	30 - 35	35 - 40	40 - 45	45 - 50	50 - 55	55 - 60	60 - 65	65 - 70	70 - 75	75 - 80	80 - 85	85 - 90	90 - 95	95 - 100	100 - 105	105 - 110	110 - 115	115 - 120	120 - 125	125 - 130	130 - 135	135 - 140
0000	21	0	0	0	0	0	0	0	0	0	0	0	1	0	3	3	2	3	3	3	2	1	0	0	0	0	0	0	0	0
0100	24	0	0	0	0	0	0	0	0	0	0	1	1	0	3	3	6	4	2	1	2	1	0	0	0	0	0	0	0	0
0200	7	0	0	0	0	0	0	0	0	0	0	0	0	0	0	1	1	2	3	0	0	0	0	0	0	0	0	0	0	0
0300	10	0	0	0	0	0	0	0	0	0	0	0	1	1	0	3	1	0	2	0	0	0	0	1	0	1	0	0	0	0
0400	17	0	0	0	0	0	0	0	0	0	0	0	2	0	1	0	3	1	1	2	0	1	1	0	3	1	0	0	1	
0500	15	0	0	0	0	0	0	0	0	0	0	0	0	0	1	0	4	1	4	1	0	2	1	1	0	0	0	0	0	0
0600	39	0	0	0	0	0	0	0	0	0	0	0	0	1	2	5	3	3	4	4	7	6	2	0	1	0	0	1	0	
0700	57	0	0	0	0	0	0	0	0	2	1	0	0	0	3	8	4	7	11	11	4	3	1	1	0	1	0	0	0	
0800	83	0	0	0	0	0	1	1	0	1	0	0	0	0	3	10	12	14	18	11	8	3	1	0	0	0	0	0	0	0
0900	166	0	0	0	0	0	0	0	0	0	0	0	0	3	11	23	33	32	28	13	10	7	2	2	1	1	0	0	0	
1000	169	0	0	0	0	0	0	0	1	1	1	2	3	13	16	20	25	18	23	20	12	6	4	2	1	1	0	0	0	
1100	**179**	**0**	**0**	**0**	**0**	**0**	**1**	**1**	**1**	**4**	**0**	**2**	**3**	**10**	**13**	**33**	**33**	**23**	**18**	**15**	**9**	**6**	**5**	**1**	**1**	**0**	**0**	**0**	**0**	
1200	192	0	0	0	0	0	0	1	1	1	0	1	3	5	11	28	31	23	27	21	17	6	10	2	2	1	0	0	1	
1300	170	0	0	0	0	0	0	0	0	0	3	1	5	8	14	24	28	24	24	9	15	4	3	2	1	2	3	0	0	
1400	159	0	0	0	0	0	0	0	1	3	3	1	1	3	5	23	21	33	20	24	10	5	4	0	2	0	0	0	0	
1500	187	0	0	0	0	0	1	1	1	1	0	0	3	6	12	13	30	37	33	22	9	9	3	5	1	0	0	0	0	
1600	174	0	0	0	0	0	0	1	0	0	0	1	4	3	8	19	28	39	24	22	12	7	1	1	3	1	0	0	0	
1700	163	0	0	0	0	0	1	0	0	0	0	0	1	2	15	22	24	29	23	14	19	3	5	2	1	1	1	0	0	
1800	**210**	**0**	**0**	**0**	**0**	**0**	**0**	**0**	**0**	**0**	**1**	**1**	**1**	**4**	**10**	**38**	**36**	**41**	**30**	**20**	**12**	**4**	**6**	**5**	**1**	**0**	**0**	**0**	**0**	
1900	141	0	0	0	0	0	0	0	0	0	0	2	2	5	17	19	19	25	16	15	8	4	3	3	0	1	2	0	0	
2000	163	0	0	0	0	0	0	0	0	0	1	4	2	10	25	27	22	29	22	5	4	3	1	6	1	1	0	0	0	
2100	56	0	0	0	0	0	0	0	0	0	1	0	0	4	5	7	6	7	9	5	6	6	0	0	0	0	0	0	0	
2200	46	0	0	0	0	0	0	0	0	0	0	2	0	1	4	8	7	9	9	3	0	2	1	0	0	0	0	0	0	
2300	34	0	0	0	0	0	0	0	0	0	0	0	4	1	3	6	8	3	1	5	2	0	0	0	1	0	0	0	0	
07-19	**1909**	**0**	**0**	**0**	**0**	**0**	**4**	**5**	**5**	**13**	**9**	**9**	**24**	**57**	**121**	**261**	**305**	**320**	**279**	**202**	**137**	**63**	**45**	**23**	**14**	**8**	**4**	**0**	**1**	
06-22	**2308**	**0**	**0**	**0**	**0**	**0**	**4**	**5**	**5**	**13**	**11**	**15**	**28**	**77**	**170**	**319**	**355**	**384**	**330**	**231**	**162**	**82**	**51**	**32**	**16**	**10**	**6**	**1**	**1**	
06-00	**2388**	**0**	**0**	**0**	**0**	**0**	**4**	**5**	**5**	**13**	**11**	**17**	**32**	**79**	**177**	**333**	**370**	**396**	**340**	**239**	**164**	**84**	**52**	**32**	**17**	**10**	**6**	**1**	**1**	
00-00	**2482**	**0**	**0**	**0**	**0**	**0**	**4**	**5**	**5**	**13**	**11**	**18**	**37**	**80**	**185**	**343**	**387**	**407**	**355**	**246**	**168**	**89**	**54**	**34**	**20**	**12**	**6**	**1**	**2**	

DRAFT

Site 39
Location N52, Att - hedgerow, Lat 53.7852, Long -6.74005
Direction Two way

3279 / Meath/Cavan/Monaghan ATC's
October 2013
Automatic Traffic Count

Sun, 13 October 2013

Time	Total	Speed Bins (km/h)																												
		0 - 5	5 - 10	10 - 15	15 - 20	20 - 25	25 - 30	30 - 35	35 - 40	40 - 45	45 - 50	50 - 55	55 - 60	60 - 65	65 - 70	70 - 75	75 - 80	80 - 85	85 - 90	90 - 95	95 - 100	100 - 105	105 - 110	110 - 115	115 - 120	120 - 125	125 - 130	130 - 135	135 - 140
0000	20	0	0	0	0	0	0	0	0	0	0	0	0	3	1	1	4	3	2	4	1	1	0	0	0	0	0	0	0	0
0100	18	0	0	0	0	0	0	0	0	0	0	0	1	1	0	4	4	4	2	2	0	0	0	0	0	0	0	0	0	0
0200	10	0	0	0	0	0	0	0	0	0	0	0	0	0	0	1	2	3	2	1	1	0	0	0	0	0	0	0	0	0
0300	13	0	0	0	0	0	0	0	0	0	0	0	0	1	3	1	1	4	2	0	1	0	0	0	0	0	0	0	0	0
0400	12	0	0	0	0	0	0	0	0	0	0	0	0	0	0	2	4	3	0	1	0	1	1	0	0	0	0	0	0	0
0500	7	0	0	0	0	0	0	0	0	0	0	0	2	1	0	0	0	2	0	1	0	1	0	0	0	0	0	0	0	0
0600	20	0	0	0	0	0	0	0	0	0	0	0	1	0	3	2	2	4	6	0	0	2	0	0	0	0	0	0	0	0
0700	33	0	0	0	0	0	0	0	0	0	0	0	0	1	3	1	7	4	2	6	5	0	1	2	1	0	0	0	0	0
0800	42	0	0	0	0	1	0	0	0	0	0	1	0	3	2	2	3	7	8	7	5	0	2	0	0	0	0	1	0	0
0900	95	0	0	0	0	1	2	0	0	0	0	0	1	3	5	16	15	11	22	6	5	3	1	0	0	1	1	0	2	0
1000	148	0	0	0	0	0	4	5	0	0	0	2	0	3	6	21	34	27	15	13	9	5	0	2	1	1	0	0	0	0
1100	**151**	**0**	**0**	**0**	**0**	**0**	**0**	**0**	**0**	**1**	**0**	**1**	**3**	**2**	**7**	**22**	**31**	**23**	**22**	**14**	**14**	**4**	**2**	**2**	**1**	**1**	**1**	**0**	**0**	**0**
1200	183	0	0	0	0	0	1	0	0	0	0	1	1	4	13	20	33	26	37	20	11	8	4	2	1	1	0	0	0	0
1300	174	0	0	0	0	0	0	0	0	1	0	0	0	7	5	19	25	28	30	16	16	5	4	7	5	3	1	0	2	0
1400	151	0	0	0	0	0	0	0	0	1	0	0	4	8	7	24	24	27	24	20	7	2	2	0	0	1	0	0	0	0
1500	159	0	0	0	0	0	0	0	1	0	0	1	3	6	12	21	21	28	23	18	13	5	2	3	1	0	1	0	0	0
1600	179	0	0	0	0	0	0	2	0	0	0	1	6	10	29	30	25	23	23	7	8	7	1	4	1	2	0	0	0	0
1700	181	0	0	0	0	0	0	0	0	0	0	0	0	4	14	20	38	33	17	17	13	9	6	3	3	1	2	1	0	0
1800	**194**	**0**	**0**	**0**	**0**	**1**	**0**	**0**	**0**	**1**	**0**	**0**	**0**	**4**	**21**	**32**	**37**	**29**	**30**	**17**	**8**	**5**	**1**	**2**	**5**	**0**	**1**	**0**	**0**	**0**
1900	149	0	0	0	0	0	0	0	0	0	0	2	3	6	17	29	17	29	19	14	8	3	1	1	0	0	0	0	0	0
2000	97	0	0	0	0	0	0	0	0	0	0	0	0	2	8	17	19	12	17	9	4	4	1	2	2	0	0	0	0	0
2100	69	0	0	0	0	0	0	0	0	0	0	0	4	2	2	5	8	17	13	10	2	2	2	1	1	0	0	0	0	0
2200	35	0	0	0	0	0	0	0	0	0	0	0	1	0	3	3	7	4	2	6	7	1	1	0	0	0	0	0	0	0
2300	29	0	0	0	0	0	0	0	0	0	0	1	0	1	3	4	4	5	4	3	4	0	0	0	0	0	0	0	0	0
07-19	**1690**	**0**	**0**	**0**	**0**	**3**	**7**	**7**	**1**	**4**	**0**	**7**	**18**	**55**	**124**	**228**	**293**	**266**	**253**	**161**	**114**	**53**	**26**	**27**	**19**	**11**	**7**	**2**	**4**
06-22	**2025**	**0**	**0**	**0**	**0**	**3**	**7**	**7**	**1**	**4**	**0**	**9**	**26**	**65**	**154**	**281**	**339**	**328**	**308**	**194**	**128**	**64**	**30**	**31**	**22**	**11**	**7**	**2**	**4**
06-00	**2089**	**0**	**0**	**0**	**0**	**3**	**7**	**7**	**1**	**4**	**0**	**10**	**27**	**66**	**160**	**288**	**350**	**337**	**314**	**203**	**139**	**65**	**31**	**31**	**22**	**11**	**7**	**2**	**4**
00-00	**2169**	**0**	**0**	**0**	**0**	**3**	**7**	**7**	**1**	**4**	**0**	**10**	**30**	**72**	**164**	**297**	**365**	**356**	**322**	**212**	**142**	**68**	**32**	**31**	**22**	**11**	**7**	**2**	**4**

DRAFT

Site 39
Location N52, Att - hedgerow, Lat 53.7852, Long -6.74005
Direction Two way

3279 / Meath/Cavan/Monaghan ATC's
October 2013
Automatic Traffic Count

Mon, 14 October 2013

Time	Total	Speed Bins (km/h)																												
		0 - 5	5 - 10	10 - 15	15 - 20	20 - 25	25 - 30	30 - 35	35 - 40	40 - 45	45 - 50	50 - 55	55 - 60	60 - 65	65 - 70	70 - 75	75 - 80	80 - 85	85 - 90	90 - 95	95 - 100	100 - 105	105 - 110	110 - 115	115 - 120	120 - 125	125 - 130	130 - 135	135 - 140
0000	20	0	0	0	0	0	0	0	0	0	0	0	0	1	2	3	3	1	5	0	1	1	2	0	1	0	0	0	0
0100	14	0	0	0	0	0	0	0	0	0	0	1	0	1	1	1	3	3	0	3	0	1	0	0	0	0	0	0	0	0
0200	6	0	0	0	0	0	0	0	0	0	0	0	0	0	1	1	0	2	1	0	0	0	0	1	0	0	0	0	0	0
0300	10	0	0	0	0	0	0	0	0	0	0	0	0	1	2	2	0	1	1	2	1	0	0	0	0	0	0	0	0	0
0400	20	0	0	0	0	0	0	0	0	0	0	0	2	0	1	0	4	1	3	4	2	1	2	0	0	0	0	0	0	0
0500	33	0	0	0	0	0	0	0	0	0	0	1	2	1	1	8	2	3	9	0	1	2	1	1	1	1	0	0	0	0
0600	100	0	0	0	0	0	0	0	0	0	0	1	2	2	13	15	16	11	13	10	5	3	9	0	0	0	0	0	0	0
0700	169	0	0	0	0	0	0	0	1	0	0	1	3	18	3	13	23	31	28	15	13	6	5	4	4	1	0	0	0	0
0800	**278**	**0**	**0**	**0**	**0**	**0**	**0**	**0**	**2**	**1**	**0**	**1**	**1**	**13**	**22**	**27**	**41**	**45**	**50**	**26**	**24**	**11**	**7**	**0**	**4**	**2**	**0**	**0**	**1**	
0900	216	0	0	0	0	0	1	0	2	1	0	2	4	8	18	45	46	23	27	13	12	6	5	1	1	1	0	0	0	0
1000	158	0	0	0	0	1	0	0	1	1	0	0	3	10	15	23	32	23	19	9	9	8	1	1	2	0	0	0	0	0
1100	176	0	0	0	0	0	1	2	5	0	0	4	6	4	22	20	34	27	20	12	11	3	4	1	0	0	0	0	0	0
1200	157	0	0	0	0	0	0	1	0	3	0	4	2	2	20	24	22	31	15	13	9	7	2	0	1	0	1	0	0	0
1300	163	0	0	0	0	0	0	0	1	1	0	0	1	11	16	25	18	25	24	20	8	9	3	1	0	0	0	0	0	0
1400	172	0	0	0	0	0	1	0	1	0	0	1	3	6	15	35	41	30	25	8	3	0	0	2	1	0	0	0	0	0
1500	184	0	0	0	0	0	0	0	1	3	2	1	2	10	15	14	31	29	40	16	10	5	3	0	1	1	0	0	0	0
1600	233	0	0	0	0	0	0	2	2	2	0	3	12	4	19	33	42	50	22	17	15	2	5	3	0	0	0	0	0	0
1700	**280**	**0**	**0**	**0**	**0**	**0**	**0**	**3**	**0**	**1**	**2**	**4**	**2**	**13**	**22**	**45**	**41**	**26**	**55**	**22**	**15**	**12**	**10**	**5**	**2**	**0**	**0**	**0**	**0**	
1800	219	0	0	0	0	0	0	0	1	4	0	6	3	9	16	21	27	38	34	30	9	9	4	5	2	0	1	0	0	0
1900	154	0	0	0	0	0	0	0	1	3	0	5	1	9	17	18	34	21	21	7	7	7	2	0	1	0	0	0	0	0
2000	96	0	0	0	0	0	0	0	0	0	0	2	3	1	7	9	10	23	16	6	9	1	2	1	2	1	2	1	0	0
2100	84	0	0	0	0	0	0	0	0	0	0	0	0	6	7	15	15	19	6	5	4	3	3	1	0	0	0	0	0	0
2200	66	0	0	0	0	0	0	0	0	0	0	0	0	0	4	8	13	12	17	1	2	4	4	0	1	0	0	0	0	0
2300	22	0	0	0	0	0	0	0	0	0	0	4	0	1	3	4	2	1	4	2	0	1	0	0	0	0	0	0	0	0
07-19	**2405**	**0**	**0**	**0**	**0**	**1**	**3**	**8**	**17**	**17**	**4**	**27**	**42**	**108**	**203**	**325**	**398**	**378**	**359**	**201**	**138**	**78**	**49**	**23**	**18**	**5**	**2**	**0**	**1**	
06-22	**2839**	**0**	**0**	**0**	**0**	**1**	**3**	**8**	**18**	**20**	**4**	**35**	**48**	**126**	**247**	**382**	**473**	**452**	**415**	**229**	**163**	**92**	**65**	**25**	**21**	**6**	**4**	**1**	**1**	
06-00	**2927**	**0**	**0**	**0**	**0**	**1**	**3**	**8**	**18**	**20**	**4**	**39**	**48**	**127**	**254**	**394**	**488**	**465**	**436**	**232**	**165**	**97**	**69**	**25**	**22**	**6**	**4**	**1**	**1**	
00-00	**3030**	**0**	**0**	**0**	**0**	**1**	**3**	**8**	**18**	**20**	**4**	**41**	**52**	**131**	**262**	**409**	**500**	**476**	**455**	**241**	**170**	**102**	**74**	**27**	**24**	**6**	**4**	**1**	**1**	

DRAFT

Site 39
Location N52, Att - hedgerow, Lat 53.7852, Long -6.74005
Direction Two way

3279 / Meath/Cavan/Monaghan ATC's
October 2013
Automatic Traffic Count

Tue, 15 October 2013

Time	Total	Speed Bins (km/h)																												
		0 - 5	5 - 10	10 - 15	15 - 20	20 - 25	25 - 30	30 - 35	35 - 40	40 - 45	45 - 50	50 - 55	55 - 60	60 - 65	65 - 70	70 - 75	75 - 80	80 - 85	85 - 90	90 - 95	95 - 100	100 - 105	105 - 110	110 - 115	115 - 120	120 - 125	125 - 130	130 - 135	135 - 140
0000	16	0	0	0	0	0	0	0	0	0	0	0	0	0	2	2	1	4	0	3	0	2	2	0	0	0	0	0	0	0
0100	12	0	0	0	0	0	0	0	0	0	0	0	0	2	1	2	1	3	0	1	1	0	0	1	0	0	0	0	0	0
0200	6	0	0	0	0	0	0	0	0	0	0	0	1	0	0	1	1	2	1	0	0	0	0	0	0	0	0	0	0	0
0300	8	0	0	0	0	0	0	0	0	0	0	0	1	0	0	0	0	5	1	0	1	0	0	0	0	0	0	0	0	0
0400	10	0	0	0	0	0	0	0	0	0	0	0	0	0	3	1	2	0	1	1	1	0	0	1	0	0	0	0	0	0
0500	33	0	3	0	0	0	0	0	0	0	0	2	1	2	0	8	5	4	4	1	1	1	1	0	0	0	0	0	0	0
0600	76	0	0	0	0	0	0	0	0	0	0	1	2	1	6	13	17	14	8	4	4	2	2	1	1	0	0	0	0	0
0700	218	0	0	0	1	0	0	1	0	0	2	1	5	14	18	27	30	47	32	16	3	14	3	2	2	0	0	0	0	0
0800	**321**	**0**	**0**	**0**	**0**	**0**	**0**	**1**	**6**	**3**	**2**	**1**	**4**	**5**	**24**	**80**	**49**	**43**	**39**	**26**	**12**	**14**	**7**	**2**	**3**	**0**	**0**	**0**	**0**	**0**
0900	201	0	0	0	0	0	0	4	1	3	1	3	6	13	29	29	36	24	16	19	9	2	5	0	1	0	0	0	0	0
1000	166	0	0	0	0	0	0	1	0	0	2	4	2	10	17	24	33	33	9	5	11	8	5	1	1	0	0	0	0	0
1100	168	0	0	0	0	0	0	0	0	4	0	4	10	9	13	36	33	18	11	11	8	4	5	1	1	0	0	0	0	0
1200	166	0	0	0	0	2	1	2	1	1	0	3	5	12	16	21	25	26	22	16	7	1	2	1	1	0	1	0	0	0
1300	158	0	0	1	1	1	1	0	4	3	0	3	0	10	16	20	17	22	28	18	7	4	1	1	0	0	0	0	0	0
1400	163	0	0	0	0	0	1	0	0	2	0	2	3	8	18	30	31	27	18	13	6	1	1	1	1	0	0	0	0	0
1500	202	0	0	0	0	0	0	0	1	1	1	0	0	4	24	28	47	30	19	22	8	7	3	3	0	3	0	0	1	0
1600	238	0	0	0	0	0	1	0	0	3	0	1	7	11	27	34	53	35	27	20	8	4	1	3	2	1	0	0	0	0
1700	**270**	**0**	**0**	**0**	**0**	**0**	**0**	**1**	**1**	**1**	**1**	**2**	**6**	**15**	**22**	**35**	**49**	**41**	**39**	**26**	**16**	**6**	**4**	**3**	**0**	**0**	**2**	**0**	**0**	**0**
1800	243	0	0	0	0	0	2	2	3	5	1	0	11	12	18	42	42	31	25	15	16	6	4	5	0	1	0	1	1	0
1900	161	0	0	0	0	0	0	0	0	2	0	2	3	14	10	30	30	20	18	12	7	8	2	1	0	1	0	1	0	0
2000	97	0	0	0	0	0	0	0	0	0	1	0	5	3	7	14	16	16	15	8	6	3	2	1	0	0	0	0	0	0
2100	94	0	0	0	0	0	0	0	0	2	1	0	2	4	13	18	10	16	8	1	8	1	5	2	2	0	0	0	0	1
2200	47	0	0	0	0	0	1	0	1	0	0	1	1	3	4	5	3	10	8	6	1	1	2	0	0	0	0	0	0	0
2300	31	0	0	0	0	0	1	0	0	0	0	0	2	7	3	5	1	4	2	3	1	0	1	1	0	0	0	0	0	0
07-19	**2514**	**0**	**0**	**1**	**2**	**3**	**6**	**12**	**17**	**26**	**10**	**24**	**59**	**123**	**242**	**406**	**445**	**377**	**285**	**207**	**111**	**71**	**41**	**23**	**12**	**5**	**3**	**1**	**2**
06-22	**2942**	**0**	**0**	**1**	**2**	**3**	**6**	**12**	**17**	**30**	**12**	**27**	**71**	**145**	**278**	**481**	**518**	**443**	**334**	**232**	**136**	**85**	**52**	**28**	**15**	**6**	**3**	**2**	**3**
06-00	**3020**	**0**	**0**	**1**	**2**	**3**	**8**	**12**	**18**	**30**	**12**	**28**	**74**	**155**	**285**	**491**	**522**	**457**	**344**	**241**	**138**	**86**	**55**	**29**	**15**	**6**	**3**	**2**	**3**
00-00	**3105**	**0**	**3**	**1**	**2**	**3**	**8**	**12**	**18**	**30**	**12**	**30**	**77**	**159**	**291**	**505**	**532**	**475**	**351**	**247**	**142**	**89**	**58**	**31**	**15**	**6**	**3**	**2**	**3**

DRAFT

Site 39
Location N52, Att - hedgerow, Lat 53.7852, Long -6.74005
Direction Two way

3279 / Meath/Cavan/Monaghan ATC's
October 2013
Automatic Traffic Count

Wed, 16 October 2013

Time	Total	Speed Bins (km/h)																												
		0 - 5	5 - 10	10 - 15	15 - 20	20 - 25	25 - 30	30 - 35	35 - 40	40 - 45	45 - 50	50 - 55	55 - 60	60 - 65	65 - 70	70 - 75	75 - 80	80 - 85	85 - 90	90 - 95	95 - 100	100 - 105	105 - 110	110 - 115	115 - 120	120 - 125	125 - 130	130 - 135	135 - 140
0000	23	0	0	0	0	0	0	0	0	0	3	0	0	0	4	1	4	6	4	1	0	0	0	0	0	0	0	0	0	0
0100	14	0	0	0	0	0	1	0	0	0	0	0	0	0	0	3	2	3	2	1	1	1	0	0	0	0	0	0	0	0
0200	6	0	0	0	0	0	0	0	0	0	0	0	0	0	1	1	1	2	1	0	0	0	0	0	0	0	0	0	0	0
0300	6	0	0	0	0	0	0	0	0	0	0	0	1	1	1	0	1	0	1	1	0	0	0	0	0	0	0	0	0	0
0400	15	0	0	0	0	0	0	0	0	0	0	1	1	0	1	3	2	5	0	2	0	0	0	0	0	0	0	0	0	0
0500	29	0	0	0	0	0	0	0	0	0	1	0	0	4	0	2	8	4	4	5	0	1	0	0	0	0	0	0	0	0
0600	56	0	0	0	0	0	0	0	0	0	0	0	0	3	2	7	4	8	6	10	5	5	2	2	2	0	0	0	0	0
0700	158	0	0	0	0	0	0	0	0	0	0	6	12	12	11	23	27	27	20	5	3	9	1	1	1	0	0	0	0	0
0800	**274**	**0**	**0**	**0**	**0**	**0**	**1**	**1**	**2**	**1**	**1**	**4**	**19**	**36**	**38**	**44**	**39**	**24**	**31**	**15**	**5**	**9**	**3**	**0**	**1**	**0**	**0**	**0**	**0**	**0**
0900	213	0	0	0	0	0	0	1	1	1	1	0	8	22	40	47	43	20	17	7	3	2	0	0	0	0	0	0	0	0
1000	195	0	0	0	0	0	1	0	0	1	2	0	4	20	28	40	32	25	13	16	6	4	1	0	1	1	0	0	0	0
1100	194	0	0	0	0	0	0	0	1	2	1	7	21	19	32	36	28	15	16	9	5	0	0	2	0	0	0	0	0	0
1200	204	0	0	0	0	0	1	0	0	2	0	3	14	21	29	39	43	26	14	4	4	2	1	1	0	0	0	0	0	0
1300	166	0	0	0	0	0	0	0	1	1	0	4	6	2	18	34	24	15	19	15	15	7	3	1	0	1	0	0	0	0
1400	168	0	0	0	0	0	0	0	1	0	0	1	3	10	21	26	33	20	19	12	5	7	4	0	1	0	5	0	0	0
1500	223	0	0	0	0	1	1	0	0	0	2	1	5	8	22	44	35	43	30	10	9	8	1	1	1	0	1	0	0	0
1600	228	0	0	0	0	1	0	0	0	1	1	1	8	13	16	32	28	47	36	19	10	6	6	3	0	0	0	0	0	0
1700	**298**	**0**	**0**	**0**	**0**	**0**	**1**	**1**	**0**	**0**	**2**	**6**	**8**	**15**	**18**	**48**	**50**	**63**	**38**	**14**	**14**	**11**	**3**	**4**	**2**	**0**	**0**	**0**	**0**	**0**
1800	219	0	0	0	0	0	0	0	0	1	0	1	1	8	31	20	29	34	41	23	15	13	1	0	1	0	0	0	0	0
1900	152	0	0	0	0	0	0	0	0	0	0	2	2	14	24	26	24	19	18	13	5	1	3	0	0	0	0	0	0	1
2000	65	0	0	0	0	0	0	0	0	0	0	1	4	2	8	9	8	11	8	8	3	1	1	0	1	0	0	0	0	0
2100	73	0	0	0	0	0	0	0	1	0	0	1	0	1	7	17	8	10	13	6	5	3	0	1	0	0	0	0	0	0
2200	48	0	0	0	0	0	0	0	0	0	0	1	0	3	3	4	11	10	6	3	2	1	4	0	0	0	0	0	0	0
2300	42	0	0	0	0	0	0	0	0	0	0	0	0	4	1	9	7	3	9	4	3	0	1	0	1	0	0	0	0	0
07-19	**2540**	**0**	**0**	**0**	**0**	**2**	**5**	**3**	**6**	**10**	**10**	**34**	**109**	**186**	**304**	**433**	**411**	**359**	**294**	**149**	**94**	**78**	**24**	**13**	**8**	**2**	**6**	**0**	**0**	
06-22	**2886**	**0**	**0**	**0**	**0**	**2**	**5**	**3**	**7**	**10**	**10**	**38**	**115**	**206**	**345**	**492**	**455**	**407**	**339**	**186**	**112**	**88**	**30**	**16**	**11**	**2**	**6**	**0**	**1**	
06-00	**2976**	**0**	**0**	**0**	**0**	**2**	**5**	**3**	**7**	**10**	**10**	**39**	**115**	**213**	**349**	**505**	**473**	**420**	**354**	**193**	**117**	**89**	**35**	**16**	**12**	**2**	**6**	**0**	**1**	
00-00	**3069**	**0**	**0**	**0**	**0**	**2**	**6**	**3**	**7**	**10**	**14**	**40**	**117**	**218**	**356**	**515**	**491**	**440**	**366**	**203**	**118**	**91**	**35**	**16**	**12**	**2**	**6**	**0**	**1**	

DRAFT

Site 39
Location N52, Att - hedgerow, Lat 53.7852, Long -6.74005
Direction Two way

3279 / Meath/Cavan/Monaghan ATC's
October 2013
Automatic Traffic Count

Virtual Day (7)

Time	Total	Speed Bins (km/h)																												
		0 - 5	5 - 10	10 - 15	15 - 20	20 - 25	25 - 30	30 - 35	35 - 40	40 - 45	45 - 50	50 - 55	55 - 60	60 - 65	65 - 70	70 - 75	75 - 80	80 - 85	85 - 90	90 - 95	95 - 100	100 - 105	105 - 110	110 - 115	115 - 120	120 - 125	125 - 130	130 - 135	135 - 140
0000	21	0	0	0	0	0	0	0	0	0	1	0	0	1	3	3	3	3	3	2	1	1	1	0	0	0	0	0	0	0
0100	16	0	0	0	0	0	0	0	0	0	0	0	0	1	1	3	3	3	1	1	1	1	0	0	0	0	0	0	0	0
0200	7	0	0	0	0	0	0	0	0	0	0	0	0	0	0	1	1	2	2	0	0	0	0	0	0	0	0	0	0	0
0300	9	0	0	0	0	0	0	0	0	0	0	0	1	1	1	2	1	1	1	1	1	0	0	0	0	0	0	0	0	0
0400	16	0	0	0	0	0	0	0	0	0	0	0	1	0	2	2	2	2	1	2	1	1	1	0	0	0	0	0	0	0
0500	25	0	0	0	0	0	0	0	0	0	0	0	1	1	1	3	4	4	4	2	1	1	1	0	0	0	0	0	0	0
0600	61	0	0	0	0	0	0	0	0	0	0	0	1	2	5	8	8	10	8	6	4	4	3	0	1	0	0	0	0	0
0700	147	0	0	0	0	0	0	0	0	0	0	1	4	9	10	17	24	28	20	12	9	6	3	2	2	0	0	0	0	0
0800	**227**	**0**	**0**	**0**	**0**	**0**	**0**	**0**	**2**	**1**	**1**	**2**	**5**	**12**	**19**	**37**	**35**	**31**	**30**	**21**	**12**	**9**	**5**	**2**	**1**	**0**	**0**	**0**	**0**	**0**
0900	184	0	0	0	0	0	1	1	1	2	1	1	5	11	19	31	33	25	23	12	9	4	3	1	0	1	0	0	0	0
1000	164	0	0	0	0	0	1	1	0	1	1	1	3	11	15	25	29	26	17	12	10	6	2	1	1	1	0	0	0	0
1100	175	0	0	0	0	0	0	0	1	3	1	3	8	10	17	30	31	21	19	12	9	3	3	1	0	0	0	0	0	0
1200	176	0	0	0	0	0	0	1	0	2	0	2	5	10	20	27	29	26	21	14	9	4	3	1	1	0	0	0	0	0
1300	169	0	0	0	0	0	0	0	1	1	1	1	3	11	17	24	24	24	24	14	10	5	2	3	1	1	1	0	0	0
1400	167	0	0	0	0	0	0	0	1	1	1	1	3	8	14	26	32	27	22	15	6	3	2	1	1	0	1	0	0	0
1500	202	0	0	0	0	0	0	0	1	1	1	1	3	8	21	26	34	34	31	19	9	7	3	2	1	1	0	0	0	0
1600	216	0	0	0	0	0	0	1	0	1	1	1	5	8	21	32	37	38	27	18	11	5	4	3	1	1	0	0	0	0
1700	**256**	**0**	**0**	**0**	**0**	**0**	**0**	**1**	**0**	**1**	**1**	**2**	**4**	**12**	**22**	**38**	**43**	**41**	**36**	**19**	**15**	**9**	**5**	**3**	**2**	**0**	**1**	**0**	**0**	**0**
1800	230	0	0	0	0	0	0	1	1	2	0	1	4	9	22	34	37	36	32	21	13	8	3	3	2	0	1	0	0	0
1900	157	0	0	0	0	0	0	0	0	1	0	2	2	10	17	25	24	23	19	12	9	5	3	1	0	1	0	0	0	0
2000	106	0	0	0	0	0	0	0	0	0	0	1	2	4	11	15	16	18	16	8	6	3	1	2	1	0	0	0	0	0
2100	76	0	0	0	0	0	0	0	0	0	0	0	1	3	7	12	11	13	10	6	4	3	2	1	1	0	0	0	0	0
2200	51	0	0	0	0	0	0	0	0	0	0	1	1	2	4	6	8	10	9	4	3	2	2	0	0	0	0	0	0	0
2300	31	0	0	0	0	0	0	0	0	0	0	1	1	3	3	5	4	3	4	4	2	0	0	0	0	0	0	0	0	0
07-19	**2312**	**0**	**0**	**0**	**0**	**2**	**4**	**6**	**9**	**17**	**9**	**18**	**53**	**118**	**215**	**346**	**388**	**355**	**301**	**188**	**124**	**70**	**38**	**24**	**13**	**6**	**4**	**1**	**1**	
06-22	**2712**	**0**	**0**	**0**	**0**	**2**	**4**	**7**	**10**	**18**	**10**	**22**	**59**	**137**	**256**	**408**	**446**	**419**	**354**	**221**	**147**	**85**	**47**	**28**	**16**	**7**	**5**	**1**	**1**	
06-00	**2794**	**0**	**0**	**0**	**0**	**2**	**5**	**7**	**10**	**18**	**10**	**24**	**61**	**141**	**262**	**419**	**458**	**432**	**367**	**229**	**152**	**87**	**50**	**29**	**17**	**7**	**5**	**1**	**1**	
00-00	**2888**	**0**	**0**	**0**	**0**	**2**	**5**	**7**	**10**	**19**	**11**	**25**	**64**	**145**	**270**	**432**	**472**	**447**	**380**	**237**	**155**	**91**	**52**	**30**	**17**	**8**	**5**	**1**	**2**	

DRAFT

Site 39
Location N52, Att - hedgerow, Lat 53.7852, Long -6.74005
Direction Two way

3279 / Meath/Cavan/Monaghan ATC's
October 2013
Automatic Traffic Count

Virtual Week (1)

Time	Total	Speed Bins (km/h)																												
		0 - 5	5 - 10	10 - 15	15 - 20	20 - 25	25 - 30	30 - 35	35 - 40	40 - 45	45 - 50	50 - 55	55 - 60	60 - 65	65 - 70	70 - 75	75 - 80	80 - 85	85 - 90	90 - 95	95 - 100	100 - 105	105 - 110	110 - 115	115 - 120	120 - 125	125 - 130	130 - 135	135 - 140
Mon	3030	0	0	0	0	1	3	8	18	20	4	41	52	131	262	409	500	476	455	241	170	102	74	27	24	6	4	1	1
Tue	3105	0	3	1	2	3	8	12	18	30	12	30	77	159	291	505	532	475	351	247	142	89	58	31	15	6	3	2	3
Wed	3069	0	0	0	0	2	6	3	7	10	14	40	117	218	356	515	491	440	366	203	118	91	35	16	12	2	6	0	1
Thu	2968	0	0	0	0	4	1	5	15	33	16	16	38	139	283	443	520	427	410	238	160	108	56	28	11	11	5	1	0
Fri	3391	0	0	1	0	0	5	6	7	20	17	19	97	218	352	513	511	551	400	275	188	88	54	40	18	5	3	3	0
|Sat	2482	0	0	0	0	0	4	5	5	13	11	18	37	80	185	343	387	407	355	246	168	89	54	34	20	12	6	1	2
|Sun	2169	0	0	0	0	3	7	7	1	4	0	10	30	72	164	297	365	356	322	212	142	68	32	31	22	11	7	2	4
5 Day Ave.	**3113**	**0**	**1**	**0**	**0**	**2**	**5**	**7**	**13**	**23**	**13**	**29**	**76**	**173**	**309**	**477**	**511**	**474**	**396**	**241**	**156**	**96**	**55**	**28**	**16**	**6**	**4**	**1**	**1**
7 Day Ave.	**2888**	**0**	**0**	**0**	**0**	**2**	**5**	**7**	**10**	**19**	**11**	**25**	**64**	**145**	**270**	**432**	**472**	**447**	**380**	**237**	**155**	**91**	**52**	**30**	**17**	**8**	**5**	**1**	**2**
--	**20214**	**0**	**3**	**2**	**2**	**13**	**34**	**46**	**71**	**130**	**74**	**174**	**448**	**1017**	**1893**	**3025**	**3306**	**3132**	**2659**	**1662**	**1088**	**635**	**363**	**207**	**122**	**53**	**34**	**10**	**11**

Summary Graphs

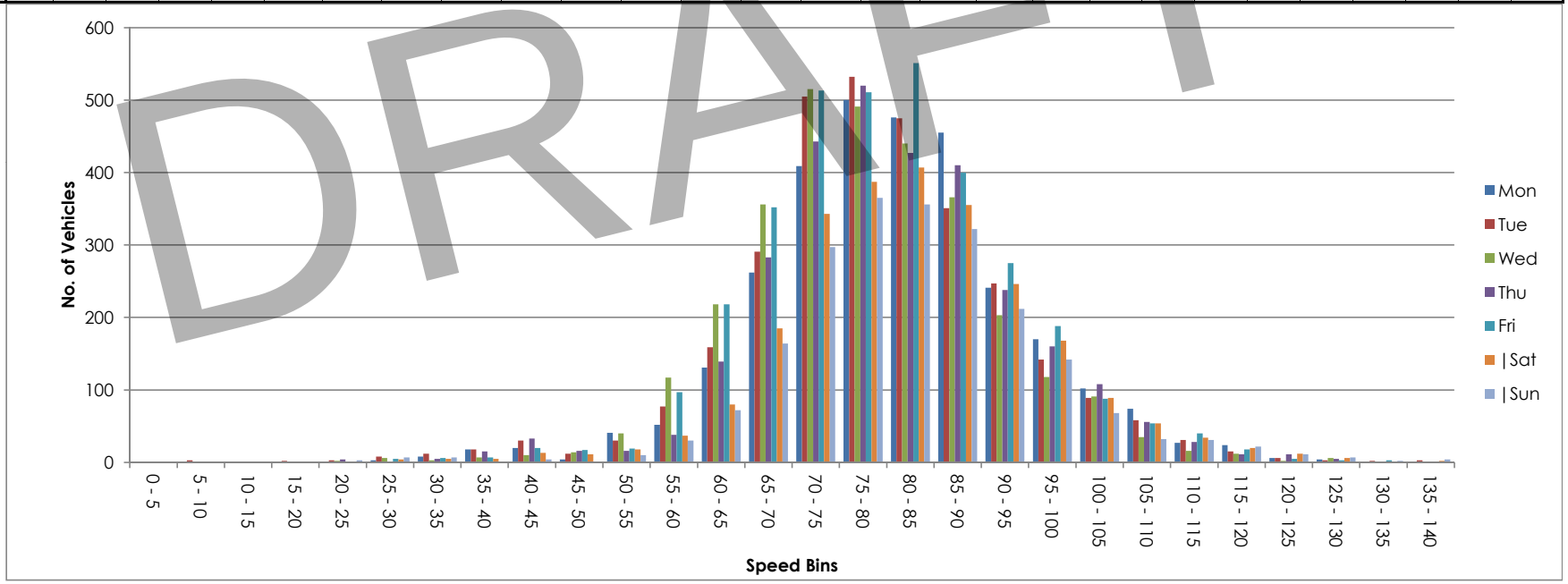

DRAFT



NDC NATIONWIDE DATA COLLECTION	**Site / Location:**	R162, Att - tree, Lat 53.7957, Long -6.73831	**Project No:**	3279	**Photo No:**	3279-40	**Drawn By:** MOR
	Survey Date:	Thu, 10 October 2013 to Wed, 16 October 2013	**Project Name:**		Meath/Cavan/Monaghan ATC'S		
	Survey Times:	00:00 to 00(24):00	**Title:**		Site Photograph		

Site No.	Location.	Direction.	Speed Limit - PSL (km/h)	Start Date.	End Date.	Total Vehicles.	5 Day Ave.	7 Day Ave.	No. > Speed Limit.	%. > Speed Limit.	No. > Speed Limit1 (+5km/h).	%. > Speed Limit1 (+5km/h).	No. > Speed Limit1 (+10km/h).	%. > Speed Limit1 (+10km/h).	Mean Speed	85%ile Speed
40	R162, Att - tree, Lat 53.7957, Long -6.73831	North	80	Thu, 10 October 2013	Wed, 16 October 2013	12216	1886	1745	6967	57.0	4620	37.8	2777	22.7	82.2	93.2
		South	80	Thu, 10 October 2013	Wed, 16 October 2013	12406	1922	1772	6466	52.1	4410	35.5	2830	22.8	81.5	94.0
		Two way	80	Thu, 10 October 2013	Wed, 16 October 2013	24622	3808	3517	13433	54.6	9030	36.7	5607	22.8	81.8	93.6

DRAFT

Site 40
Location R162, Att - tree, Lat 53.7957, Long -6.73831
Direction North

3279 / Meath/Cavan/Monaghan ATC's
October 2013
Automatic Traffic Count

Thu, 10 October 2013

Time	Total	Classification												>PSL	>PSL%	>SL1	>SL1%	>SL2	>SL2%	Mean	Vpp
		1 MCL	2 SV	3 SVT	4 TB2	5 TB3	6 T4	7 ART3	8 ART4	9 ART5	10 ART6	11 BD	12 DRT	80	80	85 +5kph	85 +5kph	90 +10kph	90 +10kph		85
0000	10	0	8	0	0	0	0	0	0	2	0	0	0	6	60	6	60	6	60	88.5	-
0100	7	0	5	0	2	0	0	0	0	0	0	0	0	7	100	4	57.1	2	28.6	88.2	-
0200	0	0	0	0	0	0	0	0	0	0	0	0	0	0	0	0	0	0	0	-	-
0300	3	0	1	0	1	0	0	0	0	0	1	0	0	2	66.7	1	33.3	1	33.3	89.3	-
0400	3	0	2	0	1	0	0	0	0	0	0	0	0	2	66.7	2	66.7	1	33.3	84.4	-
0500	12	0	8	0	2	0	0	0	0	2	0	0	0	11	91.7	10	83.3	7	58.3	90.2	98.6
0600	9	0	6	0	1	0	0	0	0	2	0	0	0	7	77.8	4	44.4	2	22.2	85.9	-
0700	72	0	52	2	11	0	1	0	0	3	3	0	0	48	66.7	30	41.7	14	19.4	82.6	91.1
0800	**155**	**0**	**137**	**2**	**11**	**0**	**0**	**0**	**2**	**2**	**0**	**0**	**1**	**89**	**57.4**	**53**	**34.2**	**25**	**16.1**	**81.6**	**90.4**
0900	102	0	77	3	14	0	3	1	0	3	1	0	0	50	49	36	35.3	25	24.5	80.4	91.8
1000	78	0	57	1	14	0	2	0	0	2	2	0	0	34	43.6	21	26.9	10	12.8	77.4	88.2
1100	97	2	78	3	7	0	2	0	1	4	0	0	0	43	44.3	21	21.6	14	14.4	78.9	89.6
1200	103	0	89	2	5	0	3	0	1	3	0	0	0	62	60.2	37	35.9	24	23.3	82.4	92.9
1300	113	1	87	3	11	0	5	0	1	5	0	0	0	58	51.3	36	31.9	19	16.8	80.4	90
1400	96	1	82	1	6	1	0	1	0	4	0	0	0	52	54.2	35	36.5	20	20.8	81.2	91.8
1500	159	0	131	1	19	2	1	0	0	5	0	0	0	94	59.1	61	38.4	30	18.9	82.1	92.2
1600	168	0	142	5	21	0	0	0	0	0	0	0	0	80	47.6	50	29.8	25	14.9	80.3	89.6
1700	**205**	**0**	**170**	**5**	**19**	**1**	**3**	**0**	**2**	**5**	**0**	**0**	**0**	**139**	**67.8**	**85**	**41.5**	**45**	**22**	**84.4**	**92.5**
1800	158	0	127	2	23	0	1	0	1	4	0	0	0	103	65.2	77	48.7	46	29.1	84.2	95.8
1900	118	0	103	2	10	0	1	0	1	1	0	0	0	71	60.2	51	43.2	32	27.1	82.3	94
2000	97	0	92	0	5	0	0	0	0	0	0	0	0	49	50.5	34	35.1	22	22.7	81.3	91.4
2100	69	0	60	2	4	0	0	0	0	3	0	0	0	28	40.6	21	30.4	14	20.3	78.9	91.1
2200	40	0	36	0	2	0	1	0	0	1	0	0	0	29	72.5	20	50	14	35	86.6	100.4
2300	19	0	17	0	0	0	0	0	0	2	0	0	0	17	89.5	16	84.2	9	47.4	90.6	95.4
07-19	**1506**	**4**	**1229**	**30**	**161**	**4**	**21**	**2**	**8**	**40**	**6**	**0**	**1**	**852**	**56.6**	**542**	**36**	**297**	**19.7**	**81.7**	**91.8**
06-22	**1799**	**4**	**1490**	**34**	**181**	**4**	**22**	**2**	**9**	**46**	**6**	**0**	**1**	**1007**	**56**	**652**	**36.2**	**367**	**20.4**	**81.6**	**92.2**
06-00	**1858**	**4**	**1543**	**34**	**183**	**4**	**23**	**2**	**9**	**49**	**6**	**0**	**1**	**1053**	**56.7**	**688**	**37**	**390**	**21**	**81.8**	**92.2**
00-00	**1893**	**4**	**1567**	**34**	**189**	**4**	**23**	**2**	**9**	**53**	**7**	**0**	**1**	**1081**	**57.1**	**711**	**37.6**	**407**	**21.5**	**81.9**	**92.5**

DRAFT

Site 40
Location R162, Att - tree, Lat 53.7957, Long -6.73831
Direction North

3279 / Meath/Cavan/Monaghan ATC's
October 2013
Automatic Traffic Count

Fri, 11 October 2013

Time	Total	Classification												>PSL	>PSL%	>SL1	>SL1%	>SL2	>SL2%	Mean	Vpp
		1 MCL	2 SV	3 SVT	4 TB2	5 TB3	6 T4	7 ART3	8 ART4	9 ART5	10 ART6	11 BD	12 DRT	80	80	85 +5kph	85 +5kph	90 +10kph	90 +10kph		85
0000	13	0	12	0	0	0	0	0	1	0	0	0	0	8	61.5	6	46.2	4	30.8	83.7	97.2
0100	11	0	9	0	1	0	0	0	1	0	0	0	0	7	63.6	6	54.5	4	36.4	87.4	92.2
0200	4	0	3	0	0	0	0	0	0	0	1	0	0	3	75	3	75	2	50	93.2	-
0300	6	0	4	0	2	0	0	0	0	0	0	0	0	4	66.7	4	66.7	2	33.3	89.4	-
0400	3	0	2	0	1	0	0	0	0	0	0	0	0	2	66.7	1	33.3	1	33.3	88.6	-
0500	8	0	5	0	3	0	0	0	0	0	0	0	0	8	100	8	100	6	75	91.8	-
0600	20	0	15	0	4	0	0	0	0	0	1	0	0	17	85	13	65	9	45	90.6	102.2
0700	57	0	38	0	9	0	1	1	2	4	2	0	0	33	57.9	23	40.4	11	19.3	82	91.4
0800	**174**	**0**	**149**	**1**	**16**	**1**	**0**	**0**	**1**	**5**	**1**	**0**	**0**	**108**	**62.1**	**67**	**38.5**	**35**	**20.1**	**82.2**	**91.8**
0900	98	0	69	0	13	1	5	1	1	5	3	0	0	38	38.8	18	18.4	9	9.2	75.9	86
1000	79	0	51	6	15	0	3	0	2	2	0	0	0	23	29.1	13	16.5	7	8.9	77.2	85.3
1100	94	0	69	5	13	0	4	0	0	2	1	0	0	39	41.5	21	22.3	10	10.6	78.1	87.5
1200	131	0	97	5	19	1	4	0	0	4	1	0	0	51	38.9	31	23.7	10	7.6	75.9	87.1
1300	150	0	125	3	12	0	1	0	0	6	3	0	0	74	49.3	32	21.3	14	9.3	77.8	87.1
1400	122	0	93	2	15	0	2	0	2	8	0	0	0	84	68.9	58	47.5	35	28.7	85.1	95.4
1500	**208**	**2**	**171**	**6**	**19**	**0**	**1**	**0**	**1**	**6**	**2**	**0**	**0**	**113**	**54.3**	**68**	**32.7**	**42**	**20.2**	**81.2**	**92.2**
1600	169	0	137	5	16	1	3	1	3	1	2	0	0	97	57.4	66	39.1	37	21.9	82.1	93.2
1700	192	0	155	6	22	2	3	0	2	1	1	0	0	99	51.6	51	26.6	29	15.1	81.5	89.3
1800	160	0	130	5	22	0	2	0	1	0	0	0	0	99	61.9	75	46.9	43	26.9	82.7	93.6
1900	143	1	128	3	8	1	0	0	0	1	1	0	0	87	60.8	58	40.6	32	22.4	81.8	92.9
2000	90	0	85	1	4	0	0	0	0	0	0	0	0	50	55.6	40	44.4	21	23.3	83.9	96.8
2100	70	0	61	0	4	1	0	1	1	2	0	0	0	42	60	33	47.1	23	32.9	85.9	98.3
2200	36	0	32	0	1	0	0	0	0	3	0	0	0	21	58.3	15	41.7	9	25	83.9	99.7
2300	26	0	25	0	0	0	0	0	0	1	0	0	0	18	69.2	14	53.8	14	53.8	91.3	105.5
07-19	**1634**	**2**	**1284**	**44**	**191**	**6**	**29**	**3**	**15**	**44**	**16**	**0**	**0**	**858**	**52.5**	**523**	**32**	**282**	**17.3**	**80.5**	**91.1**
06-22	**1957**	**3**	**1573**	**48**	**211**	**8**	**29**	**4**	**16**	**47**	**18**	**0**	**0**	**1054**	**53.9**	**667**	**34.1**	**367**	**18.8**	**81**	**91.4**
06-00	**2019**	**3**	**1630**	**48**	**212**	**8**	**29**	**4**	**16**	**51**	**18**	**0**	**0**	**1093**	**54.1**	**696**	**34.5**	**390**	**19.3**	**81.2**	**91.8**
00-00	**2064**	**3**	**1665**	**48**	**219**	**8**	**29**	**4**	**18**	**51**	**19**	**0**	**0**	**1125**	**54.5**	**724**	**35.1**	**409**	**19.8**	**81.4**	**92.2**

DRAFT

Site 40
Location R162, Att - tree, Lat 53.7957, Long -6.73831
Direction North

3279 / Meath/Cavan/Monaghan ATC's
October 2013
Automatic Traffic Count

Sat, 12 October 2013

Time	Total	Classification												>PSL	>PSL%	>SL1	>SL1%	>SL2	>SL2%	Mean	Vpp
		1 MCL	2 SV	3 SVT	4 TB2	5 TB3	6 T4	7 ART3	8 ART4	9 ART5	10 ART6	11 BD	12 DRT	80	80	85 +5kph	85 +5kph	90 +10kph	90 +10kph		85
0000	21	0	19	0	0	0	0	0	0	2	0	0	0	11	52.4	5	23.8	3	14.3	81.9	89.3
0100	10	0	6	0	1	0	0	0	0	2	1	0	0	8	80	7	70	3	30	91.3	-
0200	7	0	7	0	0	0	0	0	0	0	0	0	0	6	85.7	6	85.7	3	42.9	99.2	-
0300	9	0	5	0	4	0	0	0	0	0	0	0	0	6	66.7	6	66.7	5	55.6	92.1	-
0400	5	0	5	0	0	0	0	0	0	0	0	0	0	5	100	4	80	4	80	102	-
0500	6	0	3	0	2	0	0	0	1	0	0	0	0	5	83.3	4	66.7	3	50	91.8	-
0600	7	0	4	0	1	0	0	0	1	1	0	0	0	6	85.7	5	71.4	4	57.1	91.3	-
0700	22	0	15	0	6	0	0	0	1	0	0	0	0	19	86.4	15	68.2	10	45.5	91.3	104.4
0800	40	0	33	2	4	0	0	0	1	0	0	0	0	23	57.5	18	45	11	27.5	83.5	97.2
0900	81	0	67	2	9	0	0	0	1	2	0	0	0	45	55.6	28	34.6	22	27.2	81.2	93.2
1000	72	0	56	3	11	0	0	0	0	2	0	0	0	43	59.7	35	48.6	24	33.3	84.7	96.1
1100	**106**	**0**	**95**	**1**	**8**	**0**	**0**	**0**	**0**	**2**	**0**	**0**	**0**	**54**	**50.9**	**43**	**40.6**	**25**	**23.6**	**81.7**	**93.2**
1200	110	1	98	2	5	0	1	0	0	3	0	0	0	66	60	41	37.3	21	19.1	83.7	91.8
1300	138	0	122	7	5	0	1	0	1	2	0	0	0	83	60.1	56	40.6	31	22.5	80.1	92.5
1400	121	0	107	3	9	0	1	0	0	1	0	0	0	79	65.3	58	47.9	37	30.6	85	93.6
1500	**143**	**1**	**129**	**0**	**12**	**0**	**0**	**0**	**0**	**1**	**0**	**0**	**0**	**80**	**55.9**	**53**	**37.1**	**31**	**21.7**	**81.5**	**93.6**
1600	126	1	106	7	11	0	0	0	0	1	0	0	0	60	47.6	40	31.7	30	23.8	80.4	94.3
1700	123	0	116	1	6	0	0	0	0	0	0	0	0	81	65.9	63	51.2	49	39.8	86.6	101.2
1800	120	0	114	0	6	0	0	0	0	0	0	0	0	80	66.7	49	40.8	32	26.7	85.6	98.6
1900	97	1	89	2	3	0	0	1	0	1	0	0	0	65	67	38	39.2	26	26.8	83.8	95
2000	68	0	63	2	2	0	0	0	0	1	0	0	0	39	57.4	29	42.6	22	32.4	82.8	95.8
2100	49	0	44	3	2	0	0	0	0	0	0	0	0	21	42.9	16	32.7	12	24.5	78.9	94.7
2200	31	0	27	1	2	1	0	0	0	0	0	0	0	19	61.3	12	38.7	7	22.6	83.6	91.8
2300	23	0	20	0	2	0	0	0	0	1	0	0	0	14	60.9	12	52.2	6	26.1	85.2	97.6
07-19	**1202**	**3**	**1058**	**28**	**92**	**0**	**3**	**0**	**4**	**14**	**0**	**0**	**0**	**713**	**59.3**	**499**	**41.5**	**323**	**26.9**	**83.2**	**95.8**
06-22	**1423**	**4**	**1258**	**35**	**100**	**0**	**3**	**1**	**5**	**17**	**0**	**0**	**0**	**844**	**59.3**	**587**	**41.3**	**387**	**27.2**	**83.1**	**95.8**
06-00	**1477**	**4**	**1305**	**36**	**104**	**1**	**3**	**1**	**5**	**18**	**0**	**0**	**0**	**877**	**59.4**	**611**	**41.4**	**400**	**27.1**	**83.1**	**95.8**
00-00	**1535**	**4**	**1350**	**36**	**111**	**1**	**3**	**1**	**6**	**22**	**1**	**0**	**0**	**918**	**59.8**	**643**	**41.9**	**421**	**27.4**	**83.4**	**95.8**

DRAFT

Site 40
Location R162, Att - tree, Lat 53.7957, Long -6.73831
Direction North

3279 / Meath/Cavan/Monaghan ATC's
October 2013
Automatic Traffic Count

Sun, 13 October 2013

Time	Total	Classification												>PSL	>PSL%	>SL1	>SL1%	>SL2	>SL2%	Mean	Vpp
		1 MCL	2 SV	3 SVT	4 TB2	5 TB3	6 T4	7 ART3	8 ART4	9 ART5	10 ART6	11 BD	12 DRT	80	80	85 +5kph	85 +5kph	90 +10kph	90 +10kph		85
0000	28	0	24	0	3	0	0	1	0	0	0	0	0	15	53.6	13	46.4	10	35.7	85.7	102.6
0100	11	0	9	0	2	0	0	0	0	0	0	0	0	6	54.5	4	36.4	3	27.3	84.6	91.4
0200	13	1	11	0	1	0	0	0	0	0	0	0	0	11	84.6	7	53.8	6	46.2	89.7	99
0300	10	0	8	0	0	0	0	0	1	1	0	0	0	8	80	7	70	6	60	96.7	-
0400	8	0	7	0	1	0	0	0	0	0	0	0	0	6	75	6	75	3	37.5	94.1	-
0500	6	0	5	0	1	0	0	0	0	0	0	0	0	3	50	3	50	2	33.3	87.9	-
0600	7	0	5	0	1	0	0	0	0	1	0	0	0	6	85.7	4	57.1	2	28.6	86.2	-
0700	10	0	9	0	1	0	0	0	0	0	0	0	0	6	60	4	40	3	30	87.3	-
0800	22	1	19	0	1	0	0	0	1	0	0	0	0	16	72.7	12	54.5	10	45.5	86.1	101.5
0900	41	0	35	0	5	0	0	0	0	1	0	0	0	30	73.2	21	51.2	14	34.1	85.9	96.1
1000	51	0	41	3	6	0	0	0	0	1	0	0	0	33	64.7	24	47.1	17	33.3	82.4	96.5
1100	**54**	**0**	**53**	**0**	**1**	**0**	**0**	**0**	**0**	**0**	**0**	**0**	**0**	**35**	**64.8**	**32**	**59.3**	**24**	**44.4**	**87.1**	**96.1**
1200	84	4	75	0	4	0	0	0	0	1	0	0	0	56	66.7	42	50	31	36.9	82.2	94.3
1300	97	2	91	1	2	0	0	0	0	1	0	0	0	67	69.1	49	50.5	38	39.2	87.1	98.6
1400	80	0	78	0	2	0	0	0	0	0	0	0	0	51	63.8	32	40	23	28.8	84.2	94.7
1500	101	1	91	2	4	0	1	0	1	0	1	0	0	67	66.3	51	50.5	32	31.7	84.5	96.8
1600	121	0	119	1	1	0	0	0	0	0	0	0	0	62	51.2	41	33.9	30	24.8	82.3	95.4
1700	**147**	**0**	**142**	**0**	**4**	**0**	**0**	**1**	**0**	**0**	**0**	**0**	**0**	**91**	**61.9**	**53**	**36.1**	**28**	**19**	**82.1**	**91.8**
1800	**147**	**2**	**140**	**2**	**2**	**0**	**0**	**0**	**1**	**0**	**0**	**0**	**0**	**80**	**54.4**	**57**	**38.8**	**36**	**24.5**	**80.8**	**92.9**
1900	80	1	78	0	0	0	0	0	1	0	0	0	0	47	58.8	32	40	21	26.3	81.7	95
2000	56	0	53	1	2	0	0	0	0	0	0	0	0	28	50	18	32.1	14	25	81.7	97.2
2100	40	0	36	0	2	0	0	0	1	1	0	0	0	21	52.5	16	40	10	25	83	96.5
2200	24	0	21	0	3	0	0	0	0	0	0	0	0	16	66.7	13	54.2	10	41.7	90.7	106.9
2300	14	0	13	0	1	0	0	0	0	0	0	0	0	8	57.1	4	28.6	4	28.6	83.8	95
07-19	**955**	**10**	**893**	**9**	**33**	**0**	**1**	**1**	**3**	**4**	**1**	**0**	**0**	**594**	**62.2**	**418**	**43.8**	**286**	**29.9**	**83.5**	**95.8**
06-22	**1138**	**11**	**1065**	**10**	**38**	**0**	**1**	**1**	**5**	**6**	**1**	**0**	**0**	**696**	**61.2**	**488**	**42.9**	**333**	**29.3**	**83.3**	**95.8**
06-00	**1176**	**11**	**1099**	**10**	**42**	**0**	**1**	**1**	**5**	**6**	**1**	**0**	**0**	**720**	**61.2**	**505**	**42.9**	**347**	**29.5**	**83.4**	**95.8**
00-00	**1252**	**12**	**1163**	**10**	**50**	**0**	**1**	**2**	**6**	**7**	**1**	**0**	**0**	**769**	**61.4**	**545**	**43.5**	**377**	**30.1**	**83.7**	**96.5**

DRAFT

Site 40
Location R162, Att - tree, Lat 53.7957, Long -6.73831
Direction North

3279 / Meath/Cavan/Monaghan ATC's
October 2013
Automatic Traffic Count

Mon, 14 October 2013

Time	Total	Classification												>PSL	>PSL%	>SL1	>SL1%	>SL2	>SL2%	Mean	Vpp
		1 MCL	2 SV	3 SVT	4 TB2	5 TB3	6 T4	7 ART3	8 ART4	9 ART5	10 ART6	11 BD	12 DRT	80	80	85 +5kph	85 +5kph	90 +10kph	90 +10kph		85
0000	7	0	5	0	2	0	0	0	0	0	0	0	0	5	71.4	4	57.1	3	42.9	84.7	-
0100	4	0	3	0	1	0	0	0	0	0	0	0	0	4	100	3	75	2	50	89.3	-
0200	2	0	2	0	0	0	0	0	0	0	0	0	0	2	100	2	100	1	50	97.9	-
0300	4	0	2	0	2	0	0	0	0	0	0	0	0	4	100	3	75	3	75	98.9	-
0400	2	0	2	0	0	0	0	0	0	0	0	0	0	1	50	1	50	0	0	83.9	-
0500	6	0	1	0	3	0	0	0	0	2	0	0	0	3	50	2	33.3	2	33.3	82.4	-
0600	17	0	12	0	4	0	0	0	1	0	0	0	0	14	82.4	11	64.7	9	52.9	92.1	100.4
0700	60	0	42	1	13	0	0	0	0	2	2	0	0	41	68.3	22	36.7	15	25	84.7	95.4
0800	**157**	**0**	**139**	**1**	**15**	**0**	**0**	**0**	**0**	**1**	**1**	**0**	**0**	**88**	**56.1**	**65**	**41.4**	**31**	**19.7**	**81.4**	**90.7**
0900	91	0	68	0	12	1	1	0	4	4	1	0	0	48	52.7	25	27.5	14	15.4	81.4	89.6
1000	81	1	57	6	9	2	1	0	3	2	0	0	0	46	56.8	32	39.5	23	28.4	81.5	95
1100	88	0	68	4	9	2	1	0	0	3	1	0	0	50	56.8	35	39.8	21	23.9	81.3	93.2
1200	106	0	84	3	12	3	1	0	2	1	0	0	0	57	53.8	40	37.7	22	20.8	80.4	93.6
1300	84	2	66	2	10	1	0	0	1	2	0	0	0	46	54.8	27	32.1	15	17.9	83	93.2
1400	115	0	94	3	14	1	1	0	0	2	0	0	0	59	51.3	37	32.2	27	23.5	81.8	93.2
1500	147	0	121	3	15	2	1	0	1	2	2	0	0	86	58.5	49	33.3	20	13.6	81.5	88.9
1600	183	0	156	7	11	2	4	0	0	3	0	0	0	101	55.2	69	37.7	38	20.8	81.4	92.2
1700	**215**	**0**	**179**	**4**	**23**	**2**	**0**	**0**	**4**	**1**	**2**	**0**	**0**	**131**	**60.9**	**87**	**40.5**	**48**	**22.3**	**82.3**	**93.6**
1800	177	0	155	0	13	0	0	0	4	5	0	0	0	129	72.9	100	56.5	69	39	86.5	97.6
1900	108	0	91	1	11	0	0	0	1	2	0	0	2	57	52.8	42	38.9	25	23.1	81.5	92.9
2000	84	0	74	1	7	0	1	0	0	1	0	0	0	55	65.5	37	44	27	32.1	85.3	95.4
2100	54	0	50	1	1	0	0	0	0	2	0	0	0	36	66.7	24	44.4	18	33.3	84.3	96.1
2200	42	0	38	0	1	0	0	0	0	2	1	0	0	22	52.4	18	42.9	8	19	81.8	90.4
2300	10	0	9	0	0	0	0	0	0	1	0	0	0	6	60	4	40	4	40	83.9	-
07-19	**1504**	**3**	**1229**	**34**	**156**	**16**	**10**	**0**	**19**	**28**	**9**	**0**	**0**	**882**	**58.6**	**588**	**39.1**	**343**	**22.8**	**82.3**	**93.6**
06-22	**1767**	**3**	**1456**	**37**	**179**	**16**	**11**	**0**	**21**	**33**	**9**	**0**	**2**	**1044**	**59.1**	**702**	**39.7**	**422**	**23.9**	**82.6**	**94**
06-00	**1819**	**3**	**1503**	**37**	**180**	**16**	**11**	**0**	**21**	**36**	**10**	**0**	**2**	**1072**	**58.9**	**724**	**39.8**	**434**	**23.9**	**82.6**	**94**
00-00	**1844**	**3**	**1518**	**37**	**188**	**16**	**11**	**0**	**21**	**38**	**10**	**0**	**2**	**1091**	**59.2**	**739**	**40.1**	**445**	**24.1**	**82.6**	**94**

DRAFT

Site 40
Location R162, Att - tree, Lat 53.7957, Long -6.73831
Direction North

3279 / Meath/Cavan/Monaghan ATC's
October 2013
Automatic Traffic Count

Tue, 15 October 2013

Time	Total	Classification												>PSL	>PSL%	>SL1	>SL1%	>SL2	>SL2%	Mean	Vpp
		1 MCL	2 SV	3 SVT	4 TB2	5 TB3	6 T4	7 ART3	8 ART4	9 ART5	10 ART6	11 BD	12 DRT	80	80	85 +5kph	85 +5kph	90 +10kph	90 +10kph		85
0000	19	0	19	0	0	0	0	0	0	0	0	0	0	13	68.4	12	63.2	11	57.9	92.6	110.5
0100	10	0	7	0	2	0	0	0	1	0	0	0	0	5	50	4	40	1	10	82.1	-
0200	3	0	2	0	0	0	0	0	0	0	1	0	0	3	100	3	100	1	33.3	91.1	-
0300	2	0	0	0	2	0	0	0	0	0	0	0	0	1	50	1	50	1	50	95.8	-
0400	1	0	0	0	0	0	0	0	1	0	0	0	0	1	100	1	100	0	0	89.9	-
0500	6	0	4	0	2	0	0	0	0	0	0	0	0	5	83.3	4	66.7	1	16.7	85.1	-
0600	15	0	10	0	2	0	0	0	0	3	0	0	0	10	66.7	6	40	1	6.7	81.4	88.9
0700	66	0	46	0	13	1	2	0	0	3	1	0	0	41	62.1	24	36.4	13	19.7	82.9	91.1
0800	**176**	**0**	**153**	**2**	**9**	**1**	**6**	**0**	**2**	**3**	**0**	**0**	**0**	**90**	**51.1**	**55**	**31.3**	**28**	**15.9**	**81.5**	**90**
0900	107	0	79	4	19	1	1	1	0	2	0	0	0	64	59.8	44	41.1	32	29.9	83.9	95.8
1000	80	1	68	0	4	2	3	0	0	2	0	0	0	36	45	20	25	13	16.3	77.1	90.4
1100	87	1	62	2	12	1	1	0	2	6	0	0	0	50	57.5	31	35.6	17	19.5	80	91.1
1200	102	1	77	3	10	0	2	0	4	5	0	0	0	54	52.9	42	41.2	27	26.5	81.7	97.2
1300	89	1	64	1	15	0	0	0	2	6	0	0	0	52	58.4	38	42.7	21	23.6	82.8	93.2
1400	95	0	72	2	11	2	2	0	1	4	1	0	0	59	62.1	30	31.6	12	12.6	81.4	88.9
1500	148	1	122	3	13	1	2	0	2	3	1	0	0	91	61.5	59	39.9	37	25	82.6	93.2
1600	170	0	137	1	15	2	7	0	3	3	2	0	0	92	54.1	53	31.2	23	13.5	80.8	89.3
1700	**198**	**0**	**174**	**5**	**13**	**0**	**1**	**0**	**3**	**2**	**0**	**0**	**0**	**129**	**65.2**	**81**	**40.9**	**46**	**23.2**	**83.7**	**93.2**
1800	174	0	147	0	21	0	1	0	3	2	0	0	0	108	62.1	73	42	41	23.6	83.2	92.9
1900	123	0	104	0	13	0	0	0	2	2	2	0	0	67	54.5	49	39.8	34	27.6	83.4	96.1
2000	57	0	55	0	1	1	0	0	0	0	0	0	0	37	64.9	31	54.4	17	29.8	84.4	94.7
2100	42	0	38	0	1	0	0	0	0	3	0	0	0	28	66.7	17	40.5	14	33.3	86.1	100.1
2200	35	1	31	1	0	0	0	0	0	2	0	0	0	25	71.4	23	65.7	17	48.6	91.6	112
2300	12	0	12	0	0	0	0	0	0	0	0	0	0	8	66.7	6	50	6	50	87.1	104.4
07-19	**1492**	**5**	**1201**	**23**	**155**	**11**	**28**	**1**	**22**	**41**	**5**	**0**	**0**	**866**	**58**	**550**	**36.9**	**310**	**20.8**	**82**	**92.2**
06-22	**1729**	**5**	**1408**	**23**	**172**	**12**	**28**	**1**	**24**	**49**	**7**	**0**	**0**	**1008**	**58.3**	**653**	**37.8**	**376**	**21.7**	**82.3**	**93.2**
06-00	**1776**	**6**	**1451**	**24**	**172**	**12**	**28**	**1**	**24**	**51**	**7**	**0**	**0**	**1041**	**58.6**	**682**	**38.4**	**399**	**22.5**	**82.5**	**93.2**
00-00	**1817**	**6**	**1483**	**24**	**178**	**12**	**28**	**1**	**26**	**51**	**8**	**0**	**0**	**1069**	**58.8**	**707**	**38.9**	**414**	**22.8**	**82.6**	**93.6**

DRAFT

Site 40
Location R162, Att - tree, Lat 53.7957, Long -6.73831
Direction North

3279 / Meath/Cavan/Monaghan ATC's
October 2013
Automatic Traffic Count

Wed, 16 October 2013

Time	Total	Classification												>PSL	>PSL%	>SL1	>SL1%	>SL2	>SL2%	Mean	Vpp
		1 MCL	2 SV	3 SVT	4 TB2	5 TB3	6 T4	7 ART3	8 ART4	9 ART5	10 ART6	11 BD	12 DRT	80	80	85 +5kph	85 +5kph	90 +10kph	90 +10kph		85
0000	8	0	7	0	1	0	0	0	0	0	0	0	0	6	75	5	62.5	4	50	90.7	-
0100	9	0	8	0	1	0	0	0	0	0	0	0	0	8	88.9	5	55.6	3	33.3	89.8	-
0200	2	0	1	0	0	0	0	0	0	0	1	0	0	2	100	2	100	1	50	108.1	-
0300	3	0	0	0	2	0	0	0	1	0	0	0	0	2	66.7	2	66.7	2	66.7	90.9	-
0400	3	0	1	0	1	0	0	0	1	0	0	0	0	3	100	3	100	2	66.7	95.1	-
0500	8	0	3	0	1	0	1	0	0	2	1	0	0	5	62.5	5	62.5	2	25	82.3	-
0600	17	0	12	0	2	0	0	0	1	2	0	0	0	13	76.5	10	58.8	7	41.2	87	98.6
0700	53	0	33	1	12	0	2	0	2	3	0	0	0	19	35.8	10	18.9	6	11.3	76.6	86
0800	**167**	**0**	**140**	**5**	**17**	**0**	**1**	**0**	**1**	**3**	**0**	**0**	**0**	**61**	**36.5**	**26**	**15.6**	**8**	**4.8**	**77**	**85**
0900	87	0	69	0	7	3	1	0	3	4	0	0	0	42	48.3	22	25.3	8	9.2	79.3	87.5
1000	75	0	53	0	11	0	1	0	5	4	1	0	0	31	41.3	18	24	8	10.7	78.2	88.9
1100	87	0	64	2	13	0	0	1	0	6	1	0	0	29	33.3	16	18.4	6	6.9	77	85.7
1200	105	0	84	2	11	1	3	0	2	2	0	0	0	40	38.1	26	24.8	16	15.2	77.5	89.6
1300	104	1	76	1	17	3	1	0	1	4	0	0	0	55	52.9	35	33.7	22	21.2	82.2	92.9
1400	99	0	81	2	10	0	3	0	1	2	0	0	0	49	49.5	40	40.4	19	19.2	79.9	91.4
1500	164	0	140	2	15	0	1	0	1	3	2	0	0	103	62.8	58	35.4	28	17.1	83	90.4
1600	169	0	141	1	20	1	1	0	1	2	2	0	0	93	55	50	29.6	30	17.8	81.9	91.4
1700	**216**	**0**	**182**	**1**	**21**	**2**	**3**	**0**	**2**	**3**	**2**	**0**	**0**	**108**	**50**	**64**	**29.6**	**41**	**19**	**81.5**	**92.9**
1800	170	0	145	1	20	0	0	0	3	1	0	0	0	104	61.2	64	37.6	38	22.4	83.7	94
1900	100	0	87	1	11	0	0	0	0	1	0	0	0	54	54	33	33	18	18	80.2	91.8
2000	49	0	43	1	5	0	0	0	0	0	0	0	0	26	53.1	17	34.7	10	20.4	80.7	93.2
2100	57	0	52	1	4	0	0	0	0	0	0	0	0	32	56.1	23	40.4	16	28.1	82.9	97.6
2200	46	0	41	0	1	0	0	0	0	4	0	0	0	23	50	12	26.1	5	10.9	78.4	88.9
2300	13	0	12	0	0	0	0	0	1	0	0	0	0	6	46.2	5	38.5	4	30.8	82.9	96.1
07-19	**1496**	**1**	**1208**	**18**	**174**	**10**	**17**	**1**	**22**	**37**	**8**	**0**	**0**	**734**	**49.1**	**429**	**28.7**	**230**	**15.4**	**80.4**	**90**
06-22	**1719**	**1**	**1402**	**21**	**196**	**10**	**17**	**1**	**23**	**40**	**8**	**0**	**0**	**859**	**50**	**512**	**29.8**	**281**	**16.3**	**80.5**	**90.4**
06-00	**1778**	**1**	**1455**	**21**	**197**	**10**	**17**	**1**	**24**	**44**	**8**	**0**	**0**	**888**	**49.9**	**529**	**29.8**	**290**	**16.3**	**80.5**	**90.4**
00-00	**1811**	**1**	**1475**	**21**	**203**	**10**	**18**	**1**	**26**	**46**	**10**	**0**	**0**	**914**	**50.5**	**551**	**30.4**	**304**	**16.8**	**80.7**	**90.7**

DRAFT

Site 40
Location R162, Att - tree, Lat 53.7957, Long -6.73831
Direction North

3279 / Meath/Cavan/Monaghan ATC's
October 2013
Automatic Traffic Count

Virtual Day (7)

Time	Total	Classification												>PSL	>PSL%	>SL1	>SL1%	>SL2	>SL2%	Mean	Vpp
		1 MCL	2 SV	3 SVT	4 TB2	5 TB3	6 T4	7 ART3	8 ART4	9 ART5	10 ART6	11 BD	12 DRT	80	80	85 +5kph	85 +5kph	90 +10kph	90 +10kph		85
0000	15	0	13	0	1	0	0	0	0	1	0	0	0	9	60.4	7	48.1	6	38.7	86.5	101.9
0100	9	0	7	0	1	0	0	0	0	0	0	0	0	6	72.6	5	53.2	3	29	87.2	-
0200	4	0	4	0	0	0	0	0	0	0	0	0	0	4	87.1	3	74.2	2	45.2	94.2	-
0300	5	0	3	0	2	0	0	0	0	0	0	0	0	4	73	3	64.9	3	54.1	93.5	-
0400	4	0	3	0	1	0	0	0	0	0	0	0	0	3	80	3	72	2	44	93	-
0500	7	0	4	0	2	0	0	0	0	1	0	0	0	6	76.9	5	69.2	3	44.2	87.7	-
0600	13	0	9	0	2	0	0	0	0	1	0	0	0	10	79.3	8	57.6	5	37	88	100.1
0700	49	0	34	1	9	0	1	0	1	2	1	0	0	30	60.9	18	37.6	10	21.2	82.7	93.2
0800	**127**	**0**	**110**	**2**	**10**	**0**	**1**	**0**	**1**	**2**	**0**	**0**	**0**	**68**	**53.3**	**42**	**33.2**	**21**	**16.6**	**81**	**90.4**
0900	87	0	66	1	11	1	2	0	1	3	1	0	0	45	52.2	28	32	18	20.4	80.7	92.5
1000	74	0	55	3	10	1	1	0	1	2	0	0	0	35	47.7	23	31.6	15	19.8	79.6	92.9
1100	88	0	70	2	9	0	1	0	0	3	0	0	0	43	48.9	28	32.5	17	19.1	80.2	91.8
1200	106	1	86	2	9	1	2	0	1	3	0	0	0	55	52.1	37	35	22	20.4	80.3	92.5
1300	111	1	90	3	10	1	1	0	1	4	0	0	0	62	56.1	39	35.2	23	20.6	81.5	92.5
1400	104	0	87	2	10	1	1	0	1	3	0	0	0	62	59.5	41	39.8	25	23.8	82.7	93.2
1500	153	1	129	2	14	1	1	0	1	3	1	0	0	91	59.3	57	37.3	31	20.6	82.2	92.2
1600	158	0	134	4	14	1	2	0	1	1	1	0	0	84	52.9	53	33.4	30	19.3	81.3	92.2
1700	**185**	**0**	**160**	**3**	**15**	**1**	**1**	**0**	**2**	**2**	**1**	**0**	**0**	**111**	**60**	**69**	**37.3**	**41**	**22.1**	**83**	**93.2**
1800	158	0	137	1	15	0	1	0	2	2	0	0	0	100	63.6	71	44.8	44	27.6	83.8	95.8
1900	110	0	97	1	8	0	0	0	1	1	0	0	0	64	58.3	43	39.4	27	24.4	82.1	94
2000	72	0	66	1	4	0	0	0	0	0	0	0	0	41	56.7	29	41.1	19	26.5	83	95
2100	54	0	49	1	3	0	0	0	0	2	0	0	0	30	54.6	21	39.4	15	28.1	82.8	96.5
2200	36	0	32	0	1	0	0	0	0	2	0	0	0	22	61	16	44.5	10	27.6	84.7	99.4
2300	17	0	15	0	0	0	0	0	0	1	0	0	0	11	65.8	9	52.1	7	40.2	87.1	101.2
07-19	**1398**	**4**	**1157**	**27**	**137**	**7**	**16**	**1**	**13**	**30**	**6**	**0**	**0**	**786**	**56.2**	**507**	**36.3**	**296**	**21.2**	**81.8**	**92.9**
06-22	**1647**	**4**	**1379**	**30**	**154**	**7**	**16**	**1**	**15**	**34**	**7**	**0**	**0**	**930**	**56.5**	**609**	**36.9**	**362**	**22**	**81.9**	**92.9**
06-00	**1700**	**5**	**1427**	**30**	**156**	**7**	**16**	**1**	**15**	**36**	**7**	**0**	**0**	**963**	**56.7**	**634**	**37.3**	**379**	**22.3**	**82.1**	**93.2**
00-00	**1745**	**5**	**1460**	**30**	**163**	**7**	**16**	**2**	**16**	**38**	**8**	**0**	**0**	**995**	**57**	**660**	**37.8**	**397**	**22.7**	**82.2**	**93.2**

DRAFT

Site 40
Location R162, Att - tree, Lat 53.7957, Long -6.73831
Direction North

3279 / Meath/Cavan/Monaghan ATC's
October 2013
Automatic Traffic Count

Virtual Week (1)

Time	Total	Classification												>PSL	>PSL%	>SL1	>SL1%	>SL2	>SL2%	Mean	Vpp
		1 MCL	2 SV	3 SVT	4 TB2	5 TB3	6 T4	7 ART3	8 ART4	9 ART5	10 ART6	11 BD	12 DRT	80	80	85 +5kph	85 +5kph	90 +10kph	90 +10kph		85
Mon	1844	3	1518	37	188	16	11	0	21	38	10	0	2	1091	59.2	739	40.1	445	24.1	82.6	94
Tue	1817	6	1483	24	178	12	28	1	26	51	8	0	0	1069	58.8	707	38.9	414	22.8	82.6	93.6
Wed	1811	1	1475	21	203	10	18	1	26	46	10	0	0	914	50.5	551	30.4	304	16.8	80.7	90.7
Thu	1893	4	1567	34	189	4	23	2	9	53	7	0	1	1081	57.1	711	37.6	407	21.5	81.9	92.5
Fri	2064	3	1665	48	219	8	29	4	18	51	19	0	0	1125	54.5	724	35.1	409	19.8	81.4	92.2
|Sat	1535	4	1350	36	111	1	3	1	6	22	1	0	0	918	59.8	643	41.9	421	27.4	83.4	95.8
|Sun	1252	12	1163	10	50	0	1	2	6	7	1	0	0	769	61.4	545	43.5	377	30.1	83.7	96.5
5 Day Ave.	**1886**	**3**	**1542**	**33**	**195**	**10**	**22**	**2**	**20**	**48**	**11**	**0**	**1**	**1056**	**56.0**	**686**	**36.4**	**396**	**21.0**	**81.8**	**92.6**
7 Day Ave.	**1745**	**5**	**1460**	**30**	**163**	**7**	**16**	**2**	**16**	**38**	**8**	**0**	**0**	**995**	**57.0**	**660**	**37.8**	**397**	**22.7**	**82.2**	**93.2**
--	**12216**	**33**	**10221**	**210**	**1138**	**51**	**113**	**11**	**112**	**268**	**56**	**0**	**3**	**6967**	**57.0**	**4620**	**37.8**	**2777**	**22.7**	**82.2**	**93.2**

Summary Graphs

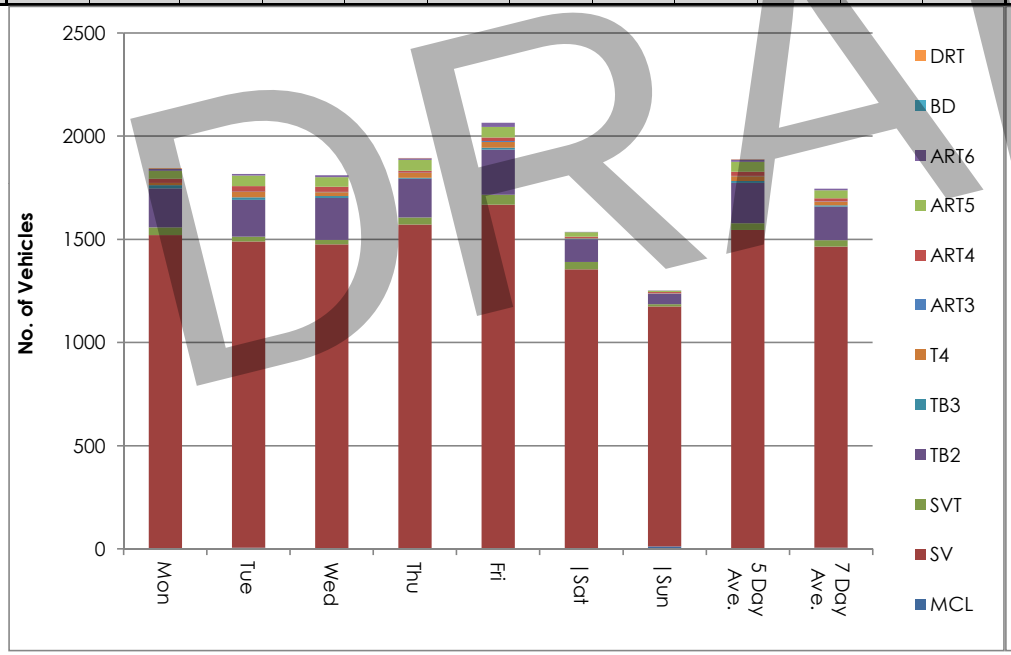

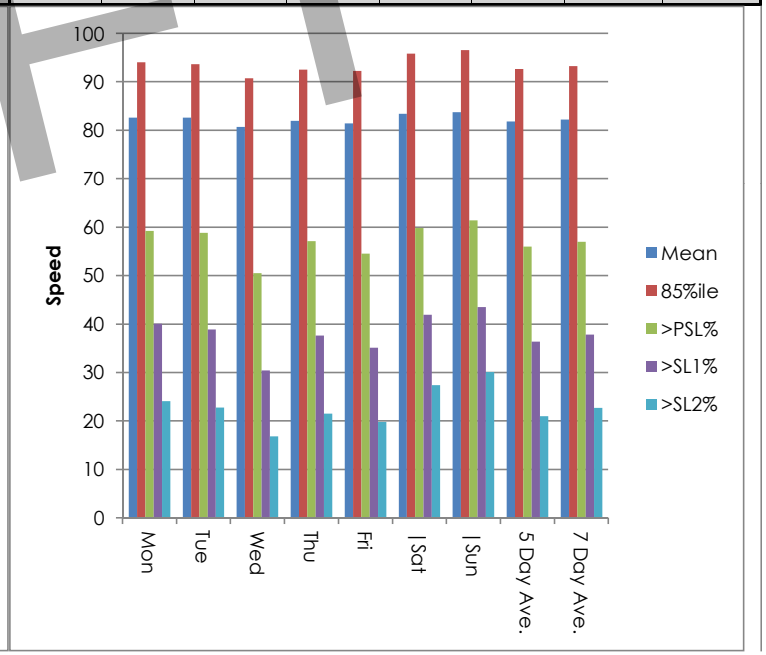

DRAFT

Site 40
Location R162, Att - tree, Lat 53.7957, Long -6.73831
Direction North

3279 / Meath/Cavan/Monaghan ATC's
October 2013
Automatic Traffic Count

Thu, 10 October 2013

Time	Total	Speed Bins (km/h)																											
		0 - 5	5 - 10	10 - 15	15 - 20	20 - 25	25 - 30	30 - 35	35 - 40	40 - 45	45 - 50	50 - 55	55 - 60	60 - 65	65 - 70	70 - 75	75 - 80	80 - 85	85 - 90	90 - 95	95 - 100	100 - 105	105 - 110	110 - 115	115 - 120	120 - 125	125 - 130	130 - 135	135 - 140
0000	10	0	0	0	0	0	0	0	0	0	0	0	0	2	0	1	1	0	0	3	1	0	1	0	0	0	0	0	1
0100	7	0	0	0	0	0	0	0	0	0	0	0	0	0	0	0	0	3	2	0	2	0	0	0	0	0	0	0	0
0200	0	0	0	0	0	0	0	0	0	0	0	0	0	0	0	0	0	0	0	0	0	0	0	0	0	0	0	0	0
0300	3	0	0	0	0	0	0	0	0	0	0	0	0	0	1	0	0	1	0	0	0	0	0	1	0	0	0	0	0
0400	3	0	0	0	0	0	0	0	0	0	0	0	0	0	0	1	0	0	1	1	0	0	0	0	0	0	0	0	0
0500	12	0	0	0	0	0	0	0	0	0	0	0	0	0	1	0	0	1	3	4	1	2	0	0	0	0	0	0	0
0600	9	0	0	0	0	0	0	0	0	0	0	0	0	0	0	1	1	3	2	0	0	1	1	0	0	0	0	0	0
0700	72	0	0	0	0	0	0	0	0	0	0	0	0	5	4	2	13	18	16	9	4	1	0	0	0	0	0	0	0
0800	**155**	**0**	**0**	**0**	**0**	**0**	**0**	**0**	**0**	**0**	**0**	**0**	**2**	**8**	**6**	**15**	**35**	**36**	**28**	**14**	**7**	**3**	**0**	**0**	**1**	**0**	**0**	**0**	**0**
0900	102	0	0	0	0	0	0	0	0	3	1	1	0	3	8	17	19	14	11	15	5	5	0	0	0	0	0	0	0
1000	78	0	0	0	0	0	0	0	1	2	3	0	1	4	5	8	20	13	11	5	2	2	1	0	0	0	0	0	0
1100	97	0	0	0	0	0	1	0	0	0	0	0	1	4	12	18	18	22	7	7	5	1	1	0	0	0	0	0	0
1200	103	0	0	0	0	0	0	0	0	2	0	1	2	4	5	9	18	25	13	9	7	2	0	1	4	0	1	0	0
1300	113	0	0	0	0	0	0	0	1	0	2	2	0	1	7	15	27	22	17	12	2	4	1	0	0	0	0	0	0
1400	96	0	0	0	0	0	1	0	0	0	0	3	0	1	9	14	16	17	15	10	3	2	1	4	0	0	0	0	0
1500	159	0	0	0	0	0	0	0	0	3	2	3	1	1	4	15	36	33	31	14	8	0	4	2	0	1	0	1	0
1600	168	0	0	0	0	0	0	0	0	1	0	1	1	7	14	26	38	30	25	16	3	2	1	0	3	0	0	0	0
1700	**205**	**0**	**0**	**0**	**0**	**0**	**0**	**0**	**0**	**1**	**1**	**0**	**0**	**2**	**2**	**18**	**42**	**54**	**40**	**23**	**12**	**3**	**3**	**2**	**0**	**2**	**0**	**0**	**0**
1800	158	0	0	0	0	0	1	0	0	1	3	0	0	2	2	20	26	26	31	18	18	0	7	3	0	0	0	0	0
1900	118	0	0	0	0	0	0	2	1	1	2	1	0	2	7	4	27	20	19	16	6	6	2	1	0	0	1	0	0
2000	97	0	0	0	0	0	0	0	0	0	0	1	1	4	4	17	21	15	12	13	6	2	1	0	0	0	0	0	0
2100	69	0	0	0	0	0	0	0	0	2	0	0	0	2	7	16	14	7	7	9	3	1	1	0	0	0	0	0	0
2200	40	0	0	0	0	0	0	0	0	0	1	0	0	1	3	2	4	9	6	5	2	4	1	0	0	1	1	0	0
2300	19	0	0	0	0	0	0	0	0	0	0	0	0	0	0	0	2	1	7	5	2	1	0	1	0	0	0	0	0
07-19	**1506**	**0**	**0**	**0**	**0**	**0**	**3**	**0**	**2**	**13**	**12**	**11**	**8**	**42**	**78**	**177**	**308**	**310**	**245**	**152**	**76**	**25**	**19**	**12**	**8**	**3**	**1**	**1**	**0**
06-22	**1799**	**0**	**0**	**0**	**0**	**0**	**3**	**2**	**3**	**16**	**14**	**13**	**9**	**50**	**96**	**215**	**371**	**355**	**285**	**190**	**91**	**35**	**24**	**13**	**8**	**3**	**2**	**1**	**0**
06-00	**1858**	**0**	**0**	**0**	**0**	**0**	**3**	**2**	**3**	**16**	**15**	**13**	**9**	**51**	**99**	**217**	**377**	**365**	**298**	**200**	**95**	**40**	**25**	**14**	**8**	**4**	**3**	**1**	**0**
00-00	**1893**	**0**	**0**	**0**	**0**	**0**	**3**	**2**	**3**	**16**	**15**	**13**	**9**	**53**	**101**	**219**	**378**	**370**	**304**	**208**	**99**	**42**	**26**	**15**	**8**	**4**	**3**	**1**	**1**

DRAFT

Site 40
Location R162, Att - tree, Lat 53.7957, Long -6.73831
Direction North

3279 / Meath/Cavan/Monaghan ATC's
October 2013
Automatic Traffic Count

Fri, 11 October 2013

Time	Total	Speed Bins (km/h)																											
		0 - 5	5 - 10	10 - 15	15 - 20	20 - 25	25 - 30	30 - 35	35 - 40	40 - 45	45 - 50	50 - 55	55 - 60	60 - 65	65 - 70	70 - 75	75 - 80	80 - 85	85 - 90	90 - 95	95 - 100	100 - 105	105 - 110	110 - 115	115 - 120	120 - 125	125 - 130	130 - 135	135 - 140
0000	13	0	0	0	0	0	0	0	0	0	1	0	0	0	0	1	3	2	2	0	2	2	0	0	0	0	0	0	0
0100	11	0	0	0	0	0	0	0	0	0	0	0	0	0	0	2	2	1	2	2	0	0	2	0	0	0	0	0	0
0200	4	0	0	0	0	0	0	0	0	0	0	0	0	0	0	1	0	0	1	0	0	1	1	0	0	0	0	0	0
0300	6	0	0	0	0	0	0	0	0	0	0	0	0	0	0	2	0	0	2	1	0	0	0	0	0	1	0	0	0
0400	3	0	0	0	0	0	0	0	0	0	0	0	0	0	0	1	0	1	0	0	0	0	1	0	0	0	0	0	0
0500	8	0	0	0	0	0	0	0	0	0	0	0	0	0	0	0	0	0	2	4	1	1	0	0	0	0	0	0	0
0600	20	0	0	0	0	0	0	0	0	0	0	0	1	0	0	1	1	4	4	2	1	3	1	1	1	0	0	0	0
0700	57	0	0	0	0	0	0	0	0	0	0	1	4	0	2	8	9	10	12	5	1	2	2	0	1	0	0	0	0
0800	**174**	**0**	**0**	**0**	**0**	**0**	**0**	**0**	**0**	**0**	**0**	**0**	**2**	**12**	**10**	**14**	**28**	**41**	**32**	**18**	**11**	**3**	**1**	**0**	**2**	**0**	**0**	**0**	**0**
0900	98	0	0	0	0	0	0	0	5	3	0	0	3	6	3	12	28	20	9	3	2	1	2	1	0	0	0	0	0
1000	79	0	0	0	0	0	0	0	0	0	0	0	1	3	16	22	14	10	6	1	2	0	3	1	0	0	0	0	0
1100	94	0	0	0	0	0	0	0	0	0	0	2	5	2	11	13	22	18	11	6	2	1	1	0	0	0	0	0	0
1200	131	0	0	0	0	0	0	0	0	0	0	2	8	12	22	18	18	20	21	7	2	1	0	0	0	0	0	0	0
1300	150	0	0	0	0	0	0	0	0	1	2	0	1	9	26	12	25	42	18	9	4	1	0	0	0	0	0	0	0
1400	122	0	0	0	0	0	0	0	0	0	0	0	2	3	3	11	19	26	23	15	10	4	3	1	2	0	0	0	0
1500	**208**	**0**	**0**	**0**	**0**	**0**	**2**	**0**	**0**	**0**	**0**	**2**	**2**	**4**	**14**	**28**	**43**	**45**	**26**	**25**	**5**	**9**	**0**	**1**	**1**	**1**	**0**	**0**	**0**
1600	169	0	0	0	0	0	0	1	0	0	0	0	4	4	15	14	34	31	29	21	5	9	2	0	0	0	0	0	0
1700	192	0	0	0	0	0	0	0	0	2	1	0	0	1	8	29	52	48	22	13	6	5	1	3	0	1	0	0	0
1800	160	0	0	0	0	0	0	0	0	0	5	0	0	7	13	15	21	24	32	20	8	10	3	1	0	1	0	0	0
1900	143	0	0	0	0	0	0	0	1	2	0	1	2	5	7	25	13	29	26	15	8	4	3	1	0	1	0	0	0
2000	90	0	0	0	0	0	0	0	0	0	0	0	0	2	7	14	17	10	19	7	4	3	3	3	0	1	0	0	0
2100	70	0	0	0	0	0	0	0	0	0	0	0	0	1	5	8	14	9	10	7	7	3	2	1	1	1	1	0	0
2200	36	0	0	0	0	0	0	0	0	1	0	0	0	2	1	4	7	6	6	0	5	0	2	0	1	1	0	0	0
2300	26	0	0	0	0	0	1	0	0	0	0	0	0	0	0	0	7	4	0	2	4	3	1	1	1	0	0	1	1
07-19	**1634**	**0**	**0**	**0**	**0**	**0**	**2**	**1**	**5**	**6**	**8**	**7**	**32**	**63**	**143**	**196**	**313**	**335**	**241**	**143**	**58**	**46**	**18**	**8**	**6**	**3**	**0**	**0**	**0**
06-22	**1957**	**0**	**0**	**0**	**0**	**0**	**2**	**1**	**6**	**8**	**8**	**8**	**35**	**71**	**162**	**244**	**358**	**387**	**300**	**174**	**78**	**59**	**27**	**14**	**8**	**6**	**1**	**0**	**0**
06-00	**2019**	**0**	**0**	**0**	**0**	**0**	**3**	**1**	**6**	**9**	**8**	**8**	**35**	**73**	**163**	**248**	**372**	**397**	**306**	**176**	**87**	**62**	**30**	**15**	**10**	**7**	**1**	**1**	**1**
00-00	**2064**	**0**	**0**	**0**	**0**	**0**	**3**	**1**	**6**	**9**	**9**	**8**	**35**	**73**	**163**	**255**	**377**	**401**	**315**	**183**	**90**	**66**	**34**	**15**	**10**	**8**	**1**	**1**	**1**

DRAFT

Site 40
Location R162, Att - tree, Lat 53.7957, Long -6.73831
Direction North

3279 / Meath/Cavan/Monaghan ATC's
October 2013
Automatic Traffic Count

Sat, 12 October 2013

Time	Total	Speed Bins (km/h)																											
		0 - 5	5 - 10	10 - 15	15 - 20	20 - 25	25 - 30	30 - 35	35 - 40	40 - 45	45 - 50	50 - 55	55 - 60	60 - 65	65 - 70	70 - 75	75 - 80	80 - 85	85 - 90	90 - 95	95 - 100	100 - 105	105 - 110	110 - 115	115 - 120	120 - 125	125 - 130	130 - 135	135 - 140
0000	21	0	0	0	0	0	0	0	0	0	0	0	0	1	0	3	6	6	2	1	1	0	0	1	0	0	0	0	0
0100	10	0	0	0	0	0	0	0	0	0	0	0	0	0	0	0	2	1	4	1	0	0	1	0	0	1	0	0	0
0200	7	0	0	0	0	0	0	0	0	0	0	0	0	0	1	0	0	0	3	0	0	0	1	0	0	1	1	0	0
0300	9	0	0	0	0	0	0	0	0	0	0	0	0	0	1	2	0	0	1	0	1	1	2	1	0	0	0	0	0
0400	5	0	0	0	0	0	0	0	0	0	0	0	0	0	0	0	0	1	0	1	0	1	1	0	0	1	0	0	0
0500	6	0	0	0	0	0	0	0	0	0	0	0	0	0	0	0	1	1	1	1	0	1	1	0	0	0	0	0	0
0600	7	0	0	0	0	0	0	0	0	0	0	0	0	0	1	0	0	1	1	1	2	0	0	0	1	0	0	0	0
0700	22	0	0	0	0	0	0	0	0	0	0	0	1	1	0	1	0	4	5	3	2	2	1	0	1	0	0	0	1
0800	40	0	0	0	0	0	0	0	0	0	0	0	4	0	0	5	8	5	7	2	5	1	2	1	0	0	0	0	0
0900	81	0	0	0	0	0	3	0	0	0	0	1	0	2	4	13	13	17	6	12	5	1	1	2	1	0	0	0	0
1000	72	0	0	0	0	0	0	0	0	0	0	0	0	1	7	6	15	8	11	10	7	5	1	0	1	0	0	0	0
1100	**106**	**0**	**0**	**0**	**0**	**0**	**0**	**0**	**0**	**0**	**0**	**0**	**1**	**6**	**9**	**16**	**20**	**11**	**18**	**12**	**8**	**4**	**0**	**0**	**1**	**0**	**0**	**0**	**0**
1200	110	0	0	0	0	0	0	0	0	0	0	0	0	1	5	15	23	25	20	7	4	7	1	0	1	1	0	0	0
1300	138	0	0	0	0	0	0	0	1	3	2	8	2	6	6	11	16	27	25	19	6	2	1	1	1	1	0	0	0
1400	121	0	0	0	0	0	0	0	0	0	0	0	0	0	8	13	21	21	21	24	6	1	2	2	1	0	0	1	0
1500	**143**	**0**	**0**	**0**	**0**	**0**	**0**	**0**	**6**	**0**	**0**	**0**	**1**	**5**	**1**	**22**	**28**	**27**	**22**	**12**	**8**	**8**	**0**	**2**	**0**	**1**	**0**	**0**	**0**
1600	126	0	0	0	0	0	0	0	2	0	0	0	0	7	19	16	22	20	10	12	11	2	2	3	0	0	0	0	0
1700	123	0	0	0	0	0	0	0	0	0	0	3	1	1	4	16	17	18	14	12	14	11	6	4	1	0	0	0	1
1800	120	0	0	0	0	0	0	0	0	0	0	0	3	4	4	10	19	31	17	6	8	4	7	2	3	0	2	0	0
1900	97	0	0	0	0	0	0	0	0	1	1	0	2	2	5	10	11	27	12	10	6	3	2	4	1	0	0	0	0
2000	68	0	0	0	0	0	0	0	0	0	0	3	3	3	2	10	8	10	7	8	10	1	0	1	0	1	0	1	0
2100	49	0	0	0	0	0	0	0	0	1	0	1	2	3	3	9	9	5	4	5	4	2	1	0	0	0	0	0	0
2200	31	0	0	0	0	0	0	0	0	0	1	0	0	0	2	4	5	7	5	2	1	1	3	0	0	0	0	0	0
2300	23	0	0	0	0	0	0	0	0	0	0	0	0	1	0	4	4	2	6	0	4	0	1	0	1	0	0	0	0
07-19	**1202**	**0**	**0**	**0**	**0**	**0**	**3**	**0**	**9**	**3**	**2**	**12**	**13**	**34**	**67**	**144**	**202**	**214**	**176**	**131**	**84**	**48**	**24**	**17**	**11**	**3**	**2**	**1**	**2**
06-22	**1423**	**0**	**0**	**0**	**0**	**0**	**3**	**0**	**9**	**5**	**3**	**16**	**20**	**42**	**78**	**173**	**230**	**257**	**200**	**155**	**106**	**54**	**27**	**22**	**13**	**4**	**2**	**2**	**2**
06-00	**1477**	**0**	**0**	**0**	**0**	**0**	**3**	**0**	**9**	**5**	**4**	**16**	**20**	**43**	**80**	**181**	**239**	**266**	**211**	**157**	**111**	**55**	**31**	**22**	**14**	**4**	**2**	**2**	**2**
00-00	**1535**	**0**	**0**	**0**	**0**	**0**	**3**	**0**	**9**	**5**	**4**	**16**	**20**	**44**	**82**	**186**	**248**	**275**	**222**	**161**	**113**	**58**	**37**	**24**	**14**	**7**	**3**	**2**	**2**

DRAFT

Site 40
Location R162, Att - tree, Lat 53.7957, Long -6.73831
Direction North

3279 / Meath/Cavan/Monaghan ATC's
October 2013
Automatic Traffic Count

Sun, 13 October 2013

Time	Total	Speed Bins (km/h)																												
		0 - 5	5 - 10	10 - 15	15 - 20	20 - 25	25 - 30	30 - 35	35 - 40	40 - 45	45 - 50	50 - 55	55 - 60	60 - 65	65 - 70	70 - 75	75 - 80	80 - 85	85 - 90	90 - 95	95 - 100	100 - 105	105 - 110	110 - 115	115 - 120	120 - 125	125 - 130	130 - 135	135 - 140
0000	28	0	0	0	0	0	0	0	0	0	0	1	1	1	0	3	7	2	3	1	1	5	1	0	2	0	0	0	0
0100	11	0	0	0	0	0	0	0	0	0	0	0	0	0	1	1	3	2	1	2	0	0	0	0	1	0	0	0	0
0200	13	0	0	0	0	0	0	0	0	0	0	0	0	1	0	0	1	4	1	2	2	0	1	0	1	0	0	0	0
0300	10	0	0	0	0	0	0	0	0	0	0	0	0	0	0	0	2	1	1	1	1	1	2	0	0	0	0	1	0
0400	8	0	0	0	0	0	0	0	0	0	0	0	0	1	0	0	1	0	3	0	1	0	0	0	1	0	1	0	0
0500	6	0	0	0	0	0	0	0	0	0	0	0	0	0	0	1	2	0	1	0	1	0	0	0	1	0	0	0	0
0600	7	0	0	0	0	0	0	0	0	0	0	0	0	0	0	0	1	2	2	2	0	0	0	0	0	0	0	0	0
0700	10	0	0	0	0	0	0	0	0	0	0	0	0	0	0	1	3	2	1	1	0	0	1	1	0	0	0	0	0
0800	22	0	0	0	0	0	0	1	0	0	0	0	0	1	1	0	3	4	2	4	1	3	1	1	0	0	0	0	0
0900	41	0	0	0	0	0	0	0	0	1	0	0	0	0	2	4	4	9	7	7	3	2	0	2	0	0	0	0	0
1000	51	0	0	0	0	0	1	1	2	0	0	1	0	0	0	7	6	9	7	7	6	2	0	1	0	1	0	0	0
1100	**54**	**0**	**0**	**0**	**0**	**0**	**0**	**0**	**0**	**0**	**0**	**1**	**0**	**0**	**1**	**3**	**14**	**3**	**8**	**13**	**6**	**2**	**1**	**2**	**0**	**0**	**0**	**0**	**0**
1200	84	0	0	0	1	4	0	0	0	0	1	0	0	1	0	6	15	14	11	19	6	2	2	1	0	1	0	0	0
1300	97	0	0	0	0	0	0	0	0	0	0	0	0	2	3	8	17	18	11	15	9	6	5	0	3	0	0	0	0
1400	80	0	0	0	0	0	0	0	0	0	0	0	0	0	4	17	8	19	9	11	7	1	1	3	0	0	0	0	0
1500	101	0	0	0	0	1	1	0	0	0	0	0	3	1	1	12	15	16	19	14	7	4	3	3	0	1	0	0	0
1600	121	0	0	0	0	0	0	0	0	0	0	2	0	0	6	25	26	21	11	11	8	7	3	1	0	0	0	0	0
1700	**147**	**0**	**0**	**0**	**0**	**0**	**0**	**0**	**0**	**0**	**0**	**3**	**1**	**5**	**14**	**15**	**18**	**38**	**25**	**11**	**8**	**5**	**2**	**0**	**1**	**1**	**0**	**0**	**0**
1800	**147**	**0**	**0**	**0**	**0**	**0**	**1**	**0**	**2**	**1**	**0**	**0**	**3**	**10**	**7**	**16**	**27**	**23**	**21**	**21**	**5**	**5**	**4**	**0**	**0**	**1**	**0**	**0**	**0**
1900	80	0	0	0	0	0	0	0	0	0	0	1	1	4	12	4	11	15	11	8	8	4	0	1	0	0	0	0	0
2000	56	0	0	0	0	0	0	0	0	0	0	0	1	2	5	11	9	10	4	4	5	2	2	1	0	0	0	0	0
2100	40	0	0	0	0	0	0	0	0	0	0	0	0	1	4	3	11	5	6	3	3	3	0	1	0	0	0	0	0
2200	24	0	0	0	0	0	0	0	0	0	0	0	0	1	2	4	1	3	3	2	0	1	4	1	0	0	0	0	2
2300	14	0	0	0	0	0	0	0	0	0	0	0	0	0	2	1	3	4	0	1	1	1	0	1	0	0	0	0	0
07-19	**955**	**0**	**0**	**0**	**1**	**5**	**3**	**2**	**4**	**2**	**1**	**7**	**7**	**20**	**39**	**114**	**156**	**176**	**132**	**134**	**66**	**39**	**23**	**15**	**4**	**5**	**0**	**0**	**0**
06-22	**1138**	**0**	**0**	**0**	**1**	**5**	**3**	**2**	**4**	**2**	**1**	**8**	**9**	**27**	**60**	**132**	**188**	**208**	**155**	**151**	**82**	**48**	**25**	**18**	**4**	**5**	**0**	**0**	**0**
06-00	**1176**	**0**	**0**	**0**	**1**	**5**	**3**	**2**	**4**	**2**	**1**	**8**	**9**	**28**	**64**	**137**	**192**	**215**	**158**	**154**	**83**	**50**	**29**	**20**	**4**	**5**	**0**	**0**	**2**
00-00	**1252**	**0**	**0**	**0**	**1**	**5**	**3**	**2**	**4**	**2**	**1**	**9**	**10**	**31**	**65**	**142**	**208**	**224**	**168**	**160**	**89**	**56**	**33**	**20**	**10**	**5**	**1**	**1**	**2**

DRAFT

Site 40
Location R162, Att - tree, Lat 53.7957, Long -6.73831
Direction North

3279 / Meath/Cavan/Monaghan ATC's
October 2013
Automatic Traffic Count

Mon, 14 October 2013

Time	Total	Speed Bins (km/h)																											
		0 - 5	5 - 10	10 - 15	15 - 20	20 - 25	25 - 30	30 - 35	35 - 40	40 - 45	45 - 50	50 - 55	55 - 60	60 - 65	65 - 70	70 - 75	75 - 80	80 - 85	85 - 90	90 - 95	95 - 100	100 - 105	105 - 110	110 - 115	115 - 120	120 - 125	125 - 130	130 - 135	135 - 140
0000	7	0	0	0	0	0	0	0	0	0	0	0	0	0	1	1	0	1	1	3	0	0	0	0	0	0	0	0	0
0100	4	0	0	0	0	0	0	0	0	0	0	0	0	0	0	0	0	1	1	1	1	0	0	0	0	0	0	0	0
0200	2	0	0	0	0	0	0	0	0	0	0	0	0	0	0	0	0	0	1	0	0	0	1	0	0	0	0	0	0
0300	4	0	0	0	0	0	0	0	0	0	0	0	0	0	0	0	0	1	0	1	0	0	0	2	0	0	0	0	0
0400	2	0	0	0	0	0	0	0	0	0	0	0	0	0	0	0	1	0	1	0	0	0	0	0	0	0	0	0	0
0500	6	0	0	0	0	0	0	0	0	0	0	0	0	0	1	0	2	1	0	1	1	0	0	0	0	0	0	0	0
0600	17	0	0	0	0	0	0	0	0	0	0	0	0	0	1	1	1	3	2	3	2	2	0	1	0	0	0	0	1
0700	60	0	0	0	0	0	0	0	0	0	0	0	1	0	3	6	9	19	7	3	6	3	0	3	0	0	0	0	0
0800	**157**	**0**	**0**	**0**	**0**	**0**	**0**	**0**	**0**	**1**	**2**	**2**	**4**	**4**	**7**	**14**	**35**	**23**	**34**	**19**	**4**	**6**	**2**	**0**	**0**	**0**	**0**	**0**	**0**
0900	91	0	0	0	0	0	0	0	0	0	0	1	0	3	5	12	22	23	11	4	4	3	2	1	0	0	0	0	0
1000	81	0	0	0	0	1	0	0	0	0	3	0	1	0	4	11	15	14	9	8	11	1	3	0	0	0	0	0	0
1100	88	0	0	0	2	0	0	0	0	0	0	1	1	2	6	10	16	15	14	9	5	4	2	1	0	0	0	0	0
1200	106	0	0	0	0	0	0	3	0	2	0	0	1	6	5	16	16	17	18	7	8	1	4	0	1	1	0	0	0
1300	84	0	0	0	0	0	0	0	0	0	0	1	0	2	4	14	17	19	12	5	2	2	2	2	0	1	0	0	1
1400	115	0	0	0	0	0	0	1	0	0	1	1	0	3	7	18	25	22	10	12	8	3	2	1	1	0	0	0	0
1500	147	0	0	0	0	0	0	0	0	1	0	0	0	3	8	26	23	37	29	11	5	2	1	0	0	0	0	1	0
1600	183	0	0	0	0	0	0	2	0	3	4	1	1	2	10	20	39	32	31	19	5	8	0	2	3	1	0	0	0
1700	**215**	**0**	**0**	**0**	**0**	**0**	**0**	**1**	**0**	**6**	**3**	**0**	**0**	**1**	**4**	**35**	**34**	**44**	**39**	**20**	**15**	**8**	**3**	**2**	**0**	**0**	**0**	**0**	**0**
1800	177	0	0	0	0	0	0	0	1	1	0	0	4	0	8	15	19	29	31	30	19	11	3	3	2	0	0	0	1
1900	108	0	0	0	0	0	0	0	0	0	0	1	3	7	6	19	15	15	17	13	2	6	0	1	1	1	1	0	0
2000	84	0	0	0	0	0	0	0	0	0	0	0	0	2	4	8	15	18	10	12	7	2	3	2	0	0	0	0	1
2100	54	0	0	0	0	0	0	0	0	0	0	0	0	2	6	3	7	12	6	8	7	1	1	0	1	0	0	0	0
2200	42	0	0	0	0	0	0	0	0	0	1	0	1	0	0	7	11	4	10	4	2	1	1	0	0	0	0	0	0
2300	10	0	0	0	0	0	0	0	0	0	0	1	0	0	0	1	2	2	0	1	2	1	0	0	0	0	0	0	0
07-19	**1504**	**0**	**0**	**0**	**2**	**1**	**0**	**7**	**1**	**14**	**13**	**7**	**13**	**26**	**71**	**197**	**270**	**294**	**245**	**147**	**92**	**52**	**24**	**15**	**7**	**3**	**0**	**1**	**2**
06-22	**1767**	**0**	**0**	**0**	**2**	**1**	**0**	**7**	**1**	**14**	**13**	**8**	**16**	**37**	**88**	**228**	**308**	**342**	**280**	**183**	**110**	**63**	**28**	**19**	**9**	**4**	**1**	**1**	**4**
06-00	**1819**	**0**	**0**	**0**	**2**	**1**	**0**	**7**	**1**	**14**	**14**	**9**	**17**	**37**	**88**	**236**	**321**	**348**	**290**	**188**	**114**	**65**	**29**	**19**	**9**	**4**	**1**	**1**	**4**
00-00	**1844**	**0**	**0**	**0**	**2**	**1**	**0**	**7**	**1**	**14**	**14**	**9**	**17**	**37**	**90**	**237**	**324**	**352**	**294**	**194**	**116**	**65**	**30**	**21**	**9**	**4**	**1**	**1**	**4**

DRAFT

Site 40
Location R162, Att - tree, Lat 53.7957, Long -6.73831
Direction North

3279 / Meath/Cavan/Monaghan ATC's
October 2013
Automatic Traffic Count

Tue, 15 October 2013

Time	Total	Speed Bins (km/h)																											
		0 - 5	5 - 10	10 - 15	15 - 20	20 - 25	25 - 30	30 - 35	35 - 40	40 - 45	45 - 50	50 - 55	55 - 60	60 - 65	65 - 70	70 - 75	75 - 80	80 - 85	85 - 90	90 - 95	95 - 100	100 - 105	105 - 110	110 - 115	115 - 120	120 - 125	125 - 130	130 - 135	135 - 140
0000	19	0	0	0	0	0	0	0	0	0	0	0	0	1	0	1	4	1	1	3	2	1	1	1	3	0	0	0	0
0100	10	0	0	0	0	0	0	0	0	0	0	0	0	0	1	2	2	1	3	0	0	0	1	0	0	0	0	0	0
0200	3	0	0	0	0	0	0	0	0	0	0	0	0	0	0	0	0	0	2	0	1	0	0	0	0	0	0	0	0
0300	2	0	0	0	0	0	0	0	0	0	0	0	0	0	0	1	0	0	0	0	0	0	0	0	1	0	0	0	0
0400	1	0	0	0	0	0	0	0	0	0	0	0	0	0	0	0	0	0	1	0	0	0	0	0	0	0	0	0	0
0500	6	0	0	0	0	0	0	0	0	0	0	0	0	0	0	1	0	1	3	1	0	0	0	0	0	0	0	0	0
0600	15	0	0	0	0	0	0	0	0	0	0	0	0	1	0	3	1	4	5	1	0	0	0	0	0	0	0	0	0
0700	66	0	0	0	0	0	0	0	0	0	0	0	0	2	1	12	10	17	11	7	2	1	1	1	1	0	0	0	0
0800	**176**	**0**	**0**	**0**	**0**	**0**	**0**	**0**	**0**	**0**	**0**	**0**	**2**	**1**	**8**	**26**	**49**	**35**	**27**	**16**	**8**	**3**	**1**	**0**	**0**	**0**	**0**	**0**	**0**
0900	107	0	0	0	0	0	0	1	0	1	0	0	0	1	8	7	25	20	12	10	13	4	3	1	1	0	0	0	0
1000	80	0	1	0	0	0	0	0	0	0	0	0	1	19	6	2	15	16	7	6	3	2	1	1	0	0	0	0	0
1100	87	0	0	0	0	2	0	0	0	0	0	0	5	3	4	7	16	19	14	11	3	0	1	2	0	0	0	0	0
1200	102	0	0	0	0	0	2	0	0	1	1	0	1	7	7	13	16	12	15	10	6	5	2	2	1	0	0	0	1
1300	89	0	0	0	0	0	0	1	0	0	0	1	0	0	3	9	23	14	17	10	7	3	1	0	0	0	0	0	0
1400	95	0	0	0	0	0	0	1	0	0	0	0	0	4	7	11	13	29	18	5	2	2	0	1	1	1	0	0	0
1500	148	0	0	0	0	0	1	0	0	0	0	2	2	0	8	21	23	32	22	20	10	4	2	0	1	0	0	0	0
1600	170	0	0	0	0	0	0	0	0	0	0	2	2	6	12	18	38	39	30	9	7	4	2	0	0	1	0	0	0
1700	**198**	**0**	**0**	**0**	**0**	**0**	**0**	**0**	**0**	**0**	**0**	**0**	**0**	**5**	**9**	**24**	**31**	**48**	**35**	**20**	**16**	**5**	**2**	**1**	**1**	**0**	**0**	**1**	**0**
1800	174	0	0	0	0	0	0	0	1	0	2	0	0	5	13	16	29	35	32	20	5	8	5	0	1	2	0	0	0
1900	123	0	0	0	0	0	0	0	0	0	0	0	1	0	8	22	25	18	15	13	9	8	3	1	0	0	0	0	0
2000	57	0	0	0	0	0	0	0	0	1	0	2	0	0	4	3	10	6	14	8	2	3	3	0	1	0	0	0	0
2100	42	0	0	0	0	0	0	0	0	0	0	0	0	0	2	4	8	11	3	4	2	6	1	0	0	0	1	0	0
2200	35	0	0	0	0	0	0	0	0	0	0	0	0	0	2	2	6	2	6	6	0	3	1	3	2	2	0	0	0
2300	12	0	0	0	0	0	0	0	0	0	0	0	0	0	1	3	0	2	0	3	0	1	2	0	0	0	0	0	0
07-19	**1492**	**0**	**1**	**0**	**0**	**2**	**3**	**3**	**1**	**2**	**3**	**5**	**13**	**53**	**86**	**166**	**288**	**316**	**240**	**144**	**82**	**41**	**21**	**9**	**7**	**4**	**0**	**1**	**1**
06-22	**1729**	**0**	**1**	**0**	**0**	**2**	**3**	**3**	**1**	**3**	**3**	**7**	**14**	**54**	**100**	**198**	**332**	**355**	**277**	**170**	**95**	**58**	**28**	**10**	**8**	**4**	**1**	**1**	**1**
06-00	**1776**	**0**	**1**	**0**	**0**	**2**	**3**	**3**	**1**	**3**	**3**	**7**	**14**	**54**	**103**	**203**	**338**	**359**	**283**	**179**	**95**	**62**	**31**	**13**	**10**	**6**	**1**	**1**	**1**
00-00	**1817**	**0**	**1**	**0**	**0**	**2**	**3**	**3**	**1**	**3**	**3**	**7**	**14**	**55**	**104**	**208**	**344**	**362**	**293**	**183**	**98**	**63**	**33**	**14**	**14**	**6**	**1**	**1**	**1**

DRAFT

Site 40
Location R162, Att - tree, Lat 53.7957, Long -6.73831
Direction North

3279 / Meath/Cavan/Monaghan ATC's
October 2013
Automatic Traffic Count

Wed, 16 October 2013

Time	Total	Speed Bins (km/h)																											
		0 - 5	5 - 10	10 - 15	15 - 20	20 - 25	25 - 30	30 - 35	35 - 40	40 - 45	45 - 50	50 - 55	55 - 60	60 - 65	65 - 70	70 - 75	75 - 80	80 - 85	85 - 90	90 - 95	95 - 100	100 - 105	105 - 110	110 - 115	115 - 120	120 - 125	125 - 130	130 - 135	135 - 140
0000	8	0	0	0	0	0	0	0	0	0	0	0	0	0	0	2	0	1	1	0	1	2	1	0	0	0	0	0	0
0100	9	0	0	0	0	0	0	0	0	0	0	0	0	0	0	0	1	3	2	2	0	0	0	0	1	0	0	0	0
0200	2	0	0	0	0	0	0	0	0	0	0	0	0	0	0	0	0	0	1	0	0	0	0	0	0	0	0	1	0
0300	3	0	0	0	0	0	0	0	0	0	0	0	0	0	0	1	0	0	0	1	0	0	0	1	0	0	0	0	0
0400	3	0	0	0	0	0	0	0	0	0	0	0	0	0	0	0	0	0	1	0	2	0	0	0	0	0	0	0	0
0500	8	0	0	0	0	0	0	0	0	0	0	0	0	1	0	0	2	0	3	2	0	0	0	0	0	0	0	0	0
0600	17	0	0	0	0	0	0	0	0	0	0	1	0	0	1	0	2	3	3	2	3	0	1	1	0	0	0	0	0
0700	53	0	0	0	0	0	0	0	0	0	0	2	1	3	3	14	11	9	4	3	3	0	0	0	0	0	0	0	0
0800	**167**	**0**	**0**	**0**	**0**	**0**	**0**	**0**	**0**	**0**	**0**	**1**	**1**	**7**	**19**	**37**	**41**	**35**	**18**	**8**	**0**	**0**	**0**	**0**	**0**	**0**	**0**	**0**	**0**
0900	87	0	0	0	0	0	0	0	0	0	0	0	1	3	4	16	21	20	14	7	0	1	0	0	0	0	0	0	0
1000	75	0	0	0	0	0	0	0	0	1	0	0	0	5	12	13	13	13	10	3	3	1	0	0	0	1	0	0	0
1100	87	0	0	0	0	0	0	0	0	0	0	0	1	3	13	19	22	13	10	5	1	0	0	0	0	0	0	0	0
1200	105	0	0	0	0	0	0	0	1	0	1	2	3	8	6	20	24	14	10	8	5	1	1	1	0	0	0	0	0
1300	104	0	0	0	0	0	0	0	0	0	1	0	1	5	3	18	21	20	13	9	4	3	3	1	1	0	0	1	0
1400	99	0	0	0	0	0	0	0	0	1	0	0	7	2	16	7	17	9	21	7	7	2	2	1	0	0	0	0	0
1500	164	0	0	0	0	0	0	0	0	0	0	0	0	2	11	20	28	45	30	14	4	1	3	4	1	1	0	0	0
1600	169	0	0	0	0	0	0	0	0	0	0	1	1	1	4	23	46	43	20	13	12	2	3	0	0	0	0	0	0
1700	**216**	**0**	**0**	**0**	**0**	**0**	**0**	**0**	**0**	**0**	**0**	**0**	**0**	**1**	**10**	**48**	**49**	**44**	**23**	**19**	**14**	**5**	**2**	**1**	**0**	**0**	**0**	**0**	**0**
1800	170	0	0	0	0	0	0	0	0	0	0	0	2	3	7	18	36	40	26	14	7	8	6	1	2	0	0	0	0
1900	100	0	0	0	0	0	0	0	0	0	0	1	3	6	7	15	14	21	15	8	6	2	2	0	0	0	0	0	0
2000	49	0	0	0	0	0	0	0	1	0	0	0	1	1	4	9	7	9	7	4	2	2	1	1	0	0	0	0	0
2100	57	0	0	0	0	0	0	0	0	0	0	2	2	2	3	6	10	9	7	5	5	1	2	1	2	0	0	0	0
2200	46	0	0	0	0	0	0	1	0	1	0	0	0	2	3	8	8	11	7	3	2	0	0	0	0	0	0	0	0
2300	13	0	0	0	0	0	0	0	0	0	0	0	0	2	1	2	2	1	1	0	2	0	1	1	0	0	0	0	0
07-19	**1496**	**0**	**0**	**0**	**0**	**0**	**0**	**0**	**1**	**2**	**2**	**6**	**18**	**43**	**108**	**253**	**329**	**305**	**199**	**110**	**60**	**24**	**20**	**9**	**4**	**2**	**0**	**1**	**0**
06-22	**1719**	**0**	**0**	**0**	**0**	**0**	**0**	**0**	**2**	**2**	**2**	**10**	**24**	**52**	**123**	**283**	**362**	**347**	**231**	**129**	**76**	**29**	**26**	**12**	**6**	**2**	**0**	**1**	**0**
06-00	**1778**	**0**	**0**	**0**	**0**	**0**	**0**	**1**	**2**	**3**	**2**	**10**	**24**	**56**	**127**	**293**	**372**	**359**	**239**	**132**	**80**	**29**	**27**	**13**	**6**	**2**	**0**	**1**	**0**
00-00	**1811**	**0**	**0**	**0**	**0**	**0**	**0**	**1**	**2**	**3**	**2**	**10**	**24**	**57**	**127**	**296**	**375**	**363**	**247**	**137**	**83**	**31**	**28**	**14**	**7**	**2**	**0**	**2**	**0**

DRAFT

Site 40
Location R162, Att - tree, Lat 53.7957, Long -6.73831
Direction North

3279 / Meath/Cavan/Monaghan ATC's
October 2013
Automatic Traffic Count

Virtual Day (7)

Time	Total	Speed Bins (km/h)																												
		0 - 5	5 - 10	10 - 15	15 - 20	20 - 25	25 - 30	30 - 35	35 - 40	40 - 45	45 - 50	50 - 55	55 - 60	60 - 65	65 - 70	70 - 75	75 - 80	80 - 85	85 - 90	90 - 95	95 - 100	100 - 105	105 - 110	110 - 115	115 - 120	120 - 125	125 - 130	130 - 135	135 - 140
0000	15	0	0	0	0	0	0	0	0	0	0	0	0	1	0	2	3	2	1	2	1	1	1	0	1	0	0	0	0
0100	9	0	0	0	0	0	0	0	0	0	0	0	0	0	0	1	1	2	2	1	0	0	1	0	0	0	0	0	0	0
0200	4	0	0	0	0	0	0	0	0	0	0	0	0	0	0	0	0	1	1	0	0	0	1	0	0	0	0	0	0	0
0300	5	0	0	0	0	0	0	0	0	0	0	0	0	0	0	1	0	0	1	1	0	0	1	1	0	0	0	0	0	0
0400	4	0	0	0	0	0	0	0	0	0	0	0	0	0	0	0	0	0	1	0	0	0	0	0	0	0	0	0	0	0
0500	7	0	0	0	0	0	0	0	0	0	0	0	0	0	0	0	1	1	2	2	1	1	0	0	0	0	0	0	0	0
0600	13	0	0	0	0	0	0	0	0	0	0	0	0	0	0	1	1	3	3	2	1	1	0	0	0	0	0	0	0	0
0700	49	0	0	0	0	0	0	0	0	0	0	0	1	2	2	6	8	11	8	4	3	1	1	1	0	0	0	0	0	0
0800	**127**	**0**	**0**	**0**	**0**	**0**	**0**	**0**	**0**	**0**	**0**	**0**	**2**	**5**	**7**	**16**	**28**	**26**	**21**	**12**	**5**	**3**	**1**	**0**	**0**	**0**	**0**	**0**	**0**	**0**
0900	87	0	0	0	0	0	0	0	1	1	0	0	1	3	5	12	19	18	10	8	5	2	1	1	0	0	0	0	0	0
1000	74	0	0	0	0	0	0	0	0	0	1	0	1	5	7	10	14	12	9	6	5	2	1	0	0	0	0	0	0	0
1100	88	0	0	0	0	0	0	0	0	0	0	1	2	3	8	12	18	14	12	9	4	2	1	1	0	0	0	0	0	0
1200	106	0	0	0	0	1	0	0	0	1	0	1	2	6	7	14	19	18	15	10	5	3	1	1	1	0	0	0	0	0
1300	111	0	0	0	0	0	0	0	0	1	1	2	1	4	7	12	21	23	16	11	5	3	2	1	1	0	0	0	0	0
1400	104	0	0	0	0	0	0	0	0	0	0	1	1	2	8	13	17	20	17	12	6	2	2	2	1	0	0	0	0	0
1500	153	0	0	0	0	0	1	0	1	1	0	1	1	2	7	21	28	34	26	16	7	4	2	2	0	1	0	0	0	0
1600	158	0	0	0	0	0	0	0	0	1	1	1	1	4	11	20	35	31	22	14	7	5	2	1	1	0	0	0	0	0
1700	**185**	**0**	**0**	**0**	**0**	**0**	**0**	**0**	**0**	**1**	**1**	**1**	**0**	**2**	**7**	**26**	**35**	**42**	**28**	**17**	**12**	**6**	**3**	**2**	**0**	**1**	**0**	**0**	**0**	**0**
1800	158	0	0	0	0	0	0	0	1	0	1	0	2	4	8	16	25	30	27	18	10	7	5	1	1	1	0	0	0	0
1900	110	0	0	0	0	0	0	0	0	1	0	1	2	4	7	14	17	21	16	12	6	5	2	1	0	0	0	0	0	0
2000	72	0	0	0	0	0	0	0	0	0	0	1	1	2	4	10	12	11	10	8	5	2	2	1	0	0	0	0	0	0
2100	54	0	0	0	0	0	0	0	0	0	0	0	1	2	4	7	10	8	6	6	4	2	1	0	1	0	0	0	0	0
2200	36	0	0	0	0	0	0	0	0	0	0	0	0	1	2	4	6	6	6	3	2	1	2	1	0	1	0	0	0	0
2300	17	0	0	0	0	0	0	0	0	0	0	0	0	0	1	2	3	2	2	2	2	1	1	1	0	0	0	0	0	0
07-19	**1398**	**0**	**0**	**0**	**0**	**1**	**2**	**2**	**3**	**6**	**6**	**8**	**15**	**40**	**85**	**178**	**267**	**279**	**211**	**137**	**74**	**39**	**21**	**12**	**7**	**3**	**0**	**1**	**1**
06-22	**1647**	**0**	**0**	**0**	**0**	**1**	**2**	**2**	**4**	**7**	**6**	**10**	**18**	**48**	**101**	**210**	**307**	**322**	**247**	**165**	**91**	**49**	**26**	**15**	**8**	**4**	**1**	**1**	**1**
06-00	**1700**	**0**	**0**	**0**	**0**	**1**	**2**	**2**	**4**	**7**	**7**	**10**	**18**	**49**	**103**	**216**	**316**	**330**	**255**	**169**	**95**	**52**	**29**	**17**	**9**	**5**	**1**	**1**	**1**
00-00	**1745**	**0**	**0**	**0**	**0**	**1**	**2**	**2**	**4**	**7**	**7**	**10**	**18**	**50**	**105**	**220**	**322**	**335**	**263**	**175**	**98**	**54**	**32**	**18**	**10**	**5**	**1**	**1**	**2**

DRAFT

Site 40
Location R162, Att - tree, Lat 53.7957, Long -6.73831
Direction North

3279 / Meath/Cavan/Monaghan ATC's
October 2013
Automatic Traffic Count

Virtual Week (1)

Time	Total	Speed Bins (km/h)																												
		0 - 5	5 - 10	10 - 15	15 - 20	20 - 25	25 - 30	30 - 35	35 - 40	40 - 45	45 - 50	50 - 55	55 - 60	60 - 65	65 - 70	70 - 75	75 - 80	80 - 85	85 - 90	90 - 95	95 - 100	100 - 105	105 - 110	110 - 115	115 - 120	120 - 125	125 - 130	130 - 135	135 - 140
Mon	1844	0	0	0	2	1	0	7	1	14	14	9	17	37	90	237	324	352	294	194	116	65	30	21	9	4	1	1	4
Tue	1817	0	1	0	0	2	3	3	1	3	3	7	14	55	104	208	344	362	293	183	98	63	33	14	14	6	1	1	1
Wed	1811	0	0	0	0	0	0	1	2	3	2	10	24	57	127	296	375	363	247	137	83	31	28	14	7	2	0	2	0
Thu	1893	0	0	0	0	0	3	2	3	16	15	13	9	53	101	219	378	370	304	208	99	42	26	15	8	4	3	1	1
Fri	2064	0	0	0	0	0	3	1	6	9	9	8	35	73	163	255	377	401	315	183	90	66	34	15	10	8	1	1	1
|Sat	1535	0	0	0	0	0	3	0	9	5	4	16	20	44	82	186	248	275	222	161	113	58	37	24	14	7	3	2	2
|Sun	1252	0	0	0	1	5	3	2	4	2	1	9	10	31	65	142	208	224	168	160	89	56	33	20	10	5	1	1	2
5 Day Ave.	**1886**	**0**	**0**	**0**	**0**	**1**	**2**	**3**	**3**	**9**	**9**	**9**	**20**	**55**	**117**	**243**	**360**	**370**	**291**	**181**	**97**	**53**	**30**	**16**	**10**	**5**	**1**	**1**	**1**
7 Day Ave.	**1745**	**0**	**0**	**0**	**0**	**1**	**2**	**2**	**4**	**7**	**7**	**10**	**18**	**50**	**105**	**220**	**322**	**335**	**263**	**175**	**98**	**54**	**32**	**18**	**10**	**5**	**1**	**1**	**2**
--	**12216**	**0**	**1**	**0**	**3**	**8**	**15**	**16**	**26**	**52**	**48**	**72**	**129**	**350**	**732**	**1543**	**2254**	**2347**	**1843**	**1226**	**688**	**381**	**221**	**123**	**72**	**36**	**10**	**9**	**11**

Summary Graphs

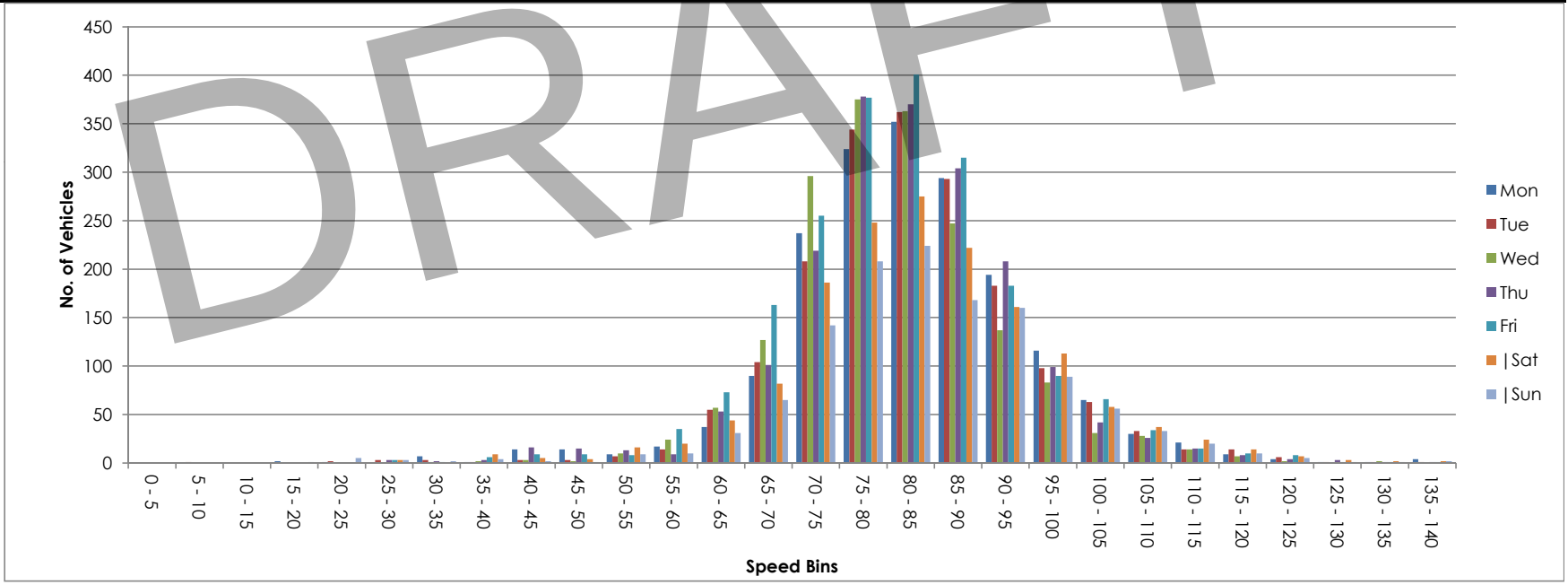

DRAFT

Site 40
Location R162, Att - tree, Lat 53.7957, Long -6.73831
Direction South

3279 / Meath/Cavan/Monaghan ATC's
October 2013
Automatic Traffic Count

Thu, 10 October 2013

Time	Total	Classification												>PSL	>PSL%	>SL1	>SL1%	>SL2	>SL2%	Mean	Vpp
		1 MCL	2 SV	3 SVT	4 TB2	5 TB3	6 T4	7 ART3	8 ART4	9 ART5	10 ART6	11 BD	12 DRT	80	80	85 +5kph	85 +5kph	90 +10kph	90 +10kph		85
0000	4	0	4	0	0	0	0	0	0	0	0	0	0	1	25	1	25	1	25	82.6	-
0100	11	0	8	0	1	0	0	0	0	2	0	0	0	7	63.6	6	54.5	3	27.3	85.7	90
0200	7	0	7	0	0	0	0	0	0	0	0	0	0	7	100	7	100	0	0	88.8	-
0300	6	0	6	0	0	0	0	0	0	0	0	0	0	3	50	3	50	2	33.3	87.9	-
0400	9	0	8	0	1	0	0	0	0	0	0	0	0	9	100	2	22.2	2	22.2	87.6	-
0500	40	0	32	0	3	1	1	0	0	3	0	0	0	36	90	30	75	25	62.5	94.6	109.1
0600	109	0	89	3	9	5	0	0	2	1	0	0	0	89	81.7	78	71.6	67	61.5	92.8	108.4
0700	128	0	109	0	17	0	0	0	1	1	0	0	0	99	77.3	72	56.3	46	35.9	88.3	101.2
0800	**214**	**0**	**189**	**4**	**15**	**1**	**2**	**0**	**1**	**2**	**0**	**0**	**0**	**118**	**55.1**	**81**	**37.9**	**46**	**21.5**	**83**	**92.9**
0900	123	1	105	3	8	1	0	0	1	4	0	0	0	52	42.3	39	31.7	26	21.1	80.5	94.7
1000	114	0	101	0	8	1	2	0	0	1	1	0	0	51	44.7	33	28.9	15	13.2	79.8	89.3
1100	118	1	96	2	7	2	4	0	2	2	2	0	0	53	44.9	34	28.8	16	13.6	79.6	88.9
1200	123	0	103	2	11	0	0	0	3	3	1	0	0	59	48	32	26	17	13.8	79.7	89.3
1300	86	0	69	2	12	0	1	0	1	1	0	0	0	43	50	25	29.1	11	12.8	79.7	88.9
1400	112	0	87	0	15	0	2	1	2	4	1	0	0	51	45.5	40	35.7	23	20.5	79.7	91.4
1500	**154**	**0**	**128**	**3**	**20**	**0**	**1**	**0**	**0**	**1**	**1**	**0**	**0**	**93**	**60.4**	**54**	**35.1**	**26**	**16.9**	**82.3**	**90**
1600	138	0	103	4	21	0	5	0	1	3	1	0	0	62	44.9	40	29	24	17.4	78.4	90.7
1700	151	1	132	1	11	1	0	0	1	3	1	0	0	55	36.4	42	27.8	32	21.2	78.5	92.5
1800	96	0	84	1	3	4	2	0	0	2	0	0	0	54	56.3	38	39.6	27	28.1	82.7	94.3
1900	73	0	62	2	5	1	0	0	0	1	2	0	0	27	37	17	23.3	14	19.2	79.5	92.9
2000	50	0	45	1	2	1	0	0	0	1	0	0	0	30	60	17	34	10	20	81.7	95
2100	44	0	38	0	6	0	0	0	0	0	0	0	0	22	50	13	29.5	8	18.2	81.2	90.4
2200	28	0	25	0	1	0	0	0	0	2	0	0	0	21	75	18	64.3	14	50	91.1	105.8
2300	15	0	14	0	0	0	0	0	1	0	0	0	0	12	80	11	73.3	9	60	91.3	100.4
07-19	**1557**	**3**	**1306**	**22**	**148**	**10**	**19**	**1**	**13**	**27**	**8**	**0**	**0**	**790**	**50.7**	**530**	**34**	**309**	**19.8**	**81.1**	**92.2**
06-22	**1833**	**3**	**1540**	**28**	**170**	**17**	**19**	**1**	**15**	**30**	**10**	**0**	**0**	**958**	**52.3**	**655**	**35.7**	**408**	**22.3**	**81.8**	**94**
06-00	**1876**	**3**	**1579**	**28**	**171**	**17**	**19**	**1**	**16**	**32**	**10**	**0**	**0**	**991**	**52.8**	**684**	**36.5**	**431**	**23**	**82**	**94.3**
00-00	**1953**	**3**	**1644**	**28**	**176**	**18**	**20**	**1**	**16**	**37**	**10**	**0**	**0**	**1054**	**54**	**733**	**37.5**	**464**	**23.8**	**82.3**	**94.7**

DRAFT

Site 40
Location R162, Att - tree, Lat 53.7957, Long -6.73831
Direction South

3279 / Meath/Cavan/Monaghan ATC's
October 2013
Automatic Traffic Count

Fri, 11 October 2013

Time	Total	Classification												>PSL	>PSL%	>SL1	>SL1%	>SL2	>SL2%	Mean	Vpp
		1 MCL	2 SV	3 SVT	4 TB2	5 TB3	6 T4	7 ART3	8 ART4	9 ART5	10 ART6	11 BD	12 DRT	80	80	85 +5kph	85 +5kph	90 +10kph	90 +10kph		85
0000	5	0	5	0	0	0	0	0	0	0	0	0	0	4	80	4	80	1	20	88.6	-
0100	10	0	7	0	1	0	0	0	0	2	0	0	0	9	90	6	60	3	30	86.7	-
0200	2	0	1	0	0	0	0	0	0	1	0	0	0	2	100	2	100	2	100	96.4	-
0300	7	0	5	0	0	0	0	0	1	1	0	0	0	5	71.4	3	42.9	2	28.6	89.3	-
0400	7	0	3	0	0	0	1	0	2	1	0	0	0	6	85.7	5	71.4	2	28.6	89.3	-
0500	32	0	23	0	7	0	0	0	0	2	0	0	0	27	84.4	21	65.6	16	50	92.2	104
0600	94	0	76	2	13	3	0	0	0	0	0	0	0	72	76.6	63	67	52	55.3	93.6	109.8
0700	141	0	109	1	24	2	2	1	0	0	2	0	0	107	75.9	88	62.4	65	46.1	88.7	101.5
0800	**207**	**0**	**188**	**0**	**13**	**1**	**2**	**0**	**1**	**2**	**0**	**0**	**0**	**118**	**57**	**69**	**33.3**	**43**	**20.8**	**82.4**	**94**
0900	128	0	114	1	9	0	0	0	1	3	0	0	0	91	71.1	66	51.6	38	29.7	84.7	92.5
1000	114	0	90	1	13	1	5	0	2	1	1	0	0	48	42.1	25	21.9	15	13.2	77.8	88.9
1100	122	1	89	5	9	5	4	0	1	3	4	0	1	45	36.9	26	21.3	19	15.6	76.8	90.4
1200	145	1	108	4	20	3	3	1	0	2	3	0	0	61	42.1	37	25.5	23	15.9	78.8	90.7
1300	116	0	81	3	19	2	3	0	2	4	2	0	0	60	51.7	37	31.9	17	14.7	80.4	89.6
1400	114	0	85	3	15	1	3	0	1	4	2	0	0	56	49.1	38	33.3	23	20.2	79.8	93.2
1500	**169**	**1**	**142**	**5**	**14**	**2**	**2**	**0**	**0**	**3**	**0**	**0**	**0**	**90**	**53.3**	**61**	**36.1**	**31**	**18.3**	**81.4**	**90.4**
1600	154	0	128	4	12	1	0	0	1	6	2	0	0	67	43.5	44	28.6	28	18.2	77.5	91.1
1700	142	1	121	2	13	0	1	0	0	3	1	0	0	87	61.3	47	33.1	28	19.7	82.6	92.5
1800	105	0	94	2	5	0	1	0	1	2	0	0	0	54	51.4	34	32.4	23	21.9	79.8	93.6
1900	87	0	82	1	2	0	0	0	1	0	1	0	0	46	52.9	30	34.5	24	27.6	81.8	95.4
2000	43	0	40	1	1	0	0	0	0	1	0	0	0	24	55.8	18	41.9	13	30.2	83.3	94.7
2100	58	0	54	0	1	2	0	0	0	1	0	0	0	33	56.9	22	37.9	10	17.2	82.2	90.7
2200	33	0	29	1	1	1	0	0	0	1	0	0	0	17	51.5	10	30.3	7	21.2	81.6	92.2
2300	15	0	14	0	1	0	0	0	0	0	0	0	0	9	60	5	33.3	4	26.7	80.9	90.7
07-19	**1657**	**4**	**1349**	**31**	**166**	**18**	**26**	**2**	**10**	**33**	**17**	**0**	**1**	**884**	**53.3**	**572**	**34.5**	**353**	**21.3**	**81.1**	**92.9**
06-22	**1939**	**4**	**1601**	**35**	**183**	**23**	**26**	**2**	**11**	**35**	**18**	**0**	**1**	**1059**	**54.6**	**705**	**36.4**	**452**	**23.3**	**81.8**	**94**
06-00	**1987**	**4**	**1644**	**36**	**185**	**24**	**26**	**2**	**11**	**36**	**18**	**0**	**1**	**1085**	**54.6**	**720**	**36.2**	**463**	**23.3**	**81.8**	**94**
00-00	**2050**	**4**	**1688**	**36**	**193**	**24**	**27**	**2**	**14**	**43**	**18**	**0**	**1**	**1138**	**55.5**	**761**	**37.1**	**489**	**23.9**	**82**	**94**

DRAFT

Site 40
Location R162, Att - tree, Lat 53.7957, Long -6.73831
Direction South

3279 / Meath/Cavan/Monaghan ATC's
October 2013
Automatic Traffic Count

Sat, 12 October 2013

Time	Total	Classification												>PSL	>PSL%	>SL1	>SL1%	>SL2	>SL2%	Mean	Vpp
		1 MCL	2 SV	3 SVT	4 TB2	5 TB3	6 T4	7 ART3	8 ART4	9 ART5	10 ART6	11 BD	12 DRT	80	80	85 +5kph	85 +5kph	90 +10kph	90 +10kph		85
0000	14	0	12	0	1	0	0	0	1	0	0	0	0	9	64.3	9	64.3	7	50	90.2	96.5
0100	19	0	14	0	2	1	0	0	0	1	0	0	1	16	84.2	12	63.2	7	36.8	90.9	103
0200	3	0	3	0	0	0	0	0	0	0	0	0	0	2	66.7	2	66.7	2	66.7	99.8	-
0300	5	0	4	0	0	0	0	0	0	1	0	0	0	2	40	1	20	1	20	80.4	-
0400	3	0	2	0	0	0	0	0	1	0	0	0	0	3	100	3	100	2	66.7	89.7	-
0500	9	0	4	0	2	0	0	0	0	0	3	0	0	4	44.4	2	22.2	2	22.2	82.4	-
0600	35	0	31	0	3	0	0	0	0	1	0	0	0	29	82.9	25	71.4	20	57.1	94.3	109.8
0700	44	0	37	0	3	1	0	0	2	0	1	0	0	36	81.8	29	65.9	25	56.8	90.3	100.1
0800	64	0	50	1	10	1	0	0	1	1	0	0	0	36	56.3	25	39.1	18	28.1	84.5	97.6
0900	87	0	77	1	4	2	0	0	1	2	0	0	0	54	62.1	43	49.4	30	34.5	86.1	101.2
1000	106	0	98	3	4	0	0	0	0	1	0	0	0	60	56.6	34	32.1	20	18.9	82.2	92.9
1100	**142**	**0**	**126**	**6**	**7**	**1**	**0**	**0**	**0**	**1**	**1**	**0**	**0**	**51**	**35.9**	**31**	**21.8**	**16**	**11.3**	**77.3**	**87.8**
1200	**152**	**1**	**128**	**2**	**12**	**2**	**2**	**0**	**2**	**2**	**1**	**0**	**0**	**70**	**46.1**	**48**	**31.6**	**34**	**22.4**	**80**	**91.8**
1300	126	0	104	4	14	0	1	1	2	0	0	0	0	50	39.7	33	26.2	22	17.5	75.7	91.1
1400	106	1	95	2	7	1	0	0	0	0	0	0	0	55	51.9	37	34.9	22	20.8	81.4	93.6
1500	130	2	113	6	7	0	0	0	1	0	1	0	0	51	39.2	31	23.8	20	15.4	75.5	90
1600	100	0	94	3	2	0	0	0	0	1	0	0	0	46	46	33	33	26	26	81.9	96.1
1700	62	0	58	0	4	0	0	0	0	0	0	0	0	37	59.7	27	43.5	20	32.3	84.8	96.8
1800	88	0	78	0	6	2	0	0	2	0	0	0	0	47	53.4	35	39.8	22	25	81	94.3
1900	69	1	63	0	3	0	0	0	0	2	0	0	0	42	60.9	28	40.6	21	30.4	82.2	93.2
2000	55	0	51	1	2	0	0	0	0	0	1	0	0	30	54.5	22	40	15	27.3	81.8	97.2
2100	52	0	48	0	2	1	0	0	0	1	0	0	0	34	65.4	23	44.2	16	30.8	83.7	91.4
2200	27	0	26	0	1	0	0	0	0	0	0	0	0	18	66.7	9	33.3	6	22.2	82.6	94.3
2300	16	0	15	0	1	0	0	0	0	0	0	0	0	8	50	6	37.5	4	25	79	99
07-19	**1207**	**4**	**1058**	**28**	**80**	**10**	**3**	**1**	**11**	**8**	**4**	**0**	**0**	**593**	**49.1**	**406**	**33.6**	**275**	**22.8**	**80.6**	**94**
06-22	**1418**	**5**	**1251**	**29**	**90**	**11**	**3**	**1**	**11**	**12**	**5**	**0**	**0**	**728**	**51.3**	**504**	**35.5**	**347**	**24.5**	**81.2**	**94.7**
06-00	**1461**	**5**	**1292**	**29**	**92**	**11**	**3**	**1**	**11**	**12**	**5**	**0**	**0**	**754**	**51.6**	**519**	**35.5**	**357**	**24.4**	**81.2**	**94.7**
00-00	**1514**	**5**	**1331**	**29**	**97**	**12**	**3**	**1**	**13**	**14**	**8**	**0**	**1**	**790**	**52.2**	**548**	**36.2**	**378**	**25**	**81.4**	**94.7**

DRAFT

Site 40
Location R162, Att - tree, Lat 53.7957, Long -6.73831
Direction South

3279 / Meath/Cavan/Monaghan ATC's
October 2013
Automatic Traffic Count

Sun, 13 October 2013

Time	Total	Classification												>PSL	>PSL%	>SL1	>SL1%	>SL2	>SL2%	Mean	Vpp
		1 MCL	2 SV	3 SVT	4 TB2	5 TB3	6 T4	7 ART3	8 ART4	9 ART5	10 ART6	11 BD	12 DRT	80	80	85 +5kph	85 +5kph	90 +10kph	90 +10kph		85
0000	12	0	10	0	2	0	0	0	0	0	0	0	0	8	66.7	8	66.7	8	66.7	96.8	114.1
0100	7	0	6	1	0	0	0	0	0	0	0	0	0	4	57.1	3	42.9	3	42.9	84	-
0200	6	0	4	1	1	0	0	0	0	0	0	0	0	5	83.3	4	66.7	2	33.3	88.2	-
0300	7	0	7	0	0	0	0	0	0	0	0	0	0	5	71.4	4	57.1	4	57.1	88.9	-
0400	1	0	1	0	0	0	0	0	0	0	0	0	0	0	0	0	0	0	0	76.2	-
0500	6	0	3	1	1	0	0	0	1	0	0	0	0	5	83.3	4	66.7	2	33.3	85.5	-
0600	12	0	12	0	0	0	0	0	0	0	0	0	0	9	75	7	58.3	4	33.3	89.8	101.5
0700	24	0	21	0	2	0	0	0	1	0	0	0	0	19	79.2	17	70.8	12	50	90	102.2
0800	26	0	25	0	1	0	0	0	0	0	0	0	0	21	80.8	19	73.1	16	61.5	88.3	98.3
0900	43	0	36	0	4	0	0	0	0	3	0	0	0	19	44.2	18	41.9	13	30.2	77	95.4
1000	59	0	55	0	3	0	1	0	0	0	0	0	0	42	71.2	31	52.5	19	32.2	86.7	99.4
1100	**101**	**2**	**95**	**2**	**2**	**0**	**0**	**0**	**0**	**0**	**0**	**0**	**0**	**64**	**63.4**	**41**	**40.6**	**31**	**30.7**	**85.7**	**100.1**
1200	115	1	106	2	5	0	0	0	1	0	0	0	0	66	57.4	47	40.9	29	25.2	83.3	94.3
1300	**137**	**1**	**128**	**0**	**8**	**0**	**0**	**0**	**0**	**0**	**0**	**0**	**0**	**86**	**62.8**	**60**	**43.8**	**35**	**25.5**	**83.4**	**94.3**
1400	135	0	130	1	4	0	0	0	0	0	0	0	0	78	57.8	47	34.8	32	23.7	83.2	94
1500	98	1	91	0	5	0	0	1	0	0	0	0	0	55	56.1	40	40.8	29	29.6	84.6	96.5
1600	96	0	93	1	2	0	0	0	0	0	0	0	0	41	42.7	30	31.3	17	17.7	79.7	91.8
1700	104	0	98	1	4	0	0	0	1	0	0	0	0	56	53.8	38	36.5	20	19.2	81.1	92.9
1800	96	0	91	0	3	1	0	0	0	1	0	0	0	49	51	36	37.5	22	22.9	82	93.6
1900	83	0	78	0	4	1	0	0	0	0	0	0	0	35	42.2	25	30.1	17	20.5	78.4	93.2
2000	56	0	55	1	0	0	0	0	0	0	0	0	0	29	51.8	18	32.1	12	21.4	82	92.2
2100	31	0	31	0	0	0	0	0	0	0	0	0	0	18	58.1	13	41.9	9	29	85.1	94.7
2200	13	1	9	1	1	0	0	1	0	0	0	0	0	5	38.5	3	23.1	1	7.7	75.3	87.8
2300	12	0	12	0	0	0	0	0	0	0	0	0	0	9	75	6	50	5	41.7	89.4	99.7
07-19	**1034**	**5**	**969**	**7**	**43**	**1**	**1**	**1**	**3**	**4**	**0**	**0**	**0**	**596**	**57.6**	**424**	**41**	**275**	**26.6**	**83.2**	**96.1**
06-22	**1216**	**5**	**1145**	**8**	**47**	**2**	**1**	**1**	**3**	**4**	**0**	**0**	**0**	**687**	**56.5**	**487**	**40**	**317**	**26.1**	**82.9**	**95.8**
06-00	**1241**	**6**	**1166**	**9**	**48**	**2**	**1**	**2**	**3**	**4**	**0**	**0**	**0**	**701**	**56.5**	**496**	**40**	**323**	**26**	**82.9**	**95.8**
00-00	**1280**	**6**	**1197**	**12**	**52**	**2**	**1**	**2**	**4**	**4**	**0**	**0**	**0**	**728**	**56.9**	**519**	**40.5**	**342**	**26.7**	**83.1**	**96.1**

DRAFT

Site 40
Location R162, Att - tree, Lat 53.7957, Long -6.73831
Direction South

3279 / Meath/Cavan/Monaghan ATC's
October 2013
Automatic Traffic Count

Mon, 14 October 2013

Time	Total	Classification												>PSL	>PSL%	>SL1	>SL1%	>SL2	>SL2%	Mean	Vpp
		1 MCL	2 SV	3 SVT	4 TB2	5 TB3	6 T4	7 ART3	8 ART4	9 ART5	10 ART6	11 BD	12 DRT	80	80	85 +5kph	85 +5kph	90 +10kph	90 +10kph		85
0000	8	0	4	0	4	0	0	0	0	0	0	0	0	4	50	4	50	2	25	83.7	-
0100	4	0	3	0	1	0	0	0	0	0	0	0	0	3	75	2	50	2	50	88.9	-
0200	1	0	1	0	0	0	0	0	0	0	0	0	0	1	100	1	100	0	0	86.2	-
0300	2	0	1	0	1	0	0	0	0	0	0	0	0	1	50	0	0	0	0	80.9	-
0400	7	0	5	0	2	0	0	0	0	0	0	0	0	7	100	6	85.7	5	71.4	97.7	-
0500	28	0	23	0	2	1	0	0	0	2	0	0	0	27	96.4	19	67.9	9	32.1	90.7	104.4
0600	107	0	80	0	16	4	0	0	4	3	0	0	0	91	85	81	75.7	69	64.5	92.9	102.6
0700	143	0	121	1	11	4	0	1	1	4	0	0	0	116	81.1	96	67.1	71	49.7	89.8	103
0800	**210**	**0**	**189**	**2**	**12**	**0**	**1**	**0**	**3**	**3**	**0**	**0**	**0**	**100**	**47.6**	**71**	**33.8**	**40**	**19**	**81.5**	**92.5**
0900	143	1	116	3	14	0	2	0	2	4	1	0	0	58	40.6	41	28.7	26	18.2	79.4	92.5
1000	104	0	86	1	13	1	0	0	0	3	0	0	0	61	58.7	35	33.7	19	18.3	80.9	90.4
1100	91	0	68	4	13	1	0	0	2	2	1	0	0	42	46.2	20	22	11	12.1	77.5	86
1200	117	0	89	5	17	2	0	0	2	1	1	0	0	51	43.6	33	28.2	18	15.4	79.5	89.6
1300	97	0	75	4	13	1	1	0	0	2	1	0	0	56	57.7	40	41.2	24	24.7	79	92.5
1400	98	0	76	2	13	1	1	1	1	1	2	0	0	45	45.9	34	34.7	20	20.4	79	91.1
1500	139	0	114	4	10	1	3	0	1	5	1	0	0	52	37.4	26	18.7	14	10.1	77	86.4
1600	103	1	80	4	14	0	1	0	0	2	1	0	0	44	42.7	26	25.2	16	15.5	78.3	90.4
1700	**142**	**0**	**124**	**4**	**12**	**1**	**0**	**0**	**0**	**1**	**0**	**0**	**0**	**59**	**41.5**	**39**	**27.5**	**23**	**16.2**	**77**	**90.4**
1800	113	0	103	1	6	1	0	0	0	1	1	0	0	66	58.4	49	43.4	37	32.7	82.7	93.6
1900	75	0	62	1	6	4	0	0	0	2	0	0	0	36	48	18	24	10	13.3	78.5	88.6
2000	55	0	51	0	2	1	0	0	0	1	0	0	0	23	41.8	18	32.7	8	14.5	80.5	88.6
2100	43	0	40	0	2	1	0	0	0	0	0	0	0	32	74.4	22	51.2	20	46.5	88.9	100.8
2200	43	0	41	0	2	0	0	0	0	0	0	0	0	32	74.4	27	62.8	19	44.2	87.7	99
2300	12	0	9	1	0	0	0	0	0	2	0	0	0	7	58.3	6	50	6	50	87.9	99.4
07-19	**1500**	**2**	**1241**	**35**	**148**	**13**	**9**	**2**	**12**	**29**	**9**	**0**	**0**	**750**	**50**	**510**	**34**	**319**	**21.3**	**80.4**	**92.5**
06-22	**1780**	**2**	**1474**	**36**	**174**	**23**	**9**	**2**	**16**	**35**	**9**	**0**	**0**	**932**	**52.4**	**649**	**36.5**	**426**	**23.9**	**81.3**	**94.3**
06-00	**1835**	**2**	**1524**	**37**	**176**	**23**	**9**	**2**	**16**	**37**	**9**	**0**	**0**	**971**	**52.9**	**682**	**37.2**	**451**	**24.6**	**81.4**	**94.7**
00-00	**1885**	**2**	**1561**	**37**	**186**	**24**	**9**	**2**	**16**	**39**	**9**	**0**	**0**	**1014**	**53.8**	**714**	**37.9**	**469**	**24.9**	**81.7**	**95**

DRAFT

Site 40
Location R162, Att - tree, Lat 53.7957, Long -6.73831
Direction South

3279 / Meath/Cavan/Monaghan ATC's
October 2013
Automatic Traffic Count

Tue, 15 October 2013

Time	Total	Classification												>PSL	>PSL%	>SL1	>SL1%	>SL2	>SL2%	Mean	Vpp
		1 MCL	2 SV	3 SVT	4 TB2	5 TB3	6 T4	7 ART3	8 ART4	9 ART5	10 ART6	11 BD	12 DRT	80	80	85 +5kph	85 +5kph	90 +10kph	90 +10kph		85
0000	6	0	6	0	0	0	0	0	0	0	0	0	0	3	50	3	50	2	33.3	81.2	-
0100	2	0	0	0	1	0	0	0	0	1	0	0	0	0	0	0	0	0	0	73.8	-
0200	4	0	2	0	0	0	0	0	0	2	0	0	0	3	75	1	25	1	25	86.3	-
0300	9	0	7	0	0	0	0	0	0	2	0	0	0	8	88.9	6	66.7	4	44.4	90.9	-
0400	7	0	2	0	2	0	1	0	1	1	0	0	0	3	42.9	3	42.9	2	28.6	79.8	-
0500	33	0	29	0	3	0	0	0	1	0	0	0	0	29	87.9	23	69.7	18	54.5	92.2	100.1
0600	103	0	87	0	11	3	1	0	1	0	0	0	0	79	76.7	65	63.1	51	49.5	91.3	104.4
0700	158	1	131	2	14	3	0	0	3	2	2	0	0	108	68.4	65	41.1	37	23.4	84.5	94.3
0800	**227**	**0**	**200**	**1**	**17**	**2**	**3**	**0**	**1**	**0**	**2**	**1**	**0**	**104**	**45.8**	**69**	**30.4**	**48**	**21.1**	**81.4**	**92.9**
0900	123	0	106	1	11	1	1	0	1	1	1	0	0	67	54.5	39	31.7	25	20.3	81.4	92.5
1000	84	0	71	2	5	1	2	0	0	2	1	0	0	31	36.9	16	19	7	8.3	77.3	86
1100	105	0	89	3	6	0	1	0	0	2	4	0	0	33	31.4	18	17.1	9	8.6	74.6	86
1200	86	0	61	0	18	0	1	0	3	2	1	0	0	48	55.8	30	34.9	10	11.6	81.1	88.6
1300	86	0	63	2	12	0	0	0	3	5	1	0	0	30	34.9	17	19.8	10	11.6	77.2	86.4
1400	114	0	92	2	13	2	1	0	1	3	0	0	0	66	57.9	45	39.5	25	21.9	82.6	94.3
1500	**156**	**0**	**126**	**2**	**13**	**2**	**4**	**0**	**2**	**6**	**1**	**0**	**0**	**69**	**44.2**	**43**	**27.6**	**25**	**16**	**80.1**	**91.4**
1600	120	0	102	1	10	1	3	0	0	2	1	0	0	49	40.8	32	26.7	23	19.2	77.9	93.2
1700	132	0	114	1	9	2	1	0	0	5	0	0	0	72	54.5	32	24.2	23	17.4	81	90.7
1800	115	1	95	2	10	0	1	0	1	4	1	0	0	48	41.7	33	28.7	17	14.8	79.4	89.6
1900	70	1	60	3	3	1	0	0	0	1	1	0	0	37	52.9	27	38.6	12	17.1	81.5	90.7
2000	31	0	30	0	0	1	0	0	0	0	0	0	0	21	67.7	14	45.2	10	32.3	84.2	91.8
2100	34	0	31	0	1	1	0	0	0	1	0	0	0	17	50	10	29.4	6	17.6	81.2	90.4
2200	25	0	23	0	2	0	0	0	0	0	0	0	0	16	64	11	44	7	28	82.9	92.9
2300	7	0	7	0	0	0	0	0	0	0	0	0	0	5	71.4	4	57.1	2	28.6	83.8	-
07-19	**1506**	**2**	**1250**	**19**	**138**	**14**	**18**	**0**	**15**	**34**	**15**	**1**	**0**	**725**	**48.1**	**439**	**29.2**	**259**	**17.2**	**80.3**	**91.1**
06-22	**1744**	**3**	**1458**	**22**	**153**	**20**	**19**	**0**	**16**	**36**	**16**	**1**	**0**	**879**	**50.4**	**555**	**31.8**	**338**	**19.4**	**81**	**92.5**
06-00	**1776**	**3**	**1488**	**22**	**155**	**20**	**19**	**0**	**16**	**36**	**16**	**1**	**0**	**900**	**50.7**	**570**	**32.1**	**347**	**19.5**	**81.1**	**92.5**
00-00	**1837**	**3**	**1534**	**22**	**161**	**20**	**20**	**0**	**18**	**42**	**16**	**1**	**0**	**946**	**51.5**	**606**	**33**	**374**	**20.4**	**81.3**	**93.2**

DRAFT

Site 40
Location R162, Att - tree, Lat 53.7957, Long -6.73831
Direction South

3279 / Meath/Cavan/Monaghan ATC's
October 2013
Automatic Traffic Count

Wed, 16 October 2013

Time	Total	Classification												>PSL	>PSL%	>SL1	>SL1%	>SL2	>SL2%	Mean	Vpp
		1 MCL	2 SV	3 SVT	4 TB2	5 TB3	6 T4	7 ART3	8 ART4	9 ART5	10 ART6	11 BD	12 DRT	80	80	85 +5kph	85 +5kph	90 +10kph	90 +10kph		85
0000	14	0	12	0	0	0	0	0	0	1	1	0	0	10	71.4	6	42.9	4	28.6	85.7	93.6
0100	3	0	1	0	1	0	0	0	0	1	0	0	0	2	66.7	1	33.3	1	33.3	88.7	-
0200	5	0	4	0	0	0	0	0	0	1	0	0	0	3	60	1	20	0	0	80.9	-
0300	2	0	2	0	0	0	0	0	0	0	0	0	0	1	50	0	0	0	0	72.2	-
0400	8	0	6	0	1	0	0	0	1	0	0	0	0	3	37.5	2	25	1	12.5	80.7	-
0500	40	0	28	1	6	0	0	0	1	2	2	0	0	32	80	24	60	19	47.5	90.4	100.1
0600	118	0	101	0	11	4	1	0	1	0	0	0	0	96	81.4	89	75.4	76	64.4	92.6	103.7
0700	136	0	113	0	19	2	0	0	1	0	1	0	0	63	46.3	44	32.4	30	22.1	80.9	92.2
0800	**234**	**1**	**207**	**2**	**10**	**3**	**4**	**1**	**1**	**1**	**4**	**0**	**0**	**48**	**20.5**	**30**	**12.8**	**14**	**6**	**73.9**	**82.4**
0900	138	1	121	1	6	5	2	0	1	0	1	0	0	51	37	23	16.7	10	7.2	77.1	85
1000	102	1	89	2	7	0	3	0	0	0	0	0	0	18	17.6	8	7.8	1	1	72.2	81.7
1100	129	0	116	1	8	1	0	0	1	1	1	0	0	41	31.8	24	18.6	6	4.7	74.1	86.4
1200	105	0	83	3	11	1	4	0	0	0	3	0	0	29	27.6	19	18.1	10	9.5	73.7	85.7
1300	101	0	88	0	8	2	0	0	0	0	3	0	0	44	43.6	27	26.7	19	18.8	80.9	91.1
1400	83	0	65	1	9	1	0	0	0	4	3	0	0	39	47	29	34.9	18	21.7	80	95.4
1500	**143**	**0**	**124**	**3**	**11**	**1**	**1**	**0**	**1**	**1**	**0**	**1**	**0**	**63**	**44.1**	**36**	**25.2**	**16**	**11.2**	**78.5**	**87.8**
1600	94	0	81	0	11	1	0	0	0	0	1	0	0	53	56.4	30	31.9	17	18.1	80.7	91.1
1700	139	0	120	2	12	1	1	0	1	2	0	0	0	67	48.2	41	29.5	19	13.7	79.4	88.9
1800	102	0	91	1	6	0	0	0	0	3	1	0	0	58	56.9	36	35.3	17	16.7	81.4	90.7
1900	89	0	82	1	6	0	0	0	0	0	0	0	0	26	29.2	21	23.6	15	16.9	75.8	90.4
2000	36	0	32	0	2	0	0	0	1	1	0	0	0	19	52.8	16	44.4	7	19.4	79	90.4
2100	29	0	26	0	2	1	0	0	0	0	0	0	0	13	44.8	7	24.1	6	20.7	79.5	96.1
2200	22	0	17	1	4	0	0	0	0	0	0	0	0	9	40.9	8	36.4	5	22.7	82.6	92.5
2300	15	0	9	1	2	0	0	0	0	2	1	0	0	8	53.3	7	46.7	3	20	81.9	90
07-19	**1506**	**3**	**1298**	**16**	**118**	**18**	**15**	**1**	**6**	**12**	**18**	**1**	**0**	**574**	**38.1**	**347**	**23**	**177**	**11.8**	**77.4**	**88.2**
06-22	**1778**	**3**	**1539**	**17**	**139**	**23**	**16**	**1**	**8**	**13**	**18**	**1**	**0**	**728**	**40.9**	**480**	**27**	**281**	**15.8**	**78.4**	**90.4**
06-00	**1815**	**3**	**1565**	**19**	**145**	**23**	**16**	**1**	**8**	**15**	**19**	**1**	**0**	**745**	**41**	**495**	**27.3**	**289**	**15.9**	**78.5**	**90.4**
00-00	**1887**	**3**	**1618**	**20**	**153**	**23**	**16**	**1**	**10**	**20**	**22**	**1**	**0**	**796**	**42.2**	**529**	**28**	**314**	**16.6**	**78.8**	**91.1**

DRAFT

Site 40
Location R162, Att - tree, Lat 53.7957, Long -6.73831
Direction South

3279 / Meath/Cavan/Monaghan ATC's
October 2013
Automatic Traffic Count

Virtual Day (7)

Time	Total	Classification												>PSL	>PSL%	>SL1	>SL1%	>SL2	>SL2%	Mean	Vpp
		1 MCL	2 SV	3 SVT	4 TB2	5 TB3	6 T4	7 ART3	8 ART4	9 ART5	10 ART6	11 BD	12 DRT	80	80	85 +5kph	85 +5kph	90 +10kph	90 +10kph		85
0000	9	0	8	0	1	0	0	0	0	0	0	0	0	6	61.9	5	55.6	4	39.7	88.1	-
0100	8	0	6	0	1	0	0	0	0	1	0	0	0	6	73.2	4	53.6	3	33.9	87.4	-
0200	4	0	3	0	0	0	0	0	0	1	0	0	0	3	82.1	3	64.3	1	25	88.5	-
0300	5	0	5	0	0	0	0	0	0	1	0	0	0	4	65.8	2	44.7	2	34.2	86.9	-
0400	6	0	4	0	1	0	0	0	1	0	0	0	0	4	73.8	3	50	2	33.3	86.8	-
0500	27	0	20	0	3	0	0	0	0	1	1	0	0	23	85.1	18	65.4	13	48.4	91.4	104.4
0600	83	0	68	1	9	3	0	0	1	1	0	0	0	66	80.4	58	70.6	48	58.7	92.7	105.8
0700	111	0	92	1	13	2	0	0	1	1	1	0	0	78	70.8	59	53.1	41	37	86.7	99.4
0800	**169**	**0**	**150**	**1**	**11**	**1**	**2**	**0**	**1**	**1**	**1**	**0**	**0**	**78**	**46.1**	**52**	**30.8**	**32**	**19**	**80.7**	**92.5**
0900	112	0	96	1	8	1	1	0	1	2	0	0	0	56	49.9	38	34.3	24	21.4	81	92.5
1000	98	0	84	1	8	1	2	0	0	1	0	0	0	44	45.5	26	26.6	14	14.1	79.2	89.6
1100	115	1	97	3	7	1	1	0	1	2	2	0	0	47	40.7	28	24	15	13.4	77.8	88.6
1200	120	0	97	3	13	1	1	0	2	1	1	0	0	55	45.6	35	29.2	20	16.7	79.5	90.7
1300	107	0	87	2	12	1	1	0	1	2	1	0	0	53	49.3	34	31.9	20	18.4	79.6	91.8
1400	109	0	90	2	11	1	1	0	1	2	1	0	0	56	51.2	39	35.4	23	21.4	80.9	93.2
1500	**141**	**1**	**120**	**3**	**11**	**1**	**2**	**0**	**1**	**2**	**1**	**0**	**0**	**68**	**47.8**	**42**	**29.4**	**23**	**16.3**	**79.9**	**90.4**
1600	115	0	97	2	10	0	1	0	0	2	1	0	0	52	45	34	29.2	22	18.8	79	92.2
1700	125	0	110	2	9	1	0	0	0	2	0	0	0	62	49.7	38	30.5	24	18.9	80.2	91.8
1800	102	0	91	1	6	1	1	0	1	2	0	0	0	54	52.6	37	36.5	24	23.1	81.3	93.2
1900	78	0	70	1	4	1	0	0	0	1	1	0	0	36	45.6	24	30.4	16	20.7	79.6	92.9
2000	47	0	43	1	1	0	0	0	0	1	0	0	0	25	54	18	37.7	11	23	81.7	93.6
2100	42	0	38	0	2	1	0	0	0	0	0	0	0	24	58.1	16	37.8	11	25.8	83.2	95.8
2200	27	0	24	0	2	0	0	0	0	0	0	0	0	17	61.8	12	45	8	30.9	84.3	99
2300	13	0	11	0	1	0	0	0	0	1	0	0	0	8	63	6	48.9	5	35.9	84.7	99.4
07-19	**1424**	**3**	**1210**	**23**	**120**	**12**	**13**	**1**	**10**	**21**	**10**	**0**	**0**	**702**	**49.3**	**461**	**32.4**	**281**	**19.7**	**80.5**	**92.2**
06-22	**1673**	**4**	**1430**	**25**	**137**	**17**	**13**	**1**	**11**	**24**	**11**	**0**	**0**	**853**	**51**	**576**	**34.5**	**367**	**21.9**	**81.1**	**93.6**
06-00	**1713**	**4**	**1465**	**26**	**139**	**17**	**13**	**1**	**12**	**25**	**11**	**0**	**0**	**878**	**51.3**	**595**	**34.7**	**380**	**22.2**	**81.2**	**93.6**
00-00	**1772**	**4**	**1510**	**26**	**145**	**18**	**14**	**1**	**13**	**28**	**12**	**0**	**0**	**924**	**52.1**	**630**	**35.5**	**404**	**22.8**	**81.5**	**94**

DRAFT

Site 40
Location R162, Att - tree, Lat 53.7957, Long -6.73831
Direction South

3279 / Meath/Cavan/Monaghan ATC's
October 2013
Automatic Traffic Count

Virtual Week (1)

Time	Total	Classification												>PSL	>PSL%	>SL1	>SL1%	>SL2	>SL2%	Mean	Vpp
		1 MCL	2 SV	3 SVT	4 TB2	5 TB3	6 T4	7 ART3	8 ART4	9 ART5	10 ART6	11 BD	12 DRT	80	80	85 +5kph	85 +5kph	90 +10kph	90 +10kph		85
Mon	1885	2	1561	37	186	24	9	2	16	39	9	0	0	1014	53.8	714	37.9	469	24.9	81.7	95
Tue	1837	3	1534	22	161	20	20	0	18	42	16	1	0	946	51.5	606	33	374	20.4	81.3	93.2
Wed	1887	3	1618	20	153	23	16	1	10	20	22	1	0	796	42.2	529	28	314	16.6	78.8	91.1
Thu	1953	3	1644	28	176	18	20	1	16	37	10	0	0	1054	54	733	37.5	464	23.8	82.3	94.7
Fri	2050	4	1688	36	193	24	27	2	14	43	18	0	1	1138	55.5	761	37.1	489	23.9	82	94
|Sat	1514	5	1331	29	97	12	3	1	13	14	8	0	1	790	52.2	548	36.2	378	25	81.4	94.7
|Sun	1280	6	1197	12	52	2	1	2	4	4	0	0	0	728	56.9	519	40.5	342	26.7	83.1	96.1
5 Day Ave.	**1922**	**3**	**1609**	**29**	**174**	**22**	**18**	**1**	**15**	**36**	**15**	**0**	**0**	**990**	**51.5**	**669**	**34.8**	**422**	**22.0**	**81.2**	**93.6**
7 Day Ave.	**1772**	**4**	**1510**	**26**	**145**	**18**	**14**	**1**	**13**	**28**	**12**	**0**	**0**	**924**	**52.1**	**630**	**35.5**	**404**	**22.8**	**81.5**	**94.0**
--	**12406**	**26**	**10573**	**184**	**1018**	**123**	**96**	**9**	**91**	**199**	**83**	**2**	**2**	**6466**	**52.1**	**4410**	**35.5**	**2830**	**22.8**	**81.5**	**94.0**

Summary Graphs

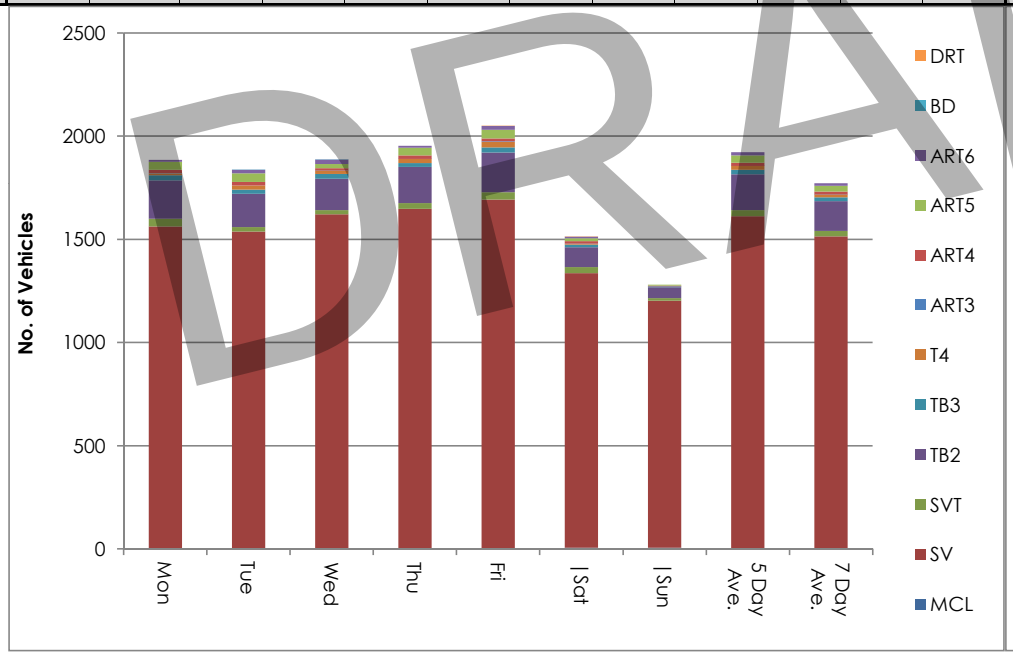

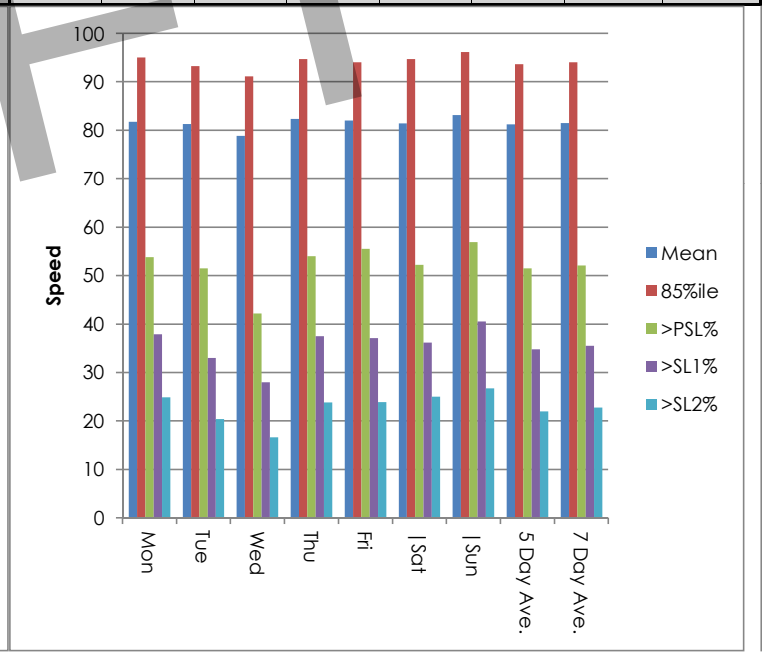

DRAFT

Site 40
Location R162, Att - tree, Lat 53.7957, Long -6.73831
Direction South

3279 / Meath/Cavan/Monaghan ATC's
October 2013
Automatic Traffic Count

Thu, 10 October 2013

Time	Total	Speed Bins (km/h)																												
		0 - 5	5 - 10	10 - 15	15 - 20	20 - 25	25 - 30	30 - 35	35 - 40	40 - 45	45 - 50	50 - 55	55 - 60	60 - 65	65 - 70	70 - 75	75 - 80	80 - 85	85 - 90	90 - 95	95 - 100	100 - 105	105 - 110	110 - 115	115 - 120	120 - 125	125 - 130	130 - 135	135 - 140
0000	4	0	0	0	0	0	0	0	0	0	0	0	0	0	0	0	3	0	0	0	1	0	0	0	0	0	0	0	0	0
0100	11	0	0	0	0	0	0	0	0	0	0	0	0	1	0	1	2	1	3	1	0	0	1	1	0	0	0	0	0	0
0200	7	0	0	0	0	0	0	0	0	0	0	0	0	0	0	0	0	0	7	0	0	0	0	0	0	0	0	0	0	0
0300	6	0	0	0	0	0	0	0	0	0	0	0	0	1	1	0	1	0	1	0	0	0	0	1	0	1	0	0	0	0
0400	9	0	0	0	0	0	0	0	0	0	0	0	0	0	0	0	0	7	0	1	0	0	1	0	0	0	0	0	0	0
0500	40	0	0	0	0	0	0	0	0	0	0	0	1	1	0	0	2	6	5	9	2	3	6	1	4	0	0	0	0	0
0600	109	0	0	0	0	0	0	0	0	0	0	0	4	2	4	4	6	11	11	19	15	8	10	9	3	1	1	1	0	0
0700	128	0	0	0	0	0	0	0	0	0	0	0	0	2	2	7	18	27	26	16	7	11	9	1	1	0	1	0	0	0
0800	**214**	**0**	**0**	**0**	**0**	**0**	**0**	**0**	**0**	**0**	**0**	**0**	**0**	**0**	**12**	**35**	**49**	**37**	**35**	**21**	**14**	**4**	**4**	**3**	**0**	**0**	**0**	**0**	**0**	**0**
0900	123	0	0	0	0	0	0	0	0	1	1	1	0	2	21	17	28	13	13	12	5	2	2	2	2	1	0	0	0	0
1000	114	0	0	0	0	0	0	0	0	1	2	1	0	6	8	15	30	18	18	5	4	2	1	0	3	0	0	0	0	0
1100	118	0	0	0	0	0	0	0	0	0	1	1	1	5	10	24	23	19	18	7	4	4	0	1	0	0	0	0	0	0
1200	123	0	0	0	0	0	0	1	0	0	0	2	2	4	7	16	32	27	15	10	2	2	3	0	0	0	0	0	0	0
1300	86	0	0	0	0	0	0	2	1	0	0	0	0	3	4	16	17	18	14	3	5	1	2	0	0	0	0	0	0	0
1400	112	0	0	0	0	0	0	0	1	2	0	4	0	6	7	14	27	11	17	8	9	4	1	0	0	1	0	0	0	0
1500	**154**	**0**	**0**	**0**	**0**	**0**	**0**	**0**	**0**	**0**	**0**	**0**	**2**	**4**	**7**	**13**	**35**	**39**	**28**	**14**	**8**	**0**	**3**	**0**	**0**	**0**	**0**	**1**	**0**	**0**
1600	138	0	0	0	0	0	0	0	0	0	1	2	5	10	17	24	17	22	16	9	11	2	2	0	0	0	0	0	0	0
1700	151	0	0	0	0	0	0	0	0	0	0	6	3	8	17	25	37	13	10	16	10	2	3	0	0	0	1	0	0	0
1800	96	0	0	0	0	0	0	0	0	0	0	3	0	5	6	14	14	16	11	14	4	4	2	1	1	1	0	0	0	0
1900	73	0	0	0	0	0	0	0	0	0	0	1	1	4	11	14	15	10	3	5	3	3	1	1	0	0	0	1	0	0
2000	50	0	0	0	0	0	0	0	0	0	0	2	1	2	4	4	7	13	7	2	2	4	1	1	0	0	0	0	0	0
2100	44	0	0	0	0	0	0	0	0	0	0	0	0	9	2	5	6	9	5	1	1	2	1	0	2	0	1	0	0	0
2200	28	0	0	0	0	0	0	0	0	0	0	0	1	1	0	4	1	3	4	1	2	5	5	0	0	1	0	0	0	0
2300	15	0	0	0	0	0	0	0	0	0	0	0	0	0	1	0	2	1	2	4	0	4	0	1	0	0	0	0	0	0
07-19	**1557**	**0**	**0**	**0**	**0**	**0**	**0**	**3**	**2**	**4**	**5**	**20**	**13**	**55**	**118**	**220**	**327**	**260**	**221**	**135**	**83**	**38**	**32**	**8**	**7**	**3**	**2**	**1**	**0**
06-22	**1833**	**0**	**0**	**0**	**0**	**0**	**0**	**3**	**2**	**4**	**5**	**23**	**19**	**72**	**139**	**247**	**361**	**303**	**247**	**162**	**104**	**55**	**45**	**19**	**12**	**4**	**4**	**3**	**0**
06-00	**1876**	**0**	**0**	**0**	**0**	**0**	**0**	**3**	**2**	**4**	**5**	**23**	**20**	**73**	**140**	**251**	**364**	**307**	**253**	**167**	**106**	**64**	**50**	**20**	**12**	**5**	**4**	**3**	**0**
00-00	**1953**	**0**	**0**	**0**	**0**	**0**	**0**	**3**	**2**	**4**	**5**	**23**	**21**	**76**	**141**	**252**	**372**	**321**	**269**	**178**	**109**	**67**	**58**	**23**	**16**	**6**	**4**	**3**	**0**

DRAFT

Site 40
Location R162, Att - tree, Lat 53.7957, Long -6.73831
Direction South

3279 / Meath/Cavan/Monaghan ATC's
October 2013
Automatic Traffic Count

Fri, 11 October 2013

Time	Total	Speed Bins (km/h)																											
		0 - 5	5 - 10	10 - 15	15 - 20	20 - 25	25 - 30	30 - 35	35 - 40	40 - 45	45 - 50	50 - 55	55 - 60	60 - 65	65 - 70	70 - 75	75 - 80	80 - 85	85 - 90	90 - 95	95 - 100	100 - 105	105 - 110	110 - 115	115 - 120	120 - 125	125 - 130	130 - 135	135 - 140
0000	5	0	0	0	0	0	0	0	0	0	0	0	0	0	0	0	1	0	3	0	1	0	0	0	0	0	0	0	0
0100	10	0	0	0	0	0	0	0	0	0	0	0	0	0	1	0	0	3	3	1	1	1	0	0	0	0	0	0	0
0200	2	0	0	0	0	0	0	0	0	0	0	0	0	0	0	0	0	0	0	1	0	1	0	0	0	0	0	0	0
0300	7	0	0	0	0	0	0	0	0	0	0	0	0	0	0	0	2	2	1	0	0	1	0	0	1	0	0	0	0
0400	7	0	0	0	0	0	0	0	0	0	0	0	0	0	0	0	1	1	3	0	1	1	0	0	0	0	0	0	0
0500	32	0	0	0	0	0	0	0	0	0	0	0	0	0	0	2	3	6	5	5	2	4	3	0	2	0	0	0	0
0600	94	0	0	0	0	0	0	0	0	0	1	0	0	0	4	2	15	9	11	10	8	12	7	4	6	1	3	0	1
0700	141	0	0	0	0	0	0	0	0	0	0	1	0	3	9	10	11	19	23	22	15	14	5	4	4	1	0	0	0
0800	**207**	**0**	**0**	**0**	**0**	**0**	**0**	**0**	**0**	**0**	**0**	**0**	**2**	**11**	**12**	**18**	**46**	**49**	**26**	**13**	**19**	**5**	**4**	**1**	**0**	**1**	**0**	**0**	**0**
0900	128	0	0	0	0	0	0	0	0	0	0	0	1	2	6	17	11	25	28	22	9	5	0	2	0	0	0	0	0
1000	114	0	0	0	0	0	0	0	0	1	1	1	8	2	7	16	30	23	10	12	3	0	0	0	0	0	0	0	0
1100	122	0	0	0	0	0	0	0	0	1	1	4	5	10	17	11	28	19	7	12	3	1	2	0	1	0	0	0	0
1200	145	0	0	0	0	0	0	0	0	0	1	3	2	8	15	28	27	24	14	9	6	5	2	1	0	0	0	0	0
1300	116	0	0	0	0	0	0	0	1	0	0	0	1	8	12	15	19	23	20	9	3	0	1	2	1	0	0	1	0
1400	114	0	0	0	0	0	0	0	0	0	0	4	5	7	11	14	17	18	15	11	6	2	2	0	1	0	0	1	0
1500	**169**	**0**	**0**	**0**	**0**	**0**	**0**	**0**	**0**	**0**	**1**	**0**	**4**	**5**	**6**	**27**	**36**	**29**	**30**	**18**	**5**	**6**	**0**	**1**	**0**	**1**	**0**	**0**	**0**
1600	154	0	0	0	0	0	6	2	0	0	0	0	2	8	10	31	28	23	16	17	6	3	1	1	0	0	0	0	0
1700	142	0	0	0	0	0	0	0	0	1	0	0	4	2	5	11	32	40	19	11	9	4	3	0	0	0	0	1	0
1800	105	0	0	0	0	0	0	4	0	1	0	0	3	4	4	14	21	20	11	8	10	2	2	0	0	0	1	0	0
1900	87	0	0	0	0	0	0	0	0	1	0	0	2	0	12	14	12	16	6	10	9	1	1	1	1	1	0	0	0
2000	43	0	0	0	0	0	0	0	0	0	0	0	4	0	2	4	9	6	5	8	0	3	0	0	2	0	0	0	0
2100	58	0	0	0	0	0	0	0	0	0	0	1	1	0	7	5	11	11	12	2	1	5	0	1	1	0	0	0	0
2200	33	0	0	0	0	0	0	0	0	0	0	0	1	3	1	7	4	7	3	2	1	2	1	0	0	0	1	0	0
2300	15	0	0	0	0	0	0	0	0	0	0	1	0	1	1	1	2	4	1	2	1	0	1	0	0	0	0	0	0
07-19	**1657**	**0**	**0**	**0**	**0**	**0**	**6**	**6**	**1**	**4**	**4**	**13**	**37**	**70**	**114**	**212**	**306**	**312**	**219**	**164**	**94**	**47**	**22**	**12**	**7**	**3**	**1**	**3**	**0**
06-22	**1939**	**0**	**0**	**0**	**0**	**0**	**6**	**6**	**1**	**5**	**5**	**14**	**44**	**70**	**139**	**237**	**353**	**354**	**253**	**194**	**112**	**68**	**30**	**18**	**17**	**5**	**4**	**3**	**1**
06-00	**1987**	**0**	**0**	**0**	**0**	**0**	**6**	**6**	**1**	**5**	**5**	**15**	**45**	**74**	**141**	**245**	**359**	**365**	**257**	**198**	**114**	**70**	**32**	**18**	**17**	**5**	**5**	**3**	**1**
00-00	**2050**	**0**	**0**	**0**	**0**	**0**	**6**	**6**	**1**	**5**	**5**	**15**	**45**	**74**	**142**	**247**	**366**	**377**	**272**	**205**	**119**	**78**	**35**	**18**	**20**	**5**	**5**	**3**	**1**

DRAFT

Site 40
Location R162, Att - tree, Lat 53.7957, Long -6.73831
Direction South

3279 / Meath/Cavan/Monaghan ATC's
October 2013
Automatic Traffic Count

Sat, 12 October 2013

Time	Total	Speed Bins (km/h)																											
		0 - 5	5 - 10	10 - 15	15 - 20	20 - 25	25 - 30	30 - 35	35 - 40	40 - 45	45 - 50	50 - 55	55 - 60	60 - 65	65 - 70	70 - 75	75 - 80	80 - 85	85 - 90	90 - 95	95 - 100	100 - 105	105 - 110	110 - 115	115 - 120	120 - 125	125 - 130	130 - 135	135 - 140
0000	14	0	0	0	0	0	0	0	0	0	0	0	0	0	2	0	3	0	2	3	2	0	0	0	1	0	0	1	0
0100	19	0	0	0	0	0	0	0	0	0	0	0	0	1	1	0	1	4	5	0	2	2	0	2	1	0	0	0	0
0200	3	0	0	0	0	0	0	0	0	0	0	0	0	0	0	1	0	0	0	0	0	1	0	0	0	1	0	0	0
0300	5	0	0	0	0	0	0	0	0	0	0	0	0	0	2	0	1	1	0	0	0	0	1	0	0	0	0	0	0
0400	3	0	0	0	0	0	0	0	0	0	0	0	0	0	0	0	0	0	1	2	0	0	0	0	0	0	0	0	0
0500	9	0	0	0	0	0	0	0	0	0	0	0	0	0	0	0	5	2	0	2	0	0	0	0	0	0	0	0	0
0600	35	0	0	0	0	0	0	0	0	0	0	0	0	0	0	3	3	4	5	4	3	5	2	3	2	1	0	0	0
0700	44	0	0	0	0	0	0	0	0	0	0	0	0	0	0	2	6	7	4	7	10	7	1	0	0	0	0	0	0
0800	64	0	0	0	0	0	0	0	0	0	0	0	0	0	4	13	11	11	7	3	8	3	3	0	0	0	1	0	0
0900	87	0	0	0	0	0	0	0	0	0	0	0	1	1	8	10	13	11	13	10	4	7	4	2	0	1	1	1	0
1000	106	0	0	0	0	0	0	0	0	0	0	0	1	0	9	15	21	26	14	7	7	3	2	1	0	0	0	0	0
1100	**142**	**0**	**0**	**0**	**0**	**0**	**0**	**0**	**0**	**0**	**0**	**4**	**4**	**9**	**16**	**23**	**35**	**20**	**15**	**8**	**6**	**1**	**0**	**0**	**0**	**0**	**0**	**0**	**1**
1200	**152**	**0**	**0**	**0**	**0**	**0**	**0**	**0**	**0**	**0**	**0**	**2**	**3**	**2**	**19**	**26**	**30**	**22**	**14**	**21**	**8**	**3**	**1**	**0**	**1**	**0**	**0**	**0**	**0**
1300	126	0	0	0	0	0	0	1	3	1	6	1	6	11	17	12	18	17	11	8	6	2	1	3	2	0	0	0	0
1400	106	0	0	0	0	0	0	0	0	3	2	1	0	0	5	16	24	18	15	11	3	4	2	0	1	1	0	0	0
1500	130	0	0	0	0	0	0	2	0	6	3	0	10	8	14	12	24	20	11	6	4	5	4	0	0	0	0	1	0
1600	100	0	0	0	0	0	0	0	1	0	0	0	0	9	10	12	22	13	7	9	4	6	2	0	3	1	0	1	0
1700	62	0	0	0	0	0	0	0	0	1	0	0	0	1	4	7	12	10	7	9	5	2	0	2	1	0	1	0	0
1800	88	0	0	0	0	0	0	0	2	0	1	0	2	3	8	10	15	12	13	9	6	3	3	1	0	0	0	0	0
1900	69	0	0	0	0	0	0	0	0	0	0	0	4	1	3	11	8	14	7	14	5	2	0	0	0	0	0	0	0
2000	55	0	0	0	0	0	0	0	0	3	1	1	1	2	3	1	13	8	7	6	3	2	1	0	0	2	0	1	0
2100	52	0	0	0	0	0	0	0	0	0	0	1	1	0	1	7	8	11	7	10	4	0	1	0	1	0	0	0	0
2200	27	0	0	0	0	0	0	0	0	1	0	0	1	0	0	3	4	9	3	2	1	2	1	0	0	0	0	0	0
2300	16	0	0	0	0	0	0	0	0	0	1	0	0	3	2	2	0	2	2	0	2	1	0	1	0	0	0	0	0
07-19	**1207**	**0**	**0**	**0**	**0**	**0**	**0**	**3**	**6**	**11**	**12**	**8**	**27**	**44**	**114**	**158**	**231**	**187**	**131**	**108**	**71**	**46**	**23**	**9**	**8**	**3**	**3**	**3**	**1**
06-22	**1418**	**0**	**0**	**0**	**0**	**0**	**0**	**3**	**6**	**14**	**13**	**10**	**33**	**47**	**121**	**180**	**263**	**224**	**157**	**142**	**86**	**55**	**27**	**12**	**11**	**6**	**3**	**4**	**1**
06-00	**1461**	**0**	**0**	**0**	**0**	**0**	**0**	**3**	**6**	**15**	**14**	**10**	**34**	**50**	**123**	**185**	**267**	**235**	**162**	**144**	**89**	**58**	**28**	**13**	**11**	**6**	**3**	**4**	**1**
00-00	**1514**	**0**	**0**	**0**	**0**	**0**	**0**	**3**	**6**	**15**	**14**	**10**	**34**	**51**	**128**	**186**	**277**	**242**	**170**	**151**	**93**	**61**	**29**	**15**	**13**	**7**	**3**	**5**	**1**

DRAFT

Site 40
Location R162, Att - tree, Lat 53.7957, Long -6.73831
Direction South

3279 / Meath/Cavan/Monaghan ATC's
October 2013
Automatic Traffic Count

Sun, 13 October 2013

Time	Total	Speed Bins (km/h)																												
		0 - 5	5 - 10	10 - 15	15 - 20	20 - 25	25 - 30	30 - 35	35 - 40	40 - 45	45 - 50	50 - 55	55 - 60	60 - 65	65 - 70	70 - 75	75 - 80	80 - 85	85 - 90	90 - 95	95 - 100	100 - 105	105 - 110	110 - 115	115 - 120	120 - 125	125 - 130	130 - 135	135 - 140
0000	12	0	0	0	0	0	0	0	0	0	0	1	0	0	0	1	2	0	0	1	0	0	3	2	1	1	0	0	0
0100	7	0	0	0	0	0	0	0	0	0	0	0	1	1	1	0	0	1	0	1	1	0	0	0	0	0	1	0	0
0200	6	0	0	0	0	0	0	0	0	0	0	0	0	0	0	1	0	1	2	1	0	1	0	0	0	0	0	0	0
0300	7	0	0	0	0	0	0	0	0	0	0	0	1	0	0	0	1	1	0	2	0	0	0	2	0	0	0	0	0
0400	1	0	0	0	0	0	0	0	0	0	0	0	0	0	0	0	1	0	0	0	0	0	0	0	0	0	0	0	0	0
0500	6	0	0	0	0	0	0	0	0	0	0	0	0	0	0	1	0	1	2	2	0	0	0	0	0	0	0	0	0	0
0600	12	0	0	0	0	0	0	0	0	0	0	0	0	0	1	0	2	2	3	0	0	2	1	1	0	0	0	0	0	0
0700	24	0	0	0	0	0	0	0	0	0	0	2	0	0	1	1	1	2	5	1	3	5	2	1	0	0	0	0	0	0
0800	26	0	0	0	0	0	0	0	0	0	1	0	0	0	1	2	1	2	3	8	6	1	1	0	0	0	0	0	0	0
0900	43	0	0	0	0	0	1	0	0	0	7	1	0	3	1	3	8	1	5	6	3	1	1	1	0	1	0	0	0	0
1000	59	0	0	0	1	0	0	0	0	0	0	0	0	0	2	5	9	11	12	5	5	2	4	2	0	0	1	0	0	0
1100	**101**	**0**	**0**	**0**	**0**	**0**	**0**	**0**	**0**	**0**	**0**	**0**	**0**	**4**	**9**	**7**	**17**	**23**	**10**	**3**	**12**	**6**	**3**	**3**	**1**	**2**	**1**	**0**	**0**	**0**
1200	115	0	0	0	0	0	0	0	0	1	0	0	2	1	11	10	24	19	18	13	9	1	2	0	3	1	0	0	0	0
1300	**137**	**0**	**0**	**0**	**0**	**1**	**0**	**0**	**0**	**0**	**0**	**0**	**0**	**5**	**13**	**12**	**20**	**26**	**25**	**14**	**7**	**8**	**3**	**0**	**3**	**0**	**0**	**0**	**0**	**0**
1400	135	0	0	0	0	0	0	0	0	0	0	0	2	2	6	18	29	31	15	13	9	5	3	0	0	0	2	0	0	0
1500	98	0	0	0	0	0	0	0	0	0	0	0	0	4	8	2	29	15	11	10	8	3	3	4	1	0	0	0	0	0
1600	96	0	0	0	0	0	0	0	0	0	0	2	4	1	11	15	22	11	13	6	5	4	1	0	1	0	0	0	0	0
1700	104	0	0	0	0	0	0	0	0	1	0	0	3	6	6	18	14	18	18	7	5	4	4	0	0	0	0	0	0	0
1800	96	0	0	0	0	0	0	0	0	0	0	0	0	2	10	18	17	13	14	10	4	3	3	1	0	0	1	0	0	0
1900	83	0	0	0	0	0	0	0	1	2	0	0	2	10	8	15	10	10	8	8	2	1	2	3	1	0	0	0	0	0
2000	56	0	0	0	0	0	0	0	0	0	0	0	0	1	10	3	13	11	6	4	6	0	0	0	0	1	1	0	0	0
2100	31	0	0	0	0	0	0	0	0	0	0	0	0	0	4	3	6	5	4	4	1	2	1	0	0	1	0	0	0	0
2200	13	0	0	0	0	0	0	0	0	0	1	0	0	0	4	3	0	2	2	0	0	0	0	1	0	0	0	0	0	0
2300	12	0	0	0	0	0	0	0	0	0	0	0	0	1	0	1	1	3	1	1	2	0	0	0	1	1	0	0	0	0
07-19	**1034**	**0**	**0**	**0**	**1**	**1**	**1**	**0**	**0**	**2**	**8**	**5**	**11**	**28**	**79**	**111**	**191**	**172**	**149**	**96**	**76**	**43**	**30**	**12**	**9**	**4**	**5**	**0**	**0**	**0**
06-22	**1216**	**0**	**0**	**0**	**1**	**1**	**1**	**0**	**1**	**4**	**8**	**5**	**13**	**39**	**102**	**132**	**222**	**200**	**170**	**112**	**85**	**48**	**34**	**16**	**10**	**6**	**6**	**0**	**0**	**0**
06-00	**1241**	**0**	**0**	**0**	**1**	**1**	**1**	**0**	**1**	**4**	**9**	**5**	**13**	**40**	**106**	**136**	**223**	**205**	**173**	**113**	**87**	**48**	**34**	**17**	**11**	**7**	**6**	**0**	**0**	**0**
00-00	**1280**	**0**	**0**	**0**	**1**	**1**	**1**	**0**	**1**	**4**	**9**	**6**	**15**	**41**	**107**	**139**	**227**	**209**	**177**	**120**	**88**	**49**	**37**	**21**	**12**	**8**	**7**	**0**	**0**	**0**

DRAFT

Site 40
Location R162, Att - tree, Lat 53.7957, Long -6.73831
Direction South

3279 / Meath/Cavan/Monaghan ATC's
October 2013
Automatic Traffic Count

Mon, 14 October 2013

Time	Total	Speed Bins (km/h)																												
		0 - 5	5 - 10	10 - 15	15 - 20	20 - 25	25 - 30	30 - 35	35 - 40	40 - 45	45 - 50	50 - 55	55 - 60	60 - 65	65 - 70	70 - 75	75 - 80	80 - 85	85 - 90	90 - 95	95 - 100	100 - 105	105 - 110	110 - 115	115 - 120	120 - 125	125 - 130	130 - 135	135 - 140
0000	8	0	0	0	0	0	0	0	0	0	0	0	0	1	0	2	1	0	2	1	0	0	0	0	1	0	0	0	0
0100	4	0	0	0	0	0	0	0	0	0	0	0	0	0	0	0	1	1	0	1	0	1	0	0	0	0	0	0	0	0
0200	1	0	0	0	0	0	0	0	0	0	0	0	0	0	0	0	0	0	1	0	0	0	0	0	0	0	0	0	0	0
0300	2	0	0	0	0	0	0	0	0	0	0	0	0	0	0	0	1	1	0	0	0	0	0	0	0	0	0	0	0	0
0400	7	0	0	0	0	0	0	0	0	0	0	0	0	0	0	0	0	1	1	0	1	3	1	0	0	0	0	0	0	0
0500	28	0	0	0	0	0	0	0	0	0	0	0	0	1	0	0	0	8	10	3	1	1	1	1	1	0	1	0	0	0
0600	107	0	0	0	0	0	0	0	0	0	0	0	0	2	4	0	10	10	12	18	20	19	8	3	1	0	0	0	0	0
0700	143	0	0	0	0	0	0	0	0	0	0	0	1	3	2	7	14	20	25	28	16	14	5	3	4	0	1	0	0	0
0800	**210**	**0**	**0**	**0**	**0**	**0**	**0**	**0**	**0**	**0**	**0**	**0**	**0**	**3**	**13**	**42**	**52**	**29**	**31**	**19**	**13**	**6**	**1**	**1**	**0**	**0**	**0**	**0**	**0**	**0**
0900	143	0	0	0	0	0	0	0	0	0	1	5	0	2	21	27	29	17	15	8	7	6	3	1	0	1	0	0	0	0
1000	104	0	0	0	0	0	2	0	0	0	0	0	1	1	11	11	17	26	16	8	4	5	1	1	0	0	0	0	0	0
1100	91	0	0	0	0	0	0	0	0	0	0	3	4	5	12	10	15	22	9	6	2	3	0	0	0	0	0	0	0	0
1200	117	0	0	0	0	0	0	0	1	0	0	0	2	3	16	17	27	18	15	8	4	0	5	1	0	0	0	0	0	0
1300	97	0	0	0	0	0	3	1	2	0	0	1	1	9	9	7	8	16	16	10	5	5	1	2	1	0	0	0	0	0
1400	98	0	0	0	0	0	0	0	1	0	1	3	6	2	7	15	18	11	14	10	7	1	1	0	0	0	1	0	0	0
1500	139	0	0	0	0	0	0	1	3	4	0	0	3	5	8	22	41	26	12	8	2	1	1	1	0	1	0	0	0	0
1600	103	0	0	0	0	0	0	0	2	0	0	1	3	3	11	23	16	18	10	8	4	2	0	2	0	0	0	0	0	0
1700	**142**	**0**	**0**	**0**	**0**	**0**	**1**	**1**	**2**	**4**	**1**	**1**	**1**	**7**	**11**	**36**	**18**	**20**	**16**	**9**	**5**	**6**	**3**	**0**	**0**	**0**	**0**	**0**	**0**	**0**
1800	113	0	0	0	0	0	1	0	1	0	0	1	1	1	12	16	14	17	12	24	4	3	3	1	0	0	2	0	0	0
1900	75	0	0	0	0	0	0	0	0	4	0	0	0	4	5	8	18	18	8	4	4	0	1	0	1	0	0	0	0	0
2000	55	0	0	0	0	0	0	0	0	1	0	0	1	3	3	12	12	5	10	1	3	1	1	1	0	0	0	0	0	1
2100	43	0	0	0	0	0	0	0	0	0	0	0	0	1	0	6	4	10	2	6	7	2	2	1	1	1	0	0	0	0
2200	43	0	0	0	0	0	0	0	0	0	0	0	0	3	6	1	1	5	8	3	10	1	0	2	3	0	0	0	0	0
2300	12	0	0	0	0	0	0	0	0	0	1	0	0	0	1	0	3	1	0	1	3	0	0	1	1	0	0	0	0	0
07-19	**1500**	**0**	**0**	**0**	**0**	**0**	**7**	**3**	**12**	**8**	**3**	**15**	**23**	**44**	**133**	**233**	**269**	**240**	**191**	**146**	**73**	**52**	**24**	**13**	**5**	**2**	**4**	**0**	**0**	
06-22	**1780**	**0**	**0**	**0**	**0**	**0**	**7**	**3**	**12**	**13**	**3**	**15**	**24**	**54**	**145**	**259**	**313**	**283**	**223**	**175**	**107**	**74**	**36**	**18**	**8**	**3**	**4**	**0**	**1**	
06-00	**1835**	**0**	**0**	**0**	**0**	**0**	**7**	**3**	**12**	**13**	**4**	**15**	**24**	**57**	**152**	**260**	**317**	**289**	**231**	**179**	**120**	**75**	**36**	**21**	**12**	**3**	**4**	**0**	**1**	
00-00	**1885**	**0**	**0**	**0**	**0**	**0**	**7**	**3**	**12**	**13**	**4**	**15**	**24**	**59**	**152**	**262**	**320**	**300**	**245**	**184**	**122**	**80**	**38**	**22**	**14**	**3**	**5**	**0**	**1**	

DRAFT

Site 40
Location R162, Att - tree, Lat 53.7957, Long -6.73831
Direction South

3279 / Meath/Cavan/Monaghan ATC's
October 2013
Automatic Traffic Count

Tue, 15 October 2013

Time	Total	Speed Bins (km/h)																											
		0 - 5	5 - 10	10 - 15	15 - 20	20 - 25	25 - 30	30 - 35	35 - 40	40 - 45	45 - 50	50 - 55	55 - 60	60 - 65	65 - 70	70 - 75	75 - 80	80 - 85	85 - 90	90 - 95	95 - 100	100 - 105	105 - 110	110 - 115	115 - 120	120 - 125	125 - 130	130 - 135	135 - 140
0000	6	0	0	0	0	0	0	0	0	0	0	1	0	0	0	0	2	0	1	1	1	0	0	0	0	0	0	0	0
0100	2	0	0	0	0	0	0	0	0	0	0	0	0	0	1	0	1	0	0	0	0	0	0	0	0	0	0	0	0
0200	4	0	0	0	0	0	0	0	0	0	0	0	0	1	0	0	0	2	0	0	0	0	0	0	1	0	0	0	0
0300	9	0	0	0	0	0	0	0	0	0	0	0	0	0	1	0	0	2	2	0	3	0	0	0	0	1	0	0	0
0400	7	0	0	0	0	0	0	0	0	0	0	0	0	1	1	2	0	0	1	1	1	0	0	0	0	0	0	0	0
0500	33	0	0	0	0	0	0	0	0	0	0	0	0	0	0	1	3	6	5	4	8	2	1	2	1	0	0	0	0
0600	103	0	0	0	0	0	0	0	0	0	0	0	0	1	3	4	16	14	14	8	17	11	6	4	3	1	0	0	1
0700	158	0	0	0	0	0	0	0	0	0	0	0	1	4	4	22	19	43	28	14	11	5	2	4	0	0	0	1	0
0800	**227**	**0**	**0**	**0**	**0**	**0**	**0**	**0**	**0**	**0**	**0**	**0**	**1**	**6**	**16**	**43**	**57**	**35**	**21**	**20**	**15**	**9**	**2**	**1**	**0**	**0**	**1**	**0**	**0**
0900	123	0	0	0	0	0	0	0	0	1	0	1	0	4	7	21	22	28	14	12	8	2	0	2	1	0	0	0	0
1000	84	0	0	0	0	0	0	0	0	0	0	1	1	8	9	11	23	15	9	3	3	1	0	0	0	0	0	0	0
1100	105	0	0	0	0	0	0	0	0	2	4	3	2	7	16	19	19	15	9	3	3	2	1	0	0	0	0	0	0
1200	86	0	0	0	0	0	0	0	0	0	1	0	0	0	8	12	17	18	20	5	4	0	0	0	0	1	0	0	0
1300	86	0	0	0	0	1	0	0	0	0	2	1	0	3	8	19	22	13	7	5	1	1	2	1	0	0	0	0	0
1400	114	0	0	0	0	0	0	0	0	0	1	0	2	3	10	17	15	21	20	8	9	3	2	2	0	0	0	0	1
1500	**156**	**0**	**0**	**0**	**0**	**0**	**1**	**0**	**0**	**0**	**0**	**0**	**2**	**7**	**18**	**24**	**35**	**26**	**18**	**12**	**5**	**2**	**0**	**2**	**3**	**1**	**0**	**0**	**0**
1600	120	0	0	0	0	0	0	3	0	1	0	1	3	11	15	20	17	17	9	6	8	4	3	1	0	0	0	1	0
1700	132	0	0	0	0	0	0	0	0	0	0	0	3	2	7	21	27	40	9	11	7	3	1	1	0	0	0	0	0
1800	115	0	0	0	0	0	0	0	0	0	1	5	0	1	9	23	28	15	16	5	3	7	2	0	0	0	0	0	0
1900	70	0	0	0	0	0	0	0	0	2	0	0	0	1	9	10	11	10	15	5	1	3	1	1	0	0	0	1	0
2000	31	0	0	0	0	0	0	0	0	0	0	0	0	1	3	5	1	7	4	6	0	3	0	0	1	0	0	0	0
2100	34	0	0	0	0	0	0	0	0	0	0	0	1	2	1	8	5	7	4	2	0	2	0	2	0	0	0	0	0
2200	25	0	0	0	0	0	0	0	0	0	0	0	0	1	2	4	2	5	4	5	1	0	0	1	0	0	0	0	0
2300	7	0	0	0	0	0	0	0	0	0	0	0	0	2	0	0	0	1	2	1	0	0	1	0	0	0	0	0	0
07-19	**1506**	**0**	**0**	**0**	**0**	**1**	**1**	**3**	**0**	**4**	**9**	**12**	**15**	**56**	**127**	**252**	**301**	**286**	**180**	**104**	**77**	**39**	**15**	**14**	**4**	**2**	**1**	**2**	**1**
06-22	**1744**	**0**	**0**	**0**	**0**	**1**	**1**	**3**	**0**	**6**	**9**	**12**	**16**	**61**	**143**	**279**	**334**	**324**	**217**	**125**	**95**	**58**	**22**	**21**	**8**	**3**	**1**	**3**	**2**
06-00	**1776**	**0**	**0**	**0**	**0**	**1**	**1**	**3**	**0**	**6**	**9**	**12**	**16**	**64**	**145**	**283**	**336**	**330**	**223**	**131**	**96**	**58**	**23**	**22**	**8**	**3**	**1**	**3**	**2**
00-00	**1837**	**0**	**0**	**0**	**0**	**1**	**1**	**3**	**0**	**6**	**9**	**13**	**16**	**66**	**148**	**286**	**342**	**340**	**232**	**137**	**109**	**60**	**24**	**24**	**10**	**4**	**1**	**3**	**2**

DRAFT

Site 40
Location R162, Att - tree, Lat 53.7957, Long -6.73831
Direction South

3279 / Meath/Cavan/Monaghan ATC's
October 2013
Automatic Traffic Count

Wed, 16 October 2013

Time	Total	Speed Bins (km/h)																												
		0 - 5	5 - 10	10 - 15	15 - 20	20 - 25	25 - 30	30 - 35	35 - 40	40 - 45	45 - 50	50 - 55	55 - 60	60 - 65	65 - 70	70 - 75	75 - 80	80 - 85	85 - 90	90 - 95	95 - 100	100 - 105	105 - 110	110 - 115	115 - 120	120 - 125	125 - 130	130 - 135	135 - 140
0000	14	0	0	0	0	0	0	0	0	0	0	0	0	0	1	0	3	4	2	2	0	1	1	0	0	0	0	0	0	0
0100	3	0	0	0	0	0	0	0	0	0	0	0	0	0	0	0	1	1	0	0	0	0	1	0	0	0	0	0	0	0
0200	5	0	0	0	0	0	0	0	0	0	0	0	0	0	0	2	0	2	1	0	0	0	0	0	0	0	0	0	0	0
0300	2	0	0	0	0	0	0	0	0	0	0	0	0	1	0	0	0	1	0	0	0	0	0	0	0	0	0	0	0	0
0400	8	0	0	0	0	0	0	0	0	0	0	0	0	0	0	2	3	1	1	0	1	0	0	0	0	0	0	0	0	0
0500	40	0	0	0	0	0	0	0	0	0	0	0	1	0	0	1	6	8	5	4	8	3	0	3	0	0	0	0	0	1
0600	118	0	0	0	0	0	0	0	0	0	0	1	1	0	1	7	12	7	13	15	31	18	5	5	0	2	0	0	0	0
0700	136	0	0	0	0	0	0	0	0	0	0	1	0	10	11	19	32	19	14	15	6	4	5	0	0	0	0	0	0	0
0800	**234**	**1**	**0**	**0**	**0**	**0**	**1**	**0**	**0**	**0**	**1**	**2**	**9**	**19**	**30**	**70**	**53**	**18**	**16**	**9**	**1**	**4**	**0**	**0**	**0**	**0**	**0**	**0**	**0**	**0**
0900	138	0	0	0	0	0	0	0	0	0	0	0	3	13	14	36	21	28	13	4	3	1	1	0	0	0	0	1	0	0
1000	102	0	0	0	0	0	0	0	0	1	1	2	8	8	16	27	21	10	7	0	0	1	0	0	0	0	0	0	0	0
1100	129	0	0	0	0	0	1	0	0	0	0	1	10	10	27	23	16	17	18	3	2	1	0	0	0	0	0	0	0	0
1200	105	0	0	0	0	0	0	0	1	1	0	10	4	7	11	24	18	10	9	7	0	2	1	0	0	0	0	0	0	0
1300	101	0	0	0	0	0	0	0	0	0	0	1	2	1	9	13	31	17	8	10	2	2	2	2	0	1	0	0	0	0
1400	83	0	0	0	0	0	0	0	0	0	0	0	3	7	8	13	13	10	11	5	9	3	1	0	0	0	0	0	0	0
1500	**143**	**0**	**0**	**0**	**0**	**0**	**0**	**0**	**0**	**1**	**0**	**2**	**3**	**3**	**16**	**21**	**34**	**27**	**20**	**10**	**4**	**0**	**2**	**0**	**0**	**0**	**0**	**0**	**0**	**0**
1600	94	0	0	0	0	0	0	0	2	0	0	0	5	1	5	12	16	23	13	8	4	2	1	2	0	0	0	0	0	0
1700	139	0	0	0	0	0	0	0	0	0	2	0	0	5	15	29	21	26	22	10	6	3	0	0	0	0	0	0	0	0
1800	102	0	0	0	0	0	0	0	0	0	0	0	3	1	7	13	20	22	19	10	3	2	2	0	0	0	0	0	0	0
1900	89	0	0	0	0	0	0	0	0	0	0	0	5	15	17	14	12	5	6	7	3	1	1	2	1	0	0	0	0	0
2000	36	0	0	0	0	0	0	1	0	0	0	0	0	3	7	3	3	3	9	4	2	1	0	0	0	0	0	0	0	0
2100	29	0	0	0	0	0	0	0	0	0	0	0	1	3	1	10	1	6	1	1	2	2	0	1	0	0	0	0	0	0
2200	22	0	0	0	0	0	0	0	0	0	0	0	0	0	1	4	8	1	3	3	0	1	1	0	0	0	0	0	0	0
2300	15	0	0	0	0	0	0	0	0	0	0	0	0	0	2	2	3	1	4	2	1	0	0	0	0	0	0	0	0	0
07-19	**1506**	**1**	**0**	**0**	**0**	**0**	**2**	**0**	**3**	**3**	**4**	**19**	**50**	**85**	**169**	**300**	**296**	**227**	**170**	**91**	**40**	**25**	**15**	**4**	**0**	**1**	**0**	**1**	**0**	
06-22	**1778**	**1**	**0**	**0**	**0**	**0**	**2**	**1**	**3**	**3**	**4**	**20**	**57**	**106**	**195**	**334**	**324**	**248**	**199**	**118**	**78**	**47**	**21**	**12**	**1**	**3**	**0**	**1**	**0**	
06-00	**1815**	**1**	**0**	**0**	**0**	**0**	**2**	**1**	**3**	**3**	**4**	**20**	**57**	**106**	**198**	**340**	**335**	**250**	**206**	**123**	**79**	**48**	**22**	**12**	**1**	**3**	**0**	**1**	**0**	
00-00	**1887**	**1**	**0**	**0**	**0**	**0**	**2**	**1**	**3**	**3**	**4**	**20**	**58**	**107**	**199**	**345**	**348**	**267**	**215**	**129**	**88**	**52**	**24**	**15**	**1**	**3**	**0**	**1**	**1**	

DRAFT

Site 40
Location R162, Att - tree, Lat 53.7957, Long -6.73831
Direction South

3279 / Meath/Cavan/Monaghan ATC's
October 2013
Automatic Traffic Count

Virtual Day (7)

Time	Total	Speed Bins (km/h)																											
		0 - 5	5 - 10	10 - 15	15 - 20	20 - 25	25 - 30	30 - 35	35 - 40	40 - 45	45 - 50	50 - 55	55 - 60	60 - 65	65 - 70	70 - 75	75 - 80	80 - 85	85 - 90	90 - 95	95 - 100	100 - 105	105 - 110	110 - 115	115 - 120	120 - 125	125 - 130	130 - 135	135 - 140
0000	9	0	0	0	0	0	0	0	0	0	0	0	0	0	0	0	2	1	1	1	1	0	1	0	0	0	0	0	0
0100	8	0	0	0	0	0	0	0	0	0	0	0	0	0	1	0	1	2	2	1	1	1	0	0	0	0	0	0	0
0200	4	0	0	0	0	0	0	0	0	0	0	0	0	0	0	1	0	1	2	0	0	0	0	0	0	0	0	0	0
0300	5	0	0	0	0	0	0	0	0	0	0	0	0	0	1	0	1	1	1	0	0	0	0	0	0	0	0	0	0
0400	6	0	0	0	0	0	0	0	0	0	0	0	0	0	0	1	1	1	1	1	1	1	0	0	0	0	0	0	0
0500	27	0	0	0	0	0	0	0	0	0	0	0	0	0	0	1	3	5	5	4	3	2	2	1	1	0	0	0	0
0600	83	0	0	0	0	0	0	0	0	0	0	0	1	1	2	3	9	8	10	11	13	11	6	4	2	1	1	0	0
0700	111	0	0	0	0	0	0	0	0	0	0	1	0	3	4	10	14	20	18	15	10	9	4	2	1	0	0	0	0
0800	**169**	**0**	**0**	**0**	**0**	**0**	**0**	**0**	**0**	**0**	**0**	**0**	**2**	**6**	**13**	**32**	**38**	**26**	**20**	**13**	**11**	**5**	**2**	**1**	**0**	**0**	**0**	**0**	**0**
0900	112	0	0	0	0	0	0	0	0	0	1	1	1	4	11	19	19	18	14	11	6	3	2	1	0	1	0	0	0
1000	98	0	0	0	0	0	0	0	0	0	1	1	3	4	9	14	22	18	12	6	4	2	1	1	0	0	0	0	0
1100	115	0	0	0	0	0	0	0	0	0	1	2	4	7	15	17	22	19	12	6	5	3	1	1	0	0	0	0	0
1200	120	0	0	0	0	0	0	0	0	0	0	2	2	4	12	19	25	20	15	10	5	2	2	0	1	0	0	0	0
1300	107	0	0	0	0	0	0	1	1	0	1	1	1	6	10	13	19	19	14	8	4	3	2	1	1	0	0	0	0
1400	109	0	0	0	0	0	0	0	0	1	1	2	3	4	8	15	20	17	15	9	7	3	2	0	0	0	0	0	0
1500	**141**	**0**	**0**	**0**	**0**	**0**	**0**	**0**	**0**	**2**	**1**	**0**	**3**	**5**	**11**	**17**	**33**	**26**	**19**	**11**	**5**	**2**	**2**	**1**	**1**	**0**	**0**	**0**	**0**
1600	115	0	0	0	0	0	1	1	1	0	0	1	3	6	11	20	20	18	12	9	6	3	1	1	1	0	0	0	0
1700	125	0	0	0	0	0	0	0	0	1	0	1	2	4	9	21	23	24	14	10	7	3	2	0	0	0	0	0	0
1800	102	0	0	0	0	0	0	1	0	0	0	1	1	2	8	15	18	16	14	11	5	3	2	1	0	0	1	0	0
1900	78	0	0	0	0	0	0	0	0	1	0	0	2	5	9	12	12	12	8	8	4	2	1	1	1	0	0	0	0
2000	47	0	0	0	0	0	0	0	0	1	0	0	1	2	5	5	8	8	7	4	2	2	0	0	0	0	0	0	0
2100	42	0	0	0	0	0	0	0	0	0	0	0	1	2	2	6	6	8	5	4	2	2	1	1	1	0	0	0	0
2200	27	0	0	0	0	0	0	0	0	0	0	0	0	1	2	4	3	5	4	2	2	2	1	1	0	0	0	0	0
2300	13	0	0	0	0	0	0	0	0	0	0	0	0	1	1	1	2	2	2	2	1	1	0	0	0	0	0	0	0
07-19	**1424**	**0**	**0**	**0**	**0**	**0**	**2**	**3**	**3**	**5**	**6**	**13**	**25**	**55**	**122**	**212**	**274**	**241**	**180**	**121**	**73**	**41**	**23**	**10**	**6**	**3**	**2**	**1**	**0**
06-22	**1673**	**0**	**0**	**0**	**0**	**0**	**2**	**3**	**4**	**7**	**7**	**14**	**29**	**64**	**141**	**238**	**310**	**277**	**209**	**147**	**95**	**58**	**31**	**17**	**10**	**4**	**3**	**2**	**1**
06-00	**1713**	**0**	**0**	**0**	**0**	**0**	**2**	**3**	**4**	**7**	**7**	**14**	**30**	**66**	**144**	**243**	**314**	**283**	**215**	**151**	**99**	**60**	**32**	**18**	**10**	**5**	**3**	**2**	**1**
00-00	**1772**	**0**	**0**	**0**	**0**	**0**	**2**	**3**	**4**	**7**	**7**	**15**	**30**	**68**	**145**	**245**	**322**	**294**	**226**	**158**	**104**	**64**	**35**	**20**	**12**	**5**	**4**	**2**	**1**

DRAFT

Site 40
Location R162, Att - tree, Lat 53.7957, Long -6.73831
Direction South

3279 / Meath/Cavan/Monaghan ATC's
October 2013
Automatic Traffic Count

Virtual Week (1)

Time	Total	Speed Bins (km/h)																												
		0 - 5	5 - 10	10 - 15	15 - 20	20 - 25	25 - 30	30 - 35	35 - 40	40 - 45	45 - 50	50 - 55	55 - 60	60 - 65	65 - 70	70 - 75	75 - 80	80 - 85	85 - 90	90 - 95	95 - 100	100 - 105	105 - 110	110 - 115	115 - 120	120 - 125	125 - 130	130 - 135	135 - 140
Mon	1885	0	0	0	0	0	7	3	12	13	4	15	24	59	152	262	320	300	245	184	122	80	38	22	14	3	5	0	1
Tue	1837	0	0	0	0	1	1	3	0	6	9	13	16	66	148	286	342	340	232	137	109	60	24	24	10	4	1	3	2
Wed	1887	1	0	0	0	0	2	1	3	3	4	20	58	107	199	345	348	267	215	129	88	52	24	15	1	3	0	1	1
Thu	1953	0	0	0	0	0	0	3	2	4	5	23	21	76	141	252	372	321	269	178	109	67	58	23	16	6	4	3	0
Fri	2050	0	0	0	0	0	6	6	1	5	5	15	45	74	142	247	366	377	272	205	119	78	35	18	20	5	5	3	1
|Sat	1514	0	0	0	0	0	0	3	6	15	14	10	34	51	128	186	277	242	170	151	93	61	29	15	13	7	3	5	1
|Sun	1280	0	0	0	1	1	1	0	1	4	9	6	15	41	107	139	227	209	177	120	88	49	37	21	12	8	7	0	0
5 Day Ave.	**1922**	**0**	**0**	**0**	**0**	**0**	**3**	**3**	**4**	**6**	**5**	**17**	**33**	**76**	**156**	**278**	**350**	**321**	**247**	**167**	**109**	**67**	**36**	**20**	**12**	**4**	**3**	**2**	**1**
7 Day Ave.	**1772**	**0**	**0**	**0**	**0**	**0**	**2**	**3**	**4**	**7**	**7**	**15**	**30**	**68**	**145**	**245**	**322**	**294**	**226**	**158**	**104**	**64**	**35**	**20**	**12**	**5**	**4**	**2**	**1**
--	**12406**	**1**	**0**	**0**	**1**	**2**	**17**	**19**	**25**	**50**	**50**	**102**	**213**	**474**	**1017**	**1717**	**2252**	**2056**	**1580**	**1104**	**728**	**447**	**245**	**138**	**86**	**36**	**25**	**15**	**6**

Summary Graphs

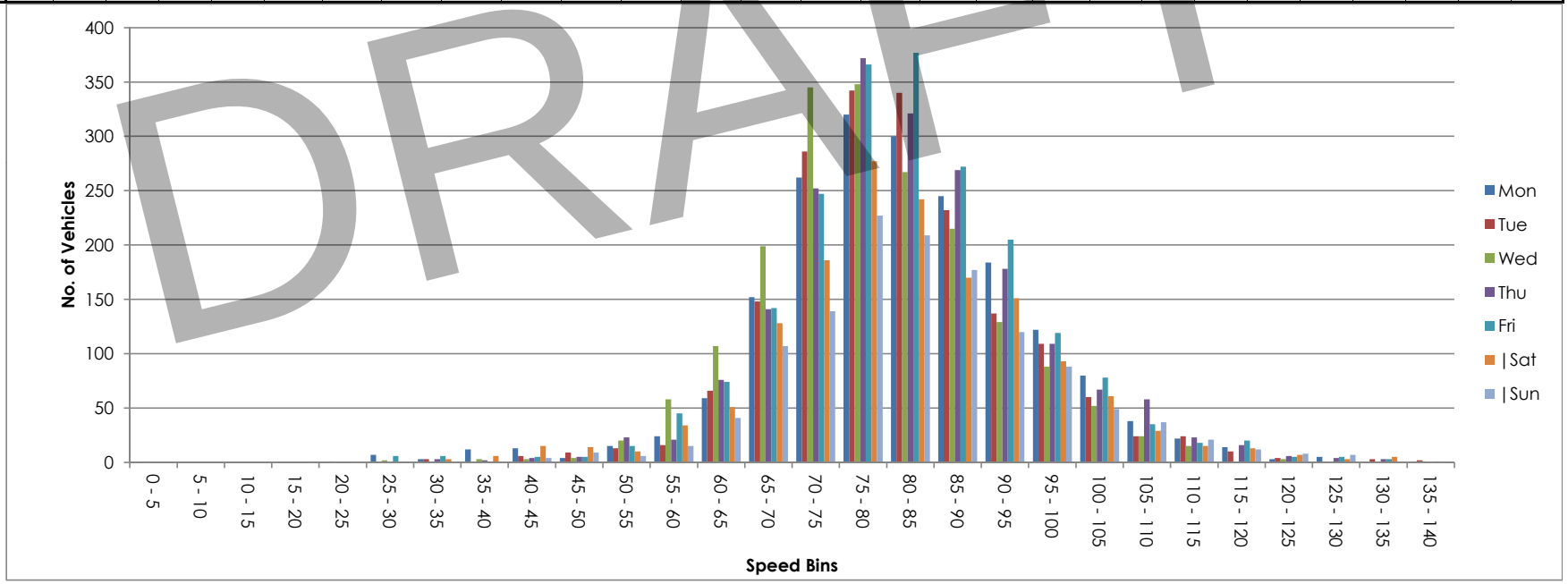

DRAFT

Site 40
Location R162, Att - tree, Lat 53.7957, Long -6.73831
Direction Two way

3279 / Meath/Cavan/Monaghan ATC's
October 2013
Automatic Traffic Count

Thu, 10 October 2013

Time	Total	Classification												>PSL	>PSL%	>SL1	>SL1%	>SL2	>SL2%	Mean	Vpp
		1 MCL	2 SV	3 SVT	4 TB2	5 TB3	6 T4	7 ART3	8 ART4	9 ART5	10 ART6	11 BD	12 DRT	80	80	85 +5kph	85 +5kph	90 +10kph	90 +10kph		85
0000	14	0	12	0	0	0	0	0	0	2	0	0	0	7	50	7	50	7	50	86.8	96.5
0100	18	0	13	0	3	0	0	0	0	2	0	0	0	14	77.8	10	55.6	5	27.8	86.7	96.5
0200	7	0	7	0	0	0	0	0	0	0	0	0	0	7	100	7	100	0	0	88.8	-
0300	9	0	7	0	1	0	0	0	0	0	1	0	0	5	55.6	4	44.4	3	33.3	88.4	-
0400	12	0	10	0	2	0	0	0	0	0	0	0	0	11	91.7	4	33.3	3	25	86.8	90
0500	52	0	40	0	5	1	1	0	0	5	0	0	0	47	90.4	40	76.9	32	61.5	93.6	109.1
0600	118	0	95	3	10	5	0	0	2	3	0	0	0	96	81.4	82	69.5	69	58.5	92.3	108
0700	200	0	161	2	28	0	1	0	1	4	3	0	0	147	73.5	102	51	60	30	86.2	97.6
0800	**369**	**0**	**326**	**6**	**26**	**1**	**2**	**0**	**3**	**4**	**0**	**0**	**1**	**207**	**56.1**	**134**	**36.3**	**71**	**19.2**	**82.4**	**92.2**
0900	225	1	182	6	22	1	3	1	1	7	1	0	0	102	45.3	75	33.3	51	22.7	80.4	92.5
1000	192	0	158	1	22	1	4	0	0	3	3	0	0	85	44.3	54	28.1	25	13	78.8	88.9
1100	215	3	174	5	14	2	6	0	3	6	2	0	0	96	44.7	55	25.6	30	14	79.3	89.6
1200	226	0	192	4	16	0	3	0	4	6	1	0	0	121	53.5	69	30.5	41	18.1	81	90.7
1300	199	1	156	5	23	0	6	0	2	6	0	0	0	101	50.8	61	30.7	30	15.1	80.1	89.6
1400	208	1	169	1	21	1	2	2	2	8	1	0	0	103	49.5	75	36.1	43	20.7	80.4	91.8
1500	313	0	259	4	39	2	2	0	0	6	1	0	0	187	59.7	115	36.7	56	17.9	82.2	90.7
1600	306	0	245	9	42	0	5	0	1	3	1	0	0	142	46.4	90	29.4	49	16	79.4	90.7
1700	**356**	**1**	**302**	**6**	**30**	**2**	**3**	**0**	**3**	**8**	**1**	**0**	**0**	**194**	**54.5**	**127**	**35.7**	**77**	**21.6**	**81.9**	**92.9**
1800	254	0	211	3	26	4	3	0	1	6	0	0	0	157	61.8	115	45.3	73	28.7	83.6	95.8
1900	191	0	165	4	15	1	1	0	1	2	2	0	0	98	51.3	68	35.6	46	24.1	81.2	94
2000	147	0	137	1	7	1	0	0	0	1	0	0	0	79	53.7	51	34.7	32	21.8	81.5	92.2
2100	113	0	98	2	10	0	0	0	0	3	0	0	0	50	44.2	34	30.1	22	19.5	79.8	91.1
2200	68	0	61	0	3	0	1	0	0	3	0	0	0	50	73.5	38	55.9	28	41.2	88.4	103.7
2300	34	0	31	0	0	0	0	0	1	2	0	0	0	29	85.3	27	79.4	18	52.9	90.9	100.4
07-19	**3063**	**7**	**2535**	**52**	**309**	**14**	**40**	**3**	**21**	**67**	**14**	**0**	**1**	**1642**	**53.6**	**1072**	**35**	**606**	**19.8**	**81.4**	**92.2**
06-22	**3632**	**7**	**3030**	**62**	**351**	**21**	**41**	**3**	**24**	**76**	**16**	**0**	**1**	**1965**	**54.1**	**1307**	**36**	**775**	**21.3**	**81.7**	**92.9**
06-00	**3734**	**7**	**3122**	**62**	**354**	**21**	**42**	**3**	**25**	**81**	**16**	**0**	**1**	**2044**	**54.7**	**1372**	**36.7**	**821**	**22**	**81.9**	**92.9**
00-00	**3846**	**7**	**3211**	**62**	**365**	**22**	**43**	**3**	**25**	**90**	**17**	**0**	**1**	**2135**	**55.5**	**1444**	**37.5**	**871**	**22.6**	**82.1**	**93.2**

DRAFT

Site 40
Location R162, Att - tree, Lat 53.7957, Long -6.73831
Direction Two way

3279 / Meath/Cavan/Monaghan ATC's
October 2013
Automatic Traffic Count

Fri, 11 October 2013

Time	Total	Classification												>PSL	>PSL%	>SL1	>SL1%	>SL2	>SL2%	Mean	Vpp
		1 MCL	2 SV	3 SVT	4 TB2	5 TB3	6 T4	7 ART3	8 ART4	9 ART5	10 ART6	11 BD	12 DRT	80	80	85 +5kph	85 +5kph	90 +10kph	90 +10kph		85
0000	18	0	17	0	0	0	0	0	1	0	0	0	0	12	66.7	10	55.6	5	27.8	85.1	97.2
0100	21	0	16	0	2	0	0	0	1	2	0	0	0	16	76.2	12	57.1	7	33.3	87	95
0200	6	0	4	0	0	0	0	0	0	1	1	0	0	5	83.3	5	83.3	4	66.7	94.3	-
0300	13	0	9	0	2	0	0	0	1	1	0	0	0	9	69.2	7	53.8	4	30.8	89.3	102.2
0400	10	0	5	0	1	0	1	0	2	1	0	0	0	8	80	6	60	3	30	89.1	-
0500	40	0	28	0	10	0	0	0	0	2	0	0	0	35	87.5	29	72.5	22	55	92.1	103.7
0600	114	0	91	2	17	3	0	0	0	0	1	0	0	89	78.1	76	66.7	61	53.5	93.1	109.8
0700	198	0	147	1	33	2	3	2	2	4	4	0	0	140	70.7	111	56.1	76	38.4	86.7	100.4
0800	**381**	**0**	**337**	**1**	**29**	**2**	**2**	**0**	**2**	**7**	**1**	**0**	**0**	**226**	**59.3**	**136**	**35.7**	**78**	**20.5**	**82.3**	**92.9**
0900	226	0	183	1	22	1	5	1	2	8	3	0	0	129	57.1	84	37.2	47	20.8	80.9	91.4
1000	193	0	141	7	28	1	8	0	4	3	1	0	0	71	36.8	38	19.7	22	11.4	77.6	88.2
1100	216	1	158	10	22	5	8	0	1	5	5	0	1	84	38.9	47	21.8	29	13.4	77.4	88.6
1200	276	1	205	9	39	4	7	1	0	6	4	0	0	112	40.6	68	24.6	33	12	77.4	88.6
1300	266	0	206	6	31	2	4	0	2	10	5	0	0	134	50.4	69	25.9	31	11.7	78.9	88.2
1400	236	0	178	5	30	1	5	0	3	12	2	0	0	140	59.3	96	40.7	58	24.6	82.5	94
1500	**377**	**3**	**313**	**11**	**33**	**2**	**3**	**0**	**1**	**9**	**2**	**0**	**0**	**203**	**53.8**	**129**	**34.2**	**73**	**19.4**	**81.3**	**91.1**
1600	323	0	265	9	28	2	3	1	4	7	4	0	0	164	50.8	110	34.1	65	20.1	79.9	92.9
1700	334	1	276	8	35	2	4	0	2	4	2	0	0	186	55.7	98	29.3	57	17.1	82	90.7
1800	265	0	224	7	27	0	3	0	2	2	0	0	0	153	57.7	109	41.1	66	24.9	81.5	93.6
1900	230	1	210	4	10	1	0	0	1	1	2	0	0	133	57.8	88	38.3	56	24.3	81.8	93.6
2000	133	0	125	2	5	0	0	0	0	1	0	0	0	74	55.6	58	43.6	34	25.6	83.7	94.7
2100	128	0	115	0	5	3	0	1	1	3	0	0	0	75	58.6	55	43	33	25.8	84.2	97.9
2200	69	0	61	1	2	1	0	0	0	4	0	0	0	38	55.1	25	36.2	16	23.2	82.8	98.3
2300	41	0	39	0	1	0	0	0	0	1	0	0	0	27	65.9	19	46.3	18	43.9	87.5	101.9
07-19	**3291**	**6**	**2633**	**75**	**357**	**24**	**55**	**5**	**25**	**77**	**33**	**0**	**1**	**1742**	**52.9**	**1095**	**33.3**	**635**	**19.3**	**80.8**	**91.8**
06-22	**3896**	**7**	**3174**	**83**	**394**	**31**	**55**	**6**	**27**	**82**	**36**	**0**	**1**	**2113**	**54.2**	**1372**	**35.2**	**819**	**21**	**81.4**	**92.9**
06-00	**4006**	**7**	**3274**	**84**	**397**	**32**	**55**	**6**	**27**	**87**	**36**	**0**	**1**	**2178**	**54.4**	**1416**	**35.3**	**853**	**21.3**	**81.5**	**92.9**
00-00	**4114**	**7**	**3353**	**84**	**412**	**32**	**56**	**6**	**32**	**94**	**37**	**0**	**1**	**2263**	**55**	**1485**	**36.1**	**898**	**21.8**	**81.7**	**93.2**

DRAFT

Site 40
Location R162, Att - tree, Lat 53.7957, Long -6.73831
Direction Two way

3279 / Meath/Cavan/Monaghan ATC's
October 2013
Automatic Traffic Count

Sat, 12 October 2013

Time	Total	Classification												>PSL	>PSL%	>SL1	>SL1%	>SL2	>SL2%	Mean	Vpp
		1 MCL	2 SV	3 SVT	4 TB2	5 TB3	6 T4	7 ART3	8 ART4	9 ART5	10 ART6	11 BD	12 DRT	80	80	85 +5kph	85 +5kph	90 +10kph	90 +10kph		85
0000	35	0	31	0	1	0	0	0	1	2	0	0	0	20	57.1	14	40	10	28.6	85.2	95.4
0100	29	0	20	0	3	1	0	0	0	3	1	0	1	24	82.8	19	65.5	10	34.5	91	108
0200	10	0	10	0	0	0	0	0	0	0	0	0	0	8	80	8	80	5	50	99.4	-
0300	14	0	9	0	4	0	0	0	0	1	0	0	0	8	57.1	7	50	6	42.9	87.9	106.2
0400	8	0	7	0	0	0	0	0	1	0	0	0	0	8	100	7	87.5	6	75	97.4	-
0500	15	0	7	0	4	0	0	0	1	0	3	0	0	9	60	6	40	5	33.3	86.1	92.9
0600	42	0	35	0	4	0	0	0	1	2	0	0	0	35	83.3	30	71.4	24	57.1	93.8	109.8
0700	66	0	52	0	9	1	0	0	3	0	1	0	0	55	83.3	44	66.7	35	53	90.6	101.9
0800	104	0	83	3	14	1	0	0	2	1	0	0	0	59	56.7	43	41.3	29	27.9	84.1	97.6
0900	168	0	144	3	13	2	0	0	2	4	0	0	0	99	58.9	71	42.3	52	31	83.8	97.9
1000	178	0	154	6	15	0	0	0	0	3	0	0	0	103	57.9	69	38.8	44	24.7	83.2	94.7
1100	**248**	**0**	**221**	**7**	**15**	**1**	**0**	**0**	**0**	**3**	**1**	**0**	**0**	**105**	**42.3**	**74**	**29.8**	**41**	**16.5**	**79.2**	**90.4**
1200	262	2	226	4	17	2	3	0	2	5	1	0	0	136	51.9	89	34	55	21	81.6	91.8
1300	264	0	226	11	19	0	2	1	3	2	0	0	0	133	50.4	89	33.7	53	20.1	78	92.5
1400	227	1	202	5	16	1	1	0	0	1	0	0	0	134	59	95	41.9	59	26	83.3	93.6
1500	**273**	**3**	**242**	**6**	**19**	**0**	**0**	**0**	**1**	**1**	**1**	**0**	**0**	**131**	**48**	**84**	**30.8**	**51**	**18.7**	**78.7**	**92.9**
1600	226	1	200	10	13	0	0	0	0	2	0	0	0	106	46.9	73	32.3	56	24.8	81	95
1700	185	0	174	1	10	0	0	0	0	0	0	0	0	118	63.8	90	48.6	69	37.3	86	100.1
1800	208	0	192	0	12	2	0	0	2	0	0	0	0	127	61.1	84	40.4	54	26	83.7	97.2
1900	166	2	152	2	6	0	0	1	0	3	0	0	0	107	64.5	66	39.8	47	28.3	83.1	94.7
2000	123	0	114	3	4	0	0	0	0	1	1	0	0	69	56.1	51	41.5	37	30.1	82.4	96.5
2100	101	0	92	3	4	1	0	0	0	1	0	0	0	55	54.5	39	38.6	28	27.7	81.3	91.8
2200	58	0	53	1	3	1	0	0	0	0	0	0	0	37	63.8	21	36.2	13	22.4	83.1	94.3
2300	39	0	35	0	3	0	0	0	0	1	0	0	0	22	56.4	18	46.2	10	25.6	82.6	97.9
07-19	**2409**	**7**	**2116**	**56**	**172**	**10**	**6**	**1**	**15**	**22**	**4**	**0**	**0**	**1306**	**54.2**	**905**	**37.6**	**598**	**24.8**	**81.9**	**94.7**
06-22	**2841**	**9**	**2509**	**64**	**190**	**11**	**6**	**2**	**16**	**29**	**5**	**0**	**0**	**1572**	**55.3**	**1091**	**38.4**	**734**	**25.8**	**82.1**	**95**
06-00	**2938**	**9**	**2597**	**65**	**196**	**12**	**6**	**2**	**16**	**30**	**5**	**0**	**0**	**1631**	**55.5**	**1130**	**38.5**	**757**	**25.8**	**82.2**	**95**
00-00	**3049**	**9**	**2681**	**65**	**208**	**13**	**6**	**2**	**19**	**36**	**9**	**0**	**1**	**1708**	**56**	**1191**	**39.1**	**799**	**26.2**	**82.4**	**95.8**

DRAFT

Site 40
Location R162, Att - tree, Lat 53.7957, Long -6.73831
Direction Two way

3279 / Meath/Cavan/Monaghan ATC's
October 2013
Automatic Traffic Count

Sun, 13 October 2013

Time	Total	Classification												>PSL	>PSL%	>SL1	>SL1%	>SL2	>SL2%	Mean	Vpp
		1 MCL	2 SV	3 SVT	4 TB2	5 TB3	6 T4	7 ART3	8 ART4	9 ART5	10 ART6	11 BD	12 DRT	80	80	85 +5kph	85 +5kph	90 +10kph	90 +10kph		85
0000	40	0	34	0	5	0	0	1	0	0	0	0	0	23	57.5	21	52.5	18	45	89	109.8
0100	18	0	15	1	2	0	0	0	0	0	0	0	0	10	55.6	7	38.9	6	33.3	84.4	92.5
0200	19	1	15	1	2	0	0	0	0	0	0	0	0	16	84.2	11	57.9	8	42.1	89.3	99
0300	17	0	15	0	0	0	0	0	1	1	0	0	0	13	76.5	11	64.7	10	58.8	93.5	109.8
0400	9	0	8	0	1	0	0	0	0	0	0	0	0	6	66.7	6	66.7	3	33.3	92.1	-
0500	12	0	8	1	2	0	0	0	1	0	0	0	0	8	66.7	7	58.3	4	33.3	86.7	92.2
0600	19	0	17	0	1	0	0	0	0	1	0	0	0	15	78.9	11	57.9	6	31.6	88.4	100.1
0700	34	0	30	0	3	0	0	0	1	0	0	0	0	25	73.5	21	61.8	15	44.1	89.2	104.4
0800	48	1	44	0	2	0	0	0	1	0	0	0	0	37	77.1	31	64.6	26	54.2	87.3	99.7
0900	84	0	71	0	9	0	0	0	0	4	0	0	0	49	58.3	39	46.4	27	32.1	81.3	95.4
1000	110	0	96	3	9	0	1	0	0	1	0	0	0	75	68.2	55	50	36	32.7	84.7	98.6
1100	**155**	**2**	**148**	**2**	**3**	**0**	**0**	**0**	**0**	**0**	**0**	**0**	**0**	**99**	**63.9**	**73**	**47.1**	**55**	**35.5**	**86.2**	**99**
1200	199	5	181	2	9	0	0	0	1	1	0	0	0	122	61.3	89	44.7	60	30.2	82.9	94.3
1300	234	3	219	1	10	0	0	0	0	1	0	0	0	153	65.4	109	46.6	73	31.2	84.9	96.1
1400	215	0	208	1	6	0	0	0	0	0	0	0	0	129	60	79	36.7	55	25.6	83.6	94.7
1500	199	2	182	2	9	0	1	1	1	0	1	0	0	122	61.3	91	45.7	61	30.7	84.6	96.8
1600	217	0	212	2	3	0	0	0	0	0	0	0	0	103	47.5	71	32.7	47	21.7	81.2	94.3
1700	**251**	**0**	**240**	**1**	**8**	**0**	**0**	**1**	**1**	**0**	**0**	**0**	**0**	**147**	**58.6**	**91**	**36.3**	**48**	**19.1**	**81.6**	**92.9**
1800	243	2	231	2	5	1	0	0	1	1	0	0	0	129	53.1	93	38.3	58	23.9	81.3	92.9
1900	163	1	156	0	4	1	0	0	1	0	0	0	0	82	50.3	57	35	38	23.3	80	94
2000	112	0	108	2	2	0	0	0	0	0	0	0	0	57	50.9	36	32.1	26	23.2	81.9	95
2100	71	0	67	0	2	0	0	0	1	1	0	0	0	39	54.9	29	40.8	19	26.8	83.9	95
2200	37	1	30	1	4	0	0	1	0	0	0	0	0	21	56.8	16	43.2	11	29.7	85.3	105.8
2300	26	0	25	0	1	0	0	0	0	0	0	0	0	17	65.4	10	38.5	9	34.6	86.4	99.7
07-19	**1989**	**15**	**1862**	**16**	**76**	**1**	**2**	**2**	**6**	**8**	**1**	**0**	**0**	**1190**	**59.8**	**842**	**42.3**	**561**	**28.2**	**83.3**	**95.8**
06-22	**2354**	**16**	**2210**	**18**	**85**	**2**	**2**	**2**	**8**	**10**	**1**	**0**	**0**	**1383**	**58.8**	**975**	**41.4**	**650**	**27.6**	**83.1**	**95.8**
06-00	**2417**	**17**	**2265**	**19**	**90**	**2**	**2**	**3**	**8**	**10**	**1**	**0**	**0**	**1421**	**58.8**	**1001**	**41.4**	**670**	**27.7**	**83.2**	**95.8**
00-00	**2532**	**18**	**2360**	**22**	**102**	**2**	**2**	**4**	**10**	**11**	**1**	**0**	**0**	**1497**	**59.1**	**1064**	**42**	**719**	**28.4**	**83.4**	**96.1**

DRAFT

Site 40
Location R162, Att - tree, Lat 53.7957, Long -6.73831
Direction Two way

3279 / Meath/Cavan/Monaghan ATC's
October 2013
Automatic Traffic Count

Mon, 14 October 2013

Time	Total	Classification												>PSL	>PSL%	>SL1	>SL1%	>SL2	>SL2%	Mean	Vpp
		1 MCL	2 SV	3 SVT	4 TB2	5 TB3	6 T4	7 ART3	8 ART4	9 ART5	10 ART6	11 BD	12 DRT	80	80	85 +5kph	85 +5kph	90 +10kph	90 +10kph		85
0000	15	0	9	0	6	0	0	0	0	0	0	0	0	9	60	8	53.3	5	33.3	84.1	94.3
0100	8	0	6	0	2	0	0	0	0	0	0	0	0	7	87.5	5	62.5	4	50	89.1	-
0200	3	0	3	0	0	0	0	0	0	0	0	0	0	3	100	3	100	1	33.3	94	-
0300	6	0	3	0	3	0	0	0	0	0	0	0	0	5	83.3	3	50	3	50	92.9	-
0400	9	0	7	0	2	0	0	0	0	0	0	0	0	8	88.9	7	77.8	5	55.6	94.6	-
0500	34	0	24	0	5	1	0	0	0	4	0	0	0	30	88.2	21	61.8	11	32.4	89.2	99
0600	124	0	92	0	20	4	0	0	5	3	0	0	0	105	84.7	92	74.2	78	62.9	92.8	102.6
0700	203	0	163	2	24	4	0	1	1	6	2	0	0	157	77.3	118	58.1	86	42.4	88.3	101.2
0800	**367**	**0**	**328**	**3**	**27**	**0**	**1**	**0**	**3**	**4**	**1**	**0**	**0**	**188**	**51.2**	**136**	**37.1**	**71**	**19.3**	**81.5**	**91.4**
0900	234	1	184	3	26	1	3	0	6	8	2	0	0	106	45.3	66	28.2	40	17.1	80.2	91.8
1000	185	1	143	7	22	3	1	0	3	5	0	0	0	107	57.8	67	36.2	42	22.7	81.2	94.3
1100	179	0	136	8	22	3	1	0	2	5	2	0	0	92	51.4	55	30.7	32	17.9	79.4	91.1
1200	223	0	173	8	29	5	1	0	4	2	1	0	0	108	48.4	73	32.7	40	17.9	79.9	90.7
1300	181	2	141	6	23	2	1	0	1	4	1	0	0	102	56.4	67	37	39	21.5	80.9	93.2
1400	213	0	170	5	27	2	2	1	1	3	2	0	0	104	48.8	71	33.3	47	22.1	80.5	92.2
1500	286	0	235	7	25	3	4	0	2	7	3	0	0	138	48.3	75	26.2	34	11.9	79.3	87.8
1600	286	1	236	11	25	2	5	0	0	5	1	0	0	145	50.7	95	33.2	54	18.9	80.3	92.2
1700	**357**	**0**	**303**	**8**	**35**	**3**	**0**	**0**	**4**	**2**	**2**	**0**	**0**	**190**	**53.2**	**126**	**35.3**	**71**	**19.9**	**80.2**	**92.5**
1800	290	0	258	1	19	1	0	0	4	6	1	0	0	195	67.2	149	51.4	106	36.6	85	96.8
1900	183	0	153	2	17	4	0	0	1	4	0	0	2	93	50.8	60	32.8	35	19.1	80.3	90.7
2000	139	0	125	1	9	1	1	0	0	2	0	0	0	78	56.1	55	39.6	35	25.2	83.4	95
2100	97	0	90	1	3	1	0	0	0	2	0	0	0	68	70.1	46	47.4	38	39.2	86.3	98.3
2200	85	0	79	0	3	0	0	0	0	2	1	0	0	54	63.5	45	52.9	27	31.8	84.8	98.3
2300	22	0	18	1	0	0	0	0	0	3	0	0	0	13	59.1	10	45.5	10	45.5	86.1	99.4
07-19	**3004**	**5**	**2470**	**69**	**304**	**29**	**19**	**2**	**31**	**57**	**18**	**0**	**0**	**1632**	**54.3**	**1098**	**36.6**	**662**	**22**	**81.3**	**92.9**
06-22	**3547**	**5**	**2930**	**73**	**353**	**39**	**20**	**2**	**37**	**68**	**18**	**0**	**2**	**1976**	**55.7**	**1351**	**38.1**	**848**	**23.9**	**81.9**	**94**
06-00	**3654**	**5**	**3027**	**74**	**356**	**39**	**20**	**2**	**37**	**73**	**19**	**0**	**2**	**2043**	**55.9**	**1406**	**38.5**	**885**	**24.2**	**82**	**94.3**
00-00	**3729**	**5**	**3079**	**74**	**374**	**40**	**20**	**2**	**37**	**77**	**19**	**0**	**2**	**2105**	**56.4**	**1453**	**39**	**914**	**24.5**	**82.2**	**94.3**

DRAFT

Site 40
Location R162, Att - tree, Lat 53.7957, Long -6.73831
Direction Two way

3279 / Meath/Cavan/Monaghan ATC's
October 2013
Automatic Traffic Count

Tue, 15 October 2013

Time	Total	Classification												>PSL	>PSL%	>SL1	>SL1%	>SL2	>SL2%	Mean	Vpp
		1 MCL	2 SV	3 SVT	4 TB2	5 TB3	6 T4	7 ART3	8 ART4	9 ART5	10 ART6	11 BD	12 DRT	80	80	85 +5kph	85 +5kph	90 +10kph	90 +10kph		85
0000	25	0	25	0	0	0	0	0	0	0	0	0	0	16	64	15	60	13	52	89.9	104.8
0100	12	0	7	0	3	0	0	0	1	1	0	0	0	5	41.7	4	33.3	1	8.3	80.7	87.1
0200	7	0	4	0	0	0	0	0	0	2	1	0	0	6	85.7	4	57.1	2	28.6	88.3	-
0300	11	0	7	0	2	0	0	0	0	2	0	0	0	9	81.8	7	63.6	5	45.5	91.8	96.5
0400	8	0	2	0	2	0	1	0	2	1	0	0	0	4	50	4	50	2	25	81	-
0500	39	0	33	0	5	0	0	0	1	0	0	0	0	34	87.2	27	69.2	19	48.7	91.1	97.9
0600	118	0	97	0	13	3	1	0	1	3	0	0	0	89	75.4	71	60.2	52	44.1	90	101.9
0700	224	1	177	2	27	4	2	0	3	5	3	0	0	149	66.5	89	39.7	50	22.3	84	93.6
0800	**403**	**0**	**353**	**3**	**26**	**3**	**9**	**0**	**3**	**3**	**2**	**1**	**0**	**194**	**48.1**	**124**	**30.8**	**76**	**18.9**	**81.4**	**91.8**
0900	230	0	185	5	30	2	2	1	1	3	1	0	0	131	57	83	36.1	57	24.8	82.6	95
1000	164	1	139	2	9	3	5	0	0	4	1	0	0	67	40.9	36	22	20	12.2	77.2	88.9
1100	192	1	151	5	18	1	2	0	2	8	4	0	0	83	43.2	49	25.5	26	13.5	77.1	88.9
1200	188	1	138	3	28	0	3	0	7	7	1	0	0	102	54.3	72	38.3	37	19.7	81.4	92.2
1300	175	1	127	3	27	0	0	0	5	11	1	0	0	82	46.9	55	31.4	31	17.7	80	90.7
1400	209	0	164	4	24	4	3	0	2	7	1	0	0	125	59.8	75	35.9	37	17.7	82	92.2
1500	304	1	248	5	26	3	6	0	4	9	2	0	0	160	52.6	102	33.6	62	20.4	81.3	92.2
1600	290	0	239	2	25	3	10	0	3	5	3	0	0	141	48.6	85	29.3	46	15.9	79.6	90.4
1700	**330**	**0**	**288**	**6**	**22**	**2**	**2**	**0**	**3**	**7**	**0**	**0**	**0**	**201**	**60.9**	**113**	**34.2**	**69**	**20.9**	**82.6**	**91.8**
1800	289	1	242	2	31	0	2	0	4	6	1	0	0	156	54	106	36.7	58	20.1	81.7	92.5
1900	193	1	164	3	16	1	0	0	2	3	3	0	0	104	53.9	76	39.4	46	23.8	82.7	94.3
2000	88	0	85	0	1	2	0	0	0	0	0	0	0	58	65.9	45	51.1	27	30.7	84.4	94.7
2100	76	0	69	0	2	1	0	0	0	4	0	0	0	45	59.2	27	35.5	20	26.3	83.9	99.7
2200	60	1	54	1	2	0	0	0	0	2	0	0	0	41	68.3	34	56.7	24	40	88	103.7
2300	19	0	19	0	0	0	0	0	0	0	0	0	0	13	68.4	10	52.6	8	42.1	85.9	104.4
07-19	**2998**	**7**	**2451**	**42**	**293**	**25**	**46**	**1**	**37**	**75**	**20**	**1**	**0**	**1591**	**53.1**	**989**	**33**	**569**	**19**	**81.1**	**91.8**
06-22	**3473**	**8**	**2866**	**45**	**325**	**32**	**47**	**1**	**40**	**85**	**23**	**1**	**0**	**1887**	**54.3**	**1208**	**34.8**	**714**	**20.6**	**81.7**	**92.9**
06-00	**3552**	**9**	**2939**	**46**	**327**	**32**	**47**	**1**	**40**	**87**	**23**	**1**	**0**	**1941**	**54.6**	**1252**	**35.2**	**746**	**21**	**81.8**	**92.9**
00-00	**3654**	**9**	**3017**	**46**	**339**	**32**	**48**	**1**	**44**	**93**	**24**	**1**	**0**	**2015**	**55.1**	**1313**	**35.9**	**788**	**21.6**	**82**	**93.2**

DRAFT

Site 40
Location R162, Att - tree, Lat 53.7957, Long -6.73831
Direction Two way

3279 / Meath/Cavan/Monaghan ATC's
October 2013
Automatic Traffic Count

Wed, 16 October 2013

Time	Total	Classification												>PSL	>PSL%	>SL1	>SL1%	>SL2	>SL2%	Mean	Vpp
		1 MCL	2 SV	3 SVT	4 TB2	5 TB3	6 T4	7 ART3	8 ART4	9 ART5	10 ART6	11 BD	12 DRT	80	80	85 +5kph	85 +5kph	90 +10kph	90 +10kph		85
0000	22	0	19	0	1	0	0	0	0	1	1	0	0	16	72.7	11	50	8	36.4	87.5	102.6
0100	12	0	9	0	2	0	0	0	0	1	0	0	0	10	83.3	6	50	4	33.3	89.5	94.3
0200	7	0	5	0	0	0	0	0	0	1	1	0	0	5	71.4	3	42.9	1	14.3	88.7	-
0300	5	0	2	0	2	0	0	0	1	0	0	0	0	3	60	2	40	2	40	83.4	-
0400	11	0	7	0	2	0	0	0	2	0	0	0	0	6	54.5	5	45.5	3	27.3	84.7	96.1
0500	48	0	31	1	7	0	1	0	1	4	3	0	0	37	77.1	29	60.4	21	43.8	89	99.4
0600	135	0	113	0	13	4	1	0	2	2	0	0	0	109	80.7	99	73.3	83	61.5	91.9	103.7
0700	189	0	146	1	31	2	2	0	3	3	1	0	0	82	43.4	54	28.6	36	19	79.7	92.2
0800	**401**	**1**	**347**	**7**	**27**	**3**	**5**	**1**	**2**	**4**	**4**	**0**	**0**	**109**	**27.2**	**56**	**14**	**22**	**5.5**	**75.2**	**84.2**
0900	225	1	190	1	13	8	3	0	4	4	1	0	0	93	41.3	45	20	18	8	77.9	86.8
1000	177	1	142	2	18	0	4	0	5	4	1	0	0	49	27.7	26	14.7	9	5.1	74.8	84.2
1100	216	0	180	3	21	1	0	1	1	7	2	0	0	70	32.4	40	18.5	12	5.6	75.3	86.4
1200	210	0	167	5	22	2	7	0	2	2	3	0	0	69	32.9	45	21.4	26	12.4	75.6	88.2
1300	205	1	164	1	25	5	1	0	1	4	3	0	0	99	48.3	62	30.2	41	20	81.5	91.8
1400	182	0	146	3	19	1	3	0	1	6	3	0	0	88	48.4	69	37.9	37	20.3	79.9	93.6
1500	307	0	264	5	26	1	2	0	2	4	2	1	0	166	54.1	94	30.6	44	14.3	80.9	88.9
1600	263	0	222	1	31	2	1	0	1	2	3	0	0	146	55.5	80	30.4	47	17.9	81.5	91.4
1700	**355**	**0**	**302**	**3**	**33**	**3**	**4**	**0**	**3**	**5**	**2**	**0**	**0**	**175**	**49.3**	**105**	**29.6**	**60**	**16.9**	**80.7**	**91.4**
1800	272	0	236	2	26	0	0	0	3	4	1	0	0	162	59.6	100	36.8	55	20.2	82.9	92.2
1900	189	0	169	2	17	0	0	0	0	1	0	0	0	80	42.3	54	28.6	33	17.5	78.1	91.8
2000	85	0	75	1	7	0	0	0	1	1	0	0	0	45	52.9	33	38.8	17	20	80	90.7
2100	86	0	78	1	6	1	0	0	0	0	0	0	0	45	52.3	30	34.9	22	25.6	81.8	96.5
2200	68	0	58	1	5	0	0	0	0	4	0	0	0	32	47.1	20	29.4	10	14.7	79.7	89.3
2300	28	0	21	1	2	0	0	0	1	2	1	0	0	14	50	12	42.9	7	25	82.4	95.8
07-19	**3002**	**4**	**2506**	**34**	**292**	**28**	**32**	**2**	**28**	**49**	**26**	**1**	**0**	**1308**	**43.6**	**776**	**25.8**	**407**	**13.6**	**78.9**	**88.9**
06-22	**3497**	**4**	**2941**	**38**	**335**	**33**	**33**	**2**	**31**	**53**	**26**	**1**	**0**	**1587**	**45.4**	**992**	**28.4**	**562**	**16.1**	**79.4**	**90.4**
06-00	**3593**	**4**	**3020**	**40**	**342**	**33**	**33**	**2**	**32**	**59**	**27**	**1**	**0**	**1633**	**45.4**	**1024**	**28.5**	**579**	**16.1**	**79.5**	**90.4**
00-00	**3698**	**4**	**3093**	**41**	**356**	**33**	**34**	**2**	**36**	**66**	**32**	**1**	**0**	**1710**	**46.2**	**1080**	**29.2**	**618**	**16.7**	**79.7**	**90.7**

DRAFT

Site 40
Location R162, Att - tree, Lat 53.7957, Long -6.73831
Direction Two way

3279 / Meath/Cavan/Monaghan ATC's
October 2013
Automatic Traffic Count

Virtual Day (7)

Time	Total	Classification												>PSL	>PSL%	>SL1	>SL1%	>SL2	>SL2%	Mean	Vpp
		1 MCL	2 SV	3 SVT	4 TB2	5 TB3	6 T4	7 ART3	8 ART4	9 ART5	10 ART6	11 BD	12 DRT	80	80	85 +5kph	85 +5kph	90 +10kph	90 +10kph		85
0000	24	0	21	0	2	0	0	0	0	1	0	0	0	15	60.9	12	50.9	9	39.1	87.1	102.6
0100	17	0	12	0	2	0	0	0	0	1	0	0	0	12	72.9	9	53.4	5	31.4	87.3	99.4
0200	8	0	7	0	0	0	0	0	0	1	0	0	0	7	84.7	6	69.5	3	35.6	91.5	-
0300	11	0	7	0	2	0	0	0	0	1	0	0	0	7	69.3	6	54.7	5	44	90.2	110.9
0400	10	0	7	0	1	0	0	0	1	0	0	0	0	7	76.1	6	58.2	4	37.3	89.1	-
0500	34	0	24	0	5	0	0	0	1	2	1	0	0	29	83.3	23	66.3	16	47.5	90.6	102.6
0600	96	0	77	1	11	3	0	0	2	2	0	0	0	77	80.3	66	68.8	53	55.7	92	105.5
0700	159	0	125	1	22	2	1	0	2	3	2	0	0	108	67.8	77	48.4	51	32.1	85.5	97.6
0800	**296**	**0**	**260**	**3**	**22**	**1**	**3**	**0**	**2**	**3**	**1**	**0**	**0**	**146**	**49.2**	**94**	**31.8**	**53**	**18**	**80.8**	**91.4**
0900	199	0	163	3	19	2	2	0	2	5	1	0	0	101	50.9	66	33.3	42	21	80.9	92.5
1000	171	0	139	4	18	1	3	0	2	3	1	0	0	80	46.5	49	28.8	28	16.5	79.3	90.7
1100	203	1	167	6	16	2	2	0	1	5	2	0	0	90	44.3	56	27.7	32	15.8	78.8	90.4
1200	226	1	183	5	23	2	3	0	3	4	2	0	0	110	48.6	72	31.9	42	18.4	79.9	91.4
1300	218	1	177	5	23	1	2	0	2	5	1	0	0	115	52.8	73	33.6	43	19.6	80.5	92.2
1400	213	0	177	3	20	1	2	0	1	5	1	0	0	118	55.2	80	37.6	48	22.6	81.8	93.2
1500	294	1	249	6	25	2	3	0	2	5	2	0	0	158	53.8	99	33.5	54	18.5	81.1	91.4
1600	273	0	231	6	24	1	3	0	1	3	2	0	0	135	49.6	86	31.6	52	19	80.3	92.2
1700	**310**	**0**	**269**	**5**	**25**	**2**	**2**	**0**	**2**	**4**	**1**	**0**	**0**	**173**	**55.9**	**107**	**34.6**	**64**	**20.8**	**81.9**	**92.9**
1800	260	0	228	2	21	1	1	0	2	4	0	0	0	154	59.3	108	41.5	67	25.8	82.8	94.3
1900	188	1	167	2	12	1	0	0	1	2	1	0	0	100	53	67	35.7	43	22.9	81.1	93.6
2000	118	0	110	1	5	1	0	0	0	1	0	0	0	66	55.6	47	39.8	30	25.2	82.5	94.7
2100	96	0	87	1	5	1	0	0	0	2	0	0	0	54	56.1	37	38.7	26	27.1	83	96.1
2200	64	0	57	1	3	0	0	0	0	2	0	0	0	39	61.3	28	44.7	18	29	84.5	99.4
2300	30	0	27	0	1	0	0	0	0	1	0	0	0	19	64.6	15	50.7	11	38.3	86	100.4
07-19	**2822**	**7**	**2368**	**49**	**258**	**19**	**29**	**2**	**23**	**51**	**17**	**0**	**0**	**1487**	**52.7**	**968**	**34.3**	**577**	**20.4**	**81.1**	**92.5**
06-22	**3320**	**8**	**2809**	**55**	**290**	**24**	**29**	**3**	**26**	**58**	**18**	**0**	**1**	**1783**	**53.7**	**1185**	**35.7**	**729**	**22**	**81.5**	**93.2**
06-00	**3413**	**8**	**2892**	**56**	**295**	**24**	**29**	**3**	**26**	**61**	**18**	**0**	**1**	**1842**	**54**	**1229**	**36**	**759**	**22.2**	**81.6**	**93.6**
00-00	**3517**	**8**	**2971**	**56**	**308**	**25**	**30**	**3**	**29**	**67**	**20**	**0**	**1**	**1919**	**54.6**	**1290**	**36.7**	**801**	**22.8**	**81.8**	**93.6**

DRAFT

Site 40
Location R162, Att - tree, Lat 53.7957, Long -6.73831
Direction Two way

3279 / Meath/Cavan/Monaghan ATC's
October 2013
Automatic Traffic Count

Virtual Week (1)

Time	Total	Classification												>PSL	>PSL%	>SL1	>SL1%	>SL2	>SL2%	Mean	Vpp
		1 MCL	2 SV	3 SVT	4 TB2	5 TB3	6 T4	7 ART3	8 ART4	9 ART5	10 ART6	11 BD	12 DRT	80	80	85 +5kph	85 +5kph	90 +10kph	90 +10kph		85
Mon	3729	5	3079	74	374	40	20	2	37	77	19	0	2	2105	56.4	1453	39	914	24.5	82.2	94.3
Tue	3654	9	3017	46	339	32	48	1	44	93	24	1	0	2015	55.1	1313	35.9	788	21.6	82	93.2
Wed	3698	4	3093	41	356	33	34	2	36	66	32	1	0	1710	46.2	1080	29.2	618	16.7	79.7	90.7
Thu	3846	7	3211	62	365	22	43	3	25	90	17	0	1	2135	55.5	1444	37.5	871	22.6	82.1	93.2
Fri	4114	7	3353	84	412	32	56	6	32	94	37	0	1	2263	55	1485	36.1	898	21.8	81.7	93.2
| Sat	3049	9	2681	65	208	13	6	2	19	36	9	0	1	1708	56	1191	39.1	799	26.2	82.4	95.8
| Sun	2532	18	2360	22	102	2	2	4	10	11	1	0	0	1497	59.1	1064	42	719	28.4	83.4	96.1
5 Day Ave.	**3808**	**6**	**3151**	**61**	**369**	**32**	**40**	**3**	**35**	**84**	**26**	**0**	**1**	**2046**	**53.7**	**1355**	**35.6**	**818**	**21.5**	**81.5**	**92.9**
7 Day Ave.	**3517**	**8**	**2971**	**56**	**308**	**25**	**30**	**3**	**29**	**67**	**20**	**0**	**1**	**1919**	**54.6**	**1290**	**36.7**	**801**	**22.8**	**81.8**	**93.6**
--	**24622**	**59**	**20794**	**394**	**2156**	**174**	**209**	**20**	**203**	**467**	**139**	**2**	**5**	**13433**	**54.6**	**9030**	**36.7**	**5607**	**22.8**	**81.8**	**93.6**

Summary Graphs

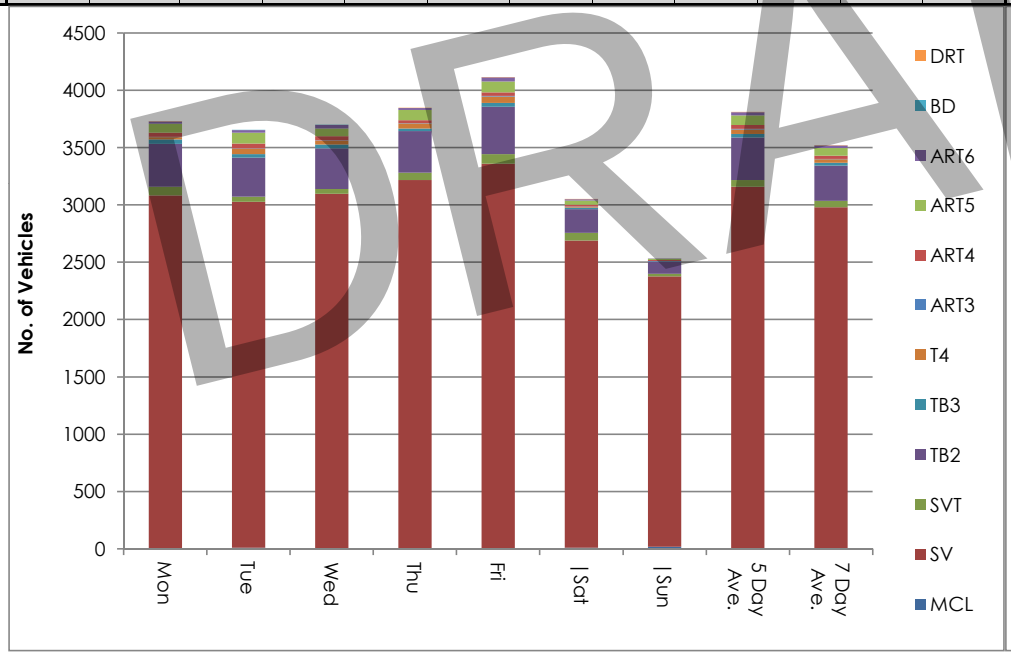

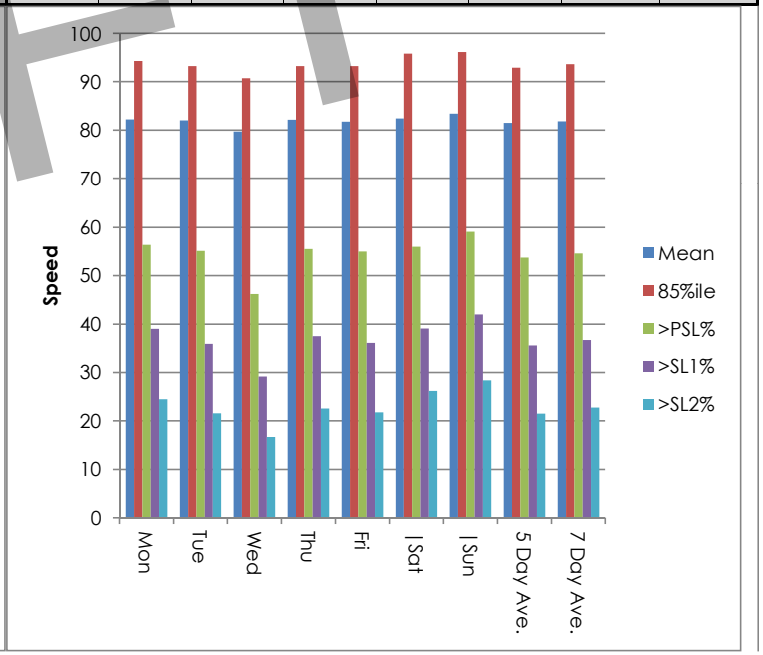

DRAFT

Site 40
Location R162, Att - tree, Lat 53.7957, Long -6.73831
Direction Two way

3279 / Meath/Cavan/Monaghan ATC's
October 2013
Automatic Traffic Count

Thu, 10 October 2013

Time	Total	Speed Bins (km/h)																												
		0 - 5	5 - 10	10 - 15	15 - 20	20 - 25	25 - 30	30 - 35	35 - 40	40 - 45	45 - 50	50 - 55	55 - 60	60 - 65	65 - 70	70 - 75	75 - 80	80 - 85	85 - 90	90 - 95	95 - 100	100 - 105	105 - 110	110 - 115	115 - 120	120 - 125	125 - 130	130 - 135	135 - 140
0000	14	0	0	0	0	0	0	0	0	0	0	0	0	2	0	1	4	0	0	3	2	0	1	0	0	0	0	0	1
0100	18	0	0	0	0	0	0	0	0	0	0	0	0	1	0	1	2	4	5	1	2	0	1	1	0	0	0	0	0
0200	7	0	0	0	0	0	0	0	0	0	0	0	0	0	0	0	0	0	7	0	0	0	0	0	0	0	0	0	0
0300	9	0	0	0	0	0	0	0	0	0	0	0	0	1	2	0	1	1	1	0	0	0	0	2	0	1	0	0	0
0400	12	0	0	0	0	0	0	0	0	0	0	0	0	0	0	1	0	7	1	2	0	0	1	0	0	0	0	0	0
0500	52	0	0	0	0	0	0	0	0	0	0	0	1	1	1	0	2	7	8	13	3	5	6	1	4	0	0	0	0
0600	118	0	0	0	0	0	0	0	0	0	0	0	4	2	4	5	7	14	13	19	15	9	11	9	3	1	1	1	0
0700	200	0	0	0	0	0	0	0	0	0	0	0	0	7	6	9	31	45	42	25	11	12	9	1	1	0	1	0	0
0800	**369**	**0**	**0**	**0**	**0**	**0**	**0**	**0**	**0**	**0**	**0**	**0**	**2**	**8**	**18**	**50**	**84**	**73**	**63**	**35**	**21**	**7**	**4**	**3**	**1**	**0**	**0**	**0**	**0**
0900	225	0	0	0	0	0	0	0	0	4	2	2	0	5	29	34	47	27	24	27	10	7	2	2	2	1	0	0	0
1000	192	0	0	0	0	0	0	0	1	3	5	1	1	10	13	23	50	31	29	10	6	4	2	0	3	0	0	0	0
1100	215	0	0	0	0	0	1	0	0	0	1	1	2	9	22	42	41	41	25	14	9	5	1	1	0	0	0	0	0
1200	226	0	0	0	0	0	0	1	0	2	0	3	4	8	12	25	50	52	28	19	9	4	3	1	4	0	1	0	0
1300	199	0	0	0	0	0	0	2	2	0	2	2	0	4	11	31	44	40	31	15	7	5	3	0	0	0	0	0	0
1400	208	0	0	0	0	0	1	0	1	2	0	7	0	7	16	28	43	28	32	18	12	6	2	4	0	1	0	0	0
1500	313	0	0	0	0	0	0	0	0	3	2	3	3	5	11	28	71	72	59	28	16	0	7	2	0	1	0	2	0
1600	306	0	0	0	0	0	0	0	0	1	1	3	6	17	31	50	55	52	41	25	14	4	3	0	3	0	0	0	0
1700	**356**	**0**	**0**	**0**	**0**	**0**	**0**	**0**	**0**	**1**	**1**	**6**	**3**	**10**	**19**	**43**	**79**	**67**	**50**	**39**	**22**	**5**	**6**	**2**	**0**	**2**	**1**	**0**	**0**
1800	254	0	0	0	0	0	1	0	0	1	3	3	0	7	8	34	40	42	42	32	22	4	9	4	1	1	0	0	0
1900	191	0	0	0	0	0	0	2	1	1	2	2	1	6	18	18	42	30	22	21	9	9	3	2	0	0	1	1	0
2000	147	0	0	0	0	0	0	0	0	0	0	3	2	6	8	21	28	28	19	15	8	6	2	1	0	0	0	0	0
2100	113	0	0	0	0	0	0	0	0	2	0	0	0	11	9	21	20	16	12	10	4	3	2	0	2	0	1	0	0
2200	68	0	0	0	0	0	0	0	0	0	1	0	1	2	3	6	5	12	10	6	4	9	6	0	0	2	1	0	0
2300	34	0	0	0	0	0	0	0	0	0	0	0	0	0	1	0	4	2	9	9	2	5	0	2	0	0	0	0	0
07-19	**3063**	**0**	**0**	**0**	**0**	**0**	**3**	**3**	**4**	**17**	**17**	**31**	**21**	**97**	**196**	**397**	**635**	**570**	**466**	**287**	**159**	**63**	**51**	**20**	**15**	**6**	**3**	**2**	**0**
06-22	**3632**	**0**	**0**	**0**	**0**	**0**	**3**	**5**	**5**	**20**	**19**	**36**	**28**	**122**	**235**	**462**	**732**	**658**	**532**	**352**	**195**	**90**	**69**	**32**	**20**	**7**	**6**	**4**	**0**
06-00	**3734**	**0**	**0**	**0**	**0**	**0**	**3**	**5**	**5**	**20**	**20**	**36**	**29**	**124**	**239**	**468**	**741**	**672**	**551**	**367**	**201**	**104**	**75**	**34**	**20**	**9**	**7**	**4**	**0**
00-00	**3846**	**0**	**0**	**0**	**0**	**0**	**3**	**5**	**5**	**20**	**20**	**36**	**30**	**129**	**242**	**471**	**750**	**691**	**573**	**386**	**208**	**109**	**84**	**38**	**24**	**10**	**7**	**4**	**1**

DRAFT

Site 40
Location R162, Att - tree, Lat 53.7957, Long -6.73831
Direction Two way

3279 / Meath/Cavan/Monaghan ATC's
October 2013
Automatic Traffic Count

Fri, 11 October 2013

Time	Total	Speed Bins (km/h)																											
		0 - 5	5 - 10	10 - 15	15 - 20	20 - 25	25 - 30	30 - 35	35 - 40	40 - 45	45 - 50	50 - 55	55 - 60	60 - 65	65 - 70	70 - 75	75 - 80	80 - 85	85 - 90	90 - 95	95 - 100	100 - 105	105 - 110	110 - 115	115 - 120	120 - 125	125 - 130	130 - 135	135 - 140
0000	18	0	0	0	0	0	0	0	0	0	1	0	0	0	0	1	4	2	5	0	3	2	0	0	0	0	0	0	0
0100	21	0	0	0	0	0	0	0	0	0	0	0	0	0	1	2	2	4	5	3	1	1	2	0	0	0	0	0	0
0200	6	0	0	0	0	0	0	0	0	0	0	0	0	0	0	1	0	0	1	1	0	2	1	0	0	0	0	0	0
0300	13	0	0	0	0	0	0	0	0	0	0	0	0	0	0	2	2	2	3	1	0	1	0	0	1	1	0	0	0
0400	10	0	0	0	0	0	0	0	0	0	0	0	0	0	0	1	1	2	3	0	1	1	1	0	0	0	0	0	0
0500	40	0	0	0	0	0	0	0	0	0	0	0	0	0	0	2	3	6	7	9	3	5	3	0	2	0	0	0	0
0600	114	0	0	0	0	0	0	0	0	0	1	0	1	0	4	3	16	13	15	12	9	15	8	5	7	1	3	0	1
0700	198	0	0	0	0	0	0	0	0	0	0	2	4	3	11	18	20	29	35	27	16	16	7	4	5	1	0	0	0
0800	**381**	**0**	**0**	**0**	**0**	**0**	**0**	**0**	**0**	**0**	**0**	**0**	**4**	**23**	**22**	**32**	**74**	**90**	**58**	**31**	**30**	**8**	**5**	**1**	**2**	**1**	**0**	**0**	**0**
0900	226	0	0	0	0	0	0	0	5	3	0	0	4	8	9	29	39	45	37	25	11	6	2	3	0	0	0	0	0
1000	193	0	0	0	0	0	0	0	0	1	1	1	9	5	23	38	44	33	16	13	5	0	3	1	0	0	0	0	0
1100	216	0	0	0	0	0	0	0	0	1	1	6	10	12	28	24	50	37	18	18	5	2	3	0	1	0	0	0	0
1200	276	0	0	0	0	0	0	0	0	0	1	5	10	20	37	46	45	44	35	16	8	6	2	1	0	0	0	0	0
1300	266	0	0	0	0	0	0	0	1	1	2	0	2	17	38	27	44	65	38	18	7	1	1	2	1	0	0	1	0
1400	236	0	0	0	0	0	0	0	0	0	0	4	7	10	14	25	36	44	38	26	16	6	5	1	3	0	0	1	0
1500	**377**	**0**	**0**	**0**	**0**	**0**	**2**	**0**	**0**	**0**	**1**	**2**	**6**	**9**	**20**	**55**	**79**	**74**	**56**	**43**	**10**	**15**	**0**	**2**	**1**	**2**	**0**	**0**	**0**
1600	323	0	0	0	0	0	6	3	0	0	0	0	6	12	25	45	62	54	45	38	11	12	3	1	0	0	0	0	0
1700	334	0	0	0	0	0	0	0	0	3	1	0	4	3	13	40	84	88	41	24	15	9	4	3	0	1	0	1	0
1800	265	0	0	0	0	0	0	4	0	1	5	0	3	11	17	29	42	44	43	28	18	12	5	1	0	1	1	0	0
1900	230	0	0	0	0	0	0	0	1	3	0	1	4	5	19	39	25	45	32	25	17	5	4	2	1	2	0	0	0
2000	133	0	0	0	0	0	0	0	0	0	0	0	4	2	9	18	26	16	24	15	4	6	3	3	2	1	0	0	0
2100	128	0	0	0	0	0	0	0	0	0	0	1	1	1	12	13	25	20	22	9	8	8	2	2	2	1	1	0	0
2200	69	0	0	0	0	0	0	0	0	1	0	0	1	5	2	11	11	13	9	2	6	2	3	0	1	1	1	0	0
2300	41	0	0	0	0	0	1	0	0	0	0	1	0	1	1	1	9	8	1	4	5	3	2	1	1	0	0	1	1
07-19	**3291**	**0**	**0**	**0**	**0**	**0**	**8**	**7**	**6**	**10**	**12**	**20**	**69**	**133**	**257**	**408**	**619**	**647**	**460**	**307**	**152**	**93**	**40**	**20**	**13**	**6**	**1**	**3**	**0**
06-22	**3896**	**0**	**0**	**0**	**0**	**0**	**8**	**7**	**7**	**13**	**13**	**22**	**79**	**141**	**301**	**481**	**711**	**741**	**553**	**368**	**190**	**127**	**57**	**32**	**25**	**11**	**5**	**3**	**1**
06-00	**4006**	**0**	**0**	**0**	**0**	**0**	**9**	**7**	**7**	**14**	**13**	**23**	**80**	**147**	**304**	**493**	**731**	**762**	**563**	**374**	**201**	**132**	**62**	**33**	**27**	**12**	**6**	**4**	**2**
00-00	**4114**	**0**	**0**	**0**	**0**	**0**	**9**	**7**	**7**	**14**	**14**	**23**	**80**	**147**	**305**	**502**	**743**	**778**	**587**	**388**	**209**	**144**	**69**	**33**	**30**	**13**	**6**	**4**	**2**

DRAFT

Site 40
Location R162, Att - tree, Lat 53.7957, Long -6.73831
Direction Two way

3279 / Meath/Cavan/Monaghan ATC's
October 2013
Automatic Traffic Count

Sat, 12 October 2013

Time	Total	Speed Bins (km/h)																												
		0 - 5	5 - 10	10 - 15	15 - 20	20 - 25	25 - 30	30 - 35	35 - 40	40 - 45	45 - 50	50 - 55	55 - 60	60 - 65	65 - 70	70 - 75	75 - 80	80 - 85	85 - 90	90 - 95	95 - 100	100 - 105	105 - 110	110 - 115	115 - 120	120 - 125	125 - 130	130 - 135	135 - 140
0000	35	0	0	0	0	0	0	0	0	0	0	0	0	1	2	3	9	6	4	4	3	0	0	1	1	0	0	1	0
0100	29	0	0	0	0	0	0	0	0	0	0	0	0	1	1	0	3	5	9	1	2	2	1	2	1	1	0	0	0
0200	10	0	0	0	0	0	0	0	0	0	0	0	0	0	1	1	0	0	3	0	0	1	1	0	0	2	1	0	0
0300	14	0	0	0	0	0	0	0	0	0	0	0	0	0	3	2	1	1	1	0	1	1	3	1	0	0	0	0	0
0400	8	0	0	0	0	0	0	0	0	0	0	0	0	0	0	0	0	1	1	3	0	1	1	0	0	1	0	0	0
0500	15	0	0	0	0	0	0	0	0	0	0	0	0	0	0	0	6	3	1	3	0	1	1	0	0	0	0	0	0
0600	42	0	0	0	0	0	0	0	0	0	0	0	0	0	1	3	3	5	6	5	5	5	2	3	3	1	0	0	0
0700	66	0	0	0	0	0	0	0	0	0	0	0	1	1	0	3	6	11	9	10	12	9	2	0	1	0	0	0	1
0800	104	0	0	0	0	0	0	0	0	0	0	0	4	0	4	18	19	16	14	5	13	4	5	1	0	0	1	0	0
0900	168	0	0	0	0	0	3	0	0	0	0	1	1	3	12	23	26	28	19	22	9	8	5	4	1	1	1	1	0
1000	178	0	0	0	0	0	0	0	0	0	0	0	1	1	16	21	36	34	25	17	14	8	3	1	1	0	0	0	0
1100	**248**	**0**	**0**	**0**	**0**	**0**	**0**	**0**	**0**	**0**	**0**	**4**	**5**	**15**	**25**	**39**	**55**	**31**	**33**	**20**	**14**	**5**	**0**	**0**	**1**	**0**	**0**	**0**	**1**
1200	262	0	0	0	0	0	0	0	0	0	0	2	3	3	24	41	53	47	34	28	12	10	2	0	2	1	0	0	0
1300	264	0	0	0	0	0	0	1	4	4	8	9	8	17	23	23	34	44	36	27	12	4	2	4	3	1	0	0	0
1400	227	0	0	0	0	0	0	0	0	3	2	1	0	0	13	29	45	39	36	35	9	5	4	2	2	1	0	1	0
1500	**273**	**0**	**0**	**0**	**0**	**0**	**0**	**2**	**6**	**6**	**3**	**0**	**11**	**13**	**15**	**34**	**52**	**47**	**33**	**18**	**12**	**13**	**4**	**2**	**0**	**1**	**0**	**1**	**0**
1600	226	0	0	0	0	0	0	0	3	0	0	0	0	16	29	28	44	33	17	21	15	8	4	3	3	1	0	1	0
1700	185	0	0	0	0	0	0	0	0	1	0	3	1	2	8	23	29	28	21	21	19	13	6	6	2	0	1	0	1
1800	208	0	0	0	0	0	0	0	2	0	1	0	5	7	12	20	34	43	30	15	14	7	10	3	3	0	2	0	0
1900	166	0	0	0	0	0	0	0	0	1	1	0	6	3	8	21	19	41	19	24	11	5	2	4	1	0	0	0	0
2000	123	0	0	0	0	0	0	0	0	3	1	4	4	5	5	11	21	18	14	14	13	3	1	1	0	3	0	2	0
2100	101	0	0	0	0	0	0	0	0	1	0	2	3	3	4	16	17	16	11	15	8	2	2	0	1	0	0	0	0
2200	58	0	0	0	0	0	0	0	0	1	1	0	1	0	2	7	9	16	8	4	2	3	4	0	0	0	0	0	0
2300	39	0	0	0	0	0	0	0	0	0	1	0	0	4	2	6	4	4	8	0	6	1	1	1	1	0	0	0	0
07-19	**2409**	**0**	**0**	**0**	**0**	**0**	**3**	**3**	**15**	**14**	**14**	**20**	**40**	**78**	**181**	**302**	**433**	**401**	**307**	**239**	**155**	**94**	**47**	**26**	**19**	**6**	**5**	**4**	**3**
06-22	**2841**	**0**	**0**	**0**	**0**	**0**	**3**	**3**	**15**	**19**	**16**	**26**	**53**	**89**	**199**	**353**	**493**	**481**	**357**	**297**	**192**	**109**	**54**	**34**	**24**	**10**	**5**	**6**	**3**
06-00	**2938**	**0**	**0**	**0**	**0**	**0**	**3**	**3**	**15**	**20**	**18**	**26**	**54**	**93**	**203**	**366**	**506**	**501**	**373**	**301**	**200**	**113**	**59**	**35**	**25**	**10**	**5**	**6**	**3**
00-00	**3049**	**0**	**0**	**0**	**0**	**0**	**3**	**3**	**15**	**20**	**18**	**26**	**54**	**95**	**210**	**372**	**525**	**517**	**392**	**312**	**206**	**119**	**66**	**39**	**27**	**14**	**6**	**7**	**3**

DRAFT

Site 40
Location R162, Att - tree, Lat 53.7957, Long -6.73831
Direction Two way

3279 / Meath/Cavan/Monaghan ATC's
October 2013
Automatic Traffic Count

Sun, 13 October 2013

Time	Total	Speed Bins (km/h)																												
		0 - 5	5 - 10	10 - 15	15 - 20	20 - 25	25 - 30	30 - 35	35 - 40	40 - 45	45 - 50	50 - 55	55 - 60	60 - 65	65 - 70	70 - 75	75 - 80	80 - 85	85 - 90	90 - 95	95 - 100	100 - 105	105 - 110	110 - 115	115 - 120	120 - 125	125 - 130	130 - 135	135 - 140
0000	40	0	0	0	0	0	0	0	0	0	0	2	1	1	0	4	9	2	3	2	1	5	4	2	3	1	0	0	0
0100	18	0	0	0	0	0	0	0	0	0	0	0	1	1	2	1	3	3	1	3	1	0	0	0	1	0	1	0	0
0200	19	0	0	0	0	0	0	0	0	0	0	0	0	1	0	1	1	5	3	3	2	1	1	0	1	0	0	0	0
0300	17	0	0	0	0	0	0	0	0	0	0	0	1	0	0	0	3	2	1	3	1	1	2	2	0	0	0	1	0
0400	9	0	0	0	0	0	0	0	0	0	0	0	0	1	0	0	2	0	3	0	1	0	0	0	1	0	1	0	0
0500	12	0	0	0	0	0	0	0	0	0	0	0	0	0	0	2	2	1	3	2	1	0	0	0	1	0	0	0	0
0600	19	0	0	0	0	0	0	0	0	0	0	0	0	0	1	0	3	4	5	2	0	2	1	1	0	0	0	0	0
0700	34	0	0	0	0	0	0	0	0	0	0	2	0	0	1	2	4	4	6	2	3	5	3	2	0	0	0	0	0
0800	48	0	0	0	0	0	0	1	0	0	1	0	0	1	2	2	4	6	5	12	7	4	2	1	0	0	0	0	0
0900	84	0	0	0	0	0	1	0	0	1	7	1	0	3	3	7	12	10	12	13	6	3	1	3	0	1	0	0	0
1000	110	0	0	0	1	0	1	1	2	0	0	1	0	0	2	12	15	20	19	12	11	4	4	3	0	1	1	0	0
1100	**155**	**0**	**0**	**0**	**0**	**0**	**0**	**0**	**0**	**0**	**0**	**1**	**0**	**4**	**10**	**10**	**31**	**26**	**18**	**16**	**18**	**8**	**4**	**5**	**1**	**2**	**1**	**0**	**0**
1200	199	0	0	0	1	4	0	0	0	1	1	0	2	2	11	16	39	33	29	32	15	3	4	1	3	2	0	0	0
1300	234	0	0	0	0	1	0	0	0	0	0	0	0	7	16	20	37	44	36	29	16	14	8	0	6	0	0	0	0
1400	215	0	0	0	0	0	0	0	0	0	0	0	2	2	10	35	37	50	24	24	16	6	4	3	0	0	2	0	0
1500	199	0	0	0	0	1	1	0	0	0	0	0	3	5	9	14	44	31	30	24	15	7	6	7	1	1	0	0	0
1600	217	0	0	0	0	0	0	0	0	0	0	4	4	1	17	40	48	32	24	17	13	11	4	1	1	0	0	0	0
1700	**251**	**0**	**0**	**0**	**0**	**0**	**0**	**0**	**0**	**1**	**0**	**3**	**4**	**11**	**20**	**33**	**32**	**56**	**43**	**18**	**13**	**9**	**6**	**0**	**1**	**1**	**0**	**0**	**0**
1800	243	0	0	0	0	0	1	0	2	1	0	0	3	12	17	34	44	36	35	31	9	8	7	1	0	1	1	0	0
1900	163	0	0	0	0	0	0	0	1	2	0	1	3	14	20	19	21	25	19	16	10	5	2	4	1	0	0	0	0
2000	112	0	0	0	0	0	0	0	0	0	0	0	1	3	15	14	22	21	10	8	11	2	2	1	0	1	1	0	0
2100	71	0	0	0	0	0	0	0	0	0	0	0	0	1	8	6	17	10	10	7	4	5	1	1	0	1	0	0	0
2200	37	0	0	0	0	0	0	0	0	0	1	0	0	1	6	7	1	5	5	2	0	1	4	2	0	0	0	0	2
2300	26	0	0	0	0	0	0	0	0	0	0	0	0	1	2	2	4	7	1	2	3	1	0	1	1	1	0	0	0
07-19	**1989**	**0**	**0**	**0**	**2**	**6**	**4**	**2**	**4**	**4**	**9**	**12**	**18**	**48**	**118**	**225**	**347**	**348**	**281**	**230**	**142**	**82**	**53**	**27**	**13**	**9**	**5**	**0**	**0**
06-22	**2354**	**0**	**0**	**0**	**2**	**6**	**4**	**2**	**5**	**6**	**9**	**13**	**22**	**66**	**162**	**264**	**410**	**408**	**325**	**263**	**167**	**96**	**59**	**34**	**14**	**11**	**6**	**0**	**0**
06-00	**2417**	**0**	**0**	**0**	**2**	**6**	**4**	**2**	**5**	**6**	**10**	**13**	**22**	**68**	**170**	**273**	**415**	**420**	**331**	**267**	**170**	**98**	**63**	**37**	**15**	**12**	**6**	**0**	**2**
00-00	**2532**	**0**	**0**	**0**	**2**	**6**	**4**	**2**	**5**	**6**	**10**	**15**	**25**	**72**	**172**	**281**	**435**	**433**	**345**	**280**	**177**	**105**	**70**	**41**	**22**	**13**	**8**	**1**	**2**

DRAFT

Site 40
Location R162, Att - tree, Lat 53.7957, Long -6.73831
Direction Two way

3279 / Meath/Cavan/Monaghan ATC's
October 2013
Automatic Traffic Count

Mon, 14 October 2013

Time	Total	Speed Bins (km/h)																												
		0 - 5	5 - 10	10 - 15	15 - 20	20 - 25	25 - 30	30 - 35	35 - 40	40 - 45	45 - 50	50 - 55	55 - 60	60 - 65	65 - 70	70 - 75	75 - 80	80 - 85	85 - 90	90 - 95	95 - 100	100 - 105	105 - 110	110 - 115	115 - 120	120 - 125	125 - 130	130 - 135	135 - 140
0000	15	0	0	0	0	0	0	0	0	0	0	0	0	1	1	3	1	1	3	4	0	0	0	0	1	0	0	0	0
0100	8	0	0	0	0	0	0	0	0	0	0	0	0	0	0	0	1	2	1	2	1	1	0	0	0	0	0	0	0
0200	3	0	0	0	0	0	0	0	0	0	0	0	0	0	0	0	0	0	2	0	0	0	1	0	0	0	0	0	0	0
0300	6	0	0	0	0	0	0	0	0	0	0	0	0	0	0	0	1	2	0	1	0	0	0	2	0	0	0	0	0	0
0400	9	0	0	0	0	0	0	0	0	0	0	0	0	0	0	0	1	1	2	0	1	3	1	0	0	0	0	0	0	0
0500	34	0	0	0	0	0	0	0	0	0	0	0	0	1	1	0	2	9	10	4	2	1	1	1	1	0	1	0	0	0
0600	124	0	0	0	0	0	0	0	0	0	0	0	0	2	5	1	11	13	14	21	22	21	8	4	1	0	0	0	0	1
0700	203	0	0	0	0	0	0	0	0	0	0	0	2	3	5	13	23	39	32	31	22	17	5	6	4	0	1	0	0	0
0800	**367**	**0**	**0**	**0**	**0**	**0**	**0**	**0**	**0**	**1**	**2**	**2**	**4**	**7**	**20**	**56**	**87**	**52**	**65**	**38**	**17**	**12**	**3**	**1**	**0**	**0**	**0**	**0**	**0**	**0**
0900	234	0	0	0	0	0	0	0	0	0	1	6	0	5	26	39	51	40	26	12	11	9	5	2	0	1	0	0	0	0
1000	185	0	0	0	0	1	2	0	0	0	3	0	2	1	15	22	32	40	25	16	15	6	4	1	0	0	0	0	0	0
1100	179	0	0	0	2	0	0	0	0	0	0	4	5	7	18	20	31	37	23	15	7	7	2	1	0	0	0	0	0	0
1200	223	0	0	0	0	0	0	3	1	2	0	0	3	9	21	33	43	35	33	15	12	1	9	1	1	1	0	0	0	0
1300	181	0	0	0	0	0	3	1	2	0	0	2	1	11	13	21	25	35	28	15	7	7	3	4	1	1	0	0	0	1
1400	213	0	0	0	0	0	0	1	1	0	2	4	6	5	14	33	43	33	24	22	15	4	3	1	1	0	1	0	0	0
1500	286	0	0	0	0	0	0	1	3	5	0	0	3	8	16	48	64	63	41	19	7	3	2	1	0	1	0	1	0	0
1600	286	0	0	0	0	0	0	2	2	3	4	2	4	5	21	43	55	50	41	27	9	10	0	4	3	1	0	0	0	0
1700	**357**	**0**	**0**	**0**	**0**	**0**	**1**	**2**	**2**	**10**	**4**	**1**	**1**	**8**	**15**	**71**	**52**	**64**	**55**	**29**	**20**	**14**	**6**	**2**	**0**	**0**	**0**	**0**	**0**	**0**
1800	290	0	0	0	0	0	1	0	2	1	0	1	5	1	20	31	33	46	43	54	23	14	6	4	2	0	2	0	1	0
1900	183	0	0	0	0	0	0	0	0	4	0	1	3	11	11	27	33	33	25	17	6	6	1	1	2	1	1	0	0	0
2000	139	0	0	0	0	0	0	0	0	1	0	0	1	5	7	20	27	23	20	13	10	3	4	3	0	0	0	0	0	2
2100	97	0	0	0	0	0	0	0	0	0	0	0	0	3	6	9	11	22	8	14	14	3	3	1	2	1	0	0	0	0
2200	85	0	0	0	0	0	0	0	0	0	1	0	1	3	6	8	12	9	18	7	12	2	1	2	3	0	0	0	0	0
2300	22	0	0	0	0	0	0	0	0	0	1	1	0	0	1	1	5	3	0	2	5	1	0	1	1	0	0	0	0	0
07-19	**3004**	**0**	**0**	**0**	**2**	**1**	**7**	**10**	**13**	**22**	**16**	**22**	**36**	**70**	**204**	**430**	**539**	**534**	**436**	**293**	**165**	**104**	**48**	**28**	**12**	**5**	**4**	**1**	**2**
06-22	**3547**	**0**	**0**	**0**	**2**	**1**	**7**	**10**	**13**	**27**	**16**	**23**	**40**	**91**	**233**	**487**	**621**	**625**	**503**	**358**	**217**	**137**	**64**	**37**	**17**	**7**	**5**	**1**	**5**
06-00	**3654**	**0**	**0**	**0**	**2**	**1**	**7**	**10**	**13**	**27**	**18**	**24**	**41**	**94**	**240**	**496**	**638**	**637**	**521**	**367**	**234**	**140**	**65**	**40**	**21**	**7**	**5**	**1**	**5**
00-00	**3729**	**0**	**0**	**0**	**2**	**1**	**7**	**10**	**13**	**27**	**18**	**24**	**41**	**96**	**242**	**499**	**644**	**652**	**539**	**378**	**238**	**145**	**68**	**43**	**23**	**7**	**6**	**1**	**5**

DRAFT

Site 40
Location R162, Att - tree, Lat 53.7957, Long -6.73831
Direction Two way

3279 / Meath/Cavan/Monaghan ATC's
October 2013
Automatic Traffic Count

Tue, 15 October 2013

Time	Total	Speed Bins (km/h)																												
		0 - 5	5 - 10	10 - 15	15 - 20	20 - 25	25 - 30	30 - 35	35 - 40	40 - 45	45 - 50	50 - 55	55 - 60	60 - 65	65 - 70	70 - 75	75 - 80	80 - 85	85 - 90	90 - 95	95 - 100	100 - 105	105 - 110	110 - 115	115 - 120	120 - 125	125 - 130	130 - 135	135 - 140
0000	25	0	0	0	0	0	0	0	0	0	0	1	0	1	0	1	6	1	2	4	3	1	1	1	3	0	0	0	0
0100	12	0	0	0	0	0	0	0	0	0	0	0	0	0	2	2	3	1	3	0	0	0	1	0	0	0	0	0	0	0
0200	7	0	0	0	0	0	0	0	0	0	0	0	0	1	0	0	0	2	2	0	1	0	0	0	1	0	0	0	0	0
0300	11	0	0	0	0	0	0	0	0	0	0	0	0	0	1	1	0	2	2	0	3	0	0	0	1	1	0	0	0	0
0400	8	0	0	0	0	0	0	0	0	0	0	0	0	1	1	2	0	0	2	1	1	0	0	0	0	0	0	0	0	0
0500	39	0	0	0	0	0	0	0	0	0	0	0	0	0	0	2	3	7	8	5	8	2	1	2	1	0	0	0	0	0
0600	118	0	0	0	0	0	0	0	0	0	0	0	0	2	3	7	17	18	19	9	17	11	6	4	3	1	0	0	1	0
0700	224	0	0	0	0	0	0	0	0	0	0	0	1	6	5	34	29	60	39	21	13	6	3	5	1	0	0	1	0	0
0800	**403**	**0**	**0**	**0**	**0**	**0**	**0**	**0**	**0**	**0**	**0**	**0**	**3**	**7**	**24**	**69**	**106**	**70**	**48**	**36**	**23**	**12**	**3**	**1**	**0**	**0**	**1**	**0**	**0**	**0**
0900	230	0	0	0	0	0	0	1	0	2	0	1	0	5	15	28	47	48	26	22	21	6	3	3	2	0	0	0	0	0
1000	164	0	1	0	0	0	0	0	0	0	0	1	2	27	15	13	38	31	16	9	6	3	1	1	0	0	0	0	0	0
1100	192	0	0	0	0	2	0	0	0	2	4	3	7	10	20	26	35	34	23	14	6	2	2	2	0	0	0	0	0	0
1200	188	0	0	0	0	0	2	0	0	1	2	0	1	7	15	25	33	30	35	15	10	5	2	2	1	1	0	0	1	0
1300	175	0	0	0	0	1	0	1	0	0	2	2	0	3	11	28	45	27	24	15	8	4	3	1	0	0	0	0	0	0
1400	209	0	0	0	0	0	0	1	0	0	1	0	2	7	17	28	28	50	38	13	11	5	2	3	1	1	0	0	1	0
1500	304	0	0	0	0	0	2	0	0	0	0	2	4	7	26	45	58	58	40	32	15	6	2	2	4	1	0	0	0	0
1600	290	0	0	0	0	0	0	3	0	1	0	3	5	17	27	38	55	56	39	15	15	8	5	1	0	1	0	1	0	0
1700	**330**	**0**	**0**	**0**	**0**	**0**	**0**	**0**	**0**	**0**	**0**	**0**	**3**	**7**	**16**	**45**	**58**	**88**	**44**	**31**	**23**	**8**	**3**	**2**	**1**	**0**	**0**	**1**	**0**	**0**
1800	289	0	0	0	0	0	0	0	1	0	3	5	0	6	22	39	57	50	48	25	8	15	7	0	1	2	0	0	0	0
1900	193	0	0	0	0	0	0	0	0	2	0	0	1	1	17	32	36	28	30	18	10	11	4	2	0	0	0	1	0	0
2000	88	0	0	0	0	0	0	0	0	1	0	2	0	1	7	8	11	13	18	14	2	6	3	0	2	0	0	0	0	0
2100	76	0	0	0	0	0	0	0	0	0	0	0	1	2	3	12	13	18	7	6	2	8	1	2	0	0	1	0	0	0
2200	60	0	0	0	0	0	0	0	0	0	0	0	0	1	4	6	8	7	10	11	1	3	1	4	2	2	0	0	0	0
2300	19	0	0	0	0	0	0	0	0	0	0	0	0	2	1	3	0	3	2	4	0	1	3	0	0	0	0	0	0	0
07-19	**2998**	**0**	**1**	**0**	**0**	**3**	**4**	**6**	**1**	**6**	**12**	**17**	**28**	**109**	**213**	**418**	**589**	**602**	**420**	**248**	**159**	**80**	**36**	**23**	**11**	**6**	**1**	**3**	**2**
06-22	**3473**	**0**	**1**	**0**	**0**	**3**	**4**	**6**	**1**	**9**	**12**	**19**	**30**	**115**	**243**	**477**	**666**	**679**	**494**	**295**	**190**	**116**	**50**	**31**	**16**	**7**	**2**	**4**	**3**
06-00	**3552**	**0**	**1**	**0**	**0**	**3**	**4**	**6**	**1**	**9**	**12**	**19**	**30**	**118**	**248**	**486**	**674**	**689**	**506**	**310**	**191**	**120**	**54**	**35**	**18**	**9**	**2**	**4**	**3**
00-00	**3654**	**0**	**1**	**0**	**0**	**3**	**4**	**6**	**1**	**9**	**12**	**20**	**30**	**121**	**252**	**494**	**686**	**702**	**525**	**320**	**207**	**123**	**57**	**38**	**24**	**10**	**2**	**4**	**3**

DRAFT

Site 40
Location R162, Att - tree, Lat 53.7957, Long -6.73831
Direction Two way

3279 / Meath/Cavan/Monaghan ATC's
October 2013
Automatic Traffic Count

Wed, 16 October 2013

Time	Total	Speed Bins (km/h)																											
		0 - 5	5 - 10	10 - 15	15 - 20	20 - 25	25 - 30	30 - 35	35 - 40	40 - 45	45 - 50	50 - 55	55 - 60	60 - 65	65 - 70	70 - 75	75 - 80	80 - 85	85 - 90	90 - 95	95 - 100	100 - 105	105 - 110	110 - 115	115 - 120	120 - 125	125 - 130	130 - 135	135 - 140
0000	22	0	0	0	0	0	0	0	0	0	0	0	0	0	1	2	3	5	3	2	1	3	2	0	0	0	0	0	0
0100	12	0	0	0	0	0	0	0	0	0	0	0	0	0	0	0	2	4	2	2	0	0	1	0	1	0	0	0	0
0200	7	0	0	0	0	0	0	0	0	0	0	0	0	0	0	2	0	2	2	0	0	0	0	0	0	0	0	1	0
0300	5	0	0	0	0	0	0	0	0	0	0	0	0	1	0	1	0	1	0	1	0	0	0	1	0	0	0	0	0
0400	11	0	0	0	0	0	0	0	0	0	0	0	0	0	0	2	3	1	2	0	3	0	0	0	0	0	0	0	0
0500	48	0	0	0	0	0	0	0	0	0	0	0	1	1	0	1	8	8	8	6	8	3	0	3	0	0	0	0	1
0600	135	0	0	0	0	0	0	0	0	0	0	2	1	0	2	7	14	10	16	17	34	18	6	6	0	2	0	0	0
0700	189	0	0	0	0	0	0	0	0	0	0	3	1	13	14	33	43	28	18	18	9	4	5	0	0	0	0	0	0
0800	**401**	**1**	**0**	**0**	**0**	**0**	**1**	**0**	**0**	**0**	**1**	**3**	**10**	**26**	**49**	**107**	**94**	**53**	**34**	**17**	**1**	**4**	**0**	**0**	**0**	**0**	**0**	**0**	**0**
0900	225	0	0	0	0	0	0	0	0	0	0	0	4	16	18	52	42	48	27	11	3	2	1	0	0	0	0	1	0
1000	177	0	0	0	0	0	0	0	0	2	1	2	8	13	28	40	34	23	17	3	3	2	0	0	0	1	0	0	0
1100	216	0	0	0	0	0	1	0	0	0	0	1	11	13	40	42	38	30	28	8	3	1	0	0	0	0	0	0	0
1200	210	0	0	0	0	0	0	0	2	1	1	12	7	15	17	44	42	24	19	15	5	3	2	1	0	0	0	0	0
1300	205	0	0	0	0	0	0	0	0	0	1	1	3	6	12	31	52	37	21	19	6	5	5	3	1	1	0	1	0
1400	182	0	0	0	0	0	0	0	0	1	0	0	10	9	24	20	30	19	32	12	16	5	3	1	0	0	0	0	0
1500	307	0	0	0	0	0	0	0	0	1	0	2	3	5	27	41	62	72	50	24	8	1	5	4	1	1	0	0	0
1600	263	0	0	0	0	0	0	0	2	0	0	1	6	2	9	35	62	66	33	21	16	4	4	2	0	0	0	0	0
1700	**355**	**0**	**0**	**0**	**0**	**0**	**0**	**0**	**0**	**0**	**2**	**0**	**0**	**6**	**25**	**77**	**70**	**70**	**45**	**29**	**20**	**8**	**2**	**1**	**0**	**0**	**0**	**0**	**0**
1800	272	0	0	0	0	0	0	0	0	0	0	0	5	4	14	31	56	62	45	24	10	10	8	1	2	0	0	0	0
1900	189	0	0	0	0	0	0	0	0	0	0	1	8	21	24	29	26	26	21	15	9	3	3	2	1	0	0	0	0
2000	85	0	0	0	0	0	0	1	1	0	0	0	1	4	11	12	10	12	16	8	4	3	1	1	0	0	0	0	0
2100	86	0	0	0	0	0	0	0	0	0	0	2	3	5	4	16	11	15	8	6	7	3	2	2	2	0	0	0	0
2200	68	0	0	0	0	0	0	1	0	1	0	0	0	2	4	12	16	12	10	6	2	1	1	0	0	0	0	0	0
2300	28	0	0	0	0	0	0	0	0	0	0	0	0	2	3	4	5	2	5	2	3	0	1	1	0	0	0	0	0
07-19	**3002**	**1**	**0**	**0**	**0**	**0**	**2**	**0**	**4**	**5**	**6**	**25**	**68**	**128**	**277**	**553**	**625**	**532**	**369**	**201**	**100**	**49**	**35**	**13**	**4**	**3**	**0**	**2**	**0**
06-22	**3497**	**1**	**0**	**0**	**0**	**0**	**2**	**1**	**5**	**5**	**6**	**30**	**81**	**158**	**318**	**617**	**686**	**595**	**430**	**247**	**154**	**76**	**47**	**24**	**7**	**5**	**0**	**2**	**0**
06-00	**3593**	**1**	**0**	**0**	**0**	**0**	**2**	**2**	**5**	**6**	**6**	**30**	**81**	**162**	**325**	**633**	**707**	**609**	**445**	**255**	**159**	**77**	**49**	**25**	**7**	**5**	**0**	**2**	**0**
00-00	**3698**	**1**	**0**	**0**	**0**	**0**	**2**	**2**	**5**	**6**	**6**	**30**	**82**	**164**	**326**	**641**	**723**	**630**	**462**	**266**	**171**	**83**	**52**	**29**	**8**	**5**	**0**	**3**	**1**

DRAFT

Site 40
Location R162, Att - tree, Lat 53.7957, Long -6.73831
Direction Two way

3279 / Meath/Cavan/Monaghan ATC's
October 2013
Automatic Traffic Count

Virtual Day (7)

Time	Total	Speed Bins (km/h)																												
		0 - 5	5 - 10	10 - 15	15 - 20	20 - 25	25 - 30	30 - 35	35 - 40	40 - 45	45 - 50	50 - 55	55 - 60	60 - 65	65 - 70	70 - 75	75 - 80	80 - 85	85 - 90	90 - 95	95 - 100	100 - 105	105 - 110	110 - 115	115 - 120	120 - 125	125 - 130	130 - 135	135 - 140
0000	24	0	0	0	0	0	0	0	0	0	0	0	0	1	1	2	5	2	3	3	2	2	1	1	1	0	0	0	0
0100	17	0	0	0	0	0	0	0	0	0	0	0	0	0	1	1	2	3	4	2	1	1	1	0	0	0	0	0	0
0200	8	0	0	0	0	0	0	0	0	0	0	0	0	0	0	1	0	1	3	1	0	1	1	0	0	0	0	0	0
0300	11	0	0	0	0	0	0	0	0	0	0	0	0	0	1	1	1	2	1	1	1	0	1	1	0	0	0	0	0
0400	10	0	0	0	0	0	0	0	0	0	0	0	0	0	0	1	1	2	2	1	1	1	1	0	0	0	0	0	0
0500	34	0	0	0	0	0	0	0	0	0	0	0	0	0	0	1	4	6	6	6	4	2	2	1	1	0	0	0	0
0600	96	0	0	0	0	0	0	0	0	0	0	0	1	1	3	4	10	11	13	12	15	12	6	5	2	1	1	0	0
0700	159	0	0	0	0	0	0	0	0	0	0	1	1	5	6	16	22	31	26	19	12	10	5	3	2	0	0	0	0
0800	**296**	**0**	**0**	**0**	**0**	**0**	**0**	**0**	**0**	**0**	**1**	**1**	**4**	**10**	**20**	**48**	**67**	**51**	**41**	**25**	**16**	**7**	**3**	**1**	**0**	**0**	**0**	**0**	**0**
0900	199	0	0	0	0	0	1	0	1	1	1	2	1	6	16	30	38	35	24	19	10	6	3	2	1	1	0	0	0
1000	171	0	0	0	0	0	0	0	0	1	1	1	3	8	16	24	36	30	21	11	9	4	2	1	1	0	0	0	0
1100	203	0	0	0	0	0	0	0	0	0	1	3	6	10	23	29	40	34	24	15	9	4	2	1	0	0	0	0	0
1200	226	0	0	0	0	1	0	1	0	1	1	3	4	9	20	33	44	38	30	20	10	5	3	1	2	1	0	0	0
1300	218	0	0	0	0	0	0	1	1	1	2	2	2	9	18	26	40	42	31	20	9	6	4	2	2	0	0	0	0
1400	213	0	0	0	0	0	0	0	0	1	1	2	4	6	15	28	37	38	32	21	14	5	3	2	1	0	0	0	0
1500	294	0	0	0	0	0	1	0	1	2	1	1	5	7	18	38	61	60	44	27	12	6	4	3	1	1	0	1	0
1600	273	0	0	0	0	0	1	1	1	1	1	2	4	10	23	40	54	49	34	23	13	8	3	2	1	0	0	0	0
1700	**310**	**0**	**0**	**0**	**0**	**0**	**0**	**0**	**0**	**2**	**1**	**2**	**2**	**7**	**17**	**47**	**58**	**66**	**43**	**27**	**19**	**9**	**5**	**2**	**1**	**1**	**0**	**0**	**0**
1800	260	0	0	0	0	0	0	1	1	1	2	1	3	7	16	31	44	46	41	30	15	10	7	2	1	1	1	0	0
1900	188	0	0	0	0	0	0	0	0	2	0	1	4	9	17	26	29	33	24	19	10	6	3	2	1	0	0	0	0
2000	118	0	0	0	0	0	0	0	0	1	0	1	2	4	9	15	21	19	17	12	7	4	2	1	1	1	0	0	0
2100	96	0	0	0	0	0	0	0	0	0	0	1	1	4	7	13	16	17	11	10	7	5	2	1	1	0	0	0	0
2200	64	0	0	0	0	0	0	0	0	0	1	0	1	2	4	8	9	11	10	5	4	3	3	1	1	1	0	0	0
2300	30	0	0	0	0	0	0	0	0	0	0	0	0	1	2	2	4	4	4	3	3	2	1	1	1	0	0	0	0
07-19	**2822**	**0**	**0**	**0**	**1**	**1**	**4**	**4**	**7**	**11**	**12**	**21**	**40**	**95**	**207**	**390**	**541**	**519**	**391**	**258**	**147**	**81**	**44**	**22**	**12**	**6**	**3**	**2**	**1**
06-22	**3320**	**0**	**0**	**0**	**1**	**1**	**4**	**5**	**7**	**14**	**13**	**24**	**48**	**112**	**242**	**449**	**617**	**598**	**456**	**311**	**186**	**107**	**57**	**32**	**18**	**8**	**4**	**3**	**2**
06-00	**3413**	**0**	**0**	**0**	**1**	**1**	**5**	**5**	**7**	**15**	**14**	**24**	**48**	**115**	**247**	**459**	**630**	**613**	**470**	**320**	**194**	**112**	**61**	**34**	**19**	**9**	**4**	**3**	**2**
00-00	**3517**	**0**	**0**	**0**	**1**	**1**	**5**	**5**	**7**	**15**	**14**	**25**	**49**	**118**	**250**	**466**	**644**	**629**	**489**	**333**	**202**	**118**	**67**	**37**	**23**	**10**	**5**	**3**	**2**

DRAFT

Site 40
Location R162, Att - tree, Lat 53.7957, Long -6.73831
Direction Two way

3279 / Meath/Cavan/Monaghan ATC's
October 2013
Automatic Traffic Count

Virtual Week (1)

Time	Total	Speed Bins (km/h)																												
		0 - 5	5 - 10	10 - 15	15 - 20	20 - 25	25 - 30	30 - 35	35 - 40	40 - 45	45 - 50	50 - 55	55 - 60	60 - 65	65 - 70	70 - 75	75 - 80	80 - 85	85 - 90	90 - 95	95 - 100	100 - 105	105 - 110	110 - 115	115 - 120	120 - 125	125 - 130	130 - 135	135 - 140
Mon	3729	0	0	0	2	1	7	10	13	27	18	24	41	96	242	499	644	652	539	378	238	145	68	43	23	7	6	1	5
Tue	3654	0	1	0	0	3	4	6	1	9	12	20	30	121	252	494	686	702	525	320	207	123	57	38	24	10	2	4	3
Wed	3698	1	0	0	0	0	2	2	5	6	6	30	82	164	326	641	723	630	462	266	171	83	52	29	8	5	0	3	1
Thu	3846	0	0	0	0	0	3	5	5	20	20	36	30	129	242	471	750	691	573	386	208	109	84	38	24	10	7	4	1
Fri	4114	0	0	0	0	0	9	7	7	14	14	23	80	147	305	502	743	778	587	388	209	144	69	33	30	13	6	4	2
|Sat	3049	0	0	0	0	0	3	3	15	20	18	26	54	95	210	372	525	517	392	312	206	119	66	39	27	14	6	7	3
|Sun	2532	0	0	0	2	6	4	2	5	6	10	15	25	72	172	281	435	433	345	280	177	105	70	41	22	13	8	1	2
5 Day Ave.	**3808**	**0**	**0**	**0**	**0**	**1**	**5**	**6**	**6**	**15**	**14**	**27**	**53**	**131**	**273**	**521**	**709**	**691**	**537**	**348**	**207**	**121**	**66**	**36**	**22**	**9**	**4**	**3**	**2**
7 Day Ave.	**3517**	**0**	**0**	**0**	**1**	**1**	**5**	**5**	**7**	**15**	**14**	**25**	**49**	**118**	**250**	**466**	**644**	**629**	**489**	**333**	**202**	**118**	**67**	**37**	**23**	**10**	**5**	**3**	**2**
--	**24622**	**1**	**1**	**0**	**4**	**10**	**32**	**35**	**51**	**102**	**98**	**174**	**342**	**824**	**1749**	**3260**	**4506**	**4403**	**3423**	**2330**	**1416**	**828**	**466**	**261**	**158**	**72**	**35**	**24**	**17**

Summary Graphs

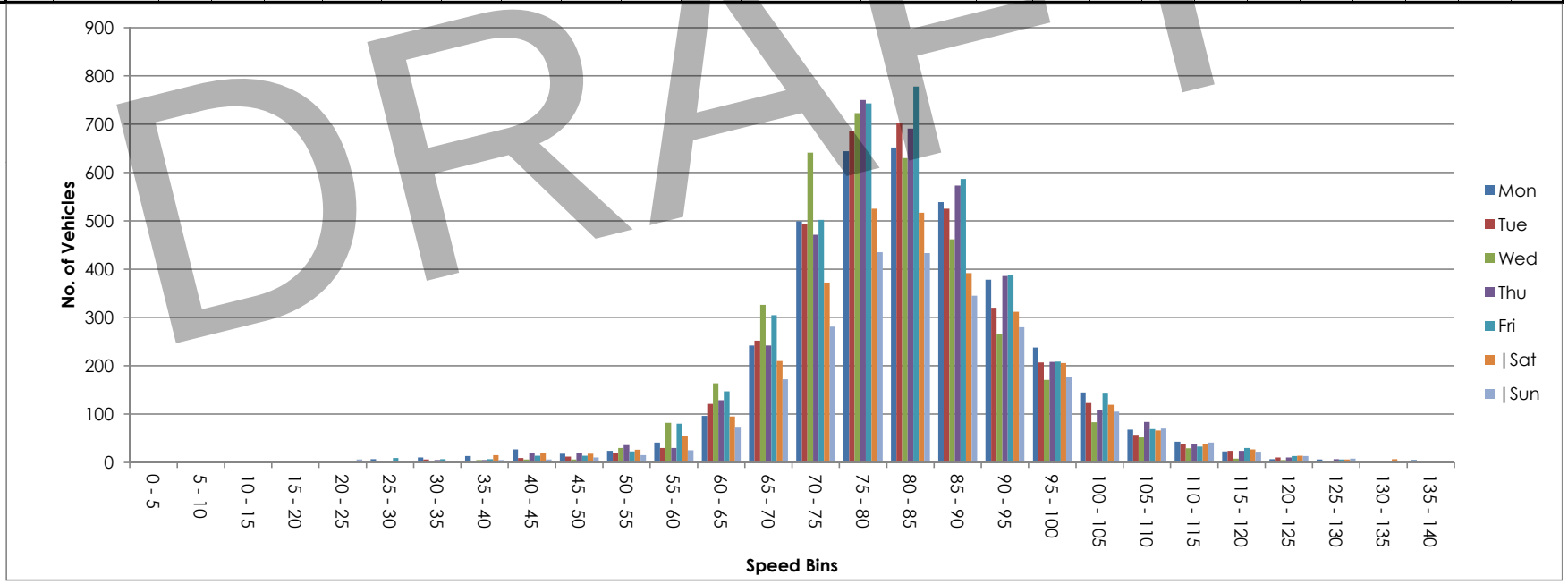

DRAFT

Nationwide Data Collection
for
Tobin Consulting Engineers



NDC NATIONWIDE DATA COLLECTION	**Site / Location:**	L-74051-7, Att - Tree, Lat 53.7885, Long -6.76784	**Project No:**	3279	**Photo No:**	3279-41	**Drawn By:** MOR
	Survey Date:	Thu, 10 October 2013 to Wed, 16 October 2013	**Project Name:**		Meath/Cavan/Monaghan ATC'S		
	Survey Times:	00:00 to 00(24):00	**Title:**		Site Photograph		

Site No.	Location.	Direction.	Speed Limit - PSL (km/h)	Start Date.	End Date.	Total Vehicles.	5 Day Ave.	7 Day Ave.	No. > Speed Limit.	%. > Speed Limit.	No. > Speed Limit1 (+5km/h).	%. > Speed Limit1 (+5km/h).	No. > Speed Limit1 (+10km/h).	%. > Speed Limit1 (+10km/h).	Mean Speed	85%ile Speed
41	L-74051-7, Att - Tree, Lat 53.7885, Long -6.76784	North	80	Thu, 10 October 2013	Wed, 16 October 2013	259	41	37	0	0.0	0	0.0	0	0.0	43.0	54.4
		South	80	Thu, 10 October 2013	Wed, 16 October 2013	241	37	34	3	1.2	2	0.8	0	0.0	51.5	64.8
		Two way	80	Thu, 10 October 2013	Wed, 16 October 2013	500	79	71	3	0.6	2	0.4	0	0.0	47.1	61.2

DRAFT

Site 41
Location L-74051-7, Att - Tree, Lat 53.7885, Long -6.76784
Direction North

3279 / Meath/Cavan/Monaghan ATC's
October 2013
Automatic Traffic Count

Thu, 10 October 2013

Time	Total	Classification												>PSL	>PSL%	>SL1	>SL1%	>SL2	>SL2%	Mean	Vpp
		1 MCL	2 SV	3 SVT	4 TB2	5 TB3	6 T4	7 ART3	8 ART4	9 ART5	10 ART6	11 BD	12 DRT	80	80	85 +5kph	85 +5kph	90 +10kph	90 +10kph		85
0000	0	0	0	0	0	0	0	0	0	0	0	0	0	0	0	0	0	0	0	-	-
0100	0	0	0	0	0	0	0	0	0	0	0	0	0	0	0	0	0	0	0	-	-
0200	0	0	0	0	0	0	0	0	0	0	0	0	0	0	0	0	0	0	0	-	-
0300	0	0	0	0	0	0	0	0	0	0	0	0	0	0	0	0	0	0	0	-	-
0400	0	0	0	0	0	0	0	0	0	0	0	0	0	0	0	0	0	0	0	-	-
0500	0	0	0	0	0	0	0	0	0	0	0	0	0	0	0	0	0	0	0	-	-
0600	0	0	0	0	0	0	0	0	0	0	0	0	0	0	0	0	0	0	0	-	-
0700	1	0	0	0	1	0	0	0	0	0	0	0	0	0	0	0	0	0	0	52.4	-
0800	8	0	2	5	0	0	0	0	0	1	0	0	0	0	0	0	0	0	0	31.9	-
0900	13	0	6	7	0	0	0	0	0	0	0	0	0	0	0	0	0	0	0	39.8	42.1
1000	13	0	2	9	0	0	0	0	0	2	0	0	0	0	0	0	0	0	0	40.3	42.8
1100	**15**	**0**	**6**	**6**	**0**	**0**	**0**	**0**	**0**	**3**	**0**	**0**	**0**	**0**	**0**	**0**	**0**	**0**	**0**	**37**	**39.6**
1200	5	0	2	2	0	0	0	0	0	1	0	0	0	0	0	0	0	0	0	48	-
1300	**6**	**1**	**3**	**1**	**0**	**0**	**0**	**0**	**0**	**1**	**0**	**0**	**0**	**0**	**0**	**0**	**0**	**0**	**0**	**27.4**	**-**
1400	1	0	1	0	0	0	0	0	0	0	0	0	0	0	0	0	0	0	0	24.6	-
1500	0	0	0	0	0	0	0	0	0	0	0	0	0	0	0	0	0	0	0	-	-
1600	1	0	1	0	0	0	0	0	0	0	0	0	0	0	0	0	0	0	0	48.6	-
1700	2	0	2	0	0	0	0	0	0	0	0	0	0	0	0	0	0	0	0	45	-
1800	4	0	4	0	0	0	0	0	0	0	0	0	0	0	0	0	0	0	0	50.6	-
1900	1	0	1	0	0	0	0	0	0	0	0	0	0	0	0	0	0	0	0	52.4	-
2000	0	0	0	0	0	0	0	0	0	0	0	0	0	0	0	0	0	0	0	-	-
2100	1	0	1	0	0	0	0	0	0	0	0	0	0	0	0	0	0	0	0	54.7	-
2200	0	0	0	0	0	0	0	0	0	0	0	0	0	0	0	0	0	0	0	-	-
2300	0	0	0	0	0	0	0	0	0	0	0	0	0	0	0	0	0	0	0	-	-
07-19	**69**	**1**	**29**	**30**	**1**	**0**	**0**	**0**	**0**	**8**	**0**	**0**	**0**	**0**	**0**	**0**	**0**	**0**	**0**	**38.7**	**45.4**
06-22	**71**	**1**	**31**	**30**	**1**	**0**	**0**	**0**	**0**	**8**	**0**	**0**	**0**	**0**	**0**	**0**	**0**	**0**	**0**	**39.2**	**46.4**
06-00	**71**	**1**	**31**	**30**	**1**	**0**	**0**	**0**	**0**	**8**	**0**	**0**	**0**	**0**	**0**	**0**	**0**	**0**	**0**	**39.2**	**46.4**
00-00	**71**	**1**	**31**	**30**	**1**	**0**	**0**	**0**	**0**	**8**	**0**	**0**	**0**	**0**	**0**	**0**	**0**	**0**	**0**	**39.2**	**46.4**

DRAFT

Site 41
Location L-74051-7, Att - Tree, Lat 53.7885, Long -6.76784
Direction North

3279 / Meath/Cavan/Monaghan ATC's
October 2013
Automatic Traffic Count

Fri, 11 October 2013

Time	Total	Classification												>PSL	>PSL%	>SL1	>SL1%	>SL2	>SL2%	Mean	Vpp
		1 MCL	2 SV	3 SVT	4 TB2	5 TB3	6 T4	7 ART3	8 ART4	9 ART5	10 ART6	11 BD	12 DRT	80	80	85 +5kph	85 +5kph	90 +10kph	90 +10kph		85
0000	0	0	0	0	0	0	0	0	0	0	0	0	0	0	0	0	0	0	0	-	-
0100	0	0	0	0	0	0	0	0	0	0	0	0	0	0	0	0	0	0	0	-	-
0200	0	0	0	0	0	0	0	0	0	0	0	0	0	0	0	0	0	0	0	-	-
0300	0	0	0	0	0	0	0	0	0	0	0	0	0	0	0	0	0	0	0	-	-
0400	0	0	0	0	0	0	0	0	0	0	0	0	0	0	0	0	0	0	0	-	-
0500	0	0	0	0	0	0	0	0	0	0	0	0	0	0	0	0	0	0	0	-	-
0600	0	0	0	0	0	0	0	0	0	0	0	0	0	0	0	0	0	0	0	-	-
0700	0	0	0	0	0	0	0	0	0	0	0	0	0	0	0	0	0	0	0	-	-
0800	**3**	**0**	**3**	**0**	**0**	**0**	**0**	**0**	**0**	**0**	**0**	**0**	**0**	**0**	**0**	**0**	**0**	**0**	**0**	**46.7**	**-**
0900	**3**	**0**	**3**	**0**	**0**	**0**	**0**	**0**	**0**	**0**	**0**	**0**	**0**	**0**	**0**	**0**	**0**	**0**	**0**	**44.3**	**-**
1000	0	0	0	0	0	0	0	0	0	0	0	0	0	0	0	0	0	0	0	-	-
1100	**3**	**0**	**2**	**1**	**0**	**0**	**0**	**0**	**0**	**0**	**0**	**0**	**0**	**0**	**0**	**0**	**0**	**0**	**0**	**31.7**	**-**
1200	2	0	1	1	0	0	0	0	0	0	0	0	0	0	0	0	0	0	0	49.4	-
1300	2	0	1	0	0	1	0	0	0	0	0	0	0	0	0	0	0	0	0	37.6	-
1400	2	0	2	0	0	0	0	0	0	0	0	0	0	0	0	0	0	0	0	51	-
1500	**4**	**0**	**3**	**0**	**1**	**0**	**0**	**0**	**0**	**0**	**0**	**0**	**0**	**0**	**0**	**0**	**0**	**0**	**0**	**41.4**	**-**
1600	2	0	2	0	0	0	0	0	0	0	0	0	0	0	0	0	0	0	0	42.1	-
1700	1	0	1	0	0	0	0	0	0	0	0	0	0	0	0	0	0	0	0	57.6	-
1800	2	0	1	0	1	0	0	0	0	0	0	0	0	0	0	0	0	0	0	53.7	-
1900	3	0	3	0	0	0	0	0	0	0	0	0	0	0	0	0	0	0	0	59.4	-
2000	2	0	2	0	0	0	0	0	0	0	0	0	0	0	0	0	0	0	0	51.3	-
2100	1	0	1	0	0	0	0	0	0	0	0	0	0	0	0	0	0	0	0	69.2	-
2200	0	0	0	0	0	0	0	0	0	0	0	0	0	0	0	0	0	0	0	-	-
2300	0	0	0	0	0	0	0	0	0	0	0	0	0	0	0	0	0	0	0	-	-
07-19	**24**	**0**	**19**	**2**	**2**	**1**	**0**	**0**	**0**	**0**	**0**	**0**	**0**	**0**	**0**	**0**	**0**	**0**	**0**	**44.1**	**55.4**
06-22	**30**	**0**	**25**	**2**	**2**	**1**	**0**	**0**	**0**	**0**	**0**	**0**	**0**	**0**	**0**	**0**	**0**	**0**	**0**	**47**	**58.7**
06-00	**30**	**0**	**25**	**2**	**2**	**1**	**0**	**0**	**0**	**0**	**0**	**0**	**0**	**0**	**0**	**0**	**0**	**0**	**0**	**47**	**58.7**
00-00	**30**	**0**	**25**	**2**	**2**	**1**	**0**	**0**	**0**	**0**	**0**	**0**	**0**	**0**	**0**	**0**	**0**	**0**	**0**	**47**	**58.7**

DRAFT

Site 41
Location L-74051-7, Att - Tree, Lat 53.7885, Long -6.76784
Direction North

3279 / Meath/Cavan/Monaghan ATC's
October 2013
Automatic Traffic Count

Sat, 12 October 2013

Time	Total	Classification												>PSL	>PSL%	>SL1	>SL1%	>SL2	>SL2%	Mean	Vpp
		1 MCL	2 SV	3 SVT	4 TB2	5 TB3	6 T4	7 ART3	8 ART4	9 ART5	10 ART6	11 BD	12 DRT	80	80	85 +5kph	85 +5kph	90 +10kph	90 +10kph		85
0000	1	0	1	0	0	0	0	0	0	0	0	0	0	0	0	0	0	0	0	45	-
0100	0	0	0	0	0	0	0	0	0	0	0	0	0	0	0	0	0	0	0	-	-
0200	0	0	0	0	0	0	0	0	0	0	0	0	0	0	0	0	0	0	0	-	-
0300	0	0	0	0	0	0	0	0	0	0	0	0	0	0	0	0	0	0	0	-	-
0400	0	0	0	0	0	0	0	0	0	0	0	0	0	0	0	0	0	0	0	-	-
0500	0	0	0	0	0	0	0	0	0	0	0	0	0	0	0	0	0	0	0	-	-
0600	0	0	0	0	0	0	0	0	0	0	0	0	0	0	0	0	0	0	0	-	-
0700	0	0	0	0	0	0	0	0	0	0	0	0	0	0	0	0	0	0	0	-	-
0800	0	0	0	0	0	0	0	0	0	0	0	0	0	0	0	0	0	0	0	-	-
0900	**3**	**0**	**3**	**0**	**0**	**0**	**0**	**0**	**0**	**0**	**0**	**0**	**0**	**0**	**0**	**0**	**0**	**0**	**0**	**47**	**-**
1000	1	0	1	0	0	0	0	0	0	0	0	0	0	0	0	0	0	0	0	43.8	-
1100	1	0	1	0	0	0	0	0	0	0	0	0	0	0	0	0	0	0	0	54.4	-
1200	2	0	2	0	0	0	0	0	0	0	0	0	0	0	0	0	0	0	0	60.6	-
1300	2	0	2	0	0	0	0	0	0	0	0	0	0	0	0	0	0	0	0	52	-
1400	1	0	1	0	0	0	0	0	0	0	0	0	0	0	0	0	0	0	0	53.9	-
1500	2	0	1	1	0	0	0	0	0	0	0	0	0	0	0	0	0	0	0	38.1	-
1600	0	0	0	0	0	0	0	0	0	0	0	0	0	0	0	0	0	0	0	-	-
1700	4	0	4	0	0	0	0	0	0	0	0	0	0	0	0	0	0	0	0	55.3	-
1800	2	0	2	0	0	0	0	0	0	0	0	0	0	0	0	0	0	0	0	56.4	-
1900	**5**	**0**	**5**	**0**	**0**	**0**	**0**	**0**	**0**	**0**	**0**	**0**	**0**	**0**	**0**	**0**	**0**	**0**	**0**	**49.2**	**-**
2000	3	0	3	0	0	0	0	0	0	0	0	0	0	0	0	0	0	0	0	47.3	-
2100	1	0	1	0	0	0	0	0	0	0	0	0	0	0	0	0	0	0	0	39.7	-
2200	0	0	0	0	0	0	0	0	0	0	0	0	0	0	0	0	0	0	0	-	-
2300	0	0	0	0	0	0	0	0	0	0	0	0	0	0	0	0	0	0	0	-	-
07-19	**18**	**0**	**17**	**1**	**0**	**0**	**0**	**0**	**0**	**0**	**0**	**0**	**0**	**0**	**0**	**0**	**0**	**0**	**0**	**51.6**	**60.1**
06-22	**27**	**0**	**26**	**1**	**0**	**0**	**0**	**0**	**0**	**0**	**0**	**0**	**0**	**0**	**0**	**0**	**0**	**0**	**0**	**50.2**	**60.1**
06-00	**27**	**0**	**26**	**1**	**0**	**0**	**0**	**0**	**0**	**0**	**0**	**0**	**0**	**0**	**0**	**0**	**0**	**0**	**0**	**50.2**	**60.1**
00-00	**28**	**0**	**27**	**1**	**0**	**0**	**0**	**0**	**0**	**0**	**0**	**0**	**0**	**0**	**0**	**0**	**0**	**0**	**0**	**50**	**60.1**

DRAFT

Site 41
Location L-74051-7, Att - Tree, Lat 53.7885, Long -6.76784
Direction North

3279 / Meath/Cavan/Monaghan ATC's
October 2013
Automatic Traffic Count

Sun, 13 October 2013

Time	Total	Classification												>PSL	>PSL%	>SL1	>SL1%	>SL2	>SL2%	Mean	Vpp
		1 MCL	2 SV	3 SVT	4 TB2	5 TB3	6 T4	7 ART3	8 ART4	9 ART5	10 ART6	11 BD	12 DRT	80	80	85 +5kph	85 +5kph	90 +10kph	90 +10kph		85
0000	0	0	0	0	0	0	0	0	0	0	0	0	0	0	0	0	0	0	0	-	-
0100	0	0	0	0	0	0	0	0	0	0	0	0	0	0	0	0	0	0	0	-	-
0200	0	0	0	0	0	0	0	0	0	0	0	0	0	0	0	0	0	0	0	-	-
0300	0	0	0	0	0	0	0	0	0	0	0	0	0	0	0	0	0	0	0	-	-
0400	0	0	0	0	0	0	0	0	0	0	0	0	0	0	0	0	0	0	0	-	-
0500	0	0	0	0	0	0	0	0	0	0	0	0	0	0	0	0	0	0	0	-	-
0600	0	0	0	0	0	0	0	0	0	0	0	0	0	0	0	0	0	0	0	-	-
0700	0	0	0	0	0	0	0	0	0	0	0	0	0	0	0	0	0	0	0	-	-
0800	1	0	1	0	0	0	0	0	0	0	0	0	0	0	0	0	0	0	0	36.7	-
0900	**4**	**0**	**4**	**0**	**0**	**0**	**0**	**0**	**0**	**0**	**0**	**0**	**0**	**0**	**0**	**0**	**0**	**0**	**0**	**47.4**	**-**
1000	1	0	1	0	0	0	0	0	0	0	0	0	0	0	0	0	0	0	0	48.6	-
1100	0	0	0	0	0	0	0	0	0	0	0	0	0	0	0	0	0	0	0	-	-
1200	**10**	**0**	**10**	**0**	**0**	**0**	**0**	**0**	**0**	**0**	**0**	**0**	**0**	**0**	**0**	**0**	**0**	**0**	**0**	**45.5**	**-**
1300	2	0	2	0	0	0	0	0	0	0	0	0	0	0	0	0	0	0	0	52.6	-
1400	2	0	2	0	0	0	0	0	0	0	0	0	0	0	0	0	0	0	0	54.8	-
1500	1	0	1	0	0	0	0	0	0	0	0	0	0	0	0	0	0	0	0	21.4	-
1600	1	0	1	0	0	0	0	0	0	0	0	0	0	0	0	0	0	0	0	58	-
1700	2	0	2	0	0	0	0	0	0	0	0	0	0	0	0	0	0	0	0	39.8	-
1800	0	0	0	0	0	0	0	0	0	0	0	0	0	0	0	0	0	0	0	-	-
1900	0	0	0	0	0	0	0	0	0	0	0	0	0	0	0	0	0	0	0	-	-
2000	0	0	0	0	0	0	0	0	0	0	0	0	0	0	0	0	0	0	0	-	-
2100	1	0	1	0	0	0	0	0	0	0	0	0	0	0	0	0	0	0	0	25.2	-
2200	0	0	0	0	0	0	0	0	0	0	0	0	0	0	0	0	0	0	0	-	-
2300	0	0	0	0	0	0	0	0	0	0	0	0	0	0	0	0	0	0	0	-	-
07-19	**24**	**0**	**24**	**0**	**0**	**0**	**0**	**0**	**0**	**0**	**0**	**0**	**0**	**0**	**0**	**0**	**0**	**0**	**0**	**46**	**58**
06-22	**25**	**0**	**25**	**0**	**0**	**0**	**0**	**0**	**0**	**0**	**0**	**0**	**0**	**0**	**0**	**0**	**0**	**0**	**0**	**45.1**	**58**
06-00	**25**	**0**	**25**	**0**	**0**	**0**	**0**	**0**	**0**	**0**	**0**	**0**	**0**	**0**	**0**	**0**	**0**	**0**	**0**	**45.1**	**58**
00-00	**25**	**0**	**25**	**0**	**0**	**0**	**0**	**0**	**0**	**0**	**0**	**0**	**0**	**0**	**0**	**0**	**0**	**0**	**0**	**45.1**	**58**

DRAFT

Site 41
Location L-74051-7, Att - Tree, Lat 53.7885, Long -6.76784
Direction North

3279 / Meath/Cavan/Monaghan ATC's
October 2013
Automatic Traffic Count

Mon, 14 October 2013

Time	Total	Classification												>PSL	>PSL%	>SL1	>SL1%	>SL2	>SL2%	Mean	Vpp
		1 MCL	2 SV	3 SVT	4 TB2	5 TB3	6 T4	7 ART3	8 ART4	9 ART5	10 ART6	11 BD	12 DRT	80	80	85 +5kph	85 +5kph	90 +10kph	90 +10kph		85
0000	0	0	0	0	0	0	0	0	0	0	0	0	0	0	0	0	0	0	0	-	-
0100	0	0	0	0	0	0	0	0	0	0	0	0	0	0	0	0	0	0	0	-	-
0200	0	0	0	0	0	0	0	0	0	0	0	0	0	0	0	0	0	0	0	-	-
0300	0	0	0	0	0	0	0	0	0	0	0	0	0	0	0	0	0	0	0	-	-
0400	0	0	0	0	0	0	0	0	0	0	0	0	0	0	0	0	0	0	0	-	-
0500	0	0	0	0	0	0	0	0	0	0	0	0	0	0	0	0	0	0	0	-	-
0600	0	0	0	0	0	0	0	0	0	0	0	0	0	0	0	0	0	0	0	-	-
0700	0	0	0	0	0	0	0	0	0	0	0	0	0	0	0	0	0	0	0	-	-
0800	**3**	**0**	**2**	**1**	**0**	**0**	**0**	**0**	**0**	**0**	**0**	**0**	**0**	**0**	**0**	**0**	**0**	**0**	**0**	**41.4**	**-**
0900	2	0	2	0	0	0	0	0	0	0	0	0	0	0	0	0	0	0	0	42.4	-
1000	**3**	**0**	**3**	**0**	**0**	**0**	**0**	**0**	**0**	**0**	**0**	**0**	**0**	**0**	**0**	**0**	**0**	**0**	**0**	**41.5**	**-**
1100	1	0	0	0	0	0	0	0	0	1	0	0	0	0	0	0	0	0	0	35.4	-
1200	**6**	**0**	**5**	**0**	**1**	**0**	**0**	**0**	**0**	**0**	**0**	**0**	**0**	**0**	**0**	**0**	**0**	**0**	**0**	**62.2**	**-**
1300	5	0	5	0	0	0	0	0	0	0	0	0	0	0	0	0	0	0	0	43.8	-
1400	4	0	3	1	0	0	0	0	0	0	0	0	0	0	0	0	0	0	0	44.7	-
1500	4	0	1	1	1	1	0	0	0	0	0	0	0	0	0	0	0	0	0	42.6	-
1600	3	0	2	0	0	0	0	0	0	1	0	0	0	0	0	0	0	0	0	38.4	-
1700	3	0	3	0	0	0	0	0	0	0	0	0	0	0	0	0	0	0	0	45.2	-
1800	3	0	2	1	0	0	0	0	0	0	0	0	0	0	0	0	0	0	0	43.9	-
1900	2	0	2	0	0	0	0	0	0	0	0	0	0	0	0	0	0	0	0	46.6	-
2000	2	0	2	0	0	0	0	0	0	0	0	0	0	0	0	0	0	0	0	58.9	-
2100	0	0	0	0	0	0	0	0	0	0	0	0	0	0	0	0	0	0	0	-	-
2200	0	0	0	0	0	0	0	0	0	0	0	0	0	0	0	0	0	0	0	-	-
2300	0	0	0	0	0	0	0	0	0	0	0	0	0	0	0	0	0	0	0	-	-
07-19	**37**	**0**	**28**	**4**	**2**	**1**	**0**	**0**	**0**	**2**	**0**	**0**	**0**	**0**	**0**	**0**	**0**	**0**	**0**	**45.7**	**56.5**
06-22	**41**	**0**	**32**	**4**	**2**	**1**	**0**	**0**	**0**	**2**	**0**	**0**	**0**	**0**	**0**	**0**	**0**	**0**	**0**	**46.4**	**61.6**
06-00	**41**	**0**	**32**	**4**	**2**	**1**	**0**	**0**	**0**	**2**	**0**	**0**	**0**	**0**	**0**	**0**	**0**	**0**	**0**	**46.4**	**61.6**
00-00	**41**	**0**	**32**	**4**	**2**	**1**	**0**	**0**	**0**	**2**	**0**	**0**	**0**	**0**	**0**	**0**	**0**	**0**	**0**	**46.4**	**61.6**

DRAFT

Site 41
Location L-74051-7, Att - Tree, Lat 53.7885, Long -6.76784
Direction North

3279 / Meath/Cavan/Monaghan ATC's
October 2013
Automatic Traffic Count

Tue, 15 October 2013

Time	Total	Classification												>PSL	>PSL%	>SL1	>SL1%	>SL2	>SL2%	Mean	Vpp
		1 MCL	2 SV	3 SVT	4 TB2	5 TB3	6 T4	7 ART3	8 ART4	9 ART5	10 ART6	11 BD	12 DRT	80	80	85 +5kph	85 +5kph	90 +10kph	90 +10kph		85
0000	0	0	0	0	0	0	0	0	0	0	0	0	0	0	0	0	0	0	0	-	-
0100	0	0	0	0	0	0	0	0	0	0	0	0	0	0	0	0	0	0	0	-	-
0200	0	0	0	0	0	0	0	0	0	0	0	0	0	0	0	0	0	0	0	-	-
0300	0	0	0	0	0	0	0	0	0	0	0	0	0	0	0	0	0	0	0	-	-
0400	0	0	0	0	0	0	0	0	0	0	0	0	0	0	0	0	0	0	0	-	-
0500	0	0	0	0	0	0	0	0	0	0	0	0	0	0	0	0	0	0	0	-	-
0600	0	0	0	0	0	0	0	0	0	0	0	0	0	0	0	0	0	0	0	-	-
0700	4	0	4	0	0	0	0	0	0	0	0	0	0	0	0	0	0	0	0	52.7	-
0800	6	0	5	1	0	0	0	0	0	0	0	0	0	0	0	0	0	0	0	43.3	-
0900	4	0	4	0	0	0	0	0	0	0	0	0	0	0	0	0	0	0	0	43.7	-
1000	0	0	0	0	0	0	0	0	0	0	0	0	0	0	0	0	0	0	0	-	-
1100	**10**	**0**	**8**	**1**	**0**	**1**	**0**	**0**	**0**	**0**	**0**	**0**	**0**	**0**	**0**	**0**	**0**	**0**	**0**	**32.3**	**-**
1200	4	0	3	1	0	0	0	0	0	0	0	0	0	0	0	0	0	0	0	36.3	-
1300	5	0	2	2	0	1	0	0	0	0	0	0	0	0	0	0	0	0	0	36	-
1400	2	0	2	0	0	0	0	0	0	0	0	0	0	0	0	0	0	0	0	46	-
1500	2	0	1	1	0	0	0	0	0	0	0	0	0	0	0	0	0	0	0	39.3	-
1600	3	0	2	0	0	0	0	0	0	1	0	0	0	0	0	0	0	0	0	31.3	-
1700	4	0	4	0	0	0	0	0	0	0	0	0	0	0	0	0	0	0	0	33.8	-
1800	**8**	**0**	**7**	**1**	**0**	**0**	**0**	**0**	**0**	**0**	**0**	**0**	**0**	**0**	**0**	**0**	**0**	**0**	**0**	**40.6**	**-**
1900	0	0	0	0	0	0	0	0	0	0	0	0	0	0	0	0	0	0	0	-	-
2000	1	0	1	0	0	0	0	0	0	0	0	0	0	0	0	0	0	0	0	53.4	-
2100	1	0	1	0	0	0	0	0	0	0	0	0	0	0	0	0	0	0	0	62.1	-
2200	1	0	0	1	0	0	0	0	0	0	0	0	0	0	0	0	0	0	0	34.9	-
2300	0	0	0	0	0	0	0	0	0	0	0	0	0	0	0	0	0	0	0	-	-
07-19	**52**	**0**	**42**	**7**	**0**	**2**	**0**	**0**	**0**	**1**	**0**	**0**	**0**	**0**	**0**	**0**	**0**	**0**	**0**	**38.8**	**52.6**
06-22	**54**	**0**	**44**	**7**	**0**	**2**	**0**	**0**	**0**	**1**	**0**	**0**	**0**	**0**	**0**	**0**	**0**	**0**	**0**	**39.5**	**53.3**
06-00	**55**	**0**	**44**	**8**	**0**	**2**	**0**	**0**	**0**	**1**	**0**	**0**	**0**	**0**	**0**	**0**	**0**	**0**	**0**	**39.4**	**53.3**
00-00	**55**	**0**	**44**	**8**	**0**	**2**	**0**	**0**	**0**	**1**	**0**	**0**	**0**	**0**	**0**	**0**	**0**	**0**	**0**	**39.4**	**53.3**

DRAFT

Site 41
Location L-74051-7, Att - Tree, Lat 53.7885, Long -6.76784
Direction North

3279 / Meath/Cavan/Monaghan ATC's
October 2013
Automatic Traffic Count

Wed, 16 October 2013

Time	Total	Classification												>PSL	>PSL%	>SL1	>SL1%	>SL2	>SL2%	Mean	Vpp
		1 MCL	2 SV	3 SVT	4 TB2	5 TB3	6 T4	7 ART3	8 ART4	9 ART5	10 ART6	11 BD	12 DRT	80	80	85 +5kph	85 +5kph	90 +10kph	90 +10kph		85
0000	0	0	0	0	0	0	0	0	0	0	0	0	0	0	0	0	0	0	0	-	-
0100	0	0	0	0	0	0	0	0	0	0	0	0	0	0	0	0	0	0	0	-	-
0200	0	0	0	0	0	0	0	0	0	0	0	0	0	0	0	0	0	0	0	-	-
0300	0	0	0	0	0	0	0	0	0	0	0	0	0	0	0	0	0	0	0	-	-
0400	0	0	0	0	0	0	0	0	0	0	0	0	0	0	0	0	0	0	0	-	-
0500	0	0	0	0	0	0	0	0	0	0	0	0	0	0	0	0	0	0	0	-	-
0600	0	0	0	0	0	0	0	0	0	0	0	0	0	0	0	0	0	0	0	-	-
0700	0	0	0	0	0	0	0	0	0	0	0	0	0	0	0	0	0	0	0	-	-
0800	**1**	**0**	**1**	**0**	**0**	**0**	**0**	**0**	**0**	**0**	**0**	**0**	**0**	**0**	**0**	**0**	**0**	**0**	**0**	**21.9**	**-**
0900	0	0	0	0	0	0	0	0	0	0	0	0	0	0	0	0	0	0	0	-	-
1000	**1**	**0**	**1**	**0**	**0**	**0**	**0**	**0**	**0**	**0**	**0**	**0**	**0**	**0**	**0**	**0**	**0**	**0**	**0**	**25.1**	**-**
1100	0	0	0	0	0	0	0	0	0	0	0	0	0	0	0	0	0	0	0	-	-
1200	0	0	0	0	0	0	0	0	0	0	0	0	0	0	0	0	0	0	0	-	-
1300	1	0	1	0	0	0	0	0	0	0	0	0	0	0	0	0	0	0	0	49.2	-
1400	**2**	**0**	**2**	**0**	**0**	**0**	**0**	**0**	**0**	**0**	**0**	**0**	**0**	**0**	**0**	**0**	**0**	**0**	**0**	**37.9**	**-**
1500	1	0	0	0	1	0	0	0	0	0	0	0	0	0	0	0	0	0	0	47	-
1600	0	0	0	0	0	0	0	0	0	0	0	0	0	0	0	0	0	0	0	-	-
1700	1	0	0	0	1	0	0	0	0	0	0	0	0	0	0	0	0	0	0	30	-
1800	0	0	0	0	0	0	0	0	0	0	0	0	0	0	0	0	0	0	0	-	-
1900	**2**	**0**	**2**	**0**	**0**	**0**	**0**	**0**	**0**	**0**	**0**	**0**	**0**	**0**	**0**	**0**	**0**	**0**	**0**	**48.9**	**-**
2000	0	0	0	0	0	0	0	0	0	0	0	0	0	0	0	0	0	0	0	0	0
2100	0	0	0	0	0	0	0	0	0	0	0	0	0	0	0	0	0	0	0	0	0
2200	0	0	0	0	0	0	0	0	0	0	0	0	0	0	0	0	0	0	0	0	0
2300	0	0	0	0	0	0	0	0	0	0	0	0	0	0	0	0	0	0	0	0	0
07-19	**7**	**0**	**5**	**0**	**2**	**0**	**0**	**0**	**0**	**0**	**0**	**0**	**0**	**0**	**0**	**0**	**0**	**0**	**0**	**35.6**	**-**
06-22	**9**	**0**	**7**	**0**	**2**	**0**	**0**	**0**	**0**	**0**	**0**	**0**	**0**	**0**	**0**	**0**	**0**	**0**	**0**	**38.5**	**-**
06-00	**9**	**0**	**7**	**0**	**2**	**0**	**0**	**0**	**0**	**0**	**0**	**0**	**0**	**0**	**0**	**0**	**0**	**0**	**0**	**38.5**	**-**
00-00	**9**	**0**	**7**	**0**	**2**	**0**	**0**	**0**	**0**	**0**	**0**	**0**	**0**	**0**	**0**	**0**	**0**	**0**	**0**	**38.5**	**-**

DRAFT

Site 41
Location L-74051-7, Att - Tree, Lat 53.7885, Long -6.76784
Direction North

3279 / Meath/Cavan/Monaghan ATC's
October 2013
Automatic Traffic Count

Virtual Day (7)

Time	Total	Classification												>PSL	>PSL%	>SL1	>SL1%	>SL2	>SL2%	Mean	Vpp
		1 MCL	2 SV	3 SVT	4 TB2	5 TB3	6 T4	7 ART3	8 ART4	9 ART5	10 ART6	11 BD	12 DRT	80	80	85 +5kph	85 +5kph	90 +10kph	90 +10kph		85
0000	0	0	0	0	0	0	0	0	0	0	0	0	0	0	0	0	0	0	0	45	-
0100	0	0	0	0	0	0	0	0	0	0	0	0	0	0	0	0	0	0	0	-	-
0200	0	0	0	0	0	0	0	0	0	0	0	0	0	0	0	0	0	0	0	-	-
0300	0	0	0	0	0	0	0	0	0	0	0	0	0	0	0	0	0	0	0	-	-
0400	0	0	0	0	0	0	0	0	0	0	0	0	0	0	0	0	0	0	0	-	-
0500	0	0	0	0	0	0	0	0	0	0	0	0	0	0	0	0	0	0	0	-	-
0600	0	0	0	0	0	0	0	0	0	0	0	0	0	0	0	0	0	0	0	-	-
0700	1	0	1	0	0	0	0	0	0	0	0	0	0	0	0	0	0	0	0	52.6	-
0800	3	0	2	1	0	0	0	0	0	0	0	0	0	0	0	0	0	0	0	38.1	-
0900	**4**	**0**	**3**	**1**	**0**	**0**	**0**	**0**	**0**	**0**	**0**	**0**	**0**	**0**	**0**	**0**	**0**	**0**	**0**	**42.7**	**-**
1000	3	0	1	1	0	0	0	0	0	0	0	0	0	0	0	0	0	0	0	40.3	-
1100	**4**	**0**	**2**	**1**	**0**	**0**	**0**	**0**	**0**	**1**	**0**	**0**	**0**	**0**	**0**	**0**	**0**	**0**	**0**	**35.4**	**-**
1200	**4**	**0**	**3**	**1**	**0**	**0**	**0**	**0**	**0**	**0**	**0**	**0**	**0**	**0**	**0**	**0**	**0**	**0**	**0**	**49.4**	**-**
1300	3	0	2	0	0	0	0	0	0	0	0	0	0	0	0	0	0	0	0	39	-
1400	2	0	2	0	0	0	0	0	0	0	0	0	0	0	0	0	0	0	0	45.5	-
1500	2	0	1	0	0	0	0	0	0	0	0	0	0	0	0	0	0	0	0	39.9	-
1600	1	0	1	0	0	0	0	0	0	0	0	0	0	0	0	0	0	0	0	40	-
1700	2	0	2	0	0	0	0	0	0	0	0	0	0	0	0	0	0	0	0	44	-
1800	3	0	2	0	0	0	0	0	0	0	0	0	0	0	0	0	0	0	0	46.3	-
1900	2	0	2	0	0	0	0	0	0	0	0	0	0	0	0	0	0	0	0	51.3	-
2000	1	0	1	0	0	0	0	0	0	0	0	0	0	0	0	0	0	0	0	52	-
2100	1	0	1	0	0	0	0	0	0	0	0	0	0	0	0	0	0	0	0	50.2	-
2200	0	0	0	0	0	0	0	0	0	0	0	0	0	0	0	0	0	0	0	34.9	-
2300	0	0	0	0	0	0	0	0	0	0	0	0	0	0	0	0	0	0	0	-	-
07-19	**33**	**0**	**23**	**6**	**1**	**1**	**0**	**0**	**0**	**2**	**0**	**0**	**0**	**0**	**0**	**0**	**0**	**0**	**0**	**42.1**	**54**
06-22	**37**	**0**	**27**	**6**	**1**	**1**	**0**	**0**	**0**	**2**	**0**	**0**	**0**	**0**	**0**	**0**	**0**	**0**	**0**	**43**	**54.4**
06-00	**37**	**0**	**27**	**6**	**1**	**1**	**0**	**0**	**0**	**2**	**0**	**0**	**0**	**0**	**0**	**0**	**0**	**0**	**0**	**43**	**54.4**
00-00	**37**	**0**	**27**	**6**	**1**	**1**	**0**	**0**	**0**	**2**	**0**	**0**	**0**	**0**	**0**	**0**	**0**	**0**	**0**	**43**	**54.4**

DRAFT

Site 41
Location L-74051-7, Att - Tree, Lat 53.7885, Long -6.76784
Direction North

3279 / Meath/Cavan/Monaghan ATC's
October 2013
Automatic Traffic Count

Virtual Week (1)

Time	Total	Classification												>PSL	>PSL%	>SL1	>SL1%	>SL2	>SL2%	Mean	Vpp
		1 MCL	2 SV	3 SVT	4 TB2	5 TB3	6 T4	7 ART3	8 ART4	9 ART5	10 ART6	11 BD	12 DRT	80	80	85 +5kph	85 +5kph	90 +10kph	90 +10kph		85
Mon	41	0	32	4	2	1	0	0	0	2	0	0	0	0	0	0	0	0	0	46.4	61.6
Tue	55	0	44	8	0	2	0	0	0	1	0	0	0	0	0	0	0	0	0	39.4	53.3
Wed	9	0	7	0	2	0	0	0	0	0	0	0	0	0	0	0	0	0	0	38.5	-
Thu	71	1	31	30	1	0	0	0	0	8	0	0	0	0	0	0	0	0	0	39.2	46.4
Fri	30	0	25	2	2	1	0	0	0	0	0	0	0	0	0	0	0	0	0	47	58.7
| Sat	28	0	27	1	0	0	0	0	0	0	0	0	0	0	0	0	0	0	0	50	60.1
| Sun	25	0	25	0	0	0	0	0	0	0	0	0	0	0	0	0	0	0	0	45.1	58
5 Day Ave.	**41**	**0**	**28**	**9**	**1**	**1**	**0**	**0**	**0**	**2**	**0**	**0**	**0**	**0**	**0.0**	**0**	**0.0**	**0**	**0.0**	**42.1**	**44.0**
7 Day Ave.	**37**	**0**	**27**	**6**	**1**	**1**	**0**	**0**	**0**	**2**	**0**	**0**	**0**	**0**	**0.0**	**0**	**0.0**	**0**	**0.0**	**43.0**	**54.4**
--	**259**	**1**	**191**	**45**	**7**	**4**	**0**	**0**	**0**	**11**	**0**	**0**	**0**	**0**	**0.0**	**0**	**0.0**	**0**	**0.0**	**43.0**	**54.4**

Summary Graphs

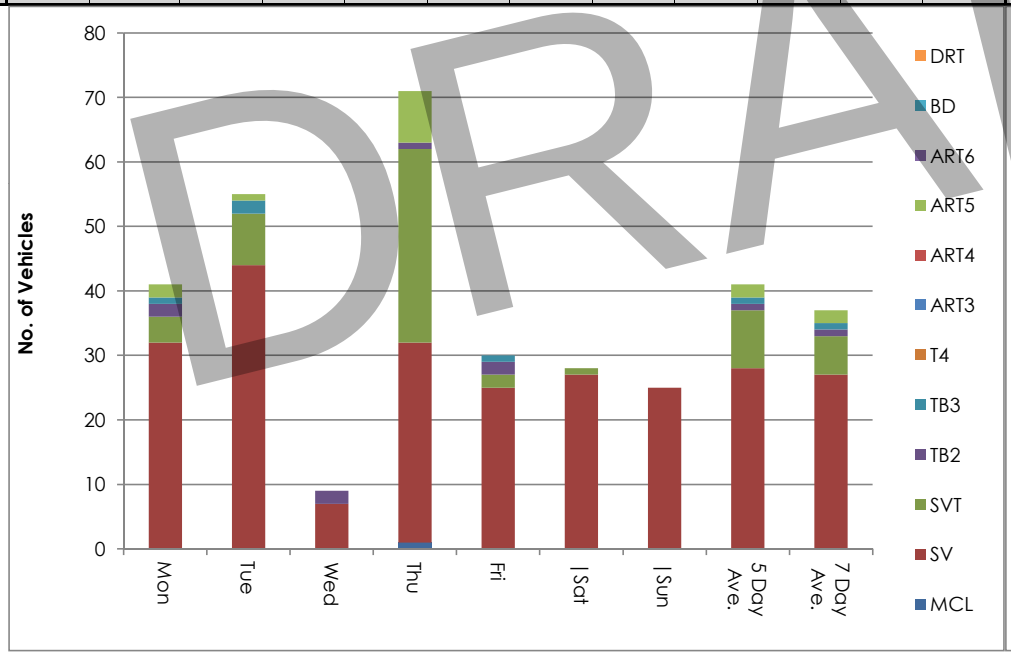

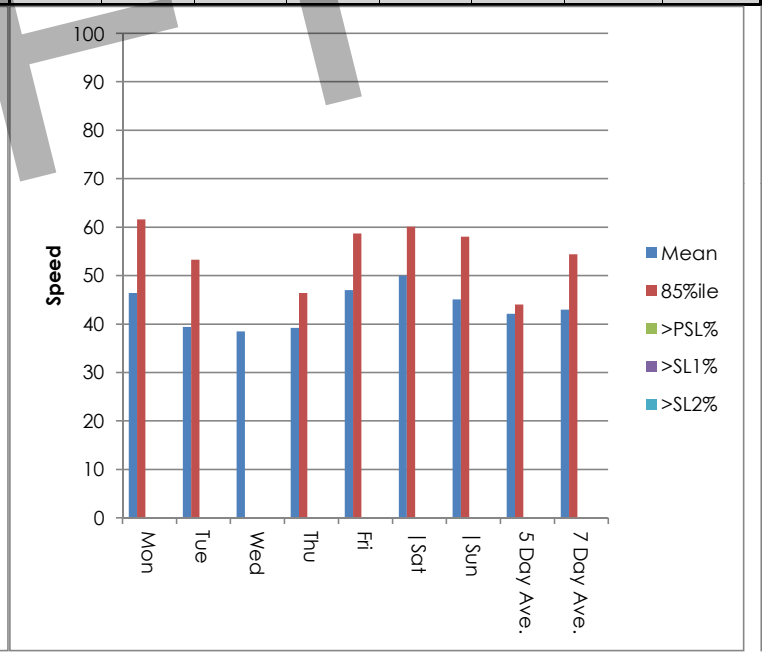

DRAFT

Site 41
Location L-74051-7, Att - Tree, Lat 53.7885, Long -6.76784
Direction North

3279 / Meath/Cavan/Monaghan ATC's
October 2013
Automatic Traffic Count

Thu, 10 October 2013

Time	Total	Speed Bins (km/h)																											
		0 - 5	5 - 10	10 - 15	15 - 20	20 - 25	25 - 30	30 - 35	35 - 40	40 - 45	45 - 50	50 - 55	55 - 60	60 - 65	65 - 70	70 - 75	75 - 80	80 - 85	85 - 90	90 - 95	95 - 100	100 - 105	105 - 110	110 - 115	115 - 120	120 - 125	125 - 130	130 - 135	135 - 140
0000	0	0	0	0	0	0	0	0	0	0	0	0	0	0	0	0	0	0	0	0	0	0	0	0	0	0	0	0	0
0100	0	0	0	0	0	0	0	0	0	0	0	0	0	0	0	0	0	0	0	0	0	0	0	0	0	0	0	0	0
0200	0	0	0	0	0	0	0	0	0	0	0	0	0	0	0	0	0	0	0	0	0	0	0	0	0	0	0	0	0
0300	0	0	0	0	0	0	0	0	0	0	0	0	0	0	0	0	0	0	0	0	0	0	0	0	0	0	0	0	0
0400	0	0	0	0	0	0	0	0	0	0	0	0	0	0	0	0	0	0	0	0	0	0	0	0	0	0	0	0	0
0500	0	0	0	0	0	0	0	0	0	0	0	0	0	0	0	0	0	0	0	0	0	0	0	0	0	0	0	0	0
0600	0	0	0	0	0	0	0	0	0	0	0	0	0	0	0	0	0	0	0	0	0	0	0	0	0	0	0	0	0
0700	1	0	0	0	0	0	0	0	0	0	0	1	0	0	0	0	0	0	0	0	0	0	0	0	0	0	0	0	0
0800	8	0	0	0	1	0	2	3	1	1	0	0	0	0	0	0	0	0	0	0	0	0	0	0	0	0	0	0	0
0900	13	0	0	0	0	0	0	1	5	6	1	0	0	0	0	0	0	0	0	0	0	0	0	0	0	0	0	0	0
1000	13	0	0	0	0	0	0	2	5	5	1	0	0	0	0	0	0	0	0	0	0	0	0	0	0	0	0	0	0
1100	**15**	**0**	**0**	**0**	**0**	**1**	**0**	**1**	**11**	**2**	**0**	**0**	**0**	**0**	**0**	**0**	**0**	**0**	**0**	**0**	**0**	**0**	**0**	**0**	**0**	**0**	**0**	**0**	**0**
1200	5	0	0	0	0	0	0	0	0	3	0	1	0	0	1	0	0	0	0	0	0	0	0	0	0	0	0	0	0
1300	**6**	**0**	**0**	**1**	**1**	**1**	**1**	**1**	**0**	**0**	**1**	**0**	**0**	**0**	**0**	**0**	**0**	**0**	**0**	**0**	**0**	**0**	**0**	**0**	**0**	**0**	**0**	**0**	**0**
1400	1	0	0	0	0	1	0	0	0	0	0	0	0	0	0	0	0	0	0	0	0	0	0	0	0	0	0	0	0
1500	0	0	0	0	0	0	0	0	0	0	0	0	0	0	0	0	0	0	0	0	0	0	0	0	0	0	0	0	0
1600	1	0	0	0	0	0	0	0	0	0	1	0	0	0	0	0	0	0	0	0	0	0	0	0	0	0	0	0	0
1700	2	0	0	0	0	0	0	0	1	0	0	1	0	0	0	0	0	0	0	0	0	0	0	0	0	0	0	0	0
1800	4	0	0	0	0	0	0	0	0	1	1	1	1	0	0	0	0	0	0	0	0	0	0	0	0	0	0	0	0
1900	1	0	0	0	0	0	0	0	0	0	0	1	0	0	0	0	0	0	0	0	0	0	0	0	0	0	0	0	0
2000	0	0	0	0	0	0	0	0	0	0	0	0	0	0	0	0	0	0	0	0	0	0	0	0	0	0	0	0	0
2100	1	0	0	0	0	0	0	0	0	0	0	1	0	0	0	0	0	0	0	0	0	0	0	0	0	0	0	0	0
2200	0	0	0	0	0	0	0	0	0	0	0	0	0	0	0	0	0	0	0	0	0	0	0	0	0	0	0	0	0
2300	0	0	0	0	0	0	0	0	0	0	0	0	0	0	0	0	0	0	0	0	0	0	0	0	0	0	0	0	0
07-19	**69**	**0**	**0**	**1**	**2**	**3**	**3**	**8**	**23**	**18**	**5**	**4**	**1**	**0**	**1**	**0**	**0**	**0**	**0**	**0**	**0**	**0**	**0**	**0**	**0**	**0**	**0**	**0**	**0**
06-22	**71**	**0**	**0**	**1**	**2**	**3**	**3**	**8**	**23**	**18**	**5**	**6**	**1**	**0**	**1**	**0**	**0**	**0**	**0**	**0**	**0**	**0**	**0**	**0**	**0**	**0**	**0**	**0**	**0**
06-00	**71**	**0**	**0**	**1**	**2**	**3**	**3**	**8**	**23**	**18**	**5**	**6**	**1**	**0**	**1**	**0**	**0**	**0**	**0**	**0**	**0**	**0**	**0**	**0**	**0**	**0**	**0**	**0**	**0**
00-00	**71**	**0**	**0**	**1**	**2**	**3**	**3**	**8**	**23**	**18**	**5**	**6**	**1**	**0**	**1**	**0**	**0**	**0**	**0**	**0**	**0**	**0**	**0**	**0**	**0**	**0**	**0**	**0**	**0**

DRAFT

Site 41
Location L-74051-7, Att - Tree, Lat 53.7885, Long -6.76784
Direction North

3279 / Meath/Cavan/Monaghan ATC's
October 2013
Automatic Traffic Count

Fri, 11 October 2013

Time	Total	Speed Bins (km/h)																											
		0 - 5	5 - 10	10 - 15	15 - 20	20 - 25	25 - 30	30 - 35	35 - 40	40 - 45	45 - 50	50 - 55	55 - 60	60 - 65	65 - 70	70 - 75	75 - 80	80 - 85	85 - 90	90 - 95	95 - 100	100 - 105	105 - 110	110 - 115	115 - 120	120 - 125	125 - 130	130 - 135	135 - 140
0000	0	0	0	0	0	0	0	0	0	0	0	0	0	0	0	0	0	0	0	0	0	0	0	0	0	0	0	0	0
0100	0	0	0	0	0	0	0	0	0	0	0	0	0	0	0	0	0	0	0	0	0	0	0	0	0	0	0	0	0
0200	0	0	0	0	0	0	0	0	0	0	0	0	0	0	0	0	0	0	0	0	0	0	0	0	0	0	0	0	0
0300	0	0	0	0	0	0	0	0	0	0	0	0	0	0	0	0	0	0	0	0	0	0	0	0	0	0	0	0	0
0400	0	0	0	0	0	0	0	0	0	0	0	0	0	0	0	0	0	0	0	0	0	0	0	0	0	0	0	0	0
0500	0	0	0	0	0	0	0	0	0	0	0	0	0	0	0	0	0	0	0	0	0	0	0	0	0	0	0	0	0
0600	0	0	0	0	0	0	0	0	0	0	0	0	0	0	0	0	0	0	0	0	0	0	0	0	0	0	0	0	0
0700	0	0	0	0	0	0	0	0	0	0	0	0	0	0	0	0	0	0	0	0	0	0	0	0	0	0	0	0	0
0800	**3**	**0**	**0**	**0**	**1**	**0**	**0**	**0**	**0**	**0**	**0**	**1**	**0**	**0**	**1**	**0**	**0**	**0**	**0**	**0**	**0**	**0**	**0**	**0**	**0**	**0**	**0**	**0**	**0**
0900	**3**	**0**	**0**	**0**	**0**	**0**	**0**	**1**	**0**	**1**	**0**	**1**	**0**	**0**	**0**	**0**	**0**	**0**	**0**	**0**	**0**	**0**	**0**	**0**	**0**	**0**	**0**	**0**	**0**
1000	0	0	0	0	0	0	0	0	0	0	0	0	0	0	0	0	0	0	0	0	0	0	0	0	0	0	0	0	0
1100	**3**	**0**	**0**	**0**	**2**	**0**	**0**	**0**	**0**	**0**	**0**	**0**	**1**	**0**	**0**	**0**	**0**	**0**	**0**	**0**	**0**	**0**	**0**	**0**	**0**	**0**	**0**	**0**	**0**
1200	2	0	0	0	0	0	0	0	0	0	1	1	0	0	0	0	0	0	0	0	0	0	0	0	0	0	0	0	0
1300	2	0	0	0	0	0	0	0	2	0	0	0	0	0	0	0	0	0	0	0	0	0	0	0	0	0	0	0	0
1400	2	0	0	0	0	0	0	0	0	1	0	0	0	1	0	0	0	0	0	0	0	0	0	0	0	0	0	0	0
1500	**4**	**0**	**0**	**0**	**0**	**0**	**1**	**0**	**0**	**1**	**2**	**0**	**0**	**0**	**0**	**0**	**0**	**0**	**0**	**0**	**0**	**0**	**0**	**0**	**0**	**0**	**0**	**0**	**0**
1600	2	0	0	0	0	0	0	1	0	0	0	1	0	0	0	0	0	0	0	0	0	0	0	0	0	0	0	0	0
1700	1	0	0	0	0	0	0	0	0	0	0	0	1	0	0	0	0	0	0	0	0	0	0	0	0	0	0	0	0
1800	2	0	0	0	0	0	0	0	0	0	1	0	1	0	0	0	0	0	0	0	0	0	0	0	0	0	0	0	0
1900	3	0	0	0	0	0	0	0	0	0	0	2	0	0	0	1	0	0	0	0	0	0	0	0	0	0	0	0	0
2000	2	0	0	0	0	0	0	0	0	0	0	2	0	0	0	0	0	0	0	0	0	0	0	0	0	0	0	0	0
2100	1	0	0	0	0	0	0	0	0	0	0	0	0	0	1	0	0	0	0	0	0	0	0	0	0	0	0	0	0
2200	0	0	0	0	0	0	0	0	0	0	0	0	0	0	0	0	0	0	0	0	0	0	0	0	0	0	0	0	0
2300	0	0	0	0	0	0	0	0	0	0	0	0	0	0	0	0	0	0	0	0	0	0	0	0	0	0	0	0	0
07-19	**24**	**0**	**0**	**0**	**3**	**0**	**1**	**2**	**2**	**3**	**4**	**4**	**3**	**1**	**1**	**0**	**0**	**0**	**0**	**0**	**0**	**0**	**0**	**0**	**0**	**0**	**0**	**0**	**0**
06-22	**30**	**0**	**0**	**0**	**3**	**0**	**1**	**2**	**2**	**3**	**4**	**8**	**3**	**1**	**2**	**1**	**0**	**0**	**0**	**0**	**0**	**0**	**0**	**0**	**0**	**0**	**0**	**0**	**0**
06-00	**30**	**0**	**0**	**0**	**3**	**0**	**1**	**2**	**2**	**3**	**4**	**8**	**3**	**1**	**2**	**1**	**0**	**0**	**0**	**0**	**0**	**0**	**0**	**0**	**0**	**0**	**0**	**0**	**0**
00-00	**30**	**0**	**0**	**0**	**3**	**0**	**1**	**2**	**2**	**3**	**4**	**8**	**3**	**1**	**2**	**1**	**0**	**0**	**0**	**0**	**0**	**0**	**0**	**0**	**0**	**0**	**0**	**0**	**0**

DRAFT

Site 41
Location L-74051-7, Att - Tree, Lat 53.7885, Long -6.76784
Direction North

3279 / Meath/Cavan/Monaghan ATC's
October 2013
Automatic Traffic Count

Sat, 12 October 2013

Time	Total	Speed Bins (km/h)																											
		0 - 5	5 - 10	10 - 15	15 - 20	20 - 25	25 - 30	30 - 35	35 - 40	40 - 45	45 - 50	50 - 55	55 - 60	60 - 65	65 - 70	70 - 75	75 - 80	80 - 85	85 - 90	90 - 95	95 - 100	100 - 105	105 - 110	110 - 115	115 - 120	120 - 125	125 - 130	130 - 135	135 - 140
0000	1	0	0	0	0	0	0	0	0	0	1	0	0	0	0	0	0	0	0	0	0	0	0	0	0	0	0	0	0
0100	0	0	0	0	0	0	0	0	0	0	0	0	0	0	0	0	0	0	0	0	0	0	0	0	0	0	0	0	0
0200	0	0	0	0	0	0	0	0	0	0	0	0	0	0	0	0	0	0	0	0	0	0	0	0	0	0	0	0	0
0300	0	0	0	0	0	0	0	0	0	0	0	0	0	0	0	0	0	0	0	0	0	0	0	0	0	0	0	0	0
0400	0	0	0	0	0	0	0	0	0	0	0	0	0	0	0	0	0	0	0	0	0	0	0	0	0	0	0	0	0
0500	0	0	0	0	0	0	0	0	0	0	0	0	0	0	0	0	0	0	0	0	0	0	0	0	0	0	0	0	0
0600	0	0	0	0	0	0	0	0	0	0	0	0	0	0	0	0	0	0	0	0	0	0	0	0	0	0	0	0	0
0700	0	0	0	0	0	0	0	0	0	0	0	0	0	0	0	0	0	0	0	0	0	0	0	0	0	0	0	0	0
0800	0	0	0	0	0	0	0	0	0	0	0	0	0	0	0	0	0	0	0	0	0	0	0	0	0	0	0	0	0
0900	**3**	**0**	**0**	**0**	**0**	**0**	**0**	**0**	**0**	**1**	**1**	**1**	**0**	**0**	**0**	**0**	**0**	**0**	**0**	**0**	**0**	**0**	**0**	**0**	**0**	**0**	**0**	**0**	**0**
1000	1	0	0	0	0	0	0	0	0	1	0	0	0	0	0	0	0	0	0	0	0	0	0	0	0	0	0	0	0
1100	1	0	0	0	0	0	0	0	0	0	0	1	0	0	0	0	0	0	0	0	0	0	0	0	0	0	0	0	0
1200	2	0	0	0	0	0	0	0	0	0	0	0	0	2	0	0	0	0	0	0	0	0	0	0	0	0	0	0	0
1300	2	0	0	0	0	0	0	0	0	0	0	2	0	0	0	0	0	0	0	0	0	0	0	0	0	0	0	0	0
1400	1	0	0	0	0	0	0	0	0	0	0	1	0	0	0	0	0	0	0	0	0	0	0	0	0	0	0	0	0
1500	2	0	0	0	0	0	1	0	0	0	1	0	0	0	0	0	0	0	0	0	0	0	0	0	0	0	0	0	0
1600	0	0	0	0	0	0	0	0	0	0	0	0	0	0	0	0	0	0	0	0	0	0	0	0	0	0	0	0	0
1700	4	0	0	0	0	0	0	0	0	0	1	1	1	1	0	0	0	0	0	0	0	0	0	0	0	0	0	0	0
1800	2	0	0	0	0	0	0	0	0	0	0	1	0	1	0	0	0	0	0	0	0	0	0	0	0	0	0	0	0
1900	**5**	**0**	**0**	**0**	**0**	**0**	**0**	**0**	**1**	**0**	**1**	**2**	**1**	**0**	**0**	**0**	**0**	**0**	**0**	**0**	**0**	**0**	**0**	**0**	**0**	**0**	**0**	**0**	**0**
2000	3	0	0	0	0	1	0	0	0	0	1	0	0	0	0	0	1	0	0	0	0	0	0	0	0	0	0	0	0
2100	1	0	0	0	0	0	0	0	1	0	0	0	0	0	0	0	0	0	0	0	0	0	0	0	0	0	0	0	0
2200	0	0	0	0	0	0	0	0	0	0	0	0	0	0	0	0	0	0	0	0	0	0	0	0	0	0	0	0	0
2300	0	0	0	0	0	0	0	0	0	0	0	0	0	0	0	0	0	0	0	0	0	0	0	0	0	0	0	0	0
07-19	**18**	**0**	**0**	**0**	**0**	**0**	**1**	**0**	**0**	**2**	**3**	**7**	**1**	**4**	**0**	**0**	**0**	**0**	**0**	**0**	**0**	**0**	**0**	**0**	**0**	**0**	**0**	**0**	**0**
06-22	**27**	**0**	**0**	**0**	**0**	**1**	**1**	**0**	**2**	**2**	**5**	**9**	**2**	**4**	**0**	**0**	**1**	**0**	**0**	**0**	**0**	**0**	**0**	**0**	**0**	**0**	**0**	**0**	**0**
06-00	**27**	**0**	**0**	**0**	**0**	**1**	**1**	**0**	**2**	**2**	**5**	**9**	**2**	**4**	**0**	**0**	**1**	**0**	**0**	**0**	**0**	**0**	**0**	**0**	**0**	**0**	**0**	**0**	**0**
00-00	**28**	**0**	**0**	**0**	**0**	**1**	**1**	**0**	**2**	**2**	**6**	**9**	**2**	**4**	**0**	**0**	**1**	**0**	**0**	**0**	**0**	**0**	**0**	**0**	**0**	**0**	**0**	**0**	**0**

DRAFT

Site 41
Location L-74051-7, Att - Tree, Lat 53.7885, Long -6.76784
Direction North

3279 / Meath/Cavan/Monaghan ATC's
October 2013
Automatic Traffic Count

Sun, 13 October 2013

Time	Total	Speed Bins (km/h)																											
		0 - 5	5 - 10	10 - 15	15 - 20	20 - 25	25 - 30	30 - 35	35 - 40	40 - 45	45 - 50	50 - 55	55 - 60	60 - 65	65 - 70	70 - 75	75 - 80	80 - 85	85 - 90	90 - 95	95 - 100	100 - 105	105 - 110	110 - 115	115 - 120	120 - 125	125 - 130	130 - 135	135 - 140
0000	0	0	0	0	0	0	0	0	0	0	0	0	0	0	0	0	0	0	0	0	0	0	0	0	0	0	0	0	0
0100	0	0	0	0	0	0	0	0	0	0	0	0	0	0	0	0	0	0	0	0	0	0	0	0	0	0	0	0	0
0200	0	0	0	0	0	0	0	0	0	0	0	0	0	0	0	0	0	0	0	0	0	0	0	0	0	0	0	0	0
0300	0	0	0	0	0	0	0	0	0	0	0	0	0	0	0	0	0	0	0	0	0	0	0	0	0	0	0	0	0
0400	0	0	0	0	0	0	0	0	0	0	0	0	0	0	0	0	0	0	0	0	0	0	0	0	0	0	0	0	0
0500	0	0	0	0	0	0	0	0	0	0	0	0	0	0	0	0	0	0	0	0	0	0	0	0	0	0	0	0	0
0600	0	0	0	0	0	0	0	0	0	0	0	0	0	0	0	0	0	0	0	0	0	0	0	0	0	0	0	0	0
0700	0	0	0	0	0	0	0	0	0	0	0	0	0	0	0	0	0	0	0	0	0	0	0	0	0	0	0	0	0
0800	1	0	0	0	0	0	0	0	1	0	0	0	0	0	0	0	0	0	0	0	0	0	0	0	0	0	0	0	0
0900	**4**	**0**	**0**	**0**	**0**	**0**	**0**	**1**	**0**	**0**	**1**	**2**	**0**	**0**	**0**	**0**	**0**	**0**	**0**	**0**	**0**	**0**	**0**	**0**	**0**	**0**	**0**	**0**	**0**
1000	1	0	0	0	0	0	0	0	0	0	1	0	0	0	0	0	0	0	0	0	0	0	0	0	0	0	0	0	0
1100	0	0	0	0	0	0	0	0	0	0	0	0	0	0	0	0	0	0	0	0	0	0	0	0	0	0	0	0	0
1200	**10**	**0**	**1**	**0**	**0**	**0**	**0**	**1**	**2**	**0**	**1**	**1**	**3**	**1**	**0**	**0**	**0**	**0**	**0**	**0**	**0**	**0**	**0**	**0**	**0**	**0**	**0**	**0**	**0**
1300	2	0	0	0	0	0	0	0	0	0	1	0	1	0	0	0	0	0	0	0	0	0	0	0	0	0	0	0	0
1400	2	0	0	0	0	0	0	0	0	0	1	0	0	1	0	0	0	0	0	0	0	0	0	0	0	0	0	0	0
1500	1	0	0	0	0	1	0	0	0	0	0	0	0	0	0	0	0	0	0	0	0	0	0	0	0	0	0	0	0
1600	1	0	0	0	0	0	0	0	0	0	0	0	1	0	0	0	0	0	0	0	0	0	0	0	0	0	0	0	0
1700	2	0	0	0	0	0	1	0	0	0	1	0	0	0	0	0	0	0	0	0	0	0	0	0	0	0	0	0	0
1800	0	0	0	0	0	0	0	0	0	0	0	0	0	0	0	0	0	0	0	0	0	0	0	0	0	0	0	0	0
1900	0	0	0	0	0	0	0	0	0	0	0	0	0	0	0	0	0	0	0	0	0	0	0	0	0	0	0	0	0
2000	0	0	0	0	0	0	0	0	0	0	0	0	0	0	0	0	0	0	0	0	0	0	0	0	0	0	0	0	0
2100	1	0	0	0	0	0	1	0	0	0	0	0	0	0	0	0	0	0	0	0	0	0	0	0	0	0	0	0	0
2200	0	0	0	0	0	0	0	0	0	0	0	0	0	0	0	0	0	0	0	0	0	0	0	0	0	0	0	0	0
2300	0	0	0	0	0	0	0	0	0	0	0	0	0	0	0	0	0	0	0	0	0	0	0	0	0	0	0	0	0
07-19	**24**	**0**	**1**	**0**	**0**	**1**	**1**	**2**	**3**	**0**	**6**	**3**	**5**	**2**	**0**	**0**	**0**	**0**	**0**	**0**	**0**	**0**	**0**	**0**	**0**	**0**	**0**	**0**	**0**
06-22	**25**	**0**	**1**	**0**	**0**	**1**	**2**	**2**	**3**	**0**	**6**	**3**	**5**	**2**	**0**	**0**	**0**	**0**	**0**	**0**	**0**	**0**	**0**	**0**	**0**	**0**	**0**	**0**	**0**
06-00	**25**	**0**	**1**	**0**	**0**	**1**	**2**	**2**	**3**	**0**	**6**	**3**	**5**	**2**	**0**	**0**	**0**	**0**	**0**	**0**	**0**	**0**	**0**	**0**	**0**	**0**	**0**	**0**	**0**
00-00	**25**	**0**	**1**	**0**	**0**	**1**	**2**	**2**	**3**	**0**	**6**	**3**	**5**	**2**	**0**	**0**	**0**	**0**	**0**	**0**	**0**	**0**	**0**	**0**	**0**	**0**	**0**	**0**	**0**

DRAFT

Site 41
Location L-74051-7, Att - Tree, Lat 53.7885, Long -6.76784
Direction North

3279 / Meath/Cavan/Monaghan ATC's
October 2013
Automatic Traffic Count

Mon, 14 October 2013

Time	Total	Speed Bins (km/h)																											
		0 - 5	5 - 10	10 - 15	15 - 20	20 - 25	25 - 30	30 - 35	35 - 40	40 - 45	45 - 50	50 - 55	55 - 60	60 - 65	65 - 70	70 - 75	75 - 80	80 - 85	85 - 90	90 - 95	95 - 100	100 - 105	105 - 110	110 - 115	115 - 120	120 - 125	125 - 130	130 - 135	135 - 140
0000	0	0	0	0	0	0	0	0	0	0	0	0	0	0	0	0	0	0	0	0	0	0	0	0	0	0	0	0	0
0100	0	0	0	0	0	0	0	0	0	0	0	0	0	0	0	0	0	0	0	0	0	0	0	0	0	0	0	0	0
0200	0	0	0	0	0	0	0	0	0	0	0	0	0	0	0	0	0	0	0	0	0	0	0	0	0	0	0	0	0
0300	0	0	0	0	0	0	0	0	0	0	0	0	0	0	0	0	0	0	0	0	0	0	0	0	0	0	0	0	0
0400	0	0	0	0	0	0	0	0	0	0	0	0	0	0	0	0	0	0	0	0	0	0	0	0	0	0	0	0	0
0500	0	0	0	0	0	0	0	0	0	0	0	0	0	0	0	0	0	0	0	0	0	0	0	0	0	0	0	0	0
0600	0	0	0	0	0	0	0	0	0	0	0	0	0	0	0	0	0	0	0	0	0	0	0	0	0	0	0	0	0
0700	0	0	0	0	0	0	0	0	0	0	0	0	0	0	0	0	0	0	0	0	0	0	0	0	0	0	0	0	0
0800	**3**	**0**	**0**	**0**	**0**	**0**	**0**	**1**	**0**	**1**	**0**	**1**	**0**	**0**	**0**	**0**	**0**	**0**	**0**	**0**	**0**	**0**	**0**	**0**	**0**	**0**	**0**	**0**	**0**
0900	2	0	0	0	0	0	0	0	0	2	0	0	0	0	0	0	0	0	0	0	0	0	0	0	0	0	0	0	0
1000	**3**	**0**	**0**	**0**	**0**	**0**	**0**	**0**	**1**	**2**	**0**	**0**	**0**	**0**	**0**	**0**	**0**	**0**	**0**	**0**	**0**	**0**	**0**	**0**	**0**	**0**	**0**	**0**	**0**
1100	1	0	0	0	0	0	0	0	1	0	0	0	0	0	0	0	0	0	0	0	0	0	0	0	0	0	0	0	0
1200	**6**	**0**	**0**	**0**	**0**	**0**	**0**	**0**	**0**	**0**	**0**	**0**	**1**	**4**	**1**	**0**	**0**	**0**	**0**	**0**	**0**	**0**	**0**	**0**	**0**	**0**	**0**	**0**	**0**
1300	5	0	0	0	1	0	0	0	0	2	0	1	0	1	0	0	0	0	0	0	0	0	0	0	0	0	0	0	0
1400	4	0	0	0	1	0	0	0	0	0	0	3	0	0	0	0	0	0	0	0	0	0	0	0	0	0	0	0	0
1500	4	0	0	0	0	0	1	0	0	1	1	1	0	0	0	0	0	0	0	0	0	0	0	0	0	0	0	0	0
1600	3	0	0	0	0	1	0	1	0	0	0	0	1	0	0	0	0	0	0	0	0	0	0	0	0	0	0	0	0
1700	3	0	0	0	0	0	0	0	0	0	3	0	0	0	0	0	0	0	0	0	0	0	0	0	0	0	0	0	0
1800	3	0	0	0	0	0	0	0	1	1	1	0	0	0	0	0	0	0	0	0	0	0	0	0	0	0	0	0	0
1900	2	0	0	0	0	0	0	0	0	1	0	1	0	0	0	0	0	0	0	0	0	0	0	0	0	0	0	0	0
2000	2	0	0	0	0	0	0	0	0	0	1	0	0	0	1	0	0	0	0	0	0	0	0	0	0	0	0	0	0
2100	0	0	0	0	0	0	0	0	0	0	0	0	0	0	0	0	0	0	0	0	0	0	0	0	0	0	0	0	0
2200	0	0	0	0	0	0	0	0	0	0	0	0	0	0	0	0	0	0	0	0	0	0	0	0	0	0	0	0	0
2300	0	0	0	0	0	0	0	0	0	0	0	0	0	0	0	0	0	0	0	0	0	0	0	0	0	0	0	0	0
07-19	**37**	**0**	**0**	**0**	**2**	**1**	**1**	**2**	**3**	**9**	**5**	**6**	**2**	**5**	**1**	**0**	**0**	**0**	**0**	**0**	**0**	**0**	**0**	**0**	**0**	**0**	**0**	**0**	**0**
06-22	**41**	**0**	**0**	**0**	**2**	**1**	**1**	**2**	**3**	**10**	**6**	**7**	**2**	**5**	**2**	**0**	**0**	**0**	**0**	**0**	**0**	**0**	**0**	**0**	**0**	**0**	**0**	**0**	**0**
06-00	**41**	**0**	**0**	**0**	**2**	**1**	**1**	**2**	**3**	**10**	**6**	**7**	**2**	**5**	**2**	**0**	**0**	**0**	**0**	**0**	**0**	**0**	**0**	**0**	**0**	**0**	**0**	**0**	**0**
00-00	**41**	**0**	**0**	**0**	**2**	**1**	**1**	**2**	**3**	**10**	**6**	**7**	**2**	**5**	**2**	**0**	**0**	**0**	**0**	**0**	**0**	**0**	**0**	**0**	**0**	**0**	**0**	**0**	**0**

DRAFT

Site 41
Location L-74051-7, Att - Tree, Lat 53.7885, Long -6.76784
Direction North

3279 / Meath/Cavan/Monaghan ATC's
October 2013
Automatic Traffic Count

Tue, 15 October 2013

Time	Total	Speed Bins (km/h)																											
		0 - 5	5 - 10	10 - 15	15 - 20	20 - 25	25 - 30	30 - 35	35 - 40	40 - 45	45 - 50	50 - 55	55 - 60	60 - 65	65 - 70	70 - 75	75 - 80	80 - 85	85 - 90	90 - 95	95 - 100	100 - 105	105 - 110	110 - 115	115 - 120	120 - 125	125 - 130	130 - 135	135 - 140
0000	0	0	0	0	0	0	0	0	0	0	0	0	0	0	0	0	0	0	0	0	0	0	0	0	0	0	0	0	0
0100	0	0	0	0	0	0	0	0	0	0	0	0	0	0	0	0	0	0	0	0	0	0	0	0	0	0	0	0	0
0200	0	0	0	0	0	0	0	0	0	0	0	0	0	0	0	0	0	0	0	0	0	0	0	0	0	0	0	0	0
0300	0	0	0	0	0	0	0	0	0	0	0	0	0	0	0	0	0	0	0	0	0	0	0	0	0	0	0	0	0
0400	0	0	0	0	0	0	0	0	0	0	0	0	0	0	0	0	0	0	0	0	0	0	0	0	0	0	0	0	0
0500	0	0	0	0	0	0	0	0	0	0	0	0	0	0	0	0	0	0	0	0	0	0	0	0	0	0	0	0	0
0600	0	0	0	0	0	0	0	0	0	0	0	0	0	0	0	0	0	0	0	0	0	0	0	0	0	0	0	0	0
0700	4	0	0	0	0	0	0	0	0	0	1	3	0	0	0	0	0	0	0	0	0	0	0	0	0	0	0	0	0
0800	6	0	0	0	0	1	0	1	1	0	0	2	0	1	0	0	0	0	0	0	0	0	0	0	0	0	0	0	0
0900	4	0	0	0	0	0	0	0	0	3	0	1	0	0	0	0	0	0	0	0	0	0	0	0	0	0	0	0	0
1000	0	0	0	0	0	0	0	0	0	0	0	0	0	0	0	0	0	0	0	0	0	0	0	0	0	0	0	0	0
1100	**10**	**0**	**0**	**0**	**0**	**0**	**1**	**8**	**1**	**0**	**0**	**0**	**0**	**0**	**0**	**0**	**0**	**0**	**0**	**0**	**0**	**0**	**0**	**0**	**0**	**0**	**0**	**0**	**0**
1200	4	0	0	0	0	0	0	3	0	0	0	1	0	0	0	0	0	0	0	0	0	0	0	0	0	0	0	0	0
1300	5	0	0	0	0	1	2	0	0	0	1	1	0	0	0	0	0	0	0	0	0	0	0	0	0	0	0	0	0
1400	2	0	0	0	0	0	0	1	0	0	0	0	1	0	0	0	0	0	0	0	0	0	0	0	0	0	0	0	0
1500	2	0	0	0	0	0	0	1	0	0	1	0	0	0	0	0	0	0	0	0	0	0	0	0	0	0	0	0	0
1600	3	0	0	0	0	0	1	2	0	0	0	0	0	0	0	0	0	0	0	0	0	0	0	0	0	0	0	0	0
1700	4	0	0	0	0	0	3	0	0	0	1	0	0	0	0	0	0	0	0	0	0	0	0	0	0	0	0	0	0
1800	**8**	**0**	**0**	**0**	**0**	**0**	**0**	**1**	**2**	**3**	**2**	**0**	**0**	**0**	**0**	**0**	**0**	**0**	**0**	**0**	**0**	**0**	**0**	**0**	**0**	**0**	**0**	**0**	**0**
1900	0	0	0	0	0	0	0	0	0	0	0	0	0	0	0	0	0	0	0	0	0	0	0	0	0	0	0	0	0
2000	1	0	0	0	0	0	0	0	0	0	0	1	0	0	0	0	0	0	0	0	0	0	0	0	0	0	0	0	0
2100	1	0	0	0	0	0	0	0	0	0	0	0	0	1	0	0	0	0	0	0	0	0	0	0	0	0	0	0	0
2200	1	0	0	0	0	0	0	1	0	0	0	0	0	0	0	0	0	0	0	0	0	0	0	0	0	0	0	0	0
2300	0	0	0	0	0	0	0	0	0	0	0	0	0	0	0	0	0	0	0	0	0	0	0	0	0	0	0	0	0
07-19	**52**	**0**	**0**	**0**	**0**	**2**	**7**	**17**	**4**	**6**	**6**	**8**	**1**	**1**	**0**	**0**	**0**	**0**	**0**	**0**	**0**	**0**	**0**	**0**	**0**	**0**	**0**	**0**	**0**
06-22	**54**	**0**	**0**	**0**	**0**	**2**	**7**	**17**	**4**	**6**	**6**	**9**	**1**	**2**	**0**	**0**	**0**	**0**	**0**	**0**	**0**	**0**	**0**	**0**	**0**	**0**	**0**	**0**	**0**
06-00	**55**	**0**	**0**	**0**	**0**	**2**	**7**	**18**	**4**	**6**	**6**	**9**	**1**	**2**	**0**	**0**	**0**	**0**	**0**	**0**	**0**	**0**	**0**	**0**	**0**	**0**	**0**	**0**	**0**
00-00	**55**	**0**	**0**	**0**	**0**	**2**	**7**	**18**	**4**	**6**	**6**	**9**	**1**	**2**	**0**	**0**	**0**	**0**	**0**	**0**	**0**	**0**	**0**	**0**	**0**	**0**	**0**	**0**	**0**

DRAFT

Site 41
Location L-74051-7, Att - Tree, Lat 53.7885, Long -6.76784
Direction North

3279 / Meath/Cavan/Monaghan ATC's
October 2013
Automatic Traffic Count

Wed, 16 October 2013

Time	Total	Speed Bins (km/h)																											
		0 - 5	5 - 10	10 - 15	15 - 20	20 - 25	25 - 30	30 - 35	35 - 40	40 - 45	45 - 50	50 - 55	55 - 60	60 - 65	65 - 70	70 - 75	75 - 80	80 - 85	85 - 90	90 - 95	95 - 100	100 - 105	105 - 110	110 - 115	115 - 120	120 - 125	125 - 130	130 - 135	135 - 140
0000	0	0	0	0	0	0	0	0	0	0	0	0	0	0	0	0	0	0	0	0	0	0	0	0	0	0	0	0	0
0100	0	0	0	0	0	0	0	0	0	0	0	0	0	0	0	0	0	0	0	0	0	0	0	0	0	0	0	0	0
0200	0	0	0	0	0	0	0	0	0	0	0	0	0	0	0	0	0	0	0	0	0	0	0	0	0	0	0	0	0
0300	0	0	0	0	0	0	0	0	0	0	0	0	0	0	0	0	0	0	0	0	0	0	0	0	0	0	0	0	0
0400	0	0	0	0	0	0	0	0	0	0	0	0	0	0	0	0	0	0	0	0	0	0	0	0	0	0	0	0	0
0500	0	0	0	0	0	0	0	0	0	0	0	0	0	0	0	0	0	0	0	0	0	0	0	0	0	0	0	0	0
0600	0	0	0	0	0	0	0	0	0	0	0	0	0	0	0	0	0	0	0	0	0	0	0	0	0	0	0	0	0
0700	0	0	0	0	0	0	0	0	0	0	0	0	0	0	0	0	0	0	0	0	0	0	0	0	0	0	0	0	0
0800	**1**	**0**	**0**	**0**	**0**	**1**	**0**	**0**	**0**	**0**	**0**	**0**	**0**	**0**	**0**	**0**	**0**	**0**	**0**	**0**	**0**	**0**	**0**	**0**	**0**	**0**	**0**	**0**	**0**
0900	0	0	0	0	0	0	0	0	0	0	0	0	0	0	0	0	0	0	0	0	0	0	0	0	0	0	0	0	0
1000	**1**	**0**	**0**	**0**	**0**	**0**	**1**	**0**	**0**	**0**	**0**	**0**	**0**	**0**	**0**	**0**	**0**	**0**	**0**	**0**	**0**	**0**	**0**	**0**	**0**	**0**	**0**	**0**	**0**
1100	0	0	0	0	0	0	0	0	0	0	0	0	0	0	0	0	0	0	0	0	0	0	0	0	0	0	0	0	0
1200	0	0	0	0	0	0	0	0	0	0	0	0	0	0	0	0	0	0	0	0	0	0	0	0	0	0	0	0	0
1300	1	0	0	0	0	0	0	0	0	0	1	0	0	0	0	0	0	0	0	0	0	0	0	0	0	0	0	0	0
1400	**2**	**0**	**0**	**0**	**0**	**1**	**0**	**0**	**0**	**0**	**0**	**1**	**0**	**0**	**0**	**0**	**0**	**0**	**0**	**0**	**0**	**0**	**0**	**0**	**0**	**0**	**0**	**0**	**0**
1500	1	0	0	0	0	0	0	0	0	0	1	0	0	0	0	0	0	0	0	0	0	0	0	0	0	0	0	0	0
1600	0	0	0	0	0	0	0	0	0	0	0	0	0	0	0	0	0	0	0	0	0	0	0	0	0	0	0	0	0
1700	1	0	0	0	0	0	1	0	0	0	0	0	0	0	0	0	0	0	0	0	0	0	0	0	0	0	0	0	0
1800	0	0	0	0	0	0	0	0	0	0	0	0	0	0	0	0	0	0	0	0	0	0	0	0	0	0	0	0	0
1900	**2**	**0**	**0**	**0**	**0**	**0**	**0**	**0**	**0**	**1**	**0**	**1**	**0**	**0**	**0**	**0**	**0**	**0**	**0**	**0**	**0**	**0**	**0**	**0**	**0**	**0**	**0**	**0**	**0**
2000	0	0	0	0	0	0	0	0	0	0	0	0	0	0	0	0	0	0	0	0	0	0	0	0	0	0	0	0	0
2100	0	0	0	0	0	0	0	0	0	0	0	0	0	0	0	0	0	0	0	0	0	0	0	0	0	0	0	0	0
2200	0	0	0	0	0	0	0	0	0	0	0	0	0	0	0	0	0	0	0	0	0	0	0	0	0	0	0	0	0
2300	0	0	0	0	0	0	0	0	0	0	0	0	0	0	0	0	0	0	0	0	0	0	0	0	0	0	0	0	0
07-19	**7**	**0**	**0**	**0**	**0**	**2**	**2**	**0**	**0**	**0**	**2**	**1**	**0**	**0**	**0**	**0**	**0**	**0**	**0**	**0**	**0**	**0**	**0**	**0**	**0**	**0**	**0**	**0**	**0**
06-22	**9**	**0**	**0**	**0**	**0**	**2**	**2**	**0**	**0**	**1**	**2**	**2**	**0**	**0**	**0**	**0**	**0**	**0**	**0**	**0**	**0**	**0**	**0**	**0**	**0**	**0**	**0**	**0**	**0**
06-00	**9**	**0**	**0**	**0**	**0**	**2**	**2**	**0**	**0**	**1**	**2**	**2**	**0**	**0**	**0**	**0**	**0**	**0**	**0**	**0**	**0**	**0**	**0**	**0**	**0**	**0**	**0**	**0**	**0**
00-00	**9**	**0**	**0**	**0**	**0**	**2**	**2**	**0**	**0**	**1**	**2**	**2**	**0**	**0**	**0**	**0**	**0**	**0**	**0**	**0**	**0**	**0**	**0**	**0**	**0**	**0**	**0**	**0**	**0**

DRAFT

Site 41
Location L-74051-7, Att - Tree, Lat 53.7885, Long -6.76784
Direction North

3279 / Meath/Cavan/Monaghan ATC's
October 2013
Automatic Traffic Count

Virtual Day (7)

Time	Total	Speed Bins (km/h)																											
		0 - 5	5 - 10	10 - 15	15 - 20	20 - 25	25 - 30	30 - 35	35 - 40	40 - 45	45 - 50	50 - 55	55 - 60	60 - 65	65 - 70	70 - 75	75 - 80	80 - 85	85 - 90	90 - 95	95 - 100	100 - 105	105 - 110	110 - 115	115 - 120	120 - 125	125 - 130	130 - 135	135 - 140
0000	0	0	0	0	0	0	0	0	0	0	0	0	0	0	0	0	0	0	0	0	0	0	0	0	0	0	0	0	0
0100	0	0	0	0	0	0	0	0	0	0	0	0	0	0	0	0	0	0	0	0	0	0	0	0	0	0	0	0	0
0200	0	0	0	0	0	0	0	0	0	0	0	0	0	0	0	0	0	0	0	0	0	0	0	0	0	0	0	0	0
0300	0	0	0	0	0	0	0	0	0	0	0	0	0	0	0	0	0	0	0	0	0	0	0	0	0	0	0	0	0
0400	0	0	0	0	0	0	0	0	0	0	0	0	0	0	0	0	0	0	0	0	0	0	0	0	0	0	0	0	0
0500	0	0	0	0	0	0	0	0	0	0	0	0	0	0	0	0	0	0	0	0	0	0	0	0	0	0	0	0	0
0600	0	0	0	0	0	0	0	0	0	0	0	0	0	0	0	0	0	0	0	0	0	0	0	0	0	0	0	0	0
0700	1	0	0	0	0	0	0	0	0	0	0	1	0	0	0	0	0	0	0	0	0	0	0	0	0	0	0	0	0
0800	3	0	0	0	0	0	0	1	0	0	0	1	0	0	0	0	0	0	0	0	0	0	0	0	0	0	0	0	0
0900	**4**	**0**	**0**	**0**	**0**	**0**	**0**	**0**	**1**	**2**	**0**	**1**	**0**	**0**	**0**	**0**	**0**	**0**	**0**	**0**	**0**	**0**	**0**	**0**	**0**	**0**	**0**	**0**	**0**
1000	3	0	0	0	0	0	0	0	1	1	0	0	0	0	0	0	0	0	0	0	0	0	0	0	0	0	0	0	0
1100	**4**	**0**	**0**	**0**	**0**	**0**	**0**	**1**	**2**	**0**	**0**	**0**	**0**	**0**	**0**	**0**	**0**	**0**	**0**	**0**	**0**	**0**	**0**	**0**	**0**	**0**	**0**	**0**	**0**
1200	**4**	**0**	**0**	**0**	**0**	**0**	**0**	**1**	**0**	**0**	**0**	**1**	**1**	**1**	**0**	**0**	**0**	**0**	**0**	**0**	**0**	**0**	**0**	**0**	**0**	**0**	**0**	**0**	**0**
1300	3	0	0	0	0	0	0	0	0	0	1	1	0	0	0	0	0	0	0	0	0	0	0	0	0	0	0	0	0
1400	2	0	0	0	0	0	0	0	0	0	0	1	0	0	0	0	0	0	0	0	0	0	0	0	0	0	0	0	0
1500	2	0	0	0	0	0	0	0	0	0	1	0	0	0	0	0	0	0	0	0	0	0	0	0	0	0	0	0	0
1600	1	0	0	0	0	0	0	1	0	0	0	0	0	0	0	0	0	0	0	0	0	0	0	0	0	0	0	0	0
1700	2	0	0	0	0	0	1	0	0	0	1	0	0	0	0	0	0	0	0	0	0	0	0	0	0	0	0	0	0
1800	3	0	0	0	0	0	0	0	0	1	1	0	0	0	0	0	0	0	0	0	0	0	0	0	0	0	0	0	0
1900	2	0	0	0	0	0	0	0	0	0	0	1	0	0	0	0	0	0	0	0	0	0	0	0	0	0	0	0	0
2000	1	0	0	0	0	0	0	0	0	0	0	0	0	0	0	0	0	0	0	0	0	0	0	0	0	0	0	0	0
2100	1	0	0	0	0	0	0	0	0	0	0	0	0	0	0	0	0	0	0	0	0	0	0	0	0	0	0	0	0
2200	0	0	0	0	0	0	0	0	0	0	0	0	0	0	0	0	0	0	0	0	0	0	0	0	0	0	0	0	0
2300	0	0	0	0	0	0	0	0	0	0	0	0	0	0	0	0	0	0	0	0	0	0	0	0	0	0	0	0	0
07-19	**33**	**0**	**0**	**0**	**1**	**1**	**2**	**4**	**5**	**5**	**4**	**5**	**2**	**2**	**0**	**0**	**0**	**0**	**0**	**0**	**0**	**0**	**0**	**0**	**0**	**0**	**0**	**0**	**0**
06-22	**37**	**0**	**0**	**0**	**1**	**1**	**2**	**4**	**5**	**6**	**5**	**6**	**2**	**2**	**1**	**0**	**0**	**0**	**0**	**0**	**0**	**0**	**0**	**0**	**0**	**0**	**0**	**0**	**0**
06-00	**37**	**0**	**0**	**0**	**1**	**1**	**2**	**5**	**5**	**6**	**5**	**6**	**2**	**2**	**1**	**0**	**0**	**0**	**0**	**0**	**0**	**0**	**0**	**0**	**0**	**0**	**0**	**0**	**0**
00-00	**37**	**0**	**0**	**0**	**1**	**1**	**2**	**5**	**5**	**6**	**5**	**6**	**2**	**2**	**1**	**0**	**0**	**0**	**0**	**0**	**0**	**0**	**0**	**0**	**0**	**0**	**0**	**0**	**0**

DRAFT

Site 41
Location L-74051-7, Att - Tree, Lat 53.7885, Long -6.76784
Direction North

3279 / Meath/Cavan/Monaghan ATC's
October 2013
Automatic Traffic Count

Virtual Week (1)

Time	Total	Speed Bins (km/h)																											
		0 - 5	5 - 10	10 - 15	15 - 20	20 - 25	25 - 30	30 - 35	35 - 40	40 - 45	45 - 50	50 - 55	55 - 60	60 - 65	65 - 70	70 - 75	75 - 80	80 - 85	85 - 90	90 - 95	95 - 100	100 - 105	105 - 110	110 - 115	115 - 120	120 - 125	125 - 130	130 - 135	135 - 140
Mon	41	0	0	0	2	1	1	2	3	10	6	7	2	5	2	0	0	0	0	0	0	0	0	0	0	0	0	0	0
Tue	55	0	0	0	0	2	7	18	4	6	6	9	1	2	0	0	0	0	0	0	0	0	0	0	0	0	0	0	0
Wed	9	0	0	0	0	2	2	0	0	1	2	2	0	0	0	0	0	0	0	0	0	0	0	0	0	0	0	0	0
Thu	71	0	0	1	2	3	3	8	23	18	5	6	1	0	1	0	0	0	0	0	0	0	0	0	0	0	0	0	0
Fri	30	0	0	0	3	0	1	2	2	3	4	8	3	1	2	1	0	0	0	0	0	0	0	0	0	0	0	0	0
|Sat	28	0	0	0	0	1	1	0	2	2	6	9	2	4	0	0	1	0	0	0	0	0	0	0	0	0	0	0	0
|Sun	25	0	1	0	0	1	2	2	3	0	6	3	5	2	0	0	0	0	0	0	0	0	0	0	0	0	0	0	0
5 Day Ave.	**41**	**0**	**0**	**0**	**1**	**2**	**3**	**6**	**6**	**8**	**5**	**6**	**1**	**2**	**1**	**0**	**0**	**0**	**0**	**0**	**0**	**0**	**0**	**0**	**0**	**0**	**0**	**0**	**0**
7 Day Ave.	**37**	**0**	**0**	**0**	**1**	**1**	**2**	**5**	**5**	**6**	**5**	**6**	**2**	**2**	**1**	**0**	**0**	**0**	**0**	**0**	**0**	**0**	**0**	**0**	**0**	**0**	**0**	**0**	**0**
--	**259**	**0**	**1**	**1**	**7**	**10**	**17**	**32**	**37**	**40**	**35**	**44**	**14**	**14**	**5**	**1**	**1**	**0**	**0**	**0**	**0**	**0**	**0**	**0**	**0**	**0**	**0**	**0**	**0**

Summary Graphs

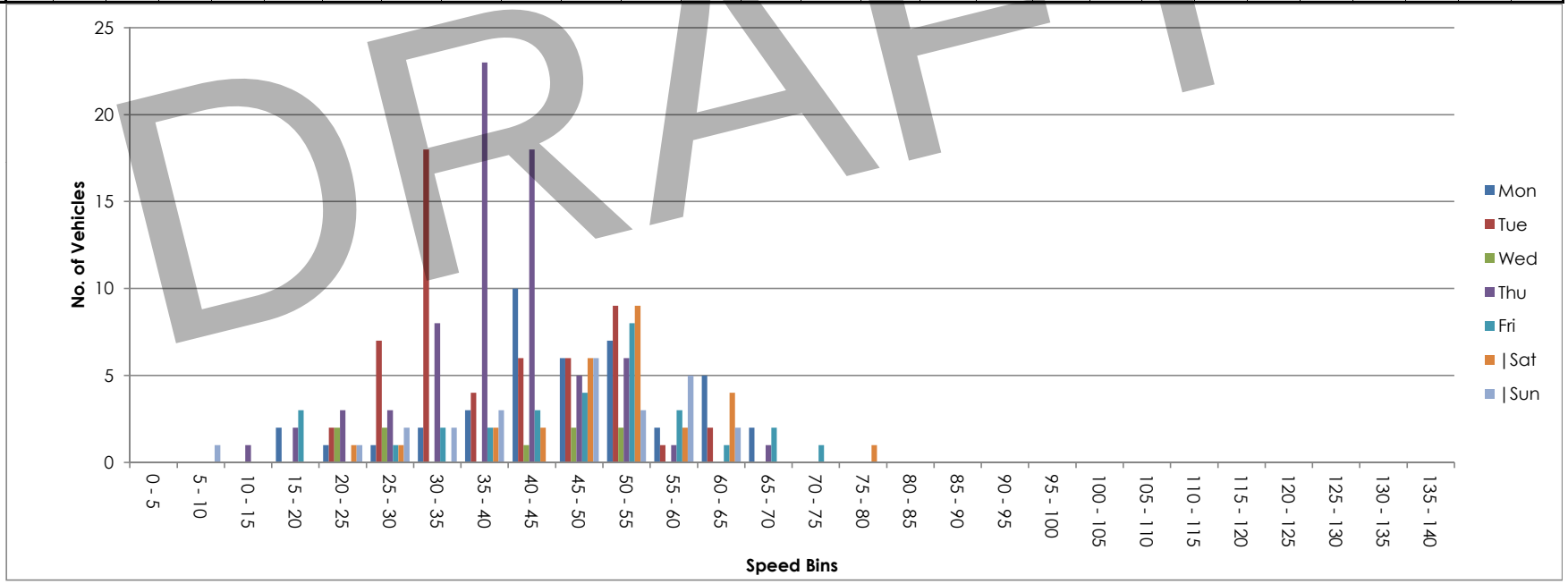

DRAFT

Site 41
Location L-74051-7, Att - Tree, Lat 53.7885, Long -6.76784
Direction South

3279 / Meath/Cavan/Monaghan ATC's
October 2013
Automatic Traffic Count

Thu, 10 October 2013

Time	Total	Classification												>PSL	>PSL%	>SL1	>SL1%	>SL2	>SL2%	Mean	Vpp
		1 MCL	2 SV	3 SVT	4 TB2	5 TB3	6 T4	7 ART3	8 ART4	9 ART5	10 ART6	11 BD	12 DRT	80	80	85 +5kph	85 +5kph	90 +10kph	90 +10kph		85
0000	0	0	0	0	0	0	0	0	0	0	0	0	0	0	0	0	0	0	0	-	-
0100	0	0	0	0	0	0	0	0	0	0	0	0	0	0	0	0	0	0	0	-	-
0200	0	0	0	0	0	0	0	0	0	0	0	0	0	0	0	0	0	0	0	-	-
0300	0	0	0	0	0	0	0	0	0	0	0	0	0	0	0	0	0	0	0	-	-
0400	0	0	0	0	0	0	0	0	0	0	0	0	0	0	0	0	0	0	0	-	-
0500	0	0	0	0	0	0	0	0	0	0	0	0	0	0	0	0	0	0	0	-	-
0600	0	0	0	0	0	0	0	0	0	0	0	0	0	0	0	0	0	0	0	-	-
0700	1	0	0	0	1	0	0	0	0	0	0	0	0	0	0	0	0	0	0	43.4	-
0800	**10**	**0**	**6**	**1**	**1**	**0**	**0**	**0**	**0**	**2**	**0**	**0**	**0**	**0**	**0**	**0**	**0**	**0**	**0**	**43.7**	**-**
0900	2	0	2	0	0	0	0	0	0	0	0	0	0	0	0	0	0	0	0	59.2	-
1000	1	0	1	0	0	0	0	0	0	0	0	0	0	0	0	0	0	0	0	53.9	-
1100	0	0	0	0	0	0	0	0	0	0	0	0	0	0	0	0	0	0	0	-	-
1200	**6**	**0**	**4**	**2**	**0**	**0**	**0**	**0**	**0**	**0**	**0**	**0**	**0**	**0**	**0**	**0**	**0**	**0**	**0**	**42.1**	**-**
1300	1	0	1	0	0	0	0	0	0	0	0	0	0	0	0	0	0	0	0	17.3	-
1400	2	0	2	0	0	0	0	0	0	0	0	0	0	0	0	0	0	0	0	37	-
1500	1	0	1	0	0	0	0	0	0	0	0	0	0	0	0	0	0	0	0	60.8	-
1600	1	0	1	0	0	0	0	0	0	0	0	0	0	0	0	0	0	0	0	27.9	-
1700	2	0	2	0	0	0	0	0	0	0	0	0	0	0	0	0	0	0	0	46.5	-
1800	3	0	3	0	0	0	0	0	0	0	0	0	0	0	0	0	0	0	0	53.4	-
1900	4	0	4	0	0	0	0	0	0	0	0	0	0	0	0	0	0	0	0	58.9	-
2000	0	0	0	0	0	0	0	0	0	0	0	0	0	0	0	0	0	0	0	-	-
2100	0	0	0	0	0	0	0	0	0	0	0	0	0	0	0	0	0	0	0	-	-
2200	0	0	0	0	0	0	0	0	0	0	0	0	0	0	0	0	0	0	0	-	-
2300	0	0	0	0	0	0	0	0	0	0	0	0	0	0	0	0	0	0	0	-	-
07-19	**30**	**0**	**23**	**3**	**2**	**0**	**0**	**0**	**0**	**2**	**0**	**0**	**0**	**0**	**0**	**0**	**0**	**0**	**0**	**44.6**	**54.4**
06-22	**34**	**0**	**27**	**3**	**2**	**0**	**0**	**0**	**0**	**2**	**0**	**0**	**0**	**0**	**0**	**0**	**0**	**0**	**0**	**46.3**	**59**
06-00	**34**	**0**	**27**	**3**	**2**	**0**	**0**	**0**	**0**	**2**	**0**	**0**	**0**	**0**	**0**	**0**	**0**	**0**	**0**	**46.3**	**59**
00-00	**34**	**0**	**27**	**3**	**2**	**0**	**0**	**0**	**0**	**2**	**0**	**0**	**0**	**0**	**0**	**0**	**0**	**0**	**0**	**46.3**	**59**

DRAFT

Site 41
Location L-74051-7, Att - Tree, Lat 53.7885, Long -6.76784
Direction South

3279 / Meath/Cavan/Monaghan ATC's
October 2013
Automatic Traffic Count

Fri, 11 October 2013

Time	Total	Classification												>PSL	>PSL%	>SL1	>SL1%	>SL2	>SL2%	Mean	Vpp
		1 MCL	2 SV	3 SVT	4 TB2	5 TB3	6 T4	7 ART3	8 ART4	9 ART5	10 ART6	11 BD	12 DRT	80	80	85 +5kph	85 +5kph	90 +10kph	90 +10kph		85
0000	0	0	0	0	0	0	0	0	0	0	0	0	0	0	0	0	0	0	0	-	-
0100	0	0	0	0	0	0	0	0	0	0	0	0	0	0	0	0	0	0	0	-	-
0200	0	0	0	0	0	0	0	0	0	0	0	0	0	0	0	0	0	0	0	-	-
0300	0	0	0	0	0	0	0	0	0	0	0	0	0	0	0	0	0	0	0	-	-
0400	0	0	0	0	0	0	0	0	0	0	0	0	0	0	0	0	0	0	0	-	-
0500	0	0	0	0	0	0	0	0	0	0	0	0	0	0	0	0	0	0	0	-	-
0600	0	0	0	0	0	0	0	0	0	0	0	0	0	0	0	0	0	0	0	-	-
0700	2	0	0	0	2	0	0	0	0	0	0	0	0	0	0	0	0	0	0	47.7	-
0800	**5**	**0**	**2**	**0**	**2**	**1**	**0**	**0**	**0**	**0**	**0**	**0**	**0**	**0**	**0**	**0**	**0**	**0**	**0**	**50.9**	**-**
0900	2	0	2	0	0	0	0	0	0	0	0	0	0	1	50	1	50	0	0	68.1	-
1000	3	0	3	0	0	0	0	0	0	0	0	0	0	0	0	0	0	0	0	51.9	-
1100	2	0	2	0	0	0	0	0	0	0	0	0	0	0	0	0	0	0	0	55.4	-
1200	**5**	**0**	**4**	**1**	**0**	**0**	**0**	**0**	**0**	**0**	**0**	**0**	**0**	**0**	**0**	**0**	**0**	**0**	**0**	**56.4**	**-**
1300	4	0	3	0	0	1	0	0	0	0	0	0	0	0	0	0	0	0	0	42	-
1400	1	0	1	0	0	0	0	0	0	0	0	0	0	0	0	0	0	0	0	77.4	-
1500	1	0	1	0	0	0	0	0	0	0	0	0	0	0	0	0	0	0	0	70.5	-
1600	1	0	1	0	0	0	0	0	0	0	0	0	0	0	0	0	0	0	0	68.1	-
1700	2	0	1	0	1	0	0	0	0	0	0	0	0	0	0	0	0	0	0	62.8	-
1800	3	0	3	0	0	0	0	0	0	0	0	0	0	1	33.3	0	0	0	0	70.7	-
1900	2	0	2	0	0	0	0	0	0	0	0	0	0	0	0	0	0	0	0	59.4	-
2000	2	0	2	0	0	0	0	0	0	0	0	0	0	0	0	0	0	0	0	69.5	-
2100	0	0	0	0	0	0	0	0	0	0	0	0	0	0	0	0	0	0	0	-	-
2200	0	0	0	0	0	0	0	0	0	0	0	0	0	0	0	0	0	0	0	-	-
2300	0	0	0	0	0	0	0	0	0	0	0	0	0	0	0	0	0	0	0	-	-
07-19	**31**	**0**	**23**	**1**	**5**	**2**	**0**	**0**	**0**	**0**	**0**	**0**	**0**	**2**	**6.5**	**1**	**3.2**	**0**	**0**	**56.7**	**70.2**
06-22	**35**	**0**	**27**	**1**	**5**	**2**	**0**	**0**	**0**	**0**	**0**	**0**	**0**	**2**	**5.7**	**1**	**2.9**	**0**	**0**	**57.6**	**71.3**
06-00	**35**	**0**	**27**	**1**	**5**	**2**	**0**	**0**	**0**	**0**	**0**	**0**	**0**	**2**	**5.7**	**1**	**2.9**	**0**	**0**	**57.6**	**71.3**
00-00	**35**	**0**	**27**	**1**	**5**	**2**	**0**	**0**	**0**	**0**	**0**	**0**	**0**	**2**	**5.7**	**1**	**2.9**	**0**	**0**	**57.6**	**71.3**

DRAFT

Site 41
Location L-74051-7, Att - Tree, Lat 53.7885, Long -6.76784
Direction South

3279 / Meath/Cavan/Monaghan ATC's
October 2013
Automatic Traffic Count

Sat, 12 October 2013

Time	Total	Classification												>PSL	>PSL%	>SL1	>SL1%	>SL2	>SL2%	Mean	Vpp
		1 MCL	2 SV	3 SVT	4 TB2	5 TB3	6 T4	7 ART3	8 ART4	9 ART5	10 ART6	11 BD	12 DRT	80	80	85 +5kph	85 +5kph	90 +10kph	90 +10kph		85
0000	1	0	1	0	0	0	0	0	0	0	0	0	0	0	0	0	0	0	0	53.8	-
0100	0	0	0	0	0	0	0	0	0	0	0	0	0	0	0	0	0	0	0	-	-
0200	0	0	0	0	0	0	0	0	0	0	0	0	0	0	0	0	0	0	0	-	-
0300	0	0	0	0	0	0	0	0	0	0	0	0	0	0	0	0	0	0	0	-	-
0400	0	0	0	0	0	0	0	0	0	0	0	0	0	0	0	0	0	0	0	-	-
0500	0	0	0	0	0	0	0	0	0	0	0	0	0	0	0	0	0	0	0	-	-
0600	0	0	0	0	0	0	0	0	0	0	0	0	0	0	0	0	0	0	0	-	-
0700	0	0	0	0	0	0	0	0	0	0	0	0	0	0	0	0	0	0	0	-	-
0800	0	0	0	0	0	0	0	0	0	0	0	0	0	0	0	0	0	0	0	-	-
0900	1	0	1	0	0	0	0	0	0	0	0	0	0	0	0	0	0	0	0	57.8	-
1000	**4**	**0**	**4**	**0**	**0**	**0**	**0**	**0**	**0**	**0**	**0**	**0**	**0**	**0**	**0**	**0**	**0**	**0**	**0**	**57.4**	**-**
1100	1	0	1	0	0	0	0	0	0	0	0	0	0	0	0	0	0	0	0	64.1	-
1200	3	0	3	0	0	0	0	0	0	0	0	0	0	0	0	0	0	0	0	61.1	-
1300	4	0	4	0	0	0	0	0	0	0	0	0	0	0	0	0	0	0	0	56.2	-
1400	3	0	2	0	1	0	0	0	0	0	0	0	0	0	0	0	0	0	0	60.4	-
1500	1	0	1	0	0	0	0	0	0	0	0	0	0	0	0	0	0	0	0	66.4	-
1600	1	0	1	0	0	0	0	0	0	0	0	0	0	0	0	0	0	0	0	53.9	-
1700	3	0	3	0	0	0	0	0	0	0	0	0	0	0	0	0	0	0	0	60.3	-
1800	**5**	**0**	**5**	**0**	**0**	**0**	**0**	**0**	**0**	**0**	**0**	**0**	**0**	**0**	**0**	**0**	**0**	**0**	**0**	**59.5**	**-**
1900	1	0	1	0	0	0	0	0	0	0	0	0	0	0	0	0	0	0	0	75.3	-
2000	0	0	0	0	0	0	0	0	0	0	0	0	0	0	0	0	0	0	0	-	-
2100	2	0	1	0	1	0	0	0	0	0	0	0	0	0	0	0	0	0	0	43.7	-
2200	1	0	1	0	0	0	0	0	0	0	0	0	0	0	0	0	0	0	0	58.4	-
2300	0	0	0	0	0	0	0	0	0	0	0	0	0	0	0	0	0	0	0	-	-
07-19	**26**	**0**	**25**	**0**	**1**	**0**	**0**	**0**	**0**	**0**	**0**	**0**	**0**	**0**	**0**	**0**	**0**	**0**	**0**	**59.2**	**65.9**
06-22	**29**	**0**	**27**	**0**	**2**	**0**	**0**	**0**	**0**	**0**	**0**	**0**	**0**	**0**	**0**	**0**	**0**	**0**	**0**	**58.7**	**66.2**
06-00	**30**	**0**	**28**	**0**	**2**	**0**	**0**	**0**	**0**	**0**	**0**	**0**	**0**	**0**	**0**	**0**	**0**	**0**	**0**	**58.7**	**66.2**
00-00	**31**	**0**	**29**	**0**	**2**	**0**	**0**	**0**	**0**	**0**	**0**	**0**	**0**	**0**	**0**	**0**	**0**	**0**	**0**	**58.5**	**65.9**

DRAFT

Site 41
Location L-74051-7, Att - Tree, Lat 53.7885, Long -6.76784
Direction South

3279 / Meath/Cavan/Monaghan ATC's
October 2013
Automatic Traffic Count

Sun, 13 October 2013

Time	Total	Classification												>PSL	>PSL%	>SL1	>SL1%	>SL2	>SL2%	Mean	Vpp
		1 MCL	2 SV	3 SVT	4 TB2	5 TB3	6 T4	7 ART3	8 ART4	9 ART5	10 ART6	11 BD	12 DRT	80	80	85 +5kph	85 +5kph	90 +10kph	90 +10kph		85
0000	0	0	0	0	0	0	0	0	0	0	0	0	0	0	0	0	0	0	0	-	-
0100	0	0	0	0	0	0	0	0	0	0	0	0	0	0	0	0	0	0	0	-	-
0200	0	0	0	0	0	0	0	0	0	0	0	0	0	0	0	0	0	0	0	-	-
0300	0	0	0	0	0	0	0	0	0	0	0	0	0	0	0	0	0	0	0	-	-
0400	0	0	0	0	0	0	0	0	0	0	0	0	0	0	0	0	0	0	0	-	-
0500	0	0	0	0	0	0	0	0	0	0	0	0	0	0	0	0	0	0	0	-	-
0600	1	0	1	0	0	0	0	0	0	0	0	0	0	0	0	0	0	0	0	77	-
0700	0	0	0	0	0	0	0	0	0	0	0	0	0	0	0	0	0	0	0	-	-
0800	0	0	0	0	0	0	0	0	0	0	0	0	0	0	0	0	0	0	0	-	-
0900	2	0	2	0	0	0	0	0	0	0	0	0	0	0	0	0	0	0	0	45.8	-
1000	**4**	**0**	**3**	**0**	**0**	**1**	**0**	**0**	**0**	**0**	**0**	**0**	**0**	**0**	**0**	**0**	**0**	**0**	**0**	**48.6**	**-**
1100	3	0	3	0	0	0	0	0	0	0	0	0	0	0	0	0	0	0	0	58.9	-
1200	**3**	**0**	**3**	**0**	**0**	**0**	**0**	**0**	**0**	**0**	**0**	**0**	**0**	**0**	**0**	**0**	**0**	**0**	**0**	**64.1**	**-**
1300	1	0	1	0	0	0	0	0	0	0	0	0	0	0	0	0	0	0	0	53.2	-
1400	0	0	0	0	0	0	0	0	0	0	0	0	0	0	0	0	0	0	0	-	-
1500	2	0	2	0	0	0	0	0	0	0	0	0	0	0	0	0	0	0	0	42	-
1600	0	0	0	0	0	0	0	0	0	0	0	0	0	0	0	0	0	0	0	-	-
1700	2	0	2	0	0	0	0	0	0	0	0	0	0	0	0	0	0	0	0	57	-
1800	**3**	**0**	**3**	**0**	**0**	**0**	**0**	**0**	**0**	**0**	**0**	**0**	**0**	**0**	**0**	**0**	**0**	**0**	**0**	**55.7**	**-**
1900	1	0	1	0	0	0	0	0	0	0	0	0	0	0	0	0	0	0	0	64.3	-
2000	1	0	1	0	0	0	0	0	0	0	0	0	0	1	100	1	100	0	0	85.8	-
2100	0	0	0	0	0	0	0	0	0	0	0	0	0	0	0	0	0	0	0	-	-
2200	0	0	0	0	0	0	0	0	0	0	0	0	0	0	0	0	0	0	0	-	-
2300	0	0	0	0	0	0	0	0	0	0	0	0	0	0	0	0	0	0	0	-	-
07-19	**20**	**0**	**19**	**0**	**0**	**1**	**0**	**0**	**0**	**0**	**0**	**0**	**0**	**0**	**0**	**0**	**0**	**0**	**0**	**53.7**	**60.8**
06-22	**23**	**0**	**22**	**0**	**0**	**1**	**0**	**0**	**0**	**0**	**0**	**0**	**0**	**1**	**4.3**	**1**	**4.3**	**0**	**0**	**56.6**	**64.8**
06-00	**23**	**0**	**22**	**0**	**0**	**1**	**0**	**0**	**0**	**0**	**0**	**0**	**0**	**1**	**4.3**	**1**	**4.3**	**0**	**0**	**56.6**	**64.8**
00-00	**23**	**0**	**22**	**0**	**0**	**1**	**0**	**0**	**0**	**0**	**0**	**0**	**0**	**1**	**4.3**	**1**	**4.3**	**0**	**0**	**56.6**	**64.8**

DRAFT

Site 41
Location L-74051-7, Att - Tree, Lat 53.7885, Long -6.76784
Direction South

3279 / Meath/Cavan/Monaghan ATC's
October 2013
Automatic Traffic Count

Mon, 14 October 2013

Time	Total	Classification												>PSL	>PSL%	>SL1	>SL1%	>SL2	>SL2%	Mean	Vpp
		1 MCL	2 SV	3 SVT	4 TB2	5 TB3	6 T4	7 ART3	8 ART4	9 ART5	10 ART6	11 BD	12 DRT	80	80	85 +5kph	85 +5kph	90 +10kph	90 +10kph		85
0000	0	0	0	0	0	0	0	0	0	0	0	0	0	0	0	0	0	0	0	-	-
0100	0	0	0	0	0	0	0	0	0	0	0	0	0	0	0	0	0	0	0	-	-
0200	0	0	0	0	0	0	0	0	0	0	0	0	0	0	0	0	0	0	0	-	-
0300	0	0	0	0	0	0	0	0	0	0	0	0	0	0	0	0	0	0	0	-	-
0400	0	0	0	0	0	0	0	0	0	0	0	0	0	0	0	0	0	0	0	-	-
0500	0	0	0	0	0	0	0	0	0	0	0	0	0	0	0	0	0	0	0	-	-
0600	0	0	0	0	0	0	0	0	0	0	0	0	0	0	0	0	0	0	0	-	-
0700	0	0	0	0	0	0	0	0	0	0	0	0	0	0	0	0	0	0	0	-	-
0800	**3**	**0**	**1**	**0**	**2**	**0**	**0**	**0**	**0**	**0**	**0**	**0**	**0**	**0**	**0**	**0**	**0**	**0**	**0**	**58.2**	**-**
0900	1	0	0	1	0	0	0	0	0	0	0	0	0	0	0	0	0	0	0	25.9	-
1000	1	0	0	1	0	0	0	0	0	0	0	0	0	0	0	0	0	0	0	25.5	-
1100	**3**	**0**	**2**	**0**	**0**	**0**	**0**	**0**	**0**	**0**	**1**	**0**	**0**	**0**	**0**	**0**	**0**	**0**	**0**	**43.5**	**-**
1200	6	0	6	0	0	0	0	0	0	0	0	0	0	0	0	0	0	0	0	63.8	-
1300	5	0	4	1	0	0	0	0	0	0	0	0	0	0	0	0	0	0	0	34.4	-
1400	2	0	2	0	0	0	0	0	0	0	0	0	0	0	0	0	0	0	0	54.5	-
1500	2	0	1	1	0	0	0	0	0	0	0	0	0	0	0	0	0	0	0	47.6	-
1600	2	0	1	0	0	0	0	0	0	1	0	0	0	0	0	0	0	0	0	29.5	-
1700	**7**	**0**	**7**	**0**	**0**	**0**	**0**	**0**	**0**	**0**	**0**	**0**	**0**	**0**	**0**	**0**	**0**	**0**	**0**	**48.2**	**-**
1800	4	0	2	2	0	0	0	0	0	0	0	0	0	0	0	0	0	0	0	41.5	-
1900	6	0	5	0	0	0	0	0	1	0	0	0	0	0	0	0	0	0	0	28.8	-
2000	1	0	1	0	0	0	0	0	0	0	0	0	0	0	0	0	0	0	0	57.6	-
2100	1	0	1	0	0	0	0	0	0	0	0	0	0	0	0	0	0	0	0	49.5	-
2200	0	0	0	0	0	0	0	0	0	0	0	0	0	0	0	0	0	0	0	-	-
2300	0	0	0	0	0	0	0	0	0	0	0	0	0	0	0	0	0	0	0	-	-
07-19	**36**	**0**	**26**	**6**	**2**	**0**	**0**	**0**	**0**	**1**	**1**	**0**	**0**	**0**	**0**	**0**	**0**	**0**	**0**	**46.6**	**63**
06-22	**44**	**0**	**33**	**6**	**2**	**0**	**0**	**0**	**1**	**1**	**1**	**0**	**0**	**0**	**0**	**0**	**0**	**0**	**0**	**44.5**	**63**
06-00	**44**	**0**	**33**	**6**	**2**	**0**	**0**	**0**	**1**	**1**	**1**	**0**	**0**	**0**	**0**	**0**	**0**	**0**	**0**	**44.5**	**63**
00-00	**44**	**0**	**33**	**6**	**2**	**0**	**0**	**0**	**1**	**1**	**1**	**0**	**0**	**0**	**0**	**0**	**0**	**0**	**0**	**44.5**	**63**

DRAFT

Site 41
Location L-74051-7, Att - Tree, Lat 53.7885, Long -6.76784
Direction South

3279 / Meath/Cavan/Monaghan ATC's
October 2013
Automatic Traffic Count

Tue, 15 October 2013

Time	Total	Classification												>PSL	>PSL%	>SL1	>SL1%	>SL2	>SL2%	Mean	Vpp
		1 MCL	2 SV	3 SVT	4 TB2	5 TB3	6 T4	7 ART3	8 ART4	9 ART5	10 ART6	11 BD	12 DRT	80	80	85 +5kph	85 +5kph	90 +10kph	90 +10kph		85
0000	0	0	0	0	0	0	0	0	0	0	0	0	0	0	0	0	0	0	0	-	-
0100	0	0	0	0	0	0	0	0	0	0	0	0	0	0	0	0	0	0	0	-	-
0200	0	0	0	0	0	0	0	0	0	0	0	0	0	0	0	0	0	0	0	-	-
0300	0	0	0	0	0	0	0	0	0	0	0	0	0	0	0	0	0	0	0	-	-
0400	0	0	0	0	0	0	0	0	0	0	0	0	0	0	0	0	0	0	0	-	-
0500	0	0	0	0	0	0	0	0	0	0	0	0	0	0	0	0	0	0	0	-	-
0600	0	0	0	0	0	0	0	0	0	0	0	0	0	0	0	0	0	0	0	-	-
0700	0	0	0	0	0	0	0	0	0	0	0	0	0	0	0	0	0	0	0	-	-
0800	**7**	**0**	**4**	**1**	**2**	**0**	**0**	**0**	**0**	**0**	**0**	**0**	**0**	**0**	**0**	**0**	**0**	**0**	**0**	**53.4**	**-**
0900	2	0	1	1	0	0	0	0	0	0	0	0	0	0	0	0	0	0	0	37.8	-
1000	0	0	0	0	0	0	0	0	0	0	0	0	0	0	0	0	0	0	0	-	-
1100	5	0	4	0	0	0	0	0	1	0	0	0	0	0	0	0	0	0	0	48.2	-
1200	**16**	**0**	**15**	**1**	**0**	**0**	**0**	**0**	**0**	**0**	**0**	**0**	**0**	**0**	**0**	**0**	**0**	**0**	**0**	**45.3**	**45**
1300	5	0	4	0	0	1	0	0	0	0	0	0	0	0	0	0	0	0	0	48.5	-
1400	3	0	1	2	0	0	0	0	0	0	0	0	0	0	0	0	0	0	0	46.6	-
1500	3	0	2	0	0	0	0	0	1	0	0	0	0	0	0	0	0	0	0	54.7	-
1600	2	0	2	0	0	0	0	0	0	0	0	0	0	0	0	0	0	0	0	54.2	-
1700	3	0	3	0	0	0	0	0	0	0	0	0	0	0	0	0	0	0	0	53.7	-
1800	6	0	6	0	0	0	0	0	0	0	0	0	0	0	0	0	0	0	0	51.6	-
1900	4	0	4	0	0	0	0	0	0	0	0	0	0	0	0	0	0	0	0	62.1	-
2000	1	0	1	0	0	0	0	0	0	0	0	0	0	0	0	0	0	0	0	66.8	-
2100	0	0	0	0	0	0	0	0	0	0	0	0	0	0	0	0	0	0	0	-	-
2200	1	0	1	0	0	0	0	0	0	0	0	0	0	0	0	0	0	0	0	66.9	-
2300	0	0	0	0	0	0	0	0	0	0	0	0	0	0	0	0	0	0	0	-	-
07-19	**52**	**0**	**42**	**5**	**2**	**1**	**0**	**0**	**2**	**0**	**0**	**0**	**0**	**0**	**0**	**0**	**0**	**0**	**0**	**48.9**	**56.5**
06-22	**57**	**0**	**47**	**5**	**2**	**1**	**0**	**0**	**2**	**0**	**0**	**0**	**0**	**0**	**0**	**0**	**0**	**0**	**0**	**50.1**	**59.4**
06-00	**58**	**0**	**48**	**5**	**2**	**1**	**0**	**0**	**2**	**0**	**0**	**0**	**0**	**0**	**0**	**0**	**0**	**0**	**0**	**50.4**	**59.4**
00-00	**58**	**0**	**48**	**5**	**2**	**1**	**0**	**0**	**2**	**0**	**0**	**0**	**0**	**0**	**0**	**0**	**0**	**0**	**0**	**50.4**	**59.4**

DRAFT

Site 41
Location L-74051-7, Att - Tree, Lat 53.7885, Long -6.76784
Direction South

3279 / Meath/Cavan/Monaghan ATC's
October 2013
Automatic Traffic Count

Wed, 16 October 2013

Time	Total	Classification												>PSL	>PSL%	>SL1	>SL1%	>SL2	>SL2%	Mean	Vpp
		1 MCL	2 SV	3 SVT	4 TB2	5 TB3	6 T4	7 ART3	8 ART4	9 ART5	10 ART6	11 BD	12 DRT	80	80	85 +5kph	85 +5kph	90 +10kph	90 +10kph		85
0000	0	0	0	0	0	0	0	0	0	0	0	0	0	0	0	0	0	0	0	-	-
0100	0	0	0	0	0	0	0	0	0	0	0	0	0	0	0	0	0	0	0	-	-
0200	0	0	0	0	0	0	0	0	0	0	0	0	0	0	0	0	0	0	0	-	-
0300	0	0	0	0	0	0	0	0	0	0	0	0	0	0	0	0	0	0	0	-	-
0400	0	0	0	0	0	0	0	0	0	0	0	0	0	0	0	0	0	0	0	-	-
0500	0	0	0	0	0	0	0	0	0	0	0	0	0	0	0	0	0	0	0	-	-
0600	1	0	1	0	0	0	0	0	0	0	0	0	0	0	0	0	0	0	0	61.9	-
0700	0	0	0	0	0	0	0	0	0	0	0	0	0	0	0	0	0	0	0	-	-
0800	**3**	**0**	**1**	**0**	**2**	**0**	**0**	**0**	**0**	**0**	**0**	**0**	**0**	**0**	**0**	**0**	**0**	**0**	**0**	**52.7**	**-**
0900	0	0	0	0	0	0	0	0	0	0	0	0	0	0	0	0	0	0	0	-	-
1000	**3**	**0**	**3**	**0**	**0**	**0**	**0**	**0**	**0**	**0**	**0**	**0**	**0**	**0**	**0**	**0**	**0**	**0**	**0**	**44.5**	**-**
1100	0	0	0	0	0	0	0	0	0	0	0	0	0	0	0	0	0	0	0	-	-
1200	0	0	0	0	0	0	0	0	0	0	0	0	0	0	0	0	0	0	0	-	-
1300	1	0	1	0	0	0	0	0	0	0	0	0	0	0	0	0	0	0	0	27.2	-
1400	**2**	**0**	**2**	**0**	**0**	**0**	**0**	**0**	**0**	**0**	**0**	**0**	**0**	**0**	**0**	**0**	**0**	**0**	**0**	**53**	**-**
1500	0	0	0	0	0	0	0	0	0	0	0	0	0	0	0	0	0	0	0	-	-
1600	1	0	1	0	0	0	0	0	0	0	0	0	0	0	0	0	0	0	0	63.6	-
1700	**2**	**0**	**1**	**0**	**1**	**0**	**0**	**0**	**0**	**0**	**0**	**0**	**0**	**0**	**0**	**0**	**0**	**0**	**0**	**28.9**	**-**
1800	0	0	0	0	0	0	0	0	0	0	0	0	0	0	0	0	0	0	0	-	-
1900	**2**	**0**	**2**	**0**	**0**	**0**	**0**	**0**	**0**	**0**	**0**	**0**	**0**	**0**	**0**	**0**	**0**	**0**	**0**	**66.3**	**-**
2000	1	0	1	0	0	0	0	0	0	0	0	0	0	0	0	0	0	0	0	75.5	-
2100	0	0	0	0	0	0	0	0	0	0	0	0	0	0	0	0	0	0	0	0	0
2200	0	0	0	0	0	0	0	0	0	0	0	0	0	0	0	0	0	0	0	0	0
2300	0	0	0	0	0	0	0	0	0	0	0	0	0	0	0	0	0	0	0	0	0
07-19	**12**	**0**	**9**	**0**	**3**	**0**	**0**	**0**	**0**	**0**	**0**	**0**	**0**	**0**	**0**	**0**	**0**	**0**	**0**	**45.5**	**58.7**
06-22	**16**	**0**	**13**	**0**	**3**	**0**	**0**	**0**	**0**	**0**	**0**	**0**	**0**	**0**	**0**	**0**	**0**	**0**	**0**	**51**	**64.8**
06-00	**16**	**0**	**13**	**0**	**3**	**0**	**0**	**0**	**0**	**0**	**0**	**0**	**0**	**0**	**0**	**0**	**0**	**0**	**0**	**51**	**64.8**
00-00	**16**	**0**	**13**	**0**	**3**	**0**	**0**	**0**	**0**	**0**	**0**	**0**	**0**	**0**	**0**	**0**	**0**	**0**	**0**	**51**	**64.8**

DRAFT

Site 41
Location L-74051-7, Att - Tree, Lat 53.7885, Long -6.76784
Direction South

3279 / Meath/Cavan/Monaghan ATC's
October 2013
Automatic Traffic Count

Virtual Day (7)

Time	Total	Classification												>PSL	>PSL%	>SL1	>SL1%	>SL2	>SL2%	Mean	Vpp
		1 MCL	2 SV	3 SVT	4 TB2	5 TB3	6 T4	7 ART3	8 ART4	9 ART5	10 ART6	11 BD	12 DRT	80	80	85 +5kph	85 +5kph	90 +10kph	90 +10kph		85
0000	0	0	0	0	0	0	0	0	0	0	0	0	0	0	0	0	0	0	0	53.8	-
0100	0	0	0	0	0	0	0	0	0	0	0	0	0	0	0	0	0	0	0	-	-
0200	0	0	0	0	0	0	0	0	0	0	0	0	0	0	0	0	0	0	0	-	-
0300	0	0	0	0	0	0	0	0	0	0	0	0	0	0	0	0	0	0	0	-	-
0400	0	0	0	0	0	0	0	0	0	0	0	0	0	0	0	0	0	0	0	-	-
0500	0	0	0	0	0	0	0	0	0	0	0	0	0	0	0	0	0	0	0	-	-
0600	0	0	0	0	0	0	0	0	0	0	0	0	0	0	0	0	0	0	0	69.4	-
0700	0	0	0	0	0	0	0	0	0	0	0	0	0	0	0	0	0	0	0	46.3	-
0800	**4**	**0**	**2**	**0**	**1**	**0**	**0**	**0**	**0**	**0**	**0**	**0**	**0**	**0**	**0**	**0**	**0**	**0**	**0**	**49.9**	**-**
0900	1	0	1	0	0	0	0	0	0	0	0	0	0	0	10	0	10	0	0	50.5	-
1000	2	0	2	0	0	0	0	0	0	0	0	0	0	0	0	0	0	0	0	49.6	-
1100	2	0	2	0	0	0	0	0	0	0	0	0	0	0	0	0	0	0	0	51.7	-
1200	**6**	**0**	**5**	**1**	**0**	**0**	**0**	**0**	**0**	**0**	**0**	**0**	**0**	**0**	**0**	**0**	**0**	**0**	**0**	**51.7**	**-**
1300	3	0	3	0	0	0	0	0	0	0	0	0	0	0	0	0	0	0	0	43.1	-
1400	2	0	1	0	0	0	0	0	0	0	0	0	0	0	0	0	0	0	0	52.9	-
1500	1	0	1	0	0	0	0	0	0	0	0	0	0	0	0	0	0	0	0	54.1	-
1600	1	0	1	0	0	0	0	0	0	0	0	0	0	0	0	0	0	0	0	47.6	-
1700	3	0	3	0	0	0	0	0	0	0	0	0	0	0	0	0	0	0	0	50.9	-
1800	3	0	3	0	0	0	0	0	0	0	0	0	0	0	4.2	0	0	0	0	54.7	-
1900	3	0	3	0	0	0	0	0	0	0	0	0	0	0	0	0	0	0	0	52.4	-
2000	1	0	1	0	0	0	0	0	0	0	0	0	0	0	16.7	0	16.7	0	0	70.8	-
2100	0	0	0	0	0	0	0	0	0	0	0	0	0	0	0	0	0	0	0	45.6	-
2200	0	0	0	0	0	0	0	0	0	0	0	0	0	0	0	0	0	0	0	62.7	-
2300	0	0	0	0	0	0	0	0	0	0	0	0	0	0	0	0	0	0	0	-	-
07-19	**30**	**0**	**24**	**2**	**2**	**1**	**0**	**0**	**0**	**0**	**0**	**0**	**0**	**0**	**1**	**0**	**0.5**	**0**	**0**	**50.6**	**63**
06-22	**34**	**0**	**28**	**2**	**2**	**1**	**0**	**0**	**0**	**0**	**0**	**0**	**0**	**0**	**1.3**	**0**	**0.8**	**0**	**0**	**51.4**	**64.1**
06-00	**34**	**0**	**28**	**2**	**2**	**1**	**0**	**0**	**0**	**0**	**0**	**0**	**0**	**0**	**1.3**	**0**	**0.8**	**0**	**0**	**51.4**	**64.8**
00-00	**34**	**0**	**28**	**2**	**2**	**1**	**0**	**0**	**0**	**0**	**0**	**0**	**0**	**0**	**1.2**	**0**	**0.8**	**0**	**0**	**51.5**	**64.8**

DRAFT

Site 41
Location L-74051-7, Att - Tree, Lat 53.7885, Long -6.76784
Direction South

3279 / Meath/Cavan/Monaghan ATC's
October 2013
Automatic Traffic Count

Virtual Week (1)

Time	Total	Classification												>PSL	>PSL%	>SL1	>SL1%	>SL2	>SL2%	Mean	Vpp
		1 MCL	2 SV	3 SVT	4 TB2	5 TB3	6 T4	7 ART3	8 ART4	9 ART5	10 ART6	11 BD	12 DRT	80	80	85 +5kph	85 +5kph	90 +10kph	90 +10kph		85
Mon	44	0	33	6	2	0	0	0	1	1	1	0	0	0	0	0	0	0	0	44.5	63
Tue	58	0	48	5	2	1	0	0	2	0	0	0	0	0	0	0	0	0	0	50.4	59.4
Wed	16	0	13	0	3	0	0	0	0	0	0	0	0	0	0	0	0	0	0	51	64.8
Thu	34	0	27	3	2	0	0	0	0	2	0	0	0	0	0	0	0	0	0	46.3	59
Fri	35	0	27	1	5	2	0	0	0	0	0	0	0	2	5.7	1	2.9	0	0	57.6	71.3
| Sat	31	0	29	0	2	0	0	0	0	0	0	0	0	0	0	0	0	0	0	58.5	65.9
| Sun	23	0	22	0	0	1	0	0	0	0	0	0	0	1	4.3	1	4.3	0	0	56.6	64.8
5 Day Ave.	**37**	**0**	**30**	**3**	**3**	**1**	**0**	**0**	**1**	**1**	**0**	**0**	**0**	**0**	**0.0**	**0**	**0.0**	**0**	**0.0**	**50.0**	**63.5**
7 Day Ave.	**34**	**0**	**28**	**2**	**2**	**1**	**0**	**0**	**0**	**0**	**0**	**0**	**0**	**0**	**1.2**	**0**	**0.8**	**0**	**0.0**	**51.5**	**64.8**
--	**241**	**0**	**199**	**15**	**16**	**4**	**0**	**0**	**3**	**3**	**1**	**0**	**0**	**3**	**1.2**	**2**	**0.8**	**0**	**0.0**	**51.5**	**64.8**

Summary Graphs

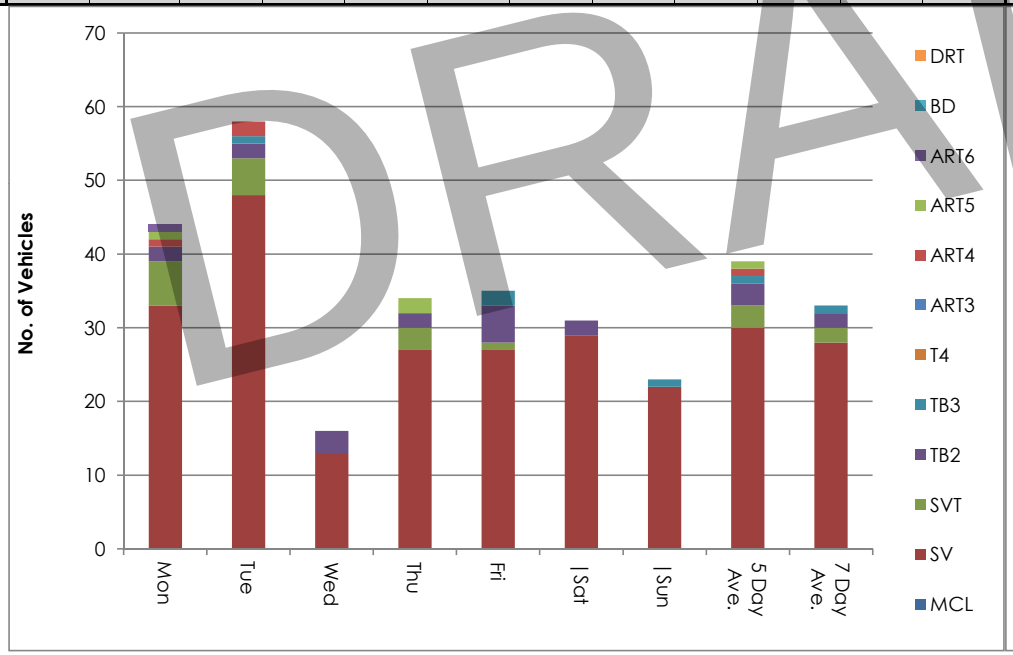

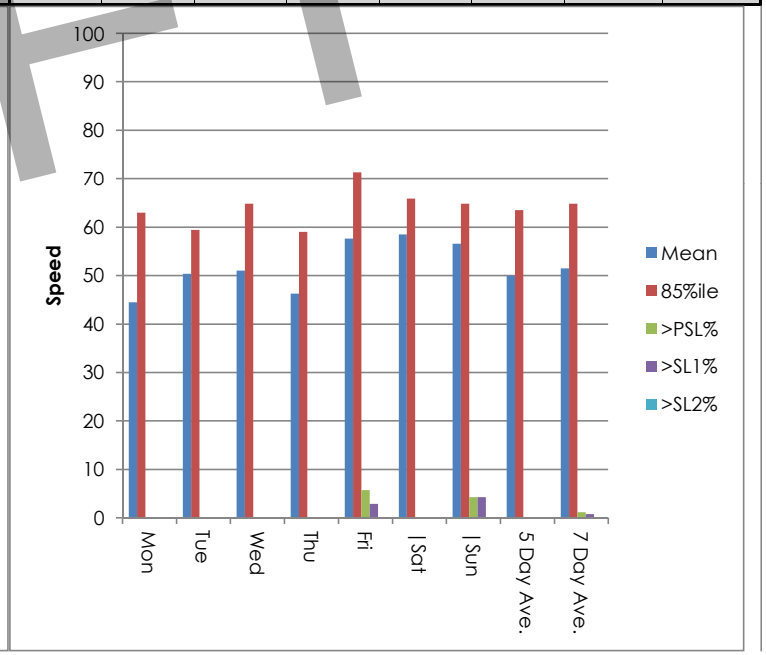

DRAFT

Site 41
Location L-74051-7, Att - Tree, Lat 53.7885, Long -6.76784
Direction South

3279 / Meath/Cavan/Monaghan ATC's
October 2013
Automatic Traffic Count

Thu, 10 October 2013

Time	Total	Speed Bins (km/h)																											
		0 - 5	5 - 10	10 - 15	15 - 20	20 - 25	25 - 30	30 - 35	35 - 40	40 - 45	45 - 50	50 - 55	55 - 60	60 - 65	65 - 70	70 - 75	75 - 80	80 - 85	85 - 90	90 - 95	95 - 100	100 - 105	105 - 110	110 - 115	115 - 120	120 - 125	125 - 130	130 - 135	135 - 140
0000	0	0	0	0	0	0	0	0	0	0	0	0	0	0	0	0	0	0	0	0	0	0	0	0	0	0	0	0	0
0100	0	0	0	0	0	0	0	0	0	0	0	0	0	0	0	0	0	0	0	0	0	0	0	0	0	0	0	0	0
0200	0	0	0	0	0	0	0	0	0	0	0	0	0	0	0	0	0	0	0	0	0	0	0	0	0	0	0	0	0
0300	0	0	0	0	0	0	0	0	0	0	0	0	0	0	0	0	0	0	0	0	0	0	0	0	0	0	0	0	0
0400	0	0	0	0	0	0	0	0	0	0	0	0	0	0	0	0	0	0	0	0	0	0	0	0	0	0	0	0	0
0500	0	0	0	0	0	0	0	0	0	0	0	0	0	0	0	0	0	0	0	0	0	0	0	0	0	0	0	0	0
0600	0	0	0	0	0	0	0	0	0	0	0	0	0	0	0	0	0	0	0	0	0	0	0	0	0	0	0	0	0
0700	1	0	0	0	0	0	0	0	0	1	0	0	0	0	0	0	0	0	0	0	0	0	0	0	0	0	0	0	0
0800	**10**	**0**	**0**	**0**	**0**	**0**	**0**	**0**	**2**	**7**	**0**	**1**	**0**	**0**	**0**	**0**	**0**	**0**	**0**	**0**	**0**	**0**	**0**	**0**	**0**	**0**	**0**	**0**	**0**
0900	2	0	0	0	0	0	0	0	0	0	0	1	0	0	1	0	0	0	0	0	0	0	0	0	0	0	0	0	0
1000	1	0	0	0	0	0	0	0	0	0	0	1	0	0	0	0	0	0	0	0	0	0	0	0	0	0	0	0	0
1100	0	0	0	0	0	0	0	0	0	0	0	0	0	0	0	0	0	0	0	0	0	0	0	0	0	0	0	0	0
1200	**6**	**0**	**0**	**0**	**0**	**0**	**1**	**0**	**4**	**0**	**0**	**0**	**0**	**0**	**0**	**0**	**1**	**0**	**0**	**0**	**0**	**0**	**0**	**0**	**0**	**0**	**0**	**0**	**0**
1300	1	0	0	0	1	0	0	0	0	0	0	0	0	0	0	0	0	0	0	0	0	0	0	0	0	0	0	0	0
1400	2	0	0	0	0	0	0	0	2	0	0	0	0	0	0	0	0	0	0	0	0	0	0	0	0	0	0	0	0
1500	1	0	0	0	0	0	0	0	0	0	0	0	0	1	0	0	0	0	0	0	0	0	0	0	0	0	0	0	0
1600	1	0	0	0	0	0	1	0	0	0	0	0	0	0	0	0	0	0	0	0	0	0	0	0	0	0	0	0	0
1700	2	0	0	0	0	0	0	0	1	0	0	1	0	0	0	0	0	0	0	0	0	0	0	0	0	0	0	0	0
1800	3	0	0	0	0	0	0	0	0	0	1	1	0	1	0	0	0	0	0	0	0	0	0	0	0	0	0	0	0
1900	4	0	0	0	0	0	0	0	1	0	0	0	2	0	0	0	1	0	0	0	0	0	0	0	0	0	0	0	0
2000	0	0	0	0	0	0	0	0	0	0	0	0	0	0	0	0	0	0	0	0	0	0	0	0	0	0	0	0	0
2100	0	0	0	0	0	0	0	0	0	0	0	0	0	0	0	0	0	0	0	0	0	0	0	0	0	0	0	0	0
2200	0	0	0	0	0	0	0	0	0	0	0	0	0	0	0	0	0	0	0	0	0	0	0	0	0	0	0	0	0
2300	0	0	0	0	0	0	0	0	0	0	0	0	0	0	0	0	0	0	0	0	0	0	0	0	0	0	0	0	0
07-19	**30**	**0**	**0**	**0**	**1**	**0**	**2**	**0**	**9**	**8**	**1**	**5**	**0**	**2**	**1**	**0**	**1**	**0**	**0**	**0**	**0**	**0**	**0**	**0**	**0**	**0**	**0**	**0**	**0**
06-22	**34**	**0**	**0**	**0**	**1**	**0**	**2**	**0**	**10**	**8**	**1**	**5**	**2**	**2**	**1**	**0**	**2**	**0**	**0**	**0**	**0**	**0**	**0**	**0**	**0**	**0**	**0**	**0**	**0**
06-00	**34**	**0**	**0**	**0**	**1**	**0**	**2**	**0**	**10**	**8**	**1**	**5**	**2**	**2**	**1**	**0**	**2**	**0**	**0**	**0**	**0**	**0**	**0**	**0**	**0**	**0**	**0**	**0**	**0**
00-00	**34**	**0**	**0**	**0**	**1**	**0**	**2**	**0**	**10**	**8**	**1**	**5**	**2**	**2**	**1**	**0**	**2**	**0**	**0**	**0**	**0**	**0**	**0**	**0**	**0**	**0**	**0**	**0**	**0**

DRAFT

Site 41
Location L-74051-7, Att - Tree, Lat 53.7885, Long -6.76784
Direction South

3279 / Meath/Cavan/Monaghan ATC's
October 2013
Automatic Traffic Count

Fri, 11 October 2013

Time	Total	Speed Bins (km/h)																											
		0 - 5	5 - 10	10 - 15	15 - 20	20 - 25	25 - 30	30 - 35	35 - 40	40 - 45	45 - 50	50 - 55	55 - 60	60 - 65	65 - 70	70 - 75	75 - 80	80 - 85	85 - 90	90 - 95	95 - 100	100 - 105	105 - 110	110 - 115	115 - 120	120 - 125	125 - 130	130 - 135	135 - 140
0000	0	0	0	0	0	0	0	0	0	0	0	0	0	0	0	0	0	0	0	0	0	0	0	0	0	0	0	0	0
0100	0	0	0	0	0	0	0	0	0	0	0	0	0	0	0	0	0	0	0	0	0	0	0	0	0	0	0	0	0
0200	0	0	0	0	0	0	0	0	0	0	0	0	0	0	0	0	0	0	0	0	0	0	0	0	0	0	0	0	0
0300	0	0	0	0	0	0	0	0	0	0	0	0	0	0	0	0	0	0	0	0	0	0	0	0	0	0	0	0	0
0400	0	0	0	0	0	0	0	0	0	0	0	0	0	0	0	0	0	0	0	0	0	0	0	0	0	0	0	0	0
0500	0	0	0	0	0	0	0	0	0	0	0	0	0	0	0	0	0	0	0	0	0	0	0	0	0	0	0	0	0
0600	0	0	0	0	0	0	0	0	0	0	0	0	0	0	0	0	0	0	0	0	0	0	0	0	0	0	0	0	0
0700	2	0	0	0	0	0	0	0	1	0	0	0	1	0	0	0	0	0	0	0	0	0	0	0	0	0	0	0	0
0800	**5**	**0**	**0**	**0**	**0**	**0**	**0**	**0**	**0**	**0**	**3**	**1**	**0**	**1**	**0**	**0**	**0**	**0**	**0**	**0**	**0**	**0**	**0**	**0**	**0**	**0**	**0**	**0**	**0**
0900	2	0	0	0	0	0	0	0	0	0	1	0	0	0	0	0	0	0	1	0	0	0	0	0	0	0	0	0	0
1000	3	0	0	0	0	0	0	0	0	2	0	0	0	0	1	0	0	0	0	0	0	0	0	0	0	0	0	0	0
1100	2	0	0	0	0	0	0	0	0	0	1	0	0	1	0	0	0	0	0	0	0	0	0	0	0	0	0	0	0
1200	**5**	**0**	**0**	**0**	**0**	**0**	**0**	**0**	**0**	**1**	**0**	**0**	**3**	**0**	**0**	**1**	**0**	**0**	**0**	**0**	**0**	**0**	**0**	**0**	**0**	**0**	**0**	**0**	**0**
1300	4	0	0	0	0	0	0	0	1	2	1	0	0	0	0	0	0	0	0	0	0	0	0	0	0	0	0	0	0
1400	1	0	0	0	0	0	0	0	0	0	0	0	0	0	0	0	1	0	0	0	0	0	0	0	0	0	0	0	0
1500	1	0	0	0	0	0	0	0	0	0	0	0	0	0	0	1	0	0	0	0	0	0	0	0	0	0	0	0	0
1600	1	0	0	0	0	0	0	0	0	0	0	0	0	0	1	0	0	0	0	0	0	0	0	0	0	0	0	0	0
1700	2	0	0	0	0	0	0	0	0	0	0	1	0	0	0	1	0	0	0	0	0	0	0	0	0	0	0	0	0
1800	3	0	0	0	0	0	0	0	0	0	0	0	0	1	1	0	0	1	0	0	0	0	0	0	0	0	0	0	0
1900	2	0	0	0	0	0	0	0	0	0	0	1	0	0	1	0	0	0	0	0	0	0	0	0	0	0	0	0	0
2000	2	0	0	0	0	0	0	0	0	0	0	0	0	0	1	1	0	0	0	0	0	0	0	0	0	0	0	0	0
2100	0	0	0	0	0	0	0	0	0	0	0	0	0	0	0	0	0	0	0	0	0	0	0	0	0	0	0	0	0
2200	0	0	0	0	0	0	0	0	0	0	0	0	0	0	0	0	0	0	0	0	0	0	0	0	0	0	0	0	0
2300	0	0	0	0	0	0	0	0	0	0	0	0	0	0	0	0	0	0	0	0	0	0	0	0	0	0	0	0	0
07-19	**31**	**0**	**0**	**0**	**0**	**0**	**0**	**0**	**2**	**5**	**6**	**2**	**4**	**3**	**3**	**3**	**1**	**1**	**1**	**0**	**0**	**0**	**0**	**0**	**0**	**0**	**0**	**0**	**0**
06-22	**35**	**0**	**0**	**0**	**0**	**0**	**0**	**0**	**2**	**5**	**6**	**3**	**4**	**3**	**5**	**4**	**1**	**1**	**1**	**0**	**0**	**0**	**0**	**0**	**0**	**0**	**0**	**0**	**0**
06-00	**35**	**0**	**0**	**0**	**0**	**0**	**0**	**0**	**2**	**5**	**6**	**3**	**4**	**3**	**5**	**4**	**1**	**1**	**1**	**0**	**0**	**0**	**0**	**0**	**0**	**0**	**0**	**0**	**0**
00-00	**35**	**0**	**0**	**0**	**0**	**0**	**0**	**0**	**2**	**5**	**6**	**3**	**4**	**3**	**5**	**4**	**1**	**1**	**1**	**0**	**0**	**0**	**0**	**0**	**0**	**0**	**0**	**0**	**0**

DRAFT

Site 41
Location L-74051-7, Att - Tree, Lat 53.7885, Long -6.76784
Direction South

3279 / Meath/Cavan/Monaghan ATC's
October 2013
Automatic Traffic Count

Sat, 12 October 2013

Time	Total	Speed Bins (km/h)																											
		0 - 5	5 - 10	10 - 15	15 - 20	20 - 25	25 - 30	30 - 35	35 - 40	40 - 45	45 - 50	50 - 55	55 - 60	60 - 65	65 - 70	70 - 75	75 - 80	80 - 85	85 - 90	90 - 95	95 - 100	100 - 105	105 - 110	110 - 115	115 - 120	120 - 125	125 - 130	130 - 135	135 - 140
0000	1	0	0	0	0	0	0	0	0	0	0	1	0	0	0	0	0	0	0	0	0	0	0	0	0	0	0	0	0
0100	0	0	0	0	0	0	0	0	0	0	0	0	0	0	0	0	0	0	0	0	0	0	0	0	0	0	0	0	0
0200	0	0	0	0	0	0	0	0	0	0	0	0	0	0	0	0	0	0	0	0	0	0	0	0	0	0	0	0	0
0300	0	0	0	0	0	0	0	0	0	0	0	0	0	0	0	0	0	0	0	0	0	0	0	0	0	0	0	0	0
0400	0	0	0	0	0	0	0	0	0	0	0	0	0	0	0	0	0	0	0	0	0	0	0	0	0	0	0	0	0
0500	0	0	0	0	0	0	0	0	0	0	0	0	0	0	0	0	0	0	0	0	0	0	0	0	0	0	0	0	0
0600	0	0	0	0	0	0	0	0	0	0	0	0	0	0	0	0	0	0	0	0	0	0	0	0	0	0	0	0	0
0700	0	0	0	0	0	0	0	0	0	0	0	0	0	0	0	0	0	0	0	0	0	0	0	0	0	0	0	0	0
0800	0	0	0	0	0	0	0	0	0	0	0	0	0	0	0	0	0	0	0	0	0	0	0	0	0	0	0	0	0
0900	1	0	0	0	0	0	0	0	0	0	0	0	1	0	0	0	0	0	0	0	0	0	0	0	0	0	0	0	0
1000	**4**	**0**	**0**	**0**	**0**	**0**	**0**	**0**	**0**	**0**	**0**	**2**	**0**	**2**	**0**	**0**	**0**	**0**	**0**	**0**	**0**	**0**	**0**	**0**	**0**	**0**	**0**	**0**	**0**
1100	1	0	0	0	0	0	0	0	0	0	0	0	0	1	0	0	0	0	0	0	0	0	0	0	0	0	0	0	0
1200	3	0	0	0	0	0	0	0	0	0	0	0	1	2	0	0	0	0	0	0	0	0	0	0	0	0	0	0	0
1300	4	0	0	0	0	0	0	0	0	0	0	3	0	0	1	0	0	0	0	0	0	0	0	0	0	0	0	0	0
1400	3	0	0	0	0	0	0	0	0	0	1	0	0	1	1	0	0	0	0	0	0	0	0	0	0	0	0	0	0
1500	1	0	0	0	0	0	0	0	0	0	0	0	0	0	1	0	0	0	0	0	0	0	0	0	0	0	0	0	0
1600	1	0	0	0	0	0	0	0	0	0	0	1	0	0	0	0	0	0	0	0	0	0	0	0	0	0	0	0	0
1700	3	0	0	0	0	0	0	0	0	0	0	0	2	0	1	0	0	0	0	0	0	0	0	0	0	0	0	0	0
1800	**5**	**0**	**0**	**0**	**0**	**0**	**0**	**0**	**0**	**0**	**1**	**0**	**2**	**1**	**1**	**0**	**0**	**0**	**0**	**0**	**0**	**0**	**0**	**0**	**0**	**0**	**0**	**0**	**0**
1900	1	0	0	0	0	0	0	0	0	0	0	0	0	0	0	0	1	0	0	0	0	0	0	0	0	0	0	0	0
2000	0	0	0	0	0	0	0	0	0	0	0	0	0	0	0	0	0	0	0	0	0	0	0	0	0	0	0	0	0
2100	2	0	0	0	0	0	1	0	0	0	0	0	1	0	0	0	0	0	0	0	0	0	0	0	0	0	0	0	0
2200	1	0	0	0	0	0	0	0	0	0	0	0	1	0	0	0	0	0	0	0	0	0	0	0	0	0	0	0	0
2300	0	0	0	0	0	0	0	0	0	0	0	0	0	0	0	0	0	0	0	0	0	0	0	0	0	0	0	0	0
07-19	**26**	**0**	**0**	**0**	**0**	**0**	**0**	**0**	**0**	**0**	**2**	**6**	**6**	**7**	**5**	**0**	**0**	**0**	**0**	**0**	**0**	**0**	**0**	**0**	**0**	**0**	**0**	**0**	**0**
06-22	**29**	**0**	**0**	**0**	**0**	**0**	**1**	**0**	**0**	**0**	**2**	**6**	**7**	**7**	**5**	**0**	**1**	**0**	**0**	**0**	**0**	**0**	**0**	**0**	**0**	**0**	**0**	**0**	**0**
06-00	**30**	**0**	**0**	**0**	**0**	**0**	**1**	**0**	**0**	**0**	**2**	**6**	**8**	**7**	**5**	**0**	**1**	**0**	**0**	**0**	**0**	**0**	**0**	**0**	**0**	**0**	**0**	**0**	**0**
00-00	**31**	**0**	**0**	**0**	**0**	**0**	**1**	**0**	**0**	**0**	**2**	**7**	**8**	**7**	**5**	**0**	**1**	**0**	**0**	**0**	**0**	**0**	**0**	**0**	**0**	**0**	**0**	**0**	**0**

DRAFT

Site 41
Location L-74051-7, Att - Tree, Lat 53.7885, Long -6.76784
Direction South

3279 / Meath/Cavan/Monaghan ATC's
October 2013
Automatic Traffic Count

Sun, 13 October 2013

Time	Total	Speed Bins (km/h)																											
		0 - 5	5 - 10	10 - 15	15 - 20	20 - 25	25 - 30	30 - 35	35 - 40	40 - 45	45 - 50	50 - 55	55 - 60	60 - 65	65 - 70	70 - 75	75 - 80	80 - 85	85 - 90	90 - 95	95 - 100	100 - 105	105 - 110	110 - 115	115 - 120	120 - 125	125 - 130	130 - 135	135 - 140
0000	0	0	0	0	0	0	0	0	0	0	0	0	0	0	0	0	0	0	0	0	0	0	0	0	0	0	0	0	0
0100	0	0	0	0	0	0	0	0	0	0	0	0	0	0	0	0	0	0	0	0	0	0	0	0	0	0	0	0	0
0200	0	0	0	0	0	0	0	0	0	0	0	0	0	0	0	0	0	0	0	0	0	0	0	0	0	0	0	0	0
0300	0	0	0	0	0	0	0	0	0	0	0	0	0	0	0	0	0	0	0	0	0	0	0	0	0	0	0	0	0
0400	0	0	0	0	0	0	0	0	0	0	0	0	0	0	0	0	0	0	0	0	0	0	0	0	0	0	0	0	0
0500	0	0	0	0	0	0	0	0	0	0	0	0	0	0	0	0	0	0	0	0	0	0	0	0	0	0	0	0	0
0600	1	0	0	0	0	0	0	0	0	0	0	0	0	0	0	0	1	0	0	0	0	0	0	0	0	0	0	0	0
0700	0	0	0	0	0	0	0	0	0	0	0	0	0	0	0	0	0	0	0	0	0	0	0	0	0	0	0	0	0
0800	0	0	0	0	0	0	0	0	0	0	0	0	0	0	0	0	0	0	0	0	0	0	0	0	0	0	0	0	0
0900	2	0	0	0	0	0	1	0	0	0	0	0	0	1	0	0	0	0	0	0	0	0	0	0	0	0	0	0	0
1000	**4**	**0**	**0**	**0**	**0**	**0**	**0**	**0**	**0**	**2**	**0**	**1**	**1**	**0**	**0**	**0**	**0**	**0**	**0**	**0**	**0**	**0**	**0**	**0**	**0**	**0**	**0**	**0**	**0**
1100	3	0	0	0	0	0	0	0	0	0	0	1	0	2	0	0	0	0	0	0	0	0	0	0	0	0	0	0	0
1200	**3**	**0**	**0**	**0**	**0**	**0**	**0**	**0**	**0**	**0**	**0**	**0**	**1**	**1**	**0**	**1**	**0**	**0**	**0**	**0**	**0**	**0**	**0**	**0**	**0**	**0**	**0**	**0**	**0**
1300	1	0	0	0	0	0	0	0	0	0	0	1	0	0	0	0	0	0	0	0	0	0	0	0	0	0	0	0	0
1400	0	0	0	0	0	0	0	0	0	0	0	0	0	0	0	0	0	0	0	0	0	0	0	0	0	0	0	0	0
1500	2	0	0	0	0	0	0	1	0	0	0	1	0	0	0	0	0	0	0	0	0	0	0	0	0	0	0	0	0
1600	0	0	0	0	0	0	0	0	0	0	0	0	0	0	0	0	0	0	0	0	0	0	0	0	0	0	0	0	0
1700	2	0	0	0	0	0	0	0	0	0	0	1	0	1	0	0	0	0	0	0	0	0	0	0	0	0	0	0	0
1800	**3**	**0**	**0**	**0**	**0**	**0**	**0**	**0**	**0**	**0**	**0**	**1**	**2**	**0**	**0**	**0**	**0**	**0**	**0**	**0**	**0**	**0**	**0**	**0**	**0**	**0**	**0**	**0**	**0**
1900	1	0	0	0	0	0	0	0	0	0	0	0	0	1	0	0	0	0	0	0	0	0	0	0	0	0	0	0	0
2000	1	0	0	0	0	0	0	0	0	0	0	0	0	0	0	0	0	0	1	0	0	0	0	0	0	0	0	0	0
2100	0	0	0	0	0	0	0	0	0	0	0	0	0	0	0	0	0	0	0	0	0	0	0	0	0	0	0	0	0
2200	0	0	0	0	0	0	0	0	0	0	0	0	0	0	0	0	0	0	0	0	0	0	0	0	0	0	0	0	0
2300	0	0	0	0	0	0	0	0	0	0	0	0	0	0	0	0	0	0	0	0	0	0	0	0	0	0	0	0	0
07-19	**20**	**0**	**0**	**0**	**0**	**0**	**1**	**1**	**0**	**2**	**0**	**6**	**4**	**5**	**0**	**1**	**0**	**0**	**0**	**0**	**0**	**0**	**0**	**0**	**0**	**0**	**0**	**0**	**0**
06-22	**23**	**0**	**0**	**0**	**0**	**0**	**1**	**1**	**0**	**2**	**0**	**6**	**4**	**6**	**0**	**1**	**1**	**0**	**1**	**0**	**0**	**0**	**0**	**0**	**0**	**0**	**0**	**0**	**0**
06-00	**23**	**0**	**0**	**0**	**0**	**0**	**1**	**1**	**0**	**2**	**0**	**6**	**4**	**6**	**0**	**1**	**1**	**0**	**1**	**0**	**0**	**0**	**0**	**0**	**0**	**0**	**0**	**0**	**0**
00-00	**23**	**0**	**0**	**0**	**0**	**0**	**1**	**1**	**0**	**2**	**0**	**6**	**4**	**6**	**0**	**1**	**1**	**0**	**1**	**0**	**0**	**0**	**0**	**0**	**0**	**0**	**0**	**0**	**0**

DRAFT

Site 41
Location L-74051-7, Att - Tree, Lat 53.7885, Long -6.76784
Direction South

3279 / Meath/Cavan/Monaghan ATC's
October 2013
Automatic Traffic Count

Mon, 14 October 2013

Time	Total	Speed Bins (km/h)																											
		0 - 5	5 - 10	10 - 15	15 - 20	20 - 25	25 - 30	30 - 35	35 - 40	40 - 45	45 - 50	50 - 55	55 - 60	60 - 65	65 - 70	70 - 75	75 - 80	80 - 85	85 - 90	90 - 95	95 - 100	100 - 105	105 - 110	110 - 115	115 - 120	120 - 125	125 - 130	130 - 135	135 - 140
0000	0	0	0	0	0	0	0	0	0	0	0	0	0	0	0	0	0	0	0	0	0	0	0	0	0	0	0	0	0
0100	0	0	0	0	0	0	0	0	0	0	0	0	0	0	0	0	0	0	0	0	0	0	0	0	0	0	0	0	0
0200	0	0	0	0	0	0	0	0	0	0	0	0	0	0	0	0	0	0	0	0	0	0	0	0	0	0	0	0	0
0300	0	0	0	0	0	0	0	0	0	0	0	0	0	0	0	0	0	0	0	0	0	0	0	0	0	0	0	0	0
0400	0	0	0	0	0	0	0	0	0	0	0	0	0	0	0	0	0	0	0	0	0	0	0	0	0	0	0	0	0
0500	0	0	0	0	0	0	0	0	0	0	0	0	0	0	0	0	0	0	0	0	0	0	0	0	0	0	0	0	0
0600	0	0	0	0	0	0	0	0	0	0	0	0	0	0	0	0	0	0	0	0	0	0	0	0	0	0	0	0	0
0700	0	0	0	0	0	0	0	0	0	0	0	0	0	0	0	0	0	0	0	0	0	0	0	0	0	0	0	0	0
0800	**3**	**0**	**0**	**0**	**0**	**0**	**0**	**0**	**0**	**0**	**0**	**1**	**0**	**2**	**0**	**0**	**0**	**0**	**0**	**0**	**0**	**0**	**0**	**0**	**0**	**0**	**0**	**0**	**0**
0900	1	0	0	0	0	0	1	0	0	0	0	0	0	0	0	0	0	0	0	0	0	0	0	0	0	0	0	0	0
1000	1	0	0	0	0	0	1	0	0	0	0	0	0	0	0	0	0	0	0	0	0	0	0	0	0	0	0	0	0
1100	**3**	**0**	**0**	**0**	**0**	**0**	**1**	**0**	**0**	**1**	**0**	**0**	**0**	**1**	**0**	**0**	**0**	**0**	**0**	**0**	**0**	**0**	**0**	**0**	**0**	**0**	**0**	**0**	**0**
1200	6	0	0	0	0	0	0	0	0	0	0	0	0	5	1	0	0	0	0	0	0	0	0	0	0	0	0	0	0
1300	5	0	0	2	0	0	0	0	0	1	1	0	1	0	0	0	0	0	0	0	0	0	0	0	0	0	0	0	0
1400	2	0	0	0	0	0	0	0	0	1	0	0	0	0	1	0	0	0	0	0	0	0	0	0	0	0	0	0	0
1500	2	0	0	0	0	1	0	0	0	0	0	0	0	0	0	1	0	0	0	0	0	0	0	0	0	0	0	0	0
1600	2	0	0	0	0	1	0	0	1	0	0	0	0	0	0	0	0	0	0	0	0	0	0	0	0	0	0	0	0
1700	**7**	**0**	**0**	**0**	**0**	**0**	**1**	**0**	**0**	**4**	**0**	**0**	**0**	**0**	**0**	**2**	**0**	**0**	**0**	**0**	**0**	**0**	**0**	**0**	**0**	**0**	**0**	**0**	**0**
1800	4	0	0	0	0	1	0	0	0	1	1	0	1	0	0	0	0	0	0	0	0	0	0	0	0	0	0	0	0
1900	6	0	0	0	0	3	0	1	0	2	0	0	0	0	0	0	0	0	0	0	0	0	0	0	0	0	0	0	0
2000	1	0	0	0	0	0	0	0	0	0	0	0	1	0	0	0	0	0	0	0	0	0	0	0	0	0	0	0	0
2100	1	0	0	0	0	0	0	0	0	0	1	0	0	0	0	0	0	0	0	0	0	0	0	0	0	0	0	0	0
2200	0	0	0	0	0	0	0	0	0	0	0	0	0	0	0	0	0	0	0	0	0	0	0	0	0	0	0	0	0
2300	0	0	0	0	0	0	0	0	0	0	0	0	0	0	0	0	0	0	0	0	0	0	0	0	0	0	0	0	0
07-19	**36**	**0**	**0**	**2**	**0**	**3**	**4**	**0**	**1**	**8**	**2**	**1**	**2**	**8**	**2**	**3**	**0**	**0**	**0**	**0**	**0**	**0**	**0**	**0**	**0**	**0**	**0**	**0**	**0**
06-22	**44**	**0**	**0**	**2**	**0**	**6**	**4**	**1**	**1**	**10**	**3**	**1**	**3**	**8**	**2**	**3**	**0**	**0**	**0**	**0**	**0**	**0**	**0**	**0**	**0**	**0**	**0**	**0**	**0**
06-00	**44**	**0**	**0**	**2**	**0**	**6**	**4**	**1**	**1**	**10**	**3**	**1**	**3**	**8**	**2**	**3**	**0**	**0**	**0**	**0**	**0**	**0**	**0**	**0**	**0**	**0**	**0**	**0**	**0**
00-00	**44**	**0**	**0**	**2**	**0**	**6**	**4**	**1**	**1**	**10**	**3**	**1**	**3**	**8**	**2**	**3**	**0**	**0**	**0**	**0**	**0**	**0**	**0**	**0**	**0**	**0**	**0**	**0**	**0**

DRAFT

Site 41
Location L-74051-7, Att - Tree, Lat 53.7885, Long -6.76784
Direction South

3279 / Meath/Cavan/Monaghan ATC's
October 2013
Automatic Traffic Count

Tue, 15 October 2013

Time	Total	Speed Bins (km/h)																											
		0 - 5	5 - 10	10 - 15	15 - 20	20 - 25	25 - 30	30 - 35	35 - 40	40 - 45	45 - 50	50 - 55	55 - 60	60 - 65	65 - 70	70 - 75	75 - 80	80 - 85	85 - 90	90 - 95	95 - 100	100 - 105	105 - 110	110 - 115	115 - 120	120 - 125	125 - 130	130 - 135	135 - 140
0000	0	0	0	0	0	0	0	0	0	0	0	0	0	0	0	0	0	0	0	0	0	0	0	0	0	0	0	0	0
0100	0	0	0	0	0	0	0	0	0	0	0	0	0	0	0	0	0	0	0	0	0	0	0	0	0	0	0	0	0
0200	0	0	0	0	0	0	0	0	0	0	0	0	0	0	0	0	0	0	0	0	0	0	0	0	0	0	0	0	0
0300	0	0	0	0	0	0	0	0	0	0	0	0	0	0	0	0	0	0	0	0	0	0	0	0	0	0	0	0	0
0400	0	0	0	0	0	0	0	0	0	0	0	0	0	0	0	0	0	0	0	0	0	0	0	0	0	0	0	0	0
0500	0	0	0	0	0	0	0	0	0	0	0	0	0	0	0	0	0	0	0	0	0	0	0	0	0	0	0	0	0
0600	0	0	0	0	0	0	0	0	0	0	0	0	0	0	0	0	0	0	0	0	0	0	0	0	0	0	0	0	0
0700	0	0	0	0	0	0	0	0	0	0	0	0	0	0	0	0	0	0	0	0	0	0	0	0	0	0	0	0	0
0800	**7**	**0**	**0**	**0**	**0**	**0**	**0**	**1**	**0**	**0**	**0**	**1**	**4**	**1**	**0**	**0**	**0**	**0**	**0**	**0**	**0**	**0**	**0**	**0**	**0**	**0**	**0**	**0**	**0**
0900	2	0	0	0	0	0	1	0	0	0	0	1	0	0	0	0	0	0	0	0	0	0	0	0	0	0	0	0	0
1000	0	0	0	0	0	0	0	0	0	0	0	0	0	0	0	0	0	0	0	0	0	0	0	0	0	0	0	0	0
1100	5	0	0	0	0	0	0	0	0	1	3	0	1	0	0	0	0	0	0	0	0	0	0	0	0	0	0	0	0
1200	**16**	**0**	**0**	**0**	**0**	**0**	**0**	**0**	**0**	**0**	**16**	**0**	**0**	**0**	**0**	**0**	**0**	**0**	**0**	**0**	**0**	**0**	**0**	**0**	**0**	**0**	**0**	**0**	**0**
1300	5	0	0	0	0	0	0	0	3	0	0	0	0	2	0	0	0	0	0	0	0	0	0	0	0	0	0	0	0
1400	3	0	0	0	0	0	0	0	0	2	0	0	1	0	0	0	0	0	0	0	0	0	0	0	0	0	0	0	0
1500	3	0	0	0	0	0	0	0	0	1	0	0	1	1	0	0	0	0	0	0	0	0	0	0	0	0	0	0	0
1600	2	0	0	0	0	0	0	0	0	0	0	2	0	0	0	0	0	0	0	0	0	0	0	0	0	0	0	0	0
1700	3	0	0	0	0	0	0	0	0	0	0	3	0	0	0	0	0	0	0	0	0	0	0	0	0	0	0	0	0
1800	6	0	0	0	0	0	0	0	2	0	0	0	4	0	0	0	0	0	0	0	0	0	0	0	0	0	0	0	0
1900	4	0	0	0	0	0	0	0	0	0	0	0	3	0	0	1	0	0	0	0	0	0	0	0	0	0	0	0	0
2000	1	0	0	0	0	0	0	0	0	0	0	0	0	0	1	0	0	0	0	0	0	0	0	0	0	0	0	0	0
2100	0	0	0	0	0	0	0	0	0	0	0	0	0	0	0	0	0	0	0	0	0	0	0	0	0	0	0	0	0
2200	1	0	0	0	0	0	0	0	0	0	0	0	0	0	1	0	0	0	0	0	0	0	0	0	0	0	0	0	0
2300	0	0	0	0	0	0	0	0	0	0	0	0	0	0	0	0	0	0	0	0	0	0	0	0	0	0	0	0	0
07-19	**52**	**0**	**0**	**0**	**0**	**0**	**1**	**1**	**5**	**4**	**19**	**7**	**11**	**4**	**0**	**0**	**0**	**0**	**0**	**0**	**0**	**0**	**0**	**0**	**0**	**0**	**0**	**0**	**0**
06-22	**57**	**0**	**0**	**0**	**0**	**0**	**1**	**1**	**5**	**4**	**19**	**7**	**14**	**4**	**1**	**1**	**0**	**0**	**0**	**0**	**0**	**0**	**0**	**0**	**0**	**0**	**0**	**0**	**0**
06-00	**58**	**0**	**0**	**0**	**0**	**0**	**1**	**1**	**5**	**4**	**19**	**7**	**14**	**4**	**2**	**1**	**0**	**0**	**0**	**0**	**0**	**0**	**0**	**0**	**0**	**0**	**0**	**0**	**0**
00-00	**58**	**0**	**0**	**0**	**0**	**0**	**1**	**1**	**5**	**4**	**19**	**7**	**14**	**4**	**2**	**1**	**0**	**0**	**0**	**0**	**0**	**0**	**0**	**0**	**0**	**0**	**0**	**0**	**0**

DRAFT

Site 41
Location L-74051-7, Att - Tree, Lat 53.7885, Long -6.76784
Direction South

3279 / Meath/Cavan/Monaghan ATC's
October 2013
Automatic Traffic Count

Wed, 16 October 2013

Time	Total	Speed Bins (km/h)																											
		0 - 5	5 - 10	10 - 15	15 - 20	20 - 25	25 - 30	30 - 35	35 - 40	40 - 45	45 - 50	50 - 55	55 - 60	60 - 65	65 - 70	70 - 75	75 - 80	80 - 85	85 - 90	90 - 95	95 - 100	100 - 105	105 - 110	110 - 115	115 - 120	120 - 125	125 - 130	130 - 135	135 - 140
0000	0	0	0	0	0	0	0	0	0	0	0	0	0	0	0	0	0	0	0	0	0	0	0	0	0	0	0	0	0
0100	0	0	0	0	0	0	0	0	0	0	0	0	0	0	0	0	0	0	0	0	0	0	0	0	0	0	0	0	0
0200	0	0	0	0	0	0	0	0	0	0	0	0	0	0	0	0	0	0	0	0	0	0	0	0	0	0	0	0	0
0300	0	0	0	0	0	0	0	0	0	0	0	0	0	0	0	0	0	0	0	0	0	0	0	0	0	0	0	0	0
0400	0	0	0	0	0	0	0	0	0	0	0	0	0	0	0	0	0	0	0	0	0	0	0	0	0	0	0	0	0
0500	0	0	0	0	0	0	0	0	0	0	0	0	0	0	0	0	0	0	0	0	0	0	0	0	0	0	0	0	0
0600	1	0	0	0	0	0	0	0	0	0	0	0	0	1	0	0	0	0	0	0	0	0	0	0	0	0	0	0	0
0700	0	0	0	0	0	0	0	0	0	0	0	0	0	0	0	0	0	0	0	0	0	0	0	0	0	0	0	0	0
0800	**3**	**0**	**0**	**0**	**0**	**0**	**0**	**0**	**0**	**0**	**1**	**1**	**0**	**1**	**0**	**0**	**0**	**0**	**0**	**0**	**0**	**0**	**0**	**0**	**0**	**0**	**0**	**0**	**0**
0900	0	0	0	0	0	0	0	0	0	0	0	0	0	0	0	0	0	0	0	0	0	0	0	0	0	0	0	0	0
1000	**3**	**0**	**0**	**0**	**0**	**0**	**0**	**1**	**0**	**1**	**0**	**0**	**1**	**0**	**0**	**0**	**0**	**0**	**0**	**0**	**0**	**0**	**0**	**0**	**0**	**0**	**0**	**0**	**0**
1100	0	0	0	0	0	0	0	0	0	0	0	0	0	0	0	0	0	0	0	0	0	0	0	0	0	0	0	0	0
1200	0	0	0	0	0	0	0	0	0	0	0	0	0	0	0	0	0	0	0	0	0	0	0	0	0	0	0	0	0
1300	1	0	0	0	0	0	1	0	0	0	0	0	0	0	0	0	0	0	0	0	0	0	0	0	0	0	0	0	0
1400	**2**	**0**	**0**	**0**	**0**	**0**	**0**	**0**	**0**	**0**	**1**	**0**	**1**	**0**	**0**	**0**	**0**	**0**	**0**	**0**	**0**	**0**	**0**	**0**	**0**	**0**	**0**	**0**	**0**
1500	0	0	0	0	0	0	0	0	0	0	0	0	0	0	0	0	0	0	0	0	0	0	0	0	0	0	0	0	0
1600	1	0	0	0	0	0	0	0	0	0	0	0	0	1	0	0	0	0	0	0	0	0	0	0	0	0	0	0	0
1700	**2**	**0**	**0**	**0**	**1**	**0**	**0**	**0**	**1**	**0**	**0**	**0**	**0**	**0**	**0**	**0**	**0**	**0**	**0**	**0**	**0**	**0**	**0**	**0**	**0**	**0**	**0**	**0**	**0**
1800	0	0	0	0	0	0	0	0	0	0	0	0	0	0	0	0	0	0	0	0	0	0	0	0	0	0	0	0	0
1900	**2**	**0**	**0**	**0**	**0**	**0**	**0**	**0**	**0**	**0**	**0**	**0**	**0**	**1**	**1**	**0**	**0**	**0**	**0**	**0**	**0**	**0**	**0**	**0**	**0**	**0**	**0**	**0**	**0**
2000	1	0	0	0	0	0	0	0	0	0	0	0	0	0	0	0	1	0	0	0	0	0	0	0	0	0	0	0	0
2100	0	0	0	0	0	0	0	0	0	0	0	0	0	0	0	0	0	0	0	0	0	0	0	0	0	0	0	0	0
2200	0	0	0	0	0	0	0	0	0	0	0	0	0	0	0	0	0	0	0	0	0	0	0	0	0	0	0	0	0
2300	0	0	0	0	0	0	0	0	0	0	0	0	0	0	0	0	0	0	0	0	0	0	0	0	0	0	0	0	0
07-19	**12**	**0**	**0**	**0**	**1**	**0**	**1**	**1**	**1**	**1**	**2**	**1**	**2**	**2**	**0**	**0**	**0**	**0**	**0**	**0**	**0**	**0**	**0**	**0**	**0**	**0**	**0**	**0**	**0**
06-22	**16**	**0**	**0**	**0**	**1**	**0**	**1**	**1**	**1**	**1**	**2**	**1**	**2**	**4**	**1**	**0**	**1**	**0**	**0**	**0**	**0**	**0**	**0**	**0**	**0**	**0**	**0**	**0**	**0**
06-00	**16**	**0**	**0**	**0**	**1**	**0**	**1**	**1**	**1**	**1**	**2**	**1**	**2**	**4**	**1**	**0**	**1**	**0**	**0**	**0**	**0**	**0**	**0**	**0**	**0**	**0**	**0**	**0**	**0**
00-00	**16**	**0**	**0**	**0**	**1**	**0**	**1**	**1**	**1**	**1**	**2**	**1**	**2**	**4**	**1**	**0**	**1**	**0**	**0**	**0**	**0**	**0**	**0**	**0**	**0**	**0**	**0**	**0**	**0**

DRAFT

Site 41
Location L-74051-7, Att - Tree, Lat 53.7885, Long -6.76784
Direction South

3279 / Meath/Cavan/Monaghan ATC's
October 2013
Automatic Traffic Count

Virtual Day (7)

Time	Total	Speed Bins (km/h)																											
		0 - 5	5 - 10	10 - 15	15 - 20	20 - 25	25 - 30	30 - 35	35 - 40	40 - 45	45 - 50	50 - 55	55 - 60	60 - 65	65 - 70	70 - 75	75 - 80	80 - 85	85 - 90	90 - 95	95 - 100	100 - 105	105 - 110	110 - 115	115 - 120	120 - 125	125 - 130	130 - 135	135 - 140
0000	0	0	0	0	0	0	0	0	0	0	0	0	0	0	0	0	0	0	0	0	0	0	0	0	0	0	0	0	0
0100	0	0	0	0	0	0	0	0	0	0	0	0	0	0	0	0	0	0	0	0	0	0	0	0	0	0	0	0	0
0200	0	0	0	0	0	0	0	0	0	0	0	0	0	0	0	0	0	0	0	0	0	0	0	0	0	0	0	0	0
0300	0	0	0	0	0	0	0	0	0	0	0	0	0	0	0	0	0	0	0	0	0	0	0	0	0	0	0	0	0
0400	0	0	0	0	0	0	0	0	0	0	0	0	0	0	0	0	0	0	0	0	0	0	0	0	0	0	0	0	0
0500	0	0	0	0	0	0	0	0	0	0	0	0	0	0	0	0	0	0	0	0	0	0	0	0	0	0	0	0	0
0600	0	0	0	0	0	0	0	0	0	0	0	0	0	0	0	0	0	0	0	0	0	0	0	0	0	0	0	0	0
0700	0	0	0	0	0	0	0	0	0	0	0	0	0	0	0	0	0	0	0	0	0	0	0	0	0	0	0	0	0
0800	**4**	**0**	**0**	**0**	**0**	**0**	**0**	**0**	**0**	**1**	**1**	**1**	**1**	**1**	**0**	**0**	**0**	**0**	**0**	**0**	**0**	**0**	**0**	**0**	**0**	**0**	**0**	**0**	**0**
0900	1	0	0	0	0	0	0	0	0	0	0	0	0	0	0	0	0	0	0	0	0	0	0	0	0	0	0	0	0
1000	2	0	0	0	0	0	0	0	0	1	0	1	0	0	0	0	0	0	0	0	0	0	0	0	0	0	0	0	0
1100	2	0	0	0	0	0	0	0	0	0	1	0	0	1	0	0	0	0	0	0	0	0	0	0	0	0	0	0	0
1200	**6**	**0**	**0**	**0**	**0**	**0**	**0**	**0**	**1**	**0**	**2**	**0**	**1**	**1**	**0**	**0**	**0**	**0**	**0**	**0**	**0**	**0**	**0**	**0**	**0**	**0**	**0**	**0**	**0**
1300	3	0	0	0	0	0	0	0	1	0	0	1	0	0	0	0	0	0	0	0	0	0	0	0	0	0	0	0	0
1400	2	0	0	0	0	0	0	0	0	0	0	0	0	0	0	0	0	0	0	0	0	0	0	0	0	0	0	0	0
1500	1	0	0	0	0	0	0	0	0	0	0	0	0	0	0	0	0	0	0	0	0	0	0	0	0	0	0	0	0
1600	1	0	0	0	0	0	0	0	0	0	0	0	0	0	0	0	0	0	0	0	0	0	0	0	0	0	0	0	0
1700	3	0	0	0	0	0	0	0	0	1	0	1	0	0	0	0	0	0	0	0	0	0	0	0	0	0	0	0	0
1800	3	0	0	0	0	0	0	0	0	0	0	0	1	0	0	0	0	0	0	0	0	0	0	0	0	0	0	0	0
1900	3	0	0	0	0	0	0	0	0	0	0	0	1	0	0	0	0	0	0	0	0	0	0	0	0	0	0	0	0
2000	1	0	0	0	0	0	0	0	0	0	0	0	0	0	0	0	0	0	0	0	0	0	0	0	0	0	0	0	0
2100	0	0	0	0	0	0	0	0	0	0	0	0	0	0	0	0	0	0	0	0	0	0	0	0	0	0	0	0	0
2200	0	0	0	0	0	0	0	0	0	0	0	0	0	0	0	0	0	0	0	0	0	0	0	0	0	0	0	0	0
2300	0	0	0	0	0	0	0	0	0	0	0	0	0	0	0	0	0	0	0	0	0	0	0	0	0	0	0	0	0
07-19	**30**	**0**	**0**	**0**	**0**	**0**	**1**	**0**	**3**	**4**	**5**	**4**	**4**	**4**	**2**	**1**	**0**	**0**	**0**	**0**	**0**	**0**	**0**	**0**	**0**	**0**	**0**	**0**	**0**
06-22	**34**	**0**	**0**	**0**	**0**	**1**	**1**	**1**	**3**	**4**	**5**	**4**	**5**	**5**	**2**	**1**	**1**	**0**	**0**	**0**	**0**	**0**	**0**	**0**	**0**	**0**	**0**	**0**	**0**
06-00	**34**	**0**	**0**	**0**	**0**	**1**	**1**	**1**	**3**	**4**	**5**	**4**	**5**	**5**	**2**	**1**	**1**	**0**	**0**	**0**	**0**	**0**	**0**	**0**	**0**	**0**	**0**	**0**	**0**
00-00	**34**	**0**	**0**	**0**	**0**	**1**	**1**	**1**	**3**	**4**	**5**	**4**	**5**	**5**	**2**	**1**	**1**	**0**	**0**	**0**	**0**	**0**	**0**	**0**	**0**	**0**	**0**	**0**	**0**

DRAFT

Site 41
Location L-74051-7, Att - Tree, Lat 53.7885, Long -6.76784
Direction South

3279 / Meath/Cavan/Monaghan ATC's
October 2013
Automatic Traffic Count

Virtual Week (1)

Time	Total	Speed Bins (km/h)																											
		0 - 5	5 - 10	10 - 15	15 - 20	20 - 25	25 - 30	30 - 35	35 - 40	40 - 45	45 - 50	50 - 55	55 - 60	60 - 65	65 - 70	70 - 75	75 - 80	80 - 85	85 - 90	90 - 95	95 - 100	100 - 105	105 - 110	110 - 115	115 - 120	120 - 125	125 - 130	130 - 135	135 - 140
Mon	44	0	0	2	0	6	4	1	1	10	3	1	3	8	2	3	0	0	0	0	0	0	0	0	0	0	0	0	0
Tue	58	0	0	0	0	0	1	1	5	4	19	7	14	4	2	1	0	0	0	0	0	0	0	0	0	0	0	0	0
Wed	16	0	0	0	1	0	1	1	1	1	2	1	2	4	1	0	1	0	0	0	0	0	0	0	0	0	0	0	0
Thu	34	0	0	0	1	0	2	0	10	8	1	5	2	2	1	0	2	0	0	0	0	0	0	0	0	0	0	0	0
Fri	35	0	0	0	0	0	0	0	2	5	6	3	4	3	5	4	1	1	1	0	0	0	0	0	0	0	0	0	0
|Sat	31	0	0	0	0	0	1	0	0	0	2	7	8	7	5	0	1	0	0	0	0	0	0	0	0	0	0	0	0
|Sun	23	0	0	0	0	0	1	1	0	2	0	6	4	6	0	1	1	0	1	0	0	0	0	0	0	0	0	0	0
5 Day Ave.	**37**	**0**	**0**	**0**	**0**	**1**	**2**	**1**	**4**	**6**	**6**	**3**	**5**	**4**	**2**	**2**	**1**	**0**	**0**	**0**	**0**	**0**	**0**	**0**	**0**	**0**	**0**	**0**	**0**
7 Day Ave.	**34**	**0**	**0**	**0**	**0**	**1**	**1**	**1**	**3**	**4**	**5**	**4**	**5**	**5**	**2**	**1**	**1**	**0**	**0**	**0**	**0**	**0**	**0**	**0**	**0**	**0**	**0**	**0**	**0**
--	**241**	**0**	**0**	**2**	**2**	**6**	**10**	**4**	**19**	**30**	**33**	**30**	**37**	**34**	**16**	**9**	**6**	**1**	**2**	**0**	**0**	**0**	**0**	**0**	**0**	**0**	**0**	**0**	**0**

Summary Graphs

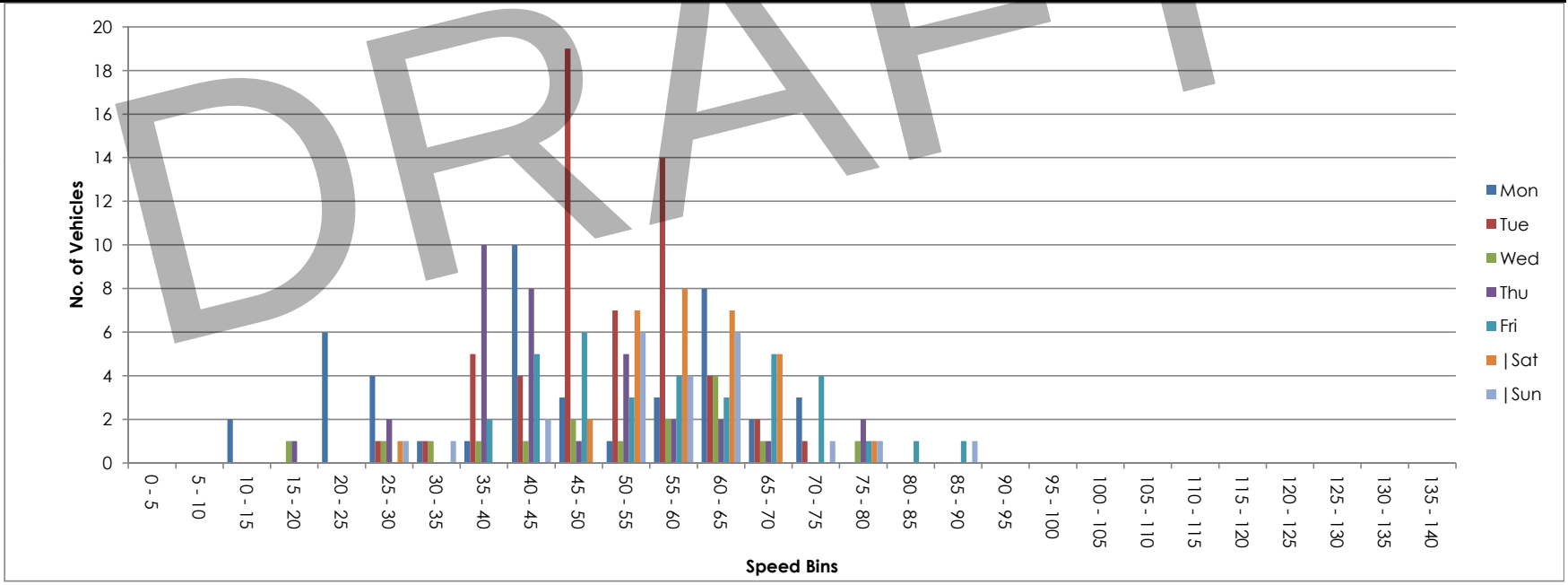

DRAFT

Site 41
Location L-74051-7, Att - Tree, Lat 53.7885, Long -6.76784
Direction Two way

3279 / Meath/Cavan/Monaghan ATC's
October 2013
Automatic Traffic Count

Thu, 10 October 2013

Time	Total	Classification												>PSL	>PSL%	>SL1	>SL1%	>SL2	>SL2%	Mean	Vpp
		1 MCL	2 SV	3 SVT	4 TB2	5 TB3	6 T4	7 ART3	8 ART4	9 ART5	10 ART6	11 BD	12 DRT	80	80	85 +5kph	85 +5kph	90 +10kph	90 +10kph		85
0000	0	0	0	0	0	0	0	0	0	0	0	0	0	0	0	0	0	0	0	-	-
0100	0	0	0	0	0	0	0	0	0	0	0	0	0	0	0	0	0	0	0	-	-
0200	0	0	0	0	0	0	0	0	0	0	0	0	0	0	0	0	0	0	0	-	-
0300	0	0	0	0	0	0	0	0	0	0	0	0	0	0	0	0	0	0	0	-	-
0400	0	0	0	0	0	0	0	0	0	0	0	0	0	0	0	0	0	0	0	-	-
0500	0	0	0	0	0	0	0	0	0	0	0	0	0	0	0	0	0	0	0	-	-
0600	0	0	0	0	0	0	0	0	0	0	0	0	0	0	0	0	0	0	0	-	-
0700	2	0	0	0	2	0	0	0	0	0	0	0	0	0	0	0	0	0	0	47.9	-
0800	**18**	**0**	**8**	**6**	**1**	**0**	**0**	**0**	**0**	**3**	**0**	**0**	**0**	**0**	**0**	**0**	**0**	**0**	**0**	**38.5**	**43.6**
0900	15	0	8	7	0	0	0	0	0	0	0	0	0	0	0	0	0	0	0	42.3	45.4
1000	14	0	3	9	0	0	0	0	0	2	0	0	0	0	0	0	0	0	0	41.3	43.2
1100	15	0	6	6	0	0	0	0	0	3	0	0	0	0	0	0	0	0	0	37	39.6
1200	**11**	**0**	**6**	**4**	**0**	**0**	**0**	**0**	**0**	**1**	**0**	**0**	**0**	**0**	**0**	**0**	**0**	**0**	**0**	**44.8**	**51.5**
1300	7	1	4	1	0	0	0	0	0	1	0	0	0	0	0	0	0	0	0	25.9	-
1400	3	0	3	0	0	0	0	0	0	0	0	0	0	0	0	0	0	0	0	32.8	-
1500	1	0	1	0	0	0	0	0	0	0	0	0	0	0	0	0	0	0	0	60.8	-
1600	2	0	2	0	0	0	0	0	0	0	0	0	0	0	0	0	0	0	0	38.3	-
1700	4	0	4	0	0	0	0	0	0	0	0	0	0	0	0	0	0	0	0	45.8	-
1800	7	0	7	0	0	0	0	0	0	0	0	0	0	0	0	0	0	0	0	51.8	-
1900	5	0	5	0	0	0	0	0	0	0	0	0	0	0	0	0	0	0	0	57.6	-
2000	0	0	0	0	0	0	0	0	0	0	0	0	0	0	0	0	0	0	0	-	-
2100	1	0	1	0	0	0	0	0	0	0	0	0	0	0	0	0	0	0	0	54.7	-
2200	0	0	0	0	0	0	0	0	0	0	0	0	0	0	0	0	0	0	0	-	-
2300	0	0	0	0	0	0	0	0	0	0	0	0	0	0	0	0	0	0	0	-	-
07-19	**99**	**1**	**52**	**33**	**3**	**0**	**0**	**0**	**0**	**10**	**0**	**0**	**0**	**0**	**0**	**0**	**0**	**0**	**0**	**40.5**	**49.3**
06-22	**105**	**1**	**58**	**33**	**3**	**0**	**0**	**0**	**0**	**10**	**0**	**0**	**0**	**0**	**0**	**0**	**0**	**0**	**0**	**41.5**	**52.2**
06-00	**105**	**1**	**58**	**33**	**3**	**0**	**0**	**0**	**0**	**10**	**0**	**0**	**0**	**0**	**0**	**0**	**0**	**0**	**0**	**41.5**	**52.2**
00-00	**105**	**1**	**58**	**33**	**3**	**0**	**0**	**0**	**0**	**10**	**0**	**0**	**0**	**0**	**0**	**0**	**0**	**0**	**0**	**41.5**	**52.2**

DRAFT

Site 41
Location L-74051-7, Att - Tree, Lat 53.7885, Long -6.76784
Direction Two way

3279 / Meath/Cavan/Monaghan ATC's
October 2013
Automatic Traffic Count

Fri, 11 October 2013

Time	Total	Classification												>PSL	>PSL%	>SL1	>SL1%	>SL2	>SL2%	Mean	Vpp
		1 MCL	2 SV	3 SVT	4 TB2	5 TB3	6 T4	7 ART3	8 ART4	9 ART5	10 ART6	11 BD	12 DRT	80	80	85 +5kph	85 +5kph	90 +10kph	90 +10kph		85
0000	0	0	0	0	0	0	0	0	0	0	0	0	0	0	0	0	0	0	0	-	-
0100	0	0	0	0	0	0	0	0	0	0	0	0	0	0	0	0	0	0	0	-	-
0200	0	0	0	0	0	0	0	0	0	0	0	0	0	0	0	0	0	0	0	-	-
0300	0	0	0	0	0	0	0	0	0	0	0	0	0	0	0	0	0	0	0	-	-
0400	0	0	0	0	0	0	0	0	0	0	0	0	0	0	0	0	0	0	0	-	-
0500	0	0	0	0	0	0	0	0	0	0	0	0	0	0	0	0	0	0	0	-	-
0600	0	0	0	0	0	0	0	0	0	0	0	0	0	0	0	0	0	0	0	-	-
0700	2	0	0	0	2	0	0	0	0	0	0	0	0	0	0	0	0	0	0	47.7	-
0800	**8**	**0**	**5**	**0**	**2**	**1**	**0**	**0**	**0**	**0**	**0**	**0**	**0**	**0**	**0**	**0**	**0**	**0**	**0**	**49.3**	**-**
0900	5	0	5	0	0	0	0	0	0	0	0	0	0	1	20	1	20	0	0	53.8	-
1000	3	0	3	0	0	0	0	0	0	0	0	0	0	0	0	0	0	0	0	51.9	-
1100	5	0	4	1	0	0	0	0	0	0	0	0	0	0	0	0	0	0	0	41.2	-
1200	**7**	**0**	**5**	**2**	**0**	**0**	**0**	**0**	**0**	**0**	**0**	**0**	**0**	**0**	**0**	**0**	**0**	**0**	**0**	**54.4**	**-**
1300	6	0	4	0	0	2	0	0	0	0	0	0	0	0	0	0	0	0	0	40.5	-
1400	3	0	3	0	0	0	0	0	0	0	0	0	0	0	0	0	0	0	0	59.8	-
1500	5	0	4	0	1	0	0	0	0	0	0	0	0	0	0	0	0	0	0	47.2	-
1600	3	0	3	0	0	0	0	0	0	0	0	0	0	0	0	0	0	0	0	50.8	-
1700	3	0	2	0	1	0	0	0	0	0	0	0	0	0	0	0	0	0	0	61	-
1800	5	0	4	0	1	0	0	0	0	0	0	0	0	1	20	0	0	0	0	63.9	-
1900	5	0	5	0	0	0	0	0	0	0	0	0	0	0	0	0	0	0	0	59.4	-
2000	4	0	4	0	0	0	0	0	0	0	0	0	0	0	0	0	0	0	0	60.4	-
2100	1	0	1	0	0	0	0	0	0	0	0	0	0	0	0	0	0	0	0	69.2	-
2200	0	0	0	0	0	0	0	0	0	0	0	0	0	0	0	0	0	0	0	-	-
2300	0	0	0	0	0	0	0	0	0	0	0	0	0	0	0	0	0	0	0	-	-
07-19	**55**	**0**	**42**	**3**	**7**	**3**	**0**	**0**	**0**	**0**	**0**	**0**	**0**	**2**	**3.6**	**1**	**1.8**	**0**	**0**	**51.2**	**67**
06-22	**65**	**0**	**52**	**3**	**7**	**3**	**0**	**0**	**0**	**0**	**0**	**0**	**0**	**2**	**3.1**	**1**	**1.5**	**0**	**0**	**52.7**	**68**
06-00	**65**	**0**	**52**	**3**	**7**	**3**	**0**	**0**	**0**	**0**	**0**	**0**	**0**	**2**	**3.1**	**1**	**1.5**	**0**	**0**	**52.7**	**68**
00-00	**65**	**0**	**52**	**3**	**7**	**3**	**0**	**0**	**0**	**0**	**0**	**0**	**0**	**2**	**3.1**	**1**	**1.5**	**0**	**0**	**52.7**	**68**

DRAFT

Site 41
Location L-74051-7, Att - Tree, Lat 53.7885, Long -6.76784
Direction Two way

3279 / Meath/Cavan/Monaghan ATC's
October 2013
Automatic Traffic Count

Sat, 12 October 2013

Time	Total	Classification												>PSL	>PSL%	>SL1	>SL1%	>SL2	>SL2%	Mean	Vpp
		1 MCL	2 SV	3 SVT	4 TB2	5 TB3	6 T4	7 ART3	8 ART4	9 ART5	10 ART6	11 BD	12 DRT	80	80	85 +5kph	85 +5kph	90 +10kph	90 +10kph		85
0000	2	0	2	0	0	0	0	0	0	0	0	0	0	0	0	0	0	0	0	49.4	-
0100	0	0	0	0	0	0	0	0	0	0	0	0	0	0	0	0	0	0	0	-	-
0200	0	0	0	0	0	0	0	0	0	0	0	0	0	0	0	0	0	0	0	-	-
0300	0	0	0	0	0	0	0	0	0	0	0	0	0	0	0	0	0	0	0	-	-
0400	0	0	0	0	0	0	0	0	0	0	0	0	0	0	0	0	0	0	0	-	-
0500	0	0	0	0	0	0	0	0	0	0	0	0	0	0	0	0	0	0	0	-	-
0600	0	0	0	0	0	0	0	0	0	0	0	0	0	0	0	0	0	0	0	-	-
0700	0	0	0	0	0	0	0	0	0	0	0	0	0	0	0	0	0	0	0	-	-
0800	0	0	0	0	0	0	0	0	0	0	0	0	0	0	0	0	0	0	0	-	-
0900	4	0	4	0	0	0	0	0	0	0	0	0	0	0	0	0	0	0	0	49.7	-
1000	**5**	**0**	**5**	**0**	**0**	**0**	**0**	**0**	**0**	**0**	**0**	**0**	**0**	**0**	**0**	**0**	**0**	**0**	**0**	**54.7**	**-**
1100	2	0	2	0	0	0	0	0	0	0	0	0	0	0	0	0	0	0	0	59.3	-
1200	5	0	5	0	0	0	0	0	0	0	0	0	0	0	0	0	0	0	0	60.9	-
1300	6	0	6	0	0	0	0	0	0	0	0	0	0	0	0	0	0	0	0	54.8	-
1400	4	0	3	0	1	0	0	0	0	0	0	0	0	0	0	0	0	0	0	58.8	-
1500	3	0	2	1	0	0	0	0	0	0	0	0	0	0	0	0	0	0	0	47.5	-
1600	1	0	1	0	0	0	0	0	0	0	0	0	0	0	0	0	0	0	0	53.9	-
1700	**7**	**0**	**7**	**0**	**0**	**0**	**0**	**0**	**0**	**0**	**0**	**0**	**0**	**0**	**0**	**0**	**0**	**0**	**0**	**57.4**	**-**
1800	**7**	**0**	**7**	**0**	**0**	**0**	**0**	**0**	**0**	**0**	**0**	**0**	**0**	**0**	**0**	**0**	**0**	**0**	**0**	**58.6**	**-**
1900	6	0	6	0	0	0	0	0	0	0	0	0	0	0	0	0	0	0	0	53.5	-
2000	3	0	3	0	0	0	0	0	0	0	0	0	0	0	0	0	0	0	0	47.3	-
2100	3	0	2	0	1	0	0	0	0	0	0	0	0	0	0	0	0	0	0	42.4	-
2200	1	0	1	0	0	0	0	0	0	0	0	0	0	0	0	0	0	0	0	58.4	-
2300	0	0	0	0	0	0	0	0	0	0	0	0	0	0	0	0	0	0	0	-	-
07-19	**44**	**0**	**42**	**1**	**1**	**0**	**0**	**0**	**0**	**0**	**0**	**0**	**0**	**0**	**0**	**0**	**0**	**0**	**0**	**56.1**	**64.1**
06-22	**56**	**0**	**53**	**1**	**2**	**0**	**0**	**0**	**0**	**0**	**0**	**0**	**0**	**0**	**0**	**0**	**0**	**0**	**0**	**54.6**	**64.1**
06-00	**57**	**0**	**54**	**1**	**2**	**0**	**0**	**0**	**0**	**0**	**0**	**0**	**0**	**0**	**0**	**0**	**0**	**0**	**0**	**54.7**	**64.1**
00-00	**59**	**0**	**56**	**1**	**2**	**0**	**0**	**0**	**0**	**0**	**0**	**0**	**0**	**0**	**0**	**0**	**0**	**0**	**0**	**54.5**	**64.1**

DRAFT

Site 41
Location L-74051-7, Att - Tree, Lat 53.7885, Long -6.76784
Direction Two way

3279 / Meath/Cavan/Monaghan ATC's
October 2013
Automatic Traffic Count

Sun, 13 October 2013

Time	Total	Classification												>PSL	>PSL%	>SL1	>SL1%	>SL2	>SL2%	Mean	Vpp
		1 MCL	2 SV	3 SVT	4 TB2	5 TB3	6 T4	7 ART3	8 ART4	9 ART5	10 ART6	11 BD	12 DRT	80	80	85 +5kph	85 +5kph	90 +10kph	90 +10kph		85
0000	0	0	0	0	0	0	0	0	0	0	0	0	0	0	0	0	0	0	0	-	-
0100	0	0	0	0	0	0	0	0	0	0	0	0	0	0	0	0	0	0	0	-	-
0200	0	0	0	0	0	0	0	0	0	0	0	0	0	0	0	0	0	0	0	-	-
0300	0	0	0	0	0	0	0	0	0	0	0	0	0	0	0	0	0	0	0	-	-
0400	0	0	0	0	0	0	0	0	0	0	0	0	0	0	0	0	0	0	0	-	-
0500	0	0	0	0	0	0	0	0	0	0	0	0	0	0	0	0	0	0	0	-	-
0600	1	0	1	0	0	0	0	0	0	0	0	0	0	0	0	0	0	0	0	77	-
0700	0	0	0	0	0	0	0	0	0	0	0	0	0	0	0	0	0	0	0	-	-
0800	1	0	1	0	0	0	0	0	0	0	0	0	0	0	0	0	0	0	0	36.7	-
0900	**6**	**0**	**6**	**0**	**0**	**0**	**0**	**0**	**0**	**0**	**0**	**0**	**0**	**0**	**0**	**0**	**0**	**0**	**0**	**46.8**	**-**
1000	5	0	4	0	0	1	0	0	0	0	0	0	0	0	0	0	0	0	0	48.6	-
1100	3	0	3	0	0	0	0	0	0	0	0	0	0	0	0	0	0	0	0	58.9	-
1200	**13**	**0**	**13**	**0**	**0**	**0**	**0**	**0**	**0**	**0**	**0**	**0**	**0**	**0**	**0**	**0**	**0**	**0**	**0**	**49.8**	**60.8**
1300	3	0	3	0	0	0	0	0	0	0	0	0	0	0	0	0	0	0	0	52.8	-
1400	2	0	2	0	0	0	0	0	0	0	0	0	0	0	0	0	0	0	0	54.8	-
1500	3	0	3	0	0	0	0	0	0	0	0	0	0	0	0	0	0	0	0	35.1	-
1600	1	0	1	0	0	0	0	0	0	0	0	0	0	0	0	0	0	0	0	58	-
1700	4	0	4	0	0	0	0	0	0	0	0	0	0	0	0	0	0	0	0	48.4	-
1800	3	0	3	0	0	0	0	0	0	0	0	0	0	0	0	0	0	0	0	55.7	-
1900	1	0	1	0	0	0	0	0	0	0	0	0	0	0	0	0	0	0	0	64.3	-
2000	1	0	1	0	0	0	0	0	0	0	0	0	0	1	100	1	100	0	0	85.8	-
2100	1	0	1	0	0	0	0	0	0	0	0	0	0	0	0	0	0	0	0	25.2	-
2200	0	0	0	0	0	0	0	0	0	0	0	0	0	0	0	0	0	0	0	-	-
2300	0	0	0	0	0	0	0	0	0	0	0	0	0	0	0	0	0	0	0	-	-
07-19	**44**	**0**	**43**	**0**	**0**	**1**	**0**	**0**	**0**	**0**	**0**	**0**	**0**	**0**	**0**	**0**	**0**	**0**	**0**	**49.5**	**60.1**
06-22	**48**	**0**	**47**	**0**	**0**	**1**	**0**	**0**	**0**	**0**	**0**	**0**	**0**	**1**	**2.1**	**1**	**2.1**	**0**	**0**	**50.6**	**60.8**
06-00	**48**	**0**	**47**	**0**	**0**	**1**	**0**	**0**	**0**	**0**	**0**	**0**	**0**	**1**	**2.1**	**1**	**2.1**	**0**	**0**	**50.6**	**60.8**
00-00	**48**	**0**	**47**	**0**	**0**	**1**	**0**	**0**	**0**	**0**	**0**	**0**	**0**	**1**	**2.1**	**1**	**2.1**	**0**	**0**	**50.6**	**60.8**

DRAFT

Site 41
Location L-74051-7, Att - Tree, Lat 53.7885, Long -6.76784
Direction Two way

3279 / Meath/Cavan/Monaghan ATC's
October 2013
Automatic Traffic Count

Mon, 14 October 2013

Time	Total	Classification												>PSL	>PSL%	>SL1	>SL1%	>SL2	>SL2%	Mean	Vpp
		1 MCL	2 SV	3 SVT	4 TB2	5 TB3	6 T4	7 ART3	8 ART4	9 ART5	10 ART6	11 BD	12 DRT	80	80	85 +5kph	85 +5kph	90 +10kph	90 +10kph		85
0000	0	0	0	0	0	0	0	0	0	0	0	0	0	0	0	0	0	0	0	-	-
0100	0	0	0	0	0	0	0	0	0	0	0	0	0	0	0	0	0	0	0	-	-
0200	0	0	0	0	0	0	0	0	0	0	0	0	0	0	0	0	0	0	0	-	-
0300	0	0	0	0	0	0	0	0	0	0	0	0	0	0	0	0	0	0	0	-	-
0400	0	0	0	0	0	0	0	0	0	0	0	0	0	0	0	0	0	0	0	-	-
0500	0	0	0	0	0	0	0	0	0	0	0	0	0	0	0	0	0	0	0	-	-
0600	0	0	0	0	0	0	0	0	0	0	0	0	0	0	0	0	0	0	0	-	-
0700	0	0	0	0	0	0	0	0	0	0	0	0	0	0	0	0	0	0	0	-	-
0800	**6**	**0**	**3**	**1**	**2**	**0**	**0**	**0**	**0**	**0**	**0**	**0**	**0**	**0**	**0**	**0**	**0**	**0**	**0**	**49.8**	**-**
0900	3	0	2	1	0	0	0	0	0	0	0	0	0	0	0	0	0	0	0	36.9	-
1000	4	0	3	1	0	0	0	0	0	0	0	0	0	0	0	0	0	0	0	37.5	-
1100	4	0	2	0	0	0	0	0	0	1	1	0	0	0	0	0	0	0	0	41.5	-
1200	**12**	**0**	**11**	**0**	**1**	**0**	**0**	**0**	**0**	**0**	**0**	**0**	**0**	**0**	**0**	**0**	**0**	**0**	**0**	**63**	**63**
1300	10	0	9	1	0	0	0	0	0	0	0	0	0	0	0	0	0	0	0	39.1	-
1400	6	0	5	1	0	0	0	0	0	0	0	0	0	0	0	0	0	0	0	47.9	-
1500	6	0	2	2	1	1	0	0	0	0	0	0	0	0	0	0	0	0	0	44.3	-
1600	5	0	3	0	0	0	0	0	0	2	0	0	0	0	0	0	0	0	0	34.8	-
1700	10	0	10	0	0	0	0	0	0	0	0	0	0	0	0	0	0	0	0	47.3	-
1800	7	0	4	3	0	0	0	0	0	0	0	0	0	0	0	0	0	0	0	42.5	-
1900	8	0	7	0	0	0	0	0	1	0	0	0	0	0	0	0	0	0	0	33.3	-
2000	3	0	3	0	0	0	0	0	0	0	0	0	0	0	0	0	0	0	0	58.5	-
2100	1	0	1	0	0	0	0	0	0	0	0	0	0	0	0	0	0	0	0	49.5	-
2200	0	0	0	0	0	0	0	0	0	0	0	0	0	0	0	0	0	0	0	-	-
2300	0	0	0	0	0	0	0	0	0	0	0	0	0	0	0	0	0	0	0	-	-
07-19	**73**	**0**	**54**	**10**	**4**	**1**	**0**	**0**	**0**	**3**	**1**	**0**	**0**	**0**	**0**	**0**	**0**	**0**	**0**	**46.2**	**62.6**
06-22	**85**	**0**	**65**	**10**	**4**	**1**	**0**	**0**	**1**	**3**	**1**	**0**	**0**	**0**	**0**	**0**	**0**	**0**	**0**	**45.4**	**62.6**
06-00	**85**	**0**	**65**	**10**	**4**	**1**	**0**	**0**	**1**	**3**	**1**	**0**	**0**	**0**	**0**	**0**	**0**	**0**	**0**	**45.4**	**62.6**
00-00	**85**	**0**	**65**	**10**	**4**	**1**	**0**	**0**	**1**	**3**	**1**	**0**	**0**	**0**	**0**	**0**	**0**	**0**	**0**	**45.4**	**62.6**

DRAFT

Site 41
Location L-74051-7, Att - Tree, Lat 53.7885, Long -6.76784
Direction Two way

3279 / Meath/Cavan/Monaghan ATC's
October 2013
Automatic Traffic Count

Tue, 15 October 2013

Time	Total	Classification												>PSL	>PSL%	>SL1	>SL1%	>SL2	>SL2%	Mean	Vpp
		1 MCL	2 SV	3 SVT	4 TB2	5 TB3	6 T4	7 ART3	8 ART4	9 ART5	10 ART6	11 BD	12 DRT	80	80	85 +5kph	85 +5kph	90 +10kph	90 +10kph		85
0000	0	0	0	0	0	0	0	0	0	0	0	0	0	0	0	0	0	0	0	-	-
0100	0	0	0	0	0	0	0	0	0	0	0	0	0	0	0	0	0	0	0	-	-
0200	0	0	0	0	0	0	0	0	0	0	0	0	0	0	0	0	0	0	0	-	-
0300	0	0	0	0	0	0	0	0	0	0	0	0	0	0	0	0	0	0	0	-	-
0400	0	0	0	0	0	0	0	0	0	0	0	0	0	0	0	0	0	0	0	-	-
0500	0	0	0	0	0	0	0	0	0	0	0	0	0	0	0	0	0	0	0	-	-
0600	0	0	0	0	0	0	0	0	0	0	0	0	0	0	0	0	0	0	0	-	-
0700	4	0	4	0	0	0	0	0	0	0	0	0	0	0	0	0	0	0	0	52.7	-
0800	13	0	9	2	2	0	0	0	0	0	0	0	0	0	0	0	0	0	0	48.7	57.6
0900	6	0	5	1	0	0	0	0	0	0	0	0	0	0	0	0	0	0	0	41.7	-
1000	0	0	0	0	0	0	0	0	0	0	0	0	0	0	0	0	0	0	0	-	-
1100	**15**	**0**	**12**	**1**	**0**	**1**	**0**	**0**	**1**	**0**	**0**	**0**	**0**	**0**	**0**	**0**	**0**	**0**	**0**	**37.6**	**46.8**
1200	**20**	**0**	**18**	**2**	**0**	**0**	**0**	**0**	**0**	**0**	**0**	**0**	**0**	**0**	**0**	**0**	**0**	**0**	**0**	**43.5**	**45**
1300	10	0	6	2	0	2	0	0	0	0	0	0	0	0	0	0	0	0	0	42.3	-
1400	5	0	3	2	0	0	0	0	0	0	0	0	0	0	0	0	0	0	0	46.3	-
1500	5	0	3	1	0	0	0	0	1	0	0	0	0	0	0	0	0	0	0	48.5	-
1600	5	0	4	0	0	0	0	0	0	1	0	0	0	0	0	0	0	0	0	40.5	-
1700	7	0	7	0	0	0	0	0	0	0	0	0	0	0	0	0	0	0	0	42.3	-
1800	14	0	13	1	0	0	0	0	0	0	0	0	0	0	0	0	0	0	0	45.3	56.5
1900	4	0	4	0	0	0	0	0	0	0	0	0	0	0	0	0	0	0	0	62.1	-
2000	2	0	2	0	0	0	0	0	0	0	0	0	0	0	0	0	0	0	0	60.1	-
2100	1	0	1	0	0	0	0	0	0	0	0	0	0	0	0	0	0	0	0	62.1	-
2200	2	0	1	1	0	0	0	0	0	0	0	0	0	0	0	0	0	0	0	50.9	-
2300	0	0	0	0	0	0	0	0	0	0	0	0	0	0	0	0	0	0	0	-	-
07-19	**104**	**0**	**84**	**12**	**2**	**3**	**0**	**0**	**2**	**1**	**0**	**0**	**0**	**0**	**0**	**0**	**0**	**0**	**0**	**43.8**	**55.1**
06-22	**111**	**0**	**91**	**12**	**2**	**3**	**0**	**0**	**2**	**1**	**0**	**0**	**0**	**0**	**0**	**0**	**0**	**0**	**0**	**45**	**56.5**
06-00	**113**	**0**	**92**	**13**	**2**	**3**	**0**	**0**	**2**	**1**	**0**	**0**	**0**	**0**	**0**	**0**	**0**	**0**	**0**	**45.1**	**56.5**
00-00	**113**	**0**	**92**	**13**	**2**	**3**	**0**	**0**	**2**	**1**	**0**	**0**	**0**	**0**	**0**	**0**	**0**	**0**	**0**	**45.1**	**56.5**

DRAFT

Site 41
Location L-74051-7, Att - Tree, Lat 53.7885, Long -6.76784
Direction Two way

3279 / Meath/Cavan/Monaghan ATC's
October 2013
Automatic Traffic Count

Wed, 16 October 2013

Time	Total	Classification												>PSL	>PSL%	>SL1	>SL1%	>SL2	>SL2%	Mean	Vpp
		1 MCL	2 SV	3 SVT	4 TB2	5 TB3	6 T4	7 ART3	8 ART4	9 ART5	10 ART6	11 BD	12 DRT	80	80	85 +5kph	85 +5kph	90 +10kph	90 +10kph		85
0000	0	0	0	0	0	0	0	0	0	0	0	0	0	0	0	0	0	0	0	-	-
0100	0	0	0	0	0	0	0	0	0	0	0	0	0	0	0	0	0	0	0	-	-
0200	0	0	0	0	0	0	0	0	0	0	0	0	0	0	0	0	0	0	0	-	-
0300	0	0	0	0	0	0	0	0	0	0	0	0	0	0	0	0	0	0	0	-	-
0400	0	0	0	0	0	0	0	0	0	0	0	0	0	0	0	0	0	0	0	-	-
0500	0	0	0	0	0	0	0	0	0	0	0	0	0	0	0	0	0	0	0	-	-
0600	1	0	1	0	0	0	0	0	0	0	0	0	0	0	0	0	0	0	0	61.9	-
0700	0	0	0	0	0	0	0	0	0	0	0	0	0	0	0	0	0	0	0	-	-
0800	**4**	**0**	**2**	**0**	**2**	**0**	**0**	**0**	**0**	**0**	**0**	**0**	**0**	**0**	**0**	**0**	**0**	**0**	**0**	**45**	**-**
0900	0	0	0	0	0	0	0	0	0	0	0	0	0	0	0	0	0	0	0	-	-
1000	**4**	**0**	**4**	**0**	**0**	**0**	**0**	**0**	**0**	**0**	**0**	**0**	**0**	**0**	**0**	**0**	**0**	**0**	**0**	**39.7**	**-**
1100	0	0	0	0	0	0	0	0	0	0	0	0	0	0	0	0	0	0	0	-	-
1200	0	0	0	0	0	0	0	0	0	0	0	0	0	0	0	0	0	0	0	-	-
1300	2	0	2	0	0	0	0	0	0	0	0	0	0	0	0	0	0	0	0	38.2	-
1400	**4**	**0**	**4**	**0**	**0**	**0**	**0**	**0**	**0**	**0**	**0**	**0**	**0**	**0**	**0**	**0**	**0**	**0**	**0**	**45.5**	**-**
1500	1	0	0	0	1	0	0	0	0	0	0	0	0	0	0	0	0	0	0	47	-
1600	1	0	1	0	0	0	0	0	0	0	0	0	0	0	0	0	0	0	0	63.6	-
1700	3	0	1	0	2	0	0	0	0	0	0	0	0	0	0	0	0	0	0	29.3	-
1800	0	0	0	0	0	0	0	0	0	0	0	0	0	0	0	0	0	0	0	-	-
1900	**4**	**0**	**4**	**0**	**0**	**0**	**0**	**0**	**0**	**0**	**0**	**0**	**0**	**0**	**0**	**0**	**0**	**0**	**0**	**57.6**	**-**
2000	1	0	1	0	0	0	0	0	0	0	0	0	0	0	0	0	0	0	0	75.5	-
2100	0	0	0	0	0	0	0	0	0	0	0	0	0	0	0	0	0	0	0	0	0
2200	0	0	0	0	0	0	0	0	0	0	0	0	0	0	0	0	0	0	0	0	0
2300	0	0	0	0	0	0	0	0	0	0	0	0	0	0	0	0	0	0	0	0	0
07-19	**19**	**0**	**14**	**0**	**5**	**0**	**0**	**0**	**0**	**0**	**0**	**0**	**0**	**0**	**0**	**0**	**0**	**0**	**0**	**41.9**	**58.3**
06-22	**25**	**0**	**20**	**0**	**5**	**0**	**0**	**0**	**0**	**0**	**0**	**0**	**0**	**0**	**0**	**0**	**0**	**0**	**0**	**46.5**	**61.6**
06-00	**25**	**0**	**20**	**0**	**5**	**0**	**0**	**0**	**0**	**0**	**0**	**0**	**0**	**0**	**0**	**0**	**0**	**0**	**0**	**46.5**	**61.6**
00-00	**25**	**0**	**20**	**0**	**5**	**0**	**0**	**0**	**0**	**0**	**0**	**0**	**0**	**0**	**0**	**0**	**0**	**0**	**0**	**46.5**	**61.6**

DRAFT

Site 41
Location L-74051-7, Att - Tree, Lat 53.7885, Long -6.76784
Direction Two way

3279 / Meath/Cavan/Monaghan ATC's
October 2013
Automatic Traffic Count

Virtual Day (7)

Time	Total	Classification												>PSL	>PSL%	>SL1	>SL1%	>SL2	>SL2%	Mean	Vpp
		1 MCL	2 SV	3 SVT	4 TB2	5 TB3	6 T4	7 ART3	8 ART4	9 ART5	10 ART6	11 BD	12 DRT	80	80	85 +5kph	85 +5kph	90 +10kph	90 +10kph		85
0000	0	0	0	0	0	0	0	0	0	0	0	0	0	0	0	0	0	0	0	49.4	-
0100	0	0	0	0	0	0	0	0	0	0	0	0	0	0	0	0	0	0	0	-	-
0200	0	0	0	0	0	0	0	0	0	0	0	0	0	0	0	0	0	0	0	-	-
0300	0	0	0	0	0	0	0	0	0	0	0	0	0	0	0	0	0	0	0	-	-
0400	0	0	0	0	0	0	0	0	0	0	0	0	0	0	0	0	0	0	0	-	-
0500	0	0	0	0	0	0	0	0	0	0	0	0	0	0	0	0	0	0	0	-	-
0600	0	0	0	0	0	0	0	0	0	0	0	0	0	0	0	0	0	0	0	69.4	-
0700	1	0	1	0	1	0	0	0	0	0	0	0	0	0	0	0	0	0	0	50.2	-
0800	**7**	**0**	**4**	**1**	**1**	**0**	**0**	**0**	**0**	**0**	**0**	**0**	**0**	**0**	**0**	**0**	**0**	**0**	**0**	**44.7**	**-**
0900	6	0	4	1	0	0	0	0	0	0	0	0	0	0	2.6	0	2.6	0	0	44.7	-
1000	5	0	3	1	0	0	0	0	0	0	0	0	0	0	0	0	0	0	0	44.5	-
1100	6	0	4	1	0	0	0	0	0	1	0	0	0	0	0	0	0	0	0	40.6	-
1200	**10**	**0**	**8**	**1**	**0**	**0**	**0**	**0**	**0**	**0**	**0**	**0**	**0**	**0**	**0**	**0**	**0**	**0**	**0**	**50.7**	**-**
1300	6	0	5	1	0	1	0	0	0	0	0	0	0	0	0	0	0	0	0	41	-
1400	4	0	3	0	0	0	0	0	0	0	0	0	0	0	0	0	0	0	0	49	-
1500	3	0	2	1	0	0	0	0	0	0	0	0	0	0	0	0	0	0	0	45.8	-
1600	3	0	2	0	0	0	0	0	0	0	0	0	0	0	0	0	0	0	0	43.4	-
1700	5	0	5	0	0	0	0	0	0	0	0	0	0	0	0	0	0	0	0	47.9	-
1800	6	0	5	1	0	0	0	0	0	0	0	0	0	0	2.3	0	0	0	0	51	-
1900	5	0	5	0	0	0	0	0	0	0	0	0	0	0	0	0	0	0	0	52	-
2000	2	0	2	0	0	0	0	0	0	0	0	0	0	0	7.1	0	7.1	0	0	60	-
2100	1	0	1	0	0	0	0	0	0	0	0	0	0	0	0	0	0	0	0	48.5	-
2200	0	0	0	0	0	0	0	0	0	0	0	0	0	0	0	0	0	0	0	53.4	-
2300	0	0	0	0	0	0	0	0	0	0	0	0	0	0	0	0	0	0	0	-	-
07-19	**63**	**0**	**47**	**8**	**3**	**1**	**0**	**0**	**0**	**2**	**0**	**0**	**0**	**0**	**0.5**	**0**	**0.2**	**0**	**0**	**46.1**	**60.1**
06-22	**71**	**0**	**55**	**8**	**3**	**1**	**0**	**0**	**0**	**2**	**0**	**0**	**0**	**0**	**0.6**	**0**	**0.4**	**0**	**0**	**47**	**61.2**
06-00	**71**	**0**	**55**	**9**	**3**	**1**	**0**	**0**	**0**	**2**	**0**	**0**	**0**	**0**	**0.6**	**0**	**0.4**	**0**	**0**	**47.1**	**61.2**
00-00	**71**	**0**	**56**	**9**	**3**	**1**	**0**	**0**	**0**	**2**	**0**	**0**	**0**	**0**	**0.6**	**0**	**0.4**	**0**	**0**	**47.1**	**61.2**

DRAFT

Site 41
Location L-74051-7, Att - Tree, Lat 53.7885, Long -6.76784
Direction Two way

3279 / Meath/Cavan/Monaghan ATC's
October 2013
Automatic Traffic Count

Virtual Week (1)

Time	Total	Classification												>PSL	>PSL%	>SL1	>SL1%	>SL2	>SL2%	Mean	Vpp
		1 MCL	2 SV	3 SVT	4 TB2	5 TB3	6 T4	7 ART3	8 ART4	9 ART5	10 ART6	11 BD	12 DRT	80	80	85 +5kph	85 +5kph	90 +10kph	90 +10kph		85
Mon	85	0	65	10	4	1	0	0	1	3	1	0	0	0	0	0	0	0	0	45.4	62.6
Tue	113	0	92	13	2	3	0	0	2	1	0	0	0	0	0	0	0	0	0	45.1	56.5
Wed	25	0	20	0	5	0	0	0	0	0	0	0	0	0	0	0	0	0	0	46.5	61.6
Thu	105	1	58	33	3	0	0	0	0	10	0	0	0	0	0	0	0	0	0	41.5	52.2
Fri	65	0	52	3	7	3	0	0	0	0	0	0	0	2	3.1	1	1.5	0	0	52.7	68
| Sat	59	0	56	1	2	0	0	0	0	0	0	0	0	0	0	0	0	0	0	54.5	64.1
| Sun	48	0	47	0	0	1	0	0	0	0	0	0	0	1	2.1	1	2.1	0	0	50.6	60.8
5 Day Ave.	**79**	**0**	**57**	**12**	**4**	**1**	**0**	**0**	**1**	**3**	**0**	**0**	**0**	**0**	**0.0**	**0**	**0.0**	**0**	**0.0**	**46.2**	**60.2**
7 Day Ave.	**71**	**0**	**56**	**9**	**3**	**1**	**0**	**0**	**0**	**2**	**0**	**0**	**0**	**0**	**0.6**	**0**	**0.4**	**0**	**0.0**	**47.1**	**61.2**
--	**500**	**1**	**390**	**60**	**23**	**8**	**0**	**0**	**3**	**14**	**1**	**0**	**0**	**3**	**0.6**	**2**	**0.4**	**0**	**0.0**	**47.1**	**61.2**

Summary Graphs

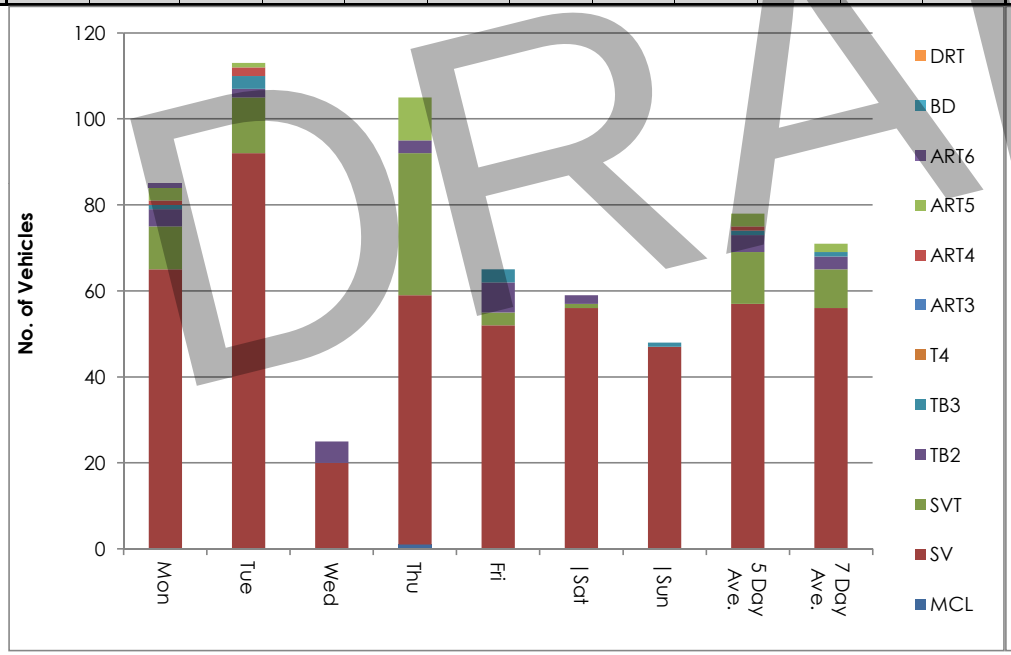

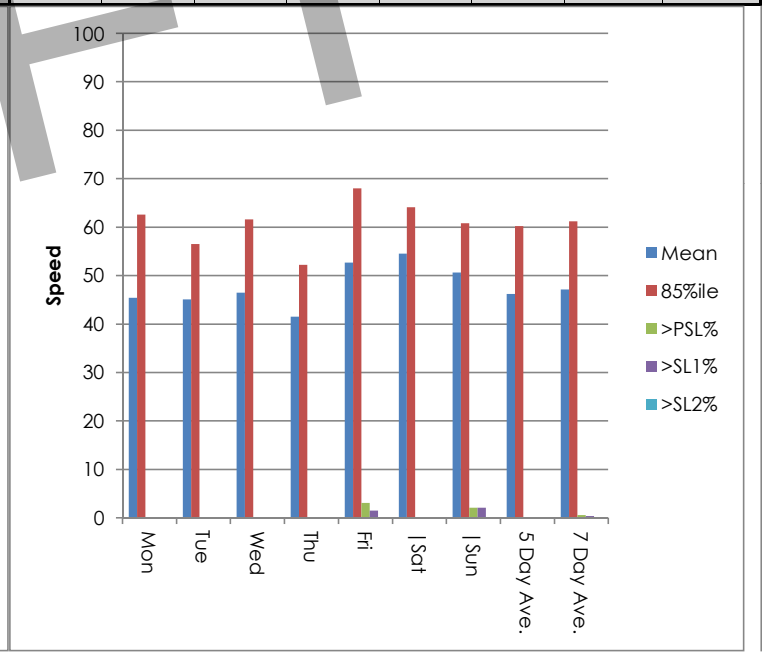

DRAFT

Site 41
Location L-74051-7, Att - Tree, Lat 53.7885, Long -6.76784
Direction Two way

3279 / Meath/Cavan/Monaghan ATC's
October 2013
Automatic Traffic Count

Thu, 10 October 2013

Time	Total	Speed Bins (km/h)																											
		0 - 5	5 - 10	10 - 15	15 - 20	20 - 25	25 - 30	30 - 35	35 - 40	40 - 45	45 - 50	50 - 55	55 - 60	60 - 65	65 - 70	70 - 75	75 - 80	80 - 85	85 - 90	90 - 95	95 - 100	100 - 105	105 - 110	110 - 115	115 - 120	120 - 125	125 - 130	130 - 135	135 - 140
0000	0	0	0	0	0	0	0	0	0	0	0	0	0	0	0	0	0	0	0	0	0	0	0	0	0	0	0	0	0
0100	0	0	0	0	0	0	0	0	0	0	0	0	0	0	0	0	0	0	0	0	0	0	0	0	0	0	0	0	0
0200	0	0	0	0	0	0	0	0	0	0	0	0	0	0	0	0	0	0	0	0	0	0	0	0	0	0	0	0	0
0300	0	0	0	0	0	0	0	0	0	0	0	0	0	0	0	0	0	0	0	0	0	0	0	0	0	0	0	0	0
0400	0	0	0	0	0	0	0	0	0	0	0	0	0	0	0	0	0	0	0	0	0	0	0	0	0	0	0	0	0
0500	0	0	0	0	0	0	0	0	0	0	0	0	0	0	0	0	0	0	0	0	0	0	0	0	0	0	0	0	0
0600	0	0	0	0	0	0	0	0	0	0	0	0	0	0	0	0	0	0	0	0	0	0	0	0	0	0	0	0	0
0700	2	0	0	0	0	0	0	0	0	1	0	1	0	0	0	0	0	0	0	0	0	0	0	0	0	0	0	0	0
0800	**18**	**0**	**0**	**0**	**1**	**0**	**2**	**3**	**3**	**8**	**0**	**1**	**0**	**0**	**0**	**0**	**0**	**0**	**0**	**0**	**0**	**0**	**0**	**0**	**0**	**0**	**0**	**0**	**0**
0900	15	0	0	0	0	0	0	1	5	6	1	1	0	0	1	0	0	0	0	0	0	0	0	0	0	0	0	0	0
1000	14	0	0	0	0	0	0	2	5	5	1	1	0	0	0	0	0	0	0	0	0	0	0	0	0	0	0	0	0
1100	15	0	0	0	0	1	0	1	11	2	0	0	0	0	0	0	0	0	0	0	0	0	0	0	0	0	0	0	0
1200	**11**	**0**	**0**	**0**	**0**	**0**	**1**	**0**	**4**	**3**	**0**	**1**	**0**	**0**	**1**	**0**	**1**	**0**	**0**	**0**	**0**	**0**	**0**	**0**	**0**	**0**	**0**	**0**	**0**
1300	7	0	0	1	2	1	1	1	0	0	1	0	0	0	0	0	0	0	0	0	0	0	0	0	0	0	0	0	0
1400	3	0	0	0	0	1	0	0	2	0	0	0	0	0	0	0	0	0	0	0	0	0	0	0	0	0	0	0	0
1500	1	0	0	0	0	0	0	0	0	0	0	0	0	1	0	0	0	0	0	0	0	0	0	0	0	0	0	0	0
1600	2	0	0	0	0	0	1	0	0	0	1	0	0	0	0	0	0	0	0	0	0	0	0	0	0	0	0	0	0
1700	4	0	0	0	0	0	0	0	2	0	0	2	0	0	0	0	0	0	0	0	0	0	0	0	0	0	0	0	0
1800	7	0	0	0	0	0	0	0	0	1	2	2	1	1	0	0	0	0	0	0	0	0	0	0	0	0	0	0	0
1900	5	0	0	0	0	0	0	0	1	0	0	1	2	0	0	0	1	0	0	0	0	0	0	0	0	0	0	0	0
2000	0	0	0	0	0	0	0	0	0	0	0	0	0	0	0	0	0	0	0	0	0	0	0	0	0	0	0	0	0
2100	1	0	0	0	0	0	0	0	0	0	0	1	0	0	0	0	0	0	0	0	0	0	0	0	0	0	0	0	0
2200	0	0	0	0	0	0	0	0	0	0	0	0	0	0	0	0	0	0	0	0	0	0	0	0	0	0	0	0	0
2300	0	0	0	0	0	0	0	0	0	0	0	0	0	0	0	0	0	0	0	0	0	0	0	0	0	0	0	0	0
07-19	**99**	**0**	**0**	**1**	**3**	**3**	**5**	**8**	**32**	**26**	**6**	**9**	**1**	**2**	**2**	**0**	**1**	**0**	**0**	**0**	**0**	**0**	**0**	**0**	**0**	**0**	**0**	**0**	**0**
06-22	**105**	**0**	**0**	**1**	**3**	**3**	**5**	**8**	**33**	**26**	**6**	**11**	**3**	**2**	**2**	**0**	**2**	**0**	**0**	**0**	**0**	**0**	**0**	**0**	**0**	**0**	**0**	**0**	**0**
06-00	**105**	**0**	**0**	**1**	**3**	**3**	**5**	**8**	**33**	**26**	**6**	**11**	**3**	**2**	**2**	**0**	**2**	**0**	**0**	**0**	**0**	**0**	**0**	**0**	**0**	**0**	**0**	**0**	**0**
00-00	**105**	**0**	**0**	**1**	**3**	**3**	**5**	**8**	**33**	**26**	**6**	**11**	**3**	**2**	**2**	**0**	**2**	**0**	**0**	**0**	**0**	**0**	**0**	**0**	**0**	**0**	**0**	**0**	**0**

DRAFT

Site 41
Location L-74051-7, Att - Tree, Lat 53.7885, Long -6.76784
Direction Two way

3279 / Meath/Cavan/Monaghan ATC's
October 2013
Automatic Traffic Count

Fri, 11 October 2013

Time	Total	Speed Bins (km/h)																											
		0 - 5	5 - 10	10 - 15	15 - 20	20 - 25	25 - 30	30 - 35	35 - 40	40 - 45	45 - 50	50 - 55	55 - 60	60 - 65	65 - 70	70 - 75	75 - 80	80 - 85	85 - 90	90 - 95	95 - 100	100 - 105	105 - 110	110 - 115	115 - 120	120 - 125	125 - 130	130 - 135	135 - 140
0000	0	0	0	0	0	0	0	0	0	0	0	0	0	0	0	0	0	0	0	0	0	0	0	0	0	0	0	0	0
0100	0	0	0	0	0	0	0	0	0	0	0	0	0	0	0	0	0	0	0	0	0	0	0	0	0	0	0	0	0
0200	0	0	0	0	0	0	0	0	0	0	0	0	0	0	0	0	0	0	0	0	0	0	0	0	0	0	0	0	0
0300	0	0	0	0	0	0	0	0	0	0	0	0	0	0	0	0	0	0	0	0	0	0	0	0	0	0	0	0	0
0400	0	0	0	0	0	0	0	0	0	0	0	0	0	0	0	0	0	0	0	0	0	0	0	0	0	0	0	0	0
0500	0	0	0	0	0	0	0	0	0	0	0	0	0	0	0	0	0	0	0	0	0	0	0	0	0	0	0	0	0
0600	0	0	0	0	0	0	0	0	0	0	0	0	0	0	0	0	0	0	0	0	0	0	0	0	0	0	0	0	0
0700	2	0	0	0	0	0	0	0	1	0	0	0	1	0	0	0	0	0	0	0	0	0	0	0	0	0	0	0	0
0800	**8**	**0**	**0**	**0**	**1**	**0**	**0**	**0**	**0**	**0**	**3**	**2**	**0**	**1**	**1**	**0**	**0**	**0**	**0**	**0**	**0**	**0**	**0**	**0**	**0**	**0**	**0**	**0**	**0**
0900	5	0	0	0	0	0	0	1	0	1	1	1	0	0	0	0	0	0	1	0	0	0	0	0	0	0	0	0	0
1000	3	0	0	0	0	0	0	0	0	2	0	0	0	0	1	0	0	0	0	0	0	0	0	0	0	0	0	0	0
1100	5	0	0	0	2	0	0	0	0	0	1	0	1	1	0	0	0	0	0	0	0	0	0	0	0	0	0	0	0
1200	**7**	**0**	**0**	**0**	**0**	**0**	**0**	**0**	**0**	**1**	**1**	**1**	**3**	**0**	**0**	**1**	**0**	**0**	**0**	**0**	**0**	**0**	**0**	**0**	**0**	**0**	**0**	**0**	**0**
1300	6	0	0	0	0	0	0	0	3	2	1	0	0	0	0	0	0	0	0	0	0	0	0	0	0	0	0	0	0
1400	3	0	0	0	0	0	0	0	0	1	0	0	0	1	0	0	1	0	0	0	0	0	0	0	0	0	0	0	0
1500	5	0	0	0	0	0	1	0	0	1	2	0	0	0	0	1	0	0	0	0	0	0	0	0	0	0	0	0	0
1600	3	0	0	0	0	0	0	1	0	0	0	1	0	0	1	0	0	0	0	0	0	0	0	0	0	0	0	0	0
1700	3	0	0	0	0	0	0	0	0	0	0	1	1	0	0	1	0	0	0	0	0	0	0	0	0	0	0	0	0
1800	5	0	0	0	0	0	0	0	0	0	1	0	1	1	1	0	0	1	0	0	0	0	0	0	0	0	0	0	0
1900	5	0	0	0	0	0	0	0	0	0	0	3	0	0	1	1	0	0	0	0	0	0	0	0	0	0	0	0	0
2000	4	0	0	0	0	0	0	0	0	0	0	2	0	0	1	1	0	0	0	0	0	0	0	0	0	0	0	0	0
2100	1	0	0	0	0	0	0	0	0	0	0	0	0	0	1	0	0	0	0	0	0	0	0	0	0	0	0	0	0
2200	0	0	0	0	0	0	0	0	0	0	0	0	0	0	0	0	0	0	0	0	0	0	0	0	0	0	0	0	0
2300	0	0	0	0	0	0	0	0	0	0	0	0	0	0	0	0	0	0	0	0	0	0	0	0	0	0	0	0	0
07-19	**55**	**0**	**0**	**0**	**3**	**0**	**1**	**2**	**4**	**8**	**10**	**6**	**7**	**4**	**4**	**3**	**1**	**1**	**1**	**0**	**0**	**0**	**0**	**0**	**0**	**0**	**0**	**0**	**0**
06-22	**65**	**0**	**0**	**0**	**3**	**0**	**1**	**2**	**4**	**8**	**10**	**11**	**7**	**4**	**7**	**5**	**1**	**1**	**1**	**0**	**0**	**0**	**0**	**0**	**0**	**0**	**0**	**0**	**0**
06-00	**65**	**0**	**0**	**0**	**3**	**0**	**1**	**2**	**4**	**8**	**10**	**11**	**7**	**4**	**7**	**5**	**1**	**1**	**1**	**0**	**0**	**0**	**0**	**0**	**0**	**0**	**0**	**0**	**0**
00-00	**65**	**0**	**0**	**0**	**3**	**0**	**1**	**2**	**4**	**8**	**10**	**11**	**7**	**4**	**7**	**5**	**1**	**1**	**1**	**0**	**0**	**0**	**0**	**0**	**0**	**0**	**0**	**0**	**0**

DRAFT

Site 41
Location L-74051-7, Att - Tree, Lat 53.7885, Long -6.76784
Direction Two way

3279 / Meath/Cavan/Monaghan ATC's
October 2013
Automatic Traffic Count

Sat, 12 October 2013

Time	Total	Speed Bins (km/h)																											
		0 - 5	5 - 10	10 - 15	15 - 20	20 - 25	25 - 30	30 - 35	35 - 40	40 - 45	45 - 50	50 - 55	55 - 60	60 - 65	65 - 70	70 - 75	75 - 80	80 - 85	85 - 90	90 - 95	95 - 100	100 - 105	105 - 110	110 - 115	115 - 120	120 - 125	125 - 130	130 - 135	135 - 140
0000	2	0	0	0	0	0	0	0	0	0	1	1	0	0	0	0	0	0	0	0	0	0	0	0	0	0	0	0	0
0100	0	0	0	0	0	0	0	0	0	0	0	0	0	0	0	0	0	0	0	0	0	0	0	0	0	0	0	0	0
0200	0	0	0	0	0	0	0	0	0	0	0	0	0	0	0	0	0	0	0	0	0	0	0	0	0	0	0	0	0
0300	0	0	0	0	0	0	0	0	0	0	0	0	0	0	0	0	0	0	0	0	0	0	0	0	0	0	0	0	0
0400	0	0	0	0	0	0	0	0	0	0	0	0	0	0	0	0	0	0	0	0	0	0	0	0	0	0	0	0	0
0500	0	0	0	0	0	0	0	0	0	0	0	0	0	0	0	0	0	0	0	0	0	0	0	0	0	0	0	0	0
0600	0	0	0	0	0	0	0	0	0	0	0	0	0	0	0	0	0	0	0	0	0	0	0	0	0	0	0	0	0
0700	0	0	0	0	0	0	0	0	0	0	0	0	0	0	0	0	0	0	0	0	0	0	0	0	0	0	0	0	0
0800	0	0	0	0	0	0	0	0	0	0	0	0	0	0	0	0	0	0	0	0	0	0	0	0	0	0	0	0	0
0900	4	0	0	0	0	0	0	0	0	1	1	1	1	0	0	0	0	0	0	0	0	0	0	0	0	0	0	0	0
1000	**5**	**0**	**0**	**0**	**0**	**0**	**0**	**0**	**0**	**1**	**0**	**2**	**0**	**2**	**0**	**0**	**0**	**0**	**0**	**0**	**0**	**0**	**0**	**0**	**0**	**0**	**0**	**0**	**0**
1100	2	0	0	0	0	0	0	0	0	0	0	1	0	1	0	0	0	0	0	0	0	0	0	0	0	0	0	0	0
1200	5	0	0	0	0	0	0	0	0	0	0	0	1	4	0	0	0	0	0	0	0	0	0	0	0	0	0	0	0
1300	6	0	0	0	0	0	0	0	0	0	0	5	0	0	1	0	0	0	0	0	0	0	0	0	0	0	0	0	0
1400	4	0	0	0	0	0	0	0	0	0	1	1	0	1	1	0	0	0	0	0	0	0	0	0	0	0	0	0	0
1500	3	0	0	0	0	0	1	0	0	0	1	0	0	0	1	0	0	0	0	0	0	0	0	0	0	0	0	0	0
1600	1	0	0	0	0	0	0	0	0	0	0	1	0	0	0	0	0	0	0	0	0	0	0	0	0	0	0	0	0
1700	**7**	**0**	**0**	**0**	**0**	**0**	**0**	**0**	**0**	**0**	**1**	**1**	**3**	**1**	**1**	**0**	**0**	**0**	**0**	**0**	**0**	**0**	**0**	**0**	**0**	**0**	**0**	**0**	**0**
1800	**7**	**0**	**0**	**0**	**0**	**0**	**0**	**0**	**0**	**0**	**1**	**1**	**2**	**2**	**1**	**0**	**0**	**0**	**0**	**0**	**0**	**0**	**0**	**0**	**0**	**0**	**0**	**0**	**0**
1900	6	0	0	0	0	0	0	0	1	0	1	2	1	0	0	0	1	0	0	0	0	0	0	0	0	0	0	0	0
2000	3	0	0	0	0	1	0	0	0	0	1	0	0	0	0	0	1	0	0	0	0	0	0	0	0	0	0	0	0
2100	3	0	0	0	0	0	1	0	1	0	0	0	1	0	0	0	0	0	0	0	0	0	0	0	0	0	0	0	0
2200	1	0	0	0	0	0	0	0	0	0	0	0	1	0	0	0	0	0	0	0	0	0	0	0	0	0	0	0	0
2300	0	0	0	0	0	0	0	0	0	0	0	0	0	0	0	0	0	0	0	0	0	0	0	0	0	0	0	0	0
07-19	**44**	**0**	**0**	**0**	**0**	**0**	**1**	**0**	**0**	**2**	**5**	**13**	**7**	**11**	**5**	**0**	**0**	**0**	**0**	**0**	**0**	**0**	**0**	**0**	**0**	**0**	**0**	**0**	**0**
06-22	**56**	**0**	**0**	**0**	**0**	**1**	**2**	**0**	**2**	**2**	**7**	**15**	**9**	**11**	**5**	**0**	**2**	**0**	**0**	**0**	**0**	**0**	**0**	**0**	**0**	**0**	**0**	**0**	**0**
06-00	**57**	**0**	**0**	**0**	**0**	**1**	**2**	**0**	**2**	**2**	**7**	**15**	**10**	**11**	**5**	**0**	**2**	**0**	**0**	**0**	**0**	**0**	**0**	**0**	**0**	**0**	**0**	**0**	**0**
00-00	**59**	**0**	**0**	**0**	**0**	**1**	**2**	**0**	**2**	**2**	**8**	**16**	**10**	**11**	**5**	**0**	**2**	**0**	**0**	**0**	**0**	**0**	**0**	**0**	**0**	**0**	**0**	**0**	**0**

DRAFT

Site 41
Location L-74051-7, Att - Tree, Lat 53.7885, Long -6.76784
Direction Two way

3279 / Meath/Cavan/Monaghan ATC's
October 2013
Automatic Traffic Count

Sun, 13 October 2013

Time	Total	Speed Bins (km/h)																											
		0 - 5	5 - 10	10 - 15	15 - 20	20 - 25	25 - 30	30 - 35	35 - 40	40 - 45	45 - 50	50 - 55	55 - 60	60 - 65	65 - 70	70 - 75	75 - 80	80 - 85	85 - 90	90 - 95	95 - 100	100 - 105	105 - 110	110 - 115	115 - 120	120 - 125	125 - 130	130 - 135	135 - 140
0000	0	0	0	0	0	0	0	0	0	0	0	0	0	0	0	0	0	0	0	0	0	0	0	0	0	0	0	0	0
0100	0	0	0	0	0	0	0	0	0	0	0	0	0	0	0	0	0	0	0	0	0	0	0	0	0	0	0	0	0
0200	0	0	0	0	0	0	0	0	0	0	0	0	0	0	0	0	0	0	0	0	0	0	0	0	0	0	0	0	0
0300	0	0	0	0	0	0	0	0	0	0	0	0	0	0	0	0	0	0	0	0	0	0	0	0	0	0	0	0	0
0400	0	0	0	0	0	0	0	0	0	0	0	0	0	0	0	0	0	0	0	0	0	0	0	0	0	0	0	0	0
0500	0	0	0	0	0	0	0	0	0	0	0	0	0	0	0	0	0	0	0	0	0	0	0	0	0	0	0	0	0
0600	1	0	0	0	0	0	0	0	0	0	0	0	0	0	0	0	1	0	0	0	0	0	0	0	0	0	0	0	0
0700	0	0	0	0	0	0	0	0	0	0	0	0	0	0	0	0	0	0	0	0	0	0	0	0	0	0	0	0	0
0800	1	0	0	0	0	0	0	0	1	0	0	0	0	0	0	0	0	0	0	0	0	0	0	0	0	0	0	0	0
0900	**6**	**0**	**0**	**0**	**0**	**0**	**1**	**1**	**0**	**0**	**1**	**2**	**0**	**1**	**0**	**0**	**0**	**0**	**0**	**0**	**0**	**0**	**0**	**0**	**0**	**0**	**0**	**0**	**0**
1000	5	0	0	0	0	0	0	0	0	2	1	1	1	0	0	0	0	0	0	0	0	0	0	0	0	0	0	0	0
1100	3	0	0	0	0	0	0	0	0	0	0	1	0	2	0	0	0	0	0	0	0	0	0	0	0	0	0	0	0
1200	**13**	**0**	**1**	**0**	**0**	**0**	**0**	**1**	**2**	**0**	**1**	**1**	**4**	**2**	**0**	**1**	**0**	**0**	**0**	**0**	**0**	**0**	**0**	**0**	**0**	**0**	**0**	**0**	**0**
1300	3	0	0	0	0	0	0	0	0	0	1	1	1	0	0	0	0	0	0	0	0	0	0	0	0	0	0	0	0
1400	2	0	0	0	0	0	0	0	0	0	1	0	0	1	0	0	0	0	0	0	0	0	0	0	0	0	0	0	0
1500	3	0	0	0	0	1	0	1	0	0	0	1	0	0	0	0	0	0	0	0	0	0	0	0	0	0	0	0	0
1600	1	0	0	0	0	0	0	0	0	0	0	0	1	0	0	0	0	0	0	0	0	0	0	0	0	0	0	0	0
1700	4	0	0	0	0	0	1	0	0	0	1	1	0	1	0	0	0	0	0	0	0	0	0	0	0	0	0	0	0
1800	3	0	0	0	0	0	0	0	0	0	0	1	2	0	0	0	0	0	0	0	0	0	0	0	0	0	0	0	0
1900	1	0	0	0	0	0	0	0	0	0	0	0	0	1	0	0	0	0	0	0	0	0	0	0	0	0	0	0	0
2000	1	0	0	0	0	0	0	0	0	0	0	0	0	0	0	0	0	0	1	0	0	0	0	0	0	0	0	0	0
2100	1	0	0	0	0	0	1	0	0	0	0	0	0	0	0	0	0	0	0	0	0	0	0	0	0	0	0	0	0
2200	0	0	0	0	0	0	0	0	0	0	0	0	0	0	0	0	0	0	0	0	0	0	0	0	0	0	0	0	0
2300	0	0	0	0	0	0	0	0	0	0	0	0	0	0	0	0	0	0	0	0	0	0	0	0	0	0	0	0	0
07-19	**44**	**0**	**1**	**0**	**0**	**1**	**2**	**3**	**3**	**2**	**6**	**9**	**9**	**7**	**0**	**1**	**0**	**0**	**0**	**0**	**0**	**0**	**0**	**0**	**0**	**0**	**0**	**0**	**0**
06-22	**48**	**0**	**1**	**0**	**0**	**1**	**3**	**3**	**3**	**2**	**6**	**9**	**9**	**8**	**0**	**1**	**1**	**0**	**1**	**0**	**0**	**0**	**0**	**0**	**0**	**0**	**0**	**0**	**0**
06-00	**48**	**0**	**1**	**0**	**0**	**1**	**3**	**3**	**3**	**2**	**6**	**9**	**9**	**8**	**0**	**1**	**1**	**0**	**1**	**0**	**0**	**0**	**0**	**0**	**0**	**0**	**0**	**0**	**0**
00-00	**48**	**0**	**1**	**0**	**0**	**1**	**3**	**3**	**3**	**2**	**6**	**9**	**9**	**8**	**0**	**1**	**1**	**0**	**1**	**0**	**0**	**0**	**0**	**0**	**0**	**0**	**0**	**0**	**0**

DRAFT

Site 41
Location L-74051-7, Att - Tree, Lat 53.7885, Long -6.76784
Direction Two way

3279 / Meath/Cavan/Monaghan ATC's
October 2013
Automatic Traffic Count

Mon, 14 October 2013

Time	Total	Speed Bins (km/h)																											
		0 - 5	5 - 10	10 - 15	15 - 20	20 - 25	25 - 30	30 - 35	35 - 40	40 - 45	45 - 50	50 - 55	55 - 60	60 - 65	65 - 70	70 - 75	75 - 80	80 - 85	85 - 90	90 - 95	95 - 100	100 - 105	105 - 110	110 - 115	115 - 120	120 - 125	125 - 130	130 - 135	135 - 140
0000	0	0	0	0	0	0	0	0	0	0	0	0	0	0	0	0	0	0	0	0	0	0	0	0	0	0	0	0	0
0100	0	0	0	0	0	0	0	0	0	0	0	0	0	0	0	0	0	0	0	0	0	0	0	0	0	0	0	0	0
0200	0	0	0	0	0	0	0	0	0	0	0	0	0	0	0	0	0	0	0	0	0	0	0	0	0	0	0	0	0
0300	0	0	0	0	0	0	0	0	0	0	0	0	0	0	0	0	0	0	0	0	0	0	0	0	0	0	0	0	0
0400	0	0	0	0	0	0	0	0	0	0	0	0	0	0	0	0	0	0	0	0	0	0	0	0	0	0	0	0	0
0500	0	0	0	0	0	0	0	0	0	0	0	0	0	0	0	0	0	0	0	0	0	0	0	0	0	0	0	0	0
0600	0	0	0	0	0	0	0	0	0	0	0	0	0	0	0	0	0	0	0	0	0	0	0	0	0	0	0	0	0
0700	0	0	0	0	0	0	0	0	0	0	0	0	0	0	0	0	0	0	0	0	0	0	0	0	0	0	0	0	0
0800	**6**	**0**	**0**	**0**	**0**	**0**	**0**	**1**	**0**	**1**	**0**	**2**	**0**	**2**	**0**	**0**	**0**	**0**	**0**	**0**	**0**	**0**	**0**	**0**	**0**	**0**	**0**	**0**	**0**
0900	3	0	0	0	0	0	1	0	0	2	0	0	0	0	0	0	0	0	0	0	0	0	0	0	0	0	0	0	0
1000	4	0	0	0	0	0	1	0	1	2	0	0	0	0	0	0	0	0	0	0	0	0	0	0	0	0	0	0	0
1100	4	0	0	0	0	0	1	0	1	1	0	0	0	1	0	0	0	0	0	0	0	0	0	0	0	0	0	0	0
1200	**12**	**0**	**0**	**0**	**0**	**0**	**0**	**0**	**0**	**0**	**0**	**0**	**1**	**9**	**2**	**0**	**0**	**0**	**0**	**0**	**0**	**0**	**0**	**0**	**0**	**0**	**0**	**0**	**0**
1300	10	0	0	2	1	0	0	0	0	3	1	1	1	1	0	0	0	0	0	0	0	0	0	0	0	0	0	0	0
1400	6	0	0	0	1	0	0	0	0	1	0	3	0	0	1	0	0	0	0	0	0	0	0	0	0	0	0	0	0
1500	6	0	0	0	0	1	1	0	0	1	1	1	0	0	0	1	0	0	0	0	0	0	0	0	0	0	0	0	0
1600	5	0	0	0	0	2	0	1	1	0	0	0	1	0	0	0	0	0	0	0	0	0	0	0	0	0	0	0	0
1700	10	0	0	0	0	0	1	0	0	4	3	0	0	0	0	2	0	0	0	0	0	0	0	0	0	0	0	0	0
1800	7	0	0	0	0	1	0	0	1	2	2	0	1	0	0	0	0	0	0	0	0	0	0	0	0	0	0	0	0
1900	8	0	0	0	0	3	0	1	0	3	0	1	0	0	0	0	0	0	0	0	0	0	0	0	0	0	0	0	0
2000	3	0	0	0	0	0	0	0	0	0	1	0	1	0	1	0	0	0	0	0	0	0	0	0	0	0	0	0	0
2100	1	0	0	0	0	0	0	0	0	0	1	0	0	0	0	0	0	0	0	0	0	0	0	0	0	0	0	0	0
2200	0	0	0	0	0	0	0	0	0	0	0	0	0	0	0	0	0	0	0	0	0	0	0	0	0	0	0	0	0
2300	0	0	0	0	0	0	0	0	0	0	0	0	0	0	0	0	0	0	0	0	0	0	0	0	0	0	0	0	0
07-19	**73**	**0**	**0**	**2**	**2**	**4**	**5**	**2**	**4**	**17**	**7**	**7**	**4**	**13**	**3**	**3**	**0**	**0**	**0**	**0**	**0**	**0**	**0**	**0**	**0**	**0**	**0**	**0**	**0**
06-22	**85**	**0**	**0**	**2**	**2**	**7**	**5**	**3**	**4**	**20**	**9**	**8**	**5**	**13**	**4**	**3**	**0**	**0**	**0**	**0**	**0**	**0**	**0**	**0**	**0**	**0**	**0**	**0**	**0**
06-00	**85**	**0**	**0**	**2**	**2**	**7**	**5**	**3**	**4**	**20**	**9**	**8**	**5**	**13**	**4**	**3**	**0**	**0**	**0**	**0**	**0**	**0**	**0**	**0**	**0**	**0**	**0**	**0**	**0**
00-00	**85**	**0**	**0**	**2**	**2**	**7**	**5**	**3**	**4**	**20**	**9**	**8**	**5**	**13**	**4**	**3**	**0**	**0**	**0**	**0**	**0**	**0**	**0**	**0**	**0**	**0**	**0**	**0**	**0**

DRAFT

Site 41
Location L-74051-7, Att - Tree, Lat 53.7885, Long -6.76784
Direction Two way

3279 / Meath/Cavan/Monaghan ATC's
October 2013
Automatic Traffic Count

Tue, 15 October 2013

Time	Total	Speed Bins (km/h)																											
		0 - 5	5 - 10	10 - 15	15 - 20	20 - 25	25 - 30	30 - 35	35 - 40	40 - 45	45 - 50	50 - 55	55 - 60	60 - 65	65 - 70	70 - 75	75 - 80	80 - 85	85 - 90	90 - 95	95 - 100	100 - 105	105 - 110	110 - 115	115 - 120	120 - 125	125 - 130	130 - 135	135 - 140
0000	0	0	0	0	0	0	0	0	0	0	0	0	0	0	0	0	0	0	0	0	0	0	0	0	0	0	0	0	0
0100	0	0	0	0	0	0	0	0	0	0	0	0	0	0	0	0	0	0	0	0	0	0	0	0	0	0	0	0	0
0200	0	0	0	0	0	0	0	0	0	0	0	0	0	0	0	0	0	0	0	0	0	0	0	0	0	0	0	0	0
0300	0	0	0	0	0	0	0	0	0	0	0	0	0	0	0	0	0	0	0	0	0	0	0	0	0	0	0	0	0
0400	0	0	0	0	0	0	0	0	0	0	0	0	0	0	0	0	0	0	0	0	0	0	0	0	0	0	0	0	0
0500	0	0	0	0	0	0	0	0	0	0	0	0	0	0	0	0	0	0	0	0	0	0	0	0	0	0	0	0	0
0600	0	0	0	0	0	0	0	0	0	0	0	0	0	0	0	0	0	0	0	0	0	0	0	0	0	0	0	0	0
0700	4	0	0	0	0	0	0	0	0	0	1	3	0	0	0	0	0	0	0	0	0	0	0	0	0	0	0	0	0
0800	13	0	0	0	0	1	0	2	1	0	0	3	4	2	0	0	0	0	0	0	0	0	0	0	0	0	0	0	0
0900	6	0	0	0	0	0	1	0	0	3	0	2	0	0	0	0	0	0	0	0	0	0	0	0	0	0	0	0	0
1000	0	0	0	0	0	0	0	0	0	0	0	0	0	0	0	0	0	0	0	0	0	0	0	0	0	0	0	0	0
1100	**15**	**0**	**0**	**0**	**0**	**0**	**1**	**8**	**1**	**1**	**3**	**0**	**1**	**0**	**0**	**0**	**0**	**0**	**0**	**0**	**0**	**0**	**0**	**0**	**0**	**0**	**0**	**0**	**0**
1200	**20**	**0**	**0**	**0**	**0**	**0**	**0**	**3**	**0**	**0**	**16**	**1**	**0**	**0**	**0**	**0**	**0**	**0**	**0**	**0**	**0**	**0**	**0**	**0**	**0**	**0**	**0**	**0**	**0**
1300	10	0	0	0	0	1	2	0	3	0	1	1	0	2	0	0	0	0	0	0	0	0	0	0	0	0	0	0	0
1400	5	0	0	0	0	0	0	1	0	2	0	0	2	0	0	0	0	0	0	0	0	0	0	0	0	0	0	0	0
1500	5	0	0	0	0	0	0	1	0	1	1	0	1	1	0	0	0	0	0	0	0	0	0	0	0	0	0	0	0
1600	5	0	0	0	0	0	1	2	0	0	0	2	0	0	0	0	0	0	0	0	0	0	0	0	0	0	0	0	0
1700	7	0	0	0	0	0	3	0	0	0	1	3	0	0	0	0	0	0	0	0	0	0	0	0	0	0	0	0	0
1800	14	0	0	0	0	0	0	1	4	3	2	0	4	0	0	0	0	0	0	0	0	0	0	0	0	0	0	0	0
1900	4	0	0	0	0	0	0	0	0	0	0	0	3	0	0	1	0	0	0	0	0	0	0	0	0	0	0	0	0
2000	2	0	0	0	0	0	0	0	0	0	0	1	0	0	1	0	0	0	0	0	0	0	0	0	0	0	0	0	0
2100	1	0	0	0	0	0	0	0	0	0	0	0	0	1	0	0	0	0	0	0	0	0	0	0	0	0	0	0	0
2200	2	0	0	0	0	0	0	1	0	0	0	0	0	0	1	0	0	0	0	0	0	0	0	0	0	0	0	0	0
2300	0	0	0	0	0	0	0	0	0	0	0	0	0	0	0	0	0	0	0	0	0	0	0	0	0	0	0	0	0
07-19	**104**	**0**	**0**	**0**	**0**	**2**	**8**	**18**	**9**	**10**	**25**	**15**	**12**	**5**	**0**	**0**	**0**	**0**	**0**	**0**	**0**	**0**	**0**	**0**	**0**	**0**	**0**	**0**	**0**
06-22	**111**	**0**	**0**	**0**	**0**	**2**	**8**	**18**	**9**	**10**	**25**	**16**	**15**	**6**	**1**	**1**	**0**	**0**	**0**	**0**	**0**	**0**	**0**	**0**	**0**	**0**	**0**	**0**	**0**
06-00	**113**	**0**	**0**	**0**	**0**	**2**	**8**	**19**	**9**	**10**	**25**	**16**	**15**	**6**	**2**	**1**	**0**	**0**	**0**	**0**	**0**	**0**	**0**	**0**	**0**	**0**	**0**	**0**	**0**
00-00	**113**	**0**	**0**	**0**	**0**	**2**	**8**	**19**	**9**	**10**	**25**	**16**	**15**	**6**	**2**	**1**	**0**	**0**	**0**	**0**	**0**	**0**	**0**	**0**	**0**	**0**	**0**	**0**	**0**

DRAFT

Site 41
Location L-74051-7, Att - Tree, Lat 53.7885, Long -6.76784
Direction Two way

3279 / Meath/Cavan/Monaghan ATC's
October 2013
Automatic Traffic Count

Wed, 16 October 2013

Time	Total	Speed Bins (km/h)																											
		0 - 5	5 - 10	10 - 15	15 - 20	20 - 25	25 - 30	30 - 35	35 - 40	40 - 45	45 - 50	50 - 55	55 - 60	60 - 65	65 - 70	70 - 75	75 - 80	80 - 85	85 - 90	90 - 95	95 - 100	100 - 105	105 - 110	110 - 115	115 - 120	120 - 125	125 - 130	130 - 135	135 - 140
0000	0	0	0	0	0	0	0	0	0	0	0	0	0	0	0	0	0	0	0	0	0	0	0	0	0	0	0	0	0
0100	0	0	0	0	0	0	0	0	0	0	0	0	0	0	0	0	0	0	0	0	0	0	0	0	0	0	0	0	0
0200	0	0	0	0	0	0	0	0	0	0	0	0	0	0	0	0	0	0	0	0	0	0	0	0	0	0	0	0	0
0300	0	0	0	0	0	0	0	0	0	0	0	0	0	0	0	0	0	0	0	0	0	0	0	0	0	0	0	0	0
0400	0	0	0	0	0	0	0	0	0	0	0	0	0	0	0	0	0	0	0	0	0	0	0	0	0	0	0	0	0
0500	0	0	0	0	0	0	0	0	0	0	0	0	0	0	0	0	0	0	0	0	0	0	0	0	0	0	0	0	0
0600	1	0	0	0	0	0	0	0	0	0	0	0	0	1	0	0	0	0	0	0	0	0	0	0	0	0	0	0	0
0700	0	0	0	0	0	0	0	0	0	0	0	0	0	0	0	0	0	0	0	0	0	0	0	0	0	0	0	0	0
0800	**4**	**0**	**0**	**0**	**0**	**1**	**0**	**0**	**0**	**0**	**1**	**1**	**0**	**1**	**0**	**0**	**0**	**0**	**0**	**0**	**0**	**0**	**0**	**0**	**0**	**0**	**0**	**0**	**0**
0900	0	0	0	0	0	0	0	0	0	0	0	0	0	0	0	0	0	0	0	0	0	0	0	0	0	0	0	0	0
1000	**4**	**0**	**0**	**0**	**0**	**0**	**1**	**1**	**0**	**1**	**0**	**0**	**1**	**0**	**0**	**0**	**0**	**0**	**0**	**0**	**0**	**0**	**0**	**0**	**0**	**0**	**0**	**0**	**0**
1100	0	0	0	0	0	0	0	0	0	0	0	0	0	0	0	0	0	0	0	0	0	0	0	0	0	0	0	0	0
1200	0	0	0	0	0	0	0	0	0	0	0	0	0	0	0	0	0	0	0	0	0	0	0	0	0	0	0	0	0
1300	2	0	0	0	0	0	1	0	0	0	1	0	0	0	0	0	0	0	0	0	0	0	0	0	0	0	0	0	0
1400	**4**	**0**	**0**	**0**	**0**	**1**	**0**	**0**	**0**	**0**	**1**	**1**	**1**	**0**	**0**	**0**	**0**	**0**	**0**	**0**	**0**	**0**	**0**	**0**	**0**	**0**	**0**	**0**	**0**
1500	1	0	0	0	0	0	0	0	0	0	1	0	0	0	0	0	0	0	0	0	0	0	0	0	0	0	0	0	0
1600	1	0	0	0	0	0	0	0	0	0	0	0	0	1	0	0	0	0	0	0	0	0	0	0	0	0	0	0	0
1700	3	0	0	0	1	0	1	0	1	0	0	0	0	0	0	0	0	0	0	0	0	0	0	0	0	0	0	0	0
1800	0	0	0	0	0	0	0	0	0	0	0	0	0	0	0	0	0	0	0	0	0	0	0	0	0	0	0	0	0
1900	**4**	**0**	**0**	**0**	**0**	**0**	**0**	**0**	**0**	**1**	**0**	**1**	**0**	**1**	**1**	**0**	**0**	**0**	**0**	**0**	**0**	**0**	**0**	**0**	**0**	**0**	**0**	**0**	**0**
2000	1	0	0	0	0	0	0	0	0	0	0	0	0	0	0	0	1	0	0	0	0	0	0	0	0	0	0	0	0
2100	0	0	0	0	0	0	0	0	0	0	0	0	0	0	0	0	0	0	0	0	0	0	0	0	0	0	0	0	0
2200	0	0	0	0	0	0	0	0	0	0	0	0	0	0	0	0	0	0	0	0	0	0	0	0	0	0	0	0	0
2300	0	0	0	0	0	0	0	0	0	0	0	0	0	0	0	0	0	0	0	0	0	0	0	0	0	0	0	0	0
07-19	**19**	**0**	**0**	**0**	**1**	**2**	**3**	**1**	**1**	**1**	**4**	**2**	**2**	**2**	**0**	**0**	**0**	**0**	**0**	**0**	**0**	**0**	**0**	**0**	**0**	**0**	**0**	**0**	**0**
06-22	**25**	**0**	**0**	**0**	**1**	**2**	**3**	**1**	**1**	**2**	**4**	**3**	**2**	**4**	**1**	**0**	**1**	**0**	**0**	**0**	**0**	**0**	**0**	**0**	**0**	**0**	**0**	**0**	**0**
06-00	**25**	**0**	**0**	**0**	**1**	**2**	**3**	**1**	**1**	**2**	**4**	**3**	**2**	**4**	**1**	**0**	**1**	**0**	**0**	**0**	**0**	**0**	**0**	**0**	**0**	**0**	**0**	**0**	**0**
00-00	**25**	**0**	**0**	**0**	**1**	**2**	**3**	**1**	**1**	**2**	**4**	**3**	**2**	**4**	**1**	**0**	**1**	**0**	**0**	**0**	**0**	**0**	**0**	**0**	**0**	**0**	**0**	**0**	**0**

DRAFT

Site 41
Location L-74051-7, Att - Tree, Lat 53.7885, Long -6.76784
Direction Two way

3279 / Meath/Cavan/Monaghan ATC's
October 2013
Automatic Traffic Count

Virtual Day (7)

Time	Total	Speed Bins (km/h)																											
		0 - 5	5 - 10	10 - 15	15 - 20	20 - 25	25 - 30	30 - 35	35 - 40	40 - 45	45 - 50	50 - 55	55 - 60	60 - 65	65 - 70	70 - 75	75 - 80	80 - 85	85 - 90	90 - 95	95 - 100	100 - 105	105 - 110	110 - 115	115 - 120	120 - 125	125 - 130	130 - 135	135 - 140
0000	0	0	0	0	0	0	0	0	0	0	0	0	0	0	0	0	0	0	0	0	0	0	0	0	0	0	0	0	0
0100	0	0	0	0	0	0	0	0	0	0	0	0	0	0	0	0	0	0	0	0	0	0	0	0	0	0	0	0	0
0200	0	0	0	0	0	0	0	0	0	0	0	0	0	0	0	0	0	0	0	0	0	0	0	0	0	0	0	0	0
0300	0	0	0	0	0	0	0	0	0	0	0	0	0	0	0	0	0	0	0	0	0	0	0	0	0	0	0	0	0
0400	0	0	0	0	0	0	0	0	0	0	0	0	0	0	0	0	0	0	0	0	0	0	0	0	0	0	0	0	0
0500	0	0	0	0	0	0	0	0	0	0	0	0	0	0	0	0	0	0	0	0	0	0	0	0	0	0	0	0	0
0600	0	0	0	0	0	0	0	0	0	0	0	0	0	0	0	0	0	0	0	0	0	0	0	0	0	0	0	0	0
0700	1	0	0	0	0	0	0	0	0	0	0	1	0	0	0	0	0	0	0	0	0	0	0	0	0	0	0	0	0
0800	**7**	**0**	**0**	**0**	**0**	**0**	**0**	**1**	**1**	**1**	**1**	**1**	**1**	**1**	**0**	**0**	**0**	**0**	**0**	**0**	**0**	**0**	**0**	**0**	**0**	**0**	**0**	**0**	**0**
0900	6	0	0	0	0	0	0	0	1	2	1	1	0	0	0	0	0	0	0	0	0	0	0	0	0	0	0	0	0
1000	5	0	0	0	0	0	0	0	1	2	0	1	0	0	0	0	0	0	0	0	0	0	0	0	0	0	0	0	0
1100	6	0	0	0	0	0	0	1	2	1	1	0	0	1	0	0	0	0	0	0	0	0	0	0	0	0	0	0	0
1200	**10**	**0**	**0**	**0**	**0**	**0**	**0**	**1**	**1**	**1**	**3**	**1**	**1**	**2**	**0**	**0**	**0**	**0**	**0**	**0**	**0**	**0**	**0**	**0**	**0**	**0**	**0**	**0**	**0**
1300	6	0	0	0	0	0	1	0	1	1	1	1	0	0	0	0	0	0	0	0	0	0	0	0	0	0	0	0	0
1400	4	0	0	0	0	0	0	0	0	1	0	1	0	0	0	0	0	0	0	0	0	0	0	0	0	0	0	0	0
1500	3	0	0	0	0	0	0	0	0	0	1	0	0	0	0	0	0	0	0	0	0	0	0	0	0	0	0	0	0
1600	3	0	0	0	0	0	0	1	0	0	0	1	0	0	0	0	0	0	0	0	0	0	0	0	0	0	0	0	0
1700	5	0	0	0	0	0	1	0	0	1	1	1	1	0	0	0	0	0	0	0	0	0	0	0	0	0	0	0	0
1800	6	0	0	0	0	0	0	0	1	1	1	1	2	1	0	0	0	0	0	0	0	0	0	0	0	0	0	0	0
1900	5	0	0	0	0	0	0	0	0	1	0	1	1	0	0	0	0	0	0	0	0	0	0	0	0	0	0	0	0
2000	2	0	0	0	0	0	0	0	0	0	0	0	0	0	0	0	0	0	0	0	0	0	0	0	0	0	0	0	0
2100	1	0	0	0	0	0	0	0	0	0	0	0	0	0	0	0	0	0	0	0	0	0	0	0	0	0	0	0	0
2200	0	0	0	0	0	0	0	0	0	0	0	0	0	0	0	0	0	0	0	0	0	0	0	0	0	0	0	0	0
2300	0	0	0	0	0	0	0	0	0	0	0	0	0	0	0	0	0	0	0	0	0	0	0	0	0	0	0	0	0
07-19	**63**	**0**	**0**	**0**	**1**	**2**	**4**	**5**	**8**	**9**	**9**	**9**	**6**	**6**	**2**	**1**	**0**	**0**	**0**	**0**	**0**	**0**	**0**	**0**	**0**	**0**	**0**	**0**	**0**
06-22	**71**	**0**	**0**	**0**	**1**	**2**	**4**	**5**	**8**	**10**	**10**	**10**	**7**	**7**	**3**	**1**	**1**	**0**	**0**	**0**	**0**	**0**	**0**	**0**	**0**	**0**	**0**	**0**	**0**
06-00	**71**	**0**	**0**	**0**	**1**	**2**	**4**	**5**	**8**	**10**	**10**	**10**	**7**	**7**	**3**	**1**	**1**	**0**	**0**	**0**	**0**	**0**	**0**	**0**	**0**	**0**	**0**	**0**	**0**
00-00	**71**	**0**	**0**	**0**	**1**	**2**	**4**	**5**	**8**	**10**	**10**	**11**	**7**	**7**	**3**	**1**	**1**	**0**	**0**	**0**	**0**	**0**	**0**	**0**	**0**	**0**	**0**	**0**	**0**

DRAFT

Site 41
Location L-74051-7, Att - Tree, Lat 53.7885, Long -6.76784
Direction Two way

3279 / Meath/Cavan/Monaghan ATC's
October 2013
Automatic Traffic Count

Virtual Week (1)

Time	Total	Speed Bins (km/h)																											
		0 - 5	5 - 10	10 - 15	15 - 20	20 - 25	25 - 30	30 - 35	35 - 40	40 - 45	45 - 50	50 - 55	55 - 60	60 - 65	65 - 70	70 - 75	75 - 80	80 - 85	85 - 90	90 - 95	95 - 100	100 - 105	105 - 110	110 - 115	115 - 120	120 - 125	125 - 130	130 - 135	135 - 140
Mon	85	0	0	2	2	7	5	3	4	20	9	8	5	13	4	3	0	0	0	0	0	0	0	0	0	0	0	0	0
Tue	113	0	0	0	0	2	8	19	9	10	25	16	15	6	2	1	0	0	0	0	0	0	0	0	0	0	0	0	0
Wed	25	0	0	0	1	2	3	1	1	2	4	3	2	4	1	0	1	0	0	0	0	0	0	0	0	0	0	0	0
Thu	105	0	0	1	3	3	5	8	33	26	6	11	3	2	2	0	2	0	0	0	0	0	0	0	0	0	0	0	0
Fri	65	0	0	0	3	0	1	2	4	8	10	11	7	4	7	5	1	1	1	0	0	0	0	0	0	0	0	0	0
|Sat	59	0	0	0	0	1	2	0	2	2	8	16	10	11	5	0	2	0	0	0	0	0	0	0	0	0	0	0	0
|Sun	48	0	1	0	0	1	3	3	3	2	6	9	9	8	0	1	1	0	1	0	0	0	0	0	0	0	0	0	0
5 Day Ave.	**79**	**0**	**0**	**1**	**2**	**3**	**4**	**7**	**10**	**13**	**11**	**10**	**6**	**6**	**3**	**2**	**1**	**0**	**0**	**0**	**0**	**0**	**0**	**0**	**0**	**0**	**0**	**0**	**0**
7 Day Ave.	**71**	**0**	**0**	**0**	**1**	**2**	**4**	**5**	**8**	**10**	**10**	**11**	**7**	**7**	**3**	**1**	**1**	**0**	**0**	**0**	**0**	**0**	**0**	**0**	**0**	**0**	**0**	**0**	**0**
--	**500**	**0**	**1**	**3**	**9**	**16**	**27**	**36**	**56**	**70**	**68**	**74**	**51**	**48**	**21**	**10**	**7**	**1**	**2**	**0**	**0**	**0**	**0**	**0**	**0**	**0**	**0**	**0**	**0**

Summary Graphs

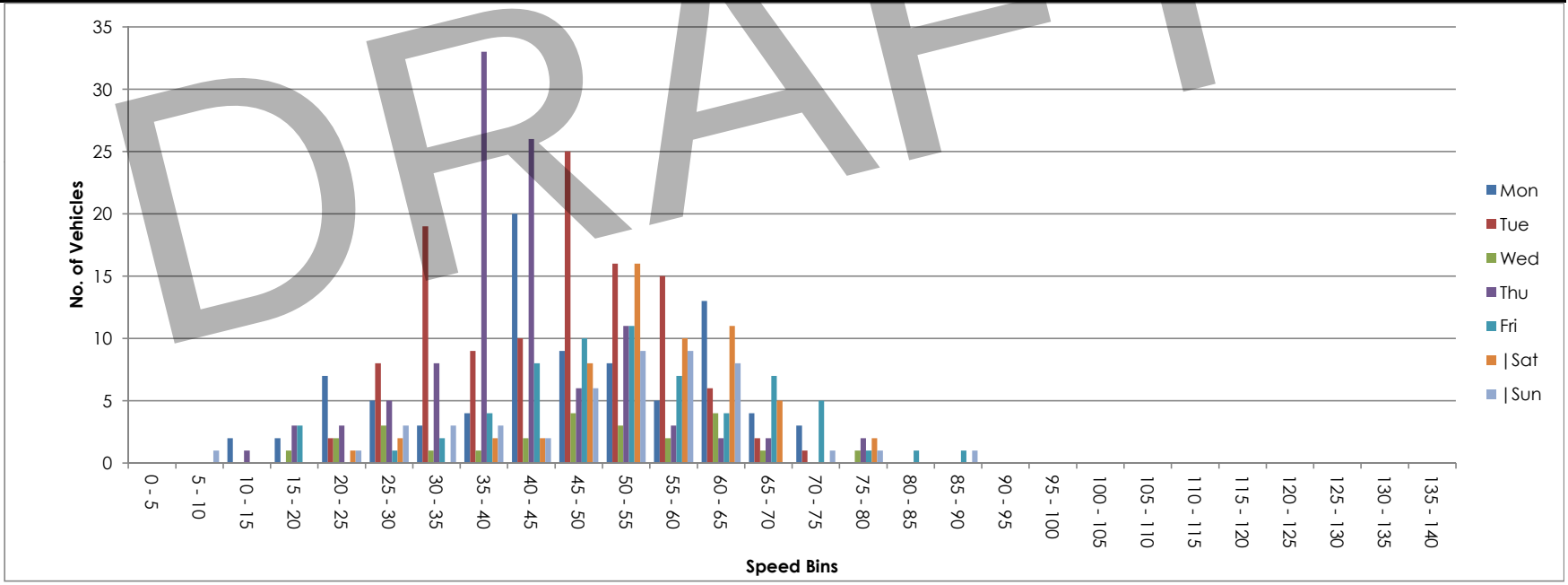

DRAFT



NDC NATIONWIDE DATA COLLECTION	**Site / Location:**	Un named road, Att - Telepole, Lat 53.7964, Long -6.75569	**Project No:**	3279	**Photo No:**	3279-42	**Drawn By:**	MOR
	Survey Date:	Thu, 10 October 2013 to Wed, 16 October 2013	**Project Name:**		Meath/Cavan/Monaghan ATC'S			
	Survey Times:	00:00 to 00(24):00	**Title:**		Site Photograph			

DRAFT

Site No.	Location.	Direction.	Speed Limit - PSL (km/h)	Start Date.	End Date.	Total Vehicles.	5 Day Ave.	7 Day Ave.	No. > Speed Limit.	%. > Speed Limit.	No. > Speed Limit1 (+5km/h).	%. > Speed Limit1 (+5km/h).	No. > Speed Limit1 (+10km/h).	%. > Speed Limit1 (+10km/h).	Mean Speed	85%ile Speed
42	Un named road, Att - Telepole, Lat 53.7964, Long - 6.75569	North	80	Thu, 10 October 2013	Wed, 16 October 2013	328	52	47	0	0.0	0	0.0	0	0.0	44.5	56.2
		South	80	Thu, 10 October 2013	Wed, 16 October 2013	389	60	56	1	0.3	0	0.0	0	0.0	44.1	58.7
		Two way	80	Thu, 10 October 2013	Wed, 16 October 2013	717	112	102	1	0.1	0	0.0	0	0.0	44.3	57.6

DRAFT

Site 42
Location Un named road, Att - Telepole, Lat 53.7964, Long -6.75569
Direction North

3279 / Meath/Cavan/Monaghan ATC's
October 2013
Automatic Traffic Count

Thu, 10 October 2013

Time	Total	Classification												>PSL	>PSL%	>SL1	>SL1%	>SL2	>SL2%	Mean	Vpp
		1 MCL	2 SV	3 SVT	4 TB2	5 TB3	6 T4	7 ART3	8 ART4	9 ART5	10 ART6	11 BD	12 DRT	80	80	85 +5kph	85 +5kph	90 +10kph	90 +10kph		85
0000	1	0	1	0	0	0	0	0	0	0	0	0	0	0	0	0	0	0	0	60	-
0100	0	0	0	0	0	0	0	0	0	0	0	0	0	0	0	0	0	0	0	-	-
0200	0	0	0	0	0	0	0	0	0	0	0	0	0	0	0	0	0	0	0	-	-
0300	0	0	0	0	0	0	0	0	0	0	0	0	0	0	0	0	0	0	0	-	-
0400	0	0	0	0	0	0	0	0	0	0	0	0	0	0	0	0	0	0	0	-	-
0500	0	0	0	0	0	0	0	0	0	0	0	0	0	0	0	0	0	0	0	-	-
0600	0	0	0	0	0	0	0	0	0	0	0	0	0	0	0	0	0	0	0	-	-
0700	0	0	0	0	0	0	0	0	0	0	0	0	0	0	0	0	0	0	0	-	-
0800	**3**	**0**	**3**	**0**	**0**	**0**	**0**	**0**	**0**	**0**	**0**	**0**	**0**	**0**	**0**	**0**	**0**	**0**	**0**	**54.2**	**-**
0900	1	0	1	0	0	0	0	0	0	0	0	0	0	0	0	0	0	0	0	35.2	-
1000	**3**	**0**	**2**	**1**	**0**	**0**	**0**	**0**	**0**	**0**	**0**	**0**	**0**	**0**	**0**	**0**	**0**	**0**	**0**	**30.6**	**-**
1100	0	0	0	0	0	0	0	0	0	0	0	0	0	0	0	0	0	0	0	-	-
1200	6	0	5	1	0	0	0	0	0	0	0	0	0	0	0	0	0	0	0	37.2	-
1300	1	0	1	0	0	0	0	0	0	0	0	0	0	0	0	0	0	0	0	32.7	-
1400	1	0	1	0	0	0	0	0	0	0	0	0	0	0	0	0	0	0	0	52.5	-
1500	3	0	3	0	0	0	0	0	0	0	0	0	0	0	0	0	0	0	0	45.7	-
1600	**7**	**0**	**7**	**0**	**0**	**0**	**0**	**0**	**0**	**0**	**0**	**0**	**0**	**0**	**0**	**0**	**0**	**0**	**0**	**43.5**	**-**
1700	6	0	6	0	0	0	0	0	0	0	0	0	0	0	0	0	0	0	0	48.3	-
1800	4	0	4	0	0	0	0	0	0	0	0	0	0	0	0	0	0	0	0	35.7	-
1900	3	0	3	0	0	0	0	0	0	0	0	0	0	0	0	0	0	0	0	55.9	-
2000	2	0	2	0	0	0	0	0	0	0	0	0	0	0	0	0	0	0	0	38.9	-
2100	3	0	2	0	1	0	0	0	0	0	0	0	0	0	0	0	0	0	0	56.7	-
2200	1	0	1	0	0	0	0	0	0	0	0	0	0	0	0	0	0	0	0	72.7	-
2300	1	0	1	0	0	0	0	0	0	0	0	0	0	0	0	0	0	0	0	68.4	-
07-19	**35**	**0**	**33**	**2**	**0**	**0**	**0**	**0**	**0**	**0**	**0**	**0**	**0**	**0**	**0**	**0**	**0**	**0**	**0**	**42**	**54.7**
06-22	**43**	**0**	**40**	**2**	**1**	**0**	**0**	**0**	**0**	**0**	**0**	**0**	**0**	**0**	**0**	**0**	**0**	**0**	**0**	**43.9**	**55.4**
06-00	**45**	**0**	**42**	**2**	**1**	**0**	**0**	**0**	**0**	**0**	**0**	**0**	**0**	**0**	**0**	**0**	**0**	**0**	**0**	**45.1**	**57.2**
00-00	**46**	**0**	**43**	**2**	**1**	**0**	**0**	**0**	**0**	**0**	**0**	**0**	**0**	**0**	**0**	**0**	**0**	**0**	**0**	**45.4**	**58**

DRAFT

Site 42
Location Un named road, Att - Telepole, Lat 53.7964, Long -6.75569
Direction North

3279 / Meath/Cavan/Monaghan ATC's
October 2013
Automatic Traffic Count

Fri, 11 October 2013

Time	Total	Classification												>PSL	>PSL%	>SL1	>SL1%	>SL2	>SL2%	Mean	Vpp
		1 MCL	2 SV	3 SVT	4 TB2	5 TB3	6 T4	7 ART3	8 ART4	9 ART5	10 ART6	11 BD	12 DRT	80	80	85 +5kph	85 +5kph	90 +10kph	90 +10kph		85
0000	0	0	0	0	0	0	0	0	0	0	0	0	0	0	0	0	0	0	0	-	-
0100	0	0	0	0	0	0	0	0	0	0	0	0	0	0	0	0	0	0	0	-	-
0200	0	0	0	0	0	0	0	0	0	0	0	0	0	0	0	0	0	0	0	-	-
0300	0	0	0	0	0	0	0	0	0	0	0	0	0	0	0	0	0	0	0	-	-
0400	0	0	0	0	0	0	0	0	0	0	0	0	0	0	0	0	0	0	0	-	-
0500	0	0	0	0	0	0	0	0	0	0	0	0	0	0	0	0	0	0	0	-	-
0600	0	0	0	0	0	0	0	0	0	0	0	0	0	0	0	0	0	0	0	-	-
0700	1	0	1	0	0	0	0	0	0	0	0	0	0	0	0	0	0	0	0	59	-
0800	2	0	2	0	0	0	0	0	0	0	0	0	0	0	0	0	0	0	0	41.6	-
0900	2	0	2	0	0	0	0	0	0	0	0	0	0	0	0	0	0	0	0	17	-
1000	4	0	4	0	0	0	0	0	0	0	0	0	0	0	0	0	0	0	0	41.8	-
1100	**5**	**0**	**3**	**1**	**1**	**0**	**0**	**0**	**0**	**0**	**0**	**0**	**0**	**0**	**0**	**0**	**0**	**0**	**0**	**37.7**	**-**
1200	2	0	2	0	0	0	0	0	0	0	0	0	0	0	0	0	0	0	0	41.5	-
1300	5	0	4	0	1	0	0	0	0	0	0	0	0	0	0	0	0	0	0	44	-
1400	4	0	4	0	0	0	0	0	0	0	0	0	0	0	0	0	0	0	0	41.1	-
1500	**10**	**0**	**10**	**0**	**0**	**0**	**0**	**0**	**0**	**0**	**0**	**0**	**0**	**0**	**0**	**0**	**0**	**0**	**0**	**32.3**	**-**
1600	8	1	7	0	0	0	0	0	0	0	0	0	0	0	0	0	0	0	0	41.1	-
1700	4	0	4	0	0	0	0	0	0	0	0	0	0	0	0	0	0	0	0	35.4	-
1800	2	0	2	0	0	0	0	0	0	0	0	0	0	0	0	0	0	0	0	47.3	-
1900	3	0	3	0	0	0	0	0	0	0	0	0	0	0	0	0	0	0	0	47.3	-
2000	2	0	2	0	0	0	0	0	0	0	0	0	0	0	0	0	0	0	0	50.8	-
2100	5	0	5	0	0	0	0	0	0	0	0	0	0	0	0	0	0	0	0	43.8	-
2200	1	0	1	0	0	0	0	0	0	0	0	0	0	0	0	0	0	0	0	72.1	-
2300	2	0	2	0	0	0	0	0	0	0	0	0	0	0	0	0	0	0	0	55.4	-
07-19	**49**	**1**	**45**	**1**	**2**	**0**	**0**	**0**	**0**	**0**	**0**	**0**	**0**	**0**	**0**	**0**	**0**	**0**	**0**	**38.5**	**50.4**
06-22	**59**	**1**	**55**	**1**	**2**	**0**	**0**	**0**	**0**	**0**	**0**	**0**	**0**	**0**	**0**	**0**	**0**	**0**	**0**	**39.8**	**52.9**
06-00	**62**	**1**	**58**	**1**	**2**	**0**	**0**	**0**	**0**	**0**	**0**	**0**	**0**	**0**	**0**	**0**	**0**	**0**	**0**	**40.8**	**55.1**
00-00	**62**	**1**	**58**	**1**	**2**	**0**	**0**	**0**	**0**	**0**	**0**	**0**	**0**	**0**	**0**	**0**	**0**	**0**	**0**	**40.8**	**55.1**

DRAFT

Site 42
Location Un named road, Att - Telepole, Lat 53.7964, Long -6.75569
Direction North

3279 / Meath/Cavan/Monaghan ATC's
October 2013
Automatic Traffic Count

Sat, 12 October 2013

Time	Total	Classification												>PSL	>PSL%	>SL1	>SL1%	>SL2	>SL2%	Mean	Vpp
		1 MCL	2 SV	3 SVT	4 TB2	5 TB3	6 T4	7 ART3	8 ART4	9 ART5	10 ART6	11 BD	12 DRT	80	80	85 +5kph	85 +5kph	90 +10kph	90 +10kph		85
0000	0	0	0	0	0	0	0	0	0	0	0	0	0	0	0	0	0	0	0	-	-
0100	0	0	0	0	0	0	0	0	0	0	0	0	0	0	0	0	0	0	0	-	-
0200	0	0	0	0	0	0	0	0	0	0	0	0	0	0	0	0	0	0	0	-	-
0300	0	0	0	0	0	0	0	0	0	0	0	0	0	0	0	0	0	0	0	-	-
0400	0	0	0	0	0	0	0	0	0	0	0	0	0	0	0	0	0	0	0	-	-
0500	0	0	0	0	0	0	0	0	0	0	0	0	0	0	0	0	0	0	0	-	-
0600	0	0	0	0	0	0	0	0	0	0	0	0	0	0	0	0	0	0	0	-	-
0700	0	0	0	0	0	0	0	0	0	0	0	0	0	0	0	0	0	0	0	-	-
0800	1	0	1	0	0	0	0	0	0	0	0	0	0	0	0	0	0	0	0	57.5	-
0900	3	0	1	1	0	1	0	0	0	0	0	0	0	0	0	0	0	0	0	44.8	-
1000	1	0	1	0	0	0	0	0	0	0	0	0	0	0	0	0	0	0	0	55.4	-
1100	**6**	**0**	**5**	**0**	**1**	**0**	**0**	**0**	**0**	**0**	**0**	**0**	**0**	**0**	**0**	**0**	**0**	**0**	**0**	**45.3**	**-**
1200	3	0	2	1	0	0	0	0	0	0	0	0	0	0	0	0	0	0	0	39.2	-
1300	**5**	**0**	**5**	**0**	**0**	**0**	**0**	**0**	**0**	**0**	**0**	**0**	**0**	**0**	**0**	**0**	**0**	**0**	**0**	**48.4**	**-**
1400	1	0	1	0	0	0	0	0	0	0	0	0	0	0	0	0	0	0	0	32.2	-
1500	3	0	3	0	0	0	0	0	0	0	0	0	0	0	0	0	0	0	0	52.8	-
1600	3	0	3	0	0	0	0	0	0	0	0	0	0	0	0	0	0	0	0	38.2	-
1700	2	0	2	0	0	0	0	0	0	0	0	0	0	0	0	0	0	0	0	49.7	-
1800	3	0	2	1	0	0	0	0	0	0	0	0	0	0	0	0	0	0	0	45.2	-
1900	2	0	2	0	0	0	0	0	0	0	0	0	0	0	0	0	0	0	0	49.1	-
2000	2	0	2	0	0	0	0	0	0	0	0	0	0	0	0	0	0	0	0	56.1	-
2100	2	0	2	0	0	0	0	0	0	0	0	0	0	0	0	0	0	0	0	44.2	-
2200	1	0	1	0	0	0	0	0	0	0	0	0	0	0	0	0	0	0	0	62.4	-
2300	1	0	1	0	0	0	0	0	0	0	0	0	0	0	0	0	0	0	0	53.2	-
07-19	**31**	**0**	**26**	**3**	**1**	**1**	**0**	**0**	**0**	**0**	**0**	**0**	**0**	**0**	**0**	**0**	**0**	**0**	**0**	**45.8**	**56.9**
06-22	**37**	**0**	**32**	**3**	**1**	**1**	**0**	**0**	**0**	**0**	**0**	**0**	**0**	**0**	**0**	**0**	**0**	**0**	**0**	**46.4**	**57.2**
06-00	**39**	**0**	**34**	**3**	**1**	**1**	**0**	**0**	**0**	**0**	**0**	**0**	**0**	**0**	**0**	**0**	**0**	**0**	**0**	**47**	**58**
00-00	**39**	**0**	**34**	**3**	**1**	**1**	**0**	**0**	**0**	**0**	**0**	**0**	**0**	**0**	**0**	**0**	**0**	**0**	**0**	**47**	**58**

DRAFT

Site 42
Location Un named road, Att - Telepole, Lat 53.7964, Long -6.75569
Direction North

3279 / Meath/Cavan/Monaghan ATC's
October 2013
Automatic Traffic Count

Sun, 13 October 2013

Time	Total	Classification												>PSL	>PSL%	>SL1	>SL1%	>SL2	>SL2%	Mean	Vpp
		1 MCL	2 SV	3 SVT	4 TB2	5 TB3	6 T4	7 ART3	8 ART4	9 ART5	10 ART6	11 BD	12 DRT	80	80	85 +5kph	85 +5kph	90 +10kph	90 +10kph		85
0000	0	0	0	0	0	0	0	0	0	0	0	0	0	0	0	0	0	0	0	-	-
0100	0	0	0	0	0	0	0	0	0	0	0	0	0	0	0	0	0	0	0	-	-
0200	1	0	1	0	0	0	0	0	0	0	0	0	0	0	0	0	0	0	0	54.1	-
0300	0	0	0	0	0	0	0	0	0	0	0	0	0	0	0	0	0	0	0	-	-
0400	0	0	0	0	0	0	0	0	0	0	0	0	0	0	0	0	0	0	0	-	-
0500	1	0	1	0	0	0	0	0	0	0	0	0	0	0	0	0	0	0	0	49.2	-
0600	0	0	0	0	0	0	0	0	0	0	0	0	0	0	0	0	0	0	0	-	-
0700	0	0	0	0	0	0	0	0	0	0	0	0	0	0	0	0	0	0	0	-	-
0800	0	0	0	0	0	0	0	0	0	0	0	0	0	0	0	0	0	0	0	-	-
0900	1	0	1	0	0	0	0	0	0	0	0	0	0	0	0	0	0	0	0	56.3	-
1000	2	0	2	0	0	0	0	0	0	0	0	0	0	0	0	0	0	0	0	36.6	-
1100	**3**	**0**	**2**	**0**	**0**	**1**	**0**	**0**	**0**	**0**	**0**	**0**	**0**	**0**	**0**	**0**	**0**	**0**	**0**	**35.3**	**-**
1200	2	0	1	0	0	1	0	0	0	0	0	0	0	0	0	0	0	0	0	48.9	-
1300	1	0	1	0	0	0	0	0	0	0	0	0	0	0	0	0	0	0	0	51	-
1400	3	0	2	0	1	0	0	0	0	0	0	0	0	0	0	0	0	0	0	52.2	-
1500	3	0	2	1	0	0	0	0	0	0	0	0	0	0	0	0	0	0	0	50.9	-
1600	**4**	**0**	**4**	**0**	**0**	**0**	**0**	**0**	**0**	**0**	**0**	**0**	**0**	**0**	**0**	**0**	**0**	**0**	**0**	**44.8**	**-**
1700	1	0	0	0	1	0	0	0	0	0	0	0	0	0	0	0	0	0	0	52	-
1800	2	0	2	0	0	0	0	0	0	0	0	0	0	0	0	0	0	0	0	45.8	-
1900	3	0	3	0	0	0	0	0	0	0	0	0	0	0	0	0	0	0	0	48.6	-
2000	1	0	1	0	0	0	0	0	0	0	0	0	0	0	0	0	0	0	0	43	-
2100	1	0	1	0	0	0	0	0	0	0	0	0	0	0	0	0	0	0	0	57.6	-
2200	1	0	1	0	0	0	0	0	0	0	0	0	0	0	0	0	0	0	0	53	-
2300	0	0	0	0	0	0	0	0	0	0	0	0	0	0	0	0	0	0	0	-	-
07-19	**22**	**0**	**17**	**1**	**2**	**2**	**0**	**0**	**0**	**0**	**0**	**0**	**0**	**0**	**0**	**0**	**0**	**0**	**0**	**46.2**	**56.2**
06-22	**27**	**0**	**22**	**1**	**2**	**2**	**0**	**0**	**0**	**0**	**0**	**0**	**0**	**0**	**0**	**0**	**0**	**0**	**0**	**46.7**	**56.5**
06-00	**28**	**0**	**23**	**1**	**2**	**2**	**0**	**0**	**0**	**0**	**0**	**0**	**0**	**0**	**0**	**0**	**0**	**0**	**0**	**47**	**56.5**
00-00	**30**	**0**	**25**	**1**	**2**	**2**	**0**	**0**	**0**	**0**	**0**	**0**	**0**	**0**	**0**	**0**	**0**	**0**	**0**	**47.3**	**56.5**

DRAFT

Site 42
Location Un named road, Att - Telepole, Lat 53.7964, Long -6.75569
Direction North

3279 / Meath/Cavan/Monaghan ATC's
October 2013
Automatic Traffic Count

Mon, 14 October 2013

Time	Total	Classification												>PSL	>PSL%	>SL1	>SL1%	>SL2	>SL2%	Mean	Vpp
		1 MCL	2 SV	3 SVT	4 TB2	5 TB3	6 T4	7 ART3	8 ART4	9 ART5	10 ART6	11 BD	12 DRT	80	80	85 +5kph	85 +5kph	90 +10kph	90 +10kph		85
0000	1	0	1	0	0	0	0	0	0	0	0	0	0	0	0	0	0	0	0	48.2	-
0100	0	0	0	0	0	0	0	0	0	0	0	0	0	0	0	0	0	0	0	-	-
0200	0	0	0	0	0	0	0	0	0	0	0	0	0	0	0	0	0	0	0	-	-
0300	0	0	0	0	0	0	0	0	0	0	0	0	0	0	0	0	0	0	0	-	-
0400	0	0	0	0	0	0	0	0	0	0	0	0	0	0	0	0	0	0	0	-	-
0500	0	0	0	0	0	0	0	0	0	0	0	0	0	0	0	0	0	0	0	-	-
0600	0	0	0	0	0	0	0	0	0	0	0	0	0	0	0	0	0	0	0	-	-
0700	2	0	2	0	0	0	0	0	0	0	0	0	0	0	0	0	0	0	0	47.3	-
0800	2	0	2	0	0	0	0	0	0	0	0	0	0	0	0	0	0	0	0	51.5	-
0900	0	0	0	0	0	0	0	0	0	0	0	0	0	0	0	0	0	0	0	-	-
1000	2	0	2	0	0	0	0	0	0	0	0	0	0	0	0	0	0	0	0	32.9	-
1100	**4**	**0**	**3**	**0**	**1**	**0**	**0**	**0**	**0**	**0**	**0**	**0**	**0**	**0**	**0**	**0**	**0**	**0**	**0**	**35.7**	**-**
1200	2	0	1	0	1	0	0	0	0	0	0	0	0	0	0	0	0	0	0	39.4	-
1300	5	0	5	0	0	0	0	0	0	0	0	0	0	0	0	0	0	0	0	41.6	-
1400	4	0	3	0	1	0	0	0	0	0	0	0	0	0	0	0	0	0	0	39.5	-
1500	3	0	3	0	0	0	0	0	0	0	0	0	0	0	0	0	0	0	0	44.7	-
1600	1	0	1	0	0	0	0	0	0	0	0	0	0	0	0	0	0	0	0	41.7	-
1700	**6**	**0**	**6**	**0**	**0**	**0**	**0**	**0**	**0**	**0**	**0**	**0**	**0**	**0**	**0**	**0**	**0**	**0**	**0**	**57.3**	**-**
1800	5	0	5	0	0	0	0	0	0	0	0	0	0	0	0	0	0	0	0	52.6	-
1900	4	0	3	1	0	0	0	0	0	0	0	0	0	0	0	0	0	0	0	43.3	-
2000	1	0	1	0	0	0	0	0	0	0	0	0	0	0	0	0	0	0	0	56.9	-
2100	0	0	0	0	0	0	0	0	0	0	0	0	0	0	0	0	0	0	0	-	-
2200	1	0	0	0	1	0	0	0	0	0	0	0	0	0	0	0	0	0	0	62.3	-
2300	0	0	0	0	0	0	0	0	0	0	0	0	0	0	0	0	0	0	0	-	-
07-19	**36**	**0**	**33**	**0**	**3**	**0**	**0**	**0**	**0**	**0**	**0**	**0**	**0**	**0**	**0**	**0**	**0**	**0**	**0**	**45.4**	**57.2**
06-22	**41**	**0**	**37**	**1**	**3**	**0**	**0**	**0**	**0**	**0**	**0**	**0**	**0**	**0**	**0**	**0**	**0**	**0**	**0**	**45.5**	**56.9**
06-00	**42**	**0**	**37**	**1**	**4**	**0**	**0**	**0**	**0**	**0**	**0**	**0**	**0**	**0**	**0**	**0**	**0**	**0**	**0**	**45.9**	**57.2**
00-00	**43**	**0**	**38**	**1**	**4**	**0**	**0**	**0**	**0**	**0**	**0**	**0**	**0**	**0**	**0**	**0**	**0**	**0**	**0**	**45.9**	**57.2**

DRAFT

Site 42
Location Un named road, Att - Telepole, Lat 53.7964, Long -6.75569
Direction North

3279 / Meath/Cavan/Monaghan ATC's
October 2013
Automatic Traffic Count

Tue, 15 October 2013

Time	Total	Classification												>PSL	>PSL%	>SL1	>SL1%	>SL2	>SL2%	Mean	Vpp
		1 MCL	2 SV	3 SVT	4 TB2	5 TB3	6 T4	7 ART3	8 ART4	9 ART5	10 ART6	11 BD	12 DRT	80	80	85 +5kph	85 +5kph	90 +10kph	90 +10kph		85
0000	1	0	1	0	0	0	0	0	0	0	0	0	0	0	0	0	0	0	0	50.8	-
0100	0	0	0	0	0	0	0	0	0	0	0	0	0	0	0	0	0	0	0	-	-
0200	0	0	0	0	0	0	0	0	0	0	0	0	0	0	0	0	0	0	0	-	-
0300	1	0	1	0	0	0	0	0	0	0	0	0	0	0	0	0	0	0	0	52.5	-
0400	0	0	0	0	0	0	0	0	0	0	0	0	0	0	0	0	0	0	0	-	-
0500	0	0	0	0	0	0	0	0	0	0	0	0	0	0	0	0	0	0	0	-	-
0600	0	0	0	0	0	0	0	0	0	0	0	0	0	0	0	0	0	0	0	-	-
0700	0	0	0	0	0	0	0	0	0	0	0	0	0	0	0	0	0	0	0	-	-
0800	**4**	**0**	**3**	**0**	**1**	**0**	**0**	**0**	**0**	**0**	**0**	**0**	**0**	**0**	**0**	**0**	**0**	**0**	**0**	**47.6**	**-**
0900	0	0	0	0	0	0	0	0	0	0	0	0	0	0	0	0	0	0	0	-	-
1000	2	0	2	0	0	0	0	0	0	0	0	0	0	0	0	0	0	0	0	44.5	-
1100	**4**	**0**	**4**	**0**	**0**	**0**	**0**	**0**	**0**	**0**	**0**	**0**	**0**	**0**	**0**	**0**	**0**	**0**	**0**	**44.8**	**-**
1200	1	0	1	0	0	0	0	0	0	0	0	0	0	0	0	0	0	0	0	50.2	-
1300	4	0	4	0	0	0	0	0	0	0	0	0	0	0	0	0	0	0	0	38.2	-
1400	2	0	2	0	0	0	0	0	0	0	0	0	0	0	0	0	0	0	0	51.3	-
1500	2	0	2	0	0	0	0	0	0	0	0	0	0	0	0	0	0	0	0	54	-
1600	10	0	8	1	0	0	0	0	0	1	0	0	0	0	0	0	0	0	0	44.6	-
1700	**12**	**0**	**11**	**0**	**1**	**0**	**0**	**0**	**0**	**0**	**0**	**0**	**0**	**0**	**0**	**0**	**0**	**0**	**0**	**39.4**	**50.8**
1800	11	0	9	2	0	0	0	0	0	0	0	0	0	0	0	0	0	0	0	44.6	52.6
1900	2	0	1	1	0	0	0	0	0	0	0	0	0	0	0	0	0	0	0	46.3	-
2000	1	0	1	0	0	0	0	0	0	0	0	0	0	0	0	0	0	0	0	45.5	-
2100	0	0	0	0	0	0	0	0	0	0	0	0	0	0	0	0	0	0	0	-	-
2200	1	0	1	0	0	0	0	0	0	0	0	0	0	0	0	0	0	0	0	68.9	-
2300	0	0	0	0	0	0	0	0	0	0	0	0	0	0	0	0	0	0	0	-	-
07-19	**52**	**0**	**46**	**3**	**2**	**0**	**0**	**0**	**0**	**1**	**0**	**0**	**0**	**0**	**0**	**0**	**0**	**0**	**0**	**43.9**	**54**
06-22	**55**	**0**	**48**	**4**	**2**	**0**	**0**	**0**	**0**	**1**	**0**	**0**	**0**	**0**	**0**	**0**	**0**	**0**	**0**	**44**	**54**
06-00	**56**	**0**	**49**	**4**	**2**	**0**	**0**	**0**	**0**	**1**	**0**	**0**	**0**	**0**	**0**	**0**	**0**	**0**	**0**	**44.4**	**54.4**
00-00	**58**	**0**	**51**	**4**	**2**	**0**	**0**	**0**	**0**	**1**	**0**	**0**	**0**	**0**	**0**	**0**	**0**	**0**	**0**	**44.7**	**54**

DRAFT

Site 42
Location Un named road, Att - Telepole, Lat 53.7964, Long -6.75569
Direction North

3279 / Meath/Cavan/Monaghan ATC's
October 2013
Automatic Traffic Count

Wed, 16 October 2013

Time	Total	Classification												>PSL	>PSL%	>SL1	>SL1%	>SL2	>SL2%	Mean	Vpp
		1 MCL	2 SV	3 SVT	4 TB2	5 TB3	6 T4	7 ART3	8 ART4	9 ART5	10 ART6	11 BD	12 DRT	80	80	85 +5kph	85 +5kph	90 +10kph	90 +10kph		85
0000	0	0	0	0	0	0	0	0	0	0	0	0	0	0	0	0	0	0	0	-	-
0100	0	0	0	0	0	0	0	0	0	0	0	0	0	0	0	0	0	0	0	-	-
0200	0	0	0	0	0	0	0	0	0	0	0	0	0	0	0	0	0	0	0	-	-
0300	0	0	0	0	0	0	0	0	0	0	0	0	0	0	0	0	0	0	0	-	-
0400	0	0	0	0	0	0	0	0	0	0	0	0	0	0	0	0	0	0	0	-	-
0500	0	0	0	0	0	0	0	0	0	0	0	0	0	0	0	0	0	0	0	-	-
0600	0	0	0	0	0	0	0	0	0	0	0	0	0	0	0	0	0	0	0	-	-
0700	2	1	1	0	0	0	0	0	0	0	0	0	0	0	0	0	0	0	0	17.8	-
0800	**3**	**0**	**3**	**0**	**0**	**0**	**0**	**0**	**0**	**0**	**0**	**0**	**0**	**0**	**0**	**0**	**0**	**0**	**0**	**53.8**	**-**
0900	1	0	1	0	0	0	0	0	0	0	0	0	0	0	0	0	0	0	0	50.2	-
1000	1	0	1	0	0	0	0	0	0	0	0	0	0	0	0	0	0	0	0	28.6	-
1100	2	0	1	0	1	0	0	0	0	0	0	0	0	0	0	0	0	0	0	39.1	-
1200	2	0	2	0	0	0	0	0	0	0	0	0	0	0	0	0	0	0	0	38.3	-
1300	4	0	4	0	0	0	0	0	0	0	0	0	0	0	0	0	0	0	0	44.7	-
1400	1	0	1	0	0	0	0	0	0	0	0	0	0	0	0	0	0	0	0	50.2	-
1500	5	0	4	0	1	0	0	0	0	0	0	0	0	0	0	0	0	0	0	45.4	-
1600	6	0	5	1	0	0	0	0	0	0	0	0	0	0	0	0	0	0	0	38.3	-
1700	**7**	**0**	**7**	**0**	**0**	**0**	**0**	**0**	**0**	**0**	**0**	**0**	**0**	**0**	**0**	**0**	**0**	**0**	**0**	**50.3**	**-**
1800	5	0	4	1	0	0	0	0	0	0	0	0	0	0	0	0	0	0	0	47.2	-
1900	3	0	3	0	0	0	0	0	0	0	0	0	0	0	0	0	0	0	0	36.2	-
2000	4	0	4	0	0	0	0	0	0	0	0	0	0	0	0	0	0	0	0	40.9	-
2100	2	0	2	0	0	0	0	0	0	0	0	0	0	0	0	0	0	0	0	42.5	-
2200	1	0	1	0	0	0	0	0	0	0	0	0	0	0	0	0	0	0	0	45.6	-
2300	1	0	1	0	0	0	0	0	0	0	0	0	0	0	0	0	0	0	0	53.8	-
07-19	**39**	**1**	**34**	**2**	**2**	**0**	**0**	**0**	**0**	**0**	**0**	**0**	**0**	**0**	**0**	**0**	**0**	**0**	**0**	**43.7**	**55.1**
06-22	**48**	**1**	**43**	**2**	**2**	**0**	**0**	**0**	**0**	**0**	**0**	**0**	**0**	**0**	**0**	**0**	**0**	**0**	**0**	**42.9**	**54.7**
06-00	**50**	**1**	**45**	**2**	**2**	**0**	**0**	**0**	**0**	**0**	**0**	**0**	**0**	**0**	**0**	**0**	**0**	**0**	**0**	**43.2**	**54.7**
00-00	**50**	**1**	**45**	**2**	**2**	**0**	**0**	**0**	**0**	**0**	**0**	**0**	**0**	**0**	**0**	**0**	**0**	**0**	**0**	**43.2**	**54.7**

DRAFT

Site 42
Location Un named road, Att - Telepole, Lat 53.7964, Long -6.75569
Direction North

3279 / Meath/Cavan/Monaghan ATC's
October 2013
Automatic Traffic Count

Virtual Day (7)

Time	Total	Classification												>PSL	>PSL%	>SL1	>SL1%	>SL2	>SL2%	Mean	Vpp
		1 MCL	2 SV	3 SVT	4 TB2	5 TB3	6 T4	7 ART3	8 ART4	9 ART5	10 ART6	11 BD	12 DRT	80	80	85 +5kph	85 +5kph	90 +10kph	90 +10kph		85
0000	0	0	0	0	0	0	0	0	0	0	0	0	0	0	0	0	0	0	0	53	-
0100	0	0	0	0	0	0	0	0	0	0	0	0	0	0	0	0	0	0	0	-	-
0200	0	0	0	0	0	0	0	0	0	0	0	0	0	0	0	0	0	0	0	54.1	-
0300	0	0	0	0	0	0	0	0	0	0	0	0	0	0	0	0	0	0	0	52.5	-
0400	0	0	0	0	0	0	0	0	0	0	0	0	0	0	0	0	0	0	0	-	-
0500	0	0	0	0	0	0	0	0	0	0	0	0	0	0	0	0	0	0	0	49.2	-
0600	0	0	0	0	0	0	0	0	0	0	0	0	0	0	0	0	0	0	0	-	-
0700	1	0	1	0	0	0	0	0	0	0	0	0	0	0	0	0	0	0	0	37.8	-
0800	2	0	2	0	0	0	0	0	0	0	0	0	0	0	0	0	0	0	0	50.5	-
0900	1	0	1	0	0	0	0	0	0	0	0	0	0	0	0	0	0	0	0	38.8	-
1000	2	0	2	0	0	0	0	0	0	0	0	0	0	0	0	0	0	0	0	38.1	-
1100	**3**	**0**	**3**	**0**	**1**	**0**	**0**	**0**	**0**	**0**	**0**	**0**	**0**	**0**	**0**	**0**	**0**	**0**	**0**	**40.3**	**-**
1200	3	0	2	0	0	0	0	0	0	0	0	0	0	0	0	0	0	0	0	40.4	-
1300	4	0	3	0	0	0	0	0	0	0	0	0	0	0	0	0	0	0	0	43.4	-
1400	2	0	2	0	0	0	0	0	0	0	0	0	0	0	0	0	0	0	0	44.8	-
1500	4	0	4	0	0	0	0	0	0	0	0	0	0	0	0	0	0	0	0	42.8	-
1600	**6**	**0**	**5**	**0**	**0**	**0**	**0**	**0**	**0**	**0**	**0**	**0**	**0**	**0**	**0**	**0**	**0**	**0**	**0**	**42.1**	**-**
1700	5	0	5	0	0	0	0	0	0	0	0	0	0	0	0	0	0	0	0	46.1	-
1800	5	0	4	1	0	0	0	0	0	0	0	0	0	0	0	0	0	0	0	45.4	-
1900	3	0	3	0	0	0	0	0	0	0	0	0	0	0	0	0	0	0	0	46.4	-
2000	2	0	2	0	0	0	0	0	0	0	0	0	0	0	0	0	0	0	0	46.2	-
2100	2	0	2	0	0	0	0	0	0	0	0	0	0	0	0	0	0	0	0	47.7	-
2200	1	0	1	0	0	0	0	0	0	0	0	0	0	0	0	0	0	0	0	62.4	-
2300	1	0	1	0	0	0	0	0	0	0	0	0	0	0	0	0	0	0	0	57.3	-
07-19	**38**	**0**	**33**	**2**	**2**	**0**	**0**	**0**	**0**	**0**	**0**	**0**	**0**	**0**	**0**	**0**	**0**	**0**	**0**	**43.2**	**55.1**
06-22	**44**	**0**	**40**	**2**	**2**	**0**	**0**	**0**	**0**	**0**	**0**	**0**	**0**	**0**	**0**	**0**	**0**	**0**	**0**	**43.7**	**55.4**
06-00	**46**	**0**	**41**	**2**	**2**	**0**	**0**	**0**	**0**	**0**	**0**	**0**	**0**	**0**	**0**	**0**	**0**	**0**	**0**	**44.4**	**56.2**
00-00	**47**	**0**	**42**	**2**	**2**	**0**	**0**	**0**	**0**	**0**	**0**	**0**	**0**	**0**	**0**	**0**	**0**	**0**	**0**	**44.5**	**56.2**

DRAFT

Site 42
Location Un named road, Att - Telepole, Lat 53.7964, Long -6.75569
Direction North

3279 / Meath/Cavan/Monaghan ATC's
October 2013
Automatic Traffic Count

Virtual Week (1)

Time	Total	Classification												>PSL	>PSL%	>SL1	>SL1%	>SL2	>SL2%	Mean	Vpp
		1 MCL	2 SV	3 SVT	4 TB2	5 TB3	6 T4	7 ART3	8 ART4	9 ART5	10 ART6	11 BD	12 DRT	80	80	85 +5kph	85 +5kph	90 +10kph	90 +10kph		85
Mon	43	0	38	1	4	0	0	0	0	0	0	0	0	0	0	0	0	0	0	45.9	57.2
Tue	58	0	51	4	2	0	0	0	0	1	0	0	0	0	0	0	0	0	0	44.7	54
Wed	50	1	45	2	2	0	0	0	0	0	0	0	0	0	0	0	0	0	0	43.2	54.7
Thu	46	0	43	2	1	0	0	0	0	0	0	0	0	0	0	0	0	0	0	45.4	58
Fri	62	1	58	1	2	0	0	0	0	0	0	0	0	0	0	0	0	0	0	40.8	55.1
| Sat	39	0	34	3	1	1	0	0	0	0	0	0	0	0	0	0	0	0	0	47	58
| Sun	30	0	25	1	2	2	0	0	0	0	0	0	0	0	0	0	0	0	0	47.3	56.5
5 Day Ave.	**52**	**0**	**47**	**2**	**2**	**0**	**0**	**0**	**0**	**0**	**0**	**0**	**0**	**0**	**0.0**	**0**	**0.0**	**0**	**0.0**	**44.0**	**55.8**
7 Day Ave.	**47**	**0**	**42**	**2**	**2**	**0**	**0**	**0**	**0**	**0**	**0**	**0**	**0**	**0**	**0.0**	**0**	**0.0**	**0**	**0.0**	**44.5**	**56.2**
--	**328**	**2**	**294**	**14**	**14**	**3**	**0**	**0**	**0**	**1**	**0**	**0**	**0**	**0**	**0.0**	**0**	**0.0**	**0**	**0.0**	**44.5**	**56.2**

Summary Graphs

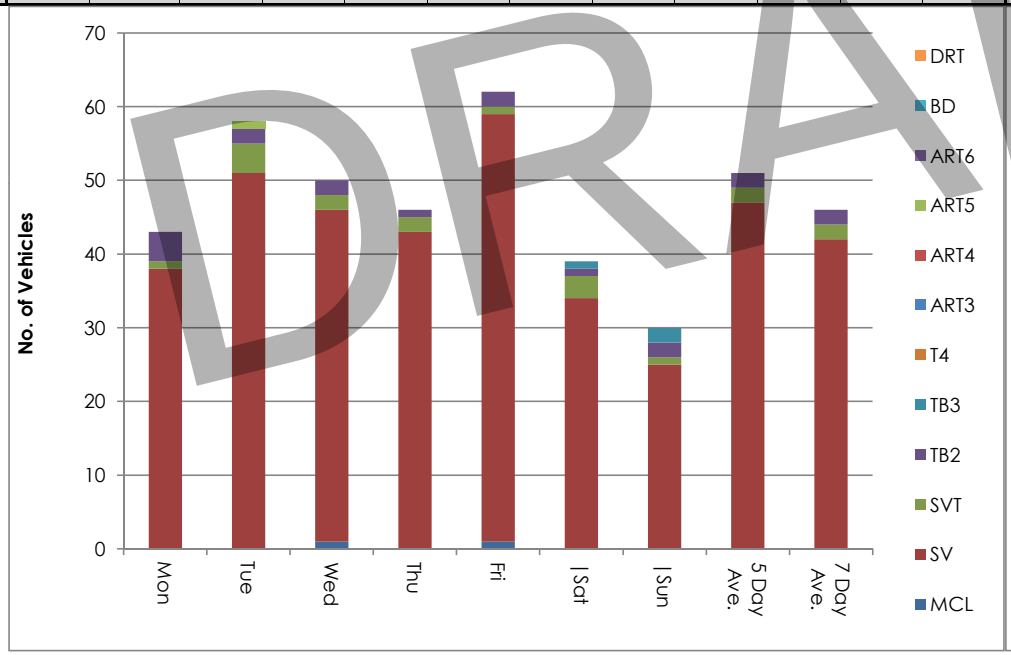

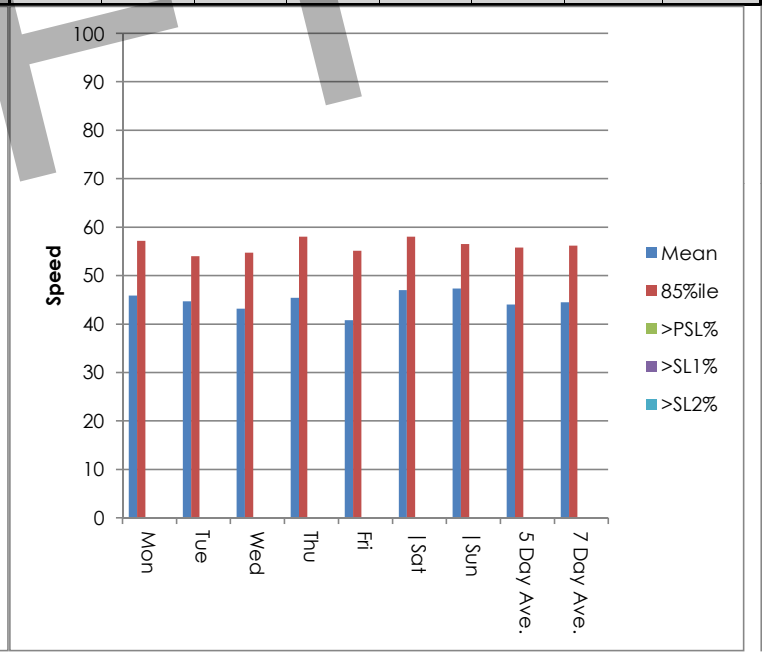

DRAFT

Site 42
Location Un named road, Att - Telepole, Lat 53.7964, Long -6.75569
Direction North

3279 / Meath/Cavan/Monaghan ATC's
October 2013
Automatic Traffic Count

Thu, 10 October 2013

Time	Total	Speed Bins (km/h)																											
		0 - 5	5 - 10	10 - 15	15 - 20	20 - 25	25 - 30	30 - 35	35 - 40	40 - 45	45 - 50	50 - 55	55 - 60	60 - 65	65 - 70	70 - 75	75 - 80	80 - 85	85 - 90	90 - 95	95 - 100	100 - 105	105 - 110	110 - 115	115 - 120	120 - 125	125 - 130	130 - 135	135 - 140
0000	1	0	0	0	0	0	0	0	0	0	0	0	0	1	0	0	0	0	0	0	0	0	0	0	0	0	0	0	0
0100	0	0	0	0	0	0	0	0	0	0	0	0	0	0	0	0	0	0	0	0	0	0	0	0	0	0	0	0	0
0200	0	0	0	0	0	0	0	0	0	0	0	0	0	0	0	0	0	0	0	0	0	0	0	0	0	0	0	0	0
0300	0	0	0	0	0	0	0	0	0	0	0	0	0	0	0	0	0	0	0	0	0	0	0	0	0	0	0	0	0
0400	0	0	0	0	0	0	0	0	0	0	0	0	0	0	0	0	0	0	0	0	0	0	0	0	0	0	0	0	0
0500	0	0	0	0	0	0	0	0	0	0	0	0	0	0	0	0	0	0	0	0	0	0	0	0	0	0	0	0	0
0600	0	0	0	0	0	0	0	0	0	0	0	0	0	0	0	0	0	0	0	0	0	0	0	0	0	0	0	0	0
0700	0	0	0	0	0	0	0	0	0	0	0	0	0	0	0	0	0	0	0	0	0	0	0	0	0	0	0	0	0
0800	**3**	**0**	**0**	**0**	**0**	**0**	**0**	**0**	**0**	**0**	**0**	**3**	**0**	**0**	**0**	**0**	**0**	**0**	**0**	**0**	**0**	**0**	**0**	**0**	**0**	**0**	**0**	**0**	**0**
0900	1	0	0	0	0	0	0	0	1	0	0	0	0	0	0	0	0	0	0	0	0	0	0	0	0	0	0	0	0
1000	**3**	**0**	**0**	**0**	**0**	**1**	**0**	**1**	**1**	**0**	**0**	**0**	**0**	**0**	**0**	**0**	**0**	**0**	**0**	**0**	**0**	**0**	**0**	**0**	**0**	**0**	**0**	**0**	**0**
1100	0	0	0	0	0	0	0	0	0	0	0	0	0	0	0	0	0	0	0	0	0	0	0	0	0	0	0	0	0
1200	6	0	0	0	0	1	0	2	1	0	0	2	0	0	0	0	0	0	0	0	0	0	0	0	0	0	0	0	0
1300	1	0	0	0	0	0	0	1	0	0	0	0	0	0	0	0	0	0	0	0	0	0	0	0	0	0	0	0	0
1400	1	0	0	0	0	0	0	0	0	0	0	1	0	0	0	0	0	0	0	0	0	0	0	0	0	0	0	0	0
1500	3	0	0	0	0	0	1	0	0	1	0	0	0	0	1	0	0	0	0	0	0	0	0	0	0	0	0	0	0
1600	**7**	**0**	**0**	**0**	**0**	**0**	**1**	**0**	**0**	**4**	**0**	**2**	**0**	**0**	**0**	**0**	**0**	**0**	**0**	**0**	**0**	**0**	**0**	**0**	**0**	**0**	**0**	**0**	**0**
1700	6	0	0	0	0	0	1	0	0	2	0	0	2	1	0	0	0	0	0	0	0	0	0	0	0	0	0	0	0
1800	4	0	0	1	0	0	0	0	1	0	2	0	0	0	0	0	0	0	0	0	0	0	0	0	0	0	0	0	0
1900	3	0	0	0	0	0	0	0	0	0	1	1	0	0	1	0	0	0	0	0	0	0	0	0	0	0	0	0	0
2000	2	0	0	0	0	0	1	0	0	0	0	1	0	0	0	0	0	0	0	0	0	0	0	0	0	0	0	0	0
2100	3	0	0	0	0	0	0	0	0	0	0	1	2	0	0	0	0	0	0	0	0	0	0	0	0	0	0	0	0
2200	1	0	0	0	0	0	0	0	0	0	0	0	0	0	0	1	0	0	0	0	0	0	0	0	0	0	0	0	0
2300	1	0	0	0	0	0	0	0	0	0	0	0	0	0	1	0	0	0	0	0	0	0	0	0	0	0	0	0	0
07-19	**35**	**0**	**0**	**1**	**0**	**2**	**3**	**4**	**4**	**7**	**2**	**8**	**2**	**1**	**1**	**0**	**0**	**0**	**0**	**0**	**0**	**0**	**0**	**0**	**0**	**0**	**0**	**0**	**0**
06-22	**43**	**0**	**0**	**1**	**0**	**2**	**4**	**4**	**4**	**7**	**3**	**11**	**4**	**1**	**2**	**0**	**0**	**0**	**0**	**0**	**0**	**0**	**0**	**0**	**0**	**0**	**0**	**0**	**0**
06-00	**45**	**0**	**0**	**1**	**0**	**2**	**4**	**4**	**4**	**7**	**3**	**11**	**4**	**1**	**3**	**1**	**0**	**0**	**0**	**0**	**0**	**0**	**0**	**0**	**0**	**0**	**0**	**0**	**0**
00-00	**46**	**0**	**0**	**1**	**0**	**2**	**4**	**4**	**4**	**7**	**3**	**11**	**4**	**2**	**3**	**1**	**0**	**0**	**0**	**0**	**0**	**0**	**0**	**0**	**0**	**0**	**0**	**0**	**0**

DRAFT

Site 42
Location Un named road, Att - Telepole, Lat 53.7964, Long -6.75569
Direction North

3279 / Meath/Cavan/Monaghan ATC's
October 2013
Automatic Traffic Count

Fri, 11 October 2013

Time	Total	Speed Bins (km/h)																											
		0 - 5	5 - 10	10 - 15	15 - 20	20 - 25	25 - 30	30 - 35	35 - 40	40 - 45	45 - 50	50 - 55	55 - 60	60 - 65	65 - 70	70 - 75	75 - 80	80 - 85	85 - 90	90 - 95	95 - 100	100 - 105	105 - 110	110 - 115	115 - 120	120 - 125	125 - 130	130 - 135	135 - 140
0000	0	0	0	0	0	0	0	0	0	0	0	0	0	0	0	0	0	0	0	0	0	0	0	0	0	0	0	0	0
0100	0	0	0	0	0	0	0	0	0	0	0	0	0	0	0	0	0	0	0	0	0	0	0	0	0	0	0	0	0
0200	0	0	0	0	0	0	0	0	0	0	0	0	0	0	0	0	0	0	0	0	0	0	0	0	0	0	0	0	0
0300	0	0	0	0	0	0	0	0	0	0	0	0	0	0	0	0	0	0	0	0	0	0	0	0	0	0	0	0	0
0400	0	0	0	0	0	0	0	0	0	0	0	0	0	0	0	0	0	0	0	0	0	0	0	0	0	0	0	0	0
0500	0	0	0	0	0	0	0	0	0	0	0	0	0	0	0	0	0	0	0	0	0	0	0	0	0	0	0	0	0
0600	0	0	0	0	0	0	0	0	0	0	0	0	0	0	0	0	0	0	0	0	0	0	0	0	0	0	0	0	0
0700	1	0	0	0	0	0	0	0	0	0	0	0	1	0	0	0	0	0	0	0	0	0	0	0	0	0	0	0	0
0800	2	0	0	0	0	0	0	1	0	0	0	1	0	0	0	0	0	0	0	0	0	0	0	0	0	0	0	0	0
0900	2	0	0	1	0	1	0	0	0	0	0	0	0	0	0	0	0	0	0	0	0	0	0	0	0	0	0	0	0
1000	4	0	0	0	0	0	1	1	0	0	1	0	0	1	0	0	0	0	0	0	0	0	0	0	0	0	0	0	0
1100	**5**	**0**	**0**	**0**	**0**	**0**	**2**	**0**	**1**	**1**	**0**	**0**	**1**	**0**	**0**	**0**	**0**	**0**	**0**	**0**	**0**	**0**	**0**	**0**	**0**	**0**	**0**	**0**	**0**
1200	2	0	0	0	0	0	0	0	1	1	0	0	0	0	0	0	0	0	0	0	0	0	0	0	0	0	0	0	0
1300	5	0	0	0	0	0	0	1	0	2	2	0	0	0	0	0	0	0	0	0	0	0	0	0	0	0	0	0	0
1400	4	0	0	0	0	0	0	0	2	1	1	0	0	0	0	0	0	0	0	0	0	0	0	0	0	0	0	0	0
1500	**10**	**0**	**0**	**0**	**2**	**0**	**4**	**1**	**0**	**1**	**1**	**1**	**0**	**0**	**0**	**0**	**0**	**0**	**0**	**0**	**0**	**0**	**0**	**0**	**0**	**0**	**0**	**0**	**0**
1600	8	0	0	0	1	1	0	0	2	2	0	0	1	0	0	1	0	0	0	0	0	0	0	0	0	0	0	0	0
1700	4	0	0	0	1	0	1	0	0	1	1	0	0	0	0	0	0	0	0	0	0	0	0	0	0	0	0	0	0
1800	2	0	0	0	0	0	0	0	1	0	0	0	1	0	0	0	0	0	0	0	0	0	0	0	0	0	0	0	0
1900	3	0	0	0	0	1	0	0	0	0	0	1	0	1	0	0	0	0	0	0	0	0	0	0	0	0	0	0	0
2000	2	0	0	0	0	0	0	0	0	0	1	1	0	0	0	0	0	0	0	0	0	0	0	0	0	0	0	0	0
2100	5	0	0	0	0	0	1	1	0	0	1	2	0	0	0	0	0	0	0	0	0	0	0	0	0	0	0	0	0
2200	1	0	0	0	0	0	0	0	0	0	0	0	0	0	0	1	0	0	0	0	0	0	0	0	0	0	0	0	0
2300	2	0	0	0	0	0	0	0	0	0	0	0	2	0	0	0	0	0	0	0	0	0	0	0	0	0	0	0	0
07-19	**49**	**0**	**0**	**1**	**4**	**2**	**8**	**4**	**7**	**9**	**6**	**2**	**4**	**1**	**0**	**1**	**0**	**0**	**0**	**0**	**0**	**0**	**0**	**0**	**0**	**0**	**0**	**0**	**0**
06-22	**59**	**0**	**0**	**1**	**4**	**3**	**9**	**5**	**7**	**9**	**8**	**6**	**4**	**2**	**0**	**1**	**0**	**0**	**0**	**0**	**0**	**0**	**0**	**0**	**0**	**0**	**0**	**0**	**0**
06-00	**62**	**0**	**0**	**1**	**4**	**3**	**9**	**5**	**7**	**9**	**8**	**6**	**6**	**2**	**0**	**2**	**0**	**0**	**0**	**0**	**0**	**0**	**0**	**0**	**0**	**0**	**0**	**0**	**0**
00-00	**62**	**0**	**0**	**1**	**4**	**3**	**9**	**5**	**7**	**9**	**8**	**6**	**6**	**2**	**0**	**2**	**0**	**0**	**0**	**0**	**0**	**0**	**0**	**0**	**0**	**0**	**0**	**0**	**0**

DRAFT

Site 42
Location Un named road, Att - Telepole, Lat 53.7964, Long -6.75569
Direction North

3279 / Meath/Cavan/Monaghan ATC's
October 2013
Automatic Traffic Count

Sat, 12 October 2013

Time	Total	Speed Bins (km/h)																											
		0 - 5	5 - 10	10 - 15	15 - 20	20 - 25	25 - 30	30 - 35	35 - 40	40 - 45	45 - 50	50 - 55	55 - 60	60 - 65	65 - 70	70 - 75	75 - 80	80 - 85	85 - 90	90 - 95	95 - 100	100 - 105	105 - 110	110 - 115	115 - 120	120 - 125	125 - 130	130 - 135	135 - 140
0000	0	0	0	0	0	0	0	0	0	0	0	0	0	0	0	0	0	0	0	0	0	0	0	0	0	0	0	0	0
0100	0	0	0	0	0	0	0	0	0	0	0	0	0	0	0	0	0	0	0	0	0	0	0	0	0	0	0	0	0
0200	0	0	0	0	0	0	0	0	0	0	0	0	0	0	0	0	0	0	0	0	0	0	0	0	0	0	0	0	0
0300	0	0	0	0	0	0	0	0	0	0	0	0	0	0	0	0	0	0	0	0	0	0	0	0	0	0	0	0	0
0400	0	0	0	0	0	0	0	0	0	0	0	0	0	0	0	0	0	0	0	0	0	0	0	0	0	0	0	0	0
0500	0	0	0	0	0	0	0	0	0	0	0	0	0	0	0	0	0	0	0	0	0	0	0	0	0	0	0	0	0
0600	0	0	0	0	0	0	0	0	0	0	0	0	0	0	0	0	0	0	0	0	0	0	0	0	0	0	0	0	0
0700	0	0	0	0	0	0	0	0	0	0	0	0	0	0	0	0	0	0	0	0	0	0	0	0	0	0	0	0	0
0800	1	0	0	0	0	0	0	0	0	0	0	0	1	0	0	0	0	0	0	0	0	0	0	0	0	0	0	0	0
0900	3	0	0	0	0	0	0	0	1	1	0	1	0	0	0	0	0	0	0	0	0	0	0	0	0	0	0	0	0
1000	1	0	0	0	0	0	0	0	0	0	0	0	1	0	0	0	0	0	0	0	0	0	0	0	0	0	0	0	0
1100	**6**	**0**	**0**	**0**	**0**	**0**	**0**	**1**	**1**	**0**	**2**	**1**	**1**	**0**	**0**	**0**	**0**	**0**	**0**	**0**	**0**	**0**	**0**	**0**	**0**	**0**	**0**	**0**	**0**
1200	3	0	0	0	0	0	0	0	2	1	0	0	0	0	0	0	0	0	0	0	0	0	0	0	0	0	0	0	0
1300	**5**	**0**	**0**	**0**	**0**	**0**	**0**	**0**	**1**	**1**	**1**	**1**	**0**	**1**	**0**	**0**	**0**	**0**	**0**	**0**	**0**	**0**	**0**	**0**	**0**	**0**	**0**	**0**	**0**
1400	1	0	0	0	0	0	0	1	0	0	0	0	0	0	0	0	0	0	0	0	0	0	0	0	0	0	0	0	0
1500	3	0	0	0	0	0	0	0	0	0	1	1	1	0	0	0	0	0	0	0	0	0	0	0	0	0	0	0	0
1600	3	0	0	0	0	1	0	0	1	0	0	1	0	0	0	0	0	0	0	0	0	0	0	0	0	0	0	0	0
1700	2	0	0	0	0	0	0	0	1	0	0	0	0	1	0	0	0	0	0	0	0	0	0	0	0	0	0	0	0
1800	3	0	0	0	0	0	1	0	0	0	1	0	1	0	0	0	0	0	0	0	0	0	0	0	0	0	0	0	0
1900	2	0	0	0	0	0	0	0	0	0	1	1	0	0	0	0	0	0	0	0	0	0	0	0	0	0	0	0	0
2000	2	0	0	0	0	0	0	0	0	0	0	1	1	0	0	0	0	0	0	0	0	0	0	0	0	0	0	0	0
2100	2	0	0	0	0	0	1	0	0	0	0	0	0	1	0	0	0	0	0	0	0	0	0	0	0	0	0	0	0
2200	1	0	0	0	0	0	0	0	0	0	0	0	0	1	0	0	0	0	0	0	0	0	0	0	0	0	0	0	0
2300	1	0	0	0	0	0	0	0	0	0	0	1	0	0	0	0	0	0	0	0	0	0	0	0	0	0	0	0	0
07-19	**31**	**0**	**0**	**0**	**0**	**1**	**1**	**2**	**7**	**3**	**5**	**5**	**5**	**2**	**0**	**0**	**0**	**0**	**0**	**0**	**0**	**0**	**0**	**0**	**0**	**0**	**0**	**0**	**0**
06-22	**37**	**0**	**0**	**0**	**0**	**1**	**2**	**2**	**7**	**3**	**6**	**7**	**6**	**3**	**0**	**0**	**0**	**0**	**0**	**0**	**0**	**0**	**0**	**0**	**0**	**0**	**0**	**0**	**0**
06-00	**39**	**0**	**0**	**0**	**0**	**1**	**2**	**2**	**7**	**3**	**6**	**8**	**6**	**4**	**0**	**0**	**0**	**0**	**0**	**0**	**0**	**0**	**0**	**0**	**0**	**0**	**0**	**0**	**0**
00-00	**39**	**0**	**0**	**0**	**0**	**1**	**2**	**2**	**7**	**3**	**6**	**8**	**6**	**4**	**0**	**0**	**0**	**0**	**0**	**0**	**0**	**0**	**0**	**0**	**0**	**0**	**0**	**0**	**0**

DRAFT

Site 42
Location Un named road, Att - Telepole, Lat 53.7964, Long -6.75569
Direction North

3279 / Meath/Cavan/Monaghan ATC's
October 2013
Automatic Traffic Count

Sun, 13 October 2013

Time	Total	Speed Bins (km/h)																											
		0 - 5	5 - 10	10 - 15	15 - 20	20 - 25	25 - 30	30 - 35	35 - 40	40 - 45	45 - 50	50 - 55	55 - 60	60 - 65	65 - 70	70 - 75	75 - 80	80 - 85	85 - 90	90 - 95	95 - 100	100 - 105	105 - 110	110 - 115	115 - 120	120 - 125	125 - 130	130 - 135	135 - 140
0000	0	0	0	0	0	0	0	0	0	0	0	0	0	0	0	0	0	0	0	0	0	0	0	0	0	0	0	0	0
0100	0	0	0	0	0	0	0	0	0	0	0	0	0	0	0	0	0	0	0	0	0	0	0	0	0	0	0	0	0
0200	1	0	0	0	0	0	0	0	0	0	0	1	0	0	0	0	0	0	0	0	0	0	0	0	0	0	0	0	0
0300	0	0	0	0	0	0	0	0	0	0	0	0	0	0	0	0	0	0	0	0	0	0	0	0	0	0	0	0	0
0400	0	0	0	0	0	0	0	0	0	0	0	0	0	0	0	0	0	0	0	0	0	0	0	0	0	0	0	0	0
0500	1	0	0	0	0	0	0	0	0	0	1	0	0	0	0	0	0	0	0	0	0	0	0	0	0	0	0	0	0
0600	0	0	0	0	0	0	0	0	0	0	0	0	0	0	0	0	0	0	0	0	0	0	0	0	0	0	0	0	0
0700	0	0	0	0	0	0	0	0	0	0	0	0	0	0	0	0	0	0	0	0	0	0	0	0	0	0	0	0	0
0800	0	0	0	0	0	0	0	0	0	0	0	0	0	0	0	0	0	0	0	0	0	0	0	0	0	0	0	0	0
0900	1	0	0	0	0	0	0	0	0	0	0	0	1	0	0	0	0	0	0	0	0	0	0	0	0	0	0	0	0
1000	2	0	0	0	0	0	0	1	1	0	0	0	0	0	0	0	0	0	0	0	0	0	0	0	0	0	0	0	0
1100	**3**	**0**	**0**	**0**	**0**	**0**	**2**	**0**	**0**	**0**	**0**	**1**	**0**	**0**	**0**	**0**	**0**	**0**	**0**	**0**	**0**	**0**	**0**	**0**	**0**	**0**	**0**	**0**	**0**
1200	2	0	0	0	0	0	0	0	1	0	0	0	0	1	0	0	0	0	0	0	0	0	0	0	0	0	0	0	0
1300	1	0	0	0	0	0	0	0	0	0	0	1	0	0	0	0	0	0	0	0	0	0	0	0	0	0	0	0	0
1400	3	0	0	0	0	0	0	0	0	0	0	2	1	0	0	0	0	0	0	0	0	0	0	0	0	0	0	0	0
1500	3	0	0	0	0	0	0	0	1	1	0	0	0	0	0	1	0	0	0	0	0	0	0	0	0	0	0	0	0
1600	**4**	**0**	**0**	**0**	**0**	**0**	**0**	**0**	**1**	**2**	**0**	**0**	**1**	**0**	**0**	**0**	**0**	**0**	**0**	**0**	**0**	**0**	**0**	**0**	**0**	**0**	**0**	**0**	**0**
1700	1	0	0	0	0	0	0	0	0	0	0	1	0	0	0	0	0	0	0	0	0	0	0	0	0	0	0	0	0
1800	2	0	0	0	0	0	0	0	0	1	1	0	0	0	0	0	0	0	0	0	0	0	0	0	0	0	0	0	0
1900	3	0	0	0	0	0	0	0	1	0	1	0	0	1	0	0	0	0	0	0	0	0	0	0	0	0	0	0	0
2000	1	0	0	0	0	0	0	0	0	1	0	0	0	0	0	0	0	0	0	0	0	0	0	0	0	0	0	0	0
2100	1	0	0	0	0	0	0	0	0	0	0	0	1	0	0	0	0	0	0	0	0	0	0	0	0	0	0	0	0
2200	1	0	0	0	0	0	0	0	0	0	0	1	0	0	0	0	0	0	0	0	0	0	0	0	0	0	0	0	0
2300	0	0	0	0	0	0	0	0	0	0	0	0	0	0	0	0	0	0	0	0	0	0	0	0	0	0	0	0	0
07-19	**22**	**0**	**0**	**0**	**0**	**0**	**2**	**1**	**4**	**4**	**1**	**5**	**3**	**1**	**0**	**1**	**0**	**0**	**0**	**0**	**0**	**0**	**0**	**0**	**0**	**0**	**0**	**0**	**0**
06-22	**27**	**0**	**0**	**0**	**0**	**0**	**2**	**1**	**5**	**5**	**2**	**5**	**4**	**2**	**0**	**1**	**0**	**0**	**0**	**0**	**0**	**0**	**0**	**0**	**0**	**0**	**0**	**0**	**0**
06-00	**28**	**0**	**0**	**0**	**0**	**0**	**2**	**1**	**5**	**5**	**2**	**6**	**4**	**2**	**0**	**1**	**0**	**0**	**0**	**0**	**0**	**0**	**0**	**0**	**0**	**0**	**0**	**0**	**0**
00-00	**30**	**0**	**0**	**0**	**0**	**0**	**2**	**1**	**5**	**5**	**3**	**7**	**4**	**2**	**0**	**1**	**0**	**0**	**0**	**0**	**0**	**0**	**0**	**0**	**0**	**0**	**0**	**0**	**0**

DRAFT

Site 42
Location Un named road, Att - Telepole, Lat 53.7964, Long -6.75569
Direction North

3279 / Meath/Cavan/Monaghan ATC's
October 2013
Automatic Traffic Count

Mon, 14 October 2013

Time	Total	Speed Bins (km/h)																											
		0 - 5	5 - 10	10 - 15	15 - 20	20 - 25	25 - 30	30 - 35	35 - 40	40 - 45	45 - 50	50 - 55	55 - 60	60 - 65	65 - 70	70 - 75	75 - 80	80 - 85	85 - 90	90 - 95	95 - 100	100 - 105	105 - 110	110 - 115	115 - 120	120 - 125	125 - 130	130 - 135	135 - 140
0000	1	0	0	0	0	0	0	0	0	0	1	0	0	0	0	0	0	0	0	0	0	0	0	0	0	0	0	0	0
0100	0	0	0	0	0	0	0	0	0	0	0	0	0	0	0	0	0	0	0	0	0	0	0	0	0	0	0	0	0
0200	0	0	0	0	0	0	0	0	0	0	0	0	0	0	0	0	0	0	0	0	0	0	0	0	0	0	0	0	0
0300	0	0	0	0	0	0	0	0	0	0	0	0	0	0	0	0	0	0	0	0	0	0	0	0	0	0	0	0	0
0400	0	0	0	0	0	0	0	0	0	0	0	0	0	0	0	0	0	0	0	0	0	0	0	0	0	0	0	0	0
0500	0	0	0	0	0	0	0	0	0	0	0	0	0	0	0	0	0	0	0	0	0	0	0	0	0	0	0	0	0
0600	0	0	0	0	0	0	0	0	0	0	0	0	0	0	0	0	0	0	0	0	0	0	0	0	0	0	0	0	0
0700	2	0	0	0	0	0	0	0	0	0	2	0	0	0	0	0	0	0	0	0	0	0	0	0	0	0	0	0	0
0800	2	0	0	0	0	0	0	0	0	0	1	1	0	0	0	0	0	0	0	0	0	0	0	0	0	0	0	0	0
0900	0	0	0	0	0	0	0	0	0	0	0	0	0	0	0	0	0	0	0	0	0	0	0	0	0	0	0	0	0
1000	2	0	0	0	1	0	0	0	0	0	1	0	0	0	0	0	0	0	0	0	0	0	0	0	0	0	0	0	0
1100	**4**	**0**	**0**	**0**	**0**	**1**	**0**	**2**	**0**	**0**	**0**	**1**	**0**	**0**	**0**	**0**	**0**	**0**	**0**	**0**	**0**	**0**	**0**	**0**	**0**	**0**	**0**	**0**	**0**
1200	2	0	0	0	0	0	0	0	1	1	0	0	0	0	0	0	0	0	0	0	0	0	0	0	0	0	0	0	0
1300	5	0	0	0	0	0	0	0	2	2	1	0	0	0	0	0	0	0	0	0	0	0	0	0	0	0	0	0	0
1400	4	0	0	0	0	1	0	0	0	1	2	0	0	0	0	0	0	0	0	0	0	0	0	0	0	0	0	0	0
1500	3	0	0	0	0	0	0	0	1	0	2	0	0	0	0	0	0	0	0	0	0	0	0	0	0	0	0	0	0
1600	1	0	0	0	0	0	0	0	0	1	0	0	0	0	0	0	0	0	0	0	0	0	0	0	0	0	0	0	0
1700	**6**	**0**	**0**	**0**	**0**	**0**	**0**	**0**	**0**	**1**	**0**	**0**	**3**	**2**	**0**	**0**	**0**	**0**	**0**	**0**	**0**	**0**	**0**	**0**	**0**	**0**	**0**	**0**	**0**
1800	5	0	0	0	0	0	0	0	0	2	0	1	0	1	1	0	0	0	0	0	0	0	0	0	0	0	0	0	0
1900	4	0	0	0	0	0	0	0	0	4	0	0	0	0	0	0	0	0	0	0	0	0	0	0	0	0	0	0	0
2000	1	0	0	0	0	0	0	0	0	0	0	0	1	0	0	0	0	0	0	0	0	0	0	0	0	0	0	0	0
2100	0	0	0	0	0	0	0	0	0	0	0	0	0	0	0	0	0	0	0	0	0	0	0	0	0	0	0	0	0
2200	1	0	0	0	0	0	0	0	0	0	0	0	0	1	0	0	0	0	0	0	0	0	0	0	0	0	0	0	0
2300	0	0	0	0	0	0	0	0	0	0	0	0	0	0	0	0	0	0	0	0	0	0	0	0	0	0	0	0	0
07-19	**36**	**0**	**0**	**0**	**1**	**2**	**0**	**2**	**4**	**8**	**9**	**3**	**3**	**3**	**1**	**0**	**0**	**0**	**0**	**0**	**0**	**0**	**0**	**0**	**0**	**0**	**0**	**0**	**0**
06-22	**41**	**0**	**0**	**0**	**1**	**2**	**0**	**2**	**4**	**12**	**9**	**3**	**4**	**3**	**1**	**0**	**0**	**0**	**0**	**0**	**0**	**0**	**0**	**0**	**0**	**0**	**0**	**0**	**0**
06-00	**42**	**0**	**0**	**0**	**1**	**2**	**0**	**2**	**4**	**12**	**9**	**3**	**4**	**4**	**1**	**0**	**0**	**0**	**0**	**0**	**0**	**0**	**0**	**0**	**0**	**0**	**0**	**0**	**0**
00-00	**43**	**0**	**0**	**0**	**1**	**2**	**0**	**2**	**4**	**12**	**10**	**3**	**4**	**4**	**1**	**0**	**0**	**0**	**0**	**0**	**0**	**0**	**0**	**0**	**0**	**0**	**0**	**0**	**0**

DRAFT

Site 42
Location Un named road, Att - Telepole, Lat 53.7964, Long -6.75569
Direction North

3279 / Meath/Cavan/Monaghan ATC's
October 2013
Automatic Traffic Count

Tue, 15 October 2013

Time	Total	Speed Bins (km/h)																											
		0 - 5	5 - 10	10 - 15	15 - 20	20 - 25	25 - 30	30 - 35	35 - 40	40 - 45	45 - 50	50 - 55	55 - 60	60 - 65	65 - 70	70 - 75	75 - 80	80 - 85	85 - 90	90 - 95	95 - 100	100 - 105	105 - 110	110 - 115	115 - 120	120 - 125	125 - 130	130 - 135	135 - 140
0000	1	0	0	0	0	0	0	0	0	0	0	1	0	0	0	0	0	0	0	0	0	0	0	0	0	0	0	0	0
0100	0	0	0	0	0	0	0	0	0	0	0	0	0	0	0	0	0	0	0	0	0	0	0	0	0	0	0	0	0
0200	0	0	0	0	0	0	0	0	0	0	0	0	0	0	0	0	0	0	0	0	0	0	0	0	0	0	0	0	0
0300	1	0	0	0	0	0	0	0	0	0	0	1	0	0	0	0	0	0	0	0	0	0	0	0	0	0	0	0	0
0400	0	0	0	0	0	0	0	0	0	0	0	0	0	0	0	0	0	0	0	0	0	0	0	0	0	0	0	0	0
0500	0	0	0	0	0	0	0	0	0	0	0	0	0	0	0	0	0	0	0	0	0	0	0	0	0	0	0	0	0
0600	0	0	0	0	0	0	0	0	0	0	0	0	0	0	0	0	0	0	0	0	0	0	0	0	0	0	0	0	0
0700	0	0	0	0	0	0	0	0	0	0	0	0	0	0	0	0	0	0	0	0	0	0	0	0	0	0	0	0	0
0800	**4**	**0**	**0**	**0**	**0**	**0**	**0**	**0**	**1**	**1**	**0**	**1**	**1**	**0**	**0**	**0**	**0**	**0**	**0**	**0**	**0**	**0**	**0**	**0**	**0**	**0**	**0**	**0**	**0**
0900	0	0	0	0	0	0	0	0	0	0	0	0	0	0	0	0	0	0	0	0	0	0	0	0	0	0	0	0	0
1000	2	0	0	0	0	0	0	0	1	0	0	1	0	0	0	0	0	0	0	0	0	0	0	0	0	0	0	0	0
1100	**4**	**0**	**0**	**0**	**0**	**0**	**0**	**0**	**0**	**3**	**1**	**0**	**0**	**0**	**0**	**0**	**0**	**0**	**0**	**0**	**0**	**0**	**0**	**0**	**0**	**0**	**0**	**0**	**0**
1200	1	0	0	0	0	0	0	0	0	0	0	1	0	0	0	0	0	0	0	0	0	0	0	0	0	0	0	0	0
1300	4	0	0	0	0	0	1	0	2	0	1	0	0	0	0	0	0	0	0	0	0	0	0	0	0	0	0	0	0
1400	2	0	0	0	0	0	0	0	0	0	1	1	0	0	0	0	0	0	0	0	0	0	0	0	0	0	0	0	0
1500	2	0	0	0	0	0	0	0	0	1	0	0	0	1	0	0	0	0	0	0	0	0	0	0	0	0	0	0	0
1600	10	0	0	0	0	2	0	0	1	1	1	3	1	1	0	0	0	0	0	0	0	0	0	0	0	0	0	0	0
1700	**12**	**0**	**0**	**0**	**0**	**2**	**0**	**3**	**1**	**2**	**1**	**2**	**1**	**0**	**0**	**0**	**0**	**0**	**0**	**0**	**0**	**0**	**0**	**0**	**0**	**0**	**0**	**0**	**0**
1800	11	0	0	1	0	0	2	0	0	2	0	4	1	0	1	0	0	0	0	0	0	0	0	0	0	0	0	0	0
1900	2	0	0	0	0	0	0	0	0	1	1	0	0	0	0	0	0	0	0	0	0	0	0	0	0	0	0	0	0
2000	1	0	0	0	0	0	0	0	0	0	1	0	0	0	0	0	0	0	0	0	0	0	0	0	0	0	0	0	0
2100	0	0	0	0	0	0	0	0	0	0	0	0	0	0	0	0	0	0	0	0	0	0	0	0	0	0	0	0	0
2200	1	0	0	0	0	0	0	0	0	0	0	0	0	0	1	0	0	0	0	0	0	0	0	0	0	0	0	0	0
2300	0	0	0	0	0	0	0	0	0	0	0	0	0	0	0	0	0	0	0	0	0	0	0	0	0	0	0	0	0
07-19	**52**	**0**	**0**	**1**	**0**	**4**	**3**	**3**	**6**	**10**	**5**	**13**	**4**	**2**	**1**	**0**	**0**	**0**	**0**	**0**	**0**	**0**	**0**	**0**	**0**	**0**	**0**	**0**	**0**
06-22	**55**	**0**	**0**	**1**	**0**	**4**	**3**	**3**	**6**	**11**	**7**	**13**	**4**	**2**	**1**	**0**	**0**	**0**	**0**	**0**	**0**	**0**	**0**	**0**	**0**	**0**	**0**	**0**	**0**
06-00	**56**	**0**	**0**	**1**	**0**	**4**	**3**	**3**	**6**	**11**	**7**	**13**	**4**	**2**	**2**	**0**	**0**	**0**	**0**	**0**	**0**	**0**	**0**	**0**	**0**	**0**	**0**	**0**	**0**
00-00	**58**	**0**	**0**	**1**	**0**	**4**	**3**	**3**	**6**	**11**	**7**	**15**	**4**	**2**	**2**	**0**	**0**	**0**	**0**	**0**	**0**	**0**	**0**	**0**	**0**	**0**	**0**	**0**	**0**

DRAFT

Site 42
Location Un named road, Att - Telepole, Lat 53.7964, Long -6.75569
Direction North

3279 / Meath/Cavan/Monaghan ATC's
October 2013
Automatic Traffic Count

Wed, 16 October 2013

Time	Total	Speed Bins (km/h)																											
		0 - 5	5 - 10	10 - 15	15 - 20	20 - 25	25 - 30	30 - 35	35 - 40	40 - 45	45 - 50	50 - 55	55 - 60	60 - 65	65 - 70	70 - 75	75 - 80	80 - 85	85 - 90	90 - 95	95 - 100	100 - 105	105 - 110	110 - 115	115 - 120	120 - 125	125 - 130	130 - 135	135 - 140
0000	0	0	0	0	0	0	0	0	0	0	0	0	0	0	0	0	0	0	0	0	0	0	0	0	0	0	0	0	0
0100	0	0	0	0	0	0	0	0	0	0	0	0	0	0	0	0	0	0	0	0	0	0	0	0	0	0	0	0	0
0200	0	0	0	0	0	0	0	0	0	0	0	0	0	0	0	0	0	0	0	0	0	0	0	0	0	0	0	0	0
0300	0	0	0	0	0	0	0	0	0	0	0	0	0	0	0	0	0	0	0	0	0	0	0	0	0	0	0	0	0
0400	0	0	0	0	0	0	0	0	0	0	0	0	0	0	0	0	0	0	0	0	0	0	0	0	0	0	0	0	0
0500	0	0	0	0	0	0	0	0	0	0	0	0	0	0	0	0	0	0	0	0	0	0	0	0	0	0	0	0	0
0600	0	0	0	0	0	0	0	0	0	0	0	0	0	0	0	0	0	0	0	0	0	0	0	0	0	0	0	0	0
0700	2	0	0	0	2	0	0	0	0	0	0	0	0	0	0	0	0	0	0	0	0	0	0	0	0	0	0	0	0
0800	**3**	**0**	**0**	**0**	**0**	**0**	**0**	**0**	**0**	**0**	**0**	**2**	**1**	**0**	**0**	**0**	**0**	**0**	**0**	**0**	**0**	**0**	**0**	**0**	**0**	**0**	**0**	**0**	**0**
0900	1	0	0	0	0	0	0	0	0	0	0	1	0	0	0	0	0	0	0	0	0	0	0	0	0	0	0	0	0
1000	1	0	0	0	0	0	1	0	0	0	0	0	0	0	0	0	0	0	0	0	0	0	0	0	0	0	0	0	0
1100	2	0	0	0	0	0	0	1	0	0	1	0	0	0	0	0	0	0	0	0	0	0	0	0	0	0	0	0	0
1200	2	0	0	0	0	0	0	0	2	0	0	0	0	0	0	0	0	0	0	0	0	0	0	0	0	0	0	0	0
1300	4	0	0	0	0	0	0	0	1	2	0	0	1	0	0	0	0	0	0	0	0	0	0	0	0	0	0	0	0
1400	1	0	0	0	0	0	0	0	0	0	0	1	0	0	0	0	0	0	0	0	0	0	0	0	0	0	0	0	0
1500	5	0	0	0	0	1	0	0	1	0	1	0	1	1	0	0	0	0	0	0	0	0	0	0	0	0	0	0	0
1600	6	0	0	0	0	0	3	0	0	1	1	1	0	0	0	0	0	0	0	0	0	0	0	0	0	0	0	0	0
1700	**7**	**0**	**0**	**0**	**0**	**0**	**1**	**0**	**0**	**1**	**0**	**2**	**2**	**1**	**0**	**0**	**0**	**0**	**0**	**0**	**0**	**0**	**0**	**0**	**0**	**0**	**0**	**0**	**0**
1800	5	0	0	0	0	0	0	0	0	2	2	1	0	0	0	0	0	0	0	0	0	0	0	0	0	0	0	0	0
1900	3	0	0	0	1	0	0	0	1	0	0	1	0	0	0	0	0	0	0	0	0	0	0	0	0	0	0	0	0
2000	4	0	0	0	0	0	1	0	1	0	1	1	0	0	0	0	0	0	0	0	0	0	0	0	0	0	0	0	0
2100	2	0	0	0	0	0	0	0	1	0	1	0	0	0	0	0	0	0	0	0	0	0	0	0	0	0	0	0	0
2200	1	0	0	0	0	0	0	0	0	0	1	0	0	0	0	0	0	0	0	0	0	0	0	0	0	0	0	0	0
2300	1	0	0	0	0	0	0	0	0	0	0	1	0	0	0	0	0	0	0	0	0	0	0	0	0	0	0	0	0
07-19	**39**	**0**	**0**	**0**	**2**	**1**	**5**	**1**	**4**	**6**	**5**	**8**	**5**	**2**	**0**	**0**	**0**	**0**	**0**	**0**	**0**	**0**	**0**	**0**	**0**	**0**	**0**	**0**	**0**
06-22	**48**	**0**	**0**	**0**	**3**	**1**	**6**	**1**	**7**	**6**	**7**	**10**	**5**	**2**	**0**	**0**	**0**	**0**	**0**	**0**	**0**	**0**	**0**	**0**	**0**	**0**	**0**	**0**	**0**
06-00	**50**	**0**	**0**	**0**	**3**	**1**	**6**	**1**	**7**	**6**	**8**	**11**	**5**	**2**	**0**	**0**	**0**	**0**	**0**	**0**	**0**	**0**	**0**	**0**	**0**	**0**	**0**	**0**	**0**
00-00	**50**	**0**	**0**	**0**	**3**	**1**	**6**	**1**	**7**	**6**	**8**	**11**	**5**	**2**	**0**	**0**	**0**	**0**	**0**	**0**	**0**	**0**	**0**	**0**	**0**	**0**	**0**	**0**	**0**

DRAFT

Site 42
Location Un named road, Att - Telepole, Lat 53.7964, Long -6.75569
Direction North

3279 / Meath/Cavan/Monaghan ATC's
October 2013
Automatic Traffic Count

Virtual Day (7)

Time	Total	Speed Bins (km/h)																											
		0 - 5	5 - 10	10 - 15	15 - 20	20 - 25	25 - 30	30 - 35	35 - 40	40 - 45	45 - 50	50 - 55	55 - 60	60 - 65	65 - 70	70 - 75	75 - 80	80 - 85	85 - 90	90 - 95	95 - 100	100 - 105	105 - 110	110 - 115	115 - 120	120 - 125	125 - 130	130 - 135	135 - 140
0000	0	0	0	0	0	0	0	0	0	0	0	0	0	0	0	0	0	0	0	0	0	0	0	0	0	0	0	0	0
0100	0	0	0	0	0	0	0	0	0	0	0	0	0	0	0	0	0	0	0	0	0	0	0	0	0	0	0	0	0
0200	0	0	0	0	0	0	0	0	0	0	0	0	0	0	0	0	0	0	0	0	0	0	0	0	0	0	0	0	0
0300	0	0	0	0	0	0	0	0	0	0	0	0	0	0	0	0	0	0	0	0	0	0	0	0	0	0	0	0	0
0400	0	0	0	0	0	0	0	0	0	0	0	0	0	0	0	0	0	0	0	0	0	0	0	0	0	0	0	0	0
0500	0	0	0	0	0	0	0	0	0	0	0	0	0	0	0	0	0	0	0	0	0	0	0	0	0	0	0	0	0
0600	0	0	0	0	0	0	0	0	0	0	0	0	0	0	0	0	0	0	0	0	0	0	0	0	0	0	0	0	0
0700	1	0	0	0	0	0	0	0	0	0	0	0	0	0	0	0	0	0	0	0	0	0	0	0	0	0	0	0	0
0800	2	0	0	0	0	0	0	0	0	0	0	1	0	0	0	0	0	0	0	0	0	0	0	0	0	0	0	0	0
0900	1	0	0	0	0	0	0	0	0	0	0	0	0	0	0	0	0	0	0	0	0	0	0	0	0	0	0	0	0
1000	2	0	0	0	0	0	0	0	0	0	0	0	0	0	0	0	0	0	0	0	0	0	0	0	0	0	0	0	0
1100	**3**	**0**	**0**	**0**	**0**	**0**	**1**	**1**	**0**	**1**	**1**	**0**	**0**	**0**	**0**	**0**	**0**	**0**	**0**	**0**	**0**	**0**	**0**	**0**	**0**	**0**	**0**	**0**	**0**
1200	3	0	0	0	0	0	0	0	1	0	0	0	0	0	0	0	0	0	0	0	0	0	0	0	0	0	0	0	0
1300	4	0	0	0	0	0	0	0	1	1	1	0	0	0	0	0	0	0	0	0	0	0	0	0	0	0	0	0	0
1400	2	0	0	0	0	0	0	0	0	0	1	1	0	0	0	0	0	0	0	0	0	0	0	0	0	0	0	0	0
1500	4	0	0	0	0	0	1	0	0	1	1	0	0	0	0	0	0	0	0	0	0	0	0	0	0	0	0	0	0
1600	**6**	**0**	**0**	**0**	**0**	**1**	**1**	**0**	**1**	**2**	**0**	**1**	**0**	**0**	**0**	**0**	**0**	**0**	**0**	**0**	**0**	**0**	**0**	**0**	**0**	**0**	**0**	**0**	**0**
1700	5	0	0	0	0	0	0	0	0	1	0	1	1	1	0	0	0	0	0	0	0	0	0	0	0	0	0	0	0
1800	5	0	0	0	0	0	0	0	0	1	1	1	0	0	0	0	0	0	0	0	0	0	0	0	0	0	0	0	0
1900	3	0	0	0	0	0	0	0	0	1	1	1	0	0	0	0	0	0	0	0	0	0	0	0	0	0	0	0	0
2000	2	0	0	0	0	0	0	0	0	0	0	1	0	0	0	0	0	0	0	0	0	0	0	0	0	0	0	0	0
2100	2	0	0	0	0	0	0	0	0	0	0	0	0	0	0	0	0	0	0	0	0	0	0	0	0	0	0	0	0
2200	1	0	0	0	0	0	0	0	0	0	0	0	0	0	0	0	0	0	0	0	0	0	0	0	0	0	0	0	0
2300	1	0	0	0	0	0	0	0	0	0	0	0	0	0	0	0	0	0	0	0	0	0	0	0	0	0	0	0	0
07-19	**38**	**0**	**0**	**0**	**1**	**2**	**3**	**2**	**5**	**7**	**5**	**6**	**4**	**2**	**0**	**0**	**0**	**0**	**0**	**0**	**0**	**0**	**0**	**0**	**0**	**0**	**0**	**0**	**0**
06-22	**44**	**0**	**0**	**0**	**1**	**2**	**4**	**3**	**6**	**8**	**6**	**8**	**4**	**2**	**1**	**0**	**0**	**0**	**0**	**0**	**0**	**0**	**0**	**0**	**0**	**0**	**0**	**0**	**0**
06-00	**46**	**0**	**0**	**0**	**1**	**2**	**4**	**3**	**6**	**8**	**6**	**8**	**5**	**2**	**1**	**1**	**0**	**0**	**0**	**0**	**0**	**0**	**0**	**0**	**0**	**0**	**0**	**0**	**0**
00-00	**47**	**0**	**0**	**0**	**1**	**2**	**4**	**3**	**6**	**8**	**6**	**9**	**5**	**3**	**1**	**1**	**0**	**0**	**0**	**0**	**0**	**0**	**0**	**0**	**0**	**0**	**0**	**0**	**0**

DRAFT

Site 42
Location Un named road, Att - Telepole, Lat 53.7964, Long -6.75569
Direction North

3279 / Meath/Cavan/Monaghan ATC's
October 2013
Automatic Traffic Count

Virtual Week (1)

Time	Total	Speed Bins (km/h)																											
		0 - 5	5 - 10	10 - 15	15 - 20	20 - 25	25 - 30	30 - 35	35 - 40	40 - 45	45 - 50	50 - 55	55 - 60	60 - 65	65 - 70	70 - 75	75 - 80	80 - 85	85 - 90	90 - 95	95 - 100	100 - 105	105 - 110	110 - 115	115 - 120	120 - 125	125 - 130	130 - 135	135 - 140
Mon	43	0	0	0	1	2	0	2	4	12	10	3	4	4	1	0	0	0	0	0	0	0	0	0	0	0	0	0	0
Tue	58	0	0	1	0	4	3	3	6	11	7	15	4	2	2	0	0	0	0	0	0	0	0	0	0	0	0	0	0
Wed	50	0	0	0	3	1	6	1	7	6	8	11	5	2	0	0	0	0	0	0	0	0	0	0	0	0	0	0	0
Thu	46	0	0	1	0	2	4	4	4	7	3	11	4	2	3	1	0	0	0	0	0	0	0	0	0	0	0	0	0
Fri	62	0	0	1	4	3	9	5	7	9	8	6	6	2	0	2	0	0	0	0	0	0	0	0	0	0	0	0	0
|Sat	39	0	0	0	0	1	2	2	7	3	6	8	6	4	0	0	0	0	0	0	0	0	0	0	0	0	0	0	0
|Sun	30	0	0	0	0	0	2	1	5	5	3	7	4	2	0	1	0	0	0	0	0	0	0	0	0	0	0	0	0
5 Day Ave.	**52**	**0**	**0**	**1**	**2**	**2**	**4**	**3**	**6**	**9**	**7**	**9**	**5**	**2**	**1**	**1**	**0**	**0**	**0**	**0**	**0**	**0**	**0**	**0**	**0**	**0**	**0**	**0**	**0**
7 Day Ave.	**47**	**0**	**0**	**0**	**1**	**2**	**4**	**3**	**6**	**8**	**6**	**9**	**5**	**3**	**1**	**1**	**0**	**0**	**0**	**0**	**0**	**0**	**0**	**0**	**0**	**0**	**0**	**0**	**0**
--	**328**	**0**	**0**	**3**	**8**	**13**	**26**	**18**	**40**	**53**	**45**	**61**	**33**	**18**	**6**	**4**	**0**	**0**	**0**	**0**	**0**	**0**	**0**	**0**	**0**	**0**	**0**	**0**	**0**

Summary Graphs

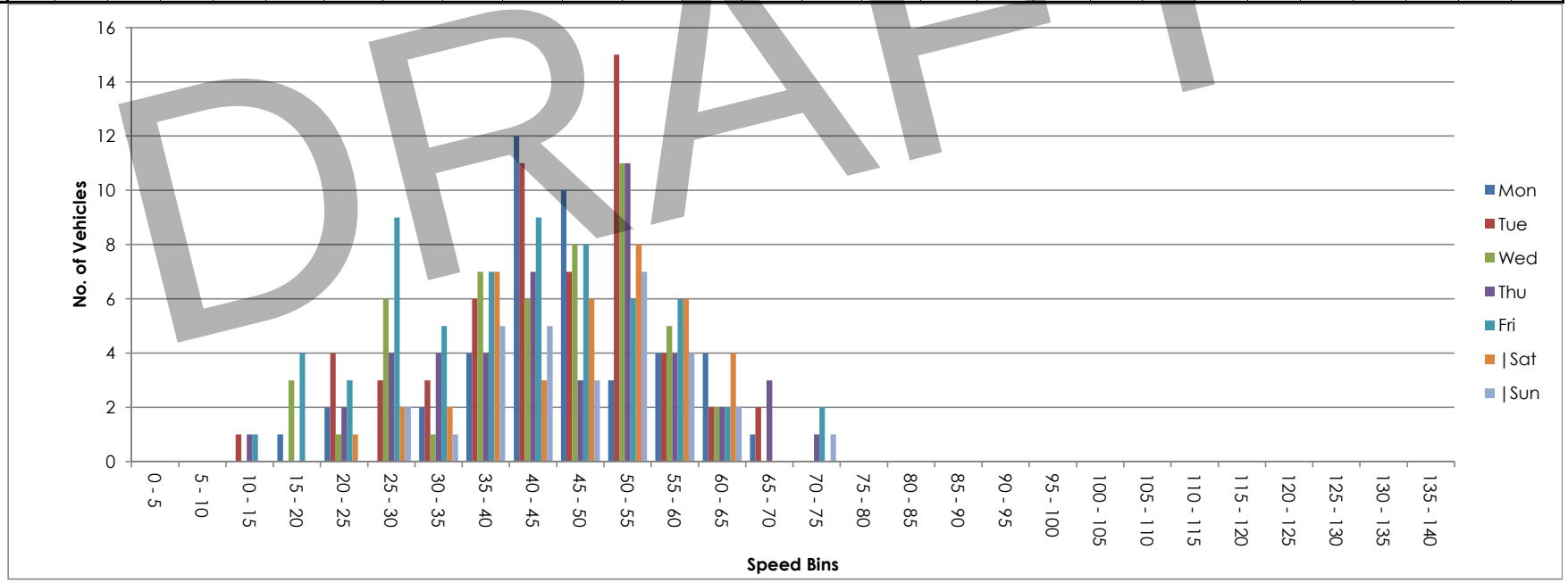

DRAFT

Site 42
Location Un named road, Att - Telepole, Lat 53.7964, Long -6.75569
Direction South

3279 / Meath/Cavan/Monaghan ATC's
October 2013
Automatic Traffic Count

Thu, 10 October 2013

Time	Total	Classification												>PSL	>PSL%	>SL1	>SL1%	>SL2	>SL2%	Mean	Vpp
		1 MCL	2 SV	3 SVT	4 TB2	5 TB3	6 T4	7 ART3	8 ART4	9 ART5	10 ART6	11 BD	12 DRT	80	80	85 +5kph	85 +5kph	90 +10kph	90 +10kph		85
0000	0	0	0	0	0	0	0	0	0	0	0	0	0	0	0	0	0	0	0	-	-
0100	0	0	0	0	0	0	0	0	0	0	0	0	0	0	0	0	0	0	0	-	-
0200	0	0	0	0	0	0	0	0	0	0	0	0	0	0	0	0	0	0	0	-	-
0300	0	0	0	0	0	0	0	0	0	0	0	0	0	0	0	0	0	0	0	-	-
0400	0	0	0	0	0	0	0	0	0	0	0	0	0	0	0	0	0	0	0	-	-
0500	0	0	0	0	0	0	0	0	0	0	0	0	0	0	0	0	0	0	0	-	-
0600	0	0	0	0	0	0	0	0	0	0	0	0	0	0	0	0	0	0	0	-	-
0700	6	0	6	0	0	0	0	0	0	0	0	0	0	0	0	0	0	0	0	52.5	-
0800	8	0	4	0	1	0	0	0	0	3	0	0	0	0	0	0	0	0	0	45.9	-
0900	**16**	**0**	**5**	**4**	**1**	**0**	**0**	**0**	**0**	**6**	**0**	**0**	**0**	**0**	**0**	**0**	**0**	**0**	**0**	**37.4**	**39.6**
1000	11	0	0	3	0	0	0	0	0	8	0	0	0	0	0	0	0	0	0	33.1	34.9
1100	15	1	4	6	0	0	0	0	0	4	0	0	0	0	0	0	0	0	0	33.9	40
1200	**8**	**0**	**4**	**2**	**0**	**0**	**0**	**0**	**0**	**2**	**0**	**0**	**0**	**0**	**0**	**0**	**0**	**0**	**0**	**39.4**	**-**
1300	0	0	0	0	0	0	0	0	0	0	0	0	0	0	0	0	0	0	0	-	-
1400	0	0	0	0	0	0	0	0	0	0	0	0	0	0	0	0	0	0	0	-	-
1500	2	0	2	0	0	0	0	0	0	0	0	0	0	0	0	0	0	0	0	58.7	-
1600	5	0	4	0	1	0	0	0	0	0	0	0	0	0	0	0	0	0	0	44.5	-
1700	2	0	2	0	0	0	0	0	0	0	0	0	0	0	0	0	0	0	0	28.7	-
1800	5	0	4	0	1	0	0	0	0	0	0	0	0	0	0	0	0	0	0	42.4	-
1900	3	0	3	0	0	0	0	0	0	0	0	0	0	0	0	0	0	0	0	55.2	-
2000	3	0	3	0	0	0	0	0	0	0	0	0	0	0	0	0	0	0	0	39.4	-
2100	2	0	2	0	0	0	0	0	0	0	0	0	0	0	0	0	0	0	0	66.8	-
2200	0	0	0	0	0	0	0	0	0	0	0	0	0	0	0	0	0	0	0	-	-
2300	0	0	0	0	0	0	0	0	0	0	0	0	0	0	0	0	0	0	0	-	-
07-19	**78**	**1**	**35**	**15**	**4**	**0**	**0**	**0**	**0**	**23**	**0**	**0**	**0**	**0**	**0**	**0**	**0**	**0**	**0**	**39.5**	**54**
06-22	**86**	**1**	**43**	**15**	**4**	**0**	**0**	**0**	**0**	**23**	**0**	**0**	**0**	**0**	**0**	**0**	**0**	**0**	**0**	**40.6**	**57.2**
06-00	**86**	**1**	**43**	**15**	**4**	**0**	**0**	**0**	**0**	**23**	**0**	**0**	**0**	**0**	**0**	**0**	**0**	**0**	**0**	**40.6**	**57.2**
00-00	**86**	**1**	**43**	**15**	**4**	**0**	**0**	**0**	**0**	**23**	**0**	**0**	**0**	**0**	**0**	**0**	**0**	**0**	**0**	**40.6**	**57.2**

DRAFT

Site 42
Location Un named road, Att - Telepole, Lat 53.7964, Long -6.75569
Direction South

3279 / Meath/Cavan/Monaghan ATC's
October 2013
Automatic Traffic Count

Fri, 11 October 2013

Time	Total	Classification												>PSL	>PSL%	>SL1	>SL1%	>SL2	>SL2%	Mean	Vpp
		1 MCL	2 SV	3 SVT	4 TB2	5 TB3	6 T4	7 ART3	8 ART4	9 ART5	10 ART6	11 BD	12 DRT	80	80	85 +5kph	85 +5kph	90 +10kph	90 +10kph		85
0000	0	0	0	0	0	0	0	0	0	0	0	0	0	0	0	0	0	0	0	-	-
0100	0	0	0	0	0	0	0	0	0	0	0	0	0	0	0	0	0	0	0	-	-
0200	0	0	0	0	0	0	0	0	0	0	0	0	0	0	0	0	0	0	0	-	-
0300	0	0	0	0	0	0	0	0	0	0	0	0	0	0	0	0	0	0	0	-	-
0400	1	0	1	0	0	0	0	0	0	0	0	0	0	0	0	0	0	0	0	76.6	-
0500	0	0	0	0	0	0	0	0	0	0	0	0	0	0	0	0	0	0	0	-	-
0600	0	0	0	0	0	0	0	0	0	0	0	0	0	0	0	0	0	0	0	-	-
0700	3	0	3	0	0	0	0	0	0	0	0	0	0	0	0	0	0	0	0	44.1	-
0800	**8**	**0**	**8**	**0**	**0**	**0**	**0**	**0**	**0**	**0**	**0**	**0**	**0**	**0**	**0**	**0**	**0**	**0**	**0**	**56.5**	**-**
0900	4	0	3	0	1	0	0	0	0	0	0	0	0	0	0	0	0	0	0	34.3	-
1000	3	0	2	1	0	0	0	0	0	0	0	0	0	0	0	0	0	0	0	36.8	-
1100	3	0	3	0	0	0	0	0	0	0	0	0	0	0	0	0	0	0	0	27.7	-
1200	4	0	3	0	1	0	0	0	0	0	0	0	0	0	0	0	0	0	0	30	-
1300	7	0	4	0	3	0	0	0	0	0	0	0	0	0	0	0	0	0	0	36.3	-
1400	3	0	3	0	0	0	0	0	0	0	0	0	0	0	0	0	0	0	0	48.6	-
1500	**10**	**0**	**10**	**0**	**0**	**0**	**0**	**0**	**0**	**0**	**0**	**0**	**0**	**0**	**0**	**0**	**0**	**0**	**0**	**33.9**	**-**
1600	2	0	2	0	0	0	0	0	0	0	0	0	0	0	0	0	0	0	0	34.6	-
1700	3	0	3	0	0	0	0	0	0	0	0	0	0	0	0	0	0	0	0	26.1	-
1800	2	0	2	0	0	0	0	0	0	0	0	0	0	0	0	0	0	0	0	46.8	-
1900	3	0	3	0	0	0	0	0	0	0	0	0	0	0	0	0	0	0	0	58.6	-
2000	0	0	0	0	0	0	0	0	0	0	0	0	0	0	0	0	0	0	0	-	-
2100	3	0	2	1	0	0	0	0	0	0	0	0	0	0	0	0	0	0	0	39.5	-
2200	1	0	1	0	0	0	0	0	0	0	0	0	0	0	0	0	0	0	0	79	-
2300	0	0	0	0	0	0	0	0	0	0	0	0	0	0	0	0	0	0	0	-	-
07-19	**52**	**0**	**46**	**1**	**5**	**0**	**0**	**0**	**0**	**0**	**0**	**0**	**0**	**0**	**0**	**0**	**0**	**0**	**0**	**38.7**	**54.7**
06-22	**58**	**0**	**51**	**2**	**5**	**0**	**0**	**0**	**0**	**0**	**0**	**0**	**0**	**0**	**0**	**0**	**0**	**0**	**0**	**39.8**	**56.2**
06-00	**59**	**0**	**52**	**2**	**5**	**0**	**0**	**0**	**0**	**0**	**0**	**0**	**0**	**0**	**0**	**0**	**0**	**0**	**0**	**40.5**	**57.2**
00-00	**60**	**0**	**53**	**2**	**5**	**0**	**0**	**0**	**0**	**0**	**0**	**0**	**0**	**0**	**0**	**0**	**0**	**0**	**0**	**41.1**	**58**

DRAFT

Site 42
Location Un named road, Att - Telepole, Lat 53.7964, Long -6.75569
Direction South

3279 / Meath/Cavan/Monaghan ATC's
October 2013
Automatic Traffic Count

Sat, 12 October 2013

Time	Total	Classification												>PSL	>PSL%	>SL1	>SL1%	>SL2	>SL2%	Mean	Vpp
		1 MCL	2 SV	3 SVT	4 TB2	5 TB3	6 T4	7 ART3	8 ART4	9 ART5	10 ART6	11 BD	12 DRT	80	80	85 +5kph	85 +5kph	90 +10kph	90 +10kph		85
0000	1	0	1	0	0	0	0	0	0	0	0	0	0	0	0	0	0	0	0	50.8	-
0100	0	0	0	0	0	0	0	0	0	0	0	0	0	0	0	0	0	0	0	-	-
0200	0	0	0	0	0	0	0	0	0	0	0	0	0	0	0	0	0	0	0	-	-
0300	1	0	1	0	0	0	0	0	0	0	0	0	0	0	0	0	0	0	0	76.3	-
0400	0	0	0	0	0	0	0	0	0	0	0	0	0	0	0	0	0	0	0	-	-
0500	0	0	0	0	0	0	0	0	0	0	0	0	0	0	0	0	0	0	0	-	-
0600	1	0	1	0	0	0	0	0	0	0	0	0	0	0	0	0	0	0	0	39.3	-
0700	1	0	0	1	0	0	0	0	0	0	0	0	0	0	0	0	0	0	0	36.3	-
0800	2	0	1	0	1	0	0	0	0	0	0	0	0	0	0	0	0	0	0	51.5	-
0900	3	0	3	0	0	0	0	0	0	0	0	0	0	0	0	0	0	0	0	60.7	-
1000	4	0	3	0	1	0	0	0	0	0	0	0	0	0	0	0	0	0	0	43.5	-
1100	**5**	**0**	**5**	**0**	**0**	**0**	**0**	**0**	**0**	**0**	**0**	**0**	**0**	**0**	**0**	**0**	**0**	**0**	**0**	**36.1**	**-**
1200	**5**	**0**	**4**	**1**	**0**	**0**	**0**	**0**	**0**	**0**	**0**	**0**	**0**	**0**	**0**	**0**	**0**	**0**	**0**	**36.3**	**-**
1300	**5**	**0**	**4**	**1**	**0**	**0**	**0**	**0**	**0**	**0**	**0**	**0**	**0**	**0**	**0**	**0**	**0**	**0**	**0**	**56.4**	**-**
1400	1	0	1	0	0	0	0	0	0	0	0	0	0	0	0	0	0	0	0	53.8	-
1500	2	0	2	0	0	0	0	0	0	0	0	0	0	0	0	0	0	0	0	44.9	-
1600	2	0	2	0	0	0	0	0	0	0	0	0	0	0	0	0	0	0	0	55	-
1700	4	0	3	0	1	0	0	0	0	0	0	0	0	0	0	0	0	0	0	49.9	-
1800	2	0	2	0	0	0	0	0	0	0	0	0	0	0	0	0	0	0	0	66.6	-
1900	4	0	4	0	0	0	0	0	0	0	0	0	0	0	0	0	0	0	0	53.5	-
2000	1	0	1	0	0	0	0	0	0	0	0	0	0	0	0	0	0	0	0	45.8	-
2100	0	0	0	0	0	0	0	0	0	0	0	0	0	0	0	0	0	0	0	-	-
2200	2	0	2	0	0	0	0	0	0	0	0	0	0	0	0	0	0	0	0	43.4	-
2300	1	0	1	0	0	0	0	0	0	0	0	0	0	0	0	0	0	0	0	58.9	-
07-19	**36**	**0**	**30**	**3**	**3**	**0**	**0**	**0**	**0**	**0**	**0**	**0**	**0**	**0**	**0**	**0**	**0**	**0**	**0**	**47.9**	**59.8**
06-22	**42**	**0**	**36**	**3**	**3**	**0**	**0**	**0**	**0**	**0**	**0**	**0**	**0**	**0**	**0**	**0**	**0**	**0**	**0**	**48.2**	**59.8**
06-00	**45**	**0**	**39**	**3**	**3**	**0**	**0**	**0**	**0**	**0**	**0**	**0**	**0**	**0**	**0**	**0**	**0**	**0**	**0**	**48.2**	**59.8**
00-00	**47**	**0**	**41**	**3**	**3**	**0**	**0**	**0**	**0**	**0**	**0**	**0**	**0**	**0**	**0**	**0**	**0**	**0**	**0**	**48.9**	**59.8**

DRAFT

Site 42
Location Un named road, Att - Telepole, Lat 53.7964, Long -6.75569
Direction South

3279 / Meath/Cavan/Monaghan ATC's
October 2013
Automatic Traffic Count

Sun, 13 October 2013

Time	Total	Classification												>PSL	>PSL%	>SL1	>SL1%	>SL2	>SL2%	Mean	Vpp
		1 MCL	2 SV	3 SVT	4 TB2	5 TB3	6 T4	7 ART3	8 ART4	9 ART5	10 ART6	11 BD	12 DRT	80	80	85 +5kph	85 +5kph	90 +10kph	90 +10kph		85
0000	0	0	0	0	0	0	0	0	0	0	0	0	0	0	0	0	0	0	0	-	-
0100	0	0	0	0	0	0	0	0	0	0	0	0	0	0	0	0	0	0	0	-	-
0200	0	0	0	0	0	0	0	0	0	0	0	0	0	0	0	0	0	0	0	-	-
0300	1	0	1	0	0	0	0	0	0	0	0	0	0	0	0	0	0	0	0	40.5	-
0400	1	0	1	0	0	0	0	0	0	0	0	0	0	0	0	0	0	0	0	67.1	-
0500	0	0	0	0	0	0	0	0	0	0	0	0	0	0	0	0	0	0	0	-	-
0600	1	0	1	0	0	0	0	0	0	0	0	0	0	0	0	0	0	0	0	39.7	-
0700	0	0	0	0	0	0	0	0	0	0	0	0	0	0	0	0	0	0	0	-	-
0800	1	0	1	0	0	0	0	0	0	0	0	0	0	0	0	0	0	0	0	62.4	-
0900	1	0	1	0	0	0	0	0	0	0	0	0	0	0	0	0	0	0	0	57.8	-
1000	**3**	**0**	**2**	**0**	**1**	**0**	**0**	**0**	**0**	**0**	**0**	**0**	**0**	**0**	**0**	**0**	**0**	**0**	**0**	**59.6**	**-**
1100	2	0	2	0	0	0	0	0	0	0	0	0	0	0	0	0	0	0	0	56.4	-
1200	2	0	2	0	0	0	0	0	0	0	0	0	0	0	0	0	0	0	0	42.7	-
1300	2	0	2	0	0	0	0	0	0	0	0	0	0	0	0	0	0	0	0	60	-
1400	3	0	3	0	0	0	0	0	0	0	0	0	0	0	0	0	0	0	0	53.8	-
1500	4	0	4	0	0	0	0	0	0	0	0	0	0	0	0	0	0	0	0	30	-
1600	3	0	3	0	0	0	0	0	0	0	0	0	0	0	0	0	0	0	0	47.5	-
1700	2	0	2	0	0	0	0	0	0	0	0	0	0	0	0	0	0	0	0	53.1	-
1800	**5**	**0**	**5**	**0**	**0**	**0**	**0**	**0**	**0**	**0**	**0**	**0**	**0**	**0**	**0**	**0**	**0**	**0**	**0**	**54.5**	**-**
1900	4	0	3	1	0	0	0	0	0	0	0	0	0	0	0	0	0	0	0	38.7	-
2000	1	0	1	0	0	0	0	0	0	0	0	0	0	0	0	0	0	0	0	24.6	-
2100	1	0	1	0	0	0	0	0	0	0	0	0	0	0	0	0	0	0	0	56.8	-
2200	3	0	3	0	0	0	0	0	0	0	0	0	0	0	0	0	0	0	0	51.9	-
2300	0	0	0	0	0	0	0	0	0	0	0	0	0	0	0	0	0	0	0	-	-
07-19	**28**	**0**	**27**	**0**	**1**	**0**	**0**	**0**	**0**	**0**	**0**	**0**	**0**	**0**	**0**	**0**	**0**	**0**	**0**	**50.7**	**58.3**
06-22	**35**	**0**	**33**	**1**	**1**	**0**	**0**	**0**	**0**	**0**	**0**	**0**	**0**	**0**	**0**	**0**	**0**	**0**	**0**	**48.4**	**57.6**
06-00	**38**	**0**	**36**	**1**	**1**	**0**	**0**	**0**	**0**	**0**	**0**	**0**	**0**	**0**	**0**	**0**	**0**	**0**	**0**	**48.7**	**56.5**
00-00	**40**	**0**	**38**	**1**	**1**	**0**	**0**	**0**	**0**	**0**	**0**	**0**	**0**	**0**	**0**	**0**	**0**	**0**	**0**	**49**	**57.6**

DRAFT

Site 42
Location Un named road, Att - Telepole, Lat 53.7964, Long -6.75569
Direction South

3279 / Meath/Cavan/Monaghan ATC's
October 2013
Automatic Traffic Count

Mon, 14 October 2013

Time	Total	Classification												>PSL	>PSL%	>SL1	>SL1%	>SL2	>SL2%	Mean	Vpp
		1 MCL	2 SV	3 SVT	4 TB2	5 TB3	6 T4	7 ART3	8 ART4	9 ART5	10 ART6	11 BD	12 DRT	80	80	85 +5kph	85 +5kph	90 +10kph	90 +10kph		85
0000	0	0	0	0	0	0	0	0	0	0	0	0	0	0	0	0	0	0	0	-	-
0100	0	0	0	0	0	0	0	0	0	0	0	0	0	0	0	0	0	0	0	-	-
0200	0	0	0	0	0	0	0	0	0	0	0	0	0	0	0	0	0	0	0	-	-
0300	1	0	1	0	0	0	0	0	0	0	0	0	0	1	100	0	0	0	0	80.4	-
0400	0	0	0	0	0	0	0	0	0	0	0	0	0	0	0	0	0	0	0	-	-
0500	0	0	0	0	0	0	0	0	0	0	0	0	0	0	0	0	0	0	0	-	-
0600	1	0	1	0	0	0	0	0	0	0	0	0	0	0	0	0	0	0	0	31.9	-
0700	5	0	5	0	0	0	0	0	0	0	0	0	0	0	0	0	0	0	0	58.7	-
0800	**6**	**0**	**6**	**0**	**0**	**0**	**0**	**0**	**0**	**0**	**0**	**0**	**0**	**0**	**0**	**0**	**0**	**0**	**0**	**57.1**	**-**
0900	2	0	2	0	0	0	0	0	0	0	0	0	0	0	0	0	0	0	0	50	-
1000	3	0	1	0	2	0	0	0	0	0	0	0	0	0	0	0	0	0	0	39.6	-
1100	3	0	3	0	0	0	0	0	0	0	0	0	0	0	0	0	0	0	0	36.7	-
1200	8	0	7	1	0	0	0	0	0	0	0	0	0	0	0	0	0	0	0	39.5	-
1300	**9**	**1**	**7**	**0**	**1**	**0**	**0**	**0**	**0**	**0**	**0**	**0**	**0**	**0**	**0**	**0**	**0**	**0**	**0**	**34**	**-**
1400	3	0	3	0	0	0	0	0	0	0	0	0	0	0	0	0	0	0	0	48.5	-
1500	4	0	4	0	0	0	0	0	0	0	0	0	0	0	0	0	0	0	0	42.7	-
1600	7	0	6	1	0	0	0	0	0	0	0	0	0	0	0	0	0	0	0	46	-
1700	0	0	0	0	0	0	0	0	0	0	0	0	0	0	0	0	0	0	0	-	-
1800	2	0	2	0	0	0	0	0	0	0	0	0	0	0	0	0	0	0	0	44.8	-
1900	1	0	0	0	1	0	0	0	0	0	0	0	0	0	0	0	0	0	0	42	-
2000	0	0	0	0	0	0	0	0	0	0	0	0	0	0	0	0	0	0	0	-	-
2100	0	0	0	0	0	0	0	0	0	0	0	0	0	0	0	0	0	0	0	-	-
2200	1	0	1	0	0	0	0	0	0	0	0	0	0	0	0	0	0	0	0	56	-
2300	0	0	0	0	0	0	0	0	0	0	0	0	0	0	0	0	0	0	0	-	-
07-19	**52**	**1**	**46**	**2**	**3**	**0**	**0**	**0**	**0**	**0**	**0**	**0**	**0**	**0**	**0**	**0**	**0**	**0**	**0**	**44.5**	**59**
06-22	**54**	**1**	**47**	**2**	**4**	**0**	**0**	**0**	**0**	**0**	**0**	**0**	**0**	**0**	**0**	**0**	**0**	**0**	**0**	**44.2**	**59**
06-00	**55**	**1**	**48**	**2**	**4**	**0**	**0**	**0**	**0**	**0**	**0**	**0**	**0**	**0**	**0**	**0**	**0**	**0**	**0**	**44.4**	**59**
00-00	**56**	**1**	**49**	**2**	**4**	**0**	**0**	**0**	**0**	**0**	**0**	**0**	**0**	**1**	**1.8**	**0**	**0**	**0**	**0**	**45.1**	**60.5**

DRAFT

Site 42
Location Un named road, Att - Telepole, Lat 53.7964, Long -6.75569
Direction South

3279 / Meath/Cavan/Monaghan ATC's
October 2013
Automatic Traffic Count

Tue, 15 October 2013

Time	Total	Classification												>PSL	>PSL%	>SL1	>SL1%	>SL2	>SL2%	Mean	Vpp
		1 MCL	2 SV	3 SVT	4 TB2	5 TB3	6 T4	7 ART3	8 ART4	9 ART5	10 ART6	11 BD	12 DRT	80	80	85 +5kph	85 +5kph	90 +10kph	90 +10kph		85
0000	0	0	0	0	0	0	0	0	0	0	0	0	0	0	0	0	0	0	0	-	-
0100	0	0	0	0	0	0	0	0	0	0	0	0	0	0	0	0	0	0	0	-	-
0200	0	0	0	0	0	0	0	0	0	0	0	0	0	0	0	0	0	0	0	-	-
0300	0	0	0	0	0	0	0	0	0	0	0	0	0	0	0	0	0	0	0	-	-
0400	0	0	0	0	0	0	0	0	0	0	0	0	0	0	0	0	0	0	0	-	-
0500	1	0	1	0	0	0	0	0	0	0	0	0	0	0	0	0	0	0	0	57.1	-
0600	1	0	1	0	0	0	0	0	0	0	0	0	0	0	0	0	0	0	0	33.8	-
0700	3	0	3	0	0	0	0	0	0	0	0	0	0	0	0	0	0	0	0	61.5	-
0800	**6**	**0**	**6**	**0**	**0**	**0**	**0**	**0**	**0**	**0**	**0**	**0**	**0**	**0**	**0**	**0**	**0**	**0**	**0**	**55.5**	**-**
0900	3	0	3	0	0	0	0	0	0	0	0	0	0	0	0	0	0	0	0	53	-
1000	0	0	0	0	0	0	0	0	0	0	0	0	0	0	0	0	0	0	0	-	-
1100	3	0	1	2	0	0	0	0	0	0	0	0	0	0	0	0	0	0	0	48.9	-
1200	4	0	4	0	0	0	0	0	0	0	0	0	0	0	0	0	0	0	0	44.4	-
1300	4	0	4	0	0	0	0	0	0	0	0	0	0	0	0	0	0	0	0	33.9	-
1400	4	0	4	0	0	0	0	0	0	0	0	0	0	0	0	0	0	0	0	41.7	-
1500	3	0	2	0	1	0	0	0	0	0	0	0	0	0	0	0	0	0	0	38.7	-
1600	4	0	4	0	0	0	0	0	0	0	0	0	0	0	0	0	0	0	0	38.4	-
1700	**10**	**0**	**10**	**0**	**0**	**0**	**0**	**0**	**0**	**0**	**0**	**0**	**0**	**0**	**0**	**0**	**0**	**0**	**0**	**35.5**	**-**
1800	6	1	4	0	1	0	0	0	0	0	0	0	0	0	0	0	0	0	0	27.8	-
1900	1	0	1	0	0	0	0	0	0	0	0	0	0	0	0	0	0	0	0	31.5	-
2000	3	0	3	0	0	0	0	0	0	0	0	0	0	0	0	0	0	0	0	58.7	-
2100	0	0	0	0	0	0	0	0	0	0	0	0	0	0	0	0	0	0	0	-	-
2200	0	0	0	0	0	0	0	0	0	0	0	0	0	0	0	0	0	0	0	-	-
2300	0	0	0	0	0	0	0	0	0	0	0	0	0	0	0	0	0	0	0	-	-
07-19	**50**	**1**	**45**	**2**	**2**	**0**	**0**	**0**	**0**	**0**	**0**	**0**	**0**	**0**	**0**	**0**	**0**	**0**	**0**	**41.9**	**56.5**
06-22	**55**	**1**	**50**	**2**	**2**	**0**	**0**	**0**	**0**	**0**	**0**	**0**	**0**	**0**	**0**	**0**	**0**	**0**	**0**	**42.5**	**56.5**
06-00	**55**	**1**	**50**	**2**	**2**	**0**	**0**	**0**	**0**	**0**	**0**	**0**	**0**	**0**	**0**	**0**	**0**	**0**	**0**	**42.5**	**56.5**
00-00	**56**	**1**	**51**	**2**	**2**	**0**	**0**	**0**	**0**	**0**	**0**	**0**	**0**	**0**	**0**	**0**	**0**	**0**	**0**	**42.7**	**56.5**

DRAFT

Site 42
Location Un named road, Att - Telepole, Lat 53.7964, Long -6.75569
Direction South

3279 / Meath/Cavan/Monaghan ATC's
October 2013
Automatic Traffic Count

Wed, 16 October 2013

Time	Total	Classification												>PSL	>PSL%	>SL1	>SL1%	>SL2	>SL2%	Mean	Vpp
		1 MCL	2 SV	3 SVT	4 TB2	5 TB3	6 T4	7 ART3	8 ART4	9 ART5	10 ART6	11 BD	12 DRT	80	80	85 +5kph	85 +5kph	90 +10kph	90 +10kph		85
0000	0	0	0	0	0	0	0	0	0	0	0	0	0	0	0	0	0	0	0	-	-
0100	0	0	0	0	0	0	0	0	0	0	0	0	0	0	0	0	0	0	0	-	-
0200	0	0	0	0	0	0	0	0	0	0	0	0	0	0	0	0	0	0	0	-	-
0300	1	0	1	0	0	0	0	0	0	0	0	0	0	0	0	0	0	0	0	68.8	-
0400	0	0	0	0	0	0	0	0	0	0	0	0	0	0	0	0	0	0	0	-	-
0500	0	0	0	0	0	0	0	0	0	0	0	0	0	0	0	0	0	0	0	-	-
0600	1	0	1	0	0	0	0	0	0	0	0	0	0	0	0	0	0	0	0	30	-
0700	4	0	4	0	0	0	0	0	0	0	0	0	0	0	0	0	0	0	0	54.2	-
0800	**7**	**0**	**7**	**0**	**0**	**0**	**0**	**0**	**0**	**0**	**0**	**0**	**0**	**0**	**0**	**0**	**0**	**0**	**0**	**54.3**	**-**
0900	5	0	3	1	1	0	0	0	0	0	0	0	0	0	0	0	0	0	0	51.2	-
1000	2	0	1	0	1	0	0	0	0	0	0	0	0	0	0	0	0	0	0	34.7	-
1100	1	0	1	0	0	0	0	0	0	0	0	0	0	0	0	0	0	0	0	45	-
1200	2	0	2	0	0	0	0	0	0	0	0	0	0	0	0	0	0	0	0	40.2	-
1300	0	0	0	0	0	0	0	0	0	0	0	0	0	0	0	0	0	0	0	-	-
1400	2	0	1	0	1	0	0	0	0	0	0	0	0	0	0	0	0	0	0	65	-
1500	3	0	3	0	0	0	0	0	0	0	0	0	0	0	0	0	0	0	0	38.8	-
1600	**5**	**0**	**5**	**0**	**0**	**0**	**0**	**0**	**0**	**0**	**0**	**0**	**0**	**0**	**0**	**0**	**0**	**0**	**0**	**41.3**	**-**
1700	1	0	1	0	0	0	0	0	0	0	0	0	0	0	0	0	0	0	0	23.9	-
1800	4	0	4	0	0	0	0	0	0	0	0	0	0	0	0	0	0	0	0	49.2	-
1900	2	0	2	0	0	0	0	0	0	0	0	0	0	0	0	0	0	0	0	22.9	-
2000	2	0	2	0	0	0	0	0	0	0	0	0	0	0	0	0	0	0	0	45.9	-
2100	2	0	2	0	0	0	0	0	0	0	0	0	0	0	0	0	0	0	0	40.1	-
2200	0	0	0	0	0	0	0	0	0	0	0	0	0	0	0	0	0	0	0	0	0
2300	0	0	0	0	0	0	0	0	0	0	0	0	0	0	0	0	0	0	0	0	0
07-19	**36**	**0**	**32**	**1**	**3**	**0**	**0**	**0**	**0**	**0**	**0**	**0**	**0**	**0**	**0**	**0**	**0**	**0**	**0**	**47.8**	**57.2**
06-22	**43**	**0**	**39**	**1**	**3**	**0**	**0**	**0**	**0**	**0**	**0**	**0**	**0**	**0**	**0**	**0**	**0**	**0**	**0**	**45.8**	**57.2**
06-00	**43**	**0**	**39**	**1**	**3**	**0**	**0**	**0**	**0**	**0**	**0**	**0**	**0**	**0**	**0**	**0**	**0**	**0**	**0**	**45.8**	**57.2**
00-00	**44**	**0**	**40**	**1**	**3**	**0**	**0**	**0**	**0**	**0**	**0**	**0**	**0**	**0**	**0**	**0**	**0**	**0**	**0**	**46.3**	**57.2**

DRAFT

Site 42
Location Un named road, Att - Telepole, Lat 53.7964, Long -6.75569
Direction South

3279 / Meath/Cavan/Monaghan ATC's
October 2013
Automatic Traffic Count

Virtual Day (7)

Time	Total	Classification												>PSL	>PSL%	>SL1	>SL1%	>SL2	>SL2%	Mean	Vpp
		1 MCL	2 SV	3 SVT	4 TB2	5 TB3	6 T4	7 ART3	8 ART4	9 ART5	10 ART6	11 BD	12 DRT	80	80	85 +5kph	85 +5kph	90 +10kph	90 +10kph		85
0000	0	0	0	0	0	0	0	0	0	0	0	0	0	0	0	0	0	0	0	50.8	-
0100	0	0	0	0	0	0	0	0	0	0	0	0	0	0	0	0	0	0	0	-	-
0200	0	0	0	0	0	0	0	0	0	0	0	0	0	0	0	0	0	0	0	-	-
0300	1	0	1	0	0	0	0	0	0	0	0	0	0	0	25	0	0	0	0	66.5	-
0400	0	0	0	0	0	0	0	0	0	0	0	0	0	0	0	0	0	0	0	71.8	-
0500	0	0	0	0	0	0	0	0	0	0	0	0	0	0	0	0	0	0	0	57.1	-
0600	1	0	1	0	0	0	0	0	0	0	0	0	0	0	0	0	0	0	0	34.9	-
0700	3	0	3	0	0	0	0	0	0	0	0	0	0	0	0	0	0	0	0	53.6	-
0800	**5**	**0**	**5**	**0**	**0**	**0**	**0**	**0**	**0**	**0**	**0**	**0**	**0**	**0**	**0**	**0**	**0**	**0**	**0**	**53.7**	**-**
0900	**5**	**0**	**3**	**1**	**0**	**0**	**0**	**0**	**0**	**1**	**0**	**0**	**0**	**0**	**0**	**0**	**0**	**0**	**0**	**43.8**	**-**
1000	4	0	1	1	1	0	0	0	0	1	0	0	0	0	0	0	0	0	0	39.1	-
1100	**5**	**0**	**3**	**1**	**0**	**0**	**0**	**0**	**0**	**1**	**0**	**0**	**0**	**0**	**0**	**0**	**0**	**0**	**0**	**37.1**	**-**
1200	**5**	**0**	**4**	**1**	**0**	**0**	**0**	**0**	**0**	**0**	**0**	**0**	**0**	**0**	**0**	**0**	**0**	**0**	**0**	**38.7**	**-**
1300	4	0	3	0	1	0	0	0	0	0	0	0	0	0	0	0	0	0	0	40.6	-
1400	2	0	2	0	0	0	0	0	0	0	0	0	0	0	0	0	0	0	0	50.2	-
1500	4	0	4	0	0	0	0	0	0	0	0	0	0	0	0	0	0	0	0	38.2	-
1600	4	0	4	0	0	0	0	0	0	0	0	0	0	0	0	0	0	0	0	43.8	-
1700	3	0	3	0	0	0	0	0	0	0	0	0	0	0	0	0	0	0	0	37.3	-
1800	4	0	3	0	0	0	0	0	0	0	0	0	0	0	0	0	0	0	0	44.8	-
1900	3	0	2	0	0	0	0	0	0	0	0	0	0	0	0	0	0	0	0	46.1	-
2000	1	0	1	0	0	0	0	0	0	0	0	0	0	0	0	0	0	0	0	45.6	-
2100	1	0	1	0	0	0	0	0	0	0	0	0	0	0	0	0	0	0	0	48.6	-
2200	1	0	1	0	0	0	0	0	0	0	0	0	0	0	0	0	0	0	0	53.9	-
2300	0	0	0	0	0	0	0	0	0	0	0	0	0	0	0	0	0	0	0	58.9	-
07-19	**47**	**0**	**37**	**3**	**3**	**0**	**0**	**0**	**0**	**3**	**0**	**0**	**0**	**0**	**0**	**0**	**0**	**0**	**0**	**43.3**	**58**
06-22	**53**	**0**	**43**	**4**	**3**	**0**	**0**	**0**	**0**	**3**	**0**	**0**	**0**	**0**	**0**	**0**	**0**	**0**	**0**	**43.5**	**58**
06-00	**54**	**0**	**44**	**4**	**3**	**0**	**0**	**0**	**0**	**3**	**0**	**0**	**0**	**0**	**0**	**0**	**0**	**0**	**0**	**43.7**	**58.3**
00-00	**56**	**0**	**45**	**4**	**3**	**0**	**0**	**0**	**0**	**3**	**0**	**0**	**0**	**0**	**0.3**	**0**	**0**	**0**	**0**	**44.1**	**58.7**

DRAFT

Site 42
Location Un named road, Att - Telepole, Lat 53.7964, Long -6.75569
Direction South

3279 / Meath/Cavan/Monaghan ATC's
October 2013
Automatic Traffic Count

Virtual Week (1)

Time	Total	Classification												>PSL	>PSL%	>SL1	>SL1%	>SL2	>SL2%	Mean	Vpp
		1 MCL	2 SV	3 SVT	4 TB2	5 TB3	6 T4	7 ART3	8 ART4	9 ART5	10 ART6	11 BD	12 DRT	80	80	85 +5kph	85 +5kph	90 +10kph	90 +10kph		85
Mon	56	1	49	2	4	0	0	0	0	0	0	0	0	1	1.8	0	0	0	0	45.1	60.5
Tue	56	1	51	2	2	0	0	0	0	0	0	0	0	0	0	0	0	0	0	42.7	56.5
Wed	44	0	40	1	3	0	0	0	0	0	0	0	0	0	0	0	0	0	0	46.3	57.2
Thu	86	1	43	15	4	0	0	0	0	23	0	0	0	0	0	0	0	0	0	40.6	57.2
Fri	60	0	53	2	5	0	0	0	0	0	0	0	0	0	0	0	0	0	0	41.1	58
| Sat	47	0	41	3	3	0	0	0	0	0	0	0	0	0	0	0	0	0	0	48.9	59.8
| Sun	40	0	38	1	1	0	0	0	0	0	0	0	0	0	0	0	0	0	0	49	57.6
5 Day Ave.	**60**	**1**	**47**	**4**	**4**	**0**	**0**	**0**	**0**	**5**	**0**	**0**	**0**	**0**	**0.0**	**0**	**0.0**	**0**	**0.0**	**43.2**	**57.9**
7 Day Ave.	**56**	**0**	**45**	**4**	**3**	**0**	**0**	**0**	**0**	**3**	**0**	**0**	**0**	**0**	**0.3**	**0**	**0.0**	**0**	**0.0**	**44.1**	**58.7**
--	**389**	**3**	**315**	**26**	**22**	**0**	**0**	**0**	**0**	**23**	**0**	**0**	**0**	**1**	**0.3**	**0**	**0.0**	**0**	**0.0**	**44.1**	**58.7**

Summary Graphs

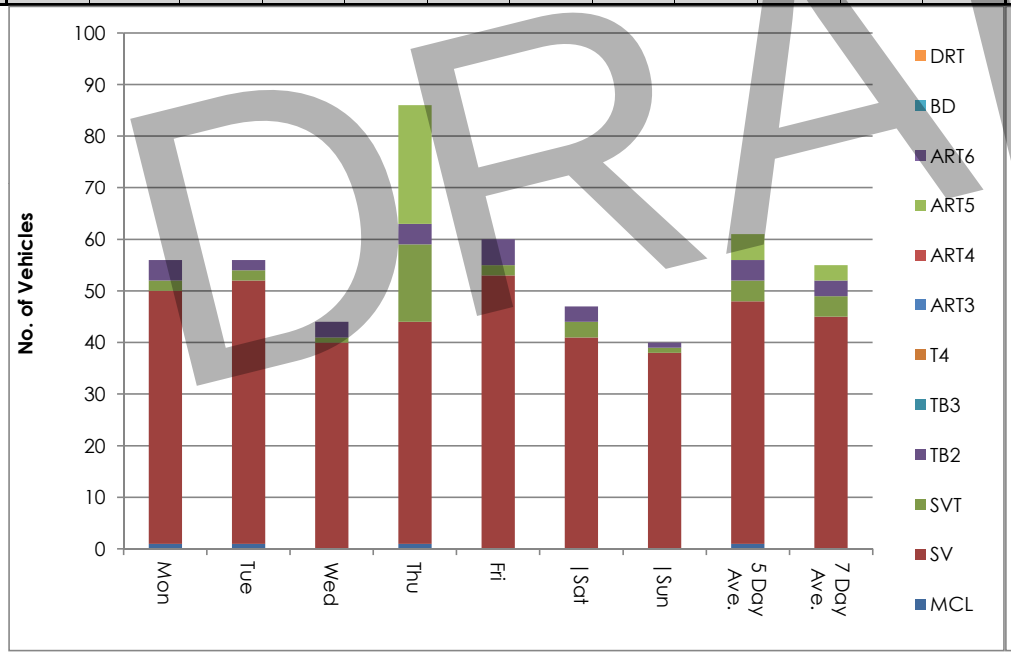

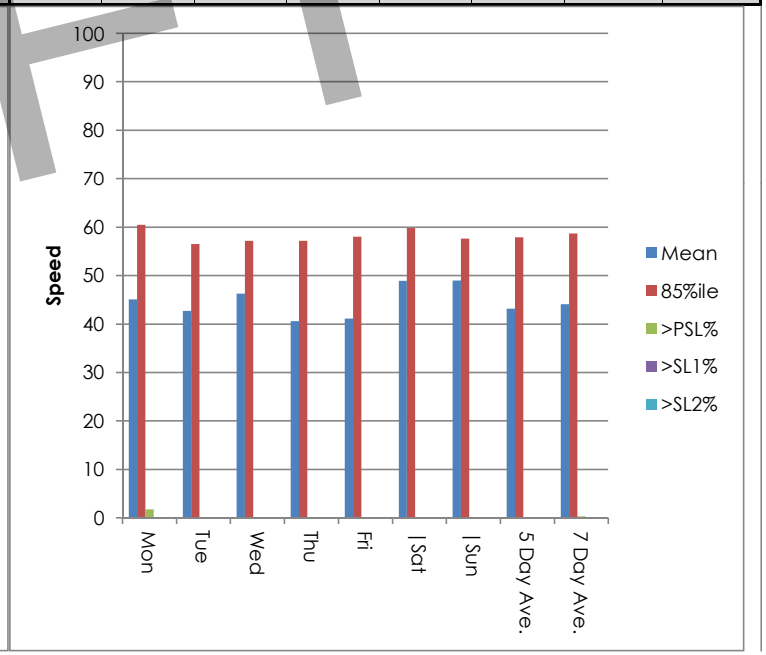

DRAFT

Site 42
Location Un named road, Att - Telepole, Lat 53.7964, Long -6.75569
Direction South

3279 / Meath/Cavan/Monaghan ATC's
October 2013
Automatic Traffic Count

Thu, 10 October 2013

Time	Total	Speed Bins (km/h)																											
		0 - 5	5 - 10	10 - 15	15 - 20	20 - 25	25 - 30	30 - 35	35 - 40	40 - 45	45 - 50	50 - 55	55 - 60	60 - 65	65 - 70	70 - 75	75 - 80	80 - 85	85 - 90	90 - 95	95 - 100	100 - 105	105 - 110	110 - 115	115 - 120	120 - 125	125 - 130	130 - 135	135 - 140
0000	0	0	0	0	0	0	0	0	0	0	0	0	0	0	0	0	0	0	0	0	0	0	0	0	0	0	0	0	0
0100	0	0	0	0	0	0	0	0	0	0	0	0	0	0	0	0	0	0	0	0	0	0	0	0	0	0	0	0	0
0200	0	0	0	0	0	0	0	0	0	0	0	0	0	0	0	0	0	0	0	0	0	0	0	0	0	0	0	0	0
0300	0	0	0	0	0	0	0	0	0	0	0	0	0	0	0	0	0	0	0	0	0	0	0	0	0	0	0	0	0
0400	0	0	0	0	0	0	0	0	0	0	0	0	0	0	0	0	0	0	0	0	0	0	0	0	0	0	0	0	0
0500	0	0	0	0	0	0	0	0	0	0	0	0	0	0	0	0	0	0	0	0	0	0	0	0	0	0	0	0	0
0600	0	0	0	0	0	0	0	0	0	0	0	0	0	0	0	0	0	0	0	0	0	0	0	0	0	0	0	0	0
0700	6	0	0	1	0	0	0	0	0	0	0	1	2	1	0	1	0	0	0	0	0	0	0	0	0	0	0	0	0
0800	8	0	0	0	0	0	0	1	2	1	1	2	0	1	0	0	0	0	0	0	0	0	0	0	0	0	0	0	0
0900	**16**	**0**	**0**	**0**	**0**	**1**	**1**	**4**	**8**	**0**	**0**	**0**	**0**	**2**	**0**	**0**	**0**	**0**	**0**	**0**	**0**	**0**	**0**	**0**	**0**	**0**	**0**	**0**	**0**
1000	11	0	0	0	0	0	1	6	3	1	0	0	0	0	0	0	0	0	0	0	0	0	0	0	0	0	0	0	0
1100	15	0	0	0	1	1	1	7	2	1	1	1	0	0	0	0	0	0	0	0	0	0	0	0	0	0	0	0	0
1200	**8**	**0**	**0**	**0**	**0**	**0**	**0**	**2**	**5**	**0**	**0**	**0**	**1**	**0**	**0**	**0**	**0**	**0**	**0**	**0**	**0**	**0**	**0**	**0**	**0**	**0**	**0**	**0**	**0**
1300	0	0	0	0	0	0	0	0	0	0	0	0	0	0	0	0	0	0	0	0	0	0	0	0	0	0	0	0	0
1400	0	0	0	0	0	0	0	0	0	0	0	0	0	0	0	0	0	0	0	0	0	0	0	0	0	0	0	0	0
1500	2	0	0	0	0	0	0	0	0	0	0	1	0	0	1	0	0	0	0	0	0	0	0	0	0	0	0	0	0
1600	5	0	0	0	0	0	2	0	0	0	0	2	1	0	0	0	0	0	0	0	0	0	0	0	0	0	0	0	0
1700	2	0	0	0	0	0	2	0	0	0	0	0	0	0	0	0	0	0	0	0	0	0	0	0	0	0	0	0	0
1800	5	0	0	0	0	0	1	1	0	2	0	0	0	0	1	0	0	0	0	0	0	0	0	0	0	0	0	0	0
1900	3	0	0	0	0	0	0	0	0	0	1	0	1	1	0	0	0	0	0	0	0	0	0	0	0	0	0	0	0
2000	3	0	0	0	0	0	1	0	1	0	1	0	0	0	0	0	0	0	0	0	0	0	0	0	0	0	0	0	0
2100	2	0	0	0	0	0	0	0	0	0	0	0	1	0	0	1	0	0	0	0	0	0	0	0	0	0	0	0	0
2200	0	0	0	0	0	0	0	0	0	0	0	0	0	0	0	0	0	0	0	0	0	0	0	0	0	0	0	0	0
2300	0	0	0	0	0	0	0	0	0	0	0	0	0	0	0	0	0	0	0	0	0	0	0	0	0	0	0	0	0
07-19	**78**	**0**	**0**	**1**	**1**	**2**	**8**	**21**	**20**	**5**	**2**	**7**	**4**	**4**	**2**	**1**	**0**	**0**	**0**	**0**	**0**	**0**	**0**	**0**	**0**	**0**	**0**	**0**	**0**
06-22	**86**	**0**	**0**	**1**	**1**	**2**	**9**	**21**	**21**	**5**	**4**	**7**	**6**	**5**	**2**	**2**	**0**	**0**	**0**	**0**	**0**	**0**	**0**	**0**	**0**	**0**	**0**	**0**	**0**
06-00	**86**	**0**	**0**	**1**	**1**	**2**	**9**	**21**	**21**	**5**	**4**	**7**	**6**	**5**	**2**	**2**	**0**	**0**	**0**	**0**	**0**	**0**	**0**	**0**	**0**	**0**	**0**	**0**	**0**
00-00	**86**	**0**	**0**	**1**	**1**	**2**	**9**	**21**	**21**	**5**	**4**	**7**	**6**	**5**	**2**	**2**	**0**	**0**	**0**	**0**	**0**	**0**	**0**	**0**	**0**	**0**	**0**	**0**	**0**

DRAFT

Site 42
Location Un named road, Att - Telepole, Lat 53.7964, Long -6.75569
Direction South

3279 / Meath/Cavan/Monaghan ATC's
October 2013
Automatic Traffic Count

Fri, 11 October 2013

Time	Total	Speed Bins (km/h)																											
		0 - 5	5 - 10	10 - 15	15 - 20	20 - 25	25 - 30	30 - 35	35 - 40	40 - 45	45 - 50	50 - 55	55 - 60	60 - 65	65 - 70	70 - 75	75 - 80	80 - 85	85 - 90	90 - 95	95 - 100	100 - 105	105 - 110	110 - 115	115 - 120	120 - 125	125 - 130	130 - 135	135 - 140
0000	0	0	0	0	0	0	0	0	0	0	0	0	0	0	0	0	0	0	0	0	0	0	0	0	0	0	0	0	0
0100	0	0	0	0	0	0	0	0	0	0	0	0	0	0	0	0	0	0	0	0	0	0	0	0	0	0	0	0	0
0200	0	0	0	0	0	0	0	0	0	0	0	0	0	0	0	0	0	0	0	0	0	0	0	0	0	0	0	0	0
0300	0	0	0	0	0	0	0	0	0	0	0	0	0	0	0	0	0	0	0	0	0	0	0	0	0	0	0	0	0
0400	1	0	0	0	0	0	0	0	0	0	0	0	0	0	0	0	1	0	0	0	0	0	0	0	0	0	0	0	0
0500	0	0	0	0	0	0	0	0	0	0	0	0	0	0	0	0	0	0	0	0	0	0	0	0	0	0	0	0	0
0600	0	0	0	0	0	0	0	0	0	0	0	0	0	0	0	0	0	0	0	0	0	0	0	0	0	0	0	0	0
0700	3	0	0	0	1	0	0	0	0	0	0	0	1	1	0	0	0	0	0	0	0	0	0	0	0	0	0	0	0
0800	**8**	**0**	**0**	**0**	**0**	**0**	**0**	**0**	**0**	**0**	**1**	**3**	**2**	**1**	**1**	**0**	**0**	**0**	**0**	**0**	**0**	**0**	**0**	**0**	**0**	**0**	**0**	**0**	**0**
0900	4	0	0	0	0	0	2	1	0	0	0	1	0	0	0	0	0	0	0	0	0	0	0	0	0	0	0	0	0
1000	3	0	0	0	0	1	0	0	0	1	1	0	0	0	0	0	0	0	0	0	0	0	0	0	0	0	0	0	0
1100	3	0	0	0	1	0	1	0	0	1	0	0	0	0	0	0	0	0	0	0	0	0	0	0	0	0	0	0	0
1200	4	1	0	0	0	0	1	0	1	0	0	1	0	0	0	0	0	0	0	0	0	0	0	0	0	0	0	0	0
1300	7	0	0	1	1	1	0	0	1	1	1	0	0	0	0	1	0	0	0	0	0	0	0	0	0	0	0	0	0
1400	3	0	0	0	0	0	0	1	0	0	0	1	1	0	0	0	0	0	0	0	0	0	0	0	0	0	0	0	0
1500	**10**	**0**	**0**	**0**	**1**	**2**	**0**	**3**	**1**	**1**	**2**	**0**	**0**	**0**	**0**	**0**	**0**	**0**	**0**	**0**	**0**	**0**	**0**	**0**	**0**	**0**	**0**	**0**	**0**
1600	2	0	0	0	0	0	0	1	1	0	0	0	0	0	0	0	0	0	0	0	0	0	0	0	0	0	0	0	0
1700	3	0	0	0	1	1	0	0	1	0	0	0	0	0	0	0	0	0	0	0	0	0	0	0	0	0	0	0	0
1800	2	0	0	0	0	0	0	0	0	1	0	1	0	0	0	0	0	0	0	0	0	0	0	0	0	0	0	0	0
1900	3	0	0	0	0	0	0	0	0	0	0	0	2	1	0	0	0	0	0	0	0	0	0	0	0	0	0	0	0
2000	0	0	0	0	0	0	0	0	0	0	0	0	0	0	0	0	0	0	0	0	0	0	0	0	0	0	0	0	0
2100	3	0	0	0	0	1	1	0	0	0	0	0	0	0	1	0	0	0	0	0	0	0	0	0	0	0	0	0	0
2200	1	0	0	0	0	0	0	0	0	0	0	0	0	0	0	0	1	0	0	0	0	0	0	0	0	0	0	0	0
2300	0	0	0	0	0	0	0	0	0	0	0	0	0	0	0	0	0	0	0	0	0	0	0	0	0	0	0	0	0
07-19	**52**	**1**	**0**	**1**	**5**	**5**	**4**	**6**	**5**	**5**	**5**	**7**	**4**	**2**	**1**	**1**	**0**	**0**	**0**	**0**	**0**	**0**	**0**	**0**	**0**	**0**	**0**	**0**	**0**
06-22	**58**	**1**	**0**	**1**	**5**	**6**	**5**	**6**	**5**	**5**	**5**	**7**	**6**	**3**	**2**	**1**	**0**	**0**	**0**	**0**	**0**	**0**	**0**	**0**	**0**	**0**	**0**	**0**	**0**
06-00	**59**	**1**	**0**	**1**	**5**	**6**	**5**	**6**	**5**	**5**	**5**	**7**	**6**	**3**	**2**	**1**	**1**	**0**	**0**	**0**	**0**	**0**	**0**	**0**	**0**	**0**	**0**	**0**	**0**
00-00	**60**	**1**	**0**	**1**	**5**	**6**	**5**	**6**	**5**	**5**	**5**	**7**	**6**	**3**	**2**	**1**	**2**	**0**	**0**	**0**	**0**	**0**	**0**	**0**	**0**	**0**	**0**	**0**	**0**

DRAFT

Site 42
Location Un named road, Att - Telepole, Lat 53.7964, Long -6.75569
Direction South

3279 / Meath/Cavan/Monaghan ATC's
October 2013
Automatic Traffic Count

Sat, 12 October 2013

Time	Total	Speed Bins (km/h)																											
		0 - 5	5 - 10	10 - 15	15 - 20	20 - 25	25 - 30	30 - 35	35 - 40	40 - 45	45 - 50	50 - 55	55 - 60	60 - 65	65 - 70	70 - 75	75 - 80	80 - 85	85 - 90	90 - 95	95 - 100	100 - 105	105 - 110	110 - 115	115 - 120	120 - 125	125 - 130	130 - 135	135 - 140
0000	1	0	0	0	0	0	0	0	0	0	0	1	0	0	0	0	0	0	0	0	0	0	0	0	0	0	0	0	0
0100	0	0	0	0	0	0	0	0	0	0	0	0	0	0	0	0	0	0	0	0	0	0	0	0	0	0	0	0	0
0200	0	0	0	0	0	0	0	0	0	0	0	0	0	0	0	0	0	0	0	0	0	0	0	0	0	0	0	0	0
0300	1	0	0	0	0	0	0	0	0	0	0	0	0	0	0	1	0	0	0	0	0	0	0	0	0	0	0	0	0
0400	0	0	0	0	0	0	0	0	0	0	0	0	0	0	0	0	0	0	0	0	0	0	0	0	0	0	0	0	0
0500	0	0	0	0	0	0	0	0	0	0	0	0	0	0	0	0	0	0	0	0	0	0	0	0	0	0	0	0	0
0600	1	0	0	0	0	0	0	0	1	0	0	0	0	0	0	0	0	0	0	0	0	0	0	0	0	0	0	0	0
0700	1	0	0	0	0	0	0	0	1	0	0	0	0	0	0	0	0	0	0	0	0	0	0	0	0	0	0	0	0
0800	2	0	0	0	0	0	0	0	0	0	1	0	1	0	0	0	0	0	0	0	0	0	0	0	0	0	0	0	0
0900	3	0	0	0	0	0	0	0	0	1	0	0	0	1	0	0	1	0	0	0	0	0	0	0	0	0	0	0	0
1000	4	0	0	0	0	0	1	0	0	1	1	0	1	0	0	0	0	0	0	0	0	0	0	0	0	0	0	0	0
1100	**5**	**0**	**0**	**2**	**0**	**0**	**0**	**0**	**0**	**0**	**1**	**1**	**1**	**0**	**0**	**0**	**0**	**0**	**0**	**0**	**0**	**0**	**0**	**0**	**0**	**0**	**0**	**0**	**0**
1200	**5**	**0**	**0**	**0**	**0**	**0**	**1**	**1**	**2**	**0**	**1**	**0**	**0**	**0**	**0**	**0**	**0**	**0**	**0**	**0**	**0**	**0**	**0**	**0**	**0**	**0**	**0**	**0**	**0**
1300	**5**	**0**	**0**	**0**	**0**	**0**	**0**	**0**	**0**	**1**	**0**	**0**	**1**	**3**	**0**	**0**	**0**	**0**	**0**	**0**	**0**	**0**	**0**	**0**	**0**	**0**	**0**	**0**	**0**
1400	1	0	0	0	0	0	0	0	0	0	0	1	0	0	0	0	0	0	0	0	0	0	0	0	0	0	0	0	0
1500	2	0	0	0	0	0	0	1	0	0	0	0	1	0	0	0	0	0	0	0	0	0	0	0	0	0	0	0	0
1600	2	0	0	0	0	0	0	0	0	0	0	1	1	0	0	0	0	0	0	0	0	0	0	0	0	0	0	0	0
1700	4	0	0	0	0	0	0	0	0	0	3	0	1	0	0	0	0	0	0	0	0	0	0	0	0	0	0	0	0
1800	2	0	0	0	0	0	0	0	0	0	0	0	1	0	0	0	1	0	0	0	0	0	0	0	0	0	0	0	0
1900	4	0	0	0	0	0	0	0	0	0	2	0	2	0	0	0	0	0	0	0	0	0	0	0	0	0	0	0	0
2000	1	0	0	0	0	0	0	0	0	0	1	0	0	0	0	0	0	0	0	0	0	0	0	0	0	0	0	0	0
2100	0	0	0	0	0	0	0	0	0	0	0	0	0	0	0	0	0	0	0	0	0	0	0	0	0	0	0	0	0
2200	2	0	0	0	0	1	0	0	0	0	0	0	0	1	0	0	0	0	0	0	0	0	0	0	0	0	0	0	0
2300	1	0	0	0	0	0	0	0	0	0	0	0	1	0	0	0	0	0	0	0	0	0	0	0	0	0	0	0	0
07-19	**36**	**0**	**0**	**2**	**0**	**0**	**2**	**2**	**3**	**3**	**7**	**3**	**8**	**4**	**0**	**0**	**2**	**0**	**0**	**0**	**0**	**0**	**0**	**0**	**0**	**0**	**0**	**0**	**0**
06-22	**42**	**0**	**0**	**2**	**0**	**0**	**2**	**2**	**4**	**3**	**10**	**3**	**10**	**4**	**0**	**0**	**2**	**0**	**0**	**0**	**0**	**0**	**0**	**0**	**0**	**0**	**0**	**0**	**0**
06-00	**45**	**0**	**0**	**2**	**0**	**1**	**2**	**2**	**4**	**3**	**10**	**3**	**11**	**5**	**0**	**0**	**2**	**0**	**0**	**0**	**0**	**0**	**0**	**0**	**0**	**0**	**0**	**0**	**0**
00-00	**47**	**0**	**0**	**2**	**0**	**1**	**2**	**2**	**4**	**3**	**10**	**4**	**11**	**5**	**0**	**0**	**3**	**0**	**0**	**0**	**0**	**0**	**0**	**0**	**0**	**0**	**0**	**0**	**0**

DRAFT

Site 42
Location Un named road, Att - Telepole, Lat 53.7964, Long -6.75569
Direction South

3279 / Meath/Cavan/Monaghan ATC's
October 2013
Automatic Traffic Count

Sun, 13 October 2013

Time	Total	Speed Bins (km/h)																											
		0 - 5	5 - 10	10 - 15	15 - 20	20 - 25	25 - 30	30 - 35	35 - 40	40 - 45	45 - 50	50 - 55	55 - 60	60 - 65	65 - 70	70 - 75	75 - 80	80 - 85	85 - 90	90 - 95	95 - 100	100 - 105	105 - 110	110 - 115	115 - 120	120 - 125	125 - 130	130 - 135	135 - 140
0000	0	0	0	0	0	0	0	0	0	0	0	0	0	0	0	0	0	0	0	0	0	0	0	0	0	0	0	0	0
0100	0	0	0	0	0	0	0	0	0	0	0	0	0	0	0	0	0	0	0	0	0	0	0	0	0	0	0	0	0
0200	0	0	0	0	0	0	0	0	0	0	0	0	0	0	0	0	0	0	0	0	0	0	0	0	0	0	0	0	0
0300	1	0	0	0	0	0	0	0	0	1	0	0	0	0	0	0	0	0	0	0	0	0	0	0	0	0	0	0	0
0400	1	0	0	0	0	0	0	0	0	0	0	0	0	0	1	0	0	0	0	0	0	0	0	0	0	0	0	0	0
0500	0	0	0	0	0	0	0	0	0	0	0	0	0	0	0	0	0	0	0	0	0	0	0	0	0	0	0	0	0
0600	1	0	0	0	0	0	0	0	1	0	0	0	0	0	0	0	0	0	0	0	0	0	0	0	0	0	0	0	0
0700	0	0	0	0	0	0	0	0	0	0	0	0	0	0	0	0	0	0	0	0	0	0	0	0	0	0	0	0	0
0800	1	0	0	0	0	0	0	0	0	0	0	0	0	1	0	0	0	0	0	0	0	0	0	0	0	0	0	0	0
0900	1	0	0	0	0	0	0	0	0	0	0	0	1	0	0	0	0	0	0	0	0	0	0	0	0	0	0	0	0
1000	**3**	**0**	**0**	**0**	**0**	**0**	**0**	**0**	**0**	**0**	**0**	**1**	**1**	**0**	**0**	**1**	**0**	**0**	**0**	**0**	**0**	**0**	**0**	**0**	**0**	**0**	**0**	**0**	**0**
1100	2	0	0	0	0	0	0	0	0	0	0	1	1	0	0	0	0	0	0	0	0	0	0	0	0	0	0	0	0
1200	2	0	0	0	0	0	0	0	1	0	1	0	0	0	0	0	0	0	0	0	0	0	0	0	0	0	0	0	0
1300	2	0	0	0	0	0	0	0	0	0	0	1	0	0	1	0	0	0	0	0	0	0	0	0	0	0	0	0	0
1400	3	0	0	0	0	0	0	0	0	0	1	1	1	0	0	0	0	0	0	0	0	0	0	0	0	0	0	0	0
1500	4	0	0	0	1	0	1	1	0	0	1	0	0	0	0	0	0	0	0	0	0	0	0	0	0	0	0	0	0
1600	3	0	0	0	0	0	0	0	0	2	0	0	1	0	0	0	0	0	0	0	0	0	0	0	0	0	0	0	0
1700	2	0	0	0	0	0	0	0	0	0	0	2	0	0	0	0	0	0	0	0	0	0	0	0	0	0	0	0	0
1800	**5**	**0**	**0**	**0**	**0**	**0**	**0**	**0**	**0**	**0**	**0**	**4**	**1**	**0**	**0**	**0**	**0**	**0**	**0**	**0**	**0**	**0**	**0**	**0**	**0**	**0**	**0**	**0**	**0**
1900	4	0	0	0	0	0	1	1	0	1	0	1	0	0	0	0	0	0	0	0	0	0	0	0	0	0	0	0	0
2000	1	0	0	0	0	1	0	0	0	0	0	0	0	0	0	0	0	0	0	0	0	0	0	0	0	0	0	0	0
2100	1	0	0	0	0	0	0	0	0	0	0	0	1	0	0	0	0	0	0	0	0	0	0	0	0	0	0	0	0
2200	3	0	0	0	0	0	0	0	0	0	1	2	0	0	0	0	0	0	0	0	0	0	0	0	0	0	0	0	0
2300	0	0	0	0	0	0	0	0	0	0	0	0	0	0	0	0	0	0	0	0	0	0	0	0	0	0	0	0	0
07-19	**28**	**0**	**0**	**0**	**1**	**0**	**1**	**1**	**1**	**2**	**3**	**10**	**6**	**1**	**1**	**1**	**0**	**0**	**0**	**0**	**0**	**0**	**0**	**0**	**0**	**0**	**0**	**0**	**0**
06-22	**35**	**0**	**0**	**0**	**1**	**1**	**2**	**2**	**2**	**3**	**3**	**11**	**7**	**1**	**1**	**1**	**0**	**0**	**0**	**0**	**0**	**0**	**0**	**0**	**0**	**0**	**0**	**0**	**0**
06-00	**38**	**0**	**0**	**0**	**1**	**1**	**2**	**2**	**2**	**3**	**4**	**13**	**7**	**1**	**1**	**1**	**0**	**0**	**0**	**0**	**0**	**0**	**0**	**0**	**0**	**0**	**0**	**0**	**0**
00-00	**40**	**0**	**0**	**0**	**1**	**1**	**2**	**2**	**2**	**4**	**4**	**13**	**7**	**1**	**2**	**1**	**0**	**0**	**0**	**0**	**0**	**0**	**0**	**0**	**0**	**0**	**0**	**0**	**0**

DRAFT

Site 42
Location Un named road, Att - Telepole, Lat 53.7964, Long -6.75569
Direction South

3279 / Meath/Cavan/Monaghan ATC's
October 2013
Automatic Traffic Count

Mon, 14 October 2013

Time	Total	Speed Bins (km/h)																											
		0 - 5	5 - 10	10 - 15	15 - 20	20 - 25	25 - 30	30 - 35	35 - 40	40 - 45	45 - 50	50 - 55	55 - 60	60 - 65	65 - 70	70 - 75	75 - 80	80 - 85	85 - 90	90 - 95	95 - 100	100 - 105	105 - 110	110 - 115	115 - 120	120 - 125	125 - 130	130 - 135	135 - 140
0000	0	0	0	0	0	0	0	0	0	0	0	0	0	0	0	0	0	0	0	0	0	0	0	0	0	0	0	0	0
0100	0	0	0	0	0	0	0	0	0	0	0	0	0	0	0	0	0	0	0	0	0	0	0	0	0	0	0	0	0
0200	0	0	0	0	0	0	0	0	0	0	0	0	0	0	0	0	0	0	0	0	0	0	0	0	0	0	0	0	0
0300	1	0	0	0	0	0	0	0	0	0	0	0	0	0	0	0	0	1	0	0	0	0	0	0	0	0	0	0	0
0400	0	0	0	0	0	0	0	0	0	0	0	0	0	0	0	0	0	0	0	0	0	0	0	0	0	0	0	0	0
0500	0	0	0	0	0	0	0	0	0	0	0	0	0	0	0	0	0	0	0	0	0	0	0	0	0	0	0	0	0
0600	1	0	0	0	0	0	0	1	0	0	0	0	0	0	0	0	0	0	0	0	0	0	0	0	0	0	0	0	0
0700	5	0	0	0	0	0	0	0	0	0	1	1	0	2	1	0	0	0	0	0	0	0	0	0	0	0	0	0	0
0800	**6**	**0**	**0**	**0**	**0**	**0**	**0**	**0**	**0**	**0**	**1**	**1**	**2**	**2**	**0**	**0**	**0**	**0**	**0**	**0**	**0**	**0**	**0**	**0**	**0**	**0**	**0**	**0**	**0**
0900	2	0	0	0	0	0	0	0	0	0	1	1	0	0	0	0	0	0	0	0	0	0	0	0	0	0	0	0	0
1000	3	0	0	0	0	0	1	0	1	0	0	0	1	0	0	0	0	0	0	0	0	0	0	0	0	0	0	0	0
1100	3	0	0	0	0	1	0	0	0	2	0	0	0	0	0	0	0	0	0	0	0	0	0	0	0	0	0	0	0
1200	8	0	0	0	0	0	2	1	1	3	0	0	0	1	0	0	0	0	0	0	0	0	0	0	0	0	0	0	0
1300	**9**	**0**	**0**	**0**	**0**	**1**	**5**	**0**	**1**	**0**	**1**	**0**	**1**	**0**	**0**	**0**	**0**	**0**	**0**	**0**	**0**	**0**	**0**	**0**	**0**	**0**	**0**	**0**	**0**
1400	3	0	0	0	0	0	0	0	1	0	1	0	0	1	0	0	0	0	0	0	0	0	0	0	0	0	0	0	0
1500	4	0	0	0	0	0	0	2	0	1	0	0	0	1	0	0	0	0	0	0	0	0	0	0	0	0	0	0	0
1600	7	0	0	0	0	0	0	1	1	0	2	2	1	0	0	0	0	0	0	0	0	0	0	0	0	0	0	0	0
1700	0	0	0	0	0	0	0	0	0	0	0	0	0	0	0	0	0	0	0	0	0	0	0	0	0	0	0	0	0
1800	2	0	0	0	0	0	0	1	0	0	0	0	1	0	0	0	0	0	0	0	0	0	0	0	0	0	0	0	0
1900	1	0	0	0	0	0	0	0	0	1	0	0	0	0	0	0	0	0	0	0	0	0	0	0	0	0	0	0	0
2000	0	0	0	0	0	0	0	0	0	0	0	0	0	0	0	0	0	0	0	0	0	0	0	0	0	0	0	0	0
2100	0	0	0	0	0	0	0	0	0	0	0	0	0	0	0	0	0	0	0	0	0	0	0	0	0	0	0	0	0
2200	1	0	0	0	0	0	0	0	0	0	0	0	1	0	0	0	0	0	0	0	0	0	0	0	0	0	0	0	0
2300	0	0	0	0	0	0	0	0	0	0	0	0	0	0	0	0	0	0	0	0	0	0	0	0	0	0	0	0	0
07-19	**52**	**0**	**0**	**0**	**0**	**2**	**8**	**5**	**5**	**6**	**7**	**5**	**6**	**7**	**1**	**0**	**0**	**0**	**0**	**0**	**0**	**0**	**0**	**0**	**0**	**0**	**0**	**0**	**0**
06-22	**54**	**0**	**0**	**0**	**0**	**2**	**8**	**6**	**5**	**7**	**7**	**5**	**6**	**7**	**1**	**0**	**0**	**0**	**0**	**0**	**0**	**0**	**0**	**0**	**0**	**0**	**0**	**0**	**0**
06-00	**55**	**0**	**0**	**0**	**0**	**2**	**8**	**6**	**5**	**7**	**7**	**5**	**7**	**7**	**1**	**0**	**0**	**0**	**0**	**0**	**0**	**0**	**0**	**0**	**0**	**0**	**0**	**0**	**0**
00-00	**56**	**0**	**0**	**0**	**0**	**2**	**8**	**6**	**5**	**7**	**7**	**5**	**7**	**7**	**1**	**0**	**0**	**1**	**0**	**0**	**0**	**0**	**0**	**0**	**0**	**0**	**0**	**0**	**0**

DRAFT

Site 42
Location Un named road, Att - Telepole, Lat 53.7964, Long -6.75569
Direction South

3279 / Meath/Cavan/Monaghan ATC's
October 2013
Automatic Traffic Count

Tue, 15 October 2013

Time	Total	Speed Bins (km/h)																											
		0 - 5	5 - 10	10 - 15	15 - 20	20 - 25	25 - 30	30 - 35	35 - 40	40 - 45	45 - 50	50 - 55	55 - 60	60 - 65	65 - 70	70 - 75	75 - 80	80 - 85	85 - 90	90 - 95	95 - 100	100 - 105	105 - 110	110 - 115	115 - 120	120 - 125	125 - 130	130 - 135	135 - 140
0000	0	0	0	0	0	0	0	0	0	0	0	0	0	0	0	0	0	0	0	0	0	0	0	0	0	0	0	0	0
0100	0	0	0	0	0	0	0	0	0	0	0	0	0	0	0	0	0	0	0	0	0	0	0	0	0	0	0	0	0
0200	0	0	0	0	0	0	0	0	0	0	0	0	0	0	0	0	0	0	0	0	0	0	0	0	0	0	0	0	0
0300	0	0	0	0	0	0	0	0	0	0	0	0	0	0	0	0	0	0	0	0	0	0	0	0	0	0	0	0	0
0400	0	0	0	0	0	0	0	0	0	0	0	0	0	0	0	0	0	0	0	0	0	0	0	0	0	0	0	0	0
0500	1	0	0	0	0	0	0	0	0	0	0	0	1	0	0	0	0	0	0	0	0	0	0	0	0	0	0	0	0
0600	1	0	0	0	0	0	0	1	0	0	0	0	0	0	0	0	0	0	0	0	0	0	0	0	0	0	0	0	0
0700	3	0	0	0	0	0	0	0	0	0	0	1	0	1	1	0	0	0	0	0	0	0	0	0	0	0	0	0	0
0800	**6**	**0**	**0**	**0**	**0**	**0**	**0**	**0**	**0**	**0**	**1**	**2**	**2**	**0**	**1**	**0**	**0**	**0**	**0**	**0**	**0**	**0**	**0**	**0**	**0**	**0**	**0**	**0**	**0**
0900	3	0	0	0	0	0	0	0	0	0	1	1	0	1	0	0	0	0	0	0	0	0	0	0	0	0	0	0	0
1000	0	0	0	0	0	0	0	0	0	0	0	0	0	0	0	0	0	0	0	0	0	0	0	0	0	0	0	0	0
1100	3	0	0	0	0	0	0	0	0	1	1	1	0	0	0	0	0	0	0	0	0	0	0	0	0	0	0	0	0
1200	4	0	0	0	1	0	0	0	0	0	0	2	1	0	0	0	0	0	0	0	0	0	0	0	0	0	0	0	0
1300	4	0	0	0	0	1	0	2	0	0	1	0	0	0	0	0	0	0	0	0	0	0	0	0	0	0	0	0	0
1400	4	0	0	0	0	0	0	0	3	0	0	1	0	0	0	0	0	0	0	0	0	0	0	0	0	0	0	0	0
1500	3	0	0	0	0	0	1	1	0	0	0	0	1	0	0	0	0	0	0	0	0	0	0	0	0	0	0	0	0
1600	4	0	0	0	0	0	0	1	2	1	0	0	0	0	0	0	0	0	0	0	0	0	0	0	0	0	0	0	0
1700	**10**	**0**	**1**	**1**	**0**	**0**	**1**	**2**	**2**	**0**	**1**	**1**	**0**	**1**	**0**	**0**	**0**	**0**	**0**	**0**	**0**	**0**	**0**	**0**	**0**	**0**	**0**	**0**	**0**
1800	6	0	0	0	1	1	1	2	1	0	0	0	0	0	0	0	0	0	0	0	0	0	0	0	0	0	0	0	0
1900	1	0	0	0	0	0	0	1	0	0	0	0	0	0	0	0	0	0	0	0	0	0	0	0	0	0	0	0	0
2000	3	0	0	0	0	0	0	0	0	0	0	2	0	0	0	1	0	0	0	0	0	0	0	0	0	0	0	0	0
2100	0	0	0	0	0	0	0	0	0	0	0	0	0	0	0	0	0	0	0	0	0	0	0	0	0	0	0	0	0
2200	0	0	0	0	0	0	0	0	0	0	0	0	0	0	0	0	0	0	0	0	0	0	0	0	0	0	0	0	0
2300	0	0	0	0	0	0	0	0	0	0	0	0	0	0	0	0	0	0	0	0	0	0	0	0	0	0	0	0	0
07-19	**50**	**0**	**1**	**1**	**2**	**2**	**3**	**8**	**8**	**2**	**5**	**9**	**4**	**3**	**2**	**0**	**0**	**0**	**0**	**0**	**0**	**0**	**0**	**0**	**0**	**0**	**0**	**0**	**0**
06-22	**55**	**0**	**1**	**1**	**2**	**2**	**3**	**10**	**8**	**2**	**5**	**11**	**4**	**3**	**2**	**1**	**0**	**0**	**0**	**0**	**0**	**0**	**0**	**0**	**0**	**0**	**0**	**0**	**0**
06-00	**55**	**0**	**1**	**1**	**2**	**2**	**3**	**10**	**8**	**2**	**5**	**11**	**4**	**3**	**2**	**1**	**0**	**0**	**0**	**0**	**0**	**0**	**0**	**0**	**0**	**0**	**0**	**0**	**0**
00-00	**56**	**0**	**1**	**1**	**2**	**2**	**3**	**10**	**8**	**2**	**5**	**11**	**5**	**3**	**2**	**1**	**0**	**0**	**0**	**0**	**0**	**0**	**0**	**0**	**0**	**0**	**0**	**0**	**0**

DRAFT

Site 42
Location Un named road, Att - Telepole, Lat 53.7964, Long -6.75569
Direction South

3279 / Meath/Cavan/Monaghan ATC's
October 2013
Automatic Traffic Count

Wed, 16 October 2013

Time	Total	Speed Bins (km/h)																											
		0 - 5	5 - 10	10 - 15	15 - 20	20 - 25	25 - 30	30 - 35	35 - 40	40 - 45	45 - 50	50 - 55	55 - 60	60 - 65	65 - 70	70 - 75	75 - 80	80 - 85	85 - 90	90 - 95	95 - 100	100 - 105	105 - 110	110 - 115	115 - 120	120 - 125	125 - 130	130 - 135	135 - 140
0000	0	0	0	0	0	0	0	0	0	0	0	0	0	0	0	0	0	0	0	0	0	0	0	0	0	0	0	0	0
0100	0	0	0	0	0	0	0	0	0	0	0	0	0	0	0	0	0	0	0	0	0	0	0	0	0	0	0	0	0
0200	0	0	0	0	0	0	0	0	0	0	0	0	0	0	0	0	0	0	0	0	0	0	0	0	0	0	0	0	0
0300	1	0	0	0	0	0	0	0	0	0	0	0	0	0	1	0	0	0	0	0	0	0	0	0	0	0	0	0	0
0400	0	0	0	0	0	0	0	0	0	0	0	0	0	0	0	0	0	0	0	0	0	0	0	0	0	0	0	0	0
0500	0	0	0	0	0	0	0	0	0	0	0	0	0	0	0	0	0	0	0	0	0	0	0	0	0	0	0	0	0
0600	1	0	0	0	0	0	0	1	0	0	0	0	0	0	0	0	0	0	0	0	0	0	0	0	0	0	0	0	0
0700	4	0	0	0	0	0	0	1	0	0	0	1	1	0	1	0	0	0	0	0	0	0	0	0	0	0	0	0	0
0800	**7**	**0**	**0**	**0**	**0**	**0**	**0**	**0**	**0**	**0**	**0**	**4**	**2**	**1**	**0**	**0**	**0**	**0**	**0**	**0**	**0**	**0**	**0**	**0**	**0**	**0**	**0**	**0**	**0**
0900	5	0	0	0	0	0	0	0	0	2	1	1	0	0	1	0	0	0	0	0	0	0	0	0	0	0	0	0	0
1000	2	0	0	0	0	0	0	1	1	0	0	0	0	0	0	0	0	0	0	0	0	0	0	0	0	0	0	0	0
1100	1	0	0	0	0	0	0	0	0	1	0	0	0	0	0	0	0	0	0	0	0	0	0	0	0	0	0	0	0
1200	2	0	0	0	0	0	0	1	0	0	1	0	0	0	0	0	0	0	0	0	0	0	0	0	0	0	0	0	0
1300	0	0	0	0	0	0	0	0	0	0	0	0	0	0	0	0	0	0	0	0	0	0	0	0	0	0	0	0	0
1400	2	0	0	0	0	0	0	0	0	0	0	1	0	0	0	0	1	0	0	0	0	0	0	0	0	0	0	0	0
1500	3	0	0	0	0	0	0	1	1	1	0	0	0	0	0	0	0	0	0	0	0	0	0	0	0	0	0	0	0
1600	**5**	**0**	**0**	**0**	**0**	**0**	**0**	**2**	**0**	**0**	**3**	**0**	**0**	**0**	**0**	**0**	**0**	**0**	**0**	**0**	**0**	**0**	**0**	**0**	**0**	**0**	**0**	**0**	**0**
1700	1	0	0	0	0	1	0	0	0	0	0	0	0	0	0	0	0	0	0	0	0	0	0	0	0	0	0	0	0
1800	4	0	0	0	0	0	0	0	0	1	1	1	1	0	0	0	0	0	0	0	0	0	0	0	0	0	0	0	0
1900	2	0	0	0	0	1	1	0	0	0	0	0	0	0	0	0	0	0	0	0	0	0	0	0	0	0	0	0	0
2000	2	0	0	0	0	0	0	0	0	1	1	0	0	0	0	0	0	0	0	0	0	0	0	0	0	0	0	0	0
2100	2	0	0	0	0	1	0	0	0	0	0	0	1	0	0	0	0	0	0	0	0	0	0	0	0	0	0	0	0
2200	0	0	0	0	0	0	0	0	0	0	0	0	0	0	0	0	0	0	0	0	0	0	0	0	0	0	0	0	0
2300	0	0	0	0	0	0	0	0	0	0	0	0	0	0	0	0	0	0	0	0	0	0	0	0	0	0	0	0	0
07-19	**36**	**0**	**0**	**0**	**0**	**1**	**0**	**6**	**2**	**5**	**6**	**8**	**4**	**1**	**2**	**0**	**1**	**0**	**0**	**0**	**0**	**0**	**0**	**0**	**0**	**0**	**0**	**0**	**0**
06-22	**43**	**0**	**0**	**0**	**0**	**3**	**1**	**7**	**2**	**6**	**7**	**8**	**5**	**1**	**2**	**0**	**1**	**0**	**0**	**0**	**0**	**0**	**0**	**0**	**0**	**0**	**0**	**0**	**0**
06-00	**43**	**0**	**0**	**0**	**0**	**3**	**1**	**7**	**2**	**6**	**7**	**8**	**5**	**1**	**2**	**0**	**1**	**0**	**0**	**0**	**0**	**0**	**0**	**0**	**0**	**0**	**0**	**0**	**0**
00-00	**44**	**0**	**0**	**0**	**0**	**3**	**1**	**7**	**2**	**6**	**7**	**8**	**5**	**1**	**3**	**0**	**1**	**0**	**0**	**0**	**0**	**0**	**0**	**0**	**0**	**0**	**0**	**0**	**0**

DRAFT

Site 42
Location Un named road, Att - Telepole, Lat 53.7964, Long -6.75569
Direction South

3279 / Meath/Cavan/Monaghan ATC's
October 2013
Automatic Traffic Count

Virtual Day (7)

Time	Total	Speed Bins (km/h)																											
		0 - 5	5 - 10	10 - 15	15 - 20	20 - 25	25 - 30	30 - 35	35 - 40	40 - 45	45 - 50	50 - 55	55 - 60	60 - 65	65 - 70	70 - 75	75 - 80	80 - 85	85 - 90	90 - 95	95 - 100	100 - 105	105 - 110	110 - 115	115 - 120	120 - 125	125 - 130	130 - 135	135 - 140
0000	0	0	0	0	0	0	0	0	0	0	0	0	0	0	0	0	0	0	0	0	0	0	0	0	0	0	0	0	0
0100	0	0	0	0	0	0	0	0	0	0	0	0	0	0	0	0	0	0	0	0	0	0	0	0	0	0	0	0	0
0200	0	0	0	0	0	0	0	0	0	0	0	0	0	0	0	0	0	0	0	0	0	0	0	0	0	0	0	0	0
0300	1	0	0	0	0	0	0	0	0	0	0	0	0	0	0	0	0	0	0	0	0	0	0	0	0	0	0	0	0
0400	0	0	0	0	0	0	0	0	0	0	0	0	0	0	0	0	0	0	0	0	0	0	0	0	0	0	0	0	0
0500	0	0	0	0	0	0	0	0	0	0	0	0	0	0	0	0	0	0	0	0	0	0	0	0	0	0	0	0	0
0600	1	0	0	0	0	0	0	0	0	0	0	0	0	0	0	0	0	0	0	0	0	0	0	0	0	0	0	0	0
0700	3	0	0	0	0	0	0	0	0	0	0	1	1	1	0	0	0	0	0	0	0	0	0	0	0	0	0	0	0
0800	**5**	**0**	**0**	**0**	**0**	**0**	**0**	**0**	**0**	**0**	**1**	**2**	**1**	**1**	**0**	**0**	**0**	**0**	**0**	**0**	**0**	**0**	**0**	**0**	**0**	**0**	**0**	**0**	**0**
0900	**5**	**0**	**0**	**0**	**0**	**0**	**0**	**1**	**1**	**0**	**0**	**1**	**0**	**1**	**0**	**0**	**0**	**0**	**0**	**0**	**0**	**0**	**0**	**0**	**0**	**0**	**0**	**0**	**0**
1000	4	0	0	0	0	0	0	1	1	0	0	0	0	0	0	0	0	0	0	0	0	0	0	0	0	0	0	0	0
1100	**5**	**0**	**0**	**0**	**0**	**0**	**0**	**1**	**0**	**1**	**0**	**1**	**0**	**0**	**0**	**0**	**0**	**0**	**0**	**0**	**0**	**0**	**0**	**0**	**0**	**0**	**0**	**0**	**0**
1200	**5**	**0**	**0**	**0**	**0**	**0**	**1**	**1**	**1**	**0**	**0**	**0**	**0**	**0**	**0**	**0**	**0**	**0**	**0**	**0**	**0**	**0**	**0**	**0**	**0**	**0**	**0**	**0**	**0**
1300	4	0	0	0	0	0	1	0	0	0	0	0	0	0	0	0	0	0	0	0	0	0	0	0	0	0	0	0	0
1400	2	0	0	0	0	0	0	0	1	0	0	1	0	0	0	0	0	0	0	0	0	0	0	0	0	0	0	0	0
1500	4	0	0	0	0	0	0	1	0	0	0	0	0	0	0	0	0	0	0	0	0	0	0	0	0	0	0	0	0
1600	4	0	0	0	0	0	0	1	1	0	1	1	1	0	0	0	0	0	0	0	0	0	0	0	0	0	0	0	0
1700	3	0	0	0	0	0	0	0	0	0	1	0	0	0	0	0	0	0	0	0	0	0	0	0	0	0	0	0	0
1800	4	0	0	0	0	0	0	1	0	1	0	1	1	0	0	0	0	0	0	0	0	0	0	0	0	0	0	0	0
1900	3	0	0	0	0	0	0	0	0	0	0	0	1	0	0	0	0	0	0	0	0	0	0	0	0	0	0	0	0
2000	1	0	0	0	0	0	0	0	0	0	0	0	0	0	0	0	0	0	0	0	0	0	0	0	0	0	0	0	0
2100	1	0	0	0	0	0	0	0	0	0	0	0	0	0	0	0	0	0	0	0	0	0	0	0	0	0	0	0	0
2200	1	0	0	0	0	0	0	0	0	0	0	0	0	0	0	0	0	0	0	0	0	0	0	0	0	0	0	0	0
2300	0	0	0	0	0	0	0	0	0	0	0	0	0	0	0	0	0	0	0	0	0	0	0	0	0	0	0	0	0
07-19	**47**	**0**	**0**	**1**	**1**	**2**	**4**	**7**	**6**	**4**	**5**	**7**	**5**	**3**	**1**	**0**	**0**	**0**	**0**	**0**	**0**	**0**	**0**	**0**	**0**	**0**	**0**	**0**	**0**
06-22	**53**	**0**	**0**	**1**	**1**	**2**	**4**	**8**	**7**	**4**	**6**	**7**	**6**	**3**	**1**	**1**	**0**	**0**	**0**	**0**	**0**	**0**	**0**	**0**	**0**	**0**	**0**	**0**	**0**
06-00	**54**	**0**	**0**	**1**	**1**	**2**	**4**	**8**	**7**	**4**	**6**	**8**	**7**	**4**	**1**	**1**	**1**	**0**	**0**	**0**	**0**	**0**	**0**	**0**	**0**	**0**	**0**	**0**	**0**
00-00	**56**	**0**	**0**	**1**	**1**	**2**	**4**	**8**	**7**	**5**	**6**	**8**	**7**	**4**	**2**	**1**	**1**	**0**	**0**	**0**	**0**	**0**	**0**	**0**	**0**	**0**	**0**	**0**	**0**

DRAFT

Site 42
Location Un named road, Att - Telepole, Lat 53.7964, Long -6.75569
Direction South

3279 / Meath/Cavan/Monaghan ATC's
October 2013
Automatic Traffic Count

Virtual Week (1)

Time	Total	Speed Bins (km/h)																											
		0 - 5	5 - 10	10 - 15	15 - 20	20 - 25	25 - 30	30 - 35	35 - 40	40 - 45	45 - 50	50 - 55	55 - 60	60 - 65	65 - 70	70 - 75	75 - 80	80 - 85	85 - 90	90 - 95	95 - 100	100 - 105	105 - 110	110 - 115	115 - 120	120 - 125	125 - 130	130 - 135	135 - 140
Mon	56	0	0	0	0	2	8	6	5	7	7	5	7	7	1	0	0	1	0	0	0	0	0	0	0	0	0	0	0
Tue	56	0	1	1	2	2	3	10	8	2	5	11	5	3	2	1	0	0	0	0	0	0	0	0	0	0	0	0	0
Wed	44	0	0	0	0	3	1	7	2	6	7	8	5	1	3	0	1	0	0	0	0	0	0	0	0	0	0	0	0
Thu	86	0	0	1	1	2	9	21	21	5	4	7	6	5	2	2	0	0	0	0	0	0	0	0	0	0	0	0	0
Fri	60	1	0	1	5	6	5	6	5	5	5	7	6	3	2	1	2	0	0	0	0	0	0	0	0	0	0	0	0
|Sat	47	0	0	2	0	1	2	2	4	3	10	4	11	5	0	0	3	0	0	0	0	0	0	0	0	0	0	0	0
|Sun	40	0	0	0	1	1	2	2	2	4	4	13	7	1	2	1	0	0	0	0	0	0	0	0	0	0	0	0	0
5 Day Ave.	**60**	**0**	**0**	**1**	**2**	**3**	**5**	**10**	**8**	**5**	**6**	**8**	**6**	**4**	**2**	**1**	**1**	**0**	**0**	**0**	**0**	**0**	**0**	**0**	**0**	**0**	**0**	**0**	**0**
7 Day Ave.	**56**	**0**	**0**	**1**	**1**	**2**	**4**	**8**	**7**	**5**	**6**	**8**	**7**	**4**	**2**	**1**	**1**	**0**	**0**	**0**	**0**	**0**	**0**	**0**	**0**	**0**	**0**	**0**	**0**
--	**389**	**1**	**1**	**5**	**9**	**17**	**30**	**54**	**47**	**32**	**42**	**55**	**47**	**25**	**12**	**5**	**6**	**1**	**0**	**0**	**0**	**0**	**0**	**0**	**0**	**0**	**0**	**0**	**0**

Summary Graphs

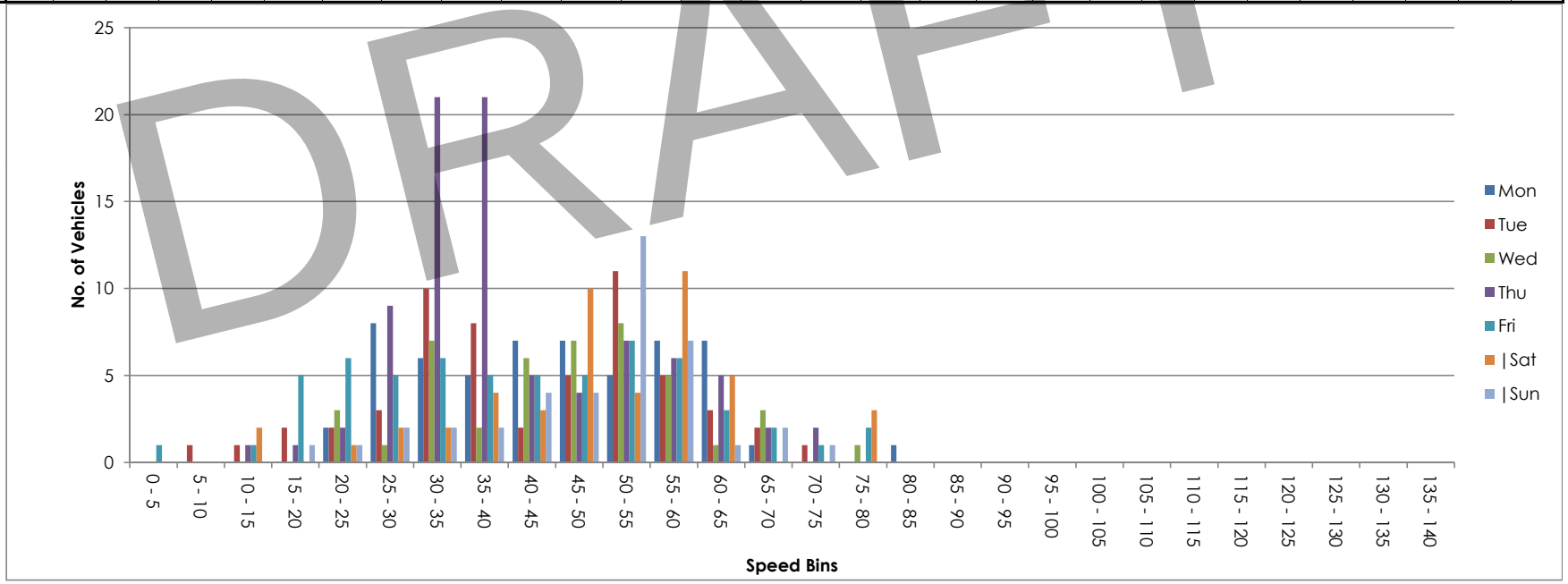

DRAFT

Site 42
Location Un named road, Att - Telepole, Lat 53.7964, Long -6.75569
Direction Two way

3279 / Meath/Cavan/Monaghan ATC's
October 2013
Automatic Traffic Count

Thu, 10 October 2013

Time	Total	Classification												>PSL	>PSL%	>SL1	>SL1%	>SL2	>SL2%	Mean	Vpp
		1 MCL	2 SV	3 SVT	4 TB2	5 TB3	6 T4	7 ART3	8 ART4	9 ART5	10 ART6	11 BD	12 DRT	80	80	85 +5kph	85 +5kph	90 +10kph	90 +10kph		85
0000	1	0	1	0	0	0	0	0	0	0	0	0	0	0	0	0	0	0	0	60	-
0100	0	0	0	0	0	0	0	0	0	0	0	0	0	0	0	0	0	0	0	-	-
0200	0	0	0	0	0	0	0	0	0	0	0	0	0	0	0	0	0	0	0	-	-
0300	0	0	0	0	0	0	0	0	0	0	0	0	0	0	0	0	0	0	0	-	-
0400	0	0	0	0	0	0	0	0	0	0	0	0	0	0	0	0	0	0	0	-	-
0500	0	0	0	0	0	0	0	0	0	0	0	0	0	0	0	0	0	0	0	-	-
0600	0	0	0	0	0	0	0	0	0	0	0	0	0	0	0	0	0	0	0	-	-
0700	6	0	6	0	0	0	0	0	0	0	0	0	0	0	0	0	0	0	0	52.5	-
0800	11	0	7	0	1	0	0	0	0	3	0	0	0	0	0	0	0	0	0	48.2	54.4
0900	**17**	**0**	**6**	**4**	**1**	**0**	**0**	**0**	**0**	**6**	**0**	**0**	**0**	**0**	**0**	**0**	**0**	**0**	**0**	**37.2**	**37.4**
1000	14	0	2	4	0	0	0	0	0	8	0	0	0	0	0	0	0	0	0	32.6	35.3
1100	15	1	4	6	0	0	0	0	0	4	0	0	0	0	0	0	0	0	0	33.9	40
1200	**14**	**0**	**9**	**3**	**0**	**0**	**0**	**0**	**0**	**2**	**0**	**0**	**0**	**0**	**0**	**0**	**0**	**0**	**0**	**38.4**	**50**
1300	1	0	1	0	0	0	0	0	0	0	0	0	0	0	0	0	0	0	0	32.7	-
1400	1	0	1	0	0	0	0	0	0	0	0	0	0	0	0	0	0	0	0	52.5	-
1500	5	0	5	0	0	0	0	0	0	0	0	0	0	0	0	0	0	0	0	50.9	-
1600	12	0	11	0	1	0	0	0	0	0	0	0	0	0	0	0	0	0	0	43.9	52.9
1700	8	0	8	0	0	0	0	0	0	0	0	0	0	0	0	0	0	0	0	43.4	-
1800	9	0	8	0	1	0	0	0	0	0	0	0	0	0	0	0	0	0	0	39.4	-
1900	6	0	6	0	0	0	0	0	0	0	0	0	0	0	0	0	0	0	0	55.6	-
2000	5	0	5	0	0	0	0	0	0	0	0	0	0	0	0	0	0	0	0	39.2	-
2100	5	0	4	0	1	0	0	0	0	0	0	0	0	0	0	0	0	0	0	60.8	-
2200	1	0	1	0	0	0	0	0	0	0	0	0	0	0	0	0	0	0	0	72.7	-
2300	1	0	1	0	0	0	0	0	0	0	0	0	0	0	0	0	0	0	0	68.4	-
07-19	**113**	**1**	**68**	**17**	**4**	**0**	**0**	**0**	**0**	**23**	**0**	**0**	**0**	**0**	**0**	**0**	**0**	**0**	**0**	**40.3**	**54.4**
06-22	**129**	**1**	**83**	**17**	**5**	**0**	**0**	**0**	**0**	**23**	**0**	**0**	**0**	**0**	**0**	**0**	**0**	**0**	**0**	**41.7**	**57.2**
06-00	**131**	**1**	**85**	**17**	**5**	**0**	**0**	**0**	**0**	**23**	**0**	**0**	**0**	**0**	**0**	**0**	**0**	**0**	**0**	**42.2**	**57.2**
00-00	**132**	**1**	**86**	**17**	**5**	**0**	**0**	**0**	**0**	**23**	**0**	**0**	**0**	**0**	**0**	**0**	**0**	**0**	**0**	**42.3**	**58**

DRAFT

Site 42
Location Un named road, Att - Telepole, Lat 53.7964, Long -6.75569
Direction Two way

3279 / Meath/Cavan/Monaghan ATC's
October 2013
Automatic Traffic Count

Fri, 11 October 2013

Time	Total	Classification												>PSL	>PSL%	>SL1	>SL1%	>SL2	>SL2%	Mean	Vpp
		1 MCL	2 SV	3 SVT	4 TB2	5 TB3	6 T4	7 ART3	8 ART4	9 ART5	10 ART6	11 BD	12 DRT	80	80	85 +5kph	85 +5kph	90 +10kph	90 +10kph		85
0000	0	0	0	0	0	0	0	0	0	0	0	0	0	0	0	0	0	0	0	-	-
0100	0	0	0	0	0	0	0	0	0	0	0	0	0	0	0	0	0	0	0	-	-
0200	0	0	0	0	0	0	0	0	0	0	0	0	0	0	0	0	0	0	0	-	-
0300	0	0	0	0	0	0	0	0	0	0	0	0	0	0	0	0	0	0	0	-	-
0400	1	0	1	0	0	0	0	0	0	0	0	0	0	0	0	0	0	0	0	76.6	-
0500	0	0	0	0	0	0	0	0	0	0	0	0	0	0	0	0	0	0	0	-	-
0600	0	0	0	0	0	0	0	0	0	0	0	0	0	0	0	0	0	0	0	-	-
0700	4	0	4	0	0	0	0	0	0	0	0	0	0	0	0	0	0	0	0	47.8	-
0800	**10**	**0**	**10**	**0**	**0**	**0**	**0**	**0**	**0**	**0**	**0**	**0**	**0**	**0**	**0**	**0**	**0**	**0**	**0**	**53.6**	**-**
0900	6	0	5	0	1	0	0	0	0	0	0	0	0	0	0	0	0	0	0	28.5	-
1000	7	0	6	1	0	0	0	0	0	0	0	0	0	0	0	0	0	0	0	39.7	-
1100	8	0	6	1	1	0	0	0	0	0	0	0	0	0	0	0	0	0	0	34	-
1200	6	0	5	0	1	0	0	0	0	0	0	0	0	0	0	0	0	0	0	33.9	-
1300	12	0	8	0	4	0	0	0	0	0	0	0	0	0	0	0	0	0	0	39.5	48.2
1400	7	0	7	0	0	0	0	0	0	0	0	0	0	0	0	0	0	0	0	44.3	-
1500	**20**	**0**	**20**	**0**	**0**	**0**	**0**	**0**	**0**	**0**	**0**	**0**	**0**	**0**	**0**	**0**	**0**	**0**	**0**	**33.1**	**46.8**
1600	10	1	9	0	0	0	0	0	0	0	0	0	0	0	0	0	0	0	0	39.8	-
1700	7	0	7	0	0	0	0	0	0	0	0	0	0	0	0	0	0	0	0	31.4	-
1800	4	0	4	0	0	0	0	0	0	0	0	0	0	0	0	0	0	0	0	47.1	-
1900	6	0	6	0	0	0	0	0	0	0	0	0	0	0	0	0	0	0	0	52.9	-
2000	2	0	2	0	0	0	0	0	0	0	0	0	0	0	0	0	0	0	0	50.8	-
2100	8	0	7	1	0	0	0	0	0	0	0	0	0	0	0	0	0	0	0	42.2	-
2200	2	0	2	0	0	0	0	0	0	0	0	0	0	0	0	0	0	0	0	75.6	-
2300	2	0	2	0	0	0	0	0	0	0	0	0	0	0	0	0	0	0	0	55.4	-
07-19	**101**	**1**	**91**	**2**	**7**	**0**	**0**	**0**	**0**	**0**	**0**	**0**	**0**	**0**	**0**	**0**	**0**	**0**	**0**	**38.6**	**54**
06-22	**117**	**1**	**106**	**3**	**7**	**0**	**0**	**0**	**0**	**0**	**0**	**0**	**0**	**0**	**0**	**0**	**0**	**0**	**0**	**39.8**	**55.1**
06-00	**121**	**1**	**110**	**3**	**7**	**0**	**0**	**0**	**0**	**0**	**0**	**0**	**0**	**0**	**0**	**0**	**0**	**0**	**0**	**40.7**	**55.4**
00-00	**122**	**1**	**111**	**3**	**7**	**0**	**0**	**0**	**0**	**0**	**0**	**0**	**0**	**0**	**0**	**0**	**0**	**0**	**0**	**41**	**56.2**

DRAFT

Site 42
Location Un named road, Att - Telepole, Lat 53.7964, Long -6.75569
Direction Two way

3279 / Meath/Cavan/Monaghan ATC's
October 2013
Automatic Traffic Count

Sat, 12 October 2013

Time	Total	Classification												>PSL	>PSL%	>SL1	>SL1%	>SL2	>SL2%	Mean	Vpp
		1 MCL	2 SV	3 SVT	4 TB2	5 TB3	6 T4	7 ART3	8 ART4	9 ART5	10 ART6	11 BD	12 DRT	80	80	85 +5kph	85 +5kph	90 +10kph	90 +10kph		85
0000	1	0	1	0	0	0	0	0	0	0	0	0	0	0	0	0	0	0	0	50.8	-
0100	0	0	0	0	0	0	0	0	0	0	0	0	0	0	0	0	0	0	0	-	-
0200	0	0	0	0	0	0	0	0	0	0	0	0	0	0	0	0	0	0	0	-	-
0300	1	0	1	0	0	0	0	0	0	0	0	0	0	0	0	0	0	0	0	76.3	-
0400	0	0	0	0	0	0	0	0	0	0	0	0	0	0	0	0	0	0	0	-	-
0500	0	0	0	0	0	0	0	0	0	0	0	0	0	0	0	0	0	0	0	-	-
0600	1	0	1	0	0	0	0	0	0	0	0	0	0	0	0	0	0	0	0	39.3	-
0700	1	0	0	1	0	0	0	0	0	0	0	0	0	0	0	0	0	0	0	36.3	-
0800	3	0	2	0	1	0	0	0	0	0	0	0	0	0	0	0	0	0	0	53.5	-
0900	6	0	4	1	0	1	0	0	0	0	0	0	0	0	0	0	0	0	0	52.7	-
1000	5	0	4	0	1	0	0	0	0	0	0	0	0	0	0	0	0	0	0	45.9	-
1100	**11**	**0**	**10**	**0**	**1**	**0**	**0**	**0**	**0**	**0**	**0**	**0**	**0**	**0**	**0**	**0**	**0**	**0**	**0**	**41.1**	**53.6**
1200	8	0	6	2	0	0	0	0	0	0	0	0	0	0	0	0	0	0	0	37.4	-
1300	**10**	**0**	**9**	**1**	**0**	**0**	**0**	**0**	**0**	**0**	**0**	**0**	**0**	**0**	**0**	**0**	**0**	**0**	**0**	**52.4**	**-**
1400	2	0	2	0	0	0	0	0	0	0	0	0	0	0	0	0	0	0	0	43	-
1500	5	0	5	0	0	0	0	0	0	0	0	0	0	0	0	0	0	0	0	49.6	-
1600	5	0	5	0	0	0	0	0	0	0	0	0	0	0	0	0	0	0	0	44.9	-
1700	6	0	5	0	1	0	0	0	0	0	0	0	0	0	0	0	0	0	0	49.9	-
1800	5	0	4	1	0	0	0	0	0	0	0	0	0	0	0	0	0	0	0	53.8	-
1900	6	0	6	0	0	0	0	0	0	0	0	0	0	0	0	0	0	0	0	52	-
2000	3	0	3	0	0	0	0	0	0	0	0	0	0	0	0	0	0	0	0	52.7	-
2100	2	0	2	0	0	0	0	0	0	0	0	0	0	0	0	0	0	0	0	44.2	-
2200	3	0	3	0	0	0	0	0	0	0	0	0	0	0	0	0	0	0	0	49.8	-
2300	2	0	2	0	0	0	0	0	0	0	0	0	0	0	0	0	0	0	0	56.1	-
07-19	**67**	**0**	**56**	**6**	**4**	**1**	**0**	**0**	**0**	**0**	**0**	**0**	**0**	**0**	**0**	**0**	**0**	**0**	**0**	**46.9**	**58.7**
06-22	**79**	**0**	**68**	**6**	**4**	**1**	**0**	**0**	**0**	**0**	**0**	**0**	**0**	**0**	**0**	**0**	**0**	**0**	**0**	**47.4**	**58.7**
06-00	**84**	**0**	**73**	**6**	**4**	**1**	**0**	**0**	**0**	**0**	**0**	**0**	**0**	**0**	**0**	**0**	**0**	**0**	**0**	**47.7**	**58.7**
00-00	**86**	**0**	**75**	**6**	**4**	**1**	**0**	**0**	**0**	**0**	**0**	**0**	**0**	**0**	**0**	**0**	**0**	**0**	**0**	**48**	**59.4**

DRAFT

Site 42
Location Un named road, Att - Telepole, Lat 53.7964, Long -6.75569
Direction Two way

3279 / Meath/Cavan/Monaghan ATC's
October 2013
Automatic Traffic Count

Sun, 13 October 2013

Time	Total	Classification												>PSL	>PSL%	>SL1	>SL1%	>SL2	>SL2%	Mean	Vpp
		1 MCL	2 SV	3 SVT	4 TB2	5 TB3	6 T4	7 ART3	8 ART4	9 ART5	10 ART6	11 BD	12 DRT	80	80	85 +5kph	85 +5kph	90 +10kph	90 +10kph		85
0000	0	0	0	0	0	0	0	0	0	0	0	0	0	0	0	0	0	0	0	-	-
0100	0	0	0	0	0	0	0	0	0	0	0	0	0	0	0	0	0	0	0	-	-
0200	1	0	1	0	0	0	0	0	0	0	0	0	0	0	0	0	0	0	0	54.1	-
0300	1	0	1	0	0	0	0	0	0	0	0	0	0	0	0	0	0	0	0	40.5	-
0400	1	0	1	0	0	0	0	0	0	0	0	0	0	0	0	0	0	0	0	67.1	-
0500	1	0	1	0	0	0	0	0	0	0	0	0	0	0	0	0	0	0	0	49.2	-
0600	1	0	1	0	0	0	0	0	0	0	0	0	0	0	0	0	0	0	0	39.7	-
0700	0	0	0	0	0	0	0	0	0	0	0	0	0	0	0	0	0	0	0	-	-
0800	1	0	1	0	0	0	0	0	0	0	0	0	0	0	0	0	0	0	0	62.4	-
0900	2	0	2	0	0	0	0	0	0	0	0	0	0	0	0	0	0	0	0	57.1	-
1000	**5**	**0**	**4**	**0**	**1**	**0**	**0**	**0**	**0**	**0**	**0**	**0**	**0**	**0**	**0**	**0**	**0**	**0**	**0**	**50.4**	**-**
1100	**5**	**0**	**4**	**0**	**0**	**1**	**0**	**0**	**0**	**0**	**0**	**0**	**0**	**0**	**0**	**0**	**0**	**0**	**0**	**43.7**	**-**
1200	4	0	3	0	0	1	0	0	0	0	0	0	0	0	0	0	0	0	0	45.8	-
1300	3	0	3	0	0	0	0	0	0	0	0	0	0	0	0	0	0	0	0	57	-
1400	6	0	5	0	1	0	0	0	0	0	0	0	0	0	0	0	0	0	0	53	-
1500	**7**	**0**	**6**	**1**	**0**	**0**	**0**	**0**	**0**	**0**	**0**	**0**	**0**	**0**	**0**	**0**	**0**	**0**	**0**	**38.9**	**-**
1600	**7**	**0**	**7**	**0**	**0**	**0**	**0**	**0**	**0**	**0**	**0**	**0**	**0**	**0**	**0**	**0**	**0**	**0**	**0**	**45.9**	**-**
1700	3	0	2	0	1	0	0	0	0	0	0	0	0	0	0	0	0	0	0	52.7	-
1800	**7**	**0**	**7**	**0**	**0**	**0**	**0**	**0**	**0**	**0**	**0**	**0**	**0**	**0**	**0**	**0**	**0**	**0**	**0**	**52**	**-**
1900	**7**	**0**	**6**	**1**	**0**	**0**	**0**	**0**	**0**	**0**	**0**	**0**	**0**	**0**	**0**	**0**	**0**	**0**	**0**	**42.9**	**-**
2000	2	0	2	0	0	0	0	0	0	0	0	0	0	0	0	0	0	0	0	33.8	-
2100	2	0	2	0	0	0	0	0	0	0	0	0	0	0	0	0	0	0	0	57.2	-
2200	4	0	4	0	0	0	0	0	0	0	0	0	0	0	0	0	0	0	0	52.2	-
2300	0	0	0	0	0	0	0	0	0	0	0	0	0	0	0	0	0	0	0	-	-
07-19	**50**	**0**	**44**	**1**	**3**	**2**	**0**	**0**	**0**	**0**	**0**	**0**	**0**	**0**	**0**	**0**	**0**	**0**	**0**	**48.7**	**57.6**
06-22	**62**	**0**	**55**	**2**	**3**	**2**	**0**	**0**	**0**	**0**	**0**	**0**	**0**	**0**	**0**	**0**	**0**	**0**	**0**	**47.7**	**57.6**
06-00	**66**	**0**	**59**	**2**	**3**	**2**	**0**	**0**	**0**	**0**	**0**	**0**	**0**	**0**	**0**	**0**	**0**	**0**	**0**	**48**	**56.5**
00-00	**70**	**0**	**63**	**2**	**3**	**2**	**0**	**0**	**0**	**0**	**0**	**0**	**0**	**0**	**0**	**0**	**0**	**0**	**0**	**48.2**	**57.6**

DRAFT

Site 42
Location Un named road, Att - Telepole, Lat 53.7964, Long -6.75569
Direction Two way

3279 / Meath/Cavan/Monaghan ATC's
October 2013
Automatic Traffic Count

Mon, 14 October 2013

Time	Total	Classification												>PSL	>PSL%	>SL1	>SL1%	>SL2	>SL2%	Mean	Vpp
		1 MCL	2 SV	3 SVT	4 TB2	5 TB3	6 T4	7 ART3	8 ART4	9 ART5	10 ART6	11 BD	12 DRT	80	80	85 +5kph	85 +5kph	90 +10kph	90 +10kph		85
0000	1	0	1	0	0	0	0	0	0	0	0	0	0	0	0	0	0	0	0	48.2	-
0100	0	0	0	0	0	0	0	0	0	0	0	0	0	0	0	0	0	0	0	-	-
0200	0	0	0	0	0	0	0	0	0	0	0	0	0	0	0	0	0	0	0	-	-
0300	1	0	1	0	0	0	0	0	0	0	0	0	0	1	100	0	0	0	0	80.4	-
0400	0	0	0	0	0	0	0	0	0	0	0	0	0	0	0	0	0	0	0	-	-
0500	0	0	0	0	0	0	0	0	0	0	0	0	0	0	0	0	0	0	0	-	-
0600	1	0	1	0	0	0	0	0	0	0	0	0	0	0	0	0	0	0	0	31.9	-
0700	7	0	7	0	0	0	0	0	0	0	0	0	0	0	0	0	0	0	0	55.4	-
0800	**8**	**0**	**8**	**0**	**0**	**0**	**0**	**0**	**0**	**0**	**0**	**0**	**0**	**0**	**0**	**0**	**0**	**0**	**0**	**55.7**	**-**
0900	2	0	2	0	0	0	0	0	0	0	0	0	0	0	0	0	0	0	0	50	-
1000	5	0	3	0	2	0	0	0	0	0	0	0	0	0	0	0	0	0	0	36.9	-
1100	7	0	6	0	1	0	0	0	0	0	0	0	0	0	0	0	0	0	0	36.1	-
1200	10	0	8	1	1	0	0	0	0	0	0	0	0	0	0	0	0	0	0	39.5	-
1300	**14**	**1**	**12**	**0**	**1**	**0**	**0**	**0**	**0**	**0**	**0**	**0**	**0**	**0**	**0**	**0**	**0**	**0**	**0**	**36.7**	**46.1**
1400	7	0	6	0	1	0	0	0	0	0	0	0	0	0	0	0	0	0	0	43.4	-
1500	7	0	7	0	0	0	0	0	0	0	0	0	0	0	0	0	0	0	0	43.6	-
1600	8	0	7	1	0	0	0	0	0	0	0	0	0	0	0	0	0	0	0	45.5	-
1700	6	0	6	0	0	0	0	0	0	0	0	0	0	0	0	0	0	0	0	57.3	-
1800	7	0	7	0	0	0	0	0	0	0	0	0	0	0	0	0	0	0	0	50.4	-
1900	5	0	3	1	1	0	0	0	0	0	0	0	0	0	0	0	0	0	0	43	-
2000	1	0	1	0	0	0	0	0	0	0	0	0	0	0	0	0	0	0	0	56.9	-
2100	0	0	0	0	0	0	0	0	0	0	0	0	0	0	0	0	0	0	0	-	-
2200	2	0	1	0	1	0	0	0	0	0	0	0	0	0	0	0	0	0	0	59.1	-
2300	0	0	0	0	0	0	0	0	0	0	0	0	0	0	0	0	0	0	0	-	-
07-19	**88**	**1**	**79**	**2**	**6**	**0**	**0**	**0**	**0**	**0**	**0**	**0**	**0**	**0**	**0**	**0**	**0**	**0**	**0**	**44.9**	**59**
06-22	**95**	**1**	**84**	**3**	**7**	**0**	**0**	**0**	**0**	**0**	**0**	**0**	**0**	**0**	**0**	**0**	**0**	**0**	**0**	**44.8**	**58**
06-00	**97**	**1**	**85**	**3**	**8**	**0**	**0**	**0**	**0**	**0**	**0**	**0**	**0**	**0**	**0**	**0**	**0**	**0**	**0**	**45.1**	**58**
00-00	**99**	**1**	**87**	**3**	**8**	**0**	**0**	**0**	**0**	**0**	**0**	**0**	**0**	**1**	**1**	**0**	**0**	**0**	**0**	**45.4**	**59**

DRAFT

Site 42
Location Un named road, Att - Telepole, Lat 53.7964, Long -6.75569
Direction Two way

3279 / Meath/Cavan/Monaghan ATC's
October 2013
Automatic Traffic Count

Tue, 15 October 2013

Time	Total	Classification												>PSL	>PSL%	>SL1	>SL1%	>SL2	>SL2%	Mean	Vpp
		1 MCL	2 SV	3 SVT	4 TB2	5 TB3	6 T4	7 ART3	8 ART4	9 ART5	10 ART6	11 BD	12 DRT	80	80	85 +5kph	85 +5kph	90 +10kph	90 +10kph		85
0000	1	0	1	0	0	0	0	0	0	0	0	0	0	0	0	0	0	0	0	50.8	-
0100	0	0	0	0	0	0	0	0	0	0	0	0	0	0	0	0	0	0	0	-	-
0200	0	0	0	0	0	0	0	0	0	0	0	0	0	0	0	0	0	0	0	-	-
0300	1	0	1	0	0	0	0	0	0	0	0	0	0	0	0	0	0	0	0	52.5	-
0400	0	0	0	0	0	0	0	0	0	0	0	0	0	0	0	0	0	0	0	-	-
0500	1	0	1	0	0	0	0	0	0	0	0	0	0	0	0	0	0	0	0	57.1	-
0600	1	0	1	0	0	0	0	0	0	0	0	0	0	0	0	0	0	0	0	33.8	-
0700	3	0	3	0	0	0	0	0	0	0	0	0	0	0	0	0	0	0	0	61.5	-
0800	**10**	**0**	**9**	**0**	**1**	**0**	**0**	**0**	**0**	**0**	**0**	**0**	**0**	**0**	**0**	**0**	**0**	**0**	**0**	**52.3**	**-**
0900	3	0	3	0	0	0	0	0	0	0	0	0	0	0	0	0	0	0	0	53	-
1000	2	0	2	0	0	0	0	0	0	0	0	0	0	0	0	0	0	0	0	44.5	-
1100	7	0	5	2	0	0	0	0	0	0	0	0	0	0	0	0	0	0	0	46.6	-
1200	5	0	5	0	0	0	0	0	0	0	0	0	0	0	0	0	0	0	0	45.5	-
1300	8	0	8	0	0	0	0	0	0	0	0	0	0	0	0	0	0	0	0	36	-
1400	6	0	6	0	0	0	0	0	0	0	0	0	0	0	0	0	0	0	0	44.9	-
1500	5	0	4	0	1	0	0	0	0	0	0	0	0	0	0	0	0	0	0	44.8	-
1600	14	0	12	1	0	0	0	0	0	1	0	0	0	0	0	0	0	0	0	42.8	54
1700	**22**	**0**	**21**	**0**	**1**	**0**	**0**	**0**	**0**	**0**	**0**	**0**	**0**	**0**	**0**	**0**	**0**	**0**	**0**	**37.6**	**51.1**
1800	17	1	13	2	1	0	0	0	0	0	0	0	0	0	0	0	0	0	0	38.7	52.2
1900	3	0	2	1	0	0	0	0	0	0	0	0	0	0	0	0	0	0	0	41.3	-
2000	4	0	4	0	0	0	0	0	0	0	0	0	0	0	0	0	0	0	0	55.4	-
2100	0	0	0	0	0	0	0	0	0	0	0	0	0	0	0	0	0	0	0	-	-
2200	1	0	1	0	0	0	0	0	0	0	0	0	0	0	0	0	0	0	0	68.9	-
2300	0	0	0	0	0	0	0	0	0	0	0	0	0	0	0	0	0	0	0	-	-
07-19	**102**	**1**	**91**	**5**	**4**	**0**	**0**	**0**	**0**	**1**	**0**	**0**	**0**	**0**	**0**	**0**	**0**	**0**	**0**	**42.9**	**56.2**
06-22	**110**	**1**	**98**	**6**	**4**	**0**	**0**	**0**	**0**	**1**	**0**	**0**	**0**	**0**	**0**	**0**	**0**	**0**	**0**	**43.2**	**56.2**
06-00	**111**	**1**	**99**	**6**	**4**	**0**	**0**	**0**	**0**	**1**	**0**	**0**	**0**	**0**	**0**	**0**	**0**	**0**	**0**	**43.5**	**56.2**
00-00	**114**	**1**	**102**	**6**	**4**	**0**	**0**	**0**	**0**	**1**	**0**	**0**	**0**	**0**	**0**	**0**	**0**	**0**	**0**	**43.7**	**56.2**

DRAFT

Site 42
Location Un named road, Att - Telepole, Lat 53.7964, Long -6.75569
Direction Two way

3279 / Meath/Cavan/Monaghan ATC's
October 2013
Automatic Traffic Count

Wed, 16 October 2013

Time	Total	Classification												>PSL	>PSL%	>SL1	>SL1%	>SL2	>SL2%	Mean	Vpp
		1 MCL	2 SV	3 SVT	4 TB2	5 TB3	6 T4	7 ART3	8 ART4	9 ART5	10 ART6	11 BD	12 DRT	80	80	85 +5kph	85 +5kph	90 +10kph	90 +10kph		85
0000	0	0	0	0	0	0	0	0	0	0	0	0	0	0	0	0	0	0	0	-	-
0100	0	0	0	0	0	0	0	0	0	0	0	0	0	0	0	0	0	0	0	-	-
0200	0	0	0	0	0	0	0	0	0	0	0	0	0	0	0	0	0	0	0	-	-
0300	1	0	1	0	0	0	0	0	0	0	0	0	0	0	0	0	0	0	0	68.8	-
0400	0	0	0	0	0	0	0	0	0	0	0	0	0	0	0	0	0	0	0	-	-
0500	0	0	0	0	0	0	0	0	0	0	0	0	0	0	0	0	0	0	0	-	-
0600	1	0	1	0	0	0	0	0	0	0	0	0	0	0	0	0	0	0	0	30	-
0700	6	1	5	0	0	0	0	0	0	0	0	0	0	0	0	0	0	0	0	42.1	-
0800	**10**	**0**	**10**	**0**	**0**	**0**	**0**	**0**	**0**	**0**	**0**	**0**	**0**	**0**	**0**	**0**	**0**	**0**	**0**	**54.2**	**-**
0900	6	0	4	1	1	0	0	0	0	0	0	0	0	0	0	0	0	0	0	51	-
1000	3	0	2	0	1	0	0	0	0	0	0	0	0	0	0	0	0	0	0	32.7	-
1100	3	0	2	0	1	0	0	0	0	0	0	0	0	0	0	0	0	0	0	41.1	-
1200	4	0	4	0	0	0	0	0	0	0	0	0	0	0	0	0	0	0	0	39.2	-
1300	4	0	4	0	0	0	0	0	0	0	0	0	0	0	0	0	0	0	0	44.7	-
1400	3	0	2	0	1	0	0	0	0	0	0	0	0	0	0	0	0	0	0	60.1	-
1500	8	0	7	0	1	0	0	0	0	0	0	0	0	0	0	0	0	0	0	42.9	-
1600	**11**	**0**	**10**	**1**	**0**	**0**	**0**	**0**	**0**	**0**	**0**	**0**	**0**	**0**	**0**	**0**	**0**	**0**	**0**	**39.6**	**48.6**
1700	8	0	8	0	0	0	0	0	0	0	0	0	0	0	0	0	0	0	0	47	-
1800	9	0	8	1	0	0	0	0	0	0	0	0	0	0	0	0	0	0	0	48.1	-
1900	5	0	5	0	0	0	0	0	0	0	0	0	0	0	0	0	0	0	0	30.9	-
2000	6	0	6	0	0	0	0	0	0	0	0	0	0	0	0	0	0	0	0	42.6	-
2100	4	0	4	0	0	0	0	0	0	0	0	0	0	0	0	0	0	0	0	41.3	-
2200	1	0	1	0	0	0	0	0	0	0	0	0	0	0	0	0	0	0	0	45.6	-
2300	1	0	1	0	0	0	0	0	0	0	0	0	0	0	0	0	0	0	0	53.8	-
07-19	**75**	**1**	**66**	**3**	**5**	**0**	**0**	**0**	**0**	**0**	**0**	**0**	**0**	**0**	**0**	**0**	**0**	**0**	**0**	**45.7**	**56.5**
06-22	**91**	**1**	**82**	**3**	**5**	**0**	**0**	**0**	**0**	**0**	**0**	**0**	**0**	**0**	**0**	**0**	**0**	**0**	**0**	**44.3**	**55.1**
06-00	**93**	**1**	**84**	**3**	**5**	**0**	**0**	**0**	**0**	**0**	**0**	**0**	**0**	**0**	**0**	**0**	**0**	**0**	**0**	**44.4**	**55.1**
00-00	**94**	**1**	**85**	**3**	**5**	**0**	**0**	**0**	**0**	**0**	**0**	**0**	**0**	**0**	**0**	**0**	**0**	**0**	**0**	**44.7**	**55.8**

DRAFT

Site 42
Location Un named road, Att - Telepole, Lat 53.7964, Long -6.75569
Direction Two way

3279 / Meath/Cavan/Monaghan ATC's
October 2013
Automatic Traffic Count

Virtual Day (7)

Time	Total	Classification												>PSL	>PSL%	>SL1	>SL1%	>SL2	>SL2%	Mean	Vpp
		1 MCL	2 SV	3 SVT	4 TB2	5 TB3	6 T4	7 ART3	8 ART4	9 ART5	10 ART6	11 BD	12 DRT	80	80	85 +5kph	85 +5kph	90 +10kph	90 +10kph		85
0000	1	0	1	0	0	0	0	0	0	0	0	0	0	0	0	0	0	0	0	52.5	-
0100	0	0	0	0	0	0	0	0	0	0	0	0	0	0	0	0	0	0	0	-	-
0200	0	0	0	0	0	0	0	0	0	0	0	0	0	0	0	0	0	0	0	54.1	-
0300	1	0	1	0	0	0	0	0	0	0	0	0	0	0	20	0	0	0	0	63.7	-
0400	0	0	0	0	0	0	0	0	0	0	0	0	0	0	0	0	0	0	0	71.8	-
0500	0	0	0	0	0	0	0	0	0	0	0	0	0	0	0	0	0	0	0	53.2	-
0600	1	0	1	0	0	0	0	0	0	0	0	0	0	0	0	0	0	0	0	34.9	-
0700	4	0	4	0	0	0	0	0	0	0	0	0	0	0	0	0	0	0	0	50.7	-
0800	**8**	**0**	**7**	**0**	**0**	**0**	**0**	**0**	**0**	**0**	**0**	**0**	**0**	**0**	**0**	**0**	**0**	**0**	**0**	**52.8**	**-**
0900	6	0	4	1	0	0	0	0	0	1	0	0	0	0	0	0	0	0	0	42.9	-
1000	6	0	3	1	1	0	0	0	0	1	0	0	0	0	0	0	0	0	0	38.7	-
1100	**8**	**0**	**5**	**1**	**1**	**0**	**0**	**0**	**0**	**1**	**0**	**0**	**0**	**0**	**0**	**0**	**0**	**0**	**0**	**38.5**	**-**
1200	7	0	6	1	0	0	0	0	0	0	0	0	0	0	0	0	0	0	0	39.3	-
1300	7	0	6	0	1	0	0	0	0	0	0	0	0	0	0	0	0	0	0	42	-
1400	5	0	4	0	0	0	0	0	0	0	0	0	0	0	0	0	0	0	0	47.5	-
1500	8	0	8	0	0	0	0	0	0	0	0	0	0	0	0	0	0	0	0	40.5	-
1600	**10**	**0**	**9**	**0**	**0**	**0**	**0**	**0**	**0**	**0**	**0**	**0**	**0**	**0**	**0**	**0**	**0**	**0**	**0**	**42.8**	**-**
1700	9	0	8	0	0	0	0	0	0	0	0	0	0	0	0	0	0	0	0	42.9	-
1800	8	0	7	1	0	0	0	0	0	0	0	0	0	0	0	0	0	0	0	45.1	-
1900	5	0	5	0	0	0	0	0	0	0	0	0	0	0	0	0	0	0	0	46.2	-
2000	3	0	3	0	0	0	0	0	0	0	0	0	0	0	0	0	0	0	0	46	-
2100	3	0	3	0	0	0	0	0	0	0	0	0	0	0	0	0	0	0	0	48.1	-
2200	2	0	2	0	0	0	0	0	0	0	0	0	0	0	0	0	0	0	0	58.2	-
2300	1	0	1	0	0	0	0	0	0	0	0	0	0	0	0	0	0	0	0	57.5	-
07-19	**85**	**1**	**71**	**5**	**5**	**0**	**0**	**0**	**0**	**3**	**0**	**0**	**0**	**0**	**0**	**0**	**0**	**0**	**0**	**43.3**	**56.5**
06-22	**98**	**1**	**82**	**6**	**5**	**0**	**0**	**0**	**0**	**3**	**0**	**0**	**0**	**0**	**0**	**0**	**0**	**0**	**0**	**43.6**	**56.9**
06-00	**100**	**1**	**85**	**6**	**5**	**0**	**0**	**0**	**0**	**3**	**0**	**0**	**0**	**0**	**0**	**0**	**0**	**0**	**0**	**44**	**57.2**
00-00	**102**	**1**	**87**	**6**	**5**	**0**	**0**	**0**	**0**	**3**	**0**	**0**	**0**	**0**	**0.1**	**0**	**0**	**0**	**0**	**44.3**	**57.6**

DRAFT

Site 42
Location Un named road, Att - Telepole, Lat 53.7964, Long -6.75569
Direction Two way

3279 / Meath/Cavan/Monaghan ATC's
October 2013
Automatic Traffic Count

Virtual Week (1)

Time	Total	Classification												>PSL	>PSL%	>SL1	>SL1%	>SL2	>SL2%	Mean	Vpp
		1 MCL	2 SV	3 SVT	4 TB2	5 TB3	6 T4	7 ART3	8 ART4	9 ART5	10 ART6	11 BD	12 DRT	80	80	85 +5kph	85 +5kph	90 +10kph	90 +10kph		85
Mon	99	1	87	3	8	0	0	0	0	0	0	0	0	1	1	0	0	0	0	45.4	59
Tue	114	1	102	6	4	0	0	0	0	1	0	0	0	0	0	0	0	0	0	43.7	56.2
Wed	94	1	85	3	5	0	0	0	0	0	0	0	0	0	0	0	0	0	0	44.7	55.8
Thu	132	1	86	17	5	0	0	0	0	23	0	0	0	0	0	0	0	0	0	42.3	58
Fri	122	1	111	3	7	0	0	0	0	0	0	0	0	0	0	0	0	0	0	41	56.2
| Sat	86	0	75	6	4	1	0	0	0	0	0	0	0	0	0	0	0	0	0	48	59.4
| Sun	70	0	63	2	3	2	0	0	0	0	0	0	0	0	0	0	0	0	0	48.2	57.6
5 Day Ave.	**112**	**1**	**94**	**6**	**6**	**0**	**0**	**0**	**0**	**5**	**0**	**0**	**0**	**0**	**0.0**	**0**	**0.0**	**0**	**0.0**	**43.4**	**57.0**
7 Day Ave.	**102**	**1**	**87**	**6**	**5**	**0**	**0**	**0**	**0**	**3**	**0**	**0**	**0**	**0**	**0.1**	**0**	**0.0**	**0**	**0.0**	**44.3**	**57.6**
--	**717**	**5**	**609**	**40**	**36**	**3**	**0**	**0**	**0**	**24**	**0**	**0**	**0**	**1**	**0.1**	**0**	**0.0**	**0**	**0.0**	**44.3**	**57.6**

Summary Graphs

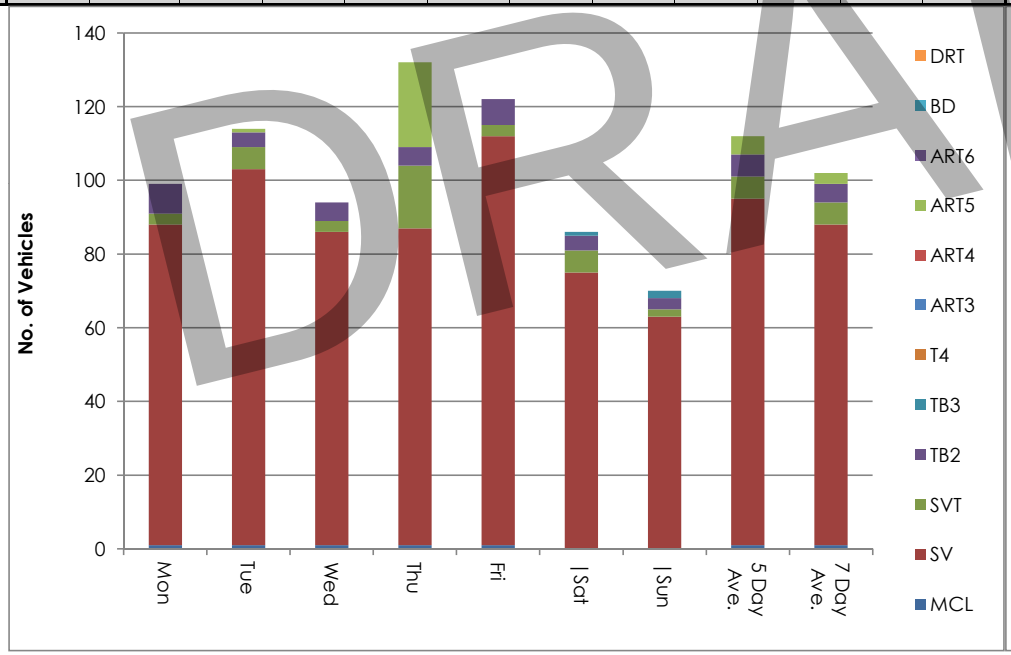

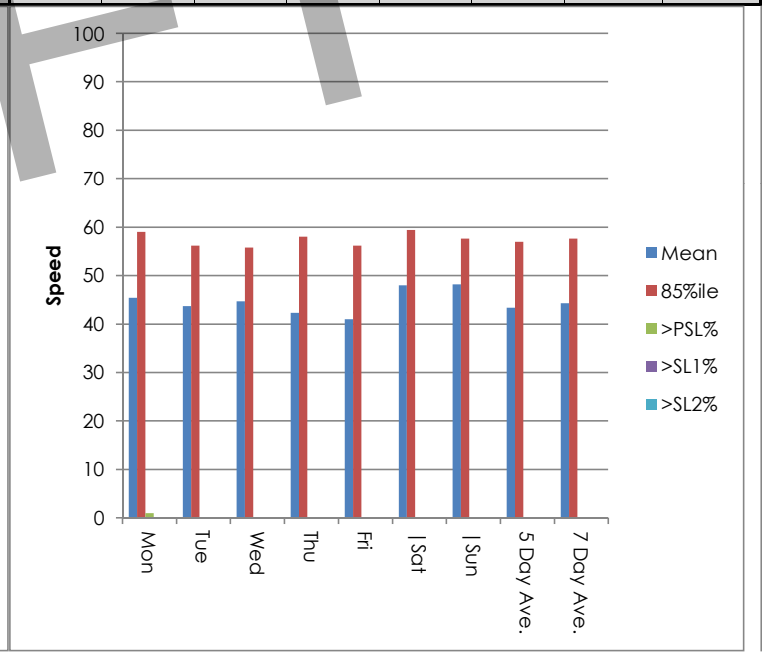

DRAFT

Site 42
Location Un named road, Att - Telepole, Lat 53.7964, Long -6.75569
Direction Two way

3279 / Meath/Cavan/Monaghan ATC's
October 2013
Automatic Traffic Count

Thu, 10 October 2013

Time	Total	Speed Bins (km/h)																												
		0 - 5	5 - 10	10 - 15	15 - 20	20 - 25	25 - 30	30 - 35	35 - 40	40 - 45	45 - 50	50 - 55	55 - 60	60 - 65	65 - 70	70 - 75	75 - 80	80 - 85	85 - 90	90 - 95	95 - 100	100 - 105	105 - 110	110 - 115	115 - 120	120 - 125	125 - 130	130 - 135	135 - 140
0000	1	0	0	0	0	0	0	0	0	0	0	0	0	1	0	0	0	0	0	0	0	0	0	0	0	0	0	0	0	0
0100	0	0	0	0	0	0	0	0	0	0	0	0	0	0	0	0	0	0	0	0	0	0	0	0	0	0	0	0	0	0
0200	0	0	0	0	0	0	0	0	0	0	0	0	0	0	0	0	0	0	0	0	0	0	0	0	0	0	0	0	0	0
0300	0	0	0	0	0	0	0	0	0	0	0	0	0	0	0	0	0	0	0	0	0	0	0	0	0	0	0	0	0	0
0400	0	0	0	0	0	0	0	0	0	0	0	0	0	0	0	0	0	0	0	0	0	0	0	0	0	0	0	0	0	0
0500	0	0	0	0	0	0	0	0	0	0	0	0	0	0	0	0	0	0	0	0	0	0	0	0	0	0	0	0	0	0
0600	0	0	0	0	0	0	0	0	0	0	0	0	0	0	0	0	0	0	0	0	0	0	0	0	0	0	0	0	0	0
0700	6	0	0	1	0	0	0	0	0	0	0	1	2	1	0	1	0	0	0	0	0	0	0	0	0	0	0	0	0	0
0800	11	0	0	0	0	0	0	1	2	1	1	5	0	1	0	0	0	0	0	0	0	0	0	0	0	0	0	0	0	0
0900	**17**	**0**	**0**	**0**	**0**	**1**	**1**	**4**	**9**	**0**	**0**	**0**	**0**	**2**	**0**	**0**	**0**	**0**	**0**	**0**	**0**	**0**	**0**	**0**	**0**	**0**	**0**	**0**	**0**	**0**
1000	14	0	0	0	0	1	1	7	4	1	0	0	0	0	0	0	0	0	0	0	0	0	0	0	0	0	0	0	0	0
1100	15	0	0	0	1	1	1	7	2	1	1	1	0	0	0	0	0	0	0	0	0	0	0	0	0	0	0	0	0	0
1200	**14**	**0**	**0**	**0**	**0**	**1**	**0**	**4**	**6**	**0**	**0**	**2**	**1**	**0**	**0**	**0**	**0**	**0**	**0**	**0**	**0**	**0**	**0**	**0**	**0**	**0**	**0**	**0**	**0**	**0**
1300	1	0	0	0	0	0	0	1	0	0	0	0	0	0	0	0	0	0	0	0	0	0	0	0	0	0	0	0	0	0
1400	1	0	0	0	0	0	0	0	0	0	0	1	0	0	0	0	0	0	0	0	0	0	0	0	0	0	0	0	0	0
1500	5	0	0	0	0	0	1	0	0	1	0	1	0	0	2	0	0	0	0	0	0	0	0	0	0	0	0	0	0	0
1600	12	0	0	0	0	0	3	0	0	4	0	4	1	0	0	0	0	0	0	0	0	0	0	0	0	0	0	0	0	0
1700	8	0	0	0	0	0	3	0	0	2	0	0	2	1	0	0	0	0	0	0	0	0	0	0	0	0	0	0	0	0
1800	9	0	0	1	0	0	1	1	1	2	2	0	0	0	1	0	0	0	0	0	0	0	0	0	0	0	0	0	0	0
1900	6	0	0	0	0	0	0	0	0	0	2	1	1	1	1	0	0	0	0	0	0	0	0	0	0	0	0	0	0	0
2000	5	0	0	0	0	0	2	0	1	0	1	1	0	0	0	0	0	0	0	0	0	0	0	0	0	0	0	0	0	0
2100	5	0	0	0	0	0	0	0	0	0	0	1	3	0	0	1	0	0	0	0	0	0	0	0	0	0	0	0	0	0
2200	1	0	0	0	0	0	0	0	0	0	0	0	0	0	0	1	0	0	0	0	0	0	0	0	0	0	0	0	0	0
2300	1	0	0	0	0	0	0	0	0	0	0	0	0	0	1	0	0	0	0	0	0	0	0	0	0	0	0	0	0	0
07-19	**113**	**0**	**0**	**2**	**1**	**4**	**11**	**25**	**24**	**12**	**4**	**15**	**6**	**5**	**3**	**1**	**0**	**0**	**0**	**0**	**0**	**0**	**0**	**0**	**0**	**0**	**0**	**0**	**0**	**0**
06-22	**129**	**0**	**0**	**2**	**1**	**4**	**13**	**25**	**25**	**12**	**7**	**18**	**10**	**6**	**4**	**2**	**0**	**0**	**0**	**0**	**0**	**0**	**0**	**0**	**0**	**0**	**0**	**0**	**0**	**0**
06-00	**131**	**0**	**0**	**2**	**1**	**4**	**13**	**25**	**25**	**12**	**7**	**18**	**10**	**6**	**5**	**3**	**0**	**0**	**0**	**0**	**0**	**0**	**0**	**0**	**0**	**0**	**0**	**0**	**0**	**0**
00-00	**132**	**0**	**0**	**2**	**1**	**4**	**13**	**25**	**25**	**12**	**7**	**18**	**10**	**7**	**5**	**3**	**0**	**0**	**0**	**0**	**0**	**0**	**0**	**0**	**0**	**0**	**0**	**0**	**0**	**0**

DRAFT

Site 42
Location Un named road, Att - Telepole, Lat 53.7964, Long -6.75569
Direction Two way

3279 / Meath/Cavan/Monaghan ATC's
October 2013
Automatic Traffic Count

Fri, 11 October 2013

Time	Total	Speed Bins (km/h)																											
		0 - 5	5 - 10	10 - 15	15 - 20	20 - 25	25 - 30	30 - 35	35 - 40	40 - 45	45 - 50	50 - 55	55 - 60	60 - 65	65 - 70	70 - 75	75 - 80	80 - 85	85 - 90	90 - 95	95 - 100	100 - 105	105 - 110	110 - 115	115 - 120	120 - 125	125 - 130	130 - 135	135 - 140
0000	0	0	0	0	0	0	0	0	0	0	0	0	0	0	0	0	0	0	0	0	0	0	0	0	0	0	0	0	0
0100	0	0	0	0	0	0	0	0	0	0	0	0	0	0	0	0	0	0	0	0	0	0	0	0	0	0	0	0	0
0200	0	0	0	0	0	0	0	0	0	0	0	0	0	0	0	0	0	0	0	0	0	0	0	0	0	0	0	0	0
0300	0	0	0	0	0	0	0	0	0	0	0	0	0	0	0	0	0	0	0	0	0	0	0	0	0	0	0	0	0
0400	1	0	0	0	0	0	0	0	0	0	0	0	0	0	0	0	1	0	0	0	0	0	0	0	0	0	0	0	0
0500	0	0	0	0	0	0	0	0	0	0	0	0	0	0	0	0	0	0	0	0	0	0	0	0	0	0	0	0	0
0600	0	0	0	0	0	0	0	0	0	0	0	0	0	0	0	0	0	0	0	0	0	0	0	0	0	0	0	0	0
0700	4	0	0	0	1	0	0	0	0	0	0	0	2	1	0	0	0	0	0	0	0	0	0	0	0	0	0	0	0
0800	**10**	**0**	**0**	**0**	**0**	**0**	**0**	**1**	**0**	**0**	**1**	**4**	**2**	**1**	**1**	**0**	**0**	**0**	**0**	**0**	**0**	**0**	**0**	**0**	**0**	**0**	**0**	**0**	**0**
0900	6	0	0	1	0	1	2	1	0	0	0	1	0	0	0	0	0	0	0	0	0	0	0	0	0	0	0	0	0
1000	7	0	0	0	0	1	1	1	0	1	2	0	0	1	0	0	0	0	0	0	0	0	0	0	0	0	0	0	0
1100	8	0	0	0	1	0	3	0	1	2	0	0	1	0	0	0	0	0	0	0	0	0	0	0	0	0	0	0	0
1200	6	1	0	0	0	0	1	0	2	1	0	1	0	0	0	0	0	0	0	0	0	0	0	0	0	0	0	0	0
1300	12	0	0	1	1	1	0	1	1	3	3	0	0	0	0	1	0	0	0	0	0	0	0	0	0	0	0	0	0
1400	7	0	0	0	0	0	0	1	2	1	1	1	1	0	0	0	0	0	0	0	0	0	0	0	0	0	0	0	0
1500	**20**	**0**	**0**	**0**	**3**	**2**	**4**	**4**	**1**	**2**	**3**	**1**	**0**	**0**	**0**	**0**	**0**	**0**	**0**	**0**	**0**	**0**	**0**	**0**	**0**	**0**	**0**	**0**	**0**
1600	10	0	0	0	1	1	0	1	3	2	0	0	1	0	0	1	0	0	0	0	0	0	0	0	0	0	0	0	0
1700	7	0	0	0	2	1	1	0	1	1	1	0	0	0	0	0	0	0	0	0	0	0	0	0	0	0	0	0	0
1800	4	0	0	0	0	0	0	0	1	1	0	1	1	0	0	0	0	0	0	0	0	0	0	0	0	0	0	0	0
1900	6	0	0	0	0	1	0	0	0	0	0	1	2	2	0	0	0	0	0	0	0	0	0	0	0	0	0	0	0
2000	2	0	0	0	0	0	0	0	0	0	1	1	0	0	0	0	0	0	0	0	0	0	0	0	0	0	0	0	0
2100	8	0	0	0	0	1	2	1	0	0	1	2	0	0	1	0	0	0	0	0	0	0	0	0	0	0	0	0	0
2200	2	0	0	0	0	0	0	0	0	0	0	0	0	0	0	1	1	0	0	0	0	0	0	0	0	0	0	0	0
2300	2	0	0	0	0	0	0	0	0	0	0	0	2	0	0	0	0	0	0	0	0	0	0	0	0	0	0	0	0
07-19	**101**	**1**	**0**	**2**	**9**	**7**	**12**	**10**	**12**	**14**	**11**	**9**	**8**	**3**	**1**	**2**	**0**	**0**	**0**	**0**	**0**	**0**	**0**	**0**	**0**	**0**	**0**	**0**	**0**
06-22	**117**	**1**	**0**	**2**	**9**	**9**	**14**	**11**	**12**	**14**	**13**	**13**	**10**	**5**	**2**	**2**	**0**	**0**	**0**	**0**	**0**	**0**	**0**	**0**	**0**	**0**	**0**	**0**	**0**
06-00	**121**	**1**	**0**	**2**	**9**	**9**	**14**	**11**	**12**	**14**	**13**	**13**	**12**	**5**	**2**	**3**	**1**	**0**	**0**	**0**	**0**	**0**	**0**	**0**	**0**	**0**	**0**	**0**	**0**
00-00	**122**	**1**	**0**	**2**	**9**	**9**	**14**	**11**	**12**	**14**	**13**	**13**	**12**	**5**	**2**	**3**	**2**	**0**	**0**	**0**	**0**	**0**	**0**	**0**	**0**	**0**	**0**	**0**	**0**

DRAFT

Site 42
Location Un named road, Att - Telepole, Lat 53.7964, Long -6.75569
Direction Two way

3279 / Meath/Cavan/Monaghan ATC's
October 2013
Automatic Traffic Count

Sat, 12 October 2013

Time	Total	Speed Bins (km/h)																												
		0 - 5	5 - 10	10 - 15	15 - 20	20 - 25	25 - 30	30 - 35	35 - 40	40 - 45	45 - 50	50 - 55	55 - 60	60 - 65	65 - 70	70 - 75	75 - 80	80 - 85	85 - 90	90 - 95	95 - 100	100 - 105	105 - 110	110 - 115	115 - 120	120 - 125	125 - 130	130 - 135	135 - 140
0000	1	0	0	0	0	0	0	0	0	0	0	1	0	0	0	0	0	0	0	0	0	0	0	0	0	0	0	0	0	0
0100	0	0	0	0	0	0	0	0	0	0	0	0	0	0	0	0	0	0	0	0	0	0	0	0	0	0	0	0	0	0
0200	0	0	0	0	0	0	0	0	0	0	0	0	0	0	0	0	0	0	0	0	0	0	0	0	0	0	0	0	0	0
0300	1	0	0	0	0	0	0	0	0	0	0	0	0	0	0	0	1	0	0	0	0	0	0	0	0	0	0	0	0	0
0400	0	0	0	0	0	0	0	0	0	0	0	0	0	0	0	0	0	0	0	0	0	0	0	0	0	0	0	0	0	0
0500	0	0	0	0	0	0	0	0	0	0	0	0	0	0	0	0	0	0	0	0	0	0	0	0	0	0	0	0	0	0
0600	1	0	0	0	0	0	0	0	1	0	0	0	0	0	0	0	0	0	0	0	0	0	0	0	0	0	0	0	0	0
0700	1	0	0	0	0	0	0	0	1	0	0	0	0	0	0	0	0	0	0	0	0	0	0	0	0	0	0	0	0	0
0800	3	0	0	0	0	0	0	0	0	0	1	0	2	0	0	0	0	0	0	0	0	0	0	0	0	0	0	0	0	0
0900	6	0	0	0	0	0	0	0	1	2	0	1	0	1	0	0	1	0	0	0	0	0	0	0	0	0	0	0	0	0
1000	5	0	0	0	0	0	1	0	0	1	1	0	2	0	0	0	0	0	0	0	0	0	0	0	0	0	0	0	0	0
1100	**11**	**0**	**0**	**2**	**0**	**0**	**0**	**1**	**1**	**0**	**3**	**2**	**2**	**0**	**0**	**0**	**0**	**0**	**0**	**0**	**0**	**0**	**0**	**0**	**0**	**0**	**0**	**0**	**0**	**0**
1200	8	0	0	0	0	0	1	1	4	1	1	0	0	0	0	0	0	0	0	0	0	0	0	0	0	0	0	0	0	0
1300	**10**	**0**	**0**	**0**	**0**	**0**	**0**	**0**	**1**	**2**	**1**	**1**	**1**	**4**	**0**	**0**	**0**	**0**	**0**	**0**	**0**	**0**	**0**	**0**	**0**	**0**	**0**	**0**	**0**	**0**
1400	2	0	0	0	0	0	0	1	0	0	0	1	0	0	0	0	0	0	0	0	0	0	0	0	0	0	0	0	0	0
1500	5	0	0	0	0	0	0	1	0	0	1	1	2	0	0	0	0	0	0	0	0	0	0	0	0	0	0	0	0	0
1600	5	0	0	0	0	1	0	0	1	0	0	2	1	0	0	0	0	0	0	0	0	0	0	0	0	0	0	0	0	0
1700	6	0	0	0	0	0	0	0	1	0	3	0	1	1	0	0	0	0	0	0	0	0	0	0	0	0	0	0	0	0
1800	5	0	0	0	0	0	1	0	0	0	1	0	2	0	0	0	1	0	0	0	0	0	0	0	0	0	0	0	0	0
1900	6	0	0	0	0	0	0	0	0	0	3	1	2	0	0	0	0	0	0	0	0	0	0	0	0	0	0	0	0	0
2000	3	0	0	0	0	0	0	0	0	0	1	1	1	0	0	0	0	0	0	0	0	0	0	0	0	0	0	0	0	0
2100	2	0	0	0	0	0	1	0	0	0	0	0	0	1	0	0	0	0	0	0	0	0	0	0	0	0	0	0	0	0
2200	3	0	0	0	0	1	0	0	0	0	0	0	0	2	0	0	0	0	0	0	0	0	0	0	0	0	0	0	0	0
2300	2	0	0	0	0	0	0	0	0	0	0	1	1	0	0	0	0	0	0	0	0	0	0	0	0	0	0	0	0	0
07-19	**67**	**0**	**0**	**2**	**0**	**1**	**3**	**4**	**10**	**6**	**12**	**8**	**13**	**6**	**0**	**0**	**2**	**0**	**0**	**0**	**0**	**0**	**0**	**0**	**0**	**0**	**0**	**0**	**0**	**0**
06-22	**79**	**0**	**0**	**2**	**0**	**1**	**4**	**4**	**11**	**6**	**16**	**10**	**16**	**7**	**0**	**0**	**2**	**0**	**0**	**0**	**0**	**0**	**0**	**0**	**0**	**0**	**0**	**0**	**0**	**0**
06-00	**84**	**0**	**0**	**2**	**0**	**2**	**4**	**4**	**11**	**6**	**16**	**11**	**17**	**9**	**0**	**0**	**2**	**0**	**0**	**0**	**0**	**0**	**0**	**0**	**0**	**0**	**0**	**0**	**0**	**0**
00-00	**86**	**0**	**0**	**2**	**0**	**2**	**4**	**4**	**11**	**6**	**16**	**12**	**17**	**9**	**0**	**0**	**3**	**0**	**0**	**0**	**0**	**0**	**0**	**0**	**0**	**0**	**0**	**0**	**0**	**0**

DRAFT

Site 42
Location Un named road, Att - Telepole, Lat 53.7964, Long -6.75569
Direction Two way

3279 / Meath/Cavan/Monaghan ATC's
October 2013
Automatic Traffic Count

Sun, 13 October 2013

Time	Total	Speed Bins (km/h)																											
		0 - 5	5 - 10	10 - 15	15 - 20	20 - 25	25 - 30	30 - 35	35 - 40	40 - 45	45 - 50	50 - 55	55 - 60	60 - 65	65 - 70	70 - 75	75 - 80	80 - 85	85 - 90	90 - 95	95 - 100	100 - 105	105 - 110	110 - 115	115 - 120	120 - 125	125 - 130	130 - 135	135 - 140
0000	0	0	0	0	0	0	0	0	0	0	0	0	0	0	0	0	0	0	0	0	0	0	0	0	0	0	0	0	0
0100	0	0	0	0	0	0	0	0	0	0	0	0	0	0	0	0	0	0	0	0	0	0	0	0	0	0	0	0	0
0200	1	0	0	0	0	0	0	0	0	0	0	1	0	0	0	0	0	0	0	0	0	0	0	0	0	0	0	0	0
0300	1	0	0	0	0	0	0	0	0	1	0	0	0	0	0	0	0	0	0	0	0	0	0	0	0	0	0	0	0
0400	1	0	0	0	0	0	0	0	0	0	0	0	0	0	1	0	0	0	0	0	0	0	0	0	0	0	0	0	0
0500	1	0	0	0	0	0	0	0	0	0	1	0	0	0	0	0	0	0	0	0	0	0	0	0	0	0	0	0	0
0600	1	0	0	0	0	0	0	0	1	0	0	0	0	0	0	0	0	0	0	0	0	0	0	0	0	0	0	0	0
0700	0	0	0	0	0	0	0	0	0	0	0	0	0	0	0	0	0	0	0	0	0	0	0	0	0	0	0	0	0
0800	1	0	0	0	0	0	0	0	0	0	0	0	0	1	0	0	0	0	0	0	0	0	0	0	0	0	0	0	0
0900	2	0	0	0	0	0	0	0	0	0	0	0	2	0	0	0	0	0	0	0	0	0	0	0	0	0	0	0	0
1000	**5**	**0**	**0**	**0**	**0**	**0**	**0**	**1**	**1**	**0**	**0**	**1**	**1**	**0**	**0**	**1**	**0**	**0**	**0**	**0**	**0**	**0**	**0**	**0**	**0**	**0**	**0**	**0**	**0**
1100	**5**	**0**	**0**	**0**	**0**	**0**	**2**	**0**	**0**	**0**	**0**	**2**	**1**	**0**	**0**	**0**	**0**	**0**	**0**	**0**	**0**	**0**	**0**	**0**	**0**	**0**	**0**	**0**	**0**
1200	4	0	0	0	0	0	0	0	2	0	1	0	0	1	0	0	0	0	0	0	0	0	0	0	0	0	0	0	0
1300	3	0	0	0	0	0	0	0	0	0	0	2	0	0	1	0	0	0	0	0	0	0	0	0	0	0	0	0	0
1400	6	0	0	0	0	0	0	0	0	0	1	3	2	0	0	0	0	0	0	0	0	0	0	0	0	0	0	0	0
1500	**7**	**0**	**0**	**0**	**1**	**0**	**1**	**1**	**1**	**1**	**1**	**0**	**0**	**0**	**0**	**1**	**0**	**0**	**0**	**0**	**0**	**0**	**0**	**0**	**0**	**0**	**0**	**0**	**0**
1600	**7**	**0**	**0**	**0**	**0**	**0**	**0**	**0**	**1**	**4**	**0**	**0**	**2**	**0**	**0**	**0**	**0**	**0**	**0**	**0**	**0**	**0**	**0**	**0**	**0**	**0**	**0**	**0**	**0**
1700	3	0	0	0	0	0	0	0	0	0	0	3	0	0	0	0	0	0	0	0	0	0	0	0	0	0	0	0	0
1800	**7**	**0**	**0**	**0**	**0**	**0**	**0**	**0**	**0**	**1**	**1**	**4**	**1**	**0**	**0**	**0**	**0**	**0**	**0**	**0**	**0**	**0**	**0**	**0**	**0**	**0**	**0**	**0**	**0**
1900	**7**	**0**	**0**	**0**	**0**	**0**	**1**	**1**	**1**	**1**	**1**	**1**	**0**	**1**	**0**	**0**	**0**	**0**	**0**	**0**	**0**	**0**	**0**	**0**	**0**	**0**	**0**	**0**	**0**
2000	2	0	0	0	0	1	0	0	0	1	0	0	0	0	0	0	0	0	0	0	0	0	0	0	0	0	0	0	0
2100	2	0	0	0	0	0	0	0	0	0	0	0	2	0	0	0	0	0	0	0	0	0	0	0	0	0	0	0	0
2200	4	0	0	0	0	0	0	0	0	0	1	3	0	0	0	0	0	0	0	0	0	0	0	0	0	0	0	0	0
2300	0	0	0	0	0	0	0	0	0	0	0	0	0	0	0	0	0	0	0	0	0	0	0	0	0	0	0	0	0
07-19	**50**	**0**	**0**	**0**	**1**	**0**	**3**	**2**	**5**	**6**	**4**	**15**	**9**	**2**	**1**	**2**	**0**	**0**	**0**	**0**	**0**	**0**	**0**	**0**	**0**	**0**	**0**	**0**	**0**
06-22	**62**	**0**	**0**	**0**	**1**	**1**	**4**	**3**	**7**	**8**	**5**	**16**	**11**	**3**	**1**	**2**	**0**	**0**	**0**	**0**	**0**	**0**	**0**	**0**	**0**	**0**	**0**	**0**	**0**
06-00	**66**	**0**	**0**	**0**	**1**	**1**	**4**	**3**	**7**	**8**	**6**	**19**	**11**	**3**	**1**	**2**	**0**	**0**	**0**	**0**	**0**	**0**	**0**	**0**	**0**	**0**	**0**	**0**	**0**
00-00	**70**	**0**	**0**	**0**	**1**	**1**	**4**	**3**	**7**	**9**	**7**	**20**	**11**	**3**	**2**	**2**	**0**	**0**	**0**	**0**	**0**	**0**	**0**	**0**	**0**	**0**	**0**	**0**	**0**

DRAFT

Site 42
Location Un named road, Att - Telepole, Lat 53.7964, Long -6.75569
Direction Two way

3279 / Meath/Cavan/Monaghan ATC's
October 2013
Automatic Traffic Count

Mon, 14 October 2013

Time	Total	Speed Bins (km/h)																											
		0 - 5	5 - 10	10 - 15	15 - 20	20 - 25	25 - 30	30 - 35	35 - 40	40 - 45	45 - 50	50 - 55	55 - 60	60 - 65	65 - 70	70 - 75	75 - 80	80 - 85	85 - 90	90 - 95	95 - 100	100 - 105	105 - 110	110 - 115	115 - 120	120 - 125	125 - 130	130 - 135	135 - 140
0000	1	0	0	0	0	0	0	0	0	0	1	0	0	0	0	0	0	0	0	0	0	0	0	0	0	0	0	0	0
0100	0	0	0	0	0	0	0	0	0	0	0	0	0	0	0	0	0	0	0	0	0	0	0	0	0	0	0	0	0
0200	0	0	0	0	0	0	0	0	0	0	0	0	0	0	0	0	0	0	0	0	0	0	0	0	0	0	0	0	0
0300	1	0	0	0	0	0	0	0	0	0	0	0	0	0	0	0	1	0	0	0	0	0	0	0	0	0	0	0	0
0400	0	0	0	0	0	0	0	0	0	0	0	0	0	0	0	0	0	0	0	0	0	0	0	0	0	0	0	0	0
0500	0	0	0	0	0	0	0	0	0	0	0	0	0	0	0	0	0	0	0	0	0	0	0	0	0	0	0	0	0
0600	1	0	0	0	0	0	0	1	0	0	0	0	0	0	0	0	0	0	0	0	0	0	0	0	0	0	0	0	0
0700	7	0	0	0	0	0	0	0	0	0	3	1	0	2	1	0	0	0	0	0	0	0	0	0	0	0	0	0	0
0800	**8**	**0**	**0**	**0**	**0**	**0**	**0**	**0**	**0**	**0**	**2**	**2**	**2**	**2**	**0**	**0**	**0**	**0**	**0**	**0**	**0**	**0**	**0**	**0**	**0**	**0**	**0**	**0**	**0**
0900	2	0	0	0	0	0	0	0	0	0	1	1	0	0	0	0	0	0	0	0	0	0	0	0	0	0	0	0	0
1000	5	0	0	0	1	0	1	0	1	0	1	0	1	0	0	0	0	0	0	0	0	0	0	0	0	0	0	0	0
1100	7	0	0	0	0	2	0	2	0	2	0	1	0	0	0	0	0	0	0	0	0	0	0	0	0	0	0	0	0
1200	10	0	0	0	0	0	2	1	2	4	0	0	0	1	0	0	0	0	0	0	0	0	0	0	0	0	0	0	0
1300	**14**	**0**	**0**	**0**	**0**	**1**	**5**	**0**	**3**	**2**	**2**	**0**	**1**	**0**	**0**	**0**	**0**	**0**	**0**	**0**	**0**	**0**	**0**	**0**	**0**	**0**	**0**	**0**	**0**
1400	7	0	0	0	0	1	0	0	1	1	3	0	0	1	0	0	0	0	0	0	0	0	0	0	0	0	0	0	0
1500	7	0	0	0	0	0	0	2	1	1	2	0	0	1	0	0	0	0	0	0	0	0	0	0	0	0	0	0	0
1600	8	0	0	0	0	0	0	1	1	1	2	2	1	0	0	0	0	0	0	0	0	0	0	0	0	0	0	0	0
1700	6	0	0	0	0	0	0	0	0	1	0	0	3	2	0	0	0	0	0	0	0	0	0	0	0	0	0	0	0
1800	7	0	0	0	0	0	0	1	0	2	0	1	1	1	1	0	0	0	0	0	0	0	0	0	0	0	0	0	0
1900	5	0	0	0	0	0	0	0	0	5	0	0	0	0	0	0	0	0	0	0	0	0	0	0	0	0	0	0	0
2000	1	0	0	0	0	0	0	0	0	0	0	0	1	0	0	0	0	0	0	0	0	0	0	0	0	0	0	0	0
2100	0	0	0	0	0	0	0	0	0	0	0	0	0	0	0	0	0	0	0	0	0	0	0	0	0	0	0	0	0
2200	2	0	0	0	0	0	0	0	0	0	0	0	1	1	0	0	0	0	0	0	0	0	0	0	0	0	0	0	0
2300	0	0	0	0	0	0	0	0	0	0	0	0	0	0	0	0	0	0	0	0	0	0	0	0	0	0	0	0	0
07-19	**88**	**0**	**0**	**0**	**1**	**4**	**8**	**7**	**9**	**14**	**16**	**8**	**9**	**10**	**2**	**0**	**0**	**0**	**0**	**0**	**0**	**0**	**0**	**0**	**0**	**0**	**0**	**0**	**0**
06-22	**95**	**0**	**0**	**0**	**1**	**4**	**8**	**8**	**9**	**19**	**16**	**8**	**10**	**10**	**2**	**0**	**0**	**0**	**0**	**0**	**0**	**0**	**0**	**0**	**0**	**0**	**0**	**0**	**0**
06-00	**97**	**0**	**0**	**0**	**1**	**4**	**8**	**8**	**9**	**19**	**16**	**8**	**11**	**11**	**2**	**0**	**0**	**0**	**0**	**0**	**0**	**0**	**0**	**0**	**0**	**0**	**0**	**0**	**0**
00-00	**99**	**0**	**0**	**0**	**1**	**4**	**8**	**8**	**9**	**19**	**17**	**8**	**11**	**11**	**2**	**0**	**0**	**1**	**0**	**0**	**0**	**0**	**0**	**0**	**0**	**0**	**0**	**0**	**0**

DRAFT

Site 42
Location Un named road, Att - Telepole, Lat 53.7964, Long -6.75569
Direction Two way

3279 / Meath/Cavan/Monaghan ATC's
October 2013
Automatic Traffic Count

Tue, 15 October 2013

Time	Total	Speed Bins (km/h)																											
		0 - 5	5 - 10	10 - 15	15 - 20	20 - 25	25 - 30	30 - 35	35 - 40	40 - 45	45 - 50	50 - 55	55 - 60	60 - 65	65 - 70	70 - 75	75 - 80	80 - 85	85 - 90	90 - 95	95 - 100	100 - 105	105 - 110	110 - 115	115 - 120	120 - 125	125 - 130	130 - 135	135 - 140
0000	1	0	0	0	0	0	0	0	0	0	0	1	0	0	0	0	0	0	0	0	0	0	0	0	0	0	0	0	0
0100	0	0	0	0	0	0	0	0	0	0	0	0	0	0	0	0	0	0	0	0	0	0	0	0	0	0	0	0	0
0200	0	0	0	0	0	0	0	0	0	0	0	0	0	0	0	0	0	0	0	0	0	0	0	0	0	0	0	0	0
0300	1	0	0	0	0	0	0	0	0	0	0	1	0	0	0	0	0	0	0	0	0	0	0	0	0	0	0	0	0
0400	0	0	0	0	0	0	0	0	0	0	0	0	0	0	0	0	0	0	0	0	0	0	0	0	0	0	0	0	0
0500	1	0	0	0	0	0	0	0	0	0	0	0	1	0	0	0	0	0	0	0	0	0	0	0	0	0	0	0	0
0600	1	0	0	0	0	0	0	1	0	0	0	0	0	0	0	0	0	0	0	0	0	0	0	0	0	0	0	0	0
0700	3	0	0	0	0	0	0	0	0	0	0	1	0	1	1	0	0	0	0	0	0	0	0	0	0	0	0	0	0
0800	**10**	**0**	**0**	**0**	**0**	**0**	**0**	**0**	**1**	**1**	**1**	**3**	**3**	**0**	**1**	**0**	**0**	**0**	**0**	**0**	**0**	**0**	**0**	**0**	**0**	**0**	**0**	**0**	**0**
0900	3	0	0	0	0	0	0	0	0	0	1	1	0	1	0	0	0	0	0	0	0	0	0	0	0	0	0	0	0
1000	2	0	0	0	0	0	0	0	1	0	0	1	0	0	0	0	0	0	0	0	0	0	0	0	0	0	0	0	0
1100	7	0	0	0	0	0	0	0	0	4	2	1	0	0	0	0	0	0	0	0	0	0	0	0	0	0	0	0	0
1200	5	0	0	0	1	0	0	0	0	0	0	3	1	0	0	0	0	0	0	0	0	0	0	0	0	0	0	0	0
1300	8	0	0	0	0	1	1	2	2	0	2	0	0	0	0	0	0	0	0	0	0	0	0	0	0	0	0	0	0
1400	6	0	0	0	0	0	0	0	3	0	1	2	0	0	0	0	0	0	0	0	0	0	0	0	0	0	0	0	0
1500	5	0	0	0	0	0	1	1	0	1	0	0	1	1	0	0	0	0	0	0	0	0	0	0	0	0	0	0	0
1600	14	0	0	0	0	2	0	1	3	2	1	3	1	1	0	0	0	0	0	0	0	0	0	0	0	0	0	0	0
1700	**22**	**0**	**1**	**1**	**0**	**2**	**1**	**5**	**3**	**2**	**2**	**3**	**1**	**1**	**0**	**0**	**0**	**0**	**0**	**0**	**0**	**0**	**0**	**0**	**0**	**0**	**0**	**0**	**0**
1800	17	0	0	1	1	1	3	2	1	2	0	4	1	0	1	0	0	0	0	0	0	0	0	0	0	0	0	0	0
1900	3	0	0	0	0	0	0	1	0	1	1	0	0	0	0	0	0	0	0	0	0	0	0	0	0	0	0	0	0
2000	4	0	0	0	0	0	0	0	0	0	1	2	0	0	0	1	0	0	0	0	0	0	0	0	0	0	0	0	0
2100	0	0	0	0	0	0	0	0	0	0	0	0	0	0	0	0	0	0	0	0	0	0	0	0	0	0	0	0	0
2200	1	0	0	0	0	0	0	0	0	0	0	0	0	0	1	0	0	0	0	0	0	0	0	0	0	0	0	0	0
2300	0	0	0	0	0	0	0	0	0	0	0	0	0	0	0	0	0	0	0	0	0	0	0	0	0	0	0	0	0
07-19	**102**	**0**	**1**	**2**	**2**	**6**	**6**	**11**	**14**	**12**	**10**	**22**	**8**	**5**	**3**	**0**	**0**	**0**	**0**	**0**	**0**	**0**	**0**	**0**	**0**	**0**	**0**	**0**	**0**
06-22	**110**	**0**	**1**	**2**	**2**	**6**	**6**	**13**	**14**	**13**	**12**	**24**	**8**	**5**	**3**	**1**	**0**	**0**	**0**	**0**	**0**	**0**	**0**	**0**	**0**	**0**	**0**	**0**	**0**
06-00	**111**	**0**	**1**	**2**	**2**	**6**	**6**	**13**	**14**	**13**	**12**	**24**	**8**	**5**	**4**	**1**	**0**	**0**	**0**	**0**	**0**	**0**	**0**	**0**	**0**	**0**	**0**	**0**	**0**
00-00	**114**	**0**	**1**	**2**	**2**	**6**	**6**	**13**	**14**	**13**	**12**	**26**	**9**	**5**	**4**	**1**	**0**	**0**	**0**	**0**	**0**	**0**	**0**	**0**	**0**	**0**	**0**	**0**	**0**

DRAFT

Site 42
Location Un named road, Att - Telepole, Lat 53.7964, Long -6.75569
Direction Two way

3279 / Meath/Cavan/Monaghan ATC's
October 2013
Automatic Traffic Count

Wed, 16 October 2013

Time	Total	Speed Bins (km/h)																											
		0 - 5	5 - 10	10 - 15	15 - 20	20 - 25	25 - 30	30 - 35	35 - 40	40 - 45	45 - 50	50 - 55	55 - 60	60 - 65	65 - 70	70 - 75	75 - 80	80 - 85	85 - 90	90 - 95	95 - 100	100 - 105	105 - 110	110 - 115	115 - 120	120 - 125	125 - 130	130 - 135	135 - 140
0000	0	0	0	0	0	0	0	0	0	0	0	0	0	0	0	0	0	0	0	0	0	0	0	0	0	0	0	0	0
0100	0	0	0	0	0	0	0	0	0	0	0	0	0	0	0	0	0	0	0	0	0	0	0	0	0	0	0	0	0
0200	0	0	0	0	0	0	0	0	0	0	0	0	0	0	0	0	0	0	0	0	0	0	0	0	0	0	0	0	0
0300	1	0	0	0	0	0	0	0	0	0	0	0	0	0	1	0	0	0	0	0	0	0	0	0	0	0	0	0	0
0400	0	0	0	0	0	0	0	0	0	0	0	0	0	0	0	0	0	0	0	0	0	0	0	0	0	0	0	0	0
0500	0	0	0	0	0	0	0	0	0	0	0	0	0	0	0	0	0	0	0	0	0	0	0	0	0	0	0	0	0
0600	1	0	0	0	0	0	0	1	0	0	0	0	0	0	0	0	0	0	0	0	0	0	0	0	0	0	0	0	0
0700	6	0	0	0	2	0	0	1	0	0	0	1	1	0	1	0	0	0	0	0	0	0	0	0	0	0	0	0	0
0800	**10**	**0**	**0**	**0**	**0**	**0**	**0**	**0**	**0**	**0**	**0**	**6**	**3**	**1**	**0**	**0**	**0**	**0**	**0**	**0**	**0**	**0**	**0**	**0**	**0**	**0**	**0**	**0**	**0**
0900	6	0	0	0	0	0	0	0	0	2	1	2	0	0	1	0	0	0	0	0	0	0	0	0	0	0	0	0	0
1000	3	0	0	0	0	0	1	1	1	0	0	0	0	0	0	0	0	0	0	0	0	0	0	0	0	0	0	0	0
1100	3	0	0	0	0	0	0	1	0	1	1	0	0	0	0	0	0	0	0	0	0	0	0	0	0	0	0	0	0
1200	4	0	0	0	0	0	0	1	2	0	1	0	0	0	0	0	0	0	0	0	0	0	0	0	0	0	0	0	0
1300	4	0	0	0	0	0	0	0	1	2	0	0	1	0	0	0	0	0	0	0	0	0	0	0	0	0	0	0	0
1400	3	0	0	0	0	0	0	0	0	0	0	2	0	0	0	0	1	0	0	0	0	0	0	0	0	0	0	0	0
1500	8	0	0	0	0	1	0	1	2	1	1	0	1	1	0	0	0	0	0	0	0	0	0	0	0	0	0	0	0
1600	**11**	**0**	**0**	**0**	**0**	**0**	**3**	**2**	**0**	**1**	**4**	**1**	**0**	**0**	**0**	**0**	**0**	**0**	**0**	**0**	**0**	**0**	**0**	**0**	**0**	**0**	**0**	**0**	**0**
1700	8	0	0	0	0	1	1	0	0	1	0	2	2	1	0	0	0	0	0	0	0	0	0	0	0	0	0	0	0
1800	9	0	0	0	0	0	0	0	0	3	3	2	1	0	0	0	0	0	0	0	0	0	0	0	0	0	0	0	0
1900	5	0	0	0	1	1	1	0	1	0	0	1	0	0	0	0	0	0	0	0	0	0	0	0	0	0	0	0	0
2000	6	0	0	0	0	0	1	0	1	1	2	1	0	0	0	0	0	0	0	0	0	0	0	0	0	0	0	0	0
2100	4	0	0	0	0	1	0	0	1	0	1	0	1	0	0	0	0	0	0	0	0	0	0	0	0	0	0	0	0
2200	1	0	0	0	0	0	0	0	0	0	1	0	0	0	0	0	0	0	0	0	0	0	0	0	0	0	0	0	0
2300	1	0	0	0	0	0	0	0	0	0	0	1	0	0	0	0	0	0	0	0	0	0	0	0	0	0	0	0	0
07-19	**75**	**0**	**0**	**0**	**2**	**2**	**5**	**7**	**6**	**11**	**11**	**16**	**9**	**3**	**2**	**0**	**1**	**0**	**0**	**0**	**0**	**0**	**0**	**0**	**0**	**0**	**0**	**0**	**0**
06-22	**91**	**0**	**0**	**0**	**3**	**4**	**7**	**8**	**9**	**12**	**14**	**18**	**10**	**3**	**2**	**0**	**1**	**0**	**0**	**0**	**0**	**0**	**0**	**0**	**0**	**0**	**0**	**0**	**0**
06-00	**93**	**0**	**0**	**0**	**3**	**4**	**7**	**8**	**9**	**12**	**15**	**19**	**10**	**3**	**2**	**0**	**1**	**0**	**0**	**0**	**0**	**0**	**0**	**0**	**0**	**0**	**0**	**0**	**0**
00-00	**94**	**0**	**0**	**0**	**3**	**4**	**7**	**8**	**9**	**12**	**15**	**19**	**10**	**3**	**3**	**0**	**1**	**0**	**0**	**0**	**0**	**0**	**0**	**0**	**0**	**0**	**0**	**0**	**0**

DRAFT

Site 42
Location Un named road, Att - Telepole, Lat 53.7964, Long -6.75569
Direction Two way

3279 / Meath/Cavan/Monaghan ATC's
October 2013
Automatic Traffic Count

Virtual Day (7)

Time	Total	Speed Bins (km/h)																											
		0 - 5	5 - 10	10 - 15	15 - 20	20 - 25	25 - 30	30 - 35	35 - 40	40 - 45	45 - 50	50 - 55	55 - 60	60 - 65	65 - 70	70 - 75	75 - 80	80 - 85	85 - 90	90 - 95	95 - 100	100 - 105	105 - 110	110 - 115	115 - 120	120 - 125	125 - 130	130 - 135	135 - 140
0000	1	0	0	0	0	0	0	0	0	0	0	0	0	0	0	0	0	0	0	0	0	0	0	0	0	0	0	0	0
0100	0	0	0	0	0	0	0	0	0	0	0	0	0	0	0	0	0	0	0	0	0	0	0	0	0	0	0	0	0
0200	0	0	0	0	0	0	0	0	0	0	0	0	0	0	0	0	0	0	0	0	0	0	0	0	0	0	0	0	0
0300	1	0	0	0	0	0	0	0	0	0	0	0	0	0	0	0	0	0	0	0	0	0	0	0	0	0	0	0	0
0400	0	0	0	0	0	0	0	0	0	0	0	0	0	0	0	0	0	0	0	0	0	0	0	0	0	0	0	0	0
0500	0	0	0	0	0	0	0	0	0	0	0	0	0	0	0	0	0	0	0	0	0	0	0	0	0	0	0	0	0
0600	1	0	0	0	0	0	0	0	0	0	0	0	0	0	0	0	0	0	0	0	0	0	0	0	0	0	0	0	0
0700	4	0	0	0	0	0	0	0	0	0	0	1	1	1	0	0	0	0	0	0	0	0	0	0	0	0	0	0	0
0800	**8**	**0**	**0**	**0**	**0**	**0**	**0**	**0**	**0**	**0**	**1**	**3**	**2**	**1**	**0**	**0**	**0**	**0**	**0**	**0**	**0**	**0**	**0**	**0**	**0**	**0**	**0**	**0**	**0**
0900	6	0	0	0	0	0	0	1	1	1	0	1	0	1	0	0	0	0	0	0	0	0	0	0	0	0	0	0	0
1000	6	0	0	0	0	0	1	1	1	0	1	0	1	0	0	0	0	0	0	0	0	0	0	0	0	0	0	0	0
1100	**8**	**0**	**0**	**0**	**0**	**0**	**1**	**2**	**1**	**1**	**1**	**1**	**1**	**0**	**0**	**0**	**0**	**0**	**0**	**0**	**0**	**0**	**0**	**0**	**0**	**0**	**0**	**0**	**0**
1200	7	0	0	0	0	0	1	1	3	1	0	1	0	0	0	0	0	0	0	0	0	0	0	0	0	0	0	0	0
1300	7	0	0	0	0	0	1	1	1	1	1	0	0	1	0	0	0	0	0	0	0	0	0	0	0	0	0	0	0
1400	5	0	0	0	0	0	0	0	1	0	1	1	0	0	0	0	0	0	0	0	0	0	0	0	0	0	0	0	0
1500	8	0	0	0	1	0	1	1	1	1	1	0	1	0	0	0	0	0	0	0	0	0	0	0	0	0	0	0	0
1600	**10**	**0**	**0**	**0**	**0**	**1**	**1**	**1**	**1**	**2**	**1**	**2**	**1**	**0**	**0**	**0**	**0**	**0**	**0**	**0**	**0**	**0**	**0**	**0**	**0**	**0**	**0**	**0**	**0**
1700	9	0	0	0	0	1	1	1	1	1	1	1	1	1	0	0	0	0	0	0	0	0	0	0	0	0	0	0	0
1800	8	0	0	0	0	0	1	1	0	2	1	2	1	0	0	0	0	0	0	0	0	0	0	0	0	0	0	0	0
1900	5	0	0	0	0	0	0	0	0	1	1	1	1	1	0	0	0	0	0	0	0	0	0	0	0	0	0	0	0
2000	3	0	0	0	0	0	0	0	0	0	1	1	0	0	0	0	0	0	0	0	0	0	0	0	0	0	0	0	0
2100	3	0	0	0	0	0	0	0	0	0	0	0	1	0	0	0	0	0	0	0	0	0	0	0	0	0	0	0	0
2200	2	0	0	0	0	0	0	0	0	0	0	0	0	0	0	0	0	0	0	0	0	0	0	0	0	0	0	0	0
2300	1	0	0	0	0	0	0	0	0	0	0	0	0	0	0	0	0	0	0	0	0	0	0	0	0	0	0	0	0
07-19	**85**	**0**	**0**	**1**	**2**	**3**	**7**	**9**	**11**	**11**	**10**	**13**	**9**	**5**	**2**	**1**	**0**	**0**	**0**	**0**	**0**	**0**	**0**	**0**	**0**	**0**	**0**	**0**	**0**
06-22	**98**	**0**	**0**	**1**	**2**	**4**	**8**	**10**	**12**	**12**	**12**	**15**	**11**	**6**	**2**	**1**	**0**	**0**	**0**	**0**	**0**	**0**	**0**	**0**	**0**	**0**	**0**	**0**	**0**
06-00	**100**	**0**	**0**	**1**	**2**	**4**	**8**	**10**	**12**	**12**	**12**	**16**	**11**	**6**	**2**	**1**	**1**	**0**	**0**	**0**	**0**	**0**	**0**	**0**	**0**	**0**	**0**	**0**	**0**
00-00	**102**	**0**	**0**	**1**	**2**	**4**	**8**	**10**	**12**	**12**	**12**	**17**	**11**	**6**	**3**	**1**	**1**	**0**	**0**	**0**	**0**	**0**	**0**	**0**	**0**	**0**	**0**	**0**	**0**

DRAFT

Site 42
Location Un named road, Att - Telepole, Lat 53.7964, Long -6.75569
Direction Two way

3279 / Meath/Cavan/Monaghan ATC's
October 2013
Automatic Traffic Count

Virtual Week (1)

Time	Total	Speed Bins (km/h)																											
		0 - 5	5 - 10	10 - 15	15 - 20	20 - 25	25 - 30	30 - 35	35 - 40	40 - 45	45 - 50	50 - 55	55 - 60	60 - 65	65 - 70	70 - 75	75 - 80	80 - 85	85 - 90	90 - 95	95 - 100	100 - 105	105 - 110	110 - 115	115 - 120	120 - 125	125 - 130	130 - 135	135 - 140
Mon	99	0	0	0	1	4	8	8	9	19	17	8	11	11	2	0	0	1	0	0	0	0	0	0	0	0	0	0	0
Tue	114	0	1	2	2	6	6	13	14	13	12	26	9	5	4	1	0	0	0	0	0	0	0	0	0	0	0	0	0
Wed	94	0	0	0	3	4	7	8	9	12	15	19	10	3	3	0	1	0	0	0	0	0	0	0	0	0	0	0	0
Thu	132	0	0	2	1	4	13	25	25	12	7	18	10	7	5	3	0	0	0	0	0	0	0	0	0	0	0	0	0
Fri	122	1	0	2	9	9	14	11	12	14	13	13	12	5	2	3	2	0	0	0	0	0	0	0	0	0	0	0	0
|Sat	86	0	0	2	0	2	4	4	11	6	16	12	17	9	0	0	3	0	0	0	0	0	0	0	0	0	0	0	0
|Sun	70	0	0	0	1	1	4	3	7	9	7	20	11	3	2	2	0	0	0	0	0	0	0	0	0	0	0	0	0
5 Day Ave.	**112**	**0**	**0**	**1**	**3**	**5**	**10**	**13**	**14**	**14**	**13**	**17**	**10**	**6**	**3**	**1**	**1**	**0**	**0**	**0**	**0**	**0**	**0**	**0**	**0**	**0**	**0**	**0**	**0**
7 Day Ave.	**102**	**0**	**0**	**1**	**2**	**4**	**8**	**10**	**12**	**12**	**12**	**17**	**11**	**6**	**3**	**1**	**1**	**0**	**0**	**0**	**0**	**0**	**0**	**0**	**0**	**0**	**0**	**0**	**0**
--	**717**	**1**	**1**	**8**	**17**	**30**	**56**	**72**	**87**	**85**	**87**	**116**	**80**	**43**	**18**	**9**	**6**	**1**	**0**	**0**	**0**	**0**	**0**	**0**	**0**	**0**	**0**	**0**	**0**

Summary Graphs

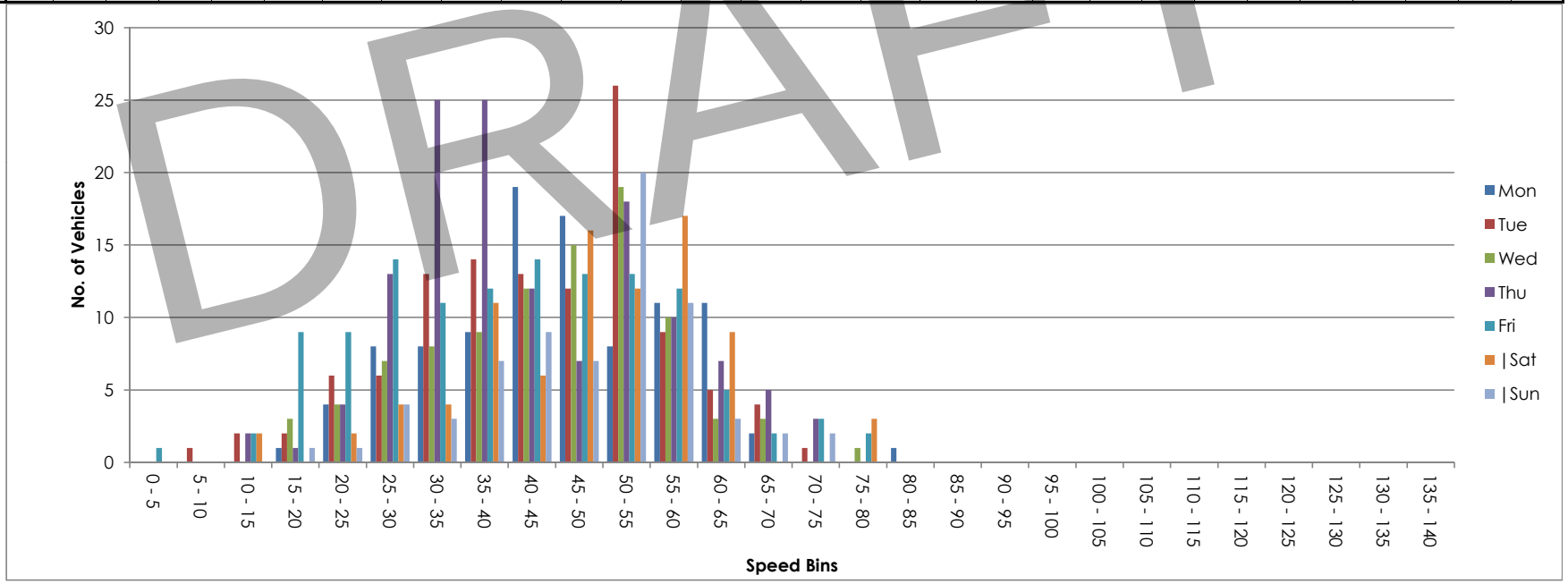

DRAFT



NDC NATIONWIDE DATA COLLECTION	**Site / Location:**	L-3402, Att - fence, Lat 53.8078, Long -6.75981	**Project No:**	3279	**Photo No:**	3279-43	**Drawn By:** MOR
	Survey Date:	Thu, 10 October 2013 to Wed, 16 October 2013	**Project Name:**		Meath/Cavan/Monaghan ATC'S		
	Survey Times:	00:00 to 00(24):00	**Title:**		Site Photograph		

Site No.	Location.	Direction.	Speed Limit - PSL (km/h)	Start Date.	End Date.	Total Vehicles.	5 Day Ave.	7 Day Ave.	No. > Speed Limit.	%. > Speed Limit.	No. > Speed Limit1 (+5km/h).	%. > Speed Limit1 (+5km/h).	No. > Speed Limit1 (+10km/h).	%. > Speed Limit1 (+10km/h).	Mean Speed	85%ile Speed
43	L-3402, Att - fence, Lat 53.8078, Long -6.75981	East	80	Thu, 10 October 2013	Wed, 16 October 2013	2707	426	387	293	10.8	151	5.6	65	2.4	66.6	77.4
		West	80	Thu, 10 October 2013	Wed, 16 October 2013	2689	422	384	206	7.7	84	3.1	34	1.3	64.4	75.2
		Two way	80	Thu, 10 October 2013	Wed, 16 October 2013	5396	849	771	499	9.2	235	4.4	99	1.8	65.5	76.3

DRAFT

Site 43
Location L-3402, Att - fence, Lat 53.8078, Long -6.75981
Direction East

3279 / Meath/Cavan/Monaghan ATC's
October 2013
Automatic Traffic Count

Thu, 10 October 2013

Time	Total	Classification												>PSL	>PSL%	>SL1	>SL1%	>SL2	>SL2%	Mean	Vpp
		1 MCL	2 SV	3 SVT	4 TB2	5 TB3	6 T4	7 ART3	8 ART4	9 ART5	10 ART6	11 BD	12 DRT	80	80	85 +5kph	85 +5kph	90 +10kph	90 +10kph		85
0000	1	0	1	0	0	0	0	0	0	0	0	0	0	0	0	0	0	0	0	65.1	-
0100	0	0	0	0	0	0	0	0	0	0	0	0	0	0	0	0	0	0	0	-	-
0200	0	0	0	0	0	0	0	0	0	0	0	0	0	0	0	0	0	0	0	-	-
0300	1	0	1	0	0	0	0	0	0	0	0	0	0	0	0	0	0	0	0	27	-
0400	0	0	0	0	0	0	0	0	0	0	0	0	0	0	0	0	0	0	0	-	-
0500	1	0	1	0	0	0	0	0	0	0	0	0	0	1	100	1	100	0	0	85.6	-
0600	7	0	6	1	0	0	0	0	0	0	0	0	0	2	28.6	1	14.3	0	0	71.9	-
0700	11	0	11	0	0	0	0	0	0	0	0	0	0	3	27.3	0	0	0	0	63.2	79.9
0800	**70**	**0**	**62**	**1**	**7**	**0**	**0**	**0**	**0**	**0**	**0**	**0**	**0**	**7**	**10**	**3**	**4.3**	**1**	**1.4**	**69.7**	**78.1**
0900	26	0	22	0	4	0	0	0	0	0	0	0	0	2	7.7	2	7.7	2	7.7	70.4	74.2
1000	18	0	15	0	3	0	0	0	0	0	0	0	0	1	5.6	1	5.6	1	5.6	67.8	76.7
1100	21	1	17	1	1	0	0	1	0	0	0	0	0	2	9.5	1	4.8	1	4.8	65.7	78.5
1200	21	0	17	2	2	0	0	0	0	0	0	0	0	2	9.5	1	4.8	1	4.8	66.9	79.2
1300	26	0	21	5	0	0	0	0	0	0	0	0	0	2	7.7	1	3.8	0	0	61.7	72
1400	36	0	24	11	1	0	0	0	0	0	0	0	0	2	5.6	2	5.6	1	2.8	57.5	70.9
1500	**49**	**0**	**37**	**8**	**4**	**0**	**0**	**0**	**0**	**0**	**0**	**0**	**0**	**3**	**6.1**	**1**	**2**	**1**	**2**	**59.7**	**71.3**
1600	43	0	34	2	6	0	0	0	0	1	0	0	0	4	9.3	2	4.7	0	0	63.6	74.2
1700	32	0	30	1	1	0	0	0	0	0	0	0	0	4	12.5	1	3.1	1	3.1	71.3	78.8
1800	36	0	33	1	2	0	0	0	0	0	0	0	0	3	8.3	2	5.6	1	2.8	70	77.8
1900	20	0	19	0	0	0	0	0	1	0	0	0	0	1	5	1	5	1	5	65.2	73.4
2000	12	0	12	0	0	0	0	0	0	0	0	0	0	1	8.3	0	0	0	0	62.6	70.9
2100	11	0	10	0	1	0	0	0	0	0	0	0	0	1	9.1	1	9.1	0	0	68.3	76
2200	3	0	2	1	0	0	0	0	0	0	0	0	0	1	33.3	1	33.3	0	0	76.4	-
2300	4	0	4	0	0	0	0	0	0	0	0	0	0	0	0	0	0	0	0	61.3	-
07-19	**389**	**1**	**323**	**32**	**31**	**0**	**0**	**1**	**0**	**1**	**0**	**0**	**0**	**35**	**9**	**17**	**4.4**	**10**	**2.6**	**65.7**	**77**
06-22	**439**	**1**	**370**	**33**	**32**	**0**	**0**	**1**	**1**	**1**	**0**	**0**	**0**	**40**	**9.1**	**20**	**4.6**	**11**	**2.5**	**65.7**	**76.7**
06-00	**446**	**1**	**376**	**34**	**32**	**0**	**0**	**1**	**1**	**1**	**0**	**0**	**0**	**41**	**9.2**	**21**	**4.7**	**11**	**2.5**	**65.8**	**77**
00-00	**449**	**1**	**379**	**34**	**32**	**0**	**0**	**1**	**1**	**1**	**0**	**0**	**0**	**42**	**9.4**	**22**	**4.9**	**11**	**2.4**	**65.7**	**77**

DRAFT

Site 43
Location L-3402, Att - fence, Lat 53.8078, Long -6.75981
Direction East

3279 / Meath/Cavan/Monaghan ATC's
October 2013
Automatic Traffic Count

Fri, 11 October 2013

Time	Total	Classification												>PSL	>PSL%	>SL1	>SL1%	>SL2	>SL2%	Mean	Vpp
		1 MCL	2 SV	3 SVT	4 TB2	5 TB3	6 T4	7 ART3	8 ART4	9 ART5	10 ART6	11 BD	12 DRT	80	80	85 +5kph	85 +5kph	90 +10kph	90 +10kph		85
0000	2	0	2	0	0	0	0	0	0	0	0	0	0	1	50	0	0	0	0	69.3	-
0100	0	0	0	0	0	0	0	0	0	0	0	0	0	0	0	0	0	0	0	-	-
0200	1	0	1	0	0	0	0	0	0	0	0	0	0	0	0	0	0	0	0	42.9	-
0300	1	0	1	0	0	0	0	0	0	0	0	0	0	0	0	0	0	0	0	78.1	-
0400	1	0	1	0	0	0	0	0	0	0	0	0	0	0	0	0	0	0	0	67.8	-
0500	0	0	0	0	0	0	0	0	0	0	0	0	0	0	0	0	0	0	0	-	-
0600	5	0	4	1	0	0	0	0	0	0	0	0	0	1	20	1	20	0	0	66.5	-
0700	12	0	12	0	0	0	0	0	0	0	0	0	0	3	25	2	16.7	1	8.3	69.1	82.4
0800	**62**	**0**	**54**	**0**	**6**	**2**	**0**	**0**	**0**	**0**	**0**	**0**	**0**	**3**	**4.8**	**0**	**0**	**0**	**0**	**65.9**	**75.2**
0900	28	0	24	1	3	0	0	0	0	0	0	0	0	4	14.3	2	7.1	1	3.6	68.4	78.5
1000	27	0	20	0	6	0	0	0	0	0	1	0	0	1	3.7	1	3.7	1	3.7	66.3	74.2
1100	17	0	14	1	1	1	0	0	0	0	0	0	0	2	11.8	1	5.9	1	5.9	66.6	77.4
1200	22	1	19	1	1	0	0	0	0	0	0	0	0	2	9.1	2	9.1	1	4.5	67.5	75.6
1300	22	0	20	1	0	1	0	0	0	0	0	0	0	2	9.1	1	4.5	0	0	64.5	75.6
1400	19	0	16	1	2	0	0	0	0	0	0	0	0	0	0	0	0	0	0	63.8	74.2
1500	**53**	**1**	**46**	**1**	**4**	**0**	**0**	**1**	**0**	**0**	**0**	**0**	**0**	**5**	**9.4**	**3**	**5.7**	**1**	**1.9**	**63.8**	**76.3**
1600	36	0	31	0	3	1	1	0	0	0	0	0	0	6	16.7	4	11.1	2	5.6	66.2	80.3
1700	41	0	35	1	4	0	0	0	0	1	0	0	0	3	7.3	2	4.9	0	0	65.4	75.2
1800	27	0	22	1	4	0	0	0	0	0	0	0	0	2	7.4	0	0	0	0	67.7	74.5
1900	22	0	20	2	0	0	0	0	0	0	0	0	0	2	9.1	0	0	0	0	63.3	76.7
2000	22	0	22	0	0	0	0	0	0	0	0	0	0	4	18.2	2	9.1	1	4.5	66.5	80.3
2100	14	0	14	0	0	0	0	0	0	0	0	0	0	2	14.3	1	7.1	0	0	63	76.7
2200	6	0	6	0	0	0	0	0	0	0	0	0	0	2	33.3	2	33.3	1	16.7	71.3	-
2300	3	0	3	0	0	0	0	0	0	0	0	0	0	1	33.3	0	0	0	0	68.6	-
07-19	**366**	**2**	**313**	**8**	**34**	**5**	**1**	**1**	**0**	**1**	**1**	**0**	**0**	**33**	**9**	**18**	**4.9**	**8**	**2.2**	**66**	**76.3**
06-22	**429**	**2**	**373**	**11**	**34**	**5**	**1**	**1**	**0**	**1**	**1**	**0**	**0**	**42**	**9.8**	**22**	**5.1**	**9**	**2.1**	**65.8**	**76.7**
06-00	**438**	**2**	**382**	**11**	**34**	**5**	**1**	**1**	**0**	**1**	**1**	**0**	**0**	**45**	**10.3**	**24**	**5.5**	**10**	**2.3**	**65.9**	**76.7**
00-00	**443**	**2**	**387**	**11**	**34**	**5**	**1**	**1**	**0**	**1**	**1**	**0**	**0**	**46**	**10.4**	**24**	**5.4**	**10**	**2.3**	**65.9**	**77**

DRAFT

Site 43
Location L-3402, Att - fence, Lat 53.8078, Long -6.75981
Direction East

3279 / Meath/Cavan/Monaghan ATC's
October 2013
Automatic Traffic Count

Sat, 12 October 2013

Time	Total	Classification												>PSL	>PSL%	>SL1	>SL1%	>SL2	>SL2%	Mean	Vpp
		1 MCL	2 SV	3 SVT	4 TB2	5 TB3	6 T4	7 ART3	8 ART4	9 ART5	10 ART6	11 BD	12 DRT	80	80	85 +5kph	85 +5kph	90 +10kph	90 +10kph		85
0000	1	0	1	0	0	0	0	0	0	0	0	0	0	0	0	0	0	0	0	60	-
0100	0	0	0	0	0	0	0	0	0	0	0	0	0	0	0	0	0	0	0	-	-
0200	1	0	1	0	0	0	0	0	0	0	0	0	0	0	0	0	0	0	0	73.7	-
0300	0	0	0	0	0	0	0	0	0	0	0	0	0	0	0	0	0	0	0	-	-
0400	1	0	1	0	0	0	0	0	0	0	0	0	0	0	0	0	0	0	0	48.1	-
0500	1	0	1	0	0	0	0	0	0	0	0	0	0	0	0	0	0	0	0	67.6	-
0600	3	0	3	0	0	0	0	0	0	0	0	0	0	1	33.3	0	0	0	0	72.5	-
0700	5	0	5	0	0	0	0	0	0	0	0	0	0	1	20	0	0	0	0	71.7	-
0800	19	0	17	0	2	0	0	0	0	0	0	0	0	6	31.6	5	26.3	3	15.8	71.7	86
0900	20	0	18	1	1	0	0	0	0	0	0	0	0	6	30	3	15	2	10	73.5	82.8
1000	**26**	**0**	**24**	**1**	**1**	**0**	**0**	**0**	**0**	**0**	**0**	**0**	**0**	**3**	**11.5**	**1**	**3.8**	**0**	**0**	**68.9**	**78.5**
1100	22	0	20	1	1	0	0	0	0	0	0	0	0	5	22.7	3	13.6	0	0	70.5	81
1200	**29**	**0**	**24**	**1**	**4**	**0**	**0**	**0**	**0**	**0**	**0**	**0**	**0**	**4**	**13.8**	**1**	**3.4**	**0**	**0**	**68.7**	**78.1**
1300	**29**	**0**	**25**	**0**	**4**	**0**	**0**	**0**	**0**	**0**	**0**	**0**	**0**	**5**	**17.2**	**2**	**6.9**	**1**	**3.4**	**70.2**	**82.1**
1400	**29**	**2**	**23**	**1**	**2**	**0**	**0**	**1**	**0**	**0**	**0**	**0**	**0**	**3**	**10.3**	**1**	**3.4**	**1**	**3.4**	**64.7**	**76.7**
1500	26	1	22	1	2	0	0	0	0	0	0	0	0	2	7.7	1	3.8	0	0	63.8	73.4
1600	22	0	21	1	0	0	0	0	0	0	0	0	0	2	9.1	1	4.5	0	0	63.3	75.2
1700	21	0	20	1	0	0	0	0	0	0	0	0	0	4	19	2	9.5	0	0	69.7	83.2
1800	17	0	16	0	1	0	0	0	0	0	0	0	0	2	11.8	0	0	0	0	64.2	72.4
1900	25	0	25	0	0	0	0	0	0	0	0	0	0	7	28	3	12	0	0	69.2	82.8
2000	23	0	21	1	1	0	0	0	0	0	0	0	0	3	13	2	8.7	1	4.3	64.8	77
2100	7	0	7	0	0	0	0	0	0	0	0	0	0	3	42.9	1	14.3	0	0	71.5	-
2200	7	0	5	0	2	0	0	0	0	0	0	0	0	2	28.6	1	14.3	1	14.3	71.5	-
2300	5	0	5	0	0	0	0	0	0	0	0	0	0	0	0	0	0	0	0	63	-
07-19	**265**	**3**	**235**	**8**	**18**	**0**	**0**	**1**	**0**	**0**	**0**	**0**	**0**	**43**	**16.2**	**20**	**7.5**	**7**	**2.6**	**68.1**	**80.3**
06-22	**323**	**3**	**291**	**9**	**19**	**0**	**0**	**1**	**0**	**0**	**0**	**0**	**0**	**57**	**17.6**	**26**	**8**	**8**	**2.5**	**68.1**	**81.7**
06-00	**335**	**3**	**301**	**9**	**21**	**0**	**0**	**1**	**0**	**0**	**0**	**0**	**0**	**59**	**17.6**	**27**	**8.1**	**9**	**2.7**	**68.1**	**81.7**
00-00	**339**	**3**	**305**	**9**	**21**	**0**	**0**	**1**	**0**	**0**	**0**	**0**	**0**	**59**	**17.4**	**27**	**8**	**9**	**2.7**	**68**	**81.4**

DRAFT

Site 43
Location L-3402, Att - fence, Lat 53.8078, Long -6.75981
Direction East

3279 / Meath/Cavan/Monaghan ATC's
October 2013
Automatic Traffic Count

Sun, 13 October 2013

Time	Total	Classification												>PSL	>PSL%	>SL1	>SL1%	>SL2	>SL2%	Mean	Vpp
		1 MCL	2 SV	3 SVT	4 TB2	5 TB3	6 T4	7 ART3	8 ART4	9 ART5	10 ART6	11 BD	12 DRT	80	80	85 +5kph	85 +5kph	90 +10kph	90 +10kph		85
0000	1	0	1	0	0	0	0	0	0	0	0	0	0	0	0	0	0	0	0	57.9	-
0100	0	0	0	0	0	0	0	0	0	0	0	0	0	0	0	0	0	0	0	-	-
0200	1	0	1	0	0	0	0	0	0	0	0	0	0	0	0	0	0	0	0	70.5	-
0300	2	0	2	0	0	0	0	0	0	0	0	0	0	0	0	0	0	0	0	60.5	-
0400	1	1	0	0	0	0	0	0	0	0	0	0	0	0	0	0	0	0	0	46.7	-
0500	0	0	0	0	0	0	0	0	0	0	0	0	0	0	0	0	0	0	0	-	-
0600	4	0	4	0	0	0	0	0	0	0	0	0	0	0	0	0	0	0	0	68.4	-
0700	0	0	0	0	0	0	0	0	0	0	0	0	0	0	0	0	0	0	0	-	-
0800	8	0	8	0	0	0	0	0	0	0	0	0	0	3	37.5	3	37.5	2	25	77.4	-
0900	10	0	7	2	1	0	0	0	0	0	0	0	0	1	10	1	10	1	10	68.9	-
1000	**20**	**1**	**17**	**0**	**1**	**0**	**1**	**0**	**0**	**0**	**0**	**0**	**0**	**3**	**15**	**2**	**10**	**0**	**0**	**65.4**	**79.6**
1100	18	1	15	1	1	0	0	0	0	0	0	0	0	5	27.8	4	22.2	1	5.6	69.7	86
1200	14	0	14	0	0	0	0	0	0	0	0	0	0	1	7.1	0	0	0	0	67	74.9
1300	19	1	16	0	1	1	0	0	0	0	0	0	0	5	26.3	1	5.3	0	0	69.8	80.6
1400	19	0	16	2	1	0	0	0	0	0	0	0	0	2	10.5	0	0	0	0	64.2	73.4
1500	20	0	19	1	0	0	0	0	0	0	0	0	0	3	15	1	5	1	5	67	79.6
1600	19	0	16	1	2	0	0	0	0	0	0	0	0	3	15.8	1	5.3	1	5.3	65.1	79.6
1700	11	0	11	0	0	0	0	0	0	0	0	0	0	2	18.2	2	18.2	1	9.1	69.6	74.9
1800	**22**	**0**	**21**	**0**	**1**	**0**	**0**	**0**	**0**	**0**	**0**	**0**	**0**	**0**	**0**	**0**	**0**	**0**	**0**	**62.4**	**70.9**
1900	15	0	15	0	0	0	0	0	0	0	0	0	0	1	6.7	0	0	0	0	65.4	72
2000	19	1	18	0	0	0	0	0	0	0	0	0	0	2	10.5	0	0	0	0	64.5	75.6
2100	6	0	5	0	1	0	0	0	0	0	0	0	0	0	0	0	0	0	0	66.2	-
2200	6	0	6	0	0	0	0	0	0	0	0	0	0	0	0	0	0	0	0	67.3	-
2300	2	0	2	0	0	0	0	0	0	0	0	0	0	0	0	0	0	0	0	63.6	-
07-19	**180**	**3**	**160**	**7**	**8**	**1**	**1**	**0**	**0**	**0**	**0**	**0**	**0**	**28**	**15.6**	**15**	**8.3**	**7**	**3.9**	**67**	**79.9**
06-22	**224**	**4**	**202**	**7**	**9**	**1**	**1**	**0**	**0**	**0**	**0**	**0**	**0**	**31**	**13.8**	**15**	**6.7**	**7**	**3.1**	**66.7**	**79.2**
06-00	**232**	**4**	**210**	**7**	**9**	**1**	**1**	**0**	**0**	**0**	**0**	**0**	**0**	**31**	**13.4**	**15**	**6.5**	**7**	**3**	**66.7**	**78.8**
00-00	**237**	**5**	**214**	**7**	**9**	**1**	**1**	**0**	**0**	**0**	**0**	**0**	**0**	**31**	**13.1**	**15**	**6.3**	**7**	**3**	**66.6**	**78.5**

DRAFT

Site 43
Location L-3402, Att - fence, Lat 53.8078, Long -6.75981
Direction East

3279 / Meath/Cavan/Monaghan ATC's
October 2013
Automatic Traffic Count

Mon, 14 October 2013

Time	Total	Classification												>PSL	>PSL%	>SL1	>SL1%	>SL2	>SL2%	Mean	Vpp
		1 MCL	2 SV	3 SVT	4 TB2	5 TB3	6 T4	7 ART3	8 ART4	9 ART5	10 ART6	11 BD	12 DRT	80	80	85 +5kph	85 +5kph	90 +10kph	90 +10kph		85
0000	2	0	2	0	0	0	0	0	0	0	0	0	0	0	0	0	0	0	0	67.5	-
0100	1	0	1	0	0	0	0	0	0	0	0	0	0	0	0	0	0	0	0	62.7	-
0200	0	0	0	0	0	0	0	0	0	0	0	0	0	0	0	0	0	0	0	-	-
0300	0	0	0	0	0	0	0	0	0	0	0	0	0	0	0	0	0	0	0	-	-
0400	0	0	0	0	0	0	0	0	0	0	0	0	0	0	0	0	0	0	0	-	-
0500	1	0	1	0	0	0	0	0	0	0	0	0	0	1	100	0	0	0	0	80.9	-
0600	6	0	5	0	1	0	0	0	0	0	0	0	0	1	16.7	1	16.7	0	0	74.6	-
0700	13	0	12	0	1	0	0	0	0	0	0	0	0	1	7.7	1	7.7	0	0	65.2	74.5
0800	**69**	**0**	**60**	**0**	**8**	**0**	**0**	**0**	**1**	**0**	**0**	**0**	**0**	**12**	**17.4**	**7**	**10.1**	**3**	**4.3**	**71.9**	**80.3**
0900	26	0	22	1	3	0	0	0	0	0	0	0	0	5	19.2	2	7.7	2	7.7	72.1	81.7
1000	14	0	13	0	1	0	0	0	0	0	0	0	0	1	7.1	0	0	0	0	66	73.8
1100	24	0	19	1	4	0	0	0	0	0	0	0	0	1	4.2	0	0	0	0	65.7	72.4
1200	28	0	26	0	2	0	0	0	0	0	0	0	0	3	10.7	1	3.6	1	3.6	68	73.8
1300	25	0	23	0	1	1	0	0	0	0	0	0	0	0	0	0	0	0	0	63.1	72.7
1400	16	1	13	0	2	0	0	0	0	0	0	0	0	1	6.3	1	6.3	0	0	62.6	77.4
1500	**45**	**0**	**38**	**0**	**5**	**1**	**0**	**0**	**0**	**0**	**1**	**0**	**0**	**4**	**8.9**	**2**	**4.4**	**1**	**2.2**	**65.3**	**72.4**
1600	25	0	16	1	6	1	0	1	0	0	0	0	0	4	16	1	4	1	4	68.2	77
1700	40	0	37	1	2	0	0	0	0	0	0	0	0	8	20	4	10	1	2.5	70.8	81.4
1800	35	0	34	1	0	0	0	0	0	0	0	0	0	3	8.6	3	8.6	2	5.7	68.4	78.8
1900	23	0	22	0	1	0	0	0	0	0	0	0	0	1	4.3	1	4.3	1	4.3	61.3	71.6
2000	25	0	23	0	2	0	0	0	0	0	0	0	0	3	12	1	4	1	4	66.8	72
2100	6	0	6	0	0	0	0	0	0	0	0	0	0	0	0	0	0	0	0	65.3	-
2200	7	0	7	0	0	0	0	0	0	0	0	0	0	2	28.6	2	28.6	1	14.3	74.2	-
2300	0	0	0	0	0	0	0	0	0	0	0	0	0	0	0	0	0	0	0	-	-
07-19	**360**	**1**	**313**	**5**	**35**	**3**	**0**	**1**	**1**	**0**	**1**	**0**	**0**	**43**	**11.9**	**22**	**6.1**	**11**	**3.1**	**68.2**	**78.5**
06-22	**420**	**1**	**369**	**5**	**39**	**3**	**0**	**1**	**1**	**0**	**1**	**0**	**0**	**48**	**11.4**	**25**	**6**	**13**	**3.1**	**67.8**	**78.1**
06-00	**427**	**1**	**376**	**5**	**39**	**3**	**0**	**1**	**1**	**0**	**1**	**0**	**0**	**50**	**11.7**	**27**	**6.3**	**14**	**3.3**	**67.9**	**78.1**
00-00	**431**	**1**	**380**	**5**	**39**	**3**	**0**	**1**	**1**	**0**	**1**	**0**	**0**	**51**	**11.8**	**27**	**6.3**	**14**	**3.2**	**67.9**	**78.1**

DRAFT

Site 43
Location L-3402, Att - fence, Lat 53.8078, Long -6.75981
Direction East

3279 / Meath/Cavan/Monaghan ATC's
October 2013
Automatic Traffic Count

Tue, 15 October 2013

Time	Total	Classification												>PSL	>PSL%	>SL1	>SL1%	>SL2	>SL2%	Mean	Vpp
		1 MCL	2 SV	3 SVT	4 TB2	5 TB3	6 T4	7 ART3	8 ART4	9 ART5	10 ART6	11 BD	12 DRT	80	80	85 +5kph	85 +5kph	90 +10kph	90 +10kph		85
0000	1	0	0	1	0	0	0	0	0	0	0	0	0	0	0	0	0	0	0	46.4	-
0100	0	0	0	0	0	0	0	0	0	0	0	0	0	0	0	0	0	0	0	-	-
0200	1	0	1	0	0	0	0	0	0	0	0	0	0	0	0	0	0	0	0	34.7	-
0300	0	0	0	0	0	0	0	0	0	0	0	0	0	0	0	0	0	0	0	-	-
0400	0	0	0	0	0	0	0	0	0	0	0	0	0	0	0	0	0	0	0	-	-
0500	1	0	0	1	0	0	0	0	0	0	0	0	0	0	0	0	0	0	0	65.9	-
0600	5	0	5	0	0	0	0	0	0	0	0	0	0	2	40	0	0	0	0	70.9	-
0700	14	0	11	0	1	0	1	0	1	0	0	0	0	0	0	0	0	0	0	68.1	74.9
0800	**70**	**0**	**60**	**0**	**10**	**0**	**0**	**0**	**0**	**0**	**0**	**0**	**0**	**8**	**11.4**	**4**	**5.7**	**0**	**0**	**70.1**	**77.8**
0900	21	0	19	0	2	0	0	0	0	0	0	0	0	2	9.5	1	4.8	0	0	66.2	75.2
1000	28	1	26	0	1	0	0	0	0	0	0	0	0	3	10.7	2	7.1	1	3.6	67	75.2
1100	16	2	12	0	0	0	1	0	0	1	0	0	0	1	6.3	0	0	0	0	59.7	73.4
1200	17	1	13	3	0	0	0	0	0	0	0	0	0	2	11.8	1	5.9	0	0	67.9	75.2
1300	25	0	22	0	3	0	0	0	0	0	0	0	0	3	12	2	8	1	4	69.1	77.4
1400	25	1	18	3	3	0	0	0	0	0	0	0	0	1	4	1	4	1	4	61.6	69.8
1500	**47**	**0**	**39**	**2**	**6**	**0**	**0**	**0**	**0**	**0**	**0**	**0**	**0**	**4**	**8.5**	**3**	**6.4**	**2**	**4.3**	**67.9**	**78.1**
1600	29	0	27	0	1	0	1	0	0	0	0	0	0	4	13.8	1	3.4	1	3.4	66.4	76.7
1700	30	0	25	2	2	0	0	0	1	0	0	0	0	2	6.7	2	6.7	1	3.3	67.6	76.3
1800	29	0	24	1	3	0	0	0	0	0	1	0	0	3	10.3	2	6.9	2	6.9	69.5	79.6
1900	27	0	26	0	1	0	0	0	0	0	0	0	0	3	11.1	2	7.4	1	3.7	63.1	76.7
2000	17	0	16	0	1	0	0	0	0	0	0	0	0	1	5.9	1	5.9	0	0	65.8	70.6
2100	10	0	8	0	2	0	0	0	0	0	0	0	0	1	10	0	0	0	0	64.2	-
2200	13	0	10	3	0	0	0	0	0	0	0	0	0	1	7.7	1	7.7	0	0	58.7	65.9
2300	0	0	0	0	0	0	0	0	0	0	0	0	0	0	0	0	0	0	0	-	-
07-19	**351**	**5**	**296**	**11**	**32**	**0**	**3**	**0**	**2**	**1**	**1**	**0**	**0**	**33**	**9.4**	**19**	**5.4**	**9**	**2.6**	**67.4**	**77**
06-22	**410**	**5**	**351**	**11**	**36**	**0**	**3**	**0**	**2**	**1**	**1**	**0**	**0**	**40**	**9.8**	**22**	**5.4**	**10**	**2.4**	**67**	**77**
06-00	**423**	**5**	**361**	**14**	**36**	**0**	**3**	**0**	**2**	**1**	**1**	**0**	**0**	**41**	**9.7**	**23**	**5.4**	**10**	**2.4**	**66.8**	**76.7**
00-00	**426**	**5**	**362**	**16**	**36**	**0**	**3**	**0**	**2**	**1**	**1**	**0**	**0**	**41**	**9.6**	**23**	**5.4**	**10**	**2.3**	**66.7**	**76.7**

DRAFT

Site 43
Location L-3402, Att - fence, Lat 53.8078, Long -6.75981
Direction East

3279 / Meath/Cavan/Monaghan ATC's
October 2013
Automatic Traffic Count

Wed, 16 October 2013

Time	Total	Classification												>PSL	>PSL%	>SL1	>SL1%	>SL2	>SL2%	Mean	Vpp
		1 MCL	2 SV	3 SVT	4 TB2	5 TB3	6 T4	7 ART3	8 ART4	9 ART5	10 ART6	11 BD	12 DRT	80	80	85 +5kph	85 +5kph	90 +10kph	90 +10kph		85
0000	2	0	0	1	1	0	0	0	0	0	0	0	0	0	0	0	0	0	0	43.3	-
0100	1	0	1	0	0	0	0	0	0	0	0	0	0	0	0	0	0	0	0	56.8	-
0200	1	0	1	0	0	0	0	0	0	0	0	0	0	0	0	0	0	0	0	61.5	-
0300	1	0	1	0	0	0	0	0	0	0	0	0	0	0	0	0	0	0	0	67.9	-
0400	0	0	0	0	0	0	0	0	0	0	0	0	0	0	0	0	0	0	0	-	-
0500	1	0	1	0	0	0	0	0	0	0	0	0	0	1	100	1	100	0	0	90	-
0600	10	0	9	0	0	1	0	0	0	0	0	0	0	2	20	1	10	0	0	70.4	-
0700	12	0	10	0	1	0	1	0	0	0	0	0	0	1	8.3	0	0	0	0	65.4	71.6
0800	**68**	**0**	**63**	**0**	**5**	**0**	**0**	**0**	**0**	**0**	**0**	**0**	**0**	**2**	**2.9**	**1**	**1.5**	**0**	**0**	**66.7**	**74.9**
0900	23	0	18	0	5	0	0	0	0	0	0	0	0	2	8.7	1	4.3	0	0	63	74.2
1000	24	0	20	0	2	0	1	0	0	1	0	0	0	0	0	0	0	0	0	64.4	69.1
1100	19	0	19	0	0	0	0	0	0	0	0	0	0	2	10.5	2	10.5	2	10.5	70.1	75.6
1200	12	0	11	0	0	0	1	0	0	0	0	0	0	0	0	0	0	0	0	66.9	71.6
1300	13	0	13	0	0	0	0	0	0	0	0	0	0	1	7.7	1	7.7	1	7.7	65.5	71.6
1400	23	0	21	0	2	0	0	0	0	0	0	0	0	1	4.3	1	4.3	0	0	67.7	75.6
1500	**34**	**0**	**28**	**1**	**3**	**1**	**1**	**0**	**0**	**0**	**0**	**0**	**0**	**1**	**2.9**	**1**	**2.9**	**1**	**2.9**	**62.9**	**72.7**
1600	24	0	19	0	5	0	0	0	0	0	0	0	0	4	16.7	0	0	0	0	69.5	79.2
1700	27	0	26	0	1	0	0	0	0	0	0	0	0	2	7.4	1	3.7	0	0	67.2	74.5
1800	27	0	24	2	1	0	0	0	0	0	0	0	0	1	3.7	1	3.7	0	0	64.2	70.2
1900	23	0	21	1	1	0	0	0	0	0	0	0	0	1	4.3	1	4.3	0	0	65.2	73.8
2000	18	0	18	0	0	0	0	0	0	0	0	0	0	1	5.6	0	0	0	0	66.5	73.1
2100	12	0	10	1	1	0	0	0	0	0	0	0	0	1	8.3	1	8.3	0	0	64.4	77.8
2200	5	0	4	0	1	0	0	0	0	0	0	0	0	0	0	0	0	0	0	68.9	-
2300	2	0	2	0	0	0	0	0	0	0	0	0	0	0	0	0	0	0	0	59.1	-
07-19	**306**	**0**	**272**	**3**	**25**	**1**	**4**	**0**	**0**	**1**	**0**	**0**	**0**	**17**	**5.6**	**9**	**2.9**	**4**	**1.3**	**66.1**	**74.9**
06-22	**369**	**0**	**330**	**5**	**27**	**2**	**4**	**0**	**0**	**1**	**0**	**0**	**0**	**22**	**6**	**12**	**3.3**	**4**	**1.1**	**66.1**	**75.2**
06-00	**376**	**0**	**336**	**5**	**28**	**2**	**4**	**0**	**0**	**1**	**0**	**0**	**0**	**22**	**5.9**	**12**	**3.2**	**4**	**1.1**	**66.1**	**75.2**
00-00	**382**	**0**	**340**	**6**	**29**	**2**	**4**	**0**	**0**	**1**	**0**	**0**	**0**	**23**	**6**	**13**	**3.4**	**4**	**1**	**66**	**75.2**

DRAFT

Site 43
Location L-3402, Att - fence, Lat 53.8078, Long -6.75981
Direction East

3279 / Meath/Cavan/Monaghan ATC's
October 2013
Automatic Traffic Count

Virtual Day (7)

Time	Total	Classification												>PSL	>PSL%	>SL1	>SL1%	>SL2	>SL2%	Mean	Vpp
		1 MCL	2 SV	3 SVT	4 TB2	5 TB3	6 T4	7 ART3	8 ART4	9 ART5	10 ART6	11 BD	12 DRT	80	80	85 +5kph	85 +5kph	90 +10kph	90 +10kph		85
0000	1	0	1	0	0	0	0	0	0	0	0	0	0	0	10	0	0	0	0	59	-
0100	0	0	0	0	0	0	0	0	0	0	0	0	0	0	0	0	0	0	0	59.8	-
0200	1	0	1	0	0	0	0	0	0	0	0	0	0	0	0	0	0	0	0	56.7	-
0300	1	0	1	0	0	0	0	0	0	0	0	0	0	0	0	0	0	0	0	58.8	-
0400	0	0	0	0	0	0	0	0	0	0	0	0	0	0	0	0	0	0	0	54.2	-
0500	1	0	1	0	0	0	0	0	0	0	0	0	0	0	60	0	40	0	0	78	-
0600	6	0	5	0	0	0	0	0	0	0	0	0	0	1	22.5	1	10	0	0	70.8	-
0700	10	0	9	0	0	0	0	0	0	0	0	0	0	1	13.4	0	4.5	0	1.5	66.7	-
0800	**52**	**0**	**46**	**0**	**5**	**0**	**0**	**0**	**0**	**0**	**0**	**0**	**0**	**6**	**11.2**	**3**	**6.3**	**1**	**2.5**	**69.3**	**77.8**
0900	22	0	19	1	3	0	0	0	0	0	0	0	0	3	14.3	2	7.8	1	5.2	69	79.6
1000	22	0	19	0	2	0	0	0	0	0	0	0	0	2	7.6	1	4.5	0	1.9	66.6	76
1100	20	1	17	1	1	0	0	0	0	0	0	0	0	3	13.1	2	8	1	3.6	67	78.5
1200	20	0	18	1	1	0	0	0	0	0	0	0	0	2	9.8	1	4.2	0	2.1	67.7	75.6
1300	23	0	20	1	1	0	0	0	0	0	0	0	0	3	11.3	1	5	0	1.9	66.3	77
1400	24	1	19	3	2	0	0	0	0	0	0	0	0	1	6	1	3.6	0	1.8	62.7	74.9
1500	**39**	**0**	**33**	**2**	**3**	**0**	**0**	**0**	**0**	**0**	**0**	**0**	**0**	**3**	**8**	**2**	**4.4**	**1**	**2.6**	**64.1**	**74.9**
1600	28	0	23	1	3	0	0	0	0	0	0	0	0	4	13.6	1	5.1	1	2.5	65.9	77.8
1700	29	0	26	1	1	0	0	0	0	0	0	0	0	4	12.4	2	6.9	1	2	68.7	78.5
1800	28	0	25	1	2	0	0	0	0	0	0	0	0	2	7.3	1	4.1	1	2.6	67.1	76.3
1900	22	0	21	0	0	0	0	0	0	0	0	0	0	2	10.3	1	5.2	0	1.9	64.7	76.7
2000	19	0	19	0	1	0	0	0	0	0	0	0	0	2	11	1	4.4	0	2.2	65.5	75.6
2100	9	0	9	0	1	0	0	0	0	0	0	0	0	1	12.1	1	6.1	0	0	65.7	-
2200	7	0	6	1	0	0	0	0	0	0	0	0	0	1	17	1	14.9	0	6.4	67.8	-
2300	2	0	2	0	0	0	0	0	0	0	0	0	0	0	6.3	0	0	0	0	63.2	-
07-19	**317**	**2**	**273**	**11**	**26**	**1**	**1**	**1**	**0**	**1**	**0**	**0**	**0**	**33**	**10.5**	**17**	**5.4**	**8**	**2.5**	**66.9**	**77**
06-22	**373**	**2**	**327**	**12**	**28**	**2**	**1**	**1**	**1**	**1**	**0**	**0**	**0**	**40**	**10.7**	**20**	**5.4**	**9**	**2.4**	**66.7**	**77.4**
06-00	**382**	**2**	**335**	**12**	**28**	**2**	**1**	**1**	**1**	**1**	**0**	**0**	**0**	**41**	**10.8**	**21**	**5.6**	**9**	**2.4**	**66.7**	**77.4**
00-00	**387**	**2**	**338**	**13**	**29**	**2**	**1**	**1**	**1**	**1**	**0**	**0**	**0**	**42**	**10.8**	**22**	**5.6**	**9**	**2.4**	**66.6**	**77.4**

DRAFT

Site 43
Location L-3402, Att - fence, Lat 53.8078, Long -6.75981
Direction East

3279 / Meath/Cavan/Monaghan ATC's
October 2013
Automatic Traffic Count

Virtual Week (1)

Time	Total	Classification												>PSL	>PSL%	>SL1	>SL1%	>SL2	>SL2%	Mean	Vpp
		1 MCL	2 SV	3 SVT	4 TB2	5 TB3	6 T4	7 ART3	8 ART4	9 ART5	10 ART6	11 BD	12 DRT	80	80	85 +5kph	85 +5kph	90 +10kph	90 +10kph		85
Mon	431	1	380	5	39	3	0	1	1	0	1	0	0	51	11.8	27	6.3	14	3.2	67.9	78.1
Tue	426	5	362	16	36	0	3	0	2	1	1	0	0	41	9.6	23	5.4	10	2.3	66.7	76.7
Wed	382	0	340	6	29	2	4	0	0	1	0	0	0	23	6	13	3.4	4	1	66	75.2
Thu	449	1	379	34	32	0	0	1	1	1	0	0	0	42	9.4	22	4.9	11	2.4	65.7	77
Fri	443	2	387	11	34	5	1	1	0	1	1	0	0	46	10.4	24	5.4	10	2.3	65.9	77
| Sat	339	3	305	9	21	0	0	1	0	0	0	0	0	59	17.4	27	8	9	2.7	68	81.4
| Sun	237	5	214	7	9	1	1	0	0	0	0	0	0	31	13.1	15	6.3	7	3	66.6	78.5
5 Day Ave.	**426**	**2**	**370**	**14**	**34**	**2**	**2**	**1**	**1**	**1**	**1**	**0**	**0**	**41**	**9.6**	**22**	**5.2**	**10**	**2.3**	**66.4**	**76.8**
7 Day Ave.	**387**	**2**	**338**	**13**	**29**	**2**	**1**	**1**	**1**	**1**	**0**	**0**	**0**	**42**	**10.8**	**22**	**5.6**	**9**	**2.4**	**66.6**	**77.4**
--	**2707**	**17**	**2367**	**88**	**200**	**11**	**9**	**4**	**4**	**4**	**3**	**0**	**0**	**293**	**10.8**	**151**	**5.6**	**65**	**2.4**	**66.6**	**77.4**

Summary Graphs

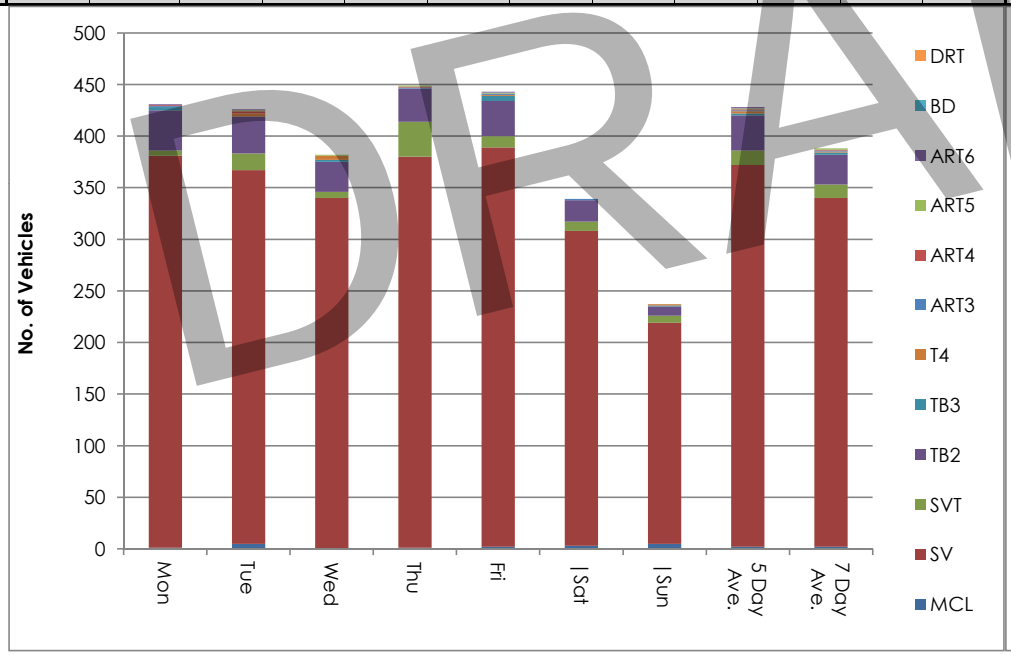

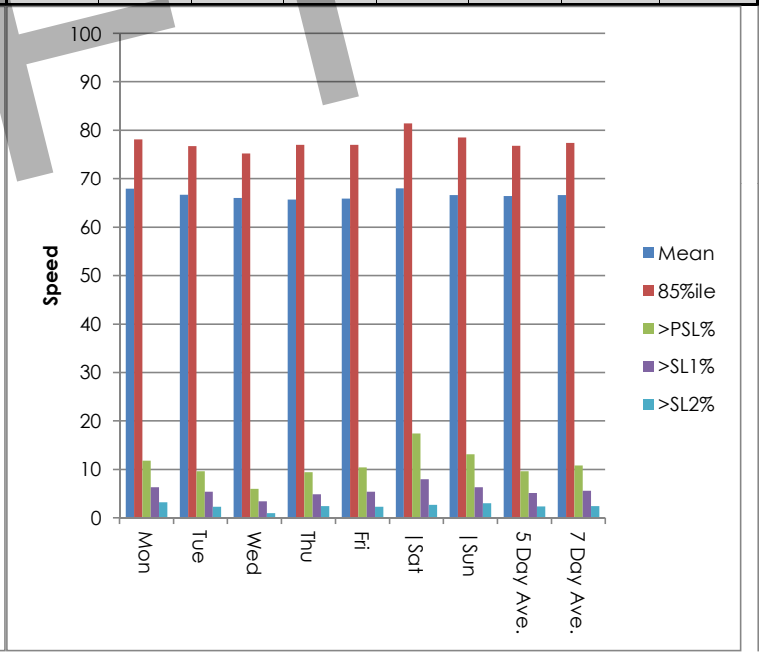

DRAFT

Site 43
Location L-3402, Att - fence, Lat 53.8078, Long -6.75981
Direction East

3279 / Meath/Cavan/Monaghan ATC's
October 2013
Automatic Traffic Count

Thu, 10 October 2013

Time	Total	Speed Bins (km/h)																											
		0 - 5	5 - 10	10 - 15	15 - 20	20 - 25	25 - 30	30 - 35	35 - 40	40 - 45	45 - 50	50 - 55	55 - 60	60 - 65	65 - 70	70 - 75	75 - 80	80 - 85	85 - 90	90 - 95	95 - 100	100 - 105	105 - 110	110 - 115	115 - 120	120 - 125	125 - 130	130 - 135	135 - 140
0000	1	0	0	0	0	0	0	0	0	0	0	0	0	0	1	0	0	0	0	0	0	0	0	0	0	0	0	0	0
0100	0	0	0	0	0	0	0	0	0	0	0	0	0	0	0	0	0	0	0	0	0	0	0	0	0	0	0	0	0
0200	0	0	0	0	0	0	0	0	0	0	0	0	0	0	0	0	0	0	0	0	0	0	0	0	0	0	0	0	0
0300	1	0	0	0	0	0	1	0	0	0	0	0	0	0	0	0	0	0	0	0	0	0	0	0	0	0	0	0	0
0400	0	0	0	0	0	0	0	0	0	0	0	0	0	0	0	0	0	0	0	0	0	0	0	0	0	0	0	0	0
0500	1	0	0	0	0	0	0	0	0	0	0	0	0	0	0	0	0	1	0	0	0	0	0	0	0	0	0	0	0
0600	7	0	0	0	0	0	0	0	0	0	1	0	0	0	2	0	2	1	1	0	0	0	0	0	0	0	0	0	0
0700	11	0	0	0	0	0	1	0	0	0	1	1	2	1	1	1	0	3	0	0	0	0	0	0	0	0	0	0	0
0800	**70**	**0**	**0**	**0**	**0**	**0**	**0**	**0**	**0**	**0**	**1**	**3**	**6**	**9**	**20**	**13**	**11**	**4**	**2**	**0**	**1**	**0**	**0**	**0**	**0**	**0**	**0**	**0**	**0**
0900	26	0	0	0	0	0	0	0	0	0	0	1	2	6	7	6	2	0	0	0	1	0	1	0	0	0	0	0	0
1000	18	0	0	0	0	0	1	0	0	0	0	1	2	2	2	6	3	0	0	1	0	0	0	0	0	0	0	0	0
1100	21	0	0	0	0	0	0	1	0	0	0	1	6	3	4	2	2	1	0	1	0	0	0	0	0	0	0	0	0
1200	21	0	0	0	0	0	1	0	0	0	1	1	3	3	3	4	3	1	0	0	0	0	1	0	0	0	0	0	0
1300	26	0	0	0	0	0	0	0	3	3	0	1	3	2	5	6	1	1	1	0	0	0	0	0	0	0	0	0	0
1400	36	0	0	0	0	0	0	0	3	7	1	6	5	5	3	2	2	0	1	0	1	0	0	0	0	0	0	0	0
1500	**49**	**0**	**0**	**0**	**1**	**0**	**0**	**0**	**2**	**9**	**2**	**4**	**2**	**6**	**13**	**6**	**1**	**2**	**0**	**1**	**0**	**0**	**0**	**0**	**0**	**0**	**0**	**0**	**0**
1600	43	0	0	0	0	0	0	0	0	5	1	2	4	11	10	4	2	2	2	0	0	0	0	0	0	0	0	0	0
1700	32	0	0	0	0	0	0	0	0	0	0	1	1	8	3	9	6	3	0	0	0	1	0	0	0	0	0	0	0
1800	36	0	0	0	0	0	0	0	1	0	0	2	2	4	11	5	8	1	1	0	0	0	1	0	0	0	0	0	0
1900	20	0	0	0	0	0	0	1	0	0	0	2	4	2	4	4	2	0	0	0	1	0	0	0	0	0	0	0	0
2000	12	0	0	0	0	0	0	0	0	0	0	4	1	3	1	2	0	1	0	0	0	0	0	0	0	0	0	0	0
2100	11	0	0	0	0	0	0	0	0	0	0	0	2	2	3	1	2	0	1	0	0	0	0	0	0	0	0	0	0
2200	3	0	0	0	0	0	0	0	0	0	0	0	0	1	0	0	1	0	1	0	0	0	0	0	0	0	0	0	0
2300	4	0	0	0	0	0	0	0	0	0	1	0	0	2	0	1	0	0	0	0	0	0	0	0	0	0	0	0	0
07-19	**389**	**0**	**0**	**0**	**1**	**0**	**3**	**1**	**9**	**24**	**7**	**24**	**38**	**60**	**82**	**64**	**41**	**18**	**7**	**3**	**3**	**1**	**3**	**0**	**0**	**0**	**0**	**0**	**0**
06-22	**439**	**0**	**0**	**0**	**1**	**0**	**3**	**2**	**9**	**24**	**8**	**30**	**45**	**67**	**92**	**71**	**47**	**20**	**9**	**3**	**4**	**1**	**3**	**0**	**0**	**0**	**0**	**0**	**0**
06-00	**446**	**0**	**0**	**0**	**1**	**0**	**3**	**2**	**9**	**24**	**9**	**30**	**45**	**70**	**92**	**72**	**48**	**20**	**10**	**3**	**4**	**1**	**3**	**0**	**0**	**0**	**0**	**0**	**0**
00-00	**449**	**0**	**0**	**0**	**1**	**0**	**4**	**2**	**9**	**24**	**9**	**30**	**45**	**70**	**93**	**72**	**48**	**20**	**11**	**3**	**4**	**1**	**3**	**0**	**0**	**0**	**0**	**0**	**0**

DRAFT

Site 43
Location L-3402, Att - fence, Lat 53.8078, Long -6.75981
Direction East

3279 / Meath/Cavan/Monaghan ATC's
October 2013
Automatic Traffic Count

Fri, 11 October 2013

Time	Total	Speed Bins (km/h)																											
		0 - 5	5 - 10	10 - 15	15 - 20	20 - 25	25 - 30	30 - 35	35 - 40	40 - 45	45 - 50	50 - 55	55 - 60	60 - 65	65 - 70	70 - 75	75 - 80	80 - 85	85 - 90	90 - 95	95 - 100	100 - 105	105 - 110	110 - 115	115 - 120	120 - 125	125 - 130	130 - 135	135 - 140
0000	2	0	0	0	0	0	0	0	0	0	0	0	1	0	0	0	0	1	0	0	0	0	0	0	0	0	0	0	0
0100	0	0	0	0	0	0	0	0	0	0	0	0	0	0	0	0	0	0	0	0	0	0	0	0	0	0	0	0	0
0200	1	0	0	0	0	0	0	0	0	1	0	0	0	0	0	0	0	0	0	0	0	0	0	0	0	0	0	0	0
0300	1	0	0	0	0	0	0	0	0	0	0	0	0	0	0	0	1	0	0	0	0	0	0	0	0	0	0	0	0
0400	1	0	0	0	0	0	0	0	0	0	0	0	0	0	1	0	0	0	0	0	0	0	0	0	0	0	0	0	0
0500	0	0	0	0	0	0	0	0	0	0	0	0	0	0	0	0	0	0	0	0	0	0	0	0	0	0	0	0	0
0600	5	0	0	0	0	0	0	0	0	0	1	0	0	1	2	0	0	0	1	0	0	0	0	0	0	0	0	0	0
0700	12	0	0	0	0	0	0	0	0	0	0	2	3	1	1	1	1	1	1	0	0	1	0	0	0	0	0	0	0
0800	**62**	**0**	**0**	**0**	**0**	**0**	**0**	**0**	**1**	**1**	**3**	**3**	**11**	**4**	**14**	**12**	**10**	**3**	**0**	**0**	**0**	**0**	**0**	**0**	**0**	**0**	**0**	**0**	**0**
0900	28	0	0	0	0	0	0	0	1	0	1	1	2	5	5	5	4	2	1	0	1	0	0	0	0	0	0	0	0
1000	27	0	0	0	0	0	0	0	0	0	1	2	3	6	7	4	3	0	0	0	1	0	0	0	0	0	0	0	0
1100	17	0	0	0	0	0	0	0	0	1	1	1	4	2	1	1	4	1	0	0	1	0	0	0	0	0	0	0	0
1200	22	0	0	0	0	0	0	1	0	0	0	1	1	5	7	3	2	0	1	1	0	0	0	0	0	0	0	0	0
1300	22	0	0	0	0	0	0	0	1	2	0	0	2	4	7	2	2	1	1	0	0	0	0	0	0	0	0	0	0
1400	19	0	0	0	1	0	0	0	0	1	0	3	0	1	6	5	2	0	0	0	0	0	0	0	0	0	0	0	0
1500	**53**	**0**	**0**	**0**	**0**	**0**	**0**	**2**	**0**	**3**	**4**	**4**	**3**	**10**	**11**	**5**	**6**	**2**	**2**	**1**	**0**	**0**	**0**	**0**	**0**	**0**	**0**	**0**	**0**
1600	36	0	0	0	0	0	1	0	0	0	1	2	7	8	5	4	2	2	2	1	1	0	0	0	0	0	0	0	0
1700	41	0	0	0	0	0	0	0	1	0	1	3	6	10	6	6	5	1	2	0	0	0	0	0	0	0	0	0	0
1800	27	0	0	0	0	0	0	0	0	0	0	2	1	5	9	6	2	2	0	0	0	0	0	0	0	0	0	0	0
1900	22	0	0	0	0	0	0	0	0	2	2	0	5	3	3	3	2	2	0	0	0	0	0	0	0	0	0	0	0
2000	22	0	0	0	0	0	0	0	0	0	4	2	2	1	4	2	3	2	1	0	1	0	0	0	0	0	0	0	0
2100	14	0	0	0	0	0	0	0	1	0	1	3	2	2	0	1	2	1	1	0	0	0	0	0	0	0	0	0	0
2200	6	0	0	0	0	0	0	0	0	0	0	0	2	1	0	1	0	0	1	1	0	0	0	0	0	0	0	0	0
2300	3	0	0	0	0	0	0	0	0	0	0	0	1	0	1	0	0	1	0	0	0	0	0	0	0	0	0	0	0
07-19	**366**	**0**	**0**	**0**	**1**	**0**	**1**	**3**	**4**	**8**	**12**	**24**	**43**	**61**	**79**	**54**	**43**	**15**	**10**	**3**	**4**	**1**	**0**	**0**	**0**	**0**	**0**	**0**	**0**
06-22	**429**	**0**	**0**	**0**	**1**	**0**	**1**	**3**	**5**	**10**	**20**	**29**	**52**	**68**	**88**	**60**	**50**	**20**	**13**	**3**	**5**	**1**	**0**	**0**	**0**	**0**	**0**	**0**	**0**
06-00	**438**	**0**	**0**	**0**	**1**	**0**	**1**	**3**	**5**	**10**	**20**	**29**	**55**	**69**	**89**	**61**	**50**	**21**	**14**	**4**	**5**	**1**	**0**	**0**	**0**	**0**	**0**	**0**	**0**
00-00	**443**	**0**	**0**	**0**	**1**	**0**	**1**	**3**	**5**	**11**	**20**	**29**	**56**	**69**	**90**	**61**	**51**	**22**	**14**	**4**	**5**	**1**	**0**	**0**	**0**	**0**	**0**	**0**	**0**

DRAFT

Site 43
Location L-3402, Att - fence, Lat 53.8078, Long -6.75981
Direction East

3279 / Meath/Cavan/Monaghan ATC's
October 2013
Automatic Traffic Count

Sat, 12 October 2013

Time	Total	Speed Bins (km/h)																											
		0 - 5	5 - 10	10 - 15	15 - 20	20 - 25	25 - 30	30 - 35	35 - 40	40 - 45	45 - 50	50 - 55	55 - 60	60 - 65	65 - 70	70 - 75	75 - 80	80 - 85	85 - 90	90 - 95	95 - 100	100 - 105	105 - 110	110 - 115	115 - 120	120 - 125	125 - 130	130 - 135	135 - 140
0000	1	0	0	0	0	0	0	0	0	0	0	0	0	1	0	0	0	0	0	0	0	0	0	0	0	0	0	0	0
0100	0	0	0	0	0	0	0	0	0	0	0	0	0	0	0	0	0	0	0	0	0	0	0	0	0	0	0	0	0
0200	1	0	0	0	0	0	0	0	0	0	0	0	0	0	0	1	0	0	0	0	0	0	0	0	0	0	0	0	0
0300	0	0	0	0	0	0	0	0	0	0	0	0	0	0	0	0	0	0	0	0	0	0	0	0	0	0	0	0	0
0400	1	0	0	0	0	0	0	0	0	0	1	0	0	0	0	0	0	0	0	0	0	0	0	0	0	0	0	0	0
0500	1	0	0	0	0	0	0	0	0	0	0	0	0	0	1	0	0	0	0	0	0	0	0	0	0	0	0	0	0
0600	3	0	0	0	0	0	0	0	0	0	0	0	0	0	2	0	0	1	0	0	0	0	0	0	0	0	0	0	0
0700	5	0	0	0	0	0	0	0	0	0	0	0	0	0	3	1	0	1	0	0	0	0	0	0	0	0	0	0	0
0800	19	0	0	0	0	0	0	0	0	0	0	3	2	3	3	1	1	1	2	1	0	2	0	0	0	0	0	0	0
0900	20	0	0	0	0	0	0	0	0	0	0	1	1	2	7	1	2	3	1	1	0	1	0	0	0	0	0	0	0
1000	**26**	**0**	**0**	**0**	**0**	**0**	**0**	**1**	**0**	**0**	**0**	**1**	**1**	**4**	**7**	**6**	**3**	**2**	**1**	**0**	**0**	**0**	**0**	**0**	**0**	**0**	**0**	**0**	**0**
1100	22	0	0	0	0	0	0	0	0	0	1	0	3	2	5	4	2	2	3	0	0	0	0	0	0	0	0	0	0
1200	**29**	**0**	**0**	**0**	**0**	**0**	**0**	**0**	**0**	**0**	**0**	**0**	**6**	**1**	**12**	**4**	**2**	**3**	**1**	**0**	**0**	**0**	**0**	**0**	**0**	**0**	**0**	**0**	**0**
1300	**29**	**0**	**0**	**0**	**0**	**0**	**0**	**0**	**0**	**0**	**0**	**0**	**5**	**5**	**7**	**4**	**3**	**3**	**1**	**1**	**0**	**0**	**0**	**0**	**0**	**0**	**0**	**0**	**0**
1400	**29**	**0**	**0**	**0**	**1**	**0**	**1**	**0**	**0**	**1**	**0**	**2**	**2**	**5**	**6**	**6**	**2**	**2**	**0**	**0**	**0**	**1**	**0**	**0**	**0**	**0**	**0**	**0**	**0**
1500	26	0	0	0	0	0	1	0	1	0	0	1	7	4	4	4	2	1	1	0	0	0	0	0	0	0	0	0	0
1600	22	0	0	0	0	1	0	0	0	0	2	2	2	4	4	3	2	1	1	0	0	0	0	0	0	0	0	0	0
1700	21	0	0	0	0	0	0	0	0	0	0	1	4	4	3	2	3	2	2	0	0	0	0	0	0	0	0	0	0
1800	17	0	0	0	0	0	0	0	1	0	0	2	2	4	4	2	0	2	0	0	0	0	0	0	0	0	0	0	0
1900	25	0	0	0	0	0	0	0	1	0	0	5	2	2	2	2	4	4	3	0	0	0	0	0	0	0	0	0	0
2000	23	0	0	0	0	0	0	0	0	1	2	1	5	6	0	3	2	1	1	0	1	0	0	0	0	0	0	0	0
2100	7	0	0	0	0	0	0	0	0	1	0	0	0	2	0	0	1	2	1	0	0	0	0	0	0	0	0	0	0
2200	7	0	0	0	0	0	0	0	0	0	0	0	1	2	1	0	1	1	0	1	0	0	0	0	0	0	0	0	0
2300	5	0	0	0	0	0	0	0	0	0	0	2	0	0	1	2	0	0	0	0	0	0	0	0	0	0	0	0	0
07-19	**265**	**0**	**0**	**0**	**1**	**1**	**2**	**1**	**2**	**1**	**3**	**13**	**35**	**38**	**65**	**38**	**22**	**23**	**13**	**3**	**0**	**4**	**0**	**0**	**0**	**0**	**0**	**0**	**0**
06-22	**323**	**0**	**0**	**0**	**1**	**1**	**2**	**1**	**3**	**3**	**5**	**19**	**42**	**48**	**69**	**43**	**29**	**31**	**18**	**3**	**1**	**4**	**0**	**0**	**0**	**0**	**0**	**0**	**0**
06-00	**335**	**0**	**0**	**0**	**1**	**1**	**2**	**1**	**3**	**3**	**5**	**21**	**43**	**50**	**71**	**45**	**30**	**32**	**18**	**4**	**1**	**4**	**0**	**0**	**0**	**0**	**0**	**0**	**0**
00-00	**339**	**0**	**0**	**0**	**1**	**1**	**2**	**1**	**3**	**3**	**6**	**21**	**43**	**51**	**72**	**46**	**30**	**32**	**18**	**4**	**1**	**4**	**0**	**0**	**0**	**0**	**0**	**0**	**0**

DRAFT

Site 43
Location L-3402, Att - fence, Lat 53.8078, Long -6.75981
Direction East

3279 / Meath/Cavan/Monaghan ATC's
October 2013
Automatic Traffic Count

Sun, 13 October 2013

Time	Total	Speed Bins (km/h)																												
		0 - 5	5 - 10	10 - 15	15 - 20	20 - 25	25 - 30	30 - 35	35 - 40	40 - 45	45 - 50	50 - 55	55 - 60	60 - 65	65 - 70	70 - 75	75 - 80	80 - 85	85 - 90	90 - 95	95 - 100	100 - 105	105 - 110	110 - 115	115 - 120	120 - 125	125 - 130	130 - 135	135 - 140
0000	1	0	0	0	0	0	0	0	0	0	0	0	1	0	0	0	0	0	0	0	0	0	0	0	0	0	0	0	0	0
0100	0	0	0	0	0	0	0	0	0	0	0	0	0	0	0	0	0	0	0	0	0	0	0	0	0	0	0	0	0	0
0200	1	0	0	0	0	0	0	0	0	0	0	0	0	0	0	1	0	0	0	0	0	0	0	0	0	0	0	0	0	0
0300	2	0	0	0	0	0	0	0	0	0	0	1	0	0	1	0	0	0	0	0	0	0	0	0	0	0	0	0	0	0
0400	1	0	0	0	0	0	0	0	0	0	1	0	0	0	0	0	0	0	0	0	0	0	0	0	0	0	0	0	0	0
0500	0	0	0	0	0	0	0	0	0	0	0	0	0	0	0	0	0	0	0	0	0	0	0	0	0	0	0	0	0	0
0600	4	0	0	0	0	0	0	0	0	0	0	0	1	0	2	0	1	0	0	0	0	0	0	0	0	0	0	0	0	0
0700	0	0	0	0	0	0	0	0	0	0	0	0	0	0	0	0	0	0	0	0	0	0	0	0	0	0	0	0	0	0
0800	8	0	0	0	0	0	0	0	0	0	0	0	1	1	1	2	0	0	1	1	0	0	1	0	0	0	0	0	0	0
0900	10	0	0	0	0	0	0	0	0	0	0	3	0	0	2	1	3	0	0	1	0	0	0	0	0	0	0	0	0	0
1000	**20**	**0**	**0**	**0**	**0**	**0**	**0**	**1**	**0**	**1**	**1**	**1**	**1**	**5**	**3**	**2**	**2**	**1**	**2**	**0**	**0**	**0**	**0**	**0**	**0**	**0**	**0**	**0**	**0**	**0**
1100	18	0	0	0	0	0	0	0	1	0	1	2	0	2	2	4	1	1	3	1	0	0	0	0	0	0	0	0	0	0
1200	14	0	0	0	0	0	0	0	0	0	0	1	3	1	4	3	1	1	0	0	0	0	0	0	0	0	0	0	0	0
1300	19	0	0	0	0	0	0	1	0	1	0	2	0	1	2	2	5	4	1	0	0	0	0	0	0	0	0	0	0	0
1400	19	0	0	0	1	0	0	0	0	1	0	2	0	3	4	5	1	2	0	0	0	0	0	0	0	0	0	0	0	0
1500	20	0	0	0	0	0	0	0	0	0	0	3	5	1	4	1	3	2	0	1	0	0	0	0	0	0	0	0	0	0
1600	19	0	0	0	0	0	0	0	0	1	1	4	3	1	3	0	3	2	0	1	0	0	0	0	0	0	0	0	0	0
1700	11	0	0	0	0	0	0	0	0	0	0	1	1	3	1	2	1	0	1	1	0	0	0	0	0	0	0	0	0	0
1800	**22**	**0**	**0**	**0**	**0**	**0**	**0**	**0**	**0**	**0**	**0**	**5**	**4**	**5**	**4**	**3**	**1**	**0**	**0**	**0**	**0**	**0**	**0**	**0**	**0**	**0**	**0**	**0**	**0**	**0**
1900	15	0	0	0	0	0	0	0	0	0	1	1	1	4	4	3	0	1	0	0	0	0	0	0	0	0	0	0	0	0
2000	19	0	0	0	0	0	0	0	0	1	1	1	1	7	2	2	2	2	0	0	0	0	0	0	0	0	0	0	0	0
2100	6	0	0	0	0	0	0	0	0	0	0	1	2	0	0	1	2	0	0	0	0	0	0	0	0	0	0	0	0	0
2200	6	0	0	0	0	0	0	0	0	0	0	0	1	1	2	2	0	0	0	0	0	0	0	0	0	0	0	0	0	0
2300	2	0	0	0	0	0	0	0	0	0	0	0	1	0	0	1	0	0	0	0	0	0	0	0	0	0	0	0	0	0
07-19	**180**	**0**	**0**	**0**	**1**	**0**	**0**	**2**	**1**	**4**	**3**	**24**	**18**	**23**	**30**	**25**	**21**	**13**	**8**	**6**	**0**	**0**	**1**	**0**	**0**	**0**	**0**	**0**	**0**	**0**
06-22	**224**	**0**	**0**	**0**	**1**	**0**	**0**	**2**	**1**	**5**	**5**	**27**	**23**	**34**	**38**	**31**	**26**	**16**	**8**	**6**	**0**	**0**	**1**	**0**	**0**	**0**	**0**	**0**	**0**	**0**
06-00	**232**	**0**	**0**	**0**	**1**	**0**	**0**	**2**	**1**	**5**	**5**	**27**	**25**	**35**	**40**	**34**	**26**	**16**	**8**	**6**	**0**	**0**	**1**	**0**	**0**	**0**	**0**	**0**	**0**	**0**
00-00	**237**	**0**	**0**	**0**	**1**	**0**	**0**	**2**	**1**	**5**	**6**	**28**	**26**	**35**	**41**	**35**	**26**	**16**	**8**	**6**	**0**	**0**	**1**	**0**	**0**	**0**	**0**	**0**	**0**	**0**

DRAFT

Site 43
Location L-3402, Att - fence, Lat 53.8078, Long -6.75981
Direction East

3279 / Meath/Cavan/Monaghan ATC's
October 2013
Automatic Traffic Count

Mon, 14 October 2013

Time	Total	Speed Bins (km/h)																											
		0 - 5	5 - 10	10 - 15	15 - 20	20 - 25	25 - 30	30 - 35	35 - 40	40 - 45	45 - 50	50 - 55	55 - 60	60 - 65	65 - 70	70 - 75	75 - 80	80 - 85	85 - 90	90 - 95	95 - 100	100 - 105	105 - 110	110 - 115	115 - 120	120 - 125	125 - 130	130 - 135	135 - 140
0000	2	0	0	0	0	0	0	0	0	0	0	0	1	0	0	0	1	0	0	0	0	0	0	0	0	0	0	0	0
0100	1	0	0	0	0	0	0	0	0	0	0	0	0	1	0	0	0	0	0	0	0	0	0	0	0	0	0	0	0
0200	0	0	0	0	0	0	0	0	0	0	0	0	0	0	0	0	0	0	0	0	0	0	0	0	0	0	0	0	0
0300	0	0	0	0	0	0	0	0	0	0	0	0	0	0	0	0	0	0	0	0	0	0	0	0	0	0	0	0	0
0400	0	0	0	0	0	0	0	0	0	0	0	0	0	0	0	0	0	0	0	0	0	0	0	0	0	0	0	0	0
0500	1	0	0	0	0	0	0	0	0	0	0	0	0	0	0	0	1	0	0	0	0	0	0	0	0	0	0	0	0
0600	6	0	0	0	0	0	0	0	0	0	0	0	1	0	1	0	3	0	1	0	0	0	0	0	0	0	0	0	0
0700	13	0	0	0	0	0	0	1	0	0	1	1	1	0	4	3	1	0	1	0	0	0	0	0	0	0	0	0	0
0800	**69**	**0**	**0**	**0**	**0**	**0**	**0**	**0**	**0**	**0**	**0**	**0**	**6**	**8**	**17**	**20**	**6**	**5**	**4**	**2**	**0**	**1**	**0**	**0**	**0**	**0**	**0**	**0**	**0**
0900	26	0	0	0	0	0	0	0	0	0	0	2	3	3	4	3	6	3	0	0	2	0	0	0	0	0	0	0	0
1000	14	0	0	0	0	0	0	0	0	0	1	1	1	2	5	2	1	1	0	0	0	0	0	0	0	0	0	0	0
1100	24	0	0	0	0	0	1	0	0	0	0	1	6	1	5	7	2	1	0	0	0	0	0	0	0	0	0	0	0
1200	28	0	0	0	0	0	1	0	0	0	1	0	1	5	12	4	1	2	0	0	0	1	0	0	0	0	0	0	0
1300	25	0	0	0	0	0	1	0	0	0	2	1	3	7	2	6	3	0	0	0	0	0	0	0	0	0	0	0	0
1400	16	0	0	0	1	0	0	1	0	1	0	0	2	1	5	1	3	0	1	0	0	0	0	0	0	0	0	0	0
1500	**45**	**0**	**0**	**0**	**0**	**0**	**2**	**0**	**0**	**0**	**4**	**1**	**5**	**6**	**12**	**10**	**1**	**2**	**1**	**0**	**0**	**1**	**0**	**0**	**0**	**0**	**0**	**0**	**0**
1600	25	0	0	0	0	1	0	0	0	1	0	0	4	3	3	4	5	3	0	0	1	0	0	0	0	0	0	0	0
1700	40	0	0	0	0	0	0	0	0	0	0	2	4	5	8	9	4	4	3	0	1	0	0	0	0	0	0	0	0
1800	35	0	0	0	0	0	1	0	0	0	2	1	2	8	5	7	6	0	1	1	0	0	0	1	0	0	0	0	0
1900	23	0	0	0	0	0	0	0	1	1	0	5	4	4	3	3	1	0	0	1	0	0	0	0	0	0	0	0	0
2000	25	0	0	0	0	0	0	0	0	0	0	1	7	5	4	5	0	2	0	0	0	0	1	0	0	0	0	0	0
2100	6	0	0	0	0	0	0	0	0	0	0	1	0	3	0	1	1	0	0	0	0	0	0	0	0	0	0	0	0
2200	7	0	0	0	0	0	0	0	0	0	0	0	0	1	3	1	0	0	1	1	0	0	0	0	0	0	0	0	0
2300	0	0	0	0	0	0	0	0	0	0	0	0	0	0	0	0	0	0	0	0	0	0	0	0	0	0	0	0	0
07-19	**360**	**0**	**0**	**0**	**1**	**1**	**6**	**2**	**0**	**2**	**11**	**10**	**38**	**49**	**82**	**76**	**39**	**21**	**11**	**3**	**4**	**3**	**0**	**1**	**0**	**0**	**0**	**0**	**0**
06-22	**420**	**0**	**0**	**0**	**1**	**1**	**6**	**2**	**1**	**3**	**11**	**17**	**50**	**61**	**90**	**85**	**44**	**23**	**12**	**4**	**4**	**3**	**1**	**1**	**0**	**0**	**0**	**0**	**0**
06-00	**427**	**0**	**0**	**0**	**1**	**1**	**6**	**2**	**1**	**3**	**11**	**17**	**50**	**62**	**93**	**86**	**44**	**23**	**13**	**5**	**4**	**3**	**1**	**1**	**0**	**0**	**0**	**0**	**0**
00-00	**431**	**0**	**0**	**0**	**1**	**1**	**6**	**2**	**1**	**3**	**11**	**17**	**51**	**63**	**93**	**86**	**45**	**24**	**13**	**5**	**4**	**3**	**1**	**1**	**0**	**0**	**0**	**0**	**0**

DRAFT

Site 43
Location L-3402, Att - fence, Lat 53.8078, Long -6.75981
Direction East

3279 / Meath/Cavan/Monaghan ATC's
October 2013
Automatic Traffic Count

Tue, 15 October 2013

Time	Total	Speed Bins (km/h)																											
		0 - 5	5 - 10	10 - 15	15 - 20	20 - 25	25 - 30	30 - 35	35 - 40	40 - 45	45 - 50	50 - 55	55 - 60	60 - 65	65 - 70	70 - 75	75 - 80	80 - 85	85 - 90	90 - 95	95 - 100	100 - 105	105 - 110	110 - 115	115 - 120	120 - 125	125 - 130	130 - 135	135 - 140
0000	1	0	0	0	0	0	0	0	0	0	1	0	0	0	0	0	0	0	0	0	0	0	0	0	0	0	0	0	0
0100	0	0	0	0	0	0	0	0	0	0	0	0	0	0	0	0	0	0	0	0	0	0	0	0	0	0	0	0	0
0200	1	0	0	0	0	0	0	1	0	0	0	0	0	0	0	0	0	0	0	0	0	0	0	0	0	0	0	0	0
0300	0	0	0	0	0	0	0	0	0	0	0	0	0	0	0	0	0	0	0	0	0	0	0	0	0	0	0	0	0
0400	0	0	0	0	0	0	0	0	0	0	0	0	0	0	0	0	0	0	0	0	0	0	0	0	0	0	0	0	0
0500	1	0	0	0	0	0	0	0	0	0	0	0	0	0	1	0	0	0	0	0	0	0	0	0	0	0	0	0	0
0600	5	0	0	0	0	0	0	0	0	0	0	0	1	1	0	1	0	2	0	0	0	0	0	0	0	0	0	0	0
0700	14	0	0	0	0	0	0	0	0	0	0	0	2	4	1	4	3	0	0	0	0	0	0	0	0	0	0	0	0
0800	**70**	**0**	**0**	**0**	**0**	**0**	**0**	**0**	**0**	**0**	**0**	**3**	**4**	**12**	**20**	**10**	**13**	**4**	**4**	**0**	**0**	**0**	**0**	**0**	**0**	**0**	**0**	**0**	**0**
0900	21	0	0	0	0	0	0	0	0	0	0	2	5	4	2	3	3	1	1	0	0	0	0	0	0	0	0	0	0
1000	28	0	0	0	0	0	0	0	1	0	2	1	2	6	4	7	2	1	1	1	0	0	0	0	0	0	0	0	0
1100	16	0	0	0	0	0	1	2	0	0	0	1	2	2	5	1	1	1	0	0	0	0	0	0	0	0	0	0	0
1200	17	0	0	0	0	0	0	0	0	0	0	0	2	6	4	1	2	1	1	0	0	0	0	0	0	0	0	0	0
1300	25	0	0	0	0	1	0	0	0	0	0	1	1	4	5	6	4	1	1	0	0	1	0	0	0	0	0	0	0
1400	25	0	0	0	1	0	0	0	0	0	3	2	3	7	5	1	2	0	0	0	1	0	0	0	0	0	0	0	0
1500	**47**	**0**	**0**	**0**	**0**	**0**	**0**	**0**	**0**	**0**	**1**	**4**	**7**	**6**	**10**	**10**	**5**	**1**	**1**	**1**	**1**	**0**	**0**	**0**	**0**	**0**	**0**	**0**	**0**
1600	29	0	0	0	0	0	0	0	0	0	0	1	7	9	2	5	1	3	0	1	0	0	0	0	0	0	0	0	0
1700	30	0	0	0	0	0	0	0	0	0	0	0	4	9	6	6	3	0	1	1	0	0	0	0	0	0	0	0	0
1800	29	0	0	0	0	0	0	1	0	0	1	0	3	5	4	5	7	1	0	0	1	1	0	0	0	0	0	0	0
1900	27	0	0	0	0	0	0	0	0	4	0	5	2	4	5	1	3	1	1	0	0	1	0	0	0	0	0	0	0
2000	17	0	0	0	0	0	0	0	0	0	0	0	3	6	4	2	1	0	1	0	0	0	0	0	0	0	0	0	0
2100	10	0	0	0	0	0	0	0	0	0	0	1	2	3	2	1	0	1	0	0	0	0	0	0	0	0	0	0	0
2200	13	0	0	0	0	0	0	0	0	0	4	0	6	0	1	1	0	0	1	0	0	0	0	0	0	0	0	0	0
2300	0	0	0	0	0	0	0	0	0	0	0	0	0	0	0	0	0	0	0	0	0	0	0	0	0	0	0	0	0
07-19	**351**	**0**	**0**	**0**	**1**	**1**	**1**	**3**	**1**	**0**	**7**	**15**	**42**	**74**	**68**	**59**	**46**	**14**	**10**	**4**	**3**	**2**	**0**	**0**	**0**	**0**	**0**	**0**	**0**
06-22	**410**	**0**	**0**	**0**	**1**	**1**	**1**	**3**	**1**	**4**	**7**	**21**	**50**	**88**	**79**	**64**	**50**	**18**	**12**	**4**	**3**	**3**	**0**	**0**	**0**	**0**	**0**	**0**	**0**
06-00	**423**	**0**	**0**	**0**	**1**	**1**	**1**	**3**	**1**	**4**	**11**	**21**	**56**	**88**	**80**	**65**	**50**	**18**	**13**	**4**	**3**	**3**	**0**	**0**	**0**	**0**	**0**	**0**	**0**
00-00	**426**	**0**	**0**	**0**	**1**	**1**	**1**	**4**	**1**	**4**	**12**	**21**	**56**	**88**	**81**	**65**	**50**	**18**	**13**	**4**	**3**	**3**	**0**	**0**	**0**	**0**	**0**	**0**	**0**

DRAFT

Site 43
Location L-3402, Att - fence, Lat 53.8078, Long -6.75981
Direction East

3279 / Meath/Cavan/Monaghan ATC's
October 2013
Automatic Traffic Count

Wed, 16 October 2013

Time	Total	Speed Bins (km/h)																											
		0 - 5	5 - 10	10 - 15	15 - 20	20 - 25	25 - 30	30 - 35	35 - 40	40 - 45	45 - 50	50 - 55	55 - 60	60 - 65	65 - 70	70 - 75	75 - 80	80 - 85	85 - 90	90 - 95	95 - 100	100 - 105	105 - 110	110 - 115	115 - 120	120 - 125	125 - 130	130 - 135	135 - 140
0000	2	0	0	0	0	0	0	0	0	2	0	0	0	0	0	0	0	0	0	0	0	0	0	0	0	0	0	0	0
0100	1	0	0	0	0	0	0	0	0	0	0	0	1	0	0	0	0	0	0	0	0	0	0	0	0	0	0	0	0
0200	1	0	0	0	0	0	0	0	0	0	0	0	0	1	0	0	0	0	0	0	0	0	0	0	0	0	0	0	0
0300	1	0	0	0	0	0	0	0	0	0	0	0	0	0	1	0	0	0	0	0	0	0	0	0	0	0	0	0	0
0400	0	0	0	0	0	0	0	0	0	0	0	0	0	0	0	0	0	0	0	0	0	0	0	0	0	0	0	0	0
0500	1	0	0	0	0	0	0	0	0	0	0	0	0	0	0	0	0	0	1	0	0	0	0	0	0	0	0	0	0
0600	10	0	0	0	0	0	0	0	0	0	0	2	0	1	2	0	3	1	1	0	0	0	0	0	0	0	0	0	0
0700	12	0	0	0	0	0	0	0	0	0	0	1	3	3	2	1	1	1	0	0	0	0	0	0	0	0	0	0	0
0800	**68**	**0**	**0**	**0**	**0**	**0**	**0**	**0**	**0**	**2**	**0**	**0**	**6**	**21**	**19**	**9**	**9**	**1**	**1**	**0**	**0**	**0**	**0**	**0**	**0**	**0**	**0**	**0**	**0**
0900	23	0	0	0	0	0	0	0	0	2	1	4	2	4	4	3	1	1	1	0	0	0	0	0	0	0	0	0	0
1000	24	0	0	0	0	0	0	0	0	0	0	4	2	5	10	1	2	0	0	0	0	0	0	0	0	0	0	0	0
1100	19	0	0	0	0	0	0	0	0	0	0	1	2	4	5	3	2	0	0	1	0	0	0	0	1	0	0	0	0
1200	12	0	0	0	0	0	0	0	0	0	0	0	1	4	2	4	1	0	0	0	0	0	0	0	0	0	0	0	0
1300	13	0	0	0	0	0	0	0	0	0	0	0	6	1	2	2	1	0	0	1	0	0	0	0	0	0	0	0	0
1400	23	0	0	0	0	0	0	0	0	0	1	2	1	4	4	6	4	0	1	0	0	0	0	0	0	0	0	0	0
1500	**34**	**0**	**0**	**0**	**1**	**0**	**0**	**0**	**0**	**2**	**2**	**1**	**4**	**8**	**7**	**6**	**2**	**0**	**0**	**0**	**1**	**0**	**0**	**0**	**0**	**0**	**0**	**0**	**0**
1600	24	0	0	0	0	0	0	0	0	0	0	1	4	3	4	4	4	4	0	0	0	0	0	0	0	0	0	0	0
1700	27	0	0	0	0	0	0	0	0	0	0	1	5	5	8	5	1	1	1	0	0	0	0	0	0	0	0	0	0
1800	27	0	0	0	0	0	0	0	0	0	0	5	1	11	5	3	1	0	1	0	0	0	0	0	0	0	0	0	0
1900	23	0	0	0	0	0	0	1	0	0	0	2	6	2	4	5	2	0	1	0	0	0	0	0	0	0	0	0	0
2000	18	0	0	0	0	0	0	0	0	0	0	2	3	3	5	2	2	1	0	0	0	0	0	0	0	0	0	0	0
2100	12	0	0	0	0	0	0	0	0	0	2	0	2	3	2	0	2	0	1	0	0	0	0	0	0	0	0	0	0
2200	5	0	0	0	0	0	0	0	0	0	0	0	1	0	0	4	0	0	0	0	0	0	0	0	0	0	0	0	0
2300	2	0	0	0	0	0	0	0	0	0	1	0	0	0	1	0	0	0	0	0	0	0	0	0	0	0	0	0	0
07-19	**306**	**0**	**0**	**0**	**1**	**0**	**0**	**0**	**0**	**6**	**4**	**20**	**37**	**73**	**72**	**47**	**29**	**8**	**5**	**2**	**1**	**0**	**0**	**0**	**1**	**0**	**0**	**0**	**0**
06-22	**369**	**0**	**0**	**0**	**1**	**0**	**0**	**1**	**0**	**6**	**6**	**26**	**48**	**82**	**85**	**54**	**38**	**10**	**8**	**2**	**1**	**0**	**0**	**0**	**1**	**0**	**0**	**0**	**0**
06-00	**376**	**0**	**0**	**0**	**1**	**0**	**0**	**1**	**0**	**6**	**7**	**26**	**49**	**82**	**86**	**58**	**38**	**10**	**8**	**2**	**1**	**0**	**0**	**0**	**1**	**0**	**0**	**0**	**0**
00-00	**382**	**0**	**0**	**0**	**1**	**0**	**0**	**1**	**0**	**8**	**7**	**26**	**50**	**83**	**87**	**58**	**38**	**10**	**9**	**2**	**1**	**0**	**0**	**0**	**1**	**0**	**0**	**0**	**0**

DRAFT

Site 43
Location L-3402, Att - fence, Lat 53.8078, Long -6.75981
Direction East

3279 / Meath/Cavan/Monaghan ATC's
October 2013
Automatic Traffic Count

Virtual Day (7)

Time	Total	Speed Bins (km/h)																											
		0 - 5	5 - 10	10 - 15	15 - 20	20 - 25	25 - 30	30 - 35	35 - 40	40 - 45	45 - 50	50 - 55	55 - 60	60 - 65	65 - 70	70 - 75	75 - 80	80 - 85	85 - 90	90 - 95	95 - 100	100 - 105	105 - 110	110 - 115	115 - 120	120 - 125	125 - 130	130 - 135	135 - 140
0000	1	0	0	0	0	0	0	0	0	0	0	0	0	0	0	0	0	0	0	0	0	0	0	0	0	0	0	0	0
0100	0	0	0	0	0	0	0	0	0	0	0	0	0	0	0	0	0	0	0	0	0	0	0	0	0	0	0	0	0
0200	1	0	0	0	0	0	0	0	0	0	0	0	0	0	0	0	0	0	0	0	0	0	0	0	0	0	0	0	0
0300	1	0	0	0	0	0	0	0	0	0	0	0	0	0	0	0	0	0	0	0	0	0	0	0	0	0	0	0	0
0400	0	0	0	0	0	0	0	0	0	0	0	0	0	0	0	0	0	0	0	0	0	0	0	0	0	0	0	0	0
0500	1	0	0	0	0	0	0	0	0	0	0	0	0	0	0	0	0	0	0	0	0	0	0	0	0	0	0	0	0
0600	6	0	0	0	0	0	0	0	0	0	0	0	0	0	2	0	1	1	1	0	0	0	0	0	0	0	0	0	0
0700	10	0	0	0	0	0	0	0	0	0	0	1	2	1	2	2	1	1	0	0	0	0	0	0	0	0	0	0	0
0800	**52**	**0**	**0**	**0**	**0**	**0**	**0**	**0**	**0**	**0**	**1**	**2**	**5**	**8**	**13**	**10**	**7**	**3**	**2**	**1**	**0**	**0**	**0**	**0**	**0**	**0**	**0**	**0**	**0**
0900	22	0	0	0	0	0	0	0	0	0	0	2	2	3	4	3	3	1	1	0	1	0	0	0	0	0	0	0	0
1000	22	0	0	0	0	0	0	0	0	0	1	2	2	4	5	4	2	1	1	0	0	0	0	0	0	0	0	0	0
1100	20	0	0	0	0	0	0	0	0	0	0	1	3	2	4	3	2	1	1	0	0	0	0	0	0	0	0	0	0
1200	20	0	0	0	0	0	0	0	0	0	0	0	2	4	6	3	2	1	0	0	0	0	0	0	0	0	0	0	0
1300	23	0	0	0	0	0	0	0	1	1	0	1	3	3	4	4	3	1	1	0	0	0	0	0	0	0	0	0	0
1400	24	0	0	0	1	0	0	0	0	2	1	2	2	4	5	4	2	1	0	0	0	0	0	0	0	0	0	0	0
1500	**39**	**0**	**0**	**0**	**0**	**0**	**0**	**0**	**0**	**2**	**2**	**3**	**5**	**6**	**9**	**6**	**3**	**1**	**1**	**1**	**0**	**0**	**0**	**0**	**0**	**0**	**0**	**0**	**0**
1600	28	0	0	0	0	0	0	0	0	1	1	2	4	6	4	3	3	2	1	0	0	0	0	0	0	0	0	0	0
1700	29	0	0	0	0	0	0	0	0	0	0	1	4	6	5	6	3	2	1	0	0	0	0	0	0	0	0	0	0
1800	28	0	0	0	0	0	0	0	0	0	0	2	2	6	6	4	4	1	0	0	0	0	0	0	0	0	0	0	0
1900	22	0	0	0	0	0	0	0	0	1	0	3	3	3	4	3	2	1	1	0	0	0	0	0	0	0	0	0	0
2000	19	0	0	0	0	0	0	0	0	0	1	2	3	4	3	3	1	1	0	0	0	0	0	0	0	0	0	0	0
2100	9	0	0	0	0	0	0	0	0	0	0	1	1	2	1	1	1	1	1	0	0	0	0	0	0	0	0	0	0
2200	7	0	0	0	0	0	0	0	0	0	1	0	2	1	1	1	0	0	1	0	0	0	0	0	0	0	0	0	0
2300	2	0	0	0	0	0	0	0	0	0	0	0	0	0	0	1	0	0	0	0	0	0	0	0	0	0	0	0	0
07-19	**317**	**0**	**0**	**0**	**1**	**0**	**2**	**2**	**2**	**6**	**7**	**19**	**36**	**54**	**68**	**52**	**34**	**16**	**9**	**3**	**2**	**2**	**1**	**0**	**0**	**0**	**0**	**0**	**0**
06-22	**373**	**0**	**0**	**0**	**1**	**0**	**2**	**2**	**3**	**8**	**9**	**24**	**44**	**64**	**77**	**58**	**41**	**20**	**11**	**4**	**3**	**2**	**1**	**0**	**0**	**0**	**0**	**0**	**0**
06-00	**382**	**0**	**0**	**0**	**1**	**0**	**2**	**2**	**3**	**8**	**10**	**24**	**46**	**65**	**79**	**60**	**41**	**20**	**12**	**4**	**3**	**2**	**1**	**0**	**0**	**0**	**0**	**0**	**0**
00-00	**387**	**0**	**0**	**0**	**1**	**0**	**2**	**2**	**3**	**8**	**10**	**25**	**47**	**66**	**80**	**60**	**41**	**20**	**12**	**4**	**3**	**2**	**1**	**0**	**0**	**0**	**0**	**0**	**0**

DRAFT

Site 43
Location L-3402, Att - fence, Lat 53.8078, Long -6.75981
Direction East

3279 / Meath/Cavan/Monaghan ATC's
October 2013
Automatic Traffic Count

Virtual Week (1)

Time	Total	Speed Bins (km/h)																											
		0 - 5	5 - 10	10 - 15	15 - 20	20 - 25	25 - 30	30 - 35	35 - 40	40 - 45	45 - 50	50 - 55	55 - 60	60 - 65	65 - 70	70 - 75	75 - 80	80 - 85	85 - 90	90 - 95	95 - 100	100 - 105	105 - 110	110 - 115	115 - 120	120 - 125	125 - 130	130 - 135	135 - 140
Mon	431	0	0	0	1	1	6	2	1	3	11	17	51	63	93	86	45	24	13	5	4	3	1	1	0	0	0	0	0
Tue	426	0	0	0	1	1	1	4	1	4	12	21	56	88	81	65	50	18	13	4	3	3	0	0	0	0	0	0	0
Wed	382	0	0	0	1	0	0	1	0	8	7	26	50	83	87	58	38	10	9	2	1	0	0	0	1	0	0	0	0
Thu	449	0	0	0	1	0	4	2	9	24	9	30	45	70	93	72	48	20	11	3	4	1	3	0	0	0	0	0	0
Fri	443	0	0	0	1	0	1	3	5	11	20	29	56	69	90	61	51	22	14	4	5	1	0	0	0	0	0	0	0
|Sat	339	0	0	0	1	1	2	1	3	3	6	21	43	51	72	46	30	32	18	4	1	4	0	0	0	0	0	0	0
|Sun	237	0	0	0	1	0	0	2	1	5	6	28	26	35	41	35	26	16	8	6	0	0	1	0	0	0	0	0	0
5 Day Ave.	**426**	**0**	**0**	**0**	**1**	**0**	**2**	**2**	**3**	**10**	**12**	**25**	**52**	**75**	**89**	**68**	**46**	**19**	**12**	**4**	**3**	**2**	**1**	**0**	**0**	**0**	**0**	**0**	**0**
7 Day Ave.	**387**	**0**	**0**	**0**	**1**	**0**	**2**	**2**	**3**	**8**	**10**	**25**	**47**	**66**	**80**	**60**	**41**	**20**	**12**	**4**	**3**	**2**	**1**	**0**	**0**	**0**	**0**	**0**	**0**
--	**2707**	**0**	**0**	**0**	**7**	**3**	**14**	**15**	**20**	**58**	**71**	**172**	**327**	**459**	**557**	**423**	**288**	**142**	**86**	**28**	**18**	**12**	**5**	**1**	**1**	**0**	**0**	**0**	**0**

Summary Graphs

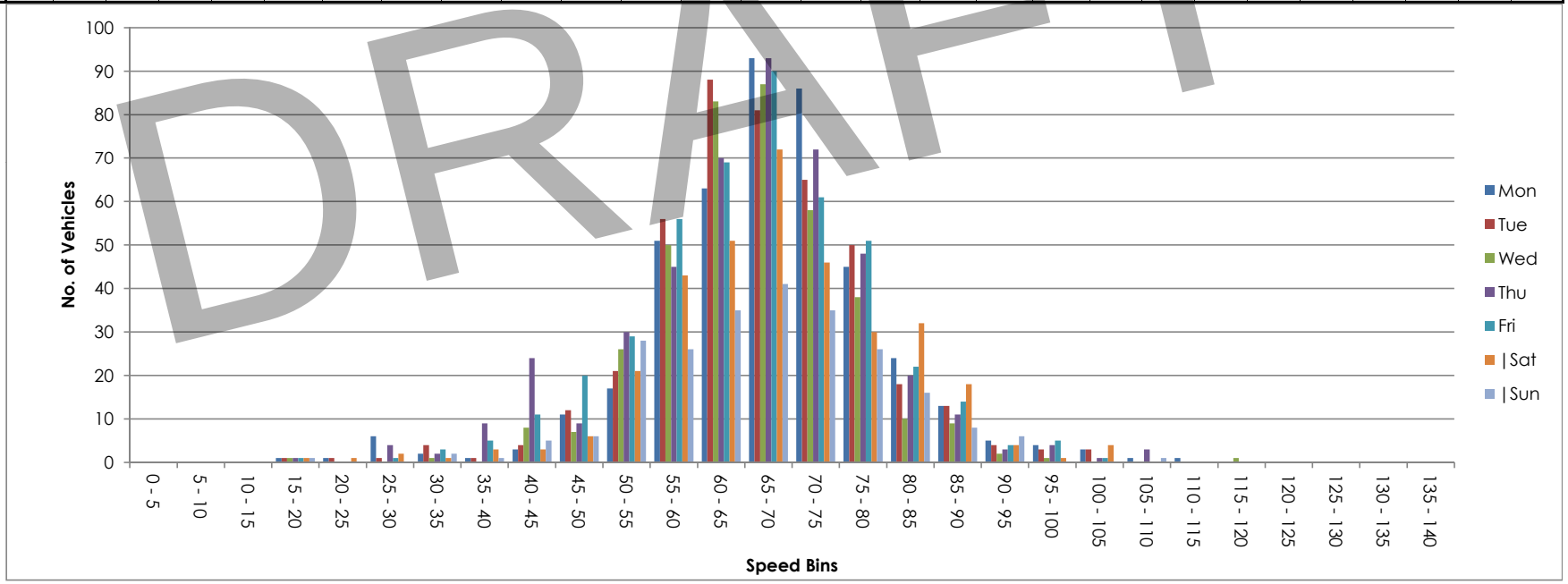

DRAFT

Nationwide Data Collection
for
Tobin Consulting Engineers

Site 43
Location L-3402, Att - fence, Lat 53.8078, Long -6.75981
Direction West

3279 / Meath/Cavan/Monaghan ATC's
October 2013
Automatic Traffic Count

Thu, 10 October 2013

Time	Total	Classification												>PSL	>PSL%	>SL1	>SL1%	>SL2	>SL2%	Mean	Vpp
		1 MCL	2 SV	3 SVT	4 TB2	5 TB3	6 T4	7 ART3	8 ART4	9 ART5	10 ART6	11 BD	12 DRT	80	80	85 +5kph	85 +5kph	90 +10kph	90 +10kph		85
0000	3	0	3	0	0	0	0	0	0	0	0	0	0	1	33.3	0	0	0	0	63.4	-
0100	0	0	0	0	0	0	0	0	0	0	0	0	0	0	0	0	0	0	0	-	-
0200	0	0	0	0	0	0	0	0	0	0	0	0	0	0	0	0	0	0	0	-	-
0300	1	0	1	0	0	0	0	0	0	0	0	0	0	0	0	0	0	0	0	57.4	-
0400	1	0	0	0	1	0	0	0	0	0	0	0	0	0	0	0	0	0	0	53.3	-
0500	1	0	1	0	0	0	0	0	0	0	0	0	0	0	0	0	0	0	0	76.8	-
0600	2	0	2	0	0	0	0	0	0	0	0	0	0	1	50	1	50	0	0	80.4	-
0700	21	0	16	4	0	0	0	0	0	1	0	0	0	3	14.3	2	9.5	0	0	56.7	76.7
0800	**40**	**0**	**30**	**0**	**10**	**0**	**0**	**0**	**0**	**0**	**0**	**0**	**0**	**1**	**2.5**	**1**	**2.5**	**1**	**2.5**	**61.3**	**70.6**
0900	25	0	23	0	2	0	0	0	0	0	0	0	0	1	4	0	0	0	0	67.3	73.8
1000	22	0	16	1	4	0	0	0	0	0	0	1	0	2	9.1	1	4.5	0	0	64.1	76
1100	16	0	12	2	1	0	0	1	0	0	0	0	0	0	0	0	0	0	0	56.7	63.4
1200	22	0	19	2	1	0	0	0	0	0	0	0	0	1	4.5	1	4.5	1	4.5	63	69.8
1300	28	0	22	4	2	0	0	0	0	0	0	0	0	1	3.6	1	3.6	0	0	61	73.1
1400	36	1	24	10	1	0	0	0	0	0	0	0	0	1	2.8	1	2.8	0	0	57.6	73.8
1500	43	0	31	7	4	0	0	0	0	1	0	0	0	0	0	0	0	0	0	57.6	70.6
1600	28	0	27	1	0	0	0	0	0	0	0	0	0	4	14.3	1	3.6	0	0	64.3	78.1
1700	**52**	**0**	**46**	**1**	**5**	**0**	**0**	**0**	**0**	**0**	**0**	**0**	**0**	**8**	**15.4**	**2**	**3.8**	**0**	**0**	**68.4**	**78.8**
1800	34	0	31	1	1	1	0	0	0	0	0	0	0	2	5.9	1	2.9	1	2.9	64.2	74.5
1900	22	0	18	3	1	0	0	0	0	0	0	0	0	0	0	0	0	0	0	61.9	70.2
2000	13	0	13	0	0	0	0	0	0	0	0	0	0	1	7.7	0	0	0	0	64.7	70.9
2100	15	0	13	0	2	0	0	0	0	0	0	0	0	1	6.7	0	0	0	0	66.7	72.4
2200	3	0	3	0	0	0	0	0	0	0	0	0	0	0	0	0	0	0	0	54.2	-
2300	2	0	2	0	0	0	0	0	0	0	0	0	0	1	50	1	50	1	50	83.4	-
07-19	**367**	**1**	**297**	**33**	**31**	**1**	**0**	**1**	**0**	**2**	**0**	**1**	**0**	**24**	**6.5**	**11**	**3**	**3**	**0.8**	**62.2**	**74.5**
06-22	**419**	**1**	**343**	**36**	**34**	**1**	**0**	**1**	**0**	**2**	**0**	**1**	**0**	**27**	**6.4**	**12**	**2.9**	**3**	**0.7**	**62.5**	**74.2**
06-00	**424**	**1**	**348**	**36**	**34**	**1**	**0**	**1**	**0**	**2**	**0**	**1**	**0**	**28**	**6.6**	**13**	**3.1**	**4**	**0.9**	**62.6**	**74.2**
00-00	**430**	**1**	**353**	**36**	**35**	**1**	**0**	**1**	**0**	**2**	**0**	**1**	**0**	**29**	**6.7**	**13**	**3**	**4**	**0.9**	**62.6**	**74.5**

DRAFT

Site 43
Location L-3402, Att - fence, Lat 53.8078, Long -6.75981
Direction West

3279 / Meath/Cavan/Monaghan ATC's
October 2013
Automatic Traffic Count

Fri, 11 October 2013

Time	Total	Classification												>PSL	>PSL%	>SL1	>SL1%	>SL2	>SL2%	Mean	Vpp
		1 MCL	2 SV	3 SVT	4 TB2	5 TB3	6 T4	7 ART3	8 ART4	9 ART5	10 ART6	11 BD	12 DRT	80	80	85 +5kph	85 +5kph	90 +10kph	90 +10kph		85
0000	3	0	3	0	0	0	0	0	0	0	0	0	0	0	0	0	0	0	0	64.8	-
0100	1	0	1	0	0	0	0	0	0	0	0	0	0	0	0	0	0	0	0	68.6	-
0200	0	0	0	0	0	0	0	0	0	0	0	0	0	0	0	0	0	0	0	-	-
0300	1	0	1	0	0	0	0	0	0	0	0	0	0	1	100	1	100	0	0	86.5	-
0400	1	0	0	0	1	0	0	0	0	0	0	0	0	0	0	0	0	0	0	56.2	-
0500	3	0	2	0	1	0	0	0	0	0	0	0	0	2	66.7	0	0	0	0	78.1	-
0600	3	0	3	0	0	0	0	0	0	0	0	0	0	2	66.7	2	66.7	1	33.3	83	-
0700	12	0	12	0	0	0	0	0	0	0	0	0	0	6	50	1	8.3	1	8.3	77.2	83.5
0800	**35**	**0**	**25**	**0**	**9**	**0**	**0**	**1**	**0**	**0**	**0**	**0**	**0**	**0**	**0**	**0**	**0**	**0**	**0**	**59.8**	**69.8**
0900	29	0	21	0	7	0	0	0	1	0	0	0	0	2	6.9	0	0	0	0	65.3	73.1
1000	16	0	10	1	4	0	0	0	0	0	1	0	0	0	0	0	0	0	0	58.2	74.5
1100	28	0	27	1	0	0	0	0	0	0	0	0	0	5	17.9	1	3.6	0	0	63.9	81.4
1200	28	0	23	1	4	0	0	0	0	0	0	0	0	3	10.7	0	0	0	0	65.3	73.1
1300	32	0	31	1	0	0	0	0	0	0	0	0	0	2	6.3	0	0	0	0	63.9	77.4
1400	24	0	22	1	1	0	0	0	0	0	0	0	0	2	8.3	1	4.2	0	0	66	73.4
1500	**57**	**0**	**51**	**0**	**3**	**1**	**0**	**1**	**0**	**1**	**0**	**0**	**0**	**2**	**3.5**	**2**	**3.5**	**0**	**0**	**60.4**	**72.4**
1600	33	0	30	2	1	0	0	0	0	0	0	0	0	1	3	0	0	0	0	63.4	73.8
1700	26	1	19	2	4	0	0	0	0	0	0	0	0	1	3.8	0	0	0	0	62.7	70.9
1800	40	0	36	2	1	0	0	1	0	0	0	0	0	4	10	4	10	1	2.5	65.8	76.7
1900	25	0	22	1	2	0	0	0	0	0	0	0	0	4	16	3	12	1	4	65.7	77.8
2000	18	0	15	1	2	0	0	0	0	0	0	0	0	2	11.1	1	5.6	0	0	66.1	73.1
2100	16	0	15	0	1	0	0	0	0	0	0	0	0	1	6.3	1	6.3	1	6.3	66.9	75.6
2200	6	0	6	0	0	0	0	0	0	0	0	0	0	1	16.7	0	0	0	0	63	-
2300	2	0	2	0	0	0	0	0	0	0	0	0	0	1	50	0	0	0	0	70.5	-
07-19	**360**	**1**	**307**	**11**	**34**	**1**	**0**	**3**	**1**	**1**	**1**	**0**	**0**	**28**	**7.8**	**9**	**2.5**	**2**	**0.6**	**63.6**	**75.6**
06-22	**422**	**1**	**362**	**13**	**39**	**1**	**0**	**3**	**1**	**1**	**1**	**0**	**0**	**37**	**8.8**	**16**	**3.8**	**5**	**1.2**	**64.1**	**76**
06-00	**430**	**1**	**370**	**13**	**39**	**1**	**0**	**3**	**1**	**1**	**1**	**0**	**0**	**39**	**9.1**	**16**	**3.7**	**5**	**1.2**	**64.1**	**76**
00-00	**439**	**1**	**377**	**13**	**41**	**1**	**0**	**3**	**1**	**1**	**1**	**0**	**0**	**42**	**9.6**	**17**	**3.9**	**5**	**1.1**	**64.2**	**76.3**

DRAFT

Site 43
Location L-3402, Att - fence, Lat 53.8078, Long -6.75981
Direction West

3279 / Meath/Cavan/Monaghan ATC's
October 2013
Automatic Traffic Count

Sat, 12 October 2013

Time	Total	Classification												>PSL	>PSL%	>SL1	>SL1%	>SL2	>SL2%	Mean	Vpp
		1 MCL	2 SV	3 SVT	4 TB2	5 TB3	6 T4	7 ART3	8 ART4	9 ART5	10 ART6	11 BD	12 DRT	80	80	85 +5kph	85 +5kph	90 +10kph	90 +10kph		85
0000	5	0	5	0	0	0	0	0	0	0	0	0	0	0	0	0	0	0	0	63.6	-
0100	3	0	3	0	0	0	0	0	0	0	0	0	0	0	0	0	0	0	0	64.8	-
0200	1	0	1	0	0	0	0	0	0	0	0	0	0	0	0	0	0	0	0	40.2	-
0300	0	0	0	0	0	0	0	0	0	0	0	0	0	0	0	0	0	0	0	-	-
0400	2	0	1	0	1	0	0	0	0	0	0	0	0	1	50	1	50	1	50	77.8	-
0500	0	0	0	0	0	0	0	0	0	0	0	0	0	0	0	0	0	0	0	-	-
0600	1	0	1	0	0	0	0	0	0	0	0	0	0	0	0	0	0	0	0	79.3	-
0700	6	0	6	0	0	0	0	0	0	0	0	0	0	1	16.7	0	0	0	0	68.8	-
0800	8	0	7	0	1	0	0	0	0	0	0	0	0	1	12.5	0	0	0	0	70.7	-
0900	22	2	17	0	3	0	0	0	0	0	0	0	0	5	22.7	0	0	0	0	61.8	80.3
1000	**25**	**0**	**21**	**2**	**2**	**0**	**0**	**0**	**0**	**0**	**0**	**0**	**0**	**2**	**8**	**0**	**0**	**0**	**0**	**66.4**	**71.6**
1100	23	0	23	0	0	0	0	0	0	0	0	0	0	1	4.3	0	0	0	0	64.7	76.3
1200	**34**	**0**	**28**	**2**	**4**	**0**	**0**	**0**	**0**	**0**	**0**	**0**	**0**	**1**	**2.9**	**0**	**0**	**0**	**0**	**64.1**	**73.8**
1300	28	0	27	0	1	0	0	0	0	0	0	0	0	2	7.1	0	0	0	0	66.4	74.5
1400	25	0	23	1	1	0	0	0	0	0	0	0	0	3	12	1	4	0	0	65.1	72
1500	31	1	27	0	3	0	0	0	0	0	0	0	0	5	16.1	3	9.7	1	3.2	63.9	77
1600	**34**	**0**	**31**	**2**	**1**	**0**	**0**	**0**	**0**	**0**	**0**	**0**	**0**	**4**	**11.8**	**2**	**5.9**	**1**	**2.9**	**64.8**	**78.5**
1700	23	0	22	0	1	0	0	0	0	0	0	0	0	2	8.7	1	4.3	0	0	70.4	77.4
1800	24	0	22	1	1	0	0	0	0	0	0	0	0	5	20.8	2	8.3	2	8.3	68.8	79.9
1900	16	0	16	0	0	0	0	0	0	0	0	0	0	1	6.3	0	0	0	0	67	76.3
2000	16	0	14	0	2	0	0	0	0	0	0	0	0	1	6.3	0	0	0	0	59	73.4
2100	9	0	7	0	2	0	0	0	0	0	0	0	0	2	22.2	1	11.1	1	11.1	65.5	-
2200	4	0	3	0	1	0	0	0	0	0	0	0	0	1	25	0	0	0	0	65.1	-
2300	4	0	3	0	1	0	0	0	0	0	0	0	0	1	25	1	25	1	25	75.7	-
07-19	**283**	**3**	**254**	**8**	**18**	**0**	**0**	**0**	**0**	**0**	**0**	**0**	**0**	**32**	**11.3**	**9**	**3.2**	**4**	**1.4**	**65.7**	**77**
06-22	**325**	**3**	**292**	**8**	**22**	**0**	**0**	**0**	**0**	**0**	**0**	**0**	**0**	**36**	**11.1**	**10**	**3.1**	**5**	**1.5**	**65.5**	**77**
06-00	**333**	**3**	**298**	**8**	**24**	**0**	**0**	**0**	**0**	**0**	**0**	**0**	**0**	**38**	**11.4**	**11**	**3.3**	**6**	**1.8**	**65.6**	**77**
00-00	**344**	**3**	**308**	**8**	**25**	**0**	**0**	**0**	**0**	**0**	**0**	**0**	**0**	**39**	**11.3**	**12**	**3.5**	**7**	**2**	**65.6**	**77**

DRAFT

Site 43
Location L-3402, Att - fence, Lat 53.8078, Long -6.75981
Direction West

3279 / Meath/Cavan/Monaghan ATC's
October 2013
Automatic Traffic Count

Sun, 13 October 2013

Time	Total	Classification												>PSL	>PSL%	>SL1	>SL1%	>SL2	>SL2%	Mean	Vpp
		1 MCL	2 SV	3 SVT	4 TB2	5 TB3	6 T4	7 ART3	8 ART4	9 ART5	10 ART6	11 BD	12 DRT	80	80	85 +5kph	85 +5kph	90 +10kph	90 +10kph		85
0000	1	0	1	0	0	0	0	0	0	0	0	0	0	0	0	0	0	0	0	76.2	-
0100	2	0	0	0	2	0	0	0	0	0	0	0	0	0	0	0	0	0	0	61.9	-
0200	3	0	3	0	0	0	0	0	0	0	0	0	0	0	0	0	0	0	0	67.7	-
0300	3	0	3	0	0	0	0	0	0	0	0	0	0	1	33.3	1	33.3	0	0	70.2	-
0400	0	0	0	0	0	0	0	0	0	0	0	0	0	0	0	0	0	0	0	-	-
0500	1	0	1	0	0	0	0	0	0	0	0	0	0	0	0	0	0	0	0	52.9	-
0600	3	0	3	0	0	0	0	0	0	0	0	0	0	1	33.3	1	33.3	0	0	76.4	-
0700	1	0	1	0	0	0	0	0	0	0	0	0	0	0	0	0	0	0	0	73.5	-
0800	5	0	4	1	0	0	0	0	0	0	0	0	0	1	20	1	20	1	20	69.2	-
0900	13	1	12	0	0	0	0	0	0	0	0	0	0	0	0	0	0	0	0	61.7	73.8
1000	19	0	15	2	2	0	0	0	0	0	0	0	0	1	5.3	1	5.3	1	5.3	62.1	72.7
1100	**22**	**0**	**22**	**0**	**0**	**0**	**0**	**0**	**0**	**0**	**0**	**0**	**0**	**1**	**4.5**	**0**	**0**	**0**	**0**	**64.5**	**75.2**
1200	20	0	20	0	0	0	0	0	0	0	0	0	0	1	5	0	0	0	0	65	72
1300	14	0	14	0	0	0	0	0	0	0	0	0	0	1	7.1	1	7.1	0	0	67.8	75.6
1400	13	0	11	2	0	0	0	0	0	0	0	0	0	0	0	0	0	0	0	64.8	71.3
1500	20	2	18	0	0	0	0	0	0	0	0	0	0	1	5	0	0	0	0	59	76.7
1600	14	0	13	0	1	0	0	0	0	0	0	0	0	1	7.1	1	7.1	0	0	64	70.9
1700	19	1	15	0	3	0	0	0	0	0	0	0	0	1	5.3	0	0	0	0	63.3	73.8
1800	**21**	**0**	**20**	**0**	**1**	**0**	**0**	**0**	**0**	**0**	**0**	**0**	**0**	**1**	**4.8**	**1**	**4.8**	**1**	**4.8**	**63.9**	**74.9**
1900	18	0	18	0	0	0	0	0	0	0	0	0	0	2	11.1	1	5.6	0	0	67.7	75.6
2000	7	0	7	0	0	0	0	0	0	0	0	0	0	1	14.3	0	0	0	0	67.6	-
2100	5	0	3	1	1	0	0	0	0	0	0	0	0	0	0	0	0	0	0	63.1	-
2200	5	0	5	0	0	0	0	0	0	0	0	0	0	3	60	3	60	2	40	80.4	-
2300	4	0	4	0	0	0	0	0	0	0	0	0	0	0	0	0	0	0	0	65.3	-
07-19	**181**	**4**	**165**	**5**	**7**	**0**	**0**	**0**	**0**	**0**	**0**	**0**	**0**	**9**	**5**	**5**	**2.8**	**3**	**1.7**	**63.7**	**74.9**
06-22	**214**	**4**	**196**	**6**	**8**	**0**	**0**	**0**	**0**	**0**	**0**	**0**	**0**	**13**	**6.1**	**7**	**3.3**	**3**	**1.4**	**64.3**	**75.2**
06-00	**223**	**4**	**205**	**6**	**8**	**0**	**0**	**0**	**0**	**0**	**0**	**0**	**0**	**16**	**7.2**	**10**	**4.5**	**5**	**2.2**	**64.7**	**75.6**
00-00	**233**	**4**	**213**	**6**	**10**	**0**	**0**	**0**	**0**	**0**	**0**	**0**	**0**	**17**	**7.3**	**11**	**4.7**	**5**	**2.1**	**64.8**	**76**

DRAFT

Site 43
Location L-3402, Att - fence, Lat 53.8078, Long -6.75981
Direction West

3279 / Meath/Cavan/Monaghan ATC's
October 2013
Automatic Traffic Count

Mon, 14 October 2013

Time	Total	Classification												>PSL	>PSL%	>SL1	>SL1%	>SL2	>SL2%	Mean	Vpp
		1 MCL	2 SV	3 SVT	4 TB2	5 TB3	6 T4	7 ART3	8 ART4	9 ART5	10 ART6	11 BD	12 DRT	80	80	85 +5kph	85 +5kph	90 +10kph	90 +10kph		85
0000	1	0	1	0	0	0	0	0	0	0	0	0	0	0	0	0	0	0	0	66.5	-
0100	0	0	0	0	0	0	0	0	0	0	0	0	0	0	0	0	0	0	0	-	-
0200	1	0	1	0	0	0	0	0	0	0	0	0	0	1	100	1	100	0	0	85.4	-
0300	1	0	0	0	1	0	0	0	0	0	0	0	0	0	0	0	0	0	0	61.3	-
0400	0	0	0	0	0	0	0	0	0	0	0	0	0	0	0	0	0	0	0	-	-
0500	1	0	1	0	0	0	0	0	0	0	0	0	0	1	100	0	0	0	0	82.5	-
0600	2	0	2	0	0	0	0	0	0	0	0	0	0	2	100	1	50	0	0	84.6	-
0700	12	0	12	0	0	0	0	0	0	0	0	0	0	2	16.7	2	16.7	0	0	73.2	79.6
0800	**36**	**0**	**29**	**0**	**6**	**0**	**0**	**0**	**1**	**0**	**0**	**0**	**0**	**0**	**0**	**0**	**0**	**0**	**0**	**63**	**70.2**
0900	27	0	21	1	5	0	0	0	0	0	0	0	0	1	3.7	1	3.7	0	0	64.9	71.6
1000	18	0	15	0	3	0	0	0	0	0	0	0	0	1	5.6	1	5.6	0	0	62.7	70.2
1100	26	0	25	0	1	0	0	0	0	0	0	0	0	3	11.5	3	11.5	2	7.7	66.5	74.5
1200	25	0	23	0	2	0	0	0	0	0	0	0	0	1	4	0	0	0	0	67.5	78.1
1300	20	0	20	0	0	0	0	0	0	0	0	0	0	2	10	0	0	0	0	67.5	74.5
1400	29	0	26	1	2	0	0	0	0	0	0	0	0	1	3.4	1	3.4	0	0	68.3	78.5
1500	**55**	**0**	**48**	**1**	**6**	**0**	**0**	**0**	**0**	**0**	**0**	**0**	**0**	**6**	**10.9**	**2**	**3.6**	**2**	**3.6**	**63.7**	**74.5**
1600	28	0	23	2	2	0	0	1	0	0	0	0	0	2	7.1	1	3.6	1	3.6	61.3	75.2
1700	49	0	47	1	1	0	0	0	0	0	0	0	0	2	4.1	1	2	0	0	66.5	73.8
1800	34	0	31	2	1	0	0	0	0	0	0	0	0	2	5.9	0	0	0	0	63.7	73.8
1900	22	0	21	0	1	0	0	0	0	0	0	0	0	2	9.1	0	0	0	0	67.2	74.9
2000	8	0	8	0	0	0	0	0	0	0	0	0	0	0	0	0	0	0	0	63.5	-
2100	15	0	13	0	2	0	0	0	0	0	0	0	0	1	6.7	0	0	0	0	67.8	76.7
2200	10	0	10	0	0	0	0	0	0	0	0	0	0	2	20	1	10	1	10	66.3	-
2300	5	0	5	0	0	0	0	0	0	0	0	0	0	1	20	1	20	1	20	74	-
07-19	**359**	**0**	**320**	**8**	**29**	**0**	**0**	**1**	**1**	**0**	**0**	**0**	**0**	**23**	**6.4**	**12**	**3.3**	**5**	**1.4**	**65.2**	**75.2**
06-22	**406**	**0**	**364**	**8**	**32**	**0**	**0**	**1**	**1**	**0**	**0**	**0**	**0**	**28**	**6.9**	**13**	**3.2**	**5**	**1.2**	**65.5**	**75.2**
06-00	**421**	**0**	**379**	**8**	**32**	**0**	**0**	**1**	**1**	**0**	**0**	**0**	**0**	**31**	**7.4**	**15**	**3.6**	**7**	**1.7**	**65.6**	**75.6**
00-00	**425**	**0**	**382**	**8**	**33**	**0**	**0**	**1**	**1**	**0**	**0**	**0**	**0**	**33**	**7.8**	**16**	**3.8**	**7**	**1.6**	**65.7**	**75.6**

DRAFT

Site 43
Location L-3402, Att - fence, Lat 53.8078, Long -6.75981
Direction West

3279 / Meath/Cavan/Monaghan ATC's
October 2013
Automatic Traffic Count

Tue, 15 October 2013

Time	Total	Classification												>PSL	>PSL%	>SL1	>SL1%	>SL2	>SL2%	Mean	Vpp
		1 MCL	2 SV	3 SVT	4 TB2	5 TB3	6 T4	7 ART3	8 ART4	9 ART5	10 ART6	11 BD	12 DRT	80	80	85 +5kph	85 +5kph	90 +10kph	90 +10kph		85
0000	4	0	4	0	0	0	0	0	0	0	0	0	0	0	0	0	0	0	0	62.3	-
0100	1	0	1	0	0	0	0	0	0	0	0	0	0	0	0	0	0	0	0	40.1	-
0200	0	0	0	0	0	0	0	0	0	0	0	0	0	0	0	0	0	0	0	-	-
0300	1	0	0	0	1	0	0	0	0	0	0	0	0	0	0	0	0	0	0	58.4	-
0400	0	0	0	0	0	0	0	0	0	0	0	0	0	0	0	0	0	0	0	-	-
0500	1	0	1	0	0	0	0	0	0	0	0	0	0	1	100	0	0	0	0	81.9	-
0600	2	0	2	0	0	0	0	0	0	0	0	0	0	1	50	1	50	1	50	85.4	-
0700	13	0	11	0	2	0	0	0	0	0	0	0	0	1	7.7	0	0	0	0	64.7	74.2
0800	**32**	**0**	**23**	**0**	**8**	**0**	**0**	**1**	**0**	**0**	**0**	**0**	**0**	**0**	**0**	**0**	**0**	**0**	**0**	**64.8**	**72.4**
0900	31	0	25	1	4	0	1	0	0	0	0	0	0	1	3.2	0	0	0	0	64.6	74.5
1000	18	1	15	1	1	0	0	0	0	0	0	0	0	0	0	0	0	0	0	61.1	70.9
1100	24	1	21	1	0	0	0	0	0	1	0	0	0	0	0	0	0	0	0	62.3	69.1
1200	11	0	10	1	0	0	0	0	0	0	0	0	0	0	0	0	0	0	0	62.5	70.6
1300	31	1	25	5	0	0	0	0	0	0	0	0	0	0	0	0	0	0	0	60.5	70.2
1400	21	0	17	1	3	0	0	0	0	0	0	0	0	1	4.8	1	4.8	0	0	63.2	73.8
1500	46	0	41	0	5	0	0	0	0	0	0	0	0	2	4.3	1	2.2	0	0	62.8	72
1600	33	0	29	1	1	0	0	0	1	1	0	0	0	2	6.1	0	0	0	0	64	74.5
1700	**50**	**0**	**46**	**2**	**2**	**0**	**0**	**0**	**0**	**0**	**0**	**0**	**0**	**5**	**10**	**2**	**4**	**1**	**2**	**68.6**	**78.8**
1800	48	0	45	0	3	0	0	0	0	0	0	0	0	2	4.2	0	0	0	0	63	72.7
1900	19	0	17	0	1	0	0	0	1	0	0	0	0	3	15.8	2	10.5	1	5.3	66.4	74.5
2000	10	0	10	0	0	0	0	0	0	0	0	0	0	2	20	2	20	2	20	70.3	-
2100	19	0	17	0	2	0	0	0	0	0	0	0	0	1	5.3	0	0	0	0	62.8	68.4
2200	9	0	9	0	0	0	0	0	0	0	0	0	0	0	0	0	0	0	0	63.1	-
2300	1	0	1	0	0	0	0	0	0	0	0	0	0	0	0	0	0	0	0	64.2	-
07-19	**358**	**3**	**308**	**13**	**29**	**0**	**1**	**1**	**1**	**2**	**0**	**0**	**0**	**14**	**3.9**	**4**	**1.1**	**1**	**0.3**	**63.9**	**74.2**
06-22	**408**	**3**	**354**	**13**	**32**	**0**	**1**	**1**	**2**	**2**	**0**	**0**	**0**	**21**	**5.1**	**9**	**2.2**	**5**	**1.2**	**64.2**	**74.9**
06-00	**418**	**3**	**364**	**13**	**32**	**0**	**1**	**1**	**2**	**2**	**0**	**0**	**0**	**21**	**5**	**9**	**2.2**	**5**	**1.2**	**64.2**	**74.9**
00-00	**425**	**3**	**370**	**13**	**33**	**0**	**1**	**1**	**2**	**2**	**0**	**0**	**0**	**22**	**5.2**	**9**	**2.1**	**5**	**1.2**	**64.1**	**74.9**

DRAFT

Site 43
Location L-3402, Att - fence, Lat 53.8078, Long -6.75981
Direction West

3279 / Meath/Cavan/Monaghan ATC's
October 2013
Automatic Traffic Count

Wed, 16 October 2013

Time	Total	Classification												>PSL	>PSL%	>SL1	>SL1%	>SL2	>SL2%	Mean	Vpp
		1 MCL	2 SV	3 SVT	4 TB2	5 TB3	6 T4	7 ART3	8 ART4	9 ART5	10 ART6	11 BD	12 DRT	80	80	85 +5kph	85 +5kph	90 +10kph	90 +10kph		85
0000	1	0	1	0	0	0	0	0	0	0	0	0	0	0	0	0	0	0	0	74.4	-
0100	1	0	1	0	0	0	0	0	0	0	0	0	0	0	0	0	0	0	0	58.7	-
0200	1	0	0	0	1	0	0	0	0	0	0	0	0	0	0	0	0	0	0	44.7	-
0300	0	0	0	0	0	0	0	0	0	0	0	0	0	0	0	0	0	0	0	-	-
0400	1	0	0	0	1	0	0	0	0	0	0	0	0	0	0	0	0	0	0	55.3	-
0500	1	0	1	0	0	0	0	0	0	0	0	0	0	1	100	0	0	0	0	81.5	-
0600	2	0	2	0	0	0	0	0	0	0	0	0	0	0	0	0	0	0	0	63.1	-
0700	11	0	11	0	0	0	0	0	0	0	0	0	0	0	0	0	0	0	0	68.5	74.9
0800	**37**	**0**	**28**	**0**	**9**	**0**	**0**	**0**	**0**	**0**	**0**	**0**	**0**	**0**	**0**	**0**	**0**	**0**	**0**	**61.8**	**66.6**
0900	28	0	24	0	4	0	0	0	0	0	0	0	0	2	7.1	0	0	0	0	64.5	74.2
1000	13	0	11	0	2	0	0	0	0	0	0	0	0	0	0	0	0	0	0	58.8	66.2
1100	20	0	17	0	2	0	0	0	1	0	0	0	0	0	0	0	0	0	0	57.6	67.3
1200	15	0	14	0	1	0	0	0	0	0	0	0	0	1	6.7	1	6.7	1	6.7	64.2	72.7
1300	19	0	16	1	2	0	0	0	0	0	0	0	0	2	10.5	0	0	0	0	66.1	73.8
1400	30	0	26	0	4	0	0	0	0	0	0	0	0	0	0	0	0	0	0	60.9	67.7
1500	**42**	**0**	**38**	**1**	**2**	**0**	**1**	**0**	**0**	**0**	**0**	**0**	**0**	**1**	**2.4**	**1**	**2.4**	**0**	**0**	**63.7**	**71.3**
1600	34	0	32	0	2	0	0	0	0	0	0	0	0	2	5.9	0	0	0	0	64.6	72.7
1700	**42**	**0**	**42**	**0**	**0**	**0**	**0**	**0**	**0**	**0**	**0**	**0**	**0**	**8**	**19**	**2**	**4.8**	**0**	**0**	**69.1**	**81**
1800	38	0	34	0	4	0	0	0	0	0	0	0	0	5	13.2	2	5.3	0	0	66.1	74.9
1900	17	0	14	1	2	0	0	0	0	0	0	0	0	1	5.9	0	0	0	0	62.8	72.7
2000	18	0	17	0	1	0	0	0	0	0	0	0	0	1	5.6	0	0	0	0	66.5	77.8
2100	13	1	10	1	1	0	0	0	0	0	0	0	0	0	0	0	0	0	0	61.9	74.9
2200	6	0	6	0	0	0	0	0	0	0	0	0	0	0	0	0	0	0	0	57.2	-
2300	3	0	2	0	1	0	0	0	0	0	0	0	0	0	0	0	0	0	0	61.7	-
07-19	**329**	**0**	**293**	**2**	**32**	**0**	**1**	**0**	**1**	**0**	**0**	**0**	**0**	**21**	**6.4**	**6**	**1.8**	**1**	**0.3**	**64.1**	**73.1**
06-22	**379**	**1**	**336**	**4**	**36**	**0**	**1**	**0**	**1**	**0**	**0**	**0**	**0**	**23**	**6.1**	**6**	**1.6**	**1**	**0.3**	**64.1**	**73.4**
06-00	**388**	**1**	**344**	**4**	**37**	**0**	**1**	**0**	**1**	**0**	**0**	**0**	**0**	**23**	**5.9**	**6**	**1.5**	**1**	**0.3**	**64**	**73.4**
00-00	**393**	**1**	**347**	**4**	**39**	**0**	**1**	**0**	**1**	**0**	**0**	**0**	**0**	**24**	**6.1**	**6**	**1.5**	**1**	**0.3**	**63.9**	**73.8**

DRAFT

Site 43
Location L-3402, Att - fence, Lat 53.8078, Long -6.75981
Direction West

3279 / Meath/Cavan/Monaghan ATC's
October 2013
Automatic Traffic Count

Virtual Day (7)

Time	Total	Classification												>PSL	>PSL%	>SL1	>SL1%	>SL2	>SL2%	Mean	Vpp
		1 MCL	2 SV	3 SVT	4 TB2	5 TB3	6 T4	7 ART3	8 ART4	9 ART5	10 ART6	11 BD	12 DRT	80	80	85 +5kph	85 +5kph	90 +10kph	90 +10kph		85
0000	3	0	3	0	0	0	0	0	0	0	0	0	0	0	5.6	0	0	0	0	64.9	-
0100	1	0	1	0	0	0	0	0	0	0	0	0	0	0	0	0	0	0	0	60.7	-
0200	1	0	1	0	0	0	0	0	0	0	0	0	0	0	16.7	0	16.7	0	0	62.2	-
0300	1	0	1	0	0	0	0	0	0	0	0	0	0	0	28.6	0	28.6	0	0	67.7	-
0400	1	0	0	0	1	0	0	0	0	0	0	0	0	0	20	0	20	0	20	64.1	-
0500	1	0	1	0	0	0	0	0	0	0	0	0	0	1	62.5	0	0	0	0	76.2	-
0600	2	0	2	0	0	0	0	0	0	0	0	0	0	1	46.7	1	40	0	13.3	79	-
0700	11	0	10	1	0	0	0	0	0	0	0	0	0	2	17.1	1	6.6	0	1.3	66.8	81.4
0800	**28**	**0**	**21**	**0**	**6**	**0**	**0**	**0**	**0**	**0**	**0**	**0**	**0**	**0**	**1.6**	**0**	**1**	**0**	**1**	**62.6**	**71.3**
0900	25	0	20	0	4	0	0	0	0	0	0	0	0	2	6.9	0	0.6	0	0	64.6	74.2
1000	19	0	15	1	3	0	0	0	0	0	0	0	0	1	4.6	0	2.3	0	0.8	62.4	73.1
1100	23	0	21	1	1	0	0	0	0	0	0	0	0	1	6.3	1	2.5	0	1.3	62.8	74.5
1200	22	0	20	1	2	0	0	0	0	0	0	0	0	1	5.2	0	1.3	0	1.3	64.7	73.8
1300	25	0	22	2	1	0	0	0	0	0	0	0	0	1	5.8	0	1.2	0	0	64.2	74.5
1400	25	0	21	2	2	0	0	0	0	0	0	0	0	1	4.5	1	2.8	0	0	63.3	73.4
1500	**42**	**0**	**36**	**1**	**3**	**0**	**0**	**0**	**0**	**0**	**0**	**0**	**0**	**2**	**5.8**	**1**	**3.1**	**0**	**1**	**61.7**	**73.1**
1600	29	0	26	1	1	0	0	0	0	0	0	0	0	2	7.8	1	2.5	0	1	63.8	75.6
1700	37	0	34	1	2	0	0	0	0	0	0	0	0	4	10.3	1	3.1	0	0.4	67.4	78.1
1800	34	0	31	1	2	0	0	0	0	0	0	0	0	3	8.8	1	4.2	1	2.1	64.9	76
1900	20	0	18	1	1	0	0	0	0	0	0	0	0	2	9.4	1	4.3	0	1.4	65.5	75.2
2000	13	0	12	0	1	0	0	0	0	0	0	0	0	1	8.9	0	3.3	0	2.2	65.1	77
2100	13	0	11	0	2	0	0	0	0	0	0	0	0	1	6.5	0	2.2	0	2.2	65.1	74.9
2200	6	0	6	0	0	0	0	0	0	0	0	0	0	1	16.3	1	9.3	0	7	64.6	-
2300	3	0	3	0	0	0	0	0	0	0	0	0	0	1	19	0	14.3	0	14.3	71	-
07-19	**320**	**2**	**278**	**11**	**26**	**0**	**0**	**1**	**1**	**1**	**0**	**0**	**0**	**22**	**6.8**	**8**	**2.5**	**3**	**0.8**	**64**	**74.9**
06-22	**368**	**2**	**321**	**13**	**29**	**0**	**0**	**1**	**1**	**1**	**0**	**0**	**0**	**26**	**7.2**	**10**	**2.8**	**4**	**1**	**64.3**	**75.2**
06-00	**377**	**2**	**330**	**13**	**29**	**0**	**0**	**1**	**1**	**1**	**0**	**0**	**0**	**28**	**7.4**	**11**	**3**	**5**	**1.3**	**64.3**	**75.2**
00-00	**384**	**2**	**336**	**13**	**31**	**0**	**0**	**1**	**1**	**1**	**0**	**0**	**0**	**29**	**7.7**	**12**	**3.1**	**5**	**1.3**	**64.4**	**75.2**

DRAFT

Site 43
Location L-3402, Att - fence, Lat 53.8078, Long -6.75981
Direction West

3279 / Meath/Cavan/Monaghan ATC's
October 2013
Automatic Traffic Count

Virtual Week (1)

Time	Total	Classification												>PSL	>PSL%	>SL1	>SL1%	>SL2	>SL2%	Mean	Vpp
		1 MCL	2 SV	3 SVT	4 TB2	5 TB3	6 T4	7 ART3	8 ART4	9 ART5	10 ART6	11 BD	12 DRT	80	80	85 +5kph	85 +5kph	90 +10kph	90 +10kph		85
Mon	425	0	382	8	33	0	0	1	1	0	0	0	0	33	7.8	16	3.8	7	1.6	65.7	75.6
Tue	425	3	370	13	33	0	1	1	2	2	0	0	0	22	5.2	9	2.1	5	1.2	64.1	74.9
Wed	393	1	347	4	39	0	1	0	1	0	0	0	0	24	6.1	6	1.5	1	0.3	63.9	73.8
Thu	430	1	353	36	35	1	0	1	0	2	0	1	0	29	6.7	13	3	4	0.9	62.6	74.5
Fri	439	1	377	13	41	1	0	3	1	1	1	0	0	42	9.6	17	3.9	5	1.1	64.2	76.3
| Sat	344	3	308	8	25	0	0	0	0	0	0	0	0	39	11.3	12	3.5	7	2	65.6	77
| Sun	233	4	213	6	10	0	0	0	0	0	0	0	0	17	7.3	11	4.7	5	2.1	64.8	76
5 Day Ave.	**422**	**1**	**366**	**15**	**36**	**0**	**0**	**1**	**1**	**1**	**0**	**0**	**0**	**30**	**7.1**	**12**	**2.8**	**4**	**0.9**	**64.1**	**75.0**
7 Day Ave.	**384**	**2**	**336**	**13**	**31**	**0**	**0**	**1**	**1**	**1**	**0**	**0**	**0**	**29**	**7.7**	**12**	**3.1**	**5**	**1.3**	**64.4**	**75.2**
--	**2689**	**13**	**2350**	**88**	**216**	**2**	**2**	**6**	**5**	**5**	**1**	**1**	**0**	**206**	**7.7**	**84**	**3.1**	**34**	**1.3**	**64.4**	**75.2**

Summary Graphs

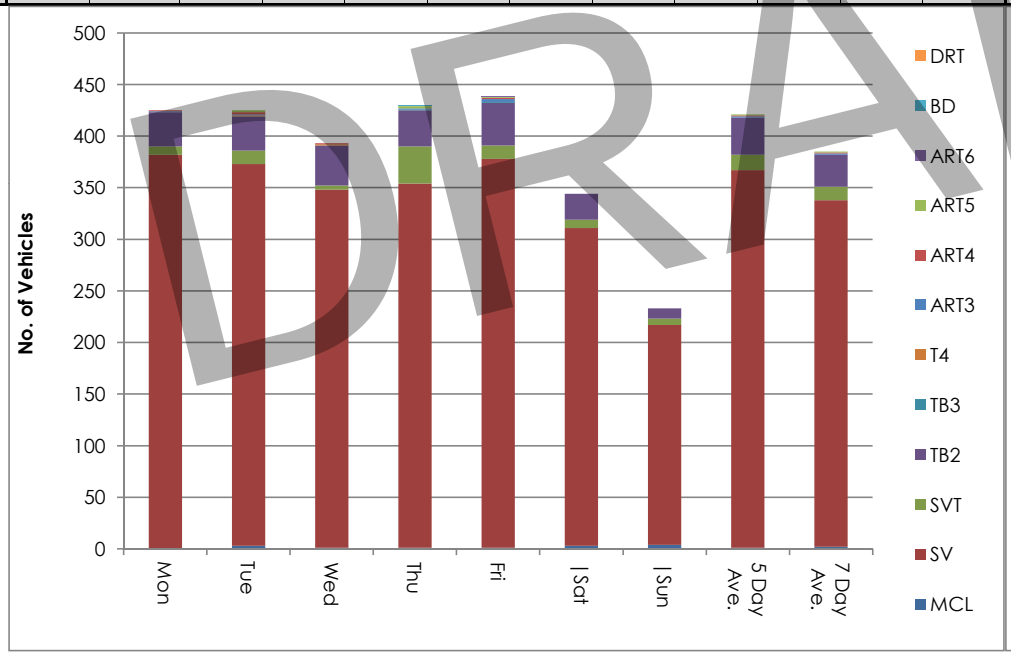

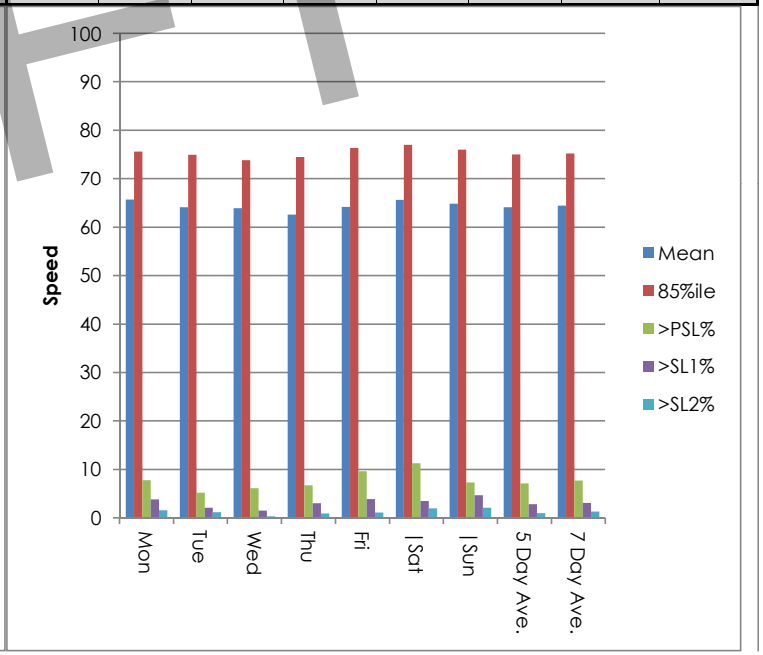

DRAFT

Site 43
Location L-3402, Att - fence, Lat 53.8078, Long -6.75981
Direction West

3279 / Meath/Cavan/Monaghan ATC's
October 2013
Automatic Traffic Count

Thu, 10 October 2013

Time	Total	Speed Bins (km/h)																												
		0 - 5	5 - 10	10 - 15	15 - 20	20 - 25	25 - 30	30 - 35	35 - 40	40 - 45	45 - 50	50 - 55	55 - 60	60 - 65	65 - 70	70 - 75	75 - 80	80 - 85	85 - 90	90 - 95	95 - 100	100 - 105	105 - 110	110 - 115	115 - 120	120 - 125	125 - 130	130 - 135	135 - 140
0000	3	0	0	0	0	0	0	0	0	0	1	0	1	0	0	0	0	1	0	0	0	0	0	0	0	0	0	0	0	0
0100	0	0	0	0	0	0	0	0	0	0	0	0	0	0	0	0	0	0	0	0	0	0	0	0	0	0	0	0	0	0
0200	0	0	0	0	0	0	0	0	0	0	0	0	0	0	0	0	0	0	0	0	0	0	0	0	0	0	0	0	0	0
0300	1	0	0	0	0	0	0	0	0	0	0	0	1	0	0	0	0	0	0	0	0	0	0	0	0	0	0	0	0	0
0400	1	0	0	0	0	0	0	0	0	0	0	1	0	0	0	0	0	0	0	0	0	0	0	0	0	0	0	0	0	0
0500	1	0	0	0	0	0	0	0	0	0	0	0	0	0	0	0	1	0	0	0	0	0	0	0	0	0	0	0	0	0
0600	2	0	0	0	0	0	0	0	0	0	0	0	0	0	0	1	0	0	1	0	0	0	0	0	0	0	0	0	0	0
0700	21	0	0	0	0	0	5	0	3	0	0	1	1	1	2	2	3	1	2	0	0	0	0	0	0	0	0	0	0	0
0800	**40**	**0**	**0**	**0**	**0**	**0**	**0**	**2**	**0**	**1**	**3**	**4**	**4**	**11**	**7**	**5**	**2**	**0**	**0**	**1**	**0**	**0**	**0**	**0**	**0**	**0**	**0**	**0**	**0**	**0**
0900	25	0	0	0	0	0	0	0	0	0	1	0	1	7	7	5	3	1	0	0	0	0	0	0	0	0	0	0	0	0
1000	22	0	0	0	0	0	1	0	0	2	0	0	5	4	1	4	3	1	1	0	0	0	0	0	0	0	0	0	0	0
1100	16	0	0	0	0	0	0	2	0	0	1	3	3	5	0	1	1	0	0	0	0	0	0	0	0	0	0	0	0	0
1200	22	0	0	0	0	0	0	0	1	1	0	2	3	6	5	2	1	0	0	0	0	0	1	0	0	0	0	0	0	0
1300	28	0	0	0	0	0	0	1	3	2	1	0	3	5	8	3	1	0	1	0	0	0	0	0	0	0	0	0	0	0
1400	36	0	0	0	1	0	0	0	5	5	1	2	2	6	5	5	3	0	1	0	0	0	0	0	0	0	0	0	0	0
1500	43	0	0	0	0	0	0	0	2	8	4	2	6	8	6	5	2	0	0	0	0	0	0	0	0	0	0	0	0	0
1600	28	0	0	0	1	0	0	1	0	0	1	3	2	7	2	4	3	3	1	0	0	0	0	0	0	0	0	0	0	0
1700	**52**	**0**	**0**	**0**	**0**	**0**	**0**	**0**	**0**	**0**	**2**	**3**	**4**	**7**	**13**	**11**	**4**	**6**	**2**	**0**	**0**	**0**	**0**	**0**	**0**	**0**	**0**	**0**	**0**	**0**
1800	34	0	0	0	0	1	0	1	1	0	0	2	5	7	6	6	3	1	0	0	0	1	0	0	0	0	0	0	0	0
1900	22	0	0	0	0	0	0	0	0	1	2	1	3	9	2	3	1	0	0	0	0	0	0	0	0	0	0	0	0	0
2000	13	0	0	0	0	0	0	0	1	0	0	1	1	2	5	1	1	1	0	0	0	0	0	0	0	0	0	0	0	0
2100	15	0	0	0	0	0	0	0	0	0	1	0	0	4	6	2	1	1	0	0	0	0	0	0	0	0	0	0	0	0
2200	3	0	0	0	0	0	0	0	0	0	0	1	2	0	0	0	0	0	0	0	0	0	0	0	0	0	0	0	0	0
2300	2	0	0	0	0	0	0	0	0	0	0	0	0	0	0	1	0	0	0	1	0	0	0	0	0	0	0	0	0	0
07-19	**367**	**0**	**0**	**0**	**2**	**1**	**6**	**7**	**15**	**19**	**14**	**22**	**39**	**74**	**62**	**53**	**29**	**13**	**8**	**1**	**0**	**1**	**1**	**0**	**0**	**0**	**0**	**0**	**0**	**0**
06-22	**419**	**0**	**0**	**0**	**2**	**1**	**6**	**7**	**16**	**20**	**17**	**24**	**43**	**89**	**75**	**60**	**32**	**15**	**9**	**1**	**0**	**1**	**1**	**0**	**0**	**0**	**0**	**0**	**0**	**0**
06-00	**424**	**0**	**0**	**0**	**2**	**1**	**6**	**7**	**16**	**20**	**17**	**25**	**45**	**89**	**75**	**61**	**32**	**15**	**9**	**2**	**0**	**1**	**1**	**0**	**0**	**0**	**0**	**0**	**0**	**0**
00-00	**430**	**0**	**0**	**0**	**2**	**1**	**6**	**7**	**16**	**20**	**18**	**26**	**47**	**89**	**75**	**61**	**33**	**16**	**9**	**2**	**0**	**1**	**1**	**0**	**0**	**0**	**0**	**0**	**0**	**0**

DRAFT

Site 43
Location L-3402, Att - fence, Lat 53.8078, Long -6.75981
Direction West

3279 / Meath/Cavan/Monaghan ATC's
October 2013
Automatic Traffic Count

Fri, 11 October 2013

Time	Total	Speed Bins (km/h)																											
		0 - 5	5 - 10	10 - 15	15 - 20	20 - 25	25 - 30	30 - 35	35 - 40	40 - 45	45 - 50	50 - 55	55 - 60	60 - 65	65 - 70	70 - 75	75 - 80	80 - 85	85 - 90	90 - 95	95 - 100	100 - 105	105 - 110	110 - 115	115 - 120	120 - 125	125 - 130	130 - 135	135 - 140
0000	3	0	0	0	0	0	0	0	0	0	0	1	0	0	1	1	0	0	0	0	0	0	0	0	0	0	0	0	0
0100	1	0	0	0	0	0	0	0	0	0	0	0	0	0	1	0	0	0	0	0	0	0	0	0	0	0	0	0	0
0200	0	0	0	0	0	0	0	0	0	0	0	0	0	0	0	0	0	0	0	0	0	0	0	0	0	0	0	0	0
0300	1	0	0	0	0	0	0	0	0	0	0	0	0	0	0	0	0	0	1	0	0	0	0	0	0	0	0	0	0
0400	1	0	0	0	0	0	0	0	0	0	0	0	1	0	0	0	0	0	0	0	0	0	0	0	0	0	0	0	0
0500	3	0	0	0	0	0	0	0	0	0	0	0	0	0	1	0	0	2	0	0	0	0	0	0	0	0	0	0	0
0600	3	0	0	0	0	0	0	0	0	0	0	0	0	1	0	0	0	0	1	0	1	0	0	0	0	0	0	0	0
0700	12	0	0	0	0	0	0	0	0	0	0	0	1	0	2	2	1	5	0	0	1	0	0	0	0	0	0	0	0
0800	**35**	**0**	**0**	**0**	**0**	**1**	**0**	**1**	**0**	**1**	**3**	**6**	**4**	**6**	**8**	**1**	**4**	**0**	**0**	**0**	**0**	**0**	**0**	**0**	**0**	**0**	**0**	**0**	**0**
0900	29	0	0	0	0	0	0	0	1	0	0	2	3	8	7	6	0	2	0	0	0	0	0	0	0	0	0	0	0
1000	16	0	0	0	0	0	0	1	0	0	4	2	2	3	1	1	2	0	0	0	0	0	0	0	0	0	0	0	0
1100	28	0	0	0	0	0	0	0	2	1	3	1	2	4	6	2	2	4	1	0	0	0	0	0	0	0	0	0	0
1200	28	0	0	0	0	0	0	0	0	0	1	0	9	6	4	5	0	3	0	0	0	0	0	0	0	0	0	0	0
1300	32	0	0	0	0	0	3	1	1	0	1	0	2	4	5	8	5	2	0	0	0	0	0	0	0	0	0	0	0
1400	24	0	0	0	0	0	1	0	0	0	2	0	3	3	6	5	2	1	1	0	0	0	0	0	0	0	0	0	0
1500	**57**	**0**	**0**	**2**	**0**	**3**	**0**	**0**	**0**	**0**	**3**	**2**	**13**	**9**	**12**	**9**	**2**	**0**	**2**	**0**	**0**	**0**	**0**	**0**	**0**	**0**	**0**	**0**	**0**
1600	33	0	0	0	0	0	0	0	2	1	1	3	4	5	6	6	4	1	0	0	0	0	0	0	0	0	0	0	0
1700	26	0	0	0	0	1	0	0	1	0	2	4	0	3	8	4	2	1	0	0	0	0	0	0	0	0	0	0	0
1800	40	0	0	0	0	0	0	0	1	0	1	5	5	8	5	6	5	0	3	1	0	0	0	0	0	0	0	0	0
1900	25	0	0	0	0	0	0	0	0	1	0	1	9	4	2	2	2	1	2	1	0	0	0	0	0	0	0	0	0
2000	18	0	0	0	0	0	0	0	0	0	1	0	3	6	3	2	1	1	1	0	0	0	0	0	0	0	0	0	0
2100	16	0	0	0	0	0	0	0	0	1	0	2	1	2	4	3	2	0	0	1	0	0	0	0	0	0	0	0	0
2200	6	0	0	0	0	0	0	0	0	0	0	1	2	1	1	0	0	1	0	0	0	0	0	0	0	0	0	0	0
2300	2	0	0	0	0	0	0	0	0	0	0	0	1	0	0	0	0	1	0	0	0	0	0	0	0	0	0	0	0
07-19	**360**	**0**	**0**	**2**	**0**	**5**	**4**	**3**	**8**	**3**	**21**	**25**	**48**	**59**	**70**	**55**	**29**	**19**	**7**	**1**	**1**	**0**	**0**	**0**	**0**	**0**	**0**	**0**	**0**
06-22	**422**	**0**	**0**	**2**	**0**	**5**	**4**	**3**	**8**	**5**	**22**	**28**	**61**	**72**	**79**	**62**	**34**	**21**	**11**	**3**	**2**	**0**	**0**	**0**	**0**	**0**	**0**	**0**	**0**
06-00	**430**	**0**	**0**	**2**	**0**	**5**	**4**	**3**	**8**	**5**	**22**	**29**	**64**	**73**	**80**	**62**	**34**	**23**	**11**	**3**	**2**	**0**	**0**	**0**	**0**	**0**	**0**	**0**	**0**
00-00	**439**	**0**	**0**	**2**	**0**	**5**	**4**	**3**	**8**	**5**	**22**	**30**	**65**	**73**	**83**	**63**	**34**	**25**	**12**	**3**	**2**	**0**	**0**	**0**	**0**	**0**	**0**	**0**	**0**

DRAFT

Site 43
Location L-3402, Att - fence, Lat 53.8078, Long -6.75981
Direction West

3279 / Meath/Cavan/Monaghan ATC's
October 2013
Automatic Traffic Count

Sat, 12 October 2013

Time	Total	Speed Bins (km/h)																											
		0 - 5	5 - 10	10 - 15	15 - 20	20 - 25	25 - 30	30 - 35	35 - 40	40 - 45	45 - 50	50 - 55	55 - 60	60 - 65	65 - 70	70 - 75	75 - 80	80 - 85	85 - 90	90 - 95	95 - 100	100 - 105	105 - 110	110 - 115	115 - 120	120 - 125	125 - 130	130 - 135	135 - 140
0000	5	0	0	0	0	0	0	0	0	0	0	0	1	3	0	1	0	0	0	0	0	0	0	0	0	0	0	0	0
0100	3	0	0	0	0	0	0	0	0	0	0	1	0	0	1	0	1	0	0	0	0	0	0	0	0	0	0	0	0
0200	1	0	0	0	0	0	0	0	0	1	0	0	0	0	0	0	0	0	0	0	0	0	0	0	0	0	0	0	0
0300	0	0	0	0	0	0	0	0	0	0	0	0	0	0	0	0	0	0	0	0	0	0	0	0	0	0	0	0	0
0400	2	0	0	0	0	0	0	0	0	0	0	0	0	1	0	0	0	0	0	1	0	0	0	0	0	0	0	0	0
0500	0	0	0	0	0	0	0	0	0	0	0	0	0	0	0	0	0	0	0	0	0	0	0	0	0	0	0	0	0
0600	1	0	0	0	0	0	0	0	0	0	0	0	0	0	0	0	1	0	0	0	0	0	0	0	0	0	0	0	0
0700	6	0	0	0	0	0	0	0	0	0	0	0	1	1	2	0	1	1	0	0	0	0	0	0	0	0	0	0	0
0800	8	0	0	0	0	0	0	0	0	0	0	0	1	2	1	1	2	1	0	0	0	0	0	0	0	0	0	0	0
0900	22	0	0	0	0	1	1	0	0	0	4	0	1	6	2	1	1	5	0	0	0	0	0	0	0	0	0	0	0
1000	**25**	**0**	**0**	**0**	**0**	**0**	**0**	**0**	**0**	**0**	**0**	**0**	**6**	**5**	**8**	**3**	**1**	**2**	**0**	**0**	**0**	**0**	**0**	**0**	**0**	**0**	**0**	**0**	**0**
1100	23	0	0	0	0	0	0	0	0	0	1	3	3	4	6	2	3	1	0	0	0	0	0	0	0	0	0	0	0
1200	**34**	**0**	**0**	**0**	**0**	**0**	**0**	**0**	**0**	**0**	**3**	**3**	**6**	**4**	**9**	**5**	**3**	**1**	**0**	**0**	**0**	**0**	**0**	**0**	**0**	**0**	**0**	**0**	**0**
1300	28	0	0	0	0	0	0	0	2	0	0	0	1	8	7	6	2	2	0	0	0	0	0	0	0	0	0	0	0
1400	25	0	0	0	0	0	0	0	0	1	0	3	2	6	5	5	0	2	1	0	0	0	0	0	0	0	0	0	0
1500	31	0	0	0	1	0	0	0	2	0	1	4	2	5	6	4	1	2	2	0	1	0	0	0	0	0	0	0	0
1600	**34**	**0**	**0**	**0**	**1**	**0**	**0**	**0**	**0**	**0**	**4**	**1**	**4**	**8**	**5**	**3**	**4**	**2**	**1**	**1**	**0**	**0**	**0**	**0**	**0**	**0**	**0**	**0**	**0**
1700	23	0	0	0	0	0	0	0	0	0	1	0	1	3	5	7	4	1	1	0	0	0	0	0	0	0	0	0	0
1800	24	0	0	0	0	0	0	0	0	0	1	1	3	4	7	3	0	3	0	0	2	0	0	0	0	0	0	0	0
1900	16	0	0	0	0	0	0	0	0	0	0	0	3	6	2	2	2	1	0	0	0	0	0	0	0	0	0	0	0
2000	16	0	0	0	0	0	0	0	1	1	1	3	4	1	1	2	1	1	0	0	0	0	0	0	0	0	0	0	0
2100	9	0	0	0	0	0	0	0	0	0	1	1	3	1	0	0	1	1	0	1	0	0	0	0	0	0	0	0	0
2200	4	0	0	0	0	0	0	0	0	0	0	2	0	0	0	1	0	1	0	0	0	0	0	0	0	0	0	0	0
2300	4	0	0	0	0	0	0	0	0	0	0	0	0	1	0	1	1	0	0	1	0	0	0	0	0	0	0	0	0
07-19	**283**	**0**	**0**	**0**	**2**	**1**	**1**	**0**	**4**	**1**	**15**	**15**	**31**	**56**	**63**	**40**	**22**	**23**	**5**	**1**	**3**	**0**	**0**	**0**	**0**	**0**	**0**	**0**	**0**
06-22	**325**	**0**	**0**	**0**	**2**	**1**	**1**	**0**	**5**	**2**	**17**	**19**	**41**	**64**	**66**	**44**	**27**	**26**	**5**	**2**	**3**	**0**	**0**	**0**	**0**	**0**	**0**	**0**	**0**
06-00	**333**	**0**	**0**	**0**	**2**	**1**	**1**	**0**	**5**	**2**	**17**	**21**	**41**	**65**	**66**	**46**	**28**	**27**	**5**	**3**	**3**	**0**	**0**	**0**	**0**	**0**	**0**	**0**	**0**
00-00	**344**	**0**	**0**	**0**	**2**	**1**	**1**	**0**	**5**	**3**	**17**	**22**	**42**	**69**	**67**	**47**	**29**	**27**	**5**	**4**	**3**	**0**	**0**	**0**	**0**	**0**	**0**	**0**	**0**

DRAFT

Site 43
Location L-3402, Att - fence, Lat 53.8078, Long -6.75981
Direction West

3279 / Meath/Cavan/Monaghan ATC's
October 2013
Automatic Traffic Count

Sun, 13 October 2013

Time	Total	Speed Bins (km/h)																											
		0 - 5	5 - 10	10 - 15	15 - 20	20 - 25	25 - 30	30 - 35	35 - 40	40 - 45	45 - 50	50 - 55	55 - 60	60 - 65	65 - 70	70 - 75	75 - 80	80 - 85	85 - 90	90 - 95	95 - 100	100 - 105	105 - 110	110 - 115	115 - 120	120 - 125	125 - 130	130 - 135	135 - 140
0000	1	0	0	0	0	0	0	0	0	0	0	0	0	0	0	0	1	0	0	0	0	0	0	0	0	0	0	0	0
0100	2	0	0	0	0	0	0	0	0	0	0	0	1	0	1	0	0	0	0	0	0	0	0	0	0	0	0	0	0
0200	3	0	0	0	0	0	0	0	0	0	0	0	0	2	0	0	1	0	0	0	0	0	0	0	0	0	0	0	0
0300	3	0	0	0	0	0	0	0	0	0	1	0	0	0	0	0	1	0	1	0	0	0	0	0	0	0	0	0	0
0400	0	0	0	0	0	0	0	0	0	0	0	0	0	0	0	0	0	0	0	0	0	0	0	0	0	0	0	0	0
0500	1	0	0	0	0	0	0	0	0	0	0	1	0	0	0	0	0	0	0	0	0	0	0	0	0	0	0	0	0
0600	3	0	0	0	0	0	0	0	0	0	0	0	0	1	0	0	1	0	1	0	0	0	0	0	0	0	0	0	0
0700	1	0	0	0	0	0	0	0	0	0	0	0	0	0	0	1	0	0	0	0	0	0	0	0	0	0	0	0	0
0800	5	0	0	0	0	0	0	0	0	0	1	0	1	1	0	1	0	0	0	0	0	0	1	0	0	0	0	0	0
0900	13	0	0	0	0	1	0	0	0	0	0	2	1	4	1	2	2	0	0	0	0	0	0	0	0	0	0	0	0
1000	19	0	0	0	0	0	0	0	0	0	3	2	3	7	0	1	2	0	0	1	0	0	0	0	0	0	0	0	0
1100	**22**	**0**	**0**	**0**	**0**	**0**	**0**	**0**	**0**	**2**	**0**	**1**	**5**	**2**	**3**	**4**	**4**	**1**	**0**	**0**	**0**	**0**	**0**	**0**	**0**	**0**	**0**	**0**	**0**
1200	20	0	0	0	0	0	0	0	0	0	0	3	3	2	7	4	0	1	0	0	0	0	0	0	0	0	0	0	0
1300	14	0	0	0	0	0	0	0	0	0	1	0	2	2	4	2	2	0	1	0	0	0	0	0	0	0	0	0	0
1400	13	0	0	0	0	0	0	0	0	1	0	1	0	4	4	2	1	0	0	0	0	0	0	0	0	0	0	0	0
1500	20	0	0	1	0	1	1	0	0	0	3	1	2	2	2	2	4	1	0	0	0	0	0	0	0	0	0	0	0
1600	14	0	0	0	0	0	0	0	0	1	0	2	0	4	4	1	1	0	1	0	0	0	0	0	0	0	0	0	0
1700	19	0	0	0	1	0	0	0	0	0	0	3	2	4	3	3	2	1	0	0	0	0	0	0	0	0	0	0	0
1800	**21**	**0**	**0**	**0**	**0**	**0**	**0**	**0**	**0**	**0**	**1**	**3**	**5**	**3**	**4**	**1**	**3**	**0**	**0**	**1**	**0**	**0**	**0**	**0**	**0**	**0**	**0**	**0**	**0**
1900	18	0	0	0	0	0	0	0	0	0	1	0	4	3	1	5	2	1	1	0	0	0	0	0	0	0	0	0	0
2000	7	0	0	0	0	0	0	0	0	0	0	1	0	2	2	1	0	1	0	0	0	0	0	0	0	0	0	0	0
2100	5	0	0	0	0	0	0	0	0	0	0	0	2	2	0	1	0	0	0	0	0	0	0	0	0	0	0	0	0
2200	5	0	0	0	0	0	0	0	0	0	0	0	0	2	0	0	0	0	1	2	0	0	0	0	0	0	0	0	0
2300	4	0	0	0	0	0	0	0	0	0	0	1	0	0	2	0	1	0	0	0	0	0	0	0	0	0	0	0	0
07-19	**181**	**0**	**0**	**1**	**1**	**2**	**1**	**0**	**0**	**4**	**9**	**18**	**24**	**35**	**32**	**24**	**21**	**4**	**2**	**2**	**0**	**0**	**1**	**0**	**0**	**0**	**0**	**0**	**0**
06-22	**214**	**0**	**0**	**1**	**1**	**2**	**1**	**0**	**0**	**4**	**10**	**19**	**30**	**43**	**35**	**31**	**24**	**6**	**4**	**2**	**0**	**0**	**1**	**0**	**0**	**0**	**0**	**0**	**0**
06-00	**223**	**0**	**0**	**1**	**1**	**2**	**1**	**0**	**0**	**4**	**10**	**20**	**30**	**45**	**37**	**31**	**25**	**6**	**5**	**4**	**0**	**0**	**1**	**0**	**0**	**0**	**0**	**0**	**0**
00-00	**233**	**0**	**0**	**1**	**1**	**2**	**1**	**0**	**0**	**4**	**11**	**21**	**31**	**47**	**38**	**31**	**28**	**6**	**6**	**4**	**0**	**0**	**1**	**0**	**0**	**0**	**0**	**0**	**0**

DRAFT

Site 43
Location L-3402, Att - fence, Lat 53.8078, Long -6.75981
Direction West

3279 / Meath/Cavan/Monaghan ATC's
October 2013
Automatic Traffic Count

Mon, 14 October 2013

Time	Total	Speed Bins (km/h)																											
		0 - 5	5 - 10	10 - 15	15 - 20	20 - 25	25 - 30	30 - 35	35 - 40	40 - 45	45 - 50	50 - 55	55 - 60	60 - 65	65 - 70	70 - 75	75 - 80	80 - 85	85 - 90	90 - 95	95 - 100	100 - 105	105 - 110	110 - 115	115 - 120	120 - 125	125 - 130	130 - 135	135 - 140
0000	1	0	0	0	0	0	0	0	0	0	0	0	0	0	1	0	0	0	0	0	0	0	0	0	0	0	0	0	0
0100	0	0	0	0	0	0	0	0	0	0	0	0	0	0	0	0	0	0	0	0	0	0	0	0	0	0	0	0	0
0200	1	0	0	0	0	0	0	0	0	0	0	0	0	0	0	0	0	0	1	0	0	0	0	0	0	0	0	0	0
0300	1	0	0	0	0	0	0	0	0	0	0	0	0	1	0	0	0	0	0	0	0	0	0	0	0	0	0	0	0
0400	0	0	0	0	0	0	0	0	0	0	0	0	0	0	0	0	0	0	0	0	0	0	0	0	0	0	0	0	0
0500	1	0	0	0	0	0	0	0	0	0	0	0	0	0	0	0	0	1	0	0	0	0	0	0	0	0	0	0	0
0600	2	0	0	0	0	0	0	0	0	0	0	0	0	0	0	0	0	1	1	0	0	0	0	0	0	0	0	0	0
0700	12	0	0	0	0	0	0	0	0	0	0	1	0	1	3	1	4	0	2	0	0	0	0	0	0	0	0	0	0
0800	**36**	**0**	**0**	**0**	**0**	**0**	**0**	**1**	**1**	**1**	**0**	**1**	**5**	**10**	**8**	**7**	**2**	**0**	**0**	**0**	**0**	**0**	**0**	**0**	**0**	**0**	**0**	**0**	**0**
0900	27	0	0	0	0	0	0	0	0	0	0	3	2	10	5	5	1	0	1	0	0	0	0	0	0	0	0	0	0
1000	18	0	0	0	0	1	0	0	0	0	1	1	2	5	4	3	0	0	1	0	0	0	0	0	0	0	0	0	0
1100	26	0	0	0	0	0	1	0	0	0	2	0	5	4	7	3	1	0	1	0	0	1	1	0	0	0	0	0	0
1200	25	0	0	0	0	0	0	0	0	0	0	3	2	5	5	3	6	1	0	0	0	0	0	0	0	0	0	0	0
1300	20	0	0	0	0	0	0	0	0	0	0	1	2	4	8	2	1	2	0	0	0	0	0	0	0	0	0	0	0
1400	29	0	0	0	0	0	0	0	0	0	1	1	3	6	6	4	7	0	1	0	0	0	0	0	0	0	0	0	0
1500	**55**	**0**	**0**	**0**	**1**	**0**	**1**	**1**	**2**	**2**	**2**	**3**	**5**	**8**	**11**	**12**	**1**	**4**	**0**	**1**	**0**	**1**	**0**	**0**	**0**	**0**	**0**	**0**	**0**
1600	28	0	0	0	0	3	1	0	0	1	0	3	0	4	7	4	3	1	0	1	0	0	0	0	0	0	0	0	0
1700	49	0	0	0	0	0	0	0	0	0	1	4	7	9	13	8	5	1	1	0	0	0	0	0	0	0	0	0	0
1800	34	0	0	0	0	0	0	3	0	1	1	1	5	2	9	7	3	2	0	0	0	0	0	0	0	0	0	0	0
1900	22	0	0	0	0	0	0	0	0	0	0	4	0	3	7	3	3	2	0	0	0	0	0	0	0	0	0	0	0
2000	8	0	0	0	0	0	0	0	0	0	0	0	2	3	2	0	1	0	0	0	0	0	0	0	0	0	0	0	0
2100	15	0	0	0	0	0	0	0	0	0	0	0	1	5	4	2	2	1	0	0	0	0	0	0	0	0	0	0	0
2200	10	0	0	0	0	0	0	0	0	1	0	1	1	3	1	1	0	1	0	0	1	0	0	0	0	0	0	0	0
2300	5	0	0	0	0	0	0	0	0	0	0	0	2	0	0	1	1	0	0	0	0	1	0	0	0	0	0	0	0
07-19	**359**	**0**	**0**	**0**	**1**	**4**	**3**	**5**	**3**	**5**	**8**	**22**	**38**	**68**	**86**	**59**	**34**	**11**	**7**	**2**	**0**	**2**	**1**	**0**	**0**	**0**	**0**	**0**	**0**
06-22	**406**	**0**	**0**	**0**	**1**	**4**	**3**	**5**	**3**	**5**	**8**	**26**	**41**	**79**	**99**	**64**	**40**	**15**	**8**	**2**	**0**	**2**	**1**	**0**	**0**	**0**	**0**	**0**	**0**
06-00	**421**	**0**	**0**	**0**	**1**	**4**	**3**	**5**	**3**	**6**	**8**	**27**	**44**	**82**	**100**	**66**	**41**	**16**	**8**	**2**	**1**	**3**	**1**	**0**	**0**	**0**	**0**	**0**	**0**
00-00	**425**	**0**	**0**	**0**	**1**	**4**	**3**	**5**	**3**	**6**	**8**	**27**	**44**	**83**	**101**	**66**	**41**	**17**	**9**	**2**	**1**	**3**	**1**	**0**	**0**	**0**	**0**	**0**	**0**

DRAFT

Site 43
Location L-3402, Att - fence, Lat 53.8078, Long -6.75981
Direction West

3279 / Meath/Cavan/Monaghan ATC's
October 2013
Automatic Traffic Count

Tue, 15 October 2013

Time	Total	Speed Bins (km/h)																											
		0 - 5	5 - 10	10 - 15	15 - 20	20 - 25	25 - 30	30 - 35	35 - 40	40 - 45	45 - 50	50 - 55	55 - 60	60 - 65	65 - 70	70 - 75	75 - 80	80 - 85	85 - 90	90 - 95	95 - 100	100 - 105	105 - 110	110 - 115	115 - 120	120 - 125	125 - 130	130 - 135	135 - 140
0000	4	0	0	0	0	0	0	0	0	0	0	1	0	2	0	1	0	0	0	0	0	0	0	0	0	0	0	0	0
0100	1	0	0	0	0	0	0	0	0	1	0	0	0	0	0	0	0	0	0	0	0	0	0	0	0	0	0	0	0
0200	0	0	0	0	0	0	0	0	0	0	0	0	0	0	0	0	0	0	0	0	0	0	0	0	0	0	0	0	0
0300	1	0	0	0	0	0	0	0	0	0	0	0	1	0	0	0	0	0	0	0	0	0	0	0	0	0	0	0	0
0400	0	0	0	0	0	0	0	0	0	0	0	0	0	0	0	0	0	0	0	0	0	0	0	0	0	0	0	0	0
0500	1	0	0	0	0	0	0	0	0	0	0	0	0	0	0	0	0	1	0	0	0	0	0	0	0	0	0	0	0
0600	2	0	0	0	0	0	0	0	0	0	0	0	0	0	0	0	1	0	0	1	0	0	0	0	0	0	0	0	0
0700	13	0	0	0	0	0	0	0	0	0	2	1	1	2	2	3	1	1	0	0	0	0	0	0	0	0	0	0	0
0800	**32**	**0**	**0**	**0**	**0**	**0**	**0**	**0**	**0**	**0**	**0**	**3**	**5**	**9**	**4**	**9**	**2**	**0**	**0**	**0**	**0**	**0**	**0**	**0**	**0**	**0**	**0**	**0**	**0**
0900	31	0	0	0	0	0	0	0	0	0	3	1	5	9	4	4	4	1	0	0	0	0	0	0	0	0	0	0	0
1000	18	0	0	1	0	0	0	0	0	0	1	2	2	3	5	2	2	0	0	0	0	0	0	0	0	0	0	0	0
1100	24	0	0	0	0	1	0	0	0	0	1	0	4	7	7	2	2	0	0	0	0	0	0	0	0	0	0	0	0
1200	11	0	0	0	0	0	0	0	0	1	0	1	3	1	2	1	2	0	0	0	0	0	0	0	0	0	0	0	0
1300	31	0	0	0	0	1	0	0	0	0	2	5	7	4	6	4	2	0	0	0	0	0	0	0	0	0	0	0	0
1400	21	0	0	0	0	0	0	0	0	1	2	1	5	3	4	2	2	0	1	0	0	0	0	0	0	0	0	0	0
1500	46	0	0	0	2	0	0	0	0	3	1	1	5	9	13	8	2	1	1	0	0	0	0	0	0	0	0	0	0
1600	33	0	0	0	0	0	1	0	0	2	2	3	0	10	2	8	3	2	0	0	0	0	0	0	0	0	0	0	0
1700	**50**	**0**	**0**	**0**	**0**	**0**	**0**	**0**	**0**	**0**	**2**	**2**	**4**	**11**	**7**	**11**	**8**	**3**	**1**	**1**	**0**	**0**	**0**	**0**	**0**	**0**	**0**	**0**	**0**
1800	48	0	0	0	1	0	0	0	0	1	2	8	6	5	13	6	4	2	0	0	0	0	0	0	0	0	0	0	0
1900	19	0	0	0	0	0	0	0	0	0	2	1	4	3	3	3	0	1	1	0	0	0	1	0	0	0	0	0	0
2000	10	0	0	0	0	0	0	0	0	1	0	0	3	0	1	0	3	0	0	1	1	0	0	0	0	0	0	0	0
2100	19	0	0	0	0	0	0	0	0	0	1	2	6	3	4	0	2	1	0	0	0	0	0	0	0	0	0	0	0
2200	9	0	0	0	0	0	0	0	0	0	1	0	2	2	2	1	1	0	0	0	0	0	0	0	0	0	0	0	0
2300	1	0	0	0	0	0	0	0	0	0	0	0	0	1	0	0	0	0	0	0	0	0	0	0	0	0	0	0	0
07-19	**358**	**0**	**0**	**1**	**3**	**2**	**1**	**0**	**0**	**8**	**18**	**28**	**47**	**73**	**69**	**60**	**34**	**10**	**3**	**1**	**0**	**0**	**0**	**0**	**0**	**0**	**0**	**0**	**0**
06-22	**408**	**0**	**0**	**1**	**3**	**2**	**1**	**0**	**0**	**9**	**21**	**31**	**60**	**79**	**77**	**63**	**40**	**12**	**4**	**3**	**1**	**0**	**1**	**0**	**0**	**0**	**0**	**0**	**0**
06-00	**418**	**0**	**0**	**1**	**3**	**2**	**1**	**0**	**0**	**9**	**22**	**31**	**62**	**82**	**79**	**64**	**41**	**12**	**4**	**3**	**1**	**0**	**1**	**0**	**0**	**0**	**0**	**0**	**0**
00-00	**425**	**0**	**0**	**1**	**3**	**2**	**1**	**0**	**0**	**10**	**22**	**32**	**63**	**84**	**79**	**65**	**41**	**13**	**4**	**3**	**1**	**0**	**1**	**0**	**0**	**0**	**0**	**0**	**0**

DRAFT

Site 43
Location L-3402, Att - fence, Lat 53.8078, Long -6.75981
Direction West

3279 / Meath/Cavan/Monaghan ATC's
October 2013
Automatic Traffic Count

Wed, 16 October 2013

Time	Total	Speed Bins (km/h)																											
		0 - 5	5 - 10	10 - 15	15 - 20	20 - 25	25 - 30	30 - 35	35 - 40	40 - 45	45 - 50	50 - 55	55 - 60	60 - 65	65 - 70	70 - 75	75 - 80	80 - 85	85 - 90	90 - 95	95 - 100	100 - 105	105 - 110	110 - 115	115 - 120	120 - 125	125 - 130	130 - 135	135 - 140
0000	1	0	0	0	0	0	0	0	0	0	0	0	0	0	0	1	0	0	0	0	0	0	0	0	0	0	0	0	0
0100	1	0	0	0	0	0	0	0	0	0	0	0	1	0	0	0	0	0	0	0	0	0	0	0	0	0	0	0	0
0200	1	0	0	0	0	0	0	0	0	1	0	0	0	0	0	0	0	0	0	0	0	0	0	0	0	0	0	0	0
0300	0	0	0	0	0	0	0	0	0	0	0	0	0	0	0	0	0	0	0	0	0	0	0	0	0	0	0	0	0
0400	1	0	0	0	0	0	0	0	0	0	0	0	1	0	0	0	0	0	0	0	0	0	0	0	0	0	0	0	0
0500	1	0	0	0	0	0	0	0	0	0	0	0	0	0	0	0	0	1	0	0	0	0	0	0	0	0	0	0	0
0600	2	0	0	0	0	0	0	0	0	0	0	0	1	0	1	0	0	0	0	0	0	0	0	0	0	0	0	0	0
0700	11	0	0	0	0	0	0	0	0	0	0	1	0	2	2	3	3	0	0	0	0	0	0	0	0	0	0	0	0
0800	**37**	**0**	**0**	**0**	**0**	**0**	**0**	**0**	**0**	**0**	**1**	**2**	**14**	**10**	**6**	**0**	**4**	**0**	**0**	**0**	**0**	**0**	**0**	**0**	**0**	**0**	**0**	**0**	**0**
0900	28	0	0	0	0	0	0	0	0	1	0	2	4	11	4	2	2	2	0	0	0	0	0	0	0	0	0	0	0
1000	13	0	0	0	0	0	0	0	0	1	1	1	4	3	3	0	0	0	0	0	0	0	0	0	0	0	0	0	0
1100	20	0	0	0	0	0	0	1	1	0	5	0	1	6	4	1	1	0	0	0	0	0	0	0	0	0	0	0	0
1200	15	0	0	0	0	0	0	0	0	2	0	1	2	2	4	2	1	0	0	1	0	0	0	0	0	0	0	0	0
1300	19	0	0	0	0	0	0	0	0	1	1	1	3	2	3	5	1	2	0	0	0	0	0	0	0	0	0	0	0
1400	30	0	0	0	0	0	0	0	0	1	0	6	5	8	9	1	0	0	0	0	0	0	0	0	0	0	0	0	0
1500	**42**	**0**	**0**	**0**	**0**	**0**	**0**	**0**	**0**	**2**	**1**	**4**	**7**	**6**	**14**	**5**	**2**	**0**	**1**	**0**	**0**	**0**	**0**	**0**	**0**	**0**	**0**	**0**	**0**
1600	34	0	0	0	1	0	0	0	0	0	0	0	8	8	6	8	1	2	0	0	0	0	0	0	0	0	0	0	0
1700	**42**	**0**	**0**	**0**	**0**	**0**	**0**	**0**	**0**	**0**	**0**	**1**	**5**	**11**	**10**	**5**	**2**	**6**	**2**	**0**	**0**	**0**	**0**	**0**	**0**	**0**	**0**	**0**	**0**
1800	38	0	0	0	0	0	0	0	0	0	0	4	10	6	3	9	1	3	2	0	0	0	0	0	0	0	0	0	0
1900	17	0	0	0	0	0	0	0	0	0	1	4	4	2	2	2	1	1	0	0	0	0	0	0	0	0	0	0	0
2000	18	0	0	0	0	0	0	0	0	0	1	0	2	6	5	0	3	1	0	0	0	0	0	0	0	0	0	0	0
2100	13	0	0	0	0	0	0	0	1	0	1	1	4	1	0	3	2	0	0	0	0	0	0	0	0	0	0	0	0
2200	6	0	0	0	0	0	0	0	0	0	2	2	0	1	0	0	1	0	0	0	0	0	0	0	0	0	0	0	0
2300	3	0	0	0	0	0	0	0	0	0	0	1	0	0	2	0	0	0	0	0	0	0	0	0	0	0	0	0	0
07-19	**329**	**0**	**0**	**0**	**1**	**0**	**0**	**1**	**1**	**8**	**9**	**23**	**63**	**75**	**68**	**41**	**18**	**15**	**5**	**1**	**0**	**0**	**0**	**0**	**0**	**0**	**0**	**0**	**0**
06-22	**379**	**0**	**0**	**0**	**1**	**0**	**0**	**1**	**2**	**8**	**12**	**28**	**74**	**84**	**76**	**46**	**24**	**17**	**5**	**1**	**0**	**0**	**0**	**0**	**0**	**0**	**0**	**0**	**0**
06-00	**388**	**0**	**0**	**0**	**1**	**0**	**0**	**1**	**2**	**8**	**14**	**31**	**74**	**85**	**78**	**46**	**25**	**17**	**5**	**1**	**0**	**0**	**0**	**0**	**0**	**0**	**0**	**0**	**0**
00-00	**393**	**0**	**0**	**0**	**1**	**0**	**0**	**1**	**2**	**9**	**14**	**31**	**76**	**85**	**78**	**47**	**25**	**18**	**5**	**1**	**0**	**0**	**0**	**0**	**0**	**0**	**0**	**0**	**0**

DRAFT

Site 43
Location L-3402, Att - fence, Lat 53.8078, Long -6.75981
Direction West

3279 / Meath/Cavan/Monaghan ATC's
October 2013
Automatic Traffic Count

Virtual Day (7)

Time	Total	Speed Bins (km/h)																											
		0 - 5	5 - 10	10 - 15	15 - 20	20 - 25	25 - 30	30 - 35	35 - 40	40 - 45	45 - 50	50 - 55	55 - 60	60 - 65	65 - 70	70 - 75	75 - 80	80 - 85	85 - 90	90 - 95	95 - 100	100 - 105	105 - 110	110 - 115	115 - 120	120 - 125	125 - 130	130 - 135	135 - 140
0000	3	0	0	0	0	0	0	0	0	0	0	0	0	1	0	1	0	0	0	0	0	0	0	0	0	0	0	0	0
0100	1	0	0	0	0	0	0	0	0	0	0	0	0	0	0	0	0	0	0	0	0	0	0	0	0	0	0	0	0
0200	1	0	0	0	0	0	0	0	0	0	0	0	0	0	0	0	0	0	0	0	0	0	0	0	0	0	0	0	0
0300	1	0	0	0	0	0	0	0	0	0	0	0	0	0	0	0	0	0	0	0	0	0	0	0	0	0	0	0	0
0400	1	0	0	0	0	0	0	0	0	0	0	0	0	0	0	0	0	0	0	0	0	0	0	0	0	0	0	0	0
0500	1	0	0	0	0	0	0	0	0	0	0	0	0	0	0	0	1	0	0	0	0	0	0	0	0	0	0	0	0
0600	2	0	0	0	0	0	0	0	0	0	0	0	0	0	0	0	0	1	0	0	0	0	0	0	0	0	0	0	0
0700	11	0	0	0	0	0	1	0	0	0	0	1	1	1	2	2	2	1	1	0	0	0	0	0	0	0	0	0	0
0800	**28**	**0**	**0**	**0**	**0**	**0**	**0**	**1**	**0**	**0**	**1**	**2**	**5**	**7**	**5**	**3**	**2**	**0**	**0**	**0**	**0**	**0**	**0**	**0**	**0**	**0**	**0**	**0**	**0**
0900	25	0	0	0	0	0	0	0	0	0	1	1	2	8	4	4	2	2	0	0	0	0	0	0	0	0	0	0	0
1000	19	0	0	0	0	0	0	0	0	0	1	1	3	4	3	2	1	0	0	0	0	0	0	0	0	0	0	0	0
1100	23	0	0	0	0	0	0	0	0	0	2	1	3	5	5	2	2	1	0	0	0	0	0	0	0	0	0	0	0
1200	22	0	0	0	0	0	0	0	0	1	1	2	4	4	5	3	2	1	0	0	0	0	0	0	0	0	0	0	0
1300	25	0	0	0	0	0	0	0	1	0	1	1	3	4	6	4	2	1	0	0	0	0	0	0	0	0	0	0	0
1400	25	0	0	0	0	0	0	0	1	1	1	2	3	5	6	3	2	0	1	0	0	0	0	0	0	0	0	0	0
1500	**42**	**0**	**0**	**0**	**1**	**1**	**0**	**0**	**1**	**2**	**2**	**2**	**6**	**7**	**9**	**6**	**2**	**1**	**1**	**0**	**0**	**0**	**0**	**0**	**0**	**0**	**0**	**0**	**0**
1600	29	0	0	0	0	0	0	0	0	1	1	2	3	7	5	5	3	2	0	0	0	0	0	0	0	0	0	0	0
1700	37	0	0	0	0	0	0	0	0	0	1	2	3	7	8	7	4	3	1	0	0	0	0	0	0	0	0	0	0
1800	34	0	0	0	0	0	0	1	0	0	1	3	6	5	7	5	3	2	1	0	0	0	0	0	0	0	0	0	0
1900	20	0	0	0	0	0	0	0	0	0	1	2	4	4	3	3	2	1	1	0	0	0	0	0	0	0	0	0	0
2000	13	0	0	0	0	0	0	0	0	0	0	1	2	3	3	1	1	1	0	0	0	0	0	0	0	0	0	0	0
2100	13	0	0	0	0	0	0	0	0	0	1	1	2	3	3	2	1	1	0	0	0	0	0	0	0	0	0	0	0
2200	6	0	0	0	0	0	0	0	0	0	0	1	1	1	1	0	0	0	0	0	0	0	0	0	0	0	0	0	0
2300	3	0	0	0	0	0	0	0	0	0	0	0	0	0	1	0	0	0	0	0	0	0	0	0	0	0	0	0	0
07-19	**320**	**0**	**0**	**1**	**1**	**2**	**2**	**2**	**4**	**7**	**13**	**22**	**41**	**63**	**64**	**47**	**27**	**14**	**5**	**1**	**1**	**0**	**0**	**0**	**0**	**0**	**0**	**0**	**0**
06-22	**368**	**0**	**0**	**1**	**1**	**2**	**2**	**2**	**5**	**8**	**15**	**25**	**50**	**73**	**72**	**53**	**32**	**16**	**7**	**2**	**1**	**0**	**1**	**0**	**0**	**0**	**0**	**0**	**0**
06-00	**377**	**0**	**0**	**1**	**1**	**2**	**2**	**2**	**5**	**8**	**16**	**26**	**51**	**74**	**74**	**54**	**32**	**17**	**7**	**3**	**1**	**1**	**1**	**0**	**0**	**0**	**0**	**0**	**0**
00-00	**384**	**0**	**0**	**1**	**1**	**2**	**2**	**2**	**5**	**8**	**16**	**27**	**53**	**76**	**74**	**54**	**33**	**17**	**7**	**3**	**1**	**1**	**1**	**0**	**0**	**0**	**0**	**0**	**0**

DRAFT

Site 43
Location L-3402, Att - fence, Lat 53.8078, Long -6.75981
Direction West

3279 / Meath/Cavan/Monaghan ATC's
October 2013
Automatic Traffic Count

Virtual Week (1)

Time	Total	Speed Bins (km/h)																											
		0 - 5	5 - 10	10 - 15	15 - 20	20 - 25	25 - 30	30 - 35	35 - 40	40 - 45	45 - 50	50 - 55	55 - 60	60 - 65	65 - 70	70 - 75	75 - 80	80 - 85	85 - 90	90 - 95	95 - 100	100 - 105	105 - 110	110 - 115	115 - 120	120 - 125	125 - 130	130 - 135	135 - 140
Mon	425	0	0	0	1	4	3	5	3	6	8	27	44	83	101	66	41	17	9	2	1	3	1	0	0	0	0	0	0
Tue	425	0	0	1	3	2	1	0	0	10	22	32	63	84	79	65	41	13	4	3	1	0	1	0	0	0	0	0	0
Wed	393	0	0	0	1	0	0	1	2	9	14	31	76	85	78	47	25	18	5	1	0	0	0	0	0	0	0	0	0
Thu	430	0	0	0	2	1	6	7	16	20	18	26	47	89	75	61	33	16	9	2	0	1	1	0	0	0	0	0	0
Fri	439	0	0	2	0	5	4	3	8	5	22	30	65	73	83	63	34	25	12	3	2	0	0	0	0	0	0	0	0
|Sat	344	0	0	0	2	1	1	0	5	3	17	22	42	69	67	47	29	27	5	4	3	0	0	0	0	0	0	0	0
|Sun	233	0	0	1	1	2	1	0	0	4	11	21	31	47	38	31	28	6	6	4	0	0	1	0	0	0	0	0	0
5 Day Ave.	**422**	**0**	**0**	**1**	**1**	**2**	**3**	**3**	**6**	**10**	**17**	**29**	**59**	**83**	**83**	**60**	**35**	**18**	**8**	**2**	**1**	**1**	**1**	**0**	**0**	**0**	**0**	**0**	**0**
7 Day Ave.	**384**	**0**	**0**	**1**	**1**	**2**	**2**	**2**	**5**	**8**	**16**	**27**	**53**	**76**	**74**	**54**	**33**	**17**	**7**	**3**	**1**	**1**	**1**	**0**	**0**	**0**	**0**	**0**	**0**
--	**2689**	**0**	**0**	**4**	**10**	**15**	**16**	**16**	**34**	**57**	**112**	**189**	**368**	**530**	**521**	**380**	**231**	**122**	**50**	**19**	**7**	**4**	**4**	**0**	**0**	**0**	**0**	**0**	**0**

Summary Graphs

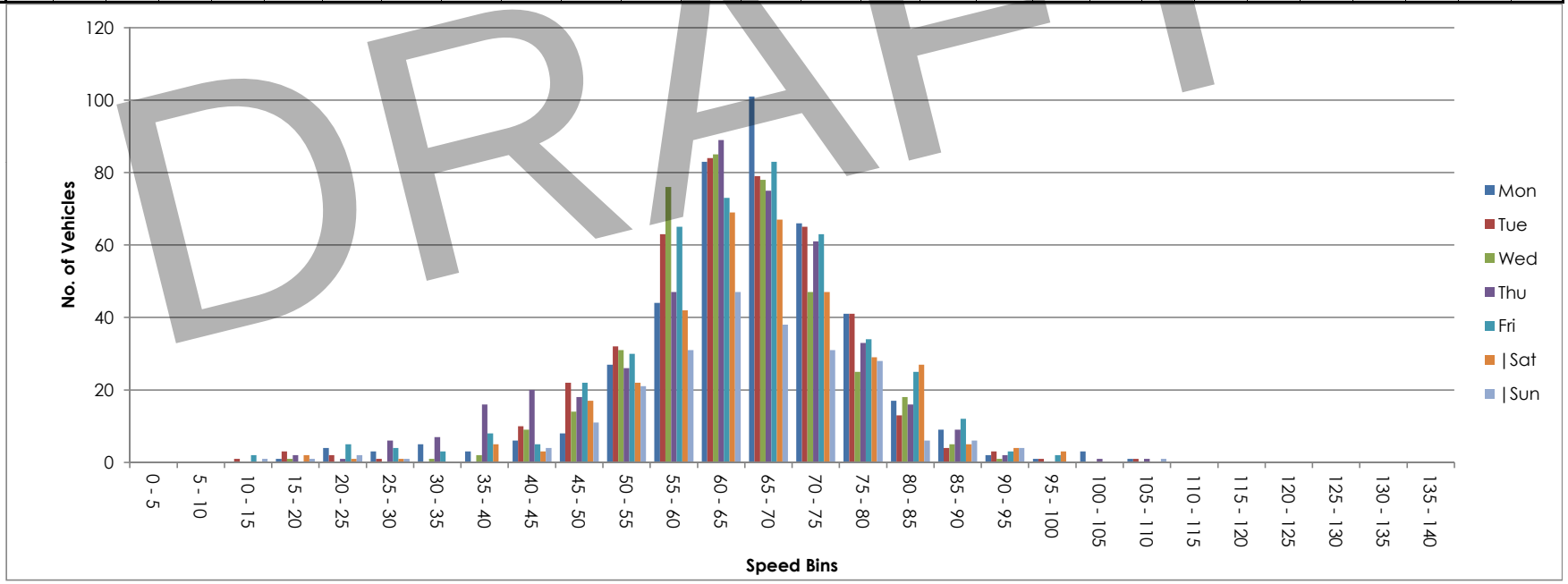

DRAFT

Site 43
Location L-3402, Att - fence, Lat 53.8078, Long -6.75981
Direction Two way

3279 / Meath/Cavan/Monaghan ATC's
October 2013
Automatic Traffic Count

Thu, 10 October 2013

Time	Total	Classification												>PSL	>PSL%	>SL1	>SL1%	>SL2	>SL2%	Mean	Vpp
		1 MCL	2 SV	3 SVT	4 TB2	5 TB3	6 T4	7 ART3	8 ART4	9 ART5	10 ART6	11 BD	12 DRT	80	80	85 +5kph	85 +5kph	90 +10kph	90 +10kph		85
0000	4	0	4	0	0	0	0	0	0	0	0	0	0	1	25	0	0	0	0	63.8	-
0100	0	0	0	0	0	0	0	0	0	0	0	0	0	0	0	0	0	0	0	-	-
0200	0	0	0	0	0	0	0	0	0	0	0	0	0	0	0	0	0	0	0	-	-
0300	2	0	2	0	0	0	0	0	0	0	0	0	0	0	0	0	0	0	0	42.2	-
0400	1	0	0	0	1	0	0	0	0	0	0	0	0	0	0	0	0	0	0	53.3	-
0500	2	0	2	0	0	0	0	0	0	0	0	0	0	1	50	1	50	0	0	81.2	-
0600	9	0	8	1	0	0	0	0	0	0	0	0	0	3	33.3	2	22.2	0	0	73.8	-
0700	32	0	27	4	0	0	0	0	0	1	0	0	0	6	18.8	2	6.3	0	0	58.9	79.9
0800	**110**	**0**	**92**	**1**	**17**	**0**	**0**	**0**	**0**	**0**	**0**	**0**	**0**	**8**	**7.3**	**4**	**3.6**	**2**	**1.8**	**66.7**	**77**
0900	51	0	45	0	6	0	0	0	0	0	0	0	0	3	5.9	2	3.9	2	3.9	68.9	74.2
1000	40	0	31	1	7	0	0	0	0	0	0	1	0	3	7.5	2	5	1	2.5	65.7	76.7
1100	37	1	29	3	2	0	0	2	0	0	0	0	0	2	5.4	1	2.7	1	2.7	61.8	73.8
1200	43	0	36	4	3	0	0	0	0	0	0	0	0	3	7	2	4.7	2	4.7	64.9	75.2
1300	54	0	43	9	2	0	0	0	0	0	0	0	0	3	5.6	2	3.7	0	0	61.4	72.7
1400	72	1	48	21	2	0	0	0	0	0	0	0	0	3	4.2	3	4.2	1	1.4	57.5	71.3
1500	**92**	**0**	**68**	**15**	**8**	**0**	**0**	**0**	**0**	**1**	**0**	**0**	**0**	**3**	**3.3**	**1**	**1.1**	**1**	**1.1**	**58.7**	**71.3**
1600	71	0	61	3	6	0	0	0	0	1	0	0	0	8	11.3	3	4.2	0	0	63.9	76
1700	84	0	76	2	6	0	0	0	0	0	0	0	0	12	14.3	3	3.6	1	1.2	69.5	78.8
1800	70	0	64	2	3	1	0	0	0	0	0	0	0	5	7.1	3	4.3	2	2.9	67.2	76.7
1900	42	0	37	3	1	0	0	0	1	0	0	0	0	1	2.4	1	2.4	1	2.4	63.5	73.4
2000	25	0	25	0	0	0	0	0	0	0	0	0	0	2	8	0	0	0	0	63.7	70.9
2100	26	0	23	0	3	0	0	0	0	0	0	0	0	2	7.7	1	3.8	0	0	67.4	74.9
2200	6	0	5	1	0	0	0	0	0	0	0	0	0	1	16.7	1	16.7	0	0	65.3	-
2300	6	0	6	0	0	0	0	0	0	0	0	0	0	1	16.7	1	16.7	1	16.7	68.7	-
07-19	**756**	**2**	**620**	**65**	**62**	**1**	**0**	**2**	**0**	**3**	**0**	**1**	**0**	**59**	**7.8**	**28**	**3.7**	**13**	**1.7**	**64**	**75.6**
06-22	**858**	**2**	**713**	**69**	**66**	**1**	**0**	**2**	**1**	**3**	**0**	**1**	**0**	**67**	**7.8**	**32**	**3.7**	**14**	**1.6**	**64.2**	**75.6**
06-00	**870**	**2**	**724**	**70**	**66**	**1**	**0**	**2**	**1**	**3**	**0**	**1**	**0**	**69**	**7.9**	**34**	**3.9**	**15**	**1.7**	**64.2**	**75.6**
00-00	**879**	**2**	**732**	**70**	**67**	**1**	**0**	**2**	**1**	**3**	**0**	**1**	**0**	**71**	**8.1**	**35**	**4**	**15**	**1.7**	**64.2**	**75.6**

DRAFT

Site 43
Location L-3402, Att - fence, Lat 53.8078, Long -6.75981
Direction Two way

3279 / Meath/Cavan/Monaghan ATC's
October 2013
Automatic Traffic Count

Fri, 11 October 2013

Time	Total	Classification												>PSL	>PSL%	>SL1	>SL1%	>SL2	>SL2%	Mean	Vpp
		1 MCL	2 SV	3 SVT	4 TB2	5 TB3	6 T4	7 ART3	8 ART4	9 ART5	10 ART6	11 BD	12 DRT	80	80	85 +5kph	85 +5kph	90 +10kph	90 +10kph		85
0000	5	0	5	0	0	0	0	0	0	0	0	0	0	1	20	0	0	0	0	66.6	-
0100	1	0	1	0	0	0	0	0	0	0	0	0	0	0	0	0	0	0	0	68.6	-
0200	1	0	1	0	0	0	0	0	0	0	0	0	0	0	0	0	0	0	0	42.9	-
0300	2	0	2	0	0	0	0	0	0	0	0	0	0	1	50	1	50	0	0	82.3	-
0400	2	0	1	0	1	0	0	0	0	0	0	0	0	0	0	0	0	0	0	62	-
0500	3	0	2	0	1	0	0	0	0	0	0	0	0	2	66.7	0	0	0	0	78.1	-
0600	8	0	7	1	0	0	0	0	0	0	0	0	0	3	37.5	3	37.5	1	12.5	72.7	-
0700	24	0	24	0	0	0	0	0	0	0	0	0	0	9	37.5	3	12.5	2	8.3	73.2	83.5
0800	**97**	**0**	**79**	**0**	**15**	**2**	**0**	**1**	**0**	**0**	**0**	**0**	**0**	**3**	**3.1**	**0**	**0**	**0**	**0**	**63.7**	**74.9**
0900	57	0	45	1	10	0	0	0	1	0	0	0	0	6	10.5	2	3.5	1	1.8	66.8	74.9
1000	43	0	30	1	10	0	0	0	0	0	2	0	0	1	2.3	1	2.3	1	2.3	63.3	74.5
1100	45	0	41	2	1	1	0	0	0	0	0	0	0	7	15.6	2	4.4	1	2.2	64.9	78.5
1200	50	1	42	2	5	0	0	0	0	0	0	0	0	5	10	2	4	1	2	66.3	74.5
1300	54	0	51	2	0	1	0	0	0	0	0	0	0	4	7.4	1	1.9	0	0	64.2	75.6
1400	43	0	38	2	3	0	0	0	0	0	0	0	0	2	4.7	1	2.3	0	0	65.1	74.2
1500	**110**	**1**	**97**	**1**	**7**	**1**	**0**	**2**	**0**	**1**	**0**	**0**	**0**	**7**	**6.4**	**5**	**4.5**	**1**	**0.9**	**62.1**	**74.5**
1600	69	0	61	2	4	1	1	0	0	0	0	0	0	7	10.1	4	5.8	2	2.9	64.9	76.7
1700	67	1	54	3	8	0	0	0	0	1	0	0	0	4	6	2	3	0	0	64.4	74.9
1800	67	0	58	3	5	0	0	1	0	0	0	0	0	6	9	4	6	1	1.5	66.6	76.7
1900	47	0	42	3	2	0	0	0	0	0	0	0	0	6	12.8	3	6.4	1	2.1	64.6	77
2000	40	0	37	1	2	0	0	0	0	0	0	0	0	6	15	3	7.5	1	2.5	66.3	78.5
2100	30	0	29	0	1	0	0	0	0	0	0	0	0	3	10	2	6.7	1	3.3	65.1	76.7
2200	12	0	12	0	0	0	0	0	0	0	0	0	0	3	25	2	16.7	1	8.3	67.1	83.2
2300	5	0	5	0	0	0	0	0	0	0	0	0	0	2	40	0	0	0	0	69.3	-
07-19	**726**	**3**	**620**	**19**	**68**	**6**	**1**	**4**	**1**	**2**	**2**	**0**	**0**	**61**	**8.4**	**27**	**3.7**	**10**	**1.4**	**64.8**	**76**
06-22	**851**	**3**	**735**	**24**	**73**	**6**	**1**	**4**	**1**	**2**	**2**	**0**	**0**	**79**	**9.3**	**38**	**4.5**	**14**	**1.6**	**64.9**	**76.3**
06-00	**868**	**3**	**752**	**24**	**73**	**6**	**1**	**4**	**1**	**2**	**2**	**0**	**0**	**84**	**9.7**	**40**	**4.6**	**15**	**1.7**	**65**	**76.7**
00-00	**882**	**3**	**764**	**24**	**75**	**6**	**1**	**4**	**1**	**2**	**2**	**0**	**0**	**88**	**10**	**41**	**4.6**	**15**	**1.7**	**65.1**	**76.7**

DRAFT

Site 43
Location L-3402, Att - fence, Lat 53.8078, Long -6.75981
Direction Two way

3279 / Meath/Cavan/Monaghan ATC's
October 2013
Automatic Traffic Count

Sat, 12 October 2013

Time	Total	Classification												>PSL	>PSL%	>SL1	>SL1%	>SL2	>SL2%	Mean	Vpp
		1 MCL	2 SV	3 SVT	4 TB2	5 TB3	6 T4	7 ART3	8 ART4	9 ART5	10 ART6	11 BD	12 DRT	80	80	85 +5kph	85 +5kph	90 +10kph	90 +10kph		85
0000	6	0	6	0	0	0	0	0	0	0	0	0	0	0	0	0	0	0	0	63	-
0100	3	0	3	0	0	0	0	0	0	0	0	0	0	0	0	0	0	0	0	64.8	-
0200	2	0	2	0	0	0	0	0	0	0	0	0	0	0	0	0	0	0	0	56.9	-
0300	0	0	0	0	0	0	0	0	0	0	0	0	0	0	0	0	0	0	0	-	-
0400	3	0	2	0	1	0	0	0	0	0	0	0	0	1	33.3	1	33.3	1	33.3	67.9	-
0500	1	0	1	0	0	0	0	0	0	0	0	0	0	0	0	0	0	0	0	67.6	-
0600	4	0	4	0	0	0	0	0	0	0	0	0	0	1	25	0	0	0	0	74.2	-
0700	11	0	11	0	0	0	0	0	0	0	0	0	0	2	18.2	0	0	0	0	70.1	79.2
0800	27	0	24	0	3	0	0	0	0	0	0	0	0	7	25.9	5	18.5	3	11.1	71.4	85.3
0900	42	2	35	1	4	0	0	0	0	0	0	0	0	11	26.2	3	7.1	2	4.8	67.4	81.7
1000	**51**	**0**	**45**	**3**	**3**	**0**	**0**	**0**	**0**	**0**	**0**	**0**	**0**	**5**	**9.8**	**1**	**2**	**0**	**0**	**67.7**	**74.9**
1100	45	0	43	1	1	0	0	0	0	0	0	0	0	6	13.3	3	6.7	0	0	67.6	77.8
1200	**63**	**0**	**52**	**3**	**8**	**0**	**0**	**0**	**0**	**0**	**0**	**0**	**0**	**5**	**7.9**	**1**	**1.6**	**0**	**0**	**66.2**	**74.9**
1300	57	0	52	0	5	0	0	0	0	0	0	0	0	7	12.3	2	3.5	1	1.8	68.3	75.6
1400	54	2	46	2	3	0	0	1	0	0	0	0	0	6	11.1	2	3.7	1	1.9	64.9	72.4
1500	57	2	49	1	5	0	0	0	0	0	0	0	0	7	12.3	4	7	1	1.8	63.8	77
1600	56	0	52	3	1	0	0	0	0	0	0	0	0	6	10.7	3	5.4	1	1.8	64.2	77.8
1700	44	0	42	1	1	0	0	0	0	0	0	0	0	6	13.6	3	6.8	0	0	70.1	78.8
1800	41	0	38	1	2	0	0	0	0	0	0	0	0	7	17.1	2	4.9	2	4.9	66.9	79.9
1900	41	0	41	0	0	0	0	0	0	0	0	0	0	8	19.5	3	7.3	0	0	68.3	81.7
2000	39	0	35	1	3	0	0	0	0	0	0	0	0	4	10.3	2	5.1	1	2.6	62.4	75.2
2100	16	0	14	0	2	0	0	0	0	0	0	0	0	5	31.3	2	12.5	1	6.3	68.1	84.2
2200	11	0	8	0	3	0	0	0	0	0	0	0	0	3	27.3	1	9.1	1	9.1	69.2	81.4
2300	9	0	8	0	1	0	0	0	0	0	0	0	0	1	11.1	1	11.1	1	11.1	68.7	-
07-19	**548**	**6**	**489**	**16**	**36**	**0**	**0**	**1**	**0**	**0**	**0**	**0**	**0**	**75**	**13.7**	**29**	**5.3**	**11**	**2**	**66.9**	**78.8**
06-22	**648**	**6**	**583**	**17**	**41**	**0**	**0**	**1**	**0**	**0**	**0**	**0**	**0**	**93**	**14.4**	**36**	**5.6**	**13**	**2**	**66.8**	**79.2**
06-00	**668**	**6**	**599**	**17**	**45**	**0**	**0**	**1**	**0**	**0**	**0**	**0**	**0**	**97**	**14.5**	**38**	**5.7**	**15**	**2.2**	**66.8**	**79.2**
00-00	**683**	**6**	**613**	**17**	**46**	**0**	**0**	**1**	**0**	**0**	**0**	**0**	**0**	**98**	**14.3**	**39**	**5.7**	**16**	**2.3**	**66.8**	**79.2**

DRAFT

Site 43
Location L-3402, Att - fence, Lat 53.8078, Long -6.75981
Direction Two way

3279 / Meath/Cavan/Monaghan ATC's
October 2013
Automatic Traffic Count

Sun, 13 October 2013

Time	Total	Classification												>PSL	>PSL%	>SL1	>SL1%	>SL2	>SL2%	Mean	Vpp
		1 MCL	2 SV	3 SVT	4 TB2	5 TB3	6 T4	7 ART3	8 ART4	9 ART5	10 ART6	11 BD	12 DRT	80	80	85 +5kph	85 +5kph	90 +10kph	90 +10kph		85
0000	2	0	2	0	0	0	0	0	0	0	0	0	0	0	0	0	0	0	0	67.1	-
0100	2	0	0	0	2	0	0	0	0	0	0	0	0	0	0	0	0	0	0	61.9	-
0200	4	0	4	0	0	0	0	0	0	0	0	0	0	0	0	0	0	0	0	68.4	-
0300	5	0	5	0	0	0	0	0	0	0	0	0	0	1	20	1	20	0	0	66.3	-
0400	1	1	0	0	0	0	0	0	0	0	0	0	0	0	0	0	0	0	0	46.7	-
0500	1	0	1	0	0	0	0	0	0	0	0	0	0	0	0	0	0	0	0	52.9	-
0600	7	0	7	0	0	0	0	0	0	0	0	0	0	1	14.3	1	14.3	0	0	71.8	-
0700	1	0	1	0	0	0	0	0	0	0	0	0	0	0	0	0	0	0	0	73.5	-
0800	13	0	12	1	0	0	0	0	0	0	0	0	0	4	30.8	4	30.8	3	23.1	74.3	94.7
0900	23	1	19	2	1	0	0	0	0	0	0	0	0	1	4.3	1	4.3	1	4.3	64.8	77
1000	39	1	32	2	3	0	1	0	0	0	0	0	0	4	10.3	3	7.7	1	2.6	63.8	75.6
1100	**40**	**1**	**37**	**1**	**1**	**0**	**0**	**0**	**0**	**0**	**0**	**0**	**0**	**6**	**15**	**4**	**10**	**1**	**2.5**	**66.8**	**77.4**
1200	34	0	34	0	0	0	0	0	0	0	0	0	0	2	5.9	0	0	0	0	65.8	72.7
1300	33	1	30	0	1	1	0	0	0	0	0	0	0	6	18.2	2	6.1	0	0	68.9	80.6
1400	32	0	27	4	1	0	0	0	0	0	0	0	0	2	6.3	0	0	0	0	64.4	73.4
1500	40	2	37	1	0	0	0	0	0	0	0	0	0	4	10	1	2.5	1	2.5	63	77.4
1600	33	0	29	1	3	0	0	0	0	0	0	0	0	4	12.1	2	6.1	1	3	64.6	78.5
1700	30	1	26	0	3	0	0	0	0	0	0	0	0	3	10	2	6.7	1	3.3	65.6	76.7
1800	**43**	**0**	**41**	**0**	**2**	**0**	**0**	**0**	**0**	**0**	**0**	**0**	**0**	**1**	**2.3**	**1**	**2.3**	**1**	**2.3**	**63.1**	**73.1**
1900	33	0	33	0	0	0	0	0	0	0	0	0	0	3	9.1	1	3	0	0	66.7	74.9
2000	26	1	25	0	0	0	0	0	0	0	0	0	0	3	11.5	0	0	0	0	65.3	75.6
2100	11	0	8	1	2	0	0	0	0	0	0	0	0	0	0	0	0	0	0	64.8	74.5
2200	11	0	11	0	0	0	0	0	0	0	0	0	0	3	27.3	3	27.3	2	18.2	73.3	89.3
2300	6	0	6	0	0	0	0	0	0	0	0	0	0	0	0	0	0	0	0	64.7	-
07-19	**361**	**7**	**325**	**12**	**15**	**1**	**1**	**0**	**0**	**0**	**0**	**0**	**0**	**37**	**10.2**	**20**	**5.5**	**10**	**2.8**	**65.4**	**77.4**
06-22	**438**	**8**	**398**	**13**	**17**	**1**	**1**	**0**	**0**	**0**	**0**	**0**	**0**	**44**	**10**	**22**	**5**	**10**	**2.3**	**65.6**	**77.4**
06-00	**455**	**8**	**415**	**13**	**17**	**1**	**1**	**0**	**0**	**0**	**0**	**0**	**0**	**47**	**10.3**	**25**	**5.5**	**12**	**2.6**	**65.7**	**77.4**
00-00	**470**	**9**	**427**	**13**	**19**	**1**	**1**	**0**	**0**	**0**	**0**	**0**	**0**	**48**	**10.2**	**26**	**5.5**	**12**	**2.6**	**65.7**	**77.4**

DRAFT

Site 43
Location L-3402, Att - fence, Lat 53.8078, Long -6.75981
Direction Two way

3279 / Meath/Cavan/Monaghan ATC's
October 2013
Automatic Traffic Count

Mon, 14 October 2013

Time	Total	Classification												>PSL	>PSL%	>SL1	>SL1%	>SL2	>SL2%	Mean	Vpp
		1 MCL	2 SV	3 SVT	4 TB2	5 TB3	6 T4	7 ART3	8 ART4	9 ART5	10 ART6	11 BD	12 DRT	80	80	85 +5kph	85 +5kph	90 +10kph	90 +10kph		85
0000	3	0	3	0	0	0	0	0	0	0	0	0	0	0	0	0	0	0	0	67.2	-
0100	1	0	1	0	0	0	0	0	0	0	0	0	0	0	0	0	0	0	0	62.7	-
0200	1	0	1	0	0	0	0	0	0	0	0	0	0	1	100	1	100	0	0	85.4	-
0300	1	0	0	0	1	0	0	0	0	0	0	0	0	0	0	0	0	0	0	61.3	-
0400	0	0	0	0	0	0	0	0	0	0	0	0	0	0	0	0	0	0	0	-	-
0500	2	0	2	0	0	0	0	0	0	0	0	0	0	2	100	0	0	0	0	81.7	-
0600	8	0	7	0	1	0	0	0	0	0	0	0	0	3	37.5	2	25	0	0	77.1	-
0700	25	0	24	0	1	0	0	0	0	0	0	0	0	3	12	3	12	0	0	69	77.8
0800	**105**	**0**	**89**	**0**	**14**	**0**	**0**	**0**	**2**	**0**	**0**	**0**	**0**	**12**	**11.4**	**7**	**6.7**	**3**	**2.9**	**68.8**	**76.7**
0900	53	0	43	2	8	0	0	0	0	0	0	0	0	6	11.3	3	5.7	2	3.8	68.4	78.5
1000	32	0	28	0	4	0	0	0	0	0	0	0	0	2	6.3	1	3.1	0	0	64.1	73.4
1100	50	0	44	1	5	0	0	0	0	0	0	0	0	4	8	3	6	2	4	66.1	74.9
1200	53	0	49	0	4	0	0	0	0	0	0	0	0	4	7.5	1	1.9	1	1.9	67.8	76.7
1300	45	0	43	0	1	1	0	0	0	0	0	0	0	2	4.4	0	0	0	0	65.1	74.2
1400	45	1	39	1	4	0	0	0	0	0	0	0	0	2	4.4	2	4.4	0	0	66.3	77.4
1500	**100**	**0**	**86**	**1**	**11**	**1**	**0**	**0**	**0**	**0**	**1**	**0**	**0**	**10**	**10**	**4**	**4**	**3**	**3**	**64.4**	**74.5**
1600	53	0	39	3	8	1	0	2	0	0	0	0	0	6	11.3	2	3.8	2	3.8	64.6	77
1700	89	0	84	2	3	0	0	0	0	0	0	0	0	10	11.2	5	5.6	1	1.1	68.4	78.1
1800	69	0	65	3	1	0	0	0	0	0	0	0	0	5	7.2	3	4.3	2	2.9	66.1	77.4
1900	45	0	43	0	2	0	0	0	0	0	0	0	0	3	6.7	1	2.2	1	2.2	64.2	74.9
2000	33	0	31	0	2	0	0	0	0	0	0	0	0	3	9.1	1	3	1	3	66	72
2100	21	0	19	0	2	0	0	0	0	0	0	0	0	1	4.8	0	0	0	0	67.1	76.7
2200	17	0	17	0	0	0	0	0	0	0	0	0	0	4	23.5	3	17.6	2	11.8	69.5	81.4
2300	5	0	5	0	0	0	0	0	0	0	0	0	0	1	20	1	20	1	20	74	-
07-19	**719**	**1**	**633**	**13**	**64**	**3**	**0**	**2**	**2**	**0**	**1**	**0**	**0**	**66**	**9.2**	**34**	**4.7**	**16**	**2.2**	**66.7**	**76.7**
06-22	**826**	**1**	**733**	**13**	**71**	**3**	**0**	**2**	**2**	**0**	**1**	**0**	**0**	**76**	**9.2**	**38**	**4.6**	**18**	**2.2**	**66.6**	**76.7**
06-00	**848**	**1**	**755**	**13**	**71**	**3**	**0**	**2**	**2**	**0**	**1**	**0**	**0**	**81**	**9.6**	**42**	**5**	**21**	**2.5**	**66.7**	**76.7**
00-00	**856**	**1**	**762**	**13**	**72**	**3**	**0**	**2**	**2**	**0**	**1**	**0**	**0**	**84**	**9.8**	**43**	**5**	**21**	**2.5**	**66.8**	**77**

DRAFT

Site 43
Location L-3402, Att - fence, Lat 53.8078, Long -6.75981
Direction Two way

3279 / Meath/Cavan/Monaghan ATC's
October 2013
Automatic Traffic Count

Tue, 15 October 2013

Time	Total	Classification												>PSL	>PSL%	>SL1	>SL1%	>SL2	>SL2%	Mean	Vpp
		1 MCL	2 SV	3 SVT	4 TB2	5 TB3	6 T4	7 ART3	8 ART4	9 ART5	10 ART6	11 BD	12 DRT	80	80	85 +5kph	85 +5kph	90 +10kph	90 +10kph		85
0000	5	0	4	1	0	0	0	0	0	0	0	0	0	0	0	0	0	0	0	59.1	-
0100	1	0	1	0	0	0	0	0	0	0	0	0	0	0	0	0	0	0	0	40.1	-
0200	1	0	1	0	0	0	0	0	0	0	0	0	0	0	0	0	0	0	0	34.7	-
0300	1	0	0	0	1	0	0	0	0	0	0	0	0	0	0	0	0	0	0	58.4	-
0400	0	0	0	0	0	0	0	0	0	0	0	0	0	0	0	0	0	0	0	-	-
0500	2	0	1	1	0	0	0	0	0	0	0	0	0	1	50	0	0	0	0	73.9	-
0600	7	0	7	0	0	0	0	0	0	0	0	0	0	3	42.9	1	14.3	1	14.3	75	-
0700	27	0	22	0	3	0	1	0	1	0	0	0	0	1	3.7	0	0	0	0	66.5	74.9
0800	**102**	**0**	**83**	**0**	**18**	**0**	**0**	**1**	**0**	**0**	**0**	**0**	**0**	**8**	**7.8**	**4**	**3.9**	**0**	**0**	**68.4**	**76.7**
0900	52	0	44	1	6	0	1	0	0	0	0	0	0	3	5.8	1	1.9	0	0	65.2	75.2
1000	46	2	41	1	2	0	0	0	0	0	0	0	0	3	6.5	2	4.3	1	2.2	64.7	74.5
1100	40	3	33	1	0	0	1	0	0	2	0	0	0	1	2.5	0	0	0	0	61.3	71.3
1200	28	1	23	4	0	0	0	0	0	0	0	0	0	2	7.1	1	3.6	0	0	65.8	75.2
1300	56	1	47	5	3	0	0	0	0	0	0	0	0	3	5.4	2	3.6	1	1.8	64.3	75.6
1400	46	1	35	4	6	0	0	0	0	0	0	0	0	2	4.3	2	4.3	1	2.2	62.4	73.8
1500	**93**	**0**	**80**	**2**	**11**	**0**	**0**	**0**	**0**	**0**	**0**	**0**	**0**	**6**	**6.5**	**4**	**4.3**	**2**	**2.2**	**65.4**	**74.5**
1600	62	0	56	1	2	0	1	0	1	1	0	0	0	6	9.7	1	1.6	1	1.6	65.1	75.2
1700	80	0	71	4	4	0	0	0	1	0	0	0	0	7	8.8	4	5	2	2.5	68.2	76.3
1800	77	0	69	1	6	0	0	0	0	0	1	0	0	5	6.5	2	2.6	2	2.6	65.5	74.9
1900	46	0	43	0	2	0	0	0	1	0	0	0	0	6	13	4	8.7	2	4.3	64.4	76.7
2000	27	0	26	0	1	0	0	0	0	0	0	0	0	3	11.1	3	11.1	2	7.4	67.5	76.3
2100	29	0	25	0	4	0	0	0	0	0	0	0	0	2	6.9	0	0	0	0	63.3	71.6
2200	22	0	19	3	0	0	0	0	0	0	0	0	0	1	4.5	1	4.5	0	0	60.5	71.6
2300	1	0	1	0	0	0	0	0	0	0	0	0	0	0	0	0	0	0	0	64.2	-
07-19	**709**	**8**	**604**	**24**	**61**	**0**	**4**	**1**	**3**	**3**	**1**	**0**	**0**	**47**	**6.6**	**23**	**3.2**	**10**	**1.4**	**65.6**	**75.6**
06-22	**818**	**8**	**705**	**24**	**68**	**0**	**4**	**1**	**4**	**3**	**1**	**0**	**0**	**61**	**7.5**	**31**	**3.8**	**15**	**1.8**	**65.6**	**76**
06-00	**841**	**8**	**725**	**27**	**68**	**0**	**4**	**1**	**4**	**3**	**1**	**0**	**0**	**62**	**7.4**	**32**	**3.8**	**15**	**1.8**	**65.5**	**76**
00-00	**851**	**8**	**732**	**29**	**69**	**0**	**4**	**1**	**4**	**3**	**1**	**0**	**0**	**63**	**7.4**	**32**	**3.8**	**15**	**1.8**	**65.4**	**76**

DRAFT

Site 43
Location L-3402, Att - fence, Lat 53.8078, Long -6.75981
Direction Two way

3279 / Meath/Cavan/Monaghan ATC's
October 2013
Automatic Traffic Count

Wed, 16 October 2013

Time	Total	Classification												>PSL	>PSL%	>SL1	>SL1%	>SL2	>SL2%	Mean	Vpp
		1 MCL	2 SV	3 SVT	4 TB2	5 TB3	6 T4	7 ART3	8 ART4	9 ART5	10 ART6	11 BD	12 DRT	80	80	85 +5kph	85 +5kph	90 +10kph	90 +10kph		85
0000	3	0	1	1	1	0	0	0	0	0	0	0	0	0	0	0	0	0	0	53.7	-
0100	2	0	2	0	0	0	0	0	0	0	0	0	0	0	0	0	0	0	0	57.8	-
0200	2	0	1	0	1	0	0	0	0	0	0	0	0	0	0	0	0	0	0	53.1	-
0300	1	0	1	0	0	0	0	0	0	0	0	0	0	0	0	0	0	0	0	67.9	-
0400	1	0	0	0	1	0	0	0	0	0	0	0	0	0	0	0	0	0	0	55.3	-
0500	2	0	2	0	0	0	0	0	0	0	0	0	0	2	100	1	50	0	0	85.7	-
0600	12	0	11	0	0	1	0	0	0	0	0	0	0	2	16.7	1	8.3	0	0	69.1	78.1
0700	23	0	21	0	1	0	1	0	0	0	0	0	0	1	4.3	0	0	0	0	66.9	75.6
0800	**105**	**0**	**91**	**0**	**14**	**0**	**0**	**0**	**0**	**0**	**0**	**0**	**0**	**2**	**1.9**	**1**	**1**	**0**	**0**	**65**	**74.2**
0900	51	0	42	0	9	0	0	0	0	0	0	0	0	4	7.8	1	2	0	0	63.8	74.2
1000	37	0	31	0	4	0	1	0	0	1	0	0	0	0	0	0	0	0	0	62.4	68.8
1100	39	0	36	0	2	0	0	0	1	0	0	0	0	2	5.1	2	5.1	2	5.1	63.7	71.3
1200	27	0	25	0	1	0	1	0	0	0	0	0	0	1	3.7	1	3.7	1	3.7	65.4	72.7
1300	32	0	29	1	2	0	0	0	0	0	0	0	0	3	9.4	1	3.1	1	3.1	65.8	73.8
1400	53	0	47	0	6	0	0	0	0	0	0	0	0	1	1.9	1	1.9	0	0	63.9	72
1500	**76**	**0**	**66**	**2**	**5**	**1**	**2**	**0**	**0**	**0**	**0**	**0**	**0**	**2**	**2.6**	**2**	**2.6**	**1**	**1.3**	**63.3**	**72**
1600	58	0	51	0	7	0	0	0	0	0	0	0	0	6	10.3	0	0	0	0	66.6	75.2
1700	69	0	68	0	1	0	0	0	0	0	0	0	0	10	14.5	3	4.3	0	0	68.3	79.6
1800	65	0	58	2	5	0	0	0	0	0	0	0	0	6	9.2	3	4.6	0	0	65.3	73.1
1900	40	0	35	2	3	0	0	0	0	0	0	0	0	2	5	1	2.5	0	0	64.2	73.8
2000	36	0	35	0	1	0	0	0	0	0	0	0	0	2	5.6	0	0	0	0	66.5	78.5
2100	25	1	20	2	2	0	0	0	0	0	0	0	0	1	4	1	4	0	0	63.1	76
2200	11	0	10	0	1	0	0	0	0	0	0	0	0	0	0	0	0	0	0	62.5	72.7
2300	5	0	4	0	1	0	0	0	0	0	0	0	0	0	0	0	0	0	0	60.7	-
07-19	**635**	**0**	**565**	**5**	**57**	**1**	**5**	**0**	**1**	**1**	**0**	**0**	**0**	**38**	**6**	**15**	**2.4**	**5**	**0.8**	**65**	**74.2**
06-22	**748**	**1**	**666**	**9**	**63**	**2**	**5**	**0**	**1**	**1**	**0**	**0**	**0**	**45**	**6**	**18**	**2.4**	**5**	**0.7**	**65.1**	**74.5**
06-00	**764**	**1**	**680**	**9**	**65**	**2**	**5**	**0**	**1**	**1**	**0**	**0**	**0**	**45**	**5.9**	**18**	**2.4**	**5**	**0.7**	**65**	**74.5**
00-00	**775**	**1**	**687**	**10**	**68**	**2**	**5**	**0**	**1**	**1**	**0**	**0**	**0**	**47**	**6.1**	**19**	**2.5**	**5**	**0.6**	**65**	**74.5**

DRAFT

Site 43
Location L-3402, Att - fence, Lat 53.8078, Long -6.75981
Direction Two way

3279 / Meath/Cavan/Monaghan ATC's
October 2013
Automatic Traffic Count

Virtual Day (7)

Time	Total	Classification												>PSL	>PSL%	>SL1	>SL1%	>SL2	>SL2%	Mean	Vpp
		1 MCL	2 SV	3 SVT	4 TB2	5 TB3	6 T4	7 ART3	8 ART4	9 ART5	10 ART6	11 BD	12 DRT	80	80	85 +5kph	85 +5kph	90 +10kph	90 +10kph		85
0000	4	0	4	0	0	0	0	0	0	0	0	0	0	0	7.1	0	0	0	0	62.8	-
0100	1	0	1	0	0	0	0	0	0	0	0	0	0	0	0	0	0	0	0	60.5	-
0200	2	0	1	0	0	0	0	0	0	0	0	0	0	0	9.1	0	9.1	0	0	59.7	-
0300	2	0	1	0	0	0	0	0	0	0	0	0	0	0	16.7	0	16.7	0	0	64	-
0400	1	0	0	0	1	0	0	0	0	0	0	0	0	0	12.5	0	12.5	0	12.5	60.4	-
0500	2	0	2	0	0	0	0	0	0	0	0	0	0	1	61.5	0	15.4	0	0	76.9	-
0600	8	0	7	0	0	0	0	0	0	0	0	0	0	2	29.1	1	18.2	0	3.6	73	-
0700	20	0	19	1	1	0	0	0	0	0	0	0	0	3	15.4	1	5.6	0	1.4	66.8	79.9
0800	**80**	**0**	**67**	**0**	**12**	**0**	**0**	**0**	**0**	**0**	**0**	**0**	**0**	**6**	**7.9**	**4**	**4.5**	**2**	**2**	**67**	**76**
0900	47	0	39	1	6	0	0	0	0	0	0	0	0	5	10.3	2	4	1	2.4	66.6	77
1000	41	0	34	1	5	0	0	0	0	0	0	0	0	3	6.3	1	3.5	1	1.4	64.7	74.9
1100	42	1	38	1	2	0	0	0	0	0	0	0	0	4	9.5	2	5.1	1	2.4	64.7	76.3
1200	43	0	37	2	3	0	0	0	0	0	0	0	0	3	7.4	1	2.7	1	1.7	66.2	74.9
1300	47	0	42	2	2	0	0	0	0	0	0	0	0	4	8.5	1	3	0	0.9	65.2	75.6
1400	49	1	40	5	4	0	0	0	0	0	0	0	0	3	5.2	2	3.2	0	0.9	63	74.2
1500	**81**	**1**	**69**	**3**	**7**	**0**	**0**	**0**	**0**	**0**	**0**	**0**	**0**	**6**	**6.9**	**3**	**3.7**	**1**	**1.8**	**62.9**	**74.2**
1600	57	0	50	2	4	0	0	0	0	0	0	0	0	6	10.7	2	3.7	1	1.7	64.8	76.7
1700	66	0	60	2	4	0	0	0	0	0	0	0	0	7	11.2	3	4.8	1	1.1	68	78.5
1800	62	0	56	2	3	0	0	0	0	0	0	0	0	5	8.1	3	4.2	1	2.3	65.9	76
1900	42	0	39	1	1	0	0	0	0	0	0	0	0	4	9.9	2	4.8	1	1.7	65	76.7
2000	32	0	31	0	1	0	0	0	0	0	0	0	0	3	10.2	1	4	1	2.2	65.3	76.3
2100	23	0	20	0	2	0	0	0	0	0	0	0	0	2	8.9	1	3.8	0	1.3	65.4	76.7
2200	13	0	12	1	1	0	0	0	0	0	0	0	0	2	16.7	2	12.2	1	6.7	66.3	81.4
2300	5	0	5	0	0	0	0	0	0	0	0	0	0	1	13.5	0	8.1	0	8.1	67.6	-
07-19	**636**	**4**	**551**	**22**	**52**	**2**	**2**	**1**	**1**	**1**	**1**	**0**	**0**	**55**	**8.6**	**25**	**4**	**11**	**1.7**	**65.4**	**76**
06-22	**741**	**4**	**648**	**24**	**57**	**2**	**2**	**1**	**1**	**1**	**1**	**0**	**0**	**66**	**9**	**31**	**4.1**	**13**	**1.7**	**65.5**	**76.3**
06-00	**759**	**4**	**664**	**25**	**58**	**2**	**2**	**1**	**1**	**1**	**1**	**0**	**0**	**69**	**9.1**	**33**	**4.3**	**14**	**1.8**	**65.5**	**76.3**
00-00	**771**	**4**	**674**	**25**	**59**	**2**	**2**	**1**	**1**	**1**	**1**	**0**	**0**	**71**	**9.2**	**34**	**4.4**	**14**	**1.8**	**65.5**	**76.3**

DRAFT

Site 43
Location L-3402, Att - fence, Lat 53.8078, Long -6.75981
Direction Two way

3279 / Meath/Cavan/Monaghan ATC's
October 2013
Automatic Traffic Count

Virtual Week (1)

Time	Total	Classification												>PSL	>PSL%	>SL1	>SL1%	>SL2	>SL2%	Mean	Vpp
		1 MCL	2 SV	3 SVT	4 TB2	5 TB3	6 T4	7 ART3	8 ART4	9 ART5	10 ART6	11 BD	12 DRT	80	80	85 +5kph	85 +5kph	90 +10kph	90 +10kph		85
Mon	856	1	762	13	72	3	0	2	2	0	1	0	0	84	9.8	43	5	21	2.5	66.8	77
Tue	851	8	732	29	69	0	4	1	4	3	1	0	0	63	7.4	32	3.8	15	1.8	65.4	76
Wed	775	1	687	10	68	2	5	0	1	1	0	0	0	47	6.1	19	2.5	5	0.6	65	74.5
Thu	879	2	732	70	67	1	0	2	1	3	0	1	0	71	8.1	35	4	15	1.7	64.2	75.6
Fri	882	3	764	24	75	6	1	4	1	2	2	0	0	88	10	41	4.6	15	1.7	65.1	76.7
| Sat	683	6	613	17	46	0	0	1	0	0	0	0	0	98	14.3	39	5.7	16	2.3	66.8	79.2
| Sun	470	9	427	13	19	1	1	0	0	0	0	0	0	48	10.2	26	5.5	12	2.6	65.7	77.4
5 Day Ave.	**849**	**3**	**735**	**29**	**70**	**2**	**2**	**2**	**2**	**2**	**1**	**0**	**0**	**71**	**8.4**	**34**	**4.0**	**14**	**1.6**	**65.3**	**76.0**
7 Day Ave.	**771**	**4**	**674**	**25**	**59**	**2**	**2**	**1**	**1**	**1**	**1**	**0**	**0**	**71**	**9.2**	**34**	**4.4**	**14**	**1.8**	**65.5**	**76.3**
--	**5396**	**30**	**4717**	**176**	**416**	**13**	**11**	**10**	**9**	**9**	**4**	**1**	**0**	**499**	**9.2**	**235**	**4.4**	**99**	**1.8**	**65.5**	**76.3**

Summary Graphs

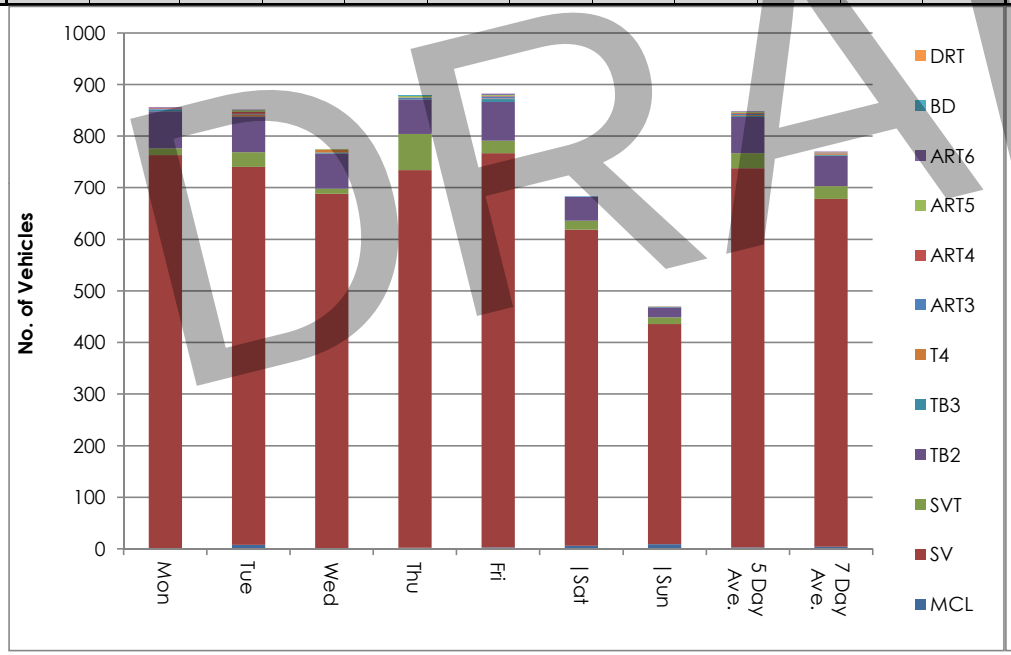

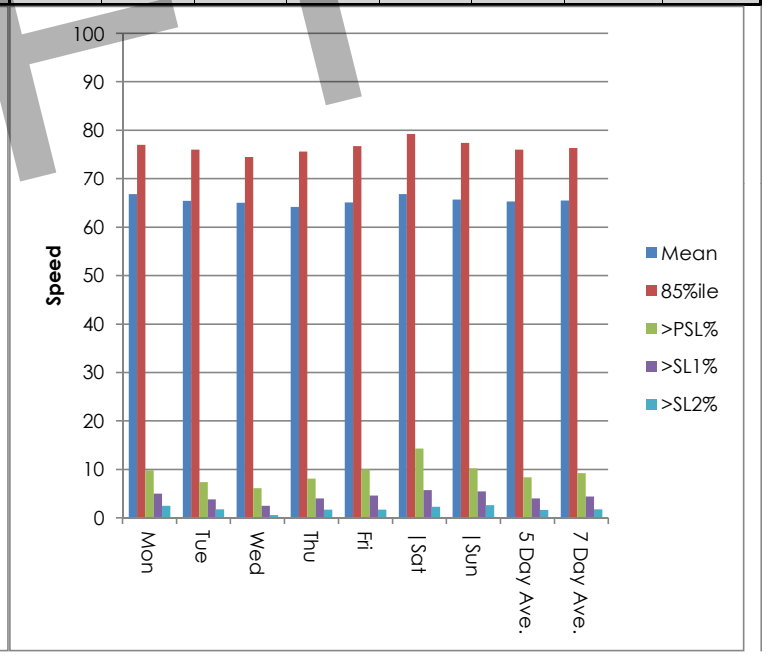

DRAFT

Site 43
Location L-3402, Att - fence, Lat 53.8078, Long -6.75981
Direction Two way

3279 / Meath/Cavan/Monaghan ATC's
October 2013
Automatic Traffic Count

Thu, 10 October 2013

Time	Total	Speed Bins (km/h)																												
		0 - 5	5 - 10	10 - 15	15 - 20	20 - 25	25 - 30	30 - 35	35 - 40	40 - 45	45 - 50	50 - 55	55 - 60	60 - 65	65 - 70	70 - 75	75 - 80	80 - 85	85 - 90	90 - 95	95 - 100	100 - 105	105 - 110	110 - 115	115 - 120	120 - 125	125 - 130	130 - 135	135 - 140
0000	4	0	0	0	0	0	0	0	0	0	1	0	1	0	1	0	0	1	0	0	0	0	0	0	0	0	0	0	0	0
0100	0	0	0	0	0	0	0	0	0	0	0	0	0	0	0	0	0	0	0	0	0	0	0	0	0	0	0	0	0	0
0200	0	0	0	0	0	0	0	0	0	0	0	0	0	0	0	0	0	0	0	0	0	0	0	0	0	0	0	0	0	0
0300	2	0	0	0	0	0	1	0	0	0	0	0	1	0	0	0	0	0	0	0	0	0	0	0	0	0	0	0	0	0
0400	1	0	0	0	0	0	0	0	0	0	0	1	0	0	0	0	0	0	0	0	0	0	0	0	0	0	0	0	0	0
0500	2	0	0	0	0	0	0	0	0	0	0	0	0	0	0	0	1	0	1	0	0	0	0	0	0	0	0	0	0	0
0600	9	0	0	0	0	0	0	0	0	0	1	0	0	0	2	1	2	1	2	0	0	0	0	0	0	0	0	0	0	0
0700	32	0	0	0	0	0	6	0	3	0	1	2	3	2	3	3	3	4	2	0	0	0	0	0	0	0	0	0	0	0
0800	**110**	**0**	**0**	**0**	**0**	**0**	**0**	**2**	**0**	**1**	**4**	**7**	**10**	**20**	**27**	**18**	**13**	**4**	**2**	**1**	**1**	**0**	**0**	**0**	**0**	**0**	**0**	**0**	**0**	**0**
0900	51	0	0	0	0	0	0	0	0	0	1	1	3	13	14	11	5	1	0	0	1	0	1	0	0	0	0	0	0	0
1000	40	0	0	0	0	0	2	0	0	2	0	1	7	6	3	10	6	1	1	1	0	0	0	0	0	0	0	0	0	0
1100	37	0	0	0	0	0	0	3	0	0	1	4	9	8	4	3	3	1	0	1	0	0	0	0	0	0	0	0	0	0
1200	43	0	0	0	0	0	1	0	1	1	1	3	6	9	8	6	4	1	0	0	0	0	2	0	0	0	0	0	0	0
1300	54	0	0	0	0	0	0	1	6	5	1	1	6	7	13	9	2	1	2	0	0	0	0	0	0	0	0	0	0	0
1400	72	0	0	0	1	0	0	0	8	12	2	8	7	11	8	7	5	0	2	0	1	0	0	0	0	0	0	0	0	0
1500	**92**	**0**	**0**	**0**	**1**	**0**	**0**	**0**	**4**	**17**	**6**	**6**	**8**	**14**	**19**	**11**	**3**	**2**	**0**	**1**	**0**	**0**	**0**	**0**	**0**	**0**	**0**	**0**	**0**	**0**
1600	71	0	0	0	1	0	0	1	0	5	2	5	6	18	12	8	5	5	3	0	0	0	0	0	0	0	0	0	0	0
1700	84	0	0	0	0	0	0	0	0	0	2	4	5	15	16	20	10	9	2	0	0	1	0	0	0	0	0	0	0	0
1800	70	0	0	0	0	1	0	1	2	0	0	4	7	11	17	11	11	2	1	0	0	1	1	0	0	0	0	0	0	0
1900	42	0	0	0	0	0	0	1	0	1	2	3	7	11	6	7	3	0	0	0	1	0	0	0	0	0	0	0	0	0
2000	25	0	0	0	0	0	0	0	1	0	0	5	2	5	6	3	1	2	0	0	0	0	0	0	0	0	0	0	0	0
2100	26	0	0	0	0	0	0	0	0	0	1	0	2	6	9	3	3	1	1	0	0	0	0	0	0	0	0	0	0	0
2200	6	0	0	0	0	0	0	0	0	0	0	1	2	1	0	0	1	0	1	0	0	0	0	0	0	0	0	0	0	0
2300	6	0	0	0	0	0	0	0	0	0	1	0	0	2	0	2	0	0	0	1	0	0	0	0	0	0	0	0	0	0
07-19	**756**	**0**	**0**	**0**	**3**	**1**	**9**	**8**	**24**	**43**	**21**	**46**	**77**	**134**	**144**	**117**	**70**	**31**	**15**	**4**	**3**	**2**	**4**	**0**	**0**	**0**	**0**	**0**	**0**	**0**
06-22	**858**	**0**	**0**	**0**	**3**	**1**	**9**	**9**	**25**	**44**	**25**	**54**	**88**	**156**	**167**	**131**	**79**	**35**	**18**	**4**	**4**	**2**	**4**	**0**	**0**	**0**	**0**	**0**	**0**	**0**
06-00	**870**	**0**	**0**	**0**	**3**	**1**	**9**	**9**	**25**	**44**	**26**	**55**	**90**	**159**	**167**	**133**	**80**	**35**	**19**	**5**	**4**	**2**	**4**	**0**	**0**	**0**	**0**	**0**	**0**	**0**
00-00	**879**	**0**	**0**	**0**	**3**	**1**	**10**	**9**	**25**	**44**	**27**	**56**	**92**	**159**	**168**	**133**	**81**	**36**	**20**	**5**	**4**	**2**	**4**	**0**	**0**	**0**	**0**	**0**	**0**	**0**

DRAFT

Site 43
Location L-3402, Att - fence, Lat 53.8078, Long -6.75981
Direction Two way

3279 / Meath/Cavan/Monaghan ATC's
October 2013
Automatic Traffic Count

Fri, 11 October 2013

Time	Total	Speed Bins (km/h)																											
		0 - 5	5 - 10	10 - 15	15 - 20	20 - 25	25 - 30	30 - 35	35 - 40	40 - 45	45 - 50	50 - 55	55 - 60	60 - 65	65 - 70	70 - 75	75 - 80	80 - 85	85 - 90	90 - 95	95 - 100	100 - 105	105 - 110	110 - 115	115 - 120	120 - 125	125 - 130	130 - 135	135 - 140
0000	5	0	0	0	0	0	0	0	0	0	0	1	1	0	1	1	0	1	0	0	0	0	0	0	0	0	0	0	0
0100	1	0	0	0	0	0	0	0	0	0	0	0	0	0	1	0	0	0	0	0	0	0	0	0	0	0	0	0	0
0200	1	0	0	0	0	0	0	0	0	1	0	0	0	0	0	0	0	0	0	0	0	0	0	0	0	0	0	0	0
0300	2	0	0	0	0	0	0	0	0	0	0	0	0	0	0	0	1	0	1	0	0	0	0	0	0	0	0	0	0
0400	2	0	0	0	0	0	0	0	0	0	0	0	1	0	1	0	0	0	0	0	0	0	0	0	0	0	0	0	0
0500	3	0	0	0	0	0	0	0	0	0	0	0	0	0	1	0	0	2	0	0	0	0	0	0	0	0	0	0	0
0600	8	0	0	0	0	0	0	0	0	0	1	0	0	2	2	0	0	0	2	0	1	0	0	0	0	0	0	0	0
0700	24	0	0	0	0	0	0	0	0	0	0	2	4	1	3	3	2	6	1	0	1	1	0	0	0	0	0	0	0
0800	**97**	**0**	**0**	**0**	**0**	**1**	**0**	**1**	**1**	**2**	**6**	**9**	**15**	**10**	**22**	**13**	**14**	**3**	**0**	**0**	**0**	**0**	**0**	**0**	**0**	**0**	**0**	**0**	**0**
0900	57	0	0	0	0	0	0	0	2	0	1	3	5	13	12	11	4	4	1	0	1	0	0	0	0	0	0	0	0
1000	43	0	0	0	0	0	0	1	0	0	5	4	5	9	8	5	5	0	0	0	1	0	0	0	0	0	0	0	0
1100	45	0	0	0	0	0	0	0	2	2	4	2	6	6	7	3	6	5	1	0	1	0	0	0	0	0	0	0	0
1200	50	0	0	0	0	0	0	1	0	0	1	1	10	11	11	8	2	3	1	1	0	0	0	0	0	0	0	0	0
1300	54	0	0	0	0	0	3	1	2	2	1	0	4	8	12	10	7	3	1	0	0	0	0	0	0	0	0	0	0
1400	43	0	0	0	1	0	1	0	0	1	2	3	3	4	12	10	4	1	1	0	0	0	0	0	0	0	0	0	0
1500	**110**	**0**	**0**	**2**	**0**	**3**	**0**	**2**	**0**	**3**	**7**	**6**	**16**	**19**	**23**	**14**	**8**	**2**	**4**	**1**	**0**	**0**	**0**	**0**	**0**	**0**	**0**	**0**	**0**
1600	69	0	0	0	0	0	1	0	2	1	2	5	11	13	11	10	6	3	2	1	1	0	0	0	0	0	0	0	0
1700	67	0	0	0	0	1	0	0	2	0	3	7	6	13	14	10	7	2	2	0	0	0	0	0	0	0	0	0	0
1800	67	0	0	0	0	0	0	0	1	0	1	7	6	13	14	12	7	2	3	1	0	0	0	0	0	0	0	0	0
1900	47	0	0	0	0	0	0	0	0	3	2	1	14	7	5	5	4	3	2	1	0	0	0	0	0	0	0	0	0
2000	40	0	0	0	0	0	0	0	0	0	5	2	5	7	7	4	4	3	2	0	1	0	0	0	0	0	0	0	0
2100	30	0	0	0	0	0	0	0	1	1	1	5	3	4	4	4	4	1	1	1	0	0	0	0	0	0	0	0	0
2200	12	0	0	0	0	0	0	0	0	0	0	1	4	2	1	1	0	1	1	1	0	0	0	0	0	0	0	0	0
2300	5	0	0	0	0	0	0	0	0	0	0	0	2	0	1	0	0	2	0	0	0	0	0	0	0	0	0	0	0
07-19	**726**	**0**	**0**	**2**	**1**	**5**	**5**	**6**	**12**	**11**	**33**	**49**	**91**	**120**	**149**	**109**	**72**	**34**	**17**	**4**	**5**	**1**	**0**	**0**	**0**	**0**	**0**	**0**	**0**
06-22	**851**	**0**	**0**	**2**	**1**	**5**	**5**	**6**	**13**	**15**	**42**	**57**	**113**	**140**	**167**	**122**	**84**	**41**	**24**	**6**	**7**	**1**	**0**	**0**	**0**	**0**	**0**	**0**	**0**
06-00	**868**	**0**	**0**	**2**	**1**	**5**	**5**	**6**	**13**	**15**	**42**	**58**	**119**	**142**	**169**	**123**	**84**	**44**	**25**	**7**	**7**	**1**	**0**	**0**	**0**	**0**	**0**	**0**	**0**
00-00	**882**	**0**	**0**	**2**	**1**	**5**	**5**	**6**	**13**	**16**	**42**	**59**	**121**	**142**	**173**	**124**	**85**	**47**	**26**	**7**	**7**	**1**	**0**	**0**	**0**	**0**	**0**	**0**	**0**

DRAFT

Site 43
Location L-3402, Att - fence, Lat 53.8078, Long -6.75981
Direction Two way

3279 / Meath/Cavan/Monaghan ATC's
October 2013
Automatic Traffic Count

Sat, 12 October 2013

Time	Total	Speed Bins (km/h)																											
		0 - 5	5 - 10	10 - 15	15 - 20	20 - 25	25 - 30	30 - 35	35 - 40	40 - 45	45 - 50	50 - 55	55 - 60	60 - 65	65 - 70	70 - 75	75 - 80	80 - 85	85 - 90	90 - 95	95 - 100	100 - 105	105 - 110	110 - 115	115 - 120	120 - 125	125 - 130	130 - 135	135 - 140
0000	6	0	0	0	0	0	0	0	0	0	0	0	1	4	0	1	0	0	0	0	0	0	0	0	0	0	0	0	0
0100	3	0	0	0	0	0	0	0	0	0	0	1	0	0	1	0	1	0	0	0	0	0	0	0	0	0	0	0	0
0200	2	0	0	0	0	0	0	0	0	1	0	0	0	0	0	1	0	0	0	0	0	0	0	0	0	0	0	0	0
0300	0	0	0	0	0	0	0	0	0	0	0	0	0	0	0	0	0	0	0	0	0	0	0	0	0	0	0	0	0
0400	3	0	0	0	0	0	0	0	0	0	1	0	0	1	0	0	0	0	0	1	0	0	0	0	0	0	0	0	0
0500	1	0	0	0	0	0	0	0	0	0	0	0	0	0	1	0	0	0	0	0	0	0	0	0	0	0	0	0	0
0600	4	0	0	0	0	0	0	0	0	0	0	0	0	0	2	0	1	1	0	0	0	0	0	0	0	0	0	0	0
0700	11	0	0	0	0	0	0	0	0	0	0	0	1	1	5	1	1	2	0	0	0	0	0	0	0	0	0	0	0
0800	27	0	0	0	0	0	0	0	0	0	0	3	3	5	4	2	3	2	2	1	0	2	0	0	0	0	0	0	0
0900	42	0	0	0	0	1	1	0	0	0	4	1	2	8	9	2	3	8	1	1	0	1	0	0	0	0	0	0	0
1000	**51**	**0**	**0**	**0**	**0**	**0**	**0**	**1**	**0**	**0**	**0**	**1**	**7**	**9**	**15**	**9**	**4**	**4**	**1**	**0**	**0**	**0**	**0**	**0**	**0**	**0**	**0**	**0**	**0**
1100	45	0	0	0	0	0	0	0	0	0	2	3	6	6	11	6	5	3	3	0	0	0	0	0	0	0	0	0	0
1200	**63**	**0**	**0**	**0**	**0**	**0**	**0**	**0**	**0**	**0**	**3**	**3**	**12**	**5**	**21**	**9**	**5**	**4**	**1**	**0**	**0**	**0**	**0**	**0**	**0**	**0**	**0**	**0**	**0**
1300	57	0	0	0	0	0	0	0	2	0	0	0	6	13	14	10	5	5	1	1	0	0	0	0	0	0	0	0	0
1400	54	0	0	0	1	0	1	0	0	2	0	5	4	11	11	11	2	4	1	0	0	1	0	0	0	0	0	0	0
1500	57	0	0	0	1	0	1	0	3	0	1	5	9	9	10	8	3	3	3	0	1	0	0	0	0	0	0	0	0
1600	56	0	0	0	1	1	0	0	0	0	6	3	6	12	9	6	6	3	2	1	0	0	0	0	0	0	0	0	0
1700	44	0	0	0	0	0	0	0	0	0	1	1	5	7	8	9	7	3	3	0	0	0	0	0	0	0	0	0	0
1800	41	0	0	0	0	0	0	0	1	0	1	3	5	8	11	5	0	5	0	0	2	0	0	0	0	0	0	0	0
1900	41	0	0	0	0	0	0	0	1	0	0	5	5	8	4	4	6	5	3	0	0	0	0	0	0	0	0	0	0
2000	39	0	0	0	0	0	0	0	1	2	3	4	9	7	1	5	3	2	1	0	1	0	0	0	0	0	0	0	0
2100	16	0	0	0	0	0	0	0	0	1	1	1	3	3	0	0	2	3	1	1	0	0	0	0	0	0	0	0	0
2200	11	0	0	0	0	0	0	0	0	0	0	2	1	2	1	1	1	2	0	1	0	0	0	0	0	0	0	0	0
2300	9	0	0	0	0	0	0	0	0	0	0	2	0	1	1	3	1	0	0	1	0	0	0	0	0	0	0	0	0
07-19	**548**	**0**	**0**	**0**	**3**	**2**	**3**	**1**	**6**	**2**	**18**	**28**	**66**	**94**	**128**	**78**	**44**	**46**	**18**	**4**	**3**	**4**	**0**	**0**	**0**	**0**	**0**	**0**	**0**
06-22	**648**	**0**	**0**	**0**	**3**	**2**	**3**	**1**	**8**	**5**	**22**	**38**	**83**	**112**	**135**	**87**	**56**	**57**	**23**	**5**	**4**	**4**	**0**	**0**	**0**	**0**	**0**	**0**	**0**
06-00	**668**	**0**	**0**	**0**	**3**	**2**	**3**	**1**	**8**	**5**	**22**	**42**	**84**	**115**	**137**	**91**	**58**	**59**	**23**	**7**	**4**	**4**	**0**	**0**	**0**	**0**	**0**	**0**	**0**
00-00	**683**	**0**	**0**	**0**	**3**	**2**	**3**	**1**	**8**	**6**	**23**	**43**	**85**	**120**	**139**	**93**	**59**	**59**	**23**	**8**	**4**	**4**	**0**	**0**	**0**	**0**	**0**	**0**	**0**

DRAFT

Site 43
Location L-3402, Att - fence, Lat 53.8078, Long -6.75981
Direction Two way

3279 / Meath/Cavan/Monaghan ATC's
October 2013
Automatic Traffic Count

Sun, 13 October 2013

Time	Total	Speed Bins (km/h)																												
		0 - 5	5 - 10	10 - 15	15 - 20	20 - 25	25 - 30	30 - 35	35 - 40	40 - 45	45 - 50	50 - 55	55 - 60	60 - 65	65 - 70	70 - 75	75 - 80	80 - 85	85 - 90	90 - 95	95 - 100	100 - 105	105 - 110	110 - 115	115 - 120	120 - 125	125 - 130	130 - 135	135 - 140
0000	2	0	0	0	0	0	0	0	0	0	0	0	1	0	0	0	1	0	0	0	0	0	0	0	0	0	0	0	0	0
0100	2	0	0	0	0	0	0	0	0	0	0	0	1	0	1	0	0	0	0	0	0	0	0	0	0	0	0	0	0	0
0200	4	0	0	0	0	0	0	0	0	0	0	0	0	2	0	1	1	0	0	0	0	0	0	0	0	0	0	0	0	0
0300	5	0	0	0	0	0	0	0	0	0	1	1	0	0	1	0	1	0	1	0	0	0	0	0	0	0	0	0	0	0
0400	1	0	0	0	0	0	0	0	0	0	1	0	0	0	0	0	0	0	0	0	0	0	0	0	0	0	0	0	0	0
0500	1	0	0	0	0	0	0	0	0	0	0	1	0	0	0	0	0	0	0	0	0	0	0	0	0	0	0	0	0	0
0600	7	0	0	0	0	0	0	0	0	0	0	0	1	1	2	0	2	0	1	0	0	0	0	0	0	0	0	0	0	0
0700	1	0	0	0	0	0	0	0	0	0	0	0	0	0	0	1	0	0	0	0	0	0	0	0	0	0	0	0	0	0
0800	13	0	0	0	0	0	0	0	0	0	1	0	2	2	1	3	0	0	1	1	0	0	2	0	0	0	0	0	0	0
0900	23	0	0	0	0	1	0	0	0	0	0	5	1	4	3	3	5	0	0	1	0	0	0	0	0	0	0	0	0	0
1000	39	0	0	0	0	0	0	1	0	1	4	3	4	12	3	3	4	1	2	1	0	0	0	0	0	0	0	0	0	0
1100	**40**	**0**	**0**	**0**	**0**	**0**	**0**	**0**	**1**	**2**	**1**	**3**	**5**	**4**	**5**	**8**	**5**	**2**	**3**	**1**	**0**	**0**	**0**	**0**	**0**	**0**	**0**	**0**	**0**	**0**
1200	34	0	0	0	0	0	0	0	0	0	0	4	6	3	11	7	1	2	0	0	0	0	0	0	0	0	0	0	0	0
1300	33	0	0	0	0	0	0	1	0	1	1	2	2	3	6	4	7	4	2	0	0	0	0	0	0	0	0	0	0	0
1400	32	0	0	0	1	0	0	0	0	2	0	3	0	7	8	7	2	2	0	0	0	0	0	0	0	0	0	0	0	0
1500	40	0	0	1	0	1	1	0	0	0	3	4	7	3	6	3	7	3	0	1	0	0	0	0	0	0	0	0	0	0
1600	33	0	0	0	0	0	0	0	0	2	1	6	3	5	7	1	4	2	1	1	0	0	0	0	0	0	0	0	0	0
1700	30	0	0	0	1	0	0	0	0	0	0	4	3	7	4	5	3	1	1	1	0	0	0	0	0	0	0	0	0	0
1800	**43**	**0**	**0**	**0**	**0**	**0**	**0**	**0**	**0**	**0**	**1**	**8**	**9**	**8**	**8**	**4**	**4**	**0**	**0**	**1**	**0**	**0**	**0**	**0**	**0**	**0**	**0**	**0**	**0**	**0**
1900	33	0	0	0	0	0	0	0	0	0	2	1	5	7	5	8	2	2	1	0	0	0	0	0	0	0	0	0	0	0
2000	26	0	0	0	0	0	0	0	0	1	1	2	1	9	4	3	2	3	0	0	0	0	0	0	0	0	0	0	0	0
2100	11	0	0	0	0	0	0	0	0	0	0	1	4	2	0	2	2	0	0	0	0	0	0	0	0	0	0	0	0	0
2200	11	0	0	0	0	0	0	0	0	0	0	0	1	3	2	2	0	0	1	2	0	0	0	0	0	0	0	0	0	0
2300	6	0	0	0	0	0	0	0	0	0	0	1	1	0	2	1	1	0	0	0	0	0	0	0	0	0	0	0	0	0
07-19	**361**	**0**	**0**	**1**	**2**	**2**	**1**	**2**	**1**	**8**	**12**	**42**	**42**	**58**	**62**	**49**	**42**	**17**	**10**	**8**	**0**	**0**	**2**	**0**	**0**	**0**	**0**	**0**	**0**	**0**
06-22	**438**	**0**	**0**	**1**	**2**	**2**	**1**	**2**	**1**	**9**	**15**	**46**	**53**	**77**	**73**	**62**	**50**	**22**	**12**	**8**	**0**	**0**	**2**	**0**	**0**	**0**	**0**	**0**	**0**	**0**
06-00	**455**	**0**	**0**	**1**	**2**	**2**	**1**	**2**	**1**	**9**	**15**	**47**	**55**	**80**	**77**	**65**	**51**	**22**	**13**	**10**	**0**	**0**	**2**	**0**	**0**	**0**	**0**	**0**	**0**	**0**
00-00	**470**	**0**	**0**	**1**	**2**	**2**	**1**	**2**	**1**	**9**	**17**	**49**	**57**	**82**	**79**	**66**	**54**	**22**	**14**	**10**	**0**	**0**	**2**	**0**	**0**	**0**	**0**	**0**	**0**	**0**

DRAFT

Site 43
Location L-3402, Att - fence, Lat 53.8078, Long -6.75981
Direction Two way

3279 / Meath/Cavan/Monaghan ATC's
October 2013
Automatic Traffic Count

Mon, 14 October 2013

Time	Total	Speed Bins (km/h)																											
		0 - 5	5 - 10	10 - 15	15 - 20	20 - 25	25 - 30	30 - 35	35 - 40	40 - 45	45 - 50	50 - 55	55 - 60	60 - 65	65 - 70	70 - 75	75 - 80	80 - 85	85 - 90	90 - 95	95 - 100	100 - 105	105 - 110	110 - 115	115 - 120	120 - 125	125 - 130	130 - 135	135 - 140
0000	3	0	0	0	0	0	0	0	0	0	0	0	1	0	1	0	1	0	0	0	0	0	0	0	0	0	0	0	0
0100	1	0	0	0	0	0	0	0	0	0	0	0	0	1	0	0	0	0	0	0	0	0	0	0	0	0	0	0	0
0200	1	0	0	0	0	0	0	0	0	0	0	0	0	0	0	0	0	0	1	0	0	0	0	0	0	0	0	0	0
0300	1	0	0	0	0	0	0	0	0	0	0	0	0	1	0	0	0	0	0	0	0	0	0	0	0	0	0	0	0
0400	0	0	0	0	0	0	0	0	0	0	0	0	0	0	0	0	0	0	0	0	0	0	0	0	0	0	0	0	0
0500	2	0	0	0	0	0	0	0	0	0	0	0	0	0	0	0	0	2	0	0	0	0	0	0	0	0	0	0	0
0600	8	0	0	0	0	0	0	0	0	0	0	0	1	0	1	0	3	1	2	0	0	0	0	0	0	0	0	0	0
0700	25	0	0	0	0	0	0	1	0	0	1	2	1	1	7	4	5	0	3	0	0	0	0	0	0	0	0	0	0
0800	**105**	**0**	**0**	**0**	**0**	**0**	**0**	**1**	**1**	**1**	**0**	**1**	**11**	**18**	**25**	**27**	**8**	**5**	**4**	**2**	**0**	**1**	**0**	**0**	**0**	**0**	**0**	**0**	**0**
0900	53	0	0	0	0	0	0	0	0	0	0	5	5	13	9	8	7	3	1	0	2	0	0	0	0	0	0	0	0
1000	32	0	0	0	0	1	0	0	0	0	2	2	3	7	9	5	1	1	1	0	0	0	0	0	0	0	0	0	0
1100	50	0	0	0	0	0	2	0	0	0	2	1	11	5	12	10	3	1	1	0	0	1	1	0	0	0	0	0	0
1200	53	0	0	0	0	0	1	0	0	0	1	3	3	10	17	7	7	3	0	0	0	1	0	0	0	0	0	0	0
1300	45	0	0	0	0	0	1	0	0	0	2	2	5	11	10	8	4	2	0	0	0	0	0	0	0	0	0	0	0
1400	45	0	0	0	1	0	0	1	0	1	1	1	5	7	11	5	10	0	2	0	0	0	0	0	0	0	0	0	0
1500	**100**	**0**	**0**	**0**	**1**	**0**	**3**	**1**	**2**	**2**	**6**	**4**	**10**	**14**	**23**	**22**	**2**	**6**	**1**	**1**	**0**	**2**	**0**	**0**	**0**	**0**	**0**	**0**	**0**
1600	53	0	0	0	0	4	1	0	0	2	0	3	4	7	10	8	8	4	0	1	1	0	0	0	0	0	0	0	0
1700	89	0	0	0	0	0	0	0	0	0	1	6	11	14	21	17	9	5	4	0	1	0	0	0	0	0	0	0	0
1800	69	0	0	0	0	0	1	3	0	1	3	2	7	10	14	14	9	2	1	1	0	0	0	1	0	0	0	0	0
1900	45	0	0	0	0	0	0	0	1	1	0	9	4	7	10	6	4	2	0	1	0	0	0	0	0	0	0	0	0
2000	33	0	0	0	0	0	0	0	0	0	0	1	9	8	6	5	1	2	0	0	0	0	1	0	0	0	0	0	0
2100	21	0	0	0	0	0	0	0	0	0	0	1	1	8	4	3	3	1	0	0	0	0	0	0	0	0	0	0	0
2200	17	0	0	0	0	0	0	0	0	1	0	1	1	4	4	2	0	1	1	1	1	0	0	0	0	0	0	0	0
2300	5	0	0	0	0	0	0	0	0	0	0	0	2	0	0	1	1	0	0	0	0	1	0	0	0	0	0	0	0
07-19	**719**	**0**	**0**	**0**	**2**	**5**	**9**	**7**	**3**	**7**	**19**	**32**	**76**	**117**	**168**	**135**	**73**	**32**	**18**	**5**	**4**	**5**	**1**	**1**	**0**	**0**	**0**	**0**	**0**
06-22	**826**	**0**	**0**	**0**	**2**	**5**	**9**	**7**	**4**	**8**	**19**	**43**	**91**	**140**	**189**	**149**	**84**	**38**	**20**	**6**	**4**	**5**	**2**	**1**	**0**	**0**	**0**	**0**	**0**
06-00	**848**	**0**	**0**	**0**	**2**	**5**	**9**	**7**	**4**	**9**	**19**	**44**	**94**	**144**	**193**	**152**	**85**	**39**	**21**	**7**	**5**	**6**	**2**	**1**	**0**	**0**	**0**	**0**	**0**
00-00	**856**	**0**	**0**	**0**	**2**	**5**	**9**	**7**	**4**	**9**	**19**	**44**	**95**	**146**	**194**	**152**	**86**	**41**	**22**	**7**	**5**	**6**	**2**	**1**	**0**	**0**	**0**	**0**	**0**

DRAFT

Site 43
Location L-3402, Att - fence, Lat 53.8078, Long -6.75981
Direction Two way

3279 / Meath/Cavan/Monaghan ATC's
October 2013
Automatic Traffic Count

Tue, 15 October 2013

Time	Total	Speed Bins (km/h)																											
		0 - 5	5 - 10	10 - 15	15 - 20	20 - 25	25 - 30	30 - 35	35 - 40	40 - 45	45 - 50	50 - 55	55 - 60	60 - 65	65 - 70	70 - 75	75 - 80	80 - 85	85 - 90	90 - 95	95 - 100	100 - 105	105 - 110	110 - 115	115 - 120	120 - 125	125 - 130	130 - 135	135 - 140
0000	5	0	0	0	0	0	0	0	0	0	1	1	0	2	0	1	0	0	0	0	0	0	0	0	0	0	0	0	0
0100	1	0	0	0	0	0	0	0	0	1	0	0	0	0	0	0	0	0	0	0	0	0	0	0	0	0	0	0	0
0200	1	0	0	0	0	0	0	1	0	0	0	0	0	0	0	0	0	0	0	0	0	0	0	0	0	0	0	0	0
0300	1	0	0	0	0	0	0	0	0	0	0	0	1	0	0	0	0	0	0	0	0	0	0	0	0	0	0	0	0
0400	0	0	0	0	0	0	0	0	0	0	0	0	0	0	0	0	0	0	0	0	0	0	0	0	0	0	0	0	0
0500	2	0	0	0	0	0	0	0	0	0	0	0	0	0	1	0	0	1	0	0	0	0	0	0	0	0	0	0	0
0600	7	0	0	0	0	0	0	0	0	0	0	0	1	1	0	1	1	2	0	1	0	0	0	0	0	0	0	0	0
0700	27	0	0	0	0	0	0	0	0	0	2	1	3	6	3	7	4	1	0	0	0	0	0	0	0	0	0	0	0
0800	**102**	**0**	**0**	**0**	**0**	**0**	**0**	**0**	**0**	**0**	**0**	**6**	**9**	**21**	**24**	**19**	**15**	**4**	**4**	**0**	**0**	**0**	**0**	**0**	**0**	**0**	**0**	**0**	**0**
0900	52	0	0	0	0	0	0	0	0	0	3	3	10	13	6	7	7	2	1	0	0	0	0	0	0	0	0	0	0
1000	46	0	0	1	0	0	0	0	1	0	3	3	4	9	9	9	4	1	1	1	0	0	0	0	0	0	0	0	0
1100	40	0	0	0	0	1	1	2	0	0	1	1	6	9	12	3	3	1	0	0	0	0	0	0	0	0	0	0	0
1200	28	0	0	0	0	0	0	0	0	1	0	1	5	7	6	2	4	1	1	0	0	0	0	0	0	0	0	0	0
1300	56	0	0	0	0	2	0	0	0	0	2	6	8	8	11	10	6	1	1	0	0	1	0	0	0	0	0	0	0
1400	46	0	0	0	1	0	0	0	0	1	5	3	8	10	9	3	4	0	1	0	1	0	0	0	0	0	0	0	0
1500	**93**	**0**	**0**	**0**	**2**	**0**	**0**	**0**	**0**	**3**	**2**	**5**	**12**	**15**	**23**	**18**	**7**	**2**	**2**	**1**	**1**	**0**	**0**	**0**	**0**	**0**	**0**	**0**	**0**
1600	62	0	0	0	0	0	1	0	0	2	2	4	7	19	4	13	4	5	0	1	0	0	0	0	0	0	0	0	0
1700	80	0	0	0	0	0	0	0	0	0	2	2	8	20	13	17	11	3	2	2	0	0	0	0	0	0	0	0	0
1800	77	0	0	0	1	0	0	1	0	1	3	8	9	10	17	11	11	3	0	0	1	1	0	0	0	0	0	0	0
1900	46	0	0	0	0	0	0	0	0	4	2	6	6	7	8	4	3	2	2	0	0	1	1	0	0	0	0	0	0
2000	27	0	0	0	0	0	0	0	0	1	0	0	6	6	5	2	4	0	1	1	1	0	0	0	0	0	0	0	0
2100	29	0	0	0	0	0	0	0	0	0	1	3	8	6	6	1	2	2	0	0	0	0	0	0	0	0	0	0	0
2200	22	0	0	0	0	0	0	0	0	0	5	0	8	2	3	2	1	0	1	0	0	0	0	0	0	0	0	0	0
2300	1	0	0	0	0	0	0	0	0	0	0	0	0	1	0	0	0	0	0	0	0	0	0	0	0	0	0	0	0
07-19	**709**	**0**	**0**	**1**	**4**	**3**	**2**	**3**	**1**	**8**	**25**	**43**	**89**	**147**	**137**	**119**	**80**	**24**	**13**	**5**	**3**	**2**	**0**	**0**	**0**	**0**	**0**	**0**	**0**
06-22	**818**	**0**	**0**	**1**	**4**	**3**	**2**	**3**	**1**	**13**	**28**	**52**	**110**	**167**	**156**	**127**	**90**	**30**	**16**	**7**	**4**	**3**	**1**	**0**	**0**	**0**	**0**	**0**	**0**
06-00	**841**	**0**	**0**	**1**	**4**	**3**	**2**	**3**	**1**	**13**	**33**	**52**	**118**	**170**	**159**	**129**	**91**	**30**	**17**	**7**	**4**	**3**	**1**	**0**	**0**	**0**	**0**	**0**	**0**
00-00	**851**	**0**	**0**	**1**	**4**	**3**	**2**	**4**	**1**	**14**	**34**	**53**	**119**	**172**	**160**	**130**	**91**	**31**	**17**	**7**	**4**	**3**	**1**	**0**	**0**	**0**	**0**	**0**	**0**

DRAFT

Site 43
Location L-3402, Att - fence, Lat 53.8078, Long -6.75981
Direction Two way

3279 / Meath/Cavan/Monaghan ATC's
October 2013
Automatic Traffic Count

Wed, 16 October 2013

Time	Total	Speed Bins (km/h)																											
		0 - 5	5 - 10	10 - 15	15 - 20	20 - 25	25 - 30	30 - 35	35 - 40	40 - 45	45 - 50	50 - 55	55 - 60	60 - 65	65 - 70	70 - 75	75 - 80	80 - 85	85 - 90	90 - 95	95 - 100	100 - 105	105 - 110	110 - 115	115 - 120	120 - 125	125 - 130	130 - 135	135 - 140
0000	3	0	0	0	0	0	0	0	0	2	0	0	0	0	0	1	0	0	0	0	0	0	0	0	0	0	0	0	0
0100	2	0	0	0	0	0	0	0	0	0	0	0	2	0	0	0	0	0	0	0	0	0	0	0	0	0	0	0	0
0200	2	0	0	0	0	0	0	0	0	1	0	0	0	1	0	0	0	0	0	0	0	0	0	0	0	0	0	0	0
0300	1	0	0	0	0	0	0	0	0	0	0	0	0	0	1	0	0	0	0	0	0	0	0	0	0	0	0	0	0
0400	1	0	0	0	0	0	0	0	0	0	0	0	1	0	0	0	0	0	0	0	0	0	0	0	0	0	0	0	0
0500	2	0	0	0	0	0	0	0	0	0	0	0	0	0	0	0	0	1	1	0	0	0	0	0	0	0	0	0	0
0600	12	0	0	0	0	0	0	0	0	0	0	2	1	1	3	0	3	1	1	0	0	0	0	0	0	0	0	0	0
0700	23	0	0	0	0	0	0	0	0	0	0	2	3	5	4	4	4	1	0	0	0	0	0	0	0	0	0	0	0
0800	**105**	**0**	**0**	**0**	**0**	**0**	**0**	**0**	**0**	**2**	**1**	**2**	**20**	**31**	**25**	**9**	**13**	**1**	**1**	**0**	**0**	**0**	**0**	**0**	**0**	**0**	**0**	**0**	**0**
0900	51	0	0	0	0	0	0	0	0	3	1	6	6	15	8	5	3	3	1	0	0	0	0	0	0	0	0	0	0
1000	37	0	0	0	0	0	0	0	0	1	1	5	6	8	13	1	2	0	0	0	0	0	0	0	0	0	0	0	0
1100	39	0	0	0	0	0	0	1	1	0	5	1	3	10	9	4	3	0	0	1	0	0	0	0	1	0	0	0	0
1200	27	0	0	0	0	0	0	0	0	2	0	1	3	6	6	6	2	0	0	1	0	0	0	0	0	0	0	0	0
1300	32	0	0	0	0	0	0	0	0	1	1	1	9	3	5	7	2	2	0	1	0	0	0	0	0	0	0	0	0
1400	53	0	0	0	0	0	0	0	0	1	1	8	6	12	13	7	4	0	1	0	0	0	0	0	0	0	0	0	0
1500	**76**	**0**	**0**	**0**	**1**	**0**	**0**	**0**	**0**	**4**	**3**	**5**	**11**	**14**	**21**	**11**	**4**	**0**	**1**	**0**	**1**	**0**	**0**	**0**	**0**	**0**	**0**	**0**	**0**
1600	58	0	0	0	1	0	0	0	0	0	0	1	12	11	10	12	5	6	0	0	0	0	0	0	0	0	0	0	0
1700	69	0	0	0	0	0	0	0	0	0	0	2	10	16	18	10	3	7	3	0	0	0	0	0	0	0	0	0	0
1800	65	0	0	0	0	0	0	0	0	0	0	9	11	17	8	12	2	3	3	0	0	0	0	0	0	0	0	0	0
1900	40	0	0	0	0	0	0	1	0	0	1	6	10	4	6	7	3	1	1	0	0	0	0	0	0	0	0	0	0
2000	36	0	0	0	0	0	0	0	0	0	1	2	5	9	10	2	5	2	0	0	0	0	0	0	0	0	0	0	0
2100	25	0	0	0	0	0	0	0	1	0	3	1	6	4	2	3	4	0	1	0	0	0	0	0	0	0	0	0	0
2200	11	0	0	0	0	0	0	0	0	0	2	2	1	1	0	4	1	0	0	0	0	0	0	0	0	0	0	0	0
2300	5	0	0	0	0	0	0	0	0	0	1	1	0	0	3	0	0	0	0	0	0	0	0	0	0	0	0	0	0
07-19	**635**	**0**	**0**	**0**	**2**	**0**	**0**	**1**	**1**	**14**	**13**	**43**	**100**	**148**	**140**	**88**	**47**	**23**	**10**	**3**	**1**	**0**	**0**	**0**	**1**	**0**	**0**	**0**	**0**
06-22	**748**	**0**	**0**	**0**	**2**	**0**	**0**	**2**	**2**	**14**	**18**	**54**	**122**	**166**	**161**	**100**	**62**	**27**	**13**	**3**	**1**	**0**	**0**	**0**	**1**	**0**	**0**	**0**	**0**
06-00	**764**	**0**	**0**	**0**	**2**	**0**	**0**	**2**	**2**	**14**	**21**	**57**	**123**	**167**	**164**	**104**	**63**	**27**	**13**	**3**	**1**	**0**	**0**	**0**	**1**	**0**	**0**	**0**	**0**
00-00	**775**	**0**	**0**	**0**	**2**	**0**	**0**	**2**	**2**	**17**	**21**	**57**	**126**	**168**	**165**	**105**	**63**	**28**	**14**	**3**	**1**	**0**	**0**	**0**	**1**	**0**	**0**	**0**	**0**

DRAFT

Site 43
Location L-3402, Att - fence, Lat 53.8078, Long -6.75981
Direction Two way

3279 / Meath/Cavan/Monaghan ATC's
October 2013
Automatic Traffic Count

Virtual Day (7)

Time	Total	Speed Bins (km/h)																											
		0 - 5	5 - 10	10 - 15	15 - 20	20 - 25	25 - 30	30 - 35	35 - 40	40 - 45	45 - 50	50 - 55	55 - 60	60 - 65	65 - 70	70 - 75	75 - 80	80 - 85	85 - 90	90 - 95	95 - 100	100 - 105	105 - 110	110 - 115	115 - 120	120 - 125	125 - 130	130 - 135	135 - 140
0000	4	0	0	0	0	0	0	0	0	0	0	0	1	1	0	1	0	0	0	0	0	0	0	0	0	0	0	0	0
0100	1	0	0	0	0	0	0	0	0	0	0	0	0	0	0	0	0	0	0	0	0	0	0	0	0	0	0	0	0
0200	2	0	0	0	0	0	0	0	0	0	0	0	0	0	0	0	0	0	0	0	0	0	0	0	0	0	0	0	0
0300	2	0	0	0	0	0	0	0	0	0	0	0	0	0	0	0	0	0	0	0	0	0	0	0	0	0	0	0	0
0400	1	0	0	0	0	0	0	0	0	0	0	0	0	0	0	0	0	0	0	0	0	0	0	0	0	0	0	0	0
0500	2	0	0	0	0	0	0	0	0	0	0	0	0	0	0	0	0	1	0	0	0	0	0	0	0	0	0	0	0
0600	8	0	0	0	0	0	0	0	0	0	0	0	1	1	2	0	2	1	1	0	0	0	0	0	0	0	0	0	0
0700	20	0	0	0	0	0	1	0	0	0	1	1	2	2	4	3	3	2	1	0	0	0	0	0	0	0	0	0	0
0800	**80**	**0**	**0**	**0**	**0**	**0**	**0**	**1**	**0**	**1**	**2**	**4**	**10**	**15**	**18**	**13**	**9**	**3**	**2**	**1**	**0**	**0**	**0**	**0**	**0**	**0**	**0**	**0**	**0**
0900	47	0	0	0	0	0	0	0	0	0	1	3	5	11	9	7	5	3	1	0	1	0	0	0	0	0	0	0	0
1000	41	0	0	0	0	0	0	0	0	1	2	3	5	9	9	6	4	1	1	0	0	0	0	0	0	0	0	0	0
1100	42	0	0	0	0	0	0	1	1	1	2	2	7	7	9	5	4	2	1	0	0	0	0	0	0	0	0	0	0
1200	43	0	0	0	0	0	0	0	0	1	1	2	6	7	11	6	4	2	0	0	0	0	0	0	0	0	0	0	0
1300	47	0	0	0	0	0	1	0	1	1	1	2	6	8	10	8	5	3	1	0	0	0	0	0	0	0	0	0	0
1400	49	0	0	0	1	0	0	0	1	3	2	4	5	9	10	7	4	1	1	0	0	0	0	0	0	0	0	0	0
1500	**81**	**0**	**0**	**0**	**1**	**1**	**1**	**0**	**1**	**4**	**4**	**5**	**10**	**13**	**18**	**12**	**5**	**3**	**2**	**1**	**0**	**0**	**0**	**0**	**0**	**0**	**0**	**0**	**0**
1600	57	0	0	0	0	1	0	0	0	2	2	4	7	12	9	8	5	4	1	1	0	0	0	0	0	0	0	0	0
1700	66	0	0	0	0	0	0	0	0	0	1	4	7	13	13	13	7	4	2	0	0	0	0	0	0	0	0	0	0
1800	62	0	0	0	0	0	0	1	1	0	1	6	8	11	13	10	6	2	1	0	0	0	0	0	0	0	0	0	0
1900	42	0	0	0	0	0	0	0	0	1	1	4	7	7	6	6	4	2	1	0	0	0	0	0	0	0	0	0	0
2000	32	0	0	0	0	0	0	0	0	1	1	2	5	7	6	3	3	2	1	0	0	0	0	0	0	0	0	0	0
2100	23	0	0	0	0	0	0	0	0	0	1	2	4	5	4	2	3	1	1	0	0	0	0	0	0	0	0	0	0
2200	13	0	0	0	0	0	0	0	0	0	1	1	3	2	2	2	1	1	1	1	0	0	0	0	0	0	0	0	0
2300	5	0	0	0	0	0	0	0	0	0	0	1	1	1	1	1	0	0	0	0	0	0	0	0	0	0	0	0	0
07-19	**636**	**0**	**0**	**1**	**2**	**3**	**4**	**4**	**7**	**13**	**20**	**40**	**77**	**117**	**133**	**99**	**61**	**30**	**14**	**5**	**3**	**2**	**1**	**0**	**0**	**0**	**0**	**0**	**0**
06-22	**741**	**0**	**0**	**1**	**2**	**3**	**4**	**4**	**8**	**15**	**24**	**49**	**94**	**137**	**150**	**111**	**72**	**36**	**18**	**6**	**3**	**2**	**1**	**0**	**0**	**0**	**0**	**0**	**0**
06-00	**759**	**0**	**0**	**1**	**2**	**3**	**4**	**4**	**8**	**16**	**25**	**51**	**98**	**140**	**152**	**114**	**73**	**37**	**19**	**7**	**4**	**2**	**1**	**0**	**0**	**0**	**0**	**0**	**0**
00-00	**771**	**0**	**0**	**1**	**2**	**3**	**4**	**4**	**8**	**16**	**26**	**52**	**99**	**141**	**154**	**115**	**74**	**38**	**19**	**7**	**4**	**2**	**1**	**0**	**0**	**0**	**0**	**0**	**0**

DRAFT

Site 43
Location L-3402, Att - fence, Lat 53.8078, Long -6.75981
Direction Two way

3279 / Meath/Cavan/Monaghan ATC's
October 2013
Automatic Traffic Count

Virtual Week (1)

Time	Total	Speed Bins (km/h)																											
		0 - 5	5 - 10	10 - 15	15 - 20	20 - 25	25 - 30	30 - 35	35 - 40	40 - 45	45 - 50	50 - 55	55 - 60	60 - 65	65 - 70	70 - 75	75 - 80	80 - 85	85 - 90	90 - 95	95 - 100	100 - 105	105 - 110	110 - 115	115 - 120	120 - 125	125 - 130	130 - 135	135 - 140
Mon	856	0	0	0	2	5	9	7	4	9	19	44	95	146	194	152	86	41	22	7	5	6	2	1	0	0	0	0	0
Tue	851	0	0	1	4	3	2	4	1	14	34	53	119	172	160	130	91	31	17	7	4	3	1	0	0	0	0	0	0
Wed	775	0	0	0	2	0	0	2	2	17	21	57	126	168	165	105	63	28	14	3	1	0	0	0	1	0	0	0	0
Thu	879	0	0	0	3	1	10	9	25	44	27	56	92	159	168	133	81	36	20	5	4	2	4	0	0	0	0	0	0
Fri	882	0	0	2	1	5	5	6	13	16	42	59	121	142	173	124	85	47	26	7	7	1	0	0	0	0	0	0	0
|Sat	683	0	0	0	3	2	3	1	8	6	23	43	85	120	139	93	59	59	23	8	4	4	0	0	0	0	0	0	0
|Sun	470	0	0	1	2	2	1	2	1	9	17	49	57	82	79	66	54	22	14	10	0	0	2	0	0	0	0	0	0
5 Day Ave.	**849**	**0**	**0**	**1**	**2**	**3**	**5**	**6**	**9**	**20**	**29**	**54**	**111**	**157**	**172**	**129**	**81**	**37**	**20**	**6**	**4**	**2**	**1**	**0**	**0**	**0**	**0**	**0**	**0**
7 Day Ave.	**771**	**0**	**0**	**1**	**2**	**3**	**4**	**4**	**8**	**16**	**26**	**52**	**99**	**141**	**154**	**115**	**74**	**38**	**19**	**7**	**4**	**2**	**1**	**0**	**0**	**0**	**0**	**0**	**0**
--	**5396**	**0**	**0**	**4**	**17**	**18**	**30**	**31**	**54**	**115**	**183**	**361**	**695**	**989**	**1078**	**803**	**519**	**264**	**136**	**47**	**25**	**16**	**9**	**1**	**1**	**0**	**0**	**0**	**0**

Summary Graphs

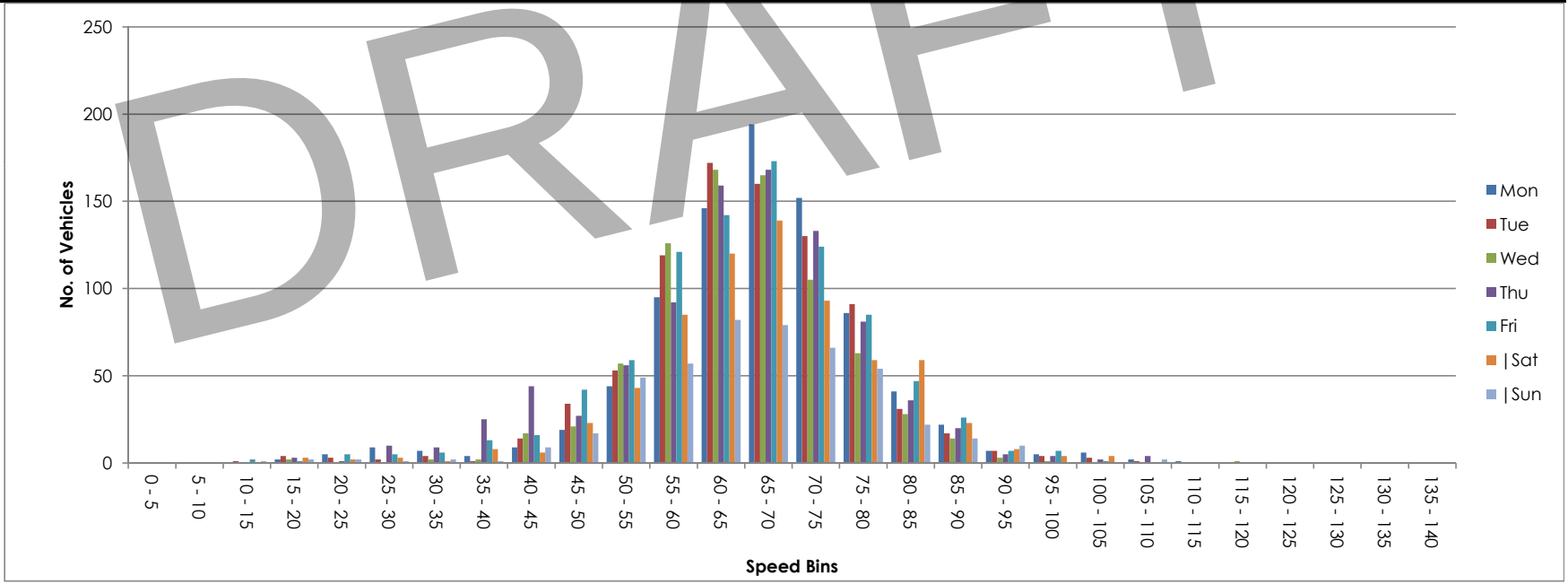

DRAFT



NDC NATIONWIDE DATA COLLECTION	**Site / Location:**	L74040, Att - Telepole, Lat 53.81699, Long -6.78053	**Project No:**	3279	**Photo No:**	3279-44	**Drawn By:** MOR
	Survey Date:	Tue, 8 October 2013 to Mon, 14 October 2013	**Project Name:**		Meath/Cavan/Monaghan ATC'S		
	Survey Times:	00:00 to 00(24):00	**Title:**		Site Photograph		

Site No.	Location.	Direction.	Speed Limit - PSL (km/h)	Start Date.	End Date.	Total Vehicles.	5 Day Ave.	7 Day Ave.	No. > Speed Limit.	%. > Speed Limit.	No. > Speed Limit1 (+5km/h).	%. > Speed Limit1 (+5km/h).	No. > Speed Limit1 (+10km/h).	%. > Speed Limit1 (+10km/h).	Mean Speed	85%ile Speed
44	L74040, Att - Telepole, Lat 53.81699, Long -6.78053	North	80	Tue, 8 October 2013	Mon, 14 October 2013	1038	157	148	3	0.3	1	0.1	0	0.0	54.2	64.1
		South	80	Tue, 8 October 2013	Mon, 14 October 2013	1076	162	154	0	0.0	0	0.0	0	0.0	55.3	63.7
		Two way	80	Tue, 8 October 2013	Mon, 14 October 2013	2114	319	302	3	0.1	1	0.0	0	0.0	54.7	64.1

DRAFT

Site 44
Location L74040, Att - Telepole, Lat 53.81699, Long -6.78053
Direction North

3279 / Meath/Cavan/Monaghan ATC's
October 2013
Automatic Traffic Count

Tue, 8 October 2013

Time	Total	Classification												>PSL	>PSL%	>SL1	>SL1%	>SL2	>SL2%	Mean	Vpp
		1 MCL	2 SV	3 SVT	4 TB2	5 TB3	6 T4	7 ART3	8 ART4	9 ART5	10 ART6	11 BD	12 DRT	80	80	85 +5kph	85 +5kph	90 +10kph	90 +10kph		85
0000	3	0	3	0	0	0	0	0	0	0	0	0	0	0	0	0	0	0	0	49.8	-
0100	0	0	0	0	0	0	0	0	0	0	0	0	0	0	0	0	0	0	0	-	-
0200	0	0	0	0	0	0	0	0	0	0	0	0	0	0	0	0	0	0	0	-	-
0300	0	0	0	0	0	0	0	0	0	0	0	0	0	0	0	0	0	0	0	-	-
0400	1	0	0	0	0	0	0	0	1	0	0	0	0	0	0	0	0	0	0	48.8	-
0500	1	0	1	0	0	0	0	0	0	0	0	0	0	0	0	0	0	0	0	55.2	-
0600	0	0	0	0	0	0	0	0	0	0	0	0	0	0	0	0	0	0	0	-	-
0700	5	0	4	0	1	0	0	0	0	0	0	0	0	0	0	0	0	0	0	57.9	-
0800	**11**	**0**	**8**	**0**	**3**	**0**	**0**	**0**	**0**	**0**	**0**	**0**	**0**	**0**	**0**	**0**	**0**	**0**	**0**	**50.8**	**58**
0900	6	0	5	0	1	0	0	0	0	0	0	0	0	0	0	0	0	0	0	55.8	-
1000	5	0	4	0	1	0	0	0	0	0	0	0	0	0	0	0	0	0	0	41.4	-
1100	8	0	7	1	0	0	0	0	0	0	0	0	0	0	0	0	0	0	0	58.2	-
1200	9	0	6	1	2	0	0	0	0	0	0	0	0	0	0	0	0	0	0	49.8	-
1300	9	0	6	0	3	0	0	0	0	0	0	0	0	0	0	0	0	0	0	49.3	-
1400	9	0	9	0	0	0	0	0	0	0	0	0	0	0	0	0	0	0	0	56.5	-
1500	7	0	5	0	2	0	0	0	0	0	0	0	0	0	0	0	0	0	0	60.8	-
1600	12	0	12	0	0	0	0	0	0	0	0	0	0	0	0	0	0	0	0	58.2	60.5
1700	**17**	**0**	**16**	**0**	**1**	**0**	**0**	**0**	**0**	**0**	**0**	**0**	**0**	**0**	**0**	**0**	**0**	**0**	**0**	**54**	**60.1**
1800	6	0	4	0	1	0	0	0	1	0	0	0	0	0	0	0	0	0	0	47.4	-
1900	12	0	9	1	2	0	0	0	0	0	0	0	0	0	0	0	0	0	0	59.9	60.8
2000	8	0	8	0	0	0	0	0	0	0	0	0	0	0	0	0	0	0	0	54.6	-
2100	5	0	4	0	1	0	0	0	0	0	0	0	0	0	0	0	0	0	0	51.5	-
2200	7	0	6	0	1	0	0	0	0	0	0	0	0	0	0	0	0	0	0	57	-
2300	2	0	2	0	0	0	0	0	0	0	0	0	0	0	0	0	0	0	0	54.7	-
07-19	**104**	**0**	**86**	**2**	**15**	**0**	**0**	**0**	**1**	**0**	**0**	**0**	**0**	**0**	**0**	**0**	**0**	**0**	**0**	**53.7**	**62.3**
06-22	**129**	**0**	**107**	**3**	**18**	**0**	**0**	**0**	**1**	**0**	**0**	**0**	**0**	**0**	**0**	**0**	**0**	**0**	**0**	**54.2**	**63.7**
06-00	**138**	**0**	**115**	**3**	**19**	**0**	**0**	**0**	**1**	**0**	**0**	**0**	**0**	**0**	**0**	**0**	**0**	**0**	**0**	**54.4**	**65.5**
00-00	**143**	**0**	**119**	**3**	**19**	**0**	**0**	**0**	**2**	**0**	**0**	**0**	**0**	**0**	**0**	**0**	**0**	**0**	**0**	**54.2**	**65.5**

DRAFT

Site 44
Location L74040, Att - Telepole, Lat 53.81699, Long -6.78053
Direction North

3279 / Meath/Cavan/Monaghan ATC's
October 2013
Automatic Traffic Count

Wed, 9 October 2013

Time	Total	Classification												>PSL	>PSL%	>SL1	>SL1%	>SL2	>SL2%	Mean	Vpp
		1 MCL	2 SV	3 SVT	4 TB2	5 TB3	6 T4	7 ART3	8 ART4	9 ART5	10 ART6	11 BD	12 DRT	80	80	85 +5kph	85 +5kph	90 +10kph	90 +10kph		85
0000	1	0	1	0	0	0	0	0	0	0	0	0	0	0	0	0	0	0	0	61.5	-
0100	0	0	0	0	0	0	0	0	0	0	0	0	0	0	0	0	0	0	0	-	-
0200	1	0	1	0	0	0	0	0	0	0	0	0	0	0	0	0	0	0	0	61.4	-
0300	0	0	0	0	0	0	0	0	0	0	0	0	0	0	0	0	0	0	0	-	-
0400	0	0	0	0	0	0	0	0	0	0	0	0	0	0	0	0	0	0	0	-	-
0500	0	0	0	0	0	0	0	0	0	0	0	0	0	0	0	0	0	0	0	-	-
0600	3	0	2	0	0	0	1	0	0	0	0	0	0	0	0	0	0	0	0	58.2	-
0700	5	0	4	0	1	0	0	0	0	0	0	0	0	0	0	0	0	0	0	51.3	-
0800	**8**	**0**	**5**	**0**	**3**	**0**	**0**	**0**	**0**	**0**	**0**	**0**	**0**	**0**	**0**	**0**	**0**	**0**	**0**	**55.4**	**-**
0900	**8**	**0**	**7**	**0**	**0**	**0**	**1**	**0**	**0**	**0**	**0**	**0**	**0**	**0**	**0**	**0**	**0**	**0**	**0**	**50.8**	**-**
1000	**8**	**0**	**8**	**0**	**0**	**0**	**0**	**0**	**0**	**0**	**0**	**0**	**0**	**0**	**0**	**0**	**0**	**0**	**0**	**55.3**	**-**
1100	5	0	5	0	0	0	0	0	0	0	0	0	0	0	0	0	0	0	0	44.2	-
1200	7	0	6	0	1	0	0	0	0	0	0	0	0	0	0	0	0	0	0	46.8	-
1300	7	0	5	0	2	0	0	0	0	0	0	0	0	0	0	0	0	0	0	58.1	-
1400	16	0	16	0	0	0	0	0	0	0	0	0	0	0	0	0	0	0	0	49.8	57.6
1500	13	0	9	0	4	0	0	0	0	0	0	0	0	0	0	0	0	0	0	55.8	68.8
1600	12	0	10	0	1	0	0	0	0	1	0	0	0	0	0	0	0	0	0	54.6	65.2
1700	**19**	**0**	**18**	**1**	**0**	**0**	**0**	**0**	**0**	**0**	**0**	**0**	**0**	**0**	**0**	**0**	**0**	**0**	**0**	**52.8**	**56.9**
1800	18	0	15	0	2	0	0	0	1	0	0	0	0	0	0	0	0	0	0	57.6	61.9
1900	11	0	9	0	1	0	0	0	1	0	0	0	0	0	0	0	0	0	0	55.3	63.4
2000	9	0	8	1	0	0	0	0	0	0	0	0	0	0	0	0	0	0	0	55.8	-
2100	8	0	8	0	0	0	0	0	0	0	0	0	0	0	0	0	0	0	0	54.4	-
2200	3	0	2	0	1	0	0	0	0	0	0	0	0	0	0	0	0	0	0	50.7	-
2300	4	0	4	0	0	0	0	0	0	0	0	0	0	0	0	0	0	0	0	52.3	-
07-19	**126**	**0**	**108**	**1**	**14**	**0**	**1**	**0**	**1**	**1**	**0**	**0**	**0**	**0**	**0**	**0**	**0**	**0**	**0**	**53.3**	**61.9**
06-22	**157**	**0**	**135**	**2**	**15**	**0**	**2**	**0**	**2**	**1**	**0**	**0**	**0**	**0**	**0**	**0**	**0**	**0**	**0**	**53.8**	**63.4**
06-00	**164**	**0**	**141**	**2**	**16**	**0**	**2**	**0**	**2**	**1**	**0**	**0**	**0**	**0**	**0**	**0**	**0**	**0**	**0**	**53.7**	**63.4**
00-00	**166**	**0**	**143**	**2**	**16**	**0**	**2**	**0**	**2**	**1**	**0**	**0**	**0**	**0**	**0**	**0**	**0**	**0**	**0**	**53.8**	**63.4**

DRAFT

Site 44
Location L74040, Att - Telepole, Lat 53.81699, Long -6.78053
Direction North

3279 / Meath/Cavan/Monaghan ATC's
October 2013
Automatic Traffic Count

Thu, 10 October 2013

Time	Total	Classification												>PSL	>PSL%	>SL1	>SL1%	>SL2	>SL2%	Mean	Vpp
		1 MCL	2 SV	3 SVT	4 TB2	5 TB3	6 T4	7 ART3	8 ART4	9 ART5	10 ART6	11 BD	12 DRT	80	80	85 +5kph	85 +5kph	90 +10kph	90 +10kph		85
0000	1	0	1	0	0	0	0	0	0	0	0	0	0	0	0	0	0	0	0	43.5	-
0100	1	0	1	0	0	0	0	0	0	0	0	0	0	0	0	0	0	0	0	58.6	-
0200	0	0	0	0	0	0	0	0	0	0	0	0	0	0	0	0	0	0	0	-	-
0300	1	0	1	0	0	0	0	0	0	0	0	0	0	0	0	0	0	0	0	50	-
0400	1	0	0	0	0	0	0	0	1	0	0	0	0	0	0	0	0	0	0	34.7	-
0500	0	0	0	0	0	0	0	0	0	0	0	0	0	0	0	0	0	0	0	-	-
0600	0	0	0	0	0	0	0	0	0	0	0	0	0	0	0	0	0	0	0	-	-
0700	5	0	4	0	1	0	0	0	0	0	0	0	0	1	20	0	0	0	0	64.6	-
0800	8	0	5	0	3	0	0	0	0	0	0	0	0	0	0	0	0	0	0	55	-
0900	6	0	5	1	0	0	0	0	0	0	0	0	0	0	0	0	0	0	0	57.3	-
1000	**13**	**0**	**10**	**1**	**1**	**1**	**0**	**0**	**0**	**0**	**0**	**0**	**0**	**0**	**0**	**0**	**0**	**0**	**0**	**49.2**	**61.2**
1100	5	0	5	0	0	0	0	0	0	0	0	0	0	0	0	0	0	0	0	54.6	-
1200	8	0	7	0	0	1	0	0	0	0	0	0	0	0	0	0	0	0	0	43.6	-
1300	**23**	**0**	**21**	**1**	**1**	**0**	**0**	**0**	**0**	**0**	**0**	**0**	**0**	**0**	**0**	**0**	**0**	**0**	**0**	**54.4**	**61.9**
1400	13	0	12	1	0	0	0	0	0	0	0	0	0	0	0	0	0	0	0	54.3	59.8
1500	9	0	8	0	1	0	0	0	0	0	0	0	0	0	0	0	0	0	0	52.9	-
1600	13	0	10	0	2	0	0	1	0	0	0	0	0	0	0	0	0	0	0	45.9	54.4
1700	19	0	17	1	1	0	0	0	0	0	0	0	0	0	0	0	0	0	0	54.5	59.8
1800	9	0	9	0	0	0	0	0	0	0	0	0	0	0	0	0	0	0	0	56.6	-
1900	12	0	10	0	0	0	0	0	2	0	0	0	0	0	0	0	0	0	0	57.9	66.2
2000	10	0	8	0	1	0	0	0	1	0	0	0	0	0	0	0	0	0	0	48.4	-
2100	5	0	5	0	0	0	0	0	0	0	0	0	0	0	0	0	0	0	0	57.7	-
2200	7	0	7	0	0	0	0	0	0	0	0	0	0	0	0	0	0	0	0	57	-
2300	1	0	1	0	0	0	0	0	0	0	0	0	0	0	0	0	0	0	0	63.1	-
07-19	**131**	**0**	**113**	**5**	**10**	**2**	**0**	**1**	**0**	**0**	**0**	**0**	**0**	**1**	**0.8**	**0**	**0**	**0**	**0**	**53**	**62.3**
06-22	**158**	**0**	**136**	**5**	**11**	**2**	**0**	**1**	**3**	**0**	**0**	**0**	**0**	**1**	**0.6**	**0**	**0**	**0**	**0**	**53.2**	**62.6**
06-00	**166**	**0**	**144**	**5**	**11**	**2**	**0**	**1**	**3**	**0**	**0**	**0**	**0**	**1**	**0.6**	**0**	**0**	**0**	**0**	**53.4**	**63**
00-00	**170**	**0**	**147**	**5**	**11**	**2**	**0**	**1**	**4**	**0**	**0**	**0**	**0**	**1**	**0.6**	**0**	**0**	**0**	**0**	**53.3**	**63**

DRAFT

Site 44
Location L74040, Att - Telepole, Lat 53.81699, Long -6.78053
Direction North

3279 / Meath/Cavan/Monaghan ATC's
October 2013
Automatic Traffic Count

Fri, 11 October 2013

Time	Total	Classification												>PSL	>PSL%	>SL1	>SL1%	>SL2	>SL2%	Mean	Vpp
		1 MCL	2 SV	3 SVT	4 TB2	5 TB3	6 T4	7 ART3	8 ART4	9 ART5	10 ART6	11 BD	12 DRT	80	80	85 +5kph	85 +5kph	90 +10kph	90 +10kph		85
0000	2	0	2	0	0	0	0	0	0	0	0	0	0	0	0	0	0	0	0	61.3	-
0100	0	0	0	0	0	0	0	0	0	0	0	0	0	0	0	0	0	0	0	-	-
0200	0	0	0	0	0	0	0	0	0	0	0	0	0	0	0	0	0	0	0	-	-
0300	0	0	0	0	0	0	0	0	0	0	0	0	0	0	0	0	0	0	0	-	-
0400	0	0	0	0	0	0	0	0	0	0	0	0	0	0	0	0	0	0	0	-	-
0500	0	0	0	0	0	0	0	0	0	0	0	0	0	0	0	0	0	0	0	-	-
0600	0	0	0	0	0	0	0	0	0	0	0	0	0	0	0	0	0	0	0	-	-
0700	4	0	2	0	2	0	0	0	0	0	0	0	0	0	0	0	0	0	0	66.2	-
0800	8	0	5	0	3	0	0	0	0	0	0	0	0	0	0	0	0	0	0	51	-
0900	**12**	**0**	**11**	**0**	**1**	**0**	**0**	**0**	**0**	**0**	**0**	**0**	**0**	**0**	**0**	**0**	**0**	**0**	**0**	**51.7**	**60.5**
1000	5	1	2	1	1	0	0	0	0	0	0	0	0	0	0	0	0	0	0	49.9	-
1100	6	0	5	1	0	0	0	0	0	0	0	0	0	0	0	0	0	0	0	48.6	-
1200	9	0	7	1	1	0	0	0	0	0	0	0	0	0	0	0	0	0	0	50.8	-
1300	11	0	11	0	0	0	0	0	0	0	0	0	0	0	0	0	0	0	0	57.8	61.6
1400	8	0	6	0	2	0	0	0	0	0	0	0	0	0	0	0	0	0	0	57.6	-
1500	15	0	12	2	1	0	0	0	0	0	0	0	0	0	0	0	0	0	0	49	58
1600	14	0	11	1	2	0	0	0	0	0	0	0	0	0	0	0	0	0	0	54	63
1700	10	1	9	0	0	0	0	0	0	0	0	0	0	0	0	0	0	0	0	53.6	-
1800	12	0	12	0	0	0	0	0	0	0	0	0	0	0	0	0	0	0	0	59.3	61.2
1900	**16**	**0**	**14**	**0**	**2**	**0**	**0**	**0**	**0**	**0**	**0**	**0**	**0**	**0**	**0**	**0**	**0**	**0**	**0**	**54**	**63.7**
2000	10	0	10	0	0	0	0	0	0	0	0	0	0	0	0	0	0	0	0	64.4	-
2100	6	0	6	0	0	0	0	0	0	0	0	0	0	0	0	0	0	0	0	48.9	-
2200	3	0	3	0	0	0	0	0	0	0	0	0	0	1	33.3	1	33.3	0	0	62.4	-
2300	0	0	0	0	0	0	0	0	0	0	0	0	0	0	0	0	0	0	0	-	-
07-19	**114**	**2**	**93**	**6**	**13**	**0**	**0**	**0**	**0**	**0**	**0**	**0**	**0**	**0**	**0**	**0**	**0**	**0**	**0**	**53.7**	**62.3**
06-22	**146**	**2**	**123**	**6**	**15**	**0**	**0**	**0**	**0**	**0**	**0**	**0**	**0**	**0**	**0**	**0**	**0**	**0**	**0**	**54.3**	**62.6**
06-00	**149**	**2**	**126**	**6**	**15**	**0**	**0**	**0**	**0**	**0**	**0**	**0**	**0**	**1**	**0.7**	**1**	**0.7**	**0**	**0**	**54.5**	**63**
00-00	**151**	**2**	**128**	**6**	**15**	**0**	**0**	**0**	**0**	**0**	**0**	**0**	**0**	**1**	**0.7**	**1**	**0.7**	**0**	**0**	**54.6**	**62.6**

DRAFT

Site 44
Location L74040, Att - Telepole, Lat 53.81699, Long -6.78053
Direction North

3279 / Meath/Cavan/Monaghan ATC's
October 2013
Automatic Traffic Count

Sat, 12 October 2013

Time	Total	Classification												>PSL	>PSL%	>SL1	>SL1%	>SL2	>SL2%	Mean	Vpp
		1 MCL	2 SV	3 SVT	4 TB2	5 TB3	6 T4	7 ART3	8 ART4	9 ART5	10 ART6	11 BD	12 DRT	80	80	85 +5kph	85 +5kph	90 +10kph	90 +10kph		85
0000	3	0	3	0	0	0	0	0	0	0	0	0	0	0	0	0	0	0	0	52.9	-
0100	1	0	1	0	0	0	0	0	0	0	0	0	0	0	0	0	0	0	0	50.2	-
0200	0	0	0	0	0	0	0	0	0	0	0	0	0	0	0	0	0	0	0	-	-
0300	0	0	0	0	0	0	0	0	0	0	0	0	0	0	0	0	0	0	0	-	-
0400	2	0	1	0	0	0	0	0	1	0	0	0	0	0	0	0	0	0	0	58.6	-
0500	0	0	0	0	0	0	0	0	0	0	0	0	0	0	0	0	0	0	0	-	-
0600	0	0	0	0	0	0	0	0	0	0	0	0	0	0	0	0	0	0	0	-	-
0700	2	0	2	0	0	0	0	0	0	0	0	0	0	0	0	0	0	0	0	61.8	-
0800	6	0	5	0	1	0	0	0	0	0	0	0	0	0	0	0	0	0	0	55.4	-
0900	8	0	6	1	1	0	0	0	0	0	0	0	0	0	0	0	0	0	0	55.3	-
1000	**10**	**0**	**10**	**0**	**0**	**0**	**0**	**0**	**0**	**0**	**0**	**0**	**0**	**0**	**0**	**0**	**0**	**0**	**0**	**55.7**	**-**
1100	**10**	**1**	**8**	**1**	**0**	**0**	**0**	**0**	**0**	**0**	**0**	**0**	**0**	**0**	**0**	**0**	**0**	**0**	**0**	**54.6**	**-**
1200	12	0	10	0	2	0	0	0	0	0	0	0	0	0	0	0	0	0	0	51.4	58
1300	14	0	12	0	2	0	0	0	0	0	0	0	0	0	0	0	0	0	0	53.8	58.7
1400	6	0	6	0	0	0	0	0	0	0	0	0	0	1	16.7	0	0	0	0	66.7	-
1500	11	0	10	0	1	0	0	0	0	0	0	0	0	0	0	0	0	0	0	60.1	66.2
1600	12	0	10	0	2	0	0	0	0	0	0	0	0	0	0	0	0	0	0	56.5	64.8
1700	8	0	8	0	0	0	0	0	0	0	0	0	0	0	0	0	0	0	0	60.3	-
1800	**15**	**0**	**13**	**1**	**0**	**0**	**1**	**0**	**0**	**0**	**0**	**0**	**0**	**0**	**0**	**0**	**0**	**0**	**0**	**50.7**	**60.1**
1900	12	0	12	0	0	0	0	0	0	0	0	0	0	0	0	0	0	0	0	53	63
2000	9	0	8	0	1	0	0	0	0	0	0	0	0	0	0	0	0	0	0	50	-
2100	3	0	3	0	0	0	0	0	0	0	0	0	0	0	0	0	0	0	0	52.7	-
2200	2	0	2	0	0	0	0	0	0	0	0	0	0	0	0	0	0	0	0	59.7	-
2300	0	0	0	0	0	0	0	0	0	0	0	0	0	0	0	0	0	0	0	-	-
07-19	**114**	**1**	**100**	**3**	**9**	**0**	**1**	**0**	**0**	**0**	**0**	**0**	**0**	**1**	**0.9**	**0**	**0**	**0**	**0**	**55.7**	**65.5**
06-22	**138**	**1**	**123**	**3**	**10**	**0**	**1**	**0**	**0**	**0**	**0**	**0**	**0**	**1**	**0.7**	**0**	**0**	**0**	**0**	**55.1**	**64.8**
06-00	**140**	**1**	**125**	**3**	**10**	**0**	**1**	**0**	**0**	**0**	**0**	**0**	**0**	**1**	**0.7**	**0**	**0**	**0**	**0**	**55.1**	**65.2**
00-00	**146**	**1**	**130**	**3**	**10**	**0**	**1**	**0**	**1**	**0**	**0**	**0**	**0**	**1**	**0.7**	**0**	**0**	**0**	**0**	**55.1**	**65.2**

DRAFT

Site 44
Location L74040, Att - Telepole, Lat 53.81699, Long -6.78053
Direction North

3279 / Meath/Cavan/Monaghan ATC's
October 2013
Automatic Traffic Count

Sun, 13 October 2013

Time	Total	Classification												>PSL	>PSL%	>SL1	>SL1%	>SL2	>SL2%	Mean	Vpp
		1 MCL	2 SV	3 SVT	4 TB2	5 TB3	6 T4	7 ART3	8 ART4	9 ART5	10 ART6	11 BD	12 DRT	80	80	85 +5kph	85 +5kph	90 +10kph	90 +10kph		85
0000	2	0	2	0	0	0	0	0	0	0	0	0	0	0	0	0	0	0	0	53.4	-
0100	1	0	1	0	0	0	0	0	0	0	0	0	0	0	0	0	0	0	0	52.9	-
0200	2	0	2	0	0	0	0	0	0	0	0	0	0	0	0	0	0	0	0	56.9	-
0300	1	0	1	0	0	0	0	0	0	0	0	0	0	0	0	0	0	0	0	74.8	-
0400	0	0	0	0	0	0	0	0	0	0	0	0	0	0	0	0	0	0	0	-	-
0500	3	0	3	0	0	0	0	0	0	0	0	0	0	0	0	0	0	0	0	53.7	-
0600	0	0	0	0	0	0	0	0	0	0	0	0	0	0	0	0	0	0	0	-	-
0700	0	0	0	0	0	0	0	0	0	0	0	0	0	0	0	0	0	0	0	-	-
0800	4	0	3	0	0	0	0	0	0	1	0	0	0	0	0	0	0	0	0	50.7	-
0900	2	0	2	0	0	0	0	0	0	0	0	0	0	0	0	0	0	0	0	63.5	-
1000	6	0	4	1	1	0	0	0	0	0	0	0	0	0	0	0	0	0	0	54.2	-
1100	**10**	**1**	**9**	**0**	**0**	**0**	**0**	**0**	**0**	**0**	**0**	**0**	**0**	**0**	**0**	**0**	**0**	**0**	**0**	**52.7**	**-**
1200	11	0	11	0	0	0	0	0	0	0	0	0	0	0	0	0	0	0	0	51.4	60.1
1300	8	0	7	1	0	0	0	0	0	0	0	0	0	0	0	0	0	0	0	57.2	-
1400	4	0	3	0	1	0	0	0	0	0	0	0	0	0	0	0	0	0	0	48.8	-
1500	6	0	5	1	0	0	0	0	0	0	0	0	0	0	0	0	0	0	0	54.1	-
1600	6	0	6	0	0	0	0	0	0	0	0	0	0	0	0	0	0	0	0	52.3	-
1700	8	0	5	2	1	0	0	0	0	0	0	0	0	0	0	0	0	0	0	55.2	-
1800	7	0	7	0	0	0	0	0	0	0	0	0	0	0	0	0	0	0	0	57.1	-
1900	**12**	**0**	**12**	**0**	**0**	**0**	**0**	**0**	**0**	**0**	**0**	**0**	**0**	**0**	**0**	**0**	**0**	**0**	**0**	**58.7**	**68.4**
2000	7	0	7	0	0	0	0	0	0	0	0	0	0	0	0	0	0	0	0	56.5	-
2100	4	0	4	0	0	0	0	0	0	0	0	0	0	0	0	0	0	0	0	51.8	-
2200	0	0	0	0	0	0	0	0	0	0	0	0	0	0	0	0	0	0	0	-	-
2300	1	0	1	0	0	0	0	0	0	0	0	0	0	0	0	0	0	0	0	44.2	-
07-19	**72**	**1**	**62**	**5**	**3**	**0**	**0**	**0**	**0**	**1**	**0**	**0**	**0**	**0**	**0**	**0**	**0**	**0**	**0**	**53.9**	**60.8**
06-22	**95**	**1**	**85**	**5**	**3**	**0**	**0**	**0**	**0**	**1**	**0**	**0**	**0**	**0**	**0**	**0**	**0**	**0**	**0**	**54.6**	**62.3**
06-00	**96**	**1**	**86**	**5**	**3**	**0**	**0**	**0**	**0**	**1**	**0**	**0**	**0**	**0**	**0**	**0**	**0**	**0**	**0**	**54.5**	**62.3**
00-00	**105**	**1**	**95**	**5**	**3**	**0**	**0**	**0**	**0**	**1**	**0**	**0**	**0**	**0**	**0**	**0**	**0**	**0**	**0**	**54.7**	**62.3**

DRAFT

Site 44
Location L74040, Att - Telepole, Lat 53.81699, Long -6.78053
Direction North

3279 / Meath/Cavan/Monaghan ATC's
October 2013
Automatic Traffic Count

Mon, 14 October 2013

Time	Total	Classification												>PSL	>PSL%	>SL1	>SL1%	>SL2	>SL2%	Mean	Vpp
		1 MCL	2 SV	3 SVT	4 TB2	5 TB3	6 T4	7 ART3	8 ART4	9 ART5	10 ART6	11 BD	12 DRT	80	80	85 +5kph	85 +5kph	90 +10kph	90 +10kph		85
0000	1	0	1	0	0	0	0	0	0	0	0	0	0	0	0	0	0	0	0	38.7	-
0100	1	0	1	0	0	0	0	0	0	0	0	0	0	0	0	0	0	0	0	53.5	-
0200	1	0	1	0	0	0	0	0	0	0	0	0	0	0	0	0	0	0	0	73.4	-
0300	0	0	0	0	0	0	0	0	0	0	0	0	0	0	0	0	0	0	0	-	-
0400	2	0	1	0	0	0	0	0	1	0	0	0	0	0	0	0	0	0	0	44.2	-
0500	1	0	1	0	0	0	0	0	0	0	0	0	0	0	0	0	0	0	0	57.8	-
0600	0	0	0	0	0	0	0	0	0	0	0	0	0	0	0	0	0	0	0	-	-
0700	4	0	3	0	0	0	0	1	0	0	0	0	0	0	0	0	0	0	0	56	-
0800	8	0	6	0	2	0	0	0	0	0	0	0	0	0	0	0	0	0	0	57.4	-
0900	9	0	7	0	1	0	1	0	0	0	0	0	0	0	0	0	0	0	0	52.1	-
1000	4	0	3	0	1	0	0	0	0	0	0	0	0	0	0	0	0	0	0	50.1	-
1100	**16**	**1**	**13**	**2**	**0**	**0**	**0**	**0**	**0**	**0**	**0**	**0**	**0**	**0**	**0**	**0**	**0**	**0**	**0**	**46**	**62.6**
1200	3	0	2	0	1	0	0	0	0	0	0	0	0	0	0	0	0	0	0	44.1	-
1300	7	0	7	0	0	0	0	0	0	0	0	0	0	0	0	0	0	0	0	53.7	-
1400	11	0	11	0	0	0	0	0	0	0	0	0	0	0	0	0	0	0	0	55.2	64.4
1500	11	0	8	1	2	0	0	0	0	0	0	0	0	0	0	0	0	0	0	51.4	61.2
1600	11	0	10	0	1	0	0	0	0	0	0	0	0	0	0	0	0	0	0	52.4	64.8
1700	**21**	**0**	**21**	**0**	**0**	**0**	**0**	**0**	**0**	**0**	**0**	**0**	**0**	**0**	**0**	**0**	**0**	**0**	**0**	**57.2**	**63.7**
1800	17	0	16	0	1	0	0	0	0	0	0	0	0	0	0	0	0	0	0	58.2	67.7
1900	10	0	9	0	1	0	0	0	0	0	0	0	0	0	0	0	0	0	0	57.4	-
2000	5	0	5	0	0	0	0	0	0	0	0	0	0	0	0	0	0	0	0	62.1	-
2100	9	0	6	0	1	0	0	0	2	0	0	0	0	0	0	0	0	0	0	53.1	-
2200	2	0	1	0	0	0	0	0	1	0	0	0	0	0	0	0	0	0	0	55	-
2300	3	0	3	0	0	0	0	0	0	0	0	0	0	0	0	0	0	0	0	59.9	-
07-19	**122**	**1**	**107**	**3**	**9**	**0**	**1**	**1**	**0**	**0**	**0**	**0**	**0**	**0**	**0**	**0**	**0**	**0**	**0**	**53.6**	**64.4**
06-22	**146**	**1**	**127**	**3**	**11**	**0**	**1**	**1**	**2**	**0**	**0**	**0**	**0**	**0**	**0**	**0**	**0**	**0**	**0**	**54.1**	**64.8**
06-00	**151**	**1**	**131**	**3**	**11**	**0**	**1**	**1**	**3**	**0**	**0**	**0**	**0**	**0**	**0**	**0**	**0**	**0**	**0**	**54.2**	**64.8**
00-00	**157**	**1**	**136**	**3**	**11**	**0**	**1**	**1**	**4**	**0**	**0**	**0**	**0**	**0**	**0**	**0**	**0**	**0**	**0**	**54.1**	**64.8**

DRAFT

Site 44
Location L74040, Att - Telepole, Lat 53.81699, Long -6.78053
Direction North

3279 / Meath/Cavan/Monaghan ATC's
October 2013
Automatic Traffic Count

Virtual Day (7)

Time	Total	Classification												>PSL	>PSL%	>SL1	>SL1%	>SL2	>SL2%	Mean	Vpp
		1 MCL	2 SV	3 SVT	4 TB2	5 TB3	6 T4	7 ART3	8 ART4	9 ART5	10 ART6	11 BD	12 DRT	80	80	85 +5kph	85 +5kph	90 +10kph	90 +10kph		85
0000	2	0	2	0	0	0	0	0	0	0	0	0	0	0	0	0	0	0	0	52.4	-
0100	1	0	1	0	0	0	0	0	0	0	0	0	0	0	0	0	0	0	0	53.8	-
0200	1	0	1	0	0	0	0	0	0	0	0	0	0	0	0	0	0	0	0	62.1	-
0300	0	0	0	0	0	0	0	0	0	0	0	0	0	0	0	0	0	0	0	62.4	-
0400	1	0	0	0	0	0	0	0	1	0	0	0	0	0	0	0	0	0	0	48.2	-
0500	1	0	1	0	0	0	0	0	0	0	0	0	0	0	0	0	0	0	0	54.8	-
0600	0	0	0	0	0	0	0	0	0	0	0	0	0	0	0	0	0	0	0	58.2	-
0700	4	0	3	0	1	0	0	0	0	0	0	0	0	0	4	0	0	0	0	59.3	-
0800	8	0	5	0	2	0	0	0	0	0	0	0	0	0	0	0	0	0	0	53.7	-
0900	7	0	6	0	1	0	0	0	0	0	0	0	0	0	0	0	0	0	0	53.8	-
1000	7	0	6	0	1	0	0	0	0	0	0	0	0	0	0	0	0	0	0	51.4	-
1100	**9**	**0**	**7**	**1**	**0**	**0**	**0**	**0**	**0**	**0**	**0**	**0**	**0**	**0**	**0**	**0**	**0**	**0**	**0**	**51**	**-**
1200	8	0	7	0	1	0	0	0	0	0	0	0	0	0	0	0	0	0	0	49.1	-
1300	11	0	10	0	1	0	0	0	0	0	0	0	0	0	0	0	0	0	0	54.7	61.6
1400	10	0	9	0	0	0	0	0	0	0	0	0	0	0	1.5	0	0	0	0	54.8	-
1500	10	0	8	1	2	0	0	0	0	0	0	0	0	0	0	0	0	0	0	54.3	64.8
1600	11	0	10	0	1	0	0	0	0	0	0	0	0	0	0	0	0	0	0	53.4	64.8
1700	**15**	**0**	**13**	**1**	**0**	**0**	**0**	**0**	**0**	**0**	**0**	**0**	**0**	**0**	**0**	**0**	**0**	**0**	**0**	**55.1**	**63.4**
1800	12	0	11	0	1	0	0	0	0	0	0	0	0	0	0	0	0	0	0	55.9	65.9
1900	12	0	11	0	1	0	0	0	0	0	0	0	0	0	0	0	0	0	0	56.5	65.5
2000	8	0	8	0	0	0	0	0	0	0	0	0	0	0	0	0	0	0	0	55.6	-
2100	6	0	5	0	0	0	0	0	0	0	0	0	0	0	0	0	0	0	0	52.9	-
2200	3	0	3	0	0	0	0	0	0	0	0	0	0	0	4.2	0	4.2	0	0	57	-
2300	2	0	2	0	0	0	0	0	0	0	0	0	0	0	0	0	0	0	0	55	-
07-19	**112**	**1**	**96**	**4**	**10**	**0**	**0**	**0**	**0**	**0**	**0**	**0**	**0**	**0**	**0.3**	**0**	**0**	**0**	**0**	**53.8**	**63.4**
06-22	**138**	**1**	**119**	**4**	**12**	**0**	**1**	**0**	**1**	**0**	**0**	**0**	**0**	**0**	**0.2**	**0**	**0**	**0**	**0**	**54.1**	**63.7**
06-00	**143**	**1**	**124**	**4**	**12**	**0**	**1**	**0**	**1**	**0**	**0**	**0**	**0**	**0**	**0.3**	**0**	**0.1**	**0**	**0**	**54.2**	**64.1**
00-00	**148**	**1**	**128**	**4**	**12**	**0**	**1**	**0**	**2**	**0**	**0**	**0**	**0**	**0**	**0.3**	**0**	**0.1**	**0**	**0**	**54.2**	**64.1**

DRAFT

Site 44
Location L74040, Att - Telepole, Lat 53.81699, Long -6.78053
Direction North

3279 / Meath/Cavan/Monaghan ATC's
October 2013
Automatic Traffic Count

Virtual Week (1)

Time	Total	Classification												>PSL	>PSL%	>SL1	>SL1%	>SL2	>SL2%	Mean	Vpp
		1 MCL	2 SV	3 SVT	4 TB2	5 TB3	6 T4	7 ART3	8 ART4	9 ART5	10 ART6	11 BD	12 DRT	80	80	85 +5kph	85 +5kph	90 +10kph	90 +10kph		85
Mon	157	1	136	3	11	0	1	1	4	0	0	0	0	0	0	0	0	0	0	54.1	64.8
Tue	143	0	119	3	19	0	0	0	2	0	0	0	0	0	0	0	0	0	0	54.2	65.5
Wed	166	0	143	2	16	0	2	0	2	1	0	0	0	0	0	0	0	0	0	53.8	63.4
Thu	170	0	147	5	11	2	0	1	4	0	0	0	0	1	0.6	0	0	0	0	53.3	63
Fri	151	2	128	6	15	0	0	0	0	0	0	0	0	1	0.7	1	0.7	0	0	54.6	62.6
|Sat	146	1	130	3	10	0	1	0	1	0	0	0	0	1	0.7	0	0	0	0	55.1	65.2
|Sun	105	1	95	5	3	0	0	0	0	1	0	0	0	0	0	0	0	0	0	54.7	62.3
5 Day Ave.	**157**	**1**	**135**	**4**	**14**	**0**	**1**	**0**	**2**	**0**	**0**	**0**	**0**	**0**	**0.0**	**0**	**0.0**	**0**	**0.0**	**54.0**	**63.9**
7 Day Ave.	**148**	**1**	**128**	**4**	**12**	**0**	**1**	**0**	**2**	**0**	**0**	**0**	**0**	**0**	**0.3**	**0**	**0.1**	**0**	**0.0**	**54.2**	**64.1**
--	**1038**	**5**	**898**	**27**	**85**	**2**	**4**	**2**	**13**	**2**	**0**	**0**	**0**	**3**	**0.3**	**1**	**0.1**	**0**	**0.0**	**54.2**	**64.1**

Summary Graphs

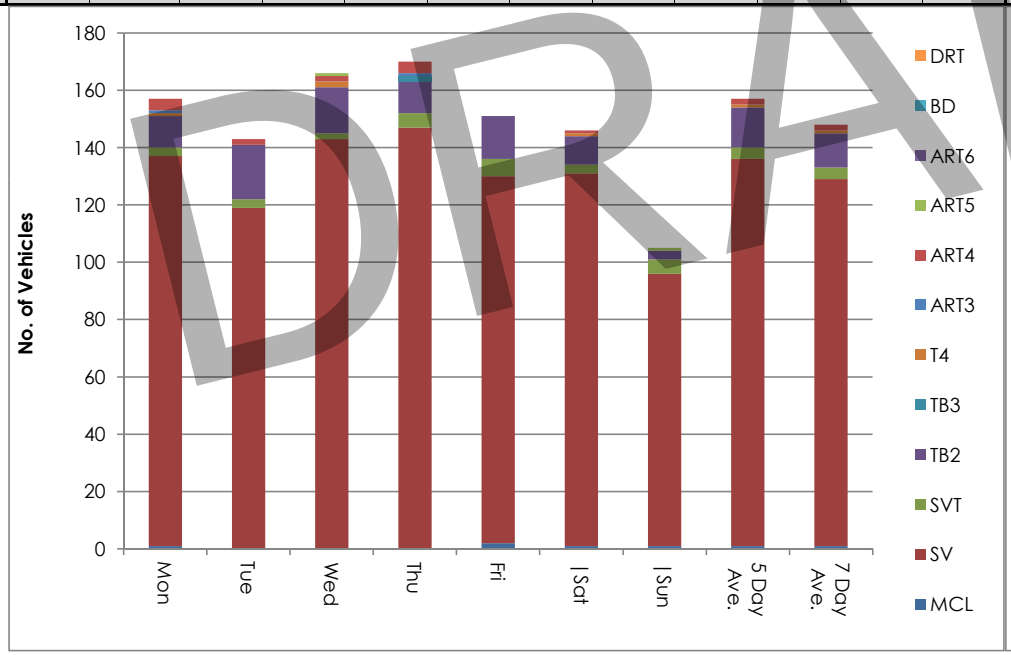

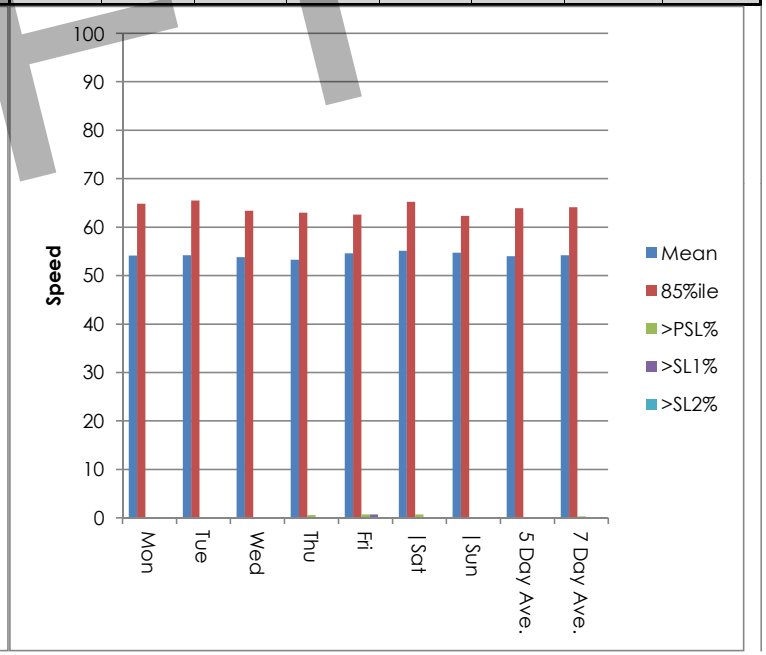

DRAFT

Site 44
Location L74040, Att - Telepole, Lat 53.81699, Long -6.78053
Direction North

3279 / Meath/Cavan/Monaghan ATC's
October 2013
Automatic Traffic Count

Tue, 8 October 2013

Time	Total	Speed Bins (km/h)																											
		0 - 5	5 - 10	10 - 15	15 - 20	20 - 25	25 - 30	30 - 35	35 - 40	40 - 45	45 - 50	50 - 55	55 - 60	60 - 65	65 - 70	70 - 75	75 - 80	80 - 85	85 - 90	90 - 95	95 - 100	100 - 105	105 - 110	110 - 115	115 - 120	120 - 125	125 - 130	130 - 135	135 - 140
0000	3	0	0	0	0	0	0	0	0	1	1	0	0	1	0	0	0	0	0	0	0	0	0	0	0	0	0	0	0
0100	0	0	0	0	0	0	0	0	0	0	0	0	0	0	0	0	0	0	0	0	0	0	0	0	0	0	0	0	0
0200	0	0	0	0	0	0	0	0	0	0	0	0	0	0	0	0	0	0	0	0	0	0	0	0	0	0	0	0	0
0300	0	0	0	0	0	0	0	0	0	0	0	0	0	0	0	0	0	0	0	0	0	0	0	0	0	0	0	0	0
0400	1	0	0	0	0	0	0	0	0	0	1	0	0	0	0	0	0	0	0	0	0	0	0	0	0	0	0	0	0
0500	1	0	0	0	0	0	0	0	0	0	0	0	1	0	0	0	0	0	0	0	0	0	0	0	0	0	0	0	0
0600	0	0	0	0	0	0	0	0	0	0	0	0	0	0	0	0	0	0	0	0	0	0	0	0	0	0	0	0	0
0700	5	0	0	0	0	0	0	0	0	0	0	2	2	0	1	0	0	0	0	0	0	0	0	0	0	0	0	0	0
0800	**11**	**0**	**0**	**0**	**0**	**1**	**0**	**0**	**0**	**0**	**3**	**2**	**4**	**1**	**0**	**0**	**0**	**0**	**0**	**0**	**0**	**0**	**0**	**0**	**0**	**0**	**0**	**0**	**0**
0900	6	0	0	0	0	0	0	0	0	0	1	2	1	1	1	0	0	0	0	0	0	0	0	0	0	0	0	0	0
1000	5	0	0	0	0	0	1	0	1	2	0	1	0	0	0	0	0	0	0	0	0	0	0	0	0	0	0	0	0
1100	8	0	0	0	0	0	0	0	0	1	2	0	0	1	4	0	0	0	0	0	0	0	0	0	0	0	0	0	0
1200	9	0	0	0	0	0	0	1	2	0	0	2	1	3	0	0	0	0	0	0	0	0	0	0	0	0	0	0	0
1300	9	0	0	0	1	0	1	0	0	1	1	1	3	0	0	0	1	0	0	0	0	0	0	0	0	0	0	0	0
1400	9	0	0	0	0	0	0	0	0	0	1	2	4	1	1	0	0	0	0	0	0	0	0	0	0	0	0	0	0
1500	7	0	0	0	0	0	0	0	0	0	0	1	1	5	0	0	0	0	0	0	0	0	0	0	0	0	0	0	0
1600	12	0	0	0	0	0	0	0	0	0	1	2	2	6	1	0	0	0	0	0	0	0	0	0	0	0	0	0	0
1700	**17**	**0**	**0**	**0**	**0**	**0**	**0**	**0**	**1**	**1**	**3**	**3**	**5**	**2**	**1**	**1**	**0**	**0**	**0**	**0**	**0**	**0**	**0**	**0**	**0**	**0**	**0**	**0**	**0**
1800	6	0	0	0	0	0	0	0	0	3	1	2	0	0	0	0	0	0	0	0	0	0	0	0	0	0	0	0	0
1900	12	0	0	0	0	0	0	0	0	0	1	0	8	1	1	1	0	0	0	0	0	0	0	0	0	0	0	0	0
2000	8	0	0	0	1	1	0	0	0	0	0	2	0	0	2	2	0	0	0	0	0	0	0	0	0	0	0	0	0
2100	5	0	0	0	0	0	0	0	0	1	2	1	0	0	1	0	0	0	0	0	0	0	0	0	0	0	0	0	0
2200	7	0	0	0	0	0	0	1	0	1	0	0	2	0	1	2	0	0	0	0	0	0	0	0	0	0	0	0	0
2300	2	0	0	0	0	0	0	1	0	0	0	0	0	0	0	0	1	0	0	0	0	0	0	0	0	0	0	0	0
07-19	**104**	**0**	**0**	**0**	**1**	**1**	**2**	**1**	**4**	**8**	**13**	**20**	**23**	**20**	**9**	**1**	**1**	**0**	**0**	**0**	**0**	**0**	**0**	**0**	**0**	**0**	**0**	**0**	**0**
06-22	**129**	**0**	**0**	**0**	**2**	**2**	**2**	**1**	**4**	**9**	**16**	**23**	**31**	**21**	**13**	**4**	**1**	**0**	**0**	**0**	**0**	**0**	**0**	**0**	**0**	**0**	**0**	**0**	**0**
06-00	**138**	**0**	**0**	**0**	**2**	**2**	**2**	**3**	**4**	**10**	**16**	**23**	**33**	**21**	**14**	**6**	**2**	**0**	**0**	**0**	**0**	**0**	**0**	**0**	**0**	**0**	**0**	**0**	**0**
00-00	**143**	**0**	**0**	**0**	**2**	**2**	**2**	**3**	**4**	**11**	**18**	**23**	**34**	**22**	**14**	**6**	**2**	**0**	**0**	**0**	**0**	**0**	**0**	**0**	**0**	**0**	**0**	**0**	**0**

DRAFT

Site 44
Location L74040, Att - Telepole, Lat 53.81699, Long -6.78053
Direction North

3279 / Meath/Cavan/Monaghan ATC's
October 2013
Automatic Traffic Count

Wed, 9 October 2013

Time	Total	Speed Bins (km/h)																											
		0 - 5	5 - 10	10 - 15	15 - 20	20 - 25	25 - 30	30 - 35	35 - 40	40 - 45	45 - 50	50 - 55	55 - 60	60 - 65	65 - 70	70 - 75	75 - 80	80 - 85	85 - 90	90 - 95	95 - 100	100 - 105	105 - 110	110 - 115	115 - 120	120 - 125	125 - 130	130 - 135	135 - 140
0000	1	0	0	0	0	0	0	0	0	0	0	0	0	1	0	0	0	0	0	0	0	0	0	0	0	0	0	0	0
0100	0	0	0	0	0	0	0	0	0	0	0	0	0	0	0	0	0	0	0	0	0	0	0	0	0	0	0	0	0
0200	1	0	0	0	0	0	0	0	0	0	0	0	0	1	0	0	0	0	0	0	0	0	0	0	0	0	0	0	0
0300	0	0	0	0	0	0	0	0	0	0	0	0	0	0	0	0	0	0	0	0	0	0	0	0	0	0	0	0	0
0400	0	0	0	0	0	0	0	0	0	0	0	0	0	0	0	0	0	0	0	0	0	0	0	0	0	0	0	0	0
0500	0	0	0	0	0	0	0	0	0	0	0	0	0	0	0	0	0	0	0	0	0	0	0	0	0	0	0	0	0
0600	3	0	0	0	0	0	0	0	0	0	1	0	1	0	0	1	0	0	0	0	0	0	0	0	0	0	0	0	0
0700	5	0	0	0	0	1	0	0	0	0	2	0	0	1	0	1	0	0	0	0	0	0	0	0	0	0	0	0	0
0800	**8**	**0**	**0**	**0**	**0**	**0**	**0**	**0**	**0**	**0**	**2**	**2**	**2**	**2**	**0**	**0**	**0**	**0**	**0**	**0**	**0**	**0**	**0**	**0**	**0**	**0**	**0**	**0**	**0**
0900	**8**	**0**	**0**	**0**	**0**	**0**	**1**	**0**	**0**	**0**	**1**	**3**	**2**	**1**	**0**	**0**	**0**	**0**	**0**	**0**	**0**	**0**	**0**	**0**	**0**	**0**	**0**	**0**	**0**
1000	**8**	**0**	**0**	**0**	**0**	**0**	**0**	**0**	**0**	**0**	**3**	**1**	**1**	**2**	**1**	**0**	**0**	**0**	**0**	**0**	**0**	**0**	**0**	**0**	**0**	**0**	**0**	**0**	**0**
1100	5	0	0	1	0	0	0	0	0	0	1	1	2	0	0	0	0	0	0	0	0	0	0	0	0	0	0	0	0
1200	7	0	0	0	0	0	2	0	0	1	0	2	0	2	0	0	0	0	0	0	0	0	0	0	0	0	0	0	0
1300	7	0	0	0	0	0	0	0	0	1	0	1	2	1	2	0	0	0	0	0	0	0	0	0	0	0	0	0	0
1400	16	0	0	0	0	1	0	0	2	1	1	5	6	0	0	0	0	0	0	0	0	0	0	0	0	0	0	0	0
1500	13	0	0	0	0	0	0	0	0	3	2	2	0	3	1	2	0	0	0	0	0	0	0	0	0	0	0	0	0
1600	12	0	0	0	0	1	1	0	0	0	2	1	1	3	2	1	0	0	0	0	0	0	0	0	0	0	0	0	0
1700	**19**	**0**	**0**	**0**	**0**	**0**	**0**	**1**	**1**	**1**	**2**	**7**	**5**	**0**	**1**	**1**	**0**	**0**	**0**	**0**	**0**	**0**	**0**	**0**	**0**	**0**	**0**	**0**	**0**
1800	18	0	0	0	0	0	0	0	0	1	2	5	3	4	1	2	0	0	0	0	0	0	0	0	0	0	0	0	0
1900	11	0	0	0	0	0	0	0	0	1	2	3	2	1	1	1	0	0	0	0	0	0	0	0	0	0	0	0	0
2000	9	0	0	0	0	0	0	0	0	1	2	1	2	1	2	0	0	0	0	0	0	0	0	0	0	0	0	0	0
2100	8	0	0	0	1	0	0	0	0	0	2	0	1	1	3	0	0	0	0	0	0	0	0	0	0	0	0	0	0
2200	3	0	0	0	0	0	0	0	0	0	2	1	0	0	0	0	0	0	0	0	0	0	0	0	0	0	0	0	0
2300	4	0	0	0	0	1	0	0	0	0	1	0	0	1	0	1	0	0	0	0	0	0	0	0	0	0	0	0	0
07-19	**126**	**0**	**0**	**1**	**0**	**3**	**4**	**1**	**3**	**8**	**18**	**30**	**24**	**19**	**8**	**7**	**0**	**0**	**0**	**0**	**0**	**0**	**0**	**0**	**0**	**0**	**0**	**0**	**0**
06-22	**157**	**0**	**0**	**1**	**1**	**3**	**4**	**1**	**3**	**10**	**25**	**34**	**30**	**22**	**14**	**9**	**0**	**0**	**0**	**0**	**0**	**0**	**0**	**0**	**0**	**0**	**0**	**0**	**0**
06-00	**164**	**0**	**0**	**1**	**1**	**4**	**4**	**1**	**3**	**10**	**28**	**35**	**30**	**23**	**14**	**10**	**0**	**0**	**0**	**0**	**0**	**0**	**0**	**0**	**0**	**0**	**0**	**0**	**0**
00-00	**166**	**0**	**0**	**1**	**1**	**4**	**4**	**1**	**3**	**10**	**28**	**35**	**30**	**25**	**14**	**10**	**0**	**0**	**0**	**0**	**0**	**0**	**0**	**0**	**0**	**0**	**0**	**0**	**0**

DRAFT

Site 44
Location L74040, Att - Telepole, Lat 53.81699, Long -6.78053
Direction North

3279 / Meath/Cavan/Monaghan ATC's
October 2013
Automatic Traffic Count

Thu, 10 October 2013

Time	Total	Speed Bins (km/h)																											
		0 - 5	5 - 10	10 - 15	15 - 20	20 - 25	25 - 30	30 - 35	35 - 40	40 - 45	45 - 50	50 - 55	55 - 60	60 - 65	65 - 70	70 - 75	75 - 80	80 - 85	85 - 90	90 - 95	95 - 100	100 - 105	105 - 110	110 - 115	115 - 120	120 - 125	125 - 130	130 - 135	135 - 140
0000	1	0	0	0	0	0	0	0	0	1	0	0	0	0	0	0	0	0	0	0	0	0	0	0	0	0	0	0	0
0100	1	0	0	0	0	0	0	0	0	0	0	0	1	0	0	0	0	0	0	0	0	0	0	0	0	0	0	0	0
0200	0	0	0	0	0	0	0	0	0	0	0	0	0	0	0	0	0	0	0	0	0	0	0	0	0	0	0	0	0
0300	1	0	0	0	0	0	0	0	0	0	0	1	0	0	0	0	0	0	0	0	0	0	0	0	0	0	0	0	0
0400	1	0	0	0	0	0	0	1	0	0	0	0	0	0	0	0	0	0	0	0	0	0	0	0	0	0	0	0	0
0500	0	0	0	0	0	0	0	0	0	0	0	0	0	0	0	0	0	0	0	0	0	0	0	0	0	0	0	0	0
0600	0	0	0	0	0	0	0	0	0	0	0	0	0	0	0	0	0	0	0	0	0	0	0	0	0	0	0	0	0
0700	5	0	0	0	0	0	0	0	0	0	0	0	2	2	0	0	0	1	0	0	0	0	0	0	0	0	0	0	0
0800	8	0	0	0	0	0	0	0	0	0	2	2	2	1	1	0	0	0	0	0	0	0	0	0	0	0	0	0	0
0900	6	0	0	0	0	0	0	0	0	0	0	2	2	2	0	0	0	0	0	0	0	0	0	0	0	0	0	0	0
1000	**13**	**0**	**0**	**0**	**0**	**0**	**1**	**1**	**0**	**3**	**2**	**1**	**2**	**3**	**0**	**0**	**0**	**0**	**0**	**0**	**0**	**0**	**0**	**0**	**0**	**0**	**0**	**0**	**0**
1100	5	0	0	0	0	0	0	0	0	0	2	0	2	1	0	0	0	0	0	0	0	0	0	0	0	0	0	0	0
1200	8	0	0	0	0	0	0	2	1	2	1	1	0	1	0	0	0	0	0	0	0	0	0	0	0	0	0	0	0
1300	**23**	**0**	**0**	**0**	**0**	**0**	**0**	**1**	**0**	**2**	**2**	**7**	**5**	**4**	**1**	**1**	**0**	**0**	**0**	**0**	**0**	**0**	**0**	**0**	**0**	**0**	**0**	**0**	**0**
1400	13	0	0	0	0	0	0	0	1	0	3	3	4	1	1	0	0	0	0	0	0	0	0	0	0	0	0	0	0
1500	9	0	0	0	0	0	0	2	0	0	2	0	3	0	1	1	0	0	0	0	0	0	0	0	0	0	0	0	0
1600	13	0	0	0	0	1	1	0	1	2	1	5	1	1	0	0	0	0	0	0	0	0	0	0	0	0	0	0	0
1700	19	0	0	0	0	1	0	0	0	1	2	4	8	1	1	1	0	0	0	0	0	0	0	0	0	0	0	0	0
1800	9	0	0	0	0	0	0	0	0	0	3	1	1	2	2	0	0	0	0	0	0	0	0	0	0	0	0	0	0
1900	12	0	0	0	0	0	0	0	0	1	2	2	3	1	1	1	1	0	0	0	0	0	0	0	0	0	0	0	0
2000	10	0	0	0	1	0	1	0	0	1	2	0	3	1	1	0	0	0	0	0	0	0	0	0	0	0	0	0	0
2100	5	0	0	0	0	0	0	0	0	0	0	1	2	2	0	0	0	0	0	0	0	0	0	0	0	0	0	0	0
2200	7	0	0	0	0	0	0	0	0	0	2	0	2	2	1	0	0	0	0	0	0	0	0	0	0	0	0	0	0
2300	1	0	0	0	0	0	0	0	0	0	0	0	0	1	0	0	0	0	0	0	0	0	0	0	0	0	0	0	0
07-19	**131**	**0**	**0**	**0**	**0**	**2**	**2**	**6**	**3**	**10**	**20**	**26**	**32**	**19**	**7**	**3**	**0**	**1**	**0**	**0**	**0**	**0**	**0**	**0**	**0**	**0**	**0**	**0**	**0**
06-22	**158**	**0**	**0**	**0**	**1**	**2**	**3**	**6**	**3**	**12**	**24**	**29**	**40**	**23**	**9**	**4**	**1**	**1**	**0**	**0**	**0**	**0**	**0**	**0**	**0**	**0**	**0**	**0**	**0**
06-00	**166**	**0**	**0**	**0**	**1**	**2**	**3**	**6**	**3**	**12**	**26**	**29**	**42**	**26**	**10**	**4**	**1**	**1**	**0**	**0**	**0**	**0**	**0**	**0**	**0**	**0**	**0**	**0**	**0**
00-00	**170**	**0**	**0**	**0**	**1**	**2**	**3**	**7**	**3**	**13**	**26**	**30**	**43**	**26**	**10**	**4**	**1**	**1**	**0**	**0**	**0**	**0**	**0**	**0**	**0**	**0**	**0**	**0**	**0**

DRAFT

Site 44
Location L74040, Att - Telepole, Lat 53.81699, Long -6.78053
Direction North

3279 / Meath/Cavan/Monaghan ATC's
October 2013
Automatic Traffic Count

Fri, 11 October 2013

Time	Total	Speed Bins (km/h)																											
		0 - 5	5 - 10	10 - 15	15 - 20	20 - 25	25 - 30	30 - 35	35 - 40	40 - 45	45 - 50	50 - 55	55 - 60	60 - 65	65 - 70	70 - 75	75 - 80	80 - 85	85 - 90	90 - 95	95 - 100	100 - 105	105 - 110	110 - 115	115 - 120	120 - 125	125 - 130	130 - 135	135 - 140
0000	2	0	0	0	0	0	0	0	0	0	0	0	0	2	0	0	0	0	0	0	0	0	0	0	0	0	0	0	0
0100	0	0	0	0	0	0	0	0	0	0	0	0	0	0	0	0	0	0	0	0	0	0	0	0	0	0	0	0	0
0200	0	0	0	0	0	0	0	0	0	0	0	0	0	0	0	0	0	0	0	0	0	0	0	0	0	0	0	0	0
0300	0	0	0	0	0	0	0	0	0	0	0	0	0	0	0	0	0	0	0	0	0	0	0	0	0	0	0	0	0
0400	0	0	0	0	0	0	0	0	0	0	0	0	0	0	0	0	0	0	0	0	0	0	0	0	0	0	0	0	0
0500	0	0	0	0	0	0	0	0	0	0	0	0	0	0	0	0	0	0	0	0	0	0	0	0	0	0	0	0	0
0600	0	0	0	0	0	0	0	0	0	0	0	0	0	0	0	0	0	0	0	0	0	0	0	0	0	0	0	0	0
0700	4	0	0	0	0	0	0	0	0	0	0	1	0	1	0	1	1	0	0	0	0	0	0	0	0	0	0	0	0
0800	8	0	0	0	0	0	1	0	0	0	1	2	3	1	0	0	0	0	0	0	0	0	0	0	0	0	0	0	0
0900	**12**	**0**	**0**	**0**	**0**	**0**	**0**	**1**	**1**	**0**	**1**	**5**	**1**	**3**	**0**	**0**	**0**	**0**	**0**	**0**	**0**	**0**	**0**	**0**	**0**	**0**	**0**	**0**	**0**
1000	5	0	0	0	0	0	1	0	0	0	1	2	0	1	0	0	0	0	0	0	0	0	0	0	0	0	0	0	0
1100	6	0	0	1	0	0	0	0	0	1	0	1	2	0	0	1	0	0	0	0	0	0	0	0	0	0	0	0	0
1200	9	0	0	0	0	0	1	0	0	1	2	1	3	1	0	0	0	0	0	0	0	0	0	0	0	0	0	0	0
1300	11	0	0	0	0	0	0	0	0	0	1	1	5	4	0	0	0	0	0	0	0	0	0	0	0	0	0	0	0
1400	8	0	0	0	0	0	0	0	0	0	2	1	3	0	1	1	0	0	0	0	0	0	0	0	0	0	0	0	0
1500	15	0	0	0	1	0	1	0	1	0	2	5	3	2	0	0	0	0	0	0	0	0	0	0	0	0	0	0	0
1600	14	0	0	0	0	0	1	0	2	2	0	0	2	5	1	0	1	0	0	0	0	0	0	0	0	0	0	0	0
1700	10	0	0	0	0	0	0	1	0	0	2	1	4	2	0	0	0	0	0	0	0	0	0	0	0	0	0	0	0
1800	12	0	0	0	0	0	0	0	0	0	0	2	6	2	2	0	0	0	0	0	0	0	0	0	0	0	0	0	0
1900	**16**	**0**	**0**	**0**	**0**	**1**	**0**	**0**	**1**	**0**	**2**	**4**	**2**	**5**	**1**	**0**	**0**	**0**	**0**	**0**	**0**	**0**	**0**	**0**	**0**	**0**	**0**	**0**	**0**
2000	10	0	0	0	0	0	0	0	0	0	0	1	2	2	2	2	1	0	0	0	0	0	0	0	0	0	0	0	0
2100	6	0	0	0	0	1	0	0	0	2	0	0	2	0	1	0	0	0	0	0	0	0	0	0	0	0	0	0	0
2200	3	0	0	0	0	0	0	0	1	0	0	0	0	1	0	0	0	0	1	0	0	0	0	0	0	0	0	0	0
2300	0	0	0	0	0	0	0	0	0	0	0	0	0	0	0	0	0	0	0	0	0	0	0	0	0	0	0	0	0
07-19	**114**	**0**	**0**	**1**	**1**	**0**	**5**	**2**	**4**	**4**	**12**	**22**	**32**	**22**	**4**	**3**	**2**	**0**	**0**	**0**	**0**	**0**	**0**	**0**	**0**	**0**	**0**	**0**	**0**
06-22	**146**	**0**	**0**	**1**	**1**	**2**	**5**	**2**	**5**	**6**	**14**	**27**	**38**	**29**	**8**	**5**	**3**	**0**	**0**	**0**	**0**	**0**	**0**	**0**	**0**	**0**	**0**	**0**	**0**
06-00	**149**	**0**	**0**	**1**	**1**	**2**	**5**	**2**	**6**	**6**	**14**	**27**	**38**	**30**	**8**	**5**	**3**	**0**	**1**	**0**	**0**	**0**	**0**	**0**	**0**	**0**	**0**	**0**	**0**
00-00	**151**	**0**	**0**	**1**	**1**	**2**	**5**	**2**	**6**	**6**	**14**	**27**	**38**	**32**	**8**	**5**	**3**	**0**	**1**	**0**	**0**	**0**	**0**	**0**	**0**	**0**	**0**	**0**	**0**

DRAFT

Site 44
Location L74040, Att - Telepole, Lat 53.81699, Long -6.78053
Direction North

3279 / Meath/Cavan/Monaghan ATC's
October 2013
Automatic Traffic Count

Sat, 12 October 2013

Time	Total	Speed Bins (km/h)																											
		0 - 5	5 - 10	10 - 15	15 - 20	20 - 25	25 - 30	30 - 35	35 - 40	40 - 45	45 - 50	50 - 55	55 - 60	60 - 65	65 - 70	70 - 75	75 - 80	80 - 85	85 - 90	90 - 95	95 - 100	100 - 105	105 - 110	110 - 115	115 - 120	120 - 125	125 - 130	130 - 135	135 - 140
0000	3	0	0	0	0	0	0	0	0	0	1	1	0	1	0	0	0	0	0	0	0	0	0	0	0	0	0	0	0
0100	1	0	0	0	0	0	0	0	0	0	0	1	0	0	0	0	0	0	0	0	0	0	0	0	0	0	0	0	0
0200	0	0	0	0	0	0	0	0	0	0	0	0	0	0	0	0	0	0	0	0	0	0	0	0	0	0	0	0	0
0300	0	0	0	0	0	0	0	0	0	0	0	0	0	0	0	0	0	0	0	0	0	0	0	0	0	0	0	0	0
0400	2	0	0	0	0	0	0	0	0	0	0	1	0	0	1	0	0	0	0	0	0	0	0	0	0	0	0	0	0
0500	0	0	0	0	0	0	0	0	0	0	0	0	0	0	0	0	0	0	0	0	0	0	0	0	0	0	0	0	0
0600	0	0	0	0	0	0	0	0	0	0	0	0	0	0	0	0	0	0	0	0	0	0	0	0	0	0	0	0	0
0700	2	0	0	0	0	0	0	0	0	0	0	0	1	1	0	0	0	0	0	0	0	0	0	0	0	0	0	0	0
0800	6	0	0	0	0	0	0	0	0	0	1	3	0	2	0	0	0	0	0	0	0	0	0	0	0	0	0	0	0
0900	8	0	0	0	0	0	0	0	0	2	1	1	1	2	0	1	0	0	0	0	0	0	0	0	0	0	0	0	0
1000	**10**	**0**	**0**	**0**	**0**	**0**	**0**	**0**	**0**	**2**	**2**	**0**	**3**	**1**	**1**	**1**	**0**	**0**	**0**	**0**	**0**	**0**	**0**	**0**	**0**	**0**	**0**	**0**	**0**
1100	**10**	**0**	**0**	**0**	**1**	**0**	**0**	**0**	**0**	**0**	**0**	**3**	**2**	**2**	**2**	**0**	**0**	**0**	**0**	**0**	**0**	**0**	**0**	**0**	**0**	**0**	**0**	**0**	**0**
1200	12	0	0	0	0	0	1	0	0	2	0	4	3	2	0	0	0	0	0	0	0	0	0	0	0	0	0	0	0
1300	14	0	0	0	0	0	0	0	0	2	1	4	6	1	0	0	0	0	0	0	0	0	0	0	0	0	0	0	0
1400	6	0	0	0	0	0	0	0	0	0	0	1	0	2	1	1	0	1	0	0	0	0	0	0	0	0	0	0	0
1500	11	0	0	0	0	0	0	0	0	0	1	1	3	3	1	2	0	0	0	0	0	0	0	0	0	0	0	0	0
1600	12	0	0	0	0	0	0	0	2	0	2	1	1	3	3	0	0	0	0	0	0	0	0	0	0	0	0	0	0
1700	8	0	0	0	0	0	0	0	1	0	0	1	1	2	3	0	0	0	0	0	0	0	0	0	0	0	0	0	0
1800	**15**	**0**	**0**	**0**	**0**	**1**	**1**	**0**	**1**	**0**	**2**	**5**	**2**	**1**	**1**	**0**	**1**	**0**	**0**	**0**	**0**	**0**	**0**	**0**	**0**	**0**	**0**	**0**	**0**
1900	12	0	0	0	0	0	0	1	1	0	4	0	3	1	1	1	0	0	0	0	0	0	0	0	0	0	0	0	0
2000	9	0	0	0	1	0	0	0	0	0	4	1	0	2	1	0	0	0	0	0	0	0	0	0	0	0	0	0	0
2100	3	0	0	0	0	0	0	1	0	0	0	0	0	2	0	0	0	0	0	0	0	0	0	0	0	0	0	0	0
2200	2	0	0	0	0	0	0	0	0	0	0	1	0	0	1	0	0	0	0	0	0	0	0	0	0	0	0	0	0
2300	0	0	0	0	0	0	0	0	0	0	0	0	0	0	0	0	0	0	0	0	0	0	0	0	0	0	0	0	0
07-19	**114**	**0**	**0**	**0**	**1**	**1**	**2**	**0**	**4**	**8**	**10**	**24**	**23**	**22**	**12**	**5**	**1**	**1**	**0**	**0**	**0**	**0**	**0**	**0**	**0**	**0**	**0**	**0**	**0**
06-22	**138**	**0**	**0**	**0**	**2**	**1**	**2**	**2**	**5**	**8**	**18**	**25**	**26**	**27**	**14**	**6**	**1**	**1**	**0**	**0**	**0**	**0**	**0**	**0**	**0**	**0**	**0**	**0**	**0**
06-00	**140**	**0**	**0**	**0**	**2**	**1**	**2**	**2**	**5**	**8**	**18**	**26**	**26**	**27**	**15**	**6**	**1**	**1**	**0**	**0**	**0**	**0**	**0**	**0**	**0**	**0**	**0**	**0**	**0**
00-00	**146**	**0**	**0**	**0**	**2**	**1**	**2**	**2**	**5**	**8**	**19**	**29**	**26**	**28**	**16**	**6**	**1**	**1**	**0**	**0**	**0**	**0**	**0**	**0**	**0**	**0**	**0**	**0**	**0**

DRAFT

Site 44
Location L74040, Att - Telepole, Lat 53.81699, Long -6.78053
Direction North

3279 / Meath/Cavan/Monaghan ATC's
October 2013
Automatic Traffic Count

Sun, 13 October 2013

Time	Total	Speed Bins (km/h)																												
		0 - 5	5 - 10	10 - 15	15 - 20	20 - 25	25 - 30	30 - 35	35 - 40	40 - 45	45 - 50	50 - 55	55 - 60	60 - 65	65 - 70	70 - 75	75 - 80	80 - 85	85 - 90	90 - 95	95 - 100	100 - 105	105 - 110	110 - 115	115 - 120	120 - 125	125 - 130	130 - 135	135 - 140
0000	2	0	0	0	0	0	0	0	0	0	1	0	1	0	0	0	0	0	0	0	0	0	0	0	0	0	0	0	0	0
0100	1	0	0	0	0	0	0	0	0	0	0	1	0	0	0	0	0	0	0	0	0	0	0	0	0	0	0	0	0	0
0200	2	0	0	0	0	0	0	0	0	0	0	1	1	0	0	0	0	0	0	0	0	0	0	0	0	0	0	0	0	0
0300	1	0	0	0	0	0	0	0	0	0	0	0	0	0	0	1	0	0	0	0	0	0	0	0	0	0	0	0	0	0
0400	0	0	0	0	0	0	0	0	0	0	0	0	0	0	0	0	0	0	0	0	0	0	0	0	0	0	0	0	0	0
0500	3	0	0	0	0	0	0	0	0	0	0	2	1	0	0	0	0	0	0	0	0	0	0	0	0	0	0	0	0	0
0600	0	0	0	0	0	0	0	0	0	0	0	0	0	0	0	0	0	0	0	0	0	0	0	0	0	0	0	0	0	0
0700	0	0	0	0	0	0	0	0	0	0	0	0	0	0	0	0	0	0	0	0	0	0	0	0	0	0	0	0	0	0
0800	4	0	0	0	0	0	0	0	0	1	1	1	0	1	0	0	0	0	0	0	0	0	0	0	0	0	0	0	0	0
0900	2	0	0	0	0	0	0	0	0	0	0	1	0	0	0	1	0	0	0	0	0	0	0	0	0	0	0	0	0	0
1000	6	0	0	0	0	0	0	0	0	1	0	2	3	0	0	0	0	0	0	0	0	0	0	0	0	0	0	0	0	0
1100	**10**	**0**	**0**	**0**	**1**	**0**	**0**	**0**	**0**	**0**	**1**	**3**	**3**	**1**	**1**	**0**	**0**	**0**	**0**	**0**	**0**	**0**	**0**	**0**	**0**	**0**	**0**	**0**	**0**	**0**
1200	11	0	0	0	0	0	1	0	1	0	1	4	1	2	1	0	0	0	0	0	0	0	0	0	0	0	0	0	0	0
1300	8	0	0	0	0	0	0	0	0	0	0	1	6	1	0	0	0	0	0	0	0	0	0	0	0	0	0	0	0	0
1400	4	0	0	0	0	0	0	0	1	0	1	1	0	1	0	0	0	0	0	0	0	0	0	0	0	0	0	0	0	0
1500	6	0	0	0	0	0	1	0	0	0	0	1	1	2	1	0	0	0	0	0	0	0	0	0	0	0	0	0	0	0
1600	6	0	0	0	0	1	0	0	0	0	1	1	0	2	1	0	0	0	0	0	0	0	0	0	0	0	0	0	0	0
1700	8	0	0	0	0	0	0	0	0	1	0	3	2	2	0	0	0	0	0	0	0	0	0	0	0	0	0	0	0	0
1800	7	0	0	0	0	0	0	0	0	0	1	2	3	0	1	0	0	0	0	0	0	0	0	0	0	0	0	0	0	0
1900	**12**	**0**	**0**	**0**	**0**	**0**	**0**	**0**	**0**	**1**	**2**	**0**	**4**	**2**	**1**	**1**	**1**	**0**	**0**	**0**	**0**	**0**	**0**	**0**	**0**	**0**	**0**	**0**	**0**	**0**
2000	7	0	0	0	0	0	0	0	0	0	1	2	3	0	1	0	0	0	0	0	0	0	0	0	0	0	0	0	0	0
2100	4	0	0	0	0	0	0	0	0	1	1	0	1	1	0	0	0	0	0	0	0	0	0	0	0	0	0	0	0	0
2200	0	0	0	0	0	0	0	0	0	0	0	0	0	0	0	0	0	0	0	0	0	0	0	0	0	0	0	0	0	0
2300	1	0	0	0	0	0	0	0	0	1	0	0	0	0	0	0	0	0	0	0	0	0	0	0	0	0	0	0	0	0
07-19	**72**	**0**	**0**	**0**	**1**	**1**	**2**	**0**	**2**	**3**	**6**	**20**	**19**	**12**	**5**	**1**	**0**	**0**	**0**	**0**	**0**	**0**	**0**	**0**	**0**	**0**	**0**	**0**	**0**	**0**
06-22	**95**	**0**	**0**	**0**	**1**	**1**	**2**	**0**	**2**	**5**	**10**	**22**	**27**	**15**	**7**	**2**	**1**	**0**	**0**	**0**	**0**	**0**	**0**	**0**	**0**	**0**	**0**	**0**	**0**	**0**
06-00	**96**	**0**	**0**	**0**	**1**	**1**	**2**	**0**	**2**	**6**	**10**	**22**	**27**	**15**	**7**	**2**	**1**	**0**	**0**	**0**	**0**	**0**	**0**	**0**	**0**	**0**	**0**	**0**	**0**	**0**
00-00	**105**	**0**	**0**	**0**	**1**	**1**	**2**	**0**	**2**	**6**	**11**	**26**	**30**	**15**	**7**	**3**	**1**	**0**	**0**	**0**	**0**	**0**	**0**	**0**	**0**	**0**	**0**	**0**	**0**	**0**

DRAFT

Site 44
Location L74040, Att - Telepole, Lat 53.81699, Long -6.78053
Direction North

3279 / Meath/Cavan/Monaghan ATC's
October 2013
Automatic Traffic Count

Mon, 14 October 2013

Time	Total	Speed Bins (km/h)																											
		0 - 5	5 - 10	10 - 15	15 - 20	20 - 25	25 - 30	30 - 35	35 - 40	40 - 45	45 - 50	50 - 55	55 - 60	60 - 65	65 - 70	70 - 75	75 - 80	80 - 85	85 - 90	90 - 95	95 - 100	100 - 105	105 - 110	110 - 115	115 - 120	120 - 125	125 - 130	130 - 135	135 - 140
0000	1	0	0	0	0	0	0	0	1	0	0	0	0	0	0	0	0	0	0	0	0	0	0	0	0	0	0	0	0
0100	1	0	0	0	0	0	0	0	0	0	0	1	0	0	0	0	0	0	0	0	0	0	0	0	0	0	0	0	0
0200	1	0	0	0	0	0	0	0	0	0	0	0	0	0	0	1	0	0	0	0	0	0	0	0	0	0	0	0	0
0300	0	0	0	0	0	0	0	0	0	0	0	0	0	0	0	0	0	0	0	0	0	0	0	0	0	0	0	0	0
0400	2	0	0	0	0	0	0	0	1	0	0	1	0	0	0	0	0	0	0	0	0	0	0	0	0	0	0	0	0
0500	1	0	0	0	0	0	0	0	0	0	0	0	1	0	0	0	0	0	0	0	0	0	0	0	0	0	0	0	0
0600	0	0	0	0	0	0	0	0	0	0	0	0	0	0	0	0	0	0	0	0	0	0	0	0	0	0	0	0	0
0700	4	0	0	0	0	0	0	0	0	0	1	1	1	1	0	0	0	0	0	0	0	0	0	0	0	0	0	0	0
0800	8	0	0	0	0	0	0	0	0	1	1	1	3	0	1	0	1	0	0	0	0	0	0	0	0	0	0	0	0
0900	9	0	0	0	0	0	0	1	0	0	1	3	3	1	0	0	0	0	0	0	0	0	0	0	0	0	0	0	0
1000	4	0	0	0	0	0	0	0	0	0	2	2	0	0	0	0	0	0	0	0	0	0	0	0	0	0	0	0	0
1100	**16**	**0**	**0**	**0**	**2**	**2**	**0**	**0**	**1**	**0**	**3**	**1**	**3**	**3**	**1**	**0**	**0**	**0**	**0**	**0**	**0**	**0**	**0**	**0**	**0**	**0**	**0**	**0**	**0**
1200	3	0	0	0	0	0	1	0	0	1	0	0	0	1	0	0	0	0	0	0	0	0	0	0	0	0	0	0	0
1300	7	0	0	0	0	0	0	0	0	0	3	1	1	2	0	0	0	0	0	0	0	0	0	0	0	0	0	0	0
1400	11	0	0	0	0	0	1	0	0	0	1	2	3	2	2	0	0	0	0	0	0	0	0	0	0	0	0	0	0
1500	11	0	0	0	1	0	0	0	2	0	0	4	1	1	1	0	1	0	0	0	0	0	0	0	0	0	0	0	0
1600	11	0	0	0	0	0	0	2	0	2	0	2	1	1	2	1	0	0	0	0	0	0	0	0	0	0	0	0	0
1700	**21**	**0**	**0**	**0**	**0**	**0**	**0**	**0**	**1**	**2**	**3**	**2**	**2**	**8**	**2**	**1**	**0**	**0**	**0**	**0**	**0**	**0**	**0**	**0**	**0**	**0**	**0**	**0**	**0**
1800	17	0	0	0	0	0	0	1	0	1	1	3	3	3	4	1	0	0	0	0	0	0	0	0	0	0	0	0	0
1900	10	0	0	0	0	0	0	0	1	0	0	3	2	2	2	0	0	0	0	0	0	0	0	0	0	0	0	0	0
2000	5	0	0	0	0	0	0	0	0	0	0	0	2	1	2	0	0	0	0	0	0	0	0	0	0	0	0	0	0
2100	9	0	0	0	0	1	0	0	0	0	1	3	1	2	1	0	0	0	0	0	0	0	0	0	0	0	0	0	0
2200	2	0	0	0	0	0	0	0	0	0	1	0	0	1	0	0	0	0	0	0	0	0	0	0	0	0	0	0	0
2300	3	0	0	0	0	0	0	0	0	0	0	0	2	0	1	0	0	0	0	0	0	0	0	0	0	0	0	0	0
07-19	**122**	**0**	**0**	**0**	**3**	**2**	**2**	**4**	**4**	**7**	**16**	**22**	**21**	**23**	**13**	**3**	**2**	**0**	**0**	**0**	**0**	**0**	**0**	**0**	**0**	**0**	**0**	**0**	**0**
06-22	**146**	**0**	**0**	**0**	**3**	**3**	**2**	**4**	**5**	**7**	**17**	**28**	**26**	**28**	**18**	**3**	**2**	**0**	**0**	**0**	**0**	**0**	**0**	**0**	**0**	**0**	**0**	**0**	**0**
06-00	**151**	**0**	**0**	**0**	**3**	**3**	**2**	**4**	**5**	**7**	**18**	**28**	**28**	**29**	**19**	**3**	**2**	**0**	**0**	**0**	**0**	**0**	**0**	**0**	**0**	**0**	**0**	**0**	**0**
00-00	**157**	**0**	**0**	**0**	**3**	**3**	**2**	**4**	**7**	**7**	**18**	**30**	**29**	**29**	**19**	**4**	**2**	**0**	**0**	**0**	**0**	**0**	**0**	**0**	**0**	**0**	**0**	**0**	**0**

DRAFT

Site 44
Location L74040, Att - Telepole, Lat 53.81699, Long -6.78053
Direction North

3279 / Meath/Cavan/Monaghan ATC's
October 2013
Automatic Traffic Count

Virtual Day (7)

Time	Total	Speed Bins (km/h)																											
		0 - 5	5 - 10	10 - 15	15 - 20	20 - 25	25 - 30	30 - 35	35 - 40	40 - 45	45 - 50	50 - 55	55 - 60	60 - 65	65 - 70	70 - 75	75 - 80	80 - 85	85 - 90	90 - 95	95 - 100	100 - 105	105 - 110	110 - 115	115 - 120	120 - 125	125 - 130	130 - 135	135 - 140
0000	2	0	0	0	0	0	0	0	0	0	0	0	0	1	0	0	0	0	0	0	0	0	0	0	0	0	0	0	0
0100	1	0	0	0	0	0	0	0	0	0	0	0	0	0	0	0	0	0	0	0	0	0	0	0	0	0	0	0	0
0200	1	0	0	0	0	0	0	0	0	0	0	0	0	0	0	0	0	0	0	0	0	0	0	0	0	0	0	0	0
0300	0	0	0	0	0	0	0	0	0	0	0	0	0	0	0	0	0	0	0	0	0	0	0	0	0	0	0	0	0
0400	1	0	0	0	0	0	0	0	0	0	0	0	0	0	0	0	0	0	0	0	0	0	0	0	0	0	0	0	0
0500	1	0	0	0	0	0	0	0	0	0	0	0	0	0	0	0	0	0	0	0	0	0	0	0	0	0	0	0	0
0600	0	0	0	0	0	0	0	0	0	0	0	0	0	0	0	0	0	0	0	0	0	0	0	0	0	0	0	0	0
0700	4	0	0	0	0	0	0	0	0	0	0	1	1	1	0	0	0	0	0	0	0	0	0	0	0	0	0	0	0
0800	8	0	0	0	0	0	0	0	0	0	2	2	2	1	0	0	0	0	0	0	0	0	0	0	0	0	0	0	0
0900	7	0	0	0	0	0	0	0	0	0	1	2	1	1	0	0	0	0	0	0	0	0	0	0	0	0	0	0	0
1000	7	0	0	0	0	0	0	0	0	1	1	1	1	1	0	0	0	0	0	0	0	0	0	0	0	0	0	0	0
1100	**9**	**0**	**0**	**0**	**1**	**0**	**0**	**0**	**0**	**0**	**1**	**1**	**2**	**1**	**1**	**0**	**0**	**0**	**0**	**0**	**0**	**0**	**0**	**0**	**0**	**0**	**0**	**0**	**0**
1200	8	0	0	0	0	0	1	0	1	1	1	2	1	2	0	0	0	0	0	0	0	0	0	0	0	0	0	0	0
1300	11	0	0	0	0	0	0	0	0	1	1	2	4	2	0	0	0	0	0	0	0	0	0	0	0	0	0	0	0
1400	10	0	0	0	0	0	0	0	1	0	1	2	3	1	1	0	0	0	0	0	0	0	0	0	0	0	0	0	0
1500	10	0	0	0	0	0	0	0	0	0	1	2	2	2	1	1	0	0	0	0	0	0	0	0	0	0	0	0	0
1600	11	0	0	0	0	0	0	0	1	1	1	2	1	3	1	0	0	0	0	0	0	0	0	0	0	0	0	0	0
1700	**15**	**0**	**0**	**0**	**0**	**0**	**0**	**0**	**1**	**1**	**2**	**3**	**4**	**2**	**1**	**1**	**0**	**0**	**0**	**0**	**0**	**0**	**0**	**0**	**0**	**0**	**0**	**0**	**0**
1800	12	0	0	0	0	0	0	0	0	1	1	3	3	2	2	0	0	0	0	0	0	0	0	0	0	0	0	0	0
1900	12	0	0	0	0	0	0	0	0	0	2	2	3	2	1	1	0	0	0	0	0	0	0	0	0	0	0	0	0
2000	8	0	0	0	0	0	0	0	0	0	1	1	2	1	2	1	0	0	0	0	0	0	0	0	0	0	0	0	0
2100	6	0	0	0	0	0	0	0	0	1	1	1	1	1	1	0	0	0	0	0	0	0	0	0	0	0	0	0	0
2200	3	0	0	0	0	0	0	0	0	0	1	0	1	1	0	0	0	0	0	0	0	0	0	0	0	0	0	0	0
2300	2	0	0	0	0	0	0	0	0	0	0	0	0	0	0	0	0	0	0	0	0	0	0	0	0	0	0	0	0
07-19	**112**	**0**	**0**	**0**	**1**	**1**	**3**	**2**	**3**	**7**	**14**	**23**	**25**	**20**	**8**	**3**	**1**	**0**	**0**	**0**	**0**	**0**	**0**	**0**	**0**	**0**	**0**	**0**	**0**
06-22	**138**	**0**	**0**	**0**	**2**	**2**	**3**	**2**	**4**	**8**	**18**	**27**	**31**	**24**	**12**	**5**	**1**	**0**	**0**	**0**	**0**	**0**	**0**	**0**	**0**	**0**	**0**	**0**	**0**
06-00	**143**	**0**	**0**	**0**	**2**	**2**	**3**	**3**	**4**	**8**	**19**	**27**	**32**	**24**	**12**	**5**	**1**	**0**	**0**	**0**	**0**	**0**	**0**	**0**	**0**	**0**	**0**	**0**	**0**
00-00	**148**	**0**	**0**	**0**	**2**	**2**	**3**	**3**	**4**	**9**	**19**	**29**	**33**	**25**	**13**	**5**	**1**	**0**	**0**	**0**	**0**	**0**	**0**	**0**	**0**	**0**	**0**	**0**	**0**

DRAFT

Site 44
Location L74040, Att - Telepole, Lat 53.81699, Long -6.78053
Direction North

3279 / Meath/Cavan/Monaghan ATC's
October 2013
Automatic Traffic Count

Virtual Week (1)

Time	Total	Speed Bins (km/h)																											
		0 - 5	5 - 10	10 - 15	15 - 20	20 - 25	25 - 30	30 - 35	35 - 40	40 - 45	45 - 50	50 - 55	55 - 60	60 - 65	65 - 70	70 - 75	75 - 80	80 - 85	85 - 90	90 - 95	95 - 100	100 - 105	105 - 110	110 - 115	115 - 120	120 - 125	125 - 130	130 - 135	135 - 140
Mon	157	0	0	0	3	3	2	4	7	7	18	30	29	29	19	4	2	0	0	0	0	0	0	0	0	0	0	0	0
Tue	143	0	0	0	2	2	2	3	4	11	18	23	34	22	14	6	2	0	0	0	0	0	0	0	0	0	0	0	0
Wed	166	0	0	1	1	4	4	1	3	10	28	35	30	25	14	10	0	0	0	0	0	0	0	0	0	0	0	0	0
Thu	170	0	0	0	1	2	3	7	3	13	26	30	43	26	10	4	1	1	0	0	0	0	0	0	0	0	0	0	0
Fri	151	0	0	1	1	2	5	2	6	6	14	27	38	32	8	5	3	0	1	0	0	0	0	0	0	0	0	0	0
|Sat	146	0	0	0	2	1	2	2	5	8	19	29	26	28	16	6	1	1	0	0	0	0	0	0	0	0	0	0	0
|Sun	105	0	0	0	1	1	2	0	2	6	11	26	30	15	7	3	1	0	0	0	0	0	0	0	0	0	0	0	0
5 Day Ave.	**157**	**0**	**0**	**0**	**2**	**3**	**3**	**3**	**5**	**9**	**21**	**29**	**35**	**27**	**13**	**6**	**2**	**0**	**0**	**0**	**0**	**0**	**0**	**0**	**0**	**0**	**0**	**0**	**0**
7 Day Ave.	**148**	**0**	**0**	**0**	**2**	**2**	**3**	**3**	**4**	**9**	**19**	**29**	**33**	**25**	**13**	**5**	**1**	**0**	**0**	**0**	**0**	**0**	**0**	**0**	**0**	**0**	**0**	**0**	**0**
--	**1038**	**0**	**0**	**2**	**11**	**15**	**20**	**19**	**30**	**61**	**134**	**200**	**230**	**177**	**88**	**38**	**10**	**2**	**1**	**0**	**0**	**0**	**0**	**0**	**0**	**0**	**0**	**0**	**0**

Summary Graphs

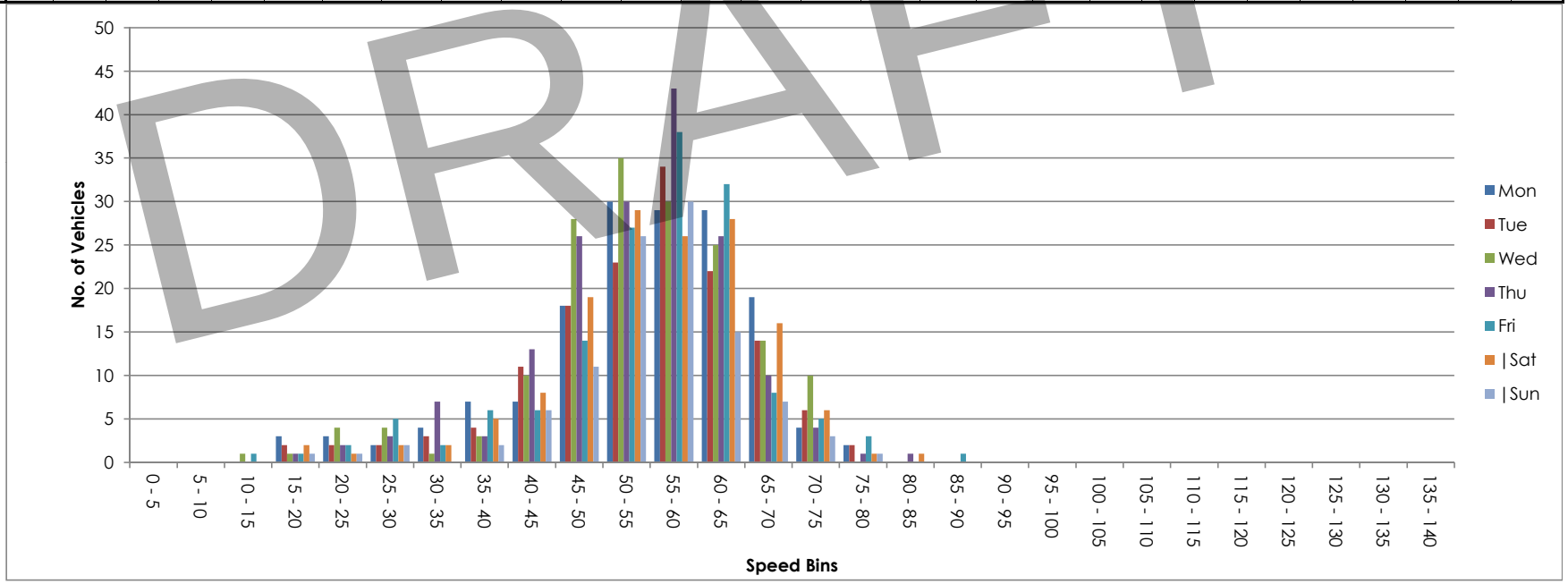

DRAFT

Nationwide Data Collection
for
Tobin Consulting Engineers

Site 44
Location L74040, Att - Telepole, Lat 53.81699, Long -6.78053
Direction South

3279 / Meath/Cavan/Monaghan ATC's
October 2013
Automatic Traffic Count

Tue, 8 October 2013

Time	Total	Classification												>PSL	>PSL%	>SL1	>SL1%	>SL2	>SL2%	Mean	Vpp
		1 MCL	2 SV	3 SVT	4 TB2	5 TB3	6 T4	7 ART3	8 ART4	9 ART5	10 ART6	11 BD	12 DRT	80	80	85 +5kph	85 +5kph	90 +10kph	90 +10kph		85
0000	0	0	0	0	0	0	0	0	0	0	0	0	0	0	0	0	0	0	0	-	-
0100	0	0	0	0	0	0	0	0	0	0	0	0	0	0	0	0	0	0	0	-	-
0200	0	0	0	0	0	0	0	0	0	0	0	0	0	0	0	0	0	0	0	-	-
0300	1	0	1	0	0	0	0	0	0	0	0	0	0	0	0	0	0	0	0	69.3	-
0400	0	0	0	0	0	0	0	0	0	0	0	0	0	0	0	0	0	0	0	-	-
0500	1	0	0	0	0	0	0	0	0	0	1	0	0	0	0	0	0	0	0	46.7	-
0600	6	0	4	1	1	0	0	0	0	0	0	0	0	0	0	0	0	0	0	58.2	-
0700	7	0	7	0	0	0	0	0	0	0	0	0	0	0	0	0	0	0	0	61.8	-
0800	**17**	**0**	**12**	**1**	**3**	**0**	**1**	**0**	**0**	**0**	**0**	**0**	**0**	**0**	**0**	**0**	**0**	**0**	**0**	**50.9**	**61.9**
0900	11	0	10	0	1	0	0	0	0	0	0	0	0	0	0	0	0	0	0	56.1	62.3
1000	9	0	7	1	1	0	0	0	0	0	0	0	0	0	0	0	0	0	0	56.5	-
1100	9	0	9	0	0	0	0	0	0	0	0	0	0	0	0	0	0	0	0	52.1	-
1200	8	0	5	0	3	0	0	0	0	0	0	0	0	0	0	0	0	0	0	54.5	-
1300	**13**	**0**	**11**	**0**	**2**	**0**	**0**	**0**	**0**	**0**	**0**	**0**	**0**	**0**	**0**	**0**	**0**	**0**	**0**	**51.9**	**59**
1400	11	0	9	0	2	0	0	0	0	0	0	0	0	0	0	0	0	0	0	59.9	62.6
1500	11	0	10	0	1	0	0	0	0	0	0	0	0	0	0	0	0	0	0	52.7	60.5
1600	11	0	9	0	2	0	0	0	0	0	0	0	0	0	0	0	0	0	0	55.8	60.5
1700	**13**	**0**	**11**	**0**	**2**	**0**	**0**	**0**	**0**	**0**	**0**	**0**	**0**	**0**	**0**	**0**	**0**	**0**	**0**	**54.6**	**61.2**
1800	**13**	**0**	**10**	**1**	**2**	**0**	**0**	**0**	**0**	**0**	**0**	**0**	**0**	**0**	**0**	**0**	**0**	**0**	**0**	**55**	**64.4**
1900	6	0	5	0	1	0	0	0	0	0	0	0	0	0	0	0	0	0	0	54.2	-
2000	8	0	7	0	1	0	0	0	0	0	0	0	0	0	0	0	0	0	0	52.5	-
2100	3	0	3	0	0	0	0	0	0	0	0	0	0	0	0	0	0	0	0	50.7	-
2200	1	0	1	0	0	0	0	0	0	0	0	0	0	0	0	0	0	0	0	68.9	-
2300	2	0	2	0	0	0	0	0	0	0	0	0	0	0	0	0	0	0	0	56.5	-
07-19	**133**	**0**	**110**	**3**	**19**	**0**	**1**	**0**	**0**	**0**	**0**	**0**	**0**	**0**	**0**	**0**	**0**	**0**	**0**	**54.7**	**63**
06-22	**156**	**0**	**129**	**4**	**22**	**0**	**1**	**0**	**0**	**0**	**0**	**0**	**0**	**0**	**0**	**0**	**0**	**0**	**0**	**54.7**	**63.4**
06-00	**159**	**0**	**132**	**4**	**22**	**0**	**1**	**0**	**0**	**0**	**0**	**0**	**0**	**0**	**0**	**0**	**0**	**0**	**0**	**54.8**	**63.4**
00-00	**161**	**0**	**133**	**4**	**22**	**0**	**1**	**0**	**0**	**0**	**1**	**0**	**0**	**0**	**0**	**0**	**0**	**0**	**0**	**54.8**	**63.4**

DRAFT

Site 44
Location L74040, Att - Telepole, Lat 53.81699, Long -6.78053
Direction South

3279 / Meath/Cavan/Monaghan ATC's
October 2013
Automatic Traffic Count

Wed, 9 October 2013

Time	Total	Classification												>PSL	>PSL%	>SL1	>SL1%	>SL2	>SL2%	Mean	Vpp
		1 MCL	2 SV	3 SVT	4 TB2	5 TB3	6 T4	7 ART3	8 ART4	9 ART5	10 ART6	11 BD	12 DRT	80	80	85 +5kph	85 +5kph	90 +10kph	90 +10kph		85
0000	0	0	0	0	0	0	0	0	0	0	0	0	0	0	0	0	0	0	0	-	-
0100	0	0	0	0	0	0	0	0	0	0	0	0	0	0	0	0	0	0	0	-	-
0200	0	0	0	0	0	0	0	0	0	0	0	0	0	0	0	0	0	0	0	-	-
0300	0	0	0	0	0	0	0	0	0	0	0	0	0	0	0	0	0	0	0	-	-
0400	0	0	0	0	0	0	0	0	0	0	0	0	0	0	0	0	0	0	0	-	-
0500	0	0	0	0	0	0	0	0	0	0	0	0	0	0	0	0	0	0	0	-	-
0600	6	0	5	0	0	0	1	0	0	0	0	0	0	0	0	0	0	0	0	59.9	-
0700	11	0	9	0	2	0	0	0	0	0	0	0	0	0	0	0	0	0	0	60.3	66.6
0800	**19**	**0**	**16**	**0**	**2**	**0**	**0**	**0**	**0**	**1**	**0**	**0**	**0**	**0**	**0**	**0**	**0**	**0**	**0**	**51.2**	**59.4**
0900	16	0	14	0	1	0	1	0	0	0	0	0	0	0	0	0	0	0	0	56	63.4
1000	4	0	4	0	0	0	0	0	0	0	0	0	0	0	0	0	0	0	0	51	-
1100	7	0	6	0	1	0	0	0	0	0	0	0	0	0	0	0	0	0	0	56.5	-
1200	12	0	9	0	3	0	0	0	0	0	0	0	0	0	0	0	0	0	0	51.8	59.4
1300	13	0	13	0	0	0	0	0	0	0	0	0	0	0	0	0	0	0	0	53.9	59
1400	11	0	11	0	0	0	0	0	0	0	0	0	0	0	0	0	0	0	0	55.9	60.8
1500	15	0	11	0	4	0	0	0	0	0	0	0	0	0	0	0	0	0	0	49.9	59.8
1600	**16**	**0**	**14**	**0**	**2**	**0**	**0**	**0**	**0**	**0**	**0**	**0**	**0**	**0**	**0**	**0**	**0**	**0**	**0**	**55.8**	**62.3**
1700	10	0	10	0	0	0	0	0	0	0	0	0	0	0	0	0	0	0	0	55.8	-
1800	13	0	10	1	2	0	0	0	0	0	0	0	0	0	0	0	0	0	0	55.9	64.1
1900	10	0	10	0	0	0	0	0	0	0	0	0	0	0	0	0	0	0	0	55.4	-
2000	4	0	4	0	0	0	0	0	0	0	0	0	0	0	0	0	0	0	0	57.9	-
2100	8	0	7	1	0	0	0	0	0	0	0	0	0	0	0	0	0	0	0	56.1	-
2200	3	0	3	0	0	0	0	0	0	0	0	0	0	0	0	0	0	0	0	59.8	-
2300	2	0	2	0	0	0	0	0	0	0	0	0	0	0	0	0	0	0	0	48.8	-
07-19	**147**	**0**	**127**	**1**	**17**	**0**	**1**	**0**	**0**	**1**	**0**	**0**	**0**	**0**	**0**	**0**	**0**	**0**	**0**	**54.4**	**62.6**
06-22	**175**	**0**	**153**	**2**	**17**	**0**	**2**	**0**	**0**	**1**	**0**	**0**	**0**	**0**	**0**	**0**	**0**	**0**	**0**	**54.8**	**63**
06-00	**180**	**0**	**158**	**2**	**17**	**0**	**2**	**0**	**0**	**1**	**0**	**0**	**0**	**0**	**0**	**0**	**0**	**0**	**0**	**54.8**	**63**
00-00	**180**	**0**	**158**	**2**	**17**	**0**	**2**	**0**	**0**	**1**	**0**	**0**	**0**	**0**	**0**	**0**	**0**	**0**	**0**	**54.8**	**63**

DRAFT

Site 44
Location L74040, Att - Telepole, Lat 53.81699, Long -6.78053
Direction South

3279 / Meath/Cavan/Monaghan ATC's
October 2013
Automatic Traffic Count

Thu, 10 October 2013

Time	Total	Classification												>PSL	>PSL%	>SL1	>SL1%	>SL2	>SL2%	Mean	Vpp
		1 MCL	2 SV	3 SVT	4 TB2	5 TB3	6 T4	7 ART3	8 ART4	9 ART5	10 ART6	11 BD	12 DRT	80	80	85 +5kph	85 +5kph	90 +10kph	90 +10kph		85
0000	1	0	1	0	0	0	0	0	0	0	0	0	0	0	0	0	0	0	0	59.7	-
0100	0	0	0	0	0	0	0	0	0	0	0	0	0	0	0	0	0	0	0	-	-
0200	0	0	0	0	0	0	0	0	0	0	0	0	0	0	0	0	0	0	0	-	-
0300	1	0	1	0	0	0	0	0	0	0	0	0	0	0	0	0	0	0	0	28.9	-
0400	0	0	0	0	0	0	0	0	0	0	0	0	0	0	0	0	0	0	0	-	-
0500	2	0	1	0	0	0	0	0	0	0	1	0	0	0	0	0	0	0	0	59.9	-
0600	7	0	5	1	1	0	0	0	0	0	0	0	0	0	0	0	0	0	0	58.3	-
0700	6	0	6	0	0	0	0	0	0	0	0	0	0	0	0	0	0	0	0	65.6	-
0800	**14**	**0**	**11**	**2**	**1**	**0**	**0**	**0**	**0**	**0**	**0**	**0**	**0**	**0**	**0**	**0**	**0**	**0**	**0**	**49.9**	**74.2**
0900	12	0	11	0	1	0	0	0	0	0	0	0	0	0	0	0	0	0	0	52.9	56.2
1000	6	0	4	0	1	1	0	0	0	0	0	0	0	0	0	0	0	0	0	52.5	-
1100	12	0	9	1	1	0	0	0	0	0	1	0	0	0	0	0	0	0	0	52.4	57.6
1200	6	0	6	0	0	0	0	0	0	0	0	0	0	0	0	0	0	0	0	56.8	-
1300	**14**	**0**	**11**	**1**	**1**	**1**	**0**	**0**	**0**	**0**	**0**	**0**	**0**	**0**	**0**	**0**	**0**	**0**	**0**	**57.6**	**70.9**
1400	6	0	6	0	0	0	0	0	0	0	0	0	0	0	0	0	0	0	0	58.6	-
1500	6	0	4	0	2	0	0	0	0	0	0	0	0	0	0	0	0	0	0	55.9	-
1600	13	0	11	0	2	0	0	0	0	0	0	0	0	0	0	0	0	0	0	54.1	59.8
1700	12	0	10	0	2	0	0	0	0	0	0	0	0	0	0	0	0	0	0	53.2	58
1800	8	0	8	0	0	0	0	0	0	0	0	0	0	0	0	0	0	0	0	57.9	-
1900	9	0	8	0	1	0	0	0	0	0	0	0	0	0	0	0	0	0	0	55.5	-
2000	12	0	11	0	1	0	0	0	0	0	0	0	0	0	0	0	0	0	0	52.7	56.9
2100	3	0	3	0	0	0	0	0	0	0	0	0	0	0	0	0	0	0	0	50.1	-
2200	2	0	2	0	0	0	0	0	0	0	0	0	0	0	0	0	0	0	0	57.7	-
2300	0	0	0	0	0	0	0	0	0	0	0	0	0	0	0	0	0	0	0	-	-
07-19	**115**	**0**	**97**	**4**	**11**	**2**	**0**	**0**	**0**	**0**	**1**	**0**	**0**	**0**	**0**	**0**	**0**	**0**	**0**	**54.9**	**61.9**
06-22	**146**	**0**	**124**	**5**	**14**	**2**	**0**	**0**	**0**	**0**	**1**	**0**	**0**	**0**	**0**	**0**	**0**	**0**	**0**	**54.8**	**61.9**
06-00	**148**	**0**	**126**	**5**	**14**	**2**	**0**	**0**	**0**	**0**	**1**	**0**	**0**	**0**	**0**	**0**	**0**	**0**	**0**	**54.8**	**61.9**
00-00	**152**	**0**	**129**	**5**	**14**	**2**	**0**	**0**	**0**	**0**	**2**	**0**	**0**	**0**	**0**	**0**	**0**	**0**	**0**	**54.8**	**61.9**

DRAFT

Site 44
Location L74040, Att - Telepole, Lat 53.81699, Long -6.78053
Direction South

3279 / Meath/Cavan/Monaghan ATC's
October 2013
Automatic Traffic Count

Fri, 11 October 2013

Time	Total	Classification												>PSL	>PSL%	>SL1	>SL1%	>SL2	>SL2%	Mean	Vpp
		1 MCL	2 SV	3 SVT	4 TB2	5 TB3	6 T4	7 ART3	8 ART4	9 ART5	10 ART6	11 BD	12 DRT	80	80	85 +5kph	85 +5kph	90 +10kph	90 +10kph		85
0000	0	0	0	0	0	0	0	0	0	0	0	0	0	0	0	0	0	0	0	-	-
0100	0	0	0	0	0	0	0	0	0	0	0	0	0	0	0	0	0	0	0	-	-
0200	0	0	0	0	0	0	0	0	0	0	0	0	0	0	0	0	0	0	0	-	-
0300	0	0	0	0	0	0	0	0	0	0	0	0	0	0	0	0	0	0	0	-	-
0400	2	0	2	0	0	0	0	0	0	0	0	0	0	0	0	0	0	0	0	70.6	-
0500	0	0	0	0	0	0	0	0	0	0	0	0	0	0	0	0	0	0	0	-	-
0600	3	0	2	1	0	0	0	0	0	0	0	0	0	0	0	0	0	0	0	59.5	-
0700	8	0	7	0	1	0	0	0	0	0	0	0	0	0	0	0	0	0	0	58	-
0800	**14**	**0**	**9**	**0**	**3**	**1**	**0**	**0**	**1**	**0**	**0**	**0**	**0**	**0**	**0**	**0**	**0**	**0**	**0**	**49.2**	**56.5**
0900	13	0	12	0	1	0	0	0	0	0	0	0	0	0	0	0	0	0	0	57.5	59.8
1000	10	0	9	0	0	1	0	0	0	0	0	0	0	0	0	0	0	0	0	54.5	-
1100	11	0	11	0	0	0	0	0	0	0	0	0	0	0	0	0	0	0	0	58.7	65.2
1200	11	0	8	2	1	0	0	0	0	0	0	0	0	0	0	0	0	0	0	47.4	53.6
1300	6	0	4	2	0	0	0	0	0	0	0	0	0	0	0	0	0	0	0	53.2	-
1400	10	0	9	0	1	0	0	0	0	0	0	0	0	0	0	0	0	0	0	58.8	-
1500	11	0	10	0	1	0	0	0	0	0	0	0	0	0	0	0	0	0	0	58.5	63
1600	7	0	5	0	2	0	0	0	0	0	0	0	0	0	0	0	0	0	0	53.9	-
1700	**17**	**0**	**16**	**0**	**1**	**0**	**0**	**0**	**0**	**0**	**0**	**0**	**0**	**0**	**0**	**0**	**0**	**0**	**0**	**52.5**	**60.5**
1800	5	0	5	0	0	0	0	0	0	0	0	0	0	0	0	0	0	0	0	60	-
1900	8	0	7	0	1	0	0	0	0	0	0	0	0	0	0	0	0	0	0	61.4	-
2000	9	0	9	0	0	0	0	0	0	0	0	0	0	0	0	0	0	0	0	54	-
2100	3	0	3	0	0	0	0	0	0	0	0	0	0	0	0	0	0	0	0	45.1	-
2200	2	0	2	0	0	0	0	0	0	0	0	0	0	0	0	0	0	0	0	55.7	-
2300	0	0	0	0	0	0	0	0	0	0	0	0	0	0	0	0	0	0	0	-	-
07-19	**123**	**0**	**105**	**4**	**11**	**2**	**0**	**0**	**1**	**0**	**0**	**0**	**0**	**0**	**0**	**0**	**0**	**0**	**0**	**54.7**	**63**
06-22	**146**	**0**	**126**	**5**	**12**	**2**	**0**	**0**	**1**	**0**	**0**	**0**	**0**	**0**	**0**	**0**	**0**	**0**	**0**	**54.9**	**63.7**
06-00	**148**	**0**	**128**	**5**	**12**	**2**	**0**	**0**	**1**	**0**	**0**	**0**	**0**	**0**	**0**	**0**	**0**	**0**	**0**	**55**	**63.7**
00-00	**150**	**0**	**130**	**5**	**12**	**2**	**0**	**0**	**1**	**0**	**0**	**0**	**0**	**0**	**0**	**0**	**0**	**0**	**0**	**55.2**	**64.1**

DRAFT

Site 44
Location L74040, Att - Telepole, Lat 53.81699, Long -6.78053
Direction South

3279 / Meath/Cavan/Monaghan ATC's
October 2013
Automatic Traffic Count

Sat, 12 October 2013

Time	Total	Classification												>PSL	>PSL%	>SL1	>SL1%	>SL2	>SL2%	Mean	Vpp
		1 MCL	2 SV	3 SVT	4 TB2	5 TB3	6 T4	7 ART3	8 ART4	9 ART5	10 ART6	11 BD	12 DRT	80	80	85 +5kph	85 +5kph	90 +10kph	90 +10kph		85
0000	1	0	1	0	0	0	0	0	0	0	0	0	0	0	0	0	0	0	0	44.3	-
0100	2	0	2	0	0	0	0	0	0	0	0	0	0	0	0	0	0	0	0	63.2	-
0200	1	0	1	0	0	0	0	0	0	0	0	0	0	0	0	0	0	0	0	71.9	-
0300	0	0	0	0	0	0	0	0	0	0	0	0	0	0	0	0	0	0	0	-	-
0400	1	0	1	0	0	0	0	0	0	0	0	0	0	0	0	0	0	0	0	46.3	-
0500	1	0	1	0	0	0	0	0	0	0	0	0	0	0	0	0	0	0	0	56.2	-
0600	1	0	1	0	0	0	0	0	0	0	0	0	0	0	0	0	0	0	0	58	-
0700	0	0	0	0	0	0	0	0	0	0	0	0	0	0	0	0	0	0	0	-	-
0800	6	0	5	0	1	0	0	0	0	0	0	0	0	0	0	0	0	0	0	68.1	-
0900	9	0	8	1	0	0	0	0	0	0	0	0	0	0	0	0	0	0	0	60.5	-
1000	**12**	**0**	**11**	**0**	**1**	**0**	**0**	**0**	**0**	**0**	**0**	**0**	**0**	**0**	**0**	**0**	**0**	**0**	**0**	**53.7**	**63.4**
1100	9	0	8	0	1	0	0	0	0	0	0	0	0	0	0	0	0	0	0	57.1	-
1200	**14**	**0**	**11**	**1**	**2**	**0**	**0**	**0**	**0**	**0**	**0**	**0**	**0**	**0**	**0**	**0**	**0**	**0**	**0**	**55**	**62.6**
1300	11	0	9	0	2	0	0	0	0	0	0	0	0	0	0	0	0	0	0	51.9	55.4
1400	**14**	**0**	**12**	**1**	**1**	**0**	**0**	**0**	**0**	**0**	**0**	**0**	**0**	**0**	**0**	**0**	**0**	**0**	**0**	**57**	**71.3**
1500	7	0	7	0	0	0	0	0	0	0	0	0	0	0	0	0	0	0	0	59.3	-
1600	11	0	10	1	0	0	0	0	0	0	0	0	0	0	0	0	0	0	0	57.4	63
1700	13	0	12	1	0	0	0	0	0	0	0	0	0	0	0	0	0	0	0	56.5	59.8
1800	9	0	9	0	0	0	0	0	0	0	0	0	0	0	0	0	0	0	0	55.7	-
1900	12	0	12	0	0	0	0	0	0	0	0	0	0	0	0	0	0	0	0	56.4	67.7
2000	10	0	10	0	0	0	0	0	0	0	0	0	0	0	0	0	0	0	0	58.6	-
2100	3	0	3	0	0	0	0	0	0	0	0	0	0	0	0	0	0	0	0	52.6	-
2200	3	0	3	0	0	0	0	0	0	0	0	0	0	0	0	0	0	0	0	51.2	-
2300	1	0	1	0	0	0	0	0	0	0	0	0	0	0	0	0	0	0	0	58.4	-
07-19	**115**	**0**	**102**	**5**	**8**	**0**	**0**	**0**	**0**	**0**	**0**	**0**	**0**	**0**	**0**	**0**	**0**	**0**	**0**	**56.8**	**67**
06-22	**141**	**0**	**128**	**5**	**8**	**0**	**0**	**0**	**0**	**0**	**0**	**0**	**0**	**0**	**0**	**0**	**0**	**0**	**0**	**56.8**	**67.7**
06-00	**145**	**0**	**132**	**5**	**8**	**0**	**0**	**0**	**0**	**0**	**0**	**0**	**0**	**0**	**0**	**0**	**0**	**0**	**0**	**56.7**	**67.3**
00-00	**151**	**0**	**138**	**5**	**8**	**0**	**0**	**0**	**0**	**0**	**0**	**0**	**0**	**0**	**0**	**0**	**0**	**0**	**0**	**56.7**	**67.3**

DRAFT

Site 44
Location L74040, Att - Telepole, Lat 53.81699, Long -6.78053
Direction South

3279 / Meath/Cavan/Monaghan ATC's
October 2013
Automatic Traffic Count

Sun, 13 October 2013

Time	Total	Classification												>PSL	>PSL%	>SL1	>SL1%	>SL2	>SL2%	Mean	Vpp
		1 MCL	2 SV	3 SVT	4 TB2	5 TB3	6 T4	7 ART3	8 ART4	9 ART5	10 ART6	11 BD	12 DRT	80	80	85 +5kph	85 +5kph	90 +10kph	90 +10kph		85
0000	0	0	0	0	0	0	0	0	0	0	0	0	0	0	0	0	0	0	0	-	-
0100	1	0	1	0	0	0	0	0	0	0	0	0	0	0	0	0	0	0	0	62	-
0200	1	0	1	0	0	0	0	0	0	0	0	0	0	0	0	0	0	0	0	60.3	-
0300	0	0	0	0	0	0	0	0	0	0	0	0	0	0	0	0	0	0	0	-	-
0400	2	1	1	0	0	0	0	0	0	0	0	0	0	0	0	0	0	0	0	56.7	-
0500	0	0	0	0	0	0	0	0	0	0	0	0	0	0	0	0	0	0	0	-	-
0600	3	0	3	0	0	0	0	0	0	0	0	0	0	0	0	0	0	0	0	61.2	-
0700	1	0	1	0	0	0	0	0	0	0	0	0	0	0	0	0	0	0	0	58.3	-
0800	3	0	3	0	0	0	0	0	0	0	0	0	0	0	0	0	0	0	0	59	-
0900	4	0	3	1	0	0	0	0	0	0	0	0	0	0	0	0	0	0	0	58	-
1000	**11**	**0**	**11**	**0**	**0**	**0**	**0**	**0**	**0**	**0**	**0**	**0**	**0**	**0**	**0**	**0**	**0**	**0**	**0**	**57.2**	**60.5**
1100	9	0	8	1	0	0	0	0	0	0	0	0	0	0	0	0	0	0	0	58.9	-
1200	8	0	6	1	1	0	0	0	0	0	0	0	0	0	0	0	0	0	0	56.5	-
1300	6	0	5	0	1	0	0	0	0	0	0	0	0	0	0	0	0	0	0	61.1	-
1400	5	0	5	0	0	0	0	0	0	0	0	0	0	0	0	0	0	0	0	55.7	-
1500	11	0	10	0	1	0	0	0	0	0	0	0	0	0	0	0	0	0	0	51.9	58.7
1600	**15**	**1**	**13**	**0**	**1**	**0**	**0**	**0**	**0**	**0**	**0**	**0**	**0**	**0**	**0**	**0**	**0**	**0**	**0**	**46.5**	**58.7**
1700	8	0	7	1	0	0	0	0	0	0	0	0	0	0	0	0	0	0	0	56.7	-
1800	4	0	4	0	0	0	0	0	0	0	0	0	0	0	0	0	0	0	0	59.9	-
1900	6	0	6	0	0	0	0	0	0	0	0	0	0	0	0	0	0	0	0	55.8	-
2000	8	1	7	0	0	0	0	0	0	0	0	0	0	0	0	0	0	0	0	56.2	-
2100	3	0	3	0	0	0	0	0	0	0	0	0	0	0	0	0	0	0	0	60.7	-
2200	5	0	5	0	0	0	0	0	0	0	0	0	0	0	0	0	0	0	0	52.4	-
2300	2	0	2	0	0	0	0	0	0	0	0	0	0	0	0	0	0	0	0	63.1	-
07-19	**85**	**1**	**76**	**4**	**4**	**0**	**0**	**0**	**0**	**0**	**0**	**0**	**0**	**0**	**0**	**0**	**0**	**0**	**0**	**55.1**	**63**
06-22	**105**	**2**	**95**	**4**	**4**	**0**	**0**	**0**	**0**	**0**	**0**	**0**	**0**	**0**	**0**	**0**	**0**	**0**	**0**	**55.6**	**63.4**
06-00	**112**	**2**	**102**	**4**	**4**	**0**	**0**	**0**	**0**	**0**	**0**	**0**	**0**	**0**	**0**	**0**	**0**	**0**	**0**	**55.6**	**63.4**
00-00	**116**	**3**	**105**	**4**	**4**	**0**	**0**	**0**	**0**	**0**	**0**	**0**	**0**	**0**	**0**	**0**	**0**	**0**	**0**	**55.7**	**63.4**

DRAFT

Site 44
Location L74040, Att - Telepole, Lat 53.81699, Long -6.78053
Direction South

3279 / Meath/Cavan/Monaghan ATC's
October 2013
Automatic Traffic Count

Mon, 14 October 2013

Time	Total	Classification												>PSL	>PSL%	>SL1	>SL1%	>SL2	>SL2%	Mean	Vpp
		1 MCL	2 SV	3 SVT	4 TB2	5 TB3	6 T4	7 ART3	8 ART4	9 ART5	10 ART6	11 BD	12 DRT	80	80	85 +5kph	85 +5kph	90 +10kph	90 +10kph		85
0000	0	0	0	0	0	0	0	0	0	0	0	0	0	0	0	0	0	0	0	-	-
0100	1	0	1	0	0	0	0	0	0	0	0	0	0	0	0	0	0	0	0	48.1	-
0200	0	0	0	0	0	0	0	0	0	0	0	0	0	0	0	0	0	0	0	-	-
0300	1	0	1	0	0	0	0	0	0	0	0	0	0	0	0	0	0	0	0	74.4	-
0400	0	0	0	0	0	0	0	0	0	0	0	0	0	0	0	0	0	0	0	-	-
0500	0	0	0	0	0	0	0	0	0	0	0	0	0	0	0	0	0	0	0	-	-
0600	5	0	4	0	1	0	0	0	0	0	0	0	0	0	0	0	0	0	0	61	-
0700	11	0	10	0	1	0	0	0	0	0	0	0	0	0	0	0	0	0	0	65.1	68
0800	**16**	**0**	**13**	**0**	**2**	**0**	**1**	**0**	**0**	**0**	**0**	**0**	**0**	**0**	**0**	**0**	**0**	**0**	**0**	**50.9**	**62.3**
0900	13	0	11	1	1	0	0	0	0	0	0	0	0	0	0	0	0	0	0	58	63.7
1000	10	0	7	2	0	1	0	0	0	0	0	0	0	0	0	0	0	0	0	48.3	-
1100	9	0	8	0	1	0	0	0	0	0	0	0	0	0	0	0	0	0	0	56	-
1200	8	0	7	1	0	0	0	0	0	0	0	0	0	0	0	0	0	0	0	48	-
1300	9	0	9	0	0	0	0	0	0	0	0	0	0	0	0	0	0	0	0	58.8	-
1400	8	0	7	0	1	0	0	0	0	0	0	0	0	0	0	0	0	0	0	54.8	-
1500	11	0	10	0	1	0	0	0	0	0	0	0	0	0	0	0	0	0	0	52.6	61.2
1600	13	0	11	0	2	0	0	0	0	0	0	0	0	0	0	0	0	0	0	54.2	59.4
1700	18	0	15	0	1	0	0	2	0	0	0	0	0	0	0	0	0	0	0	55.9	63.7
1800	**20**	**0**	**20**	**0**	**0**	**0**	**0**	**0**	**0**	**0**	**0**	**0**	**0**	**0**	**0**	**0**	**0**	**0**	**0**	**54.8**	**63**
1900	4	0	4	0	0	0	0	0	0	0	0	0	0	0	0	0	0	0	0	50.1	-
2000	5	0	5	0	0	0	0	0	0	0	0	0	0	0	0	0	0	0	0	55	-
2100	2	0	1	0	0	0	1	0	0	0	0	0	0	0	0	0	0	0	0	57	-
2200	2	0	1	0	1	0	0	0	0	0	0	0	0	0	0	0	0	0	0	58.5	-
2300	0	0	0	0	0	0	0	0	0	0	0	0	0	0	0	0	0	0	0	0	0
07-19	**146**	**0**	**128**	**4**	**10**	**1**	**1**	**2**	**0**	**0**	**0**	**0**	**0**	**0**	**0**	**0**	**0**	**0**	**0**	**54.9**	**63.7**
06-22	**162**	**0**	**142**	**4**	**11**	**1**	**2**	**2**	**0**	**0**	**0**	**0**	**0**	**0**	**0**	**0**	**0**	**0**	**0**	**55**	**63.7**
06-00	**164**	**0**	**143**	**4**	**12**	**1**	**2**	**2**	**0**	**0**	**0**	**0**	**0**	**0**	**0**	**0**	**0**	**0**	**0**	**55**	**63**
00-00	**166**	**0**	**145**	**4**	**12**	**1**	**2**	**2**	**0**	**0**	**0**	**0**	**0**	**0**	**0**	**0**	**0**	**0**	**0**	**55.1**	**63.7**

DRAFT

Site 44
Location L74040, Att - Telepole, Lat 53.81699, Long -6.78053
Direction South

3279 / Meath/Cavan/Monaghan ATC's
October 2013
Automatic Traffic Count

Virtual Day (7)

Time	Total	Classification												>PSL	>PSL%	>SL1	>SL1%	>SL2	>SL2%	Mean	Vpp
		1 MCL	2 SV	3 SVT	4 TB2	5 TB3	6 T4	7 ART3	8 ART4	9 ART5	10 ART6	11 BD	12 DRT	80	80	85 +5kph	85 +5kph	90 +10kph	90 +10kph		85
0000	0	0	0	0	0	0	0	0	0	0	0	0	0	0	0	0	0	0	0	52	-
0100	1	0	1	0	0	0	0	0	0	0	0	0	0	0	0	0	0	0	0	59.1	-
0200	0	0	0	0	0	0	0	0	0	0	0	0	0	0	0	0	0	0	0	66.1	-
0300	0	0	0	0	0	0	0	0	0	0	0	0	0	0	0	0	0	0	0	57.5	-
0400	1	0	1	0	0	0	0	0	0	0	0	0	0	0	0	0	0	0	0	60.2	-
0500	1	0	0	0	0	0	0	0	0	0	0	0	0	0	0	0	0	0	0	55.7	-
0600	4	0	3	0	0	0	0	0	0	0	0	0	0	0	0	0	0	0	0	59.4	-
0700	6	0	6	0	1	0	0	0	0	0	0	0	0	0	0	0	0	0	0	62	-
0800	**13**	**0**	**10**	**0**	**2**	**0**	**0**	**0**	**0**	**0**	**0**	**0**	**0**	**0**	**0**	**0**	**0**	**0**	**0**	**52**	**63.7**
0900	11	0	10	0	1	0	0	0	0	0	0	0	0	0	0	0	0	0	0	56.7	63.4
1000	9	0	8	0	0	0	0	0	0	0	0	0	0	0	0	0	0	0	0	53.7	-
1100	9	0	8	0	1	0	0	0	0	0	0	0	0	0	0	0	0	0	0	55.9	-
1200	10	0	7	1	1	0	0	0	0	0	0	0	0	0	0	0	0	0	0	52.6	-
1300	10	0	9	0	1	0	0	0	0	0	0	0	0	0	0	0	0	0	0	55.1	62.6
1400	9	0	8	0	1	0	0	0	0	0	0	0	0	0	0	0	0	0	0	57.4	-
1500	10	0	9	0	1	0	0	0	0	0	0	0	0	0	0	0	0	0	0	53.8	61.2
1600	12	0	10	0	2	0	0	0	0	0	0	0	0	0	0	0	0	0	0	53.7	61.2
1700	**13**	**0**	**12**	**0**	**1**	**0**	**0**	**0**	**0**	**0**	**0**	**0**	**0**	**0**	**0**	**0**	**0**	**0**	**0**	**54.9**	**63.7**
1800	10	0	9	0	1	0	0	0	0	0	0	0	0	0	0	0	0	0	0	56.1	64.1
1900	8	0	7	0	0	0	0	0	0	0	0	0	0	0	0	0	0	0	0	56	-
2000	8	0	8	0	0	0	0	0	0	0	0	0	0	0	0	0	0	0	0	55	-
2100	4	0	3	0	0	0	0	0	0	0	0	0	0	0	0	0	0	0	0	53.6	-
2200	3	0	2	0	0	0	0	0	0	0	0	0	0	0	0	0	0	0	0	56	-
2300	1	0	1	0	0	0	0	0	0	0	0	0	0	0	0	0	0	0	0	56.4	-
07-19	**123**	**0**	**106**	**4**	**11**	**1**	**0**	**0**	**0**	**0**	**0**	**0**	**0**	**0**	**0**	**0**	**0**	**0**	**0**	**55**	**63.4**
06-22	**147**	**0**	**128**	**4**	**13**	**1**	**1**	**0**	**0**	**0**	**0**	**0**	**0**	**0**	**0**	**0**	**0**	**0**	**0**	**55.2**	**63.7**
06-00	**151**	**0**	**132**	**4**	**13**	**1**	**1**	**0**	**0**	**0**	**0**	**0**	**0**	**0**	**0**	**0**	**0**	**0**	**0**	**55.2**	**63.7**
00-00	**154**	**0**	**134**	**4**	**13**	**1**	**1**	**0**	**0**	**0**	**0**	**0**	**0**	**0**	**0**	**0**	**0**	**0**	**0**	**55.3**	**63.7**

DRAFT

Site 44
Location L74040, Att - Telepole, Lat 53.81699, Long -6.78053
Direction South

3279 / Meath/Cavan/Monaghan ATC's
October 2013
Automatic Traffic Count

Virtual Week (1)

Time	Total	Classification												>PSL	>PSL%	>SL1	>SL1%	>SL2	>SL2%	Mean	Vpp
		1 MCL	2 SV	3 SVT	4 TB2	5 TB3	6 T4	7 ART3	8 ART4	9 ART5	10 ART6	11 BD	12 DRT	80	80	85 +5kph	85 +5kph	90 +10kph	90 +10kph		85
Mon	166	0	145	4	12	1	2	2	0	0	0	0	0	0	0	0	0	0	0	55.1	63.7
Tue	161	0	133	4	22	0	1	0	0	0	1	0	0	0	0	0	0	0	0	54.8	63.4
Wed	180	0	158	2	17	0	2	0	0	1	0	0	0	0	0	0	0	0	0	54.8	63
Thu	152	0	129	5	14	2	0	0	0	0	2	0	0	0	0	0	0	0	0	54.8	61.9
Fri	150	0	130	5	12	2	0	0	1	0	0	0	0	0	0	0	0	0	0	55.2	64.1
|Sat	151	0	138	5	8	0	0	0	0	0	0	0	0	0	0	0	0	0	0	56.7	67.3
|Sun	116	3	105	4	4	0	0	0	0	0	0	0	0	0	0	0	0	0	0	55.7	63.4
5 Day Ave.	**162**	**0**	**139**	**4**	**15**	**1**	**1**	**0**	**0**	**0**	**1**	**0**	**0**	**0**	**0.0**	**0**	**0.0**	**0**	**0.0**	**54.9**	**63.2**
7 Day Ave.	**154**	**0**	**134**	**4**	**13**	**1**	**1**	**0**	**0**	**0**	**0**	**0**	**0**	**0**	**0.0**	**0**	**0.0**	**0**	**0.0**	**55.3**	**63.7**
--	**1076**	**3**	**938**	**29**	**89**	**5**	**5**	**2**	**1**	**1**	**3**	**0**	**0**	**0**	**0.0**	**0**	**0.0**	**0**	**0.0**	**55.3**	**63.7**

Summary Graphs

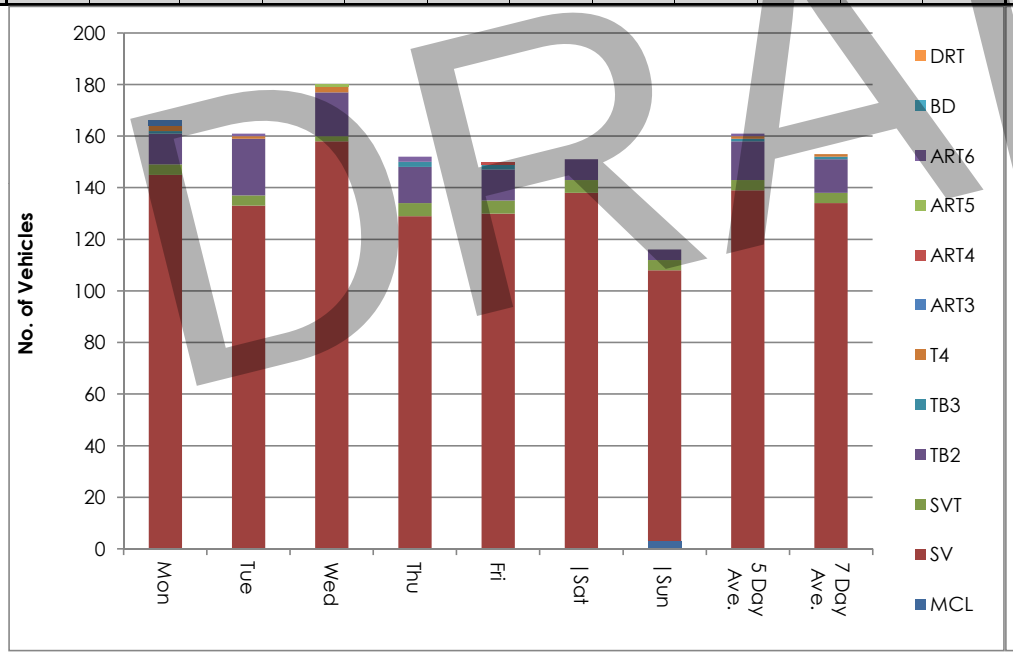

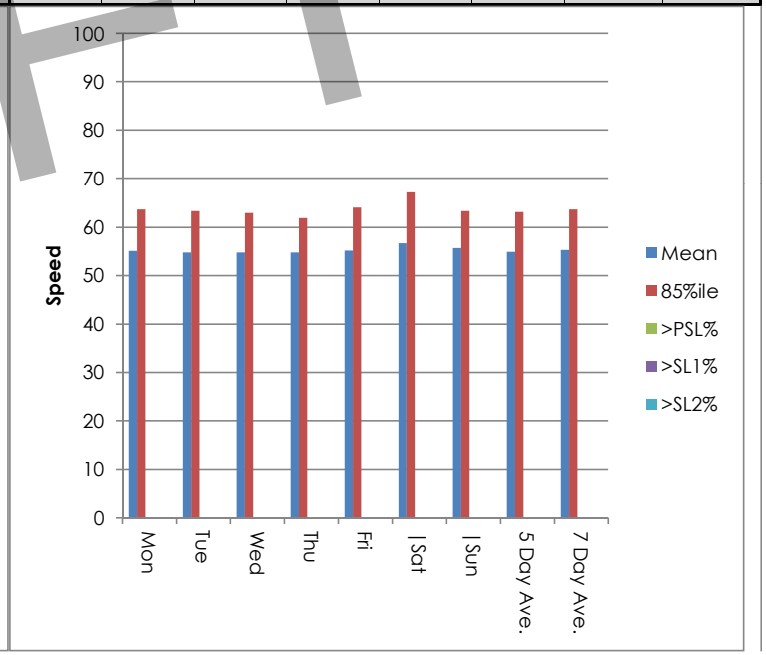

DRAFT

Site 44
Location L74040, Att - Telepole, Lat 53.81699, Long -6.78053
Direction South

3279 / Meath/Cavan/Monaghan ATC's
October 2013
Automatic Traffic Count

Tue, 8 October 2013

Time	Total	Speed Bins (km/h)																											
		0 - 5	5 - 10	10 - 15	15 - 20	20 - 25	25 - 30	30 - 35	35 - 40	40 - 45	45 - 50	50 - 55	55 - 60	60 - 65	65 - 70	70 - 75	75 - 80	80 - 85	85 - 90	90 - 95	95 - 100	100 - 105	105 - 110	110 - 115	115 - 120	120 - 125	125 - 130	130 - 135	135 - 140
0000	0	0	0	0	0	0	0	0	0	0	0	0	0	0	0	0	0	0	0	0	0	0	0	0	0	0	0	0	0
0100	0	0	0	0	0	0	0	0	0	0	0	0	0	0	0	0	0	0	0	0	0	0	0	0	0	0	0	0	0
0200	0	0	0	0	0	0	0	0	0	0	0	0	0	0	0	0	0	0	0	0	0	0	0	0	0	0	0	0	0
0300	1	0	0	0	0	0	0	0	0	0	0	0	0	0	1	0	0	0	0	0	0	0	0	0	0	0	0	0	0
0400	0	0	0	0	0	0	0	0	0	0	0	0	0	0	0	0	0	0	0	0	0	0	0	0	0	0	0	0	0
0500	1	0	0	0	0	0	0	0	0	0	1	0	0	0	0	0	0	0	0	0	0	0	0	0	0	0	0	0	0
0600	6	0	0	0	0	0	0	0	0	1	0	1	2	0	2	0	0	0	0	0	0	0	0	0	0	0	0	0	0
0700	7	0	0	0	0	0	0	0	0	0	0	2	1	1	1	2	0	0	0	0	0	0	0	0	0	0	0	0	0
0800	**17**	**0**	**0**	**0**	**1**	**1**	**0**	**1**	**0**	**1**	**1**	**4**	**2**	**5**	**0**	**1**	**0**	**0**	**0**	**0**	**0**	**0**	**0**	**0**	**0**	**0**	**0**	**0**	**0**
0900	11	0	0	0	0	0	0	0	0	0	1	5	1	4	0	0	0	0	0	0	0	0	0	0	0	0	0	0	0
1000	9	0	0	0	0	0	0	1	0	0	0	1	5	0	2	0	0	0	0	0	0	0	0	0	0	0	0	0	0
1100	9	0	0	0	0	0	0	1	0	1	0	3	3	1	0	0	0	0	0	0	0	0	0	0	0	0	0	0	0
1200	8	0	0	0	0	0	0	0	0	1	1	2	2	1	1	0	0	0	0	0	0	0	0	0	0	0	0	0	0
1300	**13**	**0**	**0**	**0**	**0**	**0**	**1**	**0**	**1**	**1**	**0**	**4**	**4**	**1**	**1**	**0**	**0**	**0**	**0**	**0**	**0**	**0**	**0**	**0**	**0**	**0**	**0**	**0**	**0**
1400	11	0	0	0	0	0	0	0	0	0	0	0	7	4	0	0	0	0	0	0	0	0	0	0	0	0	0	0	0
1500	11	0	0	0	0	0	0	0	0	0	4	4	0	3	0	0	0	0	0	0	0	0	0	0	0	0	0	0	0
1600	11	0	0	0	0	0	0	0	0	1	1	2	3	3	1	0	0	0	0	0	0	0	0	0	0	0	0	0	0
1700	**13**	**0**	**0**	**0**	**0**	**0**	**1**	**0**	**0**	**1**	**1**	**4**	**3**	**1**	**1**	**1**	**0**	**0**	**0**	**0**	**0**	**0**	**0**	**0**	**0**	**0**	**0**	**0**	**0**
1800	**13**	**0**	**0**	**0**	**0**	**0**	**0**	**1**	**1**	**1**	**0**	**2**	**2**	**4**	**2**	**0**	**0**	**0**	**0**	**0**	**0**	**0**	**0**	**0**	**0**	**0**	**0**	**0**	**0**
1900	6	0	0	0	0	0	0	0	0	1	1	1	2	1	0	0	0	0	0	0	0	0	0	0	0	0	0	0	0
2000	8	0	0	0	0	0	0	1	1	1	0	1	2	0	0	2	0	0	0	0	0	0	0	0	0	0	0	0	0
2100	3	0	0	0	0	0	0	0	0	1	0	1	1	0	0	0	0	0	0	0	0	0	0	0	0	0	0	0	0
2200	1	0	0	0	0	0	0	0	0	0	0	0	0	0	1	0	0	0	0	0	0	0	0	0	0	0	0	0	0
2300	2	0	0	0	0	0	0	0	0	0	0	1	1	0	0	0	0	0	0	0	0	0	0	0	0	0	0	0	0
07-19	**133**	**0**	**0**	**0**	**1**	**1**	**2**	**4**	**2**	**7**	**9**	**33**	**33**	**28**	**9**	**4**	**0**	**0**	**0**	**0**	**0**	**0**	**0**	**0**	**0**	**0**	**0**	**0**	**0**
06-22	**156**	**0**	**0**	**0**	**1**	**1**	**2**	**5**	**3**	**11**	**10**	**37**	**40**	**29**	**11**	**6**	**0**	**0**	**0**	**0**	**0**	**0**	**0**	**0**	**0**	**0**	**0**	**0**	**0**
06-00	**159**	**0**	**0**	**0**	**1**	**1**	**2**	**5**	**3**	**11**	**10**	**38**	**41**	**29**	**12**	**6**	**0**	**0**	**0**	**0**	**0**	**0**	**0**	**0**	**0**	**0**	**0**	**0**	**0**
00-00	**161**	**0**	**0**	**0**	**1**	**1**	**2**	**5**	**3**	**11**	**11**	**38**	**41**	**29**	**13**	**6**	**0**	**0**	**0**	**0**	**0**	**0**	**0**	**0**	**0**	**0**	**0**	**0**	**0**

DRAFT

Site 44
Location L74040, Att - Telepole, Lat 53.81699, Long -6.78053
Direction South

3279 / Meath/Cavan/Monaghan ATC's
October 2013
Automatic Traffic Count

Wed, 9 October 2013

Time	Total	Speed Bins (km/h)																											
		0 - 5	5 - 10	10 - 15	15 - 20	20 - 25	25 - 30	30 - 35	35 - 40	40 - 45	45 - 50	50 - 55	55 - 60	60 - 65	65 - 70	70 - 75	75 - 80	80 - 85	85 - 90	90 - 95	95 - 100	100 - 105	105 - 110	110 - 115	115 - 120	120 - 125	125 - 130	130 - 135	135 - 140
0000	0	0	0	0	0	0	0	0	0	0	0	0	0	0	0	0	0	0	0	0	0	0	0	0	0	0	0	0	0
0100	0	0	0	0	0	0	0	0	0	0	0	0	0	0	0	0	0	0	0	0	0	0	0	0	0	0	0	0	0
0200	0	0	0	0	0	0	0	0	0	0	0	0	0	0	0	0	0	0	0	0	0	0	0	0	0	0	0	0	0
0300	0	0	0	0	0	0	0	0	0	0	0	0	0	0	0	0	0	0	0	0	0	0	0	0	0	0	0	0	0
0400	0	0	0	0	0	0	0	0	0	0	0	0	0	0	0	0	0	0	0	0	0	0	0	0	0	0	0	0	0
0500	0	0	0	0	0	0	0	0	0	0	0	0	0	0	0	0	0	0	0	0	0	0	0	0	0	0	0	0	0
0600	6	0	0	0	0	0	0	0	0	0	1	2	0	0	2	1	0	0	0	0	0	0	0	0	0	0	0	0	0
0700	11	0	0	0	0	0	1	0	0	0	0	1	2	2	3	2	0	0	0	0	0	0	0	0	0	0	0	0	0
0800	**19**	**0**	**0**	**0**	**1**	**0**	**0**	**1**	**2**	**2**	**2**	**3**	**5**	**1**	**1**	**0**	**1**	**0**	**0**	**0**	**0**	**0**	**0**	**0**	**0**	**0**	**0**	**0**	**0**
0900	16	0	0	0	0	0	0	0	0	2	1	3	4	5	1	0	0	0	0	0	0	0	0	0	0	0	0	0	0
1000	4	0	0	0	0	0	0	0	0	0	2	1	1	0	0	0	0	0	0	0	0	0	0	0	0	0	0	0	0
1100	7	0	0	0	0	0	0	0	0	0	1	1	2	2	1	0	0	0	0	0	0	0	0	0	0	0	0	0	0
1200	12	0	0	0	0	1	0	0	0	2	1	3	4	1	0	0	0	0	0	0	0	0	0	0	0	0	0	0	0
1300	13	0	0	0	0	0	0	0	0	0	5	2	4	2	0	0	0	0	0	0	0	0	0	0	0	0	0	0	0
1400	11	0	0	0	0	0	0	0	0	1	0	3	3	4	0	0	0	0	0	0	0	0	0	0	0	0	0	0	0
1500	15	0	0	0	0	0	2	0	1	1	1	3	5	2	0	0	0	0	0	0	0	0	0	0	0	0	0	0	0
1600	**16**	**0**	**0**	**0**	**0**	**0**	**0**	**0**	**0**	**1**	**2**	**3**	**5**	**4**	**1**	**0**	**0**	**0**	**0**	**0**	**0**	**0**	**0**	**0**	**0**	**0**	**0**	**0**	**0**
1700	10	0	0	0	0	0	0	0	1	1	2	0	2	1	3	0	0	0	0	0	0	0	0	0	0	0	0	0	0
1800	13	0	0	0	0	0	0	0	0	2	1	3	3	2	2	0	0	0	0	0	0	0	0	0	0	0	0	0	0
1900	10	0	0	0	0	0	0	0	0	0	2	2	4	2	0	0	0	0	0	0	0	0	0	0	0	0	0	0	0
2000	4	0	0	0	0	0	0	0	0	0	1	0	1	1	1	0	0	0	0	0	0	0	0	0	0	0	0	0	0
2100	8	0	0	0	0	0	0	0	1	0	1	0	2	3	1	0	0	0	0	0	0	0	0	0	0	0	0	0	0
2200	3	0	0	0	0	0	0	0	0	0	0	1	1	0	1	0	0	0	0	0	0	0	0	0	0	0	0	0	0
2300	2	0	0	0	0	0	0	0	0	0	1	1	0	0	0	0	0	0	0	0	0	0	0	0	0	0	0	0	0
07-19	**147**	**0**	**0**	**0**	**1**	**1**	**3**	**1**	**4**	**12**	**18**	**26**	**40**	**26**	**12**	**2**	**1**	**0**	**0**	**0**	**0**	**0**	**0**	**0**	**0**	**0**	**0**	**0**	**0**
06-22	**175**	**0**	**0**	**0**	**1**	**1**	**3**	**1**	**5**	**12**	**23**	**30**	**47**	**32**	**16**	**3**	**1**	**0**	**0**	**0**	**0**	**0**	**0**	**0**	**0**	**0**	**0**	**0**	**0**
06-00	**180**	**0**	**0**	**0**	**1**	**1**	**3**	**1**	**5**	**12**	**24**	**32**	**48**	**32**	**17**	**3**	**1**	**0**	**0**	**0**	**0**	**0**	**0**	**0**	**0**	**0**	**0**	**0**	**0**
00-00	**180**	**0**	**0**	**0**	**1**	**1**	**3**	**1**	**5**	**12**	**24**	**32**	**48**	**32**	**17**	**3**	**1**	**0**	**0**	**0**	**0**	**0**	**0**	**0**	**0**	**0**	**0**	**0**	**0**

DRAFT

Site 44
Location L74040, Att - Telepole, Lat 53.81699, Long -6.78053
Direction South

3279 / Meath/Cavan/Monaghan ATC's
October 2013
Automatic Traffic Count

Thu, 10 October 2013

Time	Total	Speed Bins (km/h)																												
		0 - 5	5 - 10	10 - 15	15 - 20	20 - 25	25 - 30	30 - 35	35 - 40	40 - 45	45 - 50	50 - 55	55 - 60	60 - 65	65 - 70	70 - 75	75 - 80	80 - 85	85 - 90	90 - 95	95 - 100	100 - 105	105 - 110	110 - 115	115 - 120	120 - 125	125 - 130	130 - 135	135 - 140
0000	1	0	0	0	0	0	0	0	0	0	0	0	1	0	0	0	0	0	0	0	0	0	0	0	0	0	0	0	0	0
0100	0	0	0	0	0	0	0	0	0	0	0	0	0	0	0	0	0	0	0	0	0	0	0	0	0	0	0	0	0	0
0200	0	0	0	0	0	0	0	0	0	0	0	0	0	0	0	0	0	0	0	0	0	0	0	0	0	0	0	0	0	0
0300	1	0	0	0	0	0	1	0	0	0	0	0	0	0	0	0	0	0	0	0	0	0	0	0	0	0	0	0	0	0
0400	0	0	0	0	0	0	0	0	0	0	0	0	0	0	0	0	0	0	0	0	0	0	0	0	0	0	0	0	0	0
0500	2	0	0	0	0	0	0	0	0	0	0	1	0	0	1	0	0	0	0	0	0	0	0	0	0	0	0	0	0	0
0600	7	0	0	0	0	0	0	0	0	1	1	1	1	0	2	1	0	0	0	0	0	0	0	0	0	0	0	0	0	0
0700	6	0	0	0	0	0	0	0	0	0	0	0	1	3	1	0	1	0	0	0	0	0	0	0	0	0	0	0	0	0
0800	**14**	**0**	**0**	**0**	**0**	**1**	**0**	**3**	**0**	**2**	**2**	**1**	**1**	**1**	**0**	**1**	**2**	**0**	**0**	**0**	**0**	**0**	**0**	**0**	**0**	**0**	**0**	**0**	**0**	**0**
0900	12	0	0	0	0	0	0	0	0	1	4	2	3	2	0	0	0	0	0	0	0	0	0	0	0	0	0	0	0	0
1000	6	0	0	0	0	0	0	1	0	1	0	0	3	0	1	0	0	0	0	0	0	0	0	0	0	0	0	0	0	0
1100	12	0	0	0	0	0	0	0	0	2	2	2	4	2	0	0	0	0	0	0	0	0	0	0	0	0	0	0	0	0
1200	6	0	0	0	0	0	0	1	0	0	0	1	0	3	1	0	0	0	0	0	0	0	0	0	0	0	0	0	0	0
1300	**14**	**0**	**0**	**0**	**0**	**0**	**0**	**0**	**0**	**3**	**0**	**2**	**3**	**3**	**0**	**3**	**0**	**0**	**0**	**0**	**0**	**0**	**0**	**0**	**0**	**0**	**0**	**0**	**0**	**0**
1400	6	0	0	0	0	0	0	0	0	0	0	0	4	2	0	0	0	0	0	0	0	0	0	0	0	0	0	0	0	0
1500	6	0	0	0	0	0	0	0	0	0	1	2	1	2	0	0	0	0	0	0	0	0	0	0	0	0	0	0	0	0
1600	13	0	0	0	0	0	0	0	1	1	1	3	5	2	0	0	0	0	0	0	0	0	0	0	0	0	0	0	0	0
1700	12	0	0	0	0	0	0	0	1	1	3	1	4	1	0	1	0	0	0	0	0	0	0	0	0	0	0	0	0	0
1800	8	0	0	0	0	0	0	0	0	0	0	1	6	1	0	0	0	0	0	0	0	0	0	0	0	0	0	0	0	0
1900	9	0	0	0	0	0	0	0	0	1	1	2	3	2	0	0	0	0	0	0	0	0	0	0	0	0	0	0	0	0
2000	12	0	0	0	0	0	0	0	0	1	2	6	2	1	0	0	0	0	0	0	0	0	0	0	0	0	0	0	0	0
2100	3	0	0	0	0	0	0	1	0	0	0	1	0	1	0	0	0	0	0	0	0	0	0	0	0	0	0	0	0	0
2200	2	0	0	0	0	0	0	0	0	0	0	1	0	1	0	0	0	0	0	0	0	0	0	0	0	0	0	0	0	0
2300	0	0	0	0	0	0	0	0	0	0	0	0	0	0	0	0	0	0	0	0	0	0	0	0	0	0	0	0	0	0
07-19	**115**	**0**	**0**	**0**	**0**	**1**	**0**	**5**	**2**	**11**	**13**	**15**	**35**	**22**	**3**	**5**	**3**	**0**	**0**	**0**	**0**	**0**	**0**	**0**	**0**	**0**	**0**	**0**	**0**	**0**
06-22	**146**	**0**	**0**	**0**	**0**	**1**	**0**	**6**	**2**	**14**	**17**	**25**	**41**	**26**	**5**	**6**	**3**	**0**	**0**	**0**	**0**	**0**	**0**	**0**	**0**	**0**	**0**	**0**	**0**	**0**
06-00	**148**	**0**	**0**	**0**	**0**	**1**	**0**	**6**	**2**	**14**	**17**	**26**	**41**	**27**	**5**	**6**	**3**	**0**	**0**	**0**	**0**	**0**	**0**	**0**	**0**	**0**	**0**	**0**	**0**	**0**
00-00	**152**	**0**	**0**	**0**	**0**	**1**	**1**	**6**	**2**	**14**	**17**	**27**	**42**	**27**	**6**	**6**	**3**	**0**	**0**	**0**	**0**	**0**	**0**	**0**	**0**	**0**	**0**	**0**	**0**	**0**

DRAFT

Site 44
Location L74040, Att - Telepole, Lat 53.81699, Long -6.78053
Direction South

3279 / Meath/Cavan/Monaghan ATC's
October 2013
Automatic Traffic Count

Fri, 11 October 2013

Time	Total	Speed Bins (km/h)																											
		0 - 5	5 - 10	10 - 15	15 - 20	20 - 25	25 - 30	30 - 35	35 - 40	40 - 45	45 - 50	50 - 55	55 - 60	60 - 65	65 - 70	70 - 75	75 - 80	80 - 85	85 - 90	90 - 95	95 - 100	100 - 105	105 - 110	110 - 115	115 - 120	120 - 125	125 - 130	130 - 135	135 - 140
0000	0	0	0	0	0	0	0	0	0	0	0	0	0	0	0	0	0	0	0	0	0	0	0	0	0	0	0	0	0
0100	0	0	0	0	0	0	0	0	0	0	0	0	0	0	0	0	0	0	0	0	0	0	0	0	0	0	0	0	0
0200	0	0	0	0	0	0	0	0	0	0	0	0	0	0	0	0	0	0	0	0	0	0	0	0	0	0	0	0	0
0300	0	0	0	0	0	0	0	0	0	0	0	0	0	0	0	0	0	0	0	0	0	0	0	0	0	0	0	0	0
0400	2	0	0	0	0	0	0	0	0	0	0	0	0	0	0	2	0	0	0	0	0	0	0	0	0	0	0	0	0
0500	0	0	0	0	0	0	0	0	0	0	0	0	0	0	0	0	0	0	0	0	0	0	0	0	0	0	0	0	0
0600	3	0	0	0	0	0	0	0	0	1	0	0	0	1	0	1	0	0	0	0	0	0	0	0	0	0	0	0	0
0700	8	0	0	0	0	1	0	0	0	0	0	2	1	2	0	0	2	0	0	0	0	0	0	0	0	0	0	0	0
0800	**14**	**0**	**0**	**0**	**0**	**0**	**0**	**1**	**2**	**2**	**1**	**3**	**3**	**2**	**0**	**0**	**0**	**0**	**0**	**0**	**0**	**0**	**0**	**0**	**0**	**0**	**0**	**0**	**0**
0900	13	0	0	0	0	0	0	0	0	0	1	1	8	2	1	0	0	0	0	0	0	0	0	0	0	0	0	0	0
1000	10	0	0	0	0	0	0	0	2	0	0	2	3	2	0	1	0	0	0	0	0	0	0	0	0	0	0	0	0
1100	11	0	0	0	0	0	0	0	0	0	1	3	2	2	3	0	0	0	0	0	0	0	0	0	0	0	0	0	0
1200	11	0	0	0	0	0	1	1	1	1	1	5	0	1	0	0	0	0	0	0	0	0	0	0	0	0	0	0	0
1300	6	0	0	0	0	0	0	1	0	0	0	2	1	2	0	0	0	0	0	0	0	0	0	0	0	0	0	0	0
1400	10	0	0	0	0	0	0	0	0	1	0	1	3	3	2	0	0	0	0	0	0	0	0	0	0	0	0	0	0
1500	11	0	0	0	0	0	0	0	0	0	1	2	4	3	1	0	0	0	0	0	0	0	0	0	0	0	0	0	0
1600	7	0	0	0	0	0	0	0	0	0	2	3	1	1	0	0	0	0	0	0	0	0	0	0	0	0	0	0	0
1700	**17**	**0**	**0**	**0**	**0**	**0**	**0**	**0**	**3**	**1**	**4**	**3**	**2**	**2**	**0**	**1**	**1**	**0**	**0**	**0**	**0**	**0**	**0**	**0**	**0**	**0**	**0**	**0**	**0**
1800	5	0	0	0	0	0	0	0	0	0	0	1	2	1	0	1	0	0	0	0	0	0	0	0	0	0	0	0	0
1900	8	0	0	0	0	0	0	0	0	0	0	0	3	4	1	0	0	0	0	0	0	0	0	0	0	0	0	0	0
2000	9	0	0	0	0	0	0	0	0	2	0	3	1	2	1	0	0	0	0	0	0	0	0	0	0	0	0	0	0
2100	3	0	0	0	0	0	0	1	0	0	0	2	0	0	0	0	0	0	0	0	0	0	0	0	0	0	0	0	0
2200	2	0	0	0	0	0	0	0	0	0	1	0	0	1	0	0	0	0	0	0	0	0	0	0	0	0	0	0	0
2300	0	0	0	0	0	0	0	0	0	0	0	0	0	0	0	0	0	0	0	0	0	0	0	0	0	0	0	0	0
07-19	**123**	**0**	**0**	**0**	**0**	**1**	**1**	**3**	**8**	**5**	**11**	**28**	**30**	**23**	**7**	**3**	**3**	**0**	**0**	**0**	**0**	**0**	**0**	**0**	**0**	**0**	**0**	**0**	**0**
06-22	**146**	**0**	**0**	**0**	**0**	**1**	**1**	**4**	**8**	**8**	**11**	**33**	**34**	**30**	**9**	**4**	**3**	**0**	**0**	**0**	**0**	**0**	**0**	**0**	**0**	**0**	**0**	**0**	**0**
06-00	**148**	**0**	**0**	**0**	**0**	**1**	**1**	**4**	**8**	**8**	**12**	**33**	**34**	**31**	**9**	**4**	**3**	**0**	**0**	**0**	**0**	**0**	**0**	**0**	**0**	**0**	**0**	**0**	**0**
00-00	**150**	**0**	**0**	**0**	**0**	**1**	**1**	**4**	**8**	**8**	**12**	**33**	**34**	**31**	**9**	**6**	**3**	**0**	**0**	**0**	**0**	**0**	**0**	**0**	**0**	**0**	**0**	**0**	**0**

DRAFT

Site 44
Location L74040, Att - Telepole, Lat 53.81699, Long -6.78053
Direction South

3279 / Meath/Cavan/Monaghan ATC's
October 2013
Automatic Traffic Count

Sat, 12 October 2013

Time	Total	Speed Bins (km/h)																											
		0 - 5	5 - 10	10 - 15	15 - 20	20 - 25	25 - 30	30 - 35	35 - 40	40 - 45	45 - 50	50 - 55	55 - 60	60 - 65	65 - 70	70 - 75	75 - 80	80 - 85	85 - 90	90 - 95	95 - 100	100 - 105	105 - 110	110 - 115	115 - 120	120 - 125	125 - 130	130 - 135	135 - 140
0000	1	0	0	0	0	0	0	0	0	1	0	0	0	0	0	0	0	0	0	0	0	0	0	0	0	0	0	0	0
0100	2	0	0	0	0	0	0	0	0	0	0	0	0	2	0	0	0	0	0	0	0	0	0	0	0	0	0	0	0
0200	1	0	0	0	0	0	0	0	0	0	0	0	0	0	0	1	0	0	0	0	0	0	0	0	0	0	0	0	0
0300	0	0	0	0	0	0	0	0	0	0	0	0	0	0	0	0	0	0	0	0	0	0	0	0	0	0	0	0	0
0400	1	0	0	0	0	0	0	0	0	0	1	0	0	0	0	0	0	0	0	0	0	0	0	0	0	0	0	0	0
0500	1	0	0	0	0	0	0	0	0	0	0	0	1	0	0	0	0	0	0	0	0	0	0	0	0	0	0	0	0
0600	1	0	0	0	0	0	0	0	0	0	0	0	1	0	0	0	0	0	0	0	0	0	0	0	0	0	0	0	0
0700	0	0	0	0	0	0	0	0	0	0	0	0	0	0	0	0	0	0	0	0	0	0	0	0	0	0	0	0	0
0800	6	0	0	0	0	0	0	0	0	0	0	0	1	1	1	2	1	0	0	0	0	0	0	0	0	0	0	0	0
0900	9	0	0	0	0	0	0	0	0	0	0	3	1	3	1	1	0	0	0	0	0	0	0	0	0	0	0	0	0
1000	**12**	**0**	**0**	**0**	**1**	**0**	**0**	**0**	**0**	**0**	**3**	**2**	**1**	**4**	**1**	**0**	**0**	**0**	**0**	**0**	**0**	**0**	**0**	**0**	**0**	**0**	**0**	**0**	**0**
1100	9	0	0	0	0	1	0	0	0	0	0	0	2	6	0	0	0	0	0	0	0	0	0	0	0	0	0	0	0
1200	**14**	**0**	**0**	**0**	**0**	**0**	**0**	**0**	**1**	**0**	**2**	**5**	**2**	**3**	**0**	**1**	**0**	**0**	**0**	**0**	**0**	**0**	**0**	**0**	**0**	**0**	**0**	**0**	**0**
1300	11	0	0	0	0	0	0	0	0	2	3	2	3	0	1	0	0	0	0	0	0	0	0	0	0	0	0	0	0
1400	**14**	**0**	**0**	**0**	**0**	**0**	**0**	**2**	**0**	**0**	**1**	**2**	**5**	**1**	**0**	**2**	**1**	**0**	**0**	**0**	**0**	**0**	**0**	**0**	**0**	**0**	**0**	**0**	**0**
1500	7	0	0	0	0	0	0	0	0	0	2	0	3	0	1	1	0	0	0	0	0	0	0	0	0	0	0	0	0
1600	11	0	0	0	0	0	0	0	0	1	2	3	1	2	0	1	1	0	0	0	0	0	0	0	0	0	0	0	0
1700	13	0	0	0	0	0	0	0	0	0	3	3	5	0	1	1	0	0	0	0	0	0	0	0	0	0	0	0	0
1800	9	0	0	0	0	0	0	0	0	1	1	2	3	0	2	0	0	0	0	0	0	0	0	0	0	0	0	0	0
1900	12	0	0	0	0	0	0	0	2	1	0	2	1	3	1	2	0	0	0	0	0	0	0	0	0	0	0	0	0
2000	10	0	0	0	0	0	0	0	0	1	1	1	2	2	1	2	0	0	0	0	0	0	0	0	0	0	0	0	0
2100	3	0	0	0	0	0	0	0	0	0	0	3	0	0	0	0	0	0	0	0	0	0	0	0	0	0	0	0	0
2200	3	0	0	0	0	0	0	0	0	1	1	0	0	1	0	0	0	0	0	0	0	0	0	0	0	0	0	0	0
2300	1	0	0	0	0	0	0	0	0	0	0	0	1	0	0	0	0	0	0	0	0	0	0	0	0	0	0	0	0
07-19	**115**	**0**	**0**	**0**	**1**	**1**	**0**	**2**	**1**	**4**	**17**	**22**	**27**	**20**	**8**	**9**	**3**	**0**	**0**	**0**	**0**	**0**	**0**	**0**	**0**	**0**	**0**	**0**	**0**
06-22	**141**	**0**	**0**	**0**	**1**	**1**	**0**	**2**	**3**	**6**	**18**	**28**	**31**	**25**	**10**	**13**	**3**	**0**	**0**	**0**	**0**	**0**	**0**	**0**	**0**	**0**	**0**	**0**	**0**
06-00	**145**	**0**	**0**	**0**	**1**	**1**	**0**	**2**	**3**	**7**	**19**	**28**	**32**	**26**	**10**	**13**	**3**	**0**	**0**	**0**	**0**	**0**	**0**	**0**	**0**	**0**	**0**	**0**	**0**
00-00	**151**	**0**	**0**	**0**	**1**	**1**	**0**	**2**	**3**	**8**	**20**	**28**	**33**	**28**	**10**	**14**	**3**	**0**	**0**	**0**	**0**	**0**	**0**	**0**	**0**	**0**	**0**	**0**	**0**

DRAFT

Site 44
Location L74040, Att - Telepole, Lat 53.81699, Long -6.78053
Direction South

3279 / Meath/Cavan/Monaghan ATC's
October 2013
Automatic Traffic Count

Sun, 13 October 2013

Time	Total	Speed Bins (km/h)																											
		0 - 5	5 - 10	10 - 15	15 - 20	20 - 25	25 - 30	30 - 35	35 - 40	40 - 45	45 - 50	50 - 55	55 - 60	60 - 65	65 - 70	70 - 75	75 - 80	80 - 85	85 - 90	90 - 95	95 - 100	100 - 105	105 - 110	110 - 115	115 - 120	120 - 125	125 - 130	130 - 135	135 - 140
0000	0	0	0	0	0	0	0	0	0	0	0	0	0	0	0	0	0	0	0	0	0	0	0	0	0	0	0	0	0
0100	1	0	0	0	0	0	0	0	0	0	0	0	0	1	0	0	0	0	0	0	0	0	0	0	0	0	0	0	0
0200	1	0	0	0	0	0	0	0	0	0	0	0	0	1	0	0	0	0	0	0	0	0	0	0	0	0	0	0	0
0300	0	0	0	0	0	0	0	0	0	0	0	0	0	0	0	0	0	0	0	0	0	0	0	0	0	0	0	0	0
0400	2	0	0	0	0	0	0	0	0	1	0	0	0	0	1	0	0	0	0	0	0	0	0	0	0	0	0	0	0
0500	0	0	0	0	0	0	0	0	0	0	0	0	0	0	0	0	0	0	0	0	0	0	0	0	0	0	0	0	0
0600	3	0	0	0	0	0	0	0	0	0	0	0	2	1	0	0	0	0	0	0	0	0	0	0	0	0	0	0	0
0700	1	0	0	0	0	0	0	0	0	0	0	0	1	0	0	0	0	0	0	0	0	0	0	0	0	0	0	0	0
0800	3	0	0	0	0	0	0	0	0	0	0	0	2	1	0	0	0	0	0	0	0	0	0	0	0	0	0	0	0
0900	4	0	0	0	0	0	0	0	0	1	0	0	0	3	0	0	0	0	0	0	0	0	0	0	0	0	0	0	0
1000	**11**	**0**	**0**	**0**	**0**	**0**	**0**	**0**	**0**	**0**	**1**	**1**	**6**	**2**	**1**	**0**	**0**	**0**	**0**	**0**	**0**	**0**	**0**	**0**	**0**	**0**	**0**	**0**	**0**
1100	9	0	0	0	0	0	0	0	0	0	1	2	1	4	1	0	0	0	0	0	0	0	0	0	0	0	0	0	0
1200	8	0	0	0	0	0	0	0	0	1	0	2	3	1	1	0	0	0	0	0	0	0	0	0	0	0	0	0	0
1300	6	0	0	0	0	0	0	0	0	0	0	1	1	3	1	0	0	0	0	0	0	0	0	0	0	0	0	0	0
1400	5	0	0	0	0	0	0	0	0	0	1	2	0	1	1	0	0	0	0	0	0	0	0	0	0	0	0	0	0
1500	11	0	0	0	0	1	0	0	0	2	2	2	2	0	1	1	0	0	0	0	0	0	0	0	0	0	0	0	0
1600	**15**	**0**	**0**	**0**	**1**	**1**	**1**	**1**	**0**	**2**	**1**	**2**	**4**	**1**	**1**	**0**	**0**	**0**	**0**	**0**	**0**	**0**	**0**	**0**	**0**	**0**	**0**	**0**	**0**
1700	8	0	0	0	0	0	0	0	0	0	1	2	3	2	0	0	0	0	0	0	0	0	0	0	0	0	0	0	0
1800	4	0	0	0	0	0	0	0	0	0	0	0	2	2	0	0	0	0	0	0	0	0	0	0	0	0	0	0	0
1900	6	0	0	0	0	0	0	0	0	1	1	0	1	3	0	0	0	0	0	0	0	0	0	0	0	0	0	0	0
2000	8	0	0	0	0	0	0	0	0	1	1	1	2	2	1	0	0	0	0	0	0	0	0	0	0	0	0	0	0
2100	3	0	0	0	0	0	0	0	0	0	0	0	1	2	0	0	0	0	0	0	0	0	0	0	0	0	0	0	0
2200	5	0	0	0	0	0	0	0	1	0	1	1	1	1	0	0	0	0	0	0	0	0	0	0	0	0	0	0	0
2300	2	0	0	0	0	0	0	0	0	0	0	1	0	0	0	1	0	0	0	0	0	0	0	0	0	0	0	0	0
07-19	**85**	**0**	**0**	**0**	**1**	**2**	**1**	**1**	**0**	**6**	**7**	**14**	**25**	**20**	**7**	**1**	**0**	**0**	**0**	**0**	**0**	**0**	**0**	**0**	**0**	**0**	**0**	**0**	**0**
06-22	**105**	**0**	**0**	**0**	**1**	**2**	**1**	**1**	**0**	**8**	**9**	**15**	**31**	**28**	**8**	**1**	**0**	**0**	**0**	**0**	**0**	**0**	**0**	**0**	**0**	**0**	**0**	**0**	**0**
06-00	**112**	**0**	**0**	**0**	**1**	**2**	**1**	**1**	**1**	**8**	**10**	**17**	**32**	**29**	**8**	**2**	**0**	**0**	**0**	**0**	**0**	**0**	**0**	**0**	**0**	**0**	**0**	**0**	**0**
00-00	**116**	**0**	**0**	**0**	**1**	**2**	**1**	**1**	**1**	**9**	**10**	**17**	**32**	**31**	**9**	**2**	**0**	**0**	**0**	**0**	**0**	**0**	**0**	**0**	**0**	**0**	**0**	**0**	**0**

DRAFT

Site 44
Location L74040, Att - Telepole, Lat 53.81699, Long -6.78053
Direction South

3279 / Meath/Cavan/Monaghan ATC's
October 2013
Automatic Traffic Count

Mon, 14 October 2013

Time	Total	Speed Bins (km/h)																											
		0 - 5	5 - 10	10 - 15	15 - 20	20 - 25	25 - 30	30 - 35	35 - 40	40 - 45	45 - 50	50 - 55	55 - 60	60 - 65	65 - 70	70 - 75	75 - 80	80 - 85	85 - 90	90 - 95	95 - 100	100 - 105	105 - 110	110 - 115	115 - 120	120 - 125	125 - 130	130 - 135	135 - 140
0000	0	0	0	0	0	0	0	0	0	0	0	0	0	0	0	0	0	0	0	0	0	0	0	0	0	0	0	0	0
0100	1	0	0	0	0	0	0	0	0	0	1	0	0	0	0	0	0	0	0	0	0	0	0	0	0	0	0	0	0
0200	0	0	0	0	0	0	0	0	0	0	0	0	0	0	0	0	0	0	0	0	0	0	0	0	0	0	0	0	0
0300	1	0	0	0	0	0	0	0	0	0	0	0	0	0	0	1	0	0	0	0	0	0	0	0	0	0	0	0	0
0400	0	0	0	0	0	0	0	0	0	0	0	0	0	0	0	0	0	0	0	0	0	0	0	0	0	0	0	0	0
0500	0	0	0	0	0	0	0	0	0	0	0	0	0	0	0	0	0	0	0	0	0	0	0	0	0	0	0	0	0
0600	5	0	0	0	0	0	0	0	0	0	0	1	0	3	1	0	0	0	0	0	0	0	0	0	0	0	0	0	0
0700	11	0	0	0	0	0	0	0	0	0	0	0	1	4	4	2	0	0	0	0	0	0	0	0	0	0	0	0	0
0800	**16**	**0**	**0**	**0**	**1**	**0**	**1**	**0**	**0**	**2**	**2**	**3**	**3**	**3**	**0**	**1**	**0**	**0**	**0**	**0**	**0**	**0**	**0**	**0**	**0**	**0**	**0**	**0**	**0**
0900	13	0	0	0	0	0	0	0	0	0	1	4	2	5	1	0	0	0	0	0	0	0	0	0	0	0	0	0	0
1000	10	0	0	0	0	0	1	1	0	0	4	2	1	1	0	0	0	0	0	0	0	0	0	0	0	0	0	0	0
1100	9	0	0	0	0	0	0	0	0	0	0	5	1	3	0	0	0	0	0	0	0	0	0	0	0	0	0	0	0
1200	8	0	0	0	0	0	2	0	0	1	0	3	0	1	1	0	0	0	0	0	0	0	0	0	0	0	0	0	0
1300	9	0	0	0	0	0	0	0	0	0	1	2	0	5	1	0	0	0	0	0	0	0	0	0	0	0	0	0	0
1400	8	0	0	0	0	0	0	0	1	0	2	0	3	1	1	0	0	0	0	0	0	0	0	0	0	0	0	0	0
1500	11	0	0	0	0	0	0	1	0	1	3	1	2	2	1	0	0	0	0	0	0	0	0	0	0	0	0	0	0
1600	13	0	0	0	0	0	0	1	0	0	2	3	5	1	1	0	0	0	0	0	0	0	0	0	0	0	0	0	0
1700	18	0	0	0	0	0	0	0	0	3	2	1	5	5	2	0	0	0	0	0	0	0	0	0	0	0	0	0	0
1800	**20**	**0**	**0**	**0**	**0**	**0**	**1**	**0**	**0**	**2**	**2**	**4**	**6**	**3**	**1**	**0**	**1**	**0**	**0**	**0**	**0**	**0**	**0**	**0**	**0**	**0**	**0**	**0**	**0**
1900	4	0	0	0	0	0	0	0	1	1	0	0	1	1	0	0	0	0	0	0	0	0	0	0	0	0	0	0	0
2000	5	0	0	0	0	0	0	0	0	1	0	0	3	1	0	0	0	0	0	0	0	0	0	0	0	0	0	0	0
2100	2	0	0	0	0	0	0	0	0	0	0	0	2	0	0	0	0	0	0	0	0	0	0	0	0	0	0	0	0
2200	2	0	0	0	0	0	0	0	0	0	0	1	0	1	0	0	0	0	0	0	0	0	0	0	0	0	0	0	0
2300	0	0	0	0	0	0	0	0	0	0	0	0	0	0	0	0	0	0	0	0	0	0	0	0	0	0	0	0	0
07-19	**146**	**0**	**0**	**0**	**1**	**0**	**5**	**3**	**1**	**9**	**19**	**28**	**29**	**34**	**13**	**3**	**1**	**0**	**0**	**0**	**0**	**0**	**0**	**0**	**0**	**0**	**0**	**0**	**0**
06-22	**162**	**0**	**0**	**0**	**1**	**0**	**5**	**3**	**2**	**11**	**19**	**29**	**35**	**39**	**14**	**3**	**1**	**0**	**0**	**0**	**0**	**0**	**0**	**0**	**0**	**0**	**0**	**0**	**0**
06-00	**164**	**0**	**0**	**0**	**1**	**0**	**5**	**3**	**2**	**11**	**19**	**30**	**35**	**40**	**14**	**3**	**1**	**0**	**0**	**0**	**0**	**0**	**0**	**0**	**0**	**0**	**0**	**0**	**0**
00-00	**166**	**0**	**0**	**0**	**1**	**0**	**5**	**3**	**2**	**11**	**20**	**30**	**35**	**40**	**14**	**4**	**1**	**0**	**0**	**0**	**0**	**0**	**0**	**0**	**0**	**0**	**0**	**0**	**0**

DRAFT

Site 44
Location L74040, Att - Telepole, Lat 53.81699, Long -6.78053
Direction South

3279 / Meath/Cavan/Monaghan ATC's
October 2013
Automatic Traffic Count

Virtual Day (7)

Time	Total	Speed Bins (km/h)																											
		0 - 5	5 - 10	10 - 15	15 - 20	20 - 25	25 - 30	30 - 35	35 - 40	40 - 45	45 - 50	50 - 55	55 - 60	60 - 65	65 - 70	70 - 75	75 - 80	80 - 85	85 - 90	90 - 95	95 - 100	100 - 105	105 - 110	110 - 115	115 - 120	120 - 125	125 - 130	130 - 135	135 - 140
0000	0	0	0	0	0	0	0	0	0	0	0	0	0	0	0	0	0	0	0	0	0	0	0	0	0	0	0	0	0
0100	1	0	0	0	0	0	0	0	0	0	0	0	0	0	0	0	0	0	0	0	0	0	0	0	0	0	0	0	0
0200	0	0	0	0	0	0	0	0	0	0	0	0	0	0	0	0	0	0	0	0	0	0	0	0	0	0	0	0	0
0300	0	0	0	0	0	0	0	0	0	0	0	0	0	0	0	0	0	0	0	0	0	0	0	0	0	0	0	0	0
0400	1	0	0	0	0	0	0	0	0	0	0	0	0	0	0	0	0	0	0	0	0	0	0	0	0	0	0	0	0
0500	1	0	0	0	0	0	0	0	0	0	0	0	0	0	0	0	0	0	0	0	0	0	0	0	0	0	0	0	0
0600	4	0	0	0	0	0	0	0	0	0	0	1	1	1	1	0	0	0	0	0	0	0	0	0	0	0	0	0	0
0700	6	0	0	0	0	0	0	0	0	0	0	1	1	2	1	1	0	0	0	0	0	0	0	0	0	0	0	0	0
0800	**13**	**0**	**0**	**0**	**0**	**0**	**0**	**1**	**1**	**1**	**1**	**2**	**2**	**2**	**0**	**1**	**1**	**0**	**0**	**0**	**0**	**0**	**0**	**0**	**0**	**0**	**0**	**0**	**0**
0900	11	0	0	0	0	0	0	0	0	1	1	3	3	3	1	0	0	0	0	0	0	0	0	0	0	0	0	0	0
1000	9	0	0	0	0	0	0	0	0	0	1	1	3	1	1	0	0	0	0	0	0	0	0	0	0	0	0	0	0
1100	9	0	0	0	0	0	0	0	0	0	1	2	2	3	1	0	0	0	0	0	0	0	0	0	0	0	0	0	0
1200	10	0	0	0	0	0	0	0	0	1	1	3	2	2	1	0	0	0	0	0	0	0	0	0	0	0	0	0	0
1300	10	0	0	0	0	0	0	0	0	1	1	2	2	2	1	0	0	0	0	0	0	0	0	0	0	0	0	0	0
1400	9	0	0	0	0	0	0	0	0	0	1	1	4	2	1	0	0	0	0	0	0	0	0	0	0	0	0	0	0
1500	10	0	0	0	0	0	0	0	0	1	2	2	2	2	1	0	0	0	0	0	0	0	0	0	0	0	0	0	0
1600	12	0	0	0	0	0	0	0	0	1	2	3	3	2	1	0	0	0	0	0	0	0	0	0	0	0	0	0	0
1700	**13**	**0**	**0**	**0**	**0**	**0**	**0**	**0**	**1**	**1**	**2**	**2**	**3**	**2**	**1**	**1**	**0**	**0**	**0**	**0**	**0**	**0**	**0**	**0**	**0**	**0**	**0**	**0**	**0**
1800	10	0	0	0	0	0	0	0	0	1	1	2	3	2	1	0	0	0	0	0	0	0	0	0	0	0	0	0	0
1900	8	0	0	0	0	0	0	0	0	1	1	1	2	2	0	0	0	0	0	0	0	0	0	0	0	0	0	0	0
2000	8	0	0	0	0	0	0	0	0	1	1	2	2	1	1	1	0	0	0	0	0	0	0	0	0	0	0	0	0
2100	4	0	0	0	0	0	0	0	0	0	0	1	1	1	0	0	0	0	0	0	0	0	0	0	0	0	0	0	0
2200	3	0	0	0	0	0	0	0	0	0	0	1	0	1	0	0	0	0	0	0	0	0	0	0	0	0	0	0	0
2300	1	0	0	0	0	0	0	0	0	0	0	0	0	0	0	0	0	0	0	0	0	0	0	0	0	0	0	0	0
07-19	**123**	**0**	**0**	**0**	**1**	**1**	**2**	**3**	**3**	**8**	**13**	**24**	**31**	**25**	**8**	**4**	**2**	**0**	**0**	**0**	**0**	**0**	**0**	**0**	**0**	**0**	**0**	**0**	**0**
06-22	**147**	**0**	**0**	**0**	**1**	**1**	**2**	**3**	**3**	**10**	**15**	**28**	**37**	**30**	**10**	**5**	**2**	**0**	**0**	**0**	**0**	**0**	**0**	**0**	**0**	**0**	**0**	**0**	**0**
06-00	**151**	**0**	**0**	**0**	**1**	**1**	**2**	**3**	**3**	**10**	**16**	**29**	**38**	**31**	**11**	**5**	**2**	**0**	**0**	**0**	**0**	**0**	**0**	**0**	**0**	**0**	**0**	**0**	**0**
00-00	**154**	**0**	**0**	**0**	**1**	**1**	**2**	**3**	**3**	**10**	**16**	**29**	**38**	**31**	**11**	**6**	**2**	**0**	**0**	**0**	**0**	**0**	**0**	**0**	**0**	**0**	**0**	**0**	**0**

DRAFT

Site 44
Location L74040, Att - Telepole, Lat 53.81699, Long -6.78053
Direction South

3279 / Meath/Cavan/Monaghan ATC's
October 2013
Automatic Traffic Count

Virtual Week (1)

Time	Total	Speed Bins (km/h)																											
		0 - 5	5 - 10	10 - 15	15 - 20	20 - 25	25 - 30	30 - 35	35 - 40	40 - 45	45 - 50	50 - 55	55 - 60	60 - 65	65 - 70	70 - 75	75 - 80	80 - 85	85 - 90	90 - 95	95 - 100	100 - 105	105 - 110	110 - 115	115 - 120	120 - 125	125 - 130	130 - 135	135 - 140
Mon	166	0	0	0	1	0	5	3	2	11	20	30	35	40	14	4	1	0	0	0	0	0	0	0	0	0	0	0	0
Tue	161	0	0	0	1	1	2	5	3	11	11	38	41	29	13	6	0	0	0	0	0	0	0	0	0	0	0	0	0
Wed	180	0	0	0	1	1	3	1	5	12	24	32	48	32	17	3	1	0	0	0	0	0	0	0	0	0	0	0	0
Thu	152	0	0	0	0	1	1	6	2	14	17	27	42	27	6	6	3	0	0	0	0	0	0	0	0	0	0	0	0
Fri	150	0	0	0	0	1	1	4	8	8	12	33	34	31	9	6	3	0	0	0	0	0	0	0	0	0	0	0	0
|Sat	151	0	0	0	1	1	0	2	3	8	20	28	33	28	10	14	3	0	0	0	0	0	0	0	0	0	0	0	0
|Sun	116	0	0	0	1	2	1	1	1	9	10	17	32	31	9	2	0	0	0	0	0	0	0	0	0	0	0	0	0
5 Day Ave.	**162**	**0**	**0**	**0**	**1**	**1**	**2**	**4**	**4**	**11**	**17**	**32**	**40**	**32**	**12**	**5**	**2**	**0**	**0**	**0**	**0**	**0**	**0**	**0**	**0**	**0**	**0**	**0**	**0**
7 Day Ave.	**154**	**0**	**0**	**0**	**1**	**1**	**2**	**3**	**3**	**10**	**16**	**29**	**38**	**31**	**11**	**6**	**2**	**0**	**0**	**0**	**0**	**0**	**0**	**0**	**0**	**0**	**0**	**0**	**0**
--	**1076**	**0**	**0**	**0**	**5**	**7**	**13**	**22**	**24**	**73**	**114**	**205**	**265**	**218**	**78**	**41**	**11**	**0**	**0**	**0**	**0**	**0**	**0**	**0**	**0**	**0**	**0**	**0**	**0**

Summary Graphs

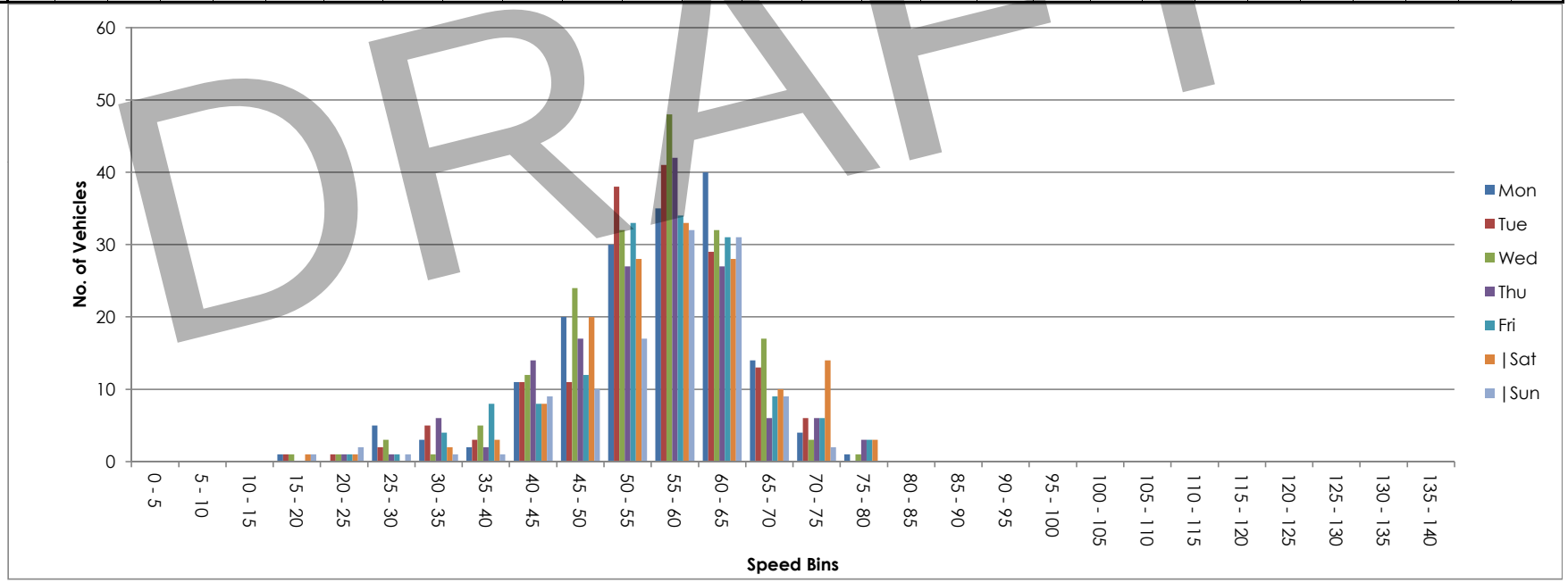

DRAFT

Site 44
Location L74040, Att - Telepole, Lat 53.81699, Long -6.78053
Direction Two way

3279 / Meath/Cavan/Monaghan ATC's
October 2013
Automatic Traffic Count

Tue, 8 October 2013

Time	Total	Classification												>PSL 80	>PSL% 80	>SL1 85 +5kph	>SL1% 85 +5kph	>SL2 90 +10kph	>SL2% 90 +10kph	Mean	Vpp 85
		1 MCL	2 SV	3 SVT	4 TB2	5 TB3	6 T4	7 ART3	8 ART4	9 ART5	10 ART6	11 BD	12 DRT								
0000	3	0	3	0	0	0	0	0	0	0	0	0	0	0	0	0	0	0	0	49.8	-
0100	0	0	0	0	0	0	0	0	0	0	0	0	0	0	0	0	0	0	0	-	-
0200	0	0	0	0	0	0	0	0	0	0	0	0	0	0	0	0	0	0	0	-	-
0300	1	0	1	0	0	0	0	0	0	0	0	0	0	0	0	0	0	0	0	69.3	-
0400	1	0	0	0	0	0	0	0	1	0	0	0	0	0	0	0	0	0	0	48.8	-
0500	2	0	1	0	0	0	0	0	0	0	1	0	0	0	0	0	0	0	0	50.9	-
0600	6	0	4	1	1	0	0	0	0	0	0	0	0	0	0	0	0	0	0	58.2	-
0700	12	0	11	0	1	0	0	0	0	0	0	0	0	0	0	0	0	0	0	60.2	67.3
0800	**28**	**0**	**20**	**1**	**6**	**0**	**1**	**0**	**0**	**0**	**0**	**0**	**0**	**0**	**0**	**0**	**0**	**0**	**0**	**50.8**	**61.9**
0900	17	0	15	0	2	0	0	0	0	0	0	0	0	0	0	0	0	0	0	56	62.3
1000	14	0	11	1	2	0	0	0	0	0	0	0	0	0	0	0	0	0	0	51.1	59
1100	17	0	16	1	0	0	0	0	0	0	0	0	0	0	0	0	0	0	0	55	65.5
1200	17	0	11	1	5	0	0	0	0	0	0	0	0	0	0	0	0	0	0	52	61.2
1300	22	0	17	0	5	0	0	0	0	0	0	0	0	0	0	0	0	0	0	50.8	59.8
1400	20	0	18	0	2	0	0	0	0	0	0	0	0	0	0	0	0	0	0	58.4	62.6
1500	18	0	15	0	3	0	0	0	0	0	0	0	0	0	0	0	0	0	0	55.8	62.3
1600	23	0	21	0	2	0	0	0	0	0	0	0	0	0	0	0	0	0	0	57	61.9
1700	**30**	**0**	**27**	**0**	**3**	**0**	**0**	**0**	**0**	**0**	**0**	**0**	**0**	**0**	**0**	**0**	**0**	**0**	**0**	**54.2**	**61.9**
1800	19	0	14	1	3	0	0	0	1	0	0	0	0	0	0	0	0	0	0	52.6	63.4
1900	18	0	14	1	3	0	0	0	0	0	0	0	0	0	0	0	0	0	0	58	60.8
2000	16	0	15	0	1	0	0	0	0	0	0	0	0	0	0	0	0	0	0	53.6	70.6
2100	8	0	7	0	1	0	0	0	0	0	0	0	0	0	0	0	0	0	0	51.2	-
2200	8	0	7	0	1	0	0	0	0	0	0	0	0	0	0	0	0	0	0	58.5	-
2300	4	0	4	0	0	0	0	0	0	0	0	0	0	0	0	0	0	0	0	55.6	-
07-19	**237**	**0**	**196**	**5**	**34**	**0**	**1**	**0**	**1**	**0**	**0**	**0**	**0**	**0**	**0**	**0**	**0**	**0**	**0**	**54.3**	**63**
06-22	**285**	**0**	**236**	**7**	**40**	**0**	**1**	**0**	**1**	**0**	**0**	**0**	**0**	**0**	**0**	**0**	**0**	**0**	**0**	**54.5**	**63.4**
06-00	**297**	**0**	**247**	**7**	**41**	**0**	**1**	**0**	**1**	**0**	**0**	**0**	**0**	**0**	**0**	**0**	**0**	**0**	**0**	**54.6**	**63.7**
00-00	**304**	**0**	**252**	**7**	**41**	**0**	**1**	**0**	**2**	**0**	**1**	**0**	**0**	**0**	**0**	**0**	**0**	**0**	**0**	**54.5**	**63.7**

DRAFT

Site 44
Location L74040, Att - Telepole, Lat 53.81699, Long -6.78053
Direction Two way

3279 / Meath/Cavan/Monaghan ATC's
October 2013
Automatic Traffic Count

Wed, 9 October 2013

Time	Total	Classification												>PSL	>PSL%	>SL1	>SL1%	>SL2	>SL2%	Mean	Vpp
		1 MCL	2 SV	3 SVT	4 TB2	5 TB3	6 T4	7 ART3	8 ART4	9 ART5	10 ART6	11 BD	12 DRT	80	80	85 +5kph	85 +5kph	90 +10kph	90 +10kph		85
0000	1	0	1	0	0	0	0	0	0	0	0	0	0	0	0	0	0	0	0	61.5	-
0100	0	0	0	0	0	0	0	0	0	0	0	0	0	0	0	0	0	0	0	-	-
0200	1	0	1	0	0	0	0	0	0	0	0	0	0	0	0	0	0	0	0	61.4	-
0300	0	0	0	0	0	0	0	0	0	0	0	0	0	0	0	0	0	0	0	-	-
0400	0	0	0	0	0	0	0	0	0	0	0	0	0	0	0	0	0	0	0	-	-
0500	0	0	0	0	0	0	0	0	0	0	0	0	0	0	0	0	0	0	0	-	-
0600	9	0	7	0	0	0	2	0	0	0	0	0	0	0	0	0	0	0	0	59.3	-
0700	16	0	13	0	3	0	0	0	0	0	0	0	0	0	0	0	0	0	0	57.5	71.6
0800	**27**	**0**	**21**	**0**	**5**	**0**	**0**	**0**	**0**	**1**	**0**	**0**	**0**	**0**	**0**	**0**	**0**	**0**	**0**	**52.4**	**61.6**
0900	24	0	21	0	1	0	2	0	0	0	0	0	0	0	0	0	0	0	0	54.3	61.9
1000	12	0	12	0	0	0	0	0	0	0	0	0	0	0	0	0	0	0	0	53.9	60.8
1100	12	0	11	0	1	0	0	0	0	0	0	0	0	0	0	0	0	0	0	51.4	60.1
1200	19	0	15	0	4	0	0	0	0	0	0	0	0	0	0	0	0	0	0	50	59.4
1300	20	0	18	0	2	0	0	0	0	0	0	0	0	0	0	0	0	0	0	55.4	61.6
1400	27	0	27	0	0	0	0	0	0	0	0	0	0	0	0	0	0	0	0	52.3	59
1500	28	0	20	0	8	0	0	0	0	0	0	0	0	0	0	0	0	0	0	52.6	60.8
1600	28	0	24	0	3	0	0	0	0	1	0	0	0	0	0	0	0	0	0	55.3	64.4
1700	29	0	28	1	0	0	0	0	0	0	0	0	0	0	0	0	0	0	0	53.8	65.5
1800	**31**	**0**	**25**	**1**	**4**	**0**	**0**	**0**	**1**	**0**	**0**	**0**	**0**	**0**	**0**	**0**	**0**	**0**	**0**	**56.9**	**64.1**
1900	21	0	19	0	1	0	0	0	1	0	0	0	0	0	0	0	0	0	0	55.4	61.2
2000	13	0	12	1	0	0	0	0	0	0	0	0	0	0	0	0	0	0	0	56.4	65.5
2100	16	0	15	1	0	0	0	0	0	0	0	0	0	0	0	0	0	0	0	55.3	65.9
2200	6	0	5	0	1	0	0	0	0	0	0	0	0	0	0	0	0	0	0	55.3	-
2300	6	0	6	0	0	0	0	0	0	0	0	0	0	0	0	0	0	0	0	51.1	-
07-19	**273**	**0**	**235**	**2**	**31**	**0**	**2**	**0**	**1**	**2**	**0**	**0**	**0**	**0**	**0**	**0**	**0**	**0**	**0**	**53.9**	**62.6**
06-22	**332**	**0**	**288**	**4**	**32**	**0**	**4**	**0**	**2**	**2**	**0**	**0**	**0**	**0**	**0**	**0**	**0**	**0**	**0**	**54.3**	**63**
06-00	**344**	**0**	**299**	**4**	**33**	**0**	**4**	**0**	**2**	**2**	**0**	**0**	**0**	**0**	**0**	**0**	**0**	**0**	**0**	**54.3**	**63.4**
00-00	**346**	**0**	**301**	**4**	**33**	**0**	**4**	**0**	**2**	**2**	**0**	**0**	**0**	**0**	**0**	**0**	**0**	**0**	**0**	**54.3**	**63.4**

DRAFT

Site 44
Location L74040, Att - Telepole, Lat 53.81699, Long -6.78053
Direction Two way

3279 / Meath/Cavan/Monaghan ATC's
October 2013
Automatic Traffic Count

Thu, 10 October 2013

Time	Total	Classification												>PSL	>PSL%	>SL1	>SL1%	>SL2	>SL2%	Mean	Vpp
		1 MCL	2 SV	3 SVT	4 TB2	5 TB3	6 T4	7 ART3	8 ART4	9 ART5	10 ART6	11 BD	12 DRT	80	80	85 +5kph	85 +5kph	90 +10kph	90 +10kph		85
0000	2	0	2	0	0	0	0	0	0	0	0	0	0	0	0	0	0	0	0	51.6	-
0100	1	0	1	0	0	0	0	0	0	0	0	0	0	0	0	0	0	0	0	58.6	-
0200	0	0	0	0	0	0	0	0	0	0	0	0	0	0	0	0	0	0	0	-	-
0300	2	0	2	0	0	0	0	0	0	0	0	0	0	0	0	0	0	0	0	39.5	-
0400	1	0	0	0	0	0	0	0	1	0	0	0	0	0	0	0	0	0	0	34.7	-
0500	2	0	1	0	0	0	0	0	0	0	1	0	0	0	0	0	0	0	0	59.9	-
0600	7	0	5	1	1	0	0	0	0	0	0	0	0	0	0	0	0	0	0	58.3	-
0700	11	0	10	0	1	0	0	0	0	0	0	0	0	1	9.1	0	0	0	0	65.2	68.4
0800	**22**	**0**	**16**	**2**	**4**	**0**	**0**	**0**	**0**	**0**	**0**	**0**	**0**	**0**	**0**	**0**	**0**	**0**	**0**	**51.7**	**66.2**
0900	18	0	16	1	1	0	0	0	0	0	0	0	0	0	0	0	0	0	0	54.3	60.5
1000	19	0	14	1	2	2	0	0	0	0	0	0	0	0	0	0	0	0	0	50.3	61.2
1100	17	0	14	1	1	0	0	0	0	0	1	0	0	0	0	0	0	0	0	53	59.4
1200	14	0	13	0	0	1	0	0	0	0	0	0	0	0	0	0	0	0	0	49.2	61.9
1300	**37**	**0**	**32**	**2**	**2**	**1**	**0**	**0**	**0**	**0**	**0**	**0**	**0**	**0**	**0**	**0**	**0**	**0**	**0**	**55.6**	**63**
1400	19	0	18	1	0	0	0	0	0	0	0	0	0	0	0	0	0	0	0	55.7	60.8
1500	15	0	12	0	3	0	0	0	0	0	0	0	0	0	0	0	0	0	0	54.1	64.4
1600	26	0	21	0	4	0	0	1	0	0	0	0	0	0	0	0	0	0	0	50	59
1700	31	0	27	1	3	0	0	0	0	0	0	0	0	0	0	0	0	0	0	54	59.8
1800	17	0	17	0	0	0	0	0	0	0	0	0	0	0	0	0	0	0	0	57.2	61.2
1900	21	0	18	0	1	0	0	0	2	0	0	0	0	0	0	0	0	0	0	56.9	64.8
2000	22	0	19	0	2	0	0	0	1	0	0	0	0	0	0	0	0	0	0	50.7	59
2100	8	0	8	0	0	0	0	0	0	0	0	0	0	0	0	0	0	0	0	54.8	-
2200	9	0	9	0	0	0	0	0	0	0	0	0	0	0	0	0	0	0	0	57.2	-
2300	1	0	1	0	0	0	0	0	0	0	0	0	0	0	0	0	0	0	0	63.1	-
07-19	**246**	**0**	**210**	**9**	**21**	**4**	**0**	**1**	**0**	**0**	**1**	**0**	**0**	**1**	**0.4**	**0**	**0**	**0**	**0**	**53.9**	**62.3**
06-22	**304**	**0**	**260**	**10**	**25**	**4**	**0**	**1**	**3**	**0**	**1**	**0**	**0**	**1**	**0.3**	**0**	**0**	**0**	**0**	**54**	**62.3**
06-00	**314**	**0**	**270**	**10**	**25**	**4**	**0**	**1**	**3**	**0**	**1**	**0**	**0**	**1**	**0.3**	**0**	**0**	**0**	**0**	**54.1**	**62.6**
00-00	**322**	**0**	**276**	**10**	**25**	**4**	**0**	**1**	**4**	**0**	**2**	**0**	**0**	**1**	**0.3**	**0**	**0**	**0**	**0**	**54**	**62.6**

DRAFT

Site 44
Location L74040, Att - Telepole, Lat 53.81699, Long -6.78053
Direction Two way

3279 / Meath/Cavan/Monaghan ATC's
October 2013
Automatic Traffic Count

Fri, 11 October 2013

Time	Total	Classification												>PSL	>PSL%	>SL1	>SL1%	>SL2	>SL2%	Mean	Vpp
		1 MCL	2 SV	3 SVT	4 TB2	5 TB3	6 T4	7 ART3	8 ART4	9 ART5	10 ART6	11 BD	12 DRT	80	80	85 +5kph	85 +5kph	90 +10kph	90 +10kph		85
0000	2	0	2	0	0	0	0	0	0	0	0	0	0	0	0	0	0	0	0	61.3	-
0100	0	0	0	0	0	0	0	0	0	0	0	0	0	0	0	0	0	0	0	-	-
0200	0	0	0	0	0	0	0	0	0	0	0	0	0	0	0	0	0	0	0	-	-
0300	0	0	0	0	0	0	0	0	0	0	0	0	0	0	0	0	0	0	0	-	-
0400	2	0	2	0	0	0	0	0	0	0	0	0	0	0	0	0	0	0	0	70.6	-
0500	0	0	0	0	0	0	0	0	0	0	0	0	0	0	0	0	0	0	0	-	-
0600	3	0	2	1	0	0	0	0	0	0	0	0	0	0	0	0	0	0	0	59.5	-
0700	12	0	9	0	3	0	0	0	0	0	0	0	0	0	0	0	0	0	0	60.7	76
0800	22	0	14	0	6	1	0	0	1	0	0	0	0	0	0	0	0	0	0	49.9	59.4
0900	**25**	**0**	**23**	**0**	**2**	**0**	**0**	**0**	**0**	**0**	**0**	**0**	**0**	**0**	**0**	**0**	**0**	**0**	**0**	**54.7**	**60.5**
1000	15	1	11	1	1	1	0	0	0	0	0	0	0	0	0	0	0	0	0	53	60.1
1100	17	0	16	1	0	0	0	0	0	0	0	0	0	0	0	0	0	0	0	55.1	65.2
1200	20	0	15	3	2	0	0	0	0	0	0	0	0	0	0	0	0	0	0	48.9	57.6
1300	17	0	15	2	0	0	0	0	0	0	0	0	0	0	0	0	0	0	0	56.2	61.6
1400	18	0	15	0	3	0	0	0	0	0	0	0	0	0	0	0	0	0	0	58.3	66.2
1500	26	0	22	2	2	0	0	0	0	0	0	0	0	0	0	0	0	0	0	53	62.3
1600	21	0	16	1	4	0	0	0	0	0	0	0	0	0	0	0	0	0	0	53.9	62.3
1700	**27**	**1**	**25**	**0**	**1**	**0**	**0**	**0**	**0**	**0**	**0**	**0**	**0**	**0**	**0**	**0**	**0**	**0**	**0**	**52.9**	**60.5**
1800	17	0	17	0	0	0	0	0	0	0	0	0	0	0	0	0	0	0	0	59.5	61.2
1900	24	0	21	0	3	0	0	0	0	0	0	0	0	0	0	0	0	0	0	56.5	63.7
2000	19	0	19	0	0	0	0	0	0	0	0	0	0	0	0	0	0	0	0	59.5	69.1
2100	9	0	9	0	0	0	0	0	0	0	0	0	0	0	0	0	0	0	0	47.6	-
2200	5	0	5	0	0	0	0	0	0	0	0	0	0	1	20	1	20	0	0	59.7	-
2300	0	0	0	0	0	0	0	0	0	0	0	0	0	0	0	0	0	0	0	-	-
07-19	**237**	**2**	**198**	**10**	**24**	**2**	**0**	**0**	**1**	**0**	**0**	**0**	**0**	**0**	**0**	**0**	**0**	**0**	**0**	**54.3**	**62.6**
06-22	**292**	**2**	**249**	**11**	**27**	**2**	**0**	**0**	**1**	**0**	**0**	**0**	**0**	**0**	**0**	**0**	**0**	**0**	**0**	**54.6**	**63**
06-00	**297**	**2**	**254**	**11**	**27**	**2**	**0**	**0**	**1**	**0**	**0**	**0**	**0**	**1**	**0.3**	**1**	**0.3**	**0**	**0**	**54.7**	**63**
00-00	**301**	**2**	**258**	**11**	**27**	**2**	**0**	**0**	**1**	**0**	**0**	**0**	**0**	**1**	**0.3**	**1**	**0.3**	**0**	**0**	**54.9**	**63.7**

DRAFT

Site 44
Location L74040, Att - Telepole, Lat 53.81699, Long -6.78053
Direction Two way

3279 / Meath/Cavan/Monaghan ATC's
October 2013
Automatic Traffic Count

Sat, 12 October 2013

Time	Total	Classification												>PSL	>PSL%	>SL1	>SL1%	>SL2	>SL2%	Mean	Vpp
		1 MCL	2 SV	3 SVT	4 TB2	5 TB3	6 T4	7 ART3	8 ART4	9 ART5	10 ART6	11 BD	12 DRT	80	80	85 +5kph	85 +5kph	90 +10kph	90 +10kph		85
0000	4	0	4	0	0	0	0	0	0	0	0	0	0	0	0	0	0	0	0	50.7	-
0100	3	0	3	0	0	0	0	0	0	0	0	0	0	0	0	0	0	0	0	58.8	-
0200	1	0	1	0	0	0	0	0	0	0	0	0	0	0	0	0	0	0	0	71.9	-
0300	0	0	0	0	0	0	0	0	0	0	0	0	0	0	0	0	0	0	0	-	-
0400	3	0	2	0	0	0	0	0	1	0	0	0	0	0	0	0	0	0	0	54.5	-
0500	1	0	1	0	0	0	0	0	0	0	0	0	0	0	0	0	0	0	0	56.2	-
0600	1	0	1	0	0	0	0	0	0	0	0	0	0	0	0	0	0	0	0	58	-
0700	2	0	2	0	0	0	0	0	0	0	0	0	0	0	0	0	0	0	0	61.8	-
0800	12	0	10	0	2	0	0	0	0	0	0	0	0	0	0	0	0	0	0	61.8	70.9
0900	17	0	14	2	1	0	0	0	0	0	0	0	0	0	0	0	0	0	0	58	64.4
1000	**22**	**0**	**21**	**0**	**1**	**0**	**0**	**0**	**0**	**0**	**0**	**0**	**0**	**0**	**0**	**0**	**0**	**0**	**0**	**54.6**	**64.8**
1100	19	1	16	1	1	0	0	0	0	0	0	0	0	0	0	0	0	0	0	55.8	63.7
1200	**26**	**0**	**21**	**1**	**4**	**0**	**0**	**0**	**0**	**0**	**0**	**0**	**0**	**0**	**0**	**0**	**0**	**0**	**0**	**53.3**	**60.8**
1300	25	0	21	0	4	0	0	0	0	0	0	0	0	0	0	0	0	0	0	53	58.3
1400	20	0	18	1	1	0	0	0	0	0	0	0	0	1	5	0	0	0	0	59.9	73.1
1500	18	0	17	0	1	0	0	0	0	0	0	0	0	0	0	0	0	0	0	59.8	68
1600	23	0	20	1	2	0	0	0	0	0	0	0	0	0	0	0	0	0	0	56.9	68.8
1700	21	0	20	1	0	0	0	0	0	0	0	0	0	0	0	0	0	0	0	57.9	67.3
1800	24	0	22	1	0	0	1	0	0	0	0	0	0	0	0	0	0	0	0	52.6	60.1
1900	24	0	24	0	0	0	0	0	0	0	0	0	0	0	0	0	0	0	0	54.7	65.2
2000	19	0	18	0	1	0	0	0	0	0	0	0	0	0	0	0	0	0	0	54.5	65.5
2100	6	0	6	0	0	0	0	0	0	0	0	0	0	0	0	0	0	0	0	52.7	-
2200	5	0	5	0	0	0	0	0	0	0	0	0	0	0	0	0	0	0	0	54.6	-
2300	1	0	1	0	0	0	0	0	0	0	0	0	0	0	0	0	0	0	0	58.4	-
07-19	**229**	**1**	**202**	**8**	**17**	**0**	**1**	**0**	**0**	**0**	**0**	**0**	**0**	**1**	**0.4**	**0**	**0**	**0**	**0**	**56.3**	**66.2**
06-22	**279**	**1**	**251**	**8**	**18**	**0**	**1**	**0**	**0**	**0**	**0**	**0**	**0**	**1**	**0.4**	**0**	**0**	**0**	**0**	**55.9**	**66.2**
06-00	**285**	**1**	**257**	**8**	**18**	**0**	**1**	**0**	**0**	**0**	**0**	**0**	**0**	**1**	**0.4**	**0**	**0**	**0**	**0**	**55.9**	**66.2**
00-00	**297**	**1**	**268**	**8**	**18**	**0**	**1**	**0**	**1**	**0**	**0**	**0**	**0**	**1**	**0.3**	**0**	**0**	**0**	**0**	**55.9**	**66.2**

DRAFT

Site 44
Location L74040, Att - Telepole, Lat 53.81699, Long -6.78053
Direction Two way

3279 / Meath/Cavan/Monaghan ATC's
October 2013
Automatic Traffic Count

Sun, 13 October 2013

Time	Total	Classification												>PSL	>PSL%	>SL1	>SL1%	>SL2	>SL2%	Mean	Vpp
		1 MCL	2 SV	3 SVT	4 TB2	5 TB3	6 T4	7 ART3	8 ART4	9 ART5	10 ART6	11 BD	12 DRT	80	80	85 +5kph	85 +5kph	90 +10kph	90 +10kph		85
0000	2	0	2	0	0	0	0	0	0	0	0	0	0	0	0	0	0	0	0	53.4	-
0100	2	0	2	0	0	0	0	0	0	0	0	0	0	0	0	0	0	0	0	57.5	-
0200	3	0	3	0	0	0	0	0	0	0	0	0	0	0	0	0	0	0	0	58	-
0300	1	0	1	0	0	0	0	0	0	0	0	0	0	0	0	0	0	0	0	74.8	-
0400	2	1	1	0	0	0	0	0	0	0	0	0	0	0	0	0	0	0	0	56.7	-
0500	3	0	3	0	0	0	0	0	0	0	0	0	0	0	0	0	0	0	0	53.7	-
0600	3	0	3	0	0	0	0	0	0	0	0	0	0	0	0	0	0	0	0	61.2	-
0700	1	0	1	0	0	0	0	0	0	0	0	0	0	0	0	0	0	0	0	58.3	-
0800	7	0	6	0	0	0	0	0	0	1	0	0	0	0	0	0	0	0	0	54.2	-
0900	6	0	5	1	0	0	0	0	0	0	0	0	0	0	0	0	0	0	0	59.8	-
1000	17	0	15	1	1	0	0	0	0	0	0	0	0	0	0	0	0	0	0	56.1	59.4
1100	**19**	**1**	**17**	**1**	**0**	**0**	**0**	**0**	**0**	**0**	**0**	**0**	**0**	**0**	**0**	**0**	**0**	**0**	**0**	**55.6**	**64.4**
1200	19	0	17	1	1	0	0	0	0	0	0	0	0	0	0	0	0	0	0	53.5	61.9
1300	14	0	12	1	1	0	0	0	0	0	0	0	0	0	0	0	0	0	0	58.9	62.6
1400	9	0	8	0	1	0	0	0	0	0	0	0	0	0	0	0	0	0	0	52.6	-
1500	17	0	15	1	1	0	0	0	0	0	0	0	0	0	0	0	0	0	0	52.7	60.5
1600	**21**	**1**	**19**	**0**	**1**	**0**	**0**	**0**	**0**	**0**	**0**	**0**	**0**	**0**	**0**	**0**	**0**	**0**	**0**	**48.1**	**60.5**
1700	16	0	12	3	1	0	0	0	0	0	0	0	0	0	0	0	0	0	0	56	61.9
1800	11	0	11	0	0	0	0	0	0	0	0	0	0	0	0	0	0	0	0	58.1	60.1
1900	18	0	18	0	0	0	0	0	0	0	0	0	0	0	0	0	0	0	0	57.7	63.7
2000	15	1	14	0	0	0	0	0	0	0	0	0	0	0	0	0	0	0	0	56.3	62.6
2100	7	0	7	0	0	0	0	0	0	0	0	0	0	0	0	0	0	0	0	55.6	-
2200	5	0	5	0	0	0	0	0	0	0	0	0	0	0	0	0	0	0	0	52.4	-
2300	3	0	3	0	0	0	0	0	0	0	0	0	0	0	0	0	0	0	0	56.8	-
07-19	**157**	**2**	**138**	**9**	**7**	**0**	**0**	**0**	**0**	**1**	**0**	**0**	**0**	**0**	**0**	**0**	**0**	**0**	**0**	**54.6**	**62.6**
06-22	**200**	**3**	**180**	**9**	**7**	**0**	**0**	**0**	**0**	**1**	**0**	**0**	**0**	**0**	**0**	**0**	**0**	**0**	**0**	**55.1**	**63**
06-00	**208**	**3**	**188**	**9**	**7**	**0**	**0**	**0**	**0**	**1**	**0**	**0**	**0**	**0**	**0**	**0**	**0**	**0**	**0**	**55.1**	**63**
00-00	**221**	**4**	**200**	**9**	**7**	**0**	**0**	**0**	**0**	**1**	**0**	**0**	**0**	**0**	**0**	**0**	**0**	**0**	**0**	**55.2**	**63**

DRAFT

Site 44
Location L74040, Att - Telepole, Lat 53.81699, Long -6.78053
Direction Two way

3279 / Meath/Cavan/Monaghan ATC's
October 2013
Automatic Traffic Count

Mon, 14 October 2013

Time	Total	Classification												>PSL	>PSL%	>SL1	>SL1%	>SL2	>SL2%	Mean	Vpp
		1 MCL	2 SV	3 SVT	4 TB2	5 TB3	6 T4	7 ART3	8 ART4	9 ART5	10 ART6	11 BD	12 DRT	80	80	85 +5kph	85 +5kph	90 +10kph	90 +10kph		85
0000	1	0	1	0	0	0	0	0	0	0	0	0	0	0	0	0	0	0	0	38.7	-
0100	2	0	2	0	0	0	0	0	0	0	0	0	0	0	0	0	0	0	0	50.8	-
0200	1	0	1	0	0	0	0	0	0	0	0	0	0	0	0	0	0	0	0	73.4	-
0300	1	0	1	0	0	0	0	0	0	0	0	0	0	0	0	0	0	0	0	74.4	-
0400	2	0	1	0	0	0	0	0	1	0	0	0	0	0	0	0	0	0	0	44.2	-
0500	1	0	1	0	0	0	0	0	0	0	0	0	0	0	0	0	0	0	0	57.8	-
0600	5	0	4	0	1	0	0	0	0	0	0	0	0	0	0	0	0	0	0	61	-
0700	15	0	13	0	1	0	0	1	0	0	0	0	0	0	0	0	0	0	0	62.7	68
0800	24	0	19	0	4	0	1	0	0	0	0	0	0	0	0	0	0	0	0	53.1	62.3
0900	22	0	18	1	2	0	1	0	0	0	0	0	0	0	0	0	0	0	0	55.6	61.6
1000	14	0	10	2	1	1	0	0	0	0	0	0	0	0	0	0	0	0	0	48.8	53.6
1100	**25**	**1**	**21**	**2**	**1**	**0**	**0**	**0**	**0**	**0**	**0**	**0**	**0**	**0**	**0**	**0**	**0**	**0**	**0**	**49.6**	**61.9**
1200	11	0	9	1	1	0	0	0	0	0	0	0	0	0	0	0	0	0	0	46.9	60.8
1300	16	0	16	0	0	0	0	0	0	0	0	0	0	0	0	0	0	0	0	56.6	62.6
1400	19	0	18	0	1	0	0	0	0	0	0	0	0	0	0	0	0	0	0	55	64.4
1500	22	0	18	1	3	0	0	0	0	0	0	0	0	0	0	0	0	0	0	52	61.2
1600	24	0	21	0	3	0	0	0	0	0	0	0	0	0	0	0	0	0	0	53.4	61.6
1700	**39**	**0**	**36**	**0**	**1**	**0**	**0**	**2**	**0**	**0**	**0**	**0**	**0**	**0**	**0**	**0**	**0**	**0**	**0**	**56.6**	**63.7**
1800	37	0	36	0	1	0	0	0	0	0	0	0	0	0	0	0	0	0	0	56.4	65.9
1900	14	0	13	0	1	0	0	0	0	0	0	0	0	0	0	0	0	0	0	55.3	63.4
2000	10	0	10	0	0	0	0	0	0	0	0	0	0	0	0	0	0	0	0	58.6	-
2100	11	0	7	0	1	0	1	0	2	0	0	0	0	0	0	0	0	0	0	53.8	61.2
2200	4	0	2	0	1	0	0	0	1	0	0	0	0	0	0	0	0	0	0	56.8	-
2300	3	0	3	0	0	0	0	0	0	0	0	0	0	0	0	0	0	0	0	59.9	-
07-19	**268**	**1**	**235**	**7**	**19**	**1**	**2**	**3**	**0**	**0**	**0**	**0**	**0**	**0**	**0**	**0**	**0**	**0**	**0**	**54.3**	**64.1**
06-22	**308**	**1**	**269**	**7**	**22**	**1**	**3**	**3**	**2**	**0**	**0**	**0**	**0**	**0**	**0**	**0**	**0**	**0**	**0**	**54.6**	**64.1**
06-00	**315**	**1**	**274**	**7**	**23**	**1**	**3**	**3**	**3**	**0**	**0**	**0**	**0**	**0**	**0**	**0**	**0**	**0**	**0**	**54.6**	**64.1**
00-00	**323**	**1**	**281**	**7**	**23**	**1**	**3**	**3**	**4**	**0**	**0**	**0**	**0**	**0**	**0**	**0**	**0**	**0**	**0**	**54.6**	**64.1**

DRAFT

Site 44
Location L74040, Att - Telepole, Lat 53.81699, Long -6.78053
Direction Two way

3279 / Meath/Cavan/Monaghan ATC's
October 2013
Automatic Traffic Count

Virtual Day (7)

Time	Total	Classification												>PSL	>PSL%	>SL1	>SL1%	>SL2	>SL2%	Mean	Vpp
		1 MCL	2 SV	3 SVT	4 TB2	5 TB3	6 T4	7 ART3	8 ART4	9 ART5	10 ART6	11 BD	12 DRT	80	80	85 +5kph	85 +5kph	90 +10kph	90 +10kph		85
0000	2	0	2	0	0	0	0	0	0	0	0	0	0	0	0	0	0	0	0	52.3	-
0100	1	0	1	0	0	0	0	0	0	0	0	0	0	0	0	0	0	0	0	56.5	-
0200	1	0	1	0	0	0	0	0	0	0	0	0	0	0	0	0	0	0	0	63.5	-
0300	1	0	1	0	0	0	0	0	0	0	0	0	0	0	0	0	0	0	0	59.5	-
0400	2	0	1	0	0	0	0	0	1	0	0	0	0	0	0	0	0	0	0	53.6	-
0500	1	0	1	0	0	0	0	0	0	0	0	0	0	0	0	0	0	0	0	55.2	-
0600	5	0	4	0	0	0	0	0	0	0	0	0	0	0	0	0	0	0	0	59.3	-
0700	10	0	8	0	1	0	0	0	0	0	0	0	0	0	1.4	0	0	0	0	61	-
0800	**20**	**0**	**15**	**0**	**4**	**0**	**0**	**0**	**0**	**0**	**0**	**0**	**0**	**0**	**0**	**0**	**0**	**0**	**0**	**52.6**	**63**
0900	18	0	16	1	1	0	0	0	0	0	0	0	0	0	0	0	0	0	0	55.6	63.4
1000	16	0	13	1	1	1	0	0	0	0	0	0	0	0	0	0	0	0	0	52.7	62.6
1100	18	0	16	1	1	0	0	0	0	0	0	0	0	0	0	0	0	0	0	53.5	63.7
1200	18	0	14	1	2	0	0	0	0	0	0	0	0	0	0	0	0	0	0	51	61.9
1300	22	0	19	1	2	0	0	0	0	0	0	0	0	0	0	0	0	0	0	54.9	61.9
1400	19	0	17	0	1	0	0	0	0	0	0	0	0	0	0.8	0	0	0	0	56.1	63.4
1500	21	0	17	1	3	0	0	0	0	0	0	0	0	0	0	0	0	0	0	54	63
1600	24	0	20	0	3	0	0	0	0	0	0	0	0	0	0	0	0	0	0	53.6	62.6
1700	**28**	**0**	**25**	**1**	**1**	**0**	**0**	**0**	**0**	**0**	**0**	**0**	**0**	**0**	**0**	**0**	**0**	**0**	**0**	**55**	**63.4**
1800	22	0	20	0	1	0	0	0	0	0	0	0	0	0	0	0	0	0	0	56	65.2
1900	20	0	18	0	1	0	0	0	0	0	0	0	0	0	0	0	0	0	0	56.3	64.1
2000	16	0	15	0	1	0	0	0	0	0	0	0	0	0	0	0	0	0	0	55.3	67
2100	9	0	8	0	0	0	0	0	0	0	0	0	0	0	0	0	0	0	0	53.2	-
2200	6	0	5	0	0	0	0	0	0	0	0	0	0	0	2.4	0	2.4	0	0	56.6	-
2300	3	0	3	0	0	0	0	0	0	0	0	0	0	0	0	0	0	0	0	55.6	-
07-19	**235**	**1**	**202**	**7**	**22**	**1**	**1**	**1**	**0**	**0**	**0**	**0**	**0**	**0**	**0.1**	**0**	**0**	**0**	**0**	**54.5**	**63.4**
06-22	**286**	**1**	**248**	**8**	**24**	**1**	**1**	**1**	**1**	**0**	**0**	**0**	**0**	**0**	**0.1**	**0**	**0**	**0**	**0**	**54.7**	**63.7**
06-00	**294**	**1**	**256**	**8**	**25**	**1**	**1**	**1**	**1**	**0**	**0**	**0**	**0**	**0**	**0.1**	**0**	**0**	**0**	**0**	**54.7**	**63.7**
00-00	**302**	**1**	**262**	**8**	**25**	**1**	**1**	**1**	**2**	**0**	**0**	**0**	**0**	**0**	**0.1**	**0**	**0**	**0**	**0**	**54.7**	**64.1**

DRAFT

Site 44
Location L74040, Att - Telepole, Lat 53.81699, Long -6.78053
Direction Two way

3279 / Meath/Cavan/Monaghan ATC's
October 2013
Automatic Traffic Count

Virtual Week (1)

Time	Total	Classification												>PSL	>PSL%	>SL1	>SL1%	>SL2	>SL2%	Mean	Vpp
		1 MCL	2 SV	3 SVT	4 TB2	5 TB3	6 T4	7 ART3	8 ART4	9 ART5	10 ART6	11 BD	12 DRT	80	80	85 +5kph	85 +5kph	90 +10kph	90 +10kph		85
Mon	323	1	281	7	23	1	3	3	4	0	0	0	0	0	0	0	0	0	0	54.6	64.1
Tue	304	0	252	7	41	0	1	0	2	0	1	0	0	0	0	0	0	0	0	54.5	63.7
Wed	346	0	301	4	33	0	4	0	2	2	0	0	0	0	0	0	0	0	0	54.3	63.4
Thu	322	0	276	10	25	4	0	1	4	0	2	0	0	1	0.3	0	0	0	0	54	62.6
Fri	301	2	258	11	27	2	0	0	1	0	0	0	0	1	0.3	1	0.3	0	0	54.9	63.7
| Sat	297	1	268	8	18	0	1	0	1	0	0	0	0	1	0.3	0	0	0	0	55.9	66.2
| Sun	221	4	200	9	7	0	0	0	0	1	0	0	0	0	0	0	0	0	0	55.2	63
5 Day Ave.	**319**	**1**	**274**	**8**	**30**	**1**	**2**	**1**	**3**	**0**	**1**	**0**	**0**	**0**	**0.0**	**0**	**0.0**	**0**	**0.0**	**54.5**	**63.5**
7 Day Ave.	**302**	**1**	**262**	**8**	**25**	**1**	**1**	**1**	**2**	**0**	**0**	**0**	**0**	**0**	**0.1**	**0**	**0.0**	**0**	**0.0**	**54.7**	**64.1**
--	**2114**	**8**	**1836**	**56**	**174**	**7**	**9**	**4**	**14**	**3**	**3**	**0**	**0**	**3**	**0.1**	**1**	**0.0**	**0**	**0.0**	**54.7**	**64.1**

Summary Graphs

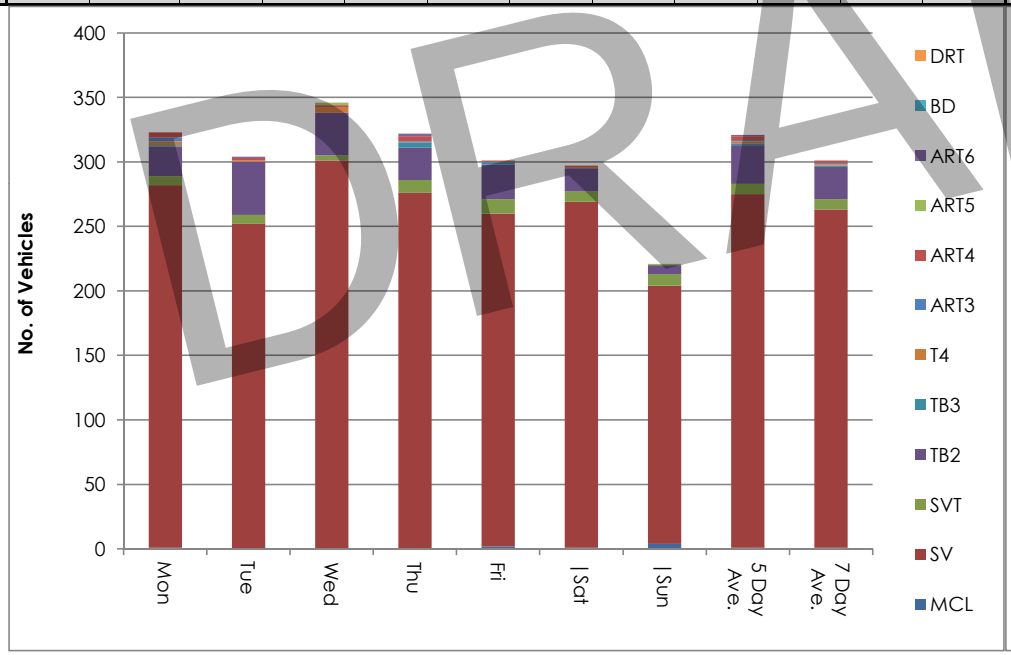

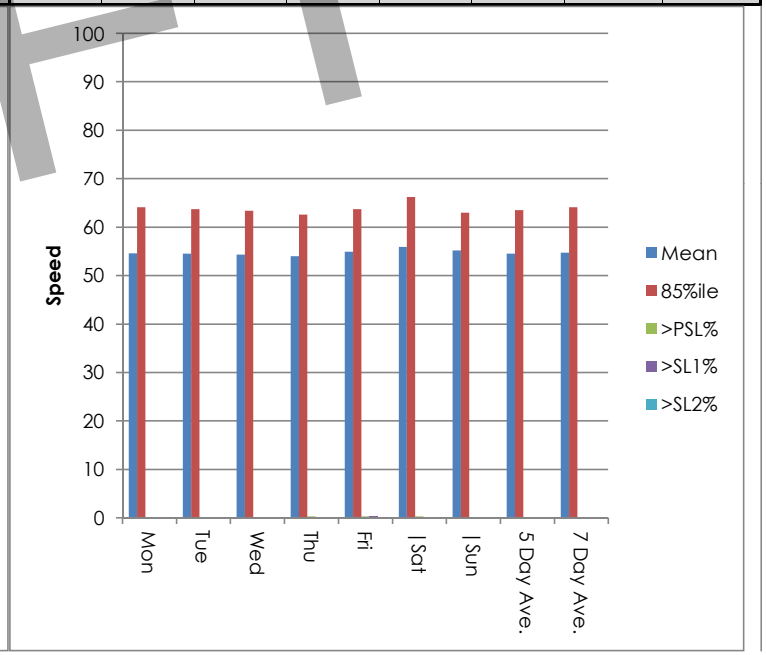

DRAFT

Site 44
Location L74040, Att - Telepole, Lat 53.81699, Long -6.78053
Direction Two way

3279 / Meath/Cavan/Monaghan ATC's
October 2013
Automatic Traffic Count

Tue, 8 October 2013

Time	Total	Speed Bins (km/h)																											
		0 - 5	5 - 10	10 - 15	15 - 20	20 - 25	25 - 30	30 - 35	35 - 40	40 - 45	45 - 50	50 - 55	55 - 60	60 - 65	65 - 70	70 - 75	75 - 80	80 - 85	85 - 90	90 - 95	95 - 100	100 - 105	105 - 110	110 - 115	115 - 120	120 - 125	125 - 130	130 - 135	135 - 140
0000	3	0	0	0	0	0	0	0	0	1	1	0	0	1	0	0	0	0	0	0	0	0	0	0	0	0	0	0	0
0100	0	0	0	0	0	0	0	0	0	0	0	0	0	0	0	0	0	0	0	0	0	0	0	0	0	0	0	0	0
0200	0	0	0	0	0	0	0	0	0	0	0	0	0	0	0	0	0	0	0	0	0	0	0	0	0	0	0	0	0
0300	1	0	0	0	0	0	0	0	0	0	0	0	0	0	1	0	0	0	0	0	0	0	0	0	0	0	0	0	0
0400	1	0	0	0	0	0	0	0	0	0	1	0	0	0	0	0	0	0	0	0	0	0	0	0	0	0	0	0	0
0500	2	0	0	0	0	0	0	0	0	0	1	0	1	0	0	0	0	0	0	0	0	0	0	0	0	0	0	0	0
0600	6	0	0	0	0	0	0	0	0	1	0	1	2	0	2	0	0	0	0	0	0	0	0	0	0	0	0	0	0
0700	12	0	0	0	0	0	0	0	0	0	0	4	3	1	2	2	0	0	0	0	0	0	0	0	0	0	0	0	0
0800	**28**	**0**	**0**	**0**	**1**	**2**	**0**	**1**	**0**	**1**	**4**	**6**	**6**	**6**	**0**	**1**	**0**	**0**	**0**	**0**	**0**	**0**	**0**	**0**	**0**	**0**	**0**	**0**	**0**
0900	17	0	0	0	0	0	0	0	0	0	2	7	2	5	1	0	0	0	0	0	0	0	0	0	0	0	0	0	0
1000	14	0	0	0	0	0	1	1	1	2	0	2	5	0	2	0	0	0	0	0	0	0	0	0	0	0	0	0	0
1100	17	0	0	0	0	0	0	1	0	2	2	3	3	2	4	0	0	0	0	0	0	0	0	0	0	0	0	0	0
1200	17	0	0	0	0	0	0	1	2	1	1	4	3	4	1	0	0	0	0	0	0	0	0	0	0	0	0	0	0
1300	22	0	0	0	1	0	2	0	1	2	1	5	7	1	1	0	1	0	0	0	0	0	0	0	0	0	0	0	0
1400	20	0	0	0	0	0	0	0	0	0	1	2	11	5	1	0	0	0	0	0	0	0	0	0	0	0	0	0	0
1500	18	0	0	0	0	0	0	0	0	0	4	5	1	8	0	0	0	0	0	0	0	0	0	0	0	0	0	0	0
1600	23	0	0	0	0	0	0	0	0	1	2	4	5	9	2	0	0	0	0	0	0	0	0	0	0	0	0	0	0
1700	**30**	**0**	**0**	**0**	**0**	**0**	**1**	**0**	**1**	**2**	**4**	**7**	**8**	**3**	**2**	**2**	**0**	**0**	**0**	**0**	**0**	**0**	**0**	**0**	**0**	**0**	**0**	**0**	**0**
1800	19	0	0	0	0	0	0	1	1	4	1	4	2	4	2	0	0	0	0	0	0	0	0	0	0	0	0	0	0
1900	18	0	0	0	0	0	0	0	0	1	2	1	10	2	1	1	0	0	0	0	0	0	0	0	0	0	0	0	0
2000	16	0	0	0	1	1	0	1	1	1	0	3	2	0	2	4	0	0	0	0	0	0	0	0	0	0	0	0	0
2100	8	0	0	0	0	0	0	0	0	2	2	2	1	0	1	0	0	0	0	0	0	0	0	0	0	0	0	0	0
2200	8	0	0	0	0	0	0	1	0	1	0	0	2	0	2	2	0	0	0	0	0	0	0	0	0	0	0	0	0
2300	4	0	0	0	0	0	0	1	0	0	0	1	1	0	0	0	1	0	0	0	0	0	0	0	0	0	0	0	0
07-19	**237**	**0**	**0**	**0**	**2**	**2**	**4**	**5**	**6**	**15**	**22**	**53**	**56**	**48**	**18**	**5**	**1**	**0**	**0**	**0**	**0**	**0**	**0**	**0**	**0**	**0**	**0**	**0**	**0**
06-22	**285**	**0**	**0**	**0**	**3**	**3**	**4**	**6**	**7**	**20**	**26**	**60**	**71**	**50**	**24**	**10**	**1**	**0**	**0**	**0**	**0**	**0**	**0**	**0**	**0**	**0**	**0**	**0**	**0**
06-00	**297**	**0**	**0**	**0**	**3**	**3**	**4**	**8**	**7**	**21**	**26**	**61**	**74**	**50**	**26**	**12**	**2**	**0**	**0**	**0**	**0**	**0**	**0**	**0**	**0**	**0**	**0**	**0**	**0**
00-00	**304**	**0**	**0**	**0**	**3**	**3**	**4**	**8**	**7**	**22**	**29**	**61**	**75**	**51**	**27**	**12**	**2**	**0**	**0**	**0**	**0**	**0**	**0**	**0**	**0**	**0**	**0**	**0**	**0**

DRAFT

Site 44
Location L74040, Att - Telepole, Lat 53.81699, Long -6.78053
Direction Two way

3279 / Meath/Cavan/Monaghan ATC's
October 2013
Automatic Traffic Count

Wed, 9 October 2013

Time	Total	Speed Bins (km/h)																											
		0 - 5	5 - 10	10 - 15	15 - 20	20 - 25	25 - 30	30 - 35	35 - 40	40 - 45	45 - 50	50 - 55	55 - 60	60 - 65	65 - 70	70 - 75	75 - 80	80 - 85	85 - 90	90 - 95	95 - 100	100 - 105	105 - 110	110 - 115	115 - 120	120 - 125	125 - 130	130 - 135	135 - 140
0000	1	0	0	0	0	0	0	0	0	0	0	0	0	1	0	0	0	0	0	0	0	0	0	0	0	0	0	0	0
0100	0	0	0	0	0	0	0	0	0	0	0	0	0	0	0	0	0	0	0	0	0	0	0	0	0	0	0	0	0
0200	1	0	0	0	0	0	0	0	0	0	0	0	0	1	0	0	0	0	0	0	0	0	0	0	0	0	0	0	0
0300	0	0	0	0	0	0	0	0	0	0	0	0	0	0	0	0	0	0	0	0	0	0	0	0	0	0	0	0	0
0400	0	0	0	0	0	0	0	0	0	0	0	0	0	0	0	0	0	0	0	0	0	0	0	0	0	0	0	0	0
0500	0	0	0	0	0	0	0	0	0	0	0	0	0	0	0	0	0	0	0	0	0	0	0	0	0	0	0	0	0
0600	9	0	0	0	0	0	0	0	0	0	2	2	1	0	2	2	0	0	0	0	0	0	0	0	0	0	0	0	0
0700	16	0	0	0	0	1	1	0	0	0	2	1	2	3	3	3	0	0	0	0	0	0	0	0	0	0	0	0	0
0800	**27**	**0**	**0**	**0**	**1**	**0**	**0**	**1**	**2**	**2**	**4**	**5**	**7**	**3**	**1**	**0**	**1**	**0**	**0**	**0**	**0**	**0**	**0**	**0**	**0**	**0**	**0**	**0**	**0**
0900	24	0	0	0	0	0	1	0	0	2	2	6	6	6	1	0	0	0	0	0	0	0	0	0	0	0	0	0	0
1000	12	0	0	0	0	0	0	0	0	0	5	2	2	2	1	0	0	0	0	0	0	0	0	0	0	0	0	0	0
1100	12	0	0	1	0	0	0	0	0	0	2	2	4	2	1	0	0	0	0	0	0	0	0	0	0	0	0	0	0
1200	19	0	0	0	0	1	2	0	0	3	1	5	4	3	0	0	0	0	0	0	0	0	0	0	0	0	0	0	0
1300	20	0	0	0	0	0	0	0	0	1	5	3	6	3	2	0	0	0	0	0	0	0	0	0	0	0	0	0	0
1400	27	0	0	0	0	1	0	0	2	2	1	8	9	4	0	0	0	0	0	0	0	0	0	0	0	0	0	0	0
1500	28	0	0	0	0	0	2	0	1	4	3	5	5	5	1	2	0	0	0	0	0	0	0	0	0	0	0	0	0
1600	28	0	0	0	0	1	1	0	0	1	4	4	6	7	3	1	0	0	0	0	0	0	0	0	0	0	0	0	0
1700	29	0	0	0	0	0	0	1	2	2	4	7	7	1	4	1	0	0	0	0	0	0	0	0	0	0	0	0	0
1800	**31**	**0**	**0**	**0**	**0**	**0**	**0**	**0**	**0**	**3**	**3**	**8**	**6**	**6**	**3**	**2**	**0**	**0**	**0**	**0**	**0**	**0**	**0**	**0**	**0**	**0**	**0**	**0**	**0**
1900	21	0	0	0	0	0	0	0	0	1	4	5	6	3	1	1	0	0	0	0	0	0	0	0	0	0	0	0	0
2000	13	0	0	0	0	0	0	0	0	1	3	1	3	2	3	0	0	0	0	0	0	0	0	0	0	0	0	0	0
2100	16	0	0	0	1	0	0	0	1	0	3	0	3	4	4	0	0	0	0	0	0	0	0	0	0	0	0	0	0
2200	6	0	0	0	0	0	0	0	0	0	2	2	1	0	1	0	0	0	0	0	0	0	0	0	0	0	0	0	0
2300	6	0	0	0	0	1	0	0	0	0	2	1	0	1	0	1	0	0	0	0	0	0	0	0	0	0	0	0	0
07-19	**273**	**0**	**0**	**1**	**1**	**4**	**7**	**2**	**7**	**20**	**36**	**56**	**64**	**45**	**20**	**9**	**1**	**0**	**0**	**0**	**0**	**0**	**0**	**0**	**0**	**0**	**0**	**0**	**0**
06-22	**332**	**0**	**0**	**1**	**2**	**4**	**7**	**2**	**8**	**22**	**48**	**64**	**77**	**54**	**30**	**12**	**1**	**0**	**0**	**0**	**0**	**0**	**0**	**0**	**0**	**0**	**0**	**0**	**0**
06-00	**344**	**0**	**0**	**1**	**2**	**5**	**7**	**2**	**8**	**22**	**52**	**67**	**78**	**55**	**31**	**13**	**1**	**0**	**0**	**0**	**0**	**0**	**0**	**0**	**0**	**0**	**0**	**0**	**0**
00-00	**346**	**0**	**0**	**1**	**2**	**5**	**7**	**2**	**8**	**22**	**52**	**67**	**78**	**57**	**31**	**13**	**1**	**0**	**0**	**0**	**0**	**0**	**0**	**0**	**0**	**0**	**0**	**0**	**0**

DRAFT

Site 44
Location L74040, Att - Telepole, Lat 53.81699, Long -6.78053
Direction Two way

3279 / Meath/Cavan/Monaghan ATC's
October 2013
Automatic Traffic Count

Thu, 10 October 2013

Time	Total	Speed Bins (km/h)																												
		0 - 5	5 - 10	10 - 15	15 - 20	20 - 25	25 - 30	30 - 35	35 - 40	40 - 45	45 - 50	50 - 55	55 - 60	60 - 65	65 - 70	70 - 75	75 - 80	80 - 85	85 - 90	90 - 95	95 - 100	100 - 105	105 - 110	110 - 115	115 - 120	120 - 125	125 - 130	130 - 135	135 - 140
0000	2	0	0	0	0	0	0	0	0	1	0	0	1	0	0	0	0	0	0	0	0	0	0	0	0	0	0	0	0	0
0100	1	0	0	0	0	0	0	0	0	0	0	0	1	0	0	0	0	0	0	0	0	0	0	0	0	0	0	0	0	0
0200	0	0	0	0	0	0	0	0	0	0	0	0	0	0	0	0	0	0	0	0	0	0	0	0	0	0	0	0	0	0
0300	2	0	0	0	0	0	1	0	0	0	0	1	0	0	0	0	0	0	0	0	0	0	0	0	0	0	0	0	0	0
0400	1	0	0	0	0	0	0	1	0	0	0	0	0	0	0	0	0	0	0	0	0	0	0	0	0	0	0	0	0	0
0500	2	0	0	0	0	0	0	0	0	0	0	1	0	0	1	0	0	0	0	0	0	0	0	0	0	0	0	0	0	0
0600	7	0	0	0	0	0	0	0	0	1	1	1	1	0	2	1	0	0	0	0	0	0	0	0	0	0	0	0	0	0
0700	11	0	0	0	0	0	0	0	0	0	0	0	3	5	1	0	1	1	0	0	0	0	0	0	0	0	0	0	0	0
0800	**22**	**0**	**0**	**0**	**0**	**1**	**0**	**3**	**0**	**2**	**4**	**3**	**3**	**2**	**1**	**1**	**2**	**0**	**0**	**0**	**0**	**0**	**0**	**0**	**0**	**0**	**0**	**0**	**0**	**0**
0900	18	0	0	0	0	0	0	0	0	1	4	4	5	4	0	0	0	0	0	0	0	0	0	0	0	0	0	0	0	0
1000	19	0	0	0	0	0	1	2	0	4	2	1	5	3	1	0	0	0	0	0	0	0	0	0	0	0	0	0	0	0
1100	17	0	0	0	0	0	0	0	0	2	4	2	6	3	0	0	0	0	0	0	0	0	0	0	0	0	0	0	0	0
1200	14	0	0	0	0	0	0	3	1	2	1	2	0	4	1	0	0	0	0	0	0	0	0	0	0	0	0	0	0	0
1300	**37**	**0**	**0**	**0**	**0**	**0**	**0**	**1**	**0**	**5**	**2**	**9**	**8**	**7**	**1**	**4**	**0**	**0**	**0**	**0**	**0**	**0**	**0**	**0**	**0**	**0**	**0**	**0**	**0**	**0**
1400	19	0	0	0	0	0	0	0	1	0	3	3	8	3	1	0	0	0	0	0	0	0	0	0	0	0	0	0	0	0
1500	15	0	0	0	0	0	0	2	0	0	3	2	4	2	1	1	0	0	0	0	0	0	0	0	0	0	0	0	0	0
1600	26	0	0	0	0	1	1	0	2	3	2	8	6	3	0	0	0	0	0	0	0	0	0	0	0	0	0	0	0	0
1700	31	0	0	0	0	1	0	0	1	2	5	5	12	2	1	2	0	0	0	0	0	0	0	0	0	0	0	0	0	0
1800	17	0	0	0	0	0	0	0	0	0	3	2	7	3	2	0	0	0	0	0	0	0	0	0	0	0	0	0	0	0
1900	21	0	0	0	0	0	0	0	0	2	3	4	6	3	1	1	1	0	0	0	0	0	0	0	0	0	0	0	0	0
2000	22	0	0	0	1	0	1	0	0	2	4	6	5	2	1	0	0	0	0	0	0	0	0	0	0	0	0	0	0	0
2100	8	0	0	0	0	0	0	1	0	0	0	2	2	3	0	0	0	0	0	0	0	0	0	0	0	0	0	0	0	0
2200	9	0	0	0	0	0	0	0	0	0	2	1	2	3	1	0	0	0	0	0	0	0	0	0	0	0	0	0	0	0
2300	1	0	0	0	0	0	0	0	0	0	0	0	0	1	0	0	0	0	0	0	0	0	0	0	0	0	0	0	0	0
07-19	**246**	**0**	**0**	**0**	**0**	**3**	**2**	**11**	**5**	**21**	**33**	**41**	**67**	**41**	**10**	**8**	**3**	**1**	**0**	**0**	**0**	**0**	**0**	**0**	**0**	**0**	**0**	**0**	**0**	**0**
06-22	**304**	**0**	**0**	**0**	**1**	**3**	**3**	**12**	**5**	**26**	**41**	**54**	**81**	**49**	**14**	**10**	**4**	**1**	**0**	**0**	**0**	**0**	**0**	**0**	**0**	**0**	**0**	**0**	**0**	**0**
06-00	**314**	**0**	**0**	**0**	**1**	**3**	**3**	**12**	**5**	**26**	**43**	**55**	**83**	**53**	**15**	**10**	**4**	**1**	**0**	**0**	**0**	**0**	**0**	**0**	**0**	**0**	**0**	**0**	**0**	**0**
00-00	**322**	**0**	**0**	**0**	**1**	**3**	**4**	**13**	**5**	**27**	**43**	**57**	**85**	**53**	**16**	**10**	**4**	**1**	**0**	**0**	**0**	**0**	**0**	**0**	**0**	**0**	**0**	**0**	**0**	**0**

DRAFT

Site 44
Location L74040, Att - Telepole, Lat 53.81699, Long -6.78053
Direction Two way

3279 / Meath/Cavan/Monaghan ATC's
October 2013
Automatic Traffic Count

Fri, 11 October 2013

Time	Total	Speed Bins (km/h)																											
		0 - 5	5 - 10	10 - 15	15 - 20	20 - 25	25 - 30	30 - 35	35 - 40	40 - 45	45 - 50	50 - 55	55 - 60	60 - 65	65 - 70	70 - 75	75 - 80	80 - 85	85 - 90	90 - 95	95 - 100	100 - 105	105 - 110	110 - 115	115 - 120	120 - 125	125 - 130	130 - 135	135 - 140
0000	2	0	0	0	0	0	0	0	0	0	0	0	0	2	0	0	0	0	0	0	0	0	0	0	0	0	0	0	0
0100	0	0	0	0	0	0	0	0	0	0	0	0	0	0	0	0	0	0	0	0	0	0	0	0	0	0	0	0	0
0200	0	0	0	0	0	0	0	0	0	0	0	0	0	0	0	0	0	0	0	0	0	0	0	0	0	0	0	0	0
0300	0	0	0	0	0	0	0	0	0	0	0	0	0	0	0	0	0	0	0	0	0	0	0	0	0	0	0	0	0
0400	2	0	0	0	0	0	0	0	0	0	0	0	0	0	0	2	0	0	0	0	0	0	0	0	0	0	0	0	0
0500	0	0	0	0	0	0	0	0	0	0	0	0	0	0	0	0	0	0	0	0	0	0	0	0	0	0	0	0	0
0600	3	0	0	0	0	0	0	0	0	1	0	0	0	1	0	1	0	0	0	0	0	0	0	0	0	0	0	0	0
0700	12	0	0	0	0	1	0	0	0	0	0	3	1	3	0	1	3	0	0	0	0	0	0	0	0	0	0	0	0
0800	22	0	0	0	0	0	1	1	2	2	2	5	6	3	0	0	0	0	0	0	0	0	0	0	0	0	0	0	0
0900	**25**	**0**	**0**	**0**	**0**	**0**	**0**	**1**	**1**	**0**	**2**	**6**	**9**	**5**	**1**	**0**	**0**	**0**	**0**	**0**	**0**	**0**	**0**	**0**	**0**	**0**	**0**	**0**	**0**
1000	15	0	0	0	0	0	1	0	2	0	1	4	3	3	0	1	0	0	0	0	0	0	0	0	0	0	0	0	0
1100	17	0	0	1	0	0	0	0	0	1	1	4	4	2	3	1	0	0	0	0	0	0	0	0	0	0	0	0	0
1200	20	0	0	0	0	0	2	1	1	2	3	6	3	2	0	0	0	0	0	0	0	0	0	0	0	0	0	0	0
1300	17	0	0	0	0	0	0	1	0	0	1	3	6	6	0	0	0	0	0	0	0	0	0	0	0	0	0	0	0
1400	18	0	0	0	0	0	0	0	0	1	2	2	6	3	3	1	0	0	0	0	0	0	0	0	0	0	0	0	0
1500	26	0	0	0	1	0	1	0	1	0	3	7	7	5	1	0	0	0	0	0	0	0	0	0	0	0	0	0	0
1600	21	0	0	0	0	0	1	0	2	2	2	3	3	6	1	0	1	0	0	0	0	0	0	0	0	0	0	0	0
1700	**27**	**0**	**0**	**0**	**0**	**0**	**0**	**1**	**3**	**1**	**6**	**4**	**6**	**4**	**0**	**1**	**1**	**0**	**0**	**0**	**0**	**0**	**0**	**0**	**0**	**0**	**0**	**0**	**0**
1800	17	0	0	0	0	0	0	0	0	0	0	3	8	3	2	1	0	0	0	0	0	0	0	0	0	0	0	0	0
1900	24	0	0	0	0	1	0	0	1	0	2	4	5	9	2	0	0	0	0	0	0	0	0	0	0	0	0	0	0
2000	19	0	0	0	0	0	0	0	0	2	0	4	3	4	3	2	1	0	0	0	0	0	0	0	0	0	0	0	0
2100	9	0	0	0	0	1	0	1	0	2	0	2	2	0	1	0	0	0	0	0	0	0	0	0	0	0	0	0	0
2200	5	0	0	0	0	0	0	0	1	0	1	0	0	2	0	0	0	0	1	0	0	0	0	0	0	0	0	0	0
2300	0	0	0	0	0	0	0	0	0	0	0	0	0	0	0	0	0	0	0	0	0	0	0	0	0	0	0	0	0
07-19	**237**	**0**	**0**	**1**	**1**	**1**	**6**	**5**	**12**	**9**	**23**	**50**	**62**	**45**	**11**	**6**	**5**	**0**	**0**	**0**	**0**	**0**	**0**	**0**	**0**	**0**	**0**	**0**	**0**
06-22	**292**	**0**	**0**	**1**	**1**	**3**	**6**	**6**	**13**	**14**	**25**	**60**	**72**	**59**	**17**	**9**	**6**	**0**	**0**	**0**	**0**	**0**	**0**	**0**	**0**	**0**	**0**	**0**	**0**
06-00	**297**	**0**	**0**	**1**	**1**	**3**	**6**	**6**	**14**	**14**	**26**	**60**	**72**	**61**	**17**	**9**	**6**	**0**	**1**	**0**	**0**	**0**	**0**	**0**	**0**	**0**	**0**	**0**	**0**
00-00	**301**	**0**	**0**	**1**	**1**	**3**	**6**	**6**	**14**	**14**	**26**	**60**	**72**	**63**	**17**	**11**	**6**	**0**	**1**	**0**	**0**	**0**	**0**	**0**	**0**	**0**	**0**	**0**	**0**

DRAFT

Site 44
Location L74040, Att - Telepole, Lat 53.81699, Long -6.78053
Direction Two way

3279 / Meath/Cavan/Monaghan ATC's
October 2013
Automatic Traffic Count

Sat, 12 October 2013

Time	Total	Speed Bins (km/h)																											
		0 - 5	5 - 10	10 - 15	15 - 20	20 - 25	25 - 30	30 - 35	35 - 40	40 - 45	45 - 50	50 - 55	55 - 60	60 - 65	65 - 70	70 - 75	75 - 80	80 - 85	85 - 90	90 - 95	95 - 100	100 - 105	105 - 110	110 - 115	115 - 120	120 - 125	125 - 130	130 - 135	135 - 140
0000	4	0	0	0	0	0	0	0	0	1	1	1	0	1	0	0	0	0	0	0	0	0	0	0	0	0	0	0	0
0100	3	0	0	0	0	0	0	0	0	0	0	1	0	2	0	0	0	0	0	0	0	0	0	0	0	0	0	0	0
0200	1	0	0	0	0	0	0	0	0	0	0	0	0	0	0	1	0	0	0	0	0	0	0	0	0	0	0	0	0
0300	0	0	0	0	0	0	0	0	0	0	0	0	0	0	0	0	0	0	0	0	0	0	0	0	0	0	0	0	0
0400	3	0	0	0	0	0	0	0	0	0	1	1	0	0	1	0	0	0	0	0	0	0	0	0	0	0	0	0	0
0500	1	0	0	0	0	0	0	0	0	0	0	0	1	0	0	0	0	0	0	0	0	0	0	0	0	0	0	0	0
0600	1	0	0	0	0	0	0	0	0	0	0	0	1	0	0	0	0	0	0	0	0	0	0	0	0	0	0	0	0
0700	2	0	0	0	0	0	0	0	0	0	0	0	1	1	0	0	0	0	0	0	0	0	0	0	0	0	0	0	0
0800	12	0	0	0	0	0	0	0	0	0	1	3	1	3	1	2	1	0	0	0	0	0	0	0	0	0	0	0	0
0900	17	0	0	0	0	0	0	0	0	2	1	4	2	5	1	2	0	0	0	0	0	0	0	0	0	0	0	0	0
1000	**22**	**0**	**0**	**0**	**1**	**0**	**0**	**0**	**0**	**2**	**5**	**2**	**4**	**5**	**2**	**1**	**0**	**0**	**0**	**0**	**0**	**0**	**0**	**0**	**0**	**0**	**0**	**0**	**0**
1100	19	0	0	0	1	1	0	0	0	0	0	3	4	8	2	0	0	0	0	0	0	0	0	0	0	0	0	0	0
1200	**26**	**0**	**0**	**0**	**0**	**0**	**1**	**0**	**1**	**2**	**2**	**9**	**5**	**5**	**0**	**1**	**0**	**0**	**0**	**0**	**0**	**0**	**0**	**0**	**0**	**0**	**0**	**0**	**0**
1300	25	0	0	0	0	0	0	0	0	4	4	6	9	1	1	0	0	0	0	0	0	0	0	0	0	0	0	0	0
1400	20	0	0	0	0	0	0	2	0	0	1	3	5	3	1	3	1	1	0	0	0	0	0	0	0	0	0	0	0
1500	18	0	0	0	0	0	0	0	0	0	3	1	6	3	2	3	0	0	0	0	0	0	0	0	0	0	0	0	0
1600	23	0	0	0	0	0	0	0	2	1	4	4	2	5	3	1	1	0	0	0	0	0	0	0	0	0	0	0	0
1700	21	0	0	0	0	0	0	0	1	0	3	4	6	2	4	1	0	0	0	0	0	0	0	0	0	0	0	0	0
1800	24	0	0	0	0	1	1	0	1	1	3	7	5	1	3	0	1	0	0	0	0	0	0	0	0	0	0	0	0
1900	24	0	0	0	0	0	0	1	3	1	4	2	4	4	2	3	0	0	0	0	0	0	0	0	0	0	0	0	0
2000	19	0	0	0	1	0	0	0	0	1	5	2	2	4	2	2	0	0	0	0	0	0	0	0	0	0	0	0	0
2100	6	0	0	0	0	0	0	1	0	0	0	3	0	2	0	0	0	0	0	0	0	0	0	0	0	0	0	0	0
2200	5	0	0	0	0	0	0	0	0	1	1	1	0	1	1	0	0	0	0	0	0	0	0	0	0	0	0	0	0
2300	1	0	0	0	0	0	0	0	0	0	0	0	1	0	0	0	0	0	0	0	0	0	0	0	0	0	0	0	0
07-19	**229**	**0**	**0**	**0**	**2**	**2**	**2**	**2**	**5**	**12**	**27**	**46**	**50**	**42**	**20**	**14**	**4**	**1**	**0**	**0**	**0**	**0**	**0**	**0**	**0**	**0**	**0**	**0**	**0**
06-22	**279**	**0**	**0**	**0**	**3**	**2**	**2**	**4**	**8**	**14**	**36**	**53**	**57**	**52**	**24**	**19**	**4**	**1**	**0**	**0**	**0**	**0**	**0**	**0**	**0**	**0**	**0**	**0**	**0**
06-00	**285**	**0**	**0**	**0**	**3**	**2**	**2**	**4**	**8**	**15**	**37**	**54**	**58**	**53**	**25**	**19**	**4**	**1**	**0**	**0**	**0**	**0**	**0**	**0**	**0**	**0**	**0**	**0**	**0**
00-00	**297**	**0**	**0**	**0**	**3**	**2**	**2**	**4**	**8**	**16**	**39**	**57**	**59**	**56**	**26**	**20**	**4**	**1**	**0**	**0**	**0**	**0**	**0**	**0**	**0**	**0**	**0**	**0**	**0**

DRAFT

Site 44
Location L74040, Att - Telepole, Lat 53.81699, Long -6.78053
Direction Two way

3279 / Meath/Cavan/Monaghan ATC's
October 2013
Automatic Traffic Count

Sun, 13 October 2013

Time	Total	Speed Bins (km/h)																												
		0 - 5	5 - 10	10 - 15	15 - 20	20 - 25	25 - 30	30 - 35	35 - 40	40 - 45	45 - 50	50 - 55	55 - 60	60 - 65	65 - 70	70 - 75	75 - 80	80 - 85	85 - 90	90 - 95	95 - 100	100 - 105	105 - 110	110 - 115	115 - 120	120 - 125	125 - 130	130 - 135	135 - 140
0000	2	0	0	0	0	0	0	0	0	0	1	0	1	0	0	0	0	0	0	0	0	0	0	0	0	0	0	0	0	0
0100	2	0	0	0	0	0	0	0	0	0	0	1	0	1	0	0	0	0	0	0	0	0	0	0	0	0	0	0	0	0
0200	3	0	0	0	0	0	0	0	0	0	0	1	1	1	0	0	0	0	0	0	0	0	0	0	0	0	0	0	0	0
0300	1	0	0	0	0	0	0	0	0	0	0	0	0	0	0	1	0	0	0	0	0	0	0	0	0	0	0	0	0	0
0400	2	0	0	0	0	0	0	0	0	1	0	0	0	0	1	0	0	0	0	0	0	0	0	0	0	0	0	0	0	0
0500	3	0	0	0	0	0	0	0	0	0	0	2	1	0	0	0	0	0	0	0	0	0	0	0	0	0	0	0	0	0
0600	3	0	0	0	0	0	0	0	0	0	0	0	2	1	0	0	0	0	0	0	0	0	0	0	0	0	0	0	0	0
0700	1	0	0	0	0	0	0	0	0	0	0	0	1	0	0	0	0	0	0	0	0	0	0	0	0	0	0	0	0	0
0800	7	0	0	0	0	0	0	0	0	1	1	1	2	2	0	0	0	0	0	0	0	0	0	0	0	0	0	0	0	0
0900	6	0	0	0	0	0	0	0	0	1	0	1	0	3	0	1	0	0	0	0	0	0	0	0	0	0	0	0	0	0
1000	17	0	0	0	0	0	0	0	0	1	1	3	9	2	1	0	0	0	0	0	0	0	0	0	0	0	0	0	0	0
1100	**19**	**0**	**0**	**0**	**1**	**0**	**0**	**0**	**0**	**0**	**2**	**5**	**4**	**5**	**2**	**0**	**0**	**0**	**0**	**0**	**0**	**0**	**0**	**0**	**0**	**0**	**0**	**0**	**0**	**0**
1200	19	0	0	0	0	0	1	0	1	1	1	6	4	3	2	0	0	0	0	0	0	0	0	0	0	0	0	0	0	0
1300	14	0	0	0	0	0	0	0	0	0	0	2	7	4	1	0	0	0	0	0	0	0	0	0	0	0	0	0	0	0
1400	9	0	0	0	0	0	0	0	1	0	2	3	0	2	1	0	0	0	0	0	0	0	0	0	0	0	0	0	0	0
1500	17	0	0	0	0	1	1	0	0	2	2	3	3	2	2	1	0	0	0	0	0	0	0	0	0	0	0	0	0	0
1600	**21**	**0**	**0**	**0**	**1**	**2**	**1**	**1**	**0**	**2**	**2**	**3**	**4**	**3**	**2**	**0**	**0**	**0**	**0**	**0**	**0**	**0**	**0**	**0**	**0**	**0**	**0**	**0**	**0**	**0**
1700	16	0	0	0	0	0	0	0	0	1	1	5	5	4	0	0	0	0	0	0	0	0	0	0	0	0	0	0	0	0
1800	11	0	0	0	0	0	0	0	0	0	1	2	5	2	1	0	0	0	0	0	0	0	0	0	0	0	0	0	0	0
1900	18	0	0	0	0	0	0	0	0	2	3	0	5	5	1	1	1	0	0	0	0	0	0	0	0	0	0	0	0	0
2000	15	0	0	0	0	0	0	0	0	1	2	3	5	2	2	0	0	0	0	0	0	0	0	0	0	0	0	0	0	0
2100	7	0	0	0	0	0	0	0	0	1	1	0	2	3	0	0	0	0	0	0	0	0	0	0	0	0	0	0	0	0
2200	5	0	0	0	0	0	0	0	1	0	1	1	1	1	0	0	0	0	0	0	0	0	0	0	0	0	0	0	0	0
2300	3	0	0	0	0	0	0	0	0	1	0	1	0	0	0	1	0	0	0	0	0	0	0	0	0	0	0	0	0	0
07-19	**157**	**0**	**0**	**0**	**2**	**3**	**3**	**1**	**2**	**9**	**13**	**34**	**44**	**32**	**12**	**2**	**0**	**0**	**0**	**0**	**0**	**0**	**0**	**0**	**0**	**0**	**0**	**0**	**0**	**0**
06-22	**200**	**0**	**0**	**0**	**2**	**3**	**3**	**1**	**2**	**13**	**19**	**37**	**58**	**43**	**15**	**3**	**1**	**0**	**0**	**0**	**0**	**0**	**0**	**0**	**0**	**0**	**0**	**0**	**0**	**0**
06-00	**208**	**0**	**0**	**0**	**2**	**3**	**3**	**1**	**3**	**14**	**20**	**39**	**59**	**44**	**15**	**4**	**1**	**0**	**0**	**0**	**0**	**0**	**0**	**0**	**0**	**0**	**0**	**0**	**0**	**0**
00-00	**221**	**0**	**0**	**0**	**2**	**3**	**3**	**1**	**3**	**15**	**21**	**43**	**62**	**46**	**16**	**5**	**1**	**0**	**0**	**0**	**0**	**0**	**0**	**0**	**0**	**0**	**0**	**0**	**0**	**0**

DRAFT

Site 44
Location L74040, Att - Telepole, Lat 53.81699, Long -6.78053
Direction Two way

3279 / Meath/Cavan/Monaghan ATC's
October 2013
Automatic Traffic Count

Mon, 14 October 2013

Time	Total	Speed Bins (km/h)																											
		0 - 5	5 - 10	10 - 15	15 - 20	20 - 25	25 - 30	30 - 35	35 - 40	40 - 45	45 - 50	50 - 55	55 - 60	60 - 65	65 - 70	70 - 75	75 - 80	80 - 85	85 - 90	90 - 95	95 - 100	100 - 105	105 - 110	110 - 115	115 - 120	120 - 125	125 - 130	130 - 135	135 - 140
0000	1	0	0	0	0	0	0	0	1	0	0	0	0	0	0	0	0	0	0	0	0	0	0	0	0	0	0	0	0
0100	2	0	0	0	0	0	0	0	0	0	1	1	0	0	0	0	0	0	0	0	0	0	0	0	0	0	0	0	0
0200	1	0	0	0	0	0	0	0	0	0	0	0	0	0	0	1	0	0	0	0	0	0	0	0	0	0	0	0	0
0300	1	0	0	0	0	0	0	0	0	0	0	0	0	0	0	1	0	0	0	0	0	0	0	0	0	0	0	0	0
0400	2	0	0	0	0	0	0	0	1	0	0	1	0	0	0	0	0	0	0	0	0	0	0	0	0	0	0	0	0
0500	1	0	0	0	0	0	0	0	0	0	0	0	1	0	0	0	0	0	0	0	0	0	0	0	0	0	0	0	0
0600	5	0	0	0	0	0	0	0	0	0	0	1	0	3	1	0	0	0	0	0	0	0	0	0	0	0	0	0	0
0700	15	0	0	0	0	0	0	0	0	0	1	1	2	5	4	2	0	0	0	0	0	0	0	0	0	0	0	0	0
0800	24	0	0	0	1	0	1	0	0	3	3	4	6	3	1	1	1	0	0	0	0	0	0	0	0	0	0	0	0
0900	22	0	0	0	0	0	0	1	0	0	2	7	5	6	1	0	0	0	0	0	0	0	0	0	0	0	0	0	0
1000	14	0	0	0	0	0	1	1	0	0	6	4	1	1	0	0	0	0	0	0	0	0	0	0	0	0	0	0	0
1100	**25**	**0**	**0**	**0**	**2**	**2**	**0**	**0**	**1**	**0**	**3**	**6**	**4**	**6**	**1**	**0**	**0**	**0**	**0**	**0**	**0**	**0**	**0**	**0**	**0**	**0**	**0**	**0**	**0**
1200	11	0	0	0	0	0	3	0	0	2	0	3	0	2	1	0	0	0	0	0	0	0	0	0	0	0	0	0	0
1300	16	0	0	0	0	0	0	0	0	0	4	3	1	7	1	0	0	0	0	0	0	0	0	0	0	0	0	0	0
1400	19	0	0	0	0	0	1	0	1	0	3	2	6	3	3	0	0	0	0	0	0	0	0	0	0	0	0	0	0
1500	22	0	0	0	1	0	0	1	2	1	3	5	3	3	2	0	1	0	0	0	0	0	0	0	0	0	0	0	0
1600	24	0	0	0	0	0	0	3	0	2	2	5	6	2	3	1	0	0	0	0	0	0	0	0	0	0	0	0	0
1700	**39**	**0**	**0**	**0**	**0**	**0**	**0**	**0**	**1**	**5**	**5**	**3**	**7**	**13**	**4**	**1**	**0**	**0**	**0**	**0**	**0**	**0**	**0**	**0**	**0**	**0**	**0**	**0**	**0**
1800	37	0	0	0	0	0	1	1	0	3	3	7	9	6	5	1	1	0	0	0	0	0	0	0	0	0	0	0	0
1900	14	0	0	0	0	0	0	0	2	1	0	3	3	3	2	0	0	0	0	0	0	0	0	0	0	0	0	0	0
2000	10	0	0	0	0	0	0	0	0	1	0	0	5	2	2	0	0	0	0	0	0	0	0	0	0	0	0	0	0
2100	11	0	0	0	0	1	0	0	0	0	1	3	3	2	1	0	0	0	0	0	0	0	0	0	0	0	0	0	0
2200	4	0	0	0	0	0	0	0	0	0	1	1	0	2	0	0	0	0	0	0	0	0	0	0	0	0	0	0	0
2300	3	0	0	0	0	0	0	0	0	0	0	0	2	0	1	0	0	0	0	0	0	0	0	0	0	0	0	0	0
07-19	**268**	**0**	**0**	**0**	**4**	**2**	**7**	**7**	**5**	**16**	**35**	**50**	**50**	**57**	**26**	**6**	**3**	**0**	**0**	**0**	**0**	**0**	**0**	**0**	**0**	**0**	**0**	**0**	**0**
06-22	**308**	**0**	**0**	**0**	**4**	**3**	**7**	**7**	**7**	**18**	**36**	**57**	**61**	**67**	**32**	**6**	**3**	**0**	**0**	**0**	**0**	**0**	**0**	**0**	**0**	**0**	**0**	**0**	**0**
06-00	**315**	**0**	**0**	**0**	**4**	**3**	**7**	**7**	**7**	**18**	**37**	**58**	**63**	**69**	**33**	**6**	**3**	**0**	**0**	**0**	**0**	**0**	**0**	**0**	**0**	**0**	**0**	**0**	**0**
00-00	**323**	**0**	**0**	**0**	**4**	**3**	**7**	**7**	**9**	**18**	**38**	**60**	**64**	**69**	**33**	**8**	**3**	**0**	**0**	**0**	**0**	**0**	**0**	**0**	**0**	**0**	**0**	**0**	**0**

DRAFT

Site 44
Location L74040, Att - Telepole, Lat 53.81699, Long -6.78053
Direction Two way

3279 / Meath/Cavan/Monaghan ATC's
October 2013
Automatic Traffic Count

Virtual Day (7)

Time	Total	Speed Bins (km/h)																											
		0 - 5	5 - 10	10 - 15	15 - 20	20 - 25	25 - 30	30 - 35	35 - 40	40 - 45	45 - 50	50 - 55	55 - 60	60 - 65	65 - 70	70 - 75	75 - 80	80 - 85	85 - 90	90 - 95	95 - 100	100 - 105	105 - 110	110 - 115	115 - 120	120 - 125	125 - 130	130 - 135	135 - 140
0000	2	0	0	0	0	0	0	0	0	0	0	0	0	1	0	0	0	0	0	0	0	0	0	0	0	0	0	0	0
0100	1	0	0	0	0	0	0	0	0	0	0	0	0	0	0	0	0	0	0	0	0	0	0	0	0	0	0	0	0
0200	1	0	0	0	0	0	0	0	0	0	0	0	0	0	0	0	0	0	0	0	0	0	0	0	0	0	0	0	0
0300	1	0	0	0	0	0	0	0	0	0	0	0	0	0	0	0	0	0	0	0	0	0	0	0	0	0	0	0	0
0400	2	0	0	0	0	0	0	0	0	0	0	0	0	0	0	0	0	0	0	0	0	0	0	0	0	0	0	0	0
0500	1	0	0	0	0	0	0	0	0	0	0	0	1	0	0	0	0	0	0	0	0	0	0	0	0	0	0	0	0
0600	5	0	0	0	0	0	0	0	0	0	0	1	1	1	1	1	0	0	0	0	0	0	0	0	0	0	0	0	0
0700	10	0	0	0	0	0	0	0	0	0	0	1	2	3	1	1	1	0	0	0	0	0	0	0	0	0	0	0	0
0800	**20**	**0**	**0**	**0**	**0**	**0**	**0**	**1**	**1**	**2**	**3**	**4**	**4**	**3**	**1**	**1**	**1**	**0**	**0**	**0**	**0**	**0**	**0**	**0**	**0**	**0**	**0**	**0**	**0**
0900	18	0	0	0	0	0	0	0	0	1	2	5	4	5	1	0	0	0	0	0	0	0	0	0	0	0	0	0	0
1000	16	0	0	0	0	0	1	1	0	1	3	3	4	2	1	0	0	0	0	0	0	0	0	0	0	0	0	0	0
1100	18	0	0	0	1	0	0	0	0	1	2	4	4	4	2	0	0	0	0	0	0	0	0	0	0	0	0	0	0
1200	18	0	0	0	0	0	1	1	1	2	1	5	3	3	1	0	0	0	0	0	0	0	0	0	0	0	0	0	0
1300	22	0	0	0	0	0	0	0	0	2	2	4	6	4	1	1	0	0	0	0	0	0	0	0	0	0	0	0	0
1400	19	0	0	0	0	0	0	0	1	0	2	3	6	3	1	1	0	0	0	0	0	0	0	0	0	0	0	0	0
1500	21	0	0	0	0	0	1	0	1	1	3	4	4	4	1	1	0	0	0	0	0	0	0	0	0	0	0	0	0
1600	24	0	0	0	0	1	1	1	1	2	3	4	5	5	2	0	0	0	0	0	0	0	0	0	0	0	0	0	0
1700	**28**	**0**	**0**	**0**	**0**	**0**	**0**	**0**	**1**	**2**	**4**	**5**	**7**	**4**	**2**	**1**	**0**	**0**	**0**	**0**	**0**	**0**	**0**	**0**	**0**	**0**	**0**	**0**	**0**
1800	22	0	0	0	0	0	0	0	0	2	2	5	6	4	3	1	0	0	0	0	0	0	0	0	0	0	0	0	0
1900	20	0	0	0	0	0	0	0	1	1	3	3	6	4	1	1	0	0	0	0	0	0	0	0	0	0	0	0	0
2000	16	0	0	0	0	0	0	0	0	1	2	3	4	2	2	1	0	0	0	0	0	0	0	0	0	0	0	0	0
2100	9	0	0	0	0	0	0	0	0	1	1	2	2	2	1	0	0	0	0	0	0	0	0	0	0	0	0	0	0
2200	6	0	0	0	0	0	0	0	0	0	1	1	1	1	1	0	0	0	0	0	0	0	0	0	0	0	0	0	0
2300	3	0	0	0	0	0	0	0	0	0	0	0	1	0	0	0	0	0	0	0	0	0	0	0	0	0	0	0	0
07-19	**235**	**0**	**0**	**0**	**2**	**2**	**4**	**5**	**6**	**15**	**27**	**47**	**56**	**44**	**17**	**7**	**2**	**0**	**0**	**0**	**0**	**0**	**0**	**0**	**0**	**0**	**0**	**0**	**0**
06-22	**286**	**0**	**0**	**0**	**2**	**3**	**5**	**5**	**7**	**18**	**33**	**55**	**68**	**53**	**22**	**10**	**3**	**0**	**0**	**0**	**0**	**0**	**0**	**0**	**0**	**0**	**0**	**0**	**0**
06-00	**294**	**0**	**0**	**0**	**2**	**3**	**5**	**6**	**7**	**19**	**34**	**56**	**70**	**55**	**23**	**10**	**3**	**0**	**0**	**0**	**0**	**0**	**0**	**0**	**0**	**0**	**0**	**0**	**0**
00-00	**302**	**0**	**0**	**0**	**2**	**3**	**5**	**6**	**8**	**19**	**35**	**58**	**71**	**56**	**24**	**11**	**3**	**0**	**0**	**0**	**0**	**0**	**0**	**0**	**0**	**0**	**0**	**0**	**0**

DRAFT

Site 44
Location L74040, Att - Telepole, Lat 53.81699, Long -6.78053
Direction Two way

3279 / Meath/Cavan/Monaghan ATC's
October 2013
Automatic Traffic Count

Virtual Week (1)

Time	Total	Speed Bins (km/h)																											
		0 - 5	5 - 10	10 - 15	15 - 20	20 - 25	25 - 30	30 - 35	35 - 40	40 - 45	45 - 50	50 - 55	55 - 60	60 - 65	65 - 70	70 - 75	75 - 80	80 - 85	85 - 90	90 - 95	95 - 100	100 - 105	105 - 110	110 - 115	115 - 120	120 - 125	125 - 130	130 - 135	135 - 140
Mon	323	0	0	0	4	3	7	7	9	18	38	60	64	69	33	8	3	0	0	0	0	0	0	0	0	0	0	0	0
Tue	304	0	0	0	3	3	4	8	7	22	29	61	75	51	27	12	2	0	0	0	0	0	0	0	0	0	0	0	0
Wed	346	0	0	1	2	5	7	2	8	22	52	67	78	57	31	13	1	0	0	0	0	0	0	0	0	0	0	0	0
Thu	322	0	0	0	1	3	4	13	5	27	43	57	85	53	16	10	4	1	0	0	0	0	0	0	0	0	0	0	0
Fri	301	0	0	1	1	3	6	6	14	14	26	60	72	63	17	11	6	0	1	0	0	0	0	0	0	0	0	0	0
|Sat	297	0	0	0	3	2	2	4	8	16	39	57	59	56	26	20	4	1	0	0	0	0	0	0	0	0	0	0	0
|Sun	221	0	0	0	2	3	3	1	3	15	21	43	62	46	16	5	1	0	0	0	0	0	0	0	0	0	0	0	0
5 Day Ave.	**319**	**0**	**0**	**0**	**2**	**3**	**6**	**7**	**9**	**21**	**38**	**61**	**75**	**59**	**25**	**11**	**3**	**0**	**0**	**0**	**0**	**0**	**0**	**0**	**0**	**0**	**0**	**0**	**0**
7 Day Ave.	**302**	**0**	**0**	**0**	**2**	**3**	**5**	**6**	**8**	**19**	**35**	**58**	**71**	**56**	**24**	**11**	**3**	**0**	**0**	**0**	**0**	**0**	**0**	**0**	**0**	**0**	**0**	**0**	**0**
--	**2114**	**0**	**0**	**2**	**16**	**22**	**33**	**41**	**54**	**134**	**248**	**405**	**495**	**395**	**166**	**79**	**21**	**2**	**1**	**0**	**0**	**0**	**0**	**0**	**0**	**0**	**0**	**0**	**0**	**0**

Summary Graphs

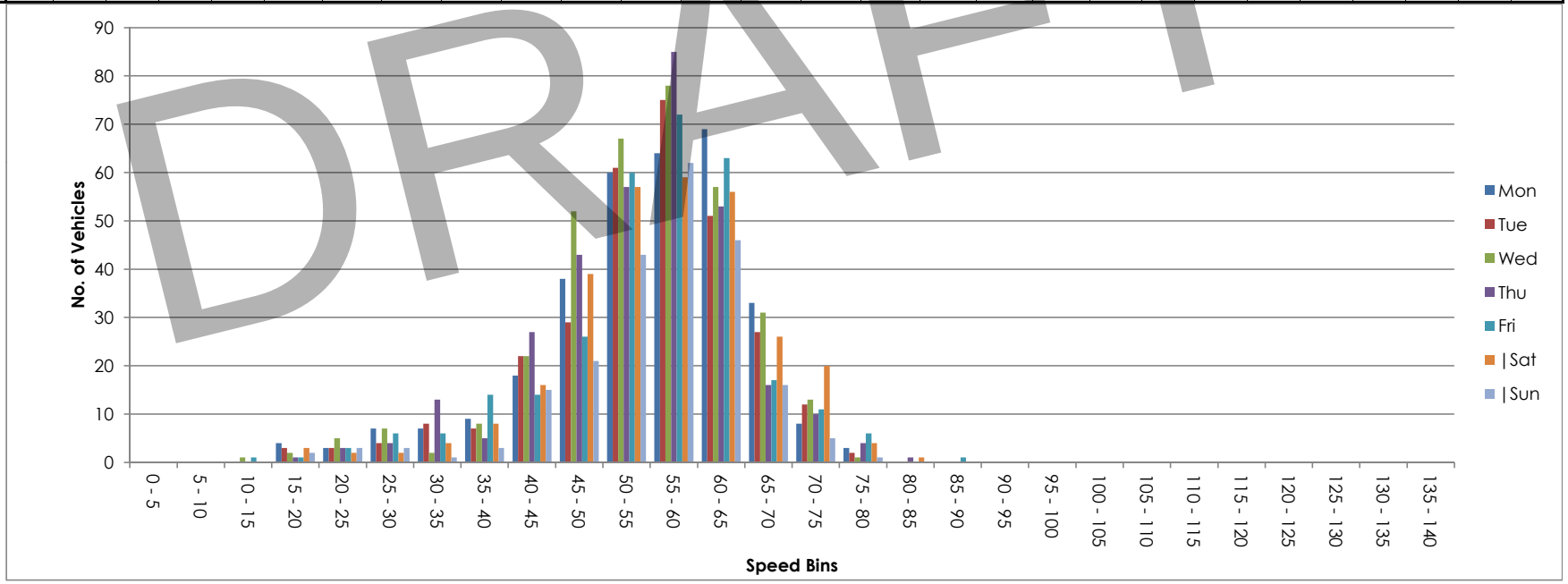

DRAFT

Nationwide Data Collection
for
Tobin Consulting Engineers



NDC NATIONWIDE DATA COLLECTION	**Site / Location:**	L683710, Att - Telepole, Lat 53.82543, Long -6.80387	**Project No:**	3279	**Photo No:**	3279-45	**Drawn By:** MOR
	Survey Date:	Tue, 8 October 2013 to Mon, 14 October 2013	**Project Name:**		Meath/Cavan/Monaghan ATC'S		
	Survey Times:	00:00 to 00(24):00	**Title:**		Site Photograph		

Site No.	Location.	Direction.	Speed Limit - PSL (mph)	Start Date.	End Date.	Total Vehicles.	5 Day Ave.	7 Day Ave.	No. > Speed Limit.	%. > Speed Limit.	No. > Speed Limit1 (+5km/h).	%. > Speed Limit1 (+5km/h).	No. > Speed Limit1 (+10km/h).	%. > Speed Limit1 (+10km/h).	Mean Speed	85%ile Speed
45	L683710, Att - Telepole, Lat 53.82543, Long -6.80387	North	50	Tue, 8 October 2013	Mon, 14 October 2013	579	94	83	6	1.0	3	0.5	1	0.2	28.2	38.7
		South	50	Tue, 8 October 2013	Mon, 14 October 2013	536	85	77	2	0.4	0	0.0	0	0.0	26.8	36.5
		Two way	50	Tue, 8 October 2013	Mon, 14 October 2013	1115	179	159	8	0.7	3	0.3	1	0.1	27.5	37.8

DRAFT

Site 45
Location L683710, Att - Telepole, Lat 53.82543, Long -6.80387
Direction North

3279 / Meath/Cavan/Monaghan ATC's
October 2013
Automatic Traffic Count

Tue, 8 October 2013

Time	Total	Classification												>PSL	>PSL%	>SL1	>SL1%	>SL2	>SL2%	Mean	Vpp
		1 MCL	2 SV	3 SVT	4 TB2	5 TB3	6 T4	7 ART3	8 ART4	9 ART5	10 ART6	11 BD	12 DRT	50	50	57 ACPO	57 ACPO	65 DfT	65 DfT		85
0000	0	0	0	0	0	0	0	0	0	0	0	0	0	0	0	0	0	0	0	-	-
0100	0	0	0	0	0	0	0	0	0	0	0	0	0	0	0	0	0	0	0	-	-
0200	0	0	0	0	0	0	0	0	0	0	0	0	0	0	0	0	0	0	0	-	-
0300	0	0	0	0	0	0	0	0	0	0	0	0	0	0	0	0	0	0	0	-	-
0400	0	0	0	0	0	0	0	0	0	0	0	0	0	0	0	0	0	0	0	-	-
0500	0	0	0	0	0	0	0	0	0	0	0	0	0	0	0	0	0	0	0	-	-
0600	2	0	1	1	0	0	0	0	0	0	0	0	0	0	0	0	0	0	0	22.4	-
0700	2	0	2	0	0	0	0	0	0	0	0	0	0	0	0	0	0	0	0	31.6	-
0800	**7**	**0**	**6**	**0**	**1**	**0**	**0**	**0**	**0**	**0**	**0**	**0**	**0**	**1**	**14.3**	**1**	**14.3**	**0**	**0**	**34.2**	**-**
0900	4	0	4	0	0	0	0	0	0	0	0	0	0	0	0	0	0	0	0	31.4	-
1000	4	0	4	0	0	0	0	0	0	0	0	0	0	0	0	0	0	0	0	31.1	-
1100	3	0	3	0	0	0	0	0	0	0	0	0	0	0	0	0	0	0	0	25.7	-
1200	1	0	1	0	0	0	0	0	0	0	0	0	0	0	0	0	0	0	0	32.9	-
1300	4	0	3	0	0	0	0	0	0	0	1	0	0	0	0	0	0	0	0	22.4	-
1400	2	0	2	0	0	0	0	0	0	0	0	0	0	0	0	0	0	0	0	40.9	-
1500	**10**	**0**	**10**	**0**	**0**	**0**	**0**	**0**	**0**	**0**	**0**	**0**	**0**	**0**	**0**	**0**	**0**	**0**	**0**	**32.9**	**-**
1600	8	1	6	0	0	0	1	0	0	0	0	0	0	0	0	0	0	0	0	25.8	-
1700	6	0	6	0	0	0	0	0	0	0	0	0	0	0	0	0	0	0	0	30.9	-
1800	7	0	6	0	1	0	0	0	0	0	0	0	0	0	0	0	0	0	0	34.6	-
1900	5	0	5	0	0	0	0	0	0	0	0	0	0	0	0	0	0	0	0	33.2	-
2000	6	0	6	0	0	0	0	0	0	0	0	0	0	0	0	0	0	0	0	30	-
2100	0	0	0	0	0	0	0	0	0	0	0	0	0	0	0	0	0	0	0	-	-
2200	2	0	2	0	0	0	0	0	0	0	0	0	0	0	0	0	0	0	0	21.1	-
2300	0	0	0	0	0	0	0	0	0	0	0	0	0	0	0	0	0	0	0	-	-
07-19	**58**	**1**	**53**	**0**	**2**	**0**	**1**	**0**	**0**	**0**	**1**	**0**	**0**	**1**	**1.7**	**1**	**1.7**	**0**	**0**	**31**	**38**
06-22	**71**	**1**	**65**	**1**	**2**	**0**	**1**	**0**	**0**	**0**	**1**	**0**	**0**	**1**	**1.4**	**1**	**1.4**	**0**	**0**	**30.8**	**38**
06-00	**73**	**1**	**67**	**1**	**2**	**0**	**1**	**0**	**0**	**0**	**1**	**0**	**0**	**1**	**1.4**	**1**	**1.4**	**0**	**0**	**30.6**	**38**
00-00	**73**	**1**	**67**	**1**	**2**	**0**	**1**	**0**	**0**	**0**	**1**	**0**	**0**	**1**	**1.4**	**1**	**1.4**	**0**	**0**	**30.6**	**38**

DRAFT

Site 45
Location L683710, Att - Telepole, Lat 53.82543, Long -6.80387
Direction North

3279 / Meath/Cavan/Monaghan ATC's
October 2013
Automatic Traffic Count

Wed, 9 October 2013

Time	Total	Classification												>PSL	>PSL%	>SL1	>SL1%	>SL2	>SL2%	Mean	Vpp
		1 MCL	2 SV	3 SVT	4 TB2	5 TB3	6 T4	7 ART3	8 ART4	9 ART5	10 ART6	11 BD	12 DRT	50	50	57 ACPO	57 ACPO	65 DfT	65 DfT		85
0000	0	0	0	0	0	0	0	0	0	0	0	0	0	0	0	0	0	0	0	-	-
0100	0	0	0	0	0	0	0	0	0	0	0	0	0	0	0	0	0	0	0	-	-
0200	0	0	0	0	0	0	0	0	0	0	0	0	0	0	0	0	0	0	0	-	-
0300	0	0	0	0	0	0	0	0	0	0	0	0	0	0	0	0	0	0	0	-	-
0400	0	0	0	0	0	0	0	0	0	0	0	0	0	0	0	0	0	0	0	-	-
0500	0	0	0	0	0	0	0	0	0	0	0	0	0	0	0	0	0	0	0	-	-
0600	4	0	4	0	0	0	0	0	0	0	0	0	0	0	0	0	0	0	0	26.7	-
0700	3	0	2	0	0	0	0	0	0	1	0	0	0	0	0	0	0	0	0	27.9	-
0800	7	0	6	0	0	1	0	0	0	0	0	0	0	1	14.3	1	14.3	1	14.3	34.7	-
0900	3	0	3	0	0	0	0	0	0	0	0	0	0	0	0	0	0	0	0	38.1	-
1000	5	0	5	0	0	0	0	0	0	0	0	0	0	0	0	0	0	0	0	34.3	-
1100	**21**	**0**	**21**	**0**	**0**	**0**	**0**	**0**	**0**	**0**	**0**	**0**	**0**	**0**	**0**	**0**	**0**	**0**	**0**	**7.9**	**7.4**
1200	8	0	8	0	0	0	0	0	0	0	0	0	0	0	0	0	0	0	0	15.1	-
1300	3	0	2	0	0	0	0	0	0	0	1	0	0	0	0	0	0	0	0	21.4	-
1400	3	0	3	0	0	0	0	0	0	0	0	0	0	0	0	0	0	0	0	35.5	-
1500	**10**	**0**	**10**	**0**	**0**	**0**	**0**	**0**	**0**	**0**	**0**	**0**	**0**	**0**	**0**	**0**	**0**	**0**	**0**	**27**	**-**
1600	**10**	**0**	**10**	**0**	**0**	**0**	**0**	**0**	**0**	**0**	**0**	**0**	**0**	**0**	**0**	**0**	**0**	**0**	**0**	**33.5**	**-**
1700	8	0	8	0	0	0	0	0	0	0	0	0	0	0	0	0	0	0	0	31.8	-
1800	9	0	7	1	1	0	0	0	0	0	0	0	0	0	0	0	0	0	0	30.4	-
1900	8	0	7	0	1	0	0	0	0	0	0	0	0	0	0	0	0	0	0	32.4	-
2000	4	0	4	0	0	0	0	0	0	0	0	0	0	0	0	0	0	0	0	22.8	-
2100	2	0	1	1	0	0	0	0	0	0	0	0	0	0	0	0	0	0	0	20.3	-
2200	4	0	4	0	0	0	0	0	0	0	0	0	0	0	0	0	0	0	0	25.5	-
2300	0	0	0	0	0	0	0	0	0	0	0	0	0	0	0	0	0	0	0	-	-
07-19	**90**	**0**	**85**	**1**	**1**	**1**	**0**	**0**	**0**	**1**	**1**	**0**	**0**	**1**	**1.1**	**1**	**1.1**	**1**	**1.1**	**24.5**	**38.3**
06-22	**108**	**0**	**101**	**2**	**2**	**1**	**0**	**0**	**0**	**1**	**1**	**0**	**0**	**1**	**0.9**	**1**	**0.9**	**1**	**0.9**	**25**	**38**
06-00	**112**	**0**	**105**	**2**	**2**	**1**	**0**	**0**	**0**	**1**	**1**	**0**	**0**	**1**	**0.9**	**1**	**0.9**	**1**	**0.9**	**25**	**37.8**
00-00	**112**	**0**	**105**	**2**	**2**	**1**	**0**	**0**	**0**	**1**	**1**	**0**	**0**	**1**	**0.9**	**1**	**0.9**	**1**	**0.9**	**25**	**37.8**

DRAFT

Site 45
Location L683710, Att - Telepole, Lat 53.82543, Long -6.80387
Direction North

3279 / Meath/Cavan/Monaghan ATC's
October 2013
Automatic Traffic Count

Thu, 10 October 2013

Time	Total	Classification												>PSL	>PSL%	>SL1	>SL1%	>SL2	>SL2%	Mean	Vpp
		1 MCL	2 SV	3 SVT	4 TB2	5 TB3	6 T4	7 ART3	8 ART4	9 ART5	10 ART6	11 BD	12 DRT	50	50	57 ACPO	57 ACPO	65 DfT	65 DfT		85
0000	0	0	0	0	0	0	0	0	0	0	0	0	0	0	0	0	0	0	0	-	-
0100	0	0	0	0	0	0	0	0	0	0	0	0	0	0	0	0	0	0	0	-	-
0200	1	0	1	0	0	0	0	0	0	0	0	0	0	0	0	0	0	0	0	12.6	-
0300	0	0	0	0	0	0	0	0	0	0	0	0	0	0	0	0	0	0	0	-	-
0400	0	0	0	0	0	0	0	0	0	0	0	0	0	0	0	0	0	0	0	-	-
0500	0	0	0	0	0	0	0	0	0	0	0	0	0	0	0	0	0	0	0	-	-
0600	1	0	0	1	0	0	0	0	0	0	0	0	0	0	0	0	0	0	0	13.9	-
0700	4	0	4	0	0	0	0	0	0	0	0	0	0	0	0	0	0	0	0	34.2	-
0800	8	0	5	1	0	2	0	0	0	0	0	0	0	0	0	0	0	0	0	30	-
0900	6	0	5	1	0	0	0	0	0	0	0	0	0	0	0	0	0	0	0	25.8	-
1000	4	0	3	0	1	0	0	0	0	0	0	0	0	0	0	0	0	0	0	24	-
1100	**9**	**0**	**9**	**0**	**0**	**0**	**0**	**0**	**0**	**0**	**0**	**0**	**0**	**0**	**0**	**0**	**0**	**0**	**0**	**21**	**-**
1200	**14**	**0**	**14**	**0**	**0**	**0**	**0**	**0**	**0**	**0**	**0**	**0**	**0**	**0**	**0**	**0**	**0**	**0**	**0**	**18.9**	**34.7**
1300	6	0	6	0	0	0	0	0	0	0	0	0	0	0	0	0	0	0	0	24	-
1400	8	0	7	1	0	0	0	0	0	0	0	0	0	0	0	0	0	0	0	27.1	-
1500	8	0	7	0	0	1	0	0	0	0	0	0	0	0	0	0	0	0	0	16.7	-
1600	8	0	6	0	0	2	0	0	0	0	0	0	0	0	0	0	0	0	0	22.9	-
1700	10	0	7	1	1	1	0	0	0	0	0	0	0	0	0	0	0	0	0	32.2	-
1800	8	0	7	0	1	0	0	0	0	0	0	0	0	0	0	0	0	0	0	33.2	-
1900	6	0	5	0	1	0	0	0	0	0	0	0	0	0	0	0	0	0	0	35.2	-
2000	4	0	4	0	0	0	0	0	0	0	0	0	0	0	0	0	0	0	0	33.4	-
2100	1	0	1	0	0	0	0	0	0	0	0	0	0	0	0	0	0	0	0	32	-
2200	3	0	3	0	0	0	0	0	0	0	0	0	0	0	0	0	0	0	0	35.2	-
2300	0	0	0	0	0	0	0	0	0	0	0	0	0	0	0	0	0	0	0	-	-
07-19	**93**	**0**	**80**	**4**	**3**	**6**	**0**	**0**	**0**	**0**	**0**	**0**	**0**	**0**	**0**	**0**	**0**	**0**	**0**	**25.2**	**36.7**
06-22	**105**	**0**	**90**	**5**	**4**	**6**	**0**	**0**	**0**	**0**	**0**	**0**	**0**	**0**	**0**	**0**	**0**	**0**	**0**	**26.1**	**37.8**
06-00	**108**	**0**	**93**	**5**	**4**	**6**	**0**	**0**	**0**	**0**	**0**	**0**	**0**	**0**	**0**	**0**	**0**	**0**	**0**	**26.3**	**37.8**
00-00	**109**	**0**	**94**	**5**	**4**	**6**	**0**	**0**	**0**	**0**	**0**	**0**	**0**	**0**	**0**	**0**	**0**	**0**	**0**	**26.2**	**37.8**

DRAFT

Site 45
Location L683710, Att - Telepole, Lat 53.82543, Long -6.80387
Direction North

3279 / Meath/Cavan/Monaghan ATC's
October 2013
Automatic Traffic Count

Fri, 11 October 2013

Time	Total	Classification												>PSL	>PSL%	>SL1	>SL1%	>SL2	>SL2%	Mean	Vpp
		1 MCL	2 SV	3 SVT	4 TB2	5 TB3	6 T4	7 ART3	8 ART4	9 ART5	10 ART6	11 BD	12 DRT	50	50	57 ACPO	57 ACPO	65 DfT	65 DfT		85
0000	0	0	0	0	0	0	0	0	0	0	0	0	0	0	0	0	0	0	0	-	-
0100	0	0	0	0	0	0	0	0	0	0	0	0	0	0	0	0	0	0	0	-	-
0200	1	0	1	0	0	0	0	0	0	0	0	0	0	0	0	0	0	0	0	21.1	-
0300	0	0	0	0	0	0	0	0	0	0	0	0	0	0	0	0	0	0	0	-	-
0400	0	0	0	0	0	0	0	0	0	0	0	0	0	0	0	0	0	0	0	-	-
0500	0	0	0	0	0	0	0	0	0	0	0	0	0	0	0	0	0	0	0	-	-
0600	1	0	0	1	0	0	0	0	0	0	0	0	0	0	0	0	0	0	0	15.1	-
0700	3	0	2	0	0	0	0	0	0	1	0	0	0	1	33.3	0	0	0	0	36.4	-
0800	**9**	**0**	**9**	**0**	**0**	**0**	**0**	**0**	**0**	**0**	**0**	**0**	**0**	**0**	**0**	**0**	**0**	**0**	**0**	**20.5**	**-**
0900	6	0	6	0	0	0	0	0	0	0	0	0	0	0	0	0	0	0	0	19.3	-
1000	**9**	**0**	**8**	**0**	**1**	**0**	**0**	**0**	**0**	**0**	**0**	**0**	**0**	**0**	**0**	**0**	**0**	**0**	**0**	**35.2**	**-**
1100	6	0	5	1	0	0	0	0	0	0	0	0	0	0	0	0	0	0	0	23.4	-
1200	7	0	4	1	0	0	0	0	0	2	0	0	0	0	0	0	0	0	0	29.2	-
1300	6	0	5	0	0	0	0	0	1	0	0	0	0	0	0	0	0	0	0	22.1	-
1400	**13**	**0**	**12**	**0**	**1**	**0**	**0**	**0**	**0**	**0**	**0**	**0**	**0**	**0**	**0**	**0**	**0**	**0**	**0**	**26.8**	**37.8**
1500	10	0	9	1	0	0	0	0	0	0	0	0	0	0	0	0	0	0	0	30.7	-
1600	12	0	11	0	0	1	0	0	0	0	0	0	0	0	0	0	0	0	0	26.1	32
1700	9	0	9	0	0	0	0	0	0	0	0	0	0	0	0	0	0	0	0	27.8	-
1800	2	0	2	0	0	0	0	0	0	0	0	0	0	0	0	0	0	0	0	25.2	-
1900	3	0	3	0	0	0	0	0	0	0	0	0	0	0	0	0	0	0	0	37.2	-
2000	2	0	2	0	0	0	0	0	0	0	0	0	0	0	0	0	0	0	0	21.5	-
2100	2	0	2	0	0	0	0	0	0	0	0	0	0	0	0	0	0	0	0	27.1	-
2200	2	0	2	0	0	0	0	0	0	0	0	0	0	0	0	0	0	0	0	43.7	-
2300	0	0	0	0	0	0	0	0	0	0	0	0	0	0	0	0	0	0	0	-	-
07-19	**92**	**0**	**82**	**3**	**2**	**1**	**0**	**0**	**1**	**3**	**0**	**0**	**0**	**1**	**1.1**	**0**	**0**	**0**	**0**	**26.9**	**36.7**
06-22	**100**	**0**	**89**	**4**	**2**	**1**	**0**	**0**	**1**	**3**	**0**	**0**	**0**	**1**	**1**	**0**	**0**	**0**	**0**	**27**	**36.9**
06-00	**102**	**0**	**91**	**4**	**2**	**1**	**0**	**0**	**1**	**3**	**0**	**0**	**0**	**1**	**1**	**0**	**0**	**0**	**0**	**27.3**	**37.8**
00-00	**103**	**0**	**92**	**4**	**2**	**1**	**0**	**0**	**1**	**3**	**0**	**0**	**0**	**1**	**1**	**0**	**0**	**0**	**0**	**27.2**	**37.8**

DRAFT

Site 45
Location L683710, Att - Telepole, Lat 53.82543, Long -6.80387
Direction North

3279 / Meath/Cavan/Monaghan ATC's
October 2013
Automatic Traffic Count

Sat, 12 October 2013

Time	Total	Classification												>PSL	>PSL%	>SL1	>SL1%	>SL2	>SL2%	Mean	Vpp
		1 MCL	2 SV	3 SVT	4 TB2	5 TB3	6 T4	7 ART3	8 ART4	9 ART5	10 ART6	11 BD	12 DRT	50	50	57 ACPO	57 ACPO	65 DfT	65 DfT		85
0000	0	0	0	0	0	0	0	0	0	0	0	0	0	0	0	0	0	0	0	-	-
0100	0	0	0	0	0	0	0	0	0	0	0	0	0	0	0	0	0	0	0	-	-
0200	1	0	1	0	0	0	0	0	0	0	0	0	0	0	0	0	0	0	0	21.8	-
0300	0	0	0	0	0	0	0	0	0	0	0	0	0	0	0	0	0	0	0	-	-
0400	0	0	0	0	0	0	0	0	0	0	0	0	0	0	0	0	0	0	0	-	-
0500	1	0	1	0	0	0	0	0	0	0	0	0	0	0	0	0	0	0	0	27.4	-
0600	1	0	1	0	0	0	0	0	0	0	0	0	0	0	0	0	0	0	0	25.8	-
0700	1	0	1	0	0	0	0	0	0	0	0	0	0	0	0	0	0	0	0	40.2	-
0800	3	0	3	0	0	0	0	0	0	0	0	0	0	0	0	0	0	0	0	34.5	-
0900	0	0	0	0	0	0	0	0	0	0	0	0	0	0	0	0	0	0	0	-	-
1000	**4**	**0**	**4**	**0**	**0**	**0**	**0**	**0**	**0**	**0**	**0**	**0**	**0**	**0**	**0**	**0**	**0**	**0**	**0**	**35.6**	**-**
1100	1	0	1	0	0	0	0	0	0	0	0	0	0	0	0	0	0	0	0	27.1	-
1200	**11**	**0**	**10**	**1**	**0**	**0**	**0**	**0**	**0**	**0**	**0**	**0**	**0**	**0**	**0**	**0**	**0**	**0**	**0**	**26**	**30.9**
1300	4	0	4	0	0	0	0	0	0	0	0	0	0	0	0	0	0	0	0	33.3	-
1400	2	0	2	0	0	0	0	0	0	0	0	0	0	0	0	0	0	0	0	23.7	-
1500	5	0	5	0	0	0	0	0	0	0	0	0	0	0	0	0	0	0	0	18.4	-
1600	7	0	6	0	1	0	0	0	0	0	0	0	0	0	0	0	0	0	0	25	-
1700	5	0	5	0	0	0	0	0	0	0	0	0	0	0	0	0	0	0	0	26.3	-
1800	6	0	6	0	0	0	0	0	0	0	0	0	0	0	0	0	0	0	0	36.2	-
1900	3	0	3	0	0	0	0	0	0	0	0	0	0	0	0	0	0	0	0	32.5	-
2000	2	0	2	0	0	0	0	0	0	0	0	0	0	0	0	0	0	0	0	27.9	-
2100	2	0	2	0	0	0	0	0	0	0	0	0	0	0	0	0	0	0	0	24.9	-
2200	3	0	3	0	0	0	0	0	0	0	0	0	0	0	0	0	0	0	0	31.9	-
2300	1	0	1	0	0	0	0	0	0	0	0	0	0	0	0	0	0	0	0	21.7	-
07-19	**49**	**0**	**47**	**1**	**1**	**0**	**0**	**0**	**0**	**0**	**0**	**0**	**0**	**0**	**0**	**0**	**0**	**0**	**0**	**28.5**	**36.9**
06-22	**57**	**0**	**55**	**1**	**1**	**0**	**0**	**0**	**0**	**0**	**0**	**0**	**0**	**0**	**0**	**0**	**0**	**0**	**0**	**28.5**	**36.9**
06-00	**61**	**0**	**59**	**1**	**1**	**0**	**0**	**0**	**0**	**0**	**0**	**0**	**0**	**0**	**0**	**0**	**0**	**0**	**0**	**28.5**	**36.9**
00-00	**63**	**0**	**61**	**1**	**1**	**0**	**0**	**0**	**0**	**0**	**0**	**0**	**0**	**0**	**0**	**0**	**0**	**0**	**0**	**28.4**	**36.9**

DRAFT

Site 45
Location L683710, Att - Telepole, Lat 53.82543, Long -6.80387
Direction North

3279 / Meath/Cavan/Monaghan ATC's
October 2013
Automatic Traffic Count

Sun, 13 October 2013

Time	Total	Classification												>PSL	>PSL%	>SL1	>SL1%	>SL2	>SL2%	Mean	Vpp
		1 MCL	2 SV	3 SVT	4 TB2	5 TB3	6 T4	7 ART3	8 ART4	9 ART5	10 ART6	11 BD	12 DRT	50	50	57 ACPO	57 ACPO	65 DfT	65 DfT		85
0000	0	0	0	0	0	0	0	0	0	0	0	0	0	0	0	0	0	0	0	-	-
0100	0	0	0	0	0	0	0	0	0	0	0	0	0	0	0	0	0	0	0	-	-
0200	1	0	1	0	0	0	0	0	0	0	0	0	0	0	0	0	0	0	0	23.5	-
0300	0	0	0	0	0	0	0	0	0	0	0	0	0	0	0	0	0	0	0	-	-
0400	0	0	0	0	0	0	0	0	0	0	0	0	0	0	0	0	0	0	0	-	-
0500	0	0	0	0	0	0	0	0	0	0	0	0	0	0	0	0	0	0	0	-	-
0600	2	0	2	0	0	0	0	0	0	0	0	0	0	0	0	0	0	0	0	24.4	-
0700	0	0	0	0	0	0	0	0	0	0	0	0	0	0	0	0	0	0	0	-	-
0800	0	0	0	0	0	0	0	0	0	0	0	0	0	0	0	0	0	0	0	-	-
0900	2	0	2	0	0	0	0	0	0	0	0	0	0	0	0	0	0	0	0	23	-
1000	**9**	**0**	**9**	**0**	**0**	**0**	**0**	**0**	**0**	**0**	**0**	**0**	**0**	**0**	**0**	**0**	**0**	**0**	**0**	**33.8**	**-**
1100	6	0	5	0	1	0	0	0	0	0	0	0	0	0	0	0	0	0	0	35.3	-
1200	2	0	2	0	0	0	0	0	0	0	0	0	0	0	0	0	0	0	0	28.1	-
1300	3	0	3	0	0	0	0	0	0	0	0	0	0	0	0	0	0	0	0	24.7	-
1400	3	0	2	0	1	0	0	0	0	0	0	0	0	0	0	0	0	0	0	32.6	-
1500	3	0	3	0	0	0	0	0	0	0	0	0	0	0	0	0	0	0	0	28.4	-
1600	**5**	**0**	**5**	**0**	**0**	**0**	**0**	**0**	**0**	**0**	**0**	**0**	**0**	**1**	**20**	**0**	**0**	**0**	**0**	**32.2**	**-**
1700	2	0	2	0	0	0	0	0	0	0	0	0	0	0	0	0	0	0	0	25	-
1800	2	0	2	0	0	0	0	0	0	0	0	0	0	0	0	0	0	0	0	27.6	-
1900	3	0	3	0	0	0	0	0	0	0	0	0	0	0	0	0	0	0	0	30.7	-
2000	4	0	4	0	0	0	0	0	0	0	0	0	0	0	0	0	0	0	0	29.4	-
2100	0	0	0	0	0	0	0	0	0	0	0	0	0	0	0	0	0	0	0	-	-
2200	0	0	0	0	0	0	0	0	0	0	0	0	0	0	0	0	0	0	0	-	-
2300	0	0	0	0	0	0	0	0	0	0	0	0	0	0	0	0	0	0	0	-	-
07-19	**37**	**0**	**35**	**0**	**2**	**0**	**0**	**0**	**0**	**0**	**0**	**0**	**0**	**1**	**2.7**	**0**	**0**	**0**	**0**	**30.8**	**38.5**
06-22	**46**	**0**	**44**	**0**	**2**	**0**	**0**	**0**	**0**	**0**	**0**	**0**	**0**	**1**	**2.2**	**0**	**0**	**0**	**0**	**30.4**	**37.1**
06-00	**46**	**0**	**44**	**0**	**2**	**0**	**0**	**0**	**0**	**0**	**0**	**0**	**0**	**1**	**2.2**	**0**	**0**	**0**	**0**	**30.4**	**37.1**
00-00	**47**	**0**	**45**	**0**	**2**	**0**	**0**	**0**	**0**	**0**	**0**	**0**	**0**	**1**	**2.1**	**0**	**0**	**0**	**0**	**30.3**	**37.1**

DRAFT

Site 45
Location L683710, Att - Telepole, Lat 53.82543, Long -6.80387
Direction North

3279 / Meath/Cavan/Monaghan ATC's
October 2013
Automatic Traffic Count

Mon, 14 October 2013

Time	Total	Classification												>PSL	>PSL%	>SL1	>SL1%	>SL2	>SL2%	Mean	Vpp
		1 MCL	2 SV	3 SVT	4 TB2	5 TB3	6 T4	7 ART3	8 ART4	9 ART5	10 ART6	11 BD	12 DRT	50	50	57 ACPO	57 ACPO	65 DfT	65 DfT		85
0000	0	0	0	0	0	0	0	0	0	0	0	0	0	0	0	0	0	0	0	-	-
0100	0	0	0	0	0	0	0	0	0	0	0	0	0	0	0	0	0	0	0	-	-
0200	0	0	0	0	0	0	0	0	0	0	0	0	0	0	0	0	0	0	0	-	-
0300	0	0	0	0	0	0	0	0	0	0	0	0	0	0	0	0	0	0	0	-	-
0400	0	0	0	0	0	0	0	0	0	0	0	0	0	0	0	0	0	0	0	-	-
0500	0	0	0	0	0	0	0	0	0	0	0	0	0	0	0	0	0	0	0	-	-
0600	1	0	1	0	0	0	0	0	0	0	0	0	0	0	0	0	0	0	0	25.7	-
0700	4	0	4	0	0	0	0	0	0	0	0	0	0	0	0	0	0	0	0	33.8	-
0800	**8**	**0**	**7**	**1**	**0**	**0**	**0**	**0**	**0**	**0**	**0**	**0**	**0**	**2**	**25**	**1**	**12.5**	**0**	**0**	**37.9**	**-**
0900	5	0	5	0	0	0	0	0	0	0	0	0	0	0	0	0	0	0	0	33.7	-
1000	4	0	3	0	1	0	0	0	0	0	0	0	0	0	0	0	0	0	0	30.9	-
1100	5	0	5	0	0	0	0	0	0	0	0	0	0	0	0	0	0	0	0	34.3	-
1200	5	0	4	0	1	0	0	0	0	0	0	0	0	0	0	0	0	0	0	32.2	-
1300	7	0	6	1	0	0	0	0	0	0	0	0	0	0	0	0	0	0	0	27.4	-
1400	**8**	**0**	**8**	**0**	**0**	**0**	**0**	**0**	**0**	**0**	**0**	**0**	**0**	**0**	**0**	**0**	**0**	**0**	**0**	**34.7**	**-**
1500	7	0	7	0	0	0	0	0	0	0	0	0	0	0	0	0	0	0	0	33.7	-
1600	2	0	2	0	0	0	0	0	0	0	0	0	0	0	0	0	0	0	0	33.8	-
1700	6	0	6	0	0	0	0	0	0	0	0	0	0	0	0	0	0	0	0	35.6	-
1800	2	0	1	0	1	0	0	0	0	0	0	0	0	0	0	0	0	0	0	40.6	-
1900	5	0	5	0	0	0	0	0	0	0	0	0	0	0	0	0	0	0	0	36.8	-
2000	2	0	2	0	0	0	0	0	0	0	0	0	0	0	0	0	0	0	0	37.3	-
2100	1	0	1	0	0	0	0	0	0	0	0	0	0	0	0	0	0	0	0	16.4	-
2200	0	0	0	0	0	0	0	0	0	0	0	0	0	0	0	0	0	0	0	0	0
2300	0	0	0	0	0	0	0	0	0	0	0	0	0	0	0	0	0	0	0	0	0
07-19	**63**	**0**	**58**	**2**	**3**	**0**	**0**	**0**	**0**	**0**	**0**	**0**	**0**	**2**	**3.2**	**1**	**1.6**	**0**	**0**	**33.8**	**41.4**
06-22	**72**	**0**	**67**	**2**	**3**	**0**	**0**	**0**	**0**	**0**	**0**	**0**	**0**	**2**	**2.8**	**1**	**1.4**	**0**	**0**	**33.8**	**41.4**
06-00	**72**	**0**	**67**	**2**	**3**	**0**	**0**	**0**	**0**	**0**	**0**	**0**	**0**	**2**	**2.8**	**1**	**1.4**	**0**	**0**	**33.8**	**41.4**
00-00	**72**	**0**	**67**	**2**	**3**	**0**	**0**	**0**	**0**	**0**	**0**	**0**	**0**	**2**	**2.8**	**1**	**1.4**	**0**	**0**	**33.8**	**41.4**

DRAFT

Site 45
Location L683710, Att - Telepole, Lat 53.82543, Long -6.80387
Direction North

3279 / Meath/Cavan/Monaghan ATC's
October 2013
Automatic Traffic Count

Virtual Day (7)

Time	Total	Classification												>PSL	>PSL%	>SL1	>SL1%	>SL2	>SL2%	Mean	Vpp
		1 MCL	2 SV	3 SVT	4 TB2	5 TB3	6 T4	7 ART3	8 ART4	9 ART5	10 ART6	11 BD	12 DRT	50	50	57 ACPO	57 ACPO	65 DfT	65 DfT		85
0000	0	0	0	0	0	0	0	0	0	0	0	0	0	0	0	0	0	0	0	-	-
0100	0	0	0	0	0	0	0	0	0	0	0	0	0	0	0	0	0	0	0	-	-
0200	1	0	1	0	0	0	0	0	0	0	0	0	0	0	0	0	0	0	0	19.7	-
0300	0	0	0	0	0	0	0	0	0	0	0	0	0	0	0	0	0	0	0	-	-
0400	0	0	0	0	0	0	0	0	0	0	0	0	0	0	0	0	0	0	0	-	-
0500	0	0	0	0	0	0	0	0	0	0	0	0	0	0	0	0	0	0	0	27.4	-
0600	2	0	1	0	0	0	0	0	0	0	0	0	0	0	0	0	0	0	0	23.4	-
0700	2	0	2	0	0	0	0	0	0	0	0	0	0	0	5.9	0	0	0	0	33.4	-
0800	6	0	5	0	0	0	0	0	0	0	0	0	0	1	9.5	0	7.1	0	2.4	31.3	-
0900	4	0	4	0	0	0	0	0	0	0	0	0	0	0	0	0	0	0	0	27.9	-
1000	6	0	5	0	0	0	0	0	0	0	0	0	0	0	0	0	0	0	0	32.8	-
1100	**7**	**0**	**7**	**0**	**0**	**0**	**0**	**0**	**0**	**0**	**0**	**0**	**0**	**0**	**0**	**0**	**0**	**0**	**0**	**19.2**	**-**
1200	7	0	6	0	0	0	0	0	0	0	0	0	0	0	0	0	0	0	0	23.5	-
1300	5	0	4	0	0	0	0	0	0	0	0	0	0	0	0	0	0	0	0	25.1	-
1400	6	0	5	0	0	0	0	0	0	0	0	0	0	0	0	0	0	0	0	30.1	-
1500	**8**	**0**	**7**	**0**	**0**	**0**	**0**	**0**	**0**	**0**	**0**	**0**	**0**	**0**	**0**	**0**	**0**	**0**	**0**	**27.4**	**-**
1600	7	0	7	0	0	0	0	0	0	0	0	0	0	0	1.9	0	0	0	0	27.7	-
1700	7	0	6	0	0	0	0	0	0	0	0	0	0	0	0	0	0	0	0	30.6	-
1800	5	0	4	0	1	0	0	0	0	0	0	0	0	0	0	0	0	0	0	32.9	-
1900	5	0	4	0	0	0	0	0	0	0	0	0	0	0	0	0	0	0	0	34	-
2000	3	0	3	0	0	0	0	0	0	0	0	0	0	0	0	0	0	0	0	29	-
2100	1	0	1	0	0	0	0	0	0	0	0	0	0	0	0	0	0	0	0	24.1	-
2200	2	0	2	0	0	0	0	0	0	0	0	0	0	0	0	0	0	0	0	30.9	-
2300	0	0	0	0	0	0	0	0	0	0	0	0	0	0	0	0	0	0	0	21.7	-
07-19	**69**	**0**	**63**	**2**	**2**	**1**	**0**	**0**	**0**	**1**	**0**	**0**	**0**	**1**	**1.2**	**0**	**0.6**	**0**	**0.2**	**28**	**38.7**
06-22	**80**	**0**	**73**	**2**	**2**	**1**	**0**	**0**	**0**	**1**	**0**	**0**	**0**	**1**	**1.1**	**0**	**0.5**	**0**	**0.2**	**28.2**	**38.7**
06-00	**82**	**0**	**75**	**2**	**2**	**1**	**0**	**0**	**0**	**1**	**0**	**0**	**0**	**1**	**1**	**0**	**0.5**	**0**	**0.2**	**28.3**	**38.7**
00-00	**83**	**0**	**76**	**2**	**2**	**1**	**0**	**0**	**0**	**1**	**0**	**0**	**0**	**1**	**1**	**0**	**0.5**	**0**	**0.2**	**28.2**	**38.7**

DRAFT

Site 45
Location L683710, Att - Telepole, Lat 53.82543, Long -6.80387
Direction North

3279 / Meath/Cavan/Monaghan ATC's
October 2013
Automatic Traffic Count

Virtual Week (1)

Time	Total	Classification												>PSL	>PSL%	>SL1	>SL1%	>SL2	>SL2%	Mean	Vpp
		1 MCL	2 SV	3 SVT	4 TB2	5 TB3	6 T4	7 ART3	8 ART4	9 ART5	10 ART6	11 BD	12 DRT	50	50	57 ACPO	57 ACPO	65 DfT	65 DfT		85
Mon	72	0	67	2	3	0	0	0	0	0	0	0	0	2	2.8	1	1.4	0	0	33.8	41.4
Tue	73	1	67	1	2	0	1	0	0	0	1	0	0	1	1.4	1	1.4	0	0	30.6	38
Wed	112	0	105	2	2	1	0	0	0	1	1	0	0	1	0.9	1	0.9	1	0.9	25	37.8
Thu	109	0	94	5	4	6	0	0	0	0	0	0	0	0	0	0	0	0	0	26.2	37.8
Fri	103	0	92	4	2	1	0	0	1	3	0	0	0	1	1	0	0	0	0	27.2	37.8
| Sat	63	0	61	1	1	0	0	0	0	0	0	0	0	0	0	0	0	0	0	28.4	36.9
| Sun	47	0	45	0	2	0	0	0	0	0	0	0	0	1	2.1	0	0	0	0	30.3	37.1
5 Day Ave.	**94**	**0**	**85**	**3**	**3**	**2**	**0**	**0**	**0**	**1**	**0**	**0**	**0**	**1**	**1.1**	**1**	**1.1**	**0**	**0.0**	**28.6**	**38.6**
7 Day Ave.	**83**	**0**	**76**	**2**	**2**	**1**	**0**	**0**	**0**	**1**	**0**	**0**	**0**	**1**	**1.0**	**0**	**0.5**	**0**	**0.2**	**28.2**	**38.7**
--	**579**	**1**	**531**	**15**	**16**	**8**	**1**	**0**	**1**	**4**	**2**	**0**	**0**	**6**	**1.0**	**3**	**0.5**	**1**	**0.2**	**28.2**	**38.7**

Summary Graphs

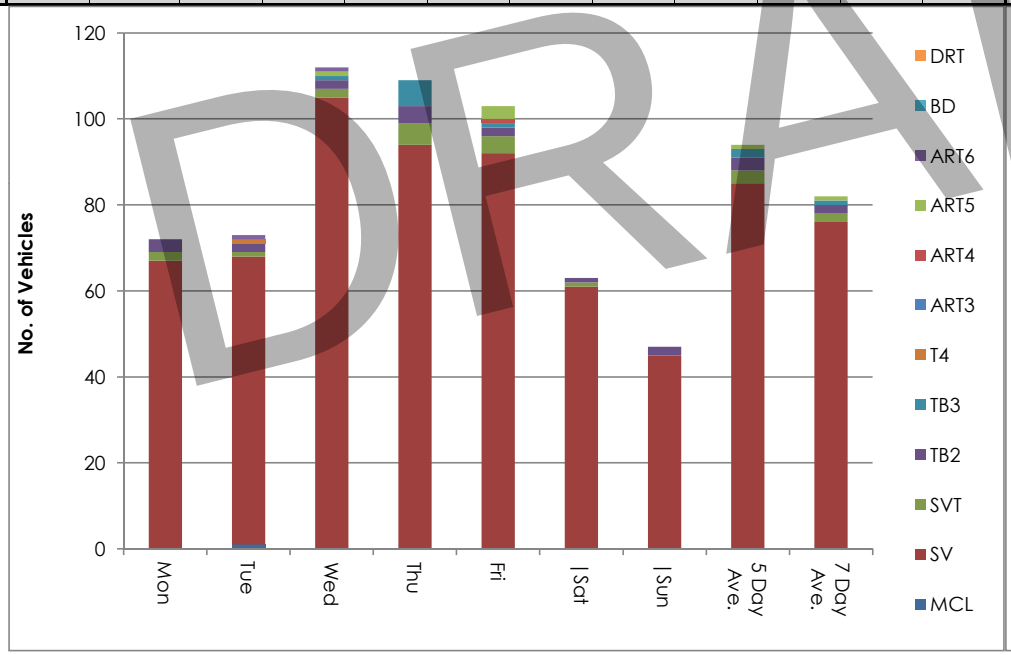

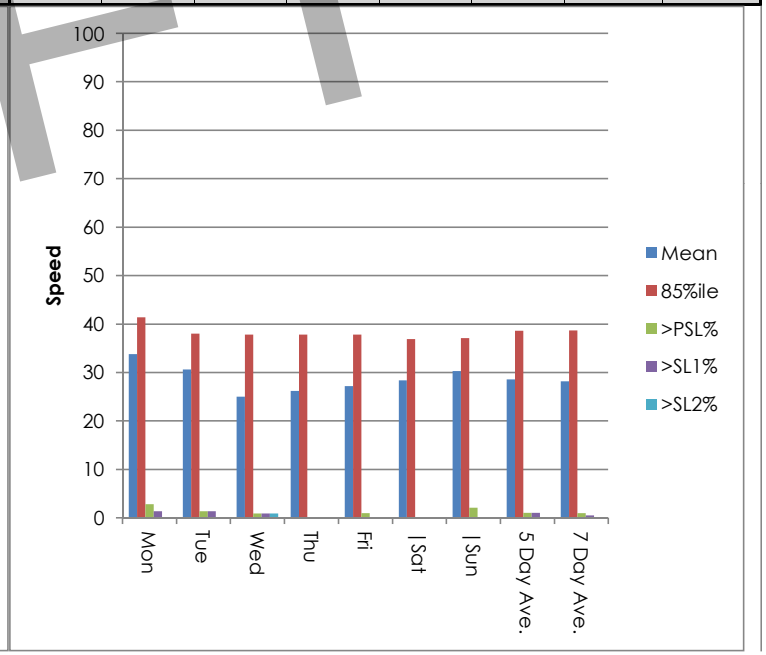

DRAFT

Site 45
Location L683710, Att - Telepole, Lat 53.82543, Long -6.80387
Direction North

3279 / Meath/Cavan/Monaghan ATC's
October 2013
Automatic Traffic Count

Tue, 8 October 2013

Time	Total	Speed Bins (mph)																											
		0 - 5	5 - 10	10 - 15	15 - 20	20 - 25	25 - 30	30 - 35	35 - 40	40 - 45	45 - 50	50 - 55	55 - 60	60 - 65	65 - 70	70 - 75	75 - 80	80 - 85	85 - 90	90 - 95	95 - 100	100 - 105	105 - 110	110 - 115	115 - 120	120 - 125	125 - 130	130 - 135	135 - 140
0000	0	0	0	0	0	0	0	0	0	0	0	0	0	0	0	0	0	0	0	0	0	0	0	0	0	0	0	0	0
0100	0	0	0	0	0	0	0	0	0	0	0	0	0	0	0	0	0	0	0	0	0	0	0	0	0	0	0	0	0
0200	0	0	0	0	0	0	0	0	0	0	0	0	0	0	0	0	0	0	0	0	0	0	0	0	0	0	0	0	0
0300	0	0	0	0	0	0	0	0	0	0	0	0	0	0	0	0	0	0	0	0	0	0	0	0	0	0	0	0	0
0400	0	0	0	0	0	0	0	0	0	0	0	0	0	0	0	0	0	0	0	0	0	0	0	0	0	0	0	0	0
0500	0	0	0	0	0	0	0	0	0	0	0	0	0	0	0	0	0	0	0	0	0	0	0	0	0	0	0	0	0
0600	2	0	0	1	0	0	0	1	0	0	0	0	0	0	0	0	0	0	0	0	0	0	0	0	0	0	0	0	0
0700	2	0	0	0	0	1	0	0	0	1	0	0	0	0	0	0	0	0	0	0	0	0	0	0	0	0	0	0	0
0800	**7**	**0**	**1**	**0**	**0**	**1**	**0**	**0**	**4**	**0**	**0**	**0**	**0**	**1**	**0**	**0**	**0**	**0**	**0**	**0**	**0**	**0**	**0**	**0**	**0**	**0**	**0**	**0**	**0**
0900	4	0	0	0	0	0	2	1	1	0	0	0	0	0	0	0	0	0	0	0	0	0	0	0	0	0	0	0	0
1000	4	0	0	0	1	0	0	2	1	0	0	0	0	0	0	0	0	0	0	0	0	0	0	0	0	0	0	0	0
1100	3	0	0	0	0	1	2	0	0	0	0	0	0	0	0	0	0	0	0	0	0	0	0	0	0	0	0	0	0
1200	1	0	0	0	0	0	0	1	0	0	0	0	0	0	0	0	0	0	0	0	0	0	0	0	0	0	0	0	0
1300	4	0	1	0	0	2	0	1	0	0	0	0	0	0	0	0	0	0	0	0	0	0	0	0	0	0	0	0	0
1400	2	0	0	0	0	0	0	0	0	2	0	0	0	0	0	0	0	0	0	0	0	0	0	0	0	0	0	0	0
1500	**10**	**0**	**0**	**0**	**0**	**1**	**1**	**5**	**3**	**0**	**0**	**0**	**0**	**0**	**0**	**0**	**0**	**0**	**0**	**0**	**0**	**0**	**0**	**0**	**0**	**0**	**0**	**0**	**0**
1600	8	0	1	0	1	1	2	1	2	0	0	0	0	0	0	0	0	0	0	0	0	0	0	0	0	0	0	0	0
1700	6	0	0	0	1	0	1	2	2	0	0	0	0	0	0	0	0	0	0	0	0	0	0	0	0	0	0	0	0
1800	7	0	0	0	0	0	1	2	4	0	0	0	0	0	0	0	0	0	0	0	0	0	0	0	0	0	0	0	0
1900	5	0	0	0	0	0	0	4	1	0	0	0	0	0	0	0	0	0	0	0	0	0	0	0	0	0	0	0	0
2000	6	0	0	0	0	1	2	3	0	0	0	0	0	0	0	0	0	0	0	0	0	0	0	0	0	0	0	0	0
2100	0	0	0	0	0	0	0	0	0	0	0	0	0	0	0	0	0	0	0	0	0	0	0	0	0	0	0	0	0
2200	2	0	0	0	1	1	0	0	0	0	0	0	0	0	0	0	0	0	0	0	0	0	0	0	0	0	0	0	0
2300	0	0	0	0	0	0	0	0	0	0	0	0	0	0	0	0	0	0	0	0	0	0	0	0	0	0	0	0	0
07-19	**58**	**0**	**3**	**0**	**3**	**7**	**9**	**15**	**17**	**3**	**0**	**0**	**0**	**1**	**0**	**0**	**0**	**0**	**0**	**0**	**0**	**0**	**0**	**0**	**0**	**0**	**0**	**0**	**0**
06-22	**71**	**0**	**3**	**1**	**3**	**8**	**11**	**23**	**18**	**3**	**0**	**0**	**0**	**1**	**0**	**0**	**0**	**0**	**0**	**0**	**0**	**0**	**0**	**0**	**0**	**0**	**0**	**0**	**0**
06-00	**73**	**0**	**3**	**1**	**4**	**9**	**11**	**23**	**18**	**3**	**0**	**0**	**0**	**1**	**0**	**0**	**0**	**0**	**0**	**0**	**0**	**0**	**0**	**0**	**0**	**0**	**0**	**0**	**0**
00-00	**73**	**0**	**3**	**1**	**4**	**9**	**11**	**23**	**18**	**3**	**0**	**0**	**0**	**1**	**0**	**0**	**0**	**0**	**0**	**0**	**0**	**0**	**0**	**0**	**0**	**0**	**0**	**0**	**0**

DRAFT

Site 45
Location L683710, Att - Telepole, Lat 53.82543, Long -6.80387
Direction North

3279 / Meath/Cavan/Monaghan ATC's
October 2013
Automatic Traffic Count

Wed, 9 October 2013

Time	Total	Speed Bins (mph)																											
		0 - 5	5 - 10	10 - 15	15 - 20	20 - 25	25 - 30	30 - 35	35 - 40	40 - 45	45 - 50	50 - 55	55 - 60	60 - 65	65 - 70	70 - 75	75 - 80	80 - 85	85 - 90	90 - 95	95 - 100	100 - 105	105 - 110	110 - 115	115 - 120	120 - 125	125 - 130	130 - 135	135 - 140
0000	0	0	0	0	0	0	0	0	0	0	0	0	0	0	0	0	0	0	0	0	0	0	0	0	0	0	0	0	0
0100	0	0	0	0	0	0	0	0	0	0	0	0	0	0	0	0	0	0	0	0	0	0	0	0	0	0	0	0	0
0200	0	0	0	0	0	0	0	0	0	0	0	0	0	0	0	0	0	0	0	0	0	0	0	0	0	0	0	0	0
0300	0	0	0	0	0	0	0	0	0	0	0	0	0	0	0	0	0	0	0	0	0	0	0	0	0	0	0	0	0
0400	0	0	0	0	0	0	0	0	0	0	0	0	0	0	0	0	0	0	0	0	0	0	0	0	0	0	0	0	0
0500	0	0	0	0	0	0	0	0	0	0	0	0	0	0	0	0	0	0	0	0	0	0	0	0	0	0	0	0	0
0600	4	0	0	0	1	2	0	0	1	0	0	0	0	0	0	0	0	0	0	0	0	0	0	0	0	0	0	0	0
0700	3	0	0	0	1	1	0	0	0	1	0	0	0	0	0	0	0	0	0	0	0	0	0	0	0	0	0	0	0
0800	7	0	0	0	1	0	2	1	2	0	0	0	0	0	1	0	0	0	0	0	0	0	0	0	0	0	0	0	0
0900	3	0	0	0	0	0	0	1	1	1	0	0	0	0	0	0	0	0	0	0	0	0	0	0	0	0	0	0	0
1000	5	0	0	0	0	0	1	2	2	0	0	0	0	0	0	0	0	0	0	0	0	0	0	0	0	0	0	0	0
1100	**21**	**2**	**16**	**2**	**0**	**0**	**0**	**1**	**0**	**0**	**0**	**0**	**0**	**0**	**0**	**0**	**0**	**0**	**0**	**0**	**0**	**0**	**0**	**0**	**0**	**0**	**0**	**0**	**0**
1200	8	0	5	0	1	0	0	0	2	0	0	0	0	0	0	0	0	0	0	0	0	0	0	0	0	0	0	0	0
1300	3	0	0	2	0	0	0	0	1	0	0	0	0	0	0	0	0	0	0	0	0	0	0	0	0	0	0	0	0
1400	3	0	0	0	0	0	1	0	1	1	0	0	0	0	0	0	0	0	0	0	0	0	0	0	0	0	0	0	0
1500	**10**	**0**	**0**	**2**	**0**	**2**	**3**	**1**	**2**	**0**	**0**	**0**	**0**	**0**	**0**	**0**	**0**	**0**	**0**	**0**	**0**	**0**	**0**	**0**	**0**	**0**	**0**	**0**	**0**
1600	**10**	**0**	**0**	**0**	**1**	**0**	**2**	**2**	**4**	**1**	**0**	**0**	**0**	**0**	**0**	**0**	**0**	**0**	**0**	**0**	**0**	**0**	**0**	**0**	**0**	**0**	**0**	**0**	**0**
1700	8	0	0	1	0	0	2	3	0	1	1	0	0	0	0	0	0	0	0	0	0	0	0	0	0	0	0	0	0
1800	9	0	0	0	1	1	2	3	1	1	0	0	0	0	0	0	0	0	0	0	0	0	0	0	0	0	0	0	0
1900	8	0	0	0	0	1	3	1	2	1	0	0	0	0	0	0	0	0	0	0	0	0	0	0	0	0	0	0	0
2000	4	0	0	1	1	0	1	1	0	0	0	0	0	0	0	0	0	0	0	0	0	0	0	0	0	0	0	0	0
2100	2	0	0	0	1	1	0	0	0	0	0	0	0	0	0	0	0	0	0	0	0	0	0	0	0	0	0	0	0
2200	4	0	0	0	1	0	2	1	0	0	0	0	0	0	0	0	0	0	0	0	0	0	0	0	0	0	0	0	0
2300	0	0	0	0	0	0	0	0	0	0	0	0	0	0	0	0	0	0	0	0	0	0	0	0	0	0	0	0	0
07-19	**90**	**2**	**21**	**7**	**5**	**4**	**13**	**14**	**16**	**6**	**1**	**0**	**0**	**0**	**1**	**0**	**0**	**0**	**0**	**0**	**0**	**0**	**0**	**0**	**0**	**0**	**0**	**0**	**0**
06-22	**108**	**2**	**21**	**8**	**8**	**8**	**17**	**16**	**19**	**7**	**1**	**0**	**0**	**0**	**1**	**0**	**0**	**0**	**0**	**0**	**0**	**0**	**0**	**0**	**0**	**0**	**0**	**0**	**0**
06-00	**112**	**2**	**21**	**8**	**9**	**8**	**19**	**17**	**19**	**7**	**1**	**0**	**0**	**0**	**1**	**0**	**0**	**0**	**0**	**0**	**0**	**0**	**0**	**0**	**0**	**0**	**0**	**0**	**0**
00-00	**112**	**2**	**21**	**8**	**9**	**8**	**19**	**17**	**19**	**7**	**1**	**0**	**0**	**0**	**1**	**0**	**0**	**0**	**0**	**0**	**0**	**0**	**0**	**0**	**0**	**0**	**0**	**0**	**0**

DRAFT

Site 45
Location L683710, Att - Telepole, Lat 53.82543, Long -6.80387
Direction North

3279 / Meath/Cavan/Monaghan ATC's
October 2013
Automatic Traffic Count

Thu, 10 October 2013

Time	Total	Speed Bins (mph)																											
		0 - 5	5 - 10	10 - 15	15 - 20	20 - 25	25 - 30	30 - 35	35 - 40	40 - 45	45 - 50	50 - 55	55 - 60	60 - 65	65 - 70	70 - 75	75 - 80	80 - 85	85 - 90	90 - 95	95 - 100	100 - 105	105 - 110	110 - 115	115 - 120	120 - 125	125 - 130	130 - 135	135 - 140
0000	0	0	0	0	0	0	0	0	0	0	0	0	0	0	0	0	0	0	0	0	0	0	0	0	0	0	0	0	0
0100	0	0	0	0	0	0	0	0	0	0	0	0	0	0	0	0	0	0	0	0	0	0	0	0	0	0	0	0	0
0200	1	0	0	1	0	0	0	0	0	0	0	0	0	0	0	0	0	0	0	0	0	0	0	0	0	0	0	0	0
0300	0	0	0	0	0	0	0	0	0	0	0	0	0	0	0	0	0	0	0	0	0	0	0	0	0	0	0	0	0
0400	0	0	0	0	0	0	0	0	0	0	0	0	0	0	0	0	0	0	0	0	0	0	0	0	0	0	0	0	0
0500	0	0	0	0	0	0	0	0	0	0	0	0	0	0	0	0	0	0	0	0	0	0	0	0	0	0	0	0	0
0600	1	0	0	1	0	0	0	0	0	0	0	0	0	0	0	0	0	0	0	0	0	0	0	0	0	0	0	0	0
0700	4	0	0	0	0	0	0	3	0	0	1	0	0	0	0	0	0	0	0	0	0	0	0	0	0	0	0	0	0
0800	8	0	0	1	0	0	1	4	2	0	0	0	0	0	0	0	0	0	0	0	0	0	0	0	0	0	0	0	0
0900	6	0	0	2	0	0	3	0	0	1	0	0	0	0	0	0	0	0	0	0	0	0	0	0	0	0	0	0	0
1000	4	0	0	0	2	0	1	1	0	0	0	0	0	0	0	0	0	0	0	0	0	0	0	0	0	0	0	0	0
1100	**9**	**0**	**0**	**0**	**7**	**0**	**1**	**1**	**0**	**0**	**0**	**0**	**0**	**0**	**0**	**0**	**0**	**0**	**0**	**0**	**0**	**0**	**0**	**0**	**0**	**0**	**0**	**0**	**0**
1200	**14**	**0**	**5**	**2**	**0**	**3**	**1**	**1**	**1**	**1**	**0**	**0**	**0**	**0**	**0**	**0**	**0**	**0**	**0**	**0**	**0**	**0**	**0**	**0**	**0**	**0**	**0**	**0**	**0**
1300	6	0	0	0	4	0	0	1	0	0	1	0	0	0	0	0	0	0	0	0	0	0	0	0	0	0	0	0	0
1400	8	0	0	3	0	1	0	1	2	0	1	0	0	0	0	0	0	0	0	0	0	0	0	0	0	0	0	0	0
1500	8	0	0	4	3	0	1	0	0	0	0	0	0	0	0	0	0	0	0	0	0	0	0	0	0	0	0	0	0
1600	8	0	0	1	4	0	1	1	0	1	0	0	0	0	0	0	0	0	0	0	0	0	0	0	0	0	0	0	0
1700	10	0	0	0	1	1	2	2	3	1	0	0	0	0	0	0	0	0	0	0	0	0	0	0	0	0	0	0	0
1800	8	0	0	1	0	0	2	1	3	1	0	0	0	0	0	0	0	0	0	0	0	0	0	0	0	0	0	0	0
1900	6	0	0	0	0	1	0	1	2	2	0	0	0	0	0	0	0	0	0	0	0	0	0	0	0	0	0	0	0
2000	4	0	0	0	0	1	0	1	1	1	0	0	0	0	0	0	0	0	0	0	0	0	0	0	0	0	0	0	0
2100	1	0	0	0	0	0	0	1	0	0	0	0	0	0	0	0	0	0	0	0	0	0	0	0	0	0	0	0	0
2200	3	0	0	0	0	0	1	1	0	1	0	0	0	0	0	0	0	0	0	0	0	0	0	0	0	0	0	0	0
2300	0	0	0	0	0	0	0	0	0	0	0	0	0	0	0	0	0	0	0	0	0	0	0	0	0	0	0	0	0
07-19	**93**	**0**	**5**	**14**	**21**	**5**	**13**	**16**	**11**	**5**	**3**	**0**	**0**	**0**	**0**	**0**	**0**	**0**	**0**	**0**	**0**	**0**	**0**	**0**	**0**	**0**	**0**	**0**	**0**
06-22	**105**	**0**	**5**	**15**	**21**	**7**	**13**	**19**	**14**	**8**	**3**	**0**	**0**	**0**	**0**	**0**	**0**	**0**	**0**	**0**	**0**	**0**	**0**	**0**	**0**	**0**	**0**	**0**	**0**
06-00	**108**	**0**	**5**	**15**	**21**	**7**	**14**	**20**	**14**	**9**	**3**	**0**	**0**	**0**	**0**	**0**	**0**	**0**	**0**	**0**	**0**	**0**	**0**	**0**	**0**	**0**	**0**	**0**	**0**
00-00	**109**	**0**	**5**	**16**	**21**	**7**	**14**	**20**	**14**	**9**	**3**	**0**	**0**	**0**	**0**	**0**	**0**	**0**	**0**	**0**	**0**	**0**	**0**	**0**	**0**	**0**	**0**	**0**	**0**

DRAFT

Site 45
Location L683710, Att - Telepole, Lat 53.82543, Long -6.80387
Direction North

3279 / Meath/Cavan/Monaghan ATC's
October 2013
Automatic Traffic Count

Fri, 11 October 2013

Time	Total	Speed Bins (mph)																											
		0 - 5	5 - 10	10 - 15	15 - 20	20 - 25	25 - 30	30 - 35	35 - 40	40 - 45	45 - 50	50 - 55	55 - 60	60 - 65	65 - 70	70 - 75	75 - 80	80 - 85	85 - 90	90 - 95	95 - 100	100 - 105	105 - 110	110 - 115	115 - 120	120 - 125	125 - 130	130 - 135	135 - 140
0000	0	0	0	0	0	0	0	0	0	0	0	0	0	0	0	0	0	0	0	0	0	0	0	0	0	0	0	0	0
0100	0	0	0	0	0	0	0	0	0	0	0	0	0	0	0	0	0	0	0	0	0	0	0	0	0	0	0	0	0
0200	1	0	0	0	0	1	0	0	0	0	0	0	0	0	0	0	0	0	0	0	0	0	0	0	0	0	0	0	0
0300	0	0	0	0	0	0	0	0	0	0	0	0	0	0	0	0	0	0	0	0	0	0	0	0	0	0	0	0	0
0400	0	0	0	0	0	0	0	0	0	0	0	0	0	0	0	0	0	0	0	0	0	0	0	0	0	0	0	0	0
0500	0	0	0	0	0	0	0	0	0	0	0	0	0	0	0	0	0	0	0	0	0	0	0	0	0	0	0	0	0
0600	1	0	0	0	1	0	0	0	0	0	0	0	0	0	0	0	0	0	0	0	0	0	0	0	0	0	0	0	0
0700	3	0	0	0	0	1	0	0	1	0	0	1	0	0	0	0	0	0	0	0	0	0	0	0	0	0	0	0	0
0800	**9**	**0**	**0**	**2**	**4**	**1**	**0**	**0**	**2**	**0**	**0**	**0**	**0**	**0**	**0**	**0**	**0**	**0**	**0**	**0**	**0**	**0**	**0**	**0**	**0**	**0**	**0**	**0**	**0**
0900	6	0	0	0	3	3	0	0	0	0	0	0	0	0	0	0	0	0	0	0	0	0	0	0	0	0	0	0	0
1000	**9**	**0**	**0**	**0**	**0**	**0**	**0**	**6**	**3**	**0**	**0**	**0**	**0**	**0**	**0**	**0**	**0**	**0**	**0**	**0**	**0**	**0**	**0**	**0**	**0**	**0**	**0**	**0**	**0**
1100	6	0	0	2	1	0	1	2	0	0	0	0	0	0	0	0	0	0	0	0	0	0	0	0	0	0	0	0	0
1200	7	0	0	1	1	0	1	2	1	1	0	0	0	0	0	0	0	0	0	0	0	0	0	0	0	0	0	0	0
1300	6	0	0	0	3	1	0	2	0	0	0	0	0	0	0	0	0	0	0	0	0	0	0	0	0	0	0	0	0
1400	**13**	**0**	**0**	**5**	**0**	**0**	**1**	**2**	**5**	**0**	**0**	**0**	**0**	**0**	**0**	**0**	**0**	**0**	**0**	**0**	**0**	**0**	**0**	**0**	**0**	**0**	**0**	**0**	**0**
1500	10	0	0	1	1	0	2	3	1	2	0	0	0	0	0	0	0	0	0	0	0	0	0	0	0	0	0	0	0
1600	12	0	0	4	0	0	5	1	0	1	1	0	0	0	0	0	0	0	0	0	0	0	0	0	0	0	0	0	0
1700	9	0	0	0	1	2	3	1	1	1	0	0	0	0	0	0	0	0	0	0	0	0	0	0	0	0	0	0	0
1800	2	0	0	0	0	1	1	0	0	0	0	0	0	0	0	0	0	0	0	0	0	0	0	0	0	0	0	0	0
1900	3	0	0	0	0	0	1	0	1	1	0	0	0	0	0	0	0	0	0	0	0	0	0	0	0	0	0	0	0
2000	2	0	0	0	1	0	1	0	0	0	0	0	0	0	0	0	0	0	0	0	0	0	0	0	0	0	0	0	0
2100	2	0	0	0	1	0	0	0	1	0	0	0	0	0	0	0	0	0	0	0	0	0	0	0	0	0	0	0	0
2200	2	0	0	0	0	0	0	0	1	0	1	0	0	0	0	0	0	0	0	0	0	0	0	0	0	0	0	0	0
2300	0	0	0	0	0	0	0	0	0	0	0	0	0	0	0	0	0	0	0	0	0	0	0	0	0	0	0	0	0
07-19	**92**	**0**	**0**	**15**	**14**	**9**	**14**	**19**	**14**	**5**	**1**	**1**	**0**	**0**	**0**	**0**	**0**	**0**	**0**	**0**	**0**	**0**	**0**	**0**	**0**	**0**	**0**	**0**	**0**
06-22	**100**	**0**	**0**	**15**	**17**	**9**	**16**	**19**	**16**	**6**	**1**	**1**	**0**	**0**	**0**	**0**	**0**	**0**	**0**	**0**	**0**	**0**	**0**	**0**	**0**	**0**	**0**	**0**	**0**
06-00	**102**	**0**	**0**	**15**	**17**	**9**	**16**	**19**	**17**	**6**	**2**	**1**	**0**	**0**	**0**	**0**	**0**	**0**	**0**	**0**	**0**	**0**	**0**	**0**	**0**	**0**	**0**	**0**	**0**
00-00	**103**	**0**	**0**	**15**	**17**	**10**	**16**	**19**	**17**	**6**	**2**	**1**	**0**	**0**	**0**	**0**	**0**	**0**	**0**	**0**	**0**	**0**	**0**	**0**	**0**	**0**	**0**	**0**	**0**

DRAFT

Site 45
Location L683710, Att - Telepole, Lat 53.82543, Long -6.80387
Direction North

3279 / Meath/Cavan/Monaghan ATC's
October 2013
Automatic Traffic Count

Sat, 12 October 2013

Time	Total	Speed Bins (mph)																											
		0 - 5	5 - 10	10 - 15	15 - 20	20 - 25	25 - 30	30 - 35	35 - 40	40 - 45	45 - 50	50 - 55	55 - 60	60 - 65	65 - 70	70 - 75	75 - 80	80 - 85	85 - 90	90 - 95	95 - 100	100 - 105	105 - 110	110 - 115	115 - 120	120 - 125	125 - 130	130 - 135	135 - 140
0000	0	0	0	0	0	0	0	0	0	0	0	0	0	0	0	0	0	0	0	0	0	0	0	0	0	0	0	0	0
0100	0	0	0	0	0	0	0	0	0	0	0	0	0	0	0	0	0	0	0	0	0	0	0	0	0	0	0	0	0
0200	1	0	0	0	0	1	0	0	0	0	0	0	0	0	0	0	0	0	0	0	0	0	0	0	0	0	0	0	0
0300	0	0	0	0	0	0	0	0	0	0	0	0	0	0	0	0	0	0	0	0	0	0	0	0	0	0	0	0	0
0400	0	0	0	0	0	0	0	0	0	0	0	0	0	0	0	0	0	0	0	0	0	0	0	0	0	0	0	0	0
0500	1	0	0	0	0	0	1	0	0	0	0	0	0	0	0	0	0	0	0	0	0	0	0	0	0	0	0	0	0
0600	1	0	0	0	0	0	1	0	0	0	0	0	0	0	0	0	0	0	0	0	0	0	0	0	0	0	0	0	0
0700	1	0	0	0	0	0	0	0	0	1	0	0	0	0	0	0	0	0	0	0	0	0	0	0	0	0	0	0	0
0800	3	0	0	0	0	0	1	1	0	1	0	0	0	0	0	0	0	0	0	0	0	0	0	0	0	0	0	0	0
0900	0	0	0	0	0	0	0	0	0	0	0	0	0	0	0	0	0	0	0	0	0	0	0	0	0	0	0	0	0
1000	**4**	**0**	**0**	**0**	**0**	**0**	**1**	**1**	**1**	**1**	**0**	**0**	**0**	**0**	**0**	**0**	**0**	**0**	**0**	**0**	**0**	**0**	**0**	**0**	**0**	**0**	**0**	**0**	**0**
1100	1	0	0	0	0	0	1	0	0	0	0	0	0	0	0	0	0	0	0	0	0	0	0	0	0	0	0	0	0
1200	**11**	**0**	**1**	**0**	**1**	**1**	**5**	**3**	**0**	**0**	**0**	**0**	**0**	**0**	**0**	**0**	**0**	**0**	**0**	**0**	**0**	**0**	**0**	**0**	**0**	**0**	**0**	**0**	**0**
1300	4	0	0	0	0	1	0	0	3	0	0	0	0	0	0	0	0	0	0	0	0	0	0	0	0	0	0	0	0
1400	2	0	0	0	1	0	1	0	0	0	0	0	0	0	0	0	0	0	0	0	0	0	0	0	0	0	0	0	0
1500	5	0	0	3	0	1	1	0	0	0	0	0	0	0	0	0	0	0	0	0	0	0	0	0	0	0	0	0	0
1600	7	0	0	1	0	1	3	2	0	0	0	0	0	0	0	0	0	0	0	0	0	0	0	0	0	0	0	0	0
1700	5	0	0	0	0	3	1	0	1	0	0	0	0	0	0	0	0	0	0	0	0	0	0	0	0	0	0	0	0
1800	6	0	0	0	1	0	0	0	2	3	0	0	0	0	0	0	0	0	0	0	0	0	0	0	0	0	0	0	0
1900	3	0	0	0	0	1	0	0	2	0	0	0	0	0	0	0	0	0	0	0	0	0	0	0	0	0	0	0	0
2000	2	0	0	0	1	0	0	0	1	0	0	0	0	0	0	0	0	0	0	0	0	0	0	0	0	0	0	0	0
2100	2	0	0	0	1	0	1	0	0	0	0	0	0	0	0	0	0	0	0	0	0	0	0	0	0	0	0	0	0
2200	3	0	0	0	0	1	0	0	2	0	0	0	0	0	0	0	0	0	0	0	0	0	0	0	0	0	0	0	0
2300	1	0	0	0	0	1	0	0	0	0	0	0	0	0	0	0	0	0	0	0	0	0	0	0	0	0	0	0	0
07-19	**49**	**0**	**1**	**4**	**3**	**7**	**14**	**7**	**7**	**6**	**0**	**0**	**0**	**0**	**0**	**0**	**0**	**0**	**0**	**0**	**0**	**0**	**0**	**0**	**0**	**0**	**0**	**0**	**0**
06-22	**57**	**0**	**1**	**4**	**5**	**8**	**16**	**7**	**10**	**6**	**0**	**0**	**0**	**0**	**0**	**0**	**0**	**0**	**0**	**0**	**0**	**0**	**0**	**0**	**0**	**0**	**0**	**0**	**0**
06-00	**61**	**0**	**1**	**4**	**5**	**10**	**16**	**7**	**12**	**6**	**0**	**0**	**0**	**0**	**0**	**0**	**0**	**0**	**0**	**0**	**0**	**0**	**0**	**0**	**0**	**0**	**0**	**0**	**0**
00-00	**63**	**0**	**1**	**4**	**5**	**11**	**17**	**7**	**12**	**6**	**0**	**0**	**0**	**0**	**0**	**0**	**0**	**0**	**0**	**0**	**0**	**0**	**0**	**0**	**0**	**0**	**0**	**0**	**0**

DRAFT

Site 45
Location L683710, Att - Telepole, Lat 53.82543, Long -6.80387
Direction North

3279 / Meath/Cavan/Monaghan ATC's
October 2013
Automatic Traffic Count

Sun, 13 October 2013

Time	Total	Speed Bins (mph)																											
		0 - 5	5 - 10	10 - 15	15 - 20	20 - 25	25 - 30	30 - 35	35 - 40	40 - 45	45 - 50	50 - 55	55 - 60	60 - 65	65 - 70	70 - 75	75 - 80	80 - 85	85 - 90	90 - 95	95 - 100	100 - 105	105 - 110	110 - 115	115 - 120	120 - 125	125 - 130	130 - 135	135 - 140
0000	0	0	0	0	0	0	0	0	0	0	0	0	0	0	0	0	0	0	0	0	0	0	0	0	0	0	0	0	0
0100	0	0	0	0	0	0	0	0	0	0	0	0	0	0	0	0	0	0	0	0	0	0	0	0	0	0	0	0	0
0200	1	0	0	0	0	1	0	0	0	0	0	0	0	0	0	0	0	0	0	0	0	0	0	0	0	0	0	0	0
0300	0	0	0	0	0	0	0	0	0	0	0	0	0	0	0	0	0	0	0	0	0	0	0	0	0	0	0	0	0
0400	0	0	0	0	0	0	0	0	0	0	0	0	0	0	0	0	0	0	0	0	0	0	0	0	0	0	0	0	0
0500	0	0	0	0	0	0	0	0	0	0	0	0	0	0	0	0	0	0	0	0	0	0	0	0	0	0	0	0	0
0600	2	0	0	0	0	1	1	0	0	0	0	0	0	0	0	0	0	0	0	0	0	0	0	0	0	0	0	0	0
0700	0	0	0	0	0	0	0	0	0	0	0	0	0	0	0	0	0	0	0	0	0	0	0	0	0	0	0	0	0
0800	0	0	0	0	0	0	0	0	0	0	0	0	0	0	0	0	0	0	0	0	0	0	0	0	0	0	0	0	0
0900	2	0	0	0	0	2	0	0	0	0	0	0	0	0	0	0	0	0	0	0	0	0	0	0	0	0	0	0	0
1000	**9**	**0**	**0**	**0**	**0**	**0**	**2**	**3**	**3**	**1**	**0**	**0**	**0**	**0**	**0**	**0**	**0**	**0**	**0**	**0**	**0**	**0**	**0**	**0**	**0**	**0**	**0**	**0**	**0**
1100	6	0	0	0	0	1	0	2	2	0	1	0	0	0	0	0	0	0	0	0	0	0	0	0	0	0	0	0	0
1200	2	0	0	0	0	1	0	1	0	0	0	0	0	0	0	0	0	0	0	0	0	0	0	0	0	0	0	0	0
1300	3	0	0	1	0	0	0	2	0	0	0	0	0	0	0	0	0	0	0	0	0	0	0	0	0	0	0	0	0
1400	3	0	0	0	0	0	1	1	1	0	0	0	0	0	0	0	0	0	0	0	0	0	0	0	0	0	0	0	0
1500	3	0	0	0	0	1	1	0	1	0	0	0	0	0	0	0	0	0	0	0	0	0	0	0	0	0	0	0	0
1600	**5**	**0**	**0**	**0**	**0**	**2**	**1**	**0**	**1**	**0**	**0**	**1**	**0**	**0**	**0**	**0**	**0**	**0**	**0**	**0**	**0**	**0**	**0**	**0**	**0**	**0**	**0**	**0**	**0**
1700	2	0	0	0	0	1	1	0	0	0	0	0	0	0	0	0	0	0	0	0	0	0	0	0	0	0	0	0	0
1800	2	0	0	0	0	0	2	0	0	0	0	0	0	0	0	0	0	0	0	0	0	0	0	0	0	0	0	0	0
1900	3	0	0	0	0	0	0	3	0	0	0	0	0	0	0	0	0	0	0	0	0	0	0	0	0	0	0	0	0
2000	4	0	0	0	1	0	1	1	1	0	0	0	0	0	0	0	0	0	0	0	0	0	0	0	0	0	0	0	0
2100	0	0	0	0	0	0	0	0	0	0	0	0	0	0	0	0	0	0	0	0	0	0	0	0	0	0	0	0	0
2200	0	0	0	0	0	0	0	0	0	0	0	0	0	0	0	0	0	0	0	0	0	0	0	0	0	0	0	0	0
2300	0	0	0	0	0	0	0	0	0	0	0	0	0	0	0	0	0	0	0	0	0	0	0	0	0	0	0	0	0
07-19	**37**	**0**	**0**	**1**	**0**	**8**	**8**	**9**	**8**	**1**	**1**	**1**	**0**	**0**	**0**	**0**	**0**	**0**	**0**	**0**	**0**	**0**	**0**	**0**	**0**	**0**	**0**	**0**	**0**
06-22	**46**	**0**	**0**	**1**	**1**	**9**	**10**	**13**	**9**	**1**	**1**	**1**	**0**	**0**	**0**	**0**	**0**	**0**	**0**	**0**	**0**	**0**	**0**	**0**	**0**	**0**	**0**	**0**	**0**
06-00	**46**	**0**	**0**	**1**	**1**	**9**	**10**	**13**	**9**	**1**	**1**	**1**	**0**	**0**	**0**	**0**	**0**	**0**	**0**	**0**	**0**	**0**	**0**	**0**	**0**	**0**	**0**	**0**	**0**
00-00	**47**	**0**	**0**	**1**	**1**	**10**	**10**	**13**	**9**	**1**	**1**	**1**	**0**	**0**	**0**	**0**	**0**	**0**	**0**	**0**	**0**	**0**	**0**	**0**	**0**	**0**	**0**	**0**	**0**

DRAFT

Site 45
Location L683710, Att - Telepole, Lat 53.82543, Long -6.80387
Direction North

3279 / Meath/Cavan/Monaghan ATC's
October 2013
Automatic Traffic Count

Mon, 14 October 2013

Time	Total	Speed Bins (mph)																											
		0 - 5	5 - 10	10 - 15	15 - 20	20 - 25	25 - 30	30 - 35	35 - 40	40 - 45	45 - 50	50 - 55	55 - 60	60 - 65	65 - 70	70 - 75	75 - 80	80 - 85	85 - 90	90 - 95	95 - 100	100 - 105	105 - 110	110 - 115	115 - 120	120 - 125	125 - 130	130 - 135	135 - 140
0000	0	0	0	0	0	0	0	0	0	0	0	0	0	0	0	0	0	0	0	0	0	0	0	0	0	0	0	0	0
0100	0	0	0	0	0	0	0	0	0	0	0	0	0	0	0	0	0	0	0	0	0	0	0	0	0	0	0	0	0
0200	0	0	0	0	0	0	0	0	0	0	0	0	0	0	0	0	0	0	0	0	0	0	0	0	0	0	0	0	0
0300	0	0	0	0	0	0	0	0	0	0	0	0	0	0	0	0	0	0	0	0	0	0	0	0	0	0	0	0	0
0400	0	0	0	0	0	0	0	0	0	0	0	0	0	0	0	0	0	0	0	0	0	0	0	0	0	0	0	0	0
0500	0	0	0	0	0	0	0	0	0	0	0	0	0	0	0	0	0	0	0	0	0	0	0	0	0	0	0	0	0
0600	1	0	0	0	0	0	1	0	0	0	0	0	0	0	0	0	0	0	0	0	0	0	0	0	0	0	0	0	0
0700	4	0	0	0	0	1	0	1	1	1	0	0	0	0	0	0	0	0	0	0	0	0	0	0	0	0	0	0	0
0800	**8**	**0**	**0**	**0**	**0**	**1**	**2**	**1**	**2**	**0**	**0**	**1**	**0**	**1**	**0**	**0**	**0**	**0**	**0**	**0**	**0**	**0**	**0**	**0**	**0**	**0**	**0**	**0**	**0**
0900	5	0	0	0	0	1	1	1	1	0	1	0	0	0	0	0	0	0	0	0	0	0	0	0	0	0	0	0	0
1000	4	0	0	0	0	0	1	2	1	0	0	0	0	0	0	0	0	0	0	0	0	0	0	0	0	0	0	0	0
1100	5	0	0	0	0	1	1	0	1	2	0	0	0	0	0	0	0	0	0	0	0	0	0	0	0	0	0	0	0
1200	5	0	0	0	0	0	3	0	2	0	0	0	0	0	0	0	0	0	0	0	0	0	0	0	0	0	0	0	0
1300	7	0	0	1	0	3	0	1	1	1	0	0	0	0	0	0	0	0	0	0	0	0	0	0	0	0	0	0	0
1400	**8**	**0**	**0**	**0**	**0**	**2**	**1**	**0**	**2**	**3**	**0**	**0**	**0**	**0**	**0**	**0**	**0**	**0**	**0**	**0**	**0**	**0**	**0**	**0**	**0**	**0**	**0**	**0**	**0**
1500	7	0	0	0	1	0	2	1	0	2	1	0	0	0	0	0	0	0	0	0	0	0	0	0	0	0	0	0	0
1600	2	0	0	0	0	0	0	1	1	0	0	0	0	0	0	0	0	0	0	0	0	0	0	0	0	0	0	0	0
1700	6	0	0	0	0	0	2	1	1	1	1	0	0	0	0	0	0	0	0	0	0	0	0	0	0	0	0	0	0
1800	2	0	0	0	0	0	0	0	1	1	0	0	0	0	0	0	0	0	0	0	0	0	0	0	0	0	0	0	0
1900	5	0	0	0	0	1	0	0	2	2	0	0	0	0	0	0	0	0	0	0	0	0	0	0	0	0	0	0	0
2000	2	0	0	0	0	0	0	1	0	1	0	0	0	0	0	0	0	0	0	0	0	0	0	0	0	0	0	0	0
2100	1	0	0	0	1	0	0	0	0	0	0	0	0	0	0	0	0	0	0	0	0	0	0	0	0	0	0	0	0
2200	0	0	0	0	0	0	0	0	0	0	0	0	0	0	0	0	0	0	0	0	0	0	0	0	0	0	0	0	0
2300	0	0	0	0	0	0	0	0	0	0	0	0	0	0	0	0	0	0	0	0	0	0	0	0	0	0	0	0	0
07-19	**63**	**0**	**0**	**1**	**1**	**9**	**13**	**9**	**14**	**11**	**3**	**1**	**0**	**1**	**0**	**0**	**0**	**0**	**0**	**0**	**0**	**0**	**0**	**0**	**0**	**0**	**0**	**0**	**0**
06-22	**72**	**0**	**0**	**1**	**2**	**10**	**14**	**10**	**16**	**14**	**3**	**1**	**0**	**1**	**0**	**0**	**0**	**0**	**0**	**0**	**0**	**0**	**0**	**0**	**0**	**0**	**0**	**0**	**0**
06-00	**72**	**0**	**0**	**1**	**2**	**10**	**14**	**10**	**16**	**14**	**3**	**1**	**0**	**1**	**0**	**0**	**0**	**0**	**0**	**0**	**0**	**0**	**0**	**0**	**0**	**0**	**0**	**0**	**0**
00-00	**72**	**0**	**0**	**1**	**2**	**10**	**14**	**10**	**16**	**14**	**3**	**1**	**0**	**1**	**0**	**0**	**0**	**0**	**0**	**0**	**0**	**0**	**0**	**0**	**0**	**0**	**0**	**0**	**0**

DRAFT

Site 45
Location L683710, Att - Telepole, Lat 53.82543, Long -6.80387
Direction North

3279 / Meath/Cavan/Monaghan ATC's
October 2013
Automatic Traffic Count

Virtual Day (7)

Time	Total	Speed Bins (mph)																											
		0 - 5	5 - 10	10 - 15	15 - 20	20 - 25	25 - 30	30 - 35	35 - 40	40 - 45	45 - 50	50 - 55	55 - 60	60 - 65	65 - 70	70 - 75	75 - 80	80 - 85	85 - 90	90 - 95	95 - 100	100 - 105	105 - 110	110 - 115	115 - 120	120 - 125	125 - 130	130 - 135	135 - 140
0000	0	0	0	0	0	0	0	0	0	0	0	0	0	0	0	0	0	0	0	0	0	0	0	0	0	0	0	0	0
0100	0	0	0	0	0	0	0	0	0	0	0	0	0	0	0	0	0	0	0	0	0	0	0	0	0	0	0	0	0
0200	1	0	0	0	0	0	0	0	0	0	0	0	0	0	0	0	0	0	0	0	0	0	0	0	0	0	0	0	0
0300	0	0	0	0	0	0	0	0	0	0	0	0	0	0	0	0	0	0	0	0	0	0	0	0	0	0	0	0	0
0400	0	0	0	0	0	0	0	0	0	0	0	0	0	0	0	0	0	0	0	0	0	0	0	0	0	0	0	0	0
0500	0	0	0	0	0	0	0	0	0	0	0	0	0	0	0	0	0	0	0	0	0	0	0	0	0	0	0	0	0
0600	2	0	0	0	0	0	0	0	0	0	0	0	0	0	0	0	0	0	0	0	0	0	0	0	0	0	0	0	0
0700	2	0	0	0	0	1	0	1	0	1	0	0	0	0	0	0	0	0	0	0	0	0	0	0	0	0	0	0	0
0800	6	0	0	0	1	0	1	1	2	0	0	0	0	0	0	0	0	0	0	0	0	0	0	0	0	0	0	0	0
0900	4	0	0	0	0	1	1	0	0	0	0	0	0	0	0	0	0	0	0	0	0	0	0	0	0	0	0	0	0
1000	6	0	0	0	0	0	1	2	2	0	0	0	0	0	0	0	0	0	0	0	0	0	0	0	0	0	0	0	0
1100	**7**	**0**	**2**	**1**	**1**	**0**	**1**	**1**	**0**	**0**	**0**	**0**	**0**	**0**	**0**	**0**	**0**	**0**	**0**	**0**	**0**	**0**	**0**	**0**	**0**	**0**	**0**	**0**	**0**
1200	7	0	2	0	0	1	1	1	1	0	0	0	0	0	0	0	0	0	0	0	0	0	0	0	0	0	0	0	0
1300	5	0	0	1	1	1	0	1	1	0	0	0	0	0	0	0	0	0	0	0	0	0	0	0	0	0	0	0	0
1400	6	0	0	1	0	0	1	1	2	1	0	0	0	0	0	0	0	0	0	0	0	0	0	0	0	0	0	0	0
1500	**8**	**0**	**0**	**1**	**1**	**1**	**2**	**1**	**1**	**1**	**0**	**0**	**0**	**0**	**0**	**0**	**0**	**0**	**0**	**0**	**0**	**0**	**0**	**0**	**0**	**0**	**0**	**0**	**0**
1600	7	0	0	1	1	1	2	1	1	0	0	0	0	0	0	0	0	0	0	0	0	0	0	0	0	0	0	0	0
1700	7	0	0	0	0	1	2	1	1	1	0	0	0	0	0	0	0	0	0	0	0	0	0	0	0	0	0	0	0
1800	5	0	0	0	0	0	1	1	2	1	0	0	0	0	0	0	0	0	0	0	0	0	0	0	0	0	0	0	0
1900	5	0	0	0	0	1	1	1	1	1	0	0	0	0	0	0	0	0	0	0	0	0	0	0	0	0	0	0	0
2000	3	0	0	0	1	0	1	1	0	0	0	0	0	0	0	0	0	0	0	0	0	0	0	0	0	0	0	0	0
2100	1	0	0	0	1	0	0	0	0	0	0	0	0	0	0	0	0	0	0	0	0	0	0	0	0	0	0	0	0
2200	2	0	0	0	0	0	0	0	0	0	0	0	0	0	0	0	0	0	0	0	0	0	0	0	0	0	0	0	0
2300	0	0	0	0	0	0	0	0	0	0	0	0	0	0	0	0	0	0	0	0	0	0	0	0	0	0	0	0	0
07-19	**69**	**0**	**4**	**6**	**7**	**7**	**12**	**13**	**12**	**5**	**1**	**0**	**0**	**0**	**0**	**0**	**0**	**0**	**0**	**0**	**0**	**0**	**0**	**0**	**0**	**0**	**0**	**0**	**0**
06-22	**80**	**0**	**4**	**6**	**8**	**8**	**14**	**15**	**15**	**6**	**1**	**0**	**0**	**0**	**0**	**0**	**0**	**0**	**0**	**0**	**0**	**0**	**0**	**0**	**0**	**0**	**0**	**0**	**0**
06-00	**82**	**0**	**4**	**6**	**8**	**9**	**14**	**16**	**15**	**7**	**1**	**0**	**0**	**0**	**0**	**0**	**0**	**0**	**0**	**0**	**0**	**0**	**0**	**0**	**0**	**0**	**0**	**0**	**0**
00-00	**83**	**0**	**4**	**7**	**8**	**9**	**14**	**16**	**15**	**7**	**1**	**0**	**0**	**0**	**0**	**0**	**0**	**0**	**0**	**0**	**0**	**0**	**0**	**0**	**0**	**0**	**0**	**0**	**0**

DRAFT

Site 45
Location L683710, Att - Telepole, Lat 53.82543, Long -6.80387
Direction North

3279 / Meath/Cavan/Monaghan ATC's
October 2013
Automatic Traffic Count

Virtual Week (1)

Time	Total	Speed Bins (mph)																											
		0 - 5	5 - 10	10 - 15	15 - 20	20 - 25	25 - 30	30 - 35	35 - 40	40 - 45	45 - 50	50 - 55	55 - 60	60 - 65	65 - 70	70 - 75	75 - 80	80 - 85	85 - 90	90 - 95	95 - 100	100 - 105	105 - 110	110 - 115	115 - 120	120 - 125	125 - 130	130 - 135	135 - 140
Mon	72	0	0	1	2	10	14	10	16	14	3	1	0	1	0	0	0	0	0	0	0	0	0	0	0	0	0	0	0
Tue	73	0	3	1	4	9	11	23	18	3	0	0	0	1	0	0	0	0	0	0	0	0	0	0	0	0	0	0	0
Wed	112	2	21	8	9	8	19	17	19	7	1	0	0	0	1	0	0	0	0	0	0	0	0	0	0	0	0	0	0
Thu	109	0	5	16	21	7	14	20	14	9	3	0	0	0	0	0	0	0	0	0	0	0	0	0	0	0	0	0	0
Fri	103	0	0	15	17	10	16	19	17	6	2	1	0	0	0	0	0	0	0	0	0	0	0	0	0	0	0	0	0
|Sat	63	0	1	4	5	11	17	7	12	6	0	0	0	0	0	0	0	0	0	0	0	0	0	0	0	0	0	0	0
|Sun	47	0	0	1	1	10	10	13	9	1	1	1	0	0	0	0	0	0	0	0	0	0	0	0	0	0	0	0	0
5 Day Ave.	**94**	**0**	**6**	**8**	**11**	**9**	**15**	**18**	**17**	**8**	**2**	**0**	**0**	**0**	**0**	**0**	**0**	**0**	**0**	**0**	**0**	**0**	**0**	**0**	**0**	**0**	**0**	**0**	**0**
7 Day Ave.	**83**	**0**	**4**	**7**	**8**	**9**	**14**	**16**	**15**	**7**	**1**	**0**	**0**	**0**	**0**	**0**	**0**	**0**	**0**	**0**	**0**	**0**	**0**	**0**	**0**	**0**	**0**	**0**	**0**
--	**579**	**2**	**30**	**46**	**59**	**65**	**101**	**109**	**105**	**46**	**10**	**3**	**0**	**2**	**1**	**0**	**0**	**0**	**0**	**0**	**0**	**0**	**0**	**0**	**0**	**0**	**0**	**0**	**0**	**0**

Summary Graphs

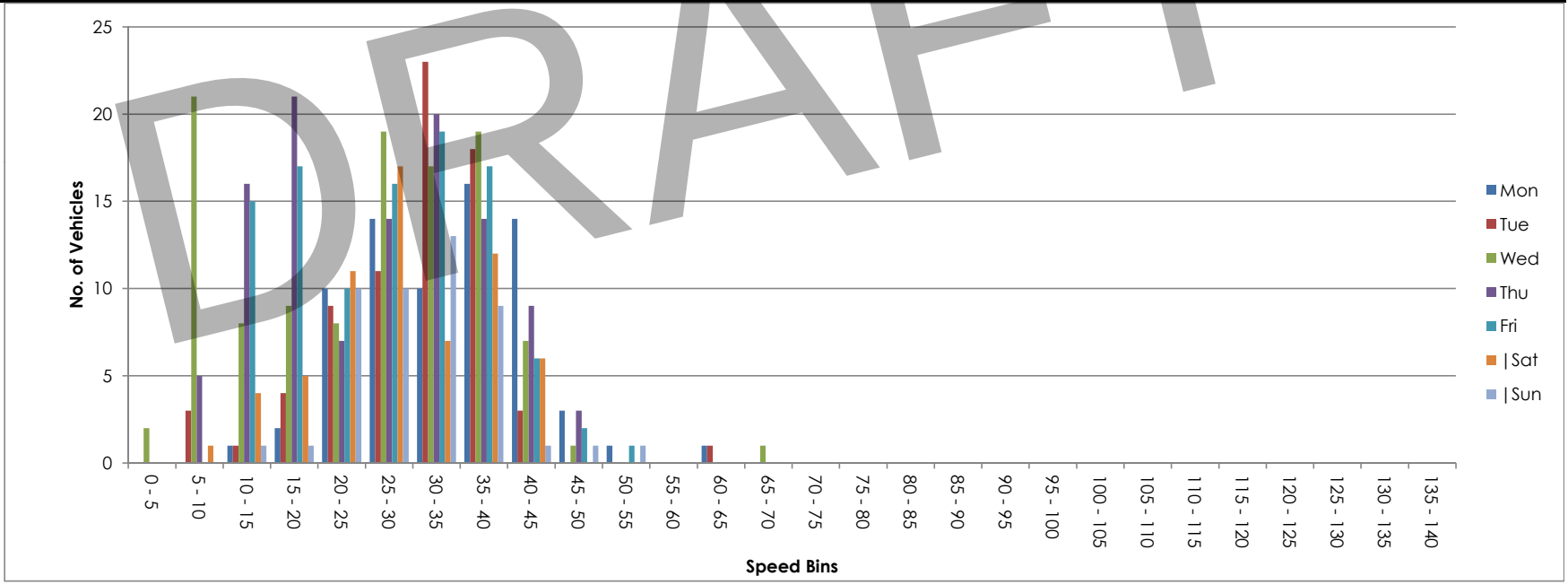

DRAFT

Site 45
Location L683710, Att - Telepole, Lat 53.82543, Long -6.80387
Direction South

3279 / Meath/Cavan/Monaghan ATC's
October 2013
Automatic Traffic Count

Tue, 8 October 2013

Time	Total	Classification												>PSL	>PSL%	>SL1	>SL1%	>SL2	>SL2%	Mean	Vpp
		1 MCL	2 SV	3 SVT	4 TB2	5 TB3	6 T4	7 ART3	8 ART4	9 ART5	10 ART6	11 BD	12 DRT	50	50	57 ACPO	57 ACPO	65 DfT	65 DfT		85
0000	0	0	0	0	0	0	0	0	0	0	0	0	0	0	0	0	0	0	0	-	-
0100	0	0	0	0	0	0	0	0	0	0	0	0	0	0	0	0	0	0	0	-	-
0200	0	0	0	0	0	0	0	0	0	0	0	0	0	0	0	0	0	0	0	-	-
0300	0	0	0	0	0	0	0	0	0	0	0	0	0	0	0	0	0	0	0	-	-
0400	0	0	0	0	0	0	0	0	0	0	0	0	0	0	0	0	0	0	0	-	-
0500	1	0	1	0	0	0	0	0	0	0	0	0	0	0	0	0	0	0	0	31.1	-
0600	0	0	0	0	0	0	0	0	0	0	0	0	0	0	0	0	0	0	0	-	-
0700	1	0	1	0	0	0	0	0	0	0	0	0	0	0	0	0	0	0	0	36.3	-
0800	**5**	**0**	**4**	**0**	**1**	**0**	**0**	**0**	**0**	**0**	**0**	**0**	**0**	**0**	**0**	**0**	**0**	**0**	**0**	**28.7**	**-**
0900	4	0	4	0	0	0	0	0	0	0	0	0	0	0	0	0	0	0	0	28.8	-
1000	4	0	3	0	1	0	0	0	0	0	0	0	0	0	0	0	0	0	0	29.9	-
1100	4	0	4	0	0	0	0	0	0	0	0	0	0	0	0	0	0	0	0	26.4	-
1200	2	0	2	0	0	0	0	0	0	0	0	0	0	0	0	0	0	0	0	21.5	-
1300	7	0	7	0	0	0	0	0	0	0	0	0	0	0	0	0	0	0	0	25.2	-
1400	3	0	3	0	0	0	0	0	0	0	0	0	0	0	0	0	0	0	0	20.3	-
1500	7	1	6	0	0	0	0	0	0	0	0	0	0	0	0	0	0	0	0	21.5	-
1600	4	0	3	0	0	0	1	0	0	0	0	0	0	0	0	0	0	0	0	24.5	-
1700	**11**	**0**	**10**	**0**	**1**	**0**	**0**	**0**	**0**	**0**	**0**	**0**	**0**	**0**	**0**	**0**	**0**	**0**	**0**	**27.4**	**31.5**
1800	5	0	5	0	0	0	0	0	0	0	0	0	0	0	0	0	0	0	0	32.7	-
1900	1	0	1	0	0	0	0	0	0	0	0	0	0	0	0	0	0	0	0	29.4	-
2000	3	0	3	0	0	0	0	0	0	0	0	0	0	0	0	0	0	0	0	27.8	-
2100	3	0	3	0	0	0	0	0	0	0	0	0	0	0	0	0	0	0	0	30.9	-
2200	4	0	4	0	0	0	0	0	0	0	0	0	0	0	0	0	0	0	0	29.1	-
2300	1	0	1	0	0	0	0	0	0	0	0	0	0	0	0	0	0	0	0	29.9	-
07-19	**57**	**1**	**52**	**0**	**3**	**0**	**1**	**0**	**0**	**0**	**0**	**0**	**0**	**0**	**0**	**0**	**0**	**0**	**0**	**26.6**	**34**
06-22	**64**	**1**	**59**	**0**	**3**	**0**	**1**	**0**	**0**	**0**	**0**	**0**	**0**	**0**	**0**	**0**	**0**	**0**	**0**	**26.9**	**34.2**
06-00	**69**	**1**	**64**	**0**	**3**	**0**	**1**	**0**	**0**	**0**	**0**	**0**	**0**	**0**	**0**	**0**	**0**	**0**	**0**	**27**	**35.8**
00-00	**70**	**1**	**65**	**0**	**3**	**0**	**1**	**0**	**0**	**0**	**0**	**0**	**0**	**0**	**0**	**0**	**0**	**0**	**0**	**27.1**	**35.8**

DRAFT

Site 45
Location L683710, Att - Telepole, Lat 53.82543, Long -6.80387
Direction South

3279 / Meath/Cavan/Monaghan ATC's
October 2013
Automatic Traffic Count

Wed, 9 October 2013

Time	Total	Classification												>PSL	>PSL%	>SL1	>SL1%	>SL2	>SL2%	Mean	Vpp
		1 MCL	2 SV	3 SVT	4 TB2	5 TB3	6 T4	7 ART3	8 ART4	9 ART5	10 ART6	11 BD	12 DRT	50	50	57 ACPO	57 ACPO	65 DfT	65 DfT		85
0000	1	0	1	0	0	0	0	0	0	0	0	0	0	0	0	0	0	0	0	40.3	-
0100	0	0	0	0	0	0	0	0	0	0	0	0	0	0	0	0	0	0	0	-	-
0200	0	0	0	0	0	0	0	0	0	0	0	0	0	0	0	0	0	0	0	-	-
0300	0	0	0	0	0	0	0	0	0	0	0	0	0	0	0	0	0	0	0	-	-
0400	0	0	0	0	0	0	0	0	0	0	0	0	0	0	0	0	0	0	0	-	-
0500	0	0	0	0	0	0	0	0	0	0	0	0	0	0	0	0	0	0	0	-	-
0600	1	0	1	0	0	0	0	0	0	0	0	0	0	0	0	0	0	0	0	40.7	-
0700	1	0	1	0	0	0	0	0	0	0	0	0	0	0	0	0	0	0	0	39.3	-
0800	6	0	5	0	1	0	0	0	0	0	0	0	0	0	0	0	0	0	0	28.2	-
0900	5	0	5	0	0	0	0	0	0	0	0	0	0	0	0	0	0	0	0	30.7	-
1000	4	0	4	0	0	0	0	0	0	0	0	0	0	0	0	0	0	0	0	28.5	-
1100	**23**	**0**	**23**	**0**	**0**	**0**	**0**	**0**	**0**	**0**	**0**	**0**	**0**	**0**	**0**	**0**	**0**	**0**	**0**	**10.1**	**21.5**
1200	7	0	6	0	0	1	0	0	0	0	0	0	0	0	0	0	0	0	0	8.4	-
1300	4	0	4	0	0	0	0	0	0	0	0	0	0	0	0	0	0	0	0	33.6	-
1400	5	0	5	0	0	0	0	0	0	0	0	0	0	0	0	0	0	0	0	29.4	-
1500	5	0	5	0	0	0	0	0	0	0	0	0	0	0	0	0	0	0	0	23	-
1600	6	0	6	0	0	0	0	0	0	0	0	0	0	0	0	0	0	0	0	26.5	-
1700	**9**	**0**	**7**	**1**	**1**	**0**	**0**	**0**	**0**	**0**	**0**	**0**	**0**	**0**	**0**	**0**	**0**	**0**	**0**	**31.4**	**-**
1800	8	0	8	0	0	0	0	0	0	0	0	0	0	1	12.5	0	0	0	0	35.9	-
1900	7	0	7	0	0	0	0	0	0	0	0	0	0	0	0	0	0	0	0	26.8	-
2000	7	0	6	1	0	0	0	0	0	0	0	0	0	0	0	0	0	0	0	20.3	-
2100	3	0	3	0	0	0	0	0	0	0	0	0	0	0	0	0	0	0	0	25.9	-
2200	2	0	2	0	0	0	0	0	0	0	0	0	0	0	0	0	0	0	0	23.6	-
2300	1	0	1	0	0	0	0	0	0	0	0	0	0	0	0	0	0	0	0	42.1	-
07-19	**83**	**0**	**79**	**1**	**2**	**1**	**0**	**0**	**0**	**0**	**0**	**0**	**0**	**1**	**1.2**	**0**	**0**	**0**	**0**	**22.8**	**36.2**
06-22	**101**	**0**	**96**	**2**	**2**	**1**	**0**	**0**	**0**	**0**	**0**	**0**	**0**	**1**	**1**	**0**	**0**	**0**	**0**	**23.2**	**35.6**
06-00	**104**	**0**	**99**	**2**	**2**	**1**	**0**	**0**	**0**	**0**	**0**	**0**	**0**	**1**	**1**	**0**	**0**	**0**	**0**	**23.4**	**35.6**
00-00	**105**	**0**	**100**	**2**	**2**	**1**	**0**	**0**	**0**	**0**	**0**	**0**	**0**	**1**	**1**	**0**	**0**	**0**	**0**	**23.5**	**36.2**

DRAFT

Site 45
Location L683710, Att - Telepole, Lat 53.82543, Long -6.80387
Direction South

3279 / Meath/Cavan/Monaghan ATC's
October 2013
Automatic Traffic Count

Thu, 10 October 2013

Time	Total	Classification												>PSL	>PSL%	>SL1	>SL1%	>SL2	>SL2%	Mean	Vpp
		1 MCL	2 SV	3 SVT	4 TB2	5 TB3	6 T4	7 ART3	8 ART4	9 ART5	10 ART6	11 BD	12 DRT	50	50	57 ACPO	57 ACPO	65 DfT	65 DfT		85
0000	0	0	0	0	0	0	0	0	0	0	0	0	0	0	0	0	0	0	0	-	-
0100	0	0	0	0	0	0	0	0	0	0	0	0	0	0	0	0	0	0	0	-	-
0200	0	0	0	0	0	0	0	0	0	0	0	0	0	0	0	0	0	0	0	-	-
0300	0	0	0	0	0	0	0	0	0	0	0	0	0	0	0	0	0	0	0	-	-
0400	0	0	0	0	0	0	0	0	0	0	0	0	0	0	0	0	0	0	0	-	-
0500	0	0	0	0	0	0	0	0	0	0	0	0	0	0	0	0	0	0	0	-	-
0600	0	0	0	0	0	0	0	0	0	0	0	0	0	0	0	0	0	0	0	-	-
0700	0	0	0	0	0	0	0	0	0	0	0	0	0	0	0	0	0	0	0	-	-
0800	5	0	3	0	1	0	0	0	1	0	0	0	0	0	0	0	0	0	0	33.8	-
0900	6	0	4	0	0	1	0	0	0	1	0	0	0	0	0	0	0	0	0	21.6	-
1000	**7**	**0**	**5**	**0**	**2**	**0**	**0**	**0**	**0**	**0**	**0**	**0**	**0**	**0**	**0**	**0**	**0**	**0**	**0**	**28.9**	**-**
1100	5	0	4	0	1	0	0	0	0	0	0	0	0	0	0	0	0	0	0	28.3	-
1200	**15**	**0**	**13**	**1**	**0**	**1**	**0**	**0**	**0**	**0**	**0**	**0**	**0**	**0**	**0**	**0**	**0**	**0**	**0**	**15.7**	**24.2**
1300	3	0	3	0	0	0	0	0	0	0	0	0	0	0	0	0	0	0	0	23.9	-
1400	9	0	7	0	1	1	0	0	0	0	0	0	0	0	0	0	0	0	0	32.2	-
1500	2	0	2	0	0	0	0	0	0	0	0	0	0	0	0	0	0	0	0	17.7	-
1600	5	1	3	0	1	0	0	0	0	0	0	0	0	0	0	0	0	0	0	21.3	-
1700	14	0	8	1	2	3	0	0	0	0	0	0	0	0	0	0	0	0	0	27.3	38.7
1800	7	0	7	0	0	0	0	0	0	0	0	0	0	0	0	0	0	0	0	25.4	-
1900	5	0	4	1	0	0	0	0	0	0	0	0	0	0	0	0	0	0	0	28.9	-
2000	7	0	7	0	0	0	0	0	0	0	0	0	0	0	0	0	0	0	0	27.2	-
2100	4	0	4	0	0	0	0	0	0	0	0	0	0	0	0	0	0	0	0	28.2	-
2200	3	0	2	1	0	0	0	0	0	0	0	0	0	0	0	0	0	0	0	29.9	-
2300	2	0	2	0	0	0	0	0	0	0	0	0	0	0	0	0	0	0	0	40.6	-
07-19	**78**	**1**	**59**	**2**	**8**	**6**	**0**	**0**	**1**	**1**	**0**	**0**	**0**	**0**	**0**	**0**	**0**	**0**	**0**	**24.9**	**37.8**
06-22	**94**	**1**	**74**	**3**	**8**	**6**	**0**	**0**	**1**	**1**	**0**	**0**	**0**	**0**	**0**	**0**	**0**	**0**	**0**	**25.4**	**35.1**
06-00	**99**	**1**	**78**	**4**	**8**	**6**	**0**	**0**	**1**	**1**	**0**	**0**	**0**	**0**	**0**	**0**	**0**	**0**	**0**	**25.9**	**37.1**
00-00	**99**	**1**	**78**	**4**	**8**	**6**	**0**	**0**	**1**	**1**	**0**	**0**	**0**	**0**	**0**	**0**	**0**	**0**	**0**	**25.9**	**37.1**

DRAFT

Site 45
Location L683710, Att - Telepole, Lat 53.82543, Long -6.80387
Direction South

3279 / Meath/Cavan/Monaghan ATC's
October 2013
Automatic Traffic Count

Fri, 11 October 2013

Time	Total	Classification												>PSL	>PSL%	>SL1	>SL1%	>SL2	>SL2%	Mean	Vpp
		1 MCL	2 SV	3 SVT	4 TB2	5 TB3	6 T4	7 ART3	8 ART4	9 ART5	10 ART6	11 BD	12 DRT	50	50	57 ACPO	57 ACPO	65 DfT	65 DfT		85
0000	1	0	1	0	0	0	0	0	0	0	0	0	0	0	0	0	0	0	0	25.7	-
0100	0	0	0	0	0	0	0	0	0	0	0	0	0	0	0	0	0	0	0	-	-
0200	0	0	0	0	0	0	0	0	0	0	0	0	0	0	0	0	0	0	0	-	-
0300	0	0	0	0	0	0	0	0	0	0	0	0	0	0	0	0	0	0	0	-	-
0400	0	0	0	0	0	0	0	0	0	0	0	0	0	0	0	0	0	0	0	-	-
0500	0	0	0	0	0	0	0	0	0	0	0	0	0	0	0	0	0	0	0	-	-
0600	0	0	0	0	0	0	0	0	0	0	0	0	0	0	0	0	0	0	0	-	-
0700	0	0	0	0	0	0	0	0	0	0	0	0	0	0	0	0	0	0	0	-	-
0800	2	0	0	0	1	1	0	0	0	0	0	0	0	0	0	0	0	0	0	21.7	-
0900	**8**	**0**	**8**	**0**	**0**	**0**	**0**	**0**	**0**	**0**	**0**	**0**	**0**	**0**	**0**	**0**	**0**	**0**	**0**	**19.7**	**-**
1000	4	0	2	0	1	0	0	0	0	1	0	0	0	0	0	0	0	0	0	30.8	-
1100	**8**	**0**	**5**	**0**	**1**	**2**	**0**	**0**	**0**	**0**	**0**	**0**	**0**	**0**	**0**	**0**	**0**	**0**	**0**	**25.6**	**-**
1200	6	0	5	0	0	1	0	0	0	0	0	0	0	0	0	0	0	0	0	24.4	-
1300	**14**	**0**	**12**	**0**	**2**	**0**	**0**	**0**	**0**	**0**	**0**	**0**	**0**	**0**	**0**	**0**	**0**	**0**	**0**	**26.5**	**34.2**
1400	8	0	8	0	0	0	0	0	0	0	0	0	0	0	0	0	0	0	0	31.3	-
1500	9	0	9	0	0	0	0	0	0	0	0	0	0	0	0	0	0	0	0	22.4	-
1600	2	0	1	0	1	0	0	0	0	0	0	0	0	0	0	0	0	0	0	18.8	-
1700	5	0	5	0	0	0	0	0	0	0	0	0	0	0	0	0	0	0	0	22.3	-
1800	4	0	3	1	0	0	0	0	0	0	0	0	0	0	0	0	0	0	0	34.7	-
1900	3	0	3	0	0	0	0	0	0	0	0	0	0	0	0	0	0	0	0	33.4	-
2000	3	0	3	0	0	0	0	0	0	0	0	0	0	0	0	0	0	0	0	27	-
2100	4	0	4	0	0	0	0	0	0	0	0	0	0	0	0	0	0	0	0	31.1	-
2200	1	0	1	0	0	0	0	0	0	0	0	0	0	0	0	0	0	0	0	17.4	-
2300	0	0	0	0	0	0	0	0	0	0	0	0	0	0	0	0	0	0	0	-	-
07-19	**70**	**0**	**58**	**1**	**6**	**4**	**0**	**0**	**0**	**1**	**0**	**0**	**0**	**0**	**0**	**0**	**0**	**0**	**0**	**25.5**	**34.7**
06-22	**80**	**0**	**68**	**1**	**6**	**4**	**0**	**0**	**0**	**1**	**0**	**0**	**0**	**0**	**0**	**0**	**0**	**0**	**0**	**26.2**	**34.7**
06-00	**81**	**0**	**69**	**1**	**6**	**4**	**0**	**0**	**0**	**1**	**0**	**0**	**0**	**0**	**0**	**0**	**0**	**0**	**0**	**26**	**34.7**
00-00	**82**	**0**	**70**	**1**	**6**	**4**	**0**	**0**	**0**	**1**	**0**	**0**	**0**	**0**	**0**	**0**	**0**	**0**	**0**	**26**	**34.7**

DRAFT

Site 45
Location L683710, Att - Telepole, Lat 53.82543, Long -6.80387
Direction South

3279 / Meath/Cavan/Monaghan ATC's
October 2013
Automatic Traffic Count

Sat, 12 October 2013

Time	Total	Classification												>PSL	>PSL%	>SL1	>SL1%	>SL2	>SL2%	Mean	Vpp
		1 MCL	2 SV	3 SVT	4 TB2	5 TB3	6 T4	7 ART3	8 ART4	9 ART5	10 ART6	11 BD	12 DRT	50	50	57 ACPO	57 ACPO	65 DfT	65 DfT		85
0000	1	0	1	0	0	0	0	0	0	0	0	0	0	0	0	0	0	0	0	39.9	-
0100	1	0	1	0	0	0	0	0	0	0	0	0	0	0	0	0	0	0	0	21.4	-
0200	2	0	2	0	0	0	0	0	0	0	0	0	0	0	0	0	0	0	0	29	-
0300	0	0	0	0	0	0	0	0	0	0	0	0	0	0	0	0	0	0	0	-	-
0400	1	0	1	0	0	0	0	0	0	0	0	0	0	0	0	0	0	0	0	40.4	-
0500	0	0	0	0	0	0	0	0	0	0	0	0	0	0	0	0	0	0	0	-	-
0600	0	0	0	0	0	0	0	0	0	0	0	0	0	0	0	0	0	0	0	-	-
0700	0	0	0	0	0	0	0	0	0	0	0	0	0	0	0	0	0	0	0	-	-
0800	2	0	2	0	0	0	0	0	0	0	0	0	0	0	0	0	0	0	0	42.5	-
0900	1	0	1	0	0	0	0	0	0	0	0	0	0	0	0	0	0	0	0	31.7	-
1000	3	0	3	0	0	0	0	0	0	0	0	0	0	0	0	0	0	0	0	27.5	-
1100	**5**	**0**	**4**	**0**	**1**	**0**	**0**	**0**	**0**	**0**	**0**	**0**	**0**	**0**	**0**	**0**	**0**	**0**	**0**	**32.6**	**-**
1200	**10**	**0**	**10**	**0**	**0**	**0**	**0**	**0**	**0**	**0**	**0**	**0**	**0**	**0**	**0**	**0**	**0**	**0**	**0**	**26.8**	**-**
1300	4	0	4	0	0	0	0	0	0	0	0	0	0	0	0	0	0	0	0	20.9	-
1400	3	0	3	0	0	0	0	0	0	0	0	0	0	0	0	0	0	0	0	32.3	-
1500	1	0	1	0	0	0	0	0	0	0	0	0	0	0	0	0	0	0	0	28.1	-
1600	6	0	6	0	0	0	0	0	0	0	0	0	0	0	0	0	0	0	0	22.6	-
1700	**10**	**0**	**9**	**0**	**0**	**1**	**0**	**0**	**0**	**0**	**0**	**0**	**0**	**0**	**0**	**0**	**0**	**0**	**0**	**21.3**	**-**
1800	3	0	3	0	0	0	0	0	0	0	0	0	0	0	0	0	0	0	0	34.3	-
1900	3	0	3	0	0	0	0	0	0	0	0	0	0	0	0	0	0	0	0	32.8	-
2000	6	0	6	0	0	0	0	0	0	0	0	0	0	0	0	0	0	0	0	25.4	-
2100	0	0	0	0	0	0	0	0	0	0	0	0	0	0	0	0	0	0	0	-	-
2200	0	0	0	0	0	0	0	0	0	0	0	0	0	0	0	0	0	0	0	-	-
2300	2	0	2	0	0	0	0	0	0	0	0	0	0	0	0	0	0	0	0	32.6	-
07-19	**48**	**0**	**46**	**0**	**1**	**1**	**0**	**0**	**0**	**0**	**0**	**0**	**0**	**0**	**0**	**0**	**0**	**0**	**0**	**26.9**	**34**
06-22	**57**	**0**	**55**	**0**	**1**	**1**	**0**	**0**	**0**	**0**	**0**	**0**	**0**	**0**	**0**	**0**	**0**	**0**	**0**	**27**	**34.2**
06-00	**59**	**0**	**57**	**0**	**1**	**1**	**0**	**0**	**0**	**0**	**0**	**0**	**0**	**0**	**0**	**0**	**0**	**0**	**0**	**27.2**	**34.4**
00-00	**64**	**0**	**62**	**0**	**1**	**1**	**0**	**0**	**0**	**0**	**0**	**0**	**0**	**0**	**0**	**0**	**0**	**0**	**0**	**27.6**	**36**

DRAFT

Site 45
Location L683710, Att - Telepole, Lat 53.82543, Long -6.80387
Direction South

3279 / Meath/Cavan/Monaghan ATC's
October 2013
Automatic Traffic Count

Sun, 13 October 2013

Time	Total	Classification												>PSL	>PSL%	>SL1	>SL1%	>SL2	>SL2%	Mean	Vpp
		1 MCL	2 SV	3 SVT	4 TB2	5 TB3	6 T4	7 ART3	8 ART4	9 ART5	10 ART6	11 BD	12 DRT	50	50	57 ACPO	57 ACPO	65 DfT	65 DfT		85
0000	1	0	1	0	0	0	0	0	0	0	0	0	0	0	0	0	0	0	0	40.1	-
0100	1	0	1	0	0	0	0	0	0	0	0	0	0	0	0	0	0	0	0	30.3	-
0200	1	0	1	0	0	0	0	0	0	0	0	0	0	0	0	0	0	0	0	23.7	-
0300	1	0	1	0	0	0	0	0	0	0	0	0	0	0	0	0	0	0	0	37.4	-
0400	0	0	0	0	0	0	0	0	0	0	0	0	0	0	0	0	0	0	0	-	-
0500	1	0	1	0	0	0	0	0	0	0	0	0	0	0	0	0	0	0	0	28.8	-
0600	0	0	0	0	0	0	0	0	0	0	0	0	0	0	0	0	0	0	0	-	-
0700	0	0	0	0	0	0	0	0	0	0	0	0	0	0	0	0	0	0	0	-	-
0800	3	0	2	0	0	0	0	0	1	0	0	0	0	0	0	0	0	0	0	25.3	-
0900	2	0	2	0	0	0	0	0	0	0	0	0	0	0	0	0	0	0	0	27.2	-
1000	**4**	**0**	**4**	**0**	**0**	**0**	**0**	**0**	**0**	**0**	**0**	**0**	**0**	**0**	**0**	**0**	**0**	**0**	**0**	**30.4**	**-**
1100	2	0	2	0	0	0	0	0	0	0	0	0	0	0	0	0	0	0	0	33.4	-
1200	**9**	**0**	**7**	**0**	**1**	**0**	**0**	**0**	**1**	**0**	**0**	**0**	**0**	**0**	**0**	**0**	**0**	**0**	**0**	**31.6**	**-**
1300	6	0	6	0	0	0	0	0	0	0	0	0	0	0	0	0	0	0	0	21.8	-
1400	2	0	2	0	0	0	0	0	0	0	0	0	0	0	0	0	0	0	0	25.7	-
1500	0	0	0	0	0	0	0	0	0	0	0	0	0	0	0	0	0	0	0	-	-
1600	5	0	5	0	0	0	0	0	0	0	0	0	0	0	0	0	0	0	0	28.6	-
1700	1	0	1	0	0	0	0	0	0	0	0	0	0	0	0	0	0	0	0	24.8	-
1800	4	0	4	0	0	0	0	0	0	0	0	0	0	0	0	0	0	0	0	22.8	-
1900	1	0	1	0	0	0	0	0	0	0	0	0	0	0	0	0	0	0	0	20.9	-
2000	1	0	1	0	0	0	0	0	0	0	0	0	0	0	0	0	0	0	0	32.4	-
2100	0	0	0	0	0	0	0	0	0	0	0	0	0	0	0	0	0	0	0	-	-
2200	0	0	0	0	0	0	0	0	0	0	0	0	0	0	0	0	0	0	0	-	-
2300	0	0	0	0	0	0	0	0	0	0	0	0	0	0	0	0	0	0	0	-	-
07-19	**38**	**0**	**35**	**0**	**1**	**0**	**0**	**0**	**2**	**0**	**0**	**0**	**0**	**0**	**0**	**0**	**0**	**0**	**0**	**27.5**	**33.1**
06-22	**40**	**0**	**37**	**0**	**1**	**0**	**0**	**0**	**2**	**0**	**0**	**0**	**0**	**0**	**0**	**0**	**0**	**0**	**0**	**27.4**	**33.1**
06-00	**40**	**0**	**37**	**0**	**1**	**0**	**0**	**0**	**2**	**0**	**0**	**0**	**0**	**0**	**0**	**0**	**0**	**0**	**0**	**27.4**	**33.1**
00-00	**45**	**0**	**42**	**0**	**1**	**0**	**0**	**0**	**2**	**0**	**0**	**0**	**0**	**0**	**0**	**0**	**0**	**0**	**0**	**27.9**	**35.6**

DRAFT

Site 45
Location L683710, Att - Telepole, Lat 53.82543, Long -6.80387
Direction South

3279 / Meath/Cavan/Monaghan ATC's
October 2013
Automatic Traffic Count

Mon, 14 October 2013

Time	Total	Classification												>PSL	>PSL%	>SL1	>SL1%	>SL2	>SL2%	Mean	Vpp
		1 MCL	2 SV	3 SVT	4 TB2	5 TB3	6 T4	7 ART3	8 ART4	9 ART5	10 ART6	11 BD	12 DRT	50	50	57 ACPO	57 ACPO	65 DfT	65 DfT		85
0000	0	0	0	0	0	0	0	0	0	0	0	0	0	0	0	0	0	0	0	-	-
0100	0	0	0	0	0	0	0	0	0	0	0	0	0	0	0	0	0	0	0	-	-
0200	1	0	1	0	0	0	0	0	0	0	0	0	0	0	0	0	0	0	0	45.5	-
0300	0	0	0	0	0	0	0	0	0	0	0	0	0	0	0	0	0	0	0	-	-
0400	0	0	0	0	0	0	0	0	0	0	0	0	0	0	0	0	0	0	0	-	-
0500	0	0	0	0	0	0	0	0	0	0	0	0	0	0	0	0	0	0	0	-	-
0600	1	0	1	0	0	0	0	0	0	0	0	0	0	1	100	0	0	0	0	51.9	-
0700	1	0	1	0	0	0	0	0	0	0	0	0	0	0	0	0	0	0	0	33.7	-
0800	4	0	2	0	2	0	0	0	0	0	0	0	0	0	0	0	0	0	0	33.8	-
0900	**6**	**0**	**6**	**0**	**0**	**0**	**0**	**0**	**0**	**0**	**0**	**0**	**0**	**0**	**0**	**0**	**0**	**0**	**0**	**34.9**	**-**
1000	5	0	5	0	0	0	0	0	0	0	0	0	0	0	0	0	0	0	0	28.5	-
1100	3	0	2	0	0	0	0	0	0	1	0	0	0	0	0	0	0	0	0	27	-
1200	5	0	4	0	1	0	0	0	0	0	0	0	0	0	0	0	0	0	0	30.7	-
1300	5	0	5	0	0	0	0	0	0	0	0	0	0	0	0	0	0	0	0	28.2	-
1400	**7**	**0**	**6**	**1**	**0**	**0**	**0**	**0**	**0**	**0**	**0**	**0**	**0**	**0**	**0**	**0**	**0**	**0**	**0**	**34.1**	**-**
1500	4	0	2	0	2	0	0	0	0	0	0	0	0	0	0	0	0	0	0	30	-
1600	3	0	3	0	0	0	0	0	0	0	0	0	0	0	0	0	0	0	0	33.4	-
1700	**7**	**0**	**6**	**0**	**1**	**0**	**0**	**0**	**0**	**0**	**0**	**0**	**0**	**0**	**0**	**0**	**0**	**0**	**0**	**31.2**	**-**
1800	6	0	6	0	0	0	0	0	0	0	0	0	0	0	0	0	0	0	0	33.2	-
1900	5	0	5	0	0	0	0	0	0	0	0	0	0	0	0	0	0	0	0	34.1	-
2000	5	0	5	0	0	0	0	0	0	0	0	0	0	0	0	0	0	0	0	26.7	-
2100	2	0	2	0	0	0	0	0	0	0	0	0	0	0	0	0	0	0	0	27.7	-
2200	0	0	0	0	0	0	0	0	0	0	0	0	0	0	0	0	0	0	0	-	-
2300	1	0	1	0	0	0	0	0	0	0	0	0	0	0	0	0	0	0	0	43	-
07-19	**56**	**0**	**48**	**1**	**6**	**0**	**0**	**0**	**0**	**1**	**0**	**0**	**0**	**0**	**0**	**0**	**0**	**0**	**0**	**31.7**	**39.1**
06-22	**69**	**0**	**61**	**1**	**6**	**0**	**0**	**0**	**0**	**1**	**0**	**0**	**0**	**1**	**1.4**	**0**	**0**	**0**	**0**	**31.7**	**39.8**
06-00	**70**	**0**	**62**	**1**	**6**	**0**	**0**	**0**	**0**	**1**	**0**	**0**	**0**	**1**	**1.4**	**0**	**0**	**0**	**0**	**31.8**	**40**
00-00	**71**	**0**	**63**	**1**	**6**	**0**	**0**	**0**	**0**	**1**	**0**	**0**	**0**	**1**	**1.4**	**0**	**0**	**0**	**0**	**32**	**40**

DRAFT

Site 45
Location L683710, Att - Telepole, Lat 53.82543, Long -6.80387
Direction South

3279 / Meath/Cavan/Monaghan ATC's
October 2013
Automatic Traffic Count

Virtual Day (7)

Time	Total	Classification												>PSL	>PSL%	>SL1	>SL1%	>SL2	>SL2%	Mean	Vpp
		1 MCL	2 SV	3 SVT	4 TB2	5 TB3	6 T4	7 ART3	8 ART4	9 ART5	10 ART6	11 BD	12 DRT	50	50	57 ACPO	57 ACPO	65 DfT	65 DfT		85
0000	1	0	1	0	0	0	0	0	0	0	0	0	0	0	0	0	0	0	0	36.5	-
0100	0	0	0	0	0	0	0	0	0	0	0	0	0	0	0	0	0	0	0	25.8	-
0200	1	0	1	0	0	0	0	0	0	0	0	0	0	0	0	0	0	0	0	31.8	-
0300	0	0	0	0	0	0	0	0	0	0	0	0	0	0	0	0	0	0	0	37.4	-
0400	0	0	0	0	0	0	0	0	0	0	0	0	0	0	0	0	0	0	0	40.4	-
0500	0	0	0	0	0	0	0	0	0	0	0	0	0	0	0	0	0	0	0	29.9	-
0600	0	0	0	0	0	0	0	0	0	0	0	0	0	0	50	0	0	0	0	46.3	-
0700	0	0	0	0	0	0	0	0	0	0	0	0	0	0	0	0	0	0	0	36.4	-
0800	4	0	3	0	1	0	0	0	0	0	0	0	0	0	0	0	0	0	0	30.4	-
0900	5	0	4	0	0	0	0	0	0	0	0	0	0	0	0	0	0	0	0	26.6	-
1000	4	0	4	0	1	0	0	0	0	0	0	0	0	0	0	0	0	0	0	29.2	-
1100	**7**	**0**	**6**	**0**	**0**	**0**	**0**	**0**	**0**	**0**	**0**	**0**	**0**	**0**	**0**	**0**	**0**	**0**	**0**	**19.9**	**-**
1200	**8**	**0**	**7**	**0**	**0**	**0**	**0**	**0**	**0**	**0**	**0**	**0**	**0**	**0**	**0**	**0**	**0**	**0**	**0**	**22**	**-**
1300	6	0	6	0	0	0	0	0	0	0	0	0	0	0	0	0	0	0	0	25.8	-
1400	5	0	5	0	0	0	0	0	0	0	0	0	0	0	0	0	0	0	0	30.7	-
1500	4	0	4	0	0	0	0	0	0	0	0	0	0	0	0	0	0	0	0	23.3	-
1600	4	0	4	0	0	0	0	0	0	0	0	0	0	0	0	0	0	0	0	25.2	-
1700	**8**	**0**	**7**	**0**	**1**	**1**	**0**	**0**	**0**	**0**	**0**	**0**	**0**	**0**	**0**	**0**	**0**	**0**	**0**	**26.9**	**-**
1800	5	0	5	0	0	0	0	0	0	0	0	0	0	0	2.7	0	0	0	0	31.4	-
1900	4	0	3	0	0	0	0	0	0	0	0	0	0	0	0	0	0	0	0	30.1	-
2000	5	0	4	0	0	0	0	0	0	0	0	0	0	0	0	0	0	0	0	25.5	-
2100	2	0	2	0	0	0	0	0	0	0	0	0	0	0	0	0	0	0	0	28.9	-
2200	1	0	1	0	0	0	0	0	0	0	0	0	0	0	0	0	0	0	0	27.1	-
2300	1	0	1	0	0	0	0	0	0	0	0	0	0	0	0	0	0	0	0	37.4	-
07-19	**61**	**0**	**54**	**1**	**4**	**2**	**0**	**0**	**0**	**0**	**0**	**0**	**0**	**0**	**0.2**	**0**	**0**	**0**	**0**	**26.1**	**36.2**
06-22	**72**	**0**	**64**	**1**	**4**	**2**	**0**	**0**	**0**	**0**	**0**	**0**	**0**	**0**	**0.4**	**0**	**0**	**0**	**0**	**26.5**	**36**
06-00	**75**	**0**	**67**	**1**	**4**	**2**	**0**	**0**	**0**	**0**	**0**	**0**	**0**	**0**	**0.4**	**0**	**0**	**0**	**0**	**26.6**	**36.2**
00-00	**77**	**0**	**69**	**1**	**4**	**2**	**0**	**0**	**0**	**0**	**0**	**0**	**0**	**0**	**0.4**	**0**	**0**	**0**	**0**	**26.8**	**36.5**

DRAFT

Site 45
Location L683710, Att - Telepole, Lat 53.82543, Long -6.80387
Direction South

3279 / Meath/Cavan/Monaghan ATC's
October 2013
Automatic Traffic Count

Virtual Week (1)

Time	Total	Classification												>PSL	>PSL%	>SL1	>SL1%	>SL2	>SL2%	Mean	Vpp
		1 MCL	2 SV	3 SVT	4 TB2	5 TB3	6 T4	7 ART3	8 ART4	9 ART5	10 ART6	11 BD	12 DRT	50	50	57 ACPO	57 ACPO	65 DfT	65 DfT		85
Mon	71	0	63	1	6	0	0	0	0	1	0	0	0	1	1.4	0	0	0	0	32	40
Tue	70	1	65	0	3	0	1	0	0	0	0	0	0	0	0	0	0	0	0	27.1	35.8
Wed	105	0	100	2	2	1	0	0	0	0	0	0	0	1	1	0	0	0	0	23.5	36.2
Thu	99	1	78	4	8	6	0	0	1	1	0	0	0	0	0	0	0	0	0	25.9	37.1
Fri	82	0	70	1	6	4	0	0	0	1	0	0	0	0	0	0	0	0	0	26	34.7
| Sat	64	0	62	0	1	1	0	0	0	0	0	0	0	0	0	0	0	0	0	27.6	36
| Sun	45	0	42	0	1	0	0	0	2	0	0	0	0	0	0	0	0	0	0	27.9	35.6
5 Day Ave.	**85**	**0**	**75**	**2**	**5**	**2**	**0**	**0**	**0**	**1**	**0**	**0**	**0**	**0**	**0.0**	**0**	**0.0**	**0**	**0.0**	**26.9**	**36.8**
7 Day Ave.	**77**	**0**	**69**	**1**	**4**	**2**	**0**	**0**	**0**	**0**	**0**	**0**	**0**	**0**	**0.4**	**0**	**0.0**	**0**	**0.0**	**26.8**	**36.5**
--	**536**	**2**	**480**	**8**	**27**	**12**	**1**	**0**	**3**	**3**	**0**	**0**	**0**	**2**	**0.4**	**0**	**0.0**	**0**	**0.0**	**26.8**	**36.5**

Summary Graphs

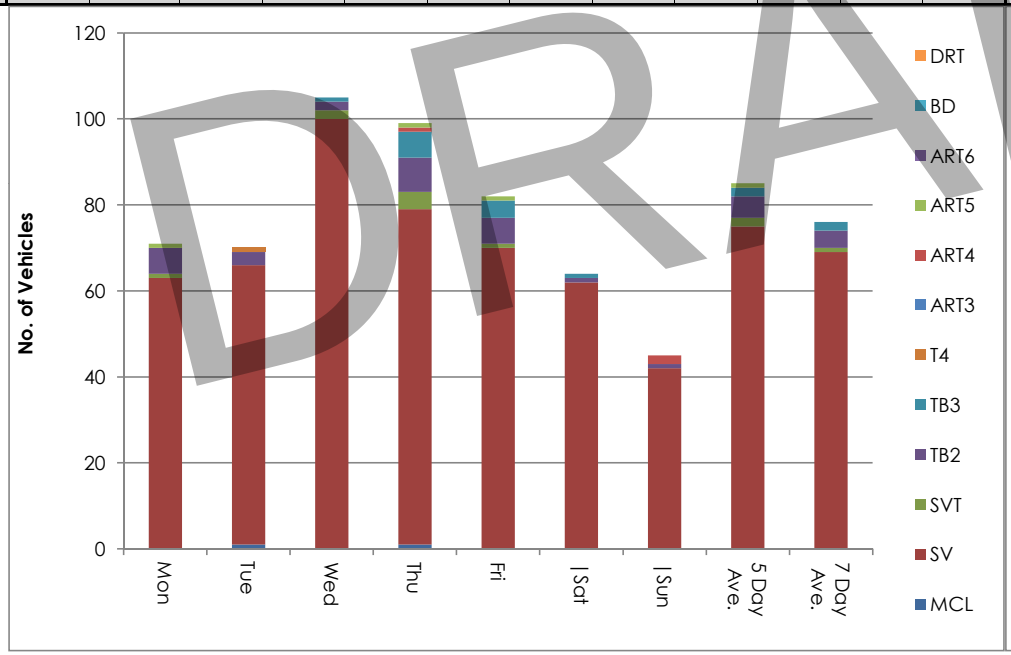

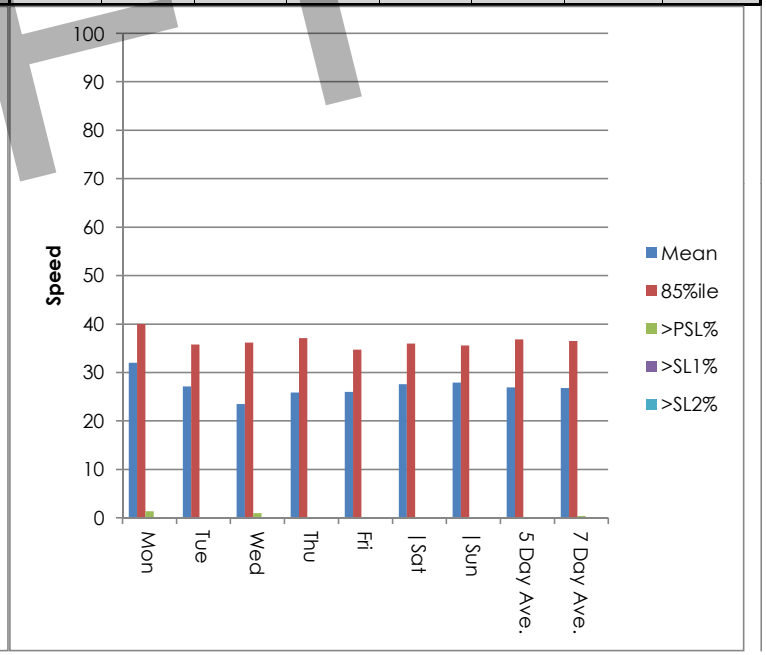

DRAFT

Site 45
Location L683710, Att - Telepole, Lat 53.82543, Long -6.80387
Direction South

3279 / Meath/Cavan/Monaghan ATC's
October 2013
Automatic Traffic Count

Tue, 8 October 2013

Time	Total	Speed Bins (mph)																											
		0 - 5	5 - 10	10 - 15	15 - 20	20 - 25	25 - 30	30 - 35	35 - 40	40 - 45	45 - 50	50 - 55	55 - 60	60 - 65	65 - 70	70 - 75	75 - 80	80 - 85	85 - 90	90 - 95	95 - 100	100 - 105	105 - 110	110 - 115	115 - 120	120 - 125	125 - 130	130 - 135	135 - 140
0000	0	0	0	0	0	0	0	0	0	0	0	0	0	0	0	0	0	0	0	0	0	0	0	0	0	0	0	0	0
0100	0	0	0	0	0	0	0	0	0	0	0	0	0	0	0	0	0	0	0	0	0	0	0	0	0	0	0	0	0
0200	0	0	0	0	0	0	0	0	0	0	0	0	0	0	0	0	0	0	0	0	0	0	0	0	0	0	0	0	0
0300	0	0	0	0	0	0	0	0	0	0	0	0	0	0	0	0	0	0	0	0	0	0	0	0	0	0	0	0	0
0400	0	0	0	0	0	0	0	0	0	0	0	0	0	0	0	0	0	0	0	0	0	0	0	0	0	0	0	0	0
0500	1	0	0	0	0	0	0	1	0	0	0	0	0	0	0	0	0	0	0	0	0	0	0	0	0	0	0	0	0
0600	0	0	0	0	0	0	0	0	0	0	0	0	0	0	0	0	0	0	0	0	0	0	0	0	0	0	0	0	0
0700	1	0	0	0	0	0	0	0	1	0	0	0	0	0	0	0	0	0	0	0	0	0	0	0	0	0	0	0	0
0800	**5**	**0**	**0**	**0**	**0**	**0**	**2**	**3**	**0**	**0**	**0**	**0**	**0**	**0**	**0**	**0**	**0**	**0**	**0**	**0**	**0**	**0**	**0**	**0**	**0**	**0**	**0**	**0**	**0**
0900	4	0	0	0	0	2	0	1	1	0	0	0	0	0	0	0	0	0	0	0	0	0	0	0	0	0	0	0	0
1000	4	0	0	0	0	1	1	2	0	0	0	0	0	0	0	0	0	0	0	0	0	0	0	0	0	0	0	0	0
1100	4	0	0	0	0	0	4	0	0	0	0	0	0	0	0	0	0	0	0	0	0	0	0	0	0	0	0	0	0
1200	2	0	0	1	0	0	1	0	0	0	0	0	0	0	0	0	0	0	0	0	0	0	0	0	0	0	0	0	0
1300	7	0	1	0	1	2	0	1	2	0	0	0	0	0	0	0	0	0	0	0	0	0	0	0	0	0	0	0	0
1400	3	0	1	0	1	0	0	0	1	0	0	0	0	0	0	0	0	0	0	0	0	0	0	0	0	0	0	0	0
1500	7	0	1	2	0	1	2	0	1	0	0	0	0	0	0	0	0	0	0	0	0	0	0	0	0	0	0	0	0
1600	4	0	0	0	1	1	2	0	0	0	0	0	0	0	0	0	0	0	0	0	0	0	0	0	0	0	0	0	0
1700	**11**	**0**	**0**	**0**	**0**	**5**	**3**	**2**	**1**	**0**	**0**	**0**	**0**	**0**	**0**	**0**	**0**	**0**	**0**	**0**	**0**	**0**	**0**	**0**	**0**	**0**	**0**	**0**	**0**
1800	5	0	0	1	0	1	0	1	0	1	1	0	0	0	0	0	0	0	0	0	0	0	0	0	0	0	0	0	0
1900	1	0	0	0	0	0	1	0	0	0	0	0	0	0	0	0	0	0	0	0	0	0	0	0	0	0	0	0	0
2000	3	0	0	0	0	0	3	0	0	0	0	0	0	0	0	0	0	0	0	0	0	0	0	0	0	0	0	0	0
2100	3	0	0	0	0	1	0	1	1	0	0	0	0	0	0	0	0	0	0	0	0	0	0	0	0	0	0	0	0
2200	4	0	0	0	1	0	1	1	0	1	0	0	0	0	0	0	0	0	0	0	0	0	0	0	0	0	0	0	0
2300	1	0	0	0	0	0	1	0	0	0	0	0	0	0	0	0	0	0	0	0	0	0	0	0	0	0	0	0	0
07-19	**57**	**0**	**3**	**4**	**3**	**13**	**15**	**10**	**7**	**1**	**1**	**0**	**0**	**0**	**0**	**0**	**0**	**0**	**0**	**0**	**0**	**0**	**0**	**0**	**0**	**0**	**0**	**0**	**0**
06-22	**64**	**0**	**3**	**4**	**3**	**14**	**19**	**11**	**8**	**1**	**1**	**0**	**0**	**0**	**0**	**0**	**0**	**0**	**0**	**0**	**0**	**0**	**0**	**0**	**0**	**0**	**0**	**0**	**0**
06-00	**69**	**0**	**3**	**4**	**4**	**14**	**21**	**12**	**8**	**2**	**1**	**0**	**0**	**0**	**0**	**0**	**0**	**0**	**0**	**0**	**0**	**0**	**0**	**0**	**0**	**0**	**0**	**0**	**0**
00-00	**70**	**0**	**3**	**4**	**4**	**14**	**21**	**13**	**8**	**2**	**1**	**0**	**0**	**0**	**0**	**0**	**0**	**0**	**0**	**0**	**0**	**0**	**0**	**0**	**0**	**0**	**0**	**0**	**0**

DRAFT

Site 45
Location L683710, Att - Telepole, Lat 53.82543, Long -6.80387
Direction South

3279 / Meath/Cavan/Monaghan ATC's
October 2013
Automatic Traffic Count

Wed, 9 October 2013

Time	Total	Speed Bins (mph)																											
		0 - 5	5 - 10	10 - 15	15 - 20	20 - 25	25 - 30	30 - 35	35 - 40	40 - 45	45 - 50	50 - 55	55 - 60	60 - 65	65 - 70	70 - 75	75 - 80	80 - 85	85 - 90	90 - 95	95 - 100	100 - 105	105 - 110	110 - 115	115 - 120	120 - 125	125 - 130	130 - 135	135 - 140
0000	1	0	0	0	0	0	0	0	0	1	0	0	0	0	0	0	0	0	0	0	0	0	0	0	0	0	0	0	0
0100	0	0	0	0	0	0	0	0	0	0	0	0	0	0	0	0	0	0	0	0	0	0	0	0	0	0	0	0	0
0200	0	0	0	0	0	0	0	0	0	0	0	0	0	0	0	0	0	0	0	0	0	0	0	0	0	0	0	0	0
0300	0	0	0	0	0	0	0	0	0	0	0	0	0	0	0	0	0	0	0	0	0	0	0	0	0	0	0	0	0
0400	0	0	0	0	0	0	0	0	0	0	0	0	0	0	0	0	0	0	0	0	0	0	0	0	0	0	0	0	0
0500	0	0	0	0	0	0	0	0	0	0	0	0	0	0	0	0	0	0	0	0	0	0	0	0	0	0	0	0	0
0600	1	0	0	0	0	0	0	0	0	1	0	0	0	0	0	0	0	0	0	0	0	0	0	0	0	0	0	0	0
0700	1	0	0	0	0	0	0	0	1	0	0	0	0	0	0	0	0	0	0	0	0	0	0	0	0	0	0	0	0
0800	6	0	0	0	0	1	4	1	0	0	0	0	0	0	0	0	0	0	0	0	0	0	0	0	0	0	0	0	0
0900	5	0	0	0	0	2	1	0	1	1	0	0	0	0	0	0	0	0	0	0	0	0	0	0	0	0	0	0	0
1000	4	0	0	0	0	1	2	0	1	0	0	0	0	0	0	0	0	0	0	0	0	0	0	0	0	0	0	0	0
1100	**23**	**4**	**14**	**1**	**0**	**1**	**2**	**1**	**0**	**0**	**0**	**0**	**0**	**0**	**0**	**0**	**0**	**0**	**0**	**0**	**0**	**0**	**0**	**0**	**0**	**0**	**0**	**0**	**0**
1200	7	0	5	2	0	0	0	0	0	0	0	0	0	0	0	0	0	0	0	0	0	0	0	0	0	0	0	0	0
1300	4	0	0	0	0	0	0	4	0	0	0	0	0	0	0	0	0	0	0	0	0	0	0	0	0	0	0	0	0
1400	5	0	0	1	0	0	1	1	2	0	0	0	0	0	0	0	0	0	0	0	0	0	0	0	0	0	0	0	0
1500	5	0	1	0	0	3	0	1	0	0	0	0	0	0	0	0	0	0	0	0	0	0	0	0	0	0	0	0	0
1600	6	0	0	1	0	2	1	1	0	1	0	0	0	0	0	0	0	0	0	0	0	0	0	0	0	0	0	0	0
1700	**9**	**0**	**0**	**0**	**0**	**1**	**4**	**1**	**2**	**1**	**0**	**0**	**0**	**0**	**0**	**0**	**0**	**0**	**0**	**0**	**0**	**0**	**0**	**0**	**0**	**0**	**0**	**0**	**0**
1800	8	0	0	0	0	1	1	1	3	1	0	1	0	0	0	0	0	0	0	0	0	0	0	0	0	0	0	0	0
1900	7	0	0	0	0	3	3	0	1	0	0	0	0	0	0	0	0	0	0	0	0	0	0	0	0	0	0	0	0
2000	7	0	1	0	1	5	0	0	0	0	0	0	0	0	0	0	0	0	0	0	0	0	0	0	0	0	0	0	0
2100	3	0	0	0	0	1	2	0	0	0	0	0	0	0	0	0	0	0	0	0	0	0	0	0	0	0	0	0	0
2200	2	0	0	0	0	1	1	0	0	0	0	0	0	0	0	0	0	0	0	0	0	0	0	0	0	0	0	0	0
2300	1	0	0	0	0	0	0	0	0	1	0	0	0	0	0	0	0	0	0	0	0	0	0	0	0	0	0	0	0
07-19	**83**	**4**	**20**	**5**	**0**	**12**	**16**	**11**	**10**	**4**	**0**	**1**	**0**	**0**	**0**	**0**	**0**	**0**	**0**	**0**	**0**	**0**	**0**	**0**	**0**	**0**	**0**	**0**	**0**
06-22	**101**	**4**	**21**	**5**	**1**	**21**	**21**	**11**	**11**	**5**	**0**	**1**	**0**	**0**	**0**	**0**	**0**	**0**	**0**	**0**	**0**	**0**	**0**	**0**	**0**	**0**	**0**	**0**	**0**
06-00	**104**	**4**	**21**	**5**	**1**	**22**	**22**	**11**	**11**	**6**	**0**	**1**	**0**	**0**	**0**	**0**	**0**	**0**	**0**	**0**	**0**	**0**	**0**	**0**	**0**	**0**	**0**	**0**	**0**
00-00	**105**	**4**	**21**	**5**	**1**	**22**	**22**	**11**	**11**	**7**	**0**	**1**	**0**	**0**	**0**	**0**	**0**	**0**	**0**	**0**	**0**	**0**	**0**	**0**	**0**	**0**	**0**	**0**	**0**

DRAFT

Site 45
Location L683710, Att - Telepole, Lat 53.82543, Long -6.80387
Direction South

3279 / Meath/Cavan/Monaghan ATC's
October 2013
Automatic Traffic Count

Thu, 10 October 2013

Time	Total	Speed Bins (mph)																											
		0 - 5	5 - 10	10 - 15	15 - 20	20 - 25	25 - 30	30 - 35	35 - 40	40 - 45	45 - 50	50 - 55	55 - 60	60 - 65	65 - 70	70 - 75	75 - 80	80 - 85	85 - 90	90 - 95	95 - 100	100 - 105	105 - 110	110 - 115	115 - 120	120 - 125	125 - 130	130 - 135	135 - 140
0000	0	0	0	0	0	0	0	0	0	0	0	0	0	0	0	0	0	0	0	0	0	0	0	0	0	0	0	0	0
0100	0	0	0	0	0	0	0	0	0	0	0	0	0	0	0	0	0	0	0	0	0	0	0	0	0	0	0	0	0
0200	0	0	0	0	0	0	0	0	0	0	0	0	0	0	0	0	0	0	0	0	0	0	0	0	0	0	0	0	0
0300	0	0	0	0	0	0	0	0	0	0	0	0	0	0	0	0	0	0	0	0	0	0	0	0	0	0	0	0	0
0400	0	0	0	0	0	0	0	0	0	0	0	0	0	0	0	0	0	0	0	0	0	0	0	0	0	0	0	0	0
0500	0	0	0	0	0	0	0	0	0	0	0	0	0	0	0	0	0	0	0	0	0	0	0	0	0	0	0	0	0
0600	0	0	0	0	0	0	0	0	0	0	0	0	0	0	0	0	0	0	0	0	0	0	0	0	0	0	0	0	0
0700	0	0	0	0	0	0	0	0	0	0	0	0	0	0	0	0	0	0	0	0	0	0	0	0	0	0	0	0	0
0800	5	0	0	0	1	0	0	1	1	2	0	0	0	0	0	0	0	0	0	0	0	0	0	0	0	0	0	0	0
0900	6	0	0	1	2	1	2	0	0	0	0	0	0	0	0	0	0	0	0	0	0	0	0	0	0	0	0	0	0
1000	**7**	**0**	**0**	**0**	**2**	**0**	**2**	**1**	**0**	**2**	**0**	**0**	**0**	**0**	**0**	**0**	**0**	**0**	**0**	**0**	**0**	**0**	**0**	**0**	**0**	**0**	**0**	**0**	**0**
1100	5	0	0	0	2	0	0	1	2	0	0	0	0	0	0	0	0	0	0	0	0	0	0	0	0	0	0	0	0
1200	**15**	**0**	**5**	**4**	**3**	**1**	**0**	**1**	**1**	**0**	**0**	**0**	**0**	**0**	**0**	**0**	**0**	**0**	**0**	**0**	**0**	**0**	**0**	**0**	**0**	**0**	**0**	**0**	**0**
1300	3	0	0	0	1	0	2	0	0	0	0	0	0	0	0	0	0	0	0	0	0	0	0	0	0	0	0	0	0
1400	9	0	0	0	1	0	2	3	1	2	0	0	0	0	0	0	0	0	0	0	0	0	0	0	0	0	0	0	0
1500	2	0	0	0	2	0	0	0	0	0	0	0	0	0	0	0	0	0	0	0	0	0	0	0	0	0	0	0	0
1600	5	0	0	0	3	0	1	1	0	0	0	0	0	0	0	0	0	0	0	0	0	0	0	0	0	0	0	0	0
1700	14	0	0	0	3	3	3	1	3	1	0	0	0	0	0	0	0	0	0	0	0	0	0	0	0	0	0	0	0
1800	7	0	0	0	1	2	3	1	0	0	0	0	0	0	0	0	0	0	0	0	0	0	0	0	0	0	0	0	0
1900	5	0	0	0	0	0	4	1	0	0	0	0	0	0	0	0	0	0	0	0	0	0	0	0	0	0	0	0	0
2000	7	0	0	0	0	0	7	0	0	0	0	0	0	0	0	0	0	0	0	0	0	0	0	0	0	0	0	0	0
2100	4	0	0	0	0	1	2	1	0	0	0	0	0	0	0	0	0	0	0	0	0	0	0	0	0	0	0	0	0
2200	3	0	0	0	0	1	1	0	1	0	0	0	0	0	0	0	0	0	0	0	0	0	0	0	0	0	0	0	0
2300	2	0	0	0	0	0	0	0	1	1	0	0	0	0	0	0	0	0	0	0	0	0	0	0	0	0	0	0	0
07-19	**78**	**0**	**5**	**5**	**21**	**7**	**15**	**10**	**8**	**7**	**0**	**0**	**0**	**0**	**0**	**0**	**0**	**0**	**0**	**0**	**0**	**0**	**0**	**0**	**0**	**0**	**0**	**0**	**0**
06-22	**94**	**0**	**5**	**5**	**21**	**8**	**28**	**12**	**8**	**7**	**0**	**0**	**0**	**0**	**0**	**0**	**0**	**0**	**0**	**0**	**0**	**0**	**0**	**0**	**0**	**0**	**0**	**0**	**0**
06-00	**99**	**0**	**5**	**5**	**21**	**9**	**29**	**12**	**10**	**8**	**0**	**0**	**0**	**0**	**0**	**0**	**0**	**0**	**0**	**0**	**0**	**0**	**0**	**0**	**0**	**0**	**0**	**0**	**0**
00-00	**99**	**0**	**5**	**5**	**21**	**9**	**29**	**12**	**10**	**8**	**0**	**0**	**0**	**0**	**0**	**0**	**0**	**0**	**0**	**0**	**0**	**0**	**0**	**0**	**0**	**0**	**0**	**0**	**0**

DRAFT

Site 45
Location L683710, Att - Telepole, Lat 53.82543, Long -6.80387
Direction South

3279 / Meath/Cavan/Monaghan ATC's
October 2013
Automatic Traffic Count

Fri, 11 October 2013

Time	Total	Speed Bins (mph)																											
		0 - 5	5 - 10	10 - 15	15 - 20	20 - 25	25 - 30	30 - 35	35 - 40	40 - 45	45 - 50	50 - 55	55 - 60	60 - 65	65 - 70	70 - 75	75 - 80	80 - 85	85 - 90	90 - 95	95 - 100	100 - 105	105 - 110	110 - 115	115 - 120	120 - 125	125 - 130	130 - 135	135 - 140
0000	1	0	0	0	0	0	1	0	0	0	0	0	0	0	0	0	0	0	0	0	0	0	0	0	0	0	0	0	0
0100	0	0	0	0	0	0	0	0	0	0	0	0	0	0	0	0	0	0	0	0	0	0	0	0	0	0	0	0	0
0200	0	0	0	0	0	0	0	0	0	0	0	0	0	0	0	0	0	0	0	0	0	0	0	0	0	0	0	0	0
0300	0	0	0	0	0	0	0	0	0	0	0	0	0	0	0	0	0	0	0	0	0	0	0	0	0	0	0	0	0
0400	0	0	0	0	0	0	0	0	0	0	0	0	0	0	0	0	0	0	0	0	0	0	0	0	0	0	0	0	0
0500	0	0	0	0	0	0	0	0	0	0	0	0	0	0	0	0	0	0	0	0	0	0	0	0	0	0	0	0	0
0600	0	0	0	0	0	0	0	0	0	0	0	0	0	0	0	0	0	0	0	0	0	0	0	0	0	0	0	0	0
0700	0	0	0	0	0	0	0	0	0	0	0	0	0	0	0	0	0	0	0	0	0	0	0	0	0	0	0	0	0
0800	2	0	0	1	0	0	1	0	0	0	0	0	0	0	0	0	0	0	0	0	0	0	0	0	0	0	0	0	0
0900	**8**	**0**	**0**	**0**	**5**	**1**	**2**	**0**	**0**	**0**	**0**	**0**	**0**	**0**	**0**	**0**	**0**	**0**	**0**	**0**	**0**	**0**	**0**	**0**	**0**	**0**	**0**	**0**	**0**
1000	4	0	0	0	1	0	1	1	0	0	1	0	0	0	0	0	0	0	0	0	0	0	0	0	0	0	0	0	0
1100	**8**	**0**	**0**	**1**	**2**	**0**	**3**	**1**	**0**	**1**	**0**	**0**	**0**	**0**	**0**	**0**	**0**	**0**	**0**	**0**	**0**	**0**	**0**	**0**	**0**	**0**	**0**	**0**	**0**
1200	6	0	0	1	1	1	1	2	0	0	0	0	0	0	0	0	0	0	0	0	0	0	0	0	0	0	0	0	0
1300	**14**	**0**	**0**	**1**	**3**	**2**	**4**	**2**	**1**	**1**	**0**	**0**	**0**	**0**	**0**	**0**	**0**	**0**	**0**	**0**	**0**	**0**	**0**	**0**	**0**	**0**	**0**	**0**	**0**
1400	8	0	0	0	1	1	1	3	0	2	0	0	0	0	0	0	0	0	0	0	0	0	0	0	0	0	0	0	0
1500	9	0	0	0	6	1	0	0	2	0	0	0	0	0	0	0	0	0	0	0	0	0	0	0	0	0	0	0	0
1600	2	0	0	1	0	1	0	0	0	0	0	0	0	0	0	0	0	0	0	0	0	0	0	0	0	0	0	0	0
1700	5	0	0	2	1	0	0	2	0	0	0	0	0	0	0	0	0	0	0	0	0	0	0	0	0	0	0	0	0
1800	4	0	0	0	0	0	0	3	0	1	0	0	0	0	0	0	0	0	0	0	0	0	0	0	0	0	0	0	0
1900	3	0	0	0	0	0	0	3	0	0	0	0	0	0	0	0	0	0	0	0	0	0	0	0	0	0	0	0	0
2000	3	0	0	0	0	1	1	1	0	0	0	0	0	0	0	0	0	0	0	0	0	0	0	0	0	0	0	0	0
2100	4	0	0	0	0	1	2	0	0	0	1	0	0	0	0	0	0	0	0	0	0	0	0	0	0	0	0	0	0
2200	1	0	0	0	1	0	0	0	0	0	0	0	0	0	0	0	0	0	0	0	0	0	0	0	0	0	0	0	0
2300	0	0	0	0	0	0	0	0	0	0	0	0	0	0	0	0	0	0	0	0	0	0	0	0	0	0	0	0	0
07-19	**70**	**0**	**0**	**7**	**20**	**7**	**13**	**14**	**3**	**5**	**1**	**0**	**0**	**0**	**0**	**0**	**0**	**0**	**0**	**0**	**0**	**0**	**0**	**0**	**0**	**0**	**0**	**0**	**0**
06-22	**80**	**0**	**0**	**7**	**20**	**9**	**16**	**18**	**3**	**5**	**2**	**0**	**0**	**0**	**0**	**0**	**0**	**0**	**0**	**0**	**0**	**0**	**0**	**0**	**0**	**0**	**0**	**0**	**0**
06-00	**81**	**0**	**0**	**7**	**21**	**9**	**16**	**18**	**3**	**5**	**2**	**0**	**0**	**0**	**0**	**0**	**0**	**0**	**0**	**0**	**0**	**0**	**0**	**0**	**0**	**0**	**0**	**0**	**0**
00-00	**82**	**0**	**0**	**7**	**21**	**9**	**17**	**18**	**3**	**5**	**2**	**0**	**0**	**0**	**0**	**0**	**0**	**0**	**0**	**0**	**0**	**0**	**0**	**0**	**0**	**0**	**0**	**0**	**0**

DRAFT

Site 45
Location L683710, Att - Telepole, Lat 53.82543, Long -6.80387
Direction South

3279 / Meath/Cavan/Monaghan ATC's
October 2013
Automatic Traffic Count

Sat, 12 October 2013

Time	Total	Speed Bins (mph)																											
		0 - 5	5 - 10	10 - 15	15 - 20	20 - 25	25 - 30	30 - 35	35 - 40	40 - 45	45 - 50	50 - 55	55 - 60	60 - 65	65 - 70	70 - 75	75 - 80	80 - 85	85 - 90	90 - 95	95 - 100	100 - 105	105 - 110	110 - 115	115 - 120	120 - 125	125 - 130	130 - 135	135 - 140
0000	1	0	0	0	0	0	0	0	1	0	0	0	0	0	0	0	0	0	0	0	0	0	0	0	0	0	0	0	0
0100	1	0	0	0	0	1	0	0	0	0	0	0	0	0	0	0	0	0	0	0	0	0	0	0	0	0	0	0	0
0200	2	0	0	0	1	0	0	0	0	1	0	0	0	0	0	0	0	0	0	0	0	0	0	0	0	0	0	0	0
0300	0	0	0	0	0	0	0	0	0	0	0	0	0	0	0	0	0	0	0	0	0	0	0	0	0	0	0	0	0
0400	1	0	0	0	0	0	0	0	0	1	0	0	0	0	0	0	0	0	0	0	0	0	0	0	0	0	0	0	0
0500	0	0	0	0	0	0	0	0	0	0	0	0	0	0	0	0	0	0	0	0	0	0	0	0	0	0	0	0	0
0600	0	0	0	0	0	0	0	0	0	0	0	0	0	0	0	0	0	0	0	0	0	0	0	0	0	0	0	0	0
0700	0	0	0	0	0	0	0	0	0	0	0	0	0	0	0	0	0	0	0	0	0	0	0	0	0	0	0	0	0
0800	2	0	0	0	0	0	0	0	0	2	0	0	0	0	0	0	0	0	0	0	0	0	0	0	0	0	0	0	0
0900	1	0	0	0	0	0	0	1	0	0	0	0	0	0	0	0	0	0	0	0	0	0	0	0	0	0	0	0	0
1000	3	0	0	0	0	0	3	0	0	0	0	0	0	0	0	0	0	0	0	0	0	0	0	0	0	0	0	0	0
1100	**5**	**0**	**0**	**0**	**0**	**0**	**1**	**3**	**1**	**0**	**0**	**0**	**0**	**0**	**0**	**0**	**0**	**0**	**0**	**0**	**0**	**0**	**0**	**0**	**0**	**0**	**0**	**0**	**0**
1200	**10**	**0**	**1**	**0**	**0**	**2**	**3**	**4**	**0**	**0**	**0**	**0**	**0**	**0**	**0**	**0**	**0**	**0**	**0**	**0**	**0**	**0**	**0**	**0**	**0**	**0**	**0**	**0**	**0**
1300	4	0	0	0	1	2	1	0	0	0	0	0	0	0	0	0	0	0	0	0	0	0	0	0	0	0	0	0	0
1400	3	0	0	0	0	0	1	1	1	0	0	0	0	0	0	0	0	0	0	0	0	0	0	0	0	0	0	0	0
1500	1	0	0	0	0	0	1	0	0	0	0	0	0	0	0	0	0	0	0	0	0	0	0	0	0	0	0	0	0
1600	6	0	0	1	1	2	1	1	0	0	0	0	0	0	0	0	0	0	0	0	0	0	0	0	0	0	0	0	0
1700	**10**	**0**	**0**	**3**	**1**	**3**	**1**	**1**	**1**	**0**	**0**	**0**	**0**	**0**	**0**	**0**	**0**	**0**	**0**	**0**	**0**	**0**	**0**	**0**	**0**	**0**	**0**	**0**	**0**
1800	3	0	0	0	0	0	1	1	0	1	0	0	0	0	0	0	0	0	0	0	0	0	0	0	0	0	0	0	0
1900	3	0	0	0	0	1	0	1	0	1	0	0	0	0	0	0	0	0	0	0	0	0	0	0	0	0	0	0	0
2000	6	0	0	0	1	3	0	2	0	0	0	0	0	0	0	0	0	0	0	0	0	0	0	0	0	0	0	0	0
2100	0	0	0	0	0	0	0	0	0	0	0	0	0	0	0	0	0	0	0	0	0	0	0	0	0	0	0	0	0
2200	0	0	0	0	0	0	0	0	0	0	0	0	0	0	0	0	0	0	0	0	0	0	0	0	0	0	0	0	0
2300	2	0	0	0	0	0	1	0	1	0	0	0	0	0	0	0	0	0	0	0	0	0	0	0	0	0	0	0	0
07-19	**48**	**0**	**1**	**4**	**3**	**9**	**13**	**12**	**3**	**3**	**0**	**0**	**0**	**0**	**0**	**0**	**0**	**0**	**0**	**0**	**0**	**0**	**0**	**0**	**0**	**0**	**0**	**0**	**0**
06-22	**57**	**0**	**1**	**4**	**4**	**13**	**13**	**15**	**3**	**4**	**0**	**0**	**0**	**0**	**0**	**0**	**0**	**0**	**0**	**0**	**0**	**0**	**0**	**0**	**0**	**0**	**0**	**0**	**0**
06-00	**59**	**0**	**1**	**4**	**4**	**13**	**14**	**15**	**4**	**4**	**0**	**0**	**0**	**0**	**0**	**0**	**0**	**0**	**0**	**0**	**0**	**0**	**0**	**0**	**0**	**0**	**0**	**0**	**0**
00-00	**64**	**0**	**1**	**4**	**5**	**14**	**14**	**15**	**5**	**6**	**0**	**0**	**0**	**0**	**0**	**0**	**0**	**0**	**0**	**0**	**0**	**0**	**0**	**0**	**0**	**0**	**0**	**0**	**0**

DRAFT

Site 45
Location L683710, Att - Telepole, Lat 53.82543, Long -6.80387
Direction South

3279 / Meath/Cavan/Monaghan ATC's
October 2013
Automatic Traffic Count

Sun, 13 October 2013

Time	Total	Speed Bins (mph)																											
		0 - 5	5 - 10	10 - 15	15 - 20	20 - 25	25 - 30	30 - 35	35 - 40	40 - 45	45 - 50	50 - 55	55 - 60	60 - 65	65 - 70	70 - 75	75 - 80	80 - 85	85 - 90	90 - 95	95 - 100	100 - 105	105 - 110	110 - 115	115 - 120	120 - 125	125 - 130	130 - 135	135 - 140
0000	1	0	0	0	0	0	0	0	0	1	0	0	0	0	0	0	0	0	0	0	0	0	0	0	0	0	0	0	0
0100	1	0	0	0	0	0	0	1	0	0	0	0	0	0	0	0	0	0	0	0	0	0	0	0	0	0	0	0	0
0200	1	0	0	0	0	1	0	0	0	0	0	0	0	0	0	0	0	0	0	0	0	0	0	0	0	0	0	0	0
0300	1	0	0	0	0	0	0	0	1	0	0	0	0	0	0	0	0	0	0	0	0	0	0	0	0	0	0	0	0
0400	0	0	0	0	0	0	0	0	0	0	0	0	0	0	0	0	0	0	0	0	0	0	0	0	0	0	0	0	0
0500	1	0	0	0	0	0	1	0	0	0	0	0	0	0	0	0	0	0	0	0	0	0	0	0	0	0	0	0	0
0600	0	0	0	0	0	0	0	0	0	0	0	0	0	0	0	0	0	0	0	0	0	0	0	0	0	0	0	0	0
0700	0	0	0	0	0	0	0	0	0	0	0	0	0	0	0	0	0	0	0	0	0	0	0	0	0	0	0	0	0
0800	3	0	0	0	1	1	0	1	0	0	0	0	0	0	0	0	0	0	0	0	0	0	0	0	0	0	0	0	0
0900	2	0	0	0	0	0	2	0	0	0	0	0	0	0	0	0	0	0	0	0	0	0	0	0	0	0	0	0	0
1000	**4**	**0**	**0**	**0**	**0**	**0**	**2**	**1**	**1**	**0**	**0**	**0**	**0**	**0**	**0**	**0**	**0**	**0**	**0**	**0**	**0**	**0**	**0**	**0**	**0**	**0**	**0**	**0**	**0**
1100	2	0	0	0	0	0	1	0	1	0	0	0	0	0	0	0	0	0	0	0	0	0	0	0	0	0	0	0	0
1200	**9**	**0**	**0**	**0**	**0**	**2**	**3**	**1**	**1**	**2**	**0**	**0**	**0**	**0**	**0**	**0**	**0**	**0**	**0**	**0**	**0**	**0**	**0**	**0**	**0**	**0**	**0**	**0**	**0**
1300	6	0	1	0	1	2	1	1	0	0	0	0	0	0	0	0	0	0	0	0	0	0	0	0	0	0	0	0	0
1400	2	0	0	0	0	0	2	0	0	0	0	0	0	0	0	0	0	0	0	0	0	0	0	0	0	0	0	0	0
1500	0	0	0	0	0	0	0	0	0	0	0	0	0	0	0	0	0	0	0	0	0	0	0	0	0	0	0	0	0
1600	5	0	0	0	0	1	2	1	1	0	0	0	0	0	0	0	0	0	0	0	0	0	0	0	0	0	0	0	0
1700	1	0	0	0	0	1	0	0	0	0	0	0	0	0	0	0	0	0	0	0	0	0	0	0	0	0	0	0	0
1800	4	0	0	0	1	2	1	0	0	0	0	0	0	0	0	0	0	0	0	0	0	0	0	0	0	0	0	0	0
1900	1	0	0	0	0	1	0	0	0	0	0	0	0	0	0	0	0	0	0	0	0	0	0	0	0	0	0	0	0
2000	1	0	0	0	0	0	0	1	0	0	0	0	0	0	0	0	0	0	0	0	0	0	0	0	0	0	0	0	0
2100	0	0	0	0	0	0	0	0	0	0	0	0	0	0	0	0	0	0	0	0	0	0	0	0	0	0	0	0	0
2200	0	0	0	0	0	0	0	0	0	0	0	0	0	0	0	0	0	0	0	0	0	0	0	0	0	0	0	0	0
2300	0	0	0	0	0	0	0	0	0	0	0	0	0	0	0	0	0	0	0	0	0	0	0	0	0	0	0	0	0
07-19	**38**	**0**	**1**	**0**	**3**	**9**	**14**	**5**	**4**	**2**	**0**	**0**	**0**	**0**	**0**	**0**	**0**	**0**	**0**	**0**	**0**	**0**	**0**	**0**	**0**	**0**	**0**	**0**	**0**
06-22	**40**	**0**	**1**	**0**	**3**	**10**	**14**	**6**	**4**	**2**	**0**	**0**	**0**	**0**	**0**	**0**	**0**	**0**	**0**	**0**	**0**	**0**	**0**	**0**	**0**	**0**	**0**	**0**	**0**
06-00	**40**	**0**	**1**	**0**	**3**	**10**	**14**	**6**	**4**	**2**	**0**	**0**	**0**	**0**	**0**	**0**	**0**	**0**	**0**	**0**	**0**	**0**	**0**	**0**	**0**	**0**	**0**	**0**	**0**
00-00	**45**	**0**	**1**	**0**	**3**	**11**	**15**	**7**	**5**	**3**	**0**	**0**	**0**	**0**	**0**	**0**	**0**	**0**	**0**	**0**	**0**	**0**	**0**	**0**	**0**	**0**	**0**	**0**	**0**

DRAFT

Site 45
Location L683710, Att - Telepole, Lat 53.82543, Long -6.80387
Direction South

3279 / Meath/Cavan/Monaghan ATC's
October 2013
Automatic Traffic Count

Mon, 14 October 2013

Time	Total	Speed Bins (mph)																											
		0 - 5	5 - 10	10 - 15	15 - 20	20 - 25	25 - 30	30 - 35	35 - 40	40 - 45	45 - 50	50 - 55	55 - 60	60 - 65	65 - 70	70 - 75	75 - 80	80 - 85	85 - 90	90 - 95	95 - 100	100 - 105	105 - 110	110 - 115	115 - 120	120 - 125	125 - 130	130 - 135	135 - 140
0000	0	0	0	0	0	0	0	0	0	0	0	0	0	0	0	0	0	0	0	0	0	0	0	0	0	0	0	0	0
0100	0	0	0	0	0	0	0	0	0	0	0	0	0	0	0	0	0	0	0	0	0	0	0	0	0	0	0	0	0
0200	1	0	0	0	0	0	0	0	0	0	1	0	0	0	0	0	0	0	0	0	0	0	0	0	0	0	0	0	0
0300	0	0	0	0	0	0	0	0	0	0	0	0	0	0	0	0	0	0	0	0	0	0	0	0	0	0	0	0	0
0400	0	0	0	0	0	0	0	0	0	0	0	0	0	0	0	0	0	0	0	0	0	0	0	0	0	0	0	0	0
0500	0	0	0	0	0	0	0	0	0	0	0	0	0	0	0	0	0	0	0	0	0	0	0	0	0	0	0	0	0
0600	1	0	0	0	0	0	0	0	0	0	0	1	0	0	0	0	0	0	0	0	0	0	0	0	0	0	0	0	0
0700	1	0	0	0	0	0	0	1	0	0	0	0	0	0	0	0	0	0	0	0	0	0	0	0	0	0	0	0	0
0800	4	0	0	0	0	1	0	0	3	0	0	0	0	0	0	0	0	0	0	0	0	0	0	0	0	0	0	0	0
0900	**6**	**0**	**0**	**0**	**0**	**0**	**1**	**1**	**3**	**1**	**0**	**0**	**0**	**0**	**0**	**0**	**0**	**0**	**0**	**0**	**0**	**0**	**0**	**0**	**0**	**0**	**0**	**0**	**0**
1000	5	0	0	0	1	0	2	1	1	0	0	0	0	0	0	0	0	0	0	0	0	0	0	0	0	0	0	0	0
1100	3	0	0	1	0	0	0	2	0	0	0	0	0	0	0	0	0	0	0	0	0	0	0	0	0	0	0	0	0
1200	5	0	0	0	1	0	2	0	1	1	0	0	0	0	0	0	0	0	0	0	0	0	0	0	0	0	0	0	0
1300	5	0	0	1	0	1	1	0	2	0	0	0	0	0	0	0	0	0	0	0	0	0	0	0	0	0	0	0	0
1400	**7**	**0**	**0**	**0**	**0**	**1**	**1**	**2**	**0**	**3**	**0**	**0**	**0**	**0**	**0**	**0**	**0**	**0**	**0**	**0**	**0**	**0**	**0**	**0**	**0**	**0**	**0**	**0**	**0**
1500	4	0	0	0	0	0	2	2	0	0	0	0	0	0	0	0	0	0	0	0	0	0	0	0	0	0	0	0	0
1600	3	0	0	0	0	0	1	0	2	0	0	0	0	0	0	0	0	0	0	0	0	0	0	0	0	0	0	0	0
1700	**7**	**0**	**0**	**0**	**0**	**0**	**4**	**2**	**0**	**1**	**0**	**0**	**0**	**0**	**0**	**0**	**0**	**0**	**0**	**0**	**0**	**0**	**0**	**0**	**0**	**0**	**0**	**0**	**0**
1800	6	0	0	0	0	0	1	4	0	0	1	0	0	0	0	0	0	0	0	0	0	0	0	0	0	0	0	0	0
1900	5	0	0	0	0	0	2	1	0	2	0	0	0	0	0	0	0	0	0	0	0	0	0	0	0	0	0	0	0
2000	5	0	0	0	2	0	0	3	0	0	0	0	0	0	0	0	0	0	0	0	0	0	0	0	0	0	0	0	0
2100	2	0	0	0	0	1	0	1	0	0	0	0	0	0	0	0	0	0	0	0	0	0	0	0	0	0	0	0	0
2200	0	0	0	0	0	0	0	0	0	0	0	0	0	0	0	0	0	0	0	0	0	0	0	0	0	0	0	0	0
2300	1	0	0	0	0	0	0	0	0	1	0	0	0	0	0	0	0	0	0	0	0	0	0	0	0	0	0	0	0
07-19	**56**	**0**	**0**	**2**	**2**	**3**	**15**	**15**	**12**	**6**	**1**	**0**	**0**	**0**	**0**	**0**	**0**	**0**	**0**	**0**	**0**	**0**	**0**	**0**	**0**	**0**	**0**	**0**	**0**
06-22	**69**	**0**	**0**	**2**	**4**	**4**	**17**	**20**	**12**	**8**	**1**	**1**	**0**	**0**	**0**	**0**	**0**	**0**	**0**	**0**	**0**	**0**	**0**	**0**	**0**	**0**	**0**	**0**	**0**
06-00	**70**	**0**	**0**	**2**	**4**	**4**	**17**	**20**	**12**	**9**	**1**	**1**	**0**	**0**	**0**	**0**	**0**	**0**	**0**	**0**	**0**	**0**	**0**	**0**	**0**	**0**	**0**	**0**	**0**
00-00	**71**	**0**	**0**	**2**	**4**	**4**	**17**	**20**	**12**	**9**	**2**	**1**	**0**	**0**	**0**	**0**	**0**	**0**	**0**	**0**	**0**	**0**	**0**	**0**	**0**	**0**	**0**	**0**	**0**

DRAFT

Site 45
Location L683710, Att - Telepole, Lat 53.82543, Long -6.80387
Direction South

3279 / Meath/Cavan/Monaghan ATC's
October 2013
Automatic Traffic Count

Virtual Day (7)

Time	Total	Speed Bins (mph)																											
		0 - 5	5 - 10	10 - 15	15 - 20	20 - 25	25 - 30	30 - 35	35 - 40	40 - 45	45 - 50	50 - 55	55 - 60	60 - 65	65 - 70	70 - 75	75 - 80	80 - 85	85 - 90	90 - 95	95 - 100	100 - 105	105 - 110	110 - 115	115 - 120	120 - 125	125 - 130	130 - 135	135 - 140
0000	1	0	0	0	0	0	0	0	0	0	0	0	0	0	0	0	0	0	0	0	0	0	0	0	0	0	0	0	0
0100	0	0	0	0	0	0	0	0	0	0	0	0	0	0	0	0	0	0	0	0	0	0	0	0	0	0	0	0	0
0200	1	0	0	0	0	0	0	0	0	0	0	0	0	0	0	0	0	0	0	0	0	0	0	0	0	0	0	0	0
0300	0	0	0	0	0	0	0	0	0	0	0	0	0	0	0	0	0	0	0	0	0	0	0	0	0	0	0	0	0
0400	0	0	0	0	0	0	0	0	0	0	0	0	0	0	0	0	0	0	0	0	0	0	0	0	0	0	0	0	0
0500	0	0	0	0	0	0	0	0	0	0	0	0	0	0	0	0	0	0	0	0	0	0	0	0	0	0	0	0	0
0600	0	0	0	0	0	0	0	0	0	0	0	0	0	0	0	0	0	0	0	0	0	0	0	0	0	0	0	0	0
0700	0	0	0	0	0	0	0	0	0	0	0	0	0	0	0	0	0	0	0	0	0	0	0	0	0	0	0	0	0
0800	4	0	0	0	0	0	1	1	1	1	0	0	0	0	0	0	0	0	0	0	0	0	0	0	0	0	0	0	0
0900	5	0	0	0	1	1	1	0	1	0	0	0	0	0	0	0	0	0	0	0	0	0	0	0	0	0	0	0	0
1000	4	0	0	0	1	0	2	1	0	0	0	0	0	0	0	0	0	0	0	0	0	0	0	0	0	0	0	0	0
1100	**7**	**1**	**2**	**0**	**1**	**0**	**2**	**1**	**1**	**0**	**0**	**0**	**0**	**0**	**0**	**0**	**0**	**0**	**0**	**0**	**0**	**0**	**0**	**0**	**0**	**0**	**0**	**0**	**0**
1200	**8**	**0**	**2**	**1**	**1**	**1**	**1**	**1**	**0**	**0**	**0**	**0**	**0**	**0**	**0**	**0**	**0**	**0**	**0**	**0**	**0**	**0**	**0**	**0**	**0**	**0**	**0**	**0**	**0**
1300	6	0	0	0	1	1	1	1	1	0	0	0	0	0	0	0	0	0	0	0	0	0	0	0	0	0	0	0	0
1400	5	0	0	0	0	0	1	1	1	1	0	0	0	0	0	0	0	0	0	0	0	0	0	0	0	0	0	0	0
1500	4	0	0	0	1	1	1	0	0	0	0	0	0	0	0	0	0	0	0	0	0	0	0	0	0	0	0	0	0
1600	4	0	0	0	1	1	1	1	0	0	0	0	0	0	0	0	0	0	0	0	0	0	0	0	0	0	0	0	0
1700	**8**	**0**	**0**	**1**	**1**	**2**	**2**	**1**	**1**	**0**	**0**	**0**	**0**	**0**	**0**	**0**	**0**	**0**	**0**	**0**	**0**	**0**	**0**	**0**	**0**	**0**	**0**	**0**	**0**
1800	5	0	0	0	0	1	1	2	0	1	0	0	0	0	0	0	0	0	0	0	0	0	0	0	0	0	0	0	0
1900	4	0	0	0	0	1	1	1	0	0	0	0	0	0	0	0	0	0	0	0	0	0	0	0	0	0	0	0	0
2000	5	0	0	0	1	1	2	1	0	0	0	0	0	0	0	0	0	0	0	0	0	0	0	0	0	0	0	0	0
2100	2	0	0	0	0	1	1	0	0	0	0	0	0	0	0	0	0	0	0	0	0	0	0	0	0	0	0	0	0
2200	1	0	0	0	0	0	0	0	0	0	0	0	0	0	0	0	0	0	0	0	0	0	0	0	0	0	0	0	0
2300	1	0	0	0	0	0	0	0	0	0	0	0	0	0	0	0	0	0	0	0	0	0	0	0	0	0	0	0	0
07-19	**61**	**1**	**4**	**4**	**7**	**9**	**14**	**11**	**7**	**4**	**0**	**0**	**0**	**0**	**0**	**0**	**0**	**0**	**0**	**0**	**0**	**0**	**0**	**0**	**0**	**0**	**0**	**0**	**0**
06-22	**72**	**1**	**4**	**4**	**8**	**11**	**18**	**13**	**7**	**5**	**1**	**0**	**0**	**0**	**0**	**0**	**0**	**0**	**0**	**0**	**0**	**0**	**0**	**0**	**0**	**0**	**0**	**0**	**0**
06-00	**75**	**1**	**4**	**4**	**8**	**12**	**19**	**13**	**7**	**5**	**1**	**0**	**0**	**0**	**0**	**0**	**0**	**0**	**0**	**0**	**0**	**0**	**0**	**0**	**0**	**0**	**0**	**0**	**0**
00-00	**77**	**1**	**4**	**4**	**8**	**12**	**19**	**14**	**8**	**6**	**1**	**0**	**0**	**0**	**0**	**0**	**0**	**0**	**0**	**0**	**0**	**0**	**0**	**0**	**0**	**0**	**0**	**0**	**0**

DRAFT

Site 45
Location L683710, Att - Telepole, Lat 53.82543, Long -6.80387
Direction South

3279 / Meath/Cavan/Monaghan ATC's
October 2013
Automatic Traffic Count

Virtual Week (1)

Time	Total	Speed Bins (mph)																											
		0 - 5	5 - 10	10 - 15	15 - 20	20 - 25	25 - 30	30 - 35	35 - 40	40 - 45	45 - 50	50 - 55	55 - 60	60 - 65	65 - 70	70 - 75	75 - 80	80 - 85	85 - 90	90 - 95	95 - 100	100 - 105	105 - 110	110 - 115	115 - 120	120 - 125	125 - 130	130 - 135	135 - 140
Mon	71	0	0	2	4	4	17	20	12	9	2	1	0	0	0	0	0	0	0	0	0	0	0	0	0	0	0	0	0
Tue	70	0	3	4	4	14	21	13	8	2	1	0	0	0	0	0	0	0	0	0	0	0	0	0	0	0	0	0	0
Wed	105	4	21	5	1	22	22	11	11	7	0	1	0	0	0	0	0	0	0	0	0	0	0	0	0	0	0	0	0
Thu	99	0	5	5	21	9	29	12	10	8	0	0	0	0	0	0	0	0	0	0	0	0	0	0	0	0	0	0	0
Fri	82	0	0	7	21	9	17	18	3	5	2	0	0	0	0	0	0	0	0	0	0	0	0	0	0	0	0	0	0
|Sat	64	0	1	4	5	14	14	15	5	6	0	0	0	0	0	0	0	0	0	0	0	0	0	0	0	0	0	0	0
|Sun	45	0	1	0	3	11	15	7	5	3	0	0	0	0	0	0	0	0	0	0	0	0	0	0	0	0	0	0	0
5 Day Ave.	**85**	**1**	**6**	**5**	**10**	**12**	**21**	**15**	**9**	**6**	**1**	**0**	**0**	**0**	**0**	**0**	**0**	**0**	**0**	**0**	**0**	**0**	**0**	**0**	**0**	**0**	**0**	**0**	**0**
7 Day Ave.	**77**	**1**	**4**	**4**	**8**	**12**	**19**	**14**	**8**	**6**	**1**	**0**	**0**	**0**	**0**	**0**	**0**	**0**	**0**	**0**	**0**	**0**	**0**	**0**	**0**	**0**	**0**	**0**	**0**
--	**536**	**4**	**31**	**27**	**59**	**83**	**135**	**96**	**54**	**40**	**5**	**2**	**0**	**0**	**0**	**0**	**0**	**0**	**0**	**0**	**0**	**0**	**0**	**0**	**0**	**0**	**0**	**0**	**0**

Summary Graphs

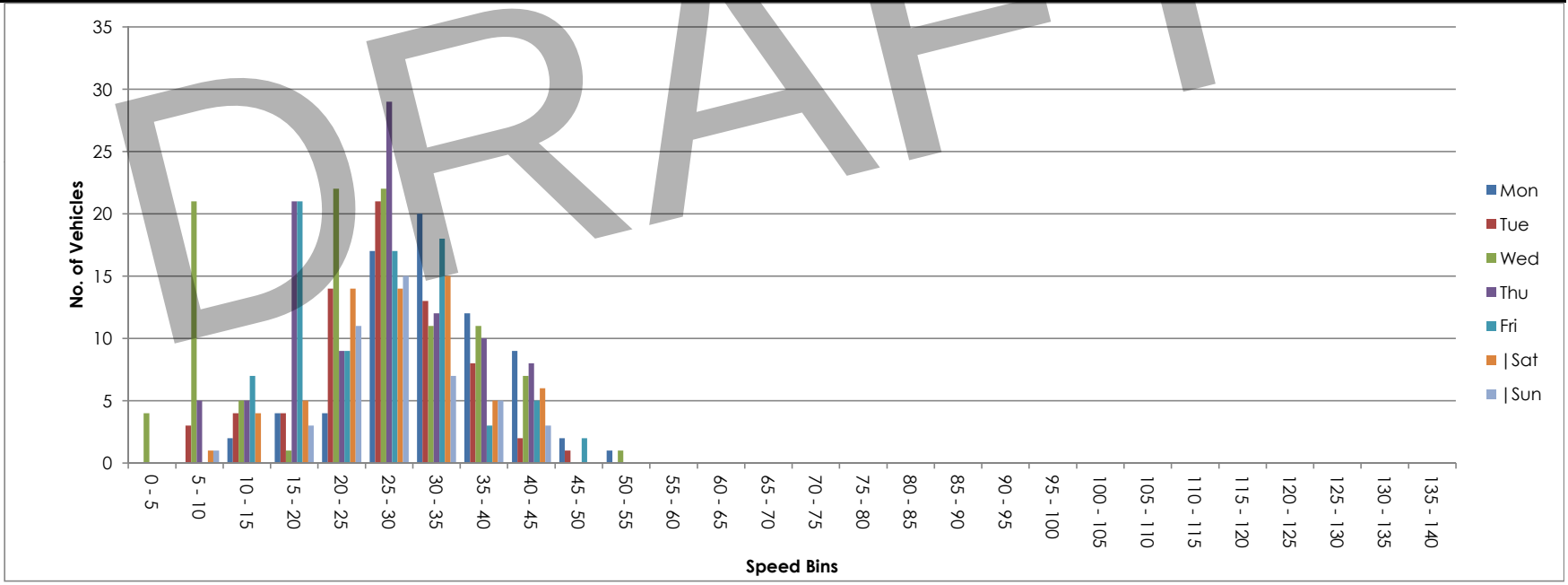

DRAFT

Site 45
Location L683710, Att - Telepole, Lat 53.82543, Long -6.80387
Direction Two way

3279 / Meath/Cavan/Monaghan ATC's
October 2013
Automatic Traffic Count

Tue, 8 October 2013

Time	Total	Classification												>PSL	>PSL%	>SL1	>SL1%	>SL2	>SL2%	Mean	Vpp
		1 MCL	2 SV	3 SVT	4 TB2	5 TB3	6 T4	7 ART3	8 ART4	9 ART5	10 ART6	11 BD	12 DRT	50	50	57 ACPO	57 ACPO	65 DfT	65 DfT		85
0000	0	0	0	0	0	0	0	0	0	0	0	0	0	0	0	0	0	0	0	-	-
0100	0	0	0	0	0	0	0	0	0	0	0	0	0	0	0	0	0	0	0	-	-
0200	0	0	0	0	0	0	0	0	0	0	0	0	0	0	0	0	0	0	0	-	-
0300	0	0	0	0	0	0	0	0	0	0	0	0	0	0	0	0	0	0	0	-	-
0400	0	0	0	0	0	0	0	0	0	0	0	0	0	0	0	0	0	0	0	-	-
0500	1	0	1	0	0	0	0	0	0	0	0	0	0	0	0	0	0	0	0	31.1	-
0600	2	0	1	1	0	0	0	0	0	0	0	0	0	0	0	0	0	0	0	22.4	-
0700	3	0	3	0	0	0	0	0	0	0	0	0	0	0	0	0	0	0	0	33.2	-
0800	**12**	**0**	**10**	**0**	**2**	**0**	**0**	**0**	**0**	**0**	**0**	**0**	**0**	**1**	**8.3**	**1**	**8.3**	**0**	**0**	**31.9**	**37.4**
0900	8	0	8	0	0	0	0	0	0	0	0	0	0	0	0	0	0	0	0	30.1	-
1000	8	0	7	0	1	0	0	0	0	0	0	0	0	0	0	0	0	0	0	30.5	-
1100	7	0	7	0	0	0	0	0	0	0	0	0	0	0	0	0	0	0	0	26.1	-
1200	3	0	3	0	0	0	0	0	0	0	0	0	0	0	0	0	0	0	0	25.3	-
1300	11	0	10	0	0	0	0	0	0	0	1	0	0	0	0	0	0	0	0	24.2	33.8
1400	5	0	5	0	0	0	0	0	0	0	0	0	0	0	0	0	0	0	0	28.5	-
1500	**17**	**1**	**16**	**0**	**0**	**0**	**0**	**0**	**0**	**0**	**0**	**0**	**0**	**0**	**0**	**0**	**0**	**0**	**0**	**28.2**	**35.8**
1600	12	1	9	0	0	0	2	0	0	0	0	0	0	0	0	0	0	0	0	25.4	30.6
1700	**17**	**0**	**16**	**0**	**1**	**0**	**0**	**0**	**0**	**0**	**0**	**0**	**0**	**0**	**0**	**0**	**0**	**0**	**0**	**28.6**	**34.2**
1800	12	0	11	0	1	0	0	0	0	0	0	0	0	0	0	0	0	0	0	33.9	38.7
1900	6	0	6	0	0	0	0	0	0	0	0	0	0	0	0	0	0	0	0	32.6	-
2000	9	0	9	0	0	0	0	0	0	0	0	0	0	0	0	0	0	0	0	29.3	-
2100	3	0	3	0	0	0	0	0	0	0	0	0	0	0	0	0	0	0	0	30.9	-
2200	6	0	6	0	0	0	0	0	0	0	0	0	0	0	0	0	0	0	0	26.4	-
2300	1	0	1	0	0	0	0	0	0	0	0	0	0	0	0	0	0	0	0	29.9	-
07-19	**115**	**2**	**105**	**0**	**5**	**0**	**2**	**0**	**0**	**0**	**1**	**0**	**0**	**1**	**0.9**	**1**	**0.9**	**0**	**0**	**28.8**	**37.4**
06-22	**135**	**2**	**124**	**1**	**5**	**0**	**2**	**0**	**0**	**0**	**1**	**0**	**0**	**1**	**0.7**	**1**	**0.7**	**0**	**0**	**28.9**	**36.7**
06-00	**142**	**2**	**131**	**1**	**5**	**0**	**2**	**0**	**0**	**0**	**1**	**0**	**0**	**1**	**0.7**	**1**	**0.7**	**0**	**0**	**28.8**	**36.7**
00-00	**143**	**2**	**132**	**1**	**5**	**0**	**2**	**0**	**0**	**0**	**1**	**0**	**0**	**1**	**0.7**	**1**	**0.7**	**0**	**0**	**28.9**	**36.7**

DRAFT

Site 45
Location L683710, Att - Telepole, Lat 53.82543, Long -6.80387
Direction Two way

3279 / Meath/Cavan/Monaghan ATC's
October 2013
Automatic Traffic Count

Wed, 9 October 2013

Time	Total	Classification												>PSL	>PSL%	>SL1	>SL1%	>SL2	>SL2%	Mean	Vpp
		1 MCL	2 SV	3 SVT	4 TB2	5 TB3	6 T4	7 ART3	8 ART4	9 ART5	10 ART6	11 BD	12 DRT	50	50	57 ACPO	57 ACPO	65 DfT	65 DfT		85
0000	1	0	1	0	0	0	0	0	0	0	0	0	0	0	0	0	0	0	0	40.3	-
0100	0	0	0	0	0	0	0	0	0	0	0	0	0	0	0	0	0	0	0	-	-
0200	0	0	0	0	0	0	0	0	0	0	0	0	0	0	0	0	0	0	0	-	-
0300	0	0	0	0	0	0	0	0	0	0	0	0	0	0	0	0	0	0	0	-	-
0400	0	0	0	0	0	0	0	0	0	0	0	0	0	0	0	0	0	0	0	-	-
0500	0	0	0	0	0	0	0	0	0	0	0	0	0	0	0	0	0	0	0	-	-
0600	5	0	5	0	0	0	0	0	0	0	0	0	0	0	0	0	0	0	0	29.5	-
0700	4	0	3	0	0	0	0	0	0	1	0	0	0	0	0	0	0	0	0	30.8	-
0800	13	0	11	0	1	1	0	0	0	0	0	0	0	1	7.7	1	7.7	1	7.7	31.7	35.1
0900	8	0	8	0	0	0	0	0	0	0	0	0	0	0	0	0	0	0	0	33.5	-
1000	9	0	9	0	0	0	0	0	0	0	0	0	0	0	0	0	0	0	0	31.7	-
1100	**44**	**0**	**44**	**0**	**0**	**0**	**0**	**0**	**0**	**0**	**0**	**0**	**0**	**0**	**0**	**0**	**0**	**0**	**0**	**9**	**11.6**
1200	15	0	14	0	0	1	0	0	0	0	0	0	0	0	0	0	0	0	0	11.9	18.1
1300	7	0	6	0	0	0	0	0	0	0	1	0	0	0	0	0	0	0	0	28.4	-
1400	8	0	8	0	0	0	0	0	0	0	0	0	0	0	0	0	0	0	0	31.7	-
1500	15	0	15	0	0	0	0	0	0	0	0	0	0	0	0	0	0	0	0	25.7	34.7
1600	16	0	16	0	0	0	0	0	0	0	0	0	0	0	0	0	0	0	0	30.8	38.9
1700	**17**	**0**	**15**	**1**	**1**	**0**	**0**	**0**	**0**	**0**	**0**	**0**	**0**	**0**	**0**	**0**	**0**	**0**	**0**	**31.6**	**38.9**
1800	**17**	**0**	**15**	**1**	**1**	**0**	**0**	**0**	**0**	**0**	**0**	**0**	**0**	**1**	**5.9**	**0**	**0**	**0**	**0**	**33**	**38.7**
1900	15	0	14	0	1	0	0	0	0	0	0	0	0	0	0	0	0	0	0	29.8	36.9
2000	11	0	10	1	0	0	0	0	0	0	0	0	0	0	0	0	0	0	0	21.2	24.4
2100	5	0	4	1	0	0	0	0	0	0	0	0	0	0	0	0	0	0	0	23.7	-
2200	6	0	6	0	0	0	0	0	0	0	0	0	0	0	0	0	0	0	0	24.9	-
2300	1	0	1	0	0	0	0	0	0	0	0	0	0	0	0	0	0	0	0	42.1	-
07-19	**173**	**0**	**164**	**2**	**3**	**2**	**0**	**0**	**0**	**1**	**1**	**0**	**0**	**2**	**1.2**	**1**	**0.6**	**1**	**0.6**	**23.7**	**36.9**
06-22	**209**	**0**	**197**	**4**	**4**	**2**	**0**	**0**	**0**	**1**	**1**	**0**	**0**	**2**	**1**	**1**	**0.5**	**1**	**0.5**	**24.1**	**36.9**
06-00	**216**	**0**	**204**	**4**	**4**	**2**	**0**	**0**	**0**	**1**	**1**	**0**	**0**	**2**	**0.9**	**1**	**0.5**	**1**	**0.5**	**24.2**	**36.9**
00-00	**217**	**0**	**205**	**4**	**4**	**2**	**0**	**0**	**0**	**1**	**1**	**0**	**0**	**2**	**0.9**	**1**	**0.5**	**1**	**0.5**	**24.3**	**36.9**

DRAFT

Site 45
Location L683710, Att - Telepole, Lat 53.82543, Long -6.80387
Direction Two way

3279 / Meath/Cavan/Monaghan ATC's
October 2013
Automatic Traffic Count

Thu, 10 October 2013

Time	Total	Classification												>PSL	>PSL%	>SL1	>SL1%	>SL2	>SL2%	Mean	Vpp
		1 MCL	2 SV	3 SVT	4 TB2	5 TB3	6 T4	7 ART3	8 ART4	9 ART5	10 ART6	11 BD	12 DRT	50	50	57 ACPO	57 ACPO	65 DfT	65 DfT		85
0000	0	0	0	0	0	0	0	0	0	0	0	0	0	0	0	0	0	0	0	-	-
0100	0	0	0	0	0	0	0	0	0	0	0	0	0	0	0	0	0	0	0	-	-
0200	1	0	1	0	0	0	0	0	0	0	0	0	0	0	0	0	0	0	0	12.6	-
0300	0	0	0	0	0	0	0	0	0	0	0	0	0	0	0	0	0	0	0	-	-
0400	0	0	0	0	0	0	0	0	0	0	0	0	0	0	0	0	0	0	0	-	-
0500	0	0	0	0	0	0	0	0	0	0	0	0	0	0	0	0	0	0	0	-	-
0600	1	0	0	1	0	0	0	0	0	0	0	0	0	0	0	0	0	0	0	13.9	-
0700	4	0	4	0	0	0	0	0	0	0	0	0	0	0	0	0	0	0	0	34.2	-
0800	13	0	8	1	1	2	0	0	1	0	0	0	0	0	0	0	0	0	0	31.5	35.8
0900	12	0	9	1	0	1	0	0	0	1	0	0	0	0	0	0	0	0	0	23.7	28.4
1000	11	0	8	0	3	0	0	0	0	0	0	0	0	0	0	0	0	0	0	27.2	32.9
1100	**14**	**0**	**13**	**0**	**1**	**0**	**0**	**0**	**0**	**0**	**0**	**0**	**0**	**0**	**0**	**0**	**0**	**0**	**0**	**23.6**	**34.4**
1200	**29**	**0**	**27**	**1**	**0**	**1**	**0**	**0**	**0**	**0**	**0**	**0**	**0**	**0**	**0**	**0**	**0**	**0**	**0**	**17.3**	**32**
1300	9	0	9	0	0	0	0	0	0	0	0	0	0	0	0	0	0	0	0	23.9	-
1400	17	0	14	1	1	1	0	0	0	0	0	0	0	0	0	0	0	0	0	29.8	38
1500	10	0	9	0	0	1	0	0	0	0	0	0	0	0	0	0	0	0	0	16.9	-
1600	13	1	9	0	1	2	0	0	0	0	0	0	0	0	0	0	0	0	0	22.3	30
1700	24	0	15	2	3	4	0	0	0	0	0	0	0	0	0	0	0	0	0	29.3	38.7
1800	15	0	14	0	1	0	0	0	0	0	0	0	0	0	0	0	0	0	0	29.6	38.5
1900	11	0	9	1	1	0	0	0	0	0	0	0	0	0	0	0	0	0	0	32.3	37.4
2000	11	0	11	0	0	0	0	0	0	0	0	0	0	0	0	0	0	0	0	29.5	32.2
2100	5	0	5	0	0	0	0	0	0	0	0	0	0	0	0	0	0	0	0	28.9	-
2200	6	0	5	1	0	0	0	0	0	0	0	0	0	0	0	0	0	0	0	32.6	-
2300	2	0	2	0	0	0	0	0	0	0	0	0	0	0	0	0	0	0	0	40.6	-
07-19	**171**	**1**	**139**	**6**	**11**	**12**	**0**	**0**	**1**	**1**	**0**	**0**	**0**	**0**	**0**	**0**	**0**	**0**	**0**	**25.1**	**37.8**
06-22	**199**	**1**	**164**	**8**	**12**	**12**	**0**	**0**	**1**	**1**	**0**	**0**	**0**	**0**	**0**	**0**	**0**	**0**	**0**	**25.8**	**37.4**
06-00	**207**	**1**	**171**	**9**	**12**	**12**	**0**	**0**	**1**	**1**	**0**	**0**	**0**	**0**	**0**	**0**	**0**	**0**	**0**	**26.1**	**37.8**
00-00	**208**	**1**	**172**	**9**	**12**	**12**	**0**	**0**	**1**	**1**	**0**	**0**	**0**	**0**	**0**	**0**	**0**	**0**	**0**	**26**	**37.8**

DRAFT

Site 45
Location L683710, Att - Telepole, Lat 53.82543, Long -6.80387
Direction Two way

3279 / Meath/Cavan/Monaghan ATC's
October 2013
Automatic Traffic Count

Fri, 11 October 2013

Time	Total	Classification												>PSL	>PSL%	>SL1	>SL1%	>SL2	>SL2%	Mean	Vpp
		1 MCL	2 SV	3 SVT	4 TB2	5 TB3	6 T4	7 ART3	8 ART4	9 ART5	10 ART6	11 BD	12 DRT	50	50	57 ACPO	57 ACPO	65 DfT	65 DfT		85
0000	1	0	1	0	0	0	0	0	0	0	0	0	0	0	0	0	0	0	0	25.7	-
0100	0	0	0	0	0	0	0	0	0	0	0	0	0	0	0	0	0	0	0	-	-
0200	1	0	1	0	0	0	0	0	0	0	0	0	0	0	0	0	0	0	0	21.1	-
0300	0	0	0	0	0	0	0	0	0	0	0	0	0	0	0	0	0	0	0	-	-
0400	0	0	0	0	0	0	0	0	0	0	0	0	0	0	0	0	0	0	0	-	-
0500	0	0	0	0	0	0	0	0	0	0	0	0	0	0	0	0	0	0	0	-	-
0600	1	0	0	1	0	0	0	0	0	0	0	0	0	0	0	0	0	0	0	15.1	-
0700	3	0	2	0	0	0	0	0	0	1	0	0	0	1	33.3	0	0	0	0	36.4	-
0800	11	0	9	0	1	1	0	0	0	0	0	0	0	0	0	0	0	0	0	20.7	28.6
0900	**14**	**0**	**14**	**0**	**0**	**0**	**0**	**0**	**0**	**0**	**0**	**0**	**0**	**0**	**0**	**0**	**0**	**0**	**0**	**19.5**	**24.6**
1000	13	0	10	0	2	0	0	0	0	1	0	0	0	0	0	0	0	0	0	33.9	36.5
1100	**14**	**0**	**10**	**1**	**1**	**2**	**0**	**0**	**0**	**0**	**0**	**0**	**0**	**0**	**0**	**0**	**0**	**0**	**0**	**24.7**	**33.6**
1200	13	0	9	1	0	1	0	0	0	2	0	0	0	0	0	0	0	0	0	27	34.7
1300	20	0	17	0	2	0	0	0	1	0	0	0	0	0	0	0	0	0	0	25.2	33.1
1400	**21**	**0**	**20**	**0**	**1**	**0**	**0**	**0**	**0**	**0**	**0**	**0**	**0**	**0**	**0**	**0**	**0**	**0**	**0**	**28.5**	**38**
1500	19	0	18	1	0	0	0	0	0	0	0	0	0	0	0	0	0	0	0	26.8	36.2
1600	14	0	12	0	1	1	0	0	0	0	0	0	0	0	0	0	0	0	0	25.1	32
1700	14	0	14	0	0	0	0	0	0	0	0	0	0	0	0	0	0	0	0	25.8	34.7
1800	6	0	5	1	0	0	0	0	0	0	0	0	0	0	0	0	0	0	0	31.5	-
1900	6	0	6	0	0	0	0	0	0	0	0	0	0	0	0	0	0	0	0	35.3	-
2000	5	0	5	0	0	0	0	0	0	0	0	0	0	0	0	0	0	0	0	24.8	-
2100	6	0	6	0	0	0	0	0	0	0	0	0	0	0	0	0	0	0	0	29.8	-
2200	3	0	3	0	0	0	0	0	0	0	0	0	0	0	0	0	0	0	0	34.9	-
2300	0	0	0	0	0	0	0	0	0	0	0	0	0	0	0	0	0	0	0	-	-
07-19	**162**	**0**	**140**	**4**	**8**	**5**	**0**	**0**	**1**	**4**	**0**	**0**	**0**	**1**	**0.6**	**0**	**0**	**0**	**0**	**26.3**	**36.2**
06-22	**180**	**0**	**157**	**5**	**8**	**5**	**0**	**0**	**1**	**4**	**0**	**0**	**0**	**1**	**0.6**	**0**	**0**	**0**	**0**	**26.6**	**36.2**
06-00	**183**	**0**	**160**	**5**	**8**	**5**	**0**	**0**	**1**	**4**	**0**	**0**	**0**	**1**	**0.5**	**0**	**0**	**0**	**0**	**26.7**	**36.5**
00-00	**185**	**0**	**162**	**5**	**8**	**5**	**0**	**0**	**1**	**4**	**0**	**0**	**0**	**1**	**0.5**	**0**	**0**	**0**	**0**	**26.7**	**36.2**

DRAFT

Site 45
Location L683710, Att - Telepole, Lat 53.82543, Long -6.80387
Direction Two way

3279 / Meath/Cavan/Monaghan ATC's
October 2013
Automatic Traffic Count

Sat, 12 October 2013

Time	Total	Classification												>PSL	>PSL%	>SL1	>SL1%	>SL2	>SL2%	Mean	Vpp
		1 MCL	2 SV	3 SVT	4 TB2	5 TB3	6 T4	7 ART3	8 ART4	9 ART5	10 ART6	11 BD	12 DRT	50	50	57 ACPO	57 ACPO	65 DfT	65 DfT		85
0000	1	0	1	0	0	0	0	0	0	0	0	0	0	0	0	0	0	0	0	39.9	-
0100	1	0	1	0	0	0	0	0	0	0	0	0	0	0	0	0	0	0	0	21.4	-
0200	3	0	3	0	0	0	0	0	0	0	0	0	0	0	0	0	0	0	0	26.6	-
0300	0	0	0	0	0	0	0	0	0	0	0	0	0	0	0	0	0	0	0	-	-
0400	1	0	1	0	0	0	0	0	0	0	0	0	0	0	0	0	0	0	0	40.4	-
0500	1	0	1	0	0	0	0	0	0	0	0	0	0	0	0	0	0	0	0	27.4	-
0600	1	0	1	0	0	0	0	0	0	0	0	0	0	0	0	0	0	0	0	25.8	-
0700	1	0	1	0	0	0	0	0	0	0	0	0	0	0	0	0	0	0	0	40.2	-
0800	5	0	5	0	0	0	0	0	0	0	0	0	0	0	0	0	0	0	0	37.7	-
0900	1	0	1	0	0	0	0	0	0	0	0	0	0	0	0	0	0	0	0	31.7	-
1000	**7**	**0**	**7**	**0**	**0**	**0**	**0**	**0**	**0**	**0**	**0**	**0**	**0**	**0**	**0**	**0**	**0**	**0**	**0**	**32.2**	**-**
1100	6	0	5	0	1	0	0	0	0	0	0	0	0	0	0	0	0	0	0	31.7	-
1200	**21**	**0**	**20**	**1**	**0**	**0**	**0**	**0**	**0**	**0**	**0**	**0**	**0**	**0**	**0**	**0**	**0**	**0**	**0**	**26.4**	**33.3**
1300	8	0	8	0	0	0	0	0	0	0	0	0	0	0	0	0	0	0	0	27.1	-
1400	5	0	5	0	0	0	0	0	0	0	0	0	0	0	0	0	0	0	0	28.8	-
1500	6	0	6	0	0	0	0	0	0	0	0	0	0	0	0	0	0	0	0	20	-
1600	13	0	12	0	1	0	0	0	0	0	0	0	0	0	0	0	0	0	0	23.9	31.1
1700	15	0	14	0	0	1	0	0	0	0	0	0	0	0	0	0	0	0	0	23	31.3
1800	9	0	9	0	0	0	0	0	0	0	0	0	0	0	0	0	0	0	0	35.6	-
1900	6	0	6	0	0	0	0	0	0	0	0	0	0	0	0	0	0	0	0	32.7	-
2000	8	0	8	0	0	0	0	0	0	0	0	0	0	0	0	0	0	0	0	26	-
2100	2	0	2	0	0	0	0	0	0	0	0	0	0	0	0	0	0	0	0	24.9	-
2200	3	0	3	0	0	0	0	0	0	0	0	0	0	0	0	0	0	0	0	31.9	-
2300	3	0	3	0	0	0	0	0	0	0	0	0	0	0	0	0	0	0	0	29	-
07-19	**97**	**0**	**93**	**1**	**2**	**1**	**0**	**0**	**0**	**0**	**0**	**0**	**0**	**0**	**0**	**0**	**0**	**0**	**0**	**27.7**	**36.2**
06-22	**114**	**0**	**110**	**1**	**2**	**1**	**0**	**0**	**0**	**0**	**0**	**0**	**0**	**0**	**0**	**0**	**0**	**0**	**0**	**27.8**	**36.5**
06-00	**120**	**0**	**116**	**1**	**2**	**1**	**0**	**0**	**0**	**0**	**0**	**0**	**0**	**0**	**0**	**0**	**0**	**0**	**0**	**27.9**	**36.5**
00-00	**127**	**0**	**123**	**1**	**2**	**1**	**0**	**0**	**0**	**0**	**0**	**0**	**0**	**0**	**0**	**0**	**0**	**0**	**0**	**28**	**36.7**

DRAFT

Site 45
Location L683710, Att - Telepole, Lat 53.82543, Long -6.80387
Direction Two way

3279 / Meath/Cavan/Monaghan ATC's
October 2013
Automatic Traffic Count

Sun, 13 October 2013

Time	Total	Classification												>PSL	>PSL%	>SL1	>SL1%	>SL2	>SL2%	Mean	Vpp
		1 MCL	2 SV	3 SVT	4 TB2	5 TB3	6 T4	7 ART3	8 ART4	9 ART5	10 ART6	11 BD	12 DRT	50	50	57 ACPO	57 ACPO	65 DfT	65 DfT		85
0000	1	0	1	0	0	0	0	0	0	0	0	0	0	0	0	0	0	0	0	40.1	-
0100	1	0	1	0	0	0	0	0	0	0	0	0	0	0	0	0	0	0	0	30.3	-
0200	2	0	2	0	0	0	0	0	0	0	0	0	0	0	0	0	0	0	0	23.6	-
0300	1	0	1	0	0	0	0	0	0	0	0	0	0	0	0	0	0	0	0	37.4	-
0400	0	0	0	0	0	0	0	0	0	0	0	0	0	0	0	0	0	0	0	-	-
0500	1	0	1	0	0	0	0	0	0	0	0	0	0	0	0	0	0	0	0	28.8	-
0600	2	0	2	0	0	0	0	0	0	0	0	0	0	0	0	0	0	0	0	24.4	-
0700	0	0	0	0	0	0	0	0	0	0	0	0	0	0	0	0	0	0	0	-	-
0800	3	0	2	0	0	0	0	0	1	0	0	0	0	0	0	0	0	0	0	25.3	-
0900	4	0	4	0	0	0	0	0	0	0	0	0	0	0	0	0	0	0	0	25.1	-
1000	**13**	**0**	**13**	**0**	**0**	**0**	**0**	**0**	**0**	**0**	**0**	**0**	**0**	**0**	**0**	**0**	**0**	**0**	**0**	**32.7**	**37.1**
1100	8	0	7	0	1	0	0	0	0	0	0	0	0	0	0	0	0	0	0	34.8	-
1200	**11**	**0**	**9**	**0**	**1**	**0**	**0**	**0**	**1**	**0**	**0**	**0**	**0**	**0**	**0**	**0**	**0**	**0**	**0**	**30.9**	**38.9**
1300	9	0	9	0	0	0	0	0	0	0	0	0	0	0	0	0	0	0	0	22.8	-
1400	5	0	4	0	1	0	0	0	0	0	0	0	0	0	0	0	0	0	0	29.8	-
1500	3	0	3	0	0	0	0	0	0	0	0	0	0	0	0	0	0	0	0	28.4	-
1600	10	0	10	0	0	0	0	0	0	0	0	0	0	1	10	0	0	0	0	30.4	-
1700	3	0	3	0	0	0	0	0	0	0	0	0	0	0	0	0	0	0	0	24.9	-
1800	6	0	6	0	0	0	0	0	0	0	0	0	0	0	0	0	0	0	0	24.4	-
1900	4	0	4	0	0	0	0	0	0	0	0	0	0	0	0	0	0	0	0	28.2	-
2000	5	0	5	0	0	0	0	0	0	0	0	0	0	0	0	0	0	0	0	30	-
2100	0	0	0	0	0	0	0	0	0	0	0	0	0	0	0	0	0	0	0	-	-
2200	0	0	0	0	0	0	0	0	0	0	0	0	0	0	0	0	0	0	0	-	-
2300	0	0	0	0	0	0	0	0	0	0	0	0	0	0	0	0	0	0	0	-	-
07-19	**75**	**0**	**70**	**0**	**3**	**0**	**0**	**0**	**2**	**0**	**0**	**0**	**0**	**1**	**1.3**	**0**	**0**	**0**	**0**	**29.1**	**37.4**
06-22	**86**	**0**	**81**	**0**	**3**	**0**	**0**	**0**	**2**	**0**	**0**	**0**	**0**	**1**	**1.2**	**0**	**0**	**0**	**0**	**29**	**36.9**
06-00	**86**	**0**	**81**	**0**	**3**	**0**	**0**	**0**	**2**	**0**	**0**	**0**	**0**	**1**	**1.2**	**0**	**0**	**0**	**0**	**29**	**36.9**
00-00	**92**	**0**	**87**	**0**	**3**	**0**	**0**	**0**	**2**	**0**	**0**	**0**	**0**	**1**	**1.1**	**0**	**0**	**0**	**0**	**29.1**	**37.1**

DRAFT

Site 45
Location L683710, Att - Telepole, Lat 53.82543, Long -6.80387
Direction Two way

3279 / Meath/Cavan/Monaghan ATC's
October 2013
Automatic Traffic Count

Mon, 14 October 2013

Time	Total	Classification												>PSL	>PSL%	>SL1	>SL1%	>SL2	>SL2%	Mean	Vpp
		1 MCL	2 SV	3 SVT	4 TB2	5 TB3	6 T4	7 ART3	8 ART4	9 ART5	10 ART6	11 BD	12 DRT	50	50	57 ACPO	57 ACPO	65 DfT	65 DfT		85
0000	0	0	0	0	0	0	0	0	0	0	0	0	0	0	0	0	0	0	0	-	-
0100	0	0	0	0	0	0	0	0	0	0	0	0	0	0	0	0	0	0	0	-	-
0200	1	0	1	0	0	0	0	0	0	0	0	0	0	0	0	0	0	0	0	45.5	-
0300	0	0	0	0	0	0	0	0	0	0	0	0	0	0	0	0	0	0	0	-	-
0400	0	0	0	0	0	0	0	0	0	0	0	0	0	0	0	0	0	0	0	-	-
0500	0	0	0	0	0	0	0	0	0	0	0	0	0	0	0	0	0	0	0	-	-
0600	2	0	2	0	0	0	0	0	0	0	0	0	0	1	50	0	0	0	0	38.8	-
0700	5	0	5	0	0	0	0	0	0	0	0	0	0	0	0	0	0	0	0	33.8	-
0800	**12**	**0**	**9**	**1**	**2**	**0**	**0**	**0**	**0**	**0**	**0**	**0**	**0**	**2**	**16.7**	**1**	**8.3**	**0**	**0**	**36.5**	**38.7**
0900	11	0	11	0	0	0	0	0	0	0	0	0	0	0	0	0	0	0	0	34.4	37.1
1000	9	0	8	0	1	0	0	0	0	0	0	0	0	0	0	0	0	0	0	29.6	-
1100	8	0	7	0	0	0	0	0	0	1	0	0	0	0	0	0	0	0	0	31.5	-
1200	10	0	8	0	2	0	0	0	0	0	0	0	0	0	0	0	0	0	0	31.5	-
1300	12	0	11	1	0	0	0	0	0	0	0	0	0	0	0	0	0	0	0	27.7	39.1
1400	**15**	**0**	**14**	**1**	**0**	**0**	**0**	**0**	**0**	**0**	**0**	**0**	**0**	**0**	**0**	**0**	**0**	**0**	**0**	**34.4**	**41.6**
1500	11	0	9	0	2	0	0	0	0	0	0	0	0	0	0	0	0	0	0	32.4	40.3
1600	5	0	5	0	0	0	0	0	0	0	0	0	0	0	0	0	0	0	0	33.6	-
1700	13	0	12	0	1	0	0	0	0	0	0	0	0	0	0	0	0	0	0	33.2	40
1800	8	0	7	0	1	0	0	0	0	0	0	0	0	0	0	0	0	0	0	35.1	-
1900	10	0	10	0	0	0	0	0	0	0	0	0	0	0	0	0	0	0	0	35.5	-
2000	7	0	7	0	0	0	0	0	0	0	0	0	0	0	0	0	0	0	0	29.8	-
2100	3	0	3	0	0	0	0	0	0	0	0	0	0	0	0	0	0	0	0	23.9	-
2200	0	0	0	0	0	0	0	0	0	0	0	0	0	0	0	0	0	0	0	-	-
2300	1	0	1	0	0	0	0	0	0	0	0	0	0	0	0	0	0	0	0	43	-
07-19	**119**	**0**	**106**	**3**	**9**	**0**	**0**	**0**	**0**	**1**	**0**	**0**	**0**	**2**	**1.7**	**1**	**0.8**	**0**	**0**	**32.8**	**40.3**
06-22	**141**	**0**	**128**	**3**	**9**	**0**	**0**	**0**	**0**	**1**	**0**	**0**	**0**	**3**	**2.1**	**1**	**0.7**	**0**	**0**	**32.7**	**40.5**
06-00	**142**	**0**	**129**	**3**	**9**	**0**	**0**	**0**	**0**	**1**	**0**	**0**	**0**	**3**	**2.1**	**1**	**0.7**	**0**	**0**	**32.8**	**40.9**
00-00	**143**	**0**	**130**	**3**	**9**	**0**	**0**	**0**	**0**	**1**	**0**	**0**	**0**	**3**	**2.1**	**1**	**0.7**	**0**	**0**	**32.9**	**41.4**

DRAFT

Site 45
Location L683710, Att - Telepole, Lat 53.82543, Long -6.80387
Direction Two way

3279 / Meath/Cavan/Monaghan ATC's
October 2013
Automatic Traffic Count

Virtual Day (7)

Time	Total	Classification												>PSL	>PSL%	>SL1	>SL1%	>SL2	>SL2%	Mean	Vpp
		1 MCL	2 SV	3 SVT	4 TB2	5 TB3	6 T4	7 ART3	8 ART4	9 ART5	10 ART6	11 BD	12 DRT	50	50	57 ACPO	57 ACPO	65 DfT	65 DfT		85
0000	1	0	1	0	0	0	0	0	0	0	0	0	0	0	0	0	0	0	0	36.5	-
0100	0	0	0	0	0	0	0	0	0	0	0	0	0	0	0	0	0	0	0	25.8	-
0200	1	0	1	0	0	0	0	0	0	0	0	0	0	0	0	0	0	0	0	25.8	-
0300	0	0	0	0	0	0	0	0	0	0	0	0	0	0	0	0	0	0	0	37.4	-
0400	0	0	0	0	0	0	0	0	0	0	0	0	0	0	0	0	0	0	0	40.4	-
0500	0	0	0	0	0	0	0	0	0	0	0	0	0	0	0	0	0	0	0	29.1	-
0600	2	0	2	0	0	0	0	0	0	0	0	0	0	0	7.1	0	0	0	0	26.7	-
0700	3	0	3	0	0	0	0	0	0	0	0	0	0	0	5	0	0	0	0	33.9	-
0800	10	0	8	0	1	1	0	0	0	0	0	0	0	1	5.8	0	4.3	0	1.4	30.9	-
0900	8	0	8	0	0	0	0	0	0	0	0	0	0	0	0	0	0	0	0	27.2	-
1000	10	0	9	0	1	0	0	0	0	0	0	0	0	0	0	0	0	0	0	31.2	-
1100	**14**	**0**	**13**	**0**	**1**	**0**	**0**	**0**	**0**	**0**	**0**	**0**	**0**	**0**	**0**	**0**	**0**	**0**	**0**	**19.6**	**33.8**
1200	**15**	**0**	**13**	**0**	**0**	**0**	**0**	**0**	**0**	**0**	**0**	**0**	**0**	**0**	**0**	**0**	**0**	**0**	**0**	**22.7**	**34.7**
1300	11	0	10	0	0	0	0	0	0	0	0	0	0	0	0	0	0	0	0	25.5	36
1400	11	0	10	0	0	0	0	0	0	0	0	0	0	0	0	0	0	0	0	30.4	40.3
1500	12	0	11	0	0	0	0	0	0	0	0	0	0	0	0	0	0	0	0	26	36.2
1600	12	0	10	0	0	0	0	0	0	0	0	0	0	0	1.2	0	0	0	0	26.8	36.7
1700	**15**	**0**	**13**	**0**	**1**	**1**	**0**	**0**	**0**	**0**	**0**	**0**	**0**	**0**	**0**	**0**	**0**	**0**	**0**	**28.5**	**38.7**
1800	10	0	10	0	1	0	0	0	0	0	0	0	0	0	1.4	0	0	0	0	32.2	40.5
1900	8	0	8	0	0	0	0	0	0	0	0	0	0	0	0	0	0	0	0	32.3	-
2000	8	0	8	0	0	0	0	0	0	0	0	0	0	0	0	0	0	0	0	27	-
2100	3	0	3	0	0	0	0	0	0	0	0	0	0	0	0	0	0	0	0	27.3	-
2200	3	0	3	0	0	0	0	0	0	0	0	0	0	0	0	0	0	0	0	29.3	-
2300	1	0	1	0	0	0	0	0	0	0	0	0	0	0	0	0	0	0	0	35.4	-
07-19	**130**	**0**	**117**	**2**	**6**	**3**	**0**	**0**	**1**	**1**	**0**	**0**	**0**	**1**	**0.8**	**0**	**0.3**	**0**	**0.1**	**27.1**	**37.8**
06-22	**152**	**0**	**137**	**3**	**6**	**3**	**0**	**0**	**1**	**1**	**0**	**0**	**0**	**1**	**0.8**	**0**	**0.3**	**0**	**0.1**	**27.4**	**37.6**
06-00	**157**	**0**	**142**	**3**	**6**	**3**	**0**	**0**	**1**	**1**	**0**	**0**	**0**	**1**	**0.7**	**0**	**0.3**	**0**	**0.1**	**27.5**	**37.8**
00-00	**159**	**0**	**144**	**3**	**6**	**3**	**0**	**0**	**1**	**1**	**0**	**0**	**0**	**1**	**0.7**	**0**	**0.3**	**0**	**0.1**	**27.5**	**37.8**

DRAFT

Site 45
Location L683710, Att - Telepole, Lat 53.82543, Long -6.80387
Direction Two way

3279 / Meath/Cavan/Monaghan ATC's
October 2013
Automatic Traffic Count

Virtual Week (1)

Time	Total	Classification												>PSL	>PSL%	>SL1	>SL1%	>SL2	>SL2%	Mean	Vpp
		1 MCL	2 SV	3 SVT	4 TB2	5 TB3	6 T4	7 ART3	8 ART4	9 ART5	10 ART6	11 BD	12 DRT	50	50	57 ACPO	57 ACPO	65 DfT	65 DfT		85
Mon	143	0	130	3	9	0	0	0	0	1	0	0	0	3	2.1	1	0.7	0	0	32.9	41.4
Tue	143	2	132	1	5	0	2	0	0	0	1	0	0	1	0.7	1	0.7	0	0	28.9	36.7
Wed	217	0	205	4	4	2	0	0	0	1	1	0	0	2	0.9	1	0.5	1	0.5	24.3	36.9
Thu	208	1	172	9	12	12	0	0	1	1	0	0	0	0	0	0	0	0	0	26	37.8
Fri	185	0	162	5	8	5	0	0	1	4	0	0	0	1	0.5	0	0	0	0	26.7	36.2
| Sat	127	0	123	1	2	1	0	0	0	0	0	0	0	0	0	0	0	0	0	28	36.7
| Sun	92	0	87	0	3	0	0	0	2	0	0	0	0	1	1.1	0	0	0	0	29.1	37.1
5 Day Ave.	**179**	**1**	**160**	**4**	**8**	**4**	**0**	**0**	**0**	**1**	**0**	**0**	**0**	**1**	**0.6**	**1**	**0.6**	**0**	**0.0**	**27.8**	**37.8**
7 Day Ave.	**159**	**0**	**144**	**3**	**6**	**3**	**0**	**0**	**1**	**1**	**0**	**0**	**0**	**1**	**0.7**	**0**	**0.3**	**0**	**0.1**	**27.5**	**37.8**
--	**1115**	**3**	**1011**	**23**	**43**	**20**	**2**	**0**	**4**	**7**	**2**	**0**	**0**	**8**	**0.7**	**3**	**0.3**	**1**	**0.1**	**27.5**	**37.8**

Summary Graphs

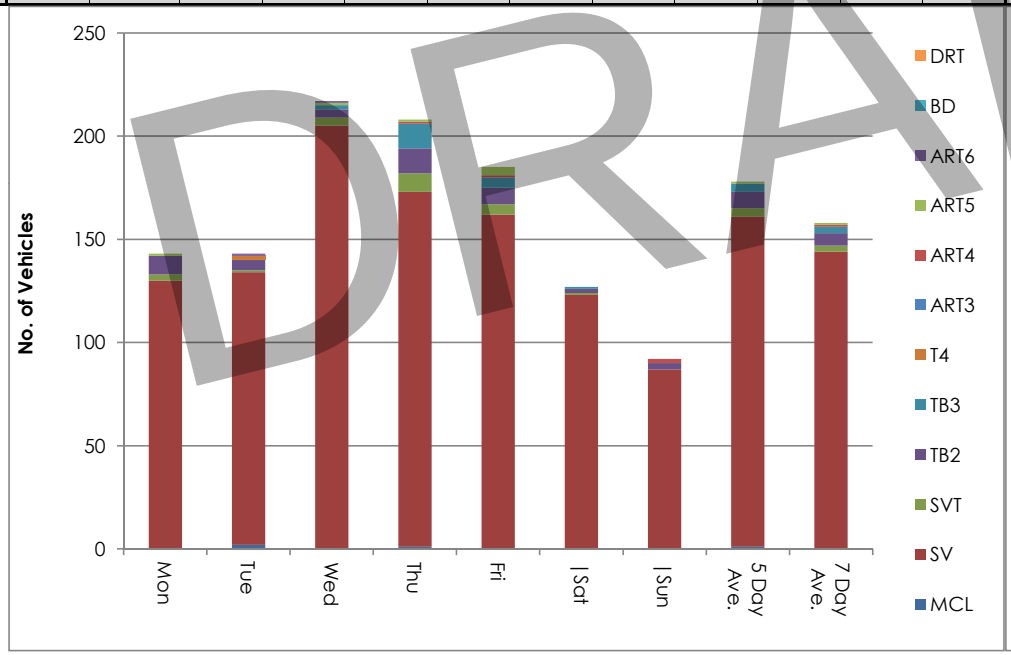

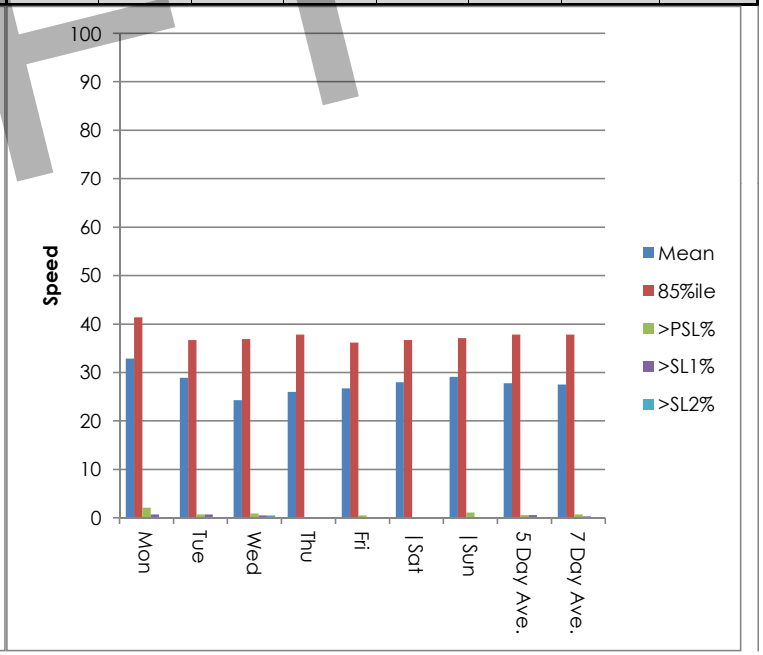

DRAFT

Site 45
Location L683710, Att - Telepole, Lat 53.82543, Long -6.80387
Direction Two way

3279 / Meath/Cavan/Monaghan ATC's
October 2013
Automatic Traffic Count

Tue, 8 October 2013

Time	Total	Speed Bins (mph)																											
		0 - 5	5 - 10	10 - 15	15 - 20	20 - 25	25 - 30	30 - 35	35 - 40	40 - 45	45 - 50	50 - 55	55 - 60	60 - 65	65 - 70	70 - 75	75 - 80	80 - 85	85 - 90	90 - 95	95 - 100	100 - 105	105 - 110	110 - 115	115 - 120	120 - 125	125 - 130	130 - 135	135 - 140
0000	0	0	0	0	0	0	0	0	0	0	0	0	0	0	0	0	0	0	0	0	0	0	0	0	0	0	0	0	0
0100	0	0	0	0	0	0	0	0	0	0	0	0	0	0	0	0	0	0	0	0	0	0	0	0	0	0	0	0	0
0200	0	0	0	0	0	0	0	0	0	0	0	0	0	0	0	0	0	0	0	0	0	0	0	0	0	0	0	0	0
0300	0	0	0	0	0	0	0	0	0	0	0	0	0	0	0	0	0	0	0	0	0	0	0	0	0	0	0	0	0
0400	0	0	0	0	0	0	0	0	0	0	0	0	0	0	0	0	0	0	0	0	0	0	0	0	0	0	0	0	0
0500	1	0	0	0	0	0	0	1	0	0	0	0	0	0	0	0	0	0	0	0	0	0	0	0	0	0	0	0	0
0600	2	0	0	1	0	0	0	1	0	0	0	0	0	0	0	0	0	0	0	0	0	0	0	0	0	0	0	0	0
0700	3	0	0	0	0	1	0	0	1	1	0	0	0	0	0	0	0	0	0	0	0	0	0	0	0	0	0	0	0
0800	**12**	**0**	**1**	**0**	**0**	**1**	**2**	**3**	**4**	**0**	**0**	**0**	**0**	**1**	**0**	**0**	**0**	**0**	**0**	**0**	**0**	**0**	**0**	**0**	**0**	**0**	**0**	**0**	**0**
0900	8	0	0	0	0	2	2	2	2	0	0	0	0	0	0	0	0	0	0	0	0	0	0	0	0	0	0	0	0
1000	8	0	0	0	1	1	1	4	1	0	0	0	0	0	0	0	0	0	0	0	0	0	0	0	0	0	0	0	0
1100	7	0	0	0	0	1	6	0	0	0	0	0	0	0	0	0	0	0	0	0	0	0	0	0	0	0	0	0	0
1200	3	0	0	1	0	0	1	1	0	0	0	0	0	0	0	0	0	0	0	0	0	0	0	0	0	0	0	0	0
1300	11	0	2	0	1	4	0	2	2	0	0	0	0	0	0	0	0	0	0	0	0	0	0	0	0	0	0	0	0
1400	5	0	1	0	1	0	0	0	1	2	0	0	0	0	0	0	0	0	0	0	0	0	0	0	0	0	0	0	0
1500	**17**	**0**	**1**	**2**	**0**	**2**	**3**	**5**	**4**	**0**	**0**	**0**	**0**	**0**	**0**	**0**	**0**	**0**	**0**	**0**	**0**	**0**	**0**	**0**	**0**	**0**	**0**	**0**	**0**
1600	12	0	1	0	2	2	4	1	2	0	0	0	0	0	0	0	0	0	0	0	0	0	0	0	0	0	0	0	0
1700	**17**	**0**	**0**	**0**	**1**	**5**	**4**	**4**	**3**	**0**	**0**	**0**	**0**	**0**	**0**	**0**	**0**	**0**	**0**	**0**	**0**	**0**	**0**	**0**	**0**	**0**	**0**	**0**	**0**
1800	12	0	0	1	0	1	1	3	4	1	1	0	0	0	0	0	0	0	0	0	0	0	0	0	0	0	0	0	0
1900	6	0	0	0	0	0	1	4	1	0	0	0	0	0	0	0	0	0	0	0	0	0	0	0	0	0	0	0	0
2000	9	0	0	0	0	1	5	3	0	0	0	0	0	0	0	0	0	0	0	0	0	0	0	0	0	0	0	0	0
2100	3	0	0	0	0	1	0	1	1	0	0	0	0	0	0	0	0	0	0	0	0	0	0	0	0	0	0	0	0
2200	6	0	0	0	2	1	1	1	0	1	0	0	0	0	0	0	0	0	0	0	0	0	0	0	0	0	0	0	0
2300	1	0	0	0	0	0	1	0	0	0	0	0	0	0	0	0	0	0	0	0	0	0	0	0	0	0	0	0	0
07-19	**115**	**0**	**6**	**4**	**6**	**20**	**24**	**25**	**24**	**4**	**1**	**0**	**0**	**1**	**0**	**0**	**0**	**0**	**0**	**0**	**0**	**0**	**0**	**0**	**0**	**0**	**0**	**0**	**0**
06-22	**135**	**0**	**6**	**5**	**6**	**22**	**30**	**34**	**26**	**4**	**1**	**0**	**0**	**1**	**0**	**0**	**0**	**0**	**0**	**0**	**0**	**0**	**0**	**0**	**0**	**0**	**0**	**0**	**0**
06-00	**142**	**0**	**6**	**5**	**8**	**23**	**32**	**35**	**26**	**5**	**1**	**0**	**0**	**1**	**0**	**0**	**0**	**0**	**0**	**0**	**0**	**0**	**0**	**0**	**0**	**0**	**0**	**0**	**0**
00-00	**143**	**0**	**6**	**5**	**8**	**23**	**32**	**36**	**26**	**5**	**1**	**0**	**0**	**1**	**0**	**0**	**0**	**0**	**0**	**0**	**0**	**0**	**0**	**0**	**0**	**0**	**0**	**0**	**0**

DRAFT

Site 45
Location L683710, Att - Telepole, Lat 53.82543, Long -6.80387
Direction Two way

3279 / Meath/Cavan/Monaghan ATC's
October 2013
Automatic Traffic Count

Wed, 9 October 2013

Time	Total	Speed Bins (mph)																											
		0 - 5	5 - 10	10 - 15	15 - 20	20 - 25	25 - 30	30 - 35	35 - 40	40 - 45	45 - 50	50 - 55	55 - 60	60 - 65	65 - 70	70 - 75	75 - 80	80 - 85	85 - 90	90 - 95	95 - 100	100 - 105	105 - 110	110 - 115	115 - 120	120 - 125	125 - 130	130 - 135	135 - 140
0000	1	0	0	0	0	0	0	0	0	1	0	0	0	0	0	0	0	0	0	0	0	0	0	0	0	0	0	0	0
0100	0	0	0	0	0	0	0	0	0	0	0	0	0	0	0	0	0	0	0	0	0	0	0	0	0	0	0	0	0
0200	0	0	0	0	0	0	0	0	0	0	0	0	0	0	0	0	0	0	0	0	0	0	0	0	0	0	0	0	0
0300	0	0	0	0	0	0	0	0	0	0	0	0	0	0	0	0	0	0	0	0	0	0	0	0	0	0	0	0	0
0400	0	0	0	0	0	0	0	0	0	0	0	0	0	0	0	0	0	0	0	0	0	0	0	0	0	0	0	0	0
0500	0	0	0	0	0	0	0	0	0	0	0	0	0	0	0	0	0	0	0	0	0	0	0	0	0	0	0	0	0
0600	5	0	0	0	1	2	0	0	1	1	0	0	0	0	0	0	0	0	0	0	0	0	0	0	0	0	0	0	0
0700	4	0	0	0	1	1	0	0	1	1	0	0	0	0	0	0	0	0	0	0	0	0	0	0	0	0	0	0	0
0800	13	0	0	0	1	1	6	2	2	0	0	0	0	0	1	0	0	0	0	0	0	0	0	0	0	0	0	0	0
0900	8	0	0	0	0	2	1	1	2	2	0	0	0	0	0	0	0	0	0	0	0	0	0	0	0	0	0	0	0
1000	9	0	0	0	0	1	3	2	3	0	0	0	0	0	0	0	0	0	0	0	0	0	0	0	0	0	0	0	0
1100	**44**	**6**	**30**	**3**	**0**	**1**	**2**	**2**	**0**	**0**	**0**	**0**	**0**	**0**	**0**	**0**	**0**	**0**	**0**	**0**	**0**	**0**	**0**	**0**	**0**	**0**	**0**	**0**	**0**
1200	15	0	10	2	1	0	0	0	2	0	0	0	0	0	0	0	0	0	0	0	0	0	0	0	0	0	0	0	0
1300	7	0	0	2	0	0	0	4	1	0	0	0	0	0	0	0	0	0	0	0	0	0	0	0	0	0	0	0	0
1400	8	0	0	1	0	0	2	1	3	1	0	0	0	0	0	0	0	0	0	0	0	0	0	0	0	0	0	0	0
1500	15	0	1	2	0	5	3	2	2	0	0	0	0	0	0	0	0	0	0	0	0	0	0	0	0	0	0	0	0
1600	16	0	0	1	1	2	3	3	4	2	0	0	0	0	0	0	0	0	0	0	0	0	0	0	0	0	0	0	0
1700	**17**	**0**	**0**	**1**	**0**	**1**	**6**	**4**	**2**	**2**	**1**	**0**	**0**	**0**	**0**	**0**	**0**	**0**	**0**	**0**	**0**	**0**	**0**	**0**	**0**	**0**	**0**	**0**	**0**
1800	**17**	**0**	**0**	**0**	**1**	**2**	**3**	**4**	**4**	**2**	**0**	**1**	**0**	**0**	**0**	**0**	**0**	**0**	**0**	**0**	**0**	**0**	**0**	**0**	**0**	**0**	**0**	**0**	**0**
1900	15	0	0	0	0	4	6	1	3	1	0	0	0	0	0	0	0	0	0	0	0	0	0	0	0	0	0	0	0
2000	11	0	1	1	2	5	1	1	0	0	0	0	0	0	0	0	0	0	0	0	0	0	0	0	0	0	0	0	0
2100	5	0	0	0	1	2	2	0	0	0	0	0	0	0	0	0	0	0	0	0	0	0	0	0	0	0	0	0	0
2200	6	0	0	0	1	1	3	1	0	0	0	0	0	0	0	0	0	0	0	0	0	0	0	0	0	0	0	0	0
2300	1	0	0	0	0	0	0	0	0	1	0	0	0	0	0	0	0	0	0	0	0	0	0	0	0	0	0	0	0
07-19	**173**	**6**	**41**	**12**	**5**	**16**	**29**	**25**	**26**	**10**	**1**	**1**	**0**	**0**	**1**	**0**	**0**	**0**	**0**	**0**	**0**	**0**	**0**	**0**	**0**	**0**	**0**	**0**	**0**
06-22	**209**	**6**	**42**	**13**	**9**	**29**	**38**	**27**	**30**	**12**	**1**	**1**	**0**	**0**	**1**	**0**	**0**	**0**	**0**	**0**	**0**	**0**	**0**	**0**	**0**	**0**	**0**	**0**	**0**
06-00	**216**	**6**	**42**	**13**	**10**	**30**	**41**	**28**	**30**	**13**	**1**	**1**	**0**	**0**	**1**	**0**	**0**	**0**	**0**	**0**	**0**	**0**	**0**	**0**	**0**	**0**	**0**	**0**	**0**
00-00	**217**	**6**	**42**	**13**	**10**	**30**	**41**	**28**	**30**	**14**	**1**	**1**	**0**	**0**	**1**	**0**	**0**	**0**	**0**	**0**	**0**	**0**	**0**	**0**	**0**	**0**	**0**	**0**	**0**

DRAFT

Site 45
Location L683710, Att - Telepole, Lat 53.82543, Long -6.80387
Direction Two way

3279 / Meath/Cavan/Monaghan ATC's
October 2013
Automatic Traffic Count

Thu, 10 October 2013

Time	Total	Speed Bins (mph)																											
		0 - 5	5 - 10	10 - 15	15 - 20	20 - 25	25 - 30	30 - 35	35 - 40	40 - 45	45 - 50	50 - 55	55 - 60	60 - 65	65 - 70	70 - 75	75 - 80	80 - 85	85 - 90	90 - 95	95 - 100	100 - 105	105 - 110	110 - 115	115 - 120	120 - 125	125 - 130	130 - 135	135 - 140
0000	0	0	0	0	0	0	0	0	0	0	0	0	0	0	0	0	0	0	0	0	0	0	0	0	0	0	0	0	0
0100	0	0	0	0	0	0	0	0	0	0	0	0	0	0	0	0	0	0	0	0	0	0	0	0	0	0	0	0	0
0200	1	0	0	1	0	0	0	0	0	0	0	0	0	0	0	0	0	0	0	0	0	0	0	0	0	0	0	0	0
0300	0	0	0	0	0	0	0	0	0	0	0	0	0	0	0	0	0	0	0	0	0	0	0	0	0	0	0	0	0
0400	0	0	0	0	0	0	0	0	0	0	0	0	0	0	0	0	0	0	0	0	0	0	0	0	0	0	0	0	0
0500	0	0	0	0	0	0	0	0	0	0	0	0	0	0	0	0	0	0	0	0	0	0	0	0	0	0	0	0	0
0600	1	0	0	1	0	0	0	0	0	0	0	0	0	0	0	0	0	0	0	0	0	0	0	0	0	0	0	0	0
0700	4	0	0	0	0	0	0	3	0	0	1	0	0	0	0	0	0	0	0	0	0	0	0	0	0	0	0	0	0
0800	13	0	0	1	1	0	1	5	3	2	0	0	0	0	0	0	0	0	0	0	0	0	0	0	0	0	0	0	0
0900	12	0	0	3	2	1	5	0	0	1	0	0	0	0	0	0	0	0	0	0	0	0	0	0	0	0	0	0	0
1000	11	0	0	0	4	0	3	2	0	2	0	0	0	0	0	0	0	0	0	0	0	0	0	0	0	0	0	0	0
1100	**14**	**0**	**0**	**0**	**9**	**0**	**1**	**2**	**2**	**0**	**0**	**0**	**0**	**0**	**0**	**0**	**0**	**0**	**0**	**0**	**0**	**0**	**0**	**0**	**0**	**0**	**0**	**0**	**0**
1200	**29**	**0**	**10**	**6**	**3**	**4**	**1**	**2**	**2**	**1**	**0**	**0**	**0**	**0**	**0**	**0**	**0**	**0**	**0**	**0**	**0**	**0**	**0**	**0**	**0**	**0**	**0**	**0**	**0**
1300	9	0	0	0	5	0	2	1	0	0	1	0	0	0	0	0	0	0	0	0	0	0	0	0	0	0	0	0	0
1400	17	0	0	3	1	1	2	4	3	2	1	0	0	0	0	0	0	0	0	0	0	0	0	0	0	0	0	0	0
1500	10	0	0	4	5	0	1	0	0	0	0	0	0	0	0	0	0	0	0	0	0	0	0	0	0	0	0	0	0
1600	13	0	0	1	7	0	2	2	0	1	0	0	0	0	0	0	0	0	0	0	0	0	0	0	0	0	0	0	0
1700	24	0	0	0	4	4	5	3	6	2	0	0	0	0	0	0	0	0	0	0	0	0	0	0	0	0	0	0	0
1800	15	0	0	1	1	2	5	2	3	1	0	0	0	0	0	0	0	0	0	0	0	0	0	0	0	0	0	0	0
1900	11	0	0	0	0	1	4	2	2	2	0	0	0	0	0	0	0	0	0	0	0	0	0	0	0	0	0	0	0
2000	11	0	0	0	0	1	7	1	1	1	0	0	0	0	0	0	0	0	0	0	0	0	0	0	0	0	0	0	0
2100	5	0	0	0	0	1	2	2	0	0	0	0	0	0	0	0	0	0	0	0	0	0	0	0	0	0	0	0	0
2200	6	0	0	0	0	1	2	1	1	1	0	0	0	0	0	0	0	0	0	0	0	0	0	0	0	0	0	0	0
2300	2	0	0	0	0	0	0	0	1	1	0	0	0	0	0	0	0	0	0	0	0	0	0	0	0	0	0	0	0
07-19	**171**	**0**	**10**	**19**	**42**	**12**	**28**	**26**	**19**	**12**	**3**	**0**	**0**	**0**	**0**	**0**	**0**	**0**	**0**	**0**	**0**	**0**	**0**	**0**	**0**	**0**	**0**	**0**	**0**
06-22	**199**	**0**	**10**	**20**	**42**	**15**	**41**	**31**	**22**	**15**	**3**	**0**	**0**	**0**	**0**	**0**	**0**	**0**	**0**	**0**	**0**	**0**	**0**	**0**	**0**	**0**	**0**	**0**	**0**
06-00	**207**	**0**	**10**	**20**	**42**	**16**	**43**	**32**	**24**	**17**	**3**	**0**	**0**	**0**	**0**	**0**	**0**	**0**	**0**	**0**	**0**	**0**	**0**	**0**	**0**	**0**	**0**	**0**	**0**
00-00	**208**	**0**	**10**	**21**	**42**	**16**	**43**	**32**	**24**	**17**	**3**	**0**	**0**	**0**	**0**	**0**	**0**	**0**	**0**	**0**	**0**	**0**	**0**	**0**	**0**	**0**	**0**	**0**	**0**

DRAFT

Site 45
Location L683710, Att - Telepole, Lat 53.82543, Long -6.80387
Direction Two way

3279 / Meath/Cavan/Monaghan ATC's
October 2013
Automatic Traffic Count

Fri, 11 October 2013

Time	Total	Speed Bins (mph)																											
		0 - 5	5 - 10	10 - 15	15 - 20	20 - 25	25 - 30	30 - 35	35 - 40	40 - 45	45 - 50	50 - 55	55 - 60	60 - 65	65 - 70	70 - 75	75 - 80	80 - 85	85 - 90	90 - 95	95 - 100	100 - 105	105 - 110	110 - 115	115 - 120	120 - 125	125 - 130	130 - 135	135 - 140
0000	1	0	0	0	0	0	1	0	0	0	0	0	0	0	0	0	0	0	0	0	0	0	0	0	0	0	0	0	0
0100	0	0	0	0	0	0	0	0	0	0	0	0	0	0	0	0	0	0	0	0	0	0	0	0	0	0	0	0	0
0200	1	0	0	0	0	1	0	0	0	0	0	0	0	0	0	0	0	0	0	0	0	0	0	0	0	0	0	0	0
0300	0	0	0	0	0	0	0	0	0	0	0	0	0	0	0	0	0	0	0	0	0	0	0	0	0	0	0	0	0
0400	0	0	0	0	0	0	0	0	0	0	0	0	0	0	0	0	0	0	0	0	0	0	0	0	0	0	0	0	0
0500	0	0	0	0	0	0	0	0	0	0	0	0	0	0	0	0	0	0	0	0	0	0	0	0	0	0	0	0	0
0600	1	0	0	0	1	0	0	0	0	0	0	0	0	0	0	0	0	0	0	0	0	0	0	0	0	0	0	0	0
0700	3	0	0	0	0	1	0	0	1	0	0	1	0	0	0	0	0	0	0	0	0	0	0	0	0	0	0	0	0
0800	11	0	0	3	4	1	1	0	2	0	0	0	0	0	0	0	0	0	0	0	0	0	0	0	0	0	0	0	0
0900	**14**	**0**	**0**	**0**	**8**	**4**	**2**	**0**	**0**	**0**	**0**	**0**	**0**	**0**	**0**	**0**	**0**	**0**	**0**	**0**	**0**	**0**	**0**	**0**	**0**	**0**	**0**	**0**	**0**
1000	13	0	0	0	1	0	1	7	3	0	1	0	0	0	0	0	0	0	0	0	0	0	0	0	0	0	0	0	0
1100	**14**	**0**	**0**	**3**	**3**	**0**	**4**	**3**	**0**	**1**	**0**	**0**	**0**	**0**	**0**	**0**	**0**	**0**	**0**	**0**	**0**	**0**	**0**	**0**	**0**	**0**	**0**	**0**	**0**
1200	13	0	0	2	2	1	2	4	1	1	0	0	0	0	0	0	0	0	0	0	0	0	0	0	0	0	0	0	0
1300	20	0	0	1	6	3	4	4	1	1	0	0	0	0	0	0	0	0	0	0	0	0	0	0	0	0	0	0	0
1400	**21**	**0**	**0**	**5**	**1**	**1**	**2**	**5**	**5**	**2**	**0**	**0**	**0**	**0**	**0**	**0**	**0**	**0**	**0**	**0**	**0**	**0**	**0**	**0**	**0**	**0**	**0**	**0**	**0**
1500	19	0	0	1	7	1	2	3	3	2	0	0	0	0	0	0	0	0	0	0	0	0	0	0	0	0	0	0	0
1600	14	0	0	5	0	1	5	1	0	1	1	0	0	0	0	0	0	0	0	0	0	0	0	0	0	0	0	0	0
1700	14	0	0	2	2	2	3	3	1	1	0	0	0	0	0	0	0	0	0	0	0	0	0	0	0	0	0	0	0
1800	6	0	0	0	0	1	1	3	0	1	0	0	0	0	0	0	0	0	0	0	0	0	0	0	0	0	0	0	0
1900	6	0	0	0	0	0	1	3	1	1	0	0	0	0	0	0	0	0	0	0	0	0	0	0	0	0	0	0	0
2000	5	0	0	0	1	1	2	1	0	0	0	0	0	0	0	0	0	0	0	0	0	0	0	0	0	0	0	0	0
2100	6	0	0	0	1	1	2	0	1	0	1	0	0	0	0	0	0	0	0	0	0	0	0	0	0	0	0	0	0
2200	3	0	0	0	1	0	0	0	1	0	1	0	0	0	0	0	0	0	0	0	0	0	0	0	0	0	0	0	0
2300	0	0	0	0	0	0	0	0	0	0	0	0	0	0	0	0	0	0	0	0	0	0	0	0	0	0	0	0	0
07-19	**162**	**0**	**0**	**22**	**34**	**16**	**27**	**33**	**17**	**10**	**2**	**1**	**0**	**0**	**0**	**0**	**0**	**0**	**0**	**0**	**0**	**0**	**0**	**0**	**0**	**0**	**0**	**0**	**0**
06-22	**180**	**0**	**0**	**22**	**37**	**18**	**32**	**37**	**19**	**11**	**3**	**1**	**0**	**0**	**0**	**0**	**0**	**0**	**0**	**0**	**0**	**0**	**0**	**0**	**0**	**0**	**0**	**0**	**0**
06-00	**183**	**0**	**0**	**22**	**38**	**18**	**32**	**37**	**20**	**11**	**4**	**1**	**0**	**0**	**0**	**0**	**0**	**0**	**0**	**0**	**0**	**0**	**0**	**0**	**0**	**0**	**0**	**0**	**0**
00-00	**185**	**0**	**0**	**22**	**38**	**19**	**33**	**37**	**20**	**11**	**4**	**1**	**0**	**0**	**0**	**0**	**0**	**0**	**0**	**0**	**0**	**0**	**0**	**0**	**0**	**0**	**0**	**0**	**0**

DRAFT

Site 45
Location L683710, Att - Telepole, Lat 53.82543, Long -6.80387
Direction Two way

3279 / Meath/Cavan/Monaghan ATC's
October 2013
Automatic Traffic Count

Sat, 12 October 2013

Time	Total	Speed Bins (mph)																											
		0 - 5	5 - 10	10 - 15	15 - 20	20 - 25	25 - 30	30 - 35	35 - 40	40 - 45	45 - 50	50 - 55	55 - 60	60 - 65	65 - 70	70 - 75	75 - 80	80 - 85	85 - 90	90 - 95	95 - 100	100 - 105	105 - 110	110 - 115	115 - 120	120 - 125	125 - 130	130 - 135	135 - 140
0000	1	0	0	0	0	0	0	0	1	0	0	0	0	0	0	0	0	0	0	0	0	0	0	0	0	0	0	0	0
0100	1	0	0	0	0	1	0	0	0	0	0	0	0	0	0	0	0	0	0	0	0	0	0	0	0	0	0	0	0
0200	3	0	0	0	1	1	0	0	0	1	0	0	0	0	0	0	0	0	0	0	0	0	0	0	0	0	0	0	0
0300	0	0	0	0	0	0	0	0	0	0	0	0	0	0	0	0	0	0	0	0	0	0	0	0	0	0	0	0	0
0400	1	0	0	0	0	0	0	0	0	1	0	0	0	0	0	0	0	0	0	0	0	0	0	0	0	0	0	0	0
0500	1	0	0	0	0	0	1	0	0	0	0	0	0	0	0	0	0	0	0	0	0	0	0	0	0	0	0	0	0
0600	1	0	0	0	0	0	1	0	0	0	0	0	0	0	0	0	0	0	0	0	0	0	0	0	0	0	0	0	0
0700	1	0	0	0	0	0	0	0	0	1	0	0	0	0	0	0	0	0	0	0	0	0	0	0	0	0	0	0	0
0800	5	0	0	0	0	0	1	1	0	3	0	0	0	0	0	0	0	0	0	0	0	0	0	0	0	0	0	0	0
0900	1	0	0	0	0	0	0	1	0	0	0	0	0	0	0	0	0	0	0	0	0	0	0	0	0	0	0	0	0
1000	**7**	**0**	**0**	**0**	**0**	**0**	**4**	**1**	**1**	**1**	**0**	**0**	**0**	**0**	**0**	**0**	**0**	**0**	**0**	**0**	**0**	**0**	**0**	**0**	**0**	**0**	**0**	**0**	**0**
1100	6	0	0	0	0	0	2	3	1	0	0	0	0	0	0	0	0	0	0	0	0	0	0	0	0	0	0	0	0
1200	**21**	**0**	**2**	**0**	**1**	**3**	**8**	**7**	**0**	**0**	**0**	**0**	**0**	**0**	**0**	**0**	**0**	**0**	**0**	**0**	**0**	**0**	**0**	**0**	**0**	**0**	**0**	**0**	**0**
1300	8	0	0	0	1	3	1	0	3	0	0	0	0	0	0	0	0	0	0	0	0	0	0	0	0	0	0	0	0
1400	5	0	0	0	1	0	2	1	1	0	0	0	0	0	0	0	0	0	0	0	0	0	0	0	0	0	0	0	0
1500	6	0	0	3	0	1	2	0	0	0	0	0	0	0	0	0	0	0	0	0	0	0	0	0	0	0	0	0	0
1600	13	0	0	2	1	3	4	3	0	0	0	0	0	0	0	0	0	0	0	0	0	0	0	0	0	0	0	0	0
1700	15	0	0	3	1	6	2	1	2	0	0	0	0	0	0	0	0	0	0	0	0	0	0	0	0	0	0	0	0
1800	9	0	0	0	1	0	1	1	2	4	0	0	0	0	0	0	0	0	0	0	0	0	0	0	0	0	0	0	0
1900	6	0	0	0	0	2	0	1	2	1	0	0	0	0	0	0	0	0	0	0	0	0	0	0	0	0	0	0	0
2000	8	0	0	0	2	3	0	2	1	0	0	0	0	0	0	0	0	0	0	0	0	0	0	0	0	0	0	0	0
2100	2	0	0	0	1	0	1	0	0	0	0	0	0	0	0	0	0	0	0	0	0	0	0	0	0	0	0	0	0
2200	3	0	0	0	0	1	0	0	2	0	0	0	0	0	0	0	0	0	0	0	0	0	0	0	0	0	0	0	0
2300	3	0	0	0	0	1	1	0	1	0	0	0	0	0	0	0	0	0	0	0	0	0	0	0	0	0	0	0	0
07-19	**97**	**0**	**2**	**8**	**6**	**16**	**27**	**19**	**10**	**9**	**0**	**0**	**0**	**0**	**0**	**0**	**0**	**0**	**0**	**0**	**0**	**0**	**0**	**0**	**0**	**0**	**0**	**0**	**0**
06-22	**114**	**0**	**2**	**8**	**9**	**21**	**29**	**22**	**13**	**10**	**0**	**0**	**0**	**0**	**0**	**0**	**0**	**0**	**0**	**0**	**0**	**0**	**0**	**0**	**0**	**0**	**0**	**0**	**0**
06-00	**120**	**0**	**2**	**8**	**9**	**23**	**30**	**22**	**16**	**10**	**0**	**0**	**0**	**0**	**0**	**0**	**0**	**0**	**0**	**0**	**0**	**0**	**0**	**0**	**0**	**0**	**0**	**0**	**0**
00-00	**127**	**0**	**2**	**8**	**10**	**25**	**31**	**22**	**17**	**12**	**0**	**0**	**0**	**0**	**0**	**0**	**0**	**0**	**0**	**0**	**0**	**0**	**0**	**0**	**0**	**0**	**0**	**0**	**0**

DRAFT

Site 45
Location L683710, Att - Telepole, Lat 53.82543, Long -6.80387
Direction Two way

3279 / Meath/Cavan/Monaghan ATC's
October 2013
Automatic Traffic Count

Sun, 13 October 2013

Time	Total	Speed Bins (mph)																											
		0 - 5	5 - 10	10 - 15	15 - 20	20 - 25	25 - 30	30 - 35	35 - 40	40 - 45	45 - 50	50 - 55	55 - 60	60 - 65	65 - 70	70 - 75	75 - 80	80 - 85	85 - 90	90 - 95	95 - 100	100 - 105	105 - 110	110 - 115	115 - 120	120 - 125	125 - 130	130 - 135	135 - 140
0000	1	0	0	0	0	0	0	0	0	1	0	0	0	0	0	0	0	0	0	0	0	0	0	0	0	0	0	0	0
0100	1	0	0	0	0	0	0	1	0	0	0	0	0	0	0	0	0	0	0	0	0	0	0	0	0	0	0	0	0
0200	2	0	0	0	0	2	0	0	0	0	0	0	0	0	0	0	0	0	0	0	0	0	0	0	0	0	0	0	0
0300	1	0	0	0	0	0	0	0	1	0	0	0	0	0	0	0	0	0	0	0	0	0	0	0	0	0	0	0	0
0400	0	0	0	0	0	0	0	0	0	0	0	0	0	0	0	0	0	0	0	0	0	0	0	0	0	0	0	0	0
0500	1	0	0	0	0	0	1	0	0	0	0	0	0	0	0	0	0	0	0	0	0	0	0	0	0	0	0	0	0
0600	2	0	0	0	0	1	1	0	0	0	0	0	0	0	0	0	0	0	0	0	0	0	0	0	0	0	0	0	0
0700	0	0	0	0	0	0	0	0	0	0	0	0	0	0	0	0	0	0	0	0	0	0	0	0	0	0	0	0	0
0800	3	0	0	0	1	1	0	1	0	0	0	0	0	0	0	0	0	0	0	0	0	0	0	0	0	0	0	0	0
0900	4	0	0	0	0	2	2	0	0	0	0	0	0	0	0	0	0	0	0	0	0	0	0	0	0	0	0	0	0
1000	**13**	**0**	**0**	**0**	**0**	**0**	**4**	**4**	**4**	**1**	**0**	**0**	**0**	**0**	**0**	**0**	**0**	**0**	**0**	**0**	**0**	**0**	**0**	**0**	**0**	**0**	**0**	**0**	**0**
1100	8	0	0	0	0	1	1	2	3	0	1	0	0	0	0	0	0	0	0	0	0	0	0	0	0	0	0	0	0
1200	**11**	**0**	**0**	**0**	**0**	**3**	**3**	**2**	**1**	**2**	**0**	**0**	**0**	**0**	**0**	**0**	**0**	**0**	**0**	**0**	**0**	**0**	**0**	**0**	**0**	**0**	**0**	**0**	**0**
1300	9	0	1	1	1	2	1	3	0	0	0	0	0	0	0	0	0	0	0	0	0	0	0	0	0	0	0	0	0
1400	5	0	0	0	0	0	3	1	1	0	0	0	0	0	0	0	0	0	0	0	0	0	0	0	0	0	0	0	0
1500	3	0	0	0	0	1	1	0	1	0	0	0	0	0	0	0	0	0	0	0	0	0	0	0	0	0	0	0	0
1600	10	0	0	0	0	3	3	1	2	0	0	1	0	0	0	0	0	0	0	0	0	0	0	0	0	0	0	0	0
1700	3	0	0	0	0	2	1	0	0	0	0	0	0	0	0	0	0	0	0	0	0	0	0	0	0	0	0	0	0
1800	6	0	0	0	1	2	3	0	0	0	0	0	0	0	0	0	0	0	0	0	0	0	0	0	0	0	0	0	0
1900	4	0	0	0	0	1	0	3	0	0	0	0	0	0	0	0	0	0	0	0	0	0	0	0	0	0	0	0	0
2000	5	0	0	0	1	0	1	2	1	0	0	0	0	0	0	0	0	0	0	0	0	0	0	0	0	0	0	0	0
2100	0	0	0	0	0	0	0	0	0	0	0	0	0	0	0	0	0	0	0	0	0	0	0	0	0	0	0	0	0
2200	0	0	0	0	0	0	0	0	0	0	0	0	0	0	0	0	0	0	0	0	0	0	0	0	0	0	0	0	0
2300	0	0	0	0	0	0	0	0	0	0	0	0	0	0	0	0	0	0	0	0	0	0	0	0	0	0	0	0	0
07-19	**75**	**0**	**1**	**1**	**3**	**17**	**22**	**14**	**12**	**3**	**1**	**1**	**0**	**0**	**0**	**0**	**0**	**0**	**0**	**0**	**0**	**0**	**0**	**0**	**0**	**0**	**0**	**0**	**0**
06-22	**86**	**0**	**1**	**1**	**4**	**19**	**24**	**19**	**13**	**3**	**1**	**1**	**0**	**0**	**0**	**0**	**0**	**0**	**0**	**0**	**0**	**0**	**0**	**0**	**0**	**0**	**0**	**0**	**0**
06-00	**86**	**0**	**1**	**1**	**4**	**19**	**24**	**19**	**13**	**3**	**1**	**1**	**0**	**0**	**0**	**0**	**0**	**0**	**0**	**0**	**0**	**0**	**0**	**0**	**0**	**0**	**0**	**0**	**0**
00-00	**92**	**0**	**1**	**1**	**4**	**21**	**25**	**20**	**14**	**4**	**1**	**1**	**0**	**0**	**0**	**0**	**0**	**0**	**0**	**0**	**0**	**0**	**0**	**0**	**0**	**0**	**0**	**0**	**0**

DRAFT

Site 45
Location L683710, Att - Telepole, Lat 53.82543, Long -6.80387
Direction Two way

3279 / Meath/Cavan/Monaghan ATC's
October 2013
Automatic Traffic Count

Mon, 14 October 2013

Time	Total	Speed Bins (mph)																											
		0 - 5	5 - 10	10 - 15	15 - 20	20 - 25	25 - 30	30 - 35	35 - 40	40 - 45	45 - 50	50 - 55	55 - 60	60 - 65	65 - 70	70 - 75	75 - 80	80 - 85	85 - 90	90 - 95	95 - 100	100 - 105	105 - 110	110 - 115	115 - 120	120 - 125	125 - 130	130 - 135	135 - 140
0000	0	0	0	0	0	0	0	0	0	0	0	0	0	0	0	0	0	0	0	0	0	0	0	0	0	0	0	0	0
0100	0	0	0	0	0	0	0	0	0	0	0	0	0	0	0	0	0	0	0	0	0	0	0	0	0	0	0	0	0
0200	1	0	0	0	0	0	0	0	0	0	1	0	0	0	0	0	0	0	0	0	0	0	0	0	0	0	0	0	0
0300	0	0	0	0	0	0	0	0	0	0	0	0	0	0	0	0	0	0	0	0	0	0	0	0	0	0	0	0	0
0400	0	0	0	0	0	0	0	0	0	0	0	0	0	0	0	0	0	0	0	0	0	0	0	0	0	0	0	0	0
0500	0	0	0	0	0	0	0	0	0	0	0	0	0	0	0	0	0	0	0	0	0	0	0	0	0	0	0	0	0
0600	2	0	0	0	0	0	1	0	0	0	0	1	0	0	0	0	0	0	0	0	0	0	0	0	0	0	0	0	0
0700	5	0	0	0	0	1	0	2	1	1	0	0	0	0	0	0	0	0	0	0	0	0	0	0	0	0	0	0	0
0800	**12**	**0**	**0**	**0**	**0**	**2**	**2**	**1**	**5**	**0**	**0**	**1**	**0**	**1**	**0**	**0**	**0**	**0**	**0**	**0**	**0**	**0**	**0**	**0**	**0**	**0**	**0**	**0**	**0**
0900	11	0	0	0	0	1	2	2	4	1	1	0	0	0	0	0	0	0	0	0	0	0	0	0	0	0	0	0	0
1000	9	0	0	0	1	0	3	3	2	0	0	0	0	0	0	0	0	0	0	0	0	0	0	0	0	0	0	0	0
1100	8	0	0	1	0	1	1	2	1	2	0	0	0	0	0	0	0	0	0	0	0	0	0	0	0	0	0	0	0
1200	10	0	0	0	1	0	5	0	3	1	0	0	0	0	0	0	0	0	0	0	0	0	0	0	0	0	0	0	0
1300	12	0	0	2	0	4	1	1	3	1	0	0	0	0	0	0	0	0	0	0	0	0	0	0	0	0	0	0	0
1400	**15**	**0**	**0**	**0**	**0**	**3**	**2**	**2**	**2**	**6**	**0**	**0**	**0**	**0**	**0**	**0**	**0**	**0**	**0**	**0**	**0**	**0**	**0**	**0**	**0**	**0**	**0**	**0**	**0**
1500	11	0	0	0	1	0	4	3	0	2	1	0	0	0	0	0	0	0	0	0	0	0	0	0	0	0	0	0	0
1600	5	0	0	0	0	0	1	1	3	0	0	0	0	0	0	0	0	0	0	0	0	0	0	0	0	0	0	0	0
1700	13	0	0	0	0	0	6	3	1	2	1	0	0	0	0	0	0	0	0	0	0	0	0	0	0	0	0	0	0
1800	8	0	0	0	0	0	1	4	1	1	1	0	0	0	0	0	0	0	0	0	0	0	0	0	0	0	0	0	0
1900	10	0	0	0	0	1	2	1	2	4	0	0	0	0	0	0	0	0	0	0	0	0	0	0	0	0	0	0	0
2000	7	0	0	0	2	0	0	4	0	1	0	0	0	0	0	0	0	0	0	0	0	0	0	0	0	0	0	0	0
2100	3	0	0	0	1	1	0	1	0	0	0	0	0	0	0	0	0	0	0	0	0	0	0	0	0	0	0	0	0
2200	0	0	0	0	0	0	0	0	0	0	0	0	0	0	0	0	0	0	0	0	0	0	0	0	0	0	0	0	0
2300	1	0	0	0	0	0	0	0	0	1	0	0	0	0	0	0	0	0	0	0	0	0	0	0	0	0	0	0	0
07-19	**119**	**0**	**0**	**3**	**3**	**12**	**28**	**24**	**26**	**17**	**4**	**1**	**0**	**1**	**0**	**0**	**0**	**0**	**0**	**0**	**0**	**0**	**0**	**0**	**0**	**0**	**0**	**0**	**0**
06-22	**141**	**0**	**0**	**3**	**6**	**14**	**31**	**30**	**28**	**22**	**4**	**2**	**0**	**1**	**0**	**0**	**0**	**0**	**0**	**0**	**0**	**0**	**0**	**0**	**0**	**0**	**0**	**0**	**0**
06-00	**142**	**0**	**0**	**3**	**6**	**14**	**31**	**30**	**28**	**23**	**4**	**2**	**0**	**1**	**0**	**0**	**0**	**0**	**0**	**0**	**0**	**0**	**0**	**0**	**0**	**0**	**0**	**0**	**0**
00-00	**143**	**0**	**0**	**3**	**6**	**14**	**31**	**30**	**28**	**23**	**5**	**2**	**0**	**1**	**0**	**0**	**0**	**0**	**0**	**0**	**0**	**0**	**0**	**0**	**0**	**0**	**0**	**0**	**0**

DRAFT

Site 45
Location L683710, Att - Telepole, Lat 53.82543, Long -6.80387
Direction Two way

3279 / Meath/Cavan/Monaghan ATC's
October 2013
Automatic Traffic Count

Virtual Day (7)

Time	Total	Speed Bins (mph)																											
		0 - 5	5 - 10	10 - 15	15 - 20	20 - 25	25 - 30	30 - 35	35 - 40	40 - 45	45 - 50	50 - 55	55 - 60	60 - 65	65 - 70	70 - 75	75 - 80	80 - 85	85 - 90	90 - 95	95 - 100	100 - 105	105 - 110	110 - 115	115 - 120	120 - 125	125 - 130	130 - 135	135 - 140
0000	1	0	0	0	0	0	0	0	0	0	0	0	0	0	0	0	0	0	0	0	0	0	0	0	0	0	0	0	0
0100	0	0	0	0	0	0	0	0	0	0	0	0	0	0	0	0	0	0	0	0	0	0	0	0	0	0	0	0	0
0200	1	0	0	0	0	1	0	0	0	0	0	0	0	0	0	0	0	0	0	0	0	0	0	0	0	0	0	0	0
0300	0	0	0	0	0	0	0	0	0	0	0	0	0	0	0	0	0	0	0	0	0	0	0	0	0	0	0	0	0
0400	0	0	0	0	0	0	0	0	0	0	0	0	0	0	0	0	0	0	0	0	0	0	0	0	0	0	0	0	0
0500	0	0	0	0	0	0	0	0	0	0	0	0	0	0	0	0	0	0	0	0	0	0	0	0	0	0	0	0	0
0600	2	0	0	0	0	0	0	0	0	0	0	0	0	0	0	0	0	0	0	0	0	0	0	0	0	0	0	0	0
0700	3	0	0	0	0	1	0	1	1	1	0	0	0	0	0	0	0	0	0	0	0	0	0	0	0	0	0	0	0
0800	10	0	0	1	1	1	2	2	2	1	0	0	0	0	0	0	0	0	0	0	0	0	0	0	0	0	0	0	0
0900	8	0	0	0	1	2	2	1	1	1	0	0	0	0	0	0	0	0	0	0	0	0	0	0	0	0	0	0	0
1000	10	0	0	0	1	0	3	3	2	1	0	0	0	0	0	0	0	0	0	0	0	0	0	0	0	0	0	0	0
1100	**14**	**1**	**4**	**1**	**2**	**1**	**2**	**2**	**1**	**0**	**0**	**0**	**0**	**0**	**0**	**0**	**0**	**0**	**0**	**0**	**0**	**0**	**0**	**0**	**0**	**0**	**0**	**0**	**0**
1200	**15**	**0**	**3**	**2**	**1**	**2**	**3**	**2**	**1**	**1**	**0**	**0**	**0**	**0**	**0**	**0**	**0**	**0**	**0**	**0**	**0**	**0**	**0**	**0**	**0**	**0**	**0**	**0**	**0**
1300	11	0	0	1	2	2	1	2	1	0	0	0	0	0	0	0	0	0	0	0	0	0	0	0	0	0	0	0	0
1400	11	0	0	1	1	1	2	2	2	2	0	0	0	0	0	0	0	0	0	0	0	0	0	0	0	0	0	0	0
1500	12	0	0	2	2	1	2	2	1	1	0	0	0	0	0	0	0	0	0	0	0	0	0	0	0	0	0	0	0
1600	12	0	0	1	2	2	3	2	2	1	0	0	0	0	0	0	0	0	0	0	0	0	0	0	0	0	0	0	0
1700	**15**	**0**	**0**	**1**	**1**	**3**	**4**	**3**	**2**	**1**	**0**	**0**	**0**	**0**	**0**	**0**	**0**	**0**	**0**	**0**	**0**	**0**	**0**	**0**	**0**	**0**	**0**	**0**	**0**
1800	10	0	0	0	1	1	2	2	2	1	0	0	0	0	0	0	0	0	0	0	0	0	0	0	0	0	0	0	0
1900	8	0	0	0	0	1	2	2	2	1	0	0	0	0	0	0	0	0	0	0	0	0	0	0	0	0	0	0	0
2000	8	0	0	0	1	2	2	2	0	0	0	0	0	0	0	0	0	0	0	0	0	0	0	0	0	0	0	0	0
2100	3	0	0	0	1	1	1	1	0	0	0	0	0	0	0	0	0	0	0	0	0	0	0	0	0	0	0	0	0
2200	3	0	0	0	1	1	1	0	1	0	0	0	0	0	0	0	0	0	0	0	0	0	0	0	0	0	0	0	0
2300	1	0	0	0	0	0	0	0	0	0	0	0	0	0	0	0	0	0	0	0	0	0	0	0	0	0	0	0	0
07-19	**130**	**1**	**9**	**10**	**14**	**16**	**26**	**24**	**19**	**9**	**2**	**1**	**0**	**0**	**0**	**0**	**0**	**0**	**0**	**0**	**0**	**0**	**0**	**0**	**0**	**0**	**0**	**0**	**0**
06-22	**152**	**1**	**9**	**10**	**16**	**20**	**32**	**29**	**22**	**11**	**2**	**1**	**0**	**0**	**0**	**0**	**0**	**0**	**0**	**0**	**0**	**0**	**0**	**0**	**0**	**0**	**0**	**0**	**0**
06-00	**157**	**1**	**9**	**10**	**17**	**20**	**33**	**29**	**22**	**12**	**2**	**1**	**0**	**0**	**0**	**0**	**0**	**0**	**0**	**0**	**0**	**0**	**0**	**0**	**0**	**0**	**0**	**0**	**0**
00-00	**159**	**1**	**9**	**10**	**17**	**21**	**34**	**29**	**23**	**12**	**2**	**1**	**0**	**0**	**0**	**0**	**0**	**0**	**0**	**0**	**0**	**0**	**0**	**0**	**0**	**0**	**0**	**0**	**0**

DRAFT

Site 45
Location L683710, Att - Telepole, Lat 53.82543, Long -6.80387
Direction Two way

3279 / Meath/Cavan/Monaghan ATC's
October 2013
Automatic Traffic Count

Virtual Week (1)

Time	Total	Speed Bins (mph)																											
		0 - 5	5 - 10	10 - 15	15 - 20	20 - 25	25 - 30	30 - 35	35 - 40	40 - 45	45 - 50	50 - 55	55 - 60	60 - 65	65 - 70	70 - 75	75 - 80	80 - 85	85 - 90	90 - 95	95 - 100	100 - 105	105 - 110	110 - 115	115 - 120	120 - 125	125 - 130	130 - 135	135 - 140
Mon	143	0	0	3	6	14	31	30	28	23	5	2	0	1	0	0	0	0	0	0	0	0	0	0	0	0	0	0	0
Tue	143	0	6	5	8	23	32	36	26	5	1	0	0	1	0	0	0	0	0	0	0	0	0	0	0	0	0	0	0
Wed	217	6	42	13	10	30	41	28	30	14	1	1	0	0	1	0	0	0	0	0	0	0	0	0	0	0	0	0	0
Thu	208	0	10	21	42	16	43	32	24	17	3	0	0	0	0	0	0	0	0	0	0	0	0	0	0	0	0	0	0
Fri	185	0	0	22	38	19	33	37	20	11	4	1	0	0	0	0	0	0	0	0	0	0	0	0	0	0	0	0	0
|Sat	127	0	2	8	10	25	31	22	17	12	0	0	0	0	0	0	0	0	0	0	0	0	0	0	0	0	0	0	0
|Sun	92	0	1	1	4	21	25	20	14	4	1	1	0	0	0	0	0	0	0	0	0	0	0	0	0	0	0	0	0
5 Day Ave.	**179**	**1**	**12**	**13**	**21**	**20**	**36**	**33**	**26**	**14**	**3**	**1**	**0**	**0**	**0**	**0**	**0**	**0**	**0**	**0**	**0**	**0**	**0**	**0**	**0**	**0**	**0**	**0**	**0**
7 Day Ave.	**159**	**1**	**9**	**10**	**17**	**21**	**34**	**29**	**23**	**12**	**2**	**1**	**0**	**0**	**0**	**0**	**0**	**0**	**0**	**0**	**0**	**0**	**0**	**0**	**0**	**0**	**0**	**0**	**0**
--	**1115**	**6**	**61**	**73**	**118**	**148**	**236**	**205**	**159**	**86**	**15**	**5**	**0**	**2**	**1**	**0**	**0**	**0**	**0**	**0**	**0**	**0**	**0**	**0**	**0**	**0**	**0**	**0**	**0**	**0**

Summary Graphs

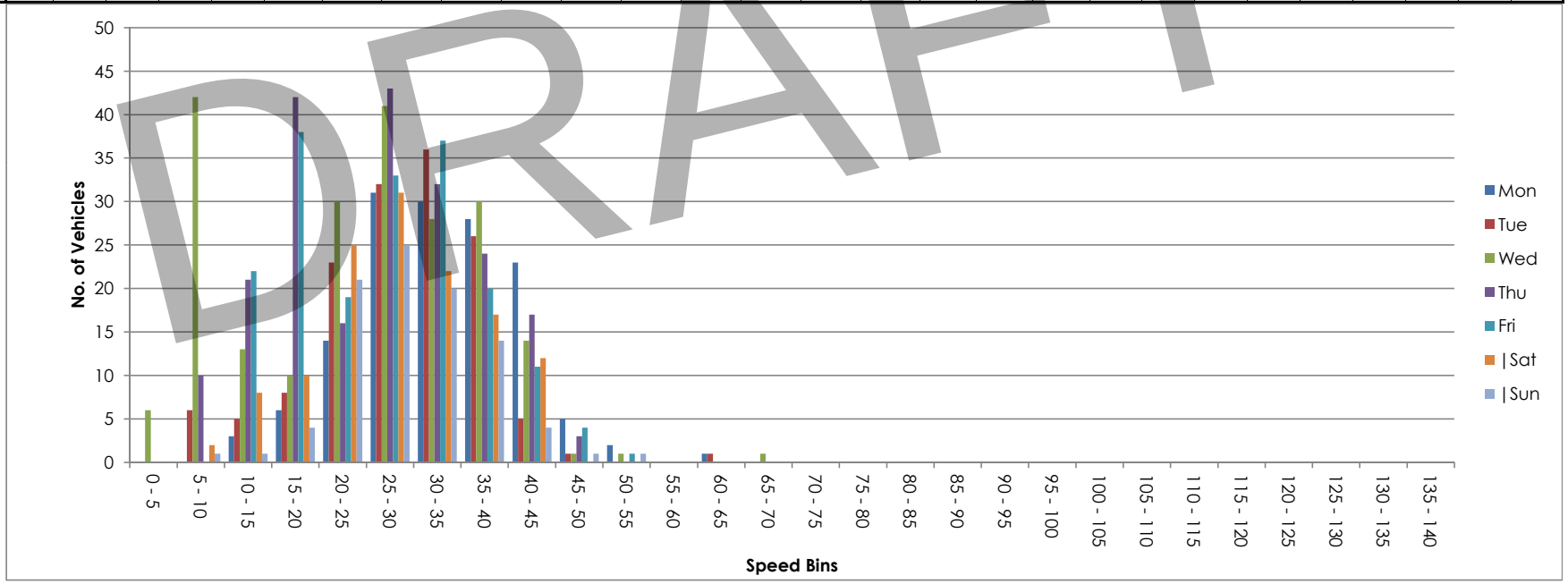

DRAFT



NDC NATIONWIDE DATA COLLECTION	**Site / Location:**	L683740, Att - Telepole, Lat 53.83698, Long -6.80348	**Project No:**	3279	**Photo No:**	3279-46	**Drawn By:** MOR
	Survey Date:	Tue, 8 October 2013 to Mon, 14 October 2013	**Project Name:**		Meath/Cavan/Monaghan ATC'S		
	Survey Times:	00:00 to 00(24):00	**Title:**		Site Photograph		

Site No.	Location.	Direction.	Speed Limit - PSL (km/h)	Start Date.	End Date.	Total Vehicles.	5 Day Ave.	7 Day Ave.	No. > Speed Limit.	%. > Speed Limit.	No. > Speed Limit1 (+5km/h).	%. > Speed Limit1 (+5km/h).	No. > Speed Limit1 (+10km/h).	%. > Speed Limit1 (+10km/h).	Mean Speed	85%ile Speed
46	L683740, Att - Telepole, Lat 53.83698, Long -6.80348	North	80	Tue, 8 October 2013	Mon, 14 October 2013	1264	195	181	66	5.2	31	2.5	13	1.0	59.3	72.0
		South	80	Tue, 8 October 2013	Mon, 14 October 2013	1302	197	186	55	4.2	30	2.3	11	0.8	58.4	70.9
		Two way	80	Tue, 8 October 2013	Mon, 14 October 2013	2566	392	367	121	4.7	61	2.4	24	0.9	58.9	71.6

DRAFT

Site 46
Location L683740, Att - Telepole, Lat 53.83698, Long -6.80348
Direction North

3279 / Meath/Cavan/Monaghan ATC's
October 2013
Automatic Traffic Count

Tue, 8 October 2013

Time	Total	Classification												>PSL	>PSL%	>SL1	>SL1%	>SL2	>SL2%	Mean	Vpp
		1 MCL	2 SV	3 SVT	4 TB2	5 TB3	6 T4	7 ART3	8 ART4	9 ART5	10 ART6	11 BD	12 DRT	80	80	85 +5kph	85 +5kph	90 +10kph	90 +10kph		85
0000	0	0	0	0	0	0	0	0	0	0	0	0	0	0	0	0	0	0	0	-	-
0100	1	0	1	0	0	0	0	0	0	0	0	0	0	0	0	0	0	0	0	46.1	-
0200	0	0	0	0	0	0	0	0	0	0	0	0	0	0	0	0	0	0	0	-	-
0300	0	0	0	0	0	0	0	0	0	0	0	0	0	0	0	0	0	0	0	-	-
0400	1	0	0	0	0	0	0	0	1	0	0	0	0	0	0	0	0	0	0	52.2	-
0500	0	0	0	0	0	0	0	0	0	0	0	0	0	0	0	0	0	0	0	-	-
0600	0	0	0	0	0	0	0	0	0	0	0	0	0	0	0	0	0	0	0	-	-
0700	6	0	5	0	1	0	0	0	0	0	0	0	0	0	0	0	0	0	0	61.5	-
0800	**18**	**0**	**15**	**0**	**3**	**0**	**0**	**0**	**0**	**0**	**0**	**0**	**0**	**1**	**5.6**	**0**	**0**	**0**	**0**	**60.2**	**67.3**
0900	16	0	15	0	1	0	0	0	0	0	0	0	0	1	6.3	0	0	0	0	62.4	73.8
1000	12	0	10	0	2	0	0	0	0	0	0	0	0	1	8.3	0	0	0	0	56.7	65.5
1100	11	0	10	0	1	0	0	0	0	0	0	0	0	0	0	0	0	0	0	61.6	68
1200	9	0	8	0	1	0	0	0	0	0	0	0	0	1	11.1	1	11.1	0	0	58	-
1300	13	0	11	0	2	0	0	0	0	0	0	0	0	2	15.4	1	7.7	1	7.7	62.5	76.7
1400	13	0	12	0	1	0	0	0	0	0	0	0	0	1	7.7	1	7.7	0	0	61.3	67.3
1500	13	0	10	0	3	0	0	0	0	0	0	0	0	1	7.7	0	0	0	0	60.5	71.6
1600	11	0	11	0	0	0	0	0	0	0	0	0	0	0	0	0	0	0	0	59.1	65.5
1700	**20**	**0**	**19**	**0**	**1**	**0**	**0**	**0**	**0**	**0**	**0**	**0**	**0**	**2**	**10**	**1**	**5**	**1**	**5**	**62.7**	**74.2**
1800	13	0	10	0	2	0	0	0	1	0	0	0	0	0	0	0	0	0	0	54	62.3
1900	12	0	11	1	0	0	0	0	0	0	0	0	0	2	16.7	2	16.7	0	0	60.7	65.9
2000	13	0	12	0	1	0	0	0	0	0	0	0	0	0	0	0	0	0	0	56.7	66.2
2100	1	0	1	0	0	0	0	0	0	0	0	0	0	0	0	0	0	0	0	38.1	-
2200	5	0	4	0	1	0	0	0	0	0	0	0	0	0	0	0	0	0	0	62.3	-
2300	3	0	3	0	0	0	0	0	0	0	0	0	0	1	33.3	0	0	0	0	71.6	-
07-19	**155**	**0**	**136**	**0**	**18**	**0**	**0**	**0**	**1**	**0**	**0**	**0**	**0**	**10**	**6.5**	**4**	**2.6**	**2**	**1.3**	**60.2**	**71.6**
06-22	**181**	**0**	**160**	**1**	**19**	**0**	**0**	**0**	**1**	**0**	**0**	**0**	**0**	**12**	**6.6**	**6**	**3.3**	**2**	**1.1**	**59.9**	**71.3**
06-00	**189**	**0**	**167**	**1**	**20**	**0**	**0**	**0**	**1**	**0**	**0**	**0**	**0**	**13**	**6.9**	**6**	**3.2**	**2**	**1.1**	**60.1**	**71.6**
00-00	**191**	**0**	**168**	**1**	**20**	**0**	**0**	**0**	**2**	**0**	**0**	**0**	**0**	**13**	**6.8**	**6**	**3.1**	**2**	**1**	**60**	**71.3**

DRAFT

Site 46
Location L683740, Att - Telepole, Lat 53.83698, Long -6.80348
Direction North

3279 / Meath/Cavan/Monaghan ATC's
October 2013
Automatic Traffic Count

Wed, 9 October 2013

Time	Total	Classification												>PSL	>PSL%	>SL1	>SL1%	>SL2	>SL2%	Mean	Vpp
		1 MCL	2 SV	3 SVT	4 TB2	5 TB3	6 T4	7 ART3	8 ART4	9 ART5	10 ART6	11 BD	12 DRT	80	80	85 +5kph	85 +5kph	90 +10kph	90 +10kph		85
0000	0	0	0	0	0	0	0	0	0	0	0	0	0	0	0	0	0	0	0	-	-
0100	0	0	0	0	0	0	0	0	0	0	0	0	0	0	0	0	0	0	0	-	-
0200	0	0	0	0	0	0	0	0	0	0	0	0	0	0	0	0	0	0	0	-	-
0300	0	0	0	0	0	0	0	0	0	0	0	0	0	0	0	0	0	0	0	-	-
0400	0	0	0	0	0	0	0	0	0	0	0	0	0	0	0	0	0	0	0	-	-
0500	0	0	0	0	0	0	0	0	0	0	0	0	0	0	0	0	0	0	0	-	-
0600	2	0	2	0	0	0	0	0	0	0	0	0	0	0	0	0	0	0	0	58.4	-
0700	8	0	7	0	1	0	0	0	0	0	0	0	0	0	0	0	0	0	0	62.4	-
0800	**12**	**0**	**10**	**0**	**2**	**0**	**0**	**0**	**0**	**0**	**0**	**0**	**0**	**2**	**16.7**	**1**	**8.3**	**1**	**8.3**	**63.1**	**74.5**
0900	**12**	**0**	**12**	**0**	**0**	**0**	**0**	**0**	**0**	**0**	**0**	**0**	**0**	**1**	**8.3**	**0**	**0**	**0**	**0**	**64.1**	**77.8**
1000	**12**	**0**	**11**	**1**	**0**	**0**	**0**	**0**	**0**	**0**	**0**	**0**	**0**	**0**	**0**	**0**	**0**	**0**	**0**	**59**	**67**
1100	9	1	7	0	0	0	1	0	0	0	0	0	0	0	0	0	0	0	0	58.9	-
1200	8	0	7	0	1	0	0	0	0	0	0	0	0	0	0	0	0	0	0	56.3	-
1300	10	0	9	0	1	0	0	0	0	0	0	0	0	1	10	0	0	0	0	52.6	-
1400	9	0	9	0	0	0	0	0	0	0	0	0	0	0	0	0	0	0	0	54.6	-
1500	22	0	17	0	4	1	0	0	0	0	0	0	0	2	9.1	2	9.1	1	4.5	61.9	77.4
1600	12	0	10	0	2	0	0	0	0	0	0	0	0	1	8.3	1	8.3	0	0	64.3	72
1700	18	0	18	0	0	0	0	0	0	0	0	0	0	3	16.7	2	11.1	1	5.6	63.5	78.5
1800	**23**	**0**	**21**	**0**	**1**	**0**	**0**	**0**	**1**	**0**	**0**	**0**	**0**	**1**	**4.3**	**1**	**4.3**	**0**	**0**	**53.9**	**68**
1900	17	0	13	0	3	0	0	0	1	0	0	0	0	0	0	0	0	0	0	62	67.7
2000	8	0	8	0	0	0	0	0	0	0	0	0	0	0	0	0	0	0	0	59.8	-
2100	9	0	9	0	0	0	0	0	0	0	0	0	0	0	0	0	0	0	0	59.6	-
2200	5	0	4	0	1	0	0	0	0	0	0	0	0	0	0	0	0	0	0	46.1	-
2300	5	0	5	0	0	0	0	0	0	0	0	0	0	0	0	0	0	0	0	66.7	-
07-19	**155**	**1**	**138**	**1**	**12**	**1**	**1**	**0**	**1**	**0**	**0**	**0**	**0**	**11**	**7.1**	**7**	**4.5**	**3**	**1.9**	**59.7**	**75.6**
06-22	**191**	**1**	**170**	**1**	**15**	**1**	**1**	**0**	**2**	**0**	**0**	**0**	**0**	**11**	**5.8**	**7**	**3.7**	**3**	**1.6**	**59.9**	**74.2**
06-00	**201**	**1**	**179**	**1**	**16**	**1**	**1**	**0**	**2**	**0**	**0**	**0**	**0**	**11**	**5.5**	**7**	**3.5**	**3**	**1.5**	**59.7**	**74.2**
00-00	**201**	**1**	**179**	**1**	**16**	**1**	**1**	**0**	**2**	**0**	**0**	**0**	**0**	**11**	**5.5**	**7**	**3.5**	**3**	**1.5**	**59.7**	**74.2**

DRAFT

Site 46
Location L683740, Att - Telepole, Lat 53.83698, Long -6.80348
Direction North

3279 / Meath/Cavan/Monaghan ATC's
October 2013
Automatic Traffic Count

Thu, 10 October 2013

Time	Total	Classification												>PSL	>PSL%	>SL1	>SL1%	>SL2	>SL2%	Mean	Vpp
		1 MCL	2 SV	3 SVT	4 TB2	5 TB3	6 T4	7 ART3	8 ART4	9 ART5	10 ART6	11 BD	12 DRT	80	80	85 +5kph	85 +5kph	90 +10kph	90 +10kph		85
0000	0	0	0	0	0	0	0	0	0	0	0	0	0	0	0	0	0	0	0	-	-
0100	0	0	0	0	0	0	0	0	0	0	0	0	0	0	0	0	0	0	0	-	-
0200	0	0	0	0	0	0	0	0	0	0	0	0	0	0	0	0	0	0	0	-	-
0300	0	0	0	0	0	0	0	0	0	0	0	0	0	0	0	0	0	0	0	-	-
0400	1	0	0	0	0	0	0	0	1	0	0	0	0	0	0	0	0	0	0	37.3	-
0500	0	0	0	0	0	0	0	0	0	0	0	0	0	0	0	0	0	0	0	-	-
0600	1	0	1	0	0	0	0	0	0	0	0	0	0	0	0	0	0	0	0	54.5	-
0700	8	0	6	1	1	0	0	0	0	0	0	0	0	1	12.5	1	12.5	0	0	69.4	-
0800	**19**	**0**	**16**	**0**	**3**	**0**	**0**	**0**	**0**	**0**	**0**	**0**	**0**	**2**	**10.5**	**0**	**0**	**0**	**0**	**57.4**	**68**
0900	7	0	6	0	1	0	0	0	0	0	0	0	0	1	14.3	0	0	0	0	56.4	-
1000	11	0	7	1	3	0	0	0	0	0	0	0	0	0	0	0	0	0	0	50.3	60.8
1100	11	0	10	0	1	0	0	0	0	0	0	0	0	0	0	0	0	0	0	54.5	67
1200	13	0	13	0	0	0	0	0	0	0	0	0	0	1	7.7	0	0	0	0	51.5	59.8
1300	**26**	**0**	**25**	**1**	**0**	**0**	**0**	**0**	**0**	**0**	**0**	**0**	**0**	**1**	**3.8**	**0**	**0**	**0**	**0**	**56.4**	**63**
1400	20	0	16	2	2	0	0	0	0	0	0	0	0	0	0	0	0	0	0	57.3	68.4
1500	5	0	5	0	0	0	0	0	0	0	0	0	0	1	20	1	20	1	20	64.7	-
1600	16	0	16	0	0	0	0	0	0	0	0	0	0	1	6.3	1	6.3	1	6.3	61.6	68
1700	14	0	13	0	1	0	0	0	0	0	0	0	0	0	0	0	0	0	0	63.8	69.5
1800	17	0	16	0	1	0	0	0	0	0	0	0	0	0	0	0	0	0	0	58.1	63.7
1900	13	0	9	1	1	0	0	0	2	0	0	0	0	0	0	0	0	0	0	53.3	66.2
2000	11	0	9	0	1	0	0	0	1	0	0	0	0	1	9.1	0	0	0	0	64.4	69.5
2100	10	0	10	0	0	0	0	0	0	0	0	0	0	0	0	0	0	0	0	58.1	-
2200	10	0	10	0	0	0	0	0	0	0	0	0	0	0	0	0	0	0	0	60.5	-
2300	0	0	0	0	0	0	0	0	0	0	0	0	0	0	0	0	0	0	0	-	-
07-19	**167**	**0**	**149**	**5**	**13**	**0**	**0**	**0**	**0**	**0**	**0**	**0**	**0**	**8**	**4.8**	**3**	**1.8**	**2**	**1.2**	**57.9**	**69.1**
06-22	**202**	**0**	**178**	**6**	**15**	**0**	**0**	**0**	**3**	**0**	**0**	**0**	**0**	**9**	**4.5**	**3**	**1.5**	**2**	**1**	**57.9**	**69.1**
06-00	**212**	**0**	**188**	**6**	**15**	**0**	**0**	**0**	**3**	**0**	**0**	**0**	**0**	**9**	**4.2**	**3**	**1.4**	**2**	**0.9**	**58.1**	**69.1**
00-00	**213**	**0**	**188**	**6**	**15**	**0**	**0**	**0**	**4**	**0**	**0**	**0**	**0**	**9**	**4.2**	**3**	**1.4**	**2**	**0.9**	**58**	**69.1**

DRAFT

Site 46
Location L683740, Att - Telepole, Lat 53.83698, Long -6.80348
Direction North

3279 / Meath/Cavan/Monaghan ATC's
October 2013
Automatic Traffic Count

Fri, 11 October 2013

Time	Total	Classification												>PSL	>PSL%	>SL1	>SL1%	>SL2	>SL2%	Mean	Vpp
		1 MCL	2 SV	3 SVT	4 TB2	5 TB3	6 T4	7 ART3	8 ART4	9 ART5	10 ART6	11 BD	12 DRT	80	80	85 +5kph	85 +5kph	90 +10kph	90 +10kph		85
0000	0	0	0	0	0	0	0	0	0	0	0	0	0	0	0	0	0	0	0	-	-
0100	0	0	0	0	0	0	0	0	0	0	0	0	0	0	0	0	0	0	0	-	-
0200	1	0	1	0	0	0	0	0	0	0	0	0	0	0	0	0	0	0	0	64.3	-
0300	0	0	0	0	0	0	0	0	0	0	0	0	0	0	0	0	0	0	0	-	-
0400	0	0	0	0	0	0	0	0	0	0	0	0	0	0	0	0	0	0	0	-	-
0500	0	0	0	0	0	0	0	0	0	0	0	0	0	0	0	0	0	0	0	-	-
0600	1	0	1	0	0	0	0	0	0	0	0	0	0	0	0	0	0	0	0	54	-
0700	6	0	6	0	0	0	0	0	0	0	0	0	0	0	0	0	0	0	0	68.7	-
0800	**18**	**0**	**14**	**0**	**4**	**0**	**0**	**0**	**0**	**0**	**0**	**0**	**0**	**1**	**5.6**	**1**	**5.6**	**0**	**0**	**58.8**	**70.6**
0900	14	0	10	0	3	0	1	0	0	0	0	0	0	1	7.1	1	7.1	0	0	55.2	63
1000	7	1	4	1	1	0	0	0	0	0	0	0	0	0	0	0	0	0	0	54	-
1100	4	0	4	0	0	0	0	0	0	0	0	0	0	1	25	0	0	0	0	66.8	-
1200	8	1	7	0	0	0	0	0	0	0	0	0	0	0	0	0	0	0	0	50.2	-
1300	10	0	6	1	2	0	0	0	1	0	0	0	0	2	20	1	10	1	10	64.7	-
1400	14	0	11	0	3	0	0	0	0	0	0	0	0	1	7.1	0	0	0	0	59	68
1500	13	0	12	0	1	0	0	0	0	0	0	0	0	0	0	0	0	0	0	58.6	67.7
1600	**20**	**0**	**14**	**2**	**3**	**0**	**1**	**0**	**0**	**0**	**0**	**0**	**0**	**4**	**20**	**2**	**10**	**1**	**5**	**60.3**	**80.6**
1700	13	1	11	0	1	0	0	0	0	0	0	0	0	1	7.7	0	0	0	0	60.1	72.7
1800	11	0	11	0	0	0	0	0	0	0	0	0	0	1	9.1	1	9.1	0	0	61.5	66.2
1900	16	0	14	0	2	0	0	0	0	0	0	0	0	1	6.3	0	0	0	0	62.1	68
2000	9	0	9	0	0	0	0	0	0	0	0	0	0	1	11.1	0	0	0	0	57.2	-
2100	8	0	7	0	1	0	0	0	0	0	0	0	0	1	12.5	0	0	0	0	60.8	-
2200	4	0	4	0	0	0	0	0	0	0	0	0	0	0	0	0	0	0	0	67.7	-
2300	3	0	3	0	0	0	0	0	0	0	0	0	0	0	0	0	0	0	0	65.4	-
07-19	**138**	**3**	**110**	**4**	**18**	**0**	**2**	**0**	**1**	**0**	**0**	**0**	**0**	**12**	**8.7**	**6**	**4.3**	**2**	**1.4**	**59.3**	**72.7**
06-22	**172**	**3**	**141**	**4**	**21**	**0**	**2**	**0**	**1**	**0**	**0**	**0**	**0**	**15**	**8.7**	**6**	**3.5**	**2**	**1.2**	**59.5**	**72.7**
06-00	**179**	**3**	**148**	**4**	**21**	**0**	**2**	**0**	**1**	**0**	**0**	**0**	**0**	**15**	**8.4**	**6**	**3.4**	**2**	**1.1**	**59.8**	**72.7**
00-00	**180**	**3**	**149**	**4**	**21**	**0**	**2**	**0**	**1**	**0**	**0**	**0**	**0**	**15**	**8.3**	**6**	**3.3**	**2**	**1.1**	**59.8**	**72.7**

DRAFT

Site 46
Location L683740, Att - Telepole, Lat 53.83698, Long -6.80348
Direction North

3279 / Meath/Cavan/Monaghan ATC's
October 2013
Automatic Traffic Count

Sat, 12 October 2013

Time	Total	Classification												>PSL	>PSL%	>SL1	>SL1%	>SL2	>SL2%	Mean	Vpp
		1 MCL	2 SV	3 SVT	4 TB2	5 TB3	6 T4	7 ART3	8 ART4	9 ART5	10 ART6	11 BD	12 DRT	80	80	85 +5kph	85 +5kph	90 +10kph	90 +10kph		85
0000	1	0	1	0	0	0	0	0	0	0	0	0	0	0	0	0	0	0	0	67.5	-
0100	2	0	2	0	0	0	0	0	0	0	0	0	0	0	0	0	0	0	0	46.4	-
0200	2	0	1	0	1	0	0	0	0	0	0	0	0	0	0	0	0	0	0	49.1	-
0300	0	0	0	0	0	0	0	0	0	0	0	0	0	0	0	0	0	0	0	-	-
0400	1	0	0	0	0	0	0	0	1	0	0	0	0	0	0	0	0	0	0	50.8	-
0500	0	0	0	0	0	0	0	0	0	0	0	0	0	0	0	0	0	0	0	-	-
0600	1	0	1	0	0	0	0	0	0	0	0	0	0	0	0	0	0	0	0	68.6	-
0700	4	0	4	0	0	0	0	0	0	0	0	0	0	0	0	0	0	0	0	63.8	-
0800	9	0	9	0	0	0	0	0	0	0	0	0	0	0	0	0	0	0	0	65.6	-
0900	10	0	7	2	1	0	0	0	0	0	0	0	0	0	0	0	0	0	0	57.2	-
1000	**16**	**0**	**10**	**3**	**3**	**0**	**0**	**0**	**0**	**0**	**0**	**0**	**0**	**0**	**0**	**0**	**0**	**0**	**0**	**56.5**	**71.6**
1100	11	0	10	1	0	0	0	0	0	0	0	0	0	0	0	0	0	0	0	57.3	69.5
1200	15	0	14	1	0	0	0	0	0	0	0	0	0	1	6.7	1	6.7	1	6.7	58.9	64.8
1300	11	0	9	0	2	0	0	0	0	0	0	0	0	0	0	0	0	0	0	60.5	66.2
1400	8	0	7	0	1	0	0	0	0	0	0	0	0	1	12.5	1	12.5	0	0	65	-
1500	10	0	10	0	0	0	0	0	0	0	0	0	0	0	0	0	0	0	0	63.8	-
1600	**19**	**0**	**16**	**0**	**3**	**0**	**0**	**0**	**0**	**0**	**0**	**0**	**0**	**1**	**5.3**	**0**	**0**	**0**	**0**	**56.6**	**76**
1700	7	0	7	0	0	0	0	0	0	0	0	0	0	0	0	0	0	0	0	63.6	-
1800	13	0	12	1	0	0	0	0	0	0	0	0	0	1	7.7	1	7.7	0	0	56.6	66.2
1900	9	0	9	0	0	0	0	0	0	0	0	0	0	0	0	0	0	0	0	58.3	-
2000	9	0	7	0	2	0	0	0	0	0	0	0	0	0	0	0	0	0	0	63.5	-
2100	8	0	8	0	0	0	0	0	0	0	0	0	0	1	12.5	1	12.5	0	0	56	-
2200	5	0	5	0	0	0	0	0	0	0	0	0	0	1	20	0	0	0	0	64.3	-
2300	2	0	2	0	0	0	0	0	0	0	0	0	0	0	0	0	0	0	0	56	-
07-19	**133**	**0**	**115**	**8**	**10**	**0**	**0**	**0**	**0**	**0**	**0**	**0**	**0**	**4**	**3**	**3**	**2.3**	**1**	**0.8**	**59.5**	**72**
06-22	**160**	**0**	**140**	**8**	**12**	**0**	**0**	**0**	**0**	**0**	**0**	**0**	**0**	**5**	**3.1**	**4**	**2.5**	**1**	**0.6**	**59.5**	**71.6**
06-00	**167**	**0**	**147**	**8**	**12**	**0**	**0**	**0**	**0**	**0**	**0**	**0**	**0**	**6**	**3.6**	**4**	**2.4**	**1**	**0.6**	**59.6**	**71.6**
00-00	**173**	**0**	**151**	**8**	**13**	**0**	**0**	**0**	**1**	**0**	**0**	**0**	**0**	**6**	**3.5**	**4**	**2.3**	**1**	**0.6**	**59.4**	**71.6**

DRAFT

Site 46
Location L683740, Att - Telepole, Lat 53.83698, Long -6.80348
Direction North

3279 / Meath/Cavan/Monaghan ATC's
October 2013
Automatic Traffic Count

Sun, 13 October 2013

Time	Total	Classification												>PSL	>PSL%	>SL1	>SL1%	>SL2	>SL2%	Mean	Vpp
		1 MCL	2 SV	3 SVT	4 TB2	5 TB3	6 T4	7 ART3	8 ART4	9 ART5	10 ART6	11 BD	12 DRT	80	80	85 +5kph	85 +5kph	90 +10kph	90 +10kph		85
0000	1	0	1	0	0	0	0	0	0	0	0	0	0	0	0	0	0	0	0	58.5	-
0100	1	0	1	0	0	0	0	0	0	0	0	0	0	0	0	0	0	0	0	60.6	-
0200	1	0	1	0	0	0	0	0	0	0	0	0	0	0	0	0	0	0	0	47.6	-
0300	0	0	0	0	0	0	0	0	0	0	0	0	0	0	0	0	0	0	0	-	-
0400	1	0	0	0	1	0	0	0	0	0	0	0	0	0	0	0	0	0	0	60.6	-
0500	3	0	3	0	0	0	0	0	0	0	0	0	0	0	0	0	0	0	0	46.5	-
0600	0	0	0	0	0	0	0	0	0	0	0	0	0	0	0	0	0	0	0	-	-
0700	1	0	1	0	0	0	0	0	0	0	0	0	0	0	0	0	0	0	0	44.7	-
0800	2	0	2	0	0	0	0	0	0	0	0	0	0	0	0	0	0	0	0	66.1	-
0900	4	0	4	0	0	0	0	0	0	0	0	0	0	0	0	0	0	0	0	42.2	-
1000	8	0	8	0	0	0	0	0	0	0	0	0	0	0	0	0	0	0	0	64.9	-
1100	**12**	**0**	**11**	**0**	**1**	**0**	**0**	**0**	**0**	**0**	**0**	**0**	**0**	**1**	**8.3**	**0**	**0**	**0**	**0**	**59.7**	**67.7**
1200	10	0	8	1	1	0	0	0	0	0	0	0	0	0	0	0	0	0	0	54.1	-
1300	8	0	7	0	0	0	0	0	0	1	0	0	0	0	0	0	0	0	0	63.8	-
1400	6	0	5	0	1	0	0	0	0	0	0	0	0	0	0	0	0	0	0	60.1	-
1500	9	0	8	1	0	0	0	0	0	0	0	0	0	0	0	0	0	0	0	55.9	-
1600	7	0	6	1	0	0	0	0	0	0	0	0	0	0	0	0	0	0	0	42.2	-
1700	**12**	**0**	**11**	**0**	**1**	**0**	**0**	**0**	**0**	**0**	**0**	**0**	**0**	**0**	**0**	**0**	**0**	**0**	**0**	**54.7**	**65.2**
1800	7	0	6	0	1	0	0	0	0	0	0	0	0	0	0	0	0	0	0	47.5	-
1900	11	0	10	1	0	0	0	0	0	0	0	0	0	0	0	0	0	0	0	53.3	60.8
2000	7	0	7	0	0	0	0	0	0	0	0	0	0	0	0	0	0	0	0	61.9	-
2100	5	0	5	0	0	0	0	0	0	0	0	0	0	0	0	0	0	0	0	56.7	-
2200	1	0	1	0	0	0	0	0	0	0	0	0	0	0	0	0	0	0	0	70.9	-
2300	1	0	1	0	0	0	0	0	0	0	0	0	0	0	0	0	0	0	0	42.9	-
07-19	**86**	**0**	**77**	**3**	**5**	**0**	**0**	**0**	**0**	**1**	**0**	**0**	**0**	**1**	**1.2**	**0**	**0**	**0**	**0**	**55.6**	**71.3**
06-22	**109**	**0**	**99**	**4**	**5**	**0**	**0**	**0**	**0**	**1**	**0**	**0**	**0**	**1**	**0.9**	**0**	**0**	**0**	**0**	**55.8**	**70.9**
06-00	**111**	**0**	**101**	**4**	**5**	**0**	**0**	**0**	**0**	**1**	**0**	**0**	**0**	**1**	**0.9**	**0**	**0**	**0**	**0**	**55.8**	**70.9**
00-00	**118**	**0**	**107**	**4**	**6**	**0**	**0**	**0**	**0**	**1**	**0**	**0**	**0**	**1**	**0.8**	**0**	**0**	**0**	**0**	**55.6**	**70.6**

DRAFT

Site 46
Location L683740, Att - Telepole, Lat 53.83698, Long -6.80348
Direction North

3279 / Meath/Cavan/Monaghan ATC's
October 2013
Automatic Traffic Count

Mon, 14 October 2013

Time	Total	Classification												>PSL	>PSL%	>SL1	>SL1%	>SL2	>SL2%	Mean	Vpp
		1 MCL	2 SV	3 SVT	4 TB2	5 TB3	6 T4	7 ART3	8 ART4	9 ART5	10 ART6	11 BD	12 DRT	80	80	85 +5kph	85 +5kph	90 +10kph	90 +10kph		85
0000	0	0	0	0	0	0	0	0	0	0	0	0	0	0	0	0	0	0	0	-	-
0100	0	0	0	0	0	0	0	0	0	0	0	0	0	0	0	0	0	0	0	-	-
0200	0	0	0	0	0	0	0	0	0	0	0	0	0	0	0	0	0	0	0	-	-
0300	0	0	0	0	0	0	0	0	0	0	0	0	0	0	0	0	0	0	0	-	-
0400	1	0	0	0	0	0	0	0	1	0	0	0	0	0	0	0	0	0	0	38.6	-
0500	1	0	1	0	0	0	0	0	0	0	0	0	0	0	0	0	0	0	0	62.3	-
0600	0	0	0	0	0	0	0	0	0	0	0	0	0	0	0	0	0	0	0	-	-
0700	6	0	5	0	0	0	0	1	0	0	0	0	0	0	0	0	0	0	0	69.1	-
0800	**17**	**0**	**16**	**0**	**1**	**0**	**0**	**0**	**0**	**0**	**0**	**0**	**0**	**2**	**11.8**	**2**	**11.8**	**1**	**5.9**	**63.2**	**76**
0900	16	0	15	0	0	0	1	0	0	0	0	0	0	2	12.5	0	0	0	0	64.2	76.3
1000	9	0	6	0	3	0	0	0	0	0	0	0	0	0	0	0	0	0	0	61.6	-
1100	12	0	12	0	0	0	0	0	0	0	0	0	0	0	0	0	0	0	0	53.4	69.8
1200	8	0	7	0	1	0	0	0	0	0	0	0	0	0	0	0	0	0	0	64.6	-
1300	9	0	9	0	0	0	0	0	0	0	0	0	0	0	0	0	0	0	0	58.7	-
1400	18	0	17	0	1	0	0	0	0	0	0	0	0	0	0	0	0	0	0	59.8	70.2
1500	9	0	8	0	1	0	0	0	0	0	0	0	0	0	0	0	0	0	0	57.1	-
1600	15	0	13	1	1	0	0	0	0	0	0	0	0	0	0	0	0	0	0	56.7	66.2
1700	**19**	**0**	**19**	**0**	**0**	**0**	**0**	**0**	**0**	**0**	**0**	**0**	**0**	**3**	**15.8**	**2**	**10.5**	**2**	**10.5**	**66.2**	**75.6**
1800	14	0	12	0	2	0	0	0	0	0	0	0	0	3	21.4	0	0	0	0	66.2	81
1900	11	0	11	0	0	0	0	0	0	0	0	0	0	1	9.1	1	9.1	0	0	63	67
2000	9	0	8	0	1	0	0	0	0	0	0	0	0	0	0	0	0	0	0	65.7	-
2100	8	0	6	0	0	0	0	0	2	0	0	0	0	0	0	0	0	0	0	58.3	-
2200	3	0	1	0	1	0	0	0	1	0	0	0	0	0	0	0	0	0	0	61	-
2300	3	0	3	0	0	0	0	0	0	0	0	0	0	0	0	0	0	0	0	46.4	-
07-19	**152**	**0**	**139**	**1**	**10**	**0**	**1**	**1**	**0**	**0**	**0**	**0**	**0**	**10**	**6.6**	**4**	**2.6**	**3**	**2**	**61.7**	**73.8**
06-22	**180**	**0**	**164**	**1**	**11**	**0**	**1**	**1**	**2**	**0**	**0**	**0**	**0**	**11**	**6.1**	**5**	**2.8**	**3**	**1.7**	**61.9**	**72.7**
06-00	**186**	**0**	**168**	**1**	**12**	**0**	**1**	**1**	**3**	**0**	**0**	**0**	**0**	**11**	**5.9**	**5**	**2.7**	**3**	**1.6**	**61.6**	**72.4**
00-00	**188**	**0**	**169**	**1**	**12**	**0**	**1**	**1**	**4**	**0**	**0**	**0**	**0**	**11**	**5.9**	**5**	**2.7**	**3**	**1.6**	**61.5**	**72.4**

DRAFT

Site 46
Location L683740, Att - Telepole, Lat 53.83698, Long -6.80348
Direction North

3279 / Meath/Cavan/Monaghan ATC's
October 2013
Automatic Traffic Count

Virtual Day (7)

Time	Total	Classification												>PSL	>PSL%	>SL1	>SL1%	>SL2	>SL2%	Mean	Vpp
		1 MCL	2 SV	3 SVT	4 TB2	5 TB3	6 T4	7 ART3	8 ART4	9 ART5	10 ART6	11 BD	12 DRT	80	80	85 +5kph	85 +5kph	90 +10kph	90 +10kph		85
0000	0	0	0	0	0	0	0	0	0	0	0	0	0	0	0	0	0	0	0	63	-
0100	1	0	1	0	0	0	0	0	0	0	0	0	0	0	0	0	0	0	0	49.9	-
0200	1	0	0	0	0	0	0	0	0	0	0	0	0	0	0	0	0	0	0	52.5	-
0300	0	0	0	0	0	0	0	0	0	0	0	0	0	0	0	0	0	0	0	-	-
0400	1	0	0	0	0	0	0	0	1	0	0	0	0	0	0	0	0	0	0	47.9	-
0500	1	0	1	0	0	0	0	0	0	0	0	0	0	0	0	0	0	0	0	50.4	-
0600	1	0	1	0	0	0	0	0	0	0	0	0	0	0	0	0	0	0	0	58.8	-
0700	6	0	5	0	0	0	0	0	0	0	0	0	0	0	2.6	0	2.6	0	0	65.4	-
0800	**14**	**0**	**12**	**0**	**2**	**0**	**0**	**0**	**0**	**0**	**0**	**0**	**0**	**1**	**8.4**	**1**	**4.2**	**0**	**2.1**	**60.9**	**73.4**
0900	11	0	10	0	1	0	0	0	0	0	0	0	0	1	7.6	0	1.3	0	0	59.6	76.3
1000	11	0	8	1	2	0	0	0	0	0	0	0	0	0	1.3	0	0	0	0	57.3	68
1100	10	0	9	0	0	0	0	0	0	0	0	0	0	0	2.9	0	0	0	0	58	-
1200	10	0	9	0	1	0	0	0	0	0	0	0	0	0	4.2	0	2.8	0	1.4	56.1	70.9
1300	12	0	11	0	1	0	0	0	0	0	0	0	0	1	6.9	0	2.3	0	2.3	59.3	72.4
1400	13	0	11	0	1	0	0	0	0	0	0	0	0	0	3.4	0	2.3	0	0	59.3	73.4
1500	12	0	10	0	1	0	0	0	0	0	0	0	0	1	4.9	0	3.7	0	2.5	60.4	73.8
1600	14	0	12	1	1	0	0	0	0	0	0	0	0	1	7	1	4	0	2	58.3	72
1700	**15**	**0**	**14**	**0**	**1**	**0**	**0**	**0**	**0**	**0**	**0**	**0**	**0**	**1**	**8.7**	**1**	**4.9**	**1**	**3.9**	**62.4**	**75.6**
1800	14	0	13	0	1	0	0	0	0	0	0	0	0	1	6.1	0	3.1	0	0	57.2	68.4
1900	13	0	11	0	1	0	0	0	0	0	0	0	0	1	4.5	0	3.4	0	0	59.2	68
2000	9	0	9	0	1	0	0	0	0	0	0	0	0	0	3	0	0	0	0	61.1	-
2100	7	0	7	0	0	0	0	0	0	0	0	0	0	0	4.1	0	2	0	0	57.9	-
2200	5	0	4	0	0	0	0	0	0	0	0	0	0	0	3	0	0	0	0	60.4	-
2300	2	0	2	0	0	0	0	0	0	0	0	0	0	0	5.9	0	0	0	0	61.1	-
07-19	**141**	**1**	**123**	**3**	**12**	**0**	**1**	**0**	**0**	**0**	**0**	**0**	**0**	**8**	**5.7**	**4**	**2.7**	**2**	**1.3**	**59.3**	**72.4**
06-22	**171**	**1**	**150**	**4**	**14**	**0**	**1**	**0**	**1**	**0**	**0**	**0**	**0**	**9**	**5.4**	**4**	**2.6**	**2**	**1.1**	**59.4**	**72**
06-00	**178**	**1**	**157**	**4**	**14**	**0**	**1**	**0**	**1**	**0**	**0**	**0**	**0**	**9**	**5.3**	**4**	**2.5**	**2**	**1**	**59.4**	**72**
00-00	**181**	**1**	**159**	**4**	**15**	**0**	**1**	**0**	**2**	**0**	**0**	**0**	**0**	**9**	**5.2**	**4**	**2.5**	**2**	**1**	**59.3**	**72**

DRAFT

Site 46
Location L683740, Att - Telepole, Lat 53.83698, Long -6.80348
Direction North

3279 / Meath/Cavan/Monaghan ATC's
October 2013
Automatic Traffic Count

Virtual Week (1)

Time	Total	Classification												>PSL	>PSL%	>SL1	>SL1%	>SL2	>SL2%	Mean	Vpp
		1 MCL	2 SV	3 SVT	4 TB2	5 TB3	6 T4	7 ART3	8 ART4	9 ART5	10 ART6	11 BD	12 DRT	80	80	85 +5kph	85 +5kph	90 +10kph	90 +10kph		85
Mon	188	0	169	1	12	0	1	1	4	0	0	0	0	11	5.9	5	2.7	3	1.6	61.5	72.4
Tue	191	0	168	1	20	0	0	0	2	0	0	0	0	13	6.8	6	3.1	2	1	60	71.3
Wed	201	1	179	1	16	1	1	0	2	0	0	0	0	11	5.5	7	3.5	3	1.5	59.7	74.2
Thu	213	0	188	6	15	0	0	0	4	0	0	0	0	9	4.2	3	1.4	2	0.9	58	69.1
Fri	180	3	149	4	21	0	2	0	1	0	0	0	0	15	8.3	6	3.3	2	1.1	59.8	72.7
| Sat	173	0	151	8	13	0	0	0	1	0	0	0	0	6	3.5	4	2.3	1	0.6	59.4	71.6
| Sun	118	0	107	4	6	0	0	0	0	1	0	0	0	1	0.8	0	0	0	0	55.6	70.6
5 Day Ave.	**195**	**1**	**171**	**3**	**17**	**0**	**1**	**0**	**3**	**0**	**0**	**0**	**0**	**12**	**6.2**	**5**	**2.6**	**2**	**1.0**	**59.8**	**71.9**
7 Day Ave.	**181**	**1**	**159**	**4**	**15**	**0**	**1**	**0**	**2**	**0**	**0**	**0**	**0**	**9**	**5.2**	**4**	**2.5**	**2**	**1.0**	**59.3**	**72.0**
--	**1264**	**4**	**1111**	**25**	**103**	**1**	**4**	**1**	**14**	**1**	**0**	**0**	**0**	**66**	**5.2**	**31**	**2.5**	**13**	**1.0**	**59.3**	**72.0**

Summary Graphs

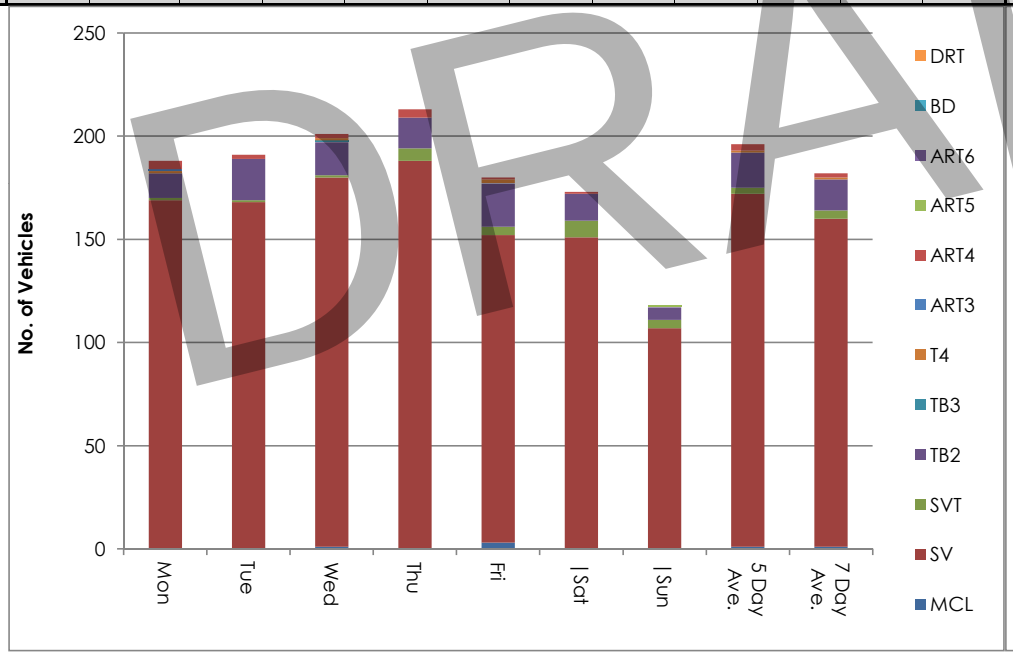

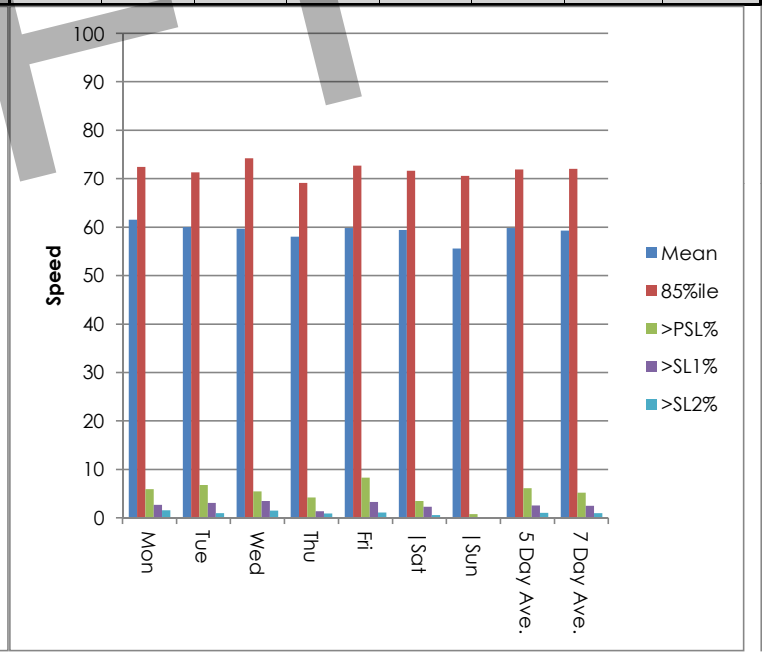

DRAFT

Site 46
Location L683740, Att - Telepole, Lat 53.83698, Long -6.80348
Direction North

3279 / Meath/Cavan/Monaghan ATC's
October 2013
Automatic Traffic Count

Tue, 8 October 2013

Time	Total	Speed Bins (km/h)																											
		0 - 5	5 - 10	10 - 15	15 - 20	20 - 25	25 - 30	30 - 35	35 - 40	40 - 45	45 - 50	50 - 55	55 - 60	60 - 65	65 - 70	70 - 75	75 - 80	80 - 85	85 - 90	90 - 95	95 - 100	100 - 105	105 - 110	110 - 115	115 - 120	120 - 125	125 - 130	130 - 135	135 - 140
0000	0	0	0	0	0	0	0	0	0	0	0	0	0	0	0	0	0	0	0	0	0	0	0	0	0	0	0	0	0
0100	1	0	0	0	0	0	0	0	0	0	1	0	0	0	0	0	0	0	0	0	0	0	0	0	0	0	0	0	0
0200	0	0	0	0	0	0	0	0	0	0	0	0	0	0	0	0	0	0	0	0	0	0	0	0	0	0	0	0	0
0300	0	0	0	0	0	0	0	0	0	0	0	0	0	0	0	0	0	0	0	0	0	0	0	0	0	0	0	0	0
0400	1	0	0	0	0	0	0	0	0	0	0	1	0	0	0	0	0	0	0	0	0	0	0	0	0	0	0	0	0
0500	0	0	0	0	0	0	0	0	0	0	0	0	0	0	0	0	0	0	0	0	0	0	0	0	0	0	0	0	0
0600	0	0	0	0	0	0	0	0	0	0	0	0	0	0	0	0	0	0	0	0	0	0	0	0	0	0	0	0	0
0700	6	0	0	0	0	0	0	0	0	0	1	0	0	3	2	0	0	0	0	0	0	0	0	0	0	0	0	0	0
0800	**18**	**0**	**0**	**0**	**0**	**0**	**1**	**0**	**1**	**0**	**1**	**1**	**2**	**4**	**6**	**1**	**0**	**1**	**0**	**0**	**0**	**0**	**0**	**0**	**0**	**0**	**0**	**0**	**0**
0900	16	0	0	0	0	1	1	0	0	0	0	1	0	2	7	2	1	1	0	0	0	0	0	0	0	0	0	0	0
1000	12	0	0	0	0	0	1	0	1	0	2	1	0	4	2	0	0	1	0	0	0	0	0	0	0	0	0	0	0
1100	11	0	0	0	0	0	0	0	0	0	1	1	4	1	2	1	1	0	0	0	0	0	0	0	0	0	0	0	0
1200	9	0	0	0	0	1	0	0	1	0	2	0	0	0	2	1	1	0	1	0	0	0	0	0	0	0	0	0	0
1300	13	0	0	0	0	0	0	0	0	1	1	2	3	2	1	0	1	1	0	0	1	0	0	0	0	0	0	0	0
1400	13	0	0	0	0	0	0	1	0	0	0	0	5	4	1	1	0	0	1	0	0	0	0	0	0	0	0	0	0
1500	13	0	0	0	0	0	0	0	2	0	1	1	2	1	3	1	1	1	0	0	0	0	0	0	0	0	0	0	0
1600	11	0	0	0	0	0	0	0	0	0	4	0	1	2	3	0	1	0	0	0	0	0	0	0	0	0	0	0	0
1700	**20**	**0**	**0**	**0**	**0**	**0**	**0**	**0**	**0**	**1**	**1**	**6**	**1**	**3**	**3**	**2**	**1**	**1**	**0**	**1**	**0**	**0**	**0**	**0**	**0**	**0**	**0**	**0**	**0**
1800	13	0	0	1	0	0	0	0	0	1	0	3	4	3	0	1	0	0	0	0	0	0	0	0	0	0	0	0	0
1900	12	0	0	0	0	0	0	0	1	0	1	2	2	3	1	0	0	0	2	0	0	0	0	0	0	0	0	0	0
2000	13	0	0	0	0	0	0	0	0	2	2	2	2	2	2	1	0	0	0	0	0	0	0	0	0	0	0	0	0
2100	1	0	0	0	0	0	0	0	1	0	0	0	0	0	0	0	0	0	0	0	0	0	0	0	0	0	0	0	0
2200	5	0	0	0	0	0	0	0	0	1	0	0	0	1	2	0	1	0	0	0	0	0	0	0	0	0	0	0	0
2300	3	0	0	0	0	0	0	0	0	0	0	0	0	1	0	1	0	1	0	0	0	0	0	0	0	0	0	0	0
07-19	**155**	**0**	**0**	**1**	**0**	**2**	**3**	**1**	**5**	**3**	**14**	**16**	**22**	**29**	**32**	**10**	**7**	**6**	**2**	**1**	**1**	**0**	**0**	**0**	**0**	**0**	**0**	**0**	**0**
06-22	**181**	**0**	**0**	**1**	**0**	**2**	**3**	**1**	**7**	**5**	**17**	**20**	**26**	**34**	**35**	**11**	**7**	**6**	**4**	**1**	**1**	**0**	**0**	**0**	**0**	**0**	**0**	**0**	**0**
06-00	**189**	**0**	**0**	**1**	**0**	**2**	**3**	**1**	**7**	**6**	**17**	**20**	**26**	**36**	**37**	**12**	**8**	**7**	**4**	**1**	**1**	**0**	**0**	**0**	**0**	**0**	**0**	**0**	**0**
00-00	**191**	**0**	**0**	**1**	**0**	**2**	**3**	**1**	**7**	**6**	**18**	**21**	**26**	**36**	**37**	**12**	**8**	**7**	**4**	**1**	**1**	**0**	**0**	**0**	**0**	**0**	**0**	**0**	**0**

DRAFT

Site 46
Location L683740, Att - Telepole, Lat 53.83698, Long -6.80348
Direction North

3279 / Meath/Cavan/Monaghan ATC's
October 2013
Automatic Traffic Count

Wed, 9 October 2013

Time	Total	Speed Bins (km/h)																											
		0 - 5	5 - 10	10 - 15	15 - 20	20 - 25	25 - 30	30 - 35	35 - 40	40 - 45	45 - 50	50 - 55	55 - 60	60 - 65	65 - 70	70 - 75	75 - 80	80 - 85	85 - 90	90 - 95	95 - 100	100 - 105	105 - 110	110 - 115	115 - 120	120 - 125	125 - 130	130 - 135	135 - 140
0000	0	0	0	0	0	0	0	0	0	0	0	0	0	0	0	0	0	0	0	0	0	0	0	0	0	0	0	0	0
0100	0	0	0	0	0	0	0	0	0	0	0	0	0	0	0	0	0	0	0	0	0	0	0	0	0	0	0	0	0
0200	0	0	0	0	0	0	0	0	0	0	0	0	0	0	0	0	0	0	0	0	0	0	0	0	0	0	0	0	0
0300	0	0	0	0	0	0	0	0	0	0	0	0	0	0	0	0	0	0	0	0	0	0	0	0	0	0	0	0	0
0400	0	0	0	0	0	0	0	0	0	0	0	0	0	0	0	0	0	0	0	0	0	0	0	0	0	0	0	0	0
0500	0	0	0	0	0	0	0	0	0	0	0	0	0	0	0	0	0	0	0	0	0	0	0	0	0	0	0	0	0
0600	2	0	0	0	0	0	0	0	0	0	0	1	0	1	0	0	0	0	0	0	0	0	0	0	0	0	0	0	0
0700	8	0	0	0	0	0	0	0	0	0	0	1	2	1	3	1	0	0	0	0	0	0	0	0	0	0	0	0	0
0800	**12**	**0**	**0**	**0**	**0**	**1**	**0**	**0**	**0**	**0**	**3**	**0**	**0**	**2**	**3**	**1**	**0**	**1**	**0**	**0**	**0**	**0**	**1**	**0**	**0**	**0**	**0**	**0**	**0**
0900	**12**	**0**	**0**	**0**	**0**	**0**	**0**	**0**	**0**	**2**	**3**	**0**	**0**	**0**	**0**	**1**	**5**	**1**	**0**	**0**	**0**	**0**	**0**	**0**	**0**	**0**	**0**	**0**	**0**
1000	**12**	**0**	**0**	**0**	**0**	**0**	**0**	**0**	**0**	**0**	**2**	**1**	**2**	**4**	**3**	**0**	**0**	**0**	**0**	**0**	**0**	**0**	**0**	**0**	**0**	**0**	**0**	**0**	**0**
1100	9	0	0	0	0	0	0	1	0	1	0	0	4	0	1	0	2	0	0	0	0	0	0	0	0	0	0	0	0
1200	8	0	0	0	0	0	0	0	0	2	0	1	2	1	2	0	0	0	0	0	0	0	0	0	0	0	0	0	0
1300	10	0	0	0	0	0	0	3	1	0	1	0	0	2	1	1	0	1	0	0	0	0	0	0	0	0	0	0	0
1400	9	0	0	0	0	1	1	0	0	2	0	0	1	1	0	0	3	0	0	0	0	0	0	0	0	0	0	0	0
1500	22	0	0	0	0	1	1	0	1	1	1	1	2	3	1	5	3	0	1	1	0	0	0	0	0	0	0	0	0
1600	12	0	0	0	0	0	0	0	0	1	0	1	2	2	2	3	0	0	1	0	0	0	0	0	0	0	0	0	0
1700	18	0	0	0	0	0	1	0	0	0	1	4	1	4	3	0	1	1	1	1	0	0	0	0	0	0	0	0	0
1800	**23**	**0**	**0**	**0**	**2**	**1**	**0**	**0**	**0**	**2**	**1**	**4**	**4**	**3**	**4**	**1**	**0**	**0**	**1**	**0**	**0**	**0**	**0**	**0**	**0**	**0**	**0**	**0**	**0**
1900	17	0	0	0	0	0	0	0	0	0	2	2	2	4	4	2	1	0	0	0	0	0	0	0	0	0	0	0	0
2000	8	0	0	0	0	1	0	0	0	0	0	0	1	2	3	1	0	0	0	0	0	0	0	0	0	0	0	0	0
2100	9	0	0	0	0	0	1	0	0	0	1	2	0	0	2	2	1	0	0	0	0	0	0	0	0	0	0	0	0
2200	5	0	0	0	0	0	0	0	3	0	1	0	0	0	1	0	0	0	0	0	0	0	0	0	0	0	0	0	0
2300	5	0	0	0	0	0	0	0	0	0	0	1	0	1	0	2	1	0	0	0	0	0	0	0	0	0	0	0	0
07-19	**155**	**0**	**0**	**0**	**2**	**4**	**3**	**4**	**2**	**11**	**12**	**13**	**20**	**23**	**23**	**13**	**14**	**4**	**4**	**2**	**0**	**0**	**1**	**0**	**0**	**0**	**0**	**0**	**0**
06-22	**191**	**0**	**0**	**0**	**2**	**5**	**4**	**4**	**2**	**11**	**15**	**18**	**23**	**30**	**32**	**18**	**16**	**4**	**4**	**2**	**0**	**0**	**1**	**0**	**0**	**0**	**0**	**0**	**0**
06-00	**201**	**0**	**0**	**0**	**2**	**5**	**4**	**4**	**5**	**11**	**16**	**19**	**23**	**31**	**33**	**20**	**17**	**4**	**4**	**2**	**0**	**0**	**1**	**0**	**0**	**0**	**0**	**0**	**0**
00-00	**201**	**0**	**0**	**0**	**2**	**5**	**4**	**4**	**5**	**11**	**16**	**19**	**23**	**31**	**33**	**20**	**17**	**4**	**4**	**2**	**0**	**0**	**1**	**0**	**0**	**0**	**0**	**0**	**0**

DRAFT

Site 46
Location L683740, Att - Telepole, Lat 53.83698, Long -6.80348
Direction North

3279 / Meath/Cavan/Monaghan ATC's
October 2013
Automatic Traffic Count

Thu, 10 October 2013

Time	Total	Speed Bins (km/h)																											
		0 - 5	5 - 10	10 - 15	15 - 20	20 - 25	25 - 30	30 - 35	35 - 40	40 - 45	45 - 50	50 - 55	55 - 60	60 - 65	65 - 70	70 - 75	75 - 80	80 - 85	85 - 90	90 - 95	95 - 100	100 - 105	105 - 110	110 - 115	115 - 120	120 - 125	125 - 130	130 - 135	135 - 140
0000	0	0	0	0	0	0	0	0	0	0	0	0	0	0	0	0	0	0	0	0	0	0	0	0	0	0	0	0	0
0100	0	0	0	0	0	0	0	0	0	0	0	0	0	0	0	0	0	0	0	0	0	0	0	0	0	0	0	0	0
0200	0	0	0	0	0	0	0	0	0	0	0	0	0	0	0	0	0	0	0	0	0	0	0	0	0	0	0	0	0
0300	0	0	0	0	0	0	0	0	0	0	0	0	0	0	0	0	0	0	0	0	0	0	0	0	0	0	0	0	0
0400	1	0	0	0	0	0	0	0	1	0	0	0	0	0	0	0	0	0	0	0	0	0	0	0	0	0	0	0	0
0500	0	0	0	0	0	0	0	0	0	0	0	0	0	0	0	0	0	0	0	0	0	0	0	0	0	0	0	0	0
0600	1	0	0	0	0	0	0	0	0	0	0	1	0	0	0	0	0	0	0	0	0	0	0	0	0	0	0	0	0
0700	8	0	0	0	0	0	0	0	0	0	0	1	0	1	2	2	1	0	1	0	0	0	0	0	0	0	0	0	0
0800	**19**	**0**	**0**	**1**	**0**	**0**	**0**	**1**	**0**	**2**	**0**	**4**	**1**	**3**	**4**	**1**	**0**	**2**	**0**	**0**	**0**	**0**	**0**	**0**	**0**	**0**	**0**	**0**	**0**
0900	7	0	0	0	0	0	1	1	0	1	0	0	0	1	0	1	1	1	0	0	0	0	0	0	0	0	0	0	0
1000	11	0	1	0	0	0	0	1	0	1	1	1	3	2	1	0	0	0	0	0	0	0	0	0	0	0	0	0	0
1100	11	0	0	0	0	0	1	1	1	0	1	0	2	1	3	1	0	0	0	0	0	0	0	0	0	0	0	0	0
1200	13	0	0	0	1	0	0	0	1	2	2	2	3	1	0	0	0	1	0	0	0	0	0	0	0	0	0	0	0
1300	**26**	**0**	**0**	**0**	**0**	**0**	**0**	**0**	**2**	**1**	**3**	**4**	**7**	**6**	**2**	**0**	**0**	**1**	**0**	**0**	**0**	**0**	**0**	**0**	**0**	**0**	**0**	**0**	**0**
1400	20	0	0	0	0	0	0	3	1	0	1	1	3	5	4	1	1	0	0	0	0	0	0	0	0	0	0	0	0
1500	5	0	0	0	0	0	0	0	0	1	0	1	1	0	0	1	0	0	0	0	1	0	0	0	0	0	0	0	0
1600	16	0	0	0	0	0	0	0	0	1	2	1	4	4	2	0	1	0	0	0	1	0	0	0	0	0	0	0	0
1700	14	0	0	0	0	0	0	0	0	0	0	2	1	6	3	2	0	0	0	0	0	0	0	0	0	0	0	0	0
1800	17	0	0	0	0	1	0	0	0	0	1	2	4	7	0	2	0	0	0	0	0	0	0	0	0	0	0	0	0
1900	13	0	0	0	0	0	0	1	2	0	1	3	3	0	3	0	0	0	0	0	0	0	0	0	0	0	0	0	0
2000	11	0	0	0	0	0	0	0	0	0	1	1	2	2	3	0	1	1	0	0	0	0	0	0	0	0	0	0	0
2100	10	0	0	0	0	0	0	0	0	0	2	2	3	2	0	0	1	0	0	0	0	0	0	0	0	0	0	0	0
2200	10	0	0	0	0	0	0	0	0	1	1	0	3	2	1	1	1	0	0	0	0	0	0	0	0	0	0	0	0
2300	0	0	0	0	0	0	0	0	0	0	0	0	0	0	0	0	0	0	0	0	0	0	0	0	0	0	0	0	0
07-19	**167**	**0**	**1**	**1**	**1**	**1**	**2**	**7**	**5**	**9**	**11**	**19**	**29**	**37**	**21**	**11**	**4**	**5**	**1**	**0**	**2**	**0**	**0**	**0**	**0**	**0**	**0**	**0**	**0**
06-22	**202**	**0**	**1**	**1**	**1**	**1**	**2**	**8**	**7**	**9**	**15**	**26**	**37**	**41**	**27**	**11**	**6**	**6**	**1**	**0**	**2**	**0**	**0**	**0**	**0**	**0**	**0**	**0**	**0**
06-00	**212**	**0**	**1**	**1**	**1**	**1**	**2**	**8**	**7**	**10**	**16**	**26**	**40**	**43**	**28**	**12**	**7**	**6**	**1**	**0**	**2**	**0**	**0**	**0**	**0**	**0**	**0**	**0**	**0**
00-00	**213**	**0**	**1**	**1**	**1**	**1**	**2**	**8**	**8**	**10**	**16**	**26**	**40**	**43**	**28**	**12**	**7**	**6**	**1**	**0**	**2**	**0**	**0**	**0**	**0**	**0**	**0**	**0**	**0**

DRAFT

Site 46
Location L683740, Att - Telepole, Lat 53.83698, Long -6.80348
Direction North

3279 / Meath/Cavan/Monaghan ATC's
October 2013
Automatic Traffic Count

Fri, 11 October 2013

Time	Total	Speed Bins (km/h)																											
		0 - 5	5 - 10	10 - 15	15 - 20	20 - 25	25 - 30	30 - 35	35 - 40	40 - 45	45 - 50	50 - 55	55 - 60	60 - 65	65 - 70	70 - 75	75 - 80	80 - 85	85 - 90	90 - 95	95 - 100	100 - 105	105 - 110	110 - 115	115 - 120	120 - 125	125 - 130	130 - 135	135 - 140
0000	0	0	0	0	0	0	0	0	0	0	0	0	0	0	0	0	0	0	0	0	0	0	0	0	0	0	0	0	0
0100	0	0	0	0	0	0	0	0	0	0	0	0	0	0	0	0	0	0	0	0	0	0	0	0	0	0	0	0	0
0200	1	0	0	0	0	0	0	0	0	0	0	0	0	1	0	0	0	0	0	0	0	0	0	0	0	0	0	0	0
0300	0	0	0	0	0	0	0	0	0	0	0	0	0	0	0	0	0	0	0	0	0	0	0	0	0	0	0	0	0
0400	0	0	0	0	0	0	0	0	0	0	0	0	0	0	0	0	0	0	0	0	0	0	0	0	0	0	0	0	0
0500	0	0	0	0	0	0	0	0	0	0	0	0	0	0	0	0	0	0	0	0	0	0	0	0	0	0	0	0	0
0600	1	0	0	0	0	0	0	0	0	0	0	1	0	0	0	0	0	0	0	0	0	0	0	0	0	0	0	0	0
0700	6	0	0	0	0	0	0	0	0	0	0	0	1	1	2	0	2	0	0	0	0	0	0	0	0	0	0	0	0
0800	**18**	**0**	**0**	**0**	**0**	**1**	**1**	**0**	**0**	**1**	**0**	**4**	**2**	**1**	**4**	**3**	**0**	**0**	**1**	**0**	**0**	**0**	**0**	**0**	**0**	**0**	**0**	**0**	**0**
0900	14	0	0	0	0	0	1	1	0	1	1	3	1	4	0	0	1	0	1	0	0	0	0	0	0	0	0	0	0
1000	7	0	0	0	1	0	0	0	0	0	1	1	1	1	2	0	0	0	0	0	0	0	0	0	0	0	0	0	0
1100	4	0	0	0	0	0	0	0	0	0	0	0	1	1	1	0	0	1	0	0	0	0	0	0	0	0	0	0	0
1200	8	0	0	1	1	0	0	0	0	0	2	0	1	0	1	1	1	0	0	0	0	0	0	0	0	0	0	0	0
1300	10	0	0	0	0	0	0	0	0	2	1	0	1	1	1	1	1	1	0	1	0	0	0	0	0	0	0	0	0
1400	14	0	0	0	0	0	0	0	2	0	1	1	4	2	2	1	0	1	0	0	0	0	0	0	0	0	0	0	0
1500	13	0	0	0	0	0	0	1	0	1	1	0	4	2	3	0	1	0	0	0	0	0	0	0	0	0	0	0	0
1600	**20**	**0**	**0**	**0**	**0**	**0**	**0**	**0**	**1**	**1**	**4**	**4**	**2**	**1**	**1**	**2**	**0**	**2**	**1**	**1**	**0**	**0**	**0**	**0**	**0**	**0**	**0**	**0**	**0**
1700	13	0	0	0	0	1	0	0	0	0	1	1	1	6	0	2	0	1	0	0	0	0	0	0	0	0	0	0	0
1800	11	0	0	0	0	0	0	0	0	0	1	4	1	0	3	1	0	0	1	0	0	0	0	0	0	0	0	0	0
1900	16	0	0	0	0	0	0	0	1	0	1	2	0	4	6	1	0	1	0	0	0	0	0	0	0	0	0	0	0
2000	9	0	0	0	1	1	0	0	0	1	0	0	0	1	1	2	1	1	0	0	0	0	0	0	0	0	0	0	0
2100	8	0	0	0	0	0	0	0	0	0	3	0	0	2	1	1	0	1	0	0	0	0	0	0	0	0	0	0	0
2200	4	0	0	0	0	0	0	0	0	0	0	0	1	1	0	1	1	0	0	0	0	0	0	0	0	0	0	0	0
2300	3	0	0	0	0	0	0	0	0	0	0	0	1	0	1	1	0	0	0	0	0	0	0	0	0	0	0	0	0
07-19	**138**	**0**	**0**	**1**	**2**	**2**	**2**	**2**	**3**	**6**	**13**	**18**	**20**	**20**	**20**	**11**	**6**	**6**	**4**	**2**	**0**	**0**	**0**	**0**	**0**	**0**	**0**	**0**	**0**
06-22	**172**	**0**	**0**	**1**	**3**	**3**	**2**	**2**	**4**	**7**	**17**	**21**	**20**	**27**	**28**	**15**	**7**	**9**	**4**	**2**	**0**	**0**	**0**	**0**	**0**	**0**	**0**	**0**	**0**
06-00	**179**	**0**	**0**	**1**	**3**	**3**	**2**	**2**	**4**	**7**	**17**	**21**	**22**	**28**	**29**	**17**	**8**	**9**	**4**	**2**	**0**	**0**	**0**	**0**	**0**	**0**	**0**	**0**	**0**
00-00	**180**	**0**	**0**	**1**	**3**	**3**	**2**	**2**	**4**	**7**	**17**	**21**	**22**	**29**	**29**	**17**	**8**	**9**	**4**	**2**	**0**	**0**	**0**	**0**	**0**	**0**	**0**	**0**	**0**

DRAFT

Site 46
Location L683740, Att - Telepole, Lat 53.83698, Long -6.80348
Direction North

3279 / Meath/Cavan/Monaghan ATC's
October 2013
Automatic Traffic Count

Sat, 12 October 2013

Time	Total	Speed Bins (km/h)																											
		0 - 5	5 - 10	10 - 15	15 - 20	20 - 25	25 - 30	30 - 35	35 - 40	40 - 45	45 - 50	50 - 55	55 - 60	60 - 65	65 - 70	70 - 75	75 - 80	80 - 85	85 - 90	90 - 95	95 - 100	100 - 105	105 - 110	110 - 115	115 - 120	120 - 125	125 - 130	130 - 135	135 - 140
0000	1	0	0	0	0	0	0	0	0	0	0	0	0	0	1	0	0	0	0	0	0	0	0	0	0	0	0	0	0
0100	2	0	0	0	0	0	0	0	0	1	0	1	0	0	0	0	0	0	0	0	0	0	0	0	0	0	0	0	0
0200	2	0	0	0	0	0	0	0	0	0	1	1	0	0	0	0	0	0	0	0	0	0	0	0	0	0	0	0	0
0300	0	0	0	0	0	0	0	0	0	0	0	0	0	0	0	0	0	0	0	0	0	0	0	0	0	0	0	0	0
0400	1	0	0	0	0	0	0	0	0	0	0	1	0	0	0	0	0	0	0	0	0	0	0	0	0	0	0	0	0
0500	0	0	0	0	0	0	0	0	0	0	0	0	0	0	0	0	0	0	0	0	0	0	0	0	0	0	0	0	0
0600	1	0	0	0	0	0	0	0	0	0	0	0	0	0	1	0	0	0	0	0	0	0	0	0	0	0	0	0	0
0700	4	0	0	0	0	0	0	0	0	0	0	0	1	0	3	0	0	0	0	0	0	0	0	0	0	0	0	0	0
0800	9	0	0	0	0	0	0	0	0	0	1	0	0	2	5	0	1	0	0	0	0	0	0	0	0	0	0	0	0
0900	10	0	0	0	0	1	0	0	0	0	0	1	4	2	1	1	0	0	0	0	0	0	0	0	0	0	0	0	0
1000	**16**	**0**	**0**	**0**	**0**	**1**	**0**	**0**	**0**	**1**	**5**	**1**	**1**	**1**	**2**	**3**	**1**	**0**	**0**	**0**	**0**	**0**	**0**	**0**	**0**	**0**	**0**	**0**	**0**
1100	11	0	0	0	0	0	0	1	0	0	2	1	3	0	2	2	0	0	0	0	0	0	0	0	0	0	0	0	0
1200	15	0	0	0	1	0	0	0	0	0	2	1	2	6	2	0	0	0	0	1	0	0	0	0	0	0	0	0	0
1300	11	0	0	0	0	0	0	0	0	1	0	2	1	4	1	1	1	0	0	0	0	0	0	0	0	0	0	0	0
1400	8	0	0	0	1	0	0	0	0	0	0	0	0	3	1	0	2	0	1	0	0	0	0	0	0	0	0	0	0
1500	10	0	0	0	0	0	1	0	0	0	0	1	1	0	2	3	2	0	0	0	0	0	0	0	0	0	0	0	0
1600	**19**	**0**	**0**	**0**	**0**	**2**	**0**	**0**	**0**	**0**	**4**	**4**	**2**	**0**	**3**	**0**	**3**	**1**	**0**	**0**	**0**	**0**	**0**	**0**	**0**	**0**	**0**	**0**	**0**
1700	7	0	0	0	0	0	0	0	0	0	1	2	0	1	0	0	3	0	0	0	0	0	0	0	0	0	0	0	0
1800	13	0	0	0	0	0	1	1	0	2	1	1	0	2	3	1	0	0	1	0	0	0	0	0	0	0	0	0	0
1900	9	0	0	0	0	1	0	0	0	0	0	0	3	2	2	1	0	0	0	0	0	0	0	0	0	0	0	0	0
2000	9	0	0	0	0	0	0	0	0	0	0	2	1	2	2	1	1	0	0	0	0	0	0	0	0	0	0	0	0
2100	8	0	0	0	0	1	0	0	1	1	0	0	1	1	1	1	0	0	1	0	0	0	0	0	0	0	0	0	0
2200	5	0	0	0	0	0	0	0	0	0	0	2	0	0	2	0	0	1	0	0	0	0	0	0	0	0	0	0	0
2300	2	0	0	0	0	0	0	0	0	0	0	1	0	1	0	0	0	0	0	0	0	0	0	0	0	0	0	0	0
07-19	**133**	**0**	**0**	**0**	**2**	**4**	**2**	**2**	**0**	**4**	**16**	**14**	**15**	**21**	**25**	**11**	**13**	**1**	**2**	**1**	**0**	**0**	**0**	**0**	**0**	**0**	**0**	**0**	**0**
06-22	**160**	**0**	**0**	**0**	**2**	**6**	**2**	**2**	**1**	**5**	**16**	**16**	**20**	**26**	**31**	**14**	**14**	**1**	**3**	**1**	**0**	**0**	**0**	**0**	**0**	**0**	**0**	**0**	**0**
06-00	**167**	**0**	**0**	**0**	**2**	**6**	**2**	**2**	**1**	**5**	**16**	**19**	**20**	**27**	**33**	**14**	**14**	**2**	**3**	**1**	**0**	**0**	**0**	**0**	**0**	**0**	**0**	**0**	**0**
00-00	**173**	**0**	**0**	**0**	**2**	**6**	**2**	**2**	**1**	**6**	**17**	**22**	**20**	**27**	**34**	**14**	**14**	**2**	**3**	**1**	**0**	**0**	**0**	**0**	**0**	**0**	**0**	**0**	**0**

DRAFT

Site 46
Location L683740, Att - Telepole, Lat 53.83698, Long -6.80348
Direction North

3279 / Meath/Cavan/Monaghan ATC's
October 2013
Automatic Traffic Count

Sun, 13 October 2013

Time	Total	Speed Bins (km/h)																												
		0 - 5	5 - 10	10 - 15	15 - 20	20 - 25	25 - 30	30 - 35	35 - 40	40 - 45	45 - 50	50 - 55	55 - 60	60 - 65	65 - 70	70 - 75	75 - 80	80 - 85	85 - 90	90 - 95	95 - 100	100 - 105	105 - 110	110 - 115	115 - 120	120 - 125	125 - 130	130 - 135	135 - 140
0000	1	0	0	0	0	0	0	0	0	0	0	0	1	0	0	0	0	0	0	0	0	0	0	0	0	0	0	0	0	0
0100	1	0	0	0	0	0	0	0	0	0	0	0	0	1	0	0	0	0	0	0	0	0	0	0	0	0	0	0	0	0
0200	1	0	0	0	0	0	0	0	0	0	1	0	0	0	0	0	0	0	0	0	0	0	0	0	0	0	0	0	0	0
0300	0	0	0	0	0	0	0	0	0	0	0	0	0	0	0	0	0	0	0	0	0	0	0	0	0	0	0	0	0	0
0400	1	0	0	0	0	0	0	0	0	0	0	0	0	1	0	0	0	0	0	0	0	0	0	0	0	0	0	0	0	0
0500	3	0	0	0	0	1	0	0	0	0	0	1	0	0	1	0	0	0	0	0	0	0	0	0	0	0	0	0	0	0
0600	0	0	0	0	0	0	0	0	0	0	0	0	0	0	0	0	0	0	0	0	0	0	0	0	0	0	0	0	0	0
0700	1	0	0	0	0	0	0	0	0	1	0	0	0	0	0	0	0	0	0	0	0	0	0	0	0	0	0	0	0	0
0800	2	0	0	0	0	0	0	0	0	0	0	0	1	0	0	1	0	0	0	0	0	0	0	0	0	0	0	0	0	0
0900	4	0	0	0	0	2	0	0	0	0	0	1	0	0	1	0	0	0	0	0	0	0	0	0	0	0	0	0	0	0
1000	8	0	0	0	0	0	0	0	0	0	0	1	0	4	1	1	1	0	0	0	0	0	0	0	0	0	0	0	0	0
1100	**12**	**0**	**0**	**0**	**0**	**0**	**0**	**0**	**2**	**0**	**0**	**1**	**1**	**5**	**1**	**1**	**0**	**1**	**0**	**0**	**0**	**0**	**0**	**0**	**0**	**0**	**0**	**0**	**0**	**0**
1200	10	0	0	0	1	0	0	1	0	0	1	1	1	2	1	2	0	0	0	0	0	0	0	0	0	0	0	0	0	0
1300	8	0	0	0	0	0	0	0	1	0	0	0	0	3	1	3	0	0	0	0	0	0	0	0	0	0	0	0	0	0
1400	6	0	0	0	0	0	0	0	0	1	0	2	0	1	0	1	1	0	0	0	0	0	0	0	0	0	0	0	0	0
1500	9	0	0	1	0	0	0	0	0	1	1	1	1	0	2	2	0	0	0	0	0	0	0	0	0	0	0	0	0	0
1600	7	0	0	0	0	2	0	0	0	1	1	2	1	0	0	0	0	0	0	0	0	0	0	0	0	0	0	0	0	0
1700	**12**	**0**	**0**	**0**	**0**	**0**	**0**	**1**	**1**	**1**	**1**	**2**	**1**	**2**	**2**	**0**	**1**	**0**	**0**	**0**	**0**	**0**	**0**	**0**	**0**	**0**	**0**	**0**	**0**	**0**
1800	7	0	0	0	1	1	0	0	0	0	1	2	0	1	0	0	1	0	0	0	0	0	0	0	0	0	0	0	0	0
1900	11	0	0	0	0	0	1	1	0	0	1	2	2	3	0	1	0	0	0	0	0	0	0	0	0	0	0	0	0	0
2000	7	0	0	0	0	0	0	0	0	0	0	1	2	2	1	1	0	0	0	0	0	0	0	0	0	0	0	0	0	0
2100	5	0	0	0	0	0	0	0	0	0	1	1	2	0	1	0	0	0	0	0	0	0	0	0	0	0	0	0	0	0
2200	1	0	0	0	0	0	0	0	0	0	0	0	0	0	0	1	0	0	0	0	0	0	0	0	0	0	0	0	0	0
2300	1	0	0	0	0	0	0	0	0	1	0	0	0	0	0	0	0	0	0	0	0	0	0	0	0	0	0	0	0	0
07-19	**86**	**0**	**0**	**1**	**2**	**5**	**0**	**2**	**4**	**5**	**5**	**13**	**6**	**18**	**9**	**11**	**4**	**1**	**0**	**0**	**0**	**0**	**0**	**0**	**0**	**0**	**0**	**0**	**0**	**0**
06-22	**109**	**0**	**0**	**1**	**2**	**5**	**1**	**3**	**4**	**5**	**7**	**17**	**12**	**23**	**11**	**13**	**4**	**1**	**0**	**0**	**0**	**0**	**0**	**0**	**0**	**0**	**0**	**0**	**0**	**0**
06-00	**111**	**0**	**0**	**1**	**2**	**5**	**1**	**3**	**4**	**6**	**7**	**17**	**12**	**23**	**11**	**14**	**4**	**1**	**0**	**0**	**0**	**0**	**0**	**0**	**0**	**0**	**0**	**0**	**0**	**0**
00-00	**118**	**0**	**0**	**1**	**2**	**6**	**1**	**3**	**4**	**6**	**8**	**18**	**13**	**25**	**12**	**14**	**4**	**1**	**0**	**0**	**0**	**0**	**0**	**0**	**0**	**0**	**0**	**0**	**0**	**0**

DRAFT

Site 46
Location L683740, Att - Telepole, Lat 53.83698, Long -6.80348
Direction North

3279 / Meath/Cavan/Monaghan ATC's
October 2013
Automatic Traffic Count

Mon, 14 October 2013

Time	Total	Speed Bins (km/h)																												
		0 - 5	5 - 10	10 - 15	15 - 20	20 - 25	25 - 30	30 - 35	35 - 40	40 - 45	45 - 50	50 - 55	55 - 60	60 - 65	65 - 70	70 - 75	75 - 80	80 - 85	85 - 90	90 - 95	95 - 100	100 - 105	105 - 110	110 - 115	115 - 120	120 - 125	125 - 130	130 - 135	135 - 140
0000	0	0	0	0	0	0	0	0	0	0	0	0	0	0	0	0	0	0	0	0	0	0	0	0	0	0	0	0	0	0
0100	0	0	0	0	0	0	0	0	0	0	0	0	0	0	0	0	0	0	0	0	0	0	0	0	0	0	0	0	0	0
0200	0	0	0	0	0	0	0	0	0	0	0	0	0	0	0	0	0	0	0	0	0	0	0	0	0	0	0	0	0	0
0300	0	0	0	0	0	0	0	0	0	0	0	0	0	0	0	0	0	0	0	0	0	0	0	0	0	0	0	0	0	0
0400	1	0	0	0	0	0	0	0	1	0	0	0	0	0	0	0	0	0	0	0	0	0	0	0	0	0	0	0	0	0
0500	1	0	0	0	0	0	0	0	0	0	0	0	0	1	0	0	0	0	0	0	0	0	0	0	0	0	0	0	0	0
0600	0	0	0	0	0	0	0	0	0	0	0	0	0	0	0	0	0	0	0	0	0	0	0	0	0	0	0	0	0	0
0700	6	0	0	0	0	0	0	0	0	0	0	0	0	1	2	3	0	0	0	0	0	0	0	0	0	0	0	0	0	0
0800	**17**	**0**	**0**	**0**	**0**	**0**	**1**	**0**	**0**	**1**	**2**	**1**	**2**	**1**	**4**	**1**	**2**	**0**	**1**	**1**	**0**	**0**	**0**	**0**	**0**	**0**	**0**	**0**	**0**	**0**
0900	16	0	0	0	0	0	0	0	1	1	0	2	0	2	5	2	1	2	0	0	0	0	0	0	0	0	0	0	0	0
1000	9	0	0	0	0	0	0	0	0	0	0	2	2	1	4	0	0	0	0	0	0	0	0	0	0	0	0	0	0	0
1100	12	0	0	0	1	1	0	0	0	2	0	1	1	1	2	3	0	0	0	0	0	0	0	0	0	0	0	0	0	0
1200	8	0	0	0	0	0	0	0	0	0	1	0	2	2	0	1	2	0	0	0	0	0	0	0	0	0	0	0	0	0
1300	9	0	0	0	0	1	0	0	0	0	0	2	1	1	2	1	1	0	0	0	0	0	0	0	0	0	0	0	0	0
1400	18	0	0	0	0	0	0	1	0	0	1	3	5	3	1	2	2	0	0	0	0	0	0	0	0	0	0	0	0	0
1500	9	0	0	0	0	0	0	0	0	0	2	2	2	1	1	0	1	0	0	0	0	0	0	0	0	0	0	0	0	0
1600	15	0	0	0	0	0	1	1	0	2	0	0	3	2	5	1	0	0	0	0	0	0	0	0	0	0	0	0	0	0
1700	**19**	**0**	**0**	**0**	**0**	**0**	**0**	**0**	**0**	**1**	**1**	**1**	**2**	**5**	**3**	**2**	**1**	**1**	**0**	**1**	**1**	**0**	**0**	**0**	**0**	**0**	**0**	**0**	**0**	**0**
1800	14	0	0	0	0	0	0	0	0	1	0	1	3	2	2	0	2	3	0	0	0	0	0	0	0	0	0	0	0	0
1900	11	0	0	0	0	0	0	0	0	0	1	1	2	3	2	1	0	0	1	0	0	0	0	0	0	0	0	0	0	0
2000	9	0	0	0	0	0	0	0	0	0	1	0	1	1	2	4	0	0	0	0	0	0	0	0	0	0	0	0	0	0
2100	8	0	0	0	0	0	0	0	0	0	0	3	2	2	0	1	0	0	0	0	0	0	0	0	0	0	0	0	0	0
2200	3	0	0	0	0	0	0	0	0	0	0	0	1	2	0	0	0	0	0	0	0	0	0	0	0	0	0	0	0	0
2300	3	0	0	0	0	1	0	0	0	0	0	1	0	0	1	0	0	0	0	0	0	0	0	0	0	0	0	0	0	0
07-19	**152**	**0**	**0**	**0**	**1**	**2**	**2**	**2**	**1**	**8**	**7**	**15**	**23**	**22**	**31**	**16**	**12**	**6**	**1**	**2**	**1**	**0**	**0**	**0**	**0**	**0**	**0**	**0**	**0**	**0**
06-22	**180**	**0**	**0**	**0**	**1**	**2**	**2**	**2**	**1**	**8**	**9**	**19**	**28**	**28**	**35**	**22**	**12**	**6**	**2**	**2**	**1**	**0**	**0**	**0**	**0**	**0**	**0**	**0**	**0**	**0**
06-00	**186**	**0**	**0**	**0**	**1**	**3**	**2**	**2**	**1**	**8**	**9**	**20**	**29**	**30**	**36**	**22**	**12**	**6**	**2**	**2**	**1**	**0**	**0**	**0**	**0**	**0**	**0**	**0**	**0**	**0**
00-00	**188**	**0**	**0**	**0**	**1**	**3**	**2**	**2**	**2**	**8**	**9**	**20**	**29**	**31**	**36**	**22**	**12**	**6**	**2**	**2**	**1**	**0**	**0**	**0**	**0**	**0**	**0**	**0**	**0**	**0**

DRAFT

Site 46
Location L683740, Att - Telepole, Lat 53.83698, Long -6.80348
Direction North

3279 / Meath/Cavan/Monaghan ATC's
October 2013
Automatic Traffic Count

Virtual Day (7)

Time	Total	Speed Bins (km/h)																											
		0 - 5	5 - 10	10 - 15	15 - 20	20 - 25	25 - 30	30 - 35	35 - 40	40 - 45	45 - 50	50 - 55	55 - 60	60 - 65	65 - 70	70 - 75	75 - 80	80 - 85	85 - 90	90 - 95	95 - 100	100 - 105	105 - 110	110 - 115	115 - 120	120 - 125	125 - 130	130 - 135	135 - 140
0000	0	0	0	0	0	0	0	0	0	0	0	0	0	0	0	0	0	0	0	0	0	0	0	0	0	0	0	0	0
0100	1	0	0	0	0	0	0	0	0	0	0	0	0	0	0	0	0	0	0	0	0	0	0	0	0	0	0	0	0
0200	1	0	0	0	0	0	0	0	0	0	0	0	0	0	0	0	0	0	0	0	0	0	0	0	0	0	0	0	0
0300	0	0	0	0	0	0	0	0	0	0	0	0	0	0	0	0	0	0	0	0	0	0	0	0	0	0	0	0	0
0400	1	0	0	0	0	0	0	0	0	0	0	0	0	0	0	0	0	0	0	0	0	0	0	0	0	0	0	0	0
0500	1	0	0	0	0	0	0	0	0	0	0	0	0	0	0	0	0	0	0	0	0	0	0	0	0	0	0	0	0
0600	1	0	0	0	0	0	0	0	0	0	0	0	0	0	0	0	0	0	0	0	0	0	0	0	0	0	0	0	0
0700	6	0	0	0	0	0	0	0	0	0	0	0	1	1	2	1	0	0	0	0	0	0	0	0	0	0	0	0	0
0800	**14**	**0**	**0**	**0**	**0**	**0**	**0**	**0**	**0**	**1**	**1**	**1**	**1**	**2**	**4**	**1**	**0**	**1**	**0**	**0**	**0**	**0**	**0**	**0**	**0**	**0**	**0**	**0**	**0**
0900	11	0	0	0	0	1	0	0	0	1	1	1	1	2	2	1	1	1	0	0	0	0	0	0	0	0	0	0	0
1000	11	0	0	0	0	0	0	0	0	0	2	1	1	2	2	1	0	0	0	0	0	0	0	0	0	0	0	0	0
1100	10	0	0	0	0	0	0	0	0	0	1	1	2	1	2	1	0	0	0	0	0	0	0	0	0	0	0	0	0
1200	10	0	0	0	1	0	0	0	0	1	1	1	2	2	1	1	1	0	0	0	0	0	0	0	0	0	0	0	0
1300	12	0	0	0	0	0	0	0	1	1	1	1	2	3	1	1	1	1	0	0	0	0	0	0	0	0	0	0	0
1400	13	0	0	0	0	0	0	1	0	0	0	1	3	3	1	1	1	0	0	0	0	0	0	0	0	0	0	0	0
1500	12	0	0	0	0	0	0	0	0	1	1	1	2	1	2	2	1	0	0	0	0	0	0	0	0	0	0	0	0
1600	14	0	0	0	0	1	0	0	0	1	2	2	2	2	2	1	1	0	0	0	0	0	0	0	0	0	0	0	0
1700	**15**	**0**	**0**	**0**	**0**	**0**	**0**	**0**	**0**	**0**	**1**	**3**	**1**	**4**	**2**	**1**	**1**	**1**	**0**	**0**	**0**	**0**	**0**	**0**	**0**	**0**	**0**	**0**	**0**
1800	14	0	0	0	0	0	0	0	0	1	1	2	2	3	2	1	0	0	0	0	0	0	0	0	0	0	0	0	0
1900	13	0	0	0	0	0	0	0	1	0	1	2	2	3	3	1	0	0	0	0	0	0	0	0	0	0	0	0	0
2000	9	0	0	0	0	0	0	0	0	0	1	1	1	2	2	1	0	0	0	0	0	0	0	0	0	0	0	0	0
2100	7	0	0	0	0	0	0	0	0	0	1	1	1	1	1	1	0	0	0	0	0	0	0	0	0	0	0	0	0
2200	5	0	0	0	0	0	0	0	0	0	0	0	1	1	1	0	0	0	0	0	0	0	0	0	0	0	0	0	0
2300	2	0	0	0	0	0	0	0	0	0	0	0	0	0	0	1	0	0	0	0	0	0	0	0	0	0	0	0	0
07-19	**141**	**0**	**0**	**1**	**1**	**3**	**2**	**3**	**3**	**7**	**11**	**15**	**19**	**24**	**23**	**12**	**9**	**4**	**2**	**1**	**1**	**0**	**0**	**0**	**0**	**0**	**0**	**0**	**0**
06-22	**171**	**0**	**0**	**1**	**2**	**3**	**2**	**3**	**4**	**7**	**14**	**20**	**24**	**30**	**28**	**15**	**9**	**5**	**3**	**1**	**1**	**0**	**0**	**0**	**0**	**0**	**0**	**0**	**0**
06-00	**178**	**0**	**0**	**1**	**2**	**4**	**2**	**3**	**4**	**8**	**14**	**20**	**25**	**31**	**30**	**16**	**10**	**5**	**3**	**1**	**1**	**0**	**0**	**0**	**0**	**0**	**0**	**0**	**0**
00-00	**181**	**0**	**0**	**1**	**2**	**4**	**2**	**3**	**4**	**8**	**14**	**21**	**25**	**32**	**30**	**16**	**10**	**5**	**3**	**1**	**1**	**0**	**0**	**0**	**0**	**0**	**0**	**0**	**0**

DRAFT

Site 46
Location L683740, Att - Telepole, Lat 53.83698, Long -6.80348
Direction North

3279 / Meath/Cavan/Monaghan ATC's
October 2013
Automatic Traffic Count

Virtual Week (1)

Time	Total	Speed Bins (km/h)																												
		0 - 5	5 - 10	10 - 15	15 - 20	20 - 25	25 - 30	30 - 35	35 - 40	40 - 45	45 - 50	50 - 55	55 - 60	60 - 65	65 - 70	70 - 75	75 - 80	80 - 85	85 - 90	90 - 95	95 - 100	100 - 105	105 - 110	110 - 115	115 - 120	120 - 125	125 - 130	130 - 135	135 - 140
Mon	188	0	0	0	1	3	2	2	2	8	9	20	29	31	36	22	12	6	2	2	1	0	0	0	0	0	0	0	0	0
Tue	191	0	0	1	0	2	3	1	7	6	18	21	26	36	37	12	8	7	4	1	1	0	0	0	0	0	0	0	0	0
Wed	201	0	0	0	2	5	4	4	5	11	16	19	23	31	33	20	17	4	4	2	0	0	1	0	0	0	0	0	0	0
Thu	213	0	1	1	1	1	2	8	8	10	16	26	40	43	28	12	7	6	1	0	2	0	0	0	0	0	0	0	0	0
Fri	180	0	0	1	3	3	2	2	4	7	17	21	22	29	29	17	8	9	4	2	0	0	0	0	0	0	0	0	0	0
|Sat	173	0	0	0	2	6	2	2	1	6	17	22	20	27	34	14	14	2	3	1	0	0	0	0	0	0	0	0	0	0
|Sun	118	0	0	1	2	6	1	3	4	6	8	18	13	25	12	14	4	1	0	0	0	0	0	0	0	0	0	0	0	0
5 Day Ave.	**195**	**0**	**0**	**1**	**1**	**3**	**3**	**3**	**5**	**8**	**15**	**21**	**28**	**34**	**33**	**17**	**10**	**6**	**3**	**1**	**1**	**0**	**0**	**0**	**0**	**0**	**0**	**0**	**0**	**0**
7 Day Ave.	**181**	**0**	**0**	**1**	**2**	**4**	**2**	**3**	**4**	**8**	**14**	**21**	**25**	**32**	**30**	**16**	**10**	**5**	**3**	**1**	**1**	**0**	**0**	**0**	**0**	**0**	**0**	**0**	**0**	**0**
--	**1264**	**0**	**1**	**4**	**11**	**26**	**16**	**22**	**31**	**54**	**101**	**147**	**173**	**222**	**209**	**111**	**70**	**35**	**18**	**8**	**4**	**0**	**1**	**0**	**0**	**0**	**0**	**0**	**0**	**0**

Summary Graphs

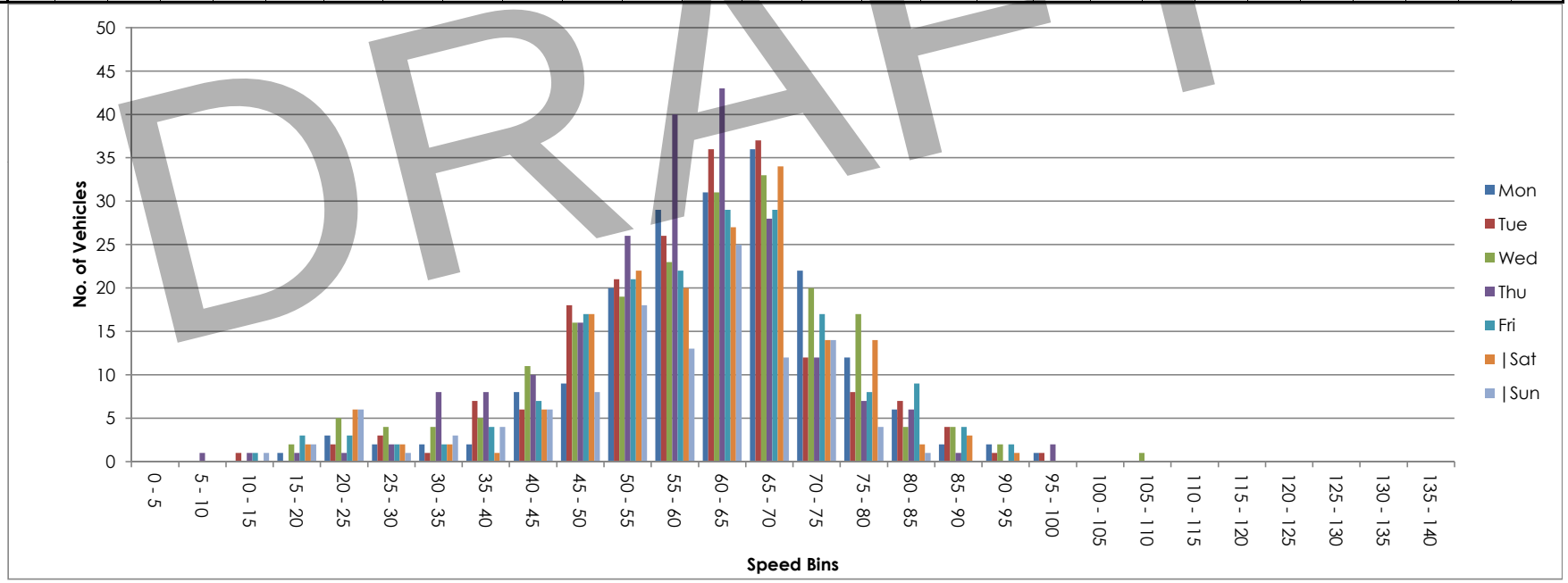

DRAFT

Site 46
Location L683740, Att - Telepole, Lat 53.83698, Long -6.80348
Direction South

3279 / Meath/Cavan/Monaghan ATC's
October 2013
Automatic Traffic Count

Tue, 8 October 2013

Time	Total	Classification												>PSL	>PSL%	>SL1	>SL1%	>SL2	>SL2%	Mean	Vpp
		1 MCL	2 SV	3 SVT	4 TB2	5 TB3	6 T4	7 ART3	8 ART4	9 ART5	10 ART6	11 BD	12 DRT	80	80	85 +5kph	85 +5kph	90 +10kph	90 +10kph		85
0000	0	0	0	0	0	0	0	0	0	0	0	0	0	0	0	0	0	0	0	-	-
0100	1	0	1	0	0	0	0	0	0	0	0	0	0	0	0	0	0	0	0	57.8	-
0200	0	0	0	0	0	0	0	0	0	0	0	0	0	0	0	0	0	0	0	-	-
0300	0	0	0	0	0	0	0	0	0	0	0	0	0	0	0	0	0	0	0	-	-
0400	1	0	1	0	0	0	0	0	0	0	0	0	0	1	100	1	100	1	100	90.1	-
0500	1	0	0	0	0	0	0	0	0	0	1	0	0	0	0	0	0	0	0	51	-
0600	2	0	1	0	1	0	0	0	0	0	0	0	0	0	0	0	0	0	0	73	-
0700	8	0	8	0	0	0	0	0	0	0	0	0	0	0	0	0	0	0	0	53.6	-
0800	14	0	12	0	2	0	0	0	0	0	0	0	0	1	7.1	0	0	0	0	55.4	69.1
0900	**17**	**0**	**16**	**0**	**1**	**0**	**0**	**0**	**0**	**0**	**0**	**0**	**0**	**0**	**0**	**0**	**0**	**0**	**0**	**61.3**	**72**
1000	14	0	10	0	4	0	0	0	0	0	0	0	0	0	0	0	0	0	0	53.9	67
1100	10	0	9	0	1	0	0	0	0	0	0	0	0	0	0	0	0	0	0	55.5	-
1200	11	0	11	0	0	0	0	0	0	0	0	0	0	2	18.2	2	18.2	0	0	64.8	75.6
1300	19	0	17	0	2	0	0	0	0	0	0	0	0	1	5.3	0	0	0	0	58	65.5
1400	11	0	9	0	2	0	0	0	0	0	0	0	0	1	9.1	1	9.1	0	0	62.2	68
1500	17	0	14	0	3	0	0	0	0	0	0	0	0	0	0	0	0	0	0	50.9	58.3
1600	11	0	9	0	2	0	0	0	0	0	0	0	0	0	0	0	0	0	0	53.7	56.5
1700	20	0	17	0	3	0	0	0	0	0	0	0	0	0	0	0	0	0	0	52.4	63.4
1800	**24**	**0**	**21**	**1**	**2**	**0**	**0**	**0**	**0**	**0**	**0**	**0**	**0**	**2**	**8.3**	**1**	**4.2**	**1**	**4.2**	**59.8**	**74.2**
1900	9	0	9	0	0	0	0	0	0	0	0	0	0	0	0	0	0	0	0	50.2	-
2000	8	0	7	0	1	0	0	0	0	0	0	0	0	1	12.5	1	12.5	0	0	56.5	-
2100	5	0	5	0	0	0	0	0	0	0	0	0	0	0	0	0	0	0	0	63.1	-
2200	2	0	2	0	0	0	0	0	0	0	0	0	0	0	0	0	0	0	0	64.6	-
2300	3	0	3	0	0	0	0	0	0	0	0	0	0	0	0	0	0	0	0	51.5	-
07-19	**176**	**0**	**153**	**1**	**22**	**0**	**0**	**0**	**0**	**0**	**0**	**0**	**0**	**7**	**4**	**4**	**2.3**	**1**	**0.6**	**56.8**	**68**
06-22	**200**	**0**	**175**	**1**	**24**	**0**	**0**	**0**	**0**	**0**	**0**	**0**	**0**	**8**	**4**	**5**	**2.5**	**1**	**0.5**	**56.8**	**68**
06-00	**205**	**0**	**180**	**1**	**24**	**0**	**0**	**0**	**0**	**0**	**0**	**0**	**0**	**8**	**3.9**	**5**	**2.4**	**1**	**0.5**	**56.8**	**67.3**
00-00	**208**	**0**	**182**	**1**	**24**	**0**	**0**	**0**	**0**	**0**	**1**	**0**	**0**	**9**	**4.3**	**6**	**2.9**	**2**	**1**	**56.9**	**68**

DRAFT

Site 46
Location L683740, Att - Telepole, Lat 53.83698, Long -6.80348
Direction South

3279 / Meath/Cavan/Monaghan ATC's
October 2013
Automatic Traffic Count

Wed, 9 October 2013

Time	Total	Classification												>PSL	>PSL%	>SL1	>SL1%	>SL2	>SL2%	Mean	Vpp
		1 MCL	2 SV	3 SVT	4 TB2	5 TB3	6 T4	7 ART3	8 ART4	9 ART5	10 ART6	11 BD	12 DRT	80	80	85 +5kph	85 +5kph	90 +10kph	90 +10kph		85
0000	0	0	0	0	0	0	0	0	0	0	0	0	0	0	0	0	0	0	0	-	-
0100	1	0	1	0	0	0	0	0	0	0	0	0	0	0	0	0	0	0	0	58.2	-
0200	0	0	0	0	0	0	0	0	0	0	0	0	0	0	0	0	0	0	0	-	-
0300	0	0	0	0	0	0	0	0	0	0	0	0	0	0	0	0	0	0	0	-	-
0400	0	0	0	0	0	0	0	0	0	0	0	0	0	0	0	0	0	0	0	-	-
0500	0	0	0	0	0	0	0	0	0	0	0	0	0	0	0	0	0	0	0	-	-
0600	2	0	1	0	1	0	0	0	0	0	0	0	0	0	0	0	0	0	0	64.5	-
0700	9	0	7	0	1	1	0	0	0	0	0	0	0	0	0	0	0	0	0	60.6	-
0800	**15**	**0**	**13**	**0**	**2**	**0**	**0**	**0**	**0**	**0**	**0**	**0**	**0**	**1**	**6.7**	**1**	**6.7**	**0**	**0**	**61.4**	**68.8**
0900	13	0	12	0	1	0	0	0	0	0	0	0	0	2	15.4	2	15.4	0	0	68.1	77
1000	8	0	7	0	1	0	0	0	0	0	0	0	0	0	0	0	0	0	0	52.9	-
1100	10	0	9	0	0	0	1	0	0	0	0	0	0	0	0	0	0	0	0	56.6	-
1200	14	2	9	0	3	0	0	0	0	0	0	0	0	0	0	0	0	0	0	50.8	63
1300	12	0	11	1	0	0	0	0	0	0	0	0	0	1	8.3	1	8.3	1	8.3	60.1	62.6
1400	14	0	14	0	0	0	0	0	0	0	0	0	0	0	0	0	0	0	0	60.3	71.3
1500	18	0	14	0	4	0	0	0	0	0	0	0	0	0	0	0	0	0	0	57.2	66.6
1600	14	0	12	0	2	0	0	0	0	0	0	0	0	0	0	0	0	0	0	61.8	70.9
1700	15	0	14	0	1	0	0	0	0	0	0	0	0	0	0	0	0	0	0	59.6	73.4
1800	**25**	**0**	**25**	**0**	**0**	**0**	**0**	**0**	**0**	**0**	**0**	**0**	**0**	**3**	**12**	**2**	**8**	**0**	**0**	**60.6**	**73.4**
1900	13	0	12	0	1	0	0	0	0	0	0	0	0	1	7.7	0	0	0	0	60.9	74.5
2000	9	0	9	0	0	0	0	0	0	0	0	0	0	1	11.1	0	0	0	0	60.5	-
2100	12	0	12	0	0	0	0	0	0	0	0	0	0	1	8.3	1	8.3	0	0	55.4	67
2200	5	0	5	0	0	0	0	0	0	0	0	0	0	1	20	1	20	1	20	69.9	-
2300	0	0	0	0	0	0	0	0	0	0	0	0	0	0	0	0	0	0	0	-	-
07-19	**167**	**2**	**147**	**1**	**15**	**1**	**1**	**0**	**0**	**0**	**0**	**0**	**0**	**7**	**4.2**	**6**	**3.6**	**1**	**0.6**	**59.4**	**71.6**
06-22	**203**	**2**	**181**	**1**	**17**	**1**	**1**	**0**	**0**	**0**	**0**	**0**	**0**	**10**	**4.9**	**7**	**3.4**	**1**	**0.5**	**59.4**	**72**
06-00	**208**	**2**	**186**	**1**	**17**	**1**	**1**	**0**	**0**	**0**	**0**	**0**	**0**	**11**	**5.3**	**8**	**3.8**	**2**	**1**	**59.6**	**72.4**
00-00	**209**	**2**	**187**	**1**	**17**	**1**	**1**	**0**	**0**	**0**	**0**	**0**	**0**	**11**	**5.3**	**8**	**3.8**	**2**	**1**	**59.6**	**72.4**

DRAFT

Site 46
Location L683740, Att - Telepole, Lat 53.83698, Long -6.80348
Direction South

3279 / Meath/Cavan/Monaghan ATC's
October 2013
Automatic Traffic Count

Thu, 10 October 2013

Time	Total	Classification												>PSL	>PSL%	>SL1	>SL1%	>SL2	>SL2%	Mean	Vpp
		1 MCL	2 SV	3 SVT	4 TB2	5 TB3	6 T4	7 ART3	8 ART4	9 ART5	10 ART6	11 BD	12 DRT	80	80	85 +5kph	85 +5kph	90 +10kph	90 +10kph		85
0000	1	0	1	0	0	0	0	0	0	0	0	0	0	0	0	0	0	0	0	49.7	-
0100	1	0	1	0	0	0	0	0	0	0	0	0	0	0	0	0	0	0	0	63.2	-
0200	0	0	0	0	0	0	0	0	0	0	0	0	0	0	0	0	0	0	0	-	-
0300	0	0	0	0	0	0	0	0	0	0	0	0	0	0	0	0	0	0	0	-	-
0400	0	0	0	0	0	0	0	0	0	0	0	0	0	0	0	0	0	0	0	-	-
0500	1	0	0	0	0	0	0	0	0	0	1	0	0	0	0	0	0	0	0	53	-
0600	3	0	2	0	1	0	0	0	0	0	0	0	0	1	33.3	0	0	0	0	74.6	-
0700	2	0	2	0	0	0	0	0	0	0	0	0	0	0	0	0	0	0	0	66.1	-
0800	**15**	**0**	**13**	**0**	**2**	**0**	**0**	**0**	**0**	**0**	**0**	**0**	**0**	**0**	**0**	**0**	**0**	**0**	**0**	**55.9**	**64.8**
0900	14	0	11	0	3	0	0	0	0	0	0	0	0	0	0	0	0	0	0	35.2	53.6
1000	13	1	7	1	3	0	0	0	0	0	1	0	0	1	7.7	0	0	0	0	49.7	62.6
1100	6	0	5	0	1	0	0	0	0	0	0	0	0	1	16.7	0	0	0	0	68.9	-
1200	10	0	8	1	1	0	0	0	0	0	0	0	0	0	0	0	0	0	0	50.1	-
1300	14	0	13	1	0	0	0	0	0	0	0	0	0	0	0	0	0	0	0	56.5	65.5
1400	**18**	**0**	**15**	**0**	**3**	**0**	**0**	**0**	**0**	**0**	**0**	**0**	**0**	**0**	**0**	**0**	**0**	**0**	**0**	**60.4**	**69.1**
1500	8	0	7	0	1	0	0	0	0	0	0	0	0	0	0	0	0	0	0	59.3	-
1600	12	0	11	0	1	0	0	0	0	0	0	0	0	0	0	0	0	0	0	57	63
1700	14	0	12	0	1	1	0	0	0	0	0	0	0	0	0	0	0	0	0	61	68.4
1800	13	0	12	1	0	0	0	0	0	0	0	0	0	1	7.7	1	7.7	1	7.7	58.4	64.4
1900	13	0	11	1	1	0	0	0	0	0	0	0	0	0	0	0	0	0	0	55.4	65.2
2000	15	0	14	0	1	0	0	0	0	0	0	0	0	0	0	0	0	0	0	57.6	68
2100	10	0	10	0	0	0	0	0	0	0	0	0	0	1	10	0	0	0	0	58.5	-
2200	6	0	5	1	0	0	0	0	0	0	0	0	0	0	0	0	0	0	0	58	-
2300	3	0	3	0	0	0	0	0	0	0	0	0	0	0	0	0	0	0	0	68	-
07-19	**139**	**1**	**116**	**4**	**16**	**1**	**0**	**0**	**0**	**0**	**1**	**0**	**0**	**3**	**2.2**	**1**	**0.7**	**1**	**0.7**	**55.2**	**68.4**
06-22	**180**	**1**	**153**	**5**	**19**	**1**	**0**	**0**	**0**	**0**	**1**	**0**	**0**	**5**	**2.8**	**1**	**0.6**	**1**	**0.6**	**55.9**	**68.4**
06-00	**189**	**1**	**161**	**6**	**19**	**1**	**0**	**0**	**0**	**0**	**1**	**0**	**0**	**5**	**2.6**	**1**	**0.5**	**1**	**0.5**	**56.2**	**68.8**
00-00	**192**	**1**	**163**	**6**	**19**	**1**	**0**	**0**	**0**	**0**	**2**	**0**	**0**	**5**	**2.6**	**1**	**0.5**	**1**	**0.5**	**56.2**	**68.4**

DRAFT

Site 46
Location L683740, Att - Telepole, Lat 53.83698, Long -6.80348
Direction South

3279 / Meath/Cavan/Monaghan ATC's
October 2013
Automatic Traffic Count

Fri, 11 October 2013

Time	Total	Classification												>PSL	>PSL%	>SL1	>SL1%	>SL2	>SL2%	Mean	Vpp
		1 MCL	2 SV	3 SVT	4 TB2	5 TB3	6 T4	7 ART3	8 ART4	9 ART5	10 ART6	11 BD	12 DRT	80	80	85 +5kph	85 +5kph	90 +10kph	90 +10kph		85
0000	0	0	0	0	0	0	0	0	0	0	0	0	0	0	0	0	0	0	0	-	-
0100	0	0	0	0	0	0	0	0	0	0	0	0	0	0	0	0	0	0	0	-	-
0200	0	0	0	0	0	0	0	0	0	0	0	0	0	0	0	0	0	0	0	-	-
0300	0	0	0	0	0	0	0	0	0	0	0	0	0	0	0	0	0	0	0	-	-
0400	1	0	1	0	0	0	0	0	0	0	0	0	0	0	0	0	0	0	0	79.1	-
0500	0	0	0	0	0	0	0	0	0	0	0	0	0	0	0	0	0	0	0	-	-
0600	1	0	1	0	0	0	0	0	0	0	0	0	0	0	0	0	0	0	0	46.3	-
0700	5	0	4	0	1	0	0	0	0	0	0	0	0	0	0	0	0	0	0	66.8	-
0800	**14**	**0**	**8**	**0**	**4**	**1**	**1**	**0**	**0**	**0**	**0**	**0**	**0**	**0**	**0**	**0**	**0**	**0**	**0**	**54.2**	**67.7**
0900	12	0	11	0	1	0	0	0	0	0	0	0	0	0	0	0	0	0	0	58.7	66.2
1000	6	0	6	0	0	0	0	0	0	0	0	0	0	0	0	0	0	0	0	56.1	-
1100	11	0	11	0	0	0	0	0	0	0	0	0	0	0	0	0	0	0	0	62.1	71.6
1200	12	0	8	1	2	0	0	0	1	0	0	0	0	1	8.3	0	0	0	0	50.1	59
1300	8	0	7	0	1	0	0	0	0	0	0	0	0	2	25	1	12.5	1	12.5	66.5	-
1400	**18**	**0**	**16**	**0**	**2**	**0**	**0**	**0**	**0**	**0**	**0**	**0**	**0**	**1**	**5.6**	**0**	**0**	**0**	**0**	**57.6**	**64.4**
1500	16	0	14	0	2	0	0	0	0	0	0	0	0	2	12.5	0	0	0	0	65.4	76.7
1600	15	0	12	0	3	0	0	0	0	0	0	0	0	1	6.7	1	6.7	1	6.7	55.6	64.1
1700	14	0	14	0	0	0	0	0	0	0	0	0	0	1	7.1	0	0	0	0	58.9	73.8
1800	16	0	13	2	0	0	0	1	0	0	0	0	0	1	6.3	1	6.3	0	0	59.2	68.4
1900	8	0	7	0	0	1	0	0	0	0	0	0	0	0	0	0	0	0	0	54.6	-
2000	13	0	12	0	1	0	0	0	0	0	0	0	0	1	7.7	1	7.7	0	0	58	74.5
2100	7	0	7	0	0	0	0	0	0	0	0	0	0	0	0	0	0	0	0	55.9	-
2200	3	0	3	0	0	0	0	0	0	0	0	0	0	0	0	0	0	0	0	52.3	-
2300	1	0	1	0	0	0	0	0	0	0	0	0	0	1	100	0	0	0	0	82.6	-
07-19	**147**	**0**	**124**	**3**	**16**	**1**	**1**	**1**	**1**	**0**	**0**	**0**	**0**	**9**	**6.1**	**3**	**2**	**2**	**1.4**	**58.8**	**72**
06-22	**176**	**0**	**151**	**3**	**17**	**2**	**1**	**1**	**1**	**0**	**0**	**0**	**0**	**10**	**5.7**	**4**	**2.3**	**2**	**1.1**	**58.3**	**72**
06-00	**180**	**0**	**155**	**3**	**17**	**2**	**1**	**1**	**1**	**0**	**0**	**0**	**0**	**11**	**6.1**	**4**	**2.2**	**2**	**1.1**	**58.4**	**72.4**
00-00	**181**	**0**	**156**	**3**	**17**	**2**	**1**	**1**	**1**	**0**	**0**	**0**	**0**	**11**	**6.1**	**4**	**2.2**	**2**	**1.1**	**58.5**	**73.4**

DRAFT

Site 46
Location L683740, Att - Telepole, Lat 53.83698, Long -6.80348
Direction South

3279 / Meath/Cavan/Monaghan ATC's
October 2013
Automatic Traffic Count

Sat, 12 October 2013

Time	Total	Classification												>PSL	>PSL%	>SL1	>SL1%	>SL2	>SL2%	Mean	Vpp
		1 MCL	2 SV	3 SVT	4 TB2	5 TB3	6 T4	7 ART3	8 ART4	9 ART5	10 ART6	11 BD	12 DRT	80	80	85 +5kph	85 +5kph	90 +10kph	90 +10kph		85
0000	1	0	1	0	0	0	0	0	0	0	0	0	0	0	0	0	0	0	0	73.8	-
0100	5	0	5	0	0	0	0	0	0	0	0	0	0	0	0	0	0	0	0	52.9	-
0200	3	0	2	0	1	0	0	0	0	0	0	0	0	0	0	0	0	0	0	52.3	-
0300	0	0	0	0	0	0	0	0	0	0	0	0	0	0	0	0	0	0	0	-	-
0400	1	0	1	0	0	0	0	0	0	0	0	0	0	0	0	0	0	0	0	44	-
0500	0	0	0	0	0	0	0	0	0	0	0	0	0	0	0	0	0	0	0	-	-
0600	0	0	0	0	0	0	0	0	0	0	0	0	0	0	0	0	0	0	0	-	-
0700	3	0	3	0	0	0	0	0	0	0	0	0	0	0	0	0	0	0	0	63.7	-
0800	4	0	3	0	1	0	0	0	0	0	0	0	0	0	0	0	0	0	0	60.2	-
0900	9	0	7	1	1	0	0	0	0	0	0	0	0	1	11.1	1	11.1	0	0	64.9	-
1000	**15**	**0**	**11**	**2**	**2**	**0**	**0**	**0**	**0**	**0**	**0**	**0**	**0**	**0**	**0**	**0**	**0**	**0**	**0**	**59.1**	**70.6**
1100	14	0	11	2	1	0	0	0	0	0	0	0	0	0	0	0	0	0	0	58.4	68.8
1200	11	0	9	1	1	0	0	0	0	0	0	0	0	0	0	0	0	0	0	55.9	64.8
1300	9	0	9	0	0	0	0	0	0	0	0	0	0	0	0	0	0	0	0	53.6	-
1400	15	0	13	0	1	0	0	0	0	1	0	0	0	1	6.7	1	6.7	0	0	57.7	69.1
1500	9	0	8	0	1	0	0	0	0	0	0	0	0	0	0	0	0	0	0	61.7	-
1600	**19**	**0**	**18**	**1**	**0**	**0**	**0**	**0**	**0**	**0**	**0**	**0**	**0**	**2**	**10.5**	**1**	**5.3**	**1**	**5.3**	**60.5**	**71.6**
1700	17	0	16	0	1	0	0	0	0	0	0	0	0	0	0	0	0	0	0	56.1	63.7
1800	9	0	9	0	0	0	0	0	0	0	0	0	0	0	0	0	0	0	0	65.1	-
1900	15	0	15	0	0	0	0	0	0	0	0	0	0	0	0	0	0	0	0	57.5	72
2000	11	0	10	0	1	0	0	0	0	0	0	0	0	1	9.1	1	9.1	0	0	56.6	60.8
2100	6	0	5	0	0	1	0	0	0	0	0	0	0	1	16.7	1	16.7	1	16.7	55.6	-
2200	2	0	2	0	0	0	0	0	0	0	0	0	0	0	0	0	0	0	0	63.7	-
2300	2	0	2	0	0	0	0	0	0	0	0	0	0	0	0	0	0	0	0	69.7	-
07-19	**134**	**0**	**117**	**7**	**9**	**0**	**0**	**0**	**0**	**1**	**0**	**0**	**0**	**4**	**3**	**3**	**2.2**	**1**	**0.7**	**59.2**	**70.6**
06-22	**166**	**0**	**147**	**7**	**10**	**1**	**0**	**0**	**0**	**1**	**0**	**0**	**0**	**6**	**3.6**	**5**	**3**	**2**	**1.2**	**58.7**	**70.6**
06-00	**170**	**0**	**151**	**7**	**10**	**1**	**0**	**0**	**0**	**1**	**0**	**0**	**0**	**6**	**3.5**	**5**	**2.9**	**2**	**1.2**	**58.9**	**70.6**
00-00	**180**	**0**	**160**	**7**	**11**	**1**	**0**	**0**	**0**	**1**	**0**	**0**	**0**	**6**	**3.3**	**5**	**2.8**	**2**	**1.1**	**58.6**	**70.6**

DRAFT

Site 46
Location L683740, Att - Telepole, Lat 53.83698, Long -6.80348
Direction South

3279 / Meath/Cavan/Monaghan ATC's
October 2013
Automatic Traffic Count

Sun, 13 October 2013

Time	Total	Classification												>PSL	>PSL%	>SL1	>SL1%	>SL2	>SL2%	Mean	Vpp
		1 MCL	2 SV	3 SVT	4 TB2	5 TB3	6 T4	7 ART3	8 ART4	9 ART5	10 ART6	11 BD	12 DRT	80	80	85 +5kph	85 +5kph	90 +10kph	90 +10kph		85
0000	2	0	2	0	0	0	0	0	0	0	0	0	0	0	0	0	0	0	0	65.3	-
0100	2	0	2	0	0	0	0	0	0	0	0	0	0	1	50	1	50	0	0	74.8	-
0200	3	0	3	0	0	0	0	0	0	0	0	0	0	0	0	0	0	0	0	65.4	-
0300	0	0	0	0	0	0	0	0	0	0	0	0	0	0	0	0	0	0	0	-	-
0400	2	1	0	0	1	0	0	0	0	0	0	0	0	0	0	0	0	0	0	46.9	-
0500	1	0	1	0	0	0	0	0	0	0	0	0	0	0	0	0	0	0	0	67.9	-
0600	1	0	1	0	0	0	0	0	0	0	0	0	0	0	0	0	0	0	0	76.1	-
0700	1	0	1	0	0	0	0	0	0	0	0	0	0	0	0	0	0	0	0	55.7	-
0800	4	0	4	0	0	0	0	0	0	0	0	0	0	0	0	0	0	0	0	63.4	-
0900	4	0	4	0	0	0	0	0	0	0	0	0	0	0	0	0	0	0	0	54.3	-
1000	4	0	3	0	1	0	0	0	0	0	0	0	0	0	0	0	0	0	0	54.2	-
1100	**10**	**0**	**8**	**2**	**0**	**0**	**0**	**0**	**0**	**0**	**0**	**0**	**0**	**0**	**0**	**0**	**0**	**0**	**0**	**57.1**	**-**
1200	**17**	**0**	**14**	**0**	**3**	**0**	**0**	**0**	**0**	**0**	**0**	**0**	**0**	**0**	**0**	**0**	**0**	**0**	**0**	**54.6**	**63.4**
1300	9	0	9	0	0	0	0	0	0	0	0	0	0	0	0	0	0	0	0	59.2	-
1400	6	0	6	0	0	0	0	0	0	0	0	0	0	0	0	0	0	0	0	57.4	-
1500	10	0	10	0	0	0	0	0	0	0	0	0	0	0	0	0	0	0	0	52.2	-
1600	12	0	12	0	0	0	0	0	0	0	0	0	0	0	0	0	0	0	0	55.7	67
1700	13	0	13	0	0	0	0	0	0	0	0	0	0	1	7.7	0	0	0	0	62	68.4
1800	9	0	7	1	1	0	0	0	0	0	0	0	0	0	0	0	0	0	0	50.6	-
1900	9	0	9	0	0	0	0	0	0	0	0	0	0	1	11.1	0	0	0	0	57.9	-
2000	6	1	5	0	0	0	0	0	0	0	0	0	0	0	0	0	0	0	0	60.1	-
2100	4	0	4	0	0	0	0	0	0	0	0	0	0	0	0	0	0	0	0	59.7	-
2200	6	0	6	0	0	0	0	0	0	0	0	0	0	0	0	0	0	0	0	48.5	-
2300	1	0	1	0	0	0	0	0	0	0	0	0	0	1	100	1	100	1	100	98.8	-
07-19	**99**	**0**	**91**	**3**	**5**	**0**	**0**	**0**	**0**	**0**	**0**	**0**	**0**	**1**	**1**	**0**	**0**	**0**	**0**	**56.3**	**68.4**
06-22	**119**	**1**	**110**	**3**	**5**	**0**	**0**	**0**	**0**	**0**	**0**	**0**	**0**	**2**	**1.7**	**0**	**0**	**0**	**0**	**56.9**	**69.8**
06-00	**126**	**1**	**117**	**3**	**5**	**0**	**0**	**0**	**0**	**0**	**0**	**0**	**0**	**3**	**2.4**	**1**	**0.8**	**1**	**0.8**	**56.8**	**69.8**
00-00	**136**	**2**	**125**	**3**	**6**	**0**	**0**	**0**	**0**	**0**	**0**	**0**	**0**	**4**	**2.9**	**2**	**1.5**	**1**	**0.7**	**57.3**	**70.6**

DRAFT

Site 46
Location L683740, Att - Telepole, Lat 53.83698, Long -6.80348
Direction South

3279 / Meath/Cavan/Monaghan ATC's
October 2013
Automatic Traffic Count

Mon, 14 October 2013

Time	Total	Classification												>PSL	>PSL%	>SL1	>SL1%	>SL2	>SL2%	Mean	Vpp
		1 MCL	2 SV	3 SVT	4 TB2	5 TB3	6 T4	7 ART3	8 ART4	9 ART5	10 ART6	11 BD	12 DRT	80	80	85 +5kph	85 +5kph	90 +10kph	90 +10kph		85
0000	1	0	1	0	0	0	0	0	0	0	0	0	0	0	0	0	0	0	0	68.1	-
0100	0	0	0	0	0	0	0	0	0	0	0	0	0	0	0	0	0	0	0	-	-
0200	0	0	0	0	0	0	0	0	0	0	0	0	0	0	0	0	0	0	0	-	-
0300	0	0	0	0	0	0	0	0	0	0	0	0	0	0	0	0	0	0	0	-	-
0400	0	0	0	0	0	0	0	0	0	0	0	0	0	0	0	0	0	0	0	-	-
0500	0	0	0	0	0	0	0	0	0	0	0	0	0	0	0	0	0	0	0	-	-
0600	3	0	2	0	1	0	0	0	0	0	0	0	0	0	0	0	0	0	0	63.1	-
0700	5	0	4	0	1	0	0	0	0	0	0	0	0	0	0	0	0	0	0	65.8	-
0800	14	0	9	0	4	0	1	0	0	0	0	0	0	2	14.3	0	0	0	0	61	73.1
0900	**18**	**0**	**18**	**0**	**0**	**0**	**0**	**0**	**0**	**0**	**0**	**0**	**0**	**0**	**0**	**0**	**0**	**0**	**0**	**65.7**	**71.6**
1000	13	0	13	0	0	0	0	0	0	0	0	0	0	0	0	0	0	0	0	61.9	69.5
1100	7	0	6	0	1	0	0	0	0	0	0	0	0	0	0	0	0	0	0	57.8	-
1200	8	0	8	0	0	0	0	0	0	0	0	0	0	0	0	0	0	0	0	61.7	-
1300	9	0	9	0	0	0	0	0	0	0	0	0	0	2	22.2	1	11.1	0	0	65.6	-
1400	17	0	15	0	2	0	0	0	0	0	0	0	0	0	0	0	0	0	0	60	67.3
1500	11	0	8	1	2	0	0	0	0	0	0	0	0	0	0	0	0	0	0	58	65.2
1600	19	0	15	0	3	1	0	0	0	0	0	0	0	2	10.5	1	5.3	0	0	60.7	73.4
1700	22	0	19	0	1	1	0	1	0	0	0	0	0	0	0	0	0	0	0	60.2	72.7
1800	**26**	**0**	**26**	**0**	**0**	**0**	**0**	**0**	**0**	**0**	**0**	**0**	**0**	**2**	**7.7**	**1**	**3.8**	**1**	**3.8**	**60.7**	**74.2**
1900	8	0	8	0	0	0	0	0	0	0	0	0	0	1	12.5	1	12.5	0	0	64.3	-
2000	6	0	6	0	0	0	0	0	0	0	0	0	0	0	0	0	0	0	0	55.6	-
2100	5	0	4	0	0	0	1	0	0	0	0	0	0	0	0	0	0	0	0	62.8	-
2200	2	0	1	0	1	0	0	0	0	0	0	0	0	0	0	0	0	0	0	62	-
2300	2	0	2	0	0	0	0	0	0	0	0	0	0	0	0	0	0	0	0	72.5	-
07-19	**169**	**0**	**150**	**1**	**14**	**2**	**1**	**1**	**0**	**0**	**0**	**0**	**0**	**8**	**4.7**	**3**	**1.8**	**1**	**0.6**	**61.4**	**73.1**
06-22	**191**	**0**	**170**	**1**	**15**	**2**	**2**	**1**	**0**	**0**	**0**	**0**	**0**	**9**	**4.7**	**4**	**2.1**	**1**	**0.5**	**61.4**	**72.7**
06-00	**195**	**0**	**173**	**1**	**16**	**2**	**2**	**1**	**0**	**0**	**0**	**0**	**0**	**9**	**4.6**	**4**	**2.1**	**1**	**0.5**	**61.5**	**72.7**
00-00	**196**	**0**	**174**	**1**	**16**	**2**	**2**	**1**	**0**	**0**	**0**	**0**	**0**	**9**	**4.6**	**4**	**2**	**1**	**0.5**	**61.5**	**72.7**

DRAFT

Site 46
Location L683740, Att - Telepole, Lat 53.83698, Long -6.80348
Direction South

3279 / Meath/Cavan/Monaghan ATC's
October 2013
Automatic Traffic Count

Virtual Day (7)

Time	Total	Classification												>PSL	>PSL%	>SL1	>SL1%	>SL2	>SL2%	Mean	Vpp
		1 MCL	2 SV	3 SVT	4 TB2	5 TB3	6 T4	7 ART3	8 ART4	9 ART5	10 ART6	11 BD	12 DRT	80	80	85 +5kph	85 +5kph	90 +10kph	90 +10kph		85
0000	1	0	1	0	0	0	0	0	0	0	0	0	0	0	0	0	0	0	0	64.4	-
0100	1	0	1	0	0	0	0	0	0	0	0	0	0	0	10	0	10	0	0	59.3	-
0200	1	0	1	0	0	0	0	0	0	0	0	0	0	0	0	0	0	0	0	58.8	-
0300	0	0	0	0	0	0	0	0	0	0	0	0	0	0	0	0	0	0	0	-	-
0400	1	0	0	0	0	0	0	0	0	0	0	0	0	0	20	0	20	0	20	61.4	-
0500	0	0	0	0	0	0	0	0	0	0	0	0	0	0	0	0	0	0	0	57.3	-
0600	2	0	1	0	1	0	0	0	0	0	0	0	0	0	8.3	0	0	0	0	67.5	-
0700	5	0	4	0	0	0	0	0	0	0	0	0	0	0	0	0	0	0	0	61.1	-
0800	11	0	9	0	2	0	0	0	0	0	0	0	0	1	5	0	1.3	0	0	58	69.5
0900	**12**	**0**	**11**	**0**	**1**	**0**	**0**	**0**	**0**	**0**	**0**	**0**	**0**	**0**	**3.4**	**0**	**3.4**	**0**	**0**	**58.7**	**72**
1000	10	0	8	0	2	0	0	0	0	0	0	0	0	0	1.4	0	0	0	0	55.7	69.1
1100	10	0	8	1	1	0	0	0	0	0	0	0	0	0	1.5	0	0	0	0	59	-
1200	12	0	10	0	1	0	0	0	0	0	0	0	0	0	3.6	0	2.4	0	0	55	68
1300	11	0	11	0	0	0	0	0	0	0	0	0	0	1	7.5	0	3.8	0	2.5	59.4	68.4
1400	14	0	13	0	1	0	0	0	0	0	0	0	0	0	3	0	2	0	0	59.4	70.9
1500	13	0	11	0	2	0	0	0	0	0	0	0	0	0	2.2	0	0	0	0	57.7	71.3
1600	15	0	13	0	2	0	0	0	0	0	0	0	0	1	4.9	0	2.9	0	2	58.3	69.8
1700	16	0	15	0	1	0	0	0	0	0	0	0	0	0	1.7	0	0	0	0	58.3	68.8
1800	**17**	**0**	**16**	**1**	**0**	**0**	**0**	**0**	**0**	**0**	**0**	**0**	**0**	**1**	**7.4**	**1**	**4.9**	**0**	**2.5**	**59.6**	**73.4**
1900	11	0	10	0	0	0	0	0	0	0	0	0	0	0	4	0	1.3	0	0	57.3	72
2000	10	0	9	0	1	0	0	0	0	0	0	0	0	1	5.9	0	4.4	0	0	57.8	-
2100	7	0	7	0	0	0	0	0	0	0	0	0	0	0	6.1	0	4.1	0	2	58	-
2200	4	0	3	0	0	0	0	0	0	0	0	0	0	0	3.8	0	3.8	0	3.8	58.7	-
2300	2	0	2	0	0	0	0	0	0	0	0	0	0	0	16.7	0	8.3	0	8.3	68.7	-
07-19	**147**	**0**	**128**	**3**	**14**	**1**	**0**	**0**	**0**	**0**	**0**	**0**	**0**	**6**	**3.8**	**3**	**1.9**	**1**	**0.7**	**58.3**	**70.6**
06-22	**176**	**1**	**155**	**3**	**15**	**1**	**1**	**0**	**0**	**0**	**0**	**0**	**0**	**7**	**4**	**4**	**2.1**	**1**	**0.6**	**58.3**	**70.6**
06-00	**182**	**1**	**160**	**3**	**15**	**1**	**1**	**0**	**0**	**0**	**0**	**0**	**0**	**8**	**4.2**	**4**	**2.2**	**1**	**0.8**	**58.4**	**70.9**
00-00	**186**	**1**	**164**	**3**	**16**	**1**	**1**	**0**	**0**	**0**	**0**	**0**	**0**	**8**	**4.2**	**4**	**2.3**	**2**	**0.8**	**58.4**	**70.9**

DRAFT

Site 46
Location L683740, Att - Telepole, Lat 53.83698, Long -6.80348
Direction South

3279 / Meath/Cavan/Monaghan ATC's
October 2013
Automatic Traffic Count

Virtual Week (1)

Time	Total	Classification												>PSL	>PSL%	>SL1	>SL1%	>SL2	>SL2%	Mean	Vpp
		1 MCL	2 SV	3 SVT	4 TB2	5 TB3	6 T4	7 ART3	8 ART4	9 ART5	10 ART6	11 BD	12 DRT	80	80	85 +5kph	85 +5kph	90 +10kph	90 +10kph		85
Mon	196	0	174	1	16	2	2	1	0	0	0	0	0	9	4.6	4	2	1	0.5	61.5	72.7
Tue	208	0	182	1	24	0	0	0	0	0	1	0	0	9	4.3	6	2.9	2	1	56.9	68
Wed	209	2	187	1	17	1	1	0	0	0	0	0	0	11	5.3	8	3.8	2	1	59.6	72.4
Thu	192	1	163	6	19	1	0	0	0	0	2	0	0	5	2.6	1	0.5	1	0.5	56.2	68.4
Fri	181	0	156	3	17	2	1	1	1	0	0	0	0	11	6.1	4	2.2	2	1.1	58.5	73.4
| Sat	180	0	160	7	11	1	0	0	0	1	0	0	0	6	3.3	5	2.8	2	1.1	58.6	70.6
| Sun	136	2	125	3	6	0	0	0	0	0	0	0	0	4	2.9	2	1.5	1	0.7	57.3	70.6
5 Day Ave.	**197**	**1**	**172**	**2**	**19**	**1**	**1**	**0**	**0**	**0**	**1**	**0**	**0**	**9**	**4.6**	**5**	**2.5**	**2**	**1.0**	**58.5**	**71.0**
7 Day Ave.	**186**	**1**	**164**	**3**	**16**	**1**	**1**	**0**	**0**	**0**	**0**	**0**	**0**	**8**	**4.2**	**4**	**2.3**	**2**	**0.8**	**58.4**	**70.9**
--	**1302**	**5**	**1147**	**22**	**110**	**7**	**4**	**2**	**1**	**1**	**3**	**0**	**0**	**55**	**4.2**	**30**	**2.3**	**11**	**0.8**	**58.4**	**70.9**

Summary Graphs

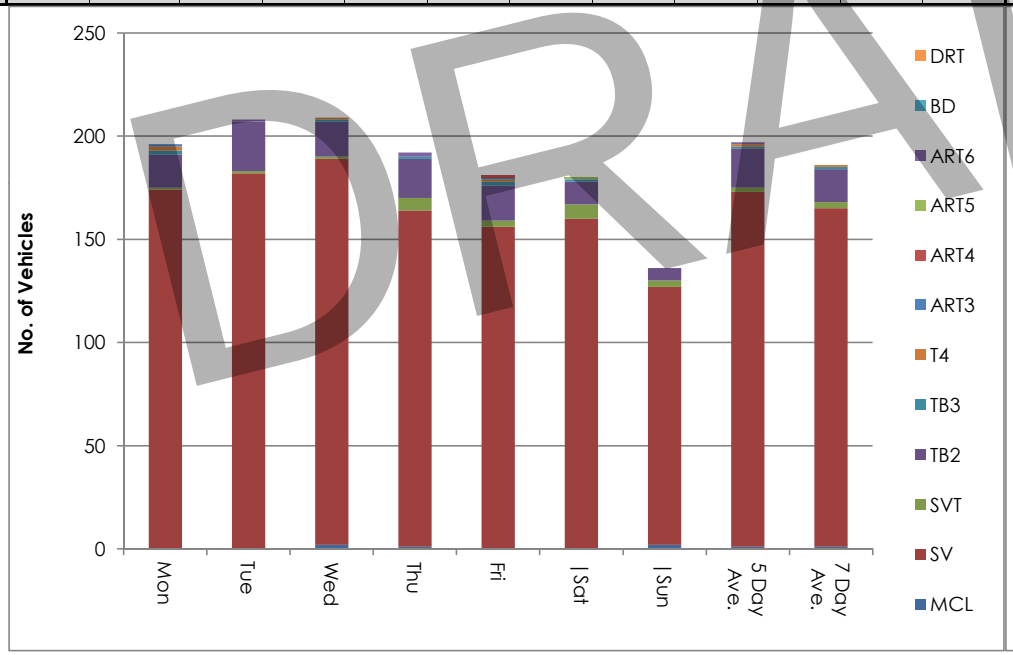

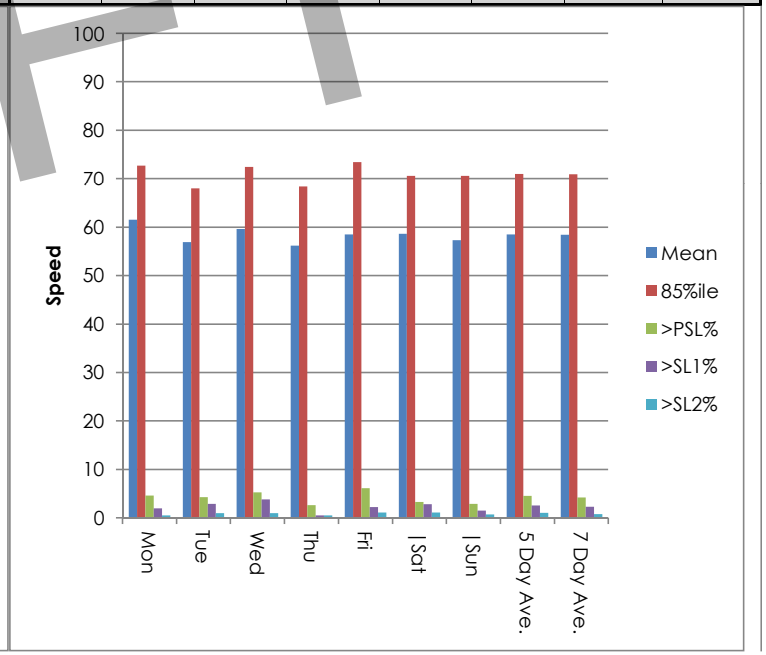

DRAFT

Site 46
Location L683740, Att - Telepole, Lat 53.83698, Long -6.80348
Direction South

3279 / Meath/Cavan/Monaghan ATC's
October 2013
Automatic Traffic Count

Tue, 8 October 2013

Time	Total	Speed Bins (km/h)																											
		0 - 5	5 - 10	10 - 15	15 - 20	20 - 25	25 - 30	30 - 35	35 - 40	40 - 45	45 - 50	50 - 55	55 - 60	60 - 65	65 - 70	70 - 75	75 - 80	80 - 85	85 - 90	90 - 95	95 - 100	100 - 105	105 - 110	110 - 115	115 - 120	120 - 125	125 - 130	130 - 135	135 - 140
0000	0	0	0	0	0	0	0	0	0	0	0	0	0	0	0	0	0	0	0	0	0	0	0	0	0	0	0	0	0
0100	1	0	0	0	0	0	0	0	0	0	0	0	1	0	0	0	0	0	0	0	0	0	0	0	0	0	0	0	0
0200	0	0	0	0	0	0	0	0	0	0	0	0	0	0	0	0	0	0	0	0	0	0	0	0	0	0	0	0	0
0300	0	0	0	0	0	0	0	0	0	0	0	0	0	0	0	0	0	0	0	0	0	0	0	0	0	0	0	0	0
0400	1	0	0	0	0	0	0	0	0	0	0	0	0	0	0	0	0	0	0	1	0	0	0	0	0	0	0	0	0
0500	1	0	0	0	0	0	0	0	0	0	0	1	0	0	0	0	0	0	0	0	0	0	0	0	0	0	0	0	0
0600	2	0	0	0	0	0	0	0	0	0	0	0	0	0	1	0	1	0	0	0	0	0	0	0	0	0	0	0	0
0700	8	0	0	0	0	0	0	2	0	0	0	1	2	1	2	0	0	0	0	0	0	0	0	0	0	0	0	0	0
0800	14	0	0	0	0	0	0	2	0	0	1	5	1	2	1	1	0	1	0	0	0	0	0	0	0	0	0	0	0	0
0900	**17**	**0**	**0**	**0**	**0**	**0**	**0**	**0**	**0**	**0**	**3**	**1**	**3**	**5**	**0**	**3**	**2**	**0**	**0**	**0**	**0**	**0**	**0**	**0**	**0**	**0**	**0**	**0**	**0**	**0**
1000	14	0	0	0	0	1	1	0	1	1	1	0	2	4	1	1	1	0	0	0	0	0	0	0	0	0	0	0	0	0
1100	10	0	0	0	0	0	0	0	1	0	3	0	2	3	0	1	0	0	0	0	0	0	0	0	0	0	0	0	0	0
1200	11	0	0	0	0	0	0	0	0	0	1	2	3	1	0	1	1	0	2	0	0	0	0	0	0	0	0	0	0	0
1300	19	0	0	0	0	1	0	0	0	0	3	1	6	3	3	1	0	1	0	0	0	0	0	0	0	0	0	0	0	0
1400	11	0	0	0	0	0	0	0	0	1	0	1	3	3	1	1	0	0	1	0	0	0	0	0	0	0	0	0	0	0
1500	17	0	0	0	0	0	0	0	2	3	2	3	4	3	0	0	0	0	0	0	0	0	0	0	0	0	0	0	0	0
1600	11	0	0	0	0	0	0	0	0	1	3	1	4	2	0	0	0	0	0	0	0	0	0	0	0	0	0	0	0	0
1700	20	0	0	0	1	0	0	0	0	2	5	4	3	3	1	1	0	0	0	0	0	0	0	0	0	0	0	0	0	0
1800	**24**	**0**	**0**	**0**	**1**	**0**	**0**	**0**	**0**	**1**	**2**	**6**	**2**	**3**	**3**	**2**	**2**	**1**	**0**	**1**	**0**	**0**	**0**	**0**	**0**	**0**	**0**	**0**	**0**	**0**
1900	9	0	0	0	0	0	0	1	0	1	3	0	2	2	0	0	0	0	0	0	0	0	0	0	0	0	0	0	0	0
2000	8	0	0	0	0	0	0	0	1	0	0	3	3	0	0	0	0	0	1	0	0	0	0	0	0	0	0	0	0	0
2100	5	0	0	0	0	0	0	0	0	0	0	0	2	1	2	0	0	0	0	0	0	0	0	0	0	0	0	0	0	0
2200	2	0	0	0	0	0	0	0	0	0	0	0	0	1	1	0	0	0	0	0	0	0	0	0	0	0	0	0	0	0
2300	3	0	0	0	0	0	0	0	1	0	0	1	0	1	0	0	0	0	0	0	0	0	0	0	0	0	0	0	0	0
07-19	**176**	**0**	**0**	**0**	**2**	**2**	**1**	**4**	**4**	**9**	**24**	**25**	**35**	**33**	**12**	**12**	**6**	**3**	**3**	**1**	**0**	**0**	**0**	**0**	**0**	**0**	**0**	**0**	**0**	**0**
06-22	**200**	**0**	**0**	**0**	**2**	**2**	**1**	**5**	**5**	**10**	**27**	**28**	**42**	**36**	**15**	**12**	**7**	**3**	**4**	**1**	**0**	**0**	**0**	**0**	**0**	**0**	**0**	**0**	**0**	**0**
06-00	**205**	**0**	**0**	**0**	**2**	**2**	**1**	**5**	**6**	**10**	**27**	**29**	**42**	**38**	**16**	**12**	**7**	**3**	**4**	**1**	**0**	**0**	**0**	**0**	**0**	**0**	**0**	**0**	**0**	**0**
00-00	**208**	**0**	**0**	**0**	**2**	**2**	**1**	**5**	**6**	**10**	**27**	**30**	**43**	**38**	**16**	**12**	**7**	**3**	**4**	**2**	**0**	**0**	**0**	**0**	**0**	**0**	**0**	**0**	**0**	**0**

DRAFT

Site 46
Location L683740, Att - Telepole, Lat 53.83698, Long -6.80348
Direction South

3279 / Meath/Cavan/Monaghan ATC's
October 2013
Automatic Traffic Count

Wed, 9 October 2013

Time	Total	Speed Bins (km/h)																											
		0 - 5	5 - 10	10 - 15	15 - 20	20 - 25	25 - 30	30 - 35	35 - 40	40 - 45	45 - 50	50 - 55	55 - 60	60 - 65	65 - 70	70 - 75	75 - 80	80 - 85	85 - 90	90 - 95	95 - 100	100 - 105	105 - 110	110 - 115	115 - 120	120 - 125	125 - 130	130 - 135	135 - 140
0000	0	0	0	0	0	0	0	0	0	0	0	0	0	0	0	0	0	0	0	0	0	0	0	0	0	0	0	0	0
0100	1	0	0	0	0	0	0	0	0	0	0	0	1	0	0	0	0	0	0	0	0	0	0	0	0	0	0	0	0
0200	0	0	0	0	0	0	0	0	0	0	0	0	0	0	0	0	0	0	0	0	0	0	0	0	0	0	0	0	0
0300	0	0	0	0	0	0	0	0	0	0	0	0	0	0	0	0	0	0	0	0	0	0	0	0	0	0	0	0	0
0400	0	0	0	0	0	0	0	0	0	0	0	0	0	0	0	0	0	0	0	0	0	0	0	0	0	0	0	0	0
0500	0	0	0	0	0	0	0	0	0	0	0	0	0	0	0	0	0	0	0	0	0	0	0	0	0	0	0	0	0
0600	2	0	0	0	0	0	0	0	0	0	0	0	1	0	0	1	0	0	0	0	0	0	0	0	0	0	0	0	0
0700	9	0	0	0	0	0	0	0	0	0	3	0	0	3	1	1	1	0	0	0	0	0	0	0	0	0	0	0	0
0800	**15**	**0**	**0**	**0**	**0**	**0**	**0**	**0**	**0**	**0**	**0**	**5**	**3**	**2**	**3**	**1**	**0**	**0**	**1**	**0**	**0**	**0**	**0**	**0**	**0**	**0**	**0**	**0**	**0**
0900	13	0	0	0	0	0	0	0	0	0	1	1	1	2	2	3	1	0	2	0	0	0	0	0	0	0	0	0	0
1000	8	0	0	0	0	0	1	0	1	0	1	1	0	3	1	0	0	0	0	0	0	0	0	0	0	0	0	0	0
1100	10	0	0	0	0	0	0	1	0	0	1	3	1	3	0	0	1	0	0	0	0	0	0	0	0	0	0	0	0
1200	14	0	0	1	0	0	1	0	0	2	1	3	1	3	1	1	0	0	0	0	0	0	0	0	0	0	0	0	0
1300	12	0	0	0	0	0	0	0	0	0	1	3	2	5	0	0	0	0	0	1	0	0	0	0	0	0	0	0	0
1400	14	0	0	0	0	0	0	0	0	3	0	2	2	0	3	3	1	0	0	0	0	0	0	0	0	0	0	0	0
1500	18	0	0	0	0	0	1	0	2	0	2	2	2	2	5	2	0	0	0	0	0	0	0	0	0	0	0	0	0
1600	14	0	0	0	0	0	1	0	0	0	1	2	0	3	3	4	0	0	0	0	0	0	0	0	0	0	0	0	0
1700	15	0	0	0	0	0	1	0	0	1	0	2	2	5	0	2	2	0	0	0	0	0	0	0	0	0	0	0	0
1800	**25**	**0**	**0**	**0**	**0**	**0**	**0**	**3**	**0**	**0**	**4**	**2**	**3**	**2**	**5**	**3**	**0**	**1**	**2**	**0**	**0**	**0**	**0**	**0**	**0**	**0**	**0**	**0**	**0**
1900	13	0	0	0	0	1	0	0	0	2	1	1	0	0	2	4	1	1	0	0	0	0	0	0	0	0	0	0	0
2000	9	0	0	0	0	0	0	0	0	1	0	2	1	2	2	0	0	1	0	0	0	0	0	0	0	0	0	0	0
2100	12	0	0	0	0	0	2	0	1	0	1	0	3	2	1	1	0	0	1	0	0	0	0	0	0	0	0	0	0
2200	5	0	0	0	0	0	0	0	0	0	0	0	2	1	0	0	1	0	0	1	0	0	0	0	0	0	0	0	0
2300	0	0	0	0	0	0	0	0	0	0	0	0	0	0	0	0	0	0	0	0	0	0	0	0	0	0	0	0	0
07-19	**167**	**0**	**0**	**1**	**0**	**0**	**5**	**4**	**3**	**6**	**15**	**26**	**17**	**33**	**24**	**20**	**6**	**1**	**5**	**1**	**0**	**0**	**0**	**0**	**0**	**0**	**0**	**0**	**0**
06-22	**203**	**0**	**0**	**1**	**0**	**1**	**7**	**4**	**4**	**9**	**17**	**29**	**22**	**37**	**29**	**26**	**7**	**3**	**6**	**1**	**0**	**0**	**0**	**0**	**0**	**0**	**0**	**0**	**0**
06-00	**208**	**0**	**0**	**1**	**0**	**1**	**7**	**4**	**4**	**9**	**17**	**29**	**24**	**38**	**29**	**26**	**8**	**3**	**6**	**2**	**0**	**0**	**0**	**0**	**0**	**0**	**0**	**0**	**0**
00-00	**209**	**0**	**0**	**1**	**0**	**1**	**7**	**4**	**4**	**9**	**17**	**29**	**25**	**38**	**29**	**26**	**8**	**3**	**6**	**2**	**0**	**0**	**0**	**0**	**0**	**0**	**0**	**0**	**0**

DRAFT

Site 46
Location L683740, Att - Telepole, Lat 53.83698, Long -6.80348
Direction South

3279 / Meath/Cavan/Monaghan ATC's
October 2013
Automatic Traffic Count

Thu, 10 October 2013

Time	Total	Speed Bins (km/h)																											
		0 - 5	5 - 10	10 - 15	15 - 20	20 - 25	25 - 30	30 - 35	35 - 40	40 - 45	45 - 50	50 - 55	55 - 60	60 - 65	65 - 70	70 - 75	75 - 80	80 - 85	85 - 90	90 - 95	95 - 100	100 - 105	105 - 110	110 - 115	115 - 120	120 - 125	125 - 130	130 - 135	135 - 140
0000	1	0	0	0	0	0	0	0	0	0	1	0	0	0	0	0	0	0	0	0	0	0	0	0	0	0	0	0	0
0100	1	0	0	0	0	0	0	0	0	0	0	0	0	1	0	0	0	0	0	0	0	0	0	0	0	0	0	0	0
0200	0	0	0	0	0	0	0	0	0	0	0	0	0	0	0	0	0	0	0	0	0	0	0	0	0	0	0	0	0
0300	0	0	0	0	0	0	0	0	0	0	0	0	0	0	0	0	0	0	0	0	0	0	0	0	0	0	0	0	0
0400	0	0	0	0	0	0	0	0	0	0	0	0	0	0	0	0	0	0	0	0	0	0	0	0	0	0	0	0	0
0500	1	0	0	0	0	0	0	0	0	0	0	1	0	0	0	0	0	0	0	0	0	0	0	0	0	0	0	0	0
0600	3	0	0	0	0	0	0	0	0	0	0	0	0	0	1	1	0	1	0	0	0	0	0	0	0	0	0	0	0
0700	2	0	0	0	0	0	0	0	0	0	0	0	0	0	2	0	0	0	0	0	0	0	0	0	0	0	0	0	0
0800	**15**	**0**	**0**	**0**	**0**	**0**	**0**	**0**	**2**	**0**	**2**	**2**	**4**	**2**	**3**	**0**	**0**	**0**	**0**	**0**	**0**	**0**	**0**	**0**	**0**	**0**	**0**	**0**	**0**
0900	14	0	3	2	0	0	0	0	2	0	2	3	2	0	0	0	0	0	0	0	0	0	0	0	0	0	0	0	0
1000	13	1	0	0	0	0	0	1	1	2	0	3	1	2	0	1	0	1	0	0	0	0	0	0	0	0	0	0	0
1100	6	0	0	0	0	0	0	0	0	0	0	0	1	1	1	2	0	1	0	0	0	0	0	0	0	0	0	0	0
1200	10	0	0	0	0	0	0	2	1	1	0	3	0	1	2	0	0	0	0	0	0	0	0	0	0	0	0	0	0
1300	14	0	0	0	0	1	0	0	0	1	0	3	3	3	2	0	1	0	0	0	0	0	0	0	0	0	0	0	0
1400	**18**	**0**	**0**	**0**	**0**	**0**	**0**	**1**	**0**	**2**	**1**	**0**	**4**	**2**	**5**	**1**	**2**	**0**	**0**	**0**	**0**	**0**	**0**	**0**	**0**	**0**	**0**	**0**	**0**
1500	8	0	0	0	0	0	1	0	0	0	0	1	2	1	0	2	1	0	0	0	0	0	0	0	0	0	0	0	0
1600	12	0	0	0	0	0	0	1	0	1	0	2	2	4	1	1	0	0	0	0	0	0	0	0	0	0	0	0	0
1700	14	0	0	0	0	0	0	0	0	0	0	2	6	2	4	0	0	0	0	0	0	0	0	0	0	0	0	0	0
1800	13	0	0	0	0	0	0	1	0	2	0	2	3	3	1	0	0	0	0	0	1	0	0	0	0	0	0	0	0
1900	13	0	0	0	0	0	0	0	0	2	2	1	5	0	2	0	1	0	0	0	0	0	0	0	0	0	0	0	0
2000	15	0	0	0	0	0	0	0	0	3	1	0	5	2	2	2	0	0	0	0	0	0	0	0	0	0	0	0	0
2100	10	0	0	0	0	0	0	0	0	1	2	1	1	4	0	0	0	1	0	0	0	0	0	0	0	0	0	0	0
2200	6	0	0	0	0	0	0	0	0	1	0	2	0	1	1	1	0	0	0	0	0	0	0	0	0	0	0	0	0
2300	3	0	0	0	0	0	0	0	0	0	0	0	0	1	1	0	1	0	0	0	0	0	0	0	0	0	0	0	0
07-19	**139**	**1**	**3**	**2**	**0**	**1**	**1**	**6**	**6**	**9**	**5**	**21**	**28**	**21**	**21**	**7**	**4**	**2**	**0**	**0**	**1**	**0**	**0**	**0**	**0**	**0**	**0**	**0**	**0**
06-22	**180**	**1**	**3**	**2**	**0**	**1**	**1**	**6**	**6**	**15**	**10**	**23**	**39**	**27**	**26**	**10**	**5**	**4**	**0**	**0**	**1**	**0**	**0**	**0**	**0**	**0**	**0**	**0**	**0**
06-00	**189**	**1**	**3**	**2**	**0**	**1**	**1**	**6**	**6**	**16**	**10**	**25**	**39**	**29**	**28**	**11**	**6**	**4**	**0**	**0**	**1**	**0**	**0**	**0**	**0**	**0**	**0**	**0**	**0**
00-00	**192**	**1**	**3**	**2**	**0**	**1**	**1**	**6**	**6**	**16**	**11**	**26**	**39**	**30**	**28**	**11**	**6**	**4**	**0**	**0**	**1**	**0**	**0**	**0**	**0**	**0**	**0**	**0**	**0**

DRAFT

Site 46
Location L683740, Att - Telepole, Lat 53.83698, Long -6.80348
Direction South

3279 / Meath/Cavan/Monaghan ATC's
October 2013
Automatic Traffic Count

Fri, 11 October 2013

Time	Total	Speed Bins (km/h)																											
		0 - 5	5 - 10	10 - 15	15 - 20	20 - 25	25 - 30	30 - 35	35 - 40	40 - 45	45 - 50	50 - 55	55 - 60	60 - 65	65 - 70	70 - 75	75 - 80	80 - 85	85 - 90	90 - 95	95 - 100	100 - 105	105 - 110	110 - 115	115 - 120	120 - 125	125 - 130	130 - 135	135 - 140
0000	0	0	0	0	0	0	0	0	0	0	0	0	0	0	0	0	0	0	0	0	0	0	0	0	0	0	0	0	0
0100	0	0	0	0	0	0	0	0	0	0	0	0	0	0	0	0	0	0	0	0	0	0	0	0	0	0	0	0	0
0200	0	0	0	0	0	0	0	0	0	0	0	0	0	0	0	0	0	0	0	0	0	0	0	0	0	0	0	0	0
0300	0	0	0	0	0	0	0	0	0	0	0	0	0	0	0	0	0	0	0	0	0	0	0	0	0	0	0	0	0
0400	1	0	0	0	0	0	0	0	0	0	0	0	0	0	0	0	1	0	0	0	0	0	0	0	0	0	0	0	0
0500	0	0	0	0	0	0	0	0	0	0	0	0	0	0	0	0	0	0	0	0	0	0	0	0	0	0	0	0	0
0600	1	0	0	0	0	0	0	0	0	0	1	0	0	0	0	0	0	0	0	0	0	0	0	0	0	0	0	0	0
0700	5	0	0	0	0	0	0	0	0	0	0	0	0	0	5	0	0	0	0	0	0	0	0	0	0	0	0	0	0
0800	**14**	**0**	**0**	**0**	**0**	**1**	**1**	**0**	**1**	**1**	**0**	**4**	**0**	**0**	**4**	**1**	**1**	**0**	**0**	**0**	**0**	**0**	**0**	**0**	**0**	**0**	**0**	**0**	**0**
0900	12	0	0	0	0	0	0	0	0	0	1	4	3	1	2	1	0	0	0	0	0	0	0	0	0	0	0	0	0
1000	6	0	0	0	0	0	0	0	1	1	0	0	1	2	0	0	1	0	0	0	0	0	0	0	0	0	0	0	0
1100	11	0	0	0	0	0	0	0	1	0	0	0	2	4	1	3	0	0	0	0	0	0	0	0	0	0	0	0	0
1200	12	0	0	0	0	0	0	1	2	3	1	2	1	0	1	0	0	1	0	0	0	0	0	0	0	0	0	0	0
1300	8	0	0	0	0	0	0	1	0	0	0	0	1	2	1	0	1	1	0	1	0	0	0	0	0	0	0	0	0
1400	**18**	**0**	**0**	**0**	**0**	**0**	**1**	**0**	**0**	**1**	**3**	**1**	**2**	**7**	**1**	**1**	**0**	**1**	**0**	**0**	**0**	**0**	**0**	**0**	**0**	**0**	**0**	**0**	**0**
1500	16	0	0	0	0	0	0	0	0	0	2	0	4	2	1	2	3	2	0	0	0	0	0	0	0	0	0	0	0
1600	15	0	0	0	0	0	1	0	0	1	3	4	2	2	1	0	0	0	0	0	1	0	0	0	0	0	0	0	0
1700	14	0	0	0	0	0	0	1	0	0	2	3	2	2	1	1	1	1	0	0	0	0	0	0	0	0	0	0	0
1800	16	0	0	0	0	0	0	0	1	0	2	2	4	3	2	1	0	0	1	0	0	0	0	0	0	0	0	0	0
1900	8	0	0	0	0	0	0	1	0	1	0	0	4	1	0	0	1	0	0	0	0	0	0	0	0	0	0	0	0
2000	13	0	0	0	1	0	0	0	0	2	0	2	3	1	0	2	1	0	1	0	0	0	0	0	0	0	0	0	0
2100	7	0	0	0	0	0	0	0	1	0	0	1	3	1	1	0	0	0	0	0	0	0	0	0	0	0	0	0	0
2200	3	0	0	0	0	1	0	0	0	0	0	0	1	0	0	0	1	0	0	0	0	0	0	0	0	0	0	0	0
2300	1	0	0	0	0	0	0	0	0	0	0	0	0	0	0	0	0	1	0	0	0	0	0	0	0	0	0	0	0
07-19	**147**	**0**	**0**	**0**	**0**	**1**	**3**	**3**	**6**	**7**	**14**	**20**	**22**	**25**	**20**	**10**	**7**	**6**	**1**	**1**	**1**	**0**	**0**	**0**	**0**	**0**	**0**	**0**	**0**
06-22	**176**	**0**	**0**	**0**	**1**	**1**	**3**	**4**	**7**	**10**	**15**	**23**	**32**	**28**	**21**	**12**	**9**	**6**	**2**	**1**	**1**	**0**	**0**	**0**	**0**	**0**	**0**	**0**	**0**
06-00	**180**	**0**	**0**	**0**	**1**	**2**	**3**	**4**	**7**	**10**	**15**	**23**	**33**	**28**	**21**	**12**	**10**	**7**	**2**	**1**	**1**	**0**	**0**	**0**	**0**	**0**	**0**	**0**	**0**
00-00	**181**	**0**	**0**	**0**	**1**	**2**	**3**	**4**	**7**	**10**	**15**	**23**	**33**	**28**	**21**	**12**	**11**	**7**	**2**	**1**	**1**	**0**	**0**	**0**	**0**	**0**	**0**	**0**	**0**

DRAFT

Site 46
Location L683740, Att - Telepole, Lat 53.83698, Long -6.80348
Direction South

3279 / Meath/Cavan/Monaghan ATC's
October 2013
Automatic Traffic Count

Sat, 12 October 2013

Time	Total	Speed Bins (km/h)																											
		0 - 5	5 - 10	10 - 15	15 - 20	20 - 25	25 - 30	30 - 35	35 - 40	40 - 45	45 - 50	50 - 55	55 - 60	60 - 65	65 - 70	70 - 75	75 - 80	80 - 85	85 - 90	90 - 95	95 - 100	100 - 105	105 - 110	110 - 115	115 - 120	120 - 125	125 - 130	130 - 135	135 - 140
0000	1	0	0	0	0	0	0	0	0	0	0	0	0	0	0	1	0	0	0	0	0	0	0	0	0	0	0	0	0
0100	5	0	0	0	0	1	0	0	0	1	0	1	0	0	1	0	1	0	0	0	0	0	0	0	0	0	0	0	0
0200	3	0	0	0	0	0	0	0	0	1	0	1	0	1	0	0	0	0	0	0	0	0	0	0	0	0	0	0	0
0300	0	0	0	0	0	0	0	0	0	0	0	0	0	0	0	0	0	0	0	0	0	0	0	0	0	0	0	0	0
0400	1	0	0	0	0	0	0	0	0	1	0	0	0	0	0	0	0	0	0	0	0	0	0	0	0	0	0	0	0
0500	0	0	0	0	0	0	0	0	0	0	0	0	0	0	0	0	0	0	0	0	0	0	0	0	0	0	0	0	0
0600	0	0	0	0	0	0	0	0	0	0	0	0	0	0	0	0	0	0	0	0	0	0	0	0	0	0	0	0	0
0700	3	0	0	0	0	0	0	0	0	0	0	0	1	0	2	0	0	0	0	0	0	0	0	0	0	0	0	0	0
0800	4	0	0	0	0	0	0	0	0	1	1	0	0	0	0	0	2	0	0	0	0	0	0	0	0	0	0	0	0
0900	9	0	0	0	0	0	0	0	0	1	0	2	0	1	1	3	0	0	1	0	0	0	0	0	0	0	0	0	0
1000	**15**	**0**	**0**	**0**	**0**	**0**	**0**	**0**	**0**	**1**	**3**	**1**	**2**	**4**	**1**	**3**	**0**	**0**	**0**	**0**	**0**	**0**	**0**	**0**	**0**	**0**	**0**	**0**	**0**
1100	14	0	0	0	0	0	0	0	1	0	2	2	4	1	3	0	1	0	0	0	0	0	0	0	0	0	0	0	0
1200	11	0	0	0	0	0	1	0	0	1	0	2	2	3	2	0	0	0	0	0	0	0	0	0	0	0	0	0	0
1300	9	0	0	0	0	0	0	1	0	1	0	2	3	1	1	0	0	0	0	0	0	0	0	0	0	0	0	0	0
1400	15	0	0	0	0	0	0	1	1	0	1	4	3	0	3	1	0	0	1	0	0	0	0	0	0	0	0	0	0
1500	9	0	0	0	0	0	0	0	0	0	1	0	4	2	0	0	2	0	0	0	0	0	0	0	0	0	0	0	0
1600	**19**	**0**	**0**	**0**	**1**	**0**	**0**	**0**	**0**	**1**	**2**	**1**	**2**	**5**	**2**	**3**	**0**	**1**	**0**	**1**	**0**	**0**	**0**	**0**	**0**	**0**	**0**	**0**	**0**
1700	17	0	0	0	0	1	0	0	0	1	3	2	2	5	2	1	0	0	0	0	0	0	0	0	0	0	0	0	0
1800	9	0	0	0	0	0	0	0	0	1	0	0	0	2	4	1	1	0	0	0	0	0	0	0	0	0	0	0	0
1900	15	0	0	0	0	1	0	0	1	1	0	2	4	1	1	3	1	0	0	0	0	0	0	0	0	0	0	0	0
2000	11	0	0	0	0	0	0	0	0	1	2	3	2	1	1	0	0	0	1	0	0	0	0	0	0	0	0	0	0
2100	6	0	0	0	0	1	0	0	0	0	1	2	0	0	1	0	0	0	0	1	0	0	0	0	0	0	0	0	0
2200	2	0	0	0	0	0	0	0	0	0	0	0	0	1	1	0	0	0	0	0	0	0	0	0	0	0	0	0	0
2300	2	0	0	0	0	0	0	0	0	0	0	0	0	1	0	0	1	0	0	0	0	0	0	0	0	0	0	0	0
07-19	**134**	**0**	**0**	**0**	**1**	**1**	**1**	**2**	**2**	**8**	**13**	**16**	**23**	**24**	**21**	**12**	**6**	**1**	**2**	**1**	**0**	**0**	**0**	**0**	**0**	**0**	**0**	**0**	**0**
06-22	**166**	**0**	**0**	**0**	**1**	**3**	**1**	**2**	**3**	**10**	**16**	**23**	**29**	**26**	**24**	**15**	**7**	**1**	**3**	**2**	**0**	**0**	**0**	**0**	**0**	**0**	**0**	**0**	**0**
06-00	**170**	**0**	**0**	**0**	**1**	**3**	**1**	**2**	**3**	**10**	**16**	**23**	**29**	**28**	**25**	**15**	**8**	**1**	**3**	**2**	**0**	**0**	**0**	**0**	**0**	**0**	**0**	**0**	**0**
00-00	**180**	**0**	**0**	**0**	**1**	**4**	**1**	**2**	**3**	**13**	**16**	**25**	**29**	**29**	**26**	**16**	**9**	**1**	**3**	**2**	**0**	**0**	**0**	**0**	**0**	**0**	**0**	**0**	**0**

DRAFT

Site 46
Location L683740, Att - Telepole, Lat 53.83698, Long -6.80348
Direction South

3279 / Meath/Cavan/Monaghan ATC's
October 2013
Automatic Traffic Count

Sun, 13 October 2013

Time	Total	Speed Bins (km/h)																												
		0 - 5	5 - 10	10 - 15	15 - 20	20 - 25	25 - 30	30 - 35	35 - 40	40 - 45	45 - 50	50 - 55	55 - 60	60 - 65	65 - 70	70 - 75	75 - 80	80 - 85	85 - 90	90 - 95	95 - 100	100 - 105	105 - 110	110 - 115	115 - 120	120 - 125	125 - 130	130 - 135	135 - 140
0000	2	0	0	0	0	0	0	0	0	0	0	0	0	1	1	0	0	0	0	0	0	0	0	0	0	0	0	0	0	0
0100	2	0	0	0	0	0	0	0	0	0	0	0	0	1	0	0	0	0	1	0	0	0	0	0	0	0	0	0	0	0
0200	3	0	0	0	0	0	0	0	0	0	0	1	0	1	0	0	1	0	0	0	0	0	0	0	0	0	0	0	0	0
0300	0	0	0	0	0	0	0	0	0	0	0	0	0	0	0	0	0	0	0	0	0	0	0	0	0	0	0	0	0	0
0400	2	0	0	0	0	0	0	1	0	0	0	0	0	1	0	0	0	0	0	0	0	0	0	0	0	0	0	0	0	0
0500	1	0	0	0	0	0	0	0	0	0	0	0	0	0	1	0	0	0	0	0	0	0	0	0	0	0	0	0	0	0
0600	1	0	0	0	0	0	0	0	0	0	0	0	0	0	0	0	1	0	0	0	0	0	0	0	0	0	0	0	0	0
0700	1	0	0	0	0	0	0	0	0	0	0	0	1	0	0	0	0	0	0	0	0	0	0	0	0	0	0	0	0	0
0800	4	0	0	0	0	0	0	0	0	0	0	0	1	2	0	1	0	0	0	0	0	0	0	0	0	0	0	0	0	0
0900	4	0	0	0	0	0	0	0	0	0	2	1	0	0	1	0	0	0	0	0	0	0	0	0	0	0	0	0	0	0
1000	4	0	0	0	0	0	0	0	0	0	1	1	1	1	0	0	0	0	0	0	0	0	0	0	0	0	0	0	0	0
1100	**10**	**0**	**0**	**0**	**0**	**0**	**0**	**0**	**1**	**1**	**1**	**3**	**1**	**0**	**0**	**2**	**1**	**0**	**0**	**0**	**0**	**0**	**0**	**0**	**0**	**0**	**0**	**0**	**0**	**0**
1200	**17**	**0**	**0**	**0**	**0**	**0**	**0**	**4**	**0**	**0**	**0**	**2**	**3**	**6**	**0**	**1**	**1**	**0**	**0**	**0**	**0**	**0**	**0**	**0**	**0**	**0**	**0**	**0**	**0**	**0**
1300	9	0	0	0	0	0	0	0	0	0	0	3	2	2	1	1	0	0	0	0	0	0	0	0	0	0	0	0	0	0
1400	6	0	0	0	0	0	0	0	0	0	1	3	0	1	0	0	1	0	0	0	0	0	0	0	0	0	0	0	0	0
1500	10	0	0	0	0	1	1	0	0	1	1	2	0	1	1	1	1	0	0	0	0	0	0	0	0	0	0	0	0	0
1600	12	0	0	0	1	0	0	0	0	1	0	1	5	1	2	1	0	0	0	0	0	0	0	0	0	0	0	0	0	0
1700	13	0	0	0	0	0	0	0	1	0	0	1	3	4	2	0	1	1	0	0	0	0	0	0	0	0	0	0	0	0
1800	9	0	0	0	0	1	1	0	1	0	1	0	0	3	1	1	0	0	0	0	0	0	0	0	0	0	0	0	0	0
1900	9	0	0	0	0	1	0	0	0	1	0	0	3	2	0	1	0	1	0	0	0	0	0	0	0	0	0	0	0	0
2000	6	0	0	0	0	0	0	0	0	2	0	0	1	0	1	2	0	0	0	0	0	0	0	0	0	0	0	0	0	0
2100	4	0	0	0	0	0	0	0	0	0	0	1	1	1	1	0	0	0	0	0	0	0	0	0	0	0	0	0	0	0
2200	6	0	0	0	0	0	0	1	0	1	1	2	0	0	1	0	0	0	0	0	0	0	0	0	0	0	0	0	0	0
2300	1	0	0	0	0	0	0	0	0	0	0	0	0	0	0	0	0	0	0	0	1	0	0	0	0	0	0	0	0	0
07-19	**99**	**0**	**0**	**0**	**1**	**2**	**2**	**4**	**3**	**3**	**7**	**17**	**17**	**21**	**8**	**8**	**5**	**1**	**0**	**0**	**0**	**0**	**0**	**0**	**0**	**0**	**0**	**0**	**0**	**0**
06-22	**119**	**0**	**0**	**0**	**1**	**3**	**2**	**4**	**3**	**6**	**7**	**18**	**22**	**24**	**10**	**11**	**6**	**2**	**0**	**0**	**0**	**0**	**0**	**0**	**0**	**0**	**0**	**0**	**0**	**0**
06-00	**126**	**0**	**0**	**0**	**1**	**3**	**2**	**5**	**3**	**7**	**8**	**20**	**22**	**24**	**11**	**11**	**6**	**2**	**0**	**0**	**1**	**0**	**0**	**0**	**0**	**0**	**0**	**0**	**0**	**0**
00-00	**136**	**0**	**0**	**0**	**1**	**3**	**2**	**6**	**3**	**7**	**8**	**21**	**22**	**28**	**13**	**11**	**7**	**2**	**1**	**0**	**1**	**0**	**0**	**0**	**0**	**0**	**0**	**0**	**0**	**0**

DRAFT

Site 46
Location L683740, Att - Telepole, Lat 53.83698, Long -6.80348
Direction South

3279 / Meath/Cavan/Monaghan ATC's
October 2013
Automatic Traffic Count

Mon, 14 October 2013

Time	Total	Speed Bins (km/h)																											
		0 - 5	5 - 10	10 - 15	15 - 20	20 - 25	25 - 30	30 - 35	35 - 40	40 - 45	45 - 50	50 - 55	55 - 60	60 - 65	65 - 70	70 - 75	75 - 80	80 - 85	85 - 90	90 - 95	95 - 100	100 - 105	105 - 110	110 - 115	115 - 120	120 - 125	125 - 130	130 - 135	135 - 140
0000	1	0	0	0	0	0	0	0	0	0	0	0	0	0	1	0	0	0	0	0	0	0	0	0	0	0	0	0	0
0100	0	0	0	0	0	0	0	0	0	0	0	0	0	0	0	0	0	0	0	0	0	0	0	0	0	0	0	0	0
0200	0	0	0	0	0	0	0	0	0	0	0	0	0	0	0	0	0	0	0	0	0	0	0	0	0	0	0	0	0
0300	0	0	0	0	0	0	0	0	0	0	0	0	0	0	0	0	0	0	0	0	0	0	0	0	0	0	0	0	0
0400	0	0	0	0	0	0	0	0	0	0	0	0	0	0	0	0	0	0	0	0	0	0	0	0	0	0	0	0	0
0500	0	0	0	0	0	0	0	0	0	0	0	0	0	0	0	0	0	0	0	0	0	0	0	0	0	0	0	0	0
0600	3	0	0	0	0	0	0	0	0	0	0	0	1	1	1	0	0	0	0	0	0	0	0	0	0	0	0	0	0
0700	5	0	0	0	0	0	0	0	0	0	0	0	0	1	4	0	0	0	0	0	0	0	0	0	0	0	0	0	0
0800	14	0	0	0	0	0	0	0	0	1	1	3	3	2	1	1	0	2	0	0	0	0	0	0	0	0	0	0	0	0
0900	**18**	**0**	**0**	**0**	**0**	**0**	**0**	**0**	**0**	**0**	**0**	**0**	**3**	**7**	**4**	**2**	**2**	**0**	**0**	**0**	**0**	**0**	**0**	**0**	**0**	**0**	**0**	**0**	**0**	**0**
1000	13	0	0	0	0	0	0	0	0	1	1	1	3	1	4	1	1	0	0	0	0	0	0	0	0	0	0	0	0	0
1100	7	0	0	0	0	0	1	0	0	0	1	0	2	1	0	1	1	0	0	0	0	0	0	0	0	0	0	0	0	0
1200	8	0	0	0	0	0	0	0	0	1	0	1	1	1	3	1	0	0	0	0	0	0	0	0	0	0	0	0	0	0
1300	9	0	0	0	0	0	1	0	0	0	0	0	1	3	1	1	0	1	1	0	0	0	0	0	0	0	0	0	0	0
1400	17	0	0	0	0	0	0	0	0	0	2	3	4	4	1	2	1	0	0	0	0	0	0	0	0	0	0	0	0	0
1500	11	0	0	0	0	0	0	0	1	0	3	0	2	2	1	0	2	0	0	0	0	0	0	0	0	0	0	0	0	0
1600	19	0	0	0	0	0	0	0	1	2	0	2	6	2	1	2	1	1	1	0	0	0	0	0	0	0	0	0	0	0
1700	22	0	0	0	0	0	0	0	0	1	2	4	4	4	2	3	2	0	0	0	0	0	0	0	0	0	0	0	0	0
1800	**26**	**0**	**0**	**0**	**0**	**0**	**2**	**0**	**0**	**2**	**3**	**3**	**0**	**5**	**5**	**2**	**2**	**1**	**0**	**1**	**0**	**0**	**0**	**0**	**0**	**0**	**0**	**0**	**0**	**0**
1900	8	0	0	0	0	0	0	0	0	1	0	1	0	2	1	2	0	0	1	0	0	0	0	0	0	0	0	0	0	0
2000	6	0	0	0	0	0	0	1	0	0	1	1	1	0	1	0	1	0	0	0	0	0	0	0	0	0	0	0	0	0
2100	5	0	0	0	0	0	0	0	0	0	0	1	1	1	1	1	0	0	0	0	0	0	0	0	0	0	0	0	0	0
2200	2	0	0	0	0	0	0	0	0	0	0	0	0	2	0	0	0	0	0	0	0	0	0	0	0	0	0	0	0	0
2300	2	0	0	0	0	0	0	0	0	0	0	0	0	0	0	2	0	0	0	0	0	0	0	0	0	0	0	0	0	0
07-19	**169**	**0**	**0**	**0**	**0**	**0**	**4**	**0**	**2**	**8**	**13**	**17**	**29**	**33**	**27**	**16**	**12**	**5**	**2**	**1**	**0**	**0**	**0**	**0**	**0**	**0**	**0**	**0**	**0**	**0**
06-22	**191**	**0**	**0**	**0**	**0**	**0**	**4**	**1**	**2**	**9**	**14**	**20**	**32**	**37**	**31**	**19**	**13**	**5**	**3**	**1**	**0**	**0**	**0**	**0**	**0**	**0**	**0**	**0**	**0**	**0**
06-00	**195**	**0**	**0**	**0**	**0**	**0**	**4**	**1**	**2**	**9**	**14**	**20**	**32**	**39**	**31**	**21**	**13**	**5**	**3**	**1**	**0**	**0**	**0**	**0**	**0**	**0**	**0**	**0**	**0**	**0**
00-00	**196**	**0**	**0**	**0**	**0**	**0**	**4**	**1**	**2**	**9**	**14**	**20**	**32**	**39**	**32**	**21**	**13**	**5**	**3**	**1**	**0**	**0**	**0**	**0**	**0**	**0**	**0**	**0**	**0**	**0**

DRAFT

Site 46
Location L683740, Att - Telepole, Lat 53.83698, Long -6.80348
Direction South

3279 / Meath/Cavan/Monaghan ATC's
October 2013
Automatic Traffic Count

Virtual Day (7)

Time	Total	Speed Bins (km/h)																											
		0 - 5	5 - 10	10 - 15	15 - 20	20 - 25	25 - 30	30 - 35	35 - 40	40 - 45	45 - 50	50 - 55	55 - 60	60 - 65	65 - 70	70 - 75	75 - 80	80 - 85	85 - 90	90 - 95	95 - 100	100 - 105	105 - 110	110 - 115	115 - 120	120 - 125	125 - 130	130 - 135	135 - 140
0000	1	0	0	0	0	0	0	0	0	0	0	0	0	0	0	0	0	0	0	0	0	0	0	0	0	0	0	0	0
0100	1	0	0	0	0	0	0	0	0	0	0	0	0	0	0	0	0	0	0	0	0	0	0	0	0	0	0	0	0
0200	1	0	0	0	0	0	0	0	0	0	0	0	0	0	0	0	0	0	0	0	0	0	0	0	0	0	0	0	0
0300	0	0	0	0	0	0	0	0	0	0	0	0	0	0	0	0	0	0	0	0	0	0	0	0	0	0	0	0	0
0400	1	0	0	0	0	0	0	0	0	0	0	0	0	0	0	0	0	0	0	0	0	0	0	0	0	0	0	0	0
0500	0	0	0	0	0	0	0	0	0	0	0	0	0	0	0	0	0	0	0	0	0	0	0	0	0	0	0	0	0
0600	2	0	0	0	0	0	0	0	0	0	0	0	0	0	0	0	0	0	0	0	0	0	0	0	0	0	0	0	0
0700	5	0	0	0	0	0	0	0	0	0	0	0	1	1	2	0	0	0	0	0	0	0	0	0	0	0	0	0	0
0800	11	0	0	0	0	0	0	0	0	0	1	3	2	1	2	1	0	0	0	0	0	0	0	0	0	0	0	0	0
0900	**12**	**0**	**0**	**0**	**0**	**0**	**0**	**0**	**0**	**0**	**1**	**2**	**2**	**2**	**1**	**2**	**1**	**0**	**0**	**0**	**0**	**0**	**0**	**0**	**0**	**0**	**0**	**0**	**0**
1000	10	0	0	0	0	0	0	0	1	1	1	1	1	2	1	1	0	0	0	0	0	0	0	0	0	0	0	0	0
1100	10	0	0	0	0	0	0	0	1	0	1	1	2	2	1	1	1	0	0	0	0	0	0	0	0	0	0	0	0
1200	12	0	0	0	0	0	0	1	0	1	0	2	2	2	1	1	0	0	0	0	0	0	0	0	0	0	0	0	0
1300	11	0	0	0	0	0	0	0	0	0	1	2	3	3	1	0	0	0	0	0	0	0	0	0	0	0	0	0	0
1400	14	0	0	0	0	0	0	0	0	1	1	2	3	2	2	1	1	0	0	0	0	0	0	0	0	0	0	0	0
1500	13	0	0	0	0	0	0	0	1	1	2	1	3	2	1	1	1	0	0	0	0	0	0	0	0	0	0	0	0
1600	15	0	0	0	0	0	0	0	0	1	1	2	3	3	1	2	0	0	0	0	0	0	0	0	0	0	0	0	0
1700	16	0	0	0	0	0	0	0	0	1	2	3	3	4	2	1	1	0	0	0	0	0	0	0	0	0	0	0	0
1800	**17**	**0**	**0**	**0**	**0**	**0**	**0**	**1**	**0**	**1**	**2**	**2**	**2**	**3**	**3**	**1**	**1**	**0**	**0**	**0**	**0**	**0**	**0**	**0**	**0**	**0**	**0**	**0**	**0**
1900	11	0	0	0	0	0	0	0	0	1	1	1	3	1	1	1	1	0	0	0	0	0	0	0	0	0	0	0	0
2000	10	0	0	0	0	0	0	0	0	1	1	2	2	1	1	1	0	0	0	0	0	0	0	0	0	0	0	0	0
2100	7	0	0	0	0	0	0	0	0	0	1	1	2	1	1	0	0	0	0	0	0	0	0	0	0	0	0	0	0
2200	4	0	0	0	0	0	0	0	0	0	0	1	0	1	1	0	0	0	0	0	0	0	0	0	0	0	0	0	0
2300	2	0	0	0	0	0	0	0	0	0	0	0	0	0	0	0	0	0	0	0	0	0	0	0	0	0	0	0	0
07-19	**147**	**0**	**0**	**0**	**1**	**1**	**2**	**3**	**4**	**7**	**13**	**20**	**24**	**27**	**19**	**12**	**7**	**3**	**2**	**1**	**0**	**0**	**0**	**0**	**0**	**0**	**0**	**0**	**0**
06-22	**176**	**0**	**0**	**0**	**1**	**2**	**3**	**4**	**4**	**10**	**15**	**23**	**31**	**31**	**22**	**15**	**8**	**3**	**3**	**1**	**0**	**0**	**0**	**0**	**0**	**0**	**0**	**0**	**0**
06-00	**182**	**0**	**0**	**0**	**1**	**2**	**3**	**4**	**4**	**10**	**15**	**24**	**32**	**32**	**23**	**15**	**8**	**4**	**3**	**1**	**0**	**0**	**0**	**0**	**0**	**0**	**0**	**0**	**0**
00-00	**186**	**0**	**0**	**0**	**1**	**2**	**3**	**4**	**4**	**11**	**15**	**25**	**32**	**33**	**24**	**16**	**9**	**4**	**3**	**1**	**0**	**0**	**0**	**0**	**0**	**0**	**0**	**0**	**0**

DRAFT

Site 46
Location L683740, Att - Telepole, Lat 53.83698, Long -6.80348
Direction South

3279 / Meath/Cavan/Monaghan ATC's
October 2013
Automatic Traffic Count

Virtual Week (1)

Time	Total	Speed Bins (km/h)																												
		0 - 5	5 - 10	10 - 15	15 - 20	20 - 25	25 - 30	30 - 35	35 - 40	40 - 45	45 - 50	50 - 55	55 - 60	60 - 65	65 - 70	70 - 75	75 - 80	80 - 85	85 - 90	90 - 95	95 - 100	100 - 105	105 - 110	110 - 115	115 - 120	120 - 125	125 - 130	130 - 135	135 - 140
Mon	196	0	0	0	0	0	4	1	2	9	14	20	32	39	32	21	13	5	3	1	0	0	0	0	0	0	0	0	0	0
Tue	208	0	0	0	2	2	1	5	6	10	27	30	43	38	16	12	7	3	4	2	0	0	0	0	0	0	0	0	0	0
Wed	209	0	0	1	0	1	7	4	4	9	17	29	25	38	29	26	8	3	6	2	0	0	0	0	0	0	0	0	0	0
Thu	192	1	3	2	0	1	1	6	6	16	11	26	39	30	28	11	6	4	0	0	1	0	0	0	0	0	0	0	0	0
Fri	181	0	0	0	1	2	3	4	7	10	15	23	33	28	21	12	11	7	2	1	1	0	0	0	0	0	0	0	0	0
|Sat	180	0	0	0	1	4	1	2	3	13	16	25	29	29	26	16	9	1	3	2	0	0	0	0	0	0	0	0	0	0
|Sun	136	0	0	0	1	3	2	6	3	7	8	21	22	28	13	11	7	2	1	0	1	0	0	0	0	0	0	0	0	0
5 Day Ave.	**197**	**0**	**1**	**1**	**1**	**1**	**3**	**4**	**5**	**11**	**17**	**26**	**34**	**35**	**25**	**16**	**9**	**4**	**3**	**1**	**0**	**0**	**0**	**0**	**0**	**0**	**0**	**0**	**0**	**0**
7 Day Ave.	**186**	**0**	**0**	**0**	**1**	**2**	**3**	**4**	**4**	**11**	**15**	**25**	**32**	**33**	**24**	**16**	**9**	**4**	**3**	**1**	**0**	**0**	**0**	**0**	**0**	**0**	**0**	**0**	**0**	**0**
--	**1302**	**1**	**3**	**3**	**5**	**13**	**19**	**28**	**31**	**74**	**108**	**174**	**223**	**230**	**165**	**109**	**61**	**25**	**19**	**8**	**3**	**0**	**0**	**0**	**0**	**0**	**0**	**0**	**0**	**0**

Summary Graphs

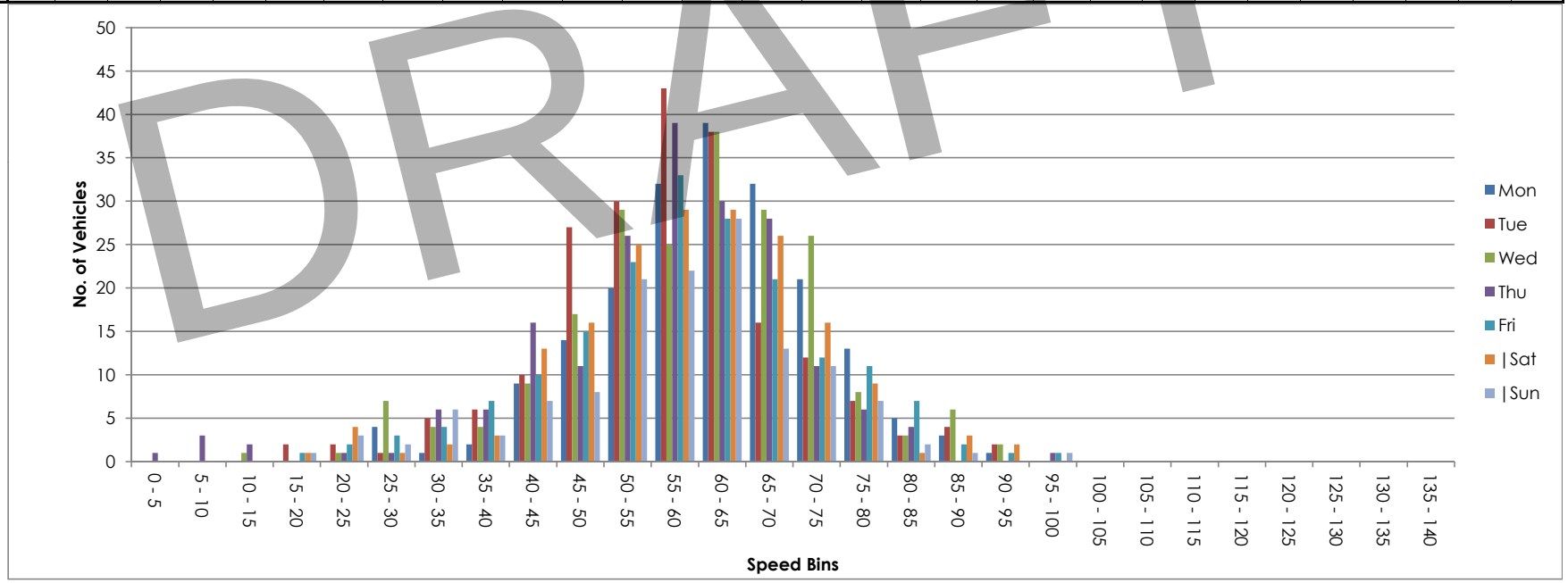

DRAFT

Site 46
Location L683740, Att - Telepole, Lat 53.83698, Long -6.80348
Direction Two way

3279 / Meath/Cavan/Monaghan ATC's
October 2013
Automatic Traffic Count

Tue, 8 October 2013

Time	Total	Classification												>PSL	>PSL%	>SL1	>SL1%	>SL2	>SL2%	Mean	Vpp
		1 MCL	2 SV	3 SVT	4 TB2	5 TB3	6 T4	7 ART3	8 ART4	9 ART5	10 ART6	11 BD	12 DRT	80	80	85 +5kph	85 +5kph	90 +10kph	90 +10kph		85
0000	0	0	0	0	0	0	0	0	0	0	0	0	0	0	0	0	0	0	0	-	-
0100	2	0	2	0	0	0	0	0	0	0	0	0	0	0	0	0	0	0	0	51.9	-
0200	0	0	0	0	0	0	0	0	0	0	0	0	0	0	0	0	0	0	0	-	-
0300	0	0	0	0	0	0	0	0	0	0	0	0	0	0	0	0	0	0	0	-	-
0400	2	0	1	0	0	0	0	0	1	0	0	0	0	1	50	1	50	1	50	71.1	-
0500	1	0	0	0	0	0	0	0	0	0	1	0	0	0	0	0	0	0	0	51	-
0600	2	0	1	0	1	0	0	0	0	0	0	0	0	0	0	0	0	0	0	73	-
0700	14	0	13	0	1	0	0	0	0	0	0	0	0	0	0	0	0	0	0	57	65.2
0800	32	0	27	0	5	0	0	0	0	0	0	0	0	2	6.3	0	0	0	0	58.1	67.7
0900	**33**	**0**	**31**	**0**	**2**	**0**	**0**	**0**	**0**	**0**	**0**	**0**	**0**	**1**	**3**	**0**	**0**	**0**	**0**	**61.9**	**73.8**
1000	26	0	20	0	6	0	0	0	0	0	0	0	0	1	3.8	0	0	0	0	55.2	65.5
1100	21	0	19	0	2	0	0	0	0	0	0	0	0	0	0	0	0	0	0	58.7	68
1200	20	0	19	0	1	0	0	0	0	0	0	0	0	3	15	3	15	0	0	61.7	77.8
1300	32	0	28	0	4	0	0	0	0	0	0	0	0	3	9.4	1	3.1	1	3.1	59.9	69.5
1400	24	0	21	0	3	0	0	0	0	0	0	0	0	2	8.3	2	8.3	0	0	61.7	68
1500	30	0	24	0	6	0	0	0	0	0	0	0	0	1	3.3	0	0	0	0	55.1	67
1600	22	0	20	0	2	0	0	0	0	0	0	0	0	0	0	0	0	0	0	56.4	65.2
1700	**40**	**0**	**36**	**0**	**4**	**0**	**0**	**0**	**0**	**0**	**0**	**0**	**0**	**2**	**5**	**1**	**2.5**	**1**	**2.5**	**57.6**	**68.4**
1800	37	0	31	1	4	0	0	0	1	0	0	0	0	2	5.4	1	2.7	1	2.7	57.8	70.6
1900	21	0	20	1	0	0	0	0	0	0	0	0	0	2	9.5	2	9.5	0	0	56.2	61.9
2000	21	0	19	0	2	0	0	0	0	0	0	0	0	1	4.8	1	4.8	0	0	56.6	66.2
2100	6	0	6	0	0	0	0	0	0	0	0	0	0	0	0	0	0	0	0	58.9	-
2200	7	0	6	0	1	0	0	0	0	0	0	0	0	0	0	0	0	0	0	63	-
2300	6	0	6	0	0	0	0	0	0	0	0	0	0	1	16.7	0	0	0	0	61.6	-
07-19	**331**	**0**	**289**	**1**	**40**	**0**	**0**	**0**	**1**	**0**	**0**	**0**	**0**	**17**	**5.1**	**8**	**2.4**	**3**	**0.9**	**58.4**	**70.2**
06-22	**381**	**0**	**335**	**2**	**43**	**0**	**0**	**0**	**1**	**0**	**0**	**0**	**0**	**20**	**5.2**	**11**	**2.9**	**3**	**0.8**	**58.3**	**69.5**
06-00	**394**	**0**	**347**	**2**	**44**	**0**	**0**	**0**	**1**	**0**	**0**	**0**	**0**	**21**	**5.3**	**11**	**2.8**	**3**	**0.8**	**58.4**	**70.2**
00-00	**399**	**0**	**350**	**2**	**44**	**0**	**0**	**0**	**2**	**0**	**1**	**0**	**0**	**22**	**5.5**	**12**	**3**	**4**	**1**	**58.4**	**70.2**

DRAFT

Site 46
Location L683740, Att - Telepole, Lat 53.83698, Long -6.80348
Direction Two way

3279 / Meath/Cavan/Monaghan ATC's
October 2013
Automatic Traffic Count

Wed, 9 October 2013

Time	Total	Classification												>PSL	>PSL%	>SL1	>SL1%	>SL2	>SL2%	Mean	Vpp
		1 MCL	2 SV	3 SVT	4 TB2	5 TB3	6 T4	7 ART3	8 ART4	9 ART5	10 ART6	11 BD	12 DRT	80	80	85 +5kph	85 +5kph	90 +10kph	90 +10kph		85
0000	0	0	0	0	0	0	0	0	0	0	0	0	0	0	0	0	0	0	0	-	-
0100	1	0	1	0	0	0	0	0	0	0	0	0	0	0	0	0	0	0	0	58.2	-
0200	0	0	0	0	0	0	0	0	0	0	0	0	0	0	0	0	0	0	0	-	-
0300	0	0	0	0	0	0	0	0	0	0	0	0	0	0	0	0	0	0	0	-	-
0400	0	0	0	0	0	0	0	0	0	0	0	0	0	0	0	0	0	0	0	-	-
0500	0	0	0	0	0	0	0	0	0	0	0	0	0	0	0	0	0	0	0	-	-
0600	4	0	3	0	1	0	0	0	0	0	0	0	0	0	0	0	0	0	0	61.4	-
0700	17	0	14	0	2	1	0	0	0	0	0	0	0	0	0	0	0	0	0	61.5	69.1
0800	**27**	**0**	**23**	**0**	**4**	**0**	**0**	**0**	**0**	**0**	**0**	**0**	**0**	**3**	**11.1**	**2**	**7.4**	**1**	**3.7**	**62.2**	**72**
0900	25	0	24	0	1	0	0	0	0	0	0	0	0	3	12	2	8	0	0	66.2	77.8
1000	20	0	18	1	1	0	0	0	0	0	0	0	0	0	0	0	0	0	0	56.6	67
1100	19	1	16	0	0	0	2	0	0	0	0	0	0	0	0	0	0	0	0	57.6	66.6
1200	22	2	16	0	4	0	0	0	0	0	0	0	0	0	0	0	0	0	0	52.8	65.2
1300	22	0	20	1	1	0	0	0	0	0	0	0	0	2	9.1	1	4.5	1	4.5	56.7	65.5
1400	23	0	23	0	0	0	0	0	0	0	0	0	0	0	0	0	0	0	0	58.1	76
1500	40	0	31	0	8	1	0	0	0	0	0	0	0	2	5	2	5	1	2.5	59.8	72.7
1600	26	0	22	0	4	0	0	0	0	0	0	0	0	1	3.8	1	3.8	0	0	62.9	72
1700	33	0	32	0	1	0	0	0	0	0	0	0	0	3	9.1	2	6.1	1	3	61.7	74.9
1800	**48**	**0**	**46**	**0**	**1**	**0**	**0**	**0**	**1**	**0**	**0**	**0**	**0**	**4**	**8.3**	**3**	**6.3**	**0**	**0**	**57.4**	**70.9**
1900	30	0	25	0	4	0	0	0	1	0	0	0	0	1	3.3	0	0	0	0	61.5	73.4
2000	17	0	17	0	0	0	0	0	0	0	0	0	0	1	5.9	0	0	0	0	60.2	66.6
2100	21	0	21	0	0	0	0	0	0	0	0	0	0	1	4.8	1	4.8	0	0	57.2	72.4
2200	10	0	9	0	1	0	0	0	0	0	0	0	0	1	10	1	10	1	10	58	-
2300	5	0	5	0	0	0	0	0	0	0	0	0	0	0	0	0	0	0	0	66.7	-
07-19	**322**	**3**	**285**	**2**	**27**	**2**	**2**	**0**	**1**	**0**	**0**	**0**	**0**	**18**	**5.6**	**13**	**4**	**4**	**1.2**	**59.5**	**72.7**
06-22	**394**	**3**	**351**	**2**	**32**	**2**	**2**	**0**	**2**	**0**	**0**	**0**	**0**	**21**	**5.3**	**14**	**3.6**	**4**	**1**	**59.6**	**72.7**
06-00	**409**	**3**	**365**	**2**	**33**	**2**	**2**	**0**	**2**	**0**	**0**	**0**	**0**	**22**	**5.4**	**15**	**3.7**	**5**	**1.2**	**59.7**	**72.7**
00-00	**410**	**3**	**366**	**2**	**33**	**2**	**2**	**0**	**2**	**0**	**0**	**0**	**0**	**22**	**5.4**	**15**	**3.7**	**5**	**1.2**	**59.7**	**72.7**

DRAFT

Site 46
Location L683740, Att - Telepole, Lat 53.83698, Long -6.80348
Direction Two way

3279 / Meath/Cavan/Monaghan ATC's
October 2013
Automatic Traffic Count

Thu, 10 October 2013

Time	Total	Classification												>PSL	>PSL%	>SL1	>SL1%	>SL2	>SL2%	Mean	Vpp
		1 MCL	2 SV	3 SVT	4 TB2	5 TB3	6 T4	7 ART3	8 ART4	9 ART5	10 ART6	11 BD	12 DRT	80	80	85 +5kph	85 +5kph	90 +10kph	90 +10kph		85
0000	1	0	1	0	0	0	0	0	0	0	0	0	0	0	0	0	0	0	0	49.7	-
0100	1	0	1	0	0	0	0	0	0	0	0	0	0	0	0	0	0	0	0	63.2	-
0200	0	0	0	0	0	0	0	0	0	0	0	0	0	0	0	0	0	0	0	-	-
0300	0	0	0	0	0	0	0	0	0	0	0	0	0	0	0	0	0	0	0	-	-
0400	1	0	0	0	0	0	0	0	1	0	0	0	0	0	0	0	0	0	0	37.3	-
0500	1	0	0	0	0	0	0	0	0	0	1	0	0	0	0	0	0	0	0	53	-
0600	4	0	3	0	1	0	0	0	0	0	0	0	0	1	25	0	0	0	0	69.6	-
0700	10	0	8	1	1	0	0	0	0	0	0	0	0	1	10	1	10	0	0	68.8	-
0800	**34**	**0**	**29**	**0**	**5**	**0**	**0**	**0**	**0**	**0**	**0**	**0**	**0**	**2**	**5.9**	**0**	**0**	**0**	**0**	**56.7**	**67**
0900	21	0	17	0	4	0	0	0	0	0	0	0	0	1	4.8	0	0	0	0	42.2	63
1000	24	1	14	2	6	0	0	0	0	0	1	0	0	1	4.2	0	0	0	0	50	62.6
1100	17	0	15	0	2	0	0	0	0	0	0	0	0	1	5.9	0	0	0	0	59.6	70.9
1200	23	0	21	1	1	0	0	0	0	0	0	0	0	1	4.3	0	0	0	0	50.9	62.6
1300	**40**	**0**	**38**	**2**	**0**	**0**	**0**	**0**	**0**	**0**	**0**	**0**	**0**	**1**	**2.5**	**0**	**0**	**0**	**0**	**56.4**	**64.4**
1400	38	0	31	2	5	0	0	0	0	0	0	0	0	0	0	0	0	0	0	58.8	69.1
1500	13	0	12	0	1	0	0	0	0	0	0	0	0	1	7.7	1	7.7	1	7.7	61.4	71.6
1600	28	0	27	0	1	0	0	0	0	0	0	0	0	1	3.6	1	3.6	1	3.6	59.6	68
1700	28	0	25	0	2	1	0	0	0	0	0	0	0	0	0	0	0	0	0	62.4	68.8
1800	30	0	28	1	1	0	0	0	0	0	0	0	0	1	3.3	1	3.3	1	3.3	58.2	64.4
1900	26	0	20	2	2	0	0	0	2	0	0	0	0	0	0	0	0	0	0	54.3	66.2
2000	26	0	23	0	2	0	0	0	1	0	0	0	0	1	3.8	0	0	0	0	60.5	69.5
2100	20	0	20	0	0	0	0	0	0	0	0	0	0	1	5	0	0	0	0	58.3	64.4
2200	16	0	15	1	0	0	0	0	0	0	0	0	0	0	0	0	0	0	0	59.6	73.8
2300	3	0	3	0	0	0	0	0	0	0	0	0	0	0	0	0	0	0	0	68	-
07-19	**306**	**1**	**265**	**9**	**29**	**1**	**0**	**0**	**0**	**0**	**1**	**0**	**0**	**11**	**3.6**	**4**	**1.3**	**3**	**1**	**56.7**	**68.4**
06-22	**382**	**1**	**331**	**11**	**34**	**1**	**0**	**0**	**3**	**0**	**1**	**0**	**0**	**14**	**3.7**	**4**	**1**	**3**	**0.8**	**57**	**68.8**
06-00	**401**	**1**	**349**	**12**	**34**	**1**	**0**	**0**	**3**	**0**	**1**	**0**	**0**	**14**	**3.5**	**4**	**1**	**3**	**0.7**	**57.2**	**68.8**
00-00	**405**	**1**	**351**	**12**	**34**	**1**	**0**	**0**	**4**	**0**	**2**	**0**	**0**	**14**	**3.5**	**4**	**1**	**3**	**0.7**	**57.1**	**68.8**

DRAFT

Site 46
Location L683740, Att - Telepole, Lat 53.83698, Long -6.80348
Direction Two way

3279 / Meath/Cavan/Monaghan ATC's
October 2013
Automatic Traffic Count

Fri, 11 October 2013

Time	Total	Classification												>PSL	>PSL%	>SL1	>SL1%	>SL2	>SL2%	Mean	Vpp
		1 MCL	2 SV	3 SVT	4 TB2	5 TB3	6 T4	7 ART3	8 ART4	9 ART5	10 ART6	11 BD	12 DRT	80	80	85 +5kph	85 +5kph	90 +10kph	90 +10kph		85
0000	0	0	0	0	0	0	0	0	0	0	0	0	0	0	0	0	0	0	0	-	-
0100	0	0	0	0	0	0	0	0	0	0	0	0	0	0	0	0	0	0	0	-	-
0200	1	0	1	0	0	0	0	0	0	0	0	0	0	0	0	0	0	0	0	64.3	-
0300	0	0	0	0	0	0	0	0	0	0	0	0	0	0	0	0	0	0	0	-	-
0400	1	0	1	0	0	0	0	0	0	0	0	0	0	0	0	0	0	0	0	79.1	-
0500	0	0	0	0	0	0	0	0	0	0	0	0	0	0	0	0	0	0	0	-	-
0600	2	0	2	0	0	0	0	0	0	0	0	0	0	0	0	0	0	0	0	50.1	-
0700	11	0	10	0	1	0	0	0	0	0	0	0	0	0	0	0	0	0	0	67.9	68
0800	**32**	**0**	**22**	**0**	**8**	**1**	**1**	**0**	**0**	**0**	**0**	**0**	**0**	**1**	**3.1**	**1**	**3.1**	**0**	**0**	**56.8**	**70.6**
0900	26	0	21	0	4	0	1	0	0	0	0	0	0	1	3.8	1	3.8	0	0	56.8	66.2
1000	13	1	10	1	1	0	0	0	0	0	0	0	0	0	0	0	0	0	0	55	66.6
1100	15	0	15	0	0	0	0	0	0	0	0	0	0	1	6.7	0	0	0	0	63.4	73.4
1200	20	1	15	1	2	0	0	0	1	0	0	0	0	1	5	0	0	0	0	50.2	68
1300	18	0	13	1	3	0	0	0	1	0	0	0	0	4	22.2	2	11.1	2	11.1	65.5	79.9
1400	32	0	27	0	5	0	0	0	0	0	0	0	0	2	6.3	0	0	0	0	58.2	65.2
1500	29	0	26	0	3	0	0	0	0	0	0	0	0	2	6.9	0	0	0	0	62.4	76
1600	**35**	**0**	**26**	**2**	**6**	**0**	**1**	**0**	**0**	**0**	**0**	**0**	**0**	**5**	**14.3**	**3**	**8.6**	**2**	**5.7**	**58.2**	**73.8**
1700	27	1	25	0	1	0	0	0	0	0	0	0	0	2	7.4	0	0	0	0	59.5	72.7
1800	27	0	24	2	0	0	0	1	0	0	0	0	0	2	7.4	2	7.4	0	0	60.1	68.4
1900	24	0	21	0	2	1	0	0	0	0	0	0	0	1	4.2	0	0	0	0	59.6	67
2000	22	0	21	0	1	0	0	0	0	0	0	0	0	2	9.1	1	4.5	0	0	57.7	75.2
2100	15	0	14	0	1	0	0	0	0	0	0	0	0	1	6.7	0	0	0	0	58.5	69.1
2200	7	0	7	0	0	0	0	0	0	0	0	0	0	0	0	0	0	0	0	61.1	-
2300	4	0	4	0	0	0	0	0	0	0	0	0	0	1	25	0	0	0	0	69.7	-
07-19	**285**	**3**	**234**	**7**	**34**	**1**	**3**	**1**	**2**	**0**	**0**	**0**	**0**	**21**	**7.4**	**9**	**3.2**	**4**	**1.4**	**59**	**72.7**
06-22	**348**	**3**	**292**	**7**	**38**	**2**	**3**	**1**	**2**	**0**	**0**	**0**	**0**	**25**	**7.2**	**10**	**2.9**	**4**	**1.1**	**58.9**	**72.7**
06-00	**359**	**3**	**303**	**7**	**38**	**2**	**3**	**1**	**2**	**0**	**0**	**0**	**0**	**26**	**7.2**	**10**	**2.8**	**4**	**1.1**	**59.1**	**72.7**
00-00	**361**	**3**	**305**	**7**	**38**	**2**	**3**	**1**	**2**	**0**	**0**	**0**	**0**	**26**	**7.2**	**10**	**2.8**	**4**	**1.1**	**59.2**	**73.1**

DRAFT

Site 46
Location L683740, Att - Telepole, Lat 53.83698, Long -6.80348
Direction Two way

3279 / Meath/Cavan/Monaghan ATC's
October 2013
Automatic Traffic Count

Sat, 12 October 2013

Time	Total	Classification												>PSL	>PSL%	>SL1	>SL1%	>SL2	>SL2%	Mean	Vpp
		1 MCL	2 SV	3 SVT	4 TB2	5 TB3	6 T4	7 ART3	8 ART4	9 ART5	10 ART6	11 BD	12 DRT	80	80	85 +5kph	85 +5kph	90 +10kph	90 +10kph		85
0000	2	0	2	0	0	0	0	0	0	0	0	0	0	0	0	0	0	0	0	70.7	-
0100	7	0	7	0	0	0	0	0	0	0	0	0	0	0	0	0	0	0	0	51.1	-
0200	5	0	3	0	2	0	0	0	0	0	0	0	0	0	0	0	0	0	0	51	-
0300	0	0	0	0	0	0	0	0	0	0	0	0	0	0	0	0	0	0	0	-	-
0400	2	0	1	0	0	0	0	0	1	0	0	0	0	0	0	0	0	0	0	47.4	-
0500	0	0	0	0	0	0	0	0	0	0	0	0	0	0	0	0	0	0	0	-	-
0600	1	0	1	0	0	0	0	0	0	0	0	0	0	0	0	0	0	0	0	68.6	-
0700	7	0	7	0	0	0	0	0	0	0	0	0	0	0	0	0	0	0	0	63.7	-
0800	13	0	12	0	1	0	0	0	0	0	0	0	0	0	0	0	0	0	0	64	74.9
0900	19	0	14	3	2	0	0	0	0	0	0	0	0	1	5.3	1	5.3	0	0	60.8	70.6
1000	**31**	**0**	**21**	**5**	**5**	**0**	**0**	**0**	**0**	**0**	**0**	**0**	**0**	**0**	**0**	**0**	**0**	**0**	**0**	**57.7**	**70.9**
1100	25	0	21	3	1	0	0	0	0	0	0	0	0	0	0	0	0	0	0	57.9	69.5
1200	26	0	23	2	1	0	0	0	0	0	0	0	0	1	3.8	1	3.8	1	3.8	57.7	64.8
1300	20	0	18	0	2	0	0	0	0	0	0	0	0	0	0	0	0	0	0	57.4	66.2
1400	23	0	20	0	2	0	0	0	0	1	0	0	0	2	8.7	2	8.7	0	0	60.3	75.2
1500	19	0	18	0	1	0	0	0	0	0	0	0	0	0	0	0	0	0	0	62.8	75.2
1600	**38**	**0**	**34**	**1**	**3**	**0**	**0**	**0**	**0**	**0**	**0**	**0**	**0**	**3**	**7.9**	**1**	**2.6**	**1**	**2.6**	**58.5**	**73.1**
1700	24	0	23	0	1	0	0	0	0	0	0	0	0	0	0	0	0	0	0	58.3	67
1800	22	0	21	1	0	0	0	0	0	0	0	0	0	1	4.5	1	4.5	0	0	60.1	72
1900	24	0	24	0	0	0	0	0	0	0	0	0	0	0	0	0	0	0	0	57.8	70.2
2000	20	0	17	0	3	0	0	0	0	0	0	0	0	1	5	1	5	0	0	59.7	68.8
2100	14	0	13	0	0	1	0	0	0	0	0	0	0	2	14.3	2	14.3	1	7.1	55.8	70.6
2200	7	0	7	0	0	0	0	0	0	0	0	0	0	1	14.3	0	0	0	0	64.2	-
2300	4	0	4	0	0	0	0	0	0	0	0	0	0	0	0	0	0	0	0	62.9	-
07-19	**267**	**0**	**232**	**15**	**19**	**0**	**0**	**0**	**0**	**1**	**0**	**0**	**0**	**8**	**3**	**6**	**2.2**	**2**	**0.7**	**59.3**	**71.3**
06-22	**326**	**0**	**287**	**15**	**22**	**1**	**0**	**0**	**0**	**1**	**0**	**0**	**0**	**11**	**3.4**	**9**	**2.8**	**3**	**0.9**	**59.1**	**71.3**
06-00	**337**	**0**	**298**	**15**	**22**	**1**	**0**	**0**	**0**	**1**	**0**	**0**	**0**	**12**	**3.6**	**9**	**2.7**	**3**	**0.9**	**59.3**	**71.3**
00-00	**353**	**0**	**311**	**15**	**24**	**1**	**0**	**0**	**1**	**1**	**0**	**0**	**0**	**12**	**3.4**	**9**	**2.5**	**3**	**0.8**	**59**	**71.3**

DRAFT

Site 46
Location L683740, Att - Telepole, Lat 53.83698, Long -6.80348
Direction Two way

3279 / Meath/Cavan/Monaghan ATC's
October 2013
Automatic Traffic Count

Sun, 13 October 2013

Time	Total	Classification												>PSL	>PSL%	>SL1	>SL1%	>SL2	>SL2%	Mean	Vpp
		1 MCL	2 SV	3 SVT	4 TB2	5 TB3	6 T4	7 ART3	8 ART4	9 ART5	10 ART6	11 BD	12 DRT	80	80	85 +5kph	85 +5kph	90 +10kph	90 +10kph		85
0000	3	0	3	0	0	0	0	0	0	0	0	0	0	0	0	0	0	0	0	63	-
0100	3	0	3	0	0	0	0	0	0	0	0	0	0	1	33.3	1	33.3	0	0	70.1	-
0200	4	0	4	0	0	0	0	0	0	0	0	0	0	0	0	0	0	0	0	60.9	-
0300	0	0	0	0	0	0	0	0	0	0	0	0	0	0	0	0	0	0	0	-	-
0400	3	1	0	0	2	0	0	0	0	0	0	0	0	0	0	0	0	0	0	51.5	-
0500	4	0	4	0	0	0	0	0	0	0	0	0	0	0	0	0	0	0	0	51.8	-
0600	1	0	1	0	0	0	0	0	0	0	0	0	0	0	0	0	0	0	0	76.1	-
0700	2	0	2	0	0	0	0	0	0	0	0	0	0	0	0	0	0	0	0	50.2	-
0800	6	0	6	0	0	0	0	0	0	0	0	0	0	0	0	0	0	0	0	64.3	-
0900	8	0	8	0	0	0	0	0	0	0	0	0	0	0	0	0	0	0	0	48.2	-
1000	12	0	11	0	1	0	0	0	0	0	0	0	0	0	0	0	0	0	0	61.4	66.2
1100	**22**	**0**	**19**	**2**	**1**	**0**	**0**	**0**	**0**	**0**	**0**	**0**	**0**	**1**	**4.5**	**0**	**0**	**0**	**0**	**58.5**	**71.6**
1200	**27**	**0**	**22**	**1**	**4**	**0**	**0**	**0**	**0**	**0**	**0**	**0**	**0**	**0**	**0**	**0**	**0**	**0**	**0**	**54.4**	**66.6**
1300	17	0	16	0	0	0	0	0	0	1	0	0	0	0	0	0	0	0	0	61.3	70.9
1400	12	0	11	0	1	0	0	0	0	0	0	0	0	0	0	0	0	0	0	58.7	71.3
1500	19	0	18	1	0	0	0	0	0	0	0	0	0	0	0	0	0	0	0	53.9	71.3
1600	19	0	18	1	0	0	0	0	0	0	0	0	0	0	0	0	0	0	0	50.7	61.9
1700	25	0	24	0	1	0	0	0	0	0	0	0	0	1	4	0	0	0	0	58.5	67.3
1800	16	0	13	1	2	0	0	0	0	0	0	0	0	0	0	0	0	0	0	49.3	66.6
1900	20	0	19	1	0	0	0	0	0	0	0	0	0	1	5	0	0	0	0	55.4	64.8
2000	13	1	12	0	0	0	0	0	0	0	0	0	0	0	0	0	0	0	0	61.1	72.4
2100	9	0	9	0	0	0	0	0	0	0	0	0	0	0	0	0	0	0	0	58.1	-
2200	7	0	7	0	0	0	0	0	0	0	0	0	0	0	0	0	0	0	0	51.7	-
2300	2	0	2	0	0	0	0	0	0	0	0	0	0	1	50	1	50	1	50	70.9	-
07-19	**185**	**0**	**168**	**6**	**10**	**0**	**0**	**0**	**0**	**1**	**0**	**0**	**0**	**2**	**1.1**	**0**	**0**	**0**	**0**	**56**	**70.6**
06-22	**228**	**1**	**209**	**7**	**10**	**0**	**0**	**0**	**0**	**1**	**0**	**0**	**0**	**3**	**1.3**	**0**	**0**	**0**	**0**	**56.4**	**70.6**
06-00	**237**	**1**	**218**	**7**	**10**	**0**	**0**	**0**	**0**	**1**	**0**	**0**	**0**	**4**	**1.7**	**1**	**0.4**	**1**	**0.4**	**56.3**	**70.6**
00-00	**254**	**2**	**232**	**7**	**12**	**0**	**0**	**0**	**0**	**1**	**0**	**0**	**0**	**5**	**2**	**2**	**0.8**	**1**	**0.4**	**56.5**	**70.6**

DRAFT

Site 46
Location L683740, Att - Telepole, Lat 53.83698, Long -6.80348
Direction Two way

3279 / Meath/Cavan/Monaghan ATC's
October 2013
Automatic Traffic Count

Mon, 14 October 2013

Time	Total	Classification												>PSL	>PSL%	>SL1	>SL1%	>SL2	>SL2%	Mean	Vpp
		1 MCL	2 SV	3 SVT	4 TB2	5 TB3	6 T4	7 ART3	8 ART4	9 ART5	10 ART6	11 BD	12 DRT	80	80	85 +5kph	85 +5kph	90 +10kph	90 +10kph		85
0000	1	0	1	0	0	0	0	0	0	0	0	0	0	0	0	0	0	0	0	68.1	-
0100	0	0	0	0	0	0	0	0	0	0	0	0	0	0	0	0	0	0	0	-	-
0200	0	0	0	0	0	0	0	0	0	0	0	0	0	0	0	0	0	0	0	-	-
0300	0	0	0	0	0	0	0	0	0	0	0	0	0	0	0	0	0	0	0	-	-
0400	1	0	0	0	0	0	0	0	1	0	0	0	0	0	0	0	0	0	0	38.6	-
0500	1	0	1	0	0	0	0	0	0	0	0	0	0	0	0	0	0	0	0	62.3	-
0600	3	0	2	0	1	0	0	0	0	0	0	0	0	0	0	0	0	0	0	63.1	-
0700	11	0	9	0	1	0	0	1	0	0	0	0	0	0	0	0	0	0	0	67.6	70.6
0800	31	0	25	0	5	0	1	0	0	0	0	0	0	4	12.9	2	6.5	1	3.2	62.2	76
0900	**34**	**0**	**33**	**0**	**0**	**0**	**1**	**0**	**0**	**0**	**0**	**0**	**0**	**2**	**5.9**	**0**	**0**	**0**	**0**	**65**	**74.9**
1000	22	0	19	0	3	0	0	0	0	0	0	0	0	0	0	0	0	0	0	61.8	69.5
1100	19	0	18	0	1	0	0	0	0	0	0	0	0	0	0	0	0	0	0	55	71.6
1200	16	0	15	0	1	0	0	0	0	0	0	0	0	0	0	0	0	0	0	63.2	74.5
1300	18	0	18	0	0	0	0	0	0	0	0	0	0	2	11.1	1	5.6	0	0	62.2	71.3
1400	35	0	32	0	3	0	0	0	0	0	0	0	0	0	0	0	0	0	0	59.9	72.4
1500	20	0	16	1	3	0	0	0	0	0	0	0	0	0	0	0	0	0	0	57.6	66.2
1600	34	0	28	1	4	1	0	0	0	0	0	0	0	2	5.9	1	2.9	0	0	58.9	70.6
1700	**41**	**0**	**38**	**0**	**1**	**1**	**0**	**1**	**0**	**0**	**0**	**0**	**0**	**3**	**7.3**	**2**	**4.9**	**2**	**4.9**	**63**	**72.7**
1800	40	0	38	0	2	0	0	0	0	0	0	0	0	5	12.5	1	2.5	1	2.5	62.6	76.3
1900	19	0	19	0	0	0	0	0	0	0	0	0	0	2	10.5	2	10.5	0	0	63.5	72
2000	15	0	14	0	1	0	0	0	0	0	0	0	0	0	0	0	0	0	0	61.6	72.4
2100	13	0	10	0	0	0	1	0	2	0	0	0	0	0	0	0	0	0	0	60	66.6
2200	5	0	2	0	2	0	0	0	1	0	0	0	0	0	0	0	0	0	0	61.4	-
2300	5	0	5	0	0	0	0	0	0	0	0	0	0	0	0	0	0	0	0	56.8	-
07-19	**321**	**0**	**289**	**2**	**24**	**2**	**2**	**2**	**0**	**0**	**0**	**0**	**0**	**18**	**5.6**	**7**	**2.2**	**4**	**1.2**	**61.5**	**73.4**
06-22	**371**	**0**	**334**	**2**	**26**	**2**	**3**	**2**	**2**	**0**	**0**	**0**	**0**	**20**	**5.4**	**9**	**2.4**	**4**	**1.1**	**61.6**	**72.7**
06-00	**381**	**0**	**341**	**2**	**28**	**2**	**3**	**2**	**3**	**0**	**0**	**0**	**0**	**20**	**5.2**	**9**	**2.4**	**4**	**1**	**61.5**	**72.7**
00-00	**384**	**0**	**343**	**2**	**28**	**2**	**3**	**2**	**4**	**0**	**0**	**0**	**0**	**20**	**5.2**	**9**	**2.3**	**4**	**1**	**61.5**	**72.7**

DRAFT

Site 46
Location L683740, Att - Telepole, Lat 53.83698, Long -6.80348
Direction Two way

3279 / Meath/Cavan/Monaghan ATC's
October 2013
Automatic Traffic Count

Virtual Day (7)

Time	Total	Classification												>PSL	>PSL%	>SL1	>SL1%	>SL2	>SL2%	Mean	Vpp
		1 MCL	2 SV	3 SVT	4 TB2	5 TB3	6 T4	7 ART3	8 ART4	9 ART5	10 ART6	11 BD	12 DRT	80	80	85 +5kph	85 +5kph	90 +10kph	90 +10kph		85
0000	1	0	1	0	0	0	0	0	0	0	0	0	0	0	0	0	0	0	0	64	-
0100	2	0	2	0	0	0	0	0	0	0	0	0	0	0	7.1	0	7.1	0	0	56.6	-
0200	1	0	1	0	0	0	0	0	0	0	0	0	0	0	0	0	0	0	0	56.3	-
0300	0	0	0	0	0	0	0	0	0	0	0	0	0	0	0	0	0	0	0	-	-
0400	1	0	0	0	0	0	0	0	1	0	0	0	0	0	10	0	10	0	10	54.6	-
0500	1	0	1	0	0	0	0	0	0	0	0	0	0	0	0	0	0	0	0	53.4	-
0600	2	0	2	0	1	0	0	0	0	0	0	0	0	0	5.9	0	0	0	0	65	-
0700	10	0	9	0	1	0	0	0	0	0	0	0	0	0	1.4	0	1.4	0	0	63.4	70.6
0800	**25**	**0**	**21**	**0**	**4**	**0**	**0**	**0**	**0**	**0**	**0**	**0**	**0**	**2**	**6.9**	**1**	**2.9**	**0**	**1.1**	**59.6**	**72**
0900	24	0	21	0	2	0	0	0	0	0	0	0	0	1	5.4	1	2.4	0	0	59.1	74.5
1000	21	0	16	1	3	0	0	0	0	0	0	0	0	0	1.4	0	0	0	0	56.5	68.8
1100	20	0	18	1	1	0	0	0	0	0	0	0	0	0	2.2	0	0	0	0	58.5	71.6
1200	22	0	19	1	2	0	0	0	0	0	0	0	0	1	3.9	1	2.6	0	0.6	55.5	68.8
1300	24	0	22	1	1	0	0	0	0	0	0	0	0	2	7.2	1	3	1	2.4	59.3	71.3
1400	27	0	24	0	3	0	0	0	0	0	0	0	0	1	3.2	1	2.1	0	0	59.4	72
1500	24	0	21	0	3	0	0	0	0	0	0	0	0	1	3.5	0	1.8	0	1.2	58.9	72.7
1600	29	0	25	1	3	0	0	0	0	0	0	0	0	2	5.9	1	3.5	1	2	58.3	70.6
1700	**31**	**0**	**29**	**0**	**2**	**0**	**0**	**0**	**0**	**0**	**0**	**0**	**0**	**2**	**5**	**1**	**2.3**	**1**	**1.8**	**60.3**	**72.7**
1800	**31**	**0**	**29**	**1**	**1**	**0**	**0**	**0**	**0**	**0**	**0**	**0**	**0**	**2**	**6.8**	**1**	**4.1**	**0**	**1.4**	**58.5**	**71.6**
1900	23	0	21	1	1	0	0	0	0	0	0	0	0	1	4.3	1	2.4	0	0	58.4	70.6
2000	19	0	18	0	1	0	0	0	0	0	0	0	0	1	4.5	0	2.2	0	0	59.4	72.4
2100	14	0	13	0	0	0	0	0	0	0	0	0	0	1	5.1	0	3.1	0	1	58	69.1
2200	8	0	8	0	1	0	0	0	0	0	0	0	0	0	3.4	0	1.7	0	1.7	59.7	-
2300	4	0	4	0	0	0	0	0	0	0	0	0	0	0	10.3	0	3.4	0	3.4	64.2	-
07-19	**288**	**1**	**252**	**6**	**26**	**1**	**1**	**0**	**1**	**0**	**0**	**0**	**0**	**14**	**4.7**	**7**	**2.3**	**3**	**1**	**58.8**	**71.6**
06-22	**347**	**1**	**306**	**7**	**29**	**1**	**1**	**0**	**1**	**0**	**0**	**0**	**0**	**16**	**4.7**	**8**	**2.3**	**3**	**0.9**	**58.8**	**71.3**
06-00	**360**	**1**	**317**	**7**	**30**	**1**	**1**	**0**	**2**	**0**	**0**	**0**	**0**	**17**	**4.7**	**8**	**2.3**	**3**	**0.9**	**58.9**	**71.6**
00-00	**367**	**1**	**323**	**7**	**30**	**1**	**1**	**0**	**2**	**0**	**0**	**0**	**0**	**17**	**4.7**	**9**	**2.4**	**3**	**0.9**	**58.9**	**71.6**

DRAFT

Site 46
Location L683740, Att - Telepole, Lat 53.83698, Long -6.80348
Direction Two way

3279 / Meath/Cavan/Monaghan ATC's
October 2013
Automatic Traffic Count

Virtual Week (1)

Time	Total	Classification												>PSL	>PSL%	>SL1	>SL1%	>SL2	>SL2%	Mean	Vpp
		1 MCL	2 SV	3 SVT	4 TB2	5 TB3	6 T4	7 ART3	8 ART4	9 ART5	10 ART6	11 BD	12 DRT	80	80	85 +5kph	85 +5kph	90 +10kph	90 +10kph		85
Mon	384	0	343	2	28	2	3	2	4	0	0	0	0	20	5.2	9	2.3	4	1	61.5	72.7
Tue	399	0	350	2	44	0	0	0	2	0	1	0	0	22	5.5	12	3	4	1	58.4	70.2
Wed	410	3	366	2	33	2	2	0	2	0	0	0	0	22	5.4	15	3.7	5	1.2	59.7	72.7
Thu	405	1	351	12	34	1	0	0	4	0	2	0	0	14	3.5	4	1	3	0.7	57.1	68.8
Fri	361	3	305	7	38	2	3	1	2	0	0	0	0	26	7.2	10	2.8	4	1.1	59.2	73.1
| Sat	353	0	311	15	24	1	0	0	1	1	0	0	0	12	3.4	9	2.5	3	0.8	59	71.3
| Sun	254	2	232	7	12	0	0	0	0	1	0	0	0	5	2	2	0.8	1	0.4	56.5	70.6
5 Day Ave.	**392**	**1**	**343**	**5**	**35**	**1**	**2**	**1**	**3**	**0**	**1**	**0**	**0**	**21**	**5.4**	**10**	**2.6**	**4**	**1.0**	**59.2**	**71.5**
7 Day Ave.	**367**	**1**	**323**	**7**	**30**	**1**	**1**	**0**	**2**	**0**	**0**	**0**	**0**	**17**	**4.7**	**9**	**2.4**	**3**	**0.9**	**58.9**	**71.6**
--	**2566**	**9**	**2258**	**47**	**213**	**8**	**8**	**3**	**15**	**2**	**3**	**0**	**0**	**121**	**4.7**	**61**	**2.4**	**24**	**0.9**	**58.9**	**71.6**

Summary Graphs

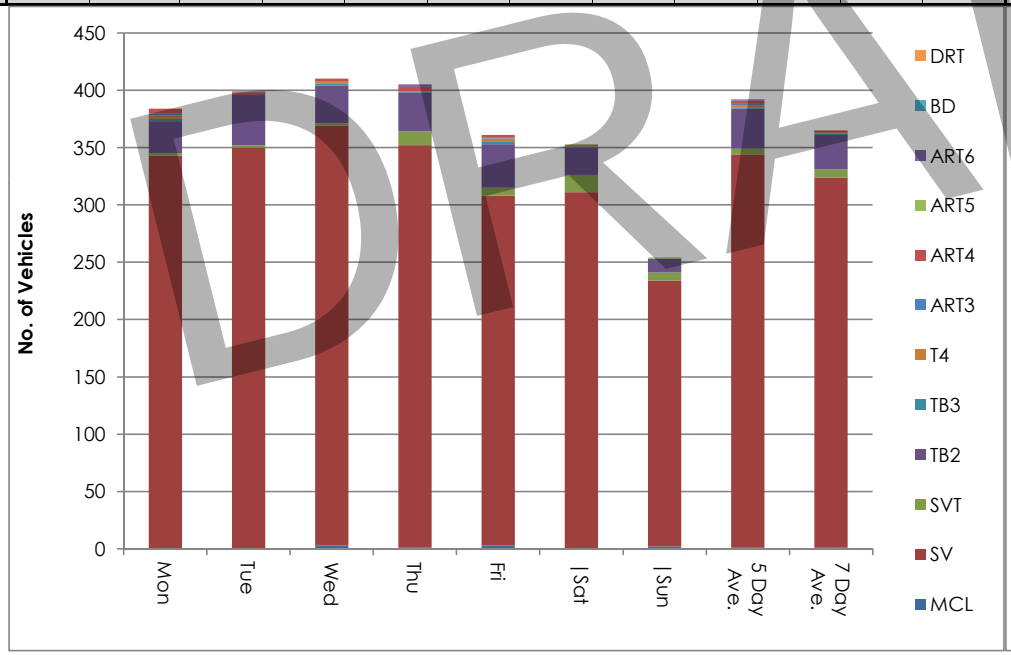

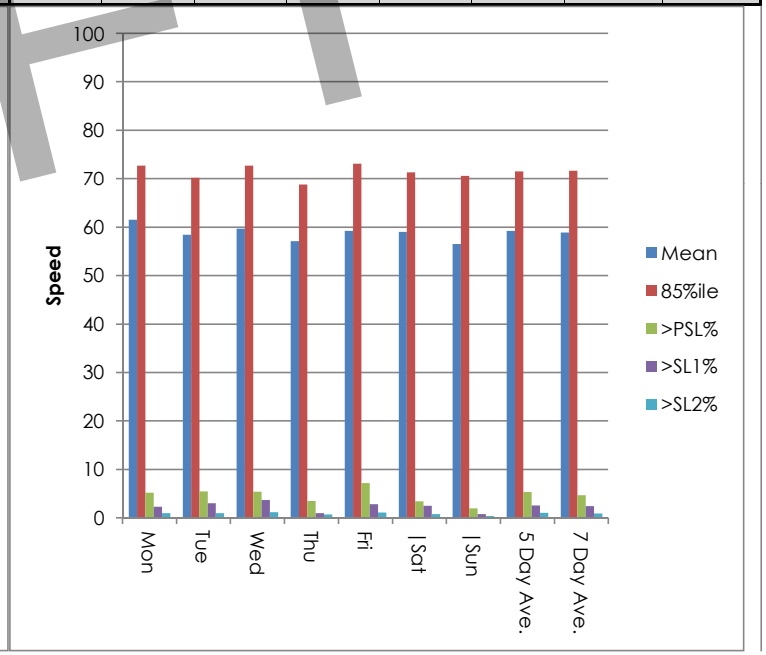

DRAFT

Site 46
Location L683740, Att - Telepole, Lat 53.83698, Long -6.80348
Direction Two way

3279 / Meath/Cavan/Monaghan ATC's
October 2013
Automatic Traffic Count

Tue, 8 October 2013

Time	Total	Speed Bins (km/h)																											
		0 - 5	5 - 10	10 - 15	15 - 20	20 - 25	25 - 30	30 - 35	35 - 40	40 - 45	45 - 50	50 - 55	55 - 60	60 - 65	65 - 70	70 - 75	75 - 80	80 - 85	85 - 90	90 - 95	95 - 100	100 - 105	105 - 110	110 - 115	115 - 120	120 - 125	125 - 130	130 - 135	135 - 140
0000	0	0	0	0	0	0	0	0	0	0	0	0	0	0	0	0	0	0	0	0	0	0	0	0	0	0	0	0	0
0100	2	0	0	0	0	0	0	0	0	0	1	0	1	0	0	0	0	0	0	0	0	0	0	0	0	0	0	0	0
0200	0	0	0	0	0	0	0	0	0	0	0	0	0	0	0	0	0	0	0	0	0	0	0	0	0	0	0	0	0
0300	0	0	0	0	0	0	0	0	0	0	0	0	0	0	0	0	0	0	0	0	0	0	0	0	0	0	0	0	0
0400	2	0	0	0	0	0	0	0	0	0	0	1	0	0	0	0	0	0	0	1	0	0	0	0	0	0	0	0	0
0500	1	0	0	0	0	0	0	0	0	0	0	1	0	0	0	0	0	0	0	0	0	0	0	0	0	0	0	0	0
0600	2	0	0	0	0	0	0	0	0	0	0	0	0	0	1	0	1	0	0	0	0	0	0	0	0	0	0	0	0
0700	14	0	0	0	0	0	0	2	0	0	1	1	2	4	4	0	0	0	0	0	0	0	0	0	0	0	0	0	0
0800	32	0	0	0	0	0	1	2	1	0	2	6	3	6	7	2	0	2	0	0	0	0	0	0	0	0	0	0	0	0
0900	**33**	**0**	**0**	**0**	**0**	**1**	**1**	**0**	**0**	**0**	**3**	**2**	**3**	**7**	**7**	**5**	**3**	**1**	**0**	**0**	**0**	**0**	**0**	**0**	**0**	**0**	**0**	**0**	**0**	**0**
1000	26	0	0	0	0	1	2	0	2	1	3	1	2	8	3	1	1	1	0	0	0	0	0	0	0	0	0	0	0	0
1100	21	0	0	0	0	0	0	0	1	0	4	1	6	4	2	2	1	0	0	0	0	0	0	0	0	0	0	0	0	0
1200	20	0	0	0	0	1	0	0	1	0	3	2	3	1	2	2	2	0	3	0	0	0	0	0	0	0	0	0	0	0
1300	32	0	0	0	0	1	0	0	0	1	4	3	9	5	4	1	1	2	0	0	1	0	0	0	0	0	0	0	0	0
1400	24	0	0	0	0	0	0	1	0	1	0	1	8	7	2	2	0	0	2	0	0	0	0	0	0	0	0	0	0	0
1500	30	0	0	0	0	0	0	0	4	3	3	4	6	4	3	1	1	1	0	0	0	0	0	0	0	0	0	0	0	0
1600	22	0	0	0	0	0	0	0	0	1	7	1	5	4	3	0	1	0	0	0	0	0	0	0	0	0	0	0	0	0
1700	**40**	**0**	**0**	**0**	**1**	**0**	**0**	**0**	**0**	**3**	**6**	**10**	**4**	**6**	**4**	**3**	**1**	**1**	**0**	**1**	**0**	**0**	**0**	**0**	**0**	**0**	**0**	**0**	**0**	**0**
1800	37	0	0	1	1	0	0	0	0	2	2	9	6	6	3	3	2	1	0	1	0	0	0	0	0	0	0	0	0	0
1900	21	0	0	0	0	0	0	1	1	1	4	2	4	5	1	0	0	0	2	0	0	0	0	0	0	0	0	0	0	0
2000	21	0	0	0	0	0	0	0	1	2	2	5	5	2	2	1	0	0	1	0	0	0	0	0	0	0	0	0	0	0
2100	6	0	0	0	0	0	0	0	1	0	0	0	2	1	2	0	0	0	0	0	0	0	0	0	0	0	0	0	0	0
2200	7	0	0	0	0	0	0	0	0	1	0	0	0	2	3	0	1	0	0	0	0	0	0	0	0	0	0	0	0	0
2300	6	0	0	0	0	0	0	0	1	0	0	1	0	2	0	1	0	1	0	0	0	0	0	0	0	0	0	0	0	0
07-19	**331**	**0**	**0**	**1**	**2**	**4**	**4**	**5**	**9**	**12**	**38**	**41**	**57**	**62**	**44**	**22**	**13**	**9**	**5**	**2**	**1**	**0**	**0**	**0**	**0**	**0**	**0**	**0**	**0**	**0**
06-22	**381**	**0**	**0**	**1**	**2**	**4**	**4**	**6**	**12**	**15**	**44**	**48**	**68**	**70**	**50**	**23**	**14**	**9**	**8**	**2**	**1**	**0**	**0**	**0**	**0**	**0**	**0**	**0**	**0**	**0**
06-00	**394**	**0**	**0**	**1**	**2**	**4**	**4**	**6**	**13**	**16**	**44**	**49**	**68**	**74**	**53**	**24**	**15**	**10**	**8**	**2**	**1**	**0**	**0**	**0**	**0**	**0**	**0**	**0**	**0**	**0**
00-00	**399**	**0**	**0**	**1**	**2**	**4**	**4**	**6**	**13**	**16**	**45**	**51**	**69**	**74**	**53**	**24**	**15**	**10**	**8**	**3**	**1**	**0**	**0**	**0**	**0**	**0**	**0**	**0**	**0**	**0**

DRAFT

Site 46
Location L683740, Att - Telepole, Lat 53.83698, Long -6.80348
Direction Two way

3279 / Meath/Cavan/Monaghan ATC's
October 2013
Automatic Traffic Count

Wed, 9 October 2013

Time	Total	Speed Bins (km/h)																											
		0 - 5	5 - 10	10 - 15	15 - 20	20 - 25	25 - 30	30 - 35	35 - 40	40 - 45	45 - 50	50 - 55	55 - 60	60 - 65	65 - 70	70 - 75	75 - 80	80 - 85	85 - 90	90 - 95	95 - 100	100 - 105	105 - 110	110 - 115	115 - 120	120 - 125	125 - 130	130 - 135	135 - 140
0000	0	0	0	0	0	0	0	0	0	0	0	0	0	0	0	0	0	0	0	0	0	0	0	0	0	0	0	0	0
0100	1	0	0	0	0	0	0	0	0	0	0	0	1	0	0	0	0	0	0	0	0	0	0	0	0	0	0	0	0
0200	0	0	0	0	0	0	0	0	0	0	0	0	0	0	0	0	0	0	0	0	0	0	0	0	0	0	0	0	0
0300	0	0	0	0	0	0	0	0	0	0	0	0	0	0	0	0	0	0	0	0	0	0	0	0	0	0	0	0	0
0400	0	0	0	0	0	0	0	0	0	0	0	0	0	0	0	0	0	0	0	0	0	0	0	0	0	0	0	0	0
0500	0	0	0	0	0	0	0	0	0	0	0	0	0	0	0	0	0	0	0	0	0	0	0	0	0	0	0	0	0
0600	4	0	0	0	0	0	0	0	0	0	0	1	1	1	0	1	0	0	0	0	0	0	0	0	0	0	0	0	0
0700	17	0	0	0	0	0	0	0	0	0	3	1	2	4	4	2	1	0	0	0	0	0	0	0	0	0	0	0	0
0800	**27**	**0**	**0**	**0**	**0**	**1**	**0**	**0**	**0**	**0**	**3**	**5**	**3**	**4**	**6**	**2**	**0**	**1**	**1**	**0**	**0**	**0**	**1**	**0**	**0**	**0**	**0**	**0**	**0**
0900	25	0	0	0	0	0	0	0	0	2	4	1	1	2	2	4	6	1	2	0	0	0	0	0	0	0	0	0	0
1000	20	0	0	0	0	0	1	0	1	0	3	2	2	7	4	0	0	0	0	0	0	0	0	0	0	0	0	0	0
1100	19	0	0	0	0	0	0	2	0	1	1	3	5	3	1	0	3	0	0	0	0	0	0	0	0	0	0	0	0
1200	22	0	0	1	0	0	1	0	0	4	1	4	3	4	3	1	0	0	0	0	0	0	0	0	0	0	0	0	0
1300	22	0	0	0	0	0	0	3	1	0	2	3	2	7	1	1	0	1	0	1	0	0	0	0	0	0	0	0	0
1400	23	0	0	0	0	1	1	0	0	5	0	2	3	1	3	3	4	0	0	0	0	0	0	0	0	0	0	0	0
1500	40	0	0	0	0	1	2	0	3	1	3	3	4	5	6	7	3	0	1	1	0	0	0	0	0	0	0	0	0
1600	26	0	0	0	0	0	1	0	0	1	1	3	2	5	5	7	0	0	1	0	0	0	0	0	0	0	0	0	0
1700	33	0	0	0	0	0	2	0	0	1	1	6	3	9	3	2	3	1	1	1	0	0	0	0	0	0	0	0	0
1800	**48**	**0**	**0**	**0**	**2**	**1**	**0**	**3**	**0**	**2**	**5**	**6**	**7**	**5**	**9**	**4**	**0**	**1**	**3**	**0**	**0**	**0**	**0**	**0**	**0**	**0**	**0**	**0**	**0**
1900	30	0	0	0	0	1	0	0	0	2	3	3	2	4	6	6	2	1	0	0	0	0	0	0	0	0	0	0	0
2000	17	0	0	0	0	1	0	0	0	1	0	2	2	4	5	1	0	1	0	0	0	0	0	0	0	0	0	0	0
2100	21	0	0	0	0	0	3	0	1	0	2	2	3	2	3	3	1	0	1	0	0	0	0	0	0	0	0	0	0
2200	10	0	0	0	0	0	0	0	3	0	1	0	2	1	1	0	1	0	0	1	0	0	0	0	0	0	0	0	0
2300	5	0	0	0	0	0	0	0	0	0	0	1	0	1	0	2	1	0	0	0	0	0	0	0	0	0	0	0	0
07-19	**322**	**0**	**0**	**1**	**2**	**4**	**8**	**8**	**5**	**17**	**27**	**39**	**37**	**56**	**47**	**33**	**20**	**5**	**9**	**3**	**0**	**0**	**1**	**0**	**0**	**0**	**0**	**0**	**0**
06-22	**394**	**0**	**0**	**1**	**2**	**6**	**11**	**8**	**6**	**20**	**32**	**47**	**45**	**67**	**61**	**44**	**23**	**7**	**10**	**3**	**0**	**0**	**1**	**0**	**0**	**0**	**0**	**0**	**0**
06-00	**409**	**0**	**0**	**1**	**2**	**6**	**11**	**8**	**9**	**20**	**33**	**48**	**47**	**69**	**62**	**46**	**25**	**7**	**10**	**4**	**0**	**0**	**1**	**0**	**0**	**0**	**0**	**0**	**0**
00-00	**410**	**0**	**0**	**1**	**2**	**6**	**11**	**8**	**9**	**20**	**33**	**48**	**48**	**69**	**62**	**46**	**25**	**7**	**10**	**4**	**0**	**0**	**1**	**0**	**0**	**0**	**0**	**0**	**0**

DRAFT

Site 46
Location L683740, Att - Telepole, Lat 53.83698, Long -6.80348
Direction Two way

3279 / Meath/Cavan/Monaghan ATC's
October 2013
Automatic Traffic Count

Thu, 10 October 2013

Time	Total	Speed Bins (km/h)																											
		0 - 5	5 - 10	10 - 15	15 - 20	20 - 25	25 - 30	30 - 35	35 - 40	40 - 45	45 - 50	50 - 55	55 - 60	60 - 65	65 - 70	70 - 75	75 - 80	80 - 85	85 - 90	90 - 95	95 - 100	100 - 105	105 - 110	110 - 115	115 - 120	120 - 125	125 - 130	130 - 135	135 - 140
0000	1	0	0	0	0	0	0	0	0	0	1	0	0	0	0	0	0	0	0	0	0	0	0	0	0	0	0	0	0
0100	1	0	0	0	0	0	0	0	0	0	0	0	0	1	0	0	0	0	0	0	0	0	0	0	0	0	0	0	0
0200	0	0	0	0	0	0	0	0	0	0	0	0	0	0	0	0	0	0	0	0	0	0	0	0	0	0	0	0	0
0300	0	0	0	0	0	0	0	0	0	0	0	0	0	0	0	0	0	0	0	0	0	0	0	0	0	0	0	0	0
0400	1	0	0	0	0	0	0	0	1	0	0	0	0	0	0	0	0	0	0	0	0	0	0	0	0	0	0	0	0
0500	1	0	0	0	0	0	0	0	0	0	0	1	0	0	0	0	0	0	0	0	0	0	0	0	0	0	0	0	0
0600	4	0	0	0	0	0	0	0	0	0	0	1	0	0	1	1	0	1	0	0	0	0	0	0	0	0	0	0	0
0700	10	0	0	0	0	0	0	0	0	0	0	1	0	1	4	2	1	0	1	0	0	0	0	0	0	0	0	0	0
0800	**34**	**0**	**0**	**1**	**0**	**0**	**0**	**1**	**2**	**2**	**2**	**6**	**5**	**5**	**7**	**1**	**0**	**2**	**0**	**0**	**0**	**0**	**0**	**0**	**0**	**0**	**0**	**0**	**0**
0900	21	0	3	2	0	0	1	1	2	1	2	3	2	1	0	1	1	1	0	0	0	0	0	0	0	0	0	0	0
1000	24	1	1	0	0	0	0	2	1	3	1	4	4	4	1	1	0	1	0	0	0	0	0	0	0	0	0	0	0
1100	17	0	0	0	0	0	1	1	1	0	1	0	3	2	4	3	0	1	0	0	0	0	0	0	0	0	0	0	0
1200	23	0	0	0	1	0	0	2	2	3	2	5	3	2	2	0	0	1	0	0	0	0	0	0	0	0	0	0	0
1300	**40**	**0**	**0**	**0**	**0**	**1**	**0**	**0**	**2**	**2**	**3**	**7**	**10**	**9**	**4**	**0**	**1**	**1**	**0**	**0**	**0**	**0**	**0**	**0**	**0**	**0**	**0**	**0**	**0**
1400	38	0	0	0	0	0	0	4	1	2	2	1	7	7	9	2	3	0	0	0	0	0	0	0	0	0	0	0	0
1500	13	0	0	0	0	0	1	0	0	1	0	2	3	1	0	3	1	0	0	0	1	0	0	0	0	0	0	0	0
1600	28	0	0	0	0	0	0	1	0	2	2	3	6	8	3	1	1	0	0	0	1	0	0	0	0	0	0	0	0
1700	28	0	0	0	0	0	0	0	0	0	0	4	7	8	7	2	0	0	0	0	0	0	0	0	0	0	0	0	0
1800	30	0	0	0	0	1	0	1	0	2	1	4	7	10	1	2	0	0	0	0	1	0	0	0	0	0	0	0	0
1900	26	0	0	0	0	0	0	1	2	2	3	4	8	0	5	0	1	0	0	0	0	0	0	0	0	0	0	0	0
2000	26	0	0	0	0	0	0	0	0	3	2	1	7	4	5	2	1	1	0	0	0	0	0	0	0	0	0	0	0
2100	20	0	0	0	0	0	0	0	0	1	4	3	4	6	0	0	1	1	0	0	0	0	0	0	0	0	0	0	0
2200	16	0	0	0	0	0	0	0	0	2	1	2	3	3	2	2	1	0	0	0	0	0	0	0	0	0	0	0	0
2300	3	0	0	0	0	0	0	0	0	0	0	0	0	1	1	0	1	0	0	0	0	0	0	0	0	0	0	0	0
07-19	**306**	**1**	**4**	**3**	**1**	**2**	**3**	**13**	**11**	**18**	**16**	**40**	**57**	**58**	**42**	**18**	**8**	**7**	**1**	**0**	**3**	**0**	**0**	**0**	**0**	**0**	**0**	**0**	**0**
06-22	**382**	**1**	**4**	**3**	**1**	**2**	**3**	**14**	**13**	**24**	**25**	**49**	**76**	**68**	**53**	**21**	**11**	**10**	**1**	**0**	**3**	**0**	**0**	**0**	**0**	**0**	**0**	**0**	**0**
06-00	**401**	**1**	**4**	**3**	**1**	**2**	**3**	**14**	**13**	**26**	**26**	**51**	**79**	**72**	**56**	**23**	**13**	**10**	**1**	**0**	**3**	**0**	**0**	**0**	**0**	**0**	**0**	**0**	**0**
00-00	**405**	**1**	**4**	**3**	**1**	**2**	**3**	**14**	**14**	**26**	**27**	**52**	**79**	**73**	**56**	**23**	**13**	**10**	**1**	**0**	**3**	**0**	**0**	**0**	**0**	**0**	**0**	**0**	**0**

DRAFT

Site 46
Location L683740, Att - Telepole, Lat 53.83698, Long -6.80348
Direction Two way

3279 / Meath/Cavan/Monaghan ATC's
October 2013
Automatic Traffic Count

Fri, 11 October 2013

Time	Total	Speed Bins (km/h)																											
		0 - 5	5 - 10	10 - 15	15 - 20	20 - 25	25 - 30	30 - 35	35 - 40	40 - 45	45 - 50	50 - 55	55 - 60	60 - 65	65 - 70	70 - 75	75 - 80	80 - 85	85 - 90	90 - 95	95 - 100	100 - 105	105 - 110	110 - 115	115 - 120	120 - 125	125 - 130	130 - 135	135 - 140
0000	0	0	0	0	0	0	0	0	0	0	0	0	0	0	0	0	0	0	0	0	0	0	0	0	0	0	0	0	0
0100	0	0	0	0	0	0	0	0	0	0	0	0	0	0	0	0	0	0	0	0	0	0	0	0	0	0	0	0	0
0200	1	0	0	0	0	0	0	0	0	0	0	0	0	1	0	0	0	0	0	0	0	0	0	0	0	0	0	0	0
0300	0	0	0	0	0	0	0	0	0	0	0	0	0	0	0	0	0	0	0	0	0	0	0	0	0	0	0	0	0
0400	1	0	0	0	0	0	0	0	0	0	0	0	0	0	0	0	1	0	0	0	0	0	0	0	0	0	0	0	0
0500	0	0	0	0	0	0	0	0	0	0	0	0	0	0	0	0	0	0	0	0	0	0	0	0	0	0	0	0	0
0600	2	0	0	0	0	0	0	0	0	0	1	1	0	0	0	0	0	0	0	0	0	0	0	0	0	0	0	0	0
0700	11	0	0	0	0	0	0	0	0	0	0	0	1	1	7	0	2	0	0	0	0	0	0	0	0	0	0	0	0
0800	**32**	**0**	**0**	**0**	**0**	**2**	**2**	**0**	**1**	**2**	**0**	**8**	**2**	**1**	**8**	**4**	**1**	**0**	**1**	**0**	**0**	**0**	**0**	**0**	**0**	**0**	**0**	**0**	**0**
0900	26	0	0	0	0	0	1	1	0	1	2	7	4	5	2	1	1	0	1	0	0	0	0	0	0	0	0	0	0
1000	13	0	0	0	1	0	0	0	1	1	1	1	2	3	2	0	1	0	0	0	0	0	0	0	0	0	0	0	0
1100	15	0	0	0	0	0	0	0	1	0	0	0	3	5	2	3	0	1	0	0	0	0	0	0	0	0	0	0	0
1200	20	0	0	1	1	0	0	1	2	3	3	2	2	0	2	1	1	1	0	0	0	0	0	0	0	0	0	0	0
1300	18	0	0	0	0	0	0	1	0	2	1	0	2	3	2	1	2	2	0	2	0	0	0	0	0	0	0	0	0
1400	32	0	0	0	0	0	1	0	2	1	4	2	6	9	3	2	0	2	0	0	0	0	0	0	0	0	0	0	0
1500	29	0	0	0	0	0	0	1	0	1	3	0	8	4	4	2	4	2	0	0	0	0	0	0	0	0	0	0	0
1600	**35**	**0**	**0**	**0**	**0**	**0**	**1**	**0**	**1**	**2**	**7**	**8**	**4**	**3**	**2**	**2**	**0**	**2**	**1**	**1**	**1**	**0**	**0**	**0**	**0**	**0**	**0**	**0**	**0**
1700	27	0	0	0	0	1	0	1	0	0	3	4	3	8	1	3	1	2	0	0	0	0	0	0	0	0	0	0	0
1800	27	0	0	0	0	0	0	0	1	0	3	6	5	3	5	2	0	0	2	0	0	0	0	0	0	0	0	0	0
1900	24	0	0	0	0	0	0	1	1	1	1	2	4	5	6	1	1	1	0	0	0	0	0	0	0	0	0	0	0
2000	22	0	0	0	2	1	0	0	0	3	0	2	3	2	1	4	2	1	1	0	0	0	0	0	0	0	0	0	0
2100	15	0	0	0	0	0	0	0	1	0	3	1	3	3	2	1	0	1	0	0	0	0	0	0	0	0	0	0	0
2200	7	0	0	0	0	1	0	0	0	0	0	0	2	1	0	1	2	0	0	0	0	0	0	0	0	0	0	0	0
2300	4	0	0	0	0	0	0	0	0	0	0	0	1	0	1	1	0	1	0	0	0	0	0	0	0	0	0	0	0
07-19	**285**	**0**	**0**	**1**	**2**	**3**	**5**	**5**	**9**	**13**	**27**	**38**	**42**	**45**	**40**	**21**	**13**	**12**	**5**	**3**	**1**	**0**	**0**	**0**	**0**	**0**	**0**	**0**	**0**
06-22	**348**	**0**	**0**	**1**	**4**	**4**	**5**	**6**	**11**	**17**	**32**	**44**	**52**	**55**	**49**	**27**	**16**	**15**	**6**	**3**	**1**	**0**	**0**	**0**	**0**	**0**	**0**	**0**	**0**
06-00	**359**	**0**	**0**	**1**	**4**	**5**	**5**	**6**	**11**	**17**	**32**	**44**	**55**	**56**	**50**	**29**	**18**	**16**	**6**	**3**	**1**	**0**	**0**	**0**	**0**	**0**	**0**	**0**	**0**
00-00	**361**	**0**	**0**	**1**	**4**	**5**	**5**	**6**	**11**	**17**	**32**	**44**	**55**	**57**	**50**	**29**	**19**	**16**	**6**	**3**	**1**	**0**	**0**	**0**	**0**	**0**	**0**	**0**	**0**

DRAFT

Site 46
Location L683740, Att - Telepole, Lat 53.83698, Long -6.80348
Direction Two way

3279 / Meath/Cavan/Monaghan ATC's
October 2013
Automatic Traffic Count

Sat, 12 October 2013

Time	Total	Speed Bins (km/h)																											
		0 - 5	5 - 10	10 - 15	15 - 20	20 - 25	25 - 30	30 - 35	35 - 40	40 - 45	45 - 50	50 - 55	55 - 60	60 - 65	65 - 70	70 - 75	75 - 80	80 - 85	85 - 90	90 - 95	95 - 100	100 - 105	105 - 110	110 - 115	115 - 120	120 - 125	125 - 130	130 - 135	135 - 140
0000	2	0	0	0	0	0	0	0	0	0	0	0	0	0	1	1	0	0	0	0	0	0	0	0	0	0	0	0	0
0100	7	0	0	0	0	1	0	0	0	2	0	2	0	0	1	0	1	0	0	0	0	0	0	0	0	0	0	0	0
0200	5	0	0	0	0	0	0	0	0	1	1	2	0	1	0	0	0	0	0	0	0	0	0	0	0	0	0	0	0
0300	0	0	0	0	0	0	0	0	0	0	0	0	0	0	0	0	0	0	0	0	0	0	0	0	0	0	0	0	0
0400	2	0	0	0	0	0	0	0	0	1	0	1	0	0	0	0	0	0	0	0	0	0	0	0	0	0	0	0	0
0500	0	0	0	0	0	0	0	0	0	0	0	0	0	0	0	0	0	0	0	0	0	0	0	0	0	0	0	0	0
0600	1	0	0	0	0	0	0	0	0	0	0	0	0	0	1	0	0	0	0	0	0	0	0	0	0	0	0	0	0
0700	7	0	0	0	0	0	0	0	0	0	0	0	2	0	5	0	0	0	0	0	0	0	0	0	0	0	0	0	0
0800	13	0	0	0	0	0	0	0	0	1	2	0	0	2	5	0	3	0	0	0	0	0	0	0	0	0	0	0	0
0900	19	0	0	0	0	1	0	0	0	1	0	3	4	3	2	4	0	0	1	0	0	0	0	0	0	0	0	0	0
1000	**31**	**0**	**0**	**0**	**0**	**1**	**0**	**0**	**0**	**2**	**8**	**2**	**3**	**5**	**3**	**6**	**1**	**0**	**0**	**0**	**0**	**0**	**0**	**0**	**0**	**0**	**0**	**0**	**0**
1100	25	0	0	0	0	0	0	1	1	0	4	3	7	1	5	2	1	0	0	0	0	0	0	0	0	0	0	0	0
1200	26	0	0	0	1	0	1	0	0	1	2	3	4	9	4	0	0	0	0	1	0	0	0	0	0	0	0	0	0
1300	20	0	0	0	0	0	0	1	0	2	0	4	4	5	2	1	1	0	0	0	0	0	0	0	0	0	0	0	0
1400	23	0	0	0	1	0	0	1	1	0	1	4	3	3	4	1	2	0	2	0	0	0	0	0	0	0	0	0	0
1500	19	0	0	0	0	0	1	0	0	0	1	1	5	2	2	3	4	0	0	0	0	0	0	0	0	0	0	0	0
1600	**38**	**0**	**0**	**0**	**1**	**2**	**0**	**0**	**0**	**1**	**6**	**5**	**4**	**5**	**5**	**3**	**3**	**2**	**0**	**1**	**0**	**0**	**0**	**0**	**0**	**0**	**0**	**0**	**0**
1700	24	0	0	0	0	1	0	0	0	1	4	4	2	6	2	1	3	0	0	0	0	0	0	0	0	0	0	0	0
1800	22	0	0	0	0	0	1	1	0	3	1	1	0	4	7	2	1	0	1	0	0	0	0	0	0	0	0	0	0
1900	24	0	0	0	0	2	0	0	1	1	0	2	7	3	3	4	1	0	0	0	0	0	0	0	0	0	0	0	0
2000	20	0	0	0	0	0	0	0	0	1	2	5	3	3	3	1	1	0	1	0	0	0	0	0	0	0	0	0	0
2100	14	0	0	0	0	2	0	0	1	1	1	2	1	1	2	1	0	0	1	1	0	0	0	0	0	0	0	0	0
2200	7	0	0	0	0	0	0	0	0	0	0	2	0	1	3	0	0	1	0	0	0	0	0	0	0	0	0	0	0
2300	4	0	0	0	0	0	0	0	0	0	0	1	0	2	0	0	1	0	0	0	0	0	0	0	0	0	0	0	0
07-19	**267**	**0**	**0**	**0**	**3**	**5**	**3**	**4**	**2**	**12**	**29**	**30**	**38**	**45**	**46**	**23**	**19**	**2**	**4**	**2**	**0**	**0**	**0**	**0**	**0**	**0**	**0**	**0**	**0**
06-22	**326**	**0**	**0**	**0**	**3**	**9**	**3**	**4**	**4**	**15**	**32**	**39**	**49**	**52**	**55**	**29**	**21**	**2**	**6**	**3**	**0**	**0**	**0**	**0**	**0**	**0**	**0**	**0**	**0**
06-00	**337**	**0**	**0**	**0**	**3**	**9**	**3**	**4**	**4**	**15**	**32**	**42**	**49**	**55**	**58**	**29**	**22**	**3**	**6**	**3**	**0**	**0**	**0**	**0**	**0**	**0**	**0**	**0**	**0**
00-00	**353**	**0**	**0**	**0**	**3**	**10**	**3**	**4**	**4**	**19**	**33**	**47**	**49**	**56**	**60**	**30**	**23**	**3**	**6**	**3**	**0**	**0**	**0**	**0**	**0**	**0**	**0**	**0**	**0**

DRAFT

Site 46
Location L683740, Att - Telepole, Lat 53.83698, Long -6.80348
Direction Two way

3279 / Meath/Cavan/Monaghan ATC's
October 2013
Automatic Traffic Count

Sun, 13 October 2013

Time	Total	Speed Bins (km/h)																											
		0 - 5	5 - 10	10 - 15	15 - 20	20 - 25	25 - 30	30 - 35	35 - 40	40 - 45	45 - 50	50 - 55	55 - 60	60 - 65	65 - 70	70 - 75	75 - 80	80 - 85	85 - 90	90 - 95	95 - 100	100 - 105	105 - 110	110 - 115	115 - 120	120 - 125	125 - 130	130 - 135	135 - 140
0000	3	0	0	0	0	0	0	0	0	0	0	0	1	1	1	0	0	0	0	0	0	0	0	0	0	0	0	0	0
0100	3	0	0	0	0	0	0	0	0	0	0	0	0	2	0	0	0	0	1	0	0	0	0	0	0	0	0	0	0
0200	4	0	0	0	0	0	0	0	0	0	1	1	0	1	0	0	1	0	0	0	0	0	0	0	0	0	0	0	0
0300	0	0	0	0	0	0	0	0	0	0	0	0	0	0	0	0	0	0	0	0	0	0	0	0	0	0	0	0	0
0400	3	0	0	0	0	0	0	1	0	0	0	0	0	2	0	0	0	0	0	0	0	0	0	0	0	0	0	0	0
0500	4	0	0	0	0	1	0	0	0	0	0	1	0	0	2	0	0	0	0	0	0	0	0	0	0	0	0	0	0
0600	1	0	0	0	0	0	0	0	0	0	0	0	0	0	0	0	1	0	0	0	0	0	0	0	0	0	0	0	0
0700	2	0	0	0	0	0	0	0	0	1	0	0	1	0	0	0	0	0	0	0	0	0	0	0	0	0	0	0	0
0800	6	0	0	0	0	0	0	0	0	0	0	0	2	2	0	2	0	0	0	0	0	0	0	0	0	0	0	0	0
0900	8	0	0	0	0	2	0	0	0	0	2	2	0	0	2	0	0	0	0	0	0	0	0	0	0	0	0	0	0
1000	12	0	0	0	0	0	0	0	0	0	1	2	1	5	1	1	1	0	0	0	0	0	0	0	0	0	0	0	0
1100	**22**	**0**	**0**	**0**	**0**	**0**	**0**	**0**	**3**	**1**	**1**	**4**	**2**	**5**	**1**	**3**	**1**	**1**	**0**	**0**	**0**	**0**	**0**	**0**	**0**	**0**	**0**	**0**	**0**
1200	**27**	**0**	**0**	**0**	**1**	**0**	**0**	**5**	**0**	**0**	**1**	**3**	**4**	**8**	**1**	**3**	**1**	**0**	**0**	**0**	**0**	**0**	**0**	**0**	**0**	**0**	**0**	**0**	**0**
1300	17	0	0	0	0	0	0	0	1	0	0	3	2	5	2	4	0	0	0	0	0	0	0	0	0	0	0	0	0
1400	12	0	0	0	0	0	0	0	0	1	1	5	0	2	0	1	2	0	0	0	0	0	0	0	0	0	0	0	0
1500	19	0	0	1	0	1	1	0	0	2	2	3	1	1	3	3	1	0	0	0	0	0	0	0	0	0	0	0	0
1600	19	0	0	0	1	2	0	0	0	2	1	3	6	1	2	1	0	0	0	0	0	0	0	0	0	0	0	0	0
1700	25	0	0	0	0	0	0	1	2	1	1	3	4	6	4	0	2	1	0	0	0	0	0	0	0	0	0	0	0
1800	16	0	0	0	1	2	1	0	1	0	2	2	0	4	1	1	1	0	0	0	0	0	0	0	0	0	0	0	0
1900	20	0	0	0	0	1	1	1	0	1	1	2	5	5	0	2	0	1	0	0	0	0	0	0	0	0	0	0	0
2000	13	0	0	0	0	0	0	0	0	2	0	1	3	2	2	3	0	0	0	0	0	0	0	0	0	0	0	0	0
2100	9	0	0	0	0	0	0	0	0	0	1	2	3	1	2	0	0	0	0	0	0	0	0	0	0	0	0	0	0
2200	7	0	0	0	0	0	0	1	0	1	1	2	0	0	1	1	0	0	0	0	0	0	0	0	0	0	0	0	0
2300	2	0	0	0	0	0	0	0	0	1	0	0	0	0	0	0	0	0	0	0	1	0	0	0	0	0	0	0	0
07-19	**185**	**0**	**0**	**1**	**3**	**7**	**2**	**6**	**7**	**8**	**12**	**30**	**23**	**39**	**17**	**19**	**9**	**2**	**0**	**0**	**0**	**0**	**0**	**0**	**0**	**0**	**0**	**0**	**0**
06-22	**228**	**0**	**0**	**1**	**3**	**8**	**3**	**7**	**7**	**11**	**14**	**35**	**34**	**47**	**21**	**24**	**10**	**3**	**0**	**0**	**0**	**0**	**0**	**0**	**0**	**0**	**0**	**0**	**0**
06-00	**237**	**0**	**0**	**1**	**3**	**8**	**3**	**8**	**7**	**13**	**15**	**37**	**34**	**47**	**22**	**25**	**10**	**3**	**0**	**0**	**1**	**0**	**0**	**0**	**0**	**0**	**0**	**0**	**0**
00-00	**254**	**0**	**0**	**1**	**3**	**9**	**3**	**9**	**7**	**13**	**16**	**39**	**35**	**53**	**25**	**25**	**11**	**3**	**1**	**0**	**1**	**0**	**0**	**0**	**0**	**0**	**0**	**0**	**0**

DRAFT

Site 46
Location L683740, Att - Telepole, Lat 53.83698, Long -6.80348
Direction Two way

3279 / Meath/Cavan/Monaghan ATC's
October 2013
Automatic Traffic Count

Mon, 14 October 2013

Time	Total	Speed Bins (km/h)																											
		0 - 5	5 - 10	10 - 15	15 - 20	20 - 25	25 - 30	30 - 35	35 - 40	40 - 45	45 - 50	50 - 55	55 - 60	60 - 65	65 - 70	70 - 75	75 - 80	80 - 85	85 - 90	90 - 95	95 - 100	100 - 105	105 - 110	110 - 115	115 - 120	120 - 125	125 - 130	130 - 135	135 - 140
0000	1	0	0	0	0	0	0	0	0	0	0	0	0	0	1	0	0	0	0	0	0	0	0	0	0	0	0	0	0
0100	0	0	0	0	0	0	0	0	0	0	0	0	0	0	0	0	0	0	0	0	0	0	0	0	0	0	0	0	0
0200	0	0	0	0	0	0	0	0	0	0	0	0	0	0	0	0	0	0	0	0	0	0	0	0	0	0	0	0	0
0300	0	0	0	0	0	0	0	0	0	0	0	0	0	0	0	0	0	0	0	0	0	0	0	0	0	0	0	0	0
0400	1	0	0	0	0	0	0	0	1	0	0	0	0	0	0	0	0	0	0	0	0	0	0	0	0	0	0	0	0
0500	1	0	0	0	0	0	0	0	0	0	0	0	0	1	0	0	0	0	0	0	0	0	0	0	0	0	0	0	0
0600	3	0	0	0	0	0	0	0	0	0	0	0	1	1	1	0	0	0	0	0	0	0	0	0	0	0	0	0	0
0700	11	0	0	0	0	0	0	0	0	0	0	0	0	2	6	3	0	0	0	0	0	0	0	0	0	0	0	0	0
0800	31	0	0	0	0	0	1	0	0	2	3	4	5	3	5	2	2	2	1	1	0	0	0	0	0	0	0	0	0	0
0900	**34**	**0**	**0**	**0**	**0**	**0**	**0**	**0**	**1**	**1**	**0**	**2**	**3**	**9**	**9**	**4**	**3**	**2**	**0**	**0**	**0**	**0**	**0**	**0**	**0**	**0**	**0**	**0**	**0**	**0**
1000	22	0	0	0	0	0	0	0	0	1	1	3	5	2	8	1	1	0	0	0	0	0	0	0	0	0	0	0	0	0
1100	19	0	0	0	1	1	1	0	0	2	1	1	3	2	2	4	1	0	0	0	0	0	0	0	0	0	0	0	0	0
1200	16	0	0	0	0	0	0	0	0	1	1	1	3	3	3	2	2	0	0	0	0	0	0	0	0	0	0	0	0	0
1300	18	0	0	0	0	1	1	0	0	0	0	2	2	4	3	2	1	1	1	0	0	0	0	0	0	0	0	0	0	0
1400	35	0	0	0	0	0	0	1	0	0	3	6	9	7	2	4	3	0	0	0	0	0	0	0	0	0	0	0	0	0
1500	20	0	0	0	0	0	0	0	1	0	5	2	4	3	2	0	3	0	0	0	0	0	0	0	0	0	0	0	0	0
1600	34	0	0	0	0	0	1	1	1	4	0	2	9	4	6	3	1	1	1	0	0	0	0	0	0	0	0	0	0	0
1700	**41**	**0**	**0**	**0**	**0**	**0**	**0**	**0**	**0**	**2**	**3**	**5**	**6**	**9**	**5**	**5**	**3**	**1**	**0**	**1**	**1**	**0**	**0**	**0**	**0**	**0**	**0**	**0**	**0**	**0**
1800	40	0	0	0	0	0	2	0	0	3	3	4	3	7	7	2	4	4	0	1	0	0	0	0	0	0	0	0	0	0
1900	19	0	0	0	0	0	0	0	0	1	1	2	2	5	3	3	0	0	2	0	0	0	0	0	0	0	0	0	0	0
2000	15	0	0	0	0	0	0	1	0	0	2	1	2	1	3	4	1	0	0	0	0	0	0	0	0	0	0	0	0	0
2100	13	0	0	0	0	0	0	0	0	0	0	4	3	3	1	2	0	0	0	0	0	0	0	0	0	0	0	0	0	0
2200	5	0	0	0	0	0	0	0	0	0	0	0	1	4	0	0	0	0	0	0	0	0	0	0	0	0	0	0	0	0
2300	5	0	0	0	0	1	0	0	0	0	0	1	0	0	1	2	0	0	0	0	0	0	0	0	0	0	0	0	0	0
07-19	**321**	**0**	**0**	**0**	**1**	**2**	**6**	**2**	**3**	**16**	**20**	**32**	**52**	**55**	**58**	**32**	**24**	**11**	**3**	**3**	**1**	**0**	**0**	**0**	**0**	**0**	**0**	**0**	**0**	**0**
06-22	**371**	**0**	**0**	**0**	**1**	**2**	**6**	**3**	**3**	**17**	**23**	**39**	**60**	**65**	**66**	**41**	**25**	**11**	**5**	**3**	**1**	**0**	**0**	**0**	**0**	**0**	**0**	**0**	**0**	**0**
06-00	**381**	**0**	**0**	**0**	**1**	**3**	**6**	**3**	**3**	**17**	**23**	**40**	**61**	**69**	**67**	**43**	**25**	**11**	**5**	**3**	**1**	**0**	**0**	**0**	**0**	**0**	**0**	**0**	**0**	**0**
00-00	**384**	**0**	**0**	**0**	**1**	**3**	**6**	**3**	**4**	**17**	**23**	**40**	**61**	**70**	**68**	**43**	**25**	**11**	**5**	**3**	**1**	**0**	**0**	**0**	**0**	**0**	**0**	**0**	**0**	**0**

DRAFT

Site 46
Location L683740, Att - Telepole, Lat 53.83698, Long -6.80348
Direction Two way

3279 / Meath/Cavan/Monaghan ATC's
October 2013
Automatic Traffic Count

Virtual Day (7)

Time	Total	Speed Bins (km/h)																											
		0 - 5	5 - 10	10 - 15	15 - 20	20 - 25	25 - 30	30 - 35	35 - 40	40 - 45	45 - 50	50 - 55	55 - 60	60 - 65	65 - 70	70 - 75	75 - 80	80 - 85	85 - 90	90 - 95	95 - 100	100 - 105	105 - 110	110 - 115	115 - 120	120 - 125	125 - 130	130 - 135	135 - 140
0000	1	0	0	0	0	0	0	0	0	0	0	0	0	0	0	0	0	0	0	0	0	0	0	0	0	0	0	0	0
0100	2	0	0	0	0	0	0	0	0	0	0	0	0	0	0	0	0	0	0	0	0	0	0	0	0	0	0	0	0
0200	1	0	0	0	0	0	0	0	0	0	0	0	0	0	0	0	0	0	0	0	0	0	0	0	0	0	0	0	0
0300	0	0	0	0	0	0	0	0	0	0	0	0	0	0	0	0	0	0	0	0	0	0	0	0	0	0	0	0	0
0400	1	0	0	0	0	0	0	0	0	0	0	0	0	0	0	0	0	0	0	0	0	0	0	0	0	0	0	0	0
0500	1	0	0	0	0	0	0	0	0	0	0	0	0	0	0	0	0	0	0	0	0	0	0	0	0	0	0	0	0
0600	2	0	0	0	0	0	0	0	0	0	0	0	0	0	1	0	0	0	0	0	0	0	0	0	0	0	0	0	0
0700	10	0	0	0	0	0	0	0	0	0	1	0	1	2	4	1	1	0	0	0	0	0	0	0	0	0	0	0	0
0800	**25**	**0**	**0**	**0**	**0**	**0**	**1**	**0**	**1**	**1**	**2**	**4**	**3**	**3**	**5**	**2**	**1**	**1**	**0**	**0**	**0**	**0**	**0**	**0**	**0**	**0**	**0**	**0**	**0**
0900	24	0	0	0	0	1	0	0	0	1	2	3	2	4	3	3	2	1	1	0	0	0	0	0	0	0	0	0	0
1000	21	0	0	0	0	0	0	0	1	1	3	2	3	5	3	1	1	0	0	0	0	0	0	0	0	0	0	0	0
1100	20	0	0	0	0	0	0	1	1	1	2	2	4	3	2	2	1	0	0	0	0	0	0	0	0	0	0	0	0
1200	22	0	0	0	1	0	0	1	1	2	2	3	3	4	2	1	1	0	0	0	0	0	0	0	0	0	0	0	0
1300	24	0	0	0	0	0	0	1	1	1	1	3	4	5	3	1	1	1	0	0	0	0	0	0	0	0	0	0	0
1400	27	0	0	0	0	0	0	1	1	1	2	3	5	5	3	2	2	0	1	0	0	0	0	0	0	0	0	0	0
1500	24	0	0	0	0	0	1	0	1	1	2	2	4	3	3	3	2	0	0	0	0	0	0	0	0	0	0	0	0
1600	29	0	0	0	0	1	0	0	0	2	3	4	5	4	4	2	1	1	0	0	0	0	0	0	0	0	0	0	0
1700	**31**	**0**	**0**	**0**	**0**	**0**	**0**	**0**	**0**	**1**	**3**	**5**	**4**	**7**	**4**	**2**	**2**	**1**	**0**	**0**	**0**	**0**	**0**	**0**	**0**	**0**	**0**	**0**	**0**
1800	**31**	**0**	**0**	**0**	**1**	**1**	**1**	**1**	**0**	**2**	**2**	**5**	**4**	**6**	**5**	**2**	**1**	**1**	**1**	**0**	**0**	**0**	**0**	**0**	**0**	**0**	**0**	**0**	**0**
1900	23	0	0	0	0	1	0	1	1	1	2	2	5	4	3	2	1	0	1	0	0	0	0	0	0	0	0	0	0
2000	19	0	0	0	0	0	0	0	0	2	1	2	4	3	3	2	1	0	0	0	0	0	0	0	0	0	0	0	0
2100	14	0	0	0	0	0	0	0	1	0	2	2	3	2	2	1	0	0	0	0	0	0	0	0	0	0	0	0	0
2200	8	0	0	0	0	0	0	0	0	1	0	1	1	2	1	1	1	0	0	0	0	0	0	0	0	0	0	0	0
2300	4	0	0	0	0	0	0	0	0	0	0	1	0	1	0	1	0	0	0	0	0	0	0	0	0	0	0	0	0
07-19	**288**	**0**	**1**	**1**	**2**	**4**	**4**	**6**	**7**	**14**	**24**	**36**	**44**	**51**	**42**	**24**	**15**	**7**	**4**	**2**	**1**	**0**	**0**	**0**	**0**	**0**	**0**	**0**	**0**
06-22	**347**	**0**	**1**	**1**	**2**	**5**	**5**	**7**	**8**	**17**	**29**	**43**	**55**	**61**	**51**	**30**	**17**	**8**	**5**	**2**	**1**	**0**	**0**	**0**	**0**	**0**	**0**	**0**	**0**
06-00	**360**	**0**	**1**	**1**	**2**	**5**	**5**	**7**	**9**	**18**	**29**	**44**	**56**	**63**	**53**	**31**	**18**	**9**	**5**	**2**	**1**	**0**	**0**	**0**	**0**	**0**	**0**	**0**	**0**
00-00	**367**	**0**	**1**	**1**	**2**	**6**	**5**	**7**	**9**	**18**	**30**	**46**	**57**	**65**	**53**	**31**	**19**	**9**	**5**	**2**	**1**	**0**	**0**	**0**	**0**	**0**	**0**	**0**	**0**

DRAFT

Site 46
Location L683740, Att - Telepole, Lat 53.83698, Long -6.80348
Direction Two way

3279 / Meath/Cavan/Monaghan ATC's
October 2013
Automatic Traffic Count

Virtual Week (1)

Time	Total	Speed Bins (km/h)																												
		0 - 5	5 - 10	10 - 15	15 - 20	20 - 25	25 - 30	30 - 35	35 - 40	40 - 45	45 - 50	50 - 55	55 - 60	60 - 65	65 - 70	70 - 75	75 - 80	80 - 85	85 - 90	90 - 95	95 - 100	100 - 105	105 - 110	110 - 115	115 - 120	120 - 125	125 - 130	130 - 135	135 - 140
Mon	384	0	0	0	1	3	6	3	4	17	23	40	61	70	68	43	25	11	5	3	1	0	0	0	0	0	0	0	0	0
Tue	399	0	0	1	2	4	4	6	13	16	45	51	69	74	53	24	15	10	8	3	1	0	0	0	0	0	0	0	0	0
Wed	410	0	0	1	2	6	11	8	9	20	33	48	48	69	62	46	25	7	10	4	0	0	1	0	0	0	0	0	0	0
Thu	405	1	4	3	1	2	3	14	14	26	27	52	79	73	56	23	13	10	1	0	3	0	0	0	0	0	0	0	0	0
Fri	361	0	0	1	4	5	5	6	11	17	32	44	55	57	50	29	19	16	6	3	1	0	0	0	0	0	0	0	0	0
|Sat	353	0	0	0	3	10	3	4	4	19	33	47	49	56	60	30	23	3	6	3	0	0	0	0	0	0	0	0	0	0
|Sun	254	0	0	1	3	9	3	9	7	13	16	39	35	53	25	25	11	3	1	0	1	0	0	0	0	0	0	0	0	0
5 Day Ave.	**392**	**0**	**1**	**1**	**2**	**4**	**6**	**7**	**10**	**19**	**32**	**47**	**62**	**69**	**58**	**33**	**19**	**11**	**6**	**3**	**1**	**0**	**0**	**0**	**0**	**0**	**0**	**0**	**0**	**0**
7 Day Ave.	**367**	**0**	**1**	**1**	**2**	**6**	**5**	**7**	**9**	**18**	**30**	**46**	**57**	**65**	**53**	**31**	**19**	**9**	**5**	**2**	**1**	**0**	**0**	**0**	**0**	**0**	**0**	**0**	**0**	**0**
--	**2566**	**1**	**4**	**7**	**16**	**39**	**35**	**50**	**62**	**128**	**209**	**321**	**396**	**452**	**374**	**220**	**131**	**60**	**37**	**16**	**7**	**0**	**1**	**0**	**0**	**0**	**0**	**0**	**0**	**0**

Summary Graphs

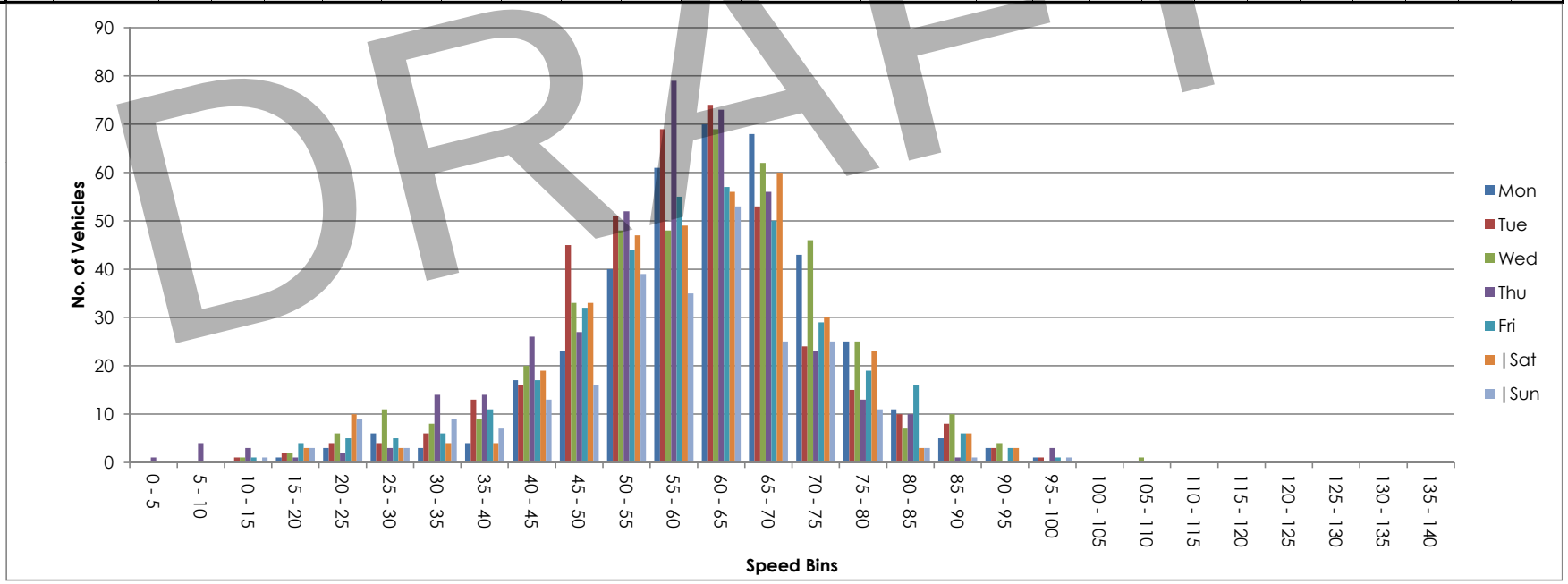

DRAFT



NDC NATIONWIDE DATA COLLECTION	**Site / Location:**	Unnamed Road, Att - Tree, Lat 53.8445, Long -6.82844	**Project No:**	3279	**Photo No:**	3279-47	**Drawn By:**	MOR
	Survey Date:	Tue, 8 October 2013 to Mon, 14 October 2013	**Project Name:**		Meath/Cavan/Monaghan ATC'S			
	Survey Times:	00:00 to 00(24):00	**Title:**		Site Photograph			

Site No.	Location.	Direction.	Speed Limit - PSL (km/h)	Start Date.	End Date.	Total Vehicles.	5 Day Ave.	7 Day Ave.	No. > Speed Limit.	%. > Speed Limit.	No. > Speed Limit1 (+5km/h).	%. > Speed Limit1 (+5km/h).	No. > Speed Limit1 (+10km/h).	%. > Speed Limit1 (+10km/h).	Mean Speed	85%ile Speed
47	Unnamed Road, Att - Tree, Lat 53.8445, Long -6.82844	North	80	Tue, 8 October 2013	Mon, 14 October 2013	564	88	81	14	2.5	6	1.1	3	0.5	52.7	69.5
		South	80	Tue, 8 October 2013	Mon, 14 October 2013	589	92	84	7	1.2	0	0.0	0	0.0	52.3	68.4
		Two way	80	Tue, 8 October 2013	Mon, 14 October 2013	1153	179	165	21	1.8	6	0.5	3	0.3	52.5	68.8

DRAFT

Site 47
Location Unnamed Road, Att - Tree, Lat 53.8445, Long -6.82844
Direction North

3279 / Meath/Cavan/Monaghan ATC's
October 2013
Automatic Traffic Count

Tue, 8 October 2013

Time	Total	Classification												>PSL	>PSL%	>SL1	>SL1%	>SL2	>SL2%	Mean	Vpp
		1 MCL	2 SV	3 SVT	4 TB2	5 TB3	6 T4	7 ART3	8 ART4	9 ART5	10 ART6	11 BD	12 DRT	80	80	85 +5kph	85 +5kph	90 +10kph	90 +10kph		85
0000	0	0	0	0	0	0	0	0	0	0	0	0	0	0	0	0	0	0	0	-	-
0100	0	0	0	0	0	0	0	0	0	0	0	0	0	0	0	0	0	0	0	-	-
0200	0	0	0	0	0	0	0	0	0	0	0	0	0	0	0	0	0	0	0	-	-
0300	0	0	0	0	0	0	0	0	0	0	0	0	0	0	0	0	0	0	0	-	-
0400	0	0	0	0	0	0	0	0	0	0	0	0	0	0	0	0	0	0	0	-	-
0500	0	0	0	0	0	0	0	0	0	0	0	0	0	0	0	0	0	0	0	-	-
0600	2	0	1	0	1	0	0	0	0	0	0	0	0	0	0	0	0	0	0	65.9	-
0700	9	0	9	0	0	0	0	0	0	0	0	0	0	0	0	0	0	0	0	55.9	-
0800	**12**	**0**	**11**	**1**	**0**	**0**	**0**	**0**	**0**	**0**	**0**	**0**	**0**	**0**	**0**	**0**	**0**	**0**	**0**	**49.1**	**64.8**
0900	6	0	4	1	1	0	0	0	0	0	0	0	0	0	0	0	0	0	0	48.3	-
1000	7	0	7	0	0	0	0	0	0	0	0	0	0	0	0	0	0	0	0	61.8	-
1100	1	0	0	0	1	0	0	0	0	0	0	0	0	0	0	0	0	0	0	75.8	-
1200	5	0	4	1	0	0	0	0	0	0	0	0	0	0	0	0	0	0	0	47.3	-
1300	4	0	3	1	0	0	0	0	0	0	0	0	0	0	0	0	0	0	0	48.3	-
1400	3	0	3	0	0	0	0	0	0	0	0	0	0	0	0	0	0	0	0	39.1	-
1500	3	0	2	0	1	0	0	0	0	0	0	0	0	0	0	0	0	0	0	49.7	-
1600	2	0	2	0	0	0	0	0	0	0	0	0	0	0	0	0	0	0	0	27.8	-
1700	**10**	**0**	**10**	**0**	**0**	**0**	**0**	**0**	**0**	**0**	**0**	**0**	**0**	**0**	**0**	**0**	**0**	**0**	**0**	**47**	**-**
1800	3	0	3	0	0	0	0	0	0	0	0	0	0	0	0	0	0	0	0	43.7	-
1900	7	0	7	0	0	0	0	0	0	0	0	0	0	0	0	0	0	0	0	50	-
2000	6	0	6	0	0	0	0	0	0	0	0	0	0	0	0	0	0	0	0	44.8	-
2100	4	0	4	0	0	0	0	0	0	0	0	0	0	0	0	0	0	0	0	50.4	-
2200	1	0	1	0	0	0	0	0	0	0	0	0	0	0	0	0	0	0	0	52.2	-
2300	2	0	2	0	0	0	0	0	0	0	0	0	0	0	0	0	0	0	0	62	-
07-19	**65**	**0**	**58**	**4**	**3**	**0**	**0**	**0**	**0**	**0**	**0**	**0**	**0**	**0**	**0**	**0**	**0**	**0**	**0**	**49.9**	**67**
06-22	**84**	**0**	**76**	**4**	**4**	**0**	**0**	**0**	**0**	**0**	**0**	**0**	**0**	**0**	**0**	**0**	**0**	**0**	**0**	**50**	**66.6**
06-00	**87**	**0**	**79**	**4**	**4**	**0**	**0**	**0**	**0**	**0**	**0**	**0**	**0**	**0**	**0**	**0**	**0**	**0**	**0**	**50.3**	**66.6**
00-00	**87**	**0**	**79**	**4**	**4**	**0**	**0**	**0**	**0**	**0**	**0**	**0**	**0**	**0**	**0**	**0**	**0**	**0**	**0**	**50.3**	**66.6**

DRAFT

Site 47
Location Unnamed Road, Att - Tree, Lat 53.8445, Long -6.82844
Direction North

3279 / Meath/Cavan/Monaghan ATC's
October 2013
Automatic Traffic Count

Wed, 9 October 2013

Time	Total	Classification												>PSL	>PSL%	>SL1	>SL1%	>SL2	>SL2%	Mean	Vpp
		1 MCL	2 SV	3 SVT	4 TB2	5 TB3	6 T4	7 ART3	8 ART4	9 ART5	10 ART6	11 BD	12 DRT	80	80	85 +5kph	85 +5kph	90 +10kph	90 +10kph		85
0000	0	0	0	0	0	0	0	0	0	0	0	0	0	0	0	0	0	0	0	-	-
0100	0	0	0	0	0	0	0	0	0	0	0	0	0	0	0	0	0	0	0	-	-
0200	0	0	0	0	0	0	0	0	0	0	0	0	0	0	0	0	0	0	0	-	-
0300	0	0	0	0	0	0	0	0	0	0	0	0	0	0	0	0	0	0	0	-	-
0400	0	0	0	0	0	0	0	0	0	0	0	0	0	0	0	0	0	0	0	-	-
0500	0	0	0	0	0	0	0	0	0	0	0	0	0	0	0	0	0	0	0	-	-
0600	1	0	1	0	0	0	0	0	0	0	0	0	0	0	0	0	0	0	0	77.3	-
0700	**10**	**0**	**10**	**0**	**0**	**0**	**0**	**0**	**0**	**0**	**0**	**0**	**0**	**1**	**10**	**1**	**10**	**0**	**0**	**57.1**	**-**
0800	9	0	9	0	0	0	0	0	0	0	0	0	0	0	0	0	0	0	0	52.2	-
0900	7	0	7	0	0	0	0	0	0	0	0	0	0	0	0	0	0	0	0	48.5	-
1000	4	0	3	1	0	0	0	0	0	0	0	0	0	0	0	0	0	0	0	49.5	-
1100	1	0	1	0	0	0	0	0	0	0	0	0	0	0	0	0	0	0	0	41.7	-
1200	7	0	7	0	0	0	0	0	0	0	0	0	0	1	14.3	0	0	0	0	58.2	-
1300	8	0	7	0	0	1	0	0	0	0	0	0	0	0	0	0	0	0	0	48.6	-
1400	2	0	2	0	0	0	0	0	0	0	0	0	0	0	0	0	0	0	0	50.8	-
1500	3	0	1	1	0	1	0	0	0	0	0	0	0	0	0	0	0	0	0	28.1	-
1600	6	0	5	0	1	0	0	0	0	0	0	0	0	0	0	0	0	0	0	54.8	-
1700	**14**	**0**	**14**	**0**	**0**	**0**	**0**	**0**	**0**	**0**	**0**	**0**	**0**	**0**	**0**	**0**	**0**	**0**	**0**	**52.5**	**66.2**
1800	6	1	5	0	0	0	0	0	0	0	0	0	0	0	0	0	0	0	0	46.3	-
1900	7	0	7	0	0	0	0	0	0	0	0	0	0	1	14.3	1	14.3	0	0	52.5	-
2000	0	0	0	0	0	0	0	0	0	0	0	0	0	0	0	0	0	0	0	-	-
2100	4	0	3	0	1	0	0	0	0	0	0	0	0	0	0	0	0	0	0	53.5	-
2200	1	0	1	0	0	0	0	0	0	0	0	0	0	0	0	0	0	0	0	40.9	-
2300	1	0	1	0	0	0	0	0	0	0	0	0	0	0	0	0	0	0	0	64.8	-
07-19	**77**	**1**	**71**	**2**	**1**	**2**	**0**	**0**	**0**	**0**	**0**	**0**	**0**	**2**	**2.6**	**1**	**1.3**	**0**	**0**	**51.2**	**67.3**
06-22	**89**	**1**	**82**	**2**	**2**	**2**	**0**	**0**	**0**	**0**	**0**	**0**	**0**	**3**	**3.4**	**2**	**2.2**	**0**	**0**	**51.7**	**67.7**
06-00	**91**	**1**	**84**	**2**	**2**	**2**	**0**	**0**	**0**	**0**	**0**	**0**	**0**	**3**	**3.3**	**2**	**2.2**	**0**	**0**	**51.7**	**67.3**
00-00	**91**	**1**	**84**	**2**	**2**	**2**	**0**	**0**	**0**	**0**	**0**	**0**	**0**	**3**	**3.3**	**2**	**2.2**	**0**	**0**	**51.7**	**67.3**

DRAFT

Site 47
Location Unnamed Road, Att - Tree, Lat 53.8445, Long -6.82844
Direction North

3279 / Meath/Cavan/Monaghan ATC's
October 2013
Automatic Traffic Count

Thu, 10 October 2013

Time	Total	Classification												>PSL	>PSL%	>SL1	>SL1%	>SL2	>SL2%	Mean	Vpp
		1 MCL	2 SV	3 SVT	4 TB2	5 TB3	6 T4	7 ART3	8 ART4	9 ART5	10 ART6	11 BD	12 DRT	80	80	85 +5kph	85 +5kph	90 +10kph	90 +10kph		85
0000	0	0	0	0	0	0	0	0	0	0	0	0	0	0	0	0	0	0	0	-	-
0100	0	0	0	0	0	0	0	0	0	0	0	0	0	0	0	0	0	0	0	-	-
0200	0	0	0	0	0	0	0	0	0	0	0	0	0	0	0	0	0	0	0	-	-
0300	0	0	0	0	0	0	0	0	0	0	0	0	0	0	0	0	0	0	0	-	-
0400	0	0	0	0	0	0	0	0	0	0	0	0	0	0	0	0	0	0	0	-	-
0500	0	0	0	0	0	0	0	0	0	0	0	0	0	0	0	0	0	0	0	-	-
0600	2	0	2	0	0	0	0	0	0	0	0	0	0	0	0	0	0	0	0	71.8	-
0700	**9**	**0**	**9**	**0**	**0**	**0**	**0**	**0**	**0**	**0**	**0**	**0**	**0**	**0**	**0**	**0**	**0**	**0**	**0**	**55.6**	**-**
0800	8	0	7	0	1	0	0	0	0	0	0	0	0	0	0	0	0	0	0	44.1	-
0900	6	0	6	0	0	0	0	0	0	0	0	0	0	0	0	0	0	0	0	55.6	-
1000	4	0	3	0	0	0	0	0	0	1	0	0	0	0	0	0	0	0	0	38.7	-
1100	5	0	3	1	1	0	0	0	0	0	0	0	0	0	0	0	0	0	0	63.4	-
1200	3	0	2	0	1	0	0	0	0	0	0	0	0	0	0	0	0	0	0	72.1	-
1300	**10**	**0**	**10**	**0**	**0**	**0**	**0**	**0**	**0**	**0**	**0**	**0**	**0**	**0**	**0**	**0**	**0**	**0**	**0**	**48.4**	**-**
1400	3	0	2	0	1	0	0	0	0	0	0	0	0	0	0	0	0	0	0	50.2	-
1500	7	0	5	2	0	0	0	0	0	0	0	0	0	1	14.3	0	0	0	0	54	-
1600	3	0	3	0	0	0	0	0	0	0	0	0	0	0	0	0	0	0	0	61.2	-
1700	5	0	5	0	0	0	0	0	0	0	0	0	0	0	0	0	0	0	0	51.6	-
1800	1	0	1	0	0	0	0	0	0	0	0	0	0	0	0	0	0	0	0	54.5	-
1900	5	0	5	0	0	0	0	0	0	0	0	0	0	1	20	0	0	0	0	60.7	-
2000	3	0	2	0	1	0	0	0	0	0	0	0	0	2	66.7	2	66.7	2	66.7	83	-
2100	2	0	2	0	0	0	0	0	0	0	0	0	0	0	0	0	0	0	0	58.1	-
2200	4	0	4	0	0	0	0	0	0	0	0	0	0	0	0	0	0	0	0	48.5	-
2300	1	0	1	0	0	0	0	0	0	0	0	0	0	0	0	0	0	0	0	62.1	-
07-19	**64**	**0**	**56**	**3**	**4**	**0**	**0**	**0**	**0**	**1**	**0**	**0**	**0**	**1**	**1.6**	**0**	**0**	**0**	**0**	**52.9**	**68**
06-22	**76**	**0**	**67**	**3**	**5**	**0**	**0**	**0**	**0**	**1**	**0**	**0**	**0**	**4**	**5.3**	**2**	**2.6**	**2**	**2.6**	**55.2**	**71.6**
06-00	**81**	**0**	**72**	**3**	**5**	**0**	**0**	**0**	**0**	**1**	**0**	**0**	**0**	**4**	**4.9**	**2**	**2.5**	**2**	**2.5**	**55**	**71.6**
00-00	**81**	**0**	**72**	**3**	**5**	**0**	**0**	**0**	**0**	**1**	**0**	**0**	**0**	**4**	**4.9**	**2**	**2.5**	**2**	**2.5**	**55**	**71.6**

DRAFT

Site 47
Location Unnamed Road, Att - Tree, Lat 53.8445, Long -6.82844
Direction North

3279 / Meath/Cavan/Monaghan ATC's
October 2013
Automatic Traffic Count

Fri, 11 October 2013

Time	Total	Classification												>PSL	>PSL%	>SL1	>SL1%	>SL2	>SL2%	Mean	Vpp
		1 MCL	2 SV	3 SVT	4 TB2	5 TB3	6 T4	7 ART3	8 ART4	9 ART5	10 ART6	11 BD	12 DRT	80	80	85 +5kph	85 +5kph	90 +10kph	90 +10kph		85
0000	1	0	1	0	0	0	0	0	0	0	0	0	0	0	0	0	0	0	0	49.7	-
0100	0	0	0	0	0	0	0	0	0	0	0	0	0	0	0	0	0	0	0	-	-
0200	0	0	0	0	0	0	0	0	0	0	0	0	0	0	0	0	0	0	0	-	-
0300	0	0	0	0	0	0	0	0	0	0	0	0	0	0	0	0	0	0	0	-	-
0400	0	0	0	0	0	0	0	0	0	0	0	0	0	0	0	0	0	0	0	-	-
0500	0	0	0	0	0	0	0	0	0	0	0	0	0	0	0	0	0	0	0	-	-
0600	3	0	3	0	0	0	0	0	0	0	0	0	0	1	33.3	0	0	0	0	65.9	-
0700	6	0	6	0	0	0	0	0	0	0	0	0	0	0	0	0	0	0	0	56.6	-
0800	7	0	6	1	0	0	0	0	0	0	0	0	0	1	14.3	1	14.3	1	14.3	54.6	-
0900	**11**	**0**	**10**	**0**	**1**	**0**	**0**	**0**	**0**	**0**	**0**	**0**	**0**	**0**	**0**	**0**	**0**	**0**	**0**	**57.3**	**68.8**
1000	2	0	2	0	0	0	0	0	0	0	0	0	0	0	0	0	0	0	0	73.2	-
1100	8	0	7	1	0	0	0	0	0	0	0	0	0	0	0	0	0	0	0	48.2	-
1200	1	0	1	0	0	0	0	0	0	0	0	0	0	0	0	0	0	0	0	30.3	-
1300	4	0	3	0	1	0	0	0	0	0	0	0	0	0	0	0	0	0	0	70.4	-
1400	**10**	**0**	**10**	**0**	**0**	**0**	**0**	**0**	**0**	**0**	**0**	**0**	**0**	**0**	**0**	**0**	**0**	**0**	**0**	**52.2**	**-**
1500	4	0	4	0	0	0	0	0	0	0	0	0	0	0	0	0	0	0	0	48	-
1600	7	0	6	0	0	0	1	0	0	0	0	0	0	0	0	0	0	0	0	51.8	-
1700	8	0	6	1	1	0	0	0	0	0	0	0	0	0	0	0	0	0	0	44.7	-
1800	5	0	5	0	0	0	0	0	0	0	0	0	0	0	0	0	0	0	0	46.4	-
1900	5	0	5	0	0	0	0	0	0	0	0	0	0	0	0	0	0	0	0	60.5	-
2000	3	0	3	0	0	0	0	0	0	0	0	0	0	0	0	0	0	0	0	49.1	-
2100	5	0	5	0	0	0	0	0	0	0	0	0	0	1	20	1	20	0	0	53.4	-
2200	1	0	1	0	0	0	0	0	0	0	0	0	0	0	0	0	0	0	0	42.6	-
2300	2	0	2	0	0	0	0	0	0	0	0	0	0	0	0	0	0	0	0	55.2	-
07-19	**73**	**0**	**66**	**3**	**3**	**0**	**1**	**0**	**0**	**0**	**0**	**0**	**0**	**1**	**1.4**	**1**	**1.4**	**1**	**1.4**	**52.9**	**68.8**
06-22	**89**	**0**	**82**	**3**	**3**	**0**	**1**	**0**	**0**	**0**	**0**	**0**	**0**	**3**	**3.4**	**2**	**2.2**	**1**	**1.1**	**53.7**	**68.8**
06-00	**92**	**0**	**85**	**3**	**3**	**0**	**1**	**0**	**0**	**0**	**0**	**0**	**0**	**3**	**3.3**	**2**	**2.2**	**1**	**1.1**	**53.6**	**68.8**
00-00	**93**	**0**	**86**	**3**	**3**	**0**	**1**	**0**	**0**	**0**	**0**	**0**	**0**	**3**	**3.2**	**2**	**2.2**	**1**	**1.1**	**53.5**	**68.8**

DRAFT

Site 47
Location Unnamed Road, Att - Tree, Lat 53.8445, Long -6.82844
Direction North

3279 / Meath/Cavan/Monaghan ATC's
October 2013
Automatic Traffic Count

Sat, 12 October 2013

Time	Total	Classification												>PSL	>PSL%	>SL1	>SL1%	>SL2	>SL2%	Mean	Vpp
		1 MCL	2 SV	3 SVT	4 TB2	5 TB3	6 T4	7 ART3	8 ART4	9 ART5	10 ART6	11 BD	12 DRT	80	80	85 +5kph	85 +5kph	90 +10kph	90 +10kph		85
0000	0	0	0	0	0	0	0	0	0	0	0	0	0	0	0	0	0	0	0	-	-
0100	1	0	1	0	0	0	0	0	0	0	0	0	0	0	0	0	0	0	0	32.9	-
0200	0	0	0	0	0	0	0	0	0	0	0	0	0	0	0	0	0	0	0	-	-
0300	0	0	0	0	0	0	0	0	0	0	0	0	0	0	0	0	0	0	0	-	-
0400	0	0	0	0	0	0	0	0	0	0	0	0	0	0	0	0	0	0	0	-	-
0500	0	0	0	0	0	0	0	0	0	0	0	0	0	0	0	0	0	0	0	-	-
0600	0	0	0	0	0	0	0	0	0	0	0	0	0	0	0	0	0	0	0	-	-
0700	1	0	1	0	0	0	0	0	0	0	0	0	0	0	0	0	0	0	0	63	-
0800	**6**	**0**	**5**	**0**	**1**	**0**	**0**	**0**	**0**	**0**	**0**	**0**	**0**	**0**	**0**	**0**	**0**	**0**	**0**	**62.7**	**-**
0900	**6**	**0**	**6**	**0**	**0**	**0**	**0**	**0**	**0**	**0**	**0**	**0**	**0**	**0**	**0**	**0**	**0**	**0**	**0**	**74**	**-**
1000	5	0	3	1	0	1	0	0	0	0	0	0	0	0	0	0	0	0	0	40.9	-
1100	4	0	3	0	1	0	0	0	0	0	0	0	0	1	25	0	0	0	0	49.6	-
1200	**9**	**0**	**7**	**1**	**1**	**0**	**0**	**0**	**0**	**0**	**0**	**0**	**0**	**0**	**0**	**0**	**0**	**0**	**0**	**58.8**	**-**
1300	7	0	6	1	0	0	0	0	0	0	0	0	0	0	0	0	0	0	0	54.4	-
1400	7	0	6	1	0	0	0	0	0	0	0	0	0	0	0	0	0	0	0	49.1	-
1500	3	0	3	0	0	0	0	0	0	0	0	0	0	0	0	0	0	0	0	60.9	-
1600	7	0	7	0	0	0	0	0	0	0	0	0	0	0	0	0	0	0	0	58.3	-
1700	4	0	4	0	0	0	0	0	0	0	0	0	0	1	25	0	0	0	0	63.8	-
1800	8	0	8	0	0	0	0	0	0	0	0	0	0	0	0	0	0	0	0	45.6	-
1900	1	0	1	0	0	0	0	0	0	0	0	0	0	0	0	0	0	0	0	69	-
2000	1	0	1	0	0	0	0	0	0	0	0	0	0	0	0	0	0	0	0	70.5	-
2100	5	0	5	0	0	0	0	0	0	0	0	0	0	0	0	0	0	0	0	46.7	-
2200	0	0	0	0	0	0	0	0	0	0	0	0	0	0	0	0	0	0	0	-	-
2300	1	0	1	0	0	0	0	0	0	0	0	0	0	0	0	0	0	0	0	35	-
07-19	**67**	**0**	**59**	**4**	**3**	**1**	**0**	**0**	**0**	**0**	**0**	**0**	**0**	**2**	**3**	**0**	**0**	**0**	**0**	**56**	**74.9**
06-22	**74**	**0**	**66**	**4**	**3**	**1**	**0**	**0**	**0**	**0**	**0**	**0**	**0**	**2**	**2.7**	**0**	**0**	**0**	**0**	**55.7**	**74.5**
06-00	**75**	**0**	**67**	**4**	**3**	**1**	**0**	**0**	**0**	**0**	**0**	**0**	**0**	**2**	**2.7**	**0**	**0**	**0**	**0**	**55.4**	**74.5**
00-00	**76**	**0**	**68**	**4**	**3**	**1**	**0**	**0**	**0**	**0**	**0**	**0**	**0**	**2**	**2.6**	**0**	**0**	**0**	**0**	**55.1**	**74.5**

DRAFT

Site 47
Location Unnamed Road, Att - Tree, Lat 53.8445, Long -6.82844
Direction North

3279 / Meath/Cavan/Monaghan ATC's
October 2013
Automatic Traffic Count

Sun, 13 October 2013

Time	Total	Classification												>PSL	>PSL%	>SL1	>SL1%	>SL2	>SL2%	Mean	Vpp
		1 MCL	2 SV	3 SVT	4 TB2	5 TB3	6 T4	7 ART3	8 ART4	9 ART5	10 ART6	11 BD	12 DRT	80	80	85 +5kph	85 +5kph	90 +10kph	90 +10kph		85
0000	0	0	0	0	0	0	0	0	0	0	0	0	0	0	0	0	0	0	0	-	-
0100	0	0	0	0	0	0	0	0	0	0	0	0	0	0	0	0	0	0	0	-	-
0200	0	0	0	0	0	0	0	0	0	0	0	0	0	0	0	0	0	0	0	-	-
0300	0	0	0	0	0	0	0	0	0	0	0	0	0	0	0	0	0	0	0	-	-
0400	0	0	0	0	0	0	0	0	0	0	0	0	0	0	0	0	0	0	0	-	-
0500	0	0	0	0	0	0	0	0	0	0	0	0	0	0	0	0	0	0	0	-	-
0600	1	0	1	0	0	0	0	0	0	0	0	0	0	0	0	0	0	0	0	67	-
0700	0	0	0	0	0	0	0	0	0	0	0	0	0	0	0	0	0	0	0	-	-
0800	1	0	1	0	0	0	0	0	0	0	0	0	0	0	0	0	0	0	0	43.2	-
0900	2	0	2	0	0	0	0	0	0	0	0	0	0	0	0	0	0	0	0	59.7	-
1000	2	0	2	0	0	0	0	0	0	0	0	0	0	0	0	0	0	0	0	64.9	-
1100	**10**	**0**	**10**	**0**	**0**	**0**	**0**	**0**	**0**	**0**	**0**	**0**	**0**	**0**	**0**	**0**	**0**	**0**	**0**	**47.1**	**-**
1200	**6**	**0**	**6**	**0**	**0**	**0**	**0**	**0**	**0**	**0**	**0**	**0**	**0**	**0**	**0**	**0**	**0**	**0**	**0**	**68.9**	**-**
1300	5	0	5	0	0	0	0	0	0	0	0	0	0	0	0	0	0	0	0	56.2	-
1400	5	0	5	0	0	0	0	0	0	0	0	0	0	0	0	0	0	0	0	49.2	-
1500	1	0	1	0	0	0	0	0	0	0	0	0	0	0	0	0	0	0	0	23.5	-
1600	1	0	1	0	0	0	0	0	0	0	0	0	0	0	0	0	0	0	0	46.4	-
1700	3	0	2	0	1	0	0	0	0	0	0	0	0	0	0	0	0	0	0	45.5	-
1800	**6**	**0**	**5**	**0**	**0**	**1**	**0**	**0**	**0**	**0**	**0**	**0**	**0**	**0**	**0**	**0**	**0**	**0**	**0**	**41.9**	**-**
1900	2	0	2	0	0	0	0	0	0	0	0	0	0	0	0	0	0	0	0	62.2	-
2000	1	0	1	0	0	0	0	0	0	0	0	0	0	0	0	0	0	0	0	64.7	-
2100	2	0	2	0	0	0	0	0	0	0	0	0	0	0	0	0	0	0	0	46.8	-
2200	2	0	2	0	0	0	0	0	0	0	0	0	0	0	0	0	0	0	0	66.7	-
2300	0	0	0	0	0	0	0	0	0	0	0	0	0	0	0	0	0	0	0	-	-
07-19	**42**	**0**	**40**	**0**	**1**	**1**	**0**	**0**	**0**	**0**	**0**	**0**	**0**	**0**	**0**	**0**	**0**	**0**	**0**	**51.5**	**68.8**
06-22	**48**	**0**	**46**	**0**	**1**	**1**	**0**	**0**	**0**	**0**	**0**	**0**	**0**	**0**	**0**	**0**	**0**	**0**	**0**	**52.3**	**68**
06-00	**50**	**0**	**48**	**0**	**1**	**1**	**0**	**0**	**0**	**0**	**0**	**0**	**0**	**0**	**0**	**0**	**0**	**0**	**0**	**52.9**	**68.8**
00-00	**50**	**0**	**48**	**0**	**1**	**1**	**0**	**0**	**0**	**0**	**0**	**0**	**0**	**0**	**0**	**0**	**0**	**0**	**0**	**52.9**	**68.8**

DRAFT

Site 47
Location Unnamed Road, Att - Tree, Lat 53.8445, Long -6.82844
Direction North

3279 / Meath/Cavan/Monaghan ATC's
October 2013
Automatic Traffic Count

Mon, 14 October 2013

Time	Total	Classification												>PSL	>PSL%	>SL1	>SL1%	>SL2	>SL2%	Mean	Vpp
		1 MCL	2 SV	3 SVT	4 TB2	5 TB3	6 T4	7 ART3	8 ART4	9 ART5	10 ART6	11 BD	12 DRT	80	80	85 +5kph	85 +5kph	90 +10kph	90 +10kph		85
0000	0	0	0	0	0	0	0	0	0	0	0	0	0	0	0	0	0	0	0	-	-
0100	0	0	0	0	0	0	0	0	0	0	0	0	0	0	0	0	0	0	0	-	-
0200	0	0	0	0	0	0	0	0	0	0	0	0	0	0	0	0	0	0	0	-	-
0300	0	0	0	0	0	0	0	0	0	0	0	0	0	0	0	0	0	0	0	-	-
0400	0	0	0	0	0	0	0	0	0	0	0	0	0	0	0	0	0	0	0	-	-
0500	0	0	0	0	0	0	0	0	0	0	0	0	0	0	0	0	0	0	0	-	-
0600	2	0	2	0	0	0	0	0	0	0	0	0	0	1	50	0	0	0	0	66	-
0700	10	0	10	0	0	0	0	0	0	0	0	0	0	0	0	0	0	0	0	62.3	-
0800	7	0	6	1	0	0	0	0	0	0	0	0	0	0	0	0	0	0	0	46	-
0900	**11**	**0**	**11**	**0**	**0**	**0**	**0**	**0**	**0**	**0**	**0**	**0**	**0**	**0**	**0**	**0**	**0**	**0**	**0**	**43.4**	**63.4**
1000	1	0	0	0	1	0	0	0	0	0	0	0	0	0	0	0	0	0	0	56.1	-
1100	2	0	2	0	0	0	0	0	0	0	0	0	0	0	0	0	0	0	0	20.5	-
1200	7	1	6	0	0	0	0	0	0	0	0	0	0	0	0	0	0	0	0	40.1	-
1300	**9**	**0**	**9**	**0**	**0**	**0**	**0**	**0**	**0**	**0**	**0**	**0**	**0**	**0**	**0**	**0**	**0**	**0**	**0**	**60.6**	**-**
1400	3	0	3	0	0	0	0	0	0	0	0	0	0	0	0	0	0	0	0	50.7	-
1500	3	1	2	0	0	0	0	0	0	0	0	0	0	0	0	0	0	0	0	42.4	-
1600	4	0	4	0	0	0	0	0	0	0	0	0	0	0	0	0	0	0	0	55	-
1700	6	0	6	0	0	0	0	0	0	0	0	0	0	0	0	0	0	0	0	48.6	-
1800	**9**	**0**	**8**	**0**	**1**	**0**	**0**	**0**	**0**	**0**	**0**	**0**	**0**	**0**	**0**	**0**	**0**	**0**	**0**	**47.3**	**-**
1900	4	0	3	0	1	0	0	0	0	0	0	0	0	0	0	0	0	0	0	56.7	-
2000	2	0	1	0	1	0	0	0	0	0	0	0	0	0	0	0	0	0	0	69.2	-
2100	1	0	1	0	0	0	0	0	0	0	0	0	0	0	0	0	0	0	0	70.6	-
2200	4	0	4	0	0	0	0	0	0	0	0	0	0	1	25	0	0	0	0	58	-
2300	1	0	1	0	0	0	0	0	0	0	0	0	0	0	0	0	0	0	0	16.5	-
07-19	**72**	**2**	**67**	**1**	**2**	**0**	**0**	**0**	**0**	**0**	**0**	**0**	**0**	**0**	**0**	**0**	**0**	**0**	**0**	**49.5**	**68**
06-22	**81**	**2**	**74**	**1**	**4**	**0**	**0**	**0**	**0**	**0**	**0**	**0**	**0**	**1**	**1.2**	**0**	**0**	**0**	**0**	**51**	**69.5**
06-00	**86**	**2**	**79**	**1**	**4**	**0**	**0**	**0**	**0**	**0**	**0**	**0**	**0**	**2**	**2.3**	**0**	**0**	**0**	**0**	**50.9**	**69.5**
00-00	**86**	**2**	**79**	**1**	**4**	**0**	**0**	**0**	**0**	**0**	**0**	**0**	**0**	**2**	**2.3**	**0**	**0**	**0**	**0**	**50.9**	**69.5**

DRAFT

Site 47
Location Unnamed Road, Att - Tree, Lat 53.8445, Long -6.82844
Direction North

3279 / Meath/Cavan/Monaghan ATC's
October 2013
Automatic Traffic Count

Virtual Day (7)

Time	Total	Classification												>PSL	>PSL%	>SL1	>SL1%	>SL2	>SL2%	Mean	Vpp
		1 MCL	2 SV	3 SVT	4 TB2	5 TB3	6 T4	7 ART3	8 ART4	9 ART5	10 ART6	11 BD	12 DRT	80	80	85 +5kph	85 +5kph	90 +10kph	90 +10kph		85
0000	0	0	0	0	0	0	0	0	0	0	0	0	0	0	0	0	0	0	0	49.7	-
0100	0	0	0	0	0	0	0	0	0	0	0	0	0	0	0	0	0	0	0	32.9	-
0200	0	0	0	0	0	0	0	0	0	0	0	0	0	0	0	0	0	0	0	-	-
0300	0	0	0	0	0	0	0	0	0	0	0	0	0	0	0	0	0	0	0	-	-
0400	0	0	0	0	0	0	0	0	0	0	0	0	0	0	0	0	0	0	0	-	-
0500	0	0	0	0	0	0	0	0	0	0	0	0	0	0	0	0	0	0	0	-	-
0600	2	0	1	0	0	0	0	0	0	0	0	0	0	0	18.2	0	0	0	0	68.1	-
0700	6	0	6	0	0	0	0	0	0	0	0	0	0	0	2.2	0	2.2	0	0	57.8	-
0800	**7**	**0**	**6**	**0**	**0**	**0**	**0**	**0**	**0**	**0**	**0**	**0**	**0**	**0**	**2**	**0**	**2**	**0**	**2**	**50.7**	**-**
0900	**7**	**0**	**7**	**0**	**0**	**0**	**0**	**0**	**0**	**0**	**0**	**0**	**0**	**0**	**0**	**0**	**0**	**0**	**0**	**53.7**	**-**
1000	4	0	3	0	0	0	0	0	0	0	0	0	0	0	0	0	0	0	0	52.9	-
1100	4	0	4	0	0	0	0	0	0	0	0	0	0	0	3.2	0	0	0	0	49.4	-
1200	5	0	5	0	0	0	0	0	0	0	0	0	0	0	2.6	0	0	0	0	55.6	-
1300	**7**	**0**	**6**	**0**	**0**	**0**	**0**	**0**	**0**	**0**	**0**	**0**	**0**	**0**	**0**	**0**	**0**	**0**	**0**	**54.4**	**-**
1400	5	0	4	0	0	0	0	0	0	0	0	0	0	0	0	0	0	0	0	49.5	-
1500	3	0	3	0	0	0	0	0	0	0	0	0	0	0	4.2	0	0	0	0	47.4	-
1600	4	0	4	0	0	0	0	0	0	0	0	0	0	0	0	0	0	0	0	53.5	-
1700	**7**	**0**	**7**	**0**	**0**	**0**	**0**	**0**	**0**	**0**	**0**	**0**	**0**	**0**	**2**	**0**	**0**	**0**	**0**	**50.1**	**-**
1800	5	0	5	0	0	0	0	0	0	0	0	0	0	0	0	0	0	0	0	45.7	-
1900	4	0	4	0	0	0	0	0	0	0	0	0	0	0	6.5	0	3.2	0	0	56.3	-
2000	2	0	2	0	0	0	0	0	0	0	0	0	0	0	12.5	0	12.5	0	12.5	58.6	-
2100	3	0	3	0	0	0	0	0	0	0	0	0	0	0	4.3	0	4.3	0	0	52	-
2200	2	0	2	0	0	0	0	0	0	0	0	0	0	0	7.7	0	0	0	0	53.5	-
2300	1	0	1	0	0	0	0	0	0	0	0	0	0	0	0	0	0	0	0	51.6	-
07-19	**66**	**0**	**60**	**2**	**2**	**1**	**0**	**0**	**0**	**0**	**0**	**0**	**0**	**1**	**1.3**	**0**	**0.4**	**0**	**0.2**	**52**	**69.1**
06-22	**77**	**0**	**70**	**2**	**3**	**1**	**0**	**0**	**0**	**0**	**0**	**0**	**0**	**2**	**2.4**	**1**	**1.1**	**0**	**0.6**	**52.7**	**69.5**
06-00	**80**	**0**	**73**	**2**	**3**	**1**	**0**	**0**	**0**	**0**	**0**	**0**	**0**	**2**	**2.5**	**1**	**1.1**	**0**	**0.5**	**52.7**	**69.5**
00-00	**81**	**0**	**74**	**2**	**3**	**1**	**0**	**0**	**0**	**0**	**0**	**0**	**0**	**2**	**2.5**	**1**	**1.1**	**0**	**0.5**	**52.7**	**69.5**

DRAFT

Site 47
Location Unnamed Road, Att - Tree, Lat 53.8445, Long -6.82844
Direction North

3279 / Meath/Cavan/Monaghan ATC's
October 2013
Automatic Traffic Count

Virtual Week (1)

Time	Total	Classification												>PSL	>PSL%	>SL1	>SL1%	>SL2	>SL2%	Mean	Vpp
		1 MCL	2 SV	3 SVT	4 TB2	5 TB3	6 T4	7 ART3	8 ART4	9 ART5	10 ART6	11 BD	12 DRT	80	80	85 +5kph	85 +5kph	90 +10kph	90 +10kph		85
Mon	86	2	79	1	4	0	0	0	0	0	0	0	0	2	2.3	0	0	0	0	50.9	69.5
Tue	87	0	79	4	4	0	0	0	0	0	0	0	0	0	0	0	0	0	0	50.3	66.6
Wed	91	1	84	2	2	2	0	0	0	0	0	0	0	3	3.3	2	2.2	0	0	51.7	67.3
Thu	81	0	72	3	5	0	0	0	0	1	0	0	0	4	4.9	2	2.5	2	2.5	55	71.6
Fri	93	0	86	3	3	0	1	0	0	0	0	0	0	3	3.2	2	2.2	1	1.1	53.5	68.8
| Sat	76	0	68	4	3	1	0	0	0	0	0	0	0	2	2.6	0	0	0	0	55.1	74.5
| Sun	50	0	48	0	1	1	0	0	0	0	0	0	0	0	0	0	0	0	0	52.9	68.8
5 Day Ave.	**88**	**1**	**80**	**3**	**4**	**0**	**0**	**0**	**0**	**0**	**0**	**0**	**0**	**2**	**2.3**	**1**	**1.1**	**1**	**1.1**	**52.3**	**68.8**
7 Day Ave.	**81**	**0**	**74**	**2**	**3**	**1**	**0**	**0**	**0**	**0**	**0**	**0**	**0**	**2**	**2.5**	**1**	**1.1**	**0**	**0.5**	**52.7**	**69.5**
--	**564**	**3**	**516**	**17**	**22**	**4**	**1**	**0**	**0**	**1**	**0**	**0**	**0**	**14**	**2.5**	**6**	**1.1**	**3**	**0.5**	**52.7**	**69.5**

Summary Graphs

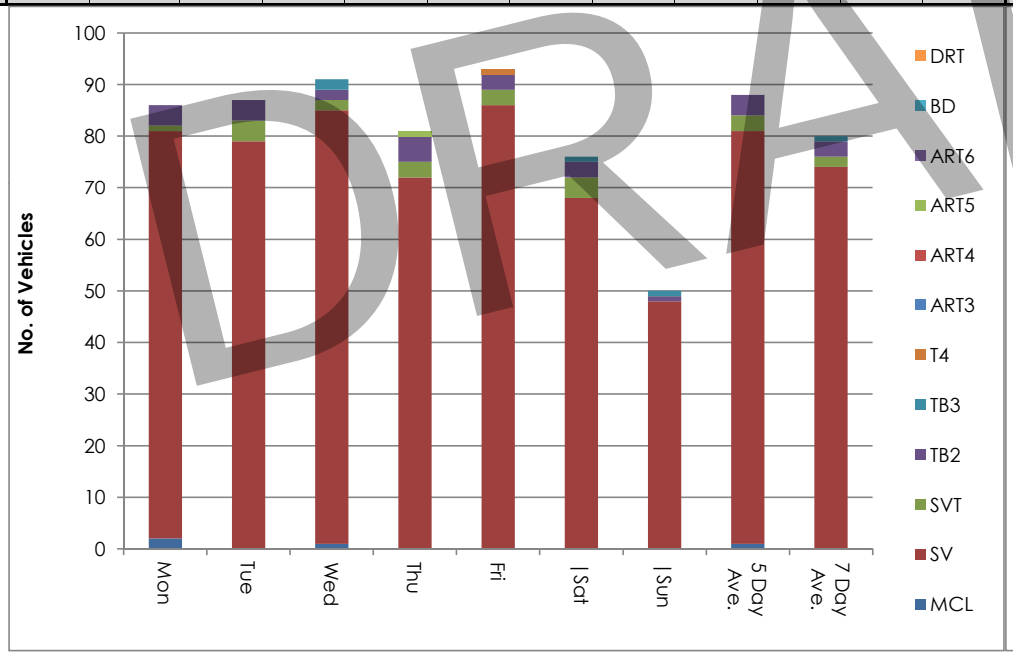

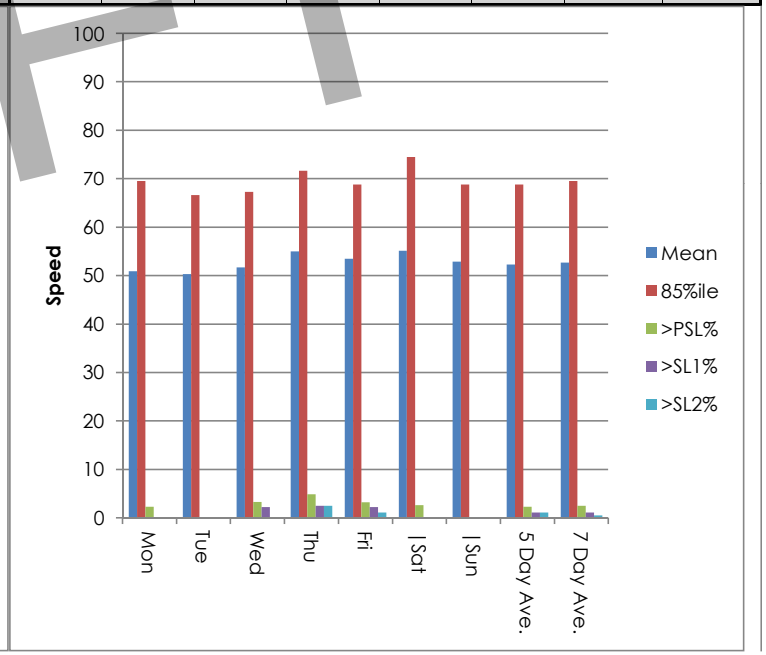

DRAFT

Site 47
Location Unnamed Road, Att - Tree, Lat 53.8445, Long -6.82844
Direction North

3279 / Meath/Cavan/Monaghan ATC's
October 2013
Automatic Traffic Count

Tue, 8 October 2013

Time	Total	Speed Bins (km/h)																											
		0 - 5	5 - 10	10 - 15	15 - 20	20 - 25	25 - 30	30 - 35	35 - 40	40 - 45	45 - 50	50 - 55	55 - 60	60 - 65	65 - 70	70 - 75	75 - 80	80 - 85	85 - 90	90 - 95	95 - 100	100 - 105	105 - 110	110 - 115	115 - 120	120 - 125	125 - 130	130 - 135	135 - 140
0000	0	0	0	0	0	0	0	0	0	0	0	0	0	0	0	0	0	0	0	0	0	0	0	0	0	0	0	0	0
0100	0	0	0	0	0	0	0	0	0	0	0	0	0	0	0	0	0	0	0	0	0	0	0	0	0	0	0	0	0
0200	0	0	0	0	0	0	0	0	0	0	0	0	0	0	0	0	0	0	0	0	0	0	0	0	0	0	0	0	0
0300	0	0	0	0	0	0	0	0	0	0	0	0	0	0	0	0	0	0	0	0	0	0	0	0	0	0	0	0	0
0400	0	0	0	0	0	0	0	0	0	0	0	0	0	0	0	0	0	0	0	0	0	0	0	0	0	0	0	0	0
0500	0	0	0	0	0	0	0	0	0	0	0	0	0	0	0	0	0	0	0	0	0	0	0	0	0	0	0	0	0
0600	2	0	0	0	0	0	0	0	0	0	0	0	1	0	0	1	0	0	0	0	0	0	0	0	0	0	0	0	0
0700	9	0	0	0	0	0	0	1	0	0	2	1	1	2	0	2	0	0	0	0	0	0	0	0	0	0	0	0	0
0800	**12**	**0**	**0**	**0**	**0**	**2**	**0**	**1**	**1**	**0**	**1**	**1**	**3**	**1**	**1**	**1**	**0**	**0**	**0**	**0**	**0**	**0**	**0**	**0**	**0**	**0**	**0**	**0**	**0**
0900	6	0	0	0	0	0	0	1	1	1	1	0	0	1	1	0	0	0	0	0	0	0	0	0	0	0	0	0	0
1000	7	0	0	0	0	0	0	0	1	0	0	0	0	3	1	2	0	0	0	0	0	0	0	0	0	0	0	0	0
1100	1	0	0	0	0	0	0	0	0	0	0	0	0	0	0	0	1	0	0	0	0	0	0	0	0	0	0	0	0
1200	5	0	0	1	0	0	0	0	0	0	1	1	1	0	1	0	0	0	0	0	0	0	0	0	0	0	0	0	0
1300	4	0	0	0	0	0	1	0	0	1	1	0	0	0	0	1	0	0	0	0	0	0	0	0	0	0	0	0	0
1400	3	0	0	0	0	0	1	0	0	2	0	0	0	0	0	0	0	0	0	0	0	0	0	0	0	0	0	0	0
1500	3	0	0	0	1	0	0	0	0	0	0	0	0	1	1	0	0	0	0	0	0	0	0	0	0	0	0	0	0
1600	2	0	0	0	1	0	0	0	1	0	0	0	0	0	0	0	0	0	0	0	0	0	0	0	0	0	0	0	0
1700	**10**	**0**	**0**	**0**	**1**	**0**	**0**	**1**	**0**	**3**	**1**	**2**	**0**	**0**	**2**	**0**	**0**	**0**	**0**	**0**	**0**	**0**	**0**	**0**	**0**	**0**	**0**	**0**	**0**
1800	3	0	0	0	0	0	0	0	1	1	0	1	0	0	0	0	0	0	0	0	0	0	0	0	0	0	0	0	0
1900	7	0	0	0	0	1	0	0	0	2	0	1	0	3	0	0	0	0	0	0	0	0	0	0	0	0	0	0	0
2000	6	0	0	0	0	2	0	0	1	0	0	0	1	2	0	0	0	0	0	0	0	0	0	0	0	0	0	0	0
2100	4	0	0	0	0	0	0	0	0	1	0	3	0	0	0	0	0	0	0	0	0	0	0	0	0	0	0	0	0
2200	1	0	0	0	0	0	0	0	0	0	0	1	0	0	0	0	0	0	0	0	0	0	0	0	0	0	0	0	0
2300	2	0	0	0	0	0	0	0	0	0	0	0	1	0	1	0	0	0	0	0	0	0	0	0	0	0	0	0	0
07-19	**65**	**0**	**0**	**1**	**3**	**2**	**2**	**4**	**5**	**8**	**7**	**6**	**5**	**8**	**7**	**6**	**1**	**0**	**0**	**0**	**0**	**0**	**0**	**0**	**0**	**0**	**0**	**0**	**0**
06-22	**84**	**0**	**0**	**1**	**3**	**5**	**2**	**4**	**6**	**11**	**7**	**10**	**7**	**13**	**7**	**7**	**1**	**0**	**0**	**0**	**0**	**0**	**0**	**0**	**0**	**0**	**0**	**0**	**0**
06-00	**87**	**0**	**0**	**1**	**3**	**5**	**2**	**4**	**6**	**11**	**7**	**11**	**8**	**13**	**8**	**7**	**1**	**0**	**0**	**0**	**0**	**0**	**0**	**0**	**0**	**0**	**0**	**0**	**0**
00-00	**87**	**0**	**0**	**1**	**3**	**5**	**2**	**4**	**6**	**11**	**7**	**11**	**8**	**13**	**8**	**7**	**1**	**0**	**0**	**0**	**0**	**0**	**0**	**0**	**0**	**0**	**0**	**0**	**0**

DRAFT

Site 47
Location Unnamed Road, Att - Tree, Lat 53.8445, Long -6.82844
Direction North

3279 / Meath/Cavan/Monaghan ATC's
October 2013
Automatic Traffic Count

Wed, 9 October 2013

Time	Total	Speed Bins (km/h)																											
		0 - 5	5 - 10	10 - 15	15 - 20	20 - 25	25 - 30	30 - 35	35 - 40	40 - 45	45 - 50	50 - 55	55 - 60	60 - 65	65 - 70	70 - 75	75 - 80	80 - 85	85 - 90	90 - 95	95 - 100	100 - 105	105 - 110	110 - 115	115 - 120	120 - 125	125 - 130	130 - 135	135 - 140
0000	0	0	0	0	0	0	0	0	0	0	0	0	0	0	0	0	0	0	0	0	0	0	0	0	0	0	0	0	0
0100	0	0	0	0	0	0	0	0	0	0	0	0	0	0	0	0	0	0	0	0	0	0	0	0	0	0	0	0	0
0200	0	0	0	0	0	0	0	0	0	0	0	0	0	0	0	0	0	0	0	0	0	0	0	0	0	0	0	0	0
0300	0	0	0	0	0	0	0	0	0	0	0	0	0	0	0	0	0	0	0	0	0	0	0	0	0	0	0	0	0
0400	0	0	0	0	0	0	0	0	0	0	0	0	0	0	0	0	0	0	0	0	0	0	0	0	0	0	0	0	0
0500	0	0	0	0	0	0	0	0	0	0	0	0	0	0	0	0	0	0	0	0	0	0	0	0	0	0	0	0	0
0600	1	0	0	0	0	0	0	0	0	0	0	0	0	0	0	0	1	0	0	0	0	0	0	0	0	0	0	0	0
0700	**10**	**0**	**0**	**0**	**0**	**0**	**0**	**0**	**2**	**2**	**0**	**0**	**1**	**2**	**2**	**0**	**0**	**0**	**1**	**0**	**0**	**0**	**0**	**0**	**0**	**0**	**0**	**0**	**0**
0800	9	0	0	0	0	0	0	0	1	1	2	2	1	0	2	0	0	0	0	0	0	0	0	0	0	0	0	0	0
0900	7	0	0	0	1	0	1	1	0	0	0	0	0	1	2	1	0	0	0	0	0	0	0	0	0	0	0	0	0
1000	4	0	0	0	0	1	0	0	0	0	0	1	1	1	0	0	0	0	0	0	0	0	0	0	0	0	0	0	0
1100	1	0	0	0	0	0	0	0	0	1	0	0	0	0	0	0	0	0	0	0	0	0	0	0	0	0	0	0	0
1200	7	0	0	0	0	0	1	0	0	0	2	0	0	2	0	0	1	1	0	0	0	0	0	0	0	0	0	0	0
1300	8	0	0	0	0	1	0	1	1	0	1	0	1	2	1	0	0	0	0	0	0	0	0	0	0	0	0	0	0
1400	2	0	0	0	0	0	0	0	1	0	0	0	0	1	0	0	0	0	0	0	0	0	0	0	0	0	0	0	0
1500	3	0	0	0	0	1	1	0	1	0	0	0	0	0	0	0	0	0	0	0	0	0	0	0	0	0	0	0	0
1600	6	0	0	0	0	1	0	1	0	0	0	0	1	0	1	2	0	0	0	0	0	0	0	0	0	0	0	0	0
1700	**14**	**0**	**0**	**0**	**1**	**0**	**0**	**0**	**1**	**3**	**1**	**0**	**3**	**2**	**3**	**0**	**0**	**0**	**0**	**0**	**0**	**0**	**0**	**0**	**0**	**0**	**0**	**0**	**0**
1800	6	0	1	0	0	0	0	1	0	0	0	1	0	3	0	0	0	0	0	0	0	0	0	0	0	0	0	0	0
1900	7	0	0	0	0	0	1	1	0	2	0	0	0	1	1	0	0	0	1	0	0	0	0	0	0	0	0	0	0
2000	0	0	0	0	0	0	0	0	0	0	0	0	0	0	0	0	0	0	0	0	0	0	0	0	0	0	0	0	0
2100	4	0	0	0	0	0	0	0	0	1	1	0	0	2	0	0	0	0	0	0	0	0	0	0	0	0	0	0	0
2200	1	0	0	0	0	0	0	0	0	1	0	0	0	0	0	0	0	0	0	0	0	0	0	0	0	0	0	0	0
2300	1	0	0	0	0	0	0	0	0	0	0	0	0	1	0	0	0	0	0	0	0	0	0	0	0	0	0	0	0
07-19	**77**	**0**	**1**	**0**	**2**	**4**	**3**	**4**	**7**	**7**	**6**	**4**	**8**	**14**	**11**	**3**	**1**	**1**	**1**	**0**	**0**	**0**	**0**	**0**	**0**	**0**	**0**	**0**	**0**
06-22	**89**	**0**	**1**	**0**	**2**	**4**	**4**	**5**	**7**	**10**	**7**	**4**	**8**	**17**	**12**	**3**	**2**	**1**	**2**	**0**	**0**	**0**	**0**	**0**	**0**	**0**	**0**	**0**	**0**
06-00	**91**	**0**	**1**	**0**	**2**	**4**	**4**	**5**	**7**	**11**	**7**	**4**	**8**	**18**	**12**	**3**	**2**	**1**	**2**	**0**	**0**	**0**	**0**	**0**	**0**	**0**	**0**	**0**	**0**
00-00	**91**	**0**	**1**	**0**	**2**	**4**	**4**	**5**	**7**	**11**	**7**	**4**	**8**	**18**	**12**	**3**	**2**	**1**	**2**	**0**	**0**	**0**	**0**	**0**	**0**	**0**	**0**	**0**	**0**

DRAFT

Site 47
Location Unnamed Road, Att - Tree, Lat 53.8445, Long -6.82844
Direction North

3279 / Meath/Cavan/Monaghan ATC's
October 2013
Automatic Traffic Count

Thu, 10 October 2013

Time	Total	Speed Bins (km/h)																											
		0 - 5	5 - 10	10 - 15	15 - 20	20 - 25	25 - 30	30 - 35	35 - 40	40 - 45	45 - 50	50 - 55	55 - 60	60 - 65	65 - 70	70 - 75	75 - 80	80 - 85	85 - 90	90 - 95	95 - 100	100 - 105	105 - 110	110 - 115	115 - 120	120 - 125	125 - 130	130 - 135	135 - 140
0000	0	0	0	0	0	0	0	0	0	0	0	0	0	0	0	0	0	0	0	0	0	0	0	0	0	0	0	0	0
0100	0	0	0	0	0	0	0	0	0	0	0	0	0	0	0	0	0	0	0	0	0	0	0	0	0	0	0	0	0
0200	0	0	0	0	0	0	0	0	0	0	0	0	0	0	0	0	0	0	0	0	0	0	0	0	0	0	0	0	0
0300	0	0	0	0	0	0	0	0	0	0	0	0	0	0	0	0	0	0	0	0	0	0	0	0	0	0	0	0	0
0400	0	0	0	0	0	0	0	0	0	0	0	0	0	0	0	0	0	0	0	0	0	0	0	0	0	0	0	0	0
0500	0	0	0	0	0	0	0	0	0	0	0	0	0	0	0	0	0	0	0	0	0	0	0	0	0	0	0	0	0
0600	2	0	0	0	0	0	0	0	0	0	0	0	0	1	0	0	1	0	0	0	0	0	0	0	0	0	0	0	0
0700	**9**	**0**	**0**	**0**	**0**	**0**	**0**	**0**	**1**	**2**	**1**	**0**	**0**	**1**	**3**	**1**	**0**	**0**	**0**	**0**	**0**	**0**	**0**	**0**	**0**	**0**	**0**	**0**	**0**
0800	8	0	0	0	0	1	0	0	1	3	0	2	1	0	0	0	0	0	0	0	0	0	0	0	0	0	0	0	0
0900	6	0	0	0	0	0	0	1	0	1	0	1	0	1	1	0	1	0	0	0	0	0	0	0	0	0	0	0	0
1000	4	0	0	0	0	1	1	0	0	1	0	0	0	1	0	0	0	0	0	0	0	0	0	0	0	0	0	0	0
1100	5	0	0	0	0	0	0	0	0	0	0	1	1	0	2	0	1	0	0	0	0	0	0	0	0	0	0	0	0
1200	3	0	0	0	0	0	0	0	0	0	0	0	0	1	0	0	2	0	0	0	0	0	0	0	0	0	0	0	0
1300	**10**	**0**	**0**	**0**	**1**	**1**	**0**	**0**	**1**	**1**	**1**	**1**	**0**	**2**	**2**	**0**	**0**	**0**	**0**	**0**	**0**	**0**	**0**	**0**	**0**	**0**	**0**	**0**	**0**
1400	3	0	0	0	0	0	0	0	1	0	0	1	0	1	0	0	0	0	0	0	0	0	0	0	0	0	0	0	0
1500	7	0	0	0	1	0	0	1	0	0	0	1	1	0	2	0	0	1	0	0	0	0	0	0	0	0	0	0	0
1600	3	0	0	0	0	0	0	0	0	1	0	0	0	0	1	1	0	0	0	0	0	0	0	0	0	0	0	0	0
1700	5	0	0	0	0	0	0	1	1	0	0	1	1	0	0	0	1	0	0	0	0	0	0	0	0	0	0	0	0
1800	1	0	0	0	0	0	0	0	0	0	0	1	0	0	0	0	0	0	0	0	0	0	0	0	0	0	0	0	0
1900	5	0	0	0	0	0	0	0	0	0	0	2	1	1	0	0	0	1	0	0	0	0	0	0	0	0	0	0	0
2000	3	0	0	0	0	0	0	0	1	0	0	0	0	0	0	0	0	0	0	0	0	1	1	0	0	0	0	0	0
2100	2	0	0	0	0	0	0	0	0	0	1	0	0	0	1	0	0	0	0	0	0	0	0	0	0	0	0	0	0
2200	4	0	0	0	0	1	0	0	1	0	0	0	1	0	0	1	0	0	0	0	0	0	0	0	0	0	0	0	0
2300	1	0	0	0	0	0	0	0	0	0	0	0	0	1	0	0	0	0	0	0	0	0	0	0	0	0	0	0	0
07-19	**64**	**0**	**0**	**0**	**2**	**3**	**1**	**3**	**5**	**9**	**2**	**9**	**4**	**7**	**11**	**2**	**5**	**1**	**0**	**0**	**0**	**0**	**0**	**0**	**0**	**0**	**0**	**0**	**0**	**0**
06-22	**76**	**0**	**0**	**0**	**2**	**3**	**1**	**3**	**6**	**9**	**3**	**11**	**5**	**9**	**12**	**2**	**6**	**2**	**0**	**0**	**0**	**1**	**1**	**0**	**0**	**0**	**0**	**0**	**0**	**0**
06-00	**81**	**0**	**0**	**0**	**2**	**4**	**1**	**3**	**7**	**9**	**3**	**11**	**6**	**10**	**12**	**3**	**6**	**2**	**0**	**0**	**0**	**1**	**1**	**0**	**0**	**0**	**0**	**0**	**0**	**0**
00-00	**81**	**0**	**0**	**0**	**2**	**4**	**1**	**3**	**7**	**9**	**3**	**11**	**6**	**10**	**12**	**3**	**6**	**2**	**0**	**0**	**0**	**1**	**1**	**0**	**0**	**0**	**0**	**0**	**0**	**0**

DRAFT

Site 47
Location Unnamed Road, Att - Tree, Lat 53.8445, Long -6.82844
Direction North

3279 / Meath/Cavan/Monaghan ATC's
October 2013
Automatic Traffic Count

Fri, 11 October 2013

Time	Total	Speed Bins (km/h)																											
		0 - 5	5 - 10	10 - 15	15 - 20	20 - 25	25 - 30	30 - 35	35 - 40	40 - 45	45 - 50	50 - 55	55 - 60	60 - 65	65 - 70	70 - 75	75 - 80	80 - 85	85 - 90	90 - 95	95 - 100	100 - 105	105 - 110	110 - 115	115 - 120	120 - 125	125 - 130	130 - 135	135 - 140
0000	1	0	0	0	0	0	0	0	0	0	1	0	0	0	0	0	0	0	0	0	0	0	0	0	0	0	0	0	0
0100	0	0	0	0	0	0	0	0	0	0	0	0	0	0	0	0	0	0	0	0	0	0	0	0	0	0	0	0	0
0200	0	0	0	0	0	0	0	0	0	0	0	0	0	0	0	0	0	0	0	0	0	0	0	0	0	0	0	0	0
0300	0	0	0	0	0	0	0	0	0	0	0	0	0	0	0	0	0	0	0	0	0	0	0	0	0	0	0	0	0
0400	0	0	0	0	0	0	0	0	0	0	0	0	0	0	0	0	0	0	0	0	0	0	0	0	0	0	0	0	0
0500	0	0	0	0	0	0	0	0	0	0	0	0	0	0	0	0	0	0	0	0	0	0	0	0	0	0	0	0	0
0600	3	0	0	0	0	0	0	0	0	0	1	0	0	0	1	0	0	1	0	0	0	0	0	0	0	0	0	0	0
0700	6	0	0	0	0	0	0	1	1	0	0	1	0	0	1	2	0	0	0	0	0	0	0	0	0	0	0	0	0
0800	7	0	0	0	0	0	0	0	3	0	1	1	0	0	1	0	0	0	0	0	0	0	1	0	0	0	0	0	0
0900	**11**	**0**	**0**	**0**	**0**	**1**	**0**	**0**	**1**	**0**	**0**	**1**	**2**	**1**	**5**	**0**	**0**	**0**	**0**	**0**	**0**	**0**	**0**	**0**	**0**	**0**	**0**	**0**	**0**
1000	2	0	0	0	0	0	0	0	0	0	0	0	0	0	1	0	1	0	0	0	0	0	0	0	0	0	0	0	0
1100	8	0	0	0	0	1	1	0	0	0	2	1	0	3	0	0	0	0	0	0	0	0	0	0	0	0	0	0	0
1200	1	0	0	0	0	0	0	1	0	0	0	0	0	0	0	0	0	0	0	0	0	0	0	0	0	0	0	0	0
1300	4	0	0	0	0	0	0	0	0	0	0	0	0	1	1	1	1	0	0	0	0	0	0	0	0	0	0	0	0
1400	**10**	**0**	**0**	**0**	**1**	**1**	**0**	**1**	**0**	**0**	**0**	**1**	**0**	**3**	**2**	**1**	**0**	**0**	**0**	**0**	**0**	**0**	**0**	**0**	**0**	**0**	**0**	**0**	**0**
1500	4	0	0	0	1	0	0	0	1	0	0	0	0	0	1	1	0	0	0	0	0	0	0	0	0	0	0	0	0
1600	7	0	0	0	0	0	0	0	1	1	1	1	2	0	1	0	0	0	0	0	0	0	0	0	0	0	0	0	0
1700	8	0	0	0	0	0	2	1	0	1	1	0	2	1	0	0	0	0	0	0	0	0	0	0	0	0	0	0	0
1800	5	0	0	0	1	0	0	0	1	0	0	1	1	0	1	0	0	0	0	0	0	0	0	0	0	0	0	0	0
1900	5	0	0	0	0	0	0	0	0	1	1	0	0	0	1	1	1	0	0	0	0	0	0	0	0	0	0	0	0
2000	3	0	0	0	1	0	0	0	0	0	0	0	0	1	1	0	0	0	0	0	0	0	0	0	0	0	0	0	0
2100	5	0	0	0	0	1	0	0	1	0	0	1	0	0	1	0	0	0	1	0	0	0	0	0	0	0	0	0	0
2200	1	0	0	0	0	0	0	0	0	1	0	0	0	0	0	0	0	0	0	0	0	0	0	0	0	0	0	0	0
2300	2	0	0	0	0	0	0	0	1	0	0	0	0	0	0	1	0	0	0	0	0	0	0	0	0	0	0	0	0
07-19	**73**	**0**	**0**	**0**	**3**	**3**	**3**	**4**	**8**	**2**	**5**	**7**	**7**	**9**	**14**	**5**	**2**	**0**	**0**	**0**	**0**	**0**	**1**	**0**	**0**	**0**	**0**	**0**	**0**
06-22	**89**	**0**	**0**	**0**	**4**	**4**	**3**	**4**	**9**	**3**	**7**	**8**	**7**	**10**	**18**	**6**	**3**	**1**	**1**	**0**	**0**	**0**	**1**	**0**	**0**	**0**	**0**	**0**	**0**
06-00	**92**	**0**	**0**	**0**	**4**	**4**	**3**	**4**	**10**	**4**	**7**	**8**	**7**	**10**	**18**	**7**	**3**	**1**	**1**	**0**	**0**	**0**	**1**	**0**	**0**	**0**	**0**	**0**	**0**
00-00	**93**	**0**	**0**	**0**	**4**	**4**	**3**	**4**	**10**	**4**	**8**	**8**	**7**	**10**	**18**	**7**	**3**	**1**	**1**	**0**	**0**	**0**	**1**	**0**	**0**	**0**	**0**	**0**	**0**

DRAFT

Site 47
Location Unnamed Road, Att - Tree, Lat 53.8445, Long -6.82844
Direction North

3279 / Meath/Cavan/Monaghan ATC's
October 2013
Automatic Traffic Count

Sat, 12 October 2013

Time	Total	Speed Bins (km/h)																											
		0 - 5	5 - 10	10 - 15	15 - 20	20 - 25	25 - 30	30 - 35	35 - 40	40 - 45	45 - 50	50 - 55	55 - 60	60 - 65	65 - 70	70 - 75	75 - 80	80 - 85	85 - 90	90 - 95	95 - 100	100 - 105	105 - 110	110 - 115	115 - 120	120 - 125	125 - 130	130 - 135	135 - 140
0000	0	0	0	0	0	0	0	0	0	0	0	0	0	0	0	0	0	0	0	0	0	0	0	0	0	0	0	0	0
0100	1	0	0	0	0	0	0	1	0	0	0	0	0	0	0	0	0	0	0	0	0	0	0	0	0	0	0	0	0
0200	0	0	0	0	0	0	0	0	0	0	0	0	0	0	0	0	0	0	0	0	0	0	0	0	0	0	0	0	0
0300	0	0	0	0	0	0	0	0	0	0	0	0	0	0	0	0	0	0	0	0	0	0	0	0	0	0	0	0	0
0400	0	0	0	0	0	0	0	0	0	0	0	0	0	0	0	0	0	0	0	0	0	0	0	0	0	0	0	0	0
0500	0	0	0	0	0	0	0	0	0	0	0	0	0	0	0	0	0	0	0	0	0	0	0	0	0	0	0	0	0
0600	0	0	0	0	0	0	0	0	0	0	0	0	0	0	0	0	0	0	0	0	0	0	0	0	0	0	0	0	0
0700	1	0	0	0	0	0	0	0	0	0	0	0	0	1	0	0	0	0	0	0	0	0	0	0	0	0	0	0	0
0800	**6**	**0**	**0**	**0**	**0**	**0**	**0**	**1**	**0**	**0**	**0**	**0**	**0**	**2**	**1**	**1**	**1**	**0**	**0**	**0**	**0**	**0**	**0**	**0**	**0**	**0**	**0**	**0**	**0**
0900	**6**	**0**	**0**	**0**	**0**	**0**	**0**	**0**	**0**	**0**	**0**	**0**	**0**	**0**	**1**	**1**	**4**	**0**	**0**	**0**	**0**	**0**	**0**	**0**	**0**	**0**	**0**	**0**	**0**
1000	5	0	0	0	1	0	1	1	0	0	0	1	0	0	0	1	0	0	0	0	0	0	0	0	0	0	0	0	0
1100	4	0	0	0	0	1	0	0	0	1	0	1	0	0	0	0	0	1	0	0	0	0	0	0	0	0	0	0	0
1200	**9**	**0**	**0**	**0**	**0**	**1**	**0**	**0**	**0**	**0**	**0**	**1**	**2**	**0**	**4**	**1**	**0**	**0**	**0**	**0**	**0**	**0**	**0**	**0**	**0**	**0**	**0**	**0**	**0**
1300	7	0	0	0	0	0	0	1	0	2	1	0	1	0	0	1	1	0	0	0	0	0	0	0	0	0	0	0	0
1400	7	0	0	0	0	2	0	1	0	0	0	0	1	2	0	0	1	0	0	0	0	0	0	0	0	0	0	0	0
1500	3	0	0	0	0	0	0	0	0	0	1	0	1	0	0	0	1	0	0	0	0	0	0	0	0	0	0	0	0
1600	7	0	0	0	0	0	0	0	0	1	0	1	2	2	1	0	0	0	0	0	0	0	0	0	0	0	0	0	0
1700	4	0	0	0	0	0	0	0	0	0	0	1	1	0	1	0	0	1	0	0	0	0	0	0	0	0	0	0	0
1800	8	0	0	1	0	0	0	0	1	2	1	1	1	0	0	0	1	0	0	0	0	0	0	0	0	0	0	0	0
1900	1	0	0	0	0	0	0	0	0	0	0	0	0	0	1	0	0	0	0	0	0	0	0	0	0	0	0	0	0
2000	1	0	0	0	0	0	0	0	0	0	0	0	0	0	0	1	0	0	0	0	0	0	0	0	0	0	0	0	0
2100	5	0	0	0	0	1	1	0	0	0	0	1	1	0	0	1	0	0	0	0	0	0	0	0	0	0	0	0	0
2200	0	0	0	0	0	0	0	0	0	0	0	0	0	0	0	0	0	0	0	0	0	0	0	0	0	0	0	0	0
2300	1	0	0	0	0	0	0	1	0	0	0	0	0	0	0	0	0	0	0	0	0	0	0	0	0	0	0	0	0
07-19	**67**	**0**	**0**	**1**	**1**	**4**	**1**	**4**	**1**	**6**	**3**	**6**	**9**	**7**	**8**	**5**	**9**	**2**	**0**	**0**	**0**	**0**	**0**	**0**	**0**	**0**	**0**	**0**	**0**
06-22	**74**	**0**	**0**	**1**	**1**	**5**	**2**	**4**	**1**	**6**	**3**	**7**	**10**	**7**	**9**	**7**	**9**	**2**	**0**	**0**	**0**	**0**	**0**	**0**	**0**	**0**	**0**	**0**	**0**
06-00	**75**	**0**	**0**	**1**	**1**	**5**	**2**	**5**	**1**	**6**	**3**	**7**	**10**	**7**	**9**	**7**	**9**	**2**	**0**	**0**	**0**	**0**	**0**	**0**	**0**	**0**	**0**	**0**	**0**
00-00	**76**	**0**	**0**	**1**	**1**	**5**	**2**	**6**	**1**	**6**	**3**	**7**	**10**	**7**	**9**	**7**	**9**	**2**	**0**	**0**	**0**	**0**	**0**	**0**	**0**	**0**	**0**	**0**	**0**

DRAFT

Site 47
Location Unnamed Road, Att - Tree, Lat 53.8445, Long -6.82844
Direction North

3279 / Meath/Cavan/Monaghan ATC's
October 2013
Automatic Traffic Count

Sun, 13 October 2013

Time	Total	Speed Bins (km/h)																											
		0 - 5	5 - 10	10 - 15	15 - 20	20 - 25	25 - 30	30 - 35	35 - 40	40 - 45	45 - 50	50 - 55	55 - 60	60 - 65	65 - 70	70 - 75	75 - 80	80 - 85	85 - 90	90 - 95	95 - 100	100 - 105	105 - 110	110 - 115	115 - 120	120 - 125	125 - 130	130 - 135	135 - 140
0000	0	0	0	0	0	0	0	0	0	0	0	0	0	0	0	0	0	0	0	0	0	0	0	0	0	0	0	0	0
0100	0	0	0	0	0	0	0	0	0	0	0	0	0	0	0	0	0	0	0	0	0	0	0	0	0	0	0	0	0
0200	0	0	0	0	0	0	0	0	0	0	0	0	0	0	0	0	0	0	0	0	0	0	0	0	0	0	0	0	0
0300	0	0	0	0	0	0	0	0	0	0	0	0	0	0	0	0	0	0	0	0	0	0	0	0	0	0	0	0	0
0400	0	0	0	0	0	0	0	0	0	0	0	0	0	0	0	0	0	0	0	0	0	0	0	0	0	0	0	0	0
0500	0	0	0	0	0	0	0	0	0	0	0	0	0	0	0	0	0	0	0	0	0	0	0	0	0	0	0	0	0
0600	1	0	0	0	0	0	0	0	0	0	0	0	0	0	1	0	0	0	0	0	0	0	0	0	0	0	0	0	0
0700	0	0	0	0	0	0	0	0	0	0	0	0	0	0	0	0	0	0	0	0	0	0	0	0	0	0	0	0	0
0800	1	0	0	0	0	0	0	0	0	1	0	0	0	0	0	0	0	0	0	0	0	0	0	0	0	0	0	0	0
0900	2	0	0	0	0	0	0	0	0	0	0	0	1	1	0	0	0	0	0	0	0	0	0	0	0	0	0	0	0
1000	2	0	0	0	0	0	0	0	0	0	0	0	0	1	1	0	0	0	0	0	0	0	0	0	0	0	0	0	0
1100	**10**	**0**	**0**	**0**	**0**	**1**	**0**	**2**	**2**	**0**	**0**	**2**	**0**	**1**	**2**	**0**	**0**	**0**	**0**	**0**	**0**	**0**	**0**	**0**	**0**	**0**	**0**	**0**	**0**
1200	**6**	**0**	**0**	**0**	**0**	**0**	**0**	**0**	**0**	**0**	**0**	**0**	**0**	**2**	**1**	**2**	**1**	**0**	**0**	**0**	**0**	**0**	**0**	**0**	**0**	**0**	**0**	**0**	**0**
1300	5	0	0	0	0	0	0	0	1	0	0	0	3	0	0	0	1	0	0	0	0	0	0	0	0	0	0	0	0
1400	5	0	0	0	0	0	0	0	0	3	0	1	0	0	1	0	0	0	0	0	0	0	0	0	0	0	0	0	0
1500	1	0	0	0	0	1	0	0	0	0	0	0	0	0	0	0	0	0	0	0	0	0	0	0	0	0	0	0	0
1600	1	0	0	0	0	0	0	0	0	0	1	0	0	0	0	0	0	0	0	0	0	0	0	0	0	0	0	0	0
1700	3	0	0	0	0	0	0	0	1	1	0	0	1	0	0	0	0	0	0	0	0	0	0	0	0	0	0	0	0
1800	**6**	**0**	**0**	**0**	**1**	**0**	**1**	**0**	**1**	**0**	**0**	**0**	**3**	**0**	**0**	**0**	**0**	**0**	**0**	**0**	**0**	**0**	**0**	**0**	**0**	**0**	**0**	**0**	**0**
1900	2	0	0	0	0	0	0	0	0	0	0	0	1	0	1	0	0	0	0	0	0	0	0	0	0	0	0	0	0
2000	1	0	0	0	0	0	0	0	0	0	0	0	0	1	0	0	0	0	0	0	0	0	0	0	0	0	0	0	0
2100	2	0	0	0	0	0	0	0	0	1	0	1	0	0	0	0	0	0	0	0	0	0	0	0	0	0	0	0	0
2200	2	0	0	0	0	0	0	0	0	0	0	0	0	1	1	0	0	0	0	0	0	0	0	0	0	0	0	0	0
2300	0	0	0	0	0	0	0	0	0	0	0	0	0	0	0	0	0	0	0	0	0	0	0	0	0	0	0	0	0
07-19	**42**	**0**	**0**	**0**	**1**	**2**	**1**	**2**	**5**	**5**	**1**	**3**	**8**	**5**	**5**	**2**	**2**	**0**	**0**	**0**	**0**	**0**	**0**	**0**	**0**	**0**	**0**	**0**	**0**
06-22	**48**	**0**	**0**	**0**	**1**	**2**	**1**	**2**	**5**	**6**	**1**	**4**	**9**	**6**	**7**	**2**	**2**	**0**	**0**	**0**	**0**	**0**	**0**	**0**	**0**	**0**	**0**	**0**	**0**
06-00	**50**	**0**	**0**	**0**	**1**	**2**	**1**	**2**	**5**	**6**	**1**	**4**	**9**	**7**	**8**	**2**	**2**	**0**	**0**	**0**	**0**	**0**	**0**	**0**	**0**	**0**	**0**	**0**	**0**
00-00	**50**	**0**	**0**	**0**	**1**	**2**	**1**	**2**	**5**	**6**	**1**	**4**	**9**	**7**	**8**	**2**	**2**	**0**	**0**	**0**	**0**	**0**	**0**	**0**	**0**	**0**	**0**	**0**	**0**

DRAFT

Site 47
Location Unnamed Road, Att - Tree, Lat 53.8445, Long -6.82844
Direction North

3279 / Meath/Cavan/Monaghan ATC's
October 2013
Automatic Traffic Count

Mon, 14 October 2013

Time	Total	Speed Bins (km/h)																											
		0 - 5	5 - 10	10 - 15	15 - 20	20 - 25	25 - 30	30 - 35	35 - 40	40 - 45	45 - 50	50 - 55	55 - 60	60 - 65	65 - 70	70 - 75	75 - 80	80 - 85	85 - 90	90 - 95	95 - 100	100 - 105	105 - 110	110 - 115	115 - 120	120 - 125	125 - 130	130 - 135	135 - 140
0000	0	0	0	0	0	0	0	0	0	0	0	0	0	0	0	0	0	0	0	0	0	0	0	0	0	0	0	0	0
0100	0	0	0	0	0	0	0	0	0	0	0	0	0	0	0	0	0	0	0	0	0	0	0	0	0	0	0	0	0
0200	0	0	0	0	0	0	0	0	0	0	0	0	0	0	0	0	0	0	0	0	0	0	0	0	0	0	0	0	0
0300	0	0	0	0	0	0	0	0	0	0	0	0	0	0	0	0	0	0	0	0	0	0	0	0	0	0	0	0	0
0400	0	0	0	0	0	0	0	0	0	0	0	0	0	0	0	0	0	0	0	0	0	0	0	0	0	0	0	0	0
0500	0	0	0	0	0	0	0	0	0	0	0	0	0	0	0	0	0	0	0	0	0	0	0	0	0	0	0	0	0
0600	2	0	0	0	0	0	0	0	0	0	1	0	0	0	0	0	0	1	0	0	0	0	0	0	0	0	0	0	0
0700	10	0	0	0	0	0	0	0	0	1	1	1	1	0	3	2	1	0	0	0	0	0	0	0	0	0	0	0	0
0800	7	0	0	0	0	0	0	2	2	0	1	0	1	0	1	0	0	0	0	0	0	0	0	0	0	0	0	0	0
0900	**11**	**0**	**0**	**0**	**0**	**1**	**3**	**0**	**2**	**0**	**1**	**0**	**1**	**2**	**1**	**0**	**0**	**0**	**0**	**0**	**0**	**0**	**0**	**0**	**0**	**0**	**0**	**0**	**0**
1000	1	0	0	0	0	0	0	0	0	0	0	0	1	0	0	0	0	0	0	0	0	0	0	0	0	0	0	0	0
1100	2	0	0	0	1	1	0	0	0	0	0	0	0	0	0	0	0	0	0	0	0	0	0	0	0	0	0	0	0
1200	7	0	0	2	0	0	0	0	2	0	0	1	1	0	1	0	0	0	0	0	0	0	0	0	0	0	0	0	0
1300	**9**	**0**	**0**	**0**	**0**	**0**	**0**	**0**	**2**	**0**	**0**	**1**	**0**	**1**	**2**	**2**	**1**	**0**	**0**	**0**	**0**	**0**	**0**	**0**	**0**	**0**	**0**	**0**	**0**
1400	3	0	0	0	0	0	0	0	0	0	2	0	1	0	0	0	0	0	0	0	0	0	0	0	0	0	0	0	0
1500	3	0	0	1	0	0	0	0	0	1	0	0	0	0	0	1	0	0	0	0	0	0	0	0	0	0	0	0	0
1600	4	0	0	0	0	0	0	1	0	0	0	1	0	1	1	0	0	0	0	0	0	0	0	0	0	0	0	0	0
1700	6	0	0	0	0	1	0	0	1	0	1	0	2	0	0	1	0	0	0	0	0	0	0	0	0	0	0	0	0
1800	**9**	**0**	**0**	**0**	**0**	**1**	**1**	**1**	**0**	**1**	**0**	**0**	**3**	**2**	**0**	**0**	**0**	**0**	**0**	**0**	**0**	**0**	**0**	**0**	**0**	**0**	**0**	**0**	**0**
1900	4	0	0	0	0	0	0	0	0	1	0	1	0	1	0	1	0	0	0	0	0	0	0	0	0	0	0	0	0
2000	2	0	0	0	0	0	0	0	0	0	0	0	0	1	0	0	1	0	0	0	0	0	0	0	0	0	0	0	0
2100	1	0	0	0	0	0	0	0	0	0	0	0	0	0	0	1	0	0	0	0	0	0	0	0	0	0	0	0	0
2200	4	0	0	0	0	0	0	0	1	0	1	0	0	1	0	0	0	1	0	0	0	0	0	0	0	0	0	0	0
2300	1	0	0	0	1	0	0	0	0	0	0	0	0	0	0	0	0	0	0	0	0	0	0	0	0	0	0	0	0
07-19	**72**	**0**	**0**	**3**	**1**	**4**	**4**	**4**	**9**	**3**	**6**	**4**	**11**	**6**	**9**	**6**	**2**	**0**	**0**	**0**	**0**	**0**	**0**	**0**	**0**	**0**	**0**	**0**	**0**
06-22	**81**	**0**	**0**	**3**	**1**	**4**	**4**	**4**	**9**	**4**	**7**	**5**	**11**	**8**	**9**	**8**	**3**	**1**	**0**	**0**	**0**	**0**	**0**	**0**	**0**	**0**	**0**	**0**	**0**
06-00	**86**	**0**	**0**	**3**	**2**	**4**	**4**	**4**	**10**	**4**	**8**	**5**	**11**	**9**	**9**	**8**	**3**	**2**	**0**	**0**	**0**	**0**	**0**	**0**	**0**	**0**	**0**	**0**	**0**
00-00	**86**	**0**	**0**	**3**	**2**	**4**	**4**	**4**	**10**	**4**	**8**	**5**	**11**	**9**	**9**	**8**	**3**	**2**	**0**	**0**	**0**	**0**	**0**	**0**	**0**	**0**	**0**	**0**	**0**

DRAFT

Site 47
Location Unnamed Road, Att - Tree, Lat 53.8445, Long -6.82844
Direction North

3279 / Meath/Cavan/Monaghan ATC's
October 2013
Automatic Traffic Count

Virtual Day (7)

Time	Total	Speed Bins (km/h)																											
		0 - 5	5 - 10	10 - 15	15 - 20	20 - 25	25 - 30	30 - 35	35 - 40	40 - 45	45 - 50	50 - 55	55 - 60	60 - 65	65 - 70	70 - 75	75 - 80	80 - 85	85 - 90	90 - 95	95 - 100	100 - 105	105 - 110	110 - 115	115 - 120	120 - 125	125 - 130	130 - 135	135 - 140
0000	0	0	0	0	0	0	0	0	0	0	0	0	0	0	0	0	0	0	0	0	0	0	0	0	0	0	0	0	0
0100	0	0	0	0	0	0	0	0	0	0	0	0	0	0	0	0	0	0	0	0	0	0	0	0	0	0	0	0	0
0200	0	0	0	0	0	0	0	0	0	0	0	0	0	0	0	0	0	0	0	0	0	0	0	0	0	0	0	0	0
0300	0	0	0	0	0	0	0	0	0	0	0	0	0	0	0	0	0	0	0	0	0	0	0	0	0	0	0	0	0
0400	0	0	0	0	0	0	0	0	0	0	0	0	0	0	0	0	0	0	0	0	0	0	0	0	0	0	0	0	0
0500	0	0	0	0	0	0	0	0	0	0	0	0	0	0	0	0	0	0	0	0	0	0	0	0	0	0	0	0	0
0600	2	0	0	0	0	0	0	0	0	0	0	0	0	0	0	0	0	0	0	0	0	0	0	0	0	0	0	0	0
0700	6	0	0	0	0	0	0	0	1	1	1	0	0	1	1	1	0	0	0	0	0	0	0	0	0	0	0	0	0
0800	**7**	**0**	**0**	**0**	**0**	**0**	**0**	**1**	**1**	**1**	**1**	**1**	**1**	**0**	**1**	**0**	**0**	**0**	**0**	**0**	**0**	**0**	**0**	**0**	**0**	**0**	**0**	**0**	**0**
0900	**7**	**0**	**0**	**0**	**0**	**0**	**1**	**0**	**1**	**0**	**0**	**0**	**1**	**1**	**2**	**0**	**1**	**0**	**0**	**0**	**0**	**0**	**0**	**0**	**0**	**0**	**0**	**0**	**0**
1000	4	0	0	0	0	0	0	0	0	0	0	0	0	1	0	0	0	0	0	0	0	0	0	0	0	0	0	0	0
1100	4	0	0	0	0	1	0	0	0	0	0	1	0	1	1	0	0	0	0	0	0	0	0	0	0	0	0	0	0
1200	5	0	0	0	0	0	0	0	0	0	0	0	1	1	1	0	1	0	0	0	0	0	0	0	0	0	0	0	0
1300	**7**	**0**	**0**	**0**	**0**	**0**	**0**	**0**	**1**	**1**	**1**	**0**	**1**	**1**	**1**	**1**	**1**	**0**	**0**	**0**	**0**	**0**	**0**	**0**	**0**	**0**	**0**	**0**	**0**
1400	5	0	0	0	0	0	0	0	0	1	0	0	0	1	0	0	0	0	0	0	0	0	0	0	0	0	0	0	0
1500	3	0	0	0	0	0	0	0	0	0	0	0	0	0	1	0	0	0	0	0	0	0	0	0	0	0	0	0	0
1600	4	0	0	0	0	0	0	0	0	0	0	0	1	0	1	0	0	0	0	0	0	0	0	0	0	0	0	0	0
1700	**7**	**0**	**0**	**0**	**0**	**0**	**0**	**0**	**1**	**1**	**1**	**1**	**1**	**0**	**1**	**0**	**0**	**0**	**0**	**0**	**0**	**0**	**0**	**0**	**0**	**0**	**0**	**0**	**0**
1800	5	0	0	0	0	0	0	0	1	1	0	1	1	1	0	0	0	0	0	0	0	0	0	0	0	0	0	0	0
1900	4	0	0	0	0	0	0	0	0	1	0	1	0	1	1	0	0	0	0	0	0	0	0	0	0	0	0	0	0
2000	2	0	0	0	0	0	0	0	0	0	0	0	0	1	0	0	0	0	0	0	0	0	0	0	0	0	0	0	0
2100	3	0	0	0	0	0	0	0	0	0	0	1	0	0	0	0	0	0	0	0	0	0	0	0	0	0	0	0	0
2200	2	0	0	0	0	0	0	0	0	0	0	0	0	0	0	0	0	0	0	0	0	0	0	0	0	0	0	0	0
2300	1	0	0	0	0	0	0	0	0	0	0	0	0	0	0	0	0	0	0	0	0	0	0	0	0	0	0	0	0
07-19	**66**	**0**	**0**	**1**	**2**	**3**	**2**	**4**	**6**	**6**	**4**	**6**	**7**	**8**	**9**	**4**	**3**	**1**	**0**	**0**	**0**	**0**	**0**	**0**	**0**	**0**	**0**	**0**	**0**
06-22	**77**	**0**	**0**	**1**	**2**	**4**	**2**	**4**	**6**	**7**	**5**	**7**	**8**	**10**	**11**	**5**	**4**	**1**	**0**	**0**	**0**	**0**	**0**	**0**	**0**	**0**	**0**	**0**	**0**
06-00	**80**	**0**	**0**	**1**	**2**	**4**	**2**	**4**	**7**	**7**	**5**	**7**	**8**	**11**	**11**	**5**	**4**	**1**	**0**	**0**	**0**	**0**	**0**	**0**	**0**	**0**	**0**	**0**	**0**
00-00	**81**	**0**	**0**	**1**	**2**	**4**	**2**	**4**	**7**	**7**	**5**	**7**	**8**	**11**	**11**	**5**	**4**	**1**	**0**	**0**	**0**	**0**	**0**	**0**	**0**	**0**	**0**	**0**	**0**

DRAFT

Site 47
Location Unnamed Road, Att - Tree, Lat 53.8445, Long -6.82844
Direction North

3279 / Meath/Cavan/Monaghan ATC's
October 2013
Automatic Traffic Count

Virtual Week (1)

Time	Total	Speed Bins (km/h)																												
		0 - 5	5 - 10	10 - 15	15 - 20	20 - 25	25 - 30	30 - 35	35 - 40	40 - 45	45 - 50	50 - 55	55 - 60	60 - 65	65 - 70	70 - 75	75 - 80	80 - 85	85 - 90	90 - 95	95 - 100	100 - 105	105 - 110	110 - 115	115 - 120	120 - 125	125 - 130	130 - 135	135 - 140
Mon	86	0	0	3	2	4	4	4	10	4	8	5	11	9	9	8	3	2	0	0	0	0	0	0	0	0	0	0	0	0
Tue	87	0	0	1	3	5	2	4	6	11	7	11	8	13	8	7	1	0	0	0	0	0	0	0	0	0	0	0	0	0
Wed	91	0	1	0	2	4	4	5	7	11	7	4	8	18	12	3	2	1	2	0	0	0	0	0	0	0	0	0	0	0
Thu	81	0	0	0	2	4	1	3	7	9	3	11	6	10	12	3	6	2	0	0	0	1	1	0	0	0	0	0	0	0
Fri	93	0	0	0	4	4	3	4	10	4	8	8	7	10	18	7	3	1	1	0	0	0	1	0	0	0	0	0	0	0
|Sat	76	0	0	1	1	5	2	6	1	6	3	7	10	7	9	7	9	2	0	0	0	0	0	0	0	0	0	0	0	0
|Sun	50	0	0	0	1	2	1	2	5	6	1	4	9	7	8	2	2	0	0	0	0	0	0	0	0	0	0	0	0	0
5 Day Ave.	**88**	**0**	**0**	**1**	**3**	**4**	**3**	**4**	**8**	**8**	**7**	**8**	**8**	**12**	**12**	**6**	**3**	**1**	**1**	**0**	**0**	**0**	**0**	**0**	**0**	**0**	**0**	**0**	**0**	**0**
7 Day Ave.	**81**	**0**	**0**	**1**	**2**	**4**	**2**	**4**	**7**	**7**	**5**	**7**	**8**	**11**	**11**	**5**	**4**	**1**	**0**	**0**	**0**	**0**	**0**	**0**	**0**	**0**	**0**	**0**	**0**	**0**
--	**564**	**0**	**1**	**5**	**15**	**28**	**17**	**28**	**46**	**51**	**37**	**50**	**59**	**74**	**76**	**37**	**26**	**8**	**3**	**0**	**0**	**1**	**2**	**0**	**0**	**0**	**0**	**0**	**0**	**0**

Summary Graphs

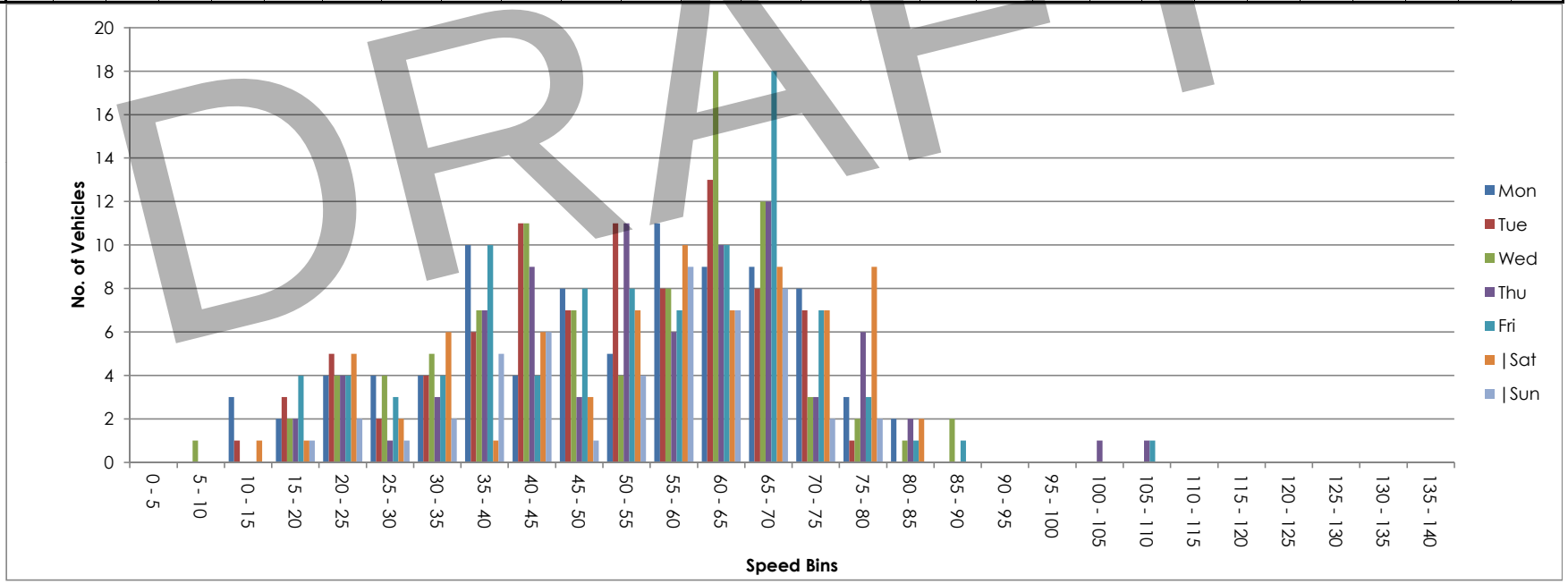

DRAFT

Site 47
Location Unnamed Road, Att - Tree, Lat 53.8445, Long -6.82844
Direction South

3279 / Meath/Cavan/Monaghan ATC's
October 2013
Automatic Traffic Count

Tue, 8 October 2013

Time	Total	Classification												>PSL	>PSL%	>SL1	>SL1%	>SL2	>SL2%	Mean	Vpp
		1 MCL	2 SV	3 SVT	4 TB2	5 TB3	6 T4	7 ART3	8 ART4	9 ART5	10 ART6	11 BD	12 DRT	80	80	85 +5kph	85 +5kph	90 +10kph	90 +10kph		85
0000	0	0	0	0	0	0	0	0	0	0	0	0	0	0	0	0	0	0	0	-	-
0100	3	0	3	0	0	0	0	0	0	0	0	0	0	0	0	0	0	0	0	48.8	-
0200	0	0	0	0	0	0	0	0	0	0	0	0	0	0	0	0	0	0	0	-	-
0300	0	0	0	0	0	0	0	0	0	0	0	0	0	0	0	0	0	0	0	-	-
0400	0	0	0	0	0	0	0	0	0	0	0	0	0	0	0	0	0	0	0	-	-
0500	0	0	0	0	0	0	0	0	0	0	0	0	0	0	0	0	0	0	0	-	-
0600	0	0	0	0	0	0	0	0	0	0	0	0	0	0	0	0	0	0	0	-	-
0700	6	0	6	0	0	0	0	0	0	0	0	0	0	0	0	0	0	0	0	60	-
0800	4	0	2	2	0	0	0	0	0	0	0	0	0	0	0	0	0	0	0	49.5	-
0900	**8**	**0**	**6**	**1**	**1**	**0**	**0**	**0**	**0**	**0**	**0**	**0**	**0**	**0**	**0**	**0**	**0**	**0**	**0**	**51.2**	**-**
1000	1	0	1	0	0	0	0	0	0	0	0	0	0	0	0	0	0	0	0	56.1	-
1100	4	0	4	0	0	0	0	0	0	0	0	0	0	0	0	0	0	0	0	52.8	-
1200	2	0	2	0	0	0	0	0	0	0	0	0	0	0	0	0	0	0	0	34.3	-
1300	**10**	**0**	**8**	**1**	**1**	**0**	**0**	**0**	**0**	**0**	**0**	**0**	**0**	**0**	**0**	**0**	**0**	**0**	**0**	**32**	**-**
1400	2	0	2	0	0	0	0	0	0	0	0	0	0	0	0	0	0	0	0	53.1	-
1500	4	0	3	0	0	0	1	0	0	0	0	0	0	0	0	0	0	0	0	41.4	-
1600	6	0	6	0	0	0	0	0	0	0	0	0	0	0	0	0	0	0	0	49.2	-
1700	9	0	9	0	0	0	0	0	0	0	0	0	0	0	0	0	0	0	0	50.1	-
1800	5	0	5	0	0	0	0	0	0	0	0	0	0	0	0	0	0	0	0	55.5	-
1900	9	0	9	0	0	0	0	0	0	0	0	0	0	0	0	0	0	0	0	47.3	-
2000	8	0	7	0	1	0	0	0	0	0	0	0	0	0	0	0	0	0	0	55.7	-
2100	4	0	4	0	0	0	0	0	0	0	0	0	0	0	0	0	0	0	0	42.4	-
2200	2	0	2	0	0	0	0	0	0	0	0	0	0	0	0	0	0	0	0	47	-
2300	2	0	2	0	0	0	0	0	0	0	0	0	0	0	0	0	0	0	0	63.7	-
07-19	**61**	**0**	**54**	**4**	**2**	**0**	**1**	**0**	**0**	**0**	**0**	**0**	**0**	**0**	**0**	**0**	**0**	**0**	**0**	**47.9**	**63.7**
06-22	**82**	**0**	**74**	**4**	**3**	**0**	**1**	**0**	**0**	**0**	**0**	**0**	**0**	**0**	**0**	**0**	**0**	**0**	**0**	**48.3**	**64.1**
06-00	**86**	**0**	**78**	**4**	**3**	**0**	**1**	**0**	**0**	**0**	**0**	**0**	**0**	**0**	**0**	**0**	**0**	**0**	**0**	**48.6**	**64.1**
00-00	**89**	**0**	**81**	**4**	**3**	**0**	**1**	**0**	**0**	**0**	**0**	**0**	**0**	**0**	**0**	**0**	**0**	**0**	**0**	**48.6**	**64.1**

DRAFT

Site 47
Location Unnamed Road, Att - Tree, Lat 53.8445, Long -6.82844
Direction South

3279 / Meath/Cavan/Monaghan ATC's
October 2013
Automatic Traffic Count

Wed, 9 October 2013

Time	Total	Classification												>PSL	>PSL%	>SL1	>SL1%	>SL2	>SL2%	Mean	Vpp
		1 MCL	2 SV	3 SVT	4 TB2	5 TB3	6 T4	7 ART3	8 ART4	9 ART5	10 ART6	11 BD	12 DRT	80	80	85 +5kph	85 +5kph	90 +10kph	90 +10kph		85
0000	1	0	1	0	0	0	0	0	0	0	0	0	0	0	0	0	0	0	0	55	-
0100	0	0	0	0	0	0	0	0	0	0	0	0	0	0	0	0	0	0	0	-	-
0200	0	0	0	0	0	0	0	0	0	0	0	0	0	0	0	0	0	0	0	-	-
0300	0	0	0	0	0	0	0	0	0	0	0	0	0	0	0	0	0	0	0	-	-
0400	0	0	0	0	0	0	0	0	0	0	0	0	0	0	0	0	0	0	0	-	-
0500	0	0	0	0	0	0	0	0	0	0	0	0	0	0	0	0	0	0	0	-	-
0600	1	0	1	0	0	0	0	0	0	0	0	0	0	0	0	0	0	0	0	60.4	-
0700	2	0	2	0	0	0	0	0	0	0	0	0	0	0	0	0	0	0	0	59.6	-
0800	6	0	6	0	0	0	0	0	0	0	0	0	0	0	0	0	0	0	0	46.1	-
0900	**7**	**0**	**7**	**0**	**0**	**0**	**0**	**0**	**0**	**0**	**0**	**0**	**0**	**1**	**14.3**	**0**	**0**	**0**	**0**	**57.7**	**-**
1000	3	0	3	0	0	0	0	0	0	0	0	0	0	0	0	0	0	0	0	43	-
1100	5	0	4	1	0	0	0	0	0	0	0	0	0	0	0	0	0	0	0	31.2	-
1200	7	0	7	0	0	0	0	0	0	0	0	0	0	0	0	0	0	0	0	55.3	-
1300	5	0	5	0	0	0	0	0	0	0	0	0	0	0	0	0	0	0	0	53.8	-
1400	4	0	4	0	0	0	0	0	0	0	0	0	0	0	0	0	0	0	0	56.2	-
1500	8	0	8	0	0	0	0	0	0	0	0	0	0	0	0	0	0	0	0	39.1	-
1600	3	0	2	1	0	0	0	0	0	0	0	0	0	0	0	0	0	0	0	38.8	-
1700	**16**	**1**	**15**	**0**	**0**	**0**	**0**	**0**	**0**	**0**	**0**	**0**	**0**	**0**	**0**	**0**	**0**	**0**	**0**	**52.5**	**72**
1800	12	0	12	0	0	0	0	0	0	0	0	0	0	0	0	0	0	0	0	50.6	58.7
1900	3	0	3	0	0	0	0	0	0	0	0	0	0	0	0	0	0	0	0	46.4	-
2000	7	0	6	0	1	0	0	0	0	0	0	0	0	0	0	0	0	0	0	59	-
2100	2	0	2	0	0	0	0	0	0	0	0	0	0	0	0	0	0	0	0	68.2	-
2200	3	0	3	0	0	0	0	0	0	0	0	0	0	0	0	0	0	0	0	56.9	-
2300	0	0	0	0	0	0	0	0	0	0	0	0	0	0	0	0	0	0	0	-	-
07-19	**78**	**1**	**75**	**2**	**0**	**0**	**0**	**0**	**0**	**0**	**0**	**0**	**0**	**1**	**1.3**	**0**	**0**	**0**	**0**	**49.2**	**63.7**
06-22	**91**	**1**	**87**	**2**	**1**	**0**	**0**	**0**	**0**	**0**	**0**	**0**	**0**	**1**	**1.1**	**0**	**0**	**0**	**0**	**50.4**	**65.9**
06-00	**94**	**1**	**90**	**2**	**1**	**0**	**0**	**0**	**0**	**0**	**0**	**0**	**0**	**1**	**1.1**	**0**	**0**	**0**	**0**	**50.6**	**65.9**
00-00	**95**	**1**	**91**	**2**	**1**	**0**	**0**	**0**	**0**	**0**	**0**	**0**	**0**	**1**	**1.1**	**0**	**0**	**0**	**0**	**50.7**	**65.9**

DRAFT

Site 47
Location Unnamed Road, Att - Tree, Lat 53.8445, Long -6.82844
Direction South

3279 / Meath/Cavan/Monaghan ATC's
October 2013
Automatic Traffic Count

Thu, 10 October 2013

Time	Total	Classification												>PSL	>PSL%	>SL1	>SL1%	>SL2	>SL2%	Mean	Vpp
		1 MCL	2 SV	3 SVT	4 TB2	5 TB3	6 T4	7 ART3	8 ART4	9 ART5	10 ART6	11 BD	12 DRT	80	80	85 +5kph	85 +5kph	90 +10kph	90 +10kph		85
0000	0	0	0	0	0	0	0	0	0	0	0	0	0	0	0	0	0	0	0	-	-
0100	0	0	0	0	0	0	0	0	0	0	0	0	0	0	0	0	0	0	0	-	-
0200	1	0	1	0	0	0	0	0	0	0	0	0	0	0	0	0	0	0	0	15.2	-
0300	0	0	0	0	0	0	0	0	0	0	0	0	0	0	0	0	0	0	0	-	-
0400	0	0	0	0	0	0	0	0	0	0	0	0	0	0	0	0	0	0	0	-	-
0500	0	0	0	0	0	0	0	0	0	0	0	0	0	0	0	0	0	0	0	-	-
0600	0	0	0	0	0	0	0	0	0	0	0	0	0	0	0	0	0	0	0	-	-
0700	4	0	4	0	0	0	0	0	0	0	0	0	0	0	0	0	0	0	0	58.5	-
0800	**5**	**0**	**4**	**0**	**1**	**0**	**0**	**0**	**0**	**0**	**0**	**0**	**0**	**0**	**0**	**0**	**0**	**0**	**0**	**46.1**	**-**
0900	**5**	**0**	**5**	**0**	**0**	**0**	**0**	**0**	**0**	**0**	**0**	**0**	**0**	**0**	**0**	**0**	**0**	**0**	**0**	**60.9**	**-**
1000	4	0	2	2	0	0	0	0	0	0	0	0	0	0	0	0	0	0	0	44.2	-
1100	**5**	**0**	**3**	**2**	**0**	**0**	**0**	**0**	**0**	**0**	**0**	**0**	**0**	**0**	**0**	**0**	**0**	**0**	**0**	**45.2**	**-**
1200	4	0	4	0	0	0	0	0	0	0	0	0	0	0	0	0	0	0	0	51.5	-
1300	6	0	6	0	0	0	0	0	0	0	0	0	0	0	0	0	0	0	0	53.3	-
1400	4	0	3	0	1	0	0	0	0	0	0	0	0	0	0	0	0	0	0	65.2	-
1500	5	0	4	1	0	0	0	0	0	0	0	0	0	0	0	0	0	0	0	46.8	-
1600	**8**	**0**	**8**	**0**	**0**	**0**	**0**	**0**	**0**	**0**	**0**	**0**	**0**	**0**	**0**	**0**	**0**	**0**	**0**	**60.6**	**-**
1700	7	0	7	0	0	0	0	0	0	0	0	0	0	0	0	0	0	0	0	56.1	-
1800	7	0	7	0	0	0	0	0	0	0	0	0	0	0	0	0	0	0	0	50.4	-
1900	6	0	6	0	0	0	0	0	0	0	0	0	0	0	0	0	0	0	0	59	-
2000	3	0	3	0	0	0	0	0	0	0	0	0	0	0	0	0	0	0	0	67.3	-
2100	2	0	2	0	0	0	0	0	0	0	0	0	0	0	0	0	0	0	0	63	-
2200	6	0	6	0	0	0	0	0	0	0	0	0	0	0	0	0	0	0	0	56.1	-
2300	1	0	1	0	0	0	0	0	0	0	0	0	0	0	0	0	0	0	0	43	-
07-19	**64**	**0**	**57**	**5**	**2**	**0**	**0**	**0**	**0**	**0**	**0**	**0**	**0**	**0**	**0**	**0**	**0**	**0**	**0**	**53.5**	**63.4**
06-22	**75**	**0**	**68**	**5**	**2**	**0**	**0**	**0**	**0**	**0**	**0**	**0**	**0**	**0**	**0**	**0**	**0**	**0**	**0**	**54.7**	**64.1**
06-00	**82**	**0**	**75**	**5**	**2**	**0**	**0**	**0**	**0**	**0**	**0**	**0**	**0**	**0**	**0**	**0**	**0**	**0**	**0**	**54.7**	**64.4**
00-00	**83**	**0**	**76**	**5**	**2**	**0**	**0**	**0**	**0**	**0**	**0**	**0**	**0**	**0**	**0**	**0**	**0**	**0**	**0**	**54.2**	**64.4**

DRAFT

Site 47
Location Unnamed Road, Att - Tree, Lat 53.8445, Long -6.82844
Direction South

Fri, 11 October 2013

3279 / Meath/Cavan/Monaghan ATC's
October 2013
Automatic Traffic Count

Time	Total	Classification												>PSL	>PSL%	>SL1	>SL1%	>SL2	>SL2%	Mean	Vpp
		1 MCL	2 SV	3 SVT	4 TB2	5 TB3	6 T4	7 ART3	8 ART4	9 ART5	10 ART6	11 BD	12 DRT	80	80	85 +5kph	85 +5kph	90 +10kph	90 +10kph		85
0000	0	0	0	0	0	0	0	0	0	0	0	0	0	0	0	0	0	0	0	-	-
0100	0	0	0	0	0	0	0	0	0	0	0	0	0	0	0	0	0	0	0	-	-
0200	0	0	0	0	0	0	0	0	0	0	0	0	0	0	0	0	0	0	0	-	-
0300	0	0	0	0	0	0	0	0	0	0	0	0	0	0	0	0	0	0	0	-	-
0400	0	0	0	0	0	0	0	0	0	0	0	0	0	0	0	0	0	0	0	-	-
0500	0	0	0	0	0	0	0	0	0	0	0	0	0	0	0	0	0	0	0	-	-
0600	0	0	0	0	0	0	0	0	0	0	0	0	0	0	0	0	0	0	0	-	-
0700	1	0	1	0	0	0	0	0	0	0	0	0	0	0	0	0	0	0	0	64.6	-
0800	6	0	5	0	1	0	0	0	0	0	0	0	0	0	0	0	0	0	0	51.3	-
0900	**9**	**0**	**9**	**0**	**0**	**0**	**0**	**0**	**0**	**0**	**0**	**0**	**0**	**0**	**0**	**0**	**0**	**0**	**0**	**57.3**	**-**
1000	3	0	3	0	0	0	0	0	0	0	0	0	0	0	0	0	0	0	0	37.6	-
1100	7	0	7	0	0	0	0	0	0	0	0	0	0	0	0	0	0	0	0	54.7	-
1200	5	0	4	0	0	1	0	0	0	0	0	0	0	0	0	0	0	0	0	47	-
1300	6	0	5	0	1	0	0	0	0	0	0	0	0	0	0	0	0	0	0	65.5	-
1400	**9**	**0**	**7**	**1**	**1**	**0**	**0**	**0**	**0**	**0**	**0**	**0**	**0**	**0**	**0**	**0**	**0**	**0**	**0**	**49.5**	**-**
1500	8	0	7	0	0	1	0	0	0	0	0	0	0	0	0	0	0	0	0	45.1	-
1600	**9**	**0**	**8**	**0**	**0**	**0**	**1**	**0**	**0**	**0**	**0**	**0**	**0**	**0**	**0**	**0**	**0**	**0**	**0**	**54.9**	**-**
1700	7	0	6	1	0	0	0	0	0	0	0	0	0	0	0	0	0	0	0	52	-
1800	6	0	6	0	0	0	0	0	0	0	0	0	0	0	0	0	0	0	0	48.5	-
1900	8	0	8	0	0	0	0	0	0	0	0	0	0	1	12.5	0	0	0	0	55.4	-
2000	2	0	2	0	0	0	0	0	0	0	0	0	0	0	0	0	0	0	0	73.5	-
2100	7	0	7	0	0	0	0	0	0	0	0	0	0	0	0	0	0	0	0	62.8	-
2200	4	0	4	0	0	0	0	0	0	0	0	0	0	0	0	0	0	0	0	66.5	-
2300	1	0	1	0	0	0	0	0	0	0	0	0	0	0	0	0	0	0	0	68.3	-
07-19	**76**	**0**	**68**	**2**	**3**	**2**	**1**	**0**	**0**	**0**	**0**	**0**	**0**	**0**	**0**	**0**	**0**	**0**	**0**	**52.2**	**68.4**
06-22	**93**	**0**	**85**	**2**	**3**	**2**	**1**	**0**	**0**	**0**	**0**	**0**	**0**	**1**	**1.1**	**0**	**0**	**0**	**0**	**53.7**	**69.5**
06-00	**98**	**0**	**90**	**2**	**3**	**2**	**1**	**0**	**0**	**0**	**0**	**0**	**0**	**1**	**1**	**0**	**0**	**0**	**0**	**54.4**	**69.5**
00-00	**98**	**0**	**90**	**2**	**3**	**2**	**1**	**0**	**0**	**0**	**0**	**0**	**0**	**1**	**1**	**0**	**0**	**0**	**0**	**54.4**	**69.5**

DRAFT

Site 47
Location Unnamed Road, Att - Tree, Lat 53.8445, Long -6.82844
Direction South

3279 / Meath/Cavan/Monaghan ATC's
October 2013
Automatic Traffic Count

Sat, 12 October 2013

Time	Total	Classification												>PSL	>PSL%	>SL1	>SL1%	>SL2	>SL2%	Mean	Vpp
		1 MCL	2 SV	3 SVT	4 TB2	5 TB3	6 T4	7 ART3	8 ART4	9 ART5	10 ART6	11 BD	12 DRT	80	80	85 +5kph	85 +5kph	90 +10kph	90 +10kph		85
0000	1	0	1	0	0	0	0	0	0	0	0	0	0	0	0	0	0	0	0	41.5	-
0100	2	0	2	0	0	0	0	0	0	0	0	0	0	0	0	0	0	0	0	58.7	-
0200	1	0	1	0	0	0	0	0	0	0	0	0	0	0	0	0	0	0	0	59	-
0300	0	0	0	0	0	0	0	0	0	0	0	0	0	0	0	0	0	0	0	-	-
0400	1	0	1	0	0	0	0	0	0	0	0	0	0	0	0	0	0	0	0	40.9	-
0500	0	0	0	0	0	0	0	0	0	0	0	0	0	0	0	0	0	0	0	-	-
0600	0	0	0	0	0	0	0	0	0	0	0	0	0	0	0	0	0	0	0	-	-
0700	1	0	0	0	1	0	0	0	0	0	0	0	0	0	0	0	0	0	0	52	-
0800	3	0	2	0	1	0	0	0	0	0	0	0	0	0	0	0	0	0	0	50.7	-
0900	7	0	6	0	0	0	0	1	0	0	0	0	0	0	0	0	0	0	0	30.9	-
1000	**9**	**0**	**7**	**1**	**1**	**0**	**0**	**0**	**0**	**0**	**0**	**0**	**0**	**0**	**0**	**0**	**0**	**0**	**0**	**46**	**-**
1100	7	0	6	1	0	0	0	0	0	0	0	0	0	0	0	0	0	0	0	34.9	-
1200	3	0	3	0	0	0	0	0	0	0	0	0	0	0	0	0	0	0	0	49.7	-
1300	8	0	6	2	0	0	0	0	0	0	0	0	0	0	0	0	0	0	0	47.2	-
1400	1	0	1	0	0	0	0	0	0	0	0	0	0	0	0	0	0	0	0	71.7	-
1500	4	0	4	0	0	0	0	0	0	0	0	0	0	0	0	0	0	0	0	60.5	-
1600	3	0	3	0	0	0	0	0	0	0	0	0	0	0	0	0	0	0	0	60.5	-
1700	7	0	6	0	1	0	0	0	0	0	0	0	0	0	0	0	0	0	0	61.6	-
1800	7	0	7	0	0	0	0	0	0	0	0	0	0	1	14.3	0	0	0	0	62.6	-
1900	**9**	**0**	**9**	**0**	**0**	**0**	**0**	**0**	**0**	**0**	**0**	**0**	**0**	**0**	**0**	**0**	**0**	**0**	**0**	**56.1**	**-**
2000	0	0	0	0	0	0	0	0	0	0	0	0	0	0	0	0	0	0	0	-	-
2100	5	0	5	0	0	0	0	0	0	0	0	0	0	0	0	0	0	0	0	56.1	-
2200	0	0	0	0	0	0	0	0	0	0	0	0	0	0	0	0	0	0	0	-	-
2300	1	0	1	0	0	0	0	0	0	0	0	0	0	0	0	0	0	0	0	38.4	-
07-19	**60**	**0**	**51**	**4**	**4**	**0**	**0**	**1**	**0**	**0**	**0**	**0**	**0**	**1**	**1.7**	**0**	**0**	**0**	**0**	**49.5**	**69.8**
06-22	**74**	**0**	**65**	**4**	**4**	**0**	**0**	**1**	**0**	**0**	**0**	**0**	**0**	**1**	**1.4**	**0**	**0**	**0**	**0**	**50.8**	**69.5**
06-00	**75**	**0**	**66**	**4**	**4**	**0**	**0**	**1**	**0**	**0**	**0**	**0**	**0**	**1**	**1.3**	**0**	**0**	**0**	**0**	**50.6**	**69.5**
00-00	**80**	**0**	**71**	**4**	**4**	**0**	**0**	**1**	**0**	**0**	**0**	**0**	**0**	**1**	**1.3**	**0**	**0**	**0**	**0**	**50.7**	**69.1**

DRAFT

Site 47
Location Unnamed Road, Att - Tree, Lat 53.8445, Long -6.82844
Direction South

3279 / Meath/Cavan/Monaghan ATC's
October 2013
Automatic Traffic Count

Sun, 13 October 2013

Time	Total	Classification												>PSL	>PSL%	>SL1	>SL1%	>SL2	>SL2%	Mean	Vpp
		1 MCL	2 SV	3 SVT	4 TB2	5 TB3	6 T4	7 ART3	8 ART4	9 ART5	10 ART6	11 BD	12 DRT	80	80	85 +5kph	85 +5kph	90 +10kph	90 +10kph		85
0000	2	0	2	0	0	0	0	0	0	0	0	0	0	0	0	0	0	0	0	65	-
0100	0	0	0	0	0	0	0	0	0	0	0	0	0	0	0	0	0	0	0	-	-
0200	0	0	0	0	0	0	0	0	0	0	0	0	0	0	0	0	0	0	0	-	-
0300	0	0	0	0	0	0	0	0	0	0	0	0	0	0	0	0	0	0	0	-	-
0400	1	0	1	0	0	0	0	0	0	0	0	0	0	0	0	0	0	0	0	38.8	-
0500	0	0	0	0	0	0	0	0	0	0	0	0	0	0	0	0	0	0	0	-	-
0600	0	0	0	0	0	0	0	0	0	0	0	0	0	0	0	0	0	0	0	-	-
0700	0	0	0	0	0	0	0	0	0	0	0	0	0	0	0	0	0	0	0	-	-
0800	0	0	0	0	0	0	0	0	0	0	0	0	0	0	0	0	0	0	0	-	-
0900	**4**	**0**	**4**	**0**	**0**	**0**	**0**	**0**	**0**	**0**	**0**	**0**	**0**	**0**	**0**	**0**	**0**	**0**	**0**	**50.4**	**-**
1000	1	0	1	0	0	0	0	0	0	0	0	0	0	0	0	0	0	0	0	60.2	-
1100	**4**	**0**	**4**	**0**	**0**	**0**	**0**	**0**	**0**	**0**	**0**	**0**	**0**	**0**	**0**	**0**	**0**	**0**	**0**	**42.6**	**-**
1200	**9**	**0**	**9**	**0**	**0**	**0**	**0**	**0**	**0**	**0**	**0**	**0**	**0**	**0**	**0**	**0**	**0**	**0**	**0**	**63.9**	**-**
1300	5	0	5	0	0	0	0	0	0	0	0	0	0	1	20	0	0	0	0	63.6	-
1400	3	0	3	0	0	0	0	0	0	0	0	0	0	0	0	0	0	0	0	55	-
1500	1	0	1	0	0	0	0	0	0	0	0	0	0	0	0	0	0	0	0	59.1	-
1600	6	0	5	0	1	0	0	0	0	0	0	0	0	0	0	0	0	0	0	44.4	-
1700	1	0	1	0	0	0	0	0	0	0	0	0	0	0	0	0	0	0	0	39.9	-
1800	7	0	7	0	0	0	0	0	0	0	0	0	0	0	0	0	0	0	0	54.6	-
1900	2	0	1	1	0	0	0	0	0	0	0	0	0	0	0	0	0	0	0	38.2	-
2000	3	0	3	0	0	0	0	0	0	0	0	0	0	0	0	0	0	0	0	63.1	-
2100	1	0	1	0	0	0	0	0	0	0	0	0	0	0	0	0	0	0	0	71.1	-
2200	0	0	0	0	0	0	0	0	0	0	0	0	0	0	0	0	0	0	0	-	-
2300	1	0	1	0	0	0	0	0	0	0	0	0	0	0	0	0	0	0	0	68.6	-
07-19	**41**	**0**	**40**	**0**	**1**	**0**	**0**	**0**	**0**	**0**	**0**	**0**	**0**	**1**	**2.4**	**0**	**0**	**0**	**0**	**54.6**	**67**
06-22	**47**	**0**	**45**	**1**	**1**	**0**	**0**	**0**	**0**	**0**	**0**	**0**	**0**	**1**	**2.1**	**0**	**0**	**0**	**0**	**54.8**	**67**
06-00	**48**	**0**	**46**	**1**	**1**	**0**	**0**	**0**	**0**	**0**	**0**	**0**	**0**	**1**	**2.1**	**0**	**0**	**0**	**0**	**55.1**	**67.3**
00-00	**51**	**0**	**49**	**1**	**1**	**0**	**0**	**0**	**0**	**0**	**0**	**0**	**0**	**1**	**2**	**0**	**0**	**0**	**0**	**55.1**	**67.3**

DRAFT

Site 47
Location Unnamed Road, Att - Tree, Lat 53.8445, Long -6.82844
Direction South

3279 / Meath/Cavan/Monaghan ATC's
October 2013
Automatic Traffic Count

Mon, 14 October 2013

Time	Total	Classification												>PSL	>PSL%	>SL1	>SL1%	>SL2	>SL2%	Mean	Vpp
		1 MCL	2 SV	3 SVT	4 TB2	5 TB3	6 T4	7 ART3	8 ART4	9 ART5	10 ART6	11 BD	12 DRT	80	80	85 +5kph	85 +5kph	90 +10kph	90 +10kph		85
0000	2	0	2	0	0	0	0	0	0	0	0	0	0	0	0	0	0	0	0	38.6	-
0100	0	0	0	0	0	0	0	0	0	0	0	0	0	0	0	0	0	0	0	-	-
0200	0	0	0	0	0	0	0	0	0	0	0	0	0	0	0	0	0	0	0	-	-
0300	0	0	0	0	0	0	0	0	0	0	0	0	0	0	0	0	0	0	0	-	-
0400	0	0	0	0	0	0	0	0	0	0	0	0	0	0	0	0	0	0	0	-	-
0500	0	0	0	0	0	0	0	0	0	0	0	0	0	0	0	0	0	0	0	-	-
0600	0	0	0	0	0	0	0	0	0	0	0	0	0	0	0	0	0	0	0	-	-
0700	3	0	3	0	0	0	0	0	0	0	0	0	0	0	0	0	0	0	0	56.3	-
0800	**8**	**0**	**8**	**0**	**0**	**0**	**0**	**0**	**0**	**0**	**0**	**0**	**0**	**0**	**0**	**0**	**0**	**0**	**0**	**47.9**	**-**
0900	**8**	**0**	**6**	**1**	**1**	**0**	**0**	**0**	**0**	**0**	**0**	**0**	**0**	**0**	**0**	**0**	**0**	**0**	**0**	**52.3**	**-**
1000	2	0	2	0	0	0	0	0	0	0	0	0	0	0	0	0	0	0	0	25.9	-
1100	4	0	4	0	0	0	0	0	0	0	0	0	0	0	0	0	0	0	0	57.6	-
1200	6	0	6	0	0	0	0	0	0	0	0	0	0	0	0	0	0	0	0	57.2	-
1300	8	0	8	0	0	0	0	0	0	0	0	0	0	0	0	0	0	0	0	56.7	-
1400	**9**	**0**	**8**	**0**	**1**	**0**	**0**	**0**	**0**	**0**	**0**	**0**	**0**	**0**	**0**	**0**	**0**	**0**	**0**	**49.8**	**-**
1500	5	0	5	0	0	0	0	0	0	0	0	0	0	0	0	0	0	0	0	40.6	-
1600	6	0	5	1	0	0	0	0	0	0	0	0	0	0	0	0	0	0	0	50	-
1700	8	0	8	0	0	0	0	0	0	0	0	0	0	0	0	0	0	0	0	51.2	-
1800	8	0	7	0	1	0	0	0	0	0	0	0	0	1	12.5	0	0	0	0	63.8	-
1900	7	0	7	0	0	0	0	0	0	0	0	0	0	1	14.3	0	0	0	0	64.2	-
2000	3	0	2	0	1	0	0	0	0	0	0	0	0	0	0	0	0	0	0	66.9	-
2100	0	0	0	0	0	0	0	0	0	0	0	0	0	0	0	0	0	0	0	-	-
2200	5	0	4	0	1	0	0	0	0	0	0	0	0	1	20	0	0	0	0	55.4	-
2300	1	0	1	0	0	0	0	0	0	0	0	0	0	0	0	0	0	0	0	42.3	-
07-19	**75**	**0**	**70**	**2**	**3**	**0**	**0**	**0**	**0**	**0**	**0**	**0**	**0**	**1**	**1.3**	**0**	**0**	**0**	**0**	**52.3**	**67.7**
06-22	**85**	**0**	**79**	**2**	**4**	**0**	**0**	**0**	**0**	**0**	**0**	**0**	**0**	**2**	**2.4**	**0**	**0**	**0**	**0**	**53.8**	**68.4**
06-00	**91**	**0**	**84**	**2**	**5**	**0**	**0**	**0**	**0**	**0**	**0**	**0**	**0**	**3**	**3.3**	**0**	**0**	**0**	**0**	**53.7**	**68.4**
00-00	**93**	**0**	**86**	**2**	**5**	**0**	**0**	**0**	**0**	**0**	**0**	**0**	**0**	**3**	**3.2**	**0**	**0**	**0**	**0**	**53.4**	**68.4**

DRAFT

Site 47
Location Unnamed Road, Att - Tree, Lat 53.8445, Long -6.82844
Direction South

3279 / Meath/Cavan/Monaghan ATC's
October 2013
Automatic Traffic Count

Virtual Day (7)

Time	Total	Classification												>PSL	>PSL%	>SL1	>SL1%	>SL2	>SL2%	Mean	Vpp
		1 MCL	2 SV	3 SVT	4 TB2	5 TB3	6 T4	7 ART3	8 ART4	9 ART5	10 ART6	11 BD	12 DRT	80	80	85 +5kph	85 +5kph	90 +10kph	90 +10kph		85
0000	1	0	1	0	0	0	0	0	0	0	0	0	0	0	0	0	0	0	0	50.6	-
0100	1	0	1	0	0	0	0	0	0	0	0	0	0	0	0	0	0	0	0	52.8	-
0200	0	0	0	0	0	0	0	0	0	0	0	0	0	0	0	0	0	0	0	37.1	-
0300	0	0	0	0	0	0	0	0	0	0	0	0	0	0	0	0	0	0	0	-	-
0400	0	0	0	0	0	0	0	0	0	0	0	0	0	0	0	0	0	0	0	39.9	-
0500	0	0	0	0	0	0	0	0	0	0	0	0	0	0	0	0	0	0	0	-	-
0600	0	0	0	0	0	0	0	0	0	0	0	0	0	0	0	0	0	0	0	60.4	-
0700	2	0	2	0	0	0	0	0	0	0	0	0	0	0	0	0	0	0	0	58.8	-
0800	5	0	4	0	0	0	0	0	0	0	0	0	0	0	0	0	0	0	0	48.4	-
0900	**7**	**0**	**6**	**0**	**0**	**0**	**0**	**0**	**0**	**0**	**0**	**0**	**0**	**0**	**2.1**	**0**	**0**	**0**	**0**	**51.5**	**-**
1000	3	0	3	0	0	0	0	0	0	0	0	0	0	0	0	0	0	0	0	43.5	-
1100	5	0	5	1	0	0	0	0	0	0	0	0	0	0	0	0	0	0	0	45	-
1200	5	0	5	0	0	0	0	0	0	0	0	0	0	0	0	0	0	0	0	54.6	-
1300	7	0	6	0	0	0	0	0	0	0	0	0	0	0	2.1	0	0	0	0	51.1	-
1400	5	0	4	0	0	0	0	0	0	0	0	0	0	0	0	0	0	0	0	53.8	-
1500	5	0	5	0	0	0	0	0	0	0	0	0	0	0	0	0	0	0	0	45.1	-
1600	6	0	5	0	0	0	0	0	0	0	0	0	0	0	0	0	0	0	0	52.2	-
1700	**8**	**0**	**7**	**0**	**0**	**0**	**0**	**0**	**0**	**0**	**0**	**0**	**0**	**0**	**0**	**0**	**0**	**0**	**0**	**53.2**	**-**
1800	7	0	7	0	0	0	0	0	0	0	0	0	0	0	3.8	0	0	0	0	55	-
1900	6	0	6	0	0	0	0	0	0	0	0	0	0	0	4.5	0	0	0	0	54.4	-
2000	4	0	3	0	0	0	0	0	0	0	0	0	0	0	0	0	0	0	0	61.4	-
2100	3	0	3	0	0	0	0	0	0	0	0	0	0	0	0	0	0	0	0	58.3	-
2200	3	0	3	0	0	0	0	0	0	0	0	0	0	0	5	0	0	0	0	57.2	-
2300	1	0	1	0	0	0	0	0	0	0	0	0	0	0	0	0	0	0	0	55.4	-
07-19	**65**	**0**	**59**	**3**	**2**	**0**	**0**	**0**	**0**	**0**	**0**	**0**	**0**	**1**	**0.9**	**0**	**0**	**0**	**0**	**51.2**	**67.3**
06-22	**78**	**0**	**72**	**3**	**3**	**0**	**0**	**0**	**0**	**0**	**0**	**0**	**0**	**1**	**1.1**	**0**	**0**	**0**	**0**	**52.2**	**68.4**
06-00	**82**	**0**	**76**	**3**	**3**	**0**	**0**	**0**	**0**	**0**	**0**	**0**	**0**	**1**	**1.2**	**0**	**0**	**0**	**0**	**52.4**	**68.4**
00-00	**84**	**0**	**78**	**3**	**3**	**0**	**0**	**0**	**0**	**0**	**0**	**0**	**0**	**1**	**1.2**	**0**	**0**	**0**	**0**	**52.3**	**68.4**

DRAFT

Site 47
Location Unnamed Road, Att - Tree, Lat 53.8445, Long -6.82844
Direction South

3279 / Meath/Cavan/Monaghan ATC's
October 2013
Automatic Traffic Count

Virtual Week (1)

Time	Total	Classification												>PSL	>PSL%	>SL1	>SL1%	>SL2	>SL2%	Mean	Vpp
		1 MCL	2 SV	3 SVT	4 TB2	5 TB3	6 T4	7 ART3	8 ART4	9 ART5	10 ART6	11 BD	12 DRT	80	80	85 +5kph	85 +5kph	90 +10kph	90 +10kph		85
Mon	93	0	86	2	5	0	0	0	0	0	0	0	0	3	3.2	0	0	0	0	53.4	68.4
Tue	89	0	81	4	3	0	1	0	0	0	0	0	0	0	0	0	0	0	0	48.6	64.1
Wed	95	1	91	2	1	0	0	0	0	0	0	0	0	1	1.1	0	0	0	0	50.7	65.9
Thu	83	0	76	5	2	0	0	0	0	0	0	0	0	0	0	0	0	0	0	54.2	64.4
Fri	98	0	90	2	3	2	1	0	0	0	0	0	0	1	1	0	0	0	0	54.4	69.5
| Sat	80	0	71	4	4	0	0	1	0	0	0	0	0	1	1.3	0	0	0	0	50.7	69.1
| Sun	51	0	49	1	1	0	0	0	0	0	0	0	0	1	2	0	0	0	0	55.1	67.3
5 Day Ave.	**92**	**0**	**85**	**3**	**3**	**0**	**0**	**0**	**0**	**0**	**0**	**0**	**0**	**1**	**1.1**	**0**	**0.0**	**0**	**0.0**	**52.3**	**66.5**
7 Day Ave.	**84**	**0**	**78**	**3**	**3**	**0**	**0**	**0**	**0**	**0**	**0**	**0**	**0**	**1**	**1.2**	**0**	**0.0**	**0**	**0.0**	**52.3**	**68.4**
--	**589**	**1**	**544**	**20**	**19**	**2**	**2**	**1**	**0**	**0**	**0**	**0**	**0**	**7**	**1.2**	**0**	**0.0**	**0**	**0.0**	**52.3**	**68.4**

Summary Graphs

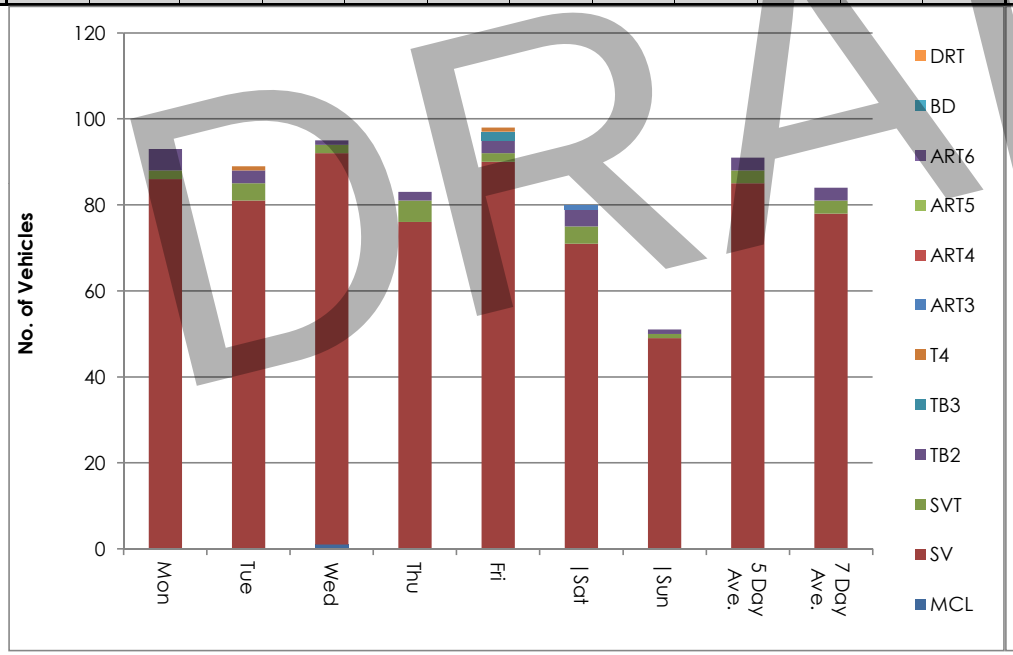

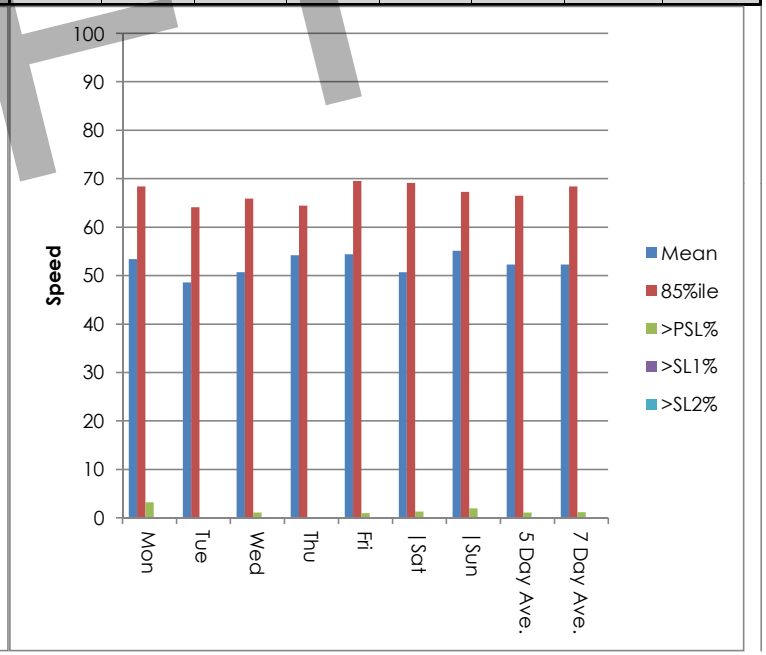

DRAFT

Site 47
Location Unnamed Road, Att - Tree, Lat 53.8445, Long -6.82844
Direction South

3279 / Meath/Cavan/Monaghan ATC's
October 2013
Automatic Traffic Count

Tue, 8 October 2013

Time	Total	Speed Bins (km/h)																											
		0 - 5	5 - 10	10 - 15	15 - 20	20 - 25	25 - 30	30 - 35	35 - 40	40 - 45	45 - 50	50 - 55	55 - 60	60 - 65	65 - 70	70 - 75	75 - 80	80 - 85	85 - 90	90 - 95	95 - 100	100 - 105	105 - 110	110 - 115	115 - 120	120 - 125	125 - 130	130 - 135	135 - 140
0000	0	0	0	0	0	0	0	0	0	0	0	0	0	0	0	0	0	0	0	0	0	0	0	0	0	0	0	0	0
0100	3	0	0	0	0	0	0	0	0	1	1	0	1	0	0	0	0	0	0	0	0	0	0	0	0	0	0	0	0
0200	0	0	0	0	0	0	0	0	0	0	0	0	0	0	0	0	0	0	0	0	0	0	0	0	0	0	0	0	0
0300	0	0	0	0	0	0	0	0	0	0	0	0	0	0	0	0	0	0	0	0	0	0	0	0	0	0	0	0	0
0400	0	0	0	0	0	0	0	0	0	0	0	0	0	0	0	0	0	0	0	0	0	0	0	0	0	0	0	0	0
0500	0	0	0	0	0	0	0	0	0	0	0	0	0	0	0	0	0	0	0	0	0	0	0	0	0	0	0	0	0
0600	0	0	0	0	0	0	0	0	0	0	0	0	0	0	0	0	0	0	0	0	0	0	0	0	0	0	0	0	0
0700	6	0	0	0	0	0	0	0	0	1	0	0	3	0	1	0	1	0	0	0	0	0	0	0	0	0	0	0	0
0800	4	0	0	0	0	0	0	0	1	0	1	1	0	0	1	0	0	0	0	0	0	0	0	0	0	0	0	0	0
0900	**8**	**0**	**0**	**0**	**0**	**0**	**0**	**0**	**1**	**2**	**2**	**0**	**1**	**1**	**1**	**0**	**0**	**0**	**0**	**0**	**0**	**0**	**0**	**0**	**0**	**0**	**0**	**0**	**0**
1000	1	0	0	0	0	0	0	0	0	0	0	0	1	0	0	0	0	0	0	0	0	0	0	0	0	0	0	0	0
1100	4	0	0	0	0	0	0	1	0	1	0	0	0	1	0	1	0	0	0	0	0	0	0	0	0	0	0	0	0
1200	2	0	0	1	0	0	0	0	0	0	0	0	1	0	0	0	0	0	0	0	0	0	0	0	0	0	0	0	0
1300	**10**	**0**	**0**	**0**	**2**	**3**	**1**	**0**	**1**	**0**	**1**	**1**	**1**	**0**	**0**	**0**	**0**	**0**	**0**	**0**	**0**	**0**	**0**	**0**	**0**	**0**	**0**	**0**	**0**
1400	2	0	0	0	0	0	0	1	0	0	0	0	0	0	0	0	1	0	0	0	0	0	0	0	0	0	0	0	0
1500	4	0	0	0	0	0	0	2	0	1	0	0	1	0	0	0	0	0	0	0	0	0	0	0	0	0	0	0	0
1600	6	0	0	0	0	1	0	0	0	1	0	1	2	1	0	0	0	0	0	0	0	0	0	0	0	0	0	0	0
1700	9	0	0	0	0	0	2	0	0	1	1	0	3	1	1	0	0	0	0	0	0	0	0	0	0	0	0	0	0
1800	5	0	0	0	0	0	0	0	1	1	0	0	1	1	0	1	0	0	0	0	0	0	0	0	0	0	0	0	0
1900	9	0	0	0	0	0	0	2	2	1	1	0	0	1	1	1	0	0	0	0	0	0	0	0	0	0	0	0	0
2000	8	0	0	0	0	0	0	0	0	2	0	2	0	3	1	0	0	0	0	0	0	0	0	0	0	0	0	0	0
2100	4	0	0	0	0	0	0	0	1	2	0	1	0	0	0	0	0	0	0	0	0	0	0	0	0	0	0	0	0
2200	2	0	0	0	0	0	0	0	1	0	0	0	1	0	0	0	0	0	0	0	0	0	0	0	0	0	0	0	0
2300	2	0	0	0	0	0	0	0	0	0	0	0	0	1	1	0	0	0	0	0	0	0	0	0	0	0	0	0	0
07-19	**61**	**0**	**0**	**1**	**2**	**4**	**3**	**4**	**4**	**8**	**5**	**3**	**14**	**5**	**4**	**2**	**2**	**0**	**0**	**0**	**0**	**0**	**0**	**0**	**0**	**0**	**0**	**0**	**0**
06-22	**82**	**0**	**0**	**1**	**2**	**4**	**3**	**6**	**7**	**13**	**6**	**6**	**14**	**9**	**6**	**3**	**2**	**0**	**0**	**0**	**0**	**0**	**0**	**0**	**0**	**0**	**0**	**0**	**0**
06-00	**86**	**0**	**0**	**1**	**2**	**4**	**3**	**6**	**8**	**13**	**6**	**6**	**15**	**10**	**7**	**3**	**2**	**0**	**0**	**0**	**0**	**0**	**0**	**0**	**0**	**0**	**0**	**0**	**0**
00-00	**89**	**0**	**0**	**1**	**2**	**4**	**3**	**6**	**8**	**14**	**7**	**6**	**16**	**10**	**7**	**3**	**2**	**0**	**0**	**0**	**0**	**0**	**0**	**0**	**0**	**0**	**0**	**0**	**0**

DRAFT

Site 47
Location Unnamed Road, Att - Tree, Lat 53.8445, Long -6.82844
Direction South

3279 / Meath/Cavan/Monaghan ATC's
October 2013
Automatic Traffic Count

Wed, 9 October 2013

Time	Total	Speed Bins (km/h)																												
		0 - 5	5 - 10	10 - 15	15 - 20	20 - 25	25 - 30	30 - 35	35 - 40	40 - 45	45 - 50	50 - 55	55 - 60	60 - 65	65 - 70	70 - 75	75 - 80	80 - 85	85 - 90	90 - 95	95 - 100	100 - 105	105 - 110	110 - 115	115 - 120	120 - 125	125 - 130	130 - 135	135 - 140
0000	1	0	0	0	0	0	0	0	0	0	0	1	0	0	0	0	0	0	0	0	0	0	0	0	0	0	0	0	0	0
0100	0	0	0	0	0	0	0	0	0	0	0	0	0	0	0	0	0	0	0	0	0	0	0	0	0	0	0	0	0	0
0200	0	0	0	0	0	0	0	0	0	0	0	0	0	0	0	0	0	0	0	0	0	0	0	0	0	0	0	0	0	0
0300	0	0	0	0	0	0	0	0	0	0	0	0	0	0	0	0	0	0	0	0	0	0	0	0	0	0	0	0	0	0
0400	0	0	0	0	0	0	0	0	0	0	0	0	0	0	0	0	0	0	0	0	0	0	0	0	0	0	0	0	0	0
0500	0	0	0	0	0	0	0	0	0	0	0	0	0	0	0	0	0	0	0	0	0	0	0	0	0	0	0	0	0	0
0600	1	0	0	0	0	0	0	0	0	0	0	0	0	1	0	0	0	0	0	0	0	0	0	0	0	0	0	0	0	0
0700	2	0	0	0	0	0	0	0	0	1	0	0	0	0	0	0	1	0	0	0	0	0	0	0	0	0	0	0	0	0
0800	6	0	0	0	1	0	0	1	0	0	1	0	1	2	0	0	0	0	0	0	0	0	0	0	0	0	0	0	0	0
0900	**7**	**0**	**0**	**0**	**0**	**0**	**1**	**1**	**0**	**0**	**0**	**0**	**1**	**1**	**0**	**1**	**1**	**1**	**0**	**0**	**0**	**0**	**0**	**0**	**0**	**0**	**0**	**0**	**0**	**0**
1000	3	0	0	0	1	0	0	0	0	0	0	1	1	0	0	0	0	0	0	0	0	0	0	0	0	0	0	0	0	0
1100	5	0	0	1	0	0	1	1	1	0	1	0	0	0	0	0	0	0	0	0	0	0	0	0	0	0	0	0	0	0
1200	7	0	0	0	0	0	0	0	1	0	0	2	1	3	0	0	0	0	0	0	0	0	0	0	0	0	0	0	0	0
1300	5	0	0	0	0	0	0	0	1	0	0	2	0	1	1	0	0	0	0	0	0	0	0	0	0	0	0	0	0	0
1400	4	0	0	0	0	0	0	1	0	0	0	0	0	2	1	0	0	0	0	0	0	0	0	0	0	0	0	0	0	0
1500	8	0	0	1	0	1	0	2	0	1	0	2	0	1	0	0	0	0	0	0	0	0	0	0	0	0	0	0	0	0
1600	3	0	0	0	0	0	0	0	2	1	0	0	0	0	0	0	0	0	0	0	0	0	0	0	0	0	0	0	0	0
1700	**16**	**0**	**1**	**0**	**0**	**0**	**1**	**0**	**1**	**2**	**3**	**1**	**1**	**2**	**1**	**2**	**1**	**0**	**0**	**0**	**0**	**0**	**0**	**0**	**0**	**0**	**0**	**0**	**0**	**0**
1800	12	0	0	0	0	0	0	0	1	4	1	1	3	1	0	1	0	0	0	0	0	0	0	0	0	0	0	0	0	0
1900	3	0	0	0	0	0	0	1	0	0	1	0	0	1	0	0	0	0	0	0	0	0	0	0	0	0	0	0	0	0
2000	7	0	0	0	0	0	0	0	1	0	1	0	2	0	1	2	0	0	0	0	0	0	0	0	0	0	0	0	0	0
2100	2	0	0	0	0	0	0	0	0	0	0	0	0	1	0	0	1	0	0	0	0	0	0	0	0	0	0	0	0	0
2200	3	0	0	0	0	0	0	0	0	1	0	0	0	1	1	0	0	0	0	0	0	0	0	0	0	0	0	0	0	0
2300	0	0	0	0	0	0	0	0	0	0	0	0	0	0	0	0	0	0	0	0	0	0	0	0	0	0	0	0	0	0
07-19	**78**	**0**	**1**	**2**	**2**	**1**	**3**	**6**	**7**	**9**	**6**	**9**	**8**	**13**	**3**	**4**	**3**	**1**	**0**	**0**	**0**	**0**	**0**	**0**	**0**	**0**	**0**	**0**	**0**	**0**
06-22	**91**	**0**	**1**	**2**	**2**	**1**	**3**	**7**	**8**	**9**	**8**	**9**	**10**	**16**	**4**	**6**	**4**	**1**	**0**	**0**	**0**	**0**	**0**	**0**	**0**	**0**	**0**	**0**	**0**	**0**
06-00	**94**	**0**	**1**	**2**	**2**	**1**	**3**	**7**	**8**	**10**	**8**	**9**	**10**	**17**	**5**	**6**	**4**	**1**	**0**	**0**	**0**	**0**	**0**	**0**	**0**	**0**	**0**	**0**	**0**	**0**
00-00	**95**	**0**	**1**	**2**	**2**	**1**	**3**	**7**	**8**	**10**	**8**	**10**	**10**	**17**	**5**	**6**	**4**	**1**	**0**	**0**	**0**	**0**	**0**	**0**	**0**	**0**	**0**	**0**	**0**	**0**

DRAFT

Site 47
Location Unnamed Road, Att - Tree, Lat 53.8445, Long -6.82844
Direction South

3279 / Meath/Cavan/Monaghan ATC's
October 2013
Automatic Traffic Count

Thu, 10 October 2013

Time	Total	Speed Bins (km/h)																											
		0 - 5	5 - 10	10 - 15	15 - 20	20 - 25	25 - 30	30 - 35	35 - 40	40 - 45	45 - 50	50 - 55	55 - 60	60 - 65	65 - 70	70 - 75	75 - 80	80 - 85	85 - 90	90 - 95	95 - 100	100 - 105	105 - 110	110 - 115	115 - 120	120 - 125	125 - 130	130 - 135	135 - 140
0000	0	0	0	0	0	0	0	0	0	0	0	0	0	0	0	0	0	0	0	0	0	0	0	0	0	0	0	0	0
0100	0	0	0	0	0	0	0	0	0	0	0	0	0	0	0	0	0	0	0	0	0	0	0	0	0	0	0	0	0
0200	1	0	0	0	1	0	0	0	0	0	0	0	0	0	0	0	0	0	0	0	0	0	0	0	0	0	0	0	0
0300	0	0	0	0	0	0	0	0	0	0	0	0	0	0	0	0	0	0	0	0	0	0	0	0	0	0	0	0	0
0400	0	0	0	0	0	0	0	0	0	0	0	0	0	0	0	0	0	0	0	0	0	0	0	0	0	0	0	0	0
0500	0	0	0	0	0	0	0	0	0	0	0	0	0	0	0	0	0	0	0	0	0	0	0	0	0	0	0	0	0
0600	0	0	0	0	0	0	0	0	0	0	0	0	0	0	0	0	0	0	0	0	0	0	0	0	0	0	0	0	0
0700	4	0	0	0	0	0	0	0	0	0	1	1	1	0	0	0	1	0	0	0	0	0	0	0	0	0	0	0	0
0800	**5**	**0**	**0**	**0**	**0**	**0**	**0**	**1**	**0**	**2**	**0**	**1**	**1**	**0**	**0**	**0**	**0**	**0**	**0**	**0**	**0**	**0**	**0**	**0**	**0**	**0**	**0**	**0**	**0**
0900	**5**	**0**	**0**	**0**	**0**	**0**	**0**	**0**	**0**	**0**	**1**	**0**	**0**	**3**	**0**	**1**	**0**	**0**	**0**	**0**	**0**	**0**	**0**	**0**	**0**	**0**	**0**	**0**	**0**
1000	4	0	0	0	0	1	0	0	1	0	0	1	0	1	0	0	0	0	0	0	0	0	0	0	0	0	0	0	0
1100	**5**	**0**	**0**	**0**	**0**	**0**	**0**	**0**	**2**	**1**	**0**	**1**	**1**	**0**	**0**	**0**	**0**	**0**	**0**	**0**	**0**	**0**	**0**	**0**	**0**	**0**	**0**	**0**	**0**
1200	4	0	0	0	0	0	0	1	0	1	0	0	1	0	0	1	0	0	0	0	0	0	0	0	0	0	0	0	0
1300	6	0	0	0	0	0	0	0	0	0	3	0	1	2	0	0	0	0	0	0	0	0	0	0	0	0	0	0	0
1400	4	0	0	0	0	0	0	0	0	0	0	0	1	1	1	0	1	0	0	0	0	0	0	0	0	0	0	0	0
1500	5	0	1	0	0	0	0	0	1	0	0	0	1	2	0	0	0	0	0	0	0	0	0	0	0	0	0	0	0
1600	**8**	**0**	**0**	**0**	**0**	**0**	**0**	**0**	**0**	**1**	**0**	**0**	**2**	**3**	**1**	**0**	**1**	**0**	**0**	**0**	**0**	**0**	**0**	**0**	**0**	**0**	**0**	**0**	**0**
1700	7	0	0	0	0	0	0	0	0	1	0	2	1	3	0	0	0	0	0	0	0	0	0	0	0	0	0	0	0
1800	7	0	0	0	0	0	0	0	1	2	0	1	1	2	0	0	0	0	0	0	0	0	0	0	0	0	0	0	0
1900	6	0	0	0	0	0	0	1	0	0	0	0	1	2	1	1	0	0	0	0	0	0	0	0	0	0	0	0	0
2000	3	0	0	0	0	0	0	0	0	0	0	0	0	2	0	0	1	0	0	0	0	0	0	0	0	0	0	0	0
2100	2	0	0	0	0	0	0	0	0	0	0	0	0	2	0	0	0	0	0	0	0	0	0	0	0	0	0	0	0
2200	6	0	0	0	0	1	0	0	0	0	0	1	1	1	0	2	0	0	0	0	0	0	0	0	0	0	0	0	0
2300	1	0	0	0	0	0	0	0	0	1	0	0	0	0	0	0	0	0	0	0	0	0	0	0	0	0	0	0	0
07-19	**64**	**0**	**1**	**0**	**0**	**1**	**0**	**2**	**5**	**8**	**5**	**7**	**11**	**17**	**2**	**2**	**3**	**0**	**0**	**0**	**0**	**0**	**0**	**0**	**0**	**0**	**0**	**0**	**0**
06-22	**75**	**0**	**1**	**0**	**0**	**1**	**0**	**3**	**5**	**8**	**5**	**7**	**12**	**23**	**3**	**3**	**4**	**0**	**0**	**0**	**0**	**0**	**0**	**0**	**0**	**0**	**0**	**0**	**0**
06-00	**82**	**0**	**1**	**0**	**0**	**2**	**0**	**3**	**5**	**9**	**5**	**8**	**13**	**24**	**3**	**5**	**4**	**0**	**0**	**0**	**0**	**0**	**0**	**0**	**0**	**0**	**0**	**0**	**0**
00-00	**83**	**0**	**1**	**0**	**1**	**2**	**0**	**3**	**5**	**9**	**5**	**8**	**13**	**24**	**3**	**5**	**4**	**0**	**0**	**0**	**0**	**0**	**0**	**0**	**0**	**0**	**0**	**0**	**0**

DRAFT

Site 47
Location Unnamed Road, Att - Tree, Lat 53.8445, Long -6.82844
Direction South

3279 / Meath/Cavan/Monaghan ATC's
October 2013
Automatic Traffic Count

Fri, 11 October 2013

Time	Total	Speed Bins (km/h)																											
		0 - 5	5 - 10	10 - 15	15 - 20	20 - 25	25 - 30	30 - 35	35 - 40	40 - 45	45 - 50	50 - 55	55 - 60	60 - 65	65 - 70	70 - 75	75 - 80	80 - 85	85 - 90	90 - 95	95 - 100	100 - 105	105 - 110	110 - 115	115 - 120	120 - 125	125 - 130	130 - 135	135 - 140
0000	0	0	0	0	0	0	0	0	0	0	0	0	0	0	0	0	0	0	0	0	0	0	0	0	0	0	0	0	0
0100	0	0	0	0	0	0	0	0	0	0	0	0	0	0	0	0	0	0	0	0	0	0	0	0	0	0	0	0	0
0200	0	0	0	0	0	0	0	0	0	0	0	0	0	0	0	0	0	0	0	0	0	0	0	0	0	0	0	0	0
0300	0	0	0	0	0	0	0	0	0	0	0	0	0	0	0	0	0	0	0	0	0	0	0	0	0	0	0	0	0
0400	0	0	0	0	0	0	0	0	0	0	0	0	0	0	0	0	0	0	0	0	0	0	0	0	0	0	0	0	0
0500	0	0	0	0	0	0	0	0	0	0	0	0	0	0	0	0	0	0	0	0	0	0	0	0	0	0	0	0	0
0600	0	0	0	0	0	0	0	0	0	0	0	0	0	0	0	0	0	0	0	0	0	0	0	0	0	0	0	0	0
0700	1	0	0	0	0	0	0	0	0	0	0	0	0	1	0	0	0	0	0	0	0	0	0	0	0	0	0	0	0
0800	6	0	0	0	0	0	0	1	0	2	0	0	1	1	1	0	0	0	0	0	0	0	0	0	0	0	0	0	0
0900	**9**	**0**	**0**	**0**	**0**	**1**	**0**	**0**	**0**	**0**	**1**	**0**	**3**	**1**	**1**	**2**	**0**	**0**	**0**	**0**	**0**	**0**	**0**	**0**	**0**	**0**	**0**	**0**	**0**
1000	3	0	0	0	0	0	1	1	0	0	0	1	0	0	0	0	0	0	0	0	0	0	0	0	0	0	0	0	0
1100	7	0	0	0	0	0	0	1	0	1	1	0	2	0	0	2	0	0	0	0	0	0	0	0	0	0	0	0	0
1200	5	0	0	0	1	0	0	0	0	1	0	0	2	1	0	0	0	0	0	0	0	0	0	0	0	0	0	0	0
1300	6	0	0	0	0	0	0	0	0	0	0	1	0	1	2	2	0	0	0	0	0	0	0	0	0	0	0	0	0
1400	**9**	**0**	**0**	**0**	**0**	**0**	**1**	**1**	**2**	**1**	**0**	**1**	**0**	**0**	**1**	**1**	**1**	**0**	**0**	**0**	**0**	**0**	**0**	**0**	**0**	**0**	**0**	**0**	**0**
1500	8	0	0	0	1	0	0	2	0	1	0	2	0	1	1	0	0	0	0	0	0	0	0	0	0	0	0	0	0
1600	**9**	**0**	**0**	**0**	**0**	**0**	**0**	**1**	**0**	**1**	**0**	**2**	**1**	**3**	**0**	**1**	**0**	**0**	**0**	**0**	**0**	**0**	**0**	**0**	**0**	**0**	**0**	**0**	**0**
1700	7	0	0	0	0	0	0	1	1	0	0	2	2	0	0	1	0	0	0	0	0	0	0	0	0	0	0	0	0
1800	6	0	0	0	0	1	0	0	1	0	1	1	0	1	1	0	0	0	0	0	0	0	0	0	0	0	0	0	0
1900	8	0	0	0	0	1	1	0	0	0	1	0	1	1	1	1	0	1	0	0	0	0	0	0	0	0	0	0	0
2000	2	0	0	0	0	0	0	0	0	0	0	0	0	0	0	1	1	0	0	0	0	0	0	0	0	0	0	0	0
2100	7	0	0	0	0	0	0	0	0	0	0	0	2	2	3	0	0	0	0	0	0	0	0	0	0	0	0	0	0
2200	4	0	0	0	0	0	0	0	0	0	0	0	0	2	1	1	0	0	0	0	0	0	0	0	0	0	0	0	0
2300	1	0	0	0	0	0	0	0	0	0	0	0	0	0	1	0	0	0	0	0	0	0	0	0	0	0	0	0	0
07-19	**76**	**0**	**0**	**0**	**2**	**2**	**2**	**8**	**4**	**7**	**3**	**10**	**11**	**10**	**7**	**9**	**1**	**0**	**0**	**0**	**0**	**0**	**0**	**0**	**0**	**0**	**0**	**0**	**0**
06-22	**93**	**0**	**0**	**0**	**2**	**3**	**3**	**8**	**4**	**7**	**4**	**10**	**14**	**13**	**11**	**11**	**2**	**1**	**0**	**0**	**0**	**0**	**0**	**0**	**0**	**0**	**0**	**0**	**0**
06-00	**98**	**0**	**0**	**0**	**2**	**3**	**3**	**8**	**4**	**7**	**4**	**10**	**14**	**15**	**13**	**12**	**2**	**1**	**0**	**0**	**0**	**0**	**0**	**0**	**0**	**0**	**0**	**0**	**0**
00-00	**98**	**0**	**0**	**0**	**2**	**3**	**3**	**8**	**4**	**7**	**4**	**10**	**14**	**15**	**13**	**12**	**2**	**1**	**0**	**0**	**0**	**0**	**0**	**0**	**0**	**0**	**0**	**0**	**0**

DRAFT

Site 47
Location Unnamed Road, Att - Tree, Lat 53.8445, Long -6.82844
Direction South

3279 / Meath/Cavan/Monaghan ATC's
October 2013
Automatic Traffic Count

Sat, 12 October 2013

Time	Total	Speed Bins (km/h)																											
		0 - 5	5 - 10	10 - 15	15 - 20	20 - 25	25 - 30	30 - 35	35 - 40	40 - 45	45 - 50	50 - 55	55 - 60	60 - 65	65 - 70	70 - 75	75 - 80	80 - 85	85 - 90	90 - 95	95 - 100	100 - 105	105 - 110	110 - 115	115 - 120	120 - 125	125 - 130	130 - 135	135 - 140
0000	1	0	0	0	0	0	0	0	0	1	0	0	0	0	0	0	0	0	0	0	0	0	0	0	0	0	0	0	0
0100	2	0	0	0	0	0	0	0	0	0	0	1	0	1	0	0	0	0	0	0	0	0	0	0	0	0	0	0	0
0200	1	0	0	0	0	0	0	0	0	0	0	0	1	0	0	0	0	0	0	0	0	0	0	0	0	0	0	0	0
0300	0	0	0	0	0	0	0	0	0	0	0	0	0	0	0	0	0	0	0	0	0	0	0	0	0	0	0	0	0
0400	1	0	0	0	0	0	0	0	0	1	0	0	0	0	0	0	0	0	0	0	0	0	0	0	0	0	0	0	0
0500	0	0	0	0	0	0	0	0	0	0	0	0	0	0	0	0	0	0	0	0	0	0	0	0	0	0	0	0	0
0600	0	0	0	0	0	0	0	0	0	0	0	0	0	0	0	0	0	0	0	0	0	0	0	0	0	0	0	0	0
0700	1	0	0	0	0	0	0	0	0	0	0	1	0	0	0	0	0	0	0	0	0	0	0	0	0	0	0	0	0
0800	3	0	0	0	0	0	0	0	0	1	1	0	0	1	0	0	0	0	0	0	0	0	0	0	0	0	0	0	0
0900	7	0	0	0	2	0	4	0	0	0	0	0	0	0	0	0	1	0	0	0	0	0	0	0	0	0	0	0	0
1000	**9**	**0**	**0**	**0**	**1**	**1**	**0**	**1**	**0**	**2**	**0**	**1**	**0**	**1**	**2**	**0**	**0**	**0**	**0**	**0**	**0**	**0**	**0**	**0**	**0**	**0**	**0**	**0**	**0**
1100	7	0	0	0	3	1	0	0	1	0	0	0	0	0	1	1	0	0	0	0	0	0	0	0	0	0	0	0	0
1200	3	0	0	0	0	0	0	1	0	0	1	0	0	0	1	0	0	0	0	0	0	0	0	0	0	0	0	0	0
1300	8	0	0	0	0	1	0	1	1	1	1	1	0	0	1	0	1	0	0	0	0	0	0	0	0	0	0	0	0
1400	1	0	0	0	0	0	0	0	0	0	0	0	0	0	0	1	0	0	0	0	0	0	0	0	0	0	0	0	0
1500	4	0	0	0	0	0	0	0	0	0	0	1	1	1	1	0	0	0	0	0	0	0	0	0	0	0	0	0	0
1600	3	0	0	0	0	0	0	0	0	0	0	0	1	2	0	0	0	0	0	0	0	0	0	0	0	0	0	0	0
1700	7	0	0	0	0	0	0	0	0	0	0	1	3	1	1	1	0	0	0	0	0	0	0	0	0	0	0	0	0
1800	7	0	0	0	0	0	0	1	0	0	1	1	0	0	0	2	1	1	0	0	0	0	0	0	0	0	0	0	0
1900	**9**	**0**	**0**	**0**	**0**	**1**	**0**	**0**	**0**	**0**	**2**	**0**	**1**	**3**	**1**	**1**	**0**	**0**	**0**	**0**	**0**	**0**	**0**	**0**	**0**	**0**	**0**	**0**	**0**
2000	0	0	0	0	0	0	0	0	0	0	0	0	0	0	0	0	0	0	0	0	0	0	0	0	0	0	0	0	0
2100	5	0	0	0	0	0	0	1	0	0	0	0	2	0	2	0	0	0	0	0	0	0	0	0	0	0	0	0	0
2200	0	0	0	0	0	0	0	0	0	0	0	0	0	0	0	0	0	0	0	0	0	0	0	0	0	0	0	0	0
2300	1	0	0	0	0	0	0	0	1	0	0	0	0	0	0	0	0	0	0	0	0	0	0	0	0	0	0	0	0
07-19	**60**	**0**	**0**	**0**	**6**	**3**	**4**	**4**	**2**	**4**	**4**	**6**	**5**	**6**	**7**	**5**	**3**	**1**	**0**	**0**	**0**	**0**	**0**	**0**	**0**	**0**	**0**	**0**	**0**
06-22	**74**	**0**	**0**	**0**	**6**	**4**	**4**	**5**	**2**	**4**	**6**	**6**	**8**	**9**	**10**	**6**	**3**	**1**	**0**	**0**	**0**	**0**	**0**	**0**	**0**	**0**	**0**	**0**	**0**
06-00	**75**	**0**	**0**	**0**	**6**	**4**	**4**	**5**	**3**	**4**	**6**	**6**	**8**	**9**	**10**	**6**	**3**	**1**	**0**	**0**	**0**	**0**	**0**	**0**	**0**	**0**	**0**	**0**	**0**
00-00	**80**	**0**	**0**	**0**	**6**	**4**	**4**	**5**	**3**	**6**	**6**	**7**	**9**	**10**	**10**	**6**	**3**	**1**	**0**	**0**	**0**	**0**	**0**	**0**	**0**	**0**	**0**	**0**	**0**

DRAFT

Site 47
Location Unnamed Road, Att - Tree, Lat 53.8445, Long -6.82844
Direction South

3279 / Meath/Cavan/Monaghan ATC's
October 2013
Automatic Traffic Count

Sun, 13 October 2013

Time	Total	Speed Bins (km/h)																											
		0 - 5	5 - 10	10 - 15	15 - 20	20 - 25	25 - 30	30 - 35	35 - 40	40 - 45	45 - 50	50 - 55	55 - 60	60 - 65	65 - 70	70 - 75	75 - 80	80 - 85	85 - 90	90 - 95	95 - 100	100 - 105	105 - 110	110 - 115	115 - 120	120 - 125	125 - 130	130 - 135	135 - 140
0000	2	0	0	0	0	0	0	0	0	0	0	0	0	1	1	0	0	0	0	0	0	0	0	0	0	0	0	0	0
0100	0	0	0	0	0	0	0	0	0	0	0	0	0	0	0	0	0	0	0	0	0	0	0	0	0	0	0	0	0
0200	0	0	0	0	0	0	0	0	0	0	0	0	0	0	0	0	0	0	0	0	0	0	0	0	0	0	0	0	0
0300	0	0	0	0	0	0	0	0	0	0	0	0	0	0	0	0	0	0	0	0	0	0	0	0	0	0	0	0	0
0400	1	0	0	0	0	0	0	0	1	0	0	0	0	0	0	0	0	0	0	0	0	0	0	0	0	0	0	0	0
0500	0	0	0	0	0	0	0	0	0	0	0	0	0	0	0	0	0	0	0	0	0	0	0	0	0	0	0	0	0
0600	0	0	0	0	0	0	0	0	0	0	0	0	0	0	0	0	0	0	0	0	0	0	0	0	0	0	0	0	0
0700	0	0	0	0	0	0	0	0	0	0	0	0	0	0	0	0	0	0	0	0	0	0	0	0	0	0	0	0	0
0800	0	0	0	0	0	0	0	0	0	0	0	0	0	0	0	0	0	0	0	0	0	0	0	0	0	0	0	0	0
0900	**4**	**0**	**0**	**0**	**0**	**0**	**0**	**0**	**0**	**2**	**1**	**0**	**0**	**0**	**1**	**0**	**0**	**0**	**0**	**0**	**0**	**0**	**0**	**0**	**0**	**0**	**0**	**0**	**0**
1000	1	0	0	0	0	0	0	0	0	0	0	0	0	1	0	0	0	0	0	0	0	0	0	0	0	0	0	0	0
1100	**4**	**0**	**0**	**0**	**0**	**0**	**0**	**1**	**0**	**2**	**1**	**0**	**0**	**0**	**0**	**0**	**0**	**0**	**0**	**0**	**0**	**0**	**0**	**0**	**0**	**0**	**0**	**0**	**0**
1200	**9**	**0**	**0**	**0**	**0**	**0**	**0**	**0**	**0**	**0**	**0**	**0**	**2**	**5**	**0**	**1**	**1**	**0**	**0**	**0**	**0**	**0**	**0**	**0**	**0**	**0**	**0**	**0**	**0**
1300	5	0	0	0	0	0	0	0	0	0	1	1	0	1	0	1	0	1	0	0	0	0	0	0	0	0	0	0	0
1400	3	0	0	0	0	0	0	0	0	0	2	0	0	0	0	1	0	0	0	0	0	0	0	0	0	0	0	0	0
1500	1	0	0	0	0	0	0	0	0	0	0	0	1	0	0	0	0	0	0	0	0	0	0	0	0	0	0	0	0
1600	6	0	0	0	0	0	0	1	0	1	3	1	0	0	0	0	0	0	0	0	0	0	0	0	0	0	0	0	0
1700	1	0	0	0	0	0	0	0	1	0	0	0	0	0	0	0	0	0	0	0	0	0	0	0	0	0	0	0	0
1800	7	0	0	0	0	0	1	0	0	0	1	0	2	2	1	0	0	0	0	0	0	0	0	0	0	0	0	0	0
1900	2	0	0	0	0	1	0	0	0	0	0	1	0	0	0	0	0	0	0	0	0	0	0	0	0	0	0	0	0
2000	3	0	0	0	0	0	0	0	0	0	0	0	1	0	2	0	0	0	0	0	0	0	0	0	0	0	0	0	0
2100	1	0	0	0	0	0	0	0	0	0	0	0	0	0	0	1	0	0	0	0	0	0	0	0	0	0	0	0	0
2200	0	0	0	0	0	0	0	0	0	0	0	0	0	0	0	0	0	0	0	0	0	0	0	0	0	0	0	0	0
2300	1	0	0	0	0	0	0	0	0	0	0	0	0	0	1	0	0	0	0	0	0	0	0	0	0	0	0	0	0
07-19	**41**	**0**	**0**	**0**	**0**	**0**	**1**	**2**	**1**	**5**	**9**	**2**	**5**	**9**	**2**	**3**	**1**	**1**	**0**	**0**	**0**	**0**	**0**	**0**	**0**	**0**	**0**	**0**	**0**
06-22	**47**	**0**	**0**	**0**	**0**	**1**	**1**	**2**	**1**	**5**	**9**	**3**	**6**	**9**	**4**	**4**	**1**	**1**	**0**	**0**	**0**	**0**	**0**	**0**	**0**	**0**	**0**	**0**	**0**
06-00	**48**	**0**	**0**	**0**	**0**	**1**	**1**	**2**	**1**	**5**	**9**	**3**	**6**	**9**	**5**	**4**	**1**	**1**	**0**	**0**	**0**	**0**	**0**	**0**	**0**	**0**	**0**	**0**	**0**
00-00	**51**	**0**	**0**	**0**	**0**	**1**	**1**	**2**	**2**	**5**	**9**	**3**	**6**	**10**	**6**	**4**	**1**	**1**	**0**	**0**	**0**	**0**	**0**	**0**	**0**	**0**	**0**	**0**	**0**

DRAFT

Site 47
Location Unnamed Road, Att - Tree, Lat 53.8445, Long -6.82844
Direction South

3279 / Meath/Cavan/Monaghan ATC's
October 2013
Automatic Traffic Count

Mon, 14 October 2013

Time	Total	Speed Bins (km/h)																											
		0 - 5	5 - 10	10 - 15	15 - 20	20 - 25	25 - 30	30 - 35	35 - 40	40 - 45	45 - 50	50 - 55	55 - 60	60 - 65	65 - 70	70 - 75	75 - 80	80 - 85	85 - 90	90 - 95	95 - 100	100 - 105	105 - 110	110 - 115	115 - 120	120 - 125	125 - 130	130 - 135	135 - 140
0000	2	0	0	0	0	0	0	1	0	0	1	0	0	0	0	0	0	0	0	0	0	0	0	0	0	0	0	0	0
0100	0	0	0	0	0	0	0	0	0	0	0	0	0	0	0	0	0	0	0	0	0	0	0	0	0	0	0	0	0
0200	0	0	0	0	0	0	0	0	0	0	0	0	0	0	0	0	0	0	0	0	0	0	0	0	0	0	0	0	0
0300	0	0	0	0	0	0	0	0	0	0	0	0	0	0	0	0	0	0	0	0	0	0	0	0	0	0	0	0	0
0400	0	0	0	0	0	0	0	0	0	0	0	0	0	0	0	0	0	0	0	0	0	0	0	0	0	0	0	0	0
0500	0	0	0	0	0	0	0	0	0	0	0	0	0	0	0	0	0	0	0	0	0	0	0	0	0	0	0	0	0
0600	0	0	0	0	0	0	0	0	0	0	0	0	0	0	0	0	0	0	0	0	0	0	0	0	0	0	0	0	0
0700	3	0	0	0	0	0	0	0	0	1	0	0	1	0	1	0	0	0	0	0	0	0	0	0	0	0	0	0	0
0800	**8**	**0**	**0**	**0**	**0**	**0**	**0**	**0**	**2**	**2**	**0**	**2**	**1**	**1**	**0**	**0**	**0**	**0**	**0**	**0**	**0**	**0**	**0**	**0**	**0**	**0**	**0**	**0**	**0**
0900	**8**	**0**	**0**	**0**	**0**	**0**	**0**	**0**	**0**	**3**	**1**	**1**	**1**	**1**	**1**	**0**	**0**	**0**	**0**	**0**	**0**	**0**	**0**	**0**	**0**	**0**	**0**	**0**	**0**
1000	2	0	0	0	0	0	2	0	0	0	0	0	0	0	0	0	0	0	0	0	0	0	0	0	0	0	0	0	0
1100	4	0	0	0	0	0	0	0	0	1	1	0	0	1	0	0	1	0	0	0	0	0	0	0	0	0	0	0	0
1200	6	0	0	0	0	0	0	0	1	1	0	0	1	1	1	1	0	0	0	0	0	0	0	0	0	0	0	0	0
1300	8	0	0	0	0	0	0	0	1	0	1	1	2	1	2	0	0	0	0	0	0	0	0	0	0	0	0	0	0
1400	**9**	**0**	**0**	**0**	**0**	**0**	**0**	**1**	**1**	**1**	**1**	**3**	**0**	**1**	**1**	**0**	**0**	**0**	**0**	**0**	**0**	**0**	**0**	**0**	**0**	**0**	**0**	**0**	**0**
1500	5	0	0	1	0	0	0	0	1	1	0	1	1	0	0	0	0	0	0	0	0	0	0	0	0	0	0	0	0
1600	6	0	0	0	0	1	0	1	0	0	0	1	0	2	1	0	0	0	0	0	0	0	0	0	0	0	0	0	0
1700	8	0	0	0	0	0	0	1	1	1	1	2	0	1	0	0	1	0	0	0	0	0	0	0	0	0	0	0	0
1800	8	0	0	0	0	0	0	1	0	0	0	1	1	1	1	0	2	1	0	0	0	0	0	0	0	0	0	0	0
1900	7	0	0	0	0	0	0	0	0	0	1	1	1	1	0	2	0	1	0	0	0	0	0	0	0	0	0	0	0
2000	3	0	0	0	0	0	0	0	0	0	0	0	1	0	0	2	0	0	0	0	0	0	0	0	0	0	0	0	0
2100	0	0	0	0	0	0	0	0	0	0	0	0	0	0	0	0	0	0	0	0	0	0	0	0	0	0	0	0	0
2200	5	0	0	0	0	0	0	1	0	0	2	0	0	0	0	1	0	1	0	0	0	0	0	0	0	0	0	0	0
2300	1	0	0	0	0	0	0	0	0	1	0	0	0	0	0	0	0	0	0	0	0	0	0	0	0	0	0	0	0
07-19	**75**	**0**	**0**	**1**	**0**	**1**	**2**	**4**	**7**	**11**	**5**	**12**	**8**	**10**	**8**	**1**	**4**	**1**	**0**	**0**	**0**	**0**	**0**	**0**	**0**	**0**	**0**	**0**	**0**
06-22	**85**	**0**	**0**	**1**	**0**	**1**	**2**	**4**	**7**	**11**	**6**	**13**	**10**	**11**	**8**	**5**	**4**	**2**	**0**	**0**	**0**	**0**	**0**	**0**	**0**	**0**	**0**	**0**	**0**
06-00	**91**	**0**	**0**	**1**	**0**	**1**	**2**	**5**	**7**	**12**	**8**	**13**	**10**	**11**	**8**	**6**	**4**	**3**	**0**	**0**	**0**	**0**	**0**	**0**	**0**	**0**	**0**	**0**	**0**
00-00	**93**	**0**	**0**	**1**	**0**	**1**	**2**	**6**	**7**	**12**	**9**	**13**	**10**	**11**	**8**	**6**	**4**	**3**	**0**	**0**	**0**	**0**	**0**	**0**	**0**	**0**	**0**	**0**	**0**

DRAFT

Site 47
Location Unnamed Road, Att - Tree, Lat 53.8445, Long -6.82844
Direction South

3279 / Meath/Cavan/Monaghan ATC's
October 2013
Automatic Traffic Count

Virtual Day (7)

Time	Total	Speed Bins (km/h)																											
		0 - 5	5 - 10	10 - 15	15 - 20	20 - 25	25 - 30	30 - 35	35 - 40	40 - 45	45 - 50	50 - 55	55 - 60	60 - 65	65 - 70	70 - 75	75 - 80	80 - 85	85 - 90	90 - 95	95 - 100	100 - 105	105 - 110	110 - 115	115 - 120	120 - 125	125 - 130	130 - 135	135 - 140
0000	1	0	0	0	0	0	0	0	0	0	0	0	0	0	0	0	0	0	0	0	0	0	0	0	0	0	0	0	0
0100	1	0	0	0	0	0	0	0	0	0	0	0	0	0	0	0	0	0	0	0	0	0	0	0	0	0	0	0	0
0200	0	0	0	0	0	0	0	0	0	0	0	0	0	0	0	0	0	0	0	0	0	0	0	0	0	0	0	0	0
0300	0	0	0	0	0	0	0	0	0	0	0	0	0	0	0	0	0	0	0	0	0	0	0	0	0	0	0	0	0
0400	0	0	0	0	0	0	0	0	0	0	0	0	0	0	0	0	0	0	0	0	0	0	0	0	0	0	0	0	0
0500	0	0	0	0	0	0	0	0	0	0	0	0	0	0	0	0	0	0	0	0	0	0	0	0	0	0	0	0	0
0600	0	0	0	0	0	0	0	0	0	0	0	0	0	0	0	0	0	0	0	0	0	0	0	0	0	0	0	0	0
0700	2	0	0	0	0	0	0	0	0	0	0	0	1	0	0	0	0	0	0	0	0	0	0	0	0	0	0	0	0
0800	5	0	0	0	0	0	0	0	0	1	0	1	1	1	0	0	0	0	0	0	0	0	0	0	0	0	0	0	0
0900	**7**	**0**	**0**	**0**	**0**	**0**	**1**	**0**	**0**	**1**	**1**	**0**	**1**	**1**	**1**	**1**	**0**	**0**	**0**	**0**	**0**	**0**	**0**	**0**	**0**	**0**	**0**	**0**	**0**
1000	3	0	0	0	0	0	0	0	0	0	0	1	0	0	0	0	0	0	0	0	0	0	0	0	0	0	0	0	0
1100	5	0	0	0	0	0	0	1	1	1	1	0	0	0	0	1	0	0	0	0	0	0	0	0	0	0	0	0	0
1200	5	0	0	0	0	0	0	0	0	0	0	0	1	1	0	0	0	0	0	0	0	0	0	0	0	0	0	0	0
1300	7	0	0	0	0	1	0	0	1	0	1	1	1	1	1	0	0	0	0	0	0	0	0	0	0	0	0	0	0
1400	5	0	0	0	0	0	0	1	0	0	0	1	0	1	1	0	0	0	0	0	0	0	0	0	0	0	0	0	0
1500	5	0	0	0	0	0	0	1	0	1	0	1	1	1	0	0	0	0	0	0	0	0	0	0	0	0	0	0	0
1600	6	0	0	0	0	0	0	0	0	1	0	1	1	2	0	0	0	0	0	0	0	0	0	0	0	0	0	0	0
1700	**8**	**0**	**0**	**0**	**0**	**0**	**0**	**0**	**1**	**1**	**1**	**1**	**1**	**1**	**0**	**1**	**0**	**0**	**0**	**0**	**0**	**0**	**0**	**0**	**0**	**0**	**0**	**0**	**0**
1800	7	0	0	0	0	0	0	0	1	1	1	1	1	1	0	1	0	0	0	0	0	0	0	0	0	0	0	0	0
1900	6	0	0	0	0	0	0	1	0	0	1	0	1	1	1	1	0	0	0	0	0	0	0	0	0	0	0	0	0
2000	4	0	0	0	0	0	0	0	0	0	0	0	1	1	1	1	0	0	0	0	0	0	0	0	0	0	0	0	0
2100	3	0	0	0	0	0	0	0	0	0	0	0	1	1	1	0	0	0	0	0	0	0	0	0	0	0	0	0	0
2200	3	0	0	0	0	0	0	0	0	0	0	0	0	1	0	1	0	0	0	0	0	0	0	0	0	0	0	0	0
2300	1	0	0	0	0	0	0	0	0	0	0	0	0	0	0	0	0	0	0	0	0	0	0	0	0	0	0	0	0
07-19	**65**	**0**	**0**	**1**	**2**	**2**	**2**	**4**	**4**	**7**	**5**	**7**	**9**	**10**	**5**	**4**	**2**	**1**	**0**	**0**	**0**	**0**	**0**	**0**	**0**	**0**	**0**	**0**	**0**
06-22	**78**	**0**	**0**	**1**	**2**	**2**	**2**	**5**	**5**	**8**	**6**	**8**	**11**	**13**	**7**	**5**	**3**	**1**	**0**	**0**	**0**	**0**	**0**	**0**	**0**	**0**	**0**	**0**	**0**
06-00	**82**	**0**	**0**	**1**	**2**	**2**	**2**	**5**	**5**	**9**	**7**	**8**	**11**	**14**	**7**	**6**	**3**	**1**	**0**	**0**	**0**	**0**	**0**	**0**	**0**	**0**	**0**	**0**	**0**
00-00	**84**	**0**	**0**	**1**	**2**	**2**	**2**	**5**	**5**	**9**	**7**	**8**	**11**	**14**	**7**	**6**	**3**	**1**	**0**	**0**	**0**	**0**	**0**	**0**	**0**	**0**	**0**	**0**	**0**

DRAFT

Site 47
Location Unnamed Road, Att - Tree, Lat 53.8445, Long -6.82844
Direction South

3279 / Meath/Cavan/Monaghan ATC's
October 2013
Automatic Traffic Count

Virtual Week (1)

Time	Total	Speed Bins (km/h)																											
		0 - 5	5 - 10	10 - 15	15 - 20	20 - 25	25 - 30	30 - 35	35 - 40	40 - 45	45 - 50	50 - 55	55 - 60	60 - 65	65 - 70	70 - 75	75 - 80	80 - 85	85 - 90	90 - 95	95 - 100	100 - 105	105 - 110	110 - 115	115 - 120	120 - 125	125 - 130	130 - 135	135 - 140
Mon	93	0	0	1	0	1	2	6	7	12	9	13	10	11	8	6	4	3	0	0	0	0	0	0	0	0	0	0	0
Tue	89	0	0	1	2	4	3	6	8	14	7	6	16	10	7	3	2	0	0	0	0	0	0	0	0	0	0	0	0
Wed	95	0	1	2	2	1	3	7	8	10	8	10	10	17	5	6	4	1	0	0	0	0	0	0	0	0	0	0	0
Thu	83	0	1	0	1	2	0	3	5	9	5	8	13	24	3	5	4	0	0	0	0	0	0	0	0	0	0	0	0
Fri	98	0	0	0	2	3	3	8	4	7	4	10	14	15	13	12	2	1	0	0	0	0	0	0	0	0	0	0	0
|Sat	80	0	0	0	6	4	4	5	3	6	6	7	9	10	10	6	3	1	0	0	0	0	0	0	0	0	0	0	0
|Sun	51	0	0	0	0	1	1	2	2	5	9	3	6	10	6	4	1	1	0	0	0	0	0	0	0	0	0	0	0
5 Day Ave.	**92**	**0**	**0**	**1**	**1**	**2**	**2**	**6**	**6**	**10**	**7**	**9**	**13**	**15**	**7**	**6**	**3**	**1**	**0**	**0**	**0**	**0**	**0**	**0**	**0**	**0**	**0**	**0**	**0**
7 Day Ave.	**84**	**0**	**0**	**1**	**2**	**2**	**2**	**5**	**5**	**9**	**7**	**8**	**11**	**14**	**7**	**6**	**3**	**1**	**0**	**0**	**0**	**0**	**0**	**0**	**0**	**0**	**0**	**0**	**0**
--	**589**	**0**	**2**	**4**	**13**	**16**	**16**	**37**	**37**	**63**	**48**	**57**	**78**	**97**	**52**	**42**	**20**	**7**	**0**	**0**	**0**	**0**	**0**	**0**	**0**	**0**	**0**	**0**	**0**

Summary Graphs

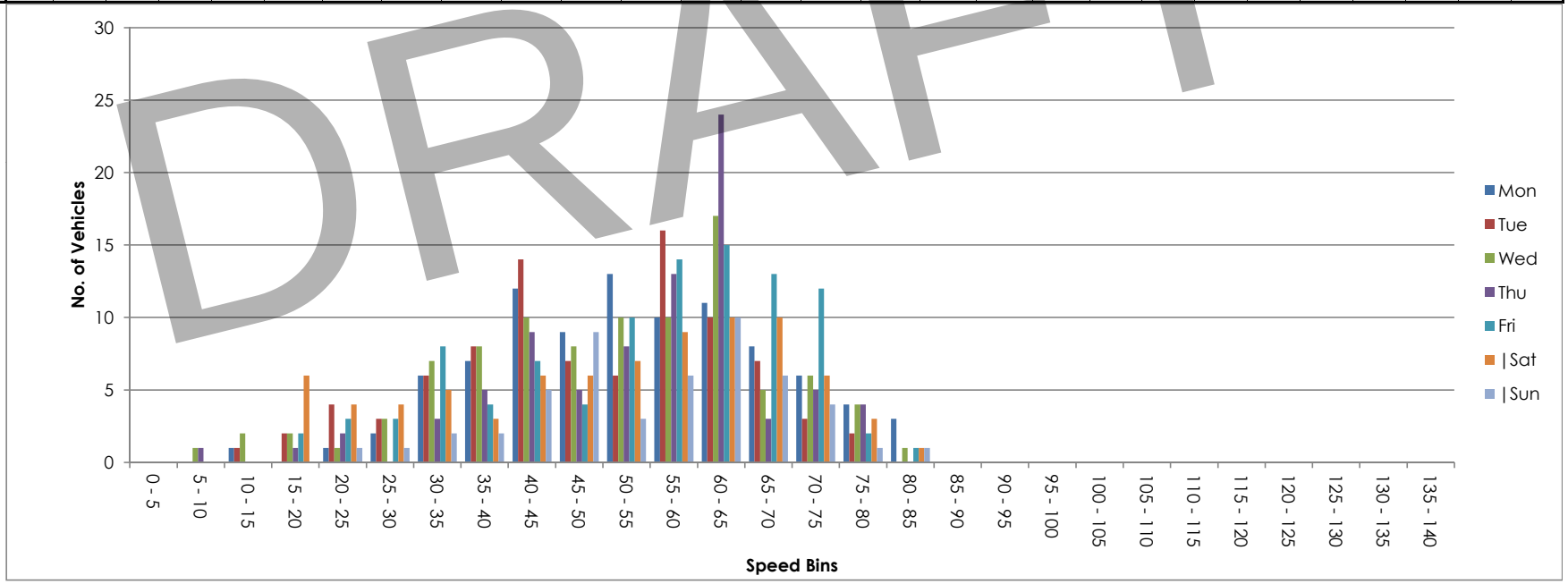

DRAFT

Site 47
Location Unnamed Road, Att - Tree, Lat 53.8445, Long -6.82844
Direction Two way

3279 / Meath/Cavan/Monaghan ATC's
October 2013
Automatic Traffic Count

Tue, 8 October 2013

Time	Total	Classification												>PSL	>PSL%	>SL1	>SL1%	>SL2	>SL2%	Mean	Vpp
		1 MCL	2 SV	3 SVT	4 TB2	5 TB3	6 T4	7 ART3	8 ART4	9 ART5	10 ART6	11 BD	12 DRT	80	80	85 +5kph	85 +5kph	90 +10kph	90 +10kph		85
0000	0	0	0	0	0	0	0	0	0	0	0	0	0	0	0	0	0	0	0	-	-
0100	3	0	3	0	0	0	0	0	0	0	0	0	0	0	0	0	0	0	0	48.8	-
0200	0	0	0	0	0	0	0	0	0	0	0	0	0	0	0	0	0	0	0	-	-
0300	0	0	0	0	0	0	0	0	0	0	0	0	0	0	0	0	0	0	0	-	-
0400	0	0	0	0	0	0	0	0	0	0	0	0	0	0	0	0	0	0	0	-	-
0500	0	0	0	0	0	0	0	0	0	0	0	0	0	0	0	0	0	0	0	-	-
0600	2	0	1	0	1	0	0	0	0	0	0	0	0	0	0	0	0	0	0	65.9	-
0700	15	0	15	0	0	0	0	0	0	0	0	0	0	0	0	0	0	0	0	57.6	70.2
0800	**16**	**0**	**13**	**3**	**0**	**0**	**0**	**0**	**0**	**0**	**0**	**0**	**0**	**0**	**0**	**0**	**0**	**0**	**0**	**49.2**	**65.2**
0900	14	0	10	2	2	0	0	0	0	0	0	0	0	0	0	0	0	0	0	49.9	62.3
1000	8	0	8	0	0	0	0	0	0	0	0	0	0	0	0	0	0	0	0	61.1	-
1100	5	0	4	0	1	0	0	0	0	0	0	0	0	0	0	0	0	0	0	57.4	-
1200	7	0	6	1	0	0	0	0	0	0	0	0	0	0	0	0	0	0	0	43.6	-
1300	14	0	11	2	1	0	0	0	0	0	0	0	0	0	0	0	0	0	0	36.7	50.4
1400	5	0	5	0	0	0	0	0	0	0	0	0	0	0	0	0	0	0	0	44.7	-
1500	7	0	5	0	1	0	1	0	0	0	0	0	0	0	0	0	0	0	0	45	-
1600	8	0	8	0	0	0	0	0	0	0	0	0	0	0	0	0	0	0	0	43.9	-
1700	**19**	**0**	**19**	**0**	**0**	**0**	**0**	**0**	**0**	**0**	**0**	**0**	**0**	**0**	**0**	**0**	**0**	**0**	**0**	**48.5**	**61.9**
1800	8	0	8	0	0	0	0	0	0	0	0	0	0	0	0	0	0	0	0	51.1	-
1900	16	0	16	0	0	0	0	0	0	0	0	0	0	0	0	0	0	0	0	48.5	64.4
2000	14	0	13	0	1	0	0	0	0	0	0	0	0	0	0	0	0	0	0	51	63.7
2100	8	0	8	0	0	0	0	0	0	0	0	0	0	0	0	0	0	0	0	46.4	-
2200	3	0	3	0	0	0	0	0	0	0	0	0	0	0	0	0	0	0	0	48.7	-
2300	4	0	4	0	0	0	0	0	0	0	0	0	0	0	0	0	0	0	0	62.9	-
07-19	**126**	**0**	**112**	**8**	**5**	**0**	**1**	**0**	**0**	**0**	**0**	**0**	**0**	**0**	**0**	**0**	**0**	**0**	**0**	**48.9**	**66.2**
06-22	**166**	**0**	**150**	**8**	**7**	**0**	**1**	**0**	**0**	**0**	**0**	**0**	**0**	**0**	**0**	**0**	**0**	**0**	**0**	**49.1**	**65.2**
06-00	**173**	**0**	**157**	**8**	**7**	**0**	**1**	**0**	**0**	**0**	**0**	**0**	**0**	**0**	**0**	**0**	**0**	**0**	**0**	**49.5**	**65.5**
00-00	**176**	**0**	**160**	**8**	**7**	**0**	**1**	**0**	**0**	**0**	**0**	**0**	**0**	**0**	**0**	**0**	**0**	**0**	**0**	**49.4**	**65.5**

DRAFT

Site 47
Location Unnamed Road, Att - Tree, Lat 53.8445, Long -6.82844
Direction Two way

3279 / Meath/Cavan/Monaghan ATC's
October 2013
Automatic Traffic Count

Wed, 9 October 2013

Time	Total	Classification												>PSL	>PSL%	>SL1	>SL1%	>SL2	>SL2%	Mean	Vpp
		1 MCL	2 SV	3 SVT	4 TB2	5 TB3	6 T4	7 ART3	8 ART4	9 ART5	10 ART6	11 BD	12 DRT	80	80	85 +5kph	85 +5kph	90 +10kph	90 +10kph		85
0000	1	0	1	0	0	0	0	0	0	0	0	0	0	0	0	0	0	0	0	55	-
0100	0	0	0	0	0	0	0	0	0	0	0	0	0	0	0	0	0	0	0	-	-
0200	0	0	0	0	0	0	0	0	0	0	0	0	0	0	0	0	0	0	0	-	-
0300	0	0	0	0	0	0	0	0	0	0	0	0	0	0	0	0	0	0	0	-	-
0400	0	0	0	0	0	0	0	0	0	0	0	0	0	0	0	0	0	0	0	-	-
0500	0	0	0	0	0	0	0	0	0	0	0	0	0	0	0	0	0	0	0	-	-
0600	2	0	2	0	0	0	0	0	0	0	0	0	0	0	0	0	0	0	0	68.9	-
0700	12	0	12	0	0	0	0	0	0	0	0	0	0	1	8.3	1	8.3	0	0	57.5	69.1
0800	**15**	**0**	**15**	**0**	**0**	**0**	**0**	**0**	**0**	**0**	**0**	**0**	**0**	**0**	**0**	**0**	**0**	**0**	**0**	**49.7**	**63**
0900	14	0	14	0	0	0	0	0	0	0	0	0	0	1	7.1	0	0	0	0	53.1	71.3
1000	7	0	6	1	0	0	0	0	0	0	0	0	0	0	0	0	0	0	0	46.7	-
1100	6	0	5	1	0	0	0	0	0	0	0	0	0	0	0	0	0	0	0	32.9	-
1200	14	0	14	0	0	0	0	0	0	0	0	0	0	1	7.1	0	0	0	0	56.7	64.8
1300	13	0	12	0	0	1	0	0	0	0	0	0	0	0	0	0	0	0	0	50.6	63.7
1400	6	0	6	0	0	0	0	0	0	0	0	0	0	0	0	0	0	0	0	54.4	-
1500	11	0	9	1	0	1	0	0	0	0	0	0	0	0	0	0	0	0	0	36.1	50.4
1600	9	0	7	1	1	0	0	0	0	0	0	0	0	0	0	0	0	0	0	49.4	-
1700	**30**	**1**	**29**	**0**	**0**	**0**	**0**	**0**	**0**	**0**	**0**	**0**	**0**	**0**	**0**	**0**	**0**	**0**	**0**	**52.5**	**69.5**
1800	18	1	17	0	0	0	0	0	0	0	0	0	0	0	0	0	0	0	0	49.2	60.5
1900	10	0	10	0	0	0	0	0	0	0	0	0	0	1	10	1	10	0	0	50.7	-
2000	7	0	6	0	1	0	0	0	0	0	0	0	0	0	0	0	0	0	0	59	-
2100	6	0	5	0	1	0	0	0	0	0	0	0	0	0	0	0	0	0	0	58.4	-
2200	4	0	4	0	0	0	0	0	0	0	0	0	0	0	0	0	0	0	0	52.9	-
2300	1	0	1	0	0	0	0	0	0	0	0	0	0	0	0	0	0	0	0	64.8	-
07-19	**155**	**2**	**146**	**4**	**1**	**2**	**0**	**0**	**0**	**0**	**0**	**0**	**0**	**3**	**1.9**	**1**	**0.6**	**0**	**0**	**50.2**	**67**
06-22	**180**	**2**	**169**	**4**	**3**	**2**	**0**	**0**	**0**	**0**	**0**	**0**	**0**	**4**	**2.2**	**2**	**1.1**	**0**	**0**	**51.1**	**67.7**
06-00	**185**	**2**	**174**	**4**	**3**	**2**	**0**	**0**	**0**	**0**	**0**	**0**	**0**	**4**	**2.2**	**2**	**1.1**	**0**	**0**	**51.2**	**67.3**
00-00	**186**	**2**	**175**	**4**	**3**	**2**	**0**	**0**	**0**	**0**	**0**	**0**	**0**	**4**	**2.2**	**2**	**1.1**	**0**	**0**	**51.2**	**67.3**

DRAFT

Site 47
Location Unnamed Road, Att - Tree, Lat 53.8445, Long -6.82844
Direction Two way

3279 / Meath/Cavan/Monaghan ATC's
October 2013
Automatic Traffic Count

Thu, 10 October 2013

Time	Total	Classification												>PSL	>PSL%	>SL1	>SL1%	>SL2	>SL2%	Mean	Vpp
		1 MCL	2 SV	3 SVT	4 TB2	5 TB3	6 T4	7 ART3	8 ART4	9 ART5	10 ART6	11 BD	12 DRT	80	80	85 +5kph	85 +5kph	90 +10kph	90 +10kph		85
0000	0	0	0	0	0	0	0	0	0	0	0	0	0	0	0	0	0	0	0	-	-
0100	0	0	0	0	0	0	0	0	0	0	0	0	0	0	0	0	0	0	0	-	-
0200	1	0	1	0	0	0	0	0	0	0	0	0	0	0	0	0	0	0	0	15.2	-
0300	0	0	0	0	0	0	0	0	0	0	0	0	0	0	0	0	0	0	0	-	-
0400	0	0	0	0	0	0	0	0	0	0	0	0	0	0	0	0	0	0	0	-	-
0500	0	0	0	0	0	0	0	0	0	0	0	0	0	0	0	0	0	0	0	-	-
0600	2	0	2	0	0	0	0	0	0	0	0	0	0	0	0	0	0	0	0	71.8	-
0700	**13**	**0**	**13**	**0**	**0**	**0**	**0**	**0**	**0**	**0**	**0**	**0**	**0**	**0**	**0**	**0**	**0**	**0**	**0**	**56.5**	**68**
0800	**13**	**0**	**11**	**0**	**2**	**0**	**0**	**0**	**0**	**0**	**0**	**0**	**0**	**0**	**0**	**0**	**0**	**0**	**0**	**44.9**	**54.4**
0900	11	0	11	0	0	0	0	0	0	0	0	0	0	0	0	0	0	0	0	58	67
1000	8	0	5	2	0	0	0	0	0	1	0	0	0	0	0	0	0	0	0	41.5	-
1100	10	0	6	3	1	0	0	0	0	0	0	0	0	0	0	0	0	0	0	54.3	-
1200	7	0	6	0	1	0	0	0	0	0	0	0	0	0	0	0	0	0	0	60.4	-
1300	**16**	**0**	**16**	**0**	**0**	**0**	**0**	**0**	**0**	**0**	**0**	**0**	**0**	**0**	**0**	**0**	**0**	**0**	**0**	**50.2**	**64.1**
1400	7	0	5	0	2	0	0	0	0	0	0	0	0	0	0	0	0	0	0	58.8	-
1500	12	0	9	3	0	0	0	0	0	0	0	0	0	1	8.3	0	0	0	0	51	68
1600	11	0	11	0	0	0	0	0	0	0	0	0	0	0	0	0	0	0	0	60.8	66.2
1700	12	0	12	0	0	0	0	0	0	0	0	0	0	0	0	0	0	0	0	54.2	63
1800	8	0	8	0	0	0	0	0	0	0	0	0	0	0	0	0	0	0	0	50.9	-
1900	11	0	11	0	0	0	0	0	0	0	0	0	0	1	9.1	0	0	0	0	59.8	66.6
2000	6	0	5	0	1	0	0	0	0	0	0	0	0	2	33.3	2	33.3	2	33.3	75.1	-
2100	4	0	4	0	0	0	0	0	0	0	0	0	0	0	0	0	0	0	0	60.5	-
2200	10	0	10	0	0	0	0	0	0	0	0	0	0	0	0	0	0	0	0	53.1	-
2300	2	0	2	0	0	0	0	0	0	0	0	0	0	0	0	0	0	0	0	52.5	-
07-19	**128**	**0**	**113**	**8**	**6**	**0**	**0**	**0**	**0**	**1**	**0**	**0**	**0**	**1**	**0.8**	**0**	**0**	**0**	**0**	**53.2**	**67**
06-22	**151**	**0**	**135**	**8**	**7**	**0**	**0**	**0**	**0**	**1**	**0**	**0**	**0**	**4**	**2.6**	**2**	**1.3**	**2**	**1.3**	**55**	**68**
06-00	**163**	**0**	**147**	**8**	**7**	**0**	**0**	**0**	**0**	**1**	**0**	**0**	**0**	**4**	**2.5**	**2**	**1.2**	**2**	**1.2**	**54.8**	**68**
00-00	**164**	**0**	**148**	**8**	**7**	**0**	**0**	**0**	**0**	**1**	**0**	**0**	**0**	**4**	**2.4**	**2**	**1.2**	**2**	**1.2**	**54.6**	**68**

DRAFT

Site 47
Location Unnamed Road, Att - Tree, Lat 53.8445, Long -6.82844
Direction Two way

3279 / Meath/Cavan/Monaghan ATC's
October 2013
Automatic Traffic Count

Fri, 11 October 2013

Time	Total	Classification												>PSL	>PSL%	>SL1	>SL1%	>SL2	>SL2%	Mean	Vpp
		1 MCL	2 SV	3 SVT	4 TB2	5 TB3	6 T4	7 ART3	8 ART4	9 ART5	10 ART6	11 BD	12 DRT	80	80	85 +5kph	85 +5kph	90 +10kph	90 +10kph		85
0000	1	0	1	0	0	0	0	0	0	0	0	0	0	0	0	0	0	0	0	49.7	-
0100	0	0	0	0	0	0	0	0	0	0	0	0	0	0	0	0	0	0	0	-	-
0200	0	0	0	0	0	0	0	0	0	0	0	0	0	0	0	0	0	0	0	-	-
0300	0	0	0	0	0	0	0	0	0	0	0	0	0	0	0	0	0	0	0	-	-
0400	0	0	0	0	0	0	0	0	0	0	0	0	0	0	0	0	0	0	0	-	-
0500	0	0	0	0	0	0	0	0	0	0	0	0	0	0	0	0	0	0	0	-	-
0600	3	0	3	0	0	0	0	0	0	0	0	0	0	1	33.3	0	0	0	0	65.9	-
0700	7	0	7	0	0	0	0	0	0	0	0	0	0	0	0	0	0	0	0	57.7	-
0800	13	0	11	1	1	0	0	0	0	0	0	0	0	1	7.7	1	7.7	1	7.7	53.1	66.6
0900	**20**	**0**	**19**	**0**	**1**	**0**	**0**	**0**	**0**	**0**	**0**	**0**	**0**	**0**	**0**	**0**	**0**	**0**	**0**	**57.3**	**68.8**
1000	5	0	5	0	0	0	0	0	0	0	0	0	0	0	0	0	0	0	0	51.9	-
1100	15	0	14	1	0	0	0	0	0	0	0	0	0	0	0	0	0	0	0	51.2	64.8
1200	6	0	5	0	0	1	0	0	0	0	0	0	0	0	0	0	0	0	0	44.2	-
1300	10	0	8	0	2	0	0	0	0	0	0	0	0	0	0	0	0	0	0	67.4	-
1400	**19**	**0**	**17**	**1**	**1**	**0**	**0**	**0**	**0**	**0**	**0**	**0**	**0**	**0**	**0**	**0**	**0**	**0**	**0**	**50.9**	**68.8**
1500	12	0	11	0	0	1	0	0	0	0	0	0	0	0	0	0	0	0	0	46.1	65.9
1600	16	0	14	0	0	0	2	0	0	0	0	0	0	0	0	0	0	0	0	53.5	64.4
1700	15	0	12	2	1	0	0	0	0	0	0	0	0	0	0	0	0	0	0	48.1	59.8
1800	11	0	11	0	0	0	0	0	0	0	0	0	0	0	0	0	0	0	0	47.6	63.4
1900	13	0	13	0	0	0	0	0	0	0	0	0	0	1	7.7	0	0	0	0	57.4	74.5
2000	5	0	5	0	0	0	0	0	0	0	0	0	0	0	0	0	0	0	0	58.8	-
2100	12	0	12	0	0	0	0	0	0	0	0	0	0	1	8.3	1	8.3	0	0	58.9	65.9
2200	5	0	5	0	0	0	0	0	0	0	0	0	0	0	0	0	0	0	0	61.7	-
2300	3	0	3	0	0	0	0	0	0	0	0	0	0	0	0	0	0	0	0	59.6	-
07-19	**149**	**0**	**134**	**5**	**6**	**2**	**2**	**0**	**0**	**0**	**0**	**0**	**0**	**1**	**0.7**	**1**	**0.7**	**1**	**0.7**	**52.5**	**68.8**
06-22	**182**	**0**	**167**	**5**	**6**	**2**	**2**	**0**	**0**	**0**	**0**	**0**	**0**	**4**	**2.2**	**2**	**1.1**	**1**	**0.5**	**53.7**	**69.1**
06-00	**190**	**0**	**175**	**5**	**6**	**2**	**2**	**0**	**0**	**0**	**0**	**0**	**0**	**4**	**2.1**	**2**	**1.1**	**1**	**0.5**	**54**	**69.5**
00-00	**191**	**0**	**176**	**5**	**6**	**2**	**2**	**0**	**0**	**0**	**0**	**0**	**0**	**4**	**2.1**	**2**	**1**	**1**	**0.5**	**54**	**69.1**

DRAFT

Site 47
Location Unnamed Road, Att - Tree, Lat 53.8445, Long -6.82844
Direction Two way

3279 / Meath/Cavan/Monaghan ATC's
October 2013
Automatic Traffic Count

Sat, 12 October 2013

Time	Total	Classification												>PSL	>PSL%	>SL1	>SL1%	>SL2	>SL2%	Mean	Vpp
		1 MCL	2 SV	3 SVT	4 TB2	5 TB3	6 T4	7 ART3	8 ART4	9 ART5	10 ART6	11 BD	12 DRT	80	80	85 +5kph	85 +5kph	90 +10kph	90 +10kph		85
0000	1	0	1	0	0	0	0	0	0	0	0	0	0	0	0	0	0	0	0	41.5	-
0100	3	0	3	0	0	0	0	0	0	0	0	0	0	0	0	0	0	0	0	50.1	-
0200	1	0	1	0	0	0	0	0	0	0	0	0	0	0	0	0	0	0	0	59	-
0300	0	0	0	0	0	0	0	0	0	0	0	0	0	0	0	0	0	0	0	-	-
0400	1	0	1	0	0	0	0	0	0	0	0	0	0	0	0	0	0	0	0	40.9	-
0500	0	0	0	0	0	0	0	0	0	0	0	0	0	0	0	0	0	0	0	-	-
0600	0	0	0	0	0	0	0	0	0	0	0	0	0	0	0	0	0	0	0	-	-
0700	2	0	1	0	1	0	0	0	0	0	0	0	0	0	0	0	0	0	0	57.5	-
0800	9	0	7	0	2	0	0	0	0	0	0	0	0	0	0	0	0	0	0	58.7	-
0900	13	0	12	0	0	0	0	1	0	0	0	0	0	0	0	0	0	0	0	50.8	75.2
1000	**14**	**0**	**10**	**2**	**1**	**1**	**0**	**0**	**0**	**0**	**0**	**0**	**0**	**0**	**0**	**0**	**0**	**0**	**0**	**44.2**	**68.8**
1100	11	0	9	1	1	0	0	0	0	0	0	0	0	1	9.1	0	0	0	0	40.3	64.8
1200	12	0	10	1	1	0	0	0	0	0	0	0	0	0	0	0	0	0	0	56.5	69.1
1300	**15**	**0**	**12**	**3**	**0**	**0**	**0**	**0**	**0**	**0**	**0**	**0**	**0**	**0**	**0**	**0**	**0**	**0**	**0**	**50.5**	**74.5**
1400	8	0	7	1	0	0	0	0	0	0	0	0	0	0	0	0	0	0	0	51.9	-
1500	7	0	7	0	0	0	0	0	0	0	0	0	0	0	0	0	0	0	0	60.7	-
1600	10	0	10	0	0	0	0	0	0	0	0	0	0	0	0	0	0	0	0	58.9	-
1700	11	0	10	0	1	0	0	0	0	0	0	0	0	1	9.1	0	0	0	0	62.4	69.1
1800	**15**	**0**	**15**	**0**	**0**	**0**	**0**	**0**	**0**	**0**	**0**	**0**	**0**	**1**	**6.7**	**0**	**0**	**0**	**0**	**53.6**	**75.2**
1900	10	0	10	0	0	0	0	0	0	0	0	0	0	0	0	0	0	0	0	57.4	-
2000	1	0	1	0	0	0	0	0	0	0	0	0	0	0	0	0	0	0	0	70.5	-
2100	10	0	10	0	0	0	0	0	0	0	0	0	0	0	0	0	0	0	0	51.4	-
2200	0	0	0	0	0	0	0	0	0	0	0	0	0	0	0	0	0	0	0	-	-
2300	2	0	2	0	0	0	0	0	0	0	0	0	0	0	0	0	0	0	0	36.7	-
07-19	**127**	**0**	**110**	**8**	**7**	**1**	**0**	**1**	**0**	**0**	**0**	**0**	**0**	**3**	**2.4**	**0**	**0**	**0**	**0**	**52.9**	**72.4**
06-22	**148**	**0**	**131**	**8**	**7**	**1**	**0**	**1**	**0**	**0**	**0**	**0**	**0**	**3**	**2**	**0**	**0**	**0**	**0**	**53.2**	**71.6**
06-00	**150**	**0**	**133**	**8**	**7**	**1**	**0**	**1**	**0**	**0**	**0**	**0**	**0**	**3**	**2**	**0**	**0**	**0**	**0**	**53**	**71.6**
00-00	**156**	**0**	**139**	**8**	**7**	**1**	**0**	**1**	**0**	**0**	**0**	**0**	**0**	**3**	**1.9**	**0**	**0**	**0**	**0**	**52.8**	**71.6**

DRAFT

Site 47
Location Unnamed Road, Att - Tree, Lat 53.8445, Long -6.82844
Direction Two way

3279 / Meath/Cavan/Monaghan ATC's
October 2013
Automatic Traffic Count

Sun, 13 October 2013

Time	Total	Classification												>PSL	>PSL%	>SL1	>SL1%	>SL2	>SL2%	Mean	Vpp
		1 MCL	2 SV	3 SVT	4 TB2	5 TB3	6 T4	7 ART3	8 ART4	9 ART5	10 ART6	11 BD	12 DRT	80	80	85 +5kph	85 +5kph	90 +10kph	90 +10kph		85
0000	2	0	2	0	0	0	0	0	0	0	0	0	0	0	0	0	0	0	0	65	-
0100	0	0	0	0	0	0	0	0	0	0	0	0	0	0	0	0	0	0	0	-	-
0200	0	0	0	0	0	0	0	0	0	0	0	0	0	0	0	0	0	0	0	-	-
0300	0	0	0	0	0	0	0	0	0	0	0	0	0	0	0	0	0	0	0	-	-
0400	1	0	1	0	0	0	0	0	0	0	0	0	0	0	0	0	0	0	0	38.8	-
0500	0	0	0	0	0	0	0	0	0	0	0	0	0	0	0	0	0	0	0	-	-
0600	1	0	1	0	0	0	0	0	0	0	0	0	0	0	0	0	0	0	0	67	-
0700	0	0	0	0	0	0	0	0	0	0	0	0	0	0	0	0	0	0	0	-	-
0800	1	0	1	0	0	0	0	0	0	0	0	0	0	0	0	0	0	0	0	43.2	-
0900	6	0	6	0	0	0	0	0	0	0	0	0	0	0	0	0	0	0	0	53.5	-
1000	3	0	3	0	0	0	0	0	0	0	0	0	0	0	0	0	0	0	0	63.3	-
1100	**14**	**0**	**14**	**0**	**0**	**0**	**0**	**0**	**0**	**0**	**0**	**0**	**0**	**0**	**0**	**0**	**0**	**0**	**0**	**45.8**	**64.1**
1200	**15**	**0**	**15**	**0**	**0**	**0**	**0**	**0**	**0**	**0**	**0**	**0**	**0**	**0**	**0**	**0**	**0**	**0**	**0**	**65.9**	**73.8**
1300	10	0	10	0	0	0	0	0	0	0	0	0	0	1	10	0	0	0	0	59.9	-
1400	8	0	8	0	0	0	0	0	0	0	0	0	0	0	0	0	0	0	0	51.4	-
1500	2	0	2	0	0	0	0	0	0	0	0	0	0	0	0	0	0	0	0	41.3	-
1600	7	0	6	0	1	0	0	0	0	0	0	0	0	0	0	0	0	0	0	44.6	-
1700	4	0	3	0	1	0	0	0	0	0	0	0	0	0	0	0	0	0	0	44.1	-
1800	13	0	12	0	0	1	0	0	0	0	0	0	0	0	0	0	0	0	0	48.7	61.6
1900	4	0	3	1	0	0	0	0	0	0	0	0	0	0	0	0	0	0	0	50.2	-
2000	4	0	4	0	0	0	0	0	0	0	0	0	0	0	0	0	0	0	0	63.5	-
2100	3	0	3	0	0	0	0	0	0	0	0	0	0	0	0	0	0	0	0	54.9	-
2200	2	0	2	0	0	0	0	0	0	0	0	0	0	0	0	0	0	0	0	66.7	-
2300	1	0	1	0	0	0	0	0	0	0	0	0	0	0	0	0	0	0	0	68.6	-
07-19	**83**	**0**	**80**	**0**	**2**	**1**	**0**	**0**	**0**	**0**	**0**	**0**	**0**	**1**	**1.2**	**0**	**0**	**0**	**0**	**53**	**68**
06-22	**95**	**0**	**91**	**1**	**2**	**1**	**0**	**0**	**0**	**0**	**0**	**0**	**0**	**1**	**1.1**	**0**	**0**	**0**	**0**	**53.5**	**67.3**
06-00	**98**	**0**	**94**	**1**	**2**	**1**	**0**	**0**	**0**	**0**	**0**	**0**	**0**	**1**	**1**	**0**	**0**	**0**	**0**	**54**	**68**
00-00	**101**	**0**	**97**	**1**	**2**	**1**	**0**	**0**	**0**	**0**	**0**	**0**	**0**	**1**	**1**	**0**	**0**	**0**	**0**	**54**	**68.4**

DRAFT

Site 47
Location Unnamed Road, Att - Tree, Lat 53.8445, Long -6.82844
Direction Two way

3279 / Meath/Cavan/Monaghan ATC's
October 2013
Automatic Traffic Count

Mon, 14 October 2013

Time	Total	Classification												>PSL	>PSL%	>SL1	>SL1%	>SL2	>SL2%	Mean	Vpp
		1 MCL	2 SV	3 SVT	4 TB2	5 TB3	6 T4	7 ART3	8 ART4	9 ART5	10 ART6	11 BD	12 DRT	80	80	85 +5kph	85 +5kph	90 +10kph	90 +10kph		85
0000	2	0	2	0	0	0	0	0	0	0	0	0	0	0	0	0	0	0	0	38.6	-
0100	0	0	0	0	0	0	0	0	0	0	0	0	0	0	0	0	0	0	0	-	-
0200	0	0	0	0	0	0	0	0	0	0	0	0	0	0	0	0	0	0	0	-	-
0300	0	0	0	0	0	0	0	0	0	0	0	0	0	0	0	0	0	0	0	-	-
0400	0	0	0	0	0	0	0	0	0	0	0	0	0	0	0	0	0	0	0	-	-
0500	0	0	0	0	0	0	0	0	0	0	0	0	0	0	0	0	0	0	0	-	-
0600	2	0	2	0	0	0	0	0	0	0	0	0	0	1	50	0	0	0	0	66	-
0700	13	0	13	0	0	0	0	0	0	0	0	0	0	0	0	0	0	0	0	60.9	71.3
0800	15	0	14	1	0	0	0	0	0	0	0	0	0	0	0	0	0	0	0	47	58.7
0900	**19**	**0**	**17**	**1**	**1**	**0**	**0**	**0**	**0**	**0**	**0**	**0**	**0**	**0**	**0**	**0**	**0**	**0**	**0**	**47.1**	**63.4**
1000	3	0	2	0	1	0	0	0	0	0	0	0	0	0	0	0	0	0	0	36	-
1100	6	0	6	0	0	0	0	0	0	0	0	0	0	0	0	0	0	0	0	45.2	-
1200	13	1	12	0	0	0	0	0	0	0	0	0	0	0	0	0	0	0	0	48	67.7
1300	**17**	**0**	**17**	**0**	**0**	**0**	**0**	**0**	**0**	**0**	**0**	**0**	**0**	**0**	**0**	**0**	**0**	**0**	**0**	**58.8**	**68.4**
1400	12	0	11	0	1	0	0	0	0	0	0	0	0	0	0	0	0	0	0	50	59
1500	8	1	7	0	0	0	0	0	0	0	0	0	0	0	0	0	0	0	0	41.3	-
1600	10	0	9	1	0	0	0	0	0	0	0	0	0	0	0	0	0	0	0	52	-
1700	14	0	14	0	0	0	0	0	0	0	0	0	0	0	0	0	0	0	0	50.1	62.6
1800	**17**	**0**	**15**	**0**	**2**	**0**	**0**	**0**	**0**	**0**	**0**	**0**	**0**	**1**	**5.9**	**0**	**0**	**0**	**0**	**55.1**	**67**
1900	11	0	10	0	1	0	0	0	0	0	0	0	0	1	9.1	0	0	0	0	61.4	72
2000	5	0	3	0	2	0	0	0	0	0	0	0	0	0	0	0	0	0	0	67.8	-
2100	1	0	1	0	0	0	0	0	0	0	0	0	0	0	0	0	0	0	0	70.6	-
2200	9	0	8	0	1	0	0	0	0	0	0	0	0	2	22.2	0	0	0	0	56.6	-
2300	2	0	2	0	0	0	0	0	0	0	0	0	0	0	0	0	0	0	0	29.4	-
07-19	**147**	**2**	**137**	**3**	**5**	**0**	**0**	**0**	**0**	**0**	**0**	**0**	**0**	**1**	**0.7**	**0**	**0**	**0**	**0**	**50.9**	**68**
06-22	**166**	**2**	**153**	**3**	**8**	**0**	**0**	**0**	**0**	**0**	**0**	**0**	**0**	**3**	**1.8**	**0**	**0**	**0**	**0**	**52.4**	**69.5**
06-00	**177**	**2**	**163**	**3**	**9**	**0**	**0**	**0**	**0**	**0**	**0**	**0**	**0**	**5**	**2.8**	**0**	**0**	**0**	**0**	**52.4**	**69.5**
00-00	**179**	**2**	**165**	**3**	**9**	**0**	**0**	**0**	**0**	**0**	**0**	**0**	**0**	**5**	**2.8**	**0**	**0**	**0**	**0**	**52.2**	**69.5**

DRAFT

Site 47
Location Unnamed Road, Att - Tree, Lat 53.8445, Long -6.82844
Direction Two way

3279 / Meath/Cavan/Monaghan ATC's
October 2013
Automatic Traffic Count

Virtual Day (7)

Time	Total	Classification												>PSL	>PSL%	>SL1	>SL1%	>SL2	>SL2%	Mean	Vpp
		1 MCL	2 SV	3 SVT	4 TB2	5 TB3	6 T4	7 ART3	8 ART4	9 ART5	10 ART6	11 BD	12 DRT	80	80	85 +5kph	85 +5kph	90 +10kph	90 +10kph		85
0000	1	0	1	0	0	0	0	0	0	0	0	0	0	0	0	0	0	0	0	50.5	-
0100	1	0	1	0	0	0	0	0	0	0	0	0	0	0	0	0	0	0	0	49.5	-
0200	0	0	0	0	0	0	0	0	0	0	0	0	0	0	0	0	0	0	0	37.1	-
0300	0	0	0	0	0	0	0	0	0	0	0	0	0	0	0	0	0	0	0	-	-
0400	0	0	0	0	0	0	0	0	0	0	0	0	0	0	0	0	0	0	0	39.9	-
0500	0	0	0	0	0	0	0	0	0	0	0	0	0	0	0	0	0	0	0	-	-
0600	2	0	2	0	0	0	0	0	0	0	0	0	0	0	16.7	0	0	0	0	67.5	-
0700	9	0	9	0	0	0	0	0	0	0	0	0	0	0	1.6	0	1.6	0	0	58.1	-
0800	12	0	10	1	1	0	0	0	0	0	0	0	0	0	1.2	0	1.2	0	1.2	49.8	64.8
0900	**14**	**0**	**13**	**0**	**1**	**0**	**0**	**0**	**0**	**0**	**0**	**0**	**0**	**0**	**1**	**0**	**0**	**0**	**0**	**52.6**	**69.1**
1000	7	0	6	1	0	0	0	0	0	0	0	0	0	0	0	0	0	0	0	48.4	-
1100	10	0	8	1	0	0	0	0	0	0	0	0	0	0	1.5	0	0	0	0	47	-
1200	11	0	10	0	0	0	0	0	0	0	0	0	0	0	1.4	0	0	0	0	55.1	70.9
1300	14	0	12	1	0	0	0	0	0	0	0	0	0	0	1.1	0	0	0	0	52.7	69.8
1400	9	0	8	0	1	0	0	0	0	0	0	0	0	0	0	0	0	0	0	51.6	-
1500	8	0	7	1	0	0	0	0	0	0	0	0	0	0	1.7	0	0	0	0	46	-
1600	10	0	9	0	0	0	0	0	0	0	0	0	0	0	0	0	0	0	0	52.7	65.2
1700	**15**	**0**	**14**	**0**	**0**	**0**	**0**	**0**	**0**	**0**	**0**	**0**	**0**	**0**	**1**	**0**	**0**	**0**	**0**	**51.7**	**66.2**
1800	13	0	12	0	0	0	0	0	0	0	0	0	0	0	2.2	0	0	0	0	51.1	67
1900	11	0	10	0	0	0	0	0	0	0	0	0	0	1	5.3	0	1.3	0	0	55.2	70.2
2000	6	0	5	0	1	0	0	0	0	0	0	0	0	0	4.8	0	4.8	0	4.8	60.4	-
2100	6	0	6	0	0	0	0	0	0	0	0	0	0	0	2.3	0	2.3	0	0	55	-
2200	5	0	5	0	0	0	0	0	0	0	0	0	0	0	6.1	0	0	0	0	55.7	-
2300	2	0	2	0	0	0	0	0	0	0	0	0	0	0	0	0	0	0	0	53.4	-
07-19	**131**	**1**	**119**	**5**	**5**	**1**	**0**	**0**	**0**	**0**	**0**	**0**	**0**	**1**	**1.1**	**0**	**0.2**	**0**	**0.1**	**51.6**	**68.4**
06-22	**155**	**1**	**142**	**5**	**6**	**1**	**0**	**0**	**0**	**0**	**0**	**0**	**0**	**3**	**1.7**	**1**	**0.6**	**0**	**0.3**	**52.5**	**68.8**
06-00	**162**	**1**	**149**	**5**	**6**	**1**	**0**	**0**	**0**	**0**	**0**	**0**	**0**	**3**	**1.8**	**1**	**0.5**	**0**	**0.3**	**52.6**	**68.8**
00-00	**165**	**1**	**151**	**5**	**6**	**1**	**0**	**0**	**0**	**0**	**0**	**0**	**0**	**3**	**1.8**	**1**	**0.5**	**0**	**0.3**	**52.5**	**68.8**

DRAFT

Site 47
Location Unnamed Road, Att - Tree, Lat 53.8445, Long -6.82844
Direction Two way

3279 / Meath/Cavan/Monaghan ATC's
October 2013
Automatic Traffic Count

Virtual Week (1)

Time	Total	Classification												>PSL	>PSL%	>SL1	>SL1%	>SL2	>SL2%	Mean	Vpp
		1 MCL	2 SV	3 SVT	4 TB2	5 TB3	6 T4	7 ART3	8 ART4	9 ART5	10 ART6	11 BD	12 DRT	80	80	85 +5kph	85 +5kph	90 +10kph	90 +10kph		85
Mon	179	2	165	3	9	0	0	0	0	0	0	0	0	5	2.8	0	0	0	0	52.2	69.5
Tue	176	0	160	8	7	0	1	0	0	0	0	0	0	0	0	0	0	0	0	49.4	65.5
Wed	186	2	175	4	3	2	0	0	0	0	0	0	0	4	2.2	2	1.1	0	0	51.2	67.3
Thu	164	0	148	8	7	0	0	0	0	1	0	0	0	4	2.4	2	1.2	2	1.2	54.6	68
Fri	191	0	176	5	6	2	2	0	0	0	0	0	0	4	2.1	2	1	1	0.5	54	69.1
|Sat	156	0	139	8	7	1	0	1	0	0	0	0	0	3	1.9	0	0	0	0	52.8	71.6
|Sun	101	0	97	1	2	1	0	0	0	0	0	0	0	1	1	0	0	0	0	54	68.4
5 Day Ave.	**179**	**1**	**165**	**6**	**6**	**1**	**1**	**0**	**0**	**0**	**0**	**0**	**0**	**3**	**1.7**	**1**	**0.6**	**1**	**0.6**	**52.3**	**67.9**
7 Day Ave.	**165**	**1**	**151**	**5**	**6**	**1**	**0**	**0**	**0**	**0**	**0**	**0**	**0**	**3**	**1.8**	**1**	**0.5**	**0**	**0.3**	**52.5**	**68.8**
--	**1153**	**4**	**1060**	**37**	**41**	**6**	**3**	**1**	**0**	**1**	**0**	**0**	**0**	**21**	**1.8**	**6**	**0.5**	**3**	**0.3**	**52.5**	**68.8**

Summary Graphs

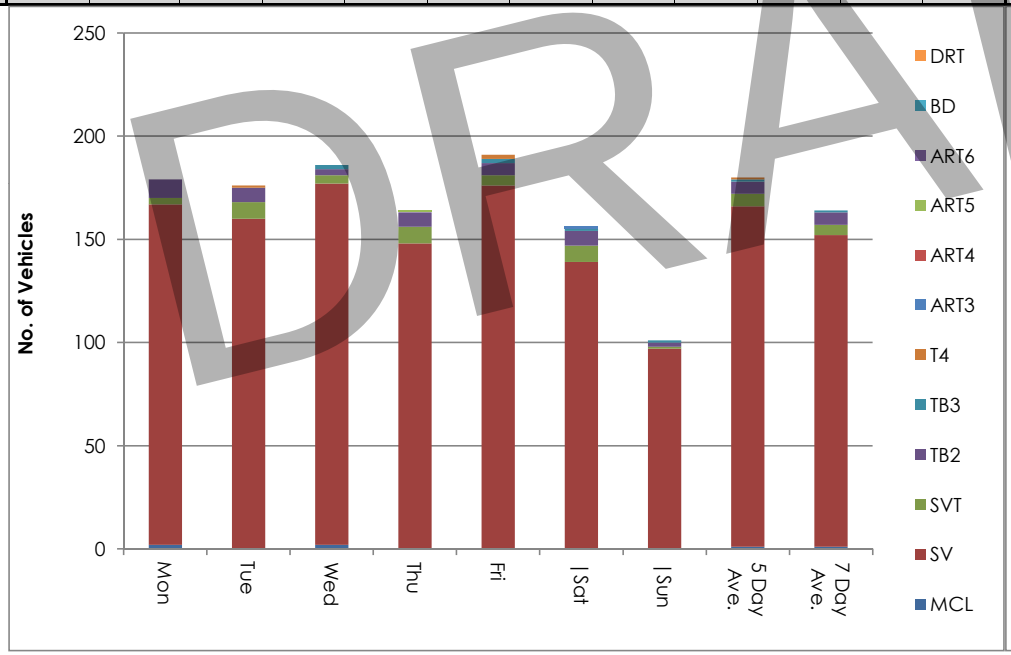

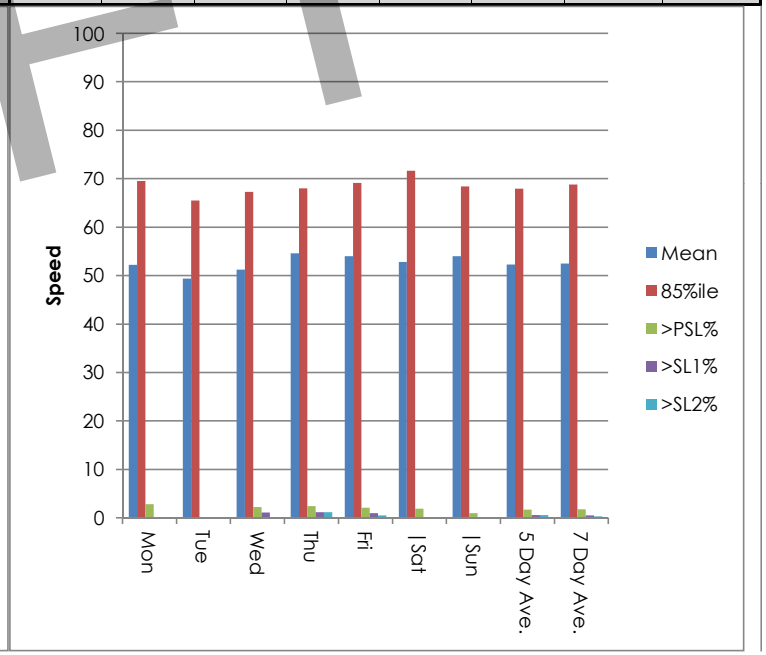

DRAFT

Site 47
Location Unnamed Road, Att - Tree, Lat 53.8445, Long -6.82844
Direction Two way

3279 / Meath/Cavan/Monaghan ATC's
October 2013
Automatic Traffic Count

Tue, 8 October 2013

Time	Total	Speed Bins (km/h)																											
		0 - 5	5 - 10	10 - 15	15 - 20	20 - 25	25 - 30	30 - 35	35 - 40	40 - 45	45 - 50	50 - 55	55 - 60	60 - 65	65 - 70	70 - 75	75 - 80	80 - 85	85 - 90	90 - 95	95 - 100	100 - 105	105 - 110	110 - 115	115 - 120	120 - 125	125 - 130	130 - 135	135 - 140
0000	0	0	0	0	0	0	0	0	0	0	0	0	0	0	0	0	0	0	0	0	0	0	0	0	0	0	0	0	0
0100	3	0	0	0	0	0	0	0	0	1	1	0	1	0	0	0	0	0	0	0	0	0	0	0	0	0	0	0	0
0200	0	0	0	0	0	0	0	0	0	0	0	0	0	0	0	0	0	0	0	0	0	0	0	0	0	0	0	0	0
0300	0	0	0	0	0	0	0	0	0	0	0	0	0	0	0	0	0	0	0	0	0	0	0	0	0	0	0	0	0
0400	0	0	0	0	0	0	0	0	0	0	0	0	0	0	0	0	0	0	0	0	0	0	0	0	0	0	0	0	0
0500	0	0	0	0	0	0	0	0	0	0	0	0	0	0	0	0	0	0	0	0	0	0	0	0	0	0	0	0	0
0600	2	0	0	0	0	0	0	0	0	0	0	0	1	0	0	1	0	0	0	0	0	0	0	0	0	0	0	0	0
0700	15	0	0	0	0	0	0	1	0	1	2	1	4	2	1	2	1	0	0	0	0	0	0	0	0	0	0	0	0
0800	**16**	**0**	**0**	**0**	**0**	**2**	**0**	**1**	**2**	**0**	**2**	**2**	**3**	**1**	**2**	**1**	**0**	**0**	**0**	**0**	**0**	**0**	**0**	**0**	**0**	**0**	**0**	**0**	**0**
0900	14	0	0	0	0	0	0	1	2	3	3	0	1	2	2	0	0	0	0	0	0	0	0	0	0	0	0	0	0
1000	8	0	0	0	0	0	0	0	1	0	0	0	1	3	1	2	0	0	0	0	0	0	0	0	0	0	0	0	0
1100	5	0	0	0	0	0	0	1	0	1	0	0	0	1	0	1	1	0	0	0	0	0	0	0	0	0	0	0	0
1200	7	0	0	2	0	0	0	0	0	0	1	1	2	0	1	0	0	0	0	0	0	0	0	0	0	0	0	0	0
1300	14	0	0	0	2	3	2	0	1	1	2	1	1	0	0	1	0	0	0	0	0	0	0	0	0	0	0	0	0
1400	5	0	0	0	0	0	1	1	0	2	0	0	0	0	0	0	1	0	0	0	0	0	0	0	0	0	0	0	0
1500	7	0	0	0	1	0	0	2	0	1	0	0	1	1	1	0	0	0	0	0	0	0	0	0	0	0	0	0	0
1600	8	0	0	0	1	1	0	0	1	1	0	1	2	1	0	0	0	0	0	0	0	0	0	0	0	0	0	0	0
1700	**19**	**0**	**0**	**0**	**1**	**0**	**2**	**1**	**0**	**4**	**2**	**2**	**3**	**1**	**3**	**0**	**0**	**0**	**0**	**0**	**0**	**0**	**0**	**0**	**0**	**0**	**0**	**0**	**0**
1800	8	0	0	0	0	0	0	0	2	2	0	1	1	1	0	1	0	0	0	0	0	0	0	0	0	0	0	0	0
1900	16	0	0	0	0	1	0	2	2	3	1	1	0	4	1	1	0	0	0	0	0	0	0	0	0	0	0	0	0
2000	14	0	0	0	0	2	0	0	1	2	0	2	1	5	1	0	0	0	0	0	0	0	0	0	0	0	0	0	0
2100	8	0	0	0	0	0	0	0	1	3	0	4	0	0	0	0	0	0	0	0	0	0	0	0	0	0	0	0	0
2200	3	0	0	0	0	0	0	0	1	0	0	1	1	0	0	0	0	0	0	0	0	0	0	0	0	0	0	0	0
2300	4	0	0	0	0	0	0	0	0	0	0	0	1	1	2	0	0	0	0	0	0	0	0	0	0	0	0	0	0
07-19	**126**	**0**	**0**	**2**	**5**	**6**	**5**	**8**	**9**	**16**	**12**	**9**	**19**	**13**	**11**	**8**	**3**	**0**	**0**	**0**	**0**	**0**	**0**	**0**	**0**	**0**	**0**	**0**	**0**
06-22	**166**	**0**	**0**	**2**	**5**	**9**	**5**	**10**	**13**	**24**	**13**	**16**	**21**	**22**	**13**	**10**	**3**	**0**	**0**	**0**	**0**	**0**	**0**	**0**	**0**	**0**	**0**	**0**	**0**
06-00	**173**	**0**	**0**	**2**	**5**	**9**	**5**	**10**	**14**	**24**	**13**	**17**	**23**	**23**	**15**	**10**	**3**	**0**	**0**	**0**	**0**	**0**	**0**	**0**	**0**	**0**	**0**	**0**	**0**
00-00	**176**	**0**	**0**	**2**	**5**	**9**	**5**	**10**	**14**	**25**	**14**	**17**	**24**	**23**	**15**	**10**	**3**	**0**	**0**	**0**	**0**	**0**	**0**	**0**	**0**	**0**	**0**	**0**	**0**

DRAFT

Site 47
Location Unnamed Road, Att - Tree, Lat 53.8445, Long -6.82844
Direction Two way

3279 / Meath/Cavan/Monaghan ATC's
October 2013
Automatic Traffic Count

Wed, 9 October 2013

Time	Total	Speed Bins (km/h)																											
		0 - 5	5 - 10	10 - 15	15 - 20	20 - 25	25 - 30	30 - 35	35 - 40	40 - 45	45 - 50	50 - 55	55 - 60	60 - 65	65 - 70	70 - 75	75 - 80	80 - 85	85 - 90	90 - 95	95 - 100	100 - 105	105 - 110	110 - 115	115 - 120	120 - 125	125 - 130	130 - 135	135 - 140
0000	1	0	0	0	0	0	0	0	0	0	0	1	0	0	0	0	0	0	0	0	0	0	0	0	0	0	0	0	0
0100	0	0	0	0	0	0	0	0	0	0	0	0	0	0	0	0	0	0	0	0	0	0	0	0	0	0	0	0	0
0200	0	0	0	0	0	0	0	0	0	0	0	0	0	0	0	0	0	0	0	0	0	0	0	0	0	0	0	0	0
0300	0	0	0	0	0	0	0	0	0	0	0	0	0	0	0	0	0	0	0	0	0	0	0	0	0	0	0	0	0
0400	0	0	0	0	0	0	0	0	0	0	0	0	0	0	0	0	0	0	0	0	0	0	0	0	0	0	0	0	0
0500	0	0	0	0	0	0	0	0	0	0	0	0	0	0	0	0	0	0	0	0	0	0	0	0	0	0	0	0	0
0600	2	0	0	0	0	0	0	0	0	0	0	0	0	1	0	0	1	0	0	0	0	0	0	0	0	0	0	0	0
0700	12	0	0	0	0	0	0	0	2	3	0	0	1	2	2	0	1	0	1	0	0	0	0	0	0	0	0	0	0
0800	**15**	**0**	**0**	**0**	**1**	**0**	**0**	**1**	**1**	**1**	**3**	**2**	**2**	**2**	**2**	**0**	**0**	**0**	**0**	**0**	**0**	**0**	**0**	**0**	**0**	**0**	**0**	**0**	**0**
0900	14	0	0	0	1	0	2	2	0	0	0	0	1	2	2	2	1	1	0	0	0	0	0	0	0	0	0	0	0
1000	7	0	0	0	1	1	0	0	0	0	0	2	2	1	0	0	0	0	0	0	0	0	0	0	0	0	0	0	0
1100	6	0	0	1	0	0	1	1	1	1	1	0	0	0	0	0	0	0	0	0	0	0	0	0	0	0	0	0	0
1200	14	0	0	0	0	0	1	0	1	0	2	2	1	5	0	0	1	1	0	0	0	0	0	0	0	0	0	0	0
1300	13	0	0	0	0	1	0	1	2	0	1	2	1	3	2	0	0	0	0	0	0	0	0	0	0	0	0	0	0
1400	6	0	0	0	0	0	0	1	1	0	0	0	0	3	1	0	0	0	0	0	0	0	0	0	0	0	0	0	0
1500	11	0	0	1	0	2	1	2	1	1	0	2	0	1	0	0	0	0	0	0	0	0	0	0	0	0	0	0	0
1600	9	0	0	0	0	1	0	1	2	1	0	0	1	0	1	2	0	0	0	0	0	0	0	0	0	0	0	0	0
1700	**30**	**0**	**1**	**0**	**1**	**0**	**1**	**0**	**2**	**5**	**4**	**1**	**4**	**4**	**4**	**2**	**1**	**0**	**0**	**0**	**0**	**0**	**0**	**0**	**0**	**0**	**0**	**0**	**0**
1800	18	0	1	0	0	0	0	1	1	4	1	2	3	4	0	1	0	0	0	0	0	0	0	0	0	0	0	0	0
1900	10	0	0	0	0	0	1	2	0	2	1	0	0	2	1	0	0	0	1	0	0	0	0	0	0	0	0	0	0
2000	7	0	0	0	0	0	0	0	1	0	1	0	2	0	1	2	0	0	0	0	0	0	0	0	0	0	0	0	0
2100	6	0	0	0	0	0	0	0	0	1	1	0	0	3	0	0	1	0	0	0	0	0	0	0	0	0	0	0	0
2200	4	0	0	0	0	0	0	0	0	2	0	0	0	1	1	0	0	0	0	0	0	0	0	0	0	0	0	0	0
2300	1	0	0	0	0	0	0	0	0	0	0	0	0	1	0	0	0	0	0	0	0	0	0	0	0	0	0	0	0
07-19	**155**	**0**	**2**	**2**	**4**	**5**	**6**	**10**	**14**	**16**	**12**	**13**	**16**	**27**	**14**	**7**	**4**	**2**	**1**	**0**	**0**	**0**	**0**	**0**	**0**	**0**	**0**	**0**	**0**
06-22	**180**	**0**	**2**	**2**	**4**	**5**	**7**	**12**	**15**	**19**	**15**	**13**	**18**	**33**	**16**	**9**	**6**	**2**	**2**	**0**	**0**	**0**	**0**	**0**	**0**	**0**	**0**	**0**	**0**
06-00	**185**	**0**	**2**	**2**	**4**	**5**	**7**	**12**	**15**	**21**	**15**	**13**	**18**	**35**	**17**	**9**	**6**	**2**	**2**	**0**	**0**	**0**	**0**	**0**	**0**	**0**	**0**	**0**	**0**
00-00	**186**	**0**	**2**	**2**	**4**	**5**	**7**	**12**	**15**	**21**	**15**	**14**	**18**	**35**	**17**	**9**	**6**	**2**	**2**	**0**	**0**	**0**	**0**	**0**	**0**	**0**	**0**	**0**	**0**

DRAFT

Site 47
Location Unnamed Road, Att - Tree, Lat 53.8445, Long -6.82844
Direction Two way

3279 / Meath/Cavan/Monaghan ATC's
October 2013
Automatic Traffic Count

Thu, 10 October 2013

Time	Total	Speed Bins (km/h)																											
		0 - 5	5 - 10	10 - 15	15 - 20	20 - 25	25 - 30	30 - 35	35 - 40	40 - 45	45 - 50	50 - 55	55 - 60	60 - 65	65 - 70	70 - 75	75 - 80	80 - 85	85 - 90	90 - 95	95 - 100	100 - 105	105 - 110	110 - 115	115 - 120	120 - 125	125 - 130	130 - 135	135 - 140
0000	0	0	0	0	0	0	0	0	0	0	0	0	0	0	0	0	0	0	0	0	0	0	0	0	0	0	0	0	0
0100	0	0	0	0	0	0	0	0	0	0	0	0	0	0	0	0	0	0	0	0	0	0	0	0	0	0	0	0	0
0200	1	0	0	0	1	0	0	0	0	0	0	0	0	0	0	0	0	0	0	0	0	0	0	0	0	0	0	0	0
0300	0	0	0	0	0	0	0	0	0	0	0	0	0	0	0	0	0	0	0	0	0	0	0	0	0	0	0	0	0
0400	0	0	0	0	0	0	0	0	0	0	0	0	0	0	0	0	0	0	0	0	0	0	0	0	0	0	0	0	0
0500	0	0	0	0	0	0	0	0	0	0	0	0	0	0	0	0	0	0	0	0	0	0	0	0	0	0	0	0	0
0600	2	0	0	0	0	0	0	0	0	0	0	0	0	1	0	0	1	0	0	0	0	0	0	0	0	0	0	0	0
0700	**13**	**0**	**0**	**0**	**0**	**0**	**0**	**0**	**1**	**2**	**2**	**1**	**1**	**1**	**3**	**1**	**1**	**0**	**0**	**0**	**0**	**0**	**0**	**0**	**0**	**0**	**0**	**0**	**0**
0800	**13**	**0**	**0**	**0**	**0**	**1**	**0**	**1**	**1**	**5**	**0**	**3**	**2**	**0**	**0**	**0**	**0**	**0**	**0**	**0**	**0**	**0**	**0**	**0**	**0**	**0**	**0**	**0**	**0**
0900	11	0	0	0	0	0	0	1	0	1	1	1	0	4	1	1	1	0	0	0	0	0	0	0	0	0	0	0	0
1000	8	0	0	0	0	2	1	0	1	1	0	1	0	2	0	0	0	0	0	0	0	0	0	0	0	0	0	0	0
1100	10	0	0	0	0	0	0	0	2	1	0	2	2	0	2	0	1	0	0	0	0	0	0	0	0	0	0	0	0
1200	7	0	0	0	0	0	0	1	0	1	0	0	1	1	0	1	2	0	0	0	0	0	0	0	0	0	0	0	0
1300	**16**	**0**	**0**	**0**	**1**	**1**	**0**	**0**	**1**	**1**	**4**	**1**	**1**	**4**	**2**	**0**	**0**	**0**	**0**	**0**	**0**	**0**	**0**	**0**	**0**	**0**	**0**	**0**	**0**
1400	7	0	0	0	0	0	0	0	1	0	0	1	1	2	1	0	1	0	0	0	0	0	0	0	0	0	0	0	0
1500	12	0	1	0	1	0	0	1	1	0	0	1	2	2	2	0	0	1	0	0	0	0	0	0	0	0	0	0	0
1600	11	0	0	0	0	0	0	0	0	2	0	0	2	3	2	1	1	0	0	0	0	0	0	0	0	0	0	0	0
1700	12	0	0	0	0	0	0	1	1	1	0	3	2	3	0	0	1	0	0	0	0	0	0	0	0	0	0	0	0
1800	8	0	0	0	0	0	0	0	1	2	0	2	1	2	0	0	0	0	0	0	0	0	0	0	0	0	0	0	0
1900	11	0	0	0	0	0	0	1	0	0	0	2	2	3	1	1	0	1	0	0	0	0	0	0	0	0	0	0	0
2000	6	0	0	0	0	0	0	0	1	0	0	0	0	2	0	0	1	0	0	0	0	1	1	0	0	0	0	0	0
2100	4	0	0	0	0	0	0	0	0	0	1	0	0	2	1	0	0	0	0	0	0	0	0	0	0	0	0	0	0
2200	10	0	0	0	0	2	0	0	1	0	0	1	2	1	0	3	0	0	0	0	0	0	0	0	0	0	0	0	0
2300	2	0	0	0	0	0	0	0	0	1	0	0	0	1	0	0	0	0	0	0	0	0	0	0	0	0	0	0	0
07-19	**128**	**0**	**1**	**0**	**2**	**4**	**1**	**5**	**10**	**17**	**7**	**16**	**15**	**24**	**13**	**4**	**8**	**1**	**0**	**0**	**0**	**0**	**0**	**0**	**0**	**0**	**0**	**0**	**0**
06-22	**151**	**0**	**1**	**0**	**2**	**4**	**1**	**6**	**11**	**17**	**8**	**18**	**17**	**32**	**15**	**5**	**10**	**2**	**0**	**0**	**0**	**1**	**1**	**0**	**0**	**0**	**0**	**0**	**0**
06-00	**163**	**0**	**1**	**0**	**2**	**6**	**1**	**6**	**12**	**18**	**8**	**19**	**19**	**34**	**15**	**8**	**10**	**2**	**0**	**0**	**0**	**1**	**1**	**0**	**0**	**0**	**0**	**0**	**0**
00-00	**164**	**0**	**1**	**0**	**3**	**6**	**1**	**6**	**12**	**18**	**8**	**19**	**19**	**34**	**15**	**8**	**10**	**2**	**0**	**0**	**0**	**1**	**1**	**0**	**0**	**0**	**0**	**0**	**0**

DRAFT

Site 47
Location Unnamed Road, Att - Tree, Lat 53.8445, Long -6.82844
Direction Two way

3279 / Meath/Cavan/Monaghan ATC's
October 2013
Automatic Traffic Count

Fri, 11 October 2013

Time	Total	Speed Bins (km/h)																											
		0 - 5	5 - 10	10 - 15	15 - 20	20 - 25	25 - 30	30 - 35	35 - 40	40 - 45	45 - 50	50 - 55	55 - 60	60 - 65	65 - 70	70 - 75	75 - 80	80 - 85	85 - 90	90 - 95	95 - 100	100 - 105	105 - 110	110 - 115	115 - 120	120 - 125	125 - 130	130 - 135	135 - 140
0000	1	0	0	0	0	0	0	0	0	0	1	0	0	0	0	0	0	0	0	0	0	0	0	0	0	0	0	0	0
0100	0	0	0	0	0	0	0	0	0	0	0	0	0	0	0	0	0	0	0	0	0	0	0	0	0	0	0	0	0
0200	0	0	0	0	0	0	0	0	0	0	0	0	0	0	0	0	0	0	0	0	0	0	0	0	0	0	0	0	0
0300	0	0	0	0	0	0	0	0	0	0	0	0	0	0	0	0	0	0	0	0	0	0	0	0	0	0	0	0	0
0400	0	0	0	0	0	0	0	0	0	0	0	0	0	0	0	0	0	0	0	0	0	0	0	0	0	0	0	0	0
0500	0	0	0	0	0	0	0	0	0	0	0	0	0	0	0	0	0	0	0	0	0	0	0	0	0	0	0	0	0
0600	3	0	0	0	0	0	0	0	0	0	1	0	0	0	1	0	0	1	0	0	0	0	0	0	0	0	0	0	0
0700	7	0	0	0	0	0	0	1	1	0	0	1	0	1	1	2	0	0	0	0	0	0	0	0	0	0	0	0	0
0800	13	0	0	0	0	0	0	1	3	2	1	1	1	1	2	0	0	0	0	0	0	0	1	0	0	0	0	0	0
0900	**20**	**0**	**0**	**0**	**0**	**2**	**0**	**0**	**1**	**0**	**1**	**1**	**5**	**2**	**6**	**2**	**0**	**0**	**0**	**0**	**0**	**0**	**0**	**0**	**0**	**0**	**0**	**0**	**0**
1000	5	0	0	0	0	0	1	1	0	0	0	1	0	0	1	0	1	0	0	0	0	0	0	0	0	0	0	0	0
1100	15	0	0	0	0	1	1	1	0	1	3	1	2	3	0	2	0	0	0	0	0	0	0	0	0	0	0	0	0
1200	6	0	0	0	1	0	0	1	0	1	0	0	2	1	0	0	0	0	0	0	0	0	0	0	0	0	0	0	0
1300	10	0	0	0	0	0	0	0	0	0	0	1	0	2	3	3	1	0	0	0	0	0	0	0	0	0	0	0	0
1400	**19**	**0**	**0**	**0**	**1**	**1**	**1**	**2**	**2**	**1**	**0**	**2**	**0**	**3**	**3**	**2**	**1**	**0**	**0**	**0**	**0**	**0**	**0**	**0**	**0**	**0**	**0**	**0**	**0**
1500	12	0	0	0	2	0	0	2	1	1	0	2	0	1	2	1	0	0	0	0	0	0	0	0	0	0	0	0	0
1600	16	0	0	0	0	0	0	1	1	2	1	3	3	3	1	1	0	0	0	0	0	0	0	0	0	0	0	0	0
1700	15	0	0	0	0	0	2	2	1	1	1	2	4	1	0	1	0	0	0	0	0	0	0	0	0	0	0	0	0
1800	11	0	0	0	1	1	0	0	2	0	1	2	1	1	2	0	0	0	0	0	0	0	0	0	0	0	0	0	0
1900	13	0	0	0	0	1	1	0	0	1	2	0	1	1	2	2	1	1	0	0	0	0	0	0	0	0	0	0	0
2000	5	0	0	0	1	0	0	0	0	0	0	0	0	1	1	1	1	0	0	0	0	0	0	0	0	0	0	0	0
2100	12	0	0	0	0	1	0	0	1	0	0	1	2	2	4	0	0	0	1	0	0	0	0	0	0	0	0	0	0
2200	5	0	0	0	0	0	0	0	0	1	0	0	0	2	1	1	0	0	0	0	0	0	0	0	0	0	0	0	0
2300	3	0	0	0	0	0	0	0	1	0	0	0	0	0	1	1	0	0	0	0	0	0	0	0	0	0	0	0	0
07-19	**149**	**0**	**0**	**0**	**5**	**5**	**5**	**12**	**12**	**9**	**8**	**17**	**18**	**19**	**21**	**14**	**3**	**0**	**0**	**0**	**0**	**0**	**1**	**0**	**0**	**0**	**0**	**0**	**0**
06-22	**182**	**0**	**0**	**0**	**6**	**7**	**6**	**12**	**13**	**10**	**11**	**18**	**21**	**23**	**29**	**17**	**5**	**2**	**1**	**0**	**0**	**0**	**1**	**0**	**0**	**0**	**0**	**0**	**0**
06-00	**190**	**0**	**0**	**0**	**6**	**7**	**6**	**12**	**14**	**11**	**11**	**18**	**21**	**25**	**31**	**19**	**5**	**2**	**1**	**0**	**0**	**0**	**1**	**0**	**0**	**0**	**0**	**0**	**0**
00-00	**191**	**0**	**0**	**0**	**6**	**7**	**6**	**12**	**14**	**11**	**12**	**18**	**21**	**25**	**31**	**19**	**5**	**2**	**1**	**0**	**0**	**0**	**1**	**0**	**0**	**0**	**0**	**0**	**0**

DRAFT

Site 47
Location Unnamed Road, Att - Tree, Lat 53.8445, Long -6.82844
Direction Two way

3279 / Meath/Cavan/Monaghan ATC's
October 2013
Automatic Traffic Count

Sat, 12 October 2013

Time	Total	Speed Bins (km/h)																											
		0 - 5	5 - 10	10 - 15	15 - 20	20 - 25	25 - 30	30 - 35	35 - 40	40 - 45	45 - 50	50 - 55	55 - 60	60 - 65	65 - 70	70 - 75	75 - 80	80 - 85	85 - 90	90 - 95	95 - 100	100 - 105	105 - 110	110 - 115	115 - 120	120 - 125	125 - 130	130 - 135	135 - 140
0000	1	0	0	0	0	0	0	0	0	1	0	0	0	0	0	0	0	0	0	0	0	0	0	0	0	0	0	0	0
0100	3	0	0	0	0	0	0	1	0	0	0	1	0	1	0	0	0	0	0	0	0	0	0	0	0	0	0	0	0
0200	1	0	0	0	0	0	0	0	0	0	0	0	1	0	0	0	0	0	0	0	0	0	0	0	0	0	0	0	0
0300	0	0	0	0	0	0	0	0	0	0	0	0	0	0	0	0	0	0	0	0	0	0	0	0	0	0	0	0	0
0400	1	0	0	0	0	0	0	0	0	1	0	0	0	0	0	0	0	0	0	0	0	0	0	0	0	0	0	0	0
0500	0	0	0	0	0	0	0	0	0	0	0	0	0	0	0	0	0	0	0	0	0	0	0	0	0	0	0	0	0
0600	0	0	0	0	0	0	0	0	0	0	0	0	0	0	0	0	0	0	0	0	0	0	0	0	0	0	0	0	0
0700	2	0	0	0	0	0	0	0	0	0	0	1	0	1	0	0	0	0	0	0	0	0	0	0	0	0	0	0	0
0800	9	0	0	0	0	0	0	1	0	1	1	0	0	3	1	1	1	0	0	0	0	0	0	0	0	0	0	0	0
0900	13	0	0	0	2	0	4	0	0	0	0	0	0	0	1	1	5	0	0	0	0	0	0	0	0	0	0	0	0
1000	**14**	**0**	**0**	**0**	**2**	**1**	**1**	**2**	**0**	**2**	**0**	**2**	**0**	**1**	**2**	**1**	**0**	**0**	**0**	**0**	**0**	**0**	**0**	**0**	**0**	**0**	**0**	**0**	**0**
1100	11	0	0	0	3	2	0	0	1	1	0	1	0	0	1	1	0	1	0	0	0	0	0	0	0	0	0	0	0
1200	12	0	0	0	0	1	0	1	0	0	1	1	2	0	5	1	0	0	0	0	0	0	0	0	0	0	0	0	0
1300	**15**	**0**	**0**	**0**	**0**	**1**	**0**	**2**	**1**	**3**	**2**	**1**	**1**	**0**	**1**	**1**	**2**	**0**	**0**	**0**	**0**	**0**	**0**	**0**	**0**	**0**	**0**	**0**	**0**
1400	8	0	0	0	0	2	0	1	0	0	0	0	1	2	0	1	1	0	0	0	0	0	0	0	0	0	0	0	0
1500	7	0	0	0	0	0	0	0	0	0	1	1	2	1	1	0	1	0	0	0	0	0	0	0	0	0	0	0	0
1600	10	0	0	0	0	0	0	0	0	1	0	1	3	4	1	0	0	0	0	0	0	0	0	0	0	0	0	0	0
1700	11	0	0	0	0	0	0	0	0	0	0	2	4	1	2	1	0	1	0	0	0	0	0	0	0	0	0	0	0
1800	**15**	**0**	**0**	**1**	**0**	**0**	**0**	**1**	**1**	**2**	**2**	**2**	**1**	**0**	**0**	**2**	**2**	**1**	**0**	**0**	**0**	**0**	**0**	**0**	**0**	**0**	**0**	**0**	**0**
1900	10	0	0	0	0	1	0	0	0	0	2	0	1	3	2	1	0	0	0	0	0	0	0	0	0	0	0	0	0
2000	1	0	0	0	0	0	0	0	0	0	0	0	0	0	0	1	0	0	0	0	0	0	0	0	0	0	0	0	0
2100	10	0	0	0	0	1	1	1	0	0	0	1	3	0	2	1	0	0	0	0	0	0	0	0	0	0	0	0	0
2200	0	0	0	0	0	0	0	0	0	0	0	0	0	0	0	0	0	0	0	0	0	0	0	0	0	0	0	0	0
2300	2	0	0	0	0	0	0	1	1	0	0	0	0	0	0	0	0	0	0	0	0	0	0	0	0	0	0	0	0
07-19	**127**	**0**	**0**	**1**	**7**	**7**	**5**	**8**	**3**	**10**	**7**	**12**	**14**	**13**	**15**	**10**	**12**	**3**	**0**	**0**	**0**	**0**	**0**	**0**	**0**	**0**	**0**	**0**	**0**
06-22	**148**	**0**	**0**	**1**	**7**	**9**	**6**	**9**	**3**	**10**	**9**	**13**	**18**	**16**	**19**	**13**	**12**	**3**	**0**	**0**	**0**	**0**	**0**	**0**	**0**	**0**	**0**	**0**	**0**
06-00	**150**	**0**	**0**	**1**	**7**	**9**	**6**	**10**	**4**	**10**	**9**	**13**	**18**	**16**	**19**	**13**	**12**	**3**	**0**	**0**	**0**	**0**	**0**	**0**	**0**	**0**	**0**	**0**	**0**
00-00	**156**	**0**	**0**	**1**	**7**	**9**	**6**	**11**	**4**	**12**	**9**	**14**	**19**	**17**	**19**	**13**	**12**	**3**	**0**	**0**	**0**	**0**	**0**	**0**	**0**	**0**	**0**	**0**	**0**

DRAFT

Site 47
Location Unnamed Road, Att - Tree, Lat 53.8445, Long -6.82844
Direction Two way

3279 / Meath/Cavan/Monaghan ATC's
October 2013
Automatic Traffic Count

Sun, 13 October 2013

Time	Total	Speed Bins (km/h)																												
		0 - 5	5 - 10	10 - 15	15 - 20	20 - 25	25 - 30	30 - 35	35 - 40	40 - 45	45 - 50	50 - 55	55 - 60	60 - 65	65 - 70	70 - 75	75 - 80	80 - 85	85 - 90	90 - 95	95 - 100	100 - 105	105 - 110	110 - 115	115 - 120	120 - 125	125 - 130	130 - 135	135 - 140
0000	2	0	0	0	0	0	0	0	0	0	0	0	0	1	1	0	0	0	0	0	0	0	0	0	0	0	0	0	0	0
0100	0	0	0	0	0	0	0	0	0	0	0	0	0	0	0	0	0	0	0	0	0	0	0	0	0	0	0	0	0	0
0200	0	0	0	0	0	0	0	0	0	0	0	0	0	0	0	0	0	0	0	0	0	0	0	0	0	0	0	0	0	0
0300	0	0	0	0	0	0	0	0	0	0	0	0	0	0	0	0	0	0	0	0	0	0	0	0	0	0	0	0	0	0
0400	1	0	0	0	0	0	0	0	1	0	0	0	0	0	0	0	0	0	0	0	0	0	0	0	0	0	0	0	0	0
0500	0	0	0	0	0	0	0	0	0	0	0	0	0	0	0	0	0	0	0	0	0	0	0	0	0	0	0	0	0	0
0600	1	0	0	0	0	0	0	0	0	0	0	0	0	0	1	0	0	0	0	0	0	0	0	0	0	0	0	0	0	0
0700	0	0	0	0	0	0	0	0	0	0	0	0	0	0	0	0	0	0	0	0	0	0	0	0	0	0	0	0	0	0
0800	1	0	0	0	0	0	0	0	0	1	0	0	0	0	0	0	0	0	0	0	0	0	0	0	0	0	0	0	0	0
0900	6	0	0	0	0	0	0	0	0	2	1	0	1	1	1	0	0	0	0	0	0	0	0	0	0	0	0	0	0	0
1000	3	0	0	0	0	0	0	0	0	0	0	0	0	2	1	0	0	0	0	0	0	0	0	0	0	0	0	0	0	0
1100	**14**	**0**	**0**	**0**	**0**	**1**	**0**	**3**	**2**	**2**	**1**	**2**	**0**	**1**	**2**	**0**	**0**	**0**	**0**	**0**	**0**	**0**	**0**	**0**	**0**	**0**	**0**	**0**	**0**	**0**
1200	**15**	**0**	**0**	**0**	**0**	**0**	**0**	**0**	**0**	**0**	**0**	**0**	**2**	**7**	**1**	**3**	**2**	**0**	**0**	**0**	**0**	**0**	**0**	**0**	**0**	**0**	**0**	**0**	**0**	**0**
1300	10	0	0	0	0	0	0	0	1	0	1	1	3	1	0	1	1	1	0	0	0	0	0	0	0	0	0	0	0	0
1400	8	0	0	0	0	0	0	0	0	3	2	1	0	0	1	1	0	0	0	0	0	0	0	0	0	0	0	0	0	0
1500	2	0	0	0	0	1	0	0	0	0	0	0	1	0	0	0	0	0	0	0	0	0	0	0	0	0	0	0	0	0
1600	7	0	0	0	0	0	0	1	0	1	4	1	0	0	0	0	0	0	0	0	0	0	0	0	0	0	0	0	0	0
1700	4	0	0	0	0	0	0	0	2	1	0	0	1	0	0	0	0	0	0	0	0	0	0	0	0	0	0	0	0	0
1800	13	0	0	0	1	0	2	0	1	0	1	0	5	2	1	0	0	0	0	0	0	0	0	0	0	0	0	0	0	0
1900	4	0	0	0	0	1	0	0	0	0	0	1	1	0	1	0	0	0	0	0	0	0	0	0	0	0	0	0	0	0
2000	4	0	0	0	0	0	0	0	0	0	0	0	1	1	2	0	0	0	0	0	0	0	0	0	0	0	0	0	0	0
2100	3	0	0	0	0	0	0	0	0	1	0	1	0	0	0	1	0	0	0	0	0	0	0	0	0	0	0	0	0	0
2200	2	0	0	0	0	0	0	0	0	0	0	0	0	1	1	0	0	0	0	0	0	0	0	0	0	0	0	0	0	0
2300	1	0	0	0	0	0	0	0	0	0	0	0	0	0	1	0	0	0	0	0	0	0	0	0	0	0	0	0	0	0
07-19	**83**	**0**	**0**	**0**	**1**	**2**	**2**	**4**	**6**	**10**	**10**	**5**	**13**	**14**	**7**	**5**	**3**	**1**	**0**	**0**	**0**	**0**	**0**	**0**	**0**	**0**	**0**	**0**	**0**	**0**
06-22	**95**	**0**	**0**	**0**	**1**	**3**	**2**	**4**	**6**	**11**	**10**	**7**	**15**	**15**	**11**	**6**	**3**	**1**	**0**	**0**	**0**	**0**	**0**	**0**	**0**	**0**	**0**	**0**	**0**	**0**
06-00	**98**	**0**	**0**	**0**	**1**	**3**	**2**	**4**	**6**	**11**	**10**	**7**	**15**	**16**	**13**	**6**	**3**	**1**	**0**	**0**	**0**	**0**	**0**	**0**	**0**	**0**	**0**	**0**	**0**	**0**
00-00	**101**	**0**	**0**	**0**	**1**	**3**	**2**	**4**	**7**	**11**	**10**	**7**	**15**	**17**	**14**	**6**	**3**	**1**	**0**	**0**	**0**	**0**	**0**	**0**	**0**	**0**	**0**	**0**	**0**	**0**

DRAFT

Site 47
Location Unnamed Road, Att - Tree, Lat 53.8445, Long -6.82844
Direction Two way

3279 / Meath/Cavan/Monaghan ATC's
October 2013
Automatic Traffic Count

Mon, 14 October 2013

Time	Total	Speed Bins (km/h)																											
		0 - 5	5 - 10	10 - 15	15 - 20	20 - 25	25 - 30	30 - 35	35 - 40	40 - 45	45 - 50	50 - 55	55 - 60	60 - 65	65 - 70	70 - 75	75 - 80	80 - 85	85 - 90	90 - 95	95 - 100	100 - 105	105 - 110	110 - 115	115 - 120	120 - 125	125 - 130	130 - 135	135 - 140
0000	2	0	0	0	0	0	0	1	0	0	1	0	0	0	0	0	0	0	0	0	0	0	0	0	0	0	0	0	0
0100	0	0	0	0	0	0	0	0	0	0	0	0	0	0	0	0	0	0	0	0	0	0	0	0	0	0	0	0	0
0200	0	0	0	0	0	0	0	0	0	0	0	0	0	0	0	0	0	0	0	0	0	0	0	0	0	0	0	0	0
0300	0	0	0	0	0	0	0	0	0	0	0	0	0	0	0	0	0	0	0	0	0	0	0	0	0	0	0	0	0
0400	0	0	0	0	0	0	0	0	0	0	0	0	0	0	0	0	0	0	0	0	0	0	0	0	0	0	0	0	0
0500	0	0	0	0	0	0	0	0	0	0	0	0	0	0	0	0	0	0	0	0	0	0	0	0	0	0	0	0	0
0600	2	0	0	0	0	0	0	0	0	0	1	0	0	0	0	0	0	1	0	0	0	0	0	0	0	0	0	0	0
0700	13	0	0	0	0	0	0	0	0	2	1	1	2	0	4	2	1	0	0	0	0	0	0	0	0	0	0	0	0
0800	15	0	0	0	0	0	0	2	4	2	1	2	2	1	1	0	0	0	0	0	0	0	0	0	0	0	0	0	0
0900	**19**	**0**	**0**	**0**	**0**	**1**	**3**	**0**	**2**	**3**	**2**	**1**	**2**	**3**	**2**	**0**	**0**	**0**	**0**	**0**	**0**	**0**	**0**	**0**	**0**	**0**	**0**	**0**	**0**
1000	3	0	0	0	0	0	2	0	0	0	0	0	1	0	0	0	0	0	0	0	0	0	0	0	0	0	0	0	0
1100	6	0	0	0	1	1	0	0	0	1	1	0	0	1	0	0	1	0	0	0	0	0	0	0	0	0	0	0	0
1200	13	0	0	2	0	0	0	0	3	1	0	1	2	1	2	1	0	0	0	0	0	0	0	0	0	0	0	0	0
1300	**17**	**0**	**0**	**0**	**0**	**0**	**0**	**0**	**3**	**0**	**1**	**2**	**2**	**2**	**4**	**2**	**1**	**0**	**0**	**0**	**0**	**0**	**0**	**0**	**0**	**0**	**0**	**0**	**0**
1400	12	0	0	0	0	0	0	1	1	1	3	3	1	1	1	0	0	0	0	0	0	0	0	0	0	0	0	0	0
1500	8	0	0	2	0	0	0	0	1	2	0	1	1	0	0	1	0	0	0	0	0	0	0	0	0	0	0	0	0
1600	10	0	0	0	0	1	0	2	0	0	0	2	0	3	2	0	0	0	0	0	0	0	0	0	0	0	0	0	0
1700	14	0	0	0	0	1	0	1	2	1	2	2	2	1	0	1	1	0	0	0	0	0	0	0	0	0	0	0	0
1800	**17**	**0**	**0**	**0**	**0**	**1**	**1**	**2**	**0**	**1**	**0**	**1**	**4**	**3**	**1**	**0**	**2**	**1**	**0**	**0**	**0**	**0**	**0**	**0**	**0**	**0**	**0**	**0**	**0**
1900	11	0	0	0	0	0	0	0	0	1	1	2	1	2	0	3	0	1	0	0	0	0	0	0	0	0	0	0	0
2000	5	0	0	0	0	0	0	0	0	0	0	0	1	1	0	2	1	0	0	0	0	0	0	0	0	0	0	0	0
2100	1	0	0	0	0	0	0	0	0	0	0	0	0	0	0	1	0	0	0	0	0	0	0	0	0	0	0	0	0
2200	9	0	0	0	0	0	0	1	1	0	3	0	0	1	0	1	0	2	0	0	0	0	0	0	0	0	0	0	0
2300	2	0	0	0	1	0	0	0	0	1	0	0	0	0	0	0	0	0	0	0	0	0	0	0	0	0	0	0	0
07-19	**147**	**0**	**0**	**4**	**1**	**5**	**6**	**8**	**16**	**14**	**11**	**16**	**19**	**16**	**17**	**7**	**6**	**1**	**0**	**0**	**0**	**0**	**0**	**0**	**0**	**0**	**0**	**0**	**0**
06-22	**166**	**0**	**0**	**4**	**1**	**5**	**6**	**8**	**16**	**15**	**13**	**18**	**21**	**19**	**17**	**13**	**7**	**3**	**0**	**0**	**0**	**0**	**0**	**0**	**0**	**0**	**0**	**0**	**0**
06-00	**177**	**0**	**0**	**4**	**2**	**5**	**6**	**9**	**17**	**16**	**16**	**18**	**21**	**20**	**17**	**14**	**7**	**5**	**0**	**0**	**0**	**0**	**0**	**0**	**0**	**0**	**0**	**0**	**0**
00-00	**179**	**0**	**0**	**4**	**2**	**5**	**6**	**10**	**17**	**16**	**17**	**18**	**21**	**20**	**17**	**14**	**7**	**5**	**0**	**0**	**0**	**0**	**0**	**0**	**0**	**0**	**0**	**0**	**0**

DRAFT

Site 47
Location Unnamed Road, Att - Tree, Lat 53.8445, Long -6.82844
Direction Two way

3279 / Meath/Cavan/Monaghan ATC's
October 2013
Automatic Traffic Count

Virtual Day (7)

Time	Total	Speed Bins (km/h)																											
		0 - 5	5 - 10	10 - 15	15 - 20	20 - 25	25 - 30	30 - 35	35 - 40	40 - 45	45 - 50	50 - 55	55 - 60	60 - 65	65 - 70	70 - 75	75 - 80	80 - 85	85 - 90	90 - 95	95 - 100	100 - 105	105 - 110	110 - 115	115 - 120	120 - 125	125 - 130	130 - 135	135 - 140
0000	1	0	0	0	0	0	0	0	0	0	0	0	0	0	0	0	0	0	0	0	0	0	0	0	0	0	0	0	0
0100	1	0	0	0	0	0	0	0	0	0	0	0	0	0	0	0	0	0	0	0	0	0	0	0	0	0	0	0	0
0200	0	0	0	0	0	0	0	0	0	0	0	0	0	0	0	0	0	0	0	0	0	0	0	0	0	0	0	0	0
0300	0	0	0	0	0	0	0	0	0	0	0	0	0	0	0	0	0	0	0	0	0	0	0	0	0	0	0	0	0
0400	0	0	0	0	0	0	0	0	0	0	0	0	0	0	0	0	0	0	0	0	0	0	0	0	0	0	0	0	0
0500	0	0	0	0	0	0	0	0	0	0	0	0	0	0	0	0	0	0	0	0	0	0	0	0	0	0	0	0	0
0600	2	0	0	0	0	0	0	0	0	0	0	0	0	0	0	0	0	0	0	0	0	0	0	0	0	0	0	0	0
0700	9	0	0	0	0	0	0	0	1	1	1	1	1	1	2	1	1	0	0	0	0	0	0	0	0	0	0	0	0
0800	12	0	0	0	0	0	0	1	2	2	1	1	1	1	1	0	0	0	0	0	0	0	0	0	0	0	0	0	0
0900	**14**	**0**	**0**	**0**	**0**	**0**	**1**	**1**	**1**	**1**	**1**	**0**	**1**	**2**	**2**	**1**	**1**	**0**	**0**	**0**	**0**	**0**	**0**	**0**	**0**	**0**	**0**	**0**	**0**
1000	7	0	0	0	0	1	1	0	0	0	0	1	1	1	1	0	0	0	0	0	0	0	0	0	0	0	0	0	0
1100	10	0	0	0	1	1	0	1	1	1	1	1	1	1	1	1	0	0	0	0	0	0	0	0	0	0	0	0	0
1200	11	0	0	1	0	0	0	0	1	0	1	1	2	2	1	1	1	0	0	0	0	0	0	0	0	0	0	0	0
1300	14	0	0	0	0	1	0	0	1	1	2	1	1	2	2	1	1	0	0	0	0	0	0	0	0	0	0	0	0
1400	9	0	0	0	0	0	0	1	1	1	1	1	0	2	1	1	1	0	0	0	0	0	0	0	0	0	0	0	0
1500	8	0	0	0	1	0	0	1	1	1	0	1	1	1	1	0	0	0	0	0	0	0	0	0	0	0	0	0	0
1600	10	0	0	0	0	0	0	1	1	1	1	1	2	2	1	1	0	0	0	0	0	0	0	0	0	0	0	0	0
1700	**15**	**0**	**0**	**0**	**0**	**0**	**1**	**1**	**1**	**2**	**1**	**2**	**3**	**2**	**1**	**1**	**0**	**0**	**0**	**0**	**0**	**0**	**0**	**0**	**0**	**0**	**0**	**0**	**0**
1800	13	0	0	0	0	0	0	1	1	2	1	1	2	2	1	1	1	0	0	0	0	0	0	0	0	0	0	0	0
1900	11	0	0	0	0	1	0	1	0	1	1	1	1	2	1	1	0	0	0	0	0	0	0	0	0	0	0	0	0
2000	6	0	0	0	0	0	0	0	0	0	0	0	1	1	1	1	0	0	0	0	0	0	0	0	0	0	0	0	0
2100	6	0	0	0	0	0	0	0	0	1	0	1	1	1	1	0	0	0	0	0	0	0	0	0	0	0	0	0	0
2200	5	0	0	0	0	0	0	0	0	0	0	0	0	1	0	1	0	0	0	0	0	0	0	0	0	0	0	0	0
2300	2	0	0	0	0	0	0	0	0	0	0	0	0	0	1	0	0	0	0	0	0	0	0	0	0	0	0	0	0
07-19	**131**	**0**	**0**	**1**	**4**	**5**	**4**	**8**	**10**	**13**	**10**	**13**	**16**	**18**	**14**	**8**	**6**	**1**	**0**	**0**	**0**	**0**	**0**	**0**	**0**	**0**	**0**	**0**	**0**
06-22	**155**	**0**	**0**	**1**	**4**	**6**	**5**	**9**	**11**	**15**	**11**	**15**	**19**	**23**	**17**	**10**	**7**	**2**	**0**	**0**	**0**	**0**	**0**	**0**	**0**	**0**	**0**	**0**	**0**
06-00	**162**	**0**	**0**	**1**	**4**	**6**	**5**	**9**	**12**	**16**	**12**	**15**	**19**	**24**	**18**	**11**	**7**	**2**	**0**	**0**	**0**	**0**	**0**	**0**	**0**	**0**	**0**	**0**	**0**
00-00	**165**	**0**	**0**	**1**	**4**	**6**	**5**	**9**	**12**	**16**	**12**	**15**	**20**	**24**	**18**	**11**	**7**	**2**	**0**	**0**	**0**	**0**	**0**	**0**	**0**	**0**	**0**	**0**	**0**

DRAFT

Site 47
Location Unnamed Road, Att - Tree, Lat 53.8445, Long -6.82844
Direction Two way

3279 / Meath/Cavan/Monaghan ATC's
October 2013
Automatic Traffic Count

Virtual Week (1)

Time	Total	Speed Bins (km/h)																											
		0 - 5	5 - 10	10 - 15	15 - 20	20 - 25	25 - 30	30 - 35	35 - 40	40 - 45	45 - 50	50 - 55	55 - 60	60 - 65	65 - 70	70 - 75	75 - 80	80 - 85	85 - 90	90 - 95	95 - 100	100 - 105	105 - 110	110 - 115	115 - 120	120 - 125	125 - 130	130 - 135	135 - 140
Mon	179	0	0	4	2	5	6	10	17	16	17	18	21	20	17	14	7	5	0	0	0	0	0	0	0	0	0	0	0
Tue	176	0	0	2	5	9	5	10	14	25	14	17	24	23	15	10	3	0	0	0	0	0	0	0	0	0	0	0	0
Wed	186	0	2	2	4	5	7	12	15	21	15	14	18	35	17	9	6	2	2	0	0	0	0	0	0	0	0	0	0
Thu	164	0	1	0	3	6	1	6	12	18	8	19	19	34	15	8	10	2	0	0	0	1	1	0	0	0	0	0	0
Fri	191	0	0	0	6	7	6	12	14	11	12	18	21	25	31	19	5	2	1	0	0	0	1	0	0	0	0	0	0
|Sat	156	0	0	1	7	9	6	11	4	12	9	14	19	17	19	13	12	3	0	0	0	0	0	0	0	0	0	0	0
|Sun	101	0	0	0	1	3	2	4	7	11	10	7	15	17	14	6	3	1	0	0	0	0	0	0	0	0	0	0	0
5 Day Ave.	**179**	**0**	**1**	**2**	**4**	**6**	**5**	**10**	**14**	**18**	**13**	**17**	**21**	**27**	**19**	**12**	**6**	**2**	**1**	**0**	**0**	**0**	**0**	**0**	**0**	**0**	**0**	**0**	**0**
7 Day Ave.	**165**	**0**	**0**	**1**	**4**	**6**	**5**	**9**	**12**	**16**	**12**	**15**	**20**	**24**	**18**	**11**	**7**	**2**	**0**	**0**	**0**	**0**	**0**	**0**	**0**	**0**	**0**	**0**	**0**
--	**1153**	**0**	**3**	**9**	**28**	**44**	**33**	**65**	**83**	**114**	**85**	**107**	**137**	**171**	**128**	**79**	**46**	**15**	**3**	**0**	**0**	**1**	**2**	**0**	**0**	**0**	**0**	**0**	**0**

Summary Graphs

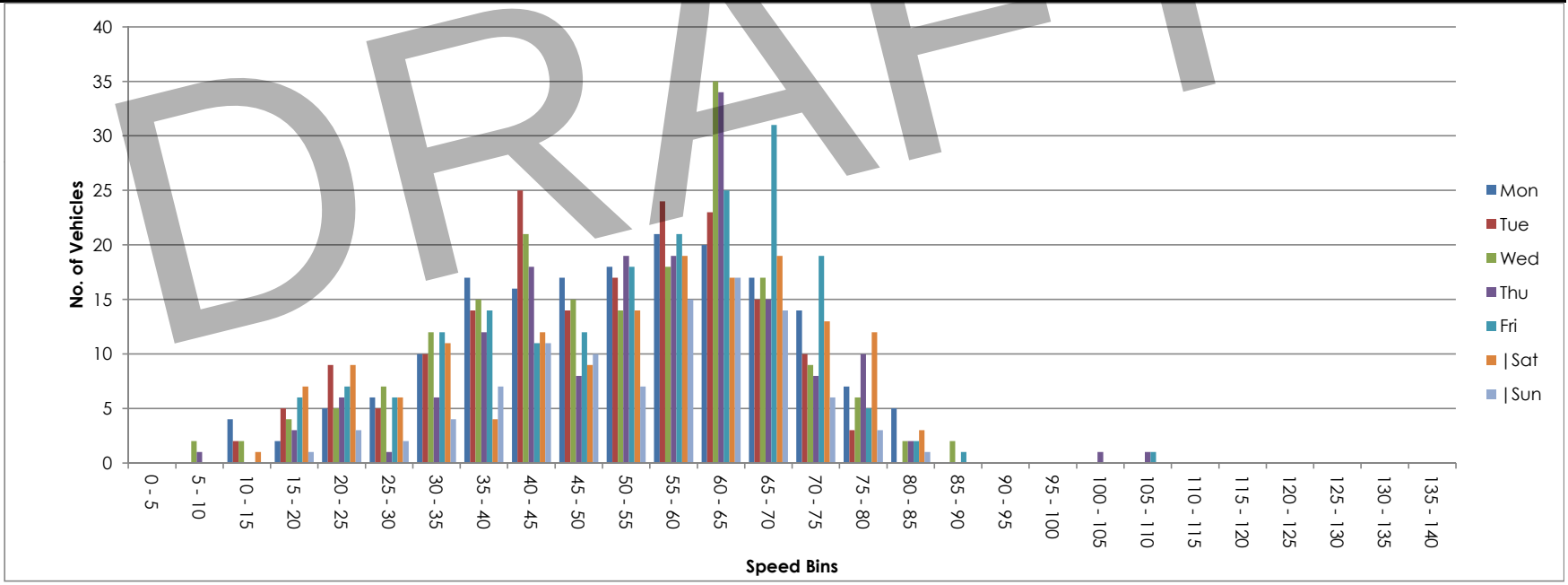

DRAFT



NDC NATIONWIDE DATA COLLECTION	**Site / Location:**	L-2802-8, Att - Telepole, Lat 53.84884, Long -6.83837	**Project No:**	3279	**Photo No:**	3279-48	**Drawn By:** MOR
	Survey Date:	Tue, 8 October 2013 to Mon, 14 October 2013	**Project Name:**		Meath/Cavan/Monaghan ATC'S		
	Survey Times:	00:00 to 00(24):00	**Title:**		Site Photograph		

Site No.	Location.	Direction.	Speed Limit - PSL (km/h)	Start Date.	End Date.	Total Vehicles.	5 Day Ave.	7 Day Ave.	No. > Speed Limit.	%. > Speed Limit.	No. > Speed Limit1 (+5km/h).	%. > Speed Limit1 (+5km/h).	No. > Speed Limit1 (+10km/h).	%. > Speed Limit1 (+10km/h).	Mean Speed	85%ile Speed
48	L-2802-8, Att - Telepole, Lat 53.84884, Long -6.83837	East	80	Tue, 8 October 2013	Mon, 14 October 2013	802	125	115	2	0.2	2	0.2	0	0.0	57.3	66.2
		West	80	Tue, 8 October 2013	Mon, 14 October 2013	806	121	115	4	0.5	1	0.1	0	0.0	55.9	65.5
		Two way	80	Tue, 8 October 2013	Mon, 14 October 2013	1608	246	230	6	0.4	3	0.2	0	0.0	56.6	66.2

DRAFT

Site 48
Location L-2802-8, Att - Telepole, Lat 53.84884, Long -6.83837
Direction East

3279 / Meath/Cavan/Monaghan ATC's
October 2013
Automatic Traffic Count

Tue, 8 October 2013

Time	Total	Classification												>PSL	>PSL%	>SL1	>SL1%	>SL2	>SL2%	Mean	Vpp
		1 MCL	2 SV	3 SVT	4 TB2	5 TB3	6 T4	7 ART3	8 ART4	9 ART5	10 ART6	11 BD	12 DRT	80	80	85 +5kph	85 +5kph	90 +10kph	90 +10kph		85
0000	0	0	0	0	0	0	0	0	0	0	0	0	0	0	0	0	0	0	0	-	-
0100	0	0	0	0	0	0	0	0	0	0	0	0	0	0	0	0	0	0	0	-	-
0200	0	0	0	0	0	0	0	0	0	0	0	0	0	0	0	0	0	0	0	-	-
0300	0	0	0	0	0	0	0	0	0	0	0	0	0	0	0	0	0	0	0	-	-
0400	0	0	0	0	0	0	0	0	0	0	0	0	0	0	0	0	0	0	0	-	-
0500	0	0	0	0	0	0	0	0	0	0	0	0	0	0	0	0	0	0	0	-	-
0600	5	0	4	0	1	0	0	0	0	0	0	0	0	0	0	0	0	0	0	61.2	-
0700	10	0	9	0	1	0	0	0	0	0	0	0	0	0	0	0	0	0	0	59	-
0800	**13**	**1**	**11**	**0**	**1**	**0**	**0**	**0**	**0**	**0**	**0**	**0**	**0**	**0**	**0**	**0**	**0**	**0**	**0**	**60.9**	**69.1**
0900	6	0	6	0	0	0	0	0	0	0	0	0	0	0	0	0	0	0	0	55	-
1000	3	0	3	0	0	0	0	0	0	0	0	0	0	0	0	0	0	0	0	60.8	-
1100	6	0	5	1	0	0	0	0	0	0	0	0	0	0	0	0	0	0	0	57.8	-
1200	2	0	2	0	0	0	0	0	0	0	0	0	0	0	0	0	0	0	0	60.7	-
1300	7	0	7	0	0	0	0	0	0	0	0	0	0	0	0	0	0	0	0	55.2	-
1400	**11**	**0**	**10**	**0**	**1**	**0**	**0**	**0**	**0**	**0**	**0**	**0**	**0**	**0**	**0**	**0**	**0**	**0**	**0**	**58.5**	**70.6**
1500	6	0	4	0	1	0	1	0	0	0	0	0	0	0	0	0	0	0	0	51.1	-
1600	5	0	5	0	0	0	0	0	0	0	0	0	0	0	0	0	0	0	0	53.5	-
1700	9	0	8	0	0	0	1	0	0	0	0	0	0	0	0	0	0	0	0	54.3	-
1800	4	0	4	0	0	0	0	0	0	0	0	0	0	1	25	1	25	0	0	62.3	-
1900	5	0	5	0	0	0	0	0	0	0	0	0	0	0	0	0	0	0	0	57.5	-
2000	9	0	8	0	1	0	0	0	0	0	0	0	0	0	0	0	0	0	0	54.8	-
2100	3	0	3	0	0	0	0	0	0	0	0	0	0	0	0	0	0	0	0	59	-
2200	2	0	2	0	0	0	0	0	0	0	0	0	0	0	0	0	0	0	0	51.6	-
2300	0	0	0	0	0	0	0	0	0	0	0	0	0	0	0	0	0	0	0	-	-
07-19	**82**	**1**	**74**	**1**	**4**	**0**	**2**	**0**	**0**	**0**	**0**	**0**	**0**	**1**	**1.2**	**1**	**1.2**	**0**	**0**	**57.4**	**67.3**
06-22	**104**	**1**	**94**	**1**	**6**	**0**	**2**	**0**	**0**	**0**	**0**	**0**	**0**	**1**	**1**	**1**	**1**	**0**	**0**	**57.4**	**67.3**
06-00	**106**	**1**	**96**	**1**	**6**	**0**	**2**	**0**	**0**	**0**	**0**	**0**	**0**	**1**	**0.9**	**1**	**0.9**	**0**	**0**	**57.3**	**67.3**
00-00	**106**	**1**	**96**	**1**	**6**	**0**	**2**	**0**	**0**	**0**	**0**	**0**	**0**	**1**	**0.9**	**1**	**0.9**	**0**	**0**	**57.3**	**67.3**

DRAFT

Site 48
Location L-2802-8, Att - Telepole, Lat 53.84884, Long -6.83837
Direction East

3279 / Meath/Cavan/Monaghan ATC's
October 2013
Automatic Traffic Count

Wed, 9 October 2013

Time	Total	Classification												>PSL	>PSL%	>SL1	>SL1%	>SL2	>SL2%	Mean	Vpp
		1 MCL	2 SV	3 SVT	4 TB2	5 TB3	6 T4	7 ART3	8 ART4	9 ART5	10 ART6	11 BD	12 DRT	80	80	85 +5kph	85 +5kph	90 +10kph	90 +10kph		85
0000	0	0	0	0	0	0	0	0	0	0	0	0	0	0	0	0	0	0	0	-	-
0100	0	0	0	0	0	0	0	0	0	0	0	0	0	0	0	0	0	0	0	-	-
0200	0	0	0	0	0	0	0	0	0	0	0	0	0	0	0	0	0	0	0	-	-
0300	0	0	0	0	0	0	0	0	0	0	0	0	0	0	0	0	0	0	0	-	-
0400	0	0	0	0	0	0	0	0	0	0	0	0	0	0	0	0	0	0	0	-	-
0500	0	0	0	0	0	0	0	0	0	0	0	0	0	0	0	0	0	0	0	-	-
0600	7	0	5	0	2	0	0	0	0	0	0	0	0	0	0	0	0	0	0	61.5	-
0700	7	0	4	1	2	0	0	0	0	0	0	0	0	0	0	0	0	0	0	58	-
0800	**13**	**0**	**13**	**0**	**0**	**0**	**0**	**0**	**0**	**0**	**0**	**0**	**0**	**0**	**0**	**0**	**0**	**0**	**0**	**60**	**64.4**
0900	7	0	7	0	0	0	0	0	0	0	0	0	0	0	0	0	0	0	0	60.2	-
1000	12	1	10	1	0	0	0	0	0	0	0	0	0	0	0	0	0	0	0	55.4	63.7
1100	7	0	7	0	0	0	0	0	0	0	0	0	0	0	0	0	0	0	0	55.3	-
1200	9	1	8	0	0	0	0	0	0	0	0	0	0	0	0	0	0	0	0	50.1	-
1300	8	0	7	0	1	0	0	0	0	0	0	0	0	0	0	0	0	0	0	55	-
1400	10	0	8	0	2	0	0	0	0	0	0	0	0	0	0	0	0	0	0	59.4	-
1500	12	0	10	0	1	0	0	0	1	0	0	0	0	0	0	0	0	0	0	53.3	64.8
1600	8	0	7	0	0	0	1	0	0	0	0	0	0	0	0	0	0	0	0	51.5	-
1700	7	0	7	0	0	0	0	0	0	0	0	0	0	0	0	0	0	0	0	56.1	-
1800	**20**	**0**	**17**	**1**	**0**	**1**	**0**	**0**	**1**	**0**	**0**	**0**	**0**	**0**	**0**	**0**	**0**	**0**	**0**	**55.9**	**64.1**
1900	8	0	8	0	0	0	0	0	0	0	0	0	0	0	0	0	0	0	0	57.5	-
2000	6	0	6	0	0	0	0	0	0	0	0	0	0	0	0	0	0	0	0	62.1	-
2100	1	0	1	0	0	0	0	0	0	0	0	0	0	0	0	0	0	0	0	50.9	-
2200	4	0	4	0	0	0	0	0	0	0	0	0	0	0	0	0	0	0	0	63.6	-
2300	2	0	2	0	0	0	0	0	0	0	0	0	0	0	0	0	0	0	0	55.1	-
07-19	**120**	**2**	**105**	**3**	**6**	**1**	**1**	**0**	**2**	**0**	**0**	**0**	**0**	**0**	**0**	**0**	**0**	**0**	**0**	**55.9**	**64.1**
06-22	**142**	**2**	**125**	**3**	**8**	**1**	**1**	**0**	**2**	**0**	**0**	**0**	**0**	**0**	**0**	**0**	**0**	**0**	**0**	**56.5**	**64.8**
06-00	**148**	**2**	**131**	**3**	**8**	**1**	**1**	**0**	**2**	**0**	**0**	**0**	**0**	**0**	**0**	**0**	**0**	**0**	**0**	**56.7**	**64.8**
00-00	**148**	**2**	**131**	**3**	**8**	**1**	**1**	**0**	**2**	**0**	**0**	**0**	**0**	**0**	**0**	**0**	**0**	**0**	**0**	**56.7**	**64.8**

DRAFT

Site 48
Location L-2802-8, Att - Telepole, Lat 53.84884, Long -6.83837
Direction East

3279 / Meath/Cavan/Monaghan ATC's
October 2013
Automatic Traffic Count

Thu, 10 October 2013

Time	Total	Classification												>PSL	>PSL%	>SL1	>SL1%	>SL2	>SL2%	Mean	Vpp
		1 MCL	2 SV	3 SVT	4 TB2	5 TB3	6 T4	7 ART3	8 ART4	9 ART5	10 ART6	11 BD	12 DRT	80	80	85 +5kph	85 +5kph	90 +10kph	90 +10kph		85
0000	2	0	2	0	0	0	0	0	0	0	0	0	0	0	0	0	0	0	0	47.2	-
0100	1	0	1	0	0	0	0	0	0	0	0	0	0	0	0	0	0	0	0	23.1	-
0200	0	0	0	0	0	0	0	0	0	0	0	0	0	0	0	0	0	0	0	-	-
0300	1	0	1	0	0	0	0	0	0	0	0	0	0	0	0	0	0	0	0	39.6	-
0400	0	0	0	0	0	0	0	0	0	0	0	0	0	0	0	0	0	0	0	-	-
0500	0	0	0	0	0	0	0	0	0	0	0	0	0	0	0	0	0	0	0	-	-
0600	6	0	5	0	1	0	0	0	0	0	0	0	0	0	0	0	0	0	0	66.3	-
0700	4	0	3	0	1	0	0	0	0	0	0	0	0	0	0	0	0	0	0	60.5	-
0800	**16**	**1**	**14**	**0**	**1**	**0**	**0**	**0**	**0**	**0**	**0**	**0**	**0**	**0**	**0**	**0**	**0**	**0**	**0**	**62.3**	**71.3**
0900	7	0	7	0	0	0	0	0	0	0	0	0	0	0	0	0	0	0	0	61.9	-
1000	5	0	5	0	0	0	0	0	0	0	0	0	0	0	0	0	0	0	0	54.7	-
1100	7	0	7	0	0	0	0	0	0	0	0	0	0	0	0	0	0	0	0	56.9	-
1200	3	0	2	0	1	0	0	0	0	0	0	0	0	0	0	0	0	0	0	58.7	-
1300	**16**	**0**	**15**	**0**	**0**	**0**	**0**	**0**	**1**	**0**	**0**	**0**	**0**	**0**	**0**	**0**	**0**	**0**	**0**	**55.2**	**68.8**
1400	8	0	7	0	1	0	0	0	0	0	0	0	0	0	0	0	0	0	0	57.3	-
1500	4	0	3	1	0	0	0	0	0	0	0	0	0	0	0	0	0	0	0	57.9	-
1600	4	0	4	0	0	0	0	0	0	0	0	0	0	0	0	0	0	0	0	58	-
1700	10	0	9	0	1	0	0	0	0	0	0	0	0	0	0	0	0	0	0	63.7	-
1800	9	0	9	0	0	0	0	0	0	0	0	0	0	0	0	0	0	0	0	57	-
1900	14	0	13	0	1	0	0	0	0	0	0	0	0	1	7.1	1	7.1	0	0	60.2	68.8
2000	4	0	3	0	1	0	0	0	0	0	0	0	0	0	0	0	0	0	0	59	-
2100	2	0	2	0	0	0	0	0	0	0	0	0	0	0	0	0	0	0	0	51.3	-
2200	2	0	2	0	0	0	0	0	0	0	0	0	0	0	0	0	0	0	0	69.6	-
2300	2	0	1	1	0	0	0	0	0	0	0	0	0	0	0	0	0	0	0	59.7	-
07-19	**93**	**1**	**85**	**1**	**5**	**0**	**0**	**0**	**1**	**0**	**0**	**0**	**0**	**0**	**0**	**0**	**0**	**0**	**0**	**58.9**	**68.8**
06-22	**119**	**1**	**108**	**1**	**8**	**0**	**0**	**0**	**1**	**0**	**0**	**0**	**0**	**1**	**0.8**	**1**	**0.8**	**0**	**0**	**59.3**	**69.1**
06-00	**123**	**1**	**111**	**2**	**8**	**0**	**0**	**0**	**1**	**0**	**0**	**0**	**0**	**1**	**0.8**	**1**	**0.8**	**0**	**0**	**59.4**	**70.2**
00-00	**127**	**1**	**115**	**2**	**8**	**0**	**0**	**0**	**1**	**0**	**0**	**0**	**0**	**1**	**0.8**	**1**	**0.8**	**0**	**0**	**58.8**	**69.5**

DRAFT

Site 48
Location L-2802-8, Att - Telepole, Lat 53.84884, Long -6.83837
Direction East

3279 / Meath/Cavan/Monaghan ATC's
October 2013
Automatic Traffic Count

Fri, 11 October 2013

Time	Total	Classification												>PSL	>PSL%	>SL1	>SL1%	>SL2	>SL2%	Mean	Vpp
		1 MCL	2 SV	3 SVT	4 TB2	5 TB3	6 T4	7 ART3	8 ART4	9 ART5	10 ART6	11 BD	12 DRT	80	80	85 +5kph	85 +5kph	90 +10kph	90 +10kph		85
0000	0	0	0	0	0	0	0	0	0	0	0	0	0	0	0	0	0	0	0	-	-
0100	0	0	0	0	0	0	0	0	0	0	0	0	0	0	0	0	0	0	0	-	-
0200	0	0	0	0	0	0	0	0	0	0	0	0	0	0	0	0	0	0	0	-	-
0300	0	0	0	0	0	0	0	0	0	0	0	0	0	0	0	0	0	0	0	-	-
0400	0	0	0	0	0	0	0	0	0	0	0	0	0	0	0	0	0	0	0	-	-
0500	1	0	1	0	0	0	0	0	0	0	0	0	0	0	0	0	0	0	0	52.5	-
0600	3	0	2	0	1	0	0	0	0	0	0	0	0	0	0	0	0	0	0	59.5	-
0700	6	0	4	0	1	1	0	0	0	0	0	0	0	0	0	0	0	0	0	59.8	-
0800	**19**	**1**	**18**	**0**	**0**	**0**	**0**	**0**	**0**	**0**	**0**	**0**	**0**	**0**	**0**	**0**	**0**	**0**	**0**	**62.1**	**66.6**
0900	5	0	3	0	2	0	0	0	0	0	0	0	0	0	0	0	0	0	0	58	-
1000	2	0	2	0	0	0	0	0	0	0	0	0	0	0	0	0	0	0	0	67.2	-
1100	3	0	3	0	0	0	0	0	0	0	0	0	0	0	0	0	0	0	0	48.1	-
1200	10	0	6	0	4	0	0	0	0	0	0	0	0	0	0	0	0	0	0	55.2	-
1300	7	0	5	0	1	1	0	0	0	0	0	0	0	0	0	0	0	0	0	43.1	-
1400	9	0	8	0	1	0	0	0	0	0	0	0	0	0	0	0	0	0	0	57.7	-
1500	10	0	10	0	0	0	0	0	0	0	0	0	0	0	0	0	0	0	0	60.3	-
1600	8	0	8	0	0	0	0	0	0	0	0	0	0	0	0	0	0	0	0	53.9	-
1700	6	0	6	0	0	0	0	0	0	0	0	0	0	0	0	0	0	0	0	62.4	-
1800	**11**	**0**	**10**	**0**	**1**	**0**	**0**	**0**	**0**	**0**	**0**	**0**	**0**	**0**	**0**	**0**	**0**	**0**	**0**	**57.3**	**63**
1900	6	0	6	0	0	0	0	0	0	0	0	0	0	0	0	0	0	0	0	55.9	-
2000	7	0	7	0	0	0	0	0	0	0	0	0	0	0	0	0	0	0	0	59	-
2100	4	0	4	0	0	0	0	0	0	0	0	0	0	0	0	0	0	0	0	53.1	-
2200	3	0	3	0	0	0	0	0	0	0	0	0	0	0	0	0	0	0	0	67.1	-
2300	0	0	0	0	0	0	0	0	0	0	0	0	0	0	0	0	0	0	0	-	-
07-19	**96**	**1**	**83**	**0**	**10**	**2**	**0**	**0**	**0**	**0**	**0**	**0**	**0**	**0**	**0**	**0**	**0**	**0**	**0**	**57.5**	**66.2**
06-22	**116**	**1**	**102**	**0**	**11**	**2**	**0**	**0**	**0**	**0**	**0**	**0**	**0**	**0**	**0**	**0**	**0**	**0**	**0**	**57.4**	**66.2**
06-00	**119**	**1**	**105**	**0**	**11**	**2**	**0**	**0**	**0**	**0**	**0**	**0**	**0**	**0**	**0**	**0**	**0**	**0**	**0**	**57.7**	**66.2**
00-00	**120**	**1**	**106**	**0**	**11**	**2**	**0**	**0**	**0**	**0**	**0**	**0**	**0**	**0**	**0**	**0**	**0**	**0**	**0**	**57.6**	**66.2**

DRAFT

Site 48
Location L-2802-8, Att - Telepole, Lat 53.84884, Long -6.83837
Direction East

3279 / Meath/Cavan/Monaghan ATC's
October 2013
Automatic Traffic Count

Sat, 12 October 2013

Time	Total	Classification												>PSL	>PSL%	>SL1	>SL1%	>SL2	>SL2%	Mean	Vpp
		1 MCL	2 SV	3 SVT	4 TB2	5 TB3	6 T4	7 ART3	8 ART4	9 ART5	10 ART6	11 BD	12 DRT	80	80	85 +5kph	85 +5kph	90 +10kph	90 +10kph		85
0000	2	0	2	0	0	0	0	0	0	0	0	0	0	0	0	0	0	0	0	67.9	-
0100	2	0	2	0	0	0	0	0	0	0	0	0	0	0	0	0	0	0	0	65.5	-
0200	0	0	0	0	0	0	0	0	0	0	0	0	0	0	0	0	0	0	0	-	-
0300	0	0	0	0	0	0	0	0	0	0	0	0	0	0	0	0	0	0	0	-	-
0400	0	0	0	0	0	0	0	0	0	0	0	0	0	0	0	0	0	0	0	-	-
0500	0	0	0	0	0	0	0	0	0	0	0	0	0	0	0	0	0	0	0	-	-
0600	0	0	0	0	0	0	0	0	0	0	0	0	0	0	0	0	0	0	0	-	-
0700	2	0	2	0	0	0	0	0	0	0	0	0	0	0	0	0	0	0	0	56	-
0800	8	1	7	0	0	0	0	0	0	0	0	0	0	0	0	0	0	0	0	57.9	-
0900	**10**	**0**	**9**	**0**	**0**	**0**	**0**	**0**	**0**	**0**	**1**	**0**	**0**	**0**	**0**	**0**	**0**	**0**	**0**	**57.1**	**-**
1000	7	0	5	0	0	0	0	0	0	1	1	0	0	0	0	0	0	0	0	53.6	-
1100	7	0	6	1	0	0	0	0	0	0	0	0	0	0	0	0	0	0	0	59.2	-
1200	7	0	7	0	0	0	0	0	0	0	0	0	0	0	0	0	0	0	0	55.8	-
1300	2	0	2	0	0	0	0	0	0	0	0	0	0	0	0	0	0	0	0	61.5	-
1400	**12**	**0**	**11**	**0**	**1**	**0**	**0**	**0**	**0**	**0**	**0**	**0**	**0**	**0**	**0**	**0**	**0**	**0**	**0**	**55.7**	**60.8**
1500	6	0	6	0	0	0	0	0	0	0	0	0	0	0	0	0	0	0	0	55.5	-
1600	8	0	8	0	0	0	0	0	0	0	0	0	0	0	0	0	0	0	0	58.6	-
1700	8	0	8	0	0	0	0	0	0	0	0	0	0	0	0	0	0	0	0	60	-
1800	11	0	10	1	0	0	0	0	0	0	0	0	0	0	0	0	0	0	0	53.7	63.7
1900	2	0	2	0	0	0	0	0	0	0	0	0	0	0	0	0	0	0	0	59.6	-
2000	2	0	2	0	0	0	0	0	0	0	0	0	0	0	0	0	0	0	0	55.4	-
2100	2	0	2	0	0	0	0	0	0	0	0	0	0	0	0	0	0	0	0	59.3	-
2200	1	0	0	0	1	0	0	0	0	0	0	0	0	0	0	0	0	0	0	53.7	-
2300	1	0	1	0	0	0	0	0	0	0	0	0	0	0	0	0	0	0	0	66.8	-
07-19	**88**	**1**	**81**	**2**	**1**	**0**	**0**	**0**	**0**	**1**	**2**	**0**	**0**	**0**	**0**	**0**	**0**	**0**	**0**	**56.7**	**66.2**
06-22	**94**	**1**	**87**	**2**	**1**	**0**	**0**	**0**	**0**	**1**	**2**	**0**	**0**	**0**	**0**	**0**	**0**	**0**	**0**	**56.8**	**65.9**
06-00	**96**	**1**	**88**	**2**	**2**	**0**	**0**	**0**	**0**	**1**	**2**	**0**	**0**	**0**	**0**	**0**	**0**	**0**	**0**	**56.9**	**66.2**
00-00	**100**	**1**	**92**	**2**	**2**	**0**	**0**	**0**	**0**	**1**	**2**	**0**	**0**	**0**	**0**	**0**	**0**	**0**	**0**	**57.3**	**66.6**

DRAFT

Site 48
Location L-2802-8, Att - Telepole, Lat 53.84884, Long -6.83837
Direction East

3279 / Meath/Cavan/Monaghan ATC's
October 2013
Automatic Traffic Count

Sun, 13 October 2013

Time	Total	Classification												>PSL	>PSL%	>SL1	>SL1%	>SL2	>SL2%	Mean	Vpp
		1 MCL	2 SV	3 SVT	4 TB2	5 TB3	6 T4	7 ART3	8 ART4	9 ART5	10 ART6	11 BD	12 DRT	80	80	85 +5kph	85 +5kph	90 +10kph	90 +10kph		85
0000	1	0	1	0	0	0	0	0	0	0	0	0	0	0	0	0	0	0	0	61.3	-
0100	2	0	2	0	0	0	0	0	0	0	0	0	0	0	0	0	0	0	0	67.8	-
0200	1	0	0	0	1	0	0	0	0	0	0	0	0	0	0	0	0	0	0	50.9	-
0300	0	0	0	0	0	0	0	0	0	0	0	0	0	0	0	0	0	0	0	-	-
0400	0	0	0	0	0	0	0	0	0	0	0	0	0	0	0	0	0	0	0	-	-
0500	0	0	0	0	0	0	0	0	0	0	0	0	0	0	0	0	0	0	0	-	-
0600	0	0	0	0	0	0	0	0	0	0	0	0	0	0	0	0	0	0	0	-	-
0700	1	0	1	0	0	0	0	0	0	0	0	0	0	0	0	0	0	0	0	62	-
0800	4	0	4	0	0	0	0	0	0	0	0	0	0	0	0	0	0	0	0	53	-
0900	0	0	0	0	0	0	0	0	0	0	0	0	0	0	0	0	0	0	0	-	-
1000	**10**	**1**	**9**	**0**	**0**	**0**	**0**	**0**	**0**	**0**	**0**	**0**	**0**	**0**	**0**	**0**	**0**	**0**	**0**	**60.3**	**-**
1100	9	0	9	0	0	0	0	0	0	0	0	0	0	0	0	0	0	0	0	58.5	-
1200	4	0	3	0	0	0	0	0	1	0	0	0	0	0	0	0	0	0	0	56.1	-
1300	3	0	3	0	0	0	0	0	0	0	0	0	0	0	0	0	0	0	0	56.4	-
1400	4	0	4	0	0	0	0	0	0	0	0	0	0	0	0	0	0	0	0	53.1	-
1500	5	0	5	0	0	0	0	0	0	0	0	0	0	0	0	0	0	0	0	57.2	-
1600	4	0	4	0	0	0	0	0	0	0	0	0	0	0	0	0	0	0	0	56.7	-
1700	**9**	**0**	**9**	**0**	**0**	**0**	**0**	**0**	**0**	**0**	**0**	**0**	**0**	**0**	**0**	**0**	**0**	**0**	**0**	**52**	**-**
1800	5	0	5	0	0	0	0	0	0	0	0	0	0	0	0	0	0	0	0	49	-
1900	4	0	4	0	0	0	0	0	0	0	0	0	0	0	0	0	0	0	0	56.2	-
2000	6	0	6	0	0	0	0	0	0	0	0	0	0	0	0	0	0	0	0	56.1	-
2100	3	0	3	0	0	0	0	0	0	0	0	0	0	0	0	0	0	0	0	69	-
2200	0	0	0	0	0	0	0	0	0	0	0	0	0	0	0	0	0	0	0	-	-
2300	1	0	1	0	0	0	0	0	0	0	0	0	0	0	0	0	0	0	0	54.9	-
07-19	**58**	**1**	**56**	**0**	**0**	**0**	**0**	**0**	**1**	**0**	**0**	**0**	**0**	**0**	**0**	**0**	**0**	**0**	**0**	**55.8**	**63**
06-22	**71**	**1**	**69**	**0**	**0**	**0**	**0**	**0**	**1**	**0**	**0**	**0**	**0**	**0**	**0**	**0**	**0**	**0**	**0**	**56.4**	**63.7**
06-00	**72**	**1**	**70**	**0**	**0**	**0**	**0**	**0**	**1**	**0**	**0**	**0**	**0**	**0**	**0**	**0**	**0**	**0**	**0**	**56.4**	**63.7**
00-00	**76**	**1**	**73**	**0**	**1**	**0**	**0**	**0**	**1**	**0**	**0**	**0**	**0**	**0**	**0**	**0**	**0**	**0**	**0**	**56.7**	**64.8**

DRAFT

Site 48
Location L-2802-8, Att - Telepole, Lat 53.84884, Long -6.83837
Direction East

3279 / Meath/Cavan/Monaghan ATC's
October 2013
Automatic Traffic Count

Mon, 14 October 2013

Time	Total	Classification												>PSL	>PSL%	>SL1	>SL1%	>SL2	>SL2%	Mean	Vpp
		1 MCL	2 SV	3 SVT	4 TB2	5 TB3	6 T4	7 ART3	8 ART4	9 ART5	10 ART6	11 BD	12 DRT	80	80	85 +5kph	85 +5kph	90 +10kph	90 +10kph		85
0000	1	0	1	0	0	0	0	0	0	0	0	0	0	0	0	0	0	0	0	63.2	-
0100	0	0	0	0	0	0	0	0	0	0	0	0	0	0	0	0	0	0	0	-	-
0200	0	0	0	0	0	0	0	0	0	0	0	0	0	0	0	0	0	0	0	-	-
0300	0	0	0	0	0	0	0	0	0	0	0	0	0	0	0	0	0	0	0	-	-
0400	1	0	1	0	0	0	0	0	0	0	0	0	0	0	0	0	0	0	0	67.1	-
0500	1	0	1	0	0	0	0	0	0	0	0	0	0	0	0	0	0	0	0	50.6	-
0600	5	0	4	0	1	0	0	0	0	0	0	0	0	0	0	0	0	0	0	69.1	-
0700	6	0	5	0	1	0	0	0	0	0	0	0	0	0	0	0	0	0	0	55.6	-
0800	**13**	**1**	**12**	**0**	**0**	**0**	**0**	**0**	**0**	**0**	**0**	**0**	**0**	**0**	**0**	**0**	**0**	**0**	**0**	**63.4**	**71.6**
0900	8	1	7	0	0	0	0	0	0	0	0	0	0	0	0	0	0	0	0	53.8	-
1000	6	0	5	0	1	0	0	0	0	0	0	0	0	0	0	0	0	0	0	60.6	-
1100	4	0	2	0	2	0	0	0	0	0	0	0	0	0	0	0	0	0	0	60.8	-
1200	6	0	4	0	2	0	0	0	0	0	0	0	0	0	0	0	0	0	0	59	-
1300	9	0	9	0	0	0	0	0	0	0	0	0	0	0	0	0	0	0	0	53.5	-
1400	10	0	8	0	2	0	0	0	0	0	0	0	0	0	0	0	0	0	0	53	-
1500	8	0	8	0	0	0	0	0	0	0	0	0	0	0	0	0	0	0	0	58.6	-
1600	10	0	8	0	2	0	0	0	0	0	0	0	0	0	0	0	0	0	0	52.9	-
1700	**11**	**0**	**10**	**0**	**0**	**0**	**1**	**0**	**0**	**0**	**0**	**0**	**0**	**0**	**0**	**0**	**0**	**0**	**0**	**53.7**	**60.8**
1800	7	0	7	0	0	0	0	0	0	0	0	0	0	0	0	0	0	0	0	54.8	-
1900	9	0	8	1	0	0	0	0	0	0	0	0	0	0	0	0	0	0	0	55.6	-
2000	4	0	4	0	0	0	0	0	0	0	0	0	0	0	0	0	0	0	0	52.9	-
2100	4	0	4	0	0	0	0	0	0	0	0	0	0	0	0	0	0	0	0	57	-
2200	2	0	2	0	0	0	0	0	0	0	0	0	0	0	0	0	0	0	0	49.7	-
2300	0	0	0	0	0	0	0	0	0	0	0	0	0	0	0	0	0	0	0	0	0
07-19	**98**	**2**	**85**	**0**	**10**	**0**	**1**	**0**	**0**	**0**	**0**	**0**	**0**	**0**	**0**	**0**	**0**	**0**	**0**	**56.5**	**65.2**
06-22	**120**	**2**	**105**	**1**	**11**	**0**	**1**	**0**	**0**	**0**	**0**	**0**	**0**	**0**	**0**	**0**	**0**	**0**	**0**	**56.8**	**65.9**
06-00	**122**	**2**	**107**	**1**	**11**	**0**	**1**	**0**	**0**	**0**	**0**	**0**	**0**	**0**	**0**	**0**	**0**	**0**	**0**	**56.7**	**65.9**
00-00	**125**	**2**	**110**	**1**	**11**	**0**	**1**	**0**	**0**	**0**	**0**	**0**	**0**	**0**	**0**	**0**	**0**	**0**	**0**	**56.8**	**65.9**

DRAFT

Site 48
Location L-2802-8, Att - Telepole, Lat 53.84884, Long -6.83837
Direction East

3279 / Meath/Cavan/Monaghan ATC's
October 2013
Automatic Traffic Count

Virtual Day (7)

Time	Total	Classification												>PSL	>PSL%	>SL1	>SL1%	>SL2	>SL2%	Mean	Vpp
		1 MCL	2 SV	3 SVT	4 TB2	5 TB3	6 T4	7 ART3	8 ART4	9 ART5	10 ART6	11 BD	12 DRT	80	80	85 +5kph	85 +5kph	90 +10kph	90 +10kph		85
0000	1	0	1	0	0	0	0	0	0	0	0	0	0	0	0	0	0	0	0	59.1	-
0100	1	0	1	0	0	0	0	0	0	0	0	0	0	0	0	0	0	0	0	57.9	-
0200	0	0	0	0	0	0	0	0	0	0	0	0	0	0	0	0	0	0	0	50.9	-
0300	0	0	0	0	0	0	0	0	0	0	0	0	0	0	0	0	0	0	0	39.6	-
0400	0	0	0	0	0	0	0	0	0	0	0	0	0	0	0	0	0	0	0	67.1	-
0500	0	0	0	0	0	0	0	0	0	0	0	0	0	0	0	0	0	0	0	51.5	-
0600	4	0	3	0	1	0	0	0	0	0	0	0	0	0	0	0	0	0	0	63.8	-
0700	5	0	4	0	1	0	0	0	0	0	0	0	0	0	0	0	0	0	0	58.5	-
0800	**12**	**1**	**11**	**0**	**0**	**0**	**0**	**0**	**0**	**0**	**0**	**0**	**0**	**0**	**0**	**0**	**0**	**0**	**0**	**61**	**68.8**
0900	6	0	6	0	0	0	0	0	0	0	0	0	0	0	0	0	0	0	0	57.6	-
1000	6	0	6	0	0	0	0	0	0	0	0	0	0	0	0	0	0	0	0	57.7	-
1100	6	0	6	0	0	0	0	0	0	0	0	0	0	0	0	0	0	0	0	57.2	-
1200	6	0	5	0	1	0	0	0	0	0	0	0	0	0	0	0	0	0	0	55.4	-
1300	7	0	7	0	0	0	0	0	0	0	0	0	0	0	0	0	0	0	0	53.6	-
1400	9	0	8	0	1	0	0	0	0	0	0	0	0	0	0	0	0	0	0	56.7	-
1500	7	0	7	0	0	0	0	0	0	0	0	0	0	0	0	0	0	0	0	56.2	-
1600	7	0	6	0	0	0	0	0	0	0	0	0	0	0	0	0	0	0	0	54.6	-
1700	9	0	8	0	0	0	0	0	0	0	0	0	0	0	0	0	0	0	0	57.2	-
1800	**10**	**0**	**9**	**0**	**0**	**0**	**0**	**0**	**0**	**0**	**0**	**0**	**0**	**0**	**1.5**	**0**	**1.5**	**0**	**0**	**55.7**	**-**
1900	7	0	7	0	0	0	0	0	0	0	0	0	0	0	2.1	0	2.1	0	0	57.7	-
2000	5	0	5	0	0	0	0	0	0	0	0	0	0	0	0	0	0	0	0	57.2	-
2100	3	0	3	0	0	0	0	0	0	0	0	0	0	0	0	0	0	0	0	57.7	-
2200	2	0	2	0	0	0	0	0	0	0	0	0	0	0	0	0	0	0	0	60.8	-
2300	1	0	1	0	0	0	0	0	0	0	0	0	0	0	0	0	0	0	0	58.5	-
07-19	**91**	**1**	**81**	**1**	**5**	**0**	**1**	**0**	**1**	**0**	**0**	**0**	**0**	**0**	**0.2**	**0**	**0.2**	**0**	**0**	**57**	**65.9**
06-22	**109**	**1**	**99**	**1**	**6**	**0**	**1**	**0**	**1**	**0**	**0**	**0**	**0**	**0**	**0.3**	**0**	**0.3**	**0**	**0**	**57.3**	**66.2**
06-00	**112**	**1**	**101**	**1**	**7**	**0**	**1**	**0**	**1**	**0**	**0**	**0**	**0**	**0**	**0.3**	**0**	**0.3**	**0**	**0**	**57.3**	**66.2**
00-00	**115**	**1**	**103**	**1**	**7**	**0**	**1**	**0**	**1**	**0**	**0**	**0**	**0**	**0**	**0.2**	**0**	**0.2**	**0**	**0**	**57.3**	**66.2**

DRAFT

Site 48
Location L-2802-8, Att - Telepole, Lat 53.84884, Long -6.83837
Direction East

3279 / Meath/Cavan/Monaghan ATC's
October 2013
Automatic Traffic Count

Virtual Week (1)

Time	Total	Classification												>PSL	>PSL%	>SL1	>SL1%	>SL2	>SL2%	Mean	Vpp
		1 MCL	2 SV	3 SVT	4 TB2	5 TB3	6 T4	7 ART3	8 ART4	9 ART5	10 ART6	11 BD	12 DRT	80	80	85 +5kph	85 +5kph	90 +10kph	90 +10kph		85
Mon	125	2	110	1	11	0	1	0	0	0	0	0	0	0	0	0	0	0	0	56.8	65.9
Tue	106	1	96	1	6	0	2	0	0	0	0	0	0	1	0.9	1	0.9	0	0	57.3	67.3
Wed	148	2	131	3	8	1	1	0	2	0	0	0	0	0	0	0	0	0	0	56.7	64.8
Thu	127	1	115	2	8	0	0	0	1	0	0	0	0	1	0.8	1	0.8	0	0	58.8	69.5
Fri	120	1	106	0	11	2	0	0	0	0	0	0	0	0	0	0	0	0	0	57.6	66.2
| Sat	100	1	92	2	2	0	0	0	0	1	2	0	0	0	0	0	0	0	0	57.3	66.6
| Sun	76	1	73	0	1	0	0	0	1	0	0	0	0	0	0	0	0	0	0	56.7	64.8
5 Day Ave.	**125**	**1**	**112**	**1**	**9**	**1**	**1**	**0**	**1**	**0**	**0**	**0**	**0**	**0**	**0.0**	**0**	**0.0**	**0**	**0.0**	**57.4**	**66.7**
7 Day Ave.	**115**	**1**	**103**	**1**	**7**	**0**	**1**	**0**	**1**	**0**	**0**	**0**	**0**	**0**	**0.2**	**0**	**0.2**	**0**	**0.0**	**57.3**	**66.2**
--	**802**	**9**	**723**	**9**	**47**	**3**	**4**	**0**	**4**	**1**	**2**	**0**	**0**	**2**	**0.2**	**2**	**0.2**	**0**	**0.0**	**57.3**	**66.2**

Summary Graphs

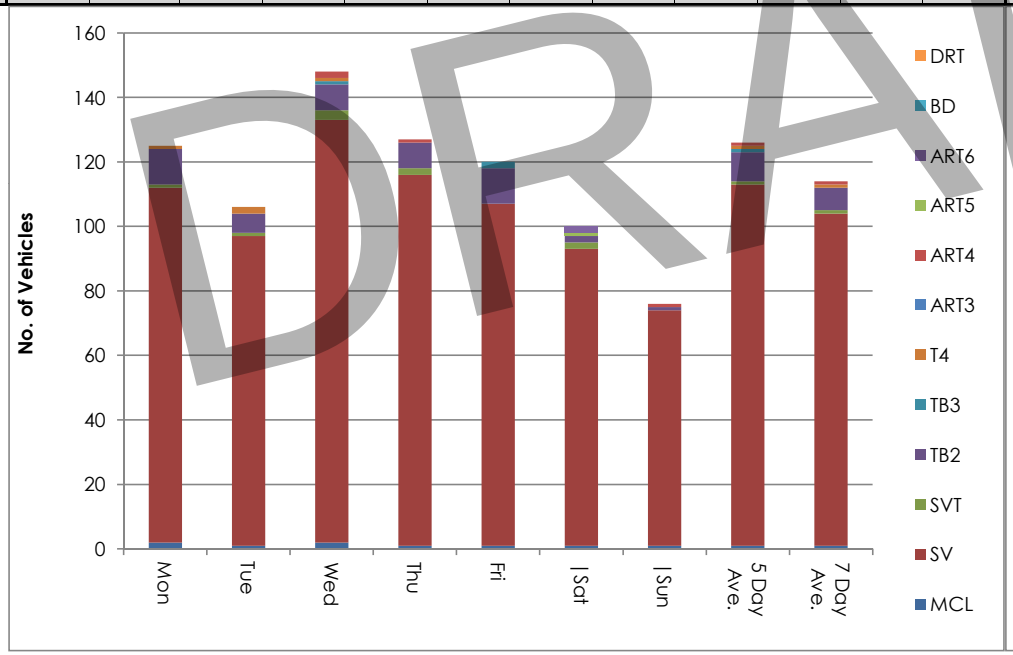

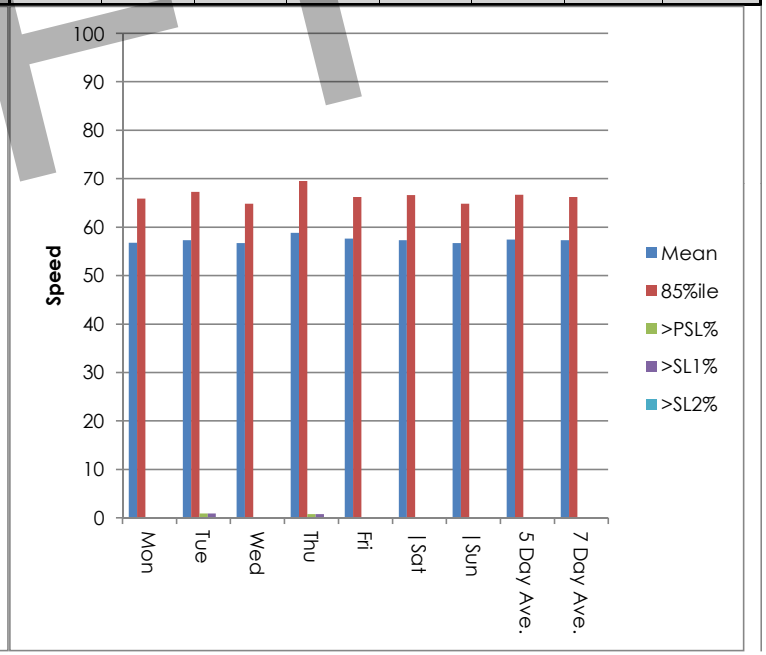

DRAFT

Site 48
Location L-2802-8, Att - Telepole, Lat 53.84884, Long -6.83837
Direction East

3279 / Meath/Cavan/Monaghan ATC's
October 2013
Automatic Traffic Count

Tue, 8 October 2013

Time	Total	Speed Bins (km/h)																											
		0 - 5	5 - 10	10 - 15	15 - 20	20 - 25	25 - 30	30 - 35	35 - 40	40 - 45	45 - 50	50 - 55	55 - 60	60 - 65	65 - 70	70 - 75	75 - 80	80 - 85	85 - 90	90 - 95	95 - 100	100 - 105	105 - 110	110 - 115	115 - 120	120 - 125	125 - 130	130 - 135	135 - 140
0000	0	0	0	0	0	0	0	0	0	0	0	0	0	0	0	0	0	0	0	0	0	0	0	0	0	0	0	0	0
0100	0	0	0	0	0	0	0	0	0	0	0	0	0	0	0	0	0	0	0	0	0	0	0	0	0	0	0	0	0
0200	0	0	0	0	0	0	0	0	0	0	0	0	0	0	0	0	0	0	0	0	0	0	0	0	0	0	0	0	0
0300	0	0	0	0	0	0	0	0	0	0	0	0	0	0	0	0	0	0	0	0	0	0	0	0	0	0	0	0	0
0400	0	0	0	0	0	0	0	0	0	0	0	0	0	0	0	0	0	0	0	0	0	0	0	0	0	0	0	0	0
0500	0	0	0	0	0	0	0	0	0	0	0	0	0	0	0	0	0	0	0	0	0	0	0	0	0	0	0	0	0
0600	5	0	0	0	0	0	0	0	0	1	0	0	1	1	1	1	0	0	0	0	0	0	0	0	0	0	0	0	0
0700	10	0	0	0	0	0	0	0	0	0	1	1	5	1	1	1	0	0	0	0	0	0	0	0	0	0	0	0	0
0800	**13**	**0**	**0**	**0**	**0**	**0**	**0**	**0**	**0**	**2**	**0**	**1**	**2**	**5**	**1**	**1**	**1**	**0**	**0**	**0**	**0**	**0**	**0**	**0**	**0**	**0**	**0**	**0**	**0**
0900	6	0	0	0	0	0	0	2	0	0	0	0	0	2	2	0	0	0	0	0	0	0	0	0	0	0	0	0	0
1000	3	0	0	0	0	0	0	0	0	0	0	0	1	2	0	0	0	0	0	0	0	0	0	0	0	0	0	0	0
1100	6	0	0	0	0	0	0	0	0	0	0	1	3	2	0	0	0	0	0	0	0	0	0	0	0	0	0	0	0
1200	2	0	0	0	0	0	0	0	0	0	0	1	0	0	1	0	0	0	0	0	0	0	0	0	0	0	0	0	0
1300	7	0	0	0	0	0	0	0	0	0	3	1	2	0	0	1	0	0	0	0	0	0	0	0	0	0	0	0	0
1400	**11**	**0**	**0**	**0**	**0**	**0**	**0**	**0**	**0**	**0**	**3**	**3**	**1**	**1**	**0**	**3**	**0**	**0**	**0**	**0**	**0**	**0**	**0**	**0**	**0**	**0**	**0**	**0**	**0**
1500	6	0	0	0	0	0	0	0	0	1	0	4	1	0	0	0	0	0	0	0	0	0	0	0	0	0	0	0	0
1600	5	0	0	0	0	0	0	0	1	0	0	2	1	1	0	0	0	0	0	0	0	0	0	0	0	0	0	0	0
1700	9	0	0	0	0	0	0	1	0	0	2	1	2	2	1	0	0	0	0	0	0	0	0	0	0	0	0	0	0
1800	4	0	0	0	0	0	0	0	0	0	0	2	1	0	0	0	0	0	1	0	0	0	0	0	0	0	0	0	0
1900	5	0	0	0	0	0	0	0	1	0	0	1	1	0	1	0	1	0	0	0	0	0	0	0	0	0	0	0	0
2000	9	0	0	0	0	0	0	0	0	1	2	1	2	2	1	0	0	0	0	0	0	0	0	0	0	0	0	0	0
2100	3	0	0	0	0	0	0	0	0	0	1	1	0	0	0	0	1	0	0	0	0	0	0	0	0	0	0	0	0
2200	2	0	0	0	0	0	0	0	0	0	0	2	0	0	0	0	0	0	0	0	0	0	0	0	0	0	0	0	0
2300	0	0	0	0	0	0	0	0	0	0	0	0	0	0	0	0	0	0	0	0	0	0	0	0	0	0	0	0	0
07-19	**82**	**0**	**0**	**0**	**0**	**0**	**0**	**3**	**1**	**3**	**9**	**17**	**19**	**16**	**6**	**6**	**1**	**0**	**1**	**0**	**0**	**0**	**0**	**0**	**0**	**0**	**0**	**0**	**0**
06-22	**104**	**0**	**0**	**0**	**0**	**0**	**0**	**3**	**2**	**5**	**12**	**20**	**23**	**19**	**9**	**7**	**3**	**0**	**1**	**0**	**0**	**0**	**0**	**0**	**0**	**0**	**0**	**0**	**0**
06-00	**106**	**0**	**0**	**0**	**0**	**0**	**0**	**3**	**2**	**5**	**12**	**22**	**23**	**19**	**9**	**7**	**3**	**0**	**1**	**0**	**0**	**0**	**0**	**0**	**0**	**0**	**0**	**0**	**0**
00-00	**106**	**0**	**0**	**0**	**0**	**0**	**0**	**3**	**2**	**5**	**12**	**22**	**23**	**19**	**9**	**7**	**3**	**0**	**1**	**0**	**0**	**0**	**0**	**0**	**0**	**0**	**0**	**0**	**0**

DRAFT

Site 48
Location L-2802-8, Att - Telepole, Lat 53.84884, Long -6.83837
Direction East

3279 / Meath/Cavan/Monaghan ATC's
October 2013
Automatic Traffic Count

Wed, 9 October 2013

Time	Total	Speed Bins (km/h)																											
		0 - 5	5 - 10	10 - 15	15 - 20	20 - 25	25 - 30	30 - 35	35 - 40	40 - 45	45 - 50	50 - 55	55 - 60	60 - 65	65 - 70	70 - 75	75 - 80	80 - 85	85 - 90	90 - 95	95 - 100	100 - 105	105 - 110	110 - 115	115 - 120	120 - 125	125 - 130	130 - 135	135 - 140
0000	0	0	0	0	0	0	0	0	0	0	0	0	0	0	0	0	0	0	0	0	0	0	0	0	0	0	0	0	0
0100	0	0	0	0	0	0	0	0	0	0	0	0	0	0	0	0	0	0	0	0	0	0	0	0	0	0	0	0	0
0200	0	0	0	0	0	0	0	0	0	0	0	0	0	0	0	0	0	0	0	0	0	0	0	0	0	0	0	0	0
0300	0	0	0	0	0	0	0	0	0	0	0	0	0	0	0	0	0	0	0	0	0	0	0	0	0	0	0	0	0
0400	0	0	0	0	0	0	0	0	0	0	0	0	0	0	0	0	0	0	0	0	0	0	0	0	0	0	0	0	0
0500	0	0	0	0	0	0	0	0	0	0	0	0	0	0	0	0	0	0	0	0	0	0	0	0	0	0	0	0	0
0600	7	0	0	0	0	0	0	0	0	1	1	0	1	1	0	2	1	0	0	0	0	0	0	0	0	0	0	0	0
0700	7	0	0	0	0	0	0	0	0	0	0	2	2	3	0	0	0	0	0	0	0	0	0	0	0	0	0	0	0
0800	**13**	**0**	**0**	**0**	**0**	**0**	**0**	**0**	**0**	**0**	**0**	**1**	**6**	**4**	**2**	**0**	**0**	**0**	**0**	**0**	**0**	**0**	**0**	**0**	**0**	**0**	**0**	**0**	**0**
0900	7	0	0	0	0	0	0	0	0	0	1	1	1	2	2	0	0	0	0	0	0	0	0	0	0	0	0	0	0
1000	12	0	0	0	0	0	0	0	0	1	4	1	2	2	0	2	0	0	0	0	0	0	0	0	0	0	0	0	0
1100	7	0	0	0	0	0	0	0	0	1	1	2	0	2	1	0	0	0	0	0	0	0	0	0	0	0	0	0	0
1200	9	0	0	0	0	0	0	0	1	1	2	3	2	0	0	0	0	0	0	0	0	0	0	0	0	0	0	0	0
1300	8	0	0	0	0	0	0	0	0	0	1	3	3	1	0	0	0	0	0	0	0	0	0	0	0	0	0	0	0
1400	10	0	0	0	0	0	0	0	0	0	2	1	2	4	0	0	1	0	0	0	0	0	0	0	0	0	0	0	0
1500	12	0	0	0	0	0	1	0	2	0	1	1	4	1	1	1	0	0	0	0	0	0	0	0	0	0	0	0	0
1600	8	0	0	0	0	0	0	1	0	2	0	1	2	1	1	0	0	0	0	0	0	0	0	0	0	0	0	0	0
1700	7	0	0	0	0	0	0	0	0	1	1	1	1	1	2	0	0	0	0	0	0	0	0	0	0	0	0	0	0
1800	**20**	**0**	**0**	**0**	**0**	**0**	**0**	**0**	**1**	**2**	**1**	**4**	**5**	**4**	**3**	**0**	**0**	**0**	**0**	**0**	**0**	**0**	**0**	**0**	**0**	**0**	**0**	**0**	**0**
1900	8	0	0	0	0	0	0	0	0	0	0	3	2	3	0	0	0	0	0	0	0	0	0	0	0	0	0	0	0
2000	6	0	0	0	0	0	0	0	0	0	0	2	0	2	2	0	0	0	0	0	0	0	0	0	0	0	0	0	0
2100	1	0	0	0	0	0	0	0	0	0	0	1	0	0	0	0	0	0	0	0	0	0	0	0	0	0	0	0	0
2200	4	0	0	0	0	0	0	0	0	0	0	0	1	1	2	0	0	0	0	0	0	0	0	0	0	0	0	0	0
2300	2	0	0	0	0	0	0	0	0	0	0	1	1	0	0	0	0	0	0	0	0	0	0	0	0	0	0	0	0
07-19	**120**	**0**	**0**	**0**	**0**	**0**	**1**	**1**	**4**	**8**	**14**	**21**	**30**	**25**	**12**	**3**	**1**	**0**	**0**	**0**	**0**	**0**	**0**	**0**	**0**	**0**	**0**	**0**	**0**
06-22	**142**	**0**	**0**	**0**	**0**	**0**	**1**	**1**	**4**	**9**	**15**	**27**	**33**	**31**	**14**	**5**	**2**	**0**	**0**	**0**	**0**	**0**	**0**	**0**	**0**	**0**	**0**	**0**	**0**
06-00	**148**	**0**	**0**	**0**	**0**	**0**	**1**	**1**	**4**	**9**	**15**	**28**	**35**	**32**	**16**	**5**	**2**	**0**	**0**	**0**	**0**	**0**	**0**	**0**	**0**	**0**	**0**	**0**	**0**
00-00	**148**	**0**	**0**	**0**	**0**	**0**	**1**	**1**	**4**	**9**	**15**	**28**	**35**	**32**	**16**	**5**	**2**	**0**	**0**	**0**	**0**	**0**	**0**	**0**	**0**	**0**	**0**	**0**	**0**

DRAFT

Site 48
Location L-2802-8, Att - Telepole, Lat 53.84884, Long -6.83837
Direction East

3279 / Meath/Cavan/Monaghan ATC's
October 2013
Automatic Traffic Count

Thu, 10 October 2013

Time	Total	Speed Bins (km/h)																											
		0 - 5	5 - 10	10 - 15	15 - 20	20 - 25	25 - 30	30 - 35	35 - 40	40 - 45	45 - 50	50 - 55	55 - 60	60 - 65	65 - 70	70 - 75	75 - 80	80 - 85	85 - 90	90 - 95	95 - 100	100 - 105	105 - 110	110 - 115	115 - 120	120 - 125	125 - 130	130 - 135	135 - 140
0000	2	0	0	0	0	0	0	0	0	1	1	0	0	0	0	0	0	0	0	0	0	0	0	0	0	0	0	0	0
0100	1	0	0	0	0	1	0	0	0	0	0	0	0	0	0	0	0	0	0	0	0	0	0	0	0	0	0	0	0
0200	0	0	0	0	0	0	0	0	0	0	0	0	0	0	0	0	0	0	0	0	0	0	0	0	0	0	0	0	0
0300	1	0	0	0	0	0	0	0	1	0	0	0	0	0	0	0	0	0	0	0	0	0	0	0	0	0	0	0	0
0400	0	0	0	0	0	0	0	0	0	0	0	0	0	0	0	0	0	0	0	0	0	0	0	0	0	0	0	0	0
0500	0	0	0	0	0	0	0	0	0	0	0	0	0	0	0	0	0	0	0	0	0	0	0	0	0	0	0	0	0
0600	6	0	0	0	0	0	0	0	0	0	0	0	2	2	0	0	2	0	0	0	0	0	0	0	0	0	0	0	0
0700	4	0	0	0	0	0	0	0	0	1	0	0	0	1	2	0	0	0	0	0	0	0	0	0	0	0	0	0	0
0800	**16**	**0**	**0**	**0**	**0**	**0**	**0**	**0**	**0**	**1**	**0**	**2**	**2**	**6**	**1**	**3**	**1**	**0**	**0**	**0**	**0**	**0**	**0**	**0**	**0**	**0**	**0**	**0**	**0**
0900	7	0	0	0	0	0	0	0	0	0	1	1	2	0	0	2	1	0	0	0	0	0	0	0	0	0	0	0	0
1000	5	0	0	0	0	0	0	0	0	0	0	3	2	0	0	0	0	0	0	0	0	0	0	0	0	0	0	0	0
1100	7	0	0	0	0	0	0	0	1	0	1	0	1	3	1	0	0	0	0	0	0	0	0	0	0	0	0	0	0
1200	3	0	0	0	0	0	0	0	0	0	0	1	1	1	0	0	0	0	0	0	0	0	0	0	0	0	0	0	0
1300	**16**	**0**	**0**	**0**	**0**	**0**	**0**	**0**	**0**	**2**	**2**	**6**	**2**	**1**	**2**	**1**	**0**	**0**	**0**	**0**	**0**	**0**	**0**	**0**	**0**	**0**	**0**	**0**	**0**
1400	8	0	0	0	0	0	1	0	0	0	0	1	2	2	1	1	0	0	0	0	0	0	0	0	0	0	0	0	0
1500	4	0	0	0	0	0	0	0	0	1	0	0	0	3	0	0	0	0	0	0	0	0	0	0	0	0	0	0	0
1600	4	0	0	0	0	0	0	0	0	0	1	0	1	2	0	0	0	0	0	0	0	0	0	0	0	0	0	0	0
1700	10	0	0	0	0	0	0	0	0	1	0	1	1	1	3	1	2	0	0	0	0	0	0	0	0	0	0	0	0
1800	9	0	0	0	0	0	0	0	0	0	1	1	6	0	1	0	0	0	0	0	0	0	0	0	0	0	0	0	0
1900	14	0	0	0	0	0	0	0	0	1	1	4	2	1	3	1	0	0	1	0	0	0	0	0	0	0	0	0	0
2000	4	0	0	0	0	0	0	0	0	0	0	1	2	0	0	1	0	0	0	0	0	0	0	0	0	0	0	0	0
2100	2	0	0	0	0	0	0	0	1	0	0	0	0	0	1	0	0	0	0	0	0	0	0	0	0	0	0	0	0
2200	2	0	0	0	0	0	0	0	0	0	0	0	0	0	1	1	0	0	0	0	0	0	0	0	0	0	0	0	0
2300	2	0	0	0	0	0	0	0	0	0	1	0	0	0	0	1	0	0	0	0	0	0	0	0	0	0	0	0	0
07-19	**93**	**0**	**0**	**0**	**0**	**0**	**1**	**0**	**1**	**6**	**6**	**16**	**20**	**20**	**11**	**8**	**4**	**0**	**0**	**0**	**0**	**0**	**0**	**0**	**0**	**0**	**0**	**0**	**0**
06-22	**119**	**0**	**0**	**0**	**0**	**0**	**1**	**0**	**2**	**7**	**7**	**21**	**26**	**23**	**15**	**10**	**6**	**0**	**1**	**0**	**0**	**0**	**0**	**0**	**0**	**0**	**0**	**0**	**0**
06-00	**123**	**0**	**0**	**0**	**0**	**0**	**1**	**0**	**2**	**7**	**8**	**21**	**26**	**23**	**16**	**12**	**6**	**0**	**1**	**0**	**0**	**0**	**0**	**0**	**0**	**0**	**0**	**0**	**0**
00-00	**127**	**0**	**0**	**0**	**0**	**1**	**1**	**0**	**3**	**8**	**9**	**21**	**26**	**23**	**16**	**12**	**6**	**0**	**1**	**0**	**0**	**0**	**0**	**0**	**0**	**0**	**0**	**0**	**0**

DRAFT

Site 48
Location L-2802-8, Att - Telepole, Lat 53.84884, Long -6.83837
Direction East

3279 / Meath/Cavan/Monaghan ATC's
October 2013
Automatic Traffic Count

Fri, 11 October 2013

Time	Total	Speed Bins (km/h)																											
		0 - 5	5 - 10	10 - 15	15 - 20	20 - 25	25 - 30	30 - 35	35 - 40	40 - 45	45 - 50	50 - 55	55 - 60	60 - 65	65 - 70	70 - 75	75 - 80	80 - 85	85 - 90	90 - 95	95 - 100	100 - 105	105 - 110	110 - 115	115 - 120	120 - 125	125 - 130	130 - 135	135 - 140
0000	0	0	0	0	0	0	0	0	0	0	0	0	0	0	0	0	0	0	0	0	0	0	0	0	0	0	0	0	0
0100	0	0	0	0	0	0	0	0	0	0	0	0	0	0	0	0	0	0	0	0	0	0	0	0	0	0	0	0	0
0200	0	0	0	0	0	0	0	0	0	0	0	0	0	0	0	0	0	0	0	0	0	0	0	0	0	0	0	0	0
0300	0	0	0	0	0	0	0	0	0	0	0	0	0	0	0	0	0	0	0	0	0	0	0	0	0	0	0	0	0
0400	0	0	0	0	0	0	0	0	0	0	0	0	0	0	0	0	0	0	0	0	0	0	0	0	0	0	0	0	0
0500	1	0	0	0	0	0	0	0	0	0	0	1	0	0	0	0	0	0	0	0	0	0	0	0	0	0	0	0	0
0600	3	0	0	0	0	0	0	0	0	0	0	0	2	1	0	0	0	0	0	0	0	0	0	0	0	0	0	0	0
0700	6	0	0	0	0	0	0	0	0	0	0	1	3	1	1	0	0	0	0	0	0	0	0	0	0	0	0	0	0
0800	**19**	**0**	**0**	**0**	**0**	**0**	**0**	**0**	**0**	**0**	**1**	**1**	**6**	**4**	**5**	**2**	**0**	**0**	**0**	**0**	**0**	**0**	**0**	**0**	**0**	**0**	**0**	**0**	**0**
0900	5	0	0	0	0	0	0	0	0	1	1	0	0	1	2	0	0	0	0	0	0	0	0	0	0	0	0	0	0
1000	2	0	0	0	0	0	0	0	0	0	0	0	0	0	2	0	0	0	0	0	0	0	0	0	0	0	0	0	0
1100	3	0	0	0	0	0	0	0	0	0	2	1	0	0	0	0	0	0	0	0	0	0	0	0	0	0	0	0	0
1200	10	0	0	0	0	0	0	0	0	2	1	2	1	3	1	0	0	0	0	0	0	0	0	0	0	0	0	0	0
1300	7	0	1	0	0	1	0	0	1	1	0	0	2	0	0	1	0	0	0	0	0	0	0	0	0	0	0	0	0
1400	9	0	0	0	0	0	0	0	0	0	0	3	3	3	0	0	0	0	0	0	0	0	0	0	0	0	0	0	0
1500	10	0	0	0	0	0	0	0	0	0	0	2	4	2	1	1	0	0	0	0	0	0	0	0	0	0	0	0	0
1600	8	0	0	0	0	0	0	0	0	1	1	3	2	0	1	0	0	0	0	0	0	0	0	0	0	0	0	0	0
1700	6	0	0	0	0	0	0	0	0	0	0	1	2	0	1	2	0	0	0	0	0	0	0	0	0	0	0	0	0
1800	**11**	**0**	**0**	**0**	**0**	**0**	**0**	**0**	**0**	**1**	**0**	**3**	**3**	**3**	**0**	**1**	**0**	**0**	**0**	**0**	**0**	**0**	**0**	**0**	**0**	**0**	**0**	**0**	**0**
1900	6	0	0	0	0	0	0	0	0	0	0	2	4	0	0	0	0	0	0	0	0	0	0	0	0	0	0	0	0
2000	7	0	0	0	0	0	0	0	0	0	2	1	1	1	1	1	0	0	0	0	0	0	0	0	0	0	0	0	0
2100	4	0	0	0	0	0	0	0	0	0	2	1	0	0	1	0	0	0	0	0	0	0	0	0	0	0	0	0	0
2200	3	0	0	0	0	0	0	0	0	0	0	0	0	2	0	0	1	0	0	0	0	0	0	0	0	0	0	0	0
2300	0	0	0	0	0	0	0	0	0	0	0	0	0	0	0	0	0	0	0	0	0	0	0	0	0	0	0	0	0
07-19	**96**	**0**	**1**	**0**	**0**	**1**	**0**	**0**	**1**	**6**	**6**	**17**	**26**	**17**	**14**	**7**	**0**	**0**	**0**	**0**	**0**	**0**	**0**	**0**	**0**	**0**	**0**	**0**	**0**
06-22	**116**	**0**	**1**	**0**	**0**	**1**	**0**	**0**	**1**	**6**	**10**	**21**	**33**	**19**	**16**	**8**	**0**	**0**	**0**	**0**	**0**	**0**	**0**	**0**	**0**	**0**	**0**	**0**	**0**
06-00	**119**	**0**	**1**	**0**	**0**	**1**	**0**	**0**	**1**	**6**	**10**	**21**	**33**	**21**	**16**	**8**	**1**	**0**	**0**	**0**	**0**	**0**	**0**	**0**	**0**	**0**	**0**	**0**	**0**
00-00	**120**	**0**	**1**	**0**	**0**	**1**	**0**	**0**	**1**	**6**	**10**	**22**	**33**	**21**	**16**	**8**	**1**	**0**	**0**	**0**	**0**	**0**	**0**	**0**	**0**	**0**	**0**	**0**	**0**

DRAFT

Site 48
Location L-2802-8, Att - Telepole, Lat 53.84884, Long -6.83837
Direction East

3279 / Meath/Cavan/Monaghan ATC's
October 2013
Automatic Traffic Count

Sat, 12 October 2013

Time	Total	Speed Bins (km/h)																											
		0 - 5	5 - 10	10 - 15	15 - 20	20 - 25	25 - 30	30 - 35	35 - 40	40 - 45	45 - 50	50 - 55	55 - 60	60 - 65	65 - 70	70 - 75	75 - 80	80 - 85	85 - 90	90 - 95	95 - 100	100 - 105	105 - 110	110 - 115	115 - 120	120 - 125	125 - 130	130 - 135	135 - 140
0000	2	0	0	0	0	0	0	0	0	0	0	0	0	0	1	1	0	0	0	0	0	0	0	0	0	0	0	0	0
0100	2	0	0	0	0	0	0	0	0	0	0	1	0	0	0	0	1	0	0	0	0	0	0	0	0	0	0	0	0
0200	0	0	0	0	0	0	0	0	0	0	0	0	0	0	0	0	0	0	0	0	0	0	0	0	0	0	0	0	0
0300	0	0	0	0	0	0	0	0	0	0	0	0	0	0	0	0	0	0	0	0	0	0	0	0	0	0	0	0	0
0400	0	0	0	0	0	0	0	0	0	0	0	0	0	0	0	0	0	0	0	0	0	0	0	0	0	0	0	0	0
0500	0	0	0	0	0	0	0	0	0	0	0	0	0	0	0	0	0	0	0	0	0	0	0	0	0	0	0	0	0
0600	0	0	0	0	0	0	0	0	0	0	0	0	0	0	0	0	0	0	0	0	0	0	0	0	0	0	0	0	0
0700	2	0	0	0	0	0	0	0	0	0	0	1	0	1	0	0	0	0	0	0	0	0	0	0	0	0	0	0	0
0800	8	0	0	0	0	0	0	0	0	0	0	1	5	1	1	0	0	0	0	0	0	0	0	0	0	0	0	0	0
0900	**10**	**0**	**0**	**0**	**0**	**0**	**0**	**1**	**0**	**0**	**1**	**1**	**4**	**1**	**1**	**0**	**1**	**0**	**0**	**0**	**0**	**0**	**0**	**0**	**0**	**0**	**0**	**0**	**0**
1000	7	0	0	0	0	0	1	1	0	0	0	1	1	1	1	0	1	0	0	0	0	0	0	0	0	0	0	0	0
1100	7	0	0	0	0	0	0	1	0	0	1	1	1	0	1	1	1	0	0	0	0	0	0	0	0	0	0	0	0
1200	7	0	0	0	0	0	0	0	0	0	1	1	4	1	0	0	0	0	0	0	0	0	0	0	0	0	0	0	0
1300	2	0	0	0	0	0	0	0	0	0	0	0	1	1	0	0	0	0	0	0	0	0	0	0	0	0	0	0	0
1400	**12**	**0**	**0**	**0**	**0**	**0**	**0**	**1**	**0**	**1**	**2**	**0**	**2**	**4**	**1**	**1**	**0**	**0**	**0**	**0**	**0**	**0**	**0**	**0**	**0**	**0**	**0**	**0**	**0**
1500	6	0	0	0	0	0	0	0	1	1	0	0	2	0	2	0	0	0	0	0	0	0	0	0	0	0	0	0	0
1600	8	0	0	0	0	0	0	0	1	0	1	0	2	2	1	1	0	0	0	0	0	0	0	0	0	0	0	0	0
1700	8	0	0	0	0	0	0	0	0	0	1	0	2	4	0	1	0	0	0	0	0	0	0	0	0	0	0	0	0
1800	11	0	0	0	0	0	0	0	0	2	4	1	1	1	1	1	0	0	0	0	0	0	0	0	0	0	0	0	0
1900	2	0	0	0	0	0	0	0	0	0	0	0	1	1	0	0	0	0	0	0	0	0	0	0	0	0	0	0	0
2000	2	0	0	0	0	0	0	0	0	0	1	0	0	1	0	0	0	0	0	0	0	0	0	0	0	0	0	0	0
2100	2	0	0	0	0	0	0	0	0	0	0	1	0	1	0	0	0	0	0	0	0	0	0	0	0	0	0	0	0
2200	1	0	0	0	0	0	0	0	0	0	0	1	0	0	0	0	0	0	0	0	0	0	0	0	0	0	0	0	0
2300	1	0	0	0	0	0	0	0	0	0	0	0	0	0	1	0	0	0	0	0	0	0	0	0	0	0	0	0	0
07-19	**88**	**0**	**0**	**0**	**0**	**0**	**1**	**4**	**2**	**4**	**11**	**7**	**25**	**17**	**9**	**5**	**3**	**0**	**0**	**0**	**0**	**0**	**0**	**0**	**0**	**0**	**0**	**0**	**0**
06-22	**94**	**0**	**0**	**0**	**0**	**0**	**1**	**4**	**2**	**4**	**12**	**8**	**26**	**20**	**9**	**5**	**3**	**0**	**0**	**0**	**0**	**0**	**0**	**0**	**0**	**0**	**0**	**0**	**0**
06-00	**96**	**0**	**0**	**0**	**0**	**0**	**1**	**4**	**2**	**4**	**12**	**9**	**26**	**20**	**10**	**5**	**3**	**0**	**0**	**0**	**0**	**0**	**0**	**0**	**0**	**0**	**0**	**0**	**0**
00-00	**100**	**0**	**0**	**0**	**0**	**0**	**1**	**4**	**2**	**4**	**12**	**10**	**26**	**20**	**11**	**6**	**4**	**0**	**0**	**0**	**0**	**0**	**0**	**0**	**0**	**0**	**0**	**0**	**0**

DRAFT

Site 48
Location L-2802-8, Att - Telepole, Lat 53.84884, Long -6.83837
Direction East

3279 / Meath/Cavan/Monaghan ATC's
October 2013
Automatic Traffic Count

Sun, 13 October 2013

Time	Total	Speed Bins (km/h)																											
		0 - 5	5 - 10	10 - 15	15 - 20	20 - 25	25 - 30	30 - 35	35 - 40	40 - 45	45 - 50	50 - 55	55 - 60	60 - 65	65 - 70	70 - 75	75 - 80	80 - 85	85 - 90	90 - 95	95 - 100	100 - 105	105 - 110	110 - 115	115 - 120	120 - 125	125 - 130	130 - 135	135 - 140
0000	1	0	0	0	0	0	0	0	0	0	0	0	0	1	0	0	0	0	0	0	0	0	0	0	0	0	0	0	0
0100	2	0	0	0	0	0	0	0	0	0	0	0	0	1	0	1	0	0	0	0	0	0	0	0	0	0	0	0	0
0200	1	0	0	0	0	0	0	0	0	0	0	1	0	0	0	0	0	0	0	0	0	0	0	0	0	0	0	0	0
0300	0	0	0	0	0	0	0	0	0	0	0	0	0	0	0	0	0	0	0	0	0	0	0	0	0	0	0	0	0
0400	0	0	0	0	0	0	0	0	0	0	0	0	0	0	0	0	0	0	0	0	0	0	0	0	0	0	0	0	0
0500	0	0	0	0	0	0	0	0	0	0	0	0	0	0	0	0	0	0	0	0	0	0	0	0	0	0	0	0	0
0600	0	0	0	0	0	0	0	0	0	0	0	0	0	0	0	0	0	0	0	0	0	0	0	0	0	0	0	0	0
0700	1	0	0	0	0	0	0	0	0	0	0	0	0	1	0	0	0	0	0	0	0	0	0	0	0	0	0	0	0
0800	4	0	0	0	0	0	0	0	0	1	0	2	0	1	0	0	0	0	0	0	0	0	0	0	0	0	0	0	0
0900	0	0	0	0	0	0	0	0	0	0	0	0	0	0	0	0	0	0	0	0	0	0	0	0	0	0	0	0	0
1000	**10**	**0**	**0**	**0**	**0**	**0**	**0**	**0**	**0**	**0**	**1**	**1**	**2**	**3**	**2**	**1**	**0**	**0**	**0**	**0**	**0**	**0**	**0**	**0**	**0**	**0**	**0**	**0**	**0**
1100	9	0	0	0	0	0	0	0	0	0	1	3	2	1	0	2	0	0	0	0	0	0	0	0	0	0	0	0	0
1200	4	0	0	0	0	0	0	0	0	0	1	0	2	1	0	0	0	0	0	0	0	0	0	0	0	0	0	0	0
1300	3	0	0	0	0	0	0	0	0	0	0	1	1	1	0	0	0	0	0	0	0	0	0	0	0	0	0	0	0
1400	4	0	0	0	0	0	0	0	0	1	1	1	0	0	1	0	0	0	0	0	0	0	0	0	0	0	0	0	0
1500	5	0	0	0	0	0	0	0	0	1	0	1	1	1	1	0	0	0	0	0	0	0	0	0	0	0	0	0	0
1600	4	0	0	0	0	0	0	0	0	1	0	0	1	2	0	0	0	0	0	0	0	0	0	0	0	0	0	0	0
1700	**9**	**0**	**0**	**0**	**0**	**0**	**0**	**0**	**0**	**4**	**0**	**2**	**1**	**1**	**1**	**0**	**0**	**0**	**0**	**0**	**0**	**0**	**0**	**0**	**0**	**0**	**0**	**0**	**0**
1800	5	0	0	0	0	0	0	0	1	0	2	0	2	0	0	0	0	0	0	0	0	0	0	0	0	0	0	0	0
1900	4	0	0	0	0	0	0	0	0	0	1	0	3	0	0	0	0	0	0	0	0	0	0	0	0	0	0	0	0
2000	6	0	0	0	0	0	0	0	0	0	1	1	3	1	0	0	0	0	0	0	0	0	0	0	0	0	0	0	0
2100	3	0	0	0	0	0	0	0	0	0	0	0	0	1	0	2	0	0	0	0	0	0	0	0	0	0	0	0	0
2200	0	0	0	0	0	0	0	0	0	0	0	0	0	0	0	0	0	0	0	0	0	0	0	0	0	0	0	0	0
2300	1	0	0	0	0	0	0	0	0	0	0	1	0	0	0	0	0	0	0	0	0	0	0	0	0	0	0	0	0
07-19	**58**	**0**	**0**	**0**	**0**	**0**	**0**	**0**	**1**	**8**	**6**	**11**	**12**	**12**	**5**	**3**	**0**	**0**	**0**	**0**	**0**	**0**	**0**	**0**	**0**	**0**	**0**	**0**	**0**
06-22	**71**	**0**	**0**	**0**	**0**	**0**	**0**	**0**	**1**	**8**	**8**	**12**	**18**	**14**	**5**	**5**	**0**	**0**	**0**	**0**	**0**	**0**	**0**	**0**	**0**	**0**	**0**	**0**	**0**
06-00	**72**	**0**	**0**	**0**	**0**	**0**	**0**	**0**	**1**	**8**	**8**	**13**	**18**	**14**	**5**	**5**	**0**	**0**	**0**	**0**	**0**	**0**	**0**	**0**	**0**	**0**	**0**	**0**	**0**
00-00	**76**	**0**	**0**	**0**	**0**	**0**	**0**	**0**	**1**	**8**	**8**	**14**	**18**	**16**	**5**	**6**	**0**	**0**	**0**	**0**	**0**	**0**	**0**	**0**	**0**	**0**	**0**	**0**	**0**

DRAFT

Site 48
Location L-2802-8, Att - Telepole, Lat 53.84884, Long -6.83837
Direction East

3279 / Meath/Cavan/Monaghan ATC's
October 2013
Automatic Traffic Count

Mon, 14 October 2013

Time	Total	Speed Bins (km/h)																											
		0 - 5	5 - 10	10 - 15	15 - 20	20 - 25	25 - 30	30 - 35	35 - 40	40 - 45	45 - 50	50 - 55	55 - 60	60 - 65	65 - 70	70 - 75	75 - 80	80 - 85	85 - 90	90 - 95	95 - 100	100 - 105	105 - 110	110 - 115	115 - 120	120 - 125	125 - 130	130 - 135	135 - 140
0000	1	0	0	0	0	0	0	0	0	0	0	0	0	1	0	0	0	0	0	0	0	0	0	0	0	0	0	0	0
0100	0	0	0	0	0	0	0	0	0	0	0	0	0	0	0	0	0	0	0	0	0	0	0	0	0	0	0	0	0
0200	0	0	0	0	0	0	0	0	0	0	0	0	0	0	0	0	0	0	0	0	0	0	0	0	0	0	0	0	0
0300	0	0	0	0	0	0	0	0	0	0	0	0	0	0	0	0	0	0	0	0	0	0	0	0	0	0	0	0	0
0400	1	0	0	0	0	0	0	0	0	0	0	0	0	0	1	0	0	0	0	0	0	0	0	0	0	0	0	0	0
0500	1	0	0	0	0	0	0	0	0	0	0	1	0	0	0	0	0	0	0	0	0	0	0	0	0	0	0	0	0
0600	5	0	0	0	0	0	0	0	0	0	0	0	1	0	2	1	1	0	0	0	0	0	0	0	0	0	0	0	0
0700	6	0	0	0	0	0	0	0	0	0	2	2	0	0	2	0	0	0	0	0	0	0	0	0	0	0	0	0	0
0800	**13**	**0**	**0**	**0**	**0**	**0**	**0**	**0**	**0**	**0**	**0**	**3**	**1**	**5**	**1**	**2**	**1**	**0**	**0**	**0**	**0**	**0**	**0**	**0**	**0**	**0**	**0**	**0**	**0**
0900	8	0	0	0	0	0	1	0	0	1	0	1	1	3	1	0	0	0	0	0	0	0	0	0	0	0	0	0	0
1000	6	0	0	0	0	0	0	0	0	0	0	2	1	1	2	0	0	0	0	0	0	0	0	0	0	0	0	0	0
1100	4	0	0	0	0	0	0	0	0	0	0	0	1	3	0	0	0	0	0	0	0	0	0	0	0	0	0	0	0
1200	6	0	0	0	0	0	0	0	0	1	0	0	3	0	1	1	0	0	0	0	0	0	0	0	0	0	0	0	0
1300	9	0	0	0	0	0	0	0	0	1	1	4	2	1	0	0	0	0	0	0	0	0	0	0	0	0	0	0	0
1400	10	0	0	0	0	0	0	0	1	2	1	1	1	3	1	0	0	0	0	0	0	0	0	0	0	0	0	0	0
1500	8	0	0	0	0	0	0	0	0	0	2	0	3	1	1	1	0	0	0	0	0	0	0	0	0	0	0	0	0
1600	10	0	0	0	0	0	0	1	1	0	1	2	3	1	1	0	0	0	0	0	0	0	0	0	0	0	0	0	0
1700	**11**	**0**	**0**	**0**	**0**	**0**	**0**	**0**	**0**	**1**	**4**	**0**	**2**	**3**	**1**	**0**	**0**	**0**	**0**	**0**	**0**	**0**	**0**	**0**	**0**	**0**	**0**	**0**	**0**
1800	7	0	0	0	0	0	0	1	0	0	0	3	1	1	1	0	0	0	0	0	0	0	0	0	0	0	0	0	0
1900	9	0	0	0	0	0	0	0	0	1	1	2	3	1	1	0	0	0	0	0	0	0	0	0	0	0	0	0	0
2000	4	0	0	0	0	0	0	0	0	1	0	2	0	0	1	0	0	0	0	0	0	0	0	0	0	0	0	0	0
2100	4	0	0	0	0	0	0	0	0	0	1	0	2	0	0	1	0	0	0	0	0	0	0	0	0	0	0	0	0
2200	2	0	0	0	0	0	0	0	0	0	1	1	0	0	0	0	0	0	0	0	0	0	0	0	0	0	0	0	0
2300	0	0	0	0	0	0	0	0	0	0	0	0	0	0	0	0	0	0	0	0	0	0	0	0	0	0	0	0	0
07-19	**98**	**0**	**0**	**0**	**0**	**0**	**1**	**2**	**2**	**6**	**11**	**18**	**19**	**22**	**12**	**4**	**1**	**0**	**0**	**0**	**0**	**0**	**0**	**0**	**0**	**0**	**0**	**0**	**0**
06-22	**120**	**0**	**0**	**0**	**0**	**0**	**1**	**2**	**2**	**8**	**13**	**22**	**25**	**23**	**16**	**6**	**2**	**0**	**0**	**0**	**0**	**0**	**0**	**0**	**0**	**0**	**0**	**0**	**0**
06-00	**122**	**0**	**0**	**0**	**0**	**0**	**1**	**2**	**2**	**8**	**14**	**23**	**25**	**23**	**16**	**6**	**2**	**0**	**0**	**0**	**0**	**0**	**0**	**0**	**0**	**0**	**0**	**0**	**0**
00-00	**125**	**0**	**0**	**0**	**0**	**0**	**1**	**2**	**2**	**8**	**14**	**24**	**25**	**24**	**17**	**6**	**2**	**0**	**0**	**0**	**0**	**0**	**0**	**0**	**0**	**0**	**0**	**0**	**0**

DRAFT

Site 48
Location L-2802-8, Att - Telepole, Lat 53.84884, Long -6.83837
Direction East

3279 / Meath/Cavan/Monaghan ATC's
October 2013
Automatic Traffic Count

Virtual Day (7)

Time	Total	Speed Bins (km/h)																											
		0 - 5	5 - 10	10 - 15	15 - 20	20 - 25	25 - 30	30 - 35	35 - 40	40 - 45	45 - 50	50 - 55	55 - 60	60 - 65	65 - 70	70 - 75	75 - 80	80 - 85	85 - 90	90 - 95	95 - 100	100 - 105	105 - 110	110 - 115	115 - 120	120 - 125	125 - 130	130 - 135	135 - 140
0000	1	0	0	0	0	0	0	0	0	0	0	0	0	0	0	0	0	0	0	0	0	0	0	0	0	0	0	0	0
0100	1	0	0	0	0	0	0	0	0	0	0	0	0	0	0	0	0	0	0	0	0	0	0	0	0	0	0	0	0
0200	0	0	0	0	0	0	0	0	0	0	0	0	0	0	0	0	0	0	0	0	0	0	0	0	0	0	0	0	0
0300	0	0	0	0	0	0	0	0	0	0	0	0	0	0	0	0	0	0	0	0	0	0	0	0	0	0	0	0	0
0400	0	0	0	0	0	0	0	0	0	0	0	0	0	0	0	0	0	0	0	0	0	0	0	0	0	0	0	0	0
0500	0	0	0	0	0	0	0	0	0	0	0	0	0	0	0	0	0	0	0	0	0	0	0	0	0	0	0	0	0
0600	4	0	0	0	0	0	0	0	0	0	0	0	1	1	0	1	1	0	0	0	0	0	0	0	0	0	0	0	0
0700	5	0	0	0	0	0	0	0	0	0	0	1	1	1	1	0	0	0	0	0	0	0	0	0	0	0	0	0	0
0800	**12**	**0**	**0**	**0**	**0**	**0**	**0**	**0**	**0**	**1**	**0**	**2**	**3**	**4**	**2**	**1**	**0**	**0**	**0**	**0**	**0**	**0**	**0**	**0**	**0**	**0**	**0**	**0**	**0**
0900	6	0	0	0	0	0	0	0	0	0	1	1	1	1	1	0	0	0	0	0	0	0	0	0	0	0	0	0	0
1000	6	0	0	0	0	0	0	0	0	0	1	1	1	1	1	0	0	0	0	0	0	0	0	0	0	0	0	0	0
1100	6	0	0	0	0	0	0	0	0	0	1	1	1	2	0	0	0	0	0	0	0	0	0	0	0	0	0	0	0
1200	6	0	0	0	0	0	0	0	0	1	1	1	2	1	0	0	0	0	0	0	0	0	0	0	0	0	0	0	0
1300	7	0	0	0	0	0	0	0	0	1	1	2	2	1	0	0	0	0	0	0	0	0	0	0	0	0	0	0	0
1400	9	0	0	0	0	0	0	0	0	1	1	1	2	2	1	1	0	0	0	0	0	0	0	0	0	0	0	0	0
1500	7	0	0	0	0	0	0	0	0	1	0	1	2	1	1	0	0	0	0	0	0	0	0	0	0	0	0	0	0
1600	7	0	0	0	0	0	0	0	0	1	1	1	2	1	1	0	0	0	0	0	0	0	0	0	0	0	0	0	0
1700	9	0	0	0	0	0	0	0	0	1	1	1	2	2	1	1	0	0	0	0	0	0	0	0	0	0	0	0	0
1800	**10**	**0**	**0**	**0**	**0**	**0**	**0**	**0**	**0**	**1**	**1**	**2**	**3**	**1**	**1**	**0**	**0**	**0**	**0**	**0**	**0**	**0**	**0**	**0**	**0**	**0**	**0**	**0**	**0**
1900	7	0	0	0	0	0	0	0	0	0	0	2	2	1	1	0	0	0	0	0	0	0	0	0	0	0	0	0	0
2000	5	0	0	0	0	0	0	0	0	0	1	1	1	1	1	0	0	0	0	0	0	0	0	0	0	0	0	0	0
2100	3	0	0	0	0	0	0	0	0	0	1	1	0	0	0	0	0	0	0	0	0	0	0	0	0	0	0	0	0
2200	2	0	0	0	0	0	0	0	0	0	0	1	0	0	0	0	0	0	0	0	0	0	0	0	0	0	0	0	0
2300	1	0	0	0	0	0	0	0	0	0	0	0	0	0	0	0	0	0	0	0	0	0	0	0	0	0	0	0	0
07-19	**91**	**0**	**0**	**0**	**0**	**0**	**1**	**1**	**2**	**6**	**9**	**15**	**22**	**18**	**10**	**5**	**1**	**0**	**0**	**0**	**0**	**0**	**0**	**0**	**0**	**0**	**0**	**0**	**0**
06-22	**109**	**0**	**0**	**0**	**0**	**0**	**1**	**1**	**2**	**7**	**11**	**19**	**26**	**21**	**12**	**7**	**2**	**0**	**0**	**0**	**0**	**0**	**0**	**0**	**0**	**0**	**0**	**0**	**0**
06-00	**112**	**0**	**0**	**0**	**0**	**0**	**1**	**1**	**2**	**7**	**11**	**20**	**27**	**22**	**13**	**7**	**2**	**0**	**0**	**0**	**0**	**0**	**0**	**0**	**0**	**0**	**0**	**0**	**0**
00-00	**115**	**0**	**0**	**0**	**0**	**0**	**1**	**1**	**2**	**7**	**11**	**20**	**27**	**22**	**13**	**7**	**3**	**0**	**0**	**0**	**0**	**0**	**0**	**0**	**0**	**0**	**0**	**0**	**0**

DRAFT

Site 48
Location L-2802-8, Att - Telepole, Lat 53.84884, Long -6.83837
Direction East

3279 / Meath/Cavan/Monaghan ATC's
October 2013
Automatic Traffic Count

Virtual Week (1)

Time	Total	Speed Bins (km/h)																											
		0 - 5	5 - 10	10 - 15	15 - 20	20 - 25	25 - 30	30 - 35	35 - 40	40 - 45	45 - 50	50 - 55	55 - 60	60 - 65	65 - 70	70 - 75	75 - 80	80 - 85	85 - 90	90 - 95	95 - 100	100 - 105	105 - 110	110 - 115	115 - 120	120 - 125	125 - 130	130 - 135	135 - 140
Mon	125	0	0	0	0	0	1	2	2	8	14	24	25	24	17	6	2	0	0	0	0	0	0	0	0	0	0	0	0
Tue	106	0	0	0	0	0	0	3	2	5	12	22	23	19	9	7	3	0	1	0	0	0	0	0	0	0	0	0	0
Wed	148	0	0	0	0	0	1	1	4	9	15	28	35	32	16	5	2	0	0	0	0	0	0	0	0	0	0	0	0
Thu	127	0	0	0	0	1	1	0	3	8	9	21	26	23	16	12	6	0	1	0	0	0	0	0	0	0	0	0	0
Fri	120	0	1	0	0	1	0	0	1	6	10	22	33	21	16	8	1	0	0	0	0	0	0	0	0	0	0	0	0
|Sat	100	0	0	0	0	0	1	4	2	4	12	10	26	20	11	6	4	0	0	0	0	0	0	0	0	0	0	0	0
|Sun	76	0	0	0	0	0	0	0	1	8	8	14	18	16	5	6	0	0	0	0	0	0	0	0	0	0	0	0	0
5 Day Ave.	**125**	**0**	**0**	**0**	**0**	**0**	**1**	**1**	**2**	**7**	**12**	**23**	**28**	**24**	**15**	**8**	**3**	**0**	**0**	**0**	**0**	**0**	**0**	**0**	**0**	**0**	**0**	**0**	**0**
7 Day Ave.	**115**	**0**	**0**	**0**	**0**	**0**	**1**	**1**	**2**	**7**	**11**	**20**	**27**	**22**	**13**	**7**	**3**	**0**	**0**	**0**	**0**	**0**	**0**	**0**	**0**	**0**	**0**	**0**	**0**
--	**802**	**0**	**1**	**0**	**0**	**2**	**4**	**10**	**15**	**48**	**80**	**141**	**186**	**155**	**90**	**50**	**18**	**0**	**2**	**0**	**0**	**0**	**0**	**0**	**0**	**0**	**0**	**0**	**0**

Summary Graphs

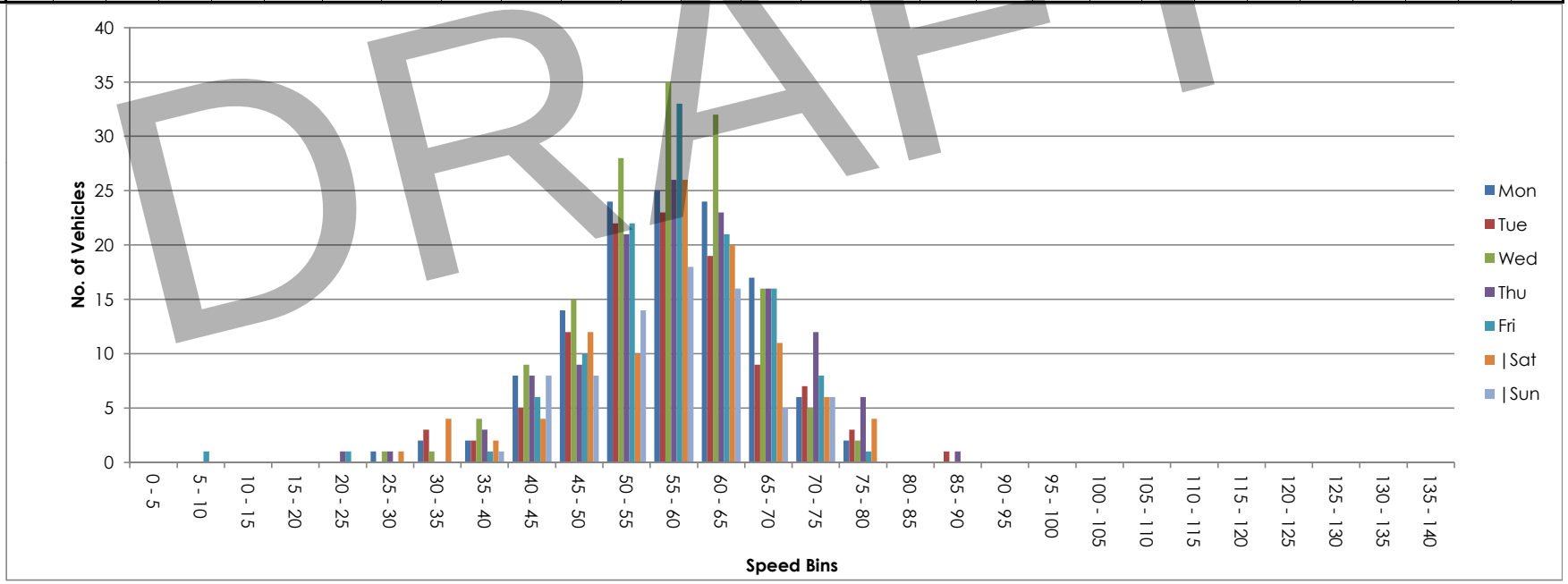

DRAFT

Site 48
Location L-2802-8, Att - Telepole, Lat 53.84884, Long -6.83837
Direction West

3279 / Meath/Cavan/Monaghan ATC's
October 2013
Automatic Traffic Count

Tue, 8 October 2013

Time	Total	Classification												>PSL	>PSL%	>SL1	>SL1%	>SL2	>SL2%	Mean	Vpp
		1 MCL	2 SV	3 SVT	4 TB2	5 TB3	6 T4	7 ART3	8 ART4	9 ART5	10 ART6	11 BD	12 DRT	80	80	85 +5kph	85 +5kph	90 +10kph	90 +10kph		85
0000	0	0	0	0	0	0	0	0	0	0	0	0	0	0	0	0	0	0	0	-	-
0100	0	0	0	0	0	0	0	0	0	0	0	0	0	0	0	0	0	0	0	-	-
0200	0	0	0	0	0	0	0	0	0	0	0	0	0	0	0	0	0	0	0	-	-
0300	0	0	0	0	0	0	0	0	0	0	0	0	0	0	0	0	0	0	0	-	-
0400	0	0	0	0	0	0	0	0	0	0	0	0	0	0	0	0	0	0	0	-	-
0500	0	0	0	0	0	0	0	0	0	0	0	0	0	0	0	0	0	0	0	-	-
0600	0	0	0	0	0	0	0	0	0	0	0	0	0	0	0	0	0	0	0	-	-
0700	4	0	3	0	1	0	0	0	0	0	0	0	0	0	0	0	0	0	0	53.8	-
0800	6	1	5	0	0	0	0	0	0	0	0	0	0	0	0	0	0	0	0	50.4	-
0900	**12**	**0**	**9**	**0**	**1**	**1**	**0**	**0**	**1**	**0**	**0**	**0**	**0**	**0**	**0**	**0**	**0**	**0**	**0**	**49.5**	**64.8**
1000	5	0	4	0	0	0	0	0	1	0	0	0	0	0	0	0	0	0	0	40.2	-
1100	6	0	6	0	0	0	0	0	0	0	0	0	0	0	0	0	0	0	0	50.3	-
1200	9	0	8	0	0	1	0	0	0	0	0	0	0	0	0	0	0	0	0	54	-
1300	6	0	5	0	1	0	0	0	0	0	0	0	0	0	0	0	0	0	0	59.4	-
1400	**12**	**0**	**11**	**1**	**0**	**0**	**0**	**0**	**0**	**0**	**0**	**0**	**0**	**0**	**0**	**0**	**0**	**0**	**0**	**56.6**	**61.2**
1500	8	0	8	0	0	0	0	0	0	0	0	0	0	0	0	0	0	0	0	56.5	-
1600	7	0	7	0	0	0	0	0	0	0	0	0	0	0	0	0	0	0	0	49.3	-
1700	9	0	9	0	0	0	0	0	0	0	0	0	0	0	0	0	0	0	0	52.6	-
1800	10	0	8	2	0	0	0	0	0	0	0	0	0	0	0	0	0	0	0	54.3	-
1900	4	0	4	0	0	0	0	0	0	0	0	0	0	0	0	0	0	0	0	54.5	-
2000	8	0	8	0	0	0	0	0	0	0	0	0	0	0	0	0	0	0	0	61.6	-
2100	3	0	3	0	0	0	0	0	0	0	0	0	0	0	0	0	0	0	0	55.9	-
2200	4	0	4	0	0	0	0	0	0	0	0	0	0	0	0	0	0	0	0	58	-
2300	0	0	0	0	0	0	0	0	0	0	0	0	0	0	0	0	0	0	0	-	-
07-19	**94**	**1**	**83**	**3**	**3**	**2**	**0**	**0**	**2**	**0**	**0**	**0**	**0**	**0**	**0**	**0**	**0**	**0**	**0**	**52.6**	**63**
06-22	**109**	**1**	**98**	**3**	**3**	**2**	**0**	**0**	**2**	**0**	**0**	**0**	**0**	**0**	**0**	**0**	**0**	**0**	**0**	**53.5**	**63.4**
06-00	**113**	**1**	**102**	**3**	**3**	**2**	**0**	**0**	**2**	**0**	**0**	**0**	**0**	**0**	**0**	**0**	**0**	**0**	**0**	**53.6**	**63.4**
00-00	**113**	**1**	**102**	**3**	**3**	**2**	**0**	**0**	**2**	**0**	**0**	**0**	**0**	**0**	**0**	**0**	**0**	**0**	**0**	**53.6**	**63.4**

DRAFT

Site 48
Location L-2802-8, Att - Telepole, Lat 53.84884, Long -6.83837
Direction West

3279 / Meath/Cavan/Monaghan ATC's
October 2013
Automatic Traffic Count

Wed, 9 October 2013

Time	Total	Classification												>PSL	>PSL%	>SL1	>SL1%	>SL2	>SL2%	Mean	Vpp
		1 MCL	2 SV	3 SVT	4 TB2	5 TB3	6 T4	7 ART3	8 ART4	9 ART5	10 ART6	11 BD	12 DRT	80	80	85 +5kph	85 +5kph	90 +10kph	90 +10kph		85
0000	1	0	1	0	0	0	0	0	0	0	0	0	0	0	0	0	0	0	0	42.2	-
0100	0	0	0	0	0	0	0	0	0	0	0	0	0	0	0	0	0	0	0	-	-
0200	0	0	0	0	0	0	0	0	0	0	0	0	0	0	0	0	0	0	0	-	-
0300	0	0	0	0	0	0	0	0	0	0	0	0	0	0	0	0	0	0	0	-	-
0400	0	0	0	0	0	0	0	0	0	0	0	0	0	0	0	0	0	0	0	-	-
0500	0	0	0	0	0	0	0	0	0	0	0	0	0	0	0	0	0	0	0	-	-
0600	1	0	1	0	0	0	0	0	0	0	0	0	0	0	0	0	0	0	0	50.8	-
0700	3	0	2	0	1	0	0	0	0	0	0	0	0	0	0	0	0	0	0	57.5	-
0800	7	0	4	0	1	1	0	0	1	0	0	0	0	0	0	0	0	0	0	45.4	-
0900	**15**	**0**	**13**	**0**	**2**	**0**	**0**	**0**	**0**	**0**	**0**	**0**	**0**	**0**	**0**	**0**	**0**	**0**	**0**	**49.3**	**61.9**
1000	6	1	5	0	0	0	0	0	0	0	0	0	0	0	0	0	0	0	0	41.7	-
1100	9	1	7	1	0	0	0	0	0	0	0	0	0	0	0	0	0	0	0	56.2	-
1200	7	0	7	0	0	0	0	0	0	0	0	0	0	0	0	0	0	0	0	53.8	-
1300	11	0	10	0	1	0	0	0	0	0	0	0	0	0	0	0	0	0	0	55.2	59
1400	11	0	11	0	0	0	0	0	0	0	0	0	0	0	0	0	0	0	0	60.2	63
1500	9	0	8	0	0	1	0	0	0	0	0	0	0	0	0	0	0	0	0	54.2	-
1600	6	0	6	0	0	0	0	0	0	0	0	0	0	0	0	0	0	0	0	57.6	-
1700	**15**	**0**	**15**	**0**	**0**	**0**	**0**	**0**	**0**	**0**	**0**	**0**	**0**	**0**	**0**	**0**	**0**	**0**	**0**	**57.3**	**64.4**
1800	**15**	**0**	**13**	**1**	**1**	**0**	**0**	**0**	**0**	**0**	**0**	**0**	**0**	**0**	**0**	**0**	**0**	**0**	**0**	**54.7**	**65.2**
1900	12	0	12	0	0	0	0	0	0	0	0	0	0	0	0	0	0	0	0	57.1	64.8
2000	8	0	8	0	0	0	0	0	0	0	0	0	0	0	0	0	0	0	0	58.8	-
2100	4	0	4	0	0	0	0	0	0	0	0	0	0	0	0	0	0	0	0	67	-
2200	2	0	2	0	0	0	0	0	0	0	0	0	0	0	0	0	0	0	0	57.9	-
2300	2	0	2	0	0	0	0	0	0	0	0	0	0	0	0	0	0	0	0	47.5	-
07-19	**114**	**2**	**101**	**2**	**6**	**2**	**0**	**0**	**1**	**0**	**0**	**0**	**0**	**0**	**0**	**0**	**0**	**0**	**0**	**53.9**	**63**
06-22	**139**	**2**	**126**	**2**	**6**	**2**	**0**	**0**	**1**	**0**	**0**	**0**	**0**	**0**	**0**	**0**	**0**	**0**	**0**	**54.8**	**64.4**
06-00	**143**	**2**	**130**	**2**	**6**	**2**	**0**	**0**	**1**	**0**	**0**	**0**	**0**	**0**	**0**	**0**	**0**	**0**	**0**	**54.8**	**64.4**
00-00	**144**	**2**	**131**	**2**	**6**	**2**	**0**	**0**	**1**	**0**	**0**	**0**	**0**	**0**	**0**	**0**	**0**	**0**	**0**	**54.7**	**64.1**

DRAFT

Site 48
Location L-2802-8, Att - Telepole, Lat 53.84884, Long -6.83837
Direction West

3279 / Meath/Cavan/Monaghan ATC's
October 2013
Automatic Traffic Count

Thu, 10 October 2013

Time	Total	Classification												>PSL	>PSL%	>SL1	>SL1%	>SL2	>SL2%	Mean	Vpp
		1 MCL	2 SV	3 SVT	4 TB2	5 TB3	6 T4	7 ART3	8 ART4	9 ART5	10 ART6	11 BD	12 DRT	80	80	85 +5kph	85 +5kph	90 +10kph	90 +10kph		85
0000	1	0	1	0	0	0	0	0	0	0	0	0	0	0	0	0	0	0	0	74.2	-
0100	0	0	0	0	0	0	0	0	0	0	0	0	0	0	0	0	0	0	0	-	-
0200	0	0	0	0	0	0	0	0	0	0	0	0	0	0	0	0	0	0	0	-	-
0300	0	0	0	0	0	0	0	0	0	0	0	0	0	0	0	0	0	0	0	-	-
0400	0	0	0	0	0	0	0	0	0	0	0	0	0	0	0	0	0	0	0	-	-
0500	0	0	0	0	0	0	0	0	0	0	0	0	0	0	0	0	0	0	0	-	-
0600	0	0	0	0	0	0	0	0	0	0	0	0	0	0	0	0	0	0	0	-	-
0700	3	0	2	0	1	0	0	0	0	0	0	0	0	0	0	0	0	0	0	54.7	-
0800	5	1	4	0	0	0	0	0	0	0	0	0	0	0	0	0	0	0	0	61.3	-
0900	**12**	**0**	**12**	**0**	**0**	**0**	**0**	**0**	**0**	**0**	**0**	**0**	**0**	**0**	**0**	**0**	**0**	**0**	**0**	**58.3**	**65.9**
1000	4	0	3	0	1	0	0	0	0	0	0	0	0	0	0	0	0	0	0	49.6	-
1100	8	0	7	0	1	0	0	0	0	0	0	0	0	0	0	0	0	0	0	53.1	-
1200	5	0	5	0	0	0	0	0	0	0	0	0	0	0	0	0	0	0	0	60.1	-
1300	**13**	**0**	**13**	**0**	**0**	**0**	**0**	**0**	**0**	**0**	**0**	**0**	**0**	**0**	**0**	**0**	**0**	**0**	**0**	**54.1**	**63.4**
1400	12	0	10	1	1	0	0	0	0	0	0	0	0	0	0	0	0	0	0	60.1	63.7
1500	4	0	3	0	1	0	0	0	0	0	0	0	0	0	0	0	0	0	0	67.7	-
1600	3	0	2	1	0	0	0	0	0	0	0	0	0	0	0	0	0	0	0	57.8	-
1700	10	0	9	0	1	0	0	0	0	0	0	0	0	0	0	0	0	0	0	51.8	-
1800	11	0	11	0	0	0	0	0	0	0	0	0	0	0	0	0	0	0	0	61	64.4
1900	10	0	9	0	1	0	0	0	0	0	0	0	0	0	0	0	0	0	0	60.3	-
2000	3	0	3	0	0	0	0	0	0	0	0	0	0	0	0	0	0	0	0	60.3	-
2100	9	0	8	1	0	0	0	0	0	0	0	0	0	0	0	0	0	0	0	59.7	-
2200	1	0	1	0	0	0	0	0	0	0	0	0	0	0	0	0	0	0	0	60.8	-
2300	0	0	0	0	0	0	0	0	0	0	0	0	0	0	0	0	0	0	0	-	-
07-19	**90**	**1**	**81**	**2**	**6**	**0**	**0**	**0**	**0**	**0**	**0**	**0**	**0**	**0**	**0**	**0**	**0**	**0**	**0**	**57.2**	**65.2**
06-22	**112**	**1**	**101**	**3**	**7**	**0**	**0**	**0**	**0**	**0**	**0**	**0**	**0**	**0**	**0**	**0**	**0**	**0**	**0**	**57.8**	**65.2**
06-00	**113**	**1**	**102**	**3**	**7**	**0**	**0**	**0**	**0**	**0**	**0**	**0**	**0**	**0**	**0**	**0**	**0**	**0**	**0**	**57.8**	**65.2**
00-00	**114**	**1**	**103**	**3**	**7**	**0**	**0**	**0**	**0**	**0**	**0**	**0**	**0**	**0**	**0**	**0**	**0**	**0**	**0**	**58**	**65.5**

DRAFT

Site 48
Location L-2802-8, Att - Telepole, Lat 53.84884, Long -6.83837
Direction West

3279 / Meath/Cavan/Monaghan ATC's
October 2013
Automatic Traffic Count

Fri, 11 October 2013

Time	Total	Classification												>PSL	>PSL%	>SL1	>SL1%	>SL2	>SL2%	Mean	Vpp
		1 MCL	2 SV	3 SVT	4 TB2	5 TB3	6 T4	7 ART3	8 ART4	9 ART5	10 ART6	11 BD	12 DRT	80	80	85 +5kph	85 +5kph	90 +10kph	90 +10kph		85
0000	2	0	2	0	0	0	0	0	0	0	0	0	0	0	0	0	0	0	0	67.4	-
0100	0	0	0	0	0	0	0	0	0	0	0	0	0	0	0	0	0	0	0	-	-
0200	0	0	0	0	0	0	0	0	0	0	0	0	0	0	0	0	0	0	0	-	-
0300	0	0	0	0	0	0	0	0	0	0	0	0	0	0	0	0	0	0	0	-	-
0400	0	0	0	0	0	0	0	0	0	0	0	0	0	0	0	0	0	0	0	-	-
0500	0	0	0	0	0	0	0	0	0	0	0	0	0	0	0	0	0	0	0	-	-
0600	1	0	0	0	1	0	0	0	0	0	0	0	0	0	0	0	0	0	0	65.4	-
0700	2	1	0	0	0	1	0	0	0	0	0	0	0	0	0	0	0	0	0	39.7	-
0800	5	0	5	0	0	0	0	0	0	0	0	0	0	0	0	0	0	0	0	55.4	-
0900	**9**	**0**	**8**	**0**	**1**	**0**	**0**	**0**	**0**	**0**	**0**	**0**	**0**	**0**	**0**	**0**	**0**	**0**	**0**	**58.8**	**-**
1000	8	0	8	0	0	0	0	0	0	0	0	0	0	0	0	0	0	0	0	56.9	-
1100	3	0	3	0	0	0	0	0	0	0	0	0	0	0	0	0	0	0	0	55.7	-
1200	8	0	7	0	1	0	0	0	0	0	0	0	0	0	0	0	0	0	0	53.9	-
1300	6	0	5	0	1	0	0	0	0	0	0	0	0	0	0	0	0	0	0	61.4	-
1400	11	0	11	0	0	0	0	0	0	0	0	0	0	1	9.1	0	0	0	0	62.9	64.4
1500	10	0	10	0	0	0	0	0	0	0	0	0	0	0	0	0	0	0	0	57.6	-
1600	**14**	**1**	**13**	**0**	**0**	**0**	**0**	**0**	**0**	**0**	**0**	**0**	**0**	**0**	**0**	**0**	**0**	**0**	**0**	**54.5**	**67**
1700	9	0	9	0	0	0	0	0	0	0	0	0	0	0	0	0	0	0	0	59.8	-
1800	7	0	6	0	1	0	0	0	0	0	0	0	0	0	0	0	0	0	0	57.1	-
1900	7	0	7	0	0	0	0	0	0	0	0	0	0	0	0	0	0	0	0	65.6	-
2000	7	0	7	0	0	0	0	0	0	0	0	0	0	0	0	0	0	0	0	55.5	-
2100	6	0	6	0	0	0	0	0	0	0	0	0	0	1	16.7	0	0	0	0	63.8	-
2200	5	0	5	0	0	0	0	0	0	0	0	0	0	0	0	0	0	0	0	58.7	-
2300	2	0	2	0	0	0	0	0	0	0	0	0	0	0	0	0	0	0	0	65.1	-
07-19	**92**	**2**	**85**	**0**	**4**	**1**	**0**	**0**	**0**	**0**	**0**	**0**	**0**	**1**	**1.1**	**0**	**0**	**0**	**0**	**57.4**	**68.4**
06-22	**113**	**2**	**105**	**0**	**5**	**1**	**0**	**0**	**0**	**0**	**0**	**0**	**0**	**2**	**1.8**	**0**	**0**	**0**	**0**	**58.2**	**68.4**
06-00	**120**	**2**	**112**	**0**	**5**	**1**	**0**	**0**	**0**	**0**	**0**	**0**	**0**	**2**	**1.7**	**0**	**0**	**0**	**0**	**58.3**	**68**
00-00	**122**	**2**	**114**	**0**	**5**	**1**	**0**	**0**	**0**	**0**	**0**	**0**	**0**	**2**	**1.6**	**0**	**0**	**0**	**0**	**58.5**	**68.4**

DRAFT

Site 48
Location L-2802-8, Att - Telepole, Lat 53.84884, Long -6.83837
Direction West

3279 / Meath/Cavan/Monaghan ATC's
October 2013
Automatic Traffic Count

Sat, 12 October 2013

Time	Total	Classification												>PSL	>PSL%	>SL1	>SL1%	>SL2	>SL2%	Mean	Vpp
		1 MCL	2 SV	3 SVT	4 TB2	5 TB3	6 T4	7 ART3	8 ART4	9 ART5	10 ART6	11 BD	12 DRT	80	80	85 +5kph	85 +5kph	90 +10kph	90 +10kph		85
0000	1	0	1	0	0	0	0	0	0	0	0	0	0	0	0	0	0	0	0	58.9	-
0100	2	0	2	0	0	0	0	0	0	0	0	0	0	0	0	0	0	0	0	59	-
0200	0	0	0	0	0	0	0	0	0	0	0	0	0	0	0	0	0	0	0	-	-
0300	1	0	1	0	0	0	0	0	0	0	0	0	0	0	0	0	0	0	0	46.8	-
0400	0	0	0	0	0	0	0	0	0	0	0	0	0	0	0	0	0	0	0	-	-
0500	0	0	0	0	0	0	0	0	0	0	0	0	0	0	0	0	0	0	0	-	-
0600	1	0	0	0	1	0	0	0	0	0	0	0	0	0	0	0	0	0	0	69.6	-
0700	3	0	3	0	0	0	0	0	0	0	0	0	0	0	0	0	0	0	0	70.8	-
0800	3	1	1	1	0	0	0	0	0	0	0	0	0	0	0	0	0	0	0	52.3	-
0900	8	0	8	0	0	0	0	0	0	0	0	0	0	0	0	0	0	0	0	55.9	-
1000	7	0	5	2	0	0	0	0	0	0	0	0	0	0	0	0	0	0	0	55.3	-
1100	**10**	**0**	**9**	**0**	**1**	**0**	**0**	**0**	**0**	**0**	**0**	**0**	**0**	**0**	**0**	**0**	**0**	**0**	**0**	**59.8**	**-**
1200	11	0	10	0	1	0	0	0	0	0	0	0	0	0	0	0	0	0	0	57.9	60.8
1300	6	0	6	0	0	0	0	0	0	0	0	0	0	0	0	0	0	0	0	53.4	-
1400	11	0	8	2	0	1	0	0	0	0	0	0	0	0	0	0	0	0	0	45.1	61.2
1500	5	0	4	0	1	0	0	0	0	0	0	0	0	0	0	0	0	0	0	57.9	-
1600	**12**	**0**	**12**	**0**	**0**	**0**	**0**	**0**	**0**	**0**	**0**	**0**	**0**	**0**	**0**	**0**	**0**	**0**	**0**	**54.9**	**69.8**
1700	6	0	6	0	0	0	0	0	0	0	0	0	0	1	16.7	1	16.7	0	0	58.9	-
1800	7	0	7	0	0	0	0	0	0	0	0	0	0	0	0	0	0	0	0	53.6	-
1900	**12**	**0**	**12**	**0**	**0**	**0**	**0**	**0**	**0**	**0**	**0**	**0**	**0**	**0**	**0**	**0**	**0**	**0**	**0**	**57**	**67**
2000	3	0	3	0	0	0	0	0	0	0	0	0	0	0	0	0	0	0	0	59.7	-
2100	3	0	3	0	0	0	0	0	0	0	0	0	0	0	0	0	0	0	0	62.6	-
2200	3	0	2	0	1	0	0	0	0	0	0	0	0	1	33.3	0	0	0	0	62.4	-
2300	0	0	0	0	0	0	0	0	0	0	0	0	0	0	0	0	0	0	0	-	-
07-19	**89**	**1**	**79**	**5**	**3**	**1**	**0**	**0**	**0**	**0**	**0**	**0**	**0**	**1**	**1.1**	**1**	**1.1**	**0**	**0**	**55.4**	**69.1**
06-22	**108**	**1**	**97**	**5**	**4**	**1**	**0**	**0**	**0**	**0**	**0**	**0**	**0**	**1**	**0.9**	**1**	**0.9**	**0**	**0**	**56**	**69.5**
06-00	**111**	**1**	**99**	**5**	**5**	**1**	**0**	**0**	**0**	**0**	**0**	**0**	**0**	**2**	**1.8**	**1**	**0.9**	**0**	**0**	**56.2**	**69.5**
00-00	**115**	**1**	**103**	**5**	**5**	**1**	**0**	**0**	**0**	**0**	**0**	**0**	**0**	**2**	**1.7**	**1**	**0.9**	**0**	**0**	**56.2**	**69.5**

DRAFT

Site 48
Location L-2802-8, Att - Telepole, Lat 53.84884, Long -6.83837
Direction West

3279 / Meath/Cavan/Monaghan ATC's
October 2013
Automatic Traffic Count

Sun, 13 October 2013

Time	Total	Classification												>PSL	>PSL%	>SL1	>SL1%	>SL2	>SL2%	Mean	Vpp
		1 MCL	2 SV	3 SVT	4 TB2	5 TB3	6 T4	7 ART3	8 ART4	9 ART5	10 ART6	11 BD	12 DRT	80	80	85 +5kph	85 +5kph	90 +10kph	90 +10kph		85
0000	1	0	1	0	0	0	0	0	0	0	0	0	0	0	0	0	0	0	0	56.5	-
0100	0	0	0	0	0	0	0	0	0	0	0	0	0	0	0	0	0	0	0	-	-
0200	0	0	0	0	0	0	0	0	0	0	0	0	0	0	0	0	0	0	0	-	-
0300	1	0	0	0	1	0	0	0	0	0	0	0	0	0	0	0	0	0	0	39.9	-
0400	0	0	0	0	0	0	0	0	0	0	0	0	0	0	0	0	0	0	0	-	-
0500	0	0	0	0	0	0	0	0	0	0	0	0	0	0	0	0	0	0	0	-	-
0600	0	0	0	0	0	0	0	0	0	0	0	0	0	0	0	0	0	0	0	-	-
0700	2	0	2	0	0	0	0	0	0	0	0	0	0	0	0	0	0	0	0	58.8	-
0800	2	0	2	0	0	0	0	0	0	0	0	0	0	0	0	0	0	0	0	53.7	-
0900	**3**	**0**	**3**	**0**	**0**	**0**	**0**	**0**	**0**	**0**	**0**	**0**	**0**	**0**	**0**	**0**	**0**	**0**	**0**	**51.7**	**-**
1000	**3**	**1**	**2**	**0**	**0**	**0**	**0**	**0**	**0**	**0**	**0**	**0**	**0**	**0**	**0**	**0**	**0**	**0**	**0**	**47.5**	**-**
1100	**3**	**0**	**3**	**0**	**0**	**0**	**0**	**0**	**0**	**0**	**0**	**0**	**0**	**0**	**0**	**0**	**0**	**0**	**0**	**48.8**	**-**
1200	**14**	**0**	**14**	**0**	**0**	**0**	**0**	**0**	**0**	**0**	**0**	**0**	**0**	**0**	**0**	**0**	**0**	**0**	**0**	**54.3**	**62.3**
1300	8	0	8	0	0	0	0	0	0	0	0	0	0	0	0	0	0	0	0	55.6	-
1400	9	0	9	0	0	0	0	0	0	0	0	0	0	0	0	0	0	0	0	53.1	-
1500	4	0	4	0	0	0	0	0	0	0	0	0	0	0	0	0	0	0	0	55.1	-
1600	7	0	7	0	0	0	0	0	0	0	0	0	0	0	0	0	0	0	0	54.5	-
1700	7	0	7	0	0	0	0	0	0	0	0	0	0	0	0	0	0	0	0	52.3	-
1800	9	0	9	0	0	0	0	0	0	0	0	0	0	0	0	0	0	0	0	57.5	-
1900	3	0	3	0	0	0	0	0	0	0	0	0	0	0	0	0	0	0	0	64.2	-
2000	5	0	5	0	0	0	0	0	0	0	0	0	0	0	0	0	0	0	0	56.4	-
2100	2	0	2	0	0	0	0	0	0	0	0	0	0	0	0	0	0	0	0	68.4	-
2200	2	0	2	0	0	0	0	0	0	0	0	0	0	0	0	0	0	0	0	68.7	-
2300	1	0	1	0	0	0	0	0	0	0	0	0	0	0	0	0	0	0	0	52.1	-
07-19	**71**	**1**	**70**	**0**	**0**	**0**	**0**	**0**	**0**	**0**	**0**	**0**	**0**	**0**	**0**	**0**	**0**	**0**	**0**	**54**	**61.2**
06-22	**81**	**1**	**80**	**0**	**0**	**0**	**0**	**0**	**0**	**0**	**0**	**0**	**0**	**0**	**0**	**0**	**0**	**0**	**0**	**54.9**	**62.3**
06-00	**84**	**1**	**83**	**0**	**0**	**0**	**0**	**0**	**0**	**0**	**0**	**0**	**0**	**0**	**0**	**0**	**0**	**0**	**0**	**55.2**	**62.3**
00-00	**86**	**1**	**84**	**0**	**1**	**0**	**0**	**0**	**0**	**0**	**0**	**0**	**0**	**0**	**0**	**0**	**0**	**0**	**0**	**55.1**	**62.3**

DRAFT

Site 48
Location L-2802-8, Att - Telepole, Lat 53.84884, Long -6.83837
Direction West

3279 / Meath/Cavan/Monaghan ATC's
October 2013
Automatic Traffic Count

Mon, 14 October 2013

Time	Total	Classification												>PSL	>PSL%	>SL1	>SL1%	>SL2	>SL2%	Mean	Vpp
		1 MCL	2 SV	3 SVT	4 TB2	5 TB3	6 T4	7 ART3	8 ART4	9 ART5	10 ART6	11 BD	12 DRT	80	80	85 +5kph	85 +5kph	90 +10kph	90 +10kph		85
0000	1	0	1	0	0	0	0	0	0	0	0	0	0	0	0	0	0	0	0	63.9	-
0100	0	0	0	0	0	0	0	0	0	0	0	0	0	0	0	0	0	0	0	-	-
0200	0	0	0	0	0	0	0	0	0	0	0	0	0	0	0	0	0	0	0	-	-
0300	0	0	0	0	0	0	0	0	0	0	0	0	0	0	0	0	0	0	0	-	-
0400	0	0	0	0	0	0	0	0	0	0	0	0	0	0	0	0	0	0	0	-	-
0500	0	0	0	0	0	0	0	0	0	0	0	0	0	0	0	0	0	0	0	-	-
0600	2	0	1	0	1	0	0	0	0	0	0	0	0	0	0	0	0	0	0	69.8	-
0700	3	0	3	0	0	0	0	0	0	0	0	0	0	0	0	0	0	0	0	73	-
0800	8	1	7	0	0	0	0	0	0	0	0	0	0	0	0	0	0	0	0	53.9	-
0900	6	0	6	0	0	0	0	0	0	0	0	0	0	0	0	0	0	0	0	59.5	-
1000	**9**	**0**	**5**	**0**	**3**	**1**	**0**	**0**	**0**	**0**	**0**	**0**	**0**	**0**	**0**	**0**	**0**	**0**	**0**	**54.2**	**-**
1100	4	0	2	0	2	0	0	0	0	0	0	0	0	0	0	0	0	0	0	64.2	-
1200	5	0	4	0	0	1	0	0	0	0	0	0	0	0	0	0	0	0	0	48.9	-
1300	8	0	7	0	0	0	1	0	0	0	0	0	0	0	0	0	0	0	0	53.6	-
1400	8	0	8	0	0	0	0	0	0	0	0	0	0	0	0	0	0	0	0	48.6	-
1500	6	0	6	0	0	0	0	0	0	0	0	0	0	0	0	0	0	0	0	57.3	-
1600	9	0	9	0	0	0	0	0	0	0	0	0	0	0	0	0	0	0	0	48.8	-
1700	**12**	**0**	**11**	**0**	**1**	**0**	**0**	**0**	**0**	**0**	**0**	**0**	**0**	**0**	**0**	**0**	**0**	**0**	**0**	**51.8**	**60.1**
1800	**12**	**0**	**11**	**0**	**0**	**1**	**0**	**0**	**0**	**0**	**0**	**0**	**0**	**0**	**0**	**0**	**0**	**0**	**0**	**51.2**	**56.2**
1900	8	0	8	0	0	0	0	0	0	0	0	0	0	0	0	0	0	0	0	59.2	-
2000	6	0	6	0	0	0	0	0	0	0	0	0	0	0	0	0	0	0	0	57.8	-
2100	3	0	3	0	0	0	0	0	0	0	0	0	0	0	0	0	0	0	0	55.9	-
2200	1	0	1	0	0	0	0	0	0	0	0	0	0	0	0	0	0	0	0	60.2	-
2300	1	0	1	0	0	0	0	0	0	0	0	0	0	0	0	0	0	0	0	64.4	-
07-19	**90**	**1**	**79**	**0**	**6**	**3**	**1**	**0**	**0**	**0**	**0**	**0**	**0**	**0**	**0**	**0**	**0**	**0**	**0**	**53.7**	**64.1**
06-22	**109**	**1**	**97**	**0**	**7**	**3**	**1**	**0**	**0**	**0**	**0**	**0**	**0**	**0**	**0**	**0**	**0**	**0**	**0**	**54.7**	**64.8**
06-00	**111**	**1**	**99**	**0**	**7**	**3**	**1**	**0**	**0**	**0**	**0**	**0**	**0**	**0**	**0**	**0**	**0**	**0**	**0**	**54.8**	**64.8**
00-00	**112**	**1**	**100**	**0**	**7**	**3**	**1**	**0**	**0**	**0**	**0**	**0**	**0**	**0**	**0**	**0**	**0**	**0**	**0**	**54.9**	**64.8**

DRAFT

Site 48
Location L-2802-8, Att - Telepole, Lat 53.84884, Long -6.83837
Direction West

3279 / Meath/Cavan/Monaghan ATC's
October 2013
Automatic Traffic Count

Virtual Day (7)

Time	Total	Classification												>PSL	>PSL%	>SL1	>SL1%	>SL2	>SL2%	Mean	Vpp
		1 MCL	2 SV	3 SVT	4 TB2	5 TB3	6 T4	7 ART3	8 ART4	9 ART5	10 ART6	11 BD	12 DRT	80	80	85 +5kph	85 +5kph	90 +10kph	90 +10kph		85
0000	1	0	1	0	0	0	0	0	0	0	0	0	0	0	0	0	0	0	0	61.5	-
0100	0	0	0	0	0	0	0	0	0	0	0	0	0	0	0	0	0	0	0	59	-
0200	0	0	0	0	0	0	0	0	0	0	0	0	0	0	0	0	0	0	0	-	-
0300	0	0	0	0	0	0	0	0	0	0	0	0	0	0	0	0	0	0	0	43.4	-
0400	0	0	0	0	0	0	0	0	0	0	0	0	0	0	0	0	0	0	0	-	-
0500	0	0	0	0	0	0	0	0	0	0	0	0	0	0	0	0	0	0	0	-	-
0600	1	0	0	0	0	0	0	0	0	0	0	0	0	0	0	0	0	0	0	65.1	-
0700	3	0	2	0	0	0	0	0	0	0	0	0	0	0	0	0	0	0	0	59	-
0800	5	1	4	0	0	0	0	0	0	0	0	0	0	0	0	0	0	0	0	52.8	-
0900	**9**	**0**	**8**	**0**	**1**	**0**	**0**	**0**	**0**	**0**	**0**	**0**	**0**	**0**	**0**	**0**	**0**	**0**	**0**	**54.2**	**-**
1000	6	0	5	0	1	0	0	0	0	0	0	0	0	0	0	0	0	0	0	50.5	-
1100	6	0	5	0	1	0	0	0	0	0	0	0	0	0	0	0	0	0	0	55.8	-
1200	8	0	8	0	0	0	0	0	0	0	0	0	0	0	0	0	0	0	0	54.8	-
1300	8	0	8	0	0	0	0	0	0	0	0	0	0	0	0	0	0	0	0	55.7	-
1400	**11**	**0**	**10**	**1**	**0**	**0**	**0**	**0**	**0**	**0**	**0**	**0**	**0**	**0**	**1.4**	**0**	**0**	**0**	**0**	**55.6**	**63.7**
1500	7	0	6	0	0	0	0	0	0	0	0	0	0	0	0	0	0	0	0	57.4	-
1600	8	0	8	0	0	0	0	0	0	0	0	0	0	0	0	0	0	0	0	53.6	-
1700	10	0	9	0	0	0	0	0	0	0	0	0	0	0	1.5	0	1.5	0	0	54.8	-
1800	10	0	9	0	0	0	0	0	0	0	0	0	0	0	0	0	0	0	0	55.5	63.4
1900	8	0	8	0	0	0	0	0	0	0	0	0	0	0	0	0	0	0	0	59.2	-
2000	6	0	6	0	0	0	0	0	0	0	0	0	0	0	0	0	0	0	0	58.5	-
2100	4	0	4	0	0	0	0	0	0	0	0	0	0	0	3.3	0	0	0	0	61.6	-
2200	3	0	2	0	0	0	0	0	0	0	0	0	0	0	5.6	0	0	0	0	60.4	-
2300	1	0	1	0	0	0	0	0	0	0	0	0	0	0	0	0	0	0	0	56.9	-
07-19	**91**	**1**	**83**	**2**	**4**	**1**	**0**	**0**	**0**	**0**	**0**	**0**	**0**	**0**	**0.3**	**0**	**0.2**	**0**	**0**	**54.9**	**64.4**
06-22	**110**	**1**	**101**	**2**	**5**	**1**	**0**	**0**	**0**	**0**	**0**	**0**	**0**	**0**	**0.4**	**0**	**0.1**	**0**	**0**	**55.7**	**65.5**
06-00	**114**	**1**	**104**	**2**	**5**	**1**	**0**	**0**	**0**	**0**	**0**	**0**	**0**	**1**	**0.5**	**0**	**0.1**	**0**	**0**	**55.8**	**65.5**
00-00	**115**	**1**	**105**	**2**	**5**	**1**	**0**	**0**	**0**	**0**	**0**	**0**	**0**	**1**	**0.5**	**0**	**0.1**	**0**	**0**	**55.9**	**65.5**

DRAFT

Site 48
Location L-2802-8, Att - Telepole, Lat 53.84884, Long -6.83837
Direction West

3279 / Meath/Cavan/Monaghan ATC's
October 2013
Automatic Traffic Count

Virtual Week (1)

Time	Total	Classification												>PSL	>PSL%	>SL1	>SL1%	>SL2	>SL2%	Mean	Vpp
		1 MCL	2 SV	3 SVT	4 TB2	5 TB3	6 T4	7 ART3	8 ART4	9 ART5	10 ART6	11 BD	12 DRT	80	80	85 +5kph	85 +5kph	90 +10kph	90 +10kph		85
Mon	112	1	100	0	7	3	1	0	0	0	0	0	0	0	0	0	0	0	0	54.9	64.8
Tue	113	1	102	3	3	2	0	0	2	0	0	0	0	0	0	0	0	0	0	53.6	63.4
Wed	144	2	131	2	6	2	0	0	1	0	0	0	0	0	0	0	0	0	0	54.7	64.1
Thu	114	1	103	3	7	0	0	0	0	0	0	0	0	0	0	0	0	0	0	58	65.5
Fri	122	2	114	0	5	1	0	0	0	0	0	0	0	2	1.6	0	0	0	0	58.5	68.4
| Sat	115	1	103	5	5	1	0	0	0	0	0	0	0	2	1.7	1	0.9	0	0	56.2	69.5
| Sun	86	1	84	0	1	0	0	0	0	0	0	0	0	0	0	0	0	0	0	55.1	62.3
5 Day Ave.	**121**	**1**	**110**	**2**	**6**	**2**	**0**	**0**	**1**	**0**	**0**	**0**	**0**	**0**	**0.0**	**0**	**0.0**	**0**	**0.0**	**55.9**	**65.2**
7 Day Ave.	**115**	**1**	**105**	**2**	**5**	**1**	**0**	**0**	**0**	**0**	**0**	**0**	**0**	**1**	**0.5**	**0**	**0.1**	**0**	**0.0**	**55.9**	**65.5**
--	**806**	**9**	**737**	**13**	**34**	**9**	**1**	**0**	**3**	**0**	**0**	**0**	**0**	**4**	**0.5**	**1**	**0.1**	**0**	**0.0**	**55.9**	**65.5**

Summary Graphs

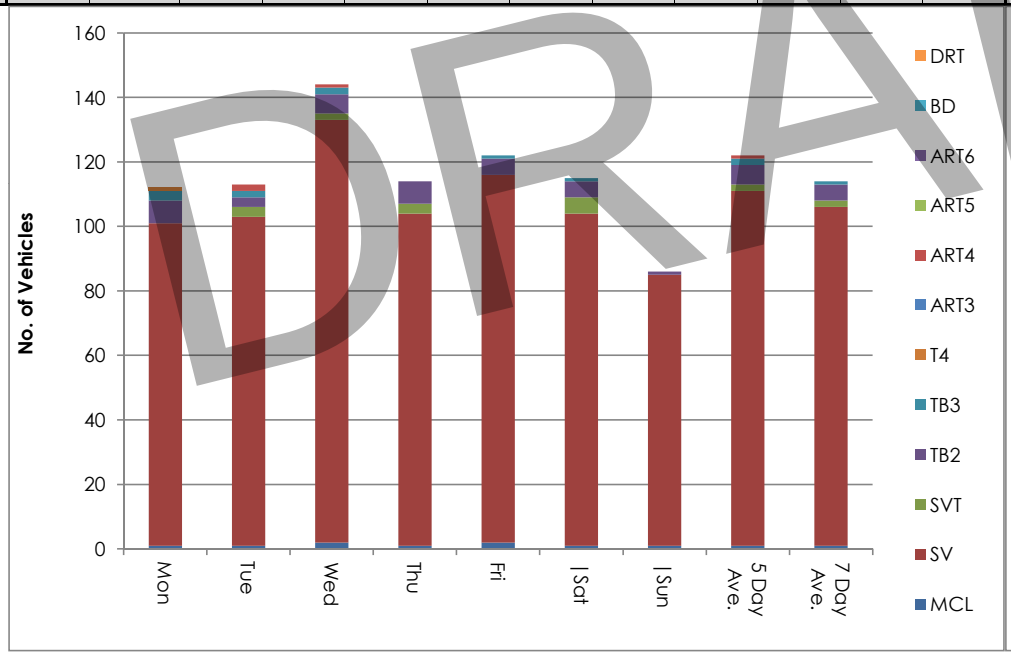

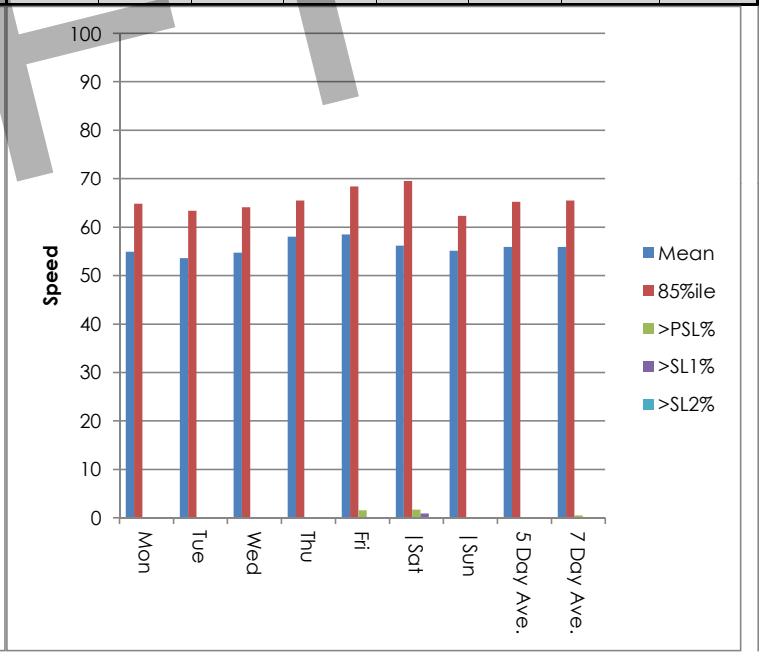

DRAFT

Site 48
Location L-2802-8, Att - Telepole, Lat 53.84884, Long -6.83837
Direction West

3279 / Meath/Cavan/Monaghan ATC's
October 2013
Automatic Traffic Count

Tue, 8 October 2013

Time	Total	Speed Bins (km/h)																											
		0 - 5	5 - 10	10 - 15	15 - 20	20 - 25	25 - 30	30 - 35	35 - 40	40 - 45	45 - 50	50 - 55	55 - 60	60 - 65	65 - 70	70 - 75	75 - 80	80 - 85	85 - 90	90 - 95	95 - 100	100 - 105	105 - 110	110 - 115	115 - 120	120 - 125	125 - 130	130 - 135	135 - 140
0000	0	0	0	0	0	0	0	0	0	0	0	0	0	0	0	0	0	0	0	0	0	0	0	0	0	0	0	0	0
0100	0	0	0	0	0	0	0	0	0	0	0	0	0	0	0	0	0	0	0	0	0	0	0	0	0	0	0	0	0
0200	0	0	0	0	0	0	0	0	0	0	0	0	0	0	0	0	0	0	0	0	0	0	0	0	0	0	0	0	0
0300	0	0	0	0	0	0	0	0	0	0	0	0	0	0	0	0	0	0	0	0	0	0	0	0	0	0	0	0	0
0400	0	0	0	0	0	0	0	0	0	0	0	0	0	0	0	0	0	0	0	0	0	0	0	0	0	0	0	0	0
0500	0	0	0	0	0	0	0	0	0	0	0	0	0	0	0	0	0	0	0	0	0	0	0	0	0	0	0	0	0
0600	0	0	0	0	0	0	0	0	0	0	0	0	0	0	0	0	0	0	0	0	0	0	0	0	0	0	0	0	0
0700	4	0	0	0	0	0	0	0	1	0	0	0	2	1	0	0	0	0	0	0	0	0	0	0	0	0	0	0	0
0800	6	0	0	0	0	0	0	1	1	0	0	1	2	0	1	0	0	0	0	0	0	0	0	0	0	0	0	0	0
0900	**12**	**0**	**0**	**0**	**1**	**1**	**0**	**2**	**0**	**0**	**1**	**1**	**2**	**2**	**1**	**1**	**0**	**0**	**0**	**0**	**0**	**0**	**0**	**0**	**0**	**0**	**0**	**0**	**0**
1000	5	0	0	0	1	0	1	0	0	0	1	2	0	0	0	0	0	0	0	0	0	0	0	0	0	0	0	0	0
1100	6	0	0	0	0	0	0	0	0	2	1	0	3	0	0	0	0	0	0	0	0	0	0	0	0	0	0	0	0
1200	9	0	0	0	0	0	0	0	2	0	1	1	2	2	1	0	0	0	0	0	0	0	0	0	0	0	0	0	0
1300	6	0	0	0	0	0	0	0	0	0	1	1	1	2	1	0	0	0	0	0	0	0	0	0	0	0	0	0	0
1400	**12**	**0**	**0**	**0**	**0**	**0**	**0**	**0**	**1**	**0**	**2**	**0**	**6**	**2**	**0**	**0**	**1**	**0**	**0**	**0**	**0**	**0**	**0**	**0**	**0**	**0**	**0**	**0**	**0**
1500	8	0	0	0	0	0	0	0	1	1	0	1	2	1	1	1	0	0	0	0	0	0	0	0	0	0	0	0	0
1600	7	0	0	0	0	0	2	0	0	0	1	2	0	1	1	0	0	0	0	0	0	0	0	0	0	0	0	0	0
1700	9	0	0	1	0	0	0	0	0	0	1	0	5	2	0	0	0	0	0	0	0	0	0	0	0	0	0	0	0
1800	10	0	0	0	0	0	0	0	1	0	2	1	2	4	0	0	0	0	0	0	0	0	0	0	0	0	0	0	0
1900	4	0	0	0	0	0	0	0	1	0	0	0	1	2	0	0	0	0	0	0	0	0	0	0	0	0	0	0	0
2000	8	0	0	0	0	0	0	0	0	0	1	1	1	3	0	1	1	0	0	0	0	0	0	0	0	0	0	0	0
2100	3	0	0	0	0	0	0	0	0	0	1	1	0	0	1	0	0	0	0	0	0	0	0	0	0	0	0	0	0
2200	4	0	0	0	0	0	0	0	0	0	0	1	2	1	0	0	0	0	0	0	0	0	0	0	0	0	0	0	0
2300	0	0	0	0	0	0	0	0	0	0	0	0	0	0	0	0	0	0	0	0	0	0	0	0	0	0	0	0	0
07-19	**94**	**0**	**0**	**1**	**2**	**1**	**3**	**3**	**7**	**3**	**11**	**10**	**27**	**17**	**6**	**2**	**1**	**0**	**0**	**0**	**0**	**0**	**0**	**0**	**0**	**0**	**0**	**0**	**0**
06-22	**109**	**0**	**0**	**1**	**2**	**1**	**3**	**3**	**8**	**3**	**13**	**12**	**29**	**22**	**7**	**3**	**2**	**0**	**0**	**0**	**0**	**0**	**0**	**0**	**0**	**0**	**0**	**0**	**0**
06-00	**113**	**0**	**0**	**1**	**2**	**1**	**3**	**3**	**8**	**3**	**13**	**13**	**31**	**23**	**7**	**3**	**2**	**0**	**0**	**0**	**0**	**0**	**0**	**0**	**0**	**0**	**0**	**0**	**0**
00-00	**113**	**0**	**0**	**1**	**2**	**1**	**3**	**3**	**8**	**3**	**13**	**13**	**31**	**23**	**7**	**3**	**2**	**0**	**0**	**0**	**0**	**0**	**0**	**0**	**0**	**0**	**0**	**0**	**0**

DRAFT

Site 48
Location L-2802-8, Att - Telepole, Lat 53.84884, Long -6.83837
Direction West

3279 / Meath/Cavan/Monaghan ATC's
October 2013
Automatic Traffic Count

Wed, 9 October 2013

Time	Total	Speed Bins (km/h)																											
		0 - 5	5 - 10	10 - 15	15 - 20	20 - 25	25 - 30	30 - 35	35 - 40	40 - 45	45 - 50	50 - 55	55 - 60	60 - 65	65 - 70	70 - 75	75 - 80	80 - 85	85 - 90	90 - 95	95 - 100	100 - 105	105 - 110	110 - 115	115 - 120	120 - 125	125 - 130	130 - 135	135 - 140
0000	1	0	0	0	0	0	0	0	0	1	0	0	0	0	0	0	0	0	0	0	0	0	0	0	0	0	0	0	0
0100	0	0	0	0	0	0	0	0	0	0	0	0	0	0	0	0	0	0	0	0	0	0	0	0	0	0	0	0	0
0200	0	0	0	0	0	0	0	0	0	0	0	0	0	0	0	0	0	0	0	0	0	0	0	0	0	0	0	0	0
0300	0	0	0	0	0	0	0	0	0	0	0	0	0	0	0	0	0	0	0	0	0	0	0	0	0	0	0	0	0
0400	0	0	0	0	0	0	0	0	0	0	0	0	0	0	0	0	0	0	0	0	0	0	0	0	0	0	0	0	0
0500	0	0	0	0	0	0	0	0	0	0	0	0	0	0	0	0	0	0	0	0	0	0	0	0	0	0	0	0	0
0600	1	0	0	0	0	0	0	0	0	0	0	1	0	0	0	0	0	0	0	0	0	0	0	0	0	0	0	0	0
0700	3	0	0	0	0	0	0	0	0	0	0	1	1	1	0	0	0	0	0	0	0	0	0	0	0	0	0	0	0
0800	7	0	0	0	0	1	0	0	2	1	0	1	1	0	1	0	0	0	0	0	0	0	0	0	0	0	0	0	0
0900	**15**	**0**	**0**	**0**	**1**	**1**	**0**	**1**	**0**	**0**	**4**	**1**	**2**	**5**	**0**	**0**	**0**	**0**	**0**	**0**	**0**	**0**	**0**	**0**	**0**	**0**	**0**	**0**	**0**
1000	6	0	0	0	1	0	0	1	0	2	0	1	0	1	0	0	0	0	0	0	0	0	0	0	0	0	0	0	0
1100	9	0	0	0	0	0	0	0	0	1	1	1	2	4	0	0	0	0	0	0	0	0	0	0	0	0	0	0	0
1200	7	0	0	0	0	0	0	0	2	0	1	0	1	2	0	1	0	0	0	0	0	0	0	0	0	0	0	0	0
1300	11	0	0	0	0	0	0	0	0	1	0	4	4	2	0	0	0	0	0	0	0	0	0	0	0	0	0	0	0
1400	11	0	0	0	0	0	0	0	0	0	0	0	6	3	2	0	0	0	0	0	0	0	0	0	0	0	0	0	0
1500	9	0	0	0	0	0	0	0	0	2	1	3	0	1	1	1	0	0	0	0	0	0	0	0	0	0	0	0	0
1600	6	0	0	0	0	0	0	0	0	0	0	1	4	1	0	0	0	0	0	0	0	0	0	0	0	0	0	0	0
1700	**15**	**0**	**0**	**0**	**0**	**0**	**0**	**0**	**0**	**1**	**1**	**3**	**5**	**3**	**2**	**0**	**0**	**0**	**0**	**0**	**0**	**0**	**0**	**0**	**0**	**0**	**0**	**0**	**0**
1800	**15**	**0**	**0**	**0**	**0**	**0**	**0**	**0**	**1**	**1**	**2**	**3**	**4**	**1**	**3**	**0**	**0**	**0**	**0**	**0**	**0**	**0**	**0**	**0**	**0**	**0**	**0**	**0**	**0**
1900	12	0	0	0	0	0	0	0	0	1	1	3	1	4	2	0	0	0	0	0	0	0	0	0	0	0	0	0	0
2000	8	0	0	0	0	0	0	0	0	0	0	4	1	0	3	0	0	0	0	0	0	0	0	0	0	0	0	0	0
2100	4	0	0	0	0	0	0	0	0	0	0	0	1	0	2	1	0	0	0	0	0	0	0	0	0	0	0	0	0
2200	2	0	0	0	0	0	0	0	0	0	0	1	0	1	0	0	0	0	0	0	0	0	0	0	0	0	0	0	0
2300	2	0	0	0	0	0	0	0	0	1	0	1	0	0	0	0	0	0	0	0	0	0	0	0	0	0	0	0	0
07-19	**114**	**0**	**0**	**0**	**2**	**2**	**0**	**2**	**5**	**9**	**10**	**19**	**30**	**24**	**9**	**2**	**0**	**0**	**0**	**0**	**0**	**0**	**0**	**0**	**0**	**0**	**0**	**0**	**0**
06-22	**139**	**0**	**0**	**0**	**2**	**2**	**0**	**2**	**5**	**10**	**11**	**27**	**33**	**28**	**16**	**3**	**0**	**0**	**0**	**0**	**0**	**0**	**0**	**0**	**0**	**0**	**0**	**0**	**0**
06-00	**143**	**0**	**0**	**0**	**2**	**2**	**0**	**2**	**5**	**11**	**11**	**29**	**33**	**29**	**16**	**3**	**0**	**0**	**0**	**0**	**0**	**0**	**0**	**0**	**0**	**0**	**0**	**0**	**0**
00-00	**144**	**0**	**0**	**0**	**2**	**2**	**0**	**2**	**5**	**12**	**11**	**29**	**33**	**29**	**16**	**3**	**0**	**0**	**0**	**0**	**0**	**0**	**0**	**0**	**0**	**0**	**0**	**0**	**0**

DRAFT

Site 48
Location L-2802-8, Att - Telepole, Lat 53.84884, Long -6.83837
Direction West

3279 / Meath/Cavan/Monaghan ATC's
October 2013
Automatic Traffic Count

Thu, 10 October 2013

Time	Total	Speed Bins (km/h)																											
		0 - 5	5 - 10	10 - 15	15 - 20	20 - 25	25 - 30	30 - 35	35 - 40	40 - 45	45 - 50	50 - 55	55 - 60	60 - 65	65 - 70	70 - 75	75 - 80	80 - 85	85 - 90	90 - 95	95 - 100	100 - 105	105 - 110	110 - 115	115 - 120	120 - 125	125 - 130	130 - 135	135 - 140
0000	1	0	0	0	0	0	0	0	0	0	0	0	0	0	0	1	0	0	0	0	0	0	0	0	0	0	0	0	0
0100	0	0	0	0	0	0	0	0	0	0	0	0	0	0	0	0	0	0	0	0	0	0	0	0	0	0	0	0	0
0200	0	0	0	0	0	0	0	0	0	0	0	0	0	0	0	0	0	0	0	0	0	0	0	0	0	0	0	0	0
0300	0	0	0	0	0	0	0	0	0	0	0	0	0	0	0	0	0	0	0	0	0	0	0	0	0	0	0	0	0
0400	0	0	0	0	0	0	0	0	0	0	0	0	0	0	0	0	0	0	0	0	0	0	0	0	0	0	0	0	0
0500	0	0	0	0	0	0	0	0	0	0	0	0	0	0	0	0	0	0	0	0	0	0	0	0	0	0	0	0	0
0600	0	0	0	0	0	0	0	0	0	0	0	0	0	0	0	0	0	0	0	0	0	0	0	0	0	0	0	0	0
0700	3	0	0	0	0	0	0	0	0	0	0	2	1	0	0	0	0	0	0	0	0	0	0	0	0	0	0	0	0
0800	5	0	0	0	0	0	0	0	0	0	0	1	1	2	1	0	0	0	0	0	0	0	0	0	0	0	0	0	0
0900	**12**	**0**	**0**	**0**	**0**	**0**	**0**	**0**	**0**	**0**	**2**	**2**	**3**	**2**	**3**	**0**	**0**	**0**	**0**	**0**	**0**	**0**	**0**	**0**	**0**	**0**	**0**	**0**	**0**
1000	4	0	0	0	0	0	0	0	1	1	0	0	1	1	0	0	0	0	0	0	0	0	0	0	0	0	0	0	0
1100	8	0	0	0	0	0	1	0	1	1	0	0	2	1	1	1	0	0	0	0	0	0	0	0	0	0	0	0	0
1200	5	0	0	0	0	0	0	0	0	1	0	0	0	3	0	0	1	0	0	0	0	0	0	0	0	0	0	0	0
1300	**13**	**0**	**0**	**0**	**0**	**0**	**0**	**1**	**0**	**1**	**2**	**3**	**3**	**1**	**2**	**0**	**0**	**0**	**0**	**0**	**0**	**0**	**0**	**0**	**0**	**0**	**0**	**0**	**0**
1400	12	0	0	0	0	0	0	0	0	0	0	2	3	6	1	0	0	0	0	0	0	0	0	0	0	0	0	0	0
1500	4	0	0	0	0	0	0	0	0	0	0	0	1	1	0	1	1	0	0	0	0	0	0	0	0	0	0	0	0
1600	3	0	0	0	0	0	0	0	0	0	0	1	1	1	0	0	0	0	0	0	0	0	0	0	0	0	0	0	0
1700	10	0	0	0	0	0	0	0	1	0	3	3	2	0	1	0	0	0	0	0	0	0	0	0	0	0	0	0	0
1800	11	0	0	0	0	0	0	0	0	0	2	0	2	5	0	2	0	0	0	0	0	0	0	0	0	0	0	0	0
1900	10	0	0	0	0	0	0	0	0	0	1	1	5	1	1	0	1	0	0	0	0	0	0	0	0	0	0	0	0
2000	3	0	0	0	0	0	0	0	0	0	0	0	1	2	0	0	0	0	0	0	0	0	0	0	0	0	0	0	0
2100	9	0	0	0	0	0	0	1	0	0	0	1	3	2	0	1	1	0	0	0	0	0	0	0	0	0	0	0	0
2200	1	0	0	0	0	0	0	0	0	0	0	0	0	1	0	0	0	0	0	0	0	0	0	0	0	0	0	0	0
2300	0	0	0	0	0	0	0	0	0	0	0	0	0	0	0	0	0	0	0	0	0	0	0	0	0	0	0	0	0
07-19	**90**	**0**	**0**	**0**	**0**	**0**	**1**	**1**	**3**	**4**	**9**	**14**	**20**	**23**	**9**	**4**	**2**	**0**	**0**	**0**	**0**	**0**	**0**	**0**	**0**	**0**	**0**	**0**	**0**
06-22	**112**	**0**	**0**	**0**	**0**	**0**	**1**	**2**	**3**	**4**	**10**	**16**	**29**	**28**	**10**	**5**	**4**	**0**	**0**	**0**	**0**	**0**	**0**	**0**	**0**	**0**	**0**	**0**	**0**
06-00	**113**	**0**	**0**	**0**	**0**	**0**	**1**	**2**	**3**	**4**	**10**	**16**	**29**	**29**	**10**	**5**	**4**	**0**	**0**	**0**	**0**	**0**	**0**	**0**	**0**	**0**	**0**	**0**	**0**
00-00	**114**	**0**	**0**	**0**	**0**	**0**	**1**	**2**	**3**	**4**	**10**	**16**	**29**	**29**	**10**	**6**	**4**	**0**	**0**	**0**	**0**	**0**	**0**	**0**	**0**	**0**	**0**	**0**	**0**

DRAFT

Site 48
Location L-2802-8, Att - Telepole, Lat 53.84884, Long -6.83837
Direction West

3279 / Meath/Cavan/Monaghan ATC's
October 2013
Automatic Traffic Count

Fri, 11 October 2013

Time	Total	Speed Bins (km/h)																											
		0 - 5	5 - 10	10 - 15	15 - 20	20 - 25	25 - 30	30 - 35	35 - 40	40 - 45	45 - 50	50 - 55	55 - 60	60 - 65	65 - 70	70 - 75	75 - 80	80 - 85	85 - 90	90 - 95	95 - 100	100 - 105	105 - 110	110 - 115	115 - 120	120 - 125	125 - 130	130 - 135	135 - 140
0000	2	0	0	0	0	0	0	0	0	0	0	0	0	1	0	1	0	0	0	0	0	0	0	0	0	0	0	0	0
0100	0	0	0	0	0	0	0	0	0	0	0	0	0	0	0	0	0	0	0	0	0	0	0	0	0	0	0	0	0
0200	0	0	0	0	0	0	0	0	0	0	0	0	0	0	0	0	0	0	0	0	0	0	0	0	0	0	0	0	0
0300	0	0	0	0	0	0	0	0	0	0	0	0	0	0	0	0	0	0	0	0	0	0	0	0	0	0	0	0	0
0400	0	0	0	0	0	0	0	0	0	0	0	0	0	0	0	0	0	0	0	0	0	0	0	0	0	0	0	0	0
0500	0	0	0	0	0	0	0	0	0	0	0	0	0	0	0	0	0	0	0	0	0	0	0	0	0	0	0	0	0
0600	1	0	0	0	0	0	0	0	0	0	0	0	0	0	1	0	0	0	0	0	0	0	0	0	0	0	0	0	0
0700	2	0	0	0	0	0	1	0	0	0	0	1	0	0	0	0	0	0	0	0	0	0	0	0	0	0	0	0	0
0800	5	0	0	0	0	0	0	0	0	1	0	3	0	0	0	1	0	0	0	0	0	0	0	0	0	0	0	0	0
0900	**9**	**0**	**0**	**0**	**0**	**0**	**0**	**0**	**0**	**0**	**0**	**3**	**3**	**1**	**1**	**1**	**0**	**0**	**0**	**0**	**0**	**0**	**0**	**0**	**0**	**0**	**0**	**0**	**0**
1000	8	0	0	0	0	0	0	0	0	1	1	1	2	1	1	0	1	0	0	0	0	0	0	0	0	0	0	0	0
1100	3	0	0	0	0	0	0	0	0	0	0	2	0	1	0	0	0	0	0	0	0	0	0	0	0	0	0	0	0
1200	8	0	0	0	0	0	0	0	0	1	1	3	0	3	0	0	0	0	0	0	0	0	0	0	0	0	0	0	0
1300	6	0	0	0	0	0	0	0	0	1	1	0	0	1	1	1	1	0	0	0	0	0	0	0	0	0	0	0	0
1400	11	0	0	0	0	0	0	0	0	0	0	1	4	4	1	0	0	1	0	0	0	0	0	0	0	0	0	0	0
1500	10	0	0	0	0	0	0	0	0	2	0	2	2	1	2	1	0	0	0	0	0	0	0	0	0	0	0	0	0
1600	**14**	**0**	**0**	**0**	**1**	**0**	**0**	**0**	**0**	**2**	**1**	**3**	**1**	**3**	**1**	**1**	**1**	**0**	**0**	**0**	**0**	**0**	**0**	**0**	**0**	**0**	**0**	**0**	**0**
1700	9	0	0	0	0	0	0	0	1	0	0	1	3	1	1	2	0	0	0	0	0	0	0	0	0	0	0	0	0
1800	7	0	0	0	0	0	0	1	0	0	0	3	0	1	1	0	1	0	0	0	0	0	0	0	0	0	0	0	0
1900	7	0	0	0	0	0	0	0	0	0	0	1	0	3	1	1	1	0	0	0	0	0	0	0	0	0	0	0	0
2000	7	0	0	0	0	0	0	0	0	0	1	2	3	0	1	0	0	0	0	0	0	0	0	0	0	0	0	0	0
2100	6	0	0	0	0	0	0	0	0	0	0	2	1	0	2	0	0	1	0	0	0	0	0	0	0	0	0	0	0
2200	5	0	0	0	0	0	0	0	0	0	1	0	3	0	1	0	0	0	0	0	0	0	0	0	0	0	0	0	0
2300	2	0	0	0	0	0	0	0	0	0	0	0	0	1	1	0	0	0	0	0	0	0	0	0	0	0	0	0	0
07-19	**92**	**0**	**0**	**0**	**1**	**0**	**1**	**1**	**1**	**8**	**4**	**23**	**15**	**17**	**9**	**7**	**4**	**1**	**0**	**0**	**0**	**0**	**0**	**0**	**0**	**0**	**0**	**0**	**0**
06-22	**113**	**0**	**0**	**0**	**1**	**0**	**1**	**1**	**1**	**8**	**5**	**28**	**19**	**20**	**14**	**8**	**5**	**2**	**0**	**0**	**0**	**0**	**0**	**0**	**0**	**0**	**0**	**0**	**0**
06-00	**120**	**0**	**0**	**0**	**1**	**0**	**1**	**1**	**1**	**8**	**6**	**28**	**22**	**21**	**16**	**8**	**5**	**2**	**0**	**0**	**0**	**0**	**0**	**0**	**0**	**0**	**0**	**0**	**0**
00-00	**122**	**0**	**0**	**0**	**1**	**0**	**1**	**1**	**1**	**8**	**6**	**28**	**22**	**22**	**16**	**9**	**5**	**2**	**0**	**0**	**0**	**0**	**0**	**0**	**0**	**0**	**0**	**0**	**0**

DRAFT

Site 48
Location L-2802-8, Att - Telepole, Lat 53.84884, Long -6.83837
Direction West

3279 / Meath/Cavan/Monaghan ATC's
October 2013
Automatic Traffic Count

Sat, 12 October 2013

Time	Total	Speed Bins (km/h)																												
		0 - 5	5 - 10	10 - 15	15 - 20	20 - 25	25 - 30	30 - 35	35 - 40	40 - 45	45 - 50	50 - 55	55 - 60	60 - 65	65 - 70	70 - 75	75 - 80	80 - 85	85 - 90	90 - 95	95 - 100	100 - 105	105 - 110	110 - 115	115 - 120	120 - 125	125 - 130	130 - 135	135 - 140
0000	1	0	0	0	0	0	0	0	0	0	0	0	1	0	0	0	0	0	0	0	0	0	0	0	0	0	0	0	0	0
0100	2	0	0	0	0	0	0	0	0	0	1	0	0	0	0	1	0	0	0	0	0	0	0	0	0	0	0	0	0	0
0200	0	0	0	0	0	0	0	0	0	0	0	0	0	0	0	0	0	0	0	0	0	0	0	0	0	0	0	0	0	0
0300	1	0	0	0	0	0	0	0	0	0	1	0	0	0	0	0	0	0	0	0	0	0	0	0	0	0	0	0	0	0
0400	0	0	0	0	0	0	0	0	0	0	0	0	0	0	0	0	0	0	0	0	0	0	0	0	0	0	0	0	0	0
0500	0	0	0	0	0	0	0	0	0	0	0	0	0	0	0	0	0	0	0	0	0	0	0	0	0	0	0	0	0	0
0600	1	0	0	0	0	0	0	0	0	0	0	0	0	0	1	0	0	0	0	0	0	0	0	0	0	0	0	0	0	0
0700	3	0	0	0	0	0	0	0	0	0	0	0	0	0	2	0	1	0	0	0	0	0	0	0	0	0	0	0	0	0
0800	3	0	0	0	0	0	0	0	0	1	1	0	0	1	0	0	0	0	0	0	0	0	0	0	0	0	0	0	0	0
0900	8	0	0	0	0	0	0	0	0	2	1	1	0	1	3	0	0	0	0	0	0	0	0	0	0	0	0	0	0	0
1000	7	0	0	0	0	0	0	1	0	0	1	2	1	1	0	1	0	0	0	0	0	0	0	0	0	0	0	0	0	0
1100	**10**	**0**	**0**	**0**	**0**	**0**	**0**	**1**	**0**	**1**	**0**	**0**	**4**	**0**	**1**	**2**	**1**	**0**	**0**	**0**	**0**	**0**	**0**	**0**	**0**	**0**	**0**	**0**	**0**	**0**
1200	11	0	0	0	0	0	0	0	0	0	1	2	4	3	1	0	0	0	0	0	0	0	0	0	0	0	0	0	0	0
1300	6	0	0	0	0	0	0	0	0	0	2	2	1	1	0	0	0	0	0	0	0	0	0	0	0	0	0	0	0	0
1400	11	0	0	0	1	2	1	0	0	0	1	2	1	2	0	1	0	0	0	0	0	0	0	0	0	0	0	0	0	0
1500	5	0	0	0	0	0	0	0	0	1	0	2	0	0	1	1	0	0	0	0	0	0	0	0	0	0	0	0	0	0
1600	**12**	**0**	**0**	**0**	**0**	**1**	**0**	**0**	**0**	**1**	**1**	**3**	**2**	**1**	**0**	**3**	**0**	**0**	**0**	**0**	**0**	**0**	**0**	**0**	**0**	**0**	**0**	**0**	**0**	**0**
1700	6	0	0	0	0	0	0	0	0	0	1	3	1	0	0	0	0	0	1	0	0	0	0	0	0	0	0	0	0	0
1800	7	0	0	0	0	0	0	0	0	1	1	1	4	0	0	0	0	0	0	0	0	0	0	0	0	0	0	0	0	0
1900	**12**	**0**	**0**	**0**	**0**	**0**	**0**	**0**	**0**	**2**	**1**	**2**	**3**	**1**	**1**	**2**	**0**	**0**	**0**	**0**	**0**	**0**	**0**	**0**	**0**	**0**	**0**	**0**	**0**	**0**
2000	3	0	0	0	0	0	0	0	0	0	1	0	0	1	1	0	0	0	0	0	0	0	0	0	0	0	0	0	0	0
2100	3	0	0	0	0	0	0	0	0	0	0	1	1	0	0	0	1	0	0	0	0	0	0	0	0	0	0	0	0	0
2200	3	0	0	0	0	0	0	0	0	1	0	0	0	1	0	0	0	1	0	0	0	0	0	0	0	0	0	0	0	0
2300	0	0	0	0	0	0	0	0	0	0	0	0	0	0	0	0	0	0	0	0	0	0	0	0	0	0	0	0	0	0
07-19	**89**	**0**	**0**	**0**	**1**	**3**	**1**	**2**	**0**	**7**	**10**	**18**	**18**	**10**	**8**	**8**	**2**	**0**	**1**	**0**	**0**	**0**	**0**	**0**	**0**	**0**	**0**	**0**	**0**	**0**
06-22	**108**	**0**	**0**	**0**	**1**	**3**	**1**	**2**	**0**	**9**	**12**	**21**	**22**	**12**	**11**	**10**	**3**	**0**	**1**	**0**	**0**	**0**	**0**	**0**	**0**	**0**	**0**	**0**	**0**	**0**
06-00	**111**	**0**	**0**	**0**	**1**	**3**	**1**	**2**	**0**	**10**	**12**	**21**	**22**	**13**	**11**	**10**	**3**	**1**	**1**	**0**	**0**	**0**	**0**	**0**	**0**	**0**	**0**	**0**	**0**	**0**
00-00	**115**	**0**	**0**	**0**	**1**	**3**	**1**	**2**	**0**	**10**	**14**	**21**	**23**	**13**	**11**	**11**	**3**	**1**	**1**	**0**	**0**	**0**	**0**	**0**	**0**	**0**	**0**	**0**	**0**	**0**

DRAFT

Site 48
Location L-2802-8, Att - Telepole, Lat 53.84884, Long -6.83837
Direction West

3279 / Meath/Cavan/Monaghan ATC's
October 2013
Automatic Traffic Count

Sun, 13 October 2013

Time	Total	Speed Bins (km/h)																												
		0 - 5	5 - 10	10 - 15	15 - 20	20 - 25	25 - 30	30 - 35	35 - 40	40 - 45	45 - 50	50 - 55	55 - 60	60 - 65	65 - 70	70 - 75	75 - 80	80 - 85	85 - 90	90 - 95	95 - 100	100 - 105	105 - 110	110 - 115	115 - 120	120 - 125	125 - 130	130 - 135	135 - 140
0000	1	0	0	0	0	0	0	0	0	0	0	0	1	0	0	0	0	0	0	0	0	0	0	0	0	0	0	0	0	0
0100	0	0	0	0	0	0	0	0	0	0	0	0	0	0	0	0	0	0	0	0	0	0	0	0	0	0	0	0	0	0
0200	0	0	0	0	0	0	0	0	0	0	0	0	0	0	0	0	0	0	0	0	0	0	0	0	0	0	0	0	0	0
0300	1	0	0	0	0	0	0	0	1	0	0	0	0	0	0	0	0	0	0	0	0	0	0	0	0	0	0	0	0	0
0400	0	0	0	0	0	0	0	0	0	0	0	0	0	0	0	0	0	0	0	0	0	0	0	0	0	0	0	0	0	0
0500	0	0	0	0	0	0	0	0	0	0	0	0	0	0	0	0	0	0	0	0	0	0	0	0	0	0	0	0	0	0
0600	0	0	0	0	0	0	0	0	0	0	0	0	0	0	0	0	0	0	0	0	0	0	0	0	0	0	0	0	0	0
0700	2	0	0	0	0	0	0	0	0	0	0	0	1	1	0	0	0	0	0	0	0	0	0	0	0	0	0	0	0	0
0800	2	0	0	0	0	0	0	0	0	0	0	1	1	0	0	0	0	0	0	0	0	0	0	0	0	0	0	0	0	0
0900	**3**	**0**	**0**	**0**	**0**	**0**	**0**	**0**	**0**	**0**	**2**	**0**	**1**	**0**	**0**	**0**	**0**	**0**	**0**	**0**	**0**	**0**	**0**	**0**	**0**	**0**	**0**	**0**	**0**	**0**
1000	**3**	**0**	**0**	**0**	**0**	**0**	**0**	**0**	**0**	**1**	**1**	**1**	**0**	**0**	**0**	**0**	**0**	**0**	**0**	**0**	**0**	**0**	**0**	**0**	**0**	**0**	**0**	**0**	**0**	**0**
1100	**3**	**0**	**0**	**0**	**0**	**0**	**0**	**1**	**0**	**0**	**0**	**0**	**2**	**0**	**0**	**0**	**0**	**0**	**0**	**0**	**0**	**0**	**0**	**0**	**0**	**0**	**0**	**0**	**0**	**0**
1200	**14**	**0**	**0**	**0**	**0**	**0**	**0**	**0**	**1**	**1**	**2**	**4**	**1**	**4**	**1**	**0**	**0**	**0**	**0**	**0**	**0**	**0**	**0**	**0**	**0**	**0**	**0**	**0**	**0**	**0**
1300	8	0	0	0	0	0	0	0	0	0	1	3	2	2	0	0	0	0	0	0	0	0	0	0	0	0	0	0	0	0
1400	9	0	0	0	0	0	0	0	1	1	2	1	2	1	1	0	0	0	0	0	0	0	0	0	0	0	0	0	0	0
1500	4	0	0	0	0	0	0	0	0	0	1	1	1	1	0	0	0	0	0	0	0	0	0	0	0	0	0	0	0	0
1600	7	0	0	0	0	0	0	0	0	0	2	3	0	1	1	0	0	0	0	0	0	0	0	0	0	0	0	0	0	0
1700	7	0	0	0	0	0	0	0	0	1	2	0	3	1	0	0	0	0	0	0	0	0	0	0	0	0	0	0	0	0
1800	9	0	0	0	0	0	0	0	0	1	0	2	4	0	2	0	0	0	0	0	0	0	0	0	0	0	0	0	0	0
1900	3	0	0	0	0	0	0	0	0	0	0	0	0	1	2	0	0	0	0	0	0	0	0	0	0	0	0	0	0	0
2000	5	0	0	0	0	0	0	1	0	0	0	0	1	2	1	0	0	0	0	0	0	0	0	0	0	0	0	0	0	0
2100	2	0	0	0	0	0	0	0	0	0	0	0	0	0	2	0	0	0	0	0	0	0	0	0	0	0	0	0	0	0
2200	2	0	0	0	0	0	0	0	0	0	0	0	0	1	0	0	1	0	0	0	0	0	0	0	0	0	0	0	0	0
2300	1	0	0	0	0	0	0	0	0	0	0	1	0	0	0	0	0	0	0	0	0	0	0	0	0	0	0	0	0	0
07-19	**71**	**0**	**0**	**0**	**0**	**0**	**0**	**1**	**2**	**5**	**13**	**16**	**18**	**11**	**5**	**0**	**0**	**0**	**0**	**0**	**0**	**0**	**0**	**0**	**0**	**0**	**0**	**0**	**0**	**0**
06-22	**81**	**0**	**0**	**0**	**0**	**0**	**0**	**2**	**2**	**5**	**13**	**16**	**19**	**14**	**10**	**0**	**0**	**0**	**0**	**0**	**0**	**0**	**0**	**0**	**0**	**0**	**0**	**0**	**0**	**0**
06-00	**84**	**0**	**0**	**0**	**0**	**0**	**0**	**2**	**2**	**5**	**13**	**17**	**19**	**15**	**10**	**0**	**1**	**0**	**0**	**0**	**0**	**0**	**0**	**0**	**0**	**0**	**0**	**0**	**0**	**0**
00-00	**86**	**0**	**0**	**0**	**0**	**0**	**0**	**2**	**3**	**5**	**13**	**17**	**20**	**15**	**10**	**0**	**1**	**0**	**0**	**0**	**0**	**0**	**0**	**0**	**0**	**0**	**0**	**0**	**0**	**0**

DRAFT

Site 48
Location L-2802-8, Att - Telepole, Lat 53.84884, Long -6.83837
Direction West

3279 / Meath/Cavan/Monaghan ATC's
October 2013
Automatic Traffic Count

Mon, 14 October 2013

Time	Total	Speed Bins (km/h)																											
		0 - 5	5 - 10	10 - 15	15 - 20	20 - 25	25 - 30	30 - 35	35 - 40	40 - 45	45 - 50	50 - 55	55 - 60	60 - 65	65 - 70	70 - 75	75 - 80	80 - 85	85 - 90	90 - 95	95 - 100	100 - 105	105 - 110	110 - 115	115 - 120	120 - 125	125 - 130	130 - 135	135 - 140
0000	1	0	0	0	0	0	0	0	0	0	0	0	0	1	0	0	0	0	0	0	0	0	0	0	0	0	0	0	0
0100	0	0	0	0	0	0	0	0	0	0	0	0	0	0	0	0	0	0	0	0	0	0	0	0	0	0	0	0	0
0200	0	0	0	0	0	0	0	0	0	0	0	0	0	0	0	0	0	0	0	0	0	0	0	0	0	0	0	0	0
0300	0	0	0	0	0	0	0	0	0	0	0	0	0	0	0	0	0	0	0	0	0	0	0	0	0	0	0	0	0
0400	0	0	0	0	0	0	0	0	0	0	0	0	0	0	0	0	0	0	0	0	0	0	0	0	0	0	0	0	0
0500	0	0	0	0	0	0	0	0	0	0	0	0	0	0	0	0	0	0	0	0	0	0	0	0	0	0	0	0	0
0600	2	0	0	0	0	0	0	0	0	0	0	0	0	0	1	1	0	0	0	0	0	0	0	0	0	0	0	0	0
0700	3	0	0	0	0	0	0	0	0	0	0	0	0	0	1	1	1	0	0	0	0	0	0	0	0	0	0	0	0
0800	8	0	0	0	0	0	0	0	1	1	0	3	1	0	1	1	0	0	0	0	0	0	0	0	0	0	0	0	0
0900	6	0	0	0	0	0	0	0	0	0	0	1	3	2	0	0	0	0	0	0	0	0	0	0	0	0	0	0	0
1000	**9**	**0**	**0**	**0**	**0**	**0**	**1**	**0**	**0**	**0**	**0**	**3**	**3**	**2**	**0**	**0**	**0**	**0**	**0**	**0**	**0**	**0**	**0**	**0**	**0**	**0**	**0**	**0**	**0**
1100	4	0	0	0	0	0	0	0	0	0	1	0	0	2	0	0	1	0	0	0	0	0	0	0	0	0	0	0	0
1200	5	0	0	1	0	0	0	0	0	0	0	2	1	0	1	0	0	0	0	0	0	0	0	0	0	0	0	0	0
1300	8	0	0	0	0	0	0	0	0	1	1	3	3	0	0	0	0	0	0	0	0	0	0	0	0	0	0	0	0
1400	8	0	0	0	0	1	0	0	2	0	0	1	2	1	1	0	0	0	0	0	0	0	0	0	0	0	0	0	0
1500	6	0	0	0	0	0	0	0	0	1	0	1	2	1	0	1	0	0	0	0	0	0	0	0	0	0	0	0	0
1600	9	0	0	0	0	0	1	0	0	3	0	3	0	1	1	0	0	0	0	0	0	0	0	0	0	0	0	0	0
1700	**12**	**0**	**0**	**0**	**0**	**0**	**0**	**0**	**2**	**1**	**2**	**3**	**1**	**3**	**0**	**0**	**0**	**0**	**0**	**0**	**0**	**0**	**0**	**0**	**0**	**0**	**0**	**0**	**0**
1800	**12**	**0**	**0**	**0**	**0**	**0**	**1**	**0**	**1**	**0**	**2**	**3**	**4**	**0**	**1**	**0**	**0**	**0**	**0**	**0**	**0**	**0**	**0**	**0**	**0**	**0**	**0**	**0**	**0**
1900	8	0	0	0	0	0	0	0	0	0	1	1	1	2	3	0	0	0	0	0	0	0	0	0	0	0	0	0	0
2000	6	0	0	0	0	0	0	0	0	0	2	0	2	1	0	1	0	0	0	0	0	0	0	0	0	0	0	0	0
2100	3	0	0	0	0	0	0	0	0	0	0	2	0	1	0	0	0	0	0	0	0	0	0	0	0	0	0	0	0
2200	1	0	0	0	0	0	0	0	0	0	0	0	0	1	0	0	0	0	0	0	0	0	0	0	0	0	0	0	0
2300	1	0	0	0	0	0	0	0	0	0	0	0	0	1	0	0	0	0	0	0	0	0	0	0	0	0	0	0	0
07-19	**90**	**0**	**0**	**1**	**0**	**1**	**3**	**0**	**6**	**7**	**6**	**23**	**20**	**12**	**6**	**3**	**2**	**0**	**0**	**0**	**0**	**0**	**0**	**0**	**0**	**0**	**0**	**0**	**0**
06-22	**109**	**0**	**0**	**1**	**0**	**1**	**3**	**0**	**6**	**7**	**9**	**26**	**23**	**16**	**10**	**5**	**2**	**0**	**0**	**0**	**0**	**0**	**0**	**0**	**0**	**0**	**0**	**0**	**0**
06-00	**111**	**0**	**0**	**1**	**0**	**1**	**3**	**0**	**6**	**7**	**9**	**26**	**23**	**18**	**10**	**5**	**2**	**0**	**0**	**0**	**0**	**0**	**0**	**0**	**0**	**0**	**0**	**0**	**0**
00-00	**112**	**0**	**0**	**1**	**0**	**1**	**3**	**0**	**6**	**7**	**9**	**26**	**23**	**19**	**10**	**5**	**2**	**0**	**0**	**0**	**0**	**0**	**0**	**0**	**0**	**0**	**0**	**0**	**0**

DRAFT

Site 48
Location L-2802-8, Att - Telepole, Lat 53.84884, Long -6.83837
Direction West

3279 / Meath/Cavan/Monaghan ATC's
October 2013
Automatic Traffic Count

Virtual Day (7)

Time	Total	Speed Bins (km/h)																											
		0 - 5	5 - 10	10 - 15	15 - 20	20 - 25	25 - 30	30 - 35	35 - 40	40 - 45	45 - 50	50 - 55	55 - 60	60 - 65	65 - 70	70 - 75	75 - 80	80 - 85	85 - 90	90 - 95	95 - 100	100 - 105	105 - 110	110 - 115	115 - 120	120 - 125	125 - 130	130 - 135	135 - 140
0000	1	0	0	0	0	0	0	0	0	0	0	0	0	0	0	0	0	0	0	0	0	0	0	0	0	0	0	0	0
0100	0	0	0	0	0	0	0	0	0	0	0	0	0	0	0	0	0	0	0	0	0	0	0	0	0	0	0	0	0
0200	0	0	0	0	0	0	0	0	0	0	0	0	0	0	0	0	0	0	0	0	0	0	0	0	0	0	0	0	0
0300	0	0	0	0	0	0	0	0	0	0	0	0	0	0	0	0	0	0	0	0	0	0	0	0	0	0	0	0	0
0400	0	0	0	0	0	0	0	0	0	0	0	0	0	0	0	0	0	0	0	0	0	0	0	0	0	0	0	0	0
0500	0	0	0	0	0	0	0	0	0	0	0	0	0	0	0	0	0	0	0	0	0	0	0	0	0	0	0	0	0
0600	1	0	0	0	0	0	0	0	0	0	0	0	0	0	0	0	0	0	0	0	0	0	0	0	0	0	0	0	0
0700	3	0	0	0	0	0	0	0	0	0	0	1	1	0	0	0	0	0	0	0	0	0	0	0	0	0	0	0	0
0800	5	0	0	0	0	0	0	0	1	1	0	1	1	0	1	0	0	0	0	0	0	0	0	0	0	0	0	0	0
0900	**9**	**0**	**0**	**0**	**0**	**0**	**0**	**0**	**0**	**0**	**1**	**1**	**2**	**2**	**1**	**0**	**0**	**0**	**0**	**0**	**0**	**0**	**0**	**0**	**0**	**0**	**0**	**0**	**0**
1000	6	0	0	0	0	0	0	0	0	1	1	1	1	1	0	0	0	0	0	0	0	0	0	0	0	0	0	0	0
1100	6	0	0	0	0	0	0	0	0	1	0	0	2	1	0	0	0	0	0	0	0	0	0	0	0	0	0	0	0
1200	8	0	0	0	0	0	0	0	1	0	1	2	1	2	1	0	0	0	0	0	0	0	0	0	0	0	0	0	0
1300	8	0	0	0	0	0	0	0	0	1	1	2	2	1	1	0	0	0	0	0	0	0	0	0	0	0	0	0	0
1400	**11**	**0**	**0**	**0**	**0**	**0**	**0**	**0**	**1**	**0**	**1**	**1**	**3**	**3**	**1**	**0**	**0**	**0**	**0**	**0**	**0**	**0**	**0**	**0**	**0**	**0**	**0**	**0**	**0**
1500	7	0	0	0	0	0	0	0	0	1	0	1	1	1	1	1	0	0	0	0	0	0	0	0	0	0	0	0	0
1600	8	0	0	0	0	0	0	0	0	1	1	2	1	1	1	1	0	0	0	0	0	0	0	0	0	0	0	0	0
1700	10	0	0	0	0	0	0	0	1	0	1	2	3	1	1	0	0	0	0	0	0	0	0	0	0	0	0	0	0
1800	10	0	0	0	0	0	0	0	0	0	1	2	3	2	1	0	0	0	0	0	0	0	0	0	0	0	0	0	0
1900	8	0	0	0	0	0	0	0	0	0	1	1	2	2	1	0	0	0	0	0	0	0	0	0	0	0	0	0	0
2000	6	0	0	0	0	0	0	0	0	0	1	1	1	1	1	0	0	0	0	0	0	0	0	0	0	0	0	0	0
2100	4	0	0	0	0	0	0	0	0	0	0	1	1	0	1	0	0	0	0	0	0	0	0	0	0	0	0	0	0
2200	3	0	0	0	0	0	0	0	0	0	0	0	1	1	0	0	0	0	0	0	0	0	0	0	0	0	0	0	0
2300	1	0	0	0	0	0	0	0	0	0	0	0	0	0	0	0	0	0	0	0	0	0	0	0	0	0	0	0	0
07-19	**91**	**0**	**0**	**0**	**1**	**1**	**1**	**1**	**3**	**6**	**9**	**18**	**21**	**16**	**7**	**4**	**2**	**0**	**0**	**0**	**0**	**0**	**0**	**0**	**0**	**0**	**0**	**0**	**0**
06-22	**110**	**0**	**0**	**0**	**1**	**1**	**1**	**2**	**4**	**7**	**10**	**21**	**25**	**20**	**11**	**5**	**2**	**0**	**0**	**0**	**0**	**0**	**0**	**0**	**0**	**0**	**0**	**0**	**0**
06-00	**114**	**0**	**0**	**0**	**1**	**1**	**1**	**2**	**4**	**7**	**11**	**21**	**26**	**21**	**11**	**5**	**2**	**0**	**0**	**0**	**0**	**0**	**0**	**0**	**0**	**0**	**0**	**0**	**0**
00-00	**115**	**0**	**0**	**0**	**1**	**1**	**1**	**2**	**4**	**7**	**11**	**21**	**26**	**21**	**11**	**5**	**2**	**0**	**0**	**0**	**0**	**0**	**0**	**0**	**0**	**0**	**0**	**0**	**0**

DRAFT

Site 48
Location L-2802-8, Att - Telepole, Lat 53.84884, Long -6.83837
Direction West

3279 / Meath/Cavan/Monaghan ATC's
October 2013
Automatic Traffic Count

Virtual Week (1)

Time	Total	Speed Bins (km/h)																											
		0 - 5	5 - 10	10 - 15	15 - 20	20 - 25	25 - 30	30 - 35	35 - 40	40 - 45	45 - 50	50 - 55	55 - 60	60 - 65	65 - 70	70 - 75	75 - 80	80 - 85	85 - 90	90 - 95	95 - 100	100 - 105	105 - 110	110 - 115	115 - 120	120 - 125	125 - 130	130 - 135	135 - 140
Mon	112	0	0	1	0	1	3	0	6	7	9	26	23	19	10	5	2	0	0	0	0	0	0	0	0	0	0	0	0
Tue	113	0	0	1	2	1	3	3	8	3	13	13	31	23	7	3	2	0	0	0	0	0	0	0	0	0	0	0	0
Wed	144	0	0	0	2	2	0	2	5	12	11	29	33	29	16	3	0	0	0	0	0	0	0	0	0	0	0	0	0
Thu	114	0	0	0	0	0	1	2	3	4	10	16	29	29	10	6	4	0	0	0	0	0	0	0	0	0	0	0	0
Fri	122	0	0	0	1	0	1	1	1	8	6	28	22	22	16	9	5	2	0	0	0	0	0	0	0	0	0	0	0
|Sat	115	0	0	0	1	3	1	2	0	10	14	21	23	13	11	11	3	1	1	0	0	0	0	0	0	0	0	0	0
|Sun	86	0	0	0	0	0	0	2	3	5	13	17	20	15	10	0	1	0	0	0	0	0	0	0	0	0	0	0	0
5 Day Ave.	**121**	**0**	**0**	**0**	**1**	**1**	**2**	**2**	**5**	**7**	**10**	**22**	**28**	**24**	**12**	**5**	**3**	**0**	**0**	**0**	**0**	**0**	**0**	**0**	**0**	**0**	**0**	**0**	**0**
7 Day Ave.	**115**	**0**	**0**	**0**	**1**	**1**	**1**	**2**	**4**	**7**	**11**	**21**	**26**	**21**	**11**	**5**	**2**	**0**	**0**	**0**	**0**	**0**	**0**	**0**	**0**	**0**	**0**	**0**	**0**
--	**806**	**0**	**0**	**2**	**6**	**7**	**9**	**12**	**26**	**49**	**76**	**150**	**181**	**150**	**80**	**37**	**17**	**3**	**1**	**0**	**0**	**0**	**0**	**0**	**0**	**0**	**0**	**0**	**0**

Summary Graphs

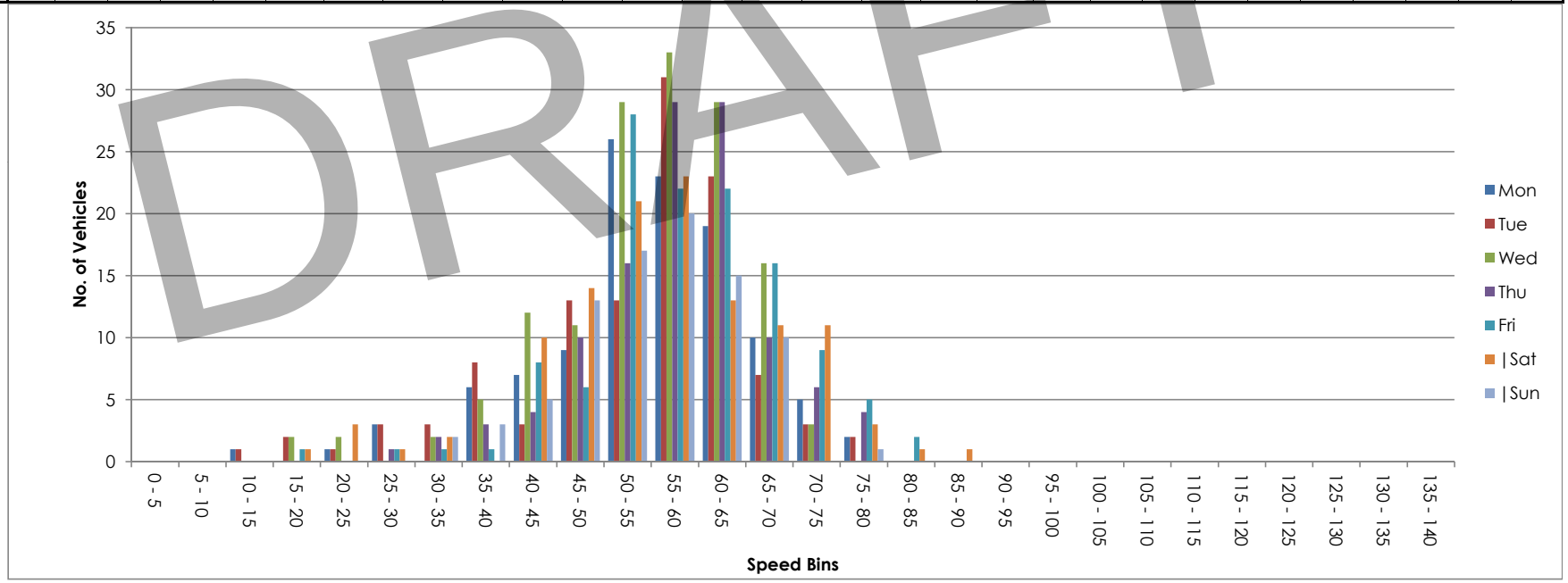

DRAFT

Site 48
Location L-2802-8, Att - Telepole, Lat 53.84884, Long -6.83837
Direction Two way

3279 / Meath/Cavan/Monaghan ATC's
October 2013
Automatic Traffic Count

Tue, 8 October 2013

Time	Total	Classification												>PSL	>PSL%	>SL1	>SL1%	>SL2	>SL2%	Mean	Vpp
		1 MCL	2 SV	3 SVT	4 TB2	5 TB3	6 T4	7 ART3	8 ART4	9 ART5	10 ART6	11 BD	12 DRT	80	80	85 +5kph	85 +5kph	90 +10kph	90 +10kph		85
0000	0	0	0	0	0	0	0	0	0	0	0	0	0	0	0	0	0	0	0	-	-
0100	0	0	0	0	0	0	0	0	0	0	0	0	0	0	0	0	0	0	0	-	-
0200	0	0	0	0	0	0	0	0	0	0	0	0	0	0	0	0	0	0	0	-	-
0300	0	0	0	0	0	0	0	0	0	0	0	0	0	0	0	0	0	0	0	-	-
0400	0	0	0	0	0	0	0	0	0	0	0	0	0	0	0	0	0	0	0	-	-
0500	0	0	0	0	0	0	0	0	0	0	0	0	0	0	0	0	0	0	0	-	-
0600	5	0	4	0	1	0	0	0	0	0	0	0	0	0	0	0	0	0	0	61.2	-
0700	14	0	12	0	2	0	0	0	0	0	0	0	0	0	0	0	0	0	0	57.5	61.6
0800	**19**	**2**	**16**	**0**	**1**	**0**	**0**	**0**	**0**	**0**	**0**	**0**	**0**	**0**	**0**	**0**	**0**	**0**	**0**	**57.6**	**66.6**
0900	18	0	15	0	1	1	0	0	1	0	0	0	0	0	0	0	0	0	0	51.3	67.7
1000	8	0	7	0	0	0	0	0	1	0	0	0	0	0	0	0	0	0	0	47.9	-
1100	12	0	11	1	0	0	0	0	0	0	0	0	0	0	0	0	0	0	0	54.1	58.3
1200	11	0	10	0	0	1	0	0	0	0	0	0	0	0	0	0	0	0	0	55.2	63.4
1300	13	0	12	0	1	0	0	0	0	0	0	0	0	0	0	0	0	0	0	57.1	64.1
1400	**23**	**0**	**21**	**1**	**1**	**0**	**0**	**0**	**0**	**0**	**0**	**0**	**0**	**0**	**0**	**0**	**0**	**0**	**0**	**57.5**	**70.6**
1500	14	0	12	0	1	0	1	0	0	0	0	0	0	0	0	0	0	0	0	54.2	63
1600	12	0	12	0	0	0	0	0	0	0	0	0	0	0	0	0	0	0	0	51.1	59.8
1700	18	0	17	0	0	0	1	0	0	0	0	0	0	0	0	0	0	0	0	53.5	62.3
1800	14	0	12	2	0	0	0	0	0	0	0	0	0	1	7.1	1	7.1	0	0	56.6	62.3
1900	9	0	9	0	0	0	0	0	0	0	0	0	0	0	0	0	0	0	0	56.2	-
2000	17	0	16	0	1	0	0	0	0	0	0	0	0	0	0	0	0	0	0	58	63
2100	6	0	6	0	0	0	0	0	0	0	0	0	0	0	0	0	0	0	0	57.4	-
2200	6	0	6	0	0	0	0	0	0	0	0	0	0	0	0	0	0	0	0	55.9	-
2300	0	0	0	0	0	0	0	0	0	0	0	0	0	0	0	0	0	0	0	-	-
07-19	**176**	**2**	**157**	**4**	**7**	**2**	**2**	**0**	**2**	**0**	**0**	**0**	**0**	**1**	**0.6**	**1**	**0.6**	**0**	**0**	**54.8**	**64.1**
06-22	**213**	**2**	**192**	**4**	**9**	**2**	**2**	**0**	**2**	**0**	**0**	**0**	**0**	**1**	**0.5**	**1**	**0.5**	**0**	**0**	**55.4**	**64.8**
06-00	**219**	**2**	**198**	**4**	**9**	**2**	**2**	**0**	**2**	**0**	**0**	**0**	**0**	**1**	**0.5**	**1**	**0.5**	**0**	**0**	**55.4**	**64.8**
00-00	**219**	**2**	**198**	**4**	**9**	**2**	**2**	**0**	**2**	**0**	**0**	**0**	**0**	**1**	**0.5**	**1**	**0.5**	**0**	**0**	**55.4**	**64.8**

DRAFT

Site 48
Location L-2802-8, Att - Telepole, Lat 53.84884, Long -6.83837
Direction Two way

3279 / Meath/Cavan/Monaghan ATC's
October 2013
Automatic Traffic Count

Wed, 9 October 2013

Time	Total	Classification												>PSL	>PSL%	>SL1	>SL1%	>SL2	>SL2%	Mean	Vpp
		1 MCL	2 SV	3 SVT	4 TB2	5 TB3	6 T4	7 ART3	8 ART4	9 ART5	10 ART6	11 BD	12 DRT	80	80	85 +5kph	85 +5kph	90 +10kph	90 +10kph		85
0000	1	0	1	0	0	0	0	0	0	0	0	0	0	0	0	0	0	0	0	42.2	-
0100	0	0	0	0	0	0	0	0	0	0	0	0	0	0	0	0	0	0	0	-	-
0200	0	0	0	0	0	0	0	0	0	0	0	0	0	0	0	0	0	0	0	-	-
0300	0	0	0	0	0	0	0	0	0	0	0	0	0	0	0	0	0	0	0	-	-
0400	0	0	0	0	0	0	0	0	0	0	0	0	0	0	0	0	0	0	0	-	-
0500	0	0	0	0	0	0	0	0	0	0	0	0	0	0	0	0	0	0	0	-	-
0600	8	0	6	0	2	0	0	0	0	0	0	0	0	0	0	0	0	0	0	60.2	-
0700	10	0	6	1	3	0	0	0	0	0	0	0	0	0	0	0	0	0	0	57.8	-
0800	20	0	17	0	1	1	0	0	1	0	0	0	0	0	0	0	0	0	0	54.9	64.4
0900	**22**	**0**	**20**	**0**	**2**	**0**	**0**	**0**	**0**	**0**	**0**	**0**	**0**	**0**	**0**	**0**	**0**	**0**	**0**	**52.7**	**63.4**
1000	18	2	15	1	0	0	0	0	0	0	0	0	0	0	0	0	0	0	0	50.8	63.7
1100	16	1	14	1	0	0	0	0	0	0	0	0	0	0	0	0	0	0	0	55.8	63
1200	16	1	15	0	0	0	0	0	0	0	0	0	0	0	0	0	0	0	0	51.7	62.6
1300	19	0	17	0	2	0	0	0	0	0	0	0	0	0	0	0	0	0	0	55.1	59
1400	21	0	19	0	2	0	0	0	0	0	0	0	0	0	0	0	0	0	0	59.8	64.1
1500	21	0	18	0	1	1	0	0	1	0	0	0	0	0	0	0	0	0	0	53.7	68.4
1600	14	0	13	0	0	0	1	0	0	0	0	0	0	0	0	0	0	0	0	54.1	61.6
1700	22	0	22	0	0	0	0	0	0	0	0	0	0	0	0	0	0	0	0	56.9	65.2
1800	**35**	**0**	**30**	**2**	**1**	**1**	**0**	**0**	**1**	**0**	**0**	**0**	**0**	**0**	**0**	**0**	**0**	**0**	**0**	**55.4**	**65.2**
1900	20	0	20	0	0	0	0	0	0	0	0	0	0	0	0	0	0	0	0	57.3	64.8
2000	14	0	14	0	0	0	0	0	0	0	0	0	0	0	0	0	0	0	0	60.2	66.6
2100	5	0	5	0	0	0	0	0	0	0	0	0	0	0	0	0	0	0	0	63.8	-
2200	6	0	6	0	0	0	0	0	0	0	0	0	0	0	0	0	0	0	0	61.7	-
2300	4	0	4	0	0	0	0	0	0	0	0	0	0	0	0	0	0	0	0	51.3	-
07-19	**234**	**4**	**206**	**5**	**12**	**3**	**1**	**0**	**3**	**0**	**0**	**0**	**0**	**0**	**0**	**0**	**0**	**0**	**0**	**54.9**	**63.7**
06-22	**281**	**4**	**251**	**5**	**14**	**3**	**1**	**0**	**3**	**0**	**0**	**0**	**0**	**0**	**0**	**0**	**0**	**0**	**0**	**55.7**	**64.8**
06-00	**291**	**4**	**261**	**5**	**14**	**3**	**1**	**0**	**3**	**0**	**0**	**0**	**0**	**0**	**0**	**0**	**0**	**0**	**0**	**55.7**	**64.8**
00-00	**292**	**4**	**262**	**5**	**14**	**3**	**1**	**0**	**3**	**0**	**0**	**0**	**0**	**0**	**0**	**0**	**0**	**0**	**0**	**55.7**	**64.8**

DRAFT

Site 48
Location L-2802-8, Att - Telepole, Lat 53.84884, Long -6.83837
Direction Two way

3279 / Meath/Cavan/Monaghan ATC's
October 2013
Automatic Traffic Count

Thu, 10 October 2013

Time	Total	Classification												>PSL	>PSL%	>SL1	>SL1%	>SL2	>SL2%	Mean	Vpp
		1 MCL	2 SV	3 SVT	4 TB2	5 TB3	6 T4	7 ART3	8 ART4	9 ART5	10 ART6	11 BD	12 DRT	80	80	85 +5kph	85 +5kph	90 +10kph	90 +10kph		85
0000	3	0	3	0	0	0	0	0	0	0	0	0	0	0	0	0	0	0	0	56.2	-
0100	1	0	1	0	0	0	0	0	0	0	0	0	0	0	0	0	0	0	0	23.1	-
0200	0	0	0	0	0	0	0	0	0	0	0	0	0	0	0	0	0	0	0	-	-
0300	1	0	1	0	0	0	0	0	0	0	0	0	0	0	0	0	0	0	0	39.6	-
0400	0	0	0	0	0	0	0	0	0	0	0	0	0	0	0	0	0	0	0	-	-
0500	0	0	0	0	0	0	0	0	0	0	0	0	0	0	0	0	0	0	0	-	-
0600	6	0	5	0	1	0	0	0	0	0	0	0	0	0	0	0	0	0	0	66.3	-
0700	7	0	5	0	2	0	0	0	0	0	0	0	0	0	0	0	0	0	0	58	-
0800	**21**	**2**	**18**	**0**	**1**	**0**	**0**	**0**	**0**	**0**	**0**	**0**	**0**	**0**	**0**	**0**	**0**	**0**	**0**	**62.1**	**70.2**
0900	19	0	19	0	0	0	0	0	0	0	0	0	0	0	0	0	0	0	0	59.6	68.8
1000	9	0	8	0	1	0	0	0	0	0	0	0	0	0	0	0	0	0	0	52.5	-
1100	15	0	14	0	1	0	0	0	0	0	0	0	0	0	0	0	0	0	0	54.9	65.5
1200	8	0	7	0	1	0	0	0	0	0	0	0	0	0	0	0	0	0	0	59.6	-
1300	**29**	**0**	**28**	**0**	**0**	**0**	**0**	**0**	**1**	**0**	**0**	**0**	**0**	**0**	**0**	**0**	**0**	**0**	**0**	**54.7**	**65.2**
1400	20	0	17	1	2	0	0	0	0	0	0	0	0	0	0	0	0	0	0	59	64.1
1500	8	0	6	1	1	0	0	0	0	0	0	0	0	0	0	0	0	0	0	62.8	-
1600	7	0	6	1	0	0	0	0	0	0	0	0	0	0	0	0	0	0	0	57.9	-
1700	20	0	18	0	2	0	0	0	0	0	0	0	0	0	0	0	0	0	0	57.7	67.3
1800	20	0	20	0	0	0	0	0	0	0	0	0	0	0	0	0	0	0	0	59.2	64.4
1900	24	0	22	0	2	0	0	0	0	0	0	0	0	1	4.2	1	4.2	0	0	60.2	68
2000	7	0	6	0	1	0	0	0	0	0	0	0	0	0	0	0	0	0	0	59.6	-
2100	11	0	10	1	0	0	0	0	0	0	0	0	0	0	0	0	0	0	0	58.2	65.9
2200	3	0	3	0	0	0	0	0	0	0	0	0	0	0	0	0	0	0	0	66.7	-
2300	2	0	1	1	0	0	0	0	0	0	0	0	0	0	0	0	0	0	0	59.7	-
07-19	**183**	**2**	**166**	**3**	**11**	**0**	**0**	**0**	**1**	**0**	**0**	**0**	**0**	**0**	**0**	**0**	**0**	**0**	**0**	**58.1**	**67.3**
06-22	**231**	**2**	**209**	**4**	**15**	**0**	**0**	**0**	**1**	**0**	**0**	**0**	**0**	**1**	**0.4**	**1**	**0.4**	**0**	**0**	**58.6**	**68**
06-00	**236**	**2**	**213**	**5**	**15**	**0**	**0**	**0**	**1**	**0**	**0**	**0**	**0**	**1**	**0.4**	**1**	**0.4**	**0**	**0**	**58.7**	**68**
00-00	**241**	**2**	**218**	**5**	**15**	**0**	**0**	**0**	**1**	**0**	**0**	**0**	**0**	**1**	**0.4**	**1**	**0.4**	**0**	**0**	**58.4**	**68**

DRAFT

Site 48
Location L-2802-8, Att - Telepole, Lat 53.84884, Long -6.83837
Direction Two way

3279 / Meath/Cavan/Monaghan ATC's
October 2013
Automatic Traffic Count

Fri, 11 October 2013

Time	Total	Classification												>PSL	>PSL%	>SL1	>SL1%	>SL2	>SL2%	Mean	Vpp
		1 MCL	2 SV	3 SVT	4 TB2	5 TB3	6 T4	7 ART3	8 ART4	9 ART5	10 ART6	11 BD	12 DRT	80	80	85 +5kph	85 +5kph	90 +10kph	90 +10kph		85
0000	2	0	2	0	0	0	0	0	0	0	0	0	0	0	0	0	0	0	0	67.4	-
0100	0	0	0	0	0	0	0	0	0	0	0	0	0	0	0	0	0	0	0	-	-
0200	0	0	0	0	0	0	0	0	0	0	0	0	0	0	0	0	0	0	0	-	-
0300	0	0	0	0	0	0	0	0	0	0	0	0	0	0	0	0	0	0	0	-	-
0400	0	0	0	0	0	0	0	0	0	0	0	0	0	0	0	0	0	0	0	-	-
0500	1	0	1	0	0	0	0	0	0	0	0	0	0	0	0	0	0	0	0	52.5	-
0600	4	0	2	0	2	0	0	0	0	0	0	0	0	0	0	0	0	0	0	61	-
0700	8	1	4	0	1	2	0	0	0	0	0	0	0	0	0	0	0	0	0	54.8	-
0800	**24**	**1**	**23**	**0**	**0**	**0**	**0**	**0**	**0**	**0**	**0**	**0**	**0**	**0**	**0**	**0**	**0**	**0**	**0**	**60.7**	**66.6**
0900	14	0	11	0	3	0	0	0	0	0	0	0	0	0	0	0	0	0	0	58.5	65.9
1000	10	0	10	0	0	0	0	0	0	0	0	0	0	0	0	0	0	0	0	59	-
1100	6	0	6	0	0	0	0	0	0	0	0	0	0	0	0	0	0	0	0	51.9	-
1200	18	0	13	0	5	0	0	0	0	0	0	0	0	0	0	0	0	0	0	54.6	62.6
1300	13	0	10	0	2	1	0	0	0	0	0	0	0	0	0	0	0	0	0	51.6	74.5
1400	20	0	19	0	1	0	0	0	0	0	0	0	0	1	5	0	0	0	0	60.6	64.4
1500	20	0	20	0	0	0	0	0	0	0	0	0	0	0	0	0	0	0	0	58.9	68
1600	**22**	**1**	**21**	**0**	**0**	**0**	**0**	**0**	**0**	**0**	**0**	**0**	**0**	**0**	**0**	**0**	**0**	**0**	**0**	**54.3**	**67**
1700	15	0	15	0	0	0	0	0	0	0	0	0	0	0	0	0	0	0	0	60.8	72.4
1800	18	0	16	0	2	0	0	0	0	0	0	0	0	0	0	0	0	0	0	57.2	63.4
1900	13	0	13	0	0	0	0	0	0	0	0	0	0	0	0	0	0	0	0	61.1	68
2000	14	0	14	0	0	0	0	0	0	0	0	0	0	0	0	0	0	0	0	57.3	65.9
2100	10	0	10	0	0	0	0	0	0	0	0	0	0	1	10	0	0	0	0	59.5	-
2200	8	0	8	0	0	0	0	0	0	0	0	0	0	0	0	0	0	0	0	61.9	-
2300	2	0	2	0	0	0	0	0	0	0	0	0	0	0	0	0	0	0	0	65.1	-
07-19	**188**	**3**	**168**	**0**	**14**	**3**	**0**	**0**	**0**	**0**	**0**	**0**	**0**	**1**	**0.5**	**0**	**0**	**0**	**0**	**57.4**	**67**
06-22	**229**	**3**	**207**	**0**	**16**	**3**	**0**	**0**	**0**	**0**	**0**	**0**	**0**	**2**	**0.9**	**0**	**0**	**0**	**0**	**57.8**	**67.7**
06-00	**239**	**3**	**217**	**0**	**16**	**3**	**0**	**0**	**0**	**0**	**0**	**0**	**0**	**2**	**0.8**	**0**	**0**	**0**	**0**	**58**	**67**
00-00	**242**	**3**	**220**	**0**	**16**	**3**	**0**	**0**	**0**	**0**	**0**	**0**	**0**	**2**	**0.8**	**0**	**0**	**0**	**0**	**58**	**67.7**

DRAFT

Site 48
Location L-2802-8, Att - Telepole, Lat 53.84884, Long -6.83837
Direction Two way

3279 / Meath/Cavan/Monaghan ATC's
October 2013
Automatic Traffic Count

Sat, 12 October 2013

Time	Total	Classification												>PSL	>PSL%	>SL1	>SL1%	>SL2	>SL2%	Mean	Vpp
		1 MCL	2 SV	3 SVT	4 TB2	5 TB3	6 T4	7 ART3	8 ART4	9 ART5	10 ART6	11 BD	12 DRT	80	80	85 +5kph	85 +5kph	90 +10kph	90 +10kph		85
0000	3	0	3	0	0	0	0	0	0	0	0	0	0	0	0	0	0	0	0	64.9	-
0100	4	0	4	0	0	0	0	0	0	0	0	0	0	0	0	0	0	0	0	62.2	-
0200	0	0	0	0	0	0	0	0	0	0	0	0	0	0	0	0	0	0	0	-	-
0300	1	0	1	0	0	0	0	0	0	0	0	0	0	0	0	0	0	0	0	46.8	-
0400	0	0	0	0	0	0	0	0	0	0	0	0	0	0	0	0	0	0	0	-	-
0500	0	0	0	0	0	0	0	0	0	0	0	0	0	0	0	0	0	0	0	-	-
0600	1	0	0	0	1	0	0	0	0	0	0	0	0	0	0	0	0	0	0	69.6	-
0700	5	0	5	0	0	0	0	0	0	0	0	0	0	0	0	0	0	0	0	64.8	-
0800	11	2	8	1	0	0	0	0	0	0	0	0	0	0	0	0	0	0	0	56.4	63.4
0900	**18**	**0**	**17**	**0**	**0**	**0**	**0**	**0**	**0**	**0**	**1**	**0**	**0**	**0**	**0**	**0**	**0**	**0**	**0**	**56.6**	**67**
1000	14	0	10	2	0	0	0	0	0	1	1	0	0	0	0	0	0	0	0	54.4	65.9
1100	17	0	15	1	1	0	0	0	0	0	0	0	0	0	0	0	0	0	0	59.6	71.3
1200	18	0	17	0	1	0	0	0	0	0	0	0	0	0	0	0	0	0	0	57.1	60.8
1300	8	0	8	0	0	0	0	0	0	0	0	0	0	0	0	0	0	0	0	55.5	-
1400	**23**	**0**	**19**	**2**	**1**	**1**	**0**	**0**	**0**	**0**	**0**	**0**	**0**	**0**	**0**	**0**	**0**	**0**	**0**	**50.7**	**61.6**
1500	11	0	10	0	1	0	0	0	0	0	0	0	0	0	0	0	0	0	0	56.6	66.2
1600	20	0	20	0	0	0	0	0	0	0	0	0	0	0	0	0	0	0	0	56.4	69.8
1700	14	0	14	0	0	0	0	0	0	0	0	0	0	1	7.1	1	7.1	0	0	59.5	61.2
1800	18	0	17	1	0	0	0	0	0	0	0	0	0	0	0	0	0	0	0	53.7	59.4
1900	14	0	14	0	0	0	0	0	0	0	0	0	0	0	0	0	0	0	0	57.4	67
2000	5	0	5	0	0	0	0	0	0	0	0	0	0	0	0	0	0	0	0	58	-
2100	5	0	5	0	0	0	0	0	0	0	0	0	0	0	0	0	0	0	0	61.3	-
2200	4	0	2	0	2	0	0	0	0	0	0	0	0	1	25	0	0	0	0	60.2	-
2300	1	0	1	0	0	0	0	0	0	0	0	0	0	0	0	0	0	0	0	66.8	-
07-19	**177**	**2**	**160**	**7**	**4**	**1**	**0**	**0**	**0**	**1**	**2**	**0**	**0**	**1**	**0.6**	**1**	**0.6**	**0**	**0**	**56.1**	**67**
06-22	**202**	**2**	**184**	**7**	**5**	**1**	**0**	**0**	**0**	**1**	**2**	**0**	**0**	**1**	**0.5**	**1**	**0.5**	**0**	**0**	**56.4**	**68**
06-00	**207**	**2**	**187**	**7**	**7**	**1**	**0**	**0**	**0**	**1**	**2**	**0**	**0**	**2**	**1**	**1**	**0.5**	**0**	**0**	**56.5**	**68**
00-00	**215**	**2**	**195**	**7**	**7**	**1**	**0**	**0**	**0**	**1**	**2**	**0**	**0**	**2**	**0.9**	**1**	**0.5**	**0**	**0**	**56.7**	**68.4**

DRAFT

Site 48
Location L-2802-8, Att - Telepole, Lat 53.84884, Long -6.83837
Direction Two way

3279 / Meath/Cavan/Monaghan ATC's
October 2013
Automatic Traffic Count

Sun, 13 October 2013

Time	Total	Classification												>PSL	>PSL%	>SL1	>SL1%	>SL2	>SL2%	Mean	Vpp
		1 MCL	2 SV	3 SVT	4 TB2	5 TB3	6 T4	7 ART3	8 ART4	9 ART5	10 ART6	11 BD	12 DRT	80	80	85 +5kph	85 +5kph	90 +10kph	90 +10kph		85
0000	2	0	2	0	0	0	0	0	0	0	0	0	0	0	0	0	0	0	0	58.9	-
0100	2	0	2	0	0	0	0	0	0	0	0	0	0	0	0	0	0	0	0	67.8	-
0200	1	0	0	0	1	0	0	0	0	0	0	0	0	0	0	0	0	0	0	50.9	-
0300	1	0	0	0	1	0	0	0	0	0	0	0	0	0	0	0	0	0	0	39.9	-
0400	0	0	0	0	0	0	0	0	0	0	0	0	0	0	0	0	0	0	0	-	-
0500	0	0	0	0	0	0	0	0	0	0	0	0	0	0	0	0	0	0	0	-	-
0600	0	0	0	0	0	0	0	0	0	0	0	0	0	0	0	0	0	0	0	-	-
0700	3	0	3	0	0	0	0	0	0	0	0	0	0	0	0	0	0	0	0	59.8	-
0800	6	0	6	0	0	0	0	0	0	0	0	0	0	0	0	0	0	0	0	53.3	-
0900	3	0	3	0	0	0	0	0	0	0	0	0	0	0	0	0	0	0	0	51.7	-
1000	**13**	**2**	**11**	**0**	**0**	**0**	**0**	**0**	**0**	**0**	**0**	**0**	**0**	**0**	**0**	**0**	**0**	**0**	**0**	**57.4**	**64.8**
1100	12	0	12	0	0	0	0	0	0	0	0	0	0	0	0	0	0	0	0	56.1	60.8
1200	**18**	**0**	**17**	**0**	**0**	**0**	**0**	**0**	**1**	**0**	**0**	**0**	**0**	**0**	**0**	**0**	**0**	**0**	**0**	**54.7**	**61.6**
1300	11	0	11	0	0	0	0	0	0	0	0	0	0	0	0	0	0	0	0	55.8	60.1
1400	13	0	13	0	0	0	0	0	0	0	0	0	0	0	0	0	0	0	0	53.1	60.5
1500	9	0	9	0	0	0	0	0	0	0	0	0	0	0	0	0	0	0	0	56.3	-
1600	11	0	11	0	0	0	0	0	0	0	0	0	0	0	0	0	0	0	0	55.3	61.9
1700	16	0	16	0	0	0	0	0	0	0	0	0	0	0	0	0	0	0	0	52.1	61.2
1800	14	0	14	0	0	0	0	0	0	0	0	0	0	0	0	0	0	0	0	54.5	59
1900	7	0	7	0	0	0	0	0	0	0	0	0	0	0	0	0	0	0	0	59.6	-
2000	11	0	11	0	0	0	0	0	0	0	0	0	0	0	0	0	0	0	0	56.2	60.5
2100	5	0	5	0	0	0	0	0	0	0	0	0	0	0	0	0	0	0	0	68.8	-
2200	2	0	2	0	0	0	0	0	0	0	0	0	0	0	0	0	0	0	0	68.7	-
2300	2	0	2	0	0	0	0	0	0	0	0	0	0	0	0	0	0	0	0	53.5	-
07-19	**129**	**2**	**126**	**0**	**0**	**0**	**0**	**0**	**1**	**0**	**0**	**0**	**0**	**0**	**0**	**0**	**0**	**0**	**0**	**54.8**	**62.3**
06-22	**152**	**2**	**149**	**0**	**0**	**0**	**0**	**0**	**1**	**0**	**0**	**0**	**0**	**0**	**0**	**0**	**0**	**0**	**0**	**55.6**	**63.4**
06-00	**156**	**2**	**153**	**0**	**0**	**0**	**0**	**0**	**1**	**0**	**0**	**0**	**0**	**0**	**0**	**0**	**0**	**0**	**0**	**55.7**	**63.7**
00-00	**162**	**2**	**157**	**0**	**2**	**0**	**0**	**0**	**1**	**0**	**0**	**0**	**0**	**0**	**0**	**0**	**0**	**0**	**0**	**55.8**	**63.7**

DRAFT

Site 48
Location L-2802-8, Att - Telepole, Lat 53.84884, Long -6.83837
Direction Two way

3279 / Meath/Cavan/Monaghan ATC's
October 2013
Automatic Traffic Count

Mon, 14 October 2013

Time	Total	Classification												>PSL	>PSL%	>SL1	>SL1%	>SL2	>SL2%	Mean	Vpp
		1 MCL	2 SV	3 SVT	4 TB2	5 TB3	6 T4	7 ART3	8 ART4	9 ART5	10 ART6	11 BD	12 DRT	80	80	85 +5kph	85 +5kph	90 +10kph	90 +10kph		85
0000	2	0	2	0	0	0	0	0	0	0	0	0	0	0	0	0	0	0	0	63.5	-
0100	0	0	0	0	0	0	0	0	0	0	0	0	0	0	0	0	0	0	0	-	-
0200	0	0	0	0	0	0	0	0	0	0	0	0	0	0	0	0	0	0	0	-	-
0300	0	0	0	0	0	0	0	0	0	0	0	0	0	0	0	0	0	0	0	-	-
0400	1	0	1	0	0	0	0	0	0	0	0	0	0	0	0	0	0	0	0	67.1	-
0500	1	0	1	0	0	0	0	0	0	0	0	0	0	0	0	0	0	0	0	50.6	-
0600	7	0	5	0	2	0	0	0	0	0	0	0	0	0	0	0	0	0	0	69.3	-
0700	9	0	8	0	1	0	0	0	0	0	0	0	0	0	0	0	0	0	0	61.4	-
0800	**21**	**2**	**19**	**0**	**0**	**0**	**0**	**0**	**0**	**0**	**0**	**0**	**0**	**0**	**0**	**0**	**0**	**0**	**0**	**59.8**	**69.8**
0900	14	1	13	0	0	0	0	0	0	0	0	0	0	0	0	0	0	0	0	56.3	63.7
1000	15	0	10	0	4	1	0	0	0	0	0	0	0	0	0	0	0	0	0	56.8	64.1
1100	8	0	4	0	4	0	0	0	0	0	0	0	0	0	0	0	0	0	0	62.5	-
1200	11	0	8	0	2	1	0	0	0	0	0	0	0	0	0	0	0	0	0	54.4	64.8
1300	17	0	16	0	0	0	1	0	0	0	0	0	0	0	0	0	0	0	0	53.6	59
1400	18	0	16	0	2	0	0	0	0	0	0	0	0	0	0	0	0	0	0	51.1	63.4
1500	14	0	14	0	0	0	0	0	0	0	0	0	0	0	0	0	0	0	0	58.1	68.8
1600	19	0	17	0	2	0	0	0	0	0	0	0	0	0	0	0	0	0	0	51	61.9
1700	**23**	**0**	**21**	**0**	**1**	**0**	**1**	**0**	**0**	**0**	**0**	**0**	**0**	**0**	**0**	**0**	**0**	**0**	**0**	**52.7**	**62.6**
1800	19	0	18	0	0	1	0	0	0	0	0	0	0	0	0	0	0	0	0	52.5	59.8
1900	17	0	16	1	0	0	0	0	0	0	0	0	0	0	0	0	0	0	0	57.3	64.8
2000	10	0	10	0	0	0	0	0	0	0	0	0	0	0	0	0	0	0	0	55.9	-
2100	7	0	7	0	0	0	0	0	0	0	0	0	0	0	0	0	0	0	0	56.5	-
2200	3	0	3	0	0	0	0	0	0	0	0	0	0	0	0	0	0	0	0	53.2	-
2300	1	0	1	0	0	0	0	0	0	0	0	0	0	0	0	0	0	0	0	64.4	-
07-19	**188**	**3**	**164**	**0**	**16**	**3**	**2**	**0**	**0**	**0**	**0**	**0**	**0**	**0**	**0**	**0**	**0**	**0**	**0**	**55.1**	**64.8**
06-22	**229**	**3**	**202**	**1**	**18**	**3**	**2**	**0**	**0**	**0**	**0**	**0**	**0**	**0**	**0**	**0**	**0**	**0**	**0**	**55.8**	**65.9**
06-00	**233**	**3**	**206**	**1**	**18**	**3**	**2**	**0**	**0**	**0**	**0**	**0**	**0**	**0**	**0**	**0**	**0**	**0**	**0**	**55.8**	**65.2**
00-00	**237**	**3**	**210**	**1**	**18**	**3**	**2**	**0**	**0**	**0**	**0**	**0**	**0**	**0**	**0**	**0**	**0**	**0**	**0**	**55.9**	**65.2**

DRAFT

Site 48
Location L-2802-8, Att - Telepole, Lat 53.84884, Long -6.83837
Direction Two way

3279 / Meath/Cavan/Monaghan ATC's
October 2013
Automatic Traffic Count

Virtual Day (7)

Time	Total	Classification												>PSL	>PSL%	>SL1	>SL1%	>SL2	>SL2%	Mean	Vpp
		1 MCL	2 SV	3 SVT	4 TB2	5 TB3	6 T4	7 ART3	8 ART4	9 ART5	10 ART6	11 BD	12 DRT	80	80	85 +5kph	85 +5kph	90 +10kph	90 +10kph		85
0000	2	0	2	0	0	0	0	0	0	0	0	0	0	0	0	0	0	0	0	60.4	-
0100	1	0	1	0	0	0	0	0	0	0	0	0	0	0	0	0	0	0	0	58.2	-
0200	0	0	0	0	0	0	0	0	0	0	0	0	0	0	0	0	0	0	0	50.9	-
0300	0	0	0	0	0	0	0	0	0	0	0	0	0	0	0	0	0	0	0	42.1	-
0400	0	0	0	0	0	0	0	0	0	0	0	0	0	0	0	0	0	0	0	67.1	-
0500	0	0	0	0	0	0	0	0	0	0	0	0	0	0	0	0	0	0	0	51.5	-
0600	4	0	3	0	1	0	0	0	0	0	0	0	0	0	0	0	0	0	0	64	-
0700	8	0	6	0	1	0	0	0	0	0	0	0	0	0	0	0	0	0	0	58.6	-
0800	**17**	**1**	**15**	**0**	**0**	**0**	**0**	**0**	**0**	**0**	**0**	**0**	**0**	**0**	**0**	**0**	**0**	**0**	**0**	**58.6**	**66.6**
0900	15	0	14	0	1	0	0	0	0	0	0	0	0	0	0	0	0	0	0	55.5	65.9
1000	12	1	10	0	1	0	0	0	0	0	0	0	0	0	0	0	0	0	0	54.2	64.8
1100	12	0	11	0	1	0	0	0	0	0	0	0	0	0	0	0	0	0	0	56.5	65.5
1200	14	0	12	0	1	0	0	0	0	0	0	0	0	0	0	0	0	0	0	55.1	62.6
1300	16	0	15	0	1	0	0	0	0	0	0	0	0	0	0	0	0	0	0	54.7	61.9
1400	**20**	**0**	**18**	**1**	**1**	**0**	**0**	**0**	**0**	**0**	**0**	**0**	**0**	**0**	**0.7**	**0**	**0**	**0**	**0**	**56.1**	**64.1**
1500	14	0	13	0	1	0	0	0	0	0	0	0	0	0	0	0	0	0	0	56.8	68
1600	15	0	14	0	0	0	0	0	0	0	0	0	0	0	0	0	0	0	0	54	63.4
1700	18	0	18	0	0	0	0	0	0	0	0	0	0	0	0.8	0	0.8	0	0	55.9	65.9
1800	**20**	**0**	**18**	**1**	**0**	**0**	**0**	**0**	**0**	**0**	**0**	**0**	**0**	**0**	**0.7**	**0**	**0.7**	**0**	**0**	**55.6**	**64.1**
1900	15	0	14	0	0	0	0	0	0	0	0	0	0	0	1	0	1	0	0	58.5	65.9
2000	11	0	11	0	0	0	0	0	0	0	0	0	0	0	0	0	0	0	0	57.9	66.2
2100	7	0	7	0	0	0	0	0	0	0	0	0	0	0	2	0	0	0	0	60.1	-
2200	5	0	4	0	0	0	0	0	0	0	0	0	0	0	3.1	0	0	0	0	60.6	-
2300	2	0	2	0	0	0	0	0	0	0	0	0	0	0	0	0	0	0	0	57.7	-
07-19	**182**	**3**	**164**	**3**	**9**	**2**	**1**	**0**	**1**	**0**	**0**	**0**	**0**	**0**	**0.2**	**0**	**0.2**	**0**	**0**	**55.9**	**65.5**
06-22	**220**	**3**	**199**	**3**	**11**	**2**	**1**	**0**	**1**	**0**	**0**	**0**	**0**	**1**	**0.3**	**0**	**0.2**	**0**	**0**	**56.5**	**65.9**
06-00	**226**	**3**	**205**	**3**	**11**	**2**	**1**	**0**	**1**	**0**	**0**	**0**	**0**	**1**	**0.4**	**0**	**0.2**	**0**	**0**	**56.6**	**66.2**
00-00	**230**	**3**	**209**	**3**	**12**	**2**	**1**	**0**	**1**	**0**	**0**	**0**	**0**	**1**	**0.4**	**0**	**0.2**	**0**	**0**	**56.6**	**66.2**

DRAFT

Site 48
Location L-2802-8, Att - Telepole, Lat 53.84884, Long -6.83837
Direction Two way

3279 / Meath/Cavan/Monaghan ATC's
October 2013
Automatic Traffic Count

Virtual Week (1)

Time	Total	Classification												>PSL	>PSL%	>SL1	>SL1%	>SL2	>SL2%	Mean	Vpp
		1 MCL	2 SV	3 SVT	4 TB2	5 TB3	6 T4	7 ART3	8 ART4	9 ART5	10 ART6	11 BD	12 DRT	80	80	85 +5kph	85 +5kph	90 +10kph	90 +10kph		85
Mon	237	3	210	1	18	3	2	0	0	0	0	0	0	0	0	0	0	0	0	55.9	65.2
Tue	219	2	198	4	9	2	2	0	2	0	0	0	0	1	0.5	1	0.5	0	0	55.4	64.8
Wed	292	4	262	5	14	3	1	0	3	0	0	0	0	0	0	0	0	0	0	55.7	64.8
Thu	241	2	218	5	15	0	0	0	1	0	0	0	0	1	0.4	1	0.4	0	0	58.4	68
Fri	242	3	220	0	16	3	0	0	0	0	0	0	0	2	0.8	0	0	0	0	58	67.7
| Sat	215	2	195	7	7	1	0	0	0	1	2	0	0	2	0.9	1	0.5	0	0	56.7	68.4
| Sun	162	2	157	0	2	0	0	0	1	0	0	0	0	0	0	0	0	0	0	55.8	63.7
5 Day Ave.	**246**	**3**	**222**	**3**	**14**	**2**	**1**	**0**	**1**	**0**	**0**	**0**	**0**	**1**	**0.4**	**0**	**0.0**	**0**	**0.0**	**56.7**	**66.1**
7 Day Ave.	**230**	**3**	**209**	**3**	**12**	**2**	**1**	**0**	**1**	**0**	**0**	**0**	**0**	**1**	**0.4**	**0**	**0.2**	**0**	**0.0**	**56.6**	**66.2**
--	**1608**	**18**	**1460**	**22**	**81**	**12**	**5**	**0**	**7**	**1**	**2**	**0**	**0**	**6**	**0.4**	**3**	**0.2**	**0**	**0.0**	**56.6**	**66.2**

Summary Graphs

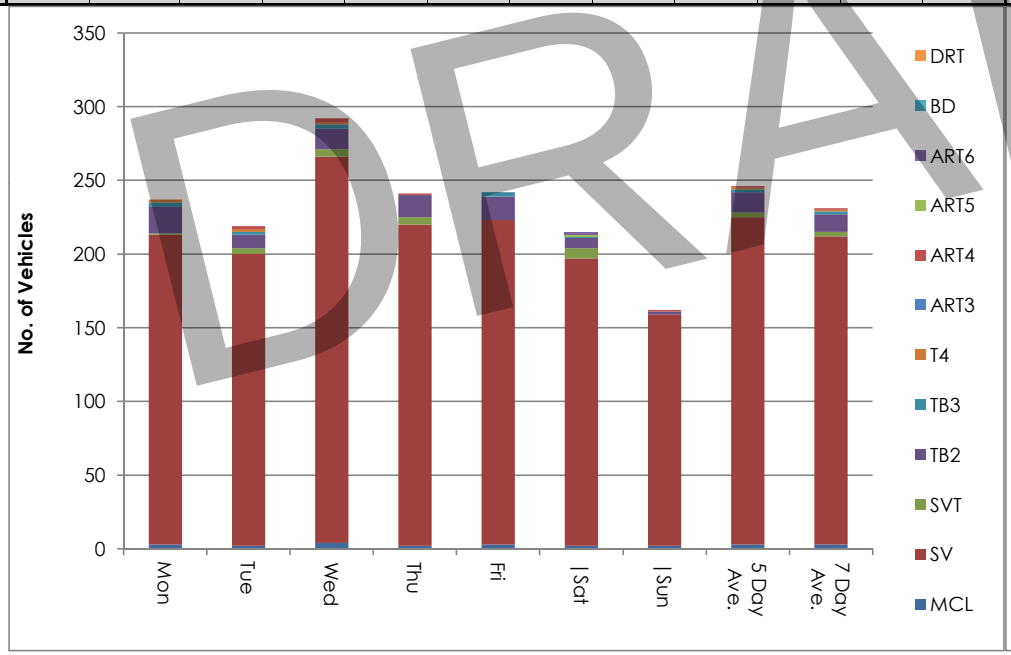

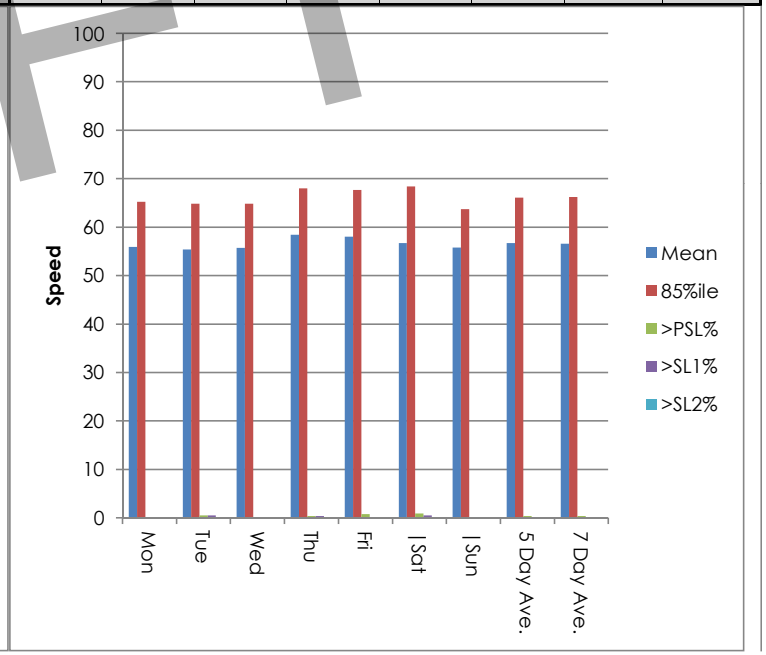

DRAFT

Site 48
Location L-2802-8, Att - Telepole, Lat 53.84884, Long -6.83837
Direction Two way

3279 / Meath/Cavan/Monaghan ATC's
October 2013
Automatic Traffic Count

Tue, 8 October 2013

Time	Total	Speed Bins (km/h)																											
		0 - 5	5 - 10	10 - 15	15 - 20	20 - 25	25 - 30	30 - 35	35 - 40	40 - 45	45 - 50	50 - 55	55 - 60	60 - 65	65 - 70	70 - 75	75 - 80	80 - 85	85 - 90	90 - 95	95 - 100	100 - 105	105 - 110	110 - 115	115 - 120	120 - 125	125 - 130	130 - 135	135 - 140
0000	0	0	0	0	0	0	0	0	0	0	0	0	0	0	0	0	0	0	0	0	0	0	0	0	0	0	0	0	0
0100	0	0	0	0	0	0	0	0	0	0	0	0	0	0	0	0	0	0	0	0	0	0	0	0	0	0	0	0	0
0200	0	0	0	0	0	0	0	0	0	0	0	0	0	0	0	0	0	0	0	0	0	0	0	0	0	0	0	0	0
0300	0	0	0	0	0	0	0	0	0	0	0	0	0	0	0	0	0	0	0	0	0	0	0	0	0	0	0	0	0
0400	0	0	0	0	0	0	0	0	0	0	0	0	0	0	0	0	0	0	0	0	0	0	0	0	0	0	0	0	0
0500	0	0	0	0	0	0	0	0	0	0	0	0	0	0	0	0	0	0	0	0	0	0	0	0	0	0	0	0	0
0600	5	0	0	0	0	0	0	0	0	1	0	0	1	1	1	1	0	0	0	0	0	0	0	0	0	0	0	0	0
0700	14	0	0	0	0	0	0	0	1	0	1	1	7	2	1	1	0	0	0	0	0	0	0	0	0	0	0	0	0
0800	**19**	**0**	**0**	**0**	**0**	**0**	**0**	**1**	**1**	**2**	**0**	**2**	**4**	**5**	**2**	**1**	**1**	**0**	**0**	**0**	**0**	**0**	**0**	**0**	**0**	**0**	**0**	**0**	**0**
0900	18	0	0	0	1	1	0	4	0	0	1	1	2	4	3	1	0	0	0	0	0	0	0	0	0	0	0	0	0
1000	8	0	0	0	1	0	1	0	0	0	1	2	1	2	0	0	0	0	0	0	0	0	0	0	0	0	0	0	0
1100	12	0	0	0	0	0	0	0	0	2	1	1	6	2	0	0	0	0	0	0	0	0	0	0	0	0	0	0	0
1200	11	0	0	0	0	0	0	0	2	0	1	2	2	2	2	0	0	0	0	0	0	0	0	0	0	0	0	0	0
1300	13	0	0	0	0	0	0	0	0	0	4	2	3	2	1	1	0	0	0	0	0	0	0	0	0	0	0	0	0
1400	**23**	**0**	**0**	**0**	**0**	**0**	**0**	**0**	**1**	**0**	**5**	**3**	**7**	**3**	**0**	**3**	**1**	**0**	**0**	**0**	**0**	**0**	**0**	**0**	**0**	**0**	**0**	**0**	**0**
1500	14	0	0	0	0	0	0	0	1	2	0	5	3	1	1	1	0	0	0	0	0	0	0	0	0	0	0	0	0
1600	12	0	0	0	0	0	2	0	1	0	1	4	1	2	1	0	0	0	0	0	0	0	0	0	0	0	0	0	0
1700	18	0	0	1	0	0	0	1	0	0	3	1	7	4	1	0	0	0	0	0	0	0	0	0	0	0	0	0	0
1800	14	0	0	0	0	0	0	0	1	0	2	3	3	4	0	0	0	0	1	0	0	0	0	0	0	0	0	0	0
1900	9	0	0	0	0	0	0	0	2	0	0	1	2	2	1	0	1	0	0	0	0	0	0	0	0	0	0	0	0
2000	17	0	0	0	0	0	0	0	0	1	3	2	3	5	1	1	1	0	0	0	0	0	0	0	0	0	0	0	0
2100	6	0	0	0	0	0	0	0	0	0	2	2	0	0	1	0	1	0	0	0	0	0	0	0	0	0	0	0	0
2200	6	0	0	0	0	0	0	0	0	0	0	3	2	1	0	0	0	0	0	0	0	0	0	0	0	0	0	0	0
2300	0	0	0	0	0	0	0	0	0	0	0	0	0	0	0	0	0	0	0	0	0	0	0	0	0	0	0	0	0
07-19	**176**	**0**	**0**	**1**	**2**	**1**	**3**	**6**	**8**	**6**	**20**	**27**	**46**	**33**	**12**	**8**	**2**	**0**	**1**	**0**	**0**	**0**	**0**	**0**	**0**	**0**	**0**	**0**	**0**
06-22	**213**	**0**	**0**	**1**	**2**	**1**	**3**	**6**	**10**	**8**	**25**	**32**	**52**	**41**	**16**	**10**	**5**	**0**	**1**	**0**	**0**	**0**	**0**	**0**	**0**	**0**	**0**	**0**	**0**
06-00	**219**	**0**	**0**	**1**	**2**	**1**	**3**	**6**	**10**	**8**	**25**	**35**	**54**	**42**	**16**	**10**	**5**	**0**	**1**	**0**	**0**	**0**	**0**	**0**	**0**	**0**	**0**	**0**	**0**
00-00	**219**	**0**	**0**	**1**	**2**	**1**	**3**	**6**	**10**	**8**	**25**	**35**	**54**	**42**	**16**	**10**	**5**	**0**	**1**	**0**	**0**	**0**	**0**	**0**	**0**	**0**	**0**	**0**	**0**

DRAFT

Site 48
Location L-2802-8, Att - Telepole, Lat 53.84884, Long -6.83837
Direction Two way

3279 / Meath/Cavan/Monaghan ATC's
October 2013
Automatic Traffic Count

Wed, 9 October 2013

Time	Total	Speed Bins (km/h)																											
		0 - 5	5 - 10	10 - 15	15 - 20	20 - 25	25 - 30	30 - 35	35 - 40	40 - 45	45 - 50	50 - 55	55 - 60	60 - 65	65 - 70	70 - 75	75 - 80	80 - 85	85 - 90	90 - 95	95 - 100	100 - 105	105 - 110	110 - 115	115 - 120	120 - 125	125 - 130	130 - 135	135 - 140
0000	1	0	0	0	0	0	0	0	0	1	0	0	0	0	0	0	0	0	0	0	0	0	0	0	0	0	0	0	0
0100	0	0	0	0	0	0	0	0	0	0	0	0	0	0	0	0	0	0	0	0	0	0	0	0	0	0	0	0	0
0200	0	0	0	0	0	0	0	0	0	0	0	0	0	0	0	0	0	0	0	0	0	0	0	0	0	0	0	0	0
0300	0	0	0	0	0	0	0	0	0	0	0	0	0	0	0	0	0	0	0	0	0	0	0	0	0	0	0	0	0
0400	0	0	0	0	0	0	0	0	0	0	0	0	0	0	0	0	0	0	0	0	0	0	0	0	0	0	0	0	0
0500	0	0	0	0	0	0	0	0	0	0	0	0	0	0	0	0	0	0	0	0	0	0	0	0	0	0	0	0	0
0600	8	0	0	0	0	0	0	0	0	1	1	1	1	1	0	2	1	0	0	0	0	0	0	0	0	0	0	0	0
0700	10	0	0	0	0	0	0	0	0	0	0	3	3	4	0	0	0	0	0	0	0	0	0	0	0	0	0	0	0
0800	20	0	0	0	0	1	0	0	2	1	0	2	7	4	3	0	0	0	0	0	0	0	0	0	0	0	0	0	0
0900	**22**	**0**	**0**	**0**	**1**	**1**	**0**	**1**	**0**	**0**	**5**	**2**	**3**	**7**	**2**	**0**	**0**	**0**	**0**	**0**	**0**	**0**	**0**	**0**	**0**	**0**	**0**	**0**	**0**
1000	18	0	0	0	1	0	0	1	0	3	4	2	2	3	0	2	0	0	0	0	0	0	0	0	0	0	0	0	0
1100	16	0	0	0	0	0	0	0	0	2	2	3	2	6	1	0	0	0	0	0	0	0	0	0	0	0	0	0	0
1200	16	0	0	0	0	0	0	0	3	1	3	3	3	2	0	1	0	0	0	0	0	0	0	0	0	0	0	0	0
1300	19	0	0	0	0	0	0	0	0	1	1	7	7	3	0	0	0	0	0	0	0	0	0	0	0	0	0	0	0
1400	21	0	0	0	0	0	0	0	0	0	2	1	8	7	2	0	1	0	0	0	0	0	0	0	0	0	0	0	0
1500	21	0	0	0	0	0	1	0	2	2	2	4	4	2	2	2	0	0	0	0	0	0	0	0	0	0	0	0	0
1600	14	0	0	0	0	0	0	1	0	2	0	2	6	2	1	0	0	0	0	0	0	0	0	0	0	0	0	0	0
1700	22	0	0	0	0	0	0	0	0	2	2	4	6	4	4	0	0	0	0	0	0	0	0	0	0	0	0	0	0
1800	**35**	**0**	**0**	**0**	**0**	**0**	**0**	**0**	**2**	**3**	**3**	**7**	**9**	**5**	**6**	**0**	**0**	**0**	**0**	**0**	**0**	**0**	**0**	**0**	**0**	**0**	**0**	**0**	**0**
1900	20	0	0	0	0	0	0	0	0	1	1	6	3	7	2	0	0	0	0	0	0	0	0	0	0	0	0	0	0
2000	14	0	0	0	0	0	0	0	0	0	0	6	1	2	5	0	0	0	0	0	0	0	0	0	0	0	0	0	0
2100	5	0	0	0	0	0	0	0	0	0	0	1	1	0	2	1	0	0	0	0	0	0	0	0	0	0	0	0	0
2200	6	0	0	0	0	0	0	0	0	0	0	1	1	2	2	0	0	0	0	0	0	0	0	0	0	0	0	0	0
2300	4	0	0	0	0	0	0	0	0	1	0	2	1	0	0	0	0	0	0	0	0	0	0	0	0	0	0	0	0
07-19	**234**	**0**	**0**	**0**	**2**	**2**	**1**	**3**	**9**	**17**	**24**	**40**	**60**	**49**	**21**	**5**	**1**	**0**	**0**	**0**	**0**	**0**	**0**	**0**	**0**	**0**	**0**	**0**	**0**
06-22	**281**	**0**	**0**	**0**	**2**	**2**	**1**	**3**	**9**	**19**	**26**	**54**	**66**	**59**	**30**	**8**	**2**	**0**	**0**	**0**	**0**	**0**	**0**	**0**	**0**	**0**	**0**	**0**	**0**
06-00	**291**	**0**	**0**	**0**	**2**	**2**	**1**	**3**	**9**	**20**	**26**	**57**	**68**	**61**	**32**	**8**	**2**	**0**	**0**	**0**	**0**	**0**	**0**	**0**	**0**	**0**	**0**	**0**	**0**
00-00	**292**	**0**	**0**	**0**	**2**	**2**	**1**	**3**	**9**	**21**	**26**	**57**	**68**	**61**	**32**	**8**	**2**	**0**	**0**	**0**	**0**	**0**	**0**	**0**	**0**	**0**	**0**	**0**	**0**

DRAFT

Site 48
Location L-2802-8, Att - Telepole, Lat 53.84884, Long -6.83837
Direction Two way

3279 / Meath/Cavan/Monaghan ATC's
October 2013
Automatic Traffic Count

Thu, 10 October 2013

Time	Total	Speed Bins (km/h)																											
		0 - 5	5 - 10	10 - 15	15 - 20	20 - 25	25 - 30	30 - 35	35 - 40	40 - 45	45 - 50	50 - 55	55 - 60	60 - 65	65 - 70	70 - 75	75 - 80	80 - 85	85 - 90	90 - 95	95 - 100	100 - 105	105 - 110	110 - 115	115 - 120	120 - 125	125 - 130	130 - 135	135 - 140
0000	3	0	0	0	0	0	0	0	0	1	1	0	0	0	0	1	0	0	0	0	0	0	0	0	0	0	0	0	0
0100	1	0	0	0	0	1	0	0	0	0	0	0	0	0	0	0	0	0	0	0	0	0	0	0	0	0	0	0	0
0200	0	0	0	0	0	0	0	0	0	0	0	0	0	0	0	0	0	0	0	0	0	0	0	0	0	0	0	0	0
0300	1	0	0	0	0	0	0	0	1	0	0	0	0	0	0	0	0	0	0	0	0	0	0	0	0	0	0	0	0
0400	0	0	0	0	0	0	0	0	0	0	0	0	0	0	0	0	0	0	0	0	0	0	0	0	0	0	0	0	0
0500	0	0	0	0	0	0	0	0	0	0	0	0	0	0	0	0	0	0	0	0	0	0	0	0	0	0	0	0	0
0600	6	0	0	0	0	0	0	0	0	0	0	0	2	2	0	0	2	0	0	0	0	0	0	0	0	0	0	0	0
0700	7	0	0	0	0	0	0	0	0	1	0	2	1	1	2	0	0	0	0	0	0	0	0	0	0	0	0	0	0
0800	**21**	**0**	**0**	**0**	**0**	**0**	**0**	**0**	**0**	**1**	**0**	**3**	**3**	**8**	**2**	**3**	**1**	**0**	**0**	**0**	**0**	**0**	**0**	**0**	**0**	**0**	**0**	**0**	**0**
0900	19	0	0	0	0	0	0	0	0	0	3	3	5	2	3	2	1	0	0	0	0	0	0	0	0	0	0	0	0
1000	9	0	0	0	0	0	0	0	1	1	0	3	3	1	0	0	0	0	0	0	0	0	0	0	0	0	0	0	0
1100	15	0	0	0	0	0	1	0	2	1	1	0	3	4	2	1	0	0	0	0	0	0	0	0	0	0	0	0	0
1200	8	0	0	0	0	0	0	0	0	1	0	1	1	4	0	0	1	0	0	0	0	0	0	0	0	0	0	0	0
1300	**29**	**0**	**0**	**0**	**0**	**0**	**0**	**1**	**0**	**3**	**4**	**9**	**5**	**2**	**4**	**1**	**0**	**0**	**0**	**0**	**0**	**0**	**0**	**0**	**0**	**0**	**0**	**0**	**0**
1400	20	0	0	0	0	0	1	0	0	0	0	3	5	8	2	1	0	0	0	0	0	0	0	0	0	0	0	0	0
1500	8	0	0	0	0	0	0	0	0	1	0	0	1	4	0	1	1	0	0	0	0	0	0	0	0	0	0	0	0
1600	7	0	0	0	0	0	0	0	0	0	1	1	2	3	0	0	0	0	0	0	0	0	0	0	0	0	0	0	0
1700	20	0	0	0	0	0	0	0	1	1	3	4	3	1	4	1	2	0	0	0	0	0	0	0	0	0	0	0	0
1800	20	0	0	0	0	0	0	0	0	0	3	1	8	5	1	2	0	0	0	0	0	0	0	0	0	0	0	0	0
1900	24	0	0	0	0	0	0	0	0	1	2	5	7	2	4	1	1	0	1	0	0	0	0	0	0	0	0	0	0
2000	7	0	0	0	0	0	0	0	0	0	0	1	3	2	0	1	0	0	0	0	0	0	0	0	0	0	0	0	0
2100	11	0	0	0	0	0	0	1	1	0	0	1	3	2	1	1	1	0	0	0	0	0	0	0	0	0	0	0	0
2200	3	0	0	0	0	0	0	0	0	0	0	0	0	1	1	1	0	0	0	0	0	0	0	0	0	0	0	0	0
2300	2	0	0	0	0	0	0	0	0	0	1	0	0	0	0	1	0	0	0	0	0	0	0	0	0	0	0	0	0
07-19	**183**	**0**	**0**	**0**	**0**	**0**	**2**	**1**	**4**	**10**	**15**	**30**	**40**	**43**	**20**	**12**	**6**	**0**	**0**	**0**	**0**	**0**	**0**	**0**	**0**	**0**	**0**	**0**	**0**
06-22	**231**	**0**	**0**	**0**	**0**	**0**	**2**	**2**	**5**	**11**	**17**	**37**	**55**	**51**	**25**	**15**	**10**	**0**	**1**	**0**	**0**	**0**	**0**	**0**	**0**	**0**	**0**	**0**	**0**
06-00	**236**	**0**	**0**	**0**	**0**	**0**	**2**	**2**	**5**	**11**	**18**	**37**	**55**	**52**	**26**	**17**	**10**	**0**	**1**	**0**	**0**	**0**	**0**	**0**	**0**	**0**	**0**	**0**	**0**
00-00	**241**	**0**	**0**	**0**	**0**	**1**	**2**	**2**	**6**	**12**	**19**	**37**	**55**	**52**	**26**	**18**	**10**	**0**	**1**	**0**	**0**	**0**	**0**	**0**	**0**	**0**	**0**	**0**	**0**

DRAFT

Site 48
Location L-2802-8, Att - Telepole, Lat 53.84884, Long -6.83837
Direction Two way

3279 / Meath/Cavan/Monaghan ATC's
October 2013
Automatic Traffic Count

Fri, 11 October 2013

Time	Total	Speed Bins (km/h)																											
		0 - 5	5 - 10	10 - 15	15 - 20	20 - 25	25 - 30	30 - 35	35 - 40	40 - 45	45 - 50	50 - 55	55 - 60	60 - 65	65 - 70	70 - 75	75 - 80	80 - 85	85 - 90	90 - 95	95 - 100	100 - 105	105 - 110	110 - 115	115 - 120	120 - 125	125 - 130	130 - 135	135 - 140
0000	2	0	0	0	0	0	0	0	0	0	0	0	0	1	0	1	0	0	0	0	0	0	0	0	0	0	0	0	0
0100	0	0	0	0	0	0	0	0	0	0	0	0	0	0	0	0	0	0	0	0	0	0	0	0	0	0	0	0	0
0200	0	0	0	0	0	0	0	0	0	0	0	0	0	0	0	0	0	0	0	0	0	0	0	0	0	0	0	0	0
0300	0	0	0	0	0	0	0	0	0	0	0	0	0	0	0	0	0	0	0	0	0	0	0	0	0	0	0	0	0
0400	0	0	0	0	0	0	0	0	0	0	0	0	0	0	0	0	0	0	0	0	0	0	0	0	0	0	0	0	0
0500	1	0	0	0	0	0	0	0	0	0	0	1	0	0	0	0	0	0	0	0	0	0	0	0	0	0	0	0	0
0600	4	0	0	0	0	0	0	0	0	0	0	0	2	1	1	0	0	0	0	0	0	0	0	0	0	0	0	0	0
0700	8	0	0	0	0	0	1	0	0	0	0	2	3	1	1	0	0	0	0	0	0	0	0	0	0	0	0	0	0
0800	**24**	**0**	**0**	**0**	**0**	**0**	**0**	**0**	**0**	**1**	**1**	**4**	**6**	**4**	**5**	**3**	**0**	**0**	**0**	**0**	**0**	**0**	**0**	**0**	**0**	**0**	**0**	**0**	**0**
0900	14	0	0	0	0	0	0	0	0	1	1	3	3	2	3	1	0	0	0	0	0	0	0	0	0	0	0	0	0
1000	10	0	0	0	0	0	0	0	0	1	1	1	2	1	3	0	1	0	0	0	0	0	0	0	0	0	0	0	0
1100	6	0	0	0	0	0	0	0	0	0	2	3	0	1	0	0	0	0	0	0	0	0	0	0	0	0	0	0	0
1200	18	0	0	0	0	0	0	0	0	3	2	5	1	6	1	0	0	0	0	0	0	0	0	0	0	0	0	0	0
1300	13	0	1	0	0	1	0	0	1	2	1	0	2	1	1	2	1	0	0	0	0	0	0	0	0	0	0	0	0
1400	20	0	0	0	0	0	0	0	0	0	0	4	7	7	1	0	0	1	0	0	0	0	0	0	0	0	0	0	0
1500	20	0	0	0	0	0	0	0	0	2	0	4	6	3	3	2	0	0	0	0	0	0	0	0	0	0	0	0	0
1600	**22**	**0**	**0**	**0**	**1**	**0**	**0**	**0**	**0**	**3**	**2**	**6**	**3**	**3**	**2**	**1**	**1**	**0**	**0**	**0**	**0**	**0**	**0**	**0**	**0**	**0**	**0**	**0**	**0**
1700	15	0	0	0	0	0	0	0	1	0	0	2	5	1	2	4	0	0	0	0	0	0	0	0	0	0	0	0	0
1800	18	0	0	0	0	0	0	1	0	1	0	6	3	4	1	1	1	0	0	0	0	0	0	0	0	0	0	0	0
1900	13	0	0	0	0	0	0	0	0	0	0	3	4	3	1	1	1	0	0	0	0	0	0	0	0	0	0	0	0
2000	14	0	0	0	0	0	0	0	0	0	3	3	4	1	2	1	0	0	0	0	0	0	0	0	0	0	0	0	0
2100	10	0	0	0	0	0	0	0	0	0	2	3	1	0	3	0	0	1	0	0	0	0	0	0	0	0	0	0	0
2200	8	0	0	0	0	0	0	0	0	0	1	0	3	2	1	0	1	0	0	0	0	0	0	0	0	0	0	0	0
2300	2	0	0	0	0	0	0	0	0	0	0	0	0	1	1	0	0	0	0	0	0	0	0	0	0	0	0	0	0
07-19	**188**	**0**	**1**	**0**	**1**	**1**	**1**	**1**	**2**	**14**	**10**	**40**	**41**	**34**	**23**	**14**	**4**	**1**	**0**	**0**	**0**	**0**	**0**	**0**	**0**	**0**	**0**	**0**	**0**
06-22	**229**	**0**	**1**	**0**	**1**	**1**	**1**	**1**	**2**	**14**	**15**	**49**	**52**	**39**	**30**	**16**	**5**	**2**	**0**	**0**	**0**	**0**	**0**	**0**	**0**	**0**	**0**	**0**	**0**
06-00	**239**	**0**	**1**	**0**	**1**	**1**	**1**	**1**	**2**	**14**	**16**	**49**	**55**	**42**	**32**	**16**	**6**	**2**	**0**	**0**	**0**	**0**	**0**	**0**	**0**	**0**	**0**	**0**	**0**
00-00	**242**	**0**	**1**	**0**	**1**	**1**	**1**	**1**	**2**	**14**	**16**	**50**	**55**	**43**	**32**	**17**	**6**	**2**	**0**	**0**	**0**	**0**	**0**	**0**	**0**	**0**	**0**	**0**	**0**

DRAFT

Site 48
Location L-2802-8, Att - Telepole, Lat 53.84884, Long -6.83837
Direction Two way

3279 / Meath/Cavan/Monaghan ATC's
October 2013
Automatic Traffic Count

Sat, 12 October 2013

Time	Total	Speed Bins (km/h)																											
		0 - 5	5 - 10	10 - 15	15 - 20	20 - 25	25 - 30	30 - 35	35 - 40	40 - 45	45 - 50	50 - 55	55 - 60	60 - 65	65 - 70	70 - 75	75 - 80	80 - 85	85 - 90	90 - 95	95 - 100	100 - 105	105 - 110	110 - 115	115 - 120	120 - 125	125 - 130	130 - 135	135 - 140
0000	3	0	0	0	0	0	0	0	0	0	0	0	1	0	1	1	0	0	0	0	0	0	0	0	0	0	0	0	0
0100	4	0	0	0	0	0	0	0	0	0	1	1	0	0	0	1	1	0	0	0	0	0	0	0	0	0	0	0	0
0200	0	0	0	0	0	0	0	0	0	0	0	0	0	0	0	0	0	0	0	0	0	0	0	0	0	0	0	0	0
0300	1	0	0	0	0	0	0	0	0	0	1	0	0	0	0	0	0	0	0	0	0	0	0	0	0	0	0	0	0
0400	0	0	0	0	0	0	0	0	0	0	0	0	0	0	0	0	0	0	0	0	0	0	0	0	0	0	0	0	0
0500	0	0	0	0	0	0	0	0	0	0	0	0	0	0	0	0	0	0	0	0	0	0	0	0	0	0	0	0	0
0600	1	0	0	0	0	0	0	0	0	0	0	0	0	0	1	0	0	0	0	0	0	0	0	0	0	0	0	0	0
0700	5	0	0	0	0	0	0	0	0	0	0	1	0	1	2	0	1	0	0	0	0	0	0	0	0	0	0	0	0
0800	11	0	0	0	0	0	0	0	0	1	1	1	5	2	1	0	0	0	0	0	0	0	0	0	0	0	0	0	0
0900	**18**	**0**	**0**	**0**	**0**	**0**	**0**	**1**	**0**	**2**	**2**	**2**	**4**	**2**	**4**	**0**	**1**	**0**	**0**	**0**	**0**	**0**	**0**	**0**	**0**	**0**	**0**	**0**	**0**
1000	14	0	0	0	0	0	1	2	0	0	1	3	2	2	1	1	1	0	0	0	0	0	0	0	0	0	0	0	0
1100	17	0	0	0	0	0	0	2	0	1	1	1	5	0	2	3	2	0	0	0	0	0	0	0	0	0	0	0	0
1200	18	0	0	0	0	0	0	0	0	0	2	3	8	4	1	0	0	0	0	0	0	0	0	0	0	0	0	0	0
1300	8	0	0	0	0	0	0	0	0	0	2	2	2	2	0	0	0	0	0	0	0	0	0	0	0	0	0	0	0
1400	**23**	**0**	**0**	**0**	**1**	**2**	**1**	**1**	**0**	**1**	**3**	**2**	**3**	**6**	**1**	**2**	**0**	**0**	**0**	**0**	**0**	**0**	**0**	**0**	**0**	**0**	**0**	**0**	**0**
1500	11	0	0	0	0	0	0	0	1	2	0	2	2	0	3	1	0	0	0	0	0	0	0	0	0	0	0	0	0
1600	20	0	0	0	0	1	0	0	1	1	2	3	4	3	1	4	0	0	0	0	0	0	0	0	0	0	0	0	0
1700	14	0	0	0	0	0	0	0	0	0	2	3	3	4	0	1	0	0	1	0	0	0	0	0	0	0	0	0	0
1800	18	0	0	0	0	0	0	0	0	3	5	2	5	1	1	1	0	0	0	0	0	0	0	0	0	0	0	0	0
1900	14	0	0	0	0	0	0	0	0	2	1	2	4	2	1	2	0	0	0	0	0	0	0	0	0	0	0	0	0
2000	5	0	0	0	0	0	0	0	0	0	2	0	0	2	1	0	0	0	0	0	0	0	0	0	0	0	0	0	0
2100	5	0	0	0	0	0	0	0	0	0	0	2	1	1	0	0	1	0	0	0	0	0	0	0	0	0	0	0	0
2200	4	0	0	0	0	0	0	0	0	1	0	1	0	1	0	0	0	1	0	0	0	0	0	0	0	0	0	0	0
2300	1	0	0	0	0	0	0	0	0	0	0	0	0	0	1	0	0	0	0	0	0	0	0	0	0	0	0	0	0
07-19	**177**	**0**	**0**	**0**	**1**	**3**	**2**	**6**	**2**	**11**	**21**	**25**	**43**	**27**	**17**	**13**	**5**	**0**	**1**	**0**	**0**	**0**	**0**	**0**	**0**	**0**	**0**	**0**	**0**
06-22	**202**	**0**	**0**	**0**	**1**	**3**	**2**	**6**	**2**	**13**	**24**	**29**	**48**	**32**	**20**	**15**	**6**	**0**	**1**	**0**	**0**	**0**	**0**	**0**	**0**	**0**	**0**	**0**	**0**
06-00	**207**	**0**	**0**	**0**	**1**	**3**	**2**	**6**	**2**	**14**	**24**	**30**	**48**	**33**	**21**	**15**	**6**	**1**	**1**	**0**	**0**	**0**	**0**	**0**	**0**	**0**	**0**	**0**	**0**
00-00	**215**	**0**	**0**	**0**	**1**	**3**	**2**	**6**	**2**	**14**	**26**	**31**	**49**	**33**	**22**	**17**	**7**	**1**	**1**	**0**	**0**	**0**	**0**	**0**	**0**	**0**	**0**	**0**	**0**

DRAFT

Site 48
Location L-2802-8, Att - Telepole, Lat 53.84884, Long -6.83837
Direction Two way

3279 / Meath/Cavan/Monaghan ATC's
October 2013
Automatic Traffic Count

Sun, 13 October 2013

Time	Total	Speed Bins (km/h)																											
		0 - 5	5 - 10	10 - 15	15 - 20	20 - 25	25 - 30	30 - 35	35 - 40	40 - 45	45 - 50	50 - 55	55 - 60	60 - 65	65 - 70	70 - 75	75 - 80	80 - 85	85 - 90	90 - 95	95 - 100	100 - 105	105 - 110	110 - 115	115 - 120	120 - 125	125 - 130	130 - 135	135 - 140
0000	2	0	0	0	0	0	0	0	0	0	0	0	1	1	0	0	0	0	0	0	0	0	0	0	0	0	0	0	0
0100	2	0	0	0	0	0	0	0	0	0	0	0	0	1	0	1	0	0	0	0	0	0	0	0	0	0	0	0	0
0200	1	0	0	0	0	0	0	0	0	0	0	1	0	0	0	0	0	0	0	0	0	0	0	0	0	0	0	0	0
0300	1	0	0	0	0	0	0	0	1	0	0	0	0	0	0	0	0	0	0	0	0	0	0	0	0	0	0	0	0
0400	0	0	0	0	0	0	0	0	0	0	0	0	0	0	0	0	0	0	0	0	0	0	0	0	0	0	0	0	0
0500	0	0	0	0	0	0	0	0	0	0	0	0	0	0	0	0	0	0	0	0	0	0	0	0	0	0	0	0	0
0600	0	0	0	0	0	0	0	0	0	0	0	0	0	0	0	0	0	0	0	0	0	0	0	0	0	0	0	0	0
0700	3	0	0	0	0	0	0	0	0	0	0	0	1	2	0	0	0	0	0	0	0	0	0	0	0	0	0	0	0
0800	6	0	0	0	0	0	0	0	0	1	0	3	1	1	0	0	0	0	0	0	0	0	0	0	0	0	0	0	0
0900	3	0	0	0	0	0	0	0	0	0	2	0	1	0	0	0	0	0	0	0	0	0	0	0	0	0	0	0	0
1000	**13**	**0**	**0**	**0**	**0**	**0**	**0**	**0**	**0**	**1**	**2**	**2**	**2**	**3**	**2**	**1**	**0**	**0**	**0**	**0**	**0**	**0**	**0**	**0**	**0**	**0**	**0**	**0**	**0**
1100	12	0	0	0	0	0	0	1	0	0	1	3	4	1	0	2	0	0	0	0	0	0	0	0	0	0	0	0	0
1200	**18**	**0**	**0**	**0**	**0**	**0**	**0**	**0**	**1**	**1**	**3**	**4**	**3**	**5**	**1**	**0**	**0**	**0**	**0**	**0**	**0**	**0**	**0**	**0**	**0**	**0**	**0**	**0**	**0**
1300	11	0	0	0	0	0	0	0	0	0	1	4	3	3	0	0	0	0	0	0	0	0	0	0	0	0	0	0	0
1400	13	0	0	0	0	0	0	0	1	2	3	2	2	1	2	0	0	0	0	0	0	0	0	0	0	0	0	0	0
1500	9	0	0	0	0	0	0	0	0	1	1	2	2	2	1	0	0	0	0	0	0	0	0	0	0	0	0	0	0
1600	11	0	0	0	0	0	0	0	0	1	2	3	1	3	1	0	0	0	0	0	0	0	0	0	0	0	0	0	0
1700	16	0	0	0	0	0	0	0	0	5	2	2	4	2	1	0	0	0	0	0	0	0	0	0	0	0	0	0	0
1800	14	0	0	0	0	0	0	0	1	1	2	2	6	0	2	0	0	0	0	0	0	0	0	0	0	0	0	0	0
1900	7	0	0	0	0	0	0	0	0	0	1	0	3	1	2	0	0	0	0	0	0	0	0	0	0	0	0	0	0
2000	11	0	0	0	0	0	0	1	0	0	1	1	4	3	1	0	0	0	0	0	0	0	0	0	0	0	0	0	0
2100	5	0	0	0	0	0	0	0	0	0	0	0	0	1	2	2	0	0	0	0	0	0	0	0	0	0	0	0	0
2200	2	0	0	0	0	0	0	0	0	0	0	0	0	1	0	0	1	0	0	0	0	0	0	0	0	0	0	0	0
2300	2	0	0	0	0	0	0	0	0	0	0	2	0	0	0	0	0	0	0	0	0	0	0	0	0	0	0	0	0
07-19	**129**	**0**	**0**	**0**	**0**	**0**	**0**	**1**	**3**	**13**	**19**	**27**	**30**	**23**	**10**	**3**	**0**	**0**	**0**	**0**	**0**	**0**	**0**	**0**	**0**	**0**	**0**	**0**	**0**
06-22	**152**	**0**	**0**	**0**	**0**	**0**	**0**	**2**	**3**	**13**	**21**	**28**	**37**	**28**	**15**	**5**	**0**	**0**	**0**	**0**	**0**	**0**	**0**	**0**	**0**	**0**	**0**	**0**	**0**
06-00	**156**	**0**	**0**	**0**	**0**	**0**	**0**	**2**	**3**	**13**	**21**	**30**	**37**	**29**	**15**	**5**	**1**	**0**	**0**	**0**	**0**	**0**	**0**	**0**	**0**	**0**	**0**	**0**	**0**
00-00	**162**	**0**	**0**	**0**	**0**	**0**	**0**	**2**	**4**	**13**	**21**	**31**	**38**	**31**	**15**	**6**	**1**	**0**	**0**	**0**	**0**	**0**	**0**	**0**	**0**	**0**	**0**	**0**	**0**

DRAFT

Site 48
Location L-2802-8, Att - Telepole, Lat 53.84884, Long -6.83837
Direction Two way

3279 / Meath/Cavan/Monaghan ATC's
October 2013
Automatic Traffic Count

Mon, 14 October 2013

Time	Total	Speed Bins (km/h)																											
		0 - 5	5 - 10	10 - 15	15 - 20	20 - 25	25 - 30	30 - 35	35 - 40	40 - 45	45 - 50	50 - 55	55 - 60	60 - 65	65 - 70	70 - 75	75 - 80	80 - 85	85 - 90	90 - 95	95 - 100	100 - 105	105 - 110	110 - 115	115 - 120	120 - 125	125 - 130	130 - 135	135 - 140
0000	2	0	0	0	0	0	0	0	0	0	0	0	0	2	0	0	0	0	0	0	0	0	0	0	0	0	0	0	0
0100	0	0	0	0	0	0	0	0	0	0	0	0	0	0	0	0	0	0	0	0	0	0	0	0	0	0	0	0	0
0200	0	0	0	0	0	0	0	0	0	0	0	0	0	0	0	0	0	0	0	0	0	0	0	0	0	0	0	0	0
0300	0	0	0	0	0	0	0	0	0	0	0	0	0	0	0	0	0	0	0	0	0	0	0	0	0	0	0	0	0
0400	1	0	0	0	0	0	0	0	0	0	0	0	0	0	1	0	0	0	0	0	0	0	0	0	0	0	0	0	0
0500	1	0	0	0	0	0	0	0	0	0	0	1	0	0	0	0	0	0	0	0	0	0	0	0	0	0	0	0	0
0600	7	0	0	0	0	0	0	0	0	0	0	0	1	0	3	2	1	0	0	0	0	0	0	0	0	0	0	0	0
0700	9	0	0	0	0	0	0	0	0	0	2	2	0	0	3	1	1	0	0	0	0	0	0	0	0	0	0	0	0
0800	**21**	**0**	**0**	**0**	**0**	**0**	**0**	**0**	**1**	**1**	**0**	**6**	**2**	**5**	**2**	**3**	**1**	**0**	**0**	**0**	**0**	**0**	**0**	**0**	**0**	**0**	**0**	**0**	**0**
0900	14	0	0	0	0	0	1	0	0	1	0	2	4	5	1	0	0	0	0	0	0	0	0	0	0	0	0	0	0
1000	15	0	0	0	0	0	1	0	0	0	0	5	4	3	2	0	0	0	0	0	0	0	0	0	0	0	0	0	0
1100	8	0	0	0	0	0	0	0	0	0	1	0	1	5	0	0	1	0	0	0	0	0	0	0	0	0	0	0	0
1200	11	0	0	1	0	0	0	0	0	1	0	2	4	0	2	1	0	0	0	0	0	0	0	0	0	0	0	0	0
1300	17	0	0	0	0	0	0	0	0	2	2	7	5	1	0	0	0	0	0	0	0	0	0	0	0	0	0	0	0
1400	18	0	0	0	0	1	0	0	3	2	1	2	3	4	2	0	0	0	0	0	0	0	0	0	0	0	0	0	0
1500	14	0	0	0	0	0	0	0	0	1	2	1	5	2	1	2	0	0	0	0	0	0	0	0	0	0	0	0	0
1600	19	0	0	0	0	0	1	1	1	3	1	5	3	2	2	0	0	0	0	0	0	0	0	0	0	0	0	0	0
1700	**23**	**0**	**0**	**0**	**0**	**0**	**0**	**0**	**2**	**2**	**6**	**3**	**3**	**6**	**1**	**0**	**0**	**0**	**0**	**0**	**0**	**0**	**0**	**0**	**0**	**0**	**0**	**0**	**0**
1800	19	0	0	0	0	0	1	1	1	0	2	6	5	1	2	0	0	0	0	0	0	0	0	0	0	0	0	0	0
1900	17	0	0	0	0	0	0	0	0	1	2	3	4	3	4	0	0	0	0	0	0	0	0	0	0	0	0	0	0
2000	10	0	0	0	0	0	0	0	0	1	2	2	2	1	1	1	0	0	0	0	0	0	0	0	0	0	0	0	0
2100	7	0	0	0	0	0	0	0	0	0	1	2	2	1	0	1	0	0	0	0	0	0	0	0	0	0	0	0	0
2200	3	0	0	0	0	0	0	0	0	0	1	1	0	1	0	0	0	0	0	0	0	0	0	0	0	0	0	0	0
2300	1	0	0	0	0	0	0	0	0	0	0	0	0	1	0	0	0	0	0	0	0	0	0	0	0	0	0	0	0
07-19	**188**	**0**	**0**	**1**	**0**	**1**	**4**	**2**	**8**	**13**	**17**	**41**	**39**	**34**	**18**	**7**	**3**	**0**	**0**	**0**	**0**	**0**	**0**	**0**	**0**	**0**	**0**	**0**	**0**
06-22	**229**	**0**	**0**	**1**	**0**	**1**	**4**	**2**	**8**	**15**	**22**	**48**	**48**	**39**	**26**	**11**	**4**	**0**	**0**	**0**	**0**	**0**	**0**	**0**	**0**	**0**	**0**	**0**	**0**
06-00	**233**	**0**	**0**	**1**	**0**	**1**	**4**	**2**	**8**	**15**	**23**	**49**	**48**	**41**	**26**	**11**	**4**	**0**	**0**	**0**	**0**	**0**	**0**	**0**	**0**	**0**	**0**	**0**	**0**
00-00	**237**	**0**	**0**	**1**	**0**	**1**	**4**	**2**	**8**	**15**	**23**	**50**	**48**	**43**	**27**	**11**	**4**	**0**	**0**	**0**	**0**	**0**	**0**	**0**	**0**	**0**	**0**	**0**	**0**

DRAFT

Site 48
Location L-2802-8, Att - Telepole, Lat 53.84884, Long -6.83837
Direction Two way

3279 / Meath/Cavan/Monaghan ATC's
October 2013
Automatic Traffic Count

Virtual Day (7)

Time	Total	Speed Bins (km/h)																											
		0 - 5	5 - 10	10 - 15	15 - 20	20 - 25	25 - 30	30 - 35	35 - 40	40 - 45	45 - 50	50 - 55	55 - 60	60 - 65	65 - 70	70 - 75	75 - 80	80 - 85	85 - 90	90 - 95	95 - 100	100 - 105	105 - 110	110 - 115	115 - 120	120 - 125	125 - 130	130 - 135	135 - 140
0000	2	0	0	0	0	0	0	0	0	0	0	0	0	1	0	0	0	0	0	0	0	0	0	0	0	0	0	0	0
0100	1	0	0	0	0	0	0	0	0	0	0	0	0	0	0	0	0	0	0	0	0	0	0	0	0	0	0	0	0
0200	0	0	0	0	0	0	0	0	0	0	0	0	0	0	0	0	0	0	0	0	0	0	0	0	0	0	0	0	0
0300	0	0	0	0	0	0	0	0	0	0	0	0	0	0	0	0	0	0	0	0	0	0	0	0	0	0	0	0	0
0400	0	0	0	0	0	0	0	0	0	0	0	0	0	0	0	0	0	0	0	0	0	0	0	0	0	0	0	0	0
0500	0	0	0	0	0	0	0	0	0	0	0	0	0	0	0	0	0	0	0	0	0	0	0	0	0	0	0	0	0
0600	4	0	0	0	0	0	0	0	0	0	0	0	1	1	1	1	1	0	0	0	0	0	0	0	0	0	0	0	0
0700	8	0	0	0	0	0	0	0	0	0	0	2	2	2	1	0	0	0	0	0	0	0	0	0	0	0	0	0	0
0800	**17**	**0**	**0**	**0**	**0**	**0**	**0**	**0**	**1**	**1**	**0**	**3**	**4**	**4**	**2**	**1**	**0**	**0**	**0**	**0**	**0**	**0**	**0**	**0**	**0**	**0**	**0**	**0**	**0**
0900	15	0	0	0	0	0	0	1	0	1	2	2	3	3	2	1	0	0	0	0	0	0	0	0	0	0	0	0	0
1000	12	0	0	0	0	0	0	0	0	1	1	3	2	2	1	1	0	0	0	0	0	0	0	0	0	0	0	0	0
1100	12	0	0	0	0	0	0	0	0	1	1	2	3	3	1	1	0	0	0	0	0	0	0	0	0	0	0	0	0
1200	14	0	0	0	0	0	0	0	1	1	2	3	3	3	1	0	0	0	0	0	0	0	0	0	0	0	0	0	0
1300	16	0	0	0	0	0	0	0	0	1	2	4	4	2	1	1	0	0	0	0	0	0	0	0	0	0	0	0	0
1400	**20**	**0**	**0**	**0**	**0**	**0**	**0**	**0**	**1**	**1**	**2**	**2**	**5**	**5**	**1**	**1**	**0**	**0**	**0**	**0**	**0**	**0**	**0**	**0**	**0**	**0**	**0**	**0**	**0**
1500	14	0	0	0	0	0	0	0	1	2	1	3	3	2	2	1	0	0	0	0	0	0	0	0	0	0	0	0	0
1600	15	0	0	0	0	0	0	0	0	1	1	3	3	3	1	1	0	0	0	0	0	0	0	0	0	0	0	0	0
1700	18	0	0	0	0	0	0	0	1	1	3	3	4	3	2	1	0	0	0	0	0	0	0	0	0	0	0	0	0
1800	**20**	**0**	**0**	**0**	**0**	**0**	**0**	**0**	**1**	**1**	**2**	**4**	**6**	**3**	**2**	**1**	**0**	**0**	**0**	**0**	**0**	**0**	**0**	**0**	**0**	**0**	**0**	**0**	**0**
1900	15	0	0	0	0	0	0	0	0	1	1	3	4	3	2	1	0	0	0	0	0	0	0	0	0	0	0	0	0
2000	11	0	0	0	0	0	0	0	0	0	2	2	2	2	2	1	0	0	0	0	0	0	0	0	0	0	0	0	0
2100	7	0	0	0	0	0	0	0	0	0	1	2	1	1	1	1	0	0	0	0	0	0	0	0	0	0	0	0	0
2200	5	0	0	0	0	0	0	0	0	0	0	1	1	1	1	0	0	0	0	0	0	0	0	0	0	0	0	0	0
2300	2	0	0	0	0	0	0	0	0	0	0	1	0	0	0	0	0	0	0	0	0	0	0	0	0	0	0	0	0
07-19	**182**	**0**	**0**	**0**	**1**	**1**	**2**	**3**	**5**	**12**	**18**	**33**	**43**	**35**	**17**	**9**	**3**	**0**	**0**	**0**	**0**	**0**	**0**	**0**	**0**	**0**	**0**	**0**	**0**
06-22	**220**	**0**	**0**	**0**	**1**	**1**	**2**	**3**	**6**	**13**	**21**	**40**	**51**	**41**	**23**	**11**	**5**	**0**	**0**	**0**	**0**	**0**	**0**	**0**	**0**	**0**	**0**	**0**	**0**
06-00	**226**	**0**	**0**	**0**	**1**	**1**	**2**	**3**	**6**	**14**	**22**	**41**	**52**	**43**	**24**	**12**	**5**	**0**	**0**	**0**	**0**	**0**	**0**	**0**	**0**	**0**	**0**	**0**	**0**
00-00	**230**	**0**	**0**	**0**	**1**	**1**	**2**	**3**	**6**	**14**	**22**	**42**	**52**	**44**	**24**	**12**	**5**	**0**	**0**	**0**	**0**	**0**	**0**	**0**	**0**	**0**	**0**	**0**	**0**

DRAFT

Site 48
Location L-2802-8, Att - Telepole, Lat 53.84884, Long -6.83837
Direction Two way

3279 / Meath/Cavan/Monaghan ATC's
October 2013
Automatic Traffic Count

Virtual Week (1)

Time	Total	Speed Bins (km/h)																											
		0 - 5	5 - 10	10 - 15	15 - 20	20 - 25	25 - 30	30 - 35	35 - 40	40 - 45	45 - 50	50 - 55	55 - 60	60 - 65	65 - 70	70 - 75	75 - 80	80 - 85	85 - 90	90 - 95	95 - 100	100 - 105	105 - 110	110 - 115	115 - 120	120 - 125	125 - 130	130 - 135	135 - 140
Mon	237	0	0	1	0	1	4	2	8	15	23	50	48	43	27	11	4	0	0	0	0	0	0	0	0	0	0	0	0
Tue	219	0	0	1	2	1	3	6	10	8	25	35	54	42	16	10	5	0	1	0	0	0	0	0	0	0	0	0	0
Wed	292	0	0	0	2	2	1	3	9	21	26	57	68	61	32	8	2	0	0	0	0	0	0	0	0	0	0	0	0
Thu	241	0	0	0	0	1	2	2	6	12	19	37	55	52	26	18	10	0	1	0	0	0	0	0	0	0	0	0	0
Fri	242	0	1	0	1	1	1	1	2	14	16	50	55	43	32	17	6	2	0	0	0	0	0	0	0	0	0	0	0
|Sat	215	0	0	0	1	3	2	6	2	14	26	31	49	33	22	17	7	1	1	0	0	0	0	0	0	0	0	0	0
|Sun	162	0	0	0	0	0	0	2	4	13	21	31	38	31	15	6	1	0	0	0	0	0	0	0	0	0	0	0	0
5 Day Ave.	**246**	**0**	**0**	**0**	**1**	**1**	**2**	**3**	**7**	**14**	**22**	**46**	**56**	**48**	**27**	**13**	**5**	**0**	**0**	**0**	**0**	**0**	**0**	**0**	**0**	**0**	**0**	**0**	**0**
7 Day Ave.	**230**	**0**	**0**	**0**	**1**	**1**	**2**	**3**	**6**	**14**	**22**	**42**	**52**	**44**	**24**	**12**	**5**	**0**	**0**	**0**	**0**	**0**	**0**	**0**	**0**	**0**	**0**	**0**	**0**
--	**1608**	**0**	**1**	**2**	**6**	**9**	**13**	**22**	**41**	**97**	**156**	**291**	**367**	**305**	**170**	**87**	**35**	**3**	**3**	**0**	**0**	**0**	**0**	**0**	**0**	**0**	**0**	**0**	**0**	**0**

Summary Graphs

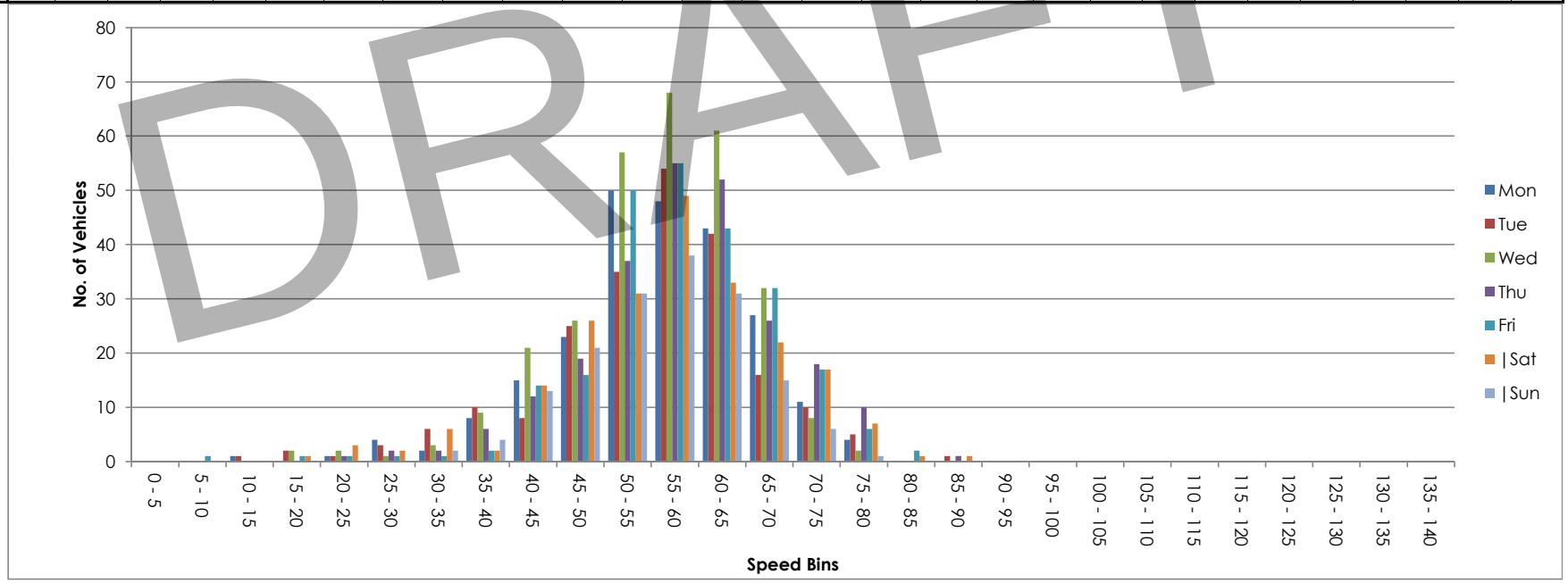

DRAFT



NDC NATIONWIDE DATA COLLECTION	**Site / Location:**	L-6801-0, Att - Tree, Lat 53.85496, Long -6.83185	**Project No:**	3279	**Photo No:**	3279-49	**Drawn By:** MOR
	Survey Date:	Tue, 8 October 2013 to Mon, 14 October 2013	**Project Name:**		Meath/Cavan/Monaghan ATC'S		
	Survey Times:	00:00 to 00(24):00	**Title:**		Site Photograph		

Site No.	Location.	Direction.	Speed Limit - PSL (km/h)	Start Date.	End Date.	Total Vehicles.	5 Day Ave.	7 Day Ave.	No. > Speed Limit.	%. > Speed Limit.	No. > Speed Limit1 (+5km/h).	%. > Speed Limit1 (+5km/h).	No. > Speed Limit1 (+10km/h).	%. > Speed Limit1 (+10km/h).	Mean Speed	85%ile Speed
49	L-6801-0, Att - Tree, Lat 53.85496, Long -6.83185	East	80	Tue, 8 October 2013	Mon, 14 October 2013	395	58	56	8	2.0	5	1.3	2	0.5	50.9	66.2
		West	80	Tue, 8 October 2013	Mon, 14 October 2013	379	56	54	7	1.8	1	0.3	0	0.0	50.0	65.5
		Two way	80	Tue, 8 October 2013	Mon, 14 October 2013	774	114	111	15	1.9	6	0.8	2	0.3	50.4	65.9

DRAFT

Site 49
Location L-6801-0, Att - Tree, Lat 53.85496, Long -6.83185
Direction East

3279 / Meath/Cavan/Monaghan ATC's
October 2013
Automatic Traffic Count

Tue, 8 October 2013

Time	Total	Classification												>PSL	>PSL%	>SL1	>SL1%	>SL2	>SL2%	Mean	Vpp
		1 MCL	2 SV	3 SVT	4 TB2	5 TB3	6 T4	7 ART3	8 ART4	9 ART5	10 ART6	11 BD	12 DRT	80	80	85 +5kph	85 +5kph	90 +10kph	90 +10kph		85
0000	0	0	0	0	0	0	0	0	0	0	0	0	0	0	0	0	0	0	0	-	-
0100	0	0	0	0	0	0	0	0	0	0	0	0	0	0	0	0	0	0	0	-	-
0200	0	0	0	0	0	0	0	0	0	0	0	0	0	0	0	0	0	0	0	-	-
0300	0	0	0	0	0	0	0	0	0	0	0	0	0	0	0	0	0	0	0	-	-
0400	0	0	0	0	0	0	0	0	0	0	0	0	0	0	0	0	0	0	0	-	-
0500	1	0	1	0	0	0	0	0	0	0	0	0	0	0	0	0	0	0	0	43.2	-
0600	1	0	1	0	0	0	0	0	0	0	0	0	0	0	0	0	0	0	0	39.1	-
0700	3	0	3	0	0	0	0	0	0	0	0	0	0	0	0	0	0	0	0	60	-
0800	4	0	4	0	0	0	0	0	0	0	0	0	0	0	0	0	0	0	0	51.6	-
0900	4	0	4	0	0	0	0	0	0	0	0	0	0	0	0	0	0	0	0	60.4	-
1000	2	1	1	0	0	0	0	0	0	0	0	0	0	0	0	0	0	0	0	24.1	-
1100	**7**	**0**	**7**	**0**	**0**	**0**	**0**	**0**	**0**	**0**	**0**	**0**	**0**	**0**	**0**	**0**	**0**	**0**	**0**	**56.3**	**-**
1200	2	1	1	0	0	0	0	0	0	0	0	0	0	0	0	0	0	0	0	36.4	-
1300	4	0	4	0	0	0	0	0	0	0	0	0	0	0	0	0	0	0	0	63.8	-
1400	3	0	3	0	0	0	0	0	0	0	0	0	0	0	0	0	0	0	0	48.4	-
1500	2	0	1	0	0	0	0	0	1	0	0	0	0	0	0	0	0	0	0	42.8	-
1600	**5**	**0**	**5**	**0**	**0**	**0**	**0**	**0**	**0**	**0**	**0**	**0**	**0**	**0**	**0**	**0**	**0**	**0**	**0**	**51.5**	**-**
1700	4	0	4	0	0	0	0	0	0	0	0	0	0	0	0	0	0	0	0	46.9	-
1800	2	0	2	0	0	0	0	0	0	0	0	0	0	0	0	0	0	0	0	50	-
1900	2	0	2	0	0	0	0	0	0	0	0	0	0	0	0	0	0	0	0	43.1	-
2000	2	0	2	0	0	0	0	0	0	0	0	0	0	0	0	0	0	0	0	52.8	-
2100	0	0	0	0	0	0	0	0	0	0	0	0	0	0	0	0	0	0	0	-	-
2200	1	0	1	0	0	0	0	0	0	0	0	0	0	0	0	0	0	0	0	70.7	-
2300	0	0	0	0	0	0	0	0	0	0	0	0	0	0	0	0	0	0	0	-	-
07-19	**42**	**2**	**39**	**0**	**0**	**0**	**0**	**0**	**1**	**0**	**0**	**0**	**0**	**0**	**0**	**0**	**0**	**0**	**0**	**51.8**	**69.1**
06-22	**47**	**2**	**44**	**0**	**0**	**0**	**0**	**0**	**1**	**0**	**0**	**0**	**0**	**0**	**0**	**0**	**0**	**0**	**0**	**51.2**	**65.9**
06-00	**48**	**2**	**45**	**0**	**0**	**0**	**0**	**0**	**1**	**0**	**0**	**0**	**0**	**0**	**0**	**0**	**0**	**0**	**0**	**51.6**	**69.1**
00-00	**49**	**2**	**46**	**0**	**0**	**0**	**0**	**0**	**1**	**0**	**0**	**0**	**0**	**0**	**0**	**0**	**0**	**0**	**0**	**51.4**	**69.1**

DRAFT

Site 49
Location L-6801-0, Att - Tree, Lat 53.85496, Long -6.83185
Direction East

3279 / Meath/Cavan/Monaghan ATC's
October 2013
Automatic Traffic Count

Wed, 9 October 2013

Time	Total	Classification												>PSL	>PSL%	>SL1	>SL1%	>SL2	>SL2%	Mean	Vpp
		1 MCL	2 SV	3 SVT	4 TB2	5 TB3	6 T4	7 ART3	8 ART4	9 ART5	10 ART6	11 BD	12 DRT	80	80	85 +5kph	85 +5kph	90 +10kph	90 +10kph		85
0000	0	0	0	0	0	0	0	0	0	0	0	0	0	0	0	0	0	0	0	-	-
0100	0	0	0	0	0	0	0	0	0	0	0	0	0	0	0	0	0	0	0	-	-
0200	1	0	1	0	0	0	0	0	0	0	0	0	0	0	0	0	0	0	0	63.1	-
0300	0	0	0	0	0	0	0	0	0	0	0	0	0	0	0	0	0	0	0	-	-
0400	0	0	0	0	0	0	0	0	0	0	0	0	0	0	0	0	0	0	0	-	-
0500	0	0	0	0	0	0	0	0	0	0	0	0	0	0	0	0	0	0	0	-	-
0600	2	0	2	0	0	0	0	0	0	0	0	0	0	0	0	0	0	0	0	46.4	-
0700	3	0	3	0	0	0	0	0	0	0	0	0	0	0	0	0	0	0	0	66.3	-
0800	3	0	3	0	0	0	0	0	0	0	0	0	0	0	0	0	0	0	0	60.9	-
0900	**5**	**0**	**4**	**1**	**0**	**0**	**0**	**0**	**0**	**0**	**0**	**0**	**0**	**0**	**0**	**0**	**0**	**0**	**0**	**45.7**	**-**
1000	4	0	4	0	0	0	0	0	0	0	0	0	0	0	0	0	0	0	0	23.4	-
1100	4	0	4	0	0	0	0	0	0	0	0	0	0	0	0	0	0	0	0	48.6	-
1200	4	0	3	0	1	0	0	0	0	0	0	0	0	0	0	0	0	0	0	33.7	-
1300	2	0	2	0	0	0	0	0	0	0	0	0	0	0	0	0	0	0	0	52.5	-
1400	2	0	2	0	0	0	0	0	0	0	0	0	0	0	0	0	0	0	0	71.2	-
1500	**6**	**0**	**6**	**0**	**0**	**0**	**0**	**0**	**0**	**0**	**0**	**0**	**0**	**0**	**0**	**0**	**0**	**0**	**0**	**34.5**	**-**
1600	2	0	2	0	0	0	0	0	0	0	0	0	0	0	0	0	0	0	0	60.7	-
1700	2	0	1	0	1	0	0	0	0	0	0	0	0	0	0	0	0	0	0	50.9	-
1800	5	0	5	0	0	0	0	0	0	0	0	0	0	0	0	0	0	0	0	62.9	-
1900	5	0	5	0	0	0	0	0	0	0	0	0	0	0	0	0	0	0	0	50.8	-
2000	0	0	0	0	0	0	0	0	0	0	0	0	0	0	0	0	0	0	0	-	-
2100	1	0	0	1	0	0	0	0	0	0	0	0	0	0	0	0	0	0	0	33.7	-
2200	4	0	4	0	0	0	0	0	0	0	0	0	0	0	0	0	0	0	0	53.2	-
2300	0	0	0	0	0	0	0	0	0	0	0	0	0	0	0	0	0	0	0	-	-
07-19	**42**	**0**	**39**	**1**	**2**	**0**	**0**	**0**	**0**	**0**	**0**	**0**	**0**	**0**	**0**	**0**	**0**	**0**	**0**	**48.2**	**71.3**
06-22	**50**	**0**	**46**	**2**	**2**	**0**	**0**	**0**	**0**	**0**	**0**	**0**	**0**	**0**	**0**	**0**	**0**	**0**	**0**	**48.1**	**69.5**
06-00	**54**	**0**	**50**	**2**	**2**	**0**	**0**	**0**	**0**	**0**	**0**	**0**	**0**	**0**	**0**	**0**	**0**	**0**	**0**	**48.5**	**68.8**
00-00	**55**	**0**	**51**	**2**	**2**	**0**	**0**	**0**	**0**	**0**	**0**	**0**	**0**	**0**	**0**	**0**	**0**	**0**	**0**	**48.8**	**68.8**

DRAFT

Site 49
Location L-6801-0, Att - Tree, Lat 53.85496, Long -6.83185
Direction East

3279 / Meath/Cavan/Monaghan ATC's
October 2013
Automatic Traffic Count

Thu, 10 October 2013

Time	Total	Classification												>PSL	>PSL%	>SL1	>SL1%	>SL2	>SL2%	Mean	Vpp
		1 MCL	2 SV	3 SVT	4 TB2	5 TB3	6 T4	7 ART3	8 ART4	9 ART5	10 ART6	11 BD	12 DRT	80	80	85 +5kph	85 +5kph	90 +10kph	90 +10kph		85
0000	0	0	0	0	0	0	0	0	0	0	0	0	0	0	0	0	0	0	0	-	-
0100	0	0	0	0	0	0	0	0	0	0	0	0	0	0	0	0	0	0	0	-	-
0200	0	0	0	0	0	0	0	0	0	0	0	0	0	0	0	0	0	0	0	-	-
0300	0	0	0	0	0	0	0	0	0	0	0	0	0	0	0	0	0	0	0	-	-
0400	0	0	0	0	0	0	0	0	0	0	0	0	0	0	0	0	0	0	0	-	-
0500	0	0	0	0	0	0	0	0	0	0	0	0	0	0	0	0	0	0	0	-	-
0600	0	0	0	0	0	0	0	0	0	0	0	0	0	0	0	0	0	0	0	-	-
0700	1	0	1	0	0	0	0	0	0	0	0	0	0	0	0	0	0	0	0	57.3	-
0800	5	0	5	0	0	0	0	0	0	0	0	0	0	0	0	0	0	0	0	58.7	-
0900	**8**	**0**	**8**	**0**	**0**	**0**	**0**	**0**	**0**	**0**	**0**	**0**	**0**	**0**	**0**	**0**	**0**	**0**	**0**	**61.7**	**-**
1000	7	0	7	0	0	0	0	0	0	0	0	0	0	0	0	0	0	0	0	52.3	-
1100	4	0	4	0	0	0	0	0	0	0	0	0	0	0	0	0	0	0	0	53	-
1200	2	0	2	0	0	0	0	0	0	0	0	0	0	0	0	0	0	0	0	59.2	-
1300	1	0	1	0	0	0	0	0	0	0	0	0	0	0	0	0	0	0	0	52.6	-
1400	4	0	4	0	0	0	0	0	0	0	0	0	0	0	0	0	0	0	0	50.5	-
1500	1	0	1	0	0	0	0	0	0	0	0	0	0	0	0	0	0	0	0	53.5	-
1600	2	0	2	0	0	0	0	0	0	0	0	0	0	0	0	0	0	0	0	60.4	-
1700	**8**	**0**	**7**	**0**	**1**	**0**	**0**	**0**	**0**	**0**	**0**	**0**	**0**	**1**	**12.5**	**0**	**0**	**0**	**0**	**46.9**	**-**
1800	4	0	4	0	0	0	0	0	0	0	0	0	0	0	0	0	0	0	0	53.5	-
1900	3	0	3	0	0	0	0	0	0	0	0	0	0	0	0	0	0	0	0	60	-
2000	4	0	4	0	0	0	0	0	0	0	0	0	0	0	0	0	0	0	0	42.9	-
2100	2	0	2	0	0	0	0	0	0	0	0	0	0	2	100	2	100	1	50	91	-
2200	2	0	2	0	0	0	0	0	0	0	0	0	0	0	0	0	0	0	0	60.2	-
2300	0	0	0	0	0	0	0	0	0	0	0	0	0	0	0	0	0	0	0	-	-
07-19	**47**	**0**	**46**	**0**	**1**	**0**	**0**	**0**	**0**	**0**	**0**	**0**	**0**	**1**	**2.1**	**0**	**0**	**0**	**0**	**54.5**	**63.7**
06-22	**56**	**0**	**55**	**0**	**1**	**0**	**0**	**0**	**0**	**0**	**0**	**0**	**0**	**3**	**5.4**	**2**	**3.6**	**1**	**1.8**	**55.2**	**67.3**
06-00	**58**	**0**	**57**	**0**	**1**	**0**	**0**	**0**	**0**	**0**	**0**	**0**	**0**	**3**	**5.2**	**2**	**3.4**	**1**	**1.7**	**55.4**	**66.6**
00-00	**58**	**0**	**57**	**0**	**1**	**0**	**0**	**0**	**0**	**0**	**0**	**0**	**0**	**3**	**5.2**	**2**	**3.4**	**1**	**1.7**	**55.4**	**66.6**

DRAFT

Site 49
Location L-6801-0, Att - Tree, Lat 53.85496, Long -6.83185
Direction East

3279 / Meath/Cavan/Monaghan ATC's
October 2013
Automatic Traffic Count

Fri, 11 October 2013

Time	Total	Classification												>PSL	>PSL%	>SL1	>SL1%	>SL2	>SL2%	Mean	Vpp
		1 MCL	2 SV	3 SVT	4 TB2	5 TB3	6 T4	7 ART3	8 ART4	9 ART5	10 ART6	11 BD	12 DRT	80	80	85 +5kph	85 +5kph	90 +10kph	90 +10kph		85
0000	1	0	1	0	0	0	0	0	0	0	0	0	0	0	0	0	0	0	0	57.5	-
0100	0	0	0	0	0	0	0	0	0	0	0	0	0	0	0	0	0	0	0	-	-
0200	0	0	0	0	0	0	0	0	0	0	0	0	0	0	0	0	0	0	0	-	-
0300	0	0	0	0	0	0	0	0	0	0	0	0	0	0	0	0	0	0	0	-	-
0400	1	0	1	0	0	0	0	0	0	0	0	0	0	1	100	1	100	1	100	96.3	-
0500	0	0	0	0	0	0	0	0	0	0	0	0	0	0	0	0	0	0	0	-	-
0600	1	0	1	0	0	0	0	0	0	0	0	0	0	0	0	0	0	0	0	43.6	-
0700	2	0	2	0	0	0	0	0	0	0	0	0	0	0	0	0	0	0	0	56.1	-
0800	5	0	5	0	0	0	0	0	0	0	0	0	0	0	0	0	0	0	0	59.5	-
0900	**7**	**0**	**5**	**0**	**1**	**1**	**0**	**0**	**0**	**0**	**0**	**0**	**0**	**0**	**0**	**0**	**0**	**0**	**0**	**43.5**	**-**
1000	0	0	0	0	0	0	0	0	0	0	0	0	0	0	0	0	0	0	0	-	-
1100	1	0	1	0	0	0	0	0	0	0	0	0	0	0	0	0	0	0	0	55.5	-
1200	3	0	3	0	0	0	0	0	0	0	0	0	0	0	0	0	0	0	0	60.8	-
1300	1	0	1	0	0	0	0	0	0	0	0	0	0	0	0	0	0	0	0	64.7	-
1400	4	0	4	0	0	0	0	0	0	0	0	0	0	1	25	0	0	0	0	61	-
1500	3	0	3	0	0	0	0	0	0	0	0	0	0	1	33.3	1	33.3	0	0	73.2	-
1600	6	0	5	0	1	0	0	0	0	0	0	0	0	0	0	0	0	0	0	38.7	-
1700	**7**	**0**	**7**	**0**	**0**	**0**	**0**	**0**	**0**	**0**	**0**	**0**	**0**	**0**	**0**	**0**	**0**	**0**	**0**	**37.1**	**-**
1800	**7**	**1**	**6**	**0**	**0**	**0**	**0**	**0**	**0**	**0**	**0**	**0**	**0**	**0**	**0**	**0**	**0**	**0**	**0**	**56.4**	**-**
1900	6	0	6	0	0	0	0	0	0	0	0	0	0	0	0	0	0	0	0	64	-
2000	4	0	4	0	0	0	0	0	0	0	0	0	0	0	0	0	0	0	0	32.7	-
2100	0	0	0	0	0	0	0	0	0	0	0	0	0	0	0	0	0	0	0	-	-
2200	1	0	1	0	0	0	0	0	0	0	0	0	0	0	0	0	0	0	0	74.4	-
2300	1	0	1	0	0	0	0	0	0	0	0	0	0	0	0	0	0	0	0	43.9	-
07-19	**46**	**1**	**42**	**0**	**2**	**1**	**0**	**0**	**0**	**0**	**0**	**0**	**0**	**2**	**4.3**	**1**	**2.2**	**0**	**0**	**51.5**	**64.4**
06-22	**57**	**1**	**53**	**0**	**2**	**1**	**0**	**0**	**0**	**0**	**0**	**0**	**0**	**2**	**3.5**	**1**	**1.8**	**0**	**0**	**51.3**	**66.2**
06-00	**59**	**1**	**55**	**0**	**2**	**1**	**0**	**0**	**0**	**0**	**0**	**0**	**0**	**2**	**3.4**	**1**	**1.7**	**0**	**0**	**51.6**	**66.2**
00-00	**61**	**1**	**57**	**0**	**2**	**1**	**0**	**0**	**0**	**0**	**0**	**0**	**0**	**3**	**4.9**	**2**	**3.3**	**1**	**1.6**	**52.4**	**66.6**

DRAFT

Site 49
Location L-6801-0, Att - Tree, Lat 53.85496, Long -6.83185
Direction East

3279 / Meath/Cavan/Monaghan ATC's
October 2013
Automatic Traffic Count

Sat, 12 October 2013

Time	Total	Classification												>PSL	>PSL%	>SL1	>SL1%	>SL2	>SL2%	Mean	Vpp
		1 MCL	2 SV	3 SVT	4 TB2	5 TB3	6 T4	7 ART3	8 ART4	9 ART5	10 ART6	11 BD	12 DRT	80	80	85 +5kph	85 +5kph	90 +10kph	90 +10kph		85
0000	0	0	0	0	0	0	0	0	0	0	0	0	0	0	0	0	0	0	0	-	-
0100	2	0	2	0	0	0	0	0	0	0	0	0	0	1	50	0	0	0	0	64.3	-
0200	0	0	0	0	0	0	0	0	0	0	0	0	0	0	0	0	0	0	0	-	-
0300	0	0	0	0	0	0	0	0	0	0	0	0	0	0	0	0	0	0	0	-	-
0400	0	0	0	0	0	0	0	0	0	0	0	0	0	0	0	0	0	0	0	-	-
0500	0	0	0	0	0	0	0	0	0	0	0	0	0	0	0	0	0	0	0	-	-
0600	0	0	0	0	0	0	0	0	0	0	0	0	0	0	0	0	0	0	0	-	-
0700	2	0	2	0	0	0	0	0	0	0	0	0	0	0	0	0	0	0	0	66.8	-
0800	2	0	2	0	0	0	0	0	0	0	0	0	0	0	0	0	0	0	0	60.5	-
0900	2	0	2	0	0	0	0	0	0	0	0	0	0	0	0	0	0	0	0	50.7	-
1000	2	0	2	0	0	0	0	0	0	0	0	0	0	0	0	0	0	0	0	74.4	-
1100	**7**	**1**	**5**	**1**	**0**	**0**	**0**	**0**	**0**	**0**	**0**	**0**	**0**	**0**	**0**	**0**	**0**	**0**	**0**	**53.9**	**-**
1200	3	0	2	0	1	0	0	0	0	0	0	0	0	0	0	0	0	0	0	47.1	-
1300	**8**	**1**	**7**	**0**	**0**	**0**	**0**	**0**	**0**	**0**	**0**	**0**	**0**	**0**	**0**	**0**	**0**	**0**	**0**	**29.2**	**-**
1400	**8**	**0**	**8**	**0**	**0**	**0**	**0**	**0**	**0**	**0**	**0**	**0**	**0**	**0**	**0**	**0**	**0**	**0**	**0**	**32.4**	**-**
1500	3	0	3	0	0	0	0	0	0	0	0	0	0	0	0	0	0	0	0	54.5	-
1600	0	0	0	0	0	0	0	0	0	0	0	0	0	0	0	0	0	0	0	-	-
1700	3	0	3	0	0	0	0	0	0	0	0	0	0	0	0	0	0	0	0	56.8	-
1800	3	0	3	0	0	0	0	0	0	0	0	0	0	0	0	0	0	0	0	49.9	-
1900	3	0	3	0	0	0	0	0	0	0	0	0	0	0	0	0	0	0	0	63.8	-
2000	4	0	4	0	0	0	0	0	0	0	0	0	0	0	0	0	0	0	0	27.2	-
2100	0	0	0	0	0	0	0	0	0	0	0	0	0	0	0	0	0	0	0	-	-
2200	1	0	1	0	0	0	0	0	0	0	0	0	0	0	0	0	0	0	0	50	-
2300	1	0	1	0	0	0	0	0	0	0	0	0	0	0	0	0	0	0	0	45.2	-
07-19	**43**	**2**	**39**	**1**	**1**	**0**	**0**	**0**	**0**	**0**	**0**	**0**	**0**	**0**	**0**	**0**	**0**	**0**	**0**	**46.5**	**59.4**
06-22	**50**	**2**	**46**	**1**	**1**	**0**	**0**	**0**	**0**	**0**	**0**	**0**	**0**	**0**	**0**	**0**	**0**	**0**	**0**	**46**	**63.7**
06-00	**52**	**2**	**48**	**1**	**1**	**0**	**0**	**0**	**0**	**0**	**0**	**0**	**0**	**0**	**0**	**0**	**0**	**0**	**0**	**46.1**	**59.4**
00-00	**54**	**2**	**50**	**1**	**1**	**0**	**0**	**0**	**0**	**0**	**0**	**0**	**0**	**1**	**1.9**	**0**	**0**	**0**	**0**	**46.7**	**63.7**

DRAFT

Site 49
Location L-6801-0, Att - Tree, Lat 53.85496, Long -6.83185
Direction East

3279 / Meath/Cavan/Monaghan ATC's
October 2013
Automatic Traffic Count

Sun, 13 October 2013

Time	Total	Classification												>PSL	>PSL%	>SL1	>SL1%	>SL2	>SL2%	Mean	Vpp
		1 MCL	2 SV	3 SVT	4 TB2	5 TB3	6 T4	7 ART3	8 ART4	9 ART5	10 ART6	11 BD	12 DRT	80	80	85 +5kph	85 +5kph	90 +10kph	90 +10kph		85
0000	0	0	0	0	0	0	0	0	0	0	0	0	0	0	0	0	0	0	0	-	-
0100	0	0	0	0	0	0	0	0	0	0	0	0	0	0	0	0	0	0	0	-	-
0200	2	0	2	0	0	0	0	0	0	0	0	0	0	0	0	0	0	0	0	56.4	-
0300	0	0	0	0	0	0	0	0	0	0	0	0	0	0	0	0	0	0	0	-	-
0400	0	0	0	0	0	0	0	0	0	0	0	0	0	0	0	0	0	0	0	-	-
0500	0	0	0	0	0	0	0	0	0	0	0	0	0	0	0	0	0	0	0	-	-
0600	0	0	0	0	0	0	0	0	0	0	0	0	0	0	0	0	0	0	0	-	-
0700	2	0	2	0	0	0	0	0	0	0	0	0	0	0	0	0	0	0	0	67.9	-
0800	0	0	0	0	0	0	0	0	0	0	0	0	0	0	0	0	0	0	0	-	-
0900	2	1	1	0	0	0	0	0	0	0	0	0	0	0	0	0	0	0	0	34.9	-
1000	**6**	**0**	**6**	**0**	**0**	**0**	**0**	**0**	**0**	**0**	**0**	**0**	**0**	**0**	**0**	**0**	**0**	**0**	**0**	**50**	**-**
1100	**6**	**0**	**6**	**0**	**0**	**0**	**0**	**0**	**0**	**0**	**0**	**0**	**0**	**0**	**0**	**0**	**0**	**0**	**0**	**56.3**	**-**
1200	5	0	5	0	0	0	0	0	0	0	0	0	0	0	0	0	0	0	0	39.1	-
1300	2	0	2	0	0	0	0	0	0	0	0	0	0	0	0	0	0	0	0	56.5	-
1400	**7**	**0**	**7**	**0**	**0**	**0**	**0**	**0**	**0**	**0**	**0**	**0**	**0**	**0**	**0**	**0**	**0**	**0**	**0**	**40.6**	**-**
1500	0	0	0	0	0	0	0	0	0	0	0	0	0	0	0	0	0	0	0	-	-
1600	5	0	5	0	0	0	0	0	0	0	0	0	0	0	0	0	0	0	0	47.1	-
1700	**7**	**0**	**7**	**0**	**0**	**0**	**0**	**0**	**0**	**0**	**0**	**0**	**0**	**0**	**0**	**0**	**0**	**0**	**0**	**37**	**-**
1800	2	0	2	0	0	0	0	0	0	0	0	0	0	0	0	0	0	0	0	63.1	-
1900	2	0	2	0	0	0	0	0	0	0	0	0	0	0	0	0	0	0	0	50.5	-
2000	1	0	1	0	0	0	0	0	0	0	0	0	0	0	0	0	0	0	0	61.3	-
2100	0	0	0	0	0	0	0	0	0	0	0	0	0	0	0	0	0	0	0	-	-
2200	2	0	2	0	0	0	0	0	0	0	0	0	0	0	0	0	0	0	0	54.5	-
2300	0	0	0	0	0	0	0	0	0	0	0	0	0	0	0	0	0	0	0	-	-
07-19	**44**	**1**	**43**	**0**	**0**	**0**	**0**	**0**	**0**	**0**	**0**	**0**	**0**	**0**	**0**	**0**	**0**	**0**	**0**	**46.7**	**62.3**
06-22	**47**	**1**	**46**	**0**	**0**	**0**	**0**	**0**	**0**	**0**	**0**	**0**	**0**	**0**	**0**	**0**	**0**	**0**	**0**	**47.2**	**62.3**
06-00	**49**	**1**	**48**	**0**	**0**	**0**	**0**	**0**	**0**	**0**	**0**	**0**	**0**	**0**	**0**	**0**	**0**	**0**	**0**	**47.5**	**62.6**
00-00	**51**	**1**	**50**	**0**	**0**	**0**	**0**	**0**	**0**	**0**	**0**	**0**	**0**	**0**	**0**	**0**	**0**	**0**	**0**	**47.8**	**62.3**

DRAFT

Site 49
Location L-6801-0, Att - Tree, Lat 53.85496, Long -6.83185
Direction East

3279 / Meath/Cavan/Monaghan ATC's
October 2013
Automatic Traffic Count

Mon, 14 October 2013

Time	Total	Classification												>PSL	>PSL%	>SL1	>SL1%	>SL2	>SL2%	Mean	Vpp
		1 MCL	2 SV	3 SVT	4 TB2	5 TB3	6 T4	7 ART3	8 ART4	9 ART5	10 ART6	11 BD	12 DRT	80	80	85 +5kph	85 +5kph	90 +10kph	90 +10kph		85
0000	1	0	1	0	0	0	0	0	0	0	0	0	0	1	100	1	100	0	0	88.3	-
0100	0	0	0	0	0	0	0	0	0	0	0	0	0	0	0	0	0	0	0	-	-
0200	0	0	0	0	0	0	0	0	0	0	0	0	0	0	0	0	0	0	0	-	-
0300	0	0	0	0	0	0	0	0	0	0	0	0	0	0	0	0	0	0	0	-	-
0400	0	0	0	0	0	0	0	0	0	0	0	0	0	0	0	0	0	0	0	-	-
0500	0	0	0	0	0	0	0	0	0	0	0	0	0	0	0	0	0	0	0	-	-
0600	0	0	0	0	0	0	0	0	0	0	0	0	0	0	0	0	0	0	0	-	-
0700	2	0	2	0	0	0	0	0	0	0	0	0	0	0	0	0	0	0	0	62.1	-
0800	5	0	5	0	0	0	0	0	0	0	0	0	0	0	0	0	0	0	0	63.4	-
0900	1	0	1	0	0	0	0	0	0	0	0	0	0	0	0	0	0	0	0	59.7	-
1000	1	0	0	1	0	0	0	0	0	0	0	0	0	0	0	0	0	0	0	45.8	-
1100	**7**	**0**	**6**	**0**	**1**	**0**	**0**	**0**	**0**	**0**	**0**	**0**	**0**	**0**	**0**	**0**	**0**	**0**	**0**	**56.5**	**-**
1200	3	0	2	1	0	0	0	0	0	0	0	0	0	0	0	0	0	0	0	58.5	-
1300	7	0	6	0	1	0	0	0	0	0	0	0	0	0	0	0	0	0	0	55.8	-
1400	**11**	**0**	**11**	**0**	**0**	**0**	**0**	**0**	**0**	**0**	**0**	**0**	**0**	**0**	**0**	**0**	**0**	**0**	**0**	**41.6**	**61.6**
1500	6	0	5	0	0	1	0	0	0	0	0	0	0	0	0	0	0	0	0	45.9	-
1600	5	0	3	1	1	0	0	0	0	0	0	0	0	0	0	0	0	0	0	54.4	-
1700	9	0	8	1	0	0	0	0	0	0	0	0	0	0	0	0	0	0	0	43.3	-
1800	4	0	4	0	0	0	0	0	0	0	0	0	0	0	0	0	0	0	0	67.2	-
1900	2	0	2	0	0	0	0	0	0	0	0	0	0	0	0	0	0	0	0	54.5	-
2000	1	0	1	0	0	0	0	0	0	0	0	0	0	0	0	0	0	0	0	53.3	-
2100	2	0	2	0	0	0	0	0	0	0	0	0	0	0	0	0	0	0	0	43.7	-
2200	0	0	0	0	0	0	0	0	0	0	0	0	0	0	0	0	0	0	0	0	0
2300	0	0	0	0	0	0	0	0	0	0	0	0	0	0	0	0	0	0	0	0	0
07-19	**61**	**0**	**53**	**4**	**3**	**1**	**0**	**0**	**0**	**0**	**0**	**0**	**0**	**0**	**0**	**0**	**0**	**0**	**0**	**52**	**65.5**
06-22	**66**	**0**	**58**	**4**	**3**	**1**	**0**	**0**	**0**	**0**	**0**	**0**	**0**	**0**	**0**	**0**	**0**	**0**	**0**	**51.8**	**65.5**
06-00	**66**	**0**	**58**	**4**	**3**	**1**	**0**	**0**	**0**	**0**	**0**	**0**	**0**	**0**	**0**	**0**	**0**	**0**	**0**	**51.8**	**65.5**
00-00	**67**	**0**	**59**	**4**	**3**	**1**	**0**	**0**	**0**	**0**	**0**	**0**	**0**	**1**	**1.5**	**1**	**1.5**	**0**	**0**	**52.4**	**65.5**

DRAFT

Site 49
Location L-6801-0, Att - Tree, Lat 53.85496, Long -6.83185
Direction East

3279 / Meath/Cavan/Monaghan ATC's
October 2013
Automatic Traffic Count

Virtual Day (7)

Time	Total	Classification												>PSL	>PSL%	>SL1	>SL1%	>SL2	>SL2%	Mean	Vpp
		1 MCL	2 SV	3 SVT	4 TB2	5 TB3	6 T4	7 ART3	8 ART4	9 ART5	10 ART6	11 BD	12 DRT	80	80	85 +5kph	85 +5kph	90 +10kph	90 +10kph		85
0000	0	0	0	0	0	0	0	0	0	0	0	0	0	0	50	0	50	0	0	72.9	-
0100	0	0	0	0	0	0	0	0	0	0	0	0	0	0	50	0	0	0	0	64.3	-
0200	0	0	0	0	0	0	0	0	0	0	0	0	0	0	0	0	0	0	0	58.7	-
0300	0	0	0	0	0	0	0	0	0	0	0	0	0	0	0	0	0	0	0	-	-
0400	0	0	0	0	0	0	0	0	0	0	0	0	0	0	100	0	100	0	100	96.3	-
0500	0	0	0	0	0	0	0	0	0	0	0	0	0	0	0	0	0	0	0	43.2	-
0600	1	0	1	0	0	0	0	0	0	0	0	0	0	0	0	0	0	0	0	43.9	-
0700	2	0	2	0	0	0	0	0	0	0	0	0	0	0	0	0	0	0	0	62.8	-
0800	3	0	3	0	0	0	0	0	0	0	0	0	0	0	0	0	0	0	0	59.1	-
0900	4	0	4	0	0	0	0	0	0	0	0	0	0	0	0	0	0	0	0	51.7	-
1000	3	0	3	0	0	0	0	0	0	0	0	0	0	0	0	0	0	0	0	45.6	-
1100	**5**	**0**	**5**	**0**	**0**	**0**	**0**	**0**	**0**	**0**	**0**	**0**	**0**	**0**	**0**	**0**	**0**	**0**	**0**	**54.6**	**-**
1200	3	0	3	0	0	0	0	0	0	0	0	0	0	0	0	0	0	0	0	46.4	-
1300	4	0	3	0	0	0	0	0	0	0	0	0	0	0	0	0	0	0	0	48.6	-
1400	**6**	**0**	**6**	**0**	**0**	**0**	**0**	**0**	**0**	**0**	**0**	**0**	**0**	**0**	**2.6**	**0**	**0**	**0**	**0**	**44.5**	**-**
1500	3	0	3	0	0	0	0	0	0	0	0	0	0	0	4.8	0	4.8	0	0	47.8	-
1600	4	0	3	0	0	0	0	0	0	0	0	0	0	0	0	0	0	0	0	49.6	-
1700	**6**	**0**	**5**	**0**	**0**	**0**	**0**	**0**	**0**	**0**	**0**	**0**	**0**	**0**	**2.5**	**0**	**0**	**0**	**0**	**43.6**	**-**
1800	4	0	4	0	0	0	0	0	0	0	0	0	0	0	0	0	0	0	0	58.1	-
1900	3	0	3	0	0	0	0	0	0	0	0	0	0	0	0	0	0	0	0	56.8	-
2000	2	0	2	0	0	0	0	0	0	0	0	0	0	0	0	0	0	0	0	39.5	-
2100	1	0	1	0	0	0	0	0	0	0	0	0	0	0	40	0	40	0	20	60.6	-
2200	2	0	2	0	0	0	0	0	0	0	0	0	0	0	0	0	0	0	0	57.9	-
2300	0	0	0	0	0	0	0	0	0	0	0	0	0	0	0	0	0	0	0	44.6	-
07-19	**46**	**1**	**43**	**1**	**1**	**0**	**0**	**0**	**0**	**0**	**0**	**0**	**0**	**0**	**0.9**	**0**	**0.3**	**0**	**0**	**50.3**	**65.9**
06-22	**53**	**1**	**50**	**1**	**1**	**0**	**0**	**0**	**0**	**0**	**0**	**0**	**0**	**1**	**1.3**	**0**	**0.8**	**0**	**0.3**	**50.3**	**66.2**
06-00	**55**	**1**	**52**	**1**	**1**	**0**	**0**	**0**	**0**	**0**	**0**	**0**	**0**	**1**	**1.3**	**0**	**0.8**	**0**	**0.3**	**50.5**	**66.2**
00-00	**56**	**1**	**53**	**1**	**1**	**0**	**0**	**0**	**0**	**0**	**0**	**0**	**0**	**1**	**2**	**1**	**1.3**	**0**	**0.5**	**50.9**	**66.2**

DRAFT

Site 49
Location L-6801-0, Att - Tree, Lat 53.85496, Long -6.83185
Direction East

3279 / Meath/Cavan/Monaghan ATC's
October 2013
Automatic Traffic Count

Virtual Week (1)

Time	Total	Classification												>PSL	>PSL%	>SL1	>SL1%	>SL2	>SL2%	Mean	Vpp
		1 MCL	2 SV	3 SVT	4 TB2	5 TB3	6 T4	7 ART3	8 ART4	9 ART5	10 ART6	11 BD	12 DRT	80	80	85 +5kph	85 +5kph	90 +10kph	90 +10kph		85
Mon	67	0	59	4	3	1	0	0	0	0	0	0	0	1	1.5	1	1.5	0	0	52.4	65.5
Tue	49	2	46	0	0	0	0	0	1	0	0	0	0	0	0	0	0	0	0	51.4	69.1
Wed	55	0	51	2	2	0	0	0	0	0	0	0	0	0	0	0	0	0	0	48.8	68.8
Thu	58	0	57	0	1	0	0	0	0	0	0	0	0	3	5.2	2	3.4	1	1.7	55.4	66.6
Fri	61	1	57	0	2	1	0	0	0	0	0	0	0	3	4.9	2	3.3	1	1.6	52.4	66.6
| Sat	54	2	50	1	1	0	0	0	0	0	0	0	0	1	1.9	0	0	0	0	46.7	63.7
| Sun	51	1	50	0	0	0	0	0	0	0	0	0	0	0	0	0	0	0	0	47.8	62.3
5 Day Ave.	**58**	**1**	**54**	**1**	**2**	**0**	**0**	**0**	**0**	**0**	**0**	**0**	**0**	**1**	**1.7**	**1**	**1.7**	**0**	**0.0**	**52.1**	**67.3**
7 Day Ave.	**56**	**1**	**53**	**1**	**1**	**0**	**0**	**0**	**0**	**0**	**0**	**0**	**0**	**1**	**2.0**	**1**	**1.3**	**0**	**0.5**	**50.9**	**66.2**
--	**395**	**6**	**370**	**7**	**9**	**2**	**0**	**0**	**1**	**0**	**0**	**0**	**0**	**8**	**2.0**	**5**	**1.3**	**2**	**0.5**	**50.9**	**66.2**

Summary Graphs

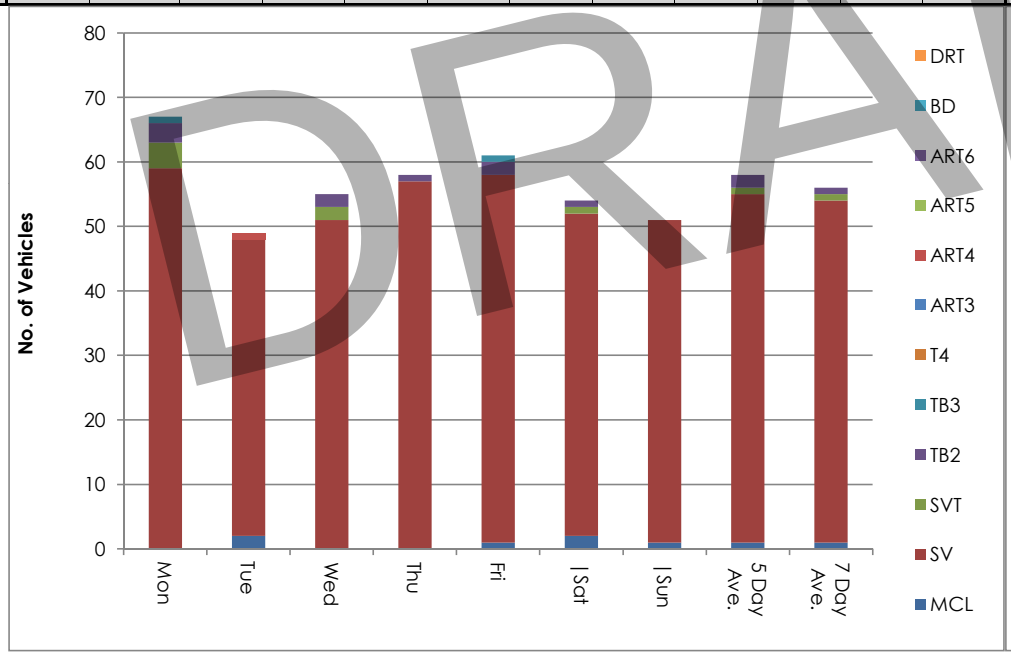

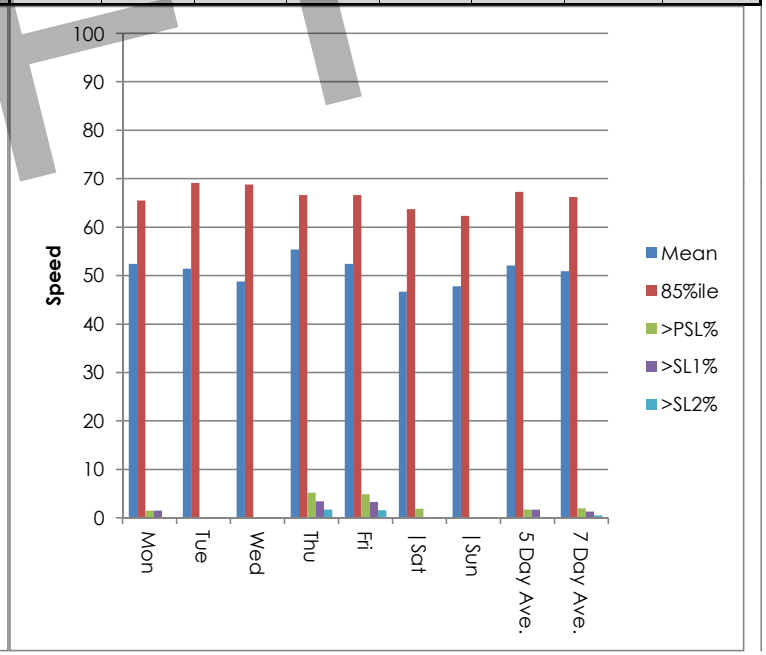

DRAFT

Site 49
Location L-6801-0, Att - Tree, Lat 53.85496, Long -6.83185
Direction East

3279 / Meath/Cavan/Monaghan ATC's
October 2013
Automatic Traffic Count

Tue, 8 October 2013

Time	Total	Speed Bins (km/h)																											
		0 - 5	5 - 10	10 - 15	15 - 20	20 - 25	25 - 30	30 - 35	35 - 40	40 - 45	45 - 50	50 - 55	55 - 60	60 - 65	65 - 70	70 - 75	75 - 80	80 - 85	85 - 90	90 - 95	95 - 100	100 - 105	105 - 110	110 - 115	115 - 120	120 - 125	125 - 130	130 - 135	135 - 140
0000	0	0	0	0	0	0	0	0	0	0	0	0	0	0	0	0	0	0	0	0	0	0	0	0	0	0	0	0	0
0100	0	0	0	0	0	0	0	0	0	0	0	0	0	0	0	0	0	0	0	0	0	0	0	0	0	0	0	0	0
0200	0	0	0	0	0	0	0	0	0	0	0	0	0	0	0	0	0	0	0	0	0	0	0	0	0	0	0	0	0
0300	0	0	0	0	0	0	0	0	0	0	0	0	0	0	0	0	0	0	0	0	0	0	0	0	0	0	0	0	0
0400	0	0	0	0	0	0	0	0	0	0	0	0	0	0	0	0	0	0	0	0	0	0	0	0	0	0	0	0	0
0500	1	0	0	0	0	0	0	0	0	1	0	0	0	0	0	0	0	0	0	0	0	0	0	0	0	0	0	0	0
0600	1	0	0	0	0	0	0	0	1	0	0	0	0	0	0	0	0	0	0	0	0	0	0	0	0	0	0	0	0
0700	3	0	0	0	0	0	0	0	0	0	0	1	0	1	1	0	0	0	0	0	0	0	0	0	0	0	0	0	0
0800	4	0	0	0	0	0	1	0	0	0	1	0	0	1	0	1	0	0	0	0	0	0	0	0	0	0	0	0	0
0900	4	0	0	0	0	0	0	0	0	0	0	1	1	1	0	1	0	0	0	0	0	0	0	0	0	0	0	0	0
1000	2	0	0	1	0	0	0	1	0	0	0	0	0	0	0	0	0	0	0	0	0	0	0	0	0	0	0	0	0
1100	**7**	**0**	**0**	**0**	**0**	**0**	**0**	**0**	**0**	**1**	**1**	**1**	**2**	**0**	**2**	**0**	**0**	**0**	**0**	**0**	**0**	**0**	**0**	**0**	**0**	**0**	**0**	**0**	**0**
1200	2	0	0	0	1	0	0	0	0	0	0	1	0	0	0	0	0	0	0	0	0	0	0	0	0	0	0	0	0
1300	4	0	0	0	0	0	0	0	0	0	0	2	0	0	0	1	1	0	0	0	0	0	0	0	0	0	0	0	0
1400	3	0	0	0	0	0	0	0	1	0	0	1	1	0	0	0	0	0	0	0	0	0	0	0	0	0	0	0	0
1500	2	0	0	0	0	0	1	0	0	0	0	0	1	0	0	0	0	0	0	0	0	0	0	0	0	0	0	0	0
1600	**5**	**0**	**0**	**0**	**0**	**0**	**0**	**0**	**0**	**1**	**3**	**0**	**0**	**0**	**1**	**0**	**0**	**0**	**0**	**0**	**0**	**0**	**0**	**0**	**0**	**0**	**0**	**0**	**0**
1700	4	0	0	0	0	1	0	0	1	0	1	0	0	0	0	0	1	0	0	0	0	0	0	0	0	0	0	0	0
1800	2	0	0	0	0	0	0	0	0	0	1	1	0	0	0	0	0	0	0	0	0	0	0	0	0	0	0	0	0
1900	2	0	0	0	0	0	0	0	1	0	1	0	0	0	0	0	0	0	0	0	0	0	0	0	0	0	0	0	0
2000	2	0	0	0	0	0	0	0	0	1	0	0	0	1	0	0	0	0	0	0	0	0	0	0	0	0	0	0	0
2100	0	0	0	0	0	0	0	0	0	0	0	0	0	0	0	0	0	0	0	0	0	0	0	0	0	0	0	0	0
2200	1	0	0	0	0	0	0	0	0	0	0	0	0	0	0	1	0	0	0	0	0	0	0	0	0	0	0	0	0
2300	0	0	0	0	0	0	0	0	0	0	0	0	0	0	0	0	0	0	0	0	0	0	0	0	0	0	0	0	0
07-19	**42**	**0**	**0**	**1**	**1**	**1**	**2**	**1**	**2**	**2**	**7**	**8**	**5**	**3**	**4**	**3**	**2**	**0**	**0**	**0**	**0**	**0**	**0**	**0**	**0**	**0**	**0**	**0**	**0**
06-22	**47**	**0**	**0**	**1**	**1**	**1**	**2**	**1**	**4**	**3**	**8**	**8**	**5**	**4**	**4**	**3**	**2**	**0**	**0**	**0**	**0**	**0**	**0**	**0**	**0**	**0**	**0**	**0**	**0**
06-00	**48**	**0**	**0**	**1**	**1**	**1**	**2**	**1**	**4**	**3**	**8**	**8**	**5**	**4**	**4**	**4**	**2**	**0**	**0**	**0**	**0**	**0**	**0**	**0**	**0**	**0**	**0**	**0**	**0**
00-00	**49**	**0**	**0**	**1**	**1**	**1**	**2**	**1**	**4**	**4**	**8**	**8**	**5**	**4**	**4**	**4**	**2**	**0**	**0**	**0**	**0**	**0**	**0**	**0**	**0**	**0**	**0**	**0**	**0**

DRAFT

Site 49
Location L-6801-0, Att - Tree, Lat 53.85496, Long -6.83185
Direction East

3279 / Meath/Cavan/Monaghan ATC's
October 2013
Automatic Traffic Count

Wed, 9 October 2013

Time	Total	Speed Bins (km/h)																											
		0 - 5	5 - 10	10 - 15	15 - 20	20 - 25	25 - 30	30 - 35	35 - 40	40 - 45	45 - 50	50 - 55	55 - 60	60 - 65	65 - 70	70 - 75	75 - 80	80 - 85	85 - 90	90 - 95	95 - 100	100 - 105	105 - 110	110 - 115	115 - 120	120 - 125	125 - 130	130 - 135	135 - 140
0000	0	0	0	0	0	0	0	0	0	0	0	0	0	0	0	0	0	0	0	0	0	0	0	0	0	0	0	0	0
0100	0	0	0	0	0	0	0	0	0	0	0	0	0	0	0	0	0	0	0	0	0	0	0	0	0	0	0	0	0
0200	1	0	0	0	0	0	0	0	0	0	0	0	0	1	0	0	0	0	0	0	0	0	0	0	0	0	0	0	0
0300	0	0	0	0	0	0	0	0	0	0	0	0	0	0	0	0	0	0	0	0	0	0	0	0	0	0	0	0	0
0400	0	0	0	0	0	0	0	0	0	0	0	0	0	0	0	0	0	0	0	0	0	0	0	0	0	0	0	0	0
0500	0	0	0	0	0	0	0	0	0	0	0	0	0	0	0	0	0	0	0	0	0	0	0	0	0	0	0	0	0
0600	2	0	0	0	0	0	0	0	0	1	1	0	0	0	0	0	0	0	0	0	0	0	0	0	0	0	0	0	0
0700	3	0	0	0	0	0	0	0	0	0	0	1	0	0	1	0	1	0	0	0	0	0	0	0	0	0	0	0	0
0800	3	0	0	0	0	0	0	0	0	1	0	0	0	0	1	1	0	0	0	0	0	0	0	0	0	0	0	0	0
0900	**5**	**0**	**0**	**0**	**2**	**0**	**0**	**0**	**0**	**0**	**0**	**1**	**0**	**1**	**0**	**1**	**0**	**0**	**0**	**0**	**0**	**0**	**0**	**0**	**0**	**0**	**0**	**0**	**0**
1000	4	0	0	0	3	0	0	0	1	0	0	0	0	0	0	0	0	0	0	0	0	0	0	0	0	0	0	0	0
1100	4	0	0	0	0	0	0	0	1	1	0	1	0	1	0	0	0	0	0	0	0	0	0	0	0	0	0	0	0
1200	4	0	0	0	1	0	0	1	1	0	1	0	0	0	0	0	0	0	0	0	0	0	0	0	0	0	0	0	0
1300	2	0	0	0	0	0	0	0	0	0	1	0	1	0	0	0	0	0	0	0	0	0	0	0	0	0	0	0	0
1400	2	0	0	0	0	0	0	0	0	0	0	0	0	0	1	1	0	0	0	0	0	0	0	0	0	0	0	0	0
1500	**6**	**0**	**0**	**1**	**1**	**0**	**1**	**0**	**0**	**1**	**1**	**0**	**1**	**0**	**0**	**0**	**0**	**0**	**0**	**0**	**0**	**0**	**0**	**0**	**0**	**0**	**0**	**0**	**0**
1600	2	0	0	0	0	0	0	0	0	1	0	0	0	0	0	0	1	0	0	0	0	0	0	0	0	0	0	0	0
1700	2	0	0	0	0	0	0	0	0	0	1	0	1	0	0	0	0	0	0	0	0	0	0	0	0	0	0	0	0
1800	5	0	0	0	0	0	0	0	0	0	0	2	0	1	0	1	1	0	0	0	0	0	0	0	0	0	0	0	0
1900	5	0	0	0	0	0	0	0	1	0	2	0	1	0	1	0	0	0	0	0	0	0	0	0	0	0	0	0	0
2000	0	0	0	0	0	0	0	0	0	0	0	0	0	0	0	0	0	0	0	0	0	0	0	0	0	0	0	0	0
2100	1	0	0	0	0	0	0	1	0	0	0	0	0	0	0	0	0	0	0	0	0	0	0	0	0	0	0	0	0
2200	4	0	0	0	0	0	0	0	1	1	0	0	0	0	2	0	0	0	0	0	0	0	0	0	0	0	0	0	0
2300	0	0	0	0	0	0	0	0	0	0	0	0	0	0	0	0	0	0	0	0	0	0	0	0	0	0	0	0	0
07-19	**42**	**0**	**0**	**1**	**7**	**0**	**1**	**1**	**3**	**4**	**4**	**5**	**3**	**3**	**3**	**4**	**3**	**0**	**0**	**0**	**0**	**0**	**0**	**0**	**0**	**0**	**0**	**0**	**0**
06-22	**50**	**0**	**0**	**1**	**7**	**0**	**1**	**2**	**4**	**5**	**7**	**5**	**4**	**3**	**4**	**4**	**3**	**0**	**0**	**0**	**0**	**0**	**0**	**0**	**0**	**0**	**0**	**0**	**0**
06-00	**54**	**0**	**0**	**1**	**7**	**0**	**1**	**2**	**5**	**6**	**7**	**5**	**4**	**3**	**6**	**4**	**3**	**0**	**0**	**0**	**0**	**0**	**0**	**0**	**0**	**0**	**0**	**0**	**0**
00-00	**55**	**0**	**0**	**1**	**7**	**0**	**1**	**2**	**5**	**6**	**7**	**5**	**4**	**4**	**6**	**4**	**3**	**0**	**0**	**0**	**0**	**0**	**0**	**0**	**0**	**0**	**0**	**0**	**0**

DRAFT

Site 49
Location L-6801-0, Att - Tree, Lat 53.85496, Long -6.83185
Direction East

3279 / Meath/Cavan/Monaghan ATC's
October 2013
Automatic Traffic Count

Thu, 10 October 2013

Time	Total	Speed Bins (km/h)																											
		0 - 5	5 - 10	10 - 15	15 - 20	20 - 25	25 - 30	30 - 35	35 - 40	40 - 45	45 - 50	50 - 55	55 - 60	60 - 65	65 - 70	70 - 75	75 - 80	80 - 85	85 - 90	90 - 95	95 - 100	100 - 105	105 - 110	110 - 115	115 - 120	120 - 125	125 - 130	130 - 135	135 - 140
0000	0	0	0	0	0	0	0	0	0	0	0	0	0	0	0	0	0	0	0	0	0	0	0	0	0	0	0	0	0
0100	0	0	0	0	0	0	0	0	0	0	0	0	0	0	0	0	0	0	0	0	0	0	0	0	0	0	0	0	0
0200	0	0	0	0	0	0	0	0	0	0	0	0	0	0	0	0	0	0	0	0	0	0	0	0	0	0	0	0	0
0300	0	0	0	0	0	0	0	0	0	0	0	0	0	0	0	0	0	0	0	0	0	0	0	0	0	0	0	0	0
0400	0	0	0	0	0	0	0	0	0	0	0	0	0	0	0	0	0	0	0	0	0	0	0	0	0	0	0	0	0
0500	0	0	0	0	0	0	0	0	0	0	0	0	0	0	0	0	0	0	0	0	0	0	0	0	0	0	0	0	0
0600	0	0	0	0	0	0	0	0	0	0	0	0	0	0	0	0	0	0	0	0	0	0	0	0	0	0	0	0	0
0700	1	0	0	0	0	0	0	0	0	0	0	0	1	0	0	0	0	0	0	0	0	0	0	0	0	0	0	0	0
0800	5	0	0	0	0	0	0	0	0	0	1	1	0	2	1	0	0	0	0	0	0	0	0	0	0	0	0	0	0
0900	**8**	**0**	**0**	**0**	**0**	**0**	**0**	**0**	**0**	**0**	**0**	**1**	**1**	**5**	**1**	**0**	**0**	**0**	**0**	**0**	**0**	**0**	**0**	**0**	**0**	**0**	**0**	**0**	**0**
1000	7	0	0	0	0	0	0	0	0	0	2	4	0	1	0	0	0	0	0	0	0	0	0	0	0	0	0	0	0
1100	4	0	0	0	0	0	0	0	0	0	1	1	2	0	0	0	0	0	0	0	0	0	0	0	0	0	0	0	0
1200	2	0	0	0	0	0	0	0	0	0	1	0	0	0	0	1	0	0	0	0	0	0	0	0	0	0	0	0	0
1300	1	0	0	0	0	0	0	0	0	0	0	1	0	0	0	0	0	0	0	0	0	0	0	0	0	0	0	0	0
1400	4	0	0	0	0	0	0	0	0	0	2	2	0	0	0	0	0	0	0	0	0	0	0	0	0	0	0	0	0
1500	1	0	0	0	0	0	0	0	0	0	0	1	0	0	0	0	0	0	0	0	0	0	0	0	0	0	0	0	0
1600	2	0	0	0	0	0	0	0	0	0	1	0	0	0	0	1	0	0	0	0	0	0	0	0	0	0	0	0	0
1700	**8**	**0**	**0**	**0**	**1**	**1**	**0**	**0**	**1**	**0**	**1**	**2**	**0**	**1**	**0**	**0**	**0**	**1**	**0**	**0**	**0**	**0**	**0**	**0**	**0**	**0**	**0**	**0**	**0**
1800	4	0	0	0	0	0	0	0	0	2	0	0	1	0	0	1	0	0	0	0	0	0	0	0	0	0	0	0	0
1900	3	0	0	0	0	0	0	0	0	1	0	0	0	0	2	0	0	0	0	0	0	0	0	0	0	0	0	0	0
2000	4	0	0	1	0	0	0	0	0	0	1	0	2	0	0	0	0	0	0	0	0	0	0	0	0	0	0	0	0
2100	2	0	0	0	0	0	0	0	0	0	0	0	0	0	0	0	0	0	1	1	0	0	0	0	0	0	0	0	0
2200	2	0	0	0	0	0	0	0	0	0	0	0	1	1	0	0	0	0	0	0	0	0	0	0	0	0	0	0	0
2300	0	0	0	0	0	0	0	0	0	0	0	0	0	0	0	0	0	0	0	0	0	0	0	0	0	0	0	0	0
07-19	**47**	**0**	**0**	**0**	**1**	**1**	**0**	**0**	**1**	**2**	**9**	**13**	**5**	**9**	**2**	**3**	**0**	**1**	**0**	**0**	**0**	**0**	**0**	**0**	**0**	**0**	**0**	**0**	**0**
06-22	**56**	**0**	**0**	**1**	**1**	**1**	**0**	**0**	**1**	**3**	**10**	**13**	**7**	**9**	**4**	**3**	**0**	**1**	**1**	**1**	**0**	**0**	**0**	**0**	**0**	**0**	**0**	**0**	**0**
06-00	**58**	**0**	**0**	**1**	**1**	**1**	**0**	**0**	**1**	**3**	**10**	**13**	**8**	**10**	**4**	**3**	**0**	**1**	**1**	**1**	**0**	**0**	**0**	**0**	**0**	**0**	**0**	**0**	**0**
00-00	**58**	**0**	**0**	**1**	**1**	**1**	**0**	**0**	**1**	**3**	**10**	**13**	**8**	**10**	**4**	**3**	**0**	**1**	**1**	**1**	**0**	**0**	**0**	**0**	**0**	**0**	**0**	**0**	**0**

DRAFT

Site 49
Location L-6801-0, Att - Tree, Lat 53.85496, Long -6.83185
Direction East

3279 / Meath/Cavan/Monaghan ATC's
October 2013
Automatic Traffic Count

Fri, 11 October 2013

Time	Total	Speed Bins (km/h)																												
		0 - 5	5 - 10	10 - 15	15 - 20	20 - 25	25 - 30	30 - 35	35 - 40	40 - 45	45 - 50	50 - 55	55 - 60	60 - 65	65 - 70	70 - 75	75 - 80	80 - 85	85 - 90	90 - 95	95 - 100	100 - 105	105 - 110	110 - 115	115 - 120	120 - 125	125 - 130	130 - 135	135 - 140
0000	1	0	0	0	0	0	0	0	0	0	0	0	1	0	0	0	0	0	0	0	0	0	0	0	0	0	0	0	0	0
0100	0	0	0	0	0	0	0	0	0	0	0	0	0	0	0	0	0	0	0	0	0	0	0	0	0	0	0	0	0	0
0200	0	0	0	0	0	0	0	0	0	0	0	0	0	0	0	0	0	0	0	0	0	0	0	0	0	0	0	0	0	0
0300	0	0	0	0	0	0	0	0	0	0	0	0	0	0	0	0	0	0	0	0	0	0	0	0	0	0	0	0	0	0
0400	1	0	0	0	0	0	0	0	0	0	0	0	0	0	0	0	0	0	0	0	1	0	0	0	0	0	0	0	0	0
0500	0	0	0	0	0	0	0	0	0	0	0	0	0	0	0	0	0	0	0	0	0	0	0	0	0	0	0	0	0	0
0600	1	0	0	0	0	0	0	0	0	1	0	0	0	0	0	0	0	0	0	0	0	0	0	0	0	0	0	0	0	0
0700	2	0	0	0	0	0	0	0	0	0	0	1	1	0	0	0	0	0	0	0	0	0	0	0	0	0	0	0	0	0
0800	5	0	0	0	0	0	0	0	0	0	0	1	0	4	0	0	0	0	0	0	0	0	0	0	0	0	0	0	0	0
0900	**7**	**0**	**0**	**0**	**0**	**0**	**0**	**0**	**3**	**1**	**3**	**0**	**0**	**0**	**0**	**0**	**0**	**0**	**0**	**0**	**0**	**0**	**0**	**0**	**0**	**0**	**0**	**0**	**0**	**0**
1000	0	0	0	0	0	0	0	0	0	0	0	0	0	0	0	0	0	0	0	0	0	0	0	0	0	0	0	0	0	0
1100	1	0	0	0	0	0	0	0	0	0	0	0	1	0	0	0	0	0	0	0	0	0	0	0	0	0	0	0	0	0
1200	3	0	0	0	0	0	0	0	0	0	0	0	2	0	1	0	0	0	0	0	0	0	0	0	0	0	0	0	0	0
1300	1	0	0	0	0	0	0	0	0	0	0	0	0	1	0	0	0	0	0	0	0	0	0	0	0	0	0	0	0	0
1400	4	0	0	0	0	0	0	0	0	0	1	0	1	1	0	0	0	1	0	0	0	0	0	0	0	0	0	0	0	0
1500	3	0	0	0	0	0	0	0	0	0	0	0	1	0	0	0	1	0	1	0	0	0	0	0	0	0	0	0	0	0
1600	6	0	0	0	0	2	0	0	1	0	0	3	0	0	0	0	0	0	0	0	0	0	0	0	0	0	0	0	0	0
1700	**7**	**0**	**0**	**0**	**0**	**1**	**0**	**2**	**1**	**1**	**2**	**0**	**0**	**0**	**0**	**0**	**0**	**0**	**0**	**0**	**0**	**0**	**0**	**0**	**0**	**0**	**0**	**0**	**0**	**0**
1800	**7**	**0**	**0**	**0**	**0**	**1**	**0**	**0**	**1**	**0**	**0**	**1**	**0**	**1**	**1**	**1**	**1**	**0**	**0**	**0**	**0**	**0**	**0**	**0**	**0**	**0**	**0**	**0**	**0**	**0**
1900	6	0	0	0	0	0	0	0	0	0	1	0	0	1	2	2	0	0	0	0	0	0	0	0	0	0	0	0	0	0
2000	4	0	0	0	0	3	0	0	0	0	0	0	0	1	0	0	0	0	0	0	0	0	0	0	0	0	0	0	0	0
2100	0	0	0	0	0	0	0	0	0	0	0	0	0	0	0	0	0	0	0	0	0	0	0	0	0	0	0	0	0	0
2200	1	0	0	0	0	0	0	0	0	0	0	0	0	0	0	1	0	0	0	0	0	0	0	0	0	0	0	0	0	0
2300	1	0	0	0	0	0	0	0	0	1	0	0	0	0	0	0	0	0	0	0	0	0	0	0	0	0	0	0	0	0
07-19	**46**	**0**	**0**	**0**	**0**	**4**	**0**	**2**	**6**	**2**	**6**	**6**	**6**	**7**	**2**	**1**	**2**	**1**	**1**	**0**	**0**	**0**	**0**	**0**	**0**	**0**	**0**	**0**	**0**	**0**
06-22	**57**	**0**	**0**	**0**	**0**	**7**	**0**	**2**	**6**	**3**	**7**	**6**	**6**	**9**	**4**	**3**	**2**	**1**	**1**	**0**	**0**	**0**	**0**	**0**	**0**	**0**	**0**	**0**	**0**	**0**
06-00	**59**	**0**	**0**	**0**	**0**	**7**	**0**	**2**	**6**	**4**	**7**	**6**	**6**	**9**	**4**	**4**	**2**	**1**	**1**	**0**	**0**	**0**	**0**	**0**	**0**	**0**	**0**	**0**	**0**	**0**
00-00	**61**	**0**	**0**	**0**	**0**	**7**	**0**	**2**	**6**	**4**	**7**	**6**	**7**	**9**	**4**	**4**	**2**	**1**	**1**	**0**	**1**	**0**	**0**	**0**	**0**	**0**	**0**	**0**	**0**	**0**

DRAFT

Site 49
Location L-6801-0, Att - Tree, Lat 53.85496, Long -6.83185
Direction East

3279 / Meath/Cavan/Monaghan ATC's
October 2013
Automatic Traffic Count

Sat, 12 October 2013

Time	Total	Speed Bins (km/h)																											
		0 - 5	5 - 10	10 - 15	15 - 20	20 - 25	25 - 30	30 - 35	35 - 40	40 - 45	45 - 50	50 - 55	55 - 60	60 - 65	65 - 70	70 - 75	75 - 80	80 - 85	85 - 90	90 - 95	95 - 100	100 - 105	105 - 110	110 - 115	115 - 120	120 - 125	125 - 130	130 - 135	135 - 140
0000	0	0	0	0	0	0	0	0	0	0	0	0	0	0	0	0	0	0	0	0	0	0	0	0	0	0	0	0	0
0100	2	0	0	0	0	0	0	0	0	0	1	0	0	0	0	0	0	1	0	0	0	0	0	0	0	0	0	0	0
0200	0	0	0	0	0	0	0	0	0	0	0	0	0	0	0	0	0	0	0	0	0	0	0	0	0	0	0	0	0
0300	0	0	0	0	0	0	0	0	0	0	0	0	0	0	0	0	0	0	0	0	0	0	0	0	0	0	0	0	0
0400	0	0	0	0	0	0	0	0	0	0	0	0	0	0	0	0	0	0	0	0	0	0	0	0	0	0	0	0	0
0500	0	0	0	0	0	0	0	0	0	0	0	0	0	0	0	0	0	0	0	0	0	0	0	0	0	0	0	0	0
0600	0	0	0	0	0	0	0	0	0	0	0	0	0	0	0	0	0	0	0	0	0	0	0	0	0	0	0	0	0
0700	2	0	0	0	0	0	0	0	0	0	0	0	1	0	0	0	1	0	0	0	0	0	0	0	0	0	0	0	0
0800	2	0	0	0	0	0	0	0	0	0	0	0	1	1	0	0	0	0	0	0	0	0	0	0	0	0	0	0	0
0900	2	0	0	0	0	0	0	0	0	1	0	0	1	0	0	0	0	0	0	0	0	0	0	0	0	0	0	0	0
1000	2	0	0	0	0	0	0	0	0	0	0	0	0	0	0	1	1	0	0	0	0	0	0	0	0	0	0	0	0
1100	**7**	**0**	**0**	**0**	**0**	**1**	**0**	**0**	**0**	**0**	**0**	**2**	**2**	**1**	**1**	**0**	**0**	**0**	**0**	**0**	**0**	**0**	**0**	**0**	**0**	**0**	**0**	**0**	**0**
1200	3	0	0	0	0	0	0	0	0	2	0	0	1	0	0	0	0	0	0	0	0	0	0	0	0	0	0	0	0
1300	**8**	**0**	**0**	**0**	**0**	**5**	**0**	**1**	**0**	**0**	**2**	**0**	**0**	**0**	**0**	**0**	**0**	**0**	**0**	**0**	**0**	**0**	**0**	**0**	**0**	**0**	**0**	**0**	**0**
1400	**8**	**0**	**0**	**0**	**1**	**2**	**2**	**0**	**0**	**1**	**1**	**1**	**0**	**0**	**0**	**0**	**0**	**0**	**0**	**0**	**0**	**0**	**0**	**0**	**0**	**0**	**0**	**0**	**0**
1500	3	0	0	0	0	0	0	0	0	0	1	0	2	0	0	0	0	0	0	0	0	0	0	0	0	0	0	0	0
1600	0	0	0	0	0	0	0	0	0	0	0	0	0	0	0	0	0	0	0	0	0	0	0	0	0	0	0	0	0
1700	3	0	0	0	0	0	0	0	0	0	0	1	2	0	0	0	0	0	0	0	0	0	0	0	0	0	0	0	0
1800	3	0	0	0	0	0	0	0	0	0	1	2	0	0	0	0	0	0	0	0	0	0	0	0	0	0	0	0	0
1900	3	0	0	0	0	0	0	0	0	1	0	0	0	0	1	0	1	0	0	0	0	0	0	0	0	0	0	0	0
2000	4	0	0	0	1	0	2	0	1	0	0	0	0	0	0	0	0	0	0	0	0	0	0	0	0	0	0	0	0
2100	0	0	0	0	0	0	0	0	0	0	0	0	0	0	0	0	0	0	0	0	0	0	0	0	0	0	0	0	0
2200	1	0	0	0	0	0	0	0	0	0	1	0	0	0	0	0	0	0	0	0	0	0	0	0	0	0	0	0	0
2300	1	0	0	0	0	0	0	0	0	0	1	0	0	0	0	0	0	0	0	0	0	0	0	0	0	0	0	0	0
07-19	**43**	**0**	**0**	**0**	**1**	**8**	**2**	**1**	**0**	**4**	**5**	**6**	**10**	**2**	**1**	**1**	**2**	**0**	**0**	**0**	**0**	**0**	**0**	**0**	**0**	**0**	**0**	**0**	**0**
06-22	**50**	**0**	**0**	**0**	**2**	**8**	**4**	**1**	**1**	**5**	**5**	**6**	**10**	**2**	**2**	**1**	**3**	**0**	**0**	**0**	**0**	**0**	**0**	**0**	**0**	**0**	**0**	**0**	**0**
06-00	**52**	**0**	**0**	**0**	**2**	**8**	**4**	**1**	**1**	**5**	**7**	**6**	**10**	**2**	**2**	**1**	**3**	**0**	**0**	**0**	**0**	**0**	**0**	**0**	**0**	**0**	**0**	**0**	**0**
00-00	**54**	**0**	**0**	**0**	**2**	**8**	**4**	**1**	**1**	**5**	**8**	**6**	**10**	**2**	**2**	**1**	**3**	**1**	**0**	**0**	**0**	**0**	**0**	**0**	**0**	**0**	**0**	**0**	**0**

DRAFT

Site 49
Location L-6801-0, Att - Tree, Lat 53.85496, Long -6.83185
Direction East

3279 / Meath/Cavan/Monaghan ATC's
October 2013
Automatic Traffic Count

Sun, 13 October 2013

Time	Total	Speed Bins (km/h)																											
		0 - 5	5 - 10	10 - 15	15 - 20	20 - 25	25 - 30	30 - 35	35 - 40	40 - 45	45 - 50	50 - 55	55 - 60	60 - 65	65 - 70	70 - 75	75 - 80	80 - 85	85 - 90	90 - 95	95 - 100	100 - 105	105 - 110	110 - 115	115 - 120	120 - 125	125 - 130	130 - 135	135 - 140
0000	0	0	0	0	0	0	0	0	0	0	0	0	0	0	0	0	0	0	0	0	0	0	0	0	0	0	0	0	0
0100	0	0	0	0	0	0	0	0	0	0	0	0	0	0	0	0	0	0	0	0	0	0	0	0	0	0	0	0	0
0200	2	0	0	0	0	0	0	0	0	0	0	1	1	0	0	0	0	0	0	0	0	0	0	0	0	0	0	0	0
0300	0	0	0	0	0	0	0	0	0	0	0	0	0	0	0	0	0	0	0	0	0	0	0	0	0	0	0	0	0
0400	0	0	0	0	0	0	0	0	0	0	0	0	0	0	0	0	0	0	0	0	0	0	0	0	0	0	0	0	0
0500	0	0	0	0	0	0	0	0	0	0	0	0	0	0	0	0	0	0	0	0	0	0	0	0	0	0	0	0	0
0600	0	0	0	0	0	0	0	0	0	0	0	0	0	0	0	0	0	0	0	0	0	0	0	0	0	0	0	0	0
0700	2	0	0	0	0	0	0	0	0	0	0	0	0	1	0	1	0	0	0	0	0	0	0	0	0	0	0	0	0
0800	0	0	0	0	0	0	0	0	0	0	0	0	0	0	0	0	0	0	0	0	0	0	0	0	0	0	0	0	0
0900	2	0	0	0	1	0	0	0	0	0	0	1	0	0	0	0	0	0	0	0	0	0	0	0	0	0	0	0	0
1000	**6**	**0**	**0**	**0**	**0**	**0**	**0**	**0**	**0**	**2**	**3**	**0**	**0**	**0**	**1**	**0**	**0**	**0**	**0**	**0**	**0**	**0**	**0**	**0**	**0**	**0**	**0**	**0**	**0**
1100	**6**	**0**	**0**	**0**	**0**	**0**	**0**	**0**	**0**	**0**	**1**	**2**	**0**	**3**	**0**	**0**	**0**	**0**	**0**	**0**	**0**	**0**	**0**	**0**	**0**	**0**	**0**	**0**	**0**
1200	5	0	0	0	3	0	0	0	0	0	0	0	0	1	0	0	1	0	0	0	0	0	0	0	0	0	0	0	0
1300	2	0	0	0	0	0	0	0	0	0	0	1	0	1	0	0	0	0	0	0	0	0	0	0	0	0	0	0	0
1400	**7**	**0**	**0**	**0**	**0**	**0**	**2**	**1**	**1**	**0**	**0**	**1**	**2**	**0**	**0**	**0**	**0**	**0**	**0**	**0**	**0**	**0**	**0**	**0**	**0**	**0**	**0**	**0**	**0**
1500	0	0	0	0	0	0	0	0	0	0	0	0	0	0	0	0	0	0	0	0	0	0	0	0	0	0	0	0	0
1600	5	0	0	0	1	0	0	0	1	0	1	0	0	1	1	0	0	0	0	0	0	0	0	0	0	0	0	0	0
1700	**7**	**0**	**0**	**0**	**2**	**1**	**0**	**0**	**0**	**2**	**0**	**0**	**1**	**1**	**0**	**0**	**0**	**0**	**0**	**0**	**0**	**0**	**0**	**0**	**0**	**0**	**0**	**0**	**0**
1800	2	0	0	0	0	0	0	0	0	0	0	0	1	0	1	0	0	0	0	0	0	0	0	0	0	0	0	0	0
1900	2	0	0	0	0	0	0	0	0	0	1	1	0	0	0	0	0	0	0	0	0	0	0	0	0	0	0	0	0
2000	1	0	0	0	0	0	0	0	0	0	0	0	0	1	0	0	0	0	0	0	0	0	0	0	0	0	0	0	0
2100	0	0	0	0	0	0	0	0	0	0	0	0	0	0	0	0	0	0	0	0	0	0	0	0	0	0	0	0	0
2200	2	0	0	0	0	0	0	0	0	1	0	0	0	1	0	0	0	0	0	0	0	0	0	0	0	0	0	0	0
2300	0	0	0	0	0	0	0	0	0	0	0	0	0	0	0	0	0	0	0	0	0	0	0	0	0	0	0	0	0
07-19	**44**	**0**	**0**	**0**	**7**	**1**	**2**	**1**	**2**	**4**	**5**	**5**	**4**	**8**	**3**	**1**	**1**	**0**	**0**	**0**	**0**	**0**	**0**	**0**	**0**	**0**	**0**	**0**	**0**
06-22	**47**	**0**	**0**	**0**	**7**	**1**	**2**	**1**	**2**	**4**	**6**	**6**	**4**	**9**	**3**	**1**	**1**	**0**	**0**	**0**	**0**	**0**	**0**	**0**	**0**	**0**	**0**	**0**	**0**
06-00	**49**	**0**	**0**	**0**	**7**	**1**	**2**	**1**	**2**	**5**	**6**	**6**	**4**	**10**	**3**	**1**	**1**	**0**	**0**	**0**	**0**	**0**	**0**	**0**	**0**	**0**	**0**	**0**	**0**
00-00	**51**	**0**	**0**	**0**	**7**	**1**	**2**	**1**	**2**	**5**	**6**	**7**	**5**	**10**	**3**	**1**	**1**	**0**	**0**	**0**	**0**	**0**	**0**	**0**	**0**	**0**	**0**	**0**	**0**

DRAFT

Site 49
Location L-6801-0, Att - Tree, Lat 53.85496, Long -6.83185
Direction East

3279 / Meath/Cavan/Monaghan ATC's
October 2013
Automatic Traffic Count

Mon, 14 October 2013

Time	Total	Speed Bins (km/h)																											
		0 - 5	5 - 10	10 - 15	15 - 20	20 - 25	25 - 30	30 - 35	35 - 40	40 - 45	45 - 50	50 - 55	55 - 60	60 - 65	65 - 70	70 - 75	75 - 80	80 - 85	85 - 90	90 - 95	95 - 100	100 - 105	105 - 110	110 - 115	115 - 120	120 - 125	125 - 130	130 - 135	135 - 140
0000	1	0	0	0	0	0	0	0	0	0	0	0	0	0	0	0	0	0	1	0	0	0	0	0	0	0	0	0	0
0100	0	0	0	0	0	0	0	0	0	0	0	0	0	0	0	0	0	0	0	0	0	0	0	0	0	0	0	0	0
0200	0	0	0	0	0	0	0	0	0	0	0	0	0	0	0	0	0	0	0	0	0	0	0	0	0	0	0	0	0
0300	0	0	0	0	0	0	0	0	0	0	0	0	0	0	0	0	0	0	0	0	0	0	0	0	0	0	0	0	0
0400	0	0	0	0	0	0	0	0	0	0	0	0	0	0	0	0	0	0	0	0	0	0	0	0	0	0	0	0	0
0500	0	0	0	0	0	0	0	0	0	0	0	0	0	0	0	0	0	0	0	0	0	0	0	0	0	0	0	0	0
0600	0	0	0	0	0	0	0	0	0	0	0	0	0	0	0	0	0	0	0	0	0	0	0	0	0	0	0	0	0
0700	2	0	0	0	0	0	0	0	0	0	0	0	1	0	1	0	0	0	0	0	0	0	0	0	0	0	0	0	0
0800	5	0	0	0	0	0	0	0	0	0	0	0	2	0	3	0	0	0	0	0	0	0	0	0	0	0	0	0	0
0900	1	0	0	0	0	0	0	0	0	0	0	0	1	0	0	0	0	0	0	0	0	0	0	0	0	0	0	0	0
1000	1	0	0	0	0	0	0	0	0	0	1	0	0	0	0	0	0	0	0	0	0	0	0	0	0	0	0	0	0
1100	**7**	**0**	**0**	**0**	**0**	**0**	**0**	**0**	**0**	**1**	**1**	**0**	**2**	**3**	**0**	**0**	**0**	**0**	**0**	**0**	**0**	**0**	**0**	**0**	**0**	**0**	**0**	**0**	**0**
1200	3	0	0	0	0	0	0	0	0	1	0	0	0	1	0	1	0	0	0	0	0	0	0	0	0	0	0	0	0
1300	7	0	0	0	0	0	0	0	0	1	0	2	2	2	0	0	0	0	0	0	0	0	0	0	0	0	0	0	0
1400	**11**	**0**	**0**	**0**	**1**	**3**	**0**	**0**	**0**	**2**	**1**	**0**	**1**	**3**	**0**	**0**	**0**	**0**	**0**	**0**	**0**	**0**	**0**	**0**	**0**	**0**	**0**	**0**	**0**
1500	6	0	0	0	0	0	2	0	0	0	2	0	0	1	1	0	0	0	0	0	0	0	0	0	0	0	0	0	0
1600	5	0	0	0	0	0	0	1	0	0	1	0	0	2	0	1	0	0	0	0	0	0	0	0	0	0	0	0	0
1700	9	0	0	0	0	3	0	0	2	1	0	0	1	0	0	2	0	0	0	0	0	0	0	0	0	0	0	0	0
1800	4	0	0	0	0	0	0	0	0	0	0	0	1	1	0	1	1	0	0	0	0	0	0	0	0	0	0	0	0
1900	2	0	0	0	0	0	0	0	0	0	1	0	0	1	0	0	0	0	0	0	0	0	0	0	0	0	0	0	0
2000	1	0	0	0	0	0	0	0	0	0	0	1	0	0	0	0	0	0	0	0	0	0	0	0	0	0	0	0	0
2100	2	0	0	0	0	0	0	0	1	0	1	0	0	0	0	0	0	0	0	0	0	0	0	0	0	0	0	0	0
2200	0	0	0	0	0	0	0	0	0	0	0	0	0	0	0	0	0	0	0	0	0	0	0	0	0	0	0	0	0
2300	0	0	0	0	0	0	0	0	0	0	0	0	0	0	0	0	0	0	0	0	0	0	0	0	0	0	0	0	0
07-19	**61**	**0**	**0**	**0**	**1**	**6**	**2**	**1**	**2**	**6**	**6**	**2**	**11**	**13**	**5**	**5**	**1**	**0**	**0**	**0**	**0**	**0**	**0**	**0**	**0**	**0**	**0**	**0**	**0**
06-22	**66**	**0**	**0**	**0**	**1**	**6**	**2**	**1**	**3**	**6**	**8**	**3**	**11**	**14**	**5**	**5**	**1**	**0**	**0**	**0**	**0**	**0**	**0**	**0**	**0**	**0**	**0**	**0**	**0**
06-00	**66**	**0**	**0**	**0**	**1**	**6**	**2**	**1**	**3**	**6**	**8**	**3**	**11**	**14**	**5**	**5**	**1**	**0**	**0**	**0**	**0**	**0**	**0**	**0**	**0**	**0**	**0**	**0**	**0**
00-00	**67**	**0**	**0**	**0**	**1**	**6**	**2**	**1**	**3**	**6**	**8**	**3**	**11**	**14**	**5**	**5**	**1**	**0**	**1**	**0**	**0**	**0**	**0**	**0**	**0**	**0**	**0**	**0**	**0**

DRAFT

Site 49
Location L-6801-0, Att - Tree, Lat 53.85496, Long -6.83185
Direction East

3279 / Meath/Cavan/Monaghan ATC's
October 2013
Automatic Traffic Count

Virtual Day (7)

Time	Total	Speed Bins (km/h)																											
		0 - 5	5 - 10	10 - 15	15 - 20	20 - 25	25 - 30	30 - 35	35 - 40	40 - 45	45 - 50	50 - 55	55 - 60	60 - 65	65 - 70	70 - 75	75 - 80	80 - 85	85 - 90	90 - 95	95 - 100	100 - 105	105 - 110	110 - 115	115 - 120	120 - 125	125 - 130	130 - 135	135 - 140
0000	0	0	0	0	0	0	0	0	0	0	0	0	0	0	0	0	0	0	0	0	0	0	0	0	0	0	0	0	0
0100	0	0	0	0	0	0	0	0	0	0	0	0	0	0	0	0	0	0	0	0	0	0	0	0	0	0	0	0	0
0200	0	0	0	0	0	0	0	0	0	0	0	0	0	0	0	0	0	0	0	0	0	0	0	0	0	0	0	0	0
0300	0	0	0	0	0	0	0	0	0	0	0	0	0	0	0	0	0	0	0	0	0	0	0	0	0	0	0	0	0
0400	0	0	0	0	0	0	0	0	0	0	0	0	0	0	0	0	0	0	0	0	0	0	0	0	0	0	0	0	0
0500	0	0	0	0	0	0	0	0	0	0	0	0	0	0	0	0	0	0	0	0	0	0	0	0	0	0	0	0	0
0600	1	0	0	0	0	0	0	0	0	0	0	0	0	0	0	0	0	0	0	0	0	0	0	0	0	0	0	0	0
0700	2	0	0	0	0	0	0	0	0	0	0	0	1	0	0	0	0	0	0	0	0	0	0	0	0	0	0	0	0
0800	3	0	0	0	0	0	0	0	0	0	0	0	0	1	1	0	0	0	0	0	0	0	0	0	0	0	0	0	0
0900	4	0	0	0	0	0	0	0	0	0	0	1	1	1	0	0	0	0	0	0	0	0	0	0	0	0	0	0	0
1000	3	0	0	0	0	0	0	0	0	0	1	1	0	0	0	0	0	0	0	0	0	0	0	0	0	0	0	0	0
1100	**5**	**0**	**0**	**0**	**0**	**0**	**0**	**0**	**0**	**0**	**1**	**1**	**1**	**1**	**0**	**0**	**0**	**0**	**0**	**0**	**0**	**0**	**0**	**0**	**0**	**0**	**0**	**0**	**0**
1200	3	0	0	0	1	0	0	0	0	0	0	0	0	0	0	0	0	0	0	0	0	0	0	0	0	0	0	0	0
1300	4	0	0	0	0	1	0	0	0	0	0	1	0	1	0	0	0	0	0	0	0	0	0	0	0	0	0	0	0
1400	**6**	**0**	**0**	**0**	**0**	**1**	**1**	**0**	**0**	**0**	**1**	**1**	**1**	**1**	**0**	**0**	**0**	**0**	**0**	**0**	**0**	**0**	**0**	**0**	**0**	**0**	**0**	**0**	**0**
1500	3	0	0	0	0	0	1	0	0	0	1	0	1	0	0	0	0	0	0	0	0	0	0	0	0	0	0	0	0
1600	4	0	0	0	0	0	0	0	0	0	1	0	0	0	0	0	0	0	0	0	0	0	0	0	0	0	0	0	0
1700	**6**	**0**	**0**	**0**	**0**	**1**	**0**	**0**	**1**	**1**	**1**	**0**	**1**	**0**	**0**	**0**	**0**	**0**	**0**	**0**	**0**	**0**	**0**	**0**	**0**	**0**	**0**	**0**	**0**
1800	4	0	0	0	0	0	0	0	0	0	0	1	0	0	0	1	0	0	0	0	0	0	0	0	0	0	0	0	0
1900	3	0	0	0	0	0	0	0	0	0	1	0	0	0	1	0	0	0	0	0	0	0	0	0	0	0	0	0	0
2000	2	0	0	0	0	0	0	0	0	0	0	0	0	0	0	0	0	0	0	0	0	0	0	0	0	0	0	0	0
2100	1	0	0	0	0	0	0	0	0	0	0	0	0	0	0	0	0	0	0	0	0	0	0	0	0	0	0	0	0
2200	2	0	0	0	0	0	0	0	0	0	0	0	0	0	0	0	0	0	0	0	0	0	0	0	0	0	0	0	0
2300	0	0	0	0	0	0	0	0	0	0	0	0	0	0	0	0	0	0	0	0	0	0	0	0	0	0	0	0	0
07-19	**46**	**0**	**0**	**0**	**3**	**3**	**1**	**1**	**2**	**3**	**6**	**6**	**6**	**6**	**3**	**3**	**2**	**0**	**0**	**0**	**0**	**0**	**0**	**0**	**0**	**0**	**0**	**0**	**0**	**0**
06-22	**53**	**0**	**0**	**0**	**3**	**3**	**2**	**1**	**3**	**4**	**7**	**7**	**7**	**7**	**4**	**3**	**2**	**0**	**0**	**0**	**0**	**0**	**0**	**0**	**0**	**0**	**0**	**0**	**0**	**0**
06-00	**55**	**0**	**0**	**0**	**3**	**3**	**2**	**1**	**3**	**5**	**8**	**7**	**7**	**7**	**4**	**3**	**2**	**0**	**0**	**0**	**0**	**0**	**0**	**0**	**0**	**0**	**0**	**0**	**0**	**0**
00-00	**56**	**0**	**0**	**0**	**3**	**3**	**2**	**1**	**3**	**5**	**8**	**7**	**7**	**8**	**4**	**3**	**2**	**0**	**0**	**0**	**0**	**0**	**0**	**0**	**0**	**0**	**0**	**0**	**0**	**0**

DRAFT

Site 49
Location L-6801-0, Att - Tree, Lat 53.85496, Long -6.83185
Direction East

3279 / Meath/Cavan/Monaghan ATC's
October 2013
Automatic Traffic Count

Virtual Week (1)

Time	Total	Speed Bins (km/h)																											
		0 - 5	5 - 10	10 - 15	15 - 20	20 - 25	25 - 30	30 - 35	35 - 40	40 - 45	45 - 50	50 - 55	55 - 60	60 - 65	65 - 70	70 - 75	75 - 80	80 - 85	85 - 90	90 - 95	95 - 100	100 - 105	105 - 110	110 - 115	115 - 120	120 - 125	125 - 130	130 - 135	135 - 140
Mon	67	0	0	0	1	6	2	1	3	6	8	3	11	14	5	5	1	0	1	0	0	0	0	0	0	0	0	0	0
Tue	49	0	0	1	1	1	2	1	4	4	8	8	5	4	4	4	2	0	0	0	0	0	0	0	0	0	0	0	0
Wed	55	0	0	1	7	0	1	2	5	6	7	5	4	4	6	4	3	0	0	0	0	0	0	0	0	0	0	0	0
Thu	58	0	0	1	1	1	0	0	1	3	10	13	8	10	4	3	0	1	1	1	0	0	0	0	0	0	0	0	0
Fri	61	0	0	0	0	7	0	2	6	4	7	6	7	9	4	4	2	1	1	0	1	0	0	0	0	0	0	0	0
|Sat	54	0	0	0	2	8	4	1	1	5	8	6	10	2	2	1	3	1	0	0	0	0	0	0	0	0	0	0	0
|Sun	51	0	0	0	7	1	2	1	2	5	6	7	5	10	3	1	1	0	0	0	0	0	0	0	0	0	0	0	0
5 Day Ave.	**58**	**0**	**0**	**1**	**2**	**3**	**1**	**1**	**4**	**5**	**8**	**7**	**7**	**8**	**5**	**4**	**2**	**0**	**1**	**0**	**0**	**0**	**0**	**0**	**0**	**0**	**0**	**0**	**0**
7 Day Ave.	**56**	**0**	**0**	**0**	**3**	**3**	**2**	**1**	**3**	**5**	**8**	**7**	**7**	**8**	**4**	**3**	**2**	**0**	**0**	**0**	**0**	**0**	**0**	**0**	**0**	**0**	**0**	**0**	**0**
--	**395**	**0**	**0**	**3**	**19**	**24**	**11**	**8**	**22**	**33**	**54**	**48**	**50**	**53**	**28**	**22**	**12**	**3**	**3**	**1**	**1**	**0**	**0**	**0**	**0**	**0**	**0**	**0**	**0**	**0**

Summary Graphs

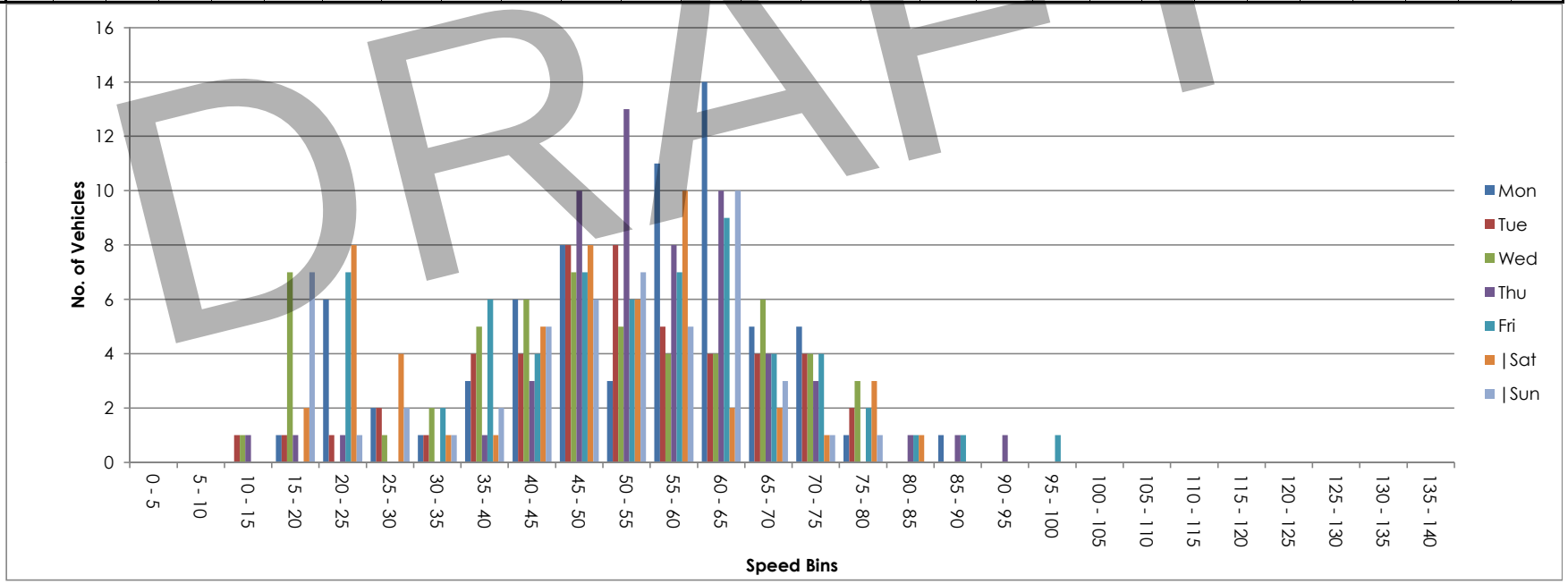

DRAFT

Site 49
Location L-6801-0, Att - Tree, Lat 53.85496, Long -6.83185
Direction West

3279 / Meath/Cavan/Monaghan ATC's
October 2013
Automatic Traffic Count

Tue, 8 October 2013

Time	Total	Classification												>PSL	>PSL%	>SL1	>SL1%	>SL2	>SL2%	Mean	Vpp
		1 MCL	2 SV	3 SVT	4 TB2	5 TB3	6 T4	7 ART3	8 ART4	9 ART5	10 ART6	11 BD	12 DRT	80	80	85 +5kph	85 +5kph	90 +10kph	90 +10kph		85
0000	0	0	0	0	0	0	0	0	0	0	0	0	0	0	0	0	0	0	0	-	-
0100	1	0	1	0	0	0	0	0	0	0	0	0	0	0	0	0	0	0	0	60.3	-
0200	0	0	0	0	0	0	0	0	0	0	0	0	0	0	0	0	0	0	0	-	-
0300	0	0	0	0	0	0	0	0	0	0	0	0	0	0	0	0	0	0	0	-	-
0400	0	0	0	0	0	0	0	0	0	0	0	0	0	0	0	0	0	0	0	-	-
0500	0	0	0	0	0	0	0	0	0	0	0	0	0	0	0	0	0	0	0	-	-
0600	0	0	0	0	0	0	0	0	0	0	0	0	0	0	0	0	0	0	0	-	-
0700	2	0	2	0	0	0	0	0	0	0	0	0	0	0	0	0	0	0	0	60.9	-
0800	**5**	**1**	**4**	**0**	**0**	**0**	**0**	**0**	**0**	**0**	**0**	**0**	**0**	**0**	**0**	**0**	**0**	**0**	**0**	**50.1**	**-**
0900	**5**	**0**	**3**	**0**	**1**	**0**	**1**	**0**	**0**	**0**	**0**	**0**	**0**	**0**	**0**	**0**	**0**	**0**	**0**	**47.9**	**-**
1000	0	0	0	0	0	0	0	0	0	0	0	0	0	0	0	0	0	0	0	-	-
1100	2	0	2	0	0	0	0	0	0	0	0	0	0	0	0	0	0	0	0	56	-
1200	2	0	2	0	0	0	0	0	0	0	0	0	0	0	0	0	0	0	0	55.5	-
1300	2	0	2	0	0	0	0	0	0	0	0	0	0	0	0	0	0	0	0	58	-
1400	5	0	5	0	0	0	0	0	0	0	0	0	0	0	0	0	0	0	0	52.8	-
1500	3	0	3	0	0	0	0	0	0	0	0	0	0	0	0	0	0	0	0	45	-
1600	2	0	2	0	0	0	0	0	0	0	0	0	0	0	0	0	0	0	0	53.6	-
1700	**7**	**0**	**6**	**0**	**0**	**0**	**1**	**0**	**0**	**0**	**0**	**0**	**0**	**1**	**14.3**	**0**	**0**	**0**	**0**	**54**	**-**
1800	2	1	1	0	0	0	0	0	0	0	0	0	0	0	0	0	0	0	0	28.3	-
1900	3	0	2	1	0	0	0	0	0	0	0	0	0	0	0	0	0	0	0	50.4	-
2000	2	0	2	0	0	0	0	0	0	0	0	0	0	0	0	0	0	0	0	57.5	-
2100	2	0	2	0	0	0	0	0	0	0	0	0	0	0	0	0	0	0	0	57.6	-
2200	0	0	0	0	0	0	0	0	0	0	0	0	0	0	0	0	0	0	0	-	-
2300	0	0	0	0	0	0	0	0	0	0	0	0	0	0	0	0	0	0	0	-	-
07-19	**37**	**2**	**32**	**0**	**1**	**0**	**2**	**0**	**0**	**0**	**0**	**0**	**0**	**1**	**2.7**	**0**	**0**	**0**	**0**	**51.1**	**61.9**
06-22	**44**	**2**	**38**	**1**	**1**	**0**	**2**	**0**	**0**	**0**	**0**	**0**	**0**	**1**	**2.3**	**0**	**0**	**0**	**0**	**51.7**	**61.9**
06-00	**44**	**2**	**38**	**1**	**1**	**0**	**2**	**0**	**0**	**0**	**0**	**0**	**0**	**1**	**2.3**	**0**	**0**	**0**	**0**	**51.7**	**61.9**
00-00	**45**	**2**	**39**	**1**	**1**	**0**	**2**	**0**	**0**	**0**	**0**	**0**	**0**	**1**	**2.2**	**0**	**0**	**0**	**0**	**51.9**	**61.9**

DRAFT

Site 49
Location L-6801-0, Att - Tree, Lat 53.85496, Long -6.83185
Direction West

3279 / Meath/Cavan/Monaghan ATC's
October 2013
Automatic Traffic Count

Wed, 9 October 2013

Time	Total	Classification												>PSL	>PSL%	>SL1	>SL1%	>SL2	>SL2%	Mean	Vpp
		1 MCL	2 SV	3 SVT	4 TB2	5 TB3	6 T4	7 ART3	8 ART4	9 ART5	10 ART6	11 BD	12 DRT	80	80	85 +5kph	85 +5kph	90 +10kph	90 +10kph		85
0000	0	0	0	0	0	0	0	0	0	0	0	0	0	0	0	0	0	0	0	-	-
0100	0	0	0	0	0	0	0	0	0	0	0	0	0	0	0	0	0	0	0	-	-
0200	0	0	0	0	0	0	0	0	0	0	0	0	0	0	0	0	0	0	0	-	-
0300	0	0	0	0	0	0	0	0	0	0	0	0	0	0	0	0	0	0	0	-	-
0400	0	0	0	0	0	0	0	0	0	0	0	0	0	0	0	0	0	0	0	-	-
0500	0	0	0	0	0	0	0	0	0	0	0	0	0	0	0	0	0	0	0	-	-
0600	1	0	1	0	0	0	0	0	0	0	0	0	0	0	0	0	0	0	0	68.1	-
0700	1	0	1	0	0	0	0	0	0	0	0	0	0	0	0	0	0	0	0	77.8	-
0800	**3**	**0**	**3**	**0**	**0**	**0**	**0**	**0**	**0**	**0**	**0**	**0**	**0**	**1**	**33.3**	**0**	**0**	**0**	**0**	**61.6**	**-**
0900	2	0	2	0	0	0	0	0	0	0	0	0	0	0	0	0	0	0	0	45.2	-
1000	2	0	1	0	0	1	0	0	0	0	0	0	0	0	0	0	0	0	0	35.9	-
1100	**3**	**1**	**2**	**0**	**0**	**0**	**0**	**0**	**0**	**0**	**0**	**0**	**0**	**0**	**0**	**0**	**0**	**0**	**0**	**30**	**-**
1200	1	0	1	0	0	0	0	0	0	0	0	0	0	0	0	0	0	0	0	34.8	-
1300	2	1	1	0	0	0	0	0	0	0	0	0	0	0	0	0	0	0	0	38.2	-
1400	1	0	1	0	0	0	0	0	0	0	0	0	0	0	0	0	0	0	0	43.4	-
1500	**9**	**0**	**9**	**0**	**0**	**0**	**0**	**0**	**0**	**0**	**0**	**0**	**0**	**0**	**0**	**0**	**0**	**0**	**0**	**35.9**	**-**
1600	5	0	4	0	1	0	0	0	0	0	0	0	0	0	0	0	0	0	0	53.2	-
1700	4	0	4	0	0	0	0	0	0	0	0	0	0	0	0	0	0	0	0	41.3	-
1800	7	0	6	0	1	0	0	0	0	0	0	0	0	0	0	0	0	0	0	58	-
1900	6	0	6	0	0	0	0	0	0	0	0	0	0	1	16.7	0	0	0	0	57.6	-
2000	5	0	5	0	0	0	0	0	0	0	0	0	0	0	0	0	0	0	0	55.3	-
2100	4	0	4	0	0	0	0	0	0	0	0	0	0	0	0	0	0	0	0	58.5	-
2200	2	0	1	1	0	0	0	0	0	0	0	0	0	0	0	0	0	0	0	38	-
2300	0	0	0	0	0	0	0	0	0	0	0	0	0	0	0	0	0	0	0	-	-
07-19	**40**	**2**	**35**	**0**	**2**	**1**	**0**	**0**	**0**	**0**	**0**	**0**	**0**	**1**	**2.5**	**0**	**0**	**0**	**0**	**45.7**	**61.2**
06-22	**56**	**2**	**51**	**0**	**2**	**1**	**0**	**0**	**0**	**0**	**0**	**0**	**0**	**2**	**3.6**	**0**	**0**	**0**	**0**	**49.2**	**65.9**
06-00	**58**	**2**	**52**	**1**	**2**	**1**	**0**	**0**	**0**	**0**	**0**	**0**	**0**	**2**	**3.4**	**0**	**0**	**0**	**0**	**48.8**	**65.5**
00-00	**58**	**2**	**52**	**1**	**2**	**1**	**0**	**0**	**0**	**0**	**0**	**0**	**0**	**2**	**3.4**	**0**	**0**	**0**	**0**	**48.8**	**65.5**

DRAFT

Site 49
Location L-6801-0, Att - Tree, Lat 53.85496, Long -6.83185
Direction West

3279 / Meath/Cavan/Monaghan ATC's
October 2013
Automatic Traffic Count

Thu, 10 October 2013

Time	Total	Classification												>PSL	>PSL%	>SL1	>SL1%	>SL2	>SL2%	Mean	Vpp
		1 MCL	2 SV	3 SVT	4 TB2	5 TB3	6 T4	7 ART3	8 ART4	9 ART5	10 ART6	11 BD	12 DRT	80	80	85 +5kph	85 +5kph	90 +10kph	90 +10kph		85
0000	2	0	2	0	0	0	0	0	0	0	0	0	0	0	0	0	0	0	0	44.7	-
0100	0	0	0	0	0	0	0	0	0	0	0	0	0	0	0	0	0	0	0	-	-
0200	0	0	0	0	0	0	0	0	0	0	0	0	0	0	0	0	0	0	0	-	-
0300	0	0	0	0	0	0	0	0	0	0	0	0	0	0	0	0	0	0	0	-	-
0400	0	0	0	0	0	0	0	0	0	0	0	0	0	0	0	0	0	0	0	-	-
0500	0	0	0	0	0	0	0	0	0	0	0	0	0	0	0	0	0	0	0	-	-
0600	0	0	0	0	0	0	0	0	0	0	0	0	0	0	0	0	0	0	0	-	-
0700	2	0	2	0	0	0	0	0	0	0	0	0	0	0	0	0	0	0	0	73.2	-
0800	3	0	2	0	1	0	0	0	0	0	0	0	0	0	0	0	0	0	0	66.2	-
0900	**6**	**0**	**5**	**0**	**0**	**0**	**1**	**0**	**0**	**0**	**0**	**0**	**0**	**1**	**16.7**	**0**	**0**	**0**	**0**	**52.2**	**-**
1000	4	0	4	0	0	0	0	0	0	0	0	0	0	0	0	0	0	0	0	52.7	-
1100	4	0	4	0	0	0	0	0	0	0	0	0	0	0	0	0	0	0	0	58.6	-
1200	2	0	2	0	0	0	0	0	0	0	0	0	0	0	0	0	0	0	0	58.3	-
1300	4	0	4	0	0	0	0	0	0	0	0	0	0	0	0	0	0	0	0	50.6	-
1400	3	0	2	1	0	0	0	0	0	0	0	0	0	0	0	0	0	0	0	55.7	-
1500	3	0	3	0	0	0	0	0	0	0	0	0	0	0	0	0	0	0	0	49.9	-
1600	3	0	3	0	0	0	0	0	0	0	0	0	0	0	0	0	0	0	0	58.6	-
1700	**8**	**0**	**8**	**0**	**0**	**0**	**0**	**0**	**0**	**0**	**0**	**0**	**0**	**0**	**0**	**0**	**0**	**0**	**0**	**52.1**	**-**
1800	3	0	3	0	0	0	0	0	0	0	0	0	0	0	0	0	0	0	0	55.6	-
1900	0	0	0	0	0	0	0	0	0	0	0	0	0	0	0	0	0	0	0	-	-
2000	5	0	5	0	0	0	0	0	0	0	0	0	0	0	0	0	0	0	0	45.9	-
2100	3	0	3	0	0	0	0	0	0	0	0	0	0	0	0	0	0	0	0	62.7	-
2200	3	0	3	0	0	0	0	0	0	0	0	0	0	0	0	0	0	0	0	61.2	-
2300	0	0	0	0	0	0	0	0	0	0	0	0	0	0	0	0	0	0	0	-	-
07-19	**45**	**0**	**42**	**1**	**1**	**0**	**1**	**0**	**0**	**0**	**0**	**0**	**0**	**1**	**2.2**	**0**	**0**	**0**	**0**	**55.5**	**66.2**
06-22	**53**	**0**	**50**	**1**	**1**	**0**	**1**	**0**	**0**	**0**	**0**	**0**	**0**	**1**	**1.9**	**0**	**0**	**0**	**0**	**55**	**66.2**
06-00	**56**	**0**	**53**	**1**	**1**	**0**	**1**	**0**	**0**	**0**	**0**	**0**	**0**	**1**	**1.8**	**0**	**0**	**0**	**0**	**55.4**	**66.2**
00-00	**58**	**0**	**55**	**1**	**1**	**0**	**1**	**0**	**0**	**0**	**0**	**0**	**0**	**1**	**1.7**	**0**	**0**	**0**	**0**	**55**	**65.9**

DRAFT

Site 49
Location L-6801-0, Att - Tree, Lat 53.85496, Long -6.83185
Direction West

3279 / Meath/Cavan/Monaghan ATC's
October 2013
Automatic Traffic Count

Fri, 11 October 2013

Time	Total	Classification												>PSL	>PSL%	>SL1	>SL1%	>SL2	>SL2%	Mean	Vpp
		1 MCL	2 SV	3 SVT	4 TB2	5 TB3	6 T4	7 ART3	8 ART4	9 ART5	10 ART6	11 BD	12 DRT	80	80	85 +5kph	85 +5kph	90 +10kph	90 +10kph		85
0000	0	0	0	0	0	0	0	0	0	0	0	0	0	0	0	0	0	0	0	-	-
0100	0	0	0	0	0	0	0	0	0	0	0	0	0	0	0	0	0	0	0	-	-
0200	0	0	0	0	0	0	0	0	0	0	0	0	0	0	0	0	0	0	0	-	-
0300	1	0	1	0	0	0	0	0	0	0	0	0	0	0	0	0	0	0	0	54.9	-
0400	0	0	0	0	0	0	0	0	0	0	0	0	0	0	0	0	0	0	0	-	-
0500	0	0	0	0	0	0	0	0	0	0	0	0	0	0	0	0	0	0	0	-	-
0600	0	0	0	0	0	0	0	0	0	0	0	0	0	0	0	0	0	0	0	-	-
0700	1	0	1	0	0	0	0	0	0	0	0	0	0	0	0	0	0	0	0	69.8	-
0800	3	1	2	0	0	0	0	0	0	0	0	0	0	0	0	0	0	0	0	52.8	-
0900	**7**	**0**	**7**	**0**	**0**	**0**	**0**	**0**	**0**	**0**	**0**	**0**	**0**	**0**	**0**	**0**	**0**	**0**	**0**	**51.5**	**-**
1000	1	0	1	0	0	0	0	0	0	0	0	0	0	0	0	0	0	0	0	49.1	-
1100	2	1	1	0	0	0	0	0	0	0	0	0	0	0	0	0	0	0	0	35.7	-
1200	0	0	0	0	0	0	0	0	0	0	0	0	0	0	0	0	0	0	0	-	-
1300	1	0	1	0	0	0	0	0	0	0	0	0	0	0	0	0	0	0	0	64.8	-
1400	3	0	3	0	0	0	0	0	0	0	0	0	0	0	0	0	0	0	0	54.6	-
1500	2	1	1	0	0	0	0	0	0	0	0	0	0	0	0	0	0	0	0	38	-
1600	**9**	**0**	**8**	**0**	**1**	**0**	**0**	**0**	**0**	**0**	**0**	**0**	**0**	**0**	**0**	**0**	**0**	**0**	**0**	**46**	**-**
1700	7	0	7	0	0	0	0	0	0	0	0	0	0	0	0	0	0	0	0	34.3	-
1800	1	0	1	0	0	0	0	0	0	0	0	0	0	0	0	0	0	0	0	59.4	-
1900	1	0	1	0	0	0	0	0	0	0	0	0	0	0	0	0	0	0	0	68.1	-
2000	0	0	0	0	0	0	0	0	0	0	0	0	0	0	0	0	0	0	0	-	-
2100	7	0	7	0	0	0	0	0	0	0	0	0	0	0	0	0	0	0	0	55.9	-
2200	4	0	4	0	0	0	0	0	0	0	0	0	0	1	25	0	0	0	0	63.3	-
2300	0	0	0	0	0	0	0	0	0	0	0	0	0	0	0	0	0	0	0	-	-
07-19	**37**	**3**	**33**	**0**	**1**	**0**	**0**	**0**	**0**	**0**	**0**	**0**	**0**	**0**	**0**	**0**	**0**	**0**	**0**	**46.7**	**64.8**
06-22	**45**	**3**	**41**	**0**	**1**	**0**	**0**	**0**	**0**	**0**	**0**	**0**	**0**	**0**	**0**	**0**	**0**	**0**	**0**	**48.6**	**65.9**
06-00	**49**	**3**	**45**	**0**	**1**	**0**	**0**	**0**	**0**	**0**	**0**	**0**	**0**	**1**	**2**	**0**	**0**	**0**	**0**	**49.8**	**68**
00-00	**50**	**3**	**46**	**0**	**1**	**0**	**0**	**0**	**0**	**0**	**0**	**0**	**0**	**1**	**2**	**0**	**0**	**0**	**0**	**49.9**	**68**

DRAFT

Site 49
Location L-6801-0, Att - Tree, Lat 53.85496, Long -6.83185
Direction West

3279 / Meath/Cavan/Monaghan ATC's
October 2013
Automatic Traffic Count

Sat, 12 October 2013

Time	Total	Classification												>PSL	>PSL%	>SL1	>SL1%	>SL2	>SL2%	Mean	Vpp
		1 MCL	2 SV	3 SVT	4 TB2	5 TB3	6 T4	7 ART3	8 ART4	9 ART5	10 ART6	11 BD	12 DRT	80	80	85 +5kph	85 +5kph	90 +10kph	90 +10kph		85
0000	2	0	2	0	0	0	0	0	0	0	0	0	0	0	0	0	0	0	0	50	-
0100	0	0	0	0	0	0	0	0	0	0	0	0	0	0	0	0	0	0	0	-	-
0200	0	0	0	0	0	0	0	0	0	0	0	0	0	0	0	0	0	0	0	-	-
0300	1	0	1	0	0	0	0	0	0	0	0	0	0	0	0	0	0	0	0	48.4	-
0400	0	0	0	0	0	0	0	0	0	0	0	0	0	0	0	0	0	0	0	-	-
0500	0	0	0	0	0	0	0	0	0	0	0	0	0	0	0	0	0	0	0	-	-
0600	1	0	1	0	0	0	0	0	0	0	0	0	0	0	0	0	0	0	0	61.3	-
0700	1	0	1	0	0	0	0	0	0	0	0	0	0	0	0	0	0	0	0	53.2	-
0800	0	0	0	0	0	0	0	0	0	0	0	0	0	0	0	0	0	0	0	-	-
0900	**3**	**1**	**1**	**0**	**0**	**0**	**1**	**0**	**0**	**0**	**0**	**0**	**0**	**0**	**0**	**0**	**0**	**0**	**0**	**44.8**	**-**
1000	**3**	**2**	**0**	**1**	**0**	**0**	**0**	**0**	**0**	**0**	**0**	**0**	**0**	**0**	**0**	**0**	**0**	**0**	**0**	**30.8**	**-**
1100	1	0	1	0	0	0	0	0	0	0	0	0	0	0	0	0	0	0	0	52.2	-
1200	1	0	1	0	0	0	0	0	0	0	0	0	0	0	0	0	0	0	0	63.8	-
1300	**9**	**1**	**8**	**0**	**0**	**0**	**0**	**0**	**0**	**0**	**0**	**0**	**0**	**0**	**0**	**0**	**0**	**0**	**0**	**32.6**	**-**
1400	6	0	6	0	0	0	0	0	0	0	0	0	0	0	0	0	0	0	0	27.8	-
1500	6	0	6	0	0	0	0	0	0	0	0	0	0	0	0	0	0	0	0	59.1	-
1600	3	0	2	1	0	0	0	0	0	0	0	0	0	0	0	0	0	0	0	49.8	-
1700	1	0	1	0	0	0	0	0	0	0	0	0	0	0	0	0	0	0	0	56.3	-
1800	1	0	1	0	0	0	0	0	0	0	0	0	0	0	0	0	0	0	0	59	-
1900	5	0	5	0	0	0	0	0	0	0	0	0	0	0	0	0	0	0	0	57.3	-
2000	4	0	4	0	0	0	0	0	0	0	0	0	0	0	0	0	0	0	0	27.4	-
2100	2	0	2	0	0	0	0	0	0	0	0	0	0	0	0	0	0	0	0	71.7	-
2200	1	0	1	0	0	0	0	0	0	0	0	0	0	0	0	0	0	0	0	64.7	-
2300	0	0	0	0	0	0	0	0	0	0	0	0	0	0	0	0	0	0	0	-	-
07-19	**35**	**4**	**28**	**2**	**0**	**0**	**1**	**0**	**0**	**0**	**0**	**0**	**0**	**0**	**0**	**0**	**0**	**0**	**0**	**42.2**	**60.5**
06-22	**47**	**4**	**40**	**2**	**0**	**0**	**1**	**0**	**0**	**0**	**0**	**0**	**0**	**0**	**0**	**0**	**0**	**0**	**0**	**44.2**	**61.6**
06-00	**48**	**4**	**41**	**2**	**0**	**0**	**1**	**0**	**0**	**0**	**0**	**0**	**0**	**0**	**0**	**0**	**0**	**0**	**0**	**44.6**	**63**
00-00	**51**	**4**	**44**	**2**	**0**	**0**	**1**	**0**	**0**	**0**	**0**	**0**	**0**	**0**	**0**	**0**	**0**	**0**	**0**	**44.9**	**61.6**

DRAFT

Site 49
Location L-6801-0, Att - Tree, Lat 53.85496, Long -6.83185
Direction West

3279 / Meath/Cavan/Monaghan ATC's
October 2013
Automatic Traffic Count

Sun, 13 October 2013

Time	Total	Classification												>PSL	>PSL%	>SL1	>SL1%	>SL2	>SL2%	Mean	Vpp
		1 MCL	2 SV	3 SVT	4 TB2	5 TB3	6 T4	7 ART3	8 ART4	9 ART5	10 ART6	11 BD	12 DRT	80	80	85 +5kph	85 +5kph	90 +10kph	90 +10kph		85
0000	0	0	0	0	0	0	0	0	0	0	0	0	0	0	0	0	0	0	0	-	-
0100	0	0	0	0	0	0	0	0	0	0	0	0	0	0	0	0	0	0	0	-	-
0200	1	0	1	0	0	0	0	0	0	0	0	0	0	0	0	0	0	0	0	43.9	-
0300	0	0	0	0	0	0	0	0	0	0	0	0	0	0	0	0	0	0	0	-	-
0400	0	0	0	0	0	0	0	0	0	0	0	0	0	0	0	0	0	0	0	-	-
0500	0	0	0	0	0	0	0	0	0	0	0	0	0	0	0	0	0	0	0	-	-
0600	0	0	0	0	0	0	0	0	0	0	0	0	0	0	0	0	0	0	0	-	-
0700	0	0	0	0	0	0	0	0	0	0	0	0	0	0	0	0	0	0	0	-	-
0800	1	0	1	0	0	0	0	0	0	0	0	0	0	0	0	0	0	0	0	53.7	-
0900	1	0	1	0	0	0	0	0	0	0	0	0	0	0	0	0	0	0	0	73.5	-
1000	**3**	**2**	**1**	**0**	**0**	**0**	**0**	**0**	**0**	**0**	**0**	**0**	**0**	**0**	**0**	**0**	**0**	**0**	**0**	**29.9**	**-**
1100	1	0	1	0	0	0	0	0	0	0	0	0	0	0	0	0	0	0	0	69.7	-
1200	**11**	**0**	**11**	**0**	**0**	**0**	**0**	**0**	**0**	**0**	**0**	**0**	**0**	**0**	**0**	**0**	**0**	**0**	**0**	**42.6**	**55.1**
1300	1	0	1	0	0	0	0	0	0	0	0	0	0	0	0	0	0	0	0	56.4	-
1400	4	0	4	0	0	0	0	0	0	0	0	0	0	0	0	0	0	0	0	24.6	-
1500	2	0	2	0	0	0	0	0	0	0	0	0	0	0	0	0	0	0	0	60.9	-
1600	4	0	4	0	0	0	0	0	0	0	0	0	0	0	0	0	0	0	0	52.6	-
1700	8	0	8	0	0	0	0	0	0	0	0	0	0	1	12.5	0	0	0	0	44.4	-
1800	4	0	4	0	0	0	0	0	0	0	0	0	0	0	0	0	0	0	0	64	-
1900	2	0	2	0	0	0	0	0	0	0	0	0	0	1	50	1	50	0	0	78	-
2000	1	0	1	0	0	0	0	0	0	0	0	0	0	0	0	0	0	0	0	74.6	-
2100	0	0	0	0	0	0	0	0	0	0	0	0	0	0	0	0	0	0	0	-	-
2200	2	0	2	0	0	0	0	0	0	0	0	0	0	0	0	0	0	0	0	63.3	-
2300	0	0	0	0	0	0	0	0	0	0	0	0	0	0	0	0	0	0	0	-	-
07-19	**40**	**2**	**38**	**0**	**0**	**0**	**0**	**0**	**0**	**0**	**0**	**0**	**0**	**1**	**2.5**	**0**	**0**	**0**	**0**	**46.3**	**65.5**
06-22	**43**	**2**	**41**	**0**	**0**	**0**	**0**	**0**	**0**	**0**	**0**	**0**	**0**	**2**	**4.7**	**1**	**2.3**	**0**	**0**	**48.5**	**66.6**
06-00	**45**	**2**	**43**	**0**	**0**	**0**	**0**	**0**	**0**	**0**	**0**	**0**	**0**	**2**	**4.4**	**1**	**2.2**	**0**	**0**	**49.1**	**66.6**
00-00	**46**	**2**	**44**	**0**	**0**	**0**	**0**	**0**	**0**	**0**	**0**	**0**	**0**	**2**	**4.3**	**1**	**2.2**	**0**	**0**	**49**	**66.6**

DRAFT

Site 49
Location L-6801-0, Att - Tree, Lat 53.85496, Long -6.83185
Direction West

3279 / Meath/Cavan/Monaghan ATC's
October 2013
Automatic Traffic Count

Mon, 14 October 2013

Time	Total	Classification												>PSL	>PSL%	>SL1	>SL1%	>SL2	>SL2%	Mean	Vpp
		1 MCL	2 SV	3 SVT	4 TB2	5 TB3	6 T4	7 ART3	8 ART4	9 ART5	10 ART6	11 BD	12 DRT	80	80	85 +5kph	85 +5kph	90 +10kph	90 +10kph		85
0000	1	0	1	0	0	0	0	0	0	0	0	0	0	0	0	0	0	0	0	42.9	-
0100	0	0	0	0	0	0	0	0	0	0	0	0	0	0	0	0	0	0	0	-	-
0200	1	0	1	0	0	0	0	0	0	0	0	0	0	0	0	0	0	0	0	57.2	-
0300	1	0	1	0	0	0	0	0	0	0	0	0	0	0	0	0	0	0	0	47	-
0400	0	0	0	0	0	0	0	0	0	0	0	0	0	0	0	0	0	0	0	-	-
0500	0	0	0	0	0	0	0	0	0	0	0	0	0	0	0	0	0	0	0	-	-
0600	2	0	2	0	0	0	0	0	0	0	0	0	0	0	0	0	0	0	0	59.1	-
0700	0	0	0	0	0	0	0	0	0	0	0	0	0	0	0	0	0	0	0	-	-
0800	2	0	1	0	1	0	0	0	0	0	0	0	0	0	0	0	0	0	0	61.1	-
0900	4	1	1	0	2	0	0	0	0	0	0	0	0	0	0	0	0	0	0	39.5	-
1000	**9**	**0**	**8**	**0**	**1**	**0**	**0**	**0**	**0**	**0**	**0**	**0**	**0**	**0**	**0**	**0**	**0**	**0**	**0**	**62.5**	**-**
1100	5	0	5	0	0	0	0	0	0	0	0	0	0	0	0	0	0	0	0	58.8	-
1200	5	0	3	1	1	0	0	0	0	0	0	0	0	0	0	0	0	0	0	51.8	-
1300	2	0	2	0	0	0	0	0	0	0	0	0	0	0	0	0	0	0	0	43.6	-
1400	**11**	**1**	**10**	**0**	**0**	**0**	**0**	**0**	**0**	**0**	**0**	**0**	**0**	**0**	**0**	**0**	**0**	**0**	**0**	**33.9**	**41.8**
1500	6	0	6	0	0	0	0	0	0	0	0	0	0	0	0	0	0	0	0	60.8	-
1600	6	0	4	1	1	0	0	0	0	0	0	0	0	0	0	0	0	0	0	53.2	-
1700	7	0	6	1	0	0	0	0	0	0	0	0	0	0	0	0	0	0	0	34.2	-
1800	6	0	6	0	0	0	0	0	0	0	0	0	0	0	0	0	0	0	0	59.2	-
1900	0	0	0	0	0	0	0	0	0	0	0	0	0	0	0	0	0	0	0	-	-
2000	0	0	0	0	0	0	0	0	0	0	0	0	0	0	0	0	0	0	0	-	-
2100	0	0	0	0	0	0	0	0	0	0	0	0	0	0	0	0	0	0	0	-	-
2200	1	0	1	0	0	0	0	0	0	0	0	0	0	0	0	0	0	0	0	58	-
2300	2	0	2	0	0	0	0	0	0	0	0	0	0	0	0	0	0	0	0	52.2	-
07-19	**63**	**2**	**52**	**3**	**6**	**0**	**0**	**0**	**0**	**0**	**0**	**0**	**0**	**0**	**0**	**0**	**0**	**0**	**0**	**49.8**	**65.9**
06-22	**65**	**2**	**54**	**3**	**6**	**0**	**0**	**0**	**0**	**0**	**0**	**0**	**0**	**0**	**0**	**0**	**0**	**0**	**0**	**50.1**	**64.4**
06-00	**68**	**2**	**57**	**3**	**6**	**0**	**0**	**0**	**0**	**0**	**0**	**0**	**0**	**0**	**0**	**0**	**0**	**0**	**0**	**50.2**	**64.4**
00-00	**71**	**2**	**60**	**3**	**6**	**0**	**0**	**0**	**0**	**0**	**0**	**0**	**0**	**0**	**0**	**0**	**0**	**0**	**0**	**50.2**	**64.1**

DRAFT

Site 49
Location L-6801-0, Att - Tree, Lat 53.85496, Long -6.83185
Direction West

3279 / Meath/Cavan/Monaghan ATC's
October 2013
Automatic Traffic Count

Virtual Day (7)

Time	Total	Classification												>PSL	>PSL%	>SL1	>SL1%	>SL2	>SL2%	Mean	Vpp
		1 MCL	2 SV	3 SVT	4 TB2	5 TB3	6 T4	7 ART3	8 ART4	9 ART5	10 ART6	11 BD	12 DRT	80	80	85 +5kph	85 +5kph	90 +10kph	90 +10kph		85
0000	1	0	1	0	0	0	0	0	0	0	0	0	0	0	0	0	0	0	0	46.5	-
0100	0	0	0	0	0	0	0	0	0	0	0	0	0	0	0	0	0	0	0	60.3	-
0200	0	0	0	0	0	0	0	0	0	0	0	0	0	0	0	0	0	0	0	50.6	-
0300	0	0	0	0	0	0	0	0	0	0	0	0	0	0	0	0	0	0	0	50.1	-
0400	0	0	0	0	0	0	0	0	0	0	0	0	0	0	0	0	0	0	0	-	-
0500	0	0	0	0	0	0	0	0	0	0	0	0	0	0	0	0	0	0	0	-	-
0600	1	0	1	0	0	0	0	0	0	0	0	0	0	0	0	0	0	0	0	61.9	-
0700	1	0	1	0	0	0	0	0	0	0	0	0	0	0	0	0	0	0	0	67	-
0800	2	0	2	0	0	0	0	0	0	0	0	0	0	0	5.9	0	0	0	0	57	-
0900	**4**	**0**	**3**	**0**	**0**	**0**	**0**	**0**	**0**	**0**	**0**	**0**	**0**	**0**	**3.6**	**0**	**0**	**0**	**0**	**48.9**	**-**
1000	3	1	2	0	0	0	0	0	0	0	0	0	0	0	0	0	0	0	0	48.9	-
1100	3	0	2	0	0	0	0	0	0	0	0	0	0	0	0	0	0	0	0	51.3	-
1200	3	0	3	0	0	0	0	0	0	0	0	0	0	0	0	0	0	0	0	47.9	-
1300	3	0	3	0	0	0	0	0	0	0	0	0	0	0	0	0	0	0	0	42.7	-
1400	5	0	4	0	0	0	0	0	0	0	0	0	0	0	0	0	0	0	0	38.7	-
1500	4	0	4	0	0	0	0	0	0	0	0	0	0	0	0	0	0	0	0	49.2	-
1600	5	0	4	0	0	0	0	0	0	0	0	0	0	0	0	0	0	0	0	51.3	-
1700	**6**	**0**	**6**	**0**	**0**	**0**	**0**	**0**	**0**	**0**	**0**	**0**	**0**	**0**	**4.8**	**0**	**0**	**0**	**0**	**44.1**	**-**
1800	3	0	3	0	0	0	0	0	0	0	0	0	0	0	0	0	0	0	0	56.6	-
1900	2	0	2	0	0	0	0	0	0	0	0	0	0	0	11.8	0	5.9	0	0	59.3	-
2000	2	0	2	0	0	0	0	0	0	0	0	0	0	0	0	0	0	0	0	47.4	-
2100	3	0	3	0	0	0	0	0	0	0	0	0	0	0	0	0	0	0	0	59.6	-
2200	2	0	2	0	0	0	0	0	0	0	0	0	0	0	7.7	0	0	0	0	58.6	-
2300	0	0	0	0	0	0	0	0	0	0	0	0	0	0	0	0	0	0	0	52.2	-
07-19	**42**	**2**	**37**	**1**	**2**	**0**	**1**	**0**	**0**	**0**	**0**	**0**	**0**	**1**	**1.3**	**0**	**0**	**0**	**0**	**48.5**	**64.1**
06-22	**50**	**2**	**45**	**1**	**2**	**0**	**1**	**0**	**0**	**0**	**0**	**0**	**0**	**1**	**1.7**	**0**	**0.3**	**0**	**0**	**49.7**	**65.5**
06-00	**53**	**2**	**47**	**1**	**2**	**0**	**1**	**0**	**0**	**0**	**0**	**0**	**0**	**1**	**1.9**	**0**	**0.3**	**0**	**0**	**50**	**65.9**
00-00	**54**	**2**	**49**	**1**	**2**	**0**	**1**	**0**	**0**	**0**	**0**	**0**	**0**	**1**	**1.8**	**0**	**0.3**	**0**	**0**	**50**	**65.5**

DRAFT

Site 49
Location L-6801-0, Att - Tree, Lat 53.85496, Long -6.83185
Direction West

3279 / Meath/Cavan/Monaghan ATC's
October 2013
Automatic Traffic Count

Virtual Week (1)

Time	Total	Classification												>PSL	>PSL%	>SL1	>SL1%	>SL2	>SL2%	Mean	Vpp
		1 MCL	2 SV	3 SVT	4 TB2	5 TB3	6 T4	7 ART3	8 ART4	9 ART5	10 ART6	11 BD	12 DRT	80	80	85 +5kph	85 +5kph	90 +10kph	90 +10kph		85
Mon	71	2	60	3	6	0	0	0	0	0	0	0	0	0	0	0	0	0	0	50.2	64.1
Tue	45	2	39	1	1	0	2	0	0	0	0	0	0	1	2.2	0	0	0	0	51.9	61.9
Wed	58	2	52	1	2	1	0	0	0	0	0	0	0	2	3.4	0	0	0	0	48.8	65.5
Thu	58	0	55	1	1	0	1	0	0	0	0	0	0	1	1.7	0	0	0	0	55	65.9
Fri	50	3	46	0	1	0	0	0	0	0	0	0	0	1	2	0	0	0	0	49.9	68
| Sat	51	4	44	2	0	0	1	0	0	0	0	0	0	0	0	0	0	0	0	44.9	61.6
| Sun	46	2	44	0	0	0	0	0	0	0	0	0	0	2	4.3	1	2.2	0	0	49	66.6
5 Day Ave.	**56**	**2**	**50**	**1**	**2**	**0**	**1**	**0**	**0**	**0**	**0**	**0**	**0**	**1**	**1.8**	**0**	**0.0**	**0**	**0.0**	**51.2**	**65.1**
7 Day Ave.	**54**	**2**	**49**	**1**	**2**	**0**	**1**	**0**	**0**	**0**	**0**	**0**	**0**	**1**	**1.8**	**0**	**0.3**	**0**	**0.0**	**50.0**	**65.5**
--	**379**	**15**	**340**	**8**	**11**	**1**	**4**	**0**	**0**	**0**	**0**	**0**	**0**	**7**	**1.8**	**1**	**0.3**	**0**	**0.0**	**50.0**	**65.5**

Summary Graphs

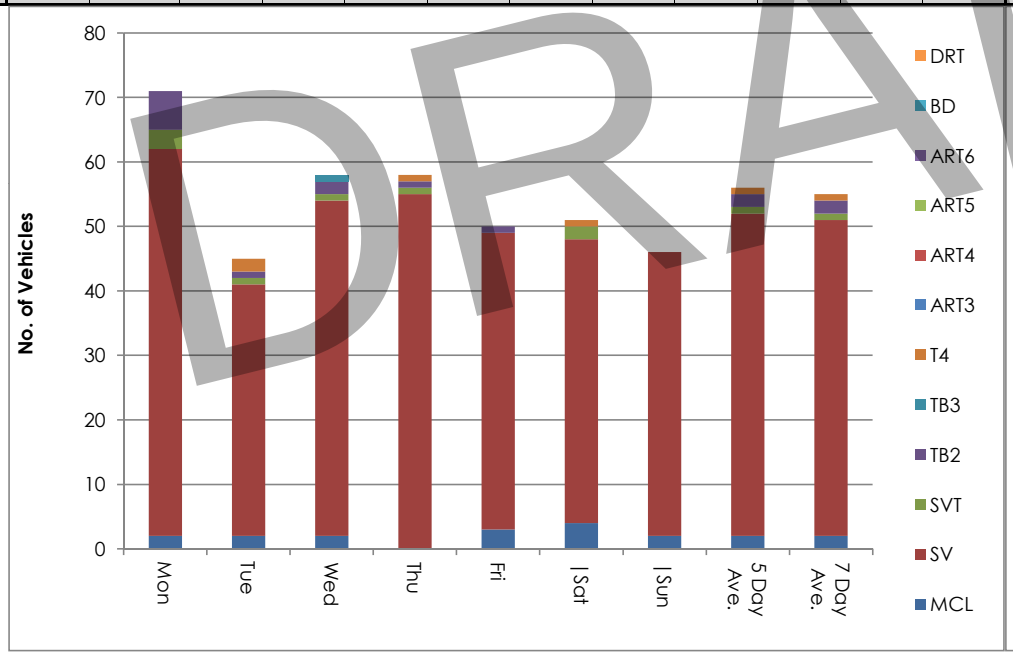

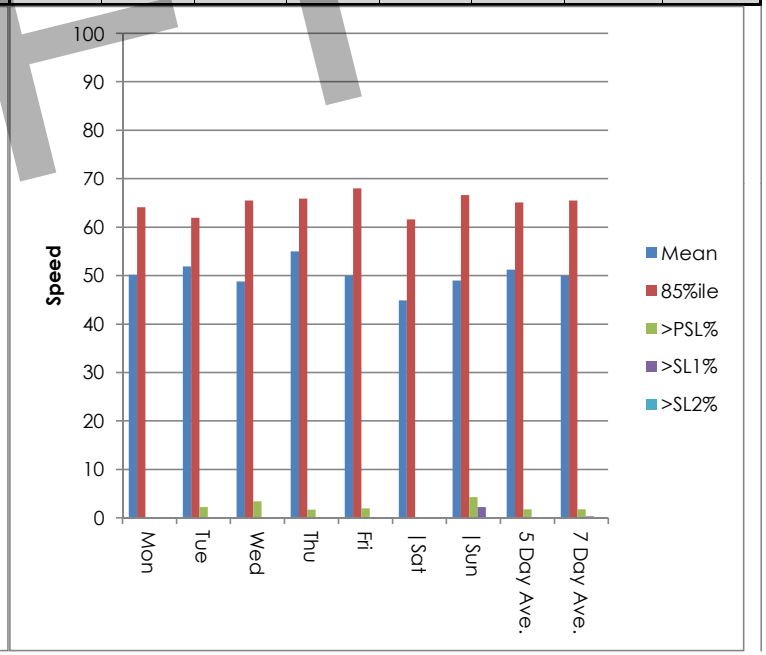

DRAFT

Site 49
Location L-6801-0, Att - Tree, Lat 53.85496, Long -6.83185
Direction West

3279 / Meath/Cavan/Monaghan ATC's
October 2013
Automatic Traffic Count

Tue, 8 October 2013

Time	Total	Speed Bins (km/h)																											
		0 - 5	5 - 10	10 - 15	15 - 20	20 - 25	25 - 30	30 - 35	35 - 40	40 - 45	45 - 50	50 - 55	55 - 60	60 - 65	65 - 70	70 - 75	75 - 80	80 - 85	85 - 90	90 - 95	95 - 100	100 - 105	105 - 110	110 - 115	115 - 120	120 - 125	125 - 130	130 - 135	135 - 140
0000	0	0	0	0	0	0	0	0	0	0	0	0	0	0	0	0	0	0	0	0	0	0	0	0	0	0	0	0	0
0100	1	0	0	0	0	0	0	0	0	0	0	0	0	1	0	0	0	0	0	0	0	0	0	0	0	0	0	0	0
0200	0	0	0	0	0	0	0	0	0	0	0	0	0	0	0	0	0	0	0	0	0	0	0	0	0	0	0	0	0
0300	0	0	0	0	0	0	0	0	0	0	0	0	0	0	0	0	0	0	0	0	0	0	0	0	0	0	0	0	0
0400	0	0	0	0	0	0	0	0	0	0	0	0	0	0	0	0	0	0	0	0	0	0	0	0	0	0	0	0	0
0500	0	0	0	0	0	0	0	0	0	0	0	0	0	0	0	0	0	0	0	0	0	0	0	0	0	0	0	0	0
0600	0	0	0	0	0	0	0	0	0	0	0	0	0	0	0	0	0	0	0	0	0	0	0	0	0	0	0	0	0
0700	2	0	0	0	0	0	0	0	0	0	0	0	1	1	0	0	0	0	0	0	0	0	0	0	0	0	0	0	0
0800	**5**	**0**	**0**	**1**	**0**	**0**	**0**	**0**	**0**	**0**	**2**	**0**	**0**	**1**	**0**	**0**	**1**	**0**	**0**	**0**	**0**	**0**	**0**	**0**	**0**	**0**	**0**	**0**	**0**
0900	**5**	**0**	**0**	**0**	**0**	**0**	**0**	**1**	**1**	**0**	**1**	**0**	**1**	**1**	**0**	**0**	**0**	**0**	**0**	**0**	**0**	**0**	**0**	**0**	**0**	**0**	**0**	**0**	**0**
1000	0	0	0	0	0	0	0	0	0	0	0	0	0	0	0	0	0	0	0	0	0	0	0	0	0	0	0	0	0
1100	2	0	0	0	0	0	0	0	0	0	0	0	2	0	0	0	0	0	0	0	0	0	0	0	0	0	0	0	0
1200	2	0	0	0	0	0	0	0	0	0	1	1	0	0	0	0	0	0	0	0	0	0	0	0	0	0	0	0	0
1300	2	0	0	0	0	0	0	0	0	0	0	2	0	0	0	0	0	0	0	0	0	0	0	0	0	0	0	0	0
1400	5	0	0	0	0	0	0	0	1	1	1	0	0	0	2	0	0	0	0	0	0	0	0	0	0	0	0	0	0
1500	3	0	0	0	0	0	0	0	0	2	1	0	0	0	0	0	0	0	0	0	0	0	0	0	0	0	0	0	0
1600	2	0	0	0	0	0	0	0	0	0	0	1	1	0	0	0	0	0	0	0	0	0	0	0	0	0	0	0	0
1700	**7**	**0**	**0**	**0**	**0**	**0**	**1**	**0**	**0**	**0**	**0**	**4**	**1**	**0**	**0**	**0**	**0**	**1**	**0**	**0**	**0**	**0**	**0**	**0**	**0**	**0**	**0**	**0**	**0**
1800	2	1	0	0	0	0	0	0	0	0	0	0	1	0	0	0	0	0	0	0	0	0	0	0	0	0	0	0	0
1900	3	0	0	0	0	0	0	0	0	1	0	1	1	0	0	0	0	0	0	0	0	0	0	0	0	0	0	0	0
2000	2	0	0	0	0	0	0	0	0	0	1	0	0	0	1	0	0	0	0	0	0	0	0	0	0	0	0	0	0
2100	2	0	0	0	0	0	0	0	0	0	0	1	0	1	0	0	0	0	0	0	0	0	0	0	0	0	0	0	0
2200	0	0	0	0	0	0	0	0	0	0	0	0	0	0	0	0	0	0	0	0	0	0	0	0	0	0	0	0	0
2300	0	0	0	0	0	0	0	0	0	0	0	0	0	0	0	0	0	0	0	0	0	0	0	0	0	0	0	0	0
07-19	**37**	**1**	**0**	**1**	**0**	**0**	**1**	**1**	**2**	**3**	**5**	**6**	**10**	**3**	**2**	**0**	**1**	**1**	**0**	**0**	**0**	**0**	**0**	**0**	**0**	**0**	**0**	**0**	**0**
06-22	**44**	**1**	**0**	**1**	**0**	**0**	**1**	**1**	**2**	**4**	**6**	**8**	**11**	**4**	**3**	**0**	**1**	**1**	**0**	**0**	**0**	**0**	**0**	**0**	**0**	**0**	**0**	**0**	**0**
06-00	**44**	**1**	**0**	**1**	**0**	**0**	**1**	**1**	**2**	**4**	**6**	**8**	**11**	**4**	**3**	**0**	**1**	**1**	**0**	**0**	**0**	**0**	**0**	**0**	**0**	**0**	**0**	**0**	**0**
00-00	**45**	**1**	**0**	**1**	**0**	**0**	**1**	**1**	**2**	**4**	**6**	**8**	**11**	**5**	**3**	**0**	**1**	**1**	**0**	**0**	**0**	**0**	**0**	**0**	**0**	**0**	**0**	**0**	**0**

DRAFT

Site 49
Location L-6801-0, Att - Tree, Lat 53.85496, Long -6.83185
Direction West

3279 / Meath/Cavan/Monaghan ATC's
October 2013
Automatic Traffic Count

Wed, 9 October 2013

Time	Total	Speed Bins (km/h)																											
		0 - 5	5 - 10	10 - 15	15 - 20	20 - 25	25 - 30	30 - 35	35 - 40	40 - 45	45 - 50	50 - 55	55 - 60	60 - 65	65 - 70	70 - 75	75 - 80	80 - 85	85 - 90	90 - 95	95 - 100	100 - 105	105 - 110	110 - 115	115 - 120	120 - 125	125 - 130	130 - 135	135 - 140
0000	0	0	0	0	0	0	0	0	0	0	0	0	0	0	0	0	0	0	0	0	0	0	0	0	0	0	0	0	0
0100	0	0	0	0	0	0	0	0	0	0	0	0	0	0	0	0	0	0	0	0	0	0	0	0	0	0	0	0	0
0200	0	0	0	0	0	0	0	0	0	0	0	0	0	0	0	0	0	0	0	0	0	0	0	0	0	0	0	0	0
0300	0	0	0	0	0	0	0	0	0	0	0	0	0	0	0	0	0	0	0	0	0	0	0	0	0	0	0	0	0
0400	0	0	0	0	0	0	0	0	0	0	0	0	0	0	0	0	0	0	0	0	0	0	0	0	0	0	0	0	0
0500	0	0	0	0	0	0	0	0	0	0	0	0	0	0	0	0	0	0	0	0	0	0	0	0	0	0	0	0	0
0600	1	0	0	0	0	0	0	0	0	0	0	0	0	0	1	0	0	0	0	0	0	0	0	0	0	0	0	0	0
0700	1	0	0	0	0	0	0	0	0	0	0	0	0	0	0	0	1	0	0	0	0	0	0	0	0	0	0	0	0
0800	**3**	**0**	**0**	**0**	**0**	**0**	**0**	**0**	**0**	**0**	**1**	**0**	**1**	**0**	**0**	**0**	**0**	**1**	**0**	**0**	**0**	**0**	**0**	**0**	**0**	**0**	**0**	**0**	**0**
0900	2	0	0	0	0	0	0	0	1	0	0	1	0	0	0	0	0	0	0	0	0	0	0	0	0	0	0	0	0
1000	2	0	0	0	1	0	0	0	0	0	0	1	0	0	0	0	0	0	0	0	0	0	0	0	0	0	0	0	0
1100	**3**	**0**	**0**	**2**	**0**	**0**	**0**	**0**	**0**	**0**	**0**	**0**	**0**	**1**	**0**	**0**	**0**	**0**	**0**	**0**	**0**	**0**	**0**	**0**	**0**	**0**	**0**	**0**	**0**
1200	1	0	0	0	0	0	0	1	0	0	0	0	0	0	0	0	0	0	0	0	0	0	0	0	0	0	0	0	0
1300	2	0	0	0	1	0	0	0	0	0	0	0	1	0	0	0	0	0	0	0	0	0	0	0	0	0	0	0	0
1400	1	0	0	0	0	0	0	0	0	1	0	0	0	0	0	0	0	0	0	0	0	0	0	0	0	0	0	0	0
1500	**9**	**0**	**0**	**2**	**0**	**1**	**0**	**2**	**0**	**1**	**1**	**0**	**1**	**1**	**0**	**0**	**0**	**0**	**0**	**0**	**0**	**0**	**0**	**0**	**0**	**0**	**0**	**0**	**0**
1600	5	0	0	0	0	0	0	0	0	0	2	1	2	0	0	0	0	0	0	0	0	0	0	0	0	0	0	0	0
1700	4	0	0	0	0	0	1	0	0	2	0	1	0	0	0	0	0	0	0	0	0	0	0	0	0	0	0	0	0
1800	7	0	0	0	0	0	0	0	0	0	1	2	1	1	2	0	0	0	0	0	0	0	0	0	0	0	0	0	0
1900	6	0	0	0	0	0	0	0	0	1	2	0	1	0	0	1	0	1	0	0	0	0	0	0	0	0	0	0	0
2000	5	0	0	0	0	0	0	0	0	0	2	2	0	0	0	1	0	0	0	0	0	0	0	0	0	0	0	0	0
2100	4	0	0	0	0	0	0	0	0	0	1	0	1	0	2	0	0	0	0	0	0	0	0	0	0	0	0	0	0
2200	2	0	0	0	0	0	1	0	0	0	1	0	0	0	0	0	0	0	0	0	0	0	0	0	0	0	0	0	0
2300	0	0	0	0	0	0	0	0	0	0	0	0	0	0	0	0	0	0	0	0	0	0	0	0	0	0	0	0	0
07-19	**40**	**0**	**0**	**4**	**2**	**1**	**1**	**3**	**1**	**4**	**5**	**6**	**6**	**3**	**2**	**0**	**1**	**1**	**0**	**0**	**0**	**0**	**0**	**0**	**0**	**0**	**0**	**0**	**0**
06-22	**56**	**0**	**0**	**4**	**2**	**1**	**1**	**3**	**1**	**5**	**10**	**8**	**8**	**3**	**5**	**2**	**1**	**2**	**0**	**0**	**0**	**0**	**0**	**0**	**0**	**0**	**0**	**0**	**0**
06-00	**58**	**0**	**0**	**4**	**2**	**1**	**2**	**3**	**1**	**5**	**11**	**8**	**8**	**3**	**5**	**2**	**1**	**2**	**0**	**0**	**0**	**0**	**0**	**0**	**0**	**0**	**0**	**0**	**0**
00-00	**58**	**0**	**0**	**4**	**2**	**1**	**2**	**3**	**1**	**5**	**11**	**8**	**8**	**3**	**5**	**2**	**1**	**2**	**0**	**0**	**0**	**0**	**0**	**0**	**0**	**0**	**0**	**0**	**0**

DRAFT

Site 49
Location L-6801-0, Att - Tree, Lat 53.85496, Long -6.83185
Direction West

3279 / Meath/Cavan/Monaghan ATC's
October 2013
Automatic Traffic Count

Thu, 10 October 2013

Time	Total	Speed Bins (km/h)																											
		0 - 5	5 - 10	10 - 15	15 - 20	20 - 25	25 - 30	30 - 35	35 - 40	40 - 45	45 - 50	50 - 55	55 - 60	60 - 65	65 - 70	70 - 75	75 - 80	80 - 85	85 - 90	90 - 95	95 - 100	100 - 105	105 - 110	110 - 115	115 - 120	120 - 125	125 - 130	130 - 135	135 - 140
0000	2	0	0	0	0	0	0	0	0	1	1	0	0	0	0	0	0	0	0	0	0	0	0	0	0	0	0	0	0
0100	0	0	0	0	0	0	0	0	0	0	0	0	0	0	0	0	0	0	0	0	0	0	0	0	0	0	0	0	0
0200	0	0	0	0	0	0	0	0	0	0	0	0	0	0	0	0	0	0	0	0	0	0	0	0	0	0	0	0	0
0300	0	0	0	0	0	0	0	0	0	0	0	0	0	0	0	0	0	0	0	0	0	0	0	0	0	0	0	0	0
0400	0	0	0	0	0	0	0	0	0	0	0	0	0	0	0	0	0	0	0	0	0	0	0	0	0	0	0	0	0
0500	0	0	0	0	0	0	0	0	0	0	0	0	0	0	0	0	0	0	0	0	0	0	0	0	0	0	0	0	0
0600	0	0	0	0	0	0	0	0	0	0	0	0	0	0	0	0	0	0	0	0	0	0	0	0	0	0	0	0	0
0700	2	0	0	0	0	0	0	0	0	0	0	0	0	0	1	0	1	0	0	0	0	0	0	0	0	0	0	0	0
0800	3	0	0	0	0	0	0	0	0	0	0	0	0	2	0	1	0	0	0	0	0	0	0	0	0	0	0	0	0
0900	**6**	**0**	**0**	**0**	**1**	**0**	**0**	**0**	**1**	**0**	**1**	**0**	**1**	**0**	**0**	**1**	**0**	**1**	**0**	**0**	**0**	**0**	**0**	**0**	**0**	**0**	**0**	**0**	**0**
1000	4	0	0	0	0	0	0	0	0	0	1	2	1	0	0	0	0	0	0	0	0	0	0	0	0	0	0	0	0
1100	4	0	0	0	0	0	0	0	0	1	0	1	0	1	0	1	0	0	0	0	0	0	0	0	0	0	0	0	0
1200	2	0	0	0	0	0	0	0	0	0	0	1	0	0	1	0	0	0	0	0	0	0	0	0	0	0	0	0	0
1300	4	0	0	0	0	0	0	0	0	1	0	2	1	0	0	0	0	0	0	0	0	0	0	0	0	0	0	0	0
1400	3	0	0	0	0	0	0	0	0	0	0	0	3	0	0	0	0	0	0	0	0	0	0	0	0	0	0	0	0
1500	3	0	0	0	0	0	0	0	0	0	1	2	0	0	0	0	0	0	0	0	0	0	0	0	0	0	0	0	0
1600	3	0	0	0	0	0	0	0	0	0	0	1	1	0	1	0	0	0	0	0	0	0	0	0	0	0	0	0	0
1700	**8**	**0**	**0**	**0**	**1**	**0**	**0**	**0**	**0**	**1**	**0**	**2**	**2**	**1**	**1**	**0**	**0**	**0**	**0**	**0**	**0**	**0**	**0**	**0**	**0**	**0**	**0**	**0**	**0**
1800	3	0	0	0	0	0	0	0	0	0	0	2	0	1	0	0	0	0	0	0	0	0	0	0	0	0	0	0	0
1900	0	0	0	0	0	0	0	0	0	0	0	0	0	0	0	0	0	0	0	0	0	0	0	0	0	0	0	0	0
2000	5	0	0	0	0	1	1	0	0	0	0	0	3	0	0	0	0	0	0	0	0	0	0	0	0	0	0	0	0
2100	3	0	0	0	0	0	0	0	0	0	0	0	0	2	1	0	0	0	0	0	0	0	0	0	0	0	0	0	0
2200	3	0	0	0	0	0	0	0	0	0	0	0	1	1	1	0	0	0	0	0	0	0	0	0	0	0	0	0	0
2300	0	0	0	0	0	0	0	0	0	0	0	0	0	0	0	0	0	0	0	0	0	0	0	0	0	0	0	0	0
07-19	**45**	**0**	**0**	**0**	**2**	**0**	**0**	**0**	**1**	**3**	**3**	**13**	**9**	**5**	**4**	**3**	**1**	**1**	**0**	**0**	**0**	**0**	**0**	**0**	**0**	**0**	**0**	**0**	**0**
06-22	**53**	**0**	**0**	**0**	**2**	**1**	**1**	**0**	**1**	**3**	**3**	**13**	**12**	**7**	**5**	**3**	**1**	**1**	**0**	**0**	**0**	**0**	**0**	**0**	**0**	**0**	**0**	**0**	**0**
06-00	**56**	**0**	**0**	**0**	**2**	**1**	**1**	**0**	**1**	**3**	**3**	**13**	**13**	**8**	**6**	**3**	**1**	**1**	**0**	**0**	**0**	**0**	**0**	**0**	**0**	**0**	**0**	**0**	**0**
00-00	**58**	**0**	**0**	**0**	**2**	**1**	**1**	**0**	**1**	**4**	**4**	**13**	**13**	**8**	**6**	**3**	**1**	**1**	**0**	**0**	**0**	**0**	**0**	**0**	**0**	**0**	**0**	**0**	**0**

DRAFT

Site 49
Location L-6801-0, Att - Tree, Lat 53.85496, Long -6.83185
Direction West

3279 / Meath/Cavan/Monaghan ATC's
October 2013
Automatic Traffic Count

Fri, 11 October 2013

Time	Total	Speed Bins (km/h)																											
		0 - 5	5 - 10	10 - 15	15 - 20	20 - 25	25 - 30	30 - 35	35 - 40	40 - 45	45 - 50	50 - 55	55 - 60	60 - 65	65 - 70	70 - 75	75 - 80	80 - 85	85 - 90	90 - 95	95 - 100	100 - 105	105 - 110	110 - 115	115 - 120	120 - 125	125 - 130	130 - 135	135 - 140
0000	0	0	0	0	0	0	0	0	0	0	0	0	0	0	0	0	0	0	0	0	0	0	0	0	0	0	0	0	0
0100	0	0	0	0	0	0	0	0	0	0	0	0	0	0	0	0	0	0	0	0	0	0	0	0	0	0	0	0	0
0200	0	0	0	0	0	0	0	0	0	0	0	0	0	0	0	0	0	0	0	0	0	0	0	0	0	0	0	0	0
0300	1	0	0	0	0	0	0	0	0	0	0	1	0	0	0	0	0	0	0	0	0	0	0	0	0	0	0	0	0
0400	0	0	0	0	0	0	0	0	0	0	0	0	0	0	0	0	0	0	0	0	0	0	0	0	0	0	0	0	0
0500	0	0	0	0	0	0	0	0	0	0	0	0	0	0	0	0	0	0	0	0	0	0	0	0	0	0	0	0	0
0600	0	0	0	0	0	0	0	0	0	0	0	0	0	0	0	0	0	0	0	0	0	0	0	0	0	0	0	0	0
0700	1	0	0	0	0	0	0	0	0	0	0	0	0	0	1	0	0	0	0	0	0	0	0	0	0	0	0	0	0
0800	3	0	0	0	1	0	0	0	0	0	0	0	0	1	0	0	1	0	0	0	0	0	0	0	0	0	0	0	0
0900	**7**	**0**	**0**	**0**	**0**	**0**	**0**	**0**	**2**	**1**	**0**	**1**	**1**	**1**	**1**	**0**	**0**	**0**	**0**	**0**	**0**	**0**	**0**	**0**	**0**	**0**	**0**	**0**	**0**
1000	1	0	0	0	0	0	0	0	0	0	1	0	0	0	0	0	0	0	0	0	0	0	0	0	0	0	0	0	0
1100	2	0	0	1	0	0	0	0	0	0	0	0	1	0	0	0	0	0	0	0	0	0	0	0	0	0	0	0	0
1200	0	0	0	0	0	0	0	0	0	0	0	0	0	0	0	0	0	0	0	0	0	0	0	0	0	0	0	0	0
1300	1	0	0	0	0	0	0	0	0	0	0	0	0	1	0	0	0	0	0	0	0	0	0	0	0	0	0	0	0
1400	3	0	0	0	0	0	0	0	0	1	0	0	1	0	1	0	0	0	0	0	0	0	0	0	0	0	0	0	0
1500	2	0	0	1	0	0	0	0	0	0	0	0	0	1	0	0	0	0	0	0	0	0	0	0	0	0	0	0	0
1600	**9**	**0**	**0**	**1**	**0**	**0**	**0**	**1**	**0**	**0**	**3**	**2**	**1**	**0**	**1**	**0**	**0**	**0**	**0**	**0**	**0**	**0**	**0**	**0**	**0**	**0**	**0**	**0**	**0**
1700	7	0	0	0	1	2	0	1	1	0	0	1	1	0	0	0	0	0	0	0	0	0	0	0	0	0	0	0	0
1800	1	0	0	0	0	0	0	0	0	0	0	0	1	0	0	0	0	0	0	0	0	0	0	0	0	0	0	0	0
1900	1	0	0	0	0	0	0	0	0	0	0	0	0	0	1	0	0	0	0	0	0	0	0	0	0	0	0	0	0
2000	0	0	0	0	0	0	0	0	0	0	0	0	0	0	0	0	0	0	0	0	0	0	0	0	0	0	0	0	0
2100	7	0	0	0	0	0	0	1	0	0	2	0	1	1	1	1	0	0	0	0	0	0	0	0	0	0	0	0	0
2200	4	0	0	0	0	0	0	0	1	0	0	0	0	1	0	1	0	1	0	0	0	0	0	0	0	0	0	0	0
2300	0	0	0	0	0	0	0	0	0	0	0	0	0	0	0	0	0	0	0	0	0	0	0	0	0	0	0	0	0
07-19	**37**	**0**	**0**	**3**	**2**	**2**	**0**	**2**	**3**	**2**	**4**	**4**	**6**	**4**	**4**	**0**	**1**	**0**	**0**	**0**	**0**	**0**	**0**	**0**	**0**	**0**	**0**	**0**	**0**
06-22	**45**	**0**	**0**	**3**	**2**	**2**	**0**	**3**	**3**	**2**	**6**	**4**	**7**	**5**	**6**	**1**	**1**	**0**	**0**	**0**	**0**	**0**	**0**	**0**	**0**	**0**	**0**	**0**	**0**
06-00	**49**	**0**	**0**	**3**	**2**	**2**	**0**	**3**	**4**	**2**	**6**	**4**	**7**	**6**	**6**	**2**	**1**	**1**	**0**	**0**	**0**	**0**	**0**	**0**	**0**	**0**	**0**	**0**	**0**
00-00	**50**	**0**	**0**	**3**	**2**	**2**	**0**	**3**	**4**	**2**	**6**	**5**	**7**	**6**	**6**	**2**	**1**	**1**	**0**	**0**	**0**	**0**	**0**	**0**	**0**	**0**	**0**	**0**	**0**

DRAFT

Site 49
Location L-6801-0, Att - Tree, Lat 53.85496, Long -6.83185
Direction West

3279 / Meath/Cavan/Monaghan ATC's
October 2013
Automatic Traffic Count

Sat, 12 October 2013

Time	Total	Speed Bins (km/h)																												
		0 - 5	5 - 10	10 - 15	15 - 20	20 - 25	25 - 30	30 - 35	35 - 40	40 - 45	45 - 50	50 - 55	55 - 60	60 - 65	65 - 70	70 - 75	75 - 80	80 - 85	85 - 90	90 - 95	95 - 100	100 - 105	105 - 110	110 - 115	115 - 120	120 - 125	125 - 130	130 - 135	135 - 140
0000	2	0	0	0	0	0	0	0	0	1	0	0	1	0	0	0	0	0	0	0	0	0	0	0	0	0	0	0	0	0
0100	0	0	0	0	0	0	0	0	0	0	0	0	0	0	0	0	0	0	0	0	0	0	0	0	0	0	0	0	0	0
0200	0	0	0	0	0	0	0	0	0	0	0	0	0	0	0	0	0	0	0	0	0	0	0	0	0	0	0	0	0	0
0300	1	0	0	0	0	0	0	0	0	0	1	0	0	0	0	0	0	0	0	0	0	0	0	0	0	0	0	0	0	0
0400	0	0	0	0	0	0	0	0	0	0	0	0	0	0	0	0	0	0	0	0	0	0	0	0	0	0	0	0	0	0
0500	0	0	0	0	0	0	0	0	0	0	0	0	0	0	0	0	0	0	0	0	0	0	0	0	0	0	0	0	0	0
0600	1	0	0	0	0	0	0	0	0	0	0	0	0	1	0	0	0	0	0	0	0	0	0	0	0	0	0	0	0	0
0700	1	0	0	0	0	0	0	0	0	0	0	1	0	0	0	0	0	0	0	0	0	0	0	0	0	0	0	0	0	0
0800	0	0	0	0	0	0	0	0	0	0	0	0	0	0	0	0	0	0	0	0	0	0	0	0	0	0	0	0	0	0
0900	**3**	**0**	**0**	**0**	**0**	**1**	**0**	**0**	**0**	**0**	**0**	**1**	**0**	**1**	**0**	**0**	**0**	**0**	**0**	**0**	**0**	**0**	**0**	**0**	**0**	**0**	**0**	**0**	**0**	**0**
1000	**3**	**0**	**0**	**1**	**1**	**0**	**0**	**0**	**0**	**0**	**0**	**0**	**0**	**1**	**0**	**0**	**0**	**0**	**0**	**0**	**0**	**0**	**0**	**0**	**0**	**0**	**0**	**0**	**0**	**0**
1100	1	0	0	0	0	0	0	0	0	0	0	1	0	0	0	0	0	0	0	0	0	0	0	0	0	0	0	0	0	0
1200	1	0	0	0	0	0	0	0	0	0	0	0	0	1	0	0	0	0	0	0	0	0	0	0	0	0	0	0	0	0
1300	**9**	**0**	**0**	**1**	**0**	**2**	**3**	**0**	**0**	**1**	**1**	**0**	**0**	**1**	**0**	**0**	**0**	**0**	**0**	**0**	**0**	**0**	**0**	**0**	**0**	**0**	**0**	**0**	**0**	**0**
1400	6	0	0	0	0	3	1	1	0	1	0	0	0	0	0	0	0	0	0	0	0	0	0	0	0	0	0	0	0	0
1500	6	0	0	0	0	0	0	0	0	0	0	1	3	1	1	0	0	0	0	0	0	0	0	0	0	0	0	0	0	0
1600	3	0	0	0	0	0	0	0	0	0	1	2	0	0	0	0	0	0	0	0	0	0	0	0	0	0	0	0	0	0
1700	1	0	0	0	0	0	0	0	0	0	0	0	1	0	0	0	0	0	0	0	0	0	0	0	0	0	0	0	0	0
1800	1	0	0	0	0	0	0	0	0	0	0	0	1	0	0	0	0	0	0	0	0	0	0	0	0	0	0	0	0	0
1900	5	0	0	0	0	0	0	0	0	0	0	4	0	0	0	1	0	0	0	0	0	0	0	0	0	0	0	0	0	0
2000	4	0	0	0	1	0	2	0	1	0	0	0	0	0	0	0	0	0	0	0	0	0	0	0	0	0	0	0	0	0
2100	2	0	0	0	0	0	0	0	0	0	0	0	0	0	0	2	0	0	0	0	0	0	0	0	0	0	0	0	0	0
2200	1	0	0	0	0	0	0	0	0	0	0	0	0	1	0	0	0	0	0	0	0	0	0	0	0	0	0	0	0	0
2300	0	0	0	0	0	0	0	0	0	0	0	0	0	0	0	0	0	0	0	0	0	0	0	0	0	0	0	0	0	0
07-19	**35**	**0**	**0**	**2**	**1**	**6**	**4**	**1**	**0**	**2**	**2**	**6**	**5**	**5**	**1**	**0**	**0**	**0**	**0**	**0**	**0**	**0**	**0**	**0**	**0**	**0**	**0**	**0**	**0**	**0**
06-22	**47**	**0**	**0**	**2**	**2**	**6**	**6**	**1**	**1**	**2**	**2**	**10**	**5**	**6**	**1**	**3**	**0**	**0**	**0**	**0**	**0**	**0**	**0**	**0**	**0**	**0**	**0**	**0**	**0**	**0**
06-00	**48**	**0**	**0**	**2**	**2**	**6**	**6**	**1**	**1**	**2**	**2**	**10**	**5**	**7**	**1**	**3**	**0**	**0**	**0**	**0**	**0**	**0**	**0**	**0**	**0**	**0**	**0**	**0**	**0**	**0**
00-00	**51**	**0**	**0**	**2**	**2**	**6**	**6**	**1**	**1**	**3**	**3**	**10**	**6**	**7**	**1**	**3**	**0**	**0**	**0**	**0**	**0**	**0**	**0**	**0**	**0**	**0**	**0**	**0**	**0**	**0**

DRAFT

Site 49
Location L-6801-0, Att - Tree, Lat 53.85496, Long -6.83185
Direction West

3279 / Meath/Cavan/Monaghan ATC's
October 2013
Automatic Traffic Count

Sun, 13 October 2013

Time	Total	Speed Bins (km/h)																											
		0 - 5	5 - 10	10 - 15	15 - 20	20 - 25	25 - 30	30 - 35	35 - 40	40 - 45	45 - 50	50 - 55	55 - 60	60 - 65	65 - 70	70 - 75	75 - 80	80 - 85	85 - 90	90 - 95	95 - 100	100 - 105	105 - 110	110 - 115	115 - 120	120 - 125	125 - 130	130 - 135	135 - 140
0000	0	0	0	0	0	0	0	0	0	0	0	0	0	0	0	0	0	0	0	0	0	0	0	0	0	0	0	0	0
0100	0	0	0	0	0	0	0	0	0	0	0	0	0	0	0	0	0	0	0	0	0	0	0	0	0	0	0	0	0
0200	1	0	0	0	0	0	0	0	0	1	0	0	0	0	0	0	0	0	0	0	0	0	0	0	0	0	0	0	0
0300	0	0	0	0	0	0	0	0	0	0	0	0	0	0	0	0	0	0	0	0	0	0	0	0	0	0	0	0	0
0400	0	0	0	0	0	0	0	0	0	0	0	0	0	0	0	0	0	0	0	0	0	0	0	0	0	0	0	0	0
0500	0	0	0	0	0	0	0	0	0	0	0	0	0	0	0	0	0	0	0	0	0	0	0	0	0	0	0	0	0
0600	0	0	0	0	0	0	0	0	0	0	0	0	0	0	0	0	0	0	0	0	0	0	0	0	0	0	0	0	0
0700	0	0	0	0	0	0	0	0	0	0	0	0	0	0	0	0	0	0	0	0	0	0	0	0	0	0	0	0	0
0800	1	0	0	0	0	0	0	0	0	0	0	1	0	0	0	0	0	0	0	0	0	0	0	0	0	0	0	0	0
0900	1	0	0	0	0	0	0	0	0	0	0	0	0	0	0	1	0	0	0	0	0	0	0	0	0	0	0	0	0
1000	**3**	**0**	**0**	**1**	**0**	**1**	**0**	**0**	**0**	**0**	**0**	**0**	**1**	**0**	**0**	**0**	**0**	**0**	**0**	**0**	**0**	**0**	**0**	**0**	**0**	**0**	**0**	**0**	**0**
1100	1	0	0	0	0	0	0	0	0	0	0	0	0	0	1	0	0	0	0	0	0	0	0	0	0	0	0	0	0
1200	**11**	**0**	**0**	**0**	**0**	**2**	**1**	**0**	**0**	**4**	**1**	**0**	**1**	**2**	**0**	**0**	**0**	**0**	**0**	**0**	**0**	**0**	**0**	**0**	**0**	**0**	**0**	**0**	**0**
1300	1	0	0	0	0	0	0	0	0	0	0	0	1	0	0	0	0	0	0	0	0	0	0	0	0	0	0	0	0
1400	4	0	0	0	0	2	1	1	0	0	0	0	0	0	0	0	0	0	0	0	0	0	0	0	0	0	0	0	0
1500	2	0	0	0	0	0	0	0	0	0	0	0	1	1	0	0	0	0	0	0	0	0	0	0	0	0	0	0	0
1600	4	0	0	0	0	0	0	0	0	1	0	2	0	0	1	0	0	0	0	0	0	0	0	0	0	0	0	0	0
1700	8	0	0	0	0	2	1	0	0	1	1	1	0	1	0	0	0	1	0	0	0	0	0	0	0	0	0	0	0
1800	4	0	0	0	0	0	0	0	0	0	0	0	1	0	3	0	0	0	0	0	0	0	0	0	0	0	0	0	0
1900	2	0	0	0	0	0	0	0	0	0	0	0	0	0	1	0	0	0	1	0	0	0	0	0	0	0	0	0	0
2000	1	0	0	0	0	0	0	0	0	0	0	0	0	0	0	1	0	0	0	0	0	0	0	0	0	0	0	0	0
2100	0	0	0	0	0	0	0	0	0	0	0	0	0	0	0	0	0	0	0	0	0	0	0	0	0	0	0	0	0
2200	2	0	0	0	0	0	0	0	0	0	0	1	0	0	0	0	1	0	0	0	0	0	0	0	0	0	0	0	0
2300	0	0	0	0	0	0	0	0	0	0	0	0	0	0	0	0	0	0	0	0	0	0	0	0	0	0	0	0	0
07-19	**40**	**0**	**0**	**1**	**0**	**7**	**3**	**1**	**0**	**6**	**2**	**4**	**5**	**4**	**5**	**1**	**0**	**1**	**0**	**0**	**0**	**0**	**0**	**0**	**0**	**0**	**0**	**0**	**0**
06-22	**43**	**0**	**0**	**1**	**0**	**7**	**3**	**1**	**0**	**6**	**2**	**4**	**5**	**4**	**6**	**2**	**0**	**1**	**1**	**0**	**0**	**0**	**0**	**0**	**0**	**0**	**0**	**0**	**0**
06-00	**45**	**0**	**0**	**1**	**0**	**7**	**3**	**1**	**0**	**6**	**2**	**5**	**5**	**4**	**6**	**2**	**1**	**1**	**1**	**0**	**0**	**0**	**0**	**0**	**0**	**0**	**0**	**0**	**0**
00-00	**46**	**0**	**0**	**1**	**0**	**7**	**3**	**1**	**0**	**7**	**2**	**5**	**5**	**4**	**6**	**2**	**1**	**1**	**1**	**0**	**0**	**0**	**0**	**0**	**0**	**0**	**0**	**0**	**0**

DRAFT

Site 49
Location L-6801-0, Att - Tree, Lat 53.85496, Long -6.83185
Direction West

3279 / Meath/Cavan/Monaghan ATC's
October 2013
Automatic Traffic Count

Mon, 14 October 2013

Time	Total	Speed Bins (km/h)																											
		0 - 5	5 - 10	10 - 15	15 - 20	20 - 25	25 - 30	30 - 35	35 - 40	40 - 45	45 - 50	50 - 55	55 - 60	60 - 65	65 - 70	70 - 75	75 - 80	80 - 85	85 - 90	90 - 95	95 - 100	100 - 105	105 - 110	110 - 115	115 - 120	120 - 125	125 - 130	130 - 135	135 - 140
0000	1	0	0	0	0	0	0	0	0	1	0	0	0	0	0	0	0	0	0	0	0	0	0	0	0	0	0	0	0
0100	0	0	0	0	0	0	0	0	0	0	0	0	0	0	0	0	0	0	0	0	0	0	0	0	0	0	0	0	0
0200	1	0	0	0	0	0	0	0	0	0	0	0	1	0	0	0	0	0	0	0	0	0	0	0	0	0	0	0	0
0300	1	0	0	0	0	0	0	0	0	0	1	0	0	0	0	0	0	0	0	0	0	0	0	0	0	0	0	0	0
0400	0	0	0	0	0	0	0	0	0	0	0	0	0	0	0	0	0	0	0	0	0	0	0	0	0	0	0	0	0
0500	0	0	0	0	0	0	0	0	0	0	0	0	0	0	0	0	0	0	0	0	0	0	0	0	0	0	0	0	0
0600	2	0	0	0	0	0	0	0	0	0	0	1	0	1	0	0	0	0	0	0	0	0	0	0	0	0	0	0	0
0700	0	0	0	0	0	0	0	0	0	0	0	0	0	0	0	0	0	0	0	0	0	0	0	0	0	0	0	0	0
0800	2	0	0	0	0	0	0	0	0	0	0	0	0	2	0	0	0	0	0	0	0	0	0	0	0	0	0	0	0
0900	4	0	0	0	1	0	0	0	0	2	0	0	1	0	0	0	0	0	0	0	0	0	0	0	0	0	0	0	0
1000	**9**	**0**	**0**	**0**	**0**	**0**	**0**	**0**	**0**	**0**	**0**	**1**	**3**	**1**	**2**	**2**	**0**	**0**	**0**	**0**	**0**	**0**	**0**	**0**	**0**	**0**	**0**	**0**	**0**
1100	5	0	0	0	0	0	0	0	1	0	0	0	2	0	1	1	0	0	0	0	0	0	0	0	0	0	0	0	0
1200	5	0	0	0	0	0	0	0	1	0	0	2	1	1	0	0	0	0	0	0	0	0	0	0	0	0	0	0	0
1300	2	0	0	0	0	0	0	0	0	1	1	0	0	0	0	0	0	0	0	0	0	0	0	0	0	0	0	0	0
1400	**11**	**0**	**0**	**0**	**1**	**4**	**0**	**2**	**0**	**2**	**1**	**0**	**0**	**0**	**1**	**0**	**0**	**0**	**0**	**0**	**0**	**0**	**0**	**0**	**0**	**0**	**0**	**0**	**0**
1500	6	0	0	0	0	0	0	0	0	0	1	0	1	3	0	1	0	0	0	0	0	0	0	0	0	0	0	0	0
1600	6	0	0	0	0	0	0	0	0	2	0	1	2	1	0	0	0	0	0	0	0	0	0	0	0	0	0	0	0
1700	7	0	0	0	2	1	1	0	0	0	1	1	1	0	0	0	0	0	0	0	0	0	0	0	0	0	0	0	0
1800	6	0	0	0	0	0	0	0	0	0	1	1	2	0	1	0	1	0	0	0	0	0	0	0	0	0	0	0	0
1900	0	0	0	0	0	0	0	0	0	0	0	0	0	0	0	0	0	0	0	0	0	0	0	0	0	0	0	0	0
2000	0	0	0	0	0	0	0	0	0	0	0	0	0	0	0	0	0	0	0	0	0	0	0	0	0	0	0	0	0
2100	0	0	0	0	0	0	0	0	0	0	0	0	0	0	0	0	0	0	0	0	0	0	0	0	0	0	0	0	0
2200	1	0	0	0	0	0	0	0	0	0	0	0	1	0	0	0	0	0	0	0	0	0	0	0	0	0	0	0	0
2300	2	0	0	0	0	0	0	0	0	0	0	2	0	0	0	0	0	0	0	0	0	0	0	0	0	0	0	0	0
07-19	**63**	**0**	**0**	**0**	**4**	**5**	**1**	**2**	**2**	**7**	**5**	**6**	**13**	**8**	**5**	**4**	**1**	**0**	**0**	**0**	**0**	**0**	**0**	**0**	**0**	**0**	**0**	**0**	**0**
06-22	**65**	**0**	**0**	**0**	**4**	**5**	**1**	**2**	**2**	**7**	**5**	**7**	**13**	**9**	**5**	**4**	**1**	**0**	**0**	**0**	**0**	**0**	**0**	**0**	**0**	**0**	**0**	**0**	**0**
06-00	**68**	**0**	**0**	**0**	**4**	**5**	**1**	**2**	**2**	**7**	**5**	**9**	**14**	**9**	**5**	**4**	**1**	**0**	**0**	**0**	**0**	**0**	**0**	**0**	**0**	**0**	**0**	**0**	**0**
00-00	**71**	**0**	**0**	**0**	**4**	**5**	**1**	**2**	**2**	**8**	**6**	**9**	**15**	**9**	**5**	**4**	**1**	**0**	**0**	**0**	**0**	**0**	**0**	**0**	**0**	**0**	**0**	**0**	**0**

DRAFT

Site 49
Location L-6801-0, Att - Tree, Lat 53.85496, Long -6.83185
Direction West

3279 / Meath/Cavan/Monaghan ATC's
October 2013
Automatic Traffic Count

Virtual Day (7)

Time	Total	Speed Bins (km/h)																											
		0 - 5	5 - 10	10 - 15	15 - 20	20 - 25	25 - 30	30 - 35	35 - 40	40 - 45	45 - 50	50 - 55	55 - 60	60 - 65	65 - 70	70 - 75	75 - 80	80 - 85	85 - 90	90 - 95	95 - 100	100 - 105	105 - 110	110 - 115	115 - 120	120 - 125	125 - 130	130 - 135	135 - 140
0000	1	0	0	0	0	0	0	0	0	0	0	0	0	0	0	0	0	0	0	0	0	0	0	0	0	0	0	0	0
0100	0	0	0	0	0	0	0	0	0	0	0	0	0	0	0	0	0	0	0	0	0	0	0	0	0	0	0	0	0
0200	0	0	0	0	0	0	0	0	0	0	0	0	0	0	0	0	0	0	0	0	0	0	0	0	0	0	0	0	0
0300	0	0	0	0	0	0	0	0	0	0	0	0	0	0	0	0	0	0	0	0	0	0	0	0	0	0	0	0	0
0400	0	0	0	0	0	0	0	0	0	0	0	0	0	0	0	0	0	0	0	0	0	0	0	0	0	0	0	0	0
0500	0	0	0	0	0	0	0	0	0	0	0	0	0	0	0	0	0	0	0	0	0	0	0	0	0	0	0	0	0
0600	1	0	0	0	0	0	0	0	0	0	0	0	0	0	0	0	0	0	0	0	0	0	0	0	0	0	0	0	0
0700	1	0	0	0	0	0	0	0	0	0	0	0	0	0	0	0	0	0	0	0	0	0	0	0	0	0	0	0	0
0800	2	0	0	0	0	0	0	0	0	0	0	0	0	1	0	0	0	0	0	0	0	0	0	0	0	0	0	0	0
0900	**4**	**0**	**0**	**0**	**0**	**0**	**0**	**0**	**1**	**0**	**0**	**0**	**1**	**0**	**0**	**0**	**0**	**0**	**0**	**0**	**0**	**0**	**0**	**0**	**0**	**0**	**0**	**0**	**0**
1000	3	0	0	0	0	0	0	0	0	0	0	1	1	0	0	0	0	0	0	0	0	0	0	0	0	0	0	0	0
1100	3	0	0	0	0	0	0	0	0	0	0	0	1	0	0	0	0	0	0	0	0	0	0	0	0	0	0	0	0
1200	3	0	0	0	0	0	0	0	0	1	0	1	0	1	0	0	0	0	0	0	0	0	0	0	0	0	0	0	0
1300	3	0	0	0	0	0	0	0	0	0	0	0	1	0	0	0	0	0	0	0	0	0	0	0	0	0	0	0	0
1400	5	0	0	0	0	1	0	1	0	1	0	0	1	0	1	0	0	0	0	0	0	0	0	0	0	0	0	0	0
1500	4	0	0	0	0	0	0	0	0	0	1	0	1	1	0	0	0	0	0	0	0	0	0	0	0	0	0	0	0
1600	5	0	0	0	0	0	0	0	0	0	1	1	1	0	0	0	0	0	0	0	0	0	0	0	0	0	0	0	0
1700	**6**	**0**	**0**	**0**	**1**	**1**	**1**	**0**	**0**	**1**	**0**	**1**	**1**	**0**	**0**	**0**	**0**	**0**	**0**	**0**	**0**	**0**	**0**	**0**	**0**	**0**	**0**	**0**	**0**
1800	3	0	0	0	0	0	0	0	0	0	0	1	1	0	1	0	0	0	0	0	0	0	0	0	0	0	0	0	0
1900	2	0	0	0	0	0	0	0	0	0	0	1	0	0	0	0	0	0	0	0	0	0	0	0	0	0	0	0	0
2000	2	0	0	0	0	0	0	0	0	0	0	0	0	0	0	0	0	0	0	0	0	0	0	0	0	0	0	0	0
2100	3	0	0	0	0	0	0	0	0	0	0	0	0	1	1	0	0	0	0	0	0	0	0	0	0	0	0	0	0
2200	2	0	0	0	0	0	0	0	0	0	0	0	0	0	0	0	0	0	0	0	0	0	0	0	0	0	0	0	0
2300	0	0	0	0	0	0	0	0	0	0	0	0	0	0	0	0	0	0	0	0	0	0	0	0	0	0	0	0	0
07-19	**42**	**0**	**0**	**2**	**2**	**3**	**1**	**1**	**1**	**4**	**4**	**6**	**8**	**5**	**3**	**1**	**1**	**1**	**0**	**0**	**0**	**0**	**0**	**0**	**0**	**0**	**0**	**0**	**0**
06-22	**50**	**0**	**0**	**2**	**2**	**3**	**2**	**2**	**1**	**4**	**5**	**8**	**9**	**5**	**4**	**2**	**1**	**1**	**0**	**0**	**0**	**0**	**0**	**0**	**0**	**0**	**0**	**0**	**0**
06-00	**53**	**0**	**0**	**2**	**2**	**3**	**2**	**2**	**2**	**4**	**5**	**8**	**9**	**6**	**5**	**2**	**1**	**1**	**0**	**0**	**0**	**0**	**0**	**0**	**0**	**0**	**0**	**0**	**0**
00-00	**54**	**0**	**0**	**2**	**2**	**3**	**2**	**2**	**2**	**5**	**5**	**8**	**9**	**6**	**5**	**2**	**1**	**1**	**0**	**0**	**0**	**0**	**0**	**0**	**0**	**0**	**0**	**0**	**0**

DRAFT

Site 49
Location L-6801-0, Att - Tree, Lat 53.85496, Long -6.83185
Direction West

3279 / Meath/Cavan/Monaghan ATC's
October 2013
Automatic Traffic Count

Virtual Week (1)

Time	Total	Speed Bins (km/h)																											
		0 - 5	5 - 10	10 - 15	15 - 20	20 - 25	25 - 30	30 - 35	35 - 40	40 - 45	45 - 50	50 - 55	55 - 60	60 - 65	65 - 70	70 - 75	75 - 80	80 - 85	85 - 90	90 - 95	95 - 100	100 - 105	105 - 110	110 - 115	115 - 120	120 - 125	125 - 130	130 - 135	135 - 140
Mon	71	0	0	0	4	5	1	2	2	8	6	9	15	9	5	4	1	0	0	0	0	0	0	0	0	0	0	0	0
Tue	45	1	0	1	0	0	1	1	2	4	6	8	11	5	3	0	1	1	0	0	0	0	0	0	0	0	0	0	0
Wed	58	0	0	4	2	1	2	3	1	5	11	8	8	3	5	2	1	2	0	0	0	0	0	0	0	0	0	0	0
Thu	58	0	0	0	2	1	1	0	1	4	4	13	13	8	6	3	1	1	0	0	0	0	0	0	0	0	0	0	0
Fri	50	0	0	3	2	2	0	3	4	2	6	5	7	6	6	2	1	1	0	0	0	0	0	0	0	0	0	0	0
|Sat	51	0	0	2	2	6	6	1	1	3	3	10	6	7	1	3	0	0	0	0	0	0	0	0	0	0	0	0	0
|Sun	46	0	0	1	0	7	3	1	0	7	2	5	5	4	6	2	1	1	1	0	0	0	0	0	0	0	0	0	0
5 Day Ave.	**56**	**0**	**0**	**2**	**2**	**2**	**1**	**2**	**2**	**5**	**7**	**9**	**11**	**6**	**5**	**2**	**1**	**1**	**0**	**0**	**0**	**0**	**0**	**0**	**0**	**0**	**0**	**0**	**0**
7 Day Ave.	**54**	**0**	**0**	**2**	**2**	**3**	**2**	**2**	**2**	**5**	**5**	**8**	**9**	**6**	**5**	**2**	**1**	**1**	**0**	**0**	**0**	**0**	**0**	**0**	**0**	**0**	**0**	**0**	**0**
--	**379**	**1**	**0**	**11**	**12**	**22**	**14**	**11**	**11**	**33**	**38**	**58**	**65**	**42**	**32**	**16**	**6**	**6**	**1**	**0**	**0**	**0**	**0**	**0**	**0**	**0**	**0**	**0**	**0**

Summary Graphs

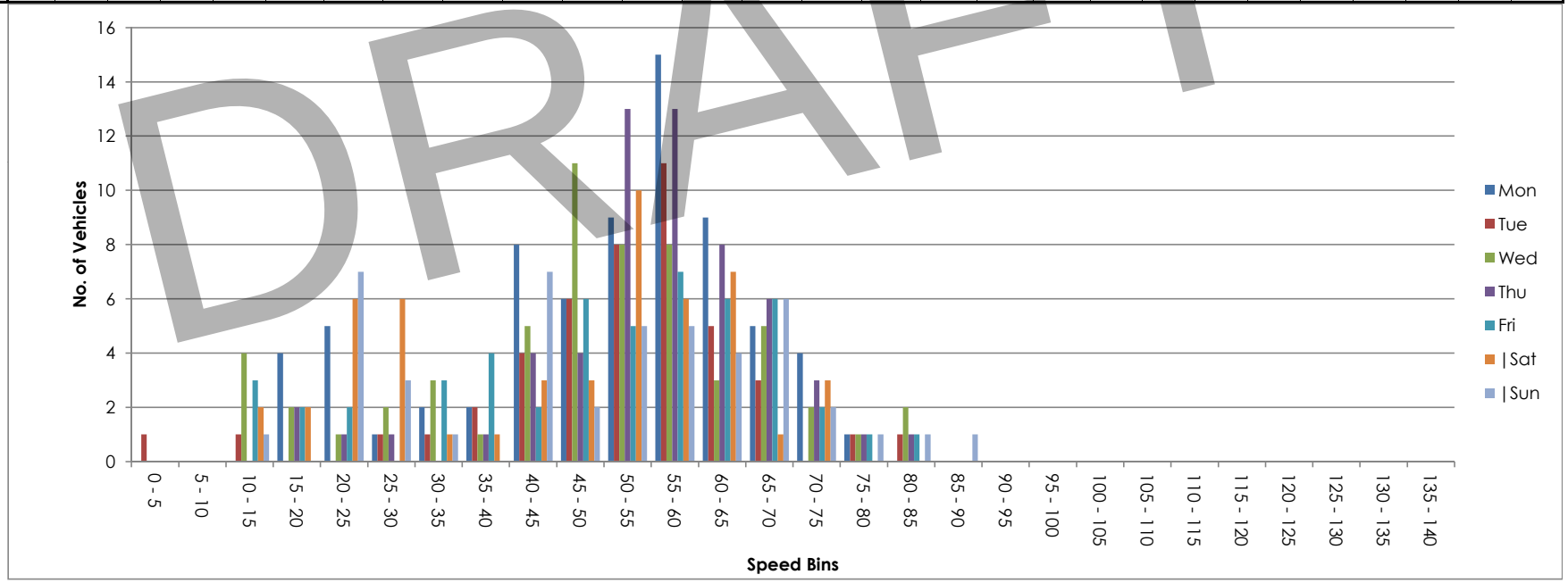

DRAFT

Site 49
Location L-6801-0, Att - Tree, Lat 53.85496, Long -6.83185
Direction Two way

3279 / Meath/Cavan/Monaghan ATC's
October 2013
Automatic Traffic Count

Tue, 8 October 2013

Time	Total	Classification												>PSL	>PSL%	>SL1	>SL1%	>SL2	>SL2%	Mean	Vpp
		1 MCL	2 SV	3 SVT	4 TB2	5 TB3	6 T4	7 ART3	8 ART4	9 ART5	10 ART6	11 BD	12 DRT	80	80	85 +5kph	85 +5kph	90 +10kph	90 +10kph		85
0000	0	0	0	0	0	0	0	0	0	0	0	0	0	0	0	0	0	0	0	-	-
0100	1	0	1	0	0	0	0	0	0	0	0	0	0	0	0	0	0	0	0	60.3	-
0200	0	0	0	0	0	0	0	0	0	0	0	0	0	0	0	0	0	0	0	-	-
0300	0	0	0	0	0	0	0	0	0	0	0	0	0	0	0	0	0	0	0	-	-
0400	0	0	0	0	0	0	0	0	0	0	0	0	0	0	0	0	0	0	0	-	-
0500	1	0	1	0	0	0	0	0	0	0	0	0	0	0	0	0	0	0	0	43.2	-
0600	1	0	1	0	0	0	0	0	0	0	0	0	0	0	0	0	0	0	0	39.1	-
0700	5	0	5	0	0	0	0	0	0	0	0	0	0	0	0	0	0	0	0	60.4	-
0800	**9**	**1**	**8**	**0**	**0**	**0**	**0**	**0**	**0**	**0**	**0**	**0**	**0**	**0**	**0**	**0**	**0**	**0**	**0**	**50.8**	**-**
0900	**9**	**0**	**7**	**0**	**1**	**0**	**1**	**0**	**0**	**0**	**0**	**0**	**0**	**0**	**0**	**0**	**0**	**0**	**0**	**53.5**	**-**
1000	2	1	1	0	0	0	0	0	0	0	0	0	0	0	0	0	0	0	0	24.1	-
1100	**9**	**0**	**9**	**0**	**0**	**0**	**0**	**0**	**0**	**0**	**0**	**0**	**0**	**0**	**0**	**0**	**0**	**0**	**0**	**56.2**	**-**
1200	4	1	3	0	0	0	0	0	0	0	0	0	0	0	0	0	0	0	0	46	-
1300	6	0	6	0	0	0	0	0	0	0	0	0	0	0	0	0	0	0	0	61.8	-
1400	8	0	8	0	0	0	0	0	0	0	0	0	0	0	0	0	0	0	0	51.2	-
1500	5	0	4	0	0	0	0	0	1	0	0	0	0	0	0	0	0	0	0	44.1	-
1600	7	0	7	0	0	0	0	0	0	0	0	0	0	0	0	0	0	0	0	52.1	-
1700	**11**	**0**	**10**	**0**	**0**	**0**	**1**	**0**	**0**	**0**	**0**	**0**	**0**	**1**	**9.1**	**0**	**0**	**0**	**0**	**51.4**	**56.2**
1800	4	1	3	0	0	0	0	0	0	0	0	0	0	0	0	0	0	0	0	39.1	-
1900	5	0	4	1	0	0	0	0	0	0	0	0	0	0	0	0	0	0	0	47.5	-
2000	4	0	4	0	0	0	0	0	0	0	0	0	0	0	0	0	0	0	0	55.1	-
2100	2	0	2	0	0	0	0	0	0	0	0	0	0	0	0	0	0	0	0	57.6	-
2200	1	0	1	0	0	0	0	0	0	0	0	0	0	0	0	0	0	0	0	70.7	-
2300	0	0	0	0	0	0	0	0	0	0	0	0	0	0	0	0	0	0	0	-	-
07-19	**79**	**4**	**71**	**0**	**1**	**0**	**2**	**0**	**1**	**0**	**0**	**0**	**0**	**1**	**1.3**	**0**	**0**	**0**	**0**	**51.5**	**65.9**
06-22	**91**	**4**	**82**	**1**	**1**	**0**	**2**	**0**	**1**	**0**	**0**	**0**	**0**	**1**	**1.1**	**0**	**0**	**0**	**0**	**51.4**	**64.1**
06-00	**92**	**4**	**83**	**1**	**1**	**0**	**2**	**0**	**1**	**0**	**0**	**0**	**0**	**1**	**1.1**	**0**	**0**	**0**	**0**	**51.6**	**65.9**
00-00	**94**	**4**	**85**	**1**	**1**	**0**	**2**	**0**	**1**	**0**	**0**	**0**	**0**	**1**	**1.1**	**0**	**0**	**0**	**0**	**51.6**	**65.9**

DRAFT

Site 49
Location L-6801-0, Att - Tree, Lat 53.85496, Long -6.83185
Direction Two way

3279 / Meath/Cavan/Monaghan ATC's
October 2013
Automatic Traffic Count

Wed, 9 October 2013

Time	Total	Classification												>PSL	>PSL%	>SL1	>SL1%	>SL2	>SL2%	Mean	Vpp
		1 MCL	2 SV	3 SVT	4 TB2	5 TB3	6 T4	7 ART3	8 ART4	9 ART5	10 ART6	11 BD	12 DRT	80	80	85 +5kph	85 +5kph	90 +10kph	90 +10kph		85
0000	0	0	0	0	0	0	0	0	0	0	0	0	0	0	0	0	0	0	0	-	-
0100	0	0	0	0	0	0	0	0	0	0	0	0	0	0	0	0	0	0	0	-	-
0200	1	0	1	0	0	0	0	0	0	0	0	0	0	0	0	0	0	0	0	63.1	-
0300	0	0	0	0	0	0	0	0	0	0	0	0	0	0	0	0	0	0	0	-	-
0400	0	0	0	0	0	0	0	0	0	0	0	0	0	0	0	0	0	0	0	-	-
0500	0	0	0	0	0	0	0	0	0	0	0	0	0	0	0	0	0	0	0	-	-
0600	3	0	3	0	0	0	0	0	0	0	0	0	0	0	0	0	0	0	0	53.7	-
0700	4	0	4	0	0	0	0	0	0	0	0	0	0	0	0	0	0	0	0	69.2	-
0800	6	0	6	0	0	0	0	0	0	0	0	0	0	1	16.7	0	0	0	0	61.3	-
0900	**7**	**0**	**6**	**1**	**0**	**0**	**0**	**0**	**0**	**0**	**0**	**0**	**0**	**0**	**0**	**0**	**0**	**0**	**0**	**45.6**	**-**
1000	6	0	5	0	0	1	0	0	0	0	0	0	0	0	0	0	0	0	0	27.5	-
1100	**7**	**1**	**6**	**0**	**0**	**0**	**0**	**0**	**0**	**0**	**0**	**0**	**0**	**0**	**0**	**0**	**0**	**0**	**0**	**40.6**	**-**
1200	5	0	4	0	1	0	0	0	0	0	0	0	0	0	0	0	0	0	0	33.9	-
1300	4	1	3	0	0	0	0	0	0	0	0	0	0	0	0	0	0	0	0	45.3	-
1400	3	0	3	0	0	0	0	0	0	0	0	0	0	0	0	0	0	0	0	62	-
1500	**15**	**0**	**15**	**0**	**0**	**0**	**0**	**0**	**0**	**0**	**0**	**0**	**0**	**0**	**0**	**0**	**0**	**0**	**0**	**35.4**	**56.5**
1600	7	0	6	0	1	0	0	0	0	0	0	0	0	0	0	0	0	0	0	55.3	-
1700	6	0	5	0	1	0	0	0	0	0	0	0	0	0	0	0	0	0	0	44.5	-
1800	12	0	11	0	1	0	0	0	0	0	0	0	0	0	0	0	0	0	0	60	68.4
1900	11	0	11	0	0	0	0	0	0	0	0	0	0	1	9.1	0	0	0	0	54.6	65.2
2000	5	0	5	0	0	0	0	0	0	0	0	0	0	0	0	0	0	0	0	55.3	-
2100	5	0	4	1	0	0	0	0	0	0	0	0	0	0	0	0	0	0	0	53.6	-
2200	6	0	5	1	0	0	0	0	0	0	0	0	0	0	0	0	0	0	0	48.2	-
2300	0	0	0	0	0	0	0	0	0	0	0	0	0	0	0	0	0	0	0	-	-
07-19	**82**	**2**	**74**	**1**	**4**	**1**	**0**	**0**	**0**	**0**	**0**	**0**	**0**	**1**	**1.2**	**0**	**0**	**0**	**0**	**47**	**66.2**
06-22	**106**	**2**	**97**	**2**	**4**	**1**	**0**	**0**	**0**	**0**	**0**	**0**	**0**	**2**	**1.9**	**0**	**0**	**0**	**0**	**48.7**	**66.6**
06-00	**112**	**2**	**102**	**3**	**4**	**1**	**0**	**0**	**0**	**0**	**0**	**0**	**0**	**2**	**1.8**	**0**	**0**	**0**	**0**	**48.7**	**66.2**
00-00	**113**	**2**	**103**	**3**	**4**	**1**	**0**	**0**	**0**	**0**	**0**	**0**	**0**	**2**	**1.8**	**0**	**0**	**0**	**0**	**48.8**	**66.2**

DRAFT

Site 49
Location L-6801-0, Att - Tree, Lat 53.85496, Long -6.83185
Direction Two way

3279 / Meath/Cavan/Monaghan ATC's
October 2013
Automatic Traffic Count

Thu, 10 October 2013

Time	Total	Classification												>PSL	>PSL%	>SL1	>SL1%	>SL2	>SL2%	Mean	Vpp
		1 MCL	2 SV	3 SVT	4 TB2	5 TB3	6 T4	7 ART3	8 ART4	9 ART5	10 ART6	11 BD	12 DRT	80	80	85 +5kph	85 +5kph	90 +10kph	90 +10kph		85
0000	2	0	2	0	0	0	0	0	0	0	0	0	0	0	0	0	0	0	0	44.7	-
0100	0	0	0	0	0	0	0	0	0	0	0	0	0	0	0	0	0	0	0	-	-
0200	0	0	0	0	0	0	0	0	0	0	0	0	0	0	0	0	0	0	0	-	-
0300	0	0	0	0	0	0	0	0	0	0	0	0	0	0	0	0	0	0	0	-	-
0400	0	0	0	0	0	0	0	0	0	0	0	0	0	0	0	0	0	0	0	-	-
0500	0	0	0	0	0	0	0	0	0	0	0	0	0	0	0	0	0	0	0	-	-
0600	0	0	0	0	0	0	0	0	0	0	0	0	0	0	0	0	0	0	0	-	-
0700	3	0	3	0	0	0	0	0	0	0	0	0	0	0	0	0	0	0	0	67.9	-
0800	8	0	7	0	1	0	0	0	0	0	0	0	0	0	0	0	0	0	0	61.5	-
0900	**14**	**0**	**13**	**0**	**0**	**0**	**1**	**0**	**0**	**0**	**0**	**0**	**0**	**1**	**7.1**	**0**	**0**	**0**	**0**	**57.6**	**69.5**
1000	11	0	11	0	0	0	0	0	0	0	0	0	0	0	0	0	0	0	0	52.5	54
1100	8	0	8	0	0	0	0	0	0	0	0	0	0	0	0	0	0	0	0	55.8	-
1200	4	0	4	0	0	0	0	0	0	0	0	0	0	0	0	0	0	0	0	58.8	-
1300	5	0	5	0	0	0	0	0	0	0	0	0	0	0	0	0	0	0	0	51	-
1400	7	0	6	1	0	0	0	0	0	0	0	0	0	0	0	0	0	0	0	52.8	-
1500	4	0	4	0	0	0	0	0	0	0	0	0	0	0	0	0	0	0	0	50.8	-
1600	5	0	5	0	0	0	0	0	0	0	0	0	0	0	0	0	0	0	0	59.3	-
1700	**16**	**0**	**15**	**0**	**1**	**0**	**0**	**0**	**0**	**0**	**0**	**0**	**0**	**1**	**6.3**	**0**	**0**	**0**	**0**	**49.5**	**63.7**
1800	7	0	7	0	0	0	0	0	0	0	0	0	0	0	0	0	0	0	0	54.4	-
1900	3	0	3	0	0	0	0	0	0	0	0	0	0	0	0	0	0	0	0	60	-
2000	9	0	9	0	0	0	0	0	0	0	0	0	0	0	0	0	0	0	0	44.6	-
2100	5	0	5	0	0	0	0	0	0	0	0	0	0	2	40	2	40	1	20	74	-
2200	5	0	5	0	0	0	0	0	0	0	0	0	0	0	0	0	0	0	0	60.8	-
2300	0	0	0	0	0	0	0	0	0	0	0	0	0	0	0	0	0	0	0	-	-
07-19	**92**	**0**	**88**	**1**	**2**	**0**	**1**	**0**	**0**	**0**	**0**	**0**	**0**	**2**	**2.2**	**0**	**0**	**0**	**0**	**55**	**65.9**
06-22	**109**	**0**	**105**	**1**	**2**	**0**	**1**	**0**	**0**	**0**	**0**	**0**	**0**	**4**	**3.7**	**2**	**1.8**	**1**	**0.9**	**55.1**	**66.6**
06-00	**114**	**0**	**110**	**1**	**2**	**0**	**1**	**0**	**0**	**0**	**0**	**0**	**0**	**4**	**3.5**	**2**	**1.8**	**1**	**0.9**	**55.4**	**66.2**
00-00	**116**	**0**	**112**	**1**	**2**	**0**	**1**	**0**	**0**	**0**	**0**	**0**	**0**	**4**	**3.4**	**2**	**1.7**	**1**	**0.9**	**55.2**	**66.2**

DRAFT

Site 49
Location L-6801-0, Att - Tree, Lat 53.85496, Long -6.83185
Direction Two way

3279 / Meath/Cavan/Monaghan ATC's
October 2013
Automatic Traffic Count

Fri, 11 October 2013

Time	Total	Classification												>PSL	>PSL%	>SL1	>SL1%	>SL2	>SL2%	Mean	Vpp
		1 MCL	2 SV	3 SVT	4 TB2	5 TB3	6 T4	7 ART3	8 ART4	9 ART5	10 ART6	11 BD	12 DRT	80	80	85 +5kph	85 +5kph	90 +10kph	90 +10kph		85
0000	1	0	1	0	0	0	0	0	0	0	0	0	0	0	0	0	0	0	0	57.5	-
0100	0	0	0	0	0	0	0	0	0	0	0	0	0	0	0	0	0	0	0	-	-
0200	0	0	0	0	0	0	0	0	0	0	0	0	0	0	0	0	0	0	0	-	-
0300	1	0	1	0	0	0	0	0	0	0	0	0	0	0	0	0	0	0	0	54.9	-
0400	1	0	1	0	0	0	0	0	0	0	0	0	0	1	100	1	100	1	100	96.3	-
0500	0	0	0	0	0	0	0	0	0	0	0	0	0	0	0	0	0	0	0	-	-
0600	1	0	1	0	0	0	0	0	0	0	0	0	0	0	0	0	0	0	0	43.6	-
0700	3	0	3	0	0	0	0	0	0	0	0	0	0	0	0	0	0	0	0	60.6	-
0800	8	1	7	0	0	0	0	0	0	0	0	0	0	0	0	0	0	0	0	57	-
0900	**14**	**0**	**12**	**0**	**1**	**1**	**0**	**0**	**0**	**0**	**0**	**0**	**0**	**0**	**0**	**0**	**0**	**0**	**0**	**47.5**	**59.8**
1000	1	0	1	0	0	0	0	0	0	0	0	0	0	0	0	0	0	0	0	49.1	-
1100	3	1	2	0	0	0	0	0	0	0	0	0	0	0	0	0	0	0	0	42.3	-
1200	3	0	3	0	0	0	0	0	0	0	0	0	0	0	0	0	0	0	0	60.8	-
1300	2	0	2	0	0	0	0	0	0	0	0	0	0	0	0	0	0	0	0	64.7	-
1400	7	0	7	0	0	0	0	0	0	0	0	0	0	1	14.3	0	0	0	0	58.2	-
1500	5	1	4	0	0	0	0	0	0	0	0	0	0	1	20	1	20	0	0	59.1	-
1600	**15**	**0**	**13**	**0**	**2**	**0**	**0**	**0**	**0**	**0**	**0**	**0**	**0**	**0**	**0**	**0**	**0**	**0**	**0**	**43.1**	**50.8**
1700	14	0	14	0	0	0	0	0	0	0	0	0	0	0	0	0	0	0	0	35.7	46.8
1800	8	1	7	0	0	0	0	0	0	0	0	0	0	0	0	0	0	0	0	56.8	-
1900	7	0	7	0	0	0	0	0	0	0	0	0	0	0	0	0	0	0	0	64.6	-
2000	4	0	4	0	0	0	0	0	0	0	0	0	0	0	0	0	0	0	0	32.7	-
2100	7	0	7	0	0	0	0	0	0	0	0	0	0	0	0	0	0	0	0	55.9	-
2200	5	0	5	0	0	0	0	0	0	0	0	0	0	1	20	0	0	0	0	65.5	-
2300	1	0	1	0	0	0	0	0	0	0	0	0	0	0	0	0	0	0	0	43.9	-
07-19	**83**	**4**	**75**	**0**	**3**	**1**	**0**	**0**	**0**	**0**	**0**	**0**	**0**	**2**	**2.4**	**1**	**1.2**	**0**	**0**	**49.3**	**64.8**
06-22	**102**	**4**	**94**	**0**	**3**	**1**	**0**	**0**	**0**	**0**	**0**	**0**	**0**	**2**	**2**	**1**	**1**	**0**	**0**	**50.1**	**66.2**
06-00	**108**	**4**	**100**	**0**	**3**	**1**	**0**	**0**	**0**	**0**	**0**	**0**	**0**	**3**	**2.8**	**1**	**0.9**	**0**	**0**	**50.8**	**66.6**
00-00	**111**	**4**	**103**	**0**	**3**	**1**	**0**	**0**	**0**	**0**	**0**	**0**	**0**	**4**	**3.6**	**2**	**1.8**	**1**	**0.9**	**51.3**	**66.6**

DRAFT

Site 49
Location L-6801-0, Att - Tree, Lat 53.85496, Long -6.83185
Direction Two way

3279 / Meath/Cavan/Monaghan ATC's
October 2013
Automatic Traffic Count

Sat, 12 October 2013

Time	Total	Classification												>PSL	>PSL%	>SL1	>SL1%	>SL2	>SL2%	Mean	Vpp
		1 MCL	2 SV	3 SVT	4 TB2	5 TB3	6 T4	7 ART3	8 ART4	9 ART5	10 ART6	11 BD	12 DRT	80	80	85 +5kph	85 +5kph	90 +10kph	90 +10kph		85
0000	2	0	2	0	0	0	0	0	0	0	0	0	0	0	0	0	0	0	0	50	-
0100	2	0	2	0	0	0	0	0	0	0	0	0	0	1	50	0	0	0	0	64.3	-
0200	0	0	0	0	0	0	0	0	0	0	0	0	0	0	0	0	0	0	0	-	-
0300	1	0	1	0	0	0	0	0	0	0	0	0	0	0	0	0	0	0	0	48.4	-
0400	0	0	0	0	0	0	0	0	0	0	0	0	0	0	0	0	0	0	0	-	-
0500	0	0	0	0	0	0	0	0	0	0	0	0	0	0	0	0	0	0	0	-	-
0600	1	0	1	0	0	0	0	0	0	0	0	0	0	0	0	0	0	0	0	61.3	-
0700	3	0	3	0	0	0	0	0	0	0	0	0	0	0	0	0	0	0	0	62.3	-
0800	2	0	2	0	0	0	0	0	0	0	0	0	0	0	0	0	0	0	0	60.5	-
0900	5	1	3	0	0	0	1	0	0	0	0	0	0	0	0	0	0	0	0	47.2	-
1000	5	2	2	1	0	0	0	0	0	0	0	0	0	0	0	0	0	0	0	48.2	-
1100	**8**	**1**	**6**	**1**	**0**	**0**	**0**	**0**	**0**	**0**	**0**	**0**	**0**	**0**	**0**	**0**	**0**	**0**	**0**	**53.7**	**-**
1200	4	0	3	0	1	0	0	0	0	0	0	0	0	0	0	0	0	0	0	51.2	-
1300	**17**	**2**	**15**	**0**	**0**	**0**	**0**	**0**	**0**	**0**	**0**	**0**	**0**	**0**	**0**	**0**	**0**	**0**	**0**	**31**	**46.4**
1400	14	0	14	0	0	0	0	0	0	0	0	0	0	0	0	0	0	0	0	30.4	42.5
1500	9	0	9	0	0	0	0	0	0	0	0	0	0	0	0	0	0	0	0	57.5	-
1600	3	0	2	1	0	0	0	0	0	0	0	0	0	0	0	0	0	0	0	49.8	-
1700	4	0	4	0	0	0	0	0	0	0	0	0	0	0	0	0	0	0	0	56.6	-
1800	4	0	4	0	0	0	0	0	0	0	0	0	0	0	0	0	0	0	0	52.2	-
1900	8	0	8	0	0	0	0	0	0	0	0	0	0	0	0	0	0	0	0	59.7	-
2000	8	0	8	0	0	0	0	0	0	0	0	0	0	0	0	0	0	0	0	27.3	-
2100	2	0	2	0	0	0	0	0	0	0	0	0	0	0	0	0	0	0	0	71.7	-
2200	2	0	2	0	0	0	0	0	0	0	0	0	0	0	0	0	0	0	0	57.3	-
2300	1	0	1	0	0	0	0	0	0	0	0	0	0	0	0	0	0	0	0	45.2	-
07-19	**78**	**6**	**67**	**3**	**1**	**0**	**1**	**0**	**0**	**0**	**0**	**0**	**0**	**0**	**0**	**0**	**0**	**0**	**0**	**44.6**	**59.4**
06-22	**97**	**6**	**86**	**3**	**1**	**0**	**1**	**0**	**0**	**0**	**0**	**0**	**0**	**0**	**0**	**0**	**0**	**0**	**0**	**45.1**	**61.6**
06-00	**100**	**6**	**89**	**3**	**1**	**0**	**1**	**0**	**0**	**0**	**0**	**0**	**0**	**0**	**0**	**0**	**0**	**0**	**0**	**45.4**	**63**
00-00	**105**	**6**	**94**	**3**	**1**	**0**	**1**	**0**	**0**	**0**	**0**	**0**	**0**	**1**	**1**	**0**	**0**	**0**	**0**	**45.8**	**63**

DRAFT

Site 49
Location L-6801-0, Att - Tree, Lat 53.85496, Long -6.83185
Direction Two way

3279 / Meath/Cavan/Monaghan ATC's
October 2013
Automatic Traffic Count

Sun, 13 October 2013

Time	Total	Classification												>PSL	>PSL%	>SL1	>SL1%	>SL2	>SL2%	Mean	Vpp
		1 MCL	2 SV	3 SVT	4 TB2	5 TB3	6 T4	7 ART3	8 ART4	9 ART5	10 ART6	11 BD	12 DRT	80	80	85 +5kph	85 +5kph	90 +10kph	90 +10kph		85
0000	0	0	0	0	0	0	0	0	0	0	0	0	0	0	0	0	0	0	0	-	-
0100	0	0	0	0	0	0	0	0	0	0	0	0	0	0	0	0	0	0	0	-	-
0200	3	0	3	0	0	0	0	0	0	0	0	0	0	0	0	0	0	0	0	52.3	-
0300	0	0	0	0	0	0	0	0	0	0	0	0	0	0	0	0	0	0	0	-	-
0400	0	0	0	0	0	0	0	0	0	0	0	0	0	0	0	0	0	0	0	-	-
0500	0	0	0	0	0	0	0	0	0	0	0	0	0	0	0	0	0	0	0	-	-
0600	0	0	0	0	0	0	0	0	0	0	0	0	0	0	0	0	0	0	0	-	-
0700	2	0	2	0	0	0	0	0	0	0	0	0	0	0	0	0	0	0	0	67.9	-
0800	1	0	1	0	0	0	0	0	0	0	0	0	0	0	0	0	0	0	0	53.7	-
0900	3	1	2	0	0	0	0	0	0	0	0	0	0	0	0	0	0	0	0	47.7	-
1000	**9**	**2**	**7**	**0**	**0**	**0**	**0**	**0**	**0**	**0**	**0**	**0**	**0**	**0**	**0**	**0**	**0**	**0**	**0**	**43.3**	**-**
1100	7	0	7	0	0	0	0	0	0	0	0	0	0	0	0	0	0	0	0	58.2	-
1200	**16**	**0**	**16**	**0**	**0**	**0**	**0**	**0**	**0**	**0**	**0**	**0**	**0**	**0**	**0**	**0**	**0**	**0**	**0**	**41.5**	**62.6**
1300	3	0	3	0	0	0	0	0	0	0	0	0	0	0	0	0	0	0	0	56.5	-
1400	11	0	11	0	0	0	0	0	0	0	0	0	0	0	0	0	0	0	0	34.8	50
1500	2	0	2	0	0	0	0	0	0	0	0	0	0	0	0	0	0	0	0	60.9	-
1600	9	0	9	0	0	0	0	0	0	0	0	0	0	0	0	0	0	0	0	49.5	-
1700	15	0	15	0	0	0	0	0	0	0	0	0	0	1	6.7	0	0	0	0	40.9	60.8
1800	6	0	6	0	0	0	0	0	0	0	0	0	0	0	0	0	0	0	0	63.7	-
1900	4	0	4	0	0	0	0	0	0	0	0	0	0	1	25	1	25	0	0	64.3	-
2000	2	0	2	0	0	0	0	0	0	0	0	0	0	0	0	0	0	0	0	68	-
2100	0	0	0	0	0	0	0	0	0	0	0	0	0	0	0	0	0	0	0	-	-
2200	4	0	4	0	0	0	0	0	0	0	0	0	0	0	0	0	0	0	0	58.9	-
2300	0	0	0	0	0	0	0	0	0	0	0	0	0	0	0	0	0	0	0	-	-
07-19	**84**	**3**	**81**	**0**	**0**	**0**	**0**	**0**	**0**	**0**	**0**	**0**	**0**	**1**	**1.2**	**0**	**0**	**0**	**0**	**46.5**	**63.4**
06-22	**90**	**3**	**87**	**0**	**0**	**0**	**0**	**0**	**0**	**0**	**0**	**0**	**0**	**2**	**2.2**	**1**	**1.1**	**0**	**0**	**47.8**	**65.5**
06-00	**94**	**3**	**91**	**0**	**0**	**0**	**0**	**0**	**0**	**0**	**0**	**0**	**0**	**2**	**2.1**	**1**	**1.1**	**0**	**0**	**48.3**	**65.5**
00-00	**97**	**3**	**94**	**0**	**0**	**0**	**0**	**0**	**0**	**0**	**0**	**0**	**0**	**2**	**2.1**	**1**	**1**	**0**	**0**	**48.4**	**65.5**

DRAFT

Site 49
Location L-6801-0, Att - Tree, Lat 53.85496, Long -6.83185
Direction Two way

3279 / Meath/Cavan/Monaghan ATC's
October 2013
Automatic Traffic Count

Mon, 14 October 2013

Time	Total	Classification												>PSL	>PSL%	>SL1	>SL1%	>SL2	>SL2%	Mean	Vpp
		1 MCL	2 SV	3 SVT	4 TB2	5 TB3	6 T4	7 ART3	8 ART4	9 ART5	10 ART6	11 BD	12 DRT	80	80	85 +5kph	85 +5kph	90 +10kph	90 +10kph		85
0000	2	0	2	0	0	0	0	0	0	0	0	0	0	1	50	1	50	0	0	65.6	-
0100	0	0	0	0	0	0	0	0	0	0	0	0	0	0	0	0	0	0	0	-	-
0200	1	0	1	0	0	0	0	0	0	0	0	0	0	0	0	0	0	0	0	57.2	-
0300	1	0	1	0	0	0	0	0	0	0	0	0	0	0	0	0	0	0	0	47	-
0400	0	0	0	0	0	0	0	0	0	0	0	0	0	0	0	0	0	0	0	-	-
0500	0	0	0	0	0	0	0	0	0	0	0	0	0	0	0	0	0	0	0	-	-
0600	2	0	2	0	0	0	0	0	0	0	0	0	0	0	0	0	0	0	0	59.1	-
0700	2	0	2	0	0	0	0	0	0	0	0	0	0	0	0	0	0	0	0	62.1	-
0800	7	0	6	0	1	0	0	0	0	0	0	0	0	0	0	0	0	0	0	62.8	-
0900	5	1	2	0	2	0	0	0	0	0	0	0	0	0	0	0	0	0	0	43.5	-
1000	10	0	8	1	1	0	0	0	0	0	0	0	0	0	0	0	0	0	0	60.9	-
1100	**12**	**0**	**11**	**0**	**1**	**0**	**0**	**0**	**0**	**0**	**0**	**0**	**0**	**0**	**0**	**0**	**0**	**0**	**0**	**57.5**	**64.1**
1200	8	0	5	2	1	0	0	0	0	0	0	0	0	0	0	0	0	0	0	54.3	-
1300	9	0	8	0	1	0	0	0	0	0	0	0	0	0	0	0	0	0	0	53.1	-
1400	**22**	**1**	**21**	**0**	**0**	**0**	**0**	**0**	**0**	**0**	**0**	**0**	**0**	**0**	**0**	**0**	**0**	**0**	**0**	**37.8**	**61.6**
1500	12	0	11	0	0	1	0	0	0	0	0	0	0	0	0	0	0	0	0	53.3	63.4
1600	11	0	7	2	2	0	0	0	0	0	0	0	0	0	0	0	0	0	0	53.8	62.3
1700	16	0	14	2	0	0	0	0	0	0	0	0	0	0	0	0	0	0	0	39.3	56.5
1800	10	0	10	0	0	0	0	0	0	0	0	0	0	0	0	0	0	0	0	62.4	-
1900	2	0	2	0	0	0	0	0	0	0	0	0	0	0	0	0	0	0	0	54.5	-
2000	1	0	1	0	0	0	0	0	0	0	0	0	0	0	0	0	0	0	0	53.3	-
2100	2	0	2	0	0	0	0	0	0	0	0	0	0	0	0	0	0	0	0	43.7	-
2200	1	0	1	0	0	0	0	0	0	0	0	0	0	0	0	0	0	0	0	58	-
2300	2	0	2	0	0	0	0	0	0	0	0	0	0	0	0	0	0	0	0	52.2	-
07-19	**124**	**2**	**105**	**7**	**9**	**1**	**0**	**0**	**0**	**0**	**0**	**0**	**0**	**0**	**0**	**0**	**0**	**0**	**0**	**50.9**	**65.5**
06-22	**131**	**2**	**112**	**7**	**9**	**1**	**0**	**0**	**0**	**0**	**0**	**0**	**0**	**0**	**0**	**0**	**0**	**0**	**0**	**51**	**65.5**
06-00	**134**	**2**	**115**	**7**	**9**	**1**	**0**	**0**	**0**	**0**	**0**	**0**	**0**	**0**	**0**	**0**	**0**	**0**	**0**	**51**	**65.5**
00-00	**138**	**2**	**119**	**7**	**9**	**1**	**0**	**0**	**0**	**0**	**0**	**0**	**0**	**1**	**0.7**	**1**	**0.7**	**0**	**0**	**51.3**	**65.5**

DRAFT

Site 49
Location L-6801-0, Att - Tree, Lat 53.85496, Long -6.83185
Direction Two way

3279 / Meath/Cavan/Monaghan ATC's
October 2013
Automatic Traffic Count

Virtual Day (7)

Time	Total	Classification												>PSL	>PSL%	>SL1	>SL1%	>SL2	>SL2%	Mean	Vpp
		1 MCL	2 SV	3 SVT	4 TB2	5 TB3	6 T4	7 ART3	8 ART4	9 ART5	10 ART6	11 BD	12 DRT	80	80	85 +5kph	85 +5kph	90 +10kph	90 +10kph		85
0000	1	0	1	0	0	0	0	0	0	0	0	0	0	0	14.3	0	14.3	0	0	54	-
0100	0	0	0	0	0	0	0	0	0	0	0	0	0	0	33.3	0	0	0	0	63	-
0200	1	0	1	0	0	0	0	0	0	0	0	0	0	0	0	0	0	0	0	55.4	-
0300	0	0	0	0	0	0	0	0	0	0	0	0	0	0	0	0	0	0	0	50.1	-
0400	0	0	0	0	0	0	0	0	0	0	0	0	0	0	100	0	100	0	100	96.3	-
0500	0	0	0	0	0	0	0	0	0	0	0	0	0	0	0	0	0	0	0	43.2	-
0600	1	0	1	0	0	0	0	0	0	0	0	0	0	0	0	0	0	0	0	52.9	-
0700	3	0	3	0	0	0	0	0	0	0	0	0	0	0	0	0	0	0	0	64.1	-
0800	6	0	5	0	0	0	0	0	0	0	0	0	0	0	2.4	0	0	0	0	58.2	-
0900	**8**	**0**	**6**	**0**	**1**	**0**	**0**	**0**	**0**	**0**	**0**	**0**	**0**	**0**	**1.8**	**0**	**0**	**0**	**0**	**50.3**	**-**
1000	6	1	5	0	0	0	0	0	0	0	0	0	0	0	0	0	0	0	0	47.3	-
1100	**8**	**0**	**7**	**0**	**0**	**0**	**0**	**0**	**0**	**0**	**0**	**0**	**0**	**0**	**0**	**0**	**0**	**0**	**0**	**53.5**	**-**
1200	6	0	5	0	0	0	0	0	0	0	0	0	0	0	0	0	0	0	0	47.2	-
1300	7	0	6	0	0	0	0	0	0	0	0	0	0	0	0	0	0	0	0	45.9	-
1400	10	0	10	0	0	0	0	0	0	0	0	0	0	0	1.4	0	0	0	0	41.8	58.7
1500	7	0	7	0	0	0	0	0	0	0	0	0	0	0	1.9	0	1.9	0	0	48.6	-
1600	8	0	7	0	1	0	0	0	0	0	0	0	0	0	0	0	0	0	0	50.6	-
1700	**12**	**0**	**11**	**0**	**0**	**0**	**0**	**0**	**0**	**0**	**0**	**0**	**0**	**0**	**3.7**	**0**	**0**	**0**	**0**	**43.8**	**59**
1800	7	0	7	0	0	0	0	0	0	0	0	0	0	0	0	0	0	0	0	57.4	-
1900	6	0	6	0	0	0	0	0	0	0	0	0	0	0	5	0	2.5	0	0	57.8	-
2000	5	0	5	0	0	0	0	0	0	0	0	0	0	0	0	0	0	0	0	43.6	-
2100	3	0	3	0	0	0	0	0	0	0	0	0	0	0	8.7	0	8.7	0	4.3	59.8	-
2200	3	0	3	0	0	0	0	0	0	0	0	0	0	0	4.2	0	0	0	0	58.3	-
2300	1	0	1	0	0	0	0	0	0	0	0	0	0	0	0	0	0	0	0	48.4	-
07-19	**89**	**3**	**80**	**2**	**3**	**0**	**1**	**0**	**0**	**0**	**0**	**0**	**0**	**1**	**1.1**	**0**	**0.2**	**0**	**0**	**49.5**	**64.8**
06-22	**104**	**3**	**95**	**2**	**3**	**0**	**1**	**0**	**0**	**0**	**0**	**0**	**0**	**2**	**1.5**	**1**	**0.6**	**0**	**0.1**	**50**	**65.9**
06-00	**108**	**3**	**99**	**2**	**3**	**0**	**1**	**0**	**0**	**0**	**0**	**0**	**0**	**2**	**1.6**	**1**	**0.5**	**0**	**0.1**	**50.3**	**65.9**
00-00	**111**	**3**	**101**	**2**	**3**	**0**	**1**	**0**	**0**	**0**	**0**	**0**	**0**	**2**	**1.9**	**1**	**0.8**	**0**	**0.3**	**50.4**	**65.9**

DRAFT

Site 49
Location L-6801-0, Att - Tree, Lat 53.85496, Long -6.83185
Direction Two way

3279 / Meath/Cavan/Monaghan ATC's
October 2013
Automatic Traffic Count

Virtual Week (1)

Time	Total	Classification												>PSL	>PSL%	>SL1	>SL1%	>SL2	>SL2%	Mean	Vpp
		1 MCL	2 SV	3 SVT	4 TB2	5 TB3	6 T4	7 ART3	8 ART4	9 ART5	10 ART6	11 BD	12 DRT	80	80	85 +5kph	85 +5kph	90 +10kph	90 +10kph		85
Mon	138	2	119	7	9	1	0	0	0	0	0	0	0	1	0.7	1	0.7	0	0	51.3	65.5
Tue	94	4	85	1	1	0	2	0	1	0	0	0	0	1	1.1	0	0	0	0	51.6	65.9
Wed	113	2	103	3	4	1	0	0	0	0	0	0	0	2	1.8	0	0	0	0	48.8	66.2
Thu	116	0	112	1	2	0	1	0	0	0	0	0	0	4	3.4	2	1.7	1	0.9	55.2	66.2
Fri	111	4	103	0	3	1	0	0	0	0	0	0	0	4	3.6	2	1.8	1	0.9	51.3	66.6
| Sat	105	6	94	3	1	0	1	0	0	0	0	0	0	1	1	0	0	0	0	45.8	63
| Sun	97	3	94	0	0	0	0	0	0	0	0	0	0	2	2.1	1	1	0	0	48.4	65.5
5 Day Ave.	**114**	**2**	**104**	**2**	**4**	**1**	**1**	**0**	**0**	**0**	**0**	**0**	**0**	**2**	**1.8**	**1**	**0.9**	**0**	**0.0**	**51.6**	**66.1**
7 Day Ave.	**111**	**3**	**101**	**2**	**3**	**0**	**1**	**0**	**0**	**0**	**0**	**0**	**0**	**2**	**1.9**	**1**	**0.8**	**0**	**0.3**	**50.4**	**65.9**
--	**774**	**21**	**710**	**15**	**20**	**3**	**4**	**0**	**1**	**0**	**0**	**0**	**0**	**15**	**1.9**	**6**	**0.8**	**2**	**0.3**	**50.4**	**65.9**

Summary Graphs

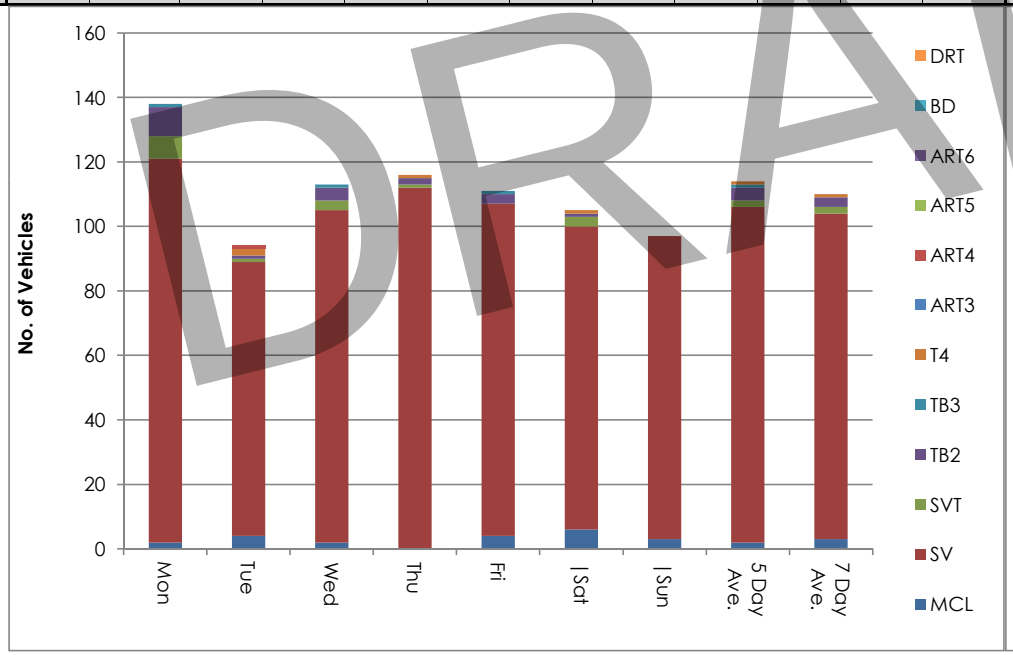

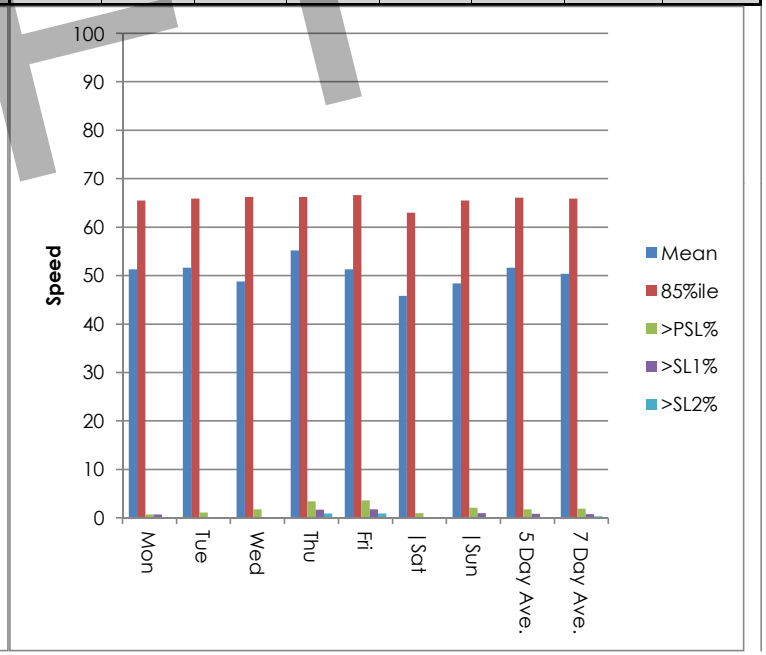

DRAFT

Site 49
Location L-6801-0, Att - Tree, Lat 53.85496, Long -6.83185
Direction Two way

3279 / Meath/Cavan/Monaghan ATC's
October 2013
Automatic Traffic Count

Tue, 8 October 2013

Time	Total	Speed Bins (km/h)																											
		0 - 5	5 - 10	10 - 15	15 - 20	20 - 25	25 - 30	30 - 35	35 - 40	40 - 45	45 - 50	50 - 55	55 - 60	60 - 65	65 - 70	70 - 75	75 - 80	80 - 85	85 - 90	90 - 95	95 - 100	100 - 105	105 - 110	110 - 115	115 - 120	120 - 125	125 - 130	130 - 135	135 - 140
0000	0	0	0	0	0	0	0	0	0	0	0	0	0	0	0	0	0	0	0	0	0	0	0	0	0	0	0	0	0
0100	1	0	0	0	0	0	0	0	0	0	0	0	0	1	0	0	0	0	0	0	0	0	0	0	0	0	0	0	0
0200	0	0	0	0	0	0	0	0	0	0	0	0	0	0	0	0	0	0	0	0	0	0	0	0	0	0	0	0	0
0300	0	0	0	0	0	0	0	0	0	0	0	0	0	0	0	0	0	0	0	0	0	0	0	0	0	0	0	0	0
0400	0	0	0	0	0	0	0	0	0	0	0	0	0	0	0	0	0	0	0	0	0	0	0	0	0	0	0	0	0
0500	1	0	0	0	0	0	0	0	0	1	0	0	0	0	0	0	0	0	0	0	0	0	0	0	0	0	0	0	0
0600	1	0	0	0	0	0	0	0	1	0	0	0	0	0	0	0	0	0	0	0	0	0	0	0	0	0	0	0	0
0700	5	0	0	0	0	0	0	0	0	0	0	1	1	2	1	0	0	0	0	0	0	0	0	0	0	0	0	0	0
0800	**9**	**0**	**0**	**1**	**0**	**0**	**1**	**0**	**0**	**0**	**3**	**0**	**0**	**2**	**0**	**1**	**1**	**0**	**0**	**0**	**0**	**0**	**0**	**0**	**0**	**0**	**0**	**0**	**0**
0900	**9**	**0**	**0**	**0**	**0**	**0**	**0**	**1**	**1**	**0**	**1**	**1**	**2**	**2**	**0**	**1**	**0**	**0**	**0**	**0**	**0**	**0**	**0**	**0**	**0**	**0**	**0**	**0**	**0**
1000	2	0	0	1	0	0	0	1	0	0	0	0	0	0	0	0	0	0	0	0	0	0	0	0	0	0	0	0	0
1100	**9**	**0**	**0**	**0**	**0**	**0**	**0**	**0**	**0**	**1**	**1**	**1**	**4**	**0**	**2**	**0**	**0**	**0**	**0**	**0**	**0**	**0**	**0**	**0**	**0**	**0**	**0**	**0**	**0**
1200	4	0	0	0	1	0	0	0	0	0	0	2	1	0	0	0	0	0	0	0	0	0	0	0	0	0	0	0	0
1300	6	0	0	0	0	0	0	0	0	0	0	2	2	0	0	1	1	0	0	0	0	0	0	0	0	0	0	0	0
1400	8	0	0	0	0	0	0	0	2	1	1	1	1	0	2	0	0	0	0	0	0	0	0	0	0	0	0	0	0
1500	5	0	0	0	0	0	1	0	0	2	1	0	1	0	0	0	0	0	0	0	0	0	0	0	0	0	0	0	0
1600	7	0	0	0	0	0	0	0	0	1	3	1	1	0	1	0	0	0	0	0	0	0	0	0	0	0	0	0	0
1700	**11**	**0**	**0**	**0**	**0**	**1**	**1**	**0**	**1**	**0**	**1**	**4**	**1**	**0**	**0**	**0**	**1**	**1**	**0**	**0**	**0**	**0**	**0**	**0**	**0**	**0**	**0**	**0**	**0**
1800	4	1	0	0	0	0	0	0	0	0	1	1	1	0	0	0	0	0	0	0	0	0	0	0	0	0	0	0	0
1900	5	0	0	0	0	0	0	0	1	1	1	1	1	0	0	0	0	0	0	0	0	0	0	0	0	0	0	0	0
2000	4	0	0	0	0	0	0	0	0	1	1	0	0	1	1	0	0	0	0	0	0	0	0	0	0	0	0	0	0
2100	2	0	0	0	0	0	0	0	0	0	0	1	0	1	0	0	0	0	0	0	0	0	0	0	0	0	0	0	0
2200	1	0	0	0	0	0	0	0	0	0	0	0	0	0	0	1	0	0	0	0	0	0	0	0	0	0	0	0	0
2300	0	0	0	0	0	0	0	0	0	0	0	0	0	0	0	0	0	0	0	0	0	0	0	0	0	0	0	0	0
07-19	**79**	**1**	**0**	**2**	**1**	**1**	**3**	**2**	**4**	**5**	**12**	**14**	**15**	**6**	**6**	**3**	**3**	**1**	**0**	**0**	**0**	**0**	**0**	**0**	**0**	**0**	**0**	**0**	**0**
06-22	**91**	**1**	**0**	**2**	**1**	**1**	**3**	**2**	**6**	**7**	**14**	**16**	**16**	**8**	**7**	**3**	**3**	**1**	**0**	**0**	**0**	**0**	**0**	**0**	**0**	**0**	**0**	**0**	**0**
06-00	**92**	**1**	**0**	**2**	**1**	**1**	**3**	**2**	**6**	**7**	**14**	**16**	**16**	**8**	**7**	**4**	**3**	**1**	**0**	**0**	**0**	**0**	**0**	**0**	**0**	**0**	**0**	**0**	**0**
00-00	**94**	**1**	**0**	**2**	**1**	**1**	**3**	**2**	**6**	**8**	**14**	**16**	**16**	**9**	**7**	**4**	**3**	**1**	**0**	**0**	**0**	**0**	**0**	**0**	**0**	**0**	**0**	**0**	**0**

DRAFT

Site 49
Location L-6801-0, Att - Tree, Lat 53.85496, Long -6.83185
Direction Two way

3279 / Meath/Cavan/Monaghan ATC's
October 2013
Automatic Traffic Count

Wed, 9 October 2013

Time	Total	Speed Bins (km/h)																											
		0 - 5	5 - 10	10 - 15	15 - 20	20 - 25	25 - 30	30 - 35	35 - 40	40 - 45	45 - 50	50 - 55	55 - 60	60 - 65	65 - 70	70 - 75	75 - 80	80 - 85	85 - 90	90 - 95	95 - 100	100 - 105	105 - 110	110 - 115	115 - 120	120 - 125	125 - 130	130 - 135	135 - 140
0000	0	0	0	0	0	0	0	0	0	0	0	0	0	0	0	0	0	0	0	0	0	0	0	0	0	0	0	0	0
0100	0	0	0	0	0	0	0	0	0	0	0	0	0	0	0	0	0	0	0	0	0	0	0	0	0	0	0	0	0
0200	1	0	0	0	0	0	0	0	0	0	0	0	0	1	0	0	0	0	0	0	0	0	0	0	0	0	0	0	0
0300	0	0	0	0	0	0	0	0	0	0	0	0	0	0	0	0	0	0	0	0	0	0	0	0	0	0	0	0	0
0400	0	0	0	0	0	0	0	0	0	0	0	0	0	0	0	0	0	0	0	0	0	0	0	0	0	0	0	0	0
0500	0	0	0	0	0	0	0	0	0	0	0	0	0	0	0	0	0	0	0	0	0	0	0	0	0	0	0	0	0
0600	3	0	0	0	0	0	0	0	0	1	1	0	0	0	1	0	0	0	0	0	0	0	0	0	0	0	0	0	0
0700	4	0	0	0	0	0	0	0	0	0	0	1	0	0	1	0	2	0	0	0	0	0	0	0	0	0	0	0	0
0800	6	0	0	0	0	0	0	0	0	1	1	0	1	0	1	1	0	1	0	0	0	0	0	0	0	0	0	0	0
0900	**7**	**0**	**0**	**0**	**2**	**0**	**0**	**0**	**1**	**0**	**0**	**2**	**0**	**1**	**0**	**1**	**0**	**0**	**0**	**0**	**0**	**0**	**0**	**0**	**0**	**0**	**0**	**0**	**0**
1000	6	0	0	0	4	0	0	0	1	0	0	1	0	0	0	0	0	0	0	0	0	0	0	0	0	0	0	0	0
1100	**7**	**0**	**0**	**2**	**0**	**0**	**0**	**0**	**1**	**1**	**0**	**1**	**0**	**2**	**0**	**0**	**0**	**0**	**0**	**0**	**0**	**0**	**0**	**0**	**0**	**0**	**0**	**0**	**0**
1200	5	0	0	0	1	0	0	2	1	0	1	0	0	0	0	0	0	0	0	0	0	0	0	0	0	0	0	0	0
1300	4	0	0	0	1	0	0	0	0	0	1	0	2	0	0	0	0	0	0	0	0	0	0	0	0	0	0	0	0
1400	3	0	0	0	0	0	0	0	0	1	0	0	0	0	1	1	0	0	0	0	0	0	0	0	0	0	0	0	0
1500	**15**	**0**	**0**	**3**	**1**	**1**	**1**	**2**	**0**	**2**	**2**	**0**	**2**	**1**	**0**	**0**	**0**	**0**	**0**	**0**	**0**	**0**	**0**	**0**	**0**	**0**	**0**	**0**	**0**
1600	7	0	0	0	0	0	0	0	0	1	2	1	2	0	0	0	1	0	0	0	0	0	0	0	0	0	0	0	0
1700	6	0	0	0	0	0	1	0	0	2	1	1	1	0	0	0	0	0	0	0	0	0	0	0	0	0	0	0	0
1800	12	0	0	0	0	0	0	0	0	0	1	4	1	2	2	1	1	0	0	0	0	0	0	0	0	0	0	0	0
1900	11	0	0	0	0	0	0	0	1	1	4	0	2	0	1	1	0	1	0	0	0	0	0	0	0	0	0	0	0
2000	5	0	0	0	0	0	0	0	0	0	2	2	0	0	0	1	0	0	0	0	0	0	0	0	0	0	0	0	0
2100	5	0	0	0	0	0	0	1	0	0	1	0	1	0	2	0	0	0	0	0	0	0	0	0	0	0	0	0	0
2200	6	0	0	0	0	0	1	0	1	1	1	0	0	0	2	0	0	0	0	0	0	0	0	0	0	0	0	0	0
2300	0	0	0	0	0	0	0	0	0	0	0	0	0	0	0	0	0	0	0	0	0	0	0	0	0	0	0	0	0
07-19	**82**	**0**	**0**	**5**	**9**	**1**	**2**	**4**	**4**	**8**	**9**	**11**	**9**	**6**	**5**	**4**	**4**	**1**	**0**	**0**	**0**	**0**	**0**	**0**	**0**	**0**	**0**	**0**	**0**
06-22	**106**	**0**	**0**	**5**	**9**	**1**	**2**	**5**	**5**	**10**	**17**	**13**	**12**	**6**	**9**	**6**	**4**	**2**	**0**	**0**	**0**	**0**	**0**	**0**	**0**	**0**	**0**	**0**	**0**
06-00	**112**	**0**	**0**	**5**	**9**	**1**	**3**	**5**	**6**	**11**	**18**	**13**	**12**	**6**	**11**	**6**	**4**	**2**	**0**	**0**	**0**	**0**	**0**	**0**	**0**	**0**	**0**	**0**	**0**
00-00	**113**	**0**	**0**	**5**	**9**	**1**	**3**	**5**	**6**	**11**	**18**	**13**	**12**	**7**	**11**	**6**	**4**	**2**	**0**	**0**	**0**	**0**	**0**	**0**	**0**	**0**	**0**	**0**	**0**

DRAFT

Site 49
Location L-6801-0, Att - Tree, Lat 53.85496, Long -6.83185
Direction Two way

3279 / Meath/Cavan/Monaghan ATC's
October 2013
Automatic Traffic Count

Thu, 10 October 2013

Time	Total	Speed Bins (km/h)																											
		0 - 5	5 - 10	10 - 15	15 - 20	20 - 25	25 - 30	30 - 35	35 - 40	40 - 45	45 - 50	50 - 55	55 - 60	60 - 65	65 - 70	70 - 75	75 - 80	80 - 85	85 - 90	90 - 95	95 - 100	100 - 105	105 - 110	110 - 115	115 - 120	120 - 125	125 - 130	130 - 135	135 - 140
0000	2	0	0	0	0	0	0	0	0	1	1	0	0	0	0	0	0	0	0	0	0	0	0	0	0	0	0	0	0
0100	0	0	0	0	0	0	0	0	0	0	0	0	0	0	0	0	0	0	0	0	0	0	0	0	0	0	0	0	0
0200	0	0	0	0	0	0	0	0	0	0	0	0	0	0	0	0	0	0	0	0	0	0	0	0	0	0	0	0	0
0300	0	0	0	0	0	0	0	0	0	0	0	0	0	0	0	0	0	0	0	0	0	0	0	0	0	0	0	0	0
0400	0	0	0	0	0	0	0	0	0	0	0	0	0	0	0	0	0	0	0	0	0	0	0	0	0	0	0	0	0
0500	0	0	0	0	0	0	0	0	0	0	0	0	0	0	0	0	0	0	0	0	0	0	0	0	0	0	0	0	0
0600	0	0	0	0	0	0	0	0	0	0	0	0	0	0	0	0	0	0	0	0	0	0	0	0	0	0	0	0	0
0700	3	0	0	0	0	0	0	0	0	0	0	0	1	0	1	0	1	0	0	0	0	0	0	0	0	0	0	0	0
0800	8	0	0	0	0	0	0	0	0	0	1	1	0	4	1	1	0	0	0	0	0	0	0	0	0	0	0	0	0
0900	**14**	**0**	**0**	**0**	**1**	**0**	**0**	**0**	**1**	**0**	**1**	**1**	**2**	**5**	**1**	**1**	**0**	**1**	**0**	**0**	**0**	**0**	**0**	**0**	**0**	**0**	**0**	**0**	**0**
1000	11	0	0	0	0	0	0	0	0	0	3	6	1	1	0	0	0	0	0	0	0	0	0	0	0	0	0	0	0
1100	8	0	0	0	0	0	0	0	0	1	1	2	2	1	0	1	0	0	0	0	0	0	0	0	0	0	0	0	0
1200	4	0	0	0	0	0	0	0	0	0	1	1	0	0	1	1	0	0	0	0	0	0	0	0	0	0	0	0	0
1300	5	0	0	0	0	0	0	0	0	1	0	3	1	0	0	0	0	0	0	0	0	0	0	0	0	0	0	0	0
1400	7	0	0	0	0	0	0	0	0	0	2	2	3	0	0	0	0	0	0	0	0	0	0	0	0	0	0	0	0
1500	4	0	0	0	0	0	0	0	0	0	1	3	0	0	0	0	0	0	0	0	0	0	0	0	0	0	0	0	0
1600	5	0	0	0	0	0	0	0	0	0	1	1	1	0	1	1	0	0	0	0	0	0	0	0	0	0	0	0	0
1700	**16**	**0**	**0**	**0**	**2**	**1**	**0**	**0**	**1**	**1**	**1**	**4**	**2**	**2**	**1**	**0**	**0**	**1**	**0**	**0**	**0**	**0**	**0**	**0**	**0**	**0**	**0**	**0**	**0**
1800	7	0	0	0	0	0	0	0	0	2	0	2	1	1	0	1	0	0	0	0	0	0	0	0	0	0	0	0	0
1900	3	0	0	0	0	0	0	0	0	1	0	0	0	0	2	0	0	0	0	0	0	0	0	0	0	0	0	0	0
2000	9	0	0	1	0	1	1	0	0	0	1	0	5	0	0	0	0	0	0	0	0	0	0	0	0	0	0	0	0
2100	5	0	0	0	0	0	0	0	0	0	0	0	0	2	1	0	0	0	1	1	0	0	0	0	0	0	0	0	0
2200	5	0	0	0	0	0	0	0	0	0	0	0	2	2	1	0	0	0	0	0	0	0	0	0	0	0	0	0	0
2300	0	0	0	0	0	0	0	0	0	0	0	0	0	0	0	0	0	0	0	0	0	0	0	0	0	0	0	0	0
07-19	**92**	**0**	**0**	**0**	**3**	**1**	**0**	**0**	**2**	**5**	**12**	**26**	**14**	**14**	**6**	**6**	**1**	**2**	**0**	**0**	**0**	**0**	**0**	**0**	**0**	**0**	**0**	**0**	**0**
06-22	**109**	**0**	**0**	**1**	**3**	**2**	**1**	**0**	**2**	**6**	**13**	**26**	**19**	**16**	**9**	**6**	**1**	**2**	**1**	**1**	**0**	**0**	**0**	**0**	**0**	**0**	**0**	**0**	**0**
06-00	**114**	**0**	**0**	**1**	**3**	**2**	**1**	**0**	**2**	**6**	**13**	**26**	**21**	**18**	**10**	**6**	**1**	**2**	**1**	**1**	**0**	**0**	**0**	**0**	**0**	**0**	**0**	**0**	**0**
00-00	**116**	**0**	**0**	**1**	**3**	**2**	**1**	**0**	**2**	**7**	**14**	**26**	**21**	**18**	**10**	**6**	**1**	**2**	**1**	**1**	**0**	**0**	**0**	**0**	**0**	**0**	**0**	**0**	**0**

DRAFT

Site 49
Location L-6801-0, Att - Tree, Lat 53.85496, Long -6.83185
Direction Two way

3279 / Meath/Cavan/Monaghan ATC's
October 2013
Automatic Traffic Count

Fri, 11 October 2013

Time	Total	Speed Bins (km/h)																												
		0 - 5	5 - 10	10 - 15	15 - 20	20 - 25	25 - 30	30 - 35	35 - 40	40 - 45	45 - 50	50 - 55	55 - 60	60 - 65	65 - 70	70 - 75	75 - 80	80 - 85	85 - 90	90 - 95	95 - 100	100 - 105	105 - 110	110 - 115	115 - 120	120 - 125	125 - 130	130 - 135	135 - 140
0000	1	0	0	0	0	0	0	0	0	0	0	0	1	0	0	0	0	0	0	0	0	0	0	0	0	0	0	0	0	0
0100	0	0	0	0	0	0	0	0	0	0	0	0	0	0	0	0	0	0	0	0	0	0	0	0	0	0	0	0	0	0
0200	0	0	0	0	0	0	0	0	0	0	0	0	0	0	0	0	0	0	0	0	0	0	0	0	0	0	0	0	0	0
0300	1	0	0	0	0	0	0	0	0	0	0	1	0	0	0	0	0	0	0	0	0	0	0	0	0	0	0	0	0	0
0400	1	0	0	0	0	0	0	0	0	0	0	0	0	0	0	0	0	0	0	0	1	0	0	0	0	0	0	0	0	0
0500	0	0	0	0	0	0	0	0	0	0	0	0	0	0	0	0	0	0	0	0	0	0	0	0	0	0	0	0	0	0
0600	1	0	0	0	0	0	0	0	0	1	0	0	0	0	0	0	0	0	0	0	0	0	0	0	0	0	0	0	0	0
0700	3	0	0	0	0	0	0	0	0	0	0	1	1	0	1	0	0	0	0	0	0	0	0	0	0	0	0	0	0	0
0800	8	0	0	0	1	0	0	0	0	0	0	1	0	5	0	0	1	0	0	0	0	0	0	0	0	0	0	0	0	0
0900	**14**	**0**	**0**	**0**	**0**	**0**	**0**	**0**	**5**	**2**	**3**	**1**	**1**	**1**	**1**	**0**	**0**	**0**	**0**	**0**	**0**	**0**	**0**	**0**	**0**	**0**	**0**	**0**	**0**	**0**
1000	1	0	0	0	0	0	0	0	0	0	1	0	0	0	0	0	0	0	0	0	0	0	0	0	0	0	0	0	0	0
1100	3	0	0	1	0	0	0	0	0	0	0	0	2	0	0	0	0	0	0	0	0	0	0	0	0	0	0	0	0	0
1200	3	0	0	0	0	0	0	0	0	0	0	0	2	0	1	0	0	0	0	0	0	0	0	0	0	0	0	0	0	0
1300	2	0	0	0	0	0	0	0	0	0	0	0	0	2	0	0	0	0	0	0	0	0	0	0	0	0	0	0	0	0
1400	7	0	0	0	0	0	0	0	0	1	1	0	2	1	1	0	0	1	0	0	0	0	0	0	0	0	0	0	0	0
1500	5	0	0	1	0	0	0	0	0	0	0	0	1	1	0	0	1	0	1	0	0	0	0	0	0	0	0	0	0	0
1600	**15**	**0**	**0**	**1**	**0**	**2**	**0**	**1**	**1**	**0**	**3**	**5**	**1**	**0**	**1**	**0**	**0**	**0**	**0**	**0**	**0**	**0**	**0**	**0**	**0**	**0**	**0**	**0**	**0**	**0**
1700	14	0	0	0	1	3	0	3	2	1	2	1	1	0	0	0	0	0	0	0	0	0	0	0	0	0	0	0	0	0
1800	8	0	0	0	0	1	0	0	1	0	0	1	1	1	1	1	1	0	0	0	0	0	0	0	0	0	0	0	0	0
1900	7	0	0	0	0	0	0	0	0	0	1	0	0	1	3	2	0	0	0	0	0	0	0	0	0	0	0	0	0	0
2000	4	0	0	0	0	3	0	0	0	0	0	0	0	1	0	0	0	0	0	0	0	0	0	0	0	0	0	0	0	0
2100	7	0	0	0	0	0	0	1	0	0	2	0	1	1	1	1	0	0	0	0	0	0	0	0	0	0	0	0	0	0
2200	5	0	0	0	0	0	0	0	1	0	0	0	0	1	0	2	0	1	0	0	0	0	0	0	0	0	0	0	0	0
2300	1	0	0	0	0	0	0	0	0	1	0	0	0	0	0	0	0	0	0	0	0	0	0	0	0	0	0	0	0	0
07-19	**83**	**0**	**0**	**3**	**2**	**6**	**0**	**4**	**9**	**4**	**10**	**10**	**12**	**11**	**6**	**1**	**3**	**1**	**1**	**0**	**0**	**0**	**0**	**0**	**0**	**0**	**0**	**0**	**0**	**0**
06-22	**102**	**0**	**0**	**3**	**2**	**9**	**0**	**5**	**9**	**5**	**13**	**10**	**13**	**14**	**10**	**4**	**3**	**1**	**1**	**0**	**0**	**0**	**0**	**0**	**0**	**0**	**0**	**0**	**0**	**0**
06-00	**108**	**0**	**0**	**3**	**2**	**9**	**0**	**5**	**10**	**6**	**13**	**10**	**13**	**15**	**10**	**6**	**3**	**2**	**1**	**0**	**0**	**0**	**0**	**0**	**0**	**0**	**0**	**0**	**0**	**0**
00-00	**111**	**0**	**0**	**3**	**2**	**9**	**0**	**5**	**10**	**6**	**13**	**11**	**14**	**15**	**10**	**6**	**3**	**2**	**1**	**0**	**1**	**0**	**0**	**0**	**0**	**0**	**0**	**0**	**0**	**0**

DRAFT

Site 49
Location L-6801-0, Att - Tree, Lat 53.85496, Long -6.83185
Direction Two way

3279 / Meath/Cavan/Monaghan ATC's
October 2013
Automatic Traffic Count

Sat, 12 October 2013

Time	Total	Speed Bins (km/h)																												
		0 - 5	5 - 10	10 - 15	15 - 20	20 - 25	25 - 30	30 - 35	35 - 40	40 - 45	45 - 50	50 - 55	55 - 60	60 - 65	65 - 70	70 - 75	75 - 80	80 - 85	85 - 90	90 - 95	95 - 100	100 - 105	105 - 110	110 - 115	115 - 120	120 - 125	125 - 130	130 - 135	135 - 140
0000	2	0	0	0	0	0	0	0	0	1	0	0	1	0	0	0	0	0	0	0	0	0	0	0	0	0	0	0	0	0
0100	2	0	0	0	0	0	0	0	0	0	1	0	0	0	0	0	0	1	0	0	0	0	0	0	0	0	0	0	0	0
0200	0	0	0	0	0	0	0	0	0	0	0	0	0	0	0	0	0	0	0	0	0	0	0	0	0	0	0	0	0	0
0300	1	0	0	0	0	0	0	0	0	0	1	0	0	0	0	0	0	0	0	0	0	0	0	0	0	0	0	0	0	0
0400	0	0	0	0	0	0	0	0	0	0	0	0	0	0	0	0	0	0	0	0	0	0	0	0	0	0	0	0	0	0
0500	0	0	0	0	0	0	0	0	0	0	0	0	0	0	0	0	0	0	0	0	0	0	0	0	0	0	0	0	0	0
0600	1	0	0	0	0	0	0	0	0	0	0	0	0	1	0	0	0	0	0	0	0	0	0	0	0	0	0	0	0	0
0700	3	0	0	0	0	0	0	0	0	0	0	1	1	0	0	0	1	0	0	0	0	0	0	0	0	0	0	0	0	0
0800	2	0	0	0	0	0	0	0	0	0	0	0	1	1	0	0	0	0	0	0	0	0	0	0	0	0	0	0	0	0
0900	5	0	0	0	0	1	0	0	0	1	0	1	1	1	0	0	0	0	0	0	0	0	0	0	0	0	0	0	0	0
1000	5	0	0	1	1	0	0	0	0	0	0	0	0	1	0	1	1	0	0	0	0	0	0	0	0	0	0	0	0	0
1100	**8**	**0**	**0**	**0**	**0**	**1**	**0**	**0**	**0**	**0**	**0**	**3**	**2**	**1**	**1**	**0**	**0**	**0**	**0**	**0**	**0**	**0**	**0**	**0**	**0**	**0**	**0**	**0**	**0**	**0**
1200	4	0	0	0	0	0	0	0	0	2	0	0	1	1	0	0	0	0	0	0	0	0	0	0	0	0	0	0	0	0
1300	**17**	**0**	**0**	**1**	**0**	**7**	**3**	**1**	**0**	**1**	**3**	**0**	**0**	**1**	**0**	**0**	**0**	**0**	**0**	**0**	**0**	**0**	**0**	**0**	**0**	**0**	**0**	**0**	**0**	**0**
1400	14	0	0	0	1	5	3	1	0	2	1	1	0	0	0	0	0	0	0	0	0	0	0	0	0	0	0	0	0	0
1500	9	0	0	0	0	0	0	0	0	0	1	1	5	1	1	0	0	0	0	0	0	0	0	0	0	0	0	0	0	0
1600	3	0	0	0	0	0	0	0	0	0	1	2	0	0	0	0	0	0	0	0	0	0	0	0	0	0	0	0	0	0
1700	4	0	0	0	0	0	0	0	0	0	0	1	3	0	0	0	0	0	0	0	0	0	0	0	0	0	0	0	0	0
1800	4	0	0	0	0	0	0	0	0	0	1	2	1	0	0	0	0	0	0	0	0	0	0	0	0	0	0	0	0	0
1900	8	0	0	0	0	0	0	0	0	1	0	4	0	0	1	1	1	0	0	0	0	0	0	0	0	0	0	0	0	0
2000	8	0	0	0	2	0	4	0	2	0	0	0	0	0	0	0	0	0	0	0	0	0	0	0	0	0	0	0	0	0
2100	2	0	0	0	0	0	0	0	0	0	0	0	0	0	0	2	0	0	0	0	0	0	0	0	0	0	0	0	0	0
2200	2	0	0	0	0	0	0	0	0	0	1	0	0	1	0	0	0	0	0	0	0	0	0	0	0	0	0	0	0	0
2300	1	0	0	0	0	0	0	0	0	0	1	0	0	0	0	0	0	0	0	0	0	0	0	0	0	0	0	0	0	0
07-19	**78**	**0**	**0**	**2**	**2**	**14**	**6**	**2**	**0**	**6**	**7**	**12**	**15**	**7**	**2**	**1**	**2**	**0**	**0**	**0**	**0**	**0**	**0**	**0**	**0**	**0**	**0**	**0**	**0**	**0**
06-22	**97**	**0**	**0**	**2**	**4**	**14**	**10**	**2**	**2**	**7**	**7**	**16**	**15**	**8**	**3**	**4**	**3**	**0**	**0**	**0**	**0**	**0**	**0**	**0**	**0**	**0**	**0**	**0**	**0**	**0**
06-00	**100**	**0**	**0**	**2**	**4**	**14**	**10**	**2**	**2**	**7**	**9**	**16**	**15**	**9**	**3**	**4**	**3**	**0**	**0**	**0**	**0**	**0**	**0**	**0**	**0**	**0**	**0**	**0**	**0**	**0**
00-00	**105**	**0**	**0**	**2**	**4**	**14**	**10**	**2**	**2**	**8**	**11**	**16**	**16**	**9**	**3**	**4**	**3**	**1**	**0**	**0**	**0**	**0**	**0**	**0**	**0**	**0**	**0**	**0**	**0**	**0**

DRAFT

Site 49
Location L-6801-0, Att - Tree, Lat 53.85496, Long -6.83185
Direction Two way

3279 / Meath/Cavan/Monaghan ATC's
October 2013
Automatic Traffic Count

Sun, 13 October 2013

Time	Total	Speed Bins (km/h)																											
		0 - 5	5 - 10	10 - 15	15 - 20	20 - 25	25 - 30	30 - 35	35 - 40	40 - 45	45 - 50	50 - 55	55 - 60	60 - 65	65 - 70	70 - 75	75 - 80	80 - 85	85 - 90	90 - 95	95 - 100	100 - 105	105 - 110	110 - 115	115 - 120	120 - 125	125 - 130	130 - 135	135 - 140
0000	0	0	0	0	0	0	0	0	0	0	0	0	0	0	0	0	0	0	0	0	0	0	0	0	0	0	0	0	0
0100	0	0	0	0	0	0	0	0	0	0	0	0	0	0	0	0	0	0	0	0	0	0	0	0	0	0	0	0	0
0200	3	0	0	0	0	0	0	0	0	1	0	1	1	0	0	0	0	0	0	0	0	0	0	0	0	0	0	0	0
0300	0	0	0	0	0	0	0	0	0	0	0	0	0	0	0	0	0	0	0	0	0	0	0	0	0	0	0	0	0
0400	0	0	0	0	0	0	0	0	0	0	0	0	0	0	0	0	0	0	0	0	0	0	0	0	0	0	0	0	0
0500	0	0	0	0	0	0	0	0	0	0	0	0	0	0	0	0	0	0	0	0	0	0	0	0	0	0	0	0	0
0600	0	0	0	0	0	0	0	0	0	0	0	0	0	0	0	0	0	0	0	0	0	0	0	0	0	0	0	0	0
0700	2	0	0	0	0	0	0	0	0	0	0	0	0	1	0	1	0	0	0	0	0	0	0	0	0	0	0	0	0
0800	1	0	0	0	0	0	0	0	0	0	0	1	0	0	0	0	0	0	0	0	0	0	0	0	0	0	0	0	0
0900	3	0	0	0	1	0	0	0	0	0	0	1	0	0	0	1	0	0	0	0	0	0	0	0	0	0	0	0	0
1000	**9**	**0**	**0**	**1**	**0**	**1**	**0**	**0**	**0**	**2**	**3**	**0**	**1**	**0**	**1**	**0**	**0**	**0**	**0**	**0**	**0**	**0**	**0**	**0**	**0**	**0**	**0**	**0**	**0**
1100	7	0	0	0	0	0	0	0	0	0	1	2	0	3	1	0	0	0	0	0	0	0	0	0	0	0	0	0	0
1200	**16**	**0**	**0**	**0**	**3**	**2**	**1**	**0**	**0**	**4**	**1**	**0**	**1**	**3**	**0**	**0**	**1**	**0**	**0**	**0**	**0**	**0**	**0**	**0**	**0**	**0**	**0**	**0**	**0**
1300	3	0	0	0	0	0	0	0	0	0	0	1	1	1	0	0	0	0	0	0	0	0	0	0	0	0	0	0	0
1400	11	0	0	0	0	2	3	2	1	0	0	1	2	0	0	0	0	0	0	0	0	0	0	0	0	0	0	0	0
1500	2	0	0	0	0	0	0	0	0	0	0	0	1	1	0	0	0	0	0	0	0	0	0	0	0	0	0	0	0
1600	9	0	0	0	1	0	0	0	1	1	1	2	0	1	2	0	0	0	0	0	0	0	0	0	0	0	0	0	0
1700	15	0	0	0	2	3	1	0	0	3	1	1	1	2	0	0	0	1	0	0	0	0	0	0	0	0	0	0	0
1800	6	0	0	0	0	0	0	0	0	0	0	0	2	0	4	0	0	0	0	0	0	0	0	0	0	0	0	0	0
1900	4	0	0	0	0	0	0	0	0	0	1	1	0	0	1	0	0	0	1	0	0	0	0	0	0	0	0	0	0
2000	2	0	0	0	0	0	0	0	0	0	0	0	0	1	0	1	0	0	0	0	0	0	0	0	0	0	0	0	0
2100	0	0	0	0	0	0	0	0	0	0	0	0	0	0	0	0	0	0	0	0	0	0	0	0	0	0	0	0	0
2200	4	0	0	0	0	0	0	0	0	1	0	1	0	1	0	0	1	0	0	0	0	0	0	0	0	0	0	0	0
2300	0	0	0	0	0	0	0	0	0	0	0	0	0	0	0	0	0	0	0	0	0	0	0	0	0	0	0	0	0
07-19	**84**	**0**	**0**	**1**	**7**	**8**	**5**	**2**	**2**	**10**	**7**	**9**	**9**	**12**	**8**	**2**	**1**	**1**	**0**	**0**	**0**	**0**	**0**	**0**	**0**	**0**	**0**	**0**	**0**
06-22	**90**	**0**	**0**	**1**	**7**	**8**	**5**	**2**	**2**	**10**	**8**	**10**	**9**	**13**	**9**	**3**	**1**	**1**	**1**	**0**	**0**	**0**	**0**	**0**	**0**	**0**	**0**	**0**	**0**
06-00	**94**	**0**	**0**	**1**	**7**	**8**	**5**	**2**	**2**	**11**	**8**	**11**	**9**	**14**	**9**	**3**	**2**	**1**	**1**	**0**	**0**	**0**	**0**	**0**	**0**	**0**	**0**	**0**	**0**
00-00	**97**	**0**	**0**	**1**	**7**	**8**	**5**	**2**	**2**	**12**	**8**	**12**	**10**	**14**	**9**	**3**	**2**	**1**	**1**	**0**	**0**	**0**	**0**	**0**	**0**	**0**	**0**	**0**	**0**

DRAFT

Site 49
Location L-6801-0, Att - Tree, Lat 53.85496, Long -6.83185
Direction Two way

3279 / Meath/Cavan/Monaghan ATC's
October 2013
Automatic Traffic Count

Mon, 14 October 2013

Time	Total	Speed Bins (km/h)																											
		0 - 5	5 - 10	10 - 15	15 - 20	20 - 25	25 - 30	30 - 35	35 - 40	40 - 45	45 - 50	50 - 55	55 - 60	60 - 65	65 - 70	70 - 75	75 - 80	80 - 85	85 - 90	90 - 95	95 - 100	100 - 105	105 - 110	110 - 115	115 - 120	120 - 125	125 - 130	130 - 135	135 - 140
0000	2	0	0	0	0	0	0	0	0	1	0	0	0	0	0	0	0	0	1	0	0	0	0	0	0	0	0	0	0
0100	0	0	0	0	0	0	0	0	0	0	0	0	0	0	0	0	0	0	0	0	0	0	0	0	0	0	0	0	0
0200	1	0	0	0	0	0	0	0	0	0	0	0	1	0	0	0	0	0	0	0	0	0	0	0	0	0	0	0	0
0300	1	0	0	0	0	0	0	0	0	0	1	0	0	0	0	0	0	0	0	0	0	0	0	0	0	0	0	0	0
0400	0	0	0	0	0	0	0	0	0	0	0	0	0	0	0	0	0	0	0	0	0	0	0	0	0	0	0	0	0
0500	0	0	0	0	0	0	0	0	0	0	0	0	0	0	0	0	0	0	0	0	0	0	0	0	0	0	0	0	0
0600	2	0	0	0	0	0	0	0	0	0	0	1	0	1	0	0	0	0	0	0	0	0	0	0	0	0	0	0	0
0700	2	0	0	0	0	0	0	0	0	0	0	0	1	0	1	0	0	0	0	0	0	0	0	0	0	0	0	0	0
0800	7	0	0	0	0	0	0	0	0	0	0	0	2	2	3	0	0	0	0	0	0	0	0	0	0	0	0	0	0
0900	5	0	0	0	1	0	0	0	0	2	0	0	2	0	0	0	0	0	0	0	0	0	0	0	0	0	0	0	0
1000	10	0	0	0	0	0	0	0	0	0	1	1	3	1	2	2	0	0	0	0	0	0	0	0	0	0	0	0	0
1100	**12**	**0**	**0**	**0**	**0**	**0**	**0**	**0**	**1**	**1**	**1**	**0**	**4**	**3**	**1**	**1**	**0**	**0**	**0**	**0**	**0**	**0**	**0**	**0**	**0**	**0**	**0**	**0**	**0**
1200	8	0	0	0	0	0	0	0	1	1	0	2	1	2	0	1	0	0	0	0	0	0	0	0	0	0	0	0	0
1300	9	0	0	0	0	0	0	0	0	2	1	2	2	2	0	0	0	0	0	0	0	0	0	0	0	0	0	0	0
1400	**22**	**0**	**0**	**0**	**2**	**7**	**0**	**2**	**0**	**4**	**2**	**0**	**1**	**3**	**1**	**0**	**0**	**0**	**0**	**0**	**0**	**0**	**0**	**0**	**0**	**0**	**0**	**0**	**0**
1500	12	0	0	0	0	0	2	0	0	0	3	0	1	4	1	1	0	0	0	0	0	0	0	0	0	0	0	0	0
1600	11	0	0	0	0	0	0	1	0	2	1	1	2	3	0	1	0	0	0	0	0	0	0	0	0	0	0	0	0
1700	16	0	0	0	2	4	1	0	2	1	1	1	2	0	0	2	0	0	0	0	0	0	0	0	0	0	0	0	0
1800	10	0	0	0	0	0	0	0	0	0	1	1	3	1	1	1	2	0	0	0	0	0	0	0	0	0	0	0	0
1900	2	0	0	0	0	0	0	0	0	0	1	0	0	1	0	0	0	0	0	0	0	0	0	0	0	0	0	0	0
2000	1	0	0	0	0	0	0	0	0	0	0	1	0	0	0	0	0	0	0	0	0	0	0	0	0	0	0	0	0
2100	2	0	0	0	0	0	0	0	1	0	1	0	0	0	0	0	0	0	0	0	0	0	0	0	0	0	0	0	0
2200	1	0	0	0	0	0	0	0	0	0	0	0	1	0	0	0	0	0	0	0	0	0	0	0	0	0	0	0	0
2300	2	0	0	0	0	0	0	0	0	0	0	2	0	0	0	0	0	0	0	0	0	0	0	0	0	0	0	0	0
07-19	**124**	**0**	**0**	**0**	**5**	**11**	**3**	**3**	**4**	**13**	**11**	**8**	**24**	**21**	**10**	**9**	**2**	**0**	**0**	**0**	**0**	**0**	**0**	**0**	**0**	**0**	**0**	**0**	**0**
06-22	**131**	**0**	**0**	**0**	**5**	**11**	**3**	**3**	**5**	**13**	**13**	**10**	**24**	**23**	**10**	**9**	**2**	**0**	**0**	**0**	**0**	**0**	**0**	**0**	**0**	**0**	**0**	**0**	**0**
06-00	**134**	**0**	**0**	**0**	**5**	**11**	**3**	**3**	**5**	**13**	**13**	**12**	**25**	**23**	**10**	**9**	**2**	**0**	**0**	**0**	**0**	**0**	**0**	**0**	**0**	**0**	**0**	**0**	**0**
00-00	**138**	**0**	**0**	**0**	**5**	**11**	**3**	**3**	**5**	**14**	**14**	**12**	**26**	**23**	**10**	**9**	**2**	**0**	**1**	**0**	**0**	**0**	**0**	**0**	**0**	**0**	**0**	**0**	**0**

DRAFT

Site 49
Location L-6801-0, Att - Tree, Lat 53.85496, Long -6.83185
Direction Two way

3279 / Meath/Cavan/Monaghan ATC's
October 2013
Automatic Traffic Count

Virtual Day (7)

Time	Total	Speed Bins (km/h)																											
		0 - 5	5 - 10	10 - 15	15 - 20	20 - 25	25 - 30	30 - 35	35 - 40	40 - 45	45 - 50	50 - 55	55 - 60	60 - 65	65 - 70	70 - 75	75 - 80	80 - 85	85 - 90	90 - 95	95 - 100	100 - 105	105 - 110	110 - 115	115 - 120	120 - 125	125 - 130	130 - 135	135 - 140
0000	1	0	0	0	0	0	0	0	0	0	0	0	0	0	0	0	0	0	0	0	0	0	0	0	0	0	0	0	0
0100	0	0	0	0	0	0	0	0	0	0	0	0	0	0	0	0	0	0	0	0	0	0	0	0	0	0	0	0	0
0200	1	0	0	0	0	0	0	0	0	0	0	0	0	0	0	0	0	0	0	0	0	0	0	0	0	0	0	0	0
0300	0	0	0	0	0	0	0	0	0	0	0	0	0	0	0	0	0	0	0	0	0	0	0	0	0	0	0	0	0
0400	0	0	0	0	0	0	0	0	0	0	0	0	0	0	0	0	0	0	0	0	0	0	0	0	0	0	0	0	0
0500	0	0	0	0	0	0	0	0	0	0	0	0	0	0	0	0	0	0	0	0	0	0	0	0	0	0	0	0	0
0600	1	0	0	0	0	0	0	0	0	0	0	0	0	0	0	0	0	0	0	0	0	0	0	0	0	0	0	0	0
0700	3	0	0	0	0	0	0	0	0	0	0	1	1	0	1	0	1	0	0	0	0	0	0	0	0	0	0	0	0
0800	6	0	0	0	0	0	0	0	0	0	1	0	1	2	1	0	0	0	0	0	0	0	0	0	0	0	0	0	0
0900	**8**	**0**	**0**	**0**	**1**	**0**	**0**	**0**	**1**	**1**	**1**	**1**	**1**	**1**	**0**	**1**	**0**	**0**	**0**	**0**	**0**	**0**	**0**	**0**	**0**	**0**	**0**	**0**	**0**
1000	6	0	0	0	1	0	0	0	0	0	1	1	1	0	0	0	0	0	0	0	0	0	0	0	0	0	0	0	0
1100	**8**	**0**	**0**	**0**	**0**	**0**	**0**	**0**	**0**	**1**	**1**	**1**	**2**	**1**	**1**	**0**	**0**	**0**	**0**	**0**	**0**	**0**	**0**	**0**	**0**	**0**	**0**	**0**	**0**
1200	6	0	0	0	1	0	0	0	0	1	0	1	1	1	0	0	0	0	0	0	0	0	0	0	0	0	0	0	0
1300	7	0	0	0	0	1	0	0	0	1	1	1	1	1	0	0	0	0	0	0	0	0	0	0	0	0	0	0	0
1400	10	0	0	0	0	2	1	1	0	1	1	1	1	1	1	0	0	0	0	0	0	0	0	0	0	0	0	0	0
1500	7	0	0	1	0	0	1	0	0	1	1	1	2	1	0	0	0	0	0	0	0	0	0	0	0	0	0	0	0
1600	8	0	0	0	0	0	0	0	0	1	2	2	1	1	1	0	0	0	0	0	0	0	0	0	0	0	0	0	0
1700	**12**	**0**	**0**	**0**	**1**	**2**	**1**	**0**	**1**	**1**	**1**	**2**	**2**	**1**	**0**	**0**	**0**	**0**	**0**	**0**	**0**	**0**	**0**	**0**	**0**	**0**	**0**	**0**	**0**
1800	7	0	0	0	0	0	0	0	0	0	1	2	1	1	1	1	1	0	0	0	0	0	0	0	0	0	0	0	0
1900	6	0	0	0	0	0	0	0	0	1	1	1	0	0	1	1	0	0	0	0	0	0	0	0	0	0	0	0	0
2000	5	0	0	0	0	1	1	0	0	0	1	0	1	0	0	0	0	0	0	0	0	0	0	0	0	0	0	0	0
2100	3	0	0	0	0	0	0	0	0	0	1	0	0	1	1	0	0	0	0	0	0	0	0	0	0	0	0	0	0
2200	3	0	0	0	0	0	0	0	0	0	0	0	0	1	0	0	0	0	0	0	0	0	0	0	0	0	0	0	0
2300	1	0	0	0	0	0	0	0	0	0	0	0	0	0	0	0	0	0	0	0	0	0	0	0	0	0	0	0	0
07-19	**89**	**0**	**0**	**2**	**4**	**6**	**3**	**2**	**4**	**7**	**10**	**13**	**14**	**11**	**6**	**4**	**2**	**1**	**0**	**0**	**0**	**0**	**0**	**0**	**0**	**0**	**0**	**0**	**0**
06-22	**104**	**0**	**0**	**2**	**4**	**7**	**3**	**3**	**4**	**8**	**12**	**14**	**15**	**13**	**8**	**5**	**2**	**1**	**0**	**0**	**0**	**0**	**0**	**0**	**0**	**0**	**0**	**0**	**0**
06-00	**108**	**0**	**0**	**2**	**4**	**7**	**4**	**3**	**5**	**9**	**13**	**15**	**16**	**13**	**9**	**5**	**3**	**1**	**0**	**0**	**0**	**0**	**0**	**0**	**0**	**0**	**0**	**0**	**0**
00-00	**111**	**0**	**0**	**2**	**4**	**7**	**4**	**3**	**5**	**9**	**13**	**15**	**16**	**14**	**9**	**5**	**3**	**1**	**1**	**0**	**0**	**0**	**0**	**0**	**0**	**0**	**0**	**0**	**0**

DRAFT

Site 49
Location L-6801-0, Att - Tree, Lat 53.85496, Long -6.83185
Direction Two way

3279 / Meath/Cavan/Monaghan ATC's
October 2013
Automatic Traffic Count

Virtual Week (1)

Time	Total	Speed Bins (km/h)																											
		0 - 5	5 - 10	10 - 15	15 - 20	20 - 25	25 - 30	30 - 35	35 - 40	40 - 45	45 - 50	50 - 55	55 - 60	60 - 65	65 - 70	70 - 75	75 - 80	80 - 85	85 - 90	90 - 95	95 - 100	100 - 105	105 - 110	110 - 115	115 - 120	120 - 125	125 - 130	130 - 135	135 - 140
Mon	138	0	0	0	5	11	3	3	5	14	14	12	26	23	10	9	2	0	1	0	0	0	0	0	0	0	0	0	0
Tue	94	1	0	2	1	1	3	2	6	8	14	16	16	9	7	4	3	1	0	0	0	0	0	0	0	0	0	0	0
Wed	113	0	0	5	9	1	3	5	6	11	18	13	12	7	11	6	4	2	0	0	0	0	0	0	0	0	0	0	0
Thu	116	0	0	1	3	2	1	0	2	7	14	26	21	18	10	6	1	2	1	1	0	0	0	0	0	0	0	0	0
Fri	111	0	0	3	2	9	0	5	10	6	13	11	14	15	10	6	3	2	1	0	1	0	0	0	0	0	0	0	0
|Sat	105	0	0	2	4	14	10	2	2	8	11	16	16	9	3	4	3	1	0	0	0	0	0	0	0	0	0	0	0
|Sun	97	0	0	1	7	8	5	2	2	12	8	12	10	14	9	3	2	1	1	0	0	0	0	0	0	0	0	0	0
5 Day Ave.	**114**	**0**	**0**	**2**	**4**	**5**	**2**	**3**	**6**	**9**	**15**	**16**	**18**	**14**	**10**	**6**	**3**	**1**	**1**	**0**	**0**	**0**	**0**	**0**	**0**	**0**	**0**	**0**	**0**
7 Day Ave.	**111**	**0**	**0**	**2**	**4**	**7**	**4**	**3**	**5**	**9**	**13**	**15**	**16**	**14**	**9**	**5**	**3**	**1**	**1**	**0**	**0**	**0**	**0**	**0**	**0**	**0**	**0**	**0**	**0**
--	**774**	**1**	**0**	**14**	**31**	**46**	**25**	**19**	**33**	**66**	**92**	**106**	**115**	**95**	**60**	**38**	**18**	**9**	**4**	**1**	**1**	**0**	**0**	**0**	**0**	**0**	**0**	**0**	**0**

Summary Graphs

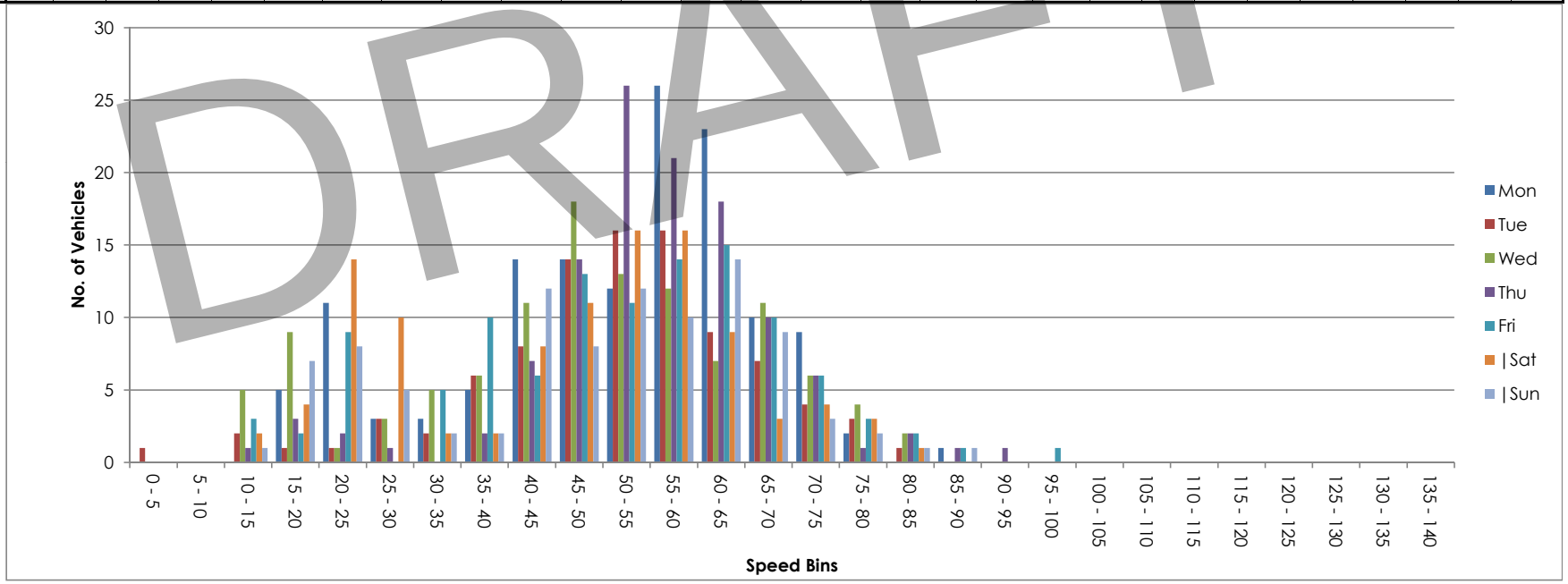

DRAFT



NDC NATIONWIDE DATA COLLECTION	**Site / Location:**	L-68011-0, Att - Telepole, Lat 53.86344, Long -6.83233	**Project No:**	3279	**Photo No:**	3279-50	**Drawn By:** MOR
	Survey Date:	Tue, 8 October 2013 to Mon, 14 October 2013	**Project Name:**		Meath/Cavan/Monaghan ATC'S		
	Survey Times:	00:00 to 00(24):00	**Title:**		Site Photograph		

Site No.	Location.	Direction.	Speed Limit - PSL (km/h)	Start Date.	End Date.	Total Vehicles.	5 Day Ave.	7 Day Ave.	No. > Speed Limit.	%. > Speed Limit.	No. > Speed Limit1 (+5km/h).	%. > Speed Limit1 (+5km/h).	No. > Speed Limit1 (+10km/h).	%. > Speed Limit1 (+10km/h).	Mean Speed	85%ile Speed
50	L-68011-0, Att - Telepole, Lat 53.86344, Long -6.83233	North	80	Tue, 8 October 2013	Mon, 14 October 2013	352	51	50	0	0.0	0	0.0	0	0.0	44.2	55.1
		South	80	Tue, 8 October 2013	Mon, 14 October 2013	360	53	51	0	0.0	0	0.0	0	0.0	36.6	46.4
		Two way	80	Tue, 8 October 2013	Mon, 14 October 2013	712	104	102	0	0.0	0	0.0	0	0.0	40.4	51.8

DRAFT

Site 50
Location L-68011-0, Att - Telepole, Lat 53.86344, Long -6.83233
Direction North

3279 / Meath/Cavan/Monaghan ATC's
October 2013
Automatic Traffic Count

Tue, 8 October 2013

Time	Total	Classification												>PSL	>PSL%	>SL1	>SL1%	>SL2	>SL2%	Mean	Vpp
		1 MCL	2 SV	3 SVT	4 TB2	5 TB3	6 T4	7 ART3	8 ART4	9 ART5	10 ART6	11 BD	12 DRT	80	80	85 +5kph	85 +5kph	90 +10kph	90 +10kph		85
0000	0	0	0	0	0	0	0	0	0	0	0	0	0	0	0	0	0	0	0	-	-
0100	0	0	0	0	0	0	0	0	0	0	0	0	0	0	0	0	0	0	0	-	-
0200	0	0	0	0	0	0	0	0	0	0	0	0	0	0	0	0	0	0	0	-	-
0300	0	0	0	0	0	0	0	0	0	0	0	0	0	0	0	0	0	0	0	-	-
0400	0	0	0	0	0	0	0	0	0	0	0	0	0	0	0	0	0	0	0	-	-
0500	0	0	0	0	0	0	0	0	0	0	0	0	0	0	0	0	0	0	0	-	-
0600	0	0	0	0	0	0	0	0	0	0	0	0	0	0	0	0	0	0	0	-	-
0700	2	0	2	0	0	0	0	0	0	0	0	0	0	0	0	0	0	0	0	47.5	-
0800	**4**	**0**	**2**	**0**	**2**	**0**	**0**	**0**	**0**	**0**	**0**	**0**	**0**	**0**	**0**	**0**	**0**	**0**	**0**	**36.4**	**-**
0900	**4**	**0**	**4**	**0**	**0**	**0**	**0**	**0**	**0**	**0**	**0**	**0**	**0**	**0**	**0**	**0**	**0**	**0**	**0**	**45.4**	**-**
1000	1	0	1	0	0	0	0	0	0	0	0	0	0	0	0	0	0	0	0	43.3	-
1100	3	0	3	0	0	0	0	0	0	0	0	0	0	0	0	0	0	0	0	41.2	-
1200	5	0	5	0	0	0	0	0	0	0	0	0	0	0	0	0	0	0	0	32.2	-
1300	2	1	1	0	0	0	0	0	0	0	0	0	0	0	0	0	0	0	0	31.6	-
1400	1	0	1	0	0	0	0	0	0	0	0	0	0	0	0	0	0	0	0	59.7	-
1500	7	0	7	0	0	0	0	0	0	0	0	0	0	0	0	0	0	0	0	44.1	-
1600	3	0	3	0	0	0	0	0	0	0	0	0	0	0	0	0	0	0	0	46	-
1700	**10**	**0**	**10**	**0**	**0**	**0**	**0**	**0**	**0**	**0**	**0**	**0**	**0**	**0**	**0**	**0**	**0**	**0**	**0**	**43.5**	**-**
1800	3	0	3	0	0	0	0	0	0	0	0	0	0	0	0	0	0	0	0	43.3	-
1900	5	0	5	0	0	0	0	0	0	0	0	0	0	0	0	0	0	0	0	45.6	-
2000	5	0	5	0	0	0	0	0	0	0	0	0	0	0	0	0	0	0	0	46.4	-
2100	2	0	2	0	0	0	0	0	0	0	0	0	0	0	0	0	0	0	0	54.9	-
2200	3	0	2	1	0	0	0	0	0	0	0	0	0	0	0	0	0	0	0	40.9	-
2300	0	0	0	0	0	0	0	0	0	0	0	0	0	0	0	0	0	0	0	-	-
07-19	**45**	**1**	**42**	**0**	**2**	**0**	**0**	**0**	**0**	**0**	**0**	**0**	**0**	**0**	**0**	**0**	**0**	**0**	**0**	**41.9**	**54.4**
06-22	**57**	**1**	**54**	**0**	**2**	**0**	**0**	**0**	**0**	**0**	**0**	**0**	**0**	**0**	**0**	**0**	**0**	**0**	**0**	**43.1**	**54.4**
06-00	**60**	**1**	**56**	**1**	**2**	**0**	**0**	**0**	**0**	**0**	**0**	**0**	**0**	**0**	**0**	**0**	**0**	**0**	**0**	**42.9**	**54.4**
00-00	**60**	**1**	**56**	**1**	**2**	**0**	**0**	**0**	**0**	**0**	**0**	**0**	**0**	**0**	**0**	**0**	**0**	**0**	**0**	**42.9**	**54.4**

DRAFT

Site 50
Location L-68011-0, Att - Telepole, Lat 53.86344, Long -6.83233
Direction North

3279 / Meath/Cavan/Monaghan ATC's
October 2013
Automatic Traffic Count

Wed, 9 October 2013

Time	Total	Classification												>PSL	>PSL%	>SL1	>SL1%	>SL2	>SL2%	Mean	Vpp
		1 MCL	2 SV	3 SVT	4 TB2	5 TB3	6 T4	7 ART3	8 ART4	9 ART5	10 ART6	11 BD	12 DRT	80	80	85 +5kph	85 +5kph	90 +10kph	90 +10kph		85
0000	0	0	0	0	0	0	0	0	0	0	0	0	0	0	0	0	0	0	0	-	-
0100	0	0	0	0	0	0	0	0	0	0	0	0	0	0	0	0	0	0	0	-	-
0200	0	0	0	0	0	0	0	0	0	0	0	0	0	0	0	0	0	0	0	-	-
0300	0	0	0	0	0	0	0	0	0	0	0	0	0	0	0	0	0	0	0	-	-
0400	0	0	0	0	0	0	0	0	0	0	0	0	0	0	0	0	0	0	0	-	-
0500	1	0	1	0	0	0	0	0	0	0	0	0	0	0	0	0	0	0	0	36.8	-
0600	0	0	0	0	0	0	0	0	0	0	0	0	0	0	0	0	0	0	0	-	-
0700	2	0	2	0	0	0	0	0	0	0	0	0	0	0	0	0	0	0	0	44	-
0800	4	0	2	0	2	0	0	0	0	0	0	0	0	0	0	0	0	0	0	37.9	-
0900	**6**	**0**	**5**	**0**	**1**	**0**	**0**	**0**	**0**	**0**	**0**	**0**	**0**	**0**	**0**	**0**	**0**	**0**	**0**	**36.3**	**-**
1000	1	0	0	1	0	0	0	0	0	0	0	0	0	0	0	0	0	0	0	51.9	-
1100	5	0	5	0	0	0	0	0	0	0	0	0	0	0	0	0	0	0	0	46.9	-
1200	4	0	4	0	0	0	0	0	0	0	0	0	0	0	0	0	0	0	0	42.9	-
1300	4	0	4	0	0	0	0	0	0	0	0	0	0	0	0	0	0	0	0	34.6	-
1400	2	0	2	0	0	0	0	0	0	0	0	0	0	0	0	0	0	0	0	48.6	-
1500	3	0	3	0	0	0	0	0	0	0	0	0	0	0	0	0	0	0	0	50.6	-
1600	3	0	3	0	0	0	0	0	0	0	0	0	0	0	0	0	0	0	0	44.2	-
1700	**7**	**0**	**7**	**0**	**0**	**0**	**0**	**0**	**0**	**0**	**0**	**0**	**0**	**0**	**0**	**0**	**0**	**0**	**0**	**42.3**	**-**
1800	5	0	4	1	0	0	0	0	0	0	0	0	0	0	0	0	0	0	0	47	-
1900	4	0	4	0	0	0	0	0	0	0	0	0	0	0	0	0	0	0	0	49.9	-
2000	4	0	4	0	0	0	0	0	0	0	0	0	0	0	0	0	0	0	0	36.2	-
2100	2	0	2	0	0	0	0	0	0	0	0	0	0	0	0	0	0	0	0	47.2	-
2200	0	0	0	0	0	0	0	0	0	0	0	0	0	0	0	0	0	0	0	-	-
2300	0	0	0	0	0	0	0	0	0	0	0	0	0	0	0	0	0	0	0	-	-
07-19	**46**	**0**	**41**	**2**	**3**	**0**	**0**	**0**	**0**	**0**	**0**	**0**	**0**	**0**	**0**	**0**	**0**	**0**	**0**	**42.7**	**51.8**
06-22	**56**	**0**	**51**	**2**	**3**	**0**	**0**	**0**	**0**	**0**	**0**	**0**	**0**	**0**	**0**	**0**	**0**	**0**	**0**	**42.9**	**53.3**
06-00	**56**	**0**	**51**	**2**	**3**	**0**	**0**	**0**	**0**	**0**	**0**	**0**	**0**	**0**	**0**	**0**	**0**	**0**	**0**	**42.9**	**53.3**
00-00	**57**	**0**	**52**	**2**	**3**	**0**	**0**	**0**	**0**	**0**	**0**	**0**	**0**	**0**	**0**	**0**	**0**	**0**	**0**	**42.8**	**52.9**

DRAFT

Site 50
Location L-68011-0, Att - Telepole, Lat 53.86344, Long -6.83233
Direction North

3279 / Meath/Cavan/Monaghan ATC's
October 2013
Automatic Traffic Count

Thu, 10 October 2013

Time	Total	Classification												>PSL	>PSL%	>SL1	>SL1%	>SL2	>SL2%	Mean	Vpp
		1 MCL	2 SV	3 SVT	4 TB2	5 TB3	6 T4	7 ART3	8 ART4	9 ART5	10 ART6	11 BD	12 DRT	80	80	85 +5kph	85 +5kph	90 +10kph	90 +10kph		85
0000	0	0	0	0	0	0	0	0	0	0	0	0	0	0	0	0	0	0	0	-	-
0100	0	0	0	0	0	0	0	0	0	0	0	0	0	0	0	0	0	0	0	-	-
0200	1	0	1	0	0	0	0	0	0	0	0	0	0	0	0	0	0	0	0	48.5	-
0300	0	0	0	0	0	0	0	0	0	0	0	0	0	0	0	0	0	0	0	-	-
0400	0	0	0	0	0	0	0	0	0	0	0	0	0	0	0	0	0	0	0	-	-
0500	1	0	1	0	0	0	0	0	0	0	0	0	0	0	0	0	0	0	0	41	-
0600	1	0	1	0	0	0	0	0	0	0	0	0	0	0	0	0	0	0	0	55.6	-
0700	3	0	3	0	0	0	0	0	0	0	0	0	0	0	0	0	0	0	0	50.3	-
0800	2	0	0	0	2	0	0	0	0	0	0	0	0	0	0	0	0	0	0	43.3	-
0900	2	0	2	0	0	0	0	0	0	0	0	0	0	0	0	0	0	0	0	54.9	-
1000	2	0	1	1	0	0	0	0	0	0	0	0	0	0	0	0	0	0	0	50.9	-
1100	**6**	**0**	**5**	**1**	**0**	**0**	**0**	**0**	**0**	**0**	**0**	**0**	**0**	**0**	**0**	**0**	**0**	**0**	**0**	**41.5**	**-**
1200	3	0	3	0	0	0	0	0	0	0	0	0	0	0	0	0	0	0	0	49.5	-
1300	5	0	3	2	0	0	0	0	0	0	0	0	0	0	0	0	0	0	0	30.3	-
1400	1	0	1	0	0	0	0	0	0	0	0	0	0	0	0	0	0	0	0	50.5	-
1500	4	0	4	0	0	0	0	0	0	0	0	0	0	0	0	0	0	0	0	45.4	-
1600	3	0	3	0	0	0	0	0	0	0	0	0	0	0	0	0	0	0	0	45.7	-
1700	4	0	4	0	0	0	0	0	0	0	0	0	0	0	0	0	0	0	0	44.5	-
1800	3	0	3	0	0	0	0	0	0	0	0	0	0	0	0	0	0	0	0	44.1	-
1900	4	0	4	0	0	0	0	0	0	0	0	0	0	0	0	0	0	0	0	48.1	-
2000	**6**	**0**	**6**	**0**	**0**	**0**	**0**	**0**	**0**	**0**	**0**	**0**	**0**	**0**	**0**	**0**	**0**	**0**	**0**	**53.3**	**-**
2100	2	0	1	0	1	0	0	0	0	0	0	0	0	0	0	0	0	0	0	52.8	-
2200	4	0	4	0	0	0	0	0	0	0	0	0	0	0	0	0	0	0	0	49.2	-
2300	0	0	0	0	0	0	0	0	0	0	0	0	0	0	0	0	0	0	0	-	-
07-19	**38**	**0**	**32**	**4**	**2**	**0**	**0**	**0**	**0**	**0**	**0**	**0**	**0**	**0**	**0**	**0**	**0**	**0**	**0**	**44.1**	**53.3**
06-22	**51**	**0**	**44**	**4**	**3**	**0**	**0**	**0**	**0**	**0**	**0**	**0**	**0**	**0**	**0**	**0**	**0**	**0**	**0**	**46.1**	**55.1**
06-00	**55**	**0**	**48**	**4**	**3**	**0**	**0**	**0**	**0**	**0**	**0**	**0**	**0**	**0**	**0**	**0**	**0**	**0**	**0**	**46.3**	**55.4**
00-00	**57**	**0**	**50**	**4**	**3**	**0**	**0**	**0**	**0**	**0**	**0**	**0**	**0**	**0**	**0**	**0**	**0**	**0**	**0**	**46.3**	**55.4**

DRAFT

Site 50
Location L-68011-0, Att - Telepole, Lat 53.86344, Long -6.83233
Direction North

3279 / Meath/Cavan/Monaghan ATC's
October 2013
Automatic Traffic Count

Fri, 11 October 2013

Time	Total	Classification												>PSL	>PSL%	>SL1	>SL1%	>SL2	>SL2%	Mean	Vpp
		1 MCL	2 SV	3 SVT	4 TB2	5 TB3	6 T4	7 ART3	8 ART4	9 ART5	10 ART6	11 BD	12 DRT	80	80	85 +5kph	85 +5kph	90 +10kph	90 +10kph		85
0000	0	0	0	0	0	0	0	0	0	0	0	0	0	0	0	0	0	0	0	-	-
0100	0	0	0	0	0	0	0	0	0	0	0	0	0	0	0	0	0	0	0	-	-
0200	0	0	0	0	0	0	0	0	0	0	0	0	0	0	0	0	0	0	0	-	-
0300	0	0	0	0	0	0	0	0	0	0	0	0	0	0	0	0	0	0	0	-	-
0400	1	0	1	0	0	0	0	0	0	0	0	0	0	0	0	0	0	0	0	40.8	-
0500	0	0	0	0	0	0	0	0	0	0	0	0	0	0	0	0	0	0	0	-	-
0600	1	0	1	0	0	0	0	0	0	0	0	0	0	0	0	0	0	0	0	38.3	-
0700	**5**	**0**	**4**	**0**	**0**	**1**	**0**	**0**	**0**	**0**	**0**	**0**	**0**	**0**	**0**	**0**	**0**	**0**	**0**	**45.9**	**-**
0800	2	0	0	0	2	0	0	0	0	0	0	0	0	0	0	0	0	0	0	41.8	-
0900	3	0	3	0	0	0	0	0	0	0	0	0	0	0	0	0	0	0	0	48.9	-
1000	2	0	1	1	0	0	0	0	0	0	0	0	0	0	0	0	0	0	0	54.5	-
1100	4	0	4	0	0	0	0	0	0	0	0	0	0	0	0	0	0	0	0	43.4	-
1200	5	1	4	0	0	0	0	0	0	0	0	0	0	0	0	0	0	0	0	39.3	-
1300	5	0	5	0	0	0	0	0	0	0	0	0	0	0	0	0	0	0	0	52.9	-
1400	0	0	0	0	0	0	0	0	0	0	0	0	0	0	0	0	0	0	0	-	-
1500	6	0	6	0	0	0	0	0	0	0	0	0	0	0	0	0	0	0	0	49.4	-
1600	**9**	**0**	**9**	**0**	**0**	**0**	**0**	**0**	**0**	**0**	**0**	**0**	**0**	**0**	**0**	**0**	**0**	**0**	**0**	**44.5**	**-**
1700	6	0	5	0	1	0	0	0	0	0	0	0	0	0	0	0	0	0	0	46.1	-
1800	7	0	6	0	1	0	0	0	0	0	0	0	0	0	0	0	0	0	0	44.4	-
1900	4	0	4	0	0	0	0	0	0	0	0	0	0	0	0	0	0	0	0	46.9	-
2000	2	0	2	0	0	0	0	0	0	0	0	0	0	0	0	0	0	0	0	58.4	-
2100	2	0	2	0	0	0	0	0	0	0	0	0	0	0	0	0	0	0	0	47	-
2200	2	0	2	0	0	0	0	0	0	0	0	0	0	0	0	0	0	0	0	42.7	-
2300	0	0	0	0	0	0	0	0	0	0	0	0	0	0	0	0	0	0	0	-	-
07-19	**54**	**1**	**47**	**1**	**4**	**1**	**0**	**0**	**0**	**0**	**0**	**0**	**0**	**0**	**0**	**0**	**0**	**0**	**0**	**46.1**	**54**
06-22	**63**	**1**	**56**	**1**	**4**	**1**	**0**	**0**	**0**	**0**	**0**	**0**	**0**	**0**	**0**	**0**	**0**	**0**	**0**	**46.4**	**56.9**
06-00	**65**	**1**	**58**	**1**	**4**	**1**	**0**	**0**	**0**	**0**	**0**	**0**	**0**	**0**	**0**	**0**	**0**	**0**	**0**	**46.3**	**55.4**
00-00	**66**	**1**	**59**	**1**	**4**	**1**	**0**	**0**	**0**	**0**	**0**	**0**	**0**	**0**	**0**	**0**	**0**	**0**	**0**	**46.2**	**55.4**

DRAFT

Site 50
Location L-68011-0, Att - Telepole, Lat 53.86344, Long -6.83233
Direction North

3279 / Meath/Cavan/Monaghan ATC's
October 2013
Automatic Traffic Count

Sat, 12 October 2013

Time	Total	Classification												>PSL	>PSL%	>SL1	>SL1%	>SL2	>SL2%	Mean	Vpp
		1 MCL	2 SV	3 SVT	4 TB2	5 TB3	6 T4	7 ART3	8 ART4	9 ART5	10 ART6	11 BD	12 DRT	80	80	85 +5kph	85 +5kph	90 +10kph	90 +10kph		85
0000	0	0	0	0	0	0	0	0	0	0	0	0	0	0	0	0	0	0	0	-	-
0100	0	0	0	0	0	0	0	0	0	0	0	0	0	0	0	0	0	0	0	-	-
0200	1	0	1	0	0	0	0	0	0	0	0	0	0	0	0	0	0	0	0	56	-
0300	0	0	0	0	0	0	0	0	0	0	0	0	0	0	0	0	0	0	0	-	-
0400	1	0	1	0	0	0	0	0	0	0	0	0	0	0	0	0	0	0	0	41.1	-
0500	0	0	0	0	0	0	0	0	0	0	0	0	0	0	0	0	0	0	0	-	-
0600	0	0	0	0	0	0	0	0	0	0	0	0	0	0	0	0	0	0	0	-	-
0700	2	0	2	0	0	0	0	0	0	0	0	0	0	0	0	0	0	0	0	56.8	-
0800	2	0	2	0	0	0	0	0	0	0	0	0	0	0	0	0	0	0	0	61.9	-
0900	**4**	**0**	**4**	**0**	**0**	**0**	**0**	**0**	**0**	**0**	**0**	**0**	**0**	**0**	**0**	**0**	**0**	**0**	**0**	**40.5**	**-**
1000	1	0	1	0	0	0	0	0	0	0	0	0	0	0	0	0	0	0	0	45.4	-
1100	3	0	3	0	0	0	0	0	0	0	0	0	0	0	0	0	0	0	0	47.2	-
1200	3	0	3	0	0	0	0	0	0	0	0	0	0	0	0	0	0	0	0	53.1	-
1300	3	0	3	0	0	0	0	0	0	0	0	0	0	0	0	0	0	0	0	37.5	-
1400	3	0	0	2	1	0	0	0	0	0	0	0	0	0	0	0	0	0	0	40.1	-
1500	4	0	2	1	1	0	0	0	0	0	0	0	0	0	0	0	0	0	0	35	-
1600	3	0	3	0	0	0	0	0	0	0	0	0	0	0	0	0	0	0	0	44.5	-
1700	**6**	**0**	**6**	**0**	**0**	**0**	**0**	**0**	**0**	**0**	**0**	**0**	**0**	**0**	**0**	**0**	**0**	**0**	**0**	**47.8**	**-**
1800	1	0	1	0	0	0	0	0	0	0	0	0	0	0	0	0	0	0	0	38.7	-
1900	2	0	2	0	0	0	0	0	0	0	0	0	0	0	0	0	0	0	0	42.5	-
2000	0	0	0	0	0	0	0	0	0	0	0	0	0	0	0	0	0	0	0	-	-
2100	4	0	4	0	0	0	0	0	0	0	0	0	0	0	0	0	0	0	0	57.2	-
2200	**6**	**0**	**6**	**0**	**0**	**0**	**0**	**0**	**0**	**0**	**0**	**0**	**0**	**0**	**0**	**0**	**0**	**0**	**0**	**35.9**	**-**
2300	0	0	0	0	0	0	0	0	0	0	0	0	0	0	0	0	0	0	0	-	-
07-19	**35**	**0**	**30**	**3**	**2**	**0**	**0**	**0**	**0**	**0**	**0**	**0**	**0**	**0**	**0**	**0**	**0**	**0**	**0**	**45.1**	**54**
06-22	**41**	**0**	**36**	**3**	**2**	**0**	**0**	**0**	**0**	**0**	**0**	**0**	**0**	**0**	**0**	**0**	**0**	**0**	**0**	**46.1**	**56.9**
06-00	**47**	**0**	**42**	**3**	**2**	**0**	**0**	**0**	**0**	**0**	**0**	**0**	**0**	**0**	**0**	**0**	**0**	**0**	**0**	**44.8**	**54**
00-00	**49**	**0**	**44**	**3**	**2**	**0**	**0**	**0**	**0**	**0**	**0**	**0**	**0**	**0**	**0**	**0**	**0**	**0**	**0**	**45**	**55.8**

DRAFT

Site 50
Location L-68011-0, Att - Telepole, Lat 53.86344, Long -6.83233
Direction North

3279 / Meath/Cavan/Monaghan ATC's
October 2013
Automatic Traffic Count

Sun, 13 October 2013

Time	Total	Classification												>PSL	>PSL%	>SL1	>SL1%	>SL2	>SL2%	Mean	Vpp
		1 MCL	2 SV	3 SVT	4 TB2	5 TB3	6 T4	7 ART3	8 ART4	9 ART5	10 ART6	11 BD	12 DRT	80	80	85 +5kph	85 +5kph	90 +10kph	90 +10kph		85
0000	1	0	1	0	0	0	0	0	0	0	0	0	0	0	0	0	0	0	0	38	-
0100	0	0	0	0	0	0	0	0	0	0	0	0	0	0	0	0	0	0	0	-	-
0200	1	0	1	0	0	0	0	0	0	0	0	0	0	0	0	0	0	0	0	41.4	-
0300	0	0	0	0	0	0	0	0	0	0	0	0	0	0	0	0	0	0	0	-	-
0400	0	0	0	0	0	0	0	0	0	0	0	0	0	0	0	0	0	0	0	-	-
0500	0	0	0	0	0	0	0	0	0	0	0	0	0	0	0	0	0	0	0	-	-
0600	0	0	0	0	0	0	0	0	0	0	0	0	0	0	0	0	0	0	0	-	-
0700	0	0	0	0	0	0	0	0	0	0	0	0	0	0	0	0	0	0	0	-	-
0800	1	0	1	0	0	0	0	0	0	0	0	0	0	0	0	0	0	0	0	40.3	-
0900	1	0	1	0	0	0	0	0	0	0	0	0	0	0	0	0	0	0	0	35.2	-
1000	1	0	1	0	0	0	0	0	0	0	0	0	0	0	0	0	0	0	0	43	-
1100	**3**	**0**	**3**	**0**	**0**	**0**	**0**	**0**	**0**	**0**	**0**	**0**	**0**	**0**	**0**	**0**	**0**	**0**	**0**	**42.2**	**-**
1200	3	0	3	0	0	0	0	0	0	0	0	0	0	0	0	0	0	0	0	50	-
1300	4	0	4	0	0	0	0	0	0	0	0	0	0	0	0	0	0	0	0	35.7	-
1400	3	0	3	0	0	0	0	0	0	0	0	0	0	0	0	0	0	0	0	49.5	-
1500	5	0	5	0	0	0	0	0	0	0	0	0	0	0	0	0	0	0	0	46.8	-
1600	4	0	4	0	0	0	0	0	0	0	0	0	0	0	0	0	0	0	0	42	-
1700	1	0	1	0	0	0	0	0	0	0	0	0	0	0	0	0	0	0	0	49.7	-
1800	3	0	3	0	0	0	0	0	0	0	0	0	0	0	0	0	0	0	0	49.7	-
1900	**8**	**0**	**8**	**0**	**0**	**0**	**0**	**0**	**0**	**0**	**0**	**0**	**0**	**0**	**0**	**0**	**0**	**0**	**0**	**32**	**-**
2000	2	0	2	0	0	0	0	0	0	0	0	0	0	0	0	0	0	0	0	38.3	-
2100	3	0	3	0	0	0	0	0	0	0	0	0	0	0	0	0	0	0	0	46.7	-
2200	2	0	2	0	0	0	0	0	0	0	0	0	0	0	0	0	0	0	0	54.9	-
2300	0	0	0	0	0	0	0	0	0	0	0	0	0	0	0	0	0	0	0	-	-
07-19	**29**	**0**	**29**	**0**	**0**	**0**	**0**	**0**	**0**	**0**	**0**	**0**	**0**	**0**	**0**	**0**	**0**	**0**	**0**	**44.4**	**53.3**
06-22	**42**	**0**	**42**	**0**	**0**	**0**	**0**	**0**	**0**	**0**	**0**	**0**	**0**	**0**	**0**	**0**	**0**	**0**	**0**	**41.9**	**53.3**
06-00	**44**	**0**	**44**	**0**	**0**	**0**	**0**	**0**	**0**	**0**	**0**	**0**	**0**	**0**	**0**	**0**	**0**	**0**	**0**	**42.5**	**53.3**
00-00	**46**	**0**	**46**	**0**	**0**	**0**	**0**	**0**	**0**	**0**	**0**	**0**	**0**	**0**	**0**	**0**	**0**	**0**	**0**	**42.4**	**53.3**

DRAFT

Site 50
Location L-68011-0, Att - Telepole, Lat 53.86344, Long -6.83233
Direction North

3279 / Meath/Cavan/Monaghan ATC's
October 2013
Automatic Traffic Count

Mon, 14 October 2013

Time	Total	Classification												>PSL	>PSL%	>SL1	>SL1%	>SL2	>SL2%	Mean	Vpp
		1 MCL	2 SV	3 SVT	4 TB2	5 TB3	6 T4	7 ART3	8 ART4	9 ART5	10 ART6	11 BD	12 DRT	80	80	85 +5kph	85 +5kph	90 +10kph	90 +10kph		85
0000	0	0	0	0	0	0	0	0	0	0	0	0	0	0	0	0	0	0	0	-	-
0100	0	0	0	0	0	0	0	0	0	0	0	0	0	0	0	0	0	0	0	-	-
0200	0	0	0	0	0	0	0	0	0	0	0	0	0	0	0	0	0	0	0	-	-
0300	0	0	0	0	0	0	0	0	0	0	0	0	0	0	0	0	0	0	0	-	-
0400	0	0	0	0	0	0	0	0	0	0	0	0	0	0	0	0	0	0	0	-	-
0500	1	0	1	0	0	0	0	0	0	0	0	0	0	0	0	0	0	0	0	46.8	-
0600	0	0	0	0	0	0	0	0	0	0	0	0	0	0	0	0	0	0	0	-	-
0700	5	0	5	0	0	0	0	0	0	0	0	0	0	0	0	0	0	0	0	50.3	-
0800	5	0	3	0	2	0	0	0	0	0	0	0	0	0	0	0	0	0	0	43.8	-
0900	**6**	**0**	**5**	**0**	**1**	**0**	**0**	**0**	**0**	**0**	**0**	**0**	**0**	**0**	**0**	**0**	**0**	**0**	**0**	**32.8**	**-**
1000	0	0	0	0	0	0	0	0	0	0	0	0	0	0	0	0	0	0	0	0	0
1100	0	0	0	0	0	0	0	0	0	0	0	0	0	0	0	0	0	0	0	0	0
1200	**0**	**0**	**0**	**0**	**0**	**0**	**0**	**0**	**0**	**0**	**0**	**0**	**0**	**0**	**0**	**0**	**0**	**0**	**0**	**0**	**0**
1300	**0**	**0**	**0**	**0**	**0**	**0**	**0**	**0**	**0**	**0**	**0**	**0**	**0**	**0**	**0**	**0**	**0**	**0**	**0**	**0**	**0**
1400	**0**	**0**	**0**	**0**	**0**	**0**	**0**	**0**	**0**	**0**	**0**	**0**	**0**	**0**	**0**	**0**	**0**	**0**	**0**	**0**	**0**
1500	**0**	**0**	**0**	**0**	**0**	**0**	**0**	**0**	**0**	**0**	**0**	**0**	**0**	**0**	**0**	**0**	**0**	**0**	**0**	**0**	**0**
1600	**0**	**0**	**0**	**0**	**0**	**0**	**0**	**0**	**0**	**0**	**0**	**0**	**0**	**0**	**0**	**0**	**0**	**0**	**0**	**0**	**0**
1700	**0**	**0**	**0**	**0**	**0**	**0**	**0**	**0**	**0**	**0**	**0**	**0**	**0**	**0**	**0**	**0**	**0**	**0**	**0**	**0**	**0**
1800	**0**	**0**	**0**	**0**	**0**	**0**	**0**	**0**	**0**	**0**	**0**	**0**	**0**	**0**	**0**	**0**	**0**	**0**	**0**	**0**	**0**
1900	**0**	**0**	**0**	**0**	**0**	**0**	**0**	**0**	**0**	**0**	**0**	**0**	**0**	**0**	**0**	**0**	**0**	**0**	**0**	**0**	**0**
2000	**0**	**0**	**0**	**0**	**0**	**0**	**0**	**0**	**0**	**0**	**0**	**0**	**0**	**0**	**0**	**0**	**0**	**0**	**0**	**0**	**0**
2100	**0**	**0**	**0**	**0**	**0**	**0**	**0**	**0**	**0**	**0**	**0**	**0**	**0**	**0**	**0**	**0**	**0**	**0**	**0**	**0**	**0**
2200	**0**	**0**	**0**	**0**	**0**	**0**	**0**	**0**	**0**	**0**	**0**	**0**	**0**	**0**	**0**	**0**	**0**	**0**	**0**	**0**	**0**
2300	**0**	**0**	**0**	**0**	**0**	**0**	**0**	**0**	**0**	**0**	**0**	**0**	**0**	**0**	**0**	**0**	**0**	**0**	**0**	**0**	**0**
07-19	**16**	**0**	**13**	**0**	**3**	**0**	**0**	**0**	**0**	**0**	**0**	**0**	**0**	**0**	**0**	**0**	**0**	**0**	**0**	**41.8**	**54.4**
06-22	**16**	**0**	**13**	**0**	**3**	**0**	**0**	**0**	**0**	**0**	**0**	**0**	**0**	**0**	**0**	**0**	**0**	**0**	**0**	**41.8**	**54.4**
06-00	**16**	**0**	**13**	**0**	**3**	**0**	**0**	**0**	**0**	**0**	**0**	**0**	**0**	**0**	**0**	**0**	**0**	**0**	**0**	**41.8**	**54.4**
00-00	**17**	**0**	**14**	**0**	**3**	**0**	**0**	**0**	**0**	**0**	**0**	**0**	**0**	**0**	**0**	**0**	**0**	**0**	**0**	**42**	**54**

DRAFT

Site 50
Location L-68011-0, Att - Telepole, Lat 53.86344, Long -6.83233
Direction North

3279 / Meath/Cavan/Monaghan ATC's
October 2013
Automatic Traffic Count

Virtual Day (7)

Time	Total	Classification												>PSL	>PSL%	>SL1	>SL1%	>SL2	>SL2%	Mean	Vpp
		1 MCL	2 SV	3 SVT	4 TB2	5 TB3	6 T4	7 ART3	8 ART4	9 ART5	10 ART6	11 BD	12 DRT	80	80	85 +5kph	85 +5kph	90 +10kph	90 +10kph		85
0000	0	0	0	0	0	0	0	0	0	0	0	0	0	0	0	0	0	0	0	38	-
0100	0	0	0	0	0	0	0	0	0	0	0	0	0	0	0	0	0	0	0	-	-
0200	0	0	0	0	0	0	0	0	0	0	0	0	0	0	0	0	0	0	0	48.6	-
0300	0	0	0	0	0	0	0	0	0	0	0	0	0	0	0	0	0	0	0	-	-
0400	0	0	0	0	0	0	0	0	0	0	0	0	0	0	0	0	0	0	0	41	-
0500	0	0	0	0	0	0	0	0	0	0	0	0	0	0	0	0	0	0	0	41.5	-
0600	0	0	0	0	0	0	0	0	0	0	0	0	0	0	0	0	0	0	0	47	-
0700	3	0	3	0	0	0	0	0	0	0	0	0	0	0	0	0	0	0	0	48.9	-
0800	3	0	1	0	1	0	0	0	0	0	0	0	0	0	0	0	0	0	0	42.5	-
0900	**4**	**0**	**3**	**0**	**0**	**0**	**0**	**0**	**0**	**0**	**0**	**0**	**0**	**0**	**0**	**0**	**0**	**0**	**0**	**40.4**	**-**
1000	1	0	1	0	0	0	0	0	0	0	0	0	0	0	0	0	0	0	0	49.3	-
1100	3	0	3	0	0	0	0	0	0	0	0	0	0	0	0	0	0	0	0	43.7	-
1200	3	0	3	0	0	0	0	0	0	0	0	0	0	0	0	0	0	0	0	42.9	-
1300	3	0	3	0	0	0	0	0	0	0	0	0	0	0	0	0	0	0	0	38	-
1400	1	0	1	0	0	0	0	0	0	0	0	0	0	0	0	0	0	0	0	47.6	-
1500	4	0	4	0	0	0	0	0	0	0	0	0	0	0	0	0	0	0	0	45.2	-
1600	4	0	4	0	0	0	0	0	0	0	0	0	0	0	0	0	0	0	0	44.4	-
1700	**5**	**0**	**5**	**0**	**0**	**0**	**0**	**0**	**0**	**0**	**0**	**0**	**0**	**0**	**0**	**0**	**0**	**0**	**0**	**44.8**	**-**
1800	3	0	3	0	0	0	0	0	0	0	0	0	0	0	0	0	0	0	0	45.2	-
1900	4	0	4	0	0	0	0	0	0	0	0	0	0	0	0	0	0	0	0	42.5	-
2000	3	0	3	0	0	0	0	0	0	0	0	0	0	0	0	0	0	0	0	46.8	-
2100	2	0	2	0	0	0	0	0	0	0	0	0	0	0	0	0	0	0	0	51.5	-
2200	2	0	2	0	0	0	0	0	0	0	0	0	0	0	0	0	0	0	0	42.9	-
2300	0	0	0	0	0	0	0	0	0	0	0	0	0	0	0	0	0	0	0	-	-
07-19	**38**	**0**	**33**	**1**	**2**	**0**	**0**	**0**	**0**	**0**	**0**	**0**	**0**	**0**	**0**	**0**	**0**	**0**	**0**	**43.9**	**54**
06-22	**47**	**0**	**42**	**1**	**2**	**0**	**0**	**0**	**0**	**0**	**0**	**0**	**0**	**0**	**0**	**0**	**0**	**0**	**0**	**44.3**	**55.1**
06-00	**49**	**0**	**45**	**2**	**2**	**0**	**0**	**0**	**0**	**0**	**0**	**0**	**0**	**0**	**0**	**0**	**0**	**0**	**0**	**44.3**	**55.1**
00-00	**50**	**0**	**46**	**2**	**2**	**0**	**0**	**0**	**0**	**0**	**0**	**0**	**0**	**0**	**0**	**0**	**0**	**0**	**0**	**44.2**	**55.1**

DRAFT

Site 50
Location L-68011-0, Att - Telepole, Lat 53.86344, Long -6.83233
Direction North

3279 / Meath/Cavan/Monaghan ATC's
October 2013
Automatic Traffic Count

Virtual Week (1)

Time	Total	Classification												>PSL	>PSL%	>SL1	>SL1%	>SL2	>SL2%	Mean	Vpp
		1 MCL	2 SV	3 SVT	4 TB2	5 TB3	6 T4	7 ART3	8 ART4	9 ART5	10 ART6	11 BD	12 DRT	80	80	85 +5kph	85 +5kph	90 +10kph	90 +10kph		85
Mon	17	0	14	0	3	0	0	0	0	0	0	0	0	0	0	0	0	0	0	42	54
Tue	60	1	56	1	2	0	0	0	0	0	0	0	0	0	0	0	0	0	0	42.9	54.4
Wed	57	0	52	2	3	0	0	0	0	0	0	0	0	0	0	0	0	0	0	42.8	52.9
Thu	57	0	50	4	3	0	0	0	0	0	0	0	0	0	0	0	0	0	0	46.3	55.4
Fri	66	1	59	1	4	1	0	0	0	0	0	0	0	0	0	0	0	0	0	46.2	55.4
| Sat	49	0	44	3	2	0	0	0	0	0	0	0	0	0	0	0	0	0	0	45	55.8
| Sun	46	0	46	0	0	0	0	0	0	0	0	0	0	0	0	0	0	0	0	42.4	53.3
5 Day Ave.	**51**	**0**	**46**	**2**	**3**	**0**	**0**	**0**	**0**	**0**	**0**	**0**	**0**	**0**	**0.0**	**0**	**0.0**	**0**	**0.0**	**44.0**	**54.4**
7 Day Ave.	**50**	**0**	**46**	**2**	**2**	**0**	**0**	**0**	**0**	**0**	**0**	**0**	**0**	**0**	**0.0**	**0**	**0.0**	**0**	**0.0**	**44.2**	**55.1**
--	**352**	**2**	**321**	**11**	**17**	**1**	**0**	**0**	**0**	**0**	**0**	**0**	**0**	**0**	**0.0**	**0**	**0.0**	**0**	**0.0**	**44.2**	**55.1**

Summary Graphs

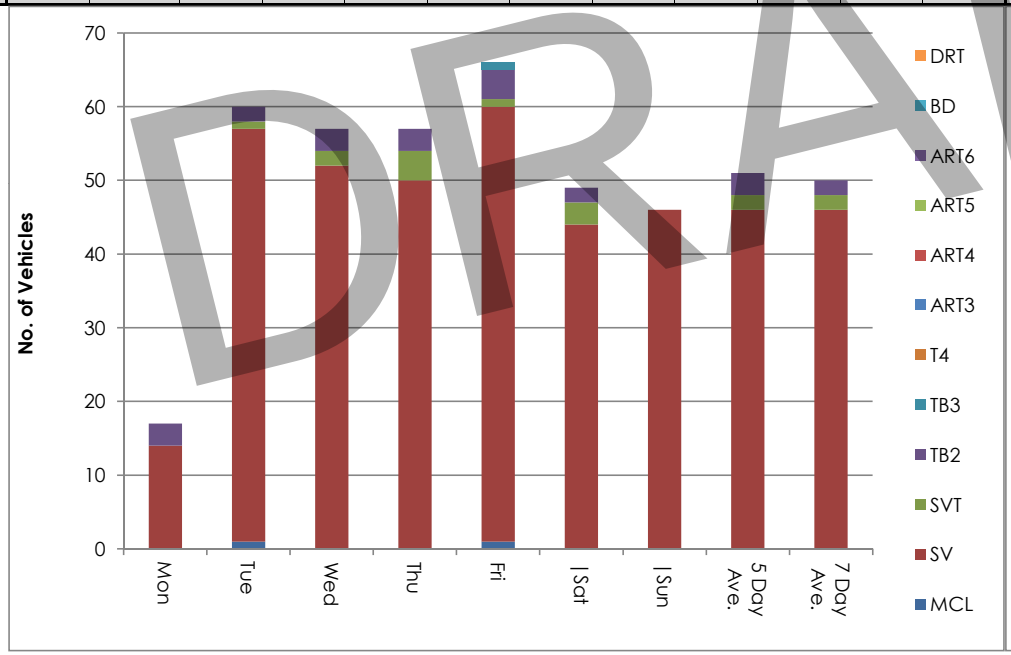

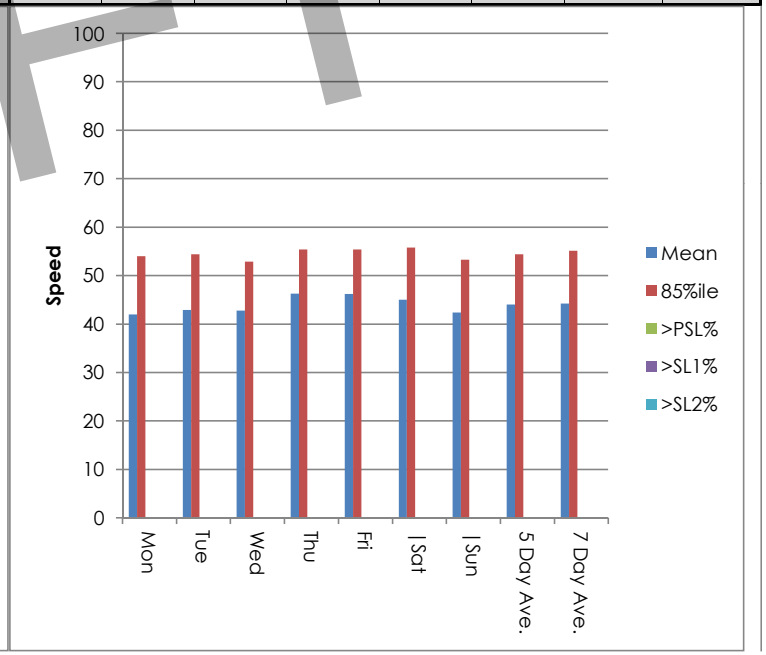

DRAFT

Site 50
Location L-68011-0, Att - Telepole, Lat 53.86344, Long -6.83233
Direction North

3279 / Meath/Cavan/Monaghan ATC's
October 2013
Automatic Traffic Count

Tue, 8 October 2013

Time	Total	Speed Bins (km/h)																											
		0 - 5	5 - 10	10 - 15	15 - 20	20 - 25	25 - 30	30 - 35	35 - 40	40 - 45	45 - 50	50 - 55	55 - 60	60 - 65	65 - 70	70 - 75	75 - 80	80 - 85	85 - 90	90 - 95	95 - 100	100 - 105	105 - 110	110 - 115	115 - 120	120 - 125	125 - 130	130 - 135	135 - 140
0000	0	0	0	0	0	0	0	0	0	0	0	0	0	0	0	0	0	0	0	0	0	0	0	0	0	0	0	0	0
0100	0	0	0	0	0	0	0	0	0	0	0	0	0	0	0	0	0	0	0	0	0	0	0	0	0	0	0	0	0
0200	0	0	0	0	0	0	0	0	0	0	0	0	0	0	0	0	0	0	0	0	0	0	0	0	0	0	0	0	0
0300	0	0	0	0	0	0	0	0	0	0	0	0	0	0	0	0	0	0	0	0	0	0	0	0	0	0	0	0	0
0400	0	0	0	0	0	0	0	0	0	0	0	0	0	0	0	0	0	0	0	0	0	0	0	0	0	0	0	0	0
0500	0	0	0	0	0	0	0	0	0	0	0	0	0	0	0	0	0	0	0	0	0	0	0	0	0	0	0	0	0
0600	0	0	0	0	0	0	0	0	0	0	0	0	0	0	0	0	0	0	0	0	0	0	0	0	0	0	0	0	0
0700	2	0	0	0	0	0	0	0	1	0	0	0	1	0	0	0	0	0	0	0	0	0	0	0	0	0	0	0	0
0800	**4**	**0**	**0**	**0**	**0**	**0**	**0**	**1**	**3**	**0**	**0**	**0**	**0**	**0**	**0**	**0**	**0**	**0**	**0**	**0**	**0**	**0**	**0**	**0**	**0**	**0**	**0**	**0**	**0**
0900	**4**	**0**	**0**	**0**	**0**	**0**	**0**	**0**	**1**	**1**	**1**	**1**	**0**	**0**	**0**	**0**	**0**	**0**	**0**	**0**	**0**	**0**	**0**	**0**	**0**	**0**	**0**	**0**	**0**
1000	1	0	0	0	0	0	0	0	0	1	0	0	0	0	0	0	0	0	0	0	0	0	0	0	0	0	0	0	0
1100	3	0	0	0	0	0	0	1	1	0	0	0	1	0	0	0	0	0	0	0	0	0	0	0	0	0	0	0	0
1200	5	0	0	0	0	1	1	1	0	2	0	0	0	0	0	0	0	0	0	0	0	0	0	0	0	0	0	0	0
1300	2	0	0	0	1	0	0	0	0	0	1	0	0	0	0	0	0	0	0	0	0	0	0	0	0	0	0	0	0
1400	1	0	0	0	0	0	0	0	0	0	0	0	1	0	0	0	0	0	0	0	0	0	0	0	0	0	0	0	0
1500	7	0	0	0	0	0	1	0	1	2	1	1	1	0	0	0	0	0	0	0	0	0	0	0	0	0	0	0	0
1600	3	0	0	0	0	0	0	0	1	0	1	0	1	0	0	0	0	0	0	0	0	0	0	0	0	0	0	0	0
1700	**10**	**0**	**0**	**1**	**0**	**0**	**1**	**0**	**0**	**4**	**1**	**1**	**1**	**1**	**0**	**0**	**0**	**0**	**0**	**0**	**0**	**0**	**0**	**0**	**0**	**0**	**0**	**0**	**0**
1800	3	0	0	0	0	0	0	1	0	1	0	1	0	0	0	0	0	0	0	0	0	0	0	0	0	0	0	0	0
1900	5	0	0	0	0	0	0	0	2	0	1	2	0	0	0	0	0	0	0	0	0	0	0	0	0	0	0	0	0
2000	5	0	0	0	0	0	0	0	0	3	1	0	1	0	0	0	0	0	0	0	0	0	0	0	0	0	0	0	0
2100	2	0	0	0	0	0	0	0	0	0	0	1	1	0	0	0	0	0	0	0	0	0	0	0	0	0	0	0	0
2200	3	0	0	0	0	0	0	1	0	1	1	0	0	0	0	0	0	0	0	0	0	0	0	0	0	0	0	0	0
2300	0	0	0	0	0	0	0	0	0	0	0	0	0	0	0	0	0	0	0	0	0	0	0	0	0	0	0	0	0
07-19	**45**	**0**	**0**	**1**	**1**	**1**	**3**	**4**	**8**	**11**	**5**	**4**	**6**	**1**	**0**	**0**	**0**	**0**	**0**	**0**	**0**	**0**	**0**	**0**	**0**	**0**	**0**	**0**	**0**
06-22	**57**	**0**	**0**	**1**	**1**	**1**	**3**	**4**	**10**	**14**	**7**	**7**	**8**	**1**	**0**	**0**	**0**	**0**	**0**	**0**	**0**	**0**	**0**	**0**	**0**	**0**	**0**	**0**	**0**
06-00	**60**	**0**	**0**	**1**	**1**	**1**	**3**	**5**	**10**	**15**	**8**	**7**	**8**	**1**	**0**	**0**	**0**	**0**	**0**	**0**	**0**	**0**	**0**	**0**	**0**	**0**	**0**	**0**	**0**
00-00	**60**	**0**	**0**	**1**	**1**	**1**	**3**	**5**	**10**	**15**	**8**	**7**	**8**	**1**	**0**	**0**	**0**	**0**	**0**	**0**	**0**	**0**	**0**	**0**	**0**	**0**	**0**	**0**	**0**

DRAFT

Site 50
Location L-68011-0, Att - Telepole, Lat 53.86344, Long -6.83233
Direction North

3279 / Meath/Cavan/Monaghan ATC's
October 2013
Automatic Traffic Count

Wed, 9 October 2013

Time	Total	Speed Bins (km/h)																											
		0 - 5	5 - 10	10 - 15	15 - 20	20 - 25	25 - 30	30 - 35	35 - 40	40 - 45	45 - 50	50 - 55	55 - 60	60 - 65	65 - 70	70 - 75	75 - 80	80 - 85	85 - 90	90 - 95	95 - 100	100 - 105	105 - 110	110 - 115	115 - 120	120 - 125	125 - 130	130 - 135	135 - 140
0000	0	0	0	0	0	0	0	0	0	0	0	0	0	0	0	0	0	0	0	0	0	0	0	0	0	0	0	0	0
0100	0	0	0	0	0	0	0	0	0	0	0	0	0	0	0	0	0	0	0	0	0	0	0	0	0	0	0	0	0
0200	0	0	0	0	0	0	0	0	0	0	0	0	0	0	0	0	0	0	0	0	0	0	0	0	0	0	0	0	0
0300	0	0	0	0	0	0	0	0	0	0	0	0	0	0	0	0	0	0	0	0	0	0	0	0	0	0	0	0	0
0400	0	0	0	0	0	0	0	0	0	0	0	0	0	0	0	0	0	0	0	0	0	0	0	0	0	0	0	0	0
0500	1	0	0	0	0	0	0	0	1	0	0	0	0	0	0	0	0	0	0	0	0	0	0	0	0	0	0	0	0
0600	0	0	0	0	0	0	0	0	0	0	0	0	0	0	0	0	0	0	0	0	0	0	0	0	0	0	0	0	0
0700	2	0	0	0	0	0	0	0	1	0	1	0	0	0	0	0	0	0	0	0	0	0	0	0	0	0	0	0	0
0800	4	0	1	0	0	0	0	0	0	1	1	1	0	0	0	0	0	0	0	0	0	0	0	0	0	0	0	0	0
0900	**6**	**0**	**1**	**0**	**0**	**0**	**0**	**0**	**2**	**2**	**0**	**1**	**0**	**0**	**0**	**0**	**0**	**0**	**0**	**0**	**0**	**0**	**0**	**0**	**0**	**0**	**0**	**0**	**0**
1000	1	0	0	0	0	0	0	0	0	0	0	1	0	0	0	0	0	0	0	0	0	0	0	0	0	0	0	0	0
1100	5	0	0	0	0	0	0	0	0	1	3	0	1	0	0	0	0	0	0	0	0	0	0	0	0	0	0	0	0
1200	4	0	0	0	0	1	0	0	1	0	1	0	0	1	0	0	0	0	0	0	0	0	0	0	0	0	0	0	0
1300	4	0	0	0	0	0	1	1	1	1	0	0	0	0	0	0	0	0	0	0	0	0	0	0	0	0	0	0	0
1400	2	0	0	0	0	0	0	0	0	1	0	0	1	0	0	0	0	0	0	0	0	0	0	0	0	0	0	0	0
1500	3	0	0	0	0	0	0	0	0	0	2	1	0	0	0	0	0	0	0	0	0	0	0	0	0	0	0	0	0
1600	3	0	0	0	0	0	0	1	0	0	1	1	0	0	0	0	0	0	0	0	0	0	0	0	0	0	0	0	0
1700	**7**	**0**	**0**	**0**	**0**	**1**	**0**	**0**	**1**	**2**	**2**	**1**	**0**	**0**	**0**	**0**	**0**	**0**	**0**	**0**	**0**	**0**	**0**	**0**	**0**	**0**	**0**	**0**	**0**
1800	5	0	0	0	0	0	0	0	2	0	1	1	0	1	0	0	0	0	0	0	0	0	0	0	0	0	0	0	0
1900	4	0	0	0	0	0	0	0	1	0	1	0	1	1	0	0	0	0	0	0	0	0	0	0	0	0	0	0	0
2000	4	0	0	0	1	0	0	0	1	1	1	0	0	0	0	0	0	0	0	0	0	0	0	0	0	0	0	0	0
2100	2	0	0	0	0	0	0	1	0	0	0	0	0	1	0	0	0	0	0	0	0	0	0	0	0	0	0	0	0
2200	0	0	0	0	0	0	0	0	0	0	0	0	0	0	0	0	0	0	0	0	0	0	0	0	0	0	0	0	0
2300	0	0	0	0	0	0	0	0	0	0	0	0	0	0	0	0	0	0	0	0	0	0	0	0	0	0	0	0	0
07-19	**46**	**0**	**2**	**0**	**0**	**2**	**1**	**2**	**8**	**8**	**12**	**7**	**2**	**2**	**0**	**0**	**0**	**0**	**0**	**0**	**0**	**0**	**0**	**0**	**0**	**0**	**0**	**0**	**0**
06-22	**56**	**0**	**2**	**0**	**1**	**2**	**1**	**3**	**10**	**9**	**14**	**7**	**3**	**4**	**0**	**0**	**0**	**0**	**0**	**0**	**0**	**0**	**0**	**0**	**0**	**0**	**0**	**0**	**0**
06-00	**56**	**0**	**2**	**0**	**1**	**2**	**1**	**3**	**10**	**9**	**14**	**7**	**3**	**4**	**0**	**0**	**0**	**0**	**0**	**0**	**0**	**0**	**0**	**0**	**0**	**0**	**0**	**0**	**0**
00-00	**57**	**0**	**2**	**0**	**1**	**2**	**1**	**3**	**11**	**9**	**14**	**7**	**3**	**4**	**0**	**0**	**0**	**0**	**0**	**0**	**0**	**0**	**0**	**0**	**0**	**0**	**0**	**0**	**0**

DRAFT

Site 50
Location L-68011-0, Att - Telepole, Lat 53.86344, Long -6.83233
Direction North

3279 / Meath/Cavan/Monaghan ATC's
October 2013
Automatic Traffic Count

Thu, 10 October 2013

Time	Total	Speed Bins (km/h)																											
		0 - 5	5 - 10	10 - 15	15 - 20	20 - 25	25 - 30	30 - 35	35 - 40	40 - 45	45 - 50	50 - 55	55 - 60	60 - 65	65 - 70	70 - 75	75 - 80	80 - 85	85 - 90	90 - 95	95 - 100	100 - 105	105 - 110	110 - 115	115 - 120	120 - 125	125 - 130	130 - 135	135 - 140
0000	0	0	0	0	0	0	0	0	0	0	0	0	0	0	0	0	0	0	0	0	0	0	0	0	0	0	0	0	0
0100	0	0	0	0	0	0	0	0	0	0	0	0	0	0	0	0	0	0	0	0	0	0	0	0	0	0	0	0	0
0200	1	0	0	0	0	0	0	0	0	0	1	0	0	0	0	0	0	0	0	0	0	0	0	0	0	0	0	0	0
0300	0	0	0	0	0	0	0	0	0	0	0	0	0	0	0	0	0	0	0	0	0	0	0	0	0	0	0	0	0
0400	0	0	0	0	0	0	0	0	0	0	0	0	0	0	0	0	0	0	0	0	0	0	0	0	0	0	0	0	0
0500	1	0	0	0	0	0	0	0	0	1	0	0	0	0	0	0	0	0	0	0	0	0	0	0	0	0	0	0	0
0600	1	0	0	0	0	0	0	0	0	0	0	0	1	0	0	0	0	0	0	0	0	0	0	0	0	0	0	0	0
0700	3	0	0	0	0	0	0	0	0	1	0	2	0	0	0	0	0	0	0	0	0	0	0	0	0	0	0	0	0
0800	2	0	0	0	0	0	0	0	0	1	1	0	0	0	0	0	0	0	0	0	0	0	0	0	0	0	0	0	0
0900	2	0	0	0	0	0	0	0	0	0	0	1	1	0	0	0	0	0	0	0	0	0	0	0	0	0	0	0	0
1000	2	0	0	0	0	0	0	0	0	1	0	0	1	0	0	0	0	0	0	0	0	0	0	0	0	0	0	0	0
1100	**6**	**0**	**0**	**0**	**0**	**0**	**0**	**1**	**2**	**1**	**2**	**0**	**0**	**0**	**0**	**0**	**0**	**0**	**0**	**0**	**0**	**0**	**0**	**0**	**0**	**0**	**0**	**0**	**0**
1200	3	0	0	0	0	0	0	0	0	2	0	0	0	1	0	0	0	0	0	0	0	0	0	0	0	0	0	0	0
1300	5	0	0	0	1	0	2	1	0	1	0	0	0	0	0	0	0	0	0	0	0	0	0	0	0	0	0	0	0
1400	1	0	0	0	0	0	0	0	0	0	0	1	0	0	0	0	0	0	0	0	0	0	0	0	0	0	0	0	0
1500	4	0	0	0	0	0	0	1	0	1	0	1	1	0	0	0	0	0	0	0	0	0	0	0	0	0	0	0	0
1600	3	0	0	0	0	0	0	1	0	0	0	2	0	0	0	0	0	0	0	0	0	0	0	0	0	0	0	0	0
1700	4	0	0	0	0	0	0	0	2	0	0	2	0	0	0	0	0	0	0	0	0	0	0	0	0	0	0	0	0
1800	3	0	0	0	0	0	0	0	0	2	1	0	0	0	0	0	0	0	0	0	0	0	0	0	0	0	0	0	0
1900	4	0	0	0	0	0	0	0	0	1	2	0	1	0	0	0	0	0	0	0	0	0	0	0	0	0	0	0	0
2000	**6**	**0**	**0**	**0**	**0**	**0**	**0**	**0**	**0**	**0**	**2**	**1**	**2**	**1**	**0**	**0**	**0**	**0**	**0**	**0**	**0**	**0**	**0**	**0**	**0**	**0**	**0**	**0**	**0**
2100	2	0	0	0	0	0	0	0	0	0	1	0	1	0	0	0	0	0	0	0	0	0	0	0	0	0	0	0	0
2200	4	0	0	0	0	0	0	0	1	1	0	0	2	0	0	0	0	0	0	0	0	0	0	0	0	0	0	0	0
2300	0	0	0	0	0	0	0	0	0	0	0	0	0	0	0	0	0	0	0	0	0	0	0	0	0	0	0	0	0
07-19	**38**	**0**	**0**	**0**	**1**	**0**	**2**	**4**	**4**	**10**	**4**	**9**	**3**	**1**	**0**	**0**	**0**	**0**	**0**	**0**	**0**	**0**	**0**	**0**	**0**	**0**	**0**	**0**	**0**
06-22	**51**	**0**	**0**	**0**	**1**	**0**	**2**	**4**	**4**	**11**	**9**	**10**	**8**	**2**	**0**	**0**	**0**	**0**	**0**	**0**	**0**	**0**	**0**	**0**	**0**	**0**	**0**	**0**	**0**
06-00	**55**	**0**	**0**	**0**	**1**	**0**	**2**	**4**	**5**	**12**	**9**	**10**	**10**	**2**	**0**	**0**	**0**	**0**	**0**	**0**	**0**	**0**	**0**	**0**	**0**	**0**	**0**	**0**	**0**
00-00	**57**	**0**	**0**	**0**	**1**	**0**	**2**	**4**	**5**	**13**	**10**	**10**	**10**	**2**	**0**	**0**	**0**	**0**	**0**	**0**	**0**	**0**	**0**	**0**	**0**	**0**	**0**	**0**	**0**

DRAFT

Site 50
Location L-68011-0, Att - Telepole, Lat 53.86344, Long -6.83233
Direction North

3279 / Meath/Cavan/Monaghan ATC's
October 2013
Automatic Traffic Count

Fri, 11 October 2013

Time	Total	Speed Bins (km/h)																											
		0 - 5	5 - 10	10 - 15	15 - 20	20 - 25	25 - 30	30 - 35	35 - 40	40 - 45	45 - 50	50 - 55	55 - 60	60 - 65	65 - 70	70 - 75	75 - 80	80 - 85	85 - 90	90 - 95	95 - 100	100 - 105	105 - 110	110 - 115	115 - 120	120 - 125	125 - 130	130 - 135	135 - 140
0000	0	0	0	0	0	0	0	0	0	0	0	0	0	0	0	0	0	0	0	0	0	0	0	0	0	0	0	0	0
0100	0	0	0	0	0	0	0	0	0	0	0	0	0	0	0	0	0	0	0	0	0	0	0	0	0	0	0	0	0
0200	0	0	0	0	0	0	0	0	0	0	0	0	0	0	0	0	0	0	0	0	0	0	0	0	0	0	0	0	0
0300	0	0	0	0	0	0	0	0	0	0	0	0	0	0	0	0	0	0	0	0	0	0	0	0	0	0	0	0	0
0400	1	0	0	0	0	0	0	0	0	1	0	0	0	0	0	0	0	0	0	0	0	0	0	0	0	0	0	0	0
0500	0	0	0	0	0	0	0	0	0	0	0	0	0	0	0	0	0	0	0	0	0	0	0	0	0	0	0	0	0
0600	1	0	0	0	0	0	0	0	1	0	0	0	0	0	0	0	0	0	0	0	0	0	0	0	0	0	0	0	0
0700	**5**	**0**	**0**	**0**	**0**	**0**	**1**	**0**	**0**	**1**	**0**	**2**	**1**	**0**	**0**	**0**	**0**	**0**	**0**	**0**	**0**	**0**	**0**	**0**	**0**	**0**	**0**	**0**	**0**
0800	2	0	0	0	0	0	0	0	0	2	0	0	0	0	0	0	0	0	0	0	0	0	0	0	0	0	0	0	0
0900	3	0	0	0	0	0	0	0	0	1	0	2	0	0	0	0	0	0	0	0	0	0	0	0	0	0	0	0	0
1000	2	0	0	0	0	0	0	0	0	0	0	1	1	0	0	0	0	0	0	0	0	0	0	0	0	0	0	0	0
1100	4	0	0	0	0	0	1	0	0	0	2	1	0	0	0	0	0	0	0	0	0	0	0	0	0	0	0	0	0
1200	5	0	0	0	1	0	0	0	1	0	3	0	0	0	0	0	0	0	0	0	0	0	0	0	0	0	0	0	0
1300	5	0	0	0	0	0	0	0	0	0	2	2	0	1	0	0	0	0	0	0	0	0	0	0	0	0	0	0	0
1400	0	0	0	0	0	0	0	0	0	0	0	0	0	0	0	0	0	0	0	0	0	0	0	0	0	0	0	0	0
1500	6	0	0	0	0	0	0	0	1	0	4	0	0	0	1	0	0	0	0	0	0	0	0	0	0	0	0	0	0
1600	**9**	**0**	**0**	**0**	**0**	**0**	**0**	**0**	**1**	**5**	**2**	**0**	**0**	**1**	**0**	**0**	**0**	**0**	**0**	**0**	**0**	**0**	**0**	**0**	**0**	**0**	**0**	**0**	**0**
1700	6	0	0	1	0	0	0	0	1	0	1	0	3	0	0	0	0	0	0	0	0	0	0	0	0	0	0	0	0
1800	7	0	0	0	0	0	0	1	0	3	1	2	0	0	0	0	0	0	0	0	0	0	0	0	0	0	0	0	0
1900	4	0	0	0	0	0	0	0	0	1	2	0	1	0	0	0	0	0	0	0	0	0	0	0	0	0	0	0	0
2000	2	0	0	0	0	0	0	0	0	0	0	0	2	0	0	0	0	0	0	0	0	0	0	0	0	0	0	0	0
2100	2	0	0	0	0	0	0	1	0	0	0	0	0	1	0	0	0	0	0	0	0	0	0	0	0	0	0	0	0
2200	2	0	0	0	0	0	0	0	1	0	1	0	0	0	0	0	0	0	0	0	0	0	0	0	0	0	0	0	0
2300	0	0	0	0	0	0	0	0	0	0	0	0	0	0	0	0	0	0	0	0	0	0	0	0	0	0	0	0	0
07-19	**54**	**0**	**0**	**1**	**1**	**0**	**2**	**1**	**4**	**12**	**15**	**10**	**5**	**2**	**1**	**0**	**0**	**0**	**0**	**0**	**0**	**0**	**0**	**0**	**0**	**0**	**0**	**0**	**0**
06-22	**63**	**0**	**0**	**1**	**1**	**0**	**2**	**2**	**5**	**13**	**17**	**10**	**8**	**3**	**1**	**0**	**0**	**0**	**0**	**0**	**0**	**0**	**0**	**0**	**0**	**0**	**0**	**0**	**0**
06-00	**65**	**0**	**0**	**1**	**1**	**0**	**2**	**2**	**6**	**13**	**18**	**10**	**8**	**3**	**1**	**0**	**0**	**0**	**0**	**0**	**0**	**0**	**0**	**0**	**0**	**0**	**0**	**0**	**0**
00-00	**66**	**0**	**0**	**1**	**1**	**0**	**2**	**2**	**6**	**14**	**18**	**10**	**8**	**3**	**1**	**0**	**0**	**0**	**0**	**0**	**0**	**0**	**0**	**0**	**0**	**0**	**0**	**0**	**0**

DRAFT

Site 50
Location L-68011-0, Att - Telepole, Lat 53.86344, Long -6.83233
Direction North

3279 / Meath/Cavan/Monaghan ATC's
October 2013
Automatic Traffic Count

Sat, 12 October 2013

Time	Total	Speed Bins (km/h)																											
		0 - 5	5 - 10	10 - 15	15 - 20	20 - 25	25 - 30	30 - 35	35 - 40	40 - 45	45 - 50	50 - 55	55 - 60	60 - 65	65 - 70	70 - 75	75 - 80	80 - 85	85 - 90	90 - 95	95 - 100	100 - 105	105 - 110	110 - 115	115 - 120	120 - 125	125 - 130	130 - 135	135 - 140
0000	0	0	0	0	0	0	0	0	0	0	0	0	0	0	0	0	0	0	0	0	0	0	0	0	0	0	0	0	0
0100	0	0	0	0	0	0	0	0	0	0	0	0	0	0	0	0	0	0	0	0	0	0	0	0	0	0	0	0	0
0200	1	0	0	0	0	0	0	0	0	0	0	0	1	0	0	0	0	0	0	0	0	0	0	0	0	0	0	0	0
0300	0	0	0	0	0	0	0	0	0	0	0	0	0	0	0	0	0	0	0	0	0	0	0	0	0	0	0	0	0
0400	1	0	0	0	0	0	0	0	0	1	0	0	0	0	0	0	0	0	0	0	0	0	0	0	0	0	0	0	0
0500	0	0	0	0	0	0	0	0	0	0	0	0	0	0	0	0	0	0	0	0	0	0	0	0	0	0	0	0	0
0600	0	0	0	0	0	0	0	0	0	0	0	0	0	0	0	0	0	0	0	0	0	0	0	0	0	0	0	0	0
0700	2	0	0	0	0	0	0	0	0	0	1	0	0	0	1	0	0	0	0	0	0	0	0	0	0	0	0	0	0
0800	2	0	0	0	0	0	0	0	0	0	0	1	0	0	1	0	0	0	0	0	0	0	0	0	0	0	0	0	0
0900	**4**	**0**	**0**	**0**	**0**	**0**	**0**	**2**	**0**	**1**	**1**	**0**	**0**	**0**	**0**	**0**	**0**	**0**	**0**	**0**	**0**	**0**	**0**	**0**	**0**	**0**	**0**	**0**	**0**
1000	1	0	0	0	0	0	0	0	0	0	1	0	0	0	0	0	0	0	0	0	0	0	0	0	0	0	0	0	0
1100	3	0	0	0	0	0	0	0	0	1	2	0	0	0	0	0	0	0	0	0	0	0	0	0	0	0	0	0	0
1200	3	0	0	0	0	0	0	0	1	0	0	0	0	2	0	0	0	0	0	0	0	0	0	0	0	0	0	0	0
1300	3	0	0	0	0	0	0	1	1	1	0	0	0	0	0	0	0	0	0	0	0	0	0	0	0	0	0	0	0
1400	3	0	0	0	0	0	0	1	0	2	0	0	0	0	0	0	0	0	0	0	0	0	0	0	0	0	0	0	0
1500	4	0	0	0	0	1	1	0	0	1	1	0	0	0	0	0	0	0	0	0	0	0	0	0	0	0	0	0	0
1600	3	0	0	0	0	0	0	0	1	1	0	1	0	0	0	0	0	0	0	0	0	0	0	0	0	0	0	0	0
1700	**6**	**0**	**0**	**0**	**0**	**0**	**0**	**0**	**1**	**1**	**2**	**1**	**1**	**0**	**0**	**0**	**0**	**0**	**0**	**0**	**0**	**0**	**0**	**0**	**0**	**0**	**0**	**0**	**0**
1800	1	0	0	0	0	0	0	0	1	0	0	0	0	0	0	0	0	0	0	0	0	0	0	0	0	0	0	0	0
1900	2	0	0	0	0	0	0	0	0	2	0	0	0	0	0	0	0	0	0	0	0	0	0	0	0	0	0	0	0
2000	0	0	0	0	0	0	0	0	0	0	0	0	0	0	0	0	0	0	0	0	0	0	0	0	0	0	0	0	0
2100	4	0	0	0	0	0	0	0	0	0	0	2	1	0	1	0	0	0	0	0	0	0	0	0	0	0	0	0	0
2200	**6**	**0**	**0**	**0**	**1**	**1**	**0**	**0**	**1**	**1**	**2**	**0**	**0**	**0**	**0**	**0**	**0**	**0**	**0**	**0**	**0**	**0**	**0**	**0**	**0**	**0**	**0**	**0**	**0**
2300	0	0	0	0	0	0	0	0	0	0	0	0	0	0	0	0	0	0	0	0	0	0	0	0	0	0	0	0	0
07-19	**35**	**0**	**0**	**0**	**0**	**1**	**1**	**4**	**5**	**8**	**8**	**3**	**1**	**2**	**2**	**0**	**0**	**0**	**0**	**0**	**0**	**0**	**0**	**0**	**0**	**0**	**0**	**0**	**0**
06-22	**41**	**0**	**0**	**0**	**0**	**1**	**1**	**4**	**5**	**10**	**8**	**5**	**2**	**2**	**3**	**0**	**0**	**0**	**0**	**0**	**0**	**0**	**0**	**0**	**0**	**0**	**0**	**0**	**0**
06-00	**47**	**0**	**0**	**0**	**1**	**2**	**1**	**4**	**6**	**11**	**10**	**5**	**2**	**2**	**3**	**0**	**0**	**0**	**0**	**0**	**0**	**0**	**0**	**0**	**0**	**0**	**0**	**0**	**0**
00-00	**49**	**0**	**0**	**0**	**1**	**2**	**1**	**4**	**6**	**12**	**10**	**5**	**3**	**2**	**3**	**0**	**0**	**0**	**0**	**0**	**0**	**0**	**0**	**0**	**0**	**0**	**0**	**0**	**0**

DRAFT

Site 50
Location L-68011-0, Att - Telepole, Lat 53.86344, Long -6.83233
Direction North

3279 / Meath/Cavan/Monaghan ATC's
October 2013
Automatic Traffic Count

Sun, 13 October 2013

Time	Total	Speed Bins (km/h)																											
		0 - 5	5 - 10	10 - 15	15 - 20	20 - 25	25 - 30	30 - 35	35 - 40	40 - 45	45 - 50	50 - 55	55 - 60	60 - 65	65 - 70	70 - 75	75 - 80	80 - 85	85 - 90	90 - 95	95 - 100	100 - 105	105 - 110	110 - 115	115 - 120	120 - 125	125 - 130	130 - 135	135 - 140
0000	1	0	0	0	0	0	0	0	1	0	0	0	0	0	0	0	0	0	0	0	0	0	0	0	0	0	0	0	0
0100	0	0	0	0	0	0	0	0	0	0	0	0	0	0	0	0	0	0	0	0	0	0	0	0	0	0	0	0	0
0200	1	0	0	0	0	0	0	0	0	1	0	0	0	0	0	0	0	0	0	0	0	0	0	0	0	0	0	0	0
0300	0	0	0	0	0	0	0	0	0	0	0	0	0	0	0	0	0	0	0	0	0	0	0	0	0	0	0	0	0
0400	0	0	0	0	0	0	0	0	0	0	0	0	0	0	0	0	0	0	0	0	0	0	0	0	0	0	0	0	0
0500	0	0	0	0	0	0	0	0	0	0	0	0	0	0	0	0	0	0	0	0	0	0	0	0	0	0	0	0	0
0600	0	0	0	0	0	0	0	0	0	0	0	0	0	0	0	0	0	0	0	0	0	0	0	0	0	0	0	0	0
0700	0	0	0	0	0	0	0	0	0	0	0	0	0	0	0	0	0	0	0	0	0	0	0	0	0	0	0	0	0
0800	1	0	0	0	0	0	0	0	0	1	0	0	0	0	0	0	0	0	0	0	0	0	0	0	0	0	0	0	0
0900	1	0	0	0	0	0	0	0	1	0	0	0	0	0	0	0	0	0	0	0	0	0	0	0	0	0	0	0	0
1000	1	0	0	0	0	0	0	0	0	1	0	0	0	0	0	0	0	0	0	0	0	0	0	0	0	0	0	0	0
1100	**3**	**0**	**0**	**0**	**0**	**0**	**0**	**1**	**0**	**1**	**0**	**1**	**0**	**0**	**0**	**0**	**0**	**0**	**0**	**0**	**0**	**0**	**0**	**0**	**0**	**0**	**0**	**0**	**0**
1200	3	0	0	0	0	0	0	0	0	0	1	2	0	0	0	0	0	0	0	0	0	0	0	0	0	0	0	0	0
1300	4	0	1	0	0	0	0	0	0	2	1	0	0	0	0	0	0	0	0	0	0	0	0	0	0	0	0	0	0
1400	3	0	0	0	0	0	0	0	1	0	0	1	1	0	0	0	0	0	0	0	0	0	0	0	0	0	0	0	0
1500	5	0	0	0	0	0	0	1	0	1	1	1	1	0	0	0	0	0	0	0	0	0	0	0	0	0	0	0	0
1600	4	0	0	0	0	0	1	0	2	0	0	0	0	1	0	0	0	0	0	0	0	0	0	0	0	0	0	0	0
1700	1	0	0	0	0	0	0	0	0	0	1	0	0	0	0	0	0	0	0	0	0	0	0	0	0	0	0	0	0
1800	3	0	0	0	0	0	0	0	0	0	2	1	0	0	0	0	0	0	0	0	0	0	0	0	0	0	0	0	0
1900	**8**	**0**	**2**	**0**	**1**	**1**	**0**	**0**	**0**	**2**	**0**	**1**	**1**	**0**	**0**	**0**	**0**	**0**	**0**	**0**	**0**	**0**	**0**	**0**	**0**	**0**	**0**	**0**	**0**
2000	2	0	0	0	0	0	0	1	0	0	1	0	0	0	0	0	0	0	0	0	0	0	0	0	0	0	0	0	0
2100	3	0	0	0	0	0	0	0	0	2	0	1	0	0	0	0	0	0	0	0	0	0	0	0	0	0	0	0	0
2200	2	0	0	0	0	0	0	0	0	0	0	1	1	0	0	0	0	0	0	0	0	0	0	0	0	0	0	0	0
2300	0	0	0	0	0	0	0	0	0	0	0	0	0	0	0	0	0	0	0	0	0	0	0	0	0	0	0	0	0
07-19	**29**	**0**	**1**	**0**	**0**	**0**	**1**	**2**	**4**	**6**	**6**	**6**	**2**	**1**	**0**	**0**	**0**	**0**	**0**	**0**	**0**	**0**	**0**	**0**	**0**	**0**	**0**	**0**	**0**
06-22	**42**	**0**	**3**	**0**	**1**	**1**	**1**	**3**	**4**	**10**	**7**	**8**	**3**	**1**	**0**	**0**	**0**	**0**	**0**	**0**	**0**	**0**	**0**	**0**	**0**	**0**	**0**	**0**	**0**
06-00	**44**	**0**	**3**	**0**	**1**	**1**	**1**	**3**	**4**	**10**	**7**	**9**	**4**	**1**	**0**	**0**	**0**	**0**	**0**	**0**	**0**	**0**	**0**	**0**	**0**	**0**	**0**	**0**	**0**
00-00	**46**	**0**	**3**	**0**	**1**	**1**	**1**	**3**	**5**	**11**	**7**	**9**	**4**	**1**	**0**	**0**	**0**	**0**	**0**	**0**	**0**	**0**	**0**	**0**	**0**	**0**	**0**	**0**	**0**

DRAFT

Site 50
Location L-68011-0, Att - Telepole, Lat 53.86344, Long -6.83233
Direction North

3279 / Meath/Cavan/Monaghan ATC's
October 2013
Automatic Traffic Count

Mon, 14 October 2013

Time	Total	Speed Bins (km/h)																											
		0 - 5	5 - 10	10 - 15	15 - 20	20 - 25	25 - 30	30 - 35	35 - 40	40 - 45	45 - 50	50 - 55	55 - 60	60 - 65	65 - 70	70 - 75	75 - 80	80 - 85	85 - 90	90 - 95	95 - 100	100 - 105	105 - 110	110 - 115	115 - 120	120 - 125	125 - 130	130 - 135	135 - 140
0000	0	0	0	0	0	0	0	0	0	0	0	0	0	0	0	0	0	0	0	0	0	0	0	0	0	0	0	0	0
0100	0	0	0	0	0	0	0	0	0	0	0	0	0	0	0	0	0	0	0	0	0	0	0	0	0	0	0	0	0
0200	0	0	0	0	0	0	0	0	0	0	0	0	0	0	0	0	0	0	0	0	0	0	0	0	0	0	0	0	0
0300	0	0	0	0	0	0	0	0	0	0	0	0	0	0	0	0	0	0	0	0	0	0	0	0	0	0	0	0	0
0400	0	0	0	0	0	0	0	0	0	0	0	0	0	0	0	0	0	0	0	0	0	0	0	0	0	0	0	0	0
0500	1	0	0	0	0	0	0	0	0	0	1	0	0	0	0	0	0	0	0	0	0	0	0	0	0	0	0	0	0
0600	0	0	0	0	0	0	0	0	0	0	0	0	0	0	0	0	0	0	0	0	0	0	0	0	0	0	0	0	0
0700	5	0	0	0	0	0	0	0	0	1	1	3	0	0	0	0	0	0	0	0	0	0	0	0	0	0	0	0	0
0800	5	0	0	0	0	0	1	0	1	1	1	0	0	0	1	0	0	0	0	0	0	0	0	0	0	0	0	0	0
0900	**6**	**0**	**0**	**0**	**1**	**1**	**1**	**1**	**1**	**0**	**0**	**1**	**0**	**0**	**0**	**0**	**0**	**0**	**0**	**0**	**0**	**0**	**0**	**0**	**0**	**0**	**0**	**0**	**0**
1000	0	0	0	0	0	0	0	0	0	0	0	0	0	0	0	0	0	0	0	0	0	0	0	0	0	0	0	0	0
1100	0	0	0	0	0	0	0	0	0	0	0	0	0	0	0	0	0	0	0	0	0	0	0	0	0	0	0	0	0
1200	**0**	**0**	**0**	**0**	**0**	**0**	**0**	**0**	**0**	**0**	**0**	**0**	**0**	**0**	**0**	**0**	**0**	**0**	**0**	**0**	**0**	**0**	**0**	**0**	**0**	**0**	**0**	**0**	**0**
1300	**0**	**0**	**0**	**0**	**0**	**0**	**0**	**0**	**0**	**0**	**0**	**0**	**0**	**0**	**0**	**0**	**0**	**0**	**0**	**0**	**0**	**0**	**0**	**0**	**0**	**0**	**0**	**0**	**0**
1400	**0**	**0**	**0**	**0**	**0**	**0**	**0**	**0**	**0**	**0**	**0**	**0**	**0**	**0**	**0**	**0**	**0**	**0**	**0**	**0**	**0**	**0**	**0**	**0**	**0**	**0**	**0**	**0**	**0**
1500	**0**	**0**	**0**	**0**	**0**	**0**	**0**	**0**	**0**	**0**	**0**	**0**	**0**	**0**	**0**	**0**	**0**	**0**	**0**	**0**	**0**	**0**	**0**	**0**	**0**	**0**	**0**	**0**	**0**
1600	**0**	**0**	**0**	**0**	**0**	**0**	**0**	**0**	**0**	**0**	**0**	**0**	**0**	**0**	**0**	**0**	**0**	**0**	**0**	**0**	**0**	**0**	**0**	**0**	**0**	**0**	**0**	**0**	**0**
1700	**0**	**0**	**0**	**0**	**0**	**0**	**0**	**0**	**0**	**0**	**0**	**0**	**0**	**0**	**0**	**0**	**0**	**0**	**0**	**0**	**0**	**0**	**0**	**0**	**0**	**0**	**0**	**0**	**0**
1800	**0**	**0**	**0**	**0**	**0**	**0**	**0**	**0**	**0**	**0**	**0**	**0**	**0**	**0**	**0**	**0**	**0**	**0**	**0**	**0**	**0**	**0**	**0**	**0**	**0**	**0**	**0**	**0**	**0**
1900	**0**	**0**	**0**	**0**	**0**	**0**	**0**	**0**	**0**	**0**	**0**	**0**	**0**	**0**	**0**	**0**	**0**	**0**	**0**	**0**	**0**	**0**	**0**	**0**	**0**	**0**	**0**	**0**	**0**
2000	**0**	**0**	**0**	**0**	**0**	**0**	**0**	**0**	**0**	**0**	**0**	**0**	**0**	**0**	**0**	**0**	**0**	**0**	**0**	**0**	**0**	**0**	**0**	**0**	**0**	**0**	**0**	**0**	**0**
2100	**0**	**0**	**0**	**0**	**0**	**0**	**0**	**0**	**0**	**0**	**0**	**0**	**0**	**0**	**0**	**0**	**0**	**0**	**0**	**0**	**0**	**0**	**0**	**0**	**0**	**0**	**0**	**0**	**0**
2200	**0**	**0**	**0**	**0**	**0**	**0**	**0**	**0**	**0**	**0**	**0**	**0**	**0**	**0**	**0**	**0**	**0**	**0**	**0**	**0**	**0**	**0**	**0**	**0**	**0**	**0**	**0**	**0**	**0**
2300	**0**	**0**	**0**	**0**	**0**	**0**	**0**	**0**	**0**	**0**	**0**	**0**	**0**	**0**	**0**	**0**	**0**	**0**	**0**	**0**	**0**	**0**	**0**	**0**	**0**	**0**	**0**	**0**	**0**
07-19	**16**	**0**	**0**	**0**	**1**	**1**	**2**	**1**	**2**	**2**	**2**	**4**	**0**	**0**	**1**	**0**	**0**	**0**	**0**	**0**	**0**	**0**	**0**	**0**	**0**	**0**	**0**	**0**	**0**
06-22	**16**	**0**	**0**	**0**	**1**	**1**	**2**	**1**	**2**	**2**	**2**	**4**	**0**	**0**	**1**	**0**	**0**	**0**	**0**	**0**	**0**	**0**	**0**	**0**	**0**	**0**	**0**	**0**	**0**
06-00	**16**	**0**	**0**	**0**	**1**	**1**	**2**	**1**	**2**	**2**	**2**	**4**	**0**	**0**	**1**	**0**	**0**	**0**	**0**	**0**	**0**	**0**	**0**	**0**	**0**	**0**	**0**	**0**	**0**
00-00	**17**	**0**	**0**	**0**	**1**	**1**	**2**	**1**	**2**	**2**	**3**	**4**	**0**	**0**	**1**	**0**	**0**	**0**	**0**	**0**	**0**	**0**	**0**	**0**	**0**	**0**	**0**	**0**	**0**

DRAFT

Site 50
Location L-68011-0, Att - Telepole, Lat 53.86344, Long -6.83233
Direction North

3279 / Meath/Cavan/Monaghan ATC's
October 2013
Automatic Traffic Count

Virtual Day (7)

Time	Total	Speed Bins (km/h)																											
		0 - 5	5 - 10	10 - 15	15 - 20	20 - 25	25 - 30	30 - 35	35 - 40	40 - 45	45 - 50	50 - 55	55 - 60	60 - 65	65 - 70	70 - 75	75 - 80	80 - 85	85 - 90	90 - 95	95 - 100	100 - 105	105 - 110	110 - 115	115 - 120	120 - 125	125 - 130	130 - 135	135 - 140
0000	0	0	0	0	0	0	0	0	0	0	0	0	0	0	0	0	0	0	0	0	0	0	0	0	0	0	0	0	0
0100	0	0	0	0	0	0	0	0	0	0	0	0	0	0	0	0	0	0	0	0	0	0	0	0	0	0	0	0	0
0200	0	0	0	0	0	0	0	0	0	0	0	0	0	0	0	0	0	0	0	0	0	0	0	0	0	0	0	0	0
0300	0	0	0	0	0	0	0	0	0	0	0	0	0	0	0	0	0	0	0	0	0	0	0	0	0	0	0	0	0
0400	0	0	0	0	0	0	0	0	0	0	0	0	0	0	0	0	0	0	0	0	0	0	0	0	0	0	0	0	0
0500	0	0	0	0	0	0	0	0	0	0	0	0	0	0	0	0	0	0	0	0	0	0	0	0	0	0	0	0	0
0600	0	0	0	0	0	0	0	0	0	0	0	0	0	0	0	0	0	0	0	0	0	0	0	0	0	0	0	0	0
0700	3	0	0	0	0	0	0	0	0	0	0	1	0	0	0	0	0	0	0	0	0	0	0	0	0	0	0	0	0
0800	3	0	0	0	0	0	0	0	1	1	0	0	0	0	0	0	0	0	0	0	0	0	0	0	0	0	0	0	0
0900	**4**	**0**	**0**	**0**	**0**	**0**	**0**	**0**	**1**	**1**	**0**	**1**	**0**	**0**	**0**	**0**	**0**	**0**	**0**	**0**	**0**	**0**	**0**	**0**	**0**	**0**	**0**	**0**	**0**
1000	1	0	0	0	0	0	0	0	0	0	0	0	0	0	0	0	0	0	0	0	0	0	0	0	0	0	0	0	0
1100	3	0	0	0	0	0	0	0	0	1	1	0	0	0	0	0	0	0	0	0	0	0	0	0	0	0	0	0	0
1200	3	0	0	0	0	0	0	0	0	1	1	0	0	1	0	0	0	0	0	0	0	0	0	0	0	0	0	0	0
1300	3	0	0	0	0	0	0	0	0	1	1	0	0	0	0	0	0	0	0	0	0	0	0	0	0	0	0	0	0
1400	1	0	0	0	0	0	0	0	0	0	0	0	0	0	0	0	0	0	0	0	0	0	0	0	0	0	0	0	0
1500	4	0	0	0	0	0	0	0	0	1	1	1	0	0	0	0	0	0	0	0	0	0	0	0	0	0	0	0	0
1600	4	0	0	0	0	0	0	0	1	1	1	1	0	0	0	0	0	0	0	0	0	0	0	0	0	0	0	0	0
1700	**5**	**0**	**0**	**0**	**0**	**0**	**0**	**0**	**1**	**1**	**1**	**1**	**1**	**0**	**0**	**0**	**0**	**0**	**0**	**0**	**0**	**0**	**0**	**0**	**0**	**0**	**0**	**0**	**0**
1800	3	0	0	0	0	0	0	0	0	1	1	1	0	0	0	0	0	0	0	0	0	0	0	0	0	0	0	0	0
1900	4	0	0	0	0	0	0	0	0	1	1	0	1	0	0	0	0	0	0	0	0	0	0	0	0	0	0	0	0
2000	3	0	0	0	0	0	0	0	0	1	1	0	1	0	0	0	0	0	0	0	0	0	0	0	0	0	0	0	0
2100	2	0	0	0	0	0	0	0	0	0	0	1	0	0	0	0	0	0	0	0	0	0	0	0	0	0	0	0	0
2200	2	0	0	0	0	0	0	0	0	0	1	0	0	0	0	0	0	0	0	0	0	0	0	0	0	0	0	0	0
2300	0	0	0	0	0	0	0	0	0	0	0	0	0	0	0	0	0	0	0	0	0	0	0	0	0	0	0	0	0
07-19	**38**	**0**	**0**	**0**	**1**	**1**	**2**	**3**	**5**	**8**	**7**	**6**	**3**	**1**	**1**	**0**	**0**	**0**	**0**	**0**	**0**	**0**	**0**	**0**	**0**	**0**	**0**	**0**	**0**
06-22	**47**	**0**	**1**	**0**	**1**	**1**	**2**	**3**	**6**	**10**	**9**	**7**	**5**	**2**	**1**	**0**	**0**	**0**	**0**	**0**	**0**	**0**	**0**	**0**	**0**	**0**	**0**	**0**	**0**
06-00	**49**	**0**	**1**	**0**	**1**	**1**	**2**	**3**	**6**	**10**	**10**	**7**	**5**	**2**	**1**	**0**	**0**	**0**	**0**	**0**	**0**	**0**	**0**	**0**	**0**	**0**	**0**	**0**	**0**
00-00	**50**	**0**	**1**	**0**	**1**	**1**	**2**	**3**	**6**	**11**	**10**	**7**	**5**	**2**	**1**	**0**	**0**	**0**	**0**	**0**	**0**	**0**	**0**	**0**	**0**	**0**	**0**	**0**	**0**

DRAFT

Site 50
Location L-68011-0, Att - Telepole, Lat 53.86344, Long -6.83233
Direction North

3279 / Meath/Cavan/Monaghan ATC's
October 2013
Automatic Traffic Count

Virtual Week (1)

Time	Total	Speed Bins (km/h)																											
		0 - 5	5 - 10	10 - 15	15 - 20	20 - 25	25 - 30	30 - 35	35 - 40	40 - 45	45 - 50	50 - 55	55 - 60	60 - 65	65 - 70	70 - 75	75 - 80	80 - 85	85 - 90	90 - 95	95 - 100	100 - 105	105 - 110	110 - 115	115 - 120	120 - 125	125 - 130	130 - 135	135 - 140
Mon	17	0	0	0	1	1	2	1	2	2	3	4	0	0	1	0	0	0	0	0	0	0	0	0	0	0	0	0	0
Tue	60	0	0	1	1	1	3	5	10	15	8	7	8	1	0	0	0	0	0	0	0	0	0	0	0	0	0	0	0
Wed	57	0	2	0	1	2	1	3	11	9	14	7	3	4	0	0	0	0	0	0	0	0	0	0	0	0	0	0	0
Thu	57	0	0	0	1	0	2	4	5	13	10	10	10	2	0	0	0	0	0	0	0	0	0	0	0	0	0	0	0
Fri	66	0	0	1	1	0	2	2	6	14	18	10	8	3	1	0	0	0	0	0	0	0	0	0	0	0	0	0	0
| Sat	49	0	0	0	1	2	1	4	6	12	10	5	3	2	3	0	0	0	0	0	0	0	0	0	0	0	0	0	0
| Sun	46	0	3	0	1	1	1	3	5	11	7	9	4	1	0	0	0	0	0	0	0	0	0	0	0	0	0	0	0
5 Day Ave.	**51**	**0**	**0**	**0**	**1**	**1**	**2**	**3**	**7**	**11**	**11**	**8**	**6**	**2**	**0**	**0**	**0**	**0**	**0**	**0**	**0**	**0**	**0**	**0**	**0**	**0**	**0**	**0**	**0**
7 Day Ave.	**50**	**0**	**1**	**0**	**1**	**1**	**2**	**3**	**6**	**11**	**10**	**7**	**5**	**2**	**1**	**0**	**0**	**0**	**0**	**0**	**0**	**0**	**0**	**0**	**0**	**0**	**0**	**0**	**0**
--	**352**	**0**	**5**	**2**	**7**	**7**	**12**	**22**	**45**	**76**	**70**	**52**	**36**	**13**	**5**	**0**	**0**	**0**	**0**	**0**	**0**	**0**	**0**	**0**	**0**	**0**	**0**	**0**	**0**

Summary Graphs

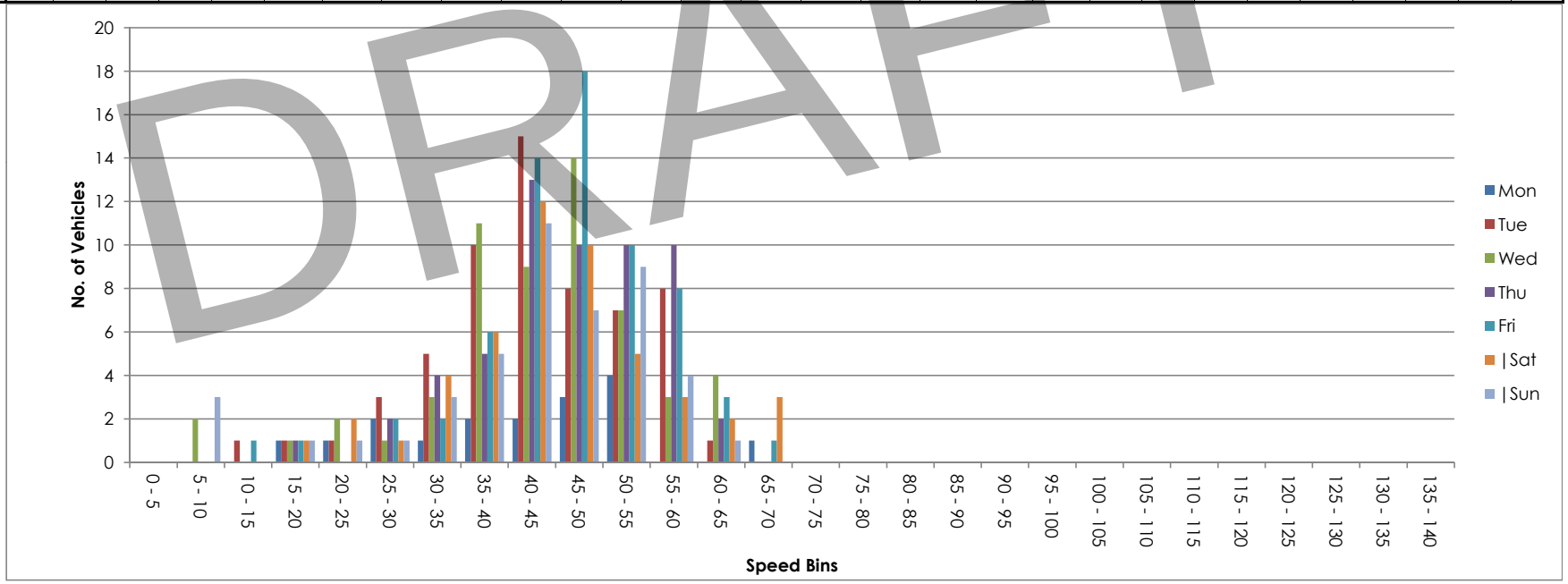

DRAFT

Site 50
Location L-68011-0, Att - Telepole, Lat 53.86344, Long -6.83233
Direction South

3279 / Meath/Cavan/Monaghan ATC's
October 2013
Automatic Traffic Count

Tue, 8 October 2013

Time	Total	Classification												>PSL	>PSL%	>SL1	>SL1%	>SL2	>SL2%	Mean	Vpp
		1 MCL	2 SV	3 SVT	4 TB2	5 TB3	6 T4	7 ART3	8 ART4	9 ART5	10 ART6	11 BD	12 DRT	80	80	85 +5kph	85 +5kph	90 +10kph	90 +10kph		85
0000	1	0	0	1	0	0	0	0	0	0	0	0	0	0	0	0	0	0	0	34.2	-
0100	0	0	0	0	0	0	0	0	0	0	0	0	0	0	0	0	0	0	0	-	-
0200	0	0	0	0	0	0	0	0	0	0	0	0	0	0	0	0	0	0	0	-	-
0300	0	0	0	0	0	0	0	0	0	0	0	0	0	0	0	0	0	0	0	-	-
0400	0	0	0	0	0	0	0	0	0	0	0	0	0	0	0	0	0	0	0	-	-
0500	1	0	1	0	0	0	0	0	0	0	0	0	0	0	0	0	0	0	0	52.6	-
0600	0	0	0	0	0	0	0	0	0	0	0	0	0	0	0	0	0	0	0	-	-
0700	3	0	3	0	0	0	0	0	0	0	0	0	0	0	0	0	0	0	0	50.3	-
0800	6	0	6	0	0	0	0	0	0	0	0	0	0	0	0	0	0	0	0	32.1	-
0900	**9**	**0**	**8**	**0**	**0**	**0**	**1**	**0**	**0**	**0**	**0**	**0**	**0**	**0**	**0**	**0**	**0**	**0**	**0**	**33.4**	**-**
1000	5	0	5	0	0	0	0	0	0	0	0	0	0	0	0	0	0	0	0	41	-
1100	1	0	1	0	0	0	0	0	0	0	0	0	0	0	0	0	0	0	0	36.3	-
1200	2	0	2	0	0	0	0	0	0	0	0	0	0	0	0	0	0	0	0	38.9	-
1300	2	0	2	0	0	0	0	0	0	0	0	0	0	0	0	0	0	0	0	29.2	-
1400	1	0	1	0	0	0	0	0	0	0	0	0	0	0	0	0	0	0	0	30.2	-
1500	2	0	2	0	0	0	0	0	0	0	0	0	0	0	0	0	0	0	0	32.6	-
1600	7	0	5	0	2	0	0	0	0	0	0	0	0	0	0	0	0	0	0	34.1	-
1700	5	0	5	0	0	0	0	0	0	0	0	0	0	0	0	0	0	0	0	38.8	-
1800	**9**	**0**	**7**	**1**	**0**	**1**	**0**	**0**	**0**	**0**	**0**	**0**	**0**	**0**	**0**	**0**	**0**	**0**	**0**	**27.3**	**-**
1900	2	0	2	0	0	0	0	0	0	0	0	0	0	0	0	0	0	0	0	43.9	-
2000	3	0	3	0	0	0	0	0	0	0	0	0	0	0	0	0	0	0	0	38.3	-
2100	2	0	1	1	0	0	0	0	0	0	0	0	0	0	0	0	0	0	0	40.9	-
2200	1	0	1	0	0	0	0	0	0	0	0	0	0	0	0	0	0	0	0	53.6	-
2300	0	0	0	0	0	0	0	0	0	0	0	0	0	0	0	0	0	0	0	-	-
07-19	**52**	**0**	**47**	**1**	**2**	**1**	**1**	**0**	**0**	**0**	**0**	**0**	**0**	**0**	**0**	**0**	**0**	**0**	**0**	**34.5**	**41.8**
06-22	**59**	**0**	**53**	**2**	**2**	**1**	**1**	**0**	**0**	**0**	**0**	**0**	**0**	**0**	**0**	**0**	**0**	**0**	**0**	**35.3**	**42.1**
06-00	**60**	**0**	**54**	**2**	**2**	**1**	**1**	**0**	**0**	**0**	**0**	**0**	**0**	**0**	**0**	**0**	**0**	**0**	**0**	**35.6**	**42.5**
00-00	**62**	**0**	**55**	**3**	**2**	**1**	**1**	**0**	**0**	**0**	**0**	**0**	**0**	**0**	**0**	**0**	**0**	**0**	**0**	**35.8**	**43.6**

DRAFT

Site 50
Location L-68011-0, Att - Telepole, Lat 53.86344, Long -6.83233
Direction South

3279 / Meath/Cavan/Monaghan ATC's
October 2013
Automatic Traffic Count

Wed, 9 October 2013

Time	Total	Classification												>PSL	>PSL%	>SL1	>SL1%	>SL2	>SL2%	Mean	Vpp
		1 MCL	2 SV	3 SVT	4 TB2	5 TB3	6 T4	7 ART3	8 ART4	9 ART5	10 ART6	11 BD	12 DRT	80	80	85 +5kph	85 +5kph	90 +10kph	90 +10kph		85
0000	0	0	0	0	0	0	0	0	0	0	0	0	0	0	0	0	0	0	0	-	-
0100	0	0	0	0	0	0	0	0	0	0	0	0	0	0	0	0	0	0	0	-	-
0200	0	0	0	0	0	0	0	0	0	0	0	0	0	0	0	0	0	0	0	-	-
0300	0	0	0	0	0	0	0	0	0	0	0	0	0	0	0	0	0	0	0	-	-
0400	0	0	0	0	0	0	0	0	0	0	0	0	0	0	0	0	0	0	0	-	-
0500	0	0	0	0	0	0	0	0	0	0	0	0	0	0	0	0	0	0	0	-	-
0600	0	0	0	0	0	0	0	0	0	0	0	0	0	0	0	0	0	0	0	-	-
0700	1	0	1	0	0	0	0	0	0	0	0	0	0	0	0	0	0	0	0	54.4	-
0800	**7**	**0**	**7**	**0**	**0**	**0**	**0**	**0**	**0**	**0**	**0**	**0**	**0**	**0**	**0**	**0**	**0**	**0**	**0**	**29.1**	**-**
0900	5	0	5	0	0	0	0	0	0	0	0	0	0	0	0	0	0	0	0	35.5	-
1000	1	1	0	0	0	0	0	0	0	0	0	0	0	0	0	0	0	0	0	13.7	-
1100	4	0	3	1	0	0	0	0	0	0	0	0	0	0	0	0	0	0	0	35.6	-
1200	4	0	4	0	0	0	0	0	0	0	0	0	0	0	0	0	0	0	0	31.9	-
1300	4	0	4	0	0	0	0	0	0	0	0	0	0	0	0	0	0	0	0	40.2	-
1400	2	0	2	0	0	0	0	0	0	0	0	0	0	0	0	0	0	0	0	28.2	-
1500	2	0	2	0	0	0	0	0	0	0	0	0	0	0	0	0	0	0	0	34.9	-
1600	3	0	1	0	2	0	0	0	0	0	0	0	0	0	0	0	0	0	0	37	-
1700	4	0	4	0	0	0	0	0	0	0	0	0	0	0	0	0	0	0	0	44.7	-
1800	**8**	**0**	**6**	**1**	**1**	**0**	**0**	**0**	**0**	**0**	**0**	**0**	**0**	**0**	**0**	**0**	**0**	**0**	**0**	**40.1**	**-**
1900	3	0	3	0	0	0	0	0	0	0	0	0	0	0	0	0	0	0	0	45	-
2000	3	0	3	0	0	0	0	0	0	0	0	0	0	0	0	0	0	0	0	41.2	-
2100	1	0	1	0	0	0	0	0	0	0	0	0	0	0	0	0	0	0	0	41.3	-
2200	2	0	2	0	0	0	0	0	0	0	0	0	0	0	0	0	0	0	0	46.5	-
2300	0	0	0	0	0	0	0	0	0	0	0	0	0	0	0	0	0	0	0	-	-
07-19	**45**	**1**	**39**	**2**	**3**	**0**	**0**	**0**	**0**	**0**	**0**	**0**	**0**	**0**	**0**	**0**	**0**	**0**	**0**	**35.9**	**46.4**
06-22	**52**	**1**	**46**	**2**	**3**	**0**	**0**	**0**	**0**	**0**	**0**	**0**	**0**	**0**	**0**	**0**	**0**	**0**	**0**	**36.9**	**46.8**
06-00	**54**	**1**	**48**	**2**	**3**	**0**	**0**	**0**	**0**	**0**	**0**	**0**	**0**	**0**	**0**	**0**	**0**	**0**	**0**	**37.2**	**48.6**
00-00	**54**	**1**	**48**	**2**	**3**	**0**	**0**	**0**	**0**	**0**	**0**	**0**	**0**	**0**	**0**	**0**	**0**	**0**	**0**	**37.2**	**48.6**

DRAFT

Site 50
Location L-68011-0, Att - Telepole, Lat 53.86344, Long -6.83233
Direction South

3279 / Meath/Cavan/Monaghan ATC's
October 2013
Automatic Traffic Count

Thu, 10 October 2013

Time	Total	Classification												>PSL	>PSL%	>SL1	>SL1%	>SL2	>SL2%	Mean	Vpp
		1 MCL	2 SV	3 SVT	4 TB2	5 TB3	6 T4	7 ART3	8 ART4	9 ART5	10 ART6	11 BD	12 DRT	80	80	85 +5kph	85 +5kph	90 +10kph	90 +10kph		85
0000	1	0	1	0	0	0	0	0	0	0	0	0	0	0	0	0	0	0	0	46.4	-
0100	0	0	0	0	0	0	0	0	0	0	0	0	0	0	0	0	0	0	0	-	-
0200	0	0	0	0	0	0	0	0	0	0	0	0	0	0	0	0	0	0	0	-	-
0300	0	0	0	0	0	0	0	0	0	0	0	0	0	0	0	0	0	0	0	-	-
0400	1	0	1	0	0	0	0	0	0	0	0	0	0	0	0	0	0	0	0	58.3	-
0500	0	0	0	0	0	0	0	0	0	0	0	0	0	0	0	0	0	0	0	-	-
0600	0	0	0	0	0	0	0	0	0	0	0	0	0	0	0	0	0	0	0	-	-
0700	0	0	0	0	0	0	0	0	0	0	0	0	0	0	0	0	0	0	0	-	-
0800	7	0	7	0	0	0	0	0	0	0	0	0	0	0	0	0	0	0	0	40.7	-
0900	**8**	**0**	**7**	**0**	**0**	**0**	**1**	**0**	**0**	**0**	**0**	**0**	**0**	**0**	**0**	**0**	**0**	**0**	**0**	**33.6**	**-**
1000	3	0	3	0	0	0	0	0	0	0	0	0	0	0	0	0	0	0	0	45.8	-
1100	1	0	1	0	0	0	0	0	0	0	0	0	0	0	0	0	0	0	0	48.9	-
1200	7	0	5	2	0	0	0	0	0	0	0	0	0	0	0	0	0	0	0	36.6	-
1300	**9**	**0**	**8**	**1**	**0**	**0**	**0**	**0**	**0**	**0**	**0**	**0**	**0**	**0**	**0**	**0**	**0**	**0**	**0**	**33.5**	**-**
1400	1	0	1	0	0	0	0	0	0	0	0	0	0	0	0	0	0	0	0	51.1	-
1500	3	0	3	0	0	0	0	0	0	0	0	0	0	0	0	0	0	0	0	37.3	-
1600	6	0	4	0	2	0	0	0	0	0	0	0	0	0	0	0	0	0	0	38	-
1700	5	0	5	0	0	0	0	0	0	0	0	0	0	0	0	0	0	0	0	43.5	-
1800	4	0	4	0	0	0	0	0	0	0	0	0	0	0	0	0	0	0	0	41.5	-
1900	5	0	3	1	1	0	0	0	0	0	0	0	0	0	0	0	0	0	0	44.3	-
2000	3	0	3	0	0	0	0	0	0	0	0	0	0	0	0	0	0	0	0	53.3	-
2100	2	0	2	0	0	0	0	0	0	0	0	0	0	0	0	0	0	0	0	33.1	-
2200	1	0	1	0	0	0	0	0	0	0	0	0	0	0	0	0	0	0	0	37.1	-
2300	0	0	0	0	0	0	0	0	0	0	0	0	0	0	0	0	0	0	0	-	-
07-19	**54**	**0**	**48**	**3**	**2**	**0**	**1**	**0**	**0**	**0**	**0**	**0**	**0**	**0**	**0**	**0**	**0**	**0**	**0**	**38.4**	**47.5**
06-22	**64**	**0**	**56**	**4**	**3**	**0**	**1**	**0**	**0**	**0**	**0**	**0**	**0**	**0**	**0**	**0**	**0**	**0**	**0**	**39.4**	**48.2**
06-00	**65**	**0**	**57**	**4**	**3**	**0**	**1**	**0**	**0**	**0**	**0**	**0**	**0**	**0**	**0**	**0**	**0**	**0**	**0**	**39.3**	**48.2**
00-00	**67**	**0**	**59**	**4**	**3**	**0**	**1**	**0**	**0**	**0**	**0**	**0**	**0**	**0**	**0**	**0**	**0**	**0**	**0**	**39.7**	**48.6**

DRAFT

Site 50
Location L-68011-0, Att - Telepole, Lat 53.86344, Long -6.83233
Direction South

3279 / Meath/Cavan/Monaghan ATC's
October 2013
Automatic Traffic Count

Fri, 11 October 2013

Time	Total	Classification												>PSL	>PSL%	>SL1	>SL1%	>SL2	>SL2%	Mean	Vpp
		1 MCL	2 SV	3 SVT	4 TB2	5 TB3	6 T4	7 ART3	8 ART4	9 ART5	10 ART6	11 BD	12 DRT	80	80	85 +5kph	85 +5kph	90 +10kph	90 +10kph		85
0000	1	0	1	0	0	0	0	0	0	0	0	0	0	0	0	0	0	0	0	25.9	-
0100	0	0	0	0	0	0	0	0	0	0	0	0	0	0	0	0	0	0	0	-	-
0200	0	0	0	0	0	0	0	0	0	0	0	0	0	0	0	0	0	0	0	-	-
0300	0	0	0	0	0	0	0	0	0	0	0	0	0	0	0	0	0	0	0	-	-
0400	1	0	1	0	0	0	0	0	0	0	0	0	0	0	0	0	0	0	0	38.6	-
0500	1	0	1	0	0	0	0	0	0	0	0	0	0	0	0	0	0	0	0	59.1	-
0600	0	0	0	0	0	0	0	0	0	0	0	0	0	0	0	0	0	0	0	-	-
0700	1	0	1	0	0	0	0	0	0	0	0	0	0	0	0	0	0	0	0	40.6	-
0800	**5**	**0**	**5**	**0**	**0**	**0**	**0**	**0**	**0**	**0**	**0**	**0**	**0**	**0**	**0**	**0**	**0**	**0**	**0**	**27.2**	**-**
0900	4	0	4	0	0	0	0	0	0	0	0	0	0	0	0	0	0	0	0	41.2	-
1000	1	0	0	1	0	0	0	0	0	0	0	0	0	0	0	0	0	0	0	29.7	-
1100	1	0	1	0	0	0	0	0	0	0	0	0	0	0	0	0	0	0	0	46.5	-
1200	6	0	6	0	0	0	0	0	0	0	0	0	0	0	0	0	0	0	0	42.8	-
1300	3	0	3	0	0	0	0	0	0	0	0	0	0	0	0	0	0	0	0	47.4	-
1400	3	0	3	0	0	0	0	0	0	0	0	0	0	0	0	0	0	0	0	32.8	-
1500	1	0	1	0	0	0	0	0	0	0	0	0	0	0	0	0	0	0	0	23.6	-
1600	6	1	2	0	3	0	0	0	0	0	0	0	0	0	0	0	0	0	0	35.9	-
1700	4	0	4	0	0	0	0	0	0	0	0	0	0	0	0	0	0	0	0	40.6	-
1800	**9**	**1**	**8**	**0**	**0**	**0**	**0**	**0**	**0**	**0**	**0**	**0**	**0**	**0**	**0**	**0**	**0**	**0**	**0**	**34.1**	**-**
1900	3	0	3	0	0	0	0	0	0	0	0	0	0	0	0	0	0	0	0	42.1	-
2000	6	0	6	0	0	0	0	0	0	0	0	0	0	0	0	0	0	0	0	33.9	-
2100	1	0	1	0	0	0	0	0	0	0	0	0	0	0	0	0	0	0	0	42.4	-
2200	2	0	2	0	0	0	0	0	0	0	0	0	0	0	0	0	0	0	0	45.4	-
2300	2	0	2	0	0	0	0	0	0	0	0	0	0	0	0	0	0	0	0	37.3	-
07-19	**44**	**2**	**38**	**1**	**3**	**0**	**0**	**0**	**0**	**0**	**0**	**0**	**0**	**0**	**0**	**0**	**0**	**0**	**0**	**36.9**	**45.4**
06-22	**54**	**2**	**48**	**1**	**3**	**0**	**0**	**0**	**0**	**0**	**0**	**0**	**0**	**0**	**0**	**0**	**0**	**0**	**0**	**37**	**46.4**
06-00	**58**	**2**	**52**	**1**	**3**	**0**	**0**	**0**	**0**	**0**	**0**	**0**	**0**	**0**	**0**	**0**	**0**	**0**	**0**	**37.3**	**47.2**
00-00	**61**	**2**	**55**	**1**	**3**	**0**	**0**	**0**	**0**	**0**	**0**	**0**	**0**	**0**	**0**	**0**	**0**	**0**	**0**	**37.5**	**47.2**

DRAFT

Site 50
Location L-68011-0, Att - Telepole, Lat 53.86344, Long -6.83233
Direction South

3279 / Meath/Cavan/Monaghan ATC's
October 2013
Automatic Traffic Count

Sat, 12 October 2013

Time	Total	Classification												>PSL	>PSL%	>SL1	>SL1%	>SL2	>SL2%	Mean	Vpp
		1 MCL	2 SV	3 SVT	4 TB2	5 TB3	6 T4	7 ART3	8 ART4	9 ART5	10 ART6	11 BD	12 DRT	80	80	85 +5kph	85 +5kph	90 +10kph	90 +10kph		85
0000	1	0	1	0	0	0	0	0	0	0	0	0	0	0	0	0	0	0	0	38.6	-
0100	2	0	2	0	0	0	0	0	0	0	0	0	0	0	0	0	0	0	0	26.1	-
0200	2	0	2	0	0	0	0	0	0	0	0	0	0	0	0	0	0	0	0	37.3	-
0300	0	0	0	0	0	0	0	0	0	0	0	0	0	0	0	0	0	0	0	-	-
0400	0	0	0	0	0	0	0	0	0	0	0	0	0	0	0	0	0	0	0	-	-
0500	0	0	0	0	0	0	0	0	0	0	0	0	0	0	0	0	0	0	0	-	-
0600	0	0	0	0	0	0	0	0	0	0	0	0	0	0	0	0	0	0	0	-	-
0700	0	0	0	0	0	0	0	0	0	0	0	0	0	0	0	0	0	0	0	-	-
0800	2	0	2	0	0	0	0	0	0	0	0	0	0	0	0	0	0	0	0	36.4	-
0900	**3**	**0**	**2**	**0**	**0**	**0**	**1**	**0**	**0**	**0**	**0**	**0**	**0**	**0**	**0**	**0**	**0**	**0**	**0**	**31.9**	**-**
1000	1	0	1	0	0	0	0	0	0	0	0	0	0	0	0	0	0	0	0	30.5	-
1100	2	1	1	0	0	0	0	0	0	0	0	0	0	0	0	0	0	0	0	32.3	-
1200	3	0	3	0	0	0	0	0	0	0	0	0	0	0	0	0	0	0	0	42	-
1300	**7**	**0**	**6**	**1**	**0**	**0**	**0**	**0**	**0**	**0**	**0**	**0**	**0**	**0**	**0**	**0**	**0**	**0**	**0**	**39**	**-**
1400	4	0	2	1	1	0	0	0	0	0	0	0	0	0	0	0	0	0	0	33.9	-
1500	**7**	**1**	**5**	**0**	**1**	**0**	**0**	**0**	**0**	**0**	**0**	**0**	**0**	**0**	**0**	**0**	**0**	**0**	**0**	**34.7**	**-**
1600	6	0	5	1	0	0	0	0	0	0	0	0	0	0	0	0	0	0	0	32.6	-
1700	1	0	1	0	0	0	0	0	0	0	0	0	0	0	0	0	0	0	0	43.9	-
1800	1	0	1	0	0	0	0	0	0	0	0	0	0	0	0	0	0	0	0	29.9	-
1900	4	0	4	0	0	0	0	0	0	0	0	0	0	0	0	0	0	0	0	44.7	-
2000	3	0	3	0	0	0	0	0	0	0	0	0	0	0	0	0	0	0	0	34	-
2100	1	0	1	0	0	0	0	0	0	0	0	0	0	0	0	0	0	0	0	38.3	-
2200	2	0	2	0	0	0	0	0	0	0	0	0	0	0	0	0	0	0	0	38.8	-
2300	1	0	1	0	0	0	0	0	0	0	0	0	0	0	0	0	0	0	0	38.8	-
07-19	**37**	**2**	**29**	**3**	**2**	**0**	**1**	**0**	**0**	**0**	**0**	**0**	**0**	**0**	**0**	**0**	**0**	**0**	**0**	**35.4**	**42.5**
06-22	**45**	**2**	**37**	**3**	**2**	**0**	**1**	**0**	**0**	**0**	**0**	**0**	**0**	**0**	**0**	**0**	**0**	**0**	**0**	**36.2**	**42.8**
06-00	**48**	**2**	**40**	**3**	**2**	**0**	**1**	**0**	**0**	**0**	**0**	**0**	**0**	**0**	**0**	**0**	**0**	**0**	**0**	**36.4**	**43.6**
00-00	**53**	**2**	**45**	**3**	**2**	**0**	**1**	**0**	**0**	**0**	**0**	**0**	**0**	**0**	**0**	**0**	**0**	**0**	**0**	**36.1**	**43.6**

DRAFT

Site 50
Location L-68011-0, Att - Telepole, Lat 53.86344, Long -6.83233
Direction South

3279 / Meath/Cavan/Monaghan ATC's
October 2013
Automatic Traffic Count

Sun, 13 October 2013

Time	Total	Classification												>PSL	>PSL%	>SL1	>SL1%	>SL2	>SL2%	Mean	Vpp
		1 MCL	2 SV	3 SVT	4 TB2	5 TB3	6 T4	7 ART3	8 ART4	9 ART5	10 ART6	11 BD	12 DRT	80	80	85 +5kph	85 +5kph	90 +10kph	90 +10kph		85
0000	1	0	1	0	0	0	0	0	0	0	0	0	0	0	0	0	0	0	0	47	-
0100	0	0	0	0	0	0	0	0	0	0	0	0	0	0	0	0	0	0	0	-	-
0200	1	0	1	0	0	0	0	0	0	0	0	0	0	0	0	0	0	0	0	25.4	-
0300	0	0	0	0	0	0	0	0	0	0	0	0	0	0	0	0	0	0	0	-	-
0400	0	0	0	0	0	0	0	0	0	0	0	0	0	0	0	0	0	0	0	-	-
0500	0	0	0	0	0	0	0	0	0	0	0	0	0	0	0	0	0	0	0	-	-
0600	0	0	0	0	0	0	0	0	0	0	0	0	0	0	0	0	0	0	0	-	-
0700	0	0	0	0	0	0	0	0	0	0	0	0	0	0	0	0	0	0	0	-	-
0800	1	0	1	0	0	0	0	0	0	0	0	0	0	0	0	0	0	0	0	40.6	-
0900	0	0	0	0	0	0	0	0	0	0	0	0	0	0	0	0	0	0	0	-	-
1000	**3**	**0**	**3**	**0**	**0**	**0**	**0**	**0**	**0**	**0**	**0**	**0**	**0**	**0**	**0**	**0**	**0**	**0**	**0**	**31.7**	**-**
1100	**3**	**0**	**3**	**0**	**0**	**0**	**0**	**0**	**0**	**0**	**0**	**0**	**0**	**0**	**0**	**0**	**0**	**0**	**0**	**46.8**	**-**
1200	2	1	1	0	0	0	0	0	0	0	0	0	0	0	0	0	0	0	0	25.6	-
1300	4	0	4	0	0	0	0	0	0	0	0	0	0	0	0	0	0	0	0	36.2	-
1400	2	0	2	0	0	0	0	0	0	0	0	0	0	0	0	0	0	0	0	28.4	-
1500	2	0	2	0	0	0	0	0	0	0	0	0	0	0	0	0	0	0	0	40.4	-
1600	3	0	2	1	0	0	0	0	0	0	0	0	0	0	0	0	0	0	0	44.5	-
1700	5	0	5	0	0	0	0	0	0	0	0	0	0	0	0	0	0	0	0	32.1	-
1800	3	0	3	0	0	0	0	0	0	0	0	0	0	0	0	0	0	0	0	29.3	-
1900	**7**	**0**	**7**	**0**	**0**	**0**	**0**	**0**	**0**	**0**	**0**	**0**	**0**	**0**	**0**	**0**	**0**	**0**	**0**	**27.1**	**-**
2000	3	0	3	0	0	0	0	0	0	0	0	0	0	0	0	0	0	0	0	35.9	-
2100	1	0	1	0	0	0	0	0	0	0	0	0	0	0	0	0	0	0	0	35.7	-
2200	2	0	2	0	0	0	0	0	0	0	0	0	0	0	0	0	0	0	0	46.9	-
2300	0	0	0	0	0	0	0	0	0	0	0	0	0	0	0	0	0	0	0	-	-
07-19	**28**	**1**	**26**	**1**	**0**	**0**	**0**	**0**	**0**	**0**	**0**	**0**	**0**	**0**	**0**	**0**	**0**	**0**	**0**	**35.4**	**45**
06-22	**39**	**1**	**37**	**1**	**0**	**0**	**0**	**0**	**0**	**0**	**0**	**0**	**0**	**0**	**0**	**0**	**0**	**0**	**0**	**34**	**44.3**
06-00	**41**	**1**	**39**	**1**	**0**	**0**	**0**	**0**	**0**	**0**	**0**	**0**	**0**	**0**	**0**	**0**	**0**	**0**	**0**	**34.6**	**45**
00-00	**43**	**1**	**41**	**1**	**0**	**0**	**0**	**0**	**0**	**0**	**0**	**0**	**0**	**0**	**0**	**0**	**0**	**0**	**0**	**34.7**	**46.8**

DRAFT

Site 50
Location L-68011-0, Att - Telepole, Lat 53.86344, Long -6.83233
Direction South

3279 / Meath/Cavan/Monaghan ATC's
October 2013
Automatic Traffic Count

Mon, 14 October 2013

Time	Total	Classification												>PSL	>PSL%	>SL1	>SL1%	>SL2	>SL2%	Mean	Vpp
		1 MCL	2 SV	3 SVT	4 TB2	5 TB3	6 T4	7 ART3	8 ART4	9 ART5	10 ART6	11 BD	12 DRT	80	80	85 +5kph	85 +5kph	90 +10kph	90 +10kph		85
0000	0	0	0	0	0	0	0	0	0	0	0	0	0	0	0	0	0	0	0	-	-
0100	0	0	0	0	0	0	0	0	0	0	0	0	0	0	0	0	0	0	0	-	-
0200	0	0	0	0	0	0	0	0	0	0	0	0	0	0	0	0	0	0	0	-	-
0300	0	0	0	0	0	0	0	0	0	0	0	0	0	0	0	0	0	0	0	-	-
0400	0	0	0	0	0	0	0	0	0	0	0	0	0	0	0	0	0	0	0	-	-
0500	1	0	1	0	0	0	0	0	0	0	0	0	0	0	0	0	0	0	0	48	-
0600	0	0	0	0	0	0	0	0	0	0	0	0	0	0	0	0	0	0	0	-	-
0700	0	0	0	0	0	0	0	0	0	0	0	0	0	0	0	0	0	0	0	-	-
0800	9	0	7	0	2	0	0	0	0	0	0	0	0	0	0	0	0	0	0	33.1	-
0900	**10**	**1**	**5**	**0**	**2**	**1**	**1**	**0**	**0**	**0**	**0**	**0**	**0**	**0**	**0**	**0**	**0**	**0**	**0**	**25.9**	**-**
1000	0	0	0	0	0	0	0	0	0	0	0	0	0	0	0	0	0	0	0	0	0
1100	0	0	0	0	0	0	0	0	0	0	0	0	0	0	0	0	0	0	0	0	0
1200	**0**	**0**	**0**	**0**	**0**	**0**	**0**	**0**	**0**	**0**	**0**	**0**	**0**	**0**	**0**	**0**	**0**	**0**	**0**	**0**	**0**
1300	**0**	**0**	**0**	**0**	**0**	**0**	**0**	**0**	**0**	**0**	**0**	**0**	**0**	**0**	**0**	**0**	**0**	**0**	**0**	**0**	**0**
1400	**0**	**0**	**0**	**0**	**0**	**0**	**0**	**0**	**0**	**0**	**0**	**0**	**0**	**0**	**0**	**0**	**0**	**0**	**0**	**0**	**0**
1500	**0**	**0**	**0**	**0**	**0**	**0**	**0**	**0**	**0**	**0**	**0**	**0**	**0**	**0**	**0**	**0**	**0**	**0**	**0**	**0**	**0**
1600	**0**	**0**	**0**	**0**	**0**	**0**	**0**	**0**	**0**	**0**	**0**	**0**	**0**	**0**	**0**	**0**	**0**	**0**	**0**	**0**	**0**
1700	**0**	**0**	**0**	**0**	**0**	**0**	**0**	**0**	**0**	**0**	**0**	**0**	**0**	**0**	**0**	**0**	**0**	**0**	**0**	**0**	**0**
1800	**0**	**0**	**0**	**0**	**0**	**0**	**0**	**0**	**0**	**0**	**0**	**0**	**0**	**0**	**0**	**0**	**0**	**0**	**0**	**0**	**0**
1900	**0**	**0**	**0**	**0**	**0**	**0**	**0**	**0**	**0**	**0**	**0**	**0**	**0**	**0**	**0**	**0**	**0**	**0**	**0**	**0**	**0**
2000	**0**	**0**	**0**	**0**	**0**	**0**	**0**	**0**	**0**	**0**	**0**	**0**	**0**	**0**	**0**	**0**	**0**	**0**	**0**	**0**	**0**
2100	**0**	**0**	**0**	**0**	**0**	**0**	**0**	**0**	**0**	**0**	**0**	**0**	**0**	**0**	**0**	**0**	**0**	**0**	**0**	**0**	**0**
2200	**0**	**0**	**0**	**0**	**0**	**0**	**0**	**0**	**0**	**0**	**0**	**0**	**0**	**0**	**0**	**0**	**0**	**0**	**0**	**0**	**0**
2300	**0**	**0**	**0**	**0**	**0**	**0**	**0**	**0**	**0**	**0**	**0**	**0**	**0**	**0**	**0**	**0**	**0**	**0**	**0**	**0**	**0**
07-19	**19**	**1**	**12**	**0**	**4**	**1**	**1**	**0**	**0**	**0**	**0**	**0**	**0**	**0**	**0**	**0**	**0**	**0**	**0**	**29.3**	**37.4**
06-22	**19**	**1**	**12**	**0**	**4**	**1**	**1**	**0**	**0**	**0**	**0**	**0**	**0**	**0**	**0**	**0**	**0**	**0**	**0**	**29.3**	**37.4**
06-00	**19**	**1**	**12**	**0**	**4**	**1**	**1**	**0**	**0**	**0**	**0**	**0**	**0**	**0**	**0**	**0**	**0**	**0**	**0**	**29.3**	**37.4**
00-00	**20**	**1**	**13**	**0**	**4**	**1**	**1**	**0**	**0**	**0**	**0**	**0**	**0**	**0**	**0**	**0**	**0**	**0**	**0**	**30.3**	**41.8**

DRAFT

Site 50
Location L-68011-0, Att - Telepole, Lat 53.86344, Long -6.83233
Direction South

3279 / Meath/Cavan/Monaghan ATC's
October 2013
Automatic Traffic Count

Virtual Day (7)

Time	Total	Classification												>PSL	>PSL%	>SL1	>SL1%	>SL2	>SL2%	Mean	Vpp
		1 MCL	2 SV	3 SVT	4 TB2	5 TB3	6 T4	7 ART3	8 ART4	9 ART5	10 ART6	11 BD	12 DRT	80	80	85 +5kph	85 +5kph	90 +10kph	90 +10kph		85
0000	1	0	1	0	0	0	0	0	0	0	0	0	0	0	0	0	0	0	0	38.4	-
0100	0	0	0	0	0	0	0	0	0	0	0	0	0	0	0	0	0	0	0	26.1	-
0200	0	0	0	0	0	0	0	0	0	0	0	0	0	0	0	0	0	0	0	33.4	-
0300	0	0	0	0	0	0	0	0	0	0	0	0	0	0	0	0	0	0	0	-	-
0400	0	0	0	0	0	0	0	0	0	0	0	0	0	0	0	0	0	0	0	48.4	-
0500	0	0	0	0	0	0	0	0	0	0	0	0	0	0	0	0	0	0	0	53.2	-
0600	0	0	0	0	0	0	0	0	0	0	0	0	0	0	0	0	0	0	0	-	-
0700	1	0	1	0	0	0	0	0	0	0	0	0	0	0	0	0	0	0	0	49.2	-
0800	5	0	5	0	0	0	0	0	0	0	0	0	0	0	0	0	0	0	0	33.2	-
0900	**6**	**0**	**4**	**0**	**0**	**0**	**1**	**0**	**0**	**0**	**0**	**0**	**0**	**0**	**0**	**0**	**0**	**0**	**0**	**32.5**	**-**
1000	2	0	2	0	0	0	0	0	0	0	0	0	0	0	0	0	0	0	0	36.5	-
1100	2	0	1	0	0	0	0	0	0	0	0	0	0	0	0	0	0	0	0	39.9	-
1200	3	0	3	0	0	0	0	0	0	0	0	0	0	0	0	0	0	0	0	37.3	-
1300	4	0	4	0	0	0	0	0	0	0	0	0	0	0	0	0	0	0	0	37.3	-
1400	2	0	2	0	0	0	0	0	0	0	0	0	0	0	0	0	0	0	0	33	-
1500	2	0	2	0	0	0	0	0	0	0	0	0	0	0	0	0	0	0	0	35	-
1600	4	0	3	0	1	0	0	0	0	0	0	0	0	0	0	0	0	0	0	36.2	-
1700	3	0	3	0	0	0	0	0	0	0	0	0	0	0	0	0	0	0	0	39.9	-
1800	**5**	**0**	**4**	**0**	**0**	**0**	**0**	**0**	**0**	**0**	**0**	**0**	**0**	**0**	**0**	**0**	**0**	**0**	**0**	**34**	**-**
1900	3	0	3	0	0	0	0	0	0	0	0	0	0	0	0	0	0	0	0	39.1	-
2000	3	0	3	0	0	0	0	0	0	0	0	0	0	0	0	0	0	0	0	38.7	-
2100	1	0	1	0	0	0	0	0	0	0	0	0	0	0	0	0	0	0	0	38.2	-
2200	1	0	1	0	0	0	0	0	0	0	0	0	0	0	0	0	0	0	0	44.6	-
2300	0	0	0	0	0	0	0	0	0	0	0	0	0	0	0	0	0	0	0	37.8	-
07-19	**40**	**1**	**34**	**2**	**2**	**0**	**1**	**0**	**0**	**0**	**0**	**0**	**0**	**0**	**0**	**0**	**0**	**0**	**0**	**35.7**	**44.6**
06-22	**47**	**1**	**41**	**2**	**2**	**0**	**1**	**0**	**0**	**0**	**0**	**0**	**0**	**0**	**0**	**0**	**0**	**0**	**0**	**36.2**	**45.4**
06-00	**49**	**1**	**43**	**2**	**2**	**0**	**1**	**0**	**0**	**0**	**0**	**0**	**0**	**0**	**0**	**0**	**0**	**0**	**0**	**36.5**	**46.4**
00-00	**51**	**1**	**45**	**2**	**2**	**0**	**1**	**0**	**0**	**0**	**0**	**0**	**0**	**0**	**0**	**0**	**0**	**0**	**0**	**36.6**	**46.4**

DRAFT

Site 50
Location L-68011-0, Att - Telepole, Lat 53.86344, Long -6.83233
Direction South

3279 / Meath/Cavan/Monaghan ATC's
October 2013
Automatic Traffic Count

Virtual Week (1)

Time	Total	Classification												>PSL	>PSL%	>SL1	>SL1%	>SL2	>SL2%	Mean	Vpp
		1 MCL	2 SV	3 SVT	4 TB2	5 TB3	6 T4	7 ART3	8 ART4	9 ART5	10 ART6	11 BD	12 DRT	80	80	85 +5kph	85 +5kph	90 +10kph	90 +10kph		85
Mon	20	1	13	0	4	1	1	0	0	0	0	0	0	0	0	0	0	0	0	30.3	41.8
Tue	62	0	55	3	2	1	1	0	0	0	0	0	0	0	0	0	0	0	0	35.8	43.6
Wed	54	1	48	2	3	0	0	0	0	0	0	0	0	0	0	0	0	0	0	37.2	48.6
Thu	67	0	59	4	3	0	1	0	0	0	0	0	0	0	0	0	0	0	0	39.7	48.6
Fri	61	2	55	1	3	0	0	0	0	0	0	0	0	0	0	0	0	0	0	37.5	47.2
| Sat	53	2	45	3	2	0	1	0	0	0	0	0	0	0	0	0	0	0	0	36.1	43.6
| Sun	43	1	41	1	0	0	0	0	0	0	0	0	0	0	0	0	0	0	0	34.7	46.8
5 Day Ave.	**53**	**1**	**46**	**2**	**3**	**0**	**1**	**0**	**0**	**0**	**0**	**0**	**0**	**0**	**0.0**	**0**	**0.0**	**0**	**0.0**	**36.1**	**46.0**
7 Day Ave.	**51**	**1**	**45**	**2**	**2**	**0**	**1**	**0**	**0**	**0**	**0**	**0**	**0**	**0**	**0.0**	**0**	**0.0**	**0**	**0.0**	**36.6**	**46.4**
--	**360**	**7**	**316**	**14**	**17**	**2**	**4**	**0**	**0**	**0**	**0**	**0**	**0**	**0**	**0.0**	**0**	**0.0**	**0**	**0.0**	**36.6**	**46.4**

Summary Graphs

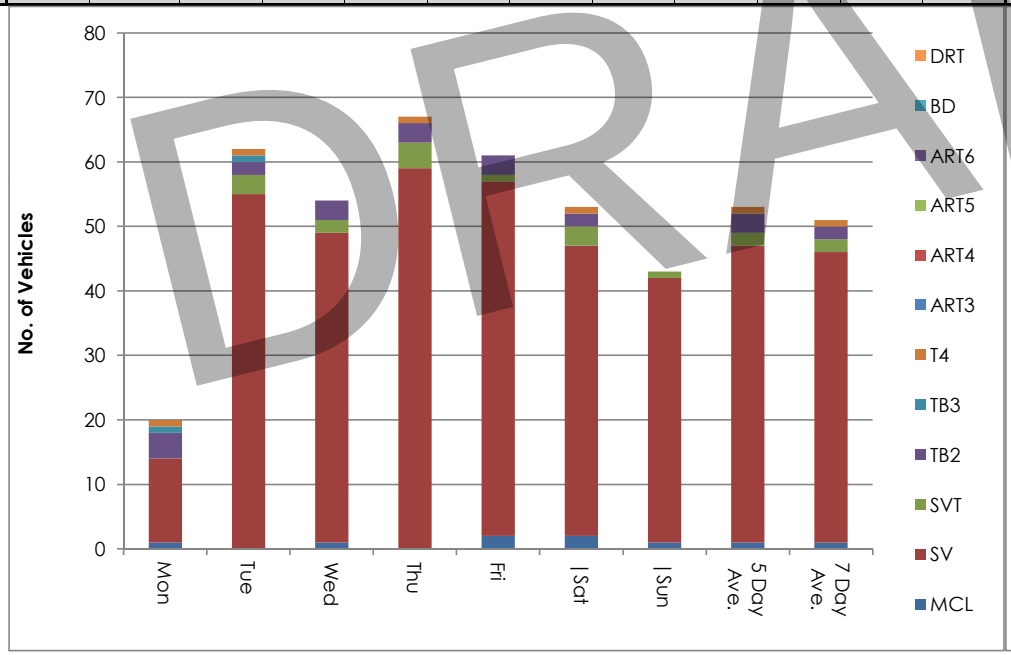

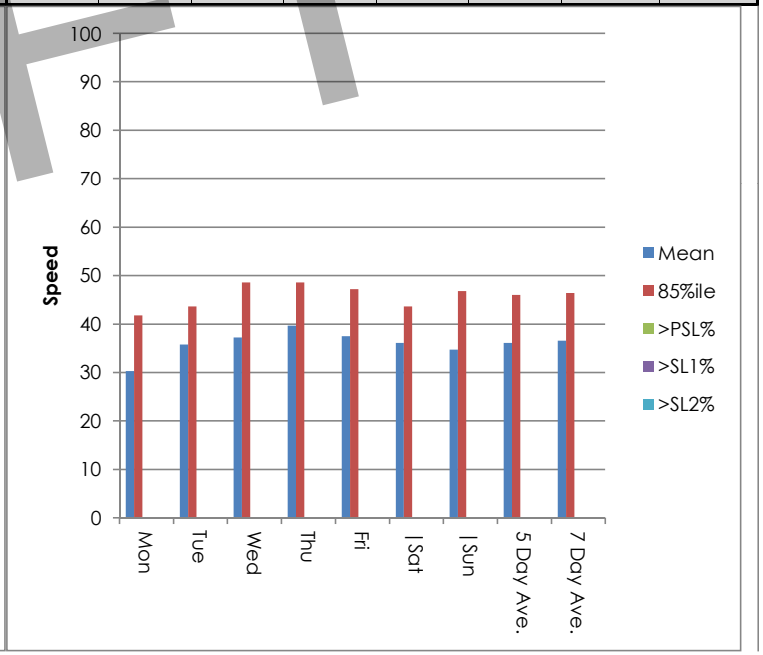

DRAFT

Site 50
Location L-68011-0, Att - Telepole, Lat 53.86344, Long -6.83233
Direction South

3279 / Meath/Cavan/Monaghan ATC's
October 2013
Automatic Traffic Count

Tue, 8 October 2013

Time	Total	Speed Bins (km/h)																											
		0 - 5	5 - 10	10 - 15	15 - 20	20 - 25	25 - 30	30 - 35	35 - 40	40 - 45	45 - 50	50 - 55	55 - 60	60 - 65	65 - 70	70 - 75	75 - 80	80 - 85	85 - 90	90 - 95	95 - 100	100 - 105	105 - 110	110 - 115	115 - 120	120 - 125	125 - 130	130 - 135	135 - 140
0000	1	0	0	0	0	0	0	1	0	0	0	0	0	0	0	0	0	0	0	0	0	0	0	0	0	0	0	0	0
0100	0	0	0	0	0	0	0	0	0	0	0	0	0	0	0	0	0	0	0	0	0	0	0	0	0	0	0	0	0
0200	0	0	0	0	0	0	0	0	0	0	0	0	0	0	0	0	0	0	0	0	0	0	0	0	0	0	0	0	0
0300	0	0	0	0	0	0	0	0	0	0	0	0	0	0	0	0	0	0	0	0	0	0	0	0	0	0	0	0	0
0400	0	0	0	0	0	0	0	0	0	0	0	0	0	0	0	0	0	0	0	0	0	0	0	0	0	0	0	0	0
0500	1	0	0	0	0	0	0	0	0	0	0	1	0	0	0	0	0	0	0	0	0	0	0	0	0	0	0	0	0
0600	0	0	0	0	0	0	0	0	0	0	0	0	0	0	0	0	0	0	0	0	0	0	0	0	0	0	0	0	0
0700	3	0	0	0	0	0	0	0	0	0	1	2	0	0	0	0	0	0	0	0	0	0	0	0	0	0	0	0	0
0800	6	0	0	0	1	1	0	2	1	0	0	1	0	0	0	0	0	0	0	0	0	0	0	0	0	0	0	0	0
0900	**9**	**0**	**0**	**0**	**0**	**1**	**0**	**4**	**3**	**1**	**0**	**0**	**0**	**0**	**0**	**0**	**0**	**0**	**0**	**0**	**0**	**0**	**0**	**0**	**0**	**0**	**0**	**0**	**0**
1000	5	0	0	0	0	0	0	1	1	2	0	1	0	0	0	0	0	0	0	0	0	0	0	0	0	0	0	0	0
1100	1	0	0	0	0	0	0	0	1	0	0	0	0	0	0	0	0	0	0	0	0	0	0	0	0	0	0	0	0
1200	2	0	0	0	0	0	0	0	1	1	0	0	0	0	0	0	0	0	0	0	0	0	0	0	0	0	0	0	0
1300	2	0	0	0	0	0	2	0	0	0	0	0	0	0	0	0	0	0	0	0	0	0	0	0	0	0	0	0	0
1400	1	0	0	0	0	0	0	1	0	0	0	0	0	0	0	0	0	0	0	0	0	0	0	0	0	0	0	0	0
1500	2	0	0	0	0	0	0	2	0	0	0	0	0	0	0	0	0	0	0	0	0	0	0	0	0	0	0	0	0
1600	7	0	0	0	0	1	1	0	4	1	0	0	0	0	0	0	0	0	0	0	0	0	0	0	0	0	0	0	0
1700	5	0	0	0	0	0	1	0	1	3	0	0	0	0	0	0	0	0	0	0	0	0	0	0	0	0	0	0	0
1800	**9**	**0**	**0**	**1**	**1**	**1**	**2**	**2**	**1**	**1**	**0**	**0**	**0**	**0**	**0**	**0**	**0**	**0**	**0**	**0**	**0**	**0**	**0**	**0**	**0**	**0**	**0**	**0**	**0**
1900	2	0	0	0	0	0	0	0	0	1	1	0	0	0	0	0	0	0	0	0	0	0	0	0	0	0	0	0	0
2000	3	0	0	0	0	0	0	0	2	1	0	0	0	0	0	0	0	0	0	0	0	0	0	0	0	0	0	0	0
2100	2	0	0	0	0	0	0	0	1	0	1	0	0	0	0	0	0	0	0	0	0	0	0	0	0	0	0	0	0
2200	1	0	0	0	0	0	0	0	0	0	0	1	0	0	0	0	0	0	0	0	0	0	0	0	0	0	0	0	0
2300	0	0	0	0	0	0	0	0	0	0	0	0	0	0	0	0	0	0	0	0	0	0	0	0	0	0	0	0	0
07-19	**52**	**0**	**0**	**1**	**2**	**4**	**6**	**12**	**13**	**9**	**1**	**4**	**0**	**0**	**0**	**0**	**0**	**0**	**0**	**0**	**0**	**0**	**0**	**0**	**0**	**0**	**0**	**0**	**0**
06-22	**59**	**0**	**0**	**1**	**2**	**4**	**6**	**12**	**16**	**11**	**3**	**4**	**0**	**0**	**0**	**0**	**0**	**0**	**0**	**0**	**0**	**0**	**0**	**0**	**0**	**0**	**0**	**0**	**0**
06-00	**60**	**0**	**0**	**1**	**2**	**4**	**6**	**12**	**16**	**11**	**3**	**5**	**0**	**0**	**0**	**0**	**0**	**0**	**0**	**0**	**0**	**0**	**0**	**0**	**0**	**0**	**0**	**0**	**0**
00-00	**62**	**0**	**0**	**1**	**2**	**4**	**6**	**13**	**16**	**11**	**3**	**6**	**0**	**0**	**0**	**0**	**0**	**0**	**0**	**0**	**0**	**0**	**0**	**0**	**0**	**0**	**0**	**0**	**0**

DRAFT

Site 50
Location L-68011-0, Att - Telepole, Lat 53.86344, Long -6.83233
Direction South

3279 / Meath/Cavan/Monaghan ATC's
October 2013
Automatic Traffic Count

Wed, 9 October 2013

Time	Total	Speed Bins (km/h)																											
		0 - 5	5 - 10	10 - 15	15 - 20	20 - 25	25 - 30	30 - 35	35 - 40	40 - 45	45 - 50	50 - 55	55 - 60	60 - 65	65 - 70	70 - 75	75 - 80	80 - 85	85 - 90	90 - 95	95 - 100	100 - 105	105 - 110	110 - 115	115 - 120	120 - 125	125 - 130	130 - 135	135 - 140
0000	0	0	0	0	0	0	0	0	0	0	0	0	0	0	0	0	0	0	0	0	0	0	0	0	0	0	0	0	0
0100	0	0	0	0	0	0	0	0	0	0	0	0	0	0	0	0	0	0	0	0	0	0	0	0	0	0	0	0	0
0200	0	0	0	0	0	0	0	0	0	0	0	0	0	0	0	0	0	0	0	0	0	0	0	0	0	0	0	0	0
0300	0	0	0	0	0	0	0	0	0	0	0	0	0	0	0	0	0	0	0	0	0	0	0	0	0	0	0	0	0
0400	0	0	0	0	0	0	0	0	0	0	0	0	0	0	0	0	0	0	0	0	0	0	0	0	0	0	0	0	0
0500	0	0	0	0	0	0	0	0	0	0	0	0	0	0	0	0	0	0	0	0	0	0	0	0	0	0	0	0	0
0600	0	0	0	0	0	0	0	0	0	0	0	0	0	0	0	0	0	0	0	0	0	0	0	0	0	0	0	0	0
0700	1	0	0	0	0	0	0	0	0	0	0	1	0	0	0	0	0	0	0	0	0	0	0	0	0	0	0	0	0
0800	**7**	**0**	**1**	**0**	**0**	**1**	**0**	**4**	**1**	**0**	**0**	**0**	**0**	**0**	**0**	**0**	**0**	**0**	**0**	**0**	**0**	**0**	**0**	**0**	**0**	**0**	**0**	**0**	**0**
0900	5	0	0	0	0	0	1	2	1	0	1	0	0	0	0	0	0	0	0	0	0	0	0	0	0	0	0	0	0
1000	1	0	0	1	0	0	0	0	0	0	0	0	0	0	0	0	0	0	0	0	0	0	0	0	0	0	0	0	0
1100	4	0	0	0	0	0	2	0	1	0	0	1	0	0	0	0	0	0	0	0	0	0	0	0	0	0	0	0	0
1200	4	0	0	0	0	1	1	0	1	1	0	0	0	0	0	0	0	0	0	0	0	0	0	0	0	0	0	0	0
1300	4	0	0	0	0	0	1	1	0	1	0	0	1	0	0	0	0	0	0	0	0	0	0	0	0	0	0	0	0
1400	2	0	0	0	0	1	0	1	0	0	0	0	0	0	0	0	0	0	0	0	0	0	0	0	0	0	0	0	0
1500	2	0	0	0	0	0	1	0	0	1	0	0	0	0	0	0	0	0	0	0	0	0	0	0	0	0	0	0	0
1600	3	0	0	0	0	0	0	1	1	1	0	0	0	0	0	0	0	0	0	0	0	0	0	0	0	0	0	0	0
1700	4	0	0	0	0	0	0	0	1	2	0	0	1	0	0	0	0	0	0	0	0	0	0	0	0	0	0	0	0
1800	**8**	**0**	**0**	**0**	**1**	**0**	**1**	**1**	**1**	**1**	**1**	**0**	**2**	**0**	**0**	**0**	**0**	**0**	**0**	**0**	**0**	**0**	**0**	**0**	**0**	**0**	**0**	**0**	**0**
1900	3	0	0	0	0	0	0	0	1	0	2	0	0	0	0	0	0	0	0	0	0	0	0	0	0	0	0	0	0
2000	3	0	0	0	0	0	0	1	1	0	0	1	0	0	0	0	0	0	0	0	0	0	0	0	0	0	0	0	0
2100	1	0	0	0	0	0	0	0	0	1	0	0	0	0	0	0	0	0	0	0	0	0	0	0	0	0	0	0	0
2200	2	0	0	0	0	0	0	0	1	0	0	0	1	0	0	0	0	0	0	0	0	0	0	0	0	0	0	0	0
2300	0	0	0	0	0	0	0	0	0	0	0	0	0	0	0	0	0	0	0	0	0	0	0	0	0	0	0	0	0
07-19	**45**	**0**	**1**	**1**	**1**	**3**	**7**	**10**	**7**	**7**	**2**	**2**	**4**	**0**	**0**	**0**	**0**	**0**	**0**	**0**	**0**	**0**	**0**	**0**	**0**	**0**	**0**	**0**	**0**
06-22	**52**	**0**	**1**	**1**	**1**	**3**	**7**	**11**	**9**	**8**	**4**	**3**	**4**	**0**	**0**	**0**	**0**	**0**	**0**	**0**	**0**	**0**	**0**	**0**	**0**	**0**	**0**	**0**	**0**
06-00	**54**	**0**	**1**	**1**	**1**	**3**	**7**	**11**	**10**	**8**	**4**	**3**	**5**	**0**	**0**	**0**	**0**	**0**	**0**	**0**	**0**	**0**	**0**	**0**	**0**	**0**	**0**	**0**	**0**
00-00	**54**	**0**	**1**	**1**	**1**	**3**	**7**	**11**	**10**	**8**	**4**	**3**	**5**	**0**	**0**	**0**	**0**	**0**	**0**	**0**	**0**	**0**	**0**	**0**	**0**	**0**	**0**	**0**	**0**

DRAFT

Site 50
Location L-68011-0, Att - Telepole, Lat 53.86344, Long -6.83233
Direction South

3279 / Meath/Cavan/Monaghan ATC's
October 2013
Automatic Traffic Count

Thu, 10 October 2013

Time	Total	Speed Bins (km/h)																											
		0 - 5	5 - 10	10 - 15	15 - 20	20 - 25	25 - 30	30 - 35	35 - 40	40 - 45	45 - 50	50 - 55	55 - 60	60 - 65	65 - 70	70 - 75	75 - 80	80 - 85	85 - 90	90 - 95	95 - 100	100 - 105	105 - 110	110 - 115	115 - 120	120 - 125	125 - 130	130 - 135	135 - 140
0000	1	0	0	0	0	0	0	0	0	0	1	0	0	0	0	0	0	0	0	0	0	0	0	0	0	0	0	0	0
0100	0	0	0	0	0	0	0	0	0	0	0	0	0	0	0	0	0	0	0	0	0	0	0	0	0	0	0	0	0
0200	0	0	0	0	0	0	0	0	0	0	0	0	0	0	0	0	0	0	0	0	0	0	0	0	0	0	0	0	0
0300	0	0	0	0	0	0	0	0	0	0	0	0	0	0	0	0	0	0	0	0	0	0	0	0	0	0	0	0	0
0400	1	0	0	0	0	0	0	0	0	0	0	0	1	0	0	0	0	0	0	0	0	0	0	0	0	0	0	0	0
0500	0	0	0	0	0	0	0	0	0	0	0	0	0	0	0	0	0	0	0	0	0	0	0	0	0	0	0	0	0
0600	0	0	0	0	0	0	0	0	0	0	0	0	0	0	0	0	0	0	0	0	0	0	0	0	0	0	0	0	0
0700	0	0	0	0	0	0	0	0	0	0	0	0	0	0	0	0	0	0	0	0	0	0	0	0	0	0	0	0	0
0800	7	0	0	0	0	0	0	3	2	0	0	1	0	1	0	0	0	0	0	0	0	0	0	0	0	0	0	0	0
0900	**8**	**0**	**0**	**0**	**1**	**1**	**2**	**0**	**1**	**2**	**1**	**0**	**0**	**0**	**0**	**0**	**0**	**0**	**0**	**0**	**0**	**0**	**0**	**0**	**0**	**0**	**0**	**0**	**0**
1000	3	0	0	0	0	0	0	0	0	2	0	1	0	0	0	0	0	0	0	0	0	0	0	0	0	0	0	0	0
1100	1	0	0	0	0	0	0	0	0	0	1	0	0	0	0	0	0	0	0	0	0	0	0	0	0	0	0	0	0
1200	7	0	0	0	0	0	2	1	1	2	1	0	0	0	0	0	0	0	0	0	0	0	0	0	0	0	0	0	0
1300	**9**	**0**	**0**	**0**	**1**	**1**	**1**	**2**	**2**	**0**	**2**	**0**	**0**	**0**	**0**	**0**	**0**	**0**	**0**	**0**	**0**	**0**	**0**	**0**	**0**	**0**	**0**	**0**	**0**
1400	1	0	0	0	0	0	0	0	0	0	0	1	0	0	0	0	0	0	0	0	0	0	0	0	0	0	0	0	0
1500	3	0	0	0	0	0	1	0	0	2	0	0	0	0	0	0	0	0	0	0	0	0	0	0	0	0	0	0	0
1600	6	0	0	0	0	1	0	1	0	3	1	0	0	0	0	0	0	0	0	0	0	0	0	0	0	0	0	0	0
1700	5	0	0	0	0	0	0	1	0	3	0	1	0	0	0	0	0	0	0	0	0	0	0	0	0	0	0	0	0
1800	4	0	0	0	0	0	0	0	1	3	0	0	0	0	0	0	0	0	0	0	0	0	0	0	0	0	0	0	0
1900	5	0	0	0	0	0	1	0	1	1	0	1	0	1	0	0	0	0	0	0	0	0	0	0	0	0	0	0	0
2000	3	0	0	0	0	0	0	0	0	0	1	1	0	1	0	0	0	0	0	0	0	0	0	0	0	0	0	0	0
2100	2	0	0	0	0	0	1	0	1	0	0	0	0	0	0	0	0	0	0	0	0	0	0	0	0	0	0	0	0
2200	1	0	0	0	0	0	0	0	1	0	0	0	0	0	0	0	0	0	0	0	0	0	0	0	0	0	0	0	0
2300	0	0	0	0	0	0	0	0	0	0	0	0	0	0	0	0	0	0	0	0	0	0	0	0	0	0	0	0	0
07-19	**54**	**0**	**0**	**0**	**2**	**3**	**6**	**8**	**7**	**17**	**6**	**4**	**0**	**1**	**0**	**0**	**0**	**0**	**0**	**0**	**0**	**0**	**0**	**0**	**0**	**0**	**0**	**0**	**0**
06-22	**64**	**0**	**0**	**0**	**2**	**3**	**8**	**8**	**9**	**18**	**7**	**6**	**0**	**3**	**0**	**0**	**0**	**0**	**0**	**0**	**0**	**0**	**0**	**0**	**0**	**0**	**0**	**0**	**0**
06-00	**65**	**0**	**0**	**0**	**2**	**3**	**8**	**8**	**10**	**18**	**7**	**6**	**0**	**3**	**0**	**0**	**0**	**0**	**0**	**0**	**0**	**0**	**0**	**0**	**0**	**0**	**0**	**0**	**0**
00-00	**67**	**0**	**0**	**0**	**2**	**3**	**8**	**8**	**10**	**18**	**8**	**6**	**1**	**3**	**0**	**0**	**0**	**0**	**0**	**0**	**0**	**0**	**0**	**0**	**0**	**0**	**0**	**0**	**0**

DRAFT

Site 50
Location L-68011-0, Att - Telepole, Lat 53.86344, Long -6.83233
Direction South

3279 / Meath/Cavan/Monaghan ATC's
October 2013
Automatic Traffic Count

Fri, 11 October 2013

Time	Total	Speed Bins (km/h)																											
		0 - 5	5 - 10	10 - 15	15 - 20	20 - 25	25 - 30	30 - 35	35 - 40	40 - 45	45 - 50	50 - 55	55 - 60	60 - 65	65 - 70	70 - 75	75 - 80	80 - 85	85 - 90	90 - 95	95 - 100	100 - 105	105 - 110	110 - 115	115 - 120	120 - 125	125 - 130	130 - 135	135 - 140
0000	1	0	0	0	0	0	1	0	0	0	0	0	0	0	0	0	0	0	0	0	0	0	0	0	0	0	0	0	0
0100	0	0	0	0	0	0	0	0	0	0	0	0	0	0	0	0	0	0	0	0	0	0	0	0	0	0	0	0	0
0200	0	0	0	0	0	0	0	0	0	0	0	0	0	0	0	0	0	0	0	0	0	0	0	0	0	0	0	0	0
0300	0	0	0	0	0	0	0	0	0	0	0	0	0	0	0	0	0	0	0	0	0	0	0	0	0	0	0	0	0
0400	1	0	0	0	0	0	0	0	1	0	0	0	0	0	0	0	0	0	0	0	0	0	0	0	0	0	0	0	0
0500	1	0	0	0	0	0	0	0	0	0	0	0	1	0	0	0	0	0	0	0	0	0	0	0	0	0	0	0	0
0600	0	0	0	0	0	0	0	0	0	0	0	0	0	0	0	0	0	0	0	0	0	0	0	0	0	0	0	0	0
0700	1	0	0	0	0	0	0	0	0	1	0	0	0	0	0	0	0	0	0	0	0	0	0	0	0	0	0	0	0
0800	**5**	**0**	**0**	**0**	**0**	**2**	**2**	**1**	**0**	**0**	**0**	**0**	**0**	**0**	**0**	**0**	**0**	**0**	**0**	**0**	**0**	**0**	**0**	**0**	**0**	**0**	**0**	**0**	**0**
0900	4	0	0	0	0	0	1	0	1	0	1	1	0	0	0	0	0	0	0	0	0	0	0	0	0	0	0	0	0
1000	1	0	0	0	0	0	1	0	0	0	0	0	0	0	0	0	0	0	0	0	0	0	0	0	0	0	0	0	0
1100	1	0	0	0	0	0	0	0	0	0	1	0	0	0	0	0	0	0	0	0	0	0	0	0	0	0	0	0	0
1200	6	0	0	0	0	0	0	1	1	1	3	0	0	0	0	0	0	0	0	0	0	0	0	0	0	0	0	0	0
1300	3	0	0	0	0	0	0	0	0	1	1	1	0	0	0	0	0	0	0	0	0	0	0	0	0	0	0	0	0
1400	3	0	0	0	0	1	0	0	2	0	0	0	0	0	0	0	0	0	0	0	0	0	0	0	0	0	0	0	0
1500	1	0	0	0	0	1	0	0	0	0	0	0	0	0	0	0	0	0	0	0	0	0	0	0	0	0	0	0	0
1600	6	0	0	0	0	1	0	1	2	2	0	0	0	0	0	0	0	0	0	0	0	0	0	0	0	0	0	0	0
1700	4	0	0	0	0	0	0	0	2	2	0	0	0	0	0	0	0	0	0	0	0	0	0	0	0	0	0	0	0
1800	**9**	**0**	**0**	**0**	**1**	**1**	**1**	**1**	**3**	**1**	**0**	**1**	**0**	**0**	**0**	**0**	**0**	**0**	**0**	**0**	**0**	**0**	**0**	**0**	**0**	**0**	**0**	**0**	**0**
1900	3	0	0	0	0	0	0	0	1	1	1	0	0	0	0	0	0	0	0	0	0	0	0	0	0	0	0	0	0
2000	6	0	0	0	0	1	1	2	1	0	0	1	0	0	0	0	0	0	0	0	0	0	0	0	0	0	0	0	0
2100	1	0	0	0	0	0	0	0	0	1	0	0	0	0	0	0	0	0	0	0	0	0	0	0	0	0	0	0	0
2200	2	0	0	0	0	0	0	0	1	0	0	1	0	0	0	0	0	0	0	0	0	0	0	0	0	0	0	0	0
2300	2	0	0	0	0	0	1	0	0	0	1	0	0	0	0	0	0	0	0	0	0	0	0	0	0	0	0	0	0
07-19	**44**	**0**	**0**	**0**	**1**	**6**	**5**	**4**	**11**	**8**	**6**	**3**	**0**	**0**	**0**	**0**	**0**	**0**	**0**	**0**	**0**	**0**	**0**	**0**	**0**	**0**	**0**	**0**	**0**
06-22	**54**	**0**	**0**	**0**	**1**	**7**	**6**	**6**	**13**	**10**	**7**	**4**	**0**	**0**	**0**	**0**	**0**	**0**	**0**	**0**	**0**	**0**	**0**	**0**	**0**	**0**	**0**	**0**	**0**
06-00	**58**	**0**	**0**	**0**	**1**	**7**	**7**	**6**	**14**	**10**	**8**	**5**	**0**	**0**	**0**	**0**	**0**	**0**	**0**	**0**	**0**	**0**	**0**	**0**	**0**	**0**	**0**	**0**	**0**
00-00	**61**	**0**	**0**	**0**	**1**	**7**	**8**	**6**	**15**	**10**	**8**	**5**	**1**	**0**	**0**	**0**	**0**	**0**	**0**	**0**	**0**	**0**	**0**	**0**	**0**	**0**	**0**	**0**	**0**

DRAFT

Site 50
Location L-68011-0, Att - Telepole, Lat 53.86344, Long -6.83233
Direction South

3279 / Meath/Cavan/Monaghan ATC's
October 2013
Automatic Traffic Count

Sat, 12 October 2013

Time	Total	Speed Bins (km/h)																											
		0 - 5	5 - 10	10 - 15	15 - 20	20 - 25	25 - 30	30 - 35	35 - 40	40 - 45	45 - 50	50 - 55	55 - 60	60 - 65	65 - 70	70 - 75	75 - 80	80 - 85	85 - 90	90 - 95	95 - 100	100 - 105	105 - 110	110 - 115	115 - 120	120 - 125	125 - 130	130 - 135	135 - 140
0000	1	0	0	0	0	0	0	0	1	0	0	0	0	0	0	0	0	0	0	0	0	0	0	0	0	0	0	0	0
0100	2	0	0	0	1	0	0	1	0	0	0	0	0	0	0	0	0	0	0	0	0	0	0	0	0	0	0	0	0
0200	2	0	0	0	0	0	1	0	0	0	1	0	0	0	0	0	0	0	0	0	0	0	0	0	0	0	0	0	0
0300	0	0	0	0	0	0	0	0	0	0	0	0	0	0	0	0	0	0	0	0	0	0	0	0	0	0	0	0	0
0400	0	0	0	0	0	0	0	0	0	0	0	0	0	0	0	0	0	0	0	0	0	0	0	0	0	0	0	0	0
0500	0	0	0	0	0	0	0	0	0	0	0	0	0	0	0	0	0	0	0	0	0	0	0	0	0	0	0	0	0
0600	0	0	0	0	0	0	0	0	0	0	0	0	0	0	0	0	0	0	0	0	0	0	0	0	0	0	0	0	0
0700	0	0	0	0	0	0	0	0	0	0	0	0	0	0	0	0	0	0	0	0	0	0	0	0	0	0	0	0	0
0800	2	0	0	0	0	0	0	0	2	0	0	0	0	0	0	0	0	0	0	0	0	0	0	0	0	0	0	0	0
0900	**3**	**0**	**0**	**0**	**0**	**0**	**1**	**1**	**1**	**0**	**0**	**0**	**0**	**0**	**0**	**0**	**0**	**0**	**0**	**0**	**0**	**0**	**0**	**0**	**0**	**0**	**0**	**0**	**0**
1000	1	0	0	0	0	0	0	1	0	0	0	0	0	0	0	0	0	0	0	0	0	0	0	0	0	0	0	0	0
1100	2	0	0	0	0	1	0	0	0	1	0	0	0	0	0	0	0	0	0	0	0	0	0	0	0	0	0	0	0
1200	3	0	0	0	0	0	0	0	1	1	1	0	0	0	0	0	0	0	0	0	0	0	0	0	0	0	0	0	0
1300	**7**	**0**	**0**	**0**	**0**	**0**	**0**	**1**	**3**	**2**	**1**	**0**	**0**	**0**	**0**	**0**	**0**	**0**	**0**	**0**	**0**	**0**	**0**	**0**	**0**	**0**	**0**	**0**	**0**
1400	4	0	0	0	0	0	0	3	1	0	0	0	0	0	0	0	0	0	0	0	0	0	0	0	0	0	0	0	0
1500	**7**	**0**	**0**	**1**	**0**	**1**	**0**	**1**	**2**	**0**	**1**	**1**	**0**	**0**	**0**	**0**	**0**	**0**	**0**	**0**	**0**	**0**	**0**	**0**	**0**	**0**	**0**	**0**	**0**
1600	6	0	0	0	0	2	1	1	0	2	0	0	0	0	0	0	0	0	0	0	0	0	0	0	0	0	0	0	0
1700	1	0	0	0	0	0	0	0	0	1	0	0	0	0	0	0	0	0	0	0	0	0	0	0	0	0	0	0	0
1800	1	0	0	0	0	0	1	0	0	0	0	0	0	0	0	0	0	0	0	0	0	0	0	0	0	0	0	0	0
1900	4	0	0	0	0	0	0	0	1	2	0	0	1	0	0	0	0	0	0	0	0	0	0	0	0	0	0	0	0
2000	3	0	0	1	0	0	0	0	1	0	0	1	0	0	0	0	0	0	0	0	0	0	0	0	0	0	0	0	0
2100	1	0	0	0	0	0	0	0	1	0	0	0	0	0	0	0	0	0	0	0	0	0	0	0	0	0	0	0	0
2200	2	0	0	0	0	0	0	1	0	0	1	0	0	0	0	0	0	0	0	0	0	0	0	0	0	0	0	0	0
2300	1	0	0	0	0	0	0	0	1	0	0	0	0	0	0	0	0	0	0	0	0	0	0	0	0	0	0	0	0
07-19	**37**	**0**	**0**	**1**	**0**	**4**	**3**	**8**	**10**	**7**	**3**	**1**	**0**	**0**	**0**	**0**	**0**	**0**	**0**	**0**	**0**	**0**	**0**	**0**	**0**	**0**	**0**	**0**	**0**
06-22	**45**	**0**	**0**	**2**	**0**	**4**	**3**	**8**	**13**	**9**	**3**	**2**	**1**	**0**	**0**	**0**	**0**	**0**	**0**	**0**	**0**	**0**	**0**	**0**	**0**	**0**	**0**	**0**	**0**
06-00	**48**	**0**	**0**	**2**	**0**	**4**	**3**	**9**	**14**	**9**	**4**	**2**	**1**	**0**	**0**	**0**	**0**	**0**	**0**	**0**	**0**	**0**	**0**	**0**	**0**	**0**	**0**	**0**	**0**
00-00	**53**	**0**	**0**	**2**	**1**	**4**	**4**	**10**	**15**	**9**	**5**	**2**	**1**	**0**	**0**	**0**	**0**	**0**	**0**	**0**	**0**	**0**	**0**	**0**	**0**	**0**	**0**	**0**	**0**

DRAFT

Site 50
Location L-68011-0, Att - Telepole, Lat 53.86344, Long -6.83233
Direction South

3279 / Meath/Cavan/Monaghan ATC's
October 2013
Automatic Traffic Count

Sun, 13 October 2013

Time	Total	Speed Bins (km/h)																											
		0 - 5	5 - 10	10 - 15	15 - 20	20 - 25	25 - 30	30 - 35	35 - 40	40 - 45	45 - 50	50 - 55	55 - 60	60 - 65	65 - 70	70 - 75	75 - 80	80 - 85	85 - 90	90 - 95	95 - 100	100 - 105	105 - 110	110 - 115	115 - 120	120 - 125	125 - 130	130 - 135	135 - 140
0000	1	0	0	0	0	0	0	0	0	0	1	0	0	0	0	0	0	0	0	0	0	0	0	0	0	0	0	0	0
0100	0	0	0	0	0	0	0	0	0	0	0	0	0	0	0	0	0	0	0	0	0	0	0	0	0	0	0	0	0
0200	1	0	0	0	0	0	1	0	0	0	0	0	0	0	0	0	0	0	0	0	0	0	0	0	0	0	0	0	0
0300	0	0	0	0	0	0	0	0	0	0	0	0	0	0	0	0	0	0	0	0	0	0	0	0	0	0	0	0	0
0400	0	0	0	0	0	0	0	0	0	0	0	0	0	0	0	0	0	0	0	0	0	0	0	0	0	0	0	0	0
0500	0	0	0	0	0	0	0	0	0	0	0	0	0	0	0	0	0	0	0	0	0	0	0	0	0	0	0	0	0
0600	0	0	0	0	0	0	0	0	0	0	0	0	0	0	0	0	0	0	0	0	0	0	0	0	0	0	0	0	0
0700	0	0	0	0	0	0	0	0	0	0	0	0	0	0	0	0	0	0	0	0	0	0	0	0	0	0	0	0	0
0800	1	0	0	0	0	0	0	0	0	1	0	0	0	0	0	0	0	0	0	0	0	0	0	0	0	0	0	0	0
0900	0	0	0	0	0	0	0	0	0	0	0	0	0	0	0	0	0	0	0	0	0	0	0	0	0	0	0	0	0
1000	**3**	**0**	**0**	**0**	**0**	**0**	**0**	**3**	**0**	**0**	**0**	**0**	**0**	**0**	**0**	**0**	**0**	**0**	**0**	**0**	**0**	**0**	**0**	**0**	**0**	**0**	**0**	**0**	**0**
1100	**3**	**0**	**0**	**0**	**0**	**0**	**0**	**0**	**0**	**1**	**2**	**0**	**0**	**0**	**0**	**0**	**0**	**0**	**0**	**0**	**0**	**0**	**0**	**0**	**0**	**0**	**0**	**0**	**0**
1200	2	0	0	0	1	0	0	1	0	0	0	0	0	0	0	0	0	0	0	0	0	0	0	0	0	0	0	0	0
1300	4	0	0	0	0	0	0	3	0	0	1	0	0	0	0	0	0	0	0	0	0	0	0	0	0	0	0	0	0
1400	2	0	0	0	1	0	0	0	1	0	0	0	0	0	0	0	0	0	0	0	0	0	0	0	0	0	0	0	0
1500	2	0	0	0	0	0	0	0	1	1	0	0	0	0	0	0	0	0	0	0	0	0	0	0	0	0	0	0	0
1600	3	0	0	0	0	0	0	0	1	1	1	0	0	0	0	0	0	0	0	0	0	0	0	0	0	0	0	0	0
1700	5	0	0	0	1	0	1	2	0	0	1	0	0	0	0	0	0	0	0	0	0	0	0	0	0	0	0	0	0
1800	3	0	0	0	0	1	1	0	1	0	0	0	0	0	0	0	0	0	0	0	0	0	0	0	0	0	0	0	0
1900	**7**	**0**	**2**	**1**	**0**	**0**	**0**	**0**	**2**	**2**	**0**	**0**	**0**	**0**	**0**	**0**	**0**	**0**	**0**	**0**	**0**	**0**	**0**	**0**	**0**	**0**	**0**	**0**	**0**
2000	3	0	0	0	0	0	1	1	0	0	1	0	0	0	0	0	0	0	0	0	0	0	0	0	0	0	0	0	0
2100	1	0	0	0	0	0	0	0	1	0	0	0	0	0	0	0	0	0	0	0	0	0	0	0	0	0	0	0	0
2200	2	0	0	0	0	0	0	0	1	0	0	0	1	0	0	0	0	0	0	0	0	0	0	0	0	0	0	0	0
2300	0	0	0	0	0	0	0	0	0	0	0	0	0	0	0	0	0	0	0	0	0	0	0	0	0	0	0	0	0
07-19	**28**	**0**	**0**	**0**	**3**	**1**	**2**	**9**	**4**	**4**	**5**	**0**	**0**	**0**	**0**	**0**	**0**	**0**	**0**	**0**	**0**	**0**	**0**	**0**	**0**	**0**	**0**	**0**	**0**
06-22	**39**	**0**	**2**	**1**	**3**	**1**	**3**	**10**	**7**	**6**	**6**	**0**	**0**	**0**	**0**	**0**	**0**	**0**	**0**	**0**	**0**	**0**	**0**	**0**	**0**	**0**	**0**	**0**	**0**
06-00	**41**	**0**	**2**	**1**	**3**	**1**	**3**	**10**	**8**	**6**	**6**	**0**	**1**	**0**	**0**	**0**	**0**	**0**	**0**	**0**	**0**	**0**	**0**	**0**	**0**	**0**	**0**	**0**	**0**
00-00	**43**	**0**	**2**	**1**	**3**	**1**	**4**	**10**	**8**	**6**	**7**	**0**	**1**	**0**	**0**	**0**	**0**	**0**	**0**	**0**	**0**	**0**	**0**	**0**	**0**	**0**	**0**	**0**	**0**

DRAFT

Site 50
Location L-68011-0, Att - Telepole, Lat 53.86344, Long -6.83233
Direction South

3279 / Meath/Cavan/Monaghan ATC's
October 2013
Automatic Traffic Count

Mon, 14 October 2013

Time	Total	Speed Bins (km/h)																											
		0 - 5	5 - 10	10 - 15	15 - 20	20 - 25	25 - 30	30 - 35	35 - 40	40 - 45	45 - 50	50 - 55	55 - 60	60 - 65	65 - 70	70 - 75	75 - 80	80 - 85	85 - 90	90 - 95	95 - 100	100 - 105	105 - 110	110 - 115	115 - 120	120 - 125	125 - 130	130 - 135	135 - 140
0000	0	0	0	0	0	0	0	0	0	0	0	0	0	0	0	0	0	0	0	0	0	0	0	0	0	0	0	0	0
0100	0	0	0	0	0	0	0	0	0	0	0	0	0	0	0	0	0	0	0	0	0	0	0	0	0	0	0	0	0
0200	0	0	0	0	0	0	0	0	0	0	0	0	0	0	0	0	0	0	0	0	0	0	0	0	0	0	0	0	0
0300	0	0	0	0	0	0	0	0	0	0	0	0	0	0	0	0	0	0	0	0	0	0	0	0	0	0	0	0	0
0400	0	0	0	0	0	0	0	0	0	0	0	0	0	0	0	0	0	0	0	0	0	0	0	0	0	0	0	0	0
0500	1	0	0	0	0	0	0	0	0	0	1	0	0	0	0	0	0	0	0	0	0	0	0	0	0	0	0	0	0
0600	0	0	0	0	0	0	0	0	0	0	0	0	0	0	0	0	0	0	0	0	0	0	0	0	0	0	0	0	0
0700	0	0	0	0	0	0	0	0	0	0	0	0	0	0	0	0	0	0	0	0	0	0	0	0	0	0	0	0	0
0800	9	0	0	1	0	0	1	3	2	2	0	0	0	0	0	0	0	0	0	0	0	0	0	0	0	0	0	0	0
0900	**10**	**0**	**0**	**2**	**1**	**0**	**4**	**2**	**0**	**1**	**0**	**0**	**0**	**0**	**0**	**0**	**0**	**0**	**0**	**0**	**0**	**0**	**0**	**0**	**0**	**0**	**0**	**0**	**0**
1000	0	0	0	0	0	0	0	0	0	0	0	0	0	0	0	0	0	0	0	0	0	0	0	0	0	0	0	0	0
1100	0	0	0	0	0	0	0	0	0	0	0	0	0	0	0	0	0	0	0	0	0	0	0	0	0	0	0	0	0
1200	**0**	**0**	**0**	**0**	**0**	**0**	**0**	**0**	**0**	**0**	**0**	**0**	**0**	**0**	**0**	**0**	**0**	**0**	**0**	**0**	**0**	**0**	**0**	**0**	**0**	**0**	**0**	**0**	**0**
1300	**0**	**0**	**0**	**0**	**0**	**0**	**0**	**0**	**0**	**0**	**0**	**0**	**0**	**0**	**0**	**0**	**0**	**0**	**0**	**0**	**0**	**0**	**0**	**0**	**0**	**0**	**0**	**0**	**0**
1400	**0**	**0**	**0**	**0**	**0**	**0**	**0**	**0**	**0**	**0**	**0**	**0**	**0**	**0**	**0**	**0**	**0**	**0**	**0**	**0**	**0**	**0**	**0**	**0**	**0**	**0**	**0**	**0**	**0**
1500	**0**	**0**	**0**	**0**	**0**	**0**	**0**	**0**	**0**	**0**	**0**	**0**	**0**	**0**	**0**	**0**	**0**	**0**	**0**	**0**	**0**	**0**	**0**	**0**	**0**	**0**	**0**	**0**	**0**
1600	**0**	**0**	**0**	**0**	**0**	**0**	**0**	**0**	**0**	**0**	**0**	**0**	**0**	**0**	**0**	**0**	**0**	**0**	**0**	**0**	**0**	**0**	**0**	**0**	**0**	**0**	**0**	**0**	**0**
1700	**0**	**0**	**0**	**0**	**0**	**0**	**0**	**0**	**0**	**0**	**0**	**0**	**0**	**0**	**0**	**0**	**0**	**0**	**0**	**0**	**0**	**0**	**0**	**0**	**0**	**0**	**0**	**0**	**0**
1800	**0**	**0**	**0**	**0**	**0**	**0**	**0**	**0**	**0**	**0**	**0**	**0**	**0**	**0**	**0**	**0**	**0**	**0**	**0**	**0**	**0**	**0**	**0**	**0**	**0**	**0**	**0**	**0**	**0**
1900	**0**	**0**	**0**	**0**	**0**	**0**	**0**	**0**	**0**	**0**	**0**	**0**	**0**	**0**	**0**	**0**	**0**	**0**	**0**	**0**	**0**	**0**	**0**	**0**	**0**	**0**	**0**	**0**	**0**
2000	**0**	**0**	**0**	**0**	**0**	**0**	**0**	**0**	**0**	**0**	**0**	**0**	**0**	**0**	**0**	**0**	**0**	**0**	**0**	**0**	**0**	**0**	**0**	**0**	**0**	**0**	**0**	**0**	**0**
2100	**0**	**0**	**0**	**0**	**0**	**0**	**0**	**0**	**0**	**0**	**0**	**0**	**0**	**0**	**0**	**0**	**0**	**0**	**0**	**0**	**0**	**0**	**0**	**0**	**0**	**0**	**0**	**0**	**0**
2200	**0**	**0**	**0**	**0**	**0**	**0**	**0**	**0**	**0**	**0**	**0**	**0**	**0**	**0**	**0**	**0**	**0**	**0**	**0**	**0**	**0**	**0**	**0**	**0**	**0**	**0**	**0**	**0**	**0**
2300	**0**	**0**	**0**	**0**	**0**	**0**	**0**	**0**	**0**	**0**	**0**	**0**	**0**	**0**	**0**	**0**	**0**	**0**	**0**	**0**	**0**	**0**	**0**	**0**	**0**	**0**	**0**	**0**	**0**
07-19	**19**	**0**	**0**	**3**	**1**	**0**	**5**	**5**	**2**	**3**	**0**	**0**	**0**	**0**	**0**	**0**	**0**	**0**	**0**	**0**	**0**	**0**	**0**	**0**	**0**	**0**	**0**	**0**	**0**
06-22	**19**	**0**	**0**	**3**	**1**	**0**	**5**	**5**	**2**	**3**	**0**	**0**	**0**	**0**	**0**	**0**	**0**	**0**	**0**	**0**	**0**	**0**	**0**	**0**	**0**	**0**	**0**	**0**	**0**
06-00	**19**	**0**	**0**	**3**	**1**	**0**	**5**	**5**	**2**	**3**	**0**	**0**	**0**	**0**	**0**	**0**	**0**	**0**	**0**	**0**	**0**	**0**	**0**	**0**	**0**	**0**	**0**	**0**	**0**
00-00	**20**	**0**	**0**	**3**	**1**	**0**	**5**	**5**	**2**	**3**	**1**	**0**	**0**	**0**	**0**	**0**	**0**	**0**	**0**	**0**	**0**	**0**	**0**	**0**	**0**	**0**	**0**	**0**	**0**

DRAFT

Site 50
Location L-68011-0, Att - Telepole, Lat 53.86344, Long -6.83233
Direction South

3279 / Meath/Cavan/Monaghan ATC's
October 2013
Automatic Traffic Count

Virtual Day (7)

Time	Total	Speed Bins (km/h)																											
		0 - 5	5 - 10	10 - 15	15 - 20	20 - 25	25 - 30	30 - 35	35 - 40	40 - 45	45 - 50	50 - 55	55 - 60	60 - 65	65 - 70	70 - 75	75 - 80	80 - 85	85 - 90	90 - 95	95 - 100	100 - 105	105 - 110	110 - 115	115 - 120	120 - 125	125 - 130	130 - 135	135 - 140
0000	1	0	0	0	0	0	0	0	0	0	0	0	0	0	0	0	0	0	0	0	0	0	0	0	0	0	0	0	0
0100	0	0	0	0	0	0	0	0	0	0	0	0	0	0	0	0	0	0	0	0	0	0	0	0	0	0	0	0	0
0200	0	0	0	0	0	0	0	0	0	0	0	0	0	0	0	0	0	0	0	0	0	0	0	0	0	0	0	0	0
0300	0	0	0	0	0	0	0	0	0	0	0	0	0	0	0	0	0	0	0	0	0	0	0	0	0	0	0	0	0
0400	0	0	0	0	0	0	0	0	0	0	0	0	0	0	0	0	0	0	0	0	0	0	0	0	0	0	0	0	0
0500	0	0	0	0	0	0	0	0	0	0	0	0	0	0	0	0	0	0	0	0	0	0	0	0	0	0	0	0	0
0600	0	0	0	0	0	0	0	0	0	0	0	0	0	0	0	0	0	0	0	0	0	0	0	0	0	0	0	0	0
0700	1	0	0	0	0	0	0	0	0	0	0	0	0	0	0	0	0	0	0	0	0	0	0	0	0	0	0	0	0
0800	5	0	0	0	0	1	0	2	1	0	0	0	0	0	0	0	0	0	0	0	0	0	0	0	0	0	0	0	0
0900	**6**	**0**	**0**	**0**	**0**	**0**	**1**	**1**	**1**	**1**	**0**	**0**	**0**	**0**	**0**	**0**	**0**	**0**	**0**	**0**	**0**	**0**	**0**	**0**	**0**	**0**	**0**	**0**	**0**
1000	2	0	0	0	0	0	0	1	0	1	0	0	0	0	0	0	0	0	0	0	0	0	0	0	0	0	0	0	0
1100	2	0	0	0	0	0	0	0	0	0	1	0	0	0	0	0	0	0	0	0	0	0	0	0	0	0	0	0	0
1200	3	0	0	0	0	0	0	0	1	1	1	0	0	0	0	0	0	0	0	0	0	0	0	0	0	0	0	0	0
1300	4	0	0	0	0	0	1	1	1	1	1	0	0	0	0	0	0	0	0	0	0	0	0	0	0	0	0	0	0
1400	2	0	0	0	0	0	0	1	1	0	0	0	0	0	0	0	0	0	0	0	0	0	0	0	0	0	0	0	0
1500	2	0	0	0	0	0	0	0	0	1	0	0	0	0	0	0	0	0	0	0	0	0	0	0	0	0	0	0	0
1600	4	0	0	0	0	1	0	1	1	1	0	0	0	0	0	0	0	0	0	0	0	0	0	0	0	0	0	0	0
1700	3	0	0	0	0	0	0	0	1	2	0	0	0	0	0	0	0	0	0	0	0	0	0	0	0	0	0	0	0
1800	**5**	**0**	**0**	**0**	**0**	**0**	**1**	**1**	**1**	**1**	**0**	**0**	**0**	**0**	**0**	**0**	**0**	**0**	**0**	**0**	**0**	**0**	**0**	**0**	**0**	**0**	**0**	**0**	**0**
1900	3	0	0	0	0	0	0	0	1	1	1	0	0	0	0	0	0	0	0	0	0	0	0	0	0	0	0	0	0
2000	3	0	0	0	0	0	0	1	1	0	0	1	0	0	0	0	0	0	0	0	0	0	0	0	0	0	0	0	0
2100	1	0	0	0	0	0	0	0	1	0	0	0	0	0	0	0	0	0	0	0	0	0	0	0	0	0	0	0	0
2200	1	0	0	0	0	0	0	0	1	0	0	0	0	0	0	0	0	0	0	0	0	0	0	0	0	0	0	0	0
2300	0	0	0	0	0	0	0	0	0	0	0	0	0	0	0	0	0	0	0	0	0	0	0	0	0	0	0	0	0
07-19	**40**	**0**	**0**	**1**	**1**	**3**	**5**	**8**	**8**	**8**	**3**	**2**	**1**	**0**	**0**	**0**	**0**	**0**	**0**	**0**	**0**	**0**	**0**	**0**	**0**	**0**	**0**	**0**	**0**
06-22	**47**	**0**	**0**	**1**	**1**	**3**	**5**	**9**	**10**	**9**	**4**	**3**	**1**	**0**	**0**	**0**	**0**	**0**	**0**	**0**	**0**	**0**	**0**	**0**	**0**	**0**	**0**	**0**	**0**
06-00	**49**	**0**	**0**	**1**	**1**	**3**	**6**	**9**	**11**	**9**	**5**	**3**	**1**	**0**	**0**	**0**	**0**	**0**	**0**	**0**	**0**	**0**	**0**	**0**	**0**	**0**	**0**	**0**	**0**
00-00	**51**	**0**	**0**	**1**	**2**	**3**	**6**	**9**	**11**	**9**	**5**	**3**	**1**	**0**	**0**	**0**	**0**	**0**	**0**	**0**	**0**	**0**	**0**	**0**	**0**	**0**	**0**	**0**	**0**

DRAFT

Site 50
Location L-68011-0, Att - Telepole, Lat 53.86344, Long -6.83233
Direction South

3279 / Meath/Cavan/Monaghan ATC's
October 2013
Automatic Traffic Count

Virtual Week (1)

Time	Total	Speed Bins (km/h)																												
		0 - 5	5 - 10	10 - 15	15 - 20	20 - 25	25 - 30	30 - 35	35 - 40	40 - 45	45 - 50	50 - 55	55 - 60	60 - 65	65 - 70	70 - 75	75 - 80	80 - 85	85 - 90	90 - 95	95 - 100	100 - 105	105 - 110	110 - 115	115 - 120	120 - 125	125 - 130	130 - 135	135 - 140
Mon	20	0	0	3	1	0	5	5	2	3	1	0	0	0	0	0	0	0	0	0	0	0	0	0	0	0	0	0	0	0
Tue	62	0	0	1	2	4	6	13	16	11	3	6	0	0	0	0	0	0	0	0	0	0	0	0	0	0	0	0	0	0
Wed	54	0	1	1	1	3	7	11	10	8	4	3	5	0	0	0	0	0	0	0	0	0	0	0	0	0	0	0	0	0
Thu	67	0	0	0	2	3	8	8	10	18	8	6	1	3	0	0	0	0	0	0	0	0	0	0	0	0	0	0	0	0
Fri	61	0	0	0	1	7	8	6	15	10	8	5	1	0	0	0	0	0	0	0	0	0	0	0	0	0	0	0	0	0
| Sat	53	0	0	2	1	4	4	10	15	9	5	2	1	0	0	0	0	0	0	0	0	0	0	0	0	0	0	0	0	0
| Sun	43	0	2	1	3	1	4	10	8	6	7	0	1	0	0	0	0	0	0	0	0	0	0	0	0	0	0	0	0	0
5 Day Ave.	**53**	**0**	**0**	**1**	**1**	**3**	**7**	**9**	**11**	**10**	**5**	**4**	**1**	**1**	**0**	**0**	**0**	**0**	**0**	**0**	**0**	**0**	**0**	**0**	**0**	**0**	**0**	**0**	**0**	**0**
7 Day Ave.	**51**	**0**	**0**	**1**	**2**	**3**	**6**	**9**	**11**	**9**	**5**	**3**	**1**	**0**	**0**	**0**	**0**	**0**	**0**	**0**	**0**	**0**	**0**	**0**	**0**	**0**	**0**	**0**	**0**	**0**
--	**360**	**0**	**3**	**8**	**11**	**22**	**42**	**63**	**76**	**65**	**36**	**22**	**9**	**3**	**0**	**0**	**0**	**0**	**0**	**0**	**0**	**0**	**0**	**0**	**0**	**0**	**0**	**0**	**0**	**0**

Summary Graphs

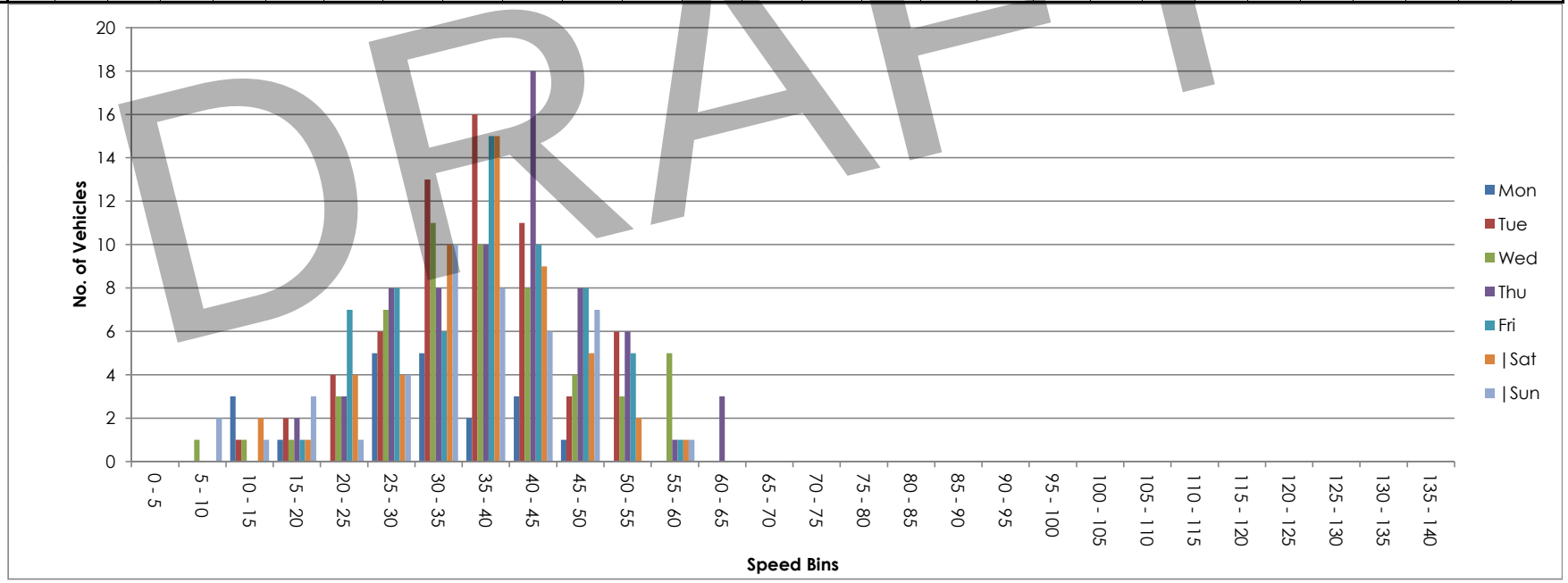

DRAFT

Site 50
Location L-68011-0, Att - Telepole, Lat 53.86344, Long -6.83233
Direction Two way

3279 / Meath/Cavan/Monaghan ATC's
October 2013
Automatic Traffic Count

Tue, 8 October 2013

Time	Total	Classification												>PSL	>PSL%	>SL1	>SL1%	>SL2	>SL2%	Mean	Vpp
		1 MCL	2 SV	3 SVT	4 TB2	5 TB3	6 T4	7 ART3	8 ART4	9 ART5	10 ART6	11 BD	12 DRT	80	80	85 +5kph	85 +5kph	90 +10kph	90 +10kph		85
0000	1	0	0	1	0	0	0	0	0	0	0	0	0	0	0	0	0	0	0	34.2	-
0100	0	0	0	0	0	0	0	0	0	0	0	0	0	0	0	0	0	0	0	-	-
0200	0	0	0	0	0	0	0	0	0	0	0	0	0	0	0	0	0	0	0	-	-
0300	0	0	0	0	0	0	0	0	0	0	0	0	0	0	0	0	0	0	0	-	-
0400	0	0	0	0	0	0	0	0	0	0	0	0	0	0	0	0	0	0	0	-	-
0500	1	0	1	0	0	0	0	0	0	0	0	0	0	0	0	0	0	0	0	52.6	-
0600	0	0	0	0	0	0	0	0	0	0	0	0	0	0	0	0	0	0	0	-	-
0700	5	0	5	0	0	0	0	0	0	0	0	0	0	0	0	0	0	0	0	49.2	-
0800	10	0	8	0	2	0	0	0	0	0	0	0	0	0	0	0	0	0	0	33.8	-
0900	**13**	**0**	**12**	**0**	**0**	**0**	**1**	**0**	**0**	**0**	**0**	**0**	**0**	**0**	**0**	**0**	**0**	**0**	**0**	**37.1**	**43.6**
1000	6	0	6	0	0	0	0	0	0	0	0	0	0	0	0	0	0	0	0	41.4	-
1100	4	0	4	0	0	0	0	0	0	0	0	0	0	0	0	0	0	0	0	40	-
1200	7	0	7	0	0	0	0	0	0	0	0	0	0	0	0	0	0	0	0	34.1	-
1300	4	1	3	0	0	0	0	0	0	0	0	0	0	0	0	0	0	0	0	30.4	-
1400	2	0	2	0	0	0	0	0	0	0	0	0	0	0	0	0	0	0	0	45	-
1500	9	0	9	0	0	0	0	0	0	0	0	0	0	0	0	0	0	0	0	41.5	-
1600	10	0	8	0	2	0	0	0	0	0	0	0	0	0	0	0	0	0	0	37.7	-
1700	**15**	**0**	**15**	**0**	**0**	**0**	**0**	**0**	**0**	**0**	**0**	**0**	**0**	**0**	**0**	**0**	**0**	**0**	**0**	**42**	**51.1**
1800	12	0	10	1	0	1	0	0	0	0	0	0	0	0	0	0	0	0	0	31.3	40
1900	7	0	7	0	0	0	0	0	0	0	0	0	0	0	0	0	0	0	0	45.1	-
2000	8	0	8	0	0	0	0	0	0	0	0	0	0	0	0	0	0	0	0	43.3	-
2100	4	0	3	1	0	0	0	0	0	0	0	0	0	0	0	0	0	0	0	47.9	-
2200	4	0	3	1	0	0	0	0	0	0	0	0	0	0	0	0	0	0	0	44	-
2300	0	0	0	0	0	0	0	0	0	0	0	0	0	0	0	0	0	0	0	-	-
07-19	**97**	**1**	**89**	**1**	**4**	**1**	**1**	**0**	**0**	**0**	**0**	**0**	**0**	**0**	**0**	**0**	**0**	**0**	**0**	**37.9**	**49.3**
06-22	**116**	**1**	**107**	**2**	**4**	**1**	**1**	**0**	**0**	**0**	**0**	**0**	**0**	**0**	**0**	**0**	**0**	**0**	**0**	**39.1**	**51.1**
06-00	**120**	**1**	**110**	**3**	**4**	**1**	**1**	**0**	**0**	**0**	**0**	**0**	**0**	**0**	**0**	**0**	**0**	**0**	**0**	**39.3**	**51.1**
00-00	**122**	**1**	**111**	**4**	**4**	**1**	**1**	**0**	**0**	**0**	**0**	**0**	**0**	**0**	**0**	**0**	**0**	**0**	**0**	**39.3**	**51.1**

DRAFT

Site 50
Location L-68011-0, Att - Telepole, Lat 53.86344, Long -6.83233
Direction Two way

3279 / Meath/Cavan/Monaghan ATC's
October 2013
Automatic Traffic Count

Wed, 9 October 2013

Time	Total	Classification												>PSL	>PSL%	>SL1	>SL1%	>SL2	>SL2%	Mean	Vpp
		1 MCL	2 SV	3 SVT	4 TB2	5 TB3	6 T4	7 ART3	8 ART4	9 ART5	10 ART6	11 BD	12 DRT	80	80	85 +5kph	85 +5kph	90 +10kph	90 +10kph		85
0000	0	0	0	0	0	0	0	0	0	0	0	0	0	0	0	0	0	0	0	-	-
0100	0	0	0	0	0	0	0	0	0	0	0	0	0	0	0	0	0	0	0	-	-
0200	0	0	0	0	0	0	0	0	0	0	0	0	0	0	0	0	0	0	0	-	-
0300	0	0	0	0	0	0	0	0	0	0	0	0	0	0	0	0	0	0	0	-	-
0400	0	0	0	0	0	0	0	0	0	0	0	0	0	0	0	0	0	0	0	-	-
0500	1	0	1	0	0	0	0	0	0	0	0	0	0	0	0	0	0	0	0	36.8	-
0600	0	0	0	0	0	0	0	0	0	0	0	0	0	0	0	0	0	0	0	-	-
0700	3	0	3	0	0	0	0	0	0	0	0	0	0	0	0	0	0	0	0	47.5	-
0800	**11**	**0**	**9**	**0**	**2**	**0**	**0**	**0**	**0**	**0**	**0**	**0**	**0**	**0**	**0**	**0**	**0**	**0**	**0**	**32.3**	**42.5**
0900	**11**	**0**	**10**	**0**	**1**	**0**	**0**	**0**	**0**	**0**	**0**	**0**	**0**	**0**	**0**	**0**	**0**	**0**	**0**	**35.9**	**42.5**
1000	2	1	0	1	0	0	0	0	0	0	0	0	0	0	0	0	0	0	0	32.8	-
1100	9	0	8	1	0	0	0	0	0	0	0	0	0	0	0	0	0	0	0	41.9	-
1200	8	0	8	0	0	0	0	0	0	0	0	0	0	0	0	0	0	0	0	37.4	-
1300	8	0	8	0	0	0	0	0	0	0	0	0	0	0	0	0	0	0	0	37.4	-
1400	4	0	4	0	0	0	0	0	0	0	0	0	0	0	0	0	0	0	0	38.4	-
1500	5	0	5	0	0	0	0	0	0	0	0	0	0	0	0	0	0	0	0	44.3	-
1600	6	0	4	0	2	0	0	0	0	0	0	0	0	0	0	0	0	0	0	40.6	-
1700	11	0	11	0	0	0	0	0	0	0	0	0	0	0	0	0	0	0	0	43.2	48.6
1800	**13**	**0**	**10**	**2**	**1**	**0**	**0**	**0**	**0**	**0**	**0**	**0**	**0**	**0**	**0**	**0**	**0**	**0**	**0**	**42.8**	**59**
1900	7	0	7	0	0	0	0	0	0	0	0	0	0	0	0	0	0	0	0	47.8	-
2000	7	0	7	0	0	0	0	0	0	0	0	0	0	0	0	0	0	0	0	38.4	-
2100	3	0	3	0	0	0	0	0	0	0	0	0	0	0	0	0	0	0	0	45.2	-
2200	2	0	2	0	0	0	0	0	0	0	0	0	0	0	0	0	0	0	0	46.5	-
2300	0	0	0	0	0	0	0	0	0	0	0	0	0	0	0	0	0	0	0	-	-
07-19	**91**	**1**	**80**	**4**	**6**	**0**	**0**	**0**	**0**	**0**	**0**	**0**	**0**	**0**	**0**	**0**	**0**	**0**	**0**	**39.4**	**51.1**
06-22	**108**	**1**	**97**	**4**	**6**	**0**	**0**	**0**	**0**	**0**	**0**	**0**	**0**	**0**	**0**	**0**	**0**	**0**	**0**	**40**	**51.8**
06-00	**110**	**1**	**99**	**4**	**6**	**0**	**0**	**0**	**0**	**0**	**0**	**0**	**0**	**0**	**0**	**0**	**0**	**0**	**0**	**40.1**	**52.9**
00-00	**111**	**1**	**100**	**4**	**6**	**0**	**0**	**0**	**0**	**0**	**0**	**0**	**0**	**0**	**0**	**0**	**0**	**0**	**0**	**40.1**	**51.8**

DRAFT

Site 50
Location L-68011-0, Att - Telepole, Lat 53.86344, Long -6.83233
Direction Two way

3279 / Meath/Cavan/Monaghan ATC's
October 2013
Automatic Traffic Count

Thu, 10 October 2013

Time	Total	Classification												>PSL	>PSL%	>SL1	>SL1%	>SL2	>SL2%	Mean	Vpp
		1 MCL	2 SV	3 SVT	4 TB2	5 TB3	6 T4	7 ART3	8 ART4	9 ART5	10 ART6	11 BD	12 DRT	80	80	85 +5kph	85 +5kph	90 +10kph	90 +10kph		85
0000	1	0	1	0	0	0	0	0	0	0	0	0	0	0	0	0	0	0	0	46.4	-
0100	0	0	0	0	0	0	0	0	0	0	0	0	0	0	0	0	0	0	0	-	-
0200	1	0	1	0	0	0	0	0	0	0	0	0	0	0	0	0	0	0	0	48.5	-
0300	0	0	0	0	0	0	0	0	0	0	0	0	0	0	0	0	0	0	0	-	-
0400	1	0	1	0	0	0	0	0	0	0	0	0	0	0	0	0	0	0	0	58.3	-
0500	1	0	1	0	0	0	0	0	0	0	0	0	0	0	0	0	0	0	0	41	-
0600	1	0	1	0	0	0	0	0	0	0	0	0	0	0	0	0	0	0	0	55.6	-
0700	3	0	3	0	0	0	0	0	0	0	0	0	0	0	0	0	0	0	0	50.3	-
0800	9	0	7	0	2	0	0	0	0	0	0	0	0	0	0	0	0	0	0	41.3	-
0900	**10**	**0**	**9**	**0**	**0**	**0**	**1**	**0**	**0**	**0**	**0**	**0**	**0**	**0**	**0**	**0**	**0**	**0**	**0**	**37.8**	**-**
1000	5	0	4	1	0	0	0	0	0	0	0	0	0	0	0	0	0	0	0	47.8	-
1100	7	0	6	1	0	0	0	0	0	0	0	0	0	0	0	0	0	0	0	42.6	-
1200	10	0	8	2	0	0	0	0	0	0	0	0	0	0	0	0	0	0	0	40.4	-
1300	**14**	**0**	**11**	**3**	**0**	**0**	**0**	**0**	**0**	**0**	**0**	**0**	**0**	**0**	**0**	**0**	**0**	**0**	**0**	**32.4**	**43.2**
1400	2	0	2	0	0	0	0	0	0	0	0	0	0	0	0	0	0	0	0	50.8	-
1500	7	0	7	0	0	0	0	0	0	0	0	0	0	0	0	0	0	0	0	41.9	-
1600	9	0	7	0	2	0	0	0	0	0	0	0	0	0	0	0	0	0	0	40.5	-
1700	9	0	9	0	0	0	0	0	0	0	0	0	0	0	0	0	0	0	0	43.9	-
1800	7	0	7	0	0	0	0	0	0	0	0	0	0	0	0	0	0	0	0	42.6	-
1900	9	0	7	1	1	0	0	0	0	0	0	0	0	0	0	0	0	0	0	46	-
2000	9	0	9	0	0	0	0	0	0	0	0	0	0	0	0	0	0	0	0	53.3	-
2100	4	0	3	0	1	0	0	0	0	0	0	0	0	0	0	0	0	0	0	42.9	-
2200	5	0	5	0	0	0	0	0	0	0	0	0	0	0	0	0	0	0	0	46.8	-
2300	0	0	0	0	0	0	0	0	0	0	0	0	0	0	0	0	0	0	0	-	-
07-19	**92**	**0**	**80**	**7**	**4**	**0**	**1**	**0**	**0**	**0**	**0**	**0**	**0**	**0**	**0**	**0**	**0**	**0**	**0**	**40.8**	**50.8**
06-22	**115**	**0**	**100**	**8**	**6**	**0**	**1**	**0**	**0**	**0**	**0**	**0**	**0**	**0**	**0**	**0**	**0**	**0**	**0**	**42.3**	**52.9**
06-00	**120**	**0**	**105**	**8**	**6**	**0**	**1**	**0**	**0**	**0**	**0**	**0**	**0**	**0**	**0**	**0**	**0**	**0**	**0**	**42.5**	**53.3**
00-00	**124**	**0**	**109**	**8**	**6**	**0**	**1**	**0**	**0**	**0**	**0**	**0**	**0**	**0**	**0**	**0**	**0**	**0**	**0**	**42.7**	**53.3**

DRAFT

Site 50
Location L-68011-0, Att - Telepole, Lat 53.86344, Long -6.83233
Direction Two way

3279 / Meath/Cavan/Monaghan ATC's
October 2013
Automatic Traffic Count

Fri, 11 October 2013

Time	Total	Classification												>PSL	>PSL%	>SL1	>SL1%	>SL2	>SL2%	Mean	Vpp
		1 MCL	2 SV	3 SVT	4 TB2	5 TB3	6 T4	7 ART3	8 ART4	9 ART5	10 ART6	11 BD	12 DRT	80	80	85 +5kph	85 +5kph	90 +10kph	90 +10kph		85
0000	1	0	1	0	0	0	0	0	0	0	0	0	0	0	0	0	0	0	0	25.9	-
0100	0	0	0	0	0	0	0	0	0	0	0	0	0	0	0	0	0	0	0	-	-
0200	0	0	0	0	0	0	0	0	0	0	0	0	0	0	0	0	0	0	0	-	-
0300	0	0	0	0	0	0	0	0	0	0	0	0	0	0	0	0	0	0	0	-	-
0400	2	0	2	0	0	0	0	0	0	0	0	0	0	0	0	0	0	0	0	39.7	-
0500	1	0	1	0	0	0	0	0	0	0	0	0	0	0	0	0	0	0	0	59.1	-
0600	1	0	1	0	0	0	0	0	0	0	0	0	0	0	0	0	0	0	0	38.3	-
0700	6	0	5	0	0	1	0	0	0	0	0	0	0	0	0	0	0	0	0	45	-
0800	**7**	**0**	**5**	**0**	**2**	**0**	**0**	**0**	**0**	**0**	**0**	**0**	**0**	**0**	**0**	**0**	**0**	**0**	**0**	**31.4**	**-**
0900	**7**	**0**	**7**	**0**	**0**	**0**	**0**	**0**	**0**	**0**	**0**	**0**	**0**	**0**	**0**	**0**	**0**	**0**	**0**	**44.5**	**-**
1000	3	0	1	2	0	0	0	0	0	0	0	0	0	0	0	0	0	0	0	46.2	-
1100	5	0	5	0	0	0	0	0	0	0	0	0	0	0	0	0	0	0	0	44	-
1200	11	1	10	0	0	0	0	0	0	0	0	0	0	0	0	0	0	0	0	41.2	47.2
1300	8	0	8	0	0	0	0	0	0	0	0	0	0	0	0	0	0	0	0	50.8	-
1400	3	0	3	0	0	0	0	0	0	0	0	0	0	0	0	0	0	0	0	32.8	-
1500	7	0	7	0	0	0	0	0	0	0	0	0	0	0	0	0	0	0	0	45.7	-
1600	15	1	11	0	3	0	0	0	0	0	0	0	0	0	0	0	0	0	0	41.1	45
1700	10	0	9	0	1	0	0	0	0	0	0	0	0	0	0	0	0	0	0	43.9	-
1800	**16**	**1**	**14**	**0**	**1**	**0**	**0**	**0**	**0**	**0**	**0**	**0**	**0**	**0**	**0**	**0**	**0**	**0**	**0**	**38.6**	**50**
1900	7	0	7	0	0	0	0	0	0	0	0	0	0	0	0	0	0	0	0	44.9	-
2000	8	0	8	0	0	0	0	0	0	0	0	0	0	0	0	0	0	0	0	40	-
2100	3	0	3	0	0	0	0	0	0	0	0	0	0	0	0	0	0	0	0	45.5	-
2200	4	0	4	0	0	0	0	0	0	0	0	0	0	0	0	0	0	0	0	44.1	-
2300	2	0	2	0	0	0	0	0	0	0	0	0	0	0	0	0	0	0	0	37.3	-
07-19	**98**	**3**	**85**	**2**	**7**	**1**	**0**	**0**	**0**	**0**	**0**	**0**	**0**	**0**	**0**	**0**	**0**	**0**	**0**	**41.9**	**51.5**
06-22	**117**	**3**	**104**	**2**	**7**	**1**	**0**	**0**	**0**	**0**	**0**	**0**	**0**	**0**	**0**	**0**	**0**	**0**	**0**	**42**	**51.8**
06-00	**123**	**3**	**110**	**2**	**7**	**1**	**0**	**0**	**0**	**0**	**0**	**0**	**0**	**0**	**0**	**0**	**0**	**0**	**0**	**42**	**51.8**
00-00	**127**	**3**	**114**	**2**	**7**	**1**	**0**	**0**	**0**	**0**	**0**	**0**	**0**	**0**	**0**	**0**	**0**	**0**	**0**	**42**	**51.8**

DRAFT

Site 50
Location L-68011-0, Att - Telepole, Lat 53.86344, Long -6.83233
Direction Two way

3279 / Meath/Cavan/Monaghan ATC's
October 2013
Automatic Traffic Count

Sat, 12 October 2013

Time	Total	Classification												>PSL	>PSL%	>SL1	>SL1%	>SL2	>SL2%	Mean	Vpp
		1 MCL	2 SV	3 SVT	4 TB2	5 TB3	6 T4	7 ART3	8 ART4	9 ART5	10 ART6	11 BD	12 DRT	80	80	85 +5kph	85 +5kph	90 +10kph	90 +10kph		85
0000	1	0	1	0	0	0	0	0	0	0	0	0	0	0	0	0	0	0	0	38.6	-
0100	2	0	2	0	0	0	0	0	0	0	0	0	0	0	0	0	0	0	0	26.1	-
0200	3	0	3	0	0	0	0	0	0	0	0	0	0	0	0	0	0	0	0	43.6	-
0300	0	0	0	0	0	0	0	0	0	0	0	0	0	0	0	0	0	0	0	-	-
0400	1	0	1	0	0	0	0	0	0	0	0	0	0	0	0	0	0	0	0	41.1	-
0500	0	0	0	0	0	0	0	0	0	0	0	0	0	0	0	0	0	0	0	-	-
0600	0	0	0	0	0	0	0	0	0	0	0	0	0	0	0	0	0	0	0	-	-
0700	2	0	2	0	0	0	0	0	0	0	0	0	0	0	0	0	0	0	0	56.8	-
0800	4	0	4	0	0	0	0	0	0	0	0	0	0	0	0	0	0	0	0	49.1	-
0900	**7**	**0**	**6**	**0**	**0**	**0**	**1**	**0**	**0**	**0**	**0**	**0**	**0**	**0**	**0**	**0**	**0**	**0**	**0**	**36.8**	**-**
1000	2	0	2	0	0	0	0	0	0	0	0	0	0	0	0	0	0	0	0	38	-
1100	5	1	4	0	0	0	0	0	0	0	0	0	0	0	0	0	0	0	0	41.2	-
1200	6	0	6	0	0	0	0	0	0	0	0	0	0	0	0	0	0	0	0	47.5	-
1300	10	0	9	1	0	0	0	0	0	0	0	0	0	0	0	0	0	0	0	38.6	-
1400	7	0	2	3	2	0	0	0	0	0	0	0	0	0	0	0	0	0	0	36.6	-
1500	**11**	**1**	**7**	**1**	**2**	**0**	**0**	**0**	**0**	**0**	**0**	**0**	**0**	**0**	**0**	**0**	**0**	**0**	**0**	**34.8**	**47.9**
1600	9	0	8	1	0	0	0	0	0	0	0	0	0	0	0	0	0	0	0	36.6	-
1700	7	0	7	0	0	0	0	0	0	0	0	0	0	0	0	0	0	0	0	47.3	-
1800	2	0	2	0	0	0	0	0	0	0	0	0	0	0	0	0	0	0	0	34.3	-
1900	6	0	6	0	0	0	0	0	0	0	0	0	0	0	0	0	0	0	0	43.9	-
2000	3	0	3	0	0	0	0	0	0	0	0	0	0	0	0	0	0	0	0	34	-
2100	5	0	5	0	0	0	0	0	0	0	0	0	0	0	0	0	0	0	0	53.4	-
2200	8	0	8	0	0	0	0	0	0	0	0	0	0	0	0	0	0	0	0	36.6	-
2300	1	0	1	0	0	0	0	0	0	0	0	0	0	0	0	0	0	0	0	38.8	-
07-19	**72**	**2**	**59**	**6**	**4**	**0**	**1**	**0**	**0**	**0**	**0**	**0**	**0**	**0**	**0**	**0**	**0**	**0**	**0**	**40.1**	**47.9**
06-22	**86**	**2**	**73**	**6**	**4**	**0**	**1**	**0**	**0**	**0**	**0**	**0**	**0**	**0**	**0**	**0**	**0**	**0**	**0**	**40.9**	**52.2**
06-00	**95**	**2**	**82**	**6**	**4**	**0**	**1**	**0**	**0**	**0**	**0**	**0**	**0**	**0**	**0**	**0**	**0**	**0**	**0**	**40.6**	**51.5**
00-00	**102**	**2**	**89**	**6**	**4**	**0**	**1**	**0**	**0**	**0**	**0**	**0**	**0**	**0**	**0**	**0**	**0**	**0**	**0**	**40.4**	**51.5**

DRAFT

Site 50
Location L-68011-0, Att - Telepole, Lat 53.86344, Long -6.83233
Direction Two way

3279 / Meath/Cavan/Monaghan ATC's
October 2013
Automatic Traffic Count

Sun, 13 October 2013

Time	Total	Classification												>PSL	>PSL%	>SL1	>SL1%	>SL2	>SL2%	Mean	Vpp
		1 MCL	2 SV	3 SVT	4 TB2	5 TB3	6 T4	7 ART3	8 ART4	9 ART5	10 ART6	11 BD	12 DRT	80	80	85 +5kph	85 +5kph	90 +10kph	90 +10kph		85
0000	2	0	2	0	0	0	0	0	0	0	0	0	0	0	0	0	0	0	0	42.5	-
0100	0	0	0	0	0	0	0	0	0	0	0	0	0	0	0	0	0	0	0	-	-
0200	2	0	2	0	0	0	0	0	0	0	0	0	0	0	0	0	0	0	0	33.4	-
0300	0	0	0	0	0	0	0	0	0	0	0	0	0	0	0	0	0	0	0	-	-
0400	0	0	0	0	0	0	0	0	0	0	0	0	0	0	0	0	0	0	0	-	-
0500	0	0	0	0	0	0	0	0	0	0	0	0	0	0	0	0	0	0	0	-	-
0600	0	0	0	0	0	0	0	0	0	0	0	0	0	0	0	0	0	0	0	-	-
0700	0	0	0	0	0	0	0	0	0	0	0	0	0	0	0	0	0	0	0	-	-
0800	2	0	2	0	0	0	0	0	0	0	0	0	0	0	0	0	0	0	0	40.5	-
0900	1	0	1	0	0	0	0	0	0	0	0	0	0	0	0	0	0	0	0	35.2	-
1000	4	0	4	0	0	0	0	0	0	0	0	0	0	0	0	0	0	0	0	34.6	-
1100	**6**	**0**	**6**	**0**	**0**	**0**	**0**	**0**	**0**	**0**	**0**	**0**	**0**	**0**	**0**	**0**	**0**	**0**	**0**	**44.5**	**-**
1200	5	1	4	0	0	0	0	0	0	0	0	0	0	0	0	0	0	0	0	40.3	-
1300	8	0	8	0	0	0	0	0	0	0	0	0	0	0	0	0	0	0	0	36	-
1400	5	0	5	0	0	0	0	0	0	0	0	0	0	0	0	0	0	0	0	41	-
1500	7	0	7	0	0	0	0	0	0	0	0	0	0	0	0	0	0	0	0	44.9	-
1600	7	0	6	1	0	0	0	0	0	0	0	0	0	0	0	0	0	0	0	43	-
1700	6	0	6	0	0	0	0	0	0	0	0	0	0	0	0	0	0	0	0	35	-
1800	6	0	6	0	0	0	0	0	0	0	0	0	0	0	0	0	0	0	0	39.5	-
1900	**15**	**0**	**15**	**0**	**0**	**0**	**0**	**0**	**0**	**0**	**0**	**0**	**0**	**0**	**0**	**0**	**0**	**0**	**0**	**29.7**	**44.3**
2000	5	0	5	0	0	0	0	0	0	0	0	0	0	0	0	0	0	0	0	36.9	-
2100	4	0	4	0	0	0	0	0	0	0	0	0	0	0	0	0	0	0	0	44	-
2200	4	0	4	0	0	0	0	0	0	0	0	0	0	0	0	0	0	0	0	50.9	-
2300	0	0	0	0	0	0	0	0	0	0	0	0	0	0	0	0	0	0	0	-	-
07-19	**57**	**1**	**55**	**1**	**0**	**0**	**0**	**0**	**0**	**0**	**0**	**0**	**0**	**0**	**0**	**0**	**0**	**0**	**0**	**40**	**49.7**
06-22	**81**	**1**	**79**	**1**	**0**	**0**	**0**	**0**	**0**	**0**	**0**	**0**	**0**	**0**	**0**	**0**	**0**	**0**	**0**	**38.1**	**49.7**
06-00	**85**	**1**	**83**	**1**	**0**	**0**	**0**	**0**	**0**	**0**	**0**	**0**	**0**	**0**	**0**	**0**	**0**	**0**	**0**	**38.7**	**50.4**
00-00	**89**	**1**	**87**	**1**	**0**	**0**	**0**	**0**	**0**	**0**	**0**	**0**	**0**	**0**	**0**	**0**	**0**	**0**	**0**	**38.7**	**50.4**

DRAFT

Site 50
Location L-68011-0, Att - Telepole, Lat 53.86344, Long -6.83233
Direction Two way

3279 / Meath/Cavan/Monaghan ATC's
October 2013
Automatic Traffic Count

Mon, 14 October 2013

Time	Total	Classification												>PSL	>PSL%	>SL1	>SL1%	>SL2	>SL2%	Mean	Vpp
		1 MCL	2 SV	3 SVT	4 TB2	5 TB3	6 T4	7 ART3	8 ART4	9 ART5	10 ART6	11 BD	12 DRT	80	80	85 +5kph	85 +5kph	90 +10kph	90 +10kph		85
0000	0	0	0	0	0	0	0	0	0	0	0	0	0	0	0	0	0	0	0	-	-
0100	0	0	0	0	0	0	0	0	0	0	0	0	0	0	0	0	0	0	0	-	-
0200	0	0	0	0	0	0	0	0	0	0	0	0	0	0	0	0	0	0	0	-	-
0300	0	0	0	0	0	0	0	0	0	0	0	0	0	0	0	0	0	0	0	-	-
0400	0	0	0	0	0	0	0	0	0	0	0	0	0	0	0	0	0	0	0	-	-
0500	2	0	2	0	0	0	0	0	0	0	0	0	0	0	0	0	0	0	0	47.4	-
0600	0	0	0	0	0	0	0	0	0	0	0	0	0	0	0	0	0	0	0	-	-
0700	5	0	5	0	0	0	0	0	0	0	0	0	0	0	0	0	0	0	0	50.3	-
0800	14	0	10	0	4	0	0	0	0	0	0	0	0	0	0	0	0	0	0	37	43.6
0900	**16**	**1**	**10**	**0**	**3**	**1**	**1**	**0**	**0**	**0**	**0**	**0**	**0**	**0**	**0**	**0**	**0**	**0**	**0**	**28.5**	**38.9**
1000	0	0	0	0	0	0	0	0	0	0	0	0	0	0	0	0	0	0	0	0	0
1100	0	0	0	0	0	0	0	0	0	0	0	0	0	0	0	0	0	0	0	0	0
1200	**0**	**0**	**0**	**0**	**0**	**0**	**0**	**0**	**0**	**0**	**0**	**0**	**0**	**0**	**0**	**0**	**0**	**0**	**0**	**0**	**0**
1300	**0**	**0**	**0**	**0**	**0**	**0**	**0**	**0**	**0**	**0**	**0**	**0**	**0**	**0**	**0**	**0**	**0**	**0**	**0**	**0**	**0**
1400	**0**	**0**	**0**	**0**	**0**	**0**	**0**	**0**	**0**	**0**	**0**	**0**	**0**	**0**	**0**	**0**	**0**	**0**	**0**	**0**	**0**
1500	**0**	**0**	**0**	**0**	**0**	**0**	**0**	**0**	**0**	**0**	**0**	**0**	**0**	**0**	**0**	**0**	**0**	**0**	**0**	**0**	**0**
1600	**0**	**0**	**0**	**0**	**0**	**0**	**0**	**0**	**0**	**0**	**0**	**0**	**0**	**0**	**0**	**0**	**0**	**0**	**0**	**0**	**0**
1700	**0**	**0**	**0**	**0**	**0**	**0**	**0**	**0**	**0**	**0**	**0**	**0**	**0**	**0**	**0**	**0**	**0**	**0**	**0**	**0**	**0**
1800	**0**	**0**	**0**	**0**	**0**	**0**	**0**	**0**	**0**	**0**	**0**	**0**	**0**	**0**	**0**	**0**	**0**	**0**	**0**	**0**	**0**
1900	**0**	**0**	**0**	**0**	**0**	**0**	**0**	**0**	**0**	**0**	**0**	**0**	**0**	**0**	**0**	**0**	**0**	**0**	**0**	**0**	**0**
2000	**0**	**0**	**0**	**0**	**0**	**0**	**0**	**0**	**0**	**0**	**0**	**0**	**0**	**0**	**0**	**0**	**0**	**0**	**0**	**0**	**0**
2100	**0**	**0**	**0**	**0**	**0**	**0**	**0**	**0**	**0**	**0**	**0**	**0**	**0**	**0**	**0**	**0**	**0**	**0**	**0**	**0**	**0**
2200	**0**	**0**	**0**	**0**	**0**	**0**	**0**	**0**	**0**	**0**	**0**	**0**	**0**	**0**	**0**	**0**	**0**	**0**	**0**	**0**	**0**
2300	**0**	**0**	**0**	**0**	**0**	**0**	**0**	**0**	**0**	**0**	**0**	**0**	**0**	**0**	**0**	**0**	**0**	**0**	**0**	**0**	**0**
07-19	**35**	**1**	**25**	**0**	**7**	**1**	**1**	**0**	**0**	**0**	**0**	**0**	**0**	**0**	**0**	**0**	**0**	**0**	**0**	**35**	**45.7**
06-22	**35**	**1**	**25**	**0**	**7**	**1**	**1**	**0**	**0**	**0**	**0**	**0**	**0**	**0**	**0**	**0**	**0**	**0**	**0**	**35**	**45.7**
06-00	**35**	**1**	**25**	**0**	**7**	**1**	**1**	**0**	**0**	**0**	**0**	**0**	**0**	**0**	**0**	**0**	**0**	**0**	**0**	**35**	**45.7**
00-00	**37**	**1**	**27**	**0**	**7**	**1**	**1**	**0**	**0**	**0**	**0**	**0**	**0**	**0**	**0**	**0**	**0**	**0**	**0**	**35.7**	**46.4**

DRAFT

Site 50
Location L-68011-0, Att - Telepole, Lat 53.86344, Long -6.83233
Direction Two way

3279 / Meath/Cavan/Monaghan ATC's
October 2013
Automatic Traffic Count

Virtual Day (7)

Time	Total	Classification												>PSL	>PSL%	>SL1	>SL1%	>SL2	>SL2%	Mean	Vpp
		1 MCL	2 SV	3 SVT	4 TB2	5 TB3	6 T4	7 ART3	8 ART4	9 ART5	10 ART6	11 BD	12 DRT	80	80	85 +5kph	85 +5kph	90 +10kph	90 +10kph		85
0000	1	0	1	0	0	0	0	0	0	0	0	0	0	0	0	0	0	0	0	38.4	-
0100	0	0	0	0	0	0	0	0	0	0	0	0	0	0	0	0	0	0	0	26.1	-
0200	1	0	1	0	0	0	0	0	0	0	0	0	0	0	0	0	0	0	0	41	-
0300	0	0	0	0	0	0	0	0	0	0	0	0	0	0	0	0	0	0	0	-	-
0400	1	0	1	0	0	0	0	0	0	0	0	0	0	0	0	0	0	0	0	44.7	-
0500	1	0	1	0	0	0	0	0	0	0	0	0	0	0	0	0	0	0	0	47.4	-
0600	0	0	0	0	0	0	0	0	0	0	0	0	0	0	0	0	0	0	0	47	-
0700	3	0	3	0	0	0	0	0	0	0	0	0	0	0	0	0	0	0	0	48.9	-
0800	8	0	6	0	2	0	0	0	0	0	0	0	0	0	0	0	0	0	0	36.5	-
0900	**9**	**0**	**8**	**0**	**1**	**0**	**1**	**0**	**0**	**0**	**0**	**0**	**0**	**0**	**0**	**0**	**0**	**0**	**0**	**35.6**	**-**
1000	3	0	2	1	0	0	0	0	0	0	0	0	0	0	0	0	0	0	0	41.2	-
1100	5	0	5	0	0	0	0	0	0	0	0	0	0	0	0	0	0	0	0	42.4	-
1200	7	0	6	0	0	0	0	0	0	0	0	0	0	0	0	0	0	0	0	40	-
1300	7	0	7	1	0	0	0	0	0	0	0	0	0	0	0	0	0	0	0	37.6	-
1400	3	0	3	0	0	0	0	0	0	0	0	0	0	0	0	0	0	0	0	39.3	-
1500	7	0	6	0	0	0	0	0	0	0	0	0	0	0	0	0	0	0	0	41.4	-
1600	**8**	**0**	**6**	**0**	**1**	**0**	**0**	**0**	**0**	**0**	**0**	**0**	**0**	**0**	**0**	**0**	**0**	**0**	**0**	**39.8**	**-**
1700	**8**	**0**	**8**	**0**	**0**	**0**	**0**	**0**	**0**	**0**	**0**	**0**	**0**	**0**	**0**	**0**	**0**	**0**	**0**	**42.8**	**-**
1800	**8**	**0**	**7**	**0**	**0**	**0**	**0**	**0**	**0**	**0**	**0**	**0**	**0**	**0**	**0**	**0**	**0**	**0**	**0**	**38.4**	**-**
1900	7	0	7	0	0	0	0	0	0	0	0	0	0	0	0	0	0	0	0	40.9	-
2000	6	0	6	0	0	0	0	0	0	0	0	0	0	0	0	0	0	0	0	42.5	-
2100	3	0	3	0	0	0	0	0	0	0	0	0	0	0	0	0	0	0	0	46.9	-
2200	4	0	4	0	0	0	0	0	0	0	0	0	0	0	0	0	0	0	0	43.6	-
2300	0	0	0	0	0	0	0	0	0	0	0	0	0	0	0	0	0	0	0	37.8	-
07-19	**77**	**1**	**68**	**3**	**5**	**0**	**1**	**0**	**0**	**0**	**0**	**0**	**0**	**0**	**0**	**0**	**0**	**0**	**0**	**39.7**	**50.8**
06-22	**94**	**1**	**84**	**3**	**5**	**0**	**1**	**0**	**0**	**0**	**0**	**0**	**0**	**0**	**0**	**0**	**0**	**0**	**0**	**40.2**	**51.8**
06-00	**98**	**1**	**88**	**3**	**5**	**0**	**1**	**0**	**0**	**0**	**0**	**0**	**0**	**0**	**0**	**0**	**0**	**0**	**0**	**40.4**	**51.8**
00-00	**102**	**1**	**91**	**4**	**5**	**0**	**1**	**0**	**0**	**0**	**0**	**0**	**0**	**0**	**0**	**0**	**0**	**0**	**0**	**40.4**	**51.8**

DRAFT

Site 50
Location L-68011-0, Att - Telepole, Lat 53.86344, Long -6.83233
Direction Two way

3279 / Meath/Cavan/Monaghan ATC's
October 2013
Automatic Traffic Count

Virtual Week (1)

Time	Total	Classification												>PSL	>PSL%	>SL1	>SL1%	>SL2	>SL2%	Mean	Vpp
		1 MCL	2 SV	3 SVT	4 TB2	5 TB3	6 T4	7 ART3	8 ART4	9 ART5	10 ART6	11 BD	12 DRT	80	80	85 +5kph	85 +5kph	90 +10kph	90 +10kph		85
Mon	37	1	27	0	7	1	1	0	0	0	0	0	0	0	0	0	0	0	0	35.7	46.4
Tue	122	1	111	4	4	1	1	0	0	0	0	0	0	0	0	0	0	0	0	39.3	51.1
Wed	111	1	100	4	6	0	0	0	0	0	0	0	0	0	0	0	0	0	0	40.1	51.8
Thu	124	0	109	8	6	0	1	0	0	0	0	0	0	0	0	0	0	0	0	42.7	53.3
Fri	127	3	114	2	7	1	0	0	0	0	0	0	0	0	0	0	0	0	0	42	51.8
| Sat	102	2	89	6	4	0	1	0	0	0	0	0	0	0	0	0	0	0	0	40.4	51.5
| Sun	89	1	87	1	0	0	0	0	0	0	0	0	0	0	0	0	0	0	0	38.7	50.4
5 Day Ave.	**104**	**1**	**92**	**4**	**6**	**1**	**1**	**0**	**0**	**0**	**0**	**0**	**0**	**0**	**0.0**	**0**	**0.0**	**0**	**0.0**	**40.0**	**50.9**
7 Day Ave.	**102**	**1**	**91**	**4**	**5**	**0**	**1**	**0**	**0**	**0**	**0**	**0**	**0**	**0**	**0.0**	**0**	**0.0**	**0**	**0.0**	**40.4**	**51.8**
--	**712**	**9**	**637**	**25**	**34**	**3**	**4**	**0**	**0**	**0**	**0**	**0**	**0**	**0**	**0.0**	**0**	**0.0**	**0**	**0.0**	**40.4**	**51.8**

Summary Graphs

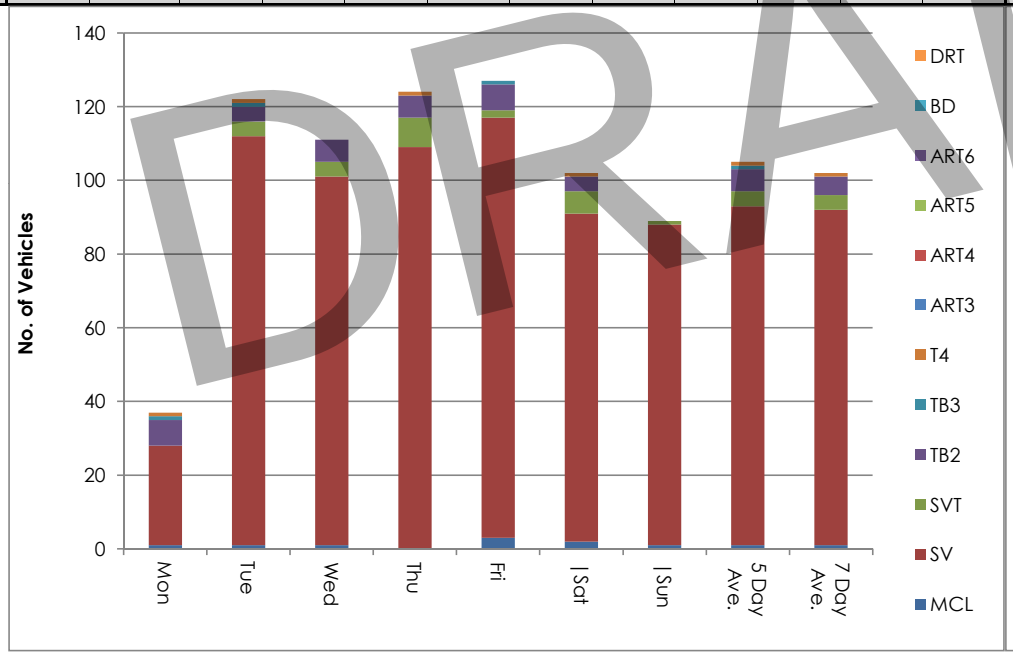

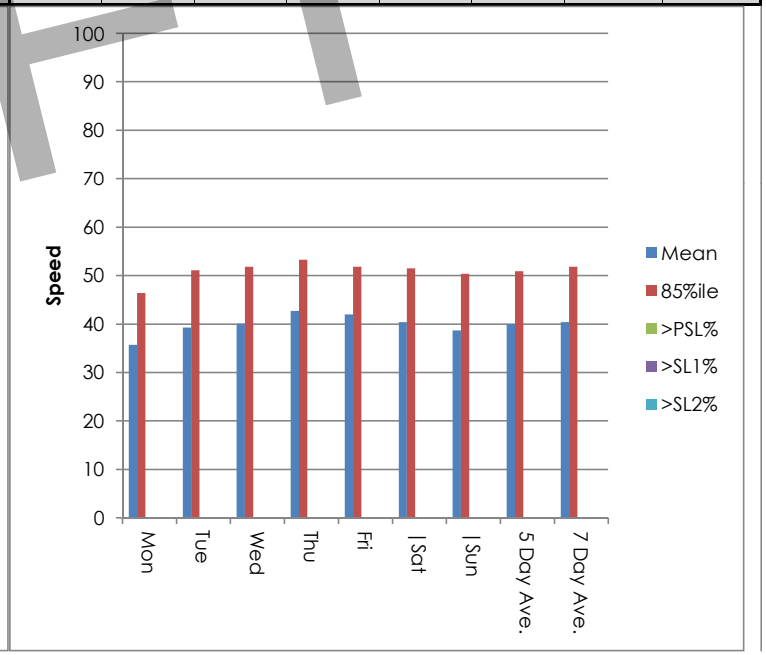

DRAFT

Site 50
Location L-68011-0, Att - Telepole, Lat 53.86344, Long -6.83233
Direction Two way

3279 / Meath/Cavan/Monaghan ATC's
October 2013
Automatic Traffic Count

Tue, 8 October 2013

Time	Total	Speed Bins (km/h)																											
		0 - 5	5 - 10	10 - 15	15 - 20	20 - 25	25 - 30	30 - 35	35 - 40	40 - 45	45 - 50	50 - 55	55 - 60	60 - 65	65 - 70	70 - 75	75 - 80	80 - 85	85 - 90	90 - 95	95 - 100	100 - 105	105 - 110	110 - 115	115 - 120	120 - 125	125 - 130	130 - 135	135 - 140
0000	1	0	0	0	0	0	0	1	0	0	0	0	0	0	0	0	0	0	0	0	0	0	0	0	0	0	0	0	0
0100	0	0	0	0	0	0	0	0	0	0	0	0	0	0	0	0	0	0	0	0	0	0	0	0	0	0	0	0	0
0200	0	0	0	0	0	0	0	0	0	0	0	0	0	0	0	0	0	0	0	0	0	0	0	0	0	0	0	0	0
0300	0	0	0	0	0	0	0	0	0	0	0	0	0	0	0	0	0	0	0	0	0	0	0	0	0	0	0	0	0
0400	0	0	0	0	0	0	0	0	0	0	0	0	0	0	0	0	0	0	0	0	0	0	0	0	0	0	0	0	0
0500	1	0	0	0	0	0	0	0	0	0	0	1	0	0	0	0	0	0	0	0	0	0	0	0	0	0	0	0	0
0600	0	0	0	0	0	0	0	0	0	0	0	0	0	0	0	0	0	0	0	0	0	0	0	0	0	0	0	0	0
0700	5	0	0	0	0	0	0	0	1	0	1	2	1	0	0	0	0	0	0	0	0	0	0	0	0	0	0	0	0
0800	10	0	0	0	1	1	0	3	4	0	0	1	0	0	0	0	0	0	0	0	0	0	0	0	0	0	0	0	0
0900	**13**	**0**	**0**	**0**	**0**	**1**	**0**	**4**	**4**	**2**	**1**	**1**	**0**	**0**	**0**	**0**	**0**	**0**	**0**	**0**	**0**	**0**	**0**	**0**	**0**	**0**	**0**	**0**	**0**
1000	6	0	0	0	0	0	0	1	1	3	0	1	0	0	0	0	0	0	0	0	0	0	0	0	0	0	0	0	0
1100	4	0	0	0	0	0	0	1	2	0	0	0	1	0	0	0	0	0	0	0	0	0	0	0	0	0	0	0	0
1200	7	0	0	0	0	1	1	1	1	3	0	0	0	0	0	0	0	0	0	0	0	0	0	0	0	0	0	0	0
1300	4	0	0	0	1	0	2	0	0	0	1	0	0	0	0	0	0	0	0	0	0	0	0	0	0	0	0	0	0
1400	2	0	0	0	0	0	0	1	0	0	0	0	1	0	0	0	0	0	0	0	0	0	0	0	0	0	0	0	0
1500	9	0	0	0	0	0	1	2	1	2	1	1	1	0	0	0	0	0	0	0	0	0	0	0	0	0	0	0	0
1600	10	0	0	0	0	1	1	0	5	1	1	0	1	0	0	0	0	0	0	0	0	0	0	0	0	0	0	0	0
1700	**15**	**0**	**0**	**1**	**0**	**0**	**2**	**0**	**1**	**7**	**1**	**1**	**1**	**1**	**0**	**0**	**0**	**0**	**0**	**0**	**0**	**0**	**0**	**0**	**0**	**0**	**0**	**0**	**0**
1800	12	0	0	1	1	1	2	3	1	2	0	1	0	0	0	0	0	0	0	0	0	0	0	0	0	0	0	0	0
1900	7	0	0	0	0	0	0	0	2	1	2	2	0	0	0	0	0	0	0	0	0	0	0	0	0	0	0	0	0
2000	8	0	0	0	0	0	0	0	2	4	1	0	1	0	0	0	0	0	0	0	0	0	0	0	0	0	0	0	0
2100	4	0	0	0	0	0	0	0	1	0	1	1	1	0	0	0	0	0	0	0	0	0	0	0	0	0	0	0	0
2200	4	0	0	0	0	0	0	1	0	1	1	1	0	0	0	0	0	0	0	0	0	0	0	0	0	0	0	0	0
2300	0	0	0	0	0	0	0	0	0	0	0	0	0	0	0	0	0	0	0	0	0	0	0	0	0	0	0	0	0
07-19	**97**	**0**	**0**	**2**	**3**	**5**	**9**	**16**	**21**	**20**	**6**	**8**	**6**	**1**	**0**	**0**	**0**	**0**	**0**	**0**	**0**	**0**	**0**	**0**	**0**	**0**	**0**	**0**	**0**
06-22	**116**	**0**	**0**	**2**	**3**	**5**	**9**	**16**	**26**	**25**	**10**	**11**	**8**	**1**	**0**	**0**	**0**	**0**	**0**	**0**	**0**	**0**	**0**	**0**	**0**	**0**	**0**	**0**	**0**
06-00	**120**	**0**	**0**	**2**	**3**	**5**	**9**	**17**	**26**	**26**	**11**	**12**	**8**	**1**	**0**	**0**	**0**	**0**	**0**	**0**	**0**	**0**	**0**	**0**	**0**	**0**	**0**	**0**	**0**
00-00	**122**	**0**	**0**	**2**	**3**	**5**	**9**	**18**	**26**	**26**	**11**	**13**	**8**	**1**	**0**	**0**	**0**	**0**	**0**	**0**	**0**	**0**	**0**	**0**	**0**	**0**	**0**	**0**	**0**

DRAFT

Site 50
Location L-68011-0, Att - Telepole, Lat 53.86344, Long -6.83233
Direction Two way

3279 / Meath/Cavan/Monaghan ATC's
October 2013
Automatic Traffic Count

Wed, 9 October 2013

Time	Total	Speed Bins (km/h)																											
		0 - 5	5 - 10	10 - 15	15 - 20	20 - 25	25 - 30	30 - 35	35 - 40	40 - 45	45 - 50	50 - 55	55 - 60	60 - 65	65 - 70	70 - 75	75 - 80	80 - 85	85 - 90	90 - 95	95 - 100	100 - 105	105 - 110	110 - 115	115 - 120	120 - 125	125 - 130	130 - 135	135 - 140
0000	0	0	0	0	0	0	0	0	0	0	0	0	0	0	0	0	0	0	0	0	0	0	0	0	0	0	0	0	0
0100	0	0	0	0	0	0	0	0	0	0	0	0	0	0	0	0	0	0	0	0	0	0	0	0	0	0	0	0	0
0200	0	0	0	0	0	0	0	0	0	0	0	0	0	0	0	0	0	0	0	0	0	0	0	0	0	0	0	0	0
0300	0	0	0	0	0	0	0	0	0	0	0	0	0	0	0	0	0	0	0	0	0	0	0	0	0	0	0	0	0
0400	0	0	0	0	0	0	0	0	0	0	0	0	0	0	0	0	0	0	0	0	0	0	0	0	0	0	0	0	0
0500	1	0	0	0	0	0	0	0	1	0	0	0	0	0	0	0	0	0	0	0	0	0	0	0	0	0	0	0	0
0600	0	0	0	0	0	0	0	0	0	0	0	0	0	0	0	0	0	0	0	0	0	0	0	0	0	0	0	0	0
0700	3	0	0	0	0	0	0	0	1	0	1	1	0	0	0	0	0	0	0	0	0	0	0	0	0	0	0	0	0
0800	**11**	**0**	**2**	**0**	**0**	**1**	**0**	**4**	**1**	**1**	**1**	**1**	**0**	**0**	**0**	**0**	**0**	**0**	**0**	**0**	**0**	**0**	**0**	**0**	**0**	**0**	**0**	**0**	**0**
0900	**11**	**0**	**1**	**0**	**0**	**0**	**1**	**2**	**3**	**2**	**1**	**1**	**0**	**0**	**0**	**0**	**0**	**0**	**0**	**0**	**0**	**0**	**0**	**0**	**0**	**0**	**0**	**0**	**0**
1000	2	0	0	1	0	0	0	0	0	0	0	1	0	0	0	0	0	0	0	0	0	0	0	0	0	0	0	0	0
1100	9	0	0	0	0	0	2	0	1	1	3	1	1	0	0	0	0	0	0	0	0	0	0	0	0	0	0	0	0
1200	8	0	0	0	0	2	1	0	2	1	1	0	0	1	0	0	0	0	0	0	0	0	0	0	0	0	0	0	0
1300	8	0	0	0	0	0	2	2	1	2	0	0	1	0	0	0	0	0	0	0	0	0	0	0	0	0	0	0	0
1400	4	0	0	0	0	1	0	1	0	1	0	0	1	0	0	0	0	0	0	0	0	0	0	0	0	0	0	0	0
1500	5	0	0	0	0	0	1	0	0	1	2	1	0	0	0	0	0	0	0	0	0	0	0	0	0	0	0	0	0
1600	6	0	0	0	0	0	0	2	1	1	1	1	0	0	0	0	0	0	0	0	0	0	0	0	0	0	0	0	0
1700	11	0	0	0	0	1	0	0	2	4	2	1	1	0	0	0	0	0	0	0	0	0	0	0	0	0	0	0	0
1800	**13**	**0**	**0**	**0**	**1**	**0**	**1**	**1**	**3**	**1**	**2**	**1**	**2**	**1**	**0**	**0**	**0**	**0**	**0**	**0**	**0**	**0**	**0**	**0**	**0**	**0**	**0**	**0**	**0**
1900	7	0	0	0	0	0	0	0	2	0	3	0	1	1	0	0	0	0	0	0	0	0	0	0	0	0	0	0	0
2000	7	0	0	0	1	0	0	1	2	1	1	1	0	0	0	0	0	0	0	0	0	0	0	0	0	0	0	0	0
2100	3	0	0	0	0	0	0	1	0	1	0	0	0	1	0	0	0	0	0	0	0	0	0	0	0	0	0	0	0
2200	2	0	0	0	0	0	0	0	1	0	0	0	1	0	0	0	0	0	0	0	0	0	0	0	0	0	0	0	0
2300	0	0	0	0	0	0	0	0	0	0	0	0	0	0	0	0	0	0	0	0	0	0	0	0	0	0	0	0	0
07-19	**91**	**0**	**3**	**1**	**1**	**5**	**8**	**12**	**15**	**15**	**14**	**9**	**6**	**2**	**0**	**0**	**0**	**0**	**0**	**0**	**0**	**0**	**0**	**0**	**0**	**0**	**0**	**0**	**0**
06-22	**108**	**0**	**3**	**1**	**2**	**5**	**8**	**14**	**19**	**17**	**18**	**10**	**7**	**4**	**0**	**0**	**0**	**0**	**0**	**0**	**0**	**0**	**0**	**0**	**0**	**0**	**0**	**0**	**0**
06-00	**110**	**0**	**3**	**1**	**2**	**5**	**8**	**14**	**20**	**17**	**18**	**10**	**8**	**4**	**0**	**0**	**0**	**0**	**0**	**0**	**0**	**0**	**0**	**0**	**0**	**0**	**0**	**0**	**0**
00-00	**111**	**0**	**3**	**1**	**2**	**5**	**8**	**14**	**21**	**17**	**18**	**10**	**8**	**4**	**0**	**0**	**0**	**0**	**0**	**0**	**0**	**0**	**0**	**0**	**0**	**0**	**0**	**0**	**0**

DRAFT

Site 50
Location L-68011-0, Att - Telepole, Lat 53.86344, Long -6.83233
Direction Two way

3279 / Meath/Cavan/Monaghan ATC's
October 2013
Automatic Traffic Count

Thu, 10 October 2013

Time	Total	Speed Bins (km/h)																											
		0 - 5	5 - 10	10 - 15	15 - 20	20 - 25	25 - 30	30 - 35	35 - 40	40 - 45	45 - 50	50 - 55	55 - 60	60 - 65	65 - 70	70 - 75	75 - 80	80 - 85	85 - 90	90 - 95	95 - 100	100 - 105	105 - 110	110 - 115	115 - 120	120 - 125	125 - 130	130 - 135	135 - 140
0000	1	0	0	0	0	0	0	0	0	0	1	0	0	0	0	0	0	0	0	0	0	0	0	0	0	0	0	0	0
0100	0	0	0	0	0	0	0	0	0	0	0	0	0	0	0	0	0	0	0	0	0	0	0	0	0	0	0	0	0
0200	1	0	0	0	0	0	0	0	0	0	1	0	0	0	0	0	0	0	0	0	0	0	0	0	0	0	0	0	0
0300	0	0	0	0	0	0	0	0	0	0	0	0	0	0	0	0	0	0	0	0	0	0	0	0	0	0	0	0	0
0400	1	0	0	0	0	0	0	0	0	0	0	0	1	0	0	0	0	0	0	0	0	0	0	0	0	0	0	0	0
0500	1	0	0	0	0	0	0	0	0	1	0	0	0	0	0	0	0	0	0	0	0	0	0	0	0	0	0	0	0
0600	1	0	0	0	0	0	0	0	0	0	0	0	1	0	0	0	0	0	0	0	0	0	0	0	0	0	0	0	0
0700	3	0	0	0	0	0	0	0	0	1	0	2	0	0	0	0	0	0	0	0	0	0	0	0	0	0	0	0	0
0800	9	0	0	0	0	0	0	3	2	1	1	1	0	1	0	0	0	0	0	0	0	0	0	0	0	0	0	0	0
0900	**10**	**0**	**0**	**0**	**1**	**1**	**2**	**0**	**1**	**2**	**1**	**1**	**1**	**0**	**0**	**0**	**0**	**0**	**0**	**0**	**0**	**0**	**0**	**0**	**0**	**0**	**0**	**0**	**0**
1000	5	0	0	0	0	0	0	0	0	3	0	1	1	0	0	0	0	0	0	0	0	0	0	0	0	0	0	0	0
1100	7	0	0	0	0	0	0	1	2	1	3	0	0	0	0	0	0	0	0	0	0	0	0	0	0	0	0	0	0
1200	10	0	0	0	0	0	2	1	1	4	1	0	0	1	0	0	0	0	0	0	0	0	0	0	0	0	0	0	0
1300	**14**	**0**	**0**	**0**	**2**	**1**	**3**	**3**	**2**	**1**	**2**	**0**	**0**	**0**	**0**	**0**	**0**	**0**	**0**	**0**	**0**	**0**	**0**	**0**	**0**	**0**	**0**	**0**	**0**
1400	2	0	0	0	0	0	0	0	0	0	0	2	0	0	0	0	0	0	0	0	0	0	0	0	0	0	0	0	0
1500	7	0	0	0	0	0	1	1	0	3	0	1	1	0	0	0	0	0	0	0	0	0	0	0	0	0	0	0	0
1600	9	0	0	0	0	1	0	2	0	3	1	2	0	0	0	0	0	0	0	0	0	0	0	0	0	0	0	0	0
1700	9	0	0	0	0	0	0	1	2	3	0	3	0	0	0	0	0	0	0	0	0	0	0	0	0	0	0	0	0
1800	7	0	0	0	0	0	0	0	1	5	1	0	0	0	0	0	0	0	0	0	0	0	0	0	0	0	0	0	0
1900	9	0	0	0	0	0	1	0	1	2	2	1	1	1	0	0	0	0	0	0	0	0	0	0	0	0	0	0	0
2000	9	0	0	0	0	0	0	0	0	0	3	2	2	2	0	0	0	0	0	0	0	0	0	0	0	0	0	0	0
2100	4	0	0	0	0	0	1	0	1	0	1	0	1	0	0	0	0	0	0	0	0	0	0	0	0	0	0	0	0
2200	5	0	0	0	0	0	0	0	2	1	0	0	2	0	0	0	0	0	0	0	0	0	0	0	0	0	0	0	0
2300	0	0	0	0	0	0	0	0	0	0	0	0	0	0	0	0	0	0	0	0	0	0	0	0	0	0	0	0	0
07-19	**92**	**0**	**0**	**0**	**3**	**3**	**8**	**12**	**11**	**27**	**10**	**13**	**3**	**2**	**0**	**0**	**0**	**0**	**0**	**0**	**0**	**0**	**0**	**0**	**0**	**0**	**0**	**0**	**0**
06-22	**115**	**0**	**0**	**0**	**3**	**3**	**10**	**12**	**13**	**29**	**16**	**16**	**8**	**5**	**0**	**0**	**0**	**0**	**0**	**0**	**0**	**0**	**0**	**0**	**0**	**0**	**0**	**0**	**0**
06-00	**120**	**0**	**0**	**0**	**3**	**3**	**10**	**12**	**15**	**30**	**16**	**16**	**10**	**5**	**0**	**0**	**0**	**0**	**0**	**0**	**0**	**0**	**0**	**0**	**0**	**0**	**0**	**0**	**0**
00-00	**124**	**0**	**0**	**0**	**3**	**3**	**10**	**12**	**15**	**31**	**18**	**16**	**11**	**5**	**0**	**0**	**0**	**0**	**0**	**0**	**0**	**0**	**0**	**0**	**0**	**0**	**0**	**0**	**0**

DRAFT

Site 50
Location L-68011-0, Att - Telepole, Lat 53.86344, Long -6.83233
Direction Two way

3279 / Meath/Cavan/Monaghan ATC's
October 2013
Automatic Traffic Count

Fri, 11 October 2013

Time	Total	Speed Bins (km/h)																											
		0 - 5	5 - 10	10 - 15	15 - 20	20 - 25	25 - 30	30 - 35	35 - 40	40 - 45	45 - 50	50 - 55	55 - 60	60 - 65	65 - 70	70 - 75	75 - 80	80 - 85	85 - 90	90 - 95	95 - 100	100 - 105	105 - 110	110 - 115	115 - 120	120 - 125	125 - 130	130 - 135	135 - 140
0000	1	0	0	0	0	0	1	0	0	0	0	0	0	0	0	0	0	0	0	0	0	0	0	0	0	0	0	0	0
0100	0	0	0	0	0	0	0	0	0	0	0	0	0	0	0	0	0	0	0	0	0	0	0	0	0	0	0	0	0
0200	0	0	0	0	0	0	0	0	0	0	0	0	0	0	0	0	0	0	0	0	0	0	0	0	0	0	0	0	0
0300	0	0	0	0	0	0	0	0	0	0	0	0	0	0	0	0	0	0	0	0	0	0	0	0	0	0	0	0	0
0400	2	0	0	0	0	0	0	0	1	1	0	0	0	0	0	0	0	0	0	0	0	0	0	0	0	0	0	0	0
0500	1	0	0	0	0	0	0	0	0	0	0	0	1	0	0	0	0	0	0	0	0	0	0	0	0	0	0	0	0
0600	1	0	0	0	0	0	0	0	1	0	0	0	0	0	0	0	0	0	0	0	0	0	0	0	0	0	0	0	0
0700	6	0	0	0	0	0	1	0	0	2	0	2	1	0	0	0	0	0	0	0	0	0	0	0	0	0	0	0	0
0800	**7**	**0**	**0**	**0**	**0**	**2**	**2**	**1**	**0**	**2**	**0**	**0**	**0**	**0**	**0**	**0**	**0**	**0**	**0**	**0**	**0**	**0**	**0**	**0**	**0**	**0**	**0**	**0**	**0**
0900	**7**	**0**	**0**	**0**	**0**	**0**	**1**	**0**	**1**	**1**	**1**	**3**	**0**	**0**	**0**	**0**	**0**	**0**	**0**	**0**	**0**	**0**	**0**	**0**	**0**	**0**	**0**	**0**	**0**
1000	3	0	0	0	0	0	1	0	0	0	0	1	1	0	0	0	0	0	0	0	0	0	0	0	0	0	0	0	0
1100	5	0	0	0	0	0	1	0	0	0	3	1	0	0	0	0	0	0	0	0	0	0	0	0	0	0	0	0	0
1200	11	0	0	0	1	0	0	1	2	1	6	0	0	0	0	0	0	0	0	0	0	0	0	0	0	0	0	0	0
1300	8	0	0	0	0	0	0	0	0	1	3	3	0	1	0	0	0	0	0	0	0	0	0	0	0	0	0	0	0
1400	3	0	0	0	0	1	0	0	2	0	0	0	0	0	0	0	0	0	0	0	0	0	0	0	0	0	0	0	0
1500	7	0	0	0	0	1	0	0	1	0	4	0	0	0	1	0	0	0	0	0	0	0	0	0	0	0	0	0	0
1600	15	0	0	0	0	1	0	1	3	7	2	0	0	1	0	0	0	0	0	0	0	0	0	0	0	0	0	0	0
1700	10	0	0	1	0	0	0	0	3	2	1	0	3	0	0	0	0	0	0	0	0	0	0	0	0	0	0	0	0
1800	**16**	**0**	**0**	**0**	**1**	**1**	**1**	**2**	**3**	**4**	**1**	**3**	**0**	**0**	**0**	**0**	**0**	**0**	**0**	**0**	**0**	**0**	**0**	**0**	**0**	**0**	**0**	**0**	**0**
1900	7	0	0	0	0	0	0	0	1	2	3	0	1	0	0	0	0	0	0	0	0	0	0	0	0	0	0	0	0
2000	8	0	0	0	0	1	1	2	1	0	0	1	2	0	0	0	0	0	0	0	0	0	0	0	0	0	0	0	0
2100	3	0	0	0	0	0	0	1	0	1	0	0	0	1	0	0	0	0	0	0	0	0	0	0	0	0	0	0	0
2200	4	0	0	0	0	0	0	0	2	0	1	1	0	0	0	0	0	0	0	0	0	0	0	0	0	0	0	0	0
2300	2	0	0	0	0	0	1	0	0	0	1	0	0	0	0	0	0	0	0	0	0	0	0	0	0	0	0	0	0
07-19	**98**	**0**	**0**	**1**	**2**	**6**	**7**	**5**	**15**	**20**	**21**	**13**	**5**	**2**	**1**	**0**	**0**	**0**	**0**	**0**	**0**	**0**	**0**	**0**	**0**	**0**	**0**	**0**	**0**
06-22	**117**	**0**	**0**	**1**	**2**	**7**	**8**	**8**	**18**	**23**	**24**	**14**	**8**	**3**	**1**	**0**	**0**	**0**	**0**	**0**	**0**	**0**	**0**	**0**	**0**	**0**	**0**	**0**	**0**
06-00	**123**	**0**	**0**	**1**	**2**	**7**	**9**	**8**	**20**	**23**	**26**	**15**	**8**	**3**	**1**	**0**	**0**	**0**	**0**	**0**	**0**	**0**	**0**	**0**	**0**	**0**	**0**	**0**	**0**
00-00	**127**	**0**	**0**	**1**	**2**	**7**	**10**	**8**	**21**	**24**	**26**	**15**	**9**	**3**	**1**	**0**	**0**	**0**	**0**	**0**	**0**	**0**	**0**	**0**	**0**	**0**	**0**	**0**	**0**

DRAFT

Site 50
Location L-68011-0, Att - Telepole, Lat 53.86344, Long -6.83233
Direction Two way

3279 / Meath/Cavan/Monaghan ATC's
October 2013
Automatic Traffic Count

Sat, 12 October 2013

Time	Total	Speed Bins (km/h)																											
		0 - 5	5 - 10	10 - 15	15 - 20	20 - 25	25 - 30	30 - 35	35 - 40	40 - 45	45 - 50	50 - 55	55 - 60	60 - 65	65 - 70	70 - 75	75 - 80	80 - 85	85 - 90	90 - 95	95 - 100	100 - 105	105 - 110	110 - 115	115 - 120	120 - 125	125 - 130	130 - 135	135 - 140
0000	1	0	0	0	0	0	0	0	1	0	0	0	0	0	0	0	0	0	0	0	0	0	0	0	0	0	0	0	0
0100	2	0	0	0	1	0	0	1	0	0	0	0	0	0	0	0	0	0	0	0	0	0	0	0	0	0	0	0	0
0200	3	0	0	0	0	0	1	0	0	0	1	0	1	0	0	0	0	0	0	0	0	0	0	0	0	0	0	0	0
0300	0	0	0	0	0	0	0	0	0	0	0	0	0	0	0	0	0	0	0	0	0	0	0	0	0	0	0	0	0
0400	1	0	0	0	0	0	0	0	0	1	0	0	0	0	0	0	0	0	0	0	0	0	0	0	0	0	0	0	0
0500	0	0	0	0	0	0	0	0	0	0	0	0	0	0	0	0	0	0	0	0	0	0	0	0	0	0	0	0	0
0600	0	0	0	0	0	0	0	0	0	0	0	0	0	0	0	0	0	0	0	0	0	0	0	0	0	0	0	0	0
0700	2	0	0	0	0	0	0	0	0	0	1	0	0	0	1	0	0	0	0	0	0	0	0	0	0	0	0	0	0
0800	4	0	0	0	0	0	0	0	2	0	0	1	0	0	1	0	0	0	0	0	0	0	0	0	0	0	0	0	0
0900	**7**	**0**	**0**	**0**	**0**	**0**	**1**	**3**	**1**	**1**	**1**	**0**	**0**	**0**	**0**	**0**	**0**	**0**	**0**	**0**	**0**	**0**	**0**	**0**	**0**	**0**	**0**	**0**	**0**
1000	2	0	0	0	0	0	0	1	0	0	1	0	0	0	0	0	0	0	0	0	0	0	0	0	0	0	0	0	0
1100	5	0	0	0	0	1	0	0	0	2	2	0	0	0	0	0	0	0	0	0	0	0	0	0	0	0	0	0	0
1200	6	0	0	0	0	0	0	0	2	1	1	0	0	2	0	0	0	0	0	0	0	0	0	0	0	0	0	0	0
1300	10	0	0	0	0	0	0	2	4	3	1	0	0	0	0	0	0	0	0	0	0	0	0	0	0	0	0	0	0
1400	7	0	0	0	0	0	0	4	1	2	0	0	0	0	0	0	0	0	0	0	0	0	0	0	0	0	0	0	0
1500	**11**	**0**	**0**	**1**	**0**	**2**	**1**	**1**	**2**	**1**	**2**	**1**	**0**	**0**	**0**	**0**	**0**	**0**	**0**	**0**	**0**	**0**	**0**	**0**	**0**	**0**	**0**	**0**	**0**
1600	9	0	0	0	0	2	1	1	1	3	0	1	0	0	0	0	0	0	0	0	0	0	0	0	0	0	0	0	0
1700	7	0	0	0	0	0	0	0	1	2	2	1	1	0	0	0	0	0	0	0	0	0	0	0	0	0	0	0	0
1800	2	0	0	0	0	0	1	0	1	0	0	0	0	0	0	0	0	0	0	0	0	0	0	0	0	0	0	0	0
1900	6	0	0	0	0	0	0	0	1	4	0	0	1	0	0	0	0	0	0	0	0	0	0	0	0	0	0	0	0
2000	3	0	0	1	0	0	0	0	1	0	0	1	0	0	0	0	0	0	0	0	0	0	0	0	0	0	0	0	0
2100	5	0	0	0	0	0	0	0	1	0	0	2	1	0	1	0	0	0	0	0	0	0	0	0	0	0	0	0	0
2200	8	0	0	0	1	1	0	1	1	1	3	0	0	0	0	0	0	0	0	0	0	0	0	0	0	0	0	0	0
2300	1	0	0	0	0	0	0	0	1	0	0	0	0	0	0	0	0	0	0	0	0	0	0	0	0	0	0	0	0
07-19	**72**	**0**	**0**	**1**	**0**	**5**	**4**	**12**	**15**	**15**	**11**	**4**	**1**	**2**	**2**	**0**	**0**	**0**	**0**	**0**	**0**	**0**	**0**	**0**	**0**	**0**	**0**	**0**	**0**
06-22	**86**	**0**	**0**	**2**	**0**	**5**	**4**	**12**	**18**	**19**	**11**	**7**	**3**	**2**	**3**	**0**	**0**	**0**	**0**	**0**	**0**	**0**	**0**	**0**	**0**	**0**	**0**	**0**	**0**
06-00	**95**	**0**	**0**	**2**	**1**	**6**	**4**	**13**	**20**	**20**	**14**	**7**	**3**	**2**	**3**	**0**	**0**	**0**	**0**	**0**	**0**	**0**	**0**	**0**	**0**	**0**	**0**	**0**	**0**
00-00	**102**	**0**	**0**	**2**	**2**	**6**	**5**	**14**	**21**	**21**	**15**	**7**	**4**	**2**	**3**	**0**	**0**	**0**	**0**	**0**	**0**	**0**	**0**	**0**	**0**	**0**	**0**	**0**	**0**

DRAFT

Site 50
Location L-68011-0, Att - Telepole, Lat 53.86344, Long -6.83233
Direction Two way

3279 / Meath/Cavan/Monaghan ATC's
October 2013
Automatic Traffic Count

Sun, 13 October 2013

Time	Total	Speed Bins (km/h)																											
		0 - 5	5 - 10	10 - 15	15 - 20	20 - 25	25 - 30	30 - 35	35 - 40	40 - 45	45 - 50	50 - 55	55 - 60	60 - 65	65 - 70	70 - 75	75 - 80	80 - 85	85 - 90	90 - 95	95 - 100	100 - 105	105 - 110	110 - 115	115 - 120	120 - 125	125 - 130	130 - 135	135 - 140
0000	2	0	0	0	0	0	0	0	1	0	1	0	0	0	0	0	0	0	0	0	0	0	0	0	0	0	0	0	0
0100	0	0	0	0	0	0	0	0	0	0	0	0	0	0	0	0	0	0	0	0	0	0	0	0	0	0	0	0	0
0200	2	0	0	0	0	0	1	0	0	1	0	0	0	0	0	0	0	0	0	0	0	0	0	0	0	0	0	0	0
0300	0	0	0	0	0	0	0	0	0	0	0	0	0	0	0	0	0	0	0	0	0	0	0	0	0	0	0	0	0
0400	0	0	0	0	0	0	0	0	0	0	0	0	0	0	0	0	0	0	0	0	0	0	0	0	0	0	0	0	0
0500	0	0	0	0	0	0	0	0	0	0	0	0	0	0	0	0	0	0	0	0	0	0	0	0	0	0	0	0	0
0600	0	0	0	0	0	0	0	0	0	0	0	0	0	0	0	0	0	0	0	0	0	0	0	0	0	0	0	0	0
0700	0	0	0	0	0	0	0	0	0	0	0	0	0	0	0	0	0	0	0	0	0	0	0	0	0	0	0	0	0
0800	2	0	0	0	0	0	0	0	0	2	0	0	0	0	0	0	0	0	0	0	0	0	0	0	0	0	0	0	0
0900	1	0	0	0	0	0	0	0	1	0	0	0	0	0	0	0	0	0	0	0	0	0	0	0	0	0	0	0	0
1000	4	0	0	0	0	0	0	3	0	1	0	0	0	0	0	0	0	0	0	0	0	0	0	0	0	0	0	0	0
1100	**6**	**0**	**0**	**0**	**0**	**0**	**0**	**1**	**0**	**2**	**2**	**1**	**0**	**0**	**0**	**0**	**0**	**0**	**0**	**0**	**0**	**0**	**0**	**0**	**0**	**0**	**0**	**0**	**0**
1200	5	0	0	0	1	0	0	1	0	0	1	2	0	0	0	0	0	0	0	0	0	0	0	0	0	0	0	0	0
1300	8	0	1	0	0	0	0	3	0	2	2	0	0	0	0	0	0	0	0	0	0	0	0	0	0	0	0	0	0
1400	5	0	0	0	1	0	0	0	2	0	0	1	1	0	0	0	0	0	0	0	0	0	0	0	0	0	0	0	0
1500	7	0	0	0	0	0	0	1	1	2	1	1	1	0	0	0	0	0	0	0	0	0	0	0	0	0	0	0	0
1600	7	0	0	0	0	0	1	0	3	1	1	0	0	1	0	0	0	0	0	0	0	0	0	0	0	0	0	0	0
1700	6	0	0	0	1	0	1	2	0	0	2	0	0	0	0	0	0	0	0	0	0	0	0	0	0	0	0	0	0
1800	6	0	0	0	0	1	1	0	1	0	2	1	0	0	0	0	0	0	0	0	0	0	0	0	0	0	0	0	0
1900	**15**	**0**	**4**	**1**	**1**	**1**	**0**	**0**	**2**	**4**	**0**	**1**	**1**	**0**	**0**	**0**	**0**	**0**	**0**	**0**	**0**	**0**	**0**	**0**	**0**	**0**	**0**	**0**	**0**
2000	5	0	0	0	0	0	1	2	0	0	2	0	0	0	0	0	0	0	0	0	0	0	0	0	0	0	0	0	0
2100	4	0	0	0	0	0	0	0	1	2	0	1	0	0	0	0	0	0	0	0	0	0	0	0	0	0	0	0	0
2200	4	0	0	0	0	0	0	0	1	0	0	1	2	0	0	0	0	0	0	0	0	0	0	0	0	0	0	0	0
2300	0	0	0	0	0	0	0	0	0	0	0	0	0	0	0	0	0	0	0	0	0	0	0	0	0	0	0	0	0
07-19	**57**	**0**	**1**	**0**	**3**	**1**	**3**	**11**	**8**	**10**	**11**	**6**	**2**	**1**	**0**	**0**	**0**	**0**	**0**	**0**	**0**	**0**	**0**	**0**	**0**	**0**	**0**	**0**	**0**
06-22	**81**	**0**	**5**	**1**	**4**	**2**	**4**	**13**	**11**	**16**	**13**	**8**	**3**	**1**	**0**	**0**	**0**	**0**	**0**	**0**	**0**	**0**	**0**	**0**	**0**	**0**	**0**	**0**	**0**
06-00	**85**	**0**	**5**	**1**	**4**	**2**	**4**	**13**	**12**	**16**	**13**	**9**	**5**	**1**	**0**	**0**	**0**	**0**	**0**	**0**	**0**	**0**	**0**	**0**	**0**	**0**	**0**	**0**	**0**
00-00	**89**	**0**	**5**	**1**	**4**	**2**	**5**	**13**	**13**	**17**	**14**	**9**	**5**	**1**	**0**	**0**	**0**	**0**	**0**	**0**	**0**	**0**	**0**	**0**	**0**	**0**	**0**	**0**	**0**

DRAFT

Site 50
Location L-68011-0, Att - Telepole, Lat 53.86344, Long -6.83233
Direction Two way

3279 / Meath/Cavan/Monaghan ATC's
October 2013
Automatic Traffic Count

Mon, 14 October 2013

Time	Total	Speed Bins (km/h)																											
		0 - 5	5 - 10	10 - 15	15 - 20	20 - 25	25 - 30	30 - 35	35 - 40	40 - 45	45 - 50	50 - 55	55 - 60	60 - 65	65 - 70	70 - 75	75 - 80	80 - 85	85 - 90	90 - 95	95 - 100	100 - 105	105 - 110	110 - 115	115 - 120	120 - 125	125 - 130	130 - 135	135 - 140
0000	0	0	0	0	0	0	0	0	0	0	0	0	0	0	0	0	0	0	0	0	0	0	0	0	0	0	0	0	0
0100	0	0	0	0	0	0	0	0	0	0	0	0	0	0	0	0	0	0	0	0	0	0	0	0	0	0	0	0	0
0200	0	0	0	0	0	0	0	0	0	0	0	0	0	0	0	0	0	0	0	0	0	0	0	0	0	0	0	0	0
0300	0	0	0	0	0	0	0	0	0	0	0	0	0	0	0	0	0	0	0	0	0	0	0	0	0	0	0	0	0
0400	0	0	0	0	0	0	0	0	0	0	0	0	0	0	0	0	0	0	0	0	0	0	0	0	0	0	0	0	0
0500	2	0	0	0	0	0	0	0	0	0	2	0	0	0	0	0	0	0	0	0	0	0	0	0	0	0	0	0	0
0600	0	0	0	0	0	0	0	0	0	0	0	0	0	0	0	0	0	0	0	0	0	0	0	0	0	0	0	0	0
0700	5	0	0	0	0	0	0	0	0	1	1	3	0	0	0	0	0	0	0	0	0	0	0	0	0	0	0	0	0
0800	14	0	0	1	0	0	2	3	3	3	1	0	0	0	1	0	0	0	0	0	0	0	0	0	0	0	0	0	0
0900	**16**	**0**	**0**	**2**	**2**	**1**	**5**	**3**	**1**	**1**	**0**	**1**	**0**	**0**	**0**	**0**	**0**	**0**	**0**	**0**	**0**	**0**	**0**	**0**	**0**	**0**	**0**	**0**	**0**
1000	0	0	0	0	0	0	0	0	0	0	0	0	0	0	0	0	0	0	0	0	0	0	0	0	0	0	0	0	0
1100	0	0	0	0	0	0	0	0	0	0	0	0	0	0	0	0	0	0	0	0	0	0	0	0	0	0	0	0	0
1200	**0**	**0**	**0**	**0**	**0**	**0**	**0**	**0**	**0**	**0**	**0**	**0**	**0**	**0**	**0**	**0**	**0**	**0**	**0**	**0**	**0**	**0**	**0**	**0**	**0**	**0**	**0**	**0**	**0**
1300	**0**	**0**	**0**	**0**	**0**	**0**	**0**	**0**	**0**	**0**	**0**	**0**	**0**	**0**	**0**	**0**	**0**	**0**	**0**	**0**	**0**	**0**	**0**	**0**	**0**	**0**	**0**	**0**	**0**
1400	**0**	**0**	**0**	**0**	**0**	**0**	**0**	**0**	**0**	**0**	**0**	**0**	**0**	**0**	**0**	**0**	**0**	**0**	**0**	**0**	**0**	**0**	**0**	**0**	**0**	**0**	**0**	**0**	**0**
1500	**0**	**0**	**0**	**0**	**0**	**0**	**0**	**0**	**0**	**0**	**0**	**0**	**0**	**0**	**0**	**0**	**0**	**0**	**0**	**0**	**0**	**0**	**0**	**0**	**0**	**0**	**0**	**0**	**0**
1600	**0**	**0**	**0**	**0**	**0**	**0**	**0**	**0**	**0**	**0**	**0**	**0**	**0**	**0**	**0**	**0**	**0**	**0**	**0**	**0**	**0**	**0**	**0**	**0**	**0**	**0**	**0**	**0**	**0**
1700	**0**	**0**	**0**	**0**	**0**	**0**	**0**	**0**	**0**	**0**	**0**	**0**	**0**	**0**	**0**	**0**	**0**	**0**	**0**	**0**	**0**	**0**	**0**	**0**	**0**	**0**	**0**	**0**	**0**
1800	**0**	**0**	**0**	**0**	**0**	**0**	**0**	**0**	**0**	**0**	**0**	**0**	**0**	**0**	**0**	**0**	**0**	**0**	**0**	**0**	**0**	**0**	**0**	**0**	**0**	**0**	**0**	**0**	**0**
1900	**0**	**0**	**0**	**0**	**0**	**0**	**0**	**0**	**0**	**0**	**0**	**0**	**0**	**0**	**0**	**0**	**0**	**0**	**0**	**0**	**0**	**0**	**0**	**0**	**0**	**0**	**0**	**0**	**0**
2000	**0**	**0**	**0**	**0**	**0**	**0**	**0**	**0**	**0**	**0**	**0**	**0**	**0**	**0**	**0**	**0**	**0**	**0**	**0**	**0**	**0**	**0**	**0**	**0**	**0**	**0**	**0**	**0**	**0**
2100	**0**	**0**	**0**	**0**	**0**	**0**	**0**	**0**	**0**	**0**	**0**	**0**	**0**	**0**	**0**	**0**	**0**	**0**	**0**	**0**	**0**	**0**	**0**	**0**	**0**	**0**	**0**	**0**	**0**
2200	**0**	**0**	**0**	**0**	**0**	**0**	**0**	**0**	**0**	**0**	**0**	**0**	**0**	**0**	**0**	**0**	**0**	**0**	**0**	**0**	**0**	**0**	**0**	**0**	**0**	**0**	**0**	**0**	**0**
2300	**0**	**0**	**0**	**0**	**0**	**0**	**0**	**0**	**0**	**0**	**0**	**0**	**0**	**0**	**0**	**0**	**0**	**0**	**0**	**0**	**0**	**0**	**0**	**0**	**0**	**0**	**0**	**0**	**0**
07-19	**35**	**0**	**0**	**3**	**2**	**1**	**7**	**6**	**4**	**5**	**2**	**4**	**0**	**0**	**1**	**0**	**0**	**0**	**0**	**0**	**0**	**0**	**0**	**0**	**0**	**0**	**0**	**0**	**0**
06-22	**35**	**0**	**0**	**3**	**2**	**1**	**7**	**6**	**4**	**5**	**2**	**4**	**0**	**0**	**1**	**0**	**0**	**0**	**0**	**0**	**0**	**0**	**0**	**0**	**0**	**0**	**0**	**0**	**0**
06-00	**35**	**0**	**0**	**3**	**2**	**1**	**7**	**6**	**4**	**5**	**2**	**4**	**0**	**0**	**1**	**0**	**0**	**0**	**0**	**0**	**0**	**0**	**0**	**0**	**0**	**0**	**0**	**0**	**0**
00-00	**37**	**0**	**0**	**3**	**2**	**1**	**7**	**6**	**4**	**5**	**4**	**4**	**0**	**0**	**1**	**0**	**0**	**0**	**0**	**0**	**0**	**0**	**0**	**0**	**0**	**0**	**0**	**0**	**0**

DRAFT

Site 50
Location L-68011-0, Att - Telepole, Lat 53.86344, Long -6.83233
Direction Two way

3279 / Meath/Cavan/Monaghan ATC's
October 2013
Automatic Traffic Count

Virtual Day (7)

Time	Total	Speed Bins (km/h)																											
		0 - 5	5 - 10	10 - 15	15 - 20	20 - 25	25 - 30	30 - 35	35 - 40	40 - 45	45 - 50	50 - 55	55 - 60	60 - 65	65 - 70	70 - 75	75 - 80	80 - 85	85 - 90	90 - 95	95 - 100	100 - 105	105 - 110	110 - 115	115 - 120	120 - 125	125 - 130	130 - 135	135 - 140
0000	1	0	0	0	0	0	0	0	0	0	0	0	0	0	0	0	0	0	0	0	0	0	0	0	0	0	0	0	0
0100	0	0	0	0	0	0	0	0	0	0	0	0	0	0	0	0	0	0	0	0	0	0	0	0	0	0	0	0	0
0200	1	0	0	0	0	0	0	0	0	0	0	0	0	0	0	0	0	0	0	0	0	0	0	0	0	0	0	0	0
0300	0	0	0	0	0	0	0	0	0	0	0	0	0	0	0	0	0	0	0	0	0	0	0	0	0	0	0	0	0
0400	1	0	0	0	0	0	0	0	0	0	0	0	0	0	0	0	0	0	0	0	0	0	0	0	0	0	0	0	0
0500	1	0	0	0	0	0	0	0	0	0	0	0	0	0	0	0	0	0	0	0	0	0	0	0	0	0	0	0	0
0600	0	0	0	0	0	0	0	0	0	0	0	0	0	0	0	0	0	0	0	0	0	0	0	0	0	0	0	0	0
0700	3	0	0	0	0	0	0	0	0	1	1	1	0	0	0	0	0	0	0	0	0	0	0	0	0	0	0	0	0
0800	8	0	0	0	0	1	1	2	2	1	0	1	0	0	0	0	0	0	0	0	0	0	0	0	0	0	0	0	0
0900	**9**	**0**	**0**	**0**	**0**	**0**	**1**	**2**	**2**	**1**	**1**	**1**	**0**	**0**	**0**	**0**	**0**	**0**	**0**	**0**	**0**	**0**	**0**	**0**	**0**	**0**	**0**	**0**	**0**
1000	3	0	0	0	0	0	0	1	0	1	0	1	0	0	0	0	0	0	0	0	0	0	0	0	0	0	0	0	0
1100	5	0	0	0	0	0	0	0	1	1	2	0	0	0	0	0	0	0	0	0	0	0	0	0	0	0	0	0	0
1200	7	0	0	0	0	0	1	1	1	1	1	0	0	1	0	0	0	0	0	0	0	0	0	0	0	0	0	0	0
1300	7	0	0	0	0	0	1	1	1	1	1	0	0	0	0	0	0	0	0	0	0	0	0	0	0	0	0	0	0
1400	3	0	0	0	0	0	0	1	1	0	0	0	0	0	0	0	0	0	0	0	0	0	0	0	0	0	0	0	0
1500	7	0	0	0	0	0	1	1	1	1	1	1	0	0	0	0	0	0	0	0	0	0	0	0	0	0	0	0	0
1600	**8**	**0**	**0**	**0**	**0**	**1**	**0**	**1**	**2**	**2**	**1**	**1**	**0**	**0**	**0**	**0**	**0**	**0**	**0**	**0**	**0**	**0**	**0**	**0**	**0**	**0**	**0**	**0**	**0**
1700	**8**	**0**	**0**	**0**	**0**	**0**	**0**	**0**	**1**	**3**	**1**	**1**	**1**	**0**	**0**	**0**	**0**	**0**	**0**	**0**	**0**	**0**	**0**	**0**	**0**	**0**	**0**	**0**	**0**
1800	**8**	**0**	**0**	**0**	**0**	**0**	**1**	**1**	**1**	**2**	**1**	**1**	**0**	**0**	**0**	**0**	**0**	**0**	**0**	**0**	**0**	**0**	**0**	**0**	**0**	**0**	**0**	**0**	**0**
1900	7	0	1	0	0	0	0	0	1	2	1	1	1	0	0	0	0	0	0	0	0	0	0	0	0	0	0	0	0
2000	6	0	0	0	0	0	0	1	1	1	1	1	1	0	0	0	0	0	0	0	0	0	0	0	0	0	0	0	0
2100	3	0	0	0	0	0	0	0	1	1	0	1	0	0	0	0	0	0	0	0	0	0	0	0	0	0	0	0	0
2200	4	0	0	0	0	0	0	0	1	0	1	0	1	0	0	0	0	0	0	0	0	0	0	0	0	0	0	0	0
2300	0	0	0	0	0	0	0	0	0	0	0	0	0	0	0	0	0	0	0	0	0	0	0	0	0	0	0	0	0
07-19	**77**	**0**	**1**	**1**	**2**	**4**	**7**	**11**	**13**	**16**	**11**	**8**	**3**	**1**	**1**	**0**	**0**	**0**	**0**	**0**	**0**	**0**	**0**	**0**	**0**	**0**	**0**	**0**	**0**
06-22	**94**	**0**	**1**	**1**	**2**	**4**	**7**	**12**	**16**	**19**	**13**	**10**	**5**	**2**	**1**	**0**	**0**	**0**	**0**	**0**	**0**	**0**	**0**	**0**	**0**	**0**	**0**	**0**	**0**
06-00	**98**	**0**	**1**	**1**	**2**	**4**	**7**	**12**	**17**	**20**	**14**	**10**	**6**	**2**	**1**	**0**	**0**	**0**	**0**	**0**	**0**	**0**	**0**	**0**	**0**	**0**	**0**	**0**	**0**
00-00	**102**	**0**	**1**	**1**	**3**	**4**	**8**	**12**	**17**	**20**	**15**	**11**	**6**	**2**	**1**	**0**	**0**	**0**	**0**	**0**	**0**	**0**	**0**	**0**	**0**	**0**	**0**	**0**	**0**

DRAFT

Site 50
Location L-68011-0, Att - Telepole, Lat 53.86344, Long -6.83233
Direction Two way

3279 / Meath/Cavan/Monaghan ATC's
October 2013
Automatic Traffic Count

Virtual Week (1)

Time	Total	Speed Bins (km/h)																											
		0 - 5	5 - 10	10 - 15	15 - 20	20 - 25	25 - 30	30 - 35	35 - 40	40 - 45	45 - 50	50 - 55	55 - 60	60 - 65	65 - 70	70 - 75	75 - 80	80 - 85	85 - 90	90 - 95	95 - 100	100 - 105	105 - 110	110 - 115	115 - 120	120 - 125	125 - 130	130 - 135	135 - 140
Mon	37	0	0	3	2	1	7	6	4	5	4	4	0	0	1	0	0	0	0	0	0	0	0	0	0	0	0	0	0
Tue	122	0	0	2	3	5	9	18	26	26	11	13	8	1	0	0	0	0	0	0	0	0	0	0	0	0	0	0	0
Wed	111	0	3	1	2	5	8	14	21	17	18	10	8	4	0	0	0	0	0	0	0	0	0	0	0	0	0	0	0
Thu	124	0	0	0	3	3	10	12	15	31	18	16	11	5	0	0	0	0	0	0	0	0	0	0	0	0	0	0	0
Fri	127	0	0	1	2	7	10	8	21	24	26	15	9	3	1	0	0	0	0	0	0	0	0	0	0	0	0	0	0
|Sat	102	0	0	2	2	6	5	14	21	21	15	7	4	2	3	0	0	0	0	0	0	0	0	0	0	0	0	0	0
|Sun	89	0	5	1	4	2	5	13	13	17	14	9	5	1	0	0	0	0	0	0	0	0	0	0	0	0	0	0	0
5 Day Ave.	**104**	**0**	**1**	**1**	**2**	**4**	**9**	**12**	**17**	**21**	**15**	**12**	**7**	**3**	**0**	**0**	**0**	**0**	**0**	**0**	**0**	**0**	**0**	**0**	**0**	**0**	**0**	**0**	**0**
7 Day Ave.	**102**	**0**	**1**	**1**	**3**	**4**	**8**	**12**	**17**	**20**	**15**	**11**	**6**	**2**	**1**	**0**	**0**	**0**	**0**	**0**	**0**	**0**	**0**	**0**	**0**	**0**	**0**	**0**	**0**
--	**712**	**0**	**8**	**10**	**18**	**29**	**54**	**85**	**121**	**141**	**106**	**74**	**45**	**16**	**5**	**0**	**0**	**0**	**0**	**0**	**0**	**0**	**0**	**0**	**0**	**0**	**0**	**0**	**0**

Summary Graphs

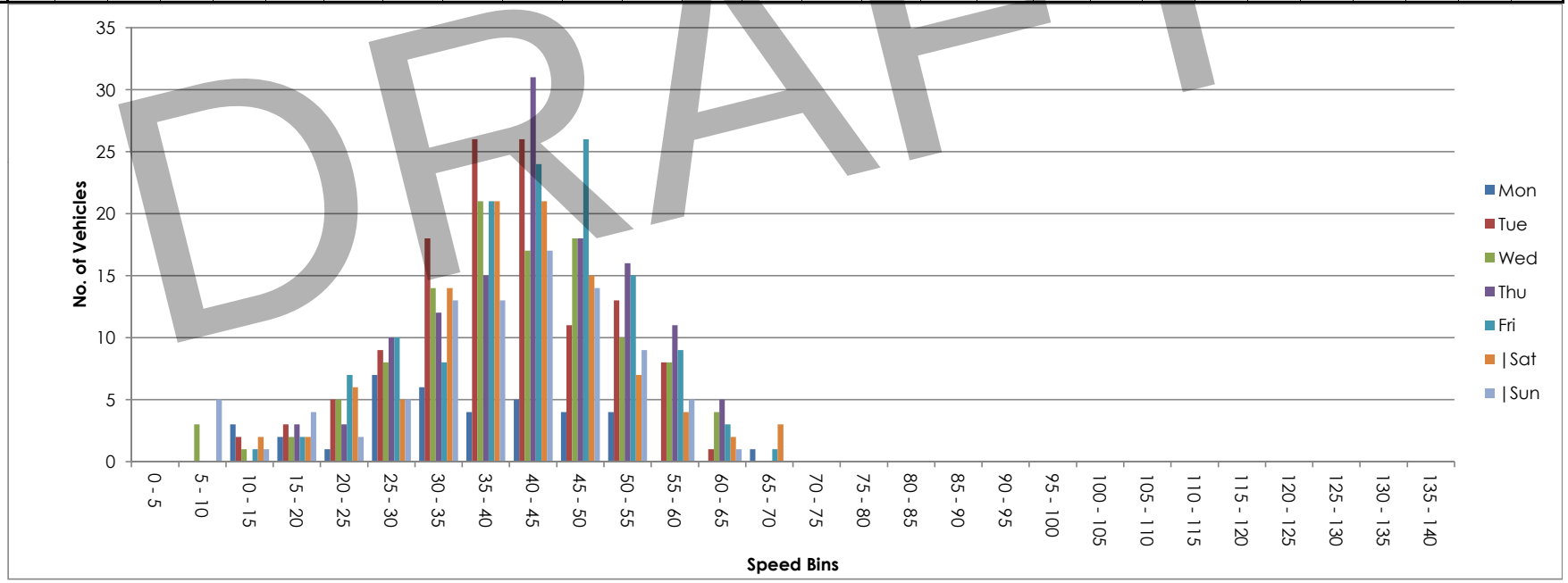

DRAFT



NDC NATIONWIDE DATA COLLECTION	**Site / Location:**	L-68017-0, Att - Telepole, Lat 53.8732, Long -6.82091	**Project No:**	3279	**Photo No:**	3279-51	**Drawn By:** MOR
	Survey Date:	Thu, 10 October 2013 to Wed, 16 October 2013	**Project Name:**		Meath/Cavan/Monaghan ATC'S		
	Survey Times:	00:00 to 00(24):00	**Title:**		Site Photograph		

Site No.	Location.	Direction.	Speed Limit - PSL (km/h)	Start Date.	End Date.	Total Vehicles.	5 Day Ave.	7 Day Ave.	No. > Speed Limit.	%. > Speed Limit.	No. > Speed Limit1 (+5km/h).	%. > Speed Limit1 (+5km/h).	No. > Speed Limit1 (+10km/h).	%. > Speed Limit1 (+10km/h).	Mean Speed	85%ile Speed
51	L-68017-0, Att - Telepole, Lat 53.8732, Long -6.82091	East	80	Thu, 10 October 2013	Wed, 16 October 2013	608	97	87	23	3.8	12	2.0	3	0.5	53.6	69.5
		West	80	Thu, 10 October 2013	Wed, 16 October 2013	630	101	90	5	0.8	2	0.3	0	0.0	50.0	63.7
		Two way	80	Thu, 10 October 2013	Wed, 16 October 2013	1238	198	177	28	2.3	14	1.1	3	0.2	51.8	67.0

DRAFT

Site 51
Location L-68017-0, Att - Telepole, Lat 53.8732, Long -6.82091
Direction East

3279 / Meath/Cavan/Monaghan ATC's
October 2013
Automatic Traffic Count

Thu, 10 October 2013

Time	Total	Classification												>PSL	>PSL%	>SL1	>SL1%	>SL2	>SL2%	Mean	Vpp
		1 MCL	2 SV	3 SVT	4 TB2	5 TB3	6 T4	7 ART3	8 ART4	9 ART5	10 ART6	11 BD	12 DRT	80	80	85 +5kph	85 +5kph	90 +10kph	90 +10kph		85
0000	0	0	0	0	0	0	0	0	0	0	0	0	0	0	0	0	0	0	0	-	-
0100	0	0	0	0	0	0	0	0	0	0	0	0	0	0	0	0	0	0	0	-	-
0200	0	0	0	0	0	0	0	0	0	0	0	0	0	0	0	0	0	0	0	-	-
0300	0	0	0	0	0	0	0	0	0	0	0	0	0	0	0	0	0	0	0	-	-
0400	0	0	0	0	0	0	0	0	0	0	0	0	0	0	0	0	0	0	0	-	-
0500	0	0	0	0	0	0	0	0	0	0	0	0	0	0	0	0	0	0	0	-	-
0600	6	0	6	0	0	0	0	0	0	0	0	0	0	1	16.7	1	16.7	0	0	64.9	-
0700	9	1	8	0	0	0	0	0	0	0	0	0	0	1	11.1	0	0	0	0	55.2	-
0800	**16**	**0**	**14**	**1**	**1**	**0**	**0**	**0**	**0**	**0**	**0**	**0**	**0**	**1**	**6.3**	**0**	**0**	**0**	**0**	**58.2**	**66.6**
0900	0	0	0	0	0	0	0	0	0	0	0	0	0	0	0	0	0	0	0	-	-
1000	9	0	8	1	0	0	0	0	0	0	0	0	0	0	0	0	0	0	0	50.9	-
1100	6	1	3	1	1	0	0	0	0	0	0	0	0	0	0	0	0	0	0	44.8	-
1200	7	0	5	1	1	0	0	0	0	0	0	0	0	0	0	0	0	0	0	43.3	-
1300	6	0	3	1	1	0	0	0	0	0	1	0	0	0	0	0	0	0	0	42.1	-
1400	7	0	6	0	1	0	0	0	0	0	0	0	0	0	0	0	0	0	0	45.4	-
1500	7	0	5	2	0	0	0	0	0	0	0	0	0	1	14.3	1	14.3	0	0	61.4	-
1600	5	0	4	0	1	0	0	0	0	0	0	0	0	0	0	0	0	0	0	55.7	-
1700	10	0	6	3	0	0	0	0	0	1	0	0	0	0	0	0	0	0	0	40	-
1800	**11**	**0**	**11**	**0**	**0**	**0**	**0**	**0**	**0**	**0**	**0**	**0**	**0**	**0**	**0**	**0**	**0**	**0**	**0**	**48.5**	**62.3**
1900	4	0	4	0	0	0	0	0	0	0	0	0	0	0	0	0	0	0	0	59.4	-
2000	3	0	3	0	0	0	0	0	0	0	0	0	0	0	0	0	0	0	0	43.3	-
2100	1	0	1	0	0	0	0	0	0	0	0	0	0	0	0	0	0	0	0	77.6	-
2200	0	0	0	0	0	0	0	0	0	0	0	0	0	0	0	0	0	0	0	-	-
2300	1	0	1	0	0	0	0	0	0	0	0	0	0	0	0	0	0	0	0	55.7	-
07-19	**93**	**2**	**73**	**10**	**6**	**0**	**0**	**0**	**0**	**1**	**1**	**0**	**0**	**3**	**3.2**	**1**	**1.1**	**0**	**0**	**50.2**	**66.2**
06-22	**107**	**2**	**87**	**10**	**6**	**0**	**0**	**0**	**0**	**1**	**1**	**0**	**0**	**4**	**3.7**	**2**	**1.9**	**0**	**0**	**51.5**	**67.3**
06-00	**108**	**2**	**88**	**10**	**6**	**0**	**0**	**0**	**0**	**1**	**1**	**0**	**0**	**4**	**3.7**	**2**	**1.9**	**0**	**0**	**51.5**	**67.3**
00-00	**108**	**2**	**88**	**10**	**6**	**0**	**0**	**0**	**0**	**1**	**1**	**0**	**0**	**4**	**3.7**	**2**	**1.9**	**0**	**0**	**51.5**	**67.3**

DRAFT

Site 51
Location L-68017-0, Att - Telepole, Lat 53.8732, Long -6.82091
Direction East

3279 / Meath/Cavan/Monaghan ATC's
October 2013
Automatic Traffic Count

Fri, 11 October 2013

Time	Total	Classification												>PSL	>PSL%	>SL1	>SL1%	>SL2	>SL2%	Mean	Vpp
		1 MCL	2 SV	3 SVT	4 TB2	5 TB3	6 T4	7 ART3	8 ART4	9 ART5	10 ART6	11 BD	12 DRT	80	80	85 +5kph	85 +5kph	90 +10kph	90 +10kph		85
0000	0	0	0	0	0	0	0	0	0	0	0	0	0	0	0	0	0	0	0	-	-
0100	2	0	2	0	0	0	0	0	0	0	0	0	0	1	50	0	0	0	0	70.5	-
0200	0	0	0	0	0	0	0	0	0	0	0	0	0	0	0	0	0	0	0	-	-
0300	0	0	0	0	0	0	0	0	0	0	0	0	0	0	0	0	0	0	0	-	-
0400	0	0	0	0	0	0	0	0	0	0	0	0	0	0	0	0	0	0	0	-	-
0500	1	0	1	0	0	0	0	0	0	0	0	0	0	0	0	0	0	0	0	56.4	-
0600	9	1	7	0	1	0	0	0	0	0	0	0	0	2	22.2	2	22.2	0	0	65.6	-
0700	6	0	5	0	0	1	0	0	0	0	0	0	0	0	0	0	0	0	0	58.6	-
0800	**12**	**0**	**11**	**0**	**1**	**0**	**0**	**0**	**0**	**0**	**0**	**0**	**0**	**0**	**0**	**0**	**0**	**0**	**0**	**58**	**68.8**
0900	3	0	2	0	1	0	0	0	0	0	0	0	0	0	0	0	0	0	0	48.6	-
1000	9	0	9	0	0	0	0	0	0	0	0	0	0	0	0	0	0	0	0	48.1	-
1100	3	0	3	0	0	0	0	0	0	0	0	0	0	0	0	0	0	0	0	63.2	-
1200	2	0	2	0	0	0	0	0	0	0	0	0	0	0	0	0	0	0	0	65.2	-
1300	4	0	4	0	0	0	0	0	0	0	0	0	0	0	0	0	0	0	0	59.1	-
1400	**6**	**0**	**5**	**1**	**0**	**0**	**0**	**0**	**0**	**0**	**0**	**0**	**0**	**0**	**0**	**0**	**0**	**0**	**0**	**49.9**	**-**
1500	4	0	2	0	1	1	0	0	0	0	0	0	0	0	0	0	0	0	0	49.8	-
1600	**6**	**0**	**6**	**0**	**0**	**0**	**0**	**0**	**0**	**0**	**0**	**0**	**0**	**0**	**0**	**0**	**0**	**0**	**0**	**59.5**	**-**
1700	**6**	**0**	**4**	**1**	**0**	**0**	**0**	**1**	**0**	**0**	**0**	**0**	**0**	**0**	**0**	**0**	**0**	**0**	**0**	**48.5**	**-**
1800	5	0	4	1	0	0	0	0	0	0	0	0	0	0	0	0	0	0	0	32.2	-
1900	4	0	2	0	0	0	1	0	0	1	0	0	0	0	0	0	0	0	0	46.4	-
2000	2	0	1	0	1	0	0	0	0	0	0	0	0	0	0	0	0	0	0	70.7	-
2100	5	0	5	0	0	0	0	0	0	0	0	0	0	0	0	0	0	0	0	55.8	-
2200	1	0	1	0	0	0	0	0	0	0	0	0	0	0	0	0	0	0	0	53.1	-
2300	3	0	3	0	0	0	0	0	0	0	0	0	0	0	0	0	0	0	0	58.4	-
07-19	**66**	**0**	**57**	**3**	**3**	**2**	**0**	**1**	**0**	**0**	**0**	**0**	**0**	**0**	**0**	**0**	**0**	**0**	**0**	**52.9**	**68.8**
06-22	**86**	**1**	**72**	**3**	**5**	**2**	**1**	**1**	**0**	**1**	**0**	**0**	**0**	**2**	**2.3**	**2**	**2.3**	**0**	**0**	**54.5**	**70.2**
06-00	**90**	**1**	**76**	**3**	**5**	**2**	**1**	**1**	**0**	**1**	**0**	**0**	**0**	**2**	**2.2**	**2**	**2.2**	**0**	**0**	**54.6**	**70.2**
00-00	**93**	**1**	**79**	**3**	**5**	**2**	**1**	**1**	**0**	**1**	**0**	**0**	**0**	**3**	**3.2**	**2**	**2.2**	**0**	**0**	**55**	**70.2**

DRAFT

Site 51
Location L-68017-0, Att - Telepole, Lat 53.8732, Long -6.82091
Direction East

3279 / Meath/Cavan/Monaghan ATC's
October 2013
Automatic Traffic Count

Sat, 12 October 2013

Time	Total	Classification												>PSL	>PSL%	>SL1	>SL1%	>SL2	>SL2%	Mean	Vpp
		1 MCL	2 SV	3 SVT	4 TB2	5 TB3	6 T4	7 ART3	8 ART4	9 ART5	10 ART6	11 BD	12 DRT	80	80	85 +5kph	85 +5kph	90 +10kph	90 +10kph		85
0000	1	0	1	0	0	0	0	0	0	0	0	0	0	0	0	0	0	0	0	64	-
0100	1	0	1	0	0	0	0	0	0	0	0	0	0	1	100	1	100	0	0	88.2	-
0200	0	0	0	0	0	0	0	0	0	0	0	0	0	0	0	0	0	0	0	-	-
0300	0	0	0	0	0	0	0	0	0	0	0	0	0	0	0	0	0	0	0	-	-
0400	1	0	1	0	0	0	0	0	0	0	0	0	0	0	0	0	0	0	0	66.3	-
0500	0	0	0	0	0	0	0	0	0	0	0	0	0	0	0	0	0	0	0	-	-
0600	0	0	0	0	0	0	0	0	0	0	0	0	0	0	0	0	0	0	0	-	-
0700	1	0	1	0	0	0	0	0	0	0	0	0	0	0	0	0	0	0	0	53	-
0800	3	0	3	0	0	0	0	0	0	0	0	0	0	0	0	0	0	0	0	62.5	-
0900	**5**	**0**	**5**	**0**	**0**	**0**	**0**	**0**	**0**	**0**	**0**	**0**	**0**	**0**	**0**	**0**	**0**	**0**	**0**	**53.1**	**-**
1000	4	0	4	0	0	0	0	0	0	0	0	0	0	0	0	0	0	0	0	45	-
1100	3	1	2	0	0	0	0	0	0	0	0	0	0	0	0	0	0	0	0	44.1	-
1200	5	0	4	0	1	0	0	0	0	0	0	0	0	0	0	0	0	0	0	47.8	-
1300	3	0	3	0	0	0	0	0	0	0	0	0	0	0	0	0	0	0	0	34	-
1400	**7**	**2**	**4**	**0**	**1**	**0**	**0**	**0**	**0**	**0**	**0**	**0**	**0**	**0**	**0**	**0**	**0**	**0**	**0**	**47**	**-**
1500	5	0	5	0	0	0	0	0	0	0	0	0	0	0	0	0	0	0	0	53.8	-
1600	6	0	5	1	0	0	0	0	0	0	0	0	0	0	0	0	0	0	0	52.4	-
1700	6	0	5	0	1	0	0	0	0	0	0	0	0	0	0	0	0	0	0	50.5	-
1800	3	0	3	0	0	0	0	0	0	0	0	0	0	0	0	0	0	0	0	55.1	-
1900	4	0	4	0	0	0	0	0	0	0	0	0	0	1	25	0	0	0	0	60.9	-
2000	3	0	2	0	1	0	0	0	0	0	0	0	0	0	0	0	0	0	0	60.4	-
2100	2	0	2	0	0	0	0	0	0	0	0	0	0	0	0	0	0	0	0	24.9	-
2200	2	0	2	0	0	0	0	0	0	0	0	0	0	0	0	0	0	0	0	38.8	-
2300	0	0	0	0	0	0	0	0	0	0	0	0	0	0	0	0	0	0	0	-	-
07-19	**51**	**3**	**44**	**1**	**3**	**0**	**0**	**0**	**0**	**0**	**0**	**0**	**0**	**0**	**0**	**0**	**0**	**0**	**0**	**49.8**	**68.8**
06-22	**60**	**3**	**52**	**1**	**4**	**0**	**0**	**0**	**0**	**0**	**0**	**0**	**0**	**1**	**1.7**	**0**	**0**	**0**	**0**	**50.2**	**70.2**
06-00	**62**	**3**	**54**	**1**	**4**	**0**	**0**	**0**	**0**	**0**	**0**	**0**	**0**	**1**	**1.6**	**0**	**0**	**0**	**0**	**49.9**	**70.2**
00-00	**65**	**3**	**57**	**1**	**4**	**0**	**0**	**0**	**0**	**0**	**0**	**0**	**0**	**2**	**3.1**	**1**	**1.5**	**0**	**0**	**50.9**	**70.2**

DRAFT

Site 51
Location L-68017-0, Att - Telepole, Lat 53.8732, Long -6.82091
Direction East

3279 / Meath/Cavan/Monaghan ATC's
October 2013
Automatic Traffic Count

Sun, 13 October 2013

Time	Total	Classification												>PSL	>PSL%	>SL1	>SL1%	>SL2	>SL2%	Mean	Vpp
		1 MCL	2 SV	3 SVT	4 TB2	5 TB3	6 T4	7 ART3	8 ART4	9 ART5	10 ART6	11 BD	12 DRT	80	80	85 +5kph	85 +5kph	90 +10kph	90 +10kph		85
0000	2	0	2	0	0	0	0	0	0	0	0	0	0	0	0	0	0	0	0	49.9	-
0100	0	0	0	0	0	0	0	0	0	0	0	0	0	0	0	0	0	0	0	-	-
0200	1	0	1	0	0	0	0	0	0	0	0	0	0	0	0	0	0	0	0	67.8	-
0300	0	0	0	0	0	0	0	0	0	0	0	0	0	0	0	0	0	0	0	-	-
0400	0	0	0	0	0	0	0	0	0	0	0	0	0	0	0	0	0	0	0	-	-
0500	0	0	0	0	0	0	0	0	0	0	0	0	0	0	0	0	0	0	0	-	-
0600	0	0	0	0	0	0	0	0	0	0	0	0	0	0	0	0	0	0	0	-	-
0700	0	0	0	0	0	0	0	0	0	0	0	0	0	0	0	0	0	0	0	-	-
0800	2	0	2	0	0	0	0	0	0	0	0	0	0	1	50	0	0	0	0	60	-
0900	**4**	**0**	**4**	**0**	**0**	**0**	**0**	**0**	**0**	**0**	**0**	**0**	**0**	**0**	**0**	**0**	**0**	**0**	**0**	**51**	**-**
1000	1	0	0	1	0	0	0	0	0	0	0	0	0	0	0	0	0	0	0	59.1	-
1100	2	0	2	0	0	0	0	0	0	0	0	0	0	0	0	0	0	0	0	59.4	-
1200	**9**	**1**	**8**	**0**	**0**	**0**	**0**	**0**	**0**	**0**	**0**	**0**	**0**	**0**	**0**	**0**	**0**	**0**	**0**	**47.1**	**-**
1300	6	0	6	0	0	0	0	0	0	0	0	0	0	0	0	0	0	0	0	56	-
1400	4	0	4	0	0	0	0	0	0	0	0	0	0	0	0	0	0	0	0	51.9	-
1500	5	0	5	0	0	0	0	0	0	0	0	0	0	0	0	0	0	0	0	49.5	-
1600	3	0	3	0	0	0	0	0	0	0	0	0	0	0	0	0	0	0	0	49.1	-
1700	2	0	2	0	0	0	0	0	0	0	0	0	0	0	0	0	0	0	0	40.3	-
1800	5	1	4	0	0	0	0	0	0	0	0	0	0	0	0	0	0	0	0	45.9	-
1900	7	0	7	0	0	0	0	0	0	0	0	0	0	1	14.3	1	14.3	1	14.3	52.8	-
2000	3	0	3	0	0	0	0	0	0	0	0	0	0	0	0	0	0	0	0	49.2	-
2100	0	0	0	0	0	0	0	0	0	0	0	0	0	0	0	0	0	0	0	-	-
2200	0	0	0	0	0	0	0	0	0	0	0	0	0	0	0	0	0	0	0	-	-
2300	0	0	0	0	0	0	0	0	0	0	0	0	0	0	0	0	0	0	0	-	-
07-19	**43**	**2**	**40**	**1**	**0**	**0**	**0**	**0**	**0**	**0**	**0**	**0**	**0**	**1**	**2.3**	**0**	**0**	**0**	**0**	**50.6**	**62.3**
06-22	**53**	**2**	**50**	**1**	**0**	**0**	**0**	**0**	**0**	**0**	**0**	**0**	**0**	**2**	**3.8**	**1**	**1.9**	**1**	**1.9**	**50.8**	**62.3**
06-00	**53**	**2**	**50**	**1**	**0**	**0**	**0**	**0**	**0**	**0**	**0**	**0**	**0**	**2**	**3.8**	**1**	**1.9**	**1**	**1.9**	**50.8**	**62.3**
00-00	**56**	**2**	**53**	**1**	**0**	**0**	**0**	**0**	**0**	**0**	**0**	**0**	**0**	**2**	**3.6**	**1**	**1.8**	**1**	**1.8**	**51.1**	**63**

DRAFT

Site 51
Location L-68017-0, Att - Telepole, Lat 53.8732, Long -6.82091
Direction East

3279 / Meath/Cavan/Monaghan ATC's
October 2013
Automatic Traffic Count

Mon, 14 October 2013

Time	Total	Classification												>PSL	>PSL%	>SL1	>SL1%	>SL2	>SL2%	Mean	Vpp
		1 MCL	2 SV	3 SVT	4 TB2	5 TB3	6 T4	7 ART3	8 ART4	9 ART5	10 ART6	11 BD	12 DRT	80	80	85 +5kph	85 +5kph	90 +10kph	90 +10kph		85
0000	0	0	0	0	0	0	0	0	0	0	0	0	0	0	0	0	0	0	0	-	-
0100	0	0	0	0	0	0	0	0	0	0	0	0	0	0	0	0	0	0	0	-	-
0200	0	0	0	0	0	0	0	0	0	0	0	0	0	0	0	0	0	0	0	-	-
0300	0	0	0	0	0	0	0	0	0	0	0	0	0	0	0	0	0	0	0	-	-
0400	0	0	0	0	0	0	0	0	0	0	0	0	0	0	0	0	0	0	0	-	-
0500	1	0	1	0	0	0	0	0	0	0	0	0	0	0	0	0	0	0	0	59.7	-
0600	4	0	4	0	0	0	0	0	0	0	0	0	0	1	25	0	0	0	0	70.4	-
0700	9	1	8	0	0	0	0	0	0	0	0	0	0	0	0	0	0	0	0	61.6	-
0800	**14**	**0**	**13**	**0**	**1**	**0**	**0**	**0**	**0**	**0**	**0**	**0**	**0**	**1**	**7.1**	**0**	**0**	**0**	**0**	**58.4**	**72.4**
0900	2	0	2	0	0	0	0	0	0	0	0	0	0	0	0	0	0	0	0	53	-
1000	5	0	5	0	0	0	0	0	0	0	0	0	0	0	0	0	0	0	0	44.8	-
1100	5	1	3	0	1	0	0	0	0	0	0	0	0	0	0	0	0	0	0	42.6	-
1200	5	0	3	1	1	0	0	0	0	0	0	0	0	0	0	0	0	0	0	52.5	-
1300	5	0	4	0	1	0	0	0	0	0	0	0	0	0	0	0	0	0	0	56.2	-
1400	1	0	1	0	0	0	0	0	0	0	0	0	0	0	0	0	0	0	0	51.4	-
1500	7	1	5	0	1	0	0	0	0	0	0	0	0	0	0	0	0	0	0	54	-
1600	**9**	**0**	**8**	**0**	**1**	**0**	**0**	**0**	**0**	**0**	**0**	**0**	**0**	**0**	**0**	**0**	**0**	**0**	**0**	**47.9**	**-**
1700	1	0	1	0	0	0	0	0	0	0	0	0	0	1	100	1	100	0	0	87.4	-
1800	3	0	2	0	0	1	0	0	0	0	0	0	0	0	0	0	0	0	0	48.2	-
1900	4	0	4	0	0	0	0	0	0	0	0	0	0	0	0	0	0	0	0	54.2	-
2000	1	0	1	0	0	0	0	0	0	0	0	0	0	1	100	0	0	0	0	83.6	-
2100	4	0	4	0	0	0	0	0	0	0	0	0	0	0	0	0	0	0	0	66.6	-
2200	3	0	3	0	0	0	0	0	0	0	0	0	0	0	0	0	0	0	0	41.6	-
2300	1	0	1	0	0	0	0	0	0	0	0	0	0	0	0	0	0	0	0	49	-
07-19	**66**	**3**	**55**	**1**	**6**	**1**	**0**	**0**	**0**	**0**	**0**	**0**	**0**	**2**	**3**	**1**	**1.5**	**0**	**0**	**53.8**	**70.9**
06-22	**79**	**3**	**68**	**1**	**6**	**1**	**0**	**0**	**0**	**0**	**0**	**0**	**0**	**4**	**5.1**	**1**	**1.3**	**0**	**0**	**55.7**	**71.3**
06-00	**83**	**3**	**72**	**1**	**6**	**1**	**0**	**0**	**0**	**0**	**0**	**0**	**0**	**4**	**4.8**	**1**	**1.2**	**0**	**0**	**55.1**	**71.3**
00-00	**84**	**3**	**73**	**1**	**6**	**1**	**0**	**0**	**0**	**0**	**0**	**0**	**0**	**4**	**4.8**	**1**	**1.2**	**0**	**0**	**55.2**	**70.9**

DRAFT

Site 51
Location L-68017-0, Att - Telepole, Lat 53.8732, Long -6.82091
Direction East

3279 / Meath/Cavan/Monaghan ATC's
October 2013
Automatic Traffic Count

Tue, 15 October 2013

Time	Total	Classification												>PSL	>PSL%	>SL1	>SL1%	>SL2	>SL2%	Mean	Vpp
		1 MCL	2 SV	3 SVT	4 TB2	5 TB3	6 T4	7 ART3	8 ART4	9 ART5	10 ART6	11 BD	12 DRT	80	80	85 +5kph	85 +5kph	90 +10kph	90 +10kph		85
0000	1	0	1	0	0	0	0	0	0	0	0	0	0	0	0	0	0	0	0	67.4	-
0100	0	0	0	0	0	0	0	0	0	0	0	0	0	0	0	0	0	0	0	-	-
0200	0	0	0	0	0	0	0	0	0	0	0	0	0	0	0	0	0	0	0	-	-
0300	0	0	0	0	0	0	0	0	0	0	0	0	0	0	0	0	0	0	0	-	-
0400	0	0	0	0	0	0	0	0	0	0	0	0	0	0	0	0	0	0	0	-	-
0500	1	0	1	0	0	0	0	0	0	0	0	0	0	0	0	0	0	0	0	59.3	-
0600	6	0	6	0	0	0	0	0	0	0	0	0	0	1	16.7	1	16.7	0	0	66.5	-
0700	9	1	8	0	0	0	0	0	0	0	0	0	0	0	0	0	0	0	0	52.4	-
0800	**16**	**0**	**13**	**1**	**2**	**0**	**0**	**0**	**0**	**0**	**0**	**0**	**0**	**0**	**0**	**0**	**0**	**0**	**0**	**56.4**	**72.7**
0900	7	0	7	0	0	0	0	0	0	0	0	0	0	0	0	0	0	0	0	55.7	-
1000	4	0	4	0	0	0	0	0	0	0	0	0	0	0	0	0	0	0	0	45.5	-
1100	5	0	3	0	1	0	1	0	0	0	0	0	0	0	0	0	0	0	0	49.9	-
1200	3	0	2	0	1	0	0	0	0	0	0	0	0	0	0	0	0	0	0	44.1	-
1300	7	1	6	0	0	0	0	0	0	0	0	0	0	0	0	0	0	0	0	46.5	-
1400	5	1	2	0	1	0	1	0	0	0	0	0	0	0	0	0	0	0	0	40.3	-
1500	**10**	**0**	**7**	**1**	**0**	**1**	**1**	**0**	**0**	**0**	**0**	**0**	**0**	**0**	**0**	**0**	**0**	**0**	**0**	**53.7**	**-**
1600	7	0	7	0	0	0	0	0	0	0	0	0	0	1	14.3	0	0	0	0	64.1	-
1700	6	0	6	0	0	0	0	0	0	0	0	0	0	1	16.7	1	16.7	0	0	49.4	-
1800	6	1	5	0	0	0	0	0	0	0	0	0	0	0	0	0	0	0	0	56.3	-
1900	8	0	7	1	0	0	0	0	0	0	0	0	0	1	12.5	1	12.5	1	12.5	59.3	-
2000	2	0	2	0	0	0	0	0	0	0	0	0	0	0	0	0	0	0	0	52.4	-
2100	1	0	1	0	0	0	0	0	0	0	0	0	0	0	0	0	0	0	0	55	-
2200	0	0	0	0	0	0	0	0	0	0	0	0	0	0	0	0	0	0	0	-	-
2300	1	0	1	0	0	0	0	0	0	0	0	0	0	0	0	0	0	0	0	33.7	-
07-19	**85**	**4**	**70**	**2**	**5**	**1**	**3**	**0**	**0**	**0**	**0**	**0**	**0**	**2**	**2.4**	**1**	**1.2**	**0**	**0**	**52.6**	**69.8**
06-22	**102**	**4**	**86**	**3**	**5**	**1**	**3**	**0**	**0**	**0**	**0**	**0**	**0**	**4**	**3.9**	**3**	**2.9**	**1**	**1**	**54**	**70.9**
06-00	**103**	**4**	**87**	**3**	**5**	**1**	**3**	**0**	**0**	**0**	**0**	**0**	**0**	**4**	**3.9**	**3**	**2.9**	**1**	**1**	**53.8**	**70.9**
00-00	**105**	**4**	**89**	**3**	**5**	**1**	**3**	**0**	**0**	**0**	**0**	**0**	**0**	**4**	**3.8**	**3**	**2.9**	**1**	**1**	**54**	**70.2**

DRAFT

Site 51
Location L-68017-0, Att - Telepole, Lat 53.8732, Long -6.82091
Direction East

3279 / Meath/Cavan/Monaghan ATC's
October 2013
Automatic Traffic Count

Wed, 16 October 2013

Time	Total	Classification												>PSL	>PSL%	>SL1	>SL1%	>SL2	>SL2%	Mean	Vpp
		1 MCL	2 SV	3 SVT	4 TB2	5 TB3	6 T4	7 ART3	8 ART4	9 ART5	10 ART6	11 BD	12 DRT	80	80	85 +5kph	85 +5kph	90 +10kph	90 +10kph		85
0000	1	0	0	1	0	0	0	0	0	0	0	0	0	0	0	0	0	0	0	28.4	-
0100	0	0	0	0	0	0	0	0	0	0	0	0	0	0	0	0	0	0	0	-	-
0200	0	0	0	0	0	0	0	0	0	0	0	0	0	0	0	0	0	0	0	-	-
0300	0	0	0	0	0	0	0	0	0	0	0	0	0	0	0	0	0	0	0	-	-
0400	0	0	0	0	0	0	0	0	0	0	0	0	0	0	0	0	0	0	0	-	-
0500	2	0	2	0	0	0	0	0	0	0	0	0	0	0	0	0	0	0	0	72.4	-
0600	6	0	6	0	0	0	0	0	0	0	0	0	0	0	0	0	0	0	0	63.2	-
0700	6	0	6	0	0	0	0	0	0	0	0	0	0	0	0	0	0	0	0	57.3	-
0800	**16**	**0**	**14**	**0**	**2**	**0**	**0**	**0**	**0**	**0**	**0**	**0**	**0**	**0**	**0**	**0**	**0**	**0**	**0**	**54.6**	**68.8**
0900	7	0	7	0	0	0	0	0	0	0	0	0	0	0	0	0	0	0	0	56.5	-
1000	7	0	7	0	0	0	0	0	0	0	0	0	0	0	0	0	0	0	0	54.4	-
1100	4	0	4	0	0	0	0	0	0	0	0	0	0	0	0	0	0	0	0	56.3	-
1200	5	0	4	0	1	0	0	0	0	0	0	0	0	1	20	1	20	1	20	60.3	-
1300	4	0	4	0	0	0	0	0	0	0	0	0	0	1	25	0	0	0	0	62.9	-
1400	6	0	5	1	0	0	0	0	0	0	0	0	0	0	0	0	0	0	0	48	-
1500	**7**	**0**	**6**	**1**	**0**	**0**	**0**	**0**	**0**	**0**	**0**	**0**	**0**	**0**	**0**	**0**	**0**	**0**	**0**	**50.7**	**-**
1600	4	0	4	0	0	0	0	0	0	0	0	0	0	0	0	0	0	0	0	65.3	-
1700	5	0	5	0	0	0	0	0	0	0	0	0	0	0	0	0	0	0	0	51	-
1800	6	0	6	0	0	0	0	0	0	0	0	0	0	0	0	0	0	0	0	47.3	-
1900	**7**	**0**	**6**	**0**	**1**	**0**	**0**	**0**	**0**	**0**	**0**	**0**	**0**	**0**	**0**	**0**	**0**	**0**	**0**	**60.3**	**-**
2000	2	0	2	0	0	0	0	0	0	0	0	0	0	2	100	1	50	0	0	83.6	-
2100	1	0	1	0	0	0	0	0	0	0	0	0	0	0	0	0	0	0	0	50.9	-
2200	1	0	1	0	0	0	0	0	0	0	0	0	0	0	0	0	0	0	0	57.7	-
2300	0	0	0	0	0	0	0	0	0	0	0	0	0	0	0	0	0	0	0	0	0
07-19	**77**	**0**	**72**	**2**	**3**	**0**	**0**	**0**	**0**	**0**	**0**	**0**	**0**	**2**	**2.6**	**1**	**1.3**	**1**	**1.3**	**54.7**	**66.6**
06-22	**93**	**0**	**87**	**2**	**4**	**0**	**0**	**0**	**0**	**0**	**0**	**0**	**0**	**4**	**4.3**	**2**	**2.2**	**1**	**1.1**	**56.3**	**67.7**
06-00	**94**	**0**	**88**	**2**	**4**	**0**	**0**	**0**	**0**	**0**	**0**	**0**	**0**	**4**	**4.3**	**2**	**2.1**	**1**	**1.1**	**56.3**	**67.7**
00-00	**97**	**0**	**90**	**3**	**4**	**0**	**0**	**0**	**0**	**0**	**0**	**0**	**0**	**4**	**4.1**	**2**	**2.1**	**1**	**1**	**56.3**	**68**

DRAFT

Site 51
Location L-68017-0, Att - Telepole, Lat 53.8732, Long -6.82091
Direction East

3279 / Meath/Cavan/Monaghan ATC's
October 2013
Automatic Traffic Count

Virtual Day (7)

Time	Total	Classification												>PSL	>PSL%	>SL1	>SL1%	>SL2	>SL2%	Mean	Vpp
		1 MCL	2 SV	3 SVT	4 TB2	5 TB3	6 T4	7 ART3	8 ART4	9 ART5	10 ART6	11 BD	12 DRT	80	80	85 +5kph	85 +5kph	90 +10kph	90 +10kph		85
0000	1	0	1	0	0	0	0	0	0	0	0	0	0	0	0	0	0	0	0	51.9	-
0100	0	0	0	0	0	0	0	0	0	0	0	0	0	0	66.7	0	33.3	0	0	76.4	-
0200	0	0	0	0	0	0	0	0	0	0	0	0	0	0	0	0	0	0	0	67.8	-
0300	0	0	0	0	0	0	0	0	0	0	0	0	0	0	0	0	0	0	0	-	-
0400	0	0	0	0	0	0	0	0	0	0	0	0	0	0	0	0	0	0	0	66.3	-
0500	1	0	1	0	0	0	0	0	0	0	0	0	0	0	0	0	0	0	0	64	-
0600	4	0	4	0	0	0	0	0	0	0	0	0	0	1	16.1	1	12.9	0	0	65.8	-
0700	6	0	5	0	0	0	0	0	0	0	0	0	0	0	2.5	0	0	0	0	56.8	-
0800	**11**	**0**	**10**	**0**	**1**	**0**	**0**	**0**	**0**	**0**	**0**	**0**	**0**	**0**	**3.8**	**0**	**0**	**0**	**0**	**57.3**	**71.3**
0900	4	0	4	0	0	0	0	0	0	0	0	0	0	0	0	0	0	0	0	53.8	-
1000	6	0	5	0	0	0	0	0	0	0	0	0	0	0	0	0	0	0	0	49.2	-
1100	4	0	3	0	0	0	0	0	0	0	0	0	0	0	0	0	0	0	0	49.9	-
1200	5	0	4	0	1	0	0	0	0	0	0	0	0	0	2.8	0	2.8	0	2.8	49.8	-
1300	5	0	4	0	0	0	0	0	0	0	0	0	0	0	2.9	0	0	0	0	51	-
1400	5	0	4	0	0	0	0	0	0	0	0	0	0	0	0	0	0	0	0	47.1	-
1500	**6**	**0**	**5**	**1**	**0**	**0**	**0**	**0**	**0**	**0**	**0**	**0**	**0**	**0**	**2.2**	**0**	**2.2**	**0**	**0**	**53.7**	**-**
1600	**6**	**0**	**5**	**0**	**0**	**0**	**0**	**0**	**0**	**0**	**0**	**0**	**0**	**0**	**2.5**	**0**	**0**	**0**	**0**	**56**	**-**
1700	5	0	4	1	0	0	0	0	0	0	0	0	0	0	5.6	0	5.6	0	0	47.6	-
1800	**6**	**0**	**5**	**0**	**0**	**0**	**0**	**0**	**0**	**0**	**0**	**0**	**0**	**0**	**0**	**0**	**0**	**0**	**0**	**47.6**	**-**
1900	5	0	5	0	0	0	0	0	0	0	0	0	0	0	7.9	0	5.3	0	5.3	56.6	-
2000	2	0	2	0	0	0	0	0	0	0	0	0	0	0	18.8	0	6.3	0	0	59.7	-
2100	2	0	2	0	0	0	0	0	0	0	0	0	0	0	0	0	0	0	0	55.6	-
2200	1	0	1	0	0	0	0	0	0	0	0	0	0	0	0	0	0	0	0	44.8	-
2300	1	0	1	0	0	0	0	0	0	0	0	0	0	0	0	0	0	0	0	52.3	-
07-19	**69**	**2**	**59**	**3**	**4**	**1**	**0**	**0**	**0**	**0**	**0**	**0**	**0**	**1**	**2.1**	**1**	**0.8**	**0**	**0.2**	**52.2**	**67.3**
06-22	**83**	**2**	**72**	**3**	**4**	**1**	**1**	**0**	**0**	**0**	**0**	**0**	**0**	**3**	**3.6**	**2**	**1.9**	**0**	**0.5**	**53.5**	**69.5**
06-00	**85**	**2**	**74**	**3**	**4**	**1**	**1**	**0**	**0**	**0**	**0**	**0**	**0**	**3**	**3.5**	**2**	**1.9**	**0**	**0.5**	**53.4**	**69.1**
00-00	**87**	**2**	**76**	**3**	**4**	**1**	**1**	**0**	**0**	**0**	**0**	**0**	**0**	**3**	**3.8**	**2**	**2**	**0**	**0.5**	**53.6**	**69.5**

DRAFT

Site 51
Location L-68017-0, Att - Telepole, Lat 53.8732, Long -6.82091
Direction East

3279 / Meath/Cavan/Monaghan ATC's
October 2013
Automatic Traffic Count

Virtual Week (1)

Time	Total	Classification												>PSL	>PSL%	>SL1	>SL1%	>SL2	>SL2%	Mean	Vpp
		1 MCL	2 SV	3 SVT	4 TB2	5 TB3	6 T4	7 ART3	8 ART4	9 ART5	10 ART6	11 BD	12 DRT	80	80	85 +5kph	85 +5kph	90 +10kph	90 +10kph		85
Mon	84	3	73	1	6	1	0	0	0	0	0	0	0	4	4.8	1	1.2	0	0	55.2	70.9
Tue	105	4	89	3	5	1	3	0	0	0	0	0	0	4	3.8	3	2.9	1	1	54	70.2
Wed	97	0	90	3	4	0	0	0	0	0	0	0	0	4	4.1	2	2.1	1	1	56.3	68
Thu	108	2	88	10	6	0	0	0	0	1	1	0	0	4	3.7	2	1.9	0	0	51.5	67.3
Fri	93	1	79	3	5	2	1	1	0	1	0	0	0	3	3.2	2	2.2	0	0	55	70.2
| Sat	65	3	57	1	4	0	0	0	0	0	0	0	0	2	3.1	1	1.5	0	0	50.9	70.2
| Sun	56	2	53	1	0	0	0	0	0	0	0	0	0	2	3.6	1	1.8	1	1.8	51.1	63
5 Day Ave.	**97**	**2**	**84**	**4**	**5**	**1**	**1**	**0**	**0**	**0**	**0**	**0**	**0**	**4**	**4.1**	**2**	**2.1**	**0**	**0.0**	**54.4**	**69.3**
7 Day Ave.	**87**	**2**	**76**	**3**	**4**	**1**	**1**	**0**	**0**	**0**	**0**	**0**	**0**	**3**	**3.8**	**2**	**2.0**	**0**	**0.5**	**53.6**	**69.5**
--	**608**	**15**	**529**	**22**	**30**	**4**	**4**	**1**	**0**	**2**	**1**	**0**	**0**	**23**	**3.8**	**12**	**2.0**	**3**	**0.5**	**53.6**	**69.5**

Summary Graphs

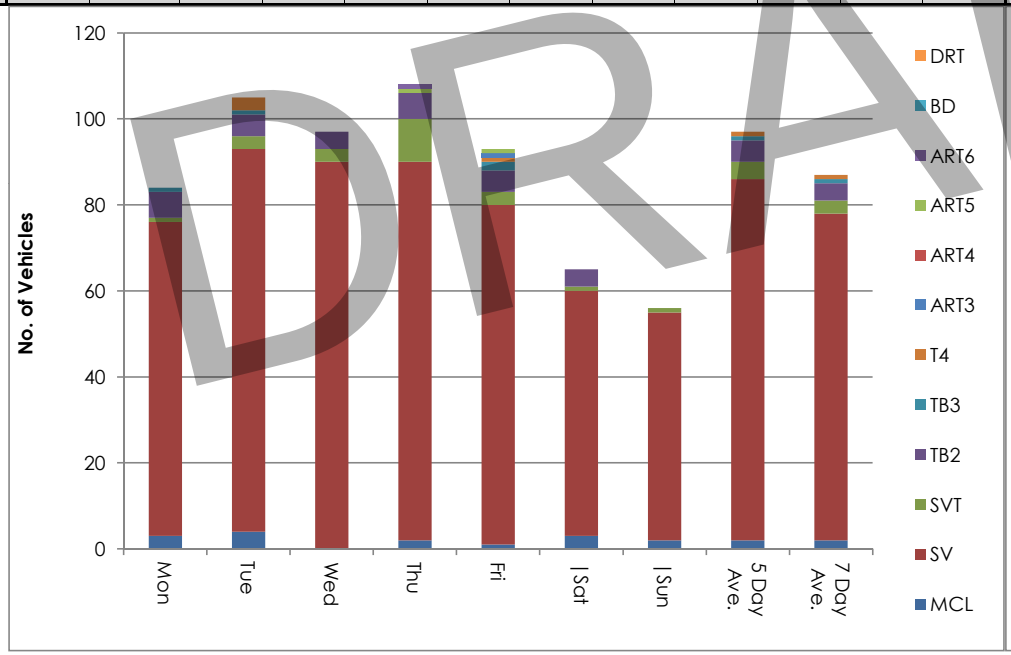

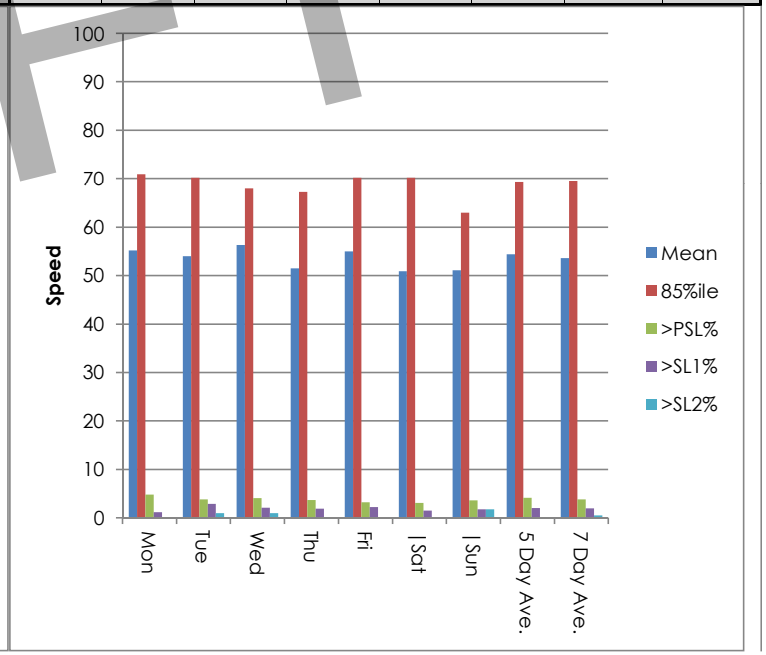

DRAFT

Site 51
Location L-68017-0, Att - Telepole, Lat 53.8732, Long -6.82091
Direction East

3279 / Meath/Cavan/Monaghan ATC's
October 2013
Automatic Traffic Count

Thu, 10 October 2013

Time	Total	Speed Bins (km/h)																											
		0 - 5	5 - 10	10 - 15	15 - 20	20 - 25	25 - 30	30 - 35	35 - 40	40 - 45	45 - 50	50 - 55	55 - 60	60 - 65	65 - 70	70 - 75	75 - 80	80 - 85	85 - 90	90 - 95	95 - 100	100 - 105	105 - 110	110 - 115	115 - 120	120 - 125	125 - 130	130 - 135	135 - 140
0000	0	0	0	0	0	0	0	0	0	0	0	0	0	0	0	0	0	0	0	0	0	0	0	0	0	0	0	0	0
0100	0	0	0	0	0	0	0	0	0	0	0	0	0	0	0	0	0	0	0	0	0	0	0	0	0	0	0	0	0
0200	0	0	0	0	0	0	0	0	0	0	0	0	0	0	0	0	0	0	0	0	0	0	0	0	0	0	0	0	0
0300	0	0	0	0	0	0	0	0	0	0	0	0	0	0	0	0	0	0	0	0	0	0	0	0	0	0	0	0	0
0400	0	0	0	0	0	0	0	0	0	0	0	0	0	0	0	0	0	0	0	0	0	0	0	0	0	0	0	0	0
0500	0	0	0	0	0	0	0	0	0	0	0	0	0	0	0	0	0	0	0	0	0	0	0	0	0	0	0	0	0
0600	6	0	0	0	0	0	0	0	0	0	0	1	1	2	1	0	0	0	1	0	0	0	0	0	0	0	0	0	0
0700	9	0	0	0	0	0	0	1	2	0	0	2	1	0	1	0	1	1	0	0	0	0	0	0	0	0	0	0	0
0800	**16**	**0**	**0**	**0**	**0**	**0**	**0**	**1**	**1**	**0**	**1**	**2**	**3**	**4**	**2**	**1**	**0**	**1**	**0**	**0**	**0**	**0**	**0**	**0**	**0**	**0**	**0**	**0**	**0**
0900	0	0	0	0	0	0	0	0	0	0	0	0	0	0	0	0	0	0	0	0	0	0	0	0	0	0	0	0	0
1000	9	0	0	0	1	0	0	0	1	1	1	1	1	1	1	1	0	0	0	0	0	0	0	0	0	0	0	0	0
1100	6	0	0	1	0	0	0	0	1	1	0	1	0	2	0	0	0	0	0	0	0	0	0	0	0	0	0	0	0
1200	7	0	0	0	0	1	2	0	1	0	0	0	1	1	1	0	0	0	0	0	0	0	0	0	0	0	0	0	0
1300	6	0	0	0	0	0	0	1	1	3	0	0	1	0	0	0	0	0	0	0	0	0	0	0	0	0	0	0	0
1400	7	0	0	0	0	1	0	0	0	1	2	3	0	0	0	0	0	0	0	0	0	0	0	0	0	0	0	0	0
1500	7	0	0	0	0	0	0	0	1	0	0	0	3	0	2	0	0	0	1	0	0	0	0	0	0	0	0	0	0
1600	5	0	0	0	0	0	0	0	0	1	1	0	1	1	0	1	0	0	0	0	0	0	0	0	0	0	0	0	0
1700	10	0	0	0	0	1	0	3	2	1	1	1	1	0	0	0	0	0	0	0	0	0	0	0	0	0	0	0	0
1800	**11**	**0**	**0**	**0**	**0**	**0**	**0**	**4**	**1**	**0**	**1**	**1**	**0**	**2**	**0**	**2**	**0**	**0**	**0**	**0**	**0**	**0**	**0**	**0**	**0**	**0**	**0**	**0**	**0**
1900	4	0	0	0	0	0	1	0	0	0	0	0	0	0	2	1	0	0	0	0	0	0	0	0	0	0	0	0	0
2000	3	0	0	0	0	0	1	0	0	0	1	0	1	0	0	0	0	0	0	0	0	0	0	0	0	0	0	0	0
2100	1	0	0	0	0	0	0	0	0	0	0	0	0	0	0	0	1	0	0	0	0	0	0	0	0	0	0	0	0
2200	0	0	0	0	0	0	0	0	0	0	0	0	0	0	0	0	0	0	0	0	0	0	0	0	0	0	0	0	0
2300	1	0	0	0	0	0	0	0	0	0	0	0	1	0	0	0	0	0	0	0	0	0	0	0	0	0	0	0	0
07-19	**93**	**0**	**0**	**1**	**1**	**3**	**2**	**10**	**11**	**8**	**7**	**11**	**12**	**11**	**7**	**5**	**1**	**2**	**1**	**0**	**0**	**0**	**0**	**0**	**0**	**0**	**0**	**0**	**0**
06-22	**107**	**0**	**0**	**1**	**1**	**3**	**4**	**10**	**11**	**8**	**8**	**12**	**14**	**13**	**10**	**6**	**2**	**2**	**2**	**0**	**0**	**0**	**0**	**0**	**0**	**0**	**0**	**0**	**0**
06-00	**108**	**0**	**0**	**1**	**1**	**3**	**4**	**10**	**11**	**8**	**8**	**12**	**15**	**13**	**10**	**6**	**2**	**2**	**2**	**0**	**0**	**0**	**0**	**0**	**0**	**0**	**0**	**0**	**0**
00-00	**108**	**0**	**0**	**1**	**1**	**3**	**4**	**10**	**11**	**8**	**8**	**12**	**15**	**13**	**10**	**6**	**2**	**2**	**2**	**0**	**0**	**0**	**0**	**0**	**0**	**0**	**0**	**0**	**0**

DRAFT

Site 51
Location L-68017-0, Att - Telepole, Lat 53.8732, Long -6.82091
Direction East

3279 / Meath/Cavan/Monaghan ATC's
October 2013
Automatic Traffic Count

Fri, 11 October 2013

Time	Total	Speed Bins (km/h)																											
		0 - 5	5 - 10	10 - 15	15 - 20	20 - 25	25 - 30	30 - 35	35 - 40	40 - 45	45 - 50	50 - 55	55 - 60	60 - 65	65 - 70	70 - 75	75 - 80	80 - 85	85 - 90	90 - 95	95 - 100	100 - 105	105 - 110	110 - 115	115 - 120	120 - 125	125 - 130	130 - 135	135 - 140
0000	0	0	0	0	0	0	0	0	0	0	0	0	0	0	0	0	0	0	0	0	0	0	0	0	0	0	0	0	0
0100	2	0	0	0	0	0	0	0	0	0	0	0	1	0	0	0	0	1	0	0	0	0	0	0	0	0	0	0	0
0200	0	0	0	0	0	0	0	0	0	0	0	0	0	0	0	0	0	0	0	0	0	0	0	0	0	0	0	0	0
0300	0	0	0	0	0	0	0	0	0	0	0	0	0	0	0	0	0	0	0	0	0	0	0	0	0	0	0	0	0
0400	0	0	0	0	0	0	0	0	0	0	0	0	0	0	0	0	0	0	0	0	0	0	0	0	0	0	0	0	0
0500	1	0	0	0	0	0	0	0	0	0	0	0	1	0	0	0	0	0	0	0	0	0	0	0	0	0	0	0	0
0600	9	0	0	0	0	0	0	1	0	0	1	1	0	1	0	2	1	0	2	0	0	0	0	0	0	0	0	0	0
0700	6	0	0	0	0	0	0	0	1	0	0	1	1	1	1	0	1	0	0	0	0	0	0	0	0	0	0	0	0
0800	**12**	**0**	**0**	**0**	**0**	**0**	**0**	**1**	**0**	**1**	**1**	**3**	**1**	**1**	**2**	**0**	**2**	**0**	**0**	**0**	**0**	**0**	**0**	**0**	**0**	**0**	**0**	**0**	**0**
0900	3	0	0	0	1	0	0	0	0	0	0	0	0	1	1	0	0	0	0	0	0	0	0	0	0	0	0	0	0
1000	9	0	0	0	0	0	1	1	0	1	2	2	1	0	0	1	0	0	0	0	0	0	0	0	0	0	0	0	0
1100	3	0	0	0	0	0	0	0	0	0	0	0	1	1	1	0	0	0	0	0	0	0	0	0	0	0	0	0	0
1200	2	0	0	0	0	0	0	0	0	0	0	0	1	0	0	1	0	0	0	0	0	0	0	0	0	0	0	0	0
1300	4	0	0	0	0	0	0	0	0	1	0	1	0	1	0	0	1	0	0	0	0	0	0	0	0	0	0	0	0
1400	**6**	**0**	**0**	**0**	**0**	**0**	**0**	**0**	**0**	**2**	**1**	**1**	**2**	**0**	**0**	**0**	**0**	**0**	**0**	**0**	**0**	**0**	**0**	**0**	**0**	**0**	**0**	**0**	**0**
1500	4	0	0	0	0	1	0	0	0	0	0	1	1	0	1	0	0	0	0	0	0	0	0	0	0	0	0	0	0
1600	**6**	**0**	**0**	**0**	**0**	**0**	**0**	**0**	**0**	**0**	**3**	**0**	**0**	**0**	**1**	**2**	**0**	**0**	**0**	**0**	**0**	**0**	**0**	**0**	**0**	**0**	**0**	**0**	**0**
1700	**6**	**0**	**0**	**0**	**0**	**0**	**1**	**0**	**0**	**1**	**0**	**2**	**1**	**1**	**0**	**0**	**0**	**0**	**0**	**0**	**0**	**0**	**0**	**0**	**0**	**0**	**0**	**0**	**0**
1800	5	0	0	0	0	1	0	3	1	0	0	0	0	0	0	0	0	0	0	0	0	0	0	0	0	0	0	0	0
1900	4	0	0	0	0	1	0	0	0	1	0	1	0	0	1	0	0	0	0	0	0	0	0	0	0	0	0	0	0
2000	2	0	0	0	0	0	0	0	0	0	0	0	0	0	1	0	1	0	0	0	0	0	0	0	0	0	0	0	0
2100	5	0	0	0	0	0	0	0	0	1	1	0	0	3	0	0	0	0	0	0	0	0	0	0	0	0	0	0	0
2200	1	0	0	0	0	0	0	0	0	0	0	1	0	0	0	0	0	0	0	0	0	0	0	0	0	0	0	0	0
2300	3	0	0	0	0	0	0	0	0	0	0	1	1	1	0	0	0	0	0	0	0	0	0	0	0	0	0	0	0
07-19	**66**	**0**	**0**	**0**	**1**	**2**	**2**	**5**	**2**	**6**	**7**	**11**	**9**	**6**	**7**	**4**	**4**	**0**	**0**	**0**	**0**	**0**	**0**	**0**	**0**	**0**	**0**	**0**	**0**
06-22	**86**	**0**	**0**	**0**	**1**	**3**	**2**	**6**	**2**	**8**	**9**	**13**	**9**	**10**	**9**	**6**	**6**	**0**	**2**	**0**	**0**	**0**	**0**	**0**	**0**	**0**	**0**	**0**	**0**
06-00	**90**	**0**	**0**	**0**	**1**	**3**	**2**	**6**	**2**	**8**	**9**	**15**	**10**	**11**	**9**	**6**	**6**	**0**	**2**	**0**	**0**	**0**	**0**	**0**	**0**	**0**	**0**	**0**	**0**
00-00	**93**	**0**	**0**	**0**	**1**	**3**	**2**	**6**	**2**	**8**	**9**	**15**	**12**	**11**	**9**	**6**	**6**	**1**	**2**	**0**	**0**	**0**	**0**	**0**	**0**	**0**	**0**	**0**	**0**

DRAFT

Site 51
Location L-68017-0, Att - Telepole, Lat 53.8732, Long -6.82091
Direction East

3279 / Meath/Cavan/Monaghan ATC's
October 2013
Automatic Traffic Count

Sat, 12 October 2013

Time	Total	Speed Bins (km/h)																											
		0 - 5	5 - 10	10 - 15	15 - 20	20 - 25	25 - 30	30 - 35	35 - 40	40 - 45	45 - 50	50 - 55	55 - 60	60 - 65	65 - 70	70 - 75	75 - 80	80 - 85	85 - 90	90 - 95	95 - 100	100 - 105	105 - 110	110 - 115	115 - 120	120 - 125	125 - 130	130 - 135	135 - 140
0000	1	0	0	0	0	0	0	0	0	0	0	0	0	1	0	0	0	0	0	0	0	0	0	0	0	0	0	0	0
0100	1	0	0	0	0	0	0	0	0	0	0	0	0	0	0	0	0	0	1	0	0	0	0	0	0	0	0	0	0
0200	0	0	0	0	0	0	0	0	0	0	0	0	0	0	0	0	0	0	0	0	0	0	0	0	0	0	0	0	0
0300	0	0	0	0	0	0	0	0	0	0	0	0	0	0	0	0	0	0	0	0	0	0	0	0	0	0	0	0	0
0400	1	0	0	0	0	0	0	0	0	0	0	0	0	0	1	0	0	0	0	0	0	0	0	0	0	0	0	0	0
0500	0	0	0	0	0	0	0	0	0	0	0	0	0	0	0	0	0	0	0	0	0	0	0	0	0	0	0	0	0
0600	0	0	0	0	0	0	0	0	0	0	0	0	0	0	0	0	0	0	0	0	0	0	0	0	0	0	0	0	0
0700	1	0	0	0	0	0	0	0	0	0	0	1	0	0	0	0	0	0	0	0	0	0	0	0	0	0	0	0	0
0800	3	0	0	0	0	0	0	0	0	0	0	1	0	0	1	1	0	0	0	0	0	0	0	0	0	0	0	0	0
0900	**5**	**0**	**0**	**0**	**0**	**1**	**0**	**0**	**0**	**0**	**1**	**0**	**1**	**1**	**1**	**0**	**0**	**0**	**0**	**0**	**0**	**0**	**0**	**0**	**0**	**0**	**0**	**0**	**0**
1000	4	0	0	0	1	0	0	0	1	0	0	1	0	0	0	1	0	0	0	0	0	0	0	0	0	0	0	0	0
1100	3	0	0	1	0	0	0	0	0	0	0	1	0	0	0	1	0	0	0	0	0	0	0	0	0	0	0	0	0
1200	5	0	0	0	0	0	0	0	1	0	2	1	1	0	0	0	0	0	0	0	0	0	0	0	0	0	0	0	0
1300	3	0	0	0	1	0	1	0	0	0	0	0	1	0	0	0	0	0	0	0	0	0	0	0	0	0	0	0	0
1400	**7**	**0**	**0**	**1**	**1**	**0**	**0**	**0**	**1**	**0**	**1**	**0**	**1**	**0**	**0**	**1**	**1**	**0**	**0**	**0**	**0**	**0**	**0**	**0**	**0**	**0**	**0**	**0**	**0**
1500	5	0	0	0	0	0	0	0	1	1	1	0	0	1	0	0	1	0	0	0	0	0	0	0	0	0	0	0	0
1600	6	0	0	0	0	0	0	0	0	0	2	3	1	0	0	0	0	0	0	0	0	0	0	0	0	0	0	0	0
1700	6	0	0	0	0	0	0	1	1	0	1	1	1	0	0	1	0	0	0	0	0	0	0	0	0	0	0	0	0
1800	3	0	0	0	0	0	1	0	0	0	0	0	0	1	0	0	1	0	0	0	0	0	0	0	0	0	0	0	0
1900	4	0	0	0	0	0	0	1	0	0	0	0	1	0	0	0	1	1	0	0	0	0	0	0	0	0	0	0	0
2000	3	0	0	0	0	0	0	0	0	0	0	1	0	2	0	0	0	0	0	0	0	0	0	0	0	0	0	0	0
2100	2	0	0	0	0	1	1	0	0	0	0	0	0	0	0	0	0	0	0	0	0	0	0	0	0	0	0	0	0
2200	2	0	0	0	0	1	0	0	0	0	0	1	0	0	0	0	0	0	0	0	0	0	0	0	0	0	0	0	0
2300	0	0	0	0	0	0	0	0	0	0	0	0	0	0	0	0	0	0	0	0	0	0	0	0	0	0	0	0	0
07-19	**51**	**0**	**0**	**2**	**3**	**1**	**2**	**1**	**5**	**1**	**8**	**9**	**6**	**3**	**2**	**5**	**3**	**0**	**0**	**0**	**0**	**0**	**0**	**0**	**0**	**0**	**0**	**0**	**0**
06-22	**60**	**0**	**0**	**2**	**3**	**2**	**3**	**2**	**5**	**1**	**8**	**10**	**7**	**5**	**2**	**5**	**4**	**1**	**0**	**0**	**0**	**0**	**0**	**0**	**0**	**0**	**0**	**0**	**0**
06-00	**62**	**0**	**0**	**2**	**3**	**3**	**3**	**2**	**5**	**1**	**8**	**11**	**7**	**5**	**2**	**5**	**4**	**1**	**0**	**0**	**0**	**0**	**0**	**0**	**0**	**0**	**0**	**0**	**0**
00-00	**65**	**0**	**0**	**2**	**3**	**3**	**3**	**2**	**5**	**1**	**8**	**11**	**7**	**6**	**3**	**5**	**4**	**1**	**1**	**0**	**0**	**0**	**0**	**0**	**0**	**0**	**0**	**0**	**0**

DRAFT

Site 51
Location L-68017-0, Att - Telepole, Lat 53.8732, Long -6.82091
Direction East

3279 / Meath/Cavan/Monaghan ATC's
October 2013
Automatic Traffic Count

Sun, 13 October 2013

Time	Total	Speed Bins (km/h)																											
		0 - 5	5 - 10	10 - 15	15 - 20	20 - 25	25 - 30	30 - 35	35 - 40	40 - 45	45 - 50	50 - 55	55 - 60	60 - 65	65 - 70	70 - 75	75 - 80	80 - 85	85 - 90	90 - 95	95 - 100	100 - 105	105 - 110	110 - 115	115 - 120	120 - 125	125 - 130	130 - 135	135 - 140
0000	2	0	0	0	0	0	1	0	0	0	0	0	0	0	0	1	0	0	0	0	0	0	0	0	0	0	0	0	0
0100	0	0	0	0	0	0	0	0	0	0	0	0	0	0	0	0	0	0	0	0	0	0	0	0	0	0	0	0	0
0200	1	0	0	0	0	0	0	0	0	0	0	0	0	0	1	0	0	0	0	0	0	0	0	0	0	0	0	0	0
0300	0	0	0	0	0	0	0	0	0	0	0	0	0	0	0	0	0	0	0	0	0	0	0	0	0	0	0	0	0
0400	0	0	0	0	0	0	0	0	0	0	0	0	0	0	0	0	0	0	0	0	0	0	0	0	0	0	0	0	0
0500	0	0	0	0	0	0	0	0	0	0	0	0	0	0	0	0	0	0	0	0	0	0	0	0	0	0	0	0	0
0600	0	0	0	0	0	0	0	0	0	0	0	0	0	0	0	0	0	0	0	0	0	0	0	0	0	0	0	0	0
0700	0	0	0	0	0	0	0	0	0	0	0	0	0	0	0	0	0	0	0	0	0	0	0	0	0	0	0	0	0
0800	2	0	0	0	0	0	0	0	1	0	0	0	0	0	0	0	0	1	0	0	0	0	0	0	0	0	0	0	0
0900	**4**	**0**	**0**	**0**	**0**	**1**	**0**	**0**	**0**	**0**	**0**	**1**	**0**	**1**	**1**	**0**	**0**	**0**	**0**	**0**	**0**	**0**	**0**	**0**	**0**	**0**	**0**	**0**	**0**
1000	1	0	0	0	0	0	0	0	0	0	0	0	1	0	0	0	0	0	0	0	0	0	0	0	0	0	0	0	0
1100	2	0	0	0	0	0	0	0	0	0	0	0	1	1	0	0	0	0	0	0	0	0	0	0	0	0	0	0	0
1200	**9**	**0**	**0**	**1**	**0**	**0**	**0**	**0**	**1**	**2**	**2**	**0**	**1**	**1**	**0**	**1**	**0**	**0**	**0**	**0**	**0**	**0**	**0**	**0**	**0**	**0**	**0**	**0**	**0**
1300	6	0	0	0	0	0	0	0	0	0	2	1	1	1	1	0	0	0	0	0	0	0	0	0	0	0	0	0	0
1400	4	0	0	0	0	0	0	0	1	0	0	1	1	1	0	0	0	0	0	0	0	0	0	0	0	0	0	0	0
1500	5	0	0	0	0	0	0	0	0	1	2	1	1	0	0	0	0	0	0	0	0	0	0	0	0	0	0	0	0
1600	3	0	0	0	0	0	0	0	1	0	0	1	1	0	0	0	0	0	0	0	0	0	0	0	0	0	0	0	0
1700	2	0	0	0	0	0	0	1	0	0	1	0	0	0	0	0	0	0	0	0	0	0	0	0	0	0	0	0	0
1800	5	0	0	1	0	0	0	0	0	0	0	2	2	0	0	0	0	0	0	0	0	0	0	0	0	0	0	0	0
1900	7	0	0	0	0	0	0	2	0	0	1	2	0	1	0	0	0	0	0	0	1	0	0	0	0	0	0	0	0
2000	3	0	0	0	0	1	0	0	0	0	0	0	1	0	1	0	0	0	0	0	0	0	0	0	0	0	0	0	0
2100	0	0	0	0	0	0	0	0	0	0	0	0	0	0	0	0	0	0	0	0	0	0	0	0	0	0	0	0	0
2200	0	0	0	0	0	0	0	0	0	0	0	0	0	0	0	0	0	0	0	0	0	0	0	0	0	0	0	0	0
2300	0	0	0	0	0	0	0	0	0	0	0	0	0	0	0	0	0	0	0	0	0	0	0	0	0	0	0	0	0
07-19	**43**	**0**	**0**	**2**	**0**	**1**	**0**	**1**	**4**	**3**	**7**	**7**	**9**	**5**	**2**	**1**	**0**	**1**	**0**	**0**	**0**	**0**	**0**	**0**	**0**	**0**	**0**	**0**	**0**
06-22	**53**	**0**	**0**	**2**	**0**	**2**	**0**	**3**	**4**	**3**	**8**	**9**	**10**	**6**	**3**	**1**	**0**	**1**	**0**	**0**	**1**	**0**	**0**	**0**	**0**	**0**	**0**	**0**	**0**
06-00	**53**	**0**	**0**	**2**	**0**	**2**	**0**	**3**	**4**	**3**	**8**	**9**	**10**	**6**	**3**	**1**	**0**	**1**	**0**	**0**	**1**	**0**	**0**	**0**	**0**	**0**	**0**	**0**	**0**
00-00	**56**	**0**	**0**	**2**	**0**	**2**	**1**	**3**	**4**	**3**	**8**	**9**	**10**	**6**	**4**	**2**	**0**	**1**	**0**	**0**	**1**	**0**	**0**	**0**	**0**	**0**	**0**	**0**	**0**

DRAFT

Site 51
Location L-68017-0, Att - Telepole, Lat 53.8732, Long -6.82091
Direction East

3279 / Meath/Cavan/Monaghan ATC's
October 2013
Automatic Traffic Count

Mon, 14 October 2013

Time	Total	Speed Bins (km/h)																											
		0 - 5	5 - 10	10 - 15	15 - 20	20 - 25	25 - 30	30 - 35	35 - 40	40 - 45	45 - 50	50 - 55	55 - 60	60 - 65	65 - 70	70 - 75	75 - 80	80 - 85	85 - 90	90 - 95	95 - 100	100 - 105	105 - 110	110 - 115	115 - 120	120 - 125	125 - 130	130 - 135	135 - 140
0000	0	0	0	0	0	0	0	0	0	0	0	0	0	0	0	0	0	0	0	0	0	0	0	0	0	0	0	0	0
0100	0	0	0	0	0	0	0	0	0	0	0	0	0	0	0	0	0	0	0	0	0	0	0	0	0	0	0	0	0
0200	0	0	0	0	0	0	0	0	0	0	0	0	0	0	0	0	0	0	0	0	0	0	0	0	0	0	0	0	0
0300	0	0	0	0	0	0	0	0	0	0	0	0	0	0	0	0	0	0	0	0	0	0	0	0	0	0	0	0	0
0400	0	0	0	0	0	0	0	0	0	0	0	0	0	0	0	0	0	0	0	0	0	0	0	0	0	0	0	0	0
0500	1	0	0	0	0	0	0	0	0	0	0	0	1	0	0	0	0	0	0	0	0	0	0	0	0	0	0	0	0
0600	4	0	0	0	0	0	0	0	0	0	0	0	0	1	2	0	0	1	0	0	0	0	0	0	0	0	0	0	0
0700	9	0	0	0	0	0	0	1	0	1	0	1	0	0	2	2	2	0	0	0	0	0	0	0	0	0	0	0	0
0800	**14**	**0**	**0**	**0**	**0**	**0**	**0**	**0**	**1**	**2**	**1**	**2**	**3**	**1**	**0**	**3**	**0**	**1**	**0**	**0**	**0**	**0**	**0**	**0**	**0**	**0**	**0**	**0**	**0**
0900	2	0	0	0	0	0	0	0	0	0	0	2	0	0	0	0	0	0	0	0	0	0	0	0	0	0	0	0	0
1000	5	0	0	0	0	1	0	1	1	0	0	0	1	0	0	1	0	0	0	0	0	0	0	0	0	0	0	0	0
1100	5	0	0	1	0	0	0	0	0	1	2	0	1	0	0	0	0	0	0	0	0	0	0	0	0	0	0	0	0
1200	5	0	0	0	0	0	0	0	0	0	2	1	2	0	0	0	0	0	0	0	0	0	0	0	0	0	0	0	0
1300	5	0	0	0	0	0	0	0	0	0	0	3	0	2	0	0	0	0	0	0	0	0	0	0	0	0	0	0	0
1400	1	0	0	0	0	0	0	0	0	0	0	1	0	0	0	0	0	0	0	0	0	0	0	0	0	0	0	0	0
1500	7	0	0	0	0	1	0	0	0	1	0	2	0	0	2	0	1	0	0	0	0	0	0	0	0	0	0	0	0
1600	**9**	**0**	**0**	**0**	**0**	**1**	**1**	**0**	**1**	**0**	**3**	**0**	**0**	**2**	**1**	**0**	**0**	**0**	**0**	**0**	**0**	**0**	**0**	**0**	**0**	**0**	**0**	**0**	**0**
1700	1	0	0	0	0	0	0	0	0	0	0	0	0	0	0	0	0	0	1	0	0	0	0	0	0	0	0	0	0
1800	3	0	0	0	0	1	0	0	0	0	1	0	0	0	0	1	0	0	0	0	0	0	0	0	0	0	0	0	0
1900	4	0	0	0	0	0	0	0	1	0	0	1	0	1	1	0	0	0	0	0	0	0	0	0	0	0	0	0	0
2000	1	0	0	0	0	0	0	0	0	0	0	0	0	0	0	0	0	1	0	0	0	0	0	0	0	0	0	0	0
2100	4	0	0	0	0	0	0	0	0	0	0	1	0	0	1	1	1	0	0	0	0	0	0	0	0	0	0	0	0
2200	3	0	0	0	0	0	0	1	0	0	2	0	0	0	0	0	0	0	0	0	0	0	0	0	0	0	0	0	0
2300	1	0	0	0	0	0	0	0	0	0	1	0	0	0	0	0	0	0	0	0	0	0	0	0	0	0	0	0	0
07-19	**66**	**0**	**0**	**1**	**0**	**4**	**1**	**2**	**3**	**5**	**9**	**12**	**7**	**5**	**5**	**7**	**3**	**1**	**1**	**0**	**0**	**0**	**0**	**0**	**0**	**0**	**0**	**0**	**0**
06-22	**79**	**0**	**0**	**1**	**0**	**4**	**1**	**2**	**4**	**5**	**9**	**14**	**7**	**7**	**9**	**8**	**4**	**3**	**1**	**0**	**0**	**0**	**0**	**0**	**0**	**0**	**0**	**0**	**0**
06-00	**83**	**0**	**0**	**1**	**0**	**4**	**1**	**3**	**4**	**5**	**12**	**14**	**7**	**7**	**9**	**8**	**4**	**3**	**1**	**0**	**0**	**0**	**0**	**0**	**0**	**0**	**0**	**0**	**0**
00-00	**84**	**0**	**0**	**1**	**0**	**4**	**1**	**3**	**4**	**5**	**12**	**14**	**8**	**7**	**9**	**8**	**4**	**3**	**1**	**0**	**0**	**0**	**0**	**0**	**0**	**0**	**0**	**0**	**0**

DRAFT

Site 51
Location L-68017-0, Att - Telepole, Lat 53.8732, Long -6.82091
Direction East

3279 / Meath/Cavan/Monaghan ATC's
October 2013
Automatic Traffic Count

Tue, 15 October 2013

Time	Total	Speed Bins (km/h)																											
		0 - 5	5 - 10	10 - 15	15 - 20	20 - 25	25 - 30	30 - 35	35 - 40	40 - 45	45 - 50	50 - 55	55 - 60	60 - 65	65 - 70	70 - 75	75 - 80	80 - 85	85 - 90	90 - 95	95 - 100	100 - 105	105 - 110	110 - 115	115 - 120	120 - 125	125 - 130	130 - 135	135 - 140
0000	1	0	0	0	0	0	0	0	0	0	0	0	0	0	1	0	0	0	0	0	0	0	0	0	0	0	0	0	0
0100	0	0	0	0	0	0	0	0	0	0	0	0	0	0	0	0	0	0	0	0	0	0	0	0	0	0	0	0	0
0200	0	0	0	0	0	0	0	0	0	0	0	0	0	0	0	0	0	0	0	0	0	0	0	0	0	0	0	0	0
0300	0	0	0	0	0	0	0	0	0	0	0	0	0	0	0	0	0	0	0	0	0	0	0	0	0	0	0	0	0
0400	0	0	0	0	0	0	0	0	0	0	0	0	0	0	0	0	0	0	0	0	0	0	0	0	0	0	0	0	0
0500	1	0	0	0	0	0	0	0	0	0	0	0	1	0	0	0	0	0	0	0	0	0	0	0	0	0	0	0	0
0600	6	0	0	0	0	0	0	0	0	0	0	1	2	0	0	2	0	0	1	0	0	0	0	0	0	0	0	0	0
0700	9	0	0	0	0	0	1	2	0	0	1	1	0	1	2	1	0	0	0	0	0	0	0	0	0	0	0	0	0
0800	**16**	**0**	**0**	**0**	**0**	**0**	**1**	**1**	**0**	**0**	**2**	**3**	**3**	**2**	**1**	**2**	**1**	**0**	**0**	**0**	**0**	**0**	**0**	**0**	**0**	**0**	**0**	**0**	**0**
0900	7	0	0	0	0	0	0	0	0	0	2	1	2	1	1	0	0	0	0	0	0	0	0	0	0	0	0	0	0
1000	4	0	0	0	0	0	1	1	0	0	0	1	0	0	1	0	0	0	0	0	0	0	0	0	0	0	0	0	0
1100	5	0	0	0	0	0	0	1	0	1	0	1	0	2	0	0	0	0	0	0	0	0	0	0	0	0	0	0	0
1200	3	0	0	0	0	0	1	0	0	0	1	0	1	0	0	0	0	0	0	0	0	0	0	0	0	0	0	0	0
1300	7	0	0	1	0	0	0	0	1	0	1	2	0	1	1	0	0	0	0	0	0	0	0	0	0	0	0	0	0
1400	5	0	0	1	0	0	0	0	0	1	2	1	0	0	0	0	0	0	0	0	0	0	0	0	0	0	0	0	0
1500	**10**	**0**	**0**	**0**	**0**	**1**	**0**	**0**	**2**	**0**	**1**	**1**	**0**	**2**	**0**	**3**	**0**	**0**	**0**	**0**	**0**	**0**	**0**	**0**	**0**	**0**	**0**	**0**	**0**
1600	7	0	0	0	0	0	0	0	0	0	1	0	1	2	0	2	0	1	0	0	0	0	0	0	0	0	0	0	0
1700	6	0	0	0	1	1	0	0	1	0	0	0	1	0	0	1	0	0	1	0	0	0	0	0	0	0	0	0	0
1800	6	0	0	0	0	0	0	0	0	1	1	1	1	1	0	0	1	0	0	0	0	0	0	0	0	0	0	0	0
1900	8	0	0	0	1	0	0	0	0	2	0	0	0	1	1	1	1	0	0	1	0	0	0	0	0	0	0	0	0
2000	2	0	0	0	0	0	0	0	0	1	0	0	0	1	0	0	0	0	0	0	0	0	0	0	0	0	0	0	0
2100	1	0	0	0	0	0	0	0	0	0	0	1	0	0	0	0	0	0	0	0	0	0	0	0	0	0	0	0	0
2200	0	0	0	0	0	0	0	0	0	0	0	0	0	0	0	0	0	0	0	0	0	0	0	0	0	0	0	0	0
2300	1	0	0	0	0	0	0	1	0	0	0	0	0	0	0	0	0	0	0	0	0	0	0	0	0	0	0	0	0
07-19	**85**	**0**	**0**	**2**	**1**	**2**	**4**	**5**	**4**	**3**	**12**	**12**	**9**	**12**	**6**	**9**	**2**	**1**	**1**	**0**	**0**	**0**	**0**	**0**	**0**	**0**	**0**	**0**	**0**
06-22	**102**	**0**	**0**	**2**	**2**	**2**	**4**	**5**	**4**	**6**	**12**	**14**	**11**	**14**	**7**	**12**	**3**	**1**	**2**	**1**	**0**	**0**	**0**	**0**	**0**	**0**	**0**	**0**	**0**
06-00	**103**	**0**	**0**	**2**	**2**	**2**	**4**	**6**	**4**	**6**	**12**	**14**	**11**	**14**	**7**	**12**	**3**	**1**	**2**	**1**	**0**	**0**	**0**	**0**	**0**	**0**	**0**	**0**	**0**
00-00	**105**	**0**	**0**	**2**	**2**	**2**	**4**	**6**	**4**	**6**	**12**	**14**	**12**	**14**	**8**	**12**	**3**	**1**	**2**	**1**	**0**	**0**	**0**	**0**	**0**	**0**	**0**	**0**	**0**

DRAFT

Site 51
Location L-68017-0, Att - Telepole, Lat 53.8732, Long -6.82091
Direction East

3279 / Meath/Cavan/Monaghan ATC's
October 2013
Automatic Traffic Count

Wed, 16 October 2013

Time	Total	Speed Bins (km/h)																											
		0 - 5	5 - 10	10 - 15	15 - 20	20 - 25	25 - 30	30 - 35	35 - 40	40 - 45	45 - 50	50 - 55	55 - 60	60 - 65	65 - 70	70 - 75	75 - 80	80 - 85	85 - 90	90 - 95	95 - 100	100 - 105	105 - 110	110 - 115	115 - 120	120 - 125	125 - 130	130 - 135	135 - 140
0000	1	0	0	0	0	0	1	0	0	0	0	0	0	0	0	0	0	0	0	0	0	0	0	0	0	0	0	0	0
0100	0	0	0	0	0	0	0	0	0	0	0	0	0	0	0	0	0	0	0	0	0	0	0	0	0	0	0	0	0
0200	0	0	0	0	0	0	0	0	0	0	0	0	0	0	0	0	0	0	0	0	0	0	0	0	0	0	0	0	0
0300	0	0	0	0	0	0	0	0	0	0	0	0	0	0	0	0	0	0	0	0	0	0	0	0	0	0	0	0	0
0400	0	0	0	0	0	0	0	0	0	0	0	0	0	0	0	0	0	0	0	0	0	0	0	0	0	0	0	0	0
0500	2	0	0	0	0	0	0	0	0	0	0	0	0	0	0	2	0	0	0	0	0	0	0	0	0	0	0	0	0
0600	6	0	0	0	0	0	0	0	0	0	0	1	1	1	2	0	1	0	0	0	0	0	0	0	0	0	0	0	0
0700	6	0	0	0	0	0	0	0	1	0	0	1	1	1	2	0	0	0	0	0	0	0	0	0	0	0	0	0	0
0800	**16**	**0**	**0**	**0**	**2**	**0**	**0**	**0**	**1**	**0**	**0**	**2**	**5**	**3**	**2**	**0**	**1**	**0**	**0**	**0**	**0**	**0**	**0**	**0**	**0**	**0**	**0**	**0**	**0**
0900	7	0	0	0	0	0	0	0	0	0	1	3	1	1	1	0	0	0	0	0	0	0	0	0	0	0	0	0	0
1000	7	0	0	0	0	0	0	0	0	0	2	2	1	2	0	0	0	0	0	0	0	0	0	0	0	0	0	0	0
1100	4	0	0	0	0	0	0	0	0	1	0	0	2	0	1	0	0	0	0	0	0	0	0	0	0	0	0	0	0
1200	5	0	0	0	0	0	0	0	1	0	0	1	1	1	0	0	0	0	0	1	0	0	0	0	0	0	0	0	0
1300	4	0	0	0	0	0	0	0	0	0	1	1	0	0	1	0	0	1	0	0	0	0	0	0	0	0	0	0	0
1400	6	0	0	0	0	1	1	0	0	0	1	1	0	1	0	0	1	0	0	0	0	0	0	0	0	0	0	0	0
1500	**7**	**0**	**0**	**0**	**0**	**1**	**0**	**0**	**0**	**2**	**0**	**0**	**2**	**1**	**1**	**0**	**0**	**0**	**0**	**0**	**0**	**0**	**0**	**0**	**0**	**0**	**0**	**0**	**0**
1600	4	0	0	0	0	0	0	0	0	0	0	0	1	1	1	1	0	0	0	0	0	0	0	0	0	0	0	0	0
1700	5	0	0	0	0	0	0	1	0	0	2	0	0	1	1	0	0	0	0	0	0	0	0	0	0	0	0	0	0
1800	6	0	0	0	0	0	2	0	0	0	2	0	0	1	1	0	0	0	0	0	0	0	0	0	0	0	0	0	0
1900	**7**	**0**	**0**	**0**	**0**	**0**	**0**	**0**	**0**	**0**	**1**	**0**	**4**	**0**	**0**	**1**	**1**	**0**	**0**	**0**	**0**	**0**	**0**	**0**	**0**	**0**	**0**	**0**	**0**
2000	2	0	0	0	0	0	0	0	0	0	0	0	0	0	0	0	0	1	1	0	0	0	0	0	0	0	0	0	0
2100	1	0	0	0	0	0	0	0	0	0	0	1	0	0	0	0	0	0	0	0	0	0	0	0	0	0	0	0	0
2200	1	0	0	0	0	0	0	0	0	0	0	0	1	0	0	0	0	0	0	0	0	0	0	0	0	0	0	0	0
2300	0	0	0	0	0	0	0	0	0	0	0	0	0	0	0	0	0	0	0	0	0	0	0	0	0	0	0	0	0
07-19	**77**	**0**	**0**	**0**	**2**	**2**	**3**	**1**	**3**	**3**	**9**	**11**	**14**	**13**	**11**	**1**	**2**	**1**	**0**	**1**	**0**	**0**	**0**	**0**	**0**	**0**	**0**	**0**	**0**
06-22	**93**	**0**	**0**	**0**	**2**	**2**	**3**	**1**	**3**	**3**	**10**	**13**	**19**	**14**	**13**	**2**	**4**	**2**	**1**	**1**	**0**	**0**	**0**	**0**	**0**	**0**	**0**	**0**	**0**
06-00	**94**	**0**	**0**	**0**	**2**	**2**	**3**	**1**	**3**	**3**	**10**	**13**	**20**	**14**	**13**	**2**	**4**	**2**	**1**	**1**	**0**	**0**	**0**	**0**	**0**	**0**	**0**	**0**	**0**
00-00	**97**	**0**	**0**	**0**	**2**	**2**	**4**	**1**	**3**	**3**	**10**	**13**	**20**	**14**	**13**	**4**	**4**	**2**	**1**	**1**	**0**	**0**	**0**	**0**	**0**	**0**	**0**	**0**	**0**

DRAFT

Site 51
Location L-68017-0, Att - Telepole, Lat 53.8732, Long -6.82091
Direction East

3279 / Meath/Cavan/Monaghan ATC's
October 2013
Automatic Traffic Count

Virtual Day (7)

Time	Total	Speed Bins (km/h)																											
		0 - 5	5 - 10	10 - 15	15 - 20	20 - 25	25 - 30	30 - 35	35 - 40	40 - 45	45 - 50	50 - 55	55 - 60	60 - 65	65 - 70	70 - 75	75 - 80	80 - 85	85 - 90	90 - 95	95 - 100	100 - 105	105 - 110	110 - 115	115 - 120	120 - 125	125 - 130	130 - 135	135 - 140
0000	1	0	0	0	0	0	0	0	0	0	0	0	0	0	0	0	0	0	0	0	0	0	0	0	0	0	0	0	0
0100	0	0	0	0	0	0	0	0	0	0	0	0	0	0	0	0	0	0	0	0	0	0	0	0	0	0	0	0	0
0200	0	0	0	0	0	0	0	0	0	0	0	0	0	0	0	0	0	0	0	0	0	0	0	0	0	0	0	0	0
0300	0	0	0	0	0	0	0	0	0	0	0	0	0	0	0	0	0	0	0	0	0	0	0	0	0	0	0	0	0
0400	0	0	0	0	0	0	0	0	0	0	0	0	0	0	0	0	0	0	0	0	0	0	0	0	0	0	0	0	0
0500	1	0	0	0	0	0	0	0	0	0	0	0	0	0	0	0	0	0	0	0	0	0	0	0	0	0	0	0	0
0600	4	0	0	0	0	0	0	0	0	0	0	1	1	1	1	1	0	0	1	0	0	0	0	0	0	0	0	0	0
0700	6	0	0	0	0	0	0	1	1	0	0	1	0	0	1	0	1	0	0	0	0	0	0	0	0	0	0	0	0
0800	**11**	**0**	**0**	**0**	**0**	**0**	**0**	**0**	**1**	**0**	**1**	**2**	**2**	**2**	**1**	**1**	**1**	**0**	**0**	**0**	**0**	**0**	**0**	**0**	**0**	**0**	**0**	**0**	**0**
0900	4	0	0	0	0	0	0	0	0	0	1	1	1	1	1	0	0	0	0	0	0	0	0	0	0	0	0	0	0
1000	6	0	0	0	0	0	0	0	0	0	1	1	1	0	0	1	0	0	0	0	0	0	0	0	0	0	0	0	0
1100	4	0	0	0	0	0	0	0	0	1	0	0	1	1	0	0	0	0	0	0	0	0	0	0	0	0	0	0	0
1200	5	0	0	0	0	0	0	0	1	0	1	0	1	0	0	0	0	0	0	0	0	0	0	0	0	0	0	0	0
1300	5	0	0	0	0	0	0	0	0	1	1	1	0	1	0	0	0	0	0	0	0	0	0	0	0	0	0	0	0
1400	5	0	0	0	0	0	0	0	0	1	1	1	1	0	0	0	0	0	0	0	0	0	0	0	0	0	0	0	0
1500	**6**	**0**	**0**	**0**	**0**	**1**	**0**	**0**	**1**	**1**	**1**	**1**	**1**	**1**	**1**	**0**	**0**	**0**	**0**	**0**	**0**	**0**	**0**	**0**	**0**	**0**	**0**	**0**	**0**
1600	**6**	**0**	**0**	**0**	**0**	**0**	**0**	**0**	**0**	**0**	**1**	**1**	**1**	**1**	**0**	**1**	**0**	**0**	**0**	**0**	**0**	**0**	**0**	**0**	**0**	**0**	**0**	**0**	**0**
1700	5	0	0	0	0	0	0	1	1	0	1	1	1	0	0	0	0	0	0	0	0	0	0	0	0	0	0	0	0
1800	**6**	**0**	**0**	**0**	**0**	**0**	**0**	**1**	**0**	**0**	**1**	**1**	**0**	**1**	**0**	**0**	**0**	**0**	**0**	**0**	**0**	**0**	**0**	**0**	**0**	**0**	**0**	**0**	**0**
1900	5	0	0	0	0	0	0	0	0	0	0	1	1	0	1	0	0	0	0	0	0	0	0	0	0	0	0	0	0
2000	2	0	0	0	0	0	0	0	0	0	0	0	0	0	0	0	0	0	0	0	0	0	0	0	0	0	0	0	0
2100	2	0	0	0	0	0	0	0	0	0	0	0	0	0	0	0	0	0	0	0	0	0	0	0	0	0	0	0	0
2200	1	0	0	0	0	0	0	0	0	0	0	0	0	0	0	0	0	0	0	0	0	0	0	0	0	0	0	0	0
2300	1	0	0	0	0	0	0	0	0	0	0	0	0	0	0	0	0	0	0	0	0	0	0	0	0	0	0	0	0
07-19	**69**	**0**	**0**	**1**	**1**	**2**	**2**	**4**	**5**	**4**	**8**	**10**	**9**	**8**	**6**	**5**	**2**	**1**	**0**	**0**	**0**	**0**	**0**	**0**	**0**	**0**	**0**	**0**	**0**
06-22	**83**	**0**	**0**	**1**	**1**	**3**	**2**	**4**	**5**	**5**	**9**	**12**	**11**	**10**	**8**	**6**	**3**	**1**	**1**	**0**	**0**	**0**	**0**	**0**	**0**	**0**	**0**	**0**	**0**
06-00	**85**	**0**	**0**	**1**	**1**	**3**	**2**	**4**	**5**	**5**	**10**	**13**	**11**	**10**	**8**	**6**	**3**	**1**	**1**	**0**	**0**	**0**	**0**	**0**	**0**	**0**	**0**	**0**	**0**
00-00	**87**	**0**	**0**	**1**	**1**	**3**	**3**	**4**	**5**	**5**	**10**	**13**	**12**	**10**	**8**	**6**	**3**	**2**	**1**	**0**	**0**	**0**	**0**	**0**	**0**	**0**	**0**	**0**	**0**

DRAFT

Site 51
Location L-68017-0, Att - Telepole, Lat 53.8732, Long -6.82091
Direction East

3279 / Meath/Cavan/Monaghan ATC's
October 2013
Automatic Traffic Count

Virtual Week (1)

Time	Total	Speed Bins (km/h)																											
		0 - 5	5 - 10	10 - 15	15 - 20	20 - 25	25 - 30	30 - 35	35 - 40	40 - 45	45 - 50	50 - 55	55 - 60	60 - 65	65 - 70	70 - 75	75 - 80	80 - 85	85 - 90	90 - 95	95 - 100	100 - 105	105 - 110	110 - 115	115 - 120	120 - 125	125 - 130	130 - 135	135 - 140
Mon	84	0	0	1	0	4	1	3	4	5	12	14	8	7	9	8	4	3	1	0	0	0	0	0	0	0	0	0	0
Tue	105	0	0	2	2	2	4	6	4	6	12	14	12	14	8	12	3	1	2	1	0	0	0	0	0	0	0	0	0
Wed	97	0	0	0	2	2	4	1	3	3	10	13	20	14	13	4	4	2	1	1	0	0	0	0	0	0	0	0	0
Thu	108	0	0	1	1	3	4	10	11	8	8	12	15	13	10	6	2	2	2	0	0	0	0	0	0	0	0	0	0
Fri	93	0	0	0	1	3	2	6	2	8	9	15	12	11	9	6	6	1	2	0	0	0	0	0	0	0	0	0	0
|Sat	65	0	0	2	3	3	3	2	5	1	8	11	7	6	3	5	4	1	1	0	0	0	0	0	0	0	0	0	0
|Sun	56	0	0	2	0	2	1	3	4	3	8	9	10	6	4	2	0	1	0	0	1	0	0	0	0	0	0	0	0
5 Day Ave.	**97**	**0**	**0**	**1**	**1**	**3**	**3**	**5**	**5**	**6**	**10**	**14**	**13**	**12**	**10**	**7**	**4**	**2**	**2**	**0**	**0**	**0**	**0**	**0**	**0**	**0**	**0**	**0**	**0**
7 Day Ave.	**87**	**0**	**0**	**1**	**1**	**3**	**3**	**4**	**5**	**5**	**10**	**13**	**12**	**10**	**8**	**6**	**3**	**2**	**1**	**0**	**0**	**0**	**0**	**0**	**0**	**0**	**0**	**0**	**0**
--	**608**	**0**	**0**	**8**	**9**	**19**	**19**	**31**	**33**	**34**	**67**	**88**	**84**	**71**	**56**	**43**	**23**	**11**	**9**	**2**	**1**	**0**	**0**	**0**	**0**	**0**	**0**	**0**	**0**

Summary Graphs

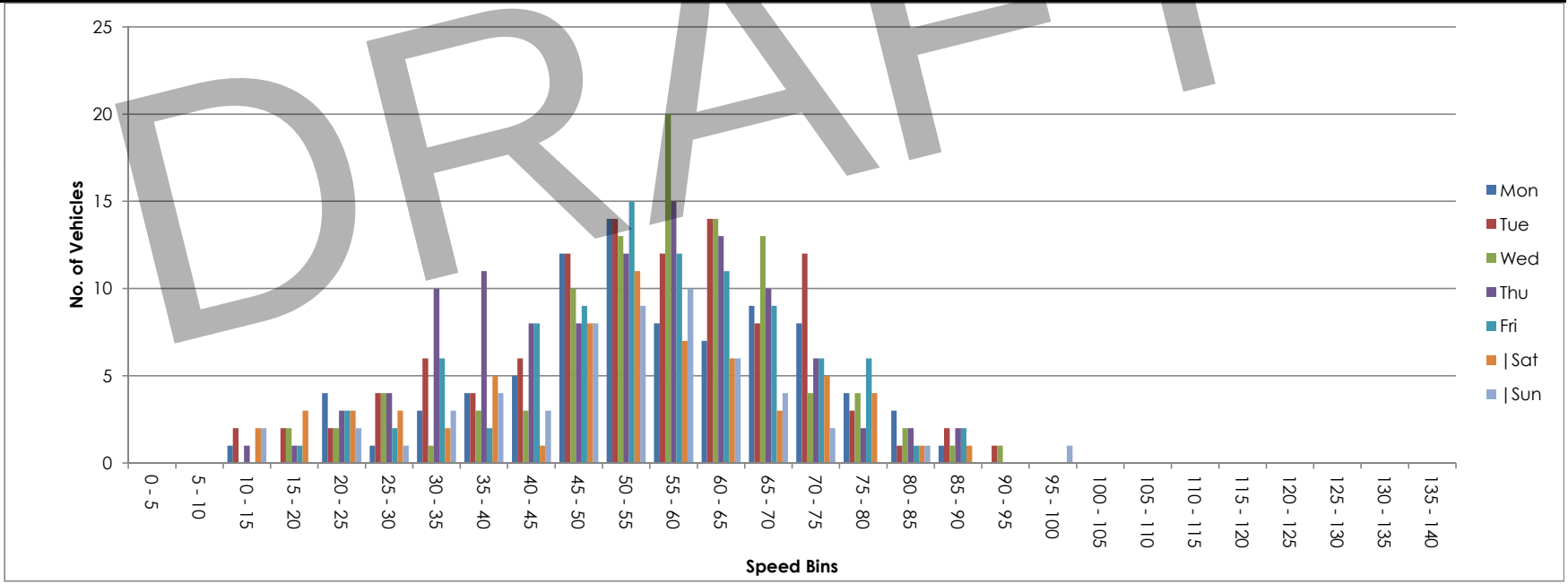

DRAFT

Site 51
Location L-68017-0, Att - Telepole, Lat 53.8732, Long -6.82091
Direction West

3279 / Meath/Cavan/Monaghan ATC's
October 2013
Automatic Traffic Count

Thu, 10 October 2013

Time	Total	Classification												>PSL	>PSL%	>SL1	>SL1%	>SL2	>SL2%	Mean	Vpp
		1 MCL	2 SV	3 SVT	4 TB2	5 TB3	6 T4	7 ART3	8 ART4	9 ART5	10 ART6	11 BD	12 DRT	80	80	85 +5kph	85 +5kph	90 +10kph	90 +10kph		85
0000	0	0	0	0	0	0	0	0	0	0	0	0	0	0	0	0	0	0	0	-	-
0100	0	0	0	0	0	0	0	0	0	0	0	0	0	0	0	0	0	0	0	-	-
0200	0	0	0	0	0	0	0	0	0	0	0	0	0	0	0	0	0	0	0	-	-
0300	0	0	0	0	0	0	0	0	0	0	0	0	0	0	0	0	0	0	0	-	-
0400	0	0	0	0	0	0	0	0	0	0	0	0	0	0	0	0	0	0	0	-	-
0500	0	0	0	0	0	0	0	0	0	0	0	0	0	0	0	0	0	0	0	-	-
0600	1	0	0	0	1	0	0	0	0	0	0	0	0	0	0	0	0	0	0	52.3	-
0700	4	0	3	0	1	0	0	0	0	0	0	0	0	0	0	0	0	0	0	53.4	-
0800	**7**	**0**	**7**	**0**	**0**	**0**	**0**	**0**	**0**	**0**	**0**	**0**	**0**	**0**	**0**	**0**	**0**	**0**	**0**	**56.3**	**-**
0900	3	1	2	0	0	0	0	0	0	0	0	0	0	0	0	0	0	0	0	41.4	-
1000	**7**	**0**	**6**	**0**	**0**	**1**	**0**	**0**	**0**	**0**	**0**	**0**	**0**	**0**	**0**	**0**	**0**	**0**	**0**	**43.6**	**-**
1100	**7**	**0**	**5**	**1**	**1**	**0**	**0**	**0**	**0**	**0**	**0**	**0**	**0**	**0**	**0**	**0**	**0**	**0**	**0**	**41.4**	**-**
1200	8	1	5	1	0	0	0	0	0	0	1	0	0	0	0	0	0	0	0	37.3	-
1300	9	0	5	1	2	1	0	0	0	0	0	0	0	0	0	0	0	0	0	47.9	-
1400	8	0	7	0	0	0	0	1	0	0	0	0	0	0	0	0	0	0	0	46.9	-
1500	9	0	7	0	0	0	0	0	0	0	2	0	0	0	0	0	0	0	0	48.3	-
1600	8	0	6	1	1	0	0	0	0	0	0	0	0	0	0	0	0	0	0	47.6	-
1700	9	0	8	1	0	0	0	0	0	0	0	0	0	0	0	0	0	0	0	51.6	-
1800	**14**	**0**	**13**	**1**	**0**	**0**	**0**	**0**	**0**	**0**	**0**	**0**	**0**	**0**	**0**	**0**	**0**	**0**	**0**	**52.8**	**61.6**
1900	12	0	11	0	1	0	0	0	0	0	0	0	0	0	0	0	0	0	0	56.8	70.6
2000	2	0	2	0	0	0	0	0	0	0	0	0	0	0	0	0	0	0	0	45.7	-
2100	4	0	4	0	0	0	0	0	0	0	0	0	0	0	0	0	0	0	0	50.4	-
2200	1	0	1	0	0	0	0	0	0	0	0	0	0	0	0	0	0	0	0	57.5	-
2300	2	0	2	0	0	0	0	0	0	0	0	0	0	0	0	0	0	0	0	70.9	-
07-19	**93**	**2**	**74**	**6**	**5**	**2**	**0**	**1**	**0**	**0**	**3**	**0**	**0**	**0**	**0**	**0**	**0**	**0**	**0**	**47.9**	**61.6**
06-22	**112**	**2**	**91**	**6**	**7**	**2**	**0**	**1**	**0**	**0**	**3**	**0**	**0**	**0**	**0**	**0**	**0**	**0**	**0**	**48.9**	**62.3**
06-00	**115**	**2**	**94**	**6**	**7**	**2**	**0**	**1**	**0**	**0**	**3**	**0**	**0**	**0**	**0**	**0**	**0**	**0**	**0**	**49.4**	**62.6**
00-00	**115**	**2**	**94**	**6**	**7**	**2**	**0**	**1**	**0**	**0**	**3**	**0**	**0**	**0**	**0**	**0**	**0**	**0**	**0**	**49.4**	**62.6**

DRAFT

Site 51
Location L-68017-0, Att - Telepole, Lat 53.8732, Long -6.82091
Direction West

3279 / Meath/Cavan/Monaghan ATC's
October 2013
Automatic Traffic Count

Fri, 11 October 2013

Time	Total	Classification												>PSL	>PSL%	>SL1	>SL1%	>SL2	>SL2%	Mean	Vpp
		1 MCL	2 SV	3 SVT	4 TB2	5 TB3	6 T4	7 ART3	8 ART4	9 ART5	10 ART6	11 BD	12 DRT	80	80	85 +5kph	85 +5kph	90 +10kph	90 +10kph		85
0000	0	0	0	0	0	0	0	0	0	0	0	0	0	0	0	0	0	0	0	-	-
0100	0	0	0	0	0	0	0	0	0	0	0	0	0	0	0	0	0	0	0	-	-
0200	0	0	0	0	0	0	0	0	0	0	0	0	0	0	0	0	0	0	0	-	-
0300	0	0	0	0	0	0	0	0	0	0	0	0	0	0	0	0	0	0	0	-	-
0400	0	0	0	0	0	0	0	0	0	0	0	0	0	0	0	0	0	0	0	-	-
0500	0	0	0	0	0	0	0	0	0	0	0	0	0	0	0	0	0	0	0	-	-
0600	0	0	0	0	0	0	0	0	0	0	0	0	0	0	0	0	0	0	0	-	-
0700	2	0	1	0	1	0	0	0	0	0	0	0	0	0	0	0	0	0	0	69.3	-
0800	**8**	**0**	**7**	**0**	**1**	**0**	**0**	**0**	**0**	**0**	**0**	**0**	**0**	**0**	**0**	**0**	**0**	**0**	**0**	**46.9**	**-**
0900	5	0	5	0	0	0	0	0	0	0	0	0	0	0	0	0	0	0	0	53.2	-
1000	6	0	5	0	1	0	0	0	0	0	0	0	0	0	0	0	0	0	0	37.6	-
1100	4	0	3	0	1	0	0	0	0	0	0	0	0	0	0	0	0	0	0	49	-
1200	1	1	0	0	0	0	0	0	0	0	0	0	0	0	0	0	0	0	0	11.2	-
1300	2	0	2	0	0	0	0	0	0	0	0	0	0	0	0	0	0	0	0	39.5	-
1400	7	0	5	0	2	0	0	0	0	0	0	0	0	0	0	0	0	0	0	39.5	-
1500	13	1	11	0	1	0	0	0	0	0	0	0	0	0	0	0	0	0	0	55.5	69.1
1600	8	0	6	1	1	0	0	0	0	0	0	0	0	0	0	0	0	0	0	46.6	-
1700	7	0	5	0	1	0	0	0	0	1	0	0	0	0	0	0	0	0	0	50.8	-
1800	**14**	**1**	**12**	**1**	**0**	**0**	**0**	**0**	**0**	**0**	**0**	**0**	**0**	**1**	**7.1**	**1**	**7.1**	**0**	**0**	**50.2**	**64.4**
1900	8	0	8	0	0	0	0	0	0	0	0	0	0	0	0	0	0	0	0	63	-
2000	6	0	6	0	0	0	0	0	0	0	0	0	0	1	16.7	0	0	0	0	64.2	-
2100	2	0	2	0	0	0	0	0	0	0	0	0	0	0	0	0	0	0	0	27	-
2200	2	0	2	0	0	0	0	0	0	0	0	0	0	0	0	0	0	0	0	53.5	-
2300	1	0	1	0	0	0	0	0	0	0	0	0	0	0	0	0	0	0	0	54.7	-
07-19	**77**	**3**	**62**	**2**	**9**	**0**	**0**	**0**	**0**	**1**	**0**	**0**	**0**	**1**	**1.3**	**1**	**1.3**	**0**	**0**	**48.3**	**62.3**
06-22	**93**	**3**	**78**	**2**	**9**	**0**	**0**	**0**	**0**	**1**	**0**	**0**	**0**	**2**	**2.2**	**1**	**1.1**	**0**	**0**	**50.2**	**65.5**
06-00	**96**	**3**	**81**	**2**	**9**	**0**	**0**	**0**	**0**	**1**	**0**	**0**	**0**	**2**	**2.1**	**1**	**1**	**0**	**0**	**50.3**	**65.5**
00-00	**96**	**3**	**81**	**2**	**9**	**0**	**0**	**0**	**0**	**1**	**0**	**0**	**0**	**2**	**2.1**	**1**	**1**	**0**	**0**	**50.3**	**65.5**

DRAFT

Site 51
Location L-68017-0, Att - Telepole, Lat 53.8732, Long -6.82091
Direction West

3279 / Meath/Cavan/Monaghan ATC's
October 2013
Automatic Traffic Count

Sat, 12 October 2013

Time	Total	Classification												>PSL	>PSL%	>SL1	>SL1%	>SL2	>SL2%	Mean	Vpp
		1 MCL	2 SV	3 SVT	4 TB2	5 TB3	6 T4	7 ART3	8 ART4	9 ART5	10 ART6	11 BD	12 DRT	80	80	85 +5kph	85 +5kph	90 +10kph	90 +10kph		85
0000	0	0	0	0	0	0	0	0	0	0	0	0	0	0	0	0	0	0	0	-	-
0100	0	0	0	0	0	0	0	0	0	0	0	0	0	0	0	0	0	0	0	-	-
0200	0	0	0	0	0	0	0	0	0	0	0	0	0	0	0	0	0	0	0	-	-
0300	0	0	0	0	0	0	0	0	0	0	0	0	0	0	0	0	0	0	0	-	-
0400	0	0	0	0	0	0	0	0	0	0	0	0	0	0	0	0	0	0	0	-	-
0500	0	0	0	0	0	0	0	0	0	0	0	0	0	0	0	0	0	0	0	-	-
0600	0	0	0	0	0	0	0	0	0	0	0	0	0	0	0	0	0	0	0	-	-
0700	3	0	2	0	1	0	0	0	0	0	0	0	0	0	0	0	0	0	0	60.3	-
0800	3	0	3	0	0	0	0	0	0	0	0	0	0	0	0	0	0	0	0	59.1	-
0900	2	0	2	0	0	0	0	0	0	0	0	0	0	0	0	0	0	0	0	50.9	-
1000	**7**	**1**	**5**	**0**	**1**	**0**	**0**	**0**	**0**	**0**	**0**	**0**	**0**	**0**	**0**	**0**	**0**	**0**	**0**	**38.5**	**-**
1100	3	0	1	2	0	0	0	0	0	0	0	0	0	0	0	0	0	0	0	45.7	-
1200	4	0	4	0	0	0	0	0	0	0	0	0	0	0	0	0	0	0	0	49.4	-
1300	7	0	6	0	1	0	0	0	0	0	0	0	0	0	0	0	0	0	0	44.1	-
1400	5	2	3	0	0	0	0	0	0	0	0	0	0	0	0	0	0	0	0	38	-
1500	9	0	9	0	0	0	0	0	0	0	0	0	0	0	0	0	0	0	0	50.1	-
1600	**11**	**0**	**7**	**3**	**1**	**0**	**0**	**0**	**0**	**0**	**0**	**0**	**0**	**0**	**0**	**0**	**0**	**0**	**0**	**52.4**	**67**
1700	4	0	4	0	0	0	0	0	0	0	0	0	0	0	0	0	0	0	0	60.5	-
1800	6	0	5	0	0	0	1	0	0	0	0	0	0	0	0	0	0	0	0	47.4	-
1900	3	0	3	0	0	0	0	0	0	0	0	0	0	0	0	0	0	0	0	44.9	-
2000	5	0	5	0	0	0	0	0	0	0	0	0	0	0	0	0	0	0	0	51.6	-
2100	3	0	2	1	0	0	0	0	0	0	0	0	0	0	0	0	0	0	0	44.4	-
2200	3	0	3	0	0	0	0	0	0	0	0	0	0	0	0	0	0	0	0	54.2	-
2300	0	0	0	0	0	0	0	0	0	0	0	0	0	0	0	0	0	0	0	-	-
07-19	**64**	**3**	**51**	**5**	**4**	**0**	**1**	**0**	**0**	**0**	**0**	**0**	**0**	**0**	**0**	**0**	**0**	**0**	**0**	**48.7**	**63.7**
06-22	**75**	**3**	**61**	**6**	**4**	**0**	**1**	**0**	**0**	**0**	**0**	**0**	**0**	**0**	**0**	**0**	**0**	**0**	**0**	**48.6**	**67**
06-00	**78**	**3**	**64**	**6**	**4**	**0**	**1**	**0**	**0**	**0**	**0**	**0**	**0**	**0**	**0**	**0**	**0**	**0**	**0**	**48.8**	**65.9**
00-00	**78**	**3**	**64**	**6**	**4**	**0**	**1**	**0**	**0**	**0**	**0**	**0**	**0**	**0**	**0**	**0**	**0**	**0**	**0**	**48.8**	**65.9**

DRAFT

Site 51
Location L-68017-0, Att - Telepole, Lat 53.8732, Long -6.82091
Direction West

3279 / Meath/Cavan/Monaghan ATC's
October 2013
Automatic Traffic Count

Sun, 13 October 2013

Time	Total	Classification												>PSL	>PSL%	>SL1	>SL1%	>SL2	>SL2%	Mean	Vpp
		1 MCL	2 SV	3 SVT	4 TB2	5 TB3	6 T4	7 ART3	8 ART4	9 ART5	10 ART6	11 BD	12 DRT	80	80	85 +5kph	85 +5kph	90 +10kph	90 +10kph		85
0000	2	0	2	0	0	0	0	0	0	0	0	0	0	0	0	0	0	0	0	69.2	-
0100	1	0	1	0	0	0	0	0	0	0	0	0	0	0	0	0	0	0	0	24.9	-
0200	1	0	1	0	0	0	0	0	0	0	0	0	0	0	0	0	0	0	0	58	-
0300	1	0	1	0	0	0	0	0	0	0	0	0	0	1	100	0	0	0	0	83.5	-
0400	0	0	0	0	0	0	0	0	0	0	0	0	0	0	0	0	0	0	0	-	-
0500	0	0	0	0	0	0	0	0	0	0	0	0	0	0	0	0	0	0	0	-	-
0600	0	0	0	0	0	0	0	0	0	0	0	0	0	0	0	0	0	0	0	-	-
0700	0	0	0	0	0	0	0	0	0	0	0	0	0	0	0	0	0	0	0	-	-
0800	0	0	0	0	0	0	0	0	0	0	0	0	0	0	0	0	0	0	0	-	-
0900	2	0	2	0	0	0	0	0	0	0	0	0	0	0	0	0	0	0	0	39.6	-
1000	**4**	**0**	**4**	**0**	**0**	**0**	**0**	**0**	**0**	**0**	**0**	**0**	**0**	**0**	**0**	**0**	**0**	**0**	**0**	**45.5**	**-**
1100	3	1	2	0	0	0	0	0	0	0	0	0	0	0	0	0	0	0	0	33.8	-
1200	3	0	3	0	0	0	0	0	0	0	0	0	0	0	0	0	0	0	0	45.8	-
1300	5	1	4	0	0	0	0	0	0	0	0	0	0	0	0	0	0	0	0	46.1	-
1400	2	0	2	0	0	0	0	0	0	0	0	0	0	0	0	0	0	0	0	60.5	-
1500	3	0	3	0	0	0	0	0	0	0	0	0	0	0	0	0	0	0	0	56.6	-
1600	2	0	2	0	0	0	0	0	0	0	0	0	0	0	0	0	0	0	0	27	-
1700	2	0	2	0	0	0	0	0	0	0	0	0	0	0	0	0	0	0	0	61.4	-
1800	4	1	3	0	0	0	0	0	0	0	0	0	0	0	0	0	0	0	0	45.3	-
1900	**6**	**0**	**6**	**0**	**0**	**0**	**0**	**0**	**0**	**0**	**0**	**0**	**0**	**0**	**0**	**0**	**0**	**0**	**0**	**49.7**	**-**
2000	4	0	4	0	0	0	0	0	0	0	0	0	0	0	0	0	0	0	0	41.1	-
2100	0	0	0	0	0	0	0	0	0	0	0	0	0	0	0	0	0	0	0	-	-
2200	1	0	1	0	0	0	0	0	0	0	0	0	0	0	0	0	0	0	0	63.5	-
2300	1	0	1	0	0	0	0	0	0	0	0	0	0	0	0	0	0	0	0	61.7	-
07-19	**30**	**3**	**27**	**0**	**0**	**0**	**0**	**0**	**0**	**0**	**0**	**0**	**0**	**0**	**0**	**0**	**0**	**0**	**0**	**46**	**61.2**
06-22	**40**	**3**	**37**	**0**	**0**	**0**	**0**	**0**	**0**	**0**	**0**	**0**	**0**	**0**	**0**	**0**	**0**	**0**	**0**	**46.1**	**61.2**
06-00	**42**	**3**	**39**	**0**	**0**	**0**	**0**	**0**	**0**	**0**	**0**	**0**	**0**	**0**	**0**	**0**	**0**	**0**	**0**	**46.8**	**61.6**
00-00	**47**	**3**	**44**	**0**	**0**	**0**	**0**	**0**	**0**	**0**	**0**	**0**	**0**	**1**	**2.1**	**0**	**0**	**0**	**0**	**48.3**	**61.9**

DRAFT

Site 51
Location L-68017-0, Att - Telepole, Lat 53.8732, Long -6.82091
Direction West

3279 / Meath/Cavan/Monaghan ATC's
October 2013
Automatic Traffic Count

Mon, 14 October 2013

Time	Total	Classification												>PSL	>PSL%	>SL1	>SL1%	>SL2	>SL2%	Mean	Vpp
		1 MCL	2 SV	3 SVT	4 TB2	5 TB3	6 T4	7 ART3	8 ART4	9 ART5	10 ART6	11 BD	12 DRT	80	80	85 +5kph	85 +5kph	90 +10kph	90 +10kph		85
0000	0	0	0	0	0	0	0	0	0	0	0	0	0	0	0	0	0	0	0	-	-
0100	1	0	1	0	0	0	0	0	0	0	0	0	0	0	0	0	0	0	0	58.6	-
0200	0	0	0	0	0	0	0	0	0	0	0	0	0	0	0	0	0	0	0	-	-
0300	0	0	0	0	0	0	0	0	0	0	0	0	0	0	0	0	0	0	0	-	-
0400	0	0	0	0	0	0	0	0	0	0	0	0	0	0	0	0	0	0	0	-	-
0500	0	0	0	0	0	0	0	0	0	0	0	0	0	0	0	0	0	0	0	-	-
0600	1	0	1	0	0	0	0	0	0	0	0	0	0	0	0	0	0	0	0	69	-
0700	3	0	2	0	1	0	0	0	0	0	0	0	0	0	0	0	0	0	0	53	-
0800	**6**	**0**	**6**	**0**	**0**	**0**	**0**	**0**	**0**	**0**	**0**	**0**	**0**	**0**	**0**	**0**	**0**	**0**	**0**	**52.2**	**-**
0900	3	0	2	0	0	0	1	0	0	0	0	0	0	0	0	0	0	0	0	47.7	-
1000	5	1	3	1	0	0	0	0	0	0	0	0	0	0	0	0	0	0	0	36.7	-
1100	**6**	**0**	**5**	**1**	**0**	**0**	**0**	**0**	**0**	**0**	**0**	**0**	**0**	**0**	**0**	**0**	**0**	**0**	**0**	**51**	**-**
1200	7	0	5	0	2	0	0	0	0	0	0	0	0	0	0	0	0	0	0	55.7	-
1300	4	0	3	1	0	0	0	0	0	0	0	0	0	0	0	0	0	0	0	48.1	-
1400	3	0	3	0	0	0	0	0	0	0	0	0	0	0	0	0	0	0	0	43.5	-
1500	8	1	6	0	1	0	0	0	0	0	0	0	0	0	0	0	0	0	0	48.7	-
1600	8	2	5	0	0	1	0	0	0	0	0	0	0	0	0	0	0	0	0	38.5	-
1700	**13**	**0**	**12**	**0**	**0**	**0**	**0**	**0**	**1**	**0**	**0**	**0**	**0**	**0**	**0**	**0**	**0**	**0**	**0**	**55.4**	**69.5**
1800	10	0	10	0	0	0	0	0	0	0	0	0	0	0	0	0	0	0	0	56.2	-
1900	3	0	2	0	1	0	0	0	0	0	0	0	0	0	0	0	0	0	0	60.7	-
2000	6	0	5	0	0	1	0	0	0	0	0	0	0	0	0	0	0	0	0	48.3	-
2100	4	0	4	0	0	0	0	0	0	0	0	0	0	0	0	0	0	0	0	37	-
2200	3	0	3	0	0	0	0	0	0	0	0	0	0	0	0	0	0	0	0	50.4	-
2300	1	0	1	0	0	0	0	0	0	0	0	0	0	0	0	0	0	0	0	58.8	-
07-19	**76**	**4**	**62**	**3**	**4**	**1**	**1**	**0**	**1**	**0**	**0**	**0**	**0**	**0**	**0**	**0**	**0**	**0**	**0**	**50**	**63.4**
06-22	**90**	**4**	**74**	**3**	**5**	**2**	**1**	**0**	**1**	**0**	**0**	**0**	**0**	**0**	**0**	**0**	**0**	**0**	**0**	**49.9**	**63.4**
06-00	**94**	**4**	**78**	**3**	**5**	**2**	**1**	**0**	**1**	**0**	**0**	**0**	**0**	**0**	**0**	**0**	**0**	**0**	**0**	**50**	**63**
00-00	**95**	**4**	**79**	**3**	**5**	**2**	**1**	**0**	**1**	**0**	**0**	**0**	**0**	**0**	**0**	**0**	**0**	**0**	**0**	**50.1**	**63**

DRAFT

Site 51
Location L-68017-0, Att - Telepole, Lat 53.8732, Long -6.82091
Direction West

3279 / Meath/Cavan/Monaghan ATC's
October 2013
Automatic Traffic Count

Tue, 15 October 2013

Time	Total	Classification												>PSL	>PSL%	>SL1	>SL1%	>SL2	>SL2%	Mean	Vpp
		1 MCL	2 SV	3 SVT	4 TB2	5 TB3	6 T4	7 ART3	8 ART4	9 ART5	10 ART6	11 BD	12 DRT	80	80	85 +5kph	85 +5kph	90 +10kph	90 +10kph		85
0000	2	0	2	0	0	0	0	0	0	0	0	0	0	0	0	0	0	0	0	69.9	-
0100	0	0	0	0	0	0	0	0	0	0	0	0	0	0	0	0	0	0	0	-	-
0200	0	0	0	0	0	0	0	0	0	0	0	0	0	0	0	0	0	0	0	-	-
0300	0	0	0	0	0	0	0	0	0	0	0	0	0	0	0	0	0	0	0	-	-
0400	0	0	0	0	0	0	0	0	0	0	0	0	0	0	0	0	0	0	0	-	-
0500	0	0	0	0	0	0	0	0	0	0	0	0	0	0	0	0	0	0	0	-	-
0600	2	0	2	0	0	0	0	0	0	0	0	0	0	0	0	0	0	0	0	61.7	-
0700	2	0	2	0	0	0	0	0	0	0	0	0	0	0	0	0	0	0	0	41.8	-
0800	4	0	4	0	0	0	0	0	0	0	0	0	0	0	0	0	0	0	0	55.6	-
0900	2	0	2	0	0	0	0	0	0	0	0	0	0	0	0	0	0	0	0	47.6	-
1000	6	1	5	0	0	0	0	0	0	0	0	0	0	0	0	0	0	0	0	39.8	-
1100	**8**	**1**	**5**	**0**	**1**	**0**	**1**	**0**	**0**	**0**	**0**	**0**	**0**	**0**	**0**	**0**	**0**	**0**	**0**	**46.3**	**-**
1200	9	0	8	0	0	0	1	0	0	0	0	0	0	0	0	0	0	0	0	46.1	-
1300	5	1	3	0	1	0	0	0	0	0	0	0	0	0	0	0	0	0	0	41.2	-
1400	3	0	3	0	0	0	0	0	0	0	0	0	0	0	0	0	0	0	0	51.5	-
1500	10	1	8	0	1	0	0	0	0	0	0	0	0	0	0	0	0	0	0	46.5	-
1600	9	1	5	0	3	0	0	0	0	0	0	0	0	0	0	0	0	0	0	43.4	-
1700	**12**	**0**	**11**	**1**	**0**	**0**	**0**	**0**	**0**	**0**	**0**	**0**	**0**	**0**	**0**	**0**	**0**	**0**	**0**	**46.6**	**55.1**
1800	11	1	9	1	0	0	0	0	0	0	0	0	0	0	0	0	0	0	0	56.8	71.3
1900	10	0	9	0	1	0	0	0	0	0	0	0	0	0	0	0	0	0	0	63.5	-
2000	5	0	5	0	0	0	0	0	0	0	0	0	0	1	20	1	20	0	0	55.7	-
2100	4	0	4	0	0	0	0	0	0	0	0	0	0	0	0	0	0	0	0	50.5	-
2200	3	0	3	0	0	0	0	0	0	0	0	0	0	0	0	0	0	0	0	49	-
2300	1	0	1	0	0	0	0	0	0	0	0	0	0	0	0	0	0	0	0	66	-
07-19	**81**	**6**	**65**	**2**	**6**	**0**	**2**	**0**	**0**	**0**	**0**	**0**	**0**	**0**	**0**	**0**	**0**	**0**	**0**	**47.2**	**61.6**
06-22	**102**	**6**	**85**	**2**	**7**	**0**	**2**	**0**	**0**	**0**	**0**	**0**	**0**	**1**	**1**	**1**	**1**	**0**	**0**	**49.7**	**64.4**
06-00	**106**	**6**	**89**	**2**	**7**	**0**	**2**	**0**	**0**	**0**	**0**	**0**	**0**	**1**	**0.9**	**1**	**0.9**	**0**	**0**	**49.8**	**65.2**
00-00	**108**	**6**	**91**	**2**	**7**	**0**	**2**	**0**	**0**	**0**	**0**	**0**	**0**	**1**	**0.9**	**1**	**0.9**	**0**	**0**	**50.2**	**65.9**

DRAFT

Site 51
Location L-68017-0, Att - Telepole, Lat 53.8732, Long -6.82091
Direction West

3279 / Meath/Cavan/Monaghan ATC's
October 2013
Automatic Traffic Count

Wed, 16 October 2013

Time	Total	Classification												>PSL	>PSL%	>SL1	>SL1%	>SL2	>SL2%	Mean	Vpp
		1 MCL	2 SV	3 SVT	4 TB2	5 TB3	6 T4	7 ART3	8 ART4	9 ART5	10 ART6	11 BD	12 DRT	80	80	85 +5kph	85 +5kph	90 +10kph	90 +10kph		85
0000	1	0	1	0	0	0	0	0	0	0	0	0	0	0	0	0	0	0	0	54.2	-
0100	0	0	0	0	0	0	0	0	0	0	0	0	0	0	0	0	0	0	0	-	-
0200	0	0	0	0	0	0	0	0	0	0	0	0	0	0	0	0	0	0	0	-	-
0300	0	0	0	0	0	0	0	0	0	0	0	0	0	0	0	0	0	0	0	-	-
0400	0	0	0	0	0	0	0	0	0	0	0	0	0	0	0	0	0	0	0	-	-
0500	0	0	0	0	0	0	0	0	0	0	0	0	0	0	0	0	0	0	0	-	-
0600	2	0	2	0	0	0	0	0	0	0	0	0	0	0	0	0	0	0	0	60.8	-
0700	2	0	2	0	0	0	0	0	0	0	0	0	0	0	0	0	0	0	0	55.7	-
0800	5	0	5	0	0	0	0	0	0	0	0	0	0	1	20	0	0	0	0	59.5	-
0900	5	0	5	0	0	0	0	0	0	0	0	0	0	0	0	0	0	0	0	47.3	-
1000	4	0	4	0	0	0	0	0	0	0	0	0	0	0	0	0	0	0	0	56.3	-
1100	**7**	**0**	**6**	**0**	**1**	**0**	**0**	**0**	**0**	**0**	**0**	**0**	**0**	**0**	**0**	**0**	**0**	**0**	**0**	**54.8**	**-**
1200	5	0	5	0	0	0	0	0	0	0	0	0	0	0	0	0	0	0	0	57.9	-
1300	3	0	3	0	0	0	0	0	0	0	0	0	0	0	0	0	0	0	0	55.8	-
1400	10	0	8	1	0	1	0	0	0	0	0	0	0	0	0	0	0	0	0	38.2	-
1500	5	0	5	0	0	0	0	0	0	0	0	0	0	0	0	0	0	0	0	55.1	-
1600	5	0	4	0	1	0	0	0	0	0	0	0	0	0	0	0	0	0	0	54.6	-
1700	**13**	**0**	**12**	**1**	**0**	**0**	**0**	**0**	**0**	**0**	**0**	**0**	**0**	**0**	**0**	**0**	**0**	**0**	**0**	**47.1**	**57.2**
1800	9	0	9	0	0	0	0	0	0	0	0	0	0	0	0	0	0	0	0	60	-
1900	6	0	5	0	1	0	0	0	0	0	0	0	0	0	0	0	0	0	0	55.6	-
2000	4	0	4	0	0	0	0	0	0	0	0	0	0	0	0	0	0	0	0	51.4	-
2100	2	0	2	0	0	0	0	0	0	0	0	0	0	0	0	0	0	0	0	39.5	-
2200	1	0	1	0	0	0	0	0	0	0	0	0	0	0	0	0	0	0	0	52.9	-
2300	2	0	2	0	0	0	0	0	0	0	0	0	0	0	0	0	0	0	0	50.4	-
07-19	**73**	**0**	**68**	**2**	**2**	**1**	**0**	**0**	**0**	**0**	**0**	**0**	**0**	**1**	**1.4**	**0**	**0**	**0**	**0**	**52**	**60.8**
06-22	**87**	**0**	**81**	**2**	**3**	**1**	**0**	**0**	**0**	**0**	**0**	**0**	**0**	**1**	**1.1**	**0**	**0**	**0**	**0**	**52.1**	**61.2**
06-00	**90**	**0**	**84**	**2**	**3**	**1**	**0**	**0**	**0**	**0**	**0**	**0**	**0**	**1**	**1.1**	**0**	**0**	**0**	**0**	**52.1**	**61.2**
00-00	**91**	**0**	**85**	**2**	**3**	**1**	**0**	**0**	**0**	**0**	**0**	**0**	**0**	**1**	**1.1**	**0**	**0**	**0**	**0**	**52.1**	**60.8**

DRAFT

Site 51
Location L-68017-0, Att - Telepole, Lat 53.8732, Long -6.82091
Direction West

3279 / Meath/Cavan/Monaghan ATC's
October 2013
Automatic Traffic Count

Virtual Day (7)

Time	Total	Classification												>PSL	>PSL%	>SL1	>SL1%	>SL2	>SL2%	Mean	Vpp
		1 MCL	2 SV	3 SVT	4 TB2	5 TB3	6 T4	7 ART3	8 ART4	9 ART5	10 ART6	11 BD	12 DRT	80	80	85 +5kph	85 +5kph	90 +10kph	90 +10kph		85
0000	1	0	1	0	0	0	0	0	0	0	0	0	0	0	0	0	0	0	0	66.5	-
0100	0	0	0	0	0	0	0	0	0	0	0	0	0	0	0	0	0	0	0	41.8	-
0200	0	0	0	0	0	0	0	0	0	0	0	0	0	0	0	0	0	0	0	58	-
0300	0	0	0	0	0	0	0	0	0	0	0	0	0	0	100	0	0	0	0	83.5	-
0400	0	0	0	0	0	0	0	0	0	0	0	0	0	0	0	0	0	0	0	-	-
0500	0	0	0	0	0	0	0	0	0	0	0	0	0	0	0	0	0	0	0	-	-
0600	1	0	1	0	0	0	0	0	0	0	0	0	0	0	0	0	0	0	0	61.1	-
0700	2	0	2	0	1	0	0	0	0	0	0	0	0	0	0	0	0	0	0	55.4	-
0800	5	0	5	0	0	0	0	0	0	0	0	0	0	0	3	0	0	0	0	53.9	-
0900	3	0	3	0	0	0	0	0	0	0	0	0	0	0	0	0	0	0	0	47.5	-
1000	**6**	**0**	**5**	**0**	**0**	**0**	**0**	**0**	**0**	**0**	**0**	**0**	**0**	**0**	**0**	**0**	**0**	**0**	**0**	**41.8**	**-**
1100	5	0	4	1	1	0	0	0	0	0	0	0	0	0	0	0	0	0	0	47	-
1200	5	0	4	0	0	0	0	0	0	0	0	0	0	0	0	0	0	0	0	47	-
1300	5	0	4	0	1	0	0	0	0	0	0	0	0	0	0	0	0	0	0	46.1	-
1400	5	0	4	0	0	0	0	0	0	0	0	0	0	0	0	0	0	0	0	42.9	-
1500	8	0	7	0	0	0	0	0	0	0	0	0	0	0	0	0	0	0	0	51	-
1600	7	0	5	1	1	0	0	0	0	0	0	0	0	0	0	0	0	0	0	46.2	-
1700	9	0	8	0	0	0	0	0	0	0	0	0	0	0	0	0	0	0	0	51.3	-
1800	**10**	**0**	**9**	**0**	**0**	**0**	**0**	**0**	**0**	**0**	**0**	**0**	**0**	**0**	**1.5**	**0**	**1.5**	**0**	**0**	**53.5**	**-**
1900	7	0	6	0	1	0	0	0	0	0	0	0	0	0	0	0	0	0	0	57.7	-
2000	5	0	4	0	0	0	0	0	0	0	0	0	0	0	6.3	0	3.1	0	0	52.3	-
2100	3	0	3	0	0	0	0	0	0	0	0	0	0	0	0	0	0	0	0	43	-
2200	2	0	2	0	0	0	0	0	0	0	0	0	0	0	0	0	0	0	0	53	-
2300	1	0	1	0	0	0	0	0	0	0	0	0	0	0	0	0	0	0	0	60.5	-
07-19	**71**	**3**	**58**	**3**	**4**	**1**	**1**	**0**	**0**	**0**	**0**	**0**	**0**	**0**	**0.4**	**0**	**0.2**	**0**	**0**	**48.8**	**62.6**
06-22	**86**	**3**	**72**	**3**	**5**	**1**	**1**	**0**	**0**	**0**	**0**	**0**	**0**	**1**	**0.7**	**0**	**0.3**	**0**	**0**	**49.6**	**63.4**
06-00	**89**	**3**	**76**	**3**	**5**	**1**	**1**	**0**	**0**	**0**	**0**	**0**	**0**	**1**	**0.6**	**0**	**0.3**	**0**	**0**	**49.8**	**63.4**
00-00	**90**	**3**	**77**	**3**	**5**	**1**	**1**	**0**	**0**	**0**	**0**	**0**	**0**	**1**	**0.8**	**0**	**0.3**	**0**	**0**	**50**	**63.7**

DRAFT

Site 51
Location L-68017-0, Att - Telepole, Lat 53.8732, Long -6.82091
Direction West

3279 / Meath/Cavan/Monaghan ATC's
October 2013
Automatic Traffic Count

Virtual Week (1)

Time	Total	Classification												>PSL	>PSL%	>SL1	>SL1%	>SL2	>SL2%	Mean	Vpp
		1 MCL	2 SV	3 SVT	4 TB2	5 TB3	6 T4	7 ART3	8 ART4	9 ART5	10 ART6	11 BD	12 DRT	80	80	85 +5kph	85 +5kph	90 +10kph	90 +10kph		85
Mon	95	4	79	3	5	2	1	0	1	0	0	0	0	0	0	0	0	0	0	50.1	63
Tue	108	6	91	2	7	0	2	0	0	0	0	0	0	1	0.9	1	0.9	0	0	50.2	65.9
Wed	91	0	85	2	3	1	0	0	0	0	0	0	0	1	1.1	0	0	0	0	52.1	60.8
Thu	115	2	94	6	7	2	0	1	0	0	3	0	0	0	0	0	0	0	0	49.4	62.6
Fri	96	3	81	2	9	0	0	0	0	1	0	0	0	2	2.1	1	1	0	0	50.3	65.5
| Sat	78	3	64	6	4	0	1	0	0	0	0	0	0	0	0	0	0	0	0	48.8	65.9
| Sun	47	3	44	0	0	0	0	0	0	0	0	0	0	1	2.1	0	0	0	0	48.3	61.9
5 Day Ave.	**101**	**3**	**86**	**3**	**6**	**1**	**1**	**0**	**0**	**0**	**1**	**0**	**0**	**1**	**1.0**	**0**	**0.0**	**0**	**0.0**	**50.4**	**63.6**
7 Day Ave.	**90**	**3**	**77**	**3**	**5**	**1**	**1**	**0**	**0**	**0**	**0**	**0**	**0**	**1**	**0.8**	**0**	**0.3**	**0**	**0.0**	**50.0**	**63.7**
--	**630**	**21**	**538**	**21**	**35**	**5**	**4**	**1**	**1**	**1**	**3**	**0**	**0**	**5**	**0.8**	**2**	**0.3**	**0**	**0.0**	**50.0**	**63.7**

Summary Graphs

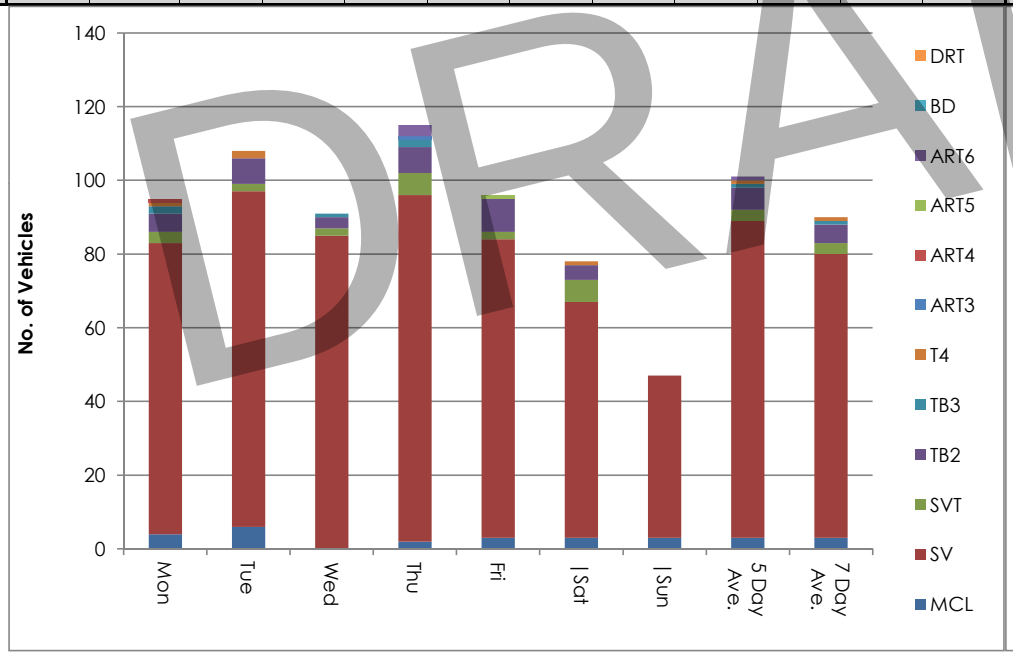

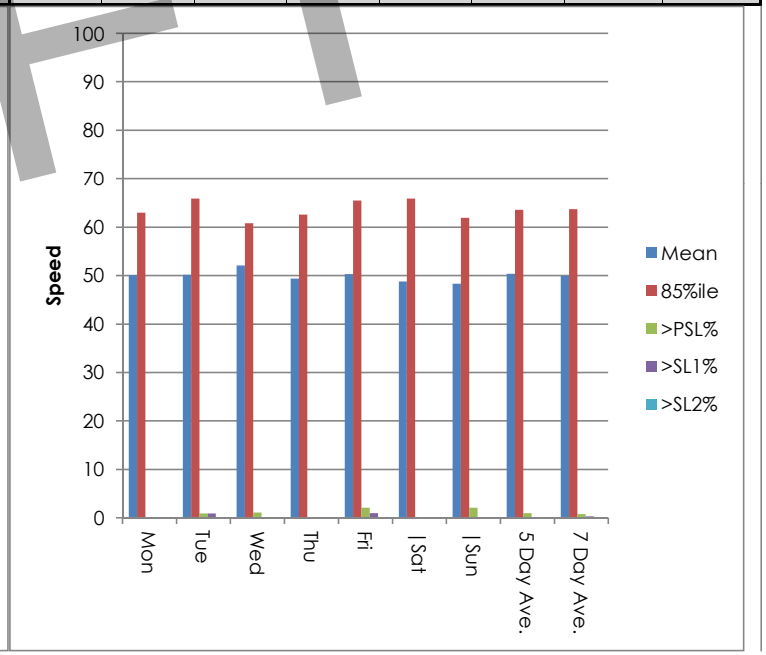

DRAFT

Site 51
Location L-68017-0, Att - Telepole, Lat 53.8732, Long -6.82091
Direction West

3279 / Meath/Cavan/Monaghan ATC's
October 2013
Automatic Traffic Count

Thu, 10 October 2013

Time	Total	Speed Bins (km/h)																											
		0 - 5	5 - 10	10 - 15	15 - 20	20 - 25	25 - 30	30 - 35	35 - 40	40 - 45	45 - 50	50 - 55	55 - 60	60 - 65	65 - 70	70 - 75	75 - 80	80 - 85	85 - 90	90 - 95	95 - 100	100 - 105	105 - 110	110 - 115	115 - 120	120 - 125	125 - 130	130 - 135	135 - 140
0000	0	0	0	0	0	0	0	0	0	0	0	0	0	0	0	0	0	0	0	0	0	0	0	0	0	0	0	0	0
0100	0	0	0	0	0	0	0	0	0	0	0	0	0	0	0	0	0	0	0	0	0	0	0	0	0	0	0	0	0
0200	0	0	0	0	0	0	0	0	0	0	0	0	0	0	0	0	0	0	0	0	0	0	0	0	0	0	0	0	0
0300	0	0	0	0	0	0	0	0	0	0	0	0	0	0	0	0	0	0	0	0	0	0	0	0	0	0	0	0	0
0400	0	0	0	0	0	0	0	0	0	0	0	0	0	0	0	0	0	0	0	0	0	0	0	0	0	0	0	0	0
0500	0	0	0	0	0	0	0	0	0	0	0	0	0	0	0	0	0	0	0	0	0	0	0	0	0	0	0	0	0
0600	1	0	0	0	0	0	0	0	0	0	0	1	0	0	0	0	0	0	0	0	0	0	0	0	0	0	0	0	0
0700	4	0	0	0	0	0	1	0	0	0	0	0	1	1	1	0	0	0	0	0	0	0	0	0	0	0	0	0	0
0800	**7**	**0**	**0**	**0**	**0**	**0**	**0**	**0**	**0**	**0**	**3**	**0**	**2**	**1**	**0**	**1**	**0**	**0**	**0**	**0**	**0**	**0**	**0**	**0**	**0**	**0**	**0**	**0**	**0**
0900	3	0	1	0	0	0	0	0	0	0	0	0	2	0	0	0	0	0	0	0	0	0	0	0	0	0	0	0	0
1000	**7**	**0**	**0**	**0**	**0**	**2**	**0**	**0**	**0**	**1**	**2**	**0**	**1**	**1**	**0**	**0**	**0**	**0**	**0**	**0**	**0**	**0**	**0**	**0**	**0**	**0**	**0**	**0**	**0**
1100	**7**	**0**	**0**	**0**	**0**	**0**	**1**	**2**	**1**	**1**	**0**	**0**	**2**	**0**	**0**	**0**	**0**	**0**	**0**	**0**	**0**	**0**	**0**	**0**	**0**	**0**	**0**	**0**	**0**
1200	8	0	0	1	1	0	1	2	0	0	0	2	0	0	1	0	0	0	0	0	0	0	0	0	0	0	0	0	0
1300	9	0	0	0	0	1	0	1	1	1	0	1	2	1	1	0	0	0	0	0	0	0	0	0	0	0	0	0	0
1400	8	0	0	0	0	0	0	2	0	1	2	1	1	1	0	0	0	0	0	0	0	0	0	0	0	0	0	0	0
1500	9	0	0	0	0	0	0	2	2	0	0	0	3	2	0	0	0	0	0	0	0	0	0	0	0	0	0	0	0
1600	8	0	0	0	0	0	1	2	0	0	1	1	1	1	1	0	0	0	0	0	0	0	0	0	0	0	0	0	0
1700	9	0	0	0	0	0	2	0	0	0	0	3	2	0	1	1	0	0	0	0	0	0	0	0	0	0	0	0	0
1800	**14**	**0**	**0**	**0**	**0**	**0**	**0**	**0**	**1**	**2**	**3**	**2**	**2**	**3**	**1**	**0**	**0**	**0**	**0**	**0**	**0**	**0**	**0**	**0**	**0**	**0**	**0**	**0**	**0**
1900	12	0	0	0	0	1	0	0	1	1	0	1	2	2	1	3	0	0	0	0	0	0	0	0	0	0	0	0	0
2000	2	0	0	0	0	0	0	0	1	0	0	1	0	0	0	0	0	0	0	0	0	0	0	0	0	0	0	0	0
2100	4	0	0	0	0	0	0	1	0	0	0	2	0	1	0	0	0	0	0	0	0	0	0	0	0	0	0	0	0
2200	1	0	0	0	0	0	0	0	0	0	0	0	1	0	0	0	0	0	0	0	0	0	0	0	0	0	0	0	0
2300	2	0	0	0	0	0	0	0	0	0	0	0	0	0	1	1	0	0	0	0	0	0	0	0	0	0	0	0	0
07-19	**93**	**0**	**1**	**1**	**1**	**3**	**6**	**11**	**5**	**6**	**11**	**10**	**19**	**11**	**6**	**2**	**0**	**0**	**0**	**0**	**0**	**0**	**0**	**0**	**0**	**0**	**0**	**0**	**0**
06-22	**112**	**0**	**1**	**1**	**1**	**4**	**6**	**12**	**7**	**7**	**11**	**15**	**21**	**14**	**7**	**5**	**0**	**0**	**0**	**0**	**0**	**0**	**0**	**0**	**0**	**0**	**0**	**0**	**0**
06-00	**115**	**0**	**1**	**1**	**1**	**4**	**6**	**12**	**7**	**7**	**11**	**15**	**22**	**14**	**8**	**6**	**0**	**0**	**0**	**0**	**0**	**0**	**0**	**0**	**0**	**0**	**0**	**0**	**0**
00-00	**115**	**0**	**1**	**1**	**1**	**4**	**6**	**12**	**7**	**7**	**11**	**15**	**22**	**14**	**8**	**6**	**0**	**0**	**0**	**0**	**0**	**0**	**0**	**0**	**0**	**0**	**0**	**0**	**0**

DRAFT

Site 51
Location L-68017-0, Att - Telepole, Lat 53.8732, Long -6.82091
Direction West

3279 / Meath/Cavan/Monaghan ATC's
October 2013
Automatic Traffic Count

Fri, 11 October 2013

Time	Total	Speed Bins (km/h)																											
		0 - 5	5 - 10	10 - 15	15 - 20	20 - 25	25 - 30	30 - 35	35 - 40	40 - 45	45 - 50	50 - 55	55 - 60	60 - 65	65 - 70	70 - 75	75 - 80	80 - 85	85 - 90	90 - 95	95 - 100	100 - 105	105 - 110	110 - 115	115 - 120	120 - 125	125 - 130	130 - 135	135 - 140
0000	0	0	0	0	0	0	0	0	0	0	0	0	0	0	0	0	0	0	0	0	0	0	0	0	0	0	0	0	0
0100	0	0	0	0	0	0	0	0	0	0	0	0	0	0	0	0	0	0	0	0	0	0	0	0	0	0	0	0	0
0200	0	0	0	0	0	0	0	0	0	0	0	0	0	0	0	0	0	0	0	0	0	0	0	0	0	0	0	0	0
0300	0	0	0	0	0	0	0	0	0	0	0	0	0	0	0	0	0	0	0	0	0	0	0	0	0	0	0	0	0
0400	0	0	0	0	0	0	0	0	0	0	0	0	0	0	0	0	0	0	0	0	0	0	0	0	0	0	0	0	0
0500	0	0	0	0	0	0	0	0	0	0	0	0	0	0	0	0	0	0	0	0	0	0	0	0	0	0	0	0	0
0600	0	0	0	0	0	0	0	0	0	0	0	0	0	0	0	0	0	0	0	0	0	0	0	0	0	0	0	0	0
0700	2	0	0	0	0	0	0	0	0	0	0	0	0	0	1	1	0	0	0	0	0	0	0	0	0	0	0	0	0
0800	**8**	**0**	**0**	**0**	**0**	**0**	**1**	**1**	**0**	**1**	**1**	**3**	**0**	**1**	**0**	**0**	**0**	**0**	**0**	**0**	**0**	**0**	**0**	**0**	**0**	**0**	**0**	**0**	**0**
0900	5	0	0	0	0	0	0	0	0	1	1	0	2	1	0	0	0	0	0	0	0	0	0	0	0	0	0	0	0
1000	6	0	0	0	1	0	2	1	0	0	0	0	1	1	0	0	0	0	0	0	0	0	0	0	0	0	0	0	0
1100	4	0	0	0	0	0	1	0	0	0	0	2	0	1	0	0	0	0	0	0	0	0	0	0	0	0	0	0	0
1200	1	0	0	1	0	0	0	0	0	0	0	0	0	0	0	0	0	0	0	0	0	0	0	0	0	0	0	0	0
1300	2	0	0	0	0	1	0	0	0	0	0	0	1	0	0	0	0	0	0	0	0	0	0	0	0	0	0	0	0
1400	7	0	0	0	0	0	1	2	0	1	2	1	0	0	0	0	0	0	0	0	0	0	0	0	0	0	0	0	0
1500	13	0	0	0	1	0	1	0	0	0	1	2	0	4	2	2	0	0	0	0	0	0	0	0	0	0	0	0	0
1600	8	0	0	0	1	1	0	0	0	1	0	2	1	1	1	0	0	0	0	0	0	0	0	0	0	0	0	0	0
1700	7	0	0	0	0	0	0	0	0	0	4	2	1	0	0	0	0	0	0	0	0	0	0	0	0	0	0	0	0
1800	**14**	**0**	**0**	**1**	**1**	**0**	**1**	**0**	**0**	**2**	**1**	**1**	**2**	**3**	**1**	**0**	**0**	**0**	**1**	**0**	**0**	**0**	**0**	**0**	**0**	**0**	**0**	**0**	**0**
1900	8	0	0	0	0	0	0	0	0	0	0	2	1	1	2	2	0	0	0	0	0	0	0	0	0	0	0	0	0
2000	6	0	0	0	0	0	0	0	0	0	1	1	1	0	0	2	0	1	0	0	0	0	0	0	0	0	0	0	0
2100	2	0	0	0	0	0	2	0	0	0	0	0	0	0	0	0	0	0	0	0	0	0	0	0	0	0	0	0	0
2200	2	0	0	0	0	0	0	0	0	0	0	2	0	0	0	0	0	0	0	0	0	0	0	0	0	0	0	0	0
2300	1	0	0	0	0	0	0	0	0	0	0	1	0	0	0	0	0	0	0	0	0	0	0	0	0	0	0	0	0
07-19	**77**	**0**	**0**	**2**	**4**	**2**	**7**	**4**	**0**	**6**	**10**	**13**	**8**	**12**	**5**	**3**	**0**	**0**	**1**	**0**	**0**	**0**	**0**	**0**	**0**	**0**	**0**	**0**	**0**
06-22	**93**	**0**	**0**	**2**	**4**	**2**	**9**	**4**	**0**	**6**	**11**	**16**	**10**	**13**	**7**	**7**	**0**	**1**	**1**	**0**	**0**	**0**	**0**	**0**	**0**	**0**	**0**	**0**	**0**
06-00	**96**	**0**	**0**	**2**	**4**	**2**	**9**	**4**	**0**	**6**	**11**	**19**	**10**	**13**	**7**	**7**	**0**	**1**	**1**	**0**	**0**	**0**	**0**	**0**	**0**	**0**	**0**	**0**	**0**
00-00	**96**	**0**	**0**	**2**	**4**	**2**	**9**	**4**	**0**	**6**	**11**	**19**	**10**	**13**	**7**	**7**	**0**	**1**	**1**	**0**	**0**	**0**	**0**	**0**	**0**	**0**	**0**	**0**	**0**

DRAFT

Site 51
Location L-68017-0, Att - Telepole, Lat 53.8732, Long -6.82091
Direction West

3279 / Meath/Cavan/Monaghan ATC's
October 2013
Automatic Traffic Count

Sat, 12 October 2013

Time	Total	Speed Bins (km/h)																											
		0 - 5	5 - 10	10 - 15	15 - 20	20 - 25	25 - 30	30 - 35	35 - 40	40 - 45	45 - 50	50 - 55	55 - 60	60 - 65	65 - 70	70 - 75	75 - 80	80 - 85	85 - 90	90 - 95	95 - 100	100 - 105	105 - 110	110 - 115	115 - 120	120 - 125	125 - 130	130 - 135	135 - 140
0000	0	0	0	0	0	0	0	0	0	0	0	0	0	0	0	0	0	0	0	0	0	0	0	0	0	0	0	0	0
0100	0	0	0	0	0	0	0	0	0	0	0	0	0	0	0	0	0	0	0	0	0	0	0	0	0	0	0	0	0
0200	0	0	0	0	0	0	0	0	0	0	0	0	0	0	0	0	0	0	0	0	0	0	0	0	0	0	0	0	0
0300	0	0	0	0	0	0	0	0	0	0	0	0	0	0	0	0	0	0	0	0	0	0	0	0	0	0	0	0	0
0400	0	0	0	0	0	0	0	0	0	0	0	0	0	0	0	0	0	0	0	0	0	0	0	0	0	0	0	0	0
0500	0	0	0	0	0	0	0	0	0	0	0	0	0	0	0	0	0	0	0	0	0	0	0	0	0	0	0	0	0
0600	0	0	0	0	0	0	0	0	0	0	0	0	0	0	0	0	0	0	0	0	0	0	0	0	0	0	0	0	0
0700	3	0	0	0	0	0	0	0	0	0	0	1	1	0	0	1	0	0	0	0	0	0	0	0	0	0	0	0	0
0800	3	0	0	0	0	0	0	0	0	1	0	0	0	1	0	1	0	0	0	0	0	0	0	0	0	0	0	0	0
0900	2	0	0	0	0	0	0	0	1	0	0	0	0	1	0	0	0	0	0	0	0	0	0	0	0	0	0	0	0
1000	**7**	**0**	**1**	**0**	**0**	**0**	**1**	**0**	**1**	**0**	**2**	**2**	**0**	**0**	**0**	**0**	**0**	**0**	**0**	**0**	**0**	**0**	**0**	**0**	**0**	**0**	**0**	**0**	**0**
1100	3	0	0	0	0	0	1	0	0	0	1	0	0	1	0	0	0	0	0	0	0	0	0	0	0	0	0	0	0
1200	4	0	0	0	0	1	0	0	0	1	0	0	0	1	0	1	0	0	0	0	0	0	0	0	0	0	0	0	0
1300	7	0	0	0	0	1	0	0	3	0	1	0	0	2	0	0	0	0	0	0	0	0	0	0	0	0	0	0	0
1400	5	0	1	1	0	0	0	0	0	0	0	1	2	0	0	0	0	0	0	0	0	0	0	0	0	0	0	0	0
1500	9	0	0	0	0	0	1	1	2	0	0	1	1	1	0	2	0	0	0	0	0	0	0	0	0	0	0	0	0
1600	**11**	**0**	**0**	**0**	**1**	**0**	**1**	**1**	**0**	**0**	**1**	**1**	**1**	**1**	**2**	**2**	**0**	**0**	**0**	**0**	**0**	**0**	**0**	**0**	**0**	**0**	**0**	**0**	**0**
1700	4	0	0	0	0	0	0	0	0	0	0	0	2	1	1	0	0	0	0	0	0	0	0	0	0	0	0	0	0
1800	6	0	0	0	0	0	1	0	0	1	0	2	2	0	0	0	0	0	0	0	0	0	0	0	0	0	0	0	0
1900	3	0	0	0	0	0	1	0	1	0	0	0	0	0	0	1	0	0	0	0	0	0	0	0	0	0	0	0	0
2000	5	0	0	0	0	0	0	1	1	0	1	0	0	1	0	0	1	0	0	0	0	0	0	0	0	0	0	0	0
2100	3	0	0	0	0	0	2	0	0	0	0	0	0	0	0	0	1	0	0	0	0	0	0	0	0	0	0	0	0
2200	3	0	0	0	0	0	0	0	0	0	1	1	0	1	0	0	0	0	0	0	0	0	0	0	0	0	0	0	0
2300	0	0	0	0	0	0	0	0	0	0	0	0	0	0	0	0	0	0	0	0	0	0	0	0	0	0	0	0	0
07-19	**64**	**0**	**2**	**1**	**1**	**2**	**5**	**2**	**7**	**3**	**5**	**8**	**9**	**9**	**3**	**7**	**0**	**0**	**0**	**0**	**0**	**0**	**0**	**0**	**0**	**0**	**0**	**0**	**0**
06-22	**75**	**0**	**2**	**1**	**1**	**2**	**8**	**3**	**9**	**3**	**6**	**8**	**9**	**10**	**3**	**8**	**2**	**0**	**0**	**0**	**0**	**0**	**0**	**0**	**0**	**0**	**0**	**0**	**0**
06-00	**78**	**0**	**2**	**1**	**1**	**2**	**8**	**3**	**9**	**3**	**7**	**9**	**9**	**11**	**3**	**8**	**2**	**0**	**0**	**0**	**0**	**0**	**0**	**0**	**0**	**0**	**0**	**0**	**0**
00-00	**78**	**0**	**2**	**1**	**1**	**2**	**8**	**3**	**9**	**3**	**7**	**9**	**9**	**11**	**3**	**8**	**2**	**0**	**0**	**0**	**0**	**0**	**0**	**0**	**0**	**0**	**0**	**0**	**0**

DRAFT

Site 51
Location L-68017-0, Att - Telepole, Lat 53.8732, Long -6.82091
Direction West

3279 / Meath/Cavan/Monaghan ATC's
October 2013
Automatic Traffic Count

Sun, 13 October 2013

Time	Total	Speed Bins (km/h)																											
		0 - 5	5 - 10	10 - 15	15 - 20	20 - 25	25 - 30	30 - 35	35 - 40	40 - 45	45 - 50	50 - 55	55 - 60	60 - 65	65 - 70	70 - 75	75 - 80	80 - 85	85 - 90	90 - 95	95 - 100	100 - 105	105 - 110	110 - 115	115 - 120	120 - 125	125 - 130	130 - 135	135 - 140
0000	2	0	0	0	0	0	0	0	0	0	0	0	0	1	0	0	1	0	0	0	0	0	0	0	0	0	0	0	0
0100	1	0	0	0	0	1	0	0	0	0	0	0	0	0	0	0	0	0	0	0	0	0	0	0	0	0	0	0	0
0200	1	0	0	0	0	0	0	0	0	0	0	0	1	0	0	0	0	0	0	0	0	0	0	0	0	0	0	0	0
0300	1	0	0	0	0	0	0	0	0	0	0	0	0	0	0	0	1	0	0	0	0	0	0	0	0	0	0	0	0
0400	0	0	0	0	0	0	0	0	0	0	0	0	0	0	0	0	0	0	0	0	0	0	0	0	0	0	0	0	0
0500	0	0	0	0	0	0	0	0	0	0	0	0	0	0	0	0	0	0	0	0	0	0	0	0	0	0	0	0	0
0600	0	0	0	0	0	0	0	0	0	0	0	0	0	0	0	0	0	0	0	0	0	0	0	0	0	0	0	0	0
0700	0	0	0	0	0	0	0	0	0	0	0	0	0	0	0	0	0	0	0	0	0	0	0	0	0	0	0	0	0
0800	0	0	0	0	0	0	0	0	0	0	0	0	0	0	0	0	0	0	0	0	0	0	0	0	0	0	0	0	0
0900	2	0	0	0	0	0	0	1	0	0	1	0	0	0	0	0	0	0	0	0	0	0	0	0	0	0	0	0	0
1000	**4**	**0**	**0**	**0**	**0**	**0**	**1**	**0**	**0**	**1**	**0**	**1**	**0**	**1**	**0**	**0**	**0**	**0**	**0**	**0**	**0**	**0**	**0**	**0**	**0**	**0**	**0**	**0**	**0**
1100	3	0	1	0	0	0	0	0	0	1	0	1	0	0	0	0	0	0	0	0	0	0	0	0	0	0	0	0	0
1200	3	0	0	0	0	0	0	0	1	0	1	1	0	0	0	0	0	0	0	0	0	0	0	0	0	0	0	0	0
1300	5	0	0	1	0	0	0	0	0	0	1	1	2	0	0	0	0	0	0	0	0	0	0	0	0	0	0	0	0
1400	2	0	0	0	0	0	0	0	0	0	1	0	0	0	0	1	0	0	0	0	0	0	0	0	0	0	0	0	0
1500	3	0	0	0	0	0	0	0	0	0	0	2	0	0	1	0	0	0	0	0	0	0	0	0	0	0	0	0	0
1600	2	0	0	0	0	0	2	0	0	0	0	0	0	0	0	0	0	0	0	0	0	0	0	0	0	0	0	0	0
1700	2	0	0	0	0	0	0	0	0	0	0	0	0	2	0	0	0	0	0	0	0	0	0	0	0	0	0	0	0
1800	4	0	1	0	0	0	0	0	0	0	0	1	1	1	0	0	0	0	0	0	0	0	0	0	0	0	0	0	0
1900	**6**	**0**	**0**	**0**	**0**	**0**	**1**	**0**	**1**	**0**	**2**	**0**	**0**	**0**	**2**	**0**	**0**	**0**	**0**	**0**	**0**	**0**	**0**	**0**	**0**	**0**	**0**	**0**	**0**
2000	4	0	0	0	1	0	0	0	0	1	1	1	0	0	0	0	0	0	0	0	0	0	0	0	0	0	0	0	0
2100	0	0	0	0	0	0	0	0	0	0	0	0	0	0	0	0	0	0	0	0	0	0	0	0	0	0	0	0	0
2200	1	0	0	0	0	0	0	0	0	0	0	0	0	1	0	0	0	0	0	0	0	0	0	0	0	0	0	0	0
2300	1	0	0	0	0	0	0	0	0	0	0	0	0	1	0	0	0	0	0	0	0	0	0	0	0	0	0	0	0
07-19	**30**	**0**	**2**	**1**	**0**	**0**	**3**	**1**	**1**	**2**	**4**	**7**	**3**	**4**	**1**	**1**	**0**	**0**	**0**	**0**	**0**	**0**	**0**	**0**	**0**	**0**	**0**	**0**	**0**
06-22	**40**	**0**	**2**	**1**	**1**	**0**	**4**	**1**	**2**	**3**	**7**	**8**	**3**	**4**	**3**	**1**	**0**	**0**	**0**	**0**	**0**	**0**	**0**	**0**	**0**	**0**	**0**	**0**	**0**
06-00	**42**	**0**	**2**	**1**	**1**	**0**	**4**	**1**	**2**	**3**	**7**	**8**	**3**	**6**	**3**	**1**	**0**	**0**	**0**	**0**	**0**	**0**	**0**	**0**	**0**	**0**	**0**	**0**	**0**
00-00	**47**	**0**	**2**	**1**	**1**	**1**	**4**	**1**	**2**	**3**	**7**	**8**	**4**	**7**	**3**	**1**	**1**	**1**	**0**	**0**	**0**	**0**	**0**	**0**	**0**	**0**	**0**	**0**	**0**

DRAFT

Site 51
Location L-68017-0, Att - Telepole, Lat 53.8732, Long -6.82091
Direction West

3279 / Meath/Cavan/Monaghan ATC's
October 2013
Automatic Traffic Count

Mon, 14 October 2013

Time	Total	Speed Bins (km/h)																											
		0 - 5	5 - 10	10 - 15	15 - 20	20 - 25	25 - 30	30 - 35	35 - 40	40 - 45	45 - 50	50 - 55	55 - 60	60 - 65	65 - 70	70 - 75	75 - 80	80 - 85	85 - 90	90 - 95	95 - 100	100 - 105	105 - 110	110 - 115	115 - 120	120 - 125	125 - 130	130 - 135	135 - 140
0000	0	0	0	0	0	0	0	0	0	0	0	0	0	0	0	0	0	0	0	0	0	0	0	0	0	0	0	0	0
0100	1	0	0	0	0	0	0	0	0	0	0	0	1	0	0	0	0	0	0	0	0	0	0	0	0	0	0	0	0
0200	0	0	0	0	0	0	0	0	0	0	0	0	0	0	0	0	0	0	0	0	0	0	0	0	0	0	0	0	0
0300	0	0	0	0	0	0	0	0	0	0	0	0	0	0	0	0	0	0	0	0	0	0	0	0	0	0	0	0	0
0400	0	0	0	0	0	0	0	0	0	0	0	0	0	0	0	0	0	0	0	0	0	0	0	0	0	0	0	0	0
0500	0	0	0	0	0	0	0	0	0	0	0	0	0	0	0	0	0	0	0	0	0	0	0	0	0	0	0	0	0
0600	1	0	0	0	0	0	0	0	0	0	0	0	0	0	1	0	0	0	0	0	0	0	0	0	0	0	0	0	0
0700	3	0	0	0	0	0	0	0	0	0	0	2	1	0	0	0	0	0	0	0	0	0	0	0	0	0	0	0	0
0800	**6**	**0**	**0**	**0**	**0**	**0**	**0**	**0**	**0**	**1**	**2**	**1**	**1**	**1**	**0**	**0**	**0**	**0**	**0**	**0**	**0**	**0**	**0**	**0**	**0**	**0**	**0**	**0**	**0**
0900	3	0	0	0	0	0	0	0	1	0	1	0	1	0	0	0	0	0	0	0	0	0	0	0	0	0	0	0	0
1000	5	0	1	0	0	0	0	1	1	0	1	0	0	1	0	0	0	0	0	0	0	0	0	0	0	0	0	0	0
1100	**6**	**0**	**0**	**0**	**0**	**0**	**1**	**0**	**0**	**0**	**1**	**1**	**2**	**1**	**0**	**0**	**0**	**0**	**0**	**0**	**0**	**0**	**0**	**0**	**0**	**0**	**0**	**0**	**0**
1200	7	0	0	0	0	0	0	0	1	1	0	2	0	1	1	0	1	0	0	0	0	0	0	0	0	0	0	0	0
1300	4	0	0	0	0	0	0	0	1	0	1	2	0	0	0	0	0	0	0	0	0	0	0	0	0	0	0	0	0
1400	3	0	0	0	0	0	0	1	0	1	0	1	0	0	0	0	0	0	0	0	0	0	0	0	0	0	0	0	0
1500	8	0	0	1	0	0	0	0	1	1	2	0	1	1	0	0	1	0	0	0	0	0	0	0	0	0	0	0	0
1600	8	0	0	1	2	0	0	0	0	1	2	0	1	1	0	0	0	0	0	0	0	0	0	0	0	0	0	0	0
1700	**13**	**0**	**0**	**0**	**0**	**1**	**0**	**0**	**1**	**1**	**1**	**1**	**3**	**0**	**4**	**1**	**0**	**0**	**0**	**0**	**0**	**0**	**0**	**0**	**0**	**0**	**0**	**0**	**0**
1800	10	0	0	0	0	0	0	1	0	0	0	3	2	3	0	1	0	0	0	0	0	0	0	0	0	0	0	0	0
1900	3	0	0	0	0	0	0	0	0	0	0	1	1	0	1	0	0	0	0	0	0	0	0	0	0	0	0	0	0
2000	6	0	0	0	1	0	0	0	0	1	0	1	3	0	0	0	0	0	0	0	0	0	0	0	0	0	0	0	0
2100	4	0	0	0	0	1	0	1	1	0	0	1	0	0	0	0	0	0	0	0	0	0	0	0	0	0	0	0	0
2200	3	0	0	0	0	0	0	0	1	0	0	1	1	0	0	0	0	0	0	0	0	0	0	0	0	0	0	0	0
2300	1	0	0	0	0	0	0	0	0	0	0	0	1	0	0	0	0	0	0	0	0	0	0	0	0	0	0	0	0
07-19	**76**	**0**	**1**	**2**	**2**	**1**	**1**	**3**	**6**	**6**	**11**	**13**	**12**	**9**	**5**	**2**	**2**	**0**	**0**	**0**	**0**	**0**	**0**	**0**	**0**	**0**	**0**	**0**	**0**
06-22	**90**	**0**	**1**	**2**	**3**	**2**	**1**	**4**	**7**	**7**	**11**	**16**	**16**	**9**	**7**	**2**	**2**	**0**	**0**	**0**	**0**	**0**	**0**	**0**	**0**	**0**	**0**	**0**	**0**
06-00	**94**	**0**	**1**	**2**	**3**	**2**	**1**	**4**	**8**	**7**	**11**	**17**	**18**	**9**	**7**	**2**	**2**	**0**	**0**	**0**	**0**	**0**	**0**	**0**	**0**	**0**	**0**	**0**	**0**
00-00	**95**	**0**	**1**	**2**	**3**	**2**	**1**	**4**	**8**	**7**	**11**	**17**	**19**	**9**	**7**	**2**	**2**	**0**	**0**	**0**	**0**	**0**	**0**	**0**	**0**	**0**	**0**	**0**	**0**

DRAFT

Site 51
Location L-68017-0, Att - Telepole, Lat 53.8732, Long -6.82091
Direction West

3279 / Meath/Cavan/Monaghan ATC's
October 2013
Automatic Traffic Count

Tue, 15 October 2013

Time	Total	Speed Bins (km/h)																											
		0 - 5	5 - 10	10 - 15	15 - 20	20 - 25	25 - 30	30 - 35	35 - 40	40 - 45	45 - 50	50 - 55	55 - 60	60 - 65	65 - 70	70 - 75	75 - 80	80 - 85	85 - 90	90 - 95	95 - 100	100 - 105	105 - 110	110 - 115	115 - 120	120 - 125	125 - 130	130 - 135	135 - 140
0000	2	0	0	0	0	0	0	0	0	0	0	0	0	1	0	0	1	0	0	0	0	0	0	0	0	0	0	0	0
0100	0	0	0	0	0	0	0	0	0	0	0	0	0	0	0	0	0	0	0	0	0	0	0	0	0	0	0	0	0
0200	0	0	0	0	0	0	0	0	0	0	0	0	0	0	0	0	0	0	0	0	0	0	0	0	0	0	0	0	0
0300	0	0	0	0	0	0	0	0	0	0	0	0	0	0	0	0	0	0	0	0	0	0	0	0	0	0	0	0	0
0400	0	0	0	0	0	0	0	0	0	0	0	0	0	0	0	0	0	0	0	0	0	0	0	0	0	0	0	0	0
0500	0	0	0	0	0	0	0	0	0	0	0	0	0	0	0	0	0	0	0	0	0	0	0	0	0	0	0	0	0
0600	2	0	0	0	0	0	0	0	0	0	0	0	1	1	0	0	0	0	0	0	0	0	0	0	0	0	0	0	0
0700	2	0	0	0	0	0	0	0	0	2	0	0	0	0	0	0	0	0	0	0	0	0	0	0	0	0	0	0	0
0800	4	0	0	0	0	0	0	0	1	0	0	0	2	0	1	0	0	0	0	0	0	0	0	0	0	0	0	0	0
0900	2	0	0	0	0	0	0	0	0	0	2	0	0	0	0	0	0	0	0	0	0	0	0	0	0	0	0	0	0
1000	6	0	0	1	0	0	0	0	2	1	0	1	1	0	0	0	0	0	0	0	0	0	0	0	0	0	0	0	0
1100	**8**	**0**	**1**	**0**	**0**	**0**	**0**	**1**	**1**	**0**	**0**	**2**	**1**	**1**	**1**	**0**	**0**	**0**	**0**	**0**	**0**	**0**	**0**	**0**	**0**	**0**	**0**	**0**	**0**
1200	9	0	0	0	0	0	1	0	2	2	1	0	2	1	0	0	0	0	0	0	0	0	0	0	0	0	0	0	0
1300	5	0	1	0	0	0	0	1	0	0	1	0	1	1	0	0	0	0	0	0	0	0	0	0	0	0	0	0	0
1400	3	0	0	0	0	0	0	1	0	0	0	1	0	0	1	0	0	0	0	0	0	0	0	0	0	0	0	0	0
1500	10	0	0	0	0	2	0	1	1	0	0	1	3	2	0	0	0	0	0	0	0	0	0	0	0	0	0	0	0
1600	9	0	0	1	0	1	0	0	1	0	3	2	0	0	0	1	0	0	0	0	0	0	0	0	0	0	0	0	0
1700	**12**	**0**	**0**	**0**	**0**	**0**	**2**	**1**	**0**	**0**	**3**	**3**	**3**	**0**	**0**	**0**	**0**	**0**	**0**	**0**	**0**	**0**	**0**	**0**	**0**	**0**	**0**	**0**	**0**
1800	11	0	0	0	0	0	1	1	0	1	1	1	1	0	1	2	2	0	0	0	0	0	0	0	0	0	0	0	0
1900	10	0	0	0	0	0	0	0	0	0	0	1	3	1	2	2	1	0	0	0	0	0	0	0	0	0	0	0	0
2000	5	0	0	0	0	0	0	0	1	1	0	1	0	1	0	0	0	0	1	0	0	0	0	0	0	0	0	0	0
2100	4	0	0	0	0	0	0	1	0	0	0	1	2	0	0	0	0	0	0	0	0	0	0	0	0	0	0	0	0
2200	3	0	0	0	0	0	0	1	0	1	0	0	0	0	0	1	0	0	0	0	0	0	0	0	0	0	0	0	0
2300	1	0	0	0	0	0	0	0	0	0	0	0	0	0	1	0	0	0	0	0	0	0	0	0	0	0	0	0	0
07-19	**81**	**0**	**2**	**2**	**0**	**3**	**4**	**6**	**8**	**6**	**11**	**11**	**14**	**5**	**4**	**3**	**2**	**0**	**0**	**0**	**0**	**0**	**0**	**0**	**0**	**0**	**0**	**0**	**0**
06-22	**102**	**0**	**2**	**2**	**0**	**3**	**4**	**7**	**9**	**7**	**11**	**14**	**20**	**8**	**6**	**5**	**3**	**0**	**1**	**0**	**0**	**0**	**0**	**0**	**0**	**0**	**0**	**0**	**0**
06-00	**106**	**0**	**2**	**2**	**0**	**3**	**4**	**8**	**9**	**8**	**11**	**14**	**20**	**8**	**7**	**6**	**3**	**0**	**1**	**0**	**0**	**0**	**0**	**0**	**0**	**0**	**0**	**0**	**0**
00-00	**108**	**0**	**2**	**2**	**0**	**3**	**4**	**8**	**9**	**8**	**11**	**14**	**20**	**9**	**7**	**6**	**4**	**0**	**1**	**0**	**0**	**0**	**0**	**0**	**0**	**0**	**0**	**0**	**0**

DRAFT

Site 51
Location L-68017-0, Att - Telepole, Lat 53.8732, Long -6.82091
Direction West

3279 / Meath/Cavan/Monaghan ATC's
October 2013
Automatic Traffic Count

Wed, 16 October 2013

Time	Total	Speed Bins (km/h)																											
		0 - 5	5 - 10	10 - 15	15 - 20	20 - 25	25 - 30	30 - 35	35 - 40	40 - 45	45 - 50	50 - 55	55 - 60	60 - 65	65 - 70	70 - 75	75 - 80	80 - 85	85 - 90	90 - 95	95 - 100	100 - 105	105 - 110	110 - 115	115 - 120	120 - 125	125 - 130	130 - 135	135 - 140
0000	1	0	0	0	0	0	0	0	0	0	0	1	0	0	0	0	0	0	0	0	0	0	0	0	0	0	0	0	0
0100	0	0	0	0	0	0	0	0	0	0	0	0	0	0	0	0	0	0	0	0	0	0	0	0	0	0	0	0	0
0200	0	0	0	0	0	0	0	0	0	0	0	0	0	0	0	0	0	0	0	0	0	0	0	0	0	0	0	0	0
0300	0	0	0	0	0	0	0	0	0	0	0	0	0	0	0	0	0	0	0	0	0	0	0	0	0	0	0	0	0
0400	0	0	0	0	0	0	0	0	0	0	0	0	0	0	0	0	0	0	0	0	0	0	0	0	0	0	0	0	0
0500	0	0	0	0	0	0	0	0	0	0	0	0	0	0	0	0	0	0	0	0	0	0	0	0	0	0	0	0	0
0600	2	0	0	0	0	0	0	0	0	0	0	0	0	2	0	0	0	0	0	0	0	0	0	0	0	0	0	0	0
0700	2	0	0	0	0	0	0	0	0	0	0	1	1	0	0	0	0	0	0	0	0	0	0	0	0	0	0	0	0
0800	5	0	0	0	0	0	0	0	1	0	0	0	1	2	0	0	0	1	0	0	0	0	0	0	0	0	0	0	0
0900	5	0	0	0	0	0	0	1	0	0	2	1	1	0	0	0	0	0	0	0	0	0	0	0	0	0	0	0	0
1000	4	0	0	0	0	0	0	0	0	1	0	0	2	1	0	0	0	0	0	0	0	0	0	0	0	0	0	0	0
1100	**7**	**0**	**0**	**0**	**0**	**0**	**0**	**0**	**0**	**0**	**1**	**2**	**4**	**0**	**0**	**0**	**0**	**0**	**0**	**0**	**0**	**0**	**0**	**0**	**0**	**0**	**0**	**0**	**0**
1200	5	0	0	0	0	0	0	0	1	0	1	1	0	0	0	1	1	0	0	0	0	0	0	0	0	0	0	0	0
1300	3	0	0	0	0	0	0	0	0	0	0	1	2	0	0	0	0	0	0	0	0	0	0	0	0	0	0	0	0
1400	10	0	0	0	1	0	3	1	0	2	1	1	1	0	0	0	0	0	0	0	0	0	0	0	0	0	0	0	0
1500	5	0	0	0	0	0	0	0	0	1	0	1	2	1	0	0	0	0	0	0	0	0	0	0	0	0	0	0	0
1600	5	0	0	0	0	0	0	0	0	1	0	1	1	2	0	0	0	0	0	0	0	0	0	0	0	0	0	0	0
1700	**13**	**0**	**0**	**0**	**0**	**0**	**1**	**2**	**0**	**2**	**2**	**2**	**2**	**2**	**0**	**0**	**0**	**0**	**0**	**0**	**0**	**0**	**0**	**0**	**0**	**0**	**0**	**0**	**0**
1800	9	0	0	0	0	0	0	0	0	0	0	2	2	3	2	0	0	0	0	0	0	0	0	0	0	0	0	0	0
1900	6	0	0	0	0	0	0	0	0	1	1	0	2	1	1	0	0	0	0	0	0	0	0	0	0	0	0	0	0
2000	4	0	0	0	0	0	0	0	0	1	0	2	1	0	0	0	0	0	0	0	0	0	0	0	0	0	0	0	0
2100	2	0	0	0	0	0	0	1	0	1	0	0	0	0	0	0	0	0	0	0	0	0	0	0	0	0	0	0	0
2200	1	0	0	0	0	0	0	0	0	0	0	1	0	0	0	0	0	0	0	0	0	0	0	0	0	0	0	0	0
2300	2	0	0	0	0	0	0	0	0	0	1	0	1	0	0	0	0	0	0	0	0	0	0	0	0	0	0	0	0
07-19	**73**	**0**	**0**	**0**	**1**	**0**	**4**	**4**	**2**	**7**	**7**	**13**	**19**	**11**	**2**	**1**	**1**	**1**	**0**	**0**	**0**	**0**	**0**	**0**	**0**	**0**	**0**	**0**	**0**
06-22	**87**	**0**	**0**	**0**	**1**	**0**	**4**	**5**	**2**	**10**	**8**	**15**	**22**	**14**	**3**	**1**	**1**	**1**	**0**	**0**	**0**	**0**	**0**	**0**	**0**	**0**	**0**	**0**	**0**
06-00	**90**	**0**	**0**	**0**	**1**	**0**	**4**	**5**	**2**	**10**	**9**	**16**	**23**	**14**	**3**	**1**	**1**	**1**	**0**	**0**	**0**	**0**	**0**	**0**	**0**	**0**	**0**	**0**	**0**
00-00	**91**	**0**	**0**	**0**	**1**	**0**	**4**	**5**	**2**	**10**	**9**	**17**	**23**	**14**	**3**	**1**	**1**	**1**	**0**	**0**	**0**	**0**	**0**	**0**	**0**	**0**	**0**	**0**	**0**

DRAFT

Site 51
Location L-68017-0, Att - Telepole, Lat 53.8732, Long -6.82091
Direction West

3279 / Meath/Cavan/Monaghan ATC's
October 2013
Automatic Traffic Count

Virtual Day (7)

Time	Total	Speed Bins (km/h)																											
		0 - 5	5 - 10	10 - 15	15 - 20	20 - 25	25 - 30	30 - 35	35 - 40	40 - 45	45 - 50	50 - 55	55 - 60	60 - 65	65 - 70	70 - 75	75 - 80	80 - 85	85 - 90	90 - 95	95 - 100	100 - 105	105 - 110	110 - 115	115 - 120	120 - 125	125 - 130	130 - 135	135 - 140
0000	1	0	0	0	0	0	0	0	0	0	0	0	0	0	0	0	0	0	0	0	0	0	0	0	0	0	0	0	0
0100	0	0	0	0	0	0	0	0	0	0	0	0	0	0	0	0	0	0	0	0	0	0	0	0	0	0	0	0	0
0200	0	0	0	0	0	0	0	0	0	0	0	0	0	0	0	0	0	0	0	0	0	0	0	0	0	0	0	0	0
0300	0	0	0	0	0	0	0	0	0	0	0	0	0	0	0	0	0	0	0	0	0	0	0	0	0	0	0	0	0
0400	0	0	0	0	0	0	0	0	0	0	0	0	0	0	0	0	0	0	0	0	0	0	0	0	0	0	0	0	0
0500	0	0	0	0	0	0	0	0	0	0	0	0	0	0	0	0	0	0	0	0	0	0	0	0	0	0	0	0	0
0600	1	0	0	0	0	0	0	0	0	0	0	0	0	0	0	0	0	0	0	0	0	0	0	0	0	0	0	0	0
0700	2	0	0	0	0	0	0	0	0	0	0	1	1	0	0	0	0	0	0	0	0	0	0	0	0	0	0	0	0
0800	5	0	0	0	0	0	0	0	0	0	1	1	1	1	0	0	0	0	0	0	0	0	0	0	0	0	0	0	0
0900	3	0	0	0	0	0	0	0	0	0	1	0	1	0	0	0	0	0	0	0	0	0	0	0	0	0	0	0	0
1000	**6**	**0**	**0**	**0**	**0**	**0**	**1**	**0**	**1**	**1**	**1**	**1**	**1**	**1**	**0**	**0**	**0**	**0**	**0**	**0**	**0**	**0**	**0**	**0**	**0**	**0**	**0**	**0**	**0**
1100	5	0	0	0	0	0	1	0	0	0	0	1	1	1	0	0	0	0	0	0	0	0	0	0	0	0	0	0	0
1200	5	0	0	0	0	0	0	0	1	1	0	1	0	0	0	0	0	0	0	0	0	0	0	0	0	0	0	0	0
1300	5	0	0	0	0	0	0	0	1	0	1	1	1	1	0	0	0	0	0	0	0	0	0	0	0	0	0	0	0
1400	5	0	0	0	0	0	1	1	0	1	1	1	1	0	0	0	0	0	0	0	0	0	0	0	0	0	0	0	0
1500	8	0	0	0	0	0	0	1	1	0	0	1	1	2	0	1	0	0	0	0	0	0	0	0	0	0	0	0	0
1600	7	0	0	0	1	0	1	0	0	0	1	1	1	1	1	0	0	0	0	0	0	0	0	0	0	0	0	0	0
1700	9	0	0	0	0	0	1	0	0	0	1	2	2	1	1	0	0	0	0	0	0	0	0	0	0	0	0	0	0
1800	**10**	**0**	**0**	**0**	**0**	**0**	**0**	**0**	**0**	**1**	**1**	**2**	**2**	**2**	**1**	**0**	**0**	**0**	**0**	**0**	**0**	**0**	**0**	**0**	**0**	**0**	**0**	**0**	**0**
1900	7	0	0	0	0	0	0	0	0	0	0	1	1	1	1	1	0	0	0	0	0	0	0	0	0	0	0	0	0
2000	5	0	0	0	0	0	0	0	0	1	0	1	1	0	0	0	0	0	0	0	0	0	0	0	0	0	0	0	0
2100	3	0	0	0	0	0	1	1	0	0	0	1	0	0	0	0	0	0	0	0	0	0	0	0	0	0	0	0	0
2200	2	0	0	0	0	0	0	0	0	0	0	1	0	0	0	0	0	0	0	0	0	0	0	0	0	0	0	0	0
2300	1	0	0	0	0	0	0	0	0	0	0	0	0	0	0	0	0	0	0	0	0	0	0	0	0	0	0	0	0
07-19	**71**	**0**	**1**	**1**	**1**	**2**	**4**	**4**	**4**	**5**	**8**	**11**	**12**	**9**	**4**	**3**	**1**	**0**	**0**	**0**	**0**	**0**	**0**	**0**	**0**	**0**	**0**	**0**	**0**
06-22	**86**	**0**	**1**	**1**	**2**	**2**	**5**	**5**	**5**	**6**	**9**	**13**	**14**	**10**	**5**	**4**	**1**	**0**	**0**	**0**	**0**	**0**	**0**	**0**	**0**	**0**	**0**	**0**	**0**
06-00	**89**	**0**	**1**	**1**	**2**	**2**	**5**	**5**	**5**	**6**	**10**	**14**	**15**	**11**	**5**	**4**	**1**	**0**	**0**	**0**	**0**	**0**	**0**	**0**	**0**	**0**	**0**	**0**	**0**
00-00	**90**	**0**	**1**	**1**	**2**	**2**	**5**	**5**	**5**	**6**	**10**	**14**	**15**	**11**	**5**	**4**	**1**	**0**	**0**	**0**	**0**	**0**	**0**	**0**	**0**	**0**	**0**	**0**	**0**

DRAFT

Site 51
Location L-68017-0, Att - Telepole, Lat 53.8732, Long -6.82091
Direction West

3279 / Meath/Cavan/Monaghan ATC's
October 2013
Automatic Traffic Count

Virtual Week (1)

Time	Total	Speed Bins (km/h)																											
		0 - 5	5 - 10	10 - 15	15 - 20	20 - 25	25 - 30	30 - 35	35 - 40	40 - 45	45 - 50	50 - 55	55 - 60	60 - 65	65 - 70	70 - 75	75 - 80	80 - 85	85 - 90	90 - 95	95 - 100	100 - 105	105 - 110	110 - 115	115 - 120	120 - 125	125 - 130	130 - 135	135 - 140
Mon	95	0	1	2	3	2	1	4	8	7	11	17	19	9	7	2	2	0	0	0	0	0	0	0	0	0	0	0	0
Tue	108	0	2	2	0	3	4	8	9	8	11	14	20	9	7	6	4	0	1	0	0	0	0	0	0	0	0	0	0
Wed	91	0	0	0	1	0	4	5	2	10	9	17	23	14	3	1	1	1	0	0	0	0	0	0	0	0	0	0	0
Thu	115	0	1	1	1	4	6	12	7	7	11	15	22	14	8	6	0	0	0	0	0	0	0	0	0	0	0	0	0
Fri	96	0	0	2	4	2	9	4	0	6	11	19	10	13	7	7	0	1	1	0	0	0	0	0	0	0	0	0	0
|Sat	78	0	2	1	1	2	8	3	9	3	7	9	9	11	3	8	2	0	0	0	0	0	0	0	0	0	0	0	0
|Sun	47	0	2	1	1	1	4	1	2	3	7	8	4	7	3	1	1	1	0	0	0	0	0	0	0	0	0	0	0
5 Day Ave.	**101**	**0**	**1**	**1**	**2**	**2**	**5**	**7**	**5**	**8**	**11**	**16**	**19**	**12**	**6**	**4**	**1**	**0**	**0**	**0**	**0**	**0**	**0**	**0**	**0**	**0**	**0**	**0**	**0**
7 Day Ave.	**90**	**0**	**1**	**1**	**2**	**2**	**5**	**5**	**5**	**6**	**10**	**14**	**15**	**11**	**5**	**4**	**1**	**0**	**0**	**0**	**0**	**0**	**0**	**0**	**0**	**0**	**0**	**0**	**0**
--	**630**	**0**	**8**	**9**	**11**	**14**	**36**	**37**	**37**	**44**	**67**	**99**	**107**	**77**	**38**	**31**	**10**	**3**	**2**	**0**	**0**	**0**	**0**	**0**	**0**	**0**	**0**	**0**	**0**

Summary Graphs

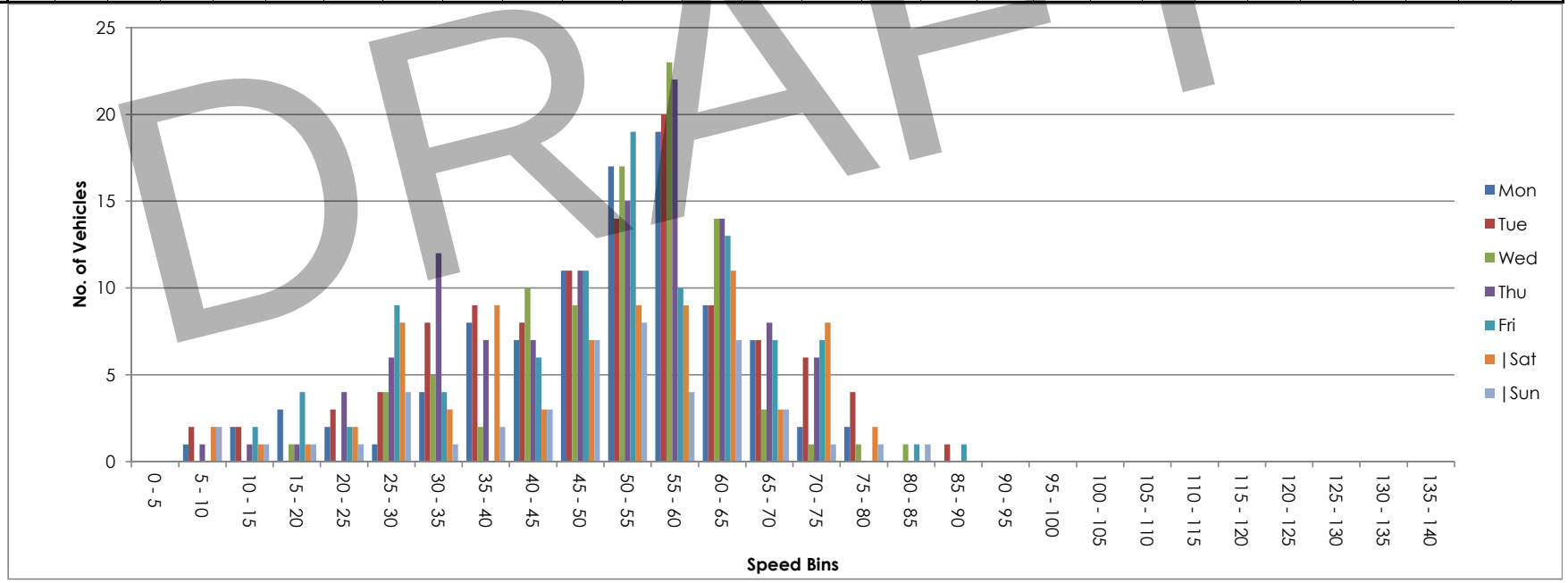

DRAFT

Site 51
Location L-68017-0, Att - Telepole, Lat 53.8732, Long -6.82091
Direction Two way

3279 / Meath/Cavan/Monaghan ATC's
October 2013
Automatic Traffic Count

Thu, 10 October 2013

Time	Total	Classification												>PSL	>PSL%	>SL1	>SL1%	>SL2	>SL2%	Mean	Vpp
		1 MCL	2 SV	3 SVT	4 TB2	5 TB3	6 T4	7 ART3	8 ART4	9 ART5	10 ART6	11 BD	12 DRT	80	80	85 +5kph	85 +5kph	90 +10kph	90 +10kph		85
0000	0	0	0	0	0	0	0	0	0	0	0	0	0	0	0	0	0	0	0	-	-
0100	0	0	0	0	0	0	0	0	0	0	0	0	0	0	0	0	0	0	0	-	-
0200	0	0	0	0	0	0	0	0	0	0	0	0	0	0	0	0	0	0	0	-	-
0300	0	0	0	0	0	0	0	0	0	0	0	0	0	0	0	0	0	0	0	-	-
0400	0	0	0	0	0	0	0	0	0	0	0	0	0	0	0	0	0	0	0	-	-
0500	0	0	0	0	0	0	0	0	0	0	0	0	0	0	0	0	0	0	0	-	-
0600	7	0	6	0	1	0	0	0	0	0	0	0	0	1	14.3	1	14.3	0	0	63.1	-
0700	13	1	11	0	1	0	0	0	0	0	0	0	0	1	7.7	0	0	0	0	54.7	68
0800	**23**	**0**	**21**	**1**	**1**	**0**	**0**	**0**	**0**	**0**	**0**	**0**	**0**	**1**	**4.3**	**0**	**0**	**0**	**0**	**57.6**	**66.6**
0900	3	1	2	0	0	0	0	0	0	0	0	0	0	0	0	0	0	0	0	41.4	-
1000	16	0	14	1	0	1	0	0	0	0	0	0	0	0	0	0	0	0	0	47.7	61.2
1100	13	1	8	2	2	0	0	0	0	0	0	0	0	0	0	0	0	0	0	43	59.4
1200	15	1	10	2	1	0	0	0	0	0	1	0	0	0	0	0	0	0	0	40.1	64.4
1300	15	0	8	2	3	1	0	0	0	0	1	0	0	0	0	0	0	0	0	45.6	57.6
1400	15	0	13	0	1	0	0	1	0	0	0	0	0	0	0	0	0	0	0	46.2	54.7
1500	16	0	12	2	0	0	0	0	0	0	2	0	0	1	6.3	1	6.3	0	0	54	65.2
1600	13	0	10	1	2	0	0	0	0	0	0	0	0	0	0	0	0	0	0	50.7	61.9
1700	19	0	14	4	0	0	0	0	0	1	0	0	0	0	0	0	0	0	0	45.5	58
1800	**25**	**0**	**24**	**1**	**0**	**0**	**0**	**0**	**0**	**0**	**0**	**0**	**0**	**0**	**0**	**0**	**0**	**0**	**0**	**50.9**	**62.3**
1900	16	0	15	0	1	0	0	0	0	0	0	0	0	0	0	0	0	0	0	57.5	70.6
2000	5	0	5	0	0	0	0	0	0	0	0	0	0	0	0	0	0	0	0	44.3	-
2100	5	0	5	0	0	0	0	0	0	0	0	0	0	0	0	0	0	0	0	55.8	-
2200	1	0	1	0	0	0	0	0	0	0	0	0	0	0	0	0	0	0	0	57.5	-
2300	3	0	3	0	0	0	0	0	0	0	0	0	0	0	0	0	0	0	0	65.8	-
07-19	**186**	**4**	**147**	**16**	**11**	**2**	**0**	**1**	**0**	**1**	**4**	**0**	**0**	**3**	**1.6**	**1**	**0.5**	**0**	**0**	**49**	**63.4**
06-22	**219**	**4**	**178**	**16**	**13**	**2**	**0**	**1**	**0**	**1**	**4**	**0**	**0**	**4**	**1.8**	**2**	**0.9**	**0**	**0**	**50.2**	**65.2**
06-00	**223**	**4**	**182**	**16**	**13**	**2**	**0**	**1**	**0**	**1**	**4**	**0**	**0**	**4**	**1.8**	**2**	**0.9**	**0**	**0**	**50.4**	**65.5**
00-00	**223**	**4**	**182**	**16**	**13**	**2**	**0**	**1**	**0**	**1**	**4**	**0**	**0**	**4**	**1.8**	**2**	**0.9**	**0**	**0**	**50.4**	**65.5**

DRAFT

Site 51
Location L-68017-0, Att - Telepole, Lat 53.8732, Long -6.82091
Direction Two way

3279 / Meath/Cavan/Monaghan ATC's
October 2013
Automatic Traffic Count

Fri, 11 October 2013

Time	Total	Classification												>PSL	>PSL%	>SL1	>SL1%	>SL2	>SL2%	Mean	Vpp
		1 MCL	2 SV	3 SVT	4 TB2	5 TB3	6 T4	7 ART3	8 ART4	9 ART5	10 ART6	11 BD	12 DRT	80	80	85 +5kph	85 +5kph	90 +10kph	90 +10kph		85
0000	0	0	0	0	0	0	0	0	0	0	0	0	0	0	0	0	0	0	0	-	-
0100	2	0	2	0	0	0	0	0	0	0	0	0	0	1	50	0	0	0	0	70.5	-
0200	0	0	0	0	0	0	0	0	0	0	0	0	0	0	0	0	0	0	0	-	-
0300	0	0	0	0	0	0	0	0	0	0	0	0	0	0	0	0	0	0	0	-	-
0400	0	0	0	0	0	0	0	0	0	0	0	0	0	0	0	0	0	0	0	-	-
0500	1	0	1	0	0	0	0	0	0	0	0	0	0	0	0	0	0	0	0	56.4	-
0600	9	1	7	0	1	0	0	0	0	0	0	0	0	2	22.2	2	22.2	0	0	65.6	-
0700	8	0	6	0	1	1	0	0	0	0	0	0	0	0	0	0	0	0	0	61.3	-
0800	**20**	**0**	**18**	**0**	**2**	**0**	**0**	**0**	**0**	**0**	**0**	**0**	**0**	**0**	**0**	**0**	**0**	**0**	**0**	**53.6**	**66.2**
0900	8	0	7	0	1	0	0	0	0	0	0	0	0	0	0	0	0	0	0	51.5	-
1000	15	0	14	0	1	0	0	0	0	0	0	0	0	0	0	0	0	0	0	43.9	59.4
1100	7	0	6	0	1	0	0	0	0	0	0	0	0	0	0	0	0	0	0	55.1	-
1200	3	1	2	0	0	0	0	0	0	0	0	0	0	0	0	0	0	0	0	47.2	-
1300	6	0	6	0	0	0	0	0	0	0	0	0	0	0	0	0	0	0	0	52.6	-
1400	13	0	10	1	2	0	0	0	0	0	0	0	0	0	0	0	0	0	0	44.3	52.6
1500	17	1	13	0	2	1	0	0	0	0	0	0	0	0	0	0	0	0	0	54.2	69.1
1600	14	0	12	1	1	0	0	0	0	0	0	0	0	0	0	0	0	0	0	52.1	67
1700	13	0	9	1	1	0	0	1	0	1	0	0	0	0	0	0	0	0	0	49.8	56.9
1800	**19**	**1**	**16**	**2**	**0**	**0**	**0**	**0**	**0**	**0**	**0**	**0**	**0**	**1**	**5.3**	**1**	**5.3**	**0**	**0**	**45.4**	**62.3**
1900	12	0	10	0	0	0	1	0	0	1	0	0	0	0	0	0	0	0	0	57.5	67.7
2000	8	0	7	0	1	0	0	0	0	0	0	0	0	1	12.5	0	0	0	0	65.9	-
2100	7	0	7	0	0	0	0	0	0	0	0	0	0	0	0	0	0	0	0	47.6	-
2200	3	0	3	0	0	0	0	0	0	0	0	0	0	0	0	0	0	0	0	53.4	-
2300	4	0	4	0	0	0	0	0	0	0	0	0	0	0	0	0	0	0	0	57.5	-
07-19	**143**	**3**	**119**	**5**	**12**	**2**	**0**	**1**	**0**	**1**	**0**	**0**	**0**	**1**	**0.7**	**1**	**0.7**	**0**	**0**	**50.4**	**65.9**
06-22	**179**	**4**	**150**	**5**	**14**	**2**	**1**	**1**	**0**	**2**	**0**	**0**	**0**	**4**	**2.2**	**3**	**1.7**	**0**	**0**	**52.3**	**68**
06-00	**186**	**4**	**157**	**5**	**14**	**2**	**1**	**1**	**0**	**2**	**0**	**0**	**0**	**4**	**2.2**	**3**	**1.6**	**0**	**0**	**52.4**	**67.7**
00-00	**189**	**4**	**160**	**5**	**14**	**2**	**1**	**1**	**0**	**2**	**0**	**0**	**0**	**5**	**2.6**	**3**	**1.6**	**0**	**0**	**52.6**	**68**

DRAFT

Site 51
Location L-68017-0, Att - Telepole, Lat 53.8732, Long -6.82091
Direction Two way

3279 / Meath/Cavan/Monaghan ATC's
October 2013
Automatic Traffic Count

Sat, 12 October 2013

Time	Total	Classification												>PSL	>PSL%	>SL1	>SL1%	>SL2	>SL2%	Mean	Vpp
		1 MCL	2 SV	3 SVT	4 TB2	5 TB3	6 T4	7 ART3	8 ART4	9 ART5	10 ART6	11 BD	12 DRT	80	80	85 +5kph	85 +5kph	90 +10kph	90 +10kph		85
0000	1	0	1	0	0	0	0	0	0	0	0	0	0	0	0	0	0	0	0	64	-
0100	1	0	1	0	0	0	0	0	0	0	0	0	0	1	100	1	100	0	0	88.2	-
0200	0	0	0	0	0	0	0	0	0	0	0	0	0	0	0	0	0	0	0	-	-
0300	0	0	0	0	0	0	0	0	0	0	0	0	0	0	0	0	0	0	0	-	-
0400	1	0	1	0	0	0	0	0	0	0	0	0	0	0	0	0	0	0	0	66.3	-
0500	0	0	0	0	0	0	0	0	0	0	0	0	0	0	0	0	0	0	0	-	-
0600	0	0	0	0	0	0	0	0	0	0	0	0	0	0	0	0	0	0	0	-	-
0700	4	0	3	0	1	0	0	0	0	0	0	0	0	0	0	0	0	0	0	58.5	-
0800	6	0	6	0	0	0	0	0	0	0	0	0	0	0	0	0	0	0	0	60.8	-
0900	7	0	7	0	0	0	0	0	0	0	0	0	0	0	0	0	0	0	0	52.4	-
1000	**11**	**1**	**9**	**0**	**1**	**0**	**0**	**0**	**0**	**0**	**0**	**0**	**0**	**0**	**0**	**0**	**0**	**0**	**0**	**40.9**	**51.8**
1100	6	1	3	2	0	0	0	0	0	0	0	0	0	0	0	0	0	0	0	44.9	-
1200	9	0	8	0	1	0	0	0	0	0	0	0	0	0	0	0	0	0	0	48.5	-
1300	10	0	9	0	1	0	0	0	0	0	0	0	0	0	0	0	0	0	0	41	-
1400	12	4	7	0	1	0	0	0	0	0	0	0	0	0	0	0	0	0	0	43.3	59
1500	14	0	14	0	0	0	0	0	0	0	0	0	0	0	0	0	0	0	0	51.4	70.6
1600	**17**	**0**	**12**	**4**	**1**	**0**	**0**	**0**	**0**	**0**	**0**	**0**	**0**	**0**	**0**	**0**	**0**	**0**	**0**	**52.4**	**65.9**
1700	10	0	9	0	1	0	0	0	0	0	0	0	0	0	0	0	0	0	0	54.5	-
1800	9	0	8	0	0	0	1	0	0	0	0	0	0	0	0	0	0	0	0	49.9	-
1900	7	0	7	0	0	0	0	0	0	0	0	0	0	1	14.3	0	0	0	0	54	-
2000	8	0	7	0	1	0	0	0	0	0	0	0	0	0	0	0	0	0	0	54.9	-
2100	5	0	4	1	0	0	0	0	0	0	0	0	0	0	0	0	0	0	0	36.6	-
2200	5	0	5	0	0	0	0	0	0	0	0	0	0	0	0	0	0	0	0	48	-
2300	0	0	0	0	0	0	0	0	0	0	0	0	0	0	0	0	0	0	0	-	-
07-19	**115**	**6**	**95**	**6**	**7**	**0**	**1**	**0**	**0**	**0**	**0**	**0**	**0**	**0**	**0**	**0**	**0**	**0**	**0**	**49.2**	**67**
06-22	**135**	**6**	**113**	**7**	**8**	**0**	**1**	**0**	**0**	**0**	**0**	**0**	**0**	**1**	**0.7**	**0**	**0**	**0**	**0**	**49.3**	**68.8**
06-00	**140**	**6**	**118**	**7**	**8**	**0**	**1**	**0**	**0**	**0**	**0**	**0**	**0**	**1**	**0.7**	**0**	**0**	**0**	**0**	**49.3**	**67.7**
00-00	**143**	**6**	**121**	**7**	**8**	**0**	**1**	**0**	**0**	**0**	**0**	**0**	**0**	**2**	**1.4**	**1**	**0.7**	**0**	**0**	**49.8**	**68.8**

DRAFT

Site 51
Location L-68017-0, Att - Telepole, Lat 53.8732, Long -6.82091
Direction Two way

3279 / Meath/Cavan/Monaghan ATC's
October 2013
Automatic Traffic Count

Sun, 13 October 2013

Time	Total	Classification												>PSL	>PSL%	>SL1	>SL1%	>SL2	>SL2%	Mean	Vpp
		1 MCL	2 SV	3 SVT	4 TB2	5 TB3	6 T4	7 ART3	8 ART4	9 ART5	10 ART6	11 BD	12 DRT	80	80	85 +5kph	85 +5kph	90 +10kph	90 +10kph		85
0000	4	0	4	0	0	0	0	0	0	0	0	0	0	0	0	0	0	0	0	59.6	-
0100	1	0	1	0	0	0	0	0	0	0	0	0	0	0	0	0	0	0	0	24.9	-
0200	2	0	2	0	0	0	0	0	0	0	0	0	0	0	0	0	0	0	0	62.9	-
0300	1	0	1	0	0	0	0	0	0	0	0	0	0	1	100	0	0	0	0	83.5	-
0400	0	0	0	0	0	0	0	0	0	0	0	0	0	0	0	0	0	0	0	-	-
0500	0	0	0	0	0	0	0	0	0	0	0	0	0	0	0	0	0	0	0	-	-
0600	0	0	0	0	0	0	0	0	0	0	0	0	0	0	0	0	0	0	0	-	-
0700	0	0	0	0	0	0	0	0	0	0	0	0	0	0	0	0	0	0	0	-	-
0800	2	0	2	0	0	0	0	0	0	0	0	0	0	1	50	0	0	0	0	60	-
0900	**6**	**0**	**6**	**0**	**0**	**0**	**0**	**0**	**0**	**0**	**0**	**0**	**0**	**0**	**0**	**0**	**0**	**0**	**0**	**47.2**	**-**
1000	5	0	4	1	0	0	0	0	0	0	0	0	0	0	0	0	0	0	0	48.2	-
1100	5	1	4	0	0	0	0	0	0	0	0	0	0	0	0	0	0	0	0	44	-
1200	12	1	11	0	0	0	0	0	0	0	0	0	0	0	0	0	0	0	0	46.8	55.8
1300	11	1	10	0	0	0	0	0	0	0	0	0	0	0	0	0	0	0	0	51.5	59
1400	6	0	6	0	0	0	0	0	0	0	0	0	0	0	0	0	0	0	0	54.7	-
1500	8	0	8	0	0	0	0	0	0	0	0	0	0	0	0	0	0	0	0	52.2	-
1600	5	0	5	0	0	0	0	0	0	0	0	0	0	0	0	0	0	0	0	40.3	-
1700	4	0	4	0	0	0	0	0	0	0	0	0	0	0	0	0	0	0	0	50.9	-
1800	9	2	7	0	0	0	0	0	0	0	0	0	0	0	0	0	0	0	0	45.6	-
1900	**13**	**0**	**13**	**0**	**0**	**0**	**0**	**0**	**0**	**0**	**0**	**0**	**0**	**1**	**7.7**	**1**	**7.7**	**1**	**7.7**	**51.4**	**68.4**
2000	7	0	7	0	0	0	0	0	0	0	0	0	0	0	0	0	0	0	0	44.6	-
2100	0	0	0	0	0	0	0	0	0	0	0	0	0	0	0	0	0	0	0	-	-
2200	1	0	1	0	0	0	0	0	0	0	0	0	0	0	0	0	0	0	0	63.5	-
2300	1	0	1	0	0	0	0	0	0	0	0	0	0	0	0	0	0	0	0	61.7	-
07-19	**73**	**5**	**67**	**1**	**0**	**0**	**0**	**0**	**0**	**0**	**0**	**0**	**0**	**1**	**1.4**	**0**	**0**	**0**	**0**	**48.7**	**61.2**
06-22	**93**	**5**	**87**	**1**	**0**	**0**	**0**	**0**	**0**	**0**	**0**	**0**	**0**	**2**	**2.2**	**1**	**1.1**	**1**	**1.1**	**48.7**	**61.9**
06-00	**95**	**5**	**89**	**1**	**0**	**0**	**0**	**0**	**0**	**0**	**0**	**0**	**0**	**2**	**2.1**	**1**	**1.1**	**1**	**1.1**	**49**	**62.3**
00-00	**103**	**5**	**97**	**1**	**0**	**0**	**0**	**0**	**0**	**0**	**0**	**0**	**0**	**3**	**2.9**	**1**	**1**	**1**	**1**	**49.8**	**63**

DRAFT

Site 51
Location L-68017-0, Att - Telepole, Lat 53.8732, Long -6.82091
Direction Two way

3279 / Meath/Cavan/Monaghan ATC's
October 2013
Automatic Traffic Count

Mon, 14 October 2013

Time	Total	Classification												>PSL	>PSL%	>SL1	>SL1%	>SL2	>SL2%	Mean	Vpp
		1 MCL	2 SV	3 SVT	4 TB2	5 TB3	6 T4	7 ART3	8 ART4	9 ART5	10 ART6	11 BD	12 DRT	80	80	85 +5kph	85 +5kph	90 +10kph	90 +10kph		85
0000	0	0	0	0	0	0	0	0	0	0	0	0	0	0	0	0	0	0	0	-	-
0100	1	0	1	0	0	0	0	0	0	0	0	0	0	0	0	0	0	0	0	58.6	-
0200	0	0	0	0	0	0	0	0	0	0	0	0	0	0	0	0	0	0	0	-	-
0300	0	0	0	0	0	0	0	0	0	0	0	0	0	0	0	0	0	0	0	-	-
0400	0	0	0	0	0	0	0	0	0	0	0	0	0	0	0	0	0	0	0	-	-
0500	1	0	1	0	0	0	0	0	0	0	0	0	0	0	0	0	0	0	0	59.7	-
0600	5	0	5	0	0	0	0	0	0	0	0	0	0	1	20	0	0	0	0	70.2	-
0700	12	1	10	0	1	0	0	0	0	0	0	0	0	0	0	0	0	0	0	59.5	71.6
0800	**20**	**0**	**19**	**0**	**1**	**0**	**0**	**0**	**0**	**0**	**0**	**0**	**0**	**1**	**5**	**0**	**0**	**0**	**0**	**56.6**	**70.2**
0900	5	0	4	0	0	0	1	0	0	0	0	0	0	0	0	0	0	0	0	49.8	-
1000	10	1	8	1	0	0	0	0	0	0	0	0	0	0	0	0	0	0	0	40.8	-
1100	11	1	8	1	1	0	0	0	0	0	0	0	0	0	0	0	0	0	0	47.2	57.6
1200	12	0	8	1	3	0	0	0	0	0	0	0	0	0	0	0	0	0	0	54.4	64.4
1300	9	0	7	1	1	0	0	0	0	0	0	0	0	0	0	0	0	0	0	52.6	-
1400	4	0	4	0	0	0	0	0	0	0	0	0	0	0	0	0	0	0	0	45.5	-
1500	15	2	11	0	2	0	0	0	0	0	0	0	0	0	0	0	0	0	0	51.1	67
1600	**17**	**2**	**13**	**0**	**1**	**1**	**0**	**0**	**0**	**0**	**0**	**0**	**0**	**0**	**0**	**0**	**0**	**0**	**0**	**43.5**	**61.9**
1700	14	0	13	0	0	0	0	0	1	0	0	0	0	1	7.1	1	7.1	0	0	57.7	69.5
1800	13	0	12	0	0	1	0	0	0	0	0	0	0	0	0	0	0	0	0	54.4	63.4
1900	7	0	6	0	1	0	0	0	0	0	0	0	0	0	0	0	0	0	0	57	-
2000	7	0	6	0	0	1	0	0	0	0	0	0	0	1	14.3	0	0	0	0	53.3	-
2100	8	0	8	0	0	0	0	0	0	0	0	0	0	0	0	0	0	0	0	51.8	-
2200	6	0	6	0	0	0	0	0	0	0	0	0	0	0	0	0	0	0	0	46	-
2300	2	0	2	0	0	0	0	0	0	0	0	0	0	0	0	0	0	0	0	53.9	-
07-19	**142**	**7**	**117**	**4**	**10**	**2**	**1**	**0**	**1**	**0**	**0**	**0**	**0**	**2**	**1.4**	**1**	**0.7**	**0**	**0**	**51.8**	**67**
06-22	**169**	**7**	**142**	**4**	**11**	**3**	**1**	**0**	**1**	**0**	**0**	**0**	**0**	**4**	**2.4**	**1**	**0.6**	**0**	**0**	**52.6**	**67.7**
06-00	**177**	**7**	**150**	**4**	**11**	**3**	**1**	**0**	**1**	**0**	**0**	**0**	**0**	**4**	**2.3**	**1**	**0.6**	**0**	**0**	**52.4**	**67**
00-00	**179**	**7**	**152**	**4**	**11**	**3**	**1**	**0**	**1**	**0**	**0**	**0**	**0**	**4**	**2.2**	**1**	**0.6**	**0**	**0**	**52.5**	**67**

DRAFT

Site 51
Location L-68017-0, Att - Telepole, Lat 53.8732, Long -6.82091
Direction Two way

3279 / Meath/Cavan/Monaghan ATC's
October 2013
Automatic Traffic Count

Tue, 15 October 2013

Time	Total	Classification												>PSL	>PSL%	>SL1	>SL1%	>SL2	>SL2%	Mean	Vpp
		1 MCL	2 SV	3 SVT	4 TB2	5 TB3	6 T4	7 ART3	8 ART4	9 ART5	10 ART6	11 BD	12 DRT	80	80	85 +5kph	85 +5kph	90 +10kph	90 +10kph		85
0000	3	0	3	0	0	0	0	0	0	0	0	0	0	0	0	0	0	0	0	69.1	-
0100	0	0	0	0	0	0	0	0	0	0	0	0	0	0	0	0	0	0	0	-	-
0200	0	0	0	0	0	0	0	0	0	0	0	0	0	0	0	0	0	0	0	-	-
0300	0	0	0	0	0	0	0	0	0	0	0	0	0	0	0	0	0	0	0	-	-
0400	0	0	0	0	0	0	0	0	0	0	0	0	0	0	0	0	0	0	0	-	-
0500	1	0	1	0	0	0	0	0	0	0	0	0	0	0	0	0	0	0	0	59.3	-
0600	8	0	8	0	0	0	0	0	0	0	0	0	0	1	12.5	1	12.5	0	0	65.3	-
0700	11	1	10	0	0	0	0	0	0	0	0	0	0	0	0	0	0	0	0	50.5	65.5
0800	**20**	**0**	**17**	**1**	**2**	**0**	**0**	**0**	**0**	**0**	**0**	**0**	**0**	**0**	**0**	**0**	**0**	**0**	**0**	**56.2**	**68.4**
0900	9	0	9	0	0	0	0	0	0	0	0	0	0	0	0	0	0	0	0	53.9	-
1000	10	1	9	0	0	0	0	0	0	0	0	0	0	0	0	0	0	0	0	42.1	-
1100	13	1	8	0	2	0	2	0	0	0	0	0	0	0	0	0	0	0	0	47.7	63.4
1200	12	0	10	0	1	0	1	0	0	0	0	0	0	0	0	0	0	0	0	45.6	58.7
1300	12	2	9	0	1	0	0	0	0	0	0	0	0	0	0	0	0	0	0	44.3	60.1
1400	8	1	5	0	1	0	1	0	0	0	0	0	0	0	0	0	0	0	0	44.5	-
1500	**20**	**1**	**15**	**1**	**1**	**1**	**1**	**0**	**0**	**0**	**0**	**0**	**0**	**0**	**0**	**0**	**0**	**0**	**0**	**50.1**	**64.4**
1600	16	1	12	0	3	0	0	0	0	0	0	0	0	1	6.3	0	0	0	0	52.5	72.4
1700	18	0	17	1	0	0	0	0	0	0	0	0	0	1	5.6	1	5.6	0	0	47.5	59.4
1800	17	2	14	1	0	0	0	0	0	0	0	0	0	0	0	0	0	0	0	56.6	71.3
1900	18	0	16	1	1	0	0	0	0	0	0	0	0	1	5.6	1	5.6	1	5.6	61.6	72.4
2000	7	0	7	0	0	0	0	0	0	0	0	0	0	1	14.3	1	14.3	0	0	54.8	-
2100	5	0	5	0	0	0	0	0	0	0	0	0	0	0	0	0	0	0	0	51.4	-
2200	3	0	3	0	0	0	0	0	0	0	0	0	0	0	0	0	0	0	0	49	-
2300	2	0	2	0	0	0	0	0	0	0	0	0	0	0	0	0	0	0	0	49.9	-
07-19	**166**	**10**	**135**	**4**	**11**	**1**	**5**	**0**	**0**	**0**	**0**	**0**	**0**	**2**	**1.2**	**1**	**0.6**	**0**	**0**	**50**	**65.9**
06-22	**204**	**10**	**171**	**5**	**12**	**1**	**5**	**0**	**0**	**0**	**0**	**0**	**0**	**5**	**2.5**	**4**	**2**	**1**	**0.5**	**51.8**	**68.4**
06-00	**209**	**10**	**176**	**5**	**12**	**1**	**5**	**0**	**0**	**0**	**0**	**0**	**0**	**5**	**2.4**	**4**	**1.9**	**1**	**0.5**	**51.8**	**68.4**
00-00	**213**	**10**	**180**	**5**	**12**	**1**	**5**	**0**	**0**	**0**	**0**	**0**	**0**	**5**	**2.3**	**4**	**1.9**	**1**	**0.5**	**52**	**68.4**

DRAFT

Site 51
Location L-68017-0, Att - Telepole, Lat 53.8732, Long -6.82091
Direction Two way

3279 / Meath/Cavan/Monaghan ATC's
October 2013
Automatic Traffic Count

Wed, 16 October 2013

Time	Total	Classification												>PSL	>PSL%	>SL1	>SL1%	>SL2	>SL2%	Mean	Vpp
		1 MCL	2 SV	3 SVT	4 TB2	5 TB3	6 T4	7 ART3	8 ART4	9 ART5	10 ART6	11 BD	12 DRT	80	80	85 +5kph	85 +5kph	90 +10kph	90 +10kph		85
0000	2	0	1	1	0	0	0	0	0	0	0	0	0	0	0	0	0	0	0	41.3	-
0100	0	0	0	0	0	0	0	0	0	0	0	0	0	0	0	0	0	0	0	-	-
0200	0	0	0	0	0	0	0	0	0	0	0	0	0	0	0	0	0	0	0	-	-
0300	0	0	0	0	0	0	0	0	0	0	0	0	0	0	0	0	0	0	0	-	-
0400	0	0	0	0	0	0	0	0	0	0	0	0	0	0	0	0	0	0	0	-	-
0500	2	0	2	0	0	0	0	0	0	0	0	0	0	0	0	0	0	0	0	72.4	-
0600	8	0	8	0	0	0	0	0	0	0	0	0	0	0	0	0	0	0	0	62.6	-
0700	8	0	8	0	0	0	0	0	0	0	0	0	0	0	0	0	0	0	0	56.9	-
0800	**21**	**0**	**19**	**0**	**2**	**0**	**0**	**0**	**0**	**0**	**0**	**0**	**0**	**1**	**4.8**	**0**	**0**	**0**	**0**	**55.8**	**68.8**
0900	12	0	12	0	0	0	0	0	0	0	0	0	0	0	0	0	0	0	0	52.7	58.3
1000	11	0	11	0	0	0	0	0	0	0	0	0	0	0	0	0	0	0	0	55.1	60.5
1100	11	0	10	0	1	0	0	0	0	0	0	0	0	0	0	0	0	0	0	55.3	58
1200	10	0	9	0	1	0	0	0	0	0	0	0	0	1	10	1	10	1	10	59.1	-
1300	7	0	7	0	0	0	0	0	0	0	0	0	0	1	14.3	0	0	0	0	59.9	-
1400	16	0	13	2	0	1	0	0	0	0	0	0	0	0	0	0	0	0	0	41.9	55.8
1500	12	0	11	1	0	0	0	0	0	0	0	0	0	0	0	0	0	0	0	52.5	60.1
1600	9	0	8	0	1	0	0	0	0	0	0	0	0	0	0	0	0	0	0	59.3	-
1700	**18**	**0**	**17**	**1**	**0**	**0**	**0**	**0**	**0**	**0**	**0**	**0**	**0**	**0**	**0**	**0**	**0**	**0**	**0**	**48.2**	**61.9**
1800	15	0	15	0	0	0	0	0	0	0	0	0	0	0	0	0	0	0	0	55	64.8
1900	13	0	11	0	2	0	0	0	0	0	0	0	0	0	0	0	0	0	0	58.1	65.9
2000	6	0	6	0	0	0	0	0	0	0	0	0	0	2	33.3	1	16.7	0	0	62.2	-
2100	3	0	3	0	0	0	0	0	0	0	0	0	0	0	0	0	0	0	0	43.3	-
2200	2	0	2	0	0	0	0	0	0	0	0	0	0	0	0	0	0	0	0	55.3	-
2300	2	0	2	0	0	0	0	0	0	0	0	0	0	0	0	0	0	0	0	50.4	-
07-19	**150**	**0**	**140**	**4**	**5**	**1**	**0**	**0**	**0**	**0**	**0**	**0**	**0**	**3**	**2**	**1**	**0.7**	**1**	**0.7**	**53.4**	**64.1**
06-22	**180**	**0**	**168**	**4**	**7**	**1**	**0**	**0**	**0**	**0**	**0**	**0**	**0**	**5**	**2.8**	**2**	**1.1**	**1**	**0.6**	**54.3**	**65.2**
06-00	**184**	**0**	**172**	**4**	**7**	**1**	**0**	**0**	**0**	**0**	**0**	**0**	**0**	**5**	**2.7**	**2**	**1.1**	**1**	**0.5**	**54.2**	**64.8**
00-00	**188**	**0**	**175**	**5**	**7**	**1**	**0**	**0**	**0**	**0**	**0**	**0**	**0**	**5**	**2.7**	**2**	**1.1**	**1**	**0.5**	**54.3**	**65.9**

DRAFT

Site 51
Location L-68017-0, Att - Telepole, Lat 53.8732, Long -6.82091
Direction Two way

3279 / Meath/Cavan/Monaghan ATC's
October 2013
Automatic Traffic Count

Virtual Day (7)

Time	Total	Classification												>PSL	>PSL%	>SL1	>SL1%	>SL2	>SL2%	Mean	Vpp
		1 MCL	2 SV	3 SVT	4 TB2	5 TB3	6 T4	7 ART3	8 ART4	9 ART5	10 ART6	11 BD	12 DRT	80	80	85 +5kph	85 +5kph	90 +10kph	90 +10kph		85
0000	1	0	1	0	0	0	0	0	0	0	0	0	0	0	0	0	0	0	0	59.2	-
0100	1	0	1	0	0	0	0	0	0	0	0	0	0	0	40	0	20	0	0	62.5	-
0200	0	0	0	0	0	0	0	0	0	0	0	0	0	0	0	0	0	0	0	62.9	-
0300	0	0	0	0	0	0	0	0	0	0	0	0	0	0	100	0	0	0	0	83.5	-
0400	0	0	0	0	0	0	0	0	0	0	0	0	0	0	0	0	0	0	0	66.3	-
0500	1	0	1	0	0	0	0	0	0	0	0	0	0	0	0	0	0	0	0	64	-
0600	5	0	5	0	0	0	0	0	0	0	0	0	0	1	13.5	1	10.8	0	0	65	-
0700	8	0	7	0	1	0	0	0	0	0	0	0	0	0	1.8	0	0	0	0	56.4	-
0800	**16**	**0**	**15**	**0**	**1**	**0**	**0**	**0**	**0**	**0**	**0**	**0**	**0**	**1**	**3.6**	**0**	**0**	**0**	**0**	**56.3**	**69.1**
0900	7	0	7	0	0	0	0	0	0	0	0	0	0	0	0	0	0	0	0	51	-
1000	11	0	10	0	0	0	0	0	0	0	0	0	0	0	0	0	0	0	0	45.5	60.1
1100	9	1	7	1	1	0	0	0	0	0	0	0	0	0	0	0	0	0	0	48.2	-
1200	10	0	8	0	1	0	0	0	0	0	0	0	0	0	1.4	0	1.4	0	1.4	48.4	64.4
1300	10	0	8	0	1	0	0	0	0	0	0	0	0	0	1.4	0	0	0	0	48.6	-
1400	11	1	8	0	1	0	0	0	0	0	0	0	0	0	0	0	0	0	0	44.9	57.2
1500	**15**	**1**	**12**	**1**	**1**	**0**	**0**	**0**	**0**	**0**	**0**	**0**	**0**	**0**	**1**	**0**	**1**	**0**	**0**	**52.2**	**67.3**
1600	13	0	10	1	1	0	0	0	0	0	0	0	0	0	1.1	0	0	0	0	50.5	66.2
1700	14	0	12	1	0	0	0	0	0	0	0	0	0	0	2.1	0	2.1	0	0	49.9	64.1
1800	**15**	**1**	**14**	**1**	**0**	**0**	**0**	**0**	**0**	**0**	**0**	**0**	**0**	**0**	**0.9**	**0**	**0.9**	**0**	**0**	**51.3**	**64.8**
1900	12	0	11	0	1	0	0	0	0	0	0	0	0	0	3.5	0	2.3	0	2.3	57.2	71.3
2000	7	0	6	0	0	0	0	0	0	0	0	0	0	1	10.4	0	4.2	0	0	54.8	-
2100	5	0	5	0	0	0	0	0	0	0	0	0	0	0	0	0	0	0	0	48.4	-
2200	3	0	3	0	0	0	0	0	0	0	0	0	0	0	0	0	0	0	0	50.2	-
2300	2	0	2	0	0	0	0	0	0	0	0	0	0	0	0	0	0	0	0	57	-
07-19	**139**	**5**	**117**	**6**	**8**	**1**	**1**	**0**	**0**	**0**	**1**	**0**	**0**	**2**	**1.2**	**1**	**0.5**	**0**	**0.1**	**50.5**	**64.8**
06-22	**168**	**5**	**144**	**6**	**9**	**1**	**1**	**0**	**0**	**0**	**1**	**0**	**0**	**4**	**2.1**	**2**	**1.1**	**0**	**0.3**	**51.5**	**66.6**
06-00	**173**	**5**	**149**	**6**	**9**	**1**	**1**	**0**	**0**	**0**	**1**	**0**	**0**	**4**	**2.1**	**2**	**1.1**	**0**	**0.2**	**51.6**	**66.6**
00-00	**177**	**5**	**152**	**6**	**9**	**1**	**1**	**0**	**0**	**0**	**1**	**0**	**0**	**4**	**2.3**	**2**	**1.1**	**0**	**0.2**	**51.8**	**67**

DRAFT

Site 51
Location L-68017-0, Att - Telepole, Lat 53.8732, Long -6.82091
Direction Two way

3279 / Meath/Cavan/Monaghan ATC's
October 2013
Automatic Traffic Count

Virtual Week (1)

Time	Total	Classification												>PSL	>PSL%	>SL1	>SL1%	>SL2	>SL2%	Mean	Vpp
		1 MCL	2 SV	3 SVT	4 TB2	5 TB3	6 T4	7 ART3	8 ART4	9 ART5	10 ART6	11 BD	12 DRT	80	80	85 +5kph	85 +5kph	90 +10kph	90 +10kph		85
Mon	179	7	152	4	11	3	1	0	1	0	0	0	0	4	2.2	1	0.6	0	0	52.5	67
Tue	213	10	180	5	12	1	5	0	0	0	0	0	0	5	2.3	4	1.9	1	0.5	52	68.4
Wed	188	0	175	5	7	1	0	0	0	0	0	0	0	5	2.7	2	1.1	1	0.5	54.3	65.9
Thu	223	4	182	16	13	2	0	1	0	1	4	0	0	4	1.8	2	0.9	0	0	50.4	65.5
Fri	189	4	160	5	14	2	1	1	0	2	0	0	0	5	2.6	3	1.6	0	0	52.6	68
| Sat	143	6	121	7	8	0	1	0	0	0	0	0	0	2	1.4	1	0.7	0	0	49.8	68.8
| Sun	103	5	97	1	0	0	0	0	0	0	0	0	0	3	2.9	1	1	1	1	49.8	63
5 Day Ave.	**198**	**5**	**170**	**7**	**11**	**2**	**1**	**0**	**0**	**1**	**1**	**0**	**0**	**5**	**2.5**	**2**	**1.0**	**0**	**0.0**	**52.4**	**67.0**
7 Day Ave.	**177**	**5**	**152**	**6**	**9**	**1**	**1**	**0**	**0**	**0**	**1**	**0**	**0**	**4**	**2.3**	**2**	**1.1**	**0**	**0.2**	**51.8**	**67.0**
--	**1238**	**36**	**1067**	**43**	**65**	**9**	**8**	**2**	**1**	**3**	**4**	**0**	**0**	**28**	**2.3**	**14**	**1.1**	**3**	**0.2**	**51.8**	**67.0**

Summary Graphs

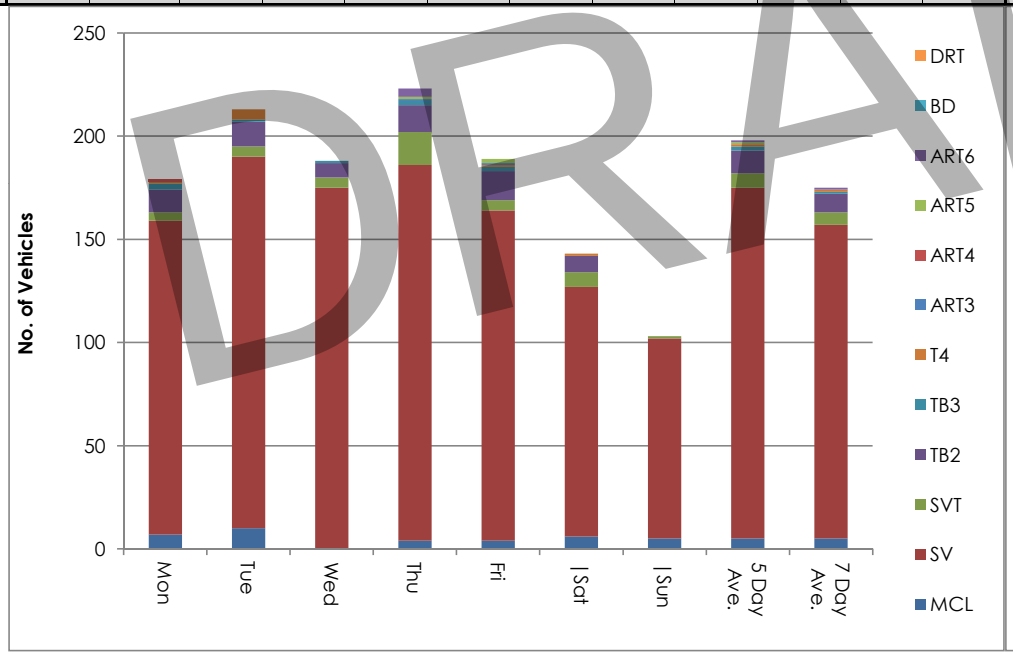

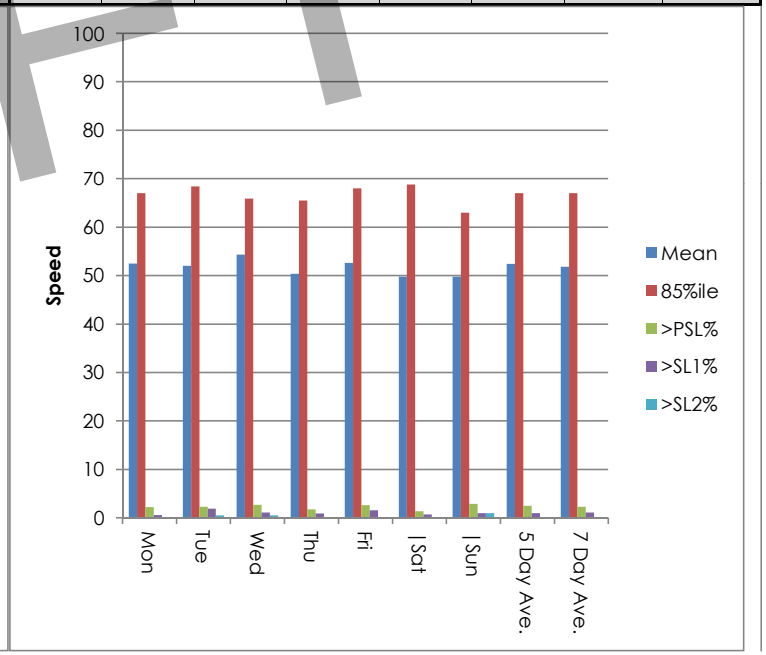

DRAFT

Site 51
Location L-68017-0, Att - Telepole, Lat 53.8732, Long -6.82091
Direction Two way

3279 / Meath/Cavan/Monaghan ATC's
October 2013
Automatic Traffic Count

Thu, 10 October 2013

Time	Total	Speed Bins (km/h)																											
		0 - 5	5 - 10	10 - 15	15 - 20	20 - 25	25 - 30	30 - 35	35 - 40	40 - 45	45 - 50	50 - 55	55 - 60	60 - 65	65 - 70	70 - 75	75 - 80	80 - 85	85 - 90	90 - 95	95 - 100	100 - 105	105 - 110	110 - 115	115 - 120	120 - 125	125 - 130	130 - 135	135 - 140
0000	0	0	0	0	0	0	0	0	0	0	0	0	0	0	0	0	0	0	0	0	0	0	0	0	0	0	0	0	0
0100	0	0	0	0	0	0	0	0	0	0	0	0	0	0	0	0	0	0	0	0	0	0	0	0	0	0	0	0	0
0200	0	0	0	0	0	0	0	0	0	0	0	0	0	0	0	0	0	0	0	0	0	0	0	0	0	0	0	0	0
0300	0	0	0	0	0	0	0	0	0	0	0	0	0	0	0	0	0	0	0	0	0	0	0	0	0	0	0	0	0
0400	0	0	0	0	0	0	0	0	0	0	0	0	0	0	0	0	0	0	0	0	0	0	0	0	0	0	0	0	0
0500	0	0	0	0	0	0	0	0	0	0	0	0	0	0	0	0	0	0	0	0	0	0	0	0	0	0	0	0	0
0600	7	0	0	0	0	0	0	0	0	0	0	2	1	2	1	0	0	0	1	0	0	0	0	0	0	0	0	0	0
0700	13	0	0	0	0	0	1	1	2	0	0	2	2	1	2	0	1	1	0	0	0	0	0	0	0	0	0	0	0
0800	**23**	**0**	**0**	**0**	**0**	**0**	**0**	**1**	**1**	**0**	**4**	**2**	**5**	**5**	**2**	**2**	**0**	**1**	**0**	**0**	**0**	**0**	**0**	**0**	**0**	**0**	**0**	**0**	**0**
0900	3	0	1	0	0	0	0	0	0	0	0	0	2	0	0	0	0	0	0	0	0	0	0	0	0	0	0	0	0
1000	16	0	0	0	1	2	0	0	1	2	3	1	2	2	1	1	0	0	0	0	0	0	0	0	0	0	0	0	0
1100	13	0	0	1	0	0	1	2	2	2	0	1	2	2	0	0	0	0	0	0	0	0	0	0	0	0	0	0	0
1200	15	0	0	1	1	1	3	2	1	0	0	2	1	1	2	0	0	0	0	0	0	0	0	0	0	0	0	0	0
1300	15	0	0	0	0	1	0	2	2	4	0	1	3	1	1	0	0	0	0	0	0	0	0	0	0	0	0	0	0
1400	15	0	0	0	0	1	0	2	0	2	4	4	1	1	0	0	0	0	0	0	0	0	0	0	0	0	0	0	0
1500	16	0	0	0	0	0	0	2	3	0	0	0	6	2	2	0	0	0	1	0	0	0	0	0	0	0	0	0	0
1600	13	0	0	0	0	0	1	2	0	1	2	1	2	2	1	1	0	0	0	0	0	0	0	0	0	0	0	0	0
1700	19	0	0	0	0	1	2	3	2	1	1	4	3	0	1	1	0	0	0	0	0	0	0	0	0	0	0	0	0
1800	**25**	**0**	**0**	**0**	**0**	**0**	**0**	**4**	**2**	**2**	**4**	**3**	**2**	**5**	**1**	**2**	**0**	**0**	**0**	**0**	**0**	**0**	**0**	**0**	**0**	**0**	**0**	**0**	**0**
1900	16	0	0	0	0	1	1	0	1	1	0	1	2	2	3	4	0	0	0	0	0	0	0	0	0	0	0	0	0
2000	5	0	0	0	0	0	1	0	1	0	1	1	1	0	0	0	0	0	0	0	0	0	0	0	0	0	0	0	0
2100	5	0	0	0	0	0	0	1	0	0	0	2	0	1	0	0	1	0	0	0	0	0	0	0	0	0	0	0	0
2200	1	0	0	0	0	0	0	0	0	0	0	0	1	0	0	0	0	0	0	0	0	0	0	0	0	0	0	0	0
2300	3	0	0	0	0	0	0	0	0	0	0	0	1	0	1	1	0	0	0	0	0	0	0	0	0	0	0	0	0
07-19	**186**	**0**	**1**	**2**	**2**	**6**	**8**	**21**	**16**	**14**	**18**	**21**	**31**	**22**	**13**	**7**	**1**	**2**	**1**	**0**	**0**	**0**	**0**	**0**	**0**	**0**	**0**	**0**	**0**
06-22	**219**	**0**	**1**	**2**	**2**	**7**	**10**	**22**	**18**	**15**	**19**	**27**	**35**	**27**	**17**	**11**	**2**	**2**	**2**	**0**	**0**	**0**	**0**	**0**	**0**	**0**	**0**	**0**	**0**
06-00	**223**	**0**	**1**	**2**	**2**	**7**	**10**	**22**	**18**	**15**	**19**	**27**	**37**	**27**	**18**	**12**	**2**	**2**	**2**	**0**	**0**	**0**	**0**	**0**	**0**	**0**	**0**	**0**	**0**
00-00	**223**	**0**	**1**	**2**	**2**	**7**	**10**	**22**	**18**	**15**	**19**	**27**	**37**	**27**	**18**	**12**	**2**	**2**	**2**	**0**	**0**	**0**	**0**	**0**	**0**	**0**	**0**	**0**	**0**

DRAFT

Site 51
Location L-68017-0, Att - Telepole, Lat 53.8732, Long -6.82091
Direction Two way

3279 / Meath/Cavan/Monaghan ATC's
October 2013
Automatic Traffic Count

Fri, 11 October 2013

Time	Total	Speed Bins (km/h)																											
		0 - 5	5 - 10	10 - 15	15 - 20	20 - 25	25 - 30	30 - 35	35 - 40	40 - 45	45 - 50	50 - 55	55 - 60	60 - 65	65 - 70	70 - 75	75 - 80	80 - 85	85 - 90	90 - 95	95 - 100	100 - 105	105 - 110	110 - 115	115 - 120	120 - 125	125 - 130	130 - 135	135 - 140
0000	0	0	0	0	0	0	0	0	0	0	0	0	0	0	0	0	0	0	0	0	0	0	0	0	0	0	0	0	0
0100	2	0	0	0	0	0	0	0	0	0	0	0	1	0	0	0	0	1	0	0	0	0	0	0	0	0	0	0	0
0200	0	0	0	0	0	0	0	0	0	0	0	0	0	0	0	0	0	0	0	0	0	0	0	0	0	0	0	0	0
0300	0	0	0	0	0	0	0	0	0	0	0	0	0	0	0	0	0	0	0	0	0	0	0	0	0	0	0	0	0
0400	0	0	0	0	0	0	0	0	0	0	0	0	0	0	0	0	0	0	0	0	0	0	0	0	0	0	0	0	0
0500	1	0	0	0	0	0	0	0	0	0	0	0	1	0	0	0	0	0	0	0	0	0	0	0	0	0	0	0	0
0600	9	0	0	0	0	0	0	1	0	0	1	1	0	1	0	2	1	0	2	0	0	0	0	0	0	0	0	0	0
0700	8	0	0	0	0	0	0	0	1	0	0	1	1	1	2	1	1	0	0	0	0	0	0	0	0	0	0	0	0
0800	**20**	**0**	**0**	**0**	**0**	**0**	**1**	**2**	**0**	**2**	**2**	**6**	**1**	**2**	**2**	**0**	**2**	**0**	**0**	**0**	**0**	**0**	**0**	**0**	**0**	**0**	**0**	**0**	**0**
0900	8	0	0	0	1	0	0	0	0	1	1	0	2	2	1	0	0	0	0	0	0	0	0	0	0	0	0	0	0
1000	15	0	0	0	1	0	3	2	0	1	2	2	2	1	0	1	0	0	0	0	0	0	0	0	0	0	0	0	0
1100	7	0	0	0	0	0	1	0	0	0	0	2	1	2	1	0	0	0	0	0	0	0	0	0	0	0	0	0	0
1200	3	0	0	1	0	0	0	0	0	0	0	0	1	0	0	1	0	0	0	0	0	0	0	0	0	0	0	0	0
1300	6	0	0	0	0	1	0	0	0	1	0	1	1	1	0	0	1	0	0	0	0	0	0	0	0	0	0	0	0
1400	13	0	0	0	0	0	1	2	0	3	3	2	2	0	0	0	0	0	0	0	0	0	0	0	0	0	0	0	0
1500	17	0	0	0	1	1	1	0	0	0	1	3	1	4	3	2	0	0	0	0	0	0	0	0	0	0	0	0	0
1600	14	0	0	0	1	1	0	0	0	1	3	2	1	1	2	2	0	0	0	0	0	0	0	0	0	0	0	0	0
1700	13	0	0	0	0	0	1	0	0	1	4	4	2	1	0	0	0	0	0	0	0	0	0	0	0	0	0	0	0
1800	**19**	**0**	**0**	**1**	**1**	**1**	**1**	**3**	**1**	**2**	**1**	**1**	**2**	**3**	**1**	**0**	**0**	**0**	**1**	**0**	**0**	**0**	**0**	**0**	**0**	**0**	**0**	**0**	**0**
1900	12	0	0	0	0	1	0	0	0	1	0	3	1	1	3	2	0	0	0	0	0	0	0	0	0	0	0	0	0
2000	8	0	0	0	0	0	0	0	0	0	1	1	1	0	1	2	1	1	0	0	0	0	0	0	0	0	0	0	0
2100	7	0	0	0	0	0	2	0	0	1	1	0	0	3	0	0	0	0	0	0	0	0	0	0	0	0	0	0	0
2200	3	0	0	0	0	0	0	0	0	0	0	3	0	0	0	0	0	0	0	0	0	0	0	0	0	0	0	0	0
2300	4	0	0	0	0	0	0	0	0	0	0	2	1	1	0	0	0	0	0	0	0	0	0	0	0	0	0	0	0
07-19	**143**	**0**	**0**	**2**	**5**	**4**	**9**	**9**	**2**	**12**	**17**	**24**	**17**	**18**	**12**	**7**	**4**	**0**	**1**	**0**	**0**	**0**	**0**	**0**	**0**	**0**	**0**	**0**	**0**
06-22	**179**	**0**	**0**	**2**	**5**	**5**	**11**	**10**	**2**	**14**	**20**	**29**	**19**	**23**	**16**	**13**	**6**	**1**	**3**	**0**	**0**	**0**	**0**	**0**	**0**	**0**	**0**	**0**	**0**
06-00	**186**	**0**	**0**	**2**	**5**	**5**	**11**	**10**	**2**	**14**	**20**	**34**	**20**	**24**	**16**	**13**	**6**	**1**	**3**	**0**	**0**	**0**	**0**	**0**	**0**	**0**	**0**	**0**	**0**
00-00	**189**	**0**	**0**	**2**	**5**	**5**	**11**	**10**	**2**	**14**	**20**	**34**	**22**	**24**	**16**	**13**	**6**	**2**	**3**	**0**	**0**	**0**	**0**	**0**	**0**	**0**	**0**	**0**	**0**

DRAFT

Site 51
Location L-68017-0, Att - Telepole, Lat 53.8732, Long -6.82091
Direction Two way

3279 / Meath/Cavan/Monaghan ATC's
October 2013
Automatic Traffic Count

Sat, 12 October 2013

Time	Total	Speed Bins (km/h)																											
		0 - 5	5 - 10	10 - 15	15 - 20	20 - 25	25 - 30	30 - 35	35 - 40	40 - 45	45 - 50	50 - 55	55 - 60	60 - 65	65 - 70	70 - 75	75 - 80	80 - 85	85 - 90	90 - 95	95 - 100	100 - 105	105 - 110	110 - 115	115 - 120	120 - 125	125 - 130	130 - 135	135 - 140
0000	1	0	0	0	0	0	0	0	0	0	0	0	0	1	0	0	0	0	0	0	0	0	0	0	0	0	0	0	0
0100	1	0	0	0	0	0	0	0	0	0	0	0	0	0	0	0	0	0	1	0	0	0	0	0	0	0	0	0	0
0200	0	0	0	0	0	0	0	0	0	0	0	0	0	0	0	0	0	0	0	0	0	0	0	0	0	0	0	0	0
0300	0	0	0	0	0	0	0	0	0	0	0	0	0	0	0	0	0	0	0	0	0	0	0	0	0	0	0	0	0
0400	1	0	0	0	0	0	0	0	0	0	0	0	0	0	1	0	0	0	0	0	0	0	0	0	0	0	0	0	0
0500	0	0	0	0	0	0	0	0	0	0	0	0	0	0	0	0	0	0	0	0	0	0	0	0	0	0	0	0	0
0600	0	0	0	0	0	0	0	0	0	0	0	0	0	0	0	0	0	0	0	0	0	0	0	0	0	0	0	0	0
0700	4	0	0	0	0	0	0	0	0	0	0	2	1	0	0	1	0	0	0	0	0	0	0	0	0	0	0	0	0
0800	6	0	0	0	0	0	0	0	0	1	0	1	0	1	1	2	0	0	0	0	0	0	0	0	0	0	0	0	0
0900	7	0	0	0	0	1	0	0	1	0	1	0	1	2	1	0	0	0	0	0	0	0	0	0	0	0	0	0	0
1000	**11**	**0**	**1**	**0**	**1**	**0**	**1**	**0**	**2**	**0**	**2**	**3**	**0**	**0**	**0**	**1**	**0**	**0**	**0**	**0**	**0**	**0**	**0**	**0**	**0**	**0**	**0**	**0**	**0**
1100	6	0	0	1	0	0	1	0	0	0	1	1	0	1	0	1	0	0	0	0	0	0	0	0	0	0	0	0	0
1200	9	0	0	0	0	1	0	0	1	1	2	1	1	1	0	1	0	0	0	0	0	0	0	0	0	0	0	0	0
1300	10	0	0	0	1	1	1	0	3	0	1	0	1	2	0	0	0	0	0	0	0	0	0	0	0	0	0	0	0
1400	12	0	1	2	1	0	0	0	1	0	1	1	3	0	0	1	1	0	0	0	0	0	0	0	0	0	0	0	0
1500	14	0	0	0	0	0	1	1	3	1	1	1	1	2	0	2	1	0	0	0	0	0	0	0	0	0	0	0	0
1600	**17**	**0**	**0**	**0**	**1**	**0**	**1**	**1**	**0**	**0**	**3**	**4**	**2**	**1**	**2**	**2**	**0**	**0**	**0**	**0**	**0**	**0**	**0**	**0**	**0**	**0**	**0**	**0**	**0**
1700	10	0	0	0	0	0	0	1	1	0	1	1	3	1	1	1	0	0	0	0	0	0	0	0	0	0	0	0	0
1800	9	0	0	0	0	0	2	0	0	1	0	2	2	1	0	0	1	0	0	0	0	0	0	0	0	0	0	0	0
1900	7	0	0	0	0	0	1	1	1	0	0	0	1	0	0	1	1	1	0	0	0	0	0	0	0	0	0	0	0
2000	8	0	0	0	0	0	0	1	1	0	1	1	0	3	0	0	1	0	0	0	0	0	0	0	0	0	0	0	0
2100	5	0	0	0	0	1	3	0	0	0	0	0	0	0	0	0	1	0	0	0	0	0	0	0	0	0	0	0	0
2200	5	0	0	0	0	1	0	0	0	0	1	2	0	1	0	0	0	0	0	0	0	0	0	0	0	0	0	0	0
2300	0	0	0	0	0	0	0	0	0	0	0	0	0	0	0	0	0	0	0	0	0	0	0	0	0	0	0	0	0
07-19	**115**	**0**	**2**	**3**	**4**	**3**	**7**	**3**	**12**	**4**	**13**	**17**	**15**	**12**	**5**	**12**	**3**	**0**	**0**	**0**	**0**	**0**	**0**	**0**	**0**	**0**	**0**	**0**	**0**	**0**
06-22	**135**	**0**	**2**	**3**	**4**	**4**	**11**	**5**	**14**	**4**	**14**	**18**	**16**	**15**	**5**	**13**	**6**	**1**	**0**	**0**	**0**	**0**	**0**	**0**	**0**	**0**	**0**	**0**	**0**	**0**
06-00	**140**	**0**	**2**	**3**	**4**	**5**	**11**	**5**	**14**	**4**	**15**	**20**	**16**	**16**	**5**	**13**	**6**	**1**	**0**	**0**	**0**	**0**	**0**	**0**	**0**	**0**	**0**	**0**	**0**	**0**
00-00	**143**	**0**	**2**	**3**	**4**	**5**	**11**	**5**	**14**	**4**	**15**	**20**	**16**	**17**	**6**	**13**	**6**	**1**	**1**	**0**	**0**	**0**	**0**	**0**	**0**	**0**	**0**	**0**	**0**	**0**

DRAFT

Site 51
Location L-68017-0, Att - Telepole, Lat 53.8732, Long -6.82091
Direction Two way

3279 / Meath/Cavan/Monaghan ATC's
October 2013
Automatic Traffic Count

Sun, 13 October 2013

Time	Total	Speed Bins (km/h)																											
		0 - 5	5 - 10	10 - 15	15 - 20	20 - 25	25 - 30	30 - 35	35 - 40	40 - 45	45 - 50	50 - 55	55 - 60	60 - 65	65 - 70	70 - 75	75 - 80	80 - 85	85 - 90	90 - 95	95 - 100	100 - 105	105 - 110	110 - 115	115 - 120	120 - 125	125 - 130	130 - 135	135 - 140
0000	4	0	0	0	0	0	1	0	0	0	0	0	0	1	0	1	1	0	0	0	0	0	0	0	0	0	0	0	0
0100	1	0	0	0	0	1	0	0	0	0	0	0	0	0	0	0	0	0	0	0	0	0	0	0	0	0	0	0	0
0200	2	0	0	0	0	0	0	0	0	0	0	0	1	0	1	0	0	0	0	0	0	0	0	0	0	0	0	0	0
0300	1	0	0	0	0	0	0	0	0	0	0	0	0	0	0	0	1	0	0	0	0	0	0	0	0	0	0	0	0
0400	0	0	0	0	0	0	0	0	0	0	0	0	0	0	0	0	0	0	0	0	0	0	0	0	0	0	0	0	0
0500	0	0	0	0	0	0	0	0	0	0	0	0	0	0	0	0	0	0	0	0	0	0	0	0	0	0	0	0	0
0600	0	0	0	0	0	0	0	0	0	0	0	0	0	0	0	0	0	0	0	0	0	0	0	0	0	0	0	0	0
0700	0	0	0	0	0	0	0	0	0	0	0	0	0	0	0	0	0	0	0	0	0	0	0	0	0	0	0	0	0
0800	2	0	0	0	0	0	0	0	1	0	0	0	0	0	0	0	1	0	0	0	0	0	0	0	0	0	0	0	0
0900	**6**	**0**	**0**	**0**	**0**	**1**	**0**	**1**	**0**	**0**	**1**	**1**	**0**	**1**	**1**	**0**	**0**	**0**	**0**	**0**	**0**	**0**	**0**	**0**	**0**	**0**	**0**	**0**	**0**
1000	5	0	0	0	0	0	1	0	0	1	0	1	1	1	0	0	0	0	0	0	0	0	0	0	0	0	0	0	0
1100	5	0	1	0	0	0	0	0	0	1	0	1	1	1	0	0	0	0	0	0	0	0	0	0	0	0	0	0	0
1200	12	0	0	1	0	0	0	0	2	2	3	1	1	1	0	1	0	0	0	0	0	0	0	0	0	0	0	0	0
1300	11	0	0	1	0	0	0	0	0	0	3	2	3	1	1	0	0	0	0	0	0	0	0	0	0	0	0	0	0
1400	6	0	0	0	0	0	0	0	1	0	1	1	1	1	0	1	0	0	0	0	0	0	0	0	0	0	0	0	0
1500	8	0	0	0	0	0	0	0	0	1	2	3	1	0	1	0	0	0	0	0	0	0	0	0	0	0	0	0	0
1600	5	0	0	0	0	0	2	0	1	0	0	1	1	0	0	0	0	0	0	0	0	0	0	0	0	0	0	0	0
1700	4	0	0	0	0	0	0	1	0	0	1	0	0	2	0	0	0	0	0	0	0	0	0	0	0	0	0	0	0
1800	9	0	1	1	0	0	0	0	0	0	0	3	3	1	0	0	0	0	0	0	0	0	0	0	0	0	0	0	0
1900	**13**	**0**	**0**	**0**	**0**	**0**	**1**	**2**	**1**	**0**	**3**	**2**	**0**	**1**	**2**	**0**	**0**	**0**	**0**	**0**	**1**	**0**	**0**	**0**	**0**	**0**	**0**	**0**	**0**
2000	7	0	0	0	1	1	0	0	0	1	1	1	1	0	1	0	0	0	0	0	0	0	0	0	0	0	0	0	0
2100	0	0	0	0	0	0	0	0	0	0	0	0	0	0	0	0	0	0	0	0	0	0	0	0	0	0	0	0	0
2200	1	0	0	0	0	0	0	0	0	0	0	0	0	1	0	0	0	0	0	0	0	0	0	0	0	0	0	0	0
2300	1	0	0	0	0	0	0	0	0	0	0	0	0	1	0	0	0	0	0	0	0	0	0	0	0	0	0	0	0
07-19	**73**	**0**	**2**	**3**	**0**	**1**	**3**	**2**	**5**	**5**	**11**	**14**	**12**	**9**	**3**	**2**	**0**	**1**	**0**	**0**	**0**	**0**	**0**	**0**	**0**	**0**	**0**	**0**	**0**
06-22	**93**	**0**	**2**	**3**	**1**	**2**	**4**	**4**	**6**	**6**	**15**	**17**	**13**	**10**	**6**	**2**	**0**	**1**	**0**	**0**	**1**	**0**	**0**	**0**	**0**	**0**	**0**	**0**	**0**
06-00	**95**	**0**	**2**	**3**	**1**	**2**	**4**	**4**	**6**	**6**	**15**	**17**	**13**	**12**	**6**	**2**	**0**	**1**	**0**	**0**	**1**	**0**	**0**	**0**	**0**	**0**	**0**	**0**	**0**
00-00	**103**	**0**	**2**	**3**	**1**	**3**	**5**	**4**	**6**	**6**	**15**	**17**	**14**	**13**	**7**	**3**	**1**	**2**	**0**	**0**	**1**	**0**	**0**	**0**	**0**	**0**	**0**	**0**	**0**

DRAFT

Site 51
Location L-68017-0, Att - Telepole, Lat 53.8732, Long -6.82091
Direction Two way

3279 / Meath/Cavan/Monaghan ATC's
October 2013
Automatic Traffic Count

Mon, 14 October 2013

Time	Total	Speed Bins (km/h)																											
		0 - 5	5 - 10	10 - 15	15 - 20	20 - 25	25 - 30	30 - 35	35 - 40	40 - 45	45 - 50	50 - 55	55 - 60	60 - 65	65 - 70	70 - 75	75 - 80	80 - 85	85 - 90	90 - 95	95 - 100	100 - 105	105 - 110	110 - 115	115 - 120	120 - 125	125 - 130	130 - 135	135 - 140
0000	0	0	0	0	0	0	0	0	0	0	0	0	0	0	0	0	0	0	0	0	0	0	0	0	0	0	0	0	0
0100	1	0	0	0	0	0	0	0	0	0	0	0	1	0	0	0	0	0	0	0	0	0	0	0	0	0	0	0	0
0200	0	0	0	0	0	0	0	0	0	0	0	0	0	0	0	0	0	0	0	0	0	0	0	0	0	0	0	0	0
0300	0	0	0	0	0	0	0	0	0	0	0	0	0	0	0	0	0	0	0	0	0	0	0	0	0	0	0	0	0
0400	0	0	0	0	0	0	0	0	0	0	0	0	0	0	0	0	0	0	0	0	0	0	0	0	0	0	0	0	0
0500	1	0	0	0	0	0	0	0	0	0	0	0	1	0	0	0	0	0	0	0	0	0	0	0	0	0	0	0	0
0600	5	0	0	0	0	0	0	0	0	0	0	0	0	1	3	0	0	1	0	0	0	0	0	0	0	0	0	0	0
0700	12	0	0	0	0	0	0	1	0	1	0	3	1	0	2	2	2	0	0	0	0	0	0	0	0	0	0	0	0
0800	**20**	**0**	**0**	**0**	**0**	**0**	**0**	**0**	**1**	**3**	**3**	**3**	**4**	**2**	**0**	**3**	**0**	**1**	**0**	**0**	**0**	**0**	**0**	**0**	**0**	**0**	**0**	**0**	**0**
0900	5	0	0	0	0	0	0	0	1	0	1	2	1	0	0	0	0	0	0	0	0	0	0	0	0	0	0	0	0
1000	10	0	1	0	0	1	0	2	2	0	1	0	1	1	0	1	0	0	0	0	0	0	0	0	0	0	0	0	0
1100	11	0	0	1	0	0	1	0	0	1	3	1	3	1	0	0	0	0	0	0	0	0	0	0	0	0	0	0	0
1200	12	0	0	0	0	0	0	0	1	1	2	3	2	1	1	0	1	0	0	0	0	0	0	0	0	0	0	0	0
1300	9	0	0	0	0	0	0	0	1	0	1	5	0	2	0	0	0	0	0	0	0	0	0	0	0	0	0	0	0
1400	4	0	0	0	0	0	0	1	0	1	0	2	0	0	0	0	0	0	0	0	0	0	0	0	0	0	0	0	0
1500	15	0	0	1	0	1	0	0	1	2	2	2	1	1	2	0	2	0	0	0	0	0	0	0	0	0	0	0	0
1600	**17**	**0**	**0**	**1**	**2**	**1**	**1**	**0**	**1**	**1**	**5**	**0**	**1**	**3**	**1**	**0**	**0**	**0**	**0**	**0**	**0**	**0**	**0**	**0**	**0**	**0**	**0**	**0**	**0**
1700	14	0	0	0	0	1	0	0	1	1	1	1	3	0	4	1	0	0	1	0	0	0	0	0	0	0	0	0	0
1800	13	0	0	0	0	1	0	1	0	0	1	3	2	3	0	2	0	0	0	0	0	0	0	0	0	0	0	0	0
1900	7	0	0	0	0	0	0	0	1	0	0	2	1	1	2	0	0	0	0	0	0	0	0	0	0	0	0	0	0
2000	7	0	0	0	1	0	0	0	0	1	0	1	3	0	0	0	0	1	0	0	0	0	0	0	0	0	0	0	0
2100	8	0	0	0	0	1	0	1	1	0	0	2	0	0	1	1	1	0	0	0	0	0	0	0	0	0	0	0	0
2200	6	0	0	0	0	0	0	1	1	0	2	1	1	0	0	0	0	0	0	0	0	0	0	0	0	0	0	0	0
2300	2	0	0	0	0	0	0	0	0	0	1	0	1	0	0	0	0	0	0	0	0	0	0	0	0	0	0	0	0
07-19	**142**	**0**	**1**	**3**	**2**	**5**	**2**	**5**	**9**	**11**	**20**	**25**	**19**	**14**	**10**	**9**	**5**	**1**	**1**	**0**	**0**	**0**	**0**	**0**	**0**	**0**	**0**	**0**	**0**
06-22	**169**	**0**	**1**	**3**	**3**	**6**	**2**	**6**	**11**	**12**	**20**	**30**	**23**	**16**	**16**	**10**	**6**	**3**	**1**	**0**	**0**	**0**	**0**	**0**	**0**	**0**	**0**	**0**	**0**
06-00	**177**	**0**	**1**	**3**	**3**	**6**	**2**	**7**	**12**	**12**	**23**	**31**	**25**	**16**	**16**	**10**	**6**	**3**	**1**	**0**	**0**	**0**	**0**	**0**	**0**	**0**	**0**	**0**	**0**
00-00	**179**	**0**	**1**	**3**	**3**	**6**	**2**	**7**	**12**	**12**	**23**	**31**	**27**	**16**	**16**	**10**	**6**	**3**	**1**	**0**	**0**	**0**	**0**	**0**	**0**	**0**	**0**	**0**	**0**

DRAFT

Site 51
Location L-68017-0, Att - Telepole, Lat 53.8732, Long -6.82091
Direction Two way

3279 / Meath/Cavan/Monaghan ATC's
October 2013
Automatic Traffic Count

Tue, 15 October 2013

Time	Total	Speed Bins (km/h)																											
		0 - 5	5 - 10	10 - 15	15 - 20	20 - 25	25 - 30	30 - 35	35 - 40	40 - 45	45 - 50	50 - 55	55 - 60	60 - 65	65 - 70	70 - 75	75 - 80	80 - 85	85 - 90	90 - 95	95 - 100	100 - 105	105 - 110	110 - 115	115 - 120	120 - 125	125 - 130	130 - 135	135 - 140
0000	3	0	0	0	0	0	0	0	0	0	0	0	0	1	1	0	1	0	0	0	0	0	0	0	0	0	0	0	0
0100	0	0	0	0	0	0	0	0	0	0	0	0	0	0	0	0	0	0	0	0	0	0	0	0	0	0	0	0	0
0200	0	0	0	0	0	0	0	0	0	0	0	0	0	0	0	0	0	0	0	0	0	0	0	0	0	0	0	0	0
0300	0	0	0	0	0	0	0	0	0	0	0	0	0	0	0	0	0	0	0	0	0	0	0	0	0	0	0	0	0
0400	0	0	0	0	0	0	0	0	0	0	0	0	0	0	0	0	0	0	0	0	0	0	0	0	0	0	0	0	0
0500	1	0	0	0	0	0	0	0	0	0	0	0	1	0	0	0	0	0	0	0	0	0	0	0	0	0	0	0	0
0600	8	0	0	0	0	0	0	0	0	0	0	1	3	1	0	2	0	0	1	0	0	0	0	0	0	0	0	0	0
0700	11	0	0	0	0	0	1	2	0	2	1	1	0	1	2	1	0	0	0	0	0	0	0	0	0	0	0	0	0
0800	**20**	**0**	**0**	**0**	**0**	**0**	**1**	**1**	**1**	**0**	**2**	**3**	**5**	**2**	**2**	**2**	**1**	**0**	**0**	**0**	**0**	**0**	**0**	**0**	**0**	**0**	**0**	**0**	**0**
0900	9	0	0	0	0	0	0	0	0	0	4	1	2	1	1	0	0	0	0	0	0	0	0	0	0	0	0	0	0
1000	10	0	0	1	0	0	1	1	2	1	0	2	1	0	1	0	0	0	0	0	0	0	0	0	0	0	0	0	0
1100	13	0	1	0	0	0	0	2	1	1	0	3	1	3	1	0	0	0	0	0	0	0	0	0	0	0	0	0	0
1200	12	0	0	0	0	0	2	0	2	2	2	0	3	1	0	0	0	0	0	0	0	0	0	0	0	0	0	0	0
1300	12	0	1	1	0	0	0	1	1	0	2	2	1	2	1	0	0	0	0	0	0	0	0	0	0	0	0	0	0
1400	8	0	0	1	0	0	0	1	0	1	2	2	0	0	1	0	0	0	0	0	0	0	0	0	0	0	0	0	0
1500	**20**	**0**	**0**	**0**	**0**	**3**	**0**	**1**	**3**	**0**	**1**	**2**	**3**	**4**	**0**	**3**	**0**	**0**	**0**	**0**	**0**	**0**	**0**	**0**	**0**	**0**	**0**	**0**	**0**
1600	16	0	0	1	0	1	0	0	1	0	4	2	1	2	0	3	0	1	0	0	0	0	0	0	0	0	0	0	0
1700	18	0	0	0	1	1	2	1	1	0	3	3	4	0	0	1	0	0	1	0	0	0	0	0	0	0	0	0	0
1800	17	0	0	0	0	0	1	1	0	2	2	2	2	1	1	2	3	0	0	0	0	0	0	0	0	0	0	0	0
1900	18	0	0	0	1	0	0	0	0	2	0	1	3	2	3	3	2	0	0	1	0	0	0	0	0	0	0	0	0
2000	7	0	0	0	0	0	0	0	1	2	0	1	0	2	0	0	0	0	1	0	0	0	0	0	0	0	0	0	0
2100	5	0	0	0	0	0	0	1	0	0	0	2	2	0	0	0	0	0	0	0	0	0	0	0	0	0	0	0	0
2200	3	0	0	0	0	0	0	1	0	1	0	0	0	0	0	1	0	0	0	0	0	0	0	0	0	0	0	0	0
2300	2	0	0	0	0	0	0	1	0	0	0	0	0	0	1	0	0	0	0	0	0	0	0	0	0	0	0	0	0
07-19	**166**	**0**	**2**	**4**	**1**	**5**	**8**	**11**	**12**	**9**	**23**	**23**	**23**	**17**	**10**	**12**	**4**	**1**	**1**	**0**	**0**	**0**	**0**	**0**	**0**	**0**	**0**	**0**	**0**
06-22	**204**	**0**	**2**	**4**	**2**	**5**	**8**	**12**	**13**	**13**	**23**	**28**	**31**	**22**	**13**	**17**	**6**	**1**	**3**	**1**	**0**	**0**	**0**	**0**	**0**	**0**	**0**	**0**	**0**
06-00	**209**	**0**	**2**	**4**	**2**	**5**	**8**	**14**	**13**	**14**	**23**	**28**	**31**	**22**	**14**	**18**	**6**	**1**	**3**	**1**	**0**	**0**	**0**	**0**	**0**	**0**	**0**	**0**	**0**
00-00	**213**	**0**	**2**	**4**	**2**	**5**	**8**	**14**	**13**	**14**	**23**	**28**	**32**	**23**	**15**	**18**	**7**	**1**	**3**	**1**	**0**	**0**	**0**	**0**	**0**	**0**	**0**	**0**	**0**

DRAFT

Site 51
Location L-68017-0, Att - Telepole, Lat 53.8732, Long -6.82091
Direction Two way

3279 / Meath/Cavan/Monaghan ATC's
October 2013
Automatic Traffic Count

Wed, 16 October 2013

Time	Total	Speed Bins (km/h)																											
		0 - 5	5 - 10	10 - 15	15 - 20	20 - 25	25 - 30	30 - 35	35 - 40	40 - 45	45 - 50	50 - 55	55 - 60	60 - 65	65 - 70	70 - 75	75 - 80	80 - 85	85 - 90	90 - 95	95 - 100	100 - 105	105 - 110	110 - 115	115 - 120	120 - 125	125 - 130	130 - 135	135 - 140
0000	2	0	0	0	0	0	1	0	0	0	0	1	0	0	0	0	0	0	0	0	0	0	0	0	0	0	0	0	0
0100	0	0	0	0	0	0	0	0	0	0	0	0	0	0	0	0	0	0	0	0	0	0	0	0	0	0	0	0	0
0200	0	0	0	0	0	0	0	0	0	0	0	0	0	0	0	0	0	0	0	0	0	0	0	0	0	0	0	0	0
0300	0	0	0	0	0	0	0	0	0	0	0	0	0	0	0	0	0	0	0	0	0	0	0	0	0	0	0	0	0
0400	0	0	0	0	0	0	0	0	0	0	0	0	0	0	0	0	0	0	0	0	0	0	0	0	0	0	0	0	0
0500	2	0	0	0	0	0	0	0	0	0	0	0	0	0	0	2	0	0	0	0	0	0	0	0	0	0	0	0	0
0600	8	0	0	0	0	0	0	0	0	0	0	1	1	3	2	0	1	0	0	0	0	0	0	0	0	0	0	0	0
0700	8	0	0	0	0	0	0	0	1	0	0	2	2	1	2	0	0	0	0	0	0	0	0	0	0	0	0	0	0
0800	**21**	**0**	**0**	**0**	**2**	**0**	**0**	**0**	**2**	**0**	**0**	**2**	**6**	**5**	**2**	**0**	**1**	**1**	**0**	**0**	**0**	**0**	**0**	**0**	**0**	**0**	**0**	**0**	**0**
0900	12	0	0	0	0	0	0	1	0	0	3	4	2	1	1	0	0	0	0	0	0	0	0	0	0	0	0	0	0
1000	11	0	0	0	0	0	0	0	0	1	2	2	3	3	0	0	0	0	0	0	0	0	0	0	0	0	0	0	0
1100	11	0	0	0	0	0	0	0	0	1	1	2	6	0	1	0	0	0	0	0	0	0	0	0	0	0	0	0	0
1200	10	0	0	0	0	0	0	0	2	0	1	2	1	1	0	1	1	0	0	1	0	0	0	0	0	0	0	0	0
1300	7	0	0	0	0	0	0	0	0	0	1	2	2	0	1	0	0	1	0	0	0	0	0	0	0	0	0	0	0
1400	16	0	0	0	1	1	4	1	0	2	2	2	1	1	0	0	1	0	0	0	0	0	0	0	0	0	0	0	0
1500	12	0	0	0	0	1	0	0	0	3	0	1	4	2	1	0	0	0	0	0	0	0	0	0	0	0	0	0	0
1600	9	0	0	0	0	0	0	0	0	1	0	1	2	3	1	1	0	0	0	0	0	0	0	0	0	0	0	0	0
1700	**18**	**0**	**0**	**0**	**0**	**0**	**1**	**3**	**0**	**2**	**4**	**2**	**2**	**3**	**1**	**0**	**0**	**0**	**0**	**0**	**0**	**0**	**0**	**0**	**0**	**0**	**0**	**0**	**0**
1800	15	0	0	0	0	0	2	0	0	0	2	2	2	4	3	0	0	0	0	0	0	0	0	0	0	0	0	0	0
1900	13	0	0	0	0	0	0	0	0	1	2	0	6	1	1	1	1	0	0	0	0	0	0	0	0	0	0	0	0
2000	6	0	0	0	0	0	0	0	0	1	0	2	1	0	0	0	0	1	1	0	0	0	0	0	0	0	0	0	0
2100	3	0	0	0	0	0	0	1	0	1	0	1	0	0	0	0	0	0	0	0	0	0	0	0	0	0	0	0	0
2200	2	0	0	0	0	0	0	0	0	0	0	1	1	0	0	0	0	0	0	0	0	0	0	0	0	0	0	0	0
2300	2	0	0	0	0	0	0	0	0	0	1	0	1	0	0	0	0	0	0	0	0	0	0	0	0	0	0	0	0
07-19	**150**	**0**	**0**	**0**	**3**	**2**	**7**	**5**	**5**	**10**	**16**	**24**	**33**	**24**	**13**	**2**	**3**	**2**	**0**	**1**	**0**	**0**	**0**	**0**	**0**	**0**	**0**	**0**	**0**
06-22	**180**	**0**	**0**	**0**	**3**	**2**	**7**	**6**	**5**	**13**	**18**	**28**	**41**	**28**	**16**	**3**	**5**	**3**	**1**	**1**	**0**	**0**	**0**	**0**	**0**	**0**	**0**	**0**	**0**
06-00	**184**	**0**	**0**	**0**	**3**	**2**	**7**	**6**	**5**	**13**	**19**	**29**	**43**	**28**	**16**	**3**	**5**	**3**	**1**	**1**	**0**	**0**	**0**	**0**	**0**	**0**	**0**	**0**	**0**
00-00	**188**	**0**	**0**	**0**	**3**	**2**	**8**	**6**	**5**	**13**	**19**	**30**	**43**	**28**	**16**	**5**	**5**	**3**	**1**	**1**	**0**	**0**	**0**	**0**	**0**	**0**	**0**	**0**	**0**

DRAFT

Site 51
Location L-68017-0, Att - Telepole, Lat 53.8732, Long -6.82091
Direction Two way

3279 / Meath/Cavan/Monaghan ATC's
October 2013
Automatic Traffic Count

Virtual Day (7)

Time	Total	Speed Bins (km/h)																											
		0 - 5	5 - 10	10 - 15	15 - 20	20 - 25	25 - 30	30 - 35	35 - 40	40 - 45	45 - 50	50 - 55	55 - 60	60 - 65	65 - 70	70 - 75	75 - 80	80 - 85	85 - 90	90 - 95	95 - 100	100 - 105	105 - 110	110 - 115	115 - 120	120 - 125	125 - 130	130 - 135	135 - 140
0000	1	0	0	0	0	0	0	0	0	0	0	0	0	0	0	0	0	0	0	0	0	0	0	0	0	0	0	0	0
0100	1	0	0	0	0	0	0	0	0	0	0	0	0	0	0	0	0	0	0	0	0	0	0	0	0	0	0	0	0
0200	0	0	0	0	0	0	0	0	0	0	0	0	0	0	0	0	0	0	0	0	0	0	0	0	0	0	0	0	0
0300	0	0	0	0	0	0	0	0	0	0	0	0	0	0	0	0	0	0	0	0	0	0	0	0	0	0	0	0	0
0400	0	0	0	0	0	0	0	0	0	0	0	0	0	0	0	0	0	0	0	0	0	0	0	0	0	0	0	0	0
0500	1	0	0	0	0	0	0	0	0	0	0	0	0	0	0	0	0	0	0	0	0	0	0	0	0	0	0	0	0
0600	5	0	0	0	0	0	0	0	0	0	0	1	1	1	1	1	0	0	1	0	0	0	0	0	0	0	0	0	0
0700	8	0	0	0	0	0	0	1	1	0	0	2	1	1	1	1	1	0	0	0	0	0	0	0	0	0	0	0	0
0800	**16**	**0**	**0**	**0**	**0**	**0**	**0**	**1**	**1**	**1**	**2**	**2**	**3**	**2**	**1**	**1**	**1**	**1**	**0**	**0**	**0**	**0**	**0**	**0**	**0**	**0**	**0**	**0**	**0**
0900	7	0	0	0	0	0	0	0	0	0	2	1	1	1	1	0	0	0	0	0	0	0	0	0	0	0	0	0	0
1000	11	0	0	0	0	0	1	1	1	1	1	2	1	1	0	1	0	0	0	0	0	0	0	0	0	0	0	0	0
1100	9	0	0	0	0	0	1	1	0	1	1	2	2	1	0	0	0	0	0	0	0	0	0	0	0	0	0	0	0
1200	10	0	0	0	0	0	1	0	1	1	1	1	1	1	0	1	0	0	0	0	0	0	0	0	0	0	0	0	0
1300	10	0	0	0	0	0	0	0	1	1	1	2	2	1	1	0	0	0	0	0	0	0	0	0	0	0	0	0	0
1400	11	0	0	0	0	0	1	1	0	1	2	2	1	0	0	0	0	0	0	0	0	0	0	0	0	0	0	0	0
1500	**15**	**0**	**0**	**0**	**0**	**1**	**0**	**1**	**1**	**1**	**1**	**2**	**2**	**2**	**1**	**1**	**0**	**0**	**0**	**0**	**0**	**0**	**0**	**0**	**0**	**0**	**0**	**0**	**0**
1600	13	0	0	0	1	0	1	0	0	1	2	2	1	2	1	1	0	0	0	0	0	0	0	0	0	0	0	0	0
1700	14	0	0	0	0	0	1	1	1	1	2	2	2	1	1	1	0	0	0	0	0	0	0	0	0	0	0	0	0
1800	**15**	**0**	**0**	**0**	**0**	**0**	**1**	**1**	**0**	**1**	**1**	**2**	**2**	**3**	**1**	**1**	**1**	**0**	**0**	**0**	**0**	**0**	**0**	**0**	**0**	**0**	**0**	**0**	**0**
1900	12	0	0	0	0	0	0	0	1	1	1	1	2	1	2	2	1	0	0	0	0	0	0	0	0	0	0	0	0
2000	7	0	0	0	0	0	0	0	0	1	1	1	1	1	0	0	0	0	0	0	0	0	0	0	0	0	0	0	0
2100	5	0	0	0	0	0	1	1	0	0	0	1	0	1	0	0	0	0	0	0	0	0	0	0	0	0	0	0	0
2200	3	0	0	0	0	0	0	0	0	0	0	1	0	0	0	0	0	0	0	0	0	0	0	0	0	0	0	0	0
2300	2	0	0	0	0	0	0	0	0	0	0	0	1	0	0	0	0	0	0	0	0	0	0	0	0	0	0	0	0
07-19	**139**	**0**	**1**	**2**	**2**	**4**	**6**	**8**	**9**	**9**	**17**	**21**	**21**	**17**	**9**	**7**	**3**	**1**	**1**	**0**	**0**	**0**	**0**	**0**	**0**	**0**	**0**	**0**	**0**
06-22	**168**	**0**	**1**	**2**	**3**	**4**	**8**	**9**	**10**	**11**	**18**	**25**	**25**	**20**	**13**	**10**	**4**	**2**	**1**	**0**	**0**	**0**	**0**	**0**	**0**	**0**	**0**	**0**	**0**
06-00	**173**	**0**	**1**	**2**	**3**	**5**	**8**	**10**	**10**	**11**	**19**	**27**	**26**	**21**	**13**	**10**	**4**	**2**	**1**	**0**	**0**	**0**	**0**	**0**	**0**	**0**	**0**	**0**	**0**
00-00	**177**	**0**	**1**	**2**	**3**	**5**	**8**	**10**	**10**	**11**	**19**	**27**	**27**	**21**	**13**	**11**	**5**	**2**	**2**	**0**	**0**	**0**	**0**	**0**	**0**	**0**	**0**	**0**	**0**

DRAFT

Site 51
Location L-68017-0, Att - Telepole, Lat 53.8732, Long -6.82091
Direction Two way

3279 / Meath/Cavan/Monaghan ATC's
October 2013
Automatic Traffic Count

Virtual Week (1)

Time	Total	Speed Bins (km/h)																											
		0 - 5	5 - 10	10 - 15	15 - 20	20 - 25	25 - 30	30 - 35	35 - 40	40 - 45	45 - 50	50 - 55	55 - 60	60 - 65	65 - 70	70 - 75	75 - 80	80 - 85	85 - 90	90 - 95	95 - 100	100 - 105	105 - 110	110 - 115	115 - 120	120 - 125	125 - 130	130 - 135	135 - 140
Mon	179	0	1	3	3	6	2	7	12	12	23	31	27	16	16	10	6	3	1	0	0	0	0	0	0	0	0	0	0
Tue	213	0	2	4	2	5	8	14	13	14	23	28	32	23	15	18	7	1	3	1	0	0	0	0	0	0	0	0	0
Wed	188	0	0	0	3	2	8	6	5	13	19	30	43	28	16	5	5	3	1	1	0	0	0	0	0	0	0	0	0
Thu	223	0	1	2	2	7	10	22	18	15	19	27	37	27	18	12	2	2	2	0	0	0	0	0	0	0	0	0	0
Fri	189	0	0	2	5	5	11	10	2	14	20	34	22	24	16	13	6	2	3	0	0	0	0	0	0	0	0	0	0
|Sat	143	0	2	3	4	5	11	5	14	4	15	20	16	17	6	13	6	1	1	0	0	0	0	0	0	0	0	0	0
|Sun	103	0	2	3	1	3	5	4	6	6	15	17	14	13	7	3	1	2	0	0	1	0	0	0	0	0	0	0	0
5 Day Ave.	**198**	**0**	**1**	**2**	**3**	**5**	**8**	**12**	**10**	**14**	**21**	**30**	**32**	**24**	**16**	**12**	**5**	**2**	**2**	**0**	**0**	**0**	**0**	**0**	**0**	**0**	**0**	**0**	**0**
7 Day Ave.	**177**	**0**	**1**	**2**	**3**	**5**	**8**	**10**	**10**	**11**	**19**	**27**	**27**	**21**	**13**	**11**	**5**	**2**	**2**	**0**	**0**	**0**	**0**	**0**	**0**	**0**	**0**	**0**	**0**
--	**1238**	**0**	**8**	**17**	**20**	**33**	**55**	**68**	**70**	**78**	**134**	**187**	**191**	**148**	**94**	**74**	**33**	**14**	**11**	**2**	**1**	**0**	**0**	**0**	**0**	**0**	**0**	**0**	**0**

Summary Graphs

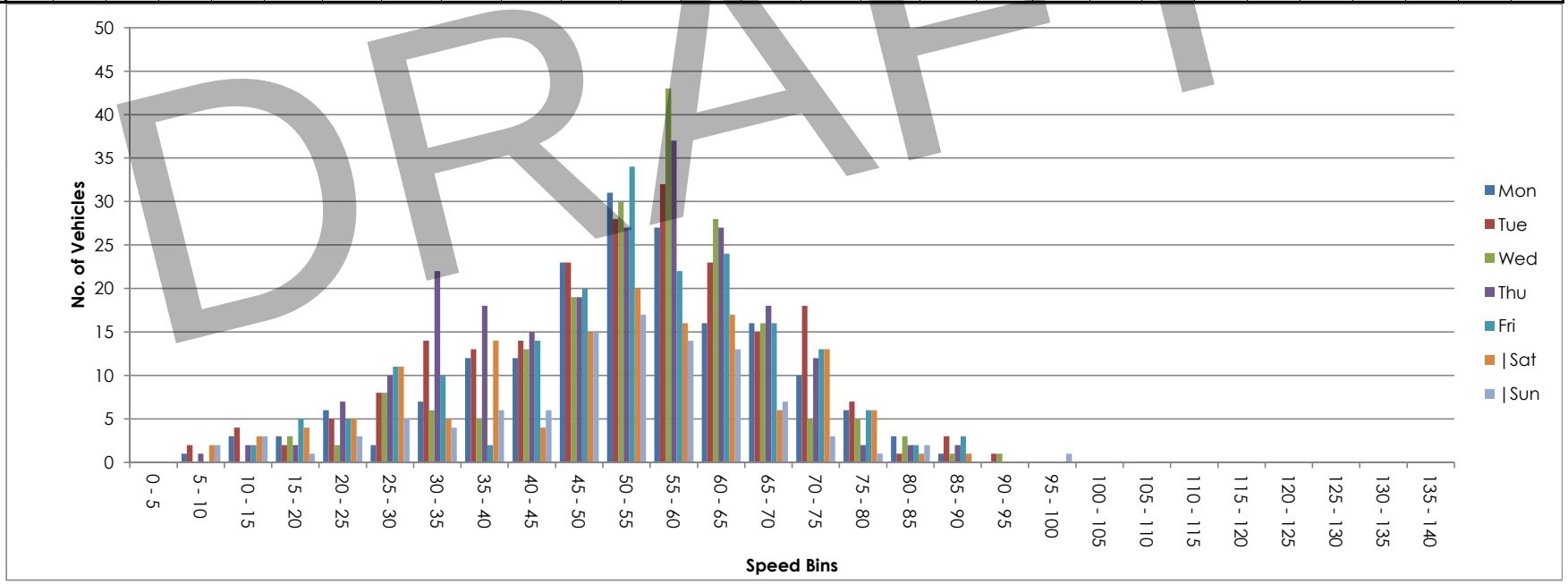

DRAFT



NDC NATIONWIDE DATA COLLECTION	**Site / Location:**	R164, Att - Telepole, Lat 53.8847, Long -6.82182	**Project No:**	3279	**Photo No:**	3279-52	**Drawn By:** MOR
	Survey Date:	Thu, 10 October 2013 to Wed, 16 October 2013	**Project Name:**		Meath/Cavan/Monaghan ATC'S		
	Survey Times:	00:00 to 00(24):00	**Title:**		Site Photograph		

Site No.	Location.	Direction.	Speed Limit - PSL (km/h)	Start Date.	End Date.	Total Vehicles.	5 Day Ave.	7 Day Ave.	No. > Speed Limit.	%. > Speed Limit.	No. > Speed Limit1 (+5km/h).	%. > Speed Limit1 (+5km/h).	No. > Speed Limit1 (+10km/h).	%. > Speed Limit1 (+10km/h).	Mean Speed	85%ile Speed
52	R164, Att - Telepole, Lat 53.8847, Long -6.82182	North	80	Thu, 10 October 2013	Wed, 16 October 2013	2879	435	411	333	11.6	148	5.1	64	2.2	67.7	78.1
		South	80	Thu, 10 October 2013	Wed, 16 October 2013	2789	414	398	242	8.7	97	3.5	30	1.1	65.5	76.3
		Two way	80	Thu, 10 October 2013	Wed, 16 October 2013	5668	849	810	575	10.1	245	4.3	94	1.7	66.6	77.0

DRAFT

Site 52
Location R164, Att - Telepole, Lat 53.8847, Long -6.82182
Direction North

3279 / Meath/Cavan/Monaghan ATC's
October 2013
Automatic Traffic Count

Thu, 10 October 2013

Time	Total	Classification												>PSL	>PSL%	>SL1	>SL1%	>SL2	>SL2%	Mean	Vpp
		1 MCL	2 SV	3 SVT	4 TB2	5 TB3	6 T4	7 ART3	8 ART4	9 ART5	10 ART6	11 BD	12 DRT	80	80	85 +5kph	85 +5kph	90 +10kph	90 +10kph		85
0000	1	0	1	0	0	0	0	0	0	0	0	0	0	0	0	0	0	0	0	71.2	-
0100	1	0	0	0	1	0	0	0	0	0	0	0	0	0	0	0	0	0	0	65.5	-
0200	0	0	0	0	0	0	0	0	0	0	0	0	0	0	0	0	0	0	0	-	-
0300	0	0	0	0	0	0	0	0	0	0	0	0	0	0	0	0	0	0	0	-	-
0400	2	0	1	0	1	0	0	0	0	0	0	0	0	1	50	1	50	0	0	82.9	-
0500	4	0	4	0	0	0	0	0	0	0	0	0	0	0	0	0	0	0	0	58.6	-
0600	3	0	3	0	0	0	0	0	0	0	0	0	0	1	33.3	0	0	0	0	76.8	-
0700	27	0	22	2	2	1	0	0	0	0	0	0	0	4	14.8	1	3.7	1	3.7	70.6	79.2
0800	**42**	**0**	**38**	**0**	**3**	**1**	**0**	**0**	**0**	**0**	**0**	**0**	**0**	**8**	**19**	**1**	**2.4**	**0**	**0**	**71.8**	**81.7**
0900	34	0	26	1	7	0	0	0	0	0	0	0	0	3	8.8	0	0	0	0	65	78.1
1000	25	0	19	2	1	0	1	0	0	2	0	0	0	1	4	0	0	0	0	61.3	72
1100	29	0	21	1	7	0	0	0	0	0	0	0	0	2	6.9	0	0	0	0	65.3	73.1
1200	33	0	30	1	2	0	0	0	0	0	0	0	0	3	9.1	2	6.1	0	0	60.6	74.2
1300	33	0	26	3	4	0	0	0	0	0	0	0	0	1	3	1	3	1	3	61.8	68.8
1400	29	0	25	1	1	0	1	0	1	0	0	0	0	2	6.9	2	6.9	0	0	66.1	72.4
1500	32	0	24	0	6	1	0	0	0	1	0	0	0	3	9.4	1	3.1	0	0	61.6	75.6
1600	42	0	37	1	1	1	2	0	0	0	0	0	0	3	7.1	1	2.4	0	0	65.7	76
1700	**65**	**0**	**60**	**1**	**4**	**0**	**0**	**0**	**0**	**0**	**0**	**0**	**0**	**10**	**15.4**	**4**	**6.2**	**0**	**0**	**71.5**	**79.6**
1800	33	0	29	0	2	1	1	0	0	0	0	0	0	4	12.1	3	9.1	2	6.1	68.1	77.8
1900	22	0	16	1	4	0	0	0	1	0	0	0	0	2	9.1	1	4.5	0	0	67	72.4
2000	30	0	27	0	3	0	0	0	0	0	0	0	0	0	0	0	0	0	0	60	69.1
2100	15	0	12	0	3	0	0	0	0	0	0	0	0	3	20	1	6.7	1	6.7	68.2	80.3
2200	7	0	6	0	0	0	0	0	1	0	0	0	0	2	28.6	2	28.6	1	14.3	74.3	-
2300	5	0	5	0	0	0	0	0	0	0	0	0	0	1	20	0	0	0	0	68.3	-
07-19	**424**	**0**	**357**	**13**	**40**	**5**	**5**	**0**	**1**	**3**	**0**	**0**	**0**	**44**	**10.4**	**16**	**3.8**	**4**	**0.9**	**66.4**	**77.8**
06-22	**494**	**0**	**415**	**14**	**50**	**5**	**5**	**0**	**2**	**3**	**0**	**0**	**0**	**50**	**10.1**	**18**	**3.6**	**5**	**1**	**66.1**	**77.4**
06-00	**506**	**0**	**426**	**14**	**50**	**5**	**5**	**0**	**3**	**3**	**0**	**0**	**0**	**53**	**10.5**	**20**	**4**	**6**	**1.2**	**66.3**	**77.4**
00-00	**514**	**0**	**432**	**14**	**52**	**5**	**5**	**0**	**3**	**3**	**0**	**0**	**0**	**54**	**10.5**	**21**	**4.1**	**6**	**1.2**	**66.3**	**77.8**

DRAFT

Site 52
Location R164, Att - Telepole, Lat 53.8847, Long -6.82182
Direction North

3279 / Meath/Cavan/Monaghan ATC's
October 2013
Automatic Traffic Count

Fri, 11 October 2013

Time	Total	Classification												>PSL	>PSL%	>SL1	>SL1%	>SL2	>SL2%	Mean	Vpp
		1 MCL	2 SV	3 SVT	4 TB2	5 TB3	6 T4	7 ART3	8 ART4	9 ART5	10 ART6	11 BD	12 DRT	80	80	85 +5kph	85 +5kph	90 +10kph	90 +10kph		85
0000	2	0	2	0	0	0	0	0	0	0	0	0	0	0	0	0	0	0	0	65.5	-
0100	0	0	0	0	0	0	0	0	0	0	0	0	0	0	0	0	0	0	0	-	-
0200	1	0	0	0	0	0	0	0	1	0	0	0	0	0	0	0	0	0	0	52.8	-
0300	0	0	0	0	0	0	0	0	0	0	0	0	0	0	0	0	0	0	0	-	-
0400	1	0	1	0	0	0	0	0	0	0	0	0	0	1	100	0	0	0	0	82.4	-
0500	3	0	2	0	0	0	1	0	0	0	0	0	0	0	0	0	0	0	0	61.8	-
0600	5	0	5	0	0	0	0	0	0	0	0	0	0	0	0	0	0	0	0	67.3	-
0700	16	0	13	0	3	0	0	0	0	0	0	0	0	2	12.5	1	6.3	0	0	68.5	74.5
0800	**41**	**0**	**39**	**1**	**0**	**0**	**1**	**0**	**0**	**0**	**0**	**0**	**0**	**9**	**22**	**3**	**7.3**	**1**	**2.4**	**73.3**	**81.7**
0900	36	0	29	1	5	0	0	0	1	0	0	0	0	5	13.9	0	0	0	0	67.7	78.5
1000	27	0	18	2	6	0	0	0	0	0	1	0	0	2	7.4	1	3.7	0	0	64	76
1100	25	0	22	0	2	0	0	0	1	0	0	0	0	3	12	1	4	0	0	69.3	76.3
1200	28	0	22	0	3	0	0	0	1	2	0	0	0	2	7.1	1	3.6	0	0	68.3	77.8
1300	33	0	29	1	2	0	0	0	0	1	0	0	0	10	30.3	2	6.1	1	3	71.6	84.6
1400	24	0	22	1	1	0	0	0	0	0	0	0	0	2	8.3	0	0	0	0	67.5	75.2
1500	52	0	43	0	5	0	2	0	2	0	0	0	0	7	13.5	3	5.8	0	0	66.2	75.6
1600	**69**	**0**	**60**	**3**	**6**	**0**	**0**	**0**	**0**	**0**	**0**	**0**	**0**	**9**	**13**	**1**	**1.4**	**1**	**1.4**	**66.7**	**79.2**
1700	51	1	41	0	8	0	0	0	1	0	0	0	0	3	5.9	1	2	1	2	66.5	73.4
1800	38	0	34	1	2	0	0	0	0	1	0	0	0	3	7.9	1	2.6	0	0	68.7	75.6
1900	28	0	26	0	2	0	0	0	0	0	0	0	0	2	7.1	2	7.1	0	0	67.8	73.8
2000	25	0	20	1	3	0	0	0	0	1	0	0	0	4	16	1	4	1	4	71.6	79.2
2100	12	0	11	0	1	0	0	0	0	0	0	0	0	2	16.7	1	8.3	1	8.3	72	73.8
2200	13	0	12	0	1	0	0	0	0	0	0	0	0	2	15.4	1	7.7	0	0	66.5	75.6
2300	6	0	5	0	1	0	0	0	0	0	0	0	0	1	16.7	0	0	0	0	65.2	-
07-19	**440**	**1**	**372**	**10**	**43**	**0**	**3**	**0**	**6**	**4**	**1**	**0**	**0**	**57**	**13**	**15**	**3.4**	**4**	**0.9**	**68**	**78.1**
06-22	**510**	**1**	**434**	**11**	**49**	**0**	**3**	**0**	**6**	**5**	**1**	**0**	**0**	**65**	**12.7**	**19**	**3.7**	**6**	**1.2**	**68.3**	**78.1**
06-00	**529**	**1**	**451**	**11**	**51**	**0**	**3**	**0**	**6**	**5**	**1**	**0**	**0**	**68**	**12.9**	**20**	**3.8**	**6**	**1.1**	**68.2**	**78.1**
00-00	**536**	**1**	**456**	**11**	**51**	**0**	**4**	**0**	**7**	**5**	**1**	**0**	**0**	**69**	**12.9**	**20**	**3.7**	**6**	**1.1**	**68.2**	**78.1**

DRAFT

Site 52
Location R164, Att - Telepole, Lat 53.8847, Long -6.82182
Direction North

3279 / Meath/Cavan/Monaghan ATC's
October 2013
Automatic Traffic Count

Sat, 12 October 2013

Time	Total	Classification												>PSL	>PSL%	>SL1	>SL1%	>SL2	>SL2%	Mean	Vpp
		1 MCL	2 SV	3 SVT	4 TB2	5 TB3	6 T4	7 ART3	8 ART4	9 ART5	10 ART6	11 BD	12 DRT	80	80	85 +5kph	85 +5kph	90 +10kph	90 +10kph		85
0000	3	0	3	0	0	0	0	0	0	0	0	0	0	0	0	0	0	0	0	71.3	-
0100	5	0	4	0	1	0	0	0	0	0	0	0	0	1	20	1	20	0	0	73.4	-
0200	0	0	0	0	0	0	0	0	0	0	0	0	0	0	0	0	0	0	0	-	-
0300	2	0	1	0	1	0	0	0	0	0	0	0	0	0	0	0	0	0	0	65.4	-
0400	1	0	1	0	0	0	0	0	0	0	0	0	0	0	0	0	0	0	0	55.7	-
0500	1	0	1	0	0	0	0	0	0	0	0	0	0	1	100	0	0	0	0	80.9	-
0600	0	0	0	0	0	0	0	0	0	0	0	0	0	0	0	0	0	0	0	-	-
0700	5	0	5	0	0	0	0	0	0	0	0	0	0	1	20	0	0	0	0	75.3	-
0800	15	0	14	1	0	0	0	0	0	0	0	0	0	5	33.3	2	13.3	2	13.3	74.2	84.2
0900	19	0	15	4	0	0	0	0	0	0	0	0	0	2	10.5	2	10.5	0	0	65.9	76.3
1000	19	0	17	1	1	0	0	0	0	0	0	0	0	2	10.5	1	5.3	0	0	66.3	75.6
1100	**37**	**0**	**31**	**2**	**2**	**0**	**0**	**0**	**0**	**2**	**0**	**0**	**0**	**1**	**2.7**	**1**	**2.7**	**0**	**0**	**65.4**	**74.2**
1200	**42**	**4**	**31**	**2**	**3**	**0**	**0**	**0**	**0**	**2**	**0**	**0**	**0**	**6**	**14.3**	**2**	**4.8**	**0**	**0**	**67.5**	**77**
1300	34	0	30	0	3	0	0	0	0	1	0	0	0	2	5.9	1	2.9	0	0	67.7	75.2
1400	41	0	37	3	1	0	0	0	0	0	0	0	0	5	12.2	1	2.4	0	0	65.9	78.5
1500	37	1	32	2	1	1	0	0	0	0	0	0	0	2	5.4	1	2.7	1	2.7	67	77
1600	41	0	38	0	1	0	0	0	0	1	1	0	0	3	7.3	1	2.4	1	2.4	70.2	76.7
1700	41	0	38	1	2	0	0	0	0	0	0	0	0	2	4.9	1	2.4	0	0	67.4	74.2
1800	28	0	28	0	0	0	0	0	0	0	0	0	0	2	7.1	1	3.6	0	0	69.2	77
1900	21	0	17	2	2	0	0	0	0	0	0	0	0	1	4.8	0	0	0	0	61	74.2
2000	19	0	18	0	0	0	1	0	0	0	0	0	0	4	21.1	3	15.8	0	0	70.7	81.4
2100	9	0	7	2	0	0	0	0	0	0	0	0	0	1	11.1	0	0	0	0	58.8	-
2200	8	0	6	0	2	0	0	0	0	0	0	0	0	0	0	0	0	0	0	68.6	-
2300	5	0	4	0	0	0	0	0	0	0	1	0	0	0	0	0	0	0	0	58.8	-
07-19	**359**	**5**	**316**	**16**	**14**	**1**	**0**	**0**	**0**	**6**	**1**	**0**	**0**	**33**	**9.2**	**14**	**3.9**	**4**	**1.1**	**67.7**	**77.4**
06-22	**408**	**5**	**358**	**20**	**16**	**1**	**1**	**0**	**0**	**6**	**1**	**0**	**0**	**39**	**9.6**	**17**	**4.2**	**4**	**1**	**67.3**	**77.4**
06-00	**421**	**5**	**368**	**20**	**18**	**1**	**1**	**0**	**0**	**6**	**2**	**0**	**0**	**39**	**9.3**	**17**	**4**	**4**	**1**	**67.3**	**77.4**
00-00	**433**	**5**	**378**	**20**	**20**	**1**	**1**	**0**	**0**	**6**	**2**	**0**	**0**	**41**	**9.5**	**18**	**4.2**	**4**	**0.9**	**67.4**	**77.4**

DRAFT

Site 52
Location R164, Att - Telepole, Lat 53.8847, Long -6.82182
Direction North

3279 / Meath/Cavan/Monaghan ATC's
October 2013
Automatic Traffic Count

Sun, 13 October 2013

Time	Total	Classification												>PSL	>PSL%	>SL1	>SL1%	>SL2	>SL2%	Mean	Vpp
		1 MCL	2 SV	3 SVT	4 TB2	5 TB3	6 T4	7 ART3	8 ART4	9 ART5	10 ART6	11 BD	12 DRT	80	80	85 +5kph	85 +5kph	90 +10kph	90 +10kph		85
0000	4	0	3	0	1	0	0	0	0	0	0	0	0	0	0	0	0	0	0	67.6	-
0100	5	0	5	0	0	0	0	0	0	0	0	0	0	0	0	0	0	0	0	66.5	-
0200	5	0	5	0	0	0	0	0	0	0	0	0	0	1	20	0	0	0	0	70.6	-
0300	0	0	0	0	0	0	0	0	0	0	0	0	0	0	0	0	0	0	0	-	-
0400	0	0	0	0	0	0	0	0	0	0	0	0	0	0	0	0	0	0	0	-	-
0500	1	0	0	0	1	0	0	0	0	0	0	0	0	0	0	0	0	0	0	78.4	-
0600	0	0	0	0	0	0	0	0	0	0	0	0	0	0	0	0	0	0	0	-	-
0700	0	0	0	0	0	0	0	0	0	0	0	0	0	0	0	0	0	0	0	-	-
0800	4	0	4	0	0	0	0	0	0	0	0	0	0	0	0	0	0	0	0	75.9	-
0900	9	0	8	0	1	0	0	0	0	0	0	0	0	2	22.2	1	11.1	0	0	72.6	-
1000	**18**	**1**	**17**	**0**	**0**	**0**	**0**	**0**	**0**	**0**	**0**	**0**	**0**	**3**	**16.7**	**2**	**11.1**	**2**	**11.1**	**70.9**	**79.2**
1100	15	2	13	0	0	0	0	0	0	0	0	0	0	4	26.7	3	20	3	20	73.3	90
1200	26	0	26	0	0	0	0	0	0	0	0	0	0	7	26.9	4	15.4	0	0	71.5	82.4
1300	20	0	19	0	1	0	0	0	0	0	0	0	0	1	5	0	0	0	0	67.6	74.9
1400	22	0	21	1	0	0	0	0	0	0	0	0	0	3	13.6	2	9.1	1	4.5	68.3	79.6
1500	18	0	17	1	0	0	0	0	0	0	0	0	0	1	5.6	0	0	0	0	68.7	76.7
1600	23	0	23	0	0	0	0	0	0	0	0	0	0	1	4.3	0	0	0	0	65.2	72.7
1700	**30**	**0**	**28**	**0**	**1**	**0**	**1**	**0**	**0**	**0**	**0**	**0**	**0**	**1**	**3.3**	**0**	**0**	**0**	**0**	**63**	**73.4**
1800	26	0	25	1	0	0	0	0	0	0	0	0	0	2	7.7	1	3.8	0	0	66.9	76.7
1900	17	0	13	2	1	0	0	1	0	0	0	0	0	2	11.8	0	0	0	0	64.8	73.8
2000	14	0	14	0	0	0	0	0	0	0	0	0	0	0	0	0	0	0	0	65.2	76.3
2100	9	0	9	0	0	0	0	0	0	0	0	0	0	2	22.2	2	22.2	1	11.1	72.4	-
2200	3	0	3	0	0	0	0	0	0	0	0	0	0	0	0	0	0	0	0	72.1	-
2300	2	0	2	0	0	0	0	0	0	0	0	0	0	0	0	0	0	0	0	69.7	-
07-19	**211**	**3**	**201**	**3**	**3**	**0**	**1**	**0**	**0**	**0**	**0**	**0**	**0**	**25**	**11.8**	**13**	**6.2**	**6**	**2.8**	**68.3**	**78.8**
06-22	**251**	**3**	**237**	**5**	**4**	**0**	**1**	**1**	**0**	**0**	**0**	**0**	**0**	**29**	**11.6**	**15**	**6**	**7**	**2.8**	**68**	**78.8**
06-00	**256**	**3**	**242**	**5**	**4**	**0**	**1**	**1**	**0**	**0**	**0**	**0**	**0**	**29**	**11.3**	**15**	**5.9**	**7**	**2.7**	**68.1**	**78.8**
00-00	**271**	**3**	**255**	**5**	**6**	**0**	**1**	**1**	**0**	**0**	**0**	**0**	**0**	**30**	**11.1**	**15**	**5.5**	**7**	**2.6**	**68.2**	**78.8**

DRAFT

Site 52
Location R164, Att - Telepole, Lat 53.8847, Long -6.82182
Direction North

3279 / Meath/Cavan/Monaghan ATC's
October 2013
Automatic Traffic Count

Mon, 14 October 2013

Time	Total	Classification												>PSL	>PSL%	>SL1	>SL1%	>SL2	>SL2%	Mean	Vpp
		1 MCL	2 SV	3 SVT	4 TB2	5 TB3	6 T4	7 ART3	8 ART4	9 ART5	10 ART6	11 BD	12 DRT	80	80	85 +5kph	85 +5kph	90 +10kph	90 +10kph		85
0000	2	0	2	0	0	0	0	0	0	0	0	0	0	0	0	0	0	0	0	63.5	-
0100	0	0	0	0	0	0	0	0	0	0	0	0	0	0	0	0	0	0	0	-	-
0200	0	0	0	0	0	0	0	0	0	0	0	0	0	0	0	0	0	0	0	-	-
0300	0	0	0	0	0	0	0	0	0	0	0	0	0	0	0	0	0	0	0	-	-
0400	0	0	0	0	0	0	0	0	0	0	0	0	0	0	0	0	0	0	0	-	-
0500	3	0	3	0	0	0	0	0	0	0	0	0	0	0	0	0	0	0	0	65.8	-
0600	5	0	5	0	0	0	0	0	0	0	0	0	0	0	0	0	0	0	0	70.2	-
0700	29	0	20	1	8	0	0	0	0	0	0	0	0	4	13.8	2	6.9	0	0	67.3	76
0800	**39**	**0**	**35**	**2**	**1**	**0**	**0**	**0**	**1**	**0**	**0**	**0**	**0**	**5**	**12.8**	**4**	**10.3**	**1**	**2.6**	**72.4**	**78.5**
0900	29	0	24	1	3	0	0	0	0	1	0	0	0	6	20.7	2	6.9	2	6.9	73.5	81.7
1000	32	0	21	1	5	0	3	0	0	2	0	0	0	0	0	0	0	0	0	63.7	73.4
1100	29	0	24	0	4	0	1	0	0	0	0	0	0	2	6.9	1	3.4	0	0	66.3	75.2
1200	26	0	20	0	4	0	2	0	0	0	0	0	0	1	3.8	0	0	0	0	66.3	73.4
1300	30	0	22	1	1	0	6	0	0	0	0	0	0	2	6.7	0	0	0	0	67.9	74.5
1400	32	0	25	1	4	0	0	1	0	0	1	0	0	1	3.1	1	3.1	1	3.1	64.8	71.3
1500	43	0	33	1	4	0	4	0	0	0	1	0	0	6	14	3	7	1	2.3	67.6	78.1
1600	**63**	**1**	**53**	**0**	**5**	**0**	**2**	**0**	**1**	**0**	**1**	**0**	**0**	**3**	**4.8**	**1**	**1.6**	**0**	**0**	**61.5**	**76**
1700	42	0	37	0	3	0	1	0	1	0	0	0	0	4	9.5	3	7.1	0	0	70.4	77
1800	36	0	27	2	6	0	0	0	0	1	0	0	0	1	2.8	0	0	0	0	69.2	77
1900	24	0	22	0	2	0	0	0	0	0	0	0	0	5	20.8	3	12.5	2	8.3	73.9	81.7
2000	18	0	17	0	1	0	0	0	0	0	0	0	0	2	11.1	2	11.1	2	11.1	66.3	72.7
2100	10	0	8	0	2	0	0	0	0	0	0	0	0	2	20	0	0	0	0	66.2	-
2200	7	0	7	0	0	0	0	0	0	0	0	0	0	1	14.3	0	0	0	0	68.8	-
2300	5	0	5	0	0	0	0	0	0	0	0	0	0	0	0	0	0	0	0	58.7	-
07-19	**430**	**1**	**341**	**10**	**48**	**0**	**19**	**1**	**3**	**4**	**3**	**0**	**0**	**35**	**8.1**	**17**	**4**	**5**	**1.2**	**67.3**	**77**
06-22	**487**	**1**	**393**	**10**	**53**	**0**	**19**	**1**	**3**	**4**	**3**	**0**	**0**	**44**	**9**	**22**	**4.5**	**9**	**1.8**	**67.6**	**77**
06-00	**499**	**1**	**405**	**10**	**53**	**0**	**19**	**1**	**3**	**4**	**3**	**0**	**0**	**45**	**9**	**22**	**4.4**	**9**	**1.8**	**67.5**	**77**
00-00	**504**	**1**	**410**	**10**	**53**	**0**	**19**	**1**	**3**	**4**	**3**	**0**	**0**	**45**	**8.9**	**22**	**4.4**	**9**	**1.8**	**67.5**	**77**

DRAFT

Site 52
Location R164, Att - Telepole, Lat 53.8847, Long -6.82182
Direction North

3279 / Meath/Cavan/Monaghan ATC's
October 2013
Automatic Traffic Count

Tue, 15 October 2013

Time	Total	Classification												>PSL	>PSL%	>SL1	>SL1%	>SL2	>SL2%	Mean	Vpp
		1 MCL	2 SV	3 SVT	4 TB2	5 TB3	6 T4	7 ART3	8 ART4	9 ART5	10 ART6	11 BD	12 DRT	80	80	85 +5kph	85 +5kph	90 +10kph	90 +10kph		85
0000	0	0	0	0	0	0	0	0	0	0	0	0	0	0	0	0	0	0	0	-	-
0100	1	0	1	0	0	0	0	0	0	0	0	0	0	0	0	0	0	0	0	67.9	-
0200	0	0	0	0	0	0	0	0	0	0	0	0	0	0	0	0	0	0	0	-	-
0300	2	0	2	0	0	0	0	0	0	0	0	0	0	1	50	0	0	0	0	72.1	-
0400	0	0	0	0	0	0	0	0	0	0	0	0	0	0	0	0	0	0	0	-	-
0500	1	0	1	0	0	0	0	0	0	0	0	0	0	0	0	0	0	0	0	64.7	-
0600	3	0	3	0	0	0	0	0	0	0	0	0	0	0	0	0	0	0	0	67.8	-
0700	25	0	16	1	7	0	1	0	0	0	0	0	0	5	20	3	12	2	8	68.5	80.6
0800	36	0	34	0	2	0	0	0	0	0	0	0	0	11	30.6	5	13.9	3	8.3	75.1	84.2
0900	33	0	28	0	3	0	2	0	0	0	0	0	0	4	12.1	1	3	1	3	65.2	76.3
1000	25	0	21	2	1	0	0	1	0	0	0	0	0	4	16	0	0	0	0	67.7	77.4
1100	**42**	**0**	**31**	**2**	**3**	**0**	**5**	**0**	**0**	**0**	**1**	**0**	**0**	**0**	**0**	**0**	**0**	**0**	**0**	**62.8**	**71.3**
1200	33	1	22	1	3	0	5	0	0	1	0	0	0	1	3	1	3	1	3	65	69.8
1300	28	0	20	0	1	0	6	0	0	1	0	0	0	0	0	0	0	0	0	64.8	70.6
1400	25	0	18	1	4	0	1	0	0	1	0	0	0	0	0	0	0	0	0	64.7	73.4
1500	28	0	21	3	2	1	1	0	0	0	0	0	0	3	10.7	2	7.1	0	0	68.5	76.7
1600	43	0	36	2	4	0	1	0	0	0	0	0	0	5	11.6	2	4.7	0	0	68.2	78.8
1700	**61**	**0**	**54**	**1**	**5**	**0**	**0**	**0**	**0**	**1**	**0**	**0**	**0**	**8**	**13.1**	**4**	**6.6**	**2**	**3.3**	**67.6**	**79.2**
1800	25	0	23	0	1	0	0	0	0	0	1	0	0	3	12	1	4	1	4	68.3	77.4
1900	21	0	18	0	2	0	0	0	1	0	0	0	0	1	4.8	0	0	0	0	65.2	73.8
2000	16	0	15	0	1	0	0	0	0	0	0	0	0	2	12.5	2	12.5	1	6.3	68.7	76.3
2100	15	0	13	1	1	0	0	0	0	0	0	0	0	2	13.3	1	6.7	1	6.7	68.6	76.3
2200	18	0	14	3	1	0	0	0	0	0	0	0	0	2	11.1	2	11.1	0	0	68.8	79.6
2300	10	0	7	3	0	0	0	0	0	0	0	0	0	2	20	1	10	1	10	67.6	-
07-19	**404**	**1**	**324**	**13**	**36**	**1**	**22**	**1**	**0**	**4**	**2**	**0**	**0**	**44**	**10.9**	**19**	**4.7**	**10**	**2.5**	**67.2**	**77.4**
06-22	**459**	**1**	**373**	**14**	**40**	**1**	**22**	**1**	**1**	**4**	**2**	**0**	**0**	**49**	**10.7**	**22**	**4.8**	**12**	**2.6**	**67.2**	**77.4**
06-00	**487**	**1**	**394**	**20**	**41**	**1**	**22**	**1**	**1**	**4**	**2**	**0**	**0**	**53**	**10.9**	**25**	**5.1**	**13**	**2.7**	**67.3**	**77.4**
00-00	**491**	**1**	**398**	**20**	**41**	**1**	**22**	**1**	**1**	**4**	**2**	**0**	**0**	**54**	**11**	**25**	**5.1**	**13**	**2.6**	**67.3**	**77.4**

DRAFT

Site 52
Location R164, Att - Telepole, Lat 53.8847, Long -6.82182
Direction North

3279 / Meath/Cavan/Monaghan ATC's
October 2013
Automatic Traffic Count

Wed, 16 October 2013

Time	Total	Classification												>PSL	>PSL%	>SL1	>SL1%	>SL2	>SL2%	Mean	Vpp
		1 MCL	2 SV	3 SVT	4 TB2	5 TB3	6 T4	7 ART3	8 ART4	9 ART5	10 ART6	11 BD	12 DRT	80	80	85 +5kph	85 +5kph	90 +10kph	90 +10kph		85
0000	11	0	9	2	0	0	0	0	0	0	0	0	0	0	0	0	0	0	0	66.3	75.6
0100	4	0	1	0	2	0	0	0	0	1	0	0	0	1	25	0	0	0	0	59.9	-
0200	1	0	0	0	0	1	0	0	0	0	0	0	0	0	0	0	0	0	0	58	-
0300	0	0	0	0	0	0	0	0	0	0	0	0	0	0	0	0	0	0	0	-	-
0400	1	0	1	0	0	0	0	0	0	0	0	0	0	1	100	0	0	0	0	82.6	-
0500	6	0	5	0	1	0	0	0	0	0	0	0	0	0	0	0	0	0	0	64.3	-
0600	2	0	2	0	0	0	0	0	0	0	0	0	0	0	0	0	0	0	0	61.7	-
0700	**26**	**0**	**18**	**0**	**8**	**0**	**0**	**0**	**0**	**0**	**0**	**0**	**0**	**4**	**15.4**	**3**	**11.5**	**3**	**11.5**	**66.9**	**75.6**
0800	15	0	4	0	10	0	1	0	0	0	0	0	0	7	46.7	6	40	4	26.7	84.6	106.9
0900	9	0	0	0	8	0	0	0	0	1	0	0	0	5	55.6	4	44.4	4	44.4	84.6	-
1000	9	0	0	0	8	0	0	1	0	0	0	0	0	5	55.6	3	33.3	0	0	75	-
1100	10	0	2	0	8	0	0	0	0	0	0	0	0	7	70	5	50	4	40	85.8	-
1200	8	0	5	0	3	0	0	0	0	0	0	0	0	6	75	3	37.5	1	12.5	82.9	-
1300	0	0	0	0	0	0	0	0	0	0	0	0	0	0	0	0	0	0	0	-	-
1400	3	0	2	0	1	0	0	0	0	0	0	0	0	1	33.3	0	0	0	0	73.2	-
1500	5	0	3	0	2	0	0	0	0	0	0	0	0	0	0	0	0	0	0	72.7	-
1600	**16**	**0**	**15**	**0**	**1**	**0**	**0**	**0**	**0**	**0**	**0**	**0**	**0**	**0**	**0**	**0**	**0**	**0**	**0**	**59.5**	**57.2**
1700	0	0	0	0	0	0	0	0	0	0	0	0	0	0	0	0	0	0	0	-	-
1800	0	0	0	0	0	0	0	0	0	0	0	0	0	0	0	0	0	0	0	-	-
1900	3	0	0	0	3	0	0	0	0	0	0	0	0	3	100	3	100	3	100	99.9	-
2000	1	0	0	0	1	0	0	0	0	0	0	0	0	0	0	0	0	0	0	74.4	-
2100	0	0	0	0	0	0	0	0	0	0	0	0	0	0	0	0	0	0	0	0	0
2200	0	0	0	0	0	0	0	0	0	0	0	0	0	0	0	0	0	0	0	0	0
2300	0	0	0	0	0	0	0	0	0	0	0	0	0	0	0	0	0	0	0	0	0
07-19	**101**	**0**	**49**	**0**	**49**	**0**	**1**	**1**	**0**	**1**	**0**	**0**	**0**	**35**	**34.7**	**24**	**23.8**	**16**	**15.8**	**74.3**	**90**
06-22	**107**	**0**	**51**	**0**	**53**	**0**	**1**	**1**	**0**	**1**	**0**	**0**	**0**	**38**	**35.5**	**27**	**25.2**	**19**	**17.8**	**74.8**	**90**
06-00	**107**	**0**	**51**	**0**	**53**	**0**	**1**	**1**	**0**	**1**	**0**	**0**	**0**	**38**	**35.5**	**27**	**25.2**	**19**	**17.8**	**74.8**	**90**
00-00	**130**	**0**	**67**	**2**	**56**	**1**	**1**	**1**	**0**	**2**	**0**	**0**	**0**	**40**	**30.8**	**27**	**20.8**	**19**	**14.6**	**73**	**89.6**

DRAFT

Site 52
Location R164, Att - Telepole, Lat 53.8847, Long -6.82182
Direction North

3279 / Meath/Cavan/Monaghan ATC's
October 2013
Automatic Traffic Count

Virtual Day (7)

Time	Total	Classification												>PSL	>PSL%	>SL1	>SL1%	>SL2	>SL2%	Mean	Vpp
		1 MCL	2 SV	3 SVT	4 TB2	5 TB3	6 T4	7 ART3	8 ART4	9 ART5	10 ART6	11 BD	12 DRT	80	80	85 +5kph	85 +5kph	90 +10kph	90 +10kph		85
0000	3	0	3	0	0	0	0	0	0	0	0	0	0	0	0	0	0	0	0	67.1	-
0100	2	0	2	0	1	0	0	0	0	0	0	0	0	0	12.5	0	6.3	0	0	67	-
0200	1	0	1	0	0	0	0	0	0	0	0	0	0	0	14.3	0	0	0	0	66.3	-
0300	1	0	0	0	0	0	0	0	0	0	0	0	0	0	25	0	0	0	0	68.7	-
0400	1	0	1	0	0	0	0	0	0	0	0	0	0	0	60	0	20	0	0	77.3	-
0500	3	0	2	0	0	0	0	0	0	0	0	0	0	0	5.3	0	0	0	0	64.6	-
0600	3	0	3	0	0	0	0	0	0	0	0	0	0	0	5.6	0	0	0	0	69.1	-
0700	18	0	13	1	4	0	0	0	0	0	0	0	0	3	15.6	1	7.8	1	4.7	68.6	80.6
0800	**27**	**0**	**24**	**1**	**2**	**0**	**0**	**0**	**0**	**0**	**0**	**0**	**0**	**6**	**23.4**	**3**	**10.9**	**2**	**5.7**	**74.1**	**83.2**
0900	24	0	19	1	4	0	0	0	0	0	0	0	0	4	16	1	5.9	1	4.1	68.6	79.9
1000	22	0	16	1	3	0	1	0	0	1	0	0	0	2	11	1	4.5	0	1.3	65.8	77.8
1100	**27**	**0**	**21**	**1**	**4**	**0**	**1**	**0**	**0**	**0**	**0**	**0**	**0**	**3**	**10.2**	**2**	**5.9**	**1**	**3.7**	**67.2**	**76.7**
1200	28	1	22	1	3	0	1	0	0	1	0	0	0	4	13.3	2	6.6	0	1	67	78.1
1300	25	0	21	1	2	0	2	0	0	0	0	0	0	2	9	1	2.2	0	1.1	66.9	75.2
1400	25	0	21	1	2	0	0	0	0	0	0	0	0	2	8	1	3.4	0	1.1	66.2	75.6
1500	31	0	25	1	3	0	1	0	0	0	0	0	0	3	10.2	1	4.7	0	0.9	66.6	77
1600	**42**	**0**	**37**	**1**	**3**	**0**	**1**	**0**	**0**	**0**	**0**	**0**	**0**	**3**	**8.1**	**1**	**2**	**0**	**0.7**	**65.7**	**76.7**
1700	41	0	37	0	3	0	0	0	0	0	0	0	0	4	9.7	2	4.5	0	1	68.2	77
1800	27	0	24	1	2	0	0	0	0	0	0	0	0	2	8.1	1	3.8	0	1.6	68.5	77
1900	19	0	16	1	2	0	0	0	0	0	0	0	0	2	11.8	1	6.6	1	3.7	67.6	76.7
2000	18	0	16	0	1	0	0	0	0	0	0	0	0	2	9.8	1	6.5	1	3.3	66.8	77.4
2100	10	0	9	0	1	0	0	0	0	0	0	0	0	2	17.1	1	7.1	1	5.7	68	-
2200	8	0	7	0	1	0	0	0	0	0	0	0	0	1	12.5	1	8.9	0	1.8	69.1	-
2300	5	0	4	0	0	0	0	0	0	0	0	0	0	1	12.1	0	3	0	3	64.7	-
07-19	**338**	**2**	**280**	**9**	**33**	**1**	**7**	**0**	**1**	**3**	**1**	**0**	**0**	**39**	**11.5**	**17**	**5**	**7**	**2.1**	**67.7**	**78.1**
06-22	**388**	**2**	**323**	**11**	**38**	**1**	**7**	**1**	**2**	**3**	**1**	**0**	**0**	**45**	**11.6**	**20**	**5.2**	**9**	**2.3**	**67.7**	**78.1**
06-00	**401**	**2**	**334**	**11**	**39**	**1**	**7**	**1**	**2**	**3**	**1**	**0**	**0**	**46**	**11.6**	**21**	**5.2**	**9**	**2.3**	**67.7**	**78.1**
00-00	**411**	**2**	**342**	**12**	**40**	**1**	**8**	**1**	**2**	**3**	**1**	**0**	**0**	**48**	**11.6**	**21**	**5.1**	**9**	**2.2**	**67.7**	**78.1**

DRAFT

Site 52
Location R164, Att - Telepole, Lat 53.8847, Long -6.82182
Direction North

3279 / Meath/Cavan/Monaghan ATC's
October 2013
Automatic Traffic Count

Virtual Week (1)

Time	Total	Classification												>PSL	>PSL%	>SL1	>SL1%	>SL2	>SL2%	Mean	Vpp
		1 MCL	2 SV	3 SVT	4 TB2	5 TB3	6 T4	7 ART3	8 ART4	9 ART5	10 ART6	11 BD	12 DRT	80	80	85 +5kph	85 +5kph	90 +10kph	90 +10kph		85
Mon	504	1	410	10	53	0	19	1	3	4	3	0	0	45	8.9	22	4.4	9	1.8	67.5	77
Tue	491	1	398	20	41	1	22	1	1	4	2	0	0	54	11	25	5.1	13	2.6	67.3	77.4
Wed	130	0	67	2	56	1	1	1	0	2	0	0	0	40	30.8	27	20.8	19	14.6	73	89.6
Thu	514	0	432	14	52	5	5	0	3	3	0	0	0	54	10.5	21	4.1	6	1.2	66.3	77.8
Fri	536	1	456	11	51	0	4	0	7	5	1	0	0	69	12.9	20	3.7	6	1.1	68.2	78.1
| Sat	433	5	378	20	20	1	1	0	0	6	2	0	0	41	9.5	18	4.2	4	0.9	67.4	77.4
| Sun	271	3	255	5	6	0	1	1	0	0	0	0	0	30	11.1	15	5.5	7	2.6	68.2	78.8
5 Day Ave.	**435**	**1**	**353**	**11**	**51**	**1**	**10**	**1**	**3**	**4**	**1**	**0**	**0**	**52**	**12.0**	**23**	**5.3**	**11**	**2.5**	**68.5**	**80.0**
7 Day Ave.	**411**	**2**	**342**	**12**	**40**	**1**	**8**	**1**	**2**	**3**	**1**	**0**	**0**	**48**	**11.6**	**21**	**5.1**	**9**	**2.2**	**67.7**	**78.1**
--	**2879**	**11**	**2396**	**82**	**279**	**8**	**53**	**4**	**14**	**24**	**8**	**0**	**0**	**333**	**11.6**	**148**	**5.1**	**64**	**2.2**	**67.7**	**78.1**

Summary Graphs

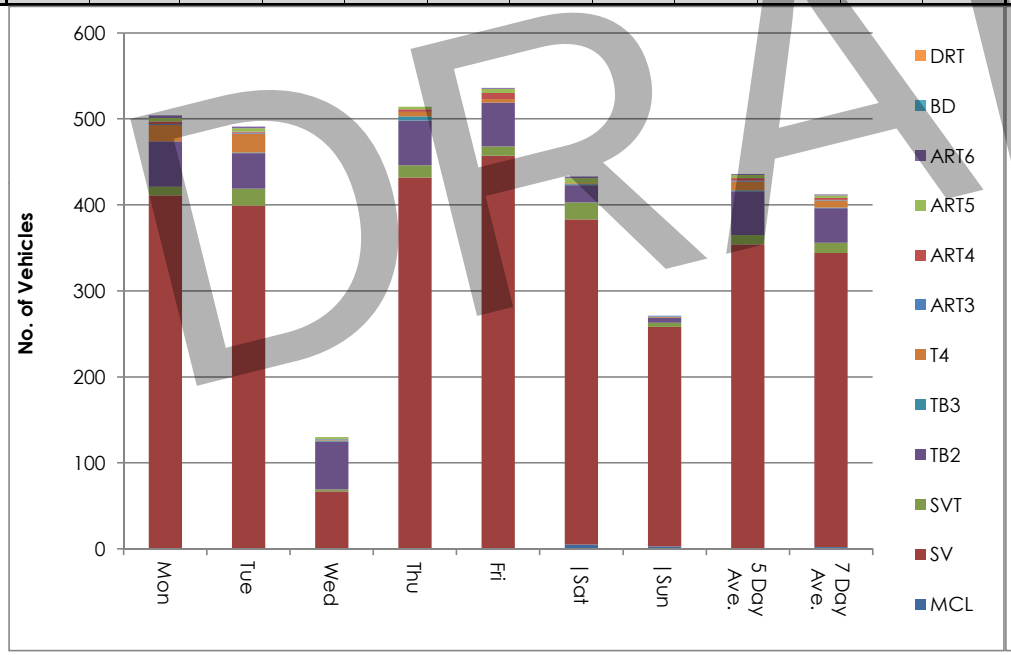

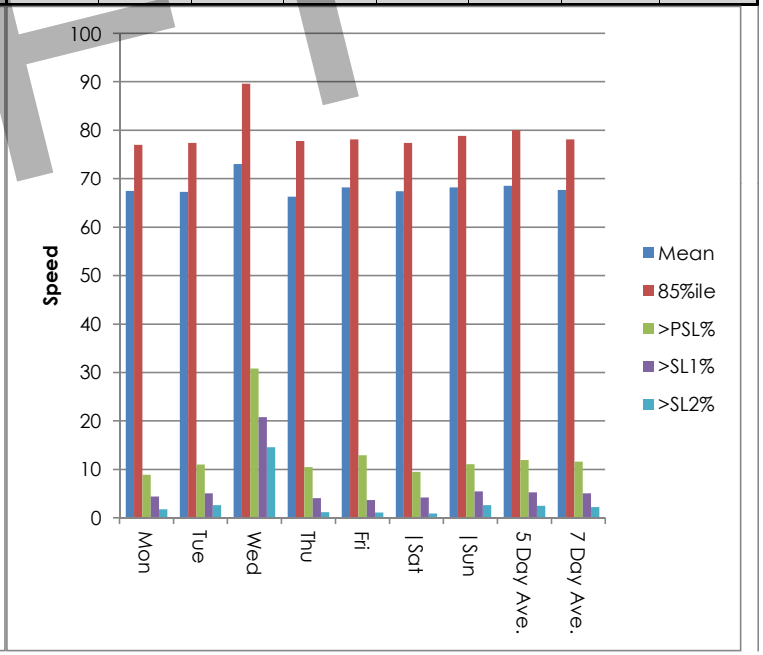

DRAFT

Site 52
Location R164, Att - Telepole, Lat 53.8847, Long -6.82182
Direction North

3279 / Meath/Cavan/Monaghan ATC's
October 2013
Automatic Traffic Count

Thu, 10 October 2013

Time	Total	Speed Bins (km/h)																											
		0 - 5	5 - 10	10 - 15	15 - 20	20 - 25	25 - 30	30 - 35	35 - 40	40 - 45	45 - 50	50 - 55	55 - 60	60 - 65	65 - 70	70 - 75	75 - 80	80 - 85	85 - 90	90 - 95	95 - 100	100 - 105	105 - 110	110 - 115	115 - 120	120 - 125	125 - 130	130 - 135	135 - 140
0000	1	0	0	0	0	0	0	0	0	0	0	0	0	0	0	1	0	0	0	0	0	0	0	0	0	0	0	0	0
0100	1	0	0	0	0	0	0	0	0	0	0	0	0	0	1	0	0	0	0	0	0	0	0	0	0	0	0	0	0
0200	0	0	0	0	0	0	0	0	0	0	0	0	0	0	0	0	0	0	0	0	0	0	0	0	0	0	0	0	0
0300	0	0	0	0	0	0	0	0	0	0	0	0	0	0	0	0	0	0	0	0	0	0	0	0	0	0	0	0	0
0400	2	0	0	0	0	0	0	0	0	0	0	0	0	0	0	1	0	1	0	0	0	0	0	0	0	0	0	0	0
0500	4	0	0	0	0	0	0	0	0	0	0	3	1	0	0	0	0	0	0	0	0	0	0	0	0	0	0	0	0
0600	3	0	0	0	0	0	0	0	0	0	0	0	0	0	1	1	1	0	0	0	0	0	0	0	0	0	0	0	0
0700	27	0	0	0	0	0	0	0	0	0	0	2	5	7	5	4	3	0	1	0	0	0	0	0	0	0	0	0	0
0800	**42**	**0**	**0**	**0**	**0**	**0**	**0**	**0**	**0**	**0**	**2**	**2**	**1**	**4**	**7**	**11**	**7**	**7**	**1**	**0**	**0**	**0**	**0**	**0**	**0**	**0**	**0**	**0**	**0**
0900	34	0	0	0	0	1	0	0	0	1	2	4	1	5	8	5	4	3	0	0	0	0	0	0	0	0	0	0	0
1000	25	0	0	0	0	0	0	0	3	0	0	2	8	1	3	5	2	1	0	0	0	0	0	0	0	0	0	0	0
1100	29	0	0	0	0	0	0	0	0	0	0	3	3	10	5	5	1	2	0	0	0	0	0	0	0	0	0	0	0
1200	33	0	0	0	0	0	0	0	3	1	3	4	5	6	3	3	2	1	2	0	0	0	0	0	0	0	0	0	0
1300	33	0	0	0	0	1	0	0	0	0	2	3	3	12	8	3	0	0	0	1	0	0	0	0	0	0	0	0	0
1400	29	0	0	0	0	0	0	0	0	1	0	2	4	3	13	3	1	0	2	0	0	0	0	0	0	0	0	0	0
1500	32	0	0	0	0	1	1	1	0	2	0	1	5	7	5	3	3	2	1	0	0	0	0	0	0	0	0	0	0
1600	42	0	0	0	0	0	0	0	0	0	0	5	4	16	5	4	5	2	1	0	0	0	0	0	0	0	0	0	0
1700	**65**	**0**	**0**	**0**	**0**	**0**	**0**	**0**	**0**	**0**	**0**	**1**	**4**	**7**	**18**	**14**	**11**	**6**	**4**	**0**	**0**	**0**	**0**	**0**	**0**	**0**	**0**	**0**	**0**
1800	33	0	0	0	0	0	0	1	0	0	0	4	4	2	8	5	5	1	1	1	1	0	0	0	0	0	0	0	0
1900	22	0	0	0	0	0	0	0	0	0	0	2	3	4	3	8	0	1	1	0	0	0	0	0	0	0	0	0	0
2000	30	0	0	0	0	0	0	0	0	1	4	5	6	7	3	1	3	0	0	0	0	0	0	0	0	0	0	0	0
2100	15	0	0	0	0	0	0	0	0	0	0	0	5	2	2	2	1	2	0	1	0	0	0	0	0	0	0	0	0
2200	7	0	0	0	0	0	0	0	0	0	0	0	0	1	3	1	0	0	1	0	1	0	0	0	0	0	0	0	0
2300	5	0	0	0	0	0	0	0	0	0	0	1	0	0	2	1	0	1	0	0	0	0	0	0	0	0	0	0	0
07-19	**424**	**0**	**0**	**0**	**0**	**3**	**1**	**2**	**6**	**5**	**9**	**31**	**44**	**78**	**90**	**66**	**45**	**28**	**12**	**3**	**1**	**0**	**0**	**0**	**0**	**0**	**0**	**0**	**0**
06-22	**494**	**0**	**0**	**0**	**0**	**3**	**1**	**2**	**6**	**6**	**13**	**38**	**58**	**91**	**98**	**78**	**50**	**32**	**13**	**4**	**1**	**0**	**0**	**0**	**0**	**0**	**0**	**0**	**0**
06-00	**506**	**0**	**0**	**0**	**0**	**3**	**1**	**2**	**6**	**6**	**13**	**39**	**58**	**92**	**103**	**80**	**50**	**33**	**14**	**4**	**2**	**0**	**0**	**0**	**0**	**0**	**0**	**0**	**0**
00-00	**514**	**0**	**0**	**0**	**0**	**3**	**1**	**2**	**6**	**6**	**13**	**39**	**61**	**93**	**104**	**81**	**51**	**33**	**15**	**4**	**2**	**0**	**0**	**0**	**0**	**0**	**0**	**0**	**0**

DRAFT

Site 52
Location R164, Att - Telepole, Lat 53.8847, Long -6.82182
Direction North

3279 / Meath/Cavan/Monaghan ATC's
October 2013
Automatic Traffic Count

Fri, 11 October 2013

Time	Total	Speed Bins (km/h)																											
		0 - 5	5 - 10	10 - 15	15 - 20	20 - 25	25 - 30	30 - 35	35 - 40	40 - 45	45 - 50	50 - 55	55 - 60	60 - 65	65 - 70	70 - 75	75 - 80	80 - 85	85 - 90	90 - 95	95 - 100	100 - 105	105 - 110	110 - 115	115 - 120	120 - 125	125 - 130	130 - 135	135 - 140
0000	2	0	0	0	0	0	0	0	0	0	0	0	1	0	0	1	0	0	0	0	0	0	0	0	0	0	0	0	0
0100	0	0	0	0	0	0	0	0	0	0	0	0	0	0	0	0	0	0	0	0	0	0	0	0	0	0	0	0	0
0200	1	0	0	0	0	0	0	0	0	0	0	1	0	0	0	0	0	0	0	0	0	0	0	0	0	0	0	0	0
0300	0	0	0	0	0	0	0	0	0	0	0	0	0	0	0	0	0	0	0	0	0	0	0	0	0	0	0	0	0
0400	1	0	0	0	0	0	0	0	0	0	0	0	0	0	0	0	0	1	0	0	0	0	0	0	0	0	0	0	0
0500	3	0	0	0	0	0	0	0	0	0	0	0	1	1	1	0	0	0	0	0	0	0	0	0	0	0	0	0	0
0600	5	0	0	0	0	0	0	0	0	0	0	0	1	2	0	1	1	0	0	0	0	0	0	0	0	0	0	0	0
0700	16	0	0	0	0	0	0	0	0	0	0	1	2	2	5	4	0	1	1	0	0	0	0	0	0	0	0	0	0
0800	**41**	**0**	**0**	**0**	**0**	**0**	**0**	**0**	**0**	**0**	**0**	**0**	**4**	**0**	**9**	**13**	**6**	**6**	**2**	**1**	**0**	**0**	**0**	**0**	**0**	**0**	**0**	**0**	**0**
0900	36	0	0	0	0	0	0	0	0	0	1	3	2	6	11	5	3	5	0	0	0	0	0	0	0	0	0	0	0
1000	27	0	0	0	0	0	0	0	1	0	0	3	9	3	2	3	4	1	1	0	0	0	0	0	0	0	0	0	0
1100	25	0	0	0	0	0	0	0	0	0	0	2	2	3	6	5	4	2	1	0	0	0	0	0	0	0	0	0	0
1200	28	0	0	0	0	0	0	0	0	0	0	1	4	5	7	3	6	1	1	0	0	0	0	0	0	0	0	0	0
1300	33	0	0	0	0	0	0	0	0	1	0	2	4	2	4	7	3	8	1	1	0	0	0	0	0	0	0	0	0
1400	24	0	0	0	0	0	0	0	0	0	0	1	4	4	6	3	4	2	0	0	0	0	0	0	0	0	0	0	0
1500	52	0	0	0	0	0	0	0	0	1	0	8	10	6	6	9	5	4	3	0	0	0	0	0	0	0	0	0	0
1600	**69**	**0**	**0**	**0**	**0**	**0**	**0**	**0**	**0**	**0**	**9**	**6**	**3**	**9**	**15**	**9**	**9**	**8**	**0**	**1**	**0**	**0**	**0**	**0**	**0**	**0**	**0**	**0**	**0**
1700	51	0	0	0	1	0	0	0	0	0	0	3	8	8	12	12	4	2	0	1	0	0	0	0	0	0	0	0	0
1800	38	0	0	0	0	0	0	0	0	0	0	3	2	5	14	4	7	2	1	0	0	0	0	0	0	0	0	0	0
1900	28	0	0	0	0	0	0	0	0	0	0	0	3	5	11	6	1	0	2	0	0	0	0	0	0	0	0	0	0
2000	25	0	0	0	0	0	0	0	0	0	0	2	0	3	5	6	5	3	0	1	0	0	0	0	0	0	0	0	0
2100	12	0	0	0	0	0	0	0	0	0	0	0	1	1	3	5	0	1	0	1	0	0	0	0	0	0	0	0	0
2200	13	0	0	0	0	0	0	0	0	0	0	2	1	3	4	0	1	1	1	0	0	0	0	0	0	0	0	0	0
2300	6	0	0	0	0	0	0	0	0	0	0	0	2	2	1	0	0	1	0	0	0	0	0	0	0	0	0	0	0
07-19	**440**	**0**	**0**	**0**	**1**	**0**	**0**	**0**	**1**	**2**	**10**	**33**	**54**	**53**	**97**	**77**	**55**	**42**	**11**	**4**	**0**	**0**	**0**	**0**	**0**	**0**	**0**	**0**	**0**
06-22	**510**	**0**	**0**	**0**	**1**	**0**	**0**	**0**	**1**	**2**	**10**	**35**	**59**	**64**	**116**	**95**	**62**	**46**	**13**	**6**	**0**	**0**	**0**	**0**	**0**	**0**	**0**	**0**	**0**
06-00	**529**	**0**	**0**	**0**	**1**	**0**	**0**	**0**	**1**	**2**	**10**	**37**	**62**	**69**	**121**	**95**	**63**	**48**	**14**	**6**	**0**	**0**	**0**	**0**	**0**	**0**	**0**	**0**	**0**
00-00	**536**	**0**	**0**	**0**	**1**	**0**	**0**	**0**	**1**	**2**	**10**	**38**	**64**	**70**	**122**	**96**	**63**	**49**	**14**	**6**	**0**	**0**	**0**	**0**	**0**	**0**	**0**	**0**	**0**

DRAFT

Site 52
Location R164, Att - Telepole, Lat 53.8847, Long -6.82182
Direction North

3279 / Meath/Cavan/Monaghan ATC's
October 2013
Automatic Traffic Count

Sat, 12 October 2013

Time	Total	Speed Bins (km/h)																											
		0 - 5	5 - 10	10 - 15	15 - 20	20 - 25	25 - 30	30 - 35	35 - 40	40 - 45	45 - 50	50 - 55	55 - 60	60 - 65	65 - 70	70 - 75	75 - 80	80 - 85	85 - 90	90 - 95	95 - 100	100 - 105	105 - 110	110 - 115	115 - 120	120 - 125	125 - 130	130 - 135	135 - 140
0000	3	0	0	0	0	0	0	0	0	0	0	0	0	0	1	1	1	0	0	0	0	0	0	0	0	0	0	0	0
0100	5	0	0	0	0	0	0	0	0	0	0	0	0	1	0	3	0	0	1	0	0	0	0	0	0	0	0	0	0
0200	0	0	0	0	0	0	0	0	0	0	0	0	0	0	0	0	0	0	0	0	0	0	0	0	0	0	0	0	0
0300	2	0	0	0	0	0	0	0	0	0	0	0	0	1	1	0	0	0	0	0	0	0	0	0	0	0	0	0	0
0400	1	0	0	0	0	0	0	0	0	0	0	0	1	0	0	0	0	0	0	0	0	0	0	0	0	0	0	0	0
0500	1	0	0	0	0	0	0	0	0	0	0	0	0	0	0	0	0	1	0	0	0	0	0	0	0	0	0	0	0
0600	0	0	0	0	0	0	0	0	0	0	0	0	0	0	0	0	0	0	0	0	0	0	0	0	0	0	0	0	0
0700	5	0	0	0	0	0	0	0	0	0	0	0	0	0	1	1	2	1	0	0	0	0	0	0	0	0	0	0	0
0800	15	0	0	0	0	0	0	0	0	0	0	0	2	1	2	4	1	3	0	2	0	0	0	0	0	0	0	0	0
0900	19	0	0	0	0	0	0	0	0	0	1	6	1	1	2	3	3	0	2	0	0	0	0	0	0	0	0	0	0
1000	19	0	0	0	0	0	0	0	0	1	0	0	2	5	6	1	2	1	1	0	0	0	0	0	0	0	0	0	0
1100	**37**	**0**	**0**	**0**	**0**	**0**	**0**	**0**	**0**	**0**	**1**	**4**	**5**	**9**	**8**	**5**	**4**	**0**	**1**	**0**	**0**	**0**	**0**	**0**	**0**	**0**	**0**	**0**	**0**
1200	**42**	**0**	**0**	**0**	**0**	**0**	**1**	**0**	**0**	**0**	**0**	**3**	**3**	**9**	**8**	**8**	**4**	**4**	**2**	**0**	**0**	**0**	**0**	**0**	**0**	**0**	**0**	**0**	**0**
1300	34	0	0	0	0	0	0	1	0	0	0	4	3	1	7	11	5	1	1	0	0	0	0	0	0	0	0	0	0
1400	41	0	0	0	0	0	0	0	1	0	4	4	2	8	5	6	6	4	1	0	0	0	0	0	0	0	0	0	0
1500	37	0	0	0	0	0	0	0	0	1	1	1	4	10	8	4	6	1	0	0	1	0	0	0	0	0	0	0	0
1600	41	0	0	0	0	0	0	0	0	0	0	1	6	3	11	6	11	2	0	0	0	1	0	0	0	0	0	0	0
1700	41	0	0	0	0	0	0	0	0	0	1	2	2	11	9	11	3	1	1	0	0	0	0	0	0	0	0	0	0
1800	28	0	0	0	0	0	0	0	0	1	0	0	2	5	7	5	6	1	1	0	0	0	0	0	0	0	0	0	0
1900	21	0	0	0	0	0	0	1	0	2	1	2	2	5	2	4	1	1	0	0	0	0	0	0	0	0	0	0	0
2000	19	0	0	0	0	0	0	0	0	0	1	0	1	2	7	2	2	1	3	0	0	0	0	0	0	0	0	0	0
2100	9	0	0	0	0	0	1	0	1	0	1	1	0	0	4	0	0	1	0	0	0	0	0	0	0	0	0	0	0
2200	8	0	0	0	0	0	0	0	0	0	0	0	1	3	0	2	2	0	0	0	0	0	0	0	0	0	0	0	0
2300	5	0	0	0	0	0	0	0	0	0	2	0	1	0	1	1	0	0	0	0	0	0	0	0	0	0	0	0	0
07-19	**359**	**0**	**0**	**0**	**0**	**0**	**1**	**1**	**1**	**3**	**8**	**25**	**32**	**63**	**74**	**65**	**53**	**19**	**10**	**2**	**1**	**1**	**0**	**0**	**0**	**0**	**0**	**0**	**0**
06-22	**408**	**0**	**0**	**0**	**0**	**0**	**2**	**2**	**2**	**5**	**11**	**28**	**35**	**70**	**87**	**71**	**56**	**22**	**13**	**2**	**1**	**1**	**0**	**0**	**0**	**0**	**0**	**0**	**0**
06-00	**421**	**0**	**0**	**0**	**0**	**0**	**2**	**2**	**2**	**5**	**13**	**28**	**37**	**73**	**88**	**74**	**58**	**22**	**13**	**2**	**1**	**1**	**0**	**0**	**0**	**0**	**0**	**0**	**0**
00-00	**433**	**0**	**0**	**0**	**0**	**0**	**2**	**2**	**2**	**5**	**13**	**28**	**38**	**75**	**90**	**78**	**59**	**23**	**14**	**2**	**1**	**1**	**0**	**0**	**0**	**0**	**0**	**0**	**0**

DRAFT

Site 52
Location R164, Att - Telepole, Lat 53.8847, Long -6.82182
Direction North

3279 / Meath/Cavan/Monaghan ATC's
October 2013
Automatic Traffic Count

Sun, 13 October 2013

Time	Total	Speed Bins (km/h)																												
		0 - 5	5 - 10	10 - 15	15 - 20	20 - 25	25 - 30	30 - 35	35 - 40	40 - 45	45 - 50	50 - 55	55 - 60	60 - 65	65 - 70	70 - 75	75 - 80	80 - 85	85 - 90	90 - 95	95 - 100	100 - 105	105 - 110	110 - 115	115 - 120	120 - 125	125 - 130	130 - 135	135 - 140
0000	4	0	0	0	0	0	0	0	0	0	0	0	0	2	1	0	1	0	0	0	0	0	0	0	0	0	0	0	0	0
0100	5	0	0	0	0	0	0	0	0	0	0	0	1	1	1	2	0	0	0	0	0	0	0	0	0	0	0	0	0	0
0200	5	0	0	0	0	0	0	0	0	0	0	1	0	0	1	1	1	1	0	0	0	0	0	0	0	0	0	0	0	0
0300	0	0	0	0	0	0	0	0	0	0	0	0	0	0	0	0	0	0	0	0	0	0	0	0	0	0	0	0	0	0
0400	0	0	0	0	0	0	0	0	0	0	0	0	0	0	0	0	0	0	0	0	0	0	0	0	0	0	0	0	0	0
0500	1	0	0	0	0	0	0	0	0	0	0	0	0	0	0	0	1	0	0	0	0	0	0	0	0	0	0	0	0	0
0600	0	0	0	0	0	0	0	0	0	0	0	0	0	0	0	0	0	0	0	0	0	0	0	0	0	0	0	0	0	0
0700	0	0	0	0	0	0	0	0	0	0	0	0	0	0	0	0	0	0	0	0	0	0	0	0	0	0	0	0	0	0
0800	4	0	0	0	0	0	0	0	0	0	0	0	0	0	0	1	3	0	0	0	0	0	0	0	0	0	0	0	0	0
0900	9	0	0	0	0	0	0	0	0	0	0	0	1	1	1	2	2	1	1	0	0	0	0	0	0	0	0	0	0	0
1000	**18**	**0**	**0**	**0**	**0**	**0**	**0**	**0**	**0**	**1**	**0**	**1**	**1**	**3**	**4**	**2**	**3**	**1**	**0**	**1**	**0**	**0**	**0**	**1**	**0**	**0**	**0**	**0**	**0**	**0**
1100	15	0	0	0	0	0	0	0	0	0	0	0	2	2	4	1	2	1	0	1	2	0	0	0	0	0	0	0	0	0
1200	26	0	0	0	0	0	0	0	0	0	0	1	4	3	4	5	2	3	4	0	0	0	0	0	0	0	0	0	0	0
1300	20	0	0	0	0	0	0	0	0	1	0	0	4	1	4	6	3	1	0	0	0	0	0	0	0	0	0	0	0	0
1400	22	0	0	0	0	0	0	0	0	0	0	2	6	1	2	6	2	1	1	1	0	0	0	0	0	0	0	0	0	0
1500	18	0	0	0	0	0	0	0	0	0	0	0	3	4	4	2	4	1	0	0	0	0	0	0	0	0	0	0	0	0
1600	23	0	0	0	0	0	0	0	0	0	0	1	4	8	5	2	2	1	0	0	0	0	0	0	0	0	0	0	0	0
1700	**30**	**0**	**0**	**0**	**0**	**0**	**0**	**0**	**1**	**1**	**0**	**5**	**4**	**5**	**4**	**7**	**2**	**1**	**0**	**0**	**0**	**0**	**0**	**0**	**0**	**0**	**0**	**0**	**0**	**0**
1800	26	0	0	0	0	0	0	0	0	1	1	2	3	1	9	2	5	1	1	0	0	0	0	0	0	0	0	0	0	0
1900	17	0	0	0	0	0	0	0	0	0	3	0	1	7	1	2	1	2	0	0	0	0	0	0	0	0	0	0	0	0
2000	14	0	0	0	0	0	0	0	0	0	2	1	0	5	1	2	3	0	0	0	0	0	0	0	0	0	0	0	0	0
2100	9	0	0	0	0	0	0	0	0	0	0	2	0	0	2	1	2	0	1	0	1	0	0	0	0	0	0	0	0	0
2200	3	0	0	0	0	0	0	0	0	0	0	0	1	0	0	0	2	0	0	0	0	0	0	0	0	0	0	0	0	0
2300	2	0	0	0	0	0	0	0	0	0	0	0	0	0	1	1	0	0	0	0	0	0	0	0	0	0	0	0	0	0
07-19	**211**	**0**	**0**	**0**	**0**	**0**	**0**	**0**	**1**	**4**	**1**	**12**	**32**	**29**	**41**	**36**	**30**	**12**	**7**	**3**	**2**	**0**	**0**	**1**	**0**	**0**	**0**	**0**	**0**	**0**
06-22	**251**	**0**	**0**	**0**	**0**	**0**	**0**	**0**	**1**	**4**	**6**	**15**	**33**	**41**	**45**	**41**	**36**	**14**	**8**	**3**	**3**	**0**	**0**	**1**	**0**	**0**	**0**	**0**	**0**	**0**
06-00	**256**	**0**	**0**	**0**	**0**	**0**	**0**	**0**	**1**	**4**	**6**	**15**	**34**	**41**	**46**	**42**	**38**	**14**	**8**	**3**	**3**	**0**	**0**	**1**	**0**	**0**	**0**	**0**	**0**	**0**
00-00	**271**	**0**	**0**	**0**	**0**	**0**	**0**	**0**	**1**	**4**	**6**	**16**	**35**	**44**	**49**	**45**	**41**	**15**	**8**	**3**	**3**	**0**	**0**	**1**	**0**	**0**	**0**	**0**	**0**	**0**

DRAFT

Site 52
Location R164, Att - Telepole, Lat 53.8847, Long -6.82182
Direction North

3279 / Meath/Cavan/Monaghan ATC's
October 2013
Automatic Traffic Count

Mon, 14 October 2013

Time	Total	Speed Bins (km/h)																											
		0 - 5	5 - 10	10 - 15	15 - 20	20 - 25	25 - 30	30 - 35	35 - 40	40 - 45	45 - 50	50 - 55	55 - 60	60 - 65	65 - 70	70 - 75	75 - 80	80 - 85	85 - 90	90 - 95	95 - 100	100 - 105	105 - 110	110 - 115	115 - 120	120 - 125	125 - 130	130 - 135	135 - 140
0000	2	0	0	0	0	0	0	0	0	0	0	1	0	0	0	1	0	0	0	0	0	0	0	0	0	0	0	0	0
0100	0	0	0	0	0	0	0	0	0	0	0	0	0	0	0	0	0	0	0	0	0	0	0	0	0	0	0	0	0
0200	0	0	0	0	0	0	0	0	0	0	0	0	0	0	0	0	0	0	0	0	0	0	0	0	0	0	0	0	0
0300	0	0	0	0	0	0	0	0	0	0	0	0	0	0	0	0	0	0	0	0	0	0	0	0	0	0	0	0	0
0400	0	0	0	0	0	0	0	0	0	0	0	0	0	0	0	0	0	0	0	0	0	0	0	0	0	0	0	0	0
0500	3	0	0	0	0	0	0	0	0	0	0	1	0	1	0	0	1	0	0	0	0	0	0	0	0	0	0	0	0
0600	5	0	0	0	0	0	0	0	0	0	0	0	0	1	1	2	1	0	0	0	0	0	0	0	0	0	0	0	0
0700	29	0	0	0	0	0	0	0	0	2	1	2	3	3	3	9	2	2	2	0	0	0	0	0	0	0	0	0	0
0800	**39**	**0**	**0**	**0**	**0**	**0**	**0**	**0**	**0**	**0**	**0**	**0**	**5**	**3**	**7**	**11**	**8**	**1**	**3**	**0**	**0**	**1**	**0**	**0**	**0**	**0**	**0**	**0**	**0**
0900	29	0	0	0	0	0	0	0	0	0	0	2	2	1	5	6	7	4	0	1	1	0	0	0	0	0	0	0	0
1000	32	0	0	0	0	0	0	0	0	0	0	5	8	5	6	6	2	0	0	0	0	0	0	0	0	0	0	0	0
1100	29	0	0	0	0	0	0	0	0	0	2	2	3	7	3	7	3	1	1	0	0	0	0	0	0	0	0	0	0
1200	26	0	0	0	0	0	0	0	0	0	0	1	5	4	8	5	2	1	0	0	0	0	0	0	0	0	0	0	0
1300	30	0	0	0	0	0	0	0	0	0	0	1	1	6	13	5	2	2	0	0	0	0	0	0	0	0	0	0	0
1400	32	0	0	0	0	0	0	0	1	0	0	2	6	10	6	3	3	0	0	1	0	0	0	0	0	0	0	0	0
1500	43	0	0	0	0	0	0	0	0	3	0	0	7	6	11	7	3	3	2	0	1	0	0	0	0	0	0	0	0
1600	**63**	**0**	**0**	**0**	**0**	**0**	**1**	**0**	**1**	**7**	**3**	**8**	**10**	**7**	**6**	**10**	**7**	**2**	**1**	**0**	**0**	**0**	**0**	**0**	**0**	**0**	**0**	**0**	**0**
1700	42	0	0	0	0	0	0	0	0	0	0	1	4	5	9	15	4	1	3	0	0	0	0	0	0	0	0	0	0
1800	36	0	0	0	0	0	0	0	0	0	2	2	1	3	5	14	8	1	0	0	0	0	0	0	0	0	0	0	0
1900	24	0	0	0	0	0	0	0	0	0	0	1	1	1	6	6	4	2	1	0	2	0	0	0	0	0	0	0	0
2000	18	0	0	0	0	0	0	0	0	0	1	3	1	3	5	2	1	0	0	1	1	0	0	0	0	0	0	0	0
2100	10	0	0	0	0	0	0	0	0	0	0	1	2	2	3	0	0	2	0	0	0	0	0	0	0	0	0	0	0
2200	7	0	0	0	0	0	0	0	0	0	0	1	1	0	1	2	1	1	0	0	0	0	0	0	0	0	0	0	0
2300	5	0	0	0	0	0	0	0	0	0	0	1	1	3	0	0	0	0	0	0	0	0	0	0	0	0	0	0	0
07-19	**430**	**0**	**0**	**0**	**0**	**0**	**1**	**0**	**2**	**12**	**8**	**26**	**55**	**60**	**82**	**98**	**51**	**18**	**12**	**2**	**2**	**1**	**0**	**0**	**0**	**0**	**0**	**0**	**0**
06-22	**487**	**0**	**0**	**0**	**0**	**0**	**1**	**0**	**2**	**12**	**9**	**31**	**59**	**67**	**97**	**108**	**57**	**22**	**13**	**3**	**5**	**1**	**0**	**0**	**0**	**0**	**0**	**0**	**0**
06-00	**499**	**0**	**0**	**0**	**0**	**0**	**1**	**0**	**2**	**12**	**9**	**33**	**61**	**70**	**98**	**110**	**58**	**23**	**13**	**3**	**5**	**1**	**0**	**0**	**0**	**0**	**0**	**0**	**0**
00-00	**504**	**0**	**0**	**0**	**0**	**0**	**1**	**0**	**2**	**12**	**9**	**35**	**61**	**71**	**98**	**111**	**59**	**23**	**13**	**3**	**5**	**1**	**0**	**0**	**0**	**0**	**0**	**0**	**0**

DRAFT

Site 52
Location R164, Att - Telepole, Lat 53.8847, Long -6.82182
Direction North

3279 / Meath/Cavan/Monaghan ATC's
October 2013
Automatic Traffic Count

Tue, 15 October 2013

Time	Total	Speed Bins (km/h)																											
		0 - 5	5 - 10	10 - 15	15 - 20	20 - 25	25 - 30	30 - 35	35 - 40	40 - 45	45 - 50	50 - 55	55 - 60	60 - 65	65 - 70	70 - 75	75 - 80	80 - 85	85 - 90	90 - 95	95 - 100	100 - 105	105 - 110	110 - 115	115 - 120	120 - 125	125 - 130	130 - 135	135 - 140
0000	0	0	0	0	0	0	0	0	0	0	0	0	0	0	0	0	0	0	0	0	0	0	0	0	0	0	0	0	0
0100	1	0	0	0	0	0	0	0	0	0	0	0	0	0	1	0	0	0	0	0	0	0	0	0	0	0	0	0	0
0200	0	0	0	0	0	0	0	0	0	0	0	0	0	0	0	0	0	0	0	0	0	0	0	0	0	0	0	0	0
0300	2	0	0	0	0	0	0	0	0	0	0	0	0	1	0	0	0	1	0	0	0	0	0	0	0	0	0	0	0
0400	0	0	0	0	0	0	0	0	0	0	0	0	0	0	0	0	0	0	0	0	0	0	0	0	0	0	0	0	0
0500	1	0	0	0	0	0	0	0	0	0	0	0	0	1	0	0	0	0	0	0	0	0	0	0	0	0	0	0	0
0600	3	0	0	0	0	0	0	0	0	0	0	0	1	0	0	2	0	0	0	0	0	0	0	0	0	0	0	0	0
0700	25	0	0	0	0	0	0	0	0	1	0	2	1	8	4	4	0	2	1	1	1	0	0	0	0	0	0	0	0
0800	36	0	0	0	0	0	0	0	0	0	0	1	3	2	5	7	7	6	2	1	2	0	0	0	0	0	0	0	0
0900	33	0	0	0	0	0	0	0	0	0	2	2	9	4	7	2	3	3	0	1	0	0	0	0	0	0	0	0	0
1000	25	0	0	0	0	0	0	0	0	0	0	4	1	3	7	4	2	4	0	0	0	0	0	0	0	0	0	0	0
1100	**42**	**0**	**0**	**0**	**0**	**0**	**0**	**0**	**0**	**0**	**2**	**8**	**7**	**8**	**9**	**6**	**2**	**0**	**0**	**0**	**0**	**0**	**0**	**0**	**0**	**0**	**0**	**0**	**0**
1200	33	0	0	0	0	0	0	0	0	0	0	3	7	9	8	2	3	0	0	0	0	1	0	0	0	0	0	0	0
1300	28	0	0	0	0	0	0	0	0	0	0	5	2	7	6	6	2	0	0	0	0	0	0	0	0	0	0	0	0
1400	25	0	0	0	0	0	0	0	0	0	0	5	4	4	3	6	3	0	0	0	0	0	0	0	0	0	0	0	0
1500	28	0	0	0	0	0	0	0	0	0	1	2	3	3	5	8	3	1	2	0	0	0	0	0	0	0	0	0	0
1600	43	0	0	0	0	0	0	0	0	0	1	2	5	5	14	7	4	3	2	0	0	0	0	0	0	0	0	0	0
1700	**61**	**0**	**0**	**0**	**0**	**0**	**0**	**0**	**1**	**3**	**0**	**1**	**6**	**11**	**17**	**11**	**3**	**4**	**2**	**2**	**0**	**0**	**0**	**0**	**0**	**0**	**0**	**0**	**0**
1800	25	0	0	0	0	0	0	0	0	0	0	4	2	4	3	6	3	2	0	1	0	0	0	0	0	0	0	0	0
1900	21	0	0	0	0	0	0	0	0	0	0	3	2	5	4	5	1	1	0	0	0	0	0	0	0	0	0	0	0
2000	16	0	0	0	0	0	0	0	0	0	0	1	1	4	4	2	2	0	1	1	0	0	0	0	0	0	0	0	0
2100	15	0	0	0	0	0	0	0	0	0	0	1	3	2	4	2	1	1	0	0	0	0	1	0	0	0	0	0	0
2200	18	0	0	0	0	0	0	0	0	0	2	1	0	3	5	2	3	0	2	0	0	0	0	0	0	0	0	0	0
2300	10	0	0	0	0	0	0	0	0	1	0	0	3	0	1	2	1	1	0	1	0	0	0	0	0	0	0	0	0
07-19	**404**	**0**	**0**	**0**	**0**	**0**	**0**	**0**	**1**	**4**	**6**	**39**	**50**	**68**	**88**	**69**	**35**	**25**	**9**	**6**	**3**	**1**	**0**	**0**	**0**	**0**	**0**	**0**	**0**
06-22	**459**	**0**	**0**	**0**	**0**	**0**	**0**	**0**	**1**	**4**	**6**	**44**	**57**	**79**	**100**	**80**	**39**	**27**	**10**	**7**	**3**	**1**	**1**	**0**	**0**	**0**	**0**	**0**	**0**
06-00	**487**	**0**	**0**	**0**	**0**	**0**	**0**	**0**	**1**	**5**	**8**	**45**	**60**	**82**	**106**	**84**	**43**	**28**	**12**	**8**	**3**	**1**	**1**	**0**	**0**	**0**	**0**	**0**	**0**
00-00	**491**	**0**	**0**	**0**	**0**	**0**	**0**	**0**	**1**	**5**	**8**	**45**	**60**	**84**	**107**	**84**	**43**	**29**	**12**	**8**	**3**	**1**	**1**	**0**	**0**	**0**	**0**	**0**	**0**

DRAFT

Site 52
Location R164, Att - Telepole, Lat 53.8847, Long -6.82182
Direction North

3279 / Meath/Cavan/Monaghan ATC's
October 2013
Automatic Traffic Count

Wed, 16 October 2013

Time	Total	Speed Bins (km/h)																											
		0 - 5	5 - 10	10 - 15	15 - 20	20 - 25	25 - 30	30 - 35	35 - 40	40 - 45	45 - 50	50 - 55	55 - 60	60 - 65	65 - 70	70 - 75	75 - 80	80 - 85	85 - 90	90 - 95	95 - 100	100 - 105	105 - 110	110 - 115	115 - 120	120 - 125	125 - 130	130 - 135	135 - 140
0000	11	0	0	0	0	0	0	0	0	1	0	2	0	0	3	2	3	0	0	0	0	0	0	0	0	0	0	0	0
0100	4	0	0	0	0	0	0	0	0	0	1	1	1	0	0	0	0	1	0	0	0	0	0	0	0	0	0	0	0
0200	1	0	0	0	0	0	0	0	0	0	0	0	1	0	0	0	0	0	0	0	0	0	0	0	0	0	0	0	0
0300	0	0	0	0	0	0	0	0	0	0	0	0	0	0	0	0	0	0	0	0	0	0	0	0	0	0	0	0	0
0400	1	0	0	0	0	0	0	0	0	0	0	0	0	0	0	0	0	1	0	0	0	0	0	0	0	0	0	0	0
0500	6	0	0	0	0	0	0	0	0	0	0	0	2	1	2	0	1	0	0	0	0	0	0	0	0	0	0	0	0
0600	2	0	0	0	0	0	0	0	0	0	0	0	1	1	0	0	0	0	0	0	0	0	0	0	0	0	0	0	0
0700	**26**	**0**	**0**	**0**	**0**	**0**	**0**	**0**	**2**	**0**	**0**	**2**	**7**	**5**	**2**	**3**	**1**	**1**	**0**	**0**	**1**	**0**	**1**	**0**	**0**	**0**	**0**	**1**	**0**
0800	15	0	0	0	0	0	0	0	0	0	0	0	1	0	2	2	3	1	2	1	0	0	1	1	1	0	0	0	0
0900	9	0	0	0	0	0	0	0	0	0	0	0	1	1	0	1	1	1	0	1	1	1	0	0	1	0	0	0	0
1000	9	0	0	0	0	0	0	0	0	0	0	1	2	0	0	0	1	2	3	0	0	0	0	0	0	0	0	0	0
1100	10	0	0	0	0	0	0	0	0	0	0	0	1	1	0	0	1	2	1	1	1	1	0	0	1	0	0	0	0
1200	8	0	0	0	0	0	0	0	0	0	0	0	1	0	1	0	0	3	2	0	0	0	1	0	0	0	0	0	0
1300	0	0	0	0	0	0	0	0	0	0	0	0	0	0	0	0	0	0	0	0	0	0	0	0	0	0	0	0	0
1400	3	0	0	0	0	0	0	0	0	0	0	0	0	0	2	0	0	1	0	0	0	0	0	0	0	0	0	0	0
1500	5	0	0	0	0	0	0	0	0	0	0	0	1	0	0	0	4	0	0	0	0	0	0	0	0	0	0	0	0
1600	**16**	**0**	**0**	**0**	**0**	**0**	**0**	**0**	**0**	**0**	**0**	**0**	**14**	**0**	**0**	**2**	**0**	**0**	**0**	**0**	**0**	**0**	**0**	**0**	**0**	**0**	**0**	**0**	**0**
1700	0	0	0	0	0	0	0	0	0	0	0	0	0	0	0	0	0	0	0	0	0	0	0	0	0	0	0	0	0
1800	0	0	0	0	0	0	0	0	0	0	0	0	0	0	0	0	0	0	0	0	0	0	0	0	0	0	0	0	0
1900	3	0	0	0	0	0	0	0	0	0	0	0	0	0	0	0	0	0	0	1	0	1	1	0	0	0	0	0	0
2000	1	0	0	0	0	0	0	0	0	0	0	0	0	0	0	1	0	0	0	0	0	0	0	0	0	0	0	0	0
2100	0	0	0	0	0	0	0	0	0	0	0	0	0	0	0	0	0	0	0	0	0	0	0	0	0	0	0	0	0
2200	0	0	0	0	0	0	0	0	0	0	0	0	0	0	0	0	0	0	0	0	0	0	0	0	0	0	0	0	0
2300	0	0	0	0	0	0	0	0	0	0	0	0	0	0	0	0	0	0	0	0	0	0	0	0	0	0	0	0	0
07-19	**101**	**0**	**0**	**0**	**0**	**0**	**0**	**0**	**2**	**0**	**0**	**3**	**28**	**7**	**7**	**8**	**11**	**11**	**8**	**3**	**3**	**2**	**3**	**1**	**3**	**0**	**0**	**1**	**0**
06-22	**107**	**0**	**0**	**0**	**0**	**0**	**0**	**0**	**2**	**0**	**0**	**3**	**29**	**8**	**7**	**9**	**11**	**11**	**8**	**4**	**3**	**3**	**4**	**1**	**3**	**0**	**0**	**1**	**0**
06-00	**107**	**0**	**0**	**0**	**0**	**0**	**0**	**0**	**2**	**0**	**0**	**3**	**29**	**8**	**7**	**9**	**11**	**11**	**8**	**4**	**3**	**3**	**4**	**1**	**3**	**0**	**0**	**1**	**0**
00-00	**130**	**0**	**0**	**0**	**0**	**0**	**0**	**0**	**2**	**1**	**1**	**6**	**33**	**9**	**12**	**11**	**15**	**13**	**8**	**4**	**3**	**3**	**4**	**1**	**3**	**0**	**0**	**1**	**0**

DRAFT

Site 52
Location R164, Att - Telepole, Lat 53.8847, Long -6.82182
Direction North

3279 / Meath/Cavan/Monaghan ATC's
October 2013
Automatic Traffic Count

Virtual Day (7)

Time	Total	Speed Bins (km/h)																											
		0 - 5	5 - 10	10 - 15	15 - 20	20 - 25	25 - 30	30 - 35	35 - 40	40 - 45	45 - 50	50 - 55	55 - 60	60 - 65	65 - 70	70 - 75	75 - 80	80 - 85	85 - 90	90 - 95	95 - 100	100 - 105	105 - 110	110 - 115	115 - 120	120 - 125	125 - 130	130 - 135	135 - 140
0000	3	0	0	0	0	0	0	0	0	0	0	0	0	0	1	1	1	0	0	0	0	0	0	0	0	0	0	0	0
0100	2	0	0	0	0	0	0	0	0	0	0	0	0	0	0	1	0	0	0	0	0	0	0	0	0	0	0	0	0
0200	1	0	0	0	0	0	0	0	0	0	0	0	0	0	0	0	0	0	0	0	0	0	0	0	0	0	0	0	0
0300	1	0	0	0	0	0	0	0	0	0	0	0	0	0	0	0	0	0	0	0	0	0	0	0	0	0	0	0	0
0400	1	0	0	0	0	0	0	0	0	0	0	0	0	0	0	0	0	0	0	0	0	0	0	0	0	0	0	0	0
0500	3	0	0	0	0	0	0	0	0	0	0	0	1	1	0	0	0	0	0	0	0	0	0	0	0	0	0	0	0
0600	3	0	0	0	0	0	0	0	0	0	0	0	0	1	0	1	0	0	0	0	0	0	0	0	0	0	0	0	0
0700	18	0	0	0	0	0	0	0	0	0	0	1	2	3	3	4	1	1	1	0	0	0	0	0	0	0	0	0	0
0800	**27**	**0**	**0**	**0**	**0**	**0**	**0**	**0**	**0**	**0**	**0**	**0**	**2**	**1**	**5**	**7**	**5**	**3**	**1**	**1**	**0**	**0**	**0**	**0**	**0**	**0**	**0**	**0**	**0**
0900	24	0	0	0	0	0	0	0	0	0	1	2	2	3	5	3	3	2	0	0	0	0	0	0	0	0	0	0	0
1000	22	0	0	0	0	0	0	0	1	0	0	2	4	3	4	3	2	1	1	0	0	0	0	0	0	0	0	0	0
1100	**27**	**0**	**0**	**0**	**0**	**0**	**0**	**0**	**0**	**0**	**1**	**3**	**3**	**6**	**5**	**4**	**2**	**1**	**1**	**0**	**0**	**0**	**0**	**0**	**0**	**0**	**0**	**0**	**0**
1200	28	0	0	0	0	0	0	0	0	0	0	2	4	5	6	4	3	2	2	0	0	0	0	0	0	0	0	0	0
1300	25	0	0	0	0	0	0	0	0	0	0	2	2	4	6	5	2	2	0	0	0	0	0	0	0	0	0	0	0
1400	25	0	0	0	0	0	0	0	0	0	1	2	4	4	5	4	3	1	1	0	0	0	0	0	0	0	0	0	0
1500	31	0	0	0	0	0	0	0	0	1	0	2	5	5	6	5	4	2	1	0	0	0	0	0	0	0	0	0	0
1600	**42**	**0**	**0**	**0**	**0**	**0**	**0**	**0**	**0**	**1**	**2**	**3**	**7**	**7**	**8**	**6**	**5**	**3**	**1**	**0**	**0**	**0**	**0**	**0**	**0**	**0**	**0**	**0**	**0**
1700	41	0	0	0	0	0	0	0	0	1	0	2	4	7	10	10	4	2	1	0	0	0	0	0	0	0	0	0	0
1800	27	0	0	0	0	0	0	0	0	0	0	2	2	3	7	5	5	1	1	0	0	0	0	0	0	0	0	0	0
1900	19	0	0	0	0	0	0	0	0	0	1	1	2	4	4	4	1	1	1	0	0	0	0	0	0	0	0	0	0
2000	18	0	0	0	0	0	0	0	0	0	1	2	1	3	4	2	2	1	1	0	0	0	0	0	0	0	0	0	0
2100	10	0	0	0	0	0	0	0	0	0	0	1	2	1	3	1	1	1	0	0	0	0	0	0	0	0	0	0	0
2200	8	0	0	0	0	0	0	0	0	0	0	1	1	1	2	1	1	0	1	0	0	0	0	0	0	0	0	0	0
2300	5	0	0	0	0	0	0	0	0	0	0	0	1	1	1	1	0	0	0	0	0	0	0	0	0	0	0	0	0
07-19	**338**	**0**	**0**	**0**	**0**	**0**	**0**	**0**	**2**	**4**	**6**	**24**	**42**	**51**	**68**	**60**	**40**	**22**	**10**	**3**	**2**	**1**	**0**	**0**	**0**	**0**	**0**	**0**	**0**
06-22	**388**	**0**	**0**	**0**	**0**	**0**	**1**	**1**	**2**	**5**	**8**	**28**	**47**	**60**	**79**	**69**	**44**	**25**	**11**	**4**	**2**	**1**	**1**	**0**	**0**	**0**	**0**	**0**	**0**
06-00	**401**	**0**	**0**	**0**	**0**	**0**	**1**	**1**	**2**	**5**	**8**	**29**	**49**	**62**	**81**	**71**	**46**	**26**	**12**	**4**	**2**	**1**	**1**	**0**	**0**	**0**	**0**	**0**	**0**
00-00	**411**	**0**	**0**	**0**	**0**	**0**	**1**	**1**	**2**	**5**	**9**	**30**	**50**	**64**	**83**	**72**	**47**	**26**	**12**	**4**	**2**	**1**	**1**	**0**	**0**	**0**	**0**	**0**	**0**

DRAFT

Site 52
Location R164, Att - Telepole, Lat 53.8847, Long -6.82182
Direction North

3279 / Meath/Cavan/Monaghan ATC's
October 2013
Automatic Traffic Count

Virtual Week (1)

Time	Total	Speed Bins (km/h)																											
		0 - 5	5 - 10	10 - 15	15 - 20	20 - 25	25 - 30	30 - 35	35 - 40	40 - 45	45 - 50	50 - 55	55 - 60	60 - 65	65 - 70	70 - 75	75 - 80	80 - 85	85 - 90	90 - 95	95 - 100	100 - 105	105 - 110	110 - 115	115 - 120	120 - 125	125 - 130	130 - 135	135 - 140
Mon	504	0	0	0	0	0	1	0	2	12	9	35	61	71	98	111	59	23	13	3	5	1	0	0	0	0	0	0	0
Tue	491	0	0	0	0	0	0	0	1	5	8	45	60	84	107	84	43	29	12	8	3	1	1	0	0	0	0	0	0
Wed	130	0	0	0	0	0	0	0	2	1	1	6	33	9	12	11	15	13	8	4	3	3	4	1	3	0	0	1	0
Thu	514	0	0	0	0	3	1	2	6	6	13	39	61	93	104	81	51	33	15	4	2	0	0	0	0	0	0	0	0
Fri	536	0	0	0	1	0	0	0	1	2	10	38	64	70	122	96	63	49	14	6	0	0	0	0	0	0	0	0	0
|Sat	433	0	0	0	0	0	2	2	2	5	13	28	38	75	90	78	59	23	14	2	1	1	0	0	0	0	0	0	0
|Sun	271	0	0	0	0	0	0	0	1	4	6	16	35	44	49	45	41	15	8	3	3	0	0	1	0	0	0	0	0
5 Day Ave.	**435**	**0**	**0**	**0**	**0**	**1**	**0**	**0**	**2**	**5**	**8**	**33**	**56**	**65**	**89**	**77**	**46**	**29**	**12**	**5**	**3**	**1**	**1**	**0**	**1**	**0**	**0**	**0**	**0**
7 Day Ave.	**411**	**0**	**0**	**0**	**0**	**0**	**1**	**1**	**2**	**5**	**9**	**30**	**50**	**64**	**83**	**72**	**47**	**26**	**12**	**4**	**2**	**1**	**1**	**0**	**0**	**0**	**0**	**0**	**0**
--	**2879**	**0**	**0**	**0**	**1**	**3**	**4**	**4**	**15**	**35**	**60**	**207**	**352**	**446**	**582**	**506**	**331**	**185**	**84**	**30**	**17**	**6**	**5**	**2**	**3**	**0**	**0**	**1**	**0**

Summary Graphs

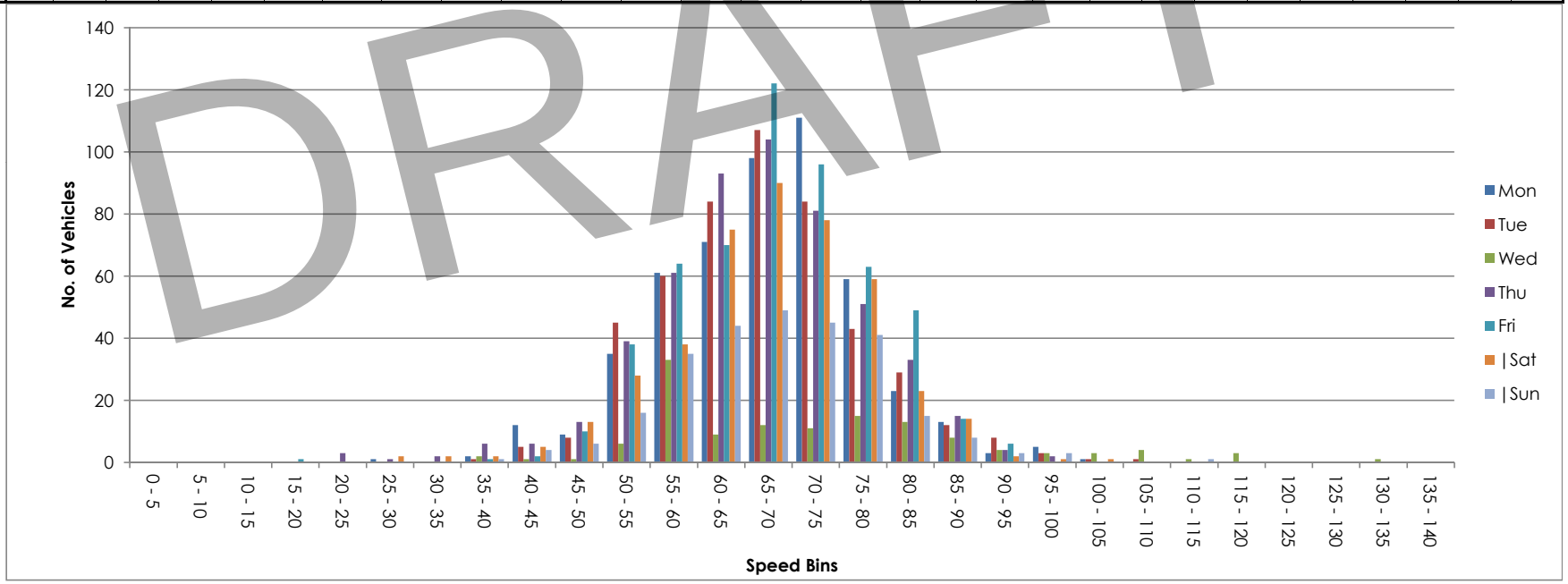

DRAFT

Nationwide Data Collection
for
Tobin Consulting Engineers

Site 52
Location R164, Att - Telepole, Lat 53.8847, Long -6.82182
Direction South

3279 / Meath/Cavan/Monaghan ATC's
October 2013
Automatic Traffic Count

Thu, 10 October 2013

Time	Total	Classification												>PSL	>PSL%	>SL1	>SL1%	>SL2	>SL2%	Mean	Vpp
		1 MCL	2 SV	3 SVT	4 TB2	5 TB3	6 T4	7 ART3	8 ART4	9 ART5	10 ART6	11 BD	12 DRT	80	80	85 +5kph	85 +5kph	90 +10kph	90 +10kph		85
0000	0	0	0	0	0	0	0	0	0	0	0	0	0	0	0	0	0	0	0	-	-
0100	1	0	1	0	0	0	0	0	0	0	0	0	0	0	0	0	0	0	0	78.9	-
0200	0	0	0	0	0	0	0	0	0	0	0	0	0	0	0	0	0	0	0	-	-
0300	2	0	1	0	1	0	0	0	0	0	0	0	0	1	50	0	0	0	0	71.4	-
0400	1	0	1	0	0	0	0	0	0	0	0	0	0	0	0	0	0	0	0	63.2	-
0500	9	0	8	0	0	0	1	0	0	0	0	0	0	3	33.3	1	11.1	0	0	75.1	-
0600	7	0	5	0	1	0	1	0	0	0	0	0	0	0	0	0	0	0	0	67.4	-
0700	28	0	26	0	1	0	0	0	0	1	0	0	0	2	7.1	2	7.1	1	3.6	68.9	74.9
0800	**50**	**0**	**44**	**2**	**2**	**0**	**1**	**0**	**0**	**1**	**0**	**0**	**0**	**5**	**10**	**2**	**4**	**1**	**2**	**70**	**79.2**
0900	33	0	29	2	2	0	0	0	0	0	0	0	0	4	12.1	2	6.1	0	0	66.8	74.2
1000	32	0	26	1	5	0	0	0	0	0	0	0	0	1	3.1	1	3.1	0	0	61.9	70.2
1100	19	0	10	1	7	0	0	0	1	0	0	0	0	3	15.8	0	0	0	0	67.3	78.8
1200	26	0	21	1	4	0	0	0	0	0	0	0	0	1	3.8	0	0	0	0	65.8	72.4
1300	28	0	25	0	2	1	0	0	0	0	0	0	0	1	3.6	1	3.6	0	0	62.7	68.8
1400	24	0	18	0	4	1	1	0	0	0	0	0	0	4	16.7	0	0	0	0	70	77.4
1500	35	0	28	1	5	0	1	0	0	0	0	0	0	1	2.9	0	0	0	0	64.6	72.7
1600	40	0	30	0	6	0	0	0	0	1	3	0	0	3	7.5	0	0	0	0	58.7	73.4
1700	**47**	**0**	**43**	**2**	**2**	**0**	**0**	**0**	**0**	**0**	**0**	**0**	**0**	**7**	**14.9**	**3**	**6.4**	**0**	**0**	**66.4**	**79.2**
1800	41	0	40	0	1	0	0	0	0	0	0	0	0	1	2.4	1	2.4	1	2.4	62.3	73.8
1900	33	0	25	4	3	0	0	0	1	0	0	0	0	4	12.1	1	3	0	0	66.3	78.5
2000	22	0	17	0	2	0	0	0	3	0	0	0	0	1	4.5	1	4.5	0	0	62.6	72.4
2100	9	0	8	0	1	0	0	0	0	0	0	0	0	3	33.3	2	22.2	1	11.1	70.3	-
2200	8	0	8	0	0	0	0	0	0	0	0	0	0	0	0	0	0	0	0	65.8	-
2300	5	0	5	0	0	0	0	0	0	0	0	0	0	0	0	0	0	0	0	62.6	-
07-19	**403**	**0**	**340**	**10**	**41**	**2**	**3**	**0**	**1**	**3**	**3**	**0**	**0**	**33**	**8.2**	**12**	**3**	**3**	**0.7**	**65.3**	**76**
06-22	**474**	**0**	**395**	**14**	**48**	**2**	**4**	**0**	**5**	**3**	**3**	**0**	**0**	**41**	**8.6**	**16**	**3.4**	**4**	**0.8**	**65.4**	**76**
06-00	**487**	**0**	**408**	**14**	**48**	**2**	**4**	**0**	**5**	**3**	**3**	**0**	**0**	**41**	**8.4**	**16**	**3.3**	**4**	**0.8**	**65.4**	**76**
00-00	**500**	**0**	**419**	**14**	**49**	**2**	**5**	**0**	**5**	**3**	**3**	**0**	**0**	**45**	**9**	**17**	**3.4**	**4**	**0.8**	**65.6**	**76.7**

DRAFT

Site 52
Location R164, Att - Telepole, Lat 53.8847, Long -6.82182
Direction South

3279 / Meath/Cavan/Monaghan ATC's
October 2013
Automatic Traffic Count

Fri, 11 October 2013

Time	Total	Classification												>PSL	>PSL%	>SL1	>SL1%	>SL2	>SL2%	Mean	Vpp
		1 MCL	2 SV	3 SVT	4 TB2	5 TB3	6 T4	7 ART3	8 ART4	9 ART5	10 ART6	11 BD	12 DRT	80	80	85 +5kph	85 +5kph	90 +10kph	90 +10kph		85
0000	4	0	3	0	0	0	0	0	0	1	0	0	0	0	0	0	0	0	0	59.1	-
0100	1	0	1	0	0	0	0	0	0	0	0	0	0	1	100	0	0	0	0	80.4	-
0200	1	0	1	0	0	0	0	0	0	0	0	0	0	0	0	0	0	0	0	67.8	-
0300	1	0	1	0	0	0	0	0	0	0	0	0	0	0	0	0	0	0	0	76.3	-
0400	3	0	3	0	0	0	0	0	0	0	0	0	0	0	0	0	0	0	0	72.3	-
0500	5	0	4	0	0	0	0	0	1	0	0	0	0	2	40	0	0	0	0	76.3	-
0600	11	0	10	0	1	0	0	0	0	0	0	0	0	6	54.5	2	18.2	1	9.1	76.5	82.8
0700	30	0	27	0	2	0	0	0	1	0	0	0	0	1	3.3	1	3.3	0	0	67.6	76.3
0800	35	0	34	0	1	0	0	0	0	0	0	0	0	4	11.4	2	5.7	1	2.9	71.3	76.7
0900	28	0	20	0	6	0	1	0	0	0	1	0	0	4	14.3	0	0	0	0	67	79.2
1000	**38**	**0**	**32**	**2**	**3**	**0**	**0**	**0**	**0**	**1**	**0**	**0**	**0**	**2**	**5.3**	**0**	**0**	**0**	**0**	**64.5**	**74.2**
1100	28	0	24	0	3	0	0	0	0	1	0	0	0	2	7.1	0	0	0	0	64.2	78.5
1200	22	0	18	0	3	0	0	0	0	1	0	0	0	3	13.6	1	4.5	1	4.5	69.5	79.6
1300	28	0	21	1	4	0	1	0	0	1	0	0	0	2	7.1	0	0	0	0	63.5	72.4
1400	30	0	25	1	3	0	1	0	0	0	0	0	0	1	3.3	0	0	0	0	67.8	76
1500	35	0	30	1	4	0	0	0	0	0	0	0	0	3	8.6	0	0	0	0	66.3	76
1600	**59**	**0**	**53**	**1**	**3**	**0**	**0**	**0**	**0**	**1**	**1**	**0**	**0**	**7**	**11.9**	**3**	**5.1**	**3**	**5.1**	**65.4**	**77.4**
1700	42	0	36	1	5	0	0	0	0	0	0	0	0	6	14.3	3	7.1	1	2.4	69	78.1
1800	42	0	38	1	2	0	0	0	1	0	0	0	0	3	7.1	1	2.4	1	2.4	63.2	70.9
1900	19	0	19	0	0	0	0	0	0	0	0	0	0	3	15.8	2	10.5	0	0	68.6	77.4
2000	17	0	14	0	3	0	0	0	0	0	0	0	0	2	11.8	1	5.9	0	0	68.4	76.7
2100	24	0	23	0	1	0	0	0	0	0	0	0	0	2	8.3	0	0	0	0	68.3	74.9
2200	12	0	10	0	2	0	0	0	0	0	0	0	0	1	8.3	1	8.3	1	8.3	69.2	77.8
2300	8	0	8	0	0	0	0	0	0	0	0	0	0	2	25	1	12.5	1	12.5	69.1	-
07-19	**417**	**0**	**358**	**8**	**39**	**0**	**3**	**0**	**2**	**5**	**2**	**0**	**0**	**38**	**9.1**	**11**	**2.6**	**7**	**1.7**	**66.5**	**76.7**
06-22	**488**	**0**	**424**	**8**	**44**	**0**	**3**	**0**	**2**	**5**	**2**	**0**	**0**	**51**	**10.5**	**16**	**3.3**	**8**	**1.6**	**66.9**	**77**
06-00	**508**	**0**	**442**	**8**	**46**	**0**	**3**	**0**	**2**	**5**	**2**	**0**	**0**	**54**	**10.6**	**18**	**3.5**	**10**	**2**	**67**	**77.4**
00-00	**523**	**0**	**455**	**8**	**46**	**0**	**3**	**0**	**3**	**6**	**2**	**0**	**0**	**57**	**10.9**	**18**	**3.4**	**10**	**1.9**	**67.1**	**77.4**

DRAFT

Site 52
Location R164, Att - Telepole, Lat 53.8847, Long -6.82182
Direction South

3279 / Meath/Cavan/Monaghan ATC's
October 2013
Automatic Traffic Count

Sat, 12 October 2013

Time	Total	Classification												>PSL	>PSL%	>SL1	>SL1%	>SL2	>SL2%	Mean	Vpp
		1 MCL	2 SV	3 SVT	4 TB2	5 TB3	6 T4	7 ART3	8 ART4	9 ART5	10 ART6	11 BD	12 DRT	80	80	85 +5kph	85 +5kph	90 +10kph	90 +10kph		85
0000	2	0	2	0	0	0	0	0	0	0	0	0	0	1	50	0	0	0	0	66.4	-
0100	9	0	9	0	0	0	0	0	0	0	0	0	0	2	22.2	1	11.1	0	0	66.9	-
0200	4	0	3	0	1	0	0	0	0	0	0	0	0	0	0	0	0	0	0	62.4	-
0300	2	0	1	0	1	0	0	0	0	0	0	0	0	0	0	0	0	0	0	71	-
0400	4	0	3	0	1	0	0	0	0	0	0	0	0	0	0	0	0	0	0	62.1	-
0500	0	0	0	0	0	0	0	0	0	0	0	0	0	0	0	0	0	0	0	-	-
0600	7	0	6	0	1	0	0	0	0	0	0	0	0	0	0	0	0	0	0	66.7	-
0700	11	0	10	0	0	0	1	0	0	0	0	0	0	2	18.2	1	9.1	0	0	74	77.8
0800	15	1	11	0	2	0	1	0	0	0	0	0	0	2	13.3	0	0	0	0	68.4	76
0900	16	0	11	2	2	0	0	0	0	1	0	0	0	0	0	0	0	0	0	62.7	69.1
1000	21	0	15	2	4	0	0	0	0	0	0	0	0	0	0	0	0	0	0	59.7	70.6
1100	**35**	**0**	**34**	**1**	**0**	**0**	**0**	**0**	**0**	**0**	**0**	**0**	**0**	**2**	**5.7**	**2**	**5.7**	**1**	**2.9**	**63.8**	**71.6**
1200	38	1	28	3	4	1	0	0	1	0	0	0	0	2	5.3	1	2.6	0	0	60.3	71.6
1300	41	0	34	2	3	0	0	0	1	1	0	0	0	1	2.4	0	0	0	0	61.7	73.8
1400	30	0	26	3	1	0	0	0	0	0	0	0	0	4	13.3	3	10	0	0	67.1	77.8
1500	32	0	30	2	0	0	0	0	0	0	0	0	0	0	0	0	0	0	0	60.8	70.2
1600	39	1	35	1	2	0	0	0	0	0	0	0	0	2	5.1	1	2.6	1	2.6	66.5	72.7
1700	**44**	**0**	**39**	**0**	**3**	**0**	**0**	**1**	**0**	**1**	**0**	**0**	**0**	**0**	**0**	**0**	**0**	**0**	**0**	**65.9**	**74.9**
1800	17	0	16	0	1	0	0	0	0	0	0	0	0	0	0	0	0	0	0	62.4	68.4
1900	25	0	22	2	1	0	0	0	0	0	0	0	0	1	4	1	4	0	0	61.8	74.9
2000	15	0	15	0	0	0	0	0	0	0	0	0	0	1	6.7	0	0	0	0	67	76
2100	10	0	8	0	1	0	0	0	1	0	0	0	0	2	20	0	0	0	0	72.1	-
2200	13	0	11	1	1	0	0	0	0	0	0	0	0	3	23.1	2	15.4	0	0	67.8	83.5
2300	3	0	3	0	0	0	0	0	0	0	0	0	0	0	0	0	0	0	0	70.8	-
07-19	**339**	**3**	**289**	**16**	**22**	**1**	**2**	**1**	**2**	**3**	**0**	**0**	**0**	**15**	**4.4**	**8**	**2.4**	**2**	**0.6**	**63.9**	**73.4**
06-22	**396**	**3**	**340**	**18**	**25**	**1**	**2**	**1**	**3**	**3**	**0**	**0**	**0**	**19**	**4.8**	**9**	**2.3**	**2**	**0.5**	**64.2**	**74.5**
06-00	**412**	**3**	**354**	**19**	**26**	**1**	**2**	**1**	**3**	**3**	**0**	**0**	**0**	**22**	**5.3**	**11**	**2.7**	**2**	**0.5**	**64.3**	**74.5**
00-00	**433**	**3**	**372**	**19**	**29**	**1**	**2**	**1**	**3**	**3**	**0**	**0**	**0**	**25**	**5.8**	**12**	**2.8**	**2**	**0.5**	**64.4**	**74.9**

DRAFT

Site 52
Location R164, Att - Telepole, Lat 53.8847, Long -6.82182
Direction South

3279 / Meath/Cavan/Monaghan ATC's
October 2013
Automatic Traffic Count

Sun, 13 October 2013

Time	Total	Classification												>PSL	>PSL%	>SL1	>SL1%	>SL2	>SL2%	Mean	Vpp
		1 MCL	2 SV	3 SVT	4 TB2	5 TB3	6 T4	7 ART3	8 ART4	9 ART5	10 ART6	11 BD	12 DRT	80	80	85 +5kph	85 +5kph	90 +10kph	90 +10kph		85
0000	5	0	4	0	1	0	0	0	0	0	0	0	0	1	20	0	0	0	0	63.2	-
0100	5	0	5	0	0	0	0	0	0	0	0	0	0	0	0	0	0	0	0	66.5	-
0200	4	0	4	0	0	0	0	0	0	0	0	0	0	0	0	0	0	0	0	62.4	-
0300	1	0	1	0	0	0	0	0	0	0	0	0	0	0	0	0	0	0	0	74.9	-
0400	2	0	1	0	1	0	0	0	0	0	0	0	0	1	50	0	0	0	0	76.4	-
0500	0	0	0	0	0	0	0	0	0	0	0	0	0	0	0	0	0	0	0	-	-
0600	1	0	1	0	0	0	0	0	0	0	0	0	0	0	0	0	0	0	0	71.9	-
0700	3	0	2	0	1	0	0	0	0	0	0	0	0	1	33.3	0	0	0	0	72.1	-
0800	4	0	4	0	0	0	0	0	0	0	0	0	0	1	25	0	0	0	0	72	-
0900	10	0	8	0	1	0	1	0	0	0	0	0	0	0	0	0	0	0	0	64	-
1000	20	0	18	2	0	0	0	0	0	0	0	0	0	1	5	1	5	0	0	67.9	74.2
1100	**21**	**0**	**20**	**0**	**1**	**0**	**0**	**0**	**0**	**0**	**0**	**0**	**0**	**1**	**4.8**	**0**	**0**	**0**	**0**	**65.6**	**73.1**
1200	22	0	22	0	0	0	0	0	0	0	0	0	0	2	9.1	0	0	0	0	65.1	76.3
1300	19	0	19	0	0	0	0	0	0	0	0	0	0	0	0	0	0	0	0	66	73.8
1400	24	0	24	0	0	0	0	0	0	0	0	0	0	3	12.5	2	8.3	1	4.2	64.1	76.3
1500	16	0	14	2	0	0	0	0	0	0	0	0	0	2	12.5	1	6.3	0	0	65.4	78.8
1600	**29**	**0**	**28**	**1**	**0**	**0**	**0**	**0**	**0**	**0**	**0**	**0**	**0**	**3**	**10.3**	**3**	**10.3**	**0**	**0**	**64**	**74.5**
1700	18	0	18	0	0	0	0	0	0	0	0	0	0	0	0	0	0	0	0	63.3	71.3
1800	26	0	24	1	1	0	0	0	0	0	0	0	0	2	7.7	0	0	0	0	66.1	73.1
1900	17	0	17	0	0	0	0	0	0	0	0	0	0	4	23.5	1	5.9	0	0	69	80.6
2000	19	0	19	0	0	0	0	0	0	0	0	0	0	1	5.3	0	0	0	0	63.9	69.8
2100	10	0	9	0	0	0	0	0	0	1	0	0	0	1	10	0	0	0	0	58.7	-
2200	6	0	6	0	0	0	0	0	0	0	0	0	0	1	16.7	0	0	0	0	66.5	-
2300	2	0	2	0	0	0	0	0	0	0	0	0	0	1	50	1	50	0	0	68.2	-
07-19	**212**	**0**	**201**	**6**	**4**	**0**	**1**	**0**	**0**	**0**	**0**	**0**	**0**	**16**	**7.5**	**7**	**3.3**	**1**	**0.5**	**65.4**	**74.9**
06-22	**259**	**0**	**247**	**6**	**4**	**0**	**1**	**0**	**0**	**1**	**0**	**0**	**0**	**22**	**8.5**	**8**	**3.1**	**1**	**0.4**	**65.3**	**76**
06-00	**267**	**0**	**255**	**6**	**4**	**0**	**1**	**0**	**0**	**1**	**0**	**0**	**0**	**24**	**9**	**9**	**3.4**	**1**	**0.4**	**65.3**	**76.3**
00-00	**284**	**0**	**270**	**6**	**6**	**0**	**1**	**0**	**0**	**1**	**0**	**0**	**0**	**26**	**9.2**	**9**	**3.2**	**1**	**0.4**	**65.4**	**76.3**

DRAFT

Site 52
Location R164, Att - Telepole, Lat 53.8847, Long -6.82182
Direction South

3279 / Meath/Cavan/Monaghan ATC's
October 2013
Automatic Traffic Count

Mon, 14 October 2013

Time	Total	Classification												>PSL	>PSL%	>SL1	>SL1%	>SL2	>SL2%	Mean	Vpp
		1 MCL	2 SV	3 SVT	4 TB2	5 TB3	6 T4	7 ART3	8 ART4	9 ART5	10 ART6	11 BD	12 DRT	80	80	85 +5kph	85 +5kph	90 +10kph	90 +10kph		85
0000	1	0	1	0	0	0	0	0	0	0	0	0	0	0	0	0	0	0	0	63.9	-
0100	0	0	0	0	0	0	0	0	0	0	0	0	0	0	0	0	0	0	0	-	-
0200	1	0	1	0	0	0	0	0	0	0	0	0	0	0	0	0	0	0	0	58.9	-
0300	0	0	0	0	0	0	0	0	0	0	0	0	0	0	0	0	0	0	0	-	-
0400	1	0	1	0	0	0	0	0	0	0	0	0	0	0	0	0	0	0	0	63.5	-
0500	6	0	6	0	0	0	0	0	0	0	0	0	0	3	50	0	0	0	0	74.4	-
0600	7	0	4	0	2	0	0	0	0	1	0	0	0	1	14.3	1	14.3	0	0	71.8	-
0700	29	0	25	0	3	1	0	0	0	0	0	0	0	2	6.9	1	3.4	0	0	67.7	75.6
0800	**45**	**0**	**37**	**2**	**4**	**0**	**1**	**1**	**0**	**0**	**0**	**0**	**0**	**3**	**6.7**	**3**	**6.7**	**1**	**2.2**	**67.3**	**74.9**
0900	31	0	21	2	8	0	0	0	0	0	0	0	0	3	9.7	1	3.2	0	0	66.5	77.4
1000	32	0	24	3	5	0	0	0	0	0	0	0	0	0	0	0	0	0	0	65.3	72.7
1100	**45**	**0**	**29**	**3**	**5**	**0**	**5**	**0**	**1**	**2**	**0**	**0**	**0**	**1**	**2.2**	**1**	**2.2**	**0**	**0**	**61.7**	**73.1**
1200	37	0	24	2	3	2	4	0	0	2	0	0	0	2	5.4	1	2.7	0	0	63	71.6
1300	28	0	25	0	3	0	0	0	0	0	0	0	0	5	17.9	3	10.7	2	7.1	68.2	79.9
1400	34	1	19	0	6	0	6	0	1	1	0	0	0	1	2.9	0	0	0	0	62.5	72
1500	26	0	22	0	1	0	3	0	0	0	0	0	0	3	11.5	1	3.8	0	0	63.5	73.8
1600	**44**	**0**	**35**	**0**	**4**	**0**	**3**	**0**	**1**	**1**	**0**	**0**	**0**	**1**	**2.3**	**0**	**0**	**0**	**0**	**63.7**	**72**
1700	39	0	31	1	4	0	1	0	0	1	1	0	0	4	10.3	2	5.1	1	2.6	64.6	74.5
1800	32	0	27	2	3	0	0	0	0	0	0	0	0	3	9.4	3	9.4	2	6.3	66.8	74.2
1900	19	0	17	0	2	0	0	0	0	0	0	0	0	2	10.5	0	0	0	0	67.5	76
2000	8	0	8	0	0	0	0	0	0	0	0	0	0	1	12.5	0	0	0	0	67.7	-
2100	17	0	17	0	0	0	0	0	0	0	0	0	0	6	35.3	4	23.5	1	5.9	71.6	86.4
2200	6	0	6	0	0	0	0	0	0	0	0	0	0	1	16.7	0	0	0	0	66.5	-
2300	6	0	5	0	1	0	0	0	0	0	0	0	0	0	0	0	0	0	0	63.5	-
07-19	**422**	**1**	**319**	**15**	**49**	**3**	**23**	**1**	**3**	**7**	**1**	**0**	**0**	**28**	**6.6**	**16**	**3.8**	**6**	**1.4**	**64.9**	**74.5**
06-22	**473**	**1**	**365**	**15**	**53**	**3**	**23**	**1**	**3**	**8**	**1**	**0**	**0**	**38**	**8**	**21**	**4.4**	**7**	**1.5**	**65.4**	**75.2**
06-00	**485**	**1**	**376**	**15**	**54**	**3**	**23**	**1**	**3**	**8**	**1**	**0**	**0**	**39**	**8**	**21**	**4.3**	**7**	**1.4**	**65.4**	**75.2**
00-00	**494**	**1**	**385**	**15**	**54**	**3**	**23**	**1**	**3**	**8**	**1**	**0**	**0**	**42**	**8.5**	**21**	**4.3**	**7**	**1.4**	**65.5**	**75.6**

DRAFT

Site 52
Location R164, Att - Telepole, Lat 53.8847, Long -6.82182
Direction South

3279 / Meath/Cavan/Monaghan ATC's
October 2013
Automatic Traffic Count

Tue, 15 October 2013

Time	Total	Classification												>PSL	>PSL%	>SL1	>SL1%	>SL2	>SL2%	Mean	Vpp
		1 MCL	2 SV	3 SVT	4 TB2	5 TB3	6 T4	7 ART3	8 ART4	9 ART5	10 ART6	11 BD	12 DRT	80	80	85 +5kph	85 +5kph	90 +10kph	90 +10kph		85
0000	3	0	3	0	0	0	0	0	0	0	0	0	0	0	0	0	0	0	0	66.1	-
0100	1	0	1	0	0	0	0	0	0	0	0	0	0	0	0	0	0	0	0	52.3	-
0200	1	0	0	0	1	0	0	0	0	0	0	0	0	0	0	0	0	0	0	64.8	-
0300	0	0	0	0	0	0	0	0	0	0	0	0	0	0	0	0	0	0	0	-	-
0400	1	0	1	0	0	0	0	0	0	0	0	0	0	0	0	0	0	0	0	62.9	-
0500	9	0	8	0	1	0	0	0	0	0	0	0	0	1	11.1	0	0	0	0	68.2	-
0600	6	0	3	0	2	0	0	0	1	0	0	0	0	0	0	0	0	0	0	67.3	-
0700	26	0	21	0	4	1	0	0	0	0	0	0	0	5	19.2	2	7.7	0	0	68.9	80.6
0800	**41**	**0**	**39**	**0**	**1**	**0**	**1**	**0**	**0**	**0**	**0**	**0**	**0**	**5**	**12.2**	**1**	**2.4**	**0**	**0**	**69.6**	**78.8**
0900	32	0	26	1	3	0	2	0	0	0	0	0	0	4	12.5	4	12.5	2	6.3	63.9	73.8
1000	22	0	18	0	1	0	2	0	1	0	0	0	0	0	0	0	0	0	0	63	70.9
1100	35	0	26	0	3	1	3	0	1	1	0	0	0	0	0	0	0	0	0	63.1	74.2
1200	29	0	20	1	2	0	5	0	0	1	0	0	0	1	3.4	1	3.4	0	0	58.5	66.6
1300	23	0	16	2	2	1	2	0	0	0	0	0	0	3	13	2	8.7	0	0	65.5	77.8
1400	29	0	20	1	3	0	4	0	0	1	0	0	0	2	6.9	0	0	0	0	64.2	73.8
1500	31	0	26	2	1	0	2	0	0	0	0	0	0	1	3.2	0	0	0	0	61.3	70.6
1600	**55**	**0**	**41**	**3**	**6**	**0**	**2**	**0**	**1**	**1**	**1**	**0**	**0**	**3**	**5.5**	**0**	**0**	**0**	**0**	**62.6**	**70.9**
1700	51	0	43	3	5	0	0	0	0	0	0	0	0	7	13.7	3	5.9	0	0	66.1	76.7
1800	44	0	37	5	1	0	0	0	0	0	1	0	0	6	13.6	3	6.8	2	4.5	68.5	78.1
1900	31	0	28	0	2	1	0	0	0	0	0	0	0	3	9.7	0	0	0	0	63.8	73.8
2000	19	0	19	0	0	0	0	0	0	0	0	0	0	0	0	0	0	0	0	62	70.6
2100	16	0	15	1	0	0	0	0	0	0	0	0	0	3	18.8	2	12.5	2	12.5	68.6	83.9
2200	5	0	5	0	0	0	0	0	0	0	0	0	0	0	0	0	0	0	0	68.4	-
2300	5	0	4	1	0	0	0	0	0	0	0	0	0	0	0	0	0	0	0	60.5	-
07-19	**418**	**0**	**333**	**18**	**32**	**3**	**23**	**0**	**3**	**4**	**2**	**0**	**0**	**37**	**8.9**	**16**	**3.8**	**4**	**1**	**64.8**	**75.6**
06-22	**490**	**0**	**398**	**19**	**36**	**4**	**23**	**0**	**4**	**4**	**2**	**0**	**0**	**43**	**8.8**	**18**	**3.7**	**6**	**1.2**	**64.8**	**75.6**
06-00	**500**	**0**	**407**	**20**	**36**	**4**	**23**	**0**	**4**	**4**	**2**	**0**	**0**	**43**	**8.6**	**18**	**3.6**	**6**	**1.2**	**64.8**	**75.6**
00-00	**515**	**0**	**420**	**20**	**38**	**4**	**23**	**0**	**4**	**4**	**2**	**0**	**0**	**44**	**8.5**	**18**	**3.5**	**6**	**1.2**	**64.8**	**75.2**

DRAFT

Site 52
Location R164, Att - Telepole, Lat 53.8847, Long -6.82182
Direction South

3279 / Meath/Cavan/Monaghan ATC's
October 2013
Automatic Traffic Count

Wed, 16 October 2013

Time	Total	Classification												>PSL	>PSL%	>SL1	>SL1%	>SL2	>SL2%	Mean	Vpp
		1 MCL	2 SV	3 SVT	4 TB2	5 TB3	6 T4	7 ART3	8 ART4	9 ART5	10 ART6	11 BD	12 DRT	80	80	85 +5kph	85 +5kph	90 +10kph	90 +10kph		85
0000	0	0	0	0	0	0	0	0	0	0	0	0	0	0	0	0	0	0	0	-	-
0100	0	0	0	0	0	0	0	0	0	0	0	0	0	0	0	0	0	0	0	-	-
0200	2	0	1	0	1	0	0	0	0	0	0	0	0	0	0	0	0	0	0	61.5	-
0300	1	0	1	0	0	0	0	0	0	0	0	0	0	0	0	0	0	0	0	69.6	-
0400	1	0	1	0	0	0	0	0	0	0	0	0	0	0	0	0	0	0	0	69.7	-
0500	4	0	3	0	0	0	0	0	0	1	0	0	0	0	0	0	0	0	0	70.3	-
0600	6	0	2	0	4	0	0	0	0	0	0	0	0	1	16.7	0	0	0	0	69.9	-
0700	**23**	**0**	**21**	**0**	**1**	**0**	**0**	**0**	**0**	**0**	**1**	**0**	**0**	**2**	**8.7**	**2**	**8.7**	**0**	**0**	**66.7**	**76.7**
0800	0	0	0	0	0	0	0	0	0	0	0	0	0	0	0	0	0	0	0	-	-
0900	1	0	1	0	0	0	0	0	0	0	0	0	0	0	0	0	0	0	0	56.1	-
1000	0	0	0	0	0	0	0	0	0	0	0	0	0	0	0	0	0	0	0	-	-
1100	0	0	0	0	0	0	0	0	0	0	0	0	0	0	0	0	0	0	0	-	-
1200	**1**	**0**	**1**	**0**	**0**	**0**	**0**	**0**	**0**	**0**	**0**	**0**	**0**	**0**	**0**	**0**	**0**	**0**	**0**	**56.1**	**-**
1300	**1**	**0**	**1**	**0**	**0**	**0**	**0**	**0**	**0**	**0**	**0**	**0**	**0**	**0**	**0**	**0**	**0**	**0**	**0**	**56.1**	**-**
1400	0	0	0	0	0	0	0	0	0	0	0	0	0	0	0	0	0	0	0	0	0
1500	0	0	0	0	0	0	0	0	0	0	0	0	0	0	0	0	0	0	0	0	0
1600	0	0	0	0	0	0	0	0	0	0	0	0	0	0	0	0	0	0	0	0	0
1700	0	0	0	0	0	0	0	0	0	0	0	0	0	0	0	0	0	0	0	0	0
1800	0	0	0	0	0	0	0	0	0	0	0	0	0	0	0	0	0	0	0	0	0
1900	0	0	0	0	0	0	0	0	0	0	0	0	0	0	0	0	0	0	0	0	0
2000	0	0	0	0	0	0	0	0	0	0	0	0	0	0	0	0	0	0	0	0	0
2100	0	0	0	0	0	0	0	0	0	0	0	0	0	0	0	0	0	0	0	0	0
2200	0	0	0	0	0	0	0	0	0	0	0	0	0	0	0	0	0	0	0	0	0
2300	0	0	0	0	0	0	0	0	0	0	0	0	0	0	0	0	0	0	0	0	0
07-19	**26**	**0**	**24**	**0**	**1**	**0**	**0**	**0**	**0**	**0**	**1**	**0**	**0**	**2**	**7.7**	**2**	**7.7**	**0**	**0**	**65.5**	**75.6**
06-22	**32**	**0**	**26**	**0**	**5**	**0**	**0**	**0**	**0**	**0**	**1**	**0**	**0**	**3**	**9.4**	**2**	**6.3**	**0**	**0**	**66.3**	**75.6**
06-00	**32**	**0**	**26**	**0**	**5**	**0**	**0**	**0**	**0**	**0**	**1**	**0**	**0**	**3**	**9.4**	**2**	**6.3**	**0**	**0**	**66.3**	**75.6**
00-00	**40**	**0**	**32**	**0**	**6**	**0**	**0**	**0**	**0**	**1**	**1**	**0**	**0**	**3**	**7.5**	**2**	**5**	**0**	**0**	**66.6**	**75.6**

DRAFT

Site 52
Location R164, Att - Telepole, Lat 53.8847, Long -6.82182
Direction South

3279 / Meath/Cavan/Monaghan ATC's
October 2013
Automatic Traffic Count

Virtual Day (7)

Time	Total	Classification												>PSL	>PSL%	>SL1	>SL1%	>SL2	>SL2%	Mean	Vpp
		1 MCL	2 SV	3 SVT	4 TB2	5 TB3	6 T4	7 ART3	8 ART4	9 ART5	10 ART6	11 BD	12 DRT	80	80	85 +5kph	85 +5kph	90 +10kph	90 +10kph		85
0000	2	0	2	0	0	0	0	0	0	0	0	0	0	0	13.3	0	0	0	0	63.2	-
0100	2	0	2	0	0	0	0	0	0	0	0	0	0	0	17.6	0	5.9	0	0	67.5	-
0200	2	0	1	0	0	0	0	0	0	0	0	0	0	0	0	0	0	0	0	62.6	-
0300	1	0	1	0	0	0	0	0	0	0	0	0	0	0	14.3	0	0	0	0	72.2	-
0400	2	0	2	0	0	0	0	0	0	0	0	0	0	0	7.7	0	0	0	0	67.5	-
0500	5	0	4	0	0	0	0	0	0	0	0	0	0	1	27.3	0	3	0	0	72.7	-
0600	6	0	4	0	2	0	0	0	0	0	0	0	0	1	17.8	0	6.7	0	2.2	70.6	-
0700	21	0	19	0	2	0	0	0	0	0	0	0	0	2	10	1	6	0	0.7	68.5	77.4
0800	**27**	**0**	**24**	**1**	**1**	**0**	**1**	**0**	**0**	**0**	**0**	**0**	**0**	**3**	**10.5**	**1**	**4.2**	**0**	**1.6**	**69.4**	**78.5**
0900	22	0	17	1	3	0	1	0	0	0	0	0	0	2	9.9	1	4.6	0	1.3	65.5	77
1000	24	0	19	1	3	0	0	0	0	0	0	0	0	1	2.4	0	1.2	0	0	63.7	73.4
1100	26	0	20	1	3	0	1	0	0	1	0	0	0	1	4.9	0	1.6	0	0.5	63.8	76
1200	25	0	19	1	2	0	1	0	0	1	0	0	0	2	6.3	1	2.3	0	0.6	63.1	73.1
1300	24	0	20	1	2	0	0	0	0	0	0	0	0	2	7.1	1	3.6	0	1.2	64.2	74.2
1400	24	0	19	1	2	0	2	0	0	0	0	0	0	2	8.8	1	2.9	0	0.6	65.8	76
1500	25	0	21	1	2	0	1	0	0	0	0	0	0	1	5.7	0	1.1	0	0	63.6	73.4
1600	**38**	**0**	**32**	**1**	**3**	**0**	**1**	**0**	**0**	**1**	**1**	**0**	**0**	**3**	**7.1**	**1**	**2.6**	**1**	**1.5**	**63.5**	**73.4**
1700	34	0	30	1	3	0	0	0	0	0	0	0	0	3	10	2	4.6	0	0.8	66.2	76.7
1800	29	0	26	1	1	0	0	0	0	0	0	0	0	2	7.4	1	4	1	3	65	73.8
1900	21	0	18	1	1	0	0	0	0	0	0	0	0	2	11.8	1	3.5	0	0	65.8	77.4
2000	14	0	13	0	1	0	0	0	0	0	0	0	0	1	6	0	2	0	0	64.8	74.9
2100	12	0	11	0	0	0	0	0	0	0	0	0	0	2	19.8	1	9.3	1	4.7	68.6	81.4
2200	7	0	7	0	0	0	0	0	0	0	0	0	0	1	12	0	6	0	2	67.6	-
2300	4	0	4	0	0	0	0	0	0	0	0	0	0	0	10.3	0	6.9	0	3.4	65.5	-
07-19	**320**	**1**	**266**	**10**	**27**	**1**	**8**	**0**	**2**	**3**	**1**	**0**	**0**	**24**	**7.6**	**10**	**3.2**	**3**	**1**	**65.2**	**75.6**
06-22	**373**	**1**	**314**	**11**	**31**	**1**	**8**	**0**	**2**	**3**	**1**	**0**	**0**	**31**	**8.3**	**13**	**3.4**	**4**	**1.1**	**65.4**	**76**
06-00	**384**	**1**	**324**	**12**	**31**	**1**	**8**	**0**	**2**	**3**	**1**	**0**	**0**	**32**	**8.4**	**14**	**3.5**	**4**	**1.1**	**65.4**	**76**
00-00	**398**	**1**	**336**	**12**	**33**	**1**	**8**	**0**	**3**	**4**	**1**	**0**	**0**	**35**	**8.7**	**14**	**3.5**	**4**	**1.1**	**65.5**	**76.3**

DRAFT

Site 52
Location R164, Att - Telepole, Lat 53.8847, Long -6.82182
Direction South

3279 / Meath/Cavan/Monaghan ATC's
October 2013
Automatic Traffic Count

Virtual Week (1)

Time	Total	Classification												>PSL	>PSL%	>SL1	>SL1%	>SL2	>SL2%	Mean	Vpp
		1 MCL	2 SV	3 SVT	4 TB2	5 TB3	6 T4	7 ART3	8 ART4	9 ART5	10 ART6	11 BD	12 DRT	80	80	85 +5kph	85 +5kph	90 +10kph	90 +10kph		85
Mon	494	1	385	15	54	3	23	1	3	8	1	0	0	42	8.5	21	4.3	7	1.4	65.5	75.6
Tue	515	0	420	20	38	4	23	0	4	4	2	0	0	44	8.5	18	3.5	6	1.2	64.8	75.2
Wed	40	0	32	0	6	0	0	0	0	1	1	0	0	3	7.5	2	5	0	0	66.6	75.6
Thu	500	0	419	14	49	2	5	0	5	3	3	0	0	45	9	17	3.4	4	0.8	65.6	76.7
Fri	523	0	455	8	46	0	3	0	3	6	2	0	0	57	10.9	18	3.4	10	1.9	67.1	77.4
| Sat	433	3	372	19	29	1	2	1	3	3	0	0	0	25	5.8	12	2.8	2	0.5	64.4	74.9
| Sun	284	0	270	6	6	0	1	0	0	1	0	0	0	26	9.2	9	3.2	1	0.4	65.4	76.3
5 Day Ave.	**414**	**0**	**342**	**11**	**39**	**2**	**11**	**0**	**3**	**4**	**2**	**0**	**0**	**38**	**9.2**	**15**	**3.6**	**5**	**1.2**	**65.9**	**76.1**
7 Day Ave.	**398**	**1**	**336**	**12**	**33**	**1**	**8**	**0**	**3**	**4**	**1**	**0**	**0**	**35**	**8.7**	**14**	**3.5**	**4**	**1.1**	**65.5**	**76.3**
--	**2789**	**4**	**2353**	**82**	**228**	**10**	**57**	**2**	**18**	**26**	**9**	**0**	**0**	**242**	**8.7**	**97**	**3.5**	**30**	**1.1**	**65.5**	**76.3**

Summary Graphs

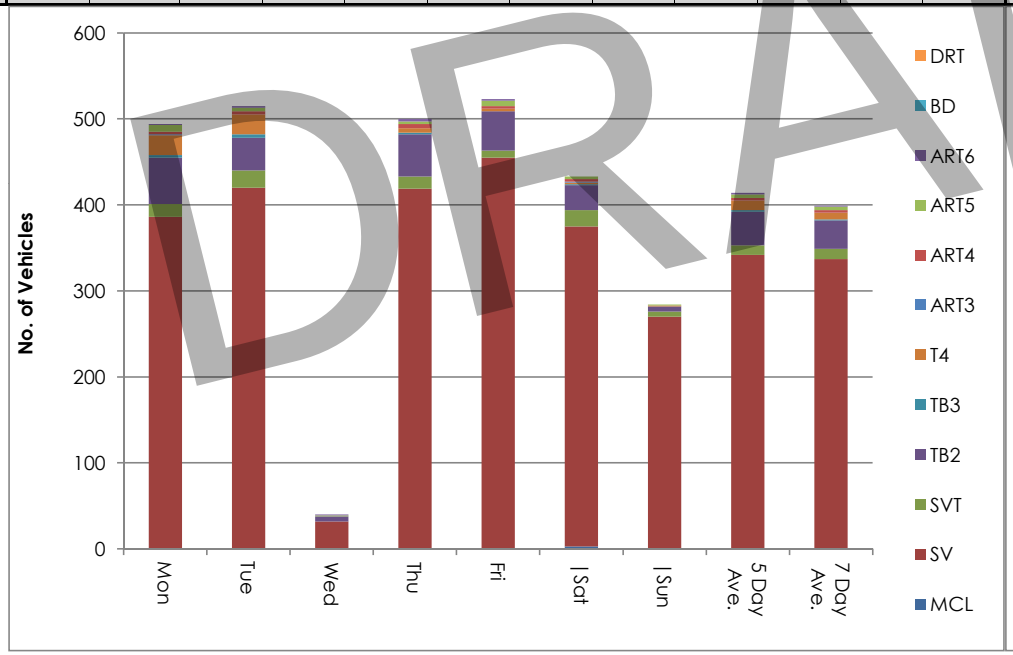

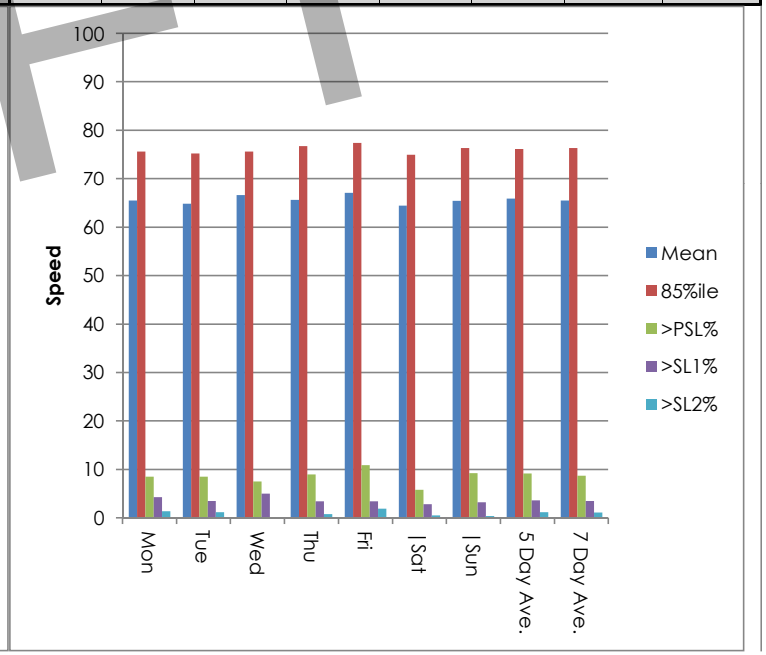

DRAFT

Site 52
Location R164, Att - Telepole, Lat 53.8847, Long -6.82182
Direction South

3279 / Meath/Cavan/Monaghan ATC's
October 2013
Automatic Traffic Count

Thu, 10 October 2013

Time	Total	Speed Bins (km/h)																											
		0 - 5	5 - 10	10 - 15	15 - 20	20 - 25	25 - 30	30 - 35	35 - 40	40 - 45	45 - 50	50 - 55	55 - 60	60 - 65	65 - 70	70 - 75	75 - 80	80 - 85	85 - 90	90 - 95	95 - 100	100 - 105	105 - 110	110 - 115	115 - 120	120 - 125	125 - 130	130 - 135	135 - 140
0000	0	0	0	0	0	0	0	0	0	0	0	0	0	0	0	0	0	0	0	0	0	0	0	0	0	0	0	0	0
0100	1	0	0	0	0	0	0	0	0	0	0	0	0	0	0	0	1	0	0	0	0	0	0	0	0	0	0	0	0
0200	0	0	0	0	0	0	0	0	0	0	0	0	0	0	0	0	0	0	0	0	0	0	0	0	0	0	0	0	0
0300	2	0	0	0	0	0	0	0	0	0	0	0	0	1	0	0	0	1	0	0	0	0	0	0	0	0	0	0	0
0400	1	0	0	0	0	0	0	0	0	0	0	0	0	1	0	0	0	0	0	0	0	0	0	0	0	0	0	0	0
0500	9	0	0	0	0	0	0	0	0	0	0	0	1	0	1	2	2	2	1	0	0	0	0	0	0	0	0	0	0
0600	7	0	0	0	0	0	0	0	0	0	0	0	2	1	2	1	1	0	0	0	0	0	0	0	0	0	0	0	0
0700	28	0	0	0	0	0	0	0	0	0	1	0	1	5	10	6	3	0	1	1	0	0	0	0	0	0	0	0	0
0800	**50**	**0**	**0**	**0**	**0**	**0**	**0**	**0**	**2**	**1**	**1**	**1**	**1**	**3**	**14**	**10**	**12**	**3**	**1**	**1**	**0**	**0**	**0**	**0**	**0**	**0**	**0**	**0**	**0**
0900	33	0	0	0	0	0	0	0	0	0	1	1	7	5	8	6	1	2	2	0	0	0	0	0	0	0	0	0	0
1000	32	0	0	0	0	1	1	1	1	0	0	2	4	8	5	6	2	0	1	0	0	0	0	0	0	0	0	0	0
1100	19	0	0	0	0	0	0	0	0	1	2	0	1	3	4	2	3	3	0	0	0	0	0	0	0	0	0	0	0
1200	26	0	0	0	0	0	0	0	0	0	0	2	2	7	8	5	1	1	0	0	0	0	0	0	0	0	0	0	0
1300	28	0	0	0	0	0	0	0	0	3	0	2	2	8	11	1	0	0	1	0	0	0	0	0	0	0	0	0	0
1400	24	0	0	0	0	0	0	0	0	0	0	2	0	3	8	3	4	4	0	0	0	0	0	0	0	0	0	0	0
1500	35	0	0	0	0	0	0	0	0	0	3	3	4	4	11	7	2	1	0	0	0	0	0	0	0	0	0	0	0
1600	40	0	0	0	0	0	0	2	0	4	5	4	10	3	2	5	2	3	0	0	0	0	0	0	0	0	0	0	0
1700	**47**	**0**	**0**	**0**	**0**	**0**	**0**	**0**	**0**	**0**	**0**	**6**	**7**	**12**	**7**	**5**	**3**	**4**	**3**	**0**	**0**	**0**	**0**	**0**	**0**	**0**	**0**	**0**	**0**
1800	41	0	0	0	0	1	0	0	0	2	3	5	4	10	7	3	5	0	0	0	1	0	0	0	0	0	0	0	0
1900	33	0	0	0	0	0	0	0	0	0	1	5	4	5	8	3	3	3	1	0	0	0	0	0	0	0	0	0	0
2000	22	0	0	0	0	0	1	0	0	0	1	1	4	6	2	5	1	0	1	0	0	0	0	0	0	0	0	0	0
2100	9	0	0	0	0	0	0	0	0	0	1	0	2	0	1	1	1	1	1	1	0	0	0	0	0	0	0	0	0
2200	8	0	0	0	0	0	0	0	0	0	1	0	0	3	2	0	2	0	0	0	0	0	0	0	0	0	0	0	0
2300	5	0	0	0	0	0	0	0	0	0	0	1	1	1	1	1	0	0	0	0	0	0	0	0	0	0	0	0	0
07-19	**403**	**0**	**0**	**0**	**0**	**2**	**1**	**3**	**3**	**11**	**16**	**28**	**43**	**71**	**95**	**59**	**38**	**21**	**9**	**2**	**1**	**0**	**0**	**0**	**0**	**0**	**0**	**0**	**0**
06-22	**474**	**0**	**0**	**0**	**0**	**2**	**2**	**3**	**3**	**11**	**19**	**34**	**55**	**83**	**108**	**69**	**44**	**25**	**12**	**3**	**1**	**0**	**0**	**0**	**0**	**0**	**0**	**0**	**0**
06-00	**487**	**0**	**0**	**0**	**0**	**2**	**2**	**3**	**3**	**11**	**20**	**35**	**56**	**87**	**111**	**70**	**46**	**25**	**12**	**3**	**1**	**0**	**0**	**0**	**0**	**0**	**0**	**0**	**0**
00-00	**500**	**0**	**0**	**0**	**0**	**2**	**2**	**3**	**3**	**11**	**20**	**35**	**57**	**89**	**112**	**72**	**49**	**28**	**13**	**3**	**1**	**0**	**0**	**0**	**0**	**0**	**0**	**0**	**0**

DRAFT

Site 52
Location R164, Att - Telepole, Lat 53.8847, Long -6.82182
Direction South

3279 / Meath/Cavan/Monaghan ATC's
October 2013
Automatic Traffic Count

Fri, 11 October 2013

Time	Total	Speed Bins (km/h)																											
		0 - 5	5 - 10	10 - 15	15 - 20	20 - 25	25 - 30	30 - 35	35 - 40	40 - 45	45 - 50	50 - 55	55 - 60	60 - 65	65 - 70	70 - 75	75 - 80	80 - 85	85 - 90	90 - 95	95 - 100	100 - 105	105 - 110	110 - 115	115 - 120	120 - 125	125 - 130	130 - 135	135 - 140
0000	4	0	0	0	0	0	0	0	0	1	0	0	0	1	2	0	0	0	0	0	0	0	0	0	0	0	0	0	0
0100	1	0	0	0	0	0	0	0	0	0	0	0	0	0	0	0	0	1	0	0	0	0	0	0	0	0	0	0	0
0200	1	0	0	0	0	0	0	0	0	0	0	0	0	0	1	0	0	0	0	0	0	0	0	0	0	0	0	0	0
0300	1	0	0	0	0	0	0	0	0	0	0	0	0	0	0	0	1	0	0	0	0	0	0	0	0	0	0	0	0
0400	3	0	0	0	0	0	0	0	0	0	0	0	0	0	1	1	1	0	0	0	0	0	0	0	0	0	0	0	0
0500	5	0	0	0	0	0	0	0	0	0	0	0	0	1	0	0	2	2	0	0	0	0	0	0	0	0	0	0	0
0600	11	0	0	0	0	0	0	0	0	0	0	1	0	1	1	1	1	4	1	0	1	0	0	0	0	0	0	0	0
0700	30	0	0	0	0	0	0	0	0	1	0	0	6	3	10	2	7	0	1	0	0	0	0	0	0	0	0	0	0
0800	35	0	0	0	0	0	0	0	0	0	0	0	0	6	12	8	5	2	1	1	0	0	0	0	0	0	0	0	0
0900	28	0	0	0	0	0	0	0	0	0	0	2	7	5	4	3	3	4	0	0	0	0	0	0	0	0	0	0	0
1000	**38**	**0**	**0**	**0**	**0**	**0**	**0**	**0**	**0**	**0**	**1**	**7**	**6**	**4**	**10**	**5**	**3**	**2**	**0**	**0**	**0**	**0**	**0**	**0**	**0**	**0**	**0**	**0**	**0**
1100	28	0	0	0	0	0	0	0	0	0	2	5	6	3	2	2	6	2	0	0	0	0	0	0	0	0	0	0	0
1200	22	0	0	0	0	0	0	0	0	0	1	1	2	1	9	1	4	2	0	0	1	0	0	0	0	0	0	0	0
1300	28	0	0	0	0	0	0	0	0	0	2	5	3	7	4	4	1	2	0	0	0	0	0	0	0	0	0	0	0
1400	30	0	0	0	0	0	0	0	0	0	0	3	3	5	5	8	5	1	0	0	0	0	0	0	0	0	0	0	0
1500	35	0	0	0	0	0	0	0	0	1	1	3	2	7	9	6	3	3	0	0	0	0	0	0	0	0	0	0	0
1600	**59**	**0**	**0**	**0**	**0**	**0**	**0**	**1**	**1**	**1**	**3**	**4**	**7**	**13**	**12**	**5**	**5**	**4**	**0**	**2**	**1**	**0**	**0**	**0**	**0**	**0**	**0**	**0**	**0**
1700	42	0	0	0	0	0	0	0	0	2	0	2	3	7	7	9	6	3	2	1	0	0	0	0	0	0	0	0	0
1800	42	0	0	0	0	0	0	0	1	0	1	6	8	9	8	6	0	2	0	1	0	0	0	0	0	0	0	0	0
1900	19	0	0	0	0	0	0	0	0	1	0	0	4	2	1	5	3	1	2	0	0	0	0	0	0	0	0	0	0
2000	17	0	0	0	0	0	0	0	0	0	0	2	3	1	3	3	3	1	1	0	0	0	0	0	0	0	0	0	0
2100	24	0	0	0	0	0	0	0	0	0	0	3	0	5	6	6	2	2	0	0	0	0	0	0	0	0	0	0	0
2200	12	0	0	0	0	0	0	0	0	0	0	1	2	2	2	0	4	0	0	1	0	0	0	0	0	0	0	0	0
2300	8	0	0	0	0	0	0	0	0	0	1	0	2	1	0	1	1	1	0	0	1	0	0	0	0	0	0	0	0
07-19	**417**	**0**	**0**	**0**	**0**	**0**	**0**	**1**	**2**	**5**	**11**	**38**	**53**	**70**	**92**	**59**	**48**	**27**	**4**	**5**	**2**	**0**	**0**	**0**	**0**	**0**	**0**	**0**	**0**
06-22	**488**	**0**	**0**	**0**	**0**	**0**	**0**	**1**	**2**	**6**	**11**	**44**	**60**	**79**	**103**	**74**	**57**	**35**	**8**	**5**	**3**	**0**	**0**	**0**	**0**	**0**	**0**	**0**	**0**
06-00	**508**	**0**	**0**	**0**	**0**	**0**	**0**	**1**	**2**	**6**	**12**	**45**	**64**	**82**	**105**	**75**	**62**	**36**	**8**	**6**	**4**	**0**	**0**	**0**	**0**	**0**	**0**	**0**	**0**
00-00	**523**	**0**	**0**	**0**	**0**	**0**	**0**	**1**	**2**	**7**	**12**	**45**	**64**	**84**	**109**	**76**	**66**	**39**	**8**	**6**	**4**	**0**	**0**	**0**	**0**	**0**	**0**	**0**	**0**

DRAFT

Site 52
Location R164, Att - Telepole, Lat 53.8847, Long -6.82182
Direction South

3279 / Meath/Cavan/Monaghan ATC's
October 2013
Automatic Traffic Count

Sat, 12 October 2013

Time	Total	Speed Bins (km/h)																											
		0 - 5	5 - 10	10 - 15	15 - 20	20 - 25	25 - 30	30 - 35	35 - 40	40 - 45	45 - 50	50 - 55	55 - 60	60 - 65	65 - 70	70 - 75	75 - 80	80 - 85	85 - 90	90 - 95	95 - 100	100 - 105	105 - 110	110 - 115	115 - 120	120 - 125	125 - 130	130 - 135	135 - 140
0000	2	0	0	0	0	0	0	0	0	0	0	1	0	0	0	0	0	1	0	0	0	0	0	0	0	0	0	0	0
0100	9	0	0	0	0	0	0	0	0	0	1	1	1	1	2	1	0	1	1	0	0	0	0	0	0	0	0	0	0
0200	4	0	0	0	0	0	0	0	0	0	0	1	0	2	0	1	0	0	0	0	0	0	0	0	0	0	0	0	0
0300	2	0	0	0	0	0	0	0	0	0	0	0	0	0	1	0	1	0	0	0	0	0	0	0	0	0	0	0	0
0400	4	0	0	0	0	0	0	0	0	0	0	1	1	0	1	1	0	0	0	0	0	0	0	0	0	0	0	0	0
0500	0	0	0	0	0	0	0	0	0	0	0	0	0	0	0	0	0	0	0	0	0	0	0	0	0	0	0	0	0
0600	7	0	0	0	0	0	0	0	0	0	0	0	1	2	2	1	1	0	0	0	0	0	0	0	0	0	0	0	0
0700	11	0	0	0	0	0	0	0	0	0	0	0	0	2	1	3	3	1	1	0	0	0	0	0	0	0	0	0	0
0800	15	0	0	0	0	0	0	0	0	0	0	2	1	1	5	2	2	2	0	0	0	0	0	0	0	0	0	0	0
0900	16	0	0	0	0	0	0	0	0	0	0	2	3	5	5	1	0	0	0	0	0	0	0	0	0	0	0	0	0
1000	21	0	0	0	0	0	0	1	0	2	0	2	6	3	3	2	2	0	0	0	0	0	0	0	0	0	0	0	0
1100	**35**	**0**	**0**	**0**	**0**	**0**	**0**	**1**	**0**	**0**	**1**	**4**	**5**	**7**	**9**	**4**	**2**	**0**	**1**	**1**	**0**	**0**	**0**	**0**	**0**	**0**	**0**	**0**	**0**
1200	38	0	0	0	0	0	0	0	3	1	1	7	7	6	5	4	2	1	1	0	0	0	0	0	0	0	0	0	0
1300	41	0	0	0	0	0	0	0	0	0	1	12	7	8	5	4	3	1	0	0	0	0	0	0	0	0	0	0	0
1400	30	0	0	0	0	0	0	0	0	0	0	0	9	4	9	2	2	1	3	0	0	0	0	0	0	0	0	0	0
1500	32	0	0	0	0	0	1	2	0	0	2	1	6	6	8	5	1	0	0	0	0	0	0	0	0	0	0	0	0
1600	39	0	0	0	0	0	0	0	0	0	1	1	6	9	9	9	2	1	0	0	0	1	0	0	0	0	0	0	0
1700	**44**	**0**	**0**	**0**	**0**	**0**	**0**	**0**	**0**	**0**	**1**	**3**	**8**	**9**	**9**	**6**	**8**	**0**	**0**	**0**	**0**	**0**	**0**	**0**	**0**	**0**	**0**	**0**	**0**
1800	17	0	0	0	0	0	0	0	0	0	0	2	5	5	2	2	1	0	0	0	0	0	0	0	0	0	0	0	0
1900	25	0	0	0	0	0	0	0	3	3	2	0	1	2	5	4	4	0	1	0	0	0	0	0	0	0	0	0	0
2000	15	0	0	0	0	0	0	0	0	1	0	0	1	5	2	2	3	1	0	0	0	0	0	0	0	0	0	0	0
2100	10	0	0	0	0	0	0	0	0	0	0	0	1	0	2	4	1	2	0	0	0	0	0	0	0	0	0	0	0
2200	13	0	0	0	0	0	0	0	1	0	0	1	2	1	3	1	1	1	2	0	0	0	0	0	0	0	0	0	0
2300	3	0	0	0	0	0	0	0	0	0	0	0	0	1	0	1	1	0	0	0	0	0	0	0	0	0	0	0	0
07-19	**339**	**0**	**0**	**0**	**0**	**0**	**1**	**4**	**3**	**3**	**7**	**36**	**63**	**65**	**70**	**44**	**28**	**7**	**6**	**1**	**0**	**1**	**0**	**0**	**0**	**0**	**0**	**0**	**0**
06-22	**396**	**0**	**0**	**0**	**0**	**0**	**1**	**4**	**6**	**7**	**9**	**36**	**67**	**74**	**81**	**55**	**37**	**10**	**7**	**1**	**0**	**1**	**0**	**0**	**0**	**0**	**0**	**0**	**0**
06-00	**412**	**0**	**0**	**0**	**0**	**0**	**1**	**4**	**7**	**7**	**9**	**37**	**69**	**76**	**84**	**57**	**39**	**11**	**9**	**1**	**0**	**1**	**0**	**0**	**0**	**0**	**0**	**0**	**0**
00-00	**433**	**0**	**0**	**0**	**0**	**0**	**1**	**4**	**7**	**7**	**10**	**41**	**71**	**79**	**88**	**60**	**40**	**13**	**10**	**1**	**0**	**1**	**0**	**0**	**0**	**0**	**0**	**0**	**0**

DRAFT

Site 52
Location R164, Att - Telepole, Lat 53.8847, Long -6.82182
Direction South

3279 / Meath/Cavan/Monaghan ATC's
October 2013
Automatic Traffic Count

Sun, 13 October 2013

Time	Total	Speed Bins (km/h)																												
		0 - 5	5 - 10	10 - 15	15 - 20	20 - 25	25 - 30	30 - 35	35 - 40	40 - 45	45 - 50	50 - 55	55 - 60	60 - 65	65 - 70	70 - 75	75 - 80	80 - 85	85 - 90	90 - 95	95 - 100	100 - 105	105 - 110	110 - 115	115 - 120	120 - 125	125 - 130	130 - 135	135 - 140
0000	5	0	0	0	0	0	0	0	0	0	0	1	1	2	0	0	0	1	0	0	0	0	0	0	0	0	0	0	0	0
0100	5	0	0	0	0	0	0	0	0	0	0	0	0	3	0	2	0	0	0	0	0	0	0	0	0	0	0	0	0	0
0200	4	0	0	0	0	0	0	0	0	0	0	1	0	1	2	0	0	0	0	0	0	0	0	0	0	0	0	0	0	0
0300	1	0	0	0	0	0	0	0	0	0	0	0	0	0	0	1	0	0	0	0	0	0	0	0	0	0	0	0	0	0
0400	2	0	0	0	0	0	0	0	0	0	0	0	0	0	0	1	0	1	0	0	0	0	0	0	0	0	0	0	0	0
0500	0	0	0	0	0	0	0	0	0	0	0	0	0	0	0	0	0	0	0	0	0	0	0	0	0	0	0	0	0	0
0600	1	0	0	0	0	0	0	0	0	0	0	0	0	0	0	1	0	0	0	0	0	0	0	0	0	0	0	0	0	0
0700	3	0	0	0	0	0	0	0	0	0	0	0	1	0	0	0	1	1	0	0	0	0	0	0	0	0	0	0	0	0
0800	4	0	0	0	0	0	0	0	0	0	0	0	0	1	1	1	0	1	0	0	0	0	0	0	0	0	0	0	0	0
0900	10	0	0	0	0	0	0	0	0	0	1	1	1	1	3	2	1	0	0	0	0	0	0	0	0	0	0	0	0	0
1000	20	0	0	0	0	0	0	0	0	0	0	2	0	5	6	4	2	0	1	0	0	0	0	0	0	0	0	0	0	0
1100	**21**	**0**	**0**	**0**	**0**	**0**	**0**	**0**	**0**	**0**	**1**	**0**	**3**	**8**	**3**	**3**	**2**	**1**	**0**	**0**	**0**	**0**	**0**	**0**	**0**	**0**	**0**	**0**	**0**	**0**
1200	22	0	0	0	0	0	0	0	0	0	0	2	5	7	2	2	2	2	0	0	0	0	0	0	0	0	0	0	0	0
1300	19	0	0	0	0	0	0	0	0	0	1	0	6	1	4	4	3	0	0	0	0	0	0	0	0	0	0	0	0	0
1400	24	0	0	0	0	0	0	0	0	1	3	1	5	5	2	2	2	1	1	1	0	0	0	0	0	0	0	0	0	0
1500	16	0	0	0	0	0	0	0	0	0	1	2	2	3	4	1	1	1	1	0	0	0	0	0	0	0	0	0	0	0
1600	**29**	**0**	**0**	**0**	**0**	**0**	**0**	**0**	**0**	**1**	**2**	**4**	**4**	**6**	**3**	**5**	**1**	**0**	**3**	**0**	**0**	**0**	**0**	**0**	**0**	**0**	**0**	**0**	**0**	**0**
1700	18	0	0	0	0	0	0	0	0	0	0	5	2	2	4	3	2	0	0	0	0	0	0	0	0	0	0	0	0	0
1800	26	0	0	0	0	0	0	0	0	0	1	0	4	7	7	5	0	2	0	0	0	0	0	0	0	0	0	0	0	0
1900	17	0	0	0	0	0	0	0	0	0	0	2	4	2	0	3	2	3	1	0	0	0	0	0	0	0	0	0	0	0
2000	19	0	0	0	0	0	0	0	0	0	1	3	2	6	3	2	1	1	0	0	0	0	0	0	0	0	0	0	0	0
2100	10	0	0	0	0	0	0	0	0	3	0	1	0	3	1	0	1	1	0	0	0	0	0	0	0	0	0	0	0	0
2200	6	0	0	0	0	0	0	0	0	0	1	0	2	0	0	0	2	1	0	0	0	0	0	0	0	0	0	0	0	0
2300	2	0	0	0	0	0	0	0	0	0	0	1	0	0	0	0	0	0	1	0	0	0	0	0	0	0	0	0	0	0
07-19	**212**	**0**	**0**	**0**	**0**	**0**	**0**	**0**	**0**	**2**	**10**	**17**	**33**	**46**	**39**	**32**	**17**	**9**	**6**	**1**	**0**	**0**	**0**	**0**	**0**	**0**	**0**	**0**	**0**	**0**
06-22	**259**	**0**	**0**	**0**	**0**	**0**	**0**	**0**	**0**	**5**	**11**	**23**	**39**	**57**	**43**	**38**	**21**	**14**	**7**	**1**	**0**	**0**	**0**	**0**	**0**	**0**	**0**	**0**	**0**	**0**
06-00	**267**	**0**	**0**	**0**	**0**	**0**	**0**	**0**	**0**	**5**	**12**	**24**	**41**	**57**	**43**	**38**	**23**	**15**	**8**	**1**	**0**	**0**	**0**	**0**	**0**	**0**	**0**	**0**	**0**	**0**
00-00	**284**	**0**	**0**	**0**	**0**	**0**	**0**	**0**	**0**	**5**	**12**	**26**	**42**	**63**	**45**	**42**	**23**	**17**	**8**	**1**	**0**	**0**	**0**	**0**	**0**	**0**	**0**	**0**	**0**	**0**

DRAFT

Site 52
Location R164, Att - Telepole, Lat 53.8847, Long -6.82182
Direction South

3279 / Meath/Cavan/Monaghan ATC's
October 2013
Automatic Traffic Count

Mon, 14 October 2013

Time	Total	Speed Bins (km/h)																											
		0 - 5	5 - 10	10 - 15	15 - 20	20 - 25	25 - 30	30 - 35	35 - 40	40 - 45	45 - 50	50 - 55	55 - 60	60 - 65	65 - 70	70 - 75	75 - 80	80 - 85	85 - 90	90 - 95	95 - 100	100 - 105	105 - 110	110 - 115	115 - 120	120 - 125	125 - 130	130 - 135	135 - 140
0000	1	0	0	0	0	0	0	0	0	0	0	0	0	1	0	0	0	0	0	0	0	0	0	0	0	0	0	0	0
0100	0	0	0	0	0	0	0	0	0	0	0	0	0	0	0	0	0	0	0	0	0	0	0	0	0	0	0	0	0
0200	1	0	0	0	0	0	0	0	0	0	0	0	1	0	0	0	0	0	0	0	0	0	0	0	0	0	0	0	0
0300	0	0	0	0	0	0	0	0	0	0	0	0	0	0	0	0	0	0	0	0	0	0	0	0	0	0	0	0	0
0400	1	0	0	0	0	0	0	0	0	0	0	0	0	1	0	0	0	0	0	0	0	0	0	0	0	0	0	0	0
0500	6	0	0	0	0	0	0	0	0	0	1	0	0	0	0	1	1	3	0	0	0	0	0	0	0	0	0	0	0
0600	7	0	0	0	0	0	0	0	0	0	0	0	0	3	0	2	1	0	1	0	0	0	0	0	0	0	0	0	0
0700	29	0	0	0	0	0	0	0	0	1	1	2	2	4	4	10	3	1	1	0	0	0	0	0	0	0	0	0	0
0800	**45**	**0**	**0**	**0**	**0**	**0**	**0**	**0**	**0**	**0**	**4**	**1**	**3**	**9**	**10**	**11**	**4**	**0**	**2**	**1**	**0**	**0**	**0**	**0**	**0**	**0**	**0**	**0**	**0**
0900	31	0	0	0	0	0	0	0	0	0	2	2	3	11	3	3	4	2	1	0	0	0	0	0	0	0	0	0	0
1000	32	0	0	0	0	0	0	0	0	0	0	3	7	5	10	3	4	0	0	0	0	0	0	0	0	0	0	0	0
1100	**45**	**0**	**0**	**0**	**0**	**0**	**0**	**0**	**1**	**1**	**1**	**10**	**9**	**7**	**5**	**5**	**5**	**0**	**1**	**0**	**0**	**0**	**0**	**0**	**0**	**0**	**0**	**0**	**0**
1200	37	0	0	0	0	0	0	0	2	1	0	3	7	7	9	5	1	1	1	0	0	0	0	0	0	0	0	0	0
1300	28	0	0	0	0	0	0	0	0	0	1	3	3	3	8	3	2	2	1	2	0	0	0	0	0	0	0	0	0
1400	34	0	0	0	1	0	0	0	0	0	3	3	5	6	8	4	3	1	0	0	0	0	0	0	0	0	0	0	0
1500	26	0	0	0	0	0	0	0	0	0	3	4	3	4	5	4	0	2	1	0	0	0	0	0	0	0	0	0	0
1600	**44**	**0**	**0**	**0**	**0**	**0**	**0**	**0**	**0**	**1**	**4**	**6**	**4**	**5**	**12**	**8**	**3**	**1**	**0**	**0**	**0**	**0**	**0**	**0**	**0**	**0**	**0**	**0**	**0**
1700	39	0	0	0	0	0	0	0	0	1	4	1	5	10	5	7	2	2	1	1	0	0	0	0	0	0	0	0	0
1800	32	0	0	0	0	0	0	0	0	0	1	4	2	6	10	5	1	0	1	1	1	0	0	0	0	0	0	0	0
1900	19	0	0	0	0	0	0	0	0	0	0	0	4	3	6	2	2	2	0	0	0	0	0	0	0	0	0	0	0
2000	8	0	0	0	0	0	0	0	0	0	0	1	0	3	1	0	2	1	0	0	0	0	0	0	0	0	0	0	0
2100	17	0	0	0	0	0	0	0	0	0	0	1	3	4	1	2	0	2	3	0	0	1	0	0	0	0	0	0	0
2200	6	0	0	0	0	0	0	0	0	0	1	1	0	0	2	0	1	1	0	0	0	0	0	0	0	0	0	0	0
2300	6	0	0	0	0	0	0	0	0	0	0	1	2	1	0	1	1	0	0	0	0	0	0	0	0	0	0	0	0
07-19	**422**	**0**	**0**	**0**	**1**	**0**	**0**	**0**	**3**	**5**	**24**	**42**	**53**	**77**	**89**	**68**	**32**	**12**	**10**	**5**	**1**	**0**	**0**	**0**	**0**	**0**	**0**	**0**	**0**
06-22	**473**	**0**	**0**	**0**	**1**	**0**	**0**	**0**	**3**	**5**	**24**	**44**	**60**	**90**	**97**	**74**	**37**	**17**	**14**	**5**	**1**	**1**	**0**	**0**	**0**	**0**	**0**	**0**	**0**
06-00	**485**	**0**	**0**	**0**	**1**	**0**	**0**	**0**	**3**	**5**	**25**	**46**	**62**	**91**	**99**	**75**	**39**	**18**	**14**	**5**	**1**	**1**	**0**	**0**	**0**	**0**	**0**	**0**	**0**
00-00	**494**	**0**	**0**	**0**	**1**	**0**	**0**	**0**	**3**	**5**	**26**	**46**	**63**	**93**	**99**	**76**	**40**	**21**	**14**	**5**	**1**	**1**	**0**	**0**	**0**	**0**	**0**	**0**	**0**

DRAFT

Site 52
Location R164, Att - Telepole, Lat 53.8847, Long -6.82182
Direction South

3279 / Meath/Cavan/Monaghan ATC's
October 2013
Automatic Traffic Count

Tue, 15 October 2013

Time	Total	Speed Bins (km/h)																											
		0 - 5	5 - 10	10 - 15	15 - 20	20 - 25	25 - 30	30 - 35	35 - 40	40 - 45	45 - 50	50 - 55	55 - 60	60 - 65	65 - 70	70 - 75	75 - 80	80 - 85	85 - 90	90 - 95	95 - 100	100 - 105	105 - 110	110 - 115	115 - 120	120 - 125	125 - 130	130 - 135	135 - 140
0000	3	0	0	0	0	0	0	0	0	0	0	0	0	2	0	1	0	0	0	0	0	0	0	0	0	0	0	0	0
0100	1	0	0	0	0	0	0	0	0	0	0	1	0	0	0	0	0	0	0	0	0	0	0	0	0	0	0	0	0
0200	1	0	0	0	0	0	0	0	0	0	0	0	0	1	0	0	0	0	0	0	0	0	0	0	0	0	0	0	0
0300	0	0	0	0	0	0	0	0	0	0	0	0	0	0	0	0	0	0	0	0	0	0	0	0	0	0	0	0	0
0400	1	0	0	0	0	0	0	0	0	0	0	0	0	1	0	0	0	0	0	0	0	0	0	0	0	0	0	0	0
0500	9	0	0	0	0	0	0	0	0	0	0	0	2	2	1	3	0	1	0	0	0	0	0	0	0	0	0	0	0
0600	6	0	0	0	0	0	0	0	0	0	0	0	0	3	2	0	1	0	0	0	0	0	0	0	0	0	0	0	0
0700	26	0	0	0	0	0	0	0	0	0	1	1	2	5	6	5	1	3	2	0	0	0	0	0	0	0	0	0	0
0800	**41**	**0**	**0**	**0**	**0**	**0**	**0**	**0**	**1**	**0**	**2**	**2**	**1**	**4**	**7**	**10**	**9**	**4**	**1**	**0**	**0**	**0**	**0**	**0**	**0**	**0**	**0**	**0**	**0**
0900	32	0	0	0	0	0	0	0	0	0	4	7	4	0	9	3	1	0	2	2	0	0	0	0	0	0	0	0	0
1000	22	0	0	0	0	0	0	0	0	0	1	2	7	3	3	4	2	0	0	0	0	0	0	0	0	0	0	0	0
1100	35	0	0	0	0	0	0	0	0	1	3	3	6	8	4	6	4	0	0	0	0	0	0	0	0	0	0	0	0
1200	29	0	0	0	0	0	0	1	0	0	4	6	6	5	4	1	1	0	1	0	0	0	0	0	0	0	0	0	0
1300	23	0	0	0	0	0	0	0	0	1	0	2	4	4	6	1	2	1	2	0	0	0	0	0	0	0	0	0	0
1400	29	0	0	0	0	0	0	0	0	0	2	3	6	5	4	6	1	2	0	0	0	0	0	0	0	0	0	0	0
1500	31	0	0	0	0	0	0	1	0	0	1	7	4	9	3	3	2	1	0	0	0	0	0	0	0	0	0	0	0
1600	**55**	**0**	**0**	**0**	**0**	**0**	**0**	**0**	**0**	**4**	**1**	**5**	**9**	**13**	**13**	**6**	**1**	**3**	**0**	**0**	**0**	**0**	**0**	**0**	**0**	**0**	**0**	**0**	**0**
1700	51	0	0	0	0	1	0	0	0	1	0	4	8	7	14	5	4	4	3	0	0	0	0	0	0	0	0	0	0
1800	44	0	0	0	0	0	0	0	0	2	0	2	4	6	13	8	3	3	1	1	1	0	0	0	0	0	0	0	0
1900	31	0	0	0	0	0	0	0	0	0	1	3	8	8	4	2	2	3	0	0	0	0	0	0	0	0	0	0	0
2000	19	0	0	0	0	0	0	0	0	0	0	4	5	3	3	3	1	0	0	0	0	0	0	0	0	0	0	0	0
2100	16	0	0	0	0	0	0	0	0	0	1	0	5	2	2	1	2	1	0	1	1	0	0	0	0	0	0	0	0
2200	5	0	0	0	0	0	0	0	0	0	0	1	0	1	0	2	1	0	0	0	0	0	0	0	0	0	0	0	0
2300	5	0	0	0	0	0	0	0	0	0	0	1	2	1	1	0	0	0	0	0	0	0	0	0	0	0	0	0	0
07-19	**418**	**0**	**0**	**0**	**0**	**1**	**0**	**2**	**1**	**9**	**19**	**44**	**61**	**69**	**86**	**58**	**31**	**21**	**12**	**3**	**1**	**0**	**0**	**0**	**0**	**0**	**0**	**0**	**0**
06-22	**490**	**0**	**0**	**0**	**0**	**1**	**0**	**2**	**1**	**9**	**21**	**51**	**79**	**85**	**97**	**64**	**37**	**25**	**12**	**4**	**2**	**0**	**0**	**0**	**0**	**0**	**0**	**0**	**0**
06-00	**500**	**0**	**0**	**0**	**0**	**1**	**0**	**2**	**1**	**9**	**21**	**53**	**81**	**87**	**98**	**66**	**38**	**25**	**12**	**4**	**2**	**0**	**0**	**0**	**0**	**0**	**0**	**0**	**0**
00-00	**515**	**0**	**0**	**0**	**0**	**1**	**0**	**2**	**1**	**9**	**21**	**54**	**83**	**93**	**99**	**70**	**38**	**26**	**12**	**4**	**2**	**0**	**0**	**0**	**0**	**0**	**0**	**0**	**0**

DRAFT

Site 52
Location R164, Att - Telepole, Lat 53.8847, Long -6.82182
Direction South

3279 / Meath/Cavan/Monaghan ATC's
October 2013
Automatic Traffic Count

Wed, 16 October 2013

Time	Total	Speed Bins (km/h)																											
		0 - 5	5 - 10	10 - 15	15 - 20	20 - 25	25 - 30	30 - 35	35 - 40	40 - 45	45 - 50	50 - 55	55 - 60	60 - 65	65 - 70	70 - 75	75 - 80	80 - 85	85 - 90	90 - 95	95 - 100	100 - 105	105 - 110	110 - 115	115 - 120	120 - 125	125 - 130	130 - 135	135 - 140
0000	0	0	0	0	0	0	0	0	0	0	0	0	0	0	0	0	0	0	0	0	0	0	0	0	0	0	0	0	0
0100	0	0	0	0	0	0	0	0	0	0	0	0	0	0	0	0	0	0	0	0	0	0	0	0	0	0	0	0	0
0200	2	0	0	0	0	0	0	0	0	0	0	0	0	2	0	0	0	0	0	0	0	0	0	0	0	0	0	0	0
0300	1	0	0	0	0	0	0	0	0	0	0	0	0	0	1	0	0	0	0	0	0	0	0	0	0	0	0	0	0
0400	1	0	0	0	0	0	0	0	0	0	0	0	0	0	1	0	0	0	0	0	0	0	0	0	0	0	0	0	0
0500	4	0	0	0	0	0	0	0	0	0	0	0	1	0	0	1	2	0	0	0	0	0	0	0	0	0	0	0	0	0
0600	6	0	0	0	0	0	0	0	0	0	0	0	1	1	1	2	0	1	0	0	0	0	0	0	0	0	0	0	0	0
0700	**23**	**0**	**0**	**0**	**0**	**0**	**0**	**0**	**0**	**1**	**0**	**0**	**4**	**6**	**5**	**2**	**3**	**0**	**2**	**0**	**0**	**0**	**0**	**0**	**0**	**0**	**0**	**0**	**0**	**0**
0800	0	0	0	0	0	0	0	0	0	0	0	0	0	0	0	0	0	0	0	0	0	0	0	0	0	0	0	0	0	0
0900	1	0	0	0	0	0	0	0	0	0	0	0	1	0	0	0	0	0	0	0	0	0	0	0	0	0	0	0	0	0
1000	0	0	0	0	0	0	0	0	0	0	0	0	0	0	0	0	0	0	0	0	0	0	0	0	0	0	0	0	0	0
1100	0	0	0	0	0	0	0	0	0	0	0	0	0	0	0	0	0	0	0	0	0	0	0	0	0	0	0	0	0	0
1200	**1**	**0**	**0**	**0**	**0**	**0**	**0**	**0**	**0**	**0**	**0**	**0**	**1**	**0**	**0**	**0**	**0**	**0**	**0**	**0**	**0**	**0**	**0**	**0**	**0**	**0**	**0**	**0**	**0**	**0**
1300	**1**	**0**	**0**	**0**	**0**	**0**	**0**	**0**	**0**	**0**	**0**	**0**	**1**	**0**	**0**	**0**	**0**	**0**	**0**	**0**	**0**	**0**	**0**	**0**	**0**	**0**	**0**	**0**	**0**	**0**
1400	0	0	0	0	0	0	0	0	0	0	0	0	0	0	0	0	0	0	0	0	0	0	0	0	0	0	0	0	0	0
1500	0	0	0	0	0	0	0	0	0	0	0	0	0	0	0	0	0	0	0	0	0	0	0	0	0	0	0	0	0	0
1600	0	0	0	0	0	0	0	0	0	0	0	0	0	0	0	0	0	0	0	0	0	0	0	0	0	0	0	0	0	0
1700	0	0	0	0	0	0	0	0	0	0	0	0	0	0	0	0	0	0	0	0	0	0	0	0	0	0	0	0	0	0
1800	0	0	0	0	0	0	0	0	0	0	0	0	0	0	0	0	0	0	0	0	0	0	0	0	0	0	0	0	0	0
1900	0	0	0	0	0	0	0	0	0	0	0	0	0	0	0	0	0	0	0	0	0	0	0	0	0	0	0	0	0	0
2000	0	0	0	0	0	0	0	0	0	0	0	0	0	0	0	0	0	0	0	0	0	0	0	0	0	0	0	0	0	0
2100	0	0	0	0	0	0	0	0	0	0	0	0	0	0	0	0	0	0	0	0	0	0	0	0	0	0	0	0	0	0
2200	0	0	0	0	0	0	0	0	0	0	0	0	0	0	0	0	0	0	0	0	0	0	0	0	0	0	0	0	0	0
2300	0	0	0	0	0	0	0	0	0	0	0	0	0	0	0	0	0	0	0	0	0	0	0	0	0	0	0	0	0	0
07-19	**26**	**0**	**0**	**0**	**0**	**0**	**0**	**0**	**0**	**1**	**0**	**0**	**7**	**6**	**5**	**2**	**3**	**0**	**2**	**0**	**0**	**0**	**0**	**0**	**0**	**0**	**0**	**0**	**0**	**0**
06-22	**32**	**0**	**0**	**0**	**0**	**0**	**0**	**0**	**0**	**1**	**0**	**0**	**8**	**7**	**6**	**4**	**3**	**1**	**2**	**0**	**0**	**0**	**0**	**0**	**0**	**0**	**0**	**0**	**0**	**0**
06-00	**32**	**0**	**0**	**0**	**0**	**0**	**0**	**0**	**0**	**1**	**0**	**0**	**8**	**7**	**6**	**4**	**3**	**1**	**2**	**0**	**0**	**0**	**0**	**0**	**0**	**0**	**0**	**0**	**0**	**0**
00-00	**40**	**0**	**0**	**0**	**0**	**0**	**0**	**0**	**0**	**1**	**0**	**0**	**9**	**9**	**8**	**5**	**5**	**1**	**2**	**0**	**0**	**0**	**0**	**0**	**0**	**0**	**0**	**0**	**0**	**0**

DRAFT

Site 52
Location R164, Att - Telepole, Lat 53.8847, Long -6.82182
Direction South

3279 / Meath/Cavan/Monaghan ATC's
October 2013
Automatic Traffic Count

Virtual Day (7)

Time	Total	Speed Bins (km/h)																											
		0 - 5	5 - 10	10 - 15	15 - 20	20 - 25	25 - 30	30 - 35	35 - 40	40 - 45	45 - 50	50 - 55	55 - 60	60 - 65	65 - 70	70 - 75	75 - 80	80 - 85	85 - 90	90 - 95	95 - 100	100 - 105	105 - 110	110 - 115	115 - 120	120 - 125	125 - 130	130 - 135	135 - 140
0000	2	0	0	0	0	0	0	0	0	0	0	0	0	1	0	0	0	0	0	0	0	0	0	0	0	0	0	0	0
0100	2	0	0	0	0	0	0	0	0	0	0	0	0	1	0	0	0	0	0	0	0	0	0	0	0	0	0	0	0
0200	2	0	0	0	0	0	0	0	0	0	0	0	0	1	0	0	0	0	0	0	0	0	0	0	0	0	0	0	0
0300	1	0	0	0	0	0	0	0	0	0	0	0	0	0	0	0	0	0	0	0	0	0	0	0	0	0	0	0	0
0400	2	0	0	0	0	0	0	0	0	0	0	0	0	0	0	0	0	0	0	0	0	0	0	0	0	0	0	0	0
0500	5	0	0	0	0	0	0	0	0	0	0	0	1	0	0	1	1	1	0	0	0	0	0	0	0	0	0	0	0
0600	6	0	0	0	0	0	0	0	0	0	0	0	1	2	1	1	1	1	0	0	0	0	0	0	0	0	0	0	0
0700	21	0	0	0	0	0	0	0	0	0	0	0	2	4	5	4	3	1	1	0	0	0	0	0	0	0	0	0	0
0800	**27**	**0**	**0**	**0**	**0**	**0**	**0**	**0**	**0**	**0**	**1**	**1**	**1**	**3**	**7**	**6**	**5**	**2**	**1**	**0**	**0**	**0**	**0**	**0**	**0**	**0**	**0**	**0**	**0**
0900	22	0	0	0	0	0	0	0	0	0	1	2	4	4	5	3	1	1	1	0	0	0	0	0	0	0	0	0	0
1000	24	0	0	0	0	0	0	0	0	0	0	3	4	4	5	3	2	0	0	0	0	0	0	0	0	0	0	0	0
1100	26	0	0	0	0	0	0	0	0	0	1	3	4	5	4	3	3	1	0	0	0	0	0	0	0	0	0	0	0
1200	25	0	0	0	0	0	0	0	1	0	1	3	4	5	5	3	2	1	0	0	0	0	0	0	0	0	0	0	0
1300	24	0	0	0	0	0	0	0	0	1	1	3	4	4	5	2	2	1	1	0	0	0	0	0	0	0	0	0	0
1400	24	0	0	0	0	0	0	0	0	0	1	2	4	4	5	4	2	1	1	0	0	0	0	0	0	0	0	0	0
1500	25	0	0	0	0	0	0	0	0	0	2	3	3	5	6	4	1	1	0	0	0	0	0	0	0	0	0	0	0
1600	**38**	**0**	**0**	**0**	**0**	**0**	**0**	**0**	**0**	**2**	**2**	**3**	**6**	**7**	**7**	**5**	**2**	**2**	**0**	**0**	**0**	**0**	**0**	**0**	**0**	**0**	**0**	**0**	**0**
1700	34	0	0	0	0	0	0	0	0	1	1	3	5	7	7	5	4	2	1	0	0	0	0	0	0	0	0	0	0
1800	29	0	0	0	0	0	0	0	0	1	1	3	4	6	7	4	1	1	0	0	0	0	0	0	0	0	0	0	0
1900	21	0	0	0	0	0	0	0	0	1	1	1	4	3	3	3	2	2	1	0	0	0	0	0	0	0	0	0	0
2000	14	0	0	0	0	0	0	0	0	0	0	2	2	3	2	2	2	1	0	0	0	0	0	0	0	0	0	0	0
2100	12	0	0	0	0	0	0	0	0	0	0	1	2	2	2	2	1	1	1	0	0	0	0	0	0	0	0	0	0
2200	7	0	0	0	0	0	0	0	0	0	0	1	1	1	1	0	2	0	0	0	0	0	0	0	0	0	0	0	0
2300	4	0	0	0	0	0	0	0	0	0	0	1	1	1	0	1	0	0	0	0	0	0	0	0	0	0	0	0	0
07-19	**320**	**0**	**0**	**0**	**0**	**0**	**0**	**1**	**2**	**5**	**12**	**29**	**45**	**58**	**68**	**46**	**28**	**14**	**7**	**2**	**1**	**0**	**0**	**0**	**0**	**0**	**0**	**0**	**0**
06-22	**373**	**0**	**0**	**0**	**0**	**0**	**0**	**1**	**2**	**6**	**14**	**33**	**53**	**68**	**76**	**54**	**34**	**18**	**9**	**3**	**1**	**0**	**0**	**0**	**0**	**0**	**0**	**0**	**0**
06-00	**384**	**0**	**0**	**0**	**0**	**0**	**0**	**1**	**2**	**6**	**14**	**34**	**54**	**70**	**78**	**55**	**36**	**19**	**9**	**3**	**1**	**0**	**0**	**0**	**0**	**0**	**0**	**0**	**0**
00-00	**398**	**0**	**0**	**0**	**0**	**0**	**0**	**1**	**2**	**6**	**14**	**35**	**56**	**73**	**80**	**57**	**37**	**21**	**10**	**3**	**1**	**0**	**0**	**0**	**0**	**0**	**0**	**0**	**0**

DRAFT

Site 52
Location R164, Att - Telepole, Lat 53.8847, Long -6.82182
Direction South

3279 / Meath/Cavan/Monaghan ATC's
October 2013
Automatic Traffic Count

Virtual Week (1)

Time	Total	Speed Bins (km/h)																											
		0 - 5	5 - 10	10 - 15	15 - 20	20 - 25	25 - 30	30 - 35	35 - 40	40 - 45	45 - 50	50 - 55	55 - 60	60 - 65	65 - 70	70 - 75	75 - 80	80 - 85	85 - 90	90 - 95	95 - 100	100 - 105	105 - 110	110 - 115	115 - 120	120 - 125	125 - 130	130 - 135	135 - 140
Mon	494	0	0	0	1	0	0	0	3	5	26	46	63	93	99	76	40	21	14	5	1	1	0	0	0	0	0	0	0
Tue	515	0	0	0	0	1	0	2	1	9	21	54	83	93	99	70	38	26	12	4	2	0	0	0	0	0	0	0	0
Wed	40	0	0	0	0	0	0	0	0	1	0	0	9	9	8	5	5	1	2	0	0	0	0	0	0	0	0	0	0
Thu	500	0	0	0	0	2	2	3	3	11	20	35	57	89	112	72	49	28	13	3	1	0	0	0	0	0	0	0	0
Fri	523	0	0	0	0	0	0	1	2	7	12	45	64	84	109	76	66	39	8	6	4	0	0	0	0	0	0	0	0
|Sat	433	0	0	0	0	0	1	4	7	7	10	41	71	79	88	60	40	13	10	1	0	1	0	0	0	0	0	0	0
|Sun	284	0	0	0	0	0	0	0	0	5	12	26	42	63	45	42	23	17	8	1	0	0	0	0	0	0	0	0	0
5 Day Ave.	**414**	**0**	**0**	**0**	**0**	**1**	**0**	**1**	**2**	**7**	**16**	**36**	**55**	**74**	**85**	**60**	**40**	**23**	**10**	**4**	**2**	**0**	**0**	**0**	**0**	**0**	**0**	**0**	**0**
7 Day Ave.	**398**	**0**	**0**	**0**	**0**	**0**	**0**	**1**	**2**	**6**	**14**	**35**	**56**	**73**	**80**	**57**	**37**	**21**	**10**	**3**	**1**	**0**	**0**	**0**	**0**	**0**	**0**	**0**	**0**
--	**2789**	**0**	**0**	**0**	**1**	**3**	**3**	**10**	**16**	**45**	**101**	**247**	**389**	**510**	**560**	**401**	**261**	**145**	**67**	**20**	**8**	**2**	**0**	**0**	**0**	**0**	**0**	**0**	**0**

Summary Graphs

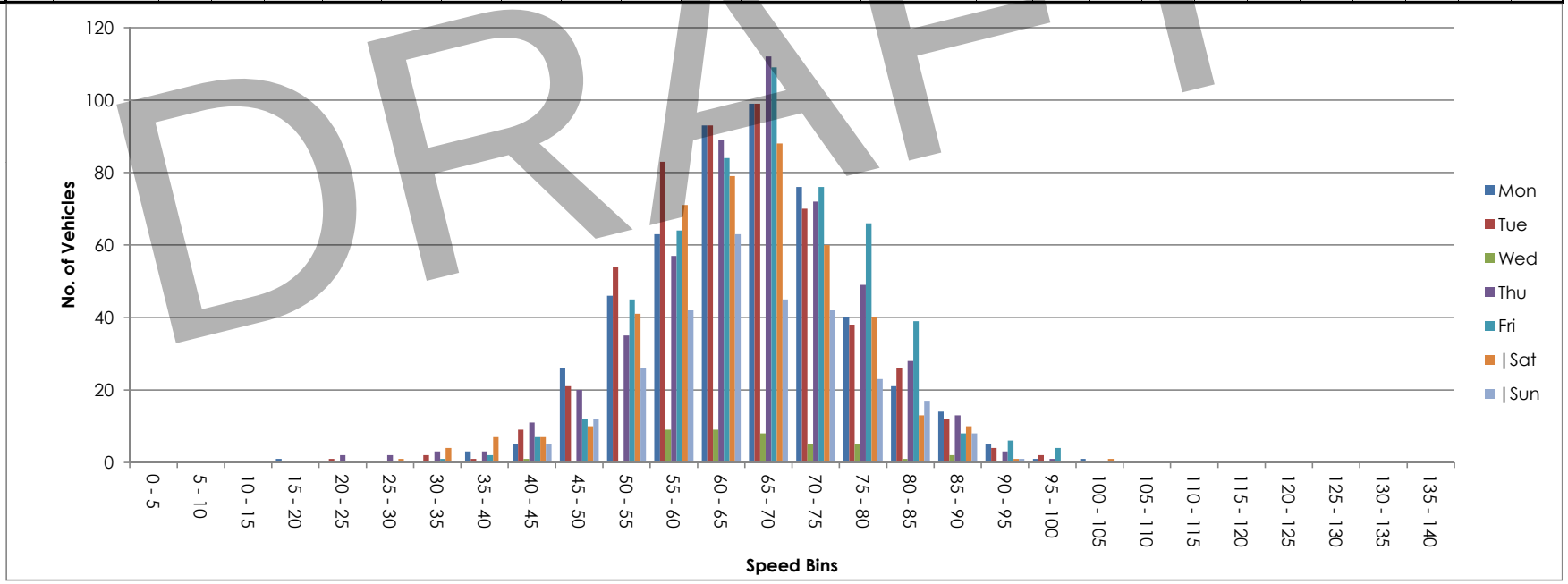

DRAFT

Site 52
Location R164, Att - Telepole, Lat 53.8847, Long -6.82182
Direction Two way

3279 / Meath/Cavan/Monaghan ATC's
October 2013
Automatic Traffic Count

Thu, 10 October 2013

Time	Total	Classification												>PSL	>PSL%	>SL1	>SL1%	>SL2	>SL2%	Mean	Vpp
		1 MCL	2 SV	3 SVT	4 TB2	5 TB3	6 T4	7 ART3	8 ART4	9 ART5	10 ART6	11 BD	12 DRT	80	80	85 +5kph	85 +5kph	90 +10kph	90 +10kph		85
0000	1	0	1	0	0	0	0	0	0	0	0	0	0	0	0	0	0	0	0	71.2	-
0100	2	0	1	0	1	0	0	0	0	0	0	0	0	0	0	0	0	0	0	72.2	-
0200	0	0	0	0	0	0	0	0	0	0	0	0	0	0	0	0	0	0	0	-	-
0300	2	0	1	0	1	0	0	0	0	0	0	0	0	1	50	0	0	0	0	71.4	-
0400	3	0	2	0	1	0	0	0	0	0	0	0	0	1	33.3	1	33.3	0	0	76.4	-
0500	13	0	12	0	0	0	1	0	0	0	0	0	0	3	23.1	1	7.7	0	0	70	79.9
0600	10	0	8	0	1	0	1	0	0	0	0	0	0	1	10	0	0	0	0	70.2	-
0700	55	0	48	2	3	1	0	0	0	1	0	0	0	6	10.9	3	5.5	2	3.6	69.7	78.5
0800	**92**	**0**	**82**	**2**	**5**	**1**	**1**	**0**	**0**	**1**	**0**	**0**	**0**	**13**	**14.1**	**3**	**3.3**	**1**	**1.1**	**70.8**	**79.2**
0900	67	0	55	3	9	0	0	0	0	0	0	0	0	7	10.4	2	3	0	0	65.9	77.8
1000	57	0	45	3	6	0	1	0	0	2	0	0	0	2	3.5	1	1.8	0	0	61.6	72
1100	48	0	31	2	14	0	0	0	1	0	0	0	0	5	10.4	0	0	0	0	66.1	76.7
1200	59	0	51	2	6	0	0	0	0	0	0	0	0	4	6.8	2	3.4	0	0	62.9	74.2
1300	61	0	51	3	6	1	0	0	0	0	0	0	0	2	3.3	2	3.3	1	1.6	62.2	68.8
1400	53	0	43	1	5	1	2	0	1	0	0	0	0	6	11.3	2	3.8	0	0	67.8	77
1500	67	0	52	1	11	1	1	0	0	1	0	0	0	4	6	1	1.5	0	0	63.2	73.1
1600	82	0	67	1	7	1	2	0	0	1	3	0	0	6	7.3	1	1.2	0	0	62.3	75.2
1700	**112**	**0**	**103**	**3**	**6**	**0**	**0**	**0**	**0**	**0**	**0**	**0**	**0**	**17**	**15.2**	**7**	**6.3**	**0**	**0**	**69.4**	**79.6**
1800	74	0	69	0	3	1	1	0	0	0	0	0	0	5	6.8	4	5.4	3	4.1	64.9	76
1900	55	0	41	5	7	0	0	0	2	0	0	0	0	6	10.9	2	3.6	0	0	66.6	77.8
2000	52	0	44	0	5	0	0	0	3	0	0	0	0	1	1.9	1	1.9	0	0	61.1	72
2100	24	0	20	0	4	0	0	0	0	0	0	0	0	6	25	3	12.5	2	8.3	69	81.4
2200	15	0	14	0	0	0	0	0	1	0	0	0	0	2	13.3	2	13.3	1	6.7	69.7	75.2
2300	10	0	10	0	0	0	0	0	0	0	0	0	0	1	10	0	0	0	0	65.5	-
07-19	**827**	**0**	**697**	**23**	**81**	**7**	**8**	**0**	**2**	**6**	**3**	**0**	**0**	**77**	**9.3**	**28**	**3.4**	**7**	**0.8**	**65.9**	**77**
06-22	**968**	**0**	**810**	**28**	**98**	**7**	**9**	**0**	**7**	**6**	**3**	**0**	**0**	**91**	**9.4**	**34**	**3.5**	**9**	**0.9**	**65.8**	**77**
06-00	**993**	**0**	**834**	**28**	**98**	**7**	**9**	**0**	**8**	**6**	**3**	**0**	**0**	**94**	**9.5**	**36**	**3.6**	**10**	**1**	**65.8**	**76.7**
00-00	**1014**	**0**	**851**	**28**	**101**	**7**	**10**	**0**	**8**	**6**	**3**	**0**	**0**	**99**	**9.8**	**38**	**3.7**	**10**	**1**	**65.9**	**77**

DRAFT

Site 52
Location R164, Att - Telepole, Lat 53.8847, Long -6.82182
Direction Two way

3279 / Meath/Cavan/Monaghan ATC's
October 2013
Automatic Traffic Count

Fri, 11 October 2013

Time	Total	Classification												>PSL	>PSL%	>SL1	>SL1%	>SL2	>SL2%	Mean	Vpp
		1 MCL	2 SV	3 SVT	4 TB2	5 TB3	6 T4	7 ART3	8 ART4	9 ART5	10 ART6	11 BD	12 DRT	80	80	85 +5kph	85 +5kph	90 +10kph	90 +10kph		85
0000	6	0	5	0	0	0	0	0	0	1	0	0	0	0	0	0	0	0	0	61.3	-
0100	1	0	1	0	0	0	0	0	0	0	0	0	0	1	100	0	0	0	0	80.4	-
0200	2	0	1	0	0	0	0	0	1	0	0	0	0	0	0	0	0	0	0	60.3	-
0300	1	0	1	0	0	0	0	0	0	0	0	0	0	0	0	0	0	0	0	76.3	-
0400	4	0	4	0	0	0	0	0	0	0	0	0	0	1	25	0	0	0	0	74.8	-
0500	8	0	6	0	0	0	1	0	1	0	0	0	0	2	25	0	0	0	0	70.9	-
0600	16	0	15	0	1	0	0	0	0	0	0	0	0	6	37.5	2	12.5	1	6.3	73.6	82.8
0700	46	0	40	0	5	0	0	0	1	0	0	0	0	3	6.5	2	4.3	0	0	67.9	76.3
0800	**76**	**0**	**73**	**1**	**1**	**0**	**1**	**0**	**0**	**0**	**0**	**0**	**0**	**13**	**17.1**	**5**	**6.6**	**2**	**2.6**	**72.4**	**80.6**
0900	64	0	49	1	11	0	1	0	1	0	1	0	0	9	14.1	0	0	0	0	67.4	78.5
1000	65	0	50	4	9	0	0	0	0	1	1	0	0	4	6.2	1	1.5	0	0	64.3	75.2
1100	53	0	46	0	5	0	0	0	1	1	0	0	0	5	9.4	1	1.9	0	0	66.6	78.5
1200	50	0	40	0	6	0	0	0	1	3	0	0	0	5	10	2	4	1	2	68.8	78.1
1300	61	0	50	2	6	0	1	0	0	2	0	0	0	12	19.7	2	3.3	1	1.6	67.9	82.4
1400	54	0	47	2	4	0	1	0	0	0	0	0	0	3	5.6	0	0	0	0	67.7	75.6
1500	87	0	73	1	9	0	2	0	2	0	0	0	0	10	11.5	3	3.4	0	0	66.2	76
1600	**128**	**0**	**113**	**4**	**9**	**0**	**0**	**0**	**0**	**1**	**1**	**0**	**0**	**16**	**12.5**	**4**	**3.1**	**4**	**3.1**	**66.1**	**78.8**
1700	93	1	77	1	13	0	0	0	1	0	0	0	0	9	9.7	4	4.3	2	2.2	67.7	76.3
1800	80	0	72	2	4	0	0	0	1	1	0	0	0	6	7.5	2	2.5	1	1.3	65.8	74.9
1900	47	0	45	0	2	0	0	0	0	0	0	0	0	5	10.6	4	8.5	0	0	68.1	76
2000	42	0	34	1	6	0	0	0	0	1	0	0	0	6	14.3	2	4.8	1	2.4	70.3	79.2
2100	36	0	34	0	2	0	0	0	0	0	0	0	0	4	11.1	1	2.8	1	2.8	69.5	76
2200	25	0	22	0	3	0	0	0	0	0	0	0	0	3	12	2	8	1	4	67.8	77.8
2300	14	0	13	0	1	0	0	0	0	0	0	0	0	3	21.4	1	7.1	1	7.1	67.4	81
07-19	**857**	**1**	**730**	**18**	**82**	**0**	**6**	**0**	**8**	**9**	**3**	**0**	**0**	**95**	**11.1**	**26**	**3**	**11**	**1.3**	**67.3**	**77.4**
06-22	**998**	**1**	**858**	**19**	**93**	**0**	**6**	**0**	**8**	**10**	**3**	**0**	**0**	**116**	**11.6**	**35**	**3.5**	**14**	**1.4**	**67.6**	**77.8**
06-00	**1037**	**1**	**893**	**19**	**97**	**0**	**6**	**0**	**8**	**10**	**3**	**0**	**0**	**122**	**11.8**	**38**	**3.7**	**16**	**1.5**	**67.6**	**77.8**
00-00	**1059**	**1**	**911**	**19**	**97**	**0**	**7**	**0**	**10**	**11**	**3**	**0**	**0**	**126**	**11.9**	**38**	**3.6**	**16**	**1.5**	**67.7**	**77.8**

DRAFT

Site 52
Location R164, Att - Telepole, Lat 53.8847, Long -6.82182
Direction Two way

3279 / Meath/Cavan/Monaghan ATC's
October 2013
Automatic Traffic Count

Sat, 12 October 2013

Time	Total	Classification												>PSL	>PSL%	>SL1	>SL1%	>SL2	>SL2%	Mean	Vpp
		1 MCL	2 SV	3 SVT	4 TB2	5 TB3	6 T4	7 ART3	8 ART4	9 ART5	10 ART6	11 BD	12 DRT	80	80	85 +5kph	85 +5kph	90 +10kph	90 +10kph		85
0000	5	0	5	0	0	0	0	0	0	0	0	0	0	1	20	0	0	0	0	69.3	-
0100	14	0	13	0	1	0	0	0	0	0	0	0	0	3	21.4	2	14.3	0	0	69.3	83.2
0200	4	0	3	0	1	0	0	0	0	0	0	0	0	0	0	0	0	0	0	62.4	-
0300	4	0	2	0	2	0	0	0	0	0	0	0	0	0	0	0	0	0	0	68.2	-
0400	5	0	4	0	1	0	0	0	0	0	0	0	0	0	0	0	0	0	0	60.8	-
0500	1	0	1	0	0	0	0	0	0	0	0	0	0	1	100	0	0	0	0	80.9	-
0600	7	0	6	0	1	0	0	0	0	0	0	0	0	0	0	0	0	0	0	66.7	-
0700	16	0	15	0	0	0	1	0	0	0	0	0	0	3	18.8	1	6.3	0	0	74.4	81.4
0800	30	1	25	1	2	0	1	0	0	0	0	0	0	7	23.3	2	6.7	2	6.7	71.3	82.1
0900	35	0	26	6	2	0	0	0	0	1	0	0	0	2	5.7	2	5.7	0	0	64.4	73.8
1000	40	0	32	3	5	0	0	0	0	0	0	0	0	2	5	1	2.5	0	0	62.9	74.5
1100	**72**	**0**	**65**	**3**	**2**	**0**	**0**	**0**	**0**	**2**	**0**	**0**	**0**	**3**	**4.2**	**3**	**4.2**	**1**	**1.4**	**64.6**	**72.4**
1200	80	5	59	5	7	1	0	0	1	2	0	0	0	8	10	3	3.8	0	0	64.1	75.6
1300	75	0	64	2	6	0	0	0	1	2	0	0	0	3	4	1	1.3	0	0	64.5	74.5
1400	71	0	63	6	2	0	0	0	0	0	0	0	0	9	12.7	4	5.6	0	0	66.4	77.8
1500	69	1	62	4	1	1	0	0	0	0	0	0	0	2	2.9	1	1.4	1	1.4	64.1	72.7
1600	80	1	73	1	3	0	0	0	0	1	1	0	0	5	6.3	2	2.5	2	2.5	68.4	75.2
1700	**85**	**0**	**77**	**1**	**5**	**0**	**0**	**1**	**0**	**1**	**0**	**0**	**0**	**2**	**2.4**	**1**	**1.2**	**0**	**0**	**66.6**	**74.5**
1800	45	0	44	0	1	0	0	0	0	0	0	0	0	2	4.4	1	2.2	0	0	66.6	75.2
1900	46	0	39	4	3	0	0	0	0	0	0	0	0	2	4.3	1	2.2	0	0	61.4	74.9
2000	34	0	33	0	0	0	1	0	0	0	0	0	0	5	14.7	3	8.8	0	0	69.1	78.8
2100	19	0	15	2	1	0	0	0	1	0	0	0	0	3	15.8	0	0	0	0	65.8	78.8
2200	21	0	17	1	3	0	0	0	0	0	0	0	0	3	14.3	2	9.5	0	0	68.1	78.5
2300	8	0	7	0	0	0	0	0	0	0	1	0	0	0	0	0	0	0	0	63.3	-
07-19	**698**	**8**	**605**	**32**	**36**	**2**	**2**	**1**	**2**	**9**	**1**	**0**	**0**	**48**	**6.9**	**22**	**3.2**	**6**	**0.9**	**65.9**	**76**
06-22	**804**	**8**	**698**	**38**	**41**	**2**	**3**	**1**	**3**	**9**	**1**	**0**	**0**	**58**	**7.2**	**26**	**3.2**	**6**	**0.7**	**65.8**	**76**
06-00	**833**	**8**	**722**	**39**	**44**	**2**	**3**	**1**	**3**	**9**	**2**	**0**	**0**	**61**	**7.3**	**28**	**3.4**	**6**	**0.7**	**65.8**	**76**
00-00	**866**	**8**	**750**	**39**	**49**	**2**	**3**	**1**	**3**	**9**	**2**	**0**	**0**	**66**	**7.6**	**30**	**3.5**	**6**	**0.7**	**65.9**	**76**

DRAFT

Site 52
Location R164, Att - Telepole, Lat 53.8847, Long -6.82182
Direction Two way

3279 / Meath/Cavan/Monaghan ATC's
October 2013
Automatic Traffic Count

Sun, 13 October 2013

Time	Total	Classification												>PSL	>PSL%	>SL1	>SL1%	>SL2	>SL2%	Mean	Vpp
		1 MCL	2 SV	3 SVT	4 TB2	5 TB3	6 T4	7 ART3	8 ART4	9 ART5	10 ART6	11 BD	12 DRT	80	80	85 +5kph	85 +5kph	90 +10kph	90 +10kph		85
0000	9	0	7	0	2	0	0	0	0	0	0	0	0	1	11.1	0	0	0	0	65.2	-
0100	10	0	10	0	0	0	0	0	0	0	0	0	0	0	0	0	0	0	0	66.5	-
0200	9	0	9	0	0	0	0	0	0	0	0	0	0	1	11.1	0	0	0	0	67	-
0300	1	0	1	0	0	0	0	0	0	0	0	0	0	0	0	0	0	0	0	74.9	-
0400	2	0	1	0	1	0	0	0	0	0	0	0	0	1	50	0	0	0	0	76.4	-
0500	1	0	0	0	1	0	0	0	0	0	0	0	0	0	0	0	0	0	0	78.4	-
0600	1	0	1	0	0	0	0	0	0	0	0	0	0	0	0	0	0	0	0	71.9	-
0700	3	0	2	0	1	0	0	0	0	0	0	0	0	1	33.3	0	0	0	0	72.1	-
0800	8	0	8	0	0	0	0	0	0	0	0	0	0	1	12.5	0	0	0	0	74	-
0900	19	0	16	0	2	0	1	0	0	0	0	0	0	2	10.5	1	5.3	0	0	68.1	77.4
1000	**38**	**1**	**35**	**2**	**0**	**0**	**0**	**0**	**0**	**0**	**0**	**0**	**0**	**4**	**10.5**	**3**	**7.9**	**2**	**5.3**	**69.3**	**77.8**
1100	36	2	33	0	1	0	0	0	0	0	0	0	0	5	13.9	3	8.3	3	8.3	68.8	78.8
1200	48	0	48	0	0	0	0	0	0	0	0	0	0	9	18.8	4	8.3	0	0	68.6	80.3
1300	39	0	38	0	1	0	0	0	0	0	0	0	0	1	2.6	0	0	0	0	66.8	74.9
1400	46	0	45	1	0	0	0	0	0	0	0	0	0	6	13	4	8.7	2	4.3	66.1	78.1
1500	34	0	31	3	0	0	0	0	0	0	0	0	0	3	8.8	1	2.9	0	0	67.1	77.4
1600	**52**	**0**	**51**	**1**	**0**	**0**	**0**	**0**	**0**	**0**	**0**	**0**	**0**	**4**	**7.7**	**3**	**5.8**	**0**	**0**	**64.5**	**72.7**
1700	48	0	46	0	1	0	1	0	0	0	0	0	0	1	2.1	0	0	0	0	63.1	73.1
1800	**52**	**0**	**49**	**2**	**1**	**0**	**0**	**0**	**0**	**0**	**0**	**0**	**0**	**4**	**7.7**	**1**	**1.9**	**0**	**0**	**66.5**	**76**
1900	34	0	30	2	1	0	0	1	0	0	0	0	0	6	17.6	1	2.9	0	0	66.9	80.6
2000	33	0	33	0	0	0	0	0	0	0	0	0	0	1	3	0	0	0	0	64.4	74.2
2100	19	0	18	0	0	0	0	0	0	1	0	0	0	3	15.8	2	10.5	1	5.3	65.2	79.6
2200	9	0	9	0	0	0	0	0	0	0	0	0	0	1	11.1	0	0	0	0	68.4	-
2300	4	0	4	0	0	0	0	0	0	0	0	0	0	1	25	1	25	0	0	69	-
07-19	**423**	**3**	**402**	**9**	**7**	**0**	**2**	**0**	**0**	**0**	**0**	**0**	**0**	**41**	**9.7**	**20**	**4.7**	**7**	**1.7**	**66.9**	**77.4**
06-22	**510**	**3**	**484**	**11**	**8**	**0**	**2**	**1**	**0**	**1**	**0**	**0**	**0**	**51**	**10**	**23**	**4.5**	**8**	**1.6**	**66.6**	**77.4**
06-00	**523**	**3**	**497**	**11**	**8**	**0**	**2**	**1**	**0**	**1**	**0**	**0**	**0**	**53**	**10.1**	**24**	**4.6**	**8**	**1.5**	**66.7**	**77.8**
00-00	**555**	**3**	**525**	**11**	**12**	**0**	**2**	**1**	**0**	**1**	**0**	**0**	**0**	**56**	**10.1**	**24**	**4.3**	**8**	**1.4**	**66.7**	**77.8**

DRAFT

Site 52
Location R164, Att - Telepole, Lat 53.8847, Long -6.82182
Direction Two way

3279 / Meath/Cavan/Monaghan ATC's
October 2013
Automatic Traffic Count

Mon, 14 October 2013

Time	Total	Classification												>PSL	>PSL%	>SL1	>SL1%	>SL2	>SL2%	Mean	Vpp
		1 MCL	2 SV	3 SVT	4 TB2	5 TB3	6 T4	7 ART3	8 ART4	9 ART5	10 ART6	11 BD	12 DRT	80	80	85 +5kph	85 +5kph	90 +10kph	90 +10kph		85
0000	3	0	3	0	0	0	0	0	0	0	0	0	0	0	0	0	0	0	0	63.7	-
0100	0	0	0	0	0	0	0	0	0	0	0	0	0	0	0	0	0	0	0	-	-
0200	1	0	1	0	0	0	0	0	0	0	0	0	0	0	0	0	0	0	0	58.9	-
0300	0	0	0	0	0	0	0	0	0	0	0	0	0	0	0	0	0	0	0	-	-
0400	1	0	1	0	0	0	0	0	0	0	0	0	0	0	0	0	0	0	0	63.5	-
0500	9	0	9	0	0	0	0	0	0	0	0	0	0	3	33.3	0	0	0	0	71.6	-
0600	12	0	9	0	2	0	0	0	0	1	0	0	0	1	8.3	1	8.3	0	0	71.1	75.6
0700	58	0	45	1	11	1	0	0	0	0	0	0	0	6	10.3	3	5.2	0	0	67.5	75.6
0800	**84**	**0**	**72**	**4**	**5**	**0**	**1**	**1**	**1**	**0**	**0**	**0**	**0**	**8**	**9.5**	**7**	**8.3**	**2**	**2.4**	**69.7**	**77.4**
0900	60	0	45	3	11	0	0	0	0	1	0	0	0	9	15	3	5	2	3.3	69.8	79.2
1000	64	0	45	4	10	0	3	0	0	2	0	0	0	0	0	0	0	0	0	64.5	73.4
1100	74	0	53	3	9	0	6	0	1	2	0	0	0	3	4.1	2	2.7	0	0	63.5	74.2
1200	63	0	44	2	7	2	6	0	0	2	0	0	0	3	4.8	1	1.6	0	0	64.3	73.4
1300	58	0	47	1	4	0	6	0	0	0	0	0	0	7	12.1	3	5.2	2	3.4	68	76
1400	66	1	44	1	10	0	6	1	1	1	1	0	0	2	3	1	1.5	1	1.5	63.6	72
1500	69	0	55	1	5	0	7	0	0	0	1	0	0	9	13	4	5.8	1	1.4	66.1	77.8
1600	**107**	**1**	**88**	**0**	**9**	**0**	**5**	**0**	**2**	**1**	**1**	**0**	**0**	**4**	**3.7**	**1**	**0.9**	**0**	**0**	**62.4**	**73.4**
1700	81	0	68	1	7	0	2	0	1	1	1	0	0	8	9.9	5	6.2	1	1.2	67.6	76.7
1800	68	0	54	4	9	0	0	0	0	1	0	0	0	4	5.9	3	4.4	2	2.9	68.1	76
1900	43	0	39	0	4	0	0	0	0	0	0	0	0	7	16.3	3	7	2	4.7	71.1	81.7
2000	26	0	25	0	1	0	0	0	0	0	0	0	0	3	11.5	2	7.7	2	7.7	66.8	78.5
2100	27	0	25	0	2	0	0	0	0	0	0	0	0	8	29.6	4	14.8	1	3.7	69.6	83.9
2200	13	0	13	0	0	0	0	0	0	0	0	0	0	2	15.4	0	0	0	0	67.7	75.2
2300	11	0	10	0	1	0	0	0	0	0	0	0	0	0	0	0	0	0	0	61.3	64.8
07-19	**852**	**2**	**660**	**25**	**97**	**3**	**42**	**2**	**6**	**11**	**4**	**0**	**0**	**63**	**7.4**	**33**	**3.9**	**11**	**1.3**	**66.1**	**75.6**
06-22	**960**	**2**	**758**	**25**	**106**	**3**	**42**	**2**	**6**	**12**	**4**	**0**	**0**	**82**	**8.5**	**43**	**4.5**	**16**	**1.7**	**66.5**	**76.3**
06-00	**984**	**2**	**781**	**25**	**107**	**3**	**42**	**2**	**6**	**12**	**4**	**0**	**0**	**84**	**8.5**	**43**	**4.4**	**16**	**1.6**	**66.5**	**76.3**
00-00	**998**	**2**	**795**	**25**	**107**	**3**	**42**	**2**	**6**	**12**	**4**	**0**	**0**	**87**	**8.7**	**43**	**4.3**	**16**	**1.6**	**66.5**	**76.7**

DRAFT

Site 52
Location R164, Att - Telepole, Lat 53.8847, Long -6.82182
Direction Two way

3279 / Meath/Cavan/Monaghan ATC's
October 2013
Automatic Traffic Count

Tue, 15 October 2013

Time	Total	Classification												>PSL	>PSL%	>SL1	>SL1%	>SL2	>SL2%	Mean	Vpp
		1 MCL	2 SV	3 SVT	4 TB2	5 TB3	6 T4	7 ART3	8 ART4	9 ART5	10 ART6	11 BD	12 DRT	80	80	85 +5kph	85 +5kph	90 +10kph	90 +10kph		85
0000	3	0	3	0	0	0	0	0	0	0	0	0	0	0	0	0	0	0	0	66.1	-
0100	2	0	2	0	0	0	0	0	0	0	0	0	0	0	0	0	0	0	0	60.1	-
0200	1	0	0	0	1	0	0	0	0	0	0	0	0	0	0	0	0	0	0	64.8	-
0300	2	0	2	0	0	0	0	0	0	0	0	0	0	1	50	0	0	0	0	72.1	-
0400	1	0	1	0	0	0	0	0	0	0	0	0	0	0	0	0	0	0	0	62.9	-
0500	10	0	9	0	1	0	0	0	0	0	0	0	0	1	10	0	0	0	0	67.8	-
0600	9	0	6	0	2	0	0	0	1	0	0	0	0	0	0	0	0	0	0	67.4	-
0700	51	0	37	1	11	1	1	0	0	0	0	0	0	10	19.6	5	9.8	2	3.9	68.7	80.6
0800	**77**	**0**	**73**	**0**	**3**	**0**	**1**	**0**	**0**	**0**	**0**	**0**	**0**	**16**	**20.8**	**6**	**7.8**	**3**	**3.9**	**72.2**	**81.7**
0900	65	0	54	1	6	0	4	0	0	0	0	0	0	8	12.3	5	7.7	3	4.6	64.6	75.6
1000	47	0	39	2	2	0	2	1	1	0	0	0	0	4	8.5	0	0	0	0	65.5	74.9
1100	**77**	**0**	**57**	**2**	**6**	**1**	**8**	**0**	**1**	**1**	**1**	**0**	**0**	**0**	**0**	**0**	**0**	**0**	**0**	**63**	**72.7**
1200	62	1	42	2	5	0	10	0	0	2	0	0	0	2	3.2	2	3.2	1	1.6	61.9	69.1
1300	51	0	36	2	3	1	8	0	0	1	0	0	0	3	5.9	2	3.9	0	0	65.1	72.7
1400	54	0	38	2	7	0	5	0	0	2	0	0	0	2	3.7	0	0	0	0	64.5	73.8
1500	59	0	47	5	3	1	3	0	0	0	0	0	0	4	6.8	2	3.4	0	0	64.8	74.9
1600	98	0	77	5	10	0	3	0	1	1	1	0	0	8	8.2	2	2	0	0	65.1	73.4
1700	**112**	**0**	**97**	**4**	**10**	**0**	**0**	**0**	**0**	**1**	**0**	**0**	**0**	**15**	**13.4**	**7**	**6.3**	**2**	**1.8**	**66.9**	**78.1**
1800	69	0	60	5	2	0	0	0	0	0	2	0	0	9	13	4	5.8	3	4.3	68.4	78.1
1900	52	0	46	0	4	1	0	0	1	0	0	0	0	4	7.7	0	0	0	0	64.4	73.8
2000	35	0	34	0	1	0	0	0	0	0	0	0	0	2	5.7	2	5.7	1	2.9	65.1	74.2
2100	31	0	28	2	1	0	0	0	0	0	0	0	0	5	16.1	3	9.7	3	9.7	68.6	77
2200	23	0	19	3	1	0	0	0	0	0	0	0	0	2	8.7	2	8.7	0	0	68.7	79.6
2300	15	0	11	4	0	0	0	0	0	0	0	0	0	2	13.3	1	6.7	1	6.7	65.2	74.9
07-19	**822**	**1**	**657**	**31**	**68**	**4**	**45**	**1**	**3**	**8**	**4**	**0**	**0**	**81**	**9.9**	**35**	**4.3**	**14**	**1.7**	**66**	**76.7**
06-22	**949**	**1**	**771**	**33**	**76**	**5**	**45**	**1**	**5**	**8**	**4**	**0**	**0**	**92**	**9.7**	**40**	**4.2**	**18**	**1.9**	**66**	**76.7**
06-00	**987**	**1**	**801**	**40**	**77**	**5**	**45**	**1**	**5**	**8**	**4**	**0**	**0**	**96**	**9.7**	**43**	**4.4**	**19**	**1.9**	**66**	**76.7**
00-00	**1006**	**1**	**818**	**40**	**79**	**5**	**45**	**1**	**5**	**8**	**4**	**0**	**0**	**98**	**9.7**	**43**	**4.3**	**19**	**1.9**	**66**	**76.7**

DRAFT

Site 52
Location R164, Att - Telepole, Lat 53.8847, Long -6.82182
Direction Two way

3279 / Meath/Cavan/Monaghan ATC's
October 2013
Automatic Traffic Count

Wed, 16 October 2013

Time	Total	Classification												>PSL	>PSL%	>SL1	>SL1%	>SL2	>SL2%	Mean	Vpp
		1 MCL	2 SV	3 SVT	4 TB2	5 TB3	6 T4	7 ART3	8 ART4	9 ART5	10 ART6	11 BD	12 DRT	80	80	85 +5kph	85 +5kph	90 +10kph	90 +10kph		85
0000	11	0	9	2	0	0	0	0	0	0	0	0	0	0	0	0	0	0	0	66.3	75.6
0100	4	0	1	0	2	0	0	0	0	1	0	0	0	1	25	0	0	0	0	59.9	-
0200	3	0	1	0	1	1	0	0	0	0	0	0	0	0	0	0	0	0	0	60.4	-
0300	1	0	1	0	0	0	0	0	0	0	0	0	0	0	0	0	0	0	0	69.6	-
0400	2	0	2	0	0	0	0	0	0	0	0	0	0	1	50	0	0	0	0	76.2	-
0500	10	0	8	0	1	0	0	0	0	1	0	0	0	0	0	0	0	0	0	66.7	-
0600	8	0	4	0	4	0	0	0	0	0	0	0	0	1	12.5	0	0	0	0	67.8	-
0700	**49**	**0**	**39**	**0**	**9**	**0**	**0**	**0**	**0**	**0**	**1**	**0**	**0**	**6**	**12.2**	**5**	**10.2**	**3**	**6.1**	**66.8**	**76.7**
0800	15	0	4	0	10	0	1	0	0	0	0	0	0	7	46.7	6	40	4	26.7	84.6	106.9
0900	10	0	1	0	8	0	0	0	0	1	0	0	0	5	50	4	40	4	40	81.8	-
1000	9	0	0	0	8	0	0	1	0	0	0	0	0	5	55.6	3	33.3	0	0	75	-
1100	10	0	2	0	8	0	0	0	0	0	0	0	0	7	70	5	50	4	40	85.8	-
1200	9	0	6	0	3	0	0	0	0	0	0	0	0	6	66.7	3	33.3	1	11.1	80	-
1300	1	0	1	0	0	0	0	0	0	0	0	0	0	0	0	0	0	0	0	56.1	-
1400	3	0	2	0	1	0	0	0	0	0	0	0	0	1	33.3	0	0	0	0	73.2	-
1500	5	0	3	0	2	0	0	0	0	0	0	0	0	0	0	0	0	0	0	72.7	-
1600	**16**	**0**	**15**	**0**	**1**	**0**	**0**	**0**	**0**	**0**	**0**	**0**	**0**	**0**	**0**	**0**	**0**	**0**	**0**	**59.5**	**57.2**
1700	0	0	0	0	0	0	0	0	0	0	0	0	0	0	0	0	0	0	0	-	-
1800	0	0	0	0	0	0	0	0	0	0	0	0	0	0	0	0	0	0	0	-	-
1900	3	0	0	0	3	0	0	0	0	0	0	0	0	3	100	3	100	3	100	99.9	-
2000	1	0	0	0	1	0	0	0	0	0	0	0	0	0	0	0	0	0	0	74.4	-
2100	0	0	0	0	0	0	0	0	0	0	0	0	0	0	0	0	0	0	0	0	0
2200	0	0	0	0	0	0	0	0	0	0	0	0	0	0	0	0	0	0	0	0	0
2300	0	0	0	0	0	0	0	0	0	0	0	0	0	0	0	0	0	0	0	0	0
07-19	**127**	**0**	**73**	**0**	**50**	**0**	**1**	**1**	**0**	**1**	**1**	**0**	**0**	**37**	**29.1**	**26**	**20.5**	**16**	**12.6**	**72.5**	**89.6**
06-22	**139**	**0**	**77**	**0**	**58**	**0**	**1**	**1**	**0**	**1**	**1**	**0**	**0**	**41**	**29.5**	**29**	**20.9**	**19**	**13.7**	**72.8**	**89.6**
06-00	**139**	**0**	**77**	**0**	**58**	**0**	**1**	**1**	**0**	**1**	**1**	**0**	**0**	**41**	**29.5**	**29**	**20.9**	**19**	**13.7**	**72.8**	**89.6**
00-00	**170**	**0**	**99**	**2**	**62**	**1**	**1**	**1**	**0**	**3**	**1**	**0**	**0**	**43**	**25.3**	**29**	**17.1**	**19**	**11.2**	**71.5**	**88.2**

DRAFT

Site 52
Location R164, Att - Telepole, Lat 53.8847, Long -6.82182
Direction Two way

3279 / Meath/Cavan/Monaghan ATC's
October 2013
Automatic Traffic Count

Virtual Day (7)

Time	Total	Classification												>PSL	>PSL%	>SL1	>SL1%	>SL2	>SL2%	Mean	Vpp
		1 MCL	2 SV	3 SVT	4 TB2	5 TB3	6 T4	7 ART3	8 ART4	9 ART5	10 ART6	11 BD	12 DRT	80	80	85 +5kph	85 +5kph	90 +10kph	90 +10kph		85
0000	5	0	5	0	0	0	0	0	0	0	0	0	0	0	5.3	0	0	0	0	65.5	-
0100	5	0	4	0	1	0	0	0	0	0	0	0	0	1	15.2	0	6.1	0	0	67.2	-
0200	3	0	2	0	0	0	0	0	0	0	0	0	0	0	5	0	0	0	0	63.9	-
0300	2	0	1	0	0	0	0	0	0	0	0	0	0	0	18.2	0	0	0	0	71	-
0400	3	0	2	0	0	0	0	0	0	0	0	0	0	1	22.2	0	5.6	0	0	70.2	-
0500	7	0	6	0	0	0	0	0	0	0	0	0	0	1	19.2	0	1.9	0	0	69.7	-
0600	9	0	7	0	2	0	0	0	0	0	0	0	0	1	14.3	0	4.8	0	1.6	70.2	-
0700	40	0	32	1	6	0	0	0	0	0	0	0	0	5	12.6	3	6.8	1	2.5	68.6	78.1
0800	**55**	**0**	**48**	**1**	**4**	**0**	**1**	**0**	**0**	**0**	**0**	**0**	**0**	**9**	**17**	**4**	**7.6**	**2**	**3.7**	**71.8**	**81**
0900	46	0	35	2	7	0	1	0	0	0	0	0	0	6	13.1	2	5.3	1	2.8	67.1	79.2
1000	46	0	35	3	6	0	1	0	0	1	0	0	0	3	6.6	1	2.8	0	0.6	64.8	75.6
1100	53	0	41	1	6	0	2	0	1	1	0	0	0	4	7.6	2	3.8	1	2.2	65.5	76.3
1200	53	1	41	2	5	0	2	0	0	1	0	0	0	5	10	2	4.6	0	0.8	65.2	76.3
1300	49	0	41	1	4	0	2	0	0	1	0	0	0	4	8.1	1	2.9	1	1.2	65.6	74.9
1400	50	0	40	2	4	0	2	0	0	0	0	0	0	4	8.4	2	3.2	0	0.9	66	76
1500	56	0	46	2	4	0	2	0	0	0	0	0	0	5	8.2	2	3.1	0	0.5	65.2	76
1600	**80**	**0**	**69**	**2**	**6**	**0**	**1**	**0**	**0**	**1**	**1**	**0**	**0**	**6**	**7.6**	**2**	**2.3**	**1**	**1.1**	**64.7**	**75.6**
1700	76	0	67	1	6	0	0	0	0	0	0	0	0	7	9.8	3	4.5	1	0.9	67.3	76.7
1800	55	0	50	2	3	0	0	0	0	0	0	0	0	4	7.7	2	3.9	1	2.3	66.7	76.3
1900	40	0	34	2	3	0	0	0	0	0	0	0	0	5	11.8	2	5	1	1.8	66.7	77.4
2000	32	0	29	0	2	0	0	0	0	0	0	0	0	3	8.1	1	4.5	1	1.8	65.9	76.3
2100	22	0	20	1	1	0	0	0	0	0	0	0	0	4	18.6	2	8.3	1	5.1	68.3	81.4
2200	15	0	13	1	1	0	0	0	0	0	0	0	0	2	12.3	1	7.5	0	1.9	68.4	78.8
2300	9	0	8	1	0	0	0	0	0	0	0	0	0	1	11.3	0	4.8	0	3.2	65.1	-
07-19	**658**	**2**	**546**	**20**	**60**	**2**	**15**	**1**	**3**	**6**	**2**	**0**	**0**	**63**	**9.6**	**27**	**4.1**	**10**	**1.6**	**66.5**	**77**
06-22	**761**	**2**	**637**	**22**	**69**	**2**	**15**	**1**	**4**	**7**	**2**	**0**	**0**	**76**	**10**	**33**	**4.3**	**13**	**1.7**	**66.6**	**77**
06-00	**785**	**2**	**658**	**23**	**70**	**2**	**15**	**1**	**4**	**7**	**2**	**0**	**0**	**79**	**10**	**34**	**4.4**	**13**	**1.7**	**66.6**	**77**
00-00	**810**	**2**	**678**	**23**	**72**	**3**	**16**	**1**	**5**	**7**	**2**	**0**	**0**	**82**	**10.1**	**35**	**4.3**	**13**	**1.7**	**66.6**	**77**

DRAFT

Site 52
Location R164, Att - Telepole, Lat 53.8847, Long -6.82182
Direction Two way

3279 / Meath/Cavan/Monaghan ATC's
October 2013
Automatic Traffic Count

Virtual Week (1)

Time	Total	Classification												>PSL	>PSL%	>SL1	>SL1%	>SL2	>SL2%	Mean	Vpp
		1 MCL	2 SV	3 SVT	4 TB2	5 TB3	6 T4	7 ART3	8 ART4	9 ART5	10 ART6	11 BD	12 DRT	80	80	85 +5kph	85 +5kph	90 +10kph	90 +10kph		85
Mon	998	2	795	25	107	3	42	2	6	12	4	0	0	87	8.7	43	4.3	16	1.6	66.5	76.7
Tue	1006	1	818	40	79	5	45	1	5	8	4	0	0	98	9.7	43	4.3	19	1.9	66	76.7
Wed	170	0	99	2	62	1	1	1	0	3	1	0	0	43	25.3	29	17.1	19	11.2	71.5	88.2
Thu	1014	0	851	28	101	7	10	0	8	6	3	0	0	99	9.8	38	3.7	10	1	65.9	77
Fri	1059	1	911	19	97	0	7	0	10	11	3	0	0	126	11.9	38	3.6	16	1.5	67.7	77.8
| Sat	866	8	750	39	49	2	3	1	3	9	2	0	0	66	7.6	30	3.5	6	0.7	65.9	76
| Sun	555	3	525	11	12	0	2	1	0	1	0	0	0	56	10.1	24	4.3	8	1.4	66.7	77.8
5 Day Ave.	**849**	**1**	**695**	**23**	**89**	**3**	**21**	**1**	**6**	**8**	**3**	**0**	**0**	**91**	**10.7**	**38**	**4.5**	**16**	**1.9**	**67.5**	**79.3**
7 Day Ave.	**810**	**2**	**678**	**23**	**72**	**3**	**16**	**1**	**5**	**7**	**2**	**0**	**0**	**82**	**10.1**	**35**	**4.3**	**13**	**1.7**	**66.6**	**77.0**
--	**5668**	**15**	**4749**	**164**	**507**	**18**	**110**	**6**	**32**	**50**	**17**	**0**	**0**	**575**	**10.1**	**245**	**4.3**	**94**	**1.7**	**66.6**	**77.0**

Summary Graphs

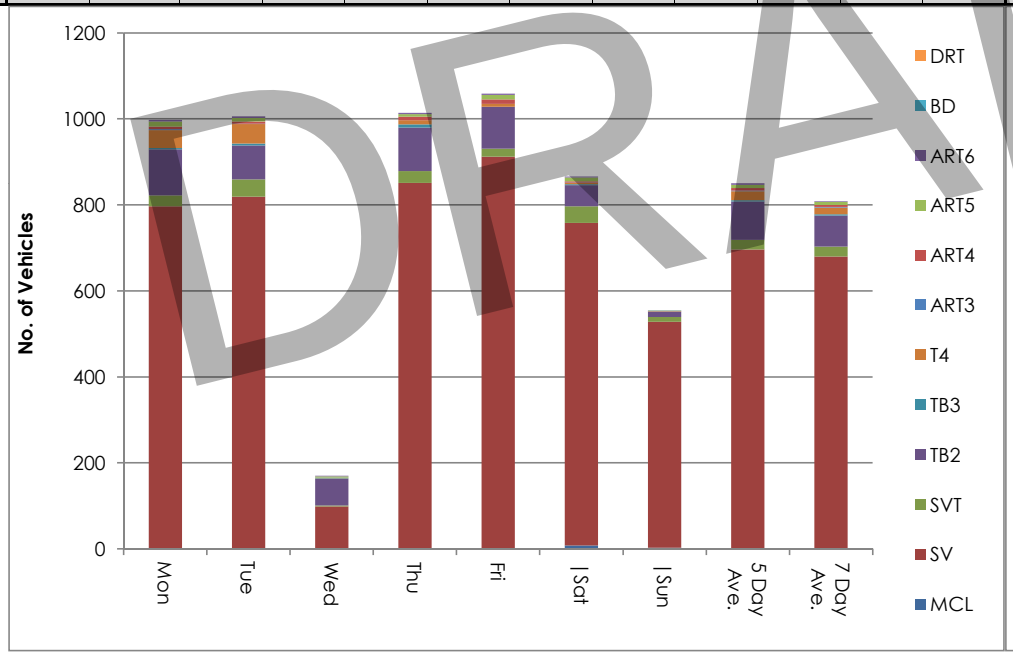

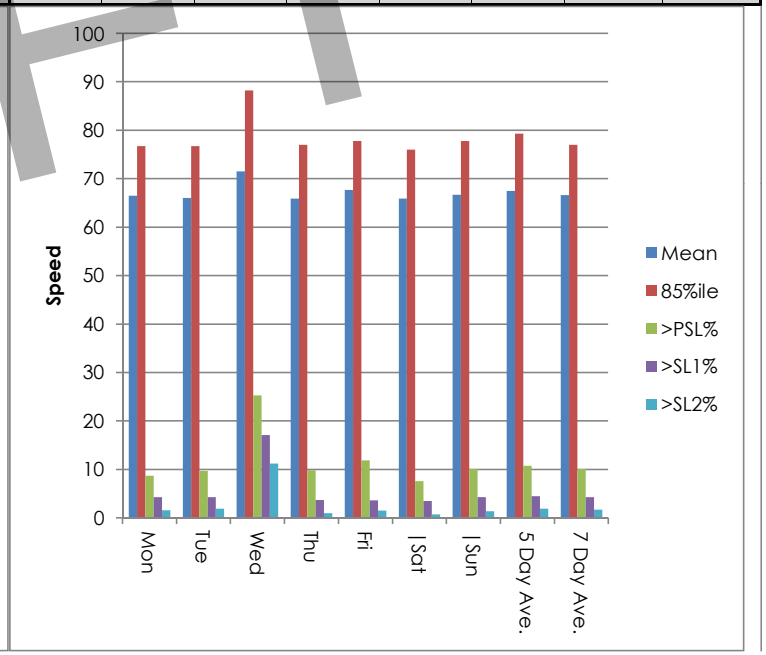

DRAFT

Site 52
Location R164, Att - Telepole, Lat 53.8847, Long -6.82182
Direction Two way

3279 / Meath/Cavan/Monaghan ATC's
October 2013
Automatic Traffic Count

Thu, 10 October 2013

Time	Total	Speed Bins (km/h)																											
		0 - 5	5 - 10	10 - 15	15 - 20	20 - 25	25 - 30	30 - 35	35 - 40	40 - 45	45 - 50	50 - 55	55 - 60	60 - 65	65 - 70	70 - 75	75 - 80	80 - 85	85 - 90	90 - 95	95 - 100	100 - 105	105 - 110	110 - 115	115 - 120	120 - 125	125 - 130	130 - 135	135 - 140
0000	1	0	0	0	0	0	0	0	0	0	0	0	0	0	0	1	0	0	0	0	0	0	0	0	0	0	0	0	0
0100	2	0	0	0	0	0	0	0	0	0	0	0	0	0	1	0	1	0	0	0	0	0	0	0	0	0	0	0	0
0200	0	0	0	0	0	0	0	0	0	0	0	0	0	0	0	0	0	0	0	0	0	0	0	0	0	0	0	0	0
0300	2	0	0	0	0	0	0	0	0	0	0	0	0	1	0	0	0	1	0	0	0	0	0	0	0	0	0	0	0
0400	3	0	0	0	0	0	0	0	0	0	0	0	0	1	0	0	1	0	1	0	0	0	0	0	0	0	0	0	0
0500	13	0	0	0	0	0	0	0	0	0	0	0	4	1	1	2	2	2	1	0	0	0	0	0	0	0	0	0	0	0
0600	10	0	0	0	0	0	0	0	0	0	0	0	2	1	2	2	2	1	0	0	0	0	0	0	0	0	0	0	0	0
0700	55	0	0	0	0	0	0	0	0	0	1	0	3	10	17	11	7	3	1	2	0	0	0	0	0	0	0	0	0	0
0800	**92**	**0**	**0**	**0**	**0**	**0**	**0**	**0**	**2**	**1**	**3**	**3**	**2**	**7**	**21**	**21**	**19**	**10**	**2**	**1**	**0**	**0**	**0**	**0**	**0**	**0**	**0**	**0**	**0**	**0**
0900	67	0	0	0	0	1	0	0	0	1	3	5	8	10	16	11	5	5	2	0	0	0	0	0	0	0	0	0	0	0
1000	57	0	0	0	0	1	1	1	4	0	0	4	12	9	8	11	4	1	1	0	0	0	0	0	0	0	0	0	0	0
1100	48	0	0	0	0	0	0	0	0	1	2	3	4	13	9	7	4	5	0	0	0	0	0	0	0	0	0	0	0	0
1200	59	0	0	0	0	0	0	0	3	1	3	6	7	13	11	8	3	2	2	0	0	0	0	0	0	0	0	0	0	0
1300	61	0	0	0	0	1	0	0	0	3	2	5	5	20	19	4	0	0	1	1	0	0	0	0	0	0	0	0	0	0
1400	53	0	0	0	0	0	0	0	0	1	0	4	4	6	21	6	5	4	2	0	0	0	0	0	0	0	0	0	0	0
1500	67	0	0	0	0	1	1	1	0	2	3	4	9	11	16	10	5	3	1	0	0	0	0	0	0	0	0	0	0	0
1600	82	0	0	0	0	0	0	2	0	4	5	9	14	19	7	9	7	5	1	0	0	0	0	0	0	0	0	0	0	0
1700	**112**	**0**	**0**	**0**	**0**	**0**	**0**	**0**	**0**	**0**	**0**	**7**	**11**	**19**	**25**	**19**	**14**	**10**	**7**	**0**	**0**	**0**	**0**	**0**	**0**	**0**	**0**	**0**	**0**	**0**
1800	74	0	0	0	0	1	0	1	0	2	3	9	8	12	15	8	10	1	1	1	2	0	0	0	0	0	0	0	0	0
1900	55	0	0	0	0	0	0	0	0	0	1	7	7	9	11	11	3	4	2	0	0	0	0	0	0	0	0	0	0	0
2000	52	0	0	0	0	0	1	0	0	1	5	6	10	13	5	6	4	0	1	0	0	0	0	0	0	0	0	0	0	0
2100	24	0	0	0	0	0	0	0	0	0	1	0	7	2	3	3	2	3	1	2	0	0	0	0	0	0	0	0	0	0
2200	15	0	0	0	0	0	0	0	0	0	1	0	0	4	5	1	2	0	1	0	1	0	0	0	0	0	0	0	0	0
2300	10	0	0	0	0	0	0	0	0	0	0	2	1	1	3	2	0	1	0	0	0	0	0	0	0	0	0	0	0	0
07-19	**827**	**0**	**0**	**0**	**0**	**5**	**2**	**5**	**9**	**16**	**25**	**59**	**87**	**149**	**185**	**125**	**83**	**49**	**21**	**5**	**2**	**0**	**0**	**0**	**0**	**0**	**0**	**0**	**0**	**0**
06-22	**968**	**0**	**0**	**0**	**0**	**5**	**3**	**5**	**9**	**17**	**32**	**72**	**113**	**174**	**206**	**147**	**94**	**57**	**25**	**7**	**2**	**0**	**0**	**0**	**0**	**0**	**0**	**0**	**0**	**0**
06-00	**993**	**0**	**0**	**0**	**0**	**5**	**3**	**5**	**9**	**17**	**33**	**74**	**114**	**179**	**214**	**150**	**96**	**58**	**26**	**7**	**3**	**0**	**0**	**0**	**0**	**0**	**0**	**0**	**0**	**0**
00-00	**1014**	**0**	**0**	**0**	**0**	**5**	**3**	**5**	**9**	**17**	**33**	**74**	**118**	**182**	**216**	**153**	**100**	**61**	**28**	**7**	**3**	**0**	**0**	**0**	**0**	**0**	**0**	**0**	**0**	**0**

DRAFT

Site 52
Location R164, Att - Telepole, Lat 53.8847, Long -6.82182
Direction Two way

3279 / Meath/Cavan/Monaghan ATC's
October 2013
Automatic Traffic Count

Fri, 11 October 2013

Time	Total	Speed Bins (km/h)																											
		0 - 5	5 - 10	10 - 15	15 - 20	20 - 25	25 - 30	30 - 35	35 - 40	40 - 45	45 - 50	50 - 55	55 - 60	60 - 65	65 - 70	70 - 75	75 - 80	80 - 85	85 - 90	90 - 95	95 - 100	100 - 105	105 - 110	110 - 115	115 - 120	120 - 125	125 - 130	130 - 135	135 - 140
0000	6	0	0	0	0	0	0	0	0	1	0	0	1	1	2	1	0	0	0	0	0	0	0	0	0	0	0	0	0
0100	1	0	0	0	0	0	0	0	0	0	0	0	0	0	0	0	0	1	0	0	0	0	0	0	0	0	0	0	0
0200	2	0	0	0	0	0	0	0	0	0	0	1	0	0	1	0	0	0	0	0	0	0	0	0	0	0	0	0	0
0300	1	0	0	0	0	0	0	0	0	0	0	0	0	0	0	0	1	0	0	0	0	0	0	0	0	0	0	0	0
0400	4	0	0	0	0	0	0	0	0	0	0	0	0	0	1	1	1	1	0	0	0	0	0	0	0	0	0	0	0
0500	8	0	0	0	0	0	0	0	0	0	0	0	1	2	1	0	2	2	0	0	0	0	0	0	0	0	0	0	0
0600	16	0	0	0	0	0	0	0	0	0	0	1	1	3	1	2	2	4	1	0	1	0	0	0	0	0	0	0	0
0700	46	0	0	0	0	0	0	0	0	1	0	1	8	5	15	6	7	1	2	0	0	0	0	0	0	0	0	0	0
0800	**76**	**0**	**0**	**0**	**0**	**0**	**0**	**0**	**0**	**0**	**0**	**0**	**4**	**6**	**21**	**21**	**11**	**8**	**3**	**2**	**0**	**0**	**0**	**0**	**0**	**0**	**0**	**0**	**0**
0900	64	0	0	0	0	0	0	0	0	0	1	5	9	11	15	8	6	9	0	0	0	0	0	0	0	0	0	0	0
1000	65	0	0	0	0	0	0	0	1	0	1	10	15	7	12	8	7	3	1	0	0	0	0	0	0	0	0	0	0
1100	53	0	0	0	0	0	0	0	0	0	2	7	8	6	8	7	10	4	1	0	0	0	0	0	0	0	0	0	0
1200	50	0	0	0	0	0	0	0	0	0	1	2	6	6	16	4	10	3	1	0	1	0	0	0	0	0	0	0	0
1300	61	0	0	0	0	0	0	0	0	1	2	7	7	9	8	11	4	10	1	1	0	0	0	0	0	0	0	0	0
1400	54	0	0	0	0	0	0	0	0	0	0	4	7	9	11	11	9	3	0	0	0	0	0	0	0	0	0	0	0
1500	87	0	0	0	0	0	0	0	0	2	1	11	12	13	15	15	8	7	3	0	0	0	0	0	0	0	0	0	0
1600	**128**	**0**	**0**	**0**	**0**	**0**	**0**	**1**	**1**	**1**	**12**	**10**	**10**	**22**	**27**	**14**	**14**	**12**	**0**	**3**	**1**	**0**	**0**	**0**	**0**	**0**	**0**	**0**	**0**
1700	93	0	0	0	1	0	0	0	0	2	0	5	11	15	19	21	10	5	2	2	0	0	0	0	0	0	0	0	0
1800	80	0	0	0	0	0	0	0	1	0	1	9	10	14	22	10	7	4	1	1	0	0	0	0	0	0	0	0	0
1900	47	0	0	0	0	0	0	0	0	1	0	0	7	7	12	11	4	1	4	0	0	0	0	0	0	0	0	0	0
2000	42	0	0	0	0	0	0	0	0	0	0	4	3	4	8	9	8	4	1	1	0	0	0	0	0	0	0	0	0
2100	36	0	0	0	0	0	0	0	0	0	0	3	1	6	9	11	2	3	0	1	0	0	0	0	0	0	0	0	0
2200	25	0	0	0	0	0	0	0	0	0	0	3	3	5	6	0	5	1	1	1	0	0	0	0	0	0	0	0	0
2300	14	0	0	0	0	0	0	0	0	0	1	0	4	3	1	1	1	2	0	0	1	0	0	0	0	0	0	0	0
07-19	**857**	**0**	**0**	**0**	**1**	**0**	**0**	**1**	**3**	**7**	**21**	**71**	**107**	**123**	**189**	**136**	**103**	**69**	**15**	**9**	**2**	**0**	**0**	**0**	**0**	**0**	**0**	**0**	**0**
06-22	**998**	**0**	**0**	**0**	**1**	**0**	**0**	**1**	**3**	**8**	**21**	**79**	**119**	**143**	**219**	**169**	**119**	**81**	**21**	**11**	**3**	**0**	**0**	**0**	**0**	**0**	**0**	**0**	**0**
06-00	**1037**	**0**	**0**	**0**	**1**	**0**	**0**	**1**	**3**	**8**	**22**	**82**	**126**	**151**	**226**	**170**	**125**	**84**	**22**	**12**	**4**	**0**	**0**	**0**	**0**	**0**	**0**	**0**	**0**
00-00	**1059**	**0**	**0**	**0**	**1**	**0**	**0**	**1**	**3**	**9**	**22**	**83**	**128**	**154**	**231**	**172**	**129**	**88**	**22**	**12**	**4**	**0**	**0**	**0**	**0**	**0**	**0**	**0**	**0**

DRAFT

Site 52
Location R164, Att - Telepole, Lat 53.8847, Long -6.82182
Direction Two way

3279 / Meath/Cavan/Monaghan ATC's
October 2013
Automatic Traffic Count

Sat, 12 October 2013

Time	Total	Speed Bins (km/h)																											
		0 - 5	5 - 10	10 - 15	15 - 20	20 - 25	25 - 30	30 - 35	35 - 40	40 - 45	45 - 50	50 - 55	55 - 60	60 - 65	65 - 70	70 - 75	75 - 80	80 - 85	85 - 90	90 - 95	95 - 100	100 - 105	105 - 110	110 - 115	115 - 120	120 - 125	125 - 130	130 - 135	135 - 140
0000	5	0	0	0	0	0	0	0	0	0	0	1	0	0	1	1	1	1	0	0	0	0	0	0	0	0	0	0	0
0100	14	0	0	0	0	0	0	0	0	0	1	1	1	2	2	4	0	1	2	0	0	0	0	0	0	0	0	0	0
0200	4	0	0	0	0	0	0	0	0	0	0	1	0	2	0	1	0	0	0	0	0	0	0	0	0	0	0	0	0
0300	4	0	0	0	0	0	0	0	0	0	0	0	0	1	2	0	1	0	0	0	0	0	0	0	0	0	0	0	0
0400	5	0	0	0	0	0	0	0	0	0	0	1	2	0	1	1	0	0	0	0	0	0	0	0	0	0	0	0	0
0500	1	0	0	0	0	0	0	0	0	0	0	0	0	0	0	0	0	1	0	0	0	0	0	0	0	0	0	0	0
0600	7	0	0	0	0	0	0	0	0	0	0	0	1	2	2	1	1	0	0	0	0	0	0	0	0	0	0	0	0
0700	16	0	0	0	0	0	0	0	0	0	0	0	0	2	2	4	5	2	1	0	0	0	0	0	0	0	0	0	0
0800	30	0	0	0	0	0	0	0	0	0	0	2	3	2	7	6	3	5	0	2	0	0	0	0	0	0	0	0	0
0900	35	0	0	0	0	0	0	0	0	0	1	8	4	6	7	4	3	0	2	0	0	0	0	0	0	0	0	0	0
1000	40	0	0	0	0	0	0	1	0	3	0	2	8	8	9	3	4	1	1	0	0	0	0	0	0	0	0	0	0
1100	**72**	**0**	**0**	**0**	**0**	**0**	**0**	**1**	**0**	**0**	**2**	**8**	**10**	**16**	**17**	**9**	**6**	**0**	**2**	**1**	**0**	**0**	**0**	**0**	**0**	**0**	**0**	**0**	**0**
1200	80	0	0	0	0	0	1	0	3	1	1	10	10	15	13	12	6	5	3	0	0	0	0	0	0	0	0	0	0
1300	75	0	0	0	0	0	0	1	0	0	1	16	10	9	12	15	8	2	1	0	0	0	0	0	0	0	0	0	0
1400	71	0	0	0	0	0	0	0	1	0	4	4	11	12	14	8	8	5	4	0	0	0	0	0	0	0	0	0	0
1500	69	0	0	0	0	0	1	2	0	1	3	2	10	16	16	9	7	1	0	0	1	0	0	0	0	0	0	0	0
1600	80	0	0	0	0	0	0	0	0	0	1	2	12	12	20	15	13	3	0	0	0	2	0	0	0	0	0	0	0
1700	**85**	**0**	**0**	**0**	**0**	**0**	**0**	**0**	**0**	**0**	**2**	**5**	**10**	**20**	**18**	**17**	**11**	**1**	**1**	**0**	**0**	**0**	**0**	**0**	**0**	**0**	**0**	**0**	**0**
1800	45	0	0	0	0	0	0	0	0	1	0	2	7	10	9	7	7	1	1	0	0	0	0	0	0	0	0	0	0
1900	46	0	0	0	0	0	0	1	3	5	3	2	3	7	7	8	5	1	1	0	0	0	0	0	0	0	0	0	0
2000	34	0	0	0	0	0	0	0	0	1	1	0	2	7	9	4	5	2	3	0	0	0	0	0	0	0	0	0	0
2100	19	0	0	0	0	0	1	0	1	0	1	1	1	0	6	4	1	3	0	0	0	0	0	0	0	0	0	0	0
2200	21	0	0	0	0	0	0	0	1	0	0	1	3	4	3	3	3	1	2	0	0	0	0	0	0	0	0	0	0
2300	8	0	0	0	0	0	0	0	0	0	2	0	1	1	1	2	1	0	0	0	0	0	0	0	0	0	0	0	0
07-19	**698**	**0**	**0**	**0**	**0**	**0**	**2**	**5**	**4**	**6**	**15**	**61**	**95**	**128**	**144**	**109**	**81**	**26**	**16**	**3**	**1**	**2**	**0**	**0**	**0**	**0**	**0**	**0**	**0**
06-22	**804**	**0**	**0**	**0**	**0**	**0**	**3**	**6**	**8**	**12**	**20**	**64**	**102**	**144**	**168**	**126**	**93**	**32**	**20**	**3**	**1**	**2**	**0**	**0**	**0**	**0**	**0**	**0**	**0**
06-00	**833**	**0**	**0**	**0**	**0**	**0**	**3**	**6**	**9**	**12**	**22**	**65**	**106**	**149**	**172**	**131**	**97**	**33**	**22**	**3**	**1**	**2**	**0**	**0**	**0**	**0**	**0**	**0**	**0**
00-00	**866**	**0**	**0**	**0**	**0**	**0**	**3**	**6**	**9**	**12**	**23**	**69**	**109**	**154**	**178**	**138**	**99**	**36**	**24**	**3**	**1**	**2**	**0**	**0**	**0**	**0**	**0**	**0**	**0**

DRAFT

Site 52
Location R164, Att - Telepole, Lat 53.8847, Long -6.82182
Direction Two way

3279 / Meath/Cavan/Monaghan ATC's
October 2013
Automatic Traffic Count

Sun, 13 October 2013

Time	Total	Speed Bins (km/h)																												
		0 - 5	5 - 10	10 - 15	15 - 20	20 - 25	25 - 30	30 - 35	35 - 40	40 - 45	45 - 50	50 - 55	55 - 60	60 - 65	65 - 70	70 - 75	75 - 80	80 - 85	85 - 90	90 - 95	95 - 100	100 - 105	105 - 110	110 - 115	115 - 120	120 - 125	125 - 130	130 - 135	135 - 140
0000	9	0	0	0	0	0	0	0	0	0	0	1	1	4	1	0	1	1	0	0	0	0	0	0	0	0	0	0	0	0
0100	10	0	0	0	0	0	0	0	0	0	0	0	1	4	1	4	0	0	0	0	0	0	0	0	0	0	0	0	0	0
0200	9	0	0	0	0	0	0	0	0	0	0	2	0	1	3	1	1	1	0	0	0	0	0	0	0	0	0	0	0	0
0300	1	0	0	0	0	0	0	0	0	0	0	0	0	0	0	1	0	0	0	0	0	0	0	0	0	0	0	0	0	0
0400	2	0	0	0	0	0	0	0	0	0	0	0	0	0	0	1	0	1	0	0	0	0	0	0	0	0	0	0	0	0
0500	1	0	0	0	0	0	0	0	0	0	0	0	0	0	0	0	1	0	0	0	0	0	0	0	0	0	0	0	0	0
0600	1	0	0	0	0	0	0	0	0	0	0	0	0	0	0	1	0	0	0	0	0	0	0	0	0	0	0	0	0	0
0700	3	0	0	0	0	0	0	0	0	0	0	0	1	0	0	0	1	1	0	0	0	0	0	0	0	0	0	0	0	0
0800	8	0	0	0	0	0	0	0	0	0	0	0	0	1	1	2	3	1	0	0	0	0	0	0	0	0	0	0	0	0
0900	19	0	0	0	0	0	0	0	0	0	1	1	2	2	4	4	3	1	1	0	0	0	0	0	0	0	0	0	0	0
1000	**38**	**0**	**0**	**0**	**0**	**0**	**0**	**0**	**0**	**1**	**0**	**3**	**1**	**8**	**10**	**6**	**5**	**1**	**1**	**1**	**0**	**0**	**0**	**1**	**0**	**0**	**0**	**0**	**0**	**0**
1100	36	0	0	0	0	0	0	0	0	0	1	0	5	10	7	4	4	2	0	1	2	0	0	0	0	0	0	0	0	0
1200	48	0	0	0	0	0	0	0	0	0	0	3	9	10	6	7	4	5	4	0	0	0	0	0	0	0	0	0	0	0
1300	39	0	0	0	0	0	0	0	0	1	1	0	10	2	8	10	6	1	0	0	0	0	0	0	0	0	0	0	0	0
1400	46	0	0	0	0	0	0	0	0	1	3	3	11	6	4	8	4	2	2	2	0	0	0	0	0	0	0	0	0	0
1500	34	0	0	0	0	0	0	0	0	0	1	2	5	7	8	3	5	2	1	0	0	0	0	0	0	0	0	0	0	0
1600	**52**	**0**	**0**	**0**	**0**	**0**	**0**	**0**	**0**	**1**	**2**	**5**	**8**	**14**	**8**	**7**	**3**	**1**	**3**	**0**	**0**	**0**	**0**	**0**	**0**	**0**	**0**	**0**	**0**	**0**
1700	48	0	0	0	0	0	0	0	1	1	0	10	6	7	8	10	4	1	0	0	0	0	0	0	0	0	0	0	0	0
1800	**52**	**0**	**0**	**0**	**0**	**0**	**0**	**0**	**0**	**1**	**2**	**2**	**7**	**8**	**16**	**7**	**5**	**3**	**1**	**0**	**0**	**0**	**0**	**0**	**0**	**0**	**0**	**0**	**0**	**0**
1900	34	0	0	0	0	0	0	0	0	0	3	2	5	9	1	5	3	5	1	0	0	0	0	0	0	0	0	0	0	0
2000	33	0	0	0	0	0	0	0	0	0	3	4	2	11	4	4	4	1	0	0	0	0	0	0	0	0	0	0	0	0
2100	19	0	0	0	0	0	0	0	0	3	0	3	0	3	3	1	3	1	1	0	1	0	0	0	0	0	0	0	0	0
2200	9	0	0	0	0	0	0	0	0	0	1	0	3	0	0	0	4	1	0	0	0	0	0	0	0	0	0	0	0	0
2300	4	0	0	0	0	0	0	0	0	0	0	1	0	0	1	1	0	0	1	0	0	0	0	0	0	0	0	0	0	0
07-19	**423**	**0**	**0**	**0**	**0**	**0**	**0**	**0**	**1**	**6**	**11**	**29**	**65**	**75**	**80**	**68**	**47**	**21**	**13**	**4**	**2**	**0**	**0**	**1**	**0**	**0**	**0**	**0**	**0**	**0**
06-22	**510**	**0**	**0**	**0**	**0**	**0**	**0**	**0**	**1**	**9**	**17**	**38**	**72**	**98**	**88**	**79**	**57**	**28**	**15**	**4**	**3**	**0**	**0**	**1**	**0**	**0**	**0**	**0**	**0**	**0**
06-00	**523**	**0**	**0**	**0**	**0**	**0**	**0**	**0**	**1**	**9**	**18**	**39**	**75**	**98**	**89**	**80**	**61**	**29**	**16**	**4**	**3**	**0**	**0**	**1**	**0**	**0**	**0**	**0**	**0**	**0**
00-00	**555**	**0**	**0**	**0**	**0**	**0**	**0**	**0**	**1**	**9**	**18**	**42**	**77**	**107**	**94**	**87**	**64**	**32**	**16**	**4**	**3**	**0**	**0**	**1**	**0**	**0**	**0**	**0**	**0**	**0**

DRAFT

Site 52
Location R164, Att - Telepole, Lat 53.8847, Long -6.82182
Direction Two way

3279 / Meath/Cavan/Monaghan ATC's
October 2013
Automatic Traffic Count

Mon, 14 October 2013

Time	Total	Speed Bins (km/h)																											
		0 - 5	5 - 10	10 - 15	15 - 20	20 - 25	25 - 30	30 - 35	35 - 40	40 - 45	45 - 50	50 - 55	55 - 60	60 - 65	65 - 70	70 - 75	75 - 80	80 - 85	85 - 90	90 - 95	95 - 100	100 - 105	105 - 110	110 - 115	115 - 120	120 - 125	125 - 130	130 - 135	135 - 140
0000	3	0	0	0	0	0	0	0	0	0	0	1	0	1	0	1	0	0	0	0	0	0	0	0	0	0	0	0	0
0100	0	0	0	0	0	0	0	0	0	0	0	0	0	0	0	0	0	0	0	0	0	0	0	0	0	0	0	0	0
0200	1	0	0	0	0	0	0	0	0	0	0	0	1	0	0	0	0	0	0	0	0	0	0	0	0	0	0	0	0
0300	0	0	0	0	0	0	0	0	0	0	0	0	0	0	0	0	0	0	0	0	0	0	0	0	0	0	0	0	0
0400	1	0	0	0	0	0	0	0	0	0	0	0	0	1	0	0	0	0	0	0	0	0	0	0	0	0	0	0	0
0500	9	0	0	0	0	0	0	0	0	0	1	1	0	1	0	1	2	3	0	0	0	0	0	0	0	0	0	0	0
0600	12	0	0	0	0	0	0	0	0	0	0	0	0	4	1	4	2	0	1	0	0	0	0	0	0	0	0	0	0
0700	58	0	0	0	0	0	0	0	0	3	2	4	5	7	7	19	5	3	3	0	0	0	0	0	0	0	0	0	0
0800	**84**	**0**	**0**	**0**	**0**	**0**	**0**	**0**	**0**	**0**	**4**	**1**	**8**	**12**	**17**	**22**	**12**	**1**	**5**	**1**	**0**	**1**	**0**	**0**	**0**	**0**	**0**	**0**	**0**
0900	60	0	0	0	0	0	0	0	0	0	2	4	5	12	8	9	11	6	1	1	1	0	0	0	0	0	0	0	0
1000	64	0	0	0	0	0	0	0	0	0	0	8	15	10	16	9	6	0	0	0	0	0	0	0	0	0	0	0	0
1100	74	0	0	0	0	0	0	0	1	1	3	12	12	14	8	12	8	1	2	0	0	0	0	0	0	0	0	0	0
1200	63	0	0	0	0	0	0	0	2	1	0	4	12	11	17	10	3	2	1	0	0	0	0	0	0	0	0	0	0
1300	58	0	0	0	0	0	0	0	0	0	1	4	4	9	21	8	4	4	1	2	0	0	0	0	0	0	0	0	0
1400	66	0	0	0	1	0	0	0	1	0	3	5	11	16	14	7	6	1	0	1	0	0	0	0	0	0	0	0	0
1500	69	0	0	0	0	0	0	0	0	3	3	4	10	10	16	11	3	5	3	0	1	0	0	0	0	0	0	0	0
1600	**107**	**0**	**0**	**0**	**0**	**0**	**1**	**0**	**1**	**8**	**7**	**14**	**14**	**12**	**18**	**18**	**10**	**3**	**1**	**0**	**0**	**0**	**0**	**0**	**0**	**0**	**0**	**0**	**0**
1700	81	0	0	0	0	0	0	0	0	1	4	2	9	15	14	22	6	3	4	1	0	0	0	0	0	0	0	0	0
1800	68	0	0	0	0	0	0	0	0	0	3	6	3	9	15	19	9	1	1	1	1	0	0	0	0	0	0	0	0
1900	43	0	0	0	0	0	0	0	0	0	0	1	5	4	12	8	6	4	1	0	2	0	0	0	0	0	0	0	0
2000	26	0	0	0	0	0	0	0	0	0	1	4	1	6	6	2	3	1	0	1	1	0	0	0	0	0	0	0	0
2100	27	0	0	0	0	0	0	0	0	0	0	2	5	6	4	2	0	4	3	0	0	1	0	0	0	0	0	0	0
2200	13	0	0	0	0	0	0	0	0	0	1	2	1	0	3	2	2	2	0	0	0	0	0	0	0	0	0	0	0
2300	11	0	0	0	0	0	0	0	0	0	0	2	3	4	0	1	1	0	0	0	0	0	0	0	0	0	0	0	0
07-19	**852**	**0**	**0**	**0**	**1**	**0**	**1**	**0**	**5**	**17**	**32**	**68**	**108**	**137**	**171**	**166**	**83**	**30**	**22**	**7**	**3**	**1**	**0**	**0**	**0**	**0**	**0**	**0**	**0**
06-22	**960**	**0**	**0**	**0**	**1**	**0**	**1**	**0**	**5**	**17**	**33**	**75**	**119**	**157**	**194**	**182**	**94**	**39**	**27**	**8**	**6**	**2**	**0**	**0**	**0**	**0**	**0**	**0**	**0**
06-00	**984**	**0**	**0**	**0**	**1**	**0**	**1**	**0**	**5**	**17**	**34**	**79**	**123**	**161**	**197**	**185**	**97**	**41**	**27**	**8**	**6**	**2**	**0**	**0**	**0**	**0**	**0**	**0**	**0**
00-00	**998**	**0**	**0**	**0**	**1**	**0**	**1**	**0**	**5**	**17**	**35**	**81**	**124**	**164**	**197**	**187**	**99**	**44**	**27**	**8**	**6**	**2**	**0**	**0**	**0**	**0**	**0**	**0**	**0**

DRAFT

Site 52
Location R164, Att - Telepole, Lat 53.8847, Long -6.82182
Direction Two way

3279 / Meath/Cavan/Monaghan ATC's
October 2013
Automatic Traffic Count

Tue, 15 October 2013

Time	Total	Speed Bins (km/h)																											
		0 - 5	5 - 10	10 - 15	15 - 20	20 - 25	25 - 30	30 - 35	35 - 40	40 - 45	45 - 50	50 - 55	55 - 60	60 - 65	65 - 70	70 - 75	75 - 80	80 - 85	85 - 90	90 - 95	95 - 100	100 - 105	105 - 110	110 - 115	115 - 120	120 - 125	125 - 130	130 - 135	135 - 140
0000	3	0	0	0	0	0	0	0	0	0	0	0	0	2	0	1	0	0	0	0	0	0	0	0	0	0	0	0	0
0100	2	0	0	0	0	0	0	0	0	0	0	1	0	0	1	0	0	0	0	0	0	0	0	0	0	0	0	0	0
0200	1	0	0	0	0	0	0	0	0	0	0	0	0	1	0	0	0	0	0	0	0	0	0	0	0	0	0	0	0
0300	2	0	0	0	0	0	0	0	0	0	0	0	0	1	0	0	0	1	0	0	0	0	0	0	0	0	0	0	0
0400	1	0	0	0	0	0	0	0	0	0	0	0	0	1	0	0	0	0	0	0	0	0	0	0	0	0	0	0	0
0500	10	0	0	0	0	0	0	0	0	0	0	0	2	3	1	3	0	1	0	0	0	0	0	0	0	0	0	0	0
0600	9	0	0	0	0	0	0	0	0	0	0	0	1	3	2	2	1	0	0	0	0	0	0	0	0	0	0	0	0
0700	51	0	0	0	0	0	0	0	0	1	1	3	3	13	10	9	1	5	3	1	1	0	0	0	0	0	0	0	0
0800	**77**	**0**	**0**	**0**	**0**	**0**	**0**	**0**	**1**	**0**	**2**	**3**	**4**	**6**	**12**	**17**	**16**	**10**	**3**	**1**	**2**	**0**	**0**	**0**	**0**	**0**	**0**	**0**	**0**
0900	65	0	0	0	0	0	0	0	0	0	6	9	13	4	16	5	4	3	2	3	0	0	0	0	0	0	0	0	0
1000	47	0	0	0	0	0	0	0	0	0	1	6	8	6	10	8	4	4	0	0	0	0	0	0	0	0	0	0	0
1100	**77**	**0**	**0**	**0**	**0**	**0**	**0**	**0**	**0**	**1**	**5**	**11**	**13**	**16**	**13**	**12**	**6**	**0**	**0**	**0**	**0**	**0**	**0**	**0**	**0**	**0**	**0**	**0**	**0**
1200	62	0	0	0	0	0	0	1	0	0	4	9	13	14	12	3	4	0	1	0	0	1	0	0	0	0	0	0	0
1300	51	0	0	0	0	0	0	0	0	1	0	7	6	11	12	7	4	1	2	0	0	0	0	0	0	0	0	0	0
1400	54	0	0	0	0	0	0	0	0	0	2	8	10	9	7	12	4	2	0	0	0	0	0	0	0	0	0	0	0
1500	59	0	0	0	0	0	0	1	0	0	2	9	7	12	8	11	5	2	2	0	0	0	0	0	0	0	0	0	0
1600	98	0	0	0	0	0	0	0	0	4	2	7	14	18	27	13	5	6	2	0	0	0	0	0	0	0	0	0	0
1700	**112**	**0**	**0**	**0**	**0**	**1**	**0**	**0**	**1**	**4**	**0**	**5**	**14**	**18**	**31**	**16**	**7**	**8**	**5**	**2**	**0**	**0**	**0**	**0**	**0**	**0**	**0**	**0**	**0**
1800	69	0	0	0	0	0	0	0	0	2	0	6	6	10	16	14	6	5	1	2	1	0	0	0	0	0	0	0	0
1900	52	0	0	0	0	0	0	0	0	0	1	6	10	13	8	7	3	4	0	0	0	0	0	0	0	0	0	0	0
2000	35	0	0	0	0	0	0	0	0	0	0	5	6	7	7	5	3	0	1	1	0	0	0	0	0	0	0	0	0
2100	31	0	0	0	0	0	0	0	0	0	1	1	8	4	6	3	3	2	0	1	1	0	1	0	0	0	0	0	0
2200	23	0	0	0	0	0	0	0	0	0	2	2	0	4	5	4	4	0	2	0	0	0	0	0	0	0	0	0	0
2300	15	0	0	0	0	0	0	0	0	1	0	1	5	1	2	2	1	1	0	1	0	0	0	0	0	0	0	0	0
07-19	**822**	**0**	**0**	**0**	**0**	**1**	**0**	**2**	**2**	**13**	**25**	**83**	**111**	**137**	**174**	**127**	**66**	**46**	**21**	**9**	**4**	**1**	**0**	**0**	**0**	**0**	**0**	**0**	**0**
06-22	**949**	**0**	**0**	**0**	**0**	**1**	**0**	**2**	**2**	**13**	**27**	**95**	**136**	**164**	**197**	**144**	**76**	**52**	**22**	**11**	**5**	**1**	**1**	**0**	**0**	**0**	**0**	**0**	**0**
06-00	**987**	**0**	**0**	**0**	**0**	**1**	**0**	**2**	**2**	**14**	**29**	**98**	**141**	**169**	**204**	**150**	**81**	**53**	**24**	**12**	**5**	**1**	**1**	**0**	**0**	**0**	**0**	**0**	**0**
00-00	**1006**	**0**	**0**	**0**	**0**	**1**	**0**	**2**	**2**	**14**	**29**	**99**	**143**	**177**	**206**	**154**	**81**	**55**	**24**	**12**	**5**	**1**	**1**	**0**	**0**	**0**	**0**	**0**	**0**

DRAFT

Site 52
Location R164, Att - Telepole, Lat 53.8847, Long -6.82182
Direction Two way

3279 / Meath/Cavan/Monaghan ATC's
October 2013
Automatic Traffic Count

Wed, 16 October 2013

Time	Total	Speed Bins (km/h)																												
		0 - 5	5 - 10	10 - 15	15 - 20	20 - 25	25 - 30	30 - 35	35 - 40	40 - 45	45 - 50	50 - 55	55 - 60	60 - 65	65 - 70	70 - 75	75 - 80	80 - 85	85 - 90	90 - 95	95 - 100	100 - 105	105 - 110	110 - 115	115 - 120	120 - 125	125 - 130	130 - 135	135 - 140
0000	11	0	0	0	0	0	0	0	0	1	0	2	0	0	3	2	3	0	0	0	0	0	0	0	0	0	0	0	0	0
0100	4	0	0	0	0	0	0	0	0	0	1	1	1	0	0	0	0	1	0	0	0	0	0	0	0	0	0	0	0	0
0200	3	0	0	0	0	0	0	0	0	0	0	0	1	2	0	0	0	0	0	0	0	0	0	0	0	0	0	0	0	0
0300	1	0	0	0	0	0	0	0	0	0	0	0	0	0	1	0	0	0	0	0	0	0	0	0	0	0	0	0	0	0
0400	2	0	0	0	0	0	0	0	0	0	0	0	0	0	1	0	0	1	0	0	0	0	0	0	0	0	0	0	0	0
0500	10	0	0	0	0	0	0	0	0	0	0	0	3	1	2	1	3	0	0	0	0	0	0	0	0	0	0	0	0	0
0600	8	0	0	0	0	0	0	0	0	0	0	0	2	2	1	2	0	1	0	0	0	0	0	0	0	0	0	0	0	0
0700	**49**	**0**	**0**	**0**	**0**	**0**	**0**	**0**	**2**	**1**	**0**	**2**	**11**	**11**	**7**	**5**	**4**	**1**	**2**	**0**	**1**	**0**	**1**	**0**	**0**	**0**	**0**	**1**	**0**	**0**
0800	15	0	0	0	0	0	0	0	0	0	0	0	1	0	2	2	3	1	2	1	0	0	1	1	1	0	0	0	0	0
0900	10	0	0	0	0	0	0	0	0	0	0	0	2	1	0	1	1	1	0	1	1	1	0	0	1	0	0	0	0	0
1000	9	0	0	0	0	0	0	0	0	0	0	1	2	0	0	0	1	2	3	0	0	0	0	0	0	0	0	0	0	0
1100	10	0	0	0	0	0	0	0	0	0	0	0	1	1	0	0	1	2	1	1	1	1	0	0	1	0	0	0	0	0
1200	9	0	0	0	0	0	0	0	0	0	0	0	2	0	1	0	0	3	2	0	0	0	1	0	0	0	0	0	0	0
1300	1	0	0	0	0	0	0	0	0	0	0	0	1	0	0	0	0	0	0	0	0	0	0	0	0	0	0	0	0	0
1400	3	0	0	0	0	0	0	0	0	0	0	0	0	0	2	0	0	1	0	0	0	0	0	0	0	0	0	0	0	0
1500	5	0	0	0	0	0	0	0	0	0	0	0	1	0	0	0	4	0	0	0	0	0	0	0	0	0	0	0	0	0
1600	**16**	**0**	**0**	**0**	**0**	**0**	**0**	**0**	**0**	**0**	**0**	**0**	**14**	**0**	**0**	**2**	**0**	**0**	**0**	**0**	**0**	**0**	**0**	**0**	**0**	**0**	**0**	**0**	**0**	**0**
1700	0	0	0	0	0	0	0	0	0	0	0	0	0	0	0	0	0	0	0	0	0	0	0	0	0	0	0	0	0	0
1800	0	0	0	0	0	0	0	0	0	0	0	0	0	0	0	0	0	0	0	0	0	0	0	0	0	0	0	0	0	0
1900	3	0	0	0	0	0	0	0	0	0	0	0	0	0	0	0	0	0	0	1	0	1	1	0	0	0	0	0	0	0
2000	1	0	0	0	0	0	0	0	0	0	0	0	0	0	0	1	0	0	0	0	0	0	0	0	0	0	0	0	0	0
2100	0	0	0	0	0	0	0	0	0	0	0	0	0	0	0	0	0	0	0	0	0	0	0	0	0	0	0	0	0	0
2200	0	0	0	0	0	0	0	0	0	0	0	0	0	0	0	0	0	0	0	0	0	0	0	0	0	0	0	0	0	0
2300	0	0	0	0	0	0	0	0	0	0	0	0	0	0	0	0	0	0	0	0	0	0	0	0	0	0	0	0	0	0
07-19	**127**	**0**	**0**	**0**	**0**	**0**	**0**	**0**	**2**	**1**	**0**	**3**	**35**	**13**	**12**	**10**	**14**	**11**	**10**	**3**	**3**	**2**	**3**	**1**	**3**	**0**	**0**	**1**	**0**
06-22	**139**	**0**	**0**	**0**	**0**	**0**	**0**	**0**	**2**	**1**	**0**	**3**	**37**	**15**	**13**	**13**	**14**	**12**	**10**	**4**	**3**	**3**	**4**	**1**	**3**	**0**	**0**	**1**	**0**
06-00	**139**	**0**	**0**	**0**	**0**	**0**	**0**	**0**	**2**	**1**	**0**	**3**	**37**	**15**	**13**	**13**	**14**	**12**	**10**	**4**	**3**	**3**	**4**	**1**	**3**	**0**	**0**	**1**	**0**
00-00	**170**	**0**	**0**	**0**	**0**	**0**	**0**	**0**	**2**	**2**	**1**	**6**	**42**	**18**	**20**	**16**	**20**	**14**	**10**	**4**	**3**	**3**	**4**	**1**	**3**	**0**	**0**	**1**	**0**

DRAFT

Site 52
Location R164, Att - Telepole, Lat 53.8847, Long -6.82182
Direction Two way

3279 / Meath/Cavan/Monaghan ATC's
October 2013
Automatic Traffic Count

Virtual Day (7)

Time	Total	Speed Bins (km/h)																											
		0 - 5	5 - 10	10 - 15	15 - 20	20 - 25	25 - 30	30 - 35	35 - 40	40 - 45	45 - 50	50 - 55	55 - 60	60 - 65	65 - 70	70 - 75	75 - 80	80 - 85	85 - 90	90 - 95	95 - 100	100 - 105	105 - 110	110 - 115	115 - 120	120 - 125	125 - 130	130 - 135	135 - 140
0000	5	0	0	0	0	0	0	0	0	0	0	1	0	1	1	1	1	0	0	0	0	0	0	0	0	0	0	0	0
0100	5	0	0	0	0	0	0	0	0	0	0	0	0	1	1	1	0	0	0	0	0	0	0	0	0	0	0	0	0
0200	3	0	0	0	0	0	0	0	0	0	0	1	0	1	1	0	0	0	0	0	0	0	0	0	0	0	0	0	0
0300	2	0	0	0	0	0	0	0	0	0	0	0	0	0	0	0	0	0	0	0	0	0	0	0	0	0	0	0	0
0400	3	0	0	0	0	0	0	0	0	0	0	0	0	0	0	0	0	0	0	0	0	0	0	0	0	0	0	0	0
0500	7	0	0	0	0	0	0	0	0	0	0	0	1	1	1	1	1	1	0	0	0	0	0	0	0	0	0	0	0
0600	9	0	0	0	0	0	0	0	0	0	0	0	1	2	1	2	1	1	0	0	0	0	0	0	0	0	0	0	0
0700	40	0	0	0	0	0	0	0	0	1	1	1	4	7	8	8	4	2	2	0	0	0	0	0	0	0	0	0	0
0800	**55**	**0**	**0**	**0**	**0**	**0**	**0**	**0**	**0**	**0**	**1**	**1**	**3**	**5**	**12**	**13**	**10**	**5**	**2**	**1**	**0**	**0**	**0**	**0**	**0**	**0**	**0**	**0**	**0**
0900	46	0	0	0	0	0	0	0	0	0	2	5	6	7	9	6	5	4	1	1	0	0	0	0	0	0	0	0	0
1000	46	0	0	0	0	0	0	0	1	1	0	5	9	7	9	6	4	2	1	0	0	0	0	0	0	0	0	0	0
1100	53	0	0	0	0	0	0	0	0	0	2	6	8	11	9	7	6	2	1	0	0	0	0	0	0	0	0	0	0
1200	53	0	0	0	0	0	0	0	1	0	1	5	8	10	11	6	4	3	2	0	0	0	0	0	0	0	0	0	0
1300	49	0	0	0	0	0	0	0	0	1	1	6	6	9	11	8	4	3	1	1	0	0	0	0	0	0	0	0	0
1400	50	0	0	0	0	0	0	0	0	0	2	4	8	8	10	7	5	3	1	0	0	0	0	0	0	0	0	0	0
1500	56	0	0	0	0	0	0	1	0	1	2	5	8	10	11	8	5	3	1	0	0	0	0	0	0	0	0	0	0
1600	**80**	**0**	**0**	**0**	**0**	**0**	**0**	**0**	**0**	**3**	**4**	**7**	**12**	**14**	**15**	**11**	**7**	**4**	**1**	**0**	**0**	**0**	**0**	**0**	**0**	**0**	**0**	**0**	**0**
1700	76	0	0	0	0	0	0	0	0	1	1	5	9	13	16	15	7	4	3	1	0	0	0	0	0	0	0	0	0
1800	55	0	0	0	0	0	0	0	0	1	1	5	6	9	13	9	6	2	1	1	1	0	0	0	0	0	0	0	0
1900	40	0	0	0	0	0	0	0	0	1	1	3	5	7	7	7	3	3	1	0	0	0	0	0	0	0	0	0	0
2000	32	0	0	0	0	0	0	0	0	0	1	3	3	7	6	4	4	1	1	0	0	0	0	0	0	0	0	0	0
2100	22	0	0	0	0	0	0	0	0	0	0	1	3	3	4	3	2	2	1	1	0	0	0	0	0	0	0	0	0
2200	15	0	0	0	0	0	0	0	0	0	1	1	1	2	3	1	3	1	1	0	0	0	0	0	0	0	0	0	0
2300	9	0	0	0	0	0	0	0	0	0	0	1	2	1	1	1	1	1	0	0	0	0	0	0	0	0	0	0	0
07-19	**658**	**0**	**0**	**0**	**0**	**1**	**1**	**2**	**4**	**9**	**18**	**53**	**87**	**109**	**136**	**106**	**68**	**36**	**17**	**6**	**2**	**1**	**0**	**0**	**0**	**0**	**0**	**0**	**0**
06-22	**761**	**0**	**0**	**0**	**0**	**1**	**1**	**2**	**4**	**11**	**21**	**61**	**100**	**128**	**155**	**123**	**78**	**43**	**20**	**7**	**3**	**1**	**1**	**0**	**0**	**0**	**0**	**0**	**0**
06-00	**785**	**0**	**0**	**0**	**0**	**1**	**1**	**2**	**4**	**11**	**23**	**63**	**103**	**132**	**159**	**126**	**82**	**44**	**21**	**7**	**4**	**1**	**1**	**0**	**0**	**0**	**0**	**0**	**0**
00-00	**810**	**0**	**0**	**0**	**0**	**1**	**1**	**2**	**4**	**11**	**23**	**65**	**106**	**137**	**163**	**130**	**85**	**47**	**22**	**7**	**4**	**1**	**1**	**0**	**0**	**0**	**0**	**0**	**0**

DRAFT

Site 52
Location R164, Att - Telepole, Lat 53.8847, Long -6.82182
Direction Two way

3279 / Meath/Cavan/Monaghan ATC's
October 2013
Automatic Traffic Count

Virtual Week (1)

Time	Total	Speed Bins (km/h)																											
		0 - 5	5 - 10	10 - 15	15 - 20	20 - 25	25 - 30	30 - 35	35 - 40	40 - 45	45 - 50	50 - 55	55 - 60	60 - 65	65 - 70	70 - 75	75 - 80	80 - 85	85 - 90	90 - 95	95 - 100	100 - 105	105 - 110	110 - 115	115 - 120	120 - 125	125 - 130	130 - 135	135 - 140
Mon	998	0	0	0	1	0	1	0	5	17	35	81	124	164	197	187	99	44	27	8	6	2	0	0	0	0	0	0	0
Tue	1006	0	0	0	0	1	0	2	2	14	29	99	143	177	206	154	81	55	24	12	5	1	1	0	0	0	0	0	0
Wed	170	0	0	0	0	0	0	0	2	2	1	6	42	18	20	16	20	14	10	4	3	3	4	1	3	0	0	1	0
Thu	1014	0	0	0	0	5	3	5	9	17	33	74	118	182	216	153	100	61	28	7	3	0	0	0	0	0	0	0	0
Fri	1059	0	0	0	1	0	0	1	3	9	22	83	128	154	231	172	129	88	22	12	4	0	0	0	0	0	0	0	0
|Sat	866	0	0	0	0	0	3	6	9	12	23	69	109	154	178	138	99	36	24	3	1	2	0	0	0	0	0	0	0
|Sun	555	0	0	0	0	0	0	0	1	9	18	42	77	107	94	87	64	32	16	4	3	0	0	1	0	0	0	0	0
5 Day Ave.	**849**	**0**	**0**	**0**	**0**	**1**	**1**	**2**	**4**	**12**	**24**	**69**	**111**	**139**	**174**	**136**	**86**	**52**	**22**	**9**	**4**	**1**	**1**	**0**	**1**	**0**	**0**	**0**	**0**
7 Day Ave.	**810**	**0**	**0**	**0**	**0**	**1**	**1**	**2**	**4**	**11**	**23**	**65**	**106**	**137**	**163**	**130**	**85**	**47**	**22**	**7**	**4**	**1**	**1**	**0**	**0**	**0**	**0**	**0**	**0**
--	**5668**	**0**	**0**	**0**	**2**	**6**	**7**	**14**	**31**	**80**	**161**	**454**	**741**	**956**	**1142**	**907**	**592**	**330**	**151**	**50**	**25**	**8**	**5**	**2**	**3**	**0**	**0**	**1**	**0**

Summary Graphs

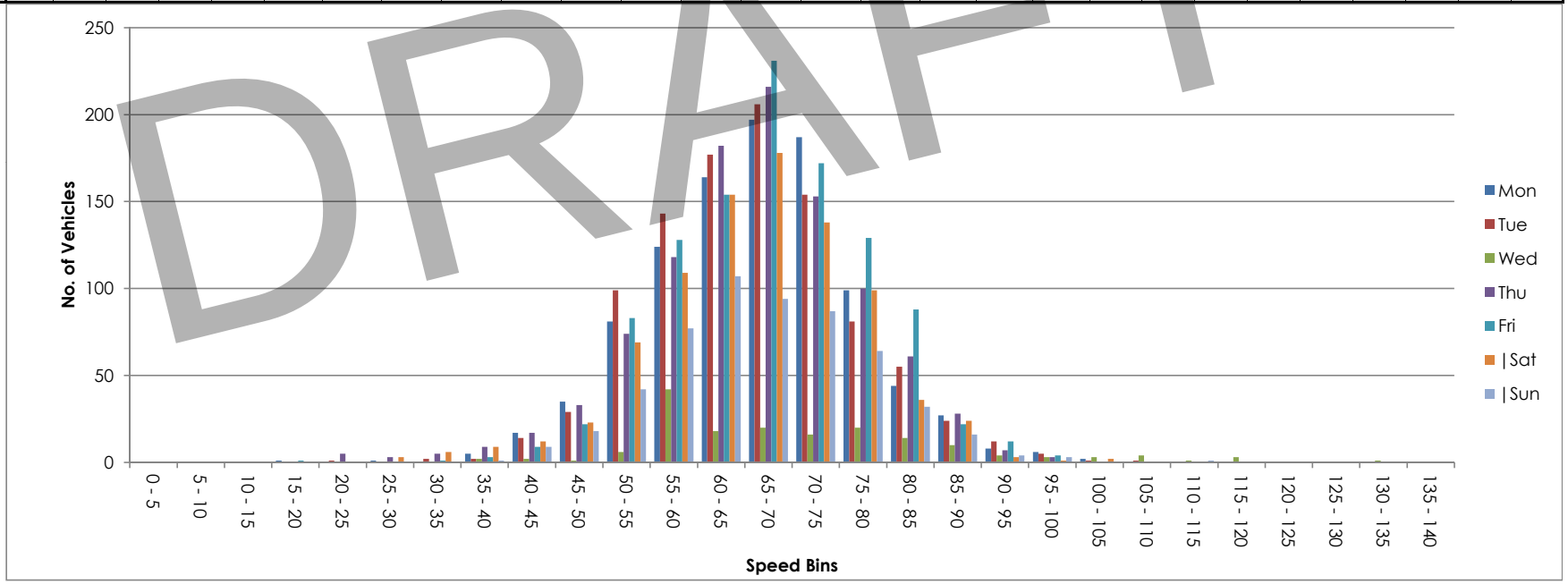

DRAFT



NDC NATIONWIDE DATA COLLECTION	**Site / Location:**	L-68011-17, Att - Gate Post, Lat 53.87103, Long -6.84562	**Project No:**	3279	**Photo No:**	3279-53	**Drawn By:** MOR
	Survey Date:	Thu, 10 October 2013 to Wed, 16 October 2013	**Project Name:**		Meath/Cavan/Monaghan ATC'S		
	Survey Times:	00:00 to 00(24):00	**Title:**		Site Photograph		

Site No.	Location.	Direction.	Speed Limit - PSL (km/h)	Start Date.	End Date.	Total Vehicles.	5 Day Ave.	7 Day Ave.	No. > Speed Limit.	%. > Speed Limit.	No. > Speed Limit1 (+5km/h).	%. > Speed Limit1 (+5km/h).	No. > Speed Limit1 (+10km/h).	%. > Speed Limit1 (+10km/h).	Mean Speed	85%ile Speed
53	L-68011-17, Att - Gate Post, Lat 53.87103, Long -6.84562	North	80	Thu, 10 October 2013	Wed, 16 October 2013	146	22	21	0	0.0	0	0.0	0	0.0	48.7	63.4
		South	80	Thu, 10 October 2013	Wed, 16 October 2013	138	19	20	1	0.7	1	0.7	1	0.7	48.5	64.1
		Two way	80	Thu, 10 October 2013	Wed, 16 October 2013	284	41	41	1	0.4	1	0.4	1	0.4	48.6	64.1

DRAFT

Site 53
Location L-68011-17, Att - Gate Post, Lat 53.87103, Long -6.84562
Direction North

3279 / Meath/Cavan/Monaghan ATC's
October 2013
Automatic Traffic Count

Thu, 10 October 2013

Time	Total	Classification												>PSL	>PSL%	>SL1	>SL1%	>SL2	>SL2%	Mean	Vpp
		1 MCL	2 SV	3 SVT	4 TB2	5 TB3	6 T4	7 ART3	8 ART4	9 ART5	10 ART6	11 BD	12 DRT	80	80	85 +5kph	85 +5kph	90 +10kph	90 +10kph		85
0000	0	0	0	0	0	0	0	0	0	0	0	0	0	0	0	0	0	0	0	-	-
0100	0	0	0	0	0	0	0	0	0	0	0	0	0	0	0	0	0	0	0	-	-
0200	1	0	1	0	0	0	0	0	0	0	0	0	0	0	0	0	0	0	0	41.7	-
0300	0	0	0	0	0	0	0	0	0	0	0	0	0	0	0	0	0	0	0	-	-
0400	0	0	0	0	0	0	0	0	0	0	0	0	0	0	0	0	0	0	0	-	-
0500	0	0	0	0	0	0	0	0	0	0	0	0	0	0	0	0	0	0	0	-	-
0600	0	0	0	0	0	0	0	0	0	0	0	0	0	0	0	0	0	0	0	-	-
0700	1	0	1	0	0	0	0	0	0	0	0	0	0	0	0	0	0	0	0	34.6	-
0800	1	0	1	0	0	0	0	0	0	0	0	0	0	0	0	0	0	0	0	50.7	-
0900	0	0	0	0	0	0	0	0	0	0	0	0	0	0	0	0	0	0	0	-	-
1000	0	0	0	0	0	0	0	0	0	0	0	0	0	0	0	0	0	0	0	-	-
1100	**4**	**0**	**3**	**0**	**1**	**0**	**0**	**0**	**0**	**0**	**0**	**0**	**0**	**0**	**0**	**0**	**0**	**0**	**0**	**24.5**	**-**
1200	2	0	2	0	0	0	0	0	0	0	0	0	0	0	0	0	0	0	0	46.4	-
1300	0	0	0	0	0	0	0	0	0	0	0	0	0	0	0	0	0	0	0	-	-
1400	0	0	0	0	0	0	0	0	0	0	0	0	0	0	0	0	0	0	0	-	-
1500	2	0	2	0	0	0	0	0	0	0	0	0	0	0	0	0	0	0	0	40.5	-
1600	1	0	1	0	0	0	0	0	0	0	0	0	0	0	0	0	0	0	0	70.1	-
1700	2	0	2	0	0	0	0	0	0	0	0	0	0	0	0	0	0	0	0	43.4	-
1800	3	0	3	0	0	0	0	0	0	0	0	0	0	0	0	0	0	0	0	57.4	-
1900	**4**	**0**	**4**	**0**	**0**	**0**	**0**	**0**	**0**	**0**	**0**	**0**	**0**	**0**	**0**	**0**	**0**	**0**	**0**	**62.3**	**-**
2000	3	0	3	0	0	0	0	0	0	0	0	0	0	0	0	0	0	0	0	61.9	-
2100	1	0	1	0	0	0	0	0	0	0	0	0	0	0	0	0	0	0	0	21.6	-
2200	0	0	0	0	0	0	0	0	0	0	0	0	0	0	0	0	0	0	0	-	-
2300	0	0	0	0	0	0	0	0	0	0	0	0	0	0	0	0	0	0	0	-	-
07-19	**16**	**0**	**15**	**0**	**1**	**0**	**0**	**0**	**0**	**0**	**0**	**0**	**0**	**0**	**0**	**0**	**0**	**0**	**0**	**42.9**	**59.8**
06-22	**24**	**0**	**23**	**0**	**1**	**0**	**0**	**0**	**0**	**0**	**0**	**0**	**0**	**0**	**0**	**0**	**0**	**0**	**0**	**47.6**	**62.3**
06-00	**24**	**0**	**23**	**0**	**1**	**0**	**0**	**0**	**0**	**0**	**0**	**0**	**0**	**0**	**0**	**0**	**0**	**0**	**0**	**47.6**	**62.3**
00-00	**25**	**0**	**24**	**0**	**1**	**0**	**0**	**0**	**0**	**0**	**0**	**0**	**0**	**0**	**0**	**0**	**0**	**0**	**0**	**47.4**	**62.3**

DRAFT

Site 53
Location L-68011-17, Att - Gate Post, Lat 53.87103, Long -6.84562
Direction North

3279 / Meath/Cavan/Monaghan ATC's
October 2013
Automatic Traffic Count

Fri, 11 October 2013

Time	Total	Classification												>PSL	>PSL%	>SL1	>SL1%	>SL2	>SL2%	Mean	Vpp
		1 MCL	2 SV	3 SVT	4 TB2	5 TB3	6 T4	7 ART3	8 ART4	9 ART5	10 ART6	11 BD	12 DRT	80	80	85 +5kph	85 +5kph	90 +10kph	90 +10kph		85
0000	0	0	0	0	0	0	0	0	0	0	0	0	0	0	0	0	0	0	0	-	-
0100	0	0	0	0	0	0	0	0	0	0	0	0	0	0	0	0	0	0	0	-	-
0200	0	0	0	0	0	0	0	0	0	0	0	0	0	0	0	0	0	0	0	-	-
0300	0	0	0	0	0	0	0	0	0	0	0	0	0	0	0	0	0	0	0	-	-
0400	0	0	0	0	0	0	0	0	0	0	0	0	0	0	0	0	0	0	0	-	-
0500	0	0	0	0	0	0	0	0	0	0	0	0	0	0	0	0	0	0	0	-	-
0600	0	0	0	0	0	0	0	0	0	0	0	0	0	0	0	0	0	0	0	-	-
0700	1	0	1	0	0	0	0	0	0	0	0	0	0	0	0	0	0	0	0	40.3	-
0800	**2**	**0**	**2**	**0**	**0**	**0**	**0**	**0**	**0**	**0**	**0**	**0**	**0**	**0**	**0**	**0**	**0**	**0**	**0**	**62.3**	**-**
0900	0	0	0	0	0	0	0	0	0	0	0	0	0	0	0	0	0	0	0	-	-
1000	0	0	0	0	0	0	0	0	0	0	0	0	0	0	0	0	0	0	0	-	-
1100	1	0	1	0	0	0	0	0	0	0	0	0	0	0	0	0	0	0	0	61.9	-
1200	0	0	0	0	0	0	0	0	0	0	0	0	0	0	0	0	0	0	0	-	-
1300	1	0	1	0	0	0	0	0	0	0	0	0	0	0	0	0	0	0	0	57.9	-
1400	1	0	1	0	0	0	0	0	0	0	0	0	0	0	0	0	0	0	0	48.3	-
1500	1	0	1	0	0	0	0	0	0	0	0	0	0	0	0	0	0	0	0	54.7	-
1600	1	0	1	0	0	0	0	0	0	0	0	0	0	0	0	0	0	0	0	28.3	-
1700	**5**	**0**	**5**	**0**	**0**	**0**	**0**	**0**	**0**	**0**	**0**	**0**	**0**	**0**	**0**	**0**	**0**	**0**	**0**	**59.1**	**-**
1800	2	0	2	0	0	0	0	0	0	0	0	0	0	0	0	0	0	0	0	47.3	-
1900	1	0	1	0	0	0	0	0	0	0	0	0	0	0	0	0	0	0	0	61	-
2000	2	0	2	0	0	0	0	0	0	0	0	0	0	0	0	0	0	0	0	60.2	-
2100	1	0	1	0	0	0	0	0	0	0	0	0	0	0	0	0	0	0	0	61.1	-
2200	3	0	3	0	0	0	0	0	0	0	0	0	0	0	0	0	0	0	0	36.8	-
2300	0	0	0	0	0	0	0	0	0	0	0	0	0	0	0	0	0	0	0	-	-
07-19	**15**	**0**	**15**	**0**	**0**	**0**	**0**	**0**	**0**	**0**	**0**	**0**	**0**	**0**	**0**	**0**	**0**	**0**	**0**	**53.7**	**67.7**
06-22	**19**	**0**	**19**	**0**	**0**	**0**	**0**	**0**	**0**	**0**	**0**	**0**	**0**	**0**	**0**	**0**	**0**	**0**	**0**	**55.2**	**67.3**
06-00	**22**	**0**	**22**	**0**	**0**	**0**	**0**	**0**	**0**	**0**	**0**	**0**	**0**	**0**	**0**	**0**	**0**	**0**	**0**	**52.7**	**67.3**
00-00	**22**	**0**	**22**	**0**	**0**	**0**	**0**	**0**	**0**	**0**	**0**	**0**	**0**	**0**	**0**	**0**	**0**	**0**	**0**	**52.7**	**67.3**

DRAFT

Site 53
Location L-68011-17, Att - Gate Post, Lat 53.87103, Long -6.84562
Direction North

3279 / Meath/Cavan/Monaghan ATC's
October 2013
Automatic Traffic Count

Sat, 12 October 2013

Time	Total	Classification												>PSL	>PSL%	>SL1	>SL1%	>SL2	>SL2%	Mean	Vpp
		1 MCL	2 SV	3 SVT	4 TB2	5 TB3	6 T4	7 ART3	8 ART4	9 ART5	10 ART6	11 BD	12 DRT	80	80	85 +5kph	85 +5kph	90 +10kph	90 +10kph		85
0000	0	0	0	0	0	0	0	0	0	0	0	0	0	0	0	0	0	0	0	-	-
0100	0	0	0	0	0	0	0	0	0	0	0	0	0	0	0	0	0	0	0	-	-
0200	0	0	0	0	0	0	0	0	0	0	0	0	0	0	0	0	0	0	0	-	-
0300	0	0	0	0	0	0	0	0	0	0	0	0	0	0	0	0	0	0	0	-	-
0400	0	0	0	0	0	0	0	0	0	0	0	0	0	0	0	0	0	0	0	-	-
0500	0	0	0	0	0	0	0	0	0	0	0	0	0	0	0	0	0	0	0	-	-
0600	0	0	0	0	0	0	0	0	0	0	0	0	0	0	0	0	0	0	0	-	-
0700	0	0	0	0	0	0	0	0	0	0	0	0	0	0	0	0	0	0	0	-	-
0800	0	0	0	0	0	0	0	0	0	0	0	0	0	0	0	0	0	0	0	-	-
0900	0	0	0	0	0	0	0	0	0	0	0	0	0	0	0	0	0	0	0	-	-
1000	**3**	**0**	**3**	**0**	**0**	**0**	**0**	**0**	**0**	**0**	**0**	**0**	**0**	**0**	**0**	**0**	**0**	**0**	**0**	**38.9**	**-**
1100	0	0	0	0	0	0	0	0	0	0	0	0	0	0	0	0	0	0	0	-	-
1200	1	0	1	0	0	0	0	0	0	0	0	0	0	0	0	0	0	0	0	52.6	-
1300	1	0	1	0	0	0	0	0	0	0	0	0	0	0	0	0	0	0	0	45.5	-
1400	1	0	1	0	0	0	0	0	0	0	0	0	0	0	0	0	0	0	0	52.4	-
1500	**3**	**0**	**3**	**0**	**0**	**0**	**0**	**0**	**0**	**0**	**0**	**0**	**0**	**0**	**0**	**0**	**0**	**0**	**0**	**42.4**	**-**
1600	2	0	2	0	0	0	0	0	0	0	0	0	0	0	0	0	0	0	0	28.5	-
1700	1	0	1	0	0	0	0	0	0	0	0	0	0	0	0	0	0	0	0	75.2	-
1800	1	0	1	0	0	0	0	0	0	0	0	0	0	0	0	0	0	0	0	51.9	-
1900	0	0	0	0	0	0	0	0	0	0	0	0	0	0	0	0	0	0	0	-	-
2000	**3**	**0**	**3**	**0**	**0**	**0**	**0**	**0**	**0**	**0**	**0**	**0**	**0**	**0**	**0**	**0**	**0**	**0**	**0**	**57.8**	**-**
2100	0	0	0	0	0	0	0	0	0	0	0	0	0	0	0	0	0	0	0	-	-
2200	1	0	1	0	0	0	0	0	0	0	0	0	0	0	0	0	0	0	0	67.3	-
2300	0	0	0	0	0	0	0	0	0	0	0	0	0	0	0	0	0	0	0	-	-
07-19	**13**	**0**	**13**	**0**	**0**	**0**	**0**	**0**	**0**	**0**	**0**	**0**	**0**	**0**	**0**	**0**	**0**	**0**	**0**	**44.5**	**52.6**
06-22	**16**	**0**	**16**	**0**	**0**	**0**	**0**	**0**	**0**	**0**	**0**	**0**	**0**	**0**	**0**	**0**	**0**	**0**	**0**	**47**	**61.9**
06-00	**17**	**0**	**17**	**0**	**0**	**0**	**0**	**0**	**0**	**0**	**0**	**0**	**0**	**0**	**0**	**0**	**0**	**0**	**0**	**48.2**	**61.9**
00-00	**17**	**0**	**17**	**0**	**0**	**0**	**0**	**0**	**0**	**0**	**0**	**0**	**0**	**0**	**0**	**0**	**0**	**0**	**0**	**48.2**	**61.9**

DRAFT

Site 53
Location L-68011-17, Att - Gate Post, Lat 53.87103, Long -6.84562
Direction North

3279 / Meath/Cavan/Monaghan ATC's
October 2013
Automatic Traffic Count

Sun, 13 October 2013

Time	Total	Classification												>PSL	>PSL%	>SL1	>SL1%	>SL2	>SL2%	Mean	Vpp
		1 MCL	2 SV	3 SVT	4 TB2	5 TB3	6 T4	7 ART3	8 ART4	9 ART5	10 ART6	11 BD	12 DRT	80	80	85 +5kph	85 +5kph	90 +10kph	90 +10kph		85
0000	1	0	1	0	0	0	0	0	0	0	0	0	0	0	0	0	0	0	0	26.5	-
0100	0	0	0	0	0	0	0	0	0	0	0	0	0	0	0	0	0	0	0	-	-
0200	0	0	0	0	0	0	0	0	0	0	0	0	0	0	0	0	0	0	0	-	-
0300	0	0	0	0	0	0	0	0	0	0	0	0	0	0	0	0	0	0	0	-	-
0400	0	0	0	0	0	0	0	0	0	0	0	0	0	0	0	0	0	0	0	-	-
0500	0	0	0	0	0	0	0	0	0	0	0	0	0	0	0	0	0	0	0	-	-
0600	0	0	0	0	0	0	0	0	0	0	0	0	0	0	0	0	0	0	0	-	-
0700	0	0	0	0	0	0	0	0	0	0	0	0	0	0	0	0	0	0	0	-	-
0800	1	0	1	0	0	0	0	0	0	0	0	0	0	0	0	0	0	0	0	45.9	-
0900	0	0	0	0	0	0	0	0	0	0	0	0	0	0	0	0	0	0	0	-	-
1000	0	0	0	0	0	0	0	0	0	0	0	0	0	0	0	0	0	0	0	-	-
1100	**2**	**0**	**2**	**0**	**0**	**0**	**0**	**0**	**0**	**0**	**0**	**0**	**0**	**0**	**0**	**0**	**0**	**0**	**0**	**51.7**	**-**
1200	1	0	1	0	0	0	0	0	0	0	0	0	0	0	0	0	0	0	0	52.8	-
1300	2	0	2	0	0	0	0	0	0	0	0	0	0	0	0	0	0	0	0	45.8	-
1400	2	0	2	0	0	0	0	0	0	0	0	0	0	0	0	0	0	0	0	48.7	-
1500	3	0	3	0	0	0	0	0	0	0	0	0	0	0	0	0	0	0	0	50.9	-
1600	**4**	**0**	**4**	**0**	**0**	**0**	**0**	**0**	**0**	**0**	**0**	**0**	**0**	**0**	**0**	**0**	**0**	**0**	**0**	**42.5**	**-**
1700	1	0	1	0	0	0	0	0	0	0	0	0	0	0	0	0	0	0	0	37.2	-
1800	1	0	1	0	0	0	0	0	0	0	0	0	0	0	0	0	0	0	0	50.2	-
1900	0	0	0	0	0	0	0	0	0	0	0	0	0	0	0	0	0	0	0	-	-
2000	1	0	1	0	0	0	0	0	0	0	0	0	0	0	0	0	0	0	0	57.2	-
2100	0	0	0	0	0	0	0	0	0	0	0	0	0	0	0	0	0	0	0	-	-
2200	1	0	1	0	0	0	0	0	0	0	0	0	0	0	0	0	0	0	0	52.7	-
2300	0	0	0	0	0	0	0	0	0	0	0	0	0	0	0	0	0	0	0	-	-
07-19	**17**	**0**	**17**	**0**	**0**	**0**	**0**	**0**	**0**	**0**	**0**	**0**	**0**	**0**	**0**	**0**	**0**	**0**	**0**	**47.1**	**55.4**
06-22	**18**	**0**	**18**	**0**	**0**	**0**	**0**	**0**	**0**	**0**	**0**	**0**	**0**	**0**	**0**	**0**	**0**	**0**	**0**	**47.7**	**56.2**
06-00	**19**	**0**	**19**	**0**	**0**	**0**	**0**	**0**	**0**	**0**	**0**	**0**	**0**	**0**	**0**	**0**	**0**	**0**	**0**	**48**	**56.2**
00-00	**20**	**0**	**20**	**0**	**0**	**0**	**0**	**0**	**0**	**0**	**0**	**0**	**0**	**0**	**0**	**0**	**0**	**0**	**0**	**46.9**	**56.2**

DRAFT

Site 53
Location L-68011-17, Att - Gate Post, Lat 53.87103, Long -6.84562
Direction North

3279 / Meath/Cavan/Monaghan ATC's
October 2013
Automatic Traffic Count

Mon, 14 October 2013

Time	Total	Classification												>PSL	>PSL%	>SL1	>SL1%	>SL2	>SL2%	Mean	Vpp
		1 MCL	2 SV	3 SVT	4 TB2	5 TB3	6 T4	7 ART3	8 ART4	9 ART5	10 ART6	11 BD	12 DRT	80	80	85 +5kph	85 +5kph	90 +10kph	90 +10kph		85
0000	0	0	0	0	0	0	0	0	0	0	0	0	0	0	0	0	0	0	0	-	-
0100	1	0	1	0	0	0	0	0	0	0	0	0	0	0	0	0	0	0	0	25.4	-
0200	0	0	0	0	0	0	0	0	0	0	0	0	0	0	0	0	0	0	0	-	-
0300	0	0	0	0	0	0	0	0	0	0	0	0	0	0	0	0	0	0	0	-	-
0400	0	0	0	0	0	0	0	0	0	0	0	0	0	0	0	0	0	0	0	-	-
0500	0	0	0	0	0	0	0	0	0	0	0	0	0	0	0	0	0	0	0	-	-
0600	0	0	0	0	0	0	0	0	0	0	0	0	0	0	0	0	0	0	0	-	-
0700	0	0	0	0	0	0	0	0	0	0	0	0	0	0	0	0	0	0	0	-	-
0800	2	0	2	0	0	0	0	0	0	0	0	0	0	0	0	0	0	0	0	61.8	-
0900	**4**	**0**	**4**	**0**	**0**	**0**	**0**	**0**	**0**	**0**	**0**	**0**	**0**	**0**	**0**	**0**	**0**	**0**	**0**	**49.7**	**-**
1000	0	0	0	0	0	0	0	0	0	0	0	0	0	0	0	0	0	0	0	-	-
1100	0	0	0	0	0	0	0	0	0	0	0	0	0	0	0	0	0	0	0	-	-
1200	2	0	2	0	0	0	0	0	0	0	0	0	0	0	0	0	0	0	0	53.5	-
1300	1	0	1	0	0	0	0	0	0	0	0	0	0	0	0	0	0	0	0	71.5	-
1400	0	0	0	0	0	0	0	0	0	0	0	0	0	0	0	0	0	0	0	-	-
1500	0	0	0	0	0	0	0	0	0	0	0	0	0	0	0	0	0	0	0	-	-
1600	1	0	1	0	0	0	0	0	0	0	0	0	0	0	0	0	0	0	0	50.8	-
1700	**4**	**0**	**4**	**0**	**0**	**0**	**0**	**0**	**0**	**0**	**0**	**0**	**0**	**0**	**0**	**0**	**0**	**0**	**0**	**50.9**	**-**
1800	1	0	1	0	0	0	0	0	0	0	0	0	0	0	0	0	0	0	0	56.3	-
1900	**4**	**0**	**4**	**0**	**0**	**0**	**0**	**0**	**0**	**0**	**0**	**0**	**0**	**0**	**0**	**0**	**0**	**0**	**0**	**50.2**	**-**
2000	0	0	0	0	0	0	0	0	0	0	0	0	0	0	0	0	0	0	0	-	-
2100	2	0	2	0	0	0	0	0	0	0	0	0	0	0	0	0	0	0	0	54.3	-
2200	1	0	1	0	0	0	0	0	0	0	0	0	0	0	0	0	0	0	0	28.4	-
2300	0	0	0	0	0	0	0	0	0	0	0	0	0	0	0	0	0	0	0	-	-
07-19	**15**	**0**	**15**	**0**	**0**	**0**	**0**	**0**	**0**	**0**	**0**	**0**	**0**	**0**	**0**	**0**	**0**	**0**	**0**	**54.1**	**59.4**
06-22	**21**	**0**	**21**	**0**	**0**	**0**	**0**	**0**	**0**	**0**	**0**	**0**	**0**	**0**	**0**	**0**	**0**	**0**	**0**	**53.4**	**59.4**
06-00	**22**	**0**	**22**	**0**	**0**	**0**	**0**	**0**	**0**	**0**	**0**	**0**	**0**	**0**	**0**	**0**	**0**	**0**	**0**	**52.2**	**59.4**
00-00	**23**	**0**	**23**	**0**	**0**	**0**	**0**	**0**	**0**	**0**	**0**	**0**	**0**	**0**	**0**	**0**	**0**	**0**	**0**	**51.1**	**59.4**

DRAFT

Site 53
Location L-68011-17, Att - Gate Post, Lat 53.87103, Long -6.84562
Direction North

3279 / Meath/Cavan/Monaghan ATC's
October 2013
Automatic Traffic Count

Tue, 15 October 2013

Time	Total	Classification												>PSL	>PSL%	>SL1	>SL1%	>SL2	>SL2%	Mean	Vpp
		1 MCL	2 SV	3 SVT	4 TB2	5 TB3	6 T4	7 ART3	8 ART4	9 ART5	10 ART6	11 BD	12 DRT	80	80	85 +5kph	85 +5kph	90 +10kph	90 +10kph		85
0000	0	0	0	0	0	0	0	0	0	0	0	0	0	0	0	0	0	0	0	-	-
0100	0	0	0	0	0	0	0	0	0	0	0	0	0	0	0	0	0	0	0	-	-
0200	0	0	0	0	0	0	0	0	0	0	0	0	0	0	0	0	0	0	0	-	-
0300	0	0	0	0	0	0	0	0	0	0	0	0	0	0	0	0	0	0	0	-	-
0400	0	0	0	0	0	0	0	0	0	0	0	0	0	0	0	0	0	0	0	-	-
0500	0	0	0	0	0	0	0	0	0	0	0	0	0	0	0	0	0	0	0	-	-
0600	0	0	0	0	0	0	0	0	0	0	0	0	0	0	0	0	0	0	0	-	-
0700	0	0	0	0	0	0	0	0	0	0	0	0	0	0	0	0	0	0	0	-	-
0800	**2**	**0**	**2**	**0**	**0**	**0**	**0**	**0**	**0**	**0**	**0**	**0**	**0**	**0**	**0**	**0**	**0**	**0**	**0**	**62.8**	**-**
0900	**2**	**0**	**2**	**0**	**0**	**0**	**0**	**0**	**0**	**0**	**0**	**0**	**0**	**0**	**0**	**0**	**0**	**0**	**0**	**49.2**	**-**
1000	1	0	1	0	0	0	0	0	0	0	0	0	0	0	0	0	0	0	0	45	-
1100	0	0	0	0	0	0	0	0	0	0	0	0	0	0	0	0	0	0	0	-	-
1200	2	0	2	0	0	0	0	0	0	0	0	0	0	0	0	0	0	0	0	38.5	-
1300	1	0	1	0	0	0	0	0	0	0	0	0	0	0	0	0	0	0	0	50.7	-
1400	1	0	1	0	0	0	0	0	0	0	0	0	0	0	0	0	0	0	0	60.9	-
1500	0	0	0	0	0	0	0	0	0	0	0	0	0	0	0	0	0	0	0	-	-
1600	2	0	2	0	0	0	0	0	0	0	0	0	0	0	0	0	0	0	0	38.1	-
1700	**3**	**0**	**3**	**0**	**0**	**0**	**0**	**0**	**0**	**0**	**0**	**0**	**0**	**0**	**0**	**0**	**0**	**0**	**0**	**48.6**	**-**
1800	0	0	0	0	0	0	0	0	0	0	0	0	0	0	0	0	0	0	0	-	-
1900	1	0	1	0	0	0	0	0	0	0	0	0	0	0	0	0	0	0	0	63.7	-
2000	2	0	2	0	0	0	0	0	0	0	0	0	0	0	0	0	0	0	0	57.1	-
2100	0	0	0	0	0	0	0	0	0	0	0	0	0	0	0	0	0	0	0	-	-
2200	1	0	1	0	0	0	0	0	0	0	0	0	0	0	0	0	0	0	0	23.5	-
2300	0	0	0	0	0	0	0	0	0	0	0	0	0	0	0	0	0	0	0	-	-
07-19	**14**	**0**	**14**	**0**	**0**	**0**	**0**	**0**	**0**	**0**	**0**	**0**	**0**	**0**	**0**	**0**	**0**	**0**	**0**	**48.5**	**60.8**
06-22	**17**	**0**	**17**	**0**	**0**	**0**	**0**	**0**	**0**	**0**	**0**	**0**	**0**	**0**	**0**	**0**	**0**	**0**	**0**	**50.4**	**63.4**
06-00	**18**	**0**	**18**	**0**	**0**	**0**	**0**	**0**	**0**	**0**	**0**	**0**	**0**	**0**	**0**	**0**	**0**	**0**	**0**	**48.9**	**63.4**
00-00	**18**	**0**	**18**	**0**	**0**	**0**	**0**	**0**	**0**	**0**	**0**	**0**	**0**	**0**	**0**	**0**	**0**	**0**	**0**	**48.9**	**63.4**

DRAFT

Site 53
Location L-68011-17, Att - Gate Post, Lat 53.87103, Long -6.84562
Direction North

3279 / Meath/Cavan/Monaghan ATC's
October 2013
Automatic Traffic Count

Wed, 16 October 2013

Time	Total	Classification												>PSL	>PSL%	>SL1	>SL1%	>SL2	>SL2%	Mean	Vpp
		1 MCL	2 SV	3 SVT	4 TB2	5 TB3	6 T4	7 ART3	8 ART4	9 ART5	10 ART6	11 BD	12 DRT	80	80	85 +5kph	85 +5kph	90 +10kph	90 +10kph		85
0000	0	0	0	0	0	0	0	0	0	0	0	0	0	0	0	0	0	0	0	-	-
0100	0	0	0	0	0	0	0	0	0	0	0	0	0	0	0	0	0	0	0	-	-
0200	0	0	0	0	0	0	0	0	0	0	0	0	0	0	0	0	0	0	0	-	-
0300	0	0	0	0	0	0	0	0	0	0	0	0	0	0	0	0	0	0	0	-	-
0400	0	0	0	0	0	0	0	0	0	0	0	0	0	0	0	0	0	0	0	-	-
0500	0	0	0	0	0	0	0	0	0	0	0	0	0	0	0	0	0	0	0	-	-
0600	0	0	0	0	0	0	0	0	0	0	0	0	0	0	0	0	0	0	0	-	-
0700	0	0	0	0	0	0	0	0	0	0	0	0	0	0	0	0	0	0	0	-	-
0800	**1**	**0**	**1**	**0**	**0**	**0**	**0**	**0**	**0**	**0**	**0**	**0**	**0**	**0**	**0**	**0**	**0**	**0**	**0**	**59**	**-**
0900	**1**	**0**	**1**	**0**	**0**	**0**	**0**	**0**	**0**	**0**	**0**	**0**	**0**	**0**	**0**	**0**	**0**	**0**	**0**	**52.2**	**-**
1000	0	0	0	0	0	0	0	0	0	0	0	0	0	0	0	0	0	0	0	-	-
1100	**1**	**0**	**1**	**0**	**0**	**0**	**0**	**0**	**0**	**0**	**0**	**0**	**0**	**0**	**0**	**0**	**0**	**0**	**0**	**48.8**	**-**
1200	2	0	2	0	0	0	0	0	0	0	0	0	0	0	0	0	0	0	0	49.8	-
1300	1	0	1	0	0	0	0	0	0	0	0	0	0	0	0	0	0	0	0	18.5	-
1400	1	0	1	0	0	0	0	0	0	0	0	0	0	0	0	0	0	0	0	50.3	-
1500	2	0	2	0	0	0	0	0	0	0	0	0	0	0	0	0	0	0	0	39.5	-
1600	**4**	**0**	**4**	**0**	**0**	**0**	**0**	**0**	**0**	**0**	**0**	**0**	**0**	**0**	**0**	**0**	**0**	**0**	**0**	**43.5**	**-**
1700	1	0	1	0	0	0	0	0	0	0	0	0	0	0	0	0	0	0	0	50	-
1800	2	0	2	0	0	0	0	0	0	0	0	0	0	0	0	0	0	0	0	39.9	-
1900	1	0	1	0	0	0	0	0	0	0	0	0	0	0	0	0	0	0	0	70	-
2000	1	0	1	0	0	0	0	0	0	0	0	0	0	0	0	0	0	0	0	23.2	-
2100	0	0	0	0	0	0	0	0	0	0	0	0	0	0	0	0	0	0	0	-	-
2200	2	0	2	0	0	0	0	0	0	0	0	0	0	0	0	0	0	0	0	37.8	-
2300	1	0	1	0	0	0	0	0	0	0	0	0	0	0	0	0	0	0	0	69.3	-
07-19	**16**	**0**	**16**	**0**	**0**	**0**	**0**	**0**	**0**	**0**	**0**	**0**	**0**	**0**	**0**	**0**	**0**	**0**	**0**	**44.5**	**59**
06-22	**18**	**0**	**18**	**0**	**0**	**0**	**0**	**0**	**0**	**0**	**0**	**0**	**0**	**0**	**0**	**0**	**0**	**0**	**0**	**44.7**	**59**
06-00	**21**	**0**	**21**	**0**	**0**	**0**	**0**	**0**	**0**	**0**	**0**	**0**	**0**	**0**	**0**	**0**	**0**	**0**	**0**	**45.2**	**61.6**
00-00	**21**	**0**	**21**	**0**	**0**	**0**	**0**	**0**	**0**	**0**	**0**	**0**	**0**	**0**	**0**	**0**	**0**	**0**	**0**	**45.2**	**61.6**

DRAFT

Site 53
Location L-68011-17, Att - Gate Post, Lat 53.87103, Long -6.84562
Direction North

3279 / Meath/Cavan/Monaghan ATC's
October 2013
Automatic Traffic Count

Virtual Day (7)

Time	Total	Classification												>PSL	>PSL%	>SL1	>SL1%	>SL2	>SL2%	Mean	Vpp
		1 MCL	2 SV	3 SVT	4 TB2	5 TB3	6 T4	7 ART3	8 ART4	9 ART5	10 ART6	11 BD	12 DRT	80	80	85 +5kph	85 +5kph	90 +10kph	90 +10kph		85
0000	0	0	0	0	0	0	0	0	0	0	0	0	0	0	0	0	0	0	0	26.5	-
0100	0	0	0	0	0	0	0	0	0	0	0	0	0	0	0	0	0	0	0	25.4	-
0200	0	0	0	0	0	0	0	0	0	0	0	0	0	0	0	0	0	0	0	41.7	-
0300	0	0	0	0	0	0	0	0	0	0	0	0	0	0	0	0	0	0	0	-	-
0400	0	0	0	0	0	0	0	0	0	0	0	0	0	0	0	0	0	0	0	-	-
0500	0	0	0	0	0	0	0	0	0	0	0	0	0	0	0	0	0	0	0	-	-
0600	0	0	0	0	0	0	0	0	0	0	0	0	0	0	0	0	0	0	0	-	-
0700	0	0	0	0	0	0	0	0	0	0	0	0	0	0	0	0	0	0	0	37.5	-
0800	**1**	**0**	**1**	**0**	**0**	**0**	**0**	**0**	**0**	**0**	**0**	**0**	**0**	**0**	**0**	**0**	**0**	**0**	**0**	**58.8**	**-**
0900	**1**	**0**	**1**	**0**	**0**	**0**	**0**	**0**	**0**	**0**	**0**	**0**	**0**	**0**	**0**	**0**	**0**	**0**	**0**	**49.9**	**-**
1000	**1**	**0**	**1**	**0**	**0**	**0**	**0**	**0**	**0**	**0**	**0**	**0**	**0**	**0**	**0**	**0**	**0**	**0**	**0**	**40.4**	**-**
1100	**1**	**0**	**1**	**0**	**0**	**0**	**0**	**0**	**0**	**0**	**0**	**0**	**0**	**0**	**0**	**0**	**0**	**0**	**0**	**39**	**-**
1200	1	0	1	0	0	0	0	0	0	0	0	0	0	0	0	0	0	0	0	48.2	-
1300	1	0	1	0	0	0	0	0	0	0	0	0	0	0	0	0	0	0	0	47.9	-
1400	1	0	1	0	0	0	0	0	0	0	0	0	0	0	0	0	0	0	0	51.5	-
1500	**2**	**0**	**2**	**0**	**0**	**0**	**0**	**0**	**0**	**0**	**0**	**0**	**0**	**0**	**0**	**0**	**0**	**0**	**0**	**45**	**-**
1600	**2**	**0**	**2**	**0**	**0**	**0**	**0**	**0**	**0**	**0**	**0**	**0**	**0**	**0**	**0**	**0**	**0**	**0**	**0**	**41.8**	**-**
1700	**2**	**0**	**2**	**0**	**0**	**0**	**0**	**0**	**0**	**0**	**0**	**0**	**0**	**0**	**0**	**0**	**0**	**0**	**0**	**52.6**	**-**
1800	1	0	1	0	0	0	0	0	0	0	0	0	0	0	0	0	0	0	0	50.5	-
1900	**2**	**0**	**2**	**0**	**0**	**0**	**0**	**0**	**0**	**0**	**0**	**0**	**0**	**0**	**0**	**0**	**0**	**0**	**0**	**58.6**	**-**
2000	**2**	**0**	**2**	**0**	**0**	**0**	**0**	**0**	**0**	**0**	**0**	**0**	**0**	**0**	**0**	**0**	**0**	**0**	**0**	**56.2**	**-**
2100	1	0	1	0	0	0	0	0	0	0	0	0	0	0	0	0	0	0	0	47.8	-
2200	1	0	1	0	0	0	0	0	0	0	0	0	0	0	0	0	0	0	0	39.8	-
2300	0	0	0	0	0	0	0	0	0	0	0	0	0	0	0	0	0	0	0	69.3	-
07-19	**15**	**0**	**15**	**0**	**0**	**0**	**0**	**0**	**0**	**0**	**0**	**0**	**0**	**0**	**0**	**0**	**0**	**0**	**0**	**47.9**	**59.8**
06-22	**19**	**0**	**19**	**0**	**0**	**0**	**0**	**0**	**0**	**0**	**0**	**0**	**0**	**0**	**0**	**0**	**0**	**0**	**0**	**49.5**	**63.4**
06-00	**20**	**0**	**20**	**0**	**0**	**0**	**0**	**0**	**0**	**0**	**0**	**0**	**0**	**0**	**0**	**0**	**0**	**0**	**0**	**49**	**64.1**
00-00	**21**	**0**	**21**	**0**	**0**	**0**	**0**	**0**	**0**	**0**	**0**	**0**	**0**	**0**	**0**	**0**	**0**	**0**	**0**	**48.7**	**63.4**

DRAFT

Site 53
Location L-68011-17, Att - Gate Post, Lat 53.87103, Long -6.84562
Direction North

3279 / Meath/Cavan/Monaghan ATC's
October 2013
Automatic Traffic Count

Virtual Week (1)

Time	Total	Classification												>PSL	>PSL%	>SL1	>SL1%	>SL2	>SL2%	Mean	Vpp
		1 MCL	2 SV	3 SVT	4 TB2	5 TB3	6 T4	7 ART3	8 ART4	9 ART5	10 ART6	11 BD	12 DRT	80	80	85 +5kph	85 +5kph	90 +10kph	90 +10kph		85
Mon	23	0	23	0	0	0	0	0	0	0	0	0	0	0	0	0	0	0	0	51.1	59.4
Tue	18	0	18	0	0	0	0	0	0	0	0	0	0	0	0	0	0	0	0	48.9	63.4
Wed	21	0	21	0	0	0	0	0	0	0	0	0	0	0	0	0	0	0	0	45.2	61.6
Thu	25	0	24	0	1	0	0	0	0	0	0	0	0	0	0	0	0	0	0	47.4	62.3
Fri	22	0	22	0	0	0	0	0	0	0	0	0	0	0	0	0	0	0	0	52.7	67.3
| Sat	17	0	17	0	0	0	0	0	0	0	0	0	0	0	0	0	0	0	0	48.2	61.9
| Sun	20	0	20	0	0	0	0	0	0	0	0	0	0	0	0	0	0	0	0	46.9	56.2
5 Day Ave.	**22**	**0**	**22**	**0**	**0**	**0**	**0**	**0**	**0**	**0**	**0**	**0**	**0**	**0**	**0.0**	**0**	**0.0**	**0**	**0.0**	**49.1**	**62.8**
7 Day Ave.	**21**	**0**	**21**	**0**	**0**	**0**	**0**	**0**	**0**	**0**	**0**	**0**	**0**	**0**	**0.0**	**0**	**0.0**	**0**	**0.0**	**48.7**	**63.4**
--	**146**	**0**	**145**	**0**	**1**	**0**	**0**	**0**	**0**	**0**	**0**	**0**	**0**	**0**	**0.0**	**0**	**0.0**	**0**	**0.0**	**48.7**	**63.4**

Summary Graphs

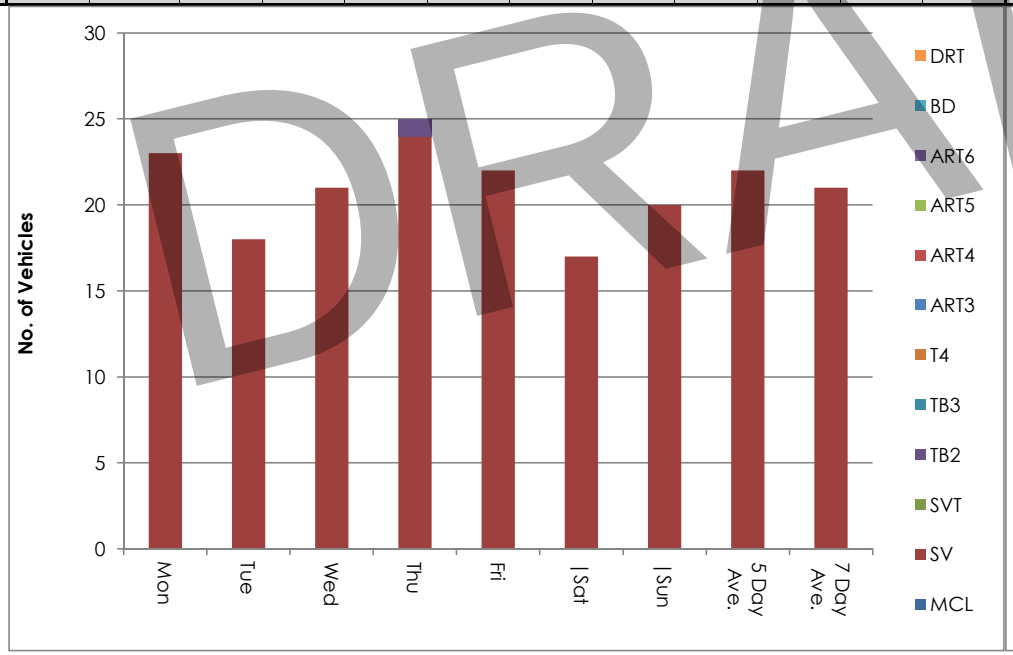

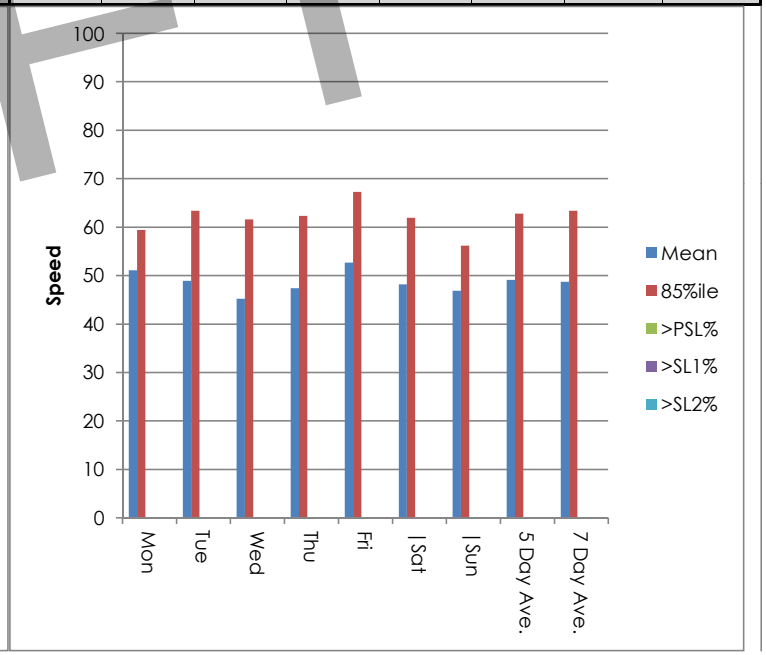

DRAFT

Site 53
Location L-68011-17, Att - Gate Post, Lat 53.87103, Long -6.84562
Direction North

3279 / Meath/Cavan/Monaghan ATC's
October 2013
Automatic Traffic Count

Thu, 10 October 2013

Time	Total	Speed Bins (km/h)																											
		0 - 5	5 - 10	10 - 15	15 - 20	20 - 25	25 - 30	30 - 35	35 - 40	40 - 45	45 - 50	50 - 55	55 - 60	60 - 65	65 - 70	70 - 75	75 - 80	80 - 85	85 - 90	90 - 95	95 - 100	100 - 105	105 - 110	110 - 115	115 - 120	120 - 125	125 - 130	130 - 135	135 - 140
0000	0	0	0	0	0	0	0	0	0	0	0	0	0	0	0	0	0	0	0	0	0	0	0	0	0	0	0	0	0
0100	0	0	0	0	0	0	0	0	0	0	0	0	0	0	0	0	0	0	0	0	0	0	0	0	0	0	0	0	0
0200	1	0	0	0	0	0	0	0	0	1	0	0	0	0	0	0	0	0	0	0	0	0	0	0	0	0	0	0	0
0300	0	0	0	0	0	0	0	0	0	0	0	0	0	0	0	0	0	0	0	0	0	0	0	0	0	0	0	0	0
0400	0	0	0	0	0	0	0	0	0	0	0	0	0	0	0	0	0	0	0	0	0	0	0	0	0	0	0	0	0
0500	0	0	0	0	0	0	0	0	0	0	0	0	0	0	0	0	0	0	0	0	0	0	0	0	0	0	0	0	0
0600	0	0	0	0	0	0	0	0	0	0	0	0	0	0	0	0	0	0	0	0	0	0	0	0	0	0	0	0	0
0700	1	0	0	0	0	0	0	1	0	0	0	0	0	0	0	0	0	0	0	0	0	0	0	0	0	0	0	0	0
0800	1	0	0	0	0	0	0	0	0	0	0	1	0	0	0	0	0	0	0	0	0	0	0	0	0	0	0	0	0
0900	0	0	0	0	0	0	0	0	0	0	0	0	0	0	0	0	0	0	0	0	0	0	0	0	0	0	0	0	0
1000	0	0	0	0	0	0	0	0	0	0	0	0	0	0	0	0	0	0	0	0	0	0	0	0	0	0	0	0	0
1100	**4**	**0**	**0**	**0**	**1**	**0**	**3**	**0**	**0**	**0**	**0**	**0**	**0**	**0**	**0**	**0**	**0**	**0**	**0**	**0**	**0**	**0**	**0**	**0**	**0**	**0**	**0**	**0**	**0**
1200	2	0	0	0	0	0	0	0	0	1	0	1	0	0	0	0	0	0	0	0	0	0	0	0	0	0	0	0	0
1300	0	0	0	0	0	0	0	0	0	0	0	0	0	0	0	0	0	0	0	0	0	0	0	0	0	0	0	0	0
1400	0	0	0	0	0	0	0	0	0	0	0	0	0	0	0	0	0	0	0	0	0	0	0	0	0	0	0	0	0
1500	2	0	0	0	0	0	0	1	0	0	1	0	0	0	0	0	0	0	0	0	0	0	0	0	0	0	0	0	0
1600	1	0	0	0	0	0	0	0	0	0	0	0	0	0	0	1	0	0	0	0	0	0	0	0	0	0	0	0	0
1700	2	0	0	0	0	0	0	1	0	0	0	1	0	0	0	0	0	0	0	0	0	0	0	0	0	0	0	0	0
1800	3	0	0	0	0	0	0	0	0	0	1	0	1	0	1	0	0	0	0	0	0	0	0	0	0	0	0	0	0
1900	**4**	**0**	**0**	**0**	**0**	**0**	**0**	**0**	**0**	**0**	**0**	**0**	**2**	**1**	**0**	**1**	**0**	**0**	**0**	**0**	**0**	**0**	**0**	**0**	**0**	**0**	**0**	**0**	**0**
2000	3	0	0	0	0	0	0	0	0	0	0	0	1	1	1	0	0	0	0	0	0	0	0	0	0	0	0	0	0
2100	1	0	0	0	0	1	0	0	0	0	0	0	0	0	0	0	0	0	0	0	0	0	0	0	0	0	0	0	0
2200	0	0	0	0	0	0	0	0	0	0	0	0	0	0	0	0	0	0	0	0	0	0	0	0	0	0	0	0	0
2300	0	0	0	0	0	0	0	0	0	0	0	0	0	0	0	0	0	0	0	0	0	0	0	0	0	0	0	0	0
07-19	**16**	**0**	**0**	**0**	**1**	**0**	**3**	**3**	**0**	**1**	**2**	**3**	**1**	**0**	**1**	**1**	**0**	**0**	**0**	**0**	**0**	**0**	**0**	**0**	**0**	**0**	**0**	**0**	**0**
06-22	**24**	**0**	**0**	**0**	**1**	**1**	**3**	**3**	**0**	**1**	**2**	**3**	**4**	**2**	**2**	**2**	**0**	**0**	**0**	**0**	**0**	**0**	**0**	**0**	**0**	**0**	**0**	**0**	**0**
06-00	**24**	**0**	**0**	**0**	**1**	**1**	**3**	**3**	**0**	**1**	**2**	**3**	**4**	**2**	**2**	**2**	**0**	**0**	**0**	**0**	**0**	**0**	**0**	**0**	**0**	**0**	**0**	**0**	**0**
00-00	**25**	**0**	**0**	**0**	**1**	**1**	**3**	**3**	**0**	**2**	**2**	**3**	**4**	**2**	**2**	**2**	**0**	**0**	**0**	**0**	**0**	**0**	**0**	**0**	**0**	**0**	**0**	**0**	**0**

DRAFT

Site 53
Location L-68011-17, Att - Gate Post, Lat 53.87103, Long -6.84562
Direction North

3279 / Meath/Cavan/Monaghan ATC's
October 2013
Automatic Traffic Count

Fri, 11 October 2013

Time	Total	Speed Bins (km/h)																											
		0 - 5	5 - 10	10 - 15	15 - 20	20 - 25	25 - 30	30 - 35	35 - 40	40 - 45	45 - 50	50 - 55	55 - 60	60 - 65	65 - 70	70 - 75	75 - 80	80 - 85	85 - 90	90 - 95	95 - 100	100 - 105	105 - 110	110 - 115	115 - 120	120 - 125	125 - 130	130 - 135	135 - 140
0000	0	0	0	0	0	0	0	0	0	0	0	0	0	0	0	0	0	0	0	0	0	0	0	0	0	0	0	0	0
0100	0	0	0	0	0	0	0	0	0	0	0	0	0	0	0	0	0	0	0	0	0	0	0	0	0	0	0	0	0
0200	0	0	0	0	0	0	0	0	0	0	0	0	0	0	0	0	0	0	0	0	0	0	0	0	0	0	0	0	0
0300	0	0	0	0	0	0	0	0	0	0	0	0	0	0	0	0	0	0	0	0	0	0	0	0	0	0	0	0	0
0400	0	0	0	0	0	0	0	0	0	0	0	0	0	0	0	0	0	0	0	0	0	0	0	0	0	0	0	0	0
0500	0	0	0	0	0	0	0	0	0	0	0	0	0	0	0	0	0	0	0	0	0	0	0	0	0	0	0	0	0
0600	0	0	0	0	0	0	0	0	0	0	0	0	0	0	0	0	0	0	0	0	0	0	0	0	0	0	0	0	0
0700	1	0	0	0	0	0	0	0	0	1	0	0	0	0	0	0	0	0	0	0	0	0	0	0	0	0	0	0	0
0800	**2**	**0**	**0**	**0**	**0**	**0**	**0**	**0**	**0**	**0**	**0**	**0**	**1**	**0**	**1**	**0**	**0**	**0**	**0**	**0**	**0**	**0**	**0**	**0**	**0**	**0**	**0**	**0**	**0**
0900	0	0	0	0	0	0	0	0	0	0	0	0	0	0	0	0	0	0	0	0	0	0	0	0	0	0	0	0	0
1000	0	0	0	0	0	0	0	0	0	0	0	0	0	0	0	0	0	0	0	0	0	0	0	0	0	0	0	0	0
1100	1	0	0	0	0	0	0	0	0	0	0	0	0	1	0	0	0	0	0	0	0	0	0	0	0	0	0	0	0
1200	0	0	0	0	0	0	0	0	0	0	0	0	0	0	0	0	0	0	0	0	0	0	0	0	0	0	0	0	0
1300	1	0	0	0	0	0	0	0	0	0	0	0	1	0	0	0	0	0	0	0	0	0	0	0	0	0	0	0	0
1400	1	0	0	0	0	0	0	0	0	0	1	0	0	0	0	0	0	0	0	0	0	0	0	0	0	0	0	0	0
1500	1	0	0	0	0	0	0	0	0	0	0	1	0	0	0	0	0	0	0	0	0	0	0	0	0	0	0	0	0
1600	1	0	0	0	0	0	1	0	0	0	0	0	0	0	0	0	0	0	0	0	0	0	0	0	0	0	0	0	0
1700	**5**	**0**	**0**	**0**	**0**	**0**	**0**	**1**	**0**	**0**	**0**	**0**	**1**	**0**	**2**	**1**	**0**	**0**	**0**	**0**	**0**	**0**	**0**	**0**	**0**	**0**	**0**	**0**	**0**
1800	2	0	0	0	0	0	0	0	1	0	0	0	1	0	0	0	0	0	0	0	0	0	0	0	0	0	0	0	0
1900	1	0	0	0	0	0	0	0	0	0	0	0	0	1	0	0	0	0	0	0	0	0	0	0	0	0	0	0	0
2000	2	0	0	0	0	0	0	0	0	0	0	0	1	1	0	0	0	0	0	0	0	0	0	0	0	0	0	0	0
2100	1	0	0	0	0	0	0	0	0	0	0	0	0	1	0	0	0	0	0	0	0	0	0	0	0	0	0	0	0
2200	3	0	0	0	0	0	1	1	0	0	1	0	0	0	0	0	0	0	0	0	0	0	0	0	0	0	0	0	0
2300	0	0	0	0	0	0	0	0	0	0	0	0	0	0	0	0	0	0	0	0	0	0	0	0	0	0	0	0	0
07-19	**15**	**0**	**0**	**0**	**0**	**0**	**1**	**1**	**1**	**1**	**1**	**1**	**4**	**1**	**3**	**1**	**0**	**0**	**0**	**0**	**0**	**0**	**0**	**0**	**0**	**0**	**0**	**0**	**0**
06-22	**19**	**0**	**0**	**0**	**0**	**0**	**1**	**1**	**1**	**1**	**1**	**1**	**5**	**4**	**3**	**1**	**0**	**0**	**0**	**0**	**0**	**0**	**0**	**0**	**0**	**0**	**0**	**0**	**0**
06-00	**22**	**0**	**0**	**0**	**0**	**0**	**2**	**2**	**1**	**1**	**2**	**1**	**5**	**4**	**3**	**1**	**0**	**0**	**0**	**0**	**0**	**0**	**0**	**0**	**0**	**0**	**0**	**0**	**0**
00-00	**22**	**0**	**0**	**0**	**0**	**0**	**2**	**2**	**1**	**1**	**2**	**1**	**5**	**4**	**3**	**1**	**0**	**0**	**0**	**0**	**0**	**0**	**0**	**0**	**0**	**0**	**0**	**0**	**0**

DRAFT

Site 53
Location L-68011-17, Att - Gate Post, Lat 53.87103, Long -6.84562
Direction North

3279 / Meath/Cavan/Monaghan ATC's
October 2013
Automatic Traffic Count

Sat, 12 October 2013

Time	Total	Speed Bins (km/h)																											
		0 - 5	5 - 10	10 - 15	15 - 20	20 - 25	25 - 30	30 - 35	35 - 40	40 - 45	45 - 50	50 - 55	55 - 60	60 - 65	65 - 70	70 - 75	75 - 80	80 - 85	85 - 90	90 - 95	95 - 100	100 - 105	105 - 110	110 - 115	115 - 120	120 - 125	125 - 130	130 - 135	135 - 140
0000	0	0	0	0	0	0	0	0	0	0	0	0	0	0	0	0	0	0	0	0	0	0	0	0	0	0	0	0	0
0100	0	0	0	0	0	0	0	0	0	0	0	0	0	0	0	0	0	0	0	0	0	0	0	0	0	0	0	0	0
0200	0	0	0	0	0	0	0	0	0	0	0	0	0	0	0	0	0	0	0	0	0	0	0	0	0	0	0	0	0
0300	0	0	0	0	0	0	0	0	0	0	0	0	0	0	0	0	0	0	0	0	0	0	0	0	0	0	0	0	0
0400	0	0	0	0	0	0	0	0	0	0	0	0	0	0	0	0	0	0	0	0	0	0	0	0	0	0	0	0	0
0500	0	0	0	0	0	0	0	0	0	0	0	0	0	0	0	0	0	0	0	0	0	0	0	0	0	0	0	0	0
0600	0	0	0	0	0	0	0	0	0	0	0	0	0	0	0	0	0	0	0	0	0	0	0	0	0	0	0	0	0
0700	0	0	0	0	0	0	0	0	0	0	0	0	0	0	0	0	0	0	0	0	0	0	0	0	0	0	0	0	0
0800	0	0	0	0	0	0	0	0	0	0	0	0	0	0	0	0	0	0	0	0	0	0	0	0	0	0	0	0	0
0900	0	0	0	0	0	0	0	0	0	0	0	0	0	0	0	0	0	0	0	0	0	0	0	0	0	0	0	0	0
1000	**3**	**0**	**0**	**0**	**0**	**1**	**0**	**0**	**0**	**0**	**2**	**0**	**0**	**0**	**0**	**0**	**0**	**0**	**0**	**0**	**0**	**0**	**0**	**0**	**0**	**0**	**0**	**0**	**0**
1100	0	0	0	0	0	0	0	0	0	0	0	0	0	0	0	0	0	0	0	0	0	0	0	0	0	0	0	0	0
1200	1	0	0	0	0	0	0	0	0	0	0	1	0	0	0	0	0	0	0	0	0	0	0	0	0	0	0	0	0
1300	1	0	0	0	0	0	0	0	0	0	1	0	0	0	0	0	0	0	0	0	0	0	0	0	0	0	0	0	0
1400	1	0	0	0	0	0	0	0	0	0	0	1	0	0	0	0	0	0	0	0	0	0	0	0	0	0	0	0	0
1500	**3**	**0**	**0**	**0**	**0**	**0**	**0**	**1**	**0**	**1**	**0**	**1**	**0**	**0**	**0**	**0**	**0**	**0**	**0**	**0**	**0**	**0**	**0**	**0**	**0**	**0**	**0**	**0**	**0**
1600	2	0	0	0	0	1	0	0	1	0	0	0	0	0	0	0	0	0	0	0	0	0	0	0	0	0	0	0	0
1700	1	0	0	0	0	0	0	0	0	0	0	0	0	0	0	0	1	0	0	0	0	0	0	0	0	0	0	0	0
1800	1	0	0	0	0	0	0	0	0	0	0	1	0	0	0	0	0	0	0	0	0	0	0	0	0	0	0	0	0
1900	0	0	0	0	0	0	0	0	0	0	0	0	0	0	0	0	0	0	0	0	0	0	0	0	0	0	0	0	0
2000	**3**	**0**	**0**	**0**	**0**	**0**	**0**	**0**	**1**	**0**	**0**	**0**	**0**	**1**	**0**	**1**	**0**	**0**	**0**	**0**	**0**	**0**	**0**	**0**	**0**	**0**	**0**	**0**	**0**
2100	0	0	0	0	0	0	0	0	0	0	0	0	0	0	0	0	0	0	0	0	0	0	0	0	0	0	0	0	0
2200	1	0	0	0	0	0	0	0	0	0	0	0	0	0	1	0	0	0	0	0	0	0	0	0	0	0	0	0	0
2300	0	0	0	0	0	0	0	0	0	0	0	0	0	0	0	0	0	0	0	0	0	0	0	0	0	0	0	0	0
07-19	**13**	**0**	**0**	**0**	**0**	**2**	**0**	**1**	**1**	**1**	**3**	**4**	**0**	**0**	**0**	**0**	**1**	**0**	**0**	**0**	**0**	**0**	**0**	**0**	**0**	**0**	**0**	**0**	**0**
06-22	**16**	**0**	**0**	**0**	**0**	**2**	**0**	**1**	**2**	**1**	**3**	**4**	**0**	**1**	**0**	**1**	**1**	**0**	**0**	**0**	**0**	**0**	**0**	**0**	**0**	**0**	**0**	**0**	**0**
06-00	**17**	**0**	**0**	**0**	**0**	**2**	**0**	**1**	**2**	**1**	**3**	**4**	**0**	**1**	**1**	**1**	**1**	**0**	**0**	**0**	**0**	**0**	**0**	**0**	**0**	**0**	**0**	**0**	**0**
00-00	**17**	**0**	**0**	**0**	**0**	**2**	**0**	**1**	**2**	**1**	**3**	**4**	**0**	**1**	**1**	**1**	**1**	**0**	**0**	**0**	**0**	**0**	**0**	**0**	**0**	**0**	**0**	**0**	**0**

DRAFT

Site 53
Location L-68011-17, Att - Gate Post, Lat 53.87103, Long -6.84562
Direction North

3279 / Meath/Cavan/Monaghan ATC's
October 2013
Automatic Traffic Count

Sun, 13 October 2013

Time	Total	Speed Bins (km/h)																											
		0 - 5	5 - 10	10 - 15	15 - 20	20 - 25	25 - 30	30 - 35	35 - 40	40 - 45	45 - 50	50 - 55	55 - 60	60 - 65	65 - 70	70 - 75	75 - 80	80 - 85	85 - 90	90 - 95	95 - 100	100 - 105	105 - 110	110 - 115	115 - 120	120 - 125	125 - 130	130 - 135	135 - 140
0000	1	0	0	0	0	0	1	0	0	0	0	0	0	0	0	0	0	0	0	0	0	0	0	0	0	0	0	0	0
0100	0	0	0	0	0	0	0	0	0	0	0	0	0	0	0	0	0	0	0	0	0	0	0	0	0	0	0	0	0
0200	0	0	0	0	0	0	0	0	0	0	0	0	0	0	0	0	0	0	0	0	0	0	0	0	0	0	0	0	0
0300	0	0	0	0	0	0	0	0	0	0	0	0	0	0	0	0	0	0	0	0	0	0	0	0	0	0	0	0	0
0400	0	0	0	0	0	0	0	0	0	0	0	0	0	0	0	0	0	0	0	0	0	0	0	0	0	0	0	0	0
0500	0	0	0	0	0	0	0	0	0	0	0	0	0	0	0	0	0	0	0	0	0	0	0	0	0	0	0	0	0
0600	0	0	0	0	0	0	0	0	0	0	0	0	0	0	0	0	0	0	0	0	0	0	0	0	0	0	0	0	0
0700	0	0	0	0	0	0	0	0	0	0	0	0	0	0	0	0	0	0	0	0	0	0	0	0	0	0	0	0	0
0800	1	0	0	0	0	0	0	0	0	0	1	0	0	0	0	0	0	0	0	0	0	0	0	0	0	0	0	0	0
0900	0	0	0	0	0	0	0	0	0	0	0	0	0	0	0	0	0	0	0	0	0	0	0	0	0	0	0	0	0
1000	0	0	0	0	0	0	0	0	0	0	0	0	0	0	0	0	0	0	0	0	0	0	0	0	0	0	0	0	0
1100	**2**	**0**	**0**	**0**	**0**	**0**	**0**	**0**	**0**	**0**	**1**	**0**	**1**	**0**	**0**	**0**	**0**	**0**	**0**	**0**	**0**	**0**	**0**	**0**	**0**	**0**	**0**	**0**	**0**
1200	1	0	0	0	0	0	0	0	0	0	0	1	0	0	0	0	0	0	0	0	0	0	0	0	0	0	0	0	0
1300	2	0	0	0	0	0	0	0	1	0	0	1	0	0	0	0	0	0	0	0	0	0	0	0	0	0	0	0	0
1400	2	0	0	0	0	0	0	0	0	1	0	1	0	0	0	0	0	0	0	0	0	0	0	0	0	0	0	0	0
1500	3	0	0	0	0	0	0	0	1	0	1	0	0	0	0	1	0	0	0	0	0	0	0	0	0	0	0	0	0
1600	**4**	**0**	**0**	**0**	**1**	**0**	**0**	**0**	**1**	**0**	**0**	**0**	**2**	**0**	**0**	**0**	**0**	**0**	**0**	**0**	**0**	**0**	**0**	**0**	**0**	**0**	**0**	**0**	**0**
1700	1	0	0	0	0	0	0	0	1	0	0	0	0	0	0	0	0	0	0	0	0	0	0	0	0	0	0	0	0
1800	1	0	0	0	0	0	0	0	0	0	0	1	0	0	0	0	0	0	0	0	0	0	0	0	0	0	0	0	0
1900	0	0	0	0	0	0	0	0	0	0	0	0	0	0	0	0	0	0	0	0	0	0	0	0	0	0	0	0	0
2000	1	0	0	0	0	0	0	0	0	0	0	0	1	0	0	0	0	0	0	0	0	0	0	0	0	0	0	0	0
2100	0	0	0	0	0	0	0	0	0	0	0	0	0	0	0	0	0	0	0	0	0	0	0	0	0	0	0	0	0
2200	1	0	0	0	0	0	0	0	0	0	0	1	0	0	0	0	0	0	0	0	0	0	0	0	0	0	0	0	0
2300	0	0	0	0	0	0	0	0	0	0	0	0	0	0	0	0	0	0	0	0	0	0	0	0	0	0	0	0	0
07-19	**17**	**0**	**0**	**0**	**1**	**0**	**0**	**0**	**4**	**1**	**3**	**4**	**3**	**0**	**0**	**1**	**0**	**0**	**0**	**0**	**0**	**0**	**0**	**0**	**0**	**0**	**0**	**0**	**0**
06-22	**18**	**0**	**0**	**0**	**1**	**0**	**0**	**0**	**4**	**1**	**3**	**4**	**4**	**0**	**0**	**1**	**0**	**0**	**0**	**0**	**0**	**0**	**0**	**0**	**0**	**0**	**0**	**0**	**0**
06-00	**19**	**0**	**0**	**0**	**1**	**0**	**0**	**0**	**4**	**1**	**3**	**5**	**4**	**0**	**0**	**1**	**0**	**0**	**0**	**0**	**0**	**0**	**0**	**0**	**0**	**0**	**0**	**0**	**0**
00-00	**20**	**0**	**0**	**0**	**1**	**0**	**1**	**0**	**4**	**1**	**3**	**5**	**4**	**0**	**0**	**1**	**0**	**0**	**0**	**0**	**0**	**0**	**0**	**0**	**0**	**0**	**0**	**0**	**0**

DRAFT

Site 53
Location L-68011-17, Att - Gate Post, Lat 53.87103, Long -6.84562
Direction North

3279 / Meath/Cavan/Monaghan ATC's
October 2013
Automatic Traffic Count

Mon, 14 October 2013

Time	Total	Speed Bins (km/h)																											
		0 - 5	5 - 10	10 - 15	15 - 20	20 - 25	25 - 30	30 - 35	35 - 40	40 - 45	45 - 50	50 - 55	55 - 60	60 - 65	65 - 70	70 - 75	75 - 80	80 - 85	85 - 90	90 - 95	95 - 100	100 - 105	105 - 110	110 - 115	115 - 120	120 - 125	125 - 130	130 - 135	135 - 140
0000	0	0	0	0	0	0	0	0	0	0	0	0	0	0	0	0	0	0	0	0	0	0	0	0	0	0	0	0	0
0100	1	0	0	0	0	0	1	0	0	0	0	0	0	0	0	0	0	0	0	0	0	0	0	0	0	0	0	0	0
0200	0	0	0	0	0	0	0	0	0	0	0	0	0	0	0	0	0	0	0	0	0	0	0	0	0	0	0	0	0
0300	0	0	0	0	0	0	0	0	0	0	0	0	0	0	0	0	0	0	0	0	0	0	0	0	0	0	0	0	0
0400	0	0	0	0	0	0	0	0	0	0	0	0	0	0	0	0	0	0	0	0	0	0	0	0	0	0	0	0	0
0500	0	0	0	0	0	0	0	0	0	0	0	0	0	0	0	0	0	0	0	0	0	0	0	0	0	0	0	0	0
0600	0	0	0	0	0	0	0	0	0	0	0	0	0	0	0	0	0	0	0	0	0	0	0	0	0	0	0	0	0
0700	0	0	0	0	0	0	0	0	0	0	0	0	0	0	0	0	0	0	0	0	0	0	0	0	0	0	0	0	0
0800	2	0	0	0	0	0	0	0	0	0	0	0	1	1	0	0	0	0	0	0	0	0	0	0	0	0	0	0	0
0900	**4**	**0**	**0**	**0**	**0**	**0**	**0**	**0**	**0**	**1**	**1**	**1**	**1**	**0**	**0**	**0**	**0**	**0**	**0**	**0**	**0**	**0**	**0**	**0**	**0**	**0**	**0**	**0**	**0**
1000	0	0	0	0	0	0	0	0	0	0	0	0	0	0	0	0	0	0	0	0	0	0	0	0	0	0	0	0	0
1100	0	0	0	0	0	0	0	0	0	0	0	0	0	0	0	0	0	0	0	0	0	0	0	0	0	0	0	0	0
1200	2	0	0	0	0	0	0	0	0	0	1	0	1	0	0	0	0	0	0	0	0	0	0	0	0	0	0	0	0
1300	1	0	0	0	0	0	0	0	0	0	0	0	0	0	0	1	0	0	0	0	0	0	0	0	0	0	0	0	0
1400	0	0	0	0	0	0	0	0	0	0	0	0	0	0	0	0	0	0	0	0	0	0	0	0	0	0	0	0	0
1500	0	0	0	0	0	0	0	0	0	0	0	0	0	0	0	0	0	0	0	0	0	0	0	0	0	0	0	0	0
1600	1	0	0	0	0	0	0	0	0	0	0	1	0	0	0	0	0	0	0	0	0	0	0	0	0	0	0	0	0
1700	**4**	**0**	**0**	**0**	**0**	**0**	**0**	**0**	**1**	**0**	**0**	**2**	**1**	**0**	**0**	**0**	**0**	**0**	**0**	**0**	**0**	**0**	**0**	**0**	**0**	**0**	**0**	**0**	**0**
1800	1	0	0	0	0	0	0	0	0	0	0	0	1	0	0	0	0	0	0	0	0	0	0	0	0	0	0	0	0
1900	**4**	**0**	**0**	**0**	**0**	**0**	**0**	**0**	**1**	**1**	**0**	**1**	**0**	**0**	**0**	**1**	**0**	**0**	**0**	**0**	**0**	**0**	**0**	**0**	**0**	**0**	**0**	**0**	**0**
2000	0	0	0	0	0	0	0	0	0	0	0	0	0	0	0	0	0	0	0	0	0	0	0	0	0	0	0	0	0
2100	2	0	0	0	0	0	0	0	0	0	0	2	0	0	0	0	0	0	0	0	0	0	0	0	0	0	0	0	0
2200	1	0	0	0	0	0	1	0	0	0	0	0	0	0	0	0	0	0	0	0	0	0	0	0	0	0	0	0	0
2300	0	0	0	0	0	0	0	0	0	0	0	0	0	0	0	0	0	0	0	0	0	0	0	0	0	0	0	0	0
07-19	**15**	**0**	**0**	**0**	**0**	**0**	**0**	**0**	**1**	**1**	**2**	**4**	**5**	**1**	**0**	**1**	**0**	**0**	**0**	**0**	**0**	**0**	**0**	**0**	**0**	**0**	**0**	**0**	**0**
06-22	**21**	**0**	**0**	**0**	**0**	**0**	**0**	**0**	**2**	**2**	**2**	**7**	**5**	**1**	**0**	**2**	**0**	**0**	**0**	**0**	**0**	**0**	**0**	**0**	**0**	**0**	**0**	**0**	**0**
06-00	**22**	**0**	**0**	**0**	**0**	**0**	**1**	**0**	**2**	**2**	**2**	**7**	**5**	**1**	**0**	**2**	**0**	**0**	**0**	**0**	**0**	**0**	**0**	**0**	**0**	**0**	**0**	**0**	**0**
00-00	**23**	**0**	**0**	**0**	**0**	**0**	**2**	**0**	**2**	**2**	**2**	**7**	**5**	**1**	**0**	**2**	**0**	**0**	**0**	**0**	**0**	**0**	**0**	**0**	**0**	**0**	**0**	**0**	**0**

DRAFT

Site 53
Location L-68011-17, Att - Gate Post, Lat 53.87103, Long -6.84562
Direction North

3279 / Meath/Cavan/Monaghan ATC's
October 2013
Automatic Traffic Count

Tue, 15 October 2013

Time	Total	Speed Bins (km/h)																											
		0 - 5	5 - 10	10 - 15	15 - 20	20 - 25	25 - 30	30 - 35	35 - 40	40 - 45	45 - 50	50 - 55	55 - 60	60 - 65	65 - 70	70 - 75	75 - 80	80 - 85	85 - 90	90 - 95	95 - 100	100 - 105	105 - 110	110 - 115	115 - 120	120 - 125	125 - 130	130 - 135	135 - 140
0000	0	0	0	0	0	0	0	0	0	0	0	0	0	0	0	0	0	0	0	0	0	0	0	0	0	0	0	0	0
0100	0	0	0	0	0	0	0	0	0	0	0	0	0	0	0	0	0	0	0	0	0	0	0	0	0	0	0	0	0
0200	0	0	0	0	0	0	0	0	0	0	0	0	0	0	0	0	0	0	0	0	0	0	0	0	0	0	0	0	0
0300	0	0	0	0	0	0	0	0	0	0	0	0	0	0	0	0	0	0	0	0	0	0	0	0	0	0	0	0	0
0400	0	0	0	0	0	0	0	0	0	0	0	0	0	0	0	0	0	0	0	0	0	0	0	0	0	0	0	0	0
0500	0	0	0	0	0	0	0	0	0	0	0	0	0	0	0	0	0	0	0	0	0	0	0	0	0	0	0	0	0
0600	0	0	0	0	0	0	0	0	0	0	0	0	0	0	0	0	0	0	0	0	0	0	0	0	0	0	0	0	0
0700	0	0	0	0	0	0	0	0	0	0	0	0	0	0	0	0	0	0	0	0	0	0	0	0	0	0	0	0	0
0800	**2**	**0**	**0**	**0**	**0**	**0**	**0**	**0**	**0**	**0**	**0**	**0**	**1**	**0**	**1**	**0**	**0**	**0**	**0**	**0**	**0**	**0**	**0**	**0**	**0**	**0**	**0**	**0**	**0**
0900	**2**	**0**	**0**	**0**	**0**	**0**	**0**	**0**	**0**	**0**	**1**	**1**	**0**	**0**	**0**	**0**	**0**	**0**	**0**	**0**	**0**	**0**	**0**	**0**	**0**	**0**	**0**	**0**	**0**
1000	1	0	0	0	0	0	0	0	0	0	1	0	0	0	0	0	0	0	0	0	0	0	0	0	0	0	0	0	0
1100	0	0	0	0	0	0	0	0	0	0	0	0	0	0	0	0	0	0	0	0	0	0	0	0	0	0	0	0	0
1200	2	0	0	0	0	0	1	0	0	0	1	0	0	0	0	0	0	0	0	0	0	0	0	0	0	0	0	0	0
1300	1	0	0	0	0	0	0	0	0	0	0	1	0	0	0	0	0	0	0	0	0	0	0	0	0	0	0	0	0
1400	1	0	0	0	0	0	0	0	0	0	0	0	0	1	0	0	0	0	0	0	0	0	0	0	0	0	0	0	0
1500	0	0	0	0	0	0	0	0	0	0	0	0	0	0	0	0	0	0	0	0	0	0	0	0	0	0	0	0	0
1600	2	0	0	0	0	1	0	0	0	0	0	1	0	0	0	0	0	0	0	0	0	0	0	0	0	0	0	0	0
1700	**3**	**0**	**0**	**0**	**0**	**0**	**0**	**0**	**1**	**0**	**1**	**0**	**0**	**1**	**0**	**0**	**0**	**0**	**0**	**0**	**0**	**0**	**0**	**0**	**0**	**0**	**0**	**0**	**0**
1800	0	0	0	0	0	0	0	0	0	0	0	0	0	0	0	0	0	0	0	0	0	0	0	0	0	0	0	0	0
1900	1	0	0	0	0	0	0	0	0	0	0	0	0	1	0	0	0	0	0	0	0	0	0	0	0	0	0	0	0
2000	2	0	0	0	0	0	0	0	0	0	1	0	0	1	0	0	0	0	0	0	0	0	0	0	0	0	0	0	0
2100	0	0	0	0	0	0	0	0	0	0	0	0	0	0	0	0	0	0	0	0	0	0	0	0	0	0	0	0	0
2200	1	0	0	0	0	1	0	0	0	0	0	0	0	0	0	0	0	0	0	0	0	0	0	0	0	0	0	0	0
2300	0	0	0	0	0	0	0	0	0	0	0	0	0	0	0	0	0	0	0	0	0	0	0	0	0	0	0	0	0
07-19	**14**	**0**	**0**	**0**	**0**	**1**	**1**	**0**	**1**	**0**	**4**	**3**	**1**	**2**	**1**	**0**	**0**	**0**	**0**	**0**	**0**	**0**	**0**	**0**	**0**	**0**	**0**	**0**	**0**
06-22	**17**	**0**	**0**	**0**	**0**	**1**	**1**	**0**	**1**	**0**	**5**	**3**	**1**	**4**	**1**	**0**	**0**	**0**	**0**	**0**	**0**	**0**	**0**	**0**	**0**	**0**	**0**	**0**	**0**
06-00	**18**	**0**	**0**	**0**	**0**	**2**	**1**	**0**	**1**	**0**	**5**	**3**	**1**	**4**	**1**	**0**	**0**	**0**	**0**	**0**	**0**	**0**	**0**	**0**	**0**	**0**	**0**	**0**	**0**
00-00	**18**	**0**	**0**	**0**	**0**	**2**	**1**	**0**	**1**	**0**	**5**	**3**	**1**	**4**	**1**	**0**	**0**	**0**	**0**	**0**	**0**	**0**	**0**	**0**	**0**	**0**	**0**	**0**	**0**

DRAFT

Site 53
Location L-68011-17, Att - Gate Post, Lat 53.87103, Long -6.84562
Direction North

3279 / Meath/Cavan/Monaghan ATC's
October 2013
Automatic Traffic Count

Wed, 16 October 2013

Time	Total	Speed Bins (km/h)																											
		0 - 5	5 - 10	10 - 15	15 - 20	20 - 25	25 - 30	30 - 35	35 - 40	40 - 45	45 - 50	50 - 55	55 - 60	60 - 65	65 - 70	70 - 75	75 - 80	80 - 85	85 - 90	90 - 95	95 - 100	100 - 105	105 - 110	110 - 115	115 - 120	120 - 125	125 - 130	130 - 135	135 - 140
0000	0	0	0	0	0	0	0	0	0	0	0	0	0	0	0	0	0	0	0	0	0	0	0	0	0	0	0	0	0
0100	0	0	0	0	0	0	0	0	0	0	0	0	0	0	0	0	0	0	0	0	0	0	0	0	0	0	0	0	0
0200	0	0	0	0	0	0	0	0	0	0	0	0	0	0	0	0	0	0	0	0	0	0	0	0	0	0	0	0	0
0300	0	0	0	0	0	0	0	0	0	0	0	0	0	0	0	0	0	0	0	0	0	0	0	0	0	0	0	0	0
0400	0	0	0	0	0	0	0	0	0	0	0	0	0	0	0	0	0	0	0	0	0	0	0	0	0	0	0	0	0
0500	0	0	0	0	0	0	0	0	0	0	0	0	0	0	0	0	0	0	0	0	0	0	0	0	0	0	0	0	0
0600	0	0	0	0	0	0	0	0	0	0	0	0	0	0	0	0	0	0	0	0	0	0	0	0	0	0	0	0	0
0700	0	0	0	0	0	0	0	0	0	0	0	0	0	0	0	0	0	0	0	0	0	0	0	0	0	0	0	0	0
0800	**1**	**0**	**0**	**0**	**0**	**0**	**0**	**0**	**0**	**0**	**0**	**0**	**1**	**0**	**0**	**0**	**0**	**0**	**0**	**0**	**0**	**0**	**0**	**0**	**0**	**0**	**0**	**0**	**0**
0900	**1**	**0**	**0**	**0**	**0**	**0**	**0**	**0**	**0**	**0**	**0**	**1**	**0**	**0**	**0**	**0**	**0**	**0**	**0**	**0**	**0**	**0**	**0**	**0**	**0**	**0**	**0**	**0**	**0**
1000	0	0	0	0	0	0	0	0	0	0	0	0	0	0	0	0	0	0	0	0	0	0	0	0	0	0	0	0	0
1100	**1**	**0**	**0**	**0**	**0**	**0**	**0**	**0**	**0**	**0**	**1**	**0**	**0**	**0**	**0**	**0**	**0**	**0**	**0**	**0**	**0**	**0**	**0**	**0**	**0**	**0**	**0**	**0**	**0**
1200	2	0	0	0	0	0	0	0	1	0	0	0	0	1	0	0	0	0	0	0	0	0	0	0	0	0	0	0	0	0
1300	1	0	0	0	1	0	0	0	0	0	0	0	0	0	0	0	0	0	0	0	0	0	0	0	0	0	0	0	0	0
1400	1	0	0	0	0	0	0	0	0	0	0	1	0	0	0	0	0	0	0	0	0	0	0	0	0	0	0	0	0	0
1500	2	0	0	0	0	1	0	0	0	0	0	0	1	0	0	0	0	0	0	0	0	0	0	0	0	0	0	0	0	0
1600	**4**	**0**	**0**	**0**	**0**	**2**	**0**	**0**	**0**	**0**	**0**	**1**	**0**	**0**	**0**	**1**	**0**	**0**	**0**	**0**	**0**	**0**	**0**	**0**	**0**	**0**	**0**	**0**	**0**	**0**
1700	1	0	0	0	0	0	0	0	0	0	0	1	0	0	0	0	0	0	0	0	0	0	0	0	0	0	0	0	0	0
1800	2	0	0	0	0	0	0	1	0	0	1	0	0	0	0	0	0	0	0	0	0	0	0	0	0	0	0	0	0	0
1900	1	0	0	0	0	0	0	0	0	0	0	0	0	0	1	0	0	0	0	0	0	0	0	0	0	0	0	0	0	0
2000	1	0	0	0	0	1	0	0	0	0	0	0	0	0	0	0	0	0	0	0	0	0	0	0	0	0	0	0	0	0
2100	0	0	0	0	0	0	0	0	0	0	0	0	0	0	0	0	0	0	0	0	0	0	0	0	0	0	0	0	0	0
2200	2	0	0	0	0	1	0	0	0	0	0	1	0	0	0	0	0	0	0	0	0	0	0	0	0	0	0	0	0	0
2300	1	0	0	0	0	0	0	0	0	0	0	0	0	0	1	0	0	0	0	0	0	0	0	0	0	0	0	0	0	0
07-19	**16**	**0**	**0**	**0**	**1**	**3**	**0**	**1**	**1**	**0**	**2**	**4**	**2**	**1**	**0**	**1**	**0**	**0**	**0**	**0**	**0**	**0**	**0**	**0**	**0**	**0**	**0**	**0**	**0**	**0**
06-22	**18**	**0**	**0**	**0**	**1**	**4**	**0**	**1**	**1**	**0**	**2**	**4**	**2**	**1**	**1**	**1**	**0**	**0**	**0**	**0**	**0**	**0**	**0**	**0**	**0**	**0**	**0**	**0**	**0**	**0**
06-00	**21**	**0**	**0**	**0**	**1**	**5**	**0**	**1**	**1**	**0**	**2**	**5**	**2**	**1**	**2**	**1**	**0**	**0**	**0**	**0**	**0**	**0**	**0**	**0**	**0**	**0**	**0**	**0**	**0**	**0**
00-00	**21**	**0**	**0**	**0**	**1**	**5**	**0**	**1**	**1**	**0**	**2**	**5**	**2**	**1**	**2**	**1**	**0**	**0**	**0**	**0**	**0**	**0**	**0**	**0**	**0**	**0**	**0**	**0**	**0**	**0**

DRAFT

Site 53
Location L-68011-17, Att - Gate Post, Lat 53.87103, Long -6.84562
Direction North

3279 / Meath/Cavan/Monaghan ATC's
October 2013
Automatic Traffic Count

Virtual Day (7)

Time	Total	Speed Bins (km/h)																											
		0 - 5	5 - 10	10 - 15	15 - 20	20 - 25	25 - 30	30 - 35	35 - 40	40 - 45	45 - 50	50 - 55	55 - 60	60 - 65	65 - 70	70 - 75	75 - 80	80 - 85	85 - 90	90 - 95	95 - 100	100 - 105	105 - 110	110 - 115	115 - 120	120 - 125	125 - 130	130 - 135	135 - 140
0000	0	0	0	0	0	0	0	0	0	0	0	0	0	0	0	0	0	0	0	0	0	0	0	0	0	0	0	0	0
0100	0	0	0	0	0	0	0	0	0	0	0	0	0	0	0	0	0	0	0	0	0	0	0	0	0	0	0	0	0
0200	0	0	0	0	0	0	0	0	0	0	0	0	0	0	0	0	0	0	0	0	0	0	0	0	0	0	0	0	0
0300	0	0	0	0	0	0	0	0	0	0	0	0	0	0	0	0	0	0	0	0	0	0	0	0	0	0	0	0	0
0400	0	0	0	0	0	0	0	0	0	0	0	0	0	0	0	0	0	0	0	0	0	0	0	0	0	0	0	0	0
0500	0	0	0	0	0	0	0	0	0	0	0	0	0	0	0	0	0	0	0	0	0	0	0	0	0	0	0	0	0
0600	0	0	0	0	0	0	0	0	0	0	0	0	0	0	0	0	0	0	0	0	0	0	0	0	0	0	0	0	0
0700	0	0	0	0	0	0	0	0	0	0	0	0	0	0	0	0	0	0	0	0	0	0	0	0	0	0	0	0	0
0800	**1**	**0**	**0**	**0**	**0**	**0**	**0**	**0**	**0**	**0**	**0**	**0**	**1**	**0**	**0**	**0**	**0**	**0**	**0**	**0**	**0**	**0**	**0**	**0**	**0**	**0**	**0**	**0**	**0**
0900	**1**	**0**	**0**	**0**	**0**	**0**	**0**	**0**	**0**	**0**	**0**	**0**	**0**	**0**	**0**	**0**	**0**	**0**	**0**	**0**	**0**	**0**	**0**	**0**	**0**	**0**	**0**	**0**	**0**
1000	**1**	**0**	**0**	**0**	**0**	**0**	**0**	**0**	**0**	**0**	**0**	**0**	**0**	**0**	**0**	**0**	**0**	**0**	**0**	**0**	**0**	**0**	**0**	**0**	**0**	**0**	**0**	**0**	**0**
1100	**1**	**0**	**0**	**0**	**0**	**0**	**0**	**0**	**0**	**0**	**0**	**0**	**0**	**0**	**0**	**0**	**0**	**0**	**0**	**0**	**0**	**0**	**0**	**0**	**0**	**0**	**0**	**0**	**0**
1200	1	0	0	0	0	0	0	0	0	0	0	0	0	0	0	0	0	0	0	0	0	0	0	0	0	0	0	0	0
1300	1	0	0	0	0	0	0	0	0	0	0	0	0	0	0	0	0	0	0	0	0	0	0	0	0	0	0	0	0
1400	1	0	0	0	0	0	0	0	0	0	0	0	0	0	0	0	0	0	0	0	0	0	0	0	0	0	0	0	0
1500	**2**	**0**	**0**	**0**	**0**	**0**	**0**	**0**	**0**	**0**	**0**	**0**	**0**	**0**	**0**	**0**	**0**	**0**	**0**	**0**	**0**	**0**	**0**	**0**	**0**	**0**	**0**	**0**	**0**
1600	**2**	**0**	**0**	**0**	**0**	**1**	**0**	**0**	**0**	**0**	**0**	**0**	**0**	**0**	**0**	**0**	**0**	**0**	**0**	**0**	**0**	**0**	**0**	**0**	**0**	**0**	**0**	**0**	**0**
1700	**2**	**0**	**0**	**0**	**0**	**0**	**0**	**0**	**0**	**0**	**0**	**1**	**0**	**0**	**0**	**0**	**0**	**0**	**0**	**0**	**0**	**0**	**0**	**0**	**0**	**0**	**0**	**0**	**0**
1800	1	0	0	0	0	0	0	0	0	0	0	0	0	0	0	0	0	0	0	0	0	0	0	0	0	0	0	0	0
1900	**2**	**0**	**0**	**0**	**0**	**0**	**0**	**0**	**0**	**0**	**0**	**0**	**0**	**0**	**0**	**0**	**0**	**0**	**0**	**0**	**0**	**0**	**0**	**0**	**0**	**0**	**0**	**0**	**0**
2000	**2**	**0**	**0**	**0**	**0**	**0**	**0**	**0**	**0**	**0**	**0**	**0**	**0**	**1**	**0**	**0**	**0**	**0**	**0**	**0**	**0**	**0**	**0**	**0**	**0**	**0**	**0**	**0**	**0**
2100	1	0	0	0	0	0	0	0	0	0	0	0	0	0	0	0	0	0	0	0	0	0	0	0	0	0	0	0	0
2200	1	0	0	0	0	0	0	0	0	0	0	0	0	0	0	0	0	0	0	0	0	0	0	0	0	0	0	0	0
2300	0	0	0	0	0	0	0	0	0	0	0	0	0	0	0	0	0	0	0	0	0	0	0	0	0	0	0	0	0
07-19	**15**	**0**	**0**	**0**	**0**	**1**	**1**	**1**	**1**	**1**	**2**	**3**	**2**	**1**	**1**	**1**	**0**	**0**	**0**	**0**	**0**	**0**	**0**	**0**	**0**	**0**	**0**	**0**	**0**
06-22	**19**	**0**	**0**	**0**	**0**	**1**	**1**	**1**	**2**	**1**	**3**	**4**	**3**	**2**	**1**	**1**	**0**	**0**	**0**	**0**	**0**	**0**	**0**	**0**	**0**	**0**	**0**	**0**	**0**
06-00	**20**	**0**	**0**	**0**	**0**	**1**	**1**	**1**	**2**	**1**	**3**	**4**	**3**	**2**	**1**	**1**	**0**	**0**	**0**	**0**	**0**	**0**	**0**	**0**	**0**	**0**	**0**	**0**	**0**
00-00	**21**	**0**	**0**	**0**	**0**	**1**	**1**	**1**	**2**	**1**	**3**	**4**	**3**	**2**	**1**	**1**	**0**	**0**	**0**	**0**	**0**	**0**	**0**	**0**	**0**	**0**	**0**	**0**	**0**

DRAFT

Site 53
Location L-68011-17, Att - Gate Post, Lat 53.87103, Long -6.84562
Direction North

3279 / Meath/Cavan/Monaghan ATC's
October 2013
Automatic Traffic Count

Virtual Week (1)

Time	Total	Speed Bins (km/h)																											
		0 - 5	5 - 10	10 - 15	15 - 20	20 - 25	25 - 30	30 - 35	35 - 40	40 - 45	45 - 50	50 - 55	55 - 60	60 - 65	65 - 70	70 - 75	75 - 80	80 - 85	85 - 90	90 - 95	95 - 100	100 - 105	105 - 110	110 - 115	115 - 120	120 - 125	125 - 130	130 - 135	135 - 140
Mon	23	0	0	0	0	0	2	0	2	2	2	7	5	1	0	2	0	0	0	0	0	0	0	0	0	0	0	0	0
Tue	18	0	0	0	0	2	1	0	1	0	5	3	1	4	1	0	0	0	0	0	0	0	0	0	0	0	0	0	0
Wed	21	0	0	0	1	5	0	1	1	0	2	5	2	1	2	1	0	0	0	0	0	0	0	0	0	0	0	0	0
Thu	25	0	0	0	1	1	3	3	0	2	2	3	4	2	2	2	0	0	0	0	0	0	0	0	0	0	0	0	0
Fri	22	0	0	0	0	0	2	2	1	1	2	1	5	4	3	1	0	0	0	0	0	0	0	0	0	0	0	0	0
|Sat	17	0	0	0	0	2	0	1	2	1	3	4	0	1	1	1	1	0	0	0	0	0	0	0	0	0	0	0	0
|Sun	20	0	0	0	1	0	1	0	4	1	3	5	4	0	0	1	0	0	0	0	0	0	0	0	0	0	0	0	0
5 Day Ave.	**22**	**0**	**0**	**0**	**0**	**2**	**2**	**1**	**1**	**1**	**3**	**4**	**3**	**2**	**2**	**1**	**0**	**0**	**0**	**0**	**0**	**0**	**0**	**0**	**0**	**0**	**0**	**0**	**0**
7 Day Ave.	**21**	**0**	**0**	**0**	**0**	**1**	**1**	**1**	**2**	**1**	**3**	**4**	**3**	**2**	**1**	**1**	**0**	**0**	**0**	**0**	**0**	**0**	**0**	**0**	**0**	**0**	**0**	**0**	**0**
--	**146**	**0**	**0**	**0**	**3**	**10**	**9**	**7**	**11**	**7**	**19**	**28**	**21**	**13**	**9**	**8**	**1**	**0**	**0**	**0**	**0**	**0**	**0**	**0**	**0**	**0**	**0**	**0**	**0**

Summary Graphs

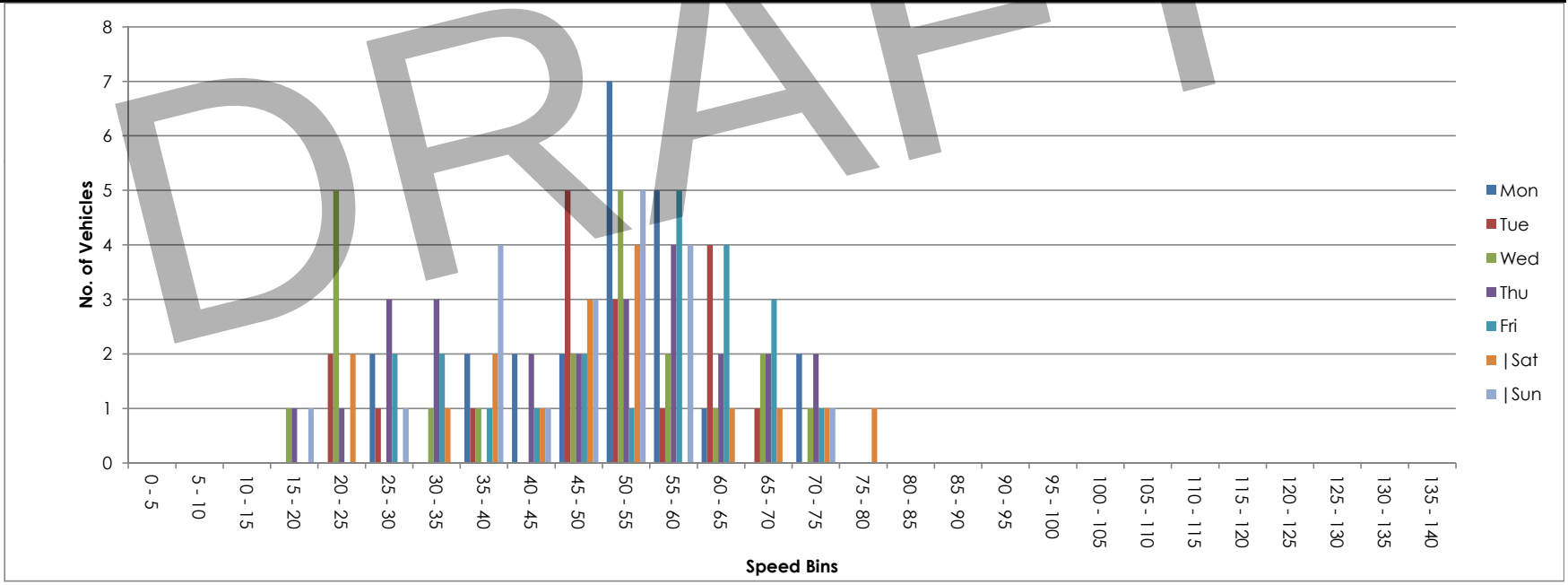

DRAFT

Site 53
Location L-68011-17, Att - Gate Post, Lat 53.87103, Long -6.84562
Direction South

3279 / Meath/Cavan/Monaghan ATC's
October 2013
Automatic Traffic Count

Thu, 10 October 2013

Time	Total	Classification												>PSL	>PSL%	>SL1	>SL1%	>SL2	>SL2%	Mean	Vpp
		1 MCL	2 SV	3 SVT	4 TB2	5 TB3	6 T4	7 ART3	8 ART4	9 ART5	10 ART6	11 BD	12 DRT	80	80	85 +5kph	85 +5kph	90 +10kph	90 +10kph		85
0000	0	0	0	0	0	0	0	0	0	0	0	0	0	0	0	0	0	0	0	-	-
0100	0	0	0	0	0	0	0	0	0	0	0	0	0	0	0	0	0	0	0	-	-
0200	0	0	0	0	0	0	0	0	0	0	0	0	0	0	0	0	0	0	0	-	-
0300	0	0	0	0	0	0	0	0	0	0	0	0	0	0	0	0	0	0	0	-	-
0400	0	0	0	0	0	0	0	0	0	0	0	0	0	0	0	0	0	0	0	-	-
0500	1	0	1	0	0	0	0	0	0	0	0	0	0	0	0	0	0	0	0	46	-
0600	1	0	1	0	0	0	0	0	0	0	0	0	0	0	0	0	0	0	0	71.3	-
0700	0	0	0	0	0	0	0	0	0	0	0	0	0	0	0	0	0	0	0	-	-
0800	**2**	**0**	**2**	**0**	**0**	**0**	**0**	**0**	**0**	**0**	**0**	**0**	**0**	**0**	**0**	**0**	**0**	**0**	**0**	**43.5**	**-**
0900	**2**	**0**	**2**	**0**	**0**	**0**	**0**	**0**	**0**	**0**	**0**	**0**	**0**	**0**	**0**	**0**	**0**	**0**	**0**	**59.2**	**-**
1000	**2**	**0**	**2**	**0**	**0**	**0**	**0**	**0**	**0**	**0**	**0**	**0**	**0**	**0**	**0**	**0**	**0**	**0**	**0**	**59.4**	**-**
1100	**2**	**0**	**2**	**0**	**0**	**0**	**0**	**0**	**0**	**0**	**0**	**0**	**0**	**0**	**0**	**0**	**0**	**0**	**0**	**36.9**	**-**
1200	**2**	**0**	**1**	**1**	**0**	**0**	**0**	**0**	**0**	**0**	**0**	**0**	**0**	**0**	**0**	**0**	**0**	**0**	**0**	**40.1**	**-**
1300	0	0	0	0	0	0	0	0	0	0	0	0	0	0	0	0	0	0	0	-	-
1400	0	0	0	0	0	0	0	0	0	0	0	0	0	0	0	0	0	0	0	-	-
1500	1	0	1	0	0	0	0	0	0	0	0	0	0	0	0	0	0	0	0	53.1	-
1600	0	0	0	0	0	0	0	0	0	0	0	0	0	0	0	0	0	0	0	-	-
1700	**2**	**0**	**2**	**0**	**0**	**0**	**0**	**0**	**0**	**0**	**0**	**0**	**0**	**0**	**0**	**0**	**0**	**0**	**0**	**50.7**	**-**
1800	1	0	1	0	0	0	0	0	0	0	0	0	0	0	0	0	0	0	0	62	-
1900	**2**	**0**	**2**	**0**	**0**	**0**	**0**	**0**	**0**	**0**	**0**	**0**	**0**	**0**	**0**	**0**	**0**	**0**	**0**	**55.6**	**-**
2000	0	0	0	0	0	0	0	0	0	0	0	0	0	0	0	0	0	0	0	-	-
2100	0	0	0	0	0	0	0	0	0	0	0	0	0	0	0	0	0	0	0	-	-
2200	0	0	0	0	0	0	0	0	0	0	0	0	0	0	0	0	0	0	0	-	-
2300	0	0	0	0	0	0	0	0	0	0	0	0	0	0	0	0	0	0	0	-	-
07-19	**14**	**0**	**13**	**1**	**0**	**0**	**0**	**0**	**0**	**0**	**0**	**0**	**0**	**0**	**0**	**0**	**0**	**0**	**0**	**49.6**	**62.3**
06-22	**17**	**0**	**16**	**1**	**0**	**0**	**0**	**0**	**0**	**0**	**0**	**0**	**0**	**0**	**0**	**0**	**0**	**0**	**0**	**51.6**	**69.5**
06-00	**17**	**0**	**16**	**1**	**0**	**0**	**0**	**0**	**0**	**0**	**0**	**0**	**0**	**0**	**0**	**0**	**0**	**0**	**0**	**51.6**	**69.5**
00-00	**18**	**0**	**17**	**1**	**0**	**0**	**0**	**0**	**0**	**0**	**0**	**0**	**0**	**0**	**0**	**0**	**0**	**0**	**0**	**51.3**	**69.5**

DRAFT

Site 53
Location L-68011-17, Att - Gate Post, Lat 53.87103, Long -6.84562
Direction South

3279 / Meath/Cavan/Monaghan ATC's
October 2013
Automatic Traffic Count

Fri, 11 October 2013

Time	Total	Classification												>PSL	>PSL%	>SL1	>SL1%	>SL2	>SL2%	Mean	Vpp
		1 MCL	2 SV	3 SVT	4 TB2	5 TB3	6 T4	7 ART3	8 ART4	9 ART5	10 ART6	11 BD	12 DRT	80	80	85 +5kph	85 +5kph	90 +10kph	90 +10kph		85
0000	0	0	0	0	0	0	0	0	0	0	0	0	0	0	0	0	0	0	0	-	-
0100	0	0	0	0	0	0	0	0	0	0	0	0	0	0	0	0	0	0	0	-	-
0200	0	0	0	0	0	0	0	0	0	0	0	0	0	0	0	0	0	0	0	-	-
0300	0	0	0	0	0	0	0	0	0	0	0	0	0	0	0	0	0	0	0	-	-
0400	0	0	0	0	0	0	0	0	0	0	0	0	0	0	0	0	0	0	0	-	-
0500	2	0	2	0	0	0	0	0	0	0	0	0	0	0	0	0	0	0	0	55.2	-
0600	0	0	0	0	0	0	0	0	0	0	0	0	0	0	0	0	0	0	0	-	-
0700	2	0	2	0	0	0	0	0	0	0	0	0	0	0	0	0	0	0	0	66.6	-
0800	2	0	2	0	0	0	0	0	0	0	0	0	0	0	0	0	0	0	0	31.8	-
0900	**3**	**0**	**3**	**0**	**0**	**0**	**0**	**0**	**0**	**0**	**0**	**0**	**0**	**0**	**0**	**0**	**0**	**0**	**0**	**61.2**	**-**
1000	1	0	1	0	0	0	0	0	0	0	0	0	0	0	0	0	0	0	0	51.7	-
1100	0	0	0	0	0	0	0	0	0	0	0	0	0	0	0	0	0	0	0	-	-
1200	**2**	**0**	**2**	**0**	**0**	**0**	**0**	**0**	**0**	**0**	**0**	**0**	**0**	**0**	**0**	**0**	**0**	**0**	**0**	**61.8**	**-**
1300	1	0	1	0	0	0	0	0	0	0	0	0	0	0	0	0	0	0	0	62.2	-
1400	0	0	0	0	0	0	0	0	0	0	0	0	0	0	0	0	0	0	0	-	-
1500	**2**	**0**	**2**	**0**	**0**	**0**	**0**	**0**	**0**	**0**	**0**	**0**	**0**	**0**	**0**	**0**	**0**	**0**	**0**	**43.2**	**-**
1600	1	0	0	0	1	0	0	0	0	0	0	0	0	0	0	0	0	0	0	49.3	-
1700	1	0	1	0	0	0	0	0	0	0	0	0	0	0	0	0	0	0	0	47.4	-
1800	1	0	1	0	0	0	0	0	0	0	0	0	0	0	0	0	0	0	0	68.8	-
1900	1	0	1	0	0	0	0	0	0	0	0	0	0	0	0	0	0	0	0	37	-
2000	0	0	0	0	0	0	0	0	0	0	0	0	0	0	0	0	0	0	0	-	-
2100	0	0	0	0	0	0	0	0	0	0	0	0	0	0	0	0	0	0	0	-	-
2200	0	0	0	0	0	0	0	0	0	0	0	0	0	0	0	0	0	0	0	-	-
2300	0	0	0	0	0	0	0	0	0	0	0	0	0	0	0	0	0	0	0	-	-
07-19	**16**	**0**	**15**	**0**	**1**	**0**	**0**	**0**	**0**	**0**	**0**	**0**	**0**	**0**	**0**	**0**	**0**	**0**	**0**	**54.3**	**65.9**
06-22	**17**	**0**	**16**	**0**	**1**	**0**	**0**	**0**	**0**	**0**	**0**	**0**	**0**	**0**	**0**	**0**	**0**	**0**	**0**	**53.3**	**65.5**
06-00	**17**	**0**	**16**	**0**	**1**	**0**	**0**	**0**	**0**	**0**	**0**	**0**	**0**	**0**	**0**	**0**	**0**	**0**	**0**	**53.3**	**65.5**
00-00	**19**	**0**	**18**	**0**	**1**	**0**	**0**	**0**	**0**	**0**	**0**	**0**	**0**	**0**	**0**	**0**	**0**	**0**	**0**	**53.5**	**65.5**

DRAFT

Site 53
Location L-68011-17, Att - Gate Post, Lat 53.87103, Long -6.84562
Direction South

3279 / Meath/Cavan/Monaghan ATC's
October 2013
Automatic Traffic Count

Sat, 12 October 2013

Time	Total	Classification												>PSL	>PSL%	>SL1	>SL1%	>SL2	>SL2%	Mean	Vpp
		1 MCL	2 SV	3 SVT	4 TB2	5 TB3	6 T4	7 ART3	8 ART4	9 ART5	10 ART6	11 BD	12 DRT	80	80	85 +5kph	85 +5kph	90 +10kph	90 +10kph		85
0000	1	0	1	0	0	0	0	0	0	0	0	0	0	0	0	0	0	0	0	39.6	-
0100	0	0	0	0	0	0	0	0	0	0	0	0	0	0	0	0	0	0	0	-	-
0200	0	0	0	0	0	0	0	0	0	0	0	0	0	0	0	0	0	0	0	-	-
0300	0	0	0	0	0	0	0	0	0	0	0	0	0	0	0	0	0	0	0	-	-
0400	0	0	0	0	0	0	0	0	0	0	0	0	0	0	0	0	0	0	0	-	-
0500	1	0	1	0	0	0	0	0	0	0	0	0	0	0	0	0	0	0	0	53.5	-
0600	0	0	0	0	0	0	0	0	0	0	0	0	0	0	0	0	0	0	0	-	-
0700	0	0	0	0	0	0	0	0	0	0	0	0	0	0	0	0	0	0	0	-	-
0800	0	0	0	0	0	0	0	0	0	0	0	0	0	0	0	0	0	0	0	-	-
0900	**2**	**0**	**2**	**0**	**0**	**0**	**0**	**0**	**0**	**0**	**0**	**0**	**0**	**0**	**0**	**0**	**0**	**0**	**0**	**30.7**	**-**
1000	1	0	1	0	0	0	0	0	0	0	0	0	0	0	0	0	0	0	0	41.5	-
1100	1	0	1	0	0	0	0	0	0	0	0	0	0	0	0	0	0	0	0	21.5	-
1200	1	0	1	0	0	0	0	0	0	0	0	0	0	0	0	0	0	0	0	41.2	-
1300	**4**	**0**	**4**	**0**	**0**	**0**	**0**	**0**	**0**	**0**	**0**	**0**	**0**	**0**	**0**	**0**	**0**	**0**	**0**	**55.8**	**-**
1400	2	0	2	0	0	0	0	0	0	0	0	0	0	0	0	0	0	0	0	53	-
1500	1	0	1	0	0	0	0	0	0	0	0	0	0	0	0	0	0	0	0	68.5	-
1600	2	1	1	0	0	0	0	0	0	0	0	0	0	0	0	0	0	0	0	7.7	-
1700	1	0	0	1	0	0	0	0	0	0	0	0	0	0	0	0	0	0	0	55.6	-
1800	0	0	0	0	0	0	0	0	0	0	0	0	0	0	0	0	0	0	0	-	-
1900	2	0	2	0	0	0	0	0	0	0	0	0	0	1	50	1	50	1	50	73.6	-
2000	3	0	3	0	0	0	0	0	0	0	0	0	0	0	0	0	0	0	0	44.6	-
2100	0	0	0	0	0	0	0	0	0	0	0	0	0	0	0	0	0	0	0	-	-
2200	0	0	0	0	0	0	0	0	0	0	0	0	0	0	0	0	0	0	0	-	-
2300	1	0	1	0	0	0	0	0	0	0	0	0	0	0	0	0	0	0	0	39.5	-
07-19	**15**	**1**	**13**	**1**	**0**	**0**	**0**	**0**	**0**	**0**	**0**	**0**	**0**	**0**	**0**	**0**	**0**	**0**	**0**	**42.3**	**64.1**
06-22	**20**	**1**	**18**	**1**	**0**	**0**	**0**	**0**	**0**	**0**	**0**	**0**	**0**	**1**	**5**	**1**	**5**	**1**	**5**	**45.8**	**64.1**
06-00	**21**	**1**	**19**	**1**	**0**	**0**	**0**	**0**	**0**	**0**	**0**	**0**	**0**	**1**	**4.8**	**1**	**4.8**	**1**	**4.8**	**45.5**	**64.1**
00-00	**23**	**1**	**21**	**1**	**0**	**0**	**0**	**0**	**0**	**0**	**0**	**0**	**0**	**1**	**4.3**	**1**	**4.3**	**1**	**4.3**	**45.6**	**64.1**

DRAFT

Site 53
Location L-68011-17, Att - Gate Post, Lat 53.87103, Long -6.84562
Direction South

3279 / Meath/Cavan/Monaghan ATC's
October 2013
Automatic Traffic Count

Sun, 13 October 2013

Time	Total	Classification												>PSL	>PSL%	>SL1	>SL1%	>SL2	>SL2%	Mean	Vpp
		1 MCL	2 SV	3 SVT	4 TB2	5 TB3	6 T4	7 ART3	8 ART4	9 ART5	10 ART6	11 BD	12 DRT	80	80	85 +5kph	85 +5kph	90 +10kph	90 +10kph		85
0000	0	0	0	0	0	0	0	0	0	0	0	0	0	0	0	0	0	0	0	-	-
0100	0	0	0	0	0	0	0	0	0	0	0	0	0	0	0	0	0	0	0	-	-
0200	0	0	0	0	0	0	0	0	0	0	0	0	0	0	0	0	0	0	0	-	-
0300	0	0	0	0	0	0	0	0	0	0	0	0	0	0	0	0	0	0	0	-	-
0400	0	0	0	0	0	0	0	0	0	0	0	0	0	0	0	0	0	0	0	-	-
0500	0	0	0	0	0	0	0	0	0	0	0	0	0	0	0	0	0	0	0	-	-
0600	0	0	0	0	0	0	0	0	0	0	0	0	0	0	0	0	0	0	0	-	-
0700	0	0	0	0	0	0	0	0	0	0	0	0	0	0	0	0	0	0	0	-	-
0800	1	0	1	0	0	0	0	0	0	0	0	0	0	0	0	0	0	0	0	29	-
0900	0	0	0	0	0	0	0	0	0	0	0	0	0	0	0	0	0	0	0	-	-
1000	1	0	1	0	0	0	0	0	0	0	0	0	0	0	0	0	0	0	0	63.2	-
1100	**3**	**0**	**3**	**0**	**0**	**0**	**0**	**0**	**0**	**0**	**0**	**0**	**0**	**0**	**0**	**0**	**0**	**0**	**0**	**58.1**	**-**
1200	2	0	2	0	0	0	0	0	0	0	0	0	0	0	0	0	0	0	0	36.7	-
1300	1	0	1	0	0	0	0	0	0	0	0	0	0	0	0	0	0	0	0	71.3	-
1400	1	0	1	0	0	0	0	0	0	0	0	0	0	0	0	0	0	0	0	47.4	-
1500	1	0	1	0	0	0	0	0	0	0	0	0	0	0	0	0	0	0	0	53.6	-
1600	**3**	**0**	**3**	**0**	**0**	**0**	**0**	**0**	**0**	**0**	**0**	**0**	**0**	**0**	**0**	**0**	**0**	**0**	**0**	**44.8**	**-**
1700	1	0	1	0	0	0	0	0	0	0	0	0	0	0	0	0	0	0	0	26.3	-
1800	2	0	2	0	0	0	0	0	0	0	0	0	0	0	0	0	0	0	0	46.4	-
1900	0	0	0	0	0	0	0	0	0	0	0	0	0	0	0	0	0	0	0	-	-
2000	2	0	2	0	0	0	0	0	0	0	0	0	0	0	0	0	0	0	0	29.3	-
2100	0	0	0	0	0	0	0	0	0	0	0	0	0	0	0	0	0	0	0	-	-
2200	0	0	0	0	0	0	0	0	0	0	0	0	0	0	0	0	0	0	0	-	-
2300	0	0	0	0	0	0	0	0	0	0	0	0	0	0	0	0	0	0	0	-	-
07-19	**16**	**0**	**16**	**0**	**0**	**0**	**0**	**0**	**0**	**0**	**0**	**0**	**0**	**0**	**0**	**0**	**0**	**0**	**0**	**47.9**	**59.8**
06-22	**18**	**0**	**18**	**0**	**0**	**0**	**0**	**0**	**0**	**0**	**0**	**0**	**0**	**0**	**0**	**0**	**0**	**0**	**0**	**45.8**	**59.8**
06-00	**18**	**0**	**18**	**0**	**0**	**0**	**0**	**0**	**0**	**0**	**0**	**0**	**0**	**0**	**0**	**0**	**0**	**0**	**0**	**45.8**	**59.8**
00-00	**18**	**0**	**18**	**0**	**0**	**0**	**0**	**0**	**0**	**0**	**0**	**0**	**0**	**0**	**0**	**0**	**0**	**0**	**0**	**45.8**	**59.8**

DRAFT

Site 53
Location L-68011-17, Att - Gate Post, Lat 53.87103, Long -6.84562
Direction South

3279 / Meath/Cavan/Monaghan ATC's
October 2013
Automatic Traffic Count

Mon, 14 October 2013

Time	Total	Classification												>PSL	>PSL%	>SL1	>SL1%	>SL2	>SL2%	Mean	Vpp
		1 MCL	2 SV	3 SVT	4 TB2	5 TB3	6 T4	7 ART3	8 ART4	9 ART5	10 ART6	11 BD	12 DRT	80	80	85 +5kph	85 +5kph	90 +10kph	90 +10kph		85
0000	0	0	0	0	0	0	0	0	0	0	0	0	0	0	0	0	0	0	0	-	-
0100	0	0	0	0	0	0	0	0	0	0	0	0	0	0	0	0	0	0	0	-	-
0200	0	0	0	0	0	0	0	0	0	0	0	0	0	0	0	0	0	0	0	-	-
0300	0	0	0	0	0	0	0	0	0	0	0	0	0	0	0	0	0	0	0	-	-
0400	0	0	0	0	0	0	0	0	0	0	0	0	0	0	0	0	0	0	0	-	-
0500	1	0	1	0	0	0	0	0	0	0	0	0	0	0	0	0	0	0	0	45.9	-
0600	0	0	0	0	0	0	0	0	0	0	0	0	0	0	0	0	0	0	0	-	-
0700	2	0	2	0	0	0	0	0	0	0	0	0	0	0	0	0	0	0	0	56.9	-
0800	1	0	1	0	0	0	0	0	0	0	0	0	0	0	0	0	0	0	0	69.9	-
0900	**5**	**0**	**5**	**0**	**0**	**0**	**0**	**0**	**0**	**0**	**0**	**0**	**0**	**0**	**0**	**0**	**0**	**0**	**0**	**52.8**	**-**
1000	1	0	1	0	0	0	0	0	0	0	0	0	0	0	0	0	0	0	0	49.5	-
1100	2	0	2	0	0	0	0	0	0	0	0	0	0	0	0	0	0	0	0	46.8	-
1200	0	0	0	0	0	0	0	0	0	0	0	0	0	0	0	0	0	0	0	-	-
1300	1	0	1	0	0	0	0	0	0	0	0	0	0	0	0	0	0	0	0	61.4	-
1400	0	0	0	0	0	0	0	0	0	0	0	0	0	0	0	0	0	0	0	-	-
1500	0	0	0	0	0	0	0	0	0	0	0	0	0	0	0	0	0	0	0	-	-
1600	0	0	0	0	0	0	0	0	0	0	0	0	0	0	0	0	0	0	0	-	-
1700	**3**	**0**	**3**	**0**	**0**	**0**	**0**	**0**	**0**	**0**	**0**	**0**	**0**	**0**	**0**	**0**	**0**	**0**	**0**	**33**	**-**
1800	1	0	1	0	0	0	0	0	0	0	0	0	0	0	0	0	0	0	0	53.4	-
1900	2	0	2	0	0	0	0	0	0	0	0	0	0	0	0	0	0	0	0	37.9	-
2000	0	0	0	0	0	0	0	0	0	0	0	0	0	0	0	0	0	0	0	-	-
2100	1	0	1	0	0	0	0	0	0	0	0	0	0	0	0	0	0	0	0	47.4	-
2200	0	0	0	0	0	0	0	0	0	0	0	0	0	0	0	0	0	0	0	-	-
2300	0	0	0	0	0	0	0	0	0	0	0	0	0	0	0	0	0	0	0	-	-
07-19	**16**	**0**	**16**	**0**	**0**	**0**	**0**	**0**	**0**	**0**	**0**	**0**	**0**	**0**	**0**	**0**	**0**	**0**	**0**	**50.3**	**61.2**
06-22	**19**	**0**	**19**	**0**	**0**	**0**	**0**	**0**	**0**	**0**	**0**	**0**	**0**	**0**	**0**	**0**	**0**	**0**	**0**	**48.8**	**59**
06-00	**19**	**0**	**19**	**0**	**0**	**0**	**0**	**0**	**0**	**0**	**0**	**0**	**0**	**0**	**0**	**0**	**0**	**0**	**0**	**48.8**	**59**
00-00	**20**	**0**	**20**	**0**	**0**	**0**	**0**	**0**	**0**	**0**	**0**	**0**	**0**	**0**	**0**	**0**	**0**	**0**	**0**	**48.7**	**59**

DRAFT

Site 53
Location L-68011-17, Att - Gate Post, Lat 53.87103, Long -6.84562
Direction South

3279 / Meath/Cavan/Monaghan ATC's
October 2013
Automatic Traffic Count

Tue, 15 October 2013

Time	Total	Classification												>PSL	>PSL%	>SL1	>SL1%	>SL2	>SL2%	Mean	Vpp
		1 MCL	2 SV	3 SVT	4 TB2	5 TB3	6 T4	7 ART3	8 ART4	9 ART5	10 ART6	11 BD	12 DRT	80	80	85 +5kph	85 +5kph	90 +10kph	90 +10kph		85
0000	0	0	0	0	0	0	0	0	0	0	0	0	0	0	0	0	0	0	0	-	-
0100	0	0	0	0	0	0	0	0	0	0	0	0	0	0	0	0	0	0	0	-	-
0200	0	0	0	0	0	0	0	0	0	0	0	0	0	0	0	0	0	0	0	-	-
0300	0	0	0	0	0	0	0	0	0	0	0	0	0	0	0	0	0	0	0	-	-
0400	0	0	0	0	0	0	0	0	0	0	0	0	0	0	0	0	0	0	0	-	-
0500	1	0	1	0	0	0	0	0	0	0	0	0	0	0	0	0	0	0	0	52.4	-
0600	0	0	0	0	0	0	0	0	0	0	0	0	0	0	0	0	0	0	0	-	-
0700	1	0	1	0	0	0	0	0	0	0	0	0	0	0	0	0	0	0	0	51.1	-
0800	2	0	2	0	0	0	0	0	0	0	0	0	0	0	0	0	0	0	0	41.1	-
0900	**4**	**0**	**4**	**0**	**0**	**0**	**0**	**0**	**0**	**0**	**0**	**0**	**0**	**0**	**0**	**0**	**0**	**0**	**0**	**50.6**	**-**
1000	3	0	3	0	0	0	0	0	0	0	0	0	0	0	0	0	0	0	0	67.4	-
1100	1	0	1	0	0	0	0	0	0	0	0	0	0	0	0	0	0	0	0	42.3	-
1200	1	0	1	0	0	0	0	0	0	0	0	0	0	0	0	0	0	0	0	56.6	-
1300	1	0	1	0	0	0	0	0	0	0	0	0	0	0	0	0	0	0	0	49.8	-
1400	1	0	1	0	0	0	0	0	0	0	0	0	0	0	0	0	0	0	0	64.1	-
1500	0	0	0	0	0	0	0	0	0	0	0	0	0	0	0	0	0	0	0	-	-
1600	2	0	2	0	0	0	0	0	0	0	0	0	0	0	0	0	0	0	0	47.7	-
1700	**3**	**0**	**3**	**0**	**0**	**0**	**0**	**0**	**0**	**0**	**0**	**0**	**0**	**0**	**0**	**0**	**0**	**0**	**0**	**31.2**	**-**
1800	0	0	0	0	0	0	0	0	0	0	0	0	0	0	0	0	0	0	0	-	-
1900	0	0	0	0	0	0	0	0	0	0	0	0	0	0	0	0	0	0	0	-	-
2000	0	0	0	0	0	0	0	0	0	0	0	0	0	0	0	0	0	0	0	-	-
2100	0	0	0	0	0	0	0	0	0	0	0	0	0	0	0	0	0	0	0	-	-
2200	0	0	0	0	0	0	0	0	0	0	0	0	0	0	0	0	0	0	0	-	-
2300	0	0	0	0	0	0	0	0	0	0	0	0	0	0	0	0	0	0	0	-	-
07-19	**19**	**0**	**19**	**0**	**0**	**0**	**0**	**0**	**0**	**0**	**0**	**0**	**0**	**0**	**0**	**0**	**0**	**0**	**0**	**49.5**	**63.7**
06-22	**19**	**0**	**19**	**0**	**0**	**0**	**0**	**0**	**0**	**0**	**0**	**0**	**0**	**0**	**0**	**0**	**0**	**0**	**0**	**49.5**	**63.7**
06-00	**19**	**0**	**19**	**0**	**0**	**0**	**0**	**0**	**0**	**0**	**0**	**0**	**0**	**0**	**0**	**0**	**0**	**0**	**0**	**49.5**	**63.7**
00-00	**20**	**0**	**20**	**0**	**0**	**0**	**0**	**0**	**0**	**0**	**0**	**0**	**0**	**0**	**0**	**0**	**0**	**0**	**0**	**49.6**	**63.7**

DRAFT

Site 53
Location L-68011-17, Att - Gate Post, Lat 53.87103, Long -6.84562
Direction South

3279 / Meath/Cavan/Monaghan ATC's
October 2013
Automatic Traffic Count

Wed, 16 October 2013

Time	Total	Classification												>PSL	>PSL%	>SL1	>SL1%	>SL2	>SL2%	Mean	Vpp
		1 MCL	2 SV	3 SVT	4 TB2	5 TB3	6 T4	7 ART3	8 ART4	9 ART5	10 ART6	11 BD	12 DRT	80	80	85 +5kph	85 +5kph	90 +10kph	90 +10kph		85
0000	0	0	0	0	0	0	0	0	0	0	0	0	0	0	0	0	0	0	0	-	-
0100	0	0	0	0	0	0	0	0	0	0	0	0	0	0	0	0	0	0	0	-	-
0200	0	0	0	0	0	0	0	0	0	0	0	0	0	0	0	0	0	0	0	-	-
0300	0	0	0	0	0	0	0	0	0	0	0	0	0	0	0	0	0	0	0	-	-
0400	0	0	0	0	0	0	0	0	0	0	0	0	0	0	0	0	0	0	0	-	-
0500	1	0	1	0	0	0	0	0	0	0	0	0	0	0	0	0	0	0	0	46.7	-
0600	2	0	2	0	0	0	0	0	0	0	0	0	0	0	0	0	0	0	0	63.4	-
0700	1	0	1	0	0	0	0	0	0	0	0	0	0	0	0	0	0	0	0	47.8	-
0800	1	0	1	0	0	0	0	0	0	0	0	0	0	0	0	0	0	0	0	15.8	-
0900	**3**	**0**	**3**	**0**	**0**	**0**	**0**	**0**	**0**	**0**	**0**	**0**	**0**	**0**	**0**	**0**	**0**	**0**	**0**	**50.7**	**-**
1000	1	0	1	0	0	0	0	0	0	0	0	0	0	0	0	0	0	0	0	62.6	-
1100	1	0	1	0	0	0	0	0	0	0	0	0	0	0	0	0	0	0	0	59	-
1200	1	0	1	0	0	0	0	0	0	0	0	0	0	0	0	0	0	0	0	26.1	-
1300	**3**	**0**	**3**	**0**	**0**	**0**	**0**	**0**	**0**	**0**	**0**	**0**	**0**	**0**	**0**	**0**	**0**	**0**	**0**	**31.8**	**-**
1400	0	0	0	0	0	0	0	0	0	0	0	0	0	0	0	0	0	0	0	-	-
1500	1	0	1	0	0	0	0	0	0	0	0	0	0	0	0	0	0	0	0	19.6	-
1600	**3**	**0**	**2**	**0**	**1**	**0**	**0**	**0**	**0**	**0**	**0**	**0**	**0**	**0**	**0**	**0**	**0**	**0**	**0**	**58.4**	**-**
1700	0	0	0	0	0	0	0	0	0	0	0	0	0	0	0	0	0	0	0	-	-
1800	1	0	1	0	0	0	0	0	0	0	0	0	0	0	0	0	0	0	0	53.3	-
1900	0	0	0	0	0	0	0	0	0	0	0	0	0	0	0	0	0	0	0	-	-
2000	1	0	1	0	0	0	0	0	0	0	0	0	0	0	0	0	0	0	0	34	-
2100	0	0	0	0	0	0	0	0	0	0	0	0	0	0	0	0	0	0	0	0	0
2200	0	0	0	0	0	0	0	0	0	0	0	0	0	0	0	0	0	0	0	0	0
2300	0	0	0	0	0	0	0	0	0	0	0	0	0	0	0	0	0	0	0	0	0
07-19	**16**	**0**	**15**	**0**	**1**	**0**	**0**	**0**	**0**	**0**	**0**	**0**	**0**	**0**	**0**	**0**	**0**	**0**	**0**	**44.2**	**62.3**
06-22	**19**	**0**	**18**	**0**	**1**	**0**	**0**	**0**	**0**	**0**	**0**	**0**	**0**	**0**	**0**	**0**	**0**	**0**	**0**	**45.7**	**62.3**
06-00	**19**	**0**	**18**	**0**	**1**	**0**	**0**	**0**	**0**	**0**	**0**	**0**	**0**	**0**	**0**	**0**	**0**	**0**	**0**	**45.7**	**62.3**
00-00	**20**	**0**	**19**	**0**	**1**	**0**	**0**	**0**	**0**	**0**	**0**	**0**	**0**	**0**	**0**	**0**	**0**	**0**	**0**	**45.7**	**62.3**

DRAFT

Site 53
Location L-68011-17, Att - Gate Post, Lat 53.87103, Long -6.84562
Direction South

3279 / Meath/Cavan/Monaghan ATC's
October 2013
Automatic Traffic Count

Virtual Day (7)

Time	Total	Classification												>PSL	>PSL%	>SL1	>SL1%	>SL2	>SL2%	Mean	Vpp
		1 MCL	2 SV	3 SVT	4 TB2	5 TB3	6 T4	7 ART3	8 ART4	9 ART5	10 ART6	11 BD	12 DRT	80	80	85 +5kph	85 +5kph	90 +10kph	90 +10kph		85
0000	0	0	0	0	0	0	0	0	0	0	0	0	0	0	0	0	0	0	0	39.6	-
0100	0	0	0	0	0	0	0	0	0	0	0	0	0	0	0	0	0	0	0	-	-
0200	0	0	0	0	0	0	0	0	0	0	0	0	0	0	0	0	0	0	0	-	-
0300	0	0	0	0	0	0	0	0	0	0	0	0	0	0	0	0	0	0	0	-	-
0400	0	0	0	0	0	0	0	0	0	0	0	0	0	0	0	0	0	0	0	-	-
0500	1	0	1	0	0	0	0	0	0	0	0	0	0	0	0	0	0	0	0	50.7	-
0600	0	0	0	0	0	0	0	0	0	0	0	0	0	0	0	0	0	0	0	66.1	-
0700	1	0	1	0	0	0	0	0	0	0	0	0	0	0	0	0	0	0	0	57.7	-
0800	1	0	1	0	0	0	0	0	0	0	0	0	0	0	0	0	0	0	0	38.6	-
0900	**3**	**0**	**3**	**0**	**0**	**0**	**0**	**0**	**0**	**0**	**0**	**0**	**0**	**0**	**0**	**0**	**0**	**0**	**0**	**51.7**	**-**
1000	1	0	1	0	0	0	0	0	0	0	0	0	0	0	0	0	0	0	0	59	-
1100	1	0	1	0	0	0	0	0	0	0	0	0	0	0	0	0	0	0	0	46.5	-
1200	1	0	1	0	0	0	0	0	0	0	0	0	0	0	0	0	0	0	0	44.6	-
1300	**2**	**0**	**2**	**0**	**0**	**0**	**0**	**0**	**0**	**0**	**0**	**0**	**0**	**0**	**0**	**0**	**0**	**0**	**0**	**51.2**	**-**
1400	1	0	1	0	0	0	0	0	0	0	0	0	0	0	0	0	0	0	0	54.4	-
1500	1	0	1	0	0	0	0	0	0	0	0	0	0	0	0	0	0	0	0	46.9	-
1600	**2**	**0**	**1**	**0**	**0**	**0**	**0**	**0**	**0**	**0**	**0**	**0**	**0**	**0**	**0**	**0**	**0**	**0**	**0**	**42.7**	**-**
1700	**2**	**0**	**1**	**0**	**0**	**0**	**0**	**0**	**0**	**0**	**0**	**0**	**0**	**0**	**0**	**0**	**0**	**0**	**0**	**38.5**	**-**
1800	1	0	1	0	0	0	0	0	0	0	0	0	0	0	0	0	0	0	0	55	-
1900	1	0	1	0	0	0	0	0	0	0	0	0	0	0	14.3	0	14.3	0	14.3	53	-
2000	1	0	1	0	0	0	0	0	0	0	0	0	0	0	0	0	0	0	0	37.7	-
2100	0	0	0	0	0	0	0	0	0	0	0	0	0	0	0	0	0	0	0	47.4	-
2200	0	0	0	0	0	0	0	0	0	0	0	0	0	0	0	0	0	0	0	-	-
2300	0	0	0	0	0	0	0	0	0	0	0	0	0	0	0	0	0	0	0	39.5	-
07-19	**16**	**0**	**15**	**0**	**0**	**0**	**0**	**0**	**0**	**0**	**0**	**0**	**0**	**0**	**0**	**0**	**0**	**0**	**0**	**48.3**	**64.1**
06-22	**18**	**0**	**18**	**0**	**0**	**0**	**0**	**0**	**0**	**0**	**0**	**0**	**0**	**0**	**0.8**	**0**	**0.8**	**0**	**0.8**	**48.5**	**64.8**
06-00	**19**	**0**	**18**	**0**	**0**	**0**	**0**	**0**	**0**	**0**	**0**	**0**	**0**	**0**	**0.8**	**0**	**0.8**	**0**	**0.8**	**48.4**	**64.8**
00-00	**20**	**0**	**19**	**0**	**0**	**0**	**0**	**0**	**0**	**0**	**0**	**0**	**0**	**0**	**0.7**	**0**	**0.7**	**0**	**0.7**	**48.5**	**64.1**

DRAFT

Site 53
Location L-68011-17, Att - Gate Post, Lat 53.87103, Long -6.84562
Direction South

3279 / Meath/Cavan/Monaghan ATC's
October 2013
Automatic Traffic Count

Virtual Week (1)

Time	Total	Classification												>PSL	>PSL%	>SL1	>SL1%	>SL2	>SL2%	Mean	Vpp
		1 MCL	2 SV	3 SVT	4 TB2	5 TB3	6 T4	7 ART3	8 ART4	9 ART5	10 ART6	11 BD	12 DRT	80	80	85 +5kph	85 +5kph	90 +10kph	90 +10kph		85
Mon	20	0	20	0	0	0	0	0	0	0	0	0	0	0	0	0	0	0	0	48.7	59
Tue	20	0	20	0	0	0	0	0	0	0	0	0	0	0	0	0	0	0	0	49.6	63.7
Wed	20	0	19	0	1	0	0	0	0	0	0	0	0	0	0	0	0	0	0	45.7	62.3
Thu	18	0	17	1	0	0	0	0	0	0	0	0	0	0	0	0	0	0	0	51.3	69.5
Fri	19	0	18	0	1	0	0	0	0	0	0	0	0	0	0	0	0	0	0	53.5	65.5
| Sat	23	1	21	1	0	0	0	0	0	0	0	0	0	1	4.3	1	4.3	1	4.3	45.6	64.1
| Sun	18	0	18	0	0	0	0	0	0	0	0	0	0	0	0	0	0	0	0	45.8	59.8
5 Day Ave.	**19**	**0**	**19**	**0**	**0**	**0**	**0**	**0**	**0**	**0**	**0**	**0**	**0**	**0**	**0.0**	**0**	**0.0**	**0**	**0.0**	**49.8**	**64.0**
7 Day Ave.	**20**	**0**	**19**	**0**	**0**	**0**	**0**	**0**	**0**	**0**	**0**	**0**	**0**	**0**	**0.7**	**0**	**0.7**	**0**	**0.7**	**48.5**	**64.1**
--	**138**	**1**	**133**	**2**	**2**	**0**	**0**	**0**	**0**	**0**	**0**	**0**	**0**	**1**	**0.7**	**1**	**0.7**	**1**	**0.7**	**48.5**	**64.1**

Summary Graphs

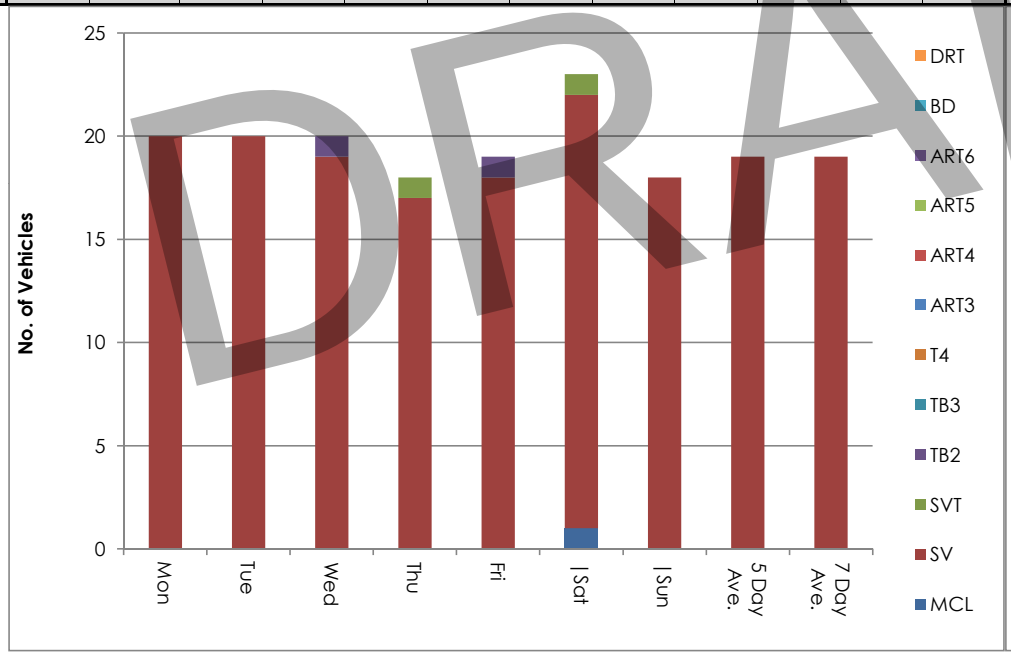

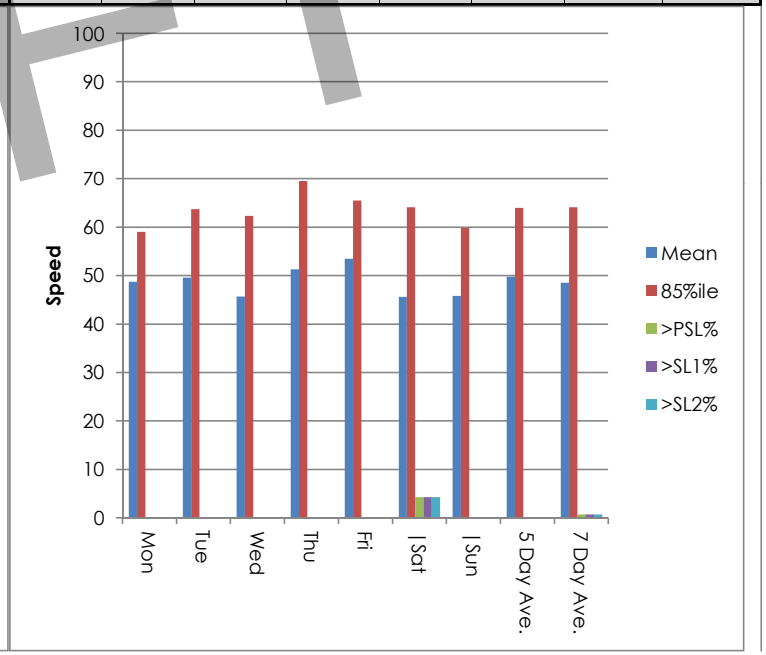

DRAFT

Site 53
Location L-68011-17, Att - Gate Post, Lat 53.87103, Long -6.84562
Direction South

3279 / Meath/Cavan/Monaghan ATC's
October 2013
Automatic Traffic Count

Thu, 10 October 2013

Time	Total	Speed Bins (km/h)																											
		0 - 5	5 - 10	10 - 15	15 - 20	20 - 25	25 - 30	30 - 35	35 - 40	40 - 45	45 - 50	50 - 55	55 - 60	60 - 65	65 - 70	70 - 75	75 - 80	80 - 85	85 - 90	90 - 95	95 - 100	100 - 105	105 - 110	110 - 115	115 - 120	120 - 125	125 - 130	130 - 135	135 - 140
0000	0	0	0	0	0	0	0	0	0	0	0	0	0	0	0	0	0	0	0	0	0	0	0	0	0	0	0	0	0
0100	0	0	0	0	0	0	0	0	0	0	0	0	0	0	0	0	0	0	0	0	0	0	0	0	0	0	0	0	0
0200	0	0	0	0	0	0	0	0	0	0	0	0	0	0	0	0	0	0	0	0	0	0	0	0	0	0	0	0	0
0300	0	0	0	0	0	0	0	0	0	0	0	0	0	0	0	0	0	0	0	0	0	0	0	0	0	0	0	0	0
0400	0	0	0	0	0	0	0	0	0	0	0	0	0	0	0	0	0	0	0	0	0	0	0	0	0	0	0	0	0
0500	1	0	0	0	0	0	0	0	0	0	1	0	0	0	0	0	0	0	0	0	0	0	0	0	0	0	0	0	0
0600	1	0	0	0	0	0	0	0	0	0	0	0	0	0	0	1	0	0	0	0	0	0	0	0	0	0	0	0	0
0700	0	0	0	0	0	0	0	0	0	0	0	0	0	0	0	0	0	0	0	0	0	0	0	0	0	0	0	0	0
0800	**2**	**0**	**0**	**0**	**1**	**0**	**0**	**0**	**0**	**0**	**0**	**0**	**0**	**0**	**1**	**0**	**0**	**0**	**0**	**0**	**0**	**0**	**0**	**0**	**0**	**0**	**0**	**0**	**0**
0900	**2**	**0**	**0**	**0**	**0**	**0**	**0**	**0**	**0**	**0**	**0**	**0**	**1**	**1**	**0**	**0**	**0**	**0**	**0**	**0**	**0**	**0**	**0**	**0**	**0**	**0**	**0**	**0**	**0**
1000	**2**	**0**	**0**	**0**	**0**	**0**	**0**	**0**	**0**	**0**	**0**	**0**	**1**	**1**	**0**	**0**	**0**	**0**	**0**	**0**	**0**	**0**	**0**	**0**	**0**	**0**	**0**	**0**	**0**
1100	**2**	**0**	**0**	**0**	**1**	**0**	**0**	**0**	**0**	**0**	**0**	**0**	**1**	**0**	**0**	**0**	**0**	**0**	**0**	**0**	**0**	**0**	**0**	**0**	**0**	**0**	**0**	**0**	**0**
1200	**2**	**0**	**0**	**0**	**0**	**0**	**0**	**0**	**1**	**1**	**0**	**0**	**0**	**0**	**0**	**0**	**0**	**0**	**0**	**0**	**0**	**0**	**0**	**0**	**0**	**0**	**0**	**0**	**0**
1300	0	0	0	0	0	0	0	0	0	0	0	0	0	0	0	0	0	0	0	0	0	0	0	0	0	0	0	0	0
1400	0	0	0	0	0	0	0	0	0	0	0	0	0	0	0	0	0	0	0	0	0	0	0	0	0	0	0	0	0
1500	1	0	0	0	0	0	0	0	0	0	0	1	0	0	0	0	0	0	0	0	0	0	0	0	0	0	0	0	0
1600	0	0	0	0	0	0	0	0	0	0	0	0	0	0	0	0	0	0	0	0	0	0	0	0	0	0	0	0	0
1700	**2**	**0**	**0**	**0**	**0**	**0**	**0**	**1**	**0**	**0**	**0**	**0**	**0**	**0**	**0**	**1**	**0**	**0**	**0**	**0**	**0**	**0**	**0**	**0**	**0**	**0**	**0**	**0**	**0**
1800	1	0	0	0	0	0	0	0	0	0	0	0	0	1	0	0	0	0	0	0	0	0	0	0	0	0	0	0	0
1900	**2**	**0**	**0**	**0**	**0**	**0**	**0**	**0**	**1**	**0**	**0**	**0**	**0**	**0**	**0**	**1**	**0**	**0**	**0**	**0**	**0**	**0**	**0**	**0**	**0**	**0**	**0**	**0**	**0**
2000	0	0	0	0	0	0	0	0	0	0	0	0	0	0	0	0	0	0	0	0	0	0	0	0	0	0	0	0	0
2100	0	0	0	0	0	0	0	0	0	0	0	0	0	0	0	0	0	0	0	0	0	0	0	0	0	0	0	0	0
2200	0	0	0	0	0	0	0	0	0	0	0	0	0	0	0	0	0	0	0	0	0	0	0	0	0	0	0	0	0
2300	0	0	0	0	0	0	0	0	0	0	0	0	0	0	0	0	0	0	0	0	0	0	0	0	0	0	0	0	0
07-19	**14**	**0**	**0**	**0**	**2**	**0**	**0**	**1**	**1**	**1**	**0**	**1**	**3**	**3**	**1**	**1**	**0**	**0**	**0**	**0**	**0**	**0**	**0**	**0**	**0**	**0**	**0**	**0**	**0**
06-22	**17**	**0**	**0**	**0**	**2**	**0**	**0**	**1**	**2**	**1**	**0**	**1**	**3**	**3**	**1**	**3**	**0**	**0**	**0**	**0**	**0**	**0**	**0**	**0**	**0**	**0**	**0**	**0**	**0**
06-00	**17**	**0**	**0**	**0**	**2**	**0**	**0**	**1**	**2**	**1**	**0**	**1**	**3**	**3**	**1**	**3**	**0**	**0**	**0**	**0**	**0**	**0**	**0**	**0**	**0**	**0**	**0**	**0**	**0**
00-00	**18**	**0**	**0**	**0**	**2**	**0**	**0**	**1**	**2**	**1**	**1**	**1**	**3**	**3**	**1**	**3**	**0**	**0**	**0**	**0**	**0**	**0**	**0**	**0**	**0**	**0**	**0**	**0**	**0**

DRAFT

Site 53
Location L-68011-17, Att - Gate Post, Lat 53.87103, Long -6.84562
Direction South

3279 / Meath/Cavan/Monaghan ATC's
October 2013
Automatic Traffic Count

Fri, 11 October 2013

Time	Total	Speed Bins (km/h)																											
		0 - 5	5 - 10	10 - 15	15 - 20	20 - 25	25 - 30	30 - 35	35 - 40	40 - 45	45 - 50	50 - 55	55 - 60	60 - 65	65 - 70	70 - 75	75 - 80	80 - 85	85 - 90	90 - 95	95 - 100	100 - 105	105 - 110	110 - 115	115 - 120	120 - 125	125 - 130	130 - 135	135 - 140
0000	0	0	0	0	0	0	0	0	0	0	0	0	0	0	0	0	0	0	0	0	0	0	0	0	0	0	0	0	0
0100	0	0	0	0	0	0	0	0	0	0	0	0	0	0	0	0	0	0	0	0	0	0	0	0	0	0	0	0	0
0200	0	0	0	0	0	0	0	0	0	0	0	0	0	0	0	0	0	0	0	0	0	0	0	0	0	0	0	0	0
0300	0	0	0	0	0	0	0	0	0	0	0	0	0	0	0	0	0	0	0	0	0	0	0	0	0	0	0	0	0
0400	0	0	0	0	0	0	0	0	0	0	0	0	0	0	0	0	0	0	0	0	0	0	0	0	0	0	0	0	0
0500	2	0	0	0	0	0	0	0	0	0	1	0	0	1	0	0	0	0	0	0	0	0	0	0	0	0	0	0	0
0600	0	0	0	0	0	0	0	0	0	0	0	0	0	0	0	0	0	0	0	0	0	0	0	0	0	0	0	0	0
0700	2	0	0	0	0	0	0	0	0	0	0	0	0	0	2	0	0	0	0	0	0	0	0	0	0	0	0	0	0
0800	2	0	0	0	0	1	0	0	0	1	0	0	0	0	0	0	0	0	0	0	0	0	0	0	0	0	0	0	0
0900	**3**	**0**	**0**	**0**	**0**	**0**	**0**	**0**	**0**	**0**	**0**	**0**	**2**	**0**	**1**	**0**	**0**	**0**	**0**	**0**	**0**	**0**	**0**	**0**	**0**	**0**	**0**	**0**	**0**
1000	1	0	0	0	0	0	0	0	0	0	0	1	0	0	0	0	0	0	0	0	0	0	0	0	0	0	0	0	0
1100	0	0	0	0	0	0	0	0	0	0	0	0	0	0	0	0	0	0	0	0	0	0	0	0	0	0	0	0	0
1200	**2**	**0**	**0**	**0**	**0**	**0**	**0**	**0**	**0**	**0**	**0**	**0**	**1**	**1**	**0**	**0**	**0**	**0**	**0**	**0**	**0**	**0**	**0**	**0**	**0**	**0**	**0**	**0**	**0**
1300	1	0	0	0	0	0	0	0	0	0	0	0	0	1	0	0	0	0	0	0	0	0	0	0	0	0	0	0	0
1400	0	0	0	0	0	0	0	0	0	0	0	0	0	0	0	0	0	0	0	0	0	0	0	0	0	0	0	0	0
1500	**2**	**0**	**0**	**0**	**0**	**0**	**0**	**0**	**1**	**0**	**1**	**0**	**0**	**0**	**0**	**0**	**0**	**0**	**0**	**0**	**0**	**0**	**0**	**0**	**0**	**0**	**0**	**0**	**0**
1600	1	0	0	0	0	0	0	0	0	0	1	0	0	0	0	0	0	0	0	0	0	0	0	0	0	0	0	0	0
1700	1	0	0	0	0	0	0	0	0	0	1	0	0	0	0	0	0	0	0	0	0	0	0	0	0	0	0	0	0
1800	1	0	0	0	0	0	0	0	0	0	0	0	0	0	1	0	0	0	0	0	0	0	0	0	0	0	0	0	0
1900	1	0	0	0	0	0	0	0	1	0	0	0	0	0	0	0	0	0	0	0	0	0	0	0	0	0	0	0	0
2000	0	0	0	0	0	0	0	0	0	0	0	0	0	0	0	0	0	0	0	0	0	0	0	0	0	0	0	0	0
2100	0	0	0	0	0	0	0	0	0	0	0	0	0	0	0	0	0	0	0	0	0	0	0	0	0	0	0	0	0
2200	0	0	0	0	0	0	0	0	0	0	0	0	0	0	0	0	0	0	0	0	0	0	0	0	0	0	0	0	0
2300	0	0	0	0	0	0	0	0	0	0	0	0	0	0	0	0	0	0	0	0	0	0	0	0	0	0	0	0	0
07-19	**16**	**0**	**0**	**0**	**0**	**1**	**0**	**0**	**1**	**1**	**3**	**1**	**3**	**2**	**4**	**0**	**0**	**0**	**0**	**0**	**0**	**0**	**0**	**0**	**0**	**0**	**0**	**0**	**0**
06-22	**17**	**0**	**0**	**0**	**0**	**1**	**0**	**0**	**2**	**1**	**3**	**1**	**3**	**2**	**4**	**0**	**0**	**0**	**0**	**0**	**0**	**0**	**0**	**0**	**0**	**0**	**0**	**0**	**0**
06-00	**17**	**0**	**0**	**0**	**0**	**1**	**0**	**0**	**2**	**1**	**3**	**1**	**3**	**2**	**4**	**0**	**0**	**0**	**0**	**0**	**0**	**0**	**0**	**0**	**0**	**0**	**0**	**0**	**0**
00-00	**19**	**0**	**0**	**0**	**0**	**1**	**0**	**0**	**2**	**1**	**4**	**1**	**3**	**3**	**4**	**0**	**0**	**0**	**0**	**0**	**0**	**0**	**0**	**0**	**0**	**0**	**0**	**0**	**0**

DRAFT

Site 53
Location L-68011-17, Att - Gate Post, Lat 53.87103, Long -6.84562
Direction South

3279 / Meath/Cavan/Monaghan ATC's
October 2013
Automatic Traffic Count

Sat, 12 October 2013

Time	Total	Speed Bins (km/h)																											
		0 - 5	5 - 10	10 - 15	15 - 20	20 - 25	25 - 30	30 - 35	35 - 40	40 - 45	45 - 50	50 - 55	55 - 60	60 - 65	65 - 70	70 - 75	75 - 80	80 - 85	85 - 90	90 - 95	95 - 100	100 - 105	105 - 110	110 - 115	115 - 120	120 - 125	125 - 130	130 - 135	135 - 140
0000	1	0	0	0	0	0	0	0	1	0	0	0	0	0	0	0	0	0	0	0	0	0	0	0	0	0	0	0	0
0100	0	0	0	0	0	0	0	0	0	0	0	0	0	0	0	0	0	0	0	0	0	0	0	0	0	0	0	0	0
0200	0	0	0	0	0	0	0	0	0	0	0	0	0	0	0	0	0	0	0	0	0	0	0	0	0	0	0	0	0
0300	0	0	0	0	0	0	0	0	0	0	0	0	0	0	0	0	0	0	0	0	0	0	0	0	0	0	0	0	0
0400	0	0	0	0	0	0	0	0	0	0	0	0	0	0	0	0	0	0	0	0	0	0	0	0	0	0	0	0	0
0500	1	0	0	0	0	0	0	0	0	0	0	1	0	0	0	0	0	0	0	0	0	0	0	0	0	0	0	0	0
0600	0	0	0	0	0	0	0	0	0	0	0	0	0	0	0	0	0	0	0	0	0	0	0	0	0	0	0	0	0
0700	0	0	0	0	0	0	0	0	0	0	0	0	0	0	0	0	0	0	0	0	0	0	0	0	0	0	0	0	0
0800	0	0	0	0	0	0	0	0	0	0	0	0	0	0	0	0	0	0	0	0	0	0	0	0	0	0	0	0	0
0900	**2**	**0**	**0**	**0**	**0**	**1**	**0**	**0**	**1**	**0**	**0**	**0**	**0**	**0**	**0**	**0**	**0**	**0**	**0**	**0**	**0**	**0**	**0**	**0**	**0**	**0**	**0**	**0**	**0**
1000	1	0	0	0	0	0	0	0	0	1	0	0	0	0	0	0	0	0	0	0	0	0	0	0	0	0	0	0	0
1100	1	0	0	0	0	1	0	0	0	0	0	0	0	0	0	0	0	0	0	0	0	0	0	0	0	0	0	0	0
1200	1	0	0	0	0	0	0	0	0	1	0	0	0	0	0	0	0	0	0	0	0	0	0	0	0	0	0	0	0
1300	**4**	**0**	**0**	**0**	**0**	**0**	**0**	**0**	**0**	**0**	**1**	**1**	**1**	**1**	**0**	**0**	**0**	**0**	**0**	**0**	**0**	**0**	**0**	**0**	**0**	**0**	**0**	**0**	**0**
1400	2	0	0	0	0	0	0	1	0	0	0	0	0	0	0	1	0	0	0	0	0	0	0	0	0	0	0	0	0
1500	1	0	0	0	0	0	0	0	0	0	0	0	0	0	1	0	0	0	0	0	0	0	0	0	0	0	0	0	0
1600	2	0	2	0	0	0	0	0	0	0	0	0	0	0	0	0	0	0	0	0	0	0	0	0	0	0	0	0	0
1700	1	0	0	0	0	0	0	0	0	0	0	0	1	0	0	0	0	0	0	0	0	0	0	0	0	0	0	0	0
1800	0	0	0	0	0	0	0	0	0	0	0	0	0	0	0	0	0	0	0	0	0	0	0	0	0	0	0	0	0
1900	2	0	0	0	0	0	0	0	0	0	1	0	0	0	0	0	0	0	0	0	0	1	0	0	0	0	0	0	0
2000	3	0	0	0	0	0	1	0	0	0	0	1	1	0	0	0	0	0	0	0	0	0	0	0	0	0	0	0	0
2100	0	0	0	0	0	0	0	0	0	0	0	0	0	0	0	0	0	0	0	0	0	0	0	0	0	0	0	0	0
2200	0	0	0	0	0	0	0	0	0	0	0	0	0	0	0	0	0	0	0	0	0	0	0	0	0	0	0	0	0
2300	1	0	0	0	0	0	0	0	1	0	0	0	0	0	0	0	0	0	0	0	0	0	0	0	0	0	0	0	0
07-19	**15**	**0**	**2**	**0**	**0**	**2**	**0**	**1**	**1**	**2**	**1**	**1**	**2**	**1**	**1**	**1**	**0**	**0**	**0**	**0**	**0**	**0**	**0**	**0**	**0**	**0**	**0**	**0**	**0**
06-22	**20**	**0**	**2**	**0**	**0**	**2**	**1**	**1**	**1**	**2**	**2**	**2**	**3**	**1**	**1**	**1**	**0**	**0**	**0**	**0**	**0**	**1**	**0**	**0**	**0**	**0**	**0**	**0**	**0**
06-00	**21**	**0**	**2**	**0**	**0**	**2**	**1**	**1**	**2**	**2**	**2**	**2**	**3**	**1**	**1**	**1**	**0**	**0**	**0**	**0**	**0**	**1**	**0**	**0**	**0**	**0**	**0**	**0**	**0**
00-00	**23**	**0**	**2**	**0**	**0**	**2**	**1**	**1**	**3**	**2**	**2**	**3**	**3**	**1**	**1**	**1**	**0**	**0**	**0**	**0**	**0**	**1**	**0**	**0**	**0**	**0**	**0**	**0**	**0**

DRAFT

Site 53
Location L-68011-17, Att - Gate Post, Lat 53.87103, Long -6.84562
Direction South

3279 / Meath/Cavan/Monaghan ATC's
October 2013
Automatic Traffic Count

Sun, 13 October 2013

Time	Total	Speed Bins (km/h)																											
		0 - 5	5 - 10	10 - 15	15 - 20	20 - 25	25 - 30	30 - 35	35 - 40	40 - 45	45 - 50	50 - 55	55 - 60	60 - 65	65 - 70	70 - 75	75 - 80	80 - 85	85 - 90	90 - 95	95 - 100	100 - 105	105 - 110	110 - 115	115 - 120	120 - 125	125 - 130	130 - 135	135 - 140
0000	0	0	0	0	0	0	0	0	0	0	0	0	0	0	0	0	0	0	0	0	0	0	0	0	0	0	0	0	0
0100	0	0	0	0	0	0	0	0	0	0	0	0	0	0	0	0	0	0	0	0	0	0	0	0	0	0	0	0	0
0200	0	0	0	0	0	0	0	0	0	0	0	0	0	0	0	0	0	0	0	0	0	0	0	0	0	0	0	0	0
0300	0	0	0	0	0	0	0	0	0	0	0	0	0	0	0	0	0	0	0	0	0	0	0	0	0	0	0	0	0
0400	0	0	0	0	0	0	0	0	0	0	0	0	0	0	0	0	0	0	0	0	0	0	0	0	0	0	0	0	0
0500	0	0	0	0	0	0	0	0	0	0	0	0	0	0	0	0	0	0	0	0	0	0	0	0	0	0	0	0	0
0600	0	0	0	0	0	0	0	0	0	0	0	0	0	0	0	0	0	0	0	0	0	0	0	0	0	0	0	0	0
0700	0	0	0	0	0	0	0	0	0	0	0	0	0	0	0	0	0	0	0	0	0	0	0	0	0	0	0	0	0
0800	1	0	0	0	0	0	1	0	0	0	0	0	0	0	0	0	0	0	0	0	0	0	0	0	0	0	0	0	0
0900	0	0	0	0	0	0	0	0	0	0	0	0	0	0	0	0	0	0	0	0	0	0	0	0	0	0	0	0	0
1000	1	0	0	0	0	0	0	0	0	0	0	0	0	1	0	0	0	0	0	0	0	0	0	0	0	0	0	0	0
1100	**3**	**0**	**0**	**0**	**0**	**0**	**0**	**0**	**0**	**0**	**0**	**0**	**2**	**1**	**0**	**0**	**0**	**0**	**0**	**0**	**0**	**0**	**0**	**0**	**0**	**0**	**0**	**0**	**0**
1200	2	0	0	0	0	0	0	1	0	1	0	0	0	0	0	0	0	0	0	0	0	0	0	0	0	0	0	0	0
1300	1	0	0	0	0	0	0	0	0	0	0	0	0	0	0	1	0	0	0	0	0	0	0	0	0	0	0	0	0
1400	1	0	0	0	0	0	0	0	0	0	1	0	0	0	0	0	0	0	0	0	0	0	0	0	0	0	0	0	0
1500	1	0	0	0	0	0	0	0	0	0	0	1	0	0	0	0	0	0	0	0	0	0	0	0	0	0	0	0	0
1600	**3**	**0**	**0**	**0**	**1**	**0**	**0**	**0**	**0**	**0**	**0**	**0**	**2**	**0**	**0**	**0**	**0**	**0**	**0**	**0**	**0**	**0**	**0**	**0**	**0**	**0**	**0**	**0**	**0**
1700	1	0	0	0	0	0	1	0	0	0	0	0	0	0	0	0	0	0	0	0	0	0	0	0	0	0	0	0	0
1800	2	0	0	0	0	0	0	0	1	0	0	0	1	0	0	0	0	0	0	0	0	0	0	0	0	0	0	0	0
1900	0	0	0	0	0	0	0	0	0	0	0	0	0	0	0	0	0	0	0	0	0	0	0	0	0	0	0	0	0
2000	2	0	0	0	1	0	0	0	1	0	0	0	0	0	0	0	0	0	0	0	0	0	0	0	0	0	0	0	0
2100	0	0	0	0	0	0	0	0	0	0	0	0	0	0	0	0	0	0	0	0	0	0	0	0	0	0	0	0	0
2200	0	0	0	0	0	0	0	0	0	0	0	0	0	0	0	0	0	0	0	0	0	0	0	0	0	0	0	0	0
2300	0	0	0	0	0	0	0	0	0	0	0	0	0	0	0	0	0	0	0	0	0	0	0	0	0	0	0	0	0
07-19	**16**	**0**	**0**	**0**	**1**	**0**	**2**	**1**	**1**	**1**	**1**	**1**	**5**	**2**	**0**	**1**	**0**	**0**	**0**	**0**	**0**	**0**	**0**	**0**	**0**	**0**	**0**	**0**	**0**
06-22	**18**	**0**	**0**	**0**	**2**	**0**	**2**	**1**	**2**	**1**	**1**	**1**	**5**	**2**	**0**	**1**	**0**	**0**	**0**	**0**	**0**	**0**	**0**	**0**	**0**	**0**	**0**	**0**	**0**
06-00	**18**	**0**	**0**	**0**	**2**	**0**	**2**	**1**	**2**	**1**	**1**	**1**	**5**	**2**	**0**	**1**	**0**	**0**	**0**	**0**	**0**	**0**	**0**	**0**	**0**	**0**	**0**	**0**	**0**
00-00	**18**	**0**	**0**	**0**	**2**	**0**	**2**	**1**	**2**	**1**	**1**	**1**	**5**	**2**	**0**	**1**	**0**	**0**	**0**	**0**	**0**	**0**	**0**	**0**	**0**	**0**	**0**	**0**	**0**

DRAFT

Site 53
Location L-68011-17, Att - Gate Post, Lat 53.87103, Long -6.84562
Direction South

3279 / Meath/Cavan/Monaghan ATC's
October 2013
Automatic Traffic Count

Mon, 14 October 2013

Time	Total	Speed Bins (km/h)																											
		0 - 5	5 - 10	10 - 15	15 - 20	20 - 25	25 - 30	30 - 35	35 - 40	40 - 45	45 - 50	50 - 55	55 - 60	60 - 65	65 - 70	70 - 75	75 - 80	80 - 85	85 - 90	90 - 95	95 - 100	100 - 105	105 - 110	110 - 115	115 - 120	120 - 125	125 - 130	130 - 135	135 - 140
0000	0	0	0	0	0	0	0	0	0	0	0	0	0	0	0	0	0	0	0	0	0	0	0	0	0	0	0	0	0
0100	0	0	0	0	0	0	0	0	0	0	0	0	0	0	0	0	0	0	0	0	0	0	0	0	0	0	0	0	0
0200	0	0	0	0	0	0	0	0	0	0	0	0	0	0	0	0	0	0	0	0	0	0	0	0	0	0	0	0	0
0300	0	0	0	0	0	0	0	0	0	0	0	0	0	0	0	0	0	0	0	0	0	0	0	0	0	0	0	0	0
0400	0	0	0	0	0	0	0	0	0	0	0	0	0	0	0	0	0	0	0	0	0	0	0	0	0	0	0	0	0
0500	1	0	0	0	0	0	0	0	0	0	1	0	0	0	0	0	0	0	0	0	0	0	0	0	0	0	0	0	0
0600	0	0	0	0	0	0	0	0	0	0	0	0	0	0	0	0	0	0	0	0	0	0	0	0	0	0	0	0	0
0700	2	0	0	0	0	0	0	0	0	0	0	1	1	0	0	0	0	0	0	0	0	0	0	0	0	0	0	0	0
0800	1	0	0	0	0	0	0	0	0	0	0	0	0	0	1	0	0	0	0	0	0	0	0	0	0	0	0	0	0
0900	**5**	**0**	**0**	**0**	**0**	**0**	**0**	**1**	**0**	**0**	**0**	**1**	**2**	**0**	**1**	**0**	**0**	**0**	**0**	**0**	**0**	**0**	**0**	**0**	**0**	**0**	**0**	**0**	**0**
1000	1	0	0	0	0	0	0	0	0	0	1	0	0	0	0	0	0	0	0	0	0	0	0	0	0	0	0	0	0
1100	2	0	0	0	0	0	0	0	0	1	0	1	0	0	0	0	0	0	0	0	0	0	0	0	0	0	0	0	0
1200	0	0	0	0	0	0	0	0	0	0	0	0	0	0	0	0	0	0	0	0	0	0	0	0	0	0	0	0	0
1300	1	0	0	0	0	0	0	0	0	0	0	0	0	1	0	0	0	0	0	0	0	0	0	0	0	0	0	0	0
1400	0	0	0	0	0	0	0	0	0	0	0	0	0	0	0	0	0	0	0	0	0	0	0	0	0	0	0	0	0
1500	0	0	0	0	0	0	0	0	0	0	0	0	0	0	0	0	0	0	0	0	0	0	0	0	0	0	0	0	0
1600	0	0	0	0	0	0	0	0	0	0	0	0	0	0	0	0	0	0	0	0	0	0	0	0	0	0	0	0	0
1700	**3**	**0**	**0**	**0**	**0**	**1**	**1**	**0**	**0**	**0**	**1**	**0**	**0**	**0**	**0**	**0**	**0**	**0**	**0**	**0**	**0**	**0**	**0**	**0**	**0**	**0**	**0**	**0**	**0**
1800	1	0	0	0	0	0	0	0	0	0	0	1	0	0	0	0	0	0	0	0	0	0	0	0	0	0	0	0	0
1900	2	0	0	0	1	0	0	0	0	0	0	0	1	0	0	0	0	0	0	0	0	0	0	0	0	0	0	0	0
2000	0	0	0	0	0	0	0	0	0	0	0	0	0	0	0	0	0	0	0	0	0	0	0	0	0	0	0	0	0
2100	1	0	0	0	0	0	0	0	0	0	1	0	0	0	0	0	0	0	0	0	0	0	0	0	0	0	0	0	0
2200	0	0	0	0	0	0	0	0	0	0	0	0	0	0	0	0	0	0	0	0	0	0	0	0	0	0	0	0	0
2300	0	0	0	0	0	0	0	0	0	0	0	0	0	0	0	0	0	0	0	0	0	0	0	0	0	0	0	0	0
07-19	**16**	**0**	**0**	**0**	**0**	**1**	**1**	**1**	**0**	**1**	**2**	**4**	**3**	**1**	**2**	**0**	**0**	**0**	**0**	**0**	**0**	**0**	**0**	**0**	**0**	**0**	**0**	**0**	**0**
06-22	**19**	**0**	**0**	**0**	**1**	**1**	**1**	**1**	**0**	**1**	**3**	**4**	**4**	**1**	**2**	**0**	**0**	**0**	**0**	**0**	**0**	**0**	**0**	**0**	**0**	**0**	**0**	**0**	**0**
06-00	**19**	**0**	**0**	**0**	**1**	**1**	**1**	**1**	**0**	**1**	**3**	**4**	**4**	**1**	**2**	**0**	**0**	**0**	**0**	**0**	**0**	**0**	**0**	**0**	**0**	**0**	**0**	**0**	**0**
00-00	**20**	**0**	**0**	**0**	**1**	**1**	**1**	**1**	**0**	**1**	**4**	**4**	**4**	**1**	**2**	**0**	**0**	**0**	**0**	**0**	**0**	**0**	**0**	**0**	**0**	**0**	**0**	**0**	**0**

DRAFT

Site 53
Location L-68011-17, Att - Gate Post, Lat 53.87103, Long -6.84562
Direction South

3279 / Meath/Cavan/Monaghan ATC's
October 2013
Automatic Traffic Count

Tue, 15 October 2013

Time	Total	Speed Bins (km/h)																											
		0 - 5	5 - 10	10 - 15	15 - 20	20 - 25	25 - 30	30 - 35	35 - 40	40 - 45	45 - 50	50 - 55	55 - 60	60 - 65	65 - 70	70 - 75	75 - 80	80 - 85	85 - 90	90 - 95	95 - 100	100 - 105	105 - 110	110 - 115	115 - 120	120 - 125	125 - 130	130 - 135	135 - 140
0000	0	0	0	0	0	0	0	0	0	0	0	0	0	0	0	0	0	0	0	0	0	0	0	0	0	0	0	0	0
0100	0	0	0	0	0	0	0	0	0	0	0	0	0	0	0	0	0	0	0	0	0	0	0	0	0	0	0	0	0
0200	0	0	0	0	0	0	0	0	0	0	0	0	0	0	0	0	0	0	0	0	0	0	0	0	0	0	0	0	0
0300	0	0	0	0	0	0	0	0	0	0	0	0	0	0	0	0	0	0	0	0	0	0	0	0	0	0	0	0	0
0400	0	0	0	0	0	0	0	0	0	0	0	0	0	0	0	0	0	0	0	0	0	0	0	0	0	0	0	0	0
0500	1	0	0	0	0	0	0	0	0	0	0	1	0	0	0	0	0	0	0	0	0	0	0	0	0	0	0	0	0
0600	0	0	0	0	0	0	0	0	0	0	0	0	0	0	0	0	0	0	0	0	0	0	0	0	0	0	0	0	0
0700	1	0	0	0	0	0	0	0	0	0	0	1	0	0	0	0	0	0	0	0	0	0	0	0	0	0	0	0	0
0800	2	0	0	0	1	0	0	0	0	0	0	0	0	0	1	0	0	0	0	0	0	0	0	0	0	0	0	0	0
0900	**4**	**0**	**0**	**0**	**0**	**0**	**0**	**0**	**0**	**1**	**1**	**1**	**1**	**0**	**0**	**0**	**0**	**0**	**0**	**0**	**0**	**0**	**0**	**0**	**0**	**0**	**0**	**0**	**0**
1000	3	0	0	0	0	0	0	0	0	0	0	0	0	2	0	0	1	0	0	0	0	0	0	0	0	0	0	0	0
1100	1	0	0	0	0	0	0	0	0	1	0	0	0	0	0	0	0	0	0	0	0	0	0	0	0	0	0	0	0
1200	1	0	0	0	0	0	0	0	0	0	0	0	1	0	0	0	0	0	0	0	0	0	0	0	0	0	0	0	0
1300	1	0	0	0	0	0	0	0	0	0	1	0	0	0	0	0	0	0	0	0	0	0	0	0	0	0	0	0	0
1400	1	0	0	0	0	0	0	0	0	0	0	0	0	1	0	0	0	0	0	0	0	0	0	0	0	0	0	0	0
1500	0	0	0	0	0	0	0	0	0	0	0	0	0	0	0	0	0	0	0	0	0	0	0	0	0	0	0	0	0
1600	2	0	0	0	0	0	0	0	0	1	0	1	0	0	0	0	0	0	0	0	0	0	0	0	0	0	0	0	0
1700	**3**	**0**	**0**	**0**	**0**	**0**	**2**	**0**	**1**	**0**	**0**	**0**	**0**	**0**	**0**	**0**	**0**	**0**	**0**	**0**	**0**	**0**	**0**	**0**	**0**	**0**	**0**	**0**	**0**
1800	0	0	0	0	0	0	0	0	0	0	0	0	0	0	0	0	0	0	0	0	0	0	0	0	0	0	0	0	0
1900	0	0	0	0	0	0	0	0	0	0	0	0	0	0	0	0	0	0	0	0	0	0	0	0	0	0	0	0	0
2000	0	0	0	0	0	0	0	0	0	0	0	0	0	0	0	0	0	0	0	0	0	0	0	0	0	0	0	0	0
2100	0	0	0	0	0	0	0	0	0	0	0	0	0	0	0	0	0	0	0	0	0	0	0	0	0	0	0	0	0
2200	0	0	0	0	0	0	0	0	0	0	0	0	0	0	0	0	0	0	0	0	0	0	0	0	0	0	0	0	0
2300	0	0	0	0	0	0	0	0	0	0	0	0	0	0	0	0	0	0	0	0	0	0	0	0	0	0	0	0	0
07-19	**19**	**0**	**0**	**0**	**1**	**0**	**2**	**0**	**1**	**3**	**2**	**3**	**2**	**3**	**1**	**0**	**1**	**0**	**0**	**0**	**0**	**0**	**0**	**0**	**0**	**0**	**0**	**0**	**0**
06-22	**19**	**0**	**0**	**0**	**1**	**0**	**2**	**0**	**1**	**3**	**2**	**3**	**2**	**3**	**1**	**0**	**1**	**0**	**0**	**0**	**0**	**0**	**0**	**0**	**0**	**0**	**0**	**0**	**0**
06-00	**19**	**0**	**0**	**0**	**1**	**0**	**2**	**0**	**1**	**3**	**2**	**3**	**2**	**3**	**1**	**0**	**1**	**0**	**0**	**0**	**0**	**0**	**0**	**0**	**0**	**0**	**0**	**0**	**0**
00-00	**20**	**0**	**0**	**0**	**1**	**0**	**2**	**0**	**1**	**3**	**2**	**4**	**2**	**3**	**1**	**0**	**1**	**0**	**0**	**0**	**0**	**0**	**0**	**0**	**0**	**0**	**0**	**0**	**0**

DRAFT

Site 53
Location L-68011-17, Att - Gate Post, Lat 53.87103, Long -6.84562
Direction South

3279 / Meath/Cavan/Monaghan ATC's
October 2013
Automatic Traffic Count

Wed, 16 October 2013

Time	Total	Speed Bins (km/h)																											
		0 - 5	5 - 10	10 - 15	15 - 20	20 - 25	25 - 30	30 - 35	35 - 40	40 - 45	45 - 50	50 - 55	55 - 60	60 - 65	65 - 70	70 - 75	75 - 80	80 - 85	85 - 90	90 - 95	95 - 100	100 - 105	105 - 110	110 - 115	115 - 120	120 - 125	125 - 130	130 - 135	135 - 140
0000	0	0	0	0	0	0	0	0	0	0	0	0	0	0	0	0	0	0	0	0	0	0	0	0	0	0	0	0	0
0100	0	0	0	0	0	0	0	0	0	0	0	0	0	0	0	0	0	0	0	0	0	0	0	0	0	0	0	0	0
0200	0	0	0	0	0	0	0	0	0	0	0	0	0	0	0	0	0	0	0	0	0	0	0	0	0	0	0	0	0
0300	0	0	0	0	0	0	0	0	0	0	0	0	0	0	0	0	0	0	0	0	0	0	0	0	0	0	0	0	0
0400	0	0	0	0	0	0	0	0	0	0	0	0	0	0	0	0	0	0	0	0	0	0	0	0	0	0	0	0	0
0500	1	0	0	0	0	0	0	0	0	0	1	0	0	0	0	0	0	0	0	0	0	0	0	0	0	0	0	0	0
0600	2	0	0	0	0	0	0	0	0	0	0	0	0	2	0	0	0	0	0	0	0	0	0	0	0	0	0	0	0
0700	1	0	0	0	0	0	0	0	0	0	1	0	0	0	0	0	0	0	0	0	0	0	0	0	0	0	0	0	0
0800	1	0	0	0	1	0	0	0	0	0	0	0	0	0	0	0	0	0	0	0	0	0	0	0	0	0	0	0	0
0900	**3**	**0**	**0**	**0**	**0**	**0**	**0**	**0**	**0**	**0**	**1**	**2**	**0**	**0**	**0**	**0**	**0**	**0**	**0**	**0**	**0**	**0**	**0**	**0**	**0**	**0**	**0**	**0**	**0**
1000	1	0	0	0	0	0	0	0	0	0	0	0	0	1	0	0	0	0	0	0	0	0	0	0	0	0	0	0	0
1100	1	0	0	0	0	0	0	0	0	0	0	0	1	0	0	0	0	0	0	0	0	0	0	0	0	0	0	0	0
1200	1	0	0	0	0	0	1	0	0	0	0	0	0	0	0	0	0	0	0	0	0	0	0	0	0	0	0	0	0
1300	**3**	**0**	**1**	**0**	**0**	**0**	**0**	**0**	**1**	**0**	**1**	**0**	**0**	**0**	**0**	**0**	**0**	**0**	**0**	**0**	**0**	**0**	**0**	**0**	**0**	**0**	**0**	**0**	**0**
1400	0	0	0	0	0	0	0	0	0	0	0	0	0	0	0	0	0	0	0	0	0	0	0	0	0	0	0	0	0
1500	1	0	0	0	1	0	0	0	0	0	0	0	0	0	0	0	0	0	0	0	0	0	0	0	0	0	0	0	0
1600	**3**	**0**	**0**	**0**	**0**	**0**	**0**	**0**	**1**	**0**	**0**	**0**	**0**	**0**	**1**	**1**	**0**	**0**	**0**	**0**	**0**	**0**	**0**	**0**	**0**	**0**	**0**	**0**	**0**
1700	0	0	0	0	0	0	0	0	0	0	0	0	0	0	0	0	0	0	0	0	0	0	0	0	0	0	0	0	0
1800	1	0	0	0	0	0	0	0	0	0	0	1	0	0	0	0	0	0	0	0	0	0	0	0	0	0	0	0	0
1900	0	0	0	0	0	0	0	0	0	0	0	0	0	0	0	0	0	0	0	0	0	0	0	0	0	0	0	0	0
2000	1	0	0	0	0	0	0	1	0	0	0	0	0	0	0	0	0	0	0	0	0	0	0	0	0	0	0	0	0
2100	0	0	0	0	0	0	0	0	0	0	0	0	0	0	0	0	0	0	0	0	0	0	0	0	0	0	0	0	0
2200	0	0	0	0	0	0	0	0	0	0	0	0	0	0	0	0	0	0	0	0	0	0	0	0	0	0	0	0	0
2300	0	0	0	0	0	0	0	0	0	0	0	0	0	0	0	0	0	0	0	0	0	0	0	0	0	0	0	0	0
07-19	**16**	**0**	**1**	**0**	**2**	**0**	**1**	**0**	**2**	**0**	**3**	**3**	**1**	**1**	**1**	**1**	**0**	**0**	**0**	**0**	**0**	**0**	**0**	**0**	**0**	**0**	**0**	**0**	**0**
06-22	**19**	**0**	**1**	**0**	**2**	**0**	**1**	**1**	**2**	**0**	**3**	**3**	**1**	**3**	**1**	**1**	**0**	**0**	**0**	**0**	**0**	**0**	**0**	**0**	**0**	**0**	**0**	**0**	**0**
06-00	**19**	**0**	**1**	**0**	**2**	**0**	**1**	**1**	**2**	**0**	**3**	**3**	**1**	**3**	**1**	**1**	**0**	**0**	**0**	**0**	**0**	**0**	**0**	**0**	**0**	**0**	**0**	**0**	**0**
00-00	**20**	**0**	**1**	**0**	**2**	**0**	**1**	**1**	**2**	**0**	**4**	**3**	**1**	**3**	**1**	**1**	**0**	**0**	**0**	**0**	**0**	**0**	**0**	**0**	**0**	**0**	**0**	**0**	**0**

DRAFT

Site 53
Location L-68011-17, Att - Gate Post, Lat 53.87103, Long -6.84562
Direction South

3279 / Meath/Cavan/Monaghan ATC's
October 2013
Automatic Traffic Count

Virtual Day (7)

Time	Total	Speed Bins (km/h)																											
		0 - 5	5 - 10	10 - 15	15 - 20	20 - 25	25 - 30	30 - 35	35 - 40	40 - 45	45 - 50	50 - 55	55 - 60	60 - 65	65 - 70	70 - 75	75 - 80	80 - 85	85 - 90	90 - 95	95 - 100	100 - 105	105 - 110	110 - 115	115 - 120	120 - 125	125 - 130	130 - 135	135 - 140
0000	0	0	0	0	0	0	0	0	0	0	0	0	0	0	0	0	0	0	0	0	0	0	0	0	0	0	0	0	0
0100	0	0	0	0	0	0	0	0	0	0	0	0	0	0	0	0	0	0	0	0	0	0	0	0	0	0	0	0	0
0200	0	0	0	0	0	0	0	0	0	0	0	0	0	0	0	0	0	0	0	0	0	0	0	0	0	0	0	0	0
0300	0	0	0	0	0	0	0	0	0	0	0	0	0	0	0	0	0	0	0	0	0	0	0	0	0	0	0	0	0
0400	0	0	0	0	0	0	0	0	0	0	0	0	0	0	0	0	0	0	0	0	0	0	0	0	0	0	0	0	0
0500	1	0	0	0	0	0	0	0	0	0	1	0	0	0	0	0	0	0	0	0	0	0	0	0	0	0	0	0	0
0600	0	0	0	0	0	0	0	0	0	0	0	0	0	0	0	0	0	0	0	0	0	0	0	0	0	0	0	0	0
0700	1	0	0	0	0	0	0	0	0	0	0	0	0	0	0	0	0	0	0	0	0	0	0	0	0	0	0	0	0
0800	1	0	0	0	0	0	0	0	0	0	0	0	0	0	0	0	0	0	0	0	0	0	0	0	0	0	0	0	0
0900	**3**	**0**	**0**	**0**	**0**	**0**	**0**	**0**	**0**	**0**	**0**	**1**	**1**	**0**	**0**	**0**	**0**	**0**	**0**	**0**	**0**	**0**	**0**	**0**	**0**	**0**	**0**	**0**	**0**
1000	1	0	0	0	0	0	0	0	0	0	0	0	0	1	0	0	0	0	0	0	0	0	0	0	0	0	0	0	0
1100	1	0	0	0	0	0	0	0	0	0	0	0	1	0	0	0	0	0	0	0	0	0	0	0	0	0	0	0	0
1200	1	0	0	0	0	0	0	0	0	0	0	0	0	0	0	0	0	0	0	0	0	0	0	0	0	0	0	0	0
1300	**2**	**0**	**0**	**0**	**0**	**0**	**0**	**0**	**0**	**0**	**0**	**0**	**0**	**0**	**0**	**0**	**0**	**0**	**0**	**0**	**0**	**0**	**0**	**0**	**0**	**0**	**0**	**0**	**0**
1400	1	0	0	0	0	0	0	0	0	0	0	0	0	0	0	0	0	0	0	0	0	0	0	0	0	0	0	0	0
1500	1	0	0	0	0	0	0	0	0	0	0	0	0	0	0	0	0	0	0	0	0	0	0	0	0	0	0	0	0
1600	**2**	**0**	**0**	**0**	**0**	**0**	**0**	**0**	**0**	**0**	**0**	**0**	**0**	**0**	**0**	**0**	**0**	**0**	**0**	**0**	**0**	**0**	**0**	**0**	**0**	**0**	**0**	**0**	**0**
1700	**2**	**0**	**0**	**0**	**0**	**0**	**1**	**0**	**0**	**0**	**0**	**0**	**0**	**0**	**0**	**0**	**0**	**0**	**0**	**0**	**0**	**0**	**0**	**0**	**0**	**0**	**0**	**0**	**0**
1800	1	0	0	0	0	0	0	0	0	0	0	0	0	0	0	0	0	0	0	0	0	0	0	0	0	0	0	0	0
1900	1	0	0	0	0	0	0	0	0	0	0	0	0	0	0	0	0	0	0	0	0	0	0	0	0	0	0	0	0
2000	1	0	0	0	0	0	0	0	0	0	0	0	0	0	0	0	0	0	0	0	0	0	0	0	0	0	0	0	0
2100	0	0	0	0	0	0	0	0	0	0	0	0	0	0	0	0	0	0	0	0	0	0	0	0	0	0	0	0	0
2200	0	0	0	0	0	0	0	0	0	0	0	0	0	0	0	0	0	0	0	0	0	0	0	0	0	0	0	0	0
2300	0	0	0	0	0	0	0	0	0	0	0	0	0	0	0	0	0	0	0	0	0	0	0	0	0	0	0	0	0
07-19	**16**	**0**	**0**	**0**	**1**	**1**	**1**	**1**	**1**	**1**	**2**	**2**	**3**	**2**	**1**	**1**	**0**	**0**	**0**	**0**	**0**	**0**	**0**	**0**	**0**	**0**	**0**	**0**	**0**
06-22	**18**	**0**	**0**	**0**	**1**	**1**	**1**	**1**	**1**	**1**	**2**	**2**	**3**	**2**	**1**	**1**	**0**	**0**	**0**	**0**	**0**	**0**	**0**	**0**	**0**	**0**	**0**	**0**	**0**
06-00	**19**	**0**	**0**	**0**	**1**	**1**	**1**	**1**	**2**	**1**	**2**	**2**	**3**	**2**	**1**	**1**	**0**	**0**	**0**	**0**	**0**	**0**	**0**	**0**	**0**	**0**	**0**	**0**	**0**
00-00	**20**	**0**	**0**	**0**	**1**	**1**	**1**	**1**	**2**	**1**	**3**	**2**	**3**	**2**	**1**	**1**	**0**	**0**	**0**	**0**	**0**	**0**	**0**	**0**	**0**	**0**	**0**	**0**	**0**

DRAFT

Site 53
Location L-68011-17, Att - Gate Post, Lat 53.87103, Long -6.84562
Direction South

3279 / Meath/Cavan/Monaghan ATC's
October 2013
Automatic Traffic Count

Virtual Week (1)

Time	Total	Speed Bins (km/h)																											
		0 - 5	5 - 10	10 - 15	15 - 20	20 - 25	25 - 30	30 - 35	35 - 40	40 - 45	45 - 50	50 - 55	55 - 60	60 - 65	65 - 70	70 - 75	75 - 80	80 - 85	85 - 90	90 - 95	95 - 100	100 - 105	105 - 110	110 - 115	115 - 120	120 - 125	125 - 130	130 - 135	135 - 140
Mon	20	0	0	0	1	1	1	1	0	1	4	4	4	1	2	0	0	0	0	0	0	0	0	0	0	0	0	0	0
Tue	20	0	0	0	1	0	2	0	1	3	2	4	2	3	1	0	1	0	0	0	0	0	0	0	0	0	0	0	0
Wed	20	0	1	0	2	0	1	1	2	0	4	3	1	3	1	1	0	0	0	0	0	0	0	0	0	0	0	0	0
Thu	18	0	0	0	2	0	0	1	2	1	1	1	3	3	1	3	0	0	0	0	0	0	0	0	0	0	0	0	0
Fri	19	0	0	0	0	1	0	0	2	1	4	1	3	3	4	0	0	0	0	0	0	0	0	0	0	0	0	0	0
|Sat	23	0	2	0	0	2	1	1	3	2	2	3	3	1	1	1	0	0	0	0	0	1	0	0	0	0	0	0	0
|Sun	18	0	0	0	2	0	2	1	2	1	1	1	5	2	0	1	0	0	0	0	0	0	0	0	0	0	0	0	0
5 Day Ave.	**19**	**0**	**0**	**0**	**1**	**0**	**1**	**1**	**1**	**1**	**3**	**3**	**3**	**3**	**2**	**1**	**0**	**0**	**0**	**0**	**0**	**0**	**0**	**0**	**0**	**0**	**0**	**0**	**0**
7 Day Ave.	**20**	**0**	**0**	**0**	**1**	**1**	**1**	**1**	**2**	**1**	**3**	**2**	**3**	**2**	**1**	**1**	**0**	**0**	**0**	**0**	**0**	**0**	**0**	**0**	**0**	**0**	**0**	**0**	**0**
--	**138**	**0**	**3**	**0**	**8**	**4**	**7**	**5**	**12**	**9**	**18**	**17**	**21**	**16**	**10**	**6**	**1**	**0**	**0**	**0**	**0**	**1**	**0**	**0**	**0**	**0**	**0**	**0**	**0**

Summary Graphs

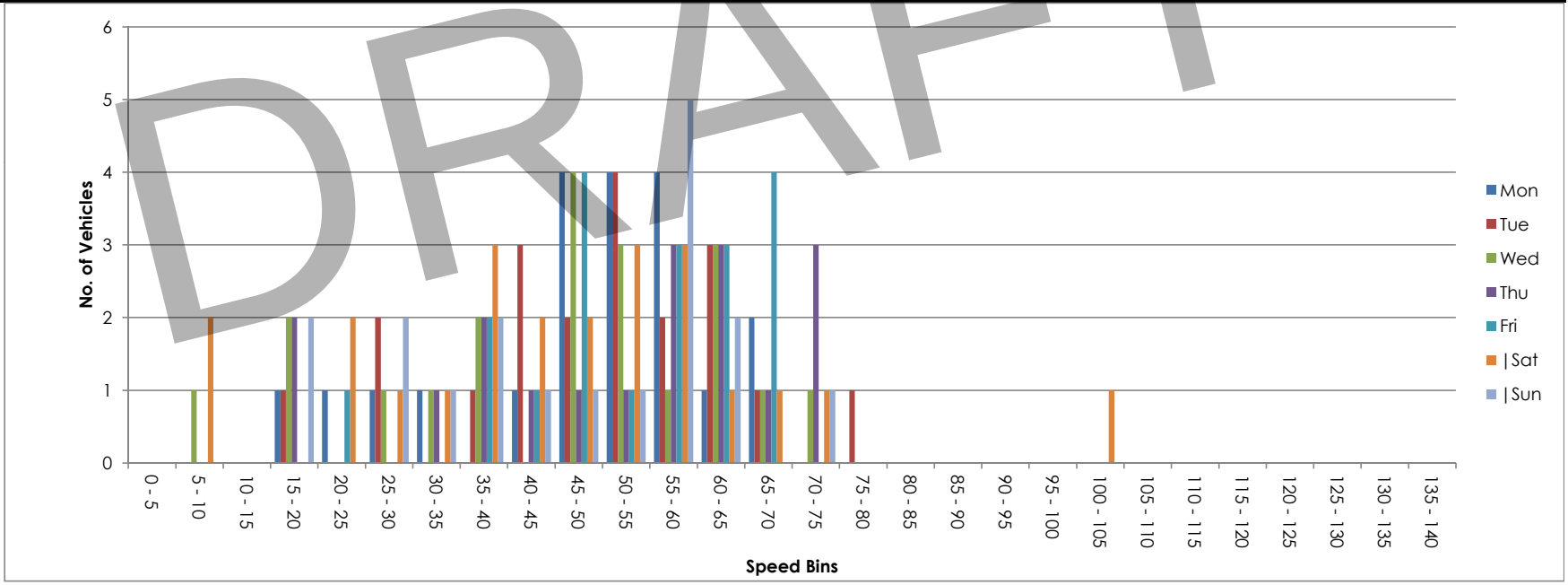

DRAFT

Site 53
Location L-68011-17, Att - Gate Post, Lat 53.87103, Long -6.84562
Direction Two way

3279 / Meath/Cavan/Monaghan ATC's
October 2013
Automatic Traffic Count

Thu, 10 October 2013

Time	Total	Classification												>PSL	>PSL%	>SL1	>SL1%	>SL2	>SL2%	Mean	Vpp
		1 MCL	2 SV	3 SVT	4 TB2	5 TB3	6 T4	7 ART3	8 ART4	9 ART5	10 ART6	11 BD	12 DRT	80	80	85 +5kph	85 +5kph	90 +10kph	90 +10kph		85
0000	0	0	0	0	0	0	0	0	0	0	0	0	0	0	0	0	0	0	0	-	-
0100	0	0	0	0	0	0	0	0	0	0	0	0	0	0	0	0	0	0	0	-	-
0200	1	0	1	0	0	0	0	0	0	0	0	0	0	0	0	0	0	0	0	41.7	-
0300	0	0	0	0	0	0	0	0	0	0	0	0	0	0	0	0	0	0	0	-	-
0400	0	0	0	0	0	0	0	0	0	0	0	0	0	0	0	0	0	0	0	-	-
0500	1	0	1	0	0	0	0	0	0	0	0	0	0	0	0	0	0	0	0	46	-
0600	1	0	1	0	0	0	0	0	0	0	0	0	0	0	0	0	0	0	0	71.3	-
0700	1	0	1	0	0	0	0	0	0	0	0	0	0	0	0	0	0	0	0	34.6	-
0800	3	0	3	0	0	0	0	0	0	0	0	0	0	0	0	0	0	0	0	45.9	-
0900	2	0	2	0	0	0	0	0	0	0	0	0	0	0	0	0	0	0	0	59.2	-
1000	2	0	2	0	0	0	0	0	0	0	0	0	0	0	0	0	0	0	0	59.4	-
1100	**6**	**0**	**5**	**0**	**1**	**0**	**0**	**0**	**0**	**0**	**0**	**0**	**0**	**0**	**0**	**0**	**0**	**0**	**0**	**28.6**	**-**
1200	4	0	3	1	0	0	0	0	0	0	0	0	0	0	0	0	0	0	0	43.2	-
1300	0	0	0	0	0	0	0	0	0	0	0	0	0	0	0	0	0	0	0	-	-
1400	0	0	0	0	0	0	0	0	0	0	0	0	0	0	0	0	0	0	0	-	-
1500	3	0	3	0	0	0	0	0	0	0	0	0	0	0	0	0	0	0	0	44.7	-
1600	1	0	1	0	0	0	0	0	0	0	0	0	0	0	0	0	0	0	0	70.1	-
1700	4	0	4	0	0	0	0	0	0	0	0	0	0	0	0	0	0	0	0	47	-
1800	4	0	4	0	0	0	0	0	0	0	0	0	0	0	0	0	0	0	0	58.6	-
1900	**6**	**0**	**6**	**0**	**0**	**0**	**0**	**0**	**0**	**0**	**0**	**0**	**0**	**0**	**0**	**0**	**0**	**0**	**0**	**60.1**	**-**
2000	3	0	3	0	0	0	0	0	0	0	0	0	0	0	0	0	0	0	0	61.9	-
2100	1	0	1	0	0	0	0	0	0	0	0	0	0	0	0	0	0	0	0	21.6	-
2200	0	0	0	0	0	0	0	0	0	0	0	0	0	0	0	0	0	0	0	-	-
2300	0	0	0	0	0	0	0	0	0	0	0	0	0	0	0	0	0	0	0	-	-
07-19	**30**	**0**	**28**	**1**	**1**	**0**	**0**	**0**	**0**	**0**	**0**	**0**	**0**	**0**	**0**	**0**	**0**	**0**	**0**	**46**	**62.3**
06-22	**41**	**0**	**39**	**1**	**1**	**0**	**0**	**0**	**0**	**0**	**0**	**0**	**0**	**0**	**0**	**0**	**0**	**0**	**0**	**49.3**	**67.7**
06-00	**41**	**0**	**39**	**1**	**1**	**0**	**0**	**0**	**0**	**0**	**0**	**0**	**0**	**0**	**0**	**0**	**0**	**0**	**0**	**49.3**	**67.7**
00-00	**43**	**0**	**41**	**1**	**1**	**0**	**0**	**0**	**0**	**0**	**0**	**0**	**0**	**0**	**0**	**0**	**0**	**0**	**0**	**49**	**67.7**

DRAFT

Site 53
Location L-68011-17, Att - Gate Post, Lat 53.87103, Long -6.84562
Direction Two way

3279 / Meath/Cavan/Monaghan ATC's
October 2013
Automatic Traffic Count

Fri, 11 October 2013

Time	Total	Classification												>PSL	>PSL%	>SL1	>SL1%	>SL2	>SL2%	Mean	Vpp
		1 MCL	2 SV	3 SVT	4 TB2	5 TB3	6 T4	7 ART3	8 ART4	9 ART5	10 ART6	11 BD	12 DRT	80	80	85 +5kph	85 +5kph	90 +10kph	90 +10kph		85
0000	0	0	0	0	0	0	0	0	0	0	0	0	0	0	0	0	0	0	0	-	-
0100	0	0	0	0	0	0	0	0	0	0	0	0	0	0	0	0	0	0	0	-	-
0200	0	0	0	0	0	0	0	0	0	0	0	0	0	0	0	0	0	0	0	-	-
0300	0	0	0	0	0	0	0	0	0	0	0	0	0	0	0	0	0	0	0	-	-
0400	0	0	0	0	0	0	0	0	0	0	0	0	0	0	0	0	0	0	0	-	-
0500	2	0	2	0	0	0	0	0	0	0	0	0	0	0	0	0	0	0	0	55.2	-
0600	0	0	0	0	0	0	0	0	0	0	0	0	0	0	0	0	0	0	0	-	-
0700	3	0	3	0	0	0	0	0	0	0	0	0	0	0	0	0	0	0	0	57.9	-
0800	**4**	**0**	**4**	**0**	**0**	**0**	**0**	**0**	**0**	**0**	**0**	**0**	**0**	**0**	**0**	**0**	**0**	**0**	**0**	**47**	**-**
0900	3	0	3	0	0	0	0	0	0	0	0	0	0	0	0	0	0	0	0	61.2	-
1000	1	0	1	0	0	0	0	0	0	0	0	0	0	0	0	0	0	0	0	51.7	-
1100	1	0	1	0	0	0	0	0	0	0	0	0	0	0	0	0	0	0	0	61.9	-
1200	2	0	2	0	0	0	0	0	0	0	0	0	0	0	0	0	0	0	0	61.8	-
1300	2	0	2	0	0	0	0	0	0	0	0	0	0	0	0	0	0	0	0	60	-
1400	1	0	1	0	0	0	0	0	0	0	0	0	0	0	0	0	0	0	0	48.3	-
1500	3	0	3	0	0	0	0	0	0	0	0	0	0	0	0	0	0	0	0	47	-
1600	2	0	1	0	1	0	0	0	0	0	0	0	0	0	0	0	0	0	0	38.8	-
1700	**6**	**0**	**6**	**0**	**0**	**0**	**0**	**0**	**0**	**0**	**0**	**0**	**0**	**0**	**0**	**0**	**0**	**0**	**0**	**57.1**	**-**
1800	3	0	3	0	0	0	0	0	0	0	0	0	0	0	0	0	0	0	0	54.4	-
1900	2	0	2	0	0	0	0	0	0	0	0	0	0	0	0	0	0	0	0	49	-
2000	2	0	2	0	0	0	0	0	0	0	0	0	0	0	0	0	0	0	0	60.2	-
2100	1	0	1	0	0	0	0	0	0	0	0	0	0	0	0	0	0	0	0	61.1	-
2200	3	0	3	0	0	0	0	0	0	0	0	0	0	0	0	0	0	0	0	36.8	-
2300	0	0	0	0	0	0	0	0	0	0	0	0	0	0	0	0	0	0	0	-	-
07-19	**31**	**0**	**30**	**0**	**1**	**0**	**0**	**0**	**0**	**0**	**0**	**0**	**0**	**0**	**0**	**0**	**0**	**0**	**0**	**54**	**67**
06-22	**36**	**0**	**35**	**0**	**1**	**0**	**0**	**0**	**0**	**0**	**0**	**0**	**0**	**0**	**0**	**0**	**0**	**0**	**0**	**54.3**	**67**
06-00	**39**	**0**	**38**	**0**	**1**	**0**	**0**	**0**	**0**	**0**	**0**	**0**	**0**	**0**	**0**	**0**	**0**	**0**	**0**	**53**	**65.9**
00-00	**41**	**0**	**40**	**0**	**1**	**0**	**0**	**0**	**0**	**0**	**0**	**0**	**0**	**0**	**0**	**0**	**0**	**0**	**0**	**53.1**	**65.9**

DRAFT

Site 53
Location L-68011-17, Att - Gate Post, Lat 53.87103, Long -6.84562
Direction Two way

3279 / Meath/Cavan/Monaghan ATC's
October 2013
Automatic Traffic Count

Sat, 12 October 2013

Time	Total	Classification												>PSL	>PSL%	>SL1	>SL1%	>SL2	>SL2%	Mean	Vpp
		1 MCL	2 SV	3 SVT	4 TB2	5 TB3	6 T4	7 ART3	8 ART4	9 ART5	10 ART6	11 BD	12 DRT	80	80	85 +5kph	85 +5kph	90 +10kph	90 +10kph		85
0000	1	0	1	0	0	0	0	0	0	0	0	0	0	0	0	0	0	0	0	39.6	-
0100	0	0	0	0	0	0	0	0	0	0	0	0	0	0	0	0	0	0	0	-	-
0200	0	0	0	0	0	0	0	0	0	0	0	0	0	0	0	0	0	0	0	-	-
0300	0	0	0	0	0	0	0	0	0	0	0	0	0	0	0	0	0	0	0	-	-
0400	0	0	0	0	0	0	0	0	0	0	0	0	0	0	0	0	0	0	0	-	-
0500	1	0	1	0	0	0	0	0	0	0	0	0	0	0	0	0	0	0	0	53.5	-
0600	0	0	0	0	0	0	0	0	0	0	0	0	0	0	0	0	0	0	0	-	-
0700	0	0	0	0	0	0	0	0	0	0	0	0	0	0	0	0	0	0	0	-	-
0800	0	0	0	0	0	0	0	0	0	0	0	0	0	0	0	0	0	0	0	-	-
0900	2	0	2	0	0	0	0	0	0	0	0	0	0	0	0	0	0	0	0	30.7	-
1000	**4**	**0**	**4**	**0**	**0**	**0**	**0**	**0**	**0**	**0**	**0**	**0**	**0**	**0**	**0**	**0**	**0**	**0**	**0**	**39.6**	**-**
1100	1	0	1	0	0	0	0	0	0	0	0	0	0	0	0	0	0	0	0	21.5	-
1200	2	0	2	0	0	0	0	0	0	0	0	0	0	0	0	0	0	0	0	46.9	-
1300	5	0	5	0	0	0	0	0	0	0	0	0	0	0	0	0	0	0	0	53.7	-
1400	3	0	3	0	0	0	0	0	0	0	0	0	0	0	0	0	0	0	0	52.8	-
1500	4	0	4	0	0	0	0	0	0	0	0	0	0	0	0	0	0	0	0	48.9	-
1600	4	1	3	0	0	0	0	0	0	0	0	0	0	0	0	0	0	0	0	18.1	-
1700	2	0	1	1	0	0	0	0	0	0	0	0	0	0	0	0	0	0	0	65.4	-
1800	1	0	1	0	0	0	0	0	0	0	0	0	0	0	0	0	0	0	0	51.9	-
1900	2	0	2	0	0	0	0	0	0	0	0	0	0	1	50	1	50	1	50	73.6	-
2000	**6**	**0**	**6**	**0**	**0**	**0**	**0**	**0**	**0**	**0**	**0**	**0**	**0**	**0**	**0**	**0**	**0**	**0**	**0**	**51.2**	**-**
2100	0	0	0	0	0	0	0	0	0	0	0	0	0	0	0	0	0	0	0	-	-
2200	1	0	1	0	0	0	0	0	0	0	0	0	0	0	0	0	0	0	0	67.3	-
2300	1	0	1	0	0	0	0	0	0	0	0	0	0	0	0	0	0	0	0	39.5	-
07-19	**28**	**1**	**26**	**1**	**0**	**0**	**0**	**0**	**0**	**0**	**0**	**0**	**0**	**0**	**0**	**0**	**0**	**0**	**0**	**43.3**	**57.2**
06-22	**36**	**1**	**34**	**1**	**0**	**0**	**0**	**0**	**0**	**0**	**0**	**0**	**0**	**1**	**2.8**	**1**	**2.8**	**1**	**2.8**	**46.3**	**64.1**
06-00	**38**	**1**	**36**	**1**	**0**	**0**	**0**	**0**	**0**	**0**	**0**	**0**	**0**	**1**	**2.6**	**1**	**2.6**	**1**	**2.6**	**46.7**	**64.1**
00-00	**40**	**1**	**38**	**1**	**0**	**0**	**0**	**0**	**0**	**0**	**0**	**0**	**0**	**1**	**2.5**	**1**	**2.5**	**1**	**2.5**	**46.7**	**64.1**

DRAFT

Site 53
Location L-68011-17, Att - Gate Post, Lat 53.87103, Long -6.84562
Direction Two way

3279 / Meath/Cavan/Monaghan ATC's
October 2013
Automatic Traffic Count

Sun, 13 October 2013

Time	Total	Classification												>PSL	>PSL%	>SL1	>SL1%	>SL2	>SL2%	Mean	Vpp
		1 MCL	2 SV	3 SVT	4 TB2	5 TB3	6 T4	7 ART3	8 ART4	9 ART5	10 ART6	11 BD	12 DRT	80	80	85 +5kph	85 +5kph	90 +10kph	90 +10kph		85
0000	1	0	1	0	0	0	0	0	0	0	0	0	0	0	0	0	0	0	0	26.5	-
0100	0	0	0	0	0	0	0	0	0	0	0	0	0	0	0	0	0	0	0	-	-
0200	0	0	0	0	0	0	0	0	0	0	0	0	0	0	0	0	0	0	0	-	-
0300	0	0	0	0	0	0	0	0	0	0	0	0	0	0	0	0	0	0	0	-	-
0400	0	0	0	0	0	0	0	0	0	0	0	0	0	0	0	0	0	0	0	-	-
0500	0	0	0	0	0	0	0	0	0	0	0	0	0	0	0	0	0	0	0	-	-
0600	0	0	0	0	0	0	0	0	0	0	0	0	0	0	0	0	0	0	0	-	-
0700	0	0	0	0	0	0	0	0	0	0	0	0	0	0	0	0	0	0	0	-	-
0800	2	0	2	0	0	0	0	0	0	0	0	0	0	0	0	0	0	0	0	37.4	-
0900	0	0	0	0	0	0	0	0	0	0	0	0	0	0	0	0	0	0	0	-	-
1000	1	0	1	0	0	0	0	0	0	0	0	0	0	0	0	0	0	0	0	63.2	-
1100	**5**	**0**	**5**	**0**	**0**	**0**	**0**	**0**	**0**	**0**	**0**	**0**	**0**	**0**	**0**	**0**	**0**	**0**	**0**	**55.5**	**-**
1200	3	0	3	0	0	0	0	0	0	0	0	0	0	0	0	0	0	0	0	42.1	-
1300	3	0	3	0	0	0	0	0	0	0	0	0	0	0	0	0	0	0	0	54.3	-
1400	3	0	3	0	0	0	0	0	0	0	0	0	0	0	0	0	0	0	0	48.3	-
1500	4	0	4	0	0	0	0	0	0	0	0	0	0	0	0	0	0	0	0	51.6	-
1600	**7**	**0**	**7**	**0**	**0**	**0**	**0**	**0**	**0**	**0**	**0**	**0**	**0**	**0**	**0**	**0**	**0**	**0**	**0**	**43.5**	**-**
1700	2	0	2	0	0	0	0	0	0	0	0	0	0	0	0	0	0	0	0	31.8	-
1800	3	0	3	0	0	0	0	0	0	0	0	0	0	0	0	0	0	0	0	47.7	-
1900	0	0	0	0	0	0	0	0	0	0	0	0	0	0	0	0	0	0	0	-	-
2000	3	0	3	0	0	0	0	0	0	0	0	0	0	0	0	0	0	0	0	38.6	-
2100	0	0	0	0	0	0	0	0	0	0	0	0	0	0	0	0	0	0	0	-	-
2200	1	0	1	0	0	0	0	0	0	0	0	0	0	0	0	0	0	0	0	52.7	-
2300	0	0	0	0	0	0	0	0	0	0	0	0	0	0	0	0	0	0	0	-	-
07-19	**33**	**0**	**33**	**0**	**0**	**0**	**0**	**0**	**0**	**0**	**0**	**0**	**0**	**0**	**0**	**0**	**0**	**0**	**0**	**47.5**	**59**
06-22	**36**	**0**	**36**	**0**	**0**	**0**	**0**	**0**	**0**	**0**	**0**	**0**	**0**	**0**	**0**	**0**	**0**	**0**	**0**	**46.7**	**59**
06-00	**37**	**0**	**37**	**0**	**0**	**0**	**0**	**0**	**0**	**0**	**0**	**0**	**0**	**0**	**0**	**0**	**0**	**0**	**0**	**46.9**	**58.7**
00-00	**38**	**0**	**38**	**0**	**0**	**0**	**0**	**0**	**0**	**0**	**0**	**0**	**0**	**0**	**0**	**0**	**0**	**0**	**0**	**46.4**	**58.7**

DRAFT

Site 53
Location L-68011-17, Att - Gate Post, Lat 53.87103, Long -6.84562
Direction Two way

3279 / Meath/Cavan/Monaghan ATC's
October 2013
Automatic Traffic Count

Mon, 14 October 2013

Time	Total	Classification												>PSL	>PSL%	>SL1	>SL1%	>SL2	>SL2%	Mean	Vpp
		1 MCL	2 SV	3 SVT	4 TB2	5 TB3	6 T4	7 ART3	8 ART4	9 ART5	10 ART6	11 BD	12 DRT	80	80	85 +5kph	85 +5kph	90 +10kph	90 +10kph		85
0000	0	0	0	0	0	0	0	0	0	0	0	0	0	0	0	0	0	0	0	-	-
0100	1	0	1	0	0	0	0	0	0	0	0	0	0	0	0	0	0	0	0	25.4	-
0200	0	0	0	0	0	0	0	0	0	0	0	0	0	0	0	0	0	0	0	-	-
0300	0	0	0	0	0	0	0	0	0	0	0	0	0	0	0	0	0	0	0	-	-
0400	0	0	0	0	0	0	0	0	0	0	0	0	0	0	0	0	0	0	0	-	-
0500	1	0	1	0	0	0	0	0	0	0	0	0	0	0	0	0	0	0	0	45.9	-
0600	0	0	0	0	0	0	0	0	0	0	0	0	0	0	0	0	0	0	0	-	-
0700	2	0	2	0	0	0	0	0	0	0	0	0	0	0	0	0	0	0	0	56.9	-
0800	3	0	3	0	0	0	0	0	0	0	0	0	0	0	0	0	0	0	0	64.5	-
0900	**9**	**0**	**9**	**0**	**0**	**0**	**0**	**0**	**0**	**0**	**0**	**0**	**0**	**0**	**0**	**0**	**0**	**0**	**0**	**51.4**	**-**
1000	1	0	1	0	0	0	0	0	0	0	0	0	0	0	0	0	0	0	0	49.5	-
1100	2	0	2	0	0	0	0	0	0	0	0	0	0	0	0	0	0	0	0	46.8	-
1200	2	0	2	0	0	0	0	0	0	0	0	0	0	0	0	0	0	0	0	53.5	-
1300	2	0	2	0	0	0	0	0	0	0	0	0	0	0	0	0	0	0	0	66.4	-
1400	0	0	0	0	0	0	0	0	0	0	0	0	0	0	0	0	0	0	0	-	-
1500	0	0	0	0	0	0	0	0	0	0	0	0	0	0	0	0	0	0	0	-	-
1600	1	0	1	0	0	0	0	0	0	0	0	0	0	0	0	0	0	0	0	50.8	-
1700	**7**	**0**	**7**	**0**	**0**	**0**	**0**	**0**	**0**	**0**	**0**	**0**	**0**	**0**	**0**	**0**	**0**	**0**	**0**	**43.2**	**-**
1800	2	0	2	0	0	0	0	0	0	0	0	0	0	0	0	0	0	0	0	54.8	-
1900	6	0	6	0	0	0	0	0	0	0	0	0	0	0	0	0	0	0	0	46.1	-
2000	0	0	0	0	0	0	0	0	0	0	0	0	0	0	0	0	0	0	0	-	-
2100	3	0	3	0	0	0	0	0	0	0	0	0	0	0	0	0	0	0	0	52	-
2200	1	0	1	0	0	0	0	0	0	0	0	0	0	0	0	0	0	0	0	28.4	-
2300	0	0	0	0	0	0	0	0	0	0	0	0	0	0	0	0	0	0	0	-	-
07-19	**31**	**0**	**31**	**0**	**0**	**0**	**0**	**0**	**0**	**0**	**0**	**0**	**0**	**0**	**0**	**0**	**0**	**0**	**0**	**52.1**	**59.4**
06-22	**40**	**0**	**40**	**0**	**0**	**0**	**0**	**0**	**0**	**0**	**0**	**0**	**0**	**0**	**0**	**0**	**0**	**0**	**0**	**51.2**	**59.4**
06-00	**41**	**0**	**41**	**0**	**0**	**0**	**0**	**0**	**0**	**0**	**0**	**0**	**0**	**0**	**0**	**0**	**0**	**0**	**0**	**50.7**	**59.4**
00-00	**43**	**0**	**43**	**0**	**0**	**0**	**0**	**0**	**0**	**0**	**0**	**0**	**0**	**0**	**0**	**0**	**0**	**0**	**0**	**50**	**59.4**

DRAFT

Site 53
Location L-68011-17, Att - Gate Post, Lat 53.87103, Long -6.84562
Direction Two way

3279 / Meath/Cavan/Monaghan ATC's
October 2013
Automatic Traffic Count

Tue, 15 October 2013

Time	Total	Classification												>PSL	>PSL%	>SL1	>SL1%	>SL2	>SL2%	Mean	Vpp
		1 MCL	2 SV	3 SVT	4 TB2	5 TB3	6 T4	7 ART3	8 ART4	9 ART5	10 ART6	11 BD	12 DRT	80	80	85 +5kph	85 +5kph	90 +10kph	90 +10kph		85
0000	0	0	0	0	0	0	0	0	0	0	0	0	0	0	0	0	0	0	0	-	-
0100	0	0	0	0	0	0	0	0	0	0	0	0	0	0	0	0	0	0	0	-	-
0200	0	0	0	0	0	0	0	0	0	0	0	0	0	0	0	0	0	0	0	-	-
0300	0	0	0	0	0	0	0	0	0	0	0	0	0	0	0	0	0	0	0	-	-
0400	0	0	0	0	0	0	0	0	0	0	0	0	0	0	0	0	0	0	0	-	-
0500	1	0	1	0	0	0	0	0	0	0	0	0	0	0	0	0	0	0	0	52.4	-
0600	0	0	0	0	0	0	0	0	0	0	0	0	0	0	0	0	0	0	0	-	-
0700	1	0	1	0	0	0	0	0	0	0	0	0	0	0	0	0	0	0	0	51.1	-
0800	4	0	4	0	0	0	0	0	0	0	0	0	0	0	0	0	0	0	0	51.9	-
0900	**6**	**0**	**6**	**0**	**0**	**0**	**0**	**0**	**0**	**0**	**0**	**0**	**0**	**0**	**0**	**0**	**0**	**0**	**0**	**50.1**	**-**
1000	4	0	4	0	0	0	0	0	0	0	0	0	0	0	0	0	0	0	0	61.8	-
1100	1	0	1	0	0	0	0	0	0	0	0	0	0	0	0	0	0	0	0	42.3	-
1200	3	0	3	0	0	0	0	0	0	0	0	0	0	0	0	0	0	0	0	44.5	-
1300	2	0	2	0	0	0	0	0	0	0	0	0	0	0	0	0	0	0	0	50.3	-
1400	2	0	2	0	0	0	0	0	0	0	0	0	0	0	0	0	0	0	0	62.5	-
1500	0	0	0	0	0	0	0	0	0	0	0	0	0	0	0	0	0	0	0	-	-
1600	4	0	4	0	0	0	0	0	0	0	0	0	0	0	0	0	0	0	0	42.9	-
1700	**6**	**0**	**6**	**0**	**0**	**0**	**0**	**0**	**0**	**0**	**0**	**0**	**0**	**0**	**0**	**0**	**0**	**0**	**0**	**39.9**	**-**
1800	0	0	0	0	0	0	0	0	0	0	0	0	0	0	0	0	0	0	0	-	-
1900	1	0	1	0	0	0	0	0	0	0	0	0	0	0	0	0	0	0	0	63.7	-
2000	2	0	2	0	0	0	0	0	0	0	0	0	0	0	0	0	0	0	0	57.1	-
2100	0	0	0	0	0	0	0	0	0	0	0	0	0	0	0	0	0	0	0	-	-
2200	1	0	1	0	0	0	0	0	0	0	0	0	0	0	0	0	0	0	0	23.5	-
2300	0	0	0	0	0	0	0	0	0	0	0	0	0	0	0	0	0	0	0	-	-
07-19	**33**	**0**	**33**	**0**	**0**	**0**	**0**	**0**	**0**	**0**	**0**	**0**	**0**	**0**	**0**	**0**	**0**	**0**	**0**	**49.1**	**63.7**
06-22	**36**	**0**	**36**	**0**	**0**	**0**	**0**	**0**	**0**	**0**	**0**	**0**	**0**	**0**	**0**	**0**	**0**	**0**	**0**	**49.9**	**64.1**
06-00	**37**	**0**	**37**	**0**	**0**	**0**	**0**	**0**	**0**	**0**	**0**	**0**	**0**	**0**	**0**	**0**	**0**	**0**	**0**	**49.2**	**63.7**
00-00	**38**	**0**	**38**	**0**	**0**	**0**	**0**	**0**	**0**	**0**	**0**	**0**	**0**	**0**	**0**	**0**	**0**	**0**	**0**	**49.3**	**63.7**

DRAFT

Site 53
Location L-68011-17, Att - Gate Post, Lat 53.87103, Long -6.84562
Direction Two way

3279 / Meath/Cavan/Monaghan ATC's
October 2013
Automatic Traffic Count

Wed, 16 October 2013

Time	Total	Classification												>PSL	>PSL%	>SL1	>SL1%	>SL2	>SL2%	Mean	Vpp
		1 MCL	2 SV	3 SVT	4 TB2	5 TB3	6 T4	7 ART3	8 ART4	9 ART5	10 ART6	11 BD	12 DRT	80	80	85 +5kph	85 +5kph	90 +10kph	90 +10kph		85
0000	0	0	0	0	0	0	0	0	0	0	0	0	0	0	0	0	0	0	0	-	-
0100	0	0	0	0	0	0	0	0	0	0	0	0	0	0	0	0	0	0	0	-	-
0200	0	0	0	0	0	0	0	0	0	0	0	0	0	0	0	0	0	0	0	-	-
0300	0	0	0	0	0	0	0	0	0	0	0	0	0	0	0	0	0	0	0	-	-
0400	0	0	0	0	0	0	0	0	0	0	0	0	0	0	0	0	0	0	0	-	-
0500	1	0	1	0	0	0	0	0	0	0	0	0	0	0	0	0	0	0	0	46.7	-
0600	2	0	2	0	0	0	0	0	0	0	0	0	0	0	0	0	0	0	0	63.4	-
0700	1	0	1	0	0	0	0	0	0	0	0	0	0	0	0	0	0	0	0	47.8	-
0800	2	0	2	0	0	0	0	0	0	0	0	0	0	0	0	0	0	0	0	37.4	-
0900	**4**	**0**	**4**	**0**	**0**	**0**	**0**	**0**	**0**	**0**	**0**	**0**	**0**	**0**	**0**	**0**	**0**	**0**	**0**	**51.1**	**-**
1000	1	0	1	0	0	0	0	0	0	0	0	0	0	0	0	0	0	0	0	62.6	-
1100	2	0	2	0	0	0	0	0	0	0	0	0	0	0	0	0	0	0	0	53.9	-
1200	3	0	3	0	0	0	0	0	0	0	0	0	0	0	0	0	0	0	0	41.9	-
1300	4	0	4	0	0	0	0	0	0	0	0	0	0	0	0	0	0	0	0	28.4	-
1400	1	0	1	0	0	0	0	0	0	0	0	0	0	0	0	0	0	0	0	50.3	-
1500	3	0	3	0	0	0	0	0	0	0	0	0	0	0	0	0	0	0	0	32.9	-
1600	**7**	**0**	**6**	**0**	**1**	**0**	**0**	**0**	**0**	**0**	**0**	**0**	**0**	**0**	**0**	**0**	**0**	**0**	**0**	**49.9**	**-**
1700	1	0	1	0	0	0	0	0	0	0	0	0	0	0	0	0	0	0	0	50	-
1800	3	0	3	0	0	0	0	0	0	0	0	0	0	0	0	0	0	0	0	44.4	-
1900	1	0	1	0	0	0	0	0	0	0	0	0	0	0	0	0	0	0	0	70	-
2000	2	0	2	0	0	0	0	0	0	0	0	0	0	0	0	0	0	0	0	28.6	-
2100	0	0	0	0	0	0	0	0	0	0	0	0	0	0	0	0	0	0	0	-	-
2200	2	0	2	0	0	0	0	0	0	0	0	0	0	0	0	0	0	0	0	37.8	-
2300	1	0	1	0	0	0	0	0	0	0	0	0	0	0	0	0	0	0	0	69.3	-
07-19	**32**	**0**	**31**	**0**	**1**	**0**	**0**	**0**	**0**	**0**	**0**	**0**	**0**	**0**	**0**	**0**	**0**	**0**	**0**	**44.3**	**59**
06-22	**37**	**0**	**36**	**0**	**1**	**0**	**0**	**0**	**0**	**0**	**0**	**0**	**0**	**0**	**0**	**0**	**0**	**0**	**0**	**45.2**	**61.9**
06-00	**40**	**0**	**39**	**0**	**1**	**0**	**0**	**0**	**0**	**0**	**0**	**0**	**0**	**0**	**0**	**0**	**0**	**0**	**0**	**45.4**	**62.3**
00-00	**41**	**0**	**40**	**0**	**1**	**0**	**0**	**0**	**0**	**0**	**0**	**0**	**0**	**0**	**0**	**0**	**0**	**0**	**0**	**45.5**	**62.3**

DRAFT

Site 53
Location L-68011-17, Att - Gate Post, Lat 53.87103, Long -6.84562
Direction Two way

3279 / Meath/Cavan/Monaghan ATC's
October 2013
Automatic Traffic Count

Virtual Day (7)

Time	Total	Classification												>PSL	>PSL%	>SL1	>SL1%	>SL2	>SL2%	Mean	Vpp
		1 MCL	2 SV	3 SVT	4 TB2	5 TB3	6 T4	7 ART3	8 ART4	9 ART5	10 ART6	11 BD	12 DRT	80	80	85 +5kph	85 +5kph	90 +10kph	90 +10kph		85
0000	0	0	0	0	0	0	0	0	0	0	0	0	0	0	0	0	0	0	0	33.1	-
0100	0	0	0	0	0	0	0	0	0	0	0	0	0	0	0	0	0	0	0	25.4	-
0200	0	0	0	0	0	0	0	0	0	0	0	0	0	0	0	0	0	0	0	41.7	-
0300	0	0	0	0	0	0	0	0	0	0	0	0	0	0	0	0	0	0	0	-	-
0400	0	0	0	0	0	0	0	0	0	0	0	0	0	0	0	0	0	0	0	-	-
0500	1	0	1	0	0	0	0	0	0	0	0	0	0	0	0	0	0	0	0	50.7	-
0600	0	0	0	0	0	0	0	0	0	0	0	0	0	0	0	0	0	0	0	66.1	-
0700	1	0	1	0	0	0	0	0	0	0	0	0	0	0	0	0	0	0	0	52.6	-
0800	3	0	3	0	0	0	0	0	0	0	0	0	0	0	0	0	0	0	0	48.7	-
0900	**4**	**0**	**4**	**0**	**0**	**0**	**0**	**0**	**0**	**0**	**0**	**0**	**0**	**0**	**0**	**0**	**0**	**0**	**0**	**51.2**	**-**
1000	2	0	2	0	0	0	0	0	0	0	0	0	0	0	0	0	0	0	0	53.7	-
1100	3	0	2	0	0	0	0	0	0	0	0	0	0	0	0	0	0	0	0	43.2	-
1200	3	0	3	0	0	0	0	0	0	0	0	0	0	0	0	0	0	0	0	46.5	-
1300	3	0	3	0	0	0	0	0	0	0	0	0	0	0	0	0	0	0	0	49.9	-
1400	1	0	1	0	0	0	0	0	0	0	0	0	0	0	0	0	0	0	0	52.7	-
1500	2	0	2	0	0	0	0	0	0	0	0	0	0	0	0	0	0	0	0	45.6	-
1600	**4**	**0**	**3**	**0**	**0**	**0**	**0**	**0**	**0**	**0**	**0**	**0**	**0**	**0**	**0**	**0**	**0**	**0**	**0**	**42.2**	**-**
1700	**4**	**0**	**4**	**0**	**0**	**0**	**0**	**0**	**0**	**0**	**0**	**0**	**0**	**0**	**0**	**0**	**0**	**0**	**0**	**47**	**-**
1800	2	0	2	0	0	0	0	0	0	0	0	0	0	0	0	0	0	0	0	52.2	-
1900	3	0	3	0	0	0	0	0	0	0	0	0	0	0	5.6	0	5.6	0	5.6	56.4	-
2000	3	0	3	0	0	0	0	0	0	0	0	0	0	0	0	0	0	0	0	50	-
2100	1	0	1	0	0	0	0	0	0	0	0	0	0	0	0	0	0	0	0	47.7	-
2200	1	0	1	0	0	0	0	0	0	0	0	0	0	0	0	0	0	0	0	39.8	-
2300	0	0	0	0	0	0	0	0	0	0	0	0	0	0	0	0	0	0	0	54.4	-
07-19	**31**	**0**	**30**	**0**	**0**	**0**	**0**	**0**	**0**	**0**	**0**	**0**	**0**	**0**	**0**	**0**	**0**	**0**	**0**	**48.1**	**62.3**
06-22	**37**	**0**	**37**	**0**	**0**	**0**	**0**	**0**	**0**	**0**	**0**	**0**	**0**	**0**	**0.4**	**0**	**0.4**	**0**	**0.4**	**49**	**64.4**
06-00	**39**	**0**	**38**	**0**	**0**	**0**	**0**	**0**	**0**	**0**	**0**	**0**	**0**	**0**	**0.4**	**0**	**0.4**	**0**	**0.4**	**48.8**	**64.4**
00-00	**41**	**0**	**40**	**0**	**0**	**0**	**0**	**0**	**0**	**0**	**0**	**0**	**0**	**0**	**0.4**	**0**	**0.4**	**0**	**0.4**	**48.6**	**64.1**

DRAFT

Site 53
Location L-68011-17, Att - Gate Post, Lat 53.87103, Long -6.84562
Direction Two way

3279 / Meath/Cavan/Monaghan ATC's
October 2013
Automatic Traffic Count

Virtual Week (1)

Time	Total	Classification												>PSL	>PSL%	>SL1	>SL1%	>SL2	>SL2%	Mean	Vpp
		1 MCL	2 SV	3 SVT	4 TB2	5 TB3	6 T4	7 ART3	8 ART4	9 ART5	10 ART6	11 BD	12 DRT	80	80	85 +5kph	85 +5kph	90 +10kph	90 +10kph		85
Mon	43	0	43	0	0	0	0	0	0	0	0	0	0	0	0	0	0	0	0	50	59.4
Tue	38	0	38	0	0	0	0	0	0	0	0	0	0	0	0	0	0	0	0	49.3	63.7
Wed	41	0	40	0	1	0	0	0	0	0	0	0	0	0	0	0	0	0	0	45.5	62.3
Thu	43	0	41	1	1	0	0	0	0	0	0	0	0	0	0	0	0	0	0	49	67.7
Fri	41	0	40	0	1	0	0	0	0	0	0	0	0	0	0	0	0	0	0	53.1	65.9
| Sat	40	1	38	1	0	0	0	0	0	0	0	0	0	1	2.5	1	2.5	1	2.5	46.7	64.1
| Sun	38	0	38	0	0	0	0	0	0	0	0	0	0	0	0	0	0	0	0	46.4	58.7
5 Day Ave.	**41**	**0**	**40**	**0**	**1**	**0**	**0**	**0**	**0**	**0**	**0**	**0**	**0**	**0**	**0.0**	**0**	**0.0**	**0**	**0.0**	**49.4**	**63.8**
7 Day Ave.	**41**	**0**	**40**	**0**	**0**	**0**	**0**	**0**	**0**	**0**	**0**	**0**	**0**	**0**	**0.4**	**0**	**0.4**	**0**	**0.4**	**48.6**	**64.1**
--	**284**	**1**	**278**	**2**	**3**	**0**	**0**	**0**	**0**	**0**	**0**	**0**	**0**	**1**	**0.4**	**1**	**0.4**	**1**	**0.4**	**48.6**	**64.1**

Summary Graphs

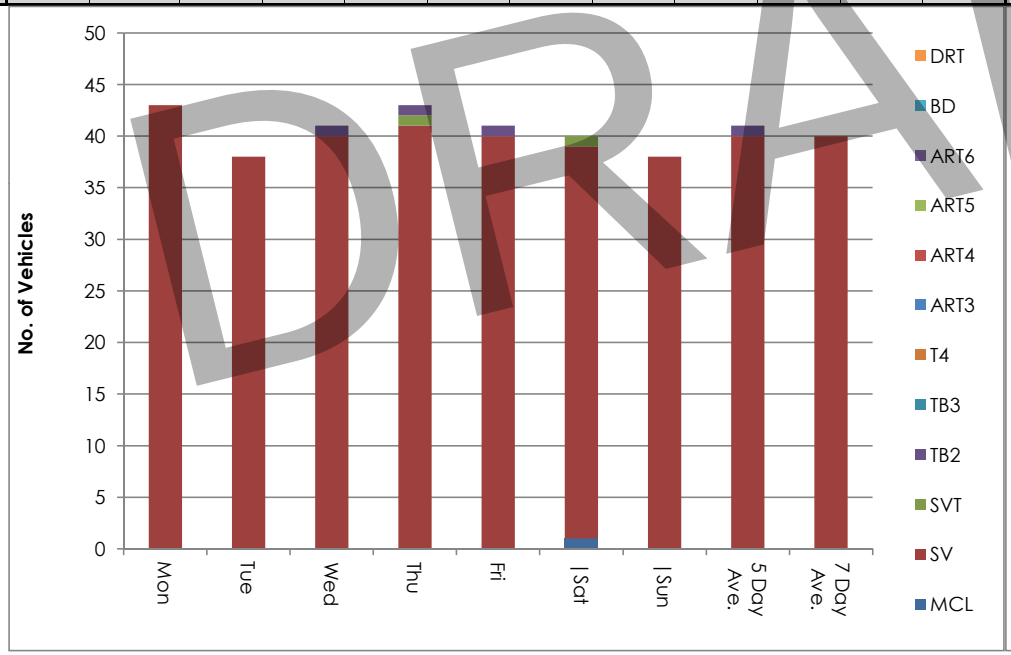

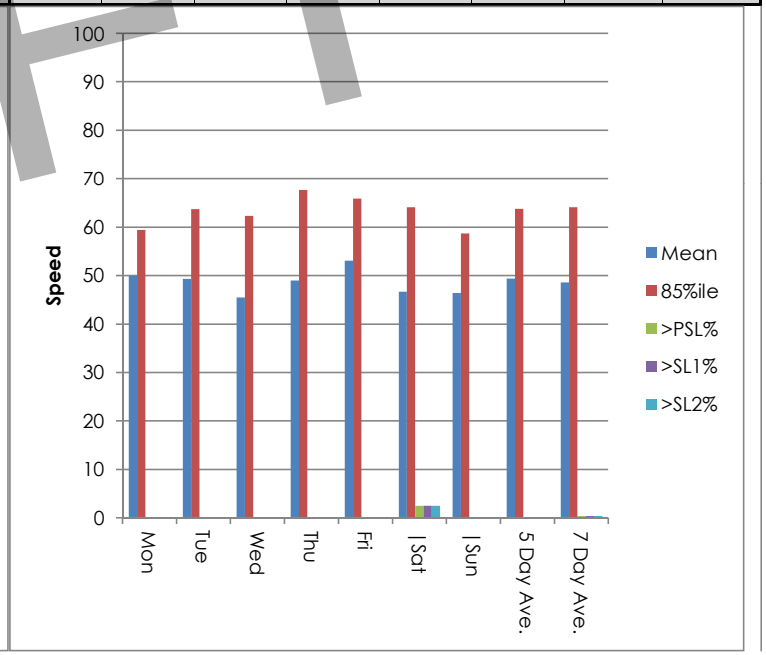

DRAFT

Site 53
Location L-68011-17, Att - Gate Post, Lat 53.87103, Long -6.84562
Direction Two way

3279 / Meath/Cavan/Monaghan ATC's
October 2013
Automatic Traffic Count

Thu, 10 October 2013

Time	Total	Speed Bins (km/h)																											
		0 - 5	5 - 10	10 - 15	15 - 20	20 - 25	25 - 30	30 - 35	35 - 40	40 - 45	45 - 50	50 - 55	55 - 60	60 - 65	65 - 70	70 - 75	75 - 80	80 - 85	85 - 90	90 - 95	95 - 100	100 - 105	105 - 110	110 - 115	115 - 120	120 - 125	125 - 130	130 - 135	135 - 140
0000	0	0	0	0	0	0	0	0	0	0	0	0	0	0	0	0	0	0	0	0	0	0	0	0	0	0	0	0	0
0100	0	0	0	0	0	0	0	0	0	0	0	0	0	0	0	0	0	0	0	0	0	0	0	0	0	0	0	0	0
0200	1	0	0	0	0	0	0	0	0	1	0	0	0	0	0	0	0	0	0	0	0	0	0	0	0	0	0	0	0
0300	0	0	0	0	0	0	0	0	0	0	0	0	0	0	0	0	0	0	0	0	0	0	0	0	0	0	0	0	0
0400	0	0	0	0	0	0	0	0	0	0	0	0	0	0	0	0	0	0	0	0	0	0	0	0	0	0	0	0	0
0500	1	0	0	0	0	0	0	0	0	0	1	0	0	0	0	0	0	0	0	0	0	0	0	0	0	0	0	0	0
0600	1	0	0	0	0	0	0	0	0	0	0	0	0	0	0	1	0	0	0	0	0	0	0	0	0	0	0	0	0
0700	1	0	0	0	0	0	0	1	0	0	0	0	0	0	0	0	0	0	0	0	0	0	0	0	0	0	0	0	0
0800	3	0	0	0	1	0	0	0	0	0	0	1	0	0	1	0	0	0	0	0	0	0	0	0	0	0	0	0	0
0900	2	0	0	0	0	0	0	0	0	0	0	0	1	1	0	0	0	0	0	0	0	0	0	0	0	0	0	0	0
1000	2	0	0	0	0	0	0	0	0	0	0	0	1	1	0	0	0	0	0	0	0	0	0	0	0	0	0	0	0
1100	**6**	**0**	**0**	**0**	**2**	**0**	**3**	**0**	**0**	**0**	**0**	**0**	**1**	**0**	**0**	**0**	**0**	**0**	**0**	**0**	**0**	**0**	**0**	**0**	**0**	**0**	**0**	**0**	**0**
1200	4	0	0	0	0	0	0	0	1	2	0	1	0	0	0	0	0	0	0	0	0	0	0	0	0	0	0	0	0
1300	0	0	0	0	0	0	0	0	0	0	0	0	0	0	0	0	0	0	0	0	0	0	0	0	0	0	0	0	0
1400	0	0	0	0	0	0	0	0	0	0	0	0	0	0	0	0	0	0	0	0	0	0	0	0	0	0	0	0	0
1500	3	0	0	0	0	0	0	1	0	0	1	1	0	0	0	0	0	0	0	0	0	0	0	0	0	0	0	0	0
1600	1	0	0	0	0	0	0	0	0	0	0	0	0	0	0	1	0	0	0	0	0	0	0	0	0	0	0	0	0
1700	4	0	0	0	0	0	0	2	0	0	0	1	0	0	0	1	0	0	0	0	0	0	0	0	0	0	0	0	0
1800	4	0	0	0	0	0	0	0	0	0	1	0	1	1	1	0	0	0	0	0	0	0	0	0	0	0	0	0	0
1900	**6**	**0**	**0**	**0**	**0**	**0**	**0**	**0**	**1**	**0**	**0**	**0**	**2**	**1**	**0**	**2**	**0**	**0**	**0**	**0**	**0**	**0**	**0**	**0**	**0**	**0**	**0**	**0**	**0**
2000	3	0	0	0	0	0	0	0	0	0	0	0	1	1	1	0	0	0	0	0	0	0	0	0	0	0	0	0	0
2100	1	0	0	0	0	1	0	0	0	0	0	0	0	0	0	0	0	0	0	0	0	0	0	0	0	0	0	0	0
2200	0	0	0	0	0	0	0	0	0	0	0	0	0	0	0	0	0	0	0	0	0	0	0	0	0	0	0	0	0
2300	0	0	0	0	0	0	0	0	0	0	0	0	0	0	0	0	0	0	0	0	0	0	0	0	0	0	0	0	0
07-19	**30**	**0**	**0**	**0**	**3**	**0**	**3**	**4**	**1**	**2**	**2**	**4**	**4**	**3**	**2**	**2**	**0**	**0**	**0**	**0**	**0**	**0**	**0**	**0**	**0**	**0**	**0**	**0**	**0**
06-22	**41**	**0**	**0**	**0**	**3**	**1**	**3**	**4**	**2**	**2**	**2**	**4**	**7**	**5**	**3**	**5**	**0**	**0**	**0**	**0**	**0**	**0**	**0**	**0**	**0**	**0**	**0**	**0**	**0**
06-00	**41**	**0**	**0**	**0**	**3**	**1**	**3**	**4**	**2**	**2**	**2**	**4**	**7**	**5**	**3**	**5**	**0**	**0**	**0**	**0**	**0**	**0**	**0**	**0**	**0**	**0**	**0**	**0**	**0**
00-00	**43**	**0**	**0**	**0**	**3**	**1**	**3**	**4**	**2**	**3**	**3**	**4**	**7**	**5**	**3**	**5**	**0**	**0**	**0**	**0**	**0**	**0**	**0**	**0**	**0**	**0**	**0**	**0**	**0**

DRAFT

Site 53
Location L-68011-17, Att - Gate Post, Lat 53.87103, Long -6.84562
Direction Two way

3279 / Meath/Cavan/Monaghan ATC's
October 2013
Automatic Traffic Count

Fri, 11 October 2013

Time	Total	Speed Bins (km/h)																											
		0 - 5	5 - 10	10 - 15	15 - 20	20 - 25	25 - 30	30 - 35	35 - 40	40 - 45	45 - 50	50 - 55	55 - 60	60 - 65	65 - 70	70 - 75	75 - 80	80 - 85	85 - 90	90 - 95	95 - 100	100 - 105	105 - 110	110 - 115	115 - 120	120 - 125	125 - 130	130 - 135	135 - 140
0000	0	0	0	0	0	0	0	0	0	0	0	0	0	0	0	0	0	0	0	0	0	0	0	0	0	0	0	0	0
0100	0	0	0	0	0	0	0	0	0	0	0	0	0	0	0	0	0	0	0	0	0	0	0	0	0	0	0	0	0
0200	0	0	0	0	0	0	0	0	0	0	0	0	0	0	0	0	0	0	0	0	0	0	0	0	0	0	0	0	0
0300	0	0	0	0	0	0	0	0	0	0	0	0	0	0	0	0	0	0	0	0	0	0	0	0	0	0	0	0	0
0400	0	0	0	0	0	0	0	0	0	0	0	0	0	0	0	0	0	0	0	0	0	0	0	0	0	0	0	0	0
0500	2	0	0	0	0	0	0	0	0	0	1	0	0	1	0	0	0	0	0	0	0	0	0	0	0	0	0	0	0
0600	0	0	0	0	0	0	0	0	0	0	0	0	0	0	0	0	0	0	0	0	0	0	0	0	0	0	0	0	0
0700	3	0	0	0	0	0	0	0	0	1	0	0	0	0	2	0	0	0	0	0	0	0	0	0	0	0	0	0	0
0800	**4**	**0**	**0**	**0**	**0**	**1**	**0**	**0**	**0**	**1**	**0**	**0**	**1**	**0**	**1**	**0**	**0**	**0**	**0**	**0**	**0**	**0**	**0**	**0**	**0**	**0**	**0**	**0**	**0**
0900	3	0	0	0	0	0	0	0	0	0	0	0	2	0	1	0	0	0	0	0	0	0	0	0	0	0	0	0	0
1000	1	0	0	0	0	0	0	0	0	0	0	1	0	0	0	0	0	0	0	0	0	0	0	0	0	0	0	0	0
1100	1	0	0	0	0	0	0	0	0	0	0	0	0	1	0	0	0	0	0	0	0	0	0	0	0	0	0	0	0
1200	2	0	0	0	0	0	0	0	0	0	0	0	1	1	0	0	0	0	0	0	0	0	0	0	0	0	0	0	0
1300	2	0	0	0	0	0	0	0	0	0	0	0	1	1	0	0	0	0	0	0	0	0	0	0	0	0	0	0	0
1400	1	0	0	0	0	0	0	0	0	0	1	0	0	0	0	0	0	0	0	0	0	0	0	0	0	0	0	0	0
1500	3	0	0	0	0	0	0	0	1	0	1	1	0	0	0	0	0	0	0	0	0	0	0	0	0	0	0	0	0
1600	2	0	0	0	0	0	1	0	0	0	1	0	0	0	0	0	0	0	0	0	0	0	0	0	0	0	0	0	0
1700	**6**	**0**	**0**	**0**	**0**	**0**	**0**	**1**	**0**	**0**	**1**	**0**	**1**	**0**	**2**	**1**	**0**	**0**	**0**	**0**	**0**	**0**	**0**	**0**	**0**	**0**	**0**	**0**	**0**
1800	3	0	0	0	0	0	0	0	1	0	0	0	1	0	1	0	0	0	0	0	0	0	0	0	0	0	0	0	0
1900	2	0	0	0	0	0	0	0	1	0	0	0	0	1	0	0	0	0	0	0	0	0	0	0	0	0	0	0	0
2000	2	0	0	0	0	0	0	0	0	0	0	0	1	1	0	0	0	0	0	0	0	0	0	0	0	0	0	0	0
2100	1	0	0	0	0	0	0	0	0	0	0	0	0	1	0	0	0	0	0	0	0	0	0	0	0	0	0	0	0
2200	3	0	0	0	0	0	1	1	0	0	1	0	0	0	0	0	0	0	0	0	0	0	0	0	0	0	0	0	0
2300	0	0	0	0	0	0	0	0	0	0	0	0	0	0	0	0	0	0	0	0	0	0	0	0	0	0	0	0	0
07-19	**31**	**0**	**0**	**0**	**0**	**1**	**1**	**1**	**2**	**2**	**4**	**2**	**7**	**3**	**7**	**1**	**0**	**0**	**0**	**0**	**0**	**0**	**0**	**0**	**0**	**0**	**0**	**0**	**0**
06-22	**36**	**0**	**0**	**0**	**0**	**1**	**1**	**1**	**3**	**2**	**4**	**2**	**8**	**6**	**7**	**1**	**0**	**0**	**0**	**0**	**0**	**0**	**0**	**0**	**0**	**0**	**0**	**0**	**0**
06-00	**39**	**0**	**0**	**0**	**0**	**1**	**2**	**2**	**3**	**2**	**5**	**2**	**8**	**6**	**7**	**1**	**0**	**0**	**0**	**0**	**0**	**0**	**0**	**0**	**0**	**0**	**0**	**0**	**0**
00-00	**41**	**0**	**0**	**0**	**0**	**1**	**2**	**2**	**3**	**2**	**6**	**2**	**8**	**7**	**7**	**1**	**0**	**0**	**0**	**0**	**0**	**0**	**0**	**0**	**0**	**0**	**0**	**0**	**0**

DRAFT

Site 53
Location L-68011-17, Att - Gate Post, Lat 53.87103, Long -6.84562
Direction Two way

3279 / Meath/Cavan/Monaghan ATC's
October 2013
Automatic Traffic Count

Sat, 12 October 2013

Time	Total	Speed Bins (km/h)																											
		0 - 5	5 - 10	10 - 15	15 - 20	20 - 25	25 - 30	30 - 35	35 - 40	40 - 45	45 - 50	50 - 55	55 - 60	60 - 65	65 - 70	70 - 75	75 - 80	80 - 85	85 - 90	90 - 95	95 - 100	100 - 105	105 - 110	110 - 115	115 - 120	120 - 125	125 - 130	130 - 135	135 - 140
0000	1	0	0	0	0	0	0	0	1	0	0	0	0	0	0	0	0	0	0	0	0	0	0	0	0	0	0	0	0
0100	0	0	0	0	0	0	0	0	0	0	0	0	0	0	0	0	0	0	0	0	0	0	0	0	0	0	0	0	0
0200	0	0	0	0	0	0	0	0	0	0	0	0	0	0	0	0	0	0	0	0	0	0	0	0	0	0	0	0	0
0300	0	0	0	0	0	0	0	0	0	0	0	0	0	0	0	0	0	0	0	0	0	0	0	0	0	0	0	0	0
0400	0	0	0	0	0	0	0	0	0	0	0	0	0	0	0	0	0	0	0	0	0	0	0	0	0	0	0	0	0
0500	1	0	0	0	0	0	0	0	0	0	0	1	0	0	0	0	0	0	0	0	0	0	0	0	0	0	0	0	0
0600	0	0	0	0	0	0	0	0	0	0	0	0	0	0	0	0	0	0	0	0	0	0	0	0	0	0	0	0	0
0700	0	0	0	0	0	0	0	0	0	0	0	0	0	0	0	0	0	0	0	0	0	0	0	0	0	0	0	0	0
0800	0	0	0	0	0	0	0	0	0	0	0	0	0	0	0	0	0	0	0	0	0	0	0	0	0	0	0	0	0
0900	2	0	0	0	0	1	0	0	1	0	0	0	0	0	0	0	0	0	0	0	0	0	0	0	0	0	0	0	0
1000	**4**	**0**	**0**	**0**	**0**	**1**	**0**	**0**	**0**	**1**	**2**	**0**	**0**	**0**	**0**	**0**	**0**	**0**	**0**	**0**	**0**	**0**	**0**	**0**	**0**	**0**	**0**	**0**	**0**
1100	1	0	0	0	0	1	0	0	0	0	0	0	0	0	0	0	0	0	0	0	0	0	0	0	0	0	0	0	0
1200	2	0	0	0	0	0	0	0	0	1	0	1	0	0	0	0	0	0	0	0	0	0	0	0	0	0	0	0	0
1300	5	0	0	0	0	0	0	0	0	0	2	1	1	1	0	0	0	0	0	0	0	0	0	0	0	0	0	0	0
1400	3	0	0	0	0	0	0	1	0	0	0	1	0	0	0	1	0	0	0	0	0	0	0	0	0	0	0	0	0
1500	4	0	0	0	0	0	0	1	0	1	0	1	0	0	1	0	0	0	0	0	0	0	0	0	0	0	0	0	0
1600	4	0	2	0	0	1	0	0	1	0	0	0	0	0	0	0	0	0	0	0	0	0	0	0	0	0	0	0	0
1700	2	0	0	0	0	0	0	0	0	0	0	0	1	0	0	0	1	0	0	0	0	0	0	0	0	0	0	0	0
1800	1	0	0	0	0	0	0	0	0	0	0	1	0	0	0	0	0	0	0	0	0	0	0	0	0	0	0	0	0
1900	2	0	0	0	0	0	0	0	0	0	1	0	0	0	0	0	0	0	0	0	0	1	0	0	0	0	0	0	0
2000	**6**	**0**	**0**	**0**	**0**	**0**	**1**	**0**	**1**	**0**	**0**	**1**	**1**	**1**	**0**	**1**	**0**	**0**	**0**	**0**	**0**	**0**	**0**	**0**	**0**	**0**	**0**	**0**	**0**
2100	0	0	0	0	0	0	0	0	0	0	0	0	0	0	0	0	0	0	0	0	0	0	0	0	0	0	0	0	0
2200	1	0	0	0	0	0	0	0	0	0	0	0	0	0	1	0	0	0	0	0	0	0	0	0	0	0	0	0	0
2300	1	0	0	0	0	0	0	0	1	0	0	0	0	0	0	0	0	0	0	0	0	0	0	0	0	0	0	0	0
07-19	**28**	**0**	**2**	**0**	**0**	**4**	**0**	**2**	**2**	**3**	**4**	**5**	**2**	**1**	**1**	**1**	**1**	**0**	**0**	**0**	**0**	**0**	**0**	**0**	**0**	**0**	**0**	**0**	**0**
06-22	**36**	**0**	**2**	**0**	**0**	**4**	**1**	**2**	**3**	**3**	**5**	**6**	**3**	**2**	**1**	**2**	**1**	**0**	**0**	**0**	**0**	**1**	**0**	**0**	**0**	**0**	**0**	**0**	**0**
06-00	**38**	**0**	**2**	**0**	**0**	**4**	**1**	**2**	**4**	**3**	**5**	**6**	**3**	**2**	**2**	**2**	**1**	**0**	**0**	**0**	**0**	**1**	**0**	**0**	**0**	**0**	**0**	**0**	**0**
00-00	**40**	**0**	**2**	**0**	**0**	**4**	**1**	**2**	**5**	**3**	**5**	**7**	**3**	**2**	**2**	**2**	**1**	**0**	**0**	**0**	**0**	**1**	**0**	**0**	**0**	**0**	**0**	**0**	**0**

DRAFT

Site 53
Location L-68011-17, Att - Gate Post, Lat 53.87103, Long -6.84562
Direction Two way

3279 / Meath/Cavan/Monaghan ATC's
October 2013
Automatic Traffic Count

Sun, 13 October 2013

Time	Total	Speed Bins (km/h)																											
		0 - 5	5 - 10	10 - 15	15 - 20	20 - 25	25 - 30	30 - 35	35 - 40	40 - 45	45 - 50	50 - 55	55 - 60	60 - 65	65 - 70	70 - 75	75 - 80	80 - 85	85 - 90	90 - 95	95 - 100	100 - 105	105 - 110	110 - 115	115 - 120	120 - 125	125 - 130	130 - 135	135 - 140
0000	1	0	0	0	0	0	1	0	0	0	0	0	0	0	0	0	0	0	0	0	0	0	0	0	0	0	0	0	0
0100	0	0	0	0	0	0	0	0	0	0	0	0	0	0	0	0	0	0	0	0	0	0	0	0	0	0	0	0	0
0200	0	0	0	0	0	0	0	0	0	0	0	0	0	0	0	0	0	0	0	0	0	0	0	0	0	0	0	0	0
0300	0	0	0	0	0	0	0	0	0	0	0	0	0	0	0	0	0	0	0	0	0	0	0	0	0	0	0	0	0
0400	0	0	0	0	0	0	0	0	0	0	0	0	0	0	0	0	0	0	0	0	0	0	0	0	0	0	0	0	0
0500	0	0	0	0	0	0	0	0	0	0	0	0	0	0	0	0	0	0	0	0	0	0	0	0	0	0	0	0	0
0600	0	0	0	0	0	0	0	0	0	0	0	0	0	0	0	0	0	0	0	0	0	0	0	0	0	0	0	0	0
0700	0	0	0	0	0	0	0	0	0	0	0	0	0	0	0	0	0	0	0	0	0	0	0	0	0	0	0	0	0
0800	2	0	0	0	0	0	1	0	0	0	1	0	0	0	0	0	0	0	0	0	0	0	0	0	0	0	0	0	0
0900	0	0	0	0	0	0	0	0	0	0	0	0	0	0	0	0	0	0	0	0	0	0	0	0	0	0	0	0	0
1000	1	0	0	0	0	0	0	0	0	0	0	0	0	1	0	0	0	0	0	0	0	0	0	0	0	0	0	0	0
1100	**5**	**0**	**0**	**0**	**0**	**0**	**0**	**0**	**0**	**0**	**1**	**0**	**3**	**1**	**0**	**0**	**0**	**0**	**0**	**0**	**0**	**0**	**0**	**0**	**0**	**0**	**0**	**0**	**0**
1200	3	0	0	0	0	0	0	1	0	1	0	1	0	0	0	0	0	0	0	0	0	0	0	0	0	0	0	0	0
1300	3	0	0	0	0	0	0	0	1	0	0	1	0	0	0	1	0	0	0	0	0	0	0	0	0	0	0	0	0
1400	3	0	0	0	0	0	0	0	0	1	1	1	0	0	0	0	0	0	0	0	0	0	0	0	0	0	0	0	0
1500	4	0	0	0	0	0	0	0	1	0	1	1	0	0	0	1	0	0	0	0	0	0	0	0	0	0	0	0	0
1600	**7**	**0**	**0**	**0**	**2**	**0**	**0**	**0**	**1**	**0**	**0**	**0**	**4**	**0**	**0**	**0**	**0**	**0**	**0**	**0**	**0**	**0**	**0**	**0**	**0**	**0**	**0**	**0**	**0**
1700	2	0	0	0	0	0	1	0	1	0	0	0	0	0	0	0	0	0	0	0	0	0	0	0	0	0	0	0	0
1800	3	0	0	0	0	0	0	0	1	0	0	1	1	0	0	0	0	0	0	0	0	0	0	0	0	0	0	0	0
1900	0	0	0	0	0	0	0	0	0	0	0	0	0	0	0	0	0	0	0	0	0	0	0	0	0	0	0	0	0
2000	3	0	0	0	1	0	0	0	1	0	0	0	1	0	0	0	0	0	0	0	0	0	0	0	0	0	0	0	0
2100	0	0	0	0	0	0	0	0	0	0	0	0	0	0	0	0	0	0	0	0	0	0	0	0	0	0	0	0	0
2200	1	0	0	0	0	0	0	0	0	0	0	1	0	0	0	0	0	0	0	0	0	0	0	0	0	0	0	0	0
2300	0	0	0	0	0	0	0	0	0	0	0	0	0	0	0	0	0	0	0	0	0	0	0	0	0	0	0	0	0
07-19	**33**	**0**	**0**	**0**	**2**	**0**	**2**	**1**	**5**	**2**	**4**	**5**	**8**	**2**	**0**	**2**	**0**	**0**	**0**	**0**	**0**	**0**	**0**	**0**	**0**	**0**	**0**	**0**	**0**
06-22	**36**	**0**	**0**	**0**	**3**	**0**	**2**	**1**	**6**	**2**	**4**	**5**	**9**	**2**	**0**	**2**	**0**	**0**	**0**	**0**	**0**	**0**	**0**	**0**	**0**	**0**	**0**	**0**	**0**
06-00	**37**	**0**	**0**	**0**	**3**	**0**	**2**	**1**	**6**	**2**	**4**	**6**	**9**	**2**	**0**	**2**	**0**	**0**	**0**	**0**	**0**	**0**	**0**	**0**	**0**	**0**	**0**	**0**	**0**
00-00	**38**	**0**	**0**	**0**	**3**	**0**	**3**	**1**	**6**	**2**	**4**	**6**	**9**	**2**	**0**	**2**	**0**	**0**	**0**	**0**	**0**	**0**	**0**	**0**	**0**	**0**	**0**	**0**	**0**

DRAFT

Site 53
Location L-68011-17, Att - Gate Post, Lat 53.87103, Long -6.84562
Direction Two way

3279 / Meath/Cavan/Monaghan ATC's
October 2013
Automatic Traffic Count

Mon, 14 October 2013

Time	Total	Speed Bins (km/h)																											
		0 - 5	5 - 10	10 - 15	15 - 20	20 - 25	25 - 30	30 - 35	35 - 40	40 - 45	45 - 50	50 - 55	55 - 60	60 - 65	65 - 70	70 - 75	75 - 80	80 - 85	85 - 90	90 - 95	95 - 100	100 - 105	105 - 110	110 - 115	115 - 120	120 - 125	125 - 130	130 - 135	135 - 140
0000	0	0	0	0	0	0	0	0	0	0	0	0	0	0	0	0	0	0	0	0	0	0	0	0	0	0	0	0	0
0100	1	0	0	0	0	0	1	0	0	0	0	0	0	0	0	0	0	0	0	0	0	0	0	0	0	0	0	0	0
0200	0	0	0	0	0	0	0	0	0	0	0	0	0	0	0	0	0	0	0	0	0	0	0	0	0	0	0	0	0
0300	0	0	0	0	0	0	0	0	0	0	0	0	0	0	0	0	0	0	0	0	0	0	0	0	0	0	0	0	0
0400	0	0	0	0	0	0	0	0	0	0	0	0	0	0	0	0	0	0	0	0	0	0	0	0	0	0	0	0	0
0500	1	0	0	0	0	0	0	0	0	0	1	0	0	0	0	0	0	0	0	0	0	0	0	0	0	0	0	0	0
0600	0	0	0	0	0	0	0	0	0	0	0	0	0	0	0	0	0	0	0	0	0	0	0	0	0	0	0	0	0
0700	2	0	0	0	0	0	0	0	0	0	0	1	1	0	0	0	0	0	0	0	0	0	0	0	0	0	0	0	0
0800	3	0	0	0	0	0	0	0	0	0	0	0	1	1	1	0	0	0	0	0	0	0	0	0	0	0	0	0	0
0900	**9**	**0**	**0**	**0**	**0**	**0**	**0**	**1**	**0**	**1**	**1**	**2**	**3**	**0**	**1**	**0**	**0**	**0**	**0**	**0**	**0**	**0**	**0**	**0**	**0**	**0**	**0**	**0**	**0**
1000	1	0	0	0	0	0	0	0	0	0	1	0	0	0	0	0	0	0	0	0	0	0	0	0	0	0	0	0	0
1100	2	0	0	0	0	0	0	0	0	1	0	1	0	0	0	0	0	0	0	0	0	0	0	0	0	0	0	0	0
1200	2	0	0	0	0	0	0	0	0	0	1	0	1	0	0	0	0	0	0	0	0	0	0	0	0	0	0	0	0
1300	2	0	0	0	0	0	0	0	0	0	0	0	0	1	0	1	0	0	0	0	0	0	0	0	0	0	0	0	0
1400	0	0	0	0	0	0	0	0	0	0	0	0	0	0	0	0	0	0	0	0	0	0	0	0	0	0	0	0	0
1500	0	0	0	0	0	0	0	0	0	0	0	0	0	0	0	0	0	0	0	0	0	0	0	0	0	0	0	0	0
1600	1	0	0	0	0	0	0	0	0	0	0	1	0	0	0	0	0	0	0	0	0	0	0	0	0	0	0	0	0
1700	**7**	**0**	**0**	**0**	**0**	**1**	**1**	**0**	**1**	**0**	**1**	**2**	**1**	**0**	**0**	**0**	**0**	**0**	**0**	**0**	**0**	**0**	**0**	**0**	**0**	**0**	**0**	**0**	**0**
1800	2	0	0	0	0	0	0	0	0	0	0	1	1	0	0	0	0	0	0	0	0	0	0	0	0	0	0	0	0
1900	6	0	0	0	1	0	0	0	1	1	0	1	1	0	0	1	0	0	0	0	0	0	0	0	0	0	0	0	0
2000	0	0	0	0	0	0	0	0	0	0	0	0	0	0	0	0	0	0	0	0	0	0	0	0	0	0	0	0	0
2100	3	0	0	0	0	0	0	0	0	0	1	2	0	0	0	0	0	0	0	0	0	0	0	0	0	0	0	0	0
2200	1	0	0	0	0	0	1	0	0	0	0	0	0	0	0	0	0	0	0	0	0	0	0	0	0	0	0	0	0
2300	0	0	0	0	0	0	0	0	0	0	0	0	0	0	0	0	0	0	0	0	0	0	0	0	0	0	0	0	0
07-19	**31**	**0**	**0**	**0**	**0**	**1**	**1**	**1**	**1**	**2**	**4**	**8**	**8**	**2**	**2**	**1**	**0**	**0**	**0**	**0**	**0**	**0**	**0**	**0**	**0**	**0**	**0**	**0**	**0**
06-22	**40**	**0**	**0**	**0**	**1**	**1**	**1**	**1**	**2**	**3**	**5**	**11**	**9**	**2**	**2**	**2**	**0**	**0**	**0**	**0**	**0**	**0**	**0**	**0**	**0**	**0**	**0**	**0**	**0**
06-00	**41**	**0**	**0**	**0**	**1**	**1**	**2**	**1**	**2**	**3**	**5**	**11**	**9**	**2**	**2**	**2**	**0**	**0**	**0**	**0**	**0**	**0**	**0**	**0**	**0**	**0**	**0**	**0**	**0**
00-00	**43**	**0**	**0**	**0**	**1**	**1**	**3**	**1**	**2**	**3**	**6**	**11**	**9**	**2**	**2**	**2**	**0**	**0**	**0**	**0**	**0**	**0**	**0**	**0**	**0**	**0**	**0**	**0**	**0**

DRAFT

Site 53
Location L-68011-17, Att - Gate Post, Lat 53.87103, Long -6.84562
Direction Two way

3279 / Meath/Cavan/Monaghan ATC's
October 2013
Automatic Traffic Count

Tue, 15 October 2013

Time	Total	Speed Bins (km/h)																											
		0 - 5	5 - 10	10 - 15	15 - 20	20 - 25	25 - 30	30 - 35	35 - 40	40 - 45	45 - 50	50 - 55	55 - 60	60 - 65	65 - 70	70 - 75	75 - 80	80 - 85	85 - 90	90 - 95	95 - 100	100 - 105	105 - 110	110 - 115	115 - 120	120 - 125	125 - 130	130 - 135	135 - 140
0000	0	0	0	0	0	0	0	0	0	0	0	0	0	0	0	0	0	0	0	0	0	0	0	0	0	0	0	0	0
0100	0	0	0	0	0	0	0	0	0	0	0	0	0	0	0	0	0	0	0	0	0	0	0	0	0	0	0	0	0
0200	0	0	0	0	0	0	0	0	0	0	0	0	0	0	0	0	0	0	0	0	0	0	0	0	0	0	0	0	0
0300	0	0	0	0	0	0	0	0	0	0	0	0	0	0	0	0	0	0	0	0	0	0	0	0	0	0	0	0	0
0400	0	0	0	0	0	0	0	0	0	0	0	0	0	0	0	0	0	0	0	0	0	0	0	0	0	0	0	0	0
0500	1	0	0	0	0	0	0	0	0	0	0	1	0	0	0	0	0	0	0	0	0	0	0	0	0	0	0	0	0
0600	0	0	0	0	0	0	0	0	0	0	0	0	0	0	0	0	0	0	0	0	0	0	0	0	0	0	0	0	0
0700	1	0	0	0	0	0	0	0	0	0	0	1	0	0	0	0	0	0	0	0	0	0	0	0	0	0	0	0	0
0800	4	0	0	0	1	0	0	0	0	0	0	0	1	0	2	0	0	0	0	0	0	0	0	0	0	0	0	0	0
0900	**6**	**0**	**0**	**0**	**0**	**0**	**0**	**0**	**0**	**1**	**2**	**2**	**1**	**0**	**0**	**0**	**0**	**0**	**0**	**0**	**0**	**0**	**0**	**0**	**0**	**0**	**0**	**0**	**0**
1000	4	0	0	0	0	0	0	0	0	0	1	0	0	2	0	0	1	0	0	0	0	0	0	0	0	0	0	0	0
1100	1	0	0	0	0	0	0	0	0	1	0	0	0	0	0	0	0	0	0	0	0	0	0	0	0	0	0	0	0
1200	3	0	0	0	0	0	1	0	0	0	1	0	1	0	0	0	0	0	0	0	0	0	0	0	0	0	0	0	0
1300	2	0	0	0	0	0	0	0	0	0	1	1	0	0	0	0	0	0	0	0	0	0	0	0	0	0	0	0	0
1400	2	0	0	0	0	0	0	0	0	0	0	0	0	2	0	0	0	0	0	0	0	0	0	0	0	0	0	0	0
1500	0	0	0	0	0	0	0	0	0	0	0	0	0	0	0	0	0	0	0	0	0	0	0	0	0	0	0	0	0
1600	4	0	0	0	0	1	0	0	0	1	0	2	0	0	0	0	0	0	0	0	0	0	0	0	0	0	0	0	0
1700	**6**	**0**	**0**	**0**	**0**	**0**	**2**	**0**	**2**	**0**	**1**	**0**	**0**	**1**	**0**	**0**	**0**	**0**	**0**	**0**	**0**	**0**	**0**	**0**	**0**	**0**	**0**	**0**	**0**
1800	0	0	0	0	0	0	0	0	0	0	0	0	0	0	0	0	0	0	0	0	0	0	0	0	0	0	0	0	0
1900	1	0	0	0	0	0	0	0	0	0	0	0	0	1	0	0	0	0	0	0	0	0	0	0	0	0	0	0	0
2000	2	0	0	0	0	0	0	0	0	0	1	0	0	1	0	0	0	0	0	0	0	0	0	0	0	0	0	0	0
2100	0	0	0	0	0	0	0	0	0	0	0	0	0	0	0	0	0	0	0	0	0	0	0	0	0	0	0	0	0
2200	1	0	0	0	0	1	0	0	0	0	0	0	0	0	0	0	0	0	0	0	0	0	0	0	0	0	0	0	0
2300	0	0	0	0	0	0	0	0	0	0	0	0	0	0	0	0	0	0	0	0	0	0	0	0	0	0	0	0	0
07-19	**33**	**0**	**0**	**0**	**1**	**1**	**3**	**0**	**2**	**3**	**6**	**6**	**3**	**5**	**2**	**0**	**1**	**0**	**0**	**0**	**0**	**0**	**0**	**0**	**0**	**0**	**0**	**0**	**0**
06-22	**36**	**0**	**0**	**0**	**1**	**1**	**3**	**0**	**2**	**3**	**7**	**6**	**3**	**7**	**2**	**0**	**1**	**0**	**0**	**0**	**0**	**0**	**0**	**0**	**0**	**0**	**0**	**0**	**0**
06-00	**37**	**0**	**0**	**0**	**1**	**2**	**3**	**0**	**2**	**3**	**7**	**6**	**3**	**7**	**2**	**0**	**1**	**0**	**0**	**0**	**0**	**0**	**0**	**0**	**0**	**0**	**0**	**0**	**0**
00-00	**38**	**0**	**0**	**0**	**1**	**2**	**3**	**0**	**2**	**3**	**7**	**7**	**3**	**7**	**2**	**0**	**1**	**0**	**0**	**0**	**0**	**0**	**0**	**0**	**0**	**0**	**0**	**0**	**0**

DRAFT

Site 53
Location L-68011-17, Att - Gate Post, Lat 53.87103, Long -6.84562
Direction Two way

3279 / Meath/Cavan/Monaghan ATC's
October 2013
Automatic Traffic Count

Wed, 16 October 2013

Time	Total	Speed Bins (km/h)																											
		0 - 5	5 - 10	10 - 15	15 - 20	20 - 25	25 - 30	30 - 35	35 - 40	40 - 45	45 - 50	50 - 55	55 - 60	60 - 65	65 - 70	70 - 75	75 - 80	80 - 85	85 - 90	90 - 95	95 - 100	100 - 105	105 - 110	110 - 115	115 - 120	120 - 125	125 - 130	130 - 135	135 - 140
0000	0	0	0	0	0	0	0	0	0	0	0	0	0	0	0	0	0	0	0	0	0	0	0	0	0	0	0	0	0
0100	0	0	0	0	0	0	0	0	0	0	0	0	0	0	0	0	0	0	0	0	0	0	0	0	0	0	0	0	0
0200	0	0	0	0	0	0	0	0	0	0	0	0	0	0	0	0	0	0	0	0	0	0	0	0	0	0	0	0	0
0300	0	0	0	0	0	0	0	0	0	0	0	0	0	0	0	0	0	0	0	0	0	0	0	0	0	0	0	0	0
0400	0	0	0	0	0	0	0	0	0	0	0	0	0	0	0	0	0	0	0	0	0	0	0	0	0	0	0	0	0
0500	1	0	0	0	0	0	0	0	0	0	1	0	0	0	0	0	0	0	0	0	0	0	0	0	0	0	0	0	0
0600	2	0	0	0	0	0	0	0	0	0	0	0	0	2	0	0	0	0	0	0	0	0	0	0	0	0	0	0	0
0700	1	0	0	0	0	0	0	0	0	0	1	0	0	0	0	0	0	0	0	0	0	0	0	0	0	0	0	0	0
0800	2	0	0	0	1	0	0	0	0	0	0	0	1	0	0	0	0	0	0	0	0	0	0	0	0	0	0	0	0
0900	**4**	**0**	**0**	**0**	**0**	**0**	**0**	**0**	**0**	**0**	**1**	**3**	**0**	**0**	**0**	**0**	**0**	**0**	**0**	**0**	**0**	**0**	**0**	**0**	**0**	**0**	**0**	**0**	**0**
1000	1	0	0	0	0	0	0	0	0	0	0	0	0	1	0	0	0	0	0	0	0	0	0	0	0	0	0	0	0
1100	2	0	0	0	0	0	0	0	0	0	1	0	1	0	0	0	0	0	0	0	0	0	0	0	0	0	0	0	0
1200	3	0	0	0	0	0	1	0	1	0	0	0	0	1	0	0	0	0	0	0	0	0	0	0	0	0	0	0	0
1300	4	0	1	0	1	0	0	0	1	0	1	0	0	0	0	0	0	0	0	0	0	0	0	0	0	0	0	0	0
1400	1	0	0	0	0	0	0	0	0	0	0	1	0	0	0	0	0	0	0	0	0	0	0	0	0	0	0	0	0
1500	3	0	0	0	1	1	0	0	0	0	0	0	1	0	0	0	0	0	0	0	0	0	0	0	0	0	0	0	0
1600	**7**	**0**	**0**	**0**	**0**	**2**	**0**	**0**	**1**	**0**	**0**	**1**	**0**	**0**	**1**	**2**	**0**	**0**	**0**	**0**	**0**	**0**	**0**	**0**	**0**	**0**	**0**	**0**	**0**
1700	1	0	0	0	0	0	0	0	0	0	0	1	0	0	0	0	0	0	0	0	0	0	0	0	0	0	0	0	0
1800	3	0	0	0	0	0	0	1	0	0	1	1	0	0	0	0	0	0	0	0	0	0	0	0	0	0	0	0	0
1900	1	0	0	0	0	0	0	0	0	0	0	0	0	0	1	0	0	0	0	0	0	0	0	0	0	0	0	0	0
2000	2	0	0	0	0	1	0	1	0	0	0	0	0	0	0	0	0	0	0	0	0	0	0	0	0	0	0	0	0
2100	0	0	0	0	0	0	0	0	0	0	0	0	0	0	0	0	0	0	0	0	0	0	0	0	0	0	0	0	0
2200	2	0	0	0	0	1	0	0	0	0	0	1	0	0	0	0	0	0	0	0	0	0	0	0	0	0	0	0	0
2300	1	0	0	0	0	0	0	0	0	0	0	0	0	0	1	0	0	0	0	0	0	0	0	0	0	0	0	0	0
07-19	**32**	**0**	**1**	**0**	**3**	**3**	**1**	**1**	**3**	**0**	**5**	**7**	**3**	**2**	**1**	**2**	**0**	**0**	**0**	**0**	**0**	**0**	**0**	**0**	**0**	**0**	**0**	**0**	**0**
06-22	**37**	**0**	**1**	**0**	**3**	**4**	**1**	**2**	**3**	**0**	**5**	**7**	**3**	**4**	**2**	**2**	**0**	**0**	**0**	**0**	**0**	**0**	**0**	**0**	**0**	**0**	**0**	**0**	**0**
06-00	**40**	**0**	**1**	**0**	**3**	**5**	**1**	**2**	**3**	**0**	**5**	**8**	**3**	**4**	**3**	**2**	**0**	**0**	**0**	**0**	**0**	**0**	**0**	**0**	**0**	**0**	**0**	**0**	**0**
00-00	**41**	**0**	**1**	**0**	**3**	**5**	**1**	**2**	**3**	**0**	**6**	**8**	**3**	**4**	**3**	**2**	**0**	**0**	**0**	**0**	**0**	**0**	**0**	**0**	**0**	**0**	**0**	**0**	**0**

DRAFT

Site 53
Location L-68011-17, Att - Gate Post, Lat 53.87103, Long -6.84562
Direction Two way

3279 / Meath/Cavan/Monaghan ATC's
October 2013
Automatic Traffic Count

Virtual Day (7)

Time	Total	Speed Bins (km/h)																											
		0 - 5	5 - 10	10 - 15	15 - 20	20 - 25	25 - 30	30 - 35	35 - 40	40 - 45	45 - 50	50 - 55	55 - 60	60 - 65	65 - 70	70 - 75	75 - 80	80 - 85	85 - 90	90 - 95	95 - 100	100 - 105	105 - 110	110 - 115	115 - 120	120 - 125	125 - 130	130 - 135	135 - 140
0000	0	0	0	0	0	0	0	0	0	0	0	0	0	0	0	0	0	0	0	0	0	0	0	0	0	0	0	0	0
0100	0	0	0	0	0	0	0	0	0	0	0	0	0	0	0	0	0	0	0	0	0	0	0	0	0	0	0	0	0
0200	0	0	0	0	0	0	0	0	0	0	0	0	0	0	0	0	0	0	0	0	0	0	0	0	0	0	0	0	0
0300	0	0	0	0	0	0	0	0	0	0	0	0	0	0	0	0	0	0	0	0	0	0	0	0	0	0	0	0	0
0400	0	0	0	0	0	0	0	0	0	0	0	0	0	0	0	0	0	0	0	0	0	0	0	0	0	0	0	0	0
0500	1	0	0	0	0	0	0	0	0	0	1	0	0	0	0	0	0	0	0	0	0	0	0	0	0	0	0	0	0
0600	0	0	0	0	0	0	0	0	0	0	0	0	0	0	0	0	0	0	0	0	0	0	0	0	0	0	0	0	0
0700	1	0	0	0	0	0	0	0	0	0	0	0	0	0	0	0	0	0	0	0	0	0	0	0	0	0	0	0	0
0800	3	0	0	0	0	0	0	0	0	0	0	0	1	0	1	0	0	0	0	0	0	0	0	0	0	0	0	0	0
0900	**4**	**0**	**0**	**0**	**0**	**0**	**0**	**0**	**0**	**0**	**1**	**1**	**1**	**0**	**0**	**0**	**0**	**0**	**0**	**0**	**0**	**0**	**0**	**0**	**0**	**0**	**0**	**0**	**0**
1000	2	0	0	0	0	0	0	0	0	0	1	0	0	1	0	0	0	0	0	0	0	0	0	0	0	0	0	0	0
1100	3	0	0	0	0	0	0	0	0	0	0	0	1	0	0	0	0	0	0	0	0	0	0	0	0	0	0	0	0
1200	3	0	0	0	0	0	0	0	0	1	0	0	0	0	0	0	0	0	0	0	0	0	0	0	0	0	0	0	0
1300	3	0	0	0	0	0	0	0	0	0	1	0	0	0	0	0	0	0	0	0	0	0	0	0	0	0	0	0	0
1400	1	0	0	0	0	0	0	0	0	0	0	0	0	0	0	0	0	0	0	0	0	0	0	0	0	0	0	0	0
1500	2	0	0	0	0	0	0	0	0	0	0	1	0	0	0	0	0	0	0	0	0	0	0	0	0	0	0	0	0
1600	**4**	**0**	**0**	**0**	**0**	**1**	**0**	**0**	**0**	**0**	**0**	**1**	**1**	**0**	**0**	**0**	**0**	**0**	**0**	**0**	**0**	**0**	**0**	**0**	**0**	**0**	**0**	**0**	**0**
1700	**4**	**0**	**0**	**0**	**0**	**0**	**1**	**0**	**1**	**0**	**0**	**1**	**0**	**0**	**0**	**0**	**0**	**0**	**0**	**0**	**0**	**0**	**0**	**0**	**0**	**0**	**0**	**0**	**0**
1800	2	0	0	0	0	0	0	0	0	0	0	1	1	0	0	0	0	0	0	0	0	0	0	0	0	0	0	0	0
1900	3	0	0	0	0	0	0	0	0	0	0	0	0	0	0	0	0	0	0	0	0	0	0	0	0	0	0	0	0
2000	3	0	0	0	0	0	0	0	0	0	0	0	1	1	0	0	0	0	0	0	0	0	0	0	0	0	0	0	0
2100	1	0	0	0	0	0	0	0	0	0	0	0	0	0	0	0	0	0	0	0	0	0	0	0	0	0	0	0	0
2200	1	0	0	0	0	0	0	0	0	0	0	0	0	0	0	0	0	0	0	0	0	0	0	0	0	0	0	0	0
2300	0	0	0	0	0	0	0	0	0	0	0	0	0	0	0	0	0	0	0	0	0	0	0	0	0	0	0	0	0
07-19	**31**	**0**	**0**	**0**	**1**	**1**	**2**	**1**	**2**	**2**	**4**	**5**	**5**	**3**	**2**	**1**	**0**	**0**	**0**	**0**	**0**	**0**	**0**	**0**	**0**	**0**	**0**	**0**	**0**
06-22	**37**	**0**	**0**	**0**	**2**	**2**	**2**	**2**	**3**	**2**	**5**	**6**	**6**	**4**	**2**	**2**	**0**	**0**	**0**	**0**	**0**	**0**	**0**	**0**	**0**	**0**	**0**	**0**	**0**
06-00	**39**	**0**	**0**	**0**	**2**	**2**	**2**	**2**	**3**	**2**	**5**	**6**	**6**	**4**	**3**	**2**	**0**	**0**	**0**	**0**	**0**	**0**	**0**	**0**	**0**	**0**	**0**	**0**	**0**
00-00	**41**	**0**	**0**	**0**	**2**	**2**	**2**	**2**	**3**	**2**	**5**	**6**	**6**	**4**	**3**	**2**	**0**	**0**	**0**	**0**	**0**	**0**	**0**	**0**	**0**	**0**	**0**	**0**	**0**

DRAFT

Site 53
Location L-68011-17, Att - Gate Post, Lat 53.87103, Long -6.84562
Direction Two way

3279 / Meath/Cavan/Monaghan ATC's
October 2013
Automatic Traffic Count

Virtual Week (1)

Time	Total	Speed Bins (km/h)																											
		0 - 5	5 - 10	10 - 15	15 - 20	20 - 25	25 - 30	30 - 35	35 - 40	40 - 45	45 - 50	50 - 55	55 - 60	60 - 65	65 - 70	70 - 75	75 - 80	80 - 85	85 - 90	90 - 95	95 - 100	100 - 105	105 - 110	110 - 115	115 - 120	120 - 125	125 - 130	130 - 135	135 - 140
Mon	43	0	0	0	1	1	3	1	2	3	6	11	9	2	2	2	0	0	0	0	0	0	0	0	0	0	0	0	0
Tue	38	0	0	0	1	2	3	0	2	3	7	7	3	7	2	0	1	0	0	0	0	0	0	0	0	0	0	0	0
Wed	41	0	1	0	3	5	1	2	3	0	6	8	3	4	3	2	0	0	0	0	0	0	0	0	0	0	0	0	0
Thu	43	0	0	0	3	1	3	4	2	3	3	4	7	5	3	5	0	0	0	0	0	0	0	0	0	0	0	0	0
Fri	41	0	0	0	0	1	2	2	3	2	6	2	8	7	7	1	0	0	0	0	0	0	0	0	0	0	0	0	0
|Sat	40	0	2	0	0	4	1	2	5	3	5	7	3	2	2	2	1	0	0	0	0	1	0	0	0	0	0	0	0
|Sun	38	0	0	0	3	0	3	1	6	2	4	6	9	2	0	2	0	0	0	0	0	0	0	0	0	0	0	0	0
5 Day Ave.	**41**	**0**	**0**	**0**	**2**	**2**	**2**	**2**	**2**	**2**	**6**	**6**	**6**	**5**	**3**	**2**	**0**	**0**	**0**	**0**	**0**	**0**	**0**	**0**	**0**	**0**	**0**	**0**	**0**
7 Day Ave.	**41**	**0**	**0**	**0**	**2**	**2**	**2**	**2**	**3**	**2**	**5**	**6**	**6**	**4**	**3**	**2**	**0**	**0**	**0**	**0**	**0**	**0**	**0**	**0**	**0**	**0**	**0**	**0**	**0**
--	**284**	**0**	**3**	**0**	**11**	**14**	**16**	**12**	**23**	**16**	**37**	**45**	**42**	**29**	**19**	**14**	**2**	**0**	**0**	**0**	**0**	**1**	**0**	**0**	**0**	**0**	**0**	**0**	**0**

Summary Graphs

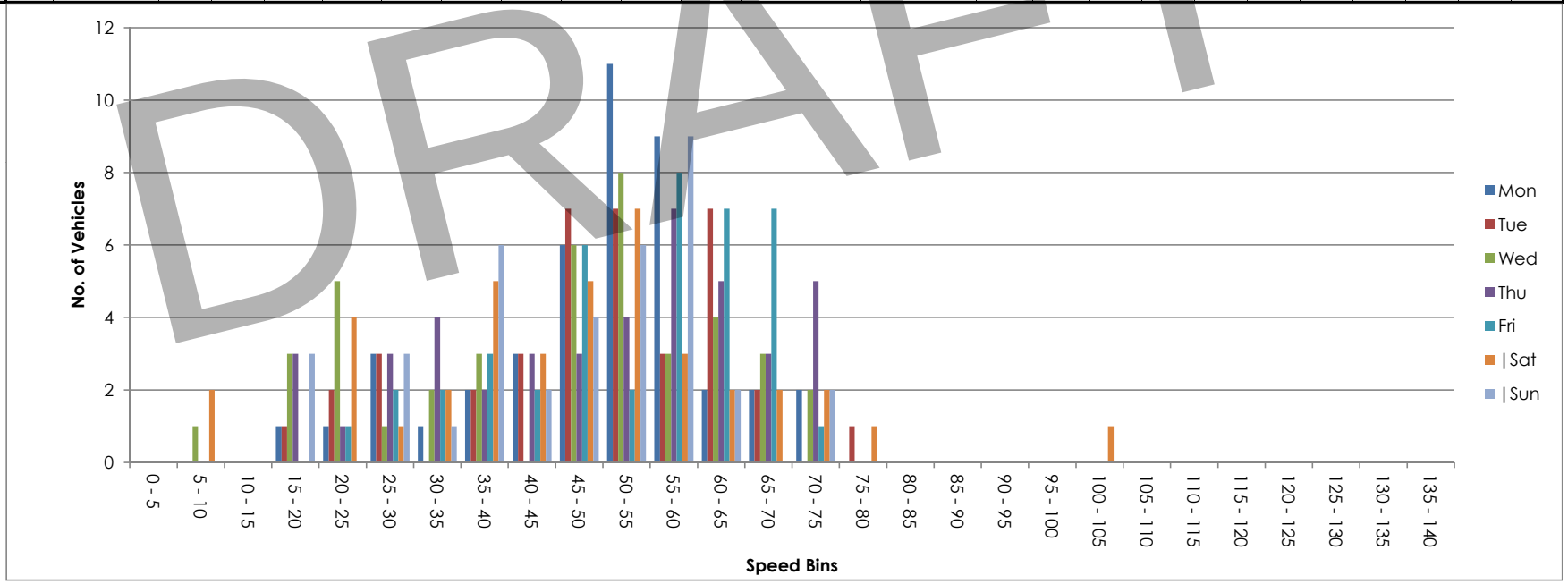

DRAFT



NDC NATIONWIDE DATA COLLECTION	**Site / Location:**	L-3533-0, Att - Tree, Lat 53.88261, Long -6.87238	**Project No:**	3279	**Photo No:**	3279-55	**Drawn By:** MOR
	Survey Date:	Thu, 10 October 2013 to Wed, 16 October 2013	**Project Name:**		Meath/Cavan/Monaghan ATC'S		
	Survey Times:	00:00 to 00(24):00	**Title:**		Site Photograph		

Site No.	Location.	Direction.	Speed Limit - PSL (km/h)	Start Date.	End Date.	Total Vehicles.	5 Day Ave.	7 Day Ave.	No. > Speed Limit.	%. > Speed Limit.	No. > Speed Limit1 (+5km/h).	%. > Speed Limit1 (+5km/h).	No. > Speed Limit1 (+10km/h).	%. > Speed Limit1 (+10km/h).	Mean Speed	85%ile Speed
55	L-3533-0, Att - Tree, Lat 53.88261, Long -6.87238	East	80	Thu, 10 October 2013	Wed, 16 October 2013	316	43	45	14	4.4	8	2.5	5	1.6	54.1	69.5
		West	80	Thu, 10 October 2013	Wed, 16 October 2013	307	44	44	11	3.6	3	1.0	2	0.7	51.6	67.3
		Two way	80	Thu, 10 October 2013	Wed, 16 October 2013	623	87	89	25	4.0	11	1.8	7	1.1	52.9	68.4

DRAFT

Site 55
Location L-3533-0, Att - Tree, Lat 53.88261, Long -6.87238
Direction East

3279 / Meath/Cavan/Monaghan ATC's
October 2013
Automatic Traffic Count

Thu, 10 October 2013

Time	Total	Classification												>PSL	>PSL%	>SL1	>SL1%	>SL2	>SL2%	Mean	Vpp
		1 MCL	2 SV	3 SVT	4 TB2	5 TB3	6 T4	7 ART3	8 ART4	9 ART5	10 ART6	11 BD	12 DRT	80	80	85 +5kph	85 +5kph	90 +10kph	90 +10kph		85
0000	0	0	0	0	0	0	0	0	0	0	0	0	0	0	0	0	0	0	0	-	-
0100	1	0	1	0	0	0	0	0	0	0	0	0	0	0	0	0	0	0	0	66.1	-
0200	0	0	0	0	0	0	0	0	0	0	0	0	0	0	0	0	0	0	0	-	-
0300	0	0	0	0	0	0	0	0	0	0	0	0	0	0	0	0	0	0	0	-	-
0400	0	0	0	0	0	0	0	0	0	0	0	0	0	0	0	0	0	0	0	-	-
0500	0	0	0	0	0	0	0	0	0	0	0	0	0	0	0	0	0	0	0	-	-
0600	0	0	0	0	0	0	0	0	0	0	0	0	0	0	0	0	0	0	0	-	-
0700	0	0	0	0	0	0	0	0	0	0	0	0	0	0	0	0	0	0	0	-	-
0800	3	0	3	0	0	0	0	0	0	0	0	0	0	0	0	0	0	0	0	62.2	-
0900	3	0	2	0	1	0	0	0	0	0	0	0	0	0	0	0	0	0	0	57.5	-
1000	**4**	**0**	**3**	**1**	**0**	**0**	**0**	**0**	**0**	**0**	**0**	**0**	**0**	**0**	**0**	**0**	**0**	**0**	**0**	**48.1**	**-**
1100	**4**	**0**	**4**	**0**	**0**	**0**	**0**	**0**	**0**	**0**	**0**	**0**	**0**	**1**	**25**	**1**	**25**	**0**	**0**	**64.4**	**-**
1200	1	0	0	0	1	0	0	0	0	0	0	0	0	0	0	0	0	0	0	60.7	-
1300	3	0	3	0	0	0	0	0	0	0	0	0	0	0	0	0	0	0	0	40.8	-
1400	0	0	0	0	0	0	0	0	0	0	0	0	0	0	0	0	0	0	0	-	-
1500	4	0	4	0	0	0	0	0	0	0	0	0	0	0	0	0	0	0	0	59.2	-
1600	2	0	1	0	1	0	0	0	0	0	0	0	0	0	0	0	0	0	0	58	-
1700	3	0	2	1	0	0	0	0	0	0	0	0	0	0	0	0	0	0	0	49	-
1800	4	0	4	0	0	0	0	0	0	0	0	0	0	0	0	0	0	0	0	46.7	-
1900	**5**	**0**	**5**	**0**	**0**	**0**	**0**	**0**	**0**	**0**	**0**	**0**	**0**	**1**	**20**	**0**	**0**	**0**	**0**	**56**	**-**
2000	3	0	3	0	0	0	0	0	0	0	0	0	0	0	0	0	0	0	0	59.1	-
2100	1	0	1	0	0	0	0	0	0	0	0	0	0	0	0	0	0	0	0	73.3	-
2200	0	0	0	0	0	0	0	0	0	0	0	0	0	0	0	0	0	0	0	-	-
2300	0	0	0	0	0	0	0	0	0	0	0	0	0	0	0	0	0	0	0	-	-
07-19	**31**	**0**	**26**	**2**	**3**	**0**	**0**	**0**	**0**	**0**	**0**	**0**	**0**	**1**	**3.2**	**1**	**3.2**	**0**	**0**	**54.1**	**67.3**
06-22	**40**	**0**	**35**	**2**	**3**	**0**	**0**	**0**	**0**	**0**	**0**	**0**	**0**	**2**	**5**	**1**	**2.5**	**0**	**0**	**55.2**	**71.6**
06-00	**40**	**0**	**35**	**2**	**3**	**0**	**0**	**0**	**0**	**0**	**0**	**0**	**0**	**2**	**5**	**1**	**2.5**	**0**	**0**	**55.2**	**71.6**
00-00	**41**	**0**	**36**	**2**	**3**	**0**	**0**	**0**	**0**	**0**	**0**	**0**	**0**	**2**	**4.9**	**1**	**2.4**	**0**	**0**	**55.5**	**71.6**

DRAFT

Site 55
Location L-3533-0, Att - Tree, Lat 53.88261, Long -6.87238
Direction East

3279 / Meath/Cavan/Monaghan ATC's
October 2013
Automatic Traffic Count

Fri, 11 October 2013

Time	Total	Classification												>PSL	>PSL%	>SL1	>SL1%	>SL2	>SL2%	Mean	Vpp
		1 MCL	2 SV	3 SVT	4 TB2	5 TB3	6 T4	7 ART3	8 ART4	9 ART5	10 ART6	11 BD	12 DRT	80	80	85 +5kph	85 +5kph	90 +10kph	90 +10kph		85
0000	0	0	0	0	0	0	0	0	0	0	0	0	0	0	0	0	0	0	0	-	-
0100	0	0	0	0	0	0	0	0	0	0	0	0	0	0	0	0	0	0	0	-	-
0200	0	0	0	0	0	0	0	0	0	0	0	0	0	0	0	0	0	0	0	-	-
0300	0	0	0	0	0	0	0	0	0	0	0	0	0	0	0	0	0	0	0	-	-
0400	0	0	0	0	0	0	0	0	0	0	0	0	0	0	0	0	0	0	0	-	-
0500	0	0	0	0	0	0	0	0	0	0	0	0	0	0	0	0	0	0	0	-	-
0600	0	0	0	0	0	0	0	0	0	0	0	0	0	0	0	0	0	0	0	-	-
0700	0	0	0	0	0	0	0	0	0	0	0	0	0	0	0	0	0	0	0	-	-
0800	**3**	**0**	**3**	**0**	**0**	**0**	**0**	**0**	**0**	**0**	**0**	**0**	**0**	**1**	**33.3**	**1**	**33.3**	**1**	**33.3**	**78.6**	**-**
0900	2	0	2	0	0	0	0	0	0	0	0	0	0	0	0	0	0	0	0	68.8	-
1000	1	0	0	0	1	0	0	0	0	0	0	0	0	0	0	0	0	0	0	61.4	-
1100	**3**	**0**	**3**	**0**	**0**	**0**	**0**	**0**	**0**	**0**	**0**	**0**	**0**	**0**	**0**	**0**	**0**	**0**	**0**	**56.9**	**-**
1200	3	0	2	1	0	0	0	0	0	0	0	0	0	0	0	0	0	0	0	42.1	-
1300	3	0	3	0	0	0	0	0	0	0	0	0	0	0	0	0	0	0	0	53	-
1400	0	0	0	0	0	0	0	0	0	0	0	0	0	0	0	0	0	0	0	-	-
1500	2	0	1	1	0	0	0	0	0	0	0	0	0	0	0	0	0	0	0	57.8	-
1600	4	0	3	0	0	0	0	1	0	0	0	0	0	0	0	0	0	0	0	43.6	-
1700	**5**	**0**	**2**	**0**	**2**	**0**	**1**	**0**	**0**	**0**	**0**	**0**	**0**	**0**	**0**	**0**	**0**	**0**	**0**	**47**	**-**
1800	2	0	2	0	0	0	0	0	0	0	0	0	0	0	0	0	0	0	0	56.2	-
1900	2	0	2	0	0	0	0	0	0	0	0	0	0	1	50	0	0	0	0	74.9	-
2000	1	0	1	0	0	0	0	0	0	0	0	0	0	0	0	0	0	0	0	44.7	-
2100	2	0	2	0	0	0	0	0	0	0	0	0	0	0	0	0	0	0	0	64.5	-
2200	3	0	3	0	0	0	0	0	0	0	0	0	0	0	0	0	0	0	0	59.7	-
2300	0	0	0	0	0	0	0	0	0	0	0	0	0	0	0	0	0	0	0	-	-
07-19	**28**	**0**	**21**	**2**	**3**	**0**	**1**	**1**	**0**	**0**	**0**	**0**	**0**	**1**	**3.6**	**1**	**3.6**	**1**	**3.6**	**54.6**	**68.4**
06-22	**33**	**0**	**26**	**2**	**3**	**0**	**1**	**1**	**0**	**0**	**0**	**0**	**0**	**2**	**6.1**	**1**	**3**	**1**	**3**	**56.1**	**72.7**
06-00	**36**	**0**	**29**	**2**	**3**	**0**	**1**	**1**	**0**	**0**	**0**	**0**	**0**	**2**	**5.6**	**1**	**2.8**	**1**	**2.8**	**56.4**	**72.7**
00-00	**36**	**0**	**29**	**2**	**3**	**0**	**1**	**1**	**0**	**0**	**0**	**0**	**0**	**2**	**5.6**	**1**	**2.8**	**1**	**2.8**	**56.4**	**72.7**

DRAFT

Site 55
Location L-3533-0, Att - Tree, Lat 53.88261, Long -6.87238
Direction East

3279 / Meath/Cavan/Monaghan ATC's
October 2013
Automatic Traffic Count

Sat, 12 October 2013

Time	Total	Classification												>PSL	>PSL%	>SL1	>SL1%	>SL2	>SL2%	Mean	Vpp
		1 MCL	2 SV	3 SVT	4 TB2	5 TB3	6 T4	7 ART3	8 ART4	9 ART5	10 ART6	11 BD	12 DRT	80	80	85 +5kph	85 +5kph	90 +10kph	90 +10kph		85
0000	0	0	0	0	0	0	0	0	0	0	0	0	0	0	0	0	0	0	0	-	-
0100	0	0	0	0	0	0	0	0	0	0	0	0	0	0	0	0	0	0	0	-	-
0200	0	0	0	0	0	0	0	0	0	0	0	0	0	0	0	0	0	0	0	-	-
0300	0	0	0	0	0	0	0	0	0	0	0	0	0	0	0	0	0	0	0	-	-
0400	0	0	0	0	0	0	0	0	0	0	0	0	0	0	0	0	0	0	0	-	-
0500	0	0	0	0	0	0	0	0	0	0	0	0	0	0	0	0	0	0	0	-	-
0600	0	0	0	0	0	0	0	0	0	0	0	0	0	0	0	0	0	0	0	-	-
0700	0	0	0	0	0	0	0	0	0	0	0	0	0	0	0	0	0	0	0	-	-
0800	3	0	2	0	1	0	0	0	0	0	0	0	0	0	0	0	0	0	0	56	-
0900	0	0	0	0	0	0	0	0	0	0	0	0	0	0	0	0	0	0	0	-	-
1000	2	0	2	0	0	0	0	0	0	0	0	0	0	0	0	0	0	0	0	57.2	-
1100	**4**	**0**	**4**	**0**	**0**	**0**	**0**	**0**	**0**	**0**	**0**	**0**	**0**	**0**	**0**	**0**	**0**	**0**	**0**	**47**	**-**
1200	5	0	4	0	1	0	0	0	0	0	0	0	0	0	0	0	0	0	0	52.9	-
1300	5	0	5	0	0	0	0	0	0	0	0	0	0	0	0	0	0	0	0	51.3	-
1400	8	0	6	2	0	0	0	0	0	0	0	0	0	0	0	0	0	0	0	45.1	-
1500	5	0	3	2	0	0	0	0	0	0	0	0	0	0	0	0	0	0	0	59	-
1600	4	1	3	0	0	0	0	0	0	0	0	0	0	1	25	1	25	1	25	53.4	-
1700	**9**	**0**	**7**	**2**	**0**	**0**	**0**	**0**	**0**	**0**	**0**	**0**	**0**	**0**	**0**	**0**	**0**	**0**	**0**	**47.8**	**-**
1800	5	0	5	0	0	0	0	0	0	0	0	0	0	0	0	0	0	0	0	46.5	-
1900	2	0	2	0	0	0	0	0	0	0	0	0	0	1	50	0	0	0	0	64.9	-
2000	1	0	1	0	0	0	0	0	0	0	0	0	0	0	0	0	0	0	0	75.9	-
2100	3	0	3	0	0	0	0	0	0	0	0	0	0	2	66.7	1	33.3	0	0	76.4	-
2200	2	0	2	0	0	0	0	0	0	0	0	0	0	0	0	0	0	0	0	56.5	-
2300	0	0	0	0	0	0	0	0	0	0	0	0	0	0	0	0	0	0	0	-	-
07-19	**50**	**1**	**41**	**6**	**2**	**0**	**0**	**0**	**0**	**0**	**0**	**0**	**0**	**1**	**2**	**1**	**2**	**1**	**2**	**50.5**	**62.3**
06-22	**56**	**1**	**47**	**6**	**2**	**0**	**0**	**0**	**0**	**0**	**0**	**0**	**0**	**4**	**7.1**	**2**	**3.6**	**1**	**1.8**	**52.8**	**65.2**
06-00	**58**	**1**	**49**	**6**	**2**	**0**	**0**	**0**	**0**	**0**	**0**	**0**	**0**	**4**	**6.9**	**2**	**3.4**	**1**	**1.7**	**53**	**65.2**
00-00	**58**	**1**	**49**	**6**	**2**	**0**	**0**	**0**	**0**	**0**	**0**	**0**	**0**	**4**	**6.9**	**2**	**3.4**	**1**	**1.7**	**53**	**65.2**

DRAFT

Site 55
Location L-3533-0, Att - Tree, Lat 53.88261, Long -6.87238
Direction East

3279 / Meath/Cavan/Monaghan ATC's
October 2013
Automatic Traffic Count

Sun, 13 October 2013

Time	Total	Classification												>PSL	>PSL%	>SL1	>SL1%	>SL2	>SL2%	Mean	Vpp
		1 MCL	2 SV	3 SVT	4 TB2	5 TB3	6 T4	7 ART3	8 ART4	9 ART5	10 ART6	11 BD	12 DRT	80	80	85 +5kph	85 +5kph	90 +10kph	90 +10kph		85
0000	0	0	0	0	0	0	0	0	0	0	0	0	0	0	0	0	0	0	0	-	-
0100	1	0	1	0	0	0	0	0	0	0	0	0	0	0	0	0	0	0	0	57.1	-
0200	3	0	3	0	0	0	0	0	0	0	0	0	0	0	0	0	0	0	0	52.9	-
0300	0	0	0	0	0	0	0	0	0	0	0	0	0	0	0	0	0	0	0	-	-
0400	0	0	0	0	0	0	0	0	0	0	0	0	0	0	0	0	0	0	0	-	-
0500	0	0	0	0	0	0	0	0	0	0	0	0	0	0	0	0	0	0	0	-	-
0600	0	0	0	0	0	0	0	0	0	0	0	0	0	0	0	0	0	0	0	-	-
0700	0	0	0	0	0	0	0	0	0	0	0	0	0	0	0	0	0	0	0	-	-
0800	3	1	2	0	0	0	0	0	0	0	0	0	0	1	33.3	1	33.3	1	33.3	77.6	-
0900	**4**	**0**	**4**	**0**	**0**	**0**	**0**	**0**	**0**	**0**	**0**	**0**	**0**	**0**	**0**	**0**	**0**	**0**	**0**	**40.6**	**-**
1000	1	0	1	0	0	0	0	0	0	0	0	0	0	0	0	0	0	0	0	55.9	-
1100	3	0	3	0	0	0	0	0	0	0	0	0	0	0	0	0	0	0	0	47.1	-
1200	1	0	1	0	0	0	0	0	0	0	0	0	0	0	0	0	0	0	0	59.7	-
1300	3	0	3	0	0	0	0	0	0	0	0	0	0	0	0	0	0	0	0	61.9	-
1400	2	0	2	0	0	0	0	0	0	0	0	0	0	0	0	0	0	0	0	61.8	-
1500	4	0	4	0	0	0	0	0	0	0	0	0	0	1	25	1	25	1	25	65.4	-
1600	1	0	1	0	0	0	0	0	0	0	0	0	0	0	0	0	0	0	0	24.5	-
1700	5	0	5	0	0	0	0	0	0	0	0	0	0	0	0	0	0	0	0	55.3	-
1800	**6**	**0**	**6**	**0**	**0**	**0**	**0**	**0**	**0**	**0**	**0**	**0**	**0**	**0**	**0**	**0**	**0**	**0**	**0**	**50.5**	**-**
1900	4	0	3	1	0	0	0	0	0	0	0	0	0	0	0	0	0	0	0	48.9	-
2000	0	0	0	0	0	0	0	0	0	0	0	0	0	0	0	0	0	0	0	-	-
2100	1	0	1	0	0	0	0	0	0	0	0	0	0	0	0	0	0	0	0	44	-
2200	1	0	1	0	0	0	0	0	0	0	0	0	0	0	0	0	0	0	0	74.5	-
2300	0	0	0	0	0	0	0	0	0	0	0	0	0	0	0	0	0	0	0	-	-
07-19	**33**	**1**	**32**	**0**	**0**	**0**	**0**	**0**	**0**	**0**	**0**	**0**	**0**	**2**	**6.1**	**2**	**6.1**	**2**	**6.1**	**55.4**	**67.7**
06-22	**38**	**1**	**36**	**1**	**0**	**0**	**0**	**0**	**0**	**0**	**0**	**0**	**0**	**2**	**5.3**	**2**	**5.3**	**2**	**5.3**	**54.4**	**64.8**
06-00	**39**	**1**	**37**	**1**	**0**	**0**	**0**	**0**	**0**	**0**	**0**	**0**	**0**	**2**	**5.1**	**2**	**5.1**	**2**	**5.1**	**54.9**	**67.7**
00-00	**43**	**1**	**41**	**1**	**0**	**0**	**0**	**0**	**0**	**0**	**0**	**0**	**0**	**2**	**4.7**	**2**	**4.7**	**2**	**4.7**	**54.8**	**73.4**

DRAFT

Site 55
Location L-3533-0, Att - Tree, Lat 53.88261, Long -6.87238
Direction East

3279 / Meath/Cavan/Monaghan ATC's
October 2013
Automatic Traffic Count

Mon, 14 October 2013

Time	Total	Classification												>PSL	>PSL%	>SL1	>SL1%	>SL2	>SL2%	Mean	Vpp
		1 MCL	2 SV	3 SVT	4 TB2	5 TB3	6 T4	7 ART3	8 ART4	9 ART5	10 ART6	11 BD	12 DRT	80	80	85 +5kph	85 +5kph	90 +10kph	90 +10kph		85
0000	0	0	0	0	0	0	0	0	0	0	0	0	0	0	0	0	0	0	0	-	-
0100	0	0	0	0	0	0	0	0	0	0	0	0	0	0	0	0	0	0	0	-	-
0200	0	0	0	0	0	0	0	0	0	0	0	0	0	0	0	0	0	0	0	-	-
0300	0	0	0	0	0	0	0	0	0	0	0	0	0	0	0	0	0	0	0	-	-
0400	0	0	0	0	0	0	0	0	0	0	0	0	0	0	0	0	0	0	0	-	-
0500	0	0	0	0	0	0	0	0	0	0	0	0	0	0	0	0	0	0	0	-	-
0600	0	0	0	0	0	0	0	0	0	0	0	0	0	0	0	0	0	0	0	-	-
0700	1	0	1	0	0	0	0	0	0	0	0	0	0	0	0	0	0	0	0	77	-
0800	4	0	4	0	0	0	0	0	0	0	0	0	0	2	50	0	0	0	0	68.8	-
0900	1	0	1	0	0	0	0	0	0	0	0	0	0	0	0	0	0	0	0	53.2	-
1000	2	0	2	0	0	0	0	0	0	0	0	0	0	0	0	0	0	0	0	41.5	-
1100	**5**	**0**	**4**	**0**	**0**	**0**	**1**	**0**	**0**	**0**	**0**	**0**	**0**	**0**	**0**	**0**	**0**	**0**	**0**	**41.4**	**-**
1200	3	0	3	0	0	0	0	0	0	0	0	0	0	0	0	0	0	0	0	41.9	-
1300	1	0	1	0	0	0	0	0	0	0	0	0	0	0	0	0	0	0	0	50.9	-
1400	2	0	2	0	0	0	0	0	0	0	0	0	0	0	0	0	0	0	0	50.2	-
1500	**6**	**0**	**5**	**0**	**1**	**0**	**0**	**0**	**0**	**0**	**0**	**0**	**0**	**0**	**0**	**0**	**0**	**0**	**0**	**49.4**	**-**
1600	4	0	2	0	2	0	0	0	0	0	0	0	0	0	0	0	0	0	0	49.9	-
1700	**6**	**0**	**6**	**0**	**0**	**0**	**0**	**0**	**0**	**0**	**0**	**0**	**0**	**0**	**0**	**0**	**0**	**0**	**0**	**53.9**	**-**
1800	5	0	5	0	0	0	0	0	0	0	0	0	0	1	20	1	20	0	0	64.1	-
1900	0	0	0	0	0	0	0	0	0	0	0	0	0	0	0	0	0	0	0	-	-
2000	3	0	3	0	0	0	0	0	0	0	0	0	0	0	0	0	0	0	0	63.9	-
2100	2	0	2	0	0	0	0	0	0	0	0	0	0	0	0	0	0	0	0	56.1	-
2200	0	0	0	0	0	0	0	0	0	0	0	0	0	0	0	0	0	0	0	-	-
2300	0	0	0	0	0	0	0	0	0	0	0	0	0	0	0	0	0	0	0	-	-
07-19	**40**	**0**	**36**	**0**	**3**	**0**	**1**	**0**	**0**	**0**	**0**	**0**	**0**	**3**	**7.5**	**1**	**2.5**	**0**	**0**	**52.8**	**74.5**
06-22	**45**	**0**	**41**	**0**	**3**	**0**	**1**	**0**	**0**	**0**	**0**	**0**	**0**	**3**	**6.7**	**1**	**2.2**	**0**	**0**	**53.7**	**74.2**
06-00	**45**	**0**	**41**	**0**	**3**	**0**	**1**	**0**	**0**	**0**	**0**	**0**	**0**	**3**	**6.7**	**1**	**2.2**	**0**	**0**	**53.7**	**74.2**
00-00	**45**	**0**	**41**	**0**	**3**	**0**	**1**	**0**	**0**	**0**	**0**	**0**	**0**	**3**	**6.7**	**1**	**2.2**	**0**	**0**	**53.7**	**74.2**

DRAFT

Site 55
Location L-3533-0, Att - Tree, Lat 53.88261, Long -6.87238
Direction East

3279 / Meath/Cavan/Monaghan ATC's
October 2013
Automatic Traffic Count

Tue, 15 October 2013

Time	Total	Classification												>PSL	>PSL%	>SL1	>SL1%	>SL2	>SL2%	Mean	Vpp
		1 MCL	2 SV	3 SVT	4 TB2	5 TB3	6 T4	7 ART3	8 ART4	9 ART5	10 ART6	11 BD	12 DRT	80	80	85 +5kph	85 +5kph	90 +10kph	90 +10kph		85
0000	0	0	0	0	0	0	0	0	0	0	0	0	0	0	0	0	0	0	0	-	-
0100	0	0	0	0	0	0	0	0	0	0	0	0	0	0	0	0	0	0	0	-	-
0200	0	0	0	0	0	0	0	0	0	0	0	0	0	0	0	0	0	0	0	-	-
0300	0	0	0	0	0	0	0	0	0	0	0	0	0	0	0	0	0	0	0	-	-
0400	1	0	1	0	0	0	0	0	0	0	0	0	0	0	0	0	0	0	0	76.8	-
0500	0	0	0	0	0	0	0	0	0	0	0	0	0	0	0	0	0	0	0	-	-
0600	1	0	1	0	0	0	0	0	0	0	0	0	0	1	100	1	100	1	100	90	-
0700	2	0	2	0	0	0	0	0	0	0	0	0	0	0	0	0	0	0	0	55.5	-
0800	**3**	**0**	**3**	**0**	**0**	**0**	**0**	**0**	**0**	**0**	**0**	**0**	**0**	**0**	**0**	**0**	**0**	**0**	**0**	**71.3**	**-**
0900	**3**	**0**	**3**	**0**	**0**	**0**	**0**	**0**	**0**	**0**	**0**	**0**	**0**	**0**	**0**	**0**	**0**	**0**	**0**	**63.2**	**-**
1000	0	0	0	0	0	0	0	0	0	0	0	0	0	0	0	0	0	0	0	-	-
1100	**3**	**0**	**3**	**0**	**0**	**0**	**0**	**0**	**0**	**0**	**0**	**0**	**0**	**0**	**0**	**0**	**0**	**0**	**0**	**55.4**	**-**
1200	2	0	2	0	0	0	0	0	0	0	0	0	0	0	0	0	0	0	0	55.8	-
1300	3	0	3	0	0	0	0	0	0	0	0	0	0	0	0	0	0	0	0	67.3	-
1400	3	0	2	0	1	0	0	0	0	0	0	0	0	0	0	0	0	0	0	46.7	-
1500	4	0	4	0	0	0	0	0	0	0	0	0	0	0	0	0	0	0	0	57	-
1600	4	0	2	0	2	0	0	0	0	0	0	0	0	0	0	0	0	0	0	48.1	-
1700	2	0	1	0	0	1	0	0	0	0	0	0	0	0	0	0	0	0	0	36.3	-
1800	**5**	**0**	**4**	**0**	**0**	**1**	**0**	**0**	**0**	**0**	**0**	**0**	**0**	**0**	**0**	**0**	**0**	**0**	**0**	**46.8**	**-**
1900	1	0	1	0	0	0	0	0	0	0	0	0	0	0	0	0	0	0	0	66.9	-
2000	**5**	**0**	**5**	**0**	**0**	**0**	**0**	**0**	**0**	**0**	**0**	**0**	**0**	**0**	**0**	**0**	**0**	**0**	**0**	**50.4**	**-**
2100	1	0	1	0	0	0	0	0	0	0	0	0	0	0	0	0	0	0	0	57.6	-
2200	0	0	0	0	0	0	0	0	0	0	0	0	0	0	0	0	0	0	0	-	-
2300	0	0	0	0	0	0	0	0	0	0	0	0	0	0	0	0	0	0	0	-	-
07-19	**34**	**0**	**29**	**0**	**3**	**2**	**0**	**0**	**0**	**0**	**0**	**0**	**0**	**0**	**0**	**0**	**0**	**0**	**0**	**54.8**	**68**
06-22	**42**	**0**	**37**	**0**	**3**	**2**	**0**	**0**	**0**	**0**	**0**	**0**	**0**	**1**	**2.4**	**1**	**2.4**	**1**	**2.4**	**55.4**	**68**
06-00	**42**	**0**	**37**	**0**	**3**	**2**	**0**	**0**	**0**	**0**	**0**	**0**	**0**	**1**	**2.4**	**1**	**2.4**	**1**	**2.4**	**55.4**	**68**
00-00	**43**	**0**	**38**	**0**	**3**	**2**	**0**	**0**	**0**	**0**	**0**	**0**	**0**	**1**	**2.3**	**1**	**2.3**	**1**	**2.3**	**55.9**	**69.1**

DRAFT

Site 55
Location L-3533-0, Att - Tree, Lat 53.88261, Long -6.87238
Direction East

3279 / Meath/Cavan/Monaghan ATC's
October 2013
Automatic Traffic Count

Wed, 16 October 2013

Time	Total	Classification												>PSL	>PSL%	>SL1	>SL1%	>SL2	>SL2%	Mean	Vpp
		1 MCL	2 SV	3 SVT	4 TB2	5 TB3	6 T4	7 ART3	8 ART4	9 ART5	10 ART6	11 BD	12 DRT	80	80	85 +5kph	85 +5kph	90 +10kph	90 +10kph		85
0000	0	0	0	0	0	0	0	0	0	0	0	0	0	0	0	0	0	0	0	-	-
0100	0	0	0	0	0	0	0	0	0	0	0	0	0	0	0	0	0	0	0	-	-
0200	0	0	0	0	0	0	0	0	0	0	0	0	0	0	0	0	0	0	0	-	-
0300	0	0	0	0	0	0	0	0	0	0	0	0	0	0	0	0	0	0	0	-	-
0400	0	0	0	0	0	0	0	0	0	0	0	0	0	0	0	0	0	0	0	-	-
0500	0	0	0	0	0	0	0	0	0	0	0	0	0	0	0	0	0	0	0	-	-
0600	**2**	**0**	**2**	**0**	**0**	**0**	**0**	**0**	**0**	**0**	**0**	**0**	**0**	**0**	**0**	**0**	**0**	**0**	**0**	**74.2**	**-**
0700	0	0	0	0	0	0	0	0	0	0	0	0	0	0	0	0	0	0	0	-	-
0800	**2**	**0**	**2**	**0**	**0**	**0**	**0**	**0**	**0**	**0**	**0**	**0**	**0**	**0**	**0**	**0**	**0**	**0**	**0**	**73.4**	**-**
0900	1	0	1	0	0	0	0	0	0	0	0	0	0	0	0	0	0	0	0	22	-
1000	1	0	1	0	0	0	0	0	0	0	0	0	0	0	0	0	0	0	0	62.8	-
1100	1	0	0	1	0	0	0	0	0	0	0	0	0	0	0	0	0	0	0	39.9	-
1200	7	0	6	0	1	0	0	0	0	0	0	0	0	0	0	0	0	0	0	46.7	-
1300	5	0	5	0	0	0	0	0	0	0	0	0	0	0	0	0	0	0	0	30.2	-
1400	5	0	5	0	0	0	0	0	0	0	0	0	0	0	0	0	0	0	0	49.8	-
1500	**8**	**0**	**7**	**0**	**1**	**0**	**0**	**0**	**0**	**0**	**0**	**0**	**0**	**0**	**0**	**0**	**0**	**0**	**0**	**50.6**	**-**
1600	3	0	2	0	1	0	0	0	0	0	0	0	0	0	0	0	0	0	0	50.5	-
1700	2	0	2	0	0	0	0	0	0	0	0	0	0	0	0	0	0	0	0	66.2	-
1800	4	0	4	0	0	0	0	0	0	0	0	0	0	0	0	0	0	0	0	47.2	-
1900	3	0	3	0	0	0	0	0	0	0	0	0	0	0	0	0	0	0	0	49.9	-
2000	3	0	3	0	0	0	0	0	0	0	0	0	0	0	0	0	0	0	0	61.1	-
2100	1	0	1	0	0	0	0	0	0	0	0	0	0	0	0	0	0	0	0	54.8	-
2200	1	0	1	0	0	0	0	0	0	0	0	0	0	0	0	0	0	0	0	47.1	-
2300	1	0	1	0	0	0	0	0	0	0	0	0	0	0	0	0	0	0	0	66.6	-
07-19	**39**	**0**	**35**	**1**	**3**	**0**	**0**	**0**	**0**	**0**	**0**	**0**	**0**	**0**	**0**	**0**	**0**	**0**	**0**	**48.1**	**62.6**
06-22	**48**	**0**	**44**	**1**	**3**	**0**	**0**	**0**	**0**	**0**	**0**	**0**	**0**	**0**	**0**	**0**	**0**	**0**	**0**	**50.3**	**64.8**
06-00	**50**	**0**	**46**	**1**	**3**	**0**	**0**	**0**	**0**	**0**	**0**	**0**	**0**	**0**	**0**	**0**	**0**	**0**	**0**	**50.5**	**66.2**
00-00	**50**	**0**	**46**	**1**	**3**	**0**	**0**	**0**	**0**	**0**	**0**	**0**	**0**	**0**	**0**	**0**	**0**	**0**	**0**	**50.5**	**66.2**

DRAFT

Site 55
Location L-3533-0, Att - Tree, Lat 53.88261, Long -6.87238
Direction East

3279 / Meath/Cavan/Monaghan ATC's
October 2013
Automatic Traffic Count

Virtual Day (7)

Time	Total	Classification												>PSL	>PSL%	>SL1	>SL1%	>SL2	>SL2%	Mean	Vpp
		1 MCL	2 SV	3 SVT	4 TB2	5 TB3	6 T4	7 ART3	8 ART4	9 ART5	10 ART6	11 BD	12 DRT	80	80	85 +5kph	85 +5kph	90 +10kph	90 +10kph		85
0000	0	0	0	0	0	0	0	0	0	0	0	0	0	0	0	0	0	0	0	-	-
0100	0	0	0	0	0	0	0	0	0	0	0	0	0	0	0	0	0	0	0	61.6	-
0200	0	0	0	0	0	0	0	0	0	0	0	0	0	0	0	0	0	0	0	52.9	-
0300	0	0	0	0	0	0	0	0	0	0	0	0	0	0	0	0	0	0	0	-	-
0400	0	0	0	0	0	0	0	0	0	0	0	0	0	0	0	0	0	0	0	76.8	-
0500	0	0	0	0	0	0	0	0	0	0	0	0	0	0	0	0	0	0	0	-	-
0600	0	0	0	0	0	0	0	0	0	0	0	0	0	0	33.3	0	33.3	0	33.3	79.5	-
0700	0	0	0	0	0	0	0	0	0	0	0	0	0	0	0	0	0	0	0	62.7	-
0800	**3**	**0**	**3**	**0**	**0**	**0**	**0**	**0**	**0**	**0**	**0**	**0**	**0**	**1**	**19**	**0**	**9.5**	**0**	**9.5**	**69.5**	**-**
0900	2	0	2	0	0	0	0	0	0	0	0	0	0	0	0	0	0	0	0	52.7	-
1000	2	0	1	0	0	0	0	0	0	0	0	0	0	0	0	0	0	0	0	51.8	-
1100	**3**	**0**	**3**	**0**	**0**	**0**	**0**	**0**	**0**	**0**	**0**	**0**	**0**	**0**	**4.3**	**0**	**4.3**	**0**	**0**	**50.9**	**-**
1200	3	0	3	0	0	0	0	0	0	0	0	0	0	0	0	0	0	0	0	48.9	-
1300	3	0	3	0	0	0	0	0	0	0	0	0	0	0	0	0	0	0	0	49	-
1400	3	0	2	0	0	0	0	0	0	0	0	0	0	0	0	0	0	0	0	48.7	-
1500	**5**	**0**	**4**	**0**	**0**	**0**	**0**	**0**	**0**	**0**	**0**	**0**	**0**	**0**	**3**	**0**	**3**	**0**	**3**	**55.7**	**-**
1600	3	0	2	0	1	0	0	0	0	0	0	0	0	0	4.5	0	4.5	0	4.5	48.7	-
1700	**5**	**0**	**4**	**0**	**0**	**0**	**0**	**0**	**0**	**0**	**0**	**0**	**0**	**0**	**0**	**0**	**0**	**0**	**0**	**50.5**	**-**
1800	4	0	4	0	0	0	0	0	0	0	0	0	0	0	3.2	0	3.2	0	0	50.9	-
1900	2	0	2	0	0	0	0	0	0	0	0	0	0	0	17.6	0	0	0	0	57.2	-
2000	2	0	2	0	0	0	0	0	0	0	0	0	0	0	0	0	0	0	0	57.8	-
2100	2	0	2	0	0	0	0	0	0	0	0	0	0	0	18.2	0	9.1	0	0	63.7	-
2200	1	0	1	0	0	0	0	0	0	0	0	0	0	0	0	0	0	0	0	59.1	-
2300	0	0	0	0	0	0	0	0	0	0	0	0	0	0	0	0	0	0	0	66.6	-
07-19	**36**	**0**	**31**	**2**	**2**	**0**	**0**	**0**	**0**	**0**	**0**	**0**	**0**	**1**	**3.1**	**1**	**2.4**	**1**	**1.6**	**52.6**	**67.7**
06-22	**43**	**0**	**38**	**2**	**2**	**0**	**0**	**0**	**0**	**0**	**0**	**0**	**0**	**2**	**4.6**	**1**	**2.6**	**1**	**1.7**	**53.8**	**69.1**
06-00	**44**	**0**	**39**	**2**	**2**	**0**	**0**	**0**	**0**	**0**	**0**	**0**	**0**	**2**	**4.5**	**1**	**2.6**	**1**	**1.6**	**53.9**	**69.1**
00-00	**45**	**0**	**40**	**2**	**2**	**0**	**0**	**0**	**0**	**0**	**0**	**0**	**0**	**2**	**4.4**	**1**	**2.5**	**1**	**1.6**	**54.1**	**69.5**

DRAFT

Site 55
Location L-3533-0, Att - Tree, Lat 53.88261, Long -6.87238
Direction East

3279 / Meath/Cavan/Monaghan ATC's
October 2013
Automatic Traffic Count

Virtual Week (1)

Time	Total	Classification												>PSL	>PSL%	>SL1	>SL1%	>SL2	>SL2%	Mean	Vpp
		1 MCL	2 SV	3 SVT	4 TB2	5 TB3	6 T4	7 ART3	8 ART4	9 ART5	10 ART6	11 BD	12 DRT	80	80	85 +5kph	85 +5kph	90 +10kph	90 +10kph		85
Mon	45	0	41	0	3	0	1	0	0	0	0	0	0	3	6.7	1	2.2	0	0	53.7	74.2
Tue	43	0	38	0	3	2	0	0	0	0	0	0	0	1	2.3	1	2.3	1	2.3	55.9	69.1
Wed	50	0	46	1	3	0	0	0	0	0	0	0	0	0	0	0	0	0	0	50.5	66.2
Thu	41	0	36	2	3	0	0	0	0	0	0	0	0	2	4.9	1	2.4	0	0	55.5	71.6
Fri	36	0	29	2	3	0	1	1	0	0	0	0	0	2	5.6	1	2.8	1	2.8	56.4	72.7
| Sat	58	1	49	6	2	0	0	0	0	0	0	0	0	4	6.9	2	3.4	1	1.7	53	65.2
| Sun	43	1	41	1	0	0	0	0	0	0	0	0	0	2	4.7	2	4.7	2	4.7	54.8	73.4
5 Day Ave.	**43**	**0**	**38**	**1**	**3**	**0**	**0**	**0**	**0**	**0**	**0**	**0**	**0**	**2**	**4.7**	**1**	**2.3**	**0**	**0.0**	**54.4**	**70.8**
7 Day Ave.	**45**	**0**	**40**	**2**	**2**	**0**	**0**	**0**	**0**	**0**	**0**	**0**	**0**	**2**	**4.4**	**1**	**2.5**	**1**	**1.6**	**54.1**	**69.5**
--	**316**	**2**	**280**	**12**	**17**	**2**	**2**	**1**	**0**	**0**	**0**	**0**	**0**	**14**	**4.4**	**8**	**2.5**	**5**	**1.6**	**54.1**	**69.5**

Summary Graphs

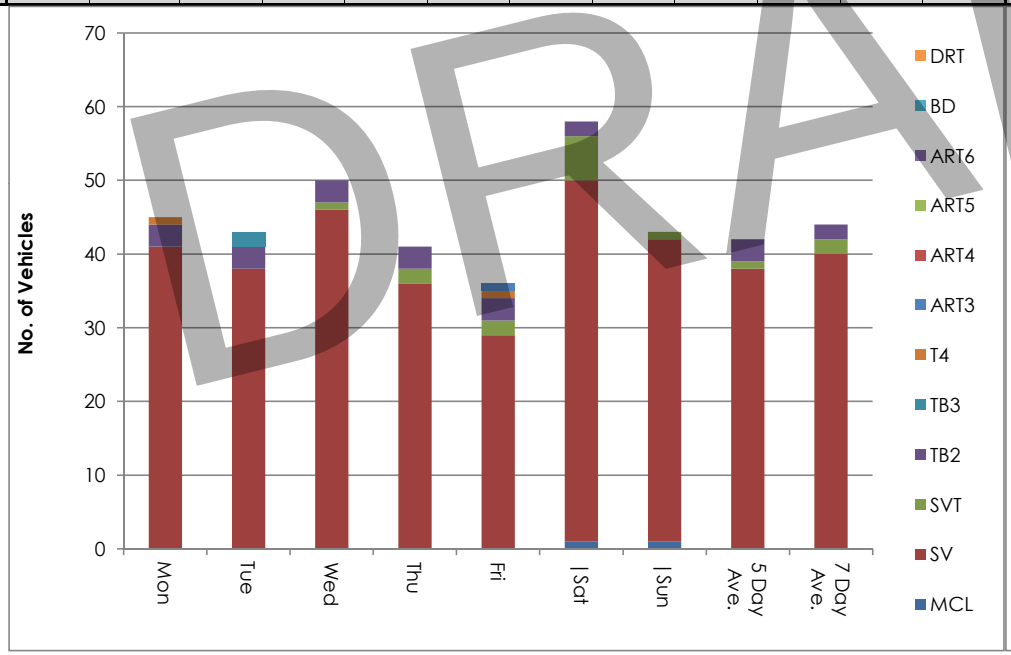

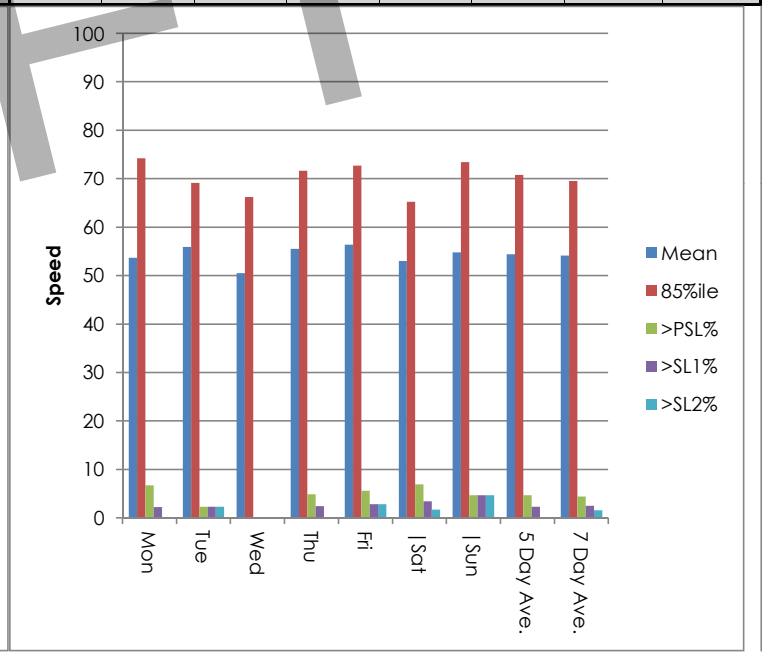

DRAFT

Site 55
Location L-3533-0, Att - Tree, Lat 53.88261, Long -6.87238
Direction East

3279 / Meath/Cavan/Monaghan ATC's
October 2013
Automatic Traffic Count

Thu, 10 October 2013

Time	Total	Speed Bins (km/h)																											
		0 - 5	5 - 10	10 - 15	15 - 20	20 - 25	25 - 30	30 - 35	35 - 40	40 - 45	45 - 50	50 - 55	55 - 60	60 - 65	65 - 70	70 - 75	75 - 80	80 - 85	85 - 90	90 - 95	95 - 100	100 - 105	105 - 110	110 - 115	115 - 120	120 - 125	125 - 130	130 - 135	135 - 140
0000	0	0	0	0	0	0	0	0	0	0	0	0	0	0	0	0	0	0	0	0	0	0	0	0	0	0	0	0	0
0100	1	0	0	0	0	0	0	0	0	0	0	0	0	0	1	0	0	0	0	0	0	0	0	0	0	0	0	0	0
0200	0	0	0	0	0	0	0	0	0	0	0	0	0	0	0	0	0	0	0	0	0	0	0	0	0	0	0	0	0
0300	0	0	0	0	0	0	0	0	0	0	0	0	0	0	0	0	0	0	0	0	0	0	0	0	0	0	0	0	0
0400	0	0	0	0	0	0	0	0	0	0	0	0	0	0	0	0	0	0	0	0	0	0	0	0	0	0	0	0	0
0500	0	0	0	0	0	0	0	0	0	0	0	0	0	0	0	0	0	0	0	0	0	0	0	0	0	0	0	0	0
0600	0	0	0	0	0	0	0	0	0	0	0	0	0	0	0	0	0	0	0	0	0	0	0	0	0	0	0	0	0
0700	0	0	0	0	0	0	0	0	0	0	0	0	0	0	0	0	0	0	0	0	0	0	0	0	0	0	0	0	0
0800	3	0	0	0	0	0	0	0	0	0	0	0	1	1	1	0	0	0	0	0	0	0	0	0	0	0	0	0	0
0900	3	0	0	0	0	0	1	0	0	0	0	0	0	0	1	0	1	0	0	0	0	0	0	0	0	0	0	0	0
1000	**4**	**0**	**0**	**0**	**0**	**0**	**0**	**1**	**0**	**0**	**1**	**1**	**1**	**0**	**0**	**0**	**0**	**0**	**0**	**0**	**0**	**0**	**0**	**0**	**0**	**0**	**0**	**0**	**0**
1100	**4**	**0**	**0**	**0**	**0**	**0**	**0**	**0**	**1**	**0**	**0**	**0**	**0**	**1**	**0**	**1**	**0**	**0**	**1**	**0**	**0**	**0**	**0**	**0**	**0**	**0**	**0**	**0**	**0**
1200	1	0	0	0	0	0	0	0	0	0	0	0	0	1	0	0	0	0	0	0	0	0	0	0	0	0	0	0	0
1300	3	0	0	0	0	1	0	0	1	0	0	0	0	1	0	0	0	0	0	0	0	0	0	0	0	0	0	0	0
1400	0	0	0	0	0	0	0	0	0	0	0	0	0	0	0	0	0	0	0	0	0	0	0	0	0	0	0	0	0
1500	4	0	0	0	0	0	0	0	0	0	0	1	2	0	1	0	0	0	0	0	0	0	0	0	0	0	0	0	0
1600	2	0	0	0	0	0	0	0	0	0	0	0	1	1	0	0	0	0	0	0	0	0	0	0	0	0	0	0	0
1700	3	0	0	0	0	0	0	0	1	0	0	1	1	0	0	0	0	0	0	0	0	0	0	0	0	0	0	0	0
1800	4	0	0	0	0	0	1	0	1	0	0	1	0	0	0	1	0	0	0	0	0	0	0	0	0	0	0	0	0
1900	**5**	**0**	**0**	**0**	**0**	**0**	**0**	**0**	**1**	**0**	**0**	**2**	**0**	**1**	**0**	**0**	**0**	**1**	**0**	**0**	**0**	**0**	**0**	**0**	**0**	**0**	**0**	**0**	**0**
2000	3	0	0	0	0	0	0	0	0	0	1	1	0	0	0	0	1	0	0	0	0	0	0	0	0	0	0	0	0
2100	1	0	0	0	0	0	0	0	0	0	0	0	0	0	0	1	0	0	0	0	0	0	0	0	0	0	0	0	0
2200	0	0	0	0	0	0	0	0	0	0	0	0	0	0	0	0	0	0	0	0	0	0	0	0	0	0	0	0	0
2300	0	0	0	0	0	0	0	0	0	0	0	0	0	0	0	0	0	0	0	0	0	0	0	0	0	0	0	0	0
07-19	**31**	**0**	**0**	**0**	**0**	**1**	**2**	**1**	**4**	**0**	**1**	**4**	**6**	**5**	**3**	**2**	**1**	**0**	**1**	**0**	**0**	**0**	**0**	**0**	**0**	**0**	**0**	**0**	**0**
06-22	**40**	**0**	**0**	**0**	**0**	**1**	**2**	**1**	**5**	**0**	**2**	**7**	**6**	**6**	**3**	**3**	**2**	**1**	**1**	**0**	**0**	**0**	**0**	**0**	**0**	**0**	**0**	**0**	**0**
06-00	**40**	**0**	**0**	**0**	**0**	**1**	**2**	**1**	**5**	**0**	**2**	**7**	**6**	**6**	**3**	**3**	**2**	**1**	**1**	**0**	**0**	**0**	**0**	**0**	**0**	**0**	**0**	**0**	**0**
00-00	**41**	**0**	**0**	**0**	**0**	**1**	**2**	**1**	**5**	**0**	**2**	**7**	**6**	**6**	**4**	**3**	**2**	**1**	**1**	**0**	**0**	**0**	**0**	**0**	**0**	**0**	**0**	**0**	**0**

DRAFT

Site 55
Location L-3533-0, Att - Tree, Lat 53.88261, Long -6.87238
Direction East

3279 / Meath/Cavan/Monaghan ATC's
October 2013
Automatic Traffic Count

Fri, 11 October 2013

Time	Total	Speed Bins (km/h)																											
		0 - 5	5 - 10	10 - 15	15 - 20	20 - 25	25 - 30	30 - 35	35 - 40	40 - 45	45 - 50	50 - 55	55 - 60	60 - 65	65 - 70	70 - 75	75 - 80	80 - 85	85 - 90	90 - 95	95 - 100	100 - 105	105 - 110	110 - 115	115 - 120	120 - 125	125 - 130	130 - 135	135 - 140
0000	0	0	0	0	0	0	0	0	0	0	0	0	0	0	0	0	0	0	0	0	0	0	0	0	0	0	0	0	0
0100	0	0	0	0	0	0	0	0	0	0	0	0	0	0	0	0	0	0	0	0	0	0	0	0	0	0	0	0	0
0200	0	0	0	0	0	0	0	0	0	0	0	0	0	0	0	0	0	0	0	0	0	0	0	0	0	0	0	0	0
0300	0	0	0	0	0	0	0	0	0	0	0	0	0	0	0	0	0	0	0	0	0	0	0	0	0	0	0	0	0
0400	0	0	0	0	0	0	0	0	0	0	0	0	0	0	0	0	0	0	0	0	0	0	0	0	0	0	0	0	0
0500	0	0	0	0	0	0	0	0	0	0	0	0	0	0	0	0	0	0	0	0	0	0	0	0	0	0	0	0	0
0600	0	0	0	0	0	0	0	0	0	0	0	0	0	0	0	0	0	0	0	0	0	0	0	0	0	0	0	0	0
0700	0	0	0	0	0	0	0	0	0	0	0	0	0	0	0	0	0	0	0	0	0	0	0	0	0	0	0	0	0
0800	**3**	**0**	**0**	**0**	**0**	**0**	**0**	**0**	**0**	**0**	**0**	**0**	**0**	**0**	**1**	**0**	**1**	**0**	**0**	**1**	**0**	**0**	**0**	**0**	**0**	**0**	**0**	**0**	**0**
0900	2	0	0	0	0	0	0	0	0	0	0	0	1	0	0	0	1	0	0	0	0	0	0	0	0	0	0	0	0
1000	1	0	0	0	0	0	0	0	0	0	0	0	0	1	0	0	0	0	0	0	0	0	0	0	0	0	0	0	0
1100	**3**	**0**	**0**	**0**	**0**	**0**	**0**	**0**	**0**	**1**	**0**	**0**	**1**	**0**	**0**	**1**	**0**	**0**	**0**	**0**	**0**	**0**	**0**	**0**	**0**	**0**	**0**	**0**	**0**
1200	3	0	0	0	0	1	0	0	1	0	0	0	0	1	0	0	0	0	0	0	0	0	0	0	0	0	0	0	0
1300	3	0	0	0	0	0	0	0	0	0	1	1	1	0	0	0	0	0	0	0	0	0	0	0	0	0	0	0	0
1400	0	0	0	0	0	0	0	0	0	0	0	0	0	0	0	0	0	0	0	0	0	0	0	0	0	0	0	0	0
1500	2	0	0	0	0	0	0	0	0	0	0	0	2	0	0	0	0	0	0	0	0	0	0	0	0	0	0	0	0
1600	4	0	0	0	0	0	1	0	0	1	1	0	1	0	0	0	0	0	0	0	0	0	0	0	0	0	0	0	0
1700	**5**	**0**	**0**	**1**	**0**	**0**	**0**	**0**	**0**	**1**	**0**	**0**	**2**	**1**	**0**	**0**	**0**	**0**	**0**	**0**	**0**	**0**	**0**	**0**	**0**	**0**	**0**	**0**	**0**
1800	2	0	0	0	0	0	0	0	0	1	0	0	0	0	1	0	0	0	0	0	0	0	0	0	0	0	0	0	0
1900	2	0	0	0	0	0	0	0	0	0	0	0	0	0	1	0	0	1	0	0	0	0	0	0	0	0	0	0	0
2000	1	0	0	0	0	0	0	0	0	1	0	0	0	0	0	0	0	0	0	0	0	0	0	0	0	0	0	0	0
2100	2	0	0	0	0	0	0	0	0	0	0	1	0	0	0	0	1	0	0	0	0	0	0	0	0	0	0	0	0
2200	3	0	0	0	0	0	0	0	0	0	0	1	0	2	0	0	0	0	0	0	0	0	0	0	0	0	0	0	0
2300	0	0	0	0	0	0	0	0	0	0	0	0	0	0	0	0	0	0	0	0	0	0	0	0	0	0	0	0	0
07-19	**28**	**0**	**0**	**1**	**0**	**1**	**1**	**0**	**1**	**4**	**2**	**1**	**8**	**3**	**2**	**1**	**2**	**0**	**0**	**1**	**0**	**0**	**0**	**0**	**0**	**0**	**0**	**0**	**0**
06-22	**33**	**0**	**0**	**1**	**0**	**1**	**1**	**0**	**1**	**5**	**2**	**2**	**8**	**3**	**3**	**1**	**3**	**1**	**0**	**1**	**0**	**0**	**0**	**0**	**0**	**0**	**0**	**0**	**0**
06-00	**36**	**0**	**0**	**1**	**0**	**1**	**1**	**0**	**1**	**5**	**2**	**3**	**8**	**5**	**3**	**1**	**3**	**1**	**0**	**1**	**0**	**0**	**0**	**0**	**0**	**0**	**0**	**0**	**0**
00-00	**36**	**0**	**0**	**1**	**0**	**1**	**1**	**0**	**1**	**5**	**2**	**3**	**8**	**5**	**3**	**1**	**3**	**1**	**0**	**1**	**0**	**0**	**0**	**0**	**0**	**0**	**0**	**0**	**0**

DRAFT

Site 55
Location L-3533-0, Att - Tree, Lat 53.88261, Long -6.87238
Direction East

3279 / Meath/Cavan/Monaghan ATC's
October 2013
Automatic Traffic Count

Sat, 12 October 2013

Time	Total	Speed Bins (km/h)																											
		0 - 5	5 - 10	10 - 15	15 - 20	20 - 25	25 - 30	30 - 35	35 - 40	40 - 45	45 - 50	50 - 55	55 - 60	60 - 65	65 - 70	70 - 75	75 - 80	80 - 85	85 - 90	90 - 95	95 - 100	100 - 105	105 - 110	110 - 115	115 - 120	120 - 125	125 - 130	130 - 135	135 - 140
0000	0	0	0	0	0	0	0	0	0	0	0	0	0	0	0	0	0	0	0	0	0	0	0	0	0	0	0	0	0
0100	0	0	0	0	0	0	0	0	0	0	0	0	0	0	0	0	0	0	0	0	0	0	0	0	0	0	0	0	0
0200	0	0	0	0	0	0	0	0	0	0	0	0	0	0	0	0	0	0	0	0	0	0	0	0	0	0	0	0	0
0300	0	0	0	0	0	0	0	0	0	0	0	0	0	0	0	0	0	0	0	0	0	0	0	0	0	0	0	0	0
0400	0	0	0	0	0	0	0	0	0	0	0	0	0	0	0	0	0	0	0	0	0	0	0	0	0	0	0	0	0
0500	0	0	0	0	0	0	0	0	0	0	0	0	0	0	0	0	0	0	0	0	0	0	0	0	0	0	0	0	0
0600	0	0	0	0	0	0	0	0	0	0	0	0	0	0	0	0	0	0	0	0	0	0	0	0	0	0	0	0	0
0700	0	0	0	0	0	0	0	0	0	0	0	0	0	0	0	0	0	0	0	0	0	0	0	0	0	0	0	0	0
0800	3	0	0	0	0	0	0	0	0	0	1	1	0	0	0	1	0	0	0	0	0	0	0	0	0	0	0	0	0
0900	0	0	0	0	0	0	0	0	0	0	0	0	0	0	0	0	0	0	0	0	0	0	0	0	0	0	0	0	0
1000	2	0	0	0	0	0	0	0	0	0	0	0	2	0	0	0	0	0	0	0	0	0	0	0	0	0	0	0	0
1100	**4**	**0**	**0**	**0**	**0**	**0**	**0**	**1**	**0**	**1**	**1**	**0**	**0**	**1**	**0**	**0**	**0**	**0**	**0**	**0**	**0**	**0**	**0**	**0**	**0**	**0**	**0**	**0**	**0**
1200	5	0	0	0	0	0	0	0	0	1	1	0	2	1	0	0	0	0	0	0	0	0	0	0	0	0	0	0	0
1300	5	0	0	0	0	0	0	0	0	2	0	1	1	1	0	0	0	0	0	0	0	0	0	0	0	0	0	0	0
1400	8	0	0	0	0	1	0	1	1	0	3	0	1	1	0	0	0	0	0	0	0	0	0	0	0	0	0	0	0
1500	5	0	0	0	0	0	0	1	0	0	0	0	0	1	2	1	0	0	0	0	0	0	0	0	0	0	0	0	0
1600	4	0	0	0	0	0	0	2	0	0	0	1	0	0	0	0	0	0	0	1	0	0	0	0	0	0	0	0	0
1700	**9**	**0**	**0**	**0**	**0**	**1**	**0**	**0**	**1**	**2**	**0**	**3**	**0**	**1**	**1**	**0**	**0**	**0**	**0**	**0**	**0**	**0**	**0**	**0**	**0**	**0**	**0**	**0**	**0**
1800	5	0	0	0	0	0	1	0	0	1	1	1	0	1	0	0	0	0	0	0	0	0	0	0	0	0	0	0	0
1900	2	0	0	0	0	0	0	0	0	0	1	0	0	0	0	0	0	1	0	0	0	0	0	0	0	0	0	0	0
2000	1	0	0	0	0	0	0	0	0	0	0	0	0	0	0	0	1	0	0	0	0	0	0	0	0	0	0	0	0
2100	3	0	0	0	0	0	0	0	0	0	0	0	1	0	0	0	0	1	1	0	0	0	0	0	0	0	0	0	0
2200	2	0	0	0	0	0	0	0	0	0	0	1	1	0	0	0	0	0	0	0	0	0	0	0	0	0	0	0	0
2300	0	0	0	0	0	0	0	0	0	0	0	0	0	0	0	0	0	0	0	0	0	0	0	0	0	0	0	0	0
07-19	**50**	**0**	**0**	**0**	**0**	**2**	**1**	**5**	**2**	**7**	**7**	**7**	**6**	**7**	**3**	**2**	**0**	**0**	**0**	**1**	**0**	**0**	**0**	**0**	**0**	**0**	**0**	**0**	**0**
06-22	**56**	**0**	**0**	**0**	**0**	**2**	**1**	**5**	**2**	**7**	**8**	**7**	**7**	**7**	**3**	**2**	**1**	**2**	**1**	**1**	**0**	**0**	**0**	**0**	**0**	**0**	**0**	**0**	**0**
06-00	**58**	**0**	**0**	**0**	**0**	**2**	**1**	**5**	**2**	**7**	**8**	**8**	**8**	**7**	**3**	**2**	**1**	**2**	**1**	**1**	**0**	**0**	**0**	**0**	**0**	**0**	**0**	**0**	**0**
00-00	**58**	**0**	**0**	**0**	**0**	**2**	**1**	**5**	**2**	**7**	**8**	**8**	**8**	**7**	**3**	**2**	**1**	**2**	**1**	**1**	**0**	**0**	**0**	**0**	**0**	**0**	**0**	**0**	**0**

DRAFT

Site 55
Location L-3533-0, Att - Tree, Lat 53.88261, Long -6.87238
Direction East

3279 / Meath/Cavan/Monaghan ATC's
October 2013
Automatic Traffic Count

Sun, 13 October 2013

Time	Total	Speed Bins (km/h)																											
		0 - 5	5 - 10	10 - 15	15 - 20	20 - 25	25 - 30	30 - 35	35 - 40	40 - 45	45 - 50	50 - 55	55 - 60	60 - 65	65 - 70	70 - 75	75 - 80	80 - 85	85 - 90	90 - 95	95 - 100	100 - 105	105 - 110	110 - 115	115 - 120	120 - 125	125 - 130	130 - 135	135 - 140
0000	0	0	0	0	0	0	0	0	0	0	0	0	0	0	0	0	0	0	0	0	0	0	0	0	0	0	0	0	0
0100	1	0	0	0	0	0	0	0	0	0	0	0	1	0	0	0	0	0	0	0	0	0	0	0	0	0	0	0	0
0200	3	0	0	0	0	0	0	0	1	0	1	0	0	0	0	1	0	0	0	0	0	0	0	0	0	0	0	0	0
0300	0	0	0	0	0	0	0	0	0	0	0	0	0	0	0	0	0	0	0	0	0	0	0	0	0	0	0	0	0
0400	0	0	0	0	0	0	0	0	0	0	0	0	0	0	0	0	0	0	0	0	0	0	0	0	0	0	0	0	0
0500	0	0	0	0	0	0	0	0	0	0	0	0	0	0	0	0	0	0	0	0	0	0	0	0	0	0	0	0	0
0600	0	0	0	0	0	0	0	0	0	0	0	0	0	0	0	0	0	0	0	0	0	0	0	0	0	0	0	0	0
0700	0	0	0	0	0	0	0	0	0	0	0	0	0	0	0	0	0	0	0	0	0	0	0	0	0	0	0	0	0
0800	3	0	0	0	0	0	0	0	0	0	0	0	0	1	0	1	0	0	0	1	0	0	0	0	0	0	0	0	0
0900	**4**	**0**	**0**	**0**	**0**	**1**	**0**	**0**	**1**	**1**	**0**	**1**	**0**	**0**	**0**	**0**	**0**	**0**	**0**	**0**	**0**	**0**	**0**	**0**	**0**	**0**	**0**	**0**	**0**
1000	1	0	0	0	0	0	0	0	0	0	0	0	1	0	0	0	0	0	0	0	0	0	0	0	0	0	0	0	0
1100	3	0	0	0	0	0	0	0	1	0	1	1	0	0	0	0	0	0	0	0	0	0	0	0	0	0	0	0	0
1200	1	0	0	0	0	0	0	0	0	0	0	0	1	0	0	0	0	0	0	0	0	0	0	0	0	0	0	0	0
1300	3	0	0	0	0	0	0	0	0	0	0	2	0	0	0	0	1	0	0	0	0	0	0	0	0	0	0	0	0
1400	2	0	0	0	0	0	0	0	0	0	1	0	0	0	0	0	1	0	0	0	0	0	0	0	0	0	0	0	0
1500	4	0	0	0	0	0	0	0	0	0	1	1	0	1	0	0	0	0	0	1	0	0	0	0	0	0	0	0	0
1600	1	0	0	0	0	1	0	0	0	0	0	0	0	0	0	0	0	0	0	0	0	0	0	0	0	0	0	0	0
1700	5	0	0	0	0	0	0	0	0	0	1	2	1	0	1	0	0	0	0	0	0	0	0	0	0	0	0	0	0
1800	**6**	**0**	**0**	**0**	**0**	**0**	**1**	**0**	**0**	**1**	**0**	**1**	**2**	**0**	**1**	**0**	**0**	**0**	**0**	**0**	**0**	**0**	**0**	**0**	**0**	**0**	**0**	**0**	**0**
1900	4	0	0	0	0	0	0	0	0	1	0	3	0	0	0	0	0	0	0	0	0	0	0	0	0	0	0	0	0
2000	0	0	0	0	0	0	0	0	0	0	0	0	0	0	0	0	0	0	0	0	0	0	0	0	0	0	0	0	0
2100	1	0	0	0	0	0	0	0	0	1	0	0	0	0	0	0	0	0	0	0	0	0	0	0	0	0	0	0	0
2200	1	0	0	0	0	0	0	0	0	0	0	0	0	0	0	1	0	0	0	0	0	0	0	0	0	0	0	0	0
2300	0	0	0	0	0	0	0	0	0	0	0	0	0	0	0	0	0	0	0	0	0	0	0	0	0	0	0	0	0
07-19	**33**	**0**	**0**	**0**	**0**	**2**	**1**	**0**	**2**	**2**	**4**	**8**	**5**	**2**	**2**	**1**	**2**	**0**	**0**	**2**	**0**	**0**	**0**	**0**	**0**	**0**	**0**	**0**	**0**
06-22	**38**	**0**	**0**	**0**	**0**	**2**	**1**	**0**	**2**	**4**	**4**	**11**	**5**	**2**	**2**	**1**	**2**	**0**	**0**	**2**	**0**	**0**	**0**	**0**	**0**	**0**	**0**	**0**	**0**
06-00	**39**	**0**	**0**	**0**	**0**	**2**	**1**	**0**	**2**	**4**	**4**	**11**	**5**	**2**	**2**	**2**	**2**	**0**	**0**	**2**	**0**	**0**	**0**	**0**	**0**	**0**	**0**	**0**	**0**
00-00	**43**	**0**	**0**	**0**	**0**	**2**	**1**	**0**	**3**	**4**	**5**	**11**	**6**	**2**	**2**	**3**	**2**	**0**	**0**	**2**	**0**	**0**	**0**	**0**	**0**	**0**	**0**	**0**	**0**

DRAFT

Site 55
Location L-3533-0, Att - Tree, Lat 53.88261, Long -6.87238
Direction East

3279 / Meath/Cavan/Monaghan ATC's
October 2013
Automatic Traffic Count

Mon, 14 October 2013

Time	Total	Speed Bins (km/h)																											
		0 - 5	5 - 10	10 - 15	15 - 20	20 - 25	25 - 30	30 - 35	35 - 40	40 - 45	45 - 50	50 - 55	55 - 60	60 - 65	65 - 70	70 - 75	75 - 80	80 - 85	85 - 90	90 - 95	95 - 100	100 - 105	105 - 110	110 - 115	115 - 120	120 - 125	125 - 130	130 - 135	135 - 140
0000	0	0	0	0	0	0	0	0	0	0	0	0	0	0	0	0	0	0	0	0	0	0	0	0	0	0	0	0	0
0100	0	0	0	0	0	0	0	0	0	0	0	0	0	0	0	0	0	0	0	0	0	0	0	0	0	0	0	0	0
0200	0	0	0	0	0	0	0	0	0	0	0	0	0	0	0	0	0	0	0	0	0	0	0	0	0	0	0	0	0
0300	0	0	0	0	0	0	0	0	0	0	0	0	0	0	0	0	0	0	0	0	0	0	0	0	0	0	0	0	0
0400	0	0	0	0	0	0	0	0	0	0	0	0	0	0	0	0	0	0	0	0	0	0	0	0	0	0	0	0	0
0500	0	0	0	0	0	0	0	0	0	0	0	0	0	0	0	0	0	0	0	0	0	0	0	0	0	0	0	0	0
0600	0	0	0	0	0	0	0	0	0	0	0	0	0	0	0	0	0	0	0	0	0	0	0	0	0	0	0	0	0
0700	1	0	0	0	0	0	0	0	0	0	0	0	0	0	0	0	1	0	0	0	0	0	0	0	0	0	0	0	0
0800	4	0	0	0	0	0	0	0	0	0	1	0	0	1	0	0	0	2	0	0	0	0	0	0	0	0	0	0	0
0900	1	0	0	0	0	0	0	0	0	0	0	1	0	0	0	0	0	0	0	0	0	0	0	0	0	0	0	0	0
1000	2	0	0	0	0	0	1	0	0	0	0	0	1	0	0	0	0	0	0	0	0	0	0	0	0	0	0	0	0
1100	**5**	**0**	**0**	**0**	**0**	**0**	**1**	**1**	**0**	**1**	**1**	**0**	**1**	**0**	**0**	**0**	**0**	**0**	**0**	**0**	**0**	**0**	**0**	**0**	**0**	**0**	**0**	**0**	**0**
1200	3	0	0	0	0	1	0	0	0	0	1	1	0	0	0	0	0	0	0	0	0	0	0	0	0	0	0	0	0
1300	1	0	0	0	0	0	0	0	0	0	0	1	0	0	0	0	0	0	0	0	0	0	0	0	0	0	0	0	0
1400	2	0	0	0	0	0	0	0	0	1	0	0	1	0	0	0	0	0	0	0	0	0	0	0	0	0	0	0	0
1500	**6**	**0**	**0**	**0**	**0**	**1**	**1**	**0**	**0**	**0**	**0**	**1**	**1**	**1**	**0**	**1**	**0**	**0**	**0**	**0**	**0**	**0**	**0**	**0**	**0**	**0**	**0**	**0**	**0**
1600	4	0	0	0	0	0	0	0	0	1	1	1	0	1	0	0	0	0	0	0	0	0	0	0	0	0	0	0	0
1700	**6**	**0**	**0**	**0**	**0**	**0**	**1**	**1**	**0**	**0**	**0**	**1**	**1**	**0**	**0**	**2**	**0**	**0**	**0**	**0**	**0**	**0**	**0**	**0**	**0**	**0**	**0**	**0**	**0**
1800	5	0	0	0	0	0	1	0	0	0	0	0	1	0	1	0	1	0	1	0	0	0	0	0	0	0	0	0	0
1900	0	0	0	0	0	0	0	0	0	0	0	0	0	0	0	0	0	0	0	0	0	0	0	0	0	0	0	0	0
2000	3	0	0	0	0	0	0	0	0	0	0	0	1	1	0	1	0	0	0	0	0	0	0	0	0	0	0	0	0
2100	2	0	0	0	0	0	0	0	0	0	0	0	2	0	0	0	0	0	0	0	0	0	0	0	0	0	0	0	0
2200	0	0	0	0	0	0	0	0	0	0	0	0	0	0	0	0	0	0	0	0	0	0	0	0	0	0	0	0	0
2300	0	0	0	0	0	0	0	0	0	0	0	0	0	0	0	0	0	0	0	0	0	0	0	0	0	0	0	0	0
07-19	**40**	**0**	**0**	**0**	**0**	**2**	**5**	**2**	**0**	**3**	**4**	**6**	**6**	**3**	**1**	**3**	**2**	**2**	**1**	**0**	**0**	**0**	**0**	**0**	**0**	**0**	**0**	**0**	**0**
06-22	**45**	**0**	**0**	**0**	**0**	**2**	**5**	**2**	**0**	**3**	**4**	**6**	**9**	**4**	**1**	**4**	**2**	**2**	**1**	**0**	**0**	**0**	**0**	**0**	**0**	**0**	**0**	**0**	**0**
06-00	**45**	**0**	**0**	**0**	**0**	**2**	**5**	**2**	**0**	**3**	**4**	**6**	**9**	**4**	**1**	**4**	**2**	**2**	**1**	**0**	**0**	**0**	**0**	**0**	**0**	**0**	**0**	**0**	**0**
00-00	**45**	**0**	**0**	**0**	**0**	**2**	**5**	**2**	**0**	**3**	**4**	**6**	**9**	**4**	**1**	**4**	**2**	**2**	**1**	**0**	**0**	**0**	**0**	**0**	**0**	**0**	**0**	**0**	**0**

DRAFT

Site 55
Location L-3533-0, Att - Tree, Lat 53.88261, Long -6.87238
Direction East

3279 / Meath/Cavan/Monaghan ATC's
October 2013
Automatic Traffic Count

Tue, 15 October 2013

Time	Total	Speed Bins (km/h)																											
		0 - 5	5 - 10	10 - 15	15 - 20	20 - 25	25 - 30	30 - 35	35 - 40	40 - 45	45 - 50	50 - 55	55 - 60	60 - 65	65 - 70	70 - 75	75 - 80	80 - 85	85 - 90	90 - 95	95 - 100	100 - 105	105 - 110	110 - 115	115 - 120	120 - 125	125 - 130	130 - 135	135 - 140
0000	0	0	0	0	0	0	0	0	0	0	0	0	0	0	0	0	0	0	0	0	0	0	0	0	0	0	0	0	0
0100	0	0	0	0	0	0	0	0	0	0	0	0	0	0	0	0	0	0	0	0	0	0	0	0	0	0	0	0	0
0200	0	0	0	0	0	0	0	0	0	0	0	0	0	0	0	0	0	0	0	0	0	0	0	0	0	0	0	0	0
0300	0	0	0	0	0	0	0	0	0	0	0	0	0	0	0	0	0	0	0	0	0	0	0	0	0	0	0	0	0
0400	1	0	0	0	0	0	0	0	0	0	0	0	0	0	0	0	1	0	0	0	0	0	0	0	0	0	0	0	0
0500	0	0	0	0	0	0	0	0	0	0	0	0	0	0	0	0	0	0	0	0	0	0	0	0	0	0	0	0	0
0600	1	0	0	0	0	0	0	0	0	0	0	0	0	0	0	0	0	0	0	1	0	0	0	0	0	0	0	0	0
0700	2	0	0	0	0	0	0	0	0	1	0	0	0	0	1	0	0	0	0	0	0	0	0	0	0	0	0	0	0
0800	**3**	**0**	**0**	**0**	**0**	**0**	**0**	**0**	**0**	**0**	**0**	**0**	**0**	**0**	**1**	**2**	**0**	**0**	**0**	**0**	**0**	**0**	**0**	**0**	**0**	**0**	**0**	**0**	**0**
0900	**3**	**0**	**0**	**0**	**0**	**0**	**0**	**0**	**0**	**0**	**0**	**0**	**1**	**1**	**1**	**0**	**0**	**0**	**0**	**0**	**0**	**0**	**0**	**0**	**0**	**0**	**0**	**0**	**0**
1000	0	0	0	0	0	0	0	0	0	0	0	0	0	0	0	0	0	0	0	0	0	0	0	0	0	0	0	0	0
1100	**3**	**0**	**0**	**0**	**0**	**0**	**0**	**0**	**0**	**0**	**1**	**0**	**1**	**1**	**0**	**0**	**0**	**0**	**0**	**0**	**0**	**0**	**0**	**0**	**0**	**0**	**0**	**0**	**0**
1200	2	0	0	0	0	0	0	0	0	0	0	1	0	1	0	0	0	0	0	0	0	0	0	0	0	0	0	0	0
1300	3	0	0	0	0	0	0	0	0	0	0	0	1	0	1	1	0	0	0	0	0	0	0	0	0	0	0	0	0
1400	3	0	0	0	0	0	0	1	0	0	0	1	1	0	0	0	0	0	0	0	0	0	0	0	0	0	0	0	0
1500	4	0	0	0	0	0	0	0	0	0	0	2	1	1	0	0	0	0	0	0	0	0	0	0	0	0	0	0	0
1600	4	0	0	0	0	1	0	0	0	0	1	1	0	0	1	0	0	0	0	0	0	0	0	0	0	0	0	0	0
1700	2	0	0	0	1	0	0	0	0	0	0	1	0	0	0	0	0	0	0	0	0	0	0	0	0	0	0	0	0
1800	**5**	**0**	**0**	**0**	**0**	**1**	**1**	**0**	**0**	**0**	**0**	**1**	**1**	**0**	**0**	**0**	**1**	**0**	**0**	**0**	**0**	**0**	**0**	**0**	**0**	**0**	**0**	**0**	**0**
1900	1	0	0	0	0	0	0	0	0	0	0	0	0	0	1	0	0	0	0	0	0	0	0	0	0	0	0	0	0
2000	**5**	**0**	**0**	**0**	**0**	**0**	**0**	**0**	**0**	**2**	**1**	**0**	**1**	**1**	**0**	**0**	**0**	**0**	**0**	**0**	**0**	**0**	**0**	**0**	**0**	**0**	**0**	**0**	**0**
2100	1	0	0	0	0	0	0	0	0	0	0	0	1	0	0	0	0	0	0	0	0	0	0	0	0	0	0	0	0
2200	0	0	0	0	0	0	0	0	0	0	0	0	0	0	0	0	0	0	0	0	0	0	0	0	0	0	0	0	0
2300	0	0	0	0	0	0	0	0	0	0	0	0	0	0	0	0	0	0	0	0	0	0	0	0	0	0	0	0	0
07-19	**34**	**0**	**0**	**0**	**1**	**2**	**1**	**1**	**0**	**1**	**2**	**7**	**6**	**4**	**5**	**3**	**1**	**0**	**0**	**0**	**0**	**0**	**0**	**0**	**0**	**0**	**0**	**0**	**0**
06-22	**42**	**0**	**0**	**0**	**1**	**2**	**1**	**1**	**0**	**3**	**3**	**7**	**8**	**5**	**6**	**3**	**1**	**0**	**0**	**1**	**0**	**0**	**0**	**0**	**0**	**0**	**0**	**0**	**0**
06-00	**42**	**0**	**0**	**0**	**1**	**2**	**1**	**1**	**0**	**3**	**3**	**7**	**8**	**5**	**6**	**3**	**1**	**0**	**0**	**1**	**0**	**0**	**0**	**0**	**0**	**0**	**0**	**0**	**0**
00-00	**43**	**0**	**0**	**0**	**1**	**2**	**1**	**1**	**0**	**3**	**3**	**7**	**8**	**5**	**6**	**3**	**2**	**0**	**0**	**1**	**0**	**0**	**0**	**0**	**0**	**0**	**0**	**0**	**0**

DRAFT

Site 55
Location L-3533-0, Att - Tree, Lat 53.88261, Long -6.87238
Direction East

3279 / Meath/Cavan/Monaghan ATC's
October 2013
Automatic Traffic Count

Wed, 16 October 2013

Time	Total	Speed Bins (km/h)																											
		0 - 5	5 - 10	10 - 15	15 - 20	20 - 25	25 - 30	30 - 35	35 - 40	40 - 45	45 - 50	50 - 55	55 - 60	60 - 65	65 - 70	70 - 75	75 - 80	80 - 85	85 - 90	90 - 95	95 - 100	100 - 105	105 - 110	110 - 115	115 - 120	120 - 125	125 - 130	130 - 135	135 - 140
0000	0	0	0	0	0	0	0	0	0	0	0	0	0	0	0	0	0	0	0	0	0	0	0	0	0	0	0	0	0
0100	0	0	0	0	0	0	0	0	0	0	0	0	0	0	0	0	0	0	0	0	0	0	0	0	0	0	0	0	0
0200	0	0	0	0	0	0	0	0	0	0	0	0	0	0	0	0	0	0	0	0	0	0	0	0	0	0	0	0	0
0300	0	0	0	0	0	0	0	0	0	0	0	0	0	0	0	0	0	0	0	0	0	0	0	0	0	0	0	0	0
0400	0	0	0	0	0	0	0	0	0	0	0	0	0	0	0	0	0	0	0	0	0	0	0	0	0	0	0	0	0
0500	0	0	0	0	0	0	0	0	0	0	0	0	0	0	0	0	0	0	0	0	0	0	0	0	0	0	0	0	0
0600	**2**	**0**	**0**	**0**	**0**	**0**	**0**	**0**	**0**	**0**	**0**	**0**	**0**	**0**	**1**	**0**	**1**	**0**	**0**	**0**	**0**	**0**	**0**	**0**	**0**	**0**	**0**	**0**	**0**
0700	0	0	0	0	0	0	0	0	0	0	0	0	0	0	0	0	0	0	0	0	0	0	0	0	0	0	0	0	0
0800	**2**	**0**	**0**	**0**	**0**	**0**	**0**	**0**	**0**	**0**	**0**	**0**	**0**	**0**	**0**	**1**	**1**	**0**	**0**	**0**	**0**	**0**	**0**	**0**	**0**	**0**	**0**	**0**	**0**
0900	1	0	0	0	0	1	0	0	0	0	0	0	0	0	0	0	0	0	0	0	0	0	0	0	0	0	0	0	0
1000	1	0	0	0	0	0	0	0	0	0	0	0	0	1	0	0	0	0	0	0	0	0	0	0	0	0	0	0	0
1100	1	0	0	0	0	0	0	0	1	0	0	0	0	0	0	0	0	0	0	0	0	0	0	0	0	0	0	0	0
1200	7	0	0	0	0	1	0	2	0	0	0	0	2	2	0	0	0	0	0	0	0	0	0	0	0	0	0	0	0
1300	5	0	0	1	1	0	1	0	0	1	0	1	0	0	0	0	0	0	0	0	0	0	0	0	0	0	0	0	0
1400	5	0	0	0	0	0	0	0	1	1	1	0	1	1	0	0	0	0	0	0	0	0	0	0	0	0	0	0	0
1500	**8**	**0**	**0**	**0**	**0**	**1**	**0**	**0**	**0**	**0**	**1**	**3**	**2**	**0**	**1**	**0**	**0**	**0**	**0**	**0**	**0**	**0**	**0**	**0**	**0**	**0**	**0**	**0**	**0**
1600	3	0	0	0	0	0	0	0	1	0	0	1	1	0	0	0	0	0	0	0	0	0	0	0	0	0	0	0	0
1700	2	0	0	0	0	0	0	0	0	0	0	0	1	0	0	0	1	0	0	0	0	0	0	0	0	0	0	0	0
1800	4	0	0	0	1	0	0	0	0	0	1	0	1	1	0	0	0	0	0	0	0	0	0	0	0	0	0	0	0
1900	3	0	0	0	0	0	1	0	0	0	0	0	1	0	1	0	0	0	0	0	0	0	0	0	0	0	0	0	0
2000	3	0	0	0	0	0	0	0	0	0	0	1	0	1	0	1	0	0	0	0	0	0	0	0	0	0	0	0	0
2100	1	0	0	0	0	0	0	0	0	0	0	1	0	0	0	0	0	0	0	0	0	0	0	0	0	0	0	0	0
2200	1	0	0	0	0	0	0	0	0	0	1	0	0	0	0	0	0	0	0	0	0	0	0	0	0	0	0	0	0
2300	1	0	0	0	0	0	0	0	0	0	0	0	0	0	1	0	0	0	0	0	0	0	0	0	0	0	0	0	0
07-19	**39**	**0**	**0**	**1**	**2**	**3**	**1**	**2**	**3**	**2**	**3**	**5**	**8**	**5**	**1**	**1**	**2**	**0**	**0**	**0**	**0**	**0**	**0**	**0**	**0**	**0**	**0**	**0**	**0**
06-22	**48**	**0**	**0**	**1**	**2**	**3**	**2**	**2**	**3**	**2**	**3**	**7**	**9**	**6**	**3**	**2**	**3**	**0**	**0**	**0**	**0**	**0**	**0**	**0**	**0**	**0**	**0**	**0**	**0**
06-00	**50**	**0**	**0**	**1**	**2**	**3**	**2**	**2**	**3**	**2**	**4**	**7**	**9**	**6**	**4**	**2**	**3**	**0**	**0**	**0**	**0**	**0**	**0**	**0**	**0**	**0**	**0**	**0**	**0**
00-00	**50**	**0**	**0**	**1**	**2**	**3**	**2**	**2**	**3**	**2**	**4**	**7**	**9**	**6**	**4**	**2**	**3**	**0**	**0**	**0**	**0**	**0**	**0**	**0**	**0**	**0**	**0**	**0**	**0**

DRAFT

Site 55
Location L-3533-0, Att - Tree, Lat 53.88261, Long -6.87238
Direction East

3279 / Meath/Cavan/Monaghan ATC's
October 2013
Automatic Traffic Count

Virtual Day (7)

Time	Total	Speed Bins (km/h)																											
		0 - 5	5 - 10	10 - 15	15 - 20	20 - 25	25 - 30	30 - 35	35 - 40	40 - 45	45 - 50	50 - 55	55 - 60	60 - 65	65 - 70	70 - 75	75 - 80	80 - 85	85 - 90	90 - 95	95 - 100	100 - 105	105 - 110	110 - 115	115 - 120	120 - 125	125 - 130	130 - 135	135 - 140
0000	0	0	0	0	0	0	0	0	0	0	0	0	0	0	0	0	0	0	0	0	0	0	0	0	0	0	0	0	0
0100	0	0	0	0	0	0	0	0	0	0	0	0	0	0	0	0	0	0	0	0	0	0	0	0	0	0	0	0	0
0200	0	0	0	0	0	0	0	0	0	0	0	0	0	0	0	0	0	0	0	0	0	0	0	0	0	0	0	0	0
0300	0	0	0	0	0	0	0	0	0	0	0	0	0	0	0	0	0	0	0	0	0	0	0	0	0	0	0	0	0
0400	0	0	0	0	0	0	0	0	0	0	0	0	0	0	0	0	0	0	0	0	0	0	0	0	0	0	0	0	0
0500	0	0	0	0	0	0	0	0	0	0	0	0	0	0	0	0	0	0	0	0	0	0	0	0	0	0	0	0	0
0600	0	0	0	0	0	0	0	0	0	0	0	0	0	0	0	0	0	0	0	0	0	0	0	0	0	0	0	0	0
0700	0	0	0	0	0	0	0	0	0	0	0	0	0	0	0	0	0	0	0	0	0	0	0	0	0	0	0	0	0
0800	**3**	**0**	**0**	**0**	**0**	**0**	**0**	**0**	**0**	**0**	**0**	**0**	**0**	**0**	**0**	**1**	**0**	**0**	**0**	**0**	**0**	**0**	**0**	**0**	**0**	**0**	**0**	**0**	**0**
0900	2	0	0	0	0	0	0	0	0	0	0	0	0	0	0	0	0	0	0	0	0	0	0	0	0	0	0	0	0
1000	2	0	0	0	0	0	0	0	0	0	0	0	1	0	0	0	0	0	0	0	0	0	0	0	0	0	0	0	0
1100	**3**	**0**	**0**	**0**	**0**	**0**	**0**	**0**	**0**	**0**	**1**	**0**	**0**	**0**	**0**	**0**	**0**	**0**	**0**	**0**	**0**	**0**	**0**	**0**	**0**	**0**	**0**	**0**	**0**
1200	3	0	0	0	0	0	0	0	0	0	0	1	1	0	0	0	0	0	0	0	0	0	0	0	0	0	0	0	0
1300	3	0	0	0	0	0	0	0	0	0	1	0	0	0	0	0	0	0	0	0	0	0	0	0	0	0	0	0	0
1400	3	0	0	0	0	0	0	0	0	0	1	0	1	0	0	0	0	0	0	0	0	0	0	0	0	0	0	0	0
1500	**5**	**0**	**0**	**0**	**0**	**0**	**0**	**0**	**0**	**0**	**0**	**1**	**1**	**1**	**1**	**0**	**0**	**0**	**0**	**0**	**0**	**0**	**0**	**0**	**0**	**0**	**0**	**0**	**0**
1600	3	0	0	0	0	0	0	0	0	0	0	1	0	0	0	0	0	0	0	0	0	0	0	0	0	0	0	0	0
1700	**5**	**0**	**0**	**0**	**0**	**0**	**0**	**0**	**0**	**0**	**0**	**1**	**1**	**0**	**0**	**0**	**0**	**0**	**0**	**0**	**0**	**0**	**0**	**0**	**0**	**0**	**0**	**0**	**0**
1800	4	0	0	0	0	0	1	0	0	0	0	1	1	0	0	0	0	0	0	0	0	0	0	0	0	0	0	0	0
1900	2	0	0	0	0	0	0	0	0	0	0	1	0	0	0	0	0	0	0	0	0	0	0	0	0	0	0	0	0
2000	2	0	0	0	0	0	0	0	0	0	0	0	0	0	0	0	0	0	0	0	0	0	0	0	0	0	0	0	0
2100	2	0	0	0	0	0	0	0	0	0	0	0	1	0	0	0	0	0	0	0	0	0	0	0	0	0	0	0	0
2200	1	0	0	0	0	0	0	0	0	0	0	0	0	0	0	0	0	0	0	0	0	0	0	0	0	0	0	0	0
2300	0	0	0	0	0	0	0	0	0	0	0	0	0	0	0	0	0	0	0	0	0	0	0	0	0	0	0	0	0
07-19	**36**	**0**	**0**	**0**	**0**	**2**	**2**	**2**	**2**	**3**	**3**	**5**	**6**	**4**	**2**	**2**	**1**	**0**	**0**	**1**	**0**	**0**	**0**	**0**	**0**	**0**	**0**	**0**	**0**
06-22	**43**	**0**	**0**	**0**	**0**	**2**	**2**	**2**	**2**	**3**	**4**	**7**	**7**	**5**	**3**	**2**	**2**	**1**	**0**	**1**	**0**	**0**	**0**	**0**	**0**	**0**	**0**	**0**	**0**
06-00	**44**	**0**	**0**	**0**	**0**	**2**	**2**	**2**	**2**	**3**	**4**	**7**	**8**	**5**	**3**	**2**	**2**	**1**	**0**	**1**	**0**	**0**	**0**	**0**	**0**	**0**	**0**	**0**	**0**
00-00	**45**	**0**	**0**	**0**	**0**	**2**	**2**	**2**	**2**	**3**	**4**	**7**	**8**	**5**	**3**	**3**	**2**	**1**	**0**	**1**	**0**	**0**	**0**	**0**	**0**	**0**	**0**	**0**	**0**

DRAFT

Site 55
Location L-3533-0, Att - Tree, Lat 53.88261, Long -6.87238
Direction East

3279 / Meath/Cavan/Monaghan ATC's
October 2013
Automatic Traffic Count

Virtual Week (1)

Time	Total	Speed Bins (km/h)																											
		0 - 5	5 - 10	10 - 15	15 - 20	20 - 25	25 - 30	30 - 35	35 - 40	40 - 45	45 - 50	50 - 55	55 - 60	60 - 65	65 - 70	70 - 75	75 - 80	80 - 85	85 - 90	90 - 95	95 - 100	100 - 105	105 - 110	110 - 115	115 - 120	120 - 125	125 - 130	130 - 135	135 - 140
Mon	45	0	0	0	0	2	5	2	0	3	4	6	9	4	1	4	2	2	1	0	0	0	0	0	0	0	0	0	0
Tue	43	0	0	0	1	2	1	1	0	3	3	7	8	5	6	3	2	0	0	1	0	0	0	0	0	0	0	0	0
Wed	50	0	0	1	2	3	2	2	3	2	4	7	9	6	4	2	3	0	0	0	0	0	0	0	0	0	0	0	0
Thu	41	0	0	0	0	1	2	1	5	0	2	7	6	6	4	3	2	1	1	0	0	0	0	0	0	0	0	0	0
Fri	36	0	0	1	0	1	1	0	1	5	2	3	8	5	3	1	3	1	0	1	0	0	0	0	0	0	0	0	0
|Sat	58	0	0	0	0	2	1	5	2	7	8	8	8	7	3	2	1	2	1	1	0	0	0	0	0	0	0	0	0
|Sun	43	0	0	0	0	2	1	0	3	4	5	11	6	2	2	3	2	0	0	2	0	0	0	0	0	0	0	0	0
5 Day Ave.	**43**	**0**	**0**	**0**	**1**	**2**	**2**	**1**	**2**	**3**	**3**	**6**	**8**	**5**	**4**	**3**	**2**	**1**	**0**	**0**	**0**	**0**	**0**	**0**	**0**	**0**	**0**	**0**	**0**
7 Day Ave.	**45**	**0**	**0**	**0**	**0**	**2**	**2**	**2**	**2**	**3**	**4**	**7**	**8**	**5**	**3**	**3**	**2**	**1**	**0**	**1**	**0**	**0**	**0**	**0**	**0**	**0**	**0**	**0**	**0**
--	**316**	**0**	**0**	**2**	**3**	**13**	**13**	**11**	**14**	**24**	**28**	**49**	**54**	**35**	**23**	**18**	**15**	**6**	**3**	**5**	**0**	**0**	**0**	**0**	**0**	**0**	**0**	**0**	**0**

Summary Graphs

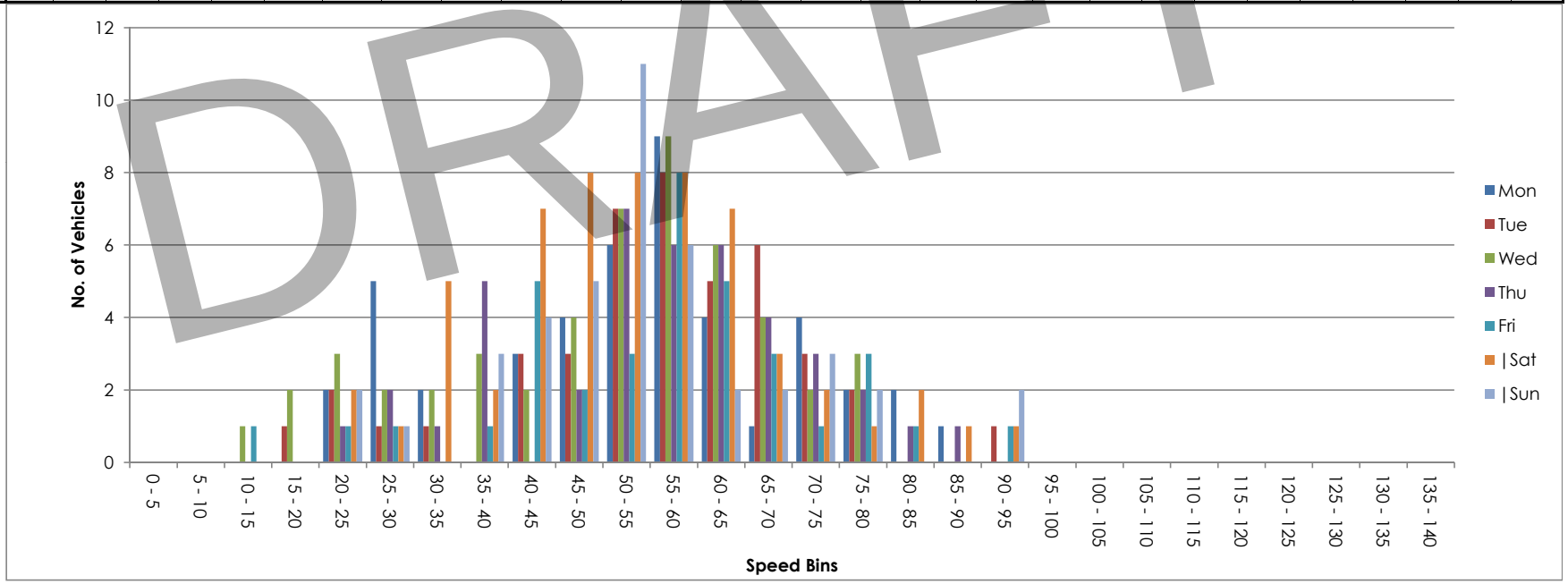

DRAFT

Site 55
Location L-3533-0, Att - Tree, Lat 53.88261, Long -6.87238
Direction West

3279 / Meath/Cavan/Monaghan ATC's
October 2013
Automatic Traffic Count

Thu, 10 October 2013

Time	Total	Classification												>PSL	>PSL%	>SL1	>SL1%	>SL2	>SL2%	Mean	Vpp
		1 MCL	2 SV	3 SVT	4 TB2	5 TB3	6 T4	7 ART3	8 ART4	9 ART5	10 ART6	11 BD	12 DRT	80	80	85 +5kph	85 +5kph	90 +10kph	90 +10kph		85
0000	1	0	1	0	0	0	0	0	0	0	0	0	0	0	0	0	0	0	0	64.8	-
0100	0	0	0	0	0	0	0	0	0	0	0	0	0	0	0	0	0	0	0	-	-
0200	0	0	0	0	0	0	0	0	0	0	0	0	0	0	0	0	0	0	0	-	-
0300	0	0	0	0	0	0	0	0	0	0	0	0	0	0	0	0	0	0	0	-	-
0400	0	0	0	0	0	0	0	0	0	0	0	0	0	0	0	0	0	0	0	-	-
0500	0	0	0	0	0	0	0	0	0	0	0	0	0	0	0	0	0	0	0	-	-
0600	0	0	0	0	0	0	0	0	0	0	0	0	0	0	0	0	0	0	0	-	-
0700	1	0	1	0	0	0	0	0	0	0	0	0	0	0	0	0	0	0	0	75.1	-
0800	3	0	2	0	1	0	0	0	0	0	0	0	0	0	0	0	0	0	0	41.3	-
0900	**4**	**0**	**3**	**0**	**1**	**0**	**0**	**0**	**0**	**0**	**0**	**0**	**0**	**0**	**0**	**0**	**0**	**0**	**0**	**41.9**	**-**
1000	0	0	0	0	0	0	0	0	0	0	0	0	0	0	0	0	0	0	0	-	-
1100	0	0	0	0	0	0	0	0	0	0	0	0	0	0	0	0	0	0	0	-	-
1200	4	0	2	1	0	0	0	0	0	0	1	0	0	0	0	0	0	0	0	51.9	-
1300	4	0	4	0	0	0	0	0	0	0	0	0	0	0	0	0	0	0	0	46.7	-
1400	**6**	**0**	**6**	**0**	**0**	**0**	**0**	**0**	**0**	**0**	**0**	**0**	**0**	**0**	**0**	**0**	**0**	**0**	**0**	**53**	**-**
1500	1	0	0	0	1	0	0	0	0	0	0	0	0	0	0	0	0	0	0	45	-
1600	**6**	**0**	**6**	**0**	**0**	**0**	**0**	**0**	**0**	**0**	**0**	**0**	**0**	**0**	**0**	**0**	**0**	**0**	**0**	**43.8**	**-**
1700	**6**	**0**	**6**	**0**	**0**	**0**	**0**	**0**	**0**	**0**	**0**	**0**	**0**	**0**	**0**	**0**	**0**	**0**	**0**	**44.9**	**-**
1800	3	0	3	0	0	0	0	0	0	0	0	0	0	0	0	0	0	0	0	61.2	-
1900	0	0	0	0	0	0	0	0	0	0	0	0	0	0	0	0	0	0	0	-	-
2000	3	0	3	0	0	0	0	0	0	0	0	0	0	0	0	0	0	0	0	55.5	-
2100	2	0	2	0	0	0	0	0	0	0	0	0	0	1	50	0	0	0	0	72.3	-
2200	1	0	1	0	0	0	0	0	0	0	0	0	0	1	100	1	100	0	0	85.5	-
2300	1	0	1	0	0	0	0	0	0	0	0	0	0	0	0	0	0	0	0	31.9	-
07-19	**38**	**0**	**33**	**1**	**3**	**0**	**0**	**0**	**0**	**0**	**1**	**0**	**0**	**0**	**0**	**0**	**0**	**0**	**0**	**48.4**	**67.7**
06-22	**43**	**0**	**38**	**1**	**3**	**0**	**0**	**0**	**0**	**0**	**1**	**0**	**0**	**1**	**2.3**	**0**	**0**	**0**	**0**	**50**	**69.8**
06-00	**45**	**0**	**40**	**1**	**3**	**0**	**0**	**0**	**0**	**0**	**1**	**0**	**0**	**2**	**4.4**	**1**	**2.2**	**0**	**0**	**50.4**	**69.8**
00-00	**46**	**0**	**41**	**1**	**3**	**0**	**0**	**0**	**0**	**0**	**1**	**0**	**0**	**2**	**4.3**	**1**	**2.2**	**0**	**0**	**50.7**	**69.8**

DRAFT

Site 55
Location L-3533-0, Att - Tree, Lat 53.88261, Long -6.87238
Direction West

3279 / Meath/Cavan/Monaghan ATC's
October 2013
Automatic Traffic Count

Fri, 11 October 2013

Time	Total	Classification												>PSL	>PSL%	>SL1	>SL1%	>SL2	>SL2%	Mean	Vpp
		1 MCL	2 SV	3 SVT	4 TB2	5 TB3	6 T4	7 ART3	8 ART4	9 ART5	10 ART6	11 BD	12 DRT	80	80	85 +5kph	85 +5kph	90 +10kph	90 +10kph		85
0000	0	0	0	0	0	0	0	0	0	0	0	0	0	0	0	0	0	0	0	-	-
0100	0	0	0	0	0	0	0	0	0	0	0	0	0	0	0	0	0	0	0	-	-
0200	0	0	0	0	0	0	0	0	0	0	0	0	0	0	0	0	0	0	0	-	-
0300	0	0	0	0	0	0	0	0	0	0	0	0	0	0	0	0	0	0	0	-	-
0400	0	0	0	0	0	0	0	0	0	0	0	0	0	0	0	0	0	0	0	-	-
0500	0	0	0	0	0	0	0	0	0	0	0	0	0	0	0	0	0	0	0	-	-
0600	0	0	0	0	0	0	0	0	0	0	0	0	0	0	0	0	0	0	0	-	-
0700	3	0	3	0	0	0	0	0	0	0	0	0	0	0	0	0	0	0	0	26.3	-
0800	**5**	**0**	**5**	**0**	**0**	**0**	**0**	**0**	**0**	**0**	**0**	**0**	**0**	**0**	**0**	**0**	**0**	**0**	**0**	**49.6**	**-**
0900	2	0	2	0	0	0	0	0	0	0	0	0	0	0	0	0	0	0	0	43.9	-
1000	1	0	1	0	0	0	0	0	0	0	0	0	0	0	0	0	0	0	0	64	-
1100	3	0	3	0	0	0	0	0	0	0	0	0	0	0	0	0	0	0	0	31.4	-
1200	0	0	0	0	0	0	0	0	0	0	0	0	0	0	0	0	0	0	0	-	-
1300	0	0	0	0	0	0	0	0	0	0	0	0	0	0	0	0	0	0	0	-	-
1400	4	0	4	0	0	0	0	0	0	0	0	0	0	0	0	0	0	0	0	52.2	-
1500	4	0	3	0	1	0	0	0	0	0	0	0	0	0	0	0	0	0	0	54.9	-
1600	4	0	3	0	0	0	0	1	0	0	0	0	0	0	0	0	0	0	0	50.4	-
1700	**8**	**0**	**7**	**0**	**1**	**0**	**0**	**0**	**0**	**0**	**0**	**0**	**0**	**0**	**0**	**0**	**0**	**0**	**0**	**43.1**	**-**
1800	4	0	4	0	0	0	0	0	0	0	0	0	0	1	25	1	25	1	25	70.5	-
1900	3	0	3	0	0	0	0	0	0	0	0	0	0	0	0	0	0	0	0	59	-
2000	3	0	3	0	0	0	0	0	0	0	0	0	0	1	33.3	0	0	0	0	63.9	-
2100	3	0	3	0	0	0	0	0	0	0	0	0	0	1	33.3	0	0	0	0	67.4	-
2200	0	0	0	0	0	0	0	0	0	0	0	0	0	0	0	0	0	0	0	-	-
2300	1	0	1	0	0	0	0	0	0	0	0	0	0	0	0	0	0	0	0	30.7	-
07-19	**38**	**0**	**35**	**0**	**2**	**0**	**0**	**1**	**0**	**0**	**0**	**0**	**0**	**1**	**2.6**	**1**	**2.6**	**1**	**2.6**	**48.2**	**63**
06-22	**47**	**0**	**44**	**0**	**2**	**0**	**0**	**1**	**0**	**0**	**0**	**0**	**0**	**3**	**6.4**	**1**	**2.1**	**1**	**2.1**	**51.1**	**69.8**
06-00	**48**	**0**	**45**	**0**	**2**	**0**	**0**	**1**	**0**	**0**	**0**	**0**	**0**	**3**	**6.3**	**1**	**2.1**	**1**	**2.1**	**50.7**	**69.8**
00-00	**48**	**0**	**45**	**0**	**2**	**0**	**0**	**1**	**0**	**0**	**0**	**0**	**0**	**3**	**6.3**	**1**	**2.1**	**1**	**2.1**	**50.7**	**69.8**

DRAFT

Site 55
Location L-3533-0, Att - Tree, Lat 53.88261, Long -6.87238
Direction West

3279 / Meath/Cavan/Monaghan ATC's
October 2013
Automatic Traffic Count

Sat, 12 October 2013

Time	Total	Classification												>PSL	>PSL%	>SL1	>SL1%	>SL2	>SL2%	Mean	Vpp
		1 MCL	2 SV	3 SVT	4 TB2	5 TB3	6 T4	7 ART3	8 ART4	9 ART5	10 ART6	11 BD	12 DRT	80	80	85 +5kph	85 +5kph	90 +10kph	90 +10kph		85
0000	1	0	1	0	0	0	0	0	0	0	0	0	0	0	0	0	0	0	0	21.2	-
0100	0	0	0	0	0	0	0	0	0	0	0	0	0	0	0	0	0	0	0	-	-
0200	0	0	0	0	0	0	0	0	0	0	0	0	0	0	0	0	0	0	0	-	-
0300	0	0	0	0	0	0	0	0	0	0	0	0	0	0	0	0	0	0	0	-	-
0400	1	0	1	0	0	0	0	0	0	0	0	0	0	0	0	0	0	0	0	28	-
0500	0	0	0	0	0	0	0	0	0	0	0	0	0	0	0	0	0	0	0	-	-
0600	0	0	0	0	0	0	0	0	0	0	0	0	0	0	0	0	0	0	0	-	-
0700	0	0	0	0	0	0	0	0	0	0	0	0	0	0	0	0	0	0	0	-	-
0800	1	0	1	0	0	0	0	0	0	0	0	0	0	0	0	0	0	0	0	57.5	-
0900	0	0	0	0	0	0	0	0	0	0	0	0	0	0	0	0	0	0	0	-	-
1000	**3**	**0**	**3**	**0**	**0**	**0**	**0**	**0**	**0**	**0**	**0**	**0**	**0**	**0**	**0**	**0**	**0**	**0**	**0**	**45.1**	**-**
1100	**3**	**0**	**3**	**0**	**0**	**0**	**0**	**0**	**0**	**0**	**0**	**0**	**0**	**0**	**0**	**0**	**0**	**0**	**0**	**28.7**	**-**
1200	6	0	5	1	0	0	0	0	0	0	0	0	0	0	0	0	0	0	0	56.2	-
1300	5	0	5	0	0	0	0	0	0	0	0	0	0	0	0	0	0	0	0	58.8	-
1400	**11**	**1**	**9**	**1**	**0**	**0**	**0**	**0**	**0**	**0**	**0**	**0**	**0**	**0**	**0**	**0**	**0**	**0**	**0**	**45.1**	**57.6**
1500	6	0	6	0	0	0	0	0	0	0	0	0	0	0	0	0	0	0	0	45.7	-
1600	7	0	7	0	0	0	0	0	0	0	0	0	0	0	0	0	0	0	0	58.2	-
1700	1	0	1	0	0	0	0	0	0	0	0	0	0	0	0	0	0	0	0	56.6	-
1800	4	0	4	0	0	0	0	0	0	0	0	0	0	1	25	0	0	0	0	58	-
1900	6	0	6	0	0	0	0	0	0	0	0	0	0	1	16.7	0	0	0	0	61.6	-
2000	2	0	2	0	0	0	0	0	0	0	0	0	0	0	0	0	0	0	0	67.5	-
2100	1	0	1	0	0	0	0	0	0	0	0	0	0	0	0	0	0	0	0	67.3	-
2200	2	0	2	0	0	0	0	0	0	0	0	0	0	0	0	0	0	0	0	56.6	-
2300	1	0	1	0	0	0	0	0	0	0	0	0	0	0	0	0	0	0	0	31.1	-
07-19	**47**	**1**	**44**	**2**	**0**	**0**	**0**	**0**	**0**	**0**	**0**	**0**	**0**	**1**	**2.1**	**0**	**0**	**0**	**0**	**50.6**	**62.6**
06-22	**56**	**1**	**53**	**2**	**0**	**0**	**0**	**0**	**0**	**0**	**0**	**0**	**0**	**2**	**3.6**	**0**	**0**	**0**	**0**	**52.6**	**67**
06-00	**59**	**1**	**56**	**2**	**0**	**0**	**0**	**0**	**0**	**0**	**0**	**0**	**0**	**2**	**3.4**	**0**	**0**	**0**	**0**	**52.4**	**66.6**
00-00	**61**	**1**	**58**	**2**	**0**	**0**	**0**	**0**	**0**	**0**	**0**	**0**	**0**	**2**	**3.3**	**0**	**0**	**0**	**0**	**51.5**	**66.6**

DRAFT

Site 55
Location L-3533-0, Att - Tree, Lat 53.88261, Long -6.87238
Direction West

3279 / Meath/Cavan/Monaghan ATC's
October 2013
Automatic Traffic Count

Sun, 13 October 2013

Time	Total	Classification												>PSL	>PSL%	>SL1	>SL1%	>SL2	>SL2%	Mean	Vpp
		1 MCL	2 SV	3 SVT	4 TB2	5 TB3	6 T4	7 ART3	8 ART4	9 ART5	10 ART6	11 BD	12 DRT	80	80	85 +5kph	85 +5kph	90 +10kph	90 +10kph		85
0000	0	0	0	0	0	0	0	0	0	0	0	0	0	0	0	0	0	0	0	-	-
0100	0	0	0	0	0	0	0	0	0	0	0	0	0	0	0	0	0	0	0	-	-
0200	0	0	0	0	0	0	0	0	0	0	0	0	0	0	0	0	0	0	0	-	-
0300	0	0	0	0	0	0	0	0	0	0	0	0	0	0	0	0	0	0	0	-	-
0400	0	0	0	0	0	0	0	0	0	0	0	0	0	0	0	0	0	0	0	-	-
0500	0	0	0	0	0	0	0	0	0	0	0	0	0	0	0	0	0	0	0	-	-
0600	0	0	0	0	0	0	0	0	0	0	0	0	0	0	0	0	0	0	0	-	-
0700	0	0	0	0	0	0	0	0	0	0	0	0	0	0	0	0	0	0	0	-	-
0800	0	0	0	0	0	0	0	0	0	0	0	0	0	0	0	0	0	0	0	-	-
0900	**3**	**0**	**3**	**0**	**0**	**0**	**0**	**0**	**0**	**0**	**0**	**0**	**0**	**0**	**0**	**0**	**0**	**0**	**0**	**42.6**	**-**
1000	1	0	1	0	0	0	0	0	0	0	0	0	0	0	0	0	0	0	0	58.6	-
1100	**3**	**0**	**3**	**0**	**0**	**0**	**0**	**0**	**0**	**0**	**0**	**0**	**0**	**0**	**0**	**0**	**0**	**0**	**0**	**51.4**	**-**
1200	2	0	2	0	0	0	0	0	0	0	0	0	0	0	0	0	0	0	0	57.9	-
1300	2	0	2	0	0	0	0	0	0	0	0	0	0	0	0	0	0	0	0	51.9	-
1400	1	0	1	0	0	0	0	0	0	0	0	0	0	0	0	0	0	0	0	60.4	-
1500	2	1	1	0	0	0	0	0	0	0	0	0	0	0	0	0	0	0	0	37.3	-
1600	2	0	2	0	0	0	0	0	0	0	0	0	0	1	50	1	50	1	50	58.5	-
1700	2	0	2	0	0	0	0	0	0	0	0	0	0	0	0	0	0	0	0	43.3	-
1800	**3**	**0**	**3**	**0**	**0**	**0**	**0**	**0**	**0**	**0**	**0**	**0**	**0**	**0**	**0**	**0**	**0**	**0**	**0**	**48**	**-**
1900	2	0	1	1	0	0	0	0	0	0	0	0	0	0	0	0	0	0	0	52.4	-
2000	2	0	2	0	0	0	0	0	0	0	0	0	0	0	0	0	0	0	0	51.8	-
2100	0	0	0	0	0	0	0	0	0	0	0	0	0	0	0	0	0	0	0	-	-
2200	2	0	2	0	0	0	0	0	0	0	0	0	0	2	100	0	0	0	0	82.2	-
2300	1	0	1	0	0	0	0	0	0	0	0	0	0	0	0	0	0	0	0	35.3	-
07-19	**21**	**1**	**20**	**0**	**0**	**0**	**0**	**0**	**0**	**0**	**0**	**0**	**0**	**1**	**4.8**	**1**	**4.8**	**1**	**4.8**	**49.7**	**61.6**
06-22	**25**	**1**	**23**	**1**	**0**	**0**	**0**	**0**	**0**	**0**	**0**	**0**	**0**	**1**	**4**	**1**	**4**	**1**	**4**	**50**	**61.2**
06-00	**28**	**1**	**26**	**1**	**0**	**0**	**0**	**0**	**0**	**0**	**0**	**0**	**0**	**3**	**10.7**	**1**	**3.6**	**1**	**3.6**	**51.8**	**69.5**
00-00	**28**	**1**	**26**	**1**	**0**	**0**	**0**	**0**	**0**	**0**	**0**	**0**	**0**	**3**	**10.7**	**1**	**3.6**	**1**	**3.6**	**51.8**	**69.5**

DRAFT

Site 55
Location L-3533-0, Att - Tree, Lat 53.88261, Long -6.87238
Direction West

3279 / Meath/Cavan/Monaghan ATC's
October 2013
Automatic Traffic Count

Mon, 14 October 2013

Time	Total	Classification												>PSL	>PSL%	>SL1	>SL1%	>SL2	>SL2%	Mean	Vpp
		1 MCL	2 SV	3 SVT	4 TB2	5 TB3	6 T4	7 ART3	8 ART4	9 ART5	10 ART6	11 BD	12 DRT	80	80	85 +5kph	85 +5kph	90 +10kph	90 +10kph		85
0000	0	0	0	0	0	0	0	0	0	0	0	0	0	0	0	0	0	0	0	-	-
0100	0	0	0	0	0	0	0	0	0	0	0	0	0	0	0	0	0	0	0	-	-
0200	0	0	0	0	0	0	0	0	0	0	0	0	0	0	0	0	0	0	0	-	-
0300	0	0	0	0	0	0	0	0	0	0	0	0	0	0	0	0	0	0	0	-	-
0400	0	0	0	0	0	0	0	0	0	0	0	0	0	0	0	0	0	0	0	-	-
0500	0	0	0	0	0	0	0	0	0	0	0	0	0	0	0	0	0	0	0	-	-
0600	0	0	0	0	0	0	0	0	0	0	0	0	0	0	0	0	0	0	0	-	-
0700	1	0	1	0	0	0	0	0	0	0	0	0	0	0	0	0	0	0	0	71.8	-
0800	**4**	**0**	**3**	**0**	**1**	**0**	**0**	**0**	**0**	**0**	**0**	**0**	**0**	**0**	**0**	**0**	**0**	**0**	**0**	**54.9**	**-**
0900	3	0	2	0	1	0	0	0	0	0	0	0	0	0	0	0	0	0	0	46.9	-
1000	1	0	1	0	0	0	0	0	0	0	0	0	0	0	0	0	0	0	0	66.6	-
1100	**4**	**0**	**4**	**0**	**0**	**0**	**0**	**0**	**0**	**0**	**0**	**0**	**0**	**0**	**0**	**0**	**0**	**0**	**0**	**52.7**	**-**
1200	1	0	1	0	0	0	0	0	0	0	0	0	0	0	0	0	0	0	0	46	-
1300	2	0	2	0	0	0	0	0	0	0	0	0	0	0	0	0	0	0	0	68.9	-
1400	2	0	2	0	0	0	0	0	0	0	0	0	0	0	0	0	0	0	0	63.5	-
1500	2	0	2	0	0	0	0	0	0	0	0	0	0	0	0	0	0	0	0	26.4	-
1600	3	0	3	0	0	0	0	0	0	0	0	0	0	0	0	0	0	0	0	53.2	-
1700	3	0	2	0	1	0	0	0	0	0	0	0	0	1	33.3	0	0	0	0	57.4	-
1800	**6**	**0**	**6**	**0**	**0**	**0**	**0**	**0**	**0**	**0**	**0**	**0**	**0**	**0**	**0**	**0**	**0**	**0**	**0**	**51.6**	**-**
1900	5	0	5	0	0	0	0	0	0	0	0	0	0	0	0	0	0	0	0	55.2	-
2000	3	0	3	0	0	0	0	0	0	0	0	0	0	0	0	0	0	0	0	55.2	-
2100	0	0	0	0	0	0	0	0	0	0	0	0	0	0	0	0	0	0	0	-	-
2200	0	0	0	0	0	0	0	0	0	0	0	0	0	0	0	0	0	0	0	-	-
2300	1	0	1	0	0	0	0	0	0	0	0	0	0	0	0	0	0	0	0	38.2	-
07-19	**32**	**0**	**29**	**0**	**3**	**0**	**0**	**0**	**0**	**0**	**0**	**0**	**0**	**1**	**3.1**	**0**	**0**	**0**	**0**	**53.6**	**68.8**
06-22	**40**	**0**	**37**	**0**	**3**	**0**	**0**	**0**	**0**	**0**	**0**	**0**	**0**	**1**	**2.5**	**0**	**0**	**0**	**0**	**53.9**	**68.8**
06-00	**41**	**0**	**38**	**0**	**3**	**0**	**0**	**0**	**0**	**0**	**0**	**0**	**0**	**1**	**2.4**	**0**	**0**	**0**	**0**	**53.5**	**68.8**
00-00	**41**	**0**	**38**	**0**	**3**	**0**	**0**	**0**	**0**	**0**	**0**	**0**	**0**	**1**	**2.4**	**0**	**0**	**0**	**0**	**53.5**	**68.8**

DRAFT

Site 55
Location L-3533-0, Att - Tree, Lat 53.88261, Long -6.87238
Direction West

3279 / Meath/Cavan/Monaghan ATC's
October 2013
Automatic Traffic Count

Tue, 15 October 2013

Time	Total	Classification												>PSL	>PSL%	>SL1	>SL1%	>SL2	>SL2%	Mean	Vpp
		1 MCL	2 SV	3 SVT	4 TB2	5 TB3	6 T4	7 ART3	8 ART4	9 ART5	10 ART6	11 BD	12 DRT	80	80	85 +5kph	85 +5kph	90 +10kph	90 +10kph		85
0000	1	0	1	0	0	0	0	0	0	0	0	0	0	0	0	0	0	0	0	59.8	-
0100	0	0	0	0	0	0	0	0	0	0	0	0	0	0	0	0	0	0	0	-	-
0200	0	0	0	0	0	0	0	0	0	0	0	0	0	0	0	0	0	0	0	-	-
0300	0	0	0	0	0	0	0	0	0	0	0	0	0	0	0	0	0	0	0	-	-
0400	0	0	0	0	0	0	0	0	0	0	0	0	0	0	0	0	0	0	0	-	-
0500	0	0	0	0	0	0	0	0	0	0	0	0	0	0	0	0	0	0	0	-	-
0600	1	0	1	0	0	0	0	0	0	0	0	0	0	0	0	0	0	0	0	78.3	-
0700	2	0	2	0	0	0	0	0	0	0	0	0	0	0	0	0	0	0	0	70.5	-
0800	1	0	0	0	1	0	0	0	0	0	0	0	0	0	0	0	0	0	0	44.2	-
0900	**3**	**0**	**2**	**0**	**1**	**0**	**0**	**0**	**0**	**0**	**0**	**0**	**0**	**0**	**0**	**0**	**0**	**0**	**0**	**58.5**	**-**
1000	0	0	0	0	0	0	0	0	0	0	0	0	0	0	0	0	0	0	0	-	-
1100	**3**	**0**	**3**	**0**	**0**	**0**	**0**	**0**	**0**	**0**	**0**	**0**	**0**	**0**	**0**	**0**	**0**	**0**	**0**	**65.6**	**-**
1200	2	0	2	0	0	0	0	0	0	0	0	0	0	0	0	0	0	0	0	51.9	-
1300	1	0	0	1	0	0	0	0	0	0	0	0	0	0	0	0	0	0	0	41.9	-
1400	5	0	4	0	1	0	0	0	0	0	0	0	0	0	0	0	0	0	0	44.5	-
1500	3	0	2	0	1	0	0	0	0	0	0	0	0	0	0	0	0	0	0	60.2	-
1600	**6**	**0**	**6**	**0**	**0**	**0**	**0**	**0**	**0**	**0**	**0**	**0**	**0**	**0**	**0**	**0**	**0**	**0**	**0**	**50.9**	**-**
1700	1	0	0	0	0	1	0	0	0	0	0	0	0	0	0	0	0	0	0	14.3	-
1800	5	0	4	0	0	1	0	0	0	0	0	0	0	0	0	0	0	0	0	41.8	-
1900	1	0	1	0	0	0	0	0	0	0	0	0	0	0	0	0	0	0	0	60.3	-
2000	1	0	1	0	0	0	0	0	0	0	0	0	0	0	0	0	0	0	0	52.2	-
2100	0	0	0	0	0	0	0	0	0	0	0	0	0	0	0	0	0	0	0	-	-
2200	1	0	1	0	0	0	0	0	0	0	0	0	0	0	0	0	0	0	0	55.7	-
2300	1	0	1	0	0	0	0	0	0	0	0	0	0	0	0	0	0	0	0	38.1	-
07-19	**32**	**0**	**25**	**1**	**4**	**2**	**0**	**0**	**0**	**0**	**0**	**0**	**0**	**0**	**0**	**0**	**0**	**0**	**0**	**51.1**	**65.9**
06-22	**35**	**0**	**28**	**1**	**4**	**2**	**0**	**0**	**0**	**0**	**0**	**0**	**0**	**0**	**0**	**0**	**0**	**0**	**0**	**52.2**	**67.3**
06-00	**37**	**0**	**30**	**1**	**4**	**2**	**0**	**0**	**0**	**0**	**0**	**0**	**0**	**0**	**0**	**0**	**0**	**0**	**0**	**51.9**	**65.9**
00-00	**38**	**0**	**31**	**1**	**4**	**2**	**0**	**0**	**0**	**0**	**0**	**0**	**0**	**0**	**0**	**0**	**0**	**0**	**0**	**52.1**	**65.9**

DRAFT

Site 55
Location L-3533-0, Att - Tree, Lat 53.88261, Long -6.87238
Direction West

3279 / Meath/Cavan/Monaghan ATC's
October 2013
Automatic Traffic Count

Wed, 16 October 2013

Time	Total	Classification												>PSL	>PSL%	>SL1	>SL1%	>SL2	>SL2%	Mean	Vpp
		1 MCL	2 SV	3 SVT	4 TB2	5 TB3	6 T4	7 ART3	8 ART4	9 ART5	10 ART6	11 BD	12 DRT	80	80	85 +5kph	85 +5kph	90 +10kph	90 +10kph		85
0000	0	0	0	0	0	0	0	0	0	0	0	0	0	0	0	0	0	0	0	-	-
0100	0	0	0	0	0	0	0	0	0	0	0	0	0	0	0	0	0	0	0	-	-
0200	0	0	0	0	0	0	0	0	0	0	0	0	0	0	0	0	0	0	0	-	-
0300	0	0	0	0	0	0	0	0	0	0	0	0	0	0	0	0	0	0	0	-	-
0400	0	0	0	0	0	0	0	0	0	0	0	0	0	0	0	0	0	0	0	-	-
0500	0	0	0	0	0	0	0	0	0	0	0	0	0	0	0	0	0	0	0	-	-
0600	0	0	0	0	0	0	0	0	0	0	0	0	0	0	0	0	0	0	0	-	-
0700	1	0	1	0	0	0	0	0	0	0	0	0	0	0	0	0	0	0	0	70.6	-
0800	2	0	1	0	1	0	0	0	0	0	0	0	0	0	0	0	0	0	0	57.1	-
0900	**3**	**0**	**1**	**1**	**1**	**0**	**0**	**0**	**0**	**0**	**0**	**0**	**0**	**0**	**0**	**0**	**0**	**0**	**0**	**44.1**	**-**
1000	1	0	1	0	0	0	0	0	0	0	0	0	0	0	0	0	0	0	0	61.8	-
1100	0	0	0	0	0	0	0	0	0	0	0	0	0	0	0	0	0	0	0	-	-
1200	5	0	5	0	0	0	0	0	0	0	0	0	0	0	0	0	0	0	0	51.1	-
1300	3	0	3	0	0	0	0	0	0	0	0	0	0	0	0	0	0	0	0	33.3	-
1400	**7**	**0**	**7**	**0**	**0**	**0**	**0**	**0**	**0**	**0**	**0**	**0**	**0**	**0**	**0**	**0**	**0**	**0**	**0**	**55.6**	**-**
1500	2	0	2	0	0	0	0	0	0	0	0	0	0	0	0	0	0	0	0	38.1	-
1600	5	0	5	0	0	0	0	0	0	0	0	0	0	0	0	0	0	0	0	53.3	-
1700	4	0	4	0	0	0	0	0	0	0	0	0	0	0	0	0	0	0	0	51.1	-
1800	2	0	2	0	0	0	0	0	0	0	0	0	0	0	0	0	0	0	0	52.6	-
1900	5	0	5	0	0	0	0	0	0	0	0	0	0	0	0	0	0	0	0	44.8	-
2000	4	0	4	0	0	0	0	0	0	0	0	0	0	0	0	0	0	0	0	65.4	-
2100	1	0	1	0	0	0	0	0	0	0	0	0	0	0	0	0	0	0	0	64.1	-
2200	0	0	0	0	0	0	0	0	0	0	0	0	0	0	0	0	0	0	0	0	0
2300	0	0	0	0	0	0	0	0	0	0	0	0	0	0	0	0	0	0	0	0	0
07-19	**35**	**0**	**32**	**1**	**2**	**0**	**0**	**0**	**0**	**0**	**0**	**0**	**0**	**0**	**0**	**0**	**0**	**0**	**0**	**50.7**	**63.4**
06-22	**45**	**0**	**42**	**1**	**2**	**0**	**0**	**0**	**0**	**0**	**0**	**0**	**0**	**0**	**0**	**0**	**0**	**0**	**0**	**51.7**	**63.7**
06-00	**45**	**0**	**42**	**1**	**2**	**0**	**0**	**0**	**0**	**0**	**0**	**0**	**0**	**0**	**0**	**0**	**0**	**0**	**0**	**51.7**	**63.7**
00-00	**45**	**0**	**42**	**1**	**2**	**0**	**0**	**0**	**0**	**0**	**0**	**0**	**0**	**0**	**0**	**0**	**0**	**0**	**0**	**51.7**	**63.7**

DRAFT

Site 55
Location L-3533-0, Att - Tree, Lat 53.88261, Long -6.87238
Direction West

3279 / Meath/Cavan/Monaghan ATC's
October 2013
Automatic Traffic Count

Virtual Day (7)

Time	Total	Classification												>PSL	>PSL%	>SL1	>SL1%	>SL2	>SL2%	Mean	Vpp
		1 MCL	2 SV	3 SVT	4 TB2	5 TB3	6 T4	7 ART3	8 ART4	9 ART5	10 ART6	11 BD	12 DRT	80	80	85 +5kph	85 +5kph	90 +10kph	90 +10kph		85
0000	0	0	0	0	0	0	0	0	0	0	0	0	0	0	0	0	0	0	0	48.6	-
0100	0	0	0	0	0	0	0	0	0	0	0	0	0	0	0	0	0	0	0	-	-
0200	0	0	0	0	0	0	0	0	0	0	0	0	0	0	0	0	0	0	0	-	-
0300	0	0	0	0	0	0	0	0	0	0	0	0	0	0	0	0	0	0	0	-	-
0400	0	0	0	0	0	0	0	0	0	0	0	0	0	0	0	0	0	0	0	28	-
0500	0	0	0	0	0	0	0	0	0	0	0	0	0	0	0	0	0	0	0	-	-
0600	0	0	0	0	0	0	0	0	0	0	0	0	0	0	0	0	0	0	0	78.3	-
0700	1	0	1	0	0	0	0	0	0	0	0	0	0	0	0	0	0	0	0	54.7	-
0800	2	0	2	0	1	0	0	0	0	0	0	0	0	0	0	0	0	0	0	50.5	-
0900	**3**	**0**	**2**	**0**	**1**	**0**	**0**	**0**	**0**	**0**	**0**	**0**	**0**	**0**	**0**	**0**	**0**	**0**	**0**	**46.2**	**-**
1000	1	0	1	0	0	0	0	0	0	0	0	0	0	0	0	0	0	0	0	55.2	-
1100	2	0	2	0	0	0	0	0	0	0	0	0	0	0	0	0	0	0	0	46.4	-
1200	3	0	2	0	0	0	0	0	0	0	0	0	0	0	0	0	0	0	0	53.3	-
1300	2	0	2	0	0	0	0	0	0	0	0	0	0	0	0	0	0	0	0	50.8	-
1400	**5**	**0**	**5**	**0**	**0**	**0**	**0**	**0**	**0**	**0**	**0**	**0**	**0**	**0**	**0**	**0**	**0**	**0**	**0**	**50.6**	**-**
1500	3	0	2	0	0	0	0	0	0	0	0	0	0	0	0	0	0	0	0	46.2	-
1600	**5**	**0**	**5**	**0**	**0**	**0**	**0**	**0**	**0**	**0**	**0**	**0**	**0**	**0**	**3**	**0**	**3**	**0**	**3**	**52.2**	**-**
1700	4	0	3	0	0	0	0	0	0	0	0	0	0	0	4	0	0	0	0	45.9	-
1800	4	0	4	0	0	0	0	0	0	0	0	0	0	0	7.4	0	3.7	0	3.7	54.3	-
1900	3	0	3	0	0	0	0	0	0	0	0	0	0	0	4.5	0	0	0	0	55.1	-
2000	3	0	3	0	0	0	0	0	0	0	0	0	0	0	5.6	0	0	0	0	59.8	-
2100	1	0	1	0	0	0	0	0	0	0	0	0	0	0	28.6	0	0	0	0	68.3	-
2200	1	0	1	0	0	0	0	0	0	0	0	0	0	0	50	0	16.7	0	0	69.8	-
2300	1	0	1	0	0	0	0	0	0	0	0	0	0	0	0	0	0	0	0	34.2	-
07-19	**35**	**0**	**31**	**1**	**2**	**0**	**0**	**0**	**0**	**0**	**0**	**0**	**0**	**1**	**1.6**	**0**	**0.8**	**0**	**0.8**	**50.3**	**66.6**
06-22	**42**	**0**	**38**	**1**	**2**	**0**	**0**	**0**	**0**	**0**	**0**	**0**	**0**	**1**	**2.7**	**0**	**0.7**	**0**	**0.7**	**51.7**	**67.3**
06-00	**43**	**0**	**40**	**1**	**2**	**0**	**0**	**0**	**0**	**0**	**0**	**0**	**0**	**2**	**3.6**	**0**	**1**	**0**	**0.7**	**51.8**	**67.3**
00-00	**44**	**0**	**40**	**1**	**2**	**0**	**0**	**0**	**0**	**0**	**0**	**0**	**0**	**2**	**3.6**	**0**	**1**	**0**	**0.7**	**51.6**	**67.3**

DRAFT

Site 55
Location L-3533-0, Att - Tree, Lat 53.88261, Long -6.87238
Direction West

3279 / Meath/Cavan/Monaghan ATC's
October 2013
Automatic Traffic Count

Virtual Week (1)

Time	Total	Classification												>PSL	>PSL%	>SL1	>SL1%	>SL2	>SL2%	Mean	Vpp
		1 MCL	2 SV	3 SVT	4 TB2	5 TB3	6 T4	7 ART3	8 ART4	9 ART5	10 ART6	11 BD	12 DRT	80	80	85 +5kph	85 +5kph	90 +10kph	90 +10kph		85
Mon	41	0	38	0	3	0	0	0	0	0	0	0	0	1	2.4	0	0	0	0	53.5	68.8
Tue	38	0	31	1	4	2	0	0	0	0	0	0	0	0	0	0	0	0	0	52.1	65.9
Wed	45	0	42	1	2	0	0	0	0	0	0	0	0	0	0	0	0	0	0	51.7	63.7
Thu	46	0	41	1	3	0	0	0	0	0	1	0	0	2	4.3	1	2.2	0	0	50.7	69.8
Fri	48	0	45	0	2	0	0	1	0	0	0	0	0	3	6.3	1	2.1	1	2.1	50.7	69.8
| Sat	61	1	58	2	0	0	0	0	0	0	0	0	0	2	3.3	0	0	0	0	51.5	66.6
| Sun	28	1	26	1	0	0	0	0	0	0	0	0	0	3	10.7	1	3.6	1	3.6	51.8	69.5
5 Day Ave.	**44**	**0**	**39**	**1**	**3**	**0**	**0**	**0**	**0**	**0**	**0**	**0**	**0**	**1**	**2.3**	**0**	**0.0**	**0**	**0.0**	**51.7**	**67.6**
7 Day Ave.	**44**	**0**	**40**	**1**	**2**	**0**	**0**	**0**	**0**	**0**	**0**	**0**	**0**	**2**	**3.6**	**0**	**1.0**	**0**	**0.7**	**51.6**	**67.3**
--	**307**	**2**	**281**	**6**	**14**	**2**	**0**	**1**	**0**	**0**	**1**	**0**	**0**	**11**	**3.6**	**3**	**1.0**	**2**	**0.7**	**51.6**	**67.3**

Summary Graphs

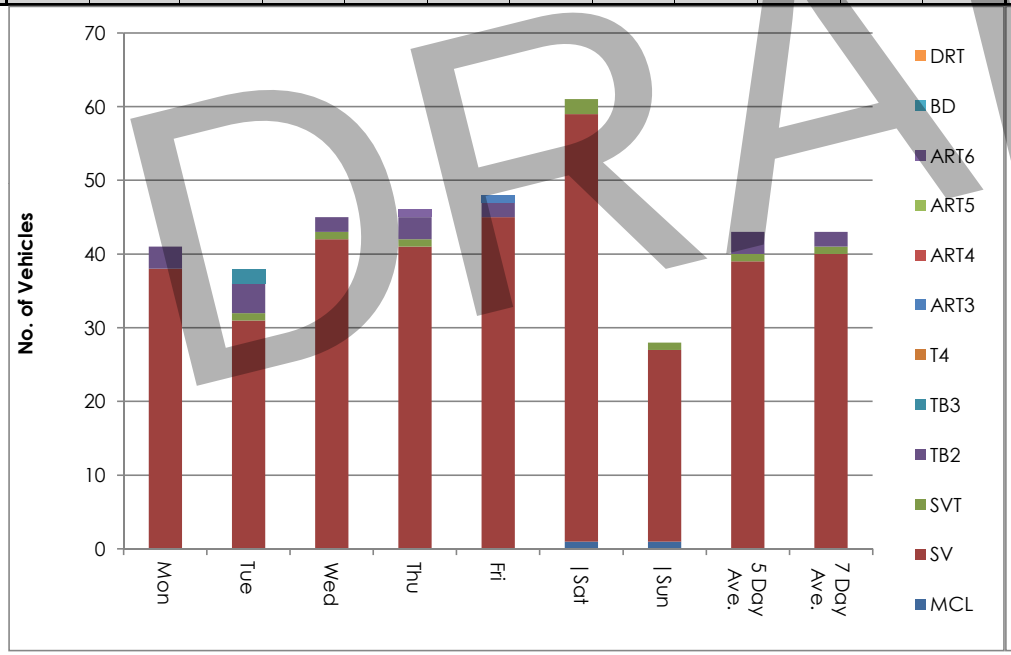

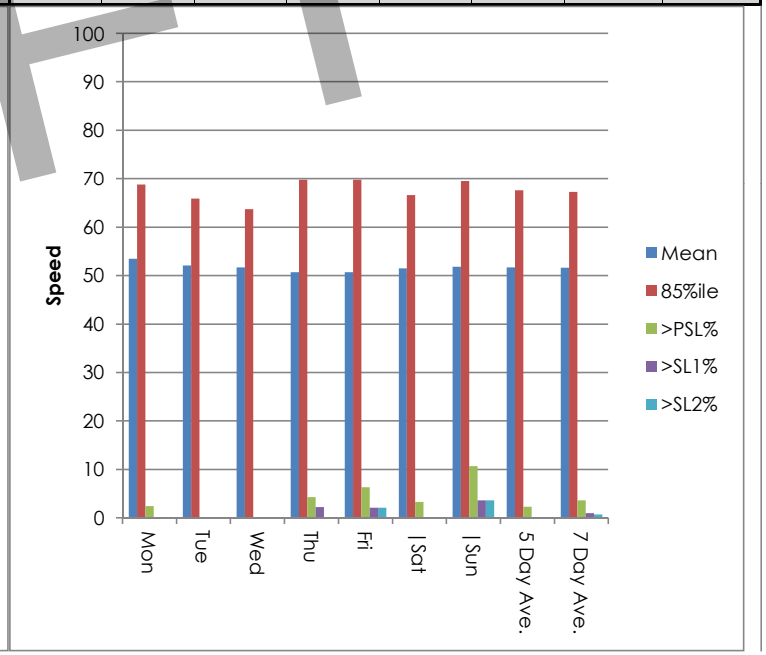

DRAFT

Site 55
Location L-3533-0, Att - Tree, Lat 53.88261, Long -6.87238
Direction West

3279 / Meath/Cavan/Monaghan ATC's
October 2013
Automatic Traffic Count

Thu, 10 October 2013

Time	Total	Speed Bins (km/h)																											
		0 - 5	5 - 10	10 - 15	15 - 20	20 - 25	25 - 30	30 - 35	35 - 40	40 - 45	45 - 50	50 - 55	55 - 60	60 - 65	65 - 70	70 - 75	75 - 80	80 - 85	85 - 90	90 - 95	95 - 100	100 - 105	105 - 110	110 - 115	115 - 120	120 - 125	125 - 130	130 - 135	135 - 140
0000	1	0	0	0	0	0	0	0	0	0	0	0	0	1	0	0	0	0	0	0	0	0	0	0	0	0	0	0	0
0100	0	0	0	0	0	0	0	0	0	0	0	0	0	0	0	0	0	0	0	0	0	0	0	0	0	0	0	0	0
0200	0	0	0	0	0	0	0	0	0	0	0	0	0	0	0	0	0	0	0	0	0	0	0	0	0	0	0	0	0
0300	0	0	0	0	0	0	0	0	0	0	0	0	0	0	0	0	0	0	0	0	0	0	0	0	0	0	0	0	0
0400	0	0	0	0	0	0	0	0	0	0	0	0	0	0	0	0	0	0	0	0	0	0	0	0	0	0	0	0	0
0500	0	0	0	0	0	0	0	0	0	0	0	0	0	0	0	0	0	0	0	0	0	0	0	0	0	0	0	0	0
0600	0	0	0	0	0	0	0	0	0	0	0	0	0	0	0	0	0	0	0	0	0	0	0	0	0	0	0	0	0
0700	1	0	0	0	0	0	0	0	0	0	0	0	0	0	0	0	1	0	0	0	0	0	0	0	0	0	0	0	0
0800	3	0	0	1	0	0	0	0	0	0	0	1	0	1	0	0	0	0	0	0	0	0	0	0	0	0	0	0	0
0900	**4**	**0**	**0**	**0**	**0**	**0**	**0**	**0**	**3**	**0**	**0**	**0**	**1**	**0**	**0**	**0**	**0**	**0**	**0**	**0**	**0**	**0**	**0**	**0**	**0**	**0**	**0**	**0**	**0**
1000	0	0	0	0	0	0	0	0	0	0	0	0	0	0	0	0	0	0	0	0	0	0	0	0	0	0	0	0	0
1100	0	0	0	0	0	0	0	0	0	0	0	0	0	0	0	0	0	0	0	0	0	0	0	0	0	0	0	0	0
1200	4	0	0	0	0	0	0	0	1	1	0	0	1	0	1	0	0	0	0	0	0	0	0	0	0	0	0	0	0
1300	4	0	0	1	0	0	0	0	0	0	1	0	0	1	1	0	0	0	0	0	0	0	0	0	0	0	0	0	0
1400	**6**	**0**	**0**	**0**	**0**	**1**	**0**	**0**	**0**	**0**	**1**	**0**	**2**	**0**	**1**	**1**	**0**	**0**	**0**	**0**	**0**	**0**	**0**	**0**	**0**	**0**	**0**	**0**	**0**
1500	1	0	0	0	0	0	0	0	0	1	0	0	0	0	0	0	0	0	0	0	0	0	0	0	0	0	0	0	0
1600	**6**	**0**	**0**	**0**	**0**	**0**	**3**	**0**	**0**	**0**	**1**	**0**	**1**	**0**	**0**	**1**	**0**	**0**	**0**	**0**	**0**	**0**	**0**	**0**	**0**	**0**	**0**	**0**	**0**
1700	**6**	**0**	**0**	**0**	**0**	**0**	**0**	**4**	**0**	**0**	**0**	**0**	**0**	**0**	**0**	**1**	**1**	**0**	**0**	**0**	**0**	**0**	**0**	**0**	**0**	**0**	**0**	**0**	**0**
1800	3	0	0	0	0	0	0	0	0	0	1	0	0	0	1	1	0	0	0	0	0	0	0	0	0	0	0	0	0
1900	0	0	0	0	0	0	0	0	0	0	0	0	0	0	0	0	0	0	0	0	0	0	0	0	0	0	0	0	0
2000	3	0	0	0	0	0	0	0	0	0	0	2	1	0	0	0	0	0	0	0	0	0	0	0	0	0	0	0	0
2100	2	0	0	0	0	0	0	0	0	0	0	0	0	1	0	0	0	1	0	0	0	0	0	0	0	0	0	0	0
2200	1	0	0	0	0	0	0	0	0	0	0	0	0	0	0	0	0	0	1	0	0	0	0	0	0	0	0	0	0
2300	1	0	0	0	0	0	0	1	0	0	0	0	0	0	0	0	0	0	0	0	0	0	0	0	0	0	0	0	0
07-19	**38**	**0**	**0**	**2**	**0**	**1**	**3**	**4**	**4**	**2**	**4**	**1**	**5**	**2**	**4**	**4**	**2**	**0**	**0**	**0**	**0**	**0**	**0**	**0**	**0**	**0**	**0**	**0**	**0**
06-22	**43**	**0**	**0**	**2**	**0**	**1**	**3**	**4**	**4**	**2**	**4**	**3**	**6**	**3**	**4**	**4**	**2**	**1**	**0**	**0**	**0**	**0**	**0**	**0**	**0**	**0**	**0**	**0**	**0**
06-00	**45**	**0**	**0**	**2**	**0**	**1**	**3**	**5**	**4**	**2**	**4**	**3**	**6**	**3**	**4**	**4**	**2**	**1**	**1**	**0**	**0**	**0**	**0**	**0**	**0**	**0**	**0**	**0**	**0**
00-00	**46**	**0**	**0**	**2**	**0**	**1**	**3**	**5**	**4**	**2**	**4**	**3**	**6**	**4**	**4**	**4**	**2**	**1**	**1**	**0**	**0**	**0**	**0**	**0**	**0**	**0**	**0**	**0**	**0**

DRAFT

Site 55
Location L-3533-0, Att - Tree, Lat 53.88261, Long -6.87238
Direction West

3279 / Meath/Cavan/Monaghan ATC's
October 2013
Automatic Traffic Count

Fri, 11 October 2013

Time	Total	Speed Bins (km/h)																											
		0 - 5	5 - 10	10 - 15	15 - 20	20 - 25	25 - 30	30 - 35	35 - 40	40 - 45	45 - 50	50 - 55	55 - 60	60 - 65	65 - 70	70 - 75	75 - 80	80 - 85	85 - 90	90 - 95	95 - 100	100 - 105	105 - 110	110 - 115	115 - 120	120 - 125	125 - 130	130 - 135	135 - 140
0000	0	0	0	0	0	0	0	0	0	0	0	0	0	0	0	0	0	0	0	0	0	0	0	0	0	0	0	0	0
0100	0	0	0	0	0	0	0	0	0	0	0	0	0	0	0	0	0	0	0	0	0	0	0	0	0	0	0	0	0
0200	0	0	0	0	0	0	0	0	0	0	0	0	0	0	0	0	0	0	0	0	0	0	0	0	0	0	0	0	0
0300	0	0	0	0	0	0	0	0	0	0	0	0	0	0	0	0	0	0	0	0	0	0	0	0	0	0	0	0	0
0400	0	0	0	0	0	0	0	0	0	0	0	0	0	0	0	0	0	0	0	0	0	0	0	0	0	0	0	0	0
0500	0	0	0	0	0	0	0	0	0	0	0	0	0	0	0	0	0	0	0	0	0	0	0	0	0	0	0	0	0
0600	0	0	0	0	0	0	0	0	0	0	0	0	0	0	0	0	0	0	0	0	0	0	0	0	0	0	0	0	0
0700	3	0	0	0	0	0	3	0	0	0	0	0	0	0	0	0	0	0	0	0	0	0	0	0	0	0	0	0	0
0800	**5**	**0**	**0**	**0**	**0**	**0**	**0**	**0**	**0**	**2**	**1**	**1**	**0**	**1**	**0**	**0**	**0**	**0**	**0**	**0**	**0**	**0**	**0**	**0**	**0**	**0**	**0**	**0**	**0**
0900	2	0	0	0	0	0	0	0	1	0	0	1	0	0	0	0	0	0	0	0	0	0	0	0	0	0	0	0	0
1000	1	0	0	0	0	0	0	0	0	0	0	0	0	1	0	0	0	0	0	0	0	0	0	0	0	0	0	0	0
1100	3	0	0	0	0	0	0	3	0	0	0	0	0	0	0	0	0	0	0	0	0	0	0	0	0	0	0	0	0
1200	0	0	0	0	0	0	0	0	0	0	0	0	0	0	0	0	0	0	0	0	0	0	0	0	0	0	0	0	0
1300	0	0	0	0	0	0	0	0	0	0	0	0	0	0	0	0	0	0	0	0	0	0	0	0	0	0	0	0	0
1400	4	0	0	0	0	0	0	0	1	0	0	2	0	1	0	0	0	0	0	0	0	0	0	0	0	0	0	0	0
1500	4	0	0	0	0	0	0	0	0	0	0	2	2	0	0	0	0	0	0	0	0	0	0	0	0	0	0	0	0
1600	4	0	0	0	0	0	1	0	0	1	0	0	0	1	0	1	0	0	0	0	0	0	0	0	0	0	0	0	0
1700	**8**	**0**	**0**	**0**	**0**	**1**	**1**	**0**	**0**	**4**	**0**	**0**	**1**	**0**	**0**	**1**	**0**	**0**	**0**	**0**	**0**	**0**	**0**	**0**	**0**	**0**	**0**	**0**	**0**
1800	4	0	0	0	0	0	0	0	0	0	1	0	0	0	1	1	0	0	0	1	0	0	0	0	0	0	0	0	0
1900	3	0	0	0	0	0	0	0	0	1	0	0	0	1	0	1	0	0	0	0	0	0	0	0	0	0	0	0	0
2000	3	0	0	0	0	0	0	0	0	0	1	0	1	0	0	0	0	1	0	0	0	0	0	0	0	0	0	0	0
2100	3	0	0	0	0	0	0	0	0	0	1	0	0	0	0	1	0	1	0	0	0	0	0	0	0	0	0	0	0
2200	0	0	0	0	0	0	0	0	0	0	0	0	0	0	0	0	0	0	0	0	0	0	0	0	0	0	0	0	0
2300	1	0	0	0	0	0	0	1	0	0	0	0	0	0	0	0	0	0	0	0	0	0	0	0	0	0	0	0	0
07-19	**38**	**0**	**0**	**0**	**0**	**1**	**5**	**3**	**2**	**7**	**2**	**6**	**3**	**4**	**1**	**3**	**0**	**0**	**0**	**1**	**0**	**0**	**0**	**0**	**0**	**0**	**0**	**0**	**0**
06-22	**47**	**0**	**0**	**0**	**0**	**1**	**5**	**3**	**2**	**8**	**4**	**6**	**4**	**5**	**1**	**5**	**0**	**2**	**0**	**1**	**0**	**0**	**0**	**0**	**0**	**0**	**0**	**0**	**0**
06-00	**48**	**0**	**0**	**0**	**0**	**1**	**5**	**4**	**2**	**8**	**4**	**6**	**4**	**5**	**1**	**5**	**0**	**2**	**0**	**1**	**0**	**0**	**0**	**0**	**0**	**0**	**0**	**0**	**0**
00-00	**48**	**0**	**0**	**0**	**0**	**1**	**5**	**4**	**2**	**8**	**4**	**6**	**4**	**5**	**1**	**5**	**0**	**2**	**0**	**1**	**0**	**0**	**0**	**0**	**0**	**0**	**0**	**0**	**0**

DRAFT

Site 55
Location L-3533-0, Att - Tree, Lat 53.88261, Long -6.87238
Direction West

3279 / Meath/Cavan/Monaghan ATC's
October 2013
Automatic Traffic Count

Sat, 12 October 2013

Time	Total	Speed Bins (km/h)																											
		0 - 5	5 - 10	10 - 15	15 - 20	20 - 25	25 - 30	30 - 35	35 - 40	40 - 45	45 - 50	50 - 55	55 - 60	60 - 65	65 - 70	70 - 75	75 - 80	80 - 85	85 - 90	90 - 95	95 - 100	100 - 105	105 - 110	110 - 115	115 - 120	120 - 125	125 - 130	130 - 135	135 - 140
0000	1	0	0	0	0	1	0	0	0	0	0	0	0	0	0	0	0	0	0	0	0	0	0	0	0	0	0	0	0
0100	0	0	0	0	0	0	0	0	0	0	0	0	0	0	0	0	0	0	0	0	0	0	0	0	0	0	0	0	0
0200	0	0	0	0	0	0	0	0	0	0	0	0	0	0	0	0	0	0	0	0	0	0	0	0	0	0	0	0	0
0300	0	0	0	0	0	0	0	0	0	0	0	0	0	0	0	0	0	0	0	0	0	0	0	0	0	0	0	0	0
0400	1	0	0	0	0	0	1	0	0	0	0	0	0	0	0	0	0	0	0	0	0	0	0	0	0	0	0	0	0
0500	0	0	0	0	0	0	0	0	0	0	0	0	0	0	0	0	0	0	0	0	0	0	0	0	0	0	0	0	0
0600	0	0	0	0	0	0	0	0	0	0	0	0	0	0	0	0	0	0	0	0	0	0	0	0	0	0	0	0	0
0700	0	0	0	0	0	0	0	0	0	0	0	0	0	0	0	0	0	0	0	0	0	0	0	0	0	0	0	0	0
0800	1	0	0	0	0	0	0	0	0	0	0	0	1	0	0	0	0	0	0	0	0	0	0	0	0	0	0	0	0
0900	0	0	0	0	0	0	0	0	0	0	0	0	0	0	0	0	0	0	0	0	0	0	0	0	0	0	0	0	0
1000	**3**	**0**	**0**	**0**	**0**	**1**	**0**	**0**	**0**	**0**	**0**	**1**	**0**	**1**	**0**	**0**	**0**	**0**	**0**	**0**	**0**	**0**	**0**	**0**	**0**	**0**	**0**	**0**	**0**
1100	**3**	**1**	**0**	**0**	**0**	**0**	**0**	**1**	**0**	**0**	**1**	**0**	**0**	**0**	**0**	**0**	**0**	**0**	**0**	**0**	**0**	**0**	**0**	**0**	**0**	**0**	**0**	**0**	**0**
1200	6	0	0	0	0	0	0	0	0	0	2	0	1	3	0	0	0	0	0	0	0	0	0	0	0	0	0	0	0
1300	5	0	0	0	0	0	0	0	0	0	1	2	0	0	2	0	0	0	0	0	0	0	0	0	0	0	0	0	0
1400	**11**	**0**	**0**	**0**	**1**	**0**	**0**	**2**	**1**	**2**	**1**	**0**	**2**	**1**	**1**	**0**	**0**	**0**	**0**	**0**	**0**	**0**	**0**	**0**	**0**	**0**	**0**	**0**	**0**
1500	6	0	0	0	1	0	0	0	0	0	3	0	1	1	0	0	0	0	0	0	0	0	0	0	0	0	0	0	0
1600	7	0	0	0	0	0	0	0	0	0	1	1	3	1	1	0	0	0	0	0	0	0	0	0	0	0	0	0	0
1700	1	0	0	0	0	0	0	0	0	0	0	0	1	0	0	0	0	0	0	0	0	0	0	0	0	0	0	0	0
1800	4	0	0	0	0	0	0	1	0	0	0	1	0	1	0	0	0	1	0	0	0	0	0	0	0	0	0	0	0
1900	6	0	0	0	0	0	0	0	0	1	0	1	1	1	0	0	1	1	0	0	0	0	0	0	0	0	0	0	0
2000	2	0	0	0	0	0	0	0	0	0	0	0	0	0	2	0	0	0	0	0	0	0	0	0	0	0	0	0	0
2100	1	0	0	0	0	0	0	0	0	0	0	0	0	0	1	0	0	0	0	0	0	0	0	0	0	0	0	0	0
2200	2	0	0	0	0	0	0	0	0	0	0	0	2	0	0	0	0	0	0	0	0	0	0	0	0	0	0	0	0
2300	1	0	0	0	0	0	0	1	0	0	0	0	0	0	0	0	0	0	0	0	0	0	0	0	0	0	0	0	0
07-19	**47**	**1**	**0**	**0**	**2**	**1**	**0**	**4**	**1**	**2**	**9**	**5**	**9**	**8**	**4**	**0**	**0**	**1**	**0**	**0**	**0**	**0**	**0**	**0**	**0**	**0**	**0**	**0**	**0**
06-22	**56**	**1**	**0**	**0**	**2**	**1**	**0**	**4**	**1**	**3**	**9**	**6**	**10**	**9**	**7**	**0**	**1**	**2**	**0**	**0**	**0**	**0**	**0**	**0**	**0**	**0**	**0**	**0**	**0**
06-00	**59**	**1**	**0**	**0**	**2**	**1**	**0**	**5**	**1**	**3**	**9**	**6**	**12**	**9**	**7**	**0**	**1**	**2**	**0**	**0**	**0**	**0**	**0**	**0**	**0**	**0**	**0**	**0**	**0**
00-00	**61**	**1**	**0**	**0**	**2**	**2**	**1**	**5**	**1**	**3**	**9**	**6**	**12**	**9**	**7**	**0**	**1**	**2**	**0**	**0**	**0**	**0**	**0**	**0**	**0**	**0**	**0**	**0**	**0**

DRAFT

Site 55
Location L-3533-0, Att - Tree, Lat 53.88261, Long -6.87238
Direction West

3279 / Meath/Cavan/Monaghan ATC's
October 2013
Automatic Traffic Count

Sun, 13 October 2013

Time	Total	Speed Bins (km/h)																											
		0 - 5	5 - 10	10 - 15	15 - 20	20 - 25	25 - 30	30 - 35	35 - 40	40 - 45	45 - 50	50 - 55	55 - 60	60 - 65	65 - 70	70 - 75	75 - 80	80 - 85	85 - 90	90 - 95	95 - 100	100 - 105	105 - 110	110 - 115	115 - 120	120 - 125	125 - 130	130 - 135	135 - 140
0000	0	0	0	0	0	0	0	0	0	0	0	0	0	0	0	0	0	0	0	0	0	0	0	0	0	0	0	0	0
0100	0	0	0	0	0	0	0	0	0	0	0	0	0	0	0	0	0	0	0	0	0	0	0	0	0	0	0	0	0
0200	0	0	0	0	0	0	0	0	0	0	0	0	0	0	0	0	0	0	0	0	0	0	0	0	0	0	0	0	0
0300	0	0	0	0	0	0	0	0	0	0	0	0	0	0	0	0	0	0	0	0	0	0	0	0	0	0	0	0	0
0400	0	0	0	0	0	0	0	0	0	0	0	0	0	0	0	0	0	0	0	0	0	0	0	0	0	0	0	0	0
0500	0	0	0	0	0	0	0	0	0	0	0	0	0	0	0	0	0	0	0	0	0	0	0	0	0	0	0	0	0
0600	0	0	0	0	0	0	0	0	0	0	0	0	0	0	0	0	0	0	0	0	0	0	0	0	0	0	0	0	0
0700	0	0	0	0	0	0	0	0	0	0	0	0	0	0	0	0	0	0	0	0	0	0	0	0	0	0	0	0	0
0800	0	0	0	0	0	0	0	0	0	0	0	0	0	0	0	0	0	0	0	0	0	0	0	0	0	0	0	0	0
0900	**3**	**0**	**0**	**0**	**0**	**0**	**0**	**1**	**0**	**0**	**1**	**1**	**0**	**0**	**0**	**0**	**0**	**0**	**0**	**0**	**0**	**0**	**0**	**0**	**0**	**0**	**0**	**0**	**0**
1000	1	0	0	0	0	0	0	0	0	0	0	0	1	0	0	0	0	0	0	0	0	0	0	0	0	0	0	0	0
1100	**3**	**0**	**0**	**0**	**0**	**0**	**0**	**0**	**1**	**0**	**0**	**0**	**1**	**1**	**0**	**0**	**0**	**0**	**0**	**0**	**0**	**0**	**0**	**0**	**0**	**0**	**0**	**0**	**0**
1200	2	0	0	0	0	0	0	0	0	0	1	0	0	0	1	0	0	0	0	0	0	0	0	0	0	0	0	0	0
1300	2	0	0	0	0	0	0	0	0	1	0	0	0	1	0	0	0	0	0	0	0	0	0	0	0	0	0	0	0
1400	1	0	0	0	0	0	0	0	0	0	0	0	0	1	0	0	0	0	0	0	0	0	0	0	0	0	0	0	0
1500	2	0	0	0	0	0	1	0	0	0	1	0	0	0	0	0	0	0	0	0	0	0	0	0	0	0	0	0	0
1600	2	0	0	0	0	0	1	0	0	0	0	0	0	0	0	0	0	0	0	1	0	0	0	0	0	0	0	0	0
1700	2	0	0	0	0	0	0	1	0	0	0	0	1	0	0	0	0	0	0	0	0	0	0	0	0	0	0	0	0
1800	**3**	**0**	**0**	**0**	**0**	**1**	**0**	**0**	**0**	**0**	**0**	**1**	**0**	**0**	**0**	**1**	**0**	**0**	**0**	**0**	**0**	**0**	**0**	**0**	**0**	**0**	**0**	**0**	**0**
1900	2	0	0	0	0	0	0	0	0	0	1	0	1	0	0	0	0	0	0	0	0	0	0	0	0	0	0	0	0
2000	2	0	0	0	0	0	0	0	0	0	1	1	0	0	0	0	0	0	0	0	0	0	0	0	0	0	0	0	0
2100	0	0	0	0	0	0	0	0	0	0	0	0	0	0	0	0	0	0	0	0	0	0	0	0	0	0	0	0	0
2200	2	0	0	0	0	0	0	0	0	0	0	0	0	0	0	0	0	2	0	0	0	0	0	0	0	0	0	0	0
2300	1	0	0	0	0	0	0	0	1	0	0	0	0	0	0	0	0	0	0	0	0	0	0	0	0	0	0	0	0
07-19	**21**	**0**	**0**	**0**	**0**	**1**	**2**	**2**	**1**	**1**	**3**	**2**	**3**	**3**	**1**	**1**	**0**	**0**	**0**	**1**	**0**	**0**	**0**	**0**	**0**	**0**	**0**	**0**	**0**
06-22	**25**	**0**	**0**	**0**	**0**	**1**	**2**	**2**	**1**	**1**	**5**	**3**	**4**	**3**	**1**	**1**	**0**	**0**	**0**	**1**	**0**	**0**	**0**	**0**	**0**	**0**	**0**	**0**	**0**
06-00	**28**	**0**	**0**	**0**	**0**	**1**	**2**	**2**	**2**	**1**	**5**	**3**	**4**	**3**	**1**	**1**	**0**	**2**	**0**	**1**	**0**	**0**	**0**	**0**	**0**	**0**	**0**	**0**	**0**
00-00	**28**	**0**	**0**	**0**	**0**	**1**	**2**	**2**	**2**	**1**	**5**	**3**	**4**	**3**	**1**	**1**	**0**	**2**	**0**	**1**	**0**	**0**	**0**	**0**	**0**	**0**	**0**	**0**	**0**

DRAFT

Site 55
Location L-3533-0, Att - Tree, Lat 53.88261, Long -6.87238
Direction West

3279 / Meath/Cavan/Monaghan ATC's
October 2013
Automatic Traffic Count

Mon, 14 October 2013

Time	Total	Speed Bins (km/h)																											
		0 - 5	5 - 10	10 - 15	15 - 20	20 - 25	25 - 30	30 - 35	35 - 40	40 - 45	45 - 50	50 - 55	55 - 60	60 - 65	65 - 70	70 - 75	75 - 80	80 - 85	85 - 90	90 - 95	95 - 100	100 - 105	105 - 110	110 - 115	115 - 120	120 - 125	125 - 130	130 - 135	135 - 140
0000	0	0	0	0	0	0	0	0	0	0	0	0	0	0	0	0	0	0	0	0	0	0	0	0	0	0	0	0	0
0100	0	0	0	0	0	0	0	0	0	0	0	0	0	0	0	0	0	0	0	0	0	0	0	0	0	0	0	0	0
0200	0	0	0	0	0	0	0	0	0	0	0	0	0	0	0	0	0	0	0	0	0	0	0	0	0	0	0	0	0
0300	0	0	0	0	0	0	0	0	0	0	0	0	0	0	0	0	0	0	0	0	0	0	0	0	0	0	0	0	0
0400	0	0	0	0	0	0	0	0	0	0	0	0	0	0	0	0	0	0	0	0	0	0	0	0	0	0	0	0	0
0500	0	0	0	0	0	0	0	0	0	0	0	0	0	0	0	0	0	0	0	0	0	0	0	0	0	0	0	0	0
0600	0	0	0	0	0	0	0	0	0	0	0	0	0	0	0	0	0	0	0	0	0	0	0	0	0	0	0	0	0
0700	1	0	0	0	0	0	0	0	0	0	0	0	0	0	0	1	0	0	0	0	0	0	0	0	0	0	0	0	0
0800	**4**	**0**	**0**	**0**	**0**	**0**	**0**	**0**	**0**	**0**	**1**	**1**	**1**	**1**	**0**	**0**	**0**	**0**	**0**	**0**	**0**	**0**	**0**	**0**	**0**	**0**	**0**	**0**	**0**
0900	3	0	0	0	0	0	0	0	1	0	1	0	0	1	0	0	0	0	0	0	0	0	0	0	0	0	0	0	0
1000	1	0	0	0	0	0	0	0	0	0	0	0	0	0	1	0	0	0	0	0	0	0	0	0	0	0	0	0	0
1100	**4**	**0**	**0**	**0**	**0**	**0**	**0**	**0**	**2**	**0**	**0**	**0**	**0**	**1**	**0**	**0**	**1**	**0**	**0**	**0**	**0**	**0**	**0**	**0**	**0**	**0**	**0**	**0**	**0**
1200	1	0	0	0	0	0	0	0	0	0	1	0	0	0	0	0	0	0	0	0	0	0	0	0	0	0	0	0	0
1300	2	0	0	0	0	0	0	0	0	0	0	0	0	0	2	0	0	0	0	0	0	0	0	0	0	0	0	0	0
1400	2	0	0	0	0	0	0	0	0	0	0	0	1	0	1	0	0	0	0	0	0	0	0	0	0	0	0	0	0
1500	2	0	0	0	0	1	0	1	0	0	0	0	0	0	0	0	0	0	0	0	0	0	0	0	0	0	0	0	0
1600	3	0	0	0	0	0	0	0	0	0	1	1	1	0	0	0	0	0	0	0	0	0	0	0	0	0	0	0	0
1700	3	0	0	0	0	0	1	0	0	0	0	0	0	1	0	0	0	1	0	0	0	0	0	0	0	0	0	0	0
1800	**6**	**0**	**0**	**0**	**0**	**0**	**0**	**1**	**1**	**0**	**1**	**0**	**1**	**1**	**0**	**1**	**0**	**0**	**0**	**0**	**0**	**0**	**0**	**0**	**0**	**0**	**0**	**0**	**0**
1900	5	0	0	0	0	0	0	0	0	0	0	2	3	0	0	0	0	0	0	0	0	0	0	0	0	0	0	0	0
2000	3	0	0	0	0	0	1	0	0	0	0	0	0	0	2	0	0	0	0	0	0	0	0	0	0	0	0	0	0
2100	0	0	0	0	0	0	0	0	0	0	0	0	0	0	0	0	0	0	0	0	0	0	0	0	0	0	0	0	0
2200	0	0	0	0	0	0	0	0	0	0	0	0	0	0	0	0	0	0	0	0	0	0	0	0	0	0	0	0	0
2300	1	0	0	0	0	0	0	0	1	0	0	0	0	0	0	0	0	0	0	0	0	0	0	0	0	0	0	0	0
07-19	**32**	**0**	**0**	**0**	**0**	**1**	**1**	**2**	**4**	**0**	**5**	**2**	**4**	**5**	**4**	**2**	**1**	**1**	**0**	**0**	**0**	**0**	**0**	**0**	**0**	**0**	**0**	**0**	**0**
06-22	**40**	**0**	**0**	**0**	**0**	**1**	**2**	**2**	**4**	**0**	**5**	**4**	**7**	**5**	**6**	**2**	**1**	**1**	**0**	**0**	**0**	**0**	**0**	**0**	**0**	**0**	**0**	**0**	**0**
06-00	**41**	**0**	**0**	**0**	**0**	**1**	**2**	**2**	**5**	**0**	**5**	**4**	**7**	**5**	**6**	**2**	**1**	**1**	**0**	**0**	**0**	**0**	**0**	**0**	**0**	**0**	**0**	**0**	**0**
00-00	**41**	**0**	**0**	**0**	**0**	**1**	**2**	**2**	**5**	**0**	**5**	**4**	**7**	**5**	**6**	**2**	**1**	**1**	**0**	**0**	**0**	**0**	**0**	**0**	**0**	**0**	**0**	**0**	**0**

DRAFT

Site 55
Location L-3533-0, Att - Tree, Lat 53.88261, Long -6.87238
Direction West

3279 / Meath/Cavan/Monaghan ATC's
October 2013
Automatic Traffic Count

Tue, 15 October 2013

Time	Total	Speed Bins (km/h)																												
		0 - 5	5 - 10	10 - 15	15 - 20	20 - 25	25 - 30	30 - 35	35 - 40	40 - 45	45 - 50	50 - 55	55 - 60	60 - 65	65 - 70	70 - 75	75 - 80	80 - 85	85 - 90	90 - 95	95 - 100	100 - 105	105 - 110	110 - 115	115 - 120	120 - 125	125 - 130	130 - 135	135 - 140
0000	1	0	0	0	0	0	0	0	0	0	0	0	1	0	0	0	0	0	0	0	0	0	0	0	0	0	0	0	0	0
0100	0	0	0	0	0	0	0	0	0	0	0	0	0	0	0	0	0	0	0	0	0	0	0	0	0	0	0	0	0	0
0200	0	0	0	0	0	0	0	0	0	0	0	0	0	0	0	0	0	0	0	0	0	0	0	0	0	0	0	0	0	0
0300	0	0	0	0	0	0	0	0	0	0	0	0	0	0	0	0	0	0	0	0	0	0	0	0	0	0	0	0	0	0
0400	0	0	0	0	0	0	0	0	0	0	0	0	0	0	0	0	0	0	0	0	0	0	0	0	0	0	0	0	0	0
0500	0	0	0	0	0	0	0	0	0	0	0	0	0	0	0	0	0	0	0	0	0	0	0	0	0	0	0	0	0	0
0600	1	0	0	0	0	0	0	0	0	0	0	0	0	0	0	0	1	0	0	0	0	0	0	0	0	0	0	0	0	0
0700	2	0	0	0	0	0	0	0	0	0	0	0	0	0	1	0	1	0	0	0	0	0	0	0	0	0	0	0	0	0
0800	1	0	0	0	0	0	0	0	0	1	0	0	0	0	0	0	0	0	0	0	0	0	0	0	0	0	0	0	0	0
0900	**3**	**0**	**0**	**0**	**0**	**0**	**0**	**0**	**0**	**0**	**0**	**1**	**1**	**0**	**1**	**0**	**0**	**0**	**0**	**0**	**0**	**0**	**0**	**0**	**0**	**0**	**0**	**0**	**0**	**0**
1000	0	0	0	0	0	0	0	0	0	0	0	0	0	0	0	0	0	0	0	0	0	0	0	0	0	0	0	0	0	0
1100	**3**	**0**	**0**	**0**	**0**	**0**	**0**	**0**	**0**	**0**	**0**	**1**	**0**	**0**	**1**	**0**	**1**	**0**	**0**	**0**	**0**	**0**	**0**	**0**	**0**	**0**	**0**	**0**	**0**	**0**
1200	2	0	0	0	0	0	0	0	0	1	0	0	0	1	0	0	0	0	0	0	0	0	0	0	0	0	0	0	0	0
1300	1	0	0	0	0	0	0	0	0	1	0	0	0	0	0	0	0	0	0	0	0	0	0	0	0	0	0	0	0	0
1400	5	0	0	0	0	1	1	0	0	0	0	1	1	1	0	0	0	0	0	0	0	0	0	0	0	0	0	0	0	0
1500	3	0	0	0	0	0	0	0	0	0	0	1	1	0	0	1	0	0	0	0	0	0	0	0	0	0	0	0	0	0
1600	**6**	**0**	**0**	**0**	**0**	**1**	**0**	**1**	**0**	**0**	**0**	**0**	**1**	**2**	**0**	**1**	**0**	**0**	**0**	**0**	**0**	**0**	**0**	**0**	**0**	**0**	**0**	**0**	**0**	**0**
1700	1	0	0	1	0	0	0	0	0	0	0	0	0	0	0	0	0	0	0	0	0	0	0	0	0	0	0	0	0	0
1800	5	0	0	0	1	0	0	1	1	0	0	0	1	1	0	0	0	0	0	0	0	0	0	0	0	0	0	0	0	0
1900	1	0	0	0	0	0	0	0	0	0	0	0	0	1	0	0	0	0	0	0	0	0	0	0	0	0	0	0	0	0
2000	1	0	0	0	0	0	0	0	0	0	0	1	0	0	0	0	0	0	0	0	0	0	0	0	0	0	0	0	0	0
2100	0	0	0	0	0	0	0	0	0	0	0	0	0	0	0	0	0	0	0	0	0	0	0	0	0	0	0	0	0	0
2200	1	0	0	0	0	0	0	0	0	0	0	0	1	0	0	0	0	0	0	0	0	0	0	0	0	0	0	0	0	0
2300	1	0	0	0	0	0	0	0	1	0	0	0	0	0	0	0	0	0	0	0	0	0	0	0	0	0	0	0	0	0
07-19	**32**	**0**	**0**	**1**	**1**	**2**	**1**	**2**	**1**	**3**	**0**	**4**	**5**	**5**	**3**	**2**	**2**	**0**	**0**	**0**	**0**	**0**	**0**	**0**	**0**	**0**	**0**	**0**	**0**	**0**
06-22	**35**	**0**	**0**	**1**	**1**	**2**	**1**	**2**	**1**	**3**	**0**	**5**	**5**	**6**	**3**	**2**	**3**	**0**	**0**	**0**	**0**	**0**	**0**	**0**	**0**	**0**	**0**	**0**	**0**	**0**
06-00	**37**	**0**	**0**	**1**	**1**	**2**	**1**	**2**	**2**	**3**	**0**	**5**	**6**	**6**	**3**	**2**	**3**	**0**	**0**	**0**	**0**	**0**	**0**	**0**	**0**	**0**	**0**	**0**	**0**	**0**
00-00	**38**	**0**	**0**	**1**	**1**	**2**	**1**	**2**	**2**	**3**	**0**	**5**	**7**	**6**	**3**	**2**	**3**	**0**	**0**	**0**	**0**	**0**	**0**	**0**	**0**	**0**	**0**	**0**	**0**	**0**

DRAFT

Site 55
Location L-3533-0, Att - Tree, Lat 53.88261, Long -6.87238
Direction West

3279 / Meath/Cavan/Monaghan ATC's
October 2013
Automatic Traffic Count

Wed, 16 October 2013

Time	Total	Speed Bins (km/h)																											
		0 - 5	5 - 10	10 - 15	15 - 20	20 - 25	25 - 30	30 - 35	35 - 40	40 - 45	45 - 50	50 - 55	55 - 60	60 - 65	65 - 70	70 - 75	75 - 80	80 - 85	85 - 90	90 - 95	95 - 100	100 - 105	105 - 110	110 - 115	115 - 120	120 - 125	125 - 130	130 - 135	135 - 140
0000	0	0	0	0	0	0	0	0	0	0	0	0	0	0	0	0	0	0	0	0	0	0	0	0	0	0	0	0	0
0100	0	0	0	0	0	0	0	0	0	0	0	0	0	0	0	0	0	0	0	0	0	0	0	0	0	0	0	0	0
0200	0	0	0	0	0	0	0	0	0	0	0	0	0	0	0	0	0	0	0	0	0	0	0	0	0	0	0	0	0
0300	0	0	0	0	0	0	0	0	0	0	0	0	0	0	0	0	0	0	0	0	0	0	0	0	0	0	0	0	0
0400	0	0	0	0	0	0	0	0	0	0	0	0	0	0	0	0	0	0	0	0	0	0	0	0	0	0	0	0	0
0500	0	0	0	0	0	0	0	0	0	0	0	0	0	0	0	0	0	0	0	0	0	0	0	0	0	0	0	0	0
0600	0	0	0	0	0	0	0	0	0	0	0	0	0	0	0	0	0	0	0	0	0	0	0	0	0	0	0	0	0
0700	1	0	0	0	0	0	0	0	0	0	0	0	0	0	1	0	0	0	0	0	0	0	0	0	0	0	0	0	0
0800	2	0	0	0	0	0	0	0	0	0	1	0	0	1	0	0	0	0	0	0	0	0	0	0	0	0	0	0	0
0900	**3**	**0**	**0**	**0**	**0**	**0**	**0**	**1**	**0**	**0**	**1**	**1**	**0**	**0**	**0**	**0**	**0**	**0**	**0**	**0**	**0**	**0**	**0**	**0**	**0**	**0**	**0**	**0**	**0**
1000	1	0	0	0	0	0	0	0	0	0	0	0	0	1	0	0	0	0	0	0	0	0	0	0	0	0	0	0	0
1100	0	0	0	0	0	0	0	0	0	0	0	0	0	0	0	0	0	0	0	0	0	0	0	0	0	0	0	0	0
1200	5	0	0	0	0	0	0	0	0	1	1	2	1	0	0	0	0	0	0	0	0	0	0	0	0	0	0	0	0
1300	3	0	0	0	1	1	0	0	0	0	0	0	0	1	0	0	0	0	0	0	0	0	0	0	0	0	0	0	0
1400	**7**	**0**	**0**	**0**	**0**	**0**	**0**	**0**	**1**	**0**	**0**	**2**	**1**	**3**	**0**	**0**	**0**	**0**	**0**	**0**	**0**	**0**	**0**	**0**	**0**	**0**	**0**	**0**	**0**
1500	2	0	0	0	0	1	0	0	0	0	0	1	0	0	0	0	0	0	0	0	0	0	0	0	0	0	0	0	0
1600	5	0	0	0	1	0	0	0	0	0	0	1	0	2	1	0	0	0	0	0	0	0	0	0	0	0	0	0	0
1700	4	0	0	0	0	1	0	0	0	0	0	1	1	0	0	0	1	0	0	0	0	0	0	0	0	0	0	0	0
1800	2	0	0	0	0	0	0	0	0	0	1	0	1	0	0	0	0	0	0	0	0	0	0	0	0	0	0	0	0
1900	5	0	0	0	1	0	0	0	1	0	1	0	1	1	0	0	0	0	0	0	0	0	0	0	0	0	0	0	0
2000	4	0	0	0	0	0	0	0	0	0	0	0	2	0	1	0	1	0	0	0	0	0	0	0	0	0	0	0	0
2100	1	0	0	0	0	0	0	0	0	0	0	0	0	1	0	0	0	0	0	0	0	0	0	0	0	0	0	0	0
2200	0	0	0	0	0	0	0	0	0	0	0	0	0	0	0	0	0	0	0	0	0	0	0	0	0	0	0	0	0
2300	0	0	0	0	0	0	0	0	0	0	0	0	0	0	0	0	0	0	0	0	0	0	0	0	0	0	0	0	0
07-19	**35**	**0**	**0**	**0**	**2**	**3**	**0**	**1**	**1**	**1**	**4**	**8**	**4**	**8**	**1**	**1**	**1**	**0**	**0**	**0**	**0**	**0**	**0**	**0**	**0**	**0**	**0**	**0**	**0**
06-22	**45**	**0**	**0**	**0**	**3**	**3**	**0**	**1**	**2**	**1**	**5**	**8**	**7**	**10**	**2**	**1**	**2**	**0**	**0**	**0**	**0**	**0**	**0**	**0**	**0**	**0**	**0**	**0**	**0**
06-00	**45**	**0**	**0**	**0**	**3**	**3**	**0**	**1**	**2**	**1**	**5**	**8**	**7**	**10**	**2**	**1**	**2**	**0**	**0**	**0**	**0**	**0**	**0**	**0**	**0**	**0**	**0**	**0**	**0**
00-00	**45**	**0**	**0**	**0**	**3**	**3**	**0**	**1**	**2**	**1**	**5**	**8**	**7**	**10**	**2**	**1**	**2**	**0**	**0**	**0**	**0**	**0**	**0**	**0**	**0**	**0**	**0**	**0**	**0**

DRAFT

Site 55
Location L-3533-0, Att - Tree, Lat 53.88261, Long -6.87238
Direction West

3279 / Meath/Cavan/Monaghan ATC's
October 2013
Automatic Traffic Count

Virtual Day (7)

Time	Total	Speed Bins (km/h)																											
		0 - 5	5 - 10	10 - 15	15 - 20	20 - 25	25 - 30	30 - 35	35 - 40	40 - 45	45 - 50	50 - 55	55 - 60	60 - 65	65 - 70	70 - 75	75 - 80	80 - 85	85 - 90	90 - 95	95 - 100	100 - 105	105 - 110	110 - 115	115 - 120	120 - 125	125 - 130	130 - 135	135 - 140
0000	0	0	0	0	0	0	0	0	0	0	0	0	0	0	0	0	0	0	0	0	0	0	0	0	0	0	0	0	0
0100	0	0	0	0	0	0	0	0	0	0	0	0	0	0	0	0	0	0	0	0	0	0	0	0	0	0	0	0	0
0200	0	0	0	0	0	0	0	0	0	0	0	0	0	0	0	0	0	0	0	0	0	0	0	0	0	0	0	0	0
0300	0	0	0	0	0	0	0	0	0	0	0	0	0	0	0	0	0	0	0	0	0	0	0	0	0	0	0	0	0
0400	0	0	0	0	0	0	0	0	0	0	0	0	0	0	0	0	0	0	0	0	0	0	0	0	0	0	0	0	0
0500	0	0	0	0	0	0	0	0	0	0	0	0	0	0	0	0	0	0	0	0	0	0	0	0	0	0	0	0	0
0600	0	0	0	0	0	0	0	0	0	0	0	0	0	0	0	0	0	0	0	0	0	0	0	0	0	0	0	0	0
0700	1	0	0	0	0	0	0	0	0	0	0	0	0	0	0	0	0	0	0	0	0	0	0	0	0	0	0	0	0
0800	2	0	0	0	0	0	0	0	0	0	0	0	0	1	0	0	0	0	0	0	0	0	0	0	0	0	0	0	0
0900	**3**	**0**	**0**	**0**	**0**	**0**	**0**	**0**	**1**	**0**	**0**	**1**	**0**	**0**	**0**	**0**	**0**	**0**	**0**	**0**	**0**	**0**	**0**	**0**	**0**	**0**	**0**	**0**	**0**
1000	1	0	0	0	0	0	0	0	0	0	0	0	0	0	0	0	0	0	0	0	0	0	0	0	0	0	0	0	0
1100	2	0	0	0	0	0	0	1	0	0	0	0	0	0	0	0	0	0	0	0	0	0	0	0	0	0	0	0	0
1200	3	0	0	0	0	0	0	0	0	0	1	0	0	1	0	0	0	0	0	0	0	0	0	0	0	0	0	0	0
1300	2	0	0	0	0	0	0	0	0	0	0	0	0	0	1	0	0	0	0	0	0	0	0	0	0	0	0	0	0
1400	**5**	**0**	**0**	**0**	**0**	**0**	**0**	**0**	**0**	**0**	**0**	**1**	**1**	**1**	**0**	**0**	**0**	**0**	**0**	**0**	**0**	**0**	**0**	**0**	**0**	**0**	**0**	**0**	**0**
1500	3	0	0	0	0	0	0	0	0	0	1	1	1	0	0	0	0	0	0	0	0	0	0	0	0	0	0	0	0
1600	**5**	**0**	**0**	**0**	**0**	**0**	**1**	**0**	**0**	**0**	**0**	**0**	**1**	**1**	**0**	**0**	**0**	**0**	**0**	**0**	**0**	**0**	**0**	**0**	**0**	**0**	**0**	**0**	**0**
1700	4	0	0	0	0	0	0	1	0	1	0	0	1	0	0	0	0	0	0	0	0	0	0	0	0	0	0	0	0
1800	4	0	0	0	0	0	0	0	0	0	1	0	0	0	0	1	0	0	0	0	0	0	0	0	0	0	0	0	0
1900	3	0	0	0	0	0	0	0	0	0	0	0	1	1	0	0	0	0	0	0	0	0	0	0	0	0	0	0	0
2000	3	0	0	0	0	0	0	0	0	0	0	1	1	0	1	0	0	0	0	0	0	0	0	0	0	0	0	0	0
2100	1	0	0	0	0	0	0	0	0	0	0	0	0	0	0	0	0	0	0	0	0	0	0	0	0	0	0	0	0
2200	1	0	0	0	0	0	0	0	0	0	0	0	0	0	0	0	0	0	0	0	0	0	0	0	0	0	0	0	0
2300	1	0	0	0	0	0	0	0	0	0	0	0	0	0	0	0	0	0	0	0	0	0	0	0	0	0	0	0	0
07-19	**35**	**0**	**0**	**0**	**1**	**1**	**2**	**3**	**2**	**2**	**4**	**4**	**5**	**5**	**3**	**2**	**1**	**0**	**0**	**0**	**0**	**0**	**0**	**0**	**0**	**0**	**0**	**0**	**0**
06-22	**42**	**0**	**0**	**0**	**1**	**1**	**2**	**3**	**2**	**3**	**5**	**5**	**6**	**6**	**3**	**2**	**1**	**1**	**0**	**0**	**0**	**0**	**0**	**0**	**0**	**0**	**0**	**0**	**0**
06-00	**43**	**0**	**0**	**0**	**1**	**1**	**2**	**3**	**3**	**3**	**5**	**5**	**7**	**6**	**3**	**2**	**1**	**1**	**0**	**0**	**0**	**0**	**0**	**0**	**0**	**0**	**0**	**0**	**0**
00-00	**44**	**0**	**0**	**0**	**1**	**2**	**2**	**3**	**3**	**3**	**5**	**5**	**7**	**6**	**3**	**2**	**1**	**1**	**0**	**0**	**0**	**0**	**0**	**0**	**0**	**0**	**0**	**0**	**0**

DRAFT

Site 55
Location L-3533-0, Att - Tree, Lat 53.88261, Long -6.87238
Direction West

3279 / Meath/Cavan/Monaghan ATC's
October 2013
Automatic Traffic Count

Virtual Week (1)

Time	Total	Speed Bins (km/h)																											
		0 - 5	5 - 10	10 - 15	15 - 20	20 - 25	25 - 30	30 - 35	35 - 40	40 - 45	45 - 50	50 - 55	55 - 60	60 - 65	65 - 70	70 - 75	75 - 80	80 - 85	85 - 90	90 - 95	95 - 100	100 - 105	105 - 110	110 - 115	115 - 120	120 - 125	125 - 130	130 - 135	135 - 140
Mon	41	0	0	0	0	1	2	2	5	0	5	4	7	5	6	2	1	1	0	0	0	0	0	0	0	0	0	0	0
Tue	38	0	0	1	1	2	1	2	2	3	0	5	7	6	3	2	3	0	0	0	0	0	0	0	0	0	0	0	0
Wed	45	0	0	0	3	3	0	1	2	1	5	8	7	10	2	1	2	0	0	0	0	0	0	0	0	0	0	0	0
Thu	46	0	0	2	0	1	3	5	4	2	4	3	6	4	4	4	2	1	1	0	0	0	0	0	0	0	0	0	0
Fri	48	0	0	0	0	1	5	4	2	8	4	6	4	5	1	5	0	2	0	1	0	0	0	0	0	0	0	0	0
|Sat	61	1	0	0	2	2	1	5	1	3	9	6	12	9	7	0	1	2	0	0	0	0	0	0	0	0	0	0	0
|Sun	28	0	0	0	0	1	2	2	2	1	5	3	4	3	1	1	0	2	0	1	0	0	0	0	0	0	0	0	0
5 Day Ave.	**44**	**0**	**0**	**1**	**1**	**2**	**2**	**3**	**3**	**3**	**4**	**5**	**6**	**6**	**3**	**3**	**2**	**1**	**0**	**0**	**0**	**0**	**0**	**0**	**0**	**0**	**0**	**0**	**0**
7 Day Ave.	**44**	**0**	**0**	**0**	**1**	**2**	**2**	**3**	**3**	**3**	**5**	**5**	**7**	**6**	**3**	**2**	**1**	**1**	**0**	**0**	**0**	**0**	**0**	**0**	**0**	**0**	**0**	**0**	**0**
--	**307**	**1**	**0**	**3**	**6**	**11**	**14**	**21**	**18**	**18**	**32**	**35**	**47**	**42**	**24**	**15**	**9**	**8**	**1**	**2**	**0**	**0**	**0**	**0**	**0**	**0**	**0**	**0**	**0**

Summary Graphs

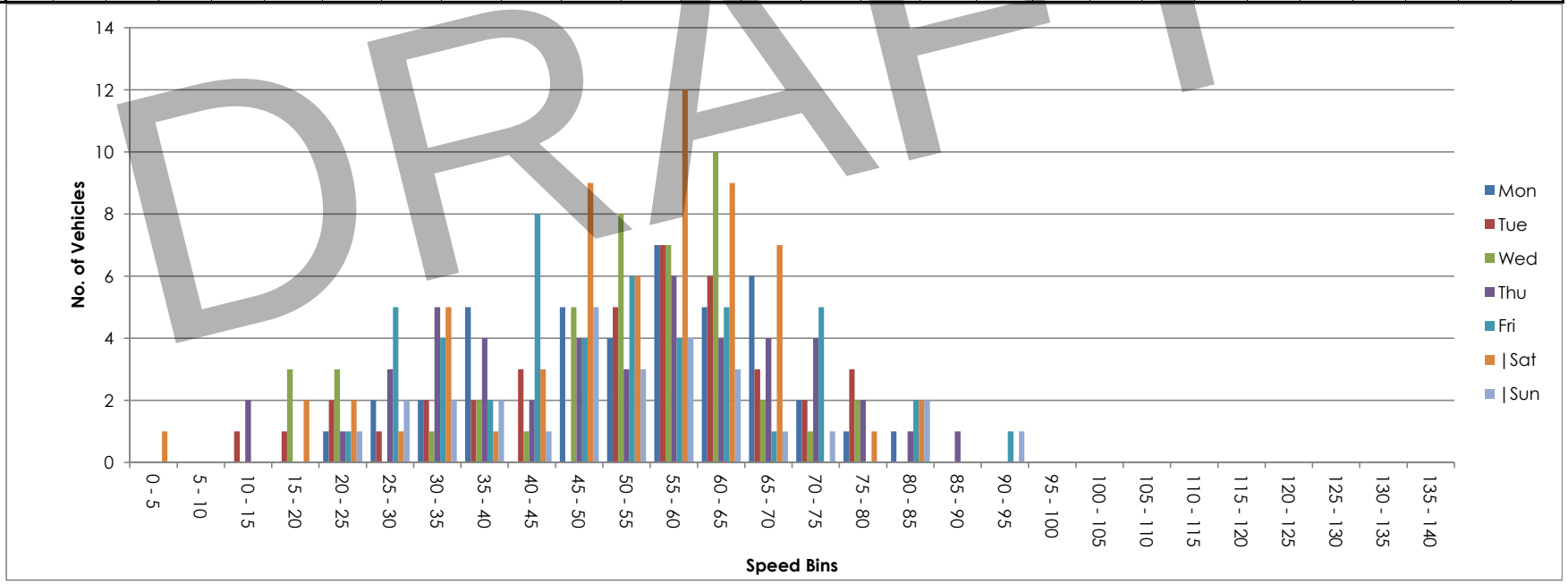

DRAFT

Site 55
Location L-3533-0, Att - Tree, Lat 53.88261, Long -6.87238
Direction Two way

3279 / Meath/Cavan/Monaghan ATC's
October 2013
Automatic Traffic Count

Thu, 10 October 2013

Time	Total	Classification												>PSL	>PSL%	>SL1	>SL1%	>SL2	>SL2%	Mean	Vpp
		1 MCL	2 SV	3 SVT	4 TB2	5 TB3	6 T4	7 ART3	8 ART4	9 ART5	10 ART6	11 BD	12 DRT	80	80	85 +5kph	85 +5kph	90 +10kph	90 +10kph		85
0000	1	0	1	0	0	0	0	0	0	0	0	0	0	0	0	0	0	0	0	64.8	-
0100	1	0	1	0	0	0	0	0	0	0	0	0	0	0	0	0	0	0	0	66.1	-
0200	0	0	0	0	0	0	0	0	0	0	0	0	0	0	0	0	0	0	0	-	-
0300	0	0	0	0	0	0	0	0	0	0	0	0	0	0	0	0	0	0	0	-	-
0400	0	0	0	0	0	0	0	0	0	0	0	0	0	0	0	0	0	0	0	-	-
0500	0	0	0	0	0	0	0	0	0	0	0	0	0	0	0	0	0	0	0	-	-
0600	0	0	0	0	0	0	0	0	0	0	0	0	0	0	0	0	0	0	0	-	-
0700	1	0	1	0	0	0	0	0	0	0	0	0	0	0	0	0	0	0	0	75.1	-
0800	6	0	5	0	1	0	0	0	0	0	0	0	0	0	0	0	0	0	0	51.7	-
0900	**7**	**0**	**5**	**0**	**2**	**0**	**0**	**0**	**0**	**0**	**0**	**0**	**0**	**0**	**0**	**0**	**0**	**0**	**0**	**48.6**	**-**
1000	4	0	3	1	0	0	0	0	0	0	0	0	0	0	0	0	0	0	0	48.1	-
1100	4	0	4	0	0	0	0	0	0	0	0	0	0	1	25	1	25	0	0	64.4	-
1200	5	0	2	1	1	0	0	0	0	0	1	0	0	0	0	0	0	0	0	53.7	-
1300	7	0	7	0	0	0	0	0	0	0	0	0	0	0	0	0	0	0	0	44.1	-
1400	6	0	6	0	0	0	0	0	0	0	0	0	0	0	0	0	0	0	0	53	-
1500	5	0	4	0	1	0	0	0	0	0	0	0	0	0	0	0	0	0	0	56.3	-
1600	8	0	7	0	1	0	0	0	0	0	0	0	0	0	0	0	0	0	0	47.4	-
1700	**9**	**0**	**8**	**1**	**0**	**0**	**0**	**0**	**0**	**0**	**0**	**0**	**0**	**0**	**0**	**0**	**0**	**0**	**0**	**46.3**	**-**
1800	7	0	7	0	0	0	0	0	0	0	0	0	0	0	0	0	0	0	0	52.9	-
1900	5	0	5	0	0	0	0	0	0	0	0	0	0	1	20	0	0	0	0	56	-
2000	6	0	6	0	0	0	0	0	0	0	0	0	0	0	0	0	0	0	0	57.3	-
2100	3	0	3	0	0	0	0	0	0	0	0	0	0	1	33.3	0	0	0	0	72.6	-
2200	1	0	1	0	0	0	0	0	0	0	0	0	0	1	100	1	100	0	0	85.5	-
2300	1	0	1	0	0	0	0	0	0	0	0	0	0	0	0	0	0	0	0	31.9	-
07-19	**69**	**0**	**59**	**3**	**6**	**0**	**0**	**0**	**0**	**0**	**1**	**0**	**0**	**1**	**1.4**	**1**	**1.4**	**0**	**0**	**51**	**68**
06-22	**83**	**0**	**73**	**3**	**6**	**0**	**0**	**0**	**0**	**0**	**1**	**0**	**0**	**3**	**3.6**	**1**	**1.2**	**0**	**0**	**52.5**	**70.6**
06-00	**85**	**0**	**75**	**3**	**6**	**0**	**0**	**0**	**0**	**0**	**1**	**0**	**0**	**4**	**4.7**	**2**	**2.4**	**0**	**0**	**52.7**	**70.6**
00-00	**87**	**0**	**77**	**3**	**6**	**0**	**0**	**0**	**0**	**0**	**1**	**0**	**0**	**4**	**4.6**	**2**	**2.3**	**0**	**0**	**53**	**70.6**

DRAFT

Site 55
Location L-3533-0, Att - Tree, Lat 53.88261, Long -6.87238
Direction Two way

3279 / Meath/Cavan/Monaghan ATC's
October 2013
Automatic Traffic Count

Fri, 11 October 2013

Time	Total	Classification												>PSL	>PSL%	>SL1	>SL1%	>SL2	>SL2%	Mean	Vpp
		1 MCL	2 SV	3 SVT	4 TB2	5 TB3	6 T4	7 ART3	8 ART4	9 ART5	10 ART6	11 BD	12 DRT	80	80	85 +5kph	85 +5kph	90 +10kph	90 +10kph		85
0000	0	0	0	0	0	0	0	0	0	0	0	0	0	0	0	0	0	0	0	-	-
0100	0	0	0	0	0	0	0	0	0	0	0	0	0	0	0	0	0	0	0	-	-
0200	0	0	0	0	0	0	0	0	0	0	0	0	0	0	0	0	0	0	0	-	-
0300	0	0	0	0	0	0	0	0	0	0	0	0	0	0	0	0	0	0	0	-	-
0400	0	0	0	0	0	0	0	0	0	0	0	0	0	0	0	0	0	0	0	-	-
0500	0	0	0	0	0	0	0	0	0	0	0	0	0	0	0	0	0	0	0	-	-
0600	0	0	0	0	0	0	0	0	0	0	0	0	0	0	0	0	0	0	0	-	-
0700	3	0	3	0	0	0	0	0	0	0	0	0	0	0	0	0	0	0	0	26.3	-
0800	**8**	**0**	**8**	**0**	**0**	**0**	**0**	**0**	**0**	**0**	**0**	**0**	**0**	**1**	**12.5**	**1**	**12.5**	**1**	**12.5**	**60.5**	**-**
0900	4	0	4	0	0	0	0	0	0	0	0	0	0	0	0	0	0	0	0	56.3	-
1000	2	0	1	0	1	0	0	0	0	0	0	0	0	0	0	0	0	0	0	62.7	-
1100	6	0	6	0	0	0	0	0	0	0	0	0	0	0	0	0	0	0	0	44.2	-
1200	3	0	2	1	0	0	0	0	0	0	0	0	0	0	0	0	0	0	0	42.1	-
1300	3	0	3	0	0	0	0	0	0	0	0	0	0	0	0	0	0	0	0	53	-
1400	4	0	4	0	0	0	0	0	0	0	0	0	0	0	0	0	0	0	0	52.2	-
1500	6	0	4	1	1	0	0	0	0	0	0	0	0	0	0	0	0	0	0	55.9	-
1600	8	0	6	0	0	0	0	2	0	0	0	0	0	0	0	0	0	0	0	47	-
1700	**13**	**0**	**9**	**0**	**3**	**0**	**1**	**0**	**0**	**0**	**0**	**0**	**0**	**0**	**0**	**0**	**0**	**0**	**0**	**44.6**	**57.2**
1800	6	0	6	0	0	0	0	0	0	0	0	0	0	1	16.7	1	16.7	1	16.7	65.7	-
1900	5	0	5	0	0	0	0	0	0	0	0	0	0	1	20	0	0	0	0	65.3	-
2000	4	0	4	0	0	0	0	0	0	0	0	0	0	1	25	0	0	0	0	59.1	-
2100	5	0	5	0	0	0	0	0	0	0	0	0	0	1	20	0	0	0	0	66.3	-
2200	3	0	3	0	0	0	0	0	0	0	0	0	0	0	0	0	0	0	0	59.7	-
2300	1	0	1	0	0	0	0	0	0	0	0	0	0	0	0	0	0	0	0	30.7	-
07-19	**66**	**0**	**56**	**2**	**5**	**0**	**1**	**2**	**0**	**0**	**0**	**0**	**0**	**2**	**3**	**2**	**3**	**2**	**3**	**50.9**	**67.3**
06-22	**80**	**0**	**70**	**2**	**5**	**0**	**1**	**2**	**0**	**0**	**0**	**0**	**0**	**5**	**6.3**	**2**	**2.5**	**2**	**2.5**	**53.2**	**70.2**
06-00	**84**	**0**	**74**	**2**	**5**	**0**	**1**	**2**	**0**	**0**	**0**	**0**	**0**	**5**	**6**	**2**	**2.4**	**2**	**2.4**	**53.1**	**69.8**
00-00	**84**	**0**	**74**	**2**	**5**	**0**	**1**	**2**	**0**	**0**	**0**	**0**	**0**	**5**	**6**	**2**	**2.4**	**2**	**2.4**	**53.1**	**69.8**

DRAFT

Site 55
Location L-3533-0, Att - Tree, Lat 53.88261, Long -6.87238
Direction Two way

3279 / Meath/Cavan/Monaghan ATC's
October 2013
Automatic Traffic Count

Sat, 12 October 2013

Time	Total	Classification												>PSL	>PSL%	>SL1	>SL1%	>SL2	>SL2%	Mean	Vpp
		1 MCL	2 SV	3 SVT	4 TB2	5 TB3	6 T4	7 ART3	8 ART4	9 ART5	10 ART6	11 BD	12 DRT	80	80	85 +5kph	85 +5kph	90 +10kph	90 +10kph		85
0000	1	0	1	0	0	0	0	0	0	0	0	0	0	0	0	0	0	0	0	21.2	-
0100	0	0	0	0	0	0	0	0	0	0	0	0	0	0	0	0	0	0	0	-	-
0200	0	0	0	0	0	0	0	0	0	0	0	0	0	0	0	0	0	0	0	-	-
0300	0	0	0	0	0	0	0	0	0	0	0	0	0	0	0	0	0	0	0	-	-
0400	1	0	1	0	0	0	0	0	0	0	0	0	0	0	0	0	0	0	0	28	-
0500	0	0	0	0	0	0	0	0	0	0	0	0	0	0	0	0	0	0	0	-	-
0600	0	0	0	0	0	0	0	0	0	0	0	0	0	0	0	0	0	0	0	-	-
0700	0	0	0	0	0	0	0	0	0	0	0	0	0	0	0	0	0	0	0	-	-
0800	4	0	3	0	1	0	0	0	0	0	0	0	0	0	0	0	0	0	0	56.4	-
0900	0	0	0	0	0	0	0	0	0	0	0	0	0	0	0	0	0	0	0	-	-
1000	5	0	5	0	0	0	0	0	0	0	0	0	0	0	0	0	0	0	0	49.9	-
1100	**7**	**0**	**7**	**0**	**0**	**0**	**0**	**0**	**0**	**0**	**0**	**0**	**0**	**0**	**0**	**0**	**0**	**0**	**0**	**39.1**	**-**
1200	11	0	9	1	1	0	0	0	0	0	0	0	0	0	0	0	0	0	0	54.7	60.1
1300	10	0	10	0	0	0	0	0	0	0	0	0	0	0	0	0	0	0	0	55.1	-
1400	**19**	**1**	**15**	**3**	**0**	**0**	**0**	**0**	**0**	**0**	**0**	**0**	**0**	**0**	**0**	**0**	**0**	**0**	**0**	**45.1**	**57.6**
1500	11	0	9	2	0	0	0	0	0	0	0	0	0	0	0	0	0	0	0	51.8	65.2
1600	11	1	10	0	0	0	0	0	0	0	0	0	0	1	9.1	1	9.1	1	9.1	56.5	64.1
1700	10	0	8	2	0	0	0	0	0	0	0	0	0	0	0	0	0	0	0	48.6	-
1800	9	0	9	0	0	0	0	0	0	0	0	0	0	1	11.1	0	0	0	0	51.6	-
1900	8	0	8	0	0	0	0	0	0	0	0	0	0	2	25	0	0	0	0	62.4	-
2000	3	0	3	0	0	0	0	0	0	0	0	0	0	0	0	0	0	0	0	70.3	-
2100	4	0	4	0	0	0	0	0	0	0	0	0	0	2	50	1	25	0	0	74.2	-
2200	4	0	4	0	0	0	0	0	0	0	0	0	0	0	0	0	0	0	0	56.6	-
2300	1	0	1	0	0	0	0	0	0	0	0	0	0	0	0	0	0	0	0	31.1	-
07-19	**97**	**2**	**85**	**8**	**2**	**0**	**0**	**0**	**0**	**0**	**0**	**0**	**0**	**2**	**2.1**	**1**	**1**	**1**	**1**	**50.5**	**62.3**
06-22	**112**	**2**	**100**	**8**	**2**	**0**	**0**	**0**	**0**	**0**	**0**	**0**	**0**	**6**	**5.4**	**2**	**1.8**	**1**	**0.9**	**52.7**	**66.6**
06-00	**117**	**2**	**105**	**8**	**2**	**0**	**0**	**0**	**0**	**0**	**0**	**0**	**0**	**6**	**5.1**	**2**	**1.7**	**1**	**0.9**	**52.7**	**65.2**
00-00	**119**	**2**	**107**	**8**	**2**	**0**	**0**	**0**	**0**	**0**	**0**	**0**	**0**	**6**	**5**	**2**	**1.7**	**1**	**0.8**	**52.2**	**65.2**

DRAFT

Site 55
Location L-3533-0, Att - Tree, Lat 53.88261, Long -6.87238
Direction Two way

3279 / Meath/Cavan/Monaghan ATC's
October 2013
Automatic Traffic Count

Sun, 13 October 2013

Time	Total	Classification												>PSL	>PSL%	>SL1	>SL1%	>SL2	>SL2%	Mean	Vpp
		1 MCL	2 SV	3 SVT	4 TB2	5 TB3	6 T4	7 ART3	8 ART4	9 ART5	10 ART6	11 BD	12 DRT	80	80	85 +5kph	85 +5kph	90 +10kph	90 +10kph		85
0000	0	0	0	0	0	0	0	0	0	0	0	0	0	0	0	0	0	0	0	-	-
0100	1	0	1	0	0	0	0	0	0	0	0	0	0	0	0	0	0	0	0	57.1	-
0200	3	0	3	0	0	0	0	0	0	0	0	0	0	0	0	0	0	0	0	52.9	-
0300	0	0	0	0	0	0	0	0	0	0	0	0	0	0	0	0	0	0	0	-	-
0400	0	0	0	0	0	0	0	0	0	0	0	0	0	0	0	0	0	0	0	-	-
0500	0	0	0	0	0	0	0	0	0	0	0	0	0	0	0	0	0	0	0	-	-
0600	0	0	0	0	0	0	0	0	0	0	0	0	0	0	0	0	0	0	0	-	-
0700	0	0	0	0	0	0	0	0	0	0	0	0	0	0	0	0	0	0	0	-	-
0800	3	1	2	0	0	0	0	0	0	0	0	0	0	1	33.3	1	33.3	1	33.3	77.6	-
0900	**7**	**0**	**7**	**0**	**0**	**0**	**0**	**0**	**0**	**0**	**0**	**0**	**0**	**0**	**0**	**0**	**0**	**0**	**0**	**41.5**	**-**
1000	2	0	2	0	0	0	0	0	0	0	0	0	0	0	0	0	0	0	0	57.3	-
1100	6	0	6	0	0	0	0	0	0	0	0	0	0	0	0	0	0	0	0	49.3	-
1200	3	0	3	0	0	0	0	0	0	0	0	0	0	0	0	0	0	0	0	58.5	-
1300	5	0	5	0	0	0	0	0	0	0	0	0	0	0	0	0	0	0	0	57.9	-
1400	3	0	3	0	0	0	0	0	0	0	0	0	0	0	0	0	0	0	0	61.3	-
1500	6	1	5	0	0	0	0	0	0	0	0	0	0	1	16.7	1	16.7	1	16.7	56.1	-
1600	3	0	3	0	0	0	0	0	0	0	0	0	0	1	33.3	1	33.3	1	33.3	47.2	-
1700	7	0	7	0	0	0	0	0	0	0	0	0	0	0	0	0	0	0	0	51.9	-
1800	**9**	**0**	**9**	**0**	**0**	**0**	**0**	**0**	**0**	**0**	**0**	**0**	**0**	**0**	**0**	**0**	**0**	**0**	**0**	**49.7**	**-**
1900	6	0	4	2	0	0	0	0	0	0	0	0	0	0	0	0	0	0	0	50.1	-
2000	2	0	2	0	0	0	0	0	0	0	0	0	0	0	0	0	0	0	0	51.8	-
2100	1	0	1	0	0	0	0	0	0	0	0	0	0	0	0	0	0	0	0	44	-
2200	3	0	3	0	0	0	0	0	0	0	0	0	0	2	66.7	0	0	0	0	79.6	-
2300	1	0	1	0	0	0	0	0	0	0	0	0	0	0	0	0	0	0	0	35.3	-
07-19	**54**	**2**	**52**	**0**	**0**	**0**	**0**	**0**	**0**	**0**	**0**	**0**	**0**	**3**	**5.6**	**3**	**5.6**	**3**	**5.6**	**53.1**	**67.7**
06-22	**63**	**2**	**59**	**2**	**0**	**0**	**0**	**0**	**0**	**0**	**0**	**0**	**0**	**3**	**4.8**	**3**	**4.8**	**3**	**4.8**	**52.7**	**64.8**
06-00	**67**	**2**	**63**	**2**	**0**	**0**	**0**	**0**	**0**	**0**	**0**	**0**	**0**	**5**	**7.5**	**3**	**4.5**	**3**	**4.5**	**53.6**	**69.5**
00-00	**71**	**2**	**67**	**2**	**0**	**0**	**0**	**0**	**0**	**0**	**0**	**0**	**0**	**5**	**7**	**3**	**4.2**	**3**	**4.2**	**53.6**	**69.5**

DRAFT

Site 55
Location L-3533-0, Att - Tree, Lat 53.88261, Long -6.87238
Direction Two way

3279 / Meath/Cavan/Monaghan ATC's
October 2013
Automatic Traffic Count

Mon, 14 October 2013

Time	Total	Classification												>PSL	>PSL%	>SL1	>SL1%	>SL2	>SL2%	Mean	Vpp
		1 MCL	2 SV	3 SVT	4 TB2	5 TB3	6 T4	7 ART3	8 ART4	9 ART5	10 ART6	11 BD	12 DRT	80	80	85 +5kph	85 +5kph	90 +10kph	90 +10kph		85
0000	0	0	0	0	0	0	0	0	0	0	0	0	0	0	0	0	0	0	0	-	-
0100	0	0	0	0	0	0	0	0	0	0	0	0	0	0	0	0	0	0	0	-	-
0200	0	0	0	0	0	0	0	0	0	0	0	0	0	0	0	0	0	0	0	-	-
0300	0	0	0	0	0	0	0	0	0	0	0	0	0	0	0	0	0	0	0	-	-
0400	0	0	0	0	0	0	0	0	0	0	0	0	0	0	0	0	0	0	0	-	-
0500	0	0	0	0	0	0	0	0	0	0	0	0	0	0	0	0	0	0	0	-	-
0600	0	0	0	0	0	0	0	0	0	0	0	0	0	0	0	0	0	0	0	-	-
0700	2	0	2	0	0	0	0	0	0	0	0	0	0	0	0	0	0	0	0	74.4	-
0800	8	0	7	0	1	0	0	0	0	0	0	0	0	2	25	0	0	0	0	61.9	-
0900	4	0	3	0	1	0	0	0	0	0	0	0	0	0	0	0	0	0	0	48.5	-
1000	3	0	3	0	0	0	0	0	0	0	0	0	0	0	0	0	0	0	0	49.9	-
1100	**9**	**0**	**8**	**0**	**0**	**0**	**1**	**0**	**0**	**0**	**0**	**0**	**0**	**0**	**0**	**0**	**0**	**0**	**0**	**46.4**	**-**
1200	4	0	4	0	0	0	0	0	0	0	0	0	0	0	0	0	0	0	0	43	-
1300	3	0	3	0	0	0	0	0	0	0	0	0	0	0	0	0	0	0	0	62.9	-
1400	4	0	4	0	0	0	0	0	0	0	0	0	0	0	0	0	0	0	0	56.9	-
1500	8	0	7	0	1	0	0	0	0	0	0	0	0	0	0	0	0	0	0	43.7	-
1600	7	0	5	0	2	0	0	0	0	0	0	0	0	0	0	0	0	0	0	51.4	-
1700	9	0	8	0	1	0	0	0	0	0	0	0	0	1	11.1	0	0	0	0	55.1	-
1800	**11**	**0**	**11**	**0**	**0**	**0**	**0**	**0**	**0**	**0**	**0**	**0**	**0**	**1**	**9.1**	**1**	**9.1**	**0**	**0**	**57.3**	**71.6**
1900	5	0	5	0	0	0	0	0	0	0	0	0	0	0	0	0	0	0	0	55.2	-
2000	6	0	6	0	0	0	0	0	0	0	0	0	0	0	0	0	0	0	0	59.5	-
2100	2	0	2	0	0	0	0	0	0	0	0	0	0	0	0	0	0	0	0	56.1	-
2200	0	0	0	0	0	0	0	0	0	0	0	0	0	0	0	0	0	0	0	-	-
2300	1	0	1	0	0	0	0	0	0	0	0	0	0	0	0	0	0	0	0	38.2	-
07-19	**72**	**0**	**65**	**0**	**6**	**0**	**1**	**0**	**0**	**0**	**0**	**0**	**0**	**4**	**5.6**	**1**	**1.4**	**0**	**0**	**53.2**	**71.6**
06-22	**85**	**0**	**78**	**0**	**6**	**0**	**1**	**0**	**0**	**0**	**0**	**0**	**0**	**4**	**4.7**	**1**	**1.2**	**0**	**0**	**53.8**	**69.1**
06-00	**86**	**0**	**79**	**0**	**6**	**0**	**1**	**0**	**0**	**0**	**0**	**0**	**0**	**4**	**4.7**	**1**	**1.2**	**0**	**0**	**53.6**	**69.1**
00-00	**86**	**0**	**79**	**0**	**6**	**0**	**1**	**0**	**0**	**0**	**0**	**0**	**0**	**4**	**4.7**	**1**	**1.2**	**0**	**0**	**53.6**	**69.1**

DRAFT

Site 55
Location L-3533-0, Att - Tree, Lat 53.88261, Long -6.87238
Direction Two way

3279 / Meath/Cavan/Monaghan ATC's
October 2013
Automatic Traffic Count

Tue, 15 October 2013

Time	Total	Classification												>PSL	>PSL%	>SL1	>SL1%	>SL2	>SL2%	Mean	Vpp
		1 MCL	2 SV	3 SVT	4 TB2	5 TB3	6 T4	7 ART3	8 ART4	9 ART5	10 ART6	11 BD	12 DRT	80	80	85 +5kph	85 +5kph	90 +10kph	90 +10kph		85
0000	1	0	1	0	0	0	0	0	0	0	0	0	0	0	0	0	0	0	0	59.8	-
0100	0	0	0	0	0	0	0	0	0	0	0	0	0	0	0	0	0	0	0	-	-
0200	0	0	0	0	0	0	0	0	0	0	0	0	0	0	0	0	0	0	0	-	-
0300	0	0	0	0	0	0	0	0	0	0	0	0	0	0	0	0	0	0	0	-	-
0400	1	0	1	0	0	0	0	0	0	0	0	0	0	0	0	0	0	0	0	76.8	-
0500	0	0	0	0	0	0	0	0	0	0	0	0	0	0	0	0	0	0	0	-	-
0600	2	0	2	0	0	0	0	0	0	0	0	0	0	1	50	1	50	1	50	84.2	-
0700	4	0	4	0	0	0	0	0	0	0	0	0	0	0	0	0	0	0	0	63	-
0800	4	0	3	0	1	0	0	0	0	0	0	0	0	0	0	0	0	0	0	64.6	-
0900	**6**	**0**	**5**	**0**	**1**	**0**	**0**	**0**	**0**	**0**	**0**	**0**	**0**	**0**	**0**	**0**	**0**	**0**	**0**	**60.8**	**-**
1000	0	0	0	0	0	0	0	0	0	0	0	0	0	0	0	0	0	0	0	-	-
1100	**6**	**0**	**6**	**0**	**0**	**0**	**0**	**0**	**0**	**0**	**0**	**0**	**0**	**0**	**0**	**0**	**0**	**0**	**0**	**60.5**	**-**
1200	4	0	4	0	0	0	0	0	0	0	0	0	0	0	0	0	0	0	0	53.9	-
1300	4	0	3	1	0	0	0	0	0	0	0	0	0	0	0	0	0	0	0	61	-
1400	8	0	6	0	2	0	0	0	0	0	0	0	0	0	0	0	0	0	0	45.3	-
1500	7	0	6	0	1	0	0	0	0	0	0	0	0	0	0	0	0	0	0	58.4	-
1600	**10**	**0**	**8**	**0**	**2**	**0**	**0**	**0**	**0**	**0**	**0**	**0**	**0**	**0**	**0**	**0**	**0**	**0**	**0**	**49.8**	**-**
1700	3	0	1	0	0	2	0	0	0	0	0	0	0	0	0	0	0	0	0	29	-
1800	**10**	**0**	**8**	**0**	**0**	**2**	**0**	**0**	**0**	**0**	**0**	**0**	**0**	**0**	**0**	**0**	**0**	**0**	**0**	**44.3**	**-**
1900	2	0	2	0	0	0	0	0	0	0	0	0	0	0	0	0	0	0	0	63.6	-
2000	6	0	6	0	0	0	0	0	0	0	0	0	0	0	0	0	0	0	0	50.7	-
2100	1	0	1	0	0	0	0	0	0	0	0	0	0	0	0	0	0	0	0	57.6	-
2200	1	0	1	0	0	0	0	0	0	0	0	0	0	0	0	0	0	0	0	55.7	-
2300	1	0	1	0	0	0	0	0	0	0	0	0	0	0	0	0	0	0	0	38.1	-
07-19	**66**	**0**	**54**	**1**	**7**	**4**	**0**	**0**	**0**	**0**	**0**	**0**	**0**	**0**	**0**	**0**	**0**	**0**	**0**	**53**	**67.7**
06-22	**77**	**0**	**65**	**1**	**7**	**4**	**0**	**0**	**0**	**0**	**0**	**0**	**0**	**1**	**1.3**	**1**	**1.3**	**1**	**1.3**	**54**	**67.7**
06-00	**79**	**0**	**67**	**1**	**7**	**4**	**0**	**0**	**0**	**0**	**0**	**0**	**0**	**1**	**1.3**	**1**	**1.3**	**1**	**1.3**	**53.8**	**67.7**
00-00	**81**	**0**	**69**	**1**	**7**	**4**	**0**	**0**	**0**	**0**	**0**	**0**	**0**	**1**	**1.2**	**1**	**1.2**	**1**	**1.2**	**54.1**	**68**

DRAFT

Site 55
Location L-3533-0, Att - Tree, Lat 53.88261, Long -6.87238
Direction Two way

3279 / Meath/Cavan/Monaghan ATC's
October 2013
Automatic Traffic Count

Wed, 16 October 2013

Time	Total	Classification												>PSL	>PSL%	>SL1	>SL1%	>SL2	>SL2%	Mean	Vpp
		1 MCL	2 SV	3 SVT	4 TB2	5 TB3	6 T4	7 ART3	8 ART4	9 ART5	10 ART6	11 BD	12 DRT	80	80	85 +5kph	85 +5kph	90 +10kph	90 +10kph		85
0000	0	0	0	0	0	0	0	0	0	0	0	0	0	0	0	0	0	0	0	-	-
0100	0	0	0	0	0	0	0	0	0	0	0	0	0	0	0	0	0	0	0	-	-
0200	0	0	0	0	0	0	0	0	0	0	0	0	0	0	0	0	0	0	0	-	-
0300	0	0	0	0	0	0	0	0	0	0	0	0	0	0	0	0	0	0	0	-	-
0400	0	0	0	0	0	0	0	0	0	0	0	0	0	0	0	0	0	0	0	-	-
0500	0	0	0	0	0	0	0	0	0	0	0	0	0	0	0	0	0	0	0	-	-
0600	2	0	2	0	0	0	0	0	0	0	0	0	0	0	0	0	0	0	0	74.2	-
0700	1	0	1	0	0	0	0	0	0	0	0	0	0	0	0	0	0	0	0	70.6	-
0800	**4**	**0**	**3**	**0**	**1**	**0**	**0**	**0**	**0**	**0**	**0**	**0**	**0**	**0**	**0**	**0**	**0**	**0**	**0**	**65.2**	**-**
0900	**4**	**0**	**2**	**1**	**1**	**0**	**0**	**0**	**0**	**0**	**0**	**0**	**0**	**0**	**0**	**0**	**0**	**0**	**0**	**38.6**	**-**
1000	2	0	2	0	0	0	0	0	0	0	0	0	0	0	0	0	0	0	0	62.3	-
1100	1	0	0	1	0	0	0	0	0	0	0	0	0	0	0	0	0	0	0	39.9	-
1200	**12**	**0**	**11**	**0**	**1**	**0**	**0**	**0**	**0**	**0**	**0**	**0**	**0**	**0**	**0**	**0**	**0**	**0**	**0**	**48.6**	**58**
1300	8	0	8	0	0	0	0	0	0	0	0	0	0	0	0	0	0	0	0	31.4	-
1400	**12**	**0**	**12**	**0**	**0**	**0**	**0**	**0**	**0**	**0**	**0**	**0**	**0**	**0**	**0**	**0**	**0**	**0**	**0**	**53.2**	**61.6**
1500	10	0	9	0	1	0	0	0	0	0	0	0	0	0	0	0	0	0	0	48.1	-
1600	8	0	7	0	1	0	0	0	0	0	0	0	0	0	0	0	0	0	0	52.2	-
1700	6	0	6	0	0	0	0	0	0	0	0	0	0	0	0	0	0	0	0	56.2	-
1800	6	0	6	0	0	0	0	0	0	0	0	0	0	0	0	0	0	0	0	49	-
1900	8	0	8	0	0	0	0	0	0	0	0	0	0	0	0	0	0	0	0	46.7	-
2000	7	0	7	0	0	0	0	0	0	0	0	0	0	0	0	0	0	0	0	63.5	-
2100	2	0	2	0	0	0	0	0	0	0	0	0	0	0	0	0	0	0	0	59.5	-
2200	1	0	1	0	0	0	0	0	0	0	0	0	0	0	0	0	0	0	0	47.1	-
2300	1	0	1	0	0	0	0	0	0	0	0	0	0	0	0	0	0	0	0	66.6	-
07-19	**74**	**0**	**67**	**2**	**5**	**0**	**0**	**0**	**0**	**0**	**0**	**0**	**0**	**0**	**0**	**0**	**0**	**0**	**0**	**49.4**	**63.4**
06-22	**93**	**0**	**86**	**2**	**5**	**0**	**0**	**0**	**0**	**0**	**0**	**0**	**0**	**0**	**0**	**0**	**0**	**0**	**0**	**51**	**64.1**
06-00	**95**	**0**	**88**	**2**	**5**	**0**	**0**	**0**	**0**	**0**	**0**	**0**	**0**	**0**	**0**	**0**	**0**	**0**	**0**	**51.1**	**64.4**
00-00	**95**	**0**	**88**	**2**	**5**	**0**	**0**	**0**	**0**	**0**	**0**	**0**	**0**	**0**	**0**	**0**	**0**	**0**	**0**	**51.1**	**64.4**

DRAFT

Site 55
Location L-3533-0, Att - Tree, Lat 53.88261, Long -6.87238
Direction Two way

3279 / Meath/Cavan/Monaghan ATC's
October 2013
Automatic Traffic Count

Virtual Day (7)

Time	Total	Classification												>PSL	>PSL%	>SL1	>SL1%	>SL2	>SL2%	Mean	Vpp
		1 MCL	2 SV	3 SVT	4 TB2	5 TB3	6 T4	7 ART3	8 ART4	9 ART5	10 ART6	11 BD	12 DRT	80	80	85 +5kph	85 +5kph	90 +10kph	90 +10kph		85
0000	0	0	0	0	0	0	0	0	0	0	0	0	0	0	0	0	0	0	0	48.6	-
0100	0	0	0	0	0	0	0	0	0	0	0	0	0	0	0	0	0	0	0	61.6	-
0200	0	0	0	0	0	0	0	0	0	0	0	0	0	0	0	0	0	0	0	52.9	-
0300	0	0	0	0	0	0	0	0	0	0	0	0	0	0	0	0	0	0	0	-	-
0400	0	0	0	0	0	0	0	0	0	0	0	0	0	0	0	0	0	0	0	52.4	-
0500	0	0	0	0	0	0	0	0	0	0	0	0	0	0	0	0	0	0	0	-	-
0600	1	0	1	0	0	0	0	0	0	0	0	0	0	0	25	0	25	0	25	79.2	-
0700	2	0	2	0	0	0	0	0	0	0	0	0	0	0	0	0	0	0	0	56.9	-
0800	5	0	4	0	1	0	0	0	0	0	0	0	0	1	10.8	0	5.4	0	5.4	61.3	-
0900	5	0	4	0	1	0	0	0	0	0	0	0	0	0	0	0	0	0	0	49	-
1000	3	0	2	0	0	0	0	0	0	0	0	0	0	0	0	0	0	0	0	53.1	-
1100	**6**	**0**	**5**	**0**	**0**	**0**	**0**	**0**	**0**	**0**	**0**	**0**	**0**	**0**	**2.6**	**0**	**2.6**	**0**	**0**	**49**	**-**
1200	6	0	5	0	0	0	0	0	0	0	0	0	0	0	0	0	0	0	0	51	-
1300	6	0	6	0	0	0	0	0	0	0	0	0	0	0	0	0	0	0	0	49.8	-
1400	**8**	**0**	**7**	**0**	**0**	**0**	**0**	**0**	**0**	**0**	**0**	**0**	**0**	**0**	**0**	**0**	**0**	**0**	**0**	**49.9**	**-**
1500	**8**	**0**	**6**	**0**	**1**	**0**	**0**	**0**	**0**	**0**	**0**	**0**	**0**	**0**	**1.9**	**0**	**1.9**	**0**	**1.9**	**52.1**	**-**
1600	**8**	**0**	**7**	**0**	**1**	**0**	**0**	**0**	**0**	**0**	**0**	**0**	**0**	**0**	**3.6**	**0**	**3.6**	**0**	**3.6**	**50.8**	**-**
1700	**8**	**0**	**7**	**0**	**1**	**0**	**0**	**0**	**0**	**0**	**0**	**0**	**0**	**0**	**1.8**	**0**	**0**	**0**	**0**	**48.5**	**-**
1800	**8**	**0**	**8**	**0**	**0**	**0**	**0**	**0**	**0**	**0**	**0**	**0**	**0**	**0**	**5.2**	**0**	**3.4**	**0**	**1.7**	**52.5**	**-**
1900	6	0	5	0	0	0	0	0	0	0	0	0	0	1	10.3	0	0	0	0	56	-
2000	5	0	5	0	0	0	0	0	0	0	0	0	0	0	2.9	0	0	0	0	58.9	-
2100	3	0	3	0	0	0	0	0	0	0	0	0	0	1	22.2	0	5.6	0	0	65.5	-
2200	2	0	2	0	0	0	0	0	0	0	0	0	0	0	23.1	0	7.7	0	0	64	-
2300	1	0	1	0	0	0	0	0	0	0	0	0	0	0	0	0	0	0	0	38.8	-
07-19	**71**	**1**	**63**	**2**	**4**	**1**	**0**	**0**	**0**	**0**	**0**	**0**	**0**	**2**	**2.4**	**1**	**1.6**	**1**	**1.2**	**51.5**	**67.3**
06-22	**85**	**1**	**76**	**3**	**4**	**1**	**0**	**0**	**0**	**0**	**0**	**0**	**0**	**3**	**3.7**	**1**	**1.7**	**1**	**1.2**	**52.8**	**68**
06-00	**88**	**1**	**79**	**3**	**4**	**1**	**0**	**0**	**0**	**0**	**0**	**0**	**0**	**4**	**4.1**	**2**	**1.8**	**1**	**1.1**	**52.9**	**68**
00-00	**89**	**1**	**80**	**3**	**4**	**1**	**0**	**0**	**0**	**0**	**0**	**0**	**0**	**4**	**4**	**2**	**1.8**	**1**	**1.1**	**52.9**	**68.4**

DRAFT

Site 55
Location L-3533-0, Att - Tree, Lat 53.88261, Long -6.87238
Direction Two way

3279 / Meath/Cavan/Monaghan ATC's
October 2013
Automatic Traffic Count

Virtual Week (1)

Time	Total	Classification												>PSL	>PSL%	>SL1	>SL1%	>SL2	>SL2%	Mean	Vpp
		1 MCL	2 SV	3 SVT	4 TB2	5 TB3	6 T4	7 ART3	8 ART4	9 ART5	10 ART6	11 BD	12 DRT	80	80	85 +5kph	85 +5kph	90 +10kph	90 +10kph		85
Mon	86	0	79	0	6	0	1	0	0	0	0	0	0	4	4.7	1	1.2	0	0	53.6	69.1
Tue	81	0	69	1	7	4	0	0	0	0	0	0	0	1	1.2	1	1.2	1	1.2	54.1	68
Wed	95	0	88	2	5	0	0	0	0	0	0	0	0	0	0	0	0	0	0	51.1	64.4
Thu	87	0	77	3	6	0	0	0	0	0	1	0	0	4	4.6	2	2.3	0	0	53	70.6
Fri	84	0	74	2	5	0	1	2	0	0	0	0	0	5	6	2	2.4	2	2.4	53.1	69.8
| Sat	119	2	107	8	2	0	0	0	0	0	0	0	0	6	5	2	1.7	1	0.8	52.2	65.2
| Sun	71	2	67	2	0	0	0	0	0	0	0	0	0	5	7	3	4.2	3	4.2	53.6	69.5
5 Day Ave.	**87**	**0**	**77**	**2**	**6**	**1**	**0**	**0**	**0**	**0**	**0**	**0**	**0**	**3**	**3.4**	**1**	**1.1**	**1**	**1.1**	**53.0**	**68.4**
7 Day Ave.	**89**	**1**	**80**	**3**	**4**	**1**	**0**	**0**	**0**	**0**	**0**	**0**	**0**	**4**	**4.0**	**2**	**1.8**	**1**	**1.1**	**52.9**	**68.4**
--	**623**	**4**	**561**	**18**	**31**	**4**	**2**	**2**	**0**	**0**	**1**	**0**	**0**	**25**	**4.0**	**11**	**1.8**	**7**	**1.1**	**52.9**	**68.4**

Summary Graphs

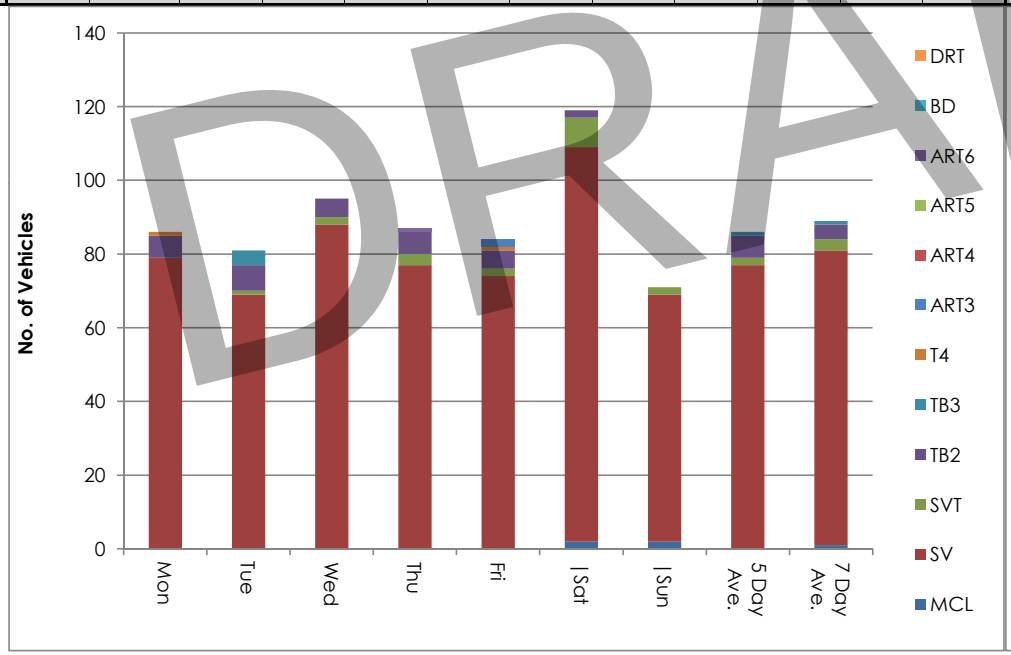

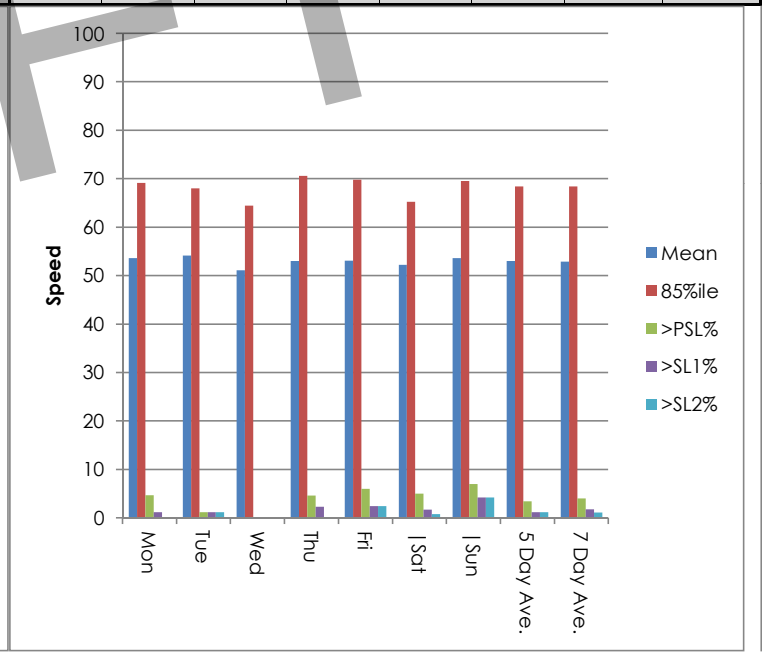

DRAFT

Site 55
Location L-3533-0, Att - Tree, Lat 53.88261, Long -6.87238
Direction Two way

3279 / Meath/Cavan/Monaghan ATC's
October 2013
Automatic Traffic Count

Thu, 10 October 2013

Time	Total	Speed Bins (km/h)																											
		0 - 5	5 - 10	10 - 15	15 - 20	20 - 25	25 - 30	30 - 35	35 - 40	40 - 45	45 - 50	50 - 55	55 - 60	60 - 65	65 - 70	70 - 75	75 - 80	80 - 85	85 - 90	90 - 95	95 - 100	100 - 105	105 - 110	110 - 115	115 - 120	120 - 125	125 - 130	130 - 135	135 - 140
0000	1	0	0	0	0	0	0	0	0	0	0	0	0	1	0	0	0	0	0	0	0	0	0	0	0	0	0	0	0
0100	1	0	0	0	0	0	0	0	0	0	0	0	0	0	1	0	0	0	0	0	0	0	0	0	0	0	0	0	0
0200	0	0	0	0	0	0	0	0	0	0	0	0	0	0	0	0	0	0	0	0	0	0	0	0	0	0	0	0	0
0300	0	0	0	0	0	0	0	0	0	0	0	0	0	0	0	0	0	0	0	0	0	0	0	0	0	0	0	0	0
0400	0	0	0	0	0	0	0	0	0	0	0	0	0	0	0	0	0	0	0	0	0	0	0	0	0	0	0	0	0
0500	0	0	0	0	0	0	0	0	0	0	0	0	0	0	0	0	0	0	0	0	0	0	0	0	0	0	0	0	0
0600	0	0	0	0	0	0	0	0	0	0	0	0	0	0	0	0	0	0	0	0	0	0	0	0	0	0	0	0	0
0700	1	0	0	0	0	0	0	0	0	0	0	0	0	0	0	0	1	0	0	0	0	0	0	0	0	0	0	0	0
0800	6	0	0	1	0	0	0	0	0	0	0	1	1	2	1	0	0	0	0	0	0	0	0	0	0	0	0	0	0
0900	**7**	**0**	**0**	**0**	**0**	**0**	**1**	**0**	**3**	**0**	**0**	**0**	**1**	**0**	**1**	**0**	**1**	**0**	**0**	**0**	**0**	**0**	**0**	**0**	**0**	**0**	**0**	**0**	**0**
1000	4	0	0	0	0	0	0	1	0	0	1	1	1	0	0	0	0	0	0	0	0	0	0	0	0	0	0	0	0
1100	4	0	0	0	0	0	0	0	1	0	0	0	0	1	0	1	0	0	1	0	0	0	0	0	0	0	0	0	0
1200	5	0	0	0	0	0	0	0	1	1	0	0	1	1	1	0	0	0	0	0	0	0	0	0	0	0	0	0	0
1300	7	0	0	1	0	1	0	0	1	0	1	0	0	2	1	0	0	0	0	0	0	0	0	0	0	0	0	0	0
1400	6	0	0	0	0	1	0	0	0	0	1	0	2	0	1	1	0	0	0	0	0	0	0	0	0	0	0	0	0
1500	5	0	0	0	0	0	0	0	0	1	0	1	2	0	1	0	0	0	0	0	0	0	0	0	0	0	0	0	0
1600	8	0	0	0	0	0	3	0	0	0	1	0	2	1	0	1	0	0	0	0	0	0	0	0	0	0	0	0	0
1700	**9**	**0**	**0**	**0**	**0**	**0**	**0**	**4**	**1**	**0**	**0**	**1**	**1**	**0**	**0**	**1**	**1**	**0**	**0**	**0**	**0**	**0**	**0**	**0**	**0**	**0**	**0**	**0**	**0**
1800	7	0	0	0	0	0	1	0	1	0	1	1	0	0	1	2	0	0	0	0	0	0	0	0	0	0	0	0	0
1900	5	0	0	0	0	0	0	0	1	0	0	2	0	1	0	0	0	1	0	0	0	0	0	0	0	0	0	0	0
2000	6	0	0	0	0	0	0	0	0	0	1	3	1	0	0	0	1	0	0	0	0	0	0	0	0	0	0	0	0
2100	3	0	0	0	0	0	0	0	0	0	0	0	0	1	0	1	0	1	0	0	0	0	0	0	0	0	0	0	0
2200	1	0	0	0	0	0	0	0	0	0	0	0	0	0	0	0	0	0	1	0	0	0	0	0	0	0	0	0	0
2300	1	0	0	0	0	0	0	1	0	0	0	0	0	0	0	0	0	0	0	0	0	0	0	0	0	0	0	0	0
07-19	**69**	**0**	**0**	**2**	**0**	**2**	**5**	**5**	**8**	**2**	**5**	**5**	**11**	**7**	**7**	**6**	**3**	**0**	**1**	**0**	**0**	**0**	**0**	**0**	**0**	**0**	**0**	**0**	**0**
06-22	**83**	**0**	**0**	**2**	**0**	**2**	**5**	**5**	**9**	**2**	**6**	**10**	**12**	**9**	**7**	**7**	**4**	**2**	**1**	**0**	**0**	**0**	**0**	**0**	**0**	**0**	**0**	**0**	**0**
06-00	**85**	**0**	**0**	**2**	**0**	**2**	**5**	**6**	**9**	**2**	**6**	**10**	**12**	**9**	**7**	**7**	**4**	**2**	**2**	**0**	**0**	**0**	**0**	**0**	**0**	**0**	**0**	**0**	**0**
00-00	**87**	**0**	**0**	**2**	**0**	**2**	**5**	**6**	**9**	**2**	**6**	**10**	**12**	**10**	**8**	**7**	**4**	**2**	**2**	**0**	**0**	**0**	**0**	**0**	**0**	**0**	**0**	**0**	**0**

DRAFT

Site 55
Location L-3533-0, Att - Tree, Lat 53.88261, Long -6.87238
Direction Two way

3279 / Meath/Cavan/Monaghan ATC's
October 2013
Automatic Traffic Count

Fri, 11 October 2013

Time	Total	Speed Bins (km/h)																											
		0 - 5	5 - 10	10 - 15	15 - 20	20 - 25	25 - 30	30 - 35	35 - 40	40 - 45	45 - 50	50 - 55	55 - 60	60 - 65	65 - 70	70 - 75	75 - 80	80 - 85	85 - 90	90 - 95	95 - 100	100 - 105	105 - 110	110 - 115	115 - 120	120 - 125	125 - 130	130 - 135	135 - 140
0000	0	0	0	0	0	0	0	0	0	0	0	0	0	0	0	0	0	0	0	0	0	0	0	0	0	0	0	0	0
0100	0	0	0	0	0	0	0	0	0	0	0	0	0	0	0	0	0	0	0	0	0	0	0	0	0	0	0	0	0
0200	0	0	0	0	0	0	0	0	0	0	0	0	0	0	0	0	0	0	0	0	0	0	0	0	0	0	0	0	0
0300	0	0	0	0	0	0	0	0	0	0	0	0	0	0	0	0	0	0	0	0	0	0	0	0	0	0	0	0	0
0400	0	0	0	0	0	0	0	0	0	0	0	0	0	0	0	0	0	0	0	0	0	0	0	0	0	0	0	0	0
0500	0	0	0	0	0	0	0	0	0	0	0	0	0	0	0	0	0	0	0	0	0	0	0	0	0	0	0	0	0
0600	0	0	0	0	0	0	0	0	0	0	0	0	0	0	0	0	0	0	0	0	0	0	0	0	0	0	0	0	0
0700	3	0	0	0	0	0	3	0	0	0	0	0	0	0	0	0	0	0	0	0	0	0	0	0	0	0	0	0	0
0800	**8**	**0**	**0**	**0**	**0**	**0**	**0**	**0**	**0**	**2**	**1**	**1**	**0**	**1**	**1**	**0**	**1**	**0**	**0**	**1**	**0**	**0**	**0**	**0**	**0**	**0**	**0**	**0**	**0**
0900	4	0	0	0	0	0	0	0	1	0	0	1	1	0	0	0	1	0	0	0	0	0	0	0	0	0	0	0	0
1000	2	0	0	0	0	0	0	0	0	0	0	0	0	2	0	0	0	0	0	0	0	0	0	0	0	0	0	0	0
1100	6	0	0	0	0	0	0	3	0	1	0	0	1	0	0	1	0	0	0	0	0	0	0	0	0	0	0	0	0
1200	3	0	0	0	0	1	0	0	1	0	0	0	0	1	0	0	0	0	0	0	0	0	0	0	0	0	0	0	0
1300	3	0	0	0	0	0	0	0	0	0	1	1	1	0	0	0	0	0	0	0	0	0	0	0	0	0	0	0	0
1400	4	0	0	0	0	0	0	0	1	0	0	2	0	1	0	0	0	0	0	0	0	0	0	0	0	0	0	0	0
1500	6	0	0	0	0	0	0	0	0	0	0	2	4	0	0	0	0	0	0	0	0	0	0	0	0	0	0	0	0
1600	8	0	0	0	0	0	2	0	0	2	1	0	1	1	0	1	0	0	0	0	0	0	0	0	0	0	0	0	0
1700	**13**	**0**	**0**	**1**	**0**	**1**	**1**	**0**	**0**	**5**	**0**	**0**	**3**	**1**	**0**	**1**	**0**	**0**	**0**	**0**	**0**	**0**	**0**	**0**	**0**	**0**	**0**	**0**	**0**
1800	6	0	0	0	0	0	0	0	0	1	1	0	0	0	2	1	0	0	0	1	0	0	0	0	0	0	0	0	0
1900	5	0	0	0	0	0	0	0	0	1	0	0	0	1	1	1	0	1	0	0	0	0	0	0	0	0	0	0	0
2000	4	0	0	0	0	0	0	0	0	1	1	0	1	0	0	0	0	1	0	0	0	0	0	0	0	0	0	0	0
2100	5	0	0	0	0	0	0	0	0	0	1	1	0	0	0	1	1	1	0	0	0	0	0	0	0	0	0	0	0
2200	3	0	0	0	0	0	0	0	0	0	0	1	0	2	0	0	0	0	0	0	0	0	0	0	0	0	0	0	0
2300	1	0	0	0	0	0	0	1	0	0	0	0	0	0	0	0	0	0	0	0	0	0	0	0	0	0	0	0	0
07-19	**66**	**0**	**0**	**1**	**0**	**2**	**6**	**3**	**3**	**11**	**4**	**7**	**11**	**7**	**3**	**4**	**2**	**0**	**0**	**2**	**0**	**0**	**0**	**0**	**0**	**0**	**0**	**0**	**0**
06-22	**80**	**0**	**0**	**1**	**0**	**2**	**6**	**3**	**3**	**13**	**6**	**8**	**12**	**8**	**4**	**6**	**3**	**3**	**0**	**2**	**0**	**0**	**0**	**0**	**0**	**0**	**0**	**0**	**0**
06-00	**84**	**0**	**0**	**1**	**0**	**2**	**6**	**4**	**3**	**13**	**6**	**9**	**12**	**10**	**4**	**6**	**3**	**3**	**0**	**2**	**0**	**0**	**0**	**0**	**0**	**0**	**0**	**0**	**0**
00-00	**84**	**0**	**0**	**1**	**0**	**2**	**6**	**4**	**3**	**13**	**6**	**9**	**12**	**10**	**4**	**6**	**3**	**3**	**0**	**2**	**0**	**0**	**0**	**0**	**0**	**0**	**0**	**0**	**0**

DRAFT

Site 55
Location L-3533-0, Att - Tree, Lat 53.88261, Long -6.87238
Direction Two way

3279 / Meath/Cavan/Monaghan ATC's
October 2013
Automatic Traffic Count

Sat, 12 October 2013

Time	Total	Speed Bins (km/h)																											
		0 - 5	5 - 10	10 - 15	15 - 20	20 - 25	25 - 30	30 - 35	35 - 40	40 - 45	45 - 50	50 - 55	55 - 60	60 - 65	65 - 70	70 - 75	75 - 80	80 - 85	85 - 90	90 - 95	95 - 100	100 - 105	105 - 110	110 - 115	115 - 120	120 - 125	125 - 130	130 - 135	135 - 140
0000	1	0	0	0	0	1	0	0	0	0	0	0	0	0	0	0	0	0	0	0	0	0	0	0	0	0	0	0	0
0100	0	0	0	0	0	0	0	0	0	0	0	0	0	0	0	0	0	0	0	0	0	0	0	0	0	0	0	0	0
0200	0	0	0	0	0	0	0	0	0	0	0	0	0	0	0	0	0	0	0	0	0	0	0	0	0	0	0	0	0
0300	0	0	0	0	0	0	0	0	0	0	0	0	0	0	0	0	0	0	0	0	0	0	0	0	0	0	0	0	0
0400	1	0	0	0	0	0	1	0	0	0	0	0	0	0	0	0	0	0	0	0	0	0	0	0	0	0	0	0	0
0500	0	0	0	0	0	0	0	0	0	0	0	0	0	0	0	0	0	0	0	0	0	0	0	0	0	0	0	0	0
0600	0	0	0	0	0	0	0	0	0	0	0	0	0	0	0	0	0	0	0	0	0	0	0	0	0	0	0	0	0
0700	0	0	0	0	0	0	0	0	0	0	0	0	0	0	0	0	0	0	0	0	0	0	0	0	0	0	0	0	0
0800	4	0	0	0	0	0	0	0	0	0	1	1	1	0	0	1	0	0	0	0	0	0	0	0	0	0	0	0	0
0900	0	0	0	0	0	0	0	0	0	0	0	0	0	0	0	0	0	0	0	0	0	0	0	0	0	0	0	0	0
1000	5	0	0	0	0	1	0	0	0	0	0	1	2	1	0	0	0	0	0	0	0	0	0	0	0	0	0	0	0
1100	**7**	**1**	**0**	**0**	**0**	**0**	**0**	**2**	**0**	**1**	**2**	**0**	**0**	**1**	**0**	**0**	**0**	**0**	**0**	**0**	**0**	**0**	**0**	**0**	**0**	**0**	**0**	**0**	**0**
1200	11	0	0	0	0	0	0	0	0	1	3	0	3	4	0	0	0	0	0	0	0	0	0	0	0	0	0	0	0
1300	10	0	0	0	0	0	0	0	0	2	1	3	1	1	2	0	0	0	0	0	0	0	0	0	0	0	0	0	0
1400	**19**	**0**	**0**	**0**	**1**	**1**	**0**	**3**	**2**	**2**	**4**	**0**	**3**	**2**	**1**	**0**	**0**	**0**	**0**	**0**	**0**	**0**	**0**	**0**	**0**	**0**	**0**	**0**	**0**
1500	11	0	0	0	1	0	0	1	0	0	3	0	1	2	2	1	0	0	0	0	0	0	0	0	0	0	0	0	0
1600	11	0	0	0	0	0	0	2	0	0	1	2	3	1	1	0	0	0	0	1	0	0	0	0	0	0	0	0	0
1700	10	0	0	0	0	1	0	0	1	2	0	3	1	1	1	0	0	0	0	0	0	0	0	0	0	0	0	0	0
1800	9	0	0	0	0	0	1	1	0	1	1	2	0	2	0	0	0	1	0	0	0	0	0	0	0	0	0	0	0
1900	8	0	0	0	0	0	0	0	0	1	1	1	1	1	0	0	1	2	0	0	0	0	0	0	0	0	0	0	0
2000	3	0	0	0	0	0	0	0	0	0	0	0	0	0	2	0	1	0	0	0	0	0	0	0	0	0	0	0	0
2100	4	0	0	0	0	0	0	0	0	0	0	0	1	0	1	0	0	1	1	0	0	0	0	0	0	0	0	0	0
2200	4	0	0	0	0	0	0	0	0	0	0	1	3	0	0	0	0	0	0	0	0	0	0	0	0	0	0	0	0
2300	1	0	0	0	0	0	0	1	0	0	0	0	0	0	0	0	0	0	0	0	0	0	0	0	0	0	0	0	0
07-19	**97**	**1**	**0**	**0**	**2**	**3**	**1**	**9**	**3**	**9**	**16**	**12**	**15**	**15**	**7**	**2**	**0**	**1**	**0**	**1**	**0**	**0**	**0**	**0**	**0**	**0**	**0**	**0**	**0**
06-22	**112**	**1**	**0**	**0**	**2**	**3**	**1**	**9**	**3**	**10**	**17**	**13**	**17**	**16**	**10**	**2**	**2**	**4**	**1**	**1**	**0**	**0**	**0**	**0**	**0**	**0**	**0**	**0**	**0**
06-00	**117**	**1**	**0**	**0**	**2**	**3**	**1**	**10**	**3**	**10**	**17**	**14**	**20**	**16**	**10**	**2**	**2**	**4**	**1**	**1**	**0**	**0**	**0**	**0**	**0**	**0**	**0**	**0**	**0**
00-00	**119**	**1**	**0**	**0**	**2**	**4**	**2**	**10**	**3**	**10**	**17**	**14**	**20**	**16**	**10**	**2**	**2**	**4**	**1**	**1**	**0**	**0**	**0**	**0**	**0**	**0**	**0**	**0**	**0**

DRAFT

Site 55
Location L-3533-0, Att - Tree, Lat 53.88261, Long -6.87238
Direction Two way

3279 / Meath/Cavan/Monaghan ATC's
October 2013
Automatic Traffic Count

Sun, 13 October 2013

Time	Total	Speed Bins (km/h)																											
		0 - 5	5 - 10	10 - 15	15 - 20	20 - 25	25 - 30	30 - 35	35 - 40	40 - 45	45 - 50	50 - 55	55 - 60	60 - 65	65 - 70	70 - 75	75 - 80	80 - 85	85 - 90	90 - 95	95 - 100	100 - 105	105 - 110	110 - 115	115 - 120	120 - 125	125 - 130	130 - 135	135 - 140
0000	0	0	0	0	0	0	0	0	0	0	0	0	0	0	0	0	0	0	0	0	0	0	0	0	0	0	0	0	0
0100	1	0	0	0	0	0	0	0	0	0	0	0	1	0	0	0	0	0	0	0	0	0	0	0	0	0	0	0	0
0200	3	0	0	0	0	0	0	0	1	0	1	0	0	0	0	1	0	0	0	0	0	0	0	0	0	0	0	0	0
0300	0	0	0	0	0	0	0	0	0	0	0	0	0	0	0	0	0	0	0	0	0	0	0	0	0	0	0	0	0
0400	0	0	0	0	0	0	0	0	0	0	0	0	0	0	0	0	0	0	0	0	0	0	0	0	0	0	0	0	0
0500	0	0	0	0	0	0	0	0	0	0	0	0	0	0	0	0	0	0	0	0	0	0	0	0	0	0	0	0	0
0600	0	0	0	0	0	0	0	0	0	0	0	0	0	0	0	0	0	0	0	0	0	0	0	0	0	0	0	0	0
0700	0	0	0	0	0	0	0	0	0	0	0	0	0	0	0	0	0	0	0	0	0	0	0	0	0	0	0	0	0
0800	3	0	0	0	0	0	0	0	0	0	0	0	0	1	0	1	0	0	0	1	0	0	0	0	0	0	0	0	0
0900	**7**	**0**	**0**	**0**	**0**	**1**	**0**	**1**	**1**	**1**	**1**	**2**	**0**	**0**	**0**	**0**	**0**	**0**	**0**	**0**	**0**	**0**	**0**	**0**	**0**	**0**	**0**	**0**	**0**
1000	2	0	0	0	0	0	0	0	0	0	0	0	2	0	0	0	0	0	0	0	0	0	0	0	0	0	0	0	0
1100	6	0	0	0	0	0	0	0	2	0	1	1	1	1	0	0	0	0	0	0	0	0	0	0	0	0	0	0	0
1200	3	0	0	0	0	0	0	0	0	0	1	0	1	0	1	0	0	0	0	0	0	0	0	0	0	0	0	0	0
1300	5	0	0	0	0	0	0	0	0	1	0	2	0	1	0	0	1	0	0	0	0	0	0	0	0	0	0	0	0
1400	3	0	0	0	0	0	0	0	0	0	1	0	0	1	0	0	1	0	0	0	0	0	0	0	0	0	0	0	0
1500	6	0	0	0	0	0	1	0	0	0	2	1	0	1	0	0	0	0	0	1	0	0	0	0	0	0	0	0	0
1600	3	0	0	0	0	1	1	0	0	0	0	0	0	0	0	0	0	0	0	1	0	0	0	0	0	0	0	0	0
1700	7	0	0	0	0	0	0	1	0	0	1	2	2	0	1	0	0	0	0	0	0	0	0	0	0	0	0	0	0
1800	**9**	**0**	**0**	**0**	**0**	**1**	**1**	**0**	**0**	**1**	**0**	**2**	**2**	**0**	**1**	**1**	**0**	**0**	**0**	**0**	**0**	**0**	**0**	**0**	**0**	**0**	**0**	**0**	**0**
1900	6	0	0	0	0	0	0	0	0	1	1	3	1	0	0	0	0	0	0	0	0	0	0	0	0	0	0	0	0
2000	2	0	0	0	0	0	0	0	0	0	1	1	0	0	0	0	0	0	0	0	0	0	0	0	0	0	0	0	0
2100	1	0	0	0	0	0	0	0	0	1	0	0	0	0	0	0	0	0	0	0	0	0	0	0	0	0	0	0	0
2200	3	0	0	0	0	0	0	0	0	0	0	0	0	0	0	1	0	2	0	0	0	0	0	0	0	0	0	0	0
2300	1	0	0	0	0	0	0	0	1	0	0	0	0	0	0	0	0	0	0	0	0	0	0	0	0	0	0	0	0
07-19	**54**	**0**	**0**	**0**	**0**	**3**	**3**	**2**	**3**	**3**	**7**	**10**	**8**	**5**	**3**	**2**	**2**	**0**	**0**	**3**	**0**	**0**	**0**	**0**	**0**	**0**	**0**	**0**	**0**
06-22	**63**	**0**	**0**	**0**	**0**	**3**	**3**	**2**	**3**	**5**	**9**	**14**	**9**	**5**	**3**	**2**	**2**	**0**	**0**	**3**	**0**	**0**	**0**	**0**	**0**	**0**	**0**	**0**	**0**
06-00	**67**	**0**	**0**	**0**	**0**	**3**	**3**	**2**	**4**	**5**	**9**	**14**	**9**	**5**	**3**	**3**	**2**	**2**	**0**	**3**	**0**	**0**	**0**	**0**	**0**	**0**	**0**	**0**	**0**
00-00	**71**	**0**	**0**	**0**	**0**	**3**	**3**	**2**	**5**	**5**	**10**	**14**	**10**	**5**	**3**	**4**	**2**	**2**	**0**	**3**	**0**	**0**	**0**	**0**	**0**	**0**	**0**	**0**	**0**

DRAFT

Site 55
Location L-3533-0, Att - Tree, Lat 53.88261, Long -6.87238
Direction Two way

3279 / Meath/Cavan/Monaghan ATC's
October 2013
Automatic Traffic Count

Mon, 14 October 2013

Time	Total	Speed Bins (km/h)																											
		0 - 5	5 - 10	10 - 15	15 - 20	20 - 25	25 - 30	30 - 35	35 - 40	40 - 45	45 - 50	50 - 55	55 - 60	60 - 65	65 - 70	70 - 75	75 - 80	80 - 85	85 - 90	90 - 95	95 - 100	100 - 105	105 - 110	110 - 115	115 - 120	120 - 125	125 - 130	130 - 135	135 - 140
0000	0	0	0	0	0	0	0	0	0	0	0	0	0	0	0	0	0	0	0	0	0	0	0	0	0	0	0	0	0
0100	0	0	0	0	0	0	0	0	0	0	0	0	0	0	0	0	0	0	0	0	0	0	0	0	0	0	0	0	0
0200	0	0	0	0	0	0	0	0	0	0	0	0	0	0	0	0	0	0	0	0	0	0	0	0	0	0	0	0	0
0300	0	0	0	0	0	0	0	0	0	0	0	0	0	0	0	0	0	0	0	0	0	0	0	0	0	0	0	0	0
0400	0	0	0	0	0	0	0	0	0	0	0	0	0	0	0	0	0	0	0	0	0	0	0	0	0	0	0	0	0
0500	0	0	0	0	0	0	0	0	0	0	0	0	0	0	0	0	0	0	0	0	0	0	0	0	0	0	0	0	0
0600	0	0	0	0	0	0	0	0	0	0	0	0	0	0	0	0	0	0	0	0	0	0	0	0	0	0	0	0	0
0700	2	0	0	0	0	0	0	0	0	0	0	0	0	0	0	1	1	0	0	0	0	0	0	0	0	0	0	0	0
0800	8	0	0	0	0	0	0	0	0	0	2	1	1	2	0	0	0	2	0	0	0	0	0	0	0	0	0	0	0
0900	4	0	0	0	0	0	0	0	1	0	1	1	0	1	0	0	0	0	0	0	0	0	0	0	0	0	0	0	0
1000	3	0	0	0	0	0	1	0	0	0	0	0	1	0	1	0	0	0	0	0	0	0	0	0	0	0	0	0	0
1100	**9**	**0**	**0**	**0**	**0**	**0**	**1**	**1**	**2**	**1**	**1**	**0**	**1**	**1**	**0**	**0**	**1**	**0**	**0**	**0**	**0**	**0**	**0**	**0**	**0**	**0**	**0**	**0**	**0**
1200	4	0	0	0	0	1	0	0	0	0	2	1	0	0	0	0	0	0	0	0	0	0	0	0	0	0	0	0	0
1300	3	0	0	0	0	0	0	0	0	0	0	1	0	0	2	0	0	0	0	0	0	0	0	0	0	0	0	0	0
1400	4	0	0	0	0	0	0	0	0	1	0	0	2	0	1	0	0	0	0	0	0	0	0	0	0	0	0	0	0
1500	8	0	0	0	0	2	1	1	0	0	0	1	1	1	0	1	0	0	0	0	0	0	0	0	0	0	0	0	0
1600	7	0	0	0	0	0	0	0	0	1	2	2	1	1	0	0	0	0	0	0	0	0	0	0	0	0	0	0	0
1700	9	0	0	0	0	0	2	1	0	0	0	1	1	1	0	2	0	1	0	0	0	0	0	0	0	0	0	0	0
1800	**11**	**0**	**0**	**0**	**0**	**0**	**1**	**1**	**1**	**0**	**1**	**0**	**2**	**1**	**1**	**1**	**1**	**0**	**1**	**0**	**0**	**0**	**0**	**0**	**0**	**0**	**0**	**0**	**0**
1900	5	0	0	0	0	0	0	0	0	0	0	2	3	0	0	0	0	0	0	0	0	0	0	0	0	0	0	0	0
2000	6	0	0	0	0	0	1	0	0	0	0	0	1	1	2	1	0	0	0	0	0	0	0	0	0	0	0	0	0
2100	2	0	0	0	0	0	0	0	0	0	0	0	2	0	0	0	0	0	0	0	0	0	0	0	0	0	0	0	0
2200	0	0	0	0	0	0	0	0	0	0	0	0	0	0	0	0	0	0	0	0	0	0	0	0	0	0	0	0	0
2300	1	0	0	0	0	0	0	0	1	0	0	0	0	0	0	0	0	0	0	0	0	0	0	0	0	0	0	0	0
07-19	**72**	**0**	**0**	**0**	**0**	**3**	**6**	**4**	**4**	**3**	**9**	**8**	**10**	**8**	**5**	**5**	**3**	**3**	**1**	**0**	**0**	**0**	**0**	**0**	**0**	**0**	**0**	**0**	**0**
06-22	**85**	**0**	**0**	**0**	**0**	**3**	**7**	**4**	**4**	**3**	**9**	**10**	**16**	**9**	**7**	**6**	**3**	**3**	**1**	**0**	**0**	**0**	**0**	**0**	**0**	**0**	**0**	**0**	**0**
06-00	**86**	**0**	**0**	**0**	**0**	**3**	**7**	**4**	**5**	**3**	**9**	**10**	**16**	**9**	**7**	**6**	**3**	**3**	**1**	**0**	**0**	**0**	**0**	**0**	**0**	**0**	**0**	**0**	**0**
00-00	**86**	**0**	**0**	**0**	**0**	**3**	**7**	**4**	**5**	**3**	**9**	**10**	**16**	**9**	**7**	**6**	**3**	**3**	**1**	**0**	**0**	**0**	**0**	**0**	**0**	**0**	**0**	**0**	**0**

DRAFT

Site 55
Location L-3533-0, Att - Tree, Lat 53.88261, Long -6.87238
Direction Two way

3279 / Meath/Cavan/Monaghan ATC's
October 2013
Automatic Traffic Count

Tue, 15 October 2013

Time	Total	Speed Bins (km/h)																												
		0 - 5	5 - 10	10 - 15	15 - 20	20 - 25	25 - 30	30 - 35	35 - 40	40 - 45	45 - 50	50 - 55	55 - 60	60 - 65	65 - 70	70 - 75	75 - 80	80 - 85	85 - 90	90 - 95	95 - 100	100 - 105	105 - 110	110 - 115	115 - 120	120 - 125	125 - 130	130 - 135	135 - 140
0000	1	0	0	0	0	0	0	0	0	0	0	0	1	0	0	0	0	0	0	0	0	0	0	0	0	0	0	0	0	0
0100	0	0	0	0	0	0	0	0	0	0	0	0	0	0	0	0	0	0	0	0	0	0	0	0	0	0	0	0	0	0
0200	0	0	0	0	0	0	0	0	0	0	0	0	0	0	0	0	0	0	0	0	0	0	0	0	0	0	0	0	0	0
0300	0	0	0	0	0	0	0	0	0	0	0	0	0	0	0	0	0	0	0	0	0	0	0	0	0	0	0	0	0	0
0400	1	0	0	0	0	0	0	0	0	0	0	0	0	0	0	0	1	0	0	0	0	0	0	0	0	0	0	0	0	0
0500	0	0	0	0	0	0	0	0	0	0	0	0	0	0	0	0	0	0	0	0	0	0	0	0	0	0	0	0	0	0
0600	2	0	0	0	0	0	0	0	0	0	0	0	0	0	0	0	1	0	0	1	0	0	0	0	0	0	0	0	0	0
0700	4	0	0	0	0	0	0	0	0	1	0	0	0	0	2	0	1	0	0	0	0	0	0	0	0	0	0	0	0	0
0800	4	0	0	0	0	0	0	0	0	1	0	0	0	0	1	2	0	0	0	0	0	0	0	0	0	0	0	0	0	0
0900	**6**	**0**	**0**	**0**	**0**	**0**	**0**	**0**	**0**	**0**	**0**	**1**	**2**	**1**	**2**	**0**	**0**	**0**	**0**	**0**	**0**	**0**	**0**	**0**	**0**	**0**	**0**	**0**	**0**	**0**
1000	0	0	0	0	0	0	0	0	0	0	0	0	0	0	0	0	0	0	0	0	0	0	0	0	0	0	0	0	0	0
1100	**6**	**0**	**0**	**0**	**0**	**0**	**0**	**0**	**0**	**0**	**1**	**1**	**1**	**1**	**1**	**0**	**1**	**0**	**0**	**0**	**0**	**0**	**0**	**0**	**0**	**0**	**0**	**0**	**0**	**0**
1200	4	0	0	0	0	0	0	0	0	1	0	1	0	2	0	0	0	0	0	0	0	0	0	0	0	0	0	0	0	0
1300	4	0	0	0	0	0	0	0	0	1	0	0	1	0	1	1	0	0	0	0	0	0	0	0	0	0	0	0	0	0
1400	8	0	0	0	0	1	1	1	0	0	0	2	2	1	0	0	0	0	0	0	0	0	0	0	0	0	0	0	0	0
1500	7	0	0	0	0	0	0	0	0	0	0	3	2	1	0	1	0	0	0	0	0	0	0	0	0	0	0	0	0	0
1600	**10**	**0**	**0**	**0**	**0**	**2**	**0**	**1**	**0**	**0**	**1**	**1**	**1**	**2**	**1**	**1**	**0**	**0**	**0**	**0**	**0**	**0**	**0**	**0**	**0**	**0**	**0**	**0**	**0**	**0**
1700	3	0	0	1	1	0	0	0	0	0	0	1	0	0	0	0	0	0	0	0	0	0	0	0	0	0	0	0	0	0
1800	**10**	**0**	**0**	**0**	**1**	**1**	**1**	**1**	**1**	**0**	**0**	**1**	**2**	**1**	**0**	**0**	**1**	**0**	**0**	**0**	**0**	**0**	**0**	**0**	**0**	**0**	**0**	**0**	**0**	**0**
1900	2	0	0	0	0	0	0	0	0	0	0	0	0	1	1	0	0	0	0	0	0	0	0	0	0	0	0	0	0	0
2000	6	0	0	0	0	0	0	0	0	2	1	1	1	1	0	0	0	0	0	0	0	0	0	0	0	0	0	0	0	0
2100	1	0	0	0	0	0	0	0	0	0	0	0	1	0	0	0	0	0	0	0	0	0	0	0	0	0	0	0	0	0
2200	1	0	0	0	0	0	0	0	0	0	0	0	1	0	0	0	0	0	0	0	0	0	0	0	0	0	0	0	0	0
2300	1	0	0	0	0	0	0	0	1	0	0	0	0	0	0	0	0	0	0	0	0	0	0	0	0	0	0	0	0	0
07-19	**66**	**0**	**0**	**1**	**2**	**4**	**2**	**3**	**1**	**4**	**2**	**11**	**11**	**9**	**8**	**5**	**3**	**0**	**0**	**0**	**0**	**0**	**0**	**0**	**0**	**0**	**0**	**0**	**0**	**0**
06-22	**77**	**0**	**0**	**1**	**2**	**4**	**2**	**3**	**1**	**6**	**3**	**12**	**13**	**11**	**9**	**5**	**4**	**0**	**0**	**1**	**0**	**0**	**0**	**0**	**0**	**0**	**0**	**0**	**0**	**0**
06-00	**79**	**0**	**0**	**1**	**2**	**4**	**2**	**3**	**2**	**6**	**3**	**12**	**14**	**11**	**9**	**5**	**4**	**0**	**0**	**1**	**0**	**0**	**0**	**0**	**0**	**0**	**0**	**0**	**0**	**0**
00-00	**81**	**0**	**0**	**1**	**2**	**4**	**2**	**3**	**2**	**6**	**3**	**12**	**15**	**11**	**9**	**5**	**5**	**0**	**0**	**1**	**0**	**0**	**0**	**0**	**0**	**0**	**0**	**0**	**0**	**0**

DRAFT

Site 55
Location L-3533-0, Att - Tree, Lat 53.88261, Long -6.87238
Direction Two way

3279 / Meath/Cavan/Monaghan ATC's
October 2013
Automatic Traffic Count

Wed, 16 October 2013

Time	Total	Speed Bins (km/h)																											
		0 - 5	5 - 10	10 - 15	15 - 20	20 - 25	25 - 30	30 - 35	35 - 40	40 - 45	45 - 50	50 - 55	55 - 60	60 - 65	65 - 70	70 - 75	75 - 80	80 - 85	85 - 90	90 - 95	95 - 100	100 - 105	105 - 110	110 - 115	115 - 120	120 - 125	125 - 130	130 - 135	135 - 140
0000	0	0	0	0	0	0	0	0	0	0	0	0	0	0	0	0	0	0	0	0	0	0	0	0	0	0	0	0	0
0100	0	0	0	0	0	0	0	0	0	0	0	0	0	0	0	0	0	0	0	0	0	0	0	0	0	0	0	0	0
0200	0	0	0	0	0	0	0	0	0	0	0	0	0	0	0	0	0	0	0	0	0	0	0	0	0	0	0	0	0
0300	0	0	0	0	0	0	0	0	0	0	0	0	0	0	0	0	0	0	0	0	0	0	0	0	0	0	0	0	0
0400	0	0	0	0	0	0	0	0	0	0	0	0	0	0	0	0	0	0	0	0	0	0	0	0	0	0	0	0	0
0500	0	0	0	0	0	0	0	0	0	0	0	0	0	0	0	0	0	0	0	0	0	0	0	0	0	0	0	0	0
0600	2	0	0	0	0	0	0	0	0	0	0	0	0	0	1	0	1	0	0	0	0	0	0	0	0	0	0	0	0
0700	1	0	0	0	0	0	0	0	0	0	0	0	0	0	0	1	0	0	0	0	0	0	0	0	0	0	0	0	0
0800	**4**	**0**	**0**	**0**	**0**	**0**	**0**	**0**	**0**	**0**	**1**	**0**	**0**	**1**	**0**	**1**	**1**	**0**	**0**	**0**	**0**	**0**	**0**	**0**	**0**	**0**	**0**	**0**	**0**
0900	**4**	**0**	**0**	**0**	**0**	**1**	**0**	**1**	**0**	**0**	**1**	**1**	**0**	**0**	**0**	**0**	**0**	**0**	**0**	**0**	**0**	**0**	**0**	**0**	**0**	**0**	**0**	**0**	**0**
1000	2	0	0	0	0	0	0	0	0	0	0	0	0	2	0	0	0	0	0	0	0	0	0	0	0	0	0	0	0
1100	1	0	0	0	0	0	0	0	1	0	0	0	0	0	0	0	0	0	0	0	0	0	0	0	0	0	0	0	0
1200	**12**	**0**	**0**	**0**	**0**	**1**	**0**	**2**	**0**	**1**	**1**	**2**	**3**	**2**	**0**	**0**	**0**	**0**	**0**	**0**	**0**	**0**	**0**	**0**	**0**	**0**	**0**	**0**	**0**
1300	8	0	0	1	2	1	1	0	0	1	0	1	0	1	0	0	0	0	0	0	0	0	0	0	0	0	0	0	0
1400	**12**	**0**	**0**	**0**	**0**	**0**	**0**	**0**	**2**	**1**	**1**	**2**	**2**	**4**	**0**	**0**	**0**	**0**	**0**	**0**	**0**	**0**	**0**	**0**	**0**	**0**	**0**	**0**	**0**
1500	10	0	0	0	0	2	0	0	0	0	1	4	2	0	1	0	0	0	0	0	0	0	0	0	0	0	0	0	0
1600	8	0	0	0	1	0	0	0	1	0	0	2	1	2	1	0	0	0	0	0	0	0	0	0	0	0	0	0	0
1700	6	0	0	0	0	1	0	0	0	0	0	1	2	0	0	0	2	0	0	0	0	0	0	0	0	0	0	0	0
1800	6	0	0	0	1	0	0	0	0	0	2	0	2	1	0	0	0	0	0	0	0	0	0	0	0	0	0	0	0
1900	8	0	0	0	1	0	1	0	1	0	1	0	2	1	1	0	0	0	0	0	0	0	0	0	0	0	0	0	0
2000	7	0	0	0	0	0	0	0	0	0	0	1	2	1	1	1	1	0	0	0	0	0	0	0	0	0	0	0	0
2100	2	0	0	0	0	0	0	0	0	0	0	1	0	1	0	0	0	0	0	0	0	0	0	0	0	0	0	0	0
2200	1	0	0	0	0	0	0	0	0	0	1	0	0	0	0	0	0	0	0	0	0	0	0	0	0	0	0	0	0
2300	1	0	0	0	0	0	0	0	0	0	0	0	0	0	1	0	0	0	0	0	0	0	0	0	0	0	0	0	0
07-19	**74**	**0**	**0**	**1**	**4**	**6**	**1**	**3**	**4**	**3**	**7**	**13**	**12**	**13**	**2**	**2**	**3**	**0**	**0**	**0**	**0**	**0**	**0**	**0**	**0**	**0**	**0**	**0**	**0**
06-22	**93**	**0**	**0**	**1**	**5**	**6**	**2**	**3**	**5**	**3**	**8**	**15**	**16**	**16**	**5**	**3**	**5**	**0**	**0**	**0**	**0**	**0**	**0**	**0**	**0**	**0**	**0**	**0**	**0**
06-00	**95**	**0**	**0**	**1**	**5**	**6**	**2**	**3**	**5**	**3**	**9**	**15**	**16**	**16**	**6**	**3**	**5**	**0**	**0**	**0**	**0**	**0**	**0**	**0**	**0**	**0**	**0**	**0**	**0**
00-00	**95**	**0**	**0**	**1**	**5**	**6**	**2**	**3**	**5**	**3**	**9**	**15**	**16**	**16**	**6**	**3**	**5**	**0**	**0**	**0**	**0**	**0**	**0**	**0**	**0**	**0**	**0**	**0**	**0**

DRAFT

Site 55
Location L-3533-0, Att - Tree, Lat 53.88261, Long -6.87238
Direction Two way

3279 / Meath/Cavan/Monaghan ATC's
October 2013
Automatic Traffic Count

Virtual Day (7)

Time	Total	Speed Bins (km/h)																											
		0 - 5	5 - 10	10 - 15	15 - 20	20 - 25	25 - 30	30 - 35	35 - 40	40 - 45	45 - 50	50 - 55	55 - 60	60 - 65	65 - 70	70 - 75	75 - 80	80 - 85	85 - 90	90 - 95	95 - 100	100 - 105	105 - 110	110 - 115	115 - 120	120 - 125	125 - 130	130 - 135	135 - 140
0000	0	0	0	0	0	0	0	0	0	0	0	0	0	0	0	0	0	0	0	0	0	0	0	0	0	0	0	0	0
0100	0	0	0	0	0	0	0	0	0	0	0	0	0	0	0	0	0	0	0	0	0	0	0	0	0	0	0	0	0
0200	0	0	0	0	0	0	0	0	0	0	0	0	0	0	0	0	0	0	0	0	0	0	0	0	0	0	0	0	0
0300	0	0	0	0	0	0	0	0	0	0	0	0	0	0	0	0	0	0	0	0	0	0	0	0	0	0	0	0	0
0400	0	0	0	0	0	0	0	0	0	0	0	0	0	0	0	0	0	0	0	0	0	0	0	0	0	0	0	0	0
0500	0	0	0	0	0	0	0	0	0	0	0	0	0	0	0	0	0	0	0	0	0	0	0	0	0	0	0	0	0
0600	1	0	0	0	0	0	0	0	0	0	0	0	0	0	0	0	0	0	0	0	0	0	0	0	0	0	0	0	0
0700	2	0	0	0	0	0	0	0	0	0	0	0	0	0	0	0	0	0	0	0	0	0	0	0	0	0	0	0	0
0800	5	0	0	0	0	0	0	0	0	0	1	1	0	1	0	1	0	0	0	0	0	0	0	0	0	0	0	0	0
0900	5	0	0	0	0	0	0	0	1	0	0	1	1	0	0	0	0	0	0	0	0	0	0	0	0	0	0	0	0
1000	3	0	0	0	0	0	0	0	0	0	0	0	1	1	0	0	0	0	0	0	0	0	0	0	0	0	0	0	0
1100	**6**	**0**	**0**	**0**	**0**	**0**	**0**	**1**	**1**	**0**	**1**	**0**	**1**	**1**	**0**	**0**	**0**	**0**	**0**	**0**	**0**	**0**	**0**	**0**	**0**	**0**	**0**	**0**	**0**
1200	6	0	0	0	0	0	0	0	0	1	1	1	1	1	0	0	0	0	0	0	0	0	0	0	0	0	0	0	0
1300	6	0	0	0	0	0	0	0	0	1	0	1	0	1	1	0	0	0	0	0	0	0	0	0	0	0	0	0	0
1400	**8**	**0**	**0**	**0**	**0**	**0**	**0**	**1**	**1**	**1**	**1**	**1**	**2**	**1**	**0**	**0**	**0**	**0**	**0**	**0**	**0**	**0**	**0**	**0**	**0**	**0**	**0**	**0**	**0**
1500	**8**	**0**	**0**	**0**	**0**	**1**	**0**	**0**	**0**	**0**	**1**	**2**	**2**	**1**	**1**	**0**	**0**	**0**	**0**	**0**	**0**	**0**	**0**	**0**	**0**	**0**	**0**	**0**	**0**
1600	**8**	**0**	**0**	**0**	**0**	**0**	**1**	**0**	**0**	**0**	**1**	**1**	**1**	**1**	**0**	**0**	**0**	**0**	**0**	**0**	**0**	**0**	**0**	**0**	**0**	**0**	**0**	**0**	**0**
1700	**8**	**0**	**0**	**0**	**0**	**0**	**0**	**1**	**0**	**1**	**0**	**1**	**1**	**0**	**0**	**1**	**0**	**0**	**0**	**0**	**0**	**0**	**0**	**0**	**0**	**0**	**0**	**0**	**0**
1800	**8**	**0**	**0**	**0**	**0**	**0**	**1**	**0**	**0**	**0**	**1**	**1**	**1**	**1**	**1**	**1**	**0**	**0**	**0**	**0**	**0**	**0**	**0**	**0**	**0**	**0**	**0**	**0**	**0**
1900	6	0	0	0	0	0	0	0	0	0	0	1	1	1	0	0	0	1	0	0	0	0	0	0	0	0	0	0	0
2000	5	0	0	0	0	0	0	0	0	0	1	1	1	0	1	0	0	0	0	0	0	0	0	0	0	0	0	0	0
2100	3	0	0	0	0	0	0	0	0	0	0	0	1	0	0	0	0	0	0	0	0	0	0	0	0	0	0	0	0
2200	2	0	0	0	0	0	0	0	0	0	0	0	1	0	0	0	0	0	0	0	0	0	0	0	0	0	0	0	0
2300	1	0	0	0	0	0	0	0	0	0	0	0	0	0	0	0	0	0	0	0	0	0	0	0	0	0	0	0	0
07-19	**71**	**0**	**0**	**1**	**1**	**3**	**3**	**4**	**4**	**5**	**7**	**9**	**11**	**9**	**5**	**4**	**2**	**1**	**0**	**1**	**0**	**0**	**0**	**0**	**0**	**0**	**0**	**0**	**0**
06-22	**85**	**0**	**0**	**1**	**1**	**3**	**4**	**4**	**4**	**6**	**8**	**12**	**14**	**11**	**6**	**4**	**3**	**2**	**0**	**1**	**0**	**0**	**0**	**0**	**0**	**0**	**0**	**0**	**0**
06-00	**88**	**0**	**0**	**1**	**1**	**3**	**4**	**5**	**4**	**6**	**8**	**12**	**14**	**11**	**7**	**5**	**3**	**2**	**1**	**1**	**0**	**0**	**0**	**0**	**0**	**0**	**0**	**0**	**0**
00-00	**89**	**0**	**0**	**1**	**1**	**3**	**4**	**5**	**5**	**6**	**9**	**12**	**14**	**11**	**7**	**5**	**3**	**2**	**1**	**1**	**0**	**0**	**0**	**0**	**0**	**0**	**0**	**0**	**0**

DRAFT

Site 55
Location L-3533-0, Att - Tree, Lat 53.88261, Long -6.87238
Direction Two way

3279 / Meath/Cavan/Monaghan ATC's
October 2013
Automatic Traffic Count

Virtual Week (1)

Time	Total	Speed Bins (km/h)																											
		0 - 5	5 - 10	10 - 15	15 - 20	20 - 25	25 - 30	30 - 35	35 - 40	40 - 45	45 - 50	50 - 55	55 - 60	60 - 65	65 - 70	70 - 75	75 - 80	80 - 85	85 - 90	90 - 95	95 - 100	100 - 105	105 - 110	110 - 115	115 - 120	120 - 125	125 - 130	130 - 135	135 - 140
Mon	86	0	0	0	0	3	7	4	5	3	9	10	16	9	7	6	3	3	1	0	0	0	0	0	0	0	0	0	0
Tue	81	0	0	1	2	4	2	3	2	6	3	12	15	11	9	5	5	0	0	1	0	0	0	0	0	0	0	0	0
Wed	95	0	0	1	5	6	2	3	5	3	9	15	16	16	6	3	5	0	0	0	0	0	0	0	0	0	0	0	0
Thu	87	0	0	2	0	2	5	6	9	2	6	10	12	10	8	7	4	2	2	0	0	0	0	0	0	0	0	0	0
Fri	84	0	0	1	0	2	6	4	3	13	6	9	12	10	4	6	3	3	0	2	0	0	0	0	0	0	0	0	0
|Sat	119	1	0	0	2	4	2	10	3	10	17	14	20	16	10	2	2	4	1	1	0	0	0	0	0	0	0	0	0
|Sun	71	0	0	0	0	3	3	2	5	5	10	14	10	5	3	4	2	2	0	3	0	0	0	0	0	0	0	0	0
5 Day Ave.	**87**	**0**	**0**	**1**	**1**	**3**	**4**	**4**	**5**	**5**	**7**	**11**	**14**	**11**	**7**	**5**	**4**	**2**	**1**	**1**	**0**	**0**	**0**	**0**	**0**	**0**	**0**	**0**	**0**
7 Day Ave.	**89**	**0**	**0**	**1**	**1**	**3**	**4**	**5**	**5**	**6**	**9**	**12**	**14**	**11**	**7**	**5**	**3**	**2**	**1**	**1**	**0**	**0**	**0**	**0**	**0**	**0**	**0**	**0**	**0**
--	**623**	**1**	**0**	**5**	**9**	**24**	**27**	**32**	**32**	**42**	**60**	**84**	**101**	**77**	**47**	**33**	**24**	**14**	**4**	**7**	**0**	**0**	**0**	**0**	**0**	**0**	**0**	**0**	**0**

Summary Graphs

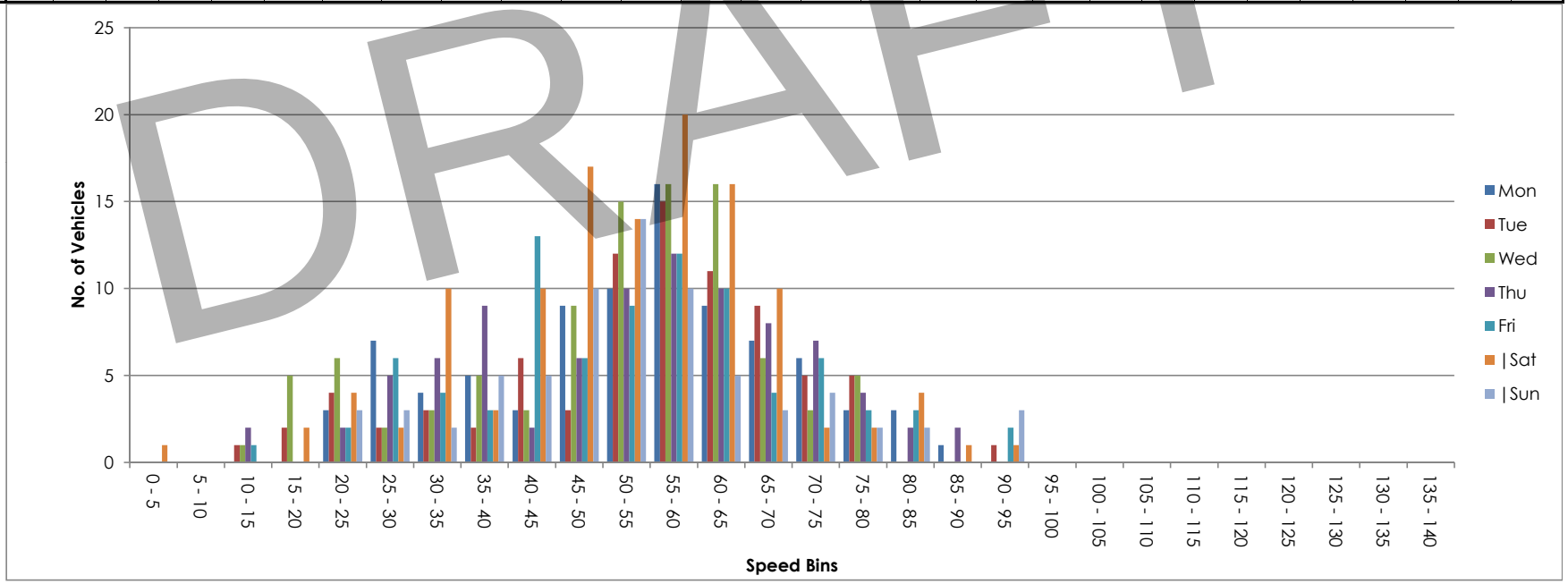

DRAFT



NDC NATIONWIDE DATA COLLECTION	**Site / Location:**	L3532-0, Att - Telepole, Lat 53.8987, Long -6.87656	**Project No:**	3279	**Photo No:**	3279-56	**Drawn By:** MOR
	Survey Date:	Thu, 10 October 2013 to Wed, 16 October 2013	**Project Name:**		Meath/Cavan/Monaghan ATC'S		
	Survey Times:	00:00 to 00(24):00	**Title:**		Site Photograph		

Site No.	Location.	Direction.	Speed Limit - PSL (km/h)	Start Date.	End Date.	Total Vehicles.	5 Day Ave.	7 Day Ave.	No. > Speed Limit.	%. > Speed Limit.	No. > Speed Limit1 (+5km/h).	%. > Speed Limit1 (+5km/h).	No. > Speed Limit1 (+10km/h).	%. > Speed Limit1 (+10km/h).	Mean Speed	85%ile Speed
56	L3532-0, Att - Telepole, Lat 53.8987, Long -6.87656	North	80	Thu, 10 October 2013	Wed, 16 October 2013	783	116	112	5	0.6	2	0.3	1	0.1	54.9	65.5
		South	80	Thu, 10 October 2013	Wed, 16 October 2013	803	114	115	13	1.6	4	0.5	2	0.2	56.4	65.5
		Two way	80	Thu, 10 October 2013	Wed, 16 October 2013	1586	230	227	18	1.1	6	0.4	3	0.2	55.7	65.5

DRAFT

Site 56
Location L3532-0, Att - Telepole, Lat 53.8987, Long -6.87656
Direction North

3279 / Meath/Cavan/Monaghan ATC's
October 2013
Automatic Traffic Count

Thu, 10 October 2013

Time	Total	Classification												>PSL	>PSL%	>SL1	>SL1%	>SL2	>SL2%	Mean	Vpp
		1 MCL	2 SV	3 SVT	4 TB2	5 TB3	6 T4	7 ART3	8 ART4	9 ART5	10 ART6	11 BD	12 DRT	80	80	85 +5kph	85 +5kph	90 +10kph	90 +10kph		85
0000	0	0	0	0	0	0	0	0	0	0	0	0	0	0	0	0	0	0	0	-	-
0100	0	0	0	0	0	0	0	0	0	0	0	0	0	0	0	0	0	0	0	-	-
0200	0	0	0	0	0	0	0	0	0	0	0	0	0	0	0	0	0	0	0	-	-
0300	0	0	0	0	0	0	0	0	0	0	0	0	0	0	0	0	0	0	0	-	-
0400	0	0	0	0	0	0	0	0	0	0	0	0	0	0	0	0	0	0	0	-	-
0500	1	0	0	0	0	0	0	0	1	0	0	0	0	0	0	0	0	0	0	52.1	-
0600	1	0	0	0	1	0	0	0	0	0	0	0	0	0	0	0	0	0	0	59.7	-
0700	**14**	**0**	**13**	**0**	**1**	**0**	**0**	**0**	**0**	**0**	**0**	**0**	**0**	**0**	**0**	**0**	**0**	**0**	**0**	**61.1**	**69.1**
0800	11	0	9	0	2	0	0	0	0	0	0	0	0	1	9.1	0	0	0	0	55.5	61.9
0900	11	0	10	0	1	0	0	0	0	0	0	0	0	0	0	0	0	0	0	59.7	64.4
1000	4	0	3	1	0	0	0	0	0	0	0	0	0	0	0	0	0	0	0	42.5	-
1100	6	0	6	0	0	0	0	0	0	0	0	0	0	0	0	0	0	0	0	57.2	-
1200	**13**	**0**	**11**	**0**	**1**	**0**	**1**	**0**	**0**	**0**	**0**	**0**	**0**	**0**	**0**	**0**	**0**	**0**	**0**	**52.9**	**61.6**
1300	7	0	6	0	1	0	0	0	0	0	0	0	0	0	0	0	0	0	0	59.3	-
1400	7	0	6	0	1	0	0	0	0	0	0	0	0	0	0	0	0	0	0	54.3	-
1500	4	0	3	1	0	0	0	0	0	0	0	0	0	0	0	0	0	0	0	52.6	-
1600	10	1	8	0	0	0	0	0	0	0	0	1	0	0	0	0	0	0	0	50.8	-
1700	10	0	9	0	1	0	0	0	0	0	0	0	0	0	0	0	0	0	0	45.8	-
1800	12	0	12	0	0	0	0	0	0	0	0	0	0	0	0	0	0	0	0	54.3	61.2
1900	10	0	10	0	0	0	0	0	0	0	0	0	0	0	0	0	0	0	0	56.7	-
2000	5	0	5	0	0	0	0	0	0	0	0	0	0	0	0	0	0	0	0	50.5	-
2100	3	0	3	0	0	0	0	0	0	0	0	0	0	0	0	0	0	0	0	41.4	-
2200	1	0	1	0	0	0	0	0	0	0	0	0	0	0	0	0	0	0	0	56.2	-
2300	1	0	1	0	0	0	0	0	0	0	0	0	0	1	100	0	0	0	0	83.6	-
07-19	**109**	**1**	**96**	**2**	**8**	**0**	**1**	**0**	**0**	**0**	**0**	**1**	**0**	**1**	**0.9**	**0**	**0**	**0**	**0**	**54.6**	**65.9**
06-22	**128**	**1**	**114**	**2**	**9**	**0**	**1**	**0**	**0**	**0**	**0**	**1**	**0**	**1**	**0.8**	**0**	**0**	**0**	**0**	**54.3**	**65.2**
06-00	**130**	**1**	**116**	**2**	**9**	**0**	**1**	**0**	**0**	**0**	**0**	**1**	**0**	**2**	**1.5**	**0**	**0**	**0**	**0**	**54.5**	**65.5**
00-00	**131**	**1**	**116**	**2**	**9**	**0**	**1**	**0**	**1**	**0**	**0**	**1**	**0**	**2**	**1.5**	**0**	**0**	**0**	**0**	**54.5**	**65.2**

DRAFT

Site 56
Location L3532-0, Att - Telepole, Lat 53.8987, Long -6.87656
Direction North

3279 / Meath/Cavan/Monaghan ATC's
October 2013
Automatic Traffic Count

Fri, 11 October 2013

Time	Total	Classification												>PSL	>PSL%	>SL1	>SL1%	>SL2	>SL2%	Mean	Vpp
		1 MCL	2 SV	3 SVT	4 TB2	5 TB3	6 T4	7 ART3	8 ART4	9 ART5	10 ART6	11 BD	12 DRT	80	80	85 +5kph	85 +5kph	90 +10kph	90 +10kph		85
0000	0	0	0	0	0	0	0	0	0	0	0	0	0	0	0	0	0	0	0	-	-
0100	0	0	0	0	0	0	0	0	0	0	0	0	0	0	0	0	0	0	0	-	-
0200	1	0	1	0	0	0	0	0	0	0	0	0	0	0	0	0	0	0	0	52.7	-
0300	0	0	0	0	0	0	0	0	0	0	0	0	0	0	0	0	0	0	0	-	-
0400	0	0	0	0	0	0	0	0	0	0	0	0	0	0	0	0	0	0	0	-	-
0500	1	0	0	0	0	0	0	0	1	0	0	0	0	0	0	0	0	0	0	52.3	-
0600	1	0	0	0	1	0	0	0	0	0	0	0	0	0	0	0	0	0	0	62.1	-
0700	**14**	**0**	**12**	**0**	**2**	**0**	**0**	**0**	**0**	**0**	**0**	**0**	**0**	**0**	**0**	**0**	**0**	**0**	**0**	**49.1**	**63.7**
0800	12	0	11	0	1	0	0	0	0	0	0	0	0	0	0	0	0	0	0	58.6	62.3
0900	13	0	12	0	1	0	0	0	0	0	0	0	0	0	0	0	0	0	0	59.3	68
1000	6	0	6	0	0	0	0	0	0	0	0	0	0	0	0	0	0	0	0	54.4	-
1100	7	0	5	1	0	1	0	0	0	0	0	0	0	0	0	0	0	0	0	53.1	-
1200	5	0	5	0	0	0	0	0	0	0	0	0	0	0	0	0	0	0	0	57.5	-
1300	2	0	2	0	0	0	0	0	0	0	0	0	0	0	0	0	0	0	0	55	-
1400	3	0	3	0	0	0	0	0	0	0	0	0	0	0	0	0	0	0	0	53.8	-
1500	3	0	2	0	1	0	0	0	0	0	0	0	0	0	0	0	0	0	0	52.4	-
1600	13	0	12	0	0	0	1	0	0	0	0	0	0	0	0	0	0	0	0	52.8	64.8
1700	12	0	10	0	0	2	0	0	0	0	0	0	0	0	0	0	0	0	0	52.3	60.5
1800	**14**	**0**	**14**	**0**	**0**	**0**	**0**	**0**	**0**	**0**	**0**	**0**	**0**	**0**	**0**	**0**	**0**	**0**	**0**	**57.3**	**64.4**
1900	12	0	12	0	0	0	0	0	0	0	0	0	0	0	0	0	0	0	0	59.7	66.2
2000	7	0	7	0	0	0	0	0	0	0	0	0	0	0	0	0	0	0	0	59.2	-
2100	8	0	8	0	0	0	0	0	0	0	0	0	0	0	0	0	0	0	0	49.3	-
2200	1	0	1	0	0	0	0	0	0	0	0	0	0	0	0	0	0	0	0	67.8	-
2300	2	0	2	0	0	0	0	0	0	0	0	0	0	1	50	1	50	1	50	81.7	-
07-19	**104**	**0**	**94**	**1**	**5**	**3**	**1**	**0**	**0**	**0**	**0**	**0**	**0**	**0**	**0**	**0**	**0**	**0**	**0**	**54.7**	**64.4**
06-22	**132**	**0**	**121**	**1**	**6**	**3**	**1**	**0**	**0**	**0**	**0**	**0**	**0**	**0**	**0**	**0**	**0**	**0**	**0**	**55.1**	**64.8**
06-00	**135**	**0**	**124**	**1**	**6**	**3**	**1**	**0**	**0**	**0**	**0**	**0**	**0**	**1**	**0.7**	**1**	**0.7**	**1**	**0.7**	**55.6**	**66.2**
00-00	**137**	**0**	**125**	**1**	**6**	**3**	**1**	**0**	**1**	**0**	**0**	**0**	**0**	**1**	**0.7**	**1**	**0.7**	**1**	**0.7**	**55.6**	**65.2**

DRAFT

Site 56
Location L3532-0, Att - Telepole, Lat 53.8987, Long -6.87656
Direction North

3279 / Meath/Cavan/Monaghan ATC's
October 2013
Automatic Traffic Count

Sat, 12 October 2013

Time	Total	Classification												>PSL	>PSL%	>SL1	>SL1%	>SL2	>SL2%	Mean	Vpp
		1 MCL	2 SV	3 SVT	4 TB2	5 TB3	6 T4	7 ART3	8 ART4	9 ART5	10 ART6	11 BD	12 DRT	80	80	85 +5kph	85 +5kph	90 +10kph	90 +10kph		85
0000	1	0	1	0	0	0	0	0	0	0	0	0	0	0	0	0	0	0	0	27.6	-
0100	2	0	1	0	1	0	0	0	0	0	0	0	0	0	0	0	0	0	0	60.4	-
0200	1	0	1	0	0	0	0	0	0	0	0	0	0	0	0	0	0	0	0	57.7	-
0300	0	0	0	0	0	0	0	0	0	0	0	0	0	0	0	0	0	0	0	-	-
0400	0	0	0	0	0	0	0	0	0	0	0	0	0	0	0	0	0	0	0	-	-
0500	0	0	0	0	0	0	0	0	0	0	0	0	0	0	0	0	0	0	0	-	-
0600	0	0	0	0	0	0	0	0	0	0	0	0	0	0	0	0	0	0	0	-	-
0700	1	0	1	0	0	0	0	0	0	0	0	0	0	0	0	0	0	0	0	71.3	-
0800	3	0	3	0	0	0	0	0	0	0	0	0	0	0	0	0	0	0	0	58.1	-
0900	4	0	3	1	0	0	0	0	0	0	0	0	0	0	0	0	0	0	0	42.1	-
1000	7	0	7	0	0	0	0	0	0	0	0	0	0	0	0	0	0	0	0	55.9	-
1100	**11**	**1**	**8**	**1**	**1**	**0**	**0**	**0**	**0**	**0**	**0**	**0**	**0**	**0**	**0**	**0**	**0**	**0**	**0**	**47.7**	**53.3**
1200	12	1	10	0	1	0	0	0	0	0	0	0	0	0	0	0	0	0	0	51.5	67
1300	6	0	5	1	0	0	0	0	0	0	0	0	0	0	0	0	0	0	0	57.7	-
1400	10	1	8	0	1	0	0	0	0	0	0	0	0	0	0	0	0	0	0	52.5	-
1500	9	0	8	1	0	0	0	0	0	0	0	0	0	0	0	0	0	0	0	55.8	-
1600	11	0	9	0	1	1	0	0	0	0	0	0	0	0	0	0	0	0	0	50.5	59.4
1700	14	0	11	1	1	0	0	0	1	0	0	0	0	0	0	0	0	0	0	56.1	62.3
1800	9	0	8	0	1	0	0	0	0	0	0	0	0	0	0	0	0	0	0	55.5	-
1900	**20**	**0**	**19**	**0**	**1**	**0**	**0**	**0**	**0**	**0**	**0**	**0**	**0**	**0**	**0**	**0**	**0**	**0**	**0**	**55.5**	**65.2**
2000	6	0	6	0	0	0	0	0	0	0	0	0	0	0	0	0	0	0	0	58.5	-
2100	3	0	3	0	0	0	0	0	0	0	0	0	0	0	0	0	0	0	0	67.9	-
2200	3	0	3	0	0	0	0	0	0	0	0	0	0	0	0	0	0	0	0	62.4	-
2300	1	0	1	0	0	0	0	0	0	0	0	0	0	0	0	0	0	0	0	62.1	-
07-19	**97**	**3**	**81**	**5**	**6**	**1**	**0**	**0**	**1**	**0**	**0**	**0**	**0**	**0**	**0**	**0**	**0**	**0**	**0**	**53.2**	**64.8**
06-22	**126**	**3**	**109**	**5**	**7**	**1**	**0**	**0**	**1**	**0**	**0**	**0**	**0**	**0**	**0**	**0**	**0**	**0**	**0**	**54.2**	**65.2**
06-00	**130**	**3**	**113**	**5**	**7**	**1**	**0**	**0**	**1**	**0**	**0**	**0**	**0**	**0**	**0**	**0**	**0**	**0**	**0**	**54.4**	**65.5**
00-00	**134**	**3**	**116**	**5**	**8**	**1**	**0**	**0**	**1**	**0**	**0**	**0**	**0**	**0**	**0**	**0**	**0**	**0**	**0**	**54.3**	**65.5**

DRAFT

Site 56
Location L3532-0, Att - Telepole, Lat 53.8987, Long -6.87656
Direction North

3279 / Meath/Cavan/Monaghan ATC's
October 2013
Automatic Traffic Count

Sun, 13 October 2013

Time	Total	Classification												>PSL	>PSL%	>SL1	>SL1%	>SL2	>SL2%	Mean	Vpp
		1 MCL	2 SV	3 SVT	4 TB2	5 TB3	6 T4	7 ART3	8 ART4	9 ART5	10 ART6	11 BD	12 DRT	80	80	85 +5kph	85 +5kph	90 +10kph	90 +10kph		85
0000	3	0	3	0	0	0	0	0	0	0	0	0	0	0	0	0	0	0	0	55.6	-
0100	1	0	1	0	0	0	0	0	0	0	0	0	0	0	0	0	0	0	0	48.7	-
0200	0	0	0	0	0	0	0	0	0	0	0	0	0	0	0	0	0	0	0	-	-
0300	1	0	1	0	0	0	0	0	0	0	0	0	0	0	0	0	0	0	0	54.4	-
0400	0	0	0	0	0	0	0	0	0	0	0	0	0	0	0	0	0	0	0	-	-
0500	0	0	0	0	0	0	0	0	0	0	0	0	0	0	0	0	0	0	0	-	-
0600	0	0	0	0	0	0	0	0	0	0	0	0	0	0	0	0	0	0	0	-	-
0700	1	0	1	0	0	0	0	0	0	0	0	0	0	0	0	0	0	0	0	55.8	-
0800	2	0	2	0	0	0	0	0	0	0	0	0	0	0	0	0	0	0	0	44.3	-
0900	0	0	0	0	0	0	0	0	0	0	0	0	0	0	0	0	0	0	0	-	-
1000	8	0	8	0	0	0	0	0	0	0	0	0	0	0	0	0	0	0	0	49.8	-
1100	**11**	**1**	**10**	**0**	**0**	**0**	**0**	**0**	**0**	**0**	**0**	**0**	**0**	**0**	**0**	**0**	**0**	**0**	**0**	**53.7**	**69.5**
1200	5	0	5	0	0	0	0	0	0	0	0	0	0	0	0	0	0	0	0	62.1	-
1300	2	0	2	0	0	0	0	0	0	0	0	0	0	0	0	0	0	0	0	64.6	-
1400	2	0	2	0	0	0	0	0	0	0	0	0	0	0	0	0	0	0	0	54.9	-
1500	6	0	6	0	0	0	0	0	0	0	0	0	0	0	0	0	0	0	0	54	-
1600	5	1	4	0	0	0	0	0	0	0	0	0	0	0	0	0	0	0	0	41.3	-
1700	6	0	6	0	0	0	0	0	0	0	0	0	0	0	0	0	0	0	0	53.5	-
1800	3	0	3	0	0	0	0	0	0	0	0	0	0	0	0	0	0	0	0	49.8	-
1900	**7**	**0**	**7**	**0**	**0**	**0**	**0**	**0**	**0**	**0**	**0**	**0**	**0**	**0**	**0**	**0**	**0**	**0**	**0**	**57.2**	**-**
2000	4	0	4	0	0	0	0	0	0	0	0	0	0	0	0	0	0	0	0	57.6	-
2100	0	0	0	0	0	0	0	0	0	0	0	0	0	0	0	0	0	0	0	-	-
2200	1	0	1	0	0	0	0	0	0	0	0	0	0	0	0	0	0	0	0	75.2	-
2300	1	0	1	0	0	0	0	0	0	0	0	0	0	0	0	0	0	0	0	69.5	-
07-19	**51**	**2**	**49**	**0**	**0**	**0**	**0**	**0**	**0**	**0**	**0**	**0**	**0**	**0**	**0**	**0**	**0**	**0**	**0**	**52.6**	**63.7**
06-22	**62**	**2**	**60**	**0**	**0**	**0**	**0**	**0**	**0**	**0**	**0**	**0**	**0**	**0**	**0**	**0**	**0**	**0**	**0**	**53.5**	**64.8**
06-00	**64**	**2**	**62**	**0**	**0**	**0**	**0**	**0**	**0**	**0**	**0**	**0**	**0**	**0**	**0**	**0**	**0**	**0**	**0**	**54.1**	**64.8**
00-00	**69**	**2**	**67**	**0**	**0**	**0**	**0**	**0**	**0**	**0**	**0**	**0**	**0**	**0**	**0**	**0**	**0**	**0**	**0**	**54.1**	**64.8**

DRAFT

Site 56
Location L3532-0, Att - Telepole, Lat 53.8987, Long -6.87656
Direction North

3279 / Meath/Cavan/Monaghan ATC's
October 2013
Automatic Traffic Count

Mon, 14 October 2013

Time	Total	Classification												>PSL	>PSL%	>SL1	>SL1%	>SL2	>SL2%	Mean	Vpp
		1 MCL	2 SV	3 SVT	4 TB2	5 TB3	6 T4	7 ART3	8 ART4	9 ART5	10 ART6	11 BD	12 DRT	80	80	85 +5kph	85 +5kph	90 +10kph	90 +10kph		85
0000	0	0	0	0	0	0	0	0	0	0	0	0	0	0	0	0	0	0	0	-	-
0100	0	0	0	0	0	0	0	0	0	0	0	0	0	0	0	0	0	0	0	-	-
0200	0	0	0	0	0	0	0	0	0	0	0	0	0	0	0	0	0	0	0	-	-
0300	0	0	0	0	0	0	0	0	0	0	0	0	0	0	0	0	0	0	0	-	-
0400	0	0	0	0	0	0	0	0	0	0	0	0	0	0	0	0	0	0	0	-	-
0500	1	0	0	0	0	0	0	0	1	0	0	0	0	0	0	0	0	0	0	52.6	-
0600	2	0	1	0	1	0	0	0	0	0	0	0	0	0	0	0	0	0	0	62	-
0700	**14**	**0**	**13**	**0**	**1**	**0**	**0**	**0**	**0**	**0**	**0**	**0**	**0**	**0**	**0**	**0**	**0**	**0**	**0**	**60.8**	**69.8**
0800	13	0	9	0	3	0	0	0	1	0	0	0	0	1	7.7	1	7.7	0	0	57.3	63.4
0900	5	0	5	0	0	0	0	0	0	0	0	0	0	0	0	0	0	0	0	55.7	-
1000	3	0	3	0	0	0	0	0	0	0	0	0	0	0	0	0	0	0	0	56	-
1100	7	0	6	0	0	0	1	0	0	0	0	0	0	0	0	0	0	0	0	54.7	-
1200	3	0	3	0	0	0	0	0	0	0	0	0	0	0	0	0	0	0	0	64.9	-
1300	6	0	5	0	0	0	1	0	0	0	0	0	0	0	0	0	0	0	0	54.7	-
1400	5	0	5	0	0	0	0	0	0	0	0	0	0	0	0	0	0	0	0	59.3	-
1500	5	1	3	1	0	0	0	0	0	0	0	0	0	0	0	0	0	0	0	46.4	-
1600	6	0	6	0	0	0	0	0	0	0	0	0	0	0	0	0	0	0	0	56.5	-
1700	4	0	3	0	1	0	0	0	0	0	0	0	0	0	0	0	0	0	0	57.6	-
1800	**9**	**0**	**8**	**1**	**0**	**0**	**0**	**0**	**0**	**0**	**0**	**0**	**0**	**1**	**11.1**	**0**	**0**	**0**	**0**	**55.1**	**-**
1900	**9**	**0**	**8**	**0**	**1**	**0**	**0**	**0**	**0**	**0**	**0**	**0**	**0**	**0**	**0**	**0**	**0**	**0**	**0**	**55.2**	**-**
2000	5	0	4	1	0	0	0	0	0	0	0	0	0	0	0	0	0	0	0	56.6	-
2100	4	0	4	0	0	0	0	0	0	0	0	0	0	0	0	0	0	0	0	57.3	-
2200	2	0	2	0	0	0	0	0	0	0	0	0	0	0	0	0	0	0	0	56.4	-
2300	2	0	2	0	0	0	0	0	0	0	0	0	0	0	0	0	0	0	0	67.9	-
07-19	**80**	**1**	**69**	**2**	**5**	**0**	**2**	**0**	**1**	**0**	**0**	**0**	**0**	**2**	**2.5**	**1**	**1.3**	**0**	**0**	**56.8**	**67**
06-22	**100**	**1**	**86**	**3**	**7**	**0**	**2**	**0**	**1**	**0**	**0**	**0**	**0**	**2**	**2**	**1**	**1**	**0**	**0**	**56.7**	**67**
06-00	**104**	**1**	**90**	**3**	**7**	**0**	**2**	**0**	**1**	**0**	**0**	**0**	**0**	**2**	**1.9**	**1**	**1**	**0**	**0**	**57**	**67**
00-00	**105**	**1**	**90**	**3**	**7**	**0**	**2**	**0**	**2**	**0**	**0**	**0**	**0**	**2**	**1.9**	**1**	**1**	**0**	**0**	**56.9**	**67**

DRAFT

Site 56
Location L3532-0, Att - Telepole, Lat 53.8987, Long -6.87656
Direction North

3279 / Meath/Cavan/Monaghan ATC's
October 2013
Automatic Traffic Count

Tue, 15 October 2013

Time	Total	Classification												>PSL	>PSL%	>SL1	>SL1%	>SL2	>SL2%	Mean	Vpp
		1 MCL	2 SV	3 SVT	4 TB2	5 TB3	6 T4	7 ART3	8 ART4	9 ART5	10 ART6	11 BD	12 DRT	80	80	85 +5kph	85 +5kph	90 +10kph	90 +10kph		85
0000	0	0	0	0	0	0	0	0	0	0	0	0	0	0	0	0	0	0	0	-	-
0100	0	0	0	0	0	0	0	0	0	0	0	0	0	0	0	0	0	0	0	-	-
0200	0	0	0	0	0	0	0	0	0	0	0	0	0	0	0	0	0	0	0	-	-
0300	0	0	0	0	0	0	0	0	0	0	0	0	0	0	0	0	0	0	0	-	-
0400	0	0	0	0	0	0	0	0	0	0	0	0	0	0	0	0	0	0	0	-	-
0500	1	0	0	0	0	0	0	0	1	0	0	0	0	0	0	0	0	0	0	57	-
0600	3	0	2	0	1	0	0	0	0	0	0	0	0	0	0	0	0	0	0	67.9	-
0700	**13**	**0**	**11**	**0**	**2**	**0**	**0**	**0**	**0**	**0**	**0**	**0**	**0**	**0**	**0**	**0**	**0**	**0**	**0**	**56**	**61.2**
0800	9	0	8	0	1	0	0	0	0	0	0	0	0	0	0	0	0	0	0	59	-
0900	4	0	4	0	0	0	0	0	0	0	0	0	0	0	0	0	0	0	0	62.1	-
1000	12	0	12	0	0	0	0	0	0	0	0	0	0	0	0	0	0	0	0	47.1	60.8
1100	10	1	7	0	1	0	1	0	0	0	0	0	0	0	0	0	0	0	0	51.1	-
1200	6	0	6	0	0	0	0	0	0	0	0	0	0	0	0	0	0	0	0	54	-
1300	3	0	3	0	0	0	0	0	0	0	0	0	0	0	0	0	0	0	0	55.2	-
1400	6	0	5	0	1	0	0	0	0	0	0	0	0	0	0	0	0	0	0	56.8	-
1500	9	0	7	1	1	0	0	0	0	0	0	0	0	0	0	0	0	0	0	52.5	-
1600	9	0	8	0	0	0	0	0	0	1	0	0	0	0	0	0	0	0	0	52.2	-
1700	10	0	7	0	3	0	0	0	0	0	0	0	0	0	0	0	0	0	0	57.2	-
1800	**11**	**0**	**9**	**1**	**0**	**0**	**1**	**0**	**0**	**0**	**0**	**0**	**0**	**0**	**0**	**0**	**0**	**0**	**0**	**55.7**	**58**
1900	5	0	5	0	0	0	0	0	0	0	0	0	0	0	0	0	0	0	0	61.1	-
2000	5	0	5	0	0	0	0	0	0	0	0	0	0	0	0	0	0	0	0	59.8	-
2100	3	0	3	0	0	0	0	0	0	0	0	0	0	0	0	0	0	0	0	55.3	-
2200	3	0	3	0	0	0	0	0	0	0	0	0	0	0	0	0	0	0	0	48.2	-
2300	0	0	0	0	0	0	0	0	0	0	0	0	0	0	0	0	0	0	0	-	-
07-19	**102**	**1**	**87**	**2**	**9**	**0**	**2**	**0**	**0**	**1**	**0**	**0**	**0**	**0**	**0**	**0**	**0**	**0**	**0**	**54.3**	**63**
06-22	**118**	**1**	**102**	**2**	**10**	**0**	**2**	**0**	**0**	**1**	**0**	**0**	**0**	**0**	**0**	**0**	**0**	**0**	**0**	**55.2**	**64.4**
06-00	**121**	**1**	**105**	**2**	**10**	**0**	**2**	**0**	**0**	**1**	**0**	**0**	**0**	**0**	**0**	**0**	**0**	**0**	**0**	**55**	**64.4**
00-00	**122**	**1**	**105**	**2**	**10**	**0**	**2**	**0**	**1**	**1**	**0**	**0**	**0**	**0**	**0**	**0**	**0**	**0**	**0**	**55.1**	**64.4**

DRAFT

Site 56
Location L3532-0, Att - Telepole, Lat 53.8987, Long -6.87656
Direction North

3279 / Meath/Cavan/Monaghan ATC's
October 2013
Automatic Traffic Count

Wed, 16 October 2013

Time	Total	Classification												>PSL	>PSL%	>SL1	>SL1%	>SL2	>SL2%	Mean	Vpp
		1 MCL	2 SV	3 SVT	4 TB2	5 TB3	6 T4	7 ART3	8 ART4	9 ART5	10 ART6	11 BD	12 DRT	80	80	85 +5kph	85 +5kph	90 +10kph	90 +10kph		85
0000	0	0	0	0	0	0	0	0	0	0	0	0	0	0	0	0	0	0	0	-	-
0100	0	0	0	0	0	0	0	0	0	0	0	0	0	0	0	0	0	0	0	-	-
0200	0	0	0	0	0	0	0	0	0	0	0	0	0	0	0	0	0	0	0	-	-
0300	0	0	0	0	0	0	0	0	0	0	0	0	0	0	0	0	0	0	0	-	-
0400	0	0	0	0	0	0	0	0	0	0	0	0	0	0	0	0	0	0	0	-	-
0500	1	0	0	0	0	0	0	0	1	0	0	0	0	0	0	0	0	0	0	54.8	-
0600	1	0	1	0	0	0	0	0	0	0	0	0	0	0	0	0	0	0	0	54.9	-
0700	**14**	**0**	**13**	**0**	**1**	**0**	**0**	**0**	**0**	**0**	**0**	**0**	**0**	**0**	**0**	**0**	**0**	**0**	**0**	**51.8**	**61.9**
0800	12	0	9	0	3	0	0	0	0	0	0	0	0	0	0	0	0	0	0	54.9	62.3
0900	4	0	3	0	1	0	0	0	0	0	0	0	0	0	0	0	0	0	0	53.8	-
1000	1	0	1	0	0	0	0	0	0	0	0	0	0	0	0	0	0	0	0	44	-
1100	5	0	5	0	0	0	0	0	0	0	0	0	0	0	0	0	0	0	0	54.1	-
1200	3	0	3	0	0	0	0	0	0	0	0	0	0	0	0	0	0	0	0	64.5	-
1300	3	0	2	1	0	0	0	0	0	0	0	0	0	0	0	0	0	0	0	46.7	-
1400	2	0	2	0	0	0	0	0	0	0	0	0	0	0	0	0	0	0	0	57.1	-
1500	3	0	3	0	0	0	0	0	0	0	0	0	0	0	0	0	0	0	0	53.2	-
1600	7	0	6	0	1	0	0	0	0	0	0	0	0	0	0	0	0	0	0	50.8	-
1700	**8**	**0**	**5**	**1**	**1**	**0**	**1**	**0**	**0**	**0**	**0**	**0**	**0**	**0**	**0**	**0**	**0**	**0**	**0**	**53.6**	**-**
1800	7	0	7	0	0	0	0	0	0	0	0	0	0	0	0	0	0	0	0	49.1	-
1900	5	0	5	0	0	0	0	0	0	0	0	0	0	0	0	0	0	0	0	61.2	-
2000	4	0	4	0	0	0	0	0	0	0	0	0	0	0	0	0	0	0	0	62	-
2100	4	0	4	0	0	0	0	0	0	0	0	0	0	0	0	0	0	0	0	50.7	-
2200	1	0	1	0	0	0	0	0	0	0	0	0	0	0	0	0	0	0	0	35.8	-
2300	0	0	0	0	0	0	0	0	0	0	0	0	0	0	0	0	0	0	0	0	0
07-19	**69**	**0**	**59**	**2**	**7**	**0**	**1**	**0**	**0**	**0**	**0**	**0**	**0**	**0**	**0**	**0**	**0**	**0**	**0**	**52.9**	**64.4**
06-22	**83**	**0**	**73**	**2**	**7**	**0**	**1**	**0**	**0**	**0**	**0**	**0**	**0**	**0**	**0**	**0**	**0**	**0**	**0**	**53.7**	**64.8**
06-00	**84**	**0**	**74**	**2**	**7**	**0**	**1**	**0**	**0**	**0**	**0**	**0**	**0**	**0**	**0**	**0**	**0**	**0**	**0**	**53.5**	**64.4**
00-00	**85**	**0**	**74**	**2**	**7**	**0**	**1**	**0**	**1**	**0**	**0**	**0**	**0**	**0**	**0**	**0**	**0**	**0**	**0**	**53.5**	**64.4**

DRAFT

Site 56
Location L3532-0, Att - Telepole, Lat 53.8987, Long -6.87656
Direction North

3279 / Meath/Cavan/Monaghan ATC's
October 2013
Automatic Traffic Count

Virtual Day (7)

Time	Total	Classification												>PSL	>PSL%	>SL1	>SL1%	>SL2	>SL2%	Mean	Vpp
		1 MCL	2 SV	3 SVT	4 TB2	5 TB3	6 T4	7 ART3	8 ART4	9 ART5	10 ART6	11 BD	12 DRT	80	80	85 +5kph	85 +5kph	90 +10kph	90 +10kph		85
0000	1	0	1	0	0	0	0	0	0	0	0	0	0	0	0	0	0	0	0	48.6	-
0100	0	0	0	0	0	0	0	0	0	0	0	0	0	0	0	0	0	0	0	56.5	-
0200	0	0	0	0	0	0	0	0	0	0	0	0	0	0	0	0	0	0	0	55.2	-
0300	0	0	0	0	0	0	0	0	0	0	0	0	0	0	0	0	0	0	0	54.4	-
0400	0	0	0	0	0	0	0	0	0	0	0	0	0	0	0	0	0	0	0	-	-
0500	1	0	0	0	0	0	0	0	1	0	0	0	0	0	0	0	0	0	0	53.8	-
0600	1	0	1	0	1	0	0	0	0	0	0	0	0	0	0	0	0	0	0	63	-
0700	**10**	**0**	**9**	**0**	**1**	**0**	**0**	**0**	**0**	**0**	**0**	**0**	**0**	**0**	**0**	**0**	**0**	**0**	**0**	**56**	**65.5**
0800	9	0	7	0	1	0	0	0	0	0	0	0	0	0	3.2	0	1.6	0	0	56.6	-
0900	6	0	5	0	0	0	0	0	0	0	0	0	0	0	0	0	0	0	0	57	-
1000	6	0	6	0	0	0	0	0	0	0	0	0	0	0	0	0	0	0	0	50.3	-
1100	8	0	7	0	0	0	0	0	0	0	0	0	0	0	0	0	0	0	0	52.6	-
1200	7	0	6	0	0	0	0	0	0	0	0	0	0	0	0	0	0	0	0	55.7	-
1300	4	0	4	0	0	0	0	0	0	0	0	0	0	0	0	0	0	0	0	56.4	-
1400	5	0	4	0	0	0	0	0	0	0	0	0	0	0	0	0	0	0	0	55.1	-
1500	6	0	5	1	0	0	0	0	0	0	0	0	0	0	0	0	0	0	0	52.8	-
1600	9	0	8	0	0	0	0	0	0	0	0	0	0	0	0	0	0	0	0	51.2	-
1700	9	0	7	0	1	0	0	0	0	0	0	0	0	0	0	0	0	0	0	53.5	-
1800	9	0	9	0	0	0	0	0	0	0	0	0	0	0	1.5	0	0	0	0	54.7	-
1900	**10**	**0**	**9**	**0**	**0**	**0**	**0**	**0**	**0**	**0**	**0**	**0**	**0**	**0**	**0**	**0**	**0**	**0**	**0**	**57.4**	**-**
2000	5	0	5	0	0	0	0	0	0	0	0	0	0	0	0	0	0	0	0	57.7	-
2100	4	0	4	0	0	0	0	0	0	0	0	0	0	0	0	0	0	0	0	52.8	-
2200	2	0	2	0	0	0	0	0	0	0	0	0	0	0	0	0	0	0	0	56.6	-
2300	1	0	1	0	0	0	0	0	0	0	0	0	0	0	28.6	0	14.3	0	14.3	73.5	-
07-19	**87**	**1**	**76**	**2**	**6**	**1**	**1**	**0**	**0**	**0**	**0**	**0**	**0**	**0**	**0.5**	**0**	**0.2**	**0**	**0**	**54.3**	**64.8**
06-22	**107**	**1**	**95**	**2**	**7**	**1**	**1**	**0**	**0**	**0**	**0**	**0**	**0**	**0**	**0.4**	**0**	**0.1**	**0**	**0**	**54.8**	**65.2**
06-00	**110**	**1**	**98**	**2**	**7**	**1**	**1**	**0**	**0**	**0**	**0**	**0**	**0**	**1**	**0.7**	**0**	**0.3**	**0**	**0.1**	**55**	**65.5**
00-00	**112**	**1**	**99**	**2**	**7**	**1**	**1**	**0**	**1**	**0**	**0**	**0**	**0**	**1**	**0.6**	**0**	**0.3**	**0**	**0.1**	**54.9**	**65.5**

DRAFT

Site 56
Location L3532-0, Att - Telepole, Lat 53.8987, Long -6.87656
Direction North

3279 / Meath/Cavan/Monaghan ATC's
October 2013
Automatic Traffic Count

Virtual Week (1)

Time	Total	Classification												>PSL	>PSL%	>SL1	>SL1%	>SL2	>SL2%	Mean	Vpp
		1 MCL	2 SV	3 SVT	4 TB2	5 TB3	6 T4	7 ART3	8 ART4	9 ART5	10 ART6	11 BD	12 DRT	80	80	85 +5kph	85 +5kph	90 +10kph	90 +10kph		85
Mon	105	1	90	3	7	0	2	0	2	0	0	0	0	2	1.9	1	1	0	0	56.9	67
Tue	122	1	105	2	10	0	2	0	1	1	0	0	0	0	0	0	0	0	0	55.1	64.4
Wed	85	0	74	2	7	0	1	0	1	0	0	0	0	0	0	0	0	0	0	53.5	64.4
Thu	131	1	116	2	9	0	1	0	1	0	0	1	0	2	1.5	0	0	0	0	54.5	65.2
Fri	137	0	125	1	6	3	1	0	1	0	0	0	0	1	0.7	1	0.7	1	0.7	55.6	65.2
| Sat	134	3	116	5	8	1	0	0	1	0	0	0	0	0	0	0	0	0	0	54.3	65.5
| Sun	69	2	67	0	0	0	0	0	0	0	0	0	0	0	0	0	0	0	0	54.1	64.8
5 Day Ave.	**116**	**1**	**102**	**2**	**8**	**1**	**1**	**0**	**1**	**0**	**0**	**0**	**0**	**1**	**0.9**	**0**	**0.0**	**0**	**0.0**	**55.1**	**65.2**
7 Day Ave.	**112**	**1**	**99**	**2**	**7**	**1**	**1**	**0**	**1**	**0**	**0**	**0**	**0**	**1**	**0.6**	**0**	**0.3**	**0**	**0.1**	**54.9**	**65.5**
--	**783**	**8**	**693**	**15**	**47**	**4**	**7**	**0**	**7**	**1**	**0**	**1**	**0**	**5**	**0.6**	**2**	**0.3**	**1**	**0.1**	**54.9**	**65.5**

Summary Graphs

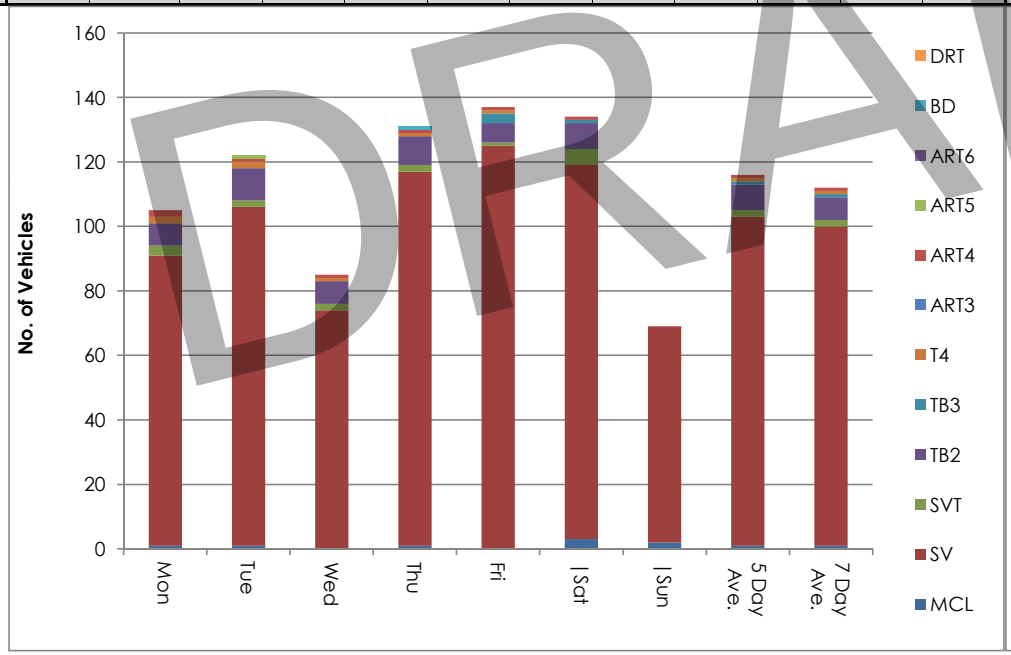

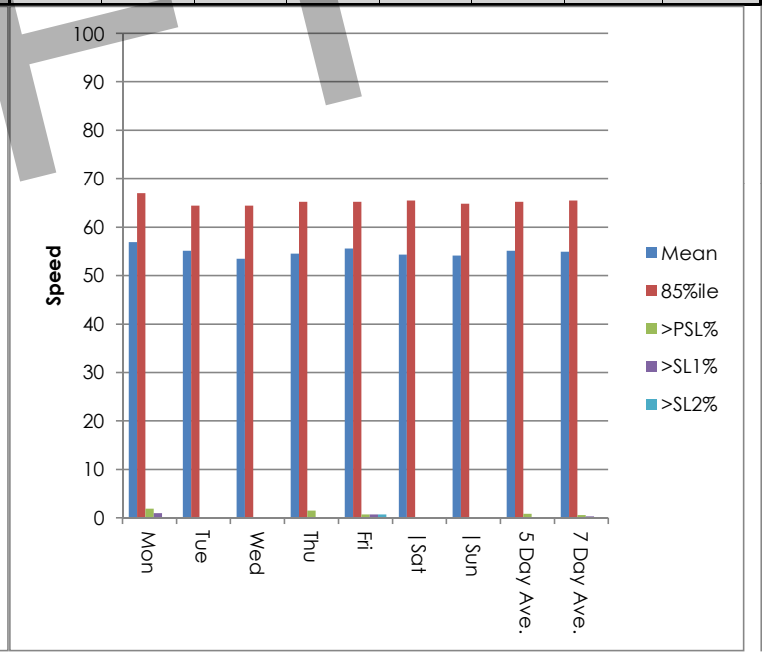

DRAFT

Site 56
Location L3532-0, Att - Telepole, Lat 53.8987, Long -6.87656
Direction North

3279 / Meath/Cavan/Monaghan ATC's
October 2013
Automatic Traffic Count

Thu, 10 October 2013

Time	Total	Speed Bins (km/h)																											
		0 - 5	5 - 10	10 - 15	15 - 20	20 - 25	25 - 30	30 - 35	35 - 40	40 - 45	45 - 50	50 - 55	55 - 60	60 - 65	65 - 70	70 - 75	75 - 80	80 - 85	85 - 90	90 - 95	95 - 100	100 - 105	105 - 110	110 - 115	115 - 120	120 - 125	125 - 130	130 - 135	135 - 140
0000	0	0	0	0	0	0	0	0	0	0	0	0	0	0	0	0	0	0	0	0	0	0	0	0	0	0	0	0	0
0100	0	0	0	0	0	0	0	0	0	0	0	0	0	0	0	0	0	0	0	0	0	0	0	0	0	0	0	0	0
0200	0	0	0	0	0	0	0	0	0	0	0	0	0	0	0	0	0	0	0	0	0	0	0	0	0	0	0	0	0
0300	0	0	0	0	0	0	0	0	0	0	0	0	0	0	0	0	0	0	0	0	0	0	0	0	0	0	0	0	0
0400	0	0	0	0	0	0	0	0	0	0	0	0	0	0	0	0	0	0	0	0	0	0	0	0	0	0	0	0	0
0500	1	0	0	0	0	0	0	0	0	0	0	1	0	0	0	0	0	0	0	0	0	0	0	0	0	0	0	0	0
0600	1	0	0	0	0	0	0	0	0	0	0	0	1	0	0	0	0	0	0	0	0	0	0	0	0	0	0	0	0
0700	**14**	**0**	**0**	**0**	**0**	**0**	**0**	**0**	**0**	**1**	**1**	**2**	**2**	**3**	**3**	**1**	**1**	**0**	**0**	**0**	**0**	**0**	**0**	**0**	**0**	**0**	**0**	**0**	**0**
0800	11	0	0	0	0	0	0	0	1	1	2	2	2	1	0	1	0	1	0	0	0	0	0	0	0	0	0	0	0
0900	11	0	0	0	0	0	0	0	0	0	1	1	5	2	1	1	0	0	0	0	0	0	0	0	0	0	0	0	0
1000	4	0	0	0	0	1	0	0	1	0	0	1	1	0	0	0	0	0	0	0	0	0	0	0	0	0	0	0	0
1100	6	0	0	0	0	0	1	0	0	0	0	1	2	0	0	2	0	0	0	0	0	0	0	0	0	0	0	0	0
1200	**13**	**0**	**0**	**0**	**0**	**0**	**0**	**1**	**0**	**2**	**1**	**3**	**2**	**3**	**1**	**0**	**0**	**0**	**0**	**0**	**0**	**0**	**0**	**0**	**0**	**0**	**0**	**0**	**0**
1300	7	0	0	0	0	0	0	0	0	0	0	2	1	2	2	0	0	0	0	0	0	0	0	0	0	0	0	0	0
1400	7	0	0	0	0	0	0	0	1	0	1	2	1	1	1	0	0	0	0	0	0	0	0	0	0	0	0	0	0
1500	4	0	0	0	0	0	0	0	0	0	2	1	0	0	1	0	0	0	0	0	0	0	0	0	0	0	0	0	0
1600	10	0	0	0	0	0	1	1	0	2	1	0	1	3	0	1	0	0	0	0	0	0	0	0	0	0	0	0	0
1700	10	0	0	0	0	0	4	0	0	0	0	2	3	0	1	0	0	0	0	0	0	0	0	0	0	0	0	0	0
1800	12	0	0	0	0	0	0	0	1	1	2	2	1	4	1	0	0	0	0	0	0	0	0	0	0	0	0	0	0
1900	10	0	0	0	0	0	0	0	0	0	2	3	1	3	1	0	0	0	0	0	0	0	0	0	0	0	0	0	0
2000	5	0	0	0	0	0	0	0	0	2	1	1	0	1	0	0	0	0	0	0	0	0	0	0	0	0	0	0	0
2100	3	0	0	1	0	0	0	0	0	0	0	1	1	0	0	0	0	0	0	0	0	0	0	0	0	0	0	0	0
2200	1	0	0	0	0	0	0	0	0	0	0	0	1	0	0	0	0	0	0	0	0	0	0	0	0	0	0	0	0
2300	1	0	0	0	0	0	0	0	0	0	0	0	0	0	0	0	0	1	0	0	0	0	0	0	0	0	0	0	0
07-19	**109**	**0**	**0**	**0**	**0**	**1**	**6**	**2**	**4**	**7**	**11**	**19**	**21**	**19**	**11**	**6**	**1**	**1**	**0**	**0**	**0**	**0**	**0**	**0**	**0**	**0**	**0**	**0**	**0**
06-22	**128**	**0**	**0**	**1**	**0**	**1**	**6**	**2**	**4**	**9**	**14**	**24**	**24**	**23**	**12**	**6**	**1**	**1**	**0**	**0**	**0**	**0**	**0**	**0**	**0**	**0**	**0**	**0**	**0**
06-00	**130**	**0**	**0**	**1**	**0**	**1**	**6**	**2**	**4**	**9**	**14**	**24**	**25**	**23**	**12**	**6**	**1**	**2**	**0**	**0**	**0**	**0**	**0**	**0**	**0**	**0**	**0**	**0**	**0**
00-00	**131**	**0**	**0**	**1**	**0**	**1**	**6**	**2**	**4**	**9**	**14**	**25**	**25**	**23**	**12**	**6**	**1**	**2**	**0**	**0**	**0**	**0**	**0**	**0**	**0**	**0**	**0**	**0**	**0**

DRAFT

Site 56
Location L3532-0, Att - Telepole, Lat 53.8987, Long -6.87656
Direction North

3279 / Meath/Cavan/Monaghan ATC's
October 2013
Automatic Traffic Count

Fri, 11 October 2013

Time	Total	Speed Bins (km/h)																											
		0 - 5	5 - 10	10 - 15	15 - 20	20 - 25	25 - 30	30 - 35	35 - 40	40 - 45	45 - 50	50 - 55	55 - 60	60 - 65	65 - 70	70 - 75	75 - 80	80 - 85	85 - 90	90 - 95	95 - 100	100 - 105	105 - 110	110 - 115	115 - 120	120 - 125	125 - 130	130 - 135	135 - 140
0000	0	0	0	0	0	0	0	0	0	0	0	0	0	0	0	0	0	0	0	0	0	0	0	0	0	0	0	0	0
0100	0	0	0	0	0	0	0	0	0	0	0	0	0	0	0	0	0	0	0	0	0	0	0	0	0	0	0	0	0
0200	1	0	0	0	0	0	0	0	0	0	0	1	0	0	0	0	0	0	0	0	0	0	0	0	0	0	0	0	0
0300	0	0	0	0	0	0	0	0	0	0	0	0	0	0	0	0	0	0	0	0	0	0	0	0	0	0	0	0	0
0400	0	0	0	0	0	0	0	0	0	0	0	0	0	0	0	0	0	0	0	0	0	0	0	0	0	0	0	0	0
0500	1	0	0	0	0	0	0	0	0	0	0	1	0	0	0	0	0	0	0	0	0	0	0	0	0	0	0	0	0
0600	1	0	0	0	0	0	0	0	0	0	0	0	0	1	0	0	0	0	0	0	0	0	0	0	0	0	0	0	0
0700	**14**	**0**	**0**	**0**	**0**	**0**	**0**	**4**	**0**	**0**	**2**	**3**	**2**	**1**	**2**	**0**	**0**	**0**	**0**	**0**	**0**	**0**	**0**	**0**	**0**	**0**	**0**	**0**	**0**
0800	12	0	0	0	0	0	0	0	0	0	2	2	2	5	0	1	0	0	0	0	0	0	0	0	0	0	0	0	0
0900	13	0	0	0	0	0	0	0	0	1	0	2	6	1	1	1	1	0	0	0	0	0	0	0	0	0	0	0	0
1000	6	0	0	0	0	0	0	0	0	0	1	2	3	0	0	0	0	0	0	0	0	0	0	0	0	0	0	0	0
1100	7	0	0	0	0	0	0	1	1	0	0	1	2	2	0	0	0	0	0	0	0	0	0	0	0	0	0	0	0
1200	5	0	0	0	0	0	0	0	0	1	0	1	2	0	0	0	1	0	0	0	0	0	0	0	0	0	0	0	0
1300	2	0	0	0	0	0	0	0	0	1	0	0	0	0	1	0	0	0	0	0	0	0	0	0	0	0	0	0	0
1400	3	0	0	0	0	0	0	0	1	0	0	0	1	0	1	0	0	0	0	0	0	0	0	0	0	0	0	0	0
1500	3	0	0	0	0	0	0	0	0	0	1	1	1	0	0	0	0	0	0	0	0	0	0	0	0	0	0	0	0
1600	13	0	0	0	0	0	1	0	1	2	1	3	2	1	1	1	0	0	0	0	0	0	0	0	0	0	0	0	0
1700	12	0	0	0	0	0	1	0	2	0	2	0	4	1	1	1	0	0	0	0	0	0	0	0	0	0	0	0	0
1800	**14**	**0**	**0**	**0**	**0**	**0**	**0**	**0**	**0**	**0**	**2**	**4**	**3**	**3**	**1**	**1**	**0**	**0**	**0**	**0**	**0**	**0**	**0**	**0**	**0**	**0**	**0**	**0**	**0**
1900	12	0	0	0	0	0	0	0	0	0	1	3	1	4	2	1	0	0	0	0	0	0	0	0	0	0	0	0	0
2000	7	0	0	0	0	0	0	0	1	0	1	0	0	3	0	2	0	0	0	0	0	0	0	0	0	0	0	0	0
2100	8	0	0	0	0	0	0	0	1	3	0	1	1	2	0	0	0	0	0	0	0	0	0	0	0	0	0	0	0
2200	1	0	0	0	0	0	0	0	0	0	0	0	0	0	1	0	0	0	0	0	0	0	0	0	0	0	0	0	0
2300	2	0	0	0	0	0	0	0	0	0	0	0	0	0	0	1	0	0	0	1	0	0	0	0	0	0	0	0	0
07-19	**104**	**0**	**0**	**0**	**0**	**0**	**2**	**5**	**5**	**5**	**11**	**19**	**28**	**14**	**8**	**5**	**2**	**0**	**0**	**0**	**0**	**0**	**0**	**0**	**0**	**0**	**0**	**0**	**0**
06-22	**132**	**0**	**0**	**0**	**0**	**0**	**2**	**5**	**7**	**8**	**13**	**23**	**30**	**24**	**10**	**8**	**2**	**0**	**0**	**0**	**0**	**0**	**0**	**0**	**0**	**0**	**0**	**0**	**0**
06-00	**135**	**0**	**0**	**0**	**0**	**0**	**2**	**5**	**7**	**8**	**13**	**23**	**30**	**24**	**11**	**9**	**2**	**0**	**0**	**1**	**0**	**0**	**0**	**0**	**0**	**0**	**0**	**0**	**0**
00-00	**137**	**0**	**0**	**0**	**0**	**0**	**2**	**5**	**7**	**8**	**13**	**25**	**30**	**24**	**11**	**9**	**2**	**0**	**0**	**1**	**0**	**0**	**0**	**0**	**0**	**0**	**0**	**0**	**0**

DRAFT

Site 56
Location L3532-0, Att - Telepole, Lat 53.8987, Long -6.87656
Direction North

3279 / Meath/Cavan/Monaghan ATC's
October 2013
Automatic Traffic Count

Sat, 12 October 2013

Time	Total	Speed Bins (km/h)																											
		0 - 5	5 - 10	10 - 15	15 - 20	20 - 25	25 - 30	30 - 35	35 - 40	40 - 45	45 - 50	50 - 55	55 - 60	60 - 65	65 - 70	70 - 75	75 - 80	80 - 85	85 - 90	90 - 95	95 - 100	100 - 105	105 - 110	110 - 115	115 - 120	120 - 125	125 - 130	130 - 135	135 - 140
0000	1	0	0	0	0	0	1	0	0	0	0	0	0	0	0	0	0	0	0	0	0	0	0	0	0	0	0	0	0
0100	2	0	0	0	0	0	0	0	0	0	0	1	0	0	1	0	0	0	0	0	0	0	0	0	0	0	0	0	0
0200	1	0	0	0	0	0	0	0	0	0	0	0	1	0	0	0	0	0	0	0	0	0	0	0	0	0	0	0	0
0300	0	0	0	0	0	0	0	0	0	0	0	0	0	0	0	0	0	0	0	0	0	0	0	0	0	0	0	0	0
0400	0	0	0	0	0	0	0	0	0	0	0	0	0	0	0	0	0	0	0	0	0	0	0	0	0	0	0	0	0
0500	0	0	0	0	0	0	0	0	0	0	0	0	0	0	0	0	0	0	0	0	0	0	0	0	0	0	0	0	0
0600	0	0	0	0	0	0	0	0	0	0	0	0	0	0	0	0	0	0	0	0	0	0	0	0	0	0	0	0	0
0700	1	0	0	0	0	0	0	0	0	0	0	0	0	0	0	1	0	0	0	0	0	0	0	0	0	0	0	0	0
0800	3	0	0	0	0	0	0	0	0	0	0	1	1	1	0	0	0	0	0	0	0	0	0	0	0	0	0	0	0
0900	4	0	0	0	0	0	0	0	1	3	0	0	0	0	0	0	0	0	0	0	0	0	0	0	0	0	0	0	0
1000	7	0	0	0	0	0	0	0	0	0	2	1	2	1	1	0	0	0	0	0	0	0	0	0	0	0	0	0	0
1100	**11**	**0**	**0**	**0**	**1**	**0**	**0**	**0**	**0**	**4**	**0**	**4**	**1**	**0**	**1**	**0**	**0**	**0**	**0**	**0**	**0**	**0**	**0**	**0**	**0**	**0**	**0**	**0**	**0**
1200	12	0	0	0	0	1	0	0	1	2	2	2	1	0	1	2	0	0	0	0	0	0	0	0	0	0	0	0	0
1300	6	0	0	0	0	0	0	0	1	0	1	0	0	2	1	1	0	0	0	0	0	0	0	0	0	0	0	0	0
1400	10	0	0	0	0	0	1	0	0	1	1	3	1	2	1	0	0	0	0	0	0	0	0	0	0	0	0	0	0
1500	9	0	0	0	0	0	0	0	1	0	2	2	1	1	2	0	0	0	0	0	0	0	0	0	0	0	0	0	0
1600	11	0	0	0	0	1	1	0	0	1	1	1	4	1	1	0	0	0	0	0	0	0	0	0	0	0	0	0	0
1700	14	0	0	0	0	0	0	0	0	0	3	3	3	3	2	0	0	0	0	0	0	0	0	0	0	0	0	0	0
1800	9	0	0	0	0	0	0	0	1	0	1	2	3	1	1	0	0	0	0	0	0	0	0	0	0	0	0	0	0
1900	**20**	**0**	**0**	**0**	**0**	**0**	**0**	**0**	**2**	**1**	**2**	**3**	**4**	**4**	**3**	**1**	**0**	**0**	**0**	**0**	**0**	**0**	**0**	**0**	**0**	**0**	**0**	**0**	**0**
2000	6	0	0	0	0	0	0	0	0	0	1	1	1	2	1	0	0	0	0	0	0	0	0	0	0	0	0	0	0
2100	3	0	0	0	0	0	0	0	0	0	0	0	0	1	1	1	0	0	0	0	0	0	0	0	0	0	0	0	0
2200	3	0	0	0	0	0	0	0	0	0	1	0	0	1	0	0	1	0	0	0	0	0	0	0	0	0	0	0	0
2300	1	0	0	0	0	0	0	0	0	0	0	0	0	1	0	0	0	0	0	0	0	0	0	0	0	0	0	0	0
07-19	**97**	**0**	**0**	**0**	**1**	**2**	**2**	**0**	**5**	**11**	**13**	**19**	**17**	**12**	**11**	**4**	**0**	**0**	**0**	**0**	**0**	**0**	**0**	**0**	**0**	**0**	**0**	**0**	**0**
06-22	**126**	**0**	**0**	**0**	**1**	**2**	**2**	**0**	**7**	**12**	**16**	**23**	**22**	**19**	**16**	**6**	**0**	**0**	**0**	**0**	**0**	**0**	**0**	**0**	**0**	**0**	**0**	**0**	**0**
06-00	**130**	**0**	**0**	**0**	**1**	**2**	**2**	**0**	**7**	**12**	**17**	**23**	**22**	**21**	**16**	**6**	**1**	**0**	**0**	**0**	**0**	**0**	**0**	**0**	**0**	**0**	**0**	**0**	**0**
00-00	**134**	**0**	**0**	**0**	**1**	**2**	**3**	**0**	**7**	**12**	**17**	**24**	**23**	**21**	**17**	**6**	**1**	**0**	**0**	**0**	**0**	**0**	**0**	**0**	**0**	**0**	**0**	**0**	**0**

DRAFT

Site 56
Location L3532-0, Att - Telepole, Lat 53.8987, Long -6.87656
Direction North

3279 / Meath/Cavan/Monaghan ATC's
October 2013
Automatic Traffic Count

Sun, 13 October 2013

Time	Total	Speed Bins (km/h)																											
		0 - 5	5 - 10	10 - 15	15 - 20	20 - 25	25 - 30	30 - 35	35 - 40	40 - 45	45 - 50	50 - 55	55 - 60	60 - 65	65 - 70	70 - 75	75 - 80	80 - 85	85 - 90	90 - 95	95 - 100	100 - 105	105 - 110	110 - 115	115 - 120	120 - 125	125 - 130	130 - 135	135 - 140
0000	3	0	0	0	0	0	0	0	0	0	0	2	0	1	0	0	0	0	0	0	0	0	0	0	0	0	0	0	0
0100	1	0	0	0	0	0	0	0	0	0	1	0	0	0	0	0	0	0	0	0	0	0	0	0	0	0	0	0	0
0200	0	0	0	0	0	0	0	0	0	0	0	0	0	0	0	0	0	0	0	0	0	0	0	0	0	0	0	0	0
0300	1	0	0	0	0	0	0	0	0	0	0	1	0	0	0	0	0	0	0	0	0	0	0	0	0	0	0	0	0
0400	0	0	0	0	0	0	0	0	0	0	0	0	0	0	0	0	0	0	0	0	0	0	0	0	0	0	0	0	0
0500	0	0	0	0	0	0	0	0	0	0	0	0	0	0	0	0	0	0	0	0	0	0	0	0	0	0	0	0	0
0600	0	0	0	0	0	0	0	0	0	0	0	0	0	0	0	0	0	0	0	0	0	0	0	0	0	0	0	0	0
0700	1	0	0	0	0	0	0	0	0	0	0	0	1	0	0	0	0	0	0	0	0	0	0	0	0	0	0	0	0
0800	2	0	0	0	0	0	0	0	1	0	0	1	0	0	0	0	0	0	0	0	0	0	0	0	0	0	0	0	0
0900	0	0	0	0	0	0	0	0	0	0	0	0	0	0	0	0	0	0	0	0	0	0	0	0	0	0	0	0	0
1000	8	0	0	1	0	0	0	0	0	0	1	2	3	1	0	0	0	0	0	0	0	0	0	0	0	0	0	0	0
1100	**11**	**0**	**0**	**0**	**1**	**0**	**1**	**0**	**0**	**2**	**0**	**1**	**0**	**2**	**2**	**1**	**1**	**0**	**0**	**0**	**0**	**0**	**0**	**0**	**0**	**0**	**0**	**0**	**0**
1200	5	0	0	0	0	0	0	0	0	0	0	0	2	1	2	0	0	0	0	0	0	0	0	0	0	0	0	0	0
1300	2	0	0	0	0	0	0	0	0	0	0	0	0	1	1	0	0	0	0	0	0	0	0	0	0	0	0	0	0
1400	2	0	0	0	0	0	0	0	0	0	1	0	0	1	0	0	0	0	0	0	0	0	0	0	0	0	0	0	0
1500	6	0	0	0	0	0	0	0	1	0	0	1	3	1	0	0	0	0	0	0	0	0	0	0	0	0	0	0	0
1600	5	0	0	0	1	0	0	1	0	1	0	1	1	0	0	0	0	0	0	0	0	0	0	0	0	0	0	0	0
1700	6	0	0	0	0	0	0	0	1	0	1	1	1	1	1	0	0	0	0	0	0	0	0	0	0	0	0	0	0
1800	3	0	0	0	0	0	0	0	0	1	0	2	0	0	0	0	0	0	0	0	0	0	0	0	0	0	0	0	0
1900	**7**	**0**	**0**	**0**	**0**	**0**	**0**	**0**	**0**	**0**	**1**	**2**	**2**	**1**	**1**	**0**	**0**	**0**	**0**	**0**	**0**	**0**	**0**	**0**	**0**	**0**	**0**	**0**	**0**
2000	4	0	0	0	0	0	0	0	0	0	1	0	1	2	0	0	0	0	0	0	0	0	0	0	0	0	0	0	0
2100	0	0	0	0	0	0	0	0	0	0	0	0	0	0	0	0	0	0	0	0	0	0	0	0	0	0	0	0	0
2200	1	0	0	0	0	0	0	0	0	0	0	0	0	0	0	0	1	0	0	0	0	0	0	0	0	0	0	0	0
2300	1	0	0	0	0	0	0	0	0	0	0	0	0	0	1	0	0	0	0	0	0	0	0	0	0	0	0	0	0
07-19	**51**	**0**	**0**	**1**	**2**	**0**	**1**	**1**	**3**	**4**	**3**	**9**	**11**	**8**	**6**	**1**	**1**	**0**	**0**	**0**	**0**	**0**	**0**	**0**	**0**	**0**	**0**	**0**	**0**
06-22	**62**	**0**	**0**	**1**	**2**	**0**	**1**	**1**	**3**	**4**	**5**	**11**	**14**	**11**	**7**	**1**	**1**	**0**	**0**	**0**	**0**	**0**	**0**	**0**	**0**	**0**	**0**	**0**	**0**
06-00	**64**	**0**	**0**	**1**	**2**	**0**	**1**	**1**	**3**	**4**	**5**	**11**	**14**	**11**	**8**	**1**	**2**	**0**	**0**	**0**	**0**	**0**	**0**	**0**	**0**	**0**	**0**	**0**	**0**
00-00	**69**	**0**	**0**	**1**	**2**	**0**	**1**	**1**	**3**	**4**	**6**	**14**	**14**	**12**	**8**	**1**	**2**	**0**	**0**	**0**	**0**	**0**	**0**	**0**	**0**	**0**	**0**	**0**	**0**

DRAFT

Site 56
Location L3532-0, Att - Telepole, Lat 53.8987, Long -6.87656
Direction North

3279 / Meath/Cavan/Monaghan ATC's
October 2013
Automatic Traffic Count

Mon, 14 October 2013

Time	Total	Speed Bins (km/h)																											
		0 - 5	5 - 10	10 - 15	15 - 20	20 - 25	25 - 30	30 - 35	35 - 40	40 - 45	45 - 50	50 - 55	55 - 60	60 - 65	65 - 70	70 - 75	75 - 80	80 - 85	85 - 90	90 - 95	95 - 100	100 - 105	105 - 110	110 - 115	115 - 120	120 - 125	125 - 130	130 - 135	135 - 140
0000	0	0	0	0	0	0	0	0	0	0	0	0	0	0	0	0	0	0	0	0	0	0	0	0	0	0	0	0	0
0100	0	0	0	0	0	0	0	0	0	0	0	0	0	0	0	0	0	0	0	0	0	0	0	0	0	0	0	0	0
0200	0	0	0	0	0	0	0	0	0	0	0	0	0	0	0	0	0	0	0	0	0	0	0	0	0	0	0	0	0
0300	0	0	0	0	0	0	0	0	0	0	0	0	0	0	0	0	0	0	0	0	0	0	0	0	0	0	0	0	0
0400	0	0	0	0	0	0	0	0	0	0	0	0	0	0	0	0	0	0	0	0	0	0	0	0	0	0	0	0	0
0500	1	0	0	0	0	0	0	0	0	0	0	1	0	0	0	0	0	0	0	0	0	0	0	0	0	0	0	0	0
0600	2	0	0	0	0	0	0	0	0	0	0	1	0	0	1	0	0	0	0	0	0	0	0	0	0	0	0	0	0
0700	**14**	**0**	**0**	**0**	**0**	**0**	**0**	**0**	**0**	**0**	**3**	**0**	**3**	**3**	**2**	**2**	**1**	**0**	**0**	**0**	**0**	**0**	**0**	**0**	**0**	**0**	**0**	**0**	**0**
0800	13	0	0	0	0	0	0	0	1	1	2	1	2	4	1	0	0	0	1	0	0	0	0	0	0	0	0	0	0
0900	5	0	0	0	0	0	0	0	0	0	1	1	2	1	0	0	0	0	0	0	0	0	0	0	0	0	0	0	0
1000	3	0	0	0	0	0	0	0	0	0	1	1	0	0	1	0	0	0	0	0	0	0	0	0	0	0	0	0	0
1100	7	0	0	0	0	0	0	0	0	2	0	1	3	0	1	0	0	0	0	0	0	0	0	0	0	0	0	0	0
1200	3	0	0	0	0	0	0	0	0	0	0	0	1	1	0	1	0	0	0	0	0	0	0	0	0	0	0	0	0
1300	6	0	0	0	0	0	0	0	0	0	1	3	1	1	0	0	0	0	0	0	0	0	0	0	0	0	0	0	0
1400	5	0	0	0	0	0	0	0	0	1	0	0	2	0	2	0	0	0	0	0	0	0	0	0	0	0	0	0	0
1500	5	0	0	0	0	1	0	1	0	0	0	1	1	0	1	0	0	0	0	0	0	0	0	0	0	0	0	0	0
1600	6	0	0	0	0	1	0	0	0	0	0	1	0	2	2	0	0	0	0	0	0	0	0	0	0	0	0	0	0
1700	4	0	0	0	0	0	0	0	0	0	1	1	0	1	1	0	0	0	0	0	0	0	0	0	0	0	0	0	0
1800	**9**	**0**	**0**	**0**	**0**	**0**	**1**	**1**	**0**	**0**	**2**	**0**	**1**	**2**	**0**	**0**	**1**	**1**	**0**	**0**	**0**	**0**	**0**	**0**	**0**	**0**	**0**	**0**	**0**
1900	**9**	**0**	**0**	**0**	**0**	**0**	**0**	**0**	**0**	**0**	**3**	**2**	**2**	**1**	**1**	**0**	**0**	**0**	**0**	**0**	**0**	**0**	**0**	**0**	**0**	**0**	**0**	**0**	**0**
2000	5	0	0	0	0	0	0	0	0	0	2	0	1	1	0	1	0	0	0	0	0	0	0	0	0	0	0	0	0
2100	4	0	0	0	0	0	0	0	0	0	0	2	1	1	0	0	0	0	0	0	0	0	0	0	0	0	0	0	0
2200	2	0	0	0	0	0	0	0	0	0	1	0	0	0	1	0	0	0	0	0	0	0	0	0	0	0	0	0	0
2300	2	0	0	0	0	0	0	0	0	0	0	0	1	0	0	0	1	0	0	0	0	0	0	0	0	0	0	0	0
07-19	**80**	**0**	**0**	**0**	**0**	**2**	**1**	**2**	**1**	**4**	**11**	**10**	**16**	**15**	**11**	**3**	**2**	**1**	**1**	**0**	**0**	**0**	**0**	**0**	**0**	**0**	**0**	**0**	**0**
06-22	**100**	**0**	**0**	**0**	**0**	**2**	**1**	**2**	**1**	**4**	**16**	**15**	**20**	**18**	**13**	**4**	**2**	**1**	**1**	**0**	**0**	**0**	**0**	**0**	**0**	**0**	**0**	**0**	**0**
06-00	**104**	**0**	**0**	**0**	**0**	**2**	**1**	**2**	**1**	**4**	**17**	**15**	**21**	**18**	**14**	**4**	**3**	**1**	**1**	**0**	**0**	**0**	**0**	**0**	**0**	**0**	**0**	**0**	**0**
00-00	**105**	**0**	**0**	**0**	**0**	**2**	**1**	**2**	**1**	**4**	**17**	**16**	**21**	**18**	**14**	**4**	**3**	**1**	**1**	**0**	**0**	**0**	**0**	**0**	**0**	**0**	**0**	**0**	**0**

DRAFT

Site 56
Location L3532-0, Att - Telepole, Lat 53.8987, Long -6.87656
Direction North

3279 / Meath/Cavan/Monaghan ATC's
October 2013
Automatic Traffic Count

Tue, 15 October 2013

Time	Total	Speed Bins (km/h)																											
		0 - 5	5 - 10	10 - 15	15 - 20	20 - 25	25 - 30	30 - 35	35 - 40	40 - 45	45 - 50	50 - 55	55 - 60	60 - 65	65 - 70	70 - 75	75 - 80	80 - 85	85 - 90	90 - 95	95 - 100	100 - 105	105 - 110	110 - 115	115 - 120	120 - 125	125 - 130	130 - 135	135 - 140
0000	0	0	0	0	0	0	0	0	0	0	0	0	0	0	0	0	0	0	0	0	0	0	0	0	0	0	0	0	0
0100	0	0	0	0	0	0	0	0	0	0	0	0	0	0	0	0	0	0	0	0	0	0	0	0	0	0	0	0	0
0200	0	0	0	0	0	0	0	0	0	0	0	0	0	0	0	0	0	0	0	0	0	0	0	0	0	0	0	0	0
0300	0	0	0	0	0	0	0	0	0	0	0	0	0	0	0	0	0	0	0	0	0	0	0	0	0	0	0	0	0
0400	0	0	0	0	0	0	0	0	0	0	0	0	0	0	0	0	0	0	0	0	0	0	0	0	0	0	0	0	0
0500	1	0	0	0	0	0	0	0	0	0	0	0	1	0	0	0	0	0	0	0	0	0	0	0	0	0	0	0	0
0600	3	0	0	0	0	0	0	0	0	0	0	0	0	0	3	0	0	0	0	0	0	0	0	0	0	0	0	0	0
0700	**13**	**0**	**0**	**0**	**0**	**0**	**0**	**0**	**0**	**0**	**3**	**3**	**4**	**2**	**1**	**0**	**0**	**0**	**0**	**0**	**0**	**0**	**0**	**0**	**0**	**0**	**0**	**0**	**0**
0800	9	0	0	0	0	0	0	0	0	1	0	1	4	2	0	0	1	0	0	0	0	0	0	0	0	0	0	0	0
0900	4	0	0	0	0	0	0	0	0	0	0	0	1	2	1	0	0	0	0	0	0	0	0	0	0	0	0	0	0
1000	12	0	0	1	1	0	0	0	0	0	4	1	2	3	0	0	0	0	0	0	0	0	0	0	0	0	0	0	0
1100	10	0	0	0	0	1	0	0	0	0	3	1	3	2	0	0	0	0	0	0	0	0	0	0	0	0	0	0	0
1200	6	0	0	0	0	1	0	0	0	0	1	0	1	2	0	1	0	0	0	0	0	0	0	0	0	0	0	0	0
1300	3	0	0	0	0	0	0	0	0	0	0	1	2	0	0	0	0	0	0	0	0	0	0	0	0	0	0	0	0
1400	6	0	0	0	0	0	0	0	0	1	0	1	2	1	1	0	0	0	0	0	0	0	0	0	0	0	0	0	0
1500	9	0	0	0	0	0	0	1	0	2	0	1	3	1	0	1	0	0	0	0	0	0	0	0	0	0	0	0	0
1600	9	0	0	0	0	0	0	0	0	2	1	3	2	1	0	0	0	0	0	0	0	0	0	0	0	0	0	0	0
1700	10	0	0	0	0	0	0	0	1	0	3	0	1	1	3	1	0	0	0	0	0	0	0	0	0	0	0	0	0
1800	**11**	**0**	**0**	**0**	**0**	**0**	**0**	**1**	**0**	**0**	**2**	**2**	**4**	**0**	**1**	**0**	**1**	**0**	**0**	**0**	**0**	**0**	**0**	**0**	**0**	**0**	**0**	**0**	**0**
1900	5	0	0	0	0	0	0	0	0	0	0	0	3	1	0	1	0	0	0	0	0	0	0	0	0	0	0	0	0
2000	5	0	0	0	0	0	0	0	1	0	0	0	1	1	1	1	0	0	0	0	0	0	0	0	0	0	0	0	0
2100	3	0	0	0	0	0	0	0	0	1	0	0	1	1	0	0	0	0	0	0	0	0	0	0	0	0	0	0	0
2200	3	0	0	0	0	0	0	0	1	0	1	0	0	1	0	0	0	0	0	0	0	0	0	0	0	0	0	0	0
2300	0	0	0	0	0	0	0	0	0	0	0	0	0	0	0	0	0	0	0	0	0	0	0	0	0	0	0	0	0
07-19	**102**	**0**	**0**	**1**	**1**	**2**	**0**	**2**	**1**	**6**	**17**	**14**	**29**	**17**	**7**	**3**	**2**	**0**	**0**	**0**	**0**	**0**	**0**	**0**	**0**	**0**	**0**	**0**	**0**
06-22	**118**	**0**	**0**	**1**	**1**	**2**	**0**	**2**	**2**	**7**	**17**	**14**	**34**	**20**	**11**	**5**	**2**	**0**	**0**	**0**	**0**	**0**	**0**	**0**	**0**	**0**	**0**	**0**	**0**
06-00	**121**	**0**	**0**	**1**	**1**	**2**	**0**	**2**	**3**	**7**	**18**	**14**	**34**	**21**	**11**	**5**	**2**	**0**	**0**	**0**	**0**	**0**	**0**	**0**	**0**	**0**	**0**	**0**	**0**
00-00	**122**	**0**	**0**	**1**	**1**	**2**	**0**	**2**	**3**	**7**	**18**	**14**	**35**	**21**	**11**	**5**	**2**	**0**	**0**	**0**	**0**	**0**	**0**	**0**	**0**	**0**	**0**	**0**	**0**

DRAFT

Site 56
Location L3532-0, Att - Telepole, Lat 53.8987, Long -6.87656
Direction North

3279 / Meath/Cavan/Monaghan ATC's
October 2013
Automatic Traffic Count

Wed, 16 October 2013

Time	Total	Speed Bins (km/h)																											
		0 - 5	5 - 10	10 - 15	15 - 20	20 - 25	25 - 30	30 - 35	35 - 40	40 - 45	45 - 50	50 - 55	55 - 60	60 - 65	65 - 70	70 - 75	75 - 80	80 - 85	85 - 90	90 - 95	95 - 100	100 - 105	105 - 110	110 - 115	115 - 120	120 - 125	125 - 130	130 - 135	135 - 140
0000	0	0	0	0	0	0	0	0	0	0	0	0	0	0	0	0	0	0	0	0	0	0	0	0	0	0	0	0	0
0100	0	0	0	0	0	0	0	0	0	0	0	0	0	0	0	0	0	0	0	0	0	0	0	0	0	0	0	0	0
0200	0	0	0	0	0	0	0	0	0	0	0	0	0	0	0	0	0	0	0	0	0	0	0	0	0	0	0	0	0
0300	0	0	0	0	0	0	0	0	0	0	0	0	0	0	0	0	0	0	0	0	0	0	0	0	0	0	0	0	0
0400	0	0	0	0	0	0	0	0	0	0	0	0	0	0	0	0	0	0	0	0	0	0	0	0	0	0	0	0	0
0500	1	0	0	0	0	0	0	0	0	0	0	1	0	0	0	0	0	0	0	0	0	0	0	0	0	0	0	0	0
0600	1	0	0	0	0	0	0	0	0	0	0	1	0	0	0	0	0	0	0	0	0	0	0	0	0	0	0	0	0
0700	**14**	**0**	**0**	**0**	**0**	**0**	**1**	**0**	**1**	**2**	**3**	**0**	**4**	**1**	**2**	**0**	**0**	**0**	**0**	**0**	**0**	**0**	**0**	**0**	**0**	**0**	**0**	**0**	**0**
0800	12	0	0	0	0	0	0	0	0	2	2	2	3	1	2	0	0	0	0	0	0	0	0	0	0	0	0	0	0
0900	4	0	0	0	0	0	0	0	0	0	1	1	1	1	0	0	0	0	0	0	0	0	0	0	0	0	0	0	0
1000	1	0	0	0	0	0	0	0	0	1	0	0	0	0	0	0	0	0	0	0	0	0	0	0	0	0	0	0	0
1100	5	0	0	0	0	0	0	0	0	0	0	3	2	0	0	0	0	0	0	0	0	0	0	0	0	0	0	0	0
1200	3	0	0	0	0	0	0	0	0	0	0	0	1	1	0	1	0	0	0	0	0	0	0	0	0	0	0	0	0
1300	3	0	0	0	0	0	0	0	0	2	0	0	1	0	0	0	0	0	0	0	0	0	0	0	0	0	0	0	0
1400	2	0	0	0	0	0	0	0	0	0	1	0	0	0	1	0	0	0	0	0	0	0	0	0	0	0	0	0	0
1500	3	0	0	0	0	0	0	0	0	0	0	2	1	0	0	0	0	0	0	0	0	0	0	0	0	0	0	0	0
1600	7	0	0	0	0	0	0	0	0	2	1	2	1	1	0	0	0	0	0	0	0	0	0	0	0	0	0	0	0
1700	**8**	**0**	**0**	**0**	**0**	**0**	**0**	**1**	**1**	**0**	**1**	**1**	**1**	**2**	**1**	**0**	**0**	**0**	**0**	**0**	**0**	**0**	**0**	**0**	**0**	**0**	**0**	**0**	**0**
1800	7	0	0	0	0	0	1	1	0	0	2	0	1	1	1	0	0	0	0	0	0	0	0	0	0	0	0	0	0
1900	5	0	0	0	0	0	0	0	0	0	0	2	1	1	0	0	1	0	0	0	0	0	0	0	0	0	0	0	0
2000	4	0	0	0	0	0	0	0	0	0	0	1	1	0	1	1	0	0	0	0	0	0	0	0	0	0	0	0	0
2100	4	0	0	0	0	0	0	0	1	0	1	1	0	0	1	0	0	0	0	0	0	0	0	0	0	0	0	0	0
2200	1	0	0	0	0	0	0	0	1	0	0	0	0	0	0	0	0	0	0	0	0	0	0	0	0	0	0	0	0
2300	0	0	0	0	0	0	0	0	0	0	0	0	0	0	0	0	0	0	0	0	0	0	0	0	0	0	0	0	0
07-19	**69**	**0**	**0**	**0**	**0**	**0**	**2**	**2**	**2**	**9**	**11**	**11**	**16**	**8**	**7**	**1**	**0**	**0**	**0**	**0**	**0**	**0**	**0**	**0**	**0**	**0**	**0**	**0**	**0**
06-22	**83**	**0**	**0**	**0**	**0**	**0**	**2**	**2**	**3**	**9**	**12**	**16**	**18**	**9**	**9**	**2**	**1**	**0**	**0**	**0**	**0**	**0**	**0**	**0**	**0**	**0**	**0**	**0**	**0**
06-00	**84**	**0**	**0**	**0**	**0**	**0**	**2**	**2**	**4**	**9**	**12**	**16**	**18**	**9**	**9**	**2**	**1**	**0**	**0**	**0**	**0**	**0**	**0**	**0**	**0**	**0**	**0**	**0**	**0**
00-00	**85**	**0**	**0**	**0**	**0**	**0**	**2**	**2**	**4**	**9**	**12**	**17**	**18**	**9**	**9**	**2**	**1**	**0**	**0**	**0**	**0**	**0**	**0**	**0**	**0**	**0**	**0**	**0**	**0**

DRAFT

Site 56
Location L3532-0, Att - Telepole, Lat 53.8987, Long -6.87656
Direction North

3279 / Meath/Cavan/Monaghan ATC's
October 2013
Automatic Traffic Count

Virtual Day (7)

Time	Total	Speed Bins (km/h)																											
		0 - 5	5 - 10	10 - 15	15 - 20	20 - 25	25 - 30	30 - 35	35 - 40	40 - 45	45 - 50	50 - 55	55 - 60	60 - 65	65 - 70	70 - 75	75 - 80	80 - 85	85 - 90	90 - 95	95 - 100	100 - 105	105 - 110	110 - 115	115 - 120	120 - 125	125 - 130	130 - 135	135 - 140
0000	1	0	0	0	0	0	0	0	0	0	0	0	0	0	0	0	0	0	0	0	0	0	0	0	0	0	0	0	0
0100	0	0	0	0	0	0	0	0	0	0	0	0	0	0	0	0	0	0	0	0	0	0	0	0	0	0	0	0	0
0200	0	0	0	0	0	0	0	0	0	0	0	0	0	0	0	0	0	0	0	0	0	0	0	0	0	0	0	0	0
0300	0	0	0	0	0	0	0	0	0	0	0	0	0	0	0	0	0	0	0	0	0	0	0	0	0	0	0	0	0
0400	0	0	0	0	0	0	0	0	0	0	0	0	0	0	0	0	0	0	0	0	0	0	0	0	0	0	0	0	0
0500	1	0	0	0	0	0	0	0	0	0	0	1	0	0	0	0	0	0	0	0	0	0	0	0	0	0	0	0	0
0600	1	0	0	0	0	0	0	0	0	0	0	0	0	0	1	0	0	0	0	0	0	0	0	0	0	0	0	0	0
0700	**10**	**0**	**0**	**0**	**0**	**0**	**0**	**1**	**0**	**0**	**2**	**1**	**2**	**1**	**1**	**1**	**0**	**0**	**0**	**0**	**0**	**0**	**0**	**0**	**0**	**0**	**0**	**0**	**0**
0800	9	0	0	0	0	0	0	0	0	1	1	1	2	2	0	0	0	0	0	0	0	0	0	0	0	0	0	0	0
0900	6	0	0	0	0	0	0	0	0	1	0	1	2	1	0	0	0	0	0	0	0	0	0	0	0	0	0	0	0
1000	6	0	0	0	0	0	0	0	0	0	1	1	2	1	0	0	0	0	0	0	0	0	0	0	0	0	0	0	0
1100	8	0	0	0	0	0	0	0	0	1	0	2	2	1	1	0	0	0	0	0	0	0	0	0	0	0	0	0	0
1200	7	0	0	0	0	0	0	0	0	1	1	1	1	1	1	1	0	0	0	0	0	0	0	0	0	0	0	0	0
1300	4	0	0	0	0	0	0	0	0	0	0	1	1	1	1	0	0	0	0	0	0	0	0	0	0	0	0	0	0
1400	5	0	0	0	0	0	0	0	0	0	1	1	1	1	1	0	0	0	0	0	0	0	0	0	0	0	0	0	0
1500	6	0	0	0	0	0	0	0	0	0	1	1	1	0	1	0	0	0	0	0	0	0	0	0	0	0	0	0	0
1600	9	0	0	0	0	0	0	0	0	1	1	2	2	1	1	0	0	0	0	0	0	0	0	0	0	0	0	0	0
1700	9	0	0	0	0	0	1	0	1	0	2	1	2	1	1	0	0	0	0	0	0	0	0	0	0	0	0	0	0
1800	9	0	0	0	0	0	0	0	0	0	2	2	2	2	1	0	0	0	0	0	0	0	0	0	0	0	0	0	0
1900	**10**	**0**	**0**	**0**	**0**	**0**	**0**	**0**	**0**	**0**	**1**	**2**	**2**	**2**	**1**	**0**	**0**	**0**	**0**	**0**	**0**	**0**	**0**	**0**	**0**	**0**	**0**	**0**	**0**
2000	5	0	0	0	0	0	0	0	0	0	1	0	1	1	0	1	0	0	0	0	0	0	0	0	0	0	0	0	0
2100	4	0	0	0	0	0	0	0	0	1	0	1	1	1	0	0	0	0	0	0	0	0	0	0	0	0	0	0	0
2200	2	0	0	0	0	0	0	0	0	0	0	0	0	0	0	0	0	0	0	0	0	0	0	0	0	0	0	0	0
2300	1	0	0	0	0	0	0	0	0	0	0	0	0	0	0	0	0	0	0	0	0	0	0	0	0	0	0	0	0
07-19	**87**	**0**	**0**	**0**	**1**	**1**	**2**	**2**	**3**	**7**	**11**	**14**	**20**	**13**	**9**	**3**	**1**	**0**	**0**	**0**	**0**	**0**	**0**	**0**	**0**	**0**	**0**	**0**	**0**
06-22	**107**	**0**	**0**	**0**	**1**	**1**	**2**	**2**	**4**	**8**	**13**	**18**	**23**	**18**	**11**	**5**	**1**	**0**	**0**	**0**	**0**	**0**	**0**	**0**	**0**	**0**	**0**	**0**	**0**
06-00	**110**	**0**	**0**	**0**	**1**	**1**	**2**	**2**	**4**	**8**	**14**	**18**	**23**	**18**	**12**	**5**	**2**	**0**	**0**	**0**	**0**	**0**	**0**	**0**	**0**	**0**	**0**	**0**	**0**
00-00	**112**	**0**	**0**	**0**	**1**	**1**	**2**	**2**	**4**	**8**	**14**	**19**	**24**	**18**	**12**	**5**	**2**	**0**	**0**	**0**	**0**	**0**	**0**	**0**	**0**	**0**	**0**	**0**	**0**

DRAFT

Site 56
Location L3532-0, Att - Telepole, Lat 53.8987, Long -6.87656
Direction North

3279 / Meath/Cavan/Monaghan ATC's
October 2013
Automatic Traffic Count

Virtual Week (1)

Time	Total	Speed Bins (km/h)																											
		0 - 5	5 - 10	10 - 15	15 - 20	20 - 25	25 - 30	30 - 35	35 - 40	40 - 45	45 - 50	50 - 55	55 - 60	60 - 65	65 - 70	70 - 75	75 - 80	80 - 85	85 - 90	90 - 95	95 - 100	100 - 105	105 - 110	110 - 115	115 - 120	120 - 125	125 - 130	130 - 135	135 - 140
Mon	105	0	0	0	0	2	1	2	1	4	17	16	21	18	14	4	3	1	1	0	0	0	0	0	0	0	0	0	0
Tue	122	0	0	1	1	2	0	2	3	7	18	14	35	21	11	5	2	0	0	0	0	0	0	0	0	0	0	0	0
Wed	85	0	0	0	0	0	2	2	4	9	12	17	18	9	9	2	1	0	0	0	0	0	0	0	0	0	0	0	0
Thu	131	0	0	1	0	1	6	2	4	9	14	25	25	23	12	6	1	2	0	0	0	0	0	0	0	0	0	0	0
Fri	137	0	0	0	0	0	2	5	7	8	13	25	30	24	11	9	2	0	0	1	0	0	0	0	0	0	0	0	0
|Sat	134	0	0	0	1	2	3	0	7	12	17	24	23	21	17	6	1	0	0	0	0	0	0	0	0	0	0	0	0
|Sun	69	0	0	1	2	0	1	1	3	4	6	14	14	12	8	1	2	0	0	0	0	0	0	0	0	0	0	0	0
5 Day Ave.	**116**	**0**	**0**	**0**	**0**	**1**	**2**	**3**	**4**	**7**	**15**	**19**	**26**	**19**	**11**	**5**	**2**	**1**	**0**	**0**	**0**	**0**	**0**	**0**	**0**	**0**	**0**	**0**	**0**
7 Day Ave.	**112**	**0**	**0**	**0**	**1**	**1**	**2**	**2**	**4**	**8**	**14**	**19**	**24**	**18**	**12**	**5**	**2**	**0**	**0**	**0**	**0**	**0**	**0**	**0**	**0**	**0**	**0**	**0**	**0**
--	**783**	**0**	**0**	**3**	**4**	**7**	**15**	**14**	**29**	**53**	**97**	**135**	**166**	**128**	**82**	**33**	**12**	**3**	**1**	**1**	**0**	**0**	**0**	**0**	**0**	**0**	**0**	**0**	**0**

Summary Graphs

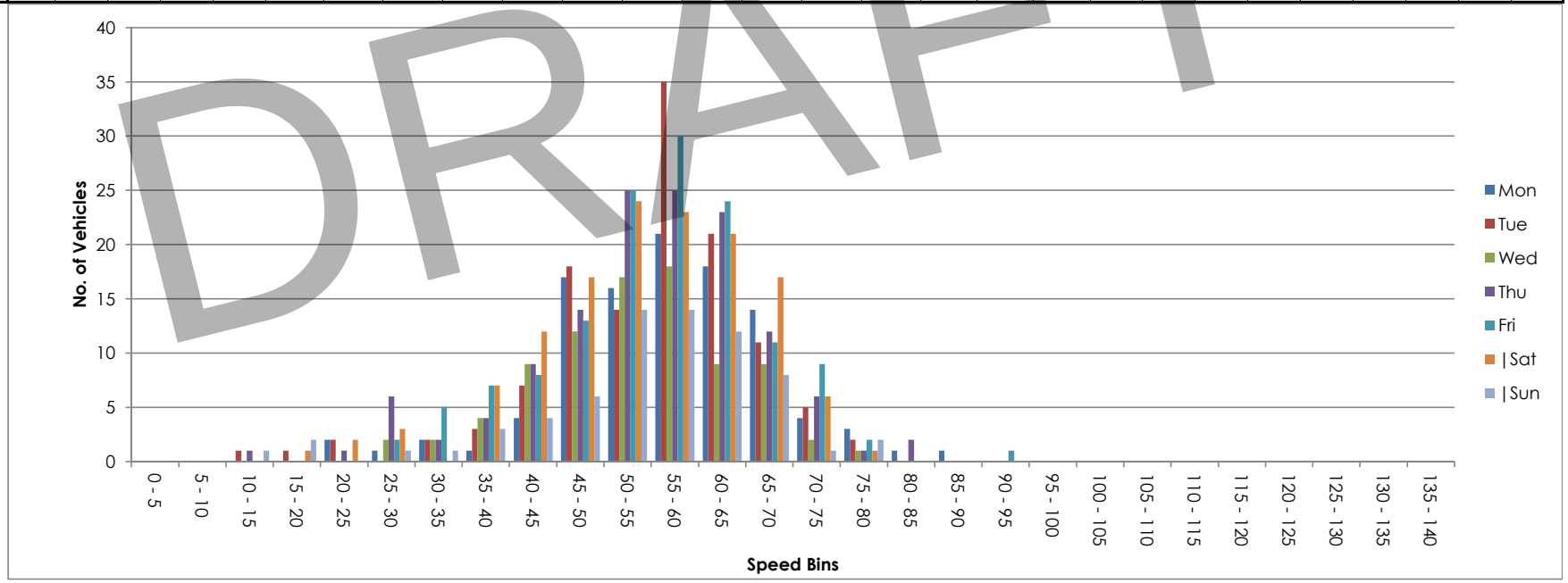

DRAFT

Site 56
Location L3532-0, Att - Telepole, Lat 53.8987, Long -6.87656
Direction South

3279 / Meath/Cavan/Monaghan ATC's
October 2013
Automatic Traffic Count

Thu, 10 October 2013

Time	Total	Classification												>PSL	>PSL%	>SL1	>SL1%	>SL2	>SL2%	Mean	Vpp
		1 MCL	2 SV	3 SVT	4 TB2	5 TB3	6 T4	7 ART3	8 ART4	9 ART5	10 ART6	11 BD	12 DRT	80	80	85 +5kph	85 +5kph	90 +10kph	90 +10kph		85
0000	2	0	2	0	0	0	0	0	0	0	0	0	0	0	0	0	0	0	0	67.2	-
0100	0	0	0	0	0	0	0	0	0	0	0	0	0	0	0	0	0	0	0	-	-
0200	2	0	2	0	0	0	0	0	0	0	0	0	0	0	0	0	0	0	0	71.1	-
0300	0	0	0	0	0	0	0	0	0	0	0	0	0	0	0	0	0	0	0	-	-
0400	0	0	0	0	0	0	0	0	0	0	0	0	0	0	0	0	0	0	0	-	-
0500	1	0	1	0	0	0	0	0	0	0	0	0	0	0	0	0	0	0	0	58.8	-
0600	0	0	0	0	0	0	0	0	0	0	0	0	0	0	0	0	0	0	0	-	-
0700	4	0	3	0	1	0	0	0	0	0	0	0	0	0	0	0	0	0	0	56.4	-
0800	6	0	6	0	0	0	0	0	0	0	0	0	0	0	0	0	0	0	0	61.5	-
0900	4	0	2	0	2	0	0	0	0	0	0	0	0	0	0	0	0	0	0	56	-
1000	**9**	**0**	**5**	**2**	**0**	**2**	**0**	**0**	**0**	**0**	**0**	**0**	**0**	**0**	**0**	**0**	**0**	**0**	**0**	**44**	**-**
1100	5	0	5	0	0	0	0	0	0	0	0	0	0	0	0	0	0	0	0	56	-
1200	6	0	5	0	0	0	1	0	0	0	0	0	0	0	0	0	0	0	0	48.6	-
1300	7	0	5	1	1	0	0	0	0	0	0	0	0	0	0	0	0	0	0	55.5	-
1400	9	0	9	0	0	0	0	0	0	0	0	0	0	0	0	0	0	0	0	59.8	-
1500	9	0	6	0	3	0	0	0	0	0	0	0	0	0	0	0	0	0	0	53.7	-
1600	8	0	7	0	1	0	0	0	0	0	0	0	0	0	0	0	0	0	0	53.9	-
1700	14	0	14	0	0	0	0	0	0	0	0	0	0	0	0	0	0	0	0	55	64.1
1800	**18**	**0**	**15**	**1**	**2**	**0**	**0**	**0**	**0**	**0**	**0**	**0**	**0**	**0**	**0**	**0**	**0**	**0**	**0**	**52.6**	**61.6**
1900	10	0	9	0	1	0	0	0	0	0	0	0	0	0	0	0	0	0	0	55.8	-
2000	7	0	7	0	0	0	0	0	0	0	0	0	0	0	0	0	0	0	0	66.3	-
2100	6	0	6	0	0	0	0	0	0	0	0	0	0	1	16.7	0	0	0	0	67.4	-
2200	2	0	2	0	0	0	0	0	0	0	0	0	0	0	0	0	0	0	0	61.8	-
2300	2	0	2	0	0	0	0	0	0	0	0	0	0	1	50	1	50	1	50	81.6	-
07-19	**99**	**0**	**82**	**4**	**10**	**2**	**1**	**0**	**0**	**0**	**0**	**0**	**0**	**0**	**0**	**0**	**0**	**0**	**0**	**54**	**62.6**
06-22	**122**	**0**	**104**	**4**	**11**	**2**	**1**	**0**	**0**	**0**	**0**	**0**	**0**	**1**	**0.8**	**0**	**0**	**0**	**0**	**55.5**	**64.8**
06-00	**126**	**0**	**108**	**4**	**11**	**2**	**1**	**0**	**0**	**0**	**0**	**0**	**0**	**2**	**1.6**	**1**	**0.8**	**1**	**0.8**	**56**	**65.2**
00-00	**131**	**0**	**113**	**4**	**11**	**2**	**1**	**0**	**0**	**0**	**0**	**0**	**0**	**2**	**1.5**	**1**	**0.8**	**1**	**0.8**	**56.4**	**65.5**

DRAFT

Site 56
Location L3532-0, Att - Telepole, Lat 53.8987, Long -6.87656
Direction South

3279 / Meath/Cavan/Monaghan ATC's
October 2013
Automatic Traffic Count

Fri, 11 October 2013

Time	Total	Classification												>PSL	>PSL%	>SL1	>SL1%	>SL2	>SL2%	Mean	Vpp
		1 MCL	2 SV	3 SVT	4 TB2	5 TB3	6 T4	7 ART3	8 ART4	9 ART5	10 ART6	11 BD	12 DRT	80	80	85 +5kph	85 +5kph	90 +10kph	90 +10kph		85
0000	2	0	2	0	0	0	0	0	0	0	0	0	0	0	0	0	0	0	0	68.2	-
0100	1	0	1	0	0	0	0	0	0	0	0	0	0	0	0	0	0	0	0	63.6	-
0200	0	0	0	0	0	0	0	0	0	0	0	0	0	0	0	0	0	0	0	-	-
0300	0	0	0	0	0	0	0	0	0	0	0	0	0	0	0	0	0	0	0	-	-
0400	0	0	0	0	0	0	0	0	0	0	0	0	0	0	0	0	0	0	0	-	-
0500	1	0	1	0	0	0	0	0	0	0	0	0	0	0	0	0	0	0	0	65.1	-
0600	1	0	1	0	0	0	0	0	0	0	0	0	0	0	0	0	0	0	0	69.7	-
0700	4	0	3	0	1	0	0	0	0	0	0	0	0	0	0	0	0	0	0	42.8	-
0800	5	0	5	0	0	0	0	0	0	0	0	0	0	0	0	0	0	0	0	59.9	-
0900	**7**	**0**	**7**	**0**	**0**	**0**	**0**	**0**	**0**	**0**	**0**	**0**	**0**	**0**	**0**	**0**	**0**	**0**	**0**	**55.1**	**-**
1000	**7**	**0**	**6**	**1**	**0**	**0**	**0**	**0**	**0**	**0**	**0**	**0**	**0**	**1**	**14.3**	**0**	**0**	**0**	**0**	**55.7**	**-**
1100	5	0	5	0	0	0	0	0	0	0	0	0	0	0	0	0	0	0	0	60.8	-
1200	5	0	5	0	0	0	0	0	0	0	0	0	0	0	0	0	0	0	0	49.6	-
1300	7	0	5	1	1	0	0	0	0	0	0	0	0	0	0	0	0	0	0	51.6	-
1400	7	0	7	0	0	0	0	0	0	0	0	0	0	0	0	0	0	0	0	58	-
1500	9	0	5	0	3	0	1	0	0	0	0	0	0	0	0	0	0	0	0	53.6	-
1600	9	0	6	2	1	0	0	0	0	0	0	0	0	0	0	0	0	0	0	52.6	-
1700	**17**	**0**	**16**	**0**	**0**	**0**	**1**	**0**	**0**	**0**	**0**	**0**	**0**	**0**	**0**	**0**	**0**	**0**	**0**	**53.3**	**61.6**
1800	14	0	14	0	0	0	0	0	0	0	0	0	0	0	0	0	0	0	0	53.2	58.3
1900	9	0	8	0	1	0	0	0	0	0	0	0	0	0	0	0	0	0	0	53.2	-
2000	9	0	9	0	0	0	0	0	0	0	0	0	0	1	11.1	1	11.1	0	0	58.8	-
2100	5	0	5	0	0	0	0	0	0	0	0	0	0	1	20	0	0	0	0	65.4	-
2200	2	0	2	0	0	0	0	0	0	0	0	0	0	0	0	0	0	0	0	60.6	-
2300	5	0	5	0	0	0	0	0	0	0	0	0	0	2	40	2	40	1	20	69.4	-
07-19	**96**	**0**	**84**	**4**	**6**	**0**	**2**	**0**	**0**	**0**	**0**	**0**	**0**	**1**	**1**	**0**	**0**	**0**	**0**	**53.9**	**61.9**
06-22	**120**	**0**	**107**	**4**	**7**	**0**	**2**	**0**	**0**	**0**	**0**	**0**	**0**	**3**	**2.5**	**1**	**0.8**	**0**	**0**	**54.8**	**64.4**
06-00	**127**	**0**	**114**	**4**	**7**	**0**	**2**	**0**	**0**	**0**	**0**	**0**	**0**	**5**	**3.9**	**3**	**2.4**	**1**	**0.8**	**55.5**	**64.8**
00-00	**131**	**0**	**118**	**4**	**7**	**0**	**2**	**0**	**0**	**0**	**0**	**0**	**0**	**5**	**3.8**	**3**	**2.3**	**1**	**0.8**	**55.8**	**64.8**

DRAFT

Site 56
Location L3532-0, Att - Telepole, Lat 53.8987, Long -6.87656
Direction South

3279 / Meath/Cavan/Monaghan ATC's
October 2013
Automatic Traffic Count

Sat, 12 October 2013

Time	Total	Classification												>PSL	>PSL%	>SL1	>SL1%	>SL2	>SL2%	Mean	Vpp
		1 MCL	2 SV	3 SVT	4 TB2	5 TB3	6 T4	7 ART3	8 ART4	9 ART5	10 ART6	11 BD	12 DRT	80	80	85 +5kph	85 +5kph	90 +10kph	90 +10kph		85
0000	2	0	2	0	0	0	0	0	0	0	0	0	0	0	0	0	0	0	0	58.3	-
0100	3	0	2	0	1	0	0	0	0	0	0	0	0	0	0	0	0	0	0	67.4	-
0200	1	0	1	0	0	0	0	0	0	0	0	0	0	0	0	0	0	0	0	47.8	-
0300	0	0	0	0	0	0	0	0	0	0	0	0	0	0	0	0	0	0	0	-	-
0400	0	0	0	0	0	0	0	0	0	0	0	0	0	0	0	0	0	0	0	-	-
0500	0	0	0	0	0	0	0	0	0	0	0	0	0	0	0	0	0	0	0	-	-
0600	1	0	1	0	0	0	0	0	0	0	0	0	0	0	0	0	0	0	0	67.9	-
0700	0	0	0	0	0	0	0	0	0	0	0	0	0	0	0	0	0	0	0	-	-
0800	0	0	0	0	0	0	0	0	0	0	0	0	0	0	0	0	0	0	0	-	-
0900	3	1	0	1	1	0	0	0	0	0	0	0	0	0	0	0	0	0	0	38.8	-
1000	**5**	**0**	**4**	**0**	**0**	**0**	**1**	**0**	**0**	**0**	**0**	**0**	**0**	**0**	**0**	**0**	**0**	**0**	**0**	**48.4**	**-**
1100	**5**	**0**	**5**	**0**	**0**	**0**	**0**	**0**	**0**	**0**	**0**	**0**	**0**	**0**	**0**	**0**	**0**	**0**	**0**	**60.3**	**-**
1200	14	0	13	0	0	0	1	0	0	0	0	0	0	0	0	0	0	0	0	55	63
1300	12	0	10	1	1	0	0	0	0	0	0	0	0	0	0	0	0	0	0	51.3	55.4
1400	9	0	6	0	3	0	0	0	0	0	0	0	0	0	0	0	0	0	0	53.3	-
1500	10	0	9	1	0	0	0	0	0	0	0	0	0	0	0	0	0	0	0	59.2	-
1600	**19**	**0**	**18**	**0**	**1**	**0**	**0**	**0**	**0**	**0**	**0**	**0**	**0**	**0**	**0**	**0**	**0**	**0**	**0**	**54.7**	**59.4**
1700	14	0	12	1	1	0	0	0	0	0	0	0	0	0	0	0	0	0	0	54.9	63.4
1800	13	1	11	0	0	0	0	0	1	0	0	0	0	0	0	0	0	0	0	55	64.4
1900	9	0	8	0	1	0	0	0	0	0	0	0	0	0	0	0	0	0	0	57.2	-
2000	10	0	9	0	1	0	0	0	0	0	0	0	0	0	0	0	0	0	0	56.7	-
2100	2	0	2	0	0	0	0	0	0	0	0	0	0	0	0	0	0	0	0	62.2	-
2200	5	0	5	0	0	0	0	0	0	0	0	0	0	0	0	0	0	0	0	58.2	-
2300	2	0	2	0	0	0	0	0	0	0	0	0	0	0	0	0	0	0	0	64.3	-
07-19	**104**	**2**	**88**	**4**	**7**	**0**	**2**	**0**	**1**	**0**	**0**	**0**	**0**	**0**	**0**	**0**	**0**	**0**	**0**	**54.2**	**63.4**
06-22	**126**	**2**	**108**	**4**	**9**	**0**	**2**	**0**	**1**	**0**	**0**	**0**	**0**	**0**	**0**	**0**	**0**	**0**	**0**	**54.9**	**64.4**
06-00	**133**	**2**	**115**	**4**	**9**	**0**	**2**	**0**	**1**	**0**	**0**	**0**	**0**	**0**	**0**	**0**	**0**	**0**	**0**	**55.1**	**64.4**
00-00	**139**	**2**	**120**	**4**	**10**	**0**	**2**	**0**	**1**	**0**	**0**	**0**	**0**	**0**	**0**	**0**	**0**	**0**	**0**	**55.4**	**64.4**

DRAFT

Site 56
Location L3532-0, Att - Telepole, Lat 53.8987, Long -6.87656
Direction South

3279 / Meath/Cavan/Monaghan ATC's
October 2013
Automatic Traffic Count

Sun, 13 October 2013

Time	Total	Classification												>PSL	>PSL%	>SL1	>SL1%	>SL2	>SL2%	Mean	Vpp
		1 MCL	2 SV	3 SVT	4 TB2	5 TB3	6 T4	7 ART3	8 ART4	9 ART5	10 ART6	11 BD	12 DRT	80	80	85 +5kph	85 +5kph	90 +10kph	90 +10kph		85
0000	**6**	**0**	**6**	**0**	**0**	**0**	**0**	**0**	**0**	**0**	**0**	**0**	**0**	**0**	**0**	**0**	**0**	**0**	**0**	**64.4**	**-**
0100	0	0	0	0	0	0	0	0	0	0	0	0	0	0	0	0	0	0	0	-	-
0200	4	0	4	0	0	0	0	0	0	0	0	0	0	0	0	0	0	0	0	57	-
0300	2	0	2	0	0	0	0	0	0	0	0	0	0	0	0	0	0	0	0	68.6	-
0400	1	0	1	0	0	0	0	0	0	0	0	0	0	0	0	0	0	0	0	57.8	-
0500	1	0	1	0	0	0	0	0	0	0	0	0	0	0	0	0	0	0	0	50.7	-
0600	0	0	0	0	0	0	0	0	0	0	0	0	0	0	0	0	0	0	0	-	-
0700	0	0	0	0	0	0	0	0	0	0	0	0	0	0	0	0	0	0	0	-	-
0800	0	0	0	0	0	0	0	0	0	0	0	0	0	0	0	0	0	0	0	-	-
0900	**6**	**0**	**6**	**0**	**0**	**0**	**0**	**0**	**0**	**0**	**0**	**0**	**0**	**0**	**0**	**0**	**0**	**0**	**0**	**57.3**	**-**
1000	4	0	4	0	0	0	0	0	0	0	0	0	0	0	0	0	0	0	0	49.4	-
1100	2	0	2	0	0	0	0	0	0	0	0	0	0	0	0	0	0	0	0	52.8	-
1200	6	1	5	0	0	0	0	0	0	0	0	0	0	0	0	0	0	0	0	58.8	-
1300	5	0	5	0	0	0	0	0	0	0	0	0	0	0	0	0	0	0	0	50.3	-
1400	5	0	5	0	0	0	0	0	0	0	0	0	0	0	0	0	0	0	0	59.2	-
1500	4	0	4	0	0	0	0	0	0	0	0	0	0	0	0	0	0	0	0	53.3	-
1600	5	0	5	0	0	0	0	0	0	0	0	0	0	2	40	0	0	0	0	63.8	-
1700	7	0	7	0	0	0	0	0	0	0	0	0	0	0	0	0	0	0	0	57.4	-
1800	**9**	**0**	**9**	**0**	**0**	**0**	**0**	**0**	**0**	**0**	**0**	**0**	**0**	**0**	**0**	**0**	**0**	**0**	**0**	**55.3**	**-**
1900	7	0	7	0	0	0	0	0	0	0	0	0	0	0	0	0	0	0	0	56.1	-
2000	3	0	3	0	0	0	0	0	0	0	0	0	0	0	0	0	0	0	0	60.1	-
2100	7	0	7	0	0	0	0	0	0	0	0	0	0	0	0	0	0	0	0	63.1	-
2200	5	0	5	0	0	0	0	0	0	0	0	0	0	1	20	0	0	0	0	69.5	-
2300	4	0	4	0	0	0	0	0	0	0	0	0	0	0	0	0	0	0	0	67.2	-
07-19	**53**	**1**	**52**	**0**	**0**	**0**	**0**	**0**	**0**	**0**	**0**	**0**	**0**	**2**	**3.8**	**0**	**0**	**0**	**0**	**56.2**	**65.9**
06-22	**70**	**1**	**69**	**0**	**0**	**0**	**0**	**0**	**0**	**0**	**0**	**0**	**0**	**2**	**2.9**	**0**	**0**	**0**	**0**	**57.1**	**67.3**
06-00	**79**	**1**	**78**	**0**	**0**	**0**	**0**	**0**	**0**	**0**	**0**	**0**	**0**	**3**	**3.8**	**0**	**0**	**0**	**0**	**58.4**	**68**
00-00	**93**	**1**	**92**	**0**	**0**	**0**	**0**	**0**	**0**	**0**	**0**	**0**	**0**	**3**	**3.2**	**0**	**0**	**0**	**0**	**58.8**	**68.8**

DRAFT

Site 56
Location L3532-0, Att - Telepole, Lat 53.8987, Long -6.87656
Direction South

3279 / Meath/Cavan/Monaghan ATC's
October 2013
Automatic Traffic Count

Mon, 14 October 2013

Time	Total	Classification												>PSL	>PSL%	>SL1	>SL1%	>SL2	>SL2%	Mean	Vpp
		1 MCL	2 SV	3 SVT	4 TB2	5 TB3	6 T4	7 ART3	8 ART4	9 ART5	10 ART6	11 BD	12 DRT	80	80	85 +5kph	85 +5kph	90 +10kph	90 +10kph		85
0000	0	0	0	0	0	0	0	0	0	0	0	0	0	0	0	0	0	0	0	-	-
0100	0	0	0	0	0	0	0	0	0	0	0	0	0	0	0	0	0	0	0	-	-
0200	0	0	0	0	0	0	0	0	0	0	0	0	0	0	0	0	0	0	0	-	-
0300	0	0	0	0	0	0	0	0	0	0	0	0	0	0	0	0	0	0	0	-	-
0400	0	0	0	0	0	0	0	0	0	0	0	0	0	0	0	0	0	0	0	-	-
0500	1	0	1	0	0	0	0	0	0	0	0	0	0	0	0	0	0	0	0	64.6	-
0600	0	0	0	0	0	0	0	0	0	0	0	0	0	0	0	0	0	0	0	-	-
0700	3	0	1	0	1	0	0	0	0	1	0	0	0	0	0	0	0	0	0	54.2	-
0800	**7**	**0**	**7**	**0**	**0**	**0**	**0**	**0**	**0**	**0**	**0**	**0**	**0**	**0**	**0**	**0**	**0**	**0**	**0**	**61.1**	**-**
0900	3	0	3	0	0	0	0	0	0	0	0	0	0	0	0	0	0	0	0	55.5	-
1000	4	0	2	0	2	0	0	0	0	0	0	0	0	0	0	0	0	0	0	59	-
1100	2	0	2	0	0	0	0	0	0	0	0	0	0	0	0	0	0	0	0	60.7	-
1200	4	0	3	0	0	0	1	0	0	0	0	0	0	0	0	0	0	0	0	48.4	-
1300	5	0	5	0	0	0	0	0	0	0	0	0	0	0	0	0	0	0	0	53.8	-
1400	4	0	3	1	0	0	0	0	0	0	0	0	0	0	0	0	0	0	0	54.9	-
1500	9	0	5	2	2	0	0	0	0	0	0	0	0	0	0	0	0	0	0	53.1	-
1600	**10**	**0**	**10**	**0**	**0**	**0**	**0**	**0**	**0**	**0**	**0**	**0**	**0**	**0**	**0**	**0**	**0**	**0**	**0**	**56.8**	**-**
1700	9	0	9	0	0	0	0	0	0	0	0	0	0	0	0	0	0	0	0	58	-
1800	8	0	6	0	2	0	0	0	0	0	0	0	0	0	0	0	0	0	0	60	-
1900	**10**	**0**	**9**	**1**	**0**	**0**	**0**	**0**	**0**	**0**	**0**	**0**	**0**	**0**	**0**	**0**	**0**	**0**	**0**	**54.5**	**-**
2000	5	0	4	0	1	0	0	0	0	0	0	0	0	0	0	0	0	0	0	63	-
2100	5	0	5	0	0	0	0	0	0	0	0	0	0	0	0	0	0	0	0	47.8	-
2200	4	0	4	0	0	0	0	0	0	0	0	0	0	0	0	0	0	0	0	53.4	-
2300	2	0	2	0	0	0	0	0	0	0	0	0	0	0	0	0	0	0	0	70.4	-
07-19	**68**	**0**	**56**	**3**	**7**	**0**	**1**	**0**	**0**	**1**	**0**	**0**	**0**	**0**	**0**	**0**	**0**	**0**	**0**	**56.5**	**65.9**
06-22	**88**	**0**	**74**	**4**	**8**	**0**	**1**	**0**	**0**	**1**	**0**	**0**	**0**	**0**	**0**	**0**	**0**	**0**	**0**	**56.2**	**65.9**
06-00	**94**	**0**	**80**	**4**	**8**	**0**	**1**	**0**	**0**	**1**	**0**	**0**	**0**	**0**	**0**	**0**	**0**	**0**	**0**	**56.4**	**67.7**
00-00	**95**	**0**	**81**	**4**	**8**	**0**	**1**	**0**	**0**	**1**	**0**	**0**	**0**	**0**	**0**	**0**	**0**	**0**	**0**	**56.4**	**67.7**

DRAFT

Site 56
Location L3532-0, Att - Telepole, Lat 53.8987, Long -6.87656
Direction South

3279 / Meath/Cavan/Monaghan ATC's
October 2013
Automatic Traffic Count

Tue, 15 October 2013

Time	Total	Classification												>PSL	>PSL%	>SL1	>SL1%	>SL2	>SL2%	Mean	Vpp
		1 MCL	2 SV	3 SVT	4 TB2	5 TB3	6 T4	7 ART3	8 ART4	9 ART5	10 ART6	11 BD	12 DRT	80	80	85 +5kph	85 +5kph	90 +10kph	90 +10kph		85
0000	3	0	3	0	0	0	0	0	0	0	0	0	0	0	0	0	0	0	0	54.5	-
0100	0	0	0	0	0	0	0	0	0	0	0	0	0	0	0	0	0	0	0	-	-
0200	1	0	1	0	0	0	0	0	0	0	0	0	0	0	0	0	0	0	0	66.3	-
0300	0	0	0	0	0	0	0	0	0	0	0	0	0	0	0	0	0	0	0	-	-
0400	0	0	0	0	0	0	0	0	0	0	0	0	0	0	0	0	0	0	0	-	-
0500	1	0	1	0	0	0	0	0	0	0	0	0	0	0	0	0	0	0	0	67.9	-
0600	0	0	0	0	0	0	0	0	0	0	0	0	0	0	0	0	0	0	0	-	-
0700	5	0	4	0	1	0	0	0	0	0	0	0	0	0	0	0	0	0	0	51.6	-
0800	**6**	**0**	**6**	**0**	**0**	**0**	**0**	**0**	**0**	**0**	**0**	**0**	**0**	**0**	**0**	**0**	**0**	**0**	**0**	**60.2**	**-**
0900	**6**	**0**	**6**	**0**	**0**	**0**	**0**	**0**	**0**	**0**	**0**	**0**	**0**	**0**	**0**	**0**	**0**	**0**	**0**	**55**	**-**
1000	1	0	1	0	0	0	0	0	0	0	0	0	0	0	0	0	0	0	0	61.3	-
1100	4	0	3	0	1	0	0	0	0	0	0	0	0	0	0	0	0	0	0	61.1	-
1200	5	0	5	0	0	0	0	0	0	0	0	0	0	0	0	0	0	0	0	52.7	-
1300	4	0	4	0	0	0	0	0	0	0	0	0	0	0	0	0	0	0	0	53.1	-
1400	13	0	12	0	1	0	0	0	0	0	0	0	0	0	0	0	0	0	0	62.3	67.7
1500	7	0	5	0	2	0	0	0	0	0	0	0	0	0	0	0	0	0	0	49.5	-
1600	**16**	**0**	**14**	**0**	**2**	**0**	**0**	**0**	**0**	**0**	**0**	**0**	**0**	**1**	**6.3**	**0**	**0**	**0**	**0**	**59.5**	**70.2**
1700	15	0	13	1	1	0	0	0	0	0	0	0	0	0	0	0	0	0	0	53.8	62.6
1800	11	0	9	1	1	0	0	0	0	0	0	0	0	0	0	0	0	0	0	54.7	61.2
1900	7	0	6	0	1	0	0	0	0	0	0	0	0	1	14.3	0	0	0	0	63.8	-
2000	9	0	9	0	0	0	0	0	0	0	0	0	0	0	0	0	0	0	0	54.8	-
2100	2	0	2	0	0	0	0	0	0	0	0	0	0	0	0	0	0	0	0	58.5	-
2200	2	0	2	0	0	0	0	0	0	0	0	0	0	1	50	0	0	0	0	64.9	-
2300	4	0	4	0	0	0	0	0	0	0	0	0	0	0	0	0	0	0	0	62.3	-
07-19	**93**	**0**	**82**	**2**	**9**	**0**	**0**	**0**	**0**	**0**	**0**	**0**	**0**	**1**	**1.1**	**0**	**0**	**0**	**0**	**56.4**	**64.1**
06-22	**111**	**0**	**99**	**2**	**10**	**0**	**0**	**0**	**0**	**0**	**0**	**0**	**0**	**2**	**1.8**	**0**	**0**	**0**	**0**	**56.8**	**64.1**
06-00	**117**	**0**	**105**	**2**	**10**	**0**	**0**	**0**	**0**	**0**	**0**	**0**	**0**	**3**	**2.6**	**0**	**0**	**0**	**0**	**57.1**	**65.2**
00-00	**122**	**0**	**110**	**2**	**10**	**0**	**0**	**0**	**0**	**0**	**0**	**0**	**0**	**3**	**2.5**	**0**	**0**	**0**	**0**	**57.2**	**65.5**

DRAFT

Site 56
Location L3532-0, Att - Telepole, Lat 53.8987, Long -6.87656
Direction South

3279 / Meath/Cavan/Monaghan ATC's
October 2013
Automatic Traffic Count

Wed, 16 October 2013

Time	Total	Classification												>PSL	>PSL%	>SL1	>SL1%	>SL2	>SL2%	Mean	Vpp
		1 MCL	2 SV	3 SVT	4 TB2	5 TB3	6 T4	7 ART3	8 ART4	9 ART5	10 ART6	11 BD	12 DRT	80	80	85 +5kph	85 +5kph	90 +10kph	90 +10kph		85
0000	0	0	0	0	0	0	0	0	0	0	0	0	0	0	0	0	0	0	0	-	-
0100	0	0	0	0	0	0	0	0	0	0	0	0	0	0	0	0	0	0	0	-	-
0200	2	0	2	0	0	0	0	0	0	0	0	0	0	0	0	0	0	0	0	60	-
0300	0	0	0	0	0	0	0	0	0	0	0	0	0	0	0	0	0	0	0	-	-
0400	0	0	0	0	0	0	0	0	0	0	0	0	0	0	0	0	0	0	0	-	-
0500	1	0	1	0	0	0	0	0	0	0	0	0	0	0	0	0	0	0	0	67.9	-
0600	0	0	0	0	0	0	0	0	0	0	0	0	0	0	0	0	0	0	0	-	-
0700	3	0	3	0	0	0	0	0	0	0	0	0	0	0	0	0	0	0	0	43.3	-
0800	**8**	**0**	**6**	**0**	**2**	**0**	**0**	**0**	**0**	**0**	**0**	**0**	**0**	**0**	**0**	**0**	**0**	**0**	**0**	**58.3**	**-**
0900	7	0	5	1	1	0	0	0	0	0	0	0	0	0	0	0	0	0	0	52.6	-
1000	2	0	1	0	1	0	0	0	0	0	0	0	0	0	0	0	0	0	0	54.8	-
1100	4	0	4	0	0	0	0	0	0	0	0	0	0	0	0	0	0	0	0	54	-
1200	3	0	2	0	0	0	1	0	0	0	0	0	0	0	0	0	0	0	0	44.4	-
1300	6	0	4	0	2	0	0	0	0	0	0	0	0	0	0	0	0	0	0	53	-
1400	8	0	8	0	0	0	0	0	0	0	0	0	0	0	0	0	0	0	0	55.1	-
1500	6	0	4	0	2	0	0	0	0	0	0	0	0	0	0	0	0	0	0	52.1	-
1600	8	0	6	0	2	0	0	0	0	0	0	0	0	0	0	0	0	0	0	56.6	-
1700	**11**	**0**	**10**	**0**	**0**	**1**	**0**	**0**	**0**	**0**	**0**	**0**	**0**	**0**	**0**	**0**	**0**	**0**	**0**	**56.1**	**61.2**
1800	9	0	9	0	0	0	0	0	0	0	0	0	0	0	0	0	0	0	0	51.7	-
1900	2	0	2	0	0	0	0	0	0	0	0	0	0	0	0	0	0	0	0	54.5	-
2000	4	0	4	0	0	0	0	0	0	0	0	0	0	0	0	0	0	0	0	59.1	-
2100	1	0	1	0	0	0	0	0	0	0	0	0	0	0	0	0	0	0	0	72.8	-
2200	7	0	7	0	0	0	0	0	0	0	0	0	0	0	0	0	0	0	0	57.5	-
2300	0	0	0	0	0	0	0	0	0	0	0	0	0	0	0	0	0	0	0	0	0
07-19	**75**	**0**	**62**	**1**	**10**	**1**	**1**	**0**	**0**	**0**	**0**	**0**	**0**	**0**	**0**	**0**	**0**	**0**	**0**	**53.7**	**63.4**
06-22	**82**	**0**	**69**	**1**	**10**	**1**	**1**	**0**	**0**	**0**	**0**	**0**	**0**	**0**	**0**	**0**	**0**	**0**	**0**	**54.2**	**64.1**
06-00	**89**	**0**	**76**	**1**	**10**	**1**	**1**	**0**	**0**	**0**	**0**	**0**	**0**	**0**	**0**	**0**	**0**	**0**	**0**	**54.5**	**64.1**
00-00	**92**	**0**	**79**	**1**	**10**	**1**	**1**	**0**	**0**	**0**	**0**	**0**	**0**	**0**	**0**	**0**	**0**	**0**	**0**	**54.8**	**64.1**

DRAFT

Site 56
Location L3532-0, Att - Telepole, Lat 53.8987, Long -6.87656
Direction South

3279 / Meath/Cavan/Monaghan ATC's
October 2013
Automatic Traffic Count

Virtual Day (7)

Time	Total	Classification												>PSL	>PSL%	>SL1	>SL1%	>SL2	>SL2%	Mean	Vpp
		1 MCL	2 SV	3 SVT	4 TB2	5 TB3	6 T4	7 ART3	8 ART4	9 ART5	10 ART6	11 BD	12 DRT	80	80	85 +5kph	85 +5kph	90 +10kph	90 +10kph		85
0000	2	0	2	0	0	0	0	0	0	0	0	0	0	0	0	0	0	0	0	62.5	-
0100	1	0	0	0	0	0	0	0	0	0	0	0	0	0	0	0	0	0	0	66.4	-
0200	1	0	1	0	0	0	0	0	0	0	0	0	0	0	0	0	0	0	0	60.4	-
0300	0	0	0	0	0	0	0	0	0	0	0	0	0	0	0	0	0	0	0	68.6	-
0400	0	0	0	0	0	0	0	0	0	0	0	0	0	0	0	0	0	0	0	57.8	-
0500	1	0	1	0	0	0	0	0	0	0	0	0	0	0	0	0	0	0	0	62.5	-
0600	0	0	0	0	0	0	0	0	0	0	0	0	0	0	0	0	0	0	0	68.8	-
0700	3	0	2	0	1	0	0	0	0	0	0	0	0	0	0	0	0	0	0	49.8	-
0800	**5**	**0**	**4**	**0**	**0**	**0**	**0**	**0**	**0**	**0**	**0**	**0**	**0**	**0**	**0**	**0**	**0**	**0**	**0**	**60.1**	**-**
0900	**5**	**0**	**4**	**0**	**1**	**0**	**0**	**0**	**0**	**0**	**0**	**0**	**0**	**0**	**0**	**0**	**0**	**0**	**0**	**53.7**	**-**
1000	**5**	**0**	**3**	**0**	**0**	**0**	**0**	**0**	**0**	**0**	**0**	**0**	**0**	**0**	**3.1**	**0**	**0**	**0**	**0**	**51**	**-**
1100	4	0	4	0	0	0	0	0	0	0	0	0	0	0	0	0	0	0	0	58.2	-
1200	6	0	5	0	0	0	1	0	0	0	0	0	0	0	0	0	0	0	0	52.4	-
1300	7	0	5	0	1	0	0	0	0	0	0	0	0	0	0	0	0	0	0	52.5	-
1400	8	0	7	0	1	0	0	0	0	0	0	0	0	0	0	0	0	0	0	58	-
1500	8	0	5	0	2	0	0	0	0	0	0	0	0	0	0	0	0	0	0	53.9	-
1600	11	0	9	0	1	0	0	0	0	0	0	0	0	0	4	0	0	0	0	56.5	64.8
1700	**12**	**0**	**12**	**0**	**0**	**0**	**0**	**0**	**0**	**0**	**0**	**0**	**0**	**0**	**0**	**0**	**0**	**0**	**0**	**55.1**	**63.4**
1800	**12**	**0**	**10**	**0**	**1**	**0**	**0**	**0**	**0**	**0**	**0**	**0**	**0**	**0**	**0**	**0**	**0**	**0**	**0**	**54.3**	**64.4**
1900	8	0	7	0	1	0	0	0	0	0	0	0	0	0	1.9	0	0	0	0	56.4	-
2000	7	0	6	0	0	0	0	0	0	0	0	0	0	0	2.1	0	2.1	0	0	59.3	-
2100	4	0	4	0	0	0	0	0	0	0	0	0	0	0	7.1	0	0	0	0	61.7	-
2200	4	0	4	0	0	0	0	0	0	0	0	0	0	0	7.4	0	0	0	0	60.3	-
2300	3	0	3	0	0	0	0	0	0	0	0	0	0	0	15.8	0	15.8	0	10.5	68.3	-
07-19	**84**	**0**	**72**	**3**	**7**	**0**	**1**	**0**	**0**	**0**	**0**	**0**	**0**	**1**	**0.7**	**0**	**0**	**0**	**0**	**54.9**	**64.1**
06-22	**103**	**0**	**90**	**3**	**8**	**0**	**1**	**0**	**0**	**0**	**0**	**0**	**0**	**1**	**1.1**	**0**	**0.1**	**0**	**0**	**55.6**	**64.8**
06-00	**109**	**0**	**97**	**3**	**8**	**0**	**1**	**0**	**0**	**0**	**0**	**0**	**0**	**2**	**1.7**	**1**	**0.5**	**0**	**0.3**	**56.1**	**65.5**
00-00	**115**	**0**	**102**	**3**	**8**	**0**	**1**	**0**	**0**	**0**	**0**	**0**	**0**	**2**	**1.6**	**1**	**0.5**	**0**	**0.2**	**56.4**	**65.5**

DRAFT

Site 56
Location L3532-0, Att - Telepole, Lat 53.8987, Long -6.87656
Direction South

3279 / Meath/Cavan/Monaghan ATC's
October 2013
Automatic Traffic Count

Virtual Week (1)

Time	Total	Classification												>PSL	>PSL%	>SL1	>SL1%	>SL2	>SL2%	Mean	Vpp
		1 MCL	2 SV	3 SVT	4 TB2	5 TB3	6 T4	7 ART3	8 ART4	9 ART5	10 ART6	11 BD	12 DRT	80	80	85 +5kph	85 +5kph	90 +10kph	90 +10kph		85
Mon	95	0	81	4	8	0	1	0	0	1	0	0	0	0	0	0	0	0	0	56.4	67.7
Tue	122	0	110	2	10	0	0	0	0	0	0	0	0	3	2.5	0	0	0	0	57.2	65.5
Wed	92	0	79	1	10	1	1	0	0	0	0	0	0	0	0	0	0	0	0	54.8	64.1
Thu	131	0	113	4	11	2	1	0	0	0	0	0	0	2	1.5	1	0.8	1	0.8	56.4	65.5
Fri	131	0	118	4	7	0	2	0	0	0	0	0	0	5	3.8	3	2.3	1	0.8	55.8	64.8
| Sat	139	2	120	4	10	0	2	0	1	0	0	0	0	0	0	0	0	0	0	55.4	64.4
| Sun	93	1	92	0	0	0	0	0	0	0	0	0	0	3	3.2	0	0	0	0	58.8	68.8
5 Day Ave.	**114**	**0**	**100**	**3**	**9**	**1**	**1**	**0**	**0**	**0**	**0**	**0**	**0**	**2**	**1.8**	**1**	**0.9**	**0**	**0.0**	**56.1**	**65.5**
7 Day Ave.	**115**	**0**	**102**	**3**	**8**	**0**	**1**	**0**	**0**	**0**	**0**	**0**	**0**	**2**	**1.6**	**1**	**0.5**	**0**	**0.2**	**56.4**	**65.5**
--	**803**	**3**	**713**	**19**	**56**	**3**	**7**	**0**	**1**	**1**	**0**	**0**	**0**	**13**	**1.6**	**4**	**0.5**	**2**	**0.2**	**56.4**	**65.5**

Summary Graphs

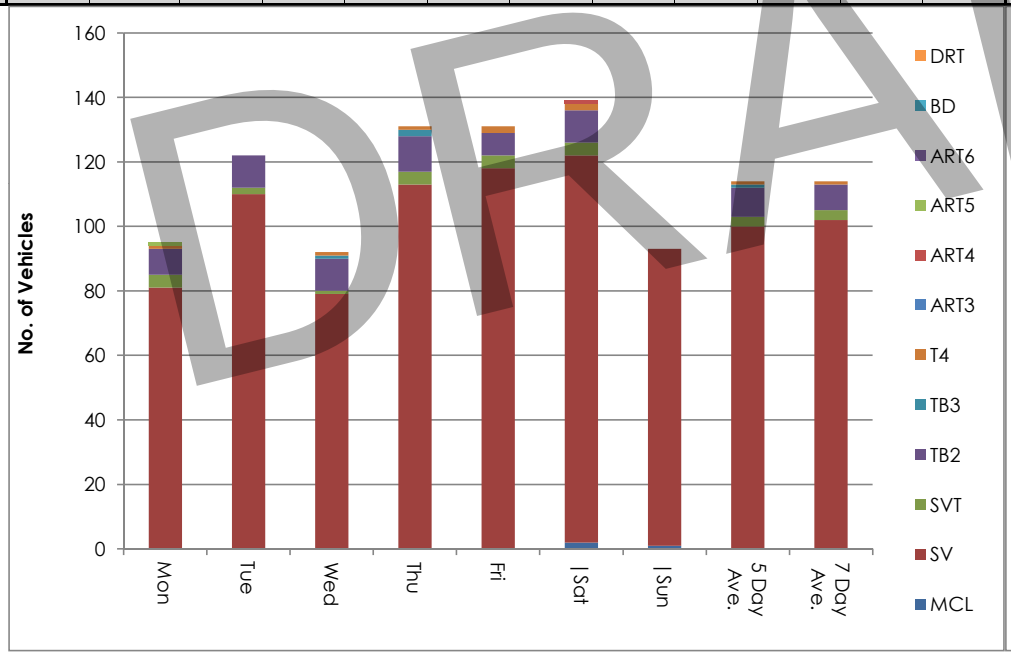

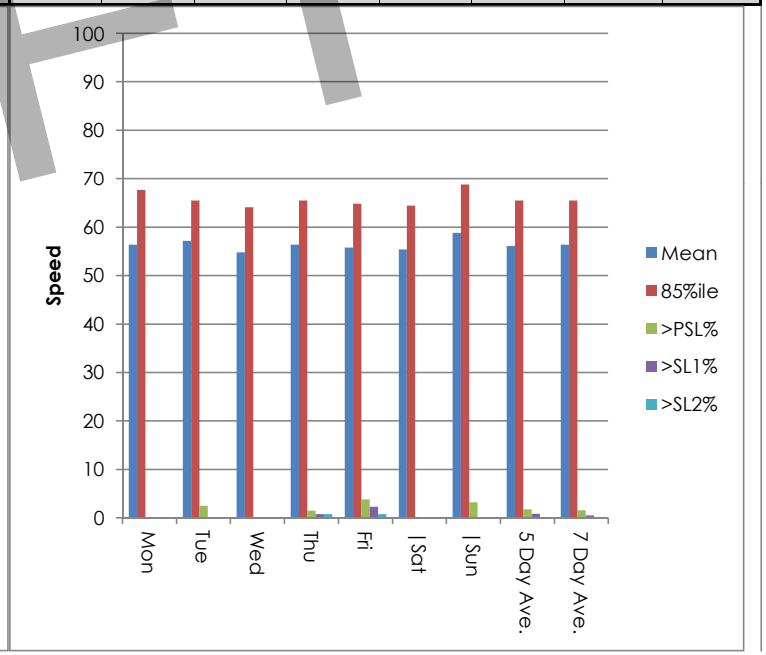

DRAFT

Site 56
Location L3532-0, Att - Telepole, Lat 53.8987, Long -6.87656
Direction South

3279 / Meath/Cavan/Monaghan ATC's
October 2013
Automatic Traffic Count

Thu, 10 October 2013

Time	Total	Speed Bins (km/h)																											
		0 - 5	5 - 10	10 - 15	15 - 20	20 - 25	25 - 30	30 - 35	35 - 40	40 - 45	45 - 50	50 - 55	55 - 60	60 - 65	65 - 70	70 - 75	75 - 80	80 - 85	85 - 90	90 - 95	95 - 100	100 - 105	105 - 110	110 - 115	115 - 120	120 - 125	125 - 130	130 - 135	135 - 140
0000	2	0	0	0	0	0	0	0	0	0	0	0	0	1	0	1	0	0	0	0	0	0	0	0	0	0	0	0	0
0100	0	0	0	0	0	0	0	0	0	0	0	0	0	0	0	0	0	0	0	0	0	0	0	0	0	0	0	0	0
0200	2	0	0	0	0	0	0	0	0	0	0	0	0	1	0	0	1	0	0	0	0	0	0	0	0	0	0	0	0
0300	0	0	0	0	0	0	0	0	0	0	0	0	0	0	0	0	0	0	0	0	0	0	0	0	0	0	0	0	0
0400	0	0	0	0	0	0	0	0	0	0	0	0	0	0	0	0	0	0	0	0	0	0	0	0	0	0	0	0	0
0500	1	0	0	0	0	0	0	0	0	0	0	0	1	0	0	0	0	0	0	0	0	0	0	0	0	0	0	0	0
0600	0	0	0	0	0	0	0	0	0	0	0	0	0	0	0	0	0	0	0	0	0	0	0	0	0	0	0	0	0
0700	4	0	0	0	0	0	0	0	0	0	0	1	3	0	0	0	0	0	0	0	0	0	0	0	0	0	0	0	0
0800	6	0	0	0	0	0	0	0	0	0	1	0	1	2	2	0	0	0	0	0	0	0	0	0	0	0	0	0	0
0900	4	0	0	0	0	0	0	0	0	0	1	0	2	1	0	0	0	0	0	0	0	0	0	0	0	0	0	0	0
1000	**9**	**0**	**0**	**0**	**0**	**2**	**0**	**0**	**0**	**3**	**1**	**1**	**2**	**0**	**0**	**0**	**0**	**0**	**0**	**0**	**0**	**0**	**0**	**0**	**0**	**0**	**0**	**0**	**0**
1100	5	0	0	0	0	0	0	0	0	0	0	2	2	1	0	0	0	0	0	0	0	0	0	0	0	0	0	0	0
1200	6	0	0	0	0	0	0	1	1	0	0	1	3	0	0	0	0	0	0	0	0	0	0	0	0	0	0	0	0
1300	7	0	0	0	0	0	0	0	0	0	0	4	2	0	1	0	0	0	0	0	0	0	0	0	0	0	0	0	0
1400	9	0	0	0	0	0	0	0	0	0	0	3	1	3	2	0	0	0	0	0	0	0	0	0	0	0	0	0	0
1500	9	0	0	0	0	0	0	0	0	0	3	3	2	0	1	0	0	0	0	0	0	0	0	0	0	0	0	0	0
1600	8	0	0	0	0	0	0	1	0	0	1	1	3	2	0	0	0	0	0	0	0	0	0	0	0	0	0	0	0
1700	14	0	0	0	0	0	0	1	0	1	1	4	2	4	1	0	0	0	0	0	0	0	0	0	0	0	0	0	0
1800	**18**	**0**	**0**	**0**	**0**	**0**	**0**	**0**	**4**	**1**	**2**	**1**	**4**	**4**	**2**	**0**	**0**	**0**	**0**	**0**	**0**	**0**	**0**	**0**	**0**	**0**	**0**	**0**	**0**
1900	10	0	0	0	0	0	0	0	0	0	2	3	3	1	1	0	0	0	0	0	0	0	0	0	0	0	0	0	0
2000	7	0	0	0	0	0	0	0	0	0	0	0	2	0	3	1	1	0	0	0	0	0	0	0	0	0	0	0	0
2100	6	0	0	0	0	0	0	0	0	0	0	2	0	1	0	1	1	1	0	0	0	0	0	0	0	0	0	0	0
2200	2	0	0	0	0	0	0	0	0	0	0	0	1	0	1	0	0	0	0	0	0	0	0	0	0	0	0	0	0
2300	2	0	0	0	0	0	0	0	0	0	0	0	0	1	0	0	0	0	0	0	1	0	0	0	0	0	0	0	0
07-19	**99**	**0**	**0**	**0**	**0**	**2**	**0**	**3**	**5**	**5**	**10**	**21**	**27**	**17**	**9**	**0**	**0**	**0**	**0**	**0**	**0**	**0**	**0**	**0**	**0**	**0**	**0**	**0**	**0**
06-22	**122**	**0**	**0**	**0**	**0**	**2**	**0**	**3**	**5**	**5**	**12**	**26**	**32**	**19**	**13**	**2**	**2**	**1**	**0**	**0**	**0**	**0**	**0**	**0**	**0**	**0**	**0**	**0**	**0**
06-00	**126**	**0**	**0**	**0**	**0**	**2**	**0**	**3**	**5**	**5**	**12**	**26**	**33**	**20**	**14**	**2**	**2**	**1**	**0**	**0**	**1**	**0**	**0**	**0**	**0**	**0**	**0**	**0**	**0**
00-00	**131**	**0**	**0**	**0**	**0**	**2**	**0**	**3**	**5**	**5**	**12**	**26**	**34**	**22**	**14**	**3**	**3**	**1**	**0**	**0**	**1**	**0**	**0**	**0**	**0**	**0**	**0**	**0**	**0**

DRAFT

Site 56
Location L3532-0, Att - Telepole, Lat 53.8987, Long -6.87656
Direction South

3279 / Meath/Cavan/Monaghan ATC's
October 2013
Automatic Traffic Count

Fri, 11 October 2013

Time	Total	Speed Bins (km/h)																											
		0 - 5	5 - 10	10 - 15	15 - 20	20 - 25	25 - 30	30 - 35	35 - 40	40 - 45	45 - 50	50 - 55	55 - 60	60 - 65	65 - 70	70 - 75	75 - 80	80 - 85	85 - 90	90 - 95	95 - 100	100 - 105	105 - 110	110 - 115	115 - 120	120 - 125	125 - 130	130 - 135	135 - 140
0000	2	0	0	0	0	0	0	0	0	0	0	0	0	1	0	0	1	0	0	0	0	0	0	0	0	0	0	0	0
0100	1	0	0	0	0	0	0	0	0	0	0	0	0	1	0	0	0	0	0	0	0	0	0	0	0	0	0	0	0
0200	0	0	0	0	0	0	0	0	0	0	0	0	0	0	0	0	0	0	0	0	0	0	0	0	0	0	0	0	0
0300	0	0	0	0	0	0	0	0	0	0	0	0	0	0	0	0	0	0	0	0	0	0	0	0	0	0	0	0	0
0400	0	0	0	0	0	0	0	0	0	0	0	0	0	0	0	0	0	0	0	0	0	0	0	0	0	0	0	0	0
0500	1	0	0	0	0	0	0	0	0	0	0	0	0	0	1	0	0	0	0	0	0	0	0	0	0	0	0	0	0
0600	1	0	0	0	0	0	0	0	0	0	0	0	0	0	1	0	0	0	0	0	0	0	0	0	0	0	0	0	0
0700	4	0	0	0	0	1	0	0	1	0	1	0	0	1	0	0	0	0	0	0	0	0	0	0	0	0	0	0	0
0800	5	0	0	0	0	0	0	0	0	0	0	2	2	0	0	1	0	0	0	0	0	0	0	0	0	0	0	0	0
0900	**7**	**0**	**0**	**0**	**0**	**0**	**0**	**0**	**0**	**1**	**1**	**1**	**3**	**0**	**0**	**1**	**0**	**0**	**0**	**0**	**0**	**0**	**0**	**0**	**0**	**0**	**0**	**0**	**0**
1000	**7**	**0**	**0**	**0**	**0**	**0**	**0**	**0**	**1**	**1**	**1**	**0**	**1**	**2**	**0**	**0**	**0**	**1**	**0**	**0**	**0**	**0**	**0**	**0**	**0**	**0**	**0**	**0**	**0**
1100	5	0	0	0	0	0	0	0	0	0	0	1	1	2	1	0	0	0	0	0	0	0	0	0	0	0	0	0	0
1200	5	0	0	0	0	0	0	0	1	0	1	2	1	0	0	0	0	0	0	0	0	0	0	0	0	0	0	0	0
1300	7	0	0	0	0	0	0	0	0	3	0	0	3	1	0	0	0	0	0	0	0	0	0	0	0	0	0	0	0
1400	7	0	0	0	0	0	0	0	0	1	0	1	1	4	0	0	0	0	0	0	0	0	0	0	0	0	0	0	0
1500	9	0	0	0	0	0	0	0	0	1	2	2	2	2	0	0	0	0	0	0	0	0	0	0	0	0	0	0	0
1600	9	0	0	0	0	0	0	0	1	1	1	1	4	0	1	0	0	0	0	0	0	0	0	0	0	0	0	0	0
1700	**17**	**0**	**0**	**0**	**0**	**0**	**0**	**2**	**1**	**1**	**1**	**2**	**5**	**3**	**2**	**0**	**0**	**0**	**0**	**0**	**0**	**0**	**0**	**0**	**0**	**0**	**0**	**0**	**0**
1800	14	0	0	0	0	0	0	0	0	2	2	4	4	0	2	0	0	0	0	0	0	0	0	0	0	0	0	0	0
1900	9	0	0	0	0	0	0	1	2	0	0	1	3	0	1	0	1	0	0	0	0	0	0	0	0	0	0	0	0
2000	9	0	0	0	0	0	0	0	0	1	4	0	0	1	1	0	1	0	1	0	0	0	0	0	0	0	0	0	0
2100	5	0	0	0	0	0	0	0	0	0	0	1	1	1	0	1	0	1	0	0	0	0	0	0	0	0	0	0	0
2200	2	0	0	0	0	0	0	0	0	0	0	1	0	0	1	0	0	0	0	0	0	0	0	0	0	0	0	0	0
2300	5	0	0	0	0	0	0	0	0	1	1	0	0	1	0	0	0	0	1	0	0	0	1	0	0	0	0	0	0
07-19	**96**	**0**	**0**	**0**	**0**	**1**	**0**	**2**	**5**	**11**	**10**	**16**	**27**	**15**	**6**	**2**	**0**	**1**	**0**	**0**	**0**	**0**	**0**	**0**	**0**	**0**	**0**	**0**	**0**
06-22	**120**	**0**	**0**	**0**	**0**	**1**	**0**	**3**	**7**	**12**	**14**	**18**	**31**	**17**	**9**	**3**	**2**	**2**	**1**	**0**	**0**	**0**	**0**	**0**	**0**	**0**	**0**	**0**	**0**
06-00	**127**	**0**	**0**	**0**	**0**	**1**	**0**	**3**	**7**	**13**	**15**	**19**	**31**	**18**	**10**	**3**	**2**	**2**	**2**	**0**	**0**	**0**	**1**	**0**	**0**	**0**	**0**	**0**	**0**
00-00	**131**	**0**	**0**	**0**	**0**	**1**	**0**	**3**	**7**	**13**	**15**	**19**	**31**	**20**	**11**	**3**	**3**	**2**	**2**	**0**	**0**	**0**	**1**	**0**	**0**	**0**	**0**	**0**	**0**

DRAFT

Site 56
Location L3532-0, Att - Telepole, Lat 53.8987, Long -6.87656
Direction South

3279 / Meath/Cavan/Monaghan ATC's
October 2013
Automatic Traffic Count

Sat, 12 October 2013

Time	Total	Speed Bins (km/h)																											
		0 - 5	5 - 10	10 - 15	15 - 20	20 - 25	25 - 30	30 - 35	35 - 40	40 - 45	45 - 50	50 - 55	55 - 60	60 - 65	65 - 70	70 - 75	75 - 80	80 - 85	85 - 90	90 - 95	95 - 100	100 - 105	105 - 110	110 - 115	115 - 120	120 - 125	125 - 130	130 - 135	135 - 140
0000	2	0	0	0	0	0	0	0	0	0	0	1	0	1	0	0	0	0	0	0	0	0	0	0	0	0	0	0	0
0100	3	0	0	0	0	0	0	0	0	0	0	1	0	0	0	1	1	0	0	0	0	0	0	0	0	0	0	0	0
0200	1	0	0	0	0	0	0	0	0	0	1	0	0	0	0	0	0	0	0	0	0	0	0	0	0	0	0	0	0
0300	0	0	0	0	0	0	0	0	0	0	0	0	0	0	0	0	0	0	0	0	0	0	0	0	0	0	0	0	0
0400	0	0	0	0	0	0	0	0	0	0	0	0	0	0	0	0	0	0	0	0	0	0	0	0	0	0	0	0	0
0500	0	0	0	0	0	0	0	0	0	0	0	0	0	0	0	0	0	0	0	0	0	0	0	0	0	0	0	0	0
0600	1	0	0	0	0	0	0	0	0	0	0	0	0	0	1	0	0	0	0	0	0	0	0	0	0	0	0	0	0
0700	0	0	0	0	0	0	0	0	0	0	0	0	0	0	0	0	0	0	0	0	0	0	0	0	0	0	0	0	0
0800	0	0	0	0	0	0	0	0	0	0	0	0	0	0	0	0	0	0	0	0	0	0	0	0	0	0	0	0	0
0900	3	0	0	1	0	0	0	0	0	0	1	1	0	0	0	0	0	0	0	0	0	0	0	0	0	0	0	0	0
1000	**5**	**0**	**0**	**0**	**0**	**0**	**0**	**0**	**0**	**2**	**1**	**1**	**1**	**0**	**0**	**0**	**0**	**0**	**0**	**0**	**0**	**0**	**0**	**0**	**0**	**0**	**0**	**0**	**0**
1100	**5**	**0**	**0**	**0**	**0**	**0**	**0**	**0**	**0**	**0**	**0**	**1**	**1**	**2**	**1**	**0**	**0**	**0**	**0**	**0**	**0**	**0**	**0**	**0**	**0**	**0**	**0**	**0**	**0**
1200	14	0	0	0	0	0	0	0	0	1	5	3	1	2	0	2	0	0	0	0	0	0	0	0	0	0	0	0	0
1300	12	0	0	0	0	0	0	0	1	1	3	4	2	0	1	0	0	0	0	0	0	0	0	0	0	0	0	0	0
1400	9	0	0	0	0	0	0	0	0	0	3	2	4	0	0	0	0	0	0	0	0	0	0	0	0	0	0	0	0
1500	10	0	0	0	0	0	0	0	1	0	1	1	0	5	2	0	0	0	0	0	0	0	0	0	0	0	0	0	0
1600	**19**	**0**	**0**	**0**	**0**	**0**	**0**	**0**	**0**	**1**	**4**	**6**	**5**	**2**	**1**	**0**	**0**	**0**	**0**	**0**	**0**	**0**	**0**	**0**	**0**	**0**	**0**	**0**	**0**
1700	14	0	0	0	0	1	0	0	0	1	0	5	2	3	2	0	0	0	0	0	0	0	0	0	0	0	0	0	0
1800	13	0	0	0	0	0	0	1	1	0	1	4	2	3	1	0	0	0	0	0	0	0	0	0	0	0	0	0	0
1900	9	0	0	0	0	0	0	1	0	0	0	2	2	1	3	0	0	0	0	0	0	0	0	0	0	0	0	0	0
2000	10	0	0	0	0	0	0	0	0	0	0	3	5	2	0	0	0	0	0	0	0	0	0	0	0	0	0	0	0
2100	2	0	0	0	0	0	0	0	0	0	0	0	1	0	1	0	0	0	0	0	0	0	0	0	0	0	0	0	0
2200	5	0	0	0	0	0	0	1	0	0	0	1	0	2	0	1	0	0	0	0	0	0	0	0	0	0	0	0	0
2300	2	0	0	0	0	0	0	0	0	0	0	0	0	1	1	0	0	0	0	0	0	0	0	0	0	0	0	0	0
07-19	**104**	**0**	**0**	**1**	**0**	**1**	**0**	**1**	**3**	**6**	**19**	**28**	**18**	**17**	**8**	**2**	**0**	**0**	**0**	**0**	**0**	**0**	**0**	**0**	**0**	**0**	**0**	**0**	**0**
06-22	**126**	**0**	**0**	**1**	**0**	**1**	**0**	**2**	**3**	**6**	**19**	**33**	**26**	**20**	**13**	**2**	**0**	**0**	**0**	**0**	**0**	**0**	**0**	**0**	**0**	**0**	**0**	**0**	**0**
06-00	**133**	**0**	**0**	**1**	**0**	**1**	**0**	**3**	**3**	**6**	**19**	**34**	**26**	**23**	**14**	**3**	**0**	**0**	**0**	**0**	**0**	**0**	**0**	**0**	**0**	**0**	**0**	**0**	**0**
00-00	**139**	**0**	**0**	**1**	**0**	**1**	**0**	**3**	**3**	**6**	**20**	**36**	**26**	**24**	**14**	**4**	**1**	**0**	**0**	**0**	**0**	**0**	**0**	**0**	**0**	**0**	**0**	**0**	**0**

DRAFT

Site 56
Location L3532-0, Att - Telepole, Lat 53.8987, Long -6.87656
Direction South

3279 / Meath/Cavan/Monaghan ATC's
October 2013
Automatic Traffic Count

Sun, 13 October 2013

Time	Total	Speed Bins (km/h)																											
		0 - 5	5 - 10	10 - 15	15 - 20	20 - 25	25 - 30	30 - 35	35 - 40	40 - 45	45 - 50	50 - 55	55 - 60	60 - 65	65 - 70	70 - 75	75 - 80	80 - 85	85 - 90	90 - 95	95 - 100	100 - 105	105 - 110	110 - 115	115 - 120	120 - 125	125 - 130	130 - 135	135 - 140
0000	**6**	**0**	**0**	**0**	**0**	**0**	**0**	**0**	**0**	**0**	**0**	**1**	**1**	**2**	**0**	**2**	**0**	**0**	**0**	**0**	**0**	**0**	**0**	**0**	**0**	**0**	**0**	**0**	**0**
0100	0	0	0	0	0	0	0	0	0	0	0	0	0	0	0	0	0	0	0	0	0	0	0	0	0	0	0	0	0
0200	4	0	0	0	0	0	0	0	0	0	0	1	2	1	0	0	0	0	0	0	0	0	0	0	0	0	0	0	0
0300	2	0	0	0	0	0	0	0	0	0	0	0	1	0	0	0	1	0	0	0	0	0	0	0	0	0	0	0	0
0400	1	0	0	0	0	0	0	0	0	0	0	0	1	0	0	0	0	0	0	0	0	0	0	0	0	0	0	0	0
0500	1	0	0	0	0	0	0	0	0	0	0	1	0	0	0	0	0	0	0	0	0	0	0	0	0	0	0	0	0
0600	0	0	0	0	0	0	0	0	0	0	0	0	0	0	0	0	0	0	0	0	0	0	0	0	0	0	0	0	0
0700	0	0	0	0	0	0	0	0	0	0	0	0	0	0	0	0	0	0	0	0	0	0	0	0	0	0	0	0	0
0800	0	0	0	0	0	0	0	0	0	0	0	0	0	0	0	0	0	0	0	0	0	0	0	0	0	0	0	0	0
0900	**6**	**0**	**0**	**0**	**0**	**0**	**0**	**0**	**0**	**1**	**0**	**1**	**1**	**3**	**0**	**0**	**0**	**0**	**0**	**0**	**0**	**0**	**0**	**0**	**0**	**0**	**0**	**0**	**0**
1000	4	0	0	0	0	0	1	0	0	0	1	0	1	1	0	0	0	0	0	0	0	0	0	0	0	0	0	0	0
1100	2	0	0	0	0	0	0	0	0	0	0	2	0	0	0	0	0	0	0	0	0	0	0	0	0	0	0	0	0
1200	6	0	0	1	0	0	0	0	0	0	0	0	0	2	1	1	1	0	0	0	0	0	0	0	0	0	0	0	0
1300	5	0	0	0	0	0	0	0	1	0	1	2	1	0	0	0	0	0	0	0	0	0	0	0	0	0	0	0	0
1400	5	0	0	0	0	0	0	1	0	0	0	0	1	1	0	2	0	0	0	0	0	0	0	0	0	0	0	0	0
1500	4	0	0	0	0	0	0	0	1	0	0	1	0	2	0	0	0	0	0	0	0	0	0	0	0	0	0	0	0
1600	5	0	0	0	0	0	0	0	0	1	0	1	0	1	0	0	0	2	0	0	0	0	0	0	0	0	0	0	0
1700	7	0	0	0	0	0	0	0	0	0	1	0	4	1	1	0	0	0	0	0	0	0	0	0	0	0	0	0	0
1800	**9**	**0**	**0**	**0**	**0**	**0**	**0**	**0**	**0**	**0**	**1**	**4**	**2**	**1**	**1**	**0**	**0**	**0**	**0**	**0**	**0**	**0**	**0**	**0**	**0**	**0**	**0**	**0**	**0**
1900	7	0	0	0	0	0	0	0	0	1	1	1	1	2	1	0	0	0	0	0	0	0	0	0	0	0	0	0	0
2000	3	0	0	0	0	0	0	0	0	0	0	1	1	0	1	0	0	0	0	0	0	0	0	0	0	0	0	0	0
2100	7	0	0	0	0	0	0	0	0	0	0	1	0	3	3	0	0	0	0	0	0	0	0	0	0	0	0	0	0
2200	5	0	0	0	0	0	0	0	0	0	0	0	0	1	3	0	0	1	0	0	0	0	0	0	0	0	0	0	0
2300	4	0	0	0	0	0	0	0	0	0	0	0	0	2	1	0	1	0	0	0	0	0	0	0	0	0	0	0	0
07-19	**53**	**0**	**0**	**1**	**0**	**0**	**1**	**1**	**2**	**2**	**4**	**11**	**10**	**12**	**3**	**3**	**1**	**2**	**0**	**0**	**0**	**0**	**0**	**0**	**0**	**0**	**0**	**0**	**0**
06-22	**70**	**0**	**0**	**1**	**0**	**0**	**1**	**1**	**2**	**3**	**5**	**14**	**12**	**17**	**8**	**3**	**1**	**2**	**0**	**0**	**0**	**0**	**0**	**0**	**0**	**0**	**0**	**0**	**0**
06-00	**79**	**0**	**0**	**1**	**0**	**0**	**1**	**1**	**2**	**3**	**5**	**14**	**12**	**20**	**12**	**3**	**2**	**3**	**0**	**0**	**0**	**0**	**0**	**0**	**0**	**0**	**0**	**0**	**0**
00-00	**93**	**0**	**0**	**1**	**0**	**0**	**1**	**1**	**2**	**3**	**5**	**17**	**17**	**23**	**12**	**5**	**3**	**3**	**0**	**0**	**0**	**0**	**0**	**0**	**0**	**0**	**0**	**0**	**0**

DRAFT

Site 56
Location L3532-0, Att - Telepole, Lat 53.8987, Long -6.87656
Direction South

3279 / Meath/Cavan/Monaghan ATC's
October 2013
Automatic Traffic Count

Mon, 14 October 2013

Time	Total	Speed Bins (km/h)																											
		0 - 5	5 - 10	10 - 15	15 - 20	20 - 25	25 - 30	30 - 35	35 - 40	40 - 45	45 - 50	50 - 55	55 - 60	60 - 65	65 - 70	70 - 75	75 - 80	80 - 85	85 - 90	90 - 95	95 - 100	100 - 105	105 - 110	110 - 115	115 - 120	120 - 125	125 - 130	130 - 135	135 - 140
0000	0	0	0	0	0	0	0	0	0	0	0	0	0	0	0	0	0	0	0	0	0	0	0	0	0	0	0	0	0
0100	0	0	0	0	0	0	0	0	0	0	0	0	0	0	0	0	0	0	0	0	0	0	0	0	0	0	0	0	0
0200	0	0	0	0	0	0	0	0	0	0	0	0	0	0	0	0	0	0	0	0	0	0	0	0	0	0	0	0	0
0300	0	0	0	0	0	0	0	0	0	0	0	0	0	0	0	0	0	0	0	0	0	0	0	0	0	0	0	0	0
0400	0	0	0	0	0	0	0	0	0	0	0	0	0	0	0	0	0	0	0	0	0	0	0	0	0	0	0	0	0
0500	1	0	0	0	0	0	0	0	0	0	0	0	0	1	0	0	0	0	0	0	0	0	0	0	0	0	0	0	0
0600	0	0	0	0	0	0	0	0	0	0	0	0	0	0	0	0	0	0	0	0	0	0	0	0	0	0	0	0	0
0700	3	0	0	0	0	0	0	0	0	1	0	1	0	0	1	0	0	0	0	0	0	0	0	0	0	0	0	0	0
0800	**7**	**0**	**0**	**0**	**0**	**0**	**0**	**0**	**0**	**0**	**0**	**1**	**1**	**3**	**2**	**0**	**0**	**0**	**0**	**0**	**0**	**0**	**0**	**0**	**0**	**0**	**0**	**0**	**0**
0900	3	0	0	0	0	0	0	0	0	0	1	0	1	1	0	0	0	0	0	0	0	0	0	0	0	0	0	0	0
1000	4	0	0	0	0	0	0	0	0	0	0	1	1	1	1	0	0	0	0	0	0	0	0	0	0	0	0	0	0
1100	2	0	0	0	0	0	0	0	0	0	1	0	0	0	0	1	0	0	0	0	0	0	0	0	0	0	0	0	0
1200	4	0	0	0	0	0	0	0	0	2	0	1	1	0	0	0	0	0	0	0	0	0	0	0	0	0	0	0	0
1300	5	0	0	0	0	0	0	0	0	0	1	1	3	0	0	0	0	0	0	0	0	0	0	0	0	0	0	0	0
1400	4	0	0	0	0	0	0	0	0	1	0	1	1	1	0	0	0	0	0	0	0	0	0	0	0	0	0	0	0
1500	9	0	0	0	0	0	2	0	0	0	1	2	1	1	1	1	0	0	0	0	0	0	0	0	0	0	0	0	0
1600	**10**	**0**	**0**	**0**	**0**	**0**	**0**	**0**	**0**	**0**	**3**	**2**	**1**	**2**	**2**	**0**	**0**	**0**	**0**	**0**	**0**	**0**	**0**	**0**	**0**	**0**	**0**	**0**	**0**
1700	9	0	0	0	0	0	0	0	0	0	0	3	2	4	0	0	0	0	0	0	0	0	0	0	0	0	0	0	0
1800	8	0	0	0	0	0	0	0	0	0	1	1	2	1	2	1	0	0	0	0	0	0	0	0	0	0	0	0	0
1900	**10**	**0**	**0**	**0**	**0**	**0**	**0**	**0**	**0**	**0**	**2**	**5**	**1**	**1**	**1**	**0**	**0**	**0**	**0**	**0**	**0**	**0**	**0**	**0**	**0**	**0**	**0**	**0**	**0**
2000	5	0	0	0	0	0	0	0	0	1	0	0	1	0	1	1	1	0	0	0	0	0	0	0	0	0	0	0	0
2100	5	0	0	0	0	0	0	0	0	2	2	0	1	0	0	0	0	0	0	0	0	0	0	0	0	0	0	0	0
2200	4	0	0	0	0	0	0	0	0	0	0	2	2	0	0	0	0	0	0	0	0	0	0	0	0	0	0	0	0
2300	2	0	0	0	0	0	0	0	0	0	0	0	0	0	1	1	0	0	0	0	0	0	0	0	0	0	0	0	0
07-19	**68**	**0**	**0**	**0**	**0**	**0**	**2**	**0**	**0**	**4**	**8**	**14**	**14**	**14**	**9**	**3**	**0**	**0**	**0**	**0**	**0**	**0**	**0**	**0**	**0**	**0**	**0**	**0**	**0**
06-22	**88**	**0**	**0**	**0**	**0**	**0**	**2**	**0**	**0**	**7**	**12**	**19**	**17**	**15**	**11**	**4**	**1**	**0**	**0**	**0**	**0**	**0**	**0**	**0**	**0**	**0**	**0**	**0**	**0**
06-00	**94**	**0**	**0**	**0**	**0**	**0**	**2**	**0**	**0**	**7**	**12**	**21**	**19**	**15**	**12**	**5**	**1**	**0**	**0**	**0**	**0**	**0**	**0**	**0**	**0**	**0**	**0**	**0**	**0**
00-00	**95**	**0**	**0**	**0**	**0**	**0**	**2**	**0**	**0**	**7**	**12**	**21**	**19**	**16**	**12**	**5**	**1**	**0**	**0**	**0**	**0**	**0**	**0**	**0**	**0**	**0**	**0**	**0**	**0**

DRAFT

Site 56
Location L3532-0, Att - Telepole, Lat 53.8987, Long -6.87656
Direction South

3279 / Meath/Cavan/Monaghan ATC's
October 2013
Automatic Traffic Count

Tue, 15 October 2013

Time	Total	Speed Bins (km/h)																												
		0 - 5	5 - 10	10 - 15	15 - 20	20 - 25	25 - 30	30 - 35	35 - 40	40 - 45	45 - 50	50 - 55	55 - 60	60 - 65	65 - 70	70 - 75	75 - 80	80 - 85	85 - 90	90 - 95	95 - 100	100 - 105	105 - 110	110 - 115	115 - 120	120 - 125	125 - 130	130 - 135	135 - 140
0000	3	0	0	0	0	0	0	0	0	0	0	1	2	0	0	0	0	0	0	0	0	0	0	0	0	0	0	0	0	0
0100	0	0	0	0	0	0	0	0	0	0	0	0	0	0	0	0	0	0	0	0	0	0	0	0	0	0	0	0	0	0
0200	1	0	0	0	0	0	0	0	0	0	0	0	0	0	1	0	0	0	0	0	0	0	0	0	0	0	0	0	0	0
0300	0	0	0	0	0	0	0	0	0	0	0	0	0	0	0	0	0	0	0	0	0	0	0	0	0	0	0	0	0	0
0400	0	0	0	0	0	0	0	0	0	0	0	0	0	0	0	0	0	0	0	0	0	0	0	0	0	0	0	0	0	0
0500	1	0	0	0	0	0	0	0	0	0	0	0	0	0	1	0	0	0	0	0	0	0	0	0	0	0	0	0	0	0
0600	0	0	0	0	0	0	0	0	0	0	0	0	0	0	0	0	0	0	0	0	0	0	0	0	0	0	0	0	0	0
0700	5	0	0	0	0	0	0	0	2	0	0	0	2	0	1	0	0	0	0	0	0	0	0	0	0	0	0	0	0	0
0800	**6**	**0**	**0**	**0**	**0**	**0**	**0**	**0**	**0**	**0**	**0**	**2**	**1**	**2**	**1**	**0**	**0**	**0**	**0**	**0**	**0**	**0**	**0**	**0**	**0**	**0**	**0**	**0**	**0**	**0**
0900	**6**	**0**	**0**	**0**	**0**	**0**	**0**	**0**	**0**	**0**	**1**	**2**	**1**	**2**	**0**	**0**	**0**	**0**	**0**	**0**	**0**	**0**	**0**	**0**	**0**	**0**	**0**	**0**	**0**	**0**
1000	1	0	0	0	0	0	0	0	0	0	0	0	0	1	0	0	0	0	0	0	0	0	0	0	0	0	0	0	0	0
1100	4	0	0	0	0	0	0	0	0	0	0	2	0	0	1	1	0	0	0	0	0	0	0	0	0	0	0	0	0	0
1200	5	0	0	0	0	0	0	0	0	1	1	1	1	1	0	0	0	0	0	0	0	0	0	0	0	0	0	0	0	0
1300	4	0	0	0	0	0	0	0	0	1	0	1	1	1	0	0	0	0	0	0	0	0	0	0	0	0	0	0	0	0
1400	13	0	0	0	0	0	0	0	0	0	1	0	4	4	3	0	1	0	0	0	0	0	0	0	0	0	0	0	0	0
1500	7	0	0	0	0	0	0	1	0	0	3	1	1	1	0	0	0	0	0	0	0	0	0	0	0	0	0	0	0	0
1600	**16**	**0**	**0**	**0**	**0**	**0**	**0**	**0**	**0**	**0**	**4**	**2**	**2**	**4**	**0**	**3**	**0**	**1**	**0**	**0**	**0**	**0**	**0**	**0**	**0**	**0**	**0**	**0**	**0**	**0**
1700	15	0	0	0	0	0	1	0	0	1	1	4	4	4	0	0	0	0	0	0	0	0	0	0	0	0	0	0	0	0
1800	11	0	0	0	0	0	0	0	2	1	0	0	4	3	0	1	0	0	0	0	0	0	0	0	0	0	0	0	0	0
1900	7	0	0	0	0	0	0	0	0	0	0	2	1	1	1	0	1	1	0	0	0	0	0	0	0	0	0	0	0	0
2000	9	0	0	0	0	0	0	0	1	1	1	1	2	2	1	0	0	0	0	0	0	0	0	0	0	0	0	0	0	0
2100	2	0	0	0	0	0	0	0	0	0	0	0	1	1	0	0	0	0	0	0	0	0	0	0	0	0	0	0	0	0
2200	2	0	0	0	0	0	0	0	0	0	1	0	0	0	0	0	0	1	0	0	0	0	0	0	0	0	0	0	0	0
2300	4	0	0	0	0	0	0	0	0	0	0	0	2	1	1	0	0	0	0	0	0	0	0	0	0	0	0	0	0	0
07-19	**93**	**0**	**0**	**0**	**0**	**0**	**1**	**1**	**4**	**4**	**11**	**15**	**21**	**23**	**6**	**5**	**1**	**1**	**0**	**0**	**0**	**0**	**0**	**0**	**0**	**0**	**0**	**0**	**0**	**0**
06-22	**111**	**0**	**0**	**0**	**0**	**0**	**1**	**1**	**5**	**5**	**12**	**18**	**25**	**27**	**8**	**5**	**2**	**2**	**0**	**0**	**0**	**0**	**0**	**0**	**0**	**0**	**0**	**0**	**0**	**0**
06-00	**117**	**0**	**0**	**0**	**0**	**0**	**1**	**1**	**5**	**5**	**13**	**18**	**27**	**28**	**9**	**5**	**2**	**3**	**0**	**0**	**0**	**0**	**0**	**0**	**0**	**0**	**0**	**0**	**0**	**0**
00-00	**122**	**0**	**0**	**0**	**0**	**0**	**1**	**1**	**5**	**5**	**13**	**19**	**29**	**28**	**11**	**5**	**2**	**3**	**0**	**0**	**0**	**0**	**0**	**0**	**0**	**0**	**0**	**0**	**0**	**0**

DRAFT

Site 56
Location L3532-0, Att - Telepole, Lat 53.8987, Long -6.87656
Direction South

3279 / Meath/Cavan/Monaghan ATC's
October 2013
Automatic Traffic Count

Wed, 16 October 2013

Time	Total	Speed Bins (km/h)																											
		0 - 5	5 - 10	10 - 15	15 - 20	20 - 25	25 - 30	30 - 35	35 - 40	40 - 45	45 - 50	50 - 55	55 - 60	60 - 65	65 - 70	70 - 75	75 - 80	80 - 85	85 - 90	90 - 95	95 - 100	100 - 105	105 - 110	110 - 115	115 - 120	120 - 125	125 - 130	130 - 135	135 - 140
0000	0	0	0	0	0	0	0	0	0	0	0	0	0	0	0	0	0	0	0	0	0	0	0	0	0	0	0	0	0
0100	0	0	0	0	0	0	0	0	0	0	0	0	0	0	0	0	0	0	0	0	0	0	0	0	0	0	0	0	0
0200	2	0	0	0	0	0	0	0	0	0	0	1	0	0	1	0	0	0	0	0	0	0	0	0	0	0	0	0	0
0300	0	0	0	0	0	0	0	0	0	0	0	0	0	0	0	0	0	0	0	0	0	0	0	0	0	0	0	0	0
0400	0	0	0	0	0	0	0	0	0	0	0	0	0	0	0	0	0	0	0	0	0	0	0	0	0	0	0	0	0
0500	1	0	0	0	0	0	0	0	0	0	0	0	0	0	1	0	0	0	0	0	0	0	0	0	0	0	0	0	0
0600	0	0	0	0	0	0	0	0	0	0	0	0	0	0	0	0	0	0	0	0	0	0	0	0	0	0	0	0	0
0700	3	0	0	0	0	0	0	0	1	1	0	1	0	0	0	0	0	0	0	0	0	0	0	0	0	0	0	0	0
0800	**8**	**0**	**0**	**0**	**0**	**0**	**0**	**0**	**0**	**0**	**0**	**3**	**1**	**3**	**1**	**0**	**0**	**0**	**0**	**0**	**0**	**0**	**0**	**0**	**0**	**0**	**0**	**0**	**0**
0900	7	0	0	0	0	0	0	0	1	0	1	3	0	1	1	0	0	0	0	0	0	0	0	0	0	0	0	0	0
1000	2	0	0	0	0	0	0	0	0	0	1	0	0	1	0	0	0	0	0	0	0	0	0	0	0	0	0	0	0
1100	4	0	0	0	0	0	0	0	0	0	2	0	2	0	0	0	0	0	0	0	0	0	0	0	0	0	0	0	0
1200	3	0	0	0	0	0	1	0	1	0	0	0	0	0	1	0	0	0	0	0	0	0	0	0	0	0	0	0	0
1300	6	0	0	0	0	0	0	0	0	1	0	3	2	0	0	0	0	0	0	0	0	0	0	0	0	0	0	0	0
1400	8	0	0	0	0	0	0	0	0	1	0	4	1	2	0	0	0	0	0	0	0	0	0	0	0	0	0	0	0
1500	6	0	0	0	0	0	0	0	0	0	3	2	0	1	0	0	0	0	0	0	0	0	0	0	0	0	0	0	0
1600	8	0	0	0	0	0	0	0	2	0	0	0	2	3	0	1	0	0	0	0	0	0	0	0	0	0	0	0	0
1700	**11**	**0**	**0**	**0**	**0**	**1**	**0**	**0**	**0**	**0**	**0**	**3**	**3**	**2**	**2**	**0**	**0**	**0**	**0**	**0**	**0**	**0**	**0**	**0**	**0**	**0**	**0**	**0**	**0**
1800	9	0	0	0	0	1	0	0	1	0	1	2	3	0	1	0	0	0	0	0	0	0	0	0	0	0	0	0	0
1900	2	0	0	0	0	0	0	0	0	0	0	2	0	0	0	0	0	0	0	0	0	0	0	0	0	0	0	0	0
2000	4	0	0	0	0	0	0	0	0	0	0	1	2	0	1	0	0	0	0	0	0	0	0	0	0	0	0	0	0
2100	1	0	0	0	0	0	0	0	0	0	0	0	0	0	0	1	0	0	0	0	0	0	0	0	0	0	0	0	0
2200	7	0	0	0	0	0	0	0	0	0	2	0	2	2	1	0	0	0	0	0	0	0	0	0	0	0	0	0	0
2300	0	0	0	0	0	0	0	0	0	0	0	0	0	0	0	0	0	0	0	0	0	0	0	0	0	0	0	0	0
07-19	**75**	**0**	**0**	**0**	**0**	**2**	**1**	**0**	**6**	**3**	**8**	**21**	**14**	**13**	**6**	**1**	**0**	**0**	**0**	**0**	**0**	**0**	**0**	**0**	**0**	**0**	**0**	**0**	**0**
06-22	**82**	**0**	**0**	**0**	**0**	**2**	**1**	**0**	**6**	**3**	**8**	**24**	**16**	**13**	**7**	**2**	**0**	**0**	**0**	**0**	**0**	**0**	**0**	**0**	**0**	**0**	**0**	**0**	**0**
06-00	**89**	**0**	**0**	**0**	**0**	**2**	**1**	**0**	**6**	**3**	**10**	**24**	**18**	**15**	**8**	**2**	**0**	**0**	**0**	**0**	**0**	**0**	**0**	**0**	**0**	**0**	**0**	**0**	**0**
00-00	**92**	**0**	**0**	**0**	**0**	**2**	**1**	**0**	**6**	**3**	**10**	**25**	**18**	**15**	**10**	**2**	**0**	**0**	**0**	**0**	**0**	**0**	**0**	**0**	**0**	**0**	**0**	**0**	**0**

DRAFT

Site 56
Location L3532-0, Att - Telepole, Lat 53.8987, Long -6.87656
Direction South

3279 / Meath/Cavan/Monaghan ATC's
October 2013
Automatic Traffic Count

Virtual Day (7)

Time	Total	Speed Bins (km/h)																											
		0 - 5	5 - 10	10 - 15	15 - 20	20 - 25	25 - 30	30 - 35	35 - 40	40 - 45	45 - 50	50 - 55	55 - 60	60 - 65	65 - 70	70 - 75	75 - 80	80 - 85	85 - 90	90 - 95	95 - 100	100 - 105	105 - 110	110 - 115	115 - 120	120 - 125	125 - 130	130 - 135	135 - 140
0000	2	0	0	0	0	0	0	0	0	0	0	0	0	1	0	0	0	0	0	0	0	0	0	0	0	0	0	0	0
0100	1	0	0	0	0	0	0	0	0	0	0	0	0	0	0	0	0	0	0	0	0	0	0	0	0	0	0	0	0
0200	1	0	0	0	0	0	0	0	0	0	0	0	0	0	0	0	0	0	0	0	0	0	0	0	0	0	0	0	0
0300	0	0	0	0	0	0	0	0	0	0	0	0	0	0	0	0	0	0	0	0	0	0	0	0	0	0	0	0	0
0400	0	0	0	0	0	0	0	0	0	0	0	0	0	0	0	0	0	0	0	0	0	0	0	0	0	0	0	0	0
0500	1	0	0	0	0	0	0	0	0	0	0	0	0	0	0	0	0	0	0	0	0	0	0	0	0	0	0	0	0
0600	0	0	0	0	0	0	0	0	0	0	0	0	0	0	0	0	0	0	0	0	0	0	0	0	0	0	0	0	0
0700	3	0	0	0	0	0	0	0	1	0	0	0	1	0	0	0	0	0	0	0	0	0	0	0	0	0	0	0	0
0800	**5**	**0**	**0**	**0**	**0**	**0**	**0**	**0**	**0**	**0**	**0**	**1**	**1**	**1**	**1**	**0**	**0**	**0**	**0**	**0**	**0**	**0**	**0**	**0**	**0**	**0**	**0**	**0**	**0**
0900	**5**	**0**	**0**	**0**	**0**	**0**	**0**	**0**	**0**	**0**	**1**	**1**	**1**	**1**	**0**	**0**	**0**	**0**	**0**	**0**	**0**	**0**	**0**	**0**	**0**	**0**	**0**	**0**	**0**
1000	**5**	**0**	**0**	**0**	**0**	**0**	**0**	**0**	**0**	**1**	**1**	**0**	**1**	**1**	**0**	**0**	**0**	**0**	**0**	**0**	**0**	**0**	**0**	**0**	**0**	**0**	**0**	**0**	**0**
1100	4	0	0	0	0	0	0	0	0	0	0	1	1	1	0	0	0	0	0	0	0	0	0	0	0	0	0	0	0
1200	6	0	0	0	0	0	0	0	0	1	1	1	1	1	0	0	0	0	0	0	0	0	0	0	0	0	0	0	0
1300	7	0	0	0	0	0	0	0	0	1	1	2	2	0	0	0	0	0	0	0	0	0	0	0	0	0	0	0	0
1400	8	0	0	0	0	0	0	0	0	0	1	2	2	2	1	0	0	0	0	0	0	0	0	0	0	0	0	0	0
1500	8	0	0	0	0	0	0	0	0	0	2	2	1	2	1	0	0	0	0	0	0	0	0	0	0	0	0	0	0
1600	11	0	0	0	0	0	0	0	0	0	2	2	2	2	1	1	0	0	0	0	0	0	0	0	0	0	0	0	0
1700	**12**	**0**	**0**	**0**	**0**	**0**	**0**	**0**	**0**	**1**	**1**	**3**	**3**	**3**	**1**	**0**	**0**	**0**	**0**	**0**	**0**	**0**	**0**	**0**	**0**	**0**	**0**	**0**	**0**
1800	**12**	**0**	**0**	**0**	**0**	**0**	**0**	**0**	**1**	**1**	**1**	**2**	**3**	**2**	**1**	**0**	**0**	**0**	**0**	**0**	**0**	**0**	**0**	**0**	**0**	**0**	**0**	**0**	**0**
1900	8	0	0	0	0	0	0	0	0	0	1	2	2	1	1	0	0	0	0	0	0	0	0	0	0	0	0	0	0
2000	7	0	0	0	0	0	0	0	0	0	1	1	2	1	1	0	0	0	0	0	0	0	0	0	0	0	0	0	0
2100	4	0	0	0	0	0	0	0	0	0	0	1	1	1	1	0	0	0	0	0	0	0	0	0	0	0	0	0	0
2200	4	0	0	0	0	0	0	0	0	0	0	1	1	1	1	0	0	0	0	0	0	0	0	0	0	0	0	0	0
2300	3	0	0	0	0	0	0	0	0	0	0	0	0	1	1	0	0	0	0	0	0	0	0	0	0	0	0	0	0
07-19	**84**	**0**	**0**	**0**	**0**	**1**	**1**	**1**	**4**	**5**	**10**	**18**	**19**	**16**	**7**	**2**	**0**	**1**	**0**	**0**	**0**	**0**	**0**	**0**	**0**	**0**	**0**	**0**	**0**
06-22	**103**	**0**	**0**	**0**	**0**	**1**	**1**	**1**	**4**	**6**	**12**	**22**	**23**	**18**	**10**	**3**	**1**	**1**	**0**	**0**	**0**	**0**	**0**	**0**	**0**	**0**	**0**	**0**	**0**
06-00	**109**	**0**	**0**	**0**	**0**	**1**	**1**	**2**	**4**	**6**	**12**	**22**	**24**	**20**	**11**	**3**	**1**	**1**	**0**	**0**	**0**	**0**	**0**	**0**	**0**	**0**	**0**	**0**	**0**
00-00	**115**	**0**	**0**	**0**	**0**	**1**	**1**	**2**	**4**	**6**	**12**	**23**	**25**	**21**	**12**	**4**	**2**	**1**	**0**	**0**	**0**	**0**	**0**	**0**	**0**	**0**	**0**	**0**	**0**

DRAFT

Site 56
Location L3532-0, Att - Telepole, Lat 53.8987, Long -6.87656
Direction South

3279 / Meath/Cavan/Monaghan ATC's
October 2013
Automatic Traffic Count

Virtual Week (1)

Time	Total	Speed Bins (km/h)																												
		0 - 5	5 - 10	10 - 15	15 - 20	20 - 25	25 - 30	30 - 35	35 - 40	40 - 45	45 - 50	50 - 55	55 - 60	60 - 65	65 - 70	70 - 75	75 - 80	80 - 85	85 - 90	90 - 95	95 - 100	100 - 105	105 - 110	110 - 115	115 - 120	120 - 125	125 - 130	130 - 135	135 - 140
Mon	95	0	0	0	0	0	2	0	0	7	12	21	19	16	12	5	1	0	0	0	0	0	0	0	0	0	0	0	0	0
Tue	122	0	0	0	0	0	1	1	5	5	13	19	29	28	11	5	2	3	0	0	0	0	0	0	0	0	0	0	0	0
Wed	92	0	0	0	0	2	1	0	6	3	10	25	18	15	10	2	0	0	0	0	0	0	0	0	0	0	0	0	0	0
Thu	131	0	0	0	0	2	0	3	5	5	12	26	34	22	14	3	3	1	0	0	1	0	0	0	0	0	0	0	0	0
Fri	131	0	0	0	0	1	0	3	7	13	15	19	31	20	11	3	3	2	2	0	0	0	1	0	0	0	0	0	0	0
|Sat	139	0	0	1	0	1	0	3	3	6	20	36	26	24	14	4	1	0	0	0	0	0	0	0	0	0	0	0	0	0
|Sun	93	0	0	1	0	0	1	1	2	3	5	17	17	23	12	5	3	3	0	0	0	0	0	0	0	0	0	0	0	0
5 Day Ave.	**114**	**0**	**0**	**0**	**0**	**1**	**1**	**1**	**5**	**7**	**12**	**22**	**26**	**20**	**12**	**4**	**2**	**1**	**0**	**0**	**0**	**0**	**0**	**0**	**0**	**0**	**0**	**0**	**0**	**0**
7 Day Ave.	**115**	**0**	**0**	**0**	**0**	**1**	**1**	**2**	**4**	**6**	**12**	**23**	**25**	**21**	**12**	**4**	**2**	**1**	**0**	**0**	**0**	**0**	**0**	**0**	**0**	**0**	**0**	**0**	**0**	**0**
--	**803**	**0**	**0**	**2**	**0**	**6**	**5**	**11**	**28**	**42**	**87**	**163**	**174**	**148**	**84**	**27**	**13**	**9**	**2**	**0**	**1**	**0**	**1**	**0**	**0**	**0**	**0**	**0**	**0**	**0**

Summary Graphs

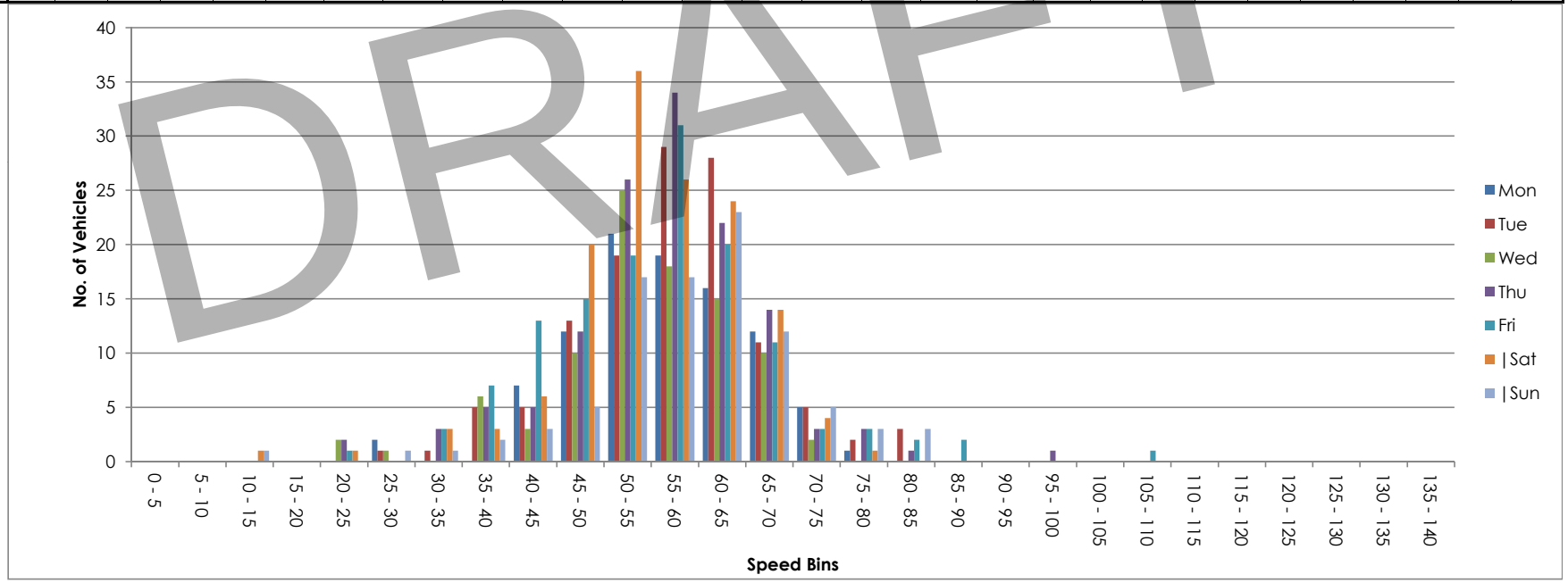

DRAFT

Site 56
Location L3532-0, Att - Telepole, Lat 53.8987, Long -6.87656
Direction Two way

3279 / Meath/Cavan/Monaghan ATC's
October 2013
Automatic Traffic Count

Thu, 10 October 2013

Time	Total	Classification												>PSL	>PSL%	>SL1	>SL1%	>SL2	>SL2%	Mean	Vpp
		1 MCL	2 SV	3 SVT	4 TB2	5 TB3	6 T4	7 ART3	8 ART4	9 ART5	10 ART6	11 BD	12 DRT	80	80	85 +5kph	85 +5kph	90 +10kph	90 +10kph		85
0000	2	0	2	0	0	0	0	0	0	0	0	0	0	0	0	0	0	0	0	67.2	-
0100	0	0	0	0	0	0	0	0	0	0	0	0	0	0	0	0	0	0	0	-	-
0200	2	0	2	0	0	0	0	0	0	0	0	0	0	0	0	0	0	0	0	71.1	-
0300	0	0	0	0	0	0	0	0	0	0	0	0	0	0	0	0	0	0	0	-	-
0400	0	0	0	0	0	0	0	0	0	0	0	0	0	0	0	0	0	0	0	-	-
0500	2	0	1	0	0	0	0	0	1	0	0	0	0	0	0	0	0	0	0	55.4	-
0600	1	0	0	0	1	0	0	0	0	0	0	0	0	0	0	0	0	0	0	59.7	-
0700	**18**	**0**	**16**	**0**	**2**	**0**	**0**	**0**	**0**	**0**	**0**	**0**	**0**	**0**	**0**	**0**	**0**	**0**	**0**	**60.1**	**67.3**
0800	17	0	15	0	2	0	0	0	0	0	0	0	0	1	5.9	0	0	0	0	57.6	68.4
0900	15	0	12	0	3	0	0	0	0	0	0	0	0	0	0	0	0	0	0	58.7	64.4
1000	13	0	8	3	0	2	0	0	0	0	0	0	0	0	0	0	0	0	0	43.5	57.6
1100	11	0	11	0	0	0	0	0	0	0	0	0	0	0	0	0	0	0	0	56.7	61.6
1200	19	0	16	0	1	0	2	0	0	0	0	0	0	0	0	0	0	0	0	51.5	60.5
1300	14	0	11	1	2	0	0	0	0	0	0	0	0	0	0	0	0	0	0	57.4	65.5
1400	16	0	15	0	1	0	0	0	0	0	0	0	0	0	0	0	0	0	0	57.4	66.2
1500	13	0	9	1	3	0	0	0	0	0	0	0	0	0	0	0	0	0	0	53.4	56.9
1600	18	1	15	0	1	0	0	0	0	0	0	1	0	0	0	0	0	0	0	52.2	61.2
1700	24	0	23	0	1	0	0	0	0	0	0	0	0	0	0	0	0	0	0	51.2	62.6
1800	**30**	**0**	**27**	**1**	**2**	**0**	**0**	**0**	**0**	**0**	**0**	**0**	**0**	**0**	**0**	**0**	**0**	**0**	**0**	**53.3**	**61.6**
1900	20	0	19	0	1	0	0	0	0	0	0	0	0	0	0	0	0	0	0	56.2	63.7
2000	12	0	12	0	0	0	0	0	0	0	0	0	0	0	0	0	0	0	0	59.7	68.4
2100	9	0	9	0	0	0	0	0	0	0	0	0	0	1	11.1	0	0	0	0	58.7	-
2200	3	0	3	0	0	0	0	0	0	0	0	0	0	0	0	0	0	0	0	60	-
2300	3	0	3	0	0	0	0	0	0	0	0	0	0	2	66.7	1	33.3	1	33.3	82.3	-
07-19	**208**	**1**	**178**	**6**	**18**	**2**	**2**	**0**	**0**	**0**	**0**	**1**	**0**	**1**	**0.5**	**0**	**0**	**0**	**0**	**54.3**	**64.1**
06-22	**250**	**1**	**218**	**6**	**20**	**2**	**2**	**0**	**0**	**0**	**0**	**1**	**0**	**2**	**0.8**	**0**	**0**	**0**	**0**	**54.9**	**65.2**
06-00	**256**	**1**	**224**	**6**	**20**	**2**	**2**	**0**	**0**	**0**	**0**	**1**	**0**	**4**	**1.6**	**1**	**0.4**	**1**	**0.4**	**55.3**	**65.5**
00-00	**262**	**1**	**229**	**6**	**20**	**2**	**2**	**0**	**1**	**0**	**0**	**1**	**0**	**4**	**1.5**	**1**	**0.4**	**1**	**0.4**	**55.5**	**65.5**

DRAFT

Site 56
Location L3532-0, Att - Telepole, Lat 53.8987, Long -6.87656
Direction Two way

3279 / Meath/Cavan/Monaghan ATC's
October 2013
Automatic Traffic Count

Fri, 11 October 2013

Time	Total	Classification												>PSL	>PSL%	>SL1	>SL1%	>SL2	>SL2%	Mean	Vpp
		1 MCL	2 SV	3 SVT	4 TB2	5 TB3	6 T4	7 ART3	8 ART4	9 ART5	10 ART6	11 BD	12 DRT	80	80	85 +5kph	85 +5kph	90 +10kph	90 +10kph		85
0000	2	0	2	0	0	0	0	0	0	0	0	0	0	0	0	0	0	0	0	68.2	-
0100	1	0	1	0	0	0	0	0	0	0	0	0	0	0	0	0	0	0	0	63.6	-
0200	1	0	1	0	0	0	0	0	0	0	0	0	0	0	0	0	0	0	0	52.7	-
0300	0	0	0	0	0	0	0	0	0	0	0	0	0	0	0	0	0	0	0	-	-
0400	0	0	0	0	0	0	0	0	0	0	0	0	0	0	0	0	0	0	0	-	-
0500	2	0	1	0	0	0	0	0	1	0	0	0	0	0	0	0	0	0	0	58.7	-
0600	2	0	1	0	1	0	0	0	0	0	0	0	0	0	0	0	0	0	0	65.9	-
0700	18	0	15	0	3	0	0	0	0	0	0	0	0	0	0	0	0	0	0	47.7	63.7
0800	17	0	16	0	1	0	0	0	0	0	0	0	0	0	0	0	0	0	0	59	62.3
0900	**20**	**0**	**19**	**0**	**1**	**0**	**0**	**0**	**0**	**0**	**0**	**0**	**0**	**0**	**0**	**0**	**0**	**0**	**0**	**57.8**	**68**
1000	13	0	12	1	0	0	0	0	0	0	0	0	0	1	7.7	0	0	0	0	55.1	60.5
1100	12	0	10	1	0	1	0	0	0	0	0	0	0	0	0	0	0	0	0	56.3	61.6
1200	10	0	10	0	0	0	0	0	0	0	0	0	0	0	0	0	0	0	0	53.6	-
1300	9	0	7	1	1	0	0	0	0	0	0	0	0	0	0	0	0	0	0	52.4	-
1400	10	0	10	0	0	0	0	0	0	0	0	0	0	0	0	0	0	0	0	56.7	-
1500	12	0	7	0	4	0	1	0	0	0	0	0	0	0	0	0	0	0	0	53.3	58.3
1600	22	0	18	2	1	0	1	0	0	0	0	0	0	0	0	0	0	0	0	52.7	64.8
1700	**29**	**0**	**26**	**0**	**0**	**2**	**1**	**0**	**0**	**0**	**0**	**0**	**0**	**0**	**0**	**0**	**0**	**0**	**0**	**52.9**	**61.9**
1800	28	0	28	0	0	0	0	0	0	0	0	0	0	0	0	0	0	0	0	55.3	64.4
1900	21	0	20	0	1	0	0	0	0	0	0	0	0	0	0	0	0	0	0	56.9	67
2000	16	0	16	0	0	0	0	0	0	0	0	0	0	1	6.3	1	6.3	0	0	59	71.3
2100	13	0	13	0	0	0	0	0	0	0	0	0	0	1	7.7	0	0	0	0	55.5	63.7
2200	3	0	3	0	0	0	0	0	0	0	0	0	0	0	0	0	0	0	0	63	-
2300	7	0	7	0	0	0	0	0	0	0	0	0	0	3	42.9	3	42.9	2	28.6	72.9	-
07-19	**200**	**0**	**178**	**5**	**11**	**3**	**3**	**0**	**0**	**0**	**0**	**0**	**0**	**1**	**0.5**	**0**	**0**	**0**	**0**	**54.3**	**63.7**
06-22	**252**	**0**	**228**	**5**	**13**	**3**	**3**	**0**	**0**	**0**	**0**	**0**	**0**	**3**	**1.2**	**1**	**0.4**	**0**	**0**	**55**	**64.8**
06-00	**262**	**0**	**238**	**5**	**13**	**3**	**3**	**0**	**0**	**0**	**0**	**0**	**0**	**6**	**2.3**	**4**	**1.5**	**2**	**0.8**	**55.6**	**65.2**
00-00	**268**	**0**	**243**	**5**	**13**	**3**	**3**	**0**	**1**	**0**	**0**	**0**	**0**	**6**	**2.2**	**4**	**1.5**	**2**	**0.7**	**55.7**	**65.2**

DRAFT

Site 56
Location L3532-0, Att - Telepole, Lat 53.8987, Long -6.87656
Direction Two way

3279 / Meath/Cavan/Monaghan ATC's
October 2013
Automatic Traffic Count

Sat, 12 October 2013

Time	Total	Classification												>PSL	>PSL%	>SL1	>SL1%	>SL2	>SL2%	Mean	Vpp
		1 MCL	2 SV	3 SVT	4 TB2	5 TB3	6 T4	7 ART3	8 ART4	9 ART5	10 ART6	11 BD	12 DRT	80	80	85 +5kph	85 +5kph	90 +10kph	90 +10kph		85
0000	3	0	3	0	0	0	0	0	0	0	0	0	0	0	0	0	0	0	0	48.1	-
0100	5	0	3	0	2	0	0	0	0	0	0	0	0	0	0	0	0	0	0	64.6	-
0200	2	0	2	0	0	0	0	0	0	0	0	0	0	0	0	0	0	0	0	52.7	-
0300	0	0	0	0	0	0	0	0	0	0	0	0	0	0	0	0	0	0	0	-	-
0400	0	0	0	0	0	0	0	0	0	0	0	0	0	0	0	0	0	0	0	-	-
0500	0	0	0	0	0	0	0	0	0	0	0	0	0	0	0	0	0	0	0	-	-
0600	1	0	1	0	0	0	0	0	0	0	0	0	0	0	0	0	0	0	0	67.9	-
0700	1	0	1	0	0	0	0	0	0	0	0	0	0	0	0	0	0	0	0	71.3	-
0800	3	0	3	0	0	0	0	0	0	0	0	0	0	0	0	0	0	0	0	58.1	-
0900	7	1	3	2	1	0	0	0	0	0	0	0	0	0	0	0	0	0	0	40.7	-
1000	12	0	11	0	0	0	1	0	0	0	0	0	0	0	0	0	0	0	0	52.8	59
1100	**16**	**1**	**13**	**1**	**1**	**0**	**0**	**0**	**0**	**0**	**0**	**0**	**0**	**0**	**0**	**0**	**0**	**0**	**0**	**51.7**	**63**
1200	26	1	23	0	1	0	1	0	0	0	0	0	0	0	0	0	0	0	0	53.4	67
1300	18	0	15	2	1	0	0	0	0	0	0	0	0	0	0	0	0	0	0	53.4	61.9
1400	19	1	14	0	4	0	0	0	0	0	0	0	0	0	0	0	0	0	0	52.9	59.8
1500	19	0	17	2	0	0	0	0	0	0	0	0	0	0	0	0	0	0	0	57.6	65.5
1600	**30**	**0**	**27**	**0**	**2**	**1**	**0**	**0**	**0**	**0**	**0**	**0**	**0**	**0**	**0**	**0**	**0**	**0**	**0**	**53.2**	**61.6**
1700	28	0	23	2	2	0	0	0	1	0	0	0	0	0	0	0	0	0	0	55.5	63.4
1800	22	1	19	0	1	0	0	0	1	0	0	0	0	0	0	0	0	0	0	55.2	64.4
1900	29	0	27	0	2	0	0	0	0	0	0	0	0	0	0	0	0	0	0	56	65.9
2000	16	0	15	0	1	0	0	0	0	0	0	0	0	0	0	0	0	0	0	57.4	63
2100	5	0	5	0	0	0	0	0	0	0	0	0	0	0	0	0	0	0	0	65.6	-
2200	8	0	8	0	0	0	0	0	0	0	0	0	0	0	0	0	0	0	0	59.7	-
2300	3	0	3	0	0	0	0	0	0	0	0	0	0	0	0	0	0	0	0	63.6	-
07-19	**201**	**5**	**169**	**9**	**13**	**1**	**2**	**0**	**2**	**0**	**0**	**0**	**0**	**0**	**0**	**0**	**0**	**0**	**0**	**53.7**	**64.4**
06-22	**252**	**5**	**217**	**9**	**16**	**1**	**2**	**0**	**2**	**0**	**0**	**0**	**0**	**0**	**0**	**0**	**0**	**0**	**0**	**54.5**	**64.8**
06-00	**263**	**5**	**228**	**9**	**16**	**1**	**2**	**0**	**2**	**0**	**0**	**0**	**0**	**0**	**0**	**0**	**0**	**0**	**0**	**54.8**	**64.8**
00-00	**273**	**5**	**236**	**9**	**18**	**1**	**2**	**0**	**2**	**0**	**0**	**0**	**0**	**0**	**0**	**0**	**0**	**0**	**0**	**54.9**	**64.8**

DRAFT

Site 56
Location L3532-0, Att - Telepole, Lat 53.8987, Long -6.87656
Direction Two way

3279 / Meath/Cavan/Monaghan ATC's
October 2013
Automatic Traffic Count

Sun, 13 October 2013

Time	Total	Classification												>PSL	>PSL%	>SL1	>SL1%	>SL2	>SL2%	Mean	Vpp
		1 MCL	2 SV	3 SVT	4 TB2	5 TB3	6 T4	7 ART3	8 ART4	9 ART5	10 ART6	11 BD	12 DRT	80	80	85 +5kph	85 +5kph	90 +10kph	90 +10kph		85
0000	9	0	9	0	0	0	0	0	0	0	0	0	0	0	0	0	0	0	0	61.5	-
0100	1	0	1	0	0	0	0	0	0	0	0	0	0	0	0	0	0	0	0	48.7	-
0200	4	0	4	0	0	0	0	0	0	0	0	0	0	0	0	0	0	0	0	57	-
0300	3	0	3	0	0	0	0	0	0	0	0	0	0	0	0	0	0	0	0	63.9	-
0400	1	0	1	0	0	0	0	0	0	0	0	0	0	0	0	0	0	0	0	57.8	-
0500	1	0	1	0	0	0	0	0	0	0	0	0	0	0	0	0	0	0	0	50.7	-
0600	0	0	0	0	0	0	0	0	0	0	0	0	0	0	0	0	0	0	0	-	-
0700	1	0	1	0	0	0	0	0	0	0	0	0	0	0	0	0	0	0	0	55.8	-
0800	2	0	2	0	0	0	0	0	0	0	0	0	0	0	0	0	0	0	0	44.3	-
0900	6	0	6	0	0	0	0	0	0	0	0	0	0	0	0	0	0	0	0	57.3	-
1000	12	0	12	0	0	0	0	0	0	0	0	0	0	0	0	0	0	0	0	49.7	59.4
1100	**13**	**1**	**12**	**0**	**0**	**0**	**0**	**0**	**0**	**0**	**0**	**0**	**0**	**0**	**0**	**0**	**0**	**0**	**0**	**53.6**	**69.5**
1200	11	1	10	0	0	0	0	0	0	0	0	0	0	0	0	0	0	0	0	60.3	68.8
1300	7	0	7	0	0	0	0	0	0	0	0	0	0	0	0	0	0	0	0	54.3	-
1400	7	0	7	0	0	0	0	0	0	0	0	0	0	0	0	0	0	0	0	58	-
1500	10	0	10	0	0	0	0	0	0	0	0	0	0	0	0	0	0	0	0	53.7	-
1600	10	1	9	0	0	0	0	0	0	0	0	0	0	2	20	0	0	0	0	52.6	-
1700	13	0	13	0	0	0	0	0	0	0	0	0	0	0	0	0	0	0	0	55.6	63.4
1800	12	0	12	0	0	0	0	0	0	0	0	0	0	0	0	0	0	0	0	54	56.5
1900	**14**	**0**	**14**	**0**	**0**	**0**	**0**	**0**	**0**	**0**	**0**	**0**	**0**	**0**	**0**	**0**	**0**	**0**	**0**	**56.7**	**64.8**
2000	7	0	7	0	0	0	0	0	0	0	0	0	0	0	0	0	0	0	0	58.7	-
2100	7	0	7	0	0	0	0	0	0	0	0	0	0	0	0	0	0	0	0	63.1	-
2200	6	0	6	0	0	0	0	0	0	0	0	0	0	1	16.7	0	0	0	0	70.5	-
2300	5	0	5	0	0	0	0	0	0	0	0	0	0	0	0	0	0	0	0	67.6	-
07-19	**104**	**3**	**101**	**0**	**0**	**0**	**0**	**0**	**0**	**0**	**0**	**0**	**0**	**2**	**1.9**	**0**	**0**	**0**	**0**	**54.5**	**64.8**
06-22	**132**	**3**	**129**	**0**	**0**	**0**	**0**	**0**	**0**	**0**	**0**	**0**	**0**	**2**	**1.5**	**0**	**0**	**0**	**0**	**55.4**	**65.9**
06-00	**143**	**3**	**140**	**0**	**0**	**0**	**0**	**0**	**0**	**0**	**0**	**0**	**0**	**3**	**2.1**	**0**	**0**	**0**	**0**	**56.4**	**67**
00-00	**162**	**3**	**159**	**0**	**0**	**0**	**0**	**0**	**0**	**0**	**0**	**0**	**0**	**3**	**1.9**	**0**	**0**	**0**	**0**	**56.8**	**67**

DRAFT

Site 56
Location L3532-0, Att - Telepole, Lat 53.8987, Long -6.87656
Direction Two way

3279 / Meath/Cavan/Monaghan ATC's
October 2013
Automatic Traffic Count

Mon, 14 October 2013

Time	Total	Classification												>PSL	>PSL%	>SL1	>SL1%	>SL2	>SL2%	Mean	Vpp
		1 MCL	2 SV	3 SVT	4 TB2	5 TB3	6 T4	7 ART3	8 ART4	9 ART5	10 ART6	11 BD	12 DRT	80	80	85 +5kph	85 +5kph	90 +10kph	90 +10kph		85
0000	0	0	0	0	0	0	0	0	0	0	0	0	0	0	0	0	0	0	0	-	-
0100	0	0	0	0	0	0	0	0	0	0	0	0	0	0	0	0	0	0	0	-	-
0200	0	0	0	0	0	0	0	0	0	0	0	0	0	0	0	0	0	0	0	-	-
0300	0	0	0	0	0	0	0	0	0	0	0	0	0	0	0	0	0	0	0	-	-
0400	0	0	0	0	0	0	0	0	0	0	0	0	0	0	0	0	0	0	0	-	-
0500	2	0	1	0	0	0	0	0	1	0	0	0	0	0	0	0	0	0	0	58.6	-
0600	2	0	1	0	1	0	0	0	0	0	0	0	0	0	0	0	0	0	0	62	-
0700	17	0	14	0	2	0	0	0	0	1	0	0	0	0	0	0	0	0	0	59.6	67.7
0800	**20**	**0**	**16**	**0**	**3**	**0**	**0**	**0**	**1**	**0**	**0**	**0**	**0**	**1**	**5**	**1**	**5**	**0**	**0**	**58.6**	**65.9**
0900	8	0	8	0	0	0	0	0	0	0	0	0	0	0	0	0	0	0	0	55.6	-
1000	7	0	5	0	2	0	0	0	0	0	0	0	0	0	0	0	0	0	0	57.7	-
1100	9	0	8	0	0	0	1	0	0	0	0	0	0	0	0	0	0	0	0	56	-
1200	7	0	6	0	0	0	1	0	0	0	0	0	0	0	0	0	0	0	0	55.4	-
1300	11	0	10	0	0	0	1	0	0	0	0	0	0	0	0	0	0	0	0	54.3	56.5
1400	9	0	8	1	0	0	0	0	0	0	0	0	0	0	0	0	0	0	0	57.3	-
1500	14	1	8	3	2	0	0	0	0	0	0	0	0	0	0	0	0	0	0	50.7	67
1600	16	0	16	0	0	0	0	0	0	0	0	0	0	0	0	0	0	0	0	56.7	67.7
1700	13	0	12	0	1	0	0	0	0	0	0	0	0	0	0	0	0	0	0	57.9	63
1800	17	0	14	1	2	0	0	0	0	0	0	0	0	1	5.9	0	0	0	0	57.4	68
1900	**19**	**0**	**17**	**1**	**1**	**0**	**0**	**0**	**0**	**0**	**0**	**0**	**0**	**0**	**0**	**0**	**0**	**0**	**0**	**54.8**	**60.5**
2000	10	0	8	1	1	0	0	0	0	0	0	0	0	0	0	0	0	0	0	59.8	-
2100	9	0	9	0	0	0	0	0	0	0	0	0	0	0	0	0	0	0	0	52.1	-
2200	6	0	6	0	0	0	0	0	0	0	0	0	0	0	0	0	0	0	0	54.4	-
2300	4	0	4	0	0	0	0	0	0	0	0	0	0	0	0	0	0	0	0	69.1	-
07-19	**148**	**1**	**125**	**5**	**12**	**0**	**3**	**0**	**1**	**1**	**0**	**0**	**0**	**2**	**1.4**	**1**	**0.7**	**0**	**0**	**56.7**	**67**
06-22	**188**	**1**	**160**	**7**	**15**	**0**	**3**	**0**	**1**	**1**	**0**	**0**	**0**	**2**	**1.1**	**1**	**0.5**	**0**	**0**	**56.5**	**67**
06-00	**198**	**1**	**170**	**7**	**15**	**0**	**3**	**0**	**1**	**1**	**0**	**0**	**0**	**2**	**1**	**1**	**0.5**	**0**	**0**	**56.7**	**67**
00-00	**200**	**1**	**171**	**7**	**15**	**0**	**3**	**0**	**2**	**1**	**0**	**0**	**0**	**2**	**1**	**1**	**0.5**	**0**	**0**	**56.7**	**67**

DRAFT

Site 56
Location L3532-0, Att - Telepole, Lat 53.8987, Long -6.87656
Direction Two way

3279 / Meath/Cavan/Monaghan ATC's
October 2013
Automatic Traffic Count

Tue, 15 October 2013

Time	Total	Classification												>PSL	>PSL%	>SL1	>SL1%	>SL2	>SL2%	Mean	Vpp
		1 MCL	2 SV	3 SVT	4 TB2	5 TB3	6 T4	7 ART3	8 ART4	9 ART5	10 ART6	11 BD	12 DRT	80	80	85 +5kph	85 +5kph	90 +10kph	90 +10kph		85
0000	3	0	3	0	0	0	0	0	0	0	0	0	0	0	0	0	0	0	0	54.5	-
0100	0	0	0	0	0	0	0	0	0	0	0	0	0	0	0	0	0	0	0	-	-
0200	1	0	1	0	0	0	0	0	0	0	0	0	0	0	0	0	0	0	0	66.3	-
0300	0	0	0	0	0	0	0	0	0	0	0	0	0	0	0	0	0	0	0	-	-
0400	0	0	0	0	0	0	0	0	0	0	0	0	0	0	0	0	0	0	0	-	-
0500	2	0	1	0	0	0	0	0	1	0	0	0	0	0	0	0	0	0	0	62.5	-
0600	3	0	2	0	1	0	0	0	0	0	0	0	0	0	0	0	0	0	0	67.9	-
0700	**18**	**0**	**15**	**0**	**3**	**0**	**0**	**0**	**0**	**0**	**0**	**0**	**0**	**0**	**0**	**0**	**0**	**0**	**0**	**54.8**	**61.2**
0800	15	0	14	0	1	0	0	0	0	0	0	0	0	0	0	0	0	0	0	59.5	64.4
0900	10	0	10	0	0	0	0	0	0	0	0	0	0	0	0	0	0	0	0	57.8	-
1000	13	0	13	0	0	0	0	0	0	0	0	0	0	0	0	0	0	0	0	48.2	61.2
1100	14	1	10	0	2	0	1	0	0	0	0	0	0	0	0	0	0	0	0	54	61.9
1200	11	0	11	0	0	0	0	0	0	0	0	0	0	0	0	0	0	0	0	53.4	60.8
1300	7	0	7	0	0	0	0	0	0	0	0	0	0	0	0	0	0	0	0	54	-
1400	19	0	17	0	2	0	0	0	0	0	0	0	0	0	0	0	0	0	0	60.6	67
1500	16	0	12	1	3	0	0	0	0	0	0	0	0	0	0	0	0	0	0	51.2	64.1
1600	**25**	**0**	**22**	**0**	**2**	**0**	**0**	**0**	**0**	**1**	**0**	**0**	**0**	**1**	**4**	**0**	**0**	**0**	**0**	**56.9**	**64.1**
1700	**25**	**0**	**20**	**1**	**4**	**0**	**0**	**0**	**0**	**0**	**0**	**0**	**0**	**0**	**0**	**0**	**0**	**0**	**0**	**55.2**	**63.4**
1800	22	0	18	2	1	0	1	0	0	0	0	0	0	0	0	0	0	0	0	55.2	61.9
1900	12	0	11	0	1	0	0	0	0	0	0	0	0	1	8.3	0	0	0	0	62.7	70.6
2000	14	0	14	0	0	0	0	0	0	0	0	0	0	0	0	0	0	0	0	56.6	67
2100	5	0	5	0	0	0	0	0	0	0	0	0	0	0	0	0	0	0	0	56.6	-
2200	5	0	5	0	0	0	0	0	0	0	0	0	0	1	20	0	0	0	0	54.9	-
2300	4	0	4	0	0	0	0	0	0	0	0	0	0	0	0	0	0	0	0	62.3	-
07-19	**195**	**1**	**169**	**4**	**18**	**0**	**2**	**0**	**0**	**1**	**0**	**0**	**0**	**1**	**0.5**	**0**	**0**	**0**	**0**	**55.3**	**63.7**
06-22	**229**	**1**	**201**	**4**	**20**	**0**	**2**	**0**	**0**	**1**	**0**	**0**	**0**	**2**	**0.9**	**0**	**0**	**0**	**0**	**56**	**65.2**
06-00	**238**	**1**	**210**	**4**	**20**	**0**	**2**	**0**	**0**	**1**	**0**	**0**	**0**	**3**	**1.3**	**0**	**0**	**0**	**0**	**56.1**	**65.2**
00-00	**244**	**1**	**215**	**4**	**20**	**0**	**2**	**0**	**1**	**1**	**0**	**0**	**0**	**3**	**1.2**	**0**	**0**	**0**	**0**	**56.1**	**65.2**

DRAFT

Site 56
Location L3532-0, Att - Telepole, Lat 53.8987, Long -6.87656
Direction Two way

3279 / Meath/Cavan/Monaghan ATC's
October 2013
Automatic Traffic Count

Wed, 16 October 2013

Time	Total	Classification												>PSL	>PSL%	>SL1	>SL1%	>SL2	>SL2%	Mean	Vpp
		1 MCL	2 SV	3 SVT	4 TB2	5 TB3	6 T4	7 ART3	8 ART4	9 ART5	10 ART6	11 BD	12 DRT	80	80	85 +5kph	85 +5kph	90 +10kph	90 +10kph		85
0000	0	0	0	0	0	0	0	0	0	0	0	0	0	0	0	0	0	0	0	-	-
0100	0	0	0	0	0	0	0	0	0	0	0	0	0	0	0	0	0	0	0	-	-
0200	2	0	2	0	0	0	0	0	0	0	0	0	0	0	0	0	0	0	0	60	-
0300	0	0	0	0	0	0	0	0	0	0	0	0	0	0	0	0	0	0	0	-	-
0400	0	0	0	0	0	0	0	0	0	0	0	0	0	0	0	0	0	0	0	-	-
0500	2	0	1	0	0	0	0	0	1	0	0	0	0	0	0	0	0	0	0	61.4	-
0600	1	0	1	0	0	0	0	0	0	0	0	0	0	0	0	0	0	0	0	54.9	-
0700	17	0	16	0	1	0	0	0	0	0	0	0	0	0	0	0	0	0	0	50.3	59.4
0800	**20**	**0**	**15**	**0**	**5**	**0**	**0**	**0**	**0**	**0**	**0**	**0**	**0**	**0**	**0**	**0**	**0**	**0**	**0**	**56.3**	**64.1**
0900	11	0	8	1	2	0	0	0	0	0	0	0	0	0	0	0	0	0	0	53	60.5
1000	3	0	2	0	1	0	0	0	0	0	0	0	0	0	0	0	0	0	0	51.2	-
1100	9	0	9	0	0	0	0	0	0	0	0	0	0	0	0	0	0	0	0	54.1	-
1200	6	0	5	0	0	0	1	0	0	0	0	0	0	0	0	0	0	0	0	54.5	-
1300	9	0	6	1	2	0	0	0	0	0	0	0	0	0	0	0	0	0	0	50.9	-
1400	10	0	10	0	0	0	0	0	0	0	0	0	0	0	0	0	0	0	0	55.5	-
1500	9	0	7	0	2	0	0	0	0	0	0	0	0	0	0	0	0	0	0	52.5	-
1600	15	0	12	0	3	0	0	0	0	0	0	0	0	0	0	0	0	0	0	53.9	64.1
1700	**19**	**0**	**15**	**1**	**1**	**1**	**1**	**0**	**0**	**0**	**0**	**0**	**0**	**0**	**0**	**0**	**0**	**0**	**0**	**55**	**64.4**
1800	16	0	16	0	0	0	0	0	0	0	0	0	0	0	0	0	0	0	0	50.6	64.8
1900	7	0	7	0	0	0	0	0	0	0	0	0	0	0	0	0	0	0	0	59.3	-
2000	8	0	8	0	0	0	0	0	0	0	0	0	0	0	0	0	0	0	0	60.5	-
2100	5	0	5	0	0	0	0	0	0	0	0	0	0	0	0	0	0	0	0	55.1	-
2200	8	0	8	0	0	0	0	0	0	0	0	0	0	0	0	0	0	0	0	54.8	-
2300	0	0	0	0	0	0	0	0	0	0	0	0	0	0	0	0	0	0	0	0	0
07-19	**144**	**0**	**121**	**3**	**17**	**1**	**2**	**0**	**0**	**0**	**0**	**0**	**0**	**0**	**0**	**0**	**0**	**0**	**0**	**53.3**	**63.4**
06-22	**165**	**0**	**142**	**3**	**17**	**1**	**2**	**0**	**0**	**0**	**0**	**0**	**0**	**0**	**0**	**0**	**0**	**0**	**0**	**54**	**64.1**
06-00	**173**	**0**	**150**	**3**	**17**	**1**	**2**	**0**	**0**	**0**	**0**	**0**	**0**	**0**	**0**	**0**	**0**	**0**	**0**	**54**	**64.1**
00-00	**177**	**0**	**153**	**3**	**17**	**1**	**2**	**0**	**1**	**0**	**0**	**0**	**0**	**0**	**0**	**0**	**0**	**0**	**0**	**54.2**	**64.4**

DRAFT

Site 56
Location L3532-0, Att - Telepole, Lat 53.8987, Long -6.87656
Direction Two way

3279 / Meath/Cavan/Monaghan ATC's
October 2013
Automatic Traffic Count

Virtual Day (7)

Time	Total	Classification												>PSL	>PSL%	>SL1	>SL1%	>SL2	>SL2%	Mean	Vpp
		1 MCL	2 SV	3 SVT	4 TB2	5 TB3	6 T4	7 ART3	8 ART4	9 ART5	10 ART6	11 BD	12 DRT	80	80	85 +5kph	85 +5kph	90 +10kph	90 +10kph		85
0000	3	0	3	0	0	0	0	0	0	0	0	0	0	0	0	0	0	0	0	59.6	-
0100	1	0	1	0	0	0	0	0	0	0	0	0	0	0	0	0	0	0	0	62.2	-
0200	2	0	2	0	0	0	0	0	0	0	0	0	0	0	0	0	0	0	0	59.5	-
0300	0	0	0	0	0	0	0	0	0	0	0	0	0	0	0	0	0	0	0	63.9	-
0400	0	0	0	0	0	0	0	0	0	0	0	0	0	0	0	0	0	0	0	57.8	-
0500	2	0	1	0	0	0	0	0	1	0	0	0	0	0	0	0	0	0	0	58.5	-
0600	1	0	1	0	1	0	0	0	0	0	0	0	0	0	0	0	0	0	0	64.2	-
0700	**13**	**0**	**11**	**0**	**2**	**0**	**0**	**0**	**0**	**0**	**0**	**0**	**0**	**0**	**0**	**0**	**0**	**0**	**0**	**54.7**	**65.5**
0800	**13**	**0**	**12**	**0**	**2**	**0**	**0**	**0**	**0**	**0**	**0**	**0**	**0**	**0**	**2.1**	**0**	**1.1**	**0**	**0**	**57.8**	**64.8**
0900	11	0	9	0	1	0	0	0	0	0	0	0	0	0	0	0	0	0	0	55.5	63.4
1000	10	0	9	1	0	0	0	0	0	0	0	0	0	0	1.4	0	0	0	0	50.6	60.8
1100	12	0	10	0	0	0	0	0	0	0	0	0	0	0	0	0	0	0	0	54.4	64.1
1200	13	0	12	0	0	0	1	0	0	0	0	0	0	0	0	0	0	0	0	54.1	65.9
1300	11	0	9	1	1	0	0	0	0	0	0	0	0	0	0	0	0	0	0	54	61.6
1400	13	0	12	0	1	0	0	0	0	0	0	0	0	0	0	0	0	0	0	56.9	66.2
1500	13	0	10	1	2	0	0	0	0	0	0	0	0	0	0	0	0	0	0	53.4	64.1
1600	19	0	17	0	1	0	0	0	0	0	0	0	0	0	2.2	0	0	0	0	54.1	64.1
1700	**22**	**0**	**19**	**1**	**1**	**0**	**0**	**0**	**0**	**0**	**0**	**0**	**0**	**0**	**0**	**0**	**0**	**0**	**0**	**54.4**	**64.1**
1800	21	0	19	1	1	0	0	0	0	0	0	0	0	0	0.7	0	0	0	0	54.5	64.4
1900	17	0	16	0	1	0	0	0	0	0	0	0	0	0	0.8	0	0	0	0	56.9	65.9
2000	12	0	11	0	0	0	0	0	0	0	0	0	0	0	1.2	0	1.2	0	0	58.6	68.4
2100	8	0	8	0	0	0	0	0	0	0	0	0	0	0	3.8	0	0	0	0	57.5	-
2200	6	0	6	0	0	0	0	0	0	0	0	0	0	0	5.1	0	0	0	0	59.2	-
2300	4	0	4	0	0	0	0	0	0	0	0	0	0	1	19.2	1	15.4	0	11.5	69.7	-
07-19	**171**	**2**	**149**	**5**	**13**	**1**	**2**	**0**	**0**	**0**	**0**	**0**	**0**	**1**	**0.6**	**0**	**0.1**	**0**	**0**	**54.6**	**64.4**
06-22	**210**	**2**	**185**	**5**	**14**	**1**	**2**	**0**	**0**	**0**	**0**	**0**	**0**	**2**	**0.7**	**0**	**0.1**	**0**	**0**	**55.2**	**64.8**
06-00	**219**	**2**	**194**	**5**	**14**	**1**	**2**	**0**	**0**	**0**	**0**	**0**	**0**	**3**	**1.2**	**1**	**0.4**	**0**	**0.2**	**55.5**	**65.5**
00-00	**227**	**2**	**201**	**5**	**15**	**1**	**2**	**0**	**1**	**0**	**0**	**0**	**0**	**3**	**1.1**	**1**	**0.4**	**0**	**0.2**	**55.7**	**65.5**

DRAFT

Site 56
Location L3532-0, Att - Telepole, Lat 53.8987, Long -6.87656
Direction Two way

3279 / Meath/Cavan/Monaghan ATC's
October 2013
Automatic Traffic Count

Virtual Week (1)

Time	Total	Classification												>PSL	>PSL%	>SL1	>SL1%	>SL2	>SL2%	Mean	Vpp
		1 MCL	2 SV	3 SVT	4 TB2	5 TB3	6 T4	7 ART3	8 ART4	9 ART5	10 ART6	11 BD	12 DRT	80	80	85 +5kph	85 +5kph	90 +10kph	90 +10kph		85
Mon	200	1	171	7	15	0	3	0	2	1	0	0	0	2	1	1	0.5	0	0	56.7	67
Tue	244	1	215	4	20	0	2	0	1	1	0	0	0	3	1.2	0	0	0	0	56.1	65.2
Wed	177	0	153	3	17	1	2	0	1	0	0	0	0	0	0	0	0	0	0	54.2	64.4
Thu	262	1	229	6	20	2	2	0	1	0	0	1	0	4	1.5	1	0.4	1	0.4	55.5	65.5
Fri	268	0	243	5	13	3	3	0	1	0	0	0	0	6	2.2	4	1.5	2	0.7	55.7	65.2
| Sat	273	5	236	9	18	1	2	0	2	0	0	0	0	0	0	0	0	0	0	54.9	64.8
| Sun	162	3	159	0	0	0	0	0	0	0	0	0	0	3	1.9	0	0	0	0	56.8	67
5 Day Ave.	**230**	**1**	**202**	**5**	**17**	**1**	**2**	**0**	**1**	**0**	**0**	**0**	**0**	**3**	**1.3**	**1**	**0.4**	**1**	**0.4**	**55.6**	**65.5**
7 Day Ave.	**227**	**2**	**201**	**5**	**15**	**1**	**2**	**0**	**1**	**0**	**0**	**0**	**0**	**3**	**1.1**	**1**	**0.4**	**0**	**0.2**	**55.7**	**65.5**
--	**1586**	**11**	**1406**	**34**	**103**	**7**	**14**	**0**	**8**	**2**	**0**	**1**	**0**	**18**	**1.1**	**6**	**0.4**	**3**	**0.2**	**55.7**	**65.5**

Summary Graphs

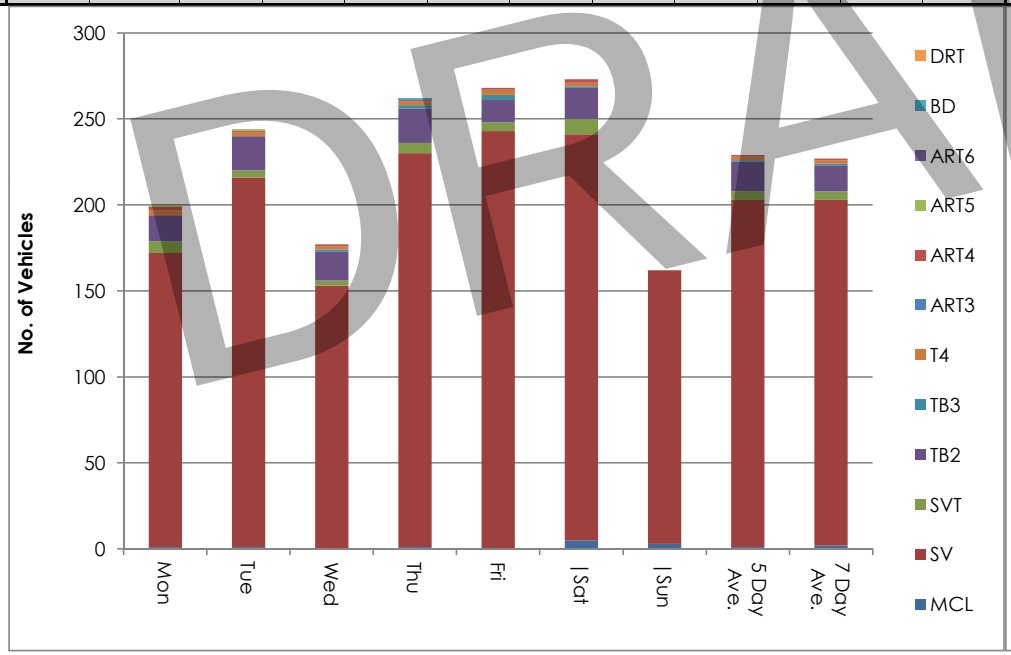

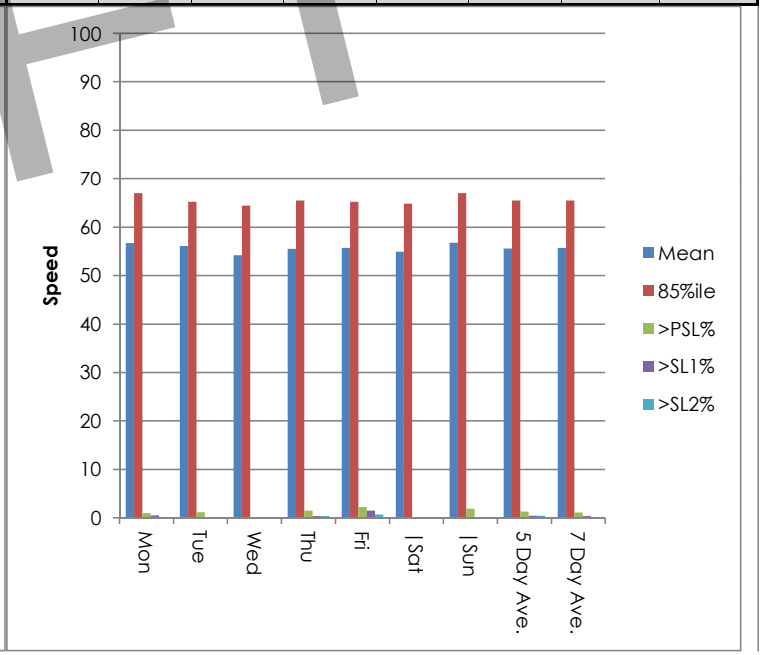

DRAFT

Site 56
Location L3532-0, Att - Telepole, Lat 53.8987, Long -6.87656
Direction Two way

3279 / Meath/Cavan/Monaghan ATC's
October 2013
Automatic Traffic Count

Thu, 10 October 2013

Time	Total	Speed Bins (km/h)																											
		0 - 5	5 - 10	10 - 15	15 - 20	20 - 25	25 - 30	30 - 35	35 - 40	40 - 45	45 - 50	50 - 55	55 - 60	60 - 65	65 - 70	70 - 75	75 - 80	80 - 85	85 - 90	90 - 95	95 - 100	100 - 105	105 - 110	110 - 115	115 - 120	120 - 125	125 - 130	130 - 135	135 - 140
0000	2	0	0	0	0	0	0	0	0	0	0	0	0	1	0	1	0	0	0	0	0	0	0	0	0	0	0	0	0
0100	0	0	0	0	0	0	0	0	0	0	0	0	0	0	0	0	0	0	0	0	0	0	0	0	0	0	0	0	0
0200	2	0	0	0	0	0	0	0	0	0	0	0	0	1	0	0	1	0	0	0	0	0	0	0	0	0	0	0	0
0300	0	0	0	0	0	0	0	0	0	0	0	0	0	0	0	0	0	0	0	0	0	0	0	0	0	0	0	0	0
0400	0	0	0	0	0	0	0	0	0	0	0	0	0	0	0	0	0	0	0	0	0	0	0	0	0	0	0	0	0
0500	2	0	0	0	0	0	0	0	0	0	0	1	1	0	0	0	0	0	0	0	0	0	0	0	0	0	0	0	0
0600	1	0	0	0	0	0	0	0	0	0	0	0	1	0	0	0	0	0	0	0	0	0	0	0	0	0	0	0	0
0700	**18**	**0**	**0**	**0**	**0**	**0**	**0**	**0**	**0**	**1**	**1**	**3**	**5**	**3**	**3**	**1**	**1**	**0**	**0**	**0**	**0**	**0**	**0**	**0**	**0**	**0**	**0**	**0**	**0**
0800	17	0	0	0	0	0	0	0	1	1	3	2	3	3	2	1	0	1	0	0	0	0	0	0	0	0	0	0	0
0900	15	0	0	0	0	0	0	0	0	0	2	1	7	3	1	1	0	0	0	0	0	0	0	0	0	0	0	0	0
1000	13	0	0	0	0	3	0	0	1	3	1	2	3	0	0	0	0	0	0	0	0	0	0	0	0	0	0	0	0
1100	11	0	0	0	0	0	1	0	0	0	0	3	4	1	0	2	0	0	0	0	0	0	0	0	0	0	0	0	0
1200	19	0	0	0	0	0	0	2	1	2	1	4	5	3	1	0	0	0	0	0	0	0	0	0	0	0	0	0	0
1300	14	0	0	0	0	0	0	0	0	0	0	6	3	2	3	0	0	0	0	0	0	0	0	0	0	0	0	0	0
1400	16	0	0	0	0	0	0	0	1	0	1	5	2	4	3	0	0	0	0	0	0	0	0	0	0	0	0	0	0
1500	13	0	0	0	0	0	0	0	0	0	5	4	2	0	2	0	0	0	0	0	0	0	0	0	0	0	0	0	0
1600	18	0	0	0	0	0	1	2	0	2	2	1	4	5	0	1	0	0	0	0	0	0	0	0	0	0	0	0	0
1700	24	0	0	0	0	0	4	1	0	1	1	6	5	4	2	0	0	0	0	0	0	0	0	0	0	0	0	0	0
1800	**30**	**0**	**0**	**0**	**0**	**0**	**0**	**0**	**5**	**2**	**4**	**3**	**5**	**8**	**3**	**0**	**0**	**0**	**0**	**0**	**0**	**0**	**0**	**0**	**0**	**0**	**0**	**0**	**0**
1900	20	0	0	0	0	0	0	0	0	0	4	6	4	4	2	0	0	0	0	0	0	0	0	0	0	0	0	0	0
2000	12	0	0	0	0	0	0	0	0	2	1	1	2	1	3	1	1	0	0	0	0	0	0	0	0	0	0	0	0
2100	9	0	0	1	0	0	0	0	0	0	0	3	1	1	0	1	1	1	0	0	0	0	0	0	0	0	0	0	0
2200	3	0	0	0	0	0	0	0	0	0	0	0	2	0	1	0	0	0	0	0	0	0	0	0	0	0	0	0	0
2300	3	0	0	0	0	0	0	0	0	0	0	0	0	1	0	0	0	1	0	0	1	0	0	0	0	0	0	0	0
07-19	**208**	**0**	**0**	**0**	**0**	**3**	**6**	**5**	**9**	**12**	**21**	**40**	**48**	**36**	**20**	**6**	**1**	**1**	**0**	**0**	**0**	**0**	**0**	**0**	**0**	**0**	**0**	**0**	**0**
06-22	**250**	**0**	**0**	**1**	**0**	**3**	**6**	**5**	**9**	**14**	**26**	**50**	**56**	**42**	**25**	**8**	**3**	**2**	**0**	**0**	**0**	**0**	**0**	**0**	**0**	**0**	**0**	**0**	**0**
06-00	**256**	**0**	**0**	**1**	**0**	**3**	**6**	**5**	**9**	**14**	**26**	**50**	**58**	**43**	**26**	**8**	**3**	**3**	**0**	**0**	**1**	**0**	**0**	**0**	**0**	**0**	**0**	**0**	**0**
00-00	**262**	**0**	**0**	**1**	**0**	**3**	**6**	**5**	**9**	**14**	**26**	**51**	**59**	**45**	**26**	**9**	**4**	**3**	**0**	**0**	**1**	**0**	**0**	**0**	**0**	**0**	**0**	**0**	**0**

DRAFT

Site 56
Location L3532-0, Att - Telepole, Lat 53.8987, Long -6.87656
Direction Two way

3279 / Meath/Cavan/Monaghan ATC's
October 2013
Automatic Traffic Count

Fri, 11 October 2013

Time	Total	Speed Bins (km/h)																											
		0 - 5	5 - 10	10 - 15	15 - 20	20 - 25	25 - 30	30 - 35	35 - 40	40 - 45	45 - 50	50 - 55	55 - 60	60 - 65	65 - 70	70 - 75	75 - 80	80 - 85	85 - 90	90 - 95	95 - 100	100 - 105	105 - 110	110 - 115	115 - 120	120 - 125	125 - 130	130 - 135	135 - 140
0000	2	0	0	0	0	0	0	0	0	0	0	0	0	1	0	0	1	0	0	0	0	0	0	0	0	0	0	0	0
0100	1	0	0	0	0	0	0	0	0	0	0	0	0	1	0	0	0	0	0	0	0	0	0	0	0	0	0	0	0
0200	1	0	0	0	0	0	0	0	0	0	0	1	0	0	0	0	0	0	0	0	0	0	0	0	0	0	0	0	0
0300	0	0	0	0	0	0	0	0	0	0	0	0	0	0	0	0	0	0	0	0	0	0	0	0	0	0	0	0	0
0400	0	0	0	0	0	0	0	0	0	0	0	0	0	0	0	0	0	0	0	0	0	0	0	0	0	0	0	0	0
0500	2	0	0	0	0	0	0	0	0	0	0	1	0	0	1	0	0	0	0	0	0	0	0	0	0	0	0	0	0
0600	2	0	0	0	0	0	0	0	0	0	0	0	0	1	1	0	0	0	0	0	0	0	0	0	0	0	0	0	0
0700	18	0	0	0	0	1	0	4	1	0	3	3	2	2	2	0	0	0	0	0	0	0	0	0	0	0	0	0	0
0800	17	0	0	0	0	0	0	0	0	0	2	4	4	5	0	2	0	0	0	0	0	0	0	0	0	0	0	0	0
0900	**20**	**0**	**0**	**0**	**0**	**0**	**0**	**0**	**0**	**2**	**1**	**3**	**9**	**1**	**1**	**2**	**1**	**0**	**0**	**0**	**0**	**0**	**0**	**0**	**0**	**0**	**0**	**0**	**0**
1000	13	0	0	0	0	0	0	0	1	1	2	2	4	2	0	0	0	1	0	0	0	0	0	0	0	0	0	0	0
1100	12	0	0	0	0	0	0	1	1	0	0	2	3	4	1	0	0	0	0	0	0	0	0	0	0	0	0	0	0
1200	10	0	0	0	0	0	0	0	1	1	1	3	3	0	0	0	1	0	0	0	0	0	0	0	0	0	0	0	0
1300	9	0	0	0	0	0	0	0	0	4	0	0	3	1	1	0	0	0	0	0	0	0	0	0	0	0	0	0	0
1400	10	0	0	0	0	0	0	0	1	1	0	1	2	4	1	0	0	0	0	0	0	0	0	0	0	0	0	0	0
1500	12	0	0	0	0	0	0	0	0	1	3	3	3	2	0	0	0	0	0	0	0	0	0	0	0	0	0	0	0
1600	22	0	0	0	0	0	1	0	2	3	2	4	6	1	2	1	0	0	0	0	0	0	0	0	0	0	0	0	0
1700	**29**	**0**	**0**	**0**	**0**	**0**	**1**	**2**	**3**	**1**	**3**	**2**	**9**	**4**	**3**	**1**	**0**	**0**	**0**	**0**	**0**	**0**	**0**	**0**	**0**	**0**	**0**	**0**	**0**
1800	28	0	0	0	0	0	0	0	0	2	4	8	7	3	3	1	0	0	0	0	0	0	0	0	0	0	0	0	0
1900	21	0	0	0	0	0	0	1	2	0	1	4	4	4	3	1	1	0	0	0	0	0	0	0	0	0	0	0	0
2000	16	0	0	0	0	0	0	0	1	1	5	0	0	4	1	2	1	0	1	0	0	0	0	0	0	0	0	0	0
2100	13	0	0	0	0	0	0	0	1	3	0	2	2	3	0	1	0	1	0	0	0	0	0	0	0	0	0	0	0
2200	3	0	0	0	0	0	0	0	0	0	0	1	0	0	2	0	0	0	0	0	0	0	0	0	0	0	0	0	0
2300	7	0	0	0	0	0	0	0	0	1	1	0	0	1	0	1	0	0	1	1	0	0	1	0	0	0	0	0	0
07-19	**200**	**0**	**0**	**0**	**0**	**1**	**2**	**7**	**10**	**16**	**21**	**35**	**55**	**29**	**14**	**7**	**2**	**1**	**0**	**0**	**0**	**0**	**0**	**0**	**0**	**0**	**0**	**0**	**0**
06-22	**252**	**0**	**0**	**0**	**0**	**1**	**2**	**8**	**14**	**20**	**27**	**41**	**61**	**41**	**19**	**11**	**4**	**2**	**1**	**0**	**0**	**0**	**0**	**0**	**0**	**0**	**0**	**0**	**0**
06-00	**262**	**0**	**0**	**0**	**0**	**1**	**2**	**8**	**14**	**21**	**28**	**42**	**61**	**42**	**21**	**12**	**4**	**2**	**2**	**1**	**0**	**0**	**1**	**0**	**0**	**0**	**0**	**0**	**0**
00-00	**268**	**0**	**0**	**0**	**0**	**1**	**2**	**8**	**14**	**21**	**28**	**44**	**61**	**44**	**22**	**12**	**5**	**2**	**2**	**1**	**0**	**0**	**1**	**0**	**0**	**0**	**0**	**0**	**0**

DRAFT

Site 56
Location L3532-0, Att - Telepole, Lat 53.8987, Long -6.87656
Direction Two way

3279 / Meath/Cavan/Monaghan ATC's
October 2013
Automatic Traffic Count

Sat, 12 October 2013

Time	Total	Speed Bins (km/h)																											
		0 - 5	5 - 10	10 - 15	15 - 20	20 - 25	25 - 30	30 - 35	35 - 40	40 - 45	45 - 50	50 - 55	55 - 60	60 - 65	65 - 70	70 - 75	75 - 80	80 - 85	85 - 90	90 - 95	95 - 100	100 - 105	105 - 110	110 - 115	115 - 120	120 - 125	125 - 130	130 - 135	135 - 140
0000	3	0	0	0	0	0	1	0	0	0	0	1	0	1	0	0	0	0	0	0	0	0	0	0	0	0	0	0	0
0100	5	0	0	0	0	0	0	0	0	0	0	2	0	0	1	1	1	0	0	0	0	0	0	0	0	0	0	0	0
0200	2	0	0	0	0	0	0	0	0	0	1	0	1	0	0	0	0	0	0	0	0	0	0	0	0	0	0	0	0
0300	0	0	0	0	0	0	0	0	0	0	0	0	0	0	0	0	0	0	0	0	0	0	0	0	0	0	0	0	0
0400	0	0	0	0	0	0	0	0	0	0	0	0	0	0	0	0	0	0	0	0	0	0	0	0	0	0	0	0	0
0500	0	0	0	0	0	0	0	0	0	0	0	0	0	0	0	0	0	0	0	0	0	0	0	0	0	0	0	0	0
0600	1	0	0	0	0	0	0	0	0	0	0	0	0	0	1	0	0	0	0	0	0	0	0	0	0	0	0	0	0
0700	1	0	0	0	0	0	0	0	0	0	0	0	0	0	0	1	0	0	0	0	0	0	0	0	0	0	0	0	0
0800	3	0	0	0	0	0	0	0	0	0	0	1	1	1	0	0	0	0	0	0	0	0	0	0	0	0	0	0	0
0900	7	0	0	1	0	0	0	0	1	3	1	1	0	0	0	0	0	0	0	0	0	0	0	0	0	0	0	0	0
1000	12	0	0	0	0	0	0	0	0	2	3	2	3	1	1	0	0	0	0	0	0	0	0	0	0	0	0	0	0
1100	**16**	**0**	**0**	**0**	**1**	**0**	**0**	**0**	**0**	**4**	**0**	**5**	**2**	**2**	**2**	**0**	**0**	**0**	**0**	**0**	**0**	**0**	**0**	**0**	**0**	**0**	**0**	**0**	**0**
1200	26	0	0	0	0	1	0	0	1	3	7	5	2	2	1	4	0	0	0	0	0	0	0	0	0	0	0	0	0
1300	18	0	0	0	0	0	0	0	2	1	4	4	2	2	2	1	0	0	0	0	0	0	0	0	0	0	0	0	0
1400	19	0	0	0	0	0	1	0	0	1	4	5	5	2	1	0	0	0	0	0	0	0	0	0	0	0	0	0	0
1500	19	0	0	0	0	0	0	0	2	0	3	3	1	6	4	0	0	0	0	0	0	0	0	0	0	0	0	0	0
1600	**30**	**0**	**0**	**0**	**0**	**1**	**1**	**0**	**0**	**2**	**5**	**7**	**9**	**3**	**2**	**0**	**0**	**0**	**0**	**0**	**0**	**0**	**0**	**0**	**0**	**0**	**0**	**0**	**0**
1700	28	0	0	0	0	1	0	0	0	1	3	8	5	6	4	0	0	0	0	0	0	0	0	0	0	0	0	0	0
1800	22	0	0	0	0	0	0	1	2	0	2	6	5	4	2	0	0	0	0	0	0	0	0	0	0	0	0	0	0
1900	29	0	0	0	0	0	0	1	2	1	2	5	6	5	6	1	0	0	0	0	0	0	0	0	0	0	0	0	0
2000	16	0	0	0	0	0	0	0	0	0	1	4	6	4	1	0	0	0	0	0	0	0	0	0	0	0	0	0	0
2100	5	0	0	0	0	0	0	0	0	0	0	0	1	1	2	1	0	0	0	0	0	0	0	0	0	0	0	0	0
2200	8	0	0	0	0	0	0	1	0	0	1	1	0	3	0	1	1	0	0	0	0	0	0	0	0	0	0	0	0
2300	3	0	0	0	0	0	0	0	0	0	0	0	0	2	1	0	0	0	0	0	0	0	0	0	0	0	0	0	0
07-19	**201**	**0**	**0**	**1**	**1**	**3**	**2**	**1**	**8**	**17**	**32**	**47**	**35**	**29**	**19**	**6**	**0**	**0**	**0**	**0**	**0**	**0**	**0**	**0**	**0**	**0**	**0**	**0**	**0**
06-22	**252**	**0**	**0**	**1**	**1**	**3**	**2**	**2**	**10**	**18**	**35**	**56**	**48**	**39**	**29**	**8**	**0**	**0**	**0**	**0**	**0**	**0**	**0**	**0**	**0**	**0**	**0**	**0**	**0**
06-00	**263**	**0**	**0**	**1**	**1**	**3**	**2**	**3**	**10**	**18**	**36**	**57**	**48**	**44**	**30**	**9**	**1**	**0**	**0**	**0**	**0**	**0**	**0**	**0**	**0**	**0**	**0**	**0**	**0**
00-00	**273**	**0**	**0**	**1**	**1**	**3**	**3**	**3**	**10**	**18**	**37**	**60**	**49**	**45**	**31**	**10**	**2**	**0**	**0**	**0**	**0**	**0**	**0**	**0**	**0**	**0**	**0**	**0**	**0**

DRAFT

Site 56
Location L3532-0, Att - Telepole, Lat 53.8987, Long -6.87656
Direction Two way

3279 / Meath/Cavan/Monaghan ATC's
October 2013
Automatic Traffic Count

Sun, 13 October 2013

Time	Total	Speed Bins (km/h)																											
		0 - 5	5 - 10	10 - 15	15 - 20	20 - 25	25 - 30	30 - 35	35 - 40	40 - 45	45 - 50	50 - 55	55 - 60	60 - 65	65 - 70	70 - 75	75 - 80	80 - 85	85 - 90	90 - 95	95 - 100	100 - 105	105 - 110	110 - 115	115 - 120	120 - 125	125 - 130	130 - 135	135 - 140
0000	9	0	0	0	0	0	0	0	0	0	0	3	1	3	0	2	0	0	0	0	0	0	0	0	0	0	0	0	0
0100	1	0	0	0	0	0	0	0	0	0	1	0	0	0	0	0	0	0	0	0	0	0	0	0	0	0	0	0	0
0200	4	0	0	0	0	0	0	0	0	0	0	1	2	1	0	0	0	0	0	0	0	0	0	0	0	0	0	0	0
0300	3	0	0	0	0	0	0	0	0	0	0	1	1	0	0	0	1	0	0	0	0	0	0	0	0	0	0	0	0
0400	1	0	0	0	0	0	0	0	0	0	0	0	1	0	0	0	0	0	0	0	0	0	0	0	0	0	0	0	0
0500	1	0	0	0	0	0	0	0	0	0	0	1	0	0	0	0	0	0	0	0	0	0	0	0	0	0	0	0	0
0600	0	0	0	0	0	0	0	0	0	0	0	0	0	0	0	0	0	0	0	0	0	0	0	0	0	0	0	0	0
0700	1	0	0	0	0	0	0	0	0	0	0	0	1	0	0	0	0	0	0	0	0	0	0	0	0	0	0	0	0
0800	2	0	0	0	0	0	0	0	1	0	0	1	0	0	0	0	0	0	0	0	0	0	0	0	0	0	0	0	0
0900	6	0	0	0	0	0	0	0	0	1	0	1	1	3	0	0	0	0	0	0	0	0	0	0	0	0	0	0	0
1000	12	0	0	1	0	0	1	0	0	0	2	2	4	2	0	0	0	0	0	0	0	0	0	0	0	0	0	0	0
1100	**13**	**0**	**0**	**0**	**1**	**0**	**1**	**0**	**0**	**2**	**0**	**3**	**0**	**2**	**2**	**1**	**1**	**0**	**0**	**0**	**0**	**0**	**0**	**0**	**0**	**0**	**0**	**0**	**0**
1200	11	0	0	1	0	0	0	0	0	0	0	0	2	3	3	1	1	0	0	0	0	0	0	0	0	0	0	0	0
1300	7	0	0	0	0	0	0	0	1	0	1	2	1	1	1	0	0	0	0	0	0	0	0	0	0	0	0	0	0
1400	7	0	0	0	0	0	0	1	0	0	1	0	1	2	0	2	0	0	0	0	0	0	0	0	0	0	0	0	0
1500	10	0	0	0	0	0	0	0	2	0	0	2	3	3	0	0	0	0	0	0	0	0	0	0	0	0	0	0	0
1600	10	0	0	0	1	0	0	1	0	2	0	2	1	1	0	0	0	2	0	0	0	0	0	0	0	0	0	0	0
1700	13	0	0	0	0	0	0	0	1	0	2	1	5	2	2	0	0	0	0	0	0	0	0	0	0	0	0	0	0
1800	12	0	0	0	0	0	0	0	0	1	1	6	2	1	1	0	0	0	0	0	0	0	0	0	0	0	0	0	0
1900	**14**	**0**	**0**	**0**	**0**	**0**	**0**	**0**	**0**	**1**	**2**	**3**	**3**	**3**	**2**	**0**	**0**	**0**	**0**	**0**	**0**	**0**	**0**	**0**	**0**	**0**	**0**	**0**	**0**
2000	7	0	0	0	0	0	0	0	0	0	1	1	2	2	1	0	0	0	0	0	0	0	0	0	0	0	0	0	0
2100	7	0	0	0	0	0	0	0	0	0	0	1	0	3	3	0	0	0	0	0	0	0	0	0	0	0	0	0	0
2200	6	0	0	0	0	0	0	0	0	0	0	0	0	1	3	0	1	1	0	0	0	0	0	0	0	0	0	0	0
2300	5	0	0	0	0	0	0	0	0	0	0	0	0	2	2	0	1	0	0	0	0	0	0	0	0	0	0	0	0
07-19	**104**	**0**	**0**	**2**	**2**	**0**	**2**	**2**	**5**	**6**	**7**	**20**	**21**	**20**	**9**	**4**	**2**	**2**	**0**	**0**	**0**	**0**	**0**	**0**	**0**	**0**	**0**	**0**	**0**
06-22	**132**	**0**	**0**	**2**	**2**	**0**	**2**	**2**	**5**	**7**	**10**	**25**	**26**	**28**	**15**	**4**	**2**	**2**	**0**	**0**	**0**	**0**	**0**	**0**	**0**	**0**	**0**	**0**	**0**
06-00	**143**	**0**	**0**	**2**	**2**	**0**	**2**	**2**	**5**	**7**	**10**	**25**	**26**	**31**	**20**	**4**	**4**	**3**	**0**	**0**	**0**	**0**	**0**	**0**	**0**	**0**	**0**	**0**	**0**
00-00	**162**	**0**	**0**	**2**	**2**	**0**	**2**	**2**	**5**	**7**	**11**	**31**	**31**	**35**	**20**	**6**	**5**	**3**	**0**	**0**	**0**	**0**	**0**	**0**	**0**	**0**	**0**	**0**	**0**

DRAFT

Site 56
Location L3532-0, Att - Telepole, Lat 53.8987, Long -6.87656
Direction Two way

3279 / Meath/Cavan/Monaghan ATC's
October 2013
Automatic Traffic Count

Mon, 14 October 2013

Time	Total	Speed Bins (km/h)																											
		0 - 5	5 - 10	10 - 15	15 - 20	20 - 25	25 - 30	30 - 35	35 - 40	40 - 45	45 - 50	50 - 55	55 - 60	60 - 65	65 - 70	70 - 75	75 - 80	80 - 85	85 - 90	90 - 95	95 - 100	100 - 105	105 - 110	110 - 115	115 - 120	120 - 125	125 - 130	130 - 135	135 - 140
0000	0	0	0	0	0	0	0	0	0	0	0	0	0	0	0	0	0	0	0	0	0	0	0	0	0	0	0	0	0
0100	0	0	0	0	0	0	0	0	0	0	0	0	0	0	0	0	0	0	0	0	0	0	0	0	0	0	0	0	0
0200	0	0	0	0	0	0	0	0	0	0	0	0	0	0	0	0	0	0	0	0	0	0	0	0	0	0	0	0	0
0300	0	0	0	0	0	0	0	0	0	0	0	0	0	0	0	0	0	0	0	0	0	0	0	0	0	0	0	0	0
0400	0	0	0	0	0	0	0	0	0	0	0	0	0	0	0	0	0	0	0	0	0	0	0	0	0	0	0	0	0
0500	2	0	0	0	0	0	0	0	0	0	0	1	0	1	0	0	0	0	0	0	0	0	0	0	0	0	0	0	0
0600	2	0	0	0	0	0	0	0	0	0	0	1	0	0	1	0	0	0	0	0	0	0	0	0	0	0	0	0	0
0700	17	0	0	0	0	0	0	0	0	1	3	1	3	3	3	2	1	0	0	0	0	0	0	0	0	0	0	0	0
0800	**20**	**0**	**0**	**0**	**0**	**0**	**0**	**0**	**1**	**1**	**2**	**2**	**3**	**7**	**3**	**0**	**0**	**0**	**1**	**0**	**0**	**0**	**0**	**0**	**0**	**0**	**0**	**0**	**0**
0900	8	0	0	0	0	0	0	0	0	0	2	1	3	2	0	0	0	0	0	0	0	0	0	0	0	0	0	0	0
1000	7	0	0	0	0	0	0	0	0	0	1	2	1	1	2	0	0	0	0	0	0	0	0	0	0	0	0	0	0
1100	9	0	0	0	0	0	0	0	0	2	1	1	3	0	1	1	0	0	0	0	0	0	0	0	0	0	0	0	0
1200	7	0	0	0	0	0	0	0	0	2	0	1	2	1	0	1	0	0	0	0	0	0	0	0	0	0	0	0	0
1300	11	0	0	0	0	0	0	0	0	0	2	4	4	1	0	0	0	0	0	0	0	0	0	0	0	0	0	0	0
1400	9	0	0	0	0	0	0	0	0	2	0	1	3	1	2	0	0	0	0	0	0	0	0	0	0	0	0	0	0
1500	14	0	0	0	0	1	2	1	0	0	1	3	2	1	2	1	0	0	0	0	0	0	0	0	0	0	0	0	0
1600	16	0	0	0	0	1	0	0	0	0	3	3	1	4	4	0	0	0	0	0	0	0	0	0	0	0	0	0	0
1700	13	0	0	0	0	0	0	0	0	0	1	4	2	5	1	0	0	0	0	0	0	0	0	0	0	0	0	0	0
1800	17	0	0	0	0	0	1	1	0	0	3	1	3	3	2	1	1	1	0	0	0	0	0	0	0	0	0	0	0
1900	**19**	**0**	**0**	**0**	**0**	**0**	**0**	**0**	**0**	**0**	**5**	**7**	**3**	**2**	**2**	**0**	**0**	**0**	**0**	**0**	**0**	**0**	**0**	**0**	**0**	**0**	**0**	**0**	**0**
2000	10	0	0	0	0	0	0	0	0	1	2	0	2	1	1	2	1	0	0	0	0	0	0	0	0	0	0	0	0
2100	9	0	0	0	0	0	0	0	0	2	2	2	2	1	0	0	0	0	0	0	0	0	0	0	0	0	0	0	0
2200	6	0	0	0	0	0	0	0	0	0	1	2	2	0	1	0	0	0	0	0	0	0	0	0	0	0	0	0	0
2300	4	0	0	0	0	0	0	0	0	0	0	0	1	0	1	1	1	0	0	0	0	0	0	0	0	0	0	0	0
07-19	**148**	**0**	**0**	**0**	**0**	**2**	**3**	**2**	**1**	**8**	**19**	**24**	**30**	**29**	**20**	**6**	**2**	**1**	**1**	**0**	**0**	**0**	**0**	**0**	**0**	**0**	**0**	**0**	**0**
06-22	**188**	**0**	**0**	**0**	**0**	**2**	**3**	**2**	**1**	**11**	**28**	**34**	**37**	**33**	**24**	**8**	**3**	**1**	**1**	**0**	**0**	**0**	**0**	**0**	**0**	**0**	**0**	**0**	**0**
06-00	**198**	**0**	**0**	**0**	**0**	**2**	**3**	**2**	**1**	**11**	**29**	**36**	**40**	**33**	**26**	**9**	**4**	**1**	**1**	**0**	**0**	**0**	**0**	**0**	**0**	**0**	**0**	**0**	**0**
00-00	**200**	**0**	**0**	**0**	**0**	**2**	**3**	**2**	**1**	**11**	**29**	**37**	**40**	**34**	**26**	**9**	**4**	**1**	**1**	**0**	**0**	**0**	**0**	**0**	**0**	**0**	**0**	**0**	**0**

DRAFT

Site 56
Location L3532-0, Att - Telepole, Lat 53.8987, Long -6.87656
Direction Two way

3279 / Meath/Cavan/Monaghan ATC's
October 2013
Automatic Traffic Count

Tue, 15 October 2013

Time	Total	Speed Bins (km/h)																												
		0 - 5	5 - 10	10 - 15	15 - 20	20 - 25	25 - 30	30 - 35	35 - 40	40 - 45	45 - 50	50 - 55	55 - 60	60 - 65	65 - 70	70 - 75	75 - 80	80 - 85	85 - 90	90 - 95	95 - 100	100 - 105	105 - 110	110 - 115	115 - 120	120 - 125	125 - 130	130 - 135	135 - 140
0000	3	0	0	0	0	0	0	0	0	0	0	1	2	0	0	0	0	0	0	0	0	0	0	0	0	0	0	0	0	0
0100	0	0	0	0	0	0	0	0	0	0	0	0	0	0	0	0	0	0	0	0	0	0	0	0	0	0	0	0	0	0
0200	1	0	0	0	0	0	0	0	0	0	0	0	0	0	1	0	0	0	0	0	0	0	0	0	0	0	0	0	0	0
0300	0	0	0	0	0	0	0	0	0	0	0	0	0	0	0	0	0	0	0	0	0	0	0	0	0	0	0	0	0	0
0400	0	0	0	0	0	0	0	0	0	0	0	0	0	0	0	0	0	0	0	0	0	0	0	0	0	0	0	0	0	0
0500	2	0	0	0	0	0	0	0	0	0	0	0	1	0	1	0	0	0	0	0	0	0	0	0	0	0	0	0	0	0
0600	3	0	0	0	0	0	0	0	0	0	0	0	0	0	3	0	0	0	0	0	0	0	0	0	0	0	0	0	0	0
0700	**18**	**0**	**0**	**0**	**0**	**0**	**0**	**0**	**2**	**0**	**3**	**3**	**6**	**2**	**2**	**0**	**0**	**0**	**0**	**0**	**0**	**0**	**0**	**0**	**0**	**0**	**0**	**0**	**0**	**0**
0800	15	0	0	0	0	0	0	0	0	1	0	3	5	4	1	0	1	0	0	0	0	0	0	0	0	0	0	0	0	0
0900	10	0	0	0	0	0	0	0	0	0	1	2	2	4	1	0	0	0	0	0	0	0	0	0	0	0	0	0	0	0
1000	13	0	0	1	1	0	0	0	0	0	4	1	2	4	0	0	0	0	0	0	0	0	0	0	0	0	0	0	0	0
1100	14	0	0	0	0	1	0	0	0	0	3	3	3	2	1	1	0	0	0	0	0	0	0	0	0	0	0	0	0	0
1200	11	0	0	0	0	1	0	0	0	1	2	1	2	3	0	1	0	0	0	0	0	0	0	0	0	0	0	0	0	0
1300	7	0	0	0	0	0	0	0	0	1	0	2	3	1	0	0	0	0	0	0	0	0	0	0	0	0	0	0	0	0
1400	19	0	0	0	0	0	0	0	0	1	1	1	6	5	4	0	1	0	0	0	0	0	0	0	0	0	0	0	0	0
1500	16	0	0	0	0	0	0	2	0	2	3	2	4	2	0	1	0	0	0	0	0	0	0	0	0	0	0	0	0	0
1600	**25**	**0**	**0**	**0**	**0**	**0**	**0**	**0**	**0**	**2**	**5**	**5**	**4**	**5**	**0**	**3**	**0**	**1**	**0**	**0**	**0**	**0**	**0**	**0**	**0**	**0**	**0**	**0**	**0**	**0**
1700	**25**	**0**	**0**	**0**	**0**	**0**	**1**	**0**	**1**	**1**	**4**	**4**	**5**	**5**	**3**	**1**	**0**	**0**	**0**	**0**	**0**	**0**	**0**	**0**	**0**	**0**	**0**	**0**	**0**	**0**
1800	22	0	0	0	0	0	0	1	2	1	2	2	8	3	1	1	1	0	0	0	0	0	0	0	0	0	0	0	0	0
1900	12	0	0	0	0	0	0	0	0	0	0	2	4	2	1	1	1	1	0	0	0	0	0	0	0	0	0	0	0	0
2000	14	0	0	0	0	0	0	0	2	1	1	1	3	3	2	1	0	0	0	0	0	0	0	0	0	0	0	0	0	0
2100	5	0	0	0	0	0	0	0	0	1	0	0	2	2	0	0	0	0	0	0	0	0	0	0	0	0	0	0	0	0
2200	5	0	0	0	0	0	0	0	1	0	2	0	0	1	0	0	0	1	0	0	0	0	0	0	0	0	0	0	0	0
2300	4	0	0	0	0	0	0	0	0	0	0	0	2	1	1	0	0	0	0	0	0	0	0	0	0	0	0	0	0	0
07-19	**195**	**0**	**0**	**1**	**1**	**2**	**1**	**3**	**5**	**10**	**28**	**29**	**50**	**40**	**13**	**8**	**3**	**1**	**0**	**0**	**0**	**0**	**0**	**0**	**0**	**0**	**0**	**0**	**0**	**0**
06-22	**229**	**0**	**0**	**1**	**1**	**2**	**1**	**3**	**7**	**12**	**29**	**32**	**59**	**47**	**19**	**10**	**4**	**2**	**0**	**0**	**0**	**0**	**0**	**0**	**0**	**0**	**0**	**0**	**0**	**0**
06-00	**238**	**0**	**0**	**1**	**1**	**2**	**1**	**3**	**8**	**12**	**31**	**32**	**61**	**49**	**20**	**10**	**4**	**3**	**0**	**0**	**0**	**0**	**0**	**0**	**0**	**0**	**0**	**0**	**0**	**0**
00-00	**244**	**0**	**0**	**1**	**1**	**2**	**1**	**3**	**8**	**12**	**31**	**33**	**64**	**49**	**22**	**10**	**4**	**3**	**0**	**0**	**0**	**0**	**0**	**0**	**0**	**0**	**0**	**0**	**0**	**0**

DRAFT

Site 56
Location L3532-0, Att - Telepole, Lat 53.8987, Long -6.87656
Direction Two way

3279 / Meath/Cavan/Monaghan ATC's
October 2013
Automatic Traffic Count

Wed, 16 October 2013

Time	Total	Speed Bins (km/h)																											
		0 - 5	5 - 10	10 - 15	15 - 20	20 - 25	25 - 30	30 - 35	35 - 40	40 - 45	45 - 50	50 - 55	55 - 60	60 - 65	65 - 70	70 - 75	75 - 80	80 - 85	85 - 90	90 - 95	95 - 100	100 - 105	105 - 110	110 - 115	115 - 120	120 - 125	125 - 130	130 - 135	135 - 140
0000	0	0	0	0	0	0	0	0	0	0	0	0	0	0	0	0	0	0	0	0	0	0	0	0	0	0	0	0	0
0100	0	0	0	0	0	0	0	0	0	0	0	0	0	0	0	0	0	0	0	0	0	0	0	0	0	0	0	0	0
0200	2	0	0	0	0	0	0	0	0	0	0	1	0	0	1	0	0	0	0	0	0	0	0	0	0	0	0	0	0
0300	0	0	0	0	0	0	0	0	0	0	0	0	0	0	0	0	0	0	0	0	0	0	0	0	0	0	0	0	0
0400	0	0	0	0	0	0	0	0	0	0	0	0	0	0	0	0	0	0	0	0	0	0	0	0	0	0	0	0	0
0500	2	0	0	0	0	0	0	0	0	0	0	1	0	0	1	0	0	0	0	0	0	0	0	0	0	0	0	0	0
0600	1	0	0	0	0	0	0	0	0	0	0	1	0	0	0	0	0	0	0	0	0	0	0	0	0	0	0	0	0
0700	17	0	0	0	0	0	1	0	2	3	3	1	4	1	2	0	0	0	0	0	0	0	0	0	0	0	0	0	0
0800	**20**	**0**	**0**	**0**	**0**	**0**	**0**	**0**	**0**	**2**	**2**	**5**	**4**	**4**	**3**	**0**	**0**	**0**	**0**	**0**	**0**	**0**	**0**	**0**	**0**	**0**	**0**	**0**	**0**
0900	11	0	0	0	0	0	0	0	1	0	2	4	1	2	1	0	0	0	0	0	0	0	0	0	0	0	0	0	0
1000	3	0	0	0	0	0	0	0	0	1	1	0	0	1	0	0	0	0	0	0	0	0	0	0	0	0	0	0	0
1100	9	0	0	0	0	0	0	0	0	0	2	3	4	0	0	0	0	0	0	0	0	0	0	0	0	0	0	0	0
1200	6	0	0	0	0	0	1	0	1	0	0	0	1	1	1	1	0	0	0	0	0	0	0	0	0	0	0	0	0
1300	9	0	0	0	0	0	0	0	0	3	0	3	3	0	0	0	0	0	0	0	0	0	0	0	0	0	0	0	0
1400	10	0	0	0	0	0	0	0	0	1	1	4	1	2	1	0	0	0	0	0	0	0	0	0	0	0	0	0	0
1500	9	0	0	0	0	0	0	0	0	0	3	4	1	1	0	0	0	0	0	0	0	0	0	0	0	0	0	0	0
1600	15	0	0	0	0	0	0	0	2	2	1	2	3	4	0	1	0	0	0	0	0	0	0	0	0	0	0	0	0
1700	**19**	**0**	**0**	**0**	**0**	**1**	**0**	**1**	**1**	**0**	**1**	**4**	**4**	**4**	**3**	**0**	**0**	**0**	**0**	**0**	**0**	**0**	**0**	**0**	**0**	**0**	**0**	**0**	**0**
1800	16	0	0	0	0	1	1	1	1	0	3	2	4	1	2	0	0	0	0	0	0	0	0	0	0	0	0	0	0
1900	7	0	0	0	0	0	0	0	0	0	0	4	1	1	0	0	1	0	0	0	0	0	0	0	0	0	0	0	0
2000	8	0	0	0	0	0	0	0	0	0	0	2	3	0	2	1	0	0	0	0	0	0	0	0	0	0	0	0	0
2100	5	0	0	0	0	0	0	0	1	0	1	1	0	0	1	1	0	0	0	0	0	0	0	0	0	0	0	0	0
2200	8	0	0	0	0	0	0	0	1	0	2	0	2	2	1	0	0	0	0	0	0	0	0	0	0	0	0	0	0
2300	0	0	0	0	0	0	0	0	0	0	0	0	0	0	0	0	0	0	0	0	0	0	0	0	0	0	0	0	0
07-19	**144**	**0**	**0**	**0**	**0**	**2**	**3**	**2**	**8**	**12**	**19**	**32**	**30**	**21**	**13**	**2**	**0**	**0**	**0**	**0**	**0**	**0**	**0**	**0**	**0**	**0**	**0**	**0**	**0**
06-22	**165**	**0**	**0**	**0**	**0**	**2**	**3**	**2**	**9**	**12**	**20**	**40**	**34**	**22**	**16**	**4**	**1**	**0**	**0**	**0**	**0**	**0**	**0**	**0**	**0**	**0**	**0**	**0**	**0**
06-00	**173**	**0**	**0**	**0**	**0**	**2**	**3**	**2**	**10**	**12**	**22**	**40**	**36**	**24**	**17**	**4**	**1**	**0**	**0**	**0**	**0**	**0**	**0**	**0**	**0**	**0**	**0**	**0**	**0**
00-00	**177**	**0**	**0**	**0**	**0**	**2**	**3**	**2**	**10**	**12**	**22**	**42**	**36**	**24**	**19**	**4**	**1**	**0**	**0**	**0**	**0**	**0**	**0**	**0**	**0**	**0**	**0**	**0**	**0**

DRAFT

Site 56
Location L3532-0, Att - Telepole, Lat 53.8987, Long -6.87656
Direction Two way

3279 / Meath/Cavan/Monaghan ATC's
October 2013
Automatic Traffic Count

Virtual Day (7)

Time	Total	Speed Bins (km/h)																											
		0 - 5	5 - 10	10 - 15	15 - 20	20 - 25	25 - 30	30 - 35	35 - 40	40 - 45	45 - 50	50 - 55	55 - 60	60 - 65	65 - 70	70 - 75	75 - 80	80 - 85	85 - 90	90 - 95	95 - 100	100 - 105	105 - 110	110 - 115	115 - 120	120 - 125	125 - 130	130 - 135	135 - 140
0000	3	0	0	0	0	0	0	0	0	0	0	1	0	1	0	0	0	0	0	0	0	0	0	0	0	0	0	0	0
0100	1	0	0	0	0	0	0	0	0	0	0	0	0	0	0	0	0	0	0	0	0	0	0	0	0	0	0	0	0
0200	2	0	0	0	0	0	0	0	0	0	0	0	0	0	0	0	0	0	0	0	0	0	0	0	0	0	0	0	0
0300	0	0	0	0	0	0	0	0	0	0	0	0	0	0	0	0	0	0	0	0	0	0	0	0	0	0	0	0	0
0400	0	0	0	0	0	0	0	0	0	0	0	0	0	0	0	0	0	0	0	0	0	0	0	0	0	0	0	0	0
0500	2	0	0	0	0	0	0	0	0	0	0	1	0	0	0	0	0	0	0	0	0	0	0	0	0	0	0	0	0
0600	1	0	0	0	0	0	0	0	0	0	0	0	0	0	1	0	0	0	0	0	0	0	0	0	0	0	0	0	0
0700	**13**	**0**	**0**	**0**	**0**	**0**	**0**	**1**	**1**	**1**	**2**	**2**	**3**	**2**	**2**	**1**	**0**	**0**	**0**	**0**	**0**	**0**	**0**	**0**	**0**	**0**	**0**	**0**	**0**
0800	**13**	**0**	**0**	**0**	**0**	**0**	**0**	**0**	**0**	**1**	**1**	**3**	**3**	**3**	**1**	**0**	**0**	**0**	**0**	**0**	**0**	**0**	**0**	**0**	**0**	**0**	**0**	**0**	**0**
0900	11	0	0	0	0	0	0	0	0	1	1	2	3	2	1	0	0	0	0	0	0	0	0	0	0	0	0	0	0
1000	10	0	0	0	0	0	0	0	0	1	2	2	2	2	0	0	0	0	0	0	0	0	0	0	0	0	0	0	0
1100	12	0	0	0	0	0	0	0	0	1	1	3	3	2	1	1	0	0	0	0	0	0	0	0	0	0	0	0	0
1200	13	0	0	0	0	0	0	0	1	1	2	2	2	2	1	1	0	0	0	0	0	0	0	0	0	0	0	0	0
1300	11	0	0	0	0	0	0	0	0	1	1	3	3	1	1	0	0	0	0	0	0	0	0	0	0	0	0	0	0
1400	13	0	0	0	0	0	0	0	0	1	1	2	3	3	2	0	0	0	0	0	0	0	0	0	0	0	0	0	0
1500	13	0	0	0	0	0	0	0	1	0	3	3	2	2	1	0	0	0	0	0	0	0	0	0	0	0	0	0	0
1600	19	0	0	0	0	0	0	0	1	2	3	3	4	3	1	1	0	0	0	0	0	0	0	0	0	0	0	0	0
1700	**22**	**0**	**0**	**0**	**0**	**0**	**1**	**1**	**1**	**1**	**2**	**4**	**5**	**4**	**3**	**0**	**0**	**0**	**0**	**0**	**0**	**0**	**0**	**0**	**0**	**0**	**0**	**0**	**0**
1800	21	0	0	0	0	0	0	1	1	1	3	4	5	3	2	0	0	0	0	0	0	0	0	0	0	0	0	0	0
1900	17	0	0	0	0	0	0	0	1	0	2	4	4	3	2	0	0	0	0	0	0	0	0	0	0	0	0	0	0
2000	12	0	0	0	0	0	0	0	0	1	2	1	3	2	2	1	0	0	0	0	0	0	0	0	0	0	0	0	0
2100	8	0	0	0	0	0	0	0	0	1	0	1	1	2	1	1	0	0	0	0	0	0	0	0	0	0	0	0	0
2200	6	0	0	0	0	0	0	0	0	0	1	1	1	1	1	0	0	0	0	0	0	0	0	0	0	0	0	0	0
2300	4	0	0	0	0	0	0	0	0	0	0	0	0	1	1	0	0	0	0	0	0	0	0	0	0	0	0	0	0
07-19	**171**	**0**	**0**	**1**	**1**	**2**	**3**	**3**	**7**	**12**	**21**	**32**	**38**	**29**	**15**	**6**	**1**	**1**	**0**	**0**	**0**	**0**	**0**	**0**	**0**	**0**	**0**	**0**	**0**
06-22	**210**	**0**	**0**	**1**	**1**	**2**	**3**	**3**	**8**	**13**	**25**	**40**	**46**	**36**	**21**	**8**	**2**	**1**	**0**	**0**	**0**	**0**	**0**	**0**	**0**	**0**	**0**	**0**	**0**
06-00	**219**	**0**	**0**	**1**	**1**	**2**	**3**	**4**	**8**	**14**	**26**	**40**	**47**	**38**	**23**	**8**	**3**	**2**	**0**	**0**	**0**	**0**	**0**	**0**	**0**	**0**	**0**	**0**	**0**
00-00	**227**	**0**	**0**	**1**	**1**	**2**	**3**	**4**	**8**	**14**	**26**	**43**	**49**	**39**	**24**	**9**	**4**	**2**	**0**	**0**	**0**	**0**	**0**	**0**	**0**	**0**	**0**	**0**	**0**

DRAFT

Site 56
Location L3532-0, Att - Telepole, Lat 53.8987, Long -6.87656
Direction Two way

3279 / Meath/Cavan/Monaghan ATC's
October 2013
Automatic Traffic Count

Virtual Week (1)

Time	Total	Speed Bins (km/h)																												
		0 - 5	5 - 10	10 - 15	15 - 20	20 - 25	25 - 30	30 - 35	35 - 40	40 - 45	45 - 50	50 - 55	55 - 60	60 - 65	65 - 70	70 - 75	75 - 80	80 - 85	85 - 90	90 - 95	95 - 100	100 - 105	105 - 110	110 - 115	115 - 120	120 - 125	125 - 130	130 - 135	135 - 140
Mon	200	0	0	0	0	2	3	2	1	11	29	37	40	34	26	9	4	1	1	0	0	0	0	0	0	0	0	0	0	0
Tue	244	0	0	1	1	2	1	3	8	12	31	33	64	49	22	10	4	3	0	0	0	0	0	0	0	0	0	0	0	0
Wed	177	0	0	0	0	2	3	2	10	12	22	42	36	24	19	4	1	0	0	0	0	0	0	0	0	0	0	0	0	0
Thu	262	0	0	1	0	3	6	5	9	14	26	51	59	45	26	9	4	3	0	0	1	0	0	0	0	0	0	0	0	0
Fri	268	0	0	0	0	1	2	8	14	21	28	44	61	44	22	12	5	2	2	1	0	0	1	0	0	0	0	0	0	0
|Sat	273	0	0	1	1	3	3	3	10	18	37	60	49	45	31	10	2	0	0	0	0	0	0	0	0	0	0	0	0	0
|Sun	162	0	0	2	2	0	2	2	5	7	11	31	31	35	20	6	5	3	0	0	0	0	0	0	0	0	0	0	0	0
5 Day Ave.	**230**	**0**	**0**	**0**	**0**	**2**	**3**	**4**	**8**	**14**	**27**	**41**	**52**	**39**	**23**	**9**	**4**	**2**	**1**	**0**	**0**	**0**	**0**	**0**	**0**	**0**	**0**	**0**	**0**	**0**
7 Day Ave.	**227**	**0**	**0**	**1**	**1**	**2**	**3**	**4**	**8**	**14**	**26**	**43**	**49**	**39**	**24**	**9**	**4**	**2**	**0**	**0**	**0**	**0**	**0**	**0**	**0**	**0**	**0**	**0**	**0**	**0**
--	**1586**	**0**	**0**	**5**	**4**	**13**	**20**	**25**	**57**	**95**	**184**	**298**	**340**	**276**	**166**	**60**	**25**	**12**	**3**	**1**	**1**	**0**	**1**	**0**	**0**	**0**	**0**	**0**	**0**	**0**

Summary Graphs

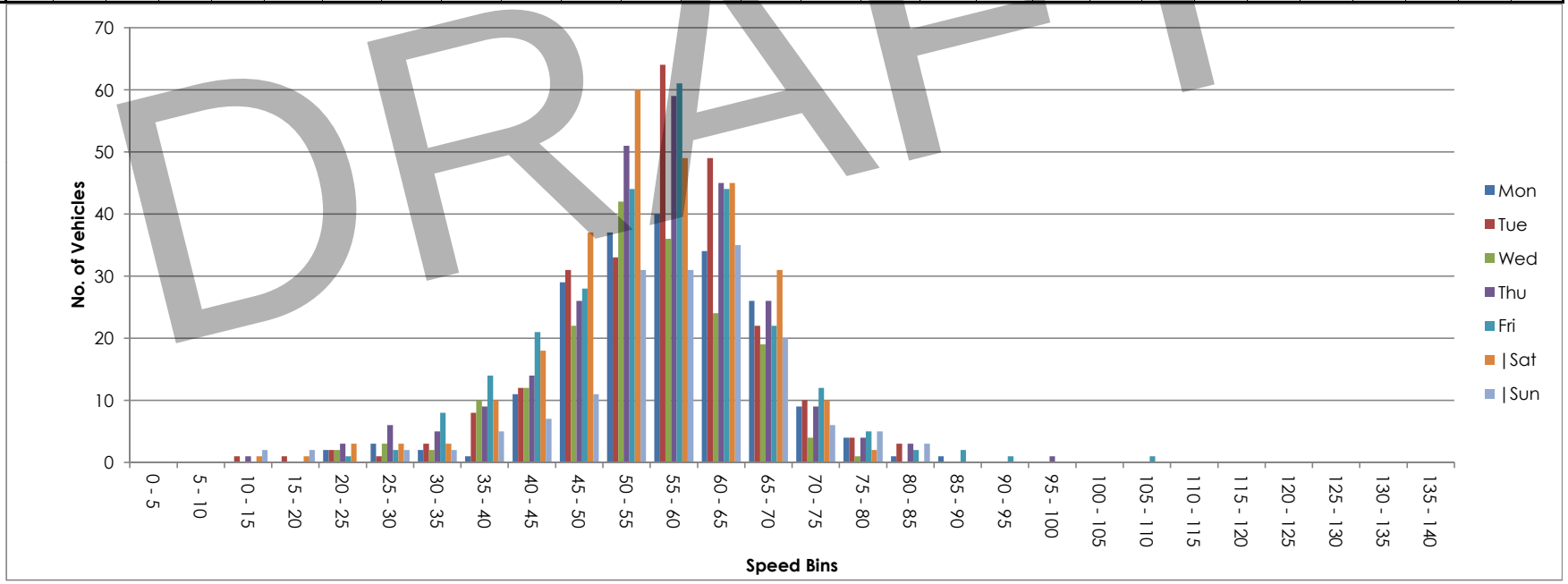

DRAFT



NDC NATIONWIDE DATA COLLECTION	**Site / Location:**	Unamed Road, Att - telepople, Lat 53.9096, Long -6.85521	**Project No:**	3279	**Photo No:**	3279-57	**Drawn By:** MOR
	Survey Date:	Thu, 10 October 2013 to Mon, 14 October 2013	**Project Name:**		Meath/Cavan/Monaghan ATC'S		
	Survey Times:	00:00 to 00(24):00	**Title:**		Site Photograph		

Site No.	Location.	Direction.	Speed Limit (km/h)	Start Date.	End Date.	Total Vehicles.	5 Day Ave.	7 Day Ave.	No. > Speed Limit.	%. > Speed Limit.	No. > Speed Limit1 (+5km/h).	%. > Speed Limit1 (+5km/h).	No. > Speed Limit1 (+10km/h).	%. > Speed Limit1 (+10km/h).	Mean Speed	85%ile Speed
57	Unamed Road, Att - telepople, Lat 53.9096, Long -6.85521	East	80	Thu, 10 October 2013	Mon, 14 October 2013	2182	481	436	27	1.2	14	0.6	7	0.3	55.7	65.9
		West	80	Thu, 10 October 2013	Mon, 14 October 2013	2231	486	446	22	1.0	14	0.6	7	0.3	53.4	63.0
		Two way	80	Thu, 10 October 2013	Mon, 14 October 2013	4413	967	883	49	1.1	28	0.6	14	0.3	54.5	64.8

DRAFT

Site 57
Location Unamed Road, Att - telepople, Lat 53.9096, Long -6.85521
Direction East

3279 / Meath/Cavan/Monaghan ATC's
October 2013
Automatic Traffic Count

Thu, 10 October 2013

Time	Total	Classification												>PSL	>PSL%	>SL1	>SL1%	>SL2	>SL2%	Mean	Vpp
		1 MCL	2 SV	3 SVT	4 TB2	5 TB3	6 T4	7 ART3	8 ART4	9 ART5	10 ART6	11 BD	12 DRT	80	80	85 +5kph	85 +5kph	90 +10kph	90 +10kph		85
0000	1	0	1	0	0	0	0	0	0	0	0	0	0	0	0	0	0	0	0	62.9	-
0100	1	0	1	0	0	0	0	0	0	0	0	0	0	0	0	0	0	0	0	60.7	-
0200	0	0	0	0	0	0	0	0	0	0	0	0	0	0	0	0	0	0	0	-	-
0300	1	0	1	0	0	0	0	0	0	0	0	0	0	0	0	0	0	0	0	61.5	-
0400	1	0	0	0	1	0	0	0	0	0	0	0	0	0	0	0	0	0	0	51.1	-
0500	5	0	4	0	0	0	0	0	1	0	0	0	0	1	20	0	0	0	0	63.8	-
0600	8	0	5	0	3	0	0	0	0	0	0	0	0	0	0	0	0	0	0	64	-
0700	31	0	26	0	4	0	0	1	0	0	0	0	0	1	3.2	0	0	0	0	65.4	72
0800	44	0	39	1	4	0	0	0	0	0	0	0	0	0	0	0	0	0	0	56.3	62.3
0900	**53**	**1**	**46**	**2**	**3**	**0**	**0**	**0**	**1**	**0**	**0**	**0**	**0**	**0**	**0**	**0**	**0**	**0**	**0**	**51.7**	**62.6**
1000	17	0	13	3	1	0	0	0	0	0	0	0	0	0	0	0	0	0	0	50.8	56.5
1100	24	0	20	2	1	1	0	0	0	0	0	0	0	0	0	0	0	0	0	49.6	58
1200	35	0	28	0	6	0	1	0	0	0	0	0	0	0	0	0	0	0	0	51.8	64.1
1300	30	1	25	1	2	0	0	0	1	0	0	0	0	0	0	0	0	0	0	53.6	62.3
1400	28	0	26	0	2	0	0	0	0	0	0	0	0	0	0	0	0	0	0	57.6	66.6
1500	**41**	**0**	**33**	**2**	**5**	**0**	**0**	**0**	**0**	**0**	**1**	**0**	**0**	**0**	**0**	**0**	**0**	**0**	**0**	**51.6**	**61.2**
1600	31	0	27	2	1	0	0	0	1	0	0	0	0	1	3.2	1	3.2	0	0	57.7	65.5
1700	21	0	18	1	1	0	1	0	0	0	0	0	0	1	4.8	0	0	0	0	52.6	59.8
1800	30	0	28	0	1	0	0	0	0	0	0	0	1	0	0	0	0	0	0	55.1	62.6
1900	30	0	28	0	2	0	0	0	0	0	0	0	0	0	0	0	0	0	0	54.2	63.7
2000	20	0	20	0	0	0	0	0	0	0	0	0	0	2	10	2	10	2	10	57.7	67
2100	10	0	10	0	0	0	0	0	0	0	0	0	0	1	10	1	10	0	0	65	-
2200	6	0	6	0	0	0	0	0	0	0	0	0	0	0	0	0	0	0	0	48.3	-
2300	4	0	3	0	1	0	0	0	0	0	0	0	0	0	0	0	0	0	0	62.5	-
07-19	**385**	**2**	**329**	**14**	**31**	**1**	**2**	**1**	**3**	**0**	**1**	**0**	**1**	**3**	**0.8**	**1**	**0.3**	**0**	**0**	**54.5**	**65.2**
06-22	**453**	**2**	**392**	**14**	**36**	**1**	**2**	**1**	**3**	**0**	**1**	**0**	**1**	**6**	**1.3**	**4**	**0.9**	**2**	**0.4**	**55**	**65.9**
06-00	**463**	**2**	**401**	**14**	**37**	**1**	**2**	**1**	**3**	**0**	**1**	**0**	**1**	**6**	**1.3**	**4**	**0.9**	**2**	**0.4**	**55**	**65.9**
00-00	**472**	**2**	**408**	**14**	**38**	**1**	**2**	**1**	**4**	**0**	**1**	**0**	**1**	**7**	**1.5**	**4**	**0.8**	**2**	**0.4**	**55.1**	**65.9**

DRAFT

Site 57
Location Unamed Road, Att - telepople, Lat 53.9096, Long -6.85521
Direction East

3279 / Meath/Cavan/Monaghan ATC's
October 2013
Automatic Traffic Count

Fri, 11 October 2013

Time	Total	Classification												>PSL	>PSL%	>SL1	>SL1%	>SL2	>SL2%	Mean	Vpp
		1 MCL	2 SV	3 SVT	4 TB2	5 TB3	6 T4	7 ART3	8 ART4	9 ART5	10 ART6	11 BD	12 DRT	80	80	85 +5kph	85 +5kph	90 +10kph	90 +10kph		85
0000	0	0	0	0	0	0	0	0	0	0	0	0	0	0	0	0	0	0	0	-	-
0100	1	0	1	0	0	0	0	0	0	0	0	0	0	0	0	0	0	0	0	53.7	-
0200	0	0	0	0	0	0	0	0	0	0	0	0	0	0	0	0	0	0	0	-	-
0300	0	0	0	0	0	0	0	0	0	0	0	0	0	0	0	0	0	0	0	-	-
0400	1	0	0	0	1	0	0	0	0	0	0	0	0	0	0	0	0	0	0	61.4	-
0500	3	0	2	0	0	0	0	0	1	0	0	0	0	1	33.3	0	0	0	0	68.2	-
0600	9	0	7	0	2	0	0	0	0	0	0	0	0	0	0	0	0	0	0	61.6	-
0700	31	0	28	0	3	0	0	0	0	0	0	0	0	0	0	0	0	0	0	55	67
0800	**50**	**1**	**45**	**0**	**3**	**0**	**1**	**0**	**0**	**0**	**0**	**0**	**0**	**0**	**0**	**0**	**0**	**0**	**0**	**58.4**	**66.2**
0900	46	0	45	0	1	0	0	0	0	0	0	0	0	0	0	0	0	0	0	56.9	64.8
1000	23	0	22	0	1	0	0	0	0	0	0	0	0	0	0	0	0	0	0	56.2	67.7
1100	22	0	19	1	2	0	0	0	0	0	0	0	0	0	0	0	0	0	0	52.7	63.4
1200	22	0	19	0	3	0	0	0	0	0	0	0	0	0	0	0	0	0	0	57.1	67.7
1300	19	0	18	0	1	0	0	0	0	0	0	0	0	0	0	0	0	0	0	56	61.9
1400	35	0	32	0	3	0	0	0	0	0	0	0	0	0	0	0	0	0	0	55.3	62.6
1500	**49**	**0**	**41**	**2**	**4**	**0**	**2**	**0**	**0**	**0**	**0**	**0**	**0**	**0**	**0**	**0**	**0**	**0**	**0**	**52.1**	**60.8**
1600	29	1	26	0	1	0	1	0	0	0	0	0	0	0	0	0	0	0	0	52.6	62.6
1700	35	0	35	0	0	0	0	0	0	0	0	0	0	1	2.9	0	0	0	0	51	63.4
1800	41	0	40	0	1	0	0	0	0	0	0	0	0	0	0	0	0	0	0	57.9	65.9
1900	28	0	26	0	2	0	0	0	0	0	0	0	0	1	3.6	1	3.6	1	3.6	57.5	63.7
2000	16	0	15	1	0	0	0	0	0	0	0	0	0	1	6.3	1	6.3	0	0	58	70.6
2100	24	0	23	0	1	0	0	0	0	0	0	0	0	0	0	0	0	0	0	51.1	60.5
2200	14	0	14	0	0	0	0	0	0	0	0	0	0	0	0	0	0	0	0	54.1	60.8
2300	10	0	9	0	1	0	0	0	0	0	0	0	0	1	10	1	10	0	0	63.9	-
07-19	**402**	**2**	**370**	**3**	**23**	**0**	**4**	**0**	**0**	**0**	**0**	**0**	**0**	**1**	**0.2**	**0**	**0**	**0**	**0**	**55.2**	**64.8**
06-22	**479**	**2**	**441**	**4**	**28**	**0**	**4**	**0**	**0**	**0**	**0**	**0**	**0**	**3**	**0.6**	**2**	**0.4**	**1**	**0.2**	**55.3**	**64.8**
06-00	**503**	**2**	**464**	**4**	**29**	**0**	**4**	**0**	**0**	**0**	**0**	**0**	**0**	**4**	**0.8**	**3**	**0.6**	**1**	**0.2**	**55.5**	**65.5**
00-00	**508**	**2**	**467**	**4**	**30**	**0**	**4**	**0**	**1**	**0**	**0**	**0**	**0**	**5**	**1**	**3**	**0.6**	**1**	**0.2**	**55.6**	**65.5**

DRAFT

Site 57
Location Unamed Road, Att - telepople, Lat 53.9096, Long -6.85521
Direction East

3279 / Meath/Cavan/Monaghan ATC's
October 2013
Automatic Traffic Count

Sat, 12 October 2013

Time	Total	Classification												>PSL	>PSL%	>SL1	>SL1%	>SL2	>SL2%	Mean	Vpp
		1 MCL	2 SV	3 SVT	4 TB2	5 TB3	6 T4	7 ART3	8 ART4	9 ART5	10 ART6	11 BD	12 DRT	80	80	85 +5kph	85 +5kph	90 +10kph	90 +10kph		85
0000	3	0	3	0	0	0	0	0	0	0	0	0	0	0	0	0	0	0	0	57	-
0100	2	0	1	0	1	0	0	0	0	0	0	0	0	0	0	0	0	0	0	60.5	-
0200	3	0	3	0	0	0	0	0	0	0	0	0	0	0	0	0	0	0	0	60.4	-
0300	0	0	0	0	0	0	0	0	0	0	0	0	0	0	0	0	0	0	0	-	-
0400	0	0	0	0	0	0	0	0	0	0	0	0	0	0	0	0	0	0	0	-	-
0500	1	0	1	0	0	0	0	0	0	0	0	0	0	0	0	0	0	0	0	66.5	-
0600	3	0	3	0	0	0	0	0	0	0	0	0	0	0	0	0	0	0	0	60.9	-
0700	5	0	5	0	0	0	0	0	0	0	0	0	0	0	0	0	0	0	0	56.5	-
0800	10	1	9	0	0	0	0	0	0	0	0	0	0	0	0	0	0	0	0	54.7	-
0900	27	0	24	1	2	0	0	0	0	0	0	0	0	2	7.4	1	3.7	1	3.7	60.2	72.4
1000	27	0	26	1	0	0	0	0	0	0	0	0	0	2	7.4	2	7.4	2	7.4	58.8	71.6
1100	**35**	**1**	**29**	**1**	**3**	**0**	**0**	**0**	**1**	**0**	**0**	**0**	**0**	**0**	**0**	**0**	**0**	**0**	**0**	**54**	**62.6**
1200	35	0	28	2	3	1	1	0	0	0	0	0	0	0	0	0	0	0	0	58.2	70.2
1300	31	0	30	0	1	0	0	0	0	0	0	0	0	1	3.2	0	0	0	0	53.9	63.4
1400	27	1	24	0	2	0	0	0	0	0	0	0	0	1	3.7	1	3.7	1	3.7	54.3	62.6
1500	41	0	38	1	2	0	0	0	0	0	0	0	0	0	0	0	0	0	0	55	63.4
1600	27	0	25	1	1	0	0	0	0	0	0	0	0	0	0	0	0	0	0	55.3	60.8
1700	41	0	35	3	2	0	0	0	1	0	0	0	0	0	0	0	0	0	0	55.9	64.8
1800	20	0	17	2	1	0	0	0	0	0	0	0	0	1	5	0	0	0	0	58	69.1
1900	23	0	21	0	1	0	1	0	0	0	0	0	0	0	0	0	0	0	0	55.5	64.8
2000	**51**	**0**	**51**	**0**	**0**	**0**	**0**	**0**	**0**	**0**	**0**	**0**	**0**	**0**	**0**	**0**	**0**	**0**	**0**	**57.1**	**65.2**
2100	14	0	14	0	0	0	0	0	0	0	0	0	0	1	7.1	1	7.1	0	0	56.9	66.2
2200	9	0	9	0	0	0	0	0	0	0	0	0	0	0	0	0	0	0	0	52.9	-
2300	5	0	5	0	0	0	0	0	0	0	0	0	0	0	0	0	0	0	0	56.3	-
07-19	**326**	**3**	**290**	**12**	**17**	**1**	**1**	**0**	**2**	**0**	**0**	**0**	**0**	**7**	**2.1**	**4**	**1.2**	**4**	**1.2**	**56.1**	**66.2**
06-22	**417**	**3**	**379**	**12**	**18**	**1**	**2**	**0**	**2**	**0**	**0**	**0**	**0**	**8**	**1.9**	**5**	**1.2**	**4**	**1**	**56.3**	**66.2**
06-00	**431**	**3**	**393**	**12**	**18**	**1**	**2**	**0**	**2**	**0**	**0**	**0**	**0**	**8**	**1.9**	**5**	**1.2**	**4**	**0.9**	**56.2**	**66.2**
00-00	**440**	**3**	**401**	**12**	**19**	**1**	**2**	**0**	**2**	**0**	**0**	**0**	**0**	**8**	**1.8**	**5**	**1.1**	**4**	**0.9**	**56.3**	**66.2**

DRAFT

Site 57
Location Unamed Road, Att - telepople, Lat 53.9096, Long -6.85521
Direction East

3279 / Meath/Cavan/Monaghan ATC's
October 2013
Automatic Traffic Count

Sun, 13 October 2013

Time	Total	Classification												>PSL	>PSL%	>SL1	>SL1%	>SL2	>SL2%	Mean	Vpp
		1 MCL	2 SV	3 SVT	4 TB2	5 TB3	6 T4	7 ART3	8 ART4	9 ART5	10 ART6	11 BD	12 DRT	80	80	85 +5kph	85 +5kph	90 +10kph	90 +10kph		85
0000	3	0	3	0	0	0	0	0	0	0	0	0	0	0	0	0	0	0	0	50.3	-
0100	3	0	3	0	0	0	0	0	0	0	0	0	0	0	0	0	0	0	0	51.9	-
0200	1	0	1	0	0	0	0	0	0	0	0	0	0	0	0	0	0	0	0	38.6	-
0300	2	0	2	0	0	0	0	0	0	0	0	0	0	0	0	0	0	0	0	57.5	-
0400	2	0	2	0	0	0	0	0	0	0	0	0	0	0	0	0	0	0	0	57.4	-
0500	2	0	2	0	0	0	0	0	0	0	0	0	0	0	0	0	0	0	0	62.6	-
0600	2	0	2	0	0	0	0	0	0	0	0	0	0	0	0	0	0	0	0	50.9	-
0700	6	0	6	0	0	0	0	0	0	0	0	0	0	0	0	0	0	0	0	56.6	-
0800	8	0	8	0	0	0	0	0	0	0	0	0	0	0	0	0	0	0	0	56.8	-
0900	11	0	11	0	0	0	0	0	0	0	0	0	0	0	0	0	0	0	0	59.4	64.8
1000	30	2	26	0	2	0	0	0	0	0	0	0	0	0	0	0	0	0	0	55	64.4
1100	**42**	**3**	**37**	**0**	**0**	**0**	**0**	**0**	**2**	**0**	**0**	**0**	**0**	**0**	**0**	**0**	**0**	**0**	**0**	**55.9**	**67.7**
1200	**24**	**0**	**21**	**0**	**3**	**0**	**0**	**0**	**0**	**0**	**0**	**0**	**0**	**0**	**0**	**0**	**0**	**0**	**0**	**58.7**	**65.2**
1300	14	0	13	0	1	0	0	0	0	0	0	0	0	0	0	0	0	0	0	53.6	59.4
1400	18	0	17	0	1	0	0	0	0	0	0	0	0	0	0	0	0	0	0	55.4	63.4
1500	19	0	19	0	0	0	0	0	0	0	0	0	0	0	0	0	0	0	0	55.3	64.8
1600	21	0	20	0	1	0	0	0	0	0	0	0	0	1	4.8	1	4.8	0	0	54.9	63.4
1700	23	0	23	0	0	0	0	0	0	0	0	0	0	1	4.3	1	4.3	0	0	56.2	68
1800	18	0	16	0	2	0	0	0	0	0	0	0	0	0	0	0	0	0	0	57.5	67
1900	21	0	21	0	0	0	0	0	0	0	0	0	0	0	0	0	0	0	0	58	65.2
2000	13	0	12	1	0	0	0	0	0	0	0	0	0	0	0	0	0	0	0	58.5	68.4
2100	9	0	9	0	0	0	0	0	0	0	0	0	0	0	0	0	0	0	0	53.4	-
2200	4	0	4	0	0	0	0	0	0	0	0	0	0	0	0	0	0	0	0	47.6	-
2300	2	0	1	0	1	0	0	0	0	0	0	0	0	0	0	0	0	0	0	58.4	-
07-19	**234**	**5**	**217**	**0**	**10**	**0**	**0**	**0**	**2**	**0**	**0**	**0**	**0**	**2**	**0.9**	**2**	**0.9**	**0**	**0**	**56.1**	**66.2**
06-22	**279**	**5**	**261**	**1**	**10**	**0**	**0**	**0**	**2**	**0**	**0**	**0**	**0**	**2**	**0.7**	**2**	**0.7**	**0**	**0**	**56.2**	**66.2**
06-00	**285**	**5**	**266**	**1**	**11**	**0**	**0**	**0**	**2**	**0**	**0**	**0**	**0**	**2**	**0.7**	**2**	**0.7**	**0**	**0**	**56.1**	**66.2**
00-00	**298**	**5**	**279**	**1**	**11**	**0**	**0**	**0**	**2**	**0**	**0**	**0**	**0**	**2**	**0.7**	**2**	**0.7**	**0**	**0**	**56**	**66.2**

DRAFT

Site 57
Location Unamed Road, Att - telepople, Lat 53.9096, Long -6.85521
Direction East

3279 / Meath/Cavan/Monaghan ATC's
October 2013
Automatic Traffic Count

Mon, 14 October 2013

Time	Total	Classification												>PSL	>PSL%	>SL1	>SL1%	>SL2	>SL2%	Mean	Vpp
		1 MCL	2 SV	3 SVT	4 TB2	5 TB3	6 T4	7 ART3	8 ART4	9 ART5	10 ART6	11 BD	12 DRT	80	80	85 +5kph	85 +5kph	90 +10kph	90 +10kph		85
0000	0	0	0	0	0	0	0	0	0	0	0	0	0	0	0	0	0	0	0	-	-
0100	0	0	0	0	0	0	0	0	0	0	0	0	0	0	0	0	0	0	0	-	-
0200	0	0	0	0	0	0	0	0	0	0	0	0	0	0	0	0	0	0	0	-	-
0300	0	0	0	0	0	0	0	0	0	0	0	0	0	0	0	0	0	0	0	-	-
0400	0	0	0	0	0	0	0	0	0	0	0	0	0	0	0	0	0	0	0	-	-
0500	3	0	2	0	0	0	0	0	1	0	0	0	0	0	0	0	0	0	0	63.9	-
0600	7	0	5	0	2	0	0	0	0	0	0	0	0	0	0	0	0	0	0	65.8	-
0700	36	0	31	0	5	0	0	0	0	0	0	0	0	2	5.6	0	0	0	0	61.7	70.6
0800	41	0	38	0	3	0	0	0	0	0	0	0	0	0	0	0	0	0	0	57.9	66.6
0900	**54**	**0**	**47**	**0**	**6**	**0**	**1**	**0**	**0**	**0**	**0**	**0**	**0**	**0**	**0**	**0**	**0**	**0**	**0**	**52.5**	**63**
1000	17	1	15	0	0	1	0	0	0	0	0	0	0	0	0	0	0	0	0	52.2	67.7
1100	22	0	21	0	0	0	1	0	0	0	0	0	0	0	0	0	0	0	0	54.1	63
1200	19	0	18	0	1	0	0	0	0	0	0	0	0	0	0	0	0	0	0	53.4	63.4
1300	20	0	18	0	1	0	1	0	0	0	0	0	0	0	0	0	0	0	0	52.7	58.3
1400	31	1	27	1	1	1	0	0	0	0	0	0	0	0	0	0	0	0	0	51.8	62.6
1500	**52**	**0**	**44**	**1**	**6**	**0**	**0**	**0**	**0**	**1**	**0**	**0**	**0**	**0**	**0**	**0**	**0**	**0**	**0**	**55.1**	**61.6**
1600	27	0	25	1	0	0	1	0	0	0	0	0	0	1	3.7	0	0	0	0	55.7	62.6
1700	33	1	27	0	4	1	0	0	0	0	0	0	0	0	0	0	0	0	0	55	67
1800	31	0	30	0	0	0	0	0	0	0	0	1	0	0	0	0	0	0	0	55.5	63.4
1900	20	0	18	0	2	0	0	0	0	0	0	0	0	1	5	0	0	0	0	58.1	64.8
2000	16	0	14	1	1	0	0	0	0	0	0	0	0	1	6.3	0	0	0	0	61.3	76.3
2100	18	0	17	0	1	0	0	0	0	0	0	0	0	0	0	0	0	0	0	53.7	65.2
2200	12	0	12	0	0	0	0	0	0	0	0	0	0	0	0	0	0	0	0	49.4	55.4
2300	5	0	5	0	0	0	0	0	0	0	0	0	0	0	0	0	0	0	0	56.5	-
07-19	**383**	**3**	**341**	**3**	**27**	**3**	**4**	**0**	**0**	**1**	**0**	**1**	**0**	**3**	**0.8**	**0**	**0**	**0**	**0**	**55.1**	**64.8**
06-22	**444**	**3**	**395**	**4**	**33**	**3**	**4**	**0**	**0**	**1**	**0**	**1**	**0**	**5**	**1.1**	**0**	**0**	**0**	**0**	**55.5**	**65.5**
06-00	**461**	**3**	**412**	**4**	**33**	**3**	**4**	**0**	**0**	**1**	**0**	**1**	**0**	**5**	**1.1**	**0**	**0**	**0**	**0**	**55.4**	**65.9**
00-00	**464**	**3**	**414**	**4**	**33**	**3**	**4**	**0**	**1**	**1**	**0**	**1**	**0**	**5**	**1.1**	**0**	**0**	**0**	**0**	**55.4**	**65.9**

DRAFT

Site 57
Location Unamed Road, Att - telepople, Lat 53.9096, Long -6.85521
Direction East

3279 / Meath/Cavan/Monaghan ATC's
October 2013
Automatic Traffic Count

Virtual Day (5)

Time	Total	Classification												>PSL	>PSL%	>SL1	>SL1%	>SL2	>SL2%	Mean	Vpp
		1 MCL	2 SV	3 SVT	4 TB2	5 TB3	6 T4	7 ART3	8 ART4	9 ART5	10 ART6	11 BD	12 DRT	80	80	85 +5kph	85 +5kph	90 +10kph	90 +10kph		85
0000	1	0	1	0	0	0	0	0	0	0	0	0	0	0	0	0	0	0	0	55	-
0100	1	0	1	0	0	0	0	0	0	0	0	0	0	0	0	0	0	0	0	55.9	-
0200	1	0	1	0	0	0	0	0	0	0	0	0	0	0	0	0	0	0	0	54.9	-
0300	1	0	1	0	0	0	0	0	0	0	0	0	0	0	0	0	0	0	0	58.8	-
0400	1	0	0	0	0	0	0	0	0	0	0	0	0	0	0	0	0	0	0	56.9	-
0500	3	0	2	0	0	0	0	0	1	0	0	0	0	0	14.3	0	0	0	0	64.8	-
0600	6	0	4	0	1	0	0	0	0	0	0	0	0	0	0	0	0	0	0	62.5	-
0700	22	0	19	0	2	0	0	0	0	0	0	0	0	1	2.8	0	0	0	0	60.3	70.6
0800	31	0	28	0	2	0	0	0	0	0	0	0	0	0	0	0	0	0	0	57.4	65.9
0900	**38**	**0**	**35**	**1**	**2**	**0**	**0**	**0**	**0**	**0**	**0**	**0**	**0**	**0**	**1**	**0**	**0.5**	**0**	**0.5**	**54.8**	**64.8**
1000	23	1	20	1	1	0	0	0	0	0	0	0	0	0	1.8	0	1.8	0	1.8	55.1	66.6
1100	29	1	25	1	1	0	0	0	1	0	0	0	0	0	0	0	0	0	0	53.6	64.4
1200	27	0	23	0	3	0	0	0	0	0	0	0	0	0	0	0	0	0	0	55.8	68
1300	23	0	21	0	1	0	0	0	0	0	0	0	0	0	0.9	0	0	0	0	53.9	62.3
1400	28	0	25	0	2	0	0	0	0	0	0	0	0	0	0.7	0	0.7	0	0.7	54.8	63.7
1500	**40**	**0**	**35**	**1**	**3**	**0**	**0**	**0**	**0**	**0**	**0**	**0**	**0**	**0**	**0**	**0**	**0**	**0**	**0**	**53.7**	**63**
1600	27	0	25	1	1	0	0	0	0	0	0	0	0	1	2.2	0	1.5	0	0	55.3	63.7
1700	31	0	28	1	1	0	0	0	0	0	0	0	0	1	2	0	0.7	0	0	54.2	64.4
1800	28	0	26	0	1	0	0	0	0	0	0	0	0	0	0.7	0	0	0	0	56.7	66.2
1900	24	0	23	0	1	0	0	0	0	0	0	0	0	0	1.6	0	0.8	0	0.8	56.5	65.2
2000	23	0	22	1	0	0	0	0	0	0	0	0	0	1	3.4	1	2.6	0	1.7	58.1	68.4
2100	15	0	15	0	0	0	0	0	0	0	0	0	0	0	2.7	0	2.7	0	0	54.9	66.2
2200	9	0	9	0	0	0	0	0	0	0	0	0	0	0	0	0	0	0	0	51.3	-
2300	5	0	5	0	1	0	0	0	0	0	0	0	0	0	3.8	0	3.8	0	0	60.4	-
07-19	**346**	**3**	**309**	**6**	**22**	**1**	**2**	**0**	**1**	**0**	**0**	**0**	**0**	**3**	**0.9**	**1**	**0.4**	**1**	**0.2**	**55.3**	**65.5**
06-22	**414**	**3**	**374**	**7**	**25**	**1**	**2**	**0**	**1**	**0**	**0**	**0**	**0**	**5**	**1.2**	**3**	**0.6**	**1**	**0.3**	**55.6**	**65.9**
06-00	**429**	**3**	**387**	**7**	**26**	**1**	**2**	**0**	**1**	**0**	**0**	**0**	**0**	**5**	**1.2**	**3**	**0.7**	**1**	**0.3**	**55.6**	**65.9**
00-00	**436**	**3**	**394**	**7**	**26**	**1**	**2**	**0**	**2**	**0**	**0**	**0**	**0**	**5**	**1.2**	**3**	**0.6**	**1**	**0.3**	**55.7**	**65.9**

DRAFT

Site 57
Location Unamed Road, Att - telepople, Lat 53.9096, Long -6.85521
Direction East

3279 / Meath/Cavan/Monaghan ATC's
October 2013
Automatic Traffic Count

Virtual Week (1)

Time	Total	Classification												>PSL	>PSL%	>SL1	>SL1%	>SL2	>SL2%	Mean	Vpp
		1 MCL	2 SV	3 SVT	4 TB2	5 TB3	6 T4	7 ART3	8 ART4	9 ART5	10 ART6	11 BD	12 DRT	80	80	85 +5kph	85 +5kph	90 +10kph	90 +10kph		85
Mon	464	3	414	4	33	3	4	0	1	1	0	1	0	5	1.1	0	0	0	0	55.4	65.9
Tue	0	0	0	0	0	0	0	0	0	0	0	0	0	0	0	0	0	0	0	-	-
Wed	0	0	0	0	0	0	0	0	0	0	0	0	0	0	0	0	0	0	0	-	-
Thu	472	2	408	14	38	1	2	1	4	0	1	0	1	7	1.5	4	0.8	2	0.4	55.1	65.9
Fri	508	2	467	4	30	0	4	0	1	0	0	0	0	5	1	3	0.6	1	0.2	55.6	65.5
| Sat	440	3	401	12	19	1	2	0	2	0	0	0	0	8	1.8	5	1.1	4	0.9	56.3	66.2
| Sun	298	5	279	1	11	0	0	0	2	0	0	0	0	2	0.7	2	0.7	0	0	56	66.2
5 Day Ave.	**481**	**2**	**430**	**7**	**34**	**1**	**3**	**0**	**2**	**0**	**0**	**0**	**0**	**6**	**1.2**	**2**	**0.4**	**1**	**0.2**	**55.4**	**65.8**
7 Day Ave.	**436**	**3**	**394**	**7**	**26**	**1**	**2**	**0**	**2**	**0**	**0**	**0**	**0**	**5**	**1.2**	**3**	**0.6**	**1**	**0.3**	**55.7**	**65.9**
Total	**2182**	**15**	**1969**	**35**	**131**	**5**	**12**	**1**	**10**	**1**	**1**	**1**	**1**	**27**	**1.2**	**14**	**0.6**	**7**	**0.3**	**55.7**	**65.9**

Summary Graphs

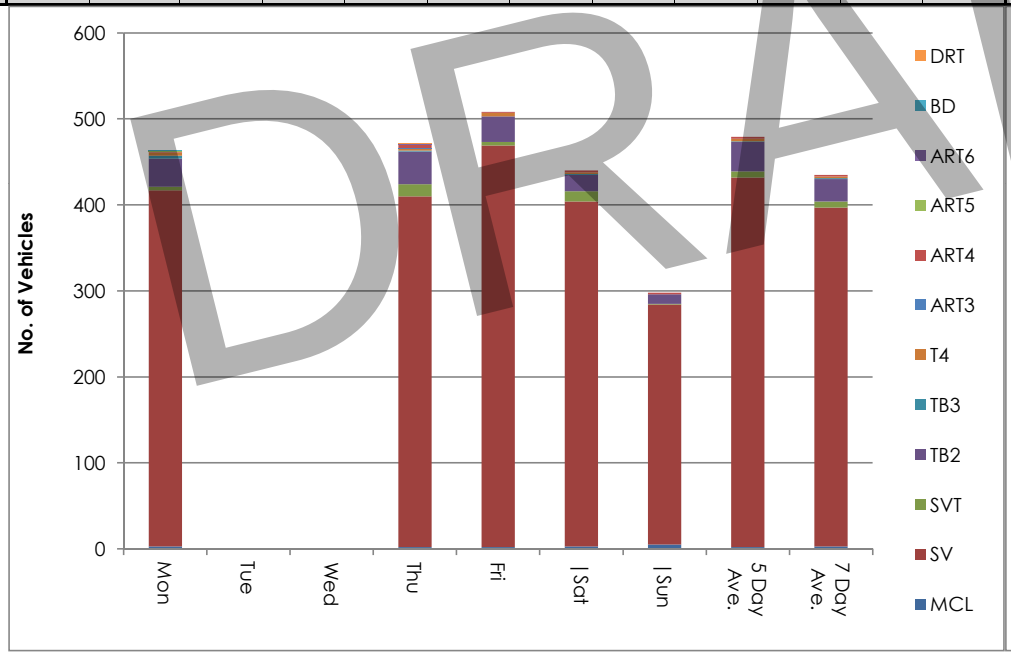

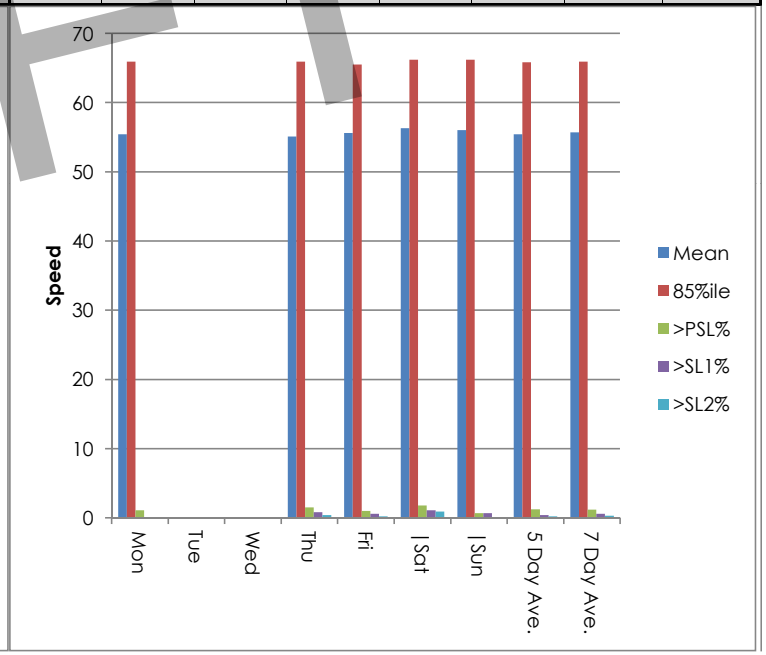

DRAFT

Site 57
Location Unamed Road, Att - telepople, Lat 53.9096, Long -6.85521
Direction East

3279 / Meath/Cavan/Monaghan ATC's
October 2013
Automatic Traffic Count

Thu, 10 October 2013

Time	Total	Speed Bins (km/h)																											
		0 - 5	5 - 10	10 - 15	15 - 20	20 - 25	25 - 30	30 - 35	35 - 40	40 - 45	45 - 50	50 - 55	55 - 60	60 - 65	65 - 70	70 - 75	75 - 80	80 - 85	85 - 90	90 - 95	95 - 100	100 - 105	105 - 110	110 - 115	115 - 120	120 - 125	125 - 130	130 - 135	135 - 140
0000	1	0	0	0	0	0	0	0	0	0	0	0	0	1	0	0	0	0	0	0	0	0	0	0	0	0	0	0	0
0100	1	0	0	0	0	0	0	0	0	0	0	0	0	1	0	0	0	0	0	0	0	0	0	0	0	0	0	0	0
0200	0	0	0	0	0	0	0	0	0	0	0	0	0	0	0	0	0	0	0	0	0	0	0	0	0	0	0	0	0
0300	1	0	0	0	0	0	0	0	0	0	0	0	0	1	0	0	0	0	0	0	0	0	0	0	0	0	0	0	0
0400	1	0	0	0	0	0	0	0	0	0	0	1	0	0	0	0	0	0	0	0	0	0	0	0	0	0	0	0	0
0500	5	0	0	0	0	0	0	0	0	0	0	2	0	1	0	1	0	1	0	0	0	0	0	0	0	0	0	0	0
0600	8	0	0	0	0	0	0	0	0	0	0	1	1	2	3	0	1	0	0	0	0	0	0	0	0	0	0	0	0
0700	31	0	0	0	0	0	0	0	1	0	0	3	4	4	9	7	2	1	0	0	0	0	0	0	0	0	0	0	0
0800	44	0	0	0	0	0	0	0	1	3	7	6	12	9	3	2	1	0	0	0	0	0	0	0	0	0	0	0	0
0900	**53**	**0**	**0**	**0**	**0**	**4**	**2**	**2**	**0**	**4**	**4**	**13**	**12**	**6**	**3**	**2**	**1**	**0**	**0**	**0**	**0**	**0**	**0**	**0**	**0**	**0**	**0**	**0**	**0**
1000	17	0	0	0	0	0	0	0	1	3	4	3	5	0	1	0	0	0	0	0	0	0	0	0	0	0	0	0	0
1100	24	0	0	0	1	1	1	2	1	0	1	8	5	2	2	0	0	0	0	0	0	0	0	0	0	0	0	0	0
1200	35	0	1	0	2	0	0	1	0	0	8	9	6	4	1	3	0	0	0	0	0	0	0	0	0	0	0	0	0
1300	30	0	0	0	0	0	1	0	0	2	3	12	7	2	3	0	0	0	0	0	0	0	0	0	0	0	0	0	0
1400	28	0	0	0	0	0	0	0	0	2	3	7	4	6	5	1	0	0	0	0	0	0	0	0	0	0	0	0	0
1500	**41**	**0**	**0**	**1**	**1**	**1**	**0**	**0**	**1**	**3**	**7**	**11**	**7**	**6**	**2**	**1**	**0**	**0**	**0**	**0**	**0**	**0**	**0**	**0**	**0**	**0**	**0**	**0**	**0**
1600	31	0	0	0	0	0	1	0	0	2	2	9	4	6	5	1	0	0	1	0	0	0	0	0	0	0	0	0	0
1700	21	0	0	0	1	0	0	0	0	1	5	8	2	3	0	0	0	1	0	0	0	0	0	0	0	0	0	0	0
1800	30	0	0	0	0	1	0	0	3	1	1	6	6	9	2	1	0	0	0	0	0	0	0	0	0	0	0	0	0
1900	30	0	0	0	0	0	0	1	1	2	5	9	3	5	2	2	0	0	0	0	0	0	0	0	0	0	0	0	0
2000	20	0	0	0	0	1	0	0	0	4	3	1	2	3	3	0	1	0	0	2	0	0	0	0	0	0	0	0	0
2100	10	0	0	0	0	0	0	0	0	0	1	1	1	1	5	0	0	0	1	0	0	0	0	0	0	0	0	0	0
2200	6	0	0	0	0	0	1	0	0	1	0	3	0	1	0	0	0	0	0	0	0	0	0	0	0	0	0	0	0
2300	4	0	0	0	0	0	0	0	0	0	0	1	2	0	0	0	1	0	0	0	0	0	0	0	0	0	0	0	0
07-19	**385**	**0**	**1**	**1**	**5**	**7**	**5**	**5**	**8**	**21**	**45**	**95**	**74**	**57**	**36**	**18**	**4**	**2**	**1**	**0**	**0**	**0**	**0**	**0**	**0**	**0**	**0**	**0**	**0**
06-22	**453**	**0**	**1**	**1**	**5**	**8**	**5**	**6**	**9**	**27**	**54**	**107**	**81**	**68**	**49**	**20**	**6**	**2**	**2**	**2**	**0**	**0**	**0**	**0**	**0**	**0**	**0**	**0**	**0**
06-00	**463**	**0**	**1**	**1**	**5**	**8**	**6**	**6**	**9**	**28**	**54**	**111**	**83**	**69**	**49**	**20**	**7**	**2**	**2**	**2**	**0**	**0**	**0**	**0**	**0**	**0**	**0**	**0**	**0**
00-00	**472**	**0**	**1**	**1**	**5**	**8**	**6**	**6**	**9**	**28**	**54**	**114**	**83**	**73**	**49**	**21**	**7**	**3**	**2**	**2**	**0**	**0**	**0**	**0**	**0**	**0**	**0**	**0**	**0**

DRAFT

Site 57
Location Unamed Road, Att - telepople, Lat 53.9096, Long -6.85521
Direction East

3279 / Meath/Cavan/Monaghan ATC's
October 2013
Automatic Traffic Count

Fri, 11 October 2013

Time	Total	Speed Bins (km/h)																											
		0 - 5	5 - 10	10 - 15	15 - 20	20 - 25	25 - 30	30 - 35	35 - 40	40 - 45	45 - 50	50 - 55	55 - 60	60 - 65	65 - 70	70 - 75	75 - 80	80 - 85	85 - 90	90 - 95	95 - 100	100 - 105	105 - 110	110 - 115	115 - 120	120 - 125	125 - 130	130 - 135	135 - 140
0000	0	0	0	0	0	0	0	0	0	0	0	0	0	0	0	0	0	0	0	0	0	0	0	0	0	0	0	0	0
0100	1	0	0	0	0	0	0	0	0	0	0	1	0	0	0	0	0	0	0	0	0	0	0	0	0	0	0	0	0
0200	0	0	0	0	0	0	0	0	0	0	0	0	0	0	0	0	0	0	0	0	0	0	0	0	0	0	0	0	0
0300	0	0	0	0	0	0	0	0	0	0	0	0	0	0	0	0	0	0	0	0	0	0	0	0	0	0	0	0	0
0400	1	0	0	0	0	0	0	0	0	0	0	0	0	1	0	0	0	0	0	0	0	0	0	0	0	0	0	0	0
0500	3	0	0	0	0	0	0	0	0	0	0	1	0	0	0	1	0	1	0	0	0	0	0	0	0	0	0	0	0
0600	9	0	0	0	0	0	0	0	0	0	0	1	3	1	4	0	0	0	0	0	0	0	0	0	0	0	0	0	0
0700	31	0	0	0	0	0	2	2	1	2	2	4	6	4	5	1	2	0	0	0	0	0	0	0	0	0	0	0	0
0800	**50**	**0**	**0**	**0**	**0**	**0**	**1**	**0**	**1**	**2**	**3**	**8**	**11**	**13**	**8**	**1**	**2**	**0**	**0**	**0**	**0**	**0**	**0**	**0**	**0**	**0**	**0**	**0**	**0**
0900	46	0	0	0	0	1	0	0	2	1	1	12	10	12	6	1	0	0	0	0	0	0	0	0	0	0	0	0	0
1000	23	0	0	0	0	0	0	0	0	1	5	6	4	1	4	1	1	0	0	0	0	0	0	0	0	0	0	0	0
1100	22	0	0	0	0	0	0	3	0	2	3	3	3	6	2	0	0	0	0	0	0	0	0	0	0	0	0	0	0
1200	22	0	0	0	0	0	0	0	0	3	2	1	8	4	2	2	0	0	0	0	0	0	0	0	0	0	0	0	0
1300	19	0	0	0	0	0	0	0	0	1	3	4	5	3	3	0	0	0	0	0	0	0	0	0	0	0	0	0	0
1400	35	0	0	0	0	0	0	2	0	3	5	4	10	6	4	0	1	0	0	0	0	0	0	0	0	0	0	0	0
1500	**49**	**0**	**0**	**0**	**0**	**2**	**1**	**0**	**1**	**2**	**11**	**14**	**10**	**5**	**3**	**0**	**0**	**0**	**0**	**0**	**0**	**0**	**0**	**0**	**0**	**0**	**0**	**0**	**0**
1600	29	0	0	0	1	0	0	0	1	3	6	5	8	3	2	0	0	0	0	0	0	0	0	0	0	0	0	0	0
1700	35	0	0	0	2	2	0	1	2	0	5	8	7	6	1	0	0	1	0	0	0	0	0	0	0	0	0	0	0
1800	41	0	0	0	0	0	1	0	0	1	4	8	9	10	5	2	1	0	0	0	0	0	0	0	0	0	0	0	0
1900	28	0	0	0	0	0	0	0	0	2	2	8	7	5	3	0	0	0	0	1	0	0	0	0	0	0	0	0	0
2000	16	0	0	0	0	1	0	0	0	2	2	2	0	4	2	2	0	0	1	0	0	0	0	0	0	0	0	0	0
2100	24	0	0	0	0	1	0	0	3	1	4	6	3	6	0	0	0	0	0	0	0	0	0	0	0	0	0	0	0
2200	14	0	0	0	0	0	0	0	2	1	0	3	5	2	0	1	0	0	0	0	0	0	0	0	0	0	0	0	0
2300	10	0	0	0	0	0	0	0	0	2	0	1	1	1	0	3	1	0	1	0	0	0	0	0	0	0	0	0	0
07-19	**402**	**0**	**0**	**0**	**3**	**5**	**5**	**8**	**8**	**21**	**50**	**77**	**91**	**73**	**45**	**8**	**7**	**1**	**0**	**0**	**0**	**0**	**0**	**0**	**0**	**0**	**0**	**0**	**0**
06-22	**479**	**0**	**0**	**0**	**3**	**7**	**5**	**8**	**11**	**26**	**58**	**94**	**104**	**89**	**54**	**10**	**7**	**1**	**1**	**1**	**0**	**0**	**0**	**0**	**0**	**0**	**0**	**0**	**0**
06-00	**503**	**0**	**0**	**0**	**3**	**7**	**5**	**8**	**13**	**29**	**58**	**98**	**110**	**92**	**54**	**14**	**8**	**1**	**2**	**1**	**0**	**0**	**0**	**0**	**0**	**0**	**0**	**0**	**0**
00-00	**508**	**0**	**0**	**0**	**3**	**7**	**5**	**8**	**13**	**29**	**58**	**100**	**110**	**93**	**54**	**15**	**8**	**2**	**2**	**1**	**0**	**0**	**0**	**0**	**0**	**0**	**0**	**0**	**0**

DRAFT

Site 57
Location Unamed Road, Att - telepople, Lat 53.9096, Long -6.85521
Direction East

3279 / Meath/Cavan/Monaghan ATC's
October 2013
Automatic Traffic Count

Sat, 12 October 2013

Time	Total	Speed Bins (km/h)																												
		0 - 5	5 - 10	10 - 15	15 - 20	20 - 25	25 - 30	30 - 35	35 - 40	40 - 45	45 - 50	50 - 55	55 - 60	60 - 65	65 - 70	70 - 75	75 - 80	80 - 85	85 - 90	90 - 95	95 - 100	100 - 105	105 - 110	110 - 115	115 - 120	120 - 125	125 - 130	130 - 135	135 - 140
0000	3	0	0	0	0	0	0	0	0	0	1	0	1	0	1	0	0	0	0	0	0	0	0	0	0	0	0	0	0	0
0100	2	0	0	0	0	0	0	0	0	0	0	1	0	0	1	0	0	0	0	0	0	0	0	0	0	0	0	0	0	0
0200	3	0	0	0	0	0	0	0	0	0	0	0	1	2	0	0	0	0	0	0	0	0	0	0	0	0	0	0	0	0
0300	0	0	0	0	0	0	0	0	0	0	0	0	0	0	0	0	0	0	0	0	0	0	0	0	0	0	0	0	0	0
0400	0	0	0	0	0	0	0	0	0	0	0	0	0	0	0	0	0	0	0	0	0	0	0	0	0	0	0	0	0	0
0500	1	0	0	0	0	0	0	0	0	0	0	0	0	0	1	0	0	0	0	0	0	0	0	0	0	0	0	0	0	0
0600	3	0	0	0	0	0	0	0	0	0	0	1	1	0	1	0	0	0	0	0	0	0	0	0	0	0	0	0	0	0
0700	5	0	0	0	0	0	0	0	0	0	1	2	1	0	1	0	0	0	0	0	0	0	0	0	0	0	0	0	0	0
0800	10	0	0	0	1	0	0	0	0	0	2	3	0	1	2	0	1	0	0	0	0	0	0	0	0	0	0	0	0	0
0900	27	0	0	0	0	1	0	0	0	3	1	2	10	1	4	3	0	1	0	0	1	0	0	0	0	0	0	0	0	0
1000	27	0	0	0	1	1	0	1	1	2	0	1	4	9	2	3	0	0	0	1	1	0	0	0	0	0	0	0	0	0
1100	**35**	**0**	**0**	**0**	**1**	**0**	**0**	**2**	**1**	**0**	**6**	**6**	**9**	**7**	**2**	**0**	**1**	**0**	**0**	**0**	**0**	**0**	**0**	**0**	**0**	**0**	**0**	**0**	**0**	**0**
1200	35	0	0	0	0	0	0	1	1	1	3	8	9	3	3	3	3	0	0	0	0	0	0	0	0	0	0	0	0	0
1300	31	0	0	0	0	1	3	0	0	1	4	5	5	8	2	1	0	1	0	0	0	0	0	0	0	0	0	0	0	0
1400	27	0	0	0	2	0	0	0	0	0	8	2	6	6	1	1	0	0	0	1	0	0	0	0	0	0	0	0	0	0
1500	41	0	0	0	3	0	0	0	1	0	3	6	12	12	3	1	0	0	0	0	0	0	0	0	0	0	0	0	0	0
1600	27	0	0	0	0	0	0	0	1	3	2	4	10	5	2	0	0	0	0	0	0	0	0	0	0	0	0	0	0	0
1700	41	0	0	0	0	2	0	0	1	1	3	9	12	6	6	1	0	0	0	0	0	0	0	0	0	0	0	0	0	0
1800	20	0	0	0	1	0	0	1	1	1	0	3	1	4	5	2	0	1	0	0	0	0	0	0	0	0	0	0	0	0
1900	23	0	0	0	0	0	1	1	0	0	4	4	4	6	1	2	0	0	0	0	0	0	0	0	0	0	0	0	0	0
2000	**51**	**0**	**0**	**0**	**0**	**0**	**0**	**0**	**0**	**2**	**6**	**14**	**13**	**7**	**6**	**2**	**1**	**0**	**0**	**0**	**0**	**0**	**0**	**0**	**0**	**0**	**0**	**0**	**0**	**0**
2100	14	0	0	0	1	0	0	0	0	0	3	3	1	2	2	1	0	0	1	0	0	0	0	0	0	0	0	0	0	0
2200	9	0	0	0	0	0	0	0	0	2	1	2	2	2	0	0	0	0	0	0	0	0	0	0	0	0	0	0	0	0
2300	5	0	0	0	0	0	0	0	0	0	1	1	1	1	1	0	0	0	0	0	0	0	0	0	0	0	0	0	0	0
07-19	**326**	**0**	**0**	**0**	**9**	**5**	**3**	**5**	**7**	**12**	**33**	**51**	**79**	**62**	**33**	**15**	**5**	**3**	**0**	**2**	**2**	**0**	**0**	**0**	**0**	**0**	**0**	**0**	**0**	**0**
06-22	**417**	**0**	**0**	**0**	**10**	**5**	**4**	**6**	**7**	**14**	**46**	**73**	**98**	**77**	**43**	**20**	**6**	**3**	**1**	**2**	**2**	**0**	**0**	**0**	**0**	**0**	**0**	**0**	**0**	**0**
06-00	**431**	**0**	**0**	**0**	**10**	**5**	**4**	**6**	**7**	**16**	**48**	**76**	**101**	**80**	**44**	**20**	**6**	**3**	**1**	**2**	**2**	**0**	**0**	**0**	**0**	**0**	**0**	**0**	**0**	**0**
00-00	**440**	**0**	**0**	**0**	**10**	**5**	**4**	**6**	**7**	**16**	**49**	**77**	**103**	**82**	**47**	**20**	**6**	**3**	**1**	**2**	**2**	**0**	**0**	**0**	**0**	**0**	**0**	**0**	**0**	**0**

DRAFT

Site 57
Location Unamed Road, Att - telepople, Lat 53.9096, Long -6.85521
Direction East

3279 / Meath/Cavan/Monaghan ATC's
October 2013
Automatic Traffic Count

Sun, 13 October 2013

Time	Total	Speed Bins (km/h)																												
		0 - 5	5 - 10	10 - 15	15 - 20	20 - 25	25 - 30	30 - 35	35 - 40	40 - 45	45 - 50	50 - 55	55 - 60	60 - 65	65 - 70	70 - 75	75 - 80	80 - 85	85 - 90	90 - 95	95 - 100	100 - 105	105 - 110	110 - 115	115 - 120	120 - 125	125 - 130	130 - 135	135 - 140
0000	3	0	0	0	0	0	0	0	0	1	0	1	1	0	0	0	0	0	0	0	0	0	0	0	0	0	0	0	0	0
0100	3	0	0	0	0	0	0	0	1	0	0	1	0	1	0	0	0	0	0	0	0	0	0	0	0	0	0	0	0	0
0200	1	0	0	0	0	0	0	0	1	0	0	0	0	0	0	0	0	0	0	0	0	0	0	0	0	0	0	0	0	0
0300	2	0	0	0	0	0	0	0	0	0	0	1	0	1	0	0	0	0	0	0	0	0	0	0	0	0	0	0	0	0
0400	2	0	0	0	0	0	0	0	0	0	0	0	2	0	0	0	0	0	0	0	0	0	0	0	0	0	0	0	0	0
0500	2	0	0	0	0	0	0	0	0	0	0	0	1	0	1	0	0	0	0	0	0	0	0	0	0	0	0	0	0	0
0600	2	0	0	0	0	0	0	0	0	0	1	1	0	0	0	0	0	0	0	0	0	0	0	0	0	0	0	0	0	0
0700	6	0	0	0	0	0	0	0	0	0	0	2	3	1	0	0	0	0	0	0	0	0	0	0	0	0	0	0	0	0
0800	8	0	0	0	0	0	0	0	0	0	0	3	2	3	0	0	0	0	0	0	0	0	0	0	0	0	0	0	0	0
0900	11	0	0	0	0	0	0	0	0	0	2	2	2	3	0	1	1	0	0	0	0	0	0	0	0	0	0	0	0	0
1000	30	0	0	0	0	1	1	0	1	2	1	7	6	7	3	1	0	0	0	0	0	0	0	0	0	0	0	0	0	0
1100	**42**	**0**	**0**	**0**	**0**	**0**	**3**	**0**	**2**	**3**	**5**	**2**	**6**	**10**	**8**	**3**	**0**	**0**	**0**	**0**	**0**	**0**	**0**	**0**	**0**	**0**	**0**	**0**	**0**	**0**
1200	**24**	**0**	**0**	**0**	**0**	**0**	**0**	**0**	**0**	**1**	**3**	**4**	**5**	**6**	**4**	**1**	**0**	**0**	**0**	**0**	**0**	**0**	**0**	**0**	**0**	**0**	**0**	**0**	**0**	**0**
1300	14	0	0	0	0	0	0	0	1	2	2	2	5	0	0	1	1	0	0	0	0	0	0	0	0	0	0	0	0	0
1400	18	0	0	0	1	0	0	0	0	2	2	3	2	5	2	1	0	0	0	0	0	0	0	0	0	0	0	0	0	0
1500	19	0	0	0	0	0	0	1	0	1	3	6	2	3	1	2	0	0	0	0	0	0	0	0	0	0	0	0	0	0
1600	21	0	0	0	0	0	0	0	2	4	3	2	4	3	0	2	0	0	1	0	0	0	0	0	0	0	0	0	0	0
1700	23	0	0	0	0	0	0	1	0	3	3	2	6	4	1	1	1	0	1	0	0	0	0	0	0	0	0	0	0	0
1800	18	0	0	0	0	0	0	0	0	3	3	3	1	1	5	1	1	0	0	0	0	0	0	0	0	0	0	0	0	0
1900	21	0	0	0	0	0	0	0	0	1	2	5	6	2	3	2	0	0	0	0	0	0	0	0	0	0	0	0	0	0
2000	13	0	0	0	0	0	0	0	1	0	1	4	1	2	3	1	0	0	0	0	0	0	0	0	0	0	0	0	0	0
2100	9	0	0	0	0	1	0	0	0	0	1	2	2	1	2	0	0	0	0	0	0	0	0	0	0	0	0	0	0	0
2200	4	0	0	0	0	0	0	0	0	0	4	0	0	0	0	0	0	0	0	0	0	0	0	0	0	0	0	0	0	0
2300	2	0	0	0	0	0	0	0	0	0	1	0	0	0	1	0	0	0	0	0	0	0	0	0	0	0	0	0	0	0
07-19	**234**	**0**	**0**	**0**	**1**	**1**	**4**	**2**	**6**	**21**	**27**	**38**	**44**	**46**	**24**	**14**	**4**	**0**	**2**	**0**	**0**	**0**	**0**	**0**	**0**	**0**	**0**	**0**	**0**	**0**
06-22	**279**	**0**	**0**	**0**	**1**	**2**	**4**	**2**	**7**	**22**	**32**	**50**	**53**	**51**	**32**	**17**	**4**	**0**	**2**	**0**	**0**	**0**	**0**	**0**	**0**	**0**	**0**	**0**	**0**	**0**
06-00	**285**	**0**	**0**	**0**	**1**	**2**	**4**	**2**	**7**	**22**	**37**	**50**	**53**	**51**	**33**	**17**	**4**	**0**	**2**	**0**	**0**	**0**	**0**	**0**	**0**	**0**	**0**	**0**	**0**	**0**
00-00	**298**	**0**	**0**	**0**	**1**	**2**	**4**	**2**	**9**	**23**	**37**	**53**	**57**	**53**	**34**	**17**	**4**	**0**	**2**	**0**	**0**	**0**	**0**	**0**	**0**	**0**	**0**	**0**	**0**	**0**

DRAFT

Site 57
Location Unamed Road, Att - telepople, Lat 53.9096, Long -6.85521
Direction East

3279 / Meath/Cavan/Monaghan ATC's
October 2013
Automatic Traffic Count

Mon, 14 October 2013

Time	Total	Speed Bins (km/h)																											
		0 - 5	5 - 10	10 - 15	15 - 20	20 - 25	25 - 30	30 - 35	35 - 40	40 - 45	45 - 50	50 - 55	55 - 60	60 - 65	65 - 70	70 - 75	75 - 80	80 - 85	85 - 90	90 - 95	95 - 100	100 - 105	105 - 110	110 - 115	115 - 120	120 - 125	125 - 130	130 - 135	135 - 140
0000	0	0	0	0	0	0	0	0	0	0	0	0	0	0	0	0	0	0	0	0	0	0	0	0	0	0	0	0	0
0100	0	0	0	0	0	0	0	0	0	0	0	0	0	0	0	0	0	0	0	0	0	0	0	0	0	0	0	0	0
0200	0	0	0	0	0	0	0	0	0	0	0	0	0	0	0	0	0	0	0	0	0	0	0	0	0	0	0	0	0
0300	0	0	0	0	0	0	0	0	0	0	0	0	0	0	0	0	0	0	0	0	0	0	0	0	0	0	0	0	0
0400	0	0	0	0	0	0	0	0	0	0	0	0	0	0	0	0	0	0	0	0	0	0	0	0	0	0	0	0	0
0500	3	0	0	0	0	0	0	0	0	0	1	0	0	0	1	1	0	0	0	0	0	0	0	0	0	0	0	0	0
0600	7	0	0	0	0	0	0	0	0	0	0	1	0	2	1	3	0	0	0	0	0	0	0	0	0	0	0	0	0
0700	36	0	0	0	0	0	0	0	0	2	2	3	9	8	5	4	1	2	0	0	0	0	0	0	0	0	0	0	0
0800	41	0	0	0	0	0	0	0	0	2	5	7	10	9	4	4	0	0	0	0	0	0	0	0	0	0	0	0	0
0900	**54**	**0**	**0**	**0**	**0**	**4**	**0**	**0**	**1**	**3**	**12**	**10**	**7**	**12**	**4**	**1**	**0**	**0**	**0**	**0**	**0**	**0**	**0**	**0**	**0**	**0**	**0**	**0**	**0**
1000	17	0	0	0	0	2	0	0	0	4	2	0	2	3	2	2	0	0	0	0	0	0	0	0	0	0	0	0	0
1100	22	0	0	1	0	0	0	0	0	2	1	8	5	3	1	0	1	0	0	0	0	0	0	0	0	0	0	0	0
1200	19	0	0	0	0	0	2	0	1	1	3	2	3	4	2	1	0	0	0	0	0	0	0	0	0	0	0	0	0
1300	20	0	0	1	0	0	0	0	0	1	4	7	4	1	1	0	1	0	0	0	0	0	0	0	0	0	0	0	0
1400	31	0	0	0	0	2	0	1	0	4	5	8	2	6	3	0	0	0	0	0	0	0	0	0	0	0	0	0	0
1500	**52**	**0**	**0**	**0**	**0**	**0**	**0**	**1**	**1**	**5**	**7**	**7**	**17**	**10**	**3**	**1**	**0**	**0**	**0**	**0**	**0**	**0**	**0**	**0**	**0**	**0**	**0**	**0**	**0**
1600	27	0	0	0	0	0	1	0	2	1	0	9	8	3	1	0	1	1	0	0	0	0	0	0	0	0	0	0	0
1700	33	0	0	0	1	0	0	0	2	2	4	9	5	3	4	2	1	0	0	0	0	0	0	0	0	0	0	0	0
1800	31	0	0	0	0	2	0	0	0	0	3	8	9	4	4	1	0	0	0	0	0	0	0	0	0	0	0	0	0
1900	20	0	0	0	0	0	0	0	1	2	1	4	2	6	1	1	1	1	0	0	0	0	0	0	0	0	0	0	0
2000	16	0	0	0	0	0	0	0	0	1	1	4	2	3	1	0	3	1	0	0	0	0	0	0	0	0	0	0	0
2100	18	0	0	0	1	0	0	0	1	0	4	4	3	1	3	0	1	0	0	0	0	0	0	0	0	0	0	0	0
2200	12	0	0	0	0	0	0	0	1	4	2	1	2	2	0	0	0	0	0	0	0	0	0	0	0	0	0	0	0
2300	5	0	0	0	1	0	0	0	0	0	0	1	0	0	2	0	1	0	0	0	0	0	0	0	0	0	0	0	0
07-19	**383**	**0**	**0**	**2**	**1**	**10**	**3**	**2**	**7**	**27**	**48**	**78**	**81**	**66**	**34**	**16**	**5**	**3**	**0**	**0**	**0**	**0**	**0**	**0**	**0**	**0**	**0**	**0**	**0**
06-22	**444**	**0**	**0**	**2**	**2**	**10**	**3**	**2**	**9**	**30**	**54**	**91**	**88**	**78**	**40**	**20**	**10**	**5**	**0**	**0**	**0**	**0**	**0**	**0**	**0**	**0**	**0**	**0**	**0**
06-00	**461**	**0**	**0**	**2**	**3**	**10**	**3**	**2**	**10**	**34**	**56**	**93**	**90**	**80**	**42**	**20**	**11**	**5**	**0**	**0**	**0**	**0**	**0**	**0**	**0**	**0**	**0**	**0**	**0**
00-00	**464**	**0**	**0**	**2**	**3**	**10**	**3**	**2**	**10**	**34**	**57**	**93**	**90**	**80**	**43**	**21**	**11**	**5**	**0**	**0**	**0**	**0**	**0**	**0**	**0**	**0**	**0**	**0**	**0**

DRAFT

Site 57
Location Unamed Road, Att - telepople, Lat 53.9096, Long -6.85521
Direction East

3279 / Meath/Cavan/Monaghan ATC's
October 2013
Automatic Traffic Count

Virtual Day (5)

Time	Total	Speed Bins (km/h)																											
		0 - 5	5 - 10	10 - 15	15 - 20	20 - 25	25 - 30	30 - 35	35 - 40	40 - 45	45 - 50	50 - 55	55 - 60	60 - 65	65 - 70	70 - 75	75 - 80	80 - 85	85 - 90	90 - 95	95 - 100	100 - 105	105 - 110	110 - 115	115 - 120	120 - 125	125 - 130	130 - 135	135 - 140
0000	1	0	0	0	0	0	0	0	0	0	0	0	0	0	0	0	0	0	0	0	0	0	0	0	0	0	0	0	0
0100	1	0	0	0	0	0	0	0	0	0	0	1	0	0	0	0	0	0	0	0	0	0	0	0	0	0	0	0	0
0200	1	0	0	0	0	0	0	0	0	0	0	0	0	0	0	0	0	0	0	0	0	0	0	0	0	0	0	0	0
0300	1	0	0	0	0	0	0	0	0	0	0	0	0	0	0	0	0	0	0	0	0	0	0	0	0	0	0	0	0
0400	1	0	0	0	0	0	0	0	0	0	0	0	0	0	0	0	0	0	0	0	0	0	0	0	0	0	0	0	0
0500	3	0	0	0	0	0	0	0	0	0	0	1	0	0	1	1	0	0	0	0	0	0	0	0	0	0	0	0	0
0600	6	0	0	0	0	0	0	0	0	0	0	1	1	1	2	1	0	0	0	0	0	0	0	0	0	0	0	0	0
0700	22	0	0	0	0	0	0	0	0	1	1	3	5	3	4	2	1	1	0	0	0	0	0	0	0	0	0	0	0
0800	31	0	0	0	0	0	0	0	0	1	3	5	7	7	3	1	1	0	0	0	0	0	0	0	0	0	0	0	0
0900	**38**	**0**	**0**	**0**	**0**	**2**	**0**	**0**	**1**	**2**	**4**	**8**	**8**	**7**	**3**	**2**	**0**	**0**	**0**	**0**	**0**	**0**	**0**	**0**	**0**	**0**	**0**	**0**	**0**
1000	23	0	0	0	0	1	0	0	1	2	2	3	4	4	2	1	0	0	0	0	0	0	0	0	0	0	0	0	0
1100	29	0	0	0	0	0	1	1	1	1	3	5	6	6	3	1	0	0	0	0	0	0	0	0	0	0	0	0	0
1200	27	0	0	0	0	0	0	0	0	1	4	5	6	4	2	2	1	0	0	0	0	0	0	0	0	0	0	0	0
1300	23	0	0	0	0	0	1	0	0	1	3	6	5	3	2	0	0	0	0	0	0	0	0	0	0	0	0	0	0
1400	28	0	0	0	1	0	0	1	0	2	5	5	5	6	3	1	0	0	0	0	0	0	0	0	0	0	0	0	0
1500	**40**	**0**	**0**	**0**	**1**	**1**	**0**	**0**	**1**	**2**	**6**	**9**	**10**	**7**	**2**	**1**	**0**	**0**	**0**	**0**	**0**	**0**	**0**	**0**	**0**	**0**	**0**	**0**	**0**
1600	27	0	0	0	0	0	0	0	1	3	3	6	7	4	2	1	0	0	0	0	0	0	0	0	0	0	0	0	0
1700	31	0	0	0	1	1	0	0	1	1	4	7	6	4	2	1	0	0	0	0	0	0	0	0	0	0	0	0	0
1800	28	0	0	0	0	1	0	0	1	1	2	6	5	6	4	1	0	0	0	0	0	0	0	0	0	0	0	0	0
1900	24	0	0	0	0	0	0	0	0	1	3	6	4	5	2	1	0	0	0	0	0	0	0	0	0	0	0	0	0
2000	23	0	0	0	0	0	0	0	0	2	3	5	4	4	3	1	1	0	0	0	0	0	0	0	0	0	0	0	0
2100	15	0	0	0	0	0	0	0	1	0	3	3	2	2	2	0	0	0	0	0	0	0	0	0	0	0	0	0	0
2200	9	0	0	0	0	0	0	0	1	2	1	2	2	1	0	0	0	0	0	0	0	0	0	0	0	0	0	0	0
2300	5	0	0	0	0	0	0	0	0	0	0	1	1	0	1	1	1	0	0	0	0	0	0	0	0	0	0	0	0
07-19	**346**	**0**	**0**	**1**	**4**	**6**	**4**	**4**	**7**	**20**	**41**	**68**	**74**	**61**	**34**	**14**	**5**	**2**	**1**	**0**	**0**	**0**	**0**	**0**	**0**	**0**	**0**	**0**	**0**
06-22	**414**	**0**	**0**	**1**	**4**	**6**	**4**	**5**	**9**	**24**	**49**	**83**	**85**	**73**	**44**	**17**	**7**	**2**	**1**	**1**	**0**	**0**	**0**	**0**	**0**	**0**	**0**	**0**	**0**
06-00	**429**	**0**	**0**	**1**	**4**	**6**	**4**	**5**	**9**	**26**	**51**	**86**	**87**	**74**	**44**	**18**	**7**	**2**	**1**	**1**	**0**	**0**	**0**	**0**	**0**	**0**	**0**	**0**	**0**
00-00	**436**	**0**	**0**	**1**	**4**	**6**	**4**	**5**	**10**	**26**	**51**	**87**	**89**	**76**	**45**	**19**	**7**	**3**	**1**	**1**	**0**	**0**	**0**	**0**	**0**	**0**	**0**	**0**	**0**

DRAFT

Site 57
Location Unamed Road, Att - telepople, Lat 53.9096, Long -6.85521
Direction East

3279 / Meath/Cavan/Monaghan ATC's
October 2013
Automatic Traffic Count

Virtual Week (1)

Time	Total	Speed Bins (km/h)																												
		0 - 5	5 - 10	10 - 15	15 - 20	20 - 25	25 - 30	30 - 35	35 - 40	40 - 45	45 - 50	50 - 55	55 - 60	60 - 65	65 - 70	70 - 75	75 - 80	80 - 85	85 - 90	90 - 95	95 - 100	100 - 105	105 - 110	110 - 115	115 - 120	120 - 125	125 - 130	130 - 135	135 - 140
Mon	464	0	0	2	3	10	3	2	10	34	57	93	90	80	43	21	11	5	0	0	0	0	0	0	0	0	0	0	0	0
Tue	0	0	0	0	0	0	0	0	0	0	0	0	0	0	0	0	0	0	0	0	0	0	0	0	0	0	0	0	0	0
Wed	0	0	0	0	0	0	0	0	0	0	0	0	0	0	0	0	0	0	0	0	0	0	0	0	0	0	0	0	0	0
Thu	472	0	1	1	5	8	6	6	9	28	54	114	83	73	49	21	7	3	2	2	0	0	0	0	0	0	0	0	0	0
Fri	508	0	0	0	3	7	5	8	13	29	58	100	110	93	54	15	8	2	2	1	0	0	0	0	0	0	0	0	0	0
|Sat	440	0	0	0	10	5	4	6	7	16	49	77	103	82	47	20	6	3	1	2	2	0	0	0	0	0	0	0	0	0
|Sun	298	0	0	0	1	2	4	2	9	23	37	53	57	53	34	17	4	0	2	0	0	0	0	0	0	0	0	0	0	0
5 Day Ave.	**481**	**0**	**0**	**1**	**4**	**8**	**5**	**5**	**11**	**30**	**56**	**102**	**94**	**82**	**49**	**19**	**9**	**3**	**1**	**1**	**0**	**0**	**0**	**0**	**0**	**0**	**0**	**0**	**0**	**0**
7 Day Ave.	**436**	**0**	**0**	**1**	**4**	**6**	**4**	**5**	**10**	**26**	**51**	**87**	**89**	**76**	**45**	**19**	**7**	**3**	**1**	**1**	**0**	**0**	**0**	**0**	**0**	**0**	**0**	**0**	**0**	**0**
Total	**2182**	**0**	**1**	**3**	**22**	**32**	**22**	**24**	**48**	**130**	**255**	**437**	**443**	**381**	**227**	**94**	**36**	**13**	**7**	**5**	**2**	**0**	**0**	**0**	**0**	**0**	**0**	**0**	**0**	**0**

Summary Graphs

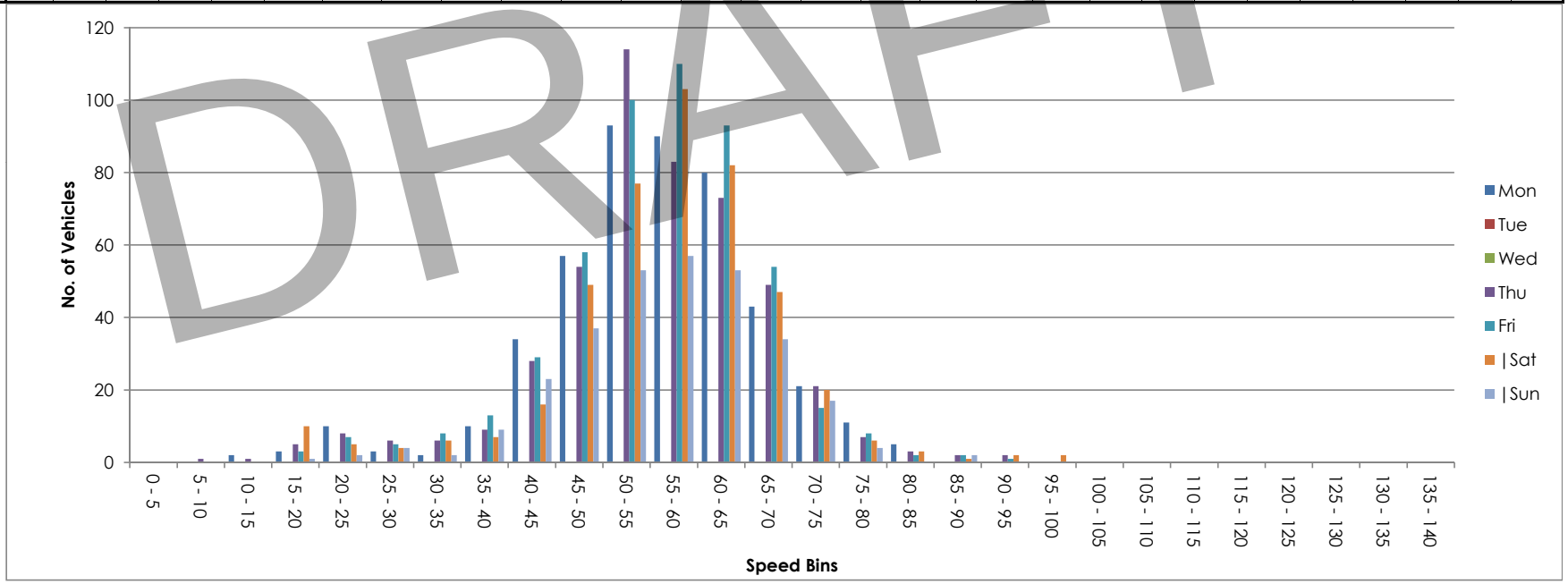

DRAFT

Site 57
Location Unamed Road, Att - telepople, Lat 53.9096, Long -6.85521
Direction West

3279 / Meath/Cavan/Monaghan ATC's
October 2013
Automatic Traffic Count

Thu, 10 October 2013

Time	Total	Classification												>PSL	>PSL%	>SL1	>SL1%	>SL2	>SL2%	Mean	Vpp
		1 MCL	2 SV	3 SVT	4 TB2	5 TB3	6 T4	7 ART3	8 ART4	9 ART5	10 ART6	11 BD	12 DRT	80	80	85 +5kph	85 +5kph	90 +10kph	90 +10kph		85
0000	7	0	7	0	0	0	0	0	0	0	0	0	0	1	14.3	0	0	0	0	57.9	-
0100	2	0	2	0	0	0	0	0	0	0	0	0	0	0	0	0	0	0	0	61.2	-
0200	2	0	2	0	0	0	0	0	0	0	0	0	0	0	0	0	0	0	0	64.5	-
0300	0	0	0	0	0	0	0	0	0	0	0	0	0	0	0	0	0	0	0	-	-
0400	0	0	0	0	0	0	0	0	0	0	0	0	0	0	0	0	0	0	0	-	-
0500	0	0	0	0	0	0	0	0	0	0	0	0	0	0	0	0	0	0	0	-	-
0600	0	0	0	0	0	0	0	0	0	0	0	0	0	0	0	0	0	0	0	-	-
0700	6	0	4	0	2	0	0	0	0	0	0	0	0	0	0	0	0	0	0	56	-
0800	21	0	18	0	3	0	0	0	0	0	0	0	0	0	0	0	0	0	0	51.1	59.8
0900	**33**	**0**	**29**	**0**	**4**	**0**	**0**	**0**	**0**	**0**	**0**	**0**	**0**	**0**	**0**	**0**	**0**	**0**	**0**	**54.3**	**59.8**
1000	24	1	18	3	1	0	0	0	0	0	1	0	0	0	0	0	0	0	0	46	57.6
1100	23	0	19	2	1	1	0	0	0	0	0	0	0	0	0	0	0	0	0	52.1	61.6
1200	34	0	28	2	4	0	0	0	0	0	0	0	0	0	0	0	0	0	0	46.1	58.3
1300	40	1	37	0	2	0	0	0	0	0	0	0	0	0	0	0	0	0	0	56.1	63
1400	35	0	32	0	3	0	0	0	0	0	0	0	0	1	2.9	0	0	0	0	54.3	63
1500	33	0	29	0	4	0	0	0	0	0	0	0	0	0	0	0	0	0	0	51.7	58.3
1600	33	1	24	1	4	2	0	0	0	0	1	0	0	0	0	0	0	0	0	51	61.2
1700	**52**	**0**	**47**	**1**	**3**	**1**	**0**	**0**	**0**	**0**	**0**	**0**	**0**	**0**	**0**	**0**	**0**	**0**	**0**	**52.8**	**61.9**
1800	37	1	30	0	4	1	0	0	1	0	0	0	0	0	0	0	0	0	0	51.6	59
1900	37	0	32	0	5	0	0	0	0	0	0	0	0	0	0	0	0	0	0	56.5	65.5
2000	24	0	24	0	0	0	0	0	0	0	0	0	0	1	4.2	1	4.2	1	4.2	55.4	64.1
2100	19	0	17	1	1	0	0	0	0	0	0	0	0	0	0	0	0	0	0	56.3	65.2
2200	6	0	6	0	0	0	0	0	0	0	0	0	0	0	0	0	0	0	0	61.9	-
2300	13	0	12	0	1	0	0	0	0	0	0	0	0	0	0	0	0	0	0	51.8	59.8
07-19	**371**	**4**	**315**	**9**	**35**	**5**	**0**	**0**	**1**	**0**	**2**	**0**	**0**	**1**	**0.3**	**0**	**0**	**0**	**0**	**51.9**	**61.6**
06-22	**451**	**4**	**388**	**10**	**41**	**5**	**0**	**0**	**1**	**0**	**2**	**0**	**0**	**2**	**0.4**	**1**	**0.2**	**1**	**0.2**	**52.7**	**62.3**
06-00	**470**	**4**	**406**	**10**	**42**	**5**	**0**	**0**	**1**	**0**	**2**	**0**	**0**	**2**	**0.4**	**1**	**0.2**	**1**	**0.2**	**52.8**	**62.3**
00-00	**481**	**4**	**417**	**10**	**42**	**5**	**0**	**0**	**1**	**0**	**2**	**0**	**0**	**3**	**0.6**	**1**	**0.2**	**1**	**0.2**	**52.9**	**62.3**

DRAFT

Site 57
Location Unamed Road, Att - telepople, Lat 53.9096, Long -6.85521
Direction West

3279 / Meath/Cavan/Monaghan ATC's
October 2013
Automatic Traffic Count

Fri, 11 October 2013

Time	Total	Classification												>PSL	>PSL%	>SL1	>SL1%	>SL2	>SL2%	Mean	Vpp
		1 MCL	2 SV	3 SVT	4 TB2	5 TB3	6 T4	7 ART3	8 ART4	9 ART5	10 ART6	11 BD	12 DRT	80	80	85 +5kph	85 +5kph	90 +10kph	90 +10kph		85
0000	4	0	4	0	0	0	0	0	0	0	0	0	0	0	0	0	0	0	0	56.9	-
0100	4	0	4	0	0	0	0	0	0	0	0	0	0	0	0	0	0	0	0	52.5	-
0200	0	0	0	0	0	0	0	0	0	0	0	0	0	0	0	0	0	0	0	-	-
0300	0	0	0	0	0	0	0	0	0	0	0	0	0	0	0	0	0	0	0	-	-
0400	0	0	0	0	0	0	0	0	0	0	0	0	0	0	0	0	0	0	0	-	-
0500	1	0	1	0	0	0	0	0	0	0	0	0	0	0	0	0	0	0	0	60.7	-
0600	0	0	0	0	0	0	0	0	0	0	0	0	0	0	0	0	0	0	0	-	-
0700	6	0	4	0	2	0	0	0	0	0	0	0	0	0	0	0	0	0	0	60	-
0800	25	0	23	0	2	0	0	0	0	0	0	0	0	0	0	0	0	0	0	51.5	61.6
0900	**37**	**0**	**36**	**0**	**1**	**0**	**0**	**0**	**0**	**0**	**0**	**0**	**0**	**0**	**0**	**0**	**0**	**0**	**0**	**57**	**65.5**
1000	22	0	19	0	2	0	0	0	0	0	1	0	0	2	9.1	1	4.5	0	0	54.4	68.4
1100	14	0	14	0	0	0	0	0	0	0	0	0	0	0	0	0	0	0	0	49.7	58.3
1200	25	0	21	0	2	1	1	0	0	0	0	0	0	0	0	0	0	0	0	51	63
1300	45	0	39	1	2	2	1	0	0	0	0	0	0	0	0	0	0	0	0	52.2	59.8
1400	46	1	43	0	2	0	0	0	0	0	0	0	0	0	0	0	0	0	0	51.1	60.5
1500	34	0	30	1	1	0	2	0	0	0	0	0	0	0	0	0	0	0	0	53.4	69.8
1600	44	0	40	1	2	0	0	1	0	0	0	0	0	0	0	0	0	0	0	50.9	61.2
1700	46	0	45	0	0	0	0	0	1	0	0	0	0	2	4.3	2	4.3	0	0	52.7	56.5
1800	**52**	**0**	**49**	**0**	**2**	**0**	**1**	**0**	**0**	**0**	**0**	**0**	**0**	**3**	**5.8**	**3**	**5.8**	**2**	**3.8**	**53.4**	**60.8**
1900	33	0	29	0	4	0	0	0	0	0	0	0	0	0	0	0	0	0	0	53.3	63
2000	24	0	21	0	3	0	0	0	0	0	0	0	0	0	0	0	0	0	0	52.6	63
2100	25	0	23	0	2	0	0	0	0	0	0	0	0	0	0	0	0	0	0	52.4	60.8
2200	13	0	13	0	0	0	0	0	0	0	0	0	0	2	15.4	2	15.4	0	0	60.7	68.4
2300	13	0	12	0	1	0	0	0	0	0	0	0	0	0	0	0	0	0	0	48.6	56.2
07-19	**396**	**1**	**363**	**3**	**18**	**3**	**5**	**1**	**1**	**0**	**1**	**0**	**0**	**7**	**1.8**	**6**	**1.5**	**2**	**0.5**	**52.7**	**61.9**
06-22	**478**	**1**	**436**	**3**	**27**	**3**	**5**	**1**	**1**	**0**	**1**	**0**	**0**	**7**	**1.5**	**6**	**1.3**	**2**	**0.4**	**52.7**	**62.3**
06-00	**504**	**1**	**461**	**3**	**28**	**3**	**5**	**1**	**1**	**0**	**1**	**0**	**0**	**9**	**1.8**	**8**	**1.6**	**2**	**0.4**	**52.8**	**62.3**
00-00	**513**	**1**	**470**	**3**	**28**	**3**	**5**	**1**	**1**	**0**	**1**	**0**	**0**	**9**	**1.8**	**8**	**1.6**	**2**	**0.4**	**52.9**	**62.6**

DRAFT

Site 57
Location Unamed Road, Att - telepople, Lat 53.9096, Long -6.85521
Direction West

3279 / Meath/Cavan/Monaghan ATC's
October 2013
Automatic Traffic Count

Sat, 12 October 2013

Time	Total	Classification												>PSL	>PSL%	>SL1	>SL1%	>SL2	>SL2%	Mean	Vpp
		1 MCL	2 SV	3 SVT	4 TB2	5 TB3	6 T4	7 ART3	8 ART4	9 ART5	10 ART6	11 BD	12 DRT	80	80	85 +5kph	85 +5kph	90 +10kph	90 +10kph		85
0000	6	0	6	0	0	0	0	0	0	0	0	0	0	0	0	0	0	0	0	56.2	-
0100	6	0	5	0	1	0	0	0	0	0	0	0	0	0	0	0	0	0	0	62.1	-
0200	3	0	3	0	0	0	0	0	0	0	0	0	0	0	0	0	0	0	0	56.6	-
0300	2	0	2	0	0	0	0	0	0	0	0	0	0	0	0	0	0	0	0	61.4	-
0400	1	0	1	0	0	0	0	0	0	0	0	0	0	0	0	0	0	0	0	56.2	-
0500	2	0	2	0	0	0	0	0	0	0	0	0	0	0	0	0	0	0	0	66.1	-
0600	0	0	0	0	0	0	0	0	0	0	0	0	0	0	0	0	0	0	0	-	-
0700	2	0	2	0	0	0	0	0	0	0	0	0	0	0	0	0	0	0	0	51.9	-
0800	5	1	3	0	1	0	0	0	0	0	0	0	0	1	20	0	0	0	0	58.8	-
0900	25	0	22	2	1	0	0	0	0	0	0	0	0	1	4	1	4	1	4	53.7	57.2
1000	24	1	21	0	1	0	1	0	0	0	0	0	0	1	4.2	1	4.2	1	4.2	55.5	65.9
1100	**27**	**0**	**25**	**1**	**1**	**0**	**0**	**0**	**0**	**0**	**0**	**0**	**0**	**0**	**0**	**0**	**0**	**0**	**0**	**53.7**	**67**
1200	38	0	34	3	1	0	0	0	0	0	0	0	0	0	0	0	0	0	0	49.8	59
1300	37	0	34	1	2	0	0	0	0	0	0	0	0	0	0	0	0	0	0	52.1	60.5
1400	32	0	27	1	4	0	0	0	0	0	0	0	0	0	0	0	0	0	0	55.2	63
1500	40	0	37	1	2	0	0	0	0	0	0	0	0	0	0	0	0	0	0	54.9	62.6
1600	36	0	35	0	1	0	0	0	0	0	0	0	0	0	0	0	0	0	0	53.1	59.8
1700	**43**	**0**	**37**	**2**	**3**	**0**	**0**	**0**	**0**	**0**	**0**	**1**	**0**	**0**	**0**	**0**	**0**	**0**	**0**	**51**	**60.1**
1800	34	1	29	1	3	0	0	0	0	0	0	0	0	0	0	0	0	0	0	53.7	61.9
1900	35	0	32	1	2	0	0	0	0	0	0	0	0	0	0	0	0	0	0	54.1	63.7
2000	19	0	19	0	0	0	0	0	0	0	0	0	0	0	0	0	0	0	0	57.5	65.5
2100	12	0	12	0	0	0	0	0	0	0	0	0	0	1	8.3	1	8.3	1	8.3	62.1	76
2200	12	0	12	0	0	0	0	0	0	0	0	0	0	0	0	0	0	0	0	57.1	61.9
2300	8	0	8	0	0	0	0	0	0	0	0	0	0	0	0	0	0	0	0	53.4	-
07-19	**343**	**3**	**306**	**12**	**20**	**0**	**1**	**0**	**0**	**0**	**0**	**1**	**0**	**3**	**0.9**	**2**	**0.6**	**2**	**0.6**	**53.2**	**62.6**
06-22	**409**	**3**	**369**	**13**	**22**	**0**	**1**	**0**	**0**	**0**	**0**	**1**	**0**	**4**	**1**	**3**	**0.7**	**3**	**0.7**	**53.7**	**63**
06-00	**429**	**3**	**389**	**13**	**22**	**0**	**1**	**0**	**0**	**0**	**0**	**1**	**0**	**4**	**0.9**	**3**	**0.7**	**3**	**0.7**	**53.8**	**63**
00-00	**449**	**3**	**408**	**13**	**23**	**0**	**1**	**0**	**0**	**0**	**0**	**1**	**0**	**4**	**0.9**	**3**	**0.7**	**3**	**0.7**	**54.1**	**63.4**

DRAFT

Site 57
Location Unamed Road, Att - telepople, Lat 53.9096, Long -6.85521
Direction West

3279 / Meath/Cavan/Monaghan ATC's
October 2013
Automatic Traffic Count

Sun, 13 October 2013

Time	Total	Classification												>PSL	>PSL%	>SL1	>SL1%	>SL2	>SL2%	Mean	Vpp
		1 MCL	2 SV	3 SVT	4 TB2	5 TB3	6 T4	7 ART3	8 ART4	9 ART5	10 ART6	11 BD	12 DRT	80	80	85 +5kph	85 +5kph	90 +10kph	90 +10kph		85
0000	8	0	8	0	0	0	0	0	0	0	0	0	0	0	0	0	0	0	0	55.3	-
0100	4	0	4	0	0	0	0	0	0	0	0	0	0	0	0	0	0	0	0	49.2	-
0200	4	0	4	0	0	0	0	0	0	0	0	0	0	0	0	0	0	0	0	56.7	-
0300	3	0	3	0	0	0	0	0	0	0	0	0	0	0	0	0	0	0	0	59.6	-
0400	3	0	3	0	0	0	0	0	0	0	0	0	0	0	0	0	0	0	0	59.6	-
0500	3	0	3	0	0	0	0	0	0	0	0	0	0	0	0	0	0	0	0	56.6	-
0600	0	0	0	0	0	0	0	0	0	0	0	0	0	0	0	0	0	0	0	-	-
0700	0	0	0	0	0	0	0	0	0	0	0	0	0	0	0	0	0	0	0	-	-
0800	5	0	5	0	0	0	0	0	0	0	0	0	0	0	0	0	0	0	0	55	-
0900	9	0	9	0	0	0	0	0	0	0	0	0	0	0	0	0	0	0	0	51.9	-
1000	**14**	**0**	**14**	**0**	**0**	**0**	**0**	**0**	**0**	**0**	**0**	**0**	**0**	**1**	**7.1**	**0**	**0**	**0**	**0**	**59.3**	**62.3**
1100	**14**	**0**	**12**	**0**	**1**	**0**	**0**	**0**	**1**	**0**	**0**	**0**	**0**	**0**	**0**	**0**	**0**	**0**	**0**	**51.7**	**59**
1200	33	4	26	0	3	0	0	0	0	0	0	0	0	0	0	0	0	0	0	50.5	63
1300	24	0	24	0	0	0	0	0	0	0	0	0	0	0	0	0	0	0	0	47.5	55.8
1400	15	1	13	0	1	0	0	0	0	0	0	0	0	0	0	0	0	0	0	53.6	70.6
1500	14	0	13	0	1	0	0	0	0	0	0	0	0	0	0	0	0	0	0	55.9	70.6
1600	26	0	26	0	0	0	0	0	0	0	0	0	0	2	7.7	1	3.8	0	0	54.6	62.3
1700	30	0	29	0	1	0	0	0	0	0	0	0	0	0	0	0	0	0	0	53.1	60.8
1800	**43**	**0**	**41**	**0**	**2**	**0**	**0**	**0**	**0**	**0**	**0**	**0**	**0**	**0**	**0**	**0**	**0**	**0**	**0**	**51.8**	**59**
1900	23	0	23	0	0	0	0	0	0	0	0	0	0	0	0	0	0	0	0	57.9	69.8
2000	17	0	17	0	0	0	0	0	0	0	0	0	0	0	0	0	0	0	0	59.3	64.4
2100	15	0	15	0	0	0	0	0	0	0	0	0	0	0	0	0	0	0	0	60.6	68.8
2200	12	0	10	0	2	0	0	0	0	0	0	0	0	1	8.3	1	8.3	1	8.3	57	69.5
2300	6	0	6	0	0	0	0	0	0	0	0	0	0	0	0	0	0	0	0	57.6	-
07-19	**227**	**5**	**212**	**0**	**9**	**0**	**0**	**0**	**1**	**0**	**0**	**0**	**0**	**3**	**1.3**	**1**	**0.4**	**0**	**0**	**52.6**	**62.3**
06-22	**282**	**5**	**267**	**0**	**9**	**0**	**0**	**0**	**1**	**0**	**0**	**0**	**0**	**3**	**1.1**	**1**	**0.4**	**0**	**0**	**53.8**	**64.4**
06-00	**300**	**5**	**283**	**0**	**11**	**0**	**0**	**0**	**1**	**0**	**0**	**0**	**0**	**4**	**1.3**	**2**	**0.7**	**1**	**0.3**	**54**	**64.8**
00-00	**325**	**5**	**308**	**0**	**11**	**0**	**0**	**0**	**1**	**0**	**0**	**0**	**0**	**4**	**1.2**	**2**	**0.6**	**1**	**0.3**	**54.2**	**64.8**

DRAFT

Site 57
Location Unamed Road, Att - telepople, Lat 53.9096, Long -6.85521
Direction West

3279 / Meath/Cavan/Monaghan ATC's
October 2013
Automatic Traffic Count

Mon, 14 October 2013

Time	Total	Classification												>PSL	>PSL%	>SL1	>SL1%	>SL2	>SL2%	Mean	Vpp
		1 MCL	2 SV	3 SVT	4 TB2	5 TB3	6 T4	7 ART3	8 ART4	9 ART5	10 ART6	11 BD	12 DRT	80	80	85 +5kph	85 +5kph	90 +10kph	90 +10kph		85
0000	3	0	3	0	0	0	0	0	0	0	0	0	0	0	0	0	0	0	0	51.6	-
0100	1	0	1	0	0	0	0	0	0	0	0	0	0	0	0	0	0	0	0	58.7	-
0200	0	0	0	0	0	0	0	0	0	0	0	0	0	0	0	0	0	0	0	-	-
0300	0	0	0	0	0	0	0	0	0	0	0	0	0	0	0	0	0	0	0	-	-
0400	0	0	0	0	0	0	0	0	0	0	0	0	0	0	0	0	0	0	0	-	-
0500	1	0	1	0	0	0	0	0	0	0	0	0	0	0	0	0	0	0	0	72.5	-
0600	2	0	2	0	0	0	0	0	0	0	0	0	0	0	0	0	0	0	0	53.2	-
0700	11	0	9	0	2	0	0	0	0	0	0	0	0	0	0	0	0	0	0	55.9	56.5
0800	21	0	16	0	5	0	0	0	0	0	0	0	0	0	0	0	0	0	0	50.5	58
0900	**33**	**0**	**27**	**0**	**6**	**0**	**0**	**0**	**0**	**0**	**0**	**0**	**0**	**0**	**0**	**0**	**0**	**0**	**0**	**51.8**	**60.1**
1000	20	0	17	0	3	0	0	0	0	0	0	0	0	0	0	0	0	0	0	52.1	61.2
1100	19	0	19	0	0	0	0	0	0	0	0	0	0	0	0	0	0	0	0	58.7	70.6
1200	16	0	16	0	0	0	0	0	0	0	0	0	0	0	0	0	0	0	0	53	63.7
1300	35	0	32	0	3	0	0	0	0	0	0	0	0	0	0	0	0	0	0	49.5	61.9
1400	44	0	40	2	1	0	0	0	0	1	0	0	0	0	0	0	0	0	0	53	61.9
1500	36	0	33	2	1	0	0	0	0	0	0	0	0	0	0	0	0	0	0	53.2	60.8
1600	41	1	34	1	4	0	1	0	0	0	0	0	0	0	0	0	0	0	0	55.1	63.4
1700	32	0	31	0	0	0	0	0	1	0	0	0	0	0	0	0	0	0	0	54.9	65.5
1800	**52**	**1**	**47**	**0**	**4**	**0**	**0**	**0**	**0**	**0**	**0**	**0**	**0**	**0**	**0**	**0**	**0**	**0**	**0**	**55**	**63**
1900	34	0	29	2	2	1	0	0	0	0	0	0	0	2	5.9	0	0	0	0	52.8	65.9
2000	28	0	27	1	0	0	0	0	0	0	0	0	0	0	0	0	0	0	0	50	66.2
2100	17	0	14	0	3	0	0	0	0	0	0	0	0	0	0	0	0	0	0	53.1	60.8
2200	10	0	8	0	1	0	0	0	1	0	0	0	0	0	0	0	0	0	0	49.9	-
2300	7	0	6	0	1	0	0	0	0	0	0	0	0	0	0	0	0	0	0	52.5	-
07-19	**360**	**2**	**321**	**5**	**29**	**0**	**1**	**0**	**1**	**1**	**0**	**0**	**0**	**0**	**0**	**0**	**0**	**0**	**0**	**53.5**	**62.6**
06-22	**441**	**2**	**393**	**8**	**34**	**1**	**1**	**0**	**1**	**1**	**0**	**0**	**0**	**2**	**0.5**	**0**	**0**	**0**	**0**	**53.2**	**63.4**
06-00	**458**	**2**	**407**	**8**	**36**	**1**	**1**	**0**	**2**	**1**	**0**	**0**	**0**	**2**	**0.4**	**0**	**0**	**0**	**0**	**53.1**	**63**
00-00	**463**	**2**	**412**	**8**	**36**	**1**	**1**	**0**	**2**	**1**	**0**	**0**	**0**	**2**	**0.4**	**0**	**0**	**0**	**0**	**53.1**	**63.4**

DRAFT

Site 57
Location Unamed Road, Att - telepople, Lat 53.9096, Long -6.85521
Direction West

3279 / Meath/Cavan/Monaghan ATC's
October 2013
Automatic Traffic Count

Virtual Day (5)

Time	Total	Classification												>PSL	>PSL%	>SL1	>SL1%	>SL2	>SL2%	Mean	Vpp
		1 MCL	2 SV	3 SVT	4 TB2	5 TB3	6 T4	7 ART3	8 ART4	9 ART5	10 ART6	11 BD	12 DRT	80	80	85 +5kph	85 +5kph	90 +10kph	90 +10kph		85
0000	6	0	6	0	0	0	0	0	0	0	0	0	0	0	3.6	0	0	0	0	56	-
0100	3	0	3	0	0	0	0	0	0	0	0	0	0	0	0	0	0	0	0	56.5	-
0200	2	0	2	0	0	0	0	0	0	0	0	0	0	0	0	0	0	0	0	58.4	-
0300	1	0	1	0	0	0	0	0	0	0	0	0	0	0	0	0	0	0	0	60.3	-
0400	1	0	1	0	0	0	0	0	0	0	0	0	0	0	0	0	0	0	0	58.8	-
0500	1	0	1	0	0	0	0	0	0	0	0	0	0	0	0	0	0	0	0	62.2	-
0600	0	0	0	0	0	0	0	0	0	0	0	0	0	0	0	0	0	0	0	53.2	-
0700	5	0	4	0	1	0	0	0	0	0	0	0	0	0	0	0	0	0	0	56.6	-
0800	15	0	13	0	2	0	0	0	0	0	0	0	0	0	1.3	0	0	0	0	51.8	61.6
0900	**27**	**0**	**25**	**0**	**2**	**0**	**0**	**0**	**0**	**0**	**0**	**0**	**0**	**0**	**0.7**	**0**	**0.7**	**0**	**0.7**	**54.2**	**61.2**
1000	21	0	18	1	1	0	0	0	0	0	0	0	0	1	3.8	0	1.9	0	1	52.9	63.7
1100	19	0	18	1	1	0	0	0	0	0	0	0	0	0	0	0	0	0	0	53.4	65.2
1200	29	1	25	1	2	0	0	0	0	0	0	0	0	0	0	0	0	0	0	49.7	61.9
1300	36	0	33	0	2	0	0	0	0	0	0	0	0	0	0	0	0	0	0	51.9	61.9
1400	34	0	31	1	2	0	0	0	0	0	0	0	0	0	0.6	0	0	0	0	53.2	61.9
1500	31	0	28	1	2	0	0	0	0	0	0	0	0	0	0	0	0	0	0	53.6	62.3
1600	36	0	32	1	2	0	0	0	0	0	0	0	0	0	1.1	0	0.6	0	0	52.9	62.3
1700	41	0	38	1	1	0	0	0	0	0	0	0	0	0	1	0	1	0	0	52.8	61.9
1800	**44**	**1**	**39**	**0**	**3**	**0**	**0**	**0**	**0**	**0**	**0**	**0**	**0**	**1**	**1.4**	**1**	**1.4**	**0**	**0.9**	**53.2**	**61.2**
1900	32	0	29	1	3	0	0	0	0	0	0	0	0	0	1.2	0	0	0	0	54.8	65.9
2000	22	0	22	0	1	0	0	0	0	0	0	0	0	0	0.9	0	0.9	0	0.9	54.4	65.5
2100	18	0	16	0	1	0	0	0	0	0	0	0	0	0	1.1	0	1.1	0	1.1	56.1	66.2
2200	11	0	10	0	1	0	0	0	0	0	0	0	0	1	5.7	1	5.7	0	1.9	57.2	65.2
2300	9	0	9	0	1	0	0	0	0	0	0	0	0	0	0	0	0	0	0	52	-
07-19	**339**	**3**	**303**	**6**	**22**	**2**	**1**	**0**	**1**	**0**	**1**	**0**	**0**	**3**	**0.8**	**2**	**0.5**	**1**	**0.2**	**52.8**	**62.3**
06-22	**412**	**3**	**371**	**7**	**27**	**2**	**1**	**0**	**1**	**0**	**1**	**0**	**0**	**4**	**0.9**	**2**	**0.5**	**1**	**0.3**	**53.2**	**63**
06-00	**432**	**3**	**389**	**7**	**28**	**2**	**1**	**0**	**1**	**0**	**1**	**0**	**0**	**4**	**1**	**3**	**0.6**	**1**	**0.3**	**53.2**	**63**
00-00	**446**	**3**	**403**	**7**	**28**	**2**	**1**	**0**	**1**	**0**	**1**	**0**	**0**	**4**	**1**	**3**	**0.6**	**1**	**0.3**	**53.4**	**63**

DRAFT

Site 57
Location Unamed Road, Att - telepople, Lat 53.9096, Long -6.85521
Direction West

3279 / Meath/Cavan/Monaghan ATC's
October 2013
Automatic Traffic Count

Virtual Week (1)

Time	Total	Classification												>PSL	>PSL%	>SL1	>SL1%	>SL2	>SL2%	Mean	Vpp
		1 MCL	2 SV	3 SVT	4 TB2	5 TB3	6 T4	7 ART3	8 ART4	9 ART5	10 ART6	11 BD	12 DRT	80	80	85 +5kph	85 +5kph	90 +10kph	90 +10kph		85
Mon	463	2	412	8	36	1	1	0	2	1	0	0	0	2	0.4	0	0	0	0	53.1	63.4
Tue	0	0	0	0	0	0	0	0	0	0	0	0	0	0	0	0	0	0	0	-	-
Wed	0	0	0	0	0	0	0	0	0	0	0	0	0	0	0	0	0	0	0	-	-
Thu	481	4	417	10	42	5	0	0	1	0	2	0	0	3	0.6	1	0.2	1	0.2	52.9	62.3
Fri	513	1	470	3	28	3	5	1	1	0	1	0	0	9	1.8	8	1.6	2	0.4	52.9	62.6
| Sat	449	3	408	13	23	0	1	0	0	0	0	1	0	4	0.9	3	0.7	3	0.7	54.1	63.4
| Sun	325	5	308	0	11	0	0	0	1	0	0	0	0	4	1.2	2	0.6	1	0.3	54.2	64.8
5 Day Ave.	**486**	**2**	**433**	**7**	**35**	**3**	**2**	**0**	**1**	**0**	**1**	**0**	**0**	**5**	**1.0**	**3**	**0.6**	**1**	**0.2**	**53.0**	**62.8**
7 Day Ave.	**446**	**3**	**403**	**7**	**28**	**2**	**1**	**0**	**1**	**0**	**1**	**0**	**0**	**4**	**1.0**	**3**	**0.6**	**1**	**0.3**	**53.4**	**63.0**
Total	**2231**	**15**	**2015**	**34**	**140**	**9**	**7**	**1**	**5**	**1**	**3**	**1**	**0**	**22**	**1.0**	**14**	**0.6**	**7**	**0.3**	**53.4**	**63.0**

Summary Graphs

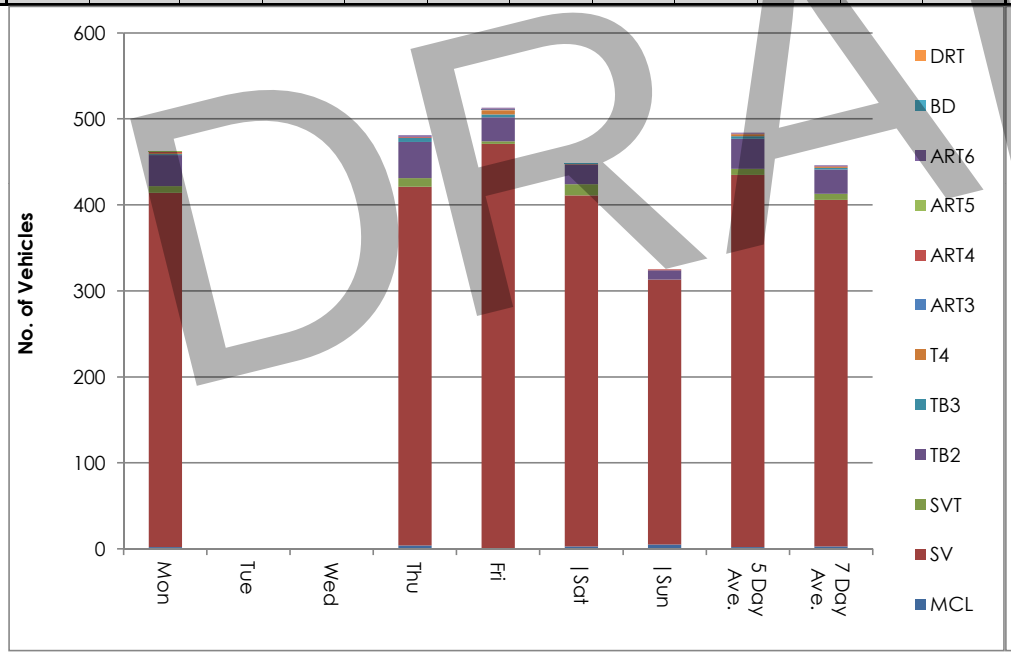

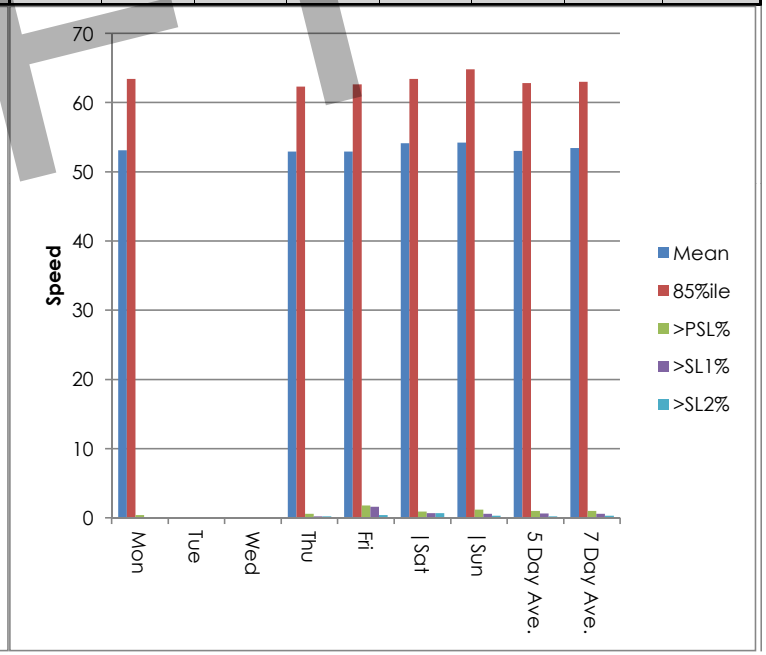

DRAFT

Site 57
Location Unamed Road, Att - telepople, Lat 53.9096, Long -6.85521
Direction West

3279 / Meath/Cavan/Monaghan ATC's
October 2013
Automatic Traffic Count

Thu, 10 October 2013

Time	Total	Speed Bins (km/h)																											
		0 - 5	5 - 10	10 - 15	15 - 20	20 - 25	25 - 30	30 - 35	35 - 40	40 - 45	45 - 50	50 - 55	55 - 60	60 - 65	65 - 70	70 - 75	75 - 80	80 - 85	85 - 90	90 - 95	95 - 100	100 - 105	105 - 110	110 - 115	115 - 120	120 - 125	125 - 130	130 - 135	135 - 140
0000	7	0	0	0	0	0	0	0	0	2	0	1	2	0	1	0	0	1	0	0	0	0	0	0	0	0	0	0	0
0100	2	0	0	0	0	0	0	0	0	0	0	0	1	1	0	0	0	0	0	0	0	0	0	0	0	0	0	0	0
0200	2	0	0	0	0	0	0	0	0	0	0	0	0	2	0	0	0	0	0	0	0	0	0	0	0	0	0	0	0
0300	0	0	0	0	0	0	0	0	0	0	0	0	0	0	0	0	0	0	0	0	0	0	0	0	0	0	0	0	0
0400	0	0	0	0	0	0	0	0	0	0	0	0	0	0	0	0	0	0	0	0	0	0	0	0	0	0	0	0	0
0500	0	0	0	0	0	0	0	0	0	0	0	0	0	0	0	0	0	0	0	0	0	0	0	0	0	0	0	0	0
0600	0	0	0	0	0	0	0	0	0	0	0	0	0	0	0	0	0	0	0	0	0	0	0	0	0	0	0	0	0
0700	6	0	0	0	0	0	0	0	0	0	1	1	2	2	0	0	0	0	0	0	0	0	0	0	0	0	0	0	0
0800	21	0	0	0	0	0	0	0	1	5	3	6	3	3	0	0	0	0	0	0	0	0	0	0	0	0	0	0	0
0900	**33**	**0**	**0**	**0**	**0**	**0**	**0**	**0**	**1**	**2**	**4**	**11**	**9**	**4**	**1**	**1**	**0**	**0**	**0**	**0**	**0**	**0**	**0**	**0**	**0**	**0**	**0**	**0**	**0**
1000	24	0	0	0	0	0	2	0	5	6	4	1	4	0	2	0	0	0	0	0	0	0	0	0	0	0	0	0	0
1100	23	0	0	0	1	0	0	0	0	3	6	5	0	7	1	0	0	0	0	0	0	0	0	0	0	0	0	0	0
1200	34	1	0	0	2	1	2	2	2	2	5	4	9	3	0	1	0	0	0	0	0	0	0	0	0	0	0	0	0
1300	40	0	0	0	0	0	0	0	1	1	7	9	9	8	4	1	0	0	0	0	0	0	0	0	0	0	0	0	0
1400	35	0	0	0	1	0	0	0	1	2	6	10	4	7	3	0	0	1	0	0	0	0	0	0	0	0	0	0	0
1500	33	0	0	0	0	1	0	0	2	0	7	14	4	4	1	0	0	0	0	0	0	0	0	0	0	0	0	0	0
1600	33	0	0	0	0	1	3	1	1	1	5	10	3	3	4	0	1	0	0	0	0	0	0	0	0	0	0	0	0
1700	**52**	**0**	**0**	**0**	**0**	**0**	**1**	**0**	**2**	**4**	**13**	**12**	**10**	**5**	**3**	**1**	**1**	**0**	**0**	**0**	**0**	**0**	**0**	**0**	**0**	**0**	**0**	**0**	**0**
1800	37	0	0	0	0	0	2	0	2	8	3	6	11	2	2	1	0	0	0	0	0	0	0	0	0	0	0	0	0
1900	37	0	0	0	0	0	0	0	2	0	5	10	10	2	4	4	0	0	0	0	0	0	0	0	0	0	0	0	0
2000	24	0	0	0	0	0	1	0	0	4	3	4	5	3	2	1	0	0	0	1	0	0	0	0	0	0	0	0	0
2100	19	0	0	0	0	0	0	1	1	1	1	3	5	3	3	1	0	0	0	0	0	0	0	0	0	0	0	0	0
2200	6	0	0	0	0	0	0	0	0	0	0	0	4	1	0	0	1	0	0	0	0	0	0	0	0	0	0	0	0
2300	13	0	0	0	0	0	0	0	1	3	1	3	3	1	0	1	0	0	0	0	0	0	0	0	0	0	0	0	0
07-19	**371**	**1**	**0**	**0**	**4**	**3**	**10**	**3**	**18**	**34**	**64**	**89**	**68**	**48**	**21**	**5**	**2**	**1**	**0**	**0**	**0**	**0**	**0**	**0**	**0**	**0**	**0**	**0**	**0**
06-22	**451**	**1**	**0**	**0**	**4**	**3**	**11**	**4**	**21**	**39**	**73**	**106**	**88**	**56**	**30**	**11**	**2**	**1**	**0**	**1**	**0**	**0**	**0**	**0**	**0**	**0**	**0**	**0**	**0**
06-00	**470**	**1**	**0**	**0**	**4**	**3**	**11**	**4**	**22**	**42**	**74**	**109**	**95**	**58**	**30**	**12**	**3**	**1**	**0**	**1**	**0**	**0**	**0**	**0**	**0**	**0**	**0**	**0**	**0**
00-00	**481**	**1**	**0**	**0**	**4**	**3**	**11**	**4**	**22**	**44**	**74**	**110**	**98**	**61**	**31**	**12**	**3**	**2**	**0**	**1**	**0**	**0**	**0**	**0**	**0**	**0**	**0**	**0**	**0**

DRAFT

Site 57
Location Unamed Road, Att - telepople, Lat 53.9096, Long -6.85521
Direction West

3279 / Meath/Cavan/Monaghan ATC's
October 2013
Automatic Traffic Count

Fri, 11 October 2013

Time	Total	Speed Bins (km/h)																											
		0 - 5	5 - 10	10 - 15	15 - 20	20 - 25	25 - 30	30 - 35	35 - 40	40 - 45	45 - 50	50 - 55	55 - 60	60 - 65	65 - 70	70 - 75	75 - 80	80 - 85	85 - 90	90 - 95	95 - 100	100 - 105	105 - 110	110 - 115	115 - 120	120 - 125	125 - 130	130 - 135	135 - 140
0000	4	0	0	0	0	0	0	0	0	0	1	2	0	0	0	1	0	0	0	0	0	0	0	0	0	0	0	0	0
0100	4	0	0	0	0	0	0	0	0	1	1	0	1	1	0	0	0	0	0	0	0	0	0	0	0	0	0	0	0
0200	0	0	0	0	0	0	0	0	0	0	0	0	0	0	0	0	0	0	0	0	0	0	0	0	0	0	0	0	0
0300	0	0	0	0	0	0	0	0	0	0	0	0	0	0	0	0	0	0	0	0	0	0	0	0	0	0	0	0	0
0400	0	0	0	0	0	0	0	0	0	0	0	0	0	0	0	0	0	0	0	0	0	0	0	0	0	0	0	0	0
0500	1	0	0	0	0	0	0	0	0	0	0	0	0	1	0	0	0	0	0	0	0	0	0	0	0	0	0	0	0
0600	0	0	0	0	0	0	0	0	0	0	0	0	0	0	0	0	0	0	0	0	0	0	0	0	0	0	0	0	0
0700	6	0	0	0	0	0	0	0	0	0	0	1	2	2	1	0	0	0	0	0	0	0	0	0	0	0	0	0	0
0800	25	0	0	0	0	0	3	0	0	1	5	7	3	4	1	1	0	0	0	0	0	0	0	0	0	0	0	0	0
0900	**37**	**0**	**0**	**0**	**0**	**0**	**0**	**0**	**1**	**1**	**5**	**10**	**8**	**4**	**5**	**2**	**1**	**0**	**0**	**0**	**0**	**0**	**0**	**0**	**0**	**0**	**0**	**0**	**0**
1000	22	0	0	0	0	0	2	1	0	1	3	5	5	0	2	1	0	1	1	0	0	0	0	0	0	0	0	0	0
1100	14	0	0	0	0	0	0	0	3	0	6	2	1	1	0	0	1	0	0	0	0	0	0	0	0	0	0	0	0
1200	25	0	0	0	2	2	0	0	0	0	4	8	2	3	3	1	0	0	0	0	0	0	0	0	0	0	0	0	0
1300	45	0	0	0	0	1	0	2	1	6	9	8	9	5	1	3	0	0	0	0	0	0	0	0	0	0	0	0	0
1400	46	0	0	0	0	0	2	3	2	3	6	12	10	7	0	0	1	0	0	0	0	0	0	0	0	0	0	0	0
1500	34	0	0	0	0	0	2	2	1	3	5	8	2	5	0	5	1	0	0	0	0	0	0	0	0	0	0	0	0
1600	44	0	0	0	3	0	0	2	1	3	10	5	12	4	3	1	0	0	0	0	0	0	0	0	0	0	0	0	0
1700	46	0	0	0	0	1	0	2	0	1	12	15	9	3	0	1	0	0	2	0	0	0	0	0	0	0	0	0	0
1800	**52**	**0**	**0**	**0**	**0**	**1**	**1**	**0**	**4**	**5**	**6**	**19**	**5**	**6**	**2**	**0**	**0**	**0**	**1**	**0**	**2**	**0**	**0**	**0**	**0**	**0**	**0**	**0**	**0**
1900	33	0	0	0	0	0	0	1	4	1	7	6	5	5	3	0	1	0	0	0	0	0	0	0	0	0	0	0	0
2000	24	0	0	0	0	0	0	0	1	6	5	4	2	3	1	1	1	0	0	0	0	0	0	0	0	0	0	0	0
2100	25	0	0	0	0	0	0	0	1	5	4	6	4	4	0	0	1	0	0	0	0	0	0	0	0	0	0	0	0
2200	13	0	0	0	0	0	0	0	0	0	2	4	2	1	2	0	0	0	2	0	0	0	0	0	0	0	0	0	0
2300	13	0	0	0	0	0	0	0	3	3	1	3	1	2	0	0	0	0	0	0	0	0	0	0	0	0	0	0	0
07-19	**396**	**0**	**0**	**0**	**5**	**5**	**10**	**12**	**13**	**24**	**71**	**100**	**68**	**44**	**18**	**15**	**4**	**1**	**4**	**0**	**2**	**0**	**0**	**0**	**0**	**0**	**0**	**0**	**0**
06-22	**478**	**0**	**0**	**0**	**5**	**5**	**10**	**13**	**19**	**36**	**87**	**116**	**79**	**56**	**22**	**16**	**7**	**1**	**4**	**0**	**2**	**0**	**0**	**0**	**0**	**0**	**0**	**0**	**0**
06-00	**504**	**0**	**0**	**0**	**5**	**5**	**10**	**13**	**22**	**39**	**90**	**123**	**82**	**59**	**24**	**16**	**7**	**1**	**6**	**0**	**2**	**0**	**0**	**0**	**0**	**0**	**0**	**0**	**0**
00-00	**513**	**0**	**0**	**0**	**5**	**5**	**10**	**13**	**22**	**40**	**92**	**125**	**83**	**61**	**24**	**17**	**7**	**1**	**6**	**0**	**2**	**0**	**0**	**0**	**0**	**0**	**0**	**0**	**0**

DRAFT

Site 57
Location Unamed Road, Att - telepople, Lat 53.9096, Long -6.85521
Direction West

3279 / Meath/Cavan/Monaghan ATC's
October 2013
Automatic Traffic Count

Sat, 12 October 2013

Time	Total	Speed Bins (km/h)																											
		0 - 5	5 - 10	10 - 15	15 - 20	20 - 25	25 - 30	30 - 35	35 - 40	40 - 45	45 - 50	50 - 55	55 - 60	60 - 65	65 - 70	70 - 75	75 - 80	80 - 85	85 - 90	90 - 95	95 - 100	100 - 105	105 - 110	110 - 115	115 - 120	120 - 125	125 - 130	130 - 135	135 - 140
0000	6	0	0	0	0	0	0	0	0	1	0	2	1	1	0	1	0	0	0	0	0	0	0	0	0	0	0	0	0
0100	6	0	0	0	0	0	0	0	0	0	0	1	2	1	0	2	0	0	0	0	0	0	0	0	0	0	0	0	0
0200	3	0	0	0	0	0	0	0	0	0	0	0	3	0	0	0	0	0	0	0	0	0	0	0	0	0	0	0	0
0300	2	0	0	0	0	0	0	0	0	0	0	1	0	0	0	1	0	0	0	0	0	0	0	0	0	0	0	0	0
0400	1	0	0	0	0	0	0	0	0	0	0	0	1	0	0	0	0	0	0	0	0	0	0	0	0	0	0	0	0
0500	2	0	0	0	0	0	0	0	0	0	0	0	0	1	1	0	0	0	0	0	0	0	0	0	0	0	0	0	0
0600	0	0	0	0	0	0	0	0	0	0	0	0	0	0	0	0	0	0	0	0	0	0	0	0	0	0	0	0	0
0700	2	0	0	0	0	0	0	0	0	0	1	1	0	0	0	0	0	0	0	0	0	0	0	0	0	0	0	0	0
0800	5	0	0	0	0	0	0	0	0	0	2	1	0	0	1	0	0	1	0	0	0	0	0	0	0	0	0	0	0
0900	25	0	0	0	0	1	0	0	0	0	8	8	5	1	0	0	1	0	0	0	1	0	0	0	0	0	0	0	0
1000	24	0	0	0	0	0	0	0	3	3	4	2	5	1	3	1	1	0	0	1	0	0	0	0	0	0	0	0	0
1100	**27**	**0**	**0**	**0**	**1**	**0**	**0**	**0**	**1**	**1**	**6**	**6**	**4**	**3**	**4**	**1**	**0**	**0**	**0**	**0**	**0**	**0**	**0**	**0**	**0**	**0**	**0**	**0**	**0**
1200	38	0	0	0	0	4	1	0	0	2	12	6	7	2	2	1	1	0	0	0	0	0	0	0	0	0	0	0	0
1300	37	0	0	0	0	0	1	2	1	6	3	7	9	4	3	1	0	0	0	0	0	0	0	0	0	0	0	0	0
1400	32	0	0	0	0	0	0	0	2	1	7	7	2	9	3	0	1	0	0	0	0	0	0	0	0	0	0	0	0
1500	40	0	0	0	0	0	0	1	0	2	8	9	9	6	3	1	1	0	0	0	0	0	0	0	0	0	0	0	0
1600	36	0	0	0	0	0	0	0	0	7	5	11	7	4	1	1	0	0	0	0	0	0	0	0	0	0	0	0	0
1700	**43**	**0**	**0**	**0**	**0**	**2**	**0**	**0**	**2**	**3**	**11**	**13**	**4**	**5**	**2**	**1**	**0**	**0**	**0**	**0**	**0**	**0**	**0**	**0**	**0**	**0**	**0**	**0**	**0**
1800	34	0	0	0	0	0	0	0	3	1	6	11	6	5	1	1	0	0	0	0	0	0	0	0	0	0	0	0	0
1900	35	0	0	0	0	0	1	0	1	2	4	12	8	3	2	2	0	0	0	0	0	0	0	0	0	0	0	0	0
2000	19	0	0	0	0	0	0	0	0	2	0	7	2	4	3	0	1	0	0	0	0	0	0	0	0	0	0	0	0
2100	12	0	0	0	0	0	0	0	0	0	3	1	3	1	1	0	2	0	0	1	0	0	0	0	0	0	0	0	0
2200	12	0	0	0	0	0	0	0	0	0	1	5	2	3	0	1	0	0	0	0	0	0	0	0	0	0	0	0	0
2300	8	0	0	0	0	0	0	0	0	1	3	0	3	0	0	1	0	0	0	0	0	0	0	0	0	0	0	0	0
07-19	**343**	**0**	**0**	**0**	**1**	**7**	**2**	**3**	**12**	**26**	**73**	**82**	**58**	**40**	**23**	**8**	**5**	**1**	**0**	**1**	**1**	**0**	**0**	**0**	**0**	**0**	**0**	**0**	**0**
06-22	**409**	**0**	**0**	**0**	**1**	**7**	**3**	**3**	**13**	**30**	**80**	**102**	**71**	**48**	**29**	**10**	**8**	**1**	**0**	**2**	**1**	**0**	**0**	**0**	**0**	**0**	**0**	**0**	**0**
06-00	**429**	**0**	**0**	**0**	**1**	**7**	**3**	**3**	**13**	**31**	**84**	**107**	**76**	**51**	**29**	**12**	**8**	**1**	**0**	**2**	**1**	**0**	**0**	**0**	**0**	**0**	**0**	**0**	**0**
00-00	**449**	**0**	**0**	**0**	**1**	**7**	**3**	**3**	**13**	**32**	**84**	**111**	**83**	**54**	**30**	**16**	**8**	**1**	**0**	**2**	**1**	**0**	**0**	**0**	**0**	**0**	**0**	**0**	**0**

DRAFT

Site 57
Location Unamed Road, Att - telepople, Lat 53.9096, Long -6.85521
Direction West

3279 / Meath/Cavan/Monaghan ATC's
October 2013
Automatic Traffic Count

Sun, 13 October 2013

Time	Total	Speed Bins (km/h)																											
		0 - 5	5 - 10	10 - 15	15 - 20	20 - 25	25 - 30	30 - 35	35 - 40	40 - 45	45 - 50	50 - 55	55 - 60	60 - 65	65 - 70	70 - 75	75 - 80	80 - 85	85 - 90	90 - 95	95 - 100	100 - 105	105 - 110	110 - 115	115 - 120	120 - 125	125 - 130	130 - 135	135 - 140
0000	8	0	0	0	0	0	0	0	0	2	2	0	1	2	0	1	0	0	0	0	0	0	0	0	0	0	0	0	0
0100	4	0	0	0	0	0	0	0	1	1	0	1	0	1	0	0	0	0	0	0	0	0	0	0	0	0	0	0	0
0200	4	0	0	0	0	0	0	0	0	0	1	0	2	1	0	0	0	0	0	0	0	0	0	0	0	0	0	0	0
0300	3	0	0	0	0	0	0	0	0	0	1	0	1	0	0	0	1	0	0	0	0	0	0	0	0	0	0	0	0
0400	3	0	0	0	0	0	0	0	0	0	0	0	2	0	1	0	0	0	0	0	0	0	0	0	0	0	0	0	0
0500	3	0	0	0	0	0	0	0	0	0	0	2	0	0	1	0	0	0	0	0	0	0	0	0	0	0	0	0	0
0600	0	0	0	0	0	0	0	0	0	0	0	0	0	0	0	0	0	0	0	0	0	0	0	0	0	0	0	0	0
0700	0	0	0	0	0	0	0	0	0	0	0	0	0	0	0	0	0	0	0	0	0	0	0	0	0	0	0	0	0
0800	5	0	0	0	0	0	0	0	1	0	1	0	1	1	1	0	0	0	0	0	0	0	0	0	0	0	0	0	0
0900	9	0	0	0	0	0	0	0	0	2	1	2	3	1	0	0	0	0	0	0	0	0	0	0	0	0	0	0	0
1000	**14**	**0**	**0**	**0**	**0**	**0**	**0**	**0**	**0**	**1**	**0**	**3**	**4**	**4**	**0**	**1**	**0**	**1**	**0**	**0**	**0**	**0**	**0**	**0**	**0**	**0**	**0**	**0**	**0**
1100	**14**	**0**	**0**	**0**	**0**	**0**	**0**	**0**	**1**	**2**	**5**	**2**	**2**	**0**	**2**	**0**	**0**	**0**	**0**	**0**	**0**	**0**	**0**	**0**	**0**	**0**	**0**	**0**	**0**
1200	33	0	0	0	1	1	0	1	3	8	0	5	4	7	1	1	1	0	0	0	0	0	0	0	0	0	0	0	0
1300	24	0	0	0	0	0	1	1	3	4	7	3	4	0	1	0	0	0	0	0	0	0	0	0	0	0	0	0	0
1400	15	0	0	0	0	1	0	1	1	1	1	2	3	1	1	3	0	0	0	0	0	0	0	0	0	0	0	0	0
1500	14	0	0	0	0	0	0	1	0	0	2	6	1	0	1	3	0	0	0	0	0	0	0	0	0	0	0	0	0
1600	26	0	0	0	0	0	1	1	1	2	3	6	6	2	1	1	0	1	1	0	0	0	0	0	0	0	0	0	0
1700	30	0	0	0	0	0	0	0	0	2	7	12	4	3	2	0	0	0	0	0	0	0	0	0	0	0	0	0	0
1800	**43**	**0**	**0**	**0**	**0**	**0**	**0**	**0**	**1**	**6**	**11**	**13**	**7**	**2**	**3**	**0**	**0**	**0**	**0**	**0**	**0**	**0**	**0**	**0**	**0**	**0**	**0**	**0**	**0**
1900	23	0	0	0	0	0	0	0	0	2	4	6	1	3	4	2	1	0	0	0	0	0	0	0	0	0	0	0	0
2000	17	0	0	0	0	0	0	0	0	0	2	3	5	4	2	0	1	0	0	0	0	0	0	0	0	0	0	0	0
2100	15	0	0	0	0	0	0	0	0	0	0	5	3	3	2	1	1	0	0	0	0	0	0	0	0	0	0	0	0
2200	12	0	0	0	0	0	0	1	0	1	3	2	1	1	1	0	1	0	0	0	1	0	0	0	0	0	0	0	0
2300	6	0	0	0	0	0	0	0	0	1	2	0	0	2	0	0	1	0	0	0	0	0	0	0	0	0	0	0	0
07-19	**227**	**0**	**0**	**0**	**1**	**2**	**2**	**5**	**11**	**28**	**38**	**54**	**39**	**21**	**13**	**9**	**1**	**2**	**1**	**0**	**0**	**0**	**0**	**0**	**0**	**0**	**0**	**0**	**0**
06-22	**282**	**0**	**0**	**0**	**1**	**2**	**2**	**5**	**11**	**30**	**44**	**68**	**48**	**31**	**21**	**12**	**4**	**2**	**1**	**0**	**0**	**0**	**0**	**0**	**0**	**0**	**0**	**0**	**0**
06-00	**300**	**0**	**0**	**0**	**1**	**2**	**2**	**6**	**11**	**32**	**49**	**70**	**49**	**34**	**22**	**12**	**6**	**2**	**1**	**0**	**1**	**0**	**0**	**0**	**0**	**0**	**0**	**0**	**0**
00-00	**325**	**0**	**0**	**0**	**1**	**2**	**2**	**6**	**12**	**35**	**53**	**73**	**55**	**38**	**24**	**13**	**7**	**2**	**1**	**0**	**1**	**0**	**0**	**0**	**0**	**0**	**0**	**0**	**0**

DRAFT

Site 57
Location Unamed Road, Att - telepople, Lat 53.9096, Long -6.85521
Direction West

3279 / Meath/Cavan/Monaghan ATC's
October 2013
Automatic Traffic Count

Mon, 14 October 2013

Time	Total	Speed Bins (km/h)																												
		0 - 5	5 - 10	10 - 15	15 - 20	20 - 25	25 - 30	30 - 35	35 - 40	40 - 45	45 - 50	50 - 55	55 - 60	60 - 65	65 - 70	70 - 75	75 - 80	80 - 85	85 - 90	90 - 95	95 - 100	100 - 105	105 - 110	110 - 115	115 - 120	120 - 125	125 - 130	130 - 135	135 - 140
0000	3	0	0	0	0	0	0	0	1	0	0	0	2	0	0	0	0	0	0	0	0	0	0	0	0	0	0	0	0	0
0100	1	0	0	0	0	0	0	0	0	0	0	0	1	0	0	0	0	0	0	0	0	0	0	0	0	0	0	0	0	0
0200	0	0	0	0	0	0	0	0	0	0	0	0	0	0	0	0	0	0	0	0	0	0	0	0	0	0	0	0	0	0
0300	0	0	0	0	0	0	0	0	0	0	0	0	0	0	0	0	0	0	0	0	0	0	0	0	0	0	0	0	0	0
0400	0	0	0	0	0	0	0	0	0	0	0	0	0	0	0	0	0	0	0	0	0	0	0	0	0	0	0	0	0	0
0500	1	0	0	0	0	0	0	0	0	0	0	0	0	0	0	1	0	0	0	0	0	0	0	0	0	0	0	0	0	0
0600	2	0	0	0	0	0	0	0	0	0	1	0	1	0	0	0	0	0	0	0	0	0	0	0	0	0	0	0	0	0
0700	11	0	0	0	0	0	0	0	0	0	0	6	3	2	0	0	0	0	0	0	0	0	0	0	0	0	0	0	0	0
0800	21	0	0	0	0	0	1	0	1	4	3	5	5	1	1	0	0	0	0	0	0	0	0	0	0	0	0	0	0	0
0900	**33**	**0**	**0**	**0**	**0**	**1**	**0**	**0**	**1**	**5**	**4**	**10**	**6**	**5**	**1**	**0**	**0**	**0**	**0**	**0**	**0**	**0**	**0**	**0**	**0**	**0**	**0**	**0**	**0**	**0**
1000	20	0	0	0	1	0	0	0	1	1	2	7	4	3	1	0	0	0	0	0	0	0	0	0	0	0	0	0	0	0
1100	19	0	0	0	0	0	0	0	0	2	2	4	3	1	3	4	0	0	0	0	0	0	0	0	0	0	0	0	0	0
1200	16	0	0	0	0	0	0	1	2	1	2	1	5	2	1	1	0	0	0	0	0	0	0	0	0	0	0	0	0	0
1300	35	0	0	1	3	0	1	0	0	4	6	5	7	5	2	1	0	0	0	0	0	0	0	0	0	0	0	0	0	0
1400	44	0	0	0	0	0	0	0	4	6	8	6	6	12	2	0	0	0	0	0	0	0	0	0	0	0	0	0	0	0
1500	36	0	0	0	0	1	1	0	1	1	5	13	8	4	1	1	0	0	0	0	0	0	0	0	0	0	0	0	0	0
1600	41	0	0	0	0	1	1	0	0	2	6	7	11	10	1	2	0	0	0	0	0	0	0	0	0	0	0	0	0	0
1700	32	0	0	0	0	0	1	0	0	3	7	5	6	3	6	0	1	0	0	0	0	0	0	0	0	0	0	0	0	0
1800	**52**	**0**	**0**	**0**	**0**	**0**	**0**	**1**	**0**	**6**	**10**	**7**	**14**	**7**	**3**	**3**	**1**	**0**	**0**	**0**	**0**	**0**	**0**	**0**	**0**	**0**	**0**	**0**	**0**	**0**
1900	34	0	0	0	0	0	1	2	1	8	4	5	3	3	4	0	1	2	0	0	0	0	0	0	0	0	0	0	0	0
2000	28	0	0	0	0	2	0	1	2	3	6	6	1	2	3	2	0	0	0	0	0	0	0	0	0	0	0	0	0	0
2100	17	0	0	0	0	0	0	1	1	2	3	1	5	2	1	1	0	0	0	0	0	0	0	0	0	0	0	0	0	0
2200	10	0	0	0	0	0	0	0	1	0	5	3	0	1	0	0	0	0	0	0	0	0	0	0	0	0	0	0	0	0
2300	7	0	0	0	0	0	0	0	1	2	0	0	2	1	1	0	0	0	0	0	0	0	0	0	0	0	0	0	0	0
07-19	**360**	**0**	**0**	**1**	**4**	**3**	**5**	**2**	**10**	**35**	**55**	**76**	**78**	**55**	**22**	**12**	**2**	**0**	**0**	**0**	**0**	**0**	**0**	**0**	**0**	**0**	**0**	**0**	**0**	**0**
06-22	**441**	**0**	**0**	**1**	**4**	**5**	**6**	**6**	**14**	**48**	**69**	**88**	**88**	**62**	**30**	**15**	**3**	**2**	**0**	**0**	**0**	**0**	**0**	**0**	**0**	**0**	**0**	**0**	**0**	**0**
06-00	**458**	**0**	**0**	**1**	**4**	**5**	**6**	**6**	**16**	**50**	**74**	**91**	**90**	**64**	**31**	**15**	**3**	**2**	**0**	**0**	**0**	**0**	**0**	**0**	**0**	**0**	**0**	**0**	**0**	**0**
00-00	**463**	**0**	**0**	**1**	**4**	**5**	**6**	**6**	**17**	**50**	**74**	**91**	**93**	**64**	**31**	**16**	**3**	**2**	**0**	**0**	**0**	**0**	**0**	**0**	**0**	**0**	**0**	**0**	**0**	**0**

DRAFT

Site 57
Location Unamed Road, Att - telepople, Lat 53.9096, Long -6.85521
Direction West

3279 / Meath/Cavan/Monaghan ATC's
October 2013
Automatic Traffic Count

Virtual Day (5)

Time	Total	Speed Bins (km/h)																											
		0 - 5	5 - 10	10 - 15	15 - 20	20 - 25	25 - 30	30 - 35	35 - 40	40 - 45	45 - 50	50 - 55	55 - 60	60 - 65	65 - 70	70 - 75	75 - 80	80 - 85	85 - 90	90 - 95	95 - 100	100 - 105	105 - 110	110 - 115	115 - 120	120 - 125	125 - 130	130 - 135	135 - 140
0000	6	0	0	0	0	0	0	0	0	1	1	1	1	1	0	1	0	0	0	0	0	0	0	0	0	0	0	0	0
0100	3	0	0	0	0	0	0	0	0	0	0	0	1	1	0	0	0	0	0	0	0	0	0	0	0	0	0	0	0
0200	2	0	0	0	0	0	0	0	0	0	0	0	1	1	0	0	0	0	0	0	0	0	0	0	0	0	0	0	0
0300	1	0	0	0	0	0	0	0	0	0	0	0	0	0	0	0	0	0	0	0	0	0	0	0	0	0	0	0	0
0400	1	0	0	0	0	0	0	0	0	0	0	0	1	0	0	0	0	0	0	0	0	0	0	0	0	0	0	0	0
0500	1	0	0	0	0	0	0	0	0	0	0	0	0	0	0	0	0	0	0	0	0	0	0	0	0	0	0	0	0
0600	0	0	0	0	0	0	0	0	0	0	0	0	0	0	0	0	0	0	0	0	0	0	0	0	0	0	0	0	0
0700	5	0	0	0	0	0	0	0	0	0	0	2	1	1	0	0	0	0	0	0	0	0	0	0	0	0	0	0	0
0800	15	0	0	0	0	0	1	0	1	2	3	4	2	2	1	0	0	0	0	0	0	0	0	0	0	0	0	0	0
0900	**27**	**0**	**0**	**0**	**0**	**0**	**0**	**0**	**1**	**2**	**4**	**8**	**6**	**3**	**1**	**1**	**0**	**0**	**0**	**0**	**0**	**0**	**0**	**0**	**0**	**0**	**0**	**0**	**0**
1000	21	0	0	0	0	0	1	0	2	2	3	4	4	2	2	1	0	0	0	0	0	0	0	0	0	0	0	0	0
1100	19	0	0	0	0	0	0	0	1	2	5	4	2	2	2	1	0	0	0	0	0	0	0	0	0	0	0	0	0
1200	29	0	0	0	1	2	1	1	1	3	5	5	5	3	1	1	0	0	0	0	0	0	0	0	0	0	0	0	0
1300	36	0	0	0	1	0	1	1	1	4	6	6	8	4	2	1	0	0	0	0	0	0	0	0	0	0	0	0	0
1400	34	0	0	0	0	0	0	1	2	3	6	7	5	7	2	1	0	0	0	0	0	0	0	0	0	0	0	0	0
1500	31	0	0	0	0	0	1	1	1	1	5	10	5	4	1	2	0	0	0	0	0	0	0	0	0	0	0	0	0
1600	36	0	0	0	1	0	1	1	1	3	6	8	8	5	2	1	0	0	0	0	0	0	0	0	0	0	0	0	0
1700	41	0	0	0	0	1	0	0	1	3	10	11	7	4	3	1	0	0	0	0	0	0	0	0	0	0	0	0	0
1800	**44**	**0**	**0**	**0**	**0**	**0**	**1**	**0**	**2**	**5**	**7**	**11**	**9**	**4**	**2**	**1**	**0**	**0**	**0**	**0**	**0**	**0**	**0**	**0**	**0**	**0**	**0**	**0**	**0**
1900	32	0	0	0	0	0	0	1	2	3	5	8	5	3	3	2	1	0	0	0	0	0	0	0	0	0	0	0	0
2000	22	0	0	0	0	0	0	0	1	3	3	5	3	3	2	1	1	0	0	0	0	0	0	0	0	0	0	0	0
2100	18	0	0	0	0	0	0	0	1	2	2	3	4	3	1	1	1	0	0	0	0	0	0	0	0	0	0	0	0
2200	11	0	0	0	0	0	0	0	0	0	2	3	2	1	1	0	0	0	0	0	0	0	0	0	0	0	0	0	0
2300	9	0	0	0	0	0	0	0	1	2	1	1	2	1	0	0	0	0	0	0	0	0	0	0	0	0	0	0	0
07-19	**339**	**0**	**0**	**0**	**3**	**4**	**6**	**5**	**13**	**29**	**60**	**80**	**62**	**42**	**19**	**10**	**3**	**1**	**1**	**0**	**1**	**0**	**0**	**0**	**0**	**0**	**0**	**0**	**0**
06-22	**412**	**0**	**0**	**0**	**3**	**4**	**6**	**6**	**16**	**37**	**71**	**96**	**75**	**51**	**26**	**13**	**5**	**1**	**1**	**1**	**1**	**0**	**0**	**0**	**0**	**0**	**0**	**0**	**0**
06-00	**432**	**0**	**0**	**0**	**3**	**4**	**6**	**6**	**17**	**39**	**74**	**100**	**78**	**53**	**27**	**13**	**5**	**1**	**1**	**1**	**1**	**0**	**0**	**0**	**0**	**0**	**0**	**0**	**0**
00-00	**446**	**0**	**0**	**0**	**3**	**4**	**6**	**6**	**17**	**40**	**75**	**102**	**82**	**56**	**28**	**15**	**6**	**2**	**1**	**1**	**1**	**0**	**0**	**0**	**0**	**0**	**0**	**0**	**0**

DRAFT

Site 57
Location Unamed Road, Att - telepople, Lat 53.9096, Long -6.85521
Direction West

3279 / Meath/Cavan/Monaghan ATC's
October 2013
Automatic Traffic Count

Virtual Week (1)

Time	Total	Speed Bins (km/h)																											
		0 - 5	5 - 10	10 - 15	15 - 20	20 - 25	25 - 30	30 - 35	35 - 40	40 - 45	45 - 50	50 - 55	55 - 60	60 - 65	65 - 70	70 - 75	75 - 80	80 - 85	85 - 90	90 - 95	95 - 100	100 - 105	105 - 110	110 - 115	115 - 120	120 - 125	125 - 130	130 - 135	135 - 140
Mon	463	0	0	1	4	5	6	6	17	50	74	91	93	64	31	16	3	2	0	0	0	0	0	0	0	0	0	0	0
Tue	0	0	0	0	0	0	0	0	0	0	0	0	0	0	0	0	0	0	0	0	0	0	0	0	0	0	0	0	0
Wed	0	0	0	0	0	0	0	0	0	0	0	0	0	0	0	0	0	0	0	0	0	0	0	0	0	0	0	0	0
Thu	481	1	0	0	4	3	11	4	22	44	74	110	98	61	31	12	3	2	0	1	0	0	0	0	0	0	0	0	0
Fri	513	0	0	0	5	5	10	13	22	40	92	125	83	61	24	17	7	1	6	0	2	0	0	0	0	0	0	0	0	0
|Sat	449	0	0	0	1	7	3	3	13	32	84	111	83	54	30	16	8	1	0	2	1	0	0	0	0	0	0	0	0	0
|Sun	325	0	0	0	1	2	2	6	12	35	53	73	55	38	24	13	7	2	1	0	1	0	0	0	0	0	0	0	0	0
5 Day Ave.	**486**	**0**	**0**	**0**	**4**	**4**	**9**	**8**	**20**	**45**	**80**	**109**	**91**	**62**	**29**	**15**	**4**	**2**	**2**	**0**	**1**	**0**	**0**	**0**	**0**	**0**	**0**	**0**	**0**	**0**
7 Day Ave.	**446**	**0**	**0**	**0**	**3**	**4**	**6**	**6**	**17**	**40**	**75**	**102**	**82**	**56**	**28**	**15**	**6**	**2**	**1**	**1**	**1**	**0**	**0**	**0**	**0**	**0**	**0**	**0**	**0**	**0**
Total	**2231**	**1**	**0**	**1**	**15**	**22**	**32**	**32**	**86**	**201**	**377**	**510**	**412**	**278**	**140**	**74**	**28**	**8**	**7**	**3**	**4**	**0**	**0**	**0**	**0**	**0**	**0**	**0**	**0**	**0**

Summary Graphs

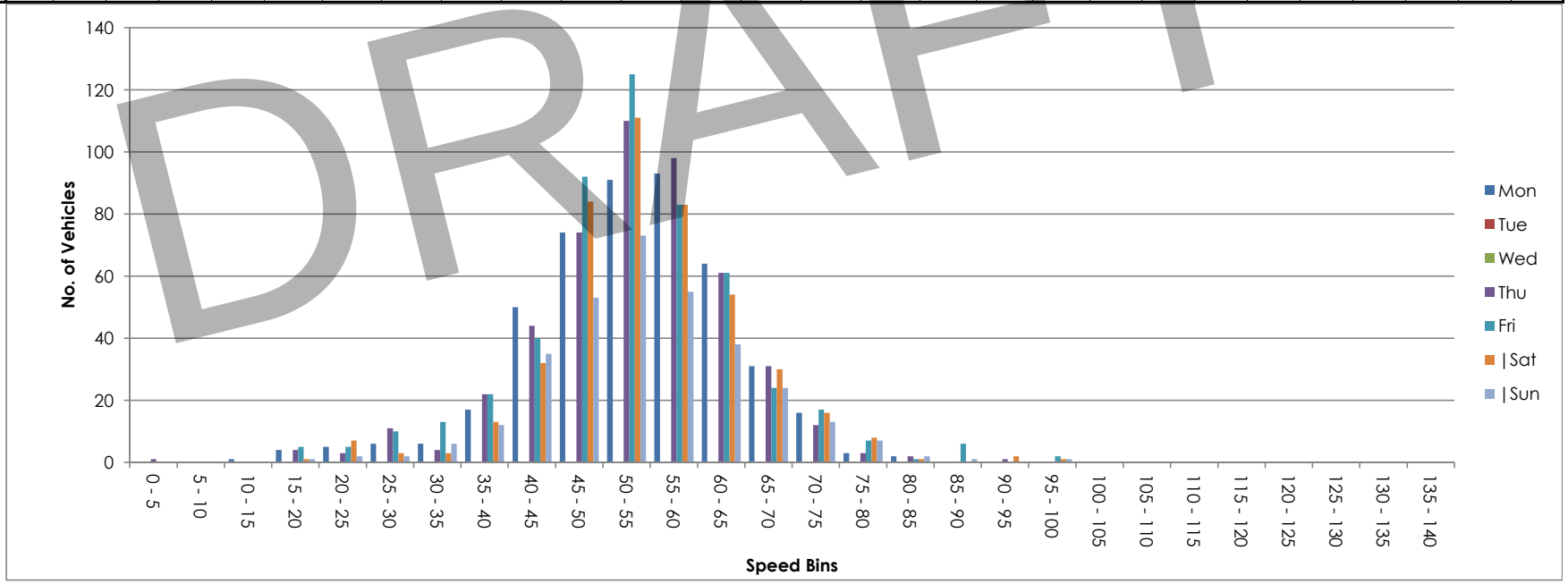

DRAFT

Site 57
Location Unamed Road, Att - telepople, Lat 53.9096, Long -6.85521
Direction Two way

3279 / Meath/Cavan/Monaghan ATC's
October 2013
Automatic Traffic Count

Thu, 10 October 2013

Time	Total	Classification												>PSL	>PSL%	>SL1	>SL1%	>SL2	>SL2%	Mean	Vpp
		1 MCL	2 SV	3 SVT	4 TB2	5 TB3	6 T4	7 ART3	8 ART4	9 ART5	10 ART6	11 BD	12 DRT	80	80	85 +5kph	85 +5kph	90 +10kph	90 +10kph		85
0000	8	0	8	0	0	0	0	0	0	0	0	0	0	1	12.5	0	0	0	0	58.5	-
0100	3	0	3	0	0	0	0	0	0	0	0	0	0	0	0	0	0	0	0	61	-
0200	2	0	2	0	0	0	0	0	0	0	0	0	0	0	0	0	0	0	0	64.5	-
0300	1	0	1	0	0	0	0	0	0	0	0	0	0	0	0	0	0	0	0	61.5	-
0400	1	0	0	0	1	0	0	0	0	0	0	0	0	0	0	0	0	0	0	51.1	-
0500	5	0	4	0	0	0	0	0	1	0	0	0	0	1	20	0	0	0	0	63.8	-
0600	8	0	5	0	3	0	0	0	0	0	0	0	0	0	0	0	0	0	0	64	-
0700	37	0	30	0	6	0	0	1	0	0	0	0	0	1	2.7	0	0	0	0	63.9	71.3
0800	65	0	57	1	7	0	0	0	0	0	0	0	0	0	0	0	0	0	0	54.7	62.3
0900	**86**	**1**	**75**	**2**	**7**	**0**	**0**	**0**	**1**	**0**	**0**	**0**	**0**	**0**	**0**	**0**	**0**	**0**	**0**	**52.7**	**61.9**
1000	41	1	31	6	2	0	0	0	0	0	1	0	0	0	0	0	0	0	0	48	57.6
1100	47	0	39	4	2	2	0	0	0	0	0	0	0	0	0	0	0	0	0	50.8	60.5
1200	69	0	56	2	10	0	1	0	0	0	0	0	0	0	0	0	0	0	0	49	61.6
1300	70	2	62	1	4	0	0	0	1	0	0	0	0	0	0	0	0	0	0	55	63
1400	63	0	58	0	5	0	0	0	0	0	0	0	0	1	1.6	0	0	0	0	55.7	64.8
1500	**74**	**0**	**62**	**2**	**9**	**0**	**0**	**0**	**0**	**0**	**1**	**0**	**0**	**0**	**0**	**0**	**0**	**0**	**0**	**51.6**	**60.8**
1600	64	1	51	3	5	2	0	0	1	0	1	0	0	1	1.6	1	1.6	0	0	54.3	65.5
1700	73	0	65	2	4	1	1	0	0	0	0	0	0	1	1.4	0	0	0	0	52.8	60.5
1800	67	1	58	0	5	1	0	0	1	0	0	0	1	0	0	0	0	0	0	53.2	61.6
1900	67	0	60	0	7	0	0	0	0	0	0	0	0	0	0	0	0	0	0	55.5	65.5
2000	44	0	44	0	0	0	0	0	0	0	0	0	0	3	6.8	3	6.8	3	6.8	56.5	65.9
2100	29	0	27	1	1	0	0	0	0	0	0	0	0	1	3.4	1	3.4	0	0	59.3	68.4
2200	12	0	12	0	0	0	0	0	0	0	0	0	0	0	0	0	0	0	0	55.1	60.8
2300	17	0	15	0	2	0	0	0	0	0	0	0	0	0	0	0	0	0	0	54.3	59.8
07-19	**756**	**6**	**644**	**23**	**66**	**6**	**2**	**1**	**4**	**0**	**3**	**0**	**1**	**4**	**0.5**	**1**	**0.1**	**0**	**0**	**53.2**	**63**
06-22	**904**	**6**	**780**	**24**	**77**	**6**	**2**	**1**	**4**	**0**	**3**	**0**	**1**	**8**	**0.9**	**5**	**0.6**	**3**	**0.3**	**53.9**	**63.7**
06-00	**933**	**6**	**807**	**24**	**79**	**6**	**2**	**1**	**4**	**0**	**3**	**0**	**1**	**8**	**0.9**	**5**	**0.5**	**3**	**0.3**	**53.9**	**63.7**
00-00	**953**	**6**	**825**	**24**	**80**	**6**	**2**	**1**	**5**	**0**	**3**	**0**	**1**	**10**	**1**	**5**	**0.5**	**3**	**0.3**	**54**	**63.7**

DRAFT

Site 57
Location Unamed Road, Att - telepople, Lat 53.9096, Long -6.85521
Direction Two way

3279 / Meath/Cavan/Monaghan ATC's
October 2013
Automatic Traffic Count

Fri, 11 October 2013

Time	Total	Classification												>PSL	>PSL%	>SL1	>SL1%	>SL2	>SL2%	Mean	Vpp
		1 MCL	2 SV	3 SVT	4 TB2	5 TB3	6 T4	7 ART3	8 ART4	9 ART5	10 ART6	11 BD	12 DRT	80	80	85 +5kph	85 +5kph	90 +10kph	90 +10kph		85
0000	4	0	4	0	0	0	0	0	0	0	0	0	0	0	0	0	0	0	0	56.9	-
0100	5	0	5	0	0	0	0	0	0	0	0	0	0	0	0	0	0	0	0	52.7	-
0200	0	0	0	0	0	0	0	0	0	0	0	0	0	0	0	0	0	0	0	-	-
0300	0	0	0	0	0	0	0	0	0	0	0	0	0	0	0	0	0	0	0	-	-
0400	1	0	0	0	1	0	0	0	0	0	0	0	0	0	0	0	0	0	0	61.4	-
0500	4	0	3	0	0	0	0	0	1	0	0	0	0	1	25	0	0	0	0	66.3	-
0600	9	0	7	0	2	0	0	0	0	0	0	0	0	0	0	0	0	0	0	61.6	-
0700	37	0	32	0	5	0	0	0	0	0	0	0	0	0	0	0	0	0	0	55.8	67
0800	75	1	68	0	5	0	1	0	0	0	0	0	0	0	0	0	0	0	0	56.1	65.5
0900	**83**	**0**	**81**	**0**	**2**	**0**	**0**	**0**	**0**	**0**	**0**	**0**	**0**	**0**	**0**	**0**	**0**	**0**	**0**	**56.9**	**65.5**
1000	45	0	41	0	3	0	0	0	0	0	1	0	0	2	4.4	1	2.2	0	0	55.3	67.7
1100	36	0	33	1	2	0	0	0	0	0	0	0	0	0	0	0	0	0	0	51.6	62.3
1200	47	0	40	0	5	1	1	0	0	0	0	0	0	0	0	0	0	0	0	53.9	65.2
1300	64	0	57	1	3	2	1	0	0	0	0	0	0	0	0	0	0	0	0	53.3	61.6
1400	81	1	75	0	5	0	0	0	0	0	0	0	0	0	0	0	0	0	0	52.9	61.6
1500	83	0	71	3	5	0	4	0	0	0	0	0	0	0	0	0	0	0	0	52.6	63
1600	73	1	66	1	3	0	1	1	0	0	0	0	0	0	0	0	0	0	0	51.6	62.3
1700	81	0	80	0	0	0	0	0	1	0	0	0	0	3	3.7	2	2.5	0	0	51.9	60.5
1800	**93**	**0**	**89**	**0**	**3**	**0**	**1**	**0**	**0**	**0**	**0**	**0**	**0**	**3**	**3.2**	**3**	**3.2**	**2**	**2.2**	**55.4**	**64.1**
1900	61	0	55	0	6	0	0	0	0	0	0	0	0	1	1.6	1	1.6	1	1.6	55.3	63.7
2000	40	0	36	1	3	0	0	0	0	0	0	0	0	1	2.5	1	2.5	0	0	54.7	65.9
2100	49	0	46	0	3	0	0	0	0	0	0	0	0	0	0	0	0	0	0	51.7	61.2
2200	27	0	27	0	0	0	0	0	0	0	0	0	0	2	7.4	2	7.4	0	0	57.3	65.2
2300	23	0	21	0	2	0	0	0	0	0	0	0	0	1	4.3	1	4.3	0	0	55.3	70.2
07-19	**798**	**3**	**733**	**6**	**41**	**3**	**9**	**1**	**1**	**0**	**1**	**0**	**0**	**8**	**1**	**6**	**0.8**	**2**	**0.3**	**54**	**64.1**
06-22	**957**	**3**	**877**	**7**	**55**	**3**	**9**	**1**	**1**	**0**	**1**	**0**	**0**	**10**	**1**	**8**	**0.8**	**3**	**0.3**	**54**	**64.1**
06-00	**1007**	**3**	**925**	**7**	**57**	**3**	**9**	**1**	**1**	**0**	**1**	**0**	**0**	**13**	**1.3**	**11**	**1.1**	**3**	**0.3**	**54.2**	**64.1**
00-00	**1021**	**3**	**937**	**7**	**58**	**3**	**9**	**1**	**2**	**0**	**1**	**0**	**0**	**14**	**1.4**	**11**	**1.1**	**3**	**0.3**	**54.2**	**64.1**

DRAFT

Site 57
Location Unamed Road, Att - telepople, Lat 53.9096, Long -6.85521
Direction Two way

3279 / Meath/Cavan/Monaghan ATC's
October 2013
Automatic Traffic Count

Sat, 12 October 2013

Time	Total	Classification												>PSL	>PSL%	>SL1	>SL1%	>SL2	>SL2%	Mean	Vpp
		1 MCL	2 SV	3 SVT	4 TB2	5 TB3	6 T4	7 ART3	8 ART4	9 ART5	10 ART6	11 BD	12 DRT	80	80	85 +5kph	85 +5kph	90 +10kph	90 +10kph		85
0000	9	0	9	0	0	0	0	0	0	0	0	0	0	0	0	0	0	0	0	56.4	-
0100	8	0	6	0	2	0	0	0	0	0	0	0	0	0	0	0	0	0	0	61.7	-
0200	6	0	6	0	0	0	0	0	0	0	0	0	0	0	0	0	0	0	0	58.5	-
0300	2	0	2	0	0	0	0	0	0	0	0	0	0	0	0	0	0	0	0	61.4	-
0400	1	0	1	0	0	0	0	0	0	0	0	0	0	0	0	0	0	0	0	56.2	-
0500	3	0	3	0	0	0	0	0	0	0	0	0	0	0	0	0	0	0	0	66.2	-
0600	3	0	3	0	0	0	0	0	0	0	0	0	0	0	0	0	0	0	0	60.9	-
0700	7	0	7	0	0	0	0	0	0	0	0	0	0	0	0	0	0	0	0	55.2	-
0800	15	2	12	0	1	0	0	0	0	0	0	0	0	1	6.7	0	0	0	0	56.1	68.4
0900	52	0	46	3	3	0	0	0	0	0	0	0	0	3	5.8	2	3.8	2	3.8	57	66.6
1000	51	1	47	1	1	0	1	0	0	0	0	0	0	3	5.9	3	5.9	3	5.9	57.2	68.4
1100	**62**	**1**	**54**	**2**	**4**	**0**	**0**	**0**	**1**	**0**	**0**	**0**	**0**	**0**	**0**	**0**	**0**	**0**	**0**	**53.9**	**62.6**
1200	73	0	62	5	4	1	1	0	0	0	0	0	0	0	0	0	0	0	0	53.9	65.5
1300	68	0	64	1	3	0	0	0	0	0	0	0	0	1	1.5	0	0	0	0	52.9	63.4
1400	59	1	51	1	6	0	0	0	0	0	0	0	0	1	1.7	1	1.7	1	1.7	54.8	63
1500	81	0	75	2	4	0	0	0	0	0	0	0	0	0	0	0	0	0	0	54.9	63.4
1600	63	0	60	1	2	0	0	0	0	0	0	0	0	0	0	0	0	0	0	54	60.8
1700	**84**	**0**	**72**	**5**	**5**	**0**	**0**	**0**	**1**	**0**	**0**	**1**	**0**	**0**	**0**	**0**	**0**	**0**	**0**	**53.4**	**64.4**
1800	54	1	46	3	4	0	0	0	0	0	0	0	0	1	1.9	0	0	0	0	55.3	66.2
1900	58	0	53	1	3	0	1	0	0	0	0	0	0	0	0	0	0	0	0	54.7	63.7
2000	70	0	70	0	0	0	0	0	0	0	0	0	0	0	0	0	0	0	0	57.2	66.2
2100	26	0	26	0	0	0	0	0	0	0	0	0	0	2	7.7	2	7.7	1	3.8	59.3	72
2200	21	0	21	0	0	0	0	0	0	0	0	0	0	0	0	0	0	0	0	55.3	61.9
2300	13	0	13	0	0	0	0	0	0	0	0	0	0	0	0	0	0	0	0	54.5	60.5
07-19	**669**	**6**	**596**	**24**	**37**	**1**	**2**	**0**	**2**	**0**	**0**	**1**	**0**	**10**	**1.5**	**6**	**0.9**	**6**	**0.9**	**54.6**	**64.8**
06-22	**826**	**6**	**748**	**25**	**40**	**1**	**3**	**0**	**2**	**0**	**0**	**1**	**0**	**12**	**1.5**	**8**	**1**	**7**	**0.8**	**55**	**64.8**
06-00	**860**	**6**	**782**	**25**	**40**	**1**	**3**	**0**	**2**	**0**	**0**	**1**	**0**	**12**	**1.4**	**8**	**0.9**	**7**	**0.8**	**55**	**64.8**
00-00	**889**	**6**	**809**	**25**	**42**	**1**	**3**	**0**	**2**	**0**	**0**	**1**	**0**	**12**	**1.3**	**8**	**0.9**	**7**	**0.8**	**55.2**	**65.2**

DRAFT

Site 57
Location Unamed Road, Att - telepople, Lat 53.9096, Long -6.85521
Direction Two way

3279 / Meath/Cavan/Monaghan ATC's
October 2013
Automatic Traffic Count

Sun, 13 October 2013

Time	Total	Classification												>PSL	>PSL%	>SL1	>SL1%	>SL2	>SL2%	Mean	Vpp
		1 MCL	2 SV	3 SVT	4 TB2	5 TB3	6 T4	7 ART3	8 ART4	9 ART5	10 ART6	11 BD	12 DRT	80	80	85 +5kph	85 +5kph	90 +10kph	90 +10kph		85
0000	11	0	11	0	0	0	0	0	0	0	0	0	0	0	0	0	0	0	0	53.9	60.5
0100	7	0	7	0	0	0	0	0	0	0	0	0	0	0	0	0	0	0	0	50.4	-
0200	5	0	5	0	0	0	0	0	0	0	0	0	0	0	0	0	0	0	0	53	-
0300	5	0	5	0	0	0	0	0	0	0	0	0	0	0	0	0	0	0	0	58.8	-
0400	5	0	5	0	0	0	0	0	0	0	0	0	0	0	0	0	0	0	0	58.8	-
0500	5	0	5	0	0	0	0	0	0	0	0	0	0	0	0	0	0	0	0	59	-
0600	2	0	2	0	0	0	0	0	0	0	0	0	0	0	0	0	0	0	0	50.9	-
0700	6	0	6	0	0	0	0	0	0	0	0	0	0	0	0	0	0	0	0	56.6	-
0800	13	0	13	0	0	0	0	0	0	0	0	0	0	0	0	0	0	0	0	56.1	63.7
0900	20	0	20	0	0	0	0	0	0	0	0	0	0	0	0	0	0	0	0	56	63.4
1000	44	2	40	0	2	0	0	0	0	0	0	0	0	1	2.3	0	0	0	0	56.4	64.1
1100	**56**	**3**	**49**	**0**	**1**	**0**	**0**	**0**	**3**	**0**	**0**	**0**	**0**	**0**	**0**	**0**	**0**	**0**	**0**	**54.8**	**67.7**
1200	57	4	47	0	6	0	0	0	0	0	0	0	0	0	0	0	0	0	0	54	64.4
1300	38	0	37	0	1	0	0	0	0	0	0	0	0	0	0	0	0	0	0	49.7	57.2
1400	33	1	30	0	2	0	0	0	0	0	0	0	0	0	0	0	0	0	0	54.6	67
1500	33	0	32	0	1	0	0	0	0	0	0	0	0	0	0	0	0	0	0	55.5	65.9
1600	47	0	46	0	1	0	0	0	0	0	0	0	0	3	6.4	2	4.3	0	0	54.8	63.4
1700	53	0	52	0	1	0	0	0	0	0	0	0	0	1	1.9	1	1.9	0	0	54.5	61.2
1800	**61**	**0**	**57**	**0**	**4**	**0**	**0**	**0**	**0**	**0**	**0**	**0**	**0**	**0**	**0**	**0**	**0**	**0**	**0**	**53.5**	**65.9**
1900	44	0	44	0	0	0	0	0	0	0	0	0	0	0	0	0	0	0	0	58	67
2000	30	0	29	1	0	0	0	0	0	0	0	0	0	0	0	0	0	0	0	58.9	68.4
2100	24	0	24	0	0	0	0	0	0	0	0	0	0	0	0	0	0	0	0	57.9	67
2200	16	0	14	0	2	0	0	0	0	0	0	0	0	1	6.3	1	6.3	1	6.3	54.7	69.5
2300	8	0	7	0	1	0	0	0	0	0	0	0	0	0	0	0	0	0	0	57.8	-
07-19	**461**	**10**	**429**	**0**	**19**	**0**	**0**	**0**	**3**	**0**	**0**	**0**	**0**	**5**	**1.1**	**3**	**0.7**	**0**	**0**	**54.4**	**64.8**
06-22	**561**	**10**	**528**	**1**	**19**	**0**	**0**	**0**	**3**	**0**	**0**	**0**	**0**	**5**	**0.9**	**3**	**0.5**	**0**	**0**	**55**	**65.9**
06-00	**585**	**10**	**549**	**1**	**22**	**0**	**0**	**0**	**3**	**0**	**0**	**0**	**0**	**6**	**1**	**4**	**0.7**	**1**	**0.2**	**55.1**	**65.9**
00-00	**623**	**10**	**587**	**1**	**22**	**0**	**0**	**0**	**3**	**0**	**0**	**0**	**0**	**6**	**1**	**4**	**0.6**	**1**	**0.2**	**55.1**	**65.9**

DRAFT

Site 57
Location Unamed Road, Att - telepople, Lat 53.9096, Long -6.85521
Direction Two way

3279 / Meath/Cavan/Monaghan ATC's
October 2013
Automatic Traffic Count

Mon, 14 October 2013

Time	Total	Classification												>PSL	>PSL%	>SL1	>SL1%	>SL2	>SL2%	Mean	Vpp
		1 MCL	2 SV	3 SVT	4 TB2	5 TB3	6 T4	7 ART3	8 ART4	9 ART5	10 ART6	11 BD	12 DRT	80	80	85 +5kph	85 +5kph	90 +10kph	90 +10kph		85
0000	3	0	3	0	0	0	0	0	0	0	0	0	0	0	0	0	0	0	0	51.6	-
0100	1	0	1	0	0	0	0	0	0	0	0	0	0	0	0	0	0	0	0	58.7	-
0200	0	0	0	0	0	0	0	0	0	0	0	0	0	0	0	0	0	0	0	-	-
0300	0	0	0	0	0	0	0	0	0	0	0	0	0	0	0	0	0	0	0	-	-
0400	0	0	0	0	0	0	0	0	0	0	0	0	0	0	0	0	0	0	0	-	-
0500	4	0	3	0	0	0	0	0	1	0	0	0	0	0	0	0	0	0	0	66.1	-
0600	9	0	7	0	2	0	0	0	0	0	0	0	0	0	0	0	0	0	0	63	-
0700	47	0	40	0	7	0	0	0	0	0	0	0	0	2	4.3	0	0	0	0	60.3	69.1
0800	62	0	54	0	8	0	0	0	0	0	0	0	0	0	0	0	0	0	0	55.4	64.4
0900	**87**	**0**	**74**	**0**	**12**	**0**	**1**	**0**	**0**	**0**	**0**	**0**	**0**	**0**	**0**	**0**	**0**	**0**	**0**	**52.2**	**62.3**
1000	37	1	32	0	3	1	0	0	0	0	0	0	0	0	0	0	0	0	0	52.2	63.4
1100	41	0	40	0	0	0	1	0	0	0	0	0	0	0	0	0	0	0	0	56.2	66.6
1200	35	0	34	0	1	0	0	0	0	0	0	0	0	0	0	0	0	0	0	53.2	63.7
1300	55	0	50	0	4	0	1	0	0	0	0	0	0	0	0	0	0	0	0	50.7	61.9
1400	75	1	67	3	2	1	0	0	0	1	0	0	0	0	0	0	0	0	0	52.5	61.9
1500	**88**	**0**	**77**	**3**	**7**	**0**	**0**	**0**	**0**	**1**	**0**	**0**	**0**	**0**	**0**	**0**	**0**	**0**	**0**	**54.4**	**61.2**
1600	68	1	59	2	4	0	2	0	0	0	0	0	0	1	1.5	0	0	0	0	55.4	63.4
1700	65	1	58	0	4	1	0	0	1	0	0	0	0	0	0	0	0	0	0	55	66.6
1800	83	1	77	0	4	0	0	0	0	0	0	1	0	0	0	0	0	0	0	55.2	64.8
1900	54	0	47	2	4	1	0	0	0	0	0	0	0	3	5.6	0	0	0	0	54.8	65.9
2000	44	0	41	2	1	0	0	0	0	0	0	0	0	1	2.3	0	0	0	0	54.1	67.3
2100	35	0	31	0	4	0	0	0	0	0	0	0	0	0	0	0	0	0	0	53.4	65.2
2200	22	0	20	0	1	0	0	0	1	0	0	0	0	0	0	0	0	0	0	49.6	55.4
2300	12	0	11	0	1	0	0	0	0	0	0	0	0	0	0	0	0	0	0	54.2	67.7
07-19	**743**	**5**	**662**	**8**	**56**	**3**	**5**	**0**	**1**	**2**	**0**	**1**	**0**	**3**	**0.4**	**0**	**0**	**0**	**0**	**54.3**	**63.7**
06-22	**885**	**5**	**788**	**12**	**67**	**4**	**5**	**0**	**1**	**2**	**0**	**1**	**0**	**7**	**0.8**	**0**	**0**	**0**	**0**	**54.4**	**64.1**
06-00	**919**	**5**	**819**	**12**	**69**	**4**	**5**	**0**	**2**	**2**	**0**	**1**	**0**	**7**	**0.8**	**0**	**0**	**0**	**0**	**54.2**	**64.1**
00-00	**927**	**5**	**826**	**12**	**69**	**4**	**5**	**0**	**3**	**2**	**0**	**1**	**0**	**7**	**0.8**	**0**	**0**	**0**	**0**	**54.3**	**64.1**

DRAFT

Site 57
Location Unamed Road, Att - telepople, Lat 53.9096, Long -6.85521
Direction Two way

3279 / Meath/Cavan/Monaghan ATC's
October 2013
Automatic Traffic Count

Virtual Day (5)

Time	Total	Classification												>PSL	>PSL%	>SL1	>SL1%	>SL2	>SL2%	Mean	Vpp
		1 MCL	2 SV	3 SVT	4 TB2	5 TB3	6 T4	7 ART3	8 ART4	9 ART5	10 ART6	11 BD	12 DRT	80	80	85 +5kph	85 +5kph	90 +10kph	90 +10kph		85
0000	7	0	7	0	0	0	0	0	0	0	0	0	0	0	2.9	0	0	0	0	55.8	-
0100	5	0	4	0	0	0	0	0	0	0	0	0	0	0	0	0	0	0	0	56.3	-
0200	3	0	3	0	0	0	0	0	0	0	0	0	0	0	0	0	0	0	0	57.3	-
0300	2	0	2	0	0	0	0	0	0	0	0	0	0	0	0	0	0	0	0	59.8	-
0400	2	0	1	0	0	0	0	0	0	0	0	0	0	0	0	0	0	0	0	57.8	-
0500	4	0	4	0	0	0	0	0	1	0	0	0	0	0	9.5	0	0	0	0	63.9	-
0600	6	0	5	0	1	0	0	0	0	0	0	0	0	0	0	0	0	0	0	61.9	-
0700	27	0	23	0	4	0	0	0	0	0	0	0	0	1	2.2	0	0	0	0	59.6	69.5
0800	46	1	41	0	4	0	0	0	0	0	0	0	0	0	0.4	0	0	0	0	55.5	64.4
0900	**66**	**0**	**59**	**1**	**5**	**0**	**0**	**0**	**0**	**0**	**0**	**0**	**0**	**1**	**0.9**	**0**	**0.6**	**0**	**0.6**	**54.5**	**63.7**
1000	44	1	38	1	2	0	0	0	0	0	0	0	0	1	2.8	1	1.8	1	1.4	54.1	65.9
1100	48	1	43	1	2	0	0	0	1	0	0	0	0	0	0	0	0	0	0	53.6	64.4
1200	56	1	48	1	5	0	1	0	0	0	0	0	0	0	0	0	0	0	0	52.6	64.4
1300	59	0	54	1	3	0	0	0	0	0	0	0	0	0	0.3	0	0	0	0	52.7	61.9
1400	62	1	56	1	4	0	0	0	0	0	0	0	0	0	0.6	0	0.3	0	0.3	53.9	63
1500	**72**	**0**	**63**	**2**	**5**	**0**	**1**	**0**	**0**	**0**	**0**	**0**	**0**	**0**	**0**	**0**	**0**	**0**	**0**	**53.6**	**62.6**
1600	63	1	56	1	3	0	1	0	0	0	0	0	0	1	1.6	1	1	0	0	53.9	63.4
1700	71	0	65	1	3	0	0	0	1	0	0	0	0	1	1.4	1	0.8	0	0	53.4	63.4
1800	**72**	**1**	**65**	**1**	**4**	**0**	**0**	**0**	**0**	**0**	**0**	**0**	**0**	**1**	**1.1**	**1**	**0.8**	**0**	**0.6**	**54.6**	**64.1**
1900	57	0	52	1	4	0	0	0	0	0	0	0	0	1	1.4	0	0.4	0	0.4	55.5	65.9
2000	46	0	44	1	1	0	0	0	0	0	0	0	0	1	2.2	1	1.8	1	1.3	56.3	66.2
2100	33	0	31	0	2	0	0	0	0	0	0	0	0	1	1.8	1	1.8	0	0.6	55.5	66.2
2200	20	0	19	0	1	0	0	0	0	0	0	0	0	1	3.1	1	3.1	0	1	54.5	62.3
2300	15	0	13	0	1	0	0	0	0	0	0	0	0	0	1.4	0	1.4	0	0	55	67.7
07-19	**685**	**6**	**613**	**12**	**44**	**3**	**4**	**0**	**2**	**0**	**1**	**0**	**0**	**6**	**0.9**	**3**	**0.5**	**2**	**0.2**	**54.1**	**64.1**
06-22	**827**	**6**	**744**	**14**	**52**	**3**	**4**	**0**	**2**	**0**	**1**	**0**	**0**	**8**	**1**	**5**	**0.6**	**3**	**0.3**	**54.4**	**64.4**
06-00	**861**	**6**	**776**	**14**	**53**	**3**	**4**	**0**	**2**	**0**	**1**	**0**	**0**	**9**	**1.1**	**6**	**0.7**	**3**	**0.3**	**54.4**	**64.4**
00-00	**883**	**6**	**797**	**14**	**54**	**3**	**4**	**0**	**3**	**0**	**1**	**0**	**0**	**10**	**1.1**	**6**	**0.6**	**3**	**0.3**	**54.5**	**64.8**

DRAFT

Site 57
Location Unamed Road, Att - telepople, Lat 53.9096, Long -6.85521
Direction Two way

3279 / Meath/Cavan/Monaghan ATC's
October 2013
Automatic Traffic Count

Virtual Week (1)

Time	Total	Classification												>PSL	>PSL%	>SL1	>SL1%	>SL2	>SL2%	Mean	Vpp
		1 MCL	2 SV	3 SVT	4 TB2	5 TB3	6 T4	7 ART3	8 ART4	9 ART5	10 ART6	11 BD	12 DRT	80	80	85 +5kph	85 +5kph	90 +10kph	90 +10kph		85
Mon	927	5	826	12	69	4	5	0	3	2	0	1	0	7	0.8	0	0	0	0	54.3	64.1
Tue	0	0	0	0	0	0	0	0	0	0	0	0	0	0	0	0	0	0	0	-	-
Wed	0	0	0	0	0	0	0	0	0	0	0	0	0	0	0	0	0	0	0	-	-
Thu	953	6	825	24	80	6	2	1	5	0	3	0	1	10	1	5	0.5	3	0.3	54	63.7
Fri	1021	3	937	7	58	3	9	1	2	0	1	0	0	14	1.4	11	1.1	3	0.3	54.2	64.1
| Sat	889	6	809	25	42	1	3	0	2	0	0	1	0	12	1.3	8	0.9	7	0.8	55.2	65.2
| Sun	623	10	587	1	22	0	0	0	3	0	0	0	0	6	1	4	0.6	1	0.2	55.1	65.9
5 Day Ave.	**967**	**5**	**863**	**14**	**69**	**4**	**5**	**1**	**3**	**1**	**1**	**0**	**0**	**10**	**1.0**	**5**	**0.5**	**2**	**0.2**	**54.2**	**64.0**
7 Day Ave.	**883**	**6**	**797**	**14**	**54**	**3**	**4**	**0**	**3**	**0**	**1**	**0**	**0**	**10**	**1.1**	**6**	**0.6**	**3**	**0.3**	**54.5**	**64.8**
Total	**4413**	**30**	**3984**	**69**	**271**	**14**	**19**	**2**	**15**	**2**	**4**	**2**	**1**	**49**	**1.1**	**28**	**0.6**	**14**	**0.3**	**54.5**	**64.8**

Summary Graphs

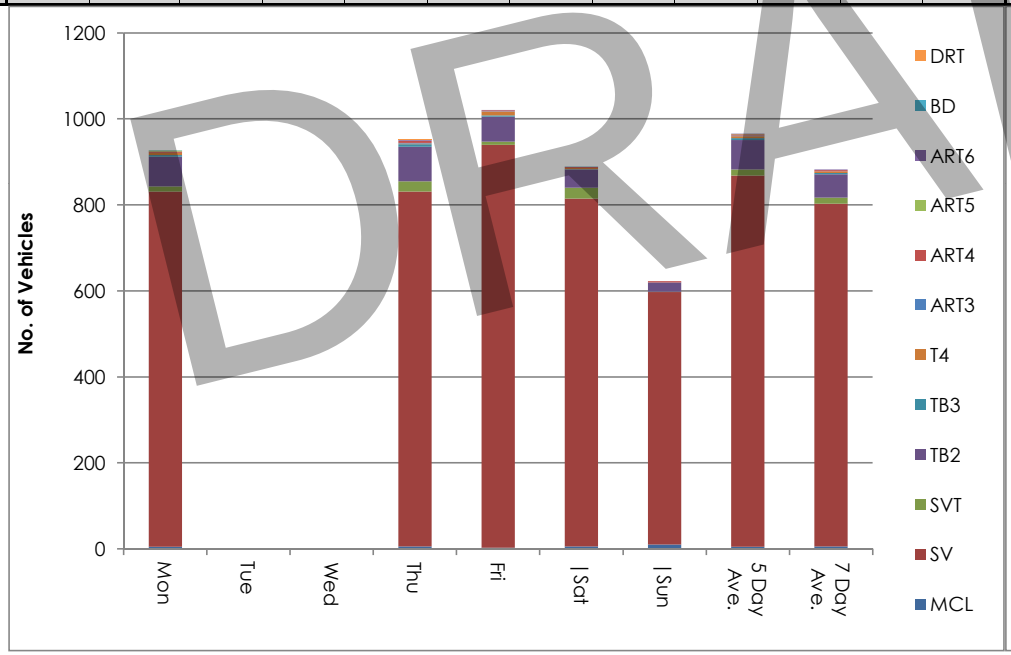

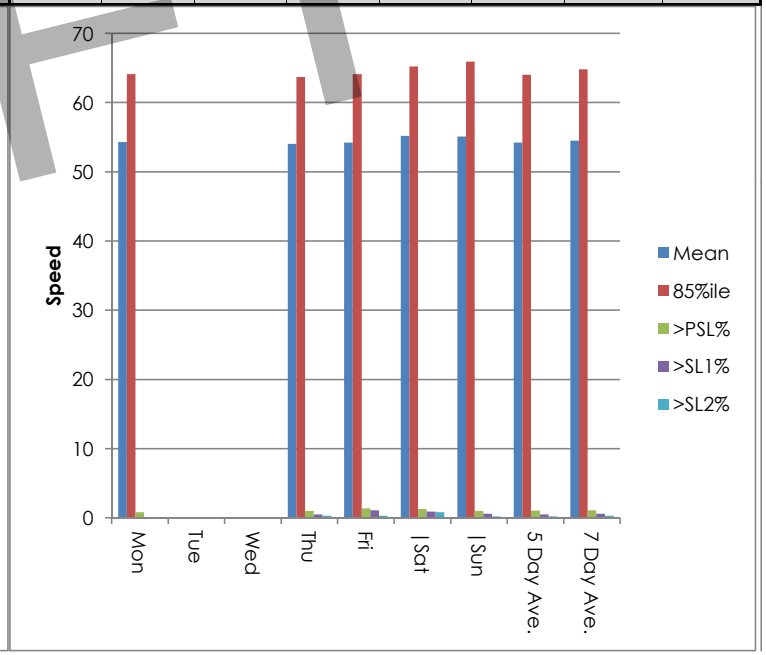

DRAFT

Site 57
Location Unamed Road, Att - telepople, Lat 53.9096, Long -6.85521
Direction Two way

3279 / Meath/Cavan/Monaghan ATC's
October 2013
Automatic Traffic Count

Thu, 10 October 2013

Time	Total	Speed Bins (km/h)																												
		0 - 5	5 - 10	10 - 15	15 - 20	20 - 25	25 - 30	30 - 35	35 - 40	40 - 45	45 - 50	50 - 55	55 - 60	60 - 65	65 - 70	70 - 75	75 - 80	80 - 85	85 - 90	90 - 95	95 - 100	100 - 105	105 - 110	110 - 115	115 - 120	120 - 125	125 - 130	130 - 135	135 - 140
0000	8	0	0	0	0	0	0	0	0	2	0	1	2	1	1	0	0	1	0	0	0	0	0	0	0	0	0	0	0	0
0100	3	0	0	0	0	0	0	0	0	0	0	0	1	2	0	0	0	0	0	0	0	0	0	0	0	0	0	0	0	0
0200	2	0	0	0	0	0	0	0	0	0	0	0	0	2	0	0	0	0	0	0	0	0	0	0	0	0	0	0	0	0
0300	1	0	0	0	0	0	0	0	0	0	0	0	0	1	0	0	0	0	0	0	0	0	0	0	0	0	0	0	0	0
0400	1	0	0	0	0	0	0	0	0	0	0	1	0	0	0	0	0	0	0	0	0	0	0	0	0	0	0	0	0	0
0500	5	0	0	0	0	0	0	0	0	0	0	2	0	1	0	1	0	1	0	0	0	0	0	0	0	0	0	0	0	0
0600	8	0	0	0	0	0	0	0	0	0	0	1	1	2	3	0	1	0	0	0	0	0	0	0	0	0	0	0	0	0
0700	37	0	0	0	0	0	0	0	1	0	1	4	6	6	9	7	2	1	0	0	0	0	0	0	0	0	0	0	0	0
0800	65	0	0	0	0	0	0	0	2	8	10	12	15	12	3	2	1	0	0	0	0	0	0	0	0	0	0	0	0	0
0900	**86**	**0**	**0**	**0**	**0**	**4**	**2**	**2**	**1**	**6**	**8**	**24**	**21**	**10**	**4**	**3**	**1**	**0**	**0**	**0**	**0**	**0**	**0**	**0**	**0**	**0**	**0**	**0**	**0**	**0**
1000	41	0	0	0	0	0	2	0	6	9	8	4	9	0	3	0	0	0	0	0	0	0	0	0	0	0	0	0	0	0
1100	47	0	0	0	2	1	1	2	1	3	7	13	5	9	3	0	0	0	0	0	0	0	0	0	0	0	0	0	0	0
1200	69	1	1	0	4	1	2	3	2	2	13	13	15	7	1	4	0	0	0	0	0	0	0	0	0	0	0	0	0	0
1300	70	0	0	0	0	0	1	0	1	3	10	21	16	10	7	1	0	0	0	0	0	0	0	0	0	0	0	0	0	0
1400	63	0	0	0	1	0	0	0	1	4	9	17	8	13	8	1	0	1	0	0	0	0	0	0	0	0	0	0	0	0
1500	**74**	**0**	**0**	**1**	**1**	**2**	**0**	**0**	**3**	**3**	**14**	**25**	**11**	**10**	**3**	**1**	**0**	**0**	**0**	**0**	**0**	**0**	**0**	**0**	**0**	**0**	**0**	**0**	**0**	**0**
1600	64	0	0	0	0	1	4	1	1	3	7	19	7	9	9	1	1	0	1	0	0	0	0	0	0	0	0	0	0	0
1700	73	0	0	0	1	0	1	0	2	5	18	20	12	8	3	1	1	1	0	0	0	0	0	0	0	0	0	0	0	0
1800	67	0	0	0	0	1	2	0	5	9	4	12	17	11	4	2	0	0	0	0	0	0	0	0	0	0	0	0	0	0
1900	67	0	0	0	0	0	0	1	3	2	10	19	13	7	6	6	0	0	0	0	0	0	0	0	0	0	0	0	0	0
2000	44	0	0	0	0	1	1	0	0	8	6	5	7	6	5	1	1	0	0	3	0	0	0	0	0	0	0	0	0	0
2100	29	0	0	0	0	0	0	1	1	1	2	4	6	4	8	1	0	0	1	0	0	0	0	0	0	0	0	0	0	0
2200	12	0	0	0	0	0	1	0	0	1	0	3	4	2	0	0	1	0	0	0	0	0	0	0	0	0	0	0	0	0
2300	17	0	0	0	0	0	0	0	1	3	1	4	5	1	0	1	1	0	0	0	0	0	0	0	0	0	0	0	0	0
07-19	**756**	**1**	**1**	**1**	**9**	**10**	**15**	**8**	**26**	**55**	**109**	**184**	**142**	**105**	**57**	**23**	**6**	**3**	**1**	**0**	**0**	**0**	**0**	**0**	**0**	**0**	**0**	**0**	**0**	**0**
06-22	**904**	**1**	**1**	**1**	**9**	**11**	**16**	**10**	**30**	**66**	**127**	**213**	**169**	**124**	**79**	**31**	**8**	**3**	**2**	**3**	**0**	**0**	**0**	**0**	**0**	**0**	**0**	**0**	**0**	**0**
06-00	**933**	**1**	**1**	**1**	**9**	**11**	**17**	**10**	**31**	**70**	**128**	**220**	**178**	**127**	**79**	**32**	**10**	**3**	**2**	**3**	**0**	**0**	**0**	**0**	**0**	**0**	**0**	**0**	**0**	**0**
00-00	**953**	**1**	**1**	**1**	**9**	**11**	**17**	**10**	**31**	**72**	**128**	**224**	**181**	**134**	**80**	**33**	**10**	**5**	**2**	**3**	**0**	**0**	**0**	**0**	**0**	**0**	**0**	**0**	**0**	**0**

DRAFT

Site 57
Location Unamed Road, Att - telepople, Lat 53.9096, Long -6.85521
Direction Two way

3279 / Meath/Cavan/Monaghan ATC's
October 2013
Automatic Traffic Count

Fri, 11 October 2013

Time	Total	Speed Bins (km/h)																											
		0 - 5	5 - 10	10 - 15	15 - 20	20 - 25	25 - 30	30 - 35	35 - 40	40 - 45	45 - 50	50 - 55	55 - 60	60 - 65	65 - 70	70 - 75	75 - 80	80 - 85	85 - 90	90 - 95	95 - 100	100 - 105	105 - 110	110 - 115	115 - 120	120 - 125	125 - 130	130 - 135	135 - 140
0000	4	0	0	0	0	0	0	0	0	0	1	2	0	0	0	1	0	0	0	0	0	0	0	0	0	0	0	0	0
0100	5	0	0	0	0	0	0	0	0	1	1	1	1	1	0	0	0	0	0	0	0	0	0	0	0	0	0	0	0
0200	0	0	0	0	0	0	0	0	0	0	0	0	0	0	0	0	0	0	0	0	0	0	0	0	0	0	0	0	0
0300	0	0	0	0	0	0	0	0	0	0	0	0	0	0	0	0	0	0	0	0	0	0	0	0	0	0	0	0	0
0400	1	0	0	0	0	0	0	0	0	0	0	0	0	1	0	0	0	0	0	0	0	0	0	0	0	0	0	0	0
0500	4	0	0	0	0	0	0	0	0	0	0	1	0	1	0	1	0	1	0	0	0	0	0	0	0	0	0	0	0
0600	9	0	0	0	0	0	0	0	0	0	0	1	3	1	4	0	0	0	0	0	0	0	0	0	0	0	0	0	0
0700	37	0	0	0	0	0	2	2	1	2	2	5	8	6	6	1	2	0	0	0	0	0	0	0	0	0	0	0	0
0800	75	0	0	0	0	0	4	0	1	3	8	15	14	17	9	2	2	0	0	0	0	0	0	0	0	0	0	0	0
0900	**83**	**0**	**0**	**0**	**0**	**1**	**0**	**0**	**3**	**2**	**6**	**22**	**18**	**16**	**11**	**3**	**1**	**0**	**0**	**0**	**0**	**0**	**0**	**0**	**0**	**0**	**0**	**0**	**0**
1000	45	0	0	0	0	0	2	1	0	2	8	11	9	1	6	2	1	1	1	0	0	0	0	0	0	0	0	0	0
1100	36	0	0	0	0	0	0	3	3	2	9	5	4	7	2	0	1	0	0	0	0	0	0	0	0	0	0	0	0
1200	47	0	0	0	2	2	0	0	0	3	6	9	10	7	5	3	0	0	0	0	0	0	0	0	0	0	0	0	0
1300	64	0	0	0	0	1	0	2	1	7	12	12	14	8	4	3	0	0	0	0	0	0	0	0	0	0	0	0	0
1400	81	0	0	0	0	0	2	5	2	6	11	16	20	13	4	0	2	0	0	0	0	0	0	0	0	0	0	0	0
1500	83	0	0	0	0	2	3	2	2	5	16	22	12	10	3	5	1	0	0	0	0	0	0	0	0	0	0	0	0
1600	73	0	0	0	4	0	0	2	2	6	16	10	20	7	5	1	0	0	0	0	0	0	0	0	0	0	0	0	0
1700	81	0	0	0	2	3	0	3	2	1	17	23	16	9	1	1	0	1	2	0	0	0	0	0	0	0	0	0	0
1800	**93**	**0**	**0**	**0**	**0**	**1**	**2**	**0**	**4**	**6**	**10**	**27**	**14**	**16**	**7**	**2**	**1**	**0**	**1**	**0**	**2**	**0**	**0**	**0**	**0**	**0**	**0**	**0**	**0**
1900	61	0	0	0	0	0	0	1	4	3	9	14	12	10	6	0	1	0	0	1	0	0	0	0	0	0	0	0	0
2000	40	0	0	0	0	1	0	0	1	8	7	6	2	7	3	3	1	0	1	0	0	0	0	0	0	0	0	0	0
2100	49	0	0	0	0	1	0	0	4	6	8	12	7	10	0	0	1	0	0	0	0	0	0	0	0	0	0	0	0
2200	27	0	0	0	0	0	0	0	2	1	2	7	7	3	2	1	0	0	2	0	0	0	0	0	0	0	0	0	0
2300	23	0	0	0	0	0	0	0	3	5	1	4	2	3	0	3	1	0	1	0	0	0	0	0	0	0	0	0	0
07-19	**798**	**0**	**0**	**0**	**8**	**10**	**15**	**20**	**21**	**45**	**121**	**177**	**159**	**117**	**63**	**23**	**11**	**2**	**4**	**0**	**2**	**0**	**0**	**0**	**0**	**0**	**0**	**0**	**0**
06-22	**957**	**0**	**0**	**0**	**8**	**12**	**15**	**21**	**30**	**62**	**145**	**210**	**183**	**145**	**76**	**26**	**14**	**2**	**5**	**1**	**2**	**0**	**0**	**0**	**0**	**0**	**0**	**0**	**0**
06-00	**1007**	**0**	**0**	**0**	**8**	**12**	**15**	**21**	**35**	**68**	**148**	**221**	**192**	**151**	**78**	**30**	**15**	**2**	**8**	**1**	**2**	**0**	**0**	**0**	**0**	**0**	**0**	**0**	**0**
00-00	**1021**	**0**	**0**	**0**	**8**	**12**	**15**	**21**	**35**	**69**	**150**	**225**	**193**	**154**	**78**	**32**	**15**	**3**	**8**	**1**	**2**	**0**	**0**	**0**	**0**	**0**	**0**	**0**	**0**

DRAFT

Site 57
Location Unamed Road, Att - telepople, Lat 53.9096, Long -6.85521
Direction Two way

3279 / Meath/Cavan/Monaghan ATC's
October 2013
Automatic Traffic Count

Sat, 12 October 2013

Time	Total	Speed Bins (km/h)																											
		0 - 5	5 - 10	10 - 15	15 - 20	20 - 25	25 - 30	30 - 35	35 - 40	40 - 45	45 - 50	50 - 55	55 - 60	60 - 65	65 - 70	70 - 75	75 - 80	80 - 85	85 - 90	90 - 95	95 - 100	100 - 105	105 - 110	110 - 115	115 - 120	120 - 125	125 - 130	130 - 135	135 - 140
0000	9	0	0	0	0	0	0	0	0	1	1	2	2	1	1	1	0	0	0	0	0	0	0	0	0	0	0	0	0
0100	8	0	0	0	0	0	0	0	0	0	0	2	2	1	1	2	0	0	0	0	0	0	0	0	0	0	0	0	0
0200	6	0	0	0	0	0	0	0	0	0	0	0	4	2	0	0	0	0	0	0	0	0	0	0	0	0	0	0	0
0300	2	0	0	0	0	0	0	0	0	0	0	1	0	0	0	1	0	0	0	0	0	0	0	0	0	0	0	0	0
0400	1	0	0	0	0	0	0	0	0	0	0	0	1	0	0	0	0	0	0	0	0	0	0	0	0	0	0	0	0
0500	3	0	0	0	0	0	0	0	0	0	0	0	0	1	2	0	0	0	0	0	0	0	0	0	0	0	0	0	0
0600	3	0	0	0	0	0	0	0	0	0	0	1	1	0	1	0	0	0	0	0	0	0	0	0	0	0	0	0	0
0700	7	0	0	0	0	0	0	0	0	0	2	3	1	0	1	0	0	0	0	0	0	0	0	0	0	0	0	0	0
0800	15	0	0	0	1	0	0	0	0	0	4	4	0	1	3	0	1	1	0	0	0	0	0	0	0	0	0	0	0
0900	52	0	0	0	0	2	0	0	0	3	9	10	15	2	4	3	1	1	0	0	2	0	0	0	0	0	0	0	0
1000	51	0	0	0	1	1	0	1	4	5	4	3	9	10	5	4	1	0	0	2	1	0	0	0	0	0	0	0	0
1100	**62**	**0**	**0**	**0**	**2**	**0**	**0**	**2**	**2**	**1**	**12**	**12**	**13**	**10**	**6**	**1**	**1**	**0**	**0**	**0**	**0**	**0**	**0**	**0**	**0**	**0**	**0**	**0**	**0**
1200	73	0	0	0	0	4	1	1	1	3	15	14	16	5	5	4	4	0	0	0	0	0	0	0	0	0	0	0	0
1300	68	0	0	0	0	1	4	2	1	7	7	12	14	12	5	2	0	1	0	0	0	0	0	0	0	0	0	0	0
1400	59	0	0	0	2	0	0	0	2	1	15	9	8	15	4	1	1	0	0	1	0	0	0	0	0	0	0	0	0
1500	81	0	0	0	3	0	0	1	1	2	11	15	21	18	6	2	1	0	0	0	0	0	0	0	0	0	0	0	0
1600	63	0	0	0	0	0	0	0	1	10	7	15	17	9	3	1	0	0	0	0	0	0	0	0	0	0	0	0	0
1700	**84**	**0**	**0**	**0**	**0**	**4**	**0**	**0**	**3**	**4**	**14**	**22**	**16**	**11**	**8**	**2**	**0**	**0**	**0**	**0**	**0**	**0**	**0**	**0**	**0**	**0**	**0**	**0**	**0**
1800	54	0	0	0	1	0	0	1	4	2	6	14	7	9	6	3	0	1	0	0	0	0	0	0	0	0	0	0	0
1900	58	0	0	0	0	0	2	1	1	2	8	16	12	9	3	4	0	0	0	0	0	0	0	0	0	0	0	0	0
2000	70	0	0	0	0	0	0	0	0	4	6	21	15	11	9	2	2	0	0	0	0	0	0	0	0	0	0	0	0
2100	26	0	0	0	1	0	0	0	0	0	6	4	4	3	3	1	2	0	1	1	0	0	0	0	0	0	0	0	0
2200	21	0	0	0	0	0	0	0	0	2	2	7	4	5	0	1	0	0	0	0	0	0	0	0	0	0	0	0	0
2300	13	0	0	0	0	0	0	0	0	1	4	1	4	1	1	1	0	0	0	0	0	0	0	0	0	0	0	0	0
07-19	**669**	**0**	**0**	**0**	**10**	**12**	**5**	**8**	**19**	**38**	**106**	**133**	**137**	**102**	**56**	**23**	**10**	**4**	**0**	**3**	**3**	**0**	**0**	**0**	**0**	**0**	**0**	**0**	**0**
06-22	**826**	**0**	**0**	**0**	**11**	**12**	**7**	**9**	**20**	**44**	**126**	**175**	**169**	**125**	**72**	**30**	**14**	**4**	**1**	**4**	**3**	**0**	**0**	**0**	**0**	**0**	**0**	**0**	**0**
06-00	**860**	**0**	**0**	**0**	**11**	**12**	**7**	**9**	**20**	**47**	**132**	**183**	**177**	**131**	**73**	**32**	**14**	**4**	**1**	**4**	**3**	**0**	**0**	**0**	**0**	**0**	**0**	**0**	**0**
00-00	**889**	**0**	**0**	**0**	**11**	**12**	**7**	**9**	**20**	**48**	**133**	**188**	**186**	**136**	**77**	**36**	**14**	**4**	**1**	**4**	**3**	**0**	**0**	**0**	**0**	**0**	**0**	**0**	**0**

DRAFT

Site 57
Location Unamed Road, Att - telepople, Lat 53.9096, Long -6.85521
Direction Two way

3279 / Meath/Cavan/Monaghan ATC's
October 2013
Automatic Traffic Count

Sun, 13 October 2013

Time	Total	Speed Bins (km/h)																											
		0 - 5	5 - 10	10 - 15	15 - 20	20 - 25	25 - 30	30 - 35	35 - 40	40 - 45	45 - 50	50 - 55	55 - 60	60 - 65	65 - 70	70 - 75	75 - 80	80 - 85	85 - 90	90 - 95	95 - 100	100 - 105	105 - 110	110 - 115	115 - 120	120 - 125	125 - 130	130 - 135	135 - 140
0000	11	0	0	0	0	0	0	0	0	3	2	1	2	2	0	1	0	0	0	0	0	0	0	0	0	0	0	0	0
0100	7	0	0	0	0	0	0	0	2	1	0	2	0	2	0	0	0	0	0	0	0	0	0	0	0	0	0	0	0
0200	5	0	0	0	0	0	0	0	1	0	1	0	2	1	0	0	0	0	0	0	0	0	0	0	0	0	0	0	0
0300	5	0	0	0	0	0	0	0	0	0	1	1	1	1	0	0	1	0	0	0	0	0	0	0	0	0	0	0	0
0400	5	0	0	0	0	0	0	0	0	0	0	0	4	0	1	0	0	0	0	0	0	0	0	0	0	0	0	0	0
0500	5	0	0	0	0	0	0	0	0	0	0	2	1	0	2	0	0	0	0	0	0	0	0	0	0	0	0	0	0
0600	2	0	0	0	0	0	0	0	0	0	1	1	0	0	0	0	0	0	0	0	0	0	0	0	0	0	0	0	0
0700	6	0	0	0	0	0	0	0	0	0	0	2	3	1	0	0	0	0	0	0	0	0	0	0	0	0	0	0	0
0800	13	0	0	0	0	0	0	0	1	0	1	3	3	4	1	0	0	0	0	0	0	0	0	0	0	0	0	0	0
0900	20	0	0	0	0	0	0	0	0	2	3	4	5	4	0	1	1	0	0	0	0	0	0	0	0	0	0	0	0
1000	44	0	0	0	0	1	1	0	1	3	1	10	10	11	3	2	0	1	0	0	0	0	0	0	0	0	0	0	0
1100	**56**	**0**	**0**	**0**	**0**	**0**	**3**	**0**	**3**	**5**	**10**	**4**	**8**	**10**	**10**	**3**	**0**	**0**	**0**	**0**	**0**	**0**	**0**	**0**	**0**	**0**	**0**	**0**	**0**
1200	57	0	0	0	1	1	0	1	3	9	3	9	9	13	5	2	1	0	0	0	0	0	0	0	0	0	0	0	0
1300	38	0	0	0	0	0	1	1	4	6	9	5	9	0	1	1	1	0	0	0	0	0	0	0	0	0	0	0	0
1400	33	0	0	0	1	1	0	1	1	3	3	5	5	6	3	4	0	0	0	0	0	0	0	0	0	0	0	0	0
1500	33	0	0	0	0	0	0	2	0	1	5	12	3	3	2	5	0	0	0	0	0	0	0	0	0	0	0	0	0
1600	47	0	0	0	0	0	1	1	3	6	6	8	10	5	1	3	0	1	2	0	0	0	0	0	0	0	0	0	0
1700	53	0	0	0	0	0	0	1	0	5	10	14	10	7	3	1	1	0	1	0	0	0	0	0	0	0	0	0	0
1800	**61**	**0**	**0**	**0**	**0**	**0**	**0**	**0**	**1**	**9**	**14**	**16**	**8**	**3**	**8**	**1**	**1**	**0**	**0**	**0**	**0**	**0**	**0**	**0**	**0**	**0**	**0**	**0**	**0**
1900	44	0	0	0	0	0	0	0	0	3	6	11	7	5	7	4	1	0	0	0	0	0	0	0	0	0	0	0	0
2000	30	0	0	0	0	0	0	0	1	0	3	7	6	6	5	1	1	0	0	0	0	0	0	0	0	0	0	0	0
2100	24	0	0	0	0	1	0	0	0	0	1	7	5	4	4	1	1	0	0	0	0	0	0	0	0	0	0	0	0
2200	16	0	0	0	0	0	0	1	0	1	7	2	1	1	1	0	1	0	0	0	1	0	0	0	0	0	0	0	0
2300	8	0	0	0	0	0	0	0	0	1	3	0	0	2	1	0	1	0	0	0	0	0	0	0	0	0	0	0	0
07-19	**461**	**0**	**0**	**0**	**2**	**3**	**6**	**7**	**17**	**49**	**65**	**92**	**83**	**67**	**37**	**23**	**5**	**2**	**3**	**0**	**0**	**0**	**0**	**0**	**0**	**0**	**0**	**0**	**0**
06-22	**561**	**0**	**0**	**0**	**2**	**4**	**6**	**7**	**18**	**52**	**76**	**118**	**101**	**82**	**53**	**29**	**8**	**2**	**3**	**0**	**0**	**0**	**0**	**0**	**0**	**0**	**0**	**0**	**0**
06-00	**585**	**0**	**0**	**0**	**2**	**4**	**6**	**8**	**18**	**54**	**86**	**120**	**102**	**85**	**55**	**29**	**10**	**2**	**3**	**0**	**1**	**0**	**0**	**0**	**0**	**0**	**0**	**0**	**0**
00-00	**623**	**0**	**0**	**0**	**2**	**4**	**6**	**8**	**21**	**58**	**90**	**126**	**112**	**91**	**58**	**30**	**11**	**2**	**3**	**0**	**1**	**0**	**0**	**0**	**0**	**0**	**0**	**0**	**0**

DRAFT

Site 57
Location Unamed Road, Att - telepople, Lat 53.9096, Long -6.85521
Direction Two way

3279 / Meath/Cavan/Monaghan ATC's
October 2013
Automatic Traffic Count

Mon, 14 October 2013

Time	Total	Speed Bins (km/h)																											
		0 - 5	5 - 10	10 - 15	15 - 20	20 - 25	25 - 30	30 - 35	35 - 40	40 - 45	45 - 50	50 - 55	55 - 60	60 - 65	65 - 70	70 - 75	75 - 80	80 - 85	85 - 90	90 - 95	95 - 100	100 - 105	105 - 110	110 - 115	115 - 120	120 - 125	125 - 130	130 - 135	135 - 140
0000	3	0	0	0	0	0	0	0	1	0	0	0	2	0	0	0	0	0	0	0	0	0	0	0	0	0	0	0	0
0100	1	0	0	0	0	0	0	0	0	0	0	0	1	0	0	0	0	0	0	0	0	0	0	0	0	0	0	0	0
0200	0	0	0	0	0	0	0	0	0	0	0	0	0	0	0	0	0	0	0	0	0	0	0	0	0	0	0	0	0
0300	0	0	0	0	0	0	0	0	0	0	0	0	0	0	0	0	0	0	0	0	0	0	0	0	0	0	0	0	0
0400	0	0	0	0	0	0	0	0	0	0	0	0	0	0	0	0	0	0	0	0	0	0	0	0	0	0	0	0	0
0500	4	0	0	0	0	0	0	0	0	0	1	0	0	0	1	2	0	0	0	0	0	0	0	0	0	0	0	0	0
0600	9	0	0	0	0	0	0	0	0	0	1	1	1	2	1	3	0	0	0	0	0	0	0	0	0	0	0	0	0
0700	47	0	0	0	0	0	0	0	0	2	2	9	12	10	5	4	1	2	0	0	0	0	0	0	0	0	0	0	0
0800	62	0	0	0	0	0	1	0	1	6	8	12	15	10	5	4	0	0	0	0	0	0	0	0	0	0	0	0	0
0900	**87**	**0**	**0**	**0**	**0**	**5**	**0**	**0**	**2**	**8**	**16**	**20**	**13**	**17**	**5**	**1**	**0**	**0**	**0**	**0**	**0**	**0**	**0**	**0**	**0**	**0**	**0**	**0**	**0**
1000	37	0	0	0	1	2	0	0	1	5	4	7	6	6	3	2	0	0	0	0	0	0	0	0	0	0	0	0	0
1100	41	0	0	1	0	0	0	0	0	4	3	12	8	4	4	4	1	0	0	0	0	0	0	0	0	0	0	0	0
1200	35	0	0	0	0	0	2	1	3	2	5	3	8	6	3	2	0	0	0	0	0	0	0	0	0	0	0	0	0
1300	55	0	0	2	3	0	1	0	0	5	10	12	11	6	3	1	1	0	0	0	0	0	0	0	0	0	0	0	0
1400	75	0	0	0	0	2	0	1	4	10	13	14	8	18	5	0	0	0	0	0	0	0	0	0	0	0	0	0	0
1500	**88**	**0**	**0**	**0**	**0**	**1**	**1**	**1**	**2**	**6**	**12**	**20**	**25**	**14**	**4**	**2**	**0**	**0**	**0**	**0**	**0**	**0**	**0**	**0**	**0**	**0**	**0**	**0**	**0**
1600	68	0	0	0	0	1	2	0	2	3	6	16	19	13	2	2	1	1	0	0	0	0	0	0	0	0	0	0	0
1700	65	0	0	0	1	0	1	0	2	5	11	14	11	6	10	2	2	0	0	0	0	0	0	0	0	0	0	0	0
1800	83	0	0	0	0	2	0	1	0	6	13	15	23	11	7	4	1	0	0	0	0	0	0	0	0	0	0	0	0
1900	54	0	0	0	0	0	1	2	2	10	5	9	5	9	5	1	2	3	0	0	0	0	0	0	0	0	0	0	0
2000	44	0	0	0	0	2	0	1	2	4	7	10	3	5	4	2	3	1	0	0	0	0	0	0	0	0	0	0	0
2100	35	0	0	0	1	0	0	1	2	2	7	5	8	3	4	1	1	0	0	0	0	0	0	0	0	0	0	0	0
2200	22	0	0	0	0	0	0	0	2	4	7	4	2	3	0	0	0	0	0	0	0	0	0	0	0	0	0	0	0
2300	12	0	0	0	1	0	0	0	1	2	0	1	2	1	3	0	1	0	0	0	0	0	0	0	0	0	0	0	0
07-19	**743**	**0**	**0**	**3**	**5**	**13**	**8**	**4**	**17**	**62**	**103**	**154**	**159**	**121**	**56**	**28**	**7**	**3**	**0**	**0**	**0**	**0**	**0**	**0**	**0**	**0**	**0**	**0**	**0**
06-22	**885**	**0**	**0**	**3**	**6**	**15**	**9**	**8**	**23**	**78**	**123**	**179**	**176**	**140**	**70**	**35**	**13**	**7**	**0**	**0**	**0**	**0**	**0**	**0**	**0**	**0**	**0**	**0**	**0**
06-00	**919**	**0**	**0**	**3**	**7**	**15**	**9**	**8**	**26**	**84**	**130**	**184**	**180**	**144**	**73**	**35**	**14**	**7**	**0**	**0**	**0**	**0**	**0**	**0**	**0**	**0**	**0**	**0**	**0**
00-00	**927**	**0**	**0**	**3**	**7**	**15**	**9**	**8**	**27**	**84**	**131**	**184**	**183**	**144**	**74**	**37**	**14**	**7**	**0**	**0**	**0**	**0**	**0**	**0**	**0**	**0**	**0**	**0**	**0**

DRAFT

Site 57
Location Unamed Road, Att - telepople, Lat 53.9096, Long -6.85521
Direction Two way

3279 / Meath/Cavan/Monaghan ATC's
October 2013
Automatic Traffic Count

Virtual Day (5)

Time	Total	Speed Bins (km/h)																											
		0 - 5	5 - 10	10 - 15	15 - 20	20 - 25	25 - 30	30 - 35	35 - 40	40 - 45	45 - 50	50 - 55	55 - 60	60 - 65	65 - 70	70 - 75	75 - 80	80 - 85	85 - 90	90 - 95	95 - 100	100 - 105	105 - 110	110 - 115	115 - 120	120 - 125	125 - 130	130 - 135	135 - 140
0000	7	0	0	0	0	0	0	0	0	1	1	1	2	1	0	1	0	0	0	0	0	0	0	0	0	0	0	0	0
0100	5	0	0	0	0	0	0	0	0	0	0	1	1	1	0	0	0	0	0	0	0	0	0	0	0	0	0	0	0
0200	3	0	0	0	0	0	0	0	0	0	0	0	1	1	0	0	0	0	0	0	0	0	0	0	0	0	0	0	0
0300	2	0	0	0	0	0	0	0	0	0	0	0	0	0	0	0	0	0	0	0	0	0	0	0	0	0	0	0	0
0400	2	0	0	0	0	0	0	0	0	0	0	0	1	0	0	0	0	0	0	0	0	0	0	0	0	0	0	0	0
0500	4	0	0	0	0	0	0	0	0	0	0	1	0	1	1	1	0	0	0	0	0	0	0	0	0	0	0	0	0
0600	6	0	0	0	0	0	0	0	0	0	0	1	1	1	2	1	0	0	0	0	0	0	0	0	0	0	0	0	0
0700	27	0	0	0	0	0	0	0	0	1	1	5	6	5	4	2	1	1	0	0	0	0	0	0	0	0	0	0	0
0800	46	0	0	0	0	0	1	0	1	3	6	9	9	9	4	2	1	0	0	0	0	0	0	0	0	0	0	0	0
0900	**66**	**0**	**0**	**0**	**0**	**2**	**0**	**0**	**1**	**4**	**8**	**16**	**14**	**10**	**5**	**2**	**1**	**0**	**0**	**0**	**0**	**0**	**0**	**0**	**0**	**0**	**0**	**0**	**0**
1000	44	0	0	0	0	1	1	0	2	5	5	7	9	6	4	2	0	0	0	0	0	0	0	0	0	0	0	0	0
1100	48	0	0	0	1	0	1	1	2	3	8	9	8	8	5	2	1	0	0	0	0	0	0	0	0	0	0	0	0
1200	56	0	0	0	1	2	1	1	2	4	8	10	12	8	4	3	1	0	0	0	0	0	0	0	0	0	0	0	0
1300	59	0	0	0	1	0	1	1	1	6	10	12	13	7	4	2	0	0	0	0	0	0	0	0	0	0	0	0	0
1400	62	0	0	0	1	1	0	1	2	5	10	12	10	13	5	1	1	0	0	0	0	0	0	0	0	0	0	0	0
1500	**72**	**0**	**0**	**0**	**1**	**1**	**1**	**1**	**2**	**3**	**12**	**19**	**14**	**11**	**4**	**3**	**0**	**0**	**0**	**0**	**0**	**0**	**0**	**0**	**0**	**0**	**0**	**0**	**0**
1600	63	0	0	0	1	0	1	1	2	6	8	14	15	9	4	2	0	0	1	0	0	0	0	0	0	0	0	0	0
1700	71	0	0	0	1	1	0	1	2	4	14	19	13	8	5	1	1	0	1	0	0	0	0	0	0	0	0	0	0
1800	**72**	**0**	**0**	**0**	**0**	**1**	**1**	**0**	**3**	**6**	**9**	**17**	**14**	**10**	**6**	**2**	**1**	**0**	**0**	**0**	**0**	**0**	**0**	**0**	**0**	**0**	**0**	**0**	**0**
1900	57	0	0	0	0	0	1	1	2	4	8	14	10	8	5	3	1	1	0	0	0	0	0	0	0	0	0	0	0
2000	46	0	0	0	0	1	0	0	1	5	6	10	7	7	5	2	2	0	0	1	0	0	0	0	0	0	0	0	0
2100	33	0	0	0	0	0	0	0	1	2	5	6	6	5	4	1	1	0	0	0	0	0	0	0	0	0	0	0	0
2200	20	0	0	0	0	0	0	0	1	2	4	5	4	3	1	0	0	0	0	0	0	0	0	0	0	0	0	0	0
2300	15	0	0	0	0	0	0	0	1	2	2	2	3	2	1	1	1	0	0	0	0	0	0	0	0	0	0	0	0
07-19	**685**	**0**	**0**	**1**	**7**	**10**	**10**	**9**	**20**	**50**	**101**	**148**	**136**	**102**	**54**	**24**	**8**	**3**	**2**	**1**	**1**	**0**	**0**	**0**	**0**	**0**	**0**	**0**	**0**
06-22	**827**	**0**	**0**	**1**	**7**	**11**	**11**	**11**	**24**	**60**	**119**	**179**	**160**	**123**	**70**	**30**	**11**	**4**	**2**	**2**	**1**	**0**	**0**	**0**	**0**	**0**	**0**	**0**	**0**
06-00	**861**	**0**	**0**	**1**	**7**	**11**	**11**	**11**	**26**	**65**	**125**	**186**	**166**	**128**	**72**	**32**	**13**	**4**	**3**	**2**	**1**	**0**	**0**	**0**	**0**	**0**	**0**	**0**	**0**
00-00	**883**	**0**	**0**	**1**	**7**	**11**	**11**	**11**	**27**	**66**	**126**	**189**	**171**	**132**	**73**	**34**	**13**	**4**	**3**	**2**	**1**	**0**	**0**	**0**	**0**	**0**	**0**	**0**	**0**

DRAFT

Site 57
Location Unamed Road, Att - telepople, Lat 53.9096, Long -6.85521
Direction Two way

3279 / Meath/Cavan/Monaghan ATC's
October 2013
Automatic Traffic Count

Virtual Week (1)

Time	Total	Speed Bins (km/h)																											
		0 - 5	5 - 10	10 - 15	15 - 20	20 - 25	25 - 30	30 - 35	35 - 40	40 - 45	45 - 50	50 - 55	55 - 60	60 - 65	65 - 70	70 - 75	75 - 80	80 - 85	85 - 90	90 - 95	95 - 100	100 - 105	105 - 110	110 - 115	115 - 120	120 - 125	125 - 130	130 - 135	135 - 140
Mon	927	0	0	3	7	15	9	8	27	84	131	184	183	144	74	37	14	7	0	0	0	0	0	0	0	0	0	0	0
Tue	0	0	0	0	0	0	0	0	0	0	0	0	0	0	0	0	0	0	0	0	0	0	0	0	0	0	0	0	0
Wed	0	0	0	0	0	0	0	0	0	0	0	0	0	0	0	0	0	0	0	0	0	0	0	0	0	0	0	0	0
Thu	953	1	1	1	9	11	17	10	31	72	128	224	181	134	80	33	10	5	2	3	0	0	0	0	0	0	0	0	0
Fri	1021	0	0	0	8	12	15	21	35	69	150	225	193	154	78	32	15	3	8	1	2	0	0	0	0	0	0	0	0
|Sat	889	0	0	0	11	12	7	9	20	48	133	188	186	136	77	36	14	4	1	4	3	0	0	0	0	0	0	0	0
|Sun	623	0	0	0	2	4	6	8	21	58	90	126	112	91	58	30	11	2	3	0	1	0	0	0	0	0	0	0	0
5 Day Ave.	**967**	**0**	**0**	**1**	**8**	**13**	**14**	**13**	**31**	**75**	**136**	**211**	**186**	**144**	**77**	**34**	**13**	**5**	**3**	**1**	**1**	**0**	**0**	**0**	**0**	**0**	**0**	**0**	**0**
7 Day Ave.	**883**	**0**	**0**	**1**	**7**	**11**	**11**	**11**	**27**	**66**	**126**	**189**	**171**	**132**	**73**	**34**	**13**	**4**	**3**	**2**	**1**	**0**	**0**	**0**	**0**	**0**	**0**	**0**	**0**
Total	**4413**	**1**	**1**	**4**	**37**	**54**	**54**	**56**	**134**	**331**	**632**	**947**	**855**	**659**	**367**	**168**	**64**	**21**	**14**	**8**	**6**	**0**	**0**	**0**	**0**	**0**	**0**	**0**	**0**

Summary Graphs

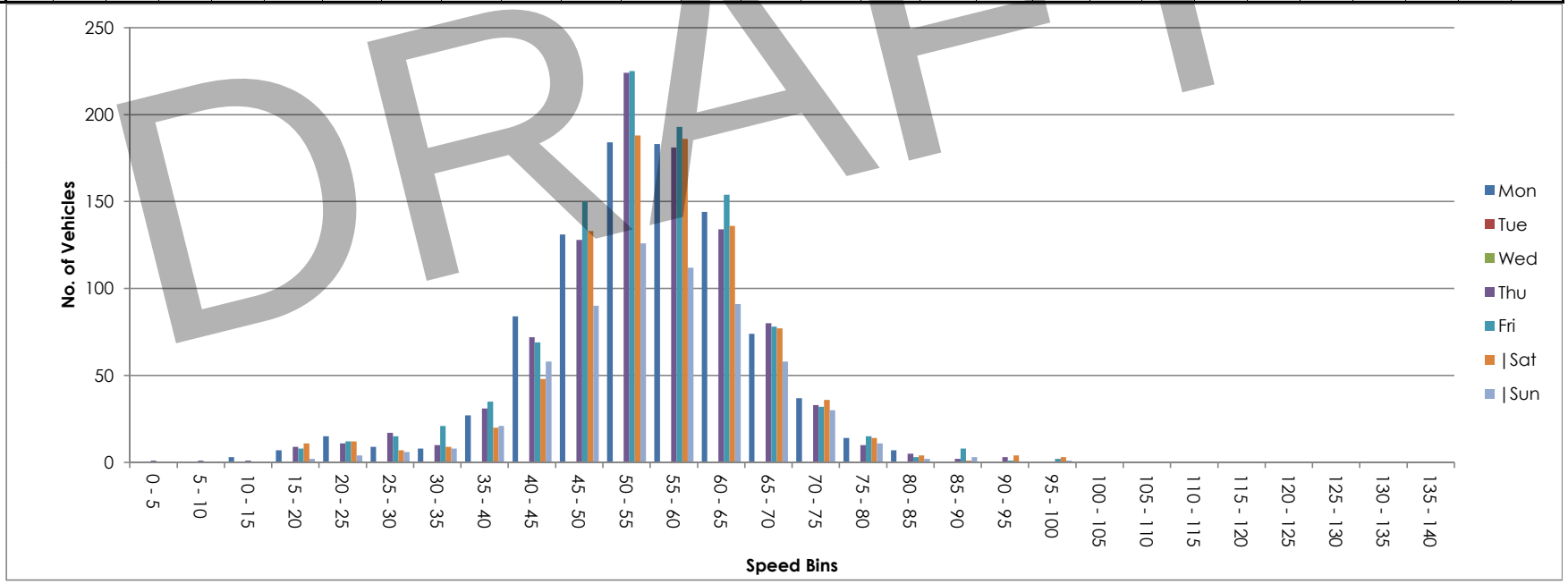

DRAFT



NDC NATIONWIDE DATA COLLECTION	**Site / Location:**	R165, Telepole, Lat 53.9105, Long -6.83903	**Project No:**	3279	**Photo No:**	3279-58	**Drawn By:** MOR
	Survey Date:	Thu, 10 October 2013 to Wed, 16 October 2013	**Project Name:**		Meath/Cavan/Monaghan ATC'S		
	Survey Times:	00:00 to 00(24):00	**Title:**		Site Photograph		

Site No.	Location.	Direction.	Speed Limit - PSL (km/h)	Start Date.	End Date.	Total Vehicles.	5 Day Ave.	7 Day Ave.	No. > Speed Limit.	%. > Speed Limit.	No. > Speed Limit1 (+5km/h).	%. > Speed Limit1 (+5km/h).	No. > Speed Limit1 (+10km/h).	%. > Speed Limit1 (+10km/h).	Mean Speed	85%ile Speed
58	R165, Telepole, Lat 53.9105, Long -6.83903	East	80	Thu, 10 October 2013	Wed, 16 October 2013	9857	1486	1408	2960	30.0	1673	17.0	923	9.4	73.5	85.7
		West	80	Thu, 10 October 2013	Wed, 16 October 2013	9156	1354	1308	2552	27.9	1564	17.1	896	9.8	73.1	86.0
		Two way	80	Thu, 10 October 2013	Wed, 16 October 2013	19013	2841	2716	5512	29.0	3237	17.0	1819	9.6	73.3	86.0

DRAFT

Site 58
Location R165, Telepole, Lat 53.9105, Long -6.83903
Direction East

3279 / Meath/Cavan/Monaghan ATC's
October 2013
Automatic Traffic Count

Thu, 10 October 2013

Time	Total	Classification												>PSL	>PSL%	>SL1	>SL1%	>SL2	>SL2%	Mean	Vpp
		1 MCL	2 SV	3 SVT	4 TB2	5 TB3	6 T4	7 ART3	8 ART4	9 ART5	10 ART6	11 BD	12 DRT	80	80	85 +5kph	85 +5kph	90 +10kph	90 +10kph		85
0000	6	0	5	0	1	0	0	0	0	0	0	0	0	5	83.3	3	50	2	33.3	89	-
0100	2	0	2	0	0	0	0	0	0	0	0	0	0	2	100	1	50	1	50	89.6	-
0200	1	0	1	0	0	0	0	0	0	0	0	0	0	1	100	1	100	1	100	94	-
0300	4	0	3	1	0	0	0	0	0	0	0	0	0	1	25	1	25	0	0	74.4	-
0400	3	0	2	0	1	0	0	0	0	0	0	0	0	2	66.7	2	66.7	2	66.7	88.9	-
0500	19	0	14	0	2	0	0	0	2	1	0	0	0	8	42.1	7	36.8	5	26.3	83.1	97.2
0600	36	0	26	0	7	0	0	0	1	2	0	0	0	24	66.7	14	38.9	8	22.2	83.5	91.1
0700	115	0	96	0	12	0	1	1	3	0	2	0	0	48	41.7	33	28.7	18	15.7	78.7	90
0800	**136**	**0**	**111**	**5**	**14**	**1**	**5**	**0**	**0**	**0**	**0**	**0**	**0**	**56**	**41.2**	**30**	**22.1**	**18**	**13.2**	**77.1**	**88.6**
0900	**136**	**1**	**100**	**4**	**20**	**3**	**1**	**2**	**2**	**1**	**2**	**0**	**0**	**40**	**29.4**	**19**	**14**	**11**	**8.1**	**70.6**	**84.6**
1000	87	1	68	6	9	0	3	0	0	0	0	0	0	35	40.2	22	25.3	11	12.6	74.1	88.2
1100	110	0	84	4	9	1	3	0	6	2	1	0	0	23	20.9	9	8.2	3	2.7	71.1	81.7
1200	110	0	84	3	15	0	4	0	2	0	2	0	0	23	20.9	11	10	7	6.4	70.1	82.1
1300	108	0	82	1	11	1	1	0	5	1	6	0	0	27	25	17	15.7	5	4.6	71.4	85.3
1400	108	0	82	2	14	0	4	0	1	2	3	0	0	32	29.6	20	18.5	9	8.3	73.5	87.1
1500	**115**	**1**	**85**	**4**	**14**	**1**	**2**	**0**	**1**	**3**	**4**	**0**	**0**	**29**	**25.2**	**9**	**7.8**	**2**	**1.7**	**71.1**	**82.1**
1600	107	0	84	3	8	1	5	0	2	1	3	0	0	24	22.4	12	11.2	8	7.5	72	82.4
1700	107	1	96	3	6	0	0	0	1	0	0	0	0	38	35.5	21	19.6	10	9.3	76.5	86.8
1800	101	0	90	2	6	0	3	0	0	0	0	0	0	27	26.7	17	16.8	10	9.9	76.1	85
1900	90	0	78	4	7	0	0	0	0	1	0	0	0	24	26.7	14	15.6	7	7.8	74.1	85.7
2000	70	0	64	1	5	0	0	0	0	0	0	0	0	18	25.7	8	11.4	7	10	73.9	84.2
2100	42	0	40	0	2	0	0	0	0	0	0	0	0	20	47.6	10	23.8	7	16.7	79.2	90
2200	20	0	19	0	1	0	0	0	0	0	0	0	0	8	40	5	25	1	5	75.4	86.8
2300	21	0	19	0	1	0	0	0	1	0	0	0	0	11	52.4	6	28.6	4	19	78.2	91.4
07-19	**1340**	**4**	**1062**	**37**	**138**	**8**	**32**	**3**	**23**	**10**	**23**	**0**	**0**	**402**	**30**	**220**	**16.4**	**112**	**8.4**	**73.5**	**85.7**
06-22	**1578**	**4**	**1270**	**42**	**159**	**8**	**32**	**3**	**24**	**13**	**23**	**0**	**0**	**488**	**30.9**	**266**	**16.9**	**141**	**8.9**	**74**	**85.7**
06-00	**1619**	**4**	**1308**	**42**	**161**	**8**	**32**	**3**	**25**	**13**	**23**	**0**	**0**	**507**	**31.3**	**277**	**17.1**	**146**	**9**	**74**	**85.7**
00-00	**1654**	**4**	**1335**	**43**	**165**	**8**	**32**	**3**	**27**	**14**	**23**	**0**	**0**	**526**	**31.8**	**292**	**17.7**	**157**	**9.5**	**74.2**	**86**

DRAFT

Site 58
Location R165, Telepole, Lat 53.9105, Long -6.83903
Direction East

3279 / Meath/Cavan/Monaghan ATC's
October 2013
Automatic Traffic Count

Fri, 11 October 2013

Time	Total	Classification												>PSL	>PSL%	>SL1	>SL1%	>SL2	>SL2%	Mean	Vpp
		1 MCL	2 SV	3 SVT	4 TB2	5 TB3	6 T4	7 ART3	8 ART4	9 ART5	10 ART6	11 BD	12 DRT	80	80	85 +5kph	85 +5kph	90 +10kph	90 +10kph		85
0000	8	0	8	0	0	0	0	0	0	0	0	0	0	5	62.5	3	37.5	2	25	82.1	-
0100	3	0	2	0	1	0	0	0	0	0	0	0	0	3	100	2	66.7	1	33.3	88.3	-
0200	1	0	1	0	0	0	0	0	0	0	0	0	0	1	100	1	100	0	0	89.4	-
0300	3	0	2	0	0	0	0	0	1	0	0	0	0	2	66.7	1	33.3	1	33.3	82	-
0400	5	0	2	0	2	0	0	0	1	0	0	0	0	3	60	2	40	0	0	79.8	-
0500	14	0	10	0	3	0	0	0	1	0	0	0	0	10	71.4	7	50	5	35.7	85.5	103.3
0600	51	0	41	0	6	0	0	0	1	1	2	0	0	24	47.1	11	21.6	9	17.6	78.9	90
0700	94	0	76	1	10	0	2	0	2	1	2	0	0	43	45.7	27	28.7	12	12.8	78.1	89.3
0800	**129**	**1**	**108**	**4**	**10**	**0**	**2**	**0**	**3**	**1**	**0**	**0**	**0**	**46**	**35.7**	**21**	**16.3**	**7**	**5.4**	**75.9**	**85.3**
0900	116	0	102	1	8	0	2	0	2	0	1	0	0	51	44	27	23.3	15	12.9	78.5	88.9
1000	87	0	66	3	9	1	1	0	4	1	2	0	0	29	33.3	15	17.2	10	11.5	75.7	86
1100	82	0	65	2	10	0	2	0	2	1	0	0	0	21	25.6	12	14.6	7	8.5	74.3	84.2
1200	107	0	82	0	14	2	2	1	2	4	0	0	0	30	28	13	12.1	5	4.7	72.1	83.2
1300	91	0	76	2	7	1	1	0	0	2	2	0	0	32	35.2	16	17.6	12	13.2	75	87.5
1400	111	2	85	2	13	1	3	0	2	1	1	1	0	24	21.6	14	12.6	6	5.4	72.8	82.8
1500	124	0	99	4	10	1	5	0	0	2	3	0	0	34	27.4	14	11.3	6	4.8	73.8	83.5
1600	105	1	84	1	7	0	5	0	2	3	2	0	0	24	22.9	17	16.2	8	7.6	71.2	85
1700	134	1	118	3	6	0	2	1	2	1	0	0	0	39	29.1	18	13.4	10	7.5	73	83.9
1800	**149**	**0**	**138**	**5**	**5**	**0**	**0**	**0**	**0**	**1**	**0**	**0**	**0**	**27**	**18.1**	**19**	**12.8**	**15**	**10.1**	**73.1**	**81.7**
1900	133	0	127	1	5	0	0	0	0	0	0	0	0	40	30.1	15	11.3	7	5.3	74.3	82.8
2000	61	0	56	2	2	0	0	0	0	1	0	0	0	18	29.5	8	13.1	3	4.9	71.6	84.2
2100	55	0	48	1	4	0	0	0	2	0	0	0	0	13	23.6	7	12.7	2	3.6	72.1	82.1
2200	38	0	33	1	2	0	0	0	0	1	1	0	0	12	31.6	8	21.1	4	10.5	74.5	85.3
2300	33	0	30	0	3	0	0	0	0	0	0	0	0	13	39.4	7	21.2	6	18.2	80	95.8
07-19	**1329**	**5**	**1099**	**28**	**109**	**6**	**27**	**2**	**21**	**18**	**13**	**1**	**0**	**400**	**30.1**	**213**	**16**	**113**	**8.5**	**74.4**	**85.3**
06-22	**1629**	**5**	**1371**	**32**	**126**	**6**	**27**	**2**	**24**	**20**	**15**	**1**	**0**	**495**	**30.4**	**254**	**15.6**	**134**	**8.2**	**74.3**	**85**
06-00	**1700**	**5**	**1434**	**33**	**131**	**6**	**27**	**2**	**24**	**21**	**16**	**1**	**0**	**520**	**30.6**	**269**	**15.8**	**144**	**8.5**	**74.4**	**85.3**
00-00	**1734**	**5**	**1459**	**33**	**137**	**6**	**27**	**2**	**27**	**21**	**16**	**1**	**0**	**544**	**31.4**	**285**	**16.4**	**153**	**8.8**	**74.6**	**85.7**

DRAFT

Site 58
Location R165, Telepole, Lat 53.9105, Long -6.83903
Direction East

3279 / Meath/Cavan/Monaghan ATC's
October 2013
Automatic Traffic Count

Sat, 12 October 2013

Time	Total	Classification												>PSL	>PSL%	>SL1	>SL1%	>SL2	>SL2%	Mean	Vpp
		1 MCL	2 SV	3 SVT	4 TB2	5 TB3	6 T4	7 ART3	8 ART4	9 ART5	10 ART6	11 BD	12 DRT	80	80	85 +5kph	85 +5kph	90 +10kph	90 +10kph		85
0000	8	0	8	0	0	0	0	0	0	0	0	0	0	2	25	1	12.5	1	12.5	70.5	-
0100	6	0	5	0	1	0	0	0	0	0	0	0	0	2	33.3	2	33.3	2	33.3	78.1	-
0200	4	0	4	0	0	0	0	0	0	0	0	0	0	1	25	1	25	1	25	78.5	-
0300	1	0	0	0	1	0	0	0	0	0	0	0	0	1	100	1	100	0	0	85.2	-
0400	2	0	2	0	0	0	0	0	0	0	0	0	0	2	100	2	100	1	50	90	-
0500	4	0	3	0	0	0	0	0	1	0	0	0	0	2	50	1	25	0	0	76.8	-
0600	17	0	15	0	1	0	0	0	1	0	0	0	0	9	52.9	5	29.4	5	29.4	82	94
0700	23	0	21	0	1	0	0	0	1	0	0	0	0	14	60.9	9	39.1	6	26.1	83.3	93.6
0800	40	1	35	2	1	0	1	0	0	0	0	0	0	19	47.5	10	25	4	10	77.2	88.6
0900	66	1	49	7	6	0	0	0	1	1	1	0	0	21	31.8	12	18.2	7	10.6	72.4	85
1000	84	1	72	6	4	0	0	0	1	0	0	0	0	32	38.1	20	23.8	15	17.9	76.6	90.4
1100	**105**	**1**	**87**	**9**	**7**	**0**	**0**	**0**	**1**	**0**	**0**	**0**	**0**	**26**	**24.8**	**17**	**16.2**	**8**	**7.6**	**71.8**	**85**
1200	**144**	**1**	**121**	**6**	**10**	**0**	**1**	**0**	**1**	**3**	**1**	**0**	**0**	**35**	**24.3**	**21**	**14.6**	**15**	**10.4**	**74.2**	**84.6**
1300	116	0	107	2	4	0	0	0	1	2	0	0	0	34	29.3	21	18.1	14	12.1	71.9	88.2
1400	109	2	95	3	8	0	0	0	1	0	0	0	0	35	32.1	27	24.8	20	18.3	76.7	92.9
1500	109	1	97	1	6	0	0	0	1	0	3	0	0	35	32.1	18	16.5	9	8.3	74.3	85.3
1600	94	0	84	5	5	0	0	0	0	0	0	0	0	24	25.5	16	17	9	9.6	75	85
1700	116	0	101	7	6	0	0	0	1	1	0	0	0	21	18.1	13	11.2	5	4.3	71	81.4
1800	89	0	81	3	4	0	0	0	1	0	0	0	0	38	42.7	26	29.2	17	19.1	77	91.1
1900	78	0	75	0	2	0	0	0	0	1	0	0	0	28	35.9	16	20.5	12	15.4	76.8	87.8
2000	74	0	70	1	1	0	0	1	0	0	1	0	0	24	32.4	13	17.6	9	12.2	75.1	85.7
2100	40	0	37	0	3	0	0	0	0	0	0	0	0	14	35	10	25	7	17.5	76.9	90.4
2200	32	0	28	1	3	0	0	0	0	0	0	0	0	11	34.4	9	28.1	6	18.8	77.9	95.4
2300	21	0	20	0	1	0	0	0	0	0	0	0	0	12	57.1	9	42.9	6	28.6	82.9	100.1
07-19	**1095**	**8**	**950**	**51**	**62**	**0**	**2**	**0**	**10**	**7**	**5**	**0**	**0**	**334**	**30.5**	**210**	**19.2**	**129**	**11.8**	**74.3**	**87.5**
06-22	**1304**	**8**	**1147**	**52**	**69**	**0**	**2**	**1**	**11**	**8**	**6**	**0**	**0**	**409**	**31.4**	**254**	**19.5**	**162**	**12.4**	**74.7**	**87.8**
06-00	**1357**	**8**	**1195**	**53**	**73**	**0**	**2**	**1**	**11**	**8**	**6**	**0**	**0**	**432**	**31.8**	**272**	**20**	**174**	**12.8**	**74.9**	**87.8**
00-00	**1382**	**8**	**1217**	**53**	**75**	**0**	**2**	**1**	**12**	**8**	**6**	**0**	**0**	**442**	**32**	**280**	**20.3**	**179**	**13**	**74.9**	**88.2**

DRAFT

Site 58
Location R165, Telepole, Lat 53.9105, Long -6.83903
Direction East

3279 / Meath/Cavan/Monaghan ATC's
October 2013
Automatic Traffic Count

Sun, 13 October 2013

Time	Total	Classification												>PSL	>PSL%	>SL1	>SL1%	>SL2	>SL2%	Mean	Vpp
		1 MCL	2 SV	3 SVT	4 TB2	5 TB3	6 T4	7 ART3	8 ART4	9 ART5	10 ART6	11 BD	12 DRT	80	80	85 +5kph	85 +5kph	90 +10kph	90 +10kph		85
0000	16	0	15	0	1	0	0	0	0	0	0	0	0	4	25	4	25	1	6.3	75.5	86.8
0100	14	0	14	0	0	0	0	0	0	0	0	0	0	6	42.9	4	28.6	3	21.4	76.2	90.4
0200	10	0	9	0	1	0	0	0	0	0	0	0	0	4	40	2	20	2	20	78.6	-
0300	5	0	4	0	0	0	0	0	1	0	0	0	0	2	40	0	0	0	0	75.3	-
0400	4	0	4	0	0	0	0	0	0	0	0	0	0	2	50	0	0	0	0	78.5	-
0500	2	0	2	0	0	0	0	0	0	0	0	0	0	2	100	1	50	0	0	85.7	-
0600	9	0	9	0	0	0	0	0	0	0	0	0	0	3	33.3	1	11.1	0	0	75.3	-
0700	13	0	13	0	0	0	0	0	0	0	0	0	0	7	53.8	6	46.2	1	7.7	80.8	87.8
0800	20	0	19	0	1	0	0	0	0	0	0	0	0	11	55	8	40	8	40	84.2	94
0900	28	1	24	1	1	0	0	0	0	1	0	0	0	15	53.6	10	35.7	8	28.6	81.2	94.7
1000	61	0	59	0	2	0	0	0	0	0	0	0	0	21	34.4	14	23	9	14.8	77.4	89.6
1100	**88**	**2**	**77**	**4**	**0**	**0**	**2**	**0**	**1**	**1**	**1**	**0**	**0**	**20**	**22.7**	**9**	**10.2**	**5**	**5.7**	**69.9**	**82.4**
1200	79	0	76	0	3	0	0	0	0	0	0	0	0	31	39.2	14	17.7	8	10.1	78	86.4
1300	88	1	83	0	4	0	0	0	0	0	0	0	0	34	38.6	18	20.5	9	10.2	77	86.8
1400	87	0	85	0	2	0	0	0	0	0	0	0	0	35	40.2	22	25.3	9	10.3	76.7	87.8
1500	81	1	80	0	0	0	0	0	0	0	0	0	0	28	34.6	15	18.5	9	11.1	75.5	86
1600	**95**	**3**	**86**	**1**	**2**	**0**	**0**	**1**	**1**	**1**	**0**	**0**	**0**	**30**	**31.6**	**15**	**15.8**	**10**	**10.5**	**75.9**	**85.7**
1700	87	0	84	1	2	0	0	0	0	0	0	0	0	20	23	14	16.1	9	10.3	75.3	85
1800	78	0	74	0	4	0	0	0	0	0	0	0	0	20	25.6	8	10.3	4	5.1	73.6	83.2
1900	64	0	60	1	3	0	0	0	0	0	0	0	0	17	26.6	6	9.4	2	3.1	74.3	82.1
2000	56	0	53	1	2	0	0	0	0	0	0	0	0	11	19.6	5	8.9	2	3.6	70.8	80.6
2100	27	0	26	0	1	0	0	0	0	0	0	0	0	11	40.7	9	33.3	7	25.9	79.9	96.1
2200	18	0	18	0	0	0	0	0	0	0	0	0	0	5	27.8	5	27.8	4	22.2	80	91.4
2300	13	0	11	0	2	0	0	0	0	0	0	0	0	9	69.2	5	38.5	3	23.1	84.9	101.9
07-19	**805**	**8**	**760**	**7**	**21**	**0**	**2**	**1**	**2**	**3**	**1**	**0**	**0**	**272**	**33.8**	**153**	**19**	**89**	**11.1**	**75.9**	**87.5**
06-22	**961**	**8**	**908**	**9**	**27**	**0**	**2**	**1**	**2**	**3**	**1**	**0**	**0**	**314**	**32.7**	**174**	**18.1**	**100**	**10.4**	**75.6**	**86.8**
06-00	**992**	**8**	**937**	**9**	**29**	**0**	**2**	**1**	**2**	**3**	**1**	**0**	**0**	**328**	**33.1**	**184**	**18.5**	**107**	**10.8**	**75.8**	**87.1**
00-00	**1043**	**8**	**985**	**9**	**31**	**0**	**2**	**1**	**3**	**3**	**1**	**0**	**0**	**348**	**33.4**	**195**	**18.7**	**113**	**10.8**	**75.9**	**87.1**

DRAFT

Site 58
Location R165, Telepole, Lat 53.9105, Long -6.83903
Direction East

3279 / Meath/Cavan/Monaghan ATC's
October 2013
Automatic Traffic Count

Mon, 14 October 2013

Time	Total	Classification												>PSL	>PSL%	>SL1	>SL1%	>SL2	>SL2%	Mean	Vpp
		1 MCL	2 SV	3 SVT	4 TB2	5 TB3	6 T4	7 ART3	8 ART4	9 ART5	10 ART6	11 BD	12 DRT	80	80	85 +5kph	85 +5kph	90 +10kph	90 +10kph		85
0000	4	0	4	0	0	0	0	0	0	0	0	0	0	1	25	1	25	0	0	74	-
0100	2	0	2	0	0	0	0	0	0	0	0	0	0	2	100	0	0	0	0	81.8	-
0200	4	0	4	0	0	0	0	0	0	0	0	0	0	2	50	2	50	2	50	80	-
0300	3	0	3	0	0	0	0	0	0	0	0	0	0	3	100	2	66.7	0	0	85.6	-
0400	4	0	3	0	0	0	0	0	1	0	0	0	0	2	50	1	25	1	25	79.6	-
0500	12	0	8	0	2	0	0	0	1	1	0	0	0	9	75	6	50	3	25	83.8	92.2
0600	40	0	32	0	4	0	0	0	1	2	1	0	0	27	67.5	20	50	12	30	83	92.2
0700	110	0	89	1	11	2	1	1	1	2	2	0	0	35	31.8	21	19.1	17	15.5	76.9	90
0800	**133**	**0**	**111**	**1**	**13**	**0**	**7**	**0**	**1**	**0**	**0**	**0**	**0**	**50**	**37.6**	**31**	**23.3**	**13**	**9.8**	**77.6**	**87.5**
0900	123	0	97	3	13	1	3	0	1	0	5	0	0	42	34.1	22	17.9	11	8.9	74.3	86.4
1000	86	1	64	1	10	0	5	0	2	2	1	0	0	31	36	22	25.6	10	11.6	74.4	88.2
1100	74	1	56	3	5	0	4	0	3	2	0	0	0	19	25.7	14	18.9	11	14.9	76.1	89.6
1200	73	1	53	2	8	0	4	0	2	1	2	0	0	20	27.4	9	12.3	8	11	71.8	84.2
1300	89	1	67	1	9	0	5	0	1	5	0	0	0	33	37.1	17	19.1	10	11.2	75.1	87.1
1400	106	1	80	4	3	1	5	0	6	4	2	0	0	23	21.7	9	8.5	4	3.8	70.4	83.9
1500	**120**	**0**	**89**	**1**	**12**	**0**	**5**	**1**	**4**	**5**	**2**	**0**	**1**	**26**	**21.7**	**11**	**9.2**	**6**	**5**	**73.5**	**82.1**
1600	99	0	79	4	8	0	4	0	0	3	1	0	0	28	28.3	14	14.1	7	7.1	74.9	84.2
1700	**120**	**1**	**98**	**2**	**9**	**0**	**1**	**0**	**3**	**4**	**2**	**0**	**0**	**37**	**30.8**	**25**	**20.8**	**13**	**10.8**	**72.8**	**87.5**
1800	110	0	98	0	9	0	1	0	2	0	0	0	0	35	31.8	19	17.3	6	5.5	75.2	85.3
1900	73	0	65	0	8	0	0	0	0	0	0	0	0	24	32.9	17	23.3	6	8.2	74.8	87.1
2000	58	0	51	2	2	0	0	0	1	2	0	0	0	18	31	9	15.5	4	6.9	74	83.9
2100	43	0	41	1	1	0	0	0	0	0	0	0	0	18	41.9	9	20.9	5	11.6	76.1	87.8
2200	33	0	29	0	2	0	0	0	0	2	0	0	0	11	33.3	8	24.2	3	9.1	74.8	85.3
2300	11	0	11	0	0	0	0	0	0	0	0	0	0	7	63.6	5	45.5	5	45.5	85.1	103
07-19	**1243**	**6**	**981**	**23**	**110**	**4**	**45**	**2**	**26**	**28**	**17**	**0**	**1**	**379**	**30.5**	**214**	**17.2**	**116**	**9.3**	**74.5**	**85.7**
06-22	**1457**	**6**	**1170**	**26**	**125**	**4**	**45**	**2**	**28**	**32**	**18**	**0**	**1**	**466**	**32**	**269**	**18.5**	**143**	**9.8**	**74.8**	**86.4**
06-00	**1501**	**6**	**1210**	**26**	**127**	**4**	**45**	**2**	**28**	**34**	**18**	**0**	**1**	**484**	**32.2**	**282**	**18.8**	**151**	**10.1**	**74.8**	**86.4**
00-00	**1530**	**6**	**1234**	**26**	**129**	**4**	**45**	**2**	**30**	**35**	**18**	**0**	**1**	**503**	**32.9**	**294**	**19.2**	**157**	**10.3**	**75**	**86.4**

DRAFT

Site 58
Location R165, Telepole, Lat 53.9105, Long -6.83903
Direction East

3279 / Meath/Cavan/Monaghan ATC's
October 2013
Automatic Traffic Count

Tue, 15 October 2013

Time	Total	Classification												>PSL	>PSL%	>SL1	>SL1%	>SL2	>SL2%	Mean	Vpp
		1 MCL	2 SV	3 SVT	4 TB2	5 TB3	6 T4	7 ART3	8 ART4	9 ART5	10 ART6	11 BD	12 DRT	80	80	85 +5kph	85 +5kph	90 +10kph	90 +10kph		85
0000	1	0	1	0	0	0	0	0	0	0	0	0	0	0	0	0	0	0	0	74	-
0100	3	0	3	0	0	0	0	0	0	0	0	0	0	2	66.7	1	33.3	1	33.3	80.2	-
0200	1	0	1	0	0	0	0	0	0	0	0	0	0	0	0	0	0	0	0	73.3	-
0300	2	0	2	0	0	0	0	0	0	0	0	0	0	0	0	0	0	0	0	69.8	-
0400	4	0	2	0	0	0	0	0	1	1	0	0	0	2	50	2	50	1	25	82.6	-
0500	17	0	13	0	3	0	0	0	1	0	0	0	0	10	58.8	7	41.2	4	23.5	83	92.2
0600	45	0	38	0	6	0	0	0	1	0	0	0	0	28	62.2	16	35.6	9	20	82.7	92.2
0700	124	0	105	0	12	0	3	0	3	1	0	0	0	46	37.1	25	20.2	11	8.9	75.2	87.1
0800	**137**	**0**	**111**	**2**	**14**	**1**	**5**	**0**	**2**	**1**	**1**	**0**	**0**	**30**	**21.9**	**15**	**10.9**	**8**	**5.8**	**72.1**	**82.8**
0900	121	1	99	4	10	0	3	0	1	2	1	0	0	41	33.9	21	17.4	11	9.1	74.6	87.1
1000	80	0	66	0	8	0	3	0	2	0	1	0	0	23	28.8	12	15	5	6.3	74.4	84.6
1100	79	1	65	2	5	0	2	0	4	0	0	0	0	12	15.2	7	8.9	5	6.3	72.4	79.6
1200	80	0	60	2	14	0	2	0	1	1	0	0	0	27	33.8	14	17.5	4	5	73.3	85.7
1300	97	0	78	1	11	1	1	0	5	0	0	0	0	24	24.7	16	16.5	9	9.3	72.2	85.3
1400	93	0	80	0	6	0	3	0	0	2	2	0	0	23	24.7	7	7.5	4	4.3	72.5	83.9
1500	122	1	92	6	12	1	5	0	1	1	3	0	0	22	18	13	10.7	5	4.1	67.3	81
1600	90	0	70	2	12	0	2	0	1	3	0	0	0	21	23.3	12	13.3	4	4.4	72.4	84.2
1700	**123**	**0**	**106**	**3**	**8**	**0**	**2**	**0**	**0**	**3**	**1**	**0**	**0**	**36**	**29.3**	**22**	**17.9**	**11**	**8.9**	**74.2**	**86.4**
1800	108	0	95	3	6	1	1	0	1	1	0	0	0	38	35.2	23	21.3	4	3.7	75.4	87.1
1900	74	0	69	1	4	0	0	0	0	0	0	0	0	23	31.1	13	17.6	8	10.8	74	87.1
2000	68	0	64	1	2	0	0	0	1	0	0	0	0	19	27.9	16	23.5	10	14.7	74.6	88.9
2100	57	0	53	0	4	0	0	0	0	0	0	0	0	21	36.8	12	21.1	8	14	76	89.3
2200	28	0	25	0	3	0	0	0	0	0	0	0	0	9	32.1	6	21.4	3	10.7	75.2	87.8
2300	11	0	10	0	0	0	0	0	0	0	1	0	0	5	45.5	3	27.3	2	18.2	77.6	86.8
07-19	**1254**	**3**	**1027**	**25**	**118**	**4**	**32**	**0**	**21**	**15**	**9**	**0**	**0**	**343**	**27.4**	**187**	**14.9**	**81**	**6.5**	**73**	**84.6**
06-22	**1498**	**3**	**1251**	**27**	**134**	**4**	**32**	**0**	**23**	**15**	**9**	**0**	**0**	**434**	**29**	**244**	**16.3**	**116**	**7.7**	**73.5**	**85.3**
06-00	**1537**	**3**	**1286**	**27**	**137**	**4**	**32**	**0**	**23**	**15**	**10**	**0**	**0**	**448**	**29.1**	**253**	**16.5**	**121**	**7.9**	**73.6**	**85.7**
00-00	**1565**	**3**	**1308**	**27**	**140**	**4**	**32**	**0**	**25**	**16**	**10**	**0**	**0**	**462**	**29.5**	**263**	**16.8**	**127**	**8.1**	**73.7**	**86**

DRAFT

Site 58
Location R165, Telepole, Lat 53.9105, Long -6.83903
Direction East

3279 / Meath/Cavan/Monaghan ATC's
October 2013
Automatic Traffic Count

Wed, 16 October 2013

Time	Total	Classification												>PSL	>PSL%	>SL1	>SL1%	>SL2	>SL2%	Mean	Vpp
		1 MCL	2 SV	3 SVT	4 TB2	5 TB3	6 T4	7 ART3	8 ART4	9 ART5	10 ART6	11 BD	12 DRT	80	80	85 +5kph	85 +5kph	90 +10kph	90 +10kph		85
0000	10	0	9	0	1	0	0	0	0	0	0	0	0	6	60	4	40	4	40	81.5	-
0100	2	0	2	0	0	0	0	0	0	0	0	0	0	1	50	0	0	0	0	75.7	-
0200	1	0	1	0	0	0	0	0	0	0	0	0	0	1	100	1	100	1	100	92.2	-
0300	0	0	0	0	0	0	0	0	0	0	0	0	0	0	0	0	0	0	0	-	-
0400	3	0	2	0	0	0	0	0	1	0	0	0	0	2	66.7	2	66.7	2	66.7	88.4	-
0500	13	0	9	0	3	0	0	0	1	0	0	0	0	8	61.5	4	30.8	4	30.8	84.6	94.7
0600	42	0	36	0	5	0	0	0	1	0	0	0	0	24	57.1	12	28.6	6	14.3	82.3	89.3
0700	112	0	100	0	10	0	0	0	1	1	0	0	0	36	32.1	14	12.5	7	6.3	74.3	83.9
0800	**126**	**0**	**102**	**1**	**15**	**0**	**3**	**0**	**2**	**2**	**1**	**0**	**0**	**23**	**18.3**	**13**	**10.3**	**5**	**4**	**71.3**	**81**
0900	116	0	96	1	11	0	3	0	0	3	2	0	0	16	13.8	4	3.4	2	1.7	69.3	79.6
1000	67	0	53	0	5	2	2	0	3	2	0	0	0	5	7.5	3	4.5	2	3	68.6	75.6
1100	73	0	58	2	7	0	2	0	1	1	2	0	0	9	12.3	4	5.5	1	1.4	68.3	78.1
1200	76	1	61	0	7	0	3	0	2	1	1	0	0	3	3.9	3	3.9	3	3.9	65.3	73.8
1300	**81**	**2**	**67**	**2**	**1**	**0**	**2**	**0**	**3**	**3**	**1**	**0**	**0**	**1**	**1.2**	**0**	**0**	**0**	**0**	**58**	**66.6**
1400	58	10	44	0	0	2	2	0	0	0	0	0	0	0	0	0	0	0	0	47.3	53.3
1500	51	27	14	5	0	0	5	0	0	0	0	0	0	0	0	0	0	0	0	43.9	48.2
1600	47	27	13	4	0	0	3	0	0	0	0	0	0	0	0	0	0	0	0	39.4	46.1
1700	33	11	19	1	0	0	2	0	0	0	0	0	0	0	0	0	0	0	0	35.6	39.2
1800	23	4	19	0	0	0	0	0	0	0	0	0	0	0	0	0	0	0	0	33.5	36
1900	5	2	3	0	0	0	0	0	0	0	0	0	0	0	0	0	0	0	0	32.4	-
2000	6	3	3	0	0	0	0	0	0	0	0	0	0	0	0	0	0	0	0	30.5	-
2100	2	1	1	0	0	0	0	0	0	0	0	0	0	0	0	0	0	0	0	34.2	-
2200	1	0	1	0	0	0	0	0	0	0	0	0	0	0	0	0	0	0	0	33.2	-
2300	1	0	1	0	0	0	0	0	0	0	0	0	0	0	0	0	0	0	0	33.2	-
07-19	**863**	**82**	**646**	**16**	**56**	**4**	**27**	**0**	**12**	**13**	**7**	**0**	**0**	**93**	**10.8**	**41**	**4.8**	**20**	**2.3**	**61.8**	**77.4**
06-22	**918**	**88**	**689**	**16**	**61**	**4**	**27**	**0**	**13**	**13**	**7**	**0**	**0**	**117**	**12.7**	**53**	**5.8**	**26**	**2.8**	**62.4**	**78.5**
06-00	**920**	**88**	**691**	**16**	**61**	**4**	**27**	**0**	**13**	**13**	**7**	**0**	**0**	**117**	**12.7**	**53**	**5.8**	**26**	**2.8**	**62.3**	**78.5**
00-00	**949**	**88**	**714**	**16**	**65**	**4**	**27**	**0**	**15**	**13**	**7**	**0**	**0**	**135**	**14.2**	**64**	**6.7**	**37**	**3.9**	**62.9**	**79.2**

DRAFT

Site 58
Location R165, Telepole, Lat 53.9105, Long -6.83903
Direction East

3279 / Meath/Cavan/Monaghan ATC's
October 2013
Automatic Traffic Count

Virtual Day (7)

Time	Total	Classification												>PSL	>PSL%	>SL1	>SL1%	>SL2	>SL2%	Mean	Vpp
		1 MCL	2 SV	3 SVT	4 TB2	5 TB3	6 T4	7 ART3	8 ART4	9 ART5	10 ART6	11 BD	12 DRT	80	80	85 +5kph	85 +5kph	90 +10kph	90 +10kph		85
0000	8	0	7	0	0	0	0	0	0	0	0	0	0	3	43.4	2	30.2	1	18.9	78.2	-
0100	5	0	4	0	0	0	0	0	0	0	0	0	0	3	56.3	1	31.3	1	25	79.2	-
0200	3	0	3	0	0	0	0	0	0	0	0	0	0	1	45.5	1	36.4	1	31.8	80.4	-
0300	3	0	2	0	0	0	0	0	0	0	0	0	0	1	50	1	27.8	0	5.6	77.9	-
0400	4	0	2	0	0	0	0	0	1	0	0	0	0	2	60	2	44	1	28	83	-
0500	12	0	8	0	2	0	0	0	1	0	0	0	0	7	60.5	5	40.7	3	25.9	83.6	94.7
0600	34	0	28	0	4	0	0	0	1	1	0	0	0	20	57.9	11	32.9	7	20.4	81.7	91.1
0700	84	0	71	0	8	0	1	0	2	1	1	0	0	33	38.7	19	22.8	10	12.2	76.9	88.6
0800	**103**	**0**	**85**	**2**	**10**	**0**	**3**	**0**	**1**	**1**	**0**	**0**	**0**	**34**	**32.6**	**18**	**17.8**	**9**	**8.7**	**75.2**	**86**
0900	101	1	81	3	10	1	2	0	1	1	2	0	0	32	32	16	16.3	9	9.2	73.6	85.7
1000	79	0	64	2	7	0	2	0	2	1	1	0	0	25	31.9	15	19.6	9	11.2	74.5	87.1
1100	87	1	70	4	6	0	2	0	3	1	1	0	0	19	21.3	10	11.8	6	6.5	71.9	82.4
1200	96	0	77	2	10	0	2	0	1	1	1	0	0	24	25.3	12	12.7	7	7.5	72.3	84.2
1300	96	1	80	1	7	0	1	0	2	2	1	0	0	26	27.6	15	15.7	8	8.8	71.7	85.3
1400	96	2	79	2	7	1	2	0	1	1	1	0	0	25	25.6	14	14.7	7	7.7	71.4	84.6
1500	**103**	**4**	**79**	**3**	**8**	**0**	**3**	**0**	**1**	**2**	**2**	**0**	**0**	**25**	**24.1**	**11**	**11.1**	**5**	**5.1**	**70.4**	**83.2**
1600	91	4	71	3	6	0	3	0	1	2	1	0	0	22	23.7	12	13.5	7	7.2	71	84.2
1700	**103**	**2**	**89**	**3**	**5**	**0**	**1**	**0**	**1**	**1**	**0**	**0**	**0**	**27**	**26.5**	**16**	**15.7**	**8**	**8.1**	**71.9**	**85.3**
1800	94	1	85	2	5	0	1	0	1	0	0	0	0	26	28.1	16	17	8	8.5	73.5	85.7
1900	74	0	68	1	4	0	0	0	0	0	0	0	0	22	30.2	12	15.7	6	8.1	74.3	85.3
2000	56	0	52	1	2	0	0	0	0	0	0	0	0	15	27.5	8	15	5	8.9	72.8	85
2100	38	0	35	0	2	0	0	0	0	0	0	0	0	14	36.5	8	21.4	5	13.5	75.9	87.8
2200	24	0	22	0	2	0	0	0	0	0	0	0	0	8	32.9	6	24.1	3	12.4	75.7	88.6
2300	16	0	15	0	1	0	0	0	0	0	0	0	0	8	51.4	5	31.5	4	23.4	80.6	98.6
07-19	**1133**	**17**	**932**	**27**	**88**	**4**	**24**	**1**	**16**	**13**	**11**	**0**	**0**	**318**	**28**	**177**	**15.6**	**94**	**8.3**	**72.8**	**85**
06-22	**1335**	**17**	**1115**	**29**	**100**	**4**	**24**	**1**	**18**	**15**	**11**	**0**	**0**	**389**	**29.1**	**216**	**16.2**	**117**	**8.8**	**73.2**	**85.3**
06-00	**1375**	**17**	**1152**	**29**	**103**	**4**	**24**	**1**	**18**	**15**	**12**	**0**	**0**	**405**	**29.5**	**227**	**16.5**	**124**	**9**	**73.3**	**85.7**
00-00	**1408**	**17**	**1179**	**30**	**106**	**4**	**24**	**1**	**20**	**16**	**12**	**0**	**0**	**423**	**30**	**239**	**17**	**132**	**9.4**	**73.5**	**85.7**

DRAFT

Site 58
Location R165, Telepole, Lat 53.9105, Long -6.83903
Direction East

3279 / Meath/Cavan/Monaghan ATC's
October 2013
Automatic Traffic Count

Virtual Week (1)

Time	Total	Classification												>PSL	>PSL%	>SL1	>SL1%	>SL2	>SL2%	Mean	Vpp
		1 MCL	2 SV	3 SVT	4 TB2	5 TB3	6 T4	7 ART3	8 ART4	9 ART5	10 ART6	11 BD	12 DRT	80	80	85 +5kph	85 +5kph	90 +10kph	90 +10kph		85
Mon	1530	6	1234	26	129	4	45	2	30	35	18	0	1	503	32.9	294	19.2	157	10.3	75	86.4
Tue	1565	3	1308	27	140	4	32	0	25	16	10	0	0	462	29.5	263	16.8	127	8.1	73.7	86
Wed	949	88	714	16	65	4	27	0	15	13	7	0	0	135	14.2	64	6.7	37	3.9	62.9	79.2
Thu	1654	4	1335	43	165	8	32	3	27	14	23	0	0	526	31.8	292	17.7	157	9.5	74.2	86
Fri	1734	5	1459	33	137	6	27	2	27	21	16	1	0	544	31.4	285	16.4	153	8.8	74.6	85.7
|Sat	1382	8	1217	53	75	0	2	1	12	8	6	0	0	442	32	280	20.3	179	13	74.9	88.2
|Sun	1043	8	985	9	31	0	2	1	3	3	1	0	0	348	33.4	195	18.7	113	10.8	75.9	87.1
5 Day Ave.	**1486**	**21**	**1210**	**29**	**127**	**5**	**33**	**1**	**25**	**20**	**15**	**0**	**0**	**434**	**29.2**	**240**	**16.2**	**126**	**8.5**	**72.1**	**84.7**
7 Day Ave.	**1408**	**17**	**1179**	**30**	**106**	**4**	**24**	**1**	**20**	**16**	**12**	**0**	**0**	**423**	**30.0**	**239**	**17.0**	**132**	**9.4**	**73.5**	**85.7**
--	**9857**	**122**	**8252**	**207**	**742**	**26**	**167**	**9**	**139**	**110**	**81**	**1**	**1**	**2960**	**30.0**	**1673**	**17.0**	**923**	**9.4**	**73.5**	**85.7**

Summary Graphs

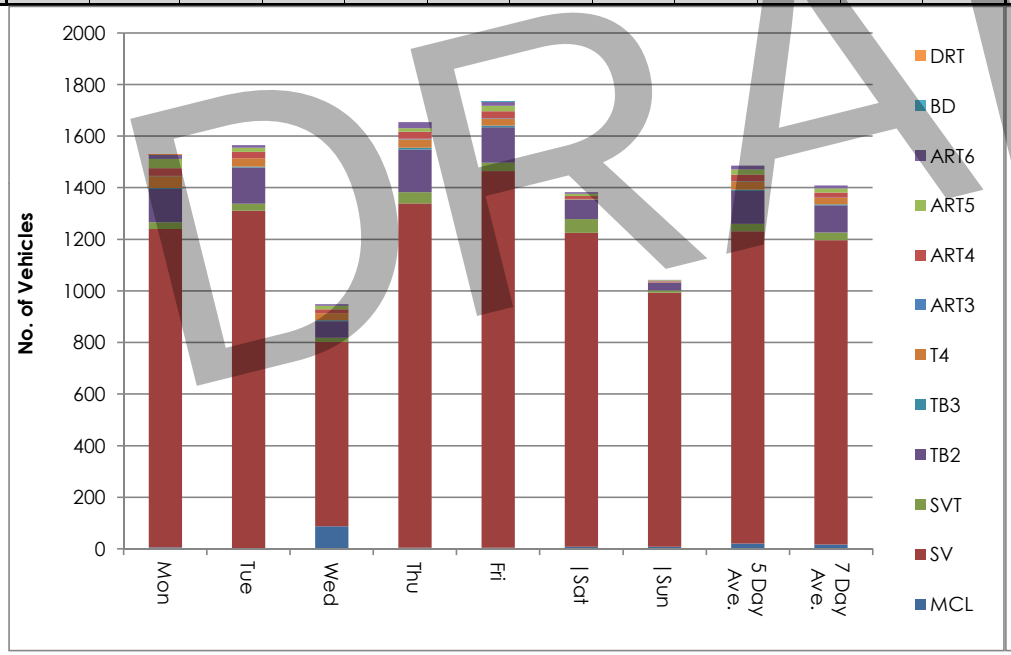

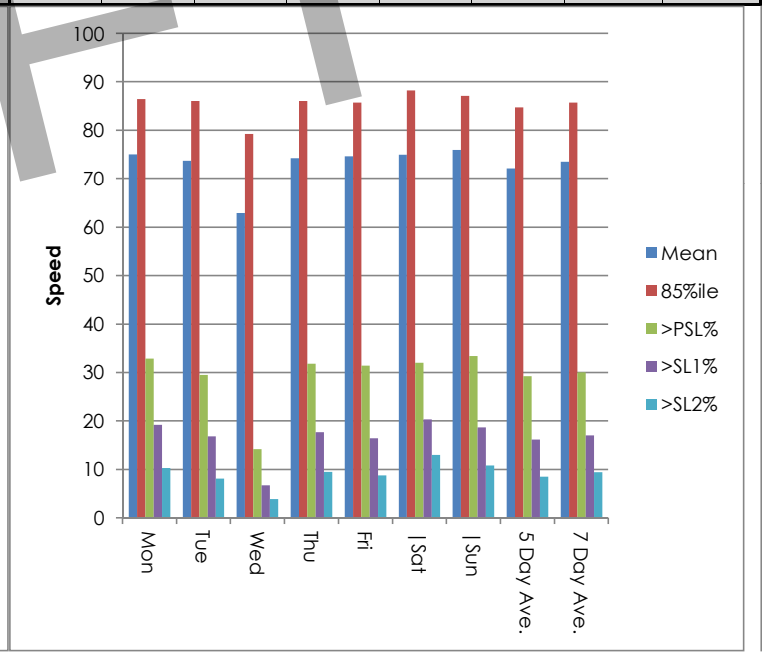

DRAFT

Site 58
Location R165, Telepole, Lat 53.9105, Long -6.83903
Direction East

3279 / Meath/Cavan/Monaghan ATC's
October 2013
Automatic Traffic Count

Thu, 10 October 2013

Time	Total	Speed Bins (km/h)																											
		0 - 5	5 - 10	10 - 15	15 - 20	20 - 25	25 - 30	30 - 35	35 - 40	40 - 45	45 - 50	50 - 55	55 - 60	60 - 65	65 - 70	70 - 75	75 - 80	80 - 85	85 - 90	90 - 95	95 - 100	100 - 105	105 - 110	110 - 115	115 - 120	120 - 125	125 - 130	130 - 135	135 - 140
0000	6	0	0	0	0	0	0	0	0	0	0	0	0	0	0	0	1	2	1	1	0	0	1	0	0	0	0	0	0
0100	2	0	0	0	0	0	0	0	0	0	0	0	0	0	0	0	0	1	0	0	1	0	0	0	0	0	0	0	0
0200	1	0	0	0	0	0	0	0	0	0	0	0	0	0	0	0	0	0	0	1	0	0	0	0	0	0	0	0	0
0300	4	0	0	0	0	0	0	0	0	0	0	0	0	0	2	0	1	0	1	0	0	0	0	0	0	0	0	0	0
0400	3	0	0	0	0	0	0	0	0	0	0	0	0	0	0	1	0	0	0	1	0	1	0	0	0	0	0	0	0
0500	19	0	0	0	0	0	0	0	0	0	0	0	0	0	3	3	5	1	2	1	1	2	0	1	0	0	0	0	0
0600	36	0	0	0	0	0	0	0	0	0	0	0	0	1	4	5	2	10	6	3	2	0	1	2	0	0	0	0	0
0700	115	0	0	0	0	0	0	0	0	2	0	1	3	7	10	19	25	15	15	6	6	3	3	0	0	0	0	0	0
0800	**136**	**0**	**0**	**0**	**0**	**0**	**0**	**0**	**0**	**0**	**0**	**3**	**6**	**10**	**20**	**20**	**21**	**26**	**12**	**12**	**2**	**2**	**2**	**0**	**0**	**0**	**0**	**0**	**0**
0900	**136**	**0**	**0**	**0**	**0**	**0**	**3**	**4**	**0**	**7**	**3**	**7**	**5**	**11**	**15**	**16**	**25**	**21**	**8**	**7**	**2**	**1**	**1**	**0**	**0**	**0**	**0**	**0**	**0**
1000	87	0	0	0	0	0	0	0	5	1	1	4	5	5	7	12	12	13	11	6	5	0	0	0	0	0	0	0	0
1100	110	0	0	0	0	1	0	2	1	0	1	3	8	9	19	25	18	14	6	0	3	0	0	0	0	0	0	0	0
1200	110	0	0	0	1	0	1	0	0	0	2	7	9	21	12	24	10	12	4	1	3	0	1	1	1	0	0	0	0
1300	108	0	0	0	0	0	0	0	1	1	0	9	15	9	11	18	17	10	12	2	1	2	0	0	0	0	0	0	0
1400	108	0	0	0	0	0	0	0	0	0	1	4	8	16	17	16	14	12	11	3	6	0	0	0	0	0	0	0	0
1500	**115**	**0**	**0**	**0**	**0**	**0**	**0**	**0**	**1**	**1**	**2**	**5**	**12**	**16**	**15**	**15**	**19**	**20**	**7**	**0**	**1**	**0**	**0**	**1**	**0**	**0**	**0**	**0**	**0**
1600	107	0	0	0	0	0	0	0	1	0	1	4	7	16	17	22	15	12	4	3	3	2	0	0	0	0	0	0	0
1700	107	0	0	0	0	0	1	0	0	1	0	1	5	2	17	21	21	17	11	4	4	1	0	1	0	0	0	0	0
1800	101	0	0	0	0	0	0	0	0	0	0	1	2	14	9	23	25	10	7	4	3	1	2	0	0	0	0	0	0
1900	90	0	0	0	0	0	0	1	1	0	0	2	4	14	7	21	16	10	7	3	1	0	1	1	1	0	0	0	0
2000	70	0	0	0	0	0	0	0	0	0	5	3	0	8	8	15	13	10	1	2	0	1	2	1	1	0	0	0	0
2100	42	0	0	0	0	0	0	0	0	0	0	2	1	1	3	7	8	10	3	2	2	1	1	1	0	0	0	0	0
2200	20	0	0	0	0	0	0	0	0	0	0	1	2	0	2	5	2	3	4	1	0	0	0	0	0	0	0	0	0
2300	21	0	0	0	0	0	0	0	0	0	0	1	1	3	2	2	1	5	2	1	1	1	0	1	0	0	0	0	0
07-19	**1340**	**0**	**0**	**0**	**1**	**1**	**5**	**6**	**9**	**13**	**11**	**49**	**85**	**136**	**169**	**231**	**222**	**182**	**108**	**48**	**39**	**12**	**9**	**3**	**1**	**0**	**0**	**0**	**0**
06-22	**1578**	**0**	**0**	**0**	**1**	**1**	**5**	**7**	**10**	**13**	**16**	**56**	**90**	**160**	**191**	**279**	**261**	**222**	**125**	**58**	**44**	**14**	**14**	**8**	**3**	**0**	**0**	**0**	**0**
06-00	**1619**	**0**	**0**	**0**	**1**	**1**	**5**	**7**	**10**	**13**	**16**	**58**	**93**	**163**	**195**	**286**	**264**	**230**	**131**	**60**	**45**	**15**	**14**	**9**	**3**	**0**	**0**	**0**	**0**
00-00	**1654**	**0**	**0**	**0**	**1**	**1**	**5**	**7**	**10**	**13**	**16**	**58**	**93**	**163**	**200**	**290**	**271**	**234**	**135**	**64**	**47**	**18**	**15**	**10**	**3**	**0**	**0**	**0**	**0**

DRAFT

Site 58
Location R165, Telepole, Lat 53.9105, Long -6.83903
Direction East

3279 / Meath/Cavan/Monaghan ATC's
October 2013
Automatic Traffic Count

Fri, 11 October 2013

Time	Total	Speed Bins (km/h)																											
		0 - 5	5 - 10	10 - 15	15 - 20	20 - 25	25 - 30	30 - 35	35 - 40	40 - 45	45 - 50	50 - 55	55 - 60	60 - 65	65 - 70	70 - 75	75 - 80	80 - 85	85 - 90	90 - 95	95 - 100	100 - 105	105 - 110	110 - 115	115 - 120	120 - 125	125 - 130	130 - 135	135 - 140
0000	8	0	0	0	0	0	0	0	0	0	0	0	0	0	2	1	0	2	1	1	1	0	0	0	0	0	0	0	0
0100	3	0	0	0	0	0	0	0	0	0	0	0	0	0	0	0	0	1	1	0	1	0	0	0	0	0	0	0	0
0200	1	0	0	0	0	0	0	0	0	0	0	0	0	0	0	0	0	0	1	0	0	0	0	0	0	0	0	0	0
0300	3	0	0	0	0	0	0	0	0	0	0	0	0	1	0	0	0	1	0	0	0	1	0	0	0	0	0	0	0
0400	5	0	0	0	0	0	0	0	0	0	0	0	0	0	1	1	0	1	2	0	0	0	0	0	0	0	0	0	0
0500	14	0	0	0	0	0	0	0	0	0	0	0	0	1	2	0	1	3	2	2	0	3	0	0	0	0	0	0	0
0600	51	0	0	0	0	0	0	0	0	0	0	0	1	5	5	12	4	13	2	3	3	1	0	2	0	0	0	0	0
0700	94	0	0	0	0	0	0	0	0	2	0	1	3	7	7	14	17	16	15	6	5	0	1	0	0	0	0	0	0
0800	**129**	**0**	**0**	**0**	**0**	**0**	**0**	**0**	**0**	**0**	**1**	**0**	**8**	**13**	**13**	**16**	**32**	**25**	**14**	**4**	**2**	**1**	**0**	**0**	**0**	**0**	**0**	**0**	**0**
0900	116	0	0	0	0	0	0	0	0	0	0	1	3	7	15	15	24	24	12	7	4	3	1	0	0	0	0	0	0
1000	87	0	0	0	0	0	0	0	1	0	0	3	6	10	7	11	20	14	5	3	0	4	0	3	0	0	0	0	0
1100	82	0	0	0	0	0	0	0	0	0	0	4	5	5	13	20	14	9	5	4	1	1	1	0	0	0	0	0	0
1200	107	0	0	0	1	1	1	2	0	0	2	0	5	10	17	20	18	17	8	2	3	0	0	0	0	0	0	0	0
1300	91	0	0	0	0	1	0	0	0	0	0	3	4	9	17	11	14	16	4	6	4	2	0	0	0	0	0	0	0
1400	111	0	0	0	0	0	0	0	0	1	1	5	6	10	20	25	19	10	8	2	1	2	0	1	0	0	0	0	0
1500	124	0	0	0	1	0	0	0	0	1	0	3	6	11	15	32	21	20	8	3	0	2	0	0	1	0	0	0	0
1600	105	0	0	0	0	0	0	1	2	0	0	9	7	10	21	12	19	7	9	7	1	0	0	0	0	0	0	0	0
1700	134	0	0	0	0	0	0	0	1	1	2	0	7	25	21	22	16	21	8	7	2	1	0	0	0	0	0	0	0
1800	**149**	**0**	**0**	**0**	**0**	**0**	**0**	**0**	**0**	**0**	**2**	**6**	**4**	**14**	**36**	**38**	**22**	**8**	**4**	**9**	**2**	**3**	**0**	**1**	**0**	**0**	**0**	**0**	**0**
1900	133	0	0	0	0	0	0	0	0	0	1	2	9	9	26	22	24	25	8	2	2	2	0	1	0	0	0	0	0
2000	61	0	0	0	0	0	2	2	1	0	2	0	0	5	8	9	14	10	5	2	0	1	0	0	0	0	0	0	0
2100	55	0	0	0	0	0	0	0	0	0	0	1	4	11	11	9	6	6	5	1	0	1	0	0	0	0	0	0	0
2200	38	0	0	0	0	0	0	0	0	0	1	1	4	1	7	8	4	4	4	2	0	1	1	0	0	0	0	0	0
2300	33	0	0	0	0	0	0	0	0	0	0	0	1	5	2	8	4	6	1	0	2	1	0	1	0	1	1	0	0
07-19	**1329**	**0**	**0**	**0**	**2**	**2**	**1**	**3**	**4**	**5**	**8**	**35**	**64**	**131**	**202**	**236**	**236**	**187**	**100**	**60**	**25**	**19**	**3**	**5**	**1**	**0**	**0**	**0**	**0**
06-22	**1629**	**0**	**0**	**0**	**2**	**2**	**3**	**5**	**5**	**5**	**11**	**38**	**78**	**161**	**252**	**288**	**284**	**241**	**120**	**68**	**30**	**24**	**3**	**8**	**1**	**0**	**0**	**0**	**0**
06-00	**1700**	**0**	**0**	**0**	**2**	**2**	**3**	**5**	**5**	**5**	**12**	**39**	**83**	**167**	**261**	**304**	**292**	**251**	**125**	**70**	**32**	**26**	**4**	**9**	**1**	**1**	**1**	**0**	**0**
00-00	**1734**	**0**	**0**	**0**	**2**	**2**	**3**	**5**	**5**	**5**	**12**	**39**	**83**	**169**	**266**	**306**	**293**	**259**	**132**	**73**	**34**	**30**	**4**	**9**	**1**	**1**	**1**	**0**	**0**

DRAFT

Site 58
Location R165, Telepole, Lat 53.9105, Long -6.83903
Direction East

3279 / Meath/Cavan/Monaghan ATC's
October 2013
Automatic Traffic Count

Sat, 12 October 2013

Time	Total	Speed Bins (km/h)																												
		0 - 5	5 - 10	10 - 15	15 - 20	20 - 25	25 - 30	30 - 35	35 - 40	40 - 45	45 - 50	50 - 55	55 - 60	60 - 65	65 - 70	70 - 75	75 - 80	80 - 85	85 - 90	90 - 95	95 - 100	100 - 105	105 - 110	110 - 115	115 - 120	120 - 125	125 - 130	130 - 135	135 - 140
0000	8	0	0	0	0	0	0	0	0	0	0	2	1	0	0	1	2	1	0	1	0	0	0	0	0	0	0	0	0	0
0100	6	0	0	0	0	0	0	0	0	0	0	0	0	0	2	2	0	0	0	1	0	1	0	0	0	0	0	0	0	0
0200	4	0	0	0	0	0	0	0	0	0	0	0	0	0	0	2	1	0	0	1	0	0	0	0	0	0	0	0	0	0
0300	1	0	0	0	0	0	0	0	0	0	0	0	0	0	0	0	0	0	1	0	0	0	0	0	0	0	0	0	0	0
0400	2	0	0	0	0	0	0	0	0	0	0	0	0	0	0	0	0	0	1	1	0	0	0	0	0	0	0	0	0	0
0500	4	0	0	0	0	0	0	0	0	0	0	0	0	1	0	0	1	1	1	0	0	0	0	0	0	0	0	0	0	0
0600	17	0	0	0	0	0	0	0	0	0	0	0	0	0	2	4	2	4	0	2	2	0	1	0	0	0	0	0	0	0
0700	23	0	0	0	0	0	0	0	0	0	0	0	0	1	1	1	6	5	3	3	3	0	0	0	0	0	0	0	0	0
0800	40	0	0	0	0	0	1	0	0	0	1	0	0	2	7	6	4	9	6	2	0	2	0	0	0	0	0	0	0	0
0900	66	0	0	0	0	0	0	1	1	0	3	7	7	1	7	6	12	9	5	1	3	1	1	1	0	0	0	0	0	0
1000	84	0	0	0	0	0	0	1	1	1	1	3	4	8	2	13	18	12	5	8	3	1	2	0	0	0	0	1	0	
1100	**105**	**0**	**0**	**0**	**0**	**0**	**0**	**1**	**5**	**2**	**0**	**3**	**3**	**7**	**24**	**21**	**13**	**9**	**9**	**2**	**3**	**3**	**0**	**0**	**0**	**0**	**0**	**0**	**0**	**0**
1200	**144**	**0**	**0**	**0**	**0**	**0**	**2**	**0**	**0**	**1**	**1**	**0**	**6**	**17**	**24**	**31**	**27**	**14**	**6**	**8**	**2**	**1**	**3**	**1**	**0**	**0**	**0**	**0**	**0**	**0**
1300	116	0	0	0	0	0	4	0	0	0	7	2	7	14	12	17	19	13	7	8	4	0	2	0	0	0	0	0	0	0
1400	109	0	0	0	0	0	0	0	1	0	0	0	6	16	13	15	23	8	7	7	9	2	1	0	0	0	0	1	0	
1500	109	0	0	0	0	0	0	0	1	3	2	2	3	8	14	22	19	17	9	7	0	1	1	0	0	0	0	0	0	0
1600	94	0	0	0	0	0	0	1	0	0	1	2	3	6	14	21	22	8	7	5	2	1	0	0	1	0	0	0	0	0
1700	116	0	0	0	0	4	0	0	0	0	0	2	8	12	23	25	21	8	8	3	1	1	0	0	0	0	0	0	0	0
1800	89	0	0	0	0	0	0	1	0	0	1	2	3	9	14	13	8	12	9	8	6	2	0	1	0	0	0	0	0	0
1900	78	0	0	0	0	0	0	0	0	0	0	1	5	4	12	14	14	12	4	6	3	2	0	0	1	0	0	0	0	0
2000	74	0	0	0	0	0	0	1	1	0	1	1	0	7	14	10	15	11	4	6	2	0	0	0	1	0	0	0	0	0
2100	40	0	0	0	0	0	0	0	0	0	0	0	2	5	7	5	7	4	3	2	3	1	1	0	0	0	0	0	0	0
2200	32	0	0	0	0	0	0	0	0	0	0	0	1	3	4	6	7	2	3	0	4	2	0	0	0	0	0	0	0	0
2300	21	0	0	0	0	0	0	0	0	0	0	0	2	1	1	1	4	3	3	2	0	2	0	2	0	0	0	0	0	0
07-19	**1095**	**0**	**0**	**0**	**0**	**4**	**7**	**5**	**9**	**7**	**17**	**23**	**50**	**101**	**155**	**191**	**192**	**124**	**81**	**62**	**36**	**15**	**10**	**3**	**1**	**0**	**0**	**2**	**0**	
06-22	**1304**	**0**	**0**	**0**	**0**	**4**	**7**	**6**	**10**	**7**	**18**	**25**	**57**	**117**	**190**	**224**	**230**	**155**	**92**	**78**	**46**	**18**	**12**	**3**	**3**	**0**	**0**	**2**	**0**	
06-00	**1357**	**0**	**0**	**0**	**0**	**4**	**7**	**6**	**10**	**7**	**18**	**25**	**60**	**121**	**195**	**231**	**241**	**160**	**98**	**80**	**50**	**22**	**12**	**5**	**3**	**0**	**0**	**2**	**0**	
00-00	**1382**	**0**	**0**	**0**	**0**	**4**	**7**	**6**	**10**	**7**	**18**	**27**	**61**	**122**	**197**	**236**	**245**	**162**	**101**	**84**	**50**	**23**	**12**	**5**	**3**	**0**	**0**	**2**	**0**	

DRAFT

Site 58
Location R165, Telepole, Lat 53.9105, Long -6.83903
Direction East

3279 / Meath/Cavan/Monaghan ATC's
October 2013
Automatic Traffic Count

Sun, 13 October 2013

Time	Total	Speed Bins (km/h)																												
		0 - 5	5 - 10	10 - 15	15 - 20	20 - 25	25 - 30	30 - 35	35 - 40	40 - 45	45 - 50	50 - 55	55 - 60	60 - 65	65 - 70	70 - 75	75 - 80	80 - 85	85 - 90	90 - 95	95 - 100	100 - 105	105 - 110	110 - 115	115 - 120	120 - 125	125 - 130	130 - 135	135 - 140
0000	16	0	0	0	0	0	0	0	0	0	0	0	0	4	1	3	4	0	3	0	1	0	0	0	0	0	0	0	0	0
0100	14	0	0	0	0	0	0	0	0	0	1	1	0	0	2	2	2	2	1	3	0	0	0	0	0	0	0	0	0	0
0200	10	0	0	0	0	0	0	0	0	0	0	0	0	0	2	3	1	2	0	0	2	0	0	0	0	0	0	0	0	0
0300	5	0	0	0	0	0	0	0	0	0	0	0	0	1	0	1	1	2	0	0	0	0	0	0	0	0	0	0	0	0
0400	4	0	0	0	0	0	0	0	0	0	0	0	0	0	0	1	1	2	0	0	0	0	0	0	0	0	0	0	0	0
0500	2	0	0	0	0	0	0	0	0	0	0	0	0	0	0	0	0	1	1	0	0	0	0	0	0	0	0	0	0	0
0600	9	0	0	0	0	0	0	0	0	0	0	0	0	0	1	5	0	2	1	0	0	0	0	0	0	0	0	0	0	0
0700	13	0	0	0	0	0	0	0	0	0	0	0	0	1	0	3	2	1	5	1	0	0	0	0	0	0	0	0	0	0
0800	20	0	0	0	0	0	0	0	0	0	0	0	1	0	2	1	5	3	0	5	1	1	0	0	0	1	0	0	0	0
0900	28	0	0	0	0	0	0	1	0	0	0	0	0	2	1	6	3	5	2	4	2	1	0	0	1	0	0	0	0	0
1000	61	0	0	0	0	0	1	0	0	0	0	2	1	4	5	14	13	7	5	2	3	1	2	1	0	0	0	0	0	0
1100	**88**	**0**	**0**	**0**	**1**	**0**	**0**	**2**	**2**	**3**	**3**	**4**	**4**	**7**	**9**	**19**	**14**	**11**	**4**	**3**	**0**	**0**	**0**	**0**	**1**	**1**	**0**	**0**	**0**	**0**
1200	79	0	0	0	0	0	0	0	0	0	0	2	2	6	8	17	13	17	6	1	1	3	1	0	1	1	0	0	0	0
1300	88	0	0	0	0	0	0	0	0	0	0	0	3	10	10	20	11	16	9	3	1	3	1	0	0	1	0	0	0	0
1400	87	0	0	0	0	0	0	0	0	1	0	1	4	8	10	18	10	13	13	6	1	0	2	0	0	0	0	0	0	0
1500	81	0	0	0	0	0	0	1	1	0	0	0	1	13	13	9	15	13	6	6	1	0	1	1	0	0	0	0	0	0
1600	**95**	**0**	**0**	**0**	**0**	**0**	**0**	**0**	**0**	**0**	**0**	**2**	**8**	**6**	**11**	**20**	**18**	**15**	**5**	**6**	**1**	**0**	**0**	**1**	**0**	**1**	**0**	**1**	**0**	**0**
1700	87	0	0	0	0	0	0	0	0	0	1	2	3	10	11	19	21	6	5	4	0	3	0	0	2	0	0	0	0	0
1800	78	0	0	0	0	0	0	0	0	0	1	0	6	8	17	13	13	12	4	2	0	1	1	0	0	0	0	0	0	0
1900	64	0	0	0	0	0	0	0	0	0	0	2	2	2	10	22	9	11	4	1	1	0	0	0	0	0	0	0	0	0
2000	56	0	0	0	0	0	0	0	1	1	0	3	2	8	8	15	7	6	3	0	1	0	1	0	0	0	0	0	0	0
2100	27	0	0	0	0	0	0	0	0	0	0	1	1	0	5	7	2	2	2	2	3	0	1	0	0	0	1	0	0	0
2200	18	0	0	0	0	0	0	0	0	0	0	0	1	2	1	2	7	0	1	1	1	0	1	1	0	0	0	0	0	0
2300	13	0	0	0	0	0	0	0	0	0	0	0	0	1	2	1	0	4	2	0	0	1	1	0	1	0	0	0	0	0
07-19	**805**	**0**	**0**	**0**	**1**	**0**	**1**	**4**	**3**	**4**	**5**	**13**	**33**	**75**	**97**	**159**	**138**	**119**	**64**	**43**	**11**	**13**	**8**	**3**	**5**	**5**	**0**	**1**	**0**	
06-22	**961**	**0**	**0**	**0**	**1**	**0**	**1**	**4**	**4**	**5**	**5**	**19**	**38**	**85**	**121**	**208**	**156**	**140**	**74**	**46**	**16**	**13**	**10**	**3**	**5**	**5**	**1**	**1**	**0**	
06-00	**992**	**0**	**0**	**0**	**1**	**0**	**1**	**4**	**4**	**5**	**5**	**19**	**39**	**88**	**124**	**211**	**163**	**144**	**77**	**47**	**17**	**14**	**12**	**4**	**6**	**5**	**1**	**1**	**0**	
00-00	**1043**	**0**	**0**	**0**	**1**	**0**	**1**	**4**	**4**	**5**	**6**	**20**	**39**	**93**	**129**	**221**	**172**	**153**	**82**	**50**	**20**	**14**	**12**	**4**	**6**	**5**	**1**	**1**	**0**	

DRAFT

Site 58
Location R165, Telepole, Lat 53.9105, Long -6.83903
Direction East

3279 / Meath/Cavan/Monaghan ATC's
October 2013
Automatic Traffic Count

Mon, 14 October 2013

Time	Total	Speed Bins (km/h)																											
		0 - 5	5 - 10	10 - 15	15 - 20	20 - 25	25 - 30	30 - 35	35 - 40	40 - 45	45 - 50	50 - 55	55 - 60	60 - 65	65 - 70	70 - 75	75 - 80	80 - 85	85 - 90	90 - 95	95 - 100	100 - 105	105 - 110	110 - 115	115 - 120	120 - 125	125 - 130	130 - 135	135 - 140
0000	4	0	0	0	0	0	0	0	0	0	0	0	0	1	0	1	1	0	1	0	0	0	0	0	0	0	0	0	0
0100	2	0	0	0	0	0	0	0	0	0	0	0	0	0	0	0	0	2	0	0	0	0	0	0	0	0	0	0	0
0200	4	0	0	0	0	0	0	0	0	0	0	0	1	1	0	0	0	0	0	0	1	1	0	0	0	0	0	0	0
0300	3	0	0	0	0	0	0	0	0	0	0	0	0	0	0	0	0	1	2	0	0	0	0	0	0	0	0	0	0
0400	4	0	0	0	0	0	0	0	0	0	0	0	0	0	0	2	0	1	0	1	0	0	0	0	0	0	0	0	0
0500	12	0	0	0	0	0	0	0	0	0	0	0	0	1	0	2	0	3	3	1	2	0	0	0	0	0	0	0	0
0600	40	0	0	0	0	0	0	0	0	0	0	0	4	0	4	1	4	7	8	6	3	1	2	0	0	0	0	0	0
0700	110	0	0	0	0	0	0	0	0	2	1	1	1	9	15	19	27	14	4	6	6	3	1	0	1	0	0	0	0
0800	**133**	**0**	**0**	**0**	**0**	**0**	**0**	**0**	**0**	**0**	**0**	**1**	**6**	**9**	**19**	**21**	**27**	**19**	**18**	**4**	**3**	**4**	**1**	**1**	**0**	**0**	**0**	**0**	**0**
0900	123	0	0	0	0	0	0	1	0	1	3	2	5	10	23	20	16	20	11	10	1	0	0	0	0	0	0	0	0
1000	86	0	0	0	0	0	0	0	1	1	1	6	1	10	13	10	12	9	12	4	4	2	0	0	0	0	0	0	0
1100	74	0	0	0	0	0	0	0	0	0	2	0	2	9	13	14	15	5	3	5	1	1	2	0	1	0	1	0	0
1200	73	0	0	0	0	1	0	1	1	2	1	3	2	10	9	9	14	11	1	2	4	1	1	0	0	0	0	0	0
1300	89	0	0	0	0	0	1	0	0	0	0	6	4	8	11	15	11	16	7	5	0	1	4	0	0	0	0	0	0
1400	106	0	0	0	0	0	0	0	1	0	2	8	11	16	16	12	17	14	5	3	0	1	0	0	0	0	0	0	0
1500	**120**	**0**	**0**	**0**	**0**	**0**	**0**	**0**	**0**	**0**	**1**	**0**	**8**	**15**	**19**	**26**	**25**	**15**	**5**	**4**	**0**	**2**	**0**	**0**	**0**	**0**	**0**	**0**	**0**
1600	99	0	0	0	0	0	0	0	0	1	1	0	1	17	13	20	18	14	7	1	3	2	0	0	1	0	0	0	0
1700	**120**	**0**	**0**	**1**	**2**	**4**	**0**	**0**	**0**	**1**	**0**	**5**	**3**	**10**	**18**	**18**	**21**	**12**	**12**	**5**	**6**	**0**	**0**	**0**	**0**	**0**	**2**	**0**	**0**
1800	110	0	0	0	0	0	0	2	0	0	0	0	3	10	15	21	24	16	13	3	2	0	0	1	0	0	0	0	0
1900	73	0	0	0	0	0	0	0	0	1	0	2	0	10	15	13	8	7	11	3	1	1	1	0	0	0	0	0	0
2000	58	0	0	0	0	0	0	0	0	0	0	3	6	5	7	11	8	9	5	2	0	0	1	0	0	0	1	0	0
2100	43	0	0	0	0	0	0	0	0	0	1	0	1	6	9	4	4	9	4	2	2	0	1	0	0	0	0	0	0
2200	33	0	0	0	0	0	0	0	0	0	1	0	4	2	7	3	5	3	5	0	1	1	0	1	0	0	0	0	0
2300	11	0	0	0	0	0	0	0	0	0	1	0	1	1	0	0	1	2	0	2	0	2	0	0	0	1	0	0	0
07-19	**1243**	**0**	**0**	**1**	**2**	**5**	**1**	**4**	**3**	**8**	**12**	**32**	**47**	**133**	**184**	**205**	**227**	**165**	**98**	**52**	**30**	**17**	**9**	**2**	**3**	**0**	**3**	**0**	**0**
06-22	**1457**	**0**	**0**	**1**	**2**	**5**	**1**	**4**	**3**	**9**	**13**	**37**	**58**	**154**	**219**	**234**	**251**	**197**	**126**	**65**	**36**	**19**	**14**	**2**	**3**	**0**	**4**	**0**	**0**
06-00	**1501**	**0**	**0**	**1**	**2**	**5**	**1**	**4**	**3**	**9**	**15**	**37**	**63**	**157**	**226**	**237**	**257**	**202**	**131**	**67**	**37**	**22**	**14**	**3**	**3**	**1**	**4**	**0**	**0**
00-00	**1530**	**0**	**0**	**1**	**2**	**5**	**1**	**4**	**3**	**9**	**15**	**37**	**64**	**160**	**226**	**242**	**258**	**209**	**137**	**69**	**40**	**23**	**14**	**3**	**3**	**1**	**4**	**0**	**0**

DRAFT

Site 58
Location R165, Telepole, Lat 53.9105, Long -6.83903
Direction East

3279 / Meath/Cavan/Monaghan ATC's
October 2013
Automatic Traffic Count

Tue, 15 October 2013

Time	Total	Speed Bins (km/h)																											
		0 - 5	5 - 10	10 - 15	15 - 20	20 - 25	25 - 30	30 - 35	35 - 40	40 - 45	45 - 50	50 - 55	55 - 60	60 - 65	65 - 70	70 - 75	75 - 80	80 - 85	85 - 90	90 - 95	95 - 100	100 - 105	105 - 110	110 - 115	115 - 120	120 - 125	125 - 130	130 - 135	135 - 140
0000	1	0	0	0	0	0	0	0	0	0	0	0	0	0	0	1	0	0	0	0	0	0	0	0	0	0	0	0	0
0100	3	0	0	0	0	0	0	0	0	0	0	0	0	1	0	0	0	1	0	0	1	0	0	0	0	0	0	0	0
0200	1	0	0	0	0	0	0	0	0	0	0	0	0	0	0	1	0	0	0	0	0	0	0	0	0	0	0	0	0
0300	2	0	0	0	0	0	0	0	0	0	0	0	0	0	2	0	0	0	0	0	0	0	0	0	0	0	0	0	0
0400	4	0	0	0	0	0	0	0	0	0	0	0	0	0	0	1	1	0	1	0	1	0	0	0	0	0	0	0	0
0500	17	0	0	0	0	0	0	0	0	0	0	0	0	0	1	4	2	3	3	3	0	0	1	0	0	0	0	0	0
0600	45	0	0	0	0	0	0	0	0	0	0	0	0	1	3	5	8	12	7	3	4	1	1	0	0	0	0	0	0
0700	124	0	0	0	0	0	0	0	0	0	0	4	9	11	21	22	11	21	14	7	3	0	0	0	0	0	0	1	0
0800	**137**	**0**	**0**	**0**	**0**	**0**	**0**	**1**	**5**	**2**	**0**	**7**	**2**	**6**	**27**	**29**	**28**	**15**	**7**	**5**	**3**	**0**	**0**	**0**	**0**	**0**	**0**	**0**	**0**
0900	121	0	0	0	0	0	1	0	0	0	0	4	7	12	20	18	18	20	10	8	2	1	0	0	0	0	0	0	0
1000	80	0	0	0	0	0	0	0	0	0	0	0	4	12	12	17	12	11	7	1	3	1	0	0	0	0	0	0	0
1100	79	0	0	0	0	0	0	1	0	0	1	0	4	13	11	15	22	5	2	3	1	1	0	0	0	0	0	0	0
1200	80	0	0	0	0	0	4	0	0	0	0	2	7	5	9	12	14	13	10	1	0	2	0	1	0	0	0	0	0
1300	97	0	0	0	0	0	0	1	1	2	1	4	8	5	16	21	14	8	7	6	3	0	0	0	0	0	0	0	0
1400	93	0	0	0	0	0	0	0	0	0	0	3	7	13	19	19	9	16	3	3	0	0	0	0	0	0	0	1	0
1500	122	0	0	0	0	0	1	2	3	3	4	4	23	13	11	20	16	9	8	4	0	0	1	0	0	0	0	0	0
1600	90	0	0	0	0	0	0	0	0	5	0	0	5	9	19	15	16	9	8	2	1	0	0	1	0	0	0	0	0
1700	**123**	**0**	**0**	**0**	**0**	**0**	**0**	**3**	**0**	**0**	**0**	**1**	**6**	**9**	**25**	**25**	**18**	**14**	**11**	**5**	**3**	**3**	**0**	**0**	**0**	**0**	**0**	**0**	**0**
1800	108	0	0	0	0	0	1	0	0	1	0	4	3	8	10	27	16	15	19	1	2	0	1	0	0	0	0	0	0
1900	74	0	0	0	0	0	0	0	0	0	3	2	4	3	16	15	8	10	5	7	1	0	0	0	0	0	0	0	0
2000	68	0	0	0	0	0	0	0	0	0	1	2	7	6	12	10	11	3	6	4	3	2	0	0	0	1	0	0	0
2100	57	0	0	0	0	0	0	0	0	0	0	3	6	1	12	8	6	9	4	2	1	1	3	0	1	0	0	0	0
2200	28	0	0	0	0	0	0	0	0	0	0	0	4	2	5	4	4	3	3	1	1	1	0	0	0	0	0	0	0
2300	11	0	0	0	0	0	0	0	0	0	0	0	2	1	0	1	2	2	1	0	2	0	0	0	0	0	0	0	0
07-19	**1254**	**0**	**0**	**0**	**0**	**0**	**7**	**8**	**9**	**13**	**6**	**33**	**85**	**116**	**200**	**240**	**194**	**156**	**106**	**46**	**21**	**8**	**2**	**2**	**0**	**0**	**0**	**2**	**0**
06-22	**1498**	**0**	**0**	**0**	**0**	**0**	**7**	**8**	**9**	**13**	**10**	**40**	**102**	**127**	**243**	**278**	**227**	**190**	**128**	**62**	**30**	**12**	**6**	**2**	**1**	**1**	**0**	**2**	**0**
06-00	**1537**	**0**	**0**	**0**	**0**	**0**	**7**	**8**	**9**	**13**	**10**	**40**	**108**	**130**	**248**	**283**	**233**	**195**	**132**	**63**	**33**	**13**	**6**	**2**	**1**	**1**	**0**	**2**	**0**
00-00	**1565**	**0**	**0**	**0**	**0**	**0**	**7**	**8**	**9**	**13**	**10**	**40**	**108**	**131**	**251**	**290**	**236**	**199**	**136**	**66**	**35**	**13**	**7**	**2**	**1**	**1**	**0**	**2**	**0**

DRAFT

Site 58
Location R165, Telepole, Lat 53.9105, Long -6.83903
Direction East

3279 / Meath/Cavan/Monaghan ATC's
October 2013
Automatic Traffic Count

Wed, 16 October 2013

Time	Total	Speed Bins (km/h)																												
		0 - 5	5 - 10	10 - 15	15 - 20	20 - 25	25 - 30	30 - 35	35 - 40	40 - 45	45 - 50	50 - 55	55 - 60	60 - 65	65 - 70	70 - 75	75 - 80	80 - 85	85 - 90	90 - 95	95 - 100	100 - 105	105 - 110	110 - 115	115 - 120	120 - 125	125 - 130	130 - 135	135 - 140
0000	10	0	0	0	0	0	0	0	0	0	0	0	1	0	2	1	0	2	0	2	1	0	1	0	0	0	0	0	0	0
0100	2	0	0	0	0	0	0	0	0	0	0	0	0	0	1	0	0	1	0	0	0	0	0	0	0	0	0	0	0	0
0200	1	0	0	0	0	0	0	0	0	0	0	0	0	0	0	0	0	0	0	1	0	0	0	0	0	0	0	0	0	0
0300	0	0	0	0	0	0	0	0	0	0	0	0	0	0	0	0	0	0	0	0	0	0	0	0	0	0	0	0	0	0
0400	3	0	0	0	0	0	0	0	0	0	0	0	0	0	0	0	1	0	0	2	0	0	0	0	0	0	0	0	0	0
0500	13	0	0	0	0	0	0	0	0	0	0	0	0	0	0	2	3	4	0	2	0	2	0	0	0	0	0	0	0	0
0600	42	0	0	0	0	0	0	0	0	0	0	0	0	1	2	5	10	12	6	3	0	1	1	1	0	0	0	0	0	0
0700	112	0	0	0	0	0	0	0	0	0	0	2	6	14	14	24	16	22	7	5	2	0	0	0	0	0	0	0	0	0
0800	**126**	**0**	**0**	**0**	**0**	**0**	**0**	**0**	**0**	**0**	**1**	**4**	**10**	**20**	**23**	**29**	**16**	**10**	**8**	**3**	**2**	**0**	**0**	**0**	**0**	**0**	**0**	**0**	**0**	**0**
0900	116	0	0	0	0	0	0	0	2	2	3	3	8	21	19	21	21	12	2	1	0	1	0	0	0	0	0	0	0	0
1000	67	0	0	0	0	0	0	0	0	0	0	2	7	13	19	15	6	2	1	2	0	0	0	0	0	0	0	0	0	0
1100	73	0	0	0	0	0	0	2	0	0	4	1	7	8	17	14	11	5	3	1	0	0	0	0	0	0	0	0	0	0
1200	76	0	0	0	0	1	0	0	0	0	7	2	9	16	19	11	8	0	0	1	1	1	0	0	0	0	0	0	0	0
1300	**81**	**0**	**0**	**0**	**0**	**0**	**0**	**0**	**0**	**2**	**11**	**21**	**17**	**13**	**10**	**5**	**1**	**1**	**0**	**0**	**0**	**0**	**0**	**0**	**0**	**0**	**0**	**0**	**0**	**0**
1400	58	0	0	0	0	0	2	2	4	10	14	19	7	0	0	0	0	0	0	0	0	0	0	0	0	0	0	0	0	0
1500	51	0	0	0	0	0	0	1	6	26	14	4	0	0	0	0	0	0	0	0	0	0	0	0	0	0	0	0	0	0
1600	47	0	0	0	0	0	1	10	19	8	9	0	0	0	0	0	0	0	0	0	0	0	0	0	0	0	0	0	0	0
1700	33	0	0	0	0	1	3	7	17	5	0	0	0	0	0	0	0	0	0	0	0	0	0	0	0	0	0	0	0	0
1800	23	0	0	0	0	0	1	18	4	0	0	0	0	0	0	0	0	0	0	0	0	0	0	0	0	0	0	0	0	0
1900	5	0	0	0	0	0	0	5	0	0	0	0	0	0	0	0	0	0	0	0	0	0	0	0	0	0	0	0	0	0
2000	6	0	0	0	0	1	1	4	0	0	0	0	0	0	0	0	0	0	0	0	0	0	0	0	0	0	0	0	0	0
2100	2	0	0	0	0	0	0	1	1	0	0	0	0	0	0	0	0	0	0	0	0	0	0	0	0	0	0	0	0	0
2200	1	0	0	0	0	0	0	1	0	0	0	0	0	0	0	0	0	0	0	0	0	0	0	0	0	0	0	0	0	0
2300	1	0	0	0	0	0	0	1	0	0	0	0	0	0	0	0	0	0	0	0	0	0	0	0	0	0	0	0	0	0
07-19	**863**	**0**	**0**	**0**	**0**	**2**	**7**	**40**	**52**	**53**	**63**	**58**	**71**	**105**	**121**	**119**	**79**	**52**	**21**	**13**	**5**	**2**	**0**	**0**	**0**	**0**	**0**	**0**	**0**	**0**
06-22	**918**	**0**	**0**	**0**	**0**	**3**	**8**	**50**	**53**	**53**	**63**	**58**	**71**	**106**	**123**	**124**	**89**	**64**	**27**	**16**	**5**	**3**	**1**	**1**	**0**	**0**	**0**	**0**	**0**	**0**
06-00	**920**	**0**	**0**	**0**	**0**	**3**	**8**	**52**	**53**	**53**	**63**	**58**	**71**	**106**	**123**	**124**	**89**	**64**	**27**	**16**	**5**	**3**	**1**	**1**	**0**	**0**	**0**	**0**	**0**	**0**
00-00	**949**	**0**	**0**	**0**	**0**	**3**	**8**	**52**	**53**	**53**	**63**	**58**	**72**	**106**	**126**	**127**	**93**	**71**	**27**	**23**	**6**	**5**	**2**	**1**	**0**	**0**	**0**	**0**	**0**	**0**

DRAFT

Site 58
Location R165, Telepole, Lat 53.9105, Long -6.83903
Direction East

3279 / Meath/Cavan/Monaghan ATC's
October 2013
Automatic Traffic Count

Virtual Day (7)

Time	Total	Speed Bins (km/h)																												
		0 - 5	5 - 10	10 - 15	15 - 20	20 - 25	25 - 30	30 - 35	35 - 40	40 - 45	45 - 50	50 - 55	55 - 60	60 - 65	65 - 70	70 - 75	75 - 80	80 - 85	85 - 90	90 - 95	95 - 100	100 - 105	105 - 110	110 - 115	115 - 120	120 - 125	125 - 130	130 - 135	135 - 140
0000	8	0	0	0	0	0	0	0	0	0	0	0	0	1	1	1	1	1	1	1	0	0	0	0	0	0	0	0	0	0
0100	5	0	0	0	0	0	0	0	0	0	0	0	0	0	1	1	0	1	0	1	0	0	0	0	0	0	0	0	0	0
0200	3	0	0	0	0	0	0	0	0	0	0	0	0	0	0	1	0	0	0	0	0	0	0	0	0	0	0	0	0	0
0300	3	0	0	0	0	0	0	0	0	0	0	0	0	0	1	0	0	1	1	0	0	0	0	0	0	0	0	0	0	0
0400	4	0	0	0	0	0	0	0	0	0	0	0	0	0	0	1	0	1	1	1	0	0	0	0	0	0	0	0	0	0
0500	12	0	0	0	0	0	0	0	0	0	0	0	0	0	1	2	2	2	2	1	0	1	0	0	0	0	0	0	0	0
0600	34	0	0	0	0	0	0	0	0	0	0	0	1	1	3	5	4	9	4	3	2	1	1	1	0	0	0	0	0	0
0700	84	0	0	0	0	0	0	0	0	1	0	1	3	7	10	15	15	13	9	5	4	1	1	0	0	0	0	0	0	0
0800	**103**	**0**	**0**	**0**	**0**	**0**	**0**	**0**	**1**	**0**	**0**	**2**	**5**	**9**	**16**	**17**	**19**	**15**	**9**	**5**	**2**	**1**	**0**	**0**	**0**	**0**	**0**	**0**	**0**	**0**
0900	101	0	0	0	0	0	1	1	0	1	2	3	5	9	14	15	17	16	7	5	2	1	0	0	0	0	0	0	0	0
1000	79	0	0	0	0	0	0	0	1	0	0	3	4	9	9	13	13	10	7	4	3	1	1	1	0	0	0	0	0	0
1100	87	0	0	0	0	0	0	1	1	1	2	2	5	8	15	18	15	8	5	3	1	1	0	0	0	0	0	0	0	0
1200	96	0	0	0	0	0	1	0	0	0	2	2	6	12	14	18	15	12	5	2	2	1	1	0	0	0	0	0	0	0
1300	96	0	0	0	0	0	1	0	0	1	3	6	8	10	12	15	12	11	7	4	2	1	1	0	0	0	0	0	0	0
1400	96	0	0	0	0	0	0	0	1	2	3	6	7	11	14	15	13	10	7	3	2	1	0	0	0	0	0	0	0	0
1500	**103**	**0**	**0**	**0**	**0**	**0**	**0**	**1**	**2**	**5**	**3**	**3**	**8**	**11**	**12**	**18**	**16**	**13**	**6**	**3**	**0**	**1**	**0**	**0**	**0**	**0**	**0**	**0**	**0**	**0**
1600	91	0	0	0	0	0	0	2	3	2	2	2	4	9	14	16	15	9	6	3	2	1	0	0	0	0	0	0	0	0
1700	**103**	**0**	**0**	**0**	**0**	**1**	**1**	**1**	**3**	**1**	**0**	**2**	**5**	**10**	**16**	**19**	**17**	**11**	**8**	**4**	**2**	**1**	**0**	**0**	**0**	**0**	**0**	**0**	**0**	**0**
1800	94	0	0	0	0	0	0	3	1	0	1	2	3	9	14	19	15	10	8	4	2	1	1	0	0	0	0	0	0	0
1900	74	0	0	0	0	0	0	1	0	0	1	2	3	6	12	15	11	11	6	3	1	1	0	0	0	0	0	0	0	0
2000	56	0	0	0	0	0	0	1	0	0	1	2	2	6	8	10	10	7	3	2	1	1	1	0	0	0	0	0	0	0
2100	38	0	0	0	0	0	0	0	0	0	0	1	2	3	7	6	5	6	3	2	2	1	1	0	0	0	0	0	0	0
2200	24	0	0	0	0	0	0	0	0	0	0	0	2	1	4	4	4	2	3	1	1	1	0	0	0	0	0	0	0	0
2300	16	0	0	0	0	0	0	0	0	0	0	0	1	2	1	2	2	3	1	1	1	1	0	1	0	0	0	0	0	0
07-19	**1133**	**0**	**0**	**0**	**1**	**2**	**4**	**10**	**13**	**15**	**17**	**35**	**62**	**114**	**161**	**197**	**184**	**141**	**83**	**46**	**24**	**12**	**6**	**3**	**2**	**1**	**0**	**1**	**0**
06-22	**1335**	**0**	**0**	**0**	**1**	**2**	**5**	**12**	**13**	**15**	**19**	**39**	**71**	**130**	**191**	**234**	**214**	**173**	**99**	**56**	**30**	**15**	**9**	**4**	**2**	**1**	**1**	**1**	**0**
06-00	**1375**	**0**	**0**	**0**	**1**	**2**	**5**	**12**	**13**	**15**	**20**	**39**	**74**	**133**	**196**	**239**	**220**	**178**	**103**	**58**	**31**	**16**	**9**	**5**	**2**	**1**	**1**	**1**	**0**
00-00	**1408**	**0**	**0**	**0**	**1**	**2**	**5**	**12**	**13**	**15**	**20**	**40**	**74**	**135**	**199**	**245**	**224**	**184**	**107**	**61**	**33**	**18**	**9**	**5**	**2**	**1**	**1**	**1**	**0**

DRAFT

Site 58
Location R165, Telepole, Lat 53.9105, Long -6.83903
Direction East

3279 / Meath/Cavan/Monaghan ATC's
October 2013
Automatic Traffic Count

Virtual Week (1)

Time	Total	Speed Bins (km/h)																											
		0 - 5	5 - 10	10 - 15	15 - 20	20 - 25	25 - 30	30 - 35	35 - 40	40 - 45	45 - 50	50 - 55	55 - 60	60 - 65	65 - 70	70 - 75	75 - 80	80 - 85	85 - 90	90 - 95	95 - 100	100 - 105	105 - 110	110 - 115	115 - 120	120 - 125	125 - 130	130 - 135	135 - 140
Mon	1530	0	0	1	2	5	1	4	3	9	15	37	64	160	226	242	258	209	137	69	40	23	14	3	3	1	4	0	0
Tue	1565	0	0	0	0	0	7	8	9	13	10	40	108	131	251	290	236	199	136	66	35	13	7	2	1	1	0	2	0
Wed	949	0	0	0	0	3	8	52	53	53	63	58	72	106	126	127	93	71	27	23	6	5	2	1	0	0	0	0	0
Thu	1654	0	0	0	1	1	5	7	10	13	16	58	93	163	200	290	271	234	135	64	47	18	15	10	3	0	0	0	0
Fri	1734	0	0	0	2	2	3	5	5	5	12	39	83	169	266	306	293	259	132	73	34	30	4	9	1	1	1	0	0
|Sat	1382	0	0	0	0	4	7	6	10	7	18	27	61	122	197	236	245	162	101	84	50	23	12	5	3	0	0	2	0
|Sun	1043	0	0	0	1	0	1	4	4	5	6	20	39	93	129	221	172	153	82	50	20	14	12	4	6	5	1	1	0
5 Day Ave.	**1486**	**0**	**0**	**0**	**1**	**2**	**5**	**15**	**16**	**19**	**23**	**46**	**84**	**146**	**214**	**251**	**230**	**194**	**113**	**59**	**32**	**18**	**8**	**5**	**2**	**1**	**1**	**0**	**0**
7 Day Ave.	**1408**	**0**	**0**	**0**	**1**	**2**	**5**	**12**	**13**	**15**	**20**	**40**	**74**	**135**	**199**	**245**	**224**	**184**	**107**	**61**	**33**	**18**	**9**	**5**	**2**	**1**	**1**	**1**	**0**
--	**9857**	**0**	**0**	**1**	**6**	**15**	**32**	**86**	**94**	**105**	**140**	**279**	**520**	**944**	**1395**	**1712**	**1568**	**1287**	**750**	**429**	**232**	**126**	**66**	**34**	**17**	**8**	**6**	**5**	**0**

Summary Graphs

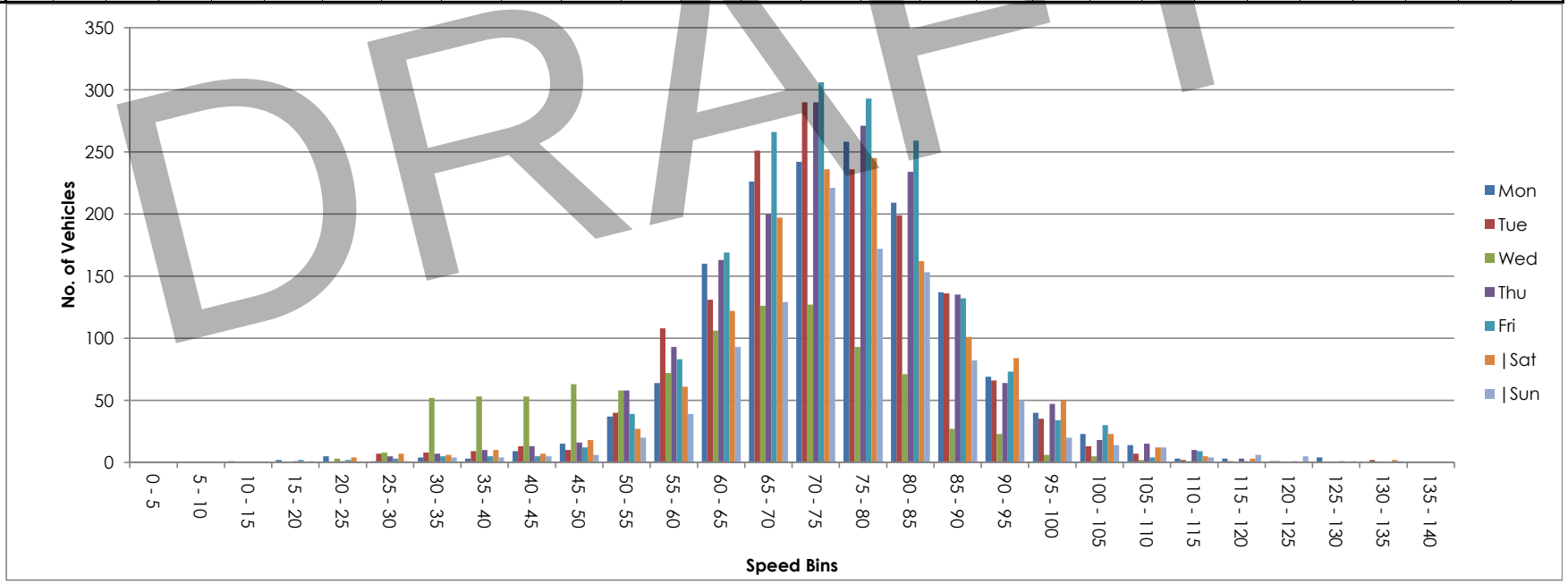

DRAFT

Site 58
Location R165, Telepole, Lat 53.9105, Long -6.83903
Direction West

3279 / Meath/Cavan/Monaghan ATC's
October 2013
Automatic Traffic Count

Thu, 10 October 2013

Time	Total	Classification												>PSL	>PSL%	>SL1	>SL1%	>SL2	>SL2%	Mean	Vpp
		1 MCL	2 SV	3 SVT	4 TB2	5 TB3	6 T4	7 ART3	8 ART4	9 ART5	10 ART6	11 BD	12 DRT	80	80	85 +5kph	85 +5kph	90 +10kph	90 +10kph		85
0000	13	0	13	0	0	0	0	0	0	0	0	0	0	5	38.5	2	15.4	1	7.7	75.2	83.5
0100	5	0	5	0	0	0	0	0	0	0	0	0	0	1	20	1	20	1	20	80.7	-
0200	3	0	2	0	1	0	0	0	0	0	0	0	0	2	66.7	2	66.7	1	33.3	83.4	-
0300	1	0	1	0	0	0	0	0	0	0	0	0	0	1	100	0	0	0	0	81.7	-
0400	5	0	2	0	1	0	0	0	0	2	0	0	0	1	20	1	20	1	20	70.9	-
0500	8	0	7	0	1	0	0	0	0	0	0	0	0	7	87.5	6	75	3	37.5	85.8	-
0600	20	0	14	1	2	1	1	0	0	1	0	0	0	12	60	6	30	4	20	80.1	96.8
0700	55	0	40	2	7	0	1	1	2	1	1	0	0	16	29.1	13	23.6	8	14.5	74.1	89.6
0800	94	0	79	2	8	1	3	0	1	0	0	0	0	24	25.5	11	11.7	7	7.4	68.8	83.9
0900	**117**	**0**	**91**	**2**	**19**	**0**	**3**	**0**	**1**	**1**	**0**	**0**	**0**	**36**	**30.8**	**18**	**15.4**	**10**	**8.5**	**74.1**	**84.6**
1000	107	1	77	6	13	1	3	0	1	4	1	0	0	13	12.1	7	6.5	5	4.7	63.2	78.5
1100	93	0	78	3	5	1	3	0	1	1	1	0	0	16	17.2	8	8.6	2	2.2	67	80.3
1200	81	0	58	1	15	0	3	0	0	1	3	0	0	13	16	8	9.9	4	4.9	69	80.6
1300	94	0	73	3	10	1	3	0	0	2	2	0	0	32	34	17	18.1	12	12.8	74.2	86.4
1400	120	1	88	0	13	0	4	0	0	6	7	1	0	17	14.2	9	7.5	4	3.3	67.8	79.6
1500	121	0	89	3	18	1	4	0	2	2	2	0	0	22	18.2	14	11.6	9	7.4	69	81
1600	112	1	94	5	10	0	0	0	0	0	2	0	0	30	26.8	17	15.2	10	8.9	71	83.9
1700	**175**	**1**	**148**	**3**	**19**	**0**	**3**	**0**	**0**	**0**	**1**	**0**	**0**	**43**	**24.6**	**25**	**14.3**	**10**	**5.7**	**69.4**	**84.2**
1800	149	1	128	4	14	0	1	0	1	0	0	0	0	31	20.8	20	13.4	12	8.1	71.4	82.8
1900	99	0	88	1	9	0	0	0	1	0	0	0	0	23	23.2	15	15.2	10	10.1	72.8	83.9
2000	63	0	60	0	3	0	0	0	0	0	0	0	0	23	36.5	13	20.6	5	7.9	76.7	86
2100	37	0	34	1	2	0	0	0	0	0	0	0	0	17	45.9	11	29.7	7	18.9	76.9	90.4
2200	36	0	35	0	1	0	0	0	0	0	0	0	0	13	36.1	9	25	4	11.1	76.2	87.1
2300	25	0	24	0	1	0	0	0	0	0	0	0	0	12	48	10	40	6	24	77.4	90.7
07-19	**1318**	**5**	**1043**	**34**	**151**	**5**	**31**	**1**	**9**	**18**	**20**	**1**	**0**	**293**	**22.2**	**167**	**12.7**	**93**	**7.1**	**69.8**	**83.2**
06-22	**1537**	**5**	**1239**	**37**	**167**	**6**	**32**	**1**	**10**	**19**	**20**	**1**	**0**	**368**	**23.9**	**212**	**13.8**	**119**	**7.7**	**70.6**	**83.9**
06-00	**1598**	**5**	**1298**	**37**	**169**	**6**	**32**	**1**	**10**	**19**	**20**	**1**	**0**	**393**	**24.6**	**231**	**14.5**	**129**	**8.1**	**70.8**	**84.2**
00-00	**1633**	**5**	**1328**	**37**	**172**	**6**	**32**	**1**	**10**	**21**	**20**	**1**	**0**	**410**	**25.1**	**243**	**14.9**	**136**	**8.3**	**71**	**84.6**

DRAFT

Site 58
Location R165, Telepole, Lat 53.9105, Long -6.83903
Direction West

3279 / Meath/Cavan/Monaghan ATC's
October 2013
Automatic Traffic Count

Fri, 11 October 2013

Time	Total	Classification												>PSL	>PSL%	>SL1	>SL1%	>SL2	>SL2%	Mean	Vpp
		1 MCL	2 SV	3 SVT	4 TB2	5 TB3	6 T4	7 ART3	8 ART4	9 ART5	10 ART6	11 BD	12 DRT	80	80	85 +5kph	85 +5kph	90 +10kph	90 +10kph		85
0000	16	0	15	0	1	0	0	0	0	0	0	0	0	4	25	4	25	3	18.8	78.1	91.8
0100	5	0	5	0	0	0	0	0	0	0	0	0	0	2	40	2	40	2	40	83.1	-
0200	2	0	2	0	0	0	0	0	0	0	0	0	0	1	50	1	50	1	50	83.2	-
0300	1	0	0	0	1	0	0	0	0	0	0	0	0	1	100	1	100	0	0	90	-
0400	3	0	2	0	0	0	0	0	0	1	0	0	0	0	0	0	0	0	0	70.1	-
0500	8	0	6	0	1	0	0	0	0	1	0	0	0	5	62.5	4	50	3	37.5	84.4	-
0600	18	0	12	0	3	0	1	0	0	2	0	0	0	7	38.9	5	27.8	3	16.7	80.1	87.1
0700	61	0	43	3	6	0	0	0	2	4	3	0	0	24	39.3	13	21.3	8	13.1	75.9	88.9
0800	101	0	88	4	8	0	1	0	0	0	0	0	0	41	40.6	23	22.8	9	8.9	77.2	86.8
0900	**104**	**0**	**85**	**0**	**12**	**1**	**3**	**0**	**0**	**1**	**2**	**0**	**0**	**49**	**47.1**	**32**	**30.8**	**17**	**16.3**	**78.3**	**91.1**
1000	84	2	64	2	8	0	2	0	1	5	0	0	0	24	28.6	15	17.9	10	11.9	73.9	86.4
1100	80	0	62	5	8	0	2	0	1	1	1	0	0	15	18.8	10	12.5	3	3.8	69.5	80.6
1200	107	0	87	2	14	0	2	0	1	1	0	0	0	17	15.9	12	11.2	5	4.7	67	80.6
1300	99	0	82	2	9	1	1	0	3	1	0	0	0	28	28.3	17	17.2	13	13.1	72.8	87.1
1400	133	2	106	3	11	0	5	0	2	3	1	0	0	33	24.8	12	9	8	6	70.5	83.2
1500	120	1	99	2	8	0	3	0	2	4	1	0	0	29	24.2	15	12.5	7	5.8	71	82.4
1600	**149**	**0**	**125**	**4**	**15**	**0**	**3**	**1**	**0**	**0**	**1**	**0**	**0**	**42**	**28.2**	**23**	**15.4**	**11**	**7.4**	**72.7**	**85**
1700	145	0	132	2	8	1	1	0	1	0	0	0	0	47	32.4	26	17.9	14	9.7	74.2	85.7
1800	139	0	121	4	9	0	3	0	0	2	0	0	0	44	31.7	21	15.1	8	5.8	74.9	84.6
1900	103	0	92	2	7	0	1	0	0	1	0	0	0	29	28.2	20	19.4	15	14.6	71.2	89.3
2000	61	0	57	0	3	0	0	1	0	0	0	0	0	19	31.1	13	21.3	10	16.4	76	90
2100	82	0	78	0	4	0	0	0	0	0	0	0	0	19	23.2	8	9.8	4	4.9	72.9	82.4
2200	81	0	79	0	2	0	0	0	0	0	0	0	0	18	22.2	12	14.8	8	9.9	72.6	84.2
2300	25	0	24	0	1	0	0	0	0	0	0	0	0	8	32	6	24	3	12	73.8	87.5
07-19	**1322**	**5**	**1094**	**33**	**116**	**3**	**26**	**1**	**13**	**22**	**9**	**0**	**0**	**393**	**29.7**	**219**	**16.6**	**113**	**8.5**	**73.1**	**85.7**
06-22	**1586**	**5**	**1333**	**35**	**133**	**3**	**28**	**2**	**13**	**25**	**9**	**0**	**0**	**467**	**29.4**	**265**	**16.7**	**145**	**9.1**	**73.1**	**85.7**
06-00	**1692**	**5**	**1436**	**35**	**136**	**3**	**28**	**2**	**13**	**25**	**9**	**0**	**0**	**493**	**29.1**	**283**	**16.7**	**156**	**9.2**	**73.1**	**85.7**
00-00	**1727**	**5**	**1466**	**35**	**139**	**3**	**28**	**2**	**13**	**27**	**9**	**0**	**0**	**506**	**29.3**	**295**	**17.1**	**165**	**9.6**	**73.3**	**86**

DRAFT

Site 58
Location R165, Telepole, Lat 53.9105, Long -6.83903
Direction West

3279 / Meath/Cavan/Monaghan ATC's
October 2013
Automatic Traffic Count

Sat, 12 October 2013

Time	Total	Classification												>PSL	>PSL%	>SL1	>SL1%	>SL2	>SL2%	Mean	Vpp
		1 MCL	2 SV	3 SVT	4 TB2	5 TB3	6 T4	7 ART3	8 ART4	9 ART5	10 ART6	11 BD	12 DRT	80	80	85 +5kph	85 +5kph	90 +10kph	90 +10kph		85
0000	9	0	9	0	0	0	0	0	0	0	0	0	0	3	33.3	2	22.2	1	11.1	75.8	-
0100	11	0	10	0	1	0	0	0	0	0	0	0	0	4	36.4	4	36.4	3	27.3	79.2	94.7
0200	6	0	5	0	1	0	0	0	0	0	0	0	0	3	50	2	33.3	1	16.7	77.2	-
0300	6	0	5	0	1	0	0	0	0	0	0	0	0	5	83.3	5	83.3	3	50	89.4	-
0400	3	0	2	0	1	0	0	0	0	0	0	0	0	2	66.7	1	33.3	0	0	77.6	-
0500	5	0	4	0	0	0	0	0	0	1	0	0	0	3	60	2	40	0	0	76.5	-
0600	10	0	9	0	1	0	0	0	0	0	0	0	0	8	80	6	60	4	40	85.7	-
0700	14	0	10	0	3	0	0	0	0	1	0	0	0	5	35.7	5	35.7	5	35.7	76.6	97.6
0800	45	1	39	2	1	0	0	0	1	1	0	0	0	22	48.9	14	31.1	11	24.4	80.7	92.9
0900	71	0	59	4	5	0	0	0	3	0	0	0	0	26	36.6	12	16.9	9	12.7	75.2	86
1000	91	2	74	6	6	0	1	0	1	1	0	0	0	21	23.1	11	12.1	6	6.6	68.9	82.1
1100	**95**	**0**	**84**	**3**	**6**	**0**	**0**	**0**	**0**	**2**	**0**	**0**	**0**	**20**	**21.1**	**15**	**15.8**	**10**	**10.5**	**71.6**	**85**
1200	106	0	94	5	5	0	0	0	1	1	0	0	0	21	19.8	15	14.2	9	8.5	71.5	83.2
1300	103	0	92	5	6	0	0	0	0	0	0	0	0	33	32	21	20.4	13	12.6	73.9	87.5
1400	114	0	101	4	7	0	0	0	0	2	0	0	0	30	26.3	14	12.3	7	6.1	73.5	83.5
1500	109	0	99	2	6	0	0	0	0	2	0	0	0	36	33	16	14.7	7	6.4	73.1	84.6
1600	117	1	103	7	6	0	0	0	0	0	0	0	0	18	15.4	10	8.5	4	3.4	68.4	79.9
1700	**119**	**0**	**106**	**3**	**5**	**0**	**1**	**0**	**3**	**1**	**0**	**0**	**0**	**27**	**22.7**	**19**	**16**	**13**	**10.9**	**71**	**85.7**
1800	100	1	88	3	8	0	0	0	0	0	0	0	0	26	26	16	16	10	10	72.9	85
1900	67	1	64	0	2	0	0	0	0	0	0	0	0	22	32.8	10	14.9	5	7.5	75.1	84.2
2000	53	0	52	0	1	0	0	0	0	0	0	0	0	14	26.4	9	17	8	15.1	73.5	86.8
2100	45	0	43	0	2	0	0	0	0	0	0	0	0	17	37.8	11	24.4	6	13.3	77.6	87.1
2200	37	0	36	0	1	0	0	0	0	0	0	0	0	10	27	8	21.6	3	8.1	75.8	86.4
2300	18	0	17	0	1	0	0	0	0	0	0	0	0	6	33.3	5	27.8	5	27.8	77.1	92.5
07-19	**1084**	**5**	**949**	**44**	**64**	**0**	**2**	**0**	**9**	**11**	**0**	**0**	**0**	**285**	**26.3**	**168**	**15.5**	**104**	**9.6**	**72.3**	**85**
06-22	**1259**	**6**	**1117**	**44**	**70**	**0**	**2**	**0**	**9**	**11**	**0**	**0**	**0**	**346**	**27.5**	**204**	**16.2**	**127**	**10.1**	**72.8**	**85.7**
06-00	**1314**	**6**	**1170**	**44**	**72**	**0**	**2**	**0**	**9**	**11**	**0**	**0**	**0**	**362**	**27.5**	**217**	**16.5**	**135**	**10.3**	**72.9**	**85.7**
00-00	**1354**	**6**	**1205**	**44**	**76**	**0**	**2**	**0**	**9**	**12**	**0**	**0**	**0**	**382**	**28.2**	**233**	**17.2**	**143**	**10.6**	**73.1**	**86.4**

DRAFT

Site 58
Location R165, Telepole, Lat 53.9105, Long -6.83903
Direction West

3279 / Meath/Cavan/Monaghan ATC's
October 2013
Automatic Traffic Count

Sun, 13 October 2013

Time	Total	Classification												>PSL	>PSL%	>SL1	>SL1%	>SL2	>SL2%	Mean	Vpp
		1 MCL	2 SV	3 SVT	4 TB2	5 TB3	6 T4	7 ART3	8 ART4	9 ART5	10 ART6	11 BD	12 DRT	80	80	85 +5kph	85 +5kph	90 +10kph	90 +10kph		85
0000	22	0	22	0	0	0	0	0	0	0	0	0	0	9	40.9	8	36.4	2	9.1	76.5	89.3
0100	12	0	11	0	1	0	0	0	0	0	0	0	0	5	41.7	2	16.7	2	16.7	70.7	84.2
0200	12	0	11	0	1	0	0	0	0	0	0	0	0	5	41.7	4	33.3	2	16.7	80.5	88.2
0300	5	0	5	0	0	0	0	0	0	0	0	0	0	2	40	2	40	1	20	78.4	-
0400	10	0	8	0	1	0	0	0	0	1	0	0	0	5	50	5	50	4	40	80.9	-
0500	5	0	5	0	0	0	0	0	0	0	0	0	0	3	60	2	40	1	20	79	-
0600	2	0	1	0	1	0	0	0	0	0	0	0	0	2	100	2	100	1	50	96.8	-
0700	8	0	8	0	0	0	0	0	0	0	0	0	0	3	37.5	2	25	2	25	79.8	-
0800	22	0	22	0	0	0	0	0	0	0	0	0	0	7	31.8	6	27.3	3	13.6	77.7	88.2
0900	40	0	37	0	3	0	0	0	0	0	0	0	0	13	32.5	9	22.5	7	17.5	78.3	90
1000	46	0	41	1	3	0	0	0	0	1	0	0	0	14	30.4	8	17.4	6	13	74.9	87.1
1100	**69**	**0**	**66**	**0**	**1**	**0**	**0**	**0**	**1**	**0**	**1**	**0**	**0**	**16**	**23.2**	**11**	**15.9**	**4**	**5.8**	**70.9**	**85**
1200	**100**	**3**	**93**	**0**	**4**	**0**	**0**	**0**	**0**	**0**	**0**	**0**	**0**	**29**	**29**	**14**	**14**	**9**	**9**	**74.8**	**83.9**
1300	83	1	78	1	3	0	0	0	0	0	0	0	0	20	24.1	12	14.5	4	4.8	70.5	84.6
1400	63	1	60	0	1	0	0	1	0	0	0	0	0	18	28.6	11	17.5	5	7.9	74.1	87.1
1500	74	0	72	0	1	0	0	0	0	0	1	0	0	19	25.7	9	12.2	3	4.1	70.7	83.9
1600	91	1	86	2	2	0	0	0	0	0	0	0	0	29	31.9	19	20.9	11	12.1	74.2	88.6
1700	88	0	85	1	2	0	0	0	0	0	0	0	0	19	21.6	10	11.4	4	4.5	72.1	82.8
1800	83	0	79	0	4	0	0	0	0	0	0	0	0	14	16.9	8	9.6	4	4.8	71	80.6
1900	58	1	57	0	0	0	0	0	0	0	0	0	0	16	27.6	11	19	6	10.3	75.1	85.3
2000	60	0	58	1	1	0	0	0	0	0	0	0	0	17	28.3	12	20	5	8.3	76.1	87.1
2100	40	0	38	1	1	0	0	0	0	0	0	0	0	17	42.5	14	35	9	22.5	79.4	94
2200	19	0	18	0	1	0	0	0	0	0	0	0	0	6	31.6	5	26.3	3	15.8	76.1	88.6
2300	19	0	19	0	0	0	0	0	0	0	0	0	0	10	52.6	9	47.4	5	26.3	83.7	93.6
07-19	**767**	**6**	**727**	**5**	**24**	**0**	**0**	**1**	**1**	**1**	**2**	**0**	**0**	**201**	**26.2**	**119**	**15.5**	**62**	**8.1**	**73.1**	**85**
06-22	**927**	**7**	**881**	**7**	**27**	**0**	**0**	**1**	**1**	**1**	**2**	**0**	**0**	**253**	**27.3**	**158**	**17**	**83**	**9**	**73.7**	**85.7**
06-00	**965**	**7**	**918**	**7**	**28**	**0**	**0**	**1**	**1**	**1**	**2**	**0**	**0**	**269**	**27.9**	**172**	**17.8**	**91**	**9.4**	**74**	**86**
00-00	**1031**	**7**	**980**	**7**	**31**	**0**	**0**	**1**	**1**	**2**	**2**	**0**	**0**	**298**	**28.9**	**195**	**18.9**	**103**	**10**	**74.2**	**86.4**

DRAFT

Site 58
Location R165, Telepole, Lat 53.9105, Long -6.83903
Direction West

3279 / Meath/Cavan/Monaghan ATC's
October 2013
Automatic Traffic Count

Mon, 14 October 2013

Time	Total	Classification												>PSL	>PSL%	>SL1	>SL1%	>SL2	>SL2%	Mean	Vpp
		1 MCL	2 SV	3 SVT	4 TB2	5 TB3	6 T4	7 ART3	8 ART4	9 ART5	10 ART6	11 BD	12 DRT	80	80	85 +5kph	85 +5kph	90 +10kph	90 +10kph		85
0000	10	0	10	0	0	0	0	0	0	0	0	0	0	2	20	1	10	1	10	75.2	-
0100	5	0	4	0	1	0	0	0	0	0	0	0	0	2	40	1	20	1	20	79.7	-
0200	2	0	1	0	1	0	0	0	0	0	0	0	0	0	0	0	0	0	0	69.7	-
0300	2	0	1	0	1	0	0	0	0	0	0	0	0	2	100	2	100	0	0	86	-
0400	3	0	2	0	0	0	0	0	0	1	0	0	0	1	33.3	0	0	0	0	75.5	-
0500	4	0	3	0	0	0	0	0	1	0	0	0	0	1	25	1	25	1	25	80.7	-
0600	17	0	14	0	2	1	0	0	0	0	0	0	0	9	52.9	7	41.2	5	29.4	81	93.6
0700	63	0	52	0	7	1	0	0	0	2	1	0	0	19	30.2	11	17.5	5	7.9	75.4	86
0800	98	0	78	3	11	0	3	0	1	1	1	0	0	36	36.7	27	27.6	18	18.4	79.1	91.4
0900	**106**	**1**	**79**	**1**	**17**	**0**	**3**	**0**	**4**	**0**	**1**	**0**	**0**	**32**	**30.2**	**24**	**22.6**	**11**	**10.4**	**76**	**86**
1000	85	1	61	2	13	0	5	0	2	1	0	0	0	13	15.3	5	5.9	1	1.2	70.4	79.9
1100	88	0	64	4	9	0	4	0	0	3	4	0	0	17	19.3	14	15.9	6	6.8	70.3	85.7
1200	80	0	62	2	4	0	7	0	1	3	1	0	0	16	20	9	11.3	4	5	71	81.4
1300	87	0	66	1	9	0	4	0	2	1	3	0	1	18	20.7	11	12.6	7	8	68.1	83.9
1400	98	1	76	1	9	0	3	1	0	4	3	0	0	23	23.5	15	15.3	7	7.1	70.3	85
1500	117	1	92	4	6	0	7	0	1	3	3	0	0	22	18.8	7	6	2	1.7	69.6	80.6
1600	141	1	112	2	15	0	3	0	3	3	2	0	0	27	19.1	15	10.6	9	6.4	71.6	81.7
1700	**157**	**0**	**132**	**2**	**15**	**1**	**3**	**0**	**1**	**1**	**2**	**0**	**0**	**41**	**26.1**	**29**	**18.5**	**10**	**6.4**	**73.6**	**85.7**
1800	139	0	121	2	9	0	2	0	2	3	0	0	0	37	26.6	22	15.8	5	3.6	72.7	85
1900	94	0	85	0	7	0	0	1	1	0	0	0	0	31	33	14	14.9	7	7.4	74.8	84.6
2000	66	0	61	1	4	0	0	0	0	0	0	0	0	18	27.3	13	19.7	10	15.2	75.7	88.6
2100	35	0	30	0	5	0	0	0	0	0	0	0	0	12	34.3	6	17.1	6	17.1	73.9	90
2200	26	0	24	0	1	0	0	0	1	0	0	0	0	4	15.4	2	7.7	1	3.8	73.5	79.6
2300	15	0	13	0	2	0	0	0	0	0	0	0	0	8	53.3	7	46.7	5	33.3	84.6	100.1
07-19	**1259**	**5**	**995**	**24**	**124**	**2**	**44**	**1**	**17**	**25**	**21**	**0**	**1**	**301**	**23.9**	**189**	**15**	**85**	**6.8**	**72.4**	**85**
06-22	**1471**	**5**	**1185**	**25**	**142**	**3**	**44**	**2**	**18**	**25**	**21**	**0**	**1**	**371**	**25.2**	**229**	**15.6**	**113**	**7.7**	**72.8**	**85**
06-00	**1512**	**5**	**1222**	**25**	**145**	**3**	**44**	**2**	**19**	**25**	**21**	**0**	**1**	**383**	**25.3**	**238**	**15.7**	**119**	**7.9**	**73**	**85.3**
00-00	**1538**	**5**	**1243**	**25**	**148**	**3**	**44**	**2**	**20**	**26**	**21**	**0**	**1**	**391**	**25.4**	**243**	**15.8**	**122**	**7.9**	**73**	**85.3**

DRAFT

Site 58
Location R165, Telepole, Lat 53.9105, Long -6.83903
Direction West

3279 / Meath/Cavan/Monaghan ATC's
October 2013
Automatic Traffic Count

Tue, 15 October 2013

Time	Total	Classification												>PSL	>PSL%	>SL1	>SL1%	>SL2	>SL2%	Mean	Vpp
		1 MCL	2 SV	3 SVT	4 TB2	5 TB3	6 T4	7 ART3	8 ART4	9 ART5	10 ART6	11 BD	12 DRT	80	80	85 +5kph	85 +5kph	90 +10kph	90 +10kph		85
0000	9	0	9	0	0	0	0	0	0	0	0	0	0	2	22.2	2	22.2	1	11.1	75.4	-
0100	5	0	5	0	0	0	0	0	0	0	0	0	0	2	40	2	40	2	40	82.8	-
0200	4	0	4	0	0	0	0	0	0	0	0	0	0	2	50	1	25	1	25	80.1	-
0300	2	0	1	0	1	0	0	0	0	0	0	0	0	1	50	1	50	0	0	73	-
0400	3	0	2	0	0	0	0	0	0	1	0	0	0	1	33.3	1	33.3	1	33.3	70.9	-
0500	5	0	3	0	1	0	0	0	1	0	0	0	0	3	60	1	20	1	20	80.4	-
0600	19	0	12	1	3	1	0	0	1	1	0	0	0	7	36.8	4	21.1	4	21.1	71.8	92.2
0700	51	0	39	1	8	0	0	0	0	2	1	0	0	14	27.5	8	15.7	5	9.8	73.6	84.6
0800	**117**	**0**	**95**	**2**	**15**	**0**	**2**	**0**	**0**	**3**	**0**	**0**	**0**	**33**	**28.2**	**16**	**13.7**	**10**	**8.5**	**75.1**	**84.2**
0900	94	0	73	4	9	0	5	0	0	2	1	0	0	23	24.5	13	13.8	5	5.3	70.4	82.4
1000	57	1	38	3	11	0	3	0	0	1	0	0	0	14	24.6	9	15.8	5	8.8	72.5	84.2
1100	91	0	70	1	14	0	3	0	2	0	1	0	0	22	24.2	9	9.9	3	3.3	69.5	83.5
1200	84	1	64	1	10	0	2	0	1	4	1	0	0	22	26.2	12	14.3	9	10.7	71.1	84.2
1300	122	1	99	1	8	0	2	0	1	4	6	0	0	25	20.5	14	11.5	9	7.4	67.8	82.8
1400	95	0	78	2	11	0	1	0	0	2	1	0	0	18	18.9	10	10.5	6	6.3	68.8	81
1500	93	0	80	2	5	1	2	0	0	3	0	0	0	25	26.9	12	12.9	7	7.5	71.8	83.5
1600	136	0	113	4	10	1	5	0	0	2	1	0	0	24	17.6	12	8.8	4	2.9	68.2	81
1700	**169**	**0**	**144**	**2**	**17**	**0**	**3**	**0**	**0**	**2**	**1**	**0**	**0**	**47**	**27.8**	**21**	**12.4**	**10**	**5.9**	**73.6**	**83.9**
1800	138	0	121	2	11	0	2	0	0	2	0	0	0	41	29.7	21	15.2	10	7.2	74.7	84.6
1900	90	0	84	0	5	0	0	0	1	0	0	0	0	21	23.3	12	13.3	5	5.6	73	83.5
2000	66	0	59	0	6	0	0	0	1	0	0	0	0	18	27.3	12	18.2	7	10.6	73.3	87.1
2100	51	0	49	0	2	0	0	0	0	0	0	0	0	15	29.4	10	19.6	5	9.8	75.3	86.8
2200	38	0	35	0	2	0	0	0	1	0	0	0	0	14	36.8	11	28.9	4	10.5	74.5	87.8
2300	19	0	18	0	1	0	0	0	0	0	0	0	0	6	31.6	4	21.1	2	10.5	75.4	85
07-19	**1247**	**3**	**1014**	**25**	**129**	**2**	**30**	**0**	**4**	**27**	**13**	**0**	**0**	**308**	**24.7**	**157**	**12.6**	**83**	**6.7**	**71.5**	**83.9**
06-22	**1473**	**3**	**1218**	**26**	**145**	**3**	**30**	**0**	**7**	**28**	**13**	**0**	**0**	**369**	**25.1**	**195**	**13.2**	**104**	**7.1**	**71.8**	**84.2**
06-00	**1530**	**3**	**1271**	**26**	**148**	**3**	**30**	**0**	**8**	**28**	**13**	**0**	**0**	**389**	**25.4**	**210**	**13.7**	**110**	**7.2**	**71.9**	**84.2**
00-00	**1558**	**3**	**1295**	**26**	**150**	**3**	**30**	**0**	**9**	**29**	**13**	**0**	**0**	**400**	**25.7**	**218**	**14**	**116**	**7.4**	**72**	**84.2**

DRAFT

Site 58
Location R165, Telepole, Lat 53.9105, Long -6.83903
Direction West

3279 / Meath/Cavan/Monaghan ATC's
October 2013
Automatic Traffic Count

Wed, 16 October 2013

Time	Total	Classification												>PSL	>PSL%	>SL1	>SL1%	>SL2	>SL2%	Mean	Vpp
		1 MCL	2 SV	3 SVT	4 TB2	5 TB3	6 T4	7 ART3	8 ART4	9 ART5	10 ART6	11 BD	12 DRT	80	80	85 +5kph	85 +5kph	90 +10kph	90 +10kph		85
0000	13	0	13	0	0	0	0	0	0	0	0	0	0	6	46.2	4	30.8	1	7.7	79.7	88.6
0100	4	0	4	0	0	0	0	0	0	0	0	0	0	2	50	1	25	1	25	76.1	-
0200	5	0	5	0	0	0	0	0	0	0	0	0	0	3	60	3	60	2	40	80.8	-
0300	2	0	1	0	1	0	0	0	0	0	0	0	0	2	100	2	100	1	50	89	-
0400	2	0	0	0	1	0	0	0	0	1	0	0	0	1	50	1	50	1	50	83.9	-
0500	8	0	6	0	1	0	0	0	1	0	0	0	0	5	62.5	4	50	3	37.5	79.7	-
0600	20	0	16	0	2	0	0	0	1	1	0	0	0	12	60	7	35	6	30	81	96.8
0700	41	0	31	0	6	0	0	0	0	2	2	0	0	12	29.3	8	19.5	4	9.8	71.7	87.5
0800	**103**	**0**	**77**	**0**	**22**	**1**	**1**	**0**	**2**	**0**	**0**	**0**	**0**	**31**	**30.1**	**25**	**24.3**	**16**	**15.5**	**76.3**	**90**
0900	96	0	31	2	55	0	0	3	1	4	0	0	0	75	78.1	67	69.8	61	63.5	96.3	116.6
1000	13	0	7	0	6	0	0	0	0	0	0	0	0	13	100	12	92.3	12	92.3	109	117.4
1100	7	0	6	0	0	0	0	0	0	1	0	0	0	2	28.6	2	28.6	2	28.6	76.3	-
1200	**1**	**0**	**0**	**0**	**1**	**0**	**0**	**0**	**0**	**0**	**0**	**0**	**0**	**1**	**100**	**1**	**100**	**1**	**100**	**98.3**	**-**
1300	0	0	0	0	0	0	0	0	0	0	0	0	0	0	0	0	0	0	0	0	0
1400	0	0	0	0	0	0	0	0	0	0	0	0	0	0	0	0	0	0	0	0	0
1500	0	0	0	0	0	0	0	0	0	0	0	0	0	0	0	0	0	0	0	0	0
1600	0	0	0	0	0	0	0	0	0	0	0	0	0	0	0	0	0	0	0	0	0
1700	0	0	0	0	0	0	0	0	0	0	0	0	0	0	0	0	0	0	0	0	0
1800	0	0	0	0	0	0	0	0	0	0	0	0	0	0	0	0	0	0	0	0	0
1900	0	0	0	0	0	0	0	0	0	0	0	0	0	0	0	0	0	0	0	0	0
2000	0	0	0	0	0	0	0	0	0	0	0	0	0	0	0	0	0	0	0	0	0
2100	0	0	0	0	0	0	0	0	0	0	0	0	0	0	0	0	0	0	0	0	0
2200	0	0	0	0	0	0	0	0	0	0	0	0	0	0	0	0	0	0	0	0	0
2300	0	0	0	0	0	0	0	0	0	0	0	0	0	0	0	0	0	0	0	0	0
07-19	**261**	**0**	**152**	**2**	**90**	**1**	**1**	**3**	**3**	**7**	**2**	**0**	**0**	**134**	**51.3**	**115**	**44.1**	**96**	**36.8**	**84.6**	**105.8**
06-22	**281**	**0**	**168**	**2**	**92**	**1**	**1**	**3**	**4**	**8**	**2**	**0**	**0**	**146**	**52**	**122**	**43.4**	**102**	**36.3**	**84.4**	**105.5**
06-00	**281**	**0**	**168**	**2**	**92**	**1**	**1**	**3**	**4**	**8**	**2**	**0**	**0**	**146**	**52**	**122**	**43.4**	**102**	**36.3**	**84.4**	**105.5**
00-00	**315**	**0**	**197**	**2**	**95**	**1**	**1**	**3**	**5**	**9**	**2**	**0**	**0**	**165**	**52.4**	**137**	**43.5**	**111**	**35.2**	**83.9**	**103.3**

DRAFT

Site 58
Location R165, Telepole, Lat 53.9105, Long -6.83903
Direction West

3279 / Meath/Cavan/Monaghan ATC's
October 2013
Automatic Traffic Count

Virtual Day (7)

Time	Total	Classification												>PSL	>PSL%	>SL1	>SL1%	>SL2	>SL2%	Mean	Vpp
		1 MCL	2 SV	3 SVT	4 TB2	5 TB3	6 T4	7 ART3	8 ART4	9 ART5	10 ART6	11 BD	12 DRT	80	80	85 +5kph	85 +5kph	90 +10kph	90 +10kph		85
0000	13	0	13	0	0	0	0	0	0	0	0	0	0	4	33.7	3	25	1	10.9	76.7	88.9
0100	7	0	6	0	0	0	0	0	0	0	0	0	0	3	38.3	2	27.7	2	25.5	77.8	-
0200	5	0	4	0	1	0	0	0	0	0	0	0	0	2	47.1	2	38.2	1	23.5	79.7	-
0300	3	0	2	0	1	0	0	0	0	0	0	0	0	2	73.7	2	68.4	1	26.3	84	-
0400	4	0	3	0	1	0	0	0	0	1	0	0	0	2	37.9	1	31	1	24.1	76.3	-
0500	6	0	5	0	1	0	0	0	0	0	0	0	0	4	62.8	3	46.5	2	27.9	81.5	-
0600	15	0	11	0	2	0	0	0	0	1	0	0	0	8	53.8	5	34.9	4	25.5	79.8	94
0700	42	0	32	1	5	0	0	0	1	2	1	0	0	13	31.7	9	20.5	5	12.6	74.6	88.9
0800	83	0	68	2	9	0	1	0	1	1	0	0	0	28	33.4	17	21	11	12.8	75.8	88.2
0900	**90**	**0**	**65**	**2**	**17**	**0**	**2**	**0**	**1**	**1**	**1**	**0**	**0**	**36**	**40.4**	**25**	**27.9**	**17**	**19.1**	**78.4**	**92.5**
1000	69	1	52	3	9	0	2	0	1	2	0	0	0	16	23.2	10	13.9	6	9.3	70.9	84.2
1100	75	0	61	2	6	0	2	0	1	1	1	0	0	15	20.7	10	13.2	4	5.7	69.9	83.9
1200	80	1	65	2	8	0	2	0	1	1	1	0	0	17	21.3	10	12.7	6	7.3	70.8	83.2
1300	84	0	70	2	6	0	1	0	1	1	2	0	0	22	26.5	13	15.6	8	9.9	71.2	85.3
1400	89	1	73	1	7	0	2	0	0	2	2	0	0	20	22.3	10	11.4	5	5.9	70.6	83.2
1500	91	0	76	2	6	0	2	0	1	2	1	0	0	22	24.1	10	11.5	5	5.5	70.8	82.8
1600	107	1	90	3	8	0	2	0	0	1	1	0	0	24	22.8	14	12.9	7	6.6	70.9	82.8
1700	**122**	**0**	**107**	**2**	**9**	**0**	**2**	**0**	**1**	**1**	**1**	**0**	**0**	**32**	**26.3**	**19**	**15.2**	**9**	**7.2**	**72.4**	**85**
1800	107	0	94	2	8	0	1	0	0	1	0	0	0	28	25.8	15	14.4	7	6.6	73.1	84.6
1900	73	0	67	0	4	0	0	0	0	0	0	0	0	20	27.8	12	16	7	9.4	73.4	85.7
2000	53	0	50	0	3	0	0	0	0	0	0	0	0	16	29.5	10	19.5	6	12.2	75.2	87.1
2100	41	0	39	0	2	0	0	0	0	0	0	0	0	14	33.4	9	20.7	5	12.8	75.6	87.1
2200	34	0	32	0	1	0	0	0	0	0	0	0	0	9	27.4	7	19.8	3	9.7	74.3	86.4
2300	17	0	16	0	1	0	0	0	0	0	0	0	0	7	41.3	6	33.9	4	21.5	78.2	91.1
07-19	**1037**	**4**	**853**	**24**	**100**	**2**	**19**	**1**	**8**	**16**	**10**	**0**	**0**	**274**	**26.4**	**162**	**15.6**	**91**	**8.8**	**72.4**	**85**
06-22	**1219**	**4**	**1020**	**25**	**111**	**2**	**20**	**1**	**9**	**17**	**10**	**0**	**0**	**331**	**27.2**	**198**	**16.2**	**113**	**9.3**	**72.8**	**85.7**
06-00	**1270**	**4**	**1069**	**25**	**113**	**2**	**20**	**1**	**9**	**17**	**10**	**0**	**0**	**348**	**27.4**	**210**	**16.6**	**120**	**9.5**	**72.9**	**85.7**
00-00	**1308**	**4**	**1102**	**25**	**116**	**2**	**20**	**1**	**10**	**18**	**10**	**0**	**0**	**365**	**27.9**	**223**	**17.1**	**128**	**9.8**	**73.1**	**86**

DRAFT

Site 58
Location R165, Telepole, Lat 53.9105, Long -6.83903
Direction West

3279 / Meath/Cavan/Monaghan ATC's
October 2013
Automatic Traffic Count

Virtual Week (1)

Time	Total	Classification												>PSL	>PSL%	>SL1	>SL1%	>SL2	>SL2%	Mean	Vpp
		1 MCL	2 SV	3 SVT	4 TB2	5 TB3	6 T4	7 ART3	8 ART4	9 ART5	10 ART6	11 BD	12 DRT	80	80	85 +5kph	85 +5kph	90 +10kph	90 +10kph		85
Mon	1538	5	1243	25	148	3	44	2	20	26	21	0	1	391	25.4	243	15.8	122	7.9	73	85.3
Tue	1558	3	1295	26	150	3	30	0	9	29	13	0	0	400	25.7	218	14	116	7.4	72	84.2
Wed	315	0	197	2	95	1	1	3	5	9	2	0	0	165	52.4	137	43.5	111	35.2	83.9	103.3
Thu	1633	5	1328	37	172	6	32	1	10	21	20	1	0	410	25.1	243	14.9	136	8.3	71	84.6
Fri	1727	5	1466	35	139	3	28	2	13	27	9	0	0	506	29.3	295	17.1	165	9.6	73.3	86
| Sat	1354	6	1205	44	76	0	2	0	9	12	0	0	0	382	28.2	233	17.2	143	10.6	73.1	86.4
| Sun	1031	7	980	7	31	0	0	1	1	2	2	0	0	298	28.9	195	18.9	103	10	74.2	86.4
5 Day Ave.	**1354**	**4**	**1106**	**25**	**141**	**3**	**27**	**2**	**11**	**22**	**13**	**0**	**0**	**374**	**27.6**	**227**	**16.8**	**130**	**9.6**	**74.6**	**88.7**
7 Day Ave.	**1308**	**4**	**1102**	**25**	**116**	**2**	**20**	**1**	**10**	**18**	**10**	**0**	**0**	**365**	**27.9**	**223**	**17.1**	**128**	**9.8**	**73.1**	**86.0**
--	**9156**	**31**	**7714**	**176**	**811**	**16**	**137**	**9**	**67**	**126**	**67**	**1**	**1**	**2552**	**27.9**	**1564**	**17.1**	**896**	**9.8**	**73.1**	**86.0**

Summary Graphs

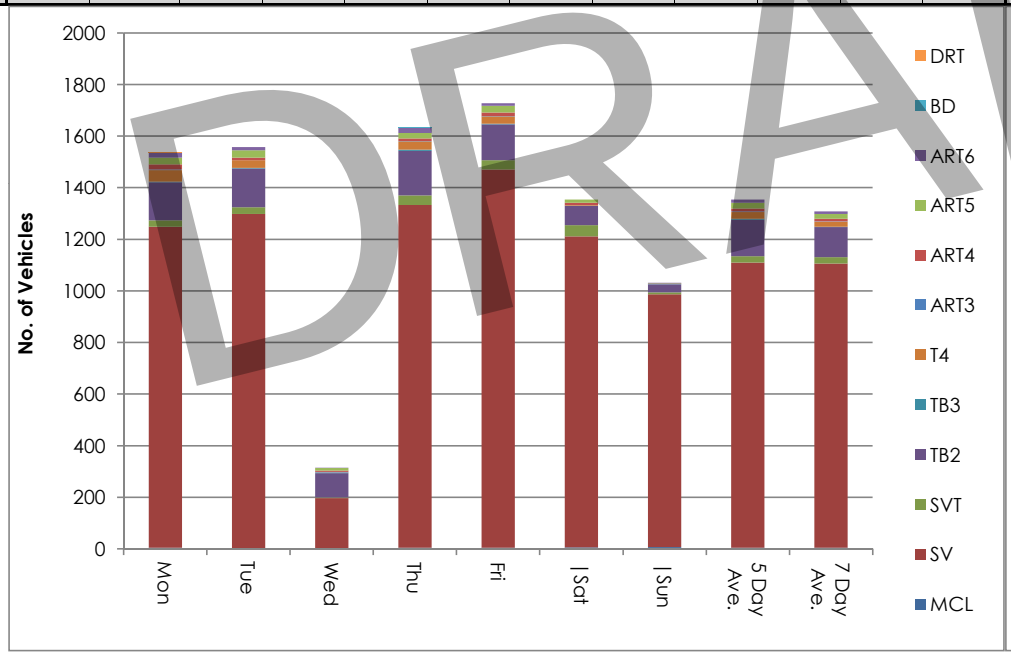

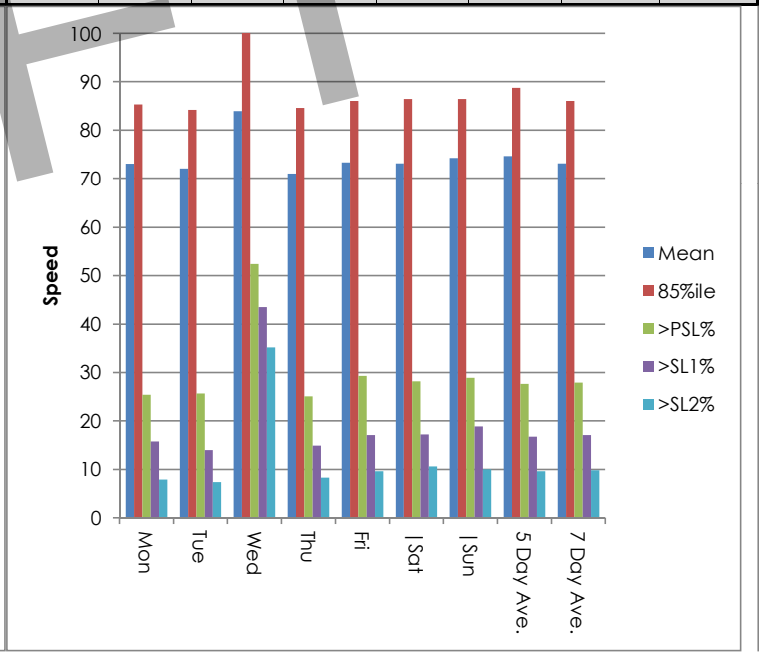

DRAFT

Site 58
Location R165, Telepole, Lat 53.9105, Long -6.83903
Direction West

3279 / Meath/Cavan/Monaghan ATC's
October 2013
Automatic Traffic Count

Thu, 10 October 2013

Time	Total	Speed Bins (km/h)																											
		0 - 5	5 - 10	10 - 15	15 - 20	20 - 25	25 - 30	30 - 35	35 - 40	40 - 45	45 - 50	50 - 55	55 - 60	60 - 65	65 - 70	70 - 75	75 - 80	80 - 85	85 - 90	90 - 95	95 - 100	100 - 105	105 - 110	110 - 115	115 - 120	120 - 125	125 - 130	130 - 135	135 - 140
0000	13	0	0	0	0	0	0	0	0	0	0	1	2	0	2	0	3	3	1	0	0	0	0	1	0	0	0	0	0
0100	5	0	0	0	0	0	0	0	0	0	0	0	0	0	0	1	3	0	0	0	0	1	0	0	0	0	0	0	0
0200	3	0	0	0	0	0	0	0	0	0	0	0	0	0	1	0	0	0	1	1	0	0	0	0	0	0	0	0	0
0300	1	0	0	0	0	0	0	0	0	0	0	0	0	0	0	0	0	1	0	0	0	0	0	0	0	0	0	0	0
0400	5	0	0	0	0	0	0	0	0	0	0	1	0	1	0	1	1	0	0	1	0	0	0	0	0	0	0	0	0
0500	8	0	0	0	0	0	0	0	0	0	0	0	1	0	0	0	0	1	3	2	1	0	0	0	0	0	0	0	0
0600	20	0	0	0	0	0	0	0	0	1	1	0	0	0	2	4	0	6	2	0	1	1	2	0	0	0	0	0	0
0700	55	0	0	0	0	0	0	0	0	0	1	3	4	9	7	5	10	3	5	2	4	0	2	0	0	0	0	0	0
0800	94	0	0	0	0	0	0	0	8	5	4	0	5	11	14	6	17	13	4	5	1	0	0	1	0	0	0	0	0
0900	**117**	**0**	**0**	**0**	**0**	**0**	**0**	**0**	**0**	**1**	**0**	**3**	**7**	**13**	**18**	**21**	**18**	**18**	**8**	**7**	**1**	**1**	**1**	**0**	**0**	**0**	**0**	**0**	**0**
1000	107	0	0	0	0	2	0	3	10	7	3	2	14	11	13	15	14	6	2	2	2	1	0	0	0	0	0	0	0
1100	93	0	0	0	0	0	1	1	1	1	5	8	11	19	3	12	15	8	6	0	2	0	0	0	0	0	0	0	0
1200	81	0	0	0	0	0	0	2	2	0	3	2	5	8	21	15	10	5	4	3	1	0	0	0	0	0	0	0	0
1300	94	0	0	0	0	0	0	0	2	1	2	1	6	11	9	12	18	15	5	7	3	1	0	1	0	0	0	0	0
1400	120	0	0	0	0	0	0	0	1	0	6	8	16	17	22	21	12	8	5	2	1	0	1	0	0	0	0	0	0
1500	121	0	0	0	0	0	1	4	2	0	2	15	7	8	15	24	21	8	5	5	4	0	0	0	0	0	0	0	0
1600	112	0	0	0	0	0	2	0	0	2	4	8	4	14	19	16	13	13	7	5	3	2	0	0	0	0	0	0	0
1700	**175**	**0**	**0**	**0**	**0**	**0**	**3**	**7**	**0**	**0**	**6**	**7**	**21**	**21**	**17**	**27**	**23**	**18**	**15**	**4**	**2**	**3**	**0**	**1**	**0**	**0**	**0**	**0**	**0**
1800	149	0	0	0	0	0	0	1	0	7	7	4	8	12	19	32	28	11	8	6	3	1	1	1	0	0	0	0	0
1900	99	0	0	0	0	0	0	1	0	0	1	7	8	11	11	21	16	8	5	4	1	3	1	0	1	0	0	0	0
2000	63	0	0	0	0	0	0	0	0	0	0	1	4	4	8	18	5	10	8	1	1	1	1	0	0	0	0	1	0
2100	37	0	0	0	0	0	0	0	0	1	0	1	2	1	6	5	4	6	4	6	1	0	0	0	0	0	0	0	0
2200	36	0	0	0	0	0	0	0	0	0	2	0	1	1	6	8	5	4	5	2	1	1	0	0	0	0	0	0	0
2300	25	0	0	0	0	0	0	0	1	0	0	0	1	3	1	4	3	2	4	5	1	0	0	0	0	0	0	0	0
07-19	**1318**	**0**	**0**	**0**	**0**	**2**	**7**	**18**	**26**	**24**	**43**	**61**	**108**	**154**	**177**	**206**	**199**	**126**	**74**	**48**	**27**	**9**	**5**	**4**	**0**	**0**	**0**	**0**	**0**
06-22	**1537**	**0**	**0**	**0**	**0**	**2**	**7**	**19**	**26**	**26**	**45**	**70**	**122**	**170**	**204**	**254**	**224**	**156**	**93**	**59**	**31**	**14**	**9**	**4**	**1**	**0**	**0**	**1**	**0**
06-00	**1598**	**0**	**0**	**0**	**0**	**2**	**7**	**19**	**27**	**26**	**47**	**70**	**124**	**174**	**211**	**266**	**232**	**162**	**102**	**66**	**33**	**15**	**9**	**4**	**1**	**0**	**0**	**1**	**0**
00-00	**1633**	**0**	**0**	**0**	**0**	**2**	**7**	**19**	**27**	**26**	**47**	**72**	**127**	**175**	**214**	**268**	**239**	**167**	**107**	**70**	**34**	**16**	**9**	**5**	**1**	**0**	**0**	**1**	**0**

DRAFT

Site 58
Location R165, Telepole, Lat 53.9105, Long -6.83903
Direction West

3279 / Meath/Cavan/Monaghan ATC's
October 2013
Automatic Traffic Count

Fri, 11 October 2013

Time	Total	Speed Bins (km/h)																											
		0 - 5	5 - 10	10 - 15	15 - 20	20 - 25	25 - 30	30 - 35	35 - 40	40 - 45	45 - 50	50 - 55	55 - 60	60 - 65	65 - 70	70 - 75	75 - 80	80 - 85	85 - 90	90 - 95	95 - 100	100 - 105	105 - 110	110 - 115	115 - 120	120 - 125	125 - 130	130 - 135	135 - 140
0000	16	0	0	0	0	0	0	0	0	0	0	0	0	1	3	2	6	0	1	2	0	1	0	0	0	0	0	0	0
0100	5	0	0	0	0	0	0	0	0	0	0	0	0	0	0	2	1	0	0	0	2	0	0	0	0	0	0	0	0
0200	2	0	0	0	0	0	0	0	0	0	0	0	0	0	1	0	0	0	0	0	0	1	0	0	0	0	0	0	0
0300	1	0	0	0	0	0	0	0	0	0	0	0	0	0	0	0	0	0	1	0	0	0	0	0	0	0	0	0	0
0400	3	0	0	0	0	0	0	0	0	0	0	0	0	1	1	0	1	0	0	0	0	0	0	0	0	0	0	0	0
0500	8	0	0	0	0	0	0	0	0	0	0	0	0	1	0	0	2	1	1	1	0	2	0	0	0	0	0	0	0
0600	18	0	0	0	0	0	0	0	0	0	0	0	1	0	1	3	6	2	2	2	0	1	0	0	0	0	0	0	0
0700	61	0	0	0	0	0	0	0	0	0	2	0	8	3	9	5	10	11	5	2	2	2	2	0	0	0	0	0	0
0800	101	0	0	0	0	0	0	0	0	0	2	2	2	9	7	18	20	18	14	6	0	1	1	1	0	0	0	0	0
0900	**104**	**0**	**0**	**0**	**0**	**0**	**0**	**0**	**0**	**0**	**0**	**4**	**8**	**8**	**7**	**14**	**14**	**17**	**15**	**6**	**5**	**4**	**2**	**0**	**0**	**0**	**0**	**0**	**0**
1000	84	0	0	0	0	0	0	0	0	1	2	0	7	11	16	12	11	9	5	5	3	0	1	0	1	0	0	0	0
1100	80	0	0	0	0	1	0	0	0	0	4	5	9	8	15	11	12	5	7	1	2	0	0	0	0	0	0	0	0
1200	107	0	0	0	0	0	2	1	2	0	5	11	14	10	14	18	13	5	7	3	1	0	0	1	0	0	0	0	0
1300	99	0	0	0	0	0	2	2	0	0	1	1	8	11	18	18	10	11	4	6	4	3	0	0	0	0	0	0	0
1400	133	0	0	0	0	0	1	0	6	1	2	5	8	17	23	21	16	21	4	3	1	3	1	0	0	0	0	0	0
1500	120	0	0	0	0	0	0	0	0	4	5	6	10	11	12	20	23	14	8	5	1	0	1	0	0	0	0	0	0
1600	**149**	**0**	**0**	**0**	**0**	**0**	**0**	**0**	**0**	**0**	**0**	**14**	**14**	**16**	**18**	**23**	**22**	**19**	**12**	**4**	**5**	**0**	**0**	**0**	**0**	**2**	**0**	**0**	**0**
1700	145	0	0	0	0	0	0	0	0	3	0	8	11	10	23	15	28	21	12	7	2	5	0	0	0	0	0	0	0
1800	139	0	0	0	0	0	0	3	0	0	1	0	6	15	13	23	34	23	13	5	2	1	0	0	0	0	0	0	0
1900	103	0	0	0	0	0	4	4	0	3	1	2	2	14	18	12	14	9	5	8	4	1	0	1	0	0	0	1	0
2000	61	0	0	0	0	0	1	0	0	0	1	1	6	2	8	13	10	6	3	2	4	1	0	1	1	1	0	0	0
2100	82	0	0	0	0	0	0	0	0	0	0	1	5	7	19	21	10	11	4	4	0	0	0	0	0	0	0	0	0
2200	81	0	0	0	0	0	0	0	0	0	0	3	5	15	13	16	11	6	4	5	1	0	0	0	2	0	0	0	0
2300	25	0	0	0	0	0	0	0	1	0	0	2	0	3	4	1	6	2	3	2	1	0	0	0	0	0	0	0	0
07-19	**1322**	**0**	**0**	**0**	**0**	**1**	**5**	**6**	**8**	**9**	**24**	**56**	**105**	**129**	**175**	**198**	**213**	**174**	**106**	**53**	**28**	**19**	**8**	**2**	**1**	**2**	**0**	**0**	**0**
06-22	**1586**	**0**	**0**	**0**	**0**	**1**	**10**	**10**	**8**	**12**	**26**	**60**	**119**	**152**	**221**	**247**	**253**	**202**	**120**	**69**	**36**	**22**	**8**	**4**	**2**	**3**	**0**	**1**	**0**
06-00	**1692**	**0**	**0**	**0**	**0**	**1**	**10**	**10**	**9**	**12**	**26**	**65**	**124**	**170**	**238**	**264**	**270**	**210**	**127**	**76**	**38**	**22**	**8**	**4**	**4**	**3**	**0**	**1**	**0**
00-00	**1727**	**0**	**0**	**0**	**0**	**1**	**10**	**10**	**9**	**12**	**26**	**65**	**124**	**173**	**243**	**268**	**280**	**211**	**130**	**79**	**40**	**26**	**8**	**4**	**4**	**3**	**0**	**1**	**0**

DRAFT

Site 58
Location R165, Telepole, Lat 53.9105, Long -6.83903
Direction West

3279 / Meath/Cavan/Monaghan ATC's
October 2013
Automatic Traffic Count

Sat, 12 October 2013

Time	Total	Speed Bins (km/h)																											
		0 - 5	5 - 10	10 - 15	15 - 20	20 - 25	25 - 30	30 - 35	35 - 40	40 - 45	45 - 50	50 - 55	55 - 60	60 - 65	65 - 70	70 - 75	75 - 80	80 - 85	85 - 90	90 - 95	95 - 100	100 - 105	105 - 110	110 - 115	115 - 120	120 - 125	125 - 130	130 - 135	135 - 140
0000	9	0	0	0	0	0	0	0	0	0	0	0	2	0	1	0	3	1	1	0	1	0	0	0	0	0	0	0	0
0100	11	0	0	0	0	0	0	0	0	0	0	0	1	1	1	3	1	0	1	1	1	0	1	0	0	0	0	0	0
0200	6	0	0	0	0	0	0	0	0	0	0	0	1	0	1	0	1	1	1	0	1	0	0	0	0	0	0	0	0
0300	6	0	0	0	0	0	0	0	0	0	0	0	0	0	0	1	0	0	2	1	2	0	0	0	0	0	0	0	0
0400	3	0	0	0	0	0	0	0	0	0	0	0	0	0	1	0	0	1	1	0	0	0	0	0	0	0	0	0	0
0500	5	0	0	0	0	0	0	0	0	0	0	0	1	0	0	1	0	1	2	0	0	0	0	0	0	0	0	0	0
0600	10	0	0	0	0	0	0	0	0	0	0	0	0	0	0	0	2	2	2	4	0	0	0	0	0	0	0	0	0
0700	14	0	0	0	0	0	0	0	0	1	0	0	2	0	3	1	2	0	0	1	3	1	0	0	0	0	0	0	0
0800	45	0	0	0	0	0	0	0	0	0	0	0	0	4	7	7	5	8	3	6	2	2	0	0	0	1	0	0	0
0900	71	0	0	0	0	0	0	0	0	0	1	5	1	8	12	6	12	14	3	3	3	1	2	0	0	0	0	0	0
1000	91	0	0	1	0	0	0	0	1	1	9	4	5	15	12	6	16	10	5	4	0	0	1	0	0	1	0	0	0
1100	**95**	**0**	**0**	**0**	**0**	**0**	**0**	**0**	**1**	**1**	**4**	**0**	**10**	**15**	**14**	**16**	**14**	**5**	**5**	**3**	**4**	**1**	**0**	**2**	**0**	**0**	**0**	**0**	**0**
1200	106	0	0	0	0	0	1	1	1	1	1	5	8	12	16	17	22	6	6	5	2	1	0	0	0	1	0	0	0
1300	103	0	0	0	0	1	0	0	0	1	3	4	6	8	16	14	17	12	8	10	1	1	0	0	1	0	0	0	0
1400	114	0	0	0	0	0	0	0	0	0	3	7	3	13	14	20	24	16	7	1	3	2	0	1	0	0	0	0	0
1500	109	0	0	0	0	0	0	0	0	0	5	5	8	12	13	17	13	20	9	3	1	0	1	2	0	0	0	0	0
1600	117	0	0	0	0	0	0	3	1	3	4	9	14	7	14	20	24	8	6	2	1	1	0	0	0	0	0	0	0
1700	**119**	**0**	**0**	**0**	**0**	**0**	**0**	**2**	**2**	**2**	**3**	**4**	**6**	**16**	**23**	**22**	**12**	**8**	**6**	**8**	**3**	**0**	**1**	**0**	**0**	**0**	**1**	**0**	**0**
1800	100	0	0	0	0	0	0	0	2	1	2	4	4	6	22	16	17	10	6	6	4	0	0	0	0	0	0	0	0
1900	67	0	0	0	0	0	0	0	1	1	1	0	2	5	7	16	12	12	5	2	1	2	0	0	0	0	0	0	0
2000	53	0	0	0	0	0	0	1	0	2	0	4	2	6	7	9	8	5	1	2	3	1	1	0	0	0	0	1	0
2100	45	0	0	0	0	0	0	0	0	0	0	1	2	3	8	4	10	6	5	3	1	1	0	0	0	1	0	0	0
2200	37	0	0	0	0	0	0	0	0	0	0	0	1	5	4	9	8	2	5	2	0	1	0	0	0	0	0	0	0
2300	18	0	0	0	0	0	0	0	0	0	0	0	1	1	3	6	1	1	0	3	2	0	0	0	0	0	0	0	0
07-19	**1084**	**0**	**0**	**1**	**0**	**1**	**1**	**6**	**8**	**11**	**35**	**47**	**67**	**116**	**166**	**162**	**178**	**117**	**64**	**52**	**27**	**10**	**5**	**5**	**1**	**3**	**1**	**0**	**0**
06-22	**1259**	**0**	**0**	**1**	**0**	**1**	**1**	**7**	**9**	**14**	**36**	**52**	**73**	**130**	**188**	**191**	**210**	**142**	**77**	**63**	**32**	**14**	**6**	**5**	**1**	**4**	**1**	**1**	**0**
06-00	**1314**	**0**	**0**	**1**	**0**	**1**	**1**	**7**	**9**	**14**	**36**	**52**	**75**	**136**	**195**	**206**	**219**	**145**	**82**	**68**	**34**	**15**	**6**	**5**	**1**	**4**	**1**	**1**	**0**
00-00	**1354**	**0**	**0**	**1**	**0**	**1**	**1**	**7**	**9**	**14**	**36**	**52**	**80**	**137**	**199**	**211**	**224**	**149**	**90**	**70**	**39**	**15**	**7**	**5**	**1**	**4**	**1**	**1**	**0**

DRAFT

Site 58
Location R165, Telepole, Lat 53.9105, Long -6.83903
Direction West

3279 / Meath/Cavan/Monaghan ATC's
October 2013
Automatic Traffic Count

Sun, 13 October 2013

Time	Total	Speed Bins (km/h)																												
		0 - 5	5 - 10	10 - 15	15 - 20	20 - 25	25 - 30	30 - 35	35 - 40	40 - 45	45 - 50	50 - 55	55 - 60	60 - 65	65 - 70	70 - 75	75 - 80	80 - 85	85 - 90	90 - 95	95 - 100	100 - 105	105 - 110	110 - 115	115 - 120	120 - 125	125 - 130	130 - 135	135 - 140
0000	22	0	0	0	0	0	0	0	0	0	0	1	0	3	3	4	2	1	6	1	1	0	0	0	0	0	0	0	0	0
0100	12	0	0	0	0	0	0	2	0	0	0	0	0	3	0	1	1	3	0	1	1	0	0	0	0	0	0	0	0	0
0200	12	0	0	0	0	0	0	0	0	0	0	1	0	0	1	1	4	1	2	0	1	0	0	1	0	0	0	0	0	0
0300	5	0	0	0	0	0	0	0	0	0	0	0	0	0	2	0	1	0	1	1	0	0	0	0	0	0	0	0	0	0
0400	10	0	0	0	0	0	0	0	0	0	0	0	0	3	0	0	2	0	1	1	3	0	0	0	0	0	0	0	0	0
0500	5	0	0	0	0	0	0	0	0	0	0	0	0	1	0	1	0	1	1	1	0	0	0	0	0	0	0	0	0	0
0600	2	0	0	0	0	0	0	0	0	0	0	0	0	0	0	0	0	0	1	0	0	0	1	0	0	0	0	0	0	0
0700	8	0	0	0	0	0	0	0	0	0	0	0	0	1	1	1	2	1	0	0	2	0	0	0	0	0	0	0	0	0
0800	22	0	0	0	0	0	0	0	0	0	0	0	2	1	0	6	6	1	3	1	2	0	0	0	0	0	0	0	0	0
0900	40	0	0	0	0	0	0	0	0	0	0	1	1	1	6	8	10	4	2	4	1	1	0	1	0	0	0	0	0	0
1000	46	0	0	0	0	0	0	0	1	0	0	0	6	5	3	4	13	6	2	1	4	0	1	0	0	0	0	0	0	0
1100	**69**	**0**	**0**	**0**	**0**	**1**	**0**	**0**	**0**	**0**	**0**	**3**	**8**	**12**	**11**	**11**	**7**	**5**	**7**	**0**	**2**	**1**	**0**	**1**	**0**	**0**	**0**	**0**	**0**	**0**
1200	**100**	**0**	**0**	**0**	**1**	**0**	**0**	**0**	**0**	**0**	**0**	**2**	**6**	**5**	**16**	**29**	**12**	**15**	**5**	**3**	**2**	**2**	**0**	**1**	**0**	**0**	**0**	**1**	**0**	**0**
1300	83	0	0	0	1	0	0	0	0	0	2	3	10	15	9	13	10	8	8	2	1	0	1	0	0	0	0	0	0	0
1400	63	0	0	0	0	0	0	1	0	0	1	0	3	5	12	12	11	7	6	4	1	0	0	0	0	0	0	0	0	0
1500	74	0	0	0	0	3	0	0	0	0	1	3	3	9	15	10	11	10	6	2	1	0	0	0	0	0	0	0	0	0
1600	91	0	0	0	0	1	0	0	0	0	3	1	7	10	17	8	15	10	8	7	1	0	1	1	0	1	0	0	0	0
1700	88	0	0	0	0	0	0	0	0	0	0	2	9	10	18	20	10	9	6	1	2	0	0	0	0	0	0	1	0	0
1800	83	0	0	0	0	0	0	0	0	0	1	5	6	10	17	17	13	6	4	0	3	1	0	0	0	0	0	0	0	0
1900	58	0	0	0	0	0	0	0	0	0	0	2	3	4	12	12	9	5	5	4	0	1	0	0	0	0	0	0	0	1
2000	60	0	0	0	0	0	0	0	0	2	0	0	1	4	7	15	14	5	7	2	1	1	0	1	0	0	0	0	0	0
2100	40	0	0	0	0	0	0	0	1	0	0	0	0	3	6	6	7	3	5	3	3	2	0	1	0	0	0	0	0	0
2200	19	0	0	0	0	0	0	0	0	0	1	0	0	2	3	5	2	1	2	0	2	0	1	0	0	0	0	0	0	0
2300	19	0	0	0	0	0	0	0	0	0	0	0	0	1	3	2	3	1	4	2	2	0	0	0	0	0	0	0	0	1
07-19	**767**	**0**	**0**	**0**	**2**	**5**	**0**	**1**	**1**	**0**	**8**	**20**	**61**	**84**	**125**	**139**	**120**	**82**	**57**	**25**	**22**	**5**	**3**	**4**	**0**	**1**	**1**	**1**	**0**	
06-22	**927**	**0**	**0**	**0**	**2**	**5**	**0**	**1**	**2**	**2**	**8**	**22**	**65**	**95**	**150**	**172**	**150**	**95**	**75**	**34**	**26**	**9**	**4**	**6**	**0**	**1**	**1**	**1**	**1**	
06-00	**965**	**0**	**0**	**0**	**2**	**5**	**0**	**1**	**2**	**2**	**9**	**22**	**65**	**98**	**156**	**179**	**155**	**97**	**81**	**36**	**30**	**9**	**5**	**6**	**0**	**1**	**1**	**1**	**2**	
00-00	**1031**	**0**	**0**	**0**	**2**	**5**	**0**	**3**	**2**	**2**	**9**	**24**	**65**	**108**	**162**	**186**	**165**	**103**	**92**	**41**	**36**	**9**	**5**	**7**	**0**	**1**	**1**	**1**	**2**	

DRAFT

Site 58
Location R165, Telepole, Lat 53.9105, Long -6.83903
Direction West

3279 / Meath/Cavan/Monaghan ATC's
October 2013
Automatic Traffic Count

Mon, 14 October 2013

Time	Total	Speed Bins (km/h)																												
		0 - 5	5 - 10	10 - 15	15 - 20	20 - 25	25 - 30	30 - 35	35 - 40	40 - 45	45 - 50	50 - 55	55 - 60	60 - 65	65 - 70	70 - 75	75 - 80	80 - 85	85 - 90	90 - 95	95 - 100	100 - 105	105 - 110	110 - 115	115 - 120	120 - 125	125 - 130	130 - 135	135 - 140
0000	10	0	0	0	0	0	0	0	0	0	0	0	2	0	1	2	3	1	0	0	0	0	1	0	0	0	0	0	0	0
0100	5	0	0	0	0	0	0	0	0	0	0	0	0	0	0	2	1	1	0	0	1	0	0	0	0	0	0	0	0	0
0200	2	0	0	0	0	0	0	0	0	0	0	0	1	0	0	0	1	0	0	0	0	0	0	0	0	0	0	0	0	0
0300	2	0	0	0	0	0	0	0	0	0	0	0	0	0	0	0	0	0	2	0	0	0	0	0	0	0	0	0	0	0
0400	3	0	0	0	0	0	0	0	0	0	0	0	0	0	1	0	1	1	0	0	0	0	0	0	0	0	0	0	0	0
0500	4	0	0	0	0	0	0	0	0	0	0	0	0	0	1	2	0	0	0	0	0	0	1	0	0	0	0	0	0	0
0600	17	0	0	0	0	0	0	0	0	0	0	0	0	1	2	5	0	2	2	3	2	0	0	0	0	0	0	0	0	0
0700	63	0	0	0	0	0	0	0	0	0	0	2	5	3	8	14	12	8	6	1	2	1	1	0	0	0	0	0	0	0
0800	98	0	0	0	0	0	0	0	0	0	1	0	1	8	13	14	25	9	9	6	6	3	2	0	1	0	0	0	0	0
0900	**106**	**0**	**0**	**0**	**0**	**0**	**0**	**0**	**0**	**0**	**0**	**0**	**7**	**8**	**12**	**24**	**23**	**8**	**13**	**6**	**3**	**1**	**1**	**0**	**0**	**0**	**0**	**0**	**0**	**0**
1000	85	0	0	0	0	0	0	0	2	0	0	2	7	8	22	16	15	8	4	1	0	0	0	0	0	0	0	0	0	0
1100	88	0	0	0	0	1	0	0	1	1	1	4	9	8	22	16	8	3	8	3	2	0	1	0	0	0	0	0	0	0
1200	80	0	0	0	0	0	0	1	0	0	1	6	6	8	15	19	8	7	5	2	1	0	0	1	0	0	0	0	0	0
1300	87	0	0	0	0	0	3	1	3	0	6	2	8	7	10	22	7	7	4	5	1	1	0	0	0	0	0	0	0	0
1400	98	0	0	0	0	0	0	0	0	0	2	14	8	9	16	14	12	8	8	6	1	0	0	0	0	0	0	0	0	0
1500	117	0	0	0	0	0	1	0	0	5	2	3	4	18	25	25	12	15	5	2	0	0	0	0	0	0	0	0	0	0
1600	141	0	0	0	0	0	1	0	0	4	3	3	5	19	20	40	19	12	6	4	3	0	1	0	1	0	0	0	0	0
1700	**157**	**0**	**0**	**0**	**0**	**0**	**0**	**0**	**0**	**0**	**2**	**6**	**7**	**23**	**19**	**28**	**31**	**12**	**19**	**7**	**3**	**0**	**0**	**0**	**0**	**0**	**0**	**0**	**0**	**0**
1800	139	0	0	0	0	0	0	0	0	0	1	6	15	17	12	29	22	15	17	1	2	2	0	0	0	0	0	0	0	0
1900	94	0	0	0	0	0	0	1	0	0	4	6	3	1	10	18	20	17	7	2	4	0	0	1	0	0	0	0	0	0
2000	66	0	0	0	0	0	0	0	0	0	1	1	3	5	10	19	9	5	3	3	5	1	1	0	0	0	0	0	0	0
2100	35	0	0	0	0	0	0	1	0	0	0	1	2	6	4	6	3	6	0	4	0	1	1	0	0	0	0	0	0	0
2200	26	0	0	0	0	0	0	0	0	0	0	0	0	6	4	3	9	2	1	0	1	0	0	0	0	0	0	0	0	0
2300	15	0	0	0	0	0	0	0	0	0	0	0	1	0	2	0	4	1	2	2	0	2	0	0	1	0	0	0	0	0
07-19	**1259**	**0**	**0**	**0**	**0**	**1**	**5**	**2**	**6**	**10**	**19**	**48**	**82**	**136**	**194**	**261**	**194**	**112**	**104**	**44**	**24**	**8**	**6**	**1**	**2**	**0**	**0**	**0**	**0**	**0**
06-22	**1471**	**0**	**0**	**0**	**0**	**1**	**5**	**4**	**6**	**10**	**24**	**56**	**90**	**149**	**220**	**309**	**226**	**142**	**116**	**56**	**35**	**10**	**8**	**2**	**2**	**0**	**0**	**0**	**0**	**0**
06-00	**1512**	**0**	**0**	**0**	**0**	**1**	**5**	**4**	**6**	**10**	**24**	**56**	**91**	**155**	**226**	**312**	**239**	**145**	**119**	**58**	**36**	**12**	**8**	**2**	**3**	**0**	**0**	**0**	**0**	**0**
00-00	**1538**	**0**	**0**	**0**	**0**	**1**	**5**	**4**	**6**	**10**	**24**	**56**	**94**	**155**	**229**	**318**	**245**	**148**	**121**	**58**	**37**	**12**	**9**	**3**	**3**	**0**	**0**	**0**	**0**	**0**

DRAFT

Site 58
Location R165, Telepole, Lat 53.9105, Long -6.83903
Direction West

3279 / Meath/Cavan/Monaghan ATC's
October 2013
Automatic Traffic Count

Tue, 15 October 2013

Time	Total	Speed Bins (km/h)																											
		0 - 5	5 - 10	10 - 15	15 - 20	20 - 25	25 - 30	30 - 35	35 - 40	40 - 45	45 - 50	50 - 55	55 - 60	60 - 65	65 - 70	70 - 75	75 - 80	80 - 85	85 - 90	90 - 95	95 - 100	100 - 105	105 - 110	110 - 115	115 - 120	120 - 125	125 - 130	130 - 135	135 - 140
0000	9	0	0	0	0	0	0	0	0	0	0	0	1	0	1	5	0	0	1	0	1	0	0	0	0	0	0	0	0
0100	5	0	0	0	0	0	0	0	0	0	0	0	1	0	0	1	1	0	0	1	0	0	0	1	0	0	0	0	0
0200	4	0	0	0	0	0	0	0	0	0	0	0	0	0	1	0	1	1	0	1	0	0	0	0	0	0	0	0	0
0300	2	0	0	0	0	0	0	0	0	0	0	0	0	1	0	0	0	0	1	0	0	0	0	0	0	0	0	0	0
0400	3	0	0	0	0	0	0	0	0	0	1	0	0	0	0	0	1	0	0	1	0	0	0	0	0	0	0	0	0
0500	5	0	0	0	0	0	0	0	0	0	0	0	0	0	1	0	1	2	0	1	0	0	0	0	0	0	0	0	0
0600	19	0	0	0	0	0	0	0	0	1	2	1	1	3	1	2	1	3	0	1	2	1	0	0	0	0	0	0	0
0700	51	0	0	0	0	0	0	0	0	0	1	1	7	6	6	9	7	6	3	1	1	3	0	0	0	0	0	0	0
0800	**117**	**0**	**0**	**0**	**0**	**0**	**0**	**0**	**0**	**0**	**0**	**0**	**7**	**13**	**18**	**28**	**18**	**17**	**6**	**3**	**4**	**2**	**1**	**0**	**0**	**0**	**0**	**0**	**0**
0900	94	0	0	0	0	0	0	0	2	7	2	2	3	8	12	26	9	10	8	2	0	2	1	0	0	0	0	0	0
1000	57	0	0	0	1	0	0	0	0	1	0	0	8	2	10	11	10	5	4	2	1	1	0	1	0	0	0	0	0
1100	91	0	0	0	0	2	0	1	2	0	0	6	10	7	15	12	14	13	6	1	1	1	0	0	0	0	0	0	0
1200	84	0	0	0	0	1	0	0	1	2	3	2	5	11	14	13	10	10	3	5	1	2	1	0	0	0	0	0	0
1300	122	0	0	0	0	1	1	4	2	9	6	2	6	11	13	25	17	11	5	5	1	2	1	0	0	0	0	0	0
1400	95	0	0	0	0	1	0	0	0	6	2	2	10	14	18	18	6	8	4	2	1	1	1	1	0	0	0	0	0
1500	93	0	0	0	0	0	2	2	0	1	0	4	4	8	15	17	15	13	5	5	1	1	0	0	0	0	0	0	0
1600	136	0	0	0	0	0	0	0	0	8	4	13	11	13	20	29	14	12	8	2	1	0	1	0	0	0	0	0	0
1700	**169**	**0**	**0**	**0**	**0**	**0**	**1**	**1**	**0**	**0**	**0**	**2**	**13**	**18**	**26**	**36**	**25**	**26**	**11**	**4**	**1**	**2**	**2**	**1**	**0**	**0**	**0**	**0**	**0**
1800	138	0	0	0	0	0	0	0	0	0	0	2	7	16	30	23	19	20	11	3	2	2	2	1	0	0	0	0	0
1900	90	0	0	0	0	0	1	0	0	0	0	2	6	8	21	10	21	9	7	3	1	1	0	0	0	0	0	0	0
2000	66	0	0	0	0	0	0	0	1	2	2	2	4	9	5	9	14	6	5	4	1	0	1	0	0	1	0	0	0
2100	51	0	0	0	0	0	0	0	0	0	1	1	1	5	12	11	5	5	5	1	1	2	0	0	1	0	0	0	0
2200	38	0	0	0	0	0	0	0	0	0	1	0	4	5	7	2	5	3	7	2	2	0	0	0	0	0	0	0	0
2300	19	0	0	0	0	0	0	0	0	0	0	0	1	2	3	4	3	2	2	2	0	0	0	0	0	0	0	0	0
07-19	**1247**	**0**	**0**	**0**	**1**	**5**	**4**	**8**	**7**	**34**	**18**	**36**	**91**	**127**	**197**	**247**	**164**	**151**	**74**	**35**	**15**	**19**	**10**	**4**	**0**	**0**	**0**	**0**	**0**
06-22	**1473**	**0**	**0**	**0**	**1**	**5**	**5**	**8**	**8**	**37**	**23**	**42**	**103**	**152**	**236**	**279**	**205**	**174**	**91**	**44**	**20**	**23**	**11**	**4**	**1**	**1**	**0**	**0**	**0**
06-00	**1530**	**0**	**0**	**0**	**1**	**5**	**5**	**8**	**8**	**37**	**24**	**42**	**108**	**159**	**246**	**285**	**213**	**179**	**100**	**48**	**22**	**23**	**11**	**4**	**1**	**1**	**0**	**0**	**0**
00-00	**1558**	**0**	**0**	**0**	**1**	**5**	**5**	**8**	**8**	**37**	**25**	**42**	**110**	**160**	**249**	**291**	**217**	**182**	**102**	**52**	**23**	**23**	**11**	**5**	**1**	**1**	**0**	**0**	**0**

DRAFT

Site 58
Location R165, Telepole, Lat 53.9105, Long -6.83903
Direction West

3279 / Meath/Cavan/Monaghan ATC's
October 2013
Automatic Traffic Count

Wed, 16 October 2013

Time	Total	Speed Bins (km/h)																											
		0 - 5	5 - 10	10 - 15	15 - 20	20 - 25	25 - 30	30 - 35	35 - 40	40 - 45	45 - 50	50 - 55	55 - 60	60 - 65	65 - 70	70 - 75	75 - 80	80 - 85	85 - 90	90 - 95	95 - 100	100 - 105	105 - 110	110 - 115	115 - 120	120 - 125	125 - 130	130 - 135	135 - 140
0000	13	0	0	0	0	0	0	0	0	0	0	0	0	0	3	2	2	2	3	0	0	1	0	0	0	0	0	0	0
0100	4	0	0	0	0	0	0	0	0	0	0	0	0	1	1	0	0	1	0	1	0	0	0	0	0	0	0	0	0
0200	5	0	0	0	0	0	0	0	0	0	0	0	1	0	0	1	0	0	1	2	0	0	0	0	0	0	0	0	0
0300	2	0	0	0	0	0	0	0	0	0	0	0	0	0	0	0	0	0	1	1	0	0	0	0	0	0	0	0	0
0400	2	0	0	0	0	0	0	0	0	0	0	0	0	0	0	1	0	0	0	0	1	0	0	0	0	0	0	0	0
0500	8	0	0	0	0	0	0	0	0	0	0	1	0	0	1	1	0	1	1	3	0	0	0	0	0	0	0	0	0
0600	20	0	0	0	0	0	0	0	0	0	0	1	2	0	1	2	2	5	1	2	1	1	2	0	0	0	0	0	0
0700	41	0	0	0	0	0	0	0	0	2	0	2	4	5	8	5	3	4	4	2	1	0	1	0	0	0	0	0	0
0800	**103**	**0**	**0**	**0**	**0**	**0**	**0**	**0**	**0**	**0**	**1**	**3**	**4**	**11**	**13**	**21**	**19**	**6**	**9**	**8**	**2**	**2**	**2**	**1**	**0**	**1**	**0**	**0**	**0**
0900	96	0	0	0	0	0	0	0	0	0	0	1	0	0	4	9	7	8	6	15	9	9	7	6	3	3	2	3	4
1000	13	0	0	0	0	0	0	0	0	0	0	0	0	0	0	0	0	1	0	0	1	3	3	1	3	0	0	0	1
1100	7	0	0	0	0	0	0	0	0	0	0	1	2	0	2	0	0	0	0	0	0	0	0	1	1	0	0	0	0
1200	**1**	**0**	**0**	**0**	**0**	**0**	**0**	**0**	**0**	**0**	**0**	**0**	**0**	**0**	**0**	**0**	**0**	**0**	**0**	**0**	**1**	**0**	**0**	**0**	**0**	**0**	**0**	**0**	**0**
1300	0	0	0	0	0	0	0	0	0	0	0	0	0	0	0	0	0	0	0	0	0	0	0	0	0	0	0	0	0
1400	0	0	0	0	0	0	0	0	0	0	0	0	0	0	0	0	0	0	0	0	0	0	0	0	0	0	0	0	0
1500	0	0	0	0	0	0	0	0	0	0	0	0	0	0	0	0	0	0	0	0	0	0	0	0	0	0	0	0	0
1600	0	0	0	0	0	0	0	0	0	0	0	0	0	0	0	0	0	0	0	0	0	0	0	0	0	0	0	0	0
1700	0	0	0	0	0	0	0	0	0	0	0	0	0	0	0	0	0	0	0	0	0	0	0	0	0	0	0	0	0
1800	0	0	0	0	0	0	0	0	0	0	0	0	0	0	0	0	0	0	0	0	0	0	0	0	0	0	0	0	0
1900	0	0	0	0	0	0	0	0	0	0	0	0	0	0	0	0	0	0	0	0	0	0	0	0	0	0	0	0	0
2000	0	0	0	0	0	0	0	0	0	0	0	0	0	0	0	0	0	0	0	0	0	0	0	0	0	0	0	0	0
2100	0	0	0	0	0	0	0	0	0	0	0	0	0	0	0	0	0	0	0	0	0	0	0	0	0	0	0	0	0
2200	0	0	0	0	0	0	0	0	0	0	0	0	0	0	0	0	0	0	0	0	0	0	0	0	0	0	0	0	0
2300	0	0	0	0	0	0	0	0	0	0	0	0	0	0	0	0	0	0	0	0	0	0	0	0	0	0	0	0	0
07-19	**261**	**0**	**0**	**0**	**0**	**0**	**0**	**0**	**0**	**2**	**1**	**7**	**10**	**16**	**27**	**35**	**29**	**19**	**19**	**25**	**14**	**14**	**13**	**9**	**7**	**4**	**2**	**3**	**5**
06-22	**281**	**0**	**0**	**0**	**0**	**0**	**0**	**0**	**0**	**2**	**1**	**8**	**12**	**16**	**28**	**37**	**31**	**24**	**20**	**27**	**15**	**15**	**15**	**9**	**7**	**4**	**2**	**3**	**5**
06-00	**281**	**0**	**0**	**0**	**0**	**0**	**0**	**0**	**0**	**2**	**1**	**8**	**12**	**16**	**28**	**37**	**31**	**24**	**20**	**27**	**15**	**15**	**15**	**9**	**7**	**4**	**2**	**3**	**5**
00-00	**315**	**0**	**0**	**0**	**0**	**0**	**0**	**0**	**0**	**2**	**1**	**9**	**13**	**17**	**33**	**42**	**33**	**28**	**26**	**34**	**16**	**16**	**15**	**9**	**7**	**4**	**2**	**3**	**5**

DRAFT

Site 58
Location R165, Telepole, Lat 53.9105, Long -6.83903
Direction West

3279 / Meath/Cavan/Monaghan ATC's
October 2013
Automatic Traffic Count

Virtual Day (7)

Time	Total	Speed Bins (km/h)																											
		0 - 5	5 - 10	10 - 15	15 - 20	20 - 25	25 - 30	30 - 35	35 - 40	40 - 45	45 - 50	50 - 55	55 - 60	60 - 65	65 - 70	70 - 75	75 - 80	80 - 85	85 - 90	90 - 95	95 - 100	100 - 105	105 - 110	110 - 115	115 - 120	120 - 125	125 - 130	130 - 135	135 - 140
0000	13	0	0	0	0	0	0	0	0	0	0	0	1	1	2	2	3	1	2	0	0	0	0	0	0	0	0	0	0
0100	7	0	0	0	0	0	0	0	0	0	0	0	0	1	0	1	1	1	0	1	1	0	0	0	0	0	0	0	0
0200	5	0	0	0	0	0	0	0	0	0	0	0	0	0	1	0	1	0	1	1	0	0	0	0	0	0	0	0	0
0300	3	0	0	0	0	0	0	0	0	0	0	0	0	0	0	0	0	0	1	0	0	0	0	0	0	0	0	0	0
0400	4	0	0	0	0	0	0	0	0	0	0	0	0	1	0	0	1	0	0	0	1	0	0	0	0	0	0	0	0
0500	6	0	0	0	0	0	0	0	0	0	0	0	0	0	0	1	0	1	1	1	0	0	0	0	0	0	0	0	0
0600	15	0	0	0	0	0	0	0	0	0	0	0	1	1	1	2	2	3	1	2	1	1	1	0	0	0	0	0	0
0700	42	0	0	0	0	0	0	0	0	0	1	1	4	4	6	6	7	5	3	1	2	1	1	0	0	0	0	0	0
0800	83	0	0	0	0	0	0	0	1	1	1	1	3	8	10	14	16	10	7	5	2	1	1	0	0	0	0	0	0
0900	**90**	**0**	**0**	**0**	**0**	**0**	**0**	**0**	**0**	**1**	**0**	**2**	**4**	**7**	**10**	**15**	**13**	**11**	**8**	**6**	**3**	**3**	**2**	**1**	**0**	**0**	**0**	**0**	**1**
1000	69	0	0	0	0	0	0	0	2	1	2	1	7	7	11	9	11	6	3	2	2	1	1	0	1	0	0	0	0
1100	75	0	0	0	0	1	0	0	1	0	2	4	8	10	12	11	10	6	6	1	2	0	0	1	0	0	0	0	0
1200	80	0	0	0	0	0	0	1	1	0	2	4	6	8	14	16	11	7	4	3	1	1	0	0	0	0	0	0	0
1300	84	0	0	0	0	0	1	1	1	2	3	2	6	9	11	15	11	9	5	5	2	1	0	0	0	0	0	0	0
1400	89	0	0	0	0	0	0	0	1	1	2	5	7	11	15	15	12	10	5	3	1	1	0	0	0	0	0	0	0
1500	91	0	0	0	0	0	1	1	0	1	2	5	5	9	14	16	14	11	5	3	1	0	0	0	0	0	0	0	0
1600	107	0	0	0	0	0	0	0	0	2	3	7	8	11	15	19	15	11	7	3	2	0	0	0	0	0	0	0	0
1700	**122**	**0**	**0**	**0**	**0**	**0**	**1**	**1**	**0**	**1**	**2**	**4**	**10**	**14**	**18**	**21**	**18**	**13**	**10**	**4**	**2**	**1**	**0**	**0**	**0**	**0**	**0**	**0**	**0**
1800	107	0	0	0	0	0	0	1	0	1	2	3	7	11	16	20	19	12	8	3	2	1	0	0	0	0	0	0	0
1900	73	0	0	0	0	0	1	1	0	1	1	3	3	6	11	13	13	9	5	3	2	1	0	0	0	0	0	0	0
2000	53	0	0	0	0	0	0	0	0	1	1	1	3	4	6	12	9	5	4	2	2	1	1	0	0	0	0	0	0
2100	41	0	0	0	0	0	0	0	0	0	0	1	2	4	8	8	6	5	3	3	1	1	0	0	0	0	0	0	0
2200	34	0	0	0	0	0	0	0	0	0	1	0	2	5	5	6	6	3	3	2	1	0	0	0	0	0	0	0	0
2300	17	0	0	0	0	0	0	0	0	0	0	0	1	1	2	2	3	1	2	2	1	0	0	0	0	0	0	0	0
07-19	**1037**	**0**	**0**	**0**	**0**	**2**	**3**	**6**	**8**	**13**	**21**	**39**	**75**	**109**	**152**	**178**	**157**	**112**	**71**	**40**	**22**	**12**	**7**	**4**	**2**	**1**	**1**	**1**	**1**
06-22	**1219**	**0**	**0**	**0**	**0**	**2**	**4**	**7**	**8**	**15**	**23**	**44**	**83**	**123**	**178**	**213**	**186**	**134**	**85**	**50**	**28**	**15**	**9**	**5**	**2**	**2**	**1**	**1**	**1**
06-00	**1270**	**0**	**0**	**0**	**0**	**2**	**4**	**7**	**9**	**15**	**24**	**45**	**86**	**130**	**186**	**221**	**194**	**137**	**90**	**54**	**30**	**16**	**9**	**5**	**2**	**2**	**1**	**1**	**1**
00-00	**1308**	**0**	**0**	**0**	**0**	**2**	**4**	**7**	**9**	**15**	**24**	**46**	**88**	**132**	**190**	**226**	**200**	**141**	**95**	**58**	**32**	**17**	**9**	**5**	**2**	**2**	**1**	**1**	**1**

DRAFT

Site 58
Location R165, Telepole, Lat 53.9105, Long -6.83903
Direction West

3279 / Meath/Cavan/Monaghan ATC's
October 2013
Automatic Traffic Count

Virtual Week (1)

Time	Total	Speed Bins (km/h)																											
		0 - 5	5 - 10	10 - 15	15 - 20	20 - 25	25 - 30	30 - 35	35 - 40	40 - 45	45 - 50	50 - 55	55 - 60	60 - 65	65 - 70	70 - 75	75 - 80	80 - 85	85 - 90	90 - 95	95 - 100	100 - 105	105 - 110	110 - 115	115 - 120	120 - 125	125 - 130	130 - 135	135 - 140
Mon	1538	0	0	0	0	1	5	4	6	10	24	56	94	155	229	318	245	148	121	58	37	12	9	3	3	0	0	0	0
Tue	1558	0	0	0	1	5	5	8	8	37	25	42	110	160	249	291	217	182	102	52	23	23	11	5	1	1	0	0	0
Wed	315	0	0	0	0	0	0	0	0	2	1	9	13	17	33	42	33	28	26	34	16	16	15	9	7	4	2	3	5
Thu	1633	0	0	0	0	2	7	19	27	26	47	72	127	175	214	268	239	167	107	70	34	16	9	5	1	0	0	1	0
Fri	1727	0	0	0	0	1	10	10	9	12	26	65	124	173	243	268	280	211	130	79	40	26	8	4	4	3	0	1	0
|Sat	1354	0	0	1	0	1	1	7	9	14	36	52	80	137	199	211	224	149	90	70	39	15	7	5	1	4	1	1	0
|Sun	1031	0	0	0	2	5	0	3	2	2	9	24	65	108	162	186	165	103	92	41	36	9	5	7	0	1	1	1	2
5 Day Ave.	**1354**	**0**	**0**	**0**	**0**	**2**	**5**	**8**	**10**	**17**	**25**	**49**	**94**	**136**	**194**	**237**	**203**	**147**	**97**	**59**	**30**	**19**	**10**	**5**	**3**	**2**	**0**	**1**	**1**
7 Day Ave.	**1308**	**0**	**0**	**0**	**0**	**2**	**4**	**7**	**9**	**15**	**24**	**46**	**88**	**132**	**190**	**226**	**200**	**141**	**95**	**58**	**32**	**17**	**9**	**5**	**2**	**2**	**1**	**1**	**1**
--	**9156**	**0**	**0**	**1**	**3**	**15**	**28**	**51**	**61**	**103**	**168**	**320**	**613**	**925**	**1329**	**1584**	**1403**	**988**	**668**	**404**	**225**	**117**	**64**	**38**	**17**	**13**	**4**	**7**	**7**

Summary Graphs

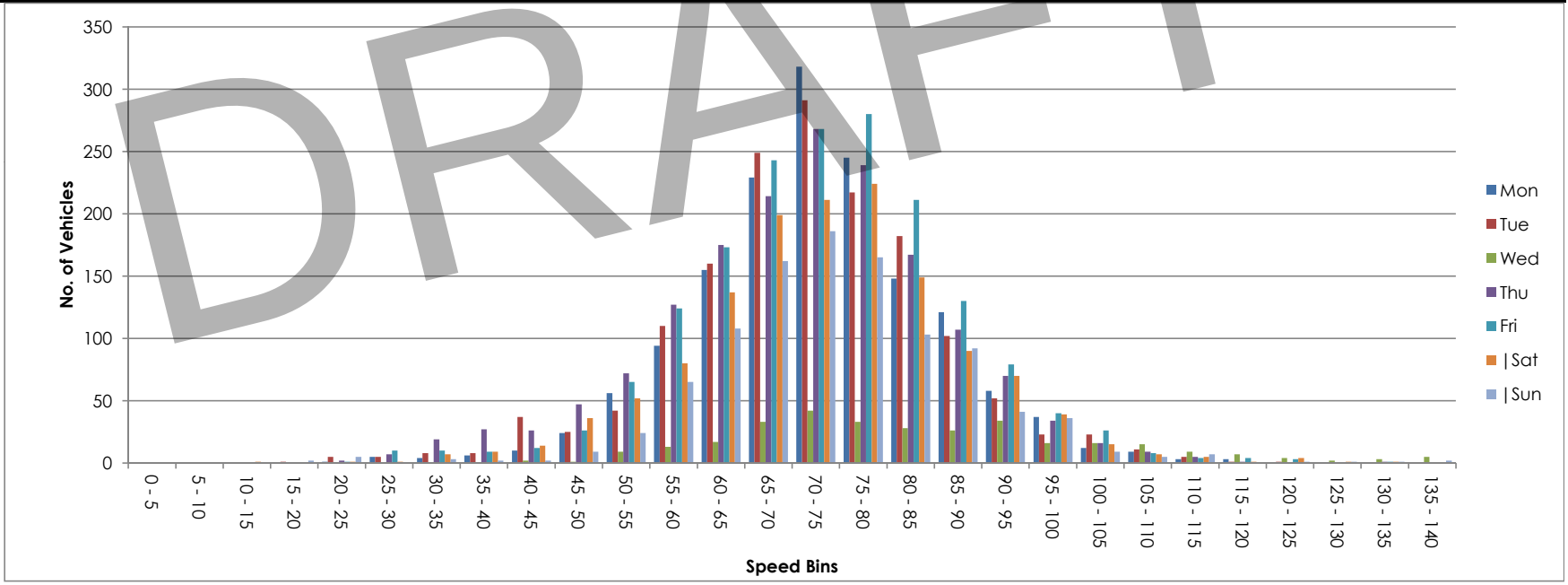

DRAFT

Site 58
Location R165, Telepole, Lat 53.9105, Long -6.83903
Direction Two way

3279 / Meath/Cavan/Monaghan ATC's
October 2013
Automatic Traffic Count

Thu, 10 October 2013

Time	Total	Classification												>PSL	>PSL%	>SL1	>SL1%	>SL2	>SL2%	Mean	Vpp
		1 MCL	2 SV	3 SVT	4 TB2	5 TB3	6 T4	7 ART3	8 ART4	9 ART5	10 ART6	11 BD	12 DRT	80	80	85 +5kph	85 +5kph	90 +10kph	90 +10kph		85
0000	19	0	18	0	1	0	0	0	0	0	0	0	0	10	52.6	5	26.3	3	15.8	79.5	88.9
0100	7	0	7	0	0	0	0	0	0	0	0	0	0	3	42.9	2	28.6	2	28.6	83.3	-
0200	4	0	3	0	1	0	0	0	0	0	0	0	0	3	75	3	75	2	50	86	-
0300	5	0	4	1	0	0	0	0	0	0	0	0	0	2	40	1	20	0	0	75.9	-
0400	8	0	4	0	2	0	0	0	0	2	0	0	0	3	37.5	3	37.5	3	37.5	77.6	-
0500	27	0	21	0	3	0	0	0	2	1	0	0	0	15	55.6	13	48.1	8	29.6	83.9	97.2
0600	56	0	40	1	9	1	1	0	1	3	0	0	0	36	64.3	20	35.7	12	21.4	82.3	96.5
0700	170	0	136	2	19	0	2	2	5	1	3	0	0	64	37.6	46	27.1	26	15.3	77.2	90
0800	230	0	190	7	22	2	8	0	1	0	0	0	0	80	34.8	41	17.8	25	10.9	73.7	86.8
0900	**253**	**1**	**191**	**6**	**39**	**3**	**4**	**2**	**3**	**2**	**2**	**0**	**0**	**76**	**30**	**37**	**14.6**	**21**	**8.3**	**72.2**	**84.6**
1000	194	2	145	12	22	1	6	0	1	4	1	0	0	48	24.7	29	14.9	16	8.2	68.1	84.6
1100	203	0	162	7	14	2	6	0	7	3	2	0	0	39	19.2	17	8.4	5	2.5	69.2	81.4
1200	191	0	142	4	30	0	7	0	2	1	5	0	0	36	18.8	19	9.9	11	5.8	69.7	81.7
1300	202	0	155	4	21	2	4	0	5	3	8	0	0	59	29.2	34	16.8	17	8.4	72.7	85.3
1400	228	1	170	2	27	0	8	0	1	8	10	1	0	49	21.5	29	12.7	13	5.7	70.5	83.2
1500	236	1	174	7	32	2	6	0	3	5	6	0	0	51	21.6	23	9.7	11	4.7	70	81.7
1600	219	1	178	8	18	1	5	0	2	1	5	0	0	54	24.7	29	13.2	18	8.2	71.5	83.5
1700	**282**	**2**	**244**	**6**	**25**	**0**	**3**	**0**	**1**	**0**	**1**	**0**	**0**	**81**	**28.7**	**46**	**16.3**	**20**	**7.1**	**72.1**	**85.3**
1800	250	1	218	6	20	0	4	0	1	0	0	0	0	58	23.2	37	14.8	22	8.8	73.3	85
1900	189	0	166	5	16	0	0	0	1	1	0	0	0	47	24.9	29	15.3	17	9	73.4	85.7
2000	133	0	124	1	8	0	0	0	0	0	0	0	0	41	30.8	21	15.8	12	9	75.3	85.3
2100	79	0	74	1	4	0	0	0	0	0	0	0	0	37	46.8	21	26.6	14	17.7	78.1	90.4
2200	56	0	54	0	2	0	0	0	0	0	0	0	0	21	37.5	14	25	5	8.9	75.9	87.1
2300	46	0	43	0	2	0	0	0	1	0	0	0	0	23	50	16	34.8	10	21.7	77.8	90.7
07-19	**2658**	**9**	**2105**	**71**	**289**	**13**	**63**	**4**	**32**	**28**	**43**	**1**	**0**	**695**	**26.1**	**387**	**14.6**	**205**	**7.7**	**71.7**	**84.6**
06-22	**3115**	**9**	**2509**	**79**	**326**	**14**	**64**	**4**	**34**	**32**	**43**	**1**	**0**	**856**	**27.5**	**478**	**15.3**	**260**	**8.3**	**72.3**	**85**
06-00	**3217**	**9**	**2606**	**79**	**330**	**14**	**64**	**4**	**35**	**32**	**43**	**1**	**0**	**900**	**28**	**508**	**15.8**	**275**	**8.5**	**72.4**	**85.3**
00-00	**3287**	**9**	**2663**	**80**	**337**	**14**	**64**	**4**	**37**	**35**	**43**	**1**	**0**	**936**	**28.5**	**535**	**16.3**	**293**	**8.9**	**72.6**	**85.7**

DRAFT

Site 58
Location R165, Telepole, Lat 53.9105, Long -6.83903
Direction Two way

3279 / Meath/Cavan/Monaghan ATC's
October 2013
Automatic Traffic Count

Fri, 11 October 2013

Time	Total	Classification												>PSL	>PSL%	>SL1	>SL1%	>SL2	>SL2%	Mean	Vpp
		1 MCL	2 SV	3 SVT	4 TB2	5 TB3	6 T4	7 ART3	8 ART4	9 ART5	10 ART6	11 BD	12 DRT	80	80	85 +5kph	85 +5kph	90 +10kph	90 +10kph		85
0000	24	0	23	0	1	0	0	0	0	0	0	0	0	9	37.5	7	29.2	5	20.8	79.5	90
0100	8	0	7	0	1	0	0	0	0	0	0	0	0	5	62.5	4	50	3	37.5	85.1	-
0200	3	0	3	0	0	0	0	0	0	0	0	0	0	2	66.7	2	66.7	1	33.3	85.2	-
0300	4	0	2	0	1	0	0	0	1	0	0	0	0	3	75	2	50	1	25	84	-
0400	8	0	4	0	2	0	0	0	1	1	0	0	0	3	37.5	2	25	0	0	76.2	-
0500	22	0	16	0	4	0	0	0	1	1	0	0	0	15	68.2	11	50	8	36.4	85.1	100.4
0600	69	0	53	0	9	0	1	0	1	3	2	0	0	31	44.9	16	23.2	12	17.4	79.2	91.1
0700	155	0	119	4	16	0	2	0	4	5	5	0	0	67	43.2	40	25.8	20	12.9	77.2	89.3
0800	**230**	**1**	**196**	**8**	**18**	**0**	**3**	**0**	**3**	**1**	**0**	**0**	**0**	**87**	**37.8**	**44**	**19.1**	**16**	**7**	**76.5**	**86**
0900	220	0	187	1	20	1	5	0	2	1	3	0	0	100	45.5	59	26.8	32	14.5	78.4	89.3
1000	171	2	130	5	17	1	3	0	5	6	2	0	0	53	31	30	17.5	20	11.7	74.8	86.4
1100	162	0	127	7	18	0	4	0	3	2	1	0	0	36	22.2	22	13.6	10	6.2	71.9	81.7
1200	214	0	169	2	28	2	4	1	3	5	0	0	0	47	22	25	11.7	10	4.7	69.6	82.1
1300	190	0	158	4	16	2	2	0	3	3	2	0	0	60	31.6	33	17.4	25	13.2	73.8	87.8
1400	244	4	191	5	24	1	8	0	4	4	2	1	0	57	23.4	26	10.7	14	5.7	71.5	83.2
1500	244	1	198	6	18	1	8	0	2	6	4	0	0	63	25.8	29	11.9	13	5.3	72.4	83.2
1600	254	1	209	5	22	0	8	1	2	3	3	0	0	66	26	40	15.7	19	7.5	72.1	85
1700	279	1	250	5	14	1	3	1	3	1	0	0	0	86	30.8	44	15.8	24	8.6	73.7	85.7
1800	**288**	**0**	**259**	**9**	**14**	**0**	**3**	**0**	**0**	**3**	**0**	**0**	**0**	**71**	**24.7**	**40**	**13.9**	**23**	**8**	**74**	**84.2**
1900	236	0	219	3	12	0	1	0	0	1	0	0	0	69	29.2	35	14.8	22	9.3	73	84.6
2000	122	0	113	2	5	0	0	1	0	1	0	0	0	37	30.3	21	17.2	13	10.7	73.8	86
2100	137	0	126	1	8	0	0	0	2	0	0	0	0	32	23.4	15	10.9	6	4.4	72.5	82.4
2200	119	0	112	1	4	0	0	0	0	1	1	0	0	30	25.2	20	16.8	12	10.1	73.2	85.3
2300	58	0	54	0	4	0	0	0	0	0	0	0	0	21	36.2	13	22.4	9	15.5	77.3	89.6
07-19	**2651**	**10**	**2193**	**61**	**225**	**9**	**53**	**3**	**34**	**40**	**22**	**1**	**0**	**793**	**29.9**	**432**	**16.3**	**226**	**8.5**	**73.7**	**85.7**
06-22	**3215**	**10**	**2704**	**67**	**259**	**9**	**55**	**4**	**37**	**45**	**24**	**1**	**0**	**962**	**29.9**	**519**	**16.1**	**279**	**8.7**	**73.7**	**85.3**
06-00	**3392**	**10**	**2870**	**68**	**267**	**9**	**55**	**4**	**37**	**46**	**25**	**1**	**0**	**1013**	**29.9**	**552**	**16.3**	**300**	**8.8**	**73.8**	**85.7**
00-00	**3461**	**10**	**2925**	**68**	**276**	**9**	**55**	**4**	**40**	**48**	**25**	**1**	**0**	**1050**	**30.3**	**580**	**16.8**	**318**	**9.2**	**74**	**86**

DRAFT

Site 58
Location R165, Telepole, Lat 53.9105, Long -6.83903
Direction Two way

3279 / Meath/Cavan/Monaghan ATC's
October 2013
Automatic Traffic Count

Sat, 12 October 2013

Time	Total	Classification												>PSL	>PSL%	>SL1	>SL1%	>SL2	>SL2%	Mean	Vpp
		1 MCL	2 SV	3 SVT	4 TB2	5 TB3	6 T4	7 ART3	8 ART4	9 ART5	10 ART6	11 BD	12 DRT	80	80	85 +5kph	85 +5kph	90 +10kph	90 +10kph		85
0000	17	0	17	0	0	0	0	0	0	0	0	0	0	5	29.4	3	17.6	2	11.8	73.3	83.5
0100	17	0	15	0	2	0	0	0	0	0	0	0	0	6	35.3	6	35.3	5	29.4	78.8	94.7
0200	10	0	9	0	1	0	0	0	0	0	0	0	0	4	40	3	30	2	20	77.7	-
0300	7	0	5	0	2	0	0	0	0	0	0	0	0	6	85.7	6	85.7	3	42.9	88.8	-
0400	5	0	4	0	1	0	0	0	0	0	0	0	0	4	80	3	60	1	20	82.5	-
0500	9	0	7	0	0	0	0	0	1	1	0	0	0	5	55.6	3	33.3	0	0	76.7	-
0600	27	0	24	0	2	0	0	0	1	0	0	0	0	17	63	11	40.7	9	33.3	83.4	91.8
0700	37	0	31	0	4	0	0	0	1	1	0	0	0	19	51.4	14	37.8	11	29.7	80.7	95.8
0800	85	2	74	4	2	0	1	0	1	1	0	0	0	41	48.2	24	28.2	15	17.6	79.1	90.7
0900	137	1	108	11	11	0	0	0	4	1	1	0	0	47	34.3	24	17.5	16	11.7	73.9	85.7
1000	175	3	146	12	10	0	1	0	2	1	0	0	0	53	30.3	31	17.7	21	12	72.6	86.8
1100	**200**	**1**	**171**	**12**	**13**	**0**	**0**	**0**	**1**	**2**	**0**	**0**	**0**	**46**	**23**	**32**	**16**	**18**	**9**	**71.7**	**85**
1200	**250**	**1**	**215**	**11**	**15**	**0**	**1**	**0**	**2**	**4**	**1**	**0**	**0**	**56**	**22.4**	**36**	**14.4**	**24**	**9.6**	**73**	**84.6**
1300	219	0	199	7	10	0	0	0	1	2	0	0	0	67	30.6	42	19.2	27	12.3	72.8	87.5
1400	223	2	196	7	15	0	0	0	1	2	0	0	0	65	29.1	41	18.4	27	12.1	75.1	86.8
1500	218	1	196	3	12	0	0	0	1	2	3	0	0	71	32.6	34	15.6	16	7.3	73.7	85
1600	211	1	187	12	11	0	0	0	0	0	0	0	0	42	19.9	26	12.3	13	6.2	71.4	82.4
1700	235	0	207	10	11	0	1	0	4	2	0	0	0	48	20.4	32	13.6	18	7.7	71	82.1
1800	189	1	169	6	12	0	0	0	1	0	0	0	0	64	33.9	42	22.2	27	14.3	74.8	89.3
1900	145	1	139	0	4	0	0	0	0	1	0	0	0	50	34.5	26	17.9	17	11.7	76	87.1
2000	127	0	122	1	2	0	0	1	0	0	1	0	0	38	29.9	22	17.3	17	13.4	74.4	86.8
2100	85	0	80	0	5	0	0	0	0	0	0	0	0	31	36.5	21	24.7	13	15.3	77.2	88.9
2200	69	0	64	1	4	0	0	0	0	0	0	0	0	21	30.4	17	24.6	9	13	76.8	89.3
2300	39	0	37	0	2	0	0	0	0	0	0	0	0	18	46.2	14	35.9	11	28.2	80.2	93.2
07-19	**2179**	**13**	**1899**	**95**	**126**	**0**	**4**	**0**	**19**	**18**	**5**	**0**	**0**	**619**	**28.4**	**378**	**17.3**	**233**	**10.7**	**73.3**	**86**
06-22	**2563**	**14**	**2264**	**96**	**139**	**0**	**4**	**1**	**20**	**19**	**6**	**0**	**0**	**755**	**29.5**	**458**	**17.9**	**289**	**11.3**	**73.8**	**86.8**
06-00	**2671**	**14**	**2365**	**97**	**145**	**0**	**4**	**1**	**20**	**19**	**6**	**0**	**0**	**794**	**29.7**	**489**	**18.3**	**309**	**11.6**	**73.9**	**86.8**
00-00	**2736**	**14**	**2422**	**97**	**151**	**0**	**4**	**1**	**21**	**20**	**6**	**0**	**0**	**824**	**30.1**	**513**	**18.8**	**322**	**11.8**	**74**	**87.1**

DRAFT

Site 58
Location R165, Telepole, Lat 53.9105, Long -6.83903
Direction Two way

3279 / Meath/Cavan/Monaghan ATC's
October 2013
Automatic Traffic Count

Sun, 13 October 2013

Time	Total	Classification												>PSL	>PSL%	>SL1	>SL1%	>SL2	>SL2%	Mean	Vpp
		1 MCL	2 SV	3 SVT	4 TB2	5 TB3	6 T4	7 ART3	8 ART4	9 ART5	10 ART6	11 BD	12 DRT	80	80	85 +5kph	85 +5kph	90 +10kph	90 +10kph		85
0000	38	0	37	0	1	0	0	0	0	0	0	0	0	13	34.2	12	31.6	3	7.9	76.1	88.2
0100	26	0	25	0	1	0	0	0	0	0	0	0	0	11	42.3	6	23.1	5	19.2	73.7	90
0200	22	0	20	0	2	0	0	0	0	0	0	0	0	9	40.9	6	27.3	4	18.2	79.7	95
0300	10	0	9	0	0	0	0	0	1	0	0	0	0	4	40	2	20	1	10	76.8	-
0400	14	0	12	0	1	0	0	0	0	1	0	0	0	7	50	5	35.7	4	28.6	80.2	95
0500	7	0	7	0	0	0	0	0	0	0	0	0	0	5	71.4	3	42.9	1	14.3	80.9	-
0600	11	0	10	0	1	0	0	0	0	0	0	0	0	5	45.5	3	27.3	1	9.1	79.2	85.3
0700	21	0	21	0	0	0	0	0	0	0	0	0	0	10	47.6	8	38.1	3	14.3	80.4	88.9
0800	42	0	41	0	1	0	0	0	0	0	0	0	0	18	42.9	14	33.3	11	26.2	80.8	94
0900	68	1	61	1	4	0	0	0	0	1	0	0	0	28	41.2	19	27.9	15	22.1	79.5	93.2
1000	107	0	100	1	5	0	0	0	0	1	0	0	0	35	32.7	22	20.6	15	14	76.4	88.6
1100	**157**	**2**	**143**	**4**	**1**	**0**	**2**	**0**	**2**	**1**	**2**	**0**	**0**	**36**	**22.9**	**20**	**12.7**	**9**	**5.7**	**70.4**	**83.2**
1200	179	3	169	0	7	0	0	0	0	0	0	0	0	60	33.5	28	15.6	17	9.5	76.2	85.7
1300	171	2	161	1	7	0	0	0	0	0	0	0	0	54	31.6	30	17.5	13	7.6	73.8	85.3
1400	150	1	145	0	3	0	0	1	0	0	0	0	0	53	35.3	33	22	14	9.3	75.6	87.5
1500	155	1	152	0	1	0	0	0	0	0	1	0	0	47	30.3	24	15.5	12	7.7	73.2	85
1600	**186**	**4**	**172**	**3**	**4**	**0**	**0**	**1**	**1**	**1**	**0**	**0**	**0**	**59**	**31.7**	**34**	**18.3**	**21**	**11.3**	**75.1**	**87.8**
1700	175	0	169	2	4	0	0	0	0	0	0	0	0	39	22.3	24	13.7	13	7.4	73.7	83.9
1800	161	0	153	0	8	0	0	0	0	0	0	0	0	34	21.1	16	9.9	8	5	72.3	81.7
1900	122	1	117	1	3	0	0	0	0	0	0	0	0	33	27	17	13.9	8	6.6	74.7	82.8
2000	116	0	111	2	3	0	0	0	0	0	0	0	0	28	24.1	17	14.7	7	6	73.6	84.6
2100	67	0	64	1	2	0	0	0	0	0	0	0	0	28	41.8	23	34.3	16	23.9	79.6	95
2200	37	0	36	0	1	0	0	0	0	0	0	0	0	11	29.7	10	27	7	18.9	78	91.4
2300	32	0	30	0	2	0	0	0	0	0	0	0	0	19	59.4	14	43.8	8	25	84.2	96.5
07-19	**1572**	**14**	**1487**	**12**	**45**	**0**	**2**	**2**	**3**	**4**	**3**	**0**	**0**	**473**	**30.1**	**272**	**17.3**	**151**	**9.6**	**74.5**	**86**
06-22	**1888**	**15**	**1789**	**16**	**54**	**0**	**2**	**2**	**3**	**4**	**3**	**0**	**0**	**567**	**30**	**332**	**17.6**	**183**	**9.7**	**74.7**	**86**
06-00	**1957**	**15**	**1855**	**16**	**57**	**0**	**2**	**2**	**3**	**4**	**3**	**0**	**0**	**597**	**30.5**	**356**	**18.2**	**198**	**10.1**	**74.9**	**86.4**
00-00	**2074**	**15**	**1965**	**16**	**62**	**0**	**2**	**2**	**4**	**5**	**3**	**0**	**0**	**646**	**31.1**	**390**	**18.8**	**216**	**10.4**	**75**	**86.8**

DRAFT

Site 58
Location R165, Telepole, Lat 53.9105, Long -6.83903
Direction Two way

3279 / Meath/Cavan/Monaghan ATC's
October 2013
Automatic Traffic Count

Mon, 14 October 2013

Time	Total	Classification												>PSL	>PSL%	>SL1	>SL1%	>SL2	>SL2%	Mean	Vpp
		1 MCL	2 SV	3 SVT	4 TB2	5 TB3	6 T4	7 ART3	8 ART4	9 ART5	10 ART6	11 BD	12 DRT	80	80	85 +5kph	85 +5kph	90 +10kph	90 +10kph		85
0000	14	0	14	0	0	0	0	0	0	0	0	0	0	3	21.4	2	14.3	1	7.1	74.9	79.9
0100	7	0	6	0	1	0	0	0	0	0	0	0	0	4	57.1	1	14.3	1	14.3	80.3	-
0200	6	0	5	0	1	0	0	0	0	0	0	0	0	2	33.3	2	33.3	2	33.3	76.5	-
0300	5	0	4	0	1	0	0	0	0	0	0	0	0	5	100	4	80	0	0	85.8	-
0400	7	0	5	0	0	0	0	0	1	1	0	0	0	3	42.9	1	14.3	1	14.3	77.8	-
0500	16	0	11	0	2	0	0	0	2	1	0	0	0	10	62.5	7	43.8	4	25	83	95.4
0600	57	0	46	0	6	1	0	0	1	2	1	0	0	36	63.2	27	47.4	17	29.8	82.4	93.6
0700	173	0	141	1	18	3	1	1	1	4	3	0	0	54	31.2	32	18.5	22	12.7	76.4	88.6
0800	**231**	**0**	**189**	**4**	**24**	**0**	**10**	**0**	**2**	**1**	**1**	**0**	**0**	**86**	**37.2**	**58**	**25.1**	**31**	**13.4**	**78.2**	**88.9**
0900	229	1	176	4	30	1	6	0	5	0	6	0	0	74	32.3	46	20.1	22	9.6	75.1	86.4
1000	171	2	125	3	23	0	10	0	4	3	1	0	0	44	25.7	27	15.8	11	6.4	72.4	85
1100	162	1	120	7	14	0	8	0	3	5	4	0	0	36	22.2	28	17.3	17	10.5	72.9	86
1200	153	1	115	4	12	0	11	0	3	4	3	0	0	36	23.5	18	11.8	12	7.8	71.4	83.9
1300	176	1	133	2	18	0	9	0	3	6	3	0	1	51	29	28	15.9	17	9.7	71.6	85.7
1400	204	2	156	5	12	1	8	1	6	8	5	0	0	46	22.5	24	11.8	11	5.4	70.4	83.9
1500	237	1	181	5	18	0	12	1	5	8	5	0	1	48	20.3	18	7.6	8	3.4	71.6	81
1600	240	1	191	6	23	0	7	0	3	6	3	0	0	55	22.9	29	12.1	16	6.7	73	83.2
1700	**277**	**1**	**230**	**4**	**24**	**1**	**4**	**0**	**4**	**5**	**4**	**0**	**0**	**78**	**28.2**	**54**	**19.5**	**23**	**8.3**	**73.3**	**86**
1800	249	0	219	2	18	0	3	0	4	3	0	0	0	72	28.9	41	16.5	11	4.4	73.8	85.3
1900	167	0	150	0	15	0	0	1	1	0	0	0	0	55	32.9	31	18.6	13	7.8	74.8	86.4
2000	124	0	112	3	6	0	0	0	1	2	0	0	0	36	29	22	17.7	14	11.3	74.9	85.3
2100	78	0	71	1	6	0	0	0	0	0	0	0	0	30	38.5	15	19.2	11	14.1	75.1	87.8
2200	59	0	53	0	3	0	0	0	1	2	0	0	0	15	25.4	10	16.9	4	6.8	74.2	85
2300	26	0	24	0	2	0	0	0	0	0	0	0	0	15	57.7	12	46.2	10	38.5	84.8	103
07-19	**2502**	**11**	**1976**	**47**	**234**	**6**	**89**	**3**	**43**	**53**	**38**	**0**	**2**	**680**	**27.2**	**403**	**16.1**	**201**	**8**	**73.4**	**85.3**
06-22	**2928**	**11**	**2355**	**51**	**267**	**7**	**89**	**4**	**46**	**57**	**39**	**0**	**2**	**837**	**28.6**	**498**	**17**	**256**	**8.7**	**73.8**	**85.7**
06-00	**3013**	**11**	**2432**	**51**	**272**	**7**	**89**	**4**	**47**	**59**	**39**	**0**	**2**	**867**	**28.8**	**520**	**17.3**	**270**	**9**	**73.9**	**85.7**
00-00	**3068**	**11**	**2477**	**51**	**277**	**7**	**89**	**4**	**50**	**61**	**39**	**0**	**2**	**894**	**29.1**	**537**	**17.5**	**279**	**9.1**	**74**	**85.7**

DRAFT

Site 58
Location R165, Telepole, Lat 53.9105, Long -6.83903
Direction Two way

3279 / Meath/Cavan/Monaghan ATC's
October 2013
Automatic Traffic Count

Tue, 15 October 2013

Time	Total	Classification												>PSL	>PSL%	>SL1	>SL1%	>SL2	>SL2%	Mean	Vpp
		1 MCL	2 SV	3 SVT	4 TB2	5 TB3	6 T4	7 ART3	8 ART4	9 ART5	10 ART6	11 BD	12 DRT	80	80	85 +5kph	85 +5kph	90 +10kph	90 +10kph		85
0000	10	0	10	0	0	0	0	0	0	0	0	0	0	2	20	2	20	1	10	75.2	-
0100	8	0	8	0	0	0	0	0	0	0	0	0	0	4	50	3	37.5	3	37.5	81.8	-
0200	5	0	5	0	0	0	0	0	0	0	0	0	0	2	40	1	20	1	20	78.7	-
0300	4	0	3	0	1	0	0	0	0	0	0	0	0	1	25	1	25	0	0	71.4	-
0400	7	0	4	0	0	0	0	0	1	2	0	0	0	3	42.9	3	42.9	2	28.6	77.6	-
0500	22	0	16	0	4	0	0	0	2	0	0	0	0	13	59.1	8	36.4	5	22.7	82.4	92.2
0600	64	0	50	1	9	1	0	0	2	1	0	0	0	35	54.7	20	31.3	13	20.3	79.4	92.2
0700	175	0	144	1	20	0	3	0	3	3	1	0	0	60	34.3	33	18.9	16	9.1	74.7	87.1
0800	**254**	**0**	**206**	**4**	**29**	**1**	**7**	**0**	**2**	**4**	**1**	**0**	**0**	**63**	**24.8**	**31**	**12.2**	**18**	**7.1**	**73.5**	**83.9**
0900	215	1	172	8	19	0	8	0	1	4	2	0	0	64	29.8	34	15.8	16	7.4	72.7	85.3
1000	137	1	104	3	19	0	6	0	2	1	1	0	0	37	27	21	15.3	10	7.3	73.6	84.6
1100	170	1	135	3	19	0	5	0	6	0	1	0	0	34	20	16	9.4	8	4.7	70.9	82.1
1200	164	1	124	3	24	0	4	0	2	5	1	0	0	49	29.9	26	15.9	13	7.9	72.2	85
1300	219	1	177	2	19	1	3	0	6	4	6	0	0	49	22.4	30	13.7	18	8.2	69.8	83.5
1400	188	0	158	2	17	0	4	0	0	4	3	0	0	41	21.8	17	9	10	5.3	70.6	82.8
1500	215	1	172	8	17	2	7	0	1	4	3	0	0	47	21.9	25	11.6	12	5.6	69.3	82.8
1600	226	0	183	6	22	1	7	0	1	5	1	0	0	45	19.9	24	10.6	8	3.5	69.8	81.7
1700	**292**	**0**	**250**	**5**	**25**	**0**	**5**	**0**	**0**	**5**	**2**	**0**	**0**	**83**	**28.4**	**43**	**14.7**	**21**	**7.2**	**73.9**	**84.6**
1800	246	0	216	5	17	1	3	0	1	3	0	0	0	79	32.1	44	17.9	14	5.7	75	85.7
1900	164	0	153	1	9	0	0	0	1	0	0	0	0	44	26.8	25	15.2	13	7.9	73.4	83.9
2000	134	0	123	1	8	0	0	0	2	0	0	0	0	37	27.6	28	20.9	17	12.7	74	87.8
2100	108	0	102	0	6	0	0	0	0	0	0	0	0	36	33.3	22	20.4	13	12	75.6	88.9
2200	66	0	60	0	5	0	0	0	1	0	0	0	0	23	34.8	17	25.8	7	10.6	74.8	87.8
2300	30	0	28	0	1	0	0	0	0	0	1	0	0	11	36.7	7	23.3	4	13.3	76.2	86.8
07-19	**2501**	**6**	**2041**	**50**	**247**	**6**	**62**	**0**	**25**	**42**	**22**	**0**	**0**	**651**	**26**	**344**	**13.8**	**164**	**6.6**	**72.2**	**84.2**
06-22	**2971**	**6**	**2469**	**53**	**279**	**7**	**62**	**0**	**30**	**43**	**22**	**0**	**0**	**803**	**27**	**439**	**14.8**	**220**	**7.4**	**72.6**	**84.6**
06-00	**3067**	**6**	**2557**	**53**	**285**	**7**	**62**	**0**	**31**	**43**	**23**	**0**	**0**	**837**	**27.3**	**463**	**15.1**	**231**	**7.5**	**72.7**	**85**
00-00	**3123**	**6**	**2603**	**53**	**290**	**7**	**62**	**0**	**34**	**45**	**23**	**0**	**0**	**862**	**27.6**	**481**	**15.4**	**243**	**7.8**	**72.8**	**85**

DRAFT

Site 58
Location R165, Telepole, Lat 53.9105, Long -6.83903
Direction Two way

3279 / Meath/Cavan/Monaghan ATC's
October 2013
Automatic Traffic Count

Wed, 16 October 2013

Time	Total	Classification												>PSL	>PSL%	>SL1	>SL1%	>SL2	>SL2%	Mean	Vpp
		1 MCL	2 SV	3 SVT	4 TB2	5 TB3	6 T4	7 ART3	8 ART4	9 ART5	10 ART6	11 BD	12 DRT	80	80	85 +5kph	85 +5kph	90 +10kph	90 +10kph		85
0000	23	0	22	0	1	0	0	0	0	0	0	0	0	12	52.2	8	34.8	5	21.7	80.5	94.3
0100	6	0	6	0	0	0	0	0	0	0	0	0	0	3	50	1	16.7	1	16.7	76	-
0200	6	0	6	0	0	0	0	0	0	0	0	0	0	4	66.7	4	66.7	3	50	82.7	-
0300	2	0	1	0	1	0	0	0	0	0	0	0	0	2	100	2	100	1	50	89	-
0400	5	0	2	0	1	0	0	0	1	1	0	0	0	3	60	3	60	3	60	86.6	-
0500	21	0	15	0	4	0	0	0	2	0	0	0	0	13	61.9	8	38.1	7	33.3	82.8	91.1
0600	62	0	52	0	7	0	0	0	2	1	0	0	0	36	58.1	19	30.6	12	19.4	81.9	90.7
0700	153	0	131	0	16	0	0	0	1	3	2	0	0	48	31.4	22	14.4	11	7.2	73.6	84.6
0800	**229**	**0**	**179**	**1**	**37**	**1**	**4**	**0**	**4**	**2**	**1**	**0**	**0**	**54**	**23.6**	**38**	**16.6**	**21**	**9.2**	**73.5**	**86**
0900	212	0	127	3	66	0	3	3	1	7	2	0	0	91	42.9	71	33.5	63	29.7	81.5	102.2
1000	80	0	60	0	11	2	2	0	3	2	0	0	0	18	22.5	15	18.8	14	17.5	75.2	94.3
1100	80	0	64	2	7	0	2	0	1	2	2	0	0	11	13.8	6	7.5	3	3.8	69	79.6
1200	77	1	61	0	8	0	3	0	2	1	1	0	0	4	5.2	4	5.2	4	5.2	65.7	73.8
1300	**81**	**2**	**67**	**2**	**1**	**0**	**2**	**0**	**3**	**3**	**1**	**0**	**0**	**1**	**1.2**	**0**	**0**	**0**	**0**	**58**	**66.6**
1400	58	10	44	0	0	2	2	0	0	0	0	0	0	0	0	0	0	0	0	47.3	53.3
1500	51	27	14	5	0	0	5	0	0	0	0	0	0	0	0	0	0	0	0	43.9	48.2
1600	47	27	13	4	0	0	3	0	0	0	0	0	0	0	0	0	0	0	0	39.4	46.1
1700	33	11	19	1	0	0	2	0	0	0	0	0	0	0	0	0	0	0	0	35.6	39.2
1800	23	4	19	0	0	0	0	0	0	0	0	0	0	0	0	0	0	0	0	33.5	36
1900	5	2	3	0	0	0	0	0	0	0	0	0	0	0	0	0	0	0	0	32.4	-
2000	6	3	3	0	0	0	0	0	0	0	0	0	0	0	0	0	0	0	0	30.5	-
2100	2	1	1	0	0	0	0	0	0	0	0	0	0	0	0	0	0	0	0	34.2	-
2200	1	0	1	0	0	0	0	0	0	0	0	0	0	0	0	0	0	0	0	33.2	-
2300	1	0	1	0	0	0	0	0	0	0	0	0	0	0	0	0	0	0	0	33.2	-
07-19	**1124**	**82**	**798**	**18**	**146**	**5**	**28**	**3**	**15**	**20**	**9**	**0**	**0**	**227**	**20.2**	**156**	**13.9**	**116**	**10.3**	**67.1**	**83.9**
06-22	**1199**	**88**	**857**	**18**	**153**	**5**	**28**	**3**	**17**	**21**	**9**	**0**	**0**	**263**	**21.9**	**175**	**14.6**	**128**	**10.7**	**67.5**	**84.2**
06-00	**1201**	**88**	**859**	**18**	**153**	**5**	**28**	**3**	**17**	**21**	**9**	**0**	**0**	**263**	**21.9**	**175**	**14.6**	**128**	**10.7**	**67.5**	**84.2**
00-00	**1264**	**88**	**911**	**18**	**160**	**5**	**28**	**3**	**20**	**22**	**9**	**0**	**0**	**300**	**23.7**	**201**	**15.9**	**148**	**11.7**	**68.2**	**86**

DRAFT

Site 58
Location R165, Telepole, Lat 53.9105, Long -6.83903
Direction Two way

3279 / Meath/Cavan/Monaghan ATC's
October 2013
Automatic Traffic Count

Virtual Day (7)

Time	Total	Classification												>PSL	>PSL%	>SL1	>SL1%	>SL2	>SL2%	Mean	Vpp
		1 MCL	2 SV	3 SVT	4 TB2	5 TB3	6 T4	7 ART3	8 ART4	9 ART5	10 ART6	11 BD	12 DRT	80	80	85 +5kph	85 +5kph	90 +10kph	90 +10kph		85
0000	21	0	20	0	1	0	0	0	0	0	0	0	0	8	37.2	6	26.9	3	13.8	77.3	89.6
0100	11	0	11	0	1	0	0	0	0	0	0	0	0	5	45.6	3	29.1	3	25.3	78.4	94.7
0200	8	0	7	0	1	0	0	0	0	0	0	0	0	4	46.4	3	37.5	2	26.8	80	-
0300	5	0	4	0	1	0	0	0	0	0	0	0	0	3	62.2	3	48.6	1	16.2	81	-
0400	8	0	5	0	1	0	0	0	1	1	0	0	0	4	48.1	3	37	2	25.9	79.4	-
0500	18	0	13	0	2	0	0	0	1	1	0	0	0	11	61.3	8	42.7	5	26.6	82.8	94.3
0600	49	0	39	0	6	0	0	0	1	1	0	0	0	28	56.6	17	33.5	11	22	81.1	92.2
0700	126	0	103	1	13	0	1	0	2	2	2	0	0	46	36.4	28	22.1	16	12.3	76.2	88.6
0800	186	0	154	4	19	1	5	0	2	1	0	0	0	61	33	36	19.2	20	10.5	75.5	86.8
0900	**191**	**1**	**146**	**5**	**27**	**1**	**4**	**1**	**2**	**2**	**2**	**0**	**0**	**69**	**36**	**41**	**21.7**	**26**	**13.9**	**75.8**	**88.9**
1000	148	1	116	5	15	1	4	0	2	3	1	0	0	41	27.8	25	16.9	15	10.3	72.8	86
1100	162	1	132	6	12	0	4	0	3	2	2	0	0	34	21	20	12.4	10	6.2	71	83.2
1200	175	1	142	3	18	0	4	0	2	3	2	0	0	41	23.5	22	12.7	13	7.4	71.6	83.9
1300	180	1	150	3	13	1	3	0	3	3	3	0	0	49	27.1	28	15.7	17	9.3	71.4	85.3
1400	185	3	151	3	14	1	4	0	2	4	3	0	0	44	24	24	13.1	13	6.9	71	83.9
1500	194	5	155	5	14	1	5	0	2	4	3	0	0	47	24.1	22	11.3	10	5.3	70.6	82.8
1600	198	5	162	6	14	0	4	0	1	2	2	0	0	46	23.2	26	13.2	14	6.9	71	83.9
1700	**225**	**2**	**196**	**5**	**15**	**0**	**3**	**0**	**2**	**2**	**1**	**0**	**0**	**59**	**26.4**	**35**	**15.4**	**17**	**7.6**	**72.2**	**85**
1800	201	1	179	4	13	0	2	0	1	1	0	0	0	54	26.9	31	15.6	15	7.5	73.3	85
1900	147	1	135	1	8	0	0	0	0	0	0	0	0	43	29	23	15.9	13	8.8	73.9	85.3
2000	109	0	101	1	5	0	0	0	0	0	0	0	0	31	28.5	19	17.2	11	10.5	74	86
2100	79	0	74	1	4	0	0	0	0	0	0	0	0	28	34.9	17	21	10	13.1	75.7	87.8
2200	58	0	54	0	3	0	0	0	0	0	0	0	0	17	29.7	13	21.6	6	10.8	74.9	87.1
2300	33	0	31	0	2	0	0	0	0	0	0	0	0	15	46.1	11	32.8	7	22.4	79.4	93.2
07-19	**2170**	**21**	**1786**	**51**	**187**	**6**	**43**	**2**	**24**	**29**	**20**	**0**	**0**	**591**	**27.2**	**339**	**15.6**	**185**	**8.5**	**72.6**	**85**
06-22	**2554**	**22**	**2135**	**54**	**211**	**6**	**43**	**3**	**27**	**32**	**21**	**0**	**0**	**720**	**28.2**	**414**	**16.2**	**231**	**9**	**73**	**85.3**
06-00	**2645**	**22**	**2221**	**55**	**216**	**6**	**43**	**3**	**27**	**32**	**21**	**0**	**0**	**753**	**28.5**	**438**	**16.5**	**244**	**9.2**	**73.1**	**85.7**
00-00	**2716**	**22**	**2281**	**55**	**222**	**6**	**43**	**3**	**29**	**34**	**21**	**0**	**0**	**787**	**29**	**462**	**17**	**260**	**9.6**	**73.3**	**86**

DRAFT

Site 58
Location R165, Telepole, Lat 53.9105, Long -6.83903
Direction Two way

3279 / Meath/Cavan/Monaghan ATC's
October 2013
Automatic Traffic Count

Virtual Week (1)

Time	Total	Classification												>PSL	>PSL%	>SL1	>SL1%	>SL2	>SL2%	Mean	Vpp
		1 MCL	2 SV	3 SVT	4 TB2	5 TB3	6 T4	7 ART3	8 ART4	9 ART5	10 ART6	11 BD	12 DRT	80	80	85 +5kph	85 +5kph	90 +10kph	90 +10kph		85
Mon	3068	11	2477	51	277	7	89	4	50	61	39	0	2	894	29.1	537	17.5	279	9.1	74	85.7
Tue	3123	6	2603	53	290	7	62	0	34	45	23	0	0	862	27.6	481	15.4	243	7.8	72.8	85
Wed	1264	88	911	18	160	5	28	3	20	22	9	0	0	300	23.7	201	15.9	148	11.7	68.2	86
Thu	3287	9	2663	80	337	14	64	4	37	35	43	1	0	936	28.5	535	16.3	293	8.9	72.6	85.7
Fri	3461	10	2925	68	276	9	55	4	40	48	25	1	0	1050	30.3	580	16.8	318	9.2	74	86
|Sat	2736	14	2422	97	151	0	4	1	21	20	6	0	0	824	30.1	513	18.8	322	11.8	74	87.1
|Sun	2074	15	1965	16	62	0	2	2	4	5	3	0	0	646	31.1	390	18.8	216	10.4	75	86.8
5 Day Ave.	**2841**	**25**	**2316**	**54**	**268**	**8**	**60**	**3**	**36**	**42**	**28**	**0**	**0**	**808**	**28.4**	**467**	**16.4**	**256**	**9.0**	**72.3**	**85.7**
7 Day Ave.	**2716**	**22**	**2281**	**55**	**222**	**6**	**43**	**3**	**29**	**34**	**21**	**0**	**0**	**787**	**29.0**	**462**	**17.0**	**260**	**9.6**	**73.3**	**86.0**
--	**19013**	**153**	**15966**	**383**	**1553**	**42**	**304**	**18**	**206**	**236**	**148**	**2**	**2**	**5512**	**29.0**	**3237**	**17.0**	**1819**	**9.6**	**73.3**	**86.0**

Summary Graphs

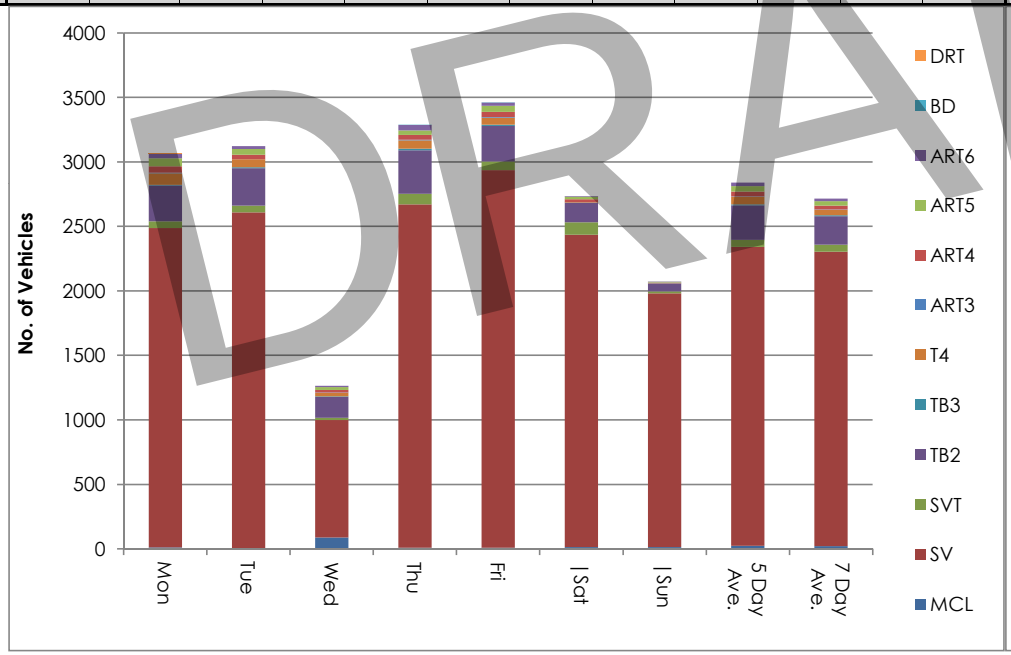

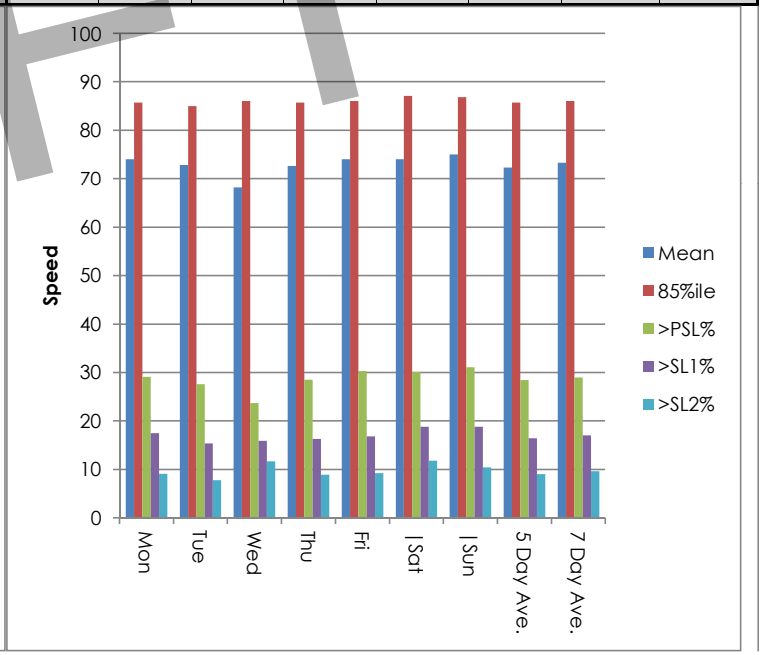

DRAFT

Site 58
Location R165, Telepole, Lat 53.9105, Long -6.83903
Direction Two way

3279 / Meath/Cavan/Monaghan ATC's
October 2013
Automatic Traffic Count

Thu, 10 October 2013

Time	Total	Speed Bins (km/h)																												
		0 - 5	5 - 10	10 - 15	15 - 20	20 - 25	25 - 30	30 - 35	35 - 40	40 - 45	45 - 50	50 - 55	55 - 60	60 - 65	65 - 70	70 - 75	75 - 80	80 - 85	85 - 90	90 - 95	95 - 100	100 - 105	105 - 110	110 - 115	115 - 120	120 - 125	125 - 130	130 - 135	135 - 140
0000	19	0	0	0	0	0	0	0	0	0	0	1	2	0	2	0	4	5	2	1	0	0	1	1	0	0	0	0	0	0
0100	7	0	0	0	0	0	0	0	0	0	0	0	0	0	0	1	3	1	0	0	1	1	0	0	0	0	0	0	0	0
0200	4	0	0	0	0	0	0	0	0	0	0	0	0	0	1	0	0	0	1	2	0	0	0	0	0	0	0	0	0	0
0300	5	0	0	0	0	0	0	0	0	0	0	0	0	0	2	0	1	1	1	0	0	0	0	0	0	0	0	0	0	0
0400	8	0	0	0	0	0	0	0	0	0	0	1	0	1	0	2	1	0	0	2	0	1	0	0	0	0	0	0	0	0
0500	27	0	0	0	0	0	0	0	0	0	0	0	1	0	3	3	5	2	5	3	2	2	0	1	0	0	0	0	0	0
0600	56	0	0	0	0	0	0	0	0	1	1	0	0	1	6	9	2	16	8	3	3	1	3	2	0	0	0	0	0	0
0700	170	0	0	0	0	0	0	0	0	2	1	4	7	16	17	24	35	18	20	8	10	3	5	0	0	0	0	0	0	0
0800	230	0	0	0	0	0	0	0	8	5	4	3	11	21	34	26	38	39	16	17	3	2	2	1	0	0	0	0	0	0
0900	**253**	**0**	**0**	**0**	**0**	**0**	**3**	**4**	**0**	**8**	**3**	**10**	**12**	**24**	**33**	**37**	**43**	**39**	**16**	**14**	**3**	**2**	**2**	**0**	**0**	**0**	**0**	**0**	**0**	**0**
1000	194	0	0	0	0	2	0	3	15	8	4	6	19	16	20	27	26	19	13	8	7	1	0	0	0	0	0	0	0	0
1100	203	0	0	0	0	1	1	3	2	1	6	11	19	28	22	37	33	22	12	0	5	0	0	0	0	0	0	0	0	0
1200	191	0	0	0	1	0	1	2	2	0	5	9	14	29	33	39	20	17	8	4	4	0	1	1	1	0	0	0	0	0
1300	202	0	0	0	0	0	0	0	3	2	2	10	21	20	20	30	35	25	17	9	4	3	0	1	0	0	0	0	0	0
1400	228	0	0	0	0	0	0	0	1	0	7	12	24	33	39	37	26	20	16	5	7	0	1	0	0	0	0	0	0	0
1500	236	0	0	0	0	0	1	4	3	1	4	20	19	24	30	39	40	28	12	5	5	0	0	1	0	0	0	0	0	0
1600	219	0	0	0	0	0	2	0	1	2	5	12	11	30	36	38	28	25	11	8	6	4	0	0	0	0	0	0	0	0
1700	**282**	**0**	**0**	**0**	**0**	**0**	**4**	**7**	**0**	**1**	**6**	**8**	**26**	**23**	**34**	**48**	**44**	**35**	**26**	**8**	**6**	**4**	**0**	**2**	**0**	**0**	**0**	**0**	**0**	**0**
1800	250	0	0	0	0	0	0	1	0	7	7	5	10	26	28	55	53	21	15	10	6	2	3	1	0	0	0	0	0	0
1900	189	0	0	0	0	0	0	2	1	0	1	9	12	25	18	42	32	18	12	7	2	3	2	1	2	0	0	0	0	0
2000	133	0	0	0	0	0	0	0	0	0	5	4	4	12	16	33	18	20	9	3	1	2	3	1	1	0	0	1	0	0
2100	79	0	0	0	0	0	0	0	0	1	0	3	3	2	9	12	12	16	7	8	3	1	1	1	0	0	0	0	0	0
2200	56	0	0	0	0	0	0	0	0	0	2	1	3	1	8	13	7	7	9	3	1	1	0	0	0	0	0	0	0	0
2300	46	0	0	0	0	0	0	0	1	0	0	1	2	6	3	6	4	7	6	6	2	1	0	1	0	0	0	0	0	0
07-19	**2658**	**0**	**0**	**0**	**1**	**3**	**12**	**24**	**35**	**37**	**54**	**110**	**193**	**290**	**346**	**437**	**421**	**308**	**182**	**96**	**66**	**21**	**14**	**7**	**1**	**0**	**0**	**0**	**0**	**0**
06-22	**3115**	**0**	**0**	**0**	**1**	**3**	**12**	**26**	**36**	**39**	**61**	**126**	**212**	**330**	**395**	**533**	**485**	**378**	**218**	**117**	**75**	**28**	**23**	**12**	**4**	**0**	**0**	**1**	**0**	**0**
06-00	**3217**	**0**	**0**	**0**	**1**	**3**	**12**	**26**	**37**	**39**	**63**	**128**	**217**	**337**	**406**	**552**	**496**	**392**	**233**	**126**	**78**	**30**	**23**	**13**	**4**	**0**	**0**	**1**	**0**	**0**
00-00	**3287**	**0**	**0**	**0**	**1**	**3**	**12**	**26**	**37**	**39**	**63**	**130**	**220**	**338**	**414**	**558**	**510**	**401**	**242**	**134**	**81**	**34**	**24**	**15**	**4**	**0**	**0**	**1**	**0**	**0**

DRAFT

Site 58
Location R165, Telepole, Lat 53.9105, Long -6.83903
Direction Two way

3279 / Meath/Cavan/Monaghan ATC's
October 2013
Automatic Traffic Count

Fri, 11 October 2013

Time	Total	Speed Bins (km/h)																												
		0 - 5	5 - 10	10 - 15	15 - 20	20 - 25	25 - 30	30 - 35	35 - 40	40 - 45	45 - 50	50 - 55	55 - 60	60 - 65	65 - 70	70 - 75	75 - 80	80 - 85	85 - 90	90 - 95	95 - 100	100 - 105	105 - 110	110 - 115	115 - 120	120 - 125	125 - 130	130 - 135	135 - 140
0000	24	0	0	0	0	0	0	0	0	0	0	0	0	1	5	3	6	2	2	3	1	1	0	0	0	0	0	0	0	0
0100	8	0	0	0	0	0	0	0	0	0	0	0	0	0	0	2	1	1	1	0	3	0	0	0	0	0	0	0	0	0
0200	3	0	0	0	0	0	0	0	0	0	0	0	0	0	1	0	0	0	1	0	0	1	0	0	0	0	0	0	0	0
0300	4	0	0	0	0	0	0	0	0	0	0	0	0	1	0	0	0	1	1	0	0	1	0	0	0	0	0	0	0	0
0400	8	0	0	0	0	0	0	0	0	0	0	0	0	1	2	1	1	1	2	0	0	0	0	0	0	0	0	0	0	0
0500	22	0	0	0	0	0	0	0	0	0	0	0	0	2	2	0	3	4	3	3	0	5	0	0	0	0	0	0	0	0
0600	69	0	0	0	0	0	0	0	0	0	0	0	2	5	6	15	10	15	4	5	3	2	0	2	0	0	0	0	0	0
0700	155	0	0	0	0	0	0	0	0	2	2	1	11	10	16	19	27	27	20	8	7	2	3	0	0	0	0	0	0	0
0800	**230**	**0**	**0**	**0**	**0**	**0**	**0**	**0**	**0**	**0**	**3**	**2**	**10**	**22**	**20**	**34**	**52**	**43**	**28**	**10**	**2**	**2**	**1**	**1**	**0**	**0**	**0**	**0**	**0**	**0**
0900	220	0	0	0	0	0	0	0	0	0	0	5	11	15	22	29	38	41	27	13	9	7	3	0	0	0	0	0	0	0
1000	171	0	0	0	0	0	0	0	1	1	2	3	13	21	23	23	31	23	10	8	3	4	1	3	1	0	0	0	0	0
1100	162	0	0	0	0	1	0	0	0	0	4	9	14	13	28	31	26	14	12	5	3	1	1	0	0	0	0	0	0	0
1200	214	0	0	0	1	1	3	3	2	0	7	11	19	20	31	38	31	22	15	5	4	0	0	1	0	0	0	0	0	0
1300	190	0	0	0	0	1	2	2	0	0	1	4	12	20	35	29	24	27	8	12	8	5	0	0	0	0	0	0	0	0
1400	244	0	0	0	0	0	1	0	6	2	3	10	14	27	43	46	35	31	12	5	2	5	1	1	0	0	0	0	0	0
1500	244	0	0	0	1	0	0	0	0	5	5	9	16	22	27	52	44	34	16	8	1	2	1	0	1	0	0	0	0	0
1600	254	0	0	0	0	0	0	1	2	0	0	23	21	26	39	35	41	26	21	11	6	0	0	0	0	0	2	0	0	0
1700	279	0	0	0	0	0	0	0	1	4	2	8	18	35	44	37	44	42	20	14	4	6	0	0	0	0	0	0	0	0
1800	**288**	**0**	**0**	**0**	**0**	**0**	**0**	**3**	**0**	**0**	**3**	**6**	**10**	**29**	**49**	**61**	**56**	**31**	**17**	**14**	**4**	**4**	**0**	**1**	**0**	**0**	**0**	**0**	**0**	**0**
1900	236	0	0	0	0	0	4	4	0	3	2	4	11	23	44	34	38	34	13	10	6	3	0	2	0	0	0	1	0	0
2000	122	0	0	0	0	0	3	2	1	0	3	1	6	7	16	22	24	16	8	4	4	2	0	1	1	1	0	0	0	0
2100	137	0	0	0	0	0	0	0	0	0	0	2	9	18	30	30	16	17	9	5	0	1	0	0	0	0	0	0	0	0
2200	119	0	0	0	0	0	0	0	0	0	1	4	9	16	20	24	15	10	8	7	1	1	1	0	2	0	0	0	0	0
2300	58	0	0	0	0	0	0	0	1	0	0	2	1	8	6	9	10	8	4	2	3	1	0	1	0	1	1	0	0	0
07-19	**2651**	**0**	**0**	**0**	**2**	**3**	**6**	**9**	**12**	**14**	**32**	**91**	**169**	**260**	**377**	**434**	**449**	**361**	**206**	**113**	**53**	**38**	**11**	**7**	**2**	**2**	**0**	**0**	**0**	**0**
06-22	**3215**	**0**	**0**	**0**	**2**	**3**	**13**	**15**	**13**	**17**	**37**	**98**	**197**	**313**	**473**	**535**	**537**	**443**	**240**	**137**	**66**	**46**	**11**	**12**	**3**	**3**	**0**	**1**	**0**	**0**
06-00	**3392**	**0**	**0**	**0**	**2**	**3**	**13**	**15**	**14**	**17**	**38**	**104**	**207**	**337**	**499**	**568**	**562**	**461**	**252**	**146**	**70**	**48**	**12**	**13**	**5**	**4**	**1**	**1**	**0**	**0**
00-00	**3461**	**0**	**0**	**0**	**2**	**3**	**13**	**15**	**14**	**17**	**38**	**104**	**207**	**342**	**509**	**574**	**573**	**470**	**262**	**152**	**74**	**56**	**12**	**13**	**5**	**4**	**1**	**1**	**0**	**0**

DRAFT

Site 58
Location R165, Telepole, Lat 53.9105, Long -6.83903
Direction Two way

3279 / Meath/Cavan/Monaghan ATC's
October 2013
Automatic Traffic Count

Sat, 12 October 2013

Time	Total	Speed Bins (km/h)																												
		0 - 5	5 - 10	10 - 15	15 - 20	20 - 25	25 - 30	30 - 35	35 - 40	40 - 45	45 - 50	50 - 55	55 - 60	60 - 65	65 - 70	70 - 75	75 - 80	80 - 85	85 - 90	90 - 95	95 - 100	100 - 105	105 - 110	110 - 115	115 - 120	120 - 125	125 - 130	130 - 135	135 - 140
0000	17	0	0	0	0	0	0	0	0	0	0	2	3	0	1	1	5	2	1	1	1	0	0	0	0	0	0	0	0	0
0100	17	0	0	0	0	0	0	0	0	0	0	0	1	1	3	5	1	0	1	2	1	1	1	0	0	0	0	0	0	0
0200	10	0	0	0	0	0	0	0	0	0	0	0	1	0	1	2	2	1	1	1	1	0	0	0	0	0	0	0	0	0
0300	7	0	0	0	0	0	0	0	0	0	0	0	0	0	0	1	0	0	3	1	2	0	0	0	0	0	0	0	0	0
0400	5	0	0	0	0	0	0	0	0	0	0	0	0	0	1	0	0	1	2	1	0	0	0	0	0	0	0	0	0	0
0500	9	0	0	0	0	0	0	0	0	0	0	0	1	1	0	1	1	2	3	0	0	0	0	0	0	0	0	0	0	0
0600	27	0	0	0	0	0	0	0	0	0	0	0	0	0	2	4	4	6	2	6	2	0	1	0	0	0	0	0	0	0
0700	37	0	0	0	0	0	0	0	0	1	0	0	2	1	4	2	8	5	3	4	6	1	0	0	0	0	0	0	0	0
0800	85	0	0	0	0	0	1	0	0	0	1	0	0	6	14	13	9	17	9	8	2	4	0	0	0	1	0	0	0	0
0900	137	0	0	0	0	0	0	1	1	0	4	12	8	9	19	12	24	23	8	4	6	2	3	1	0	0	0	0	0	0
1000	175	0	0	1	0	0	0	1	2	2	10	7	9	23	14	19	34	22	10	12	3	1	3	0	0	1	0	1	0	0
1100	**200**	**0**	**0**	**0**	**0**	**0**	**0**	**1**	**6**	**3**	**4**	**3**	**13**	**22**	**38**	**37**	**27**	**14**	**14**	**5**	**7**	**4**	**0**	**2**	**0**	**0**	**0**	**0**	**0**	**0**
1200	**250**	**0**	**0**	**0**	**0**	**0**	**3**	**1**	**1**	**2**	**2**	**5**	**14**	**29**	**40**	**48**	**49**	**20**	**12**	**13**	**4**	**2**	**3**	**1**	**0**	**1**	**0**	**0**	**0**	**0**
1300	219	0	0	0	0	1	4	0	0	1	10	6	13	22	28	31	36	25	15	18	5	1	2	0	1	0	0	0	0	0
1400	223	0	0	0	0	0	0	0	1	0	3	7	9	29	27	35	47	24	14	8	12	4	1	1	0	0	0	1	0	0
1500	218	0	0	0	0	0	0	0	1	3	7	7	11	20	27	39	32	37	18	10	1	1	2	2	0	0	0	0	0	0
1600	211	0	0	0	0	0	0	4	1	3	5	11	17	13	28	41	46	16	13	7	3	2	0	0	1	0	0	0	0	0
1700	235	0	0	0	0	4	0	2	2	2	3	6	14	28	46	47	33	16	14	11	4	1	1	0	0	0	1	0	0	0
1800	189	0	0	0	0	0	0	1	2	1	3	6	7	15	36	29	25	22	15	14	10	2	0	1	0	0	0	0	0	0
1900	145	0	0	0	0	0	0	0	1	1	1	1	7	9	19	30	26	24	9	8	4	4	0	0	1	0	0	0	0	0
2000	127	0	0	0	0	0	0	2	1	2	1	5	2	13	21	19	23	16	5	8	5	1	1	0	1	0	0	1	0	0
2100	85	0	0	0	0	0	0	0	0	0	0	1	4	8	15	9	17	10	8	5	4	2	1	0	0	1	0	0	0	0
2200	69	0	0	0	0	0	0	0	0	0	0	0	2	8	8	15	15	4	8	2	4	3	0	0	0	0	0	0	0	0
2300	39	0	0	0	0	0	0	0	0	0	0	0	3	2	4	7	5	4	3	5	2	2	0	2	0	0	0	0	0	0
07-19	**2179**	**0**	**0**	**1**	**0**	**5**	**8**	**11**	**17**	**18**	**52**	**70**	**117**	**217**	**321**	**353**	**370**	**241**	**145**	**114**	**63**	**25**	**15**	**8**	**2**	**3**	**1**	**2**	**0**
06-22	**2563**	**0**	**0**	**1**	**0**	**5**	**8**	**13**	**19**	**21**	**54**	**77**	**130**	**247**	**378**	**415**	**440**	**297**	**169**	**141**	**78**	**32**	**18**	**8**	**4**	**4**	**1**	**3**	**0**
06-00	**2671**	**0**	**0**	**1**	**0**	**5**	**8**	**13**	**19**	**21**	**54**	**77**	**135**	**257**	**390**	**437**	**460**	**305**	**180**	**148**	**84**	**37**	**18**	**10**	**4**	**4**	**1**	**3**	**0**
00-00	**2736**	**0**	**0**	**1**	**0**	**5**	**8**	**13**	**19**	**21**	**54**	**79**	**141**	**259**	**396**	**447**	**469**	**311**	**191**	**154**	**89**	**38**	**19**	**10**	**4**	**4**	**1**	**3**	**0**

DRAFT

Site 58
Location R165, Telepole, Lat 53.9105, Long -6.83903
Direction Two way

3279 / Meath/Cavan/Monaghan ATC's
October 2013
Automatic Traffic Count

Sun, 13 October 2013

Time	Total	Speed Bins (km/h)																												
		0 - 5	5 - 10	10 - 15	15 - 20	20 - 25	25 - 30	30 - 35	35 - 40	40 - 45	45 - 50	50 - 55	55 - 60	60 - 65	65 - 70	70 - 75	75 - 80	80 - 85	85 - 90	90 - 95	95 - 100	100 - 105	105 - 110	110 - 115	115 - 120	120 - 125	125 - 130	130 - 135	135 - 140
0000	38	0	0	0	0	0	0	0	0	0	0	1	0	7	4	7	6	1	9	1	2	0	0	0	0	0	0	0	0	0
0100	26	0	0	0	0	0	0	2	0	0	1	1	0	3	2	3	3	5	1	4	1	0	0	0	0	0	0	0	0	0
0200	22	0	0	0	0	0	0	0	0	0	0	1	0	0	3	4	5	3	2	0	3	0	0	1	0	0	0	0	0	0
0300	10	0	0	0	0	0	0	0	0	0	0	0	0	1	2	1	2	2	1	1	0	0	0	0	0	0	0	0	0	0
0400	14	0	0	0	0	0	0	0	0	0	0	0	0	3	0	1	3	2	1	1	3	0	0	0	0	0	0	0	0	0
0500	7	0	0	0	0	0	0	0	0	0	0	0	0	1	0	1	0	2	2	1	0	0	0	0	0	0	0	0	0	0
0600	11	0	0	0	0	0	0	0	0	0	0	0	0	0	1	5	0	2	2	0	0	0	1	0	0	0	0	0	0	0
0700	21	0	0	0	0	0	0	0	0	0	0	0	0	2	1	4	4	2	5	1	2	0	0	0	0	0	0	0	0	0
0800	42	0	0	0	0	0	0	0	0	0	0	0	3	1	2	7	11	4	3	6	3	1	0	0	0	1	0	0	0	0
0900	68	0	0	0	0	0	0	1	0	0	0	1	1	3	7	14	13	9	4	8	3	2	0	1	1	0	0	0	0	0
1000	107	0	0	0	0	0	1	0	1	0	0	2	7	9	8	18	26	13	7	3	7	1	3	1	0	0	0	0	0	0
1100	**157**	**0**	**0**	**0**	**1**	**1**	**0**	**2**	**2**	**3**	**3**	**7**	**12**	**19**	**20**	**30**	**21**	**16**	**11**	**3**	**2**	**1**	**0**	**1**	**1**	**1**	**0**	**0**	**0**	**0**
1200	179	0	0	0	1	0	0	0	0	0	0	4	8	11	24	46	25	32	11	4	3	5	1	1	1	1	0	1	0	0
1300	171	0	0	0	1	0	0	0	0	0	2	3	13	25	19	33	21	24	17	5	2	3	2	0	0	1	0	0	0	0
1400	150	0	0	0	0	0	0	1	0	1	1	1	7	13	22	30	21	20	19	10	2	0	2	0	0	0	0	0	0	0
1500	155	0	0	0	0	3	0	1	1	0	1	3	4	22	28	19	26	23	12	8	2	0	1	1	0	0	0	0	0	0
1600	**186**	**0**	**0**	**0**	**0**	**1**	**0**	**0**	**0**	**0**	**3**	**3**	**15**	**16**	**28**	**28**	**33**	**25**	**13**	**13**	**2**	**0**	**1**	**2**	**0**	**2**	**0**	**1**	**0**	**0**
1700	175	0	0	0	0	0	0	0	0	0	1	4	12	20	29	39	31	15	11	5	2	3	0	0	2	0	1	0	0	0
1800	161	0	0	0	0	0	0	0	0	0	2	5	12	18	34	30	26	18	8	2	3	2	1	0	0	0	0	0	0	0
1900	122	0	0	0	0	0	0	0	0	0	0	4	5	6	22	34	18	16	9	5	1	1	0	0	0	0	0	0	0	1
2000	116	0	0	0	0	0	0	0	1	3	0	3	3	12	15	30	21	11	10	2	2	1	1	1	0	0	0	0	0	0
2100	67	0	0	0	0	0	0	0	1	0	0	1	1	3	11	13	9	5	7	5	6	2	1	1	0	0	1	0	0	0
2200	37	0	0	0	0	0	0	0	0	0	1	0	1	4	4	7	9	1	3	1	3	0	2	1	0	0	0	0	0	0
2300	32	0	0	0	0	0	0	0	0	0	0	0	0	2	5	3	3	5	6	2	2	1	1	0	1	0	0	0	1	0
07-19	**1572**	**0**	**0**	**0**	**3**	**5**	**1**	**5**	**4**	**4**	**13**	**33**	**94**	**159**	**222**	**298**	**258**	**201**	**121**	**68**	**33**	**18**	**11**	**7**	**5**	**6**	**1**	**2**	**0**	**0**
06-22	**1888**	**0**	**0**	**0**	**3**	**5**	**1**	**5**	**6**	**7**	**13**	**41**	**103**	**180**	**271**	**380**	**306**	**235**	**149**	**80**	**42**	**22**	**14**	**9**	**5**	**6**	**2**	**2**	**1**	**1**
06-00	**1957**	**0**	**0**	**0**	**3**	**5**	**1**	**5**	**6**	**7**	**14**	**41**	**104**	**186**	**280**	**390**	**318**	**241**	**158**	**83**	**47**	**23**	**17**	**10**	**6**	**6**	**2**	**2**	**2**	**2**
00-00	**2074**	**0**	**0**	**0**	**3**	**5**	**1**	**7**	**6**	**7**	**15**	**44**	**104**	**201**	**291**	**407**	**337**	**256**	**174**	**91**	**56**	**23**	**17**	**11**	**6**	**6**	**2**	**2**	**2**	**2**

DRAFT

Site 58
Location R165, Telepole, Lat 53.9105, Long -6.83903
Direction Two way

3279 / Meath/Cavan/Monaghan ATC's
October 2013
Automatic Traffic Count

Mon, 14 October 2013

Time	Total	Speed Bins (km/h)																											
		0 - 5	5 - 10	10 - 15	15 - 20	20 - 25	25 - 30	30 - 35	35 - 40	40 - 45	45 - 50	50 - 55	55 - 60	60 - 65	65 - 70	70 - 75	75 - 80	80 - 85	85 - 90	90 - 95	95 - 100	100 - 105	105 - 110	110 - 115	115 - 120	120 - 125	125 - 130	130 - 135	135 - 140
0000	14	0	0	0	0	0	0	0	0	0	0	0	2	1	1	3	4	1	1	0	0	0	1	0	0	0	0	0	0
0100	7	0	0	0	0	0	0	0	0	0	0	0	0	0	0	2	1	3	0	0	1	0	0	0	0	0	0	0	0
0200	6	0	0	0	0	0	0	0	0	0	0	0	2	1	0	0	1	0	0	0	1	1	0	0	0	0	0	0	0
0300	5	0	0	0	0	0	0	0	0	0	0	0	0	0	0	0	0	1	4	0	0	0	0	0	0	0	0	0	0
0400	7	0	0	0	0	0	0	0	0	0	0	0	0	0	1	2	1	2	0	1	0	0	0	0	0	0	0	0	0
0500	16	0	0	0	0	0	0	0	0	0	0	0	0	1	1	4	0	3	3	1	2	0	0	1	0	0	0	0	0
0600	57	0	0	0	0	0	0	0	0	0	0	0	4	1	6	6	4	9	10	9	5	1	2	0	0	0	0	0	0
0700	173	0	0	0	0	0	0	0	0	2	1	3	6	12	23	33	39	22	10	7	8	4	2	0	1	0	0	0	0
0800	**231**	**0**	**0**	**0**	**0**	**0**	**0**	**0**	**0**	**0**	**1**	**1**	**7**	**17**	**32**	**35**	**52**	**28**	**27**	**10**	**9**	**7**	**3**	**1**	**1**	**0**	**0**	**0**	**0**
0900	229	0	0	0	0	0	0	1	0	1	3	2	12	18	35	44	39	28	24	16	4	1	1	0	0	0	0	0	0
1000	171	0	0	0	0	0	0	0	3	1	1	8	8	18	35	26	27	17	16	5	4	2	0	0	0	0	0	0	0
1100	162	0	0	0	0	1	0	0	1	1	3	4	11	17	35	30	23	8	11	8	3	1	3	0	1	0	1	0	0
1200	153	0	0	0	0	1	0	2	1	2	2	9	8	18	24	28	22	18	6	4	5	1	1	1	0	0	0	0	0
1300	176	0	0	0	0	0	4	1	3	0	6	8	12	15	21	37	18	23	11	10	1	2	4	0	0	0	0	0	0
1400	204	0	0	0	0	0	0	0	1	0	4	22	19	25	32	26	29	22	13	9	1	1	0	0	0	0	0	0	0
1500	237	0	0	0	0	0	1	0	0	5	3	3	12	33	44	51	37	30	10	6	0	2	0	0	0	0	0	0	0
1600	240	0	0	0	0	0	1	0	0	5	4	3	6	36	33	60	37	26	13	5	6	2	1	0	2	0	0	0	0
1700	**277**	**0**	**0**	**1**	**2**	**4**	**0**	**0**	**0**	**1**	**2**	**11**	**10**	**33**	**37**	**46**	**52**	**24**	**31**	**12**	**9**	**0**	**0**	**0**	**0**	**0**	**2**	**0**	**0**
1800	249	0	0	0	0	0	0	2	0	0	1	6	18	27	27	50	46	31	30	4	4	2	0	1	0	0	0	0	0
1900	167	0	0	0	0	0	0	1	0	1	4	8	3	11	25	31	28	24	18	5	5	1	1	1	0	0	0	0	0
2000	124	0	0	0	0	0	0	0	0	0	1	4	9	10	17	30	17	14	8	5	5	1	2	0	0	0	1	0	0
2100	78	0	0	0	0	0	0	1	0	0	1	1	3	12	13	10	7	15	4	6	2	1	2	0	0	0	0	0	0
2200	59	0	0	0	0	0	0	0	0	0	1	0	4	8	11	6	14	5	6	0	2	1	0	1	0	0	0	0	0
2300	26	0	0	0	0	0	0	0	0	0	1	0	2	1	2	0	5	3	2	4	0	4	0	0	1	1	0	0	0
07-19	**2502**	**0**	**0**	**1**	**2**	**6**	**6**	**6**	**9**	**18**	**31**	**80**	**129**	**269**	**378**	**466**	**421**	**277**	**202**	**96**	**54**	**25**	**15**	**3**	**5**	**0**	**3**	**0**	**0**
06-22	**2928**	**0**	**0**	**1**	**2**	**6**	**6**	**8**	**9**	**19**	**37**	**93**	**148**	**303**	**439**	**543**	**477**	**339**	**242**	**121**	**71**	**29**	**22**	**4**	**5**	**0**	**4**	**0**	**0**
06-00	**3013**	**0**	**0**	**1**	**2**	**6**	**6**	**8**	**9**	**19**	**39**	**93**	**154**	**312**	**452**	**549**	**496**	**347**	**250**	**125**	**73**	**34**	**22**	**5**	**6**	**1**	**4**	**0**	**0**
00-00	**3068**	**0**	**0**	**1**	**2**	**6**	**6**	**8**	**9**	**19**	**39**	**93**	**158**	**315**	**455**	**560**	**503**	**357**	**258**	**127**	**77**	**35**	**23**	**6**	**6**	**1**	**4**	**0**	**0**

DRAFT

Site 58
Location R165, Telepole, Lat 53.9105, Long -6.83903
Direction Two way

3279 / Meath/Cavan/Monaghan ATC's
October 2013
Automatic Traffic Count

Tue, 15 October 2013

Time	Total	Speed Bins (km/h)																											
		0 - 5	5 - 10	10 - 15	15 - 20	20 - 25	25 - 30	30 - 35	35 - 40	40 - 45	45 - 50	50 - 55	55 - 60	60 - 65	65 - 70	70 - 75	75 - 80	80 - 85	85 - 90	90 - 95	95 - 100	100 - 105	105 - 110	110 - 115	115 - 120	120 - 125	125 - 130	130 - 135	135 - 140
0000	10	0	0	0	0	0	0	0	0	0	0	0	1	0	1	6	0	0	1	0	1	0	0	0	0	0	0	0	0
0100	8	0	0	0	0	0	0	0	0	0	0	0	1	1	0	1	1	1	0	1	1	0	0	1	0	0	0	0	0
0200	5	0	0	0	0	0	0	0	0	0	0	0	0	0	1	1	1	1	0	1	0	0	0	0	0	0	0	0	0
0300	4	0	0	0	0	0	0	0	0	0	0	0	0	1	2	0	0	0	1	0	0	0	0	0	0	0	0	0	0
0400	7	0	0	0	0	0	0	0	0	0	1	0	0	0	0	1	2	0	1	1	1	0	0	0	0	0	0	0	0
0500	22	0	0	0	0	0	0	0	0	0	0	0	0	0	2	4	3	5	3	4	0	0	1	0	0	0	0	0	0
0600	64	0	0	0	0	0	0	0	0	1	2	1	1	4	4	7	9	15	7	4	6	2	1	0	0	0	0	0	0
0700	175	0	0	0	0	0	0	0	0	0	1	5	16	17	27	31	18	27	17	8	4	3	0	0	0	0	0	1	0
0800	**254**	**0**	**0**	**0**	**0**	**0**	**0**	**1**	**5**	**2**	**0**	**7**	**9**	**19**	**45**	**57**	**46**	**32**	**13**	**8**	**7**	**2**	**1**	**0**	**0**	**0**	**0**	**0**	**0**
0900	215	0	0	0	0	0	1	0	2	7	2	6	10	20	32	44	27	30	18	10	2	3	1	0	0	0	0	0	0
1000	137	0	0	0	1	0	0	0	0	1	0	0	12	14	22	28	22	16	11	3	4	2	0	1	0	0	0	0	0
1100	170	0	0	0	0	2	0	2	2	0	1	6	14	20	26	27	36	18	8	4	2	2	0	0	0	0	0	0	0
1200	164	0	0	0	0	1	4	0	1	2	3	4	12	16	23	25	24	23	13	6	1	4	1	1	0	0	0	0	0
1300	219	0	0	0	0	1	1	5	3	11	7	6	14	16	29	46	31	19	12	11	4	2	1	0	0	0	0	0	0
1400	188	0	0	0	0	1	0	0	0	6	2	5	17	27	37	37	15	24	7	5	1	1	1	1	0	0	0	1	0
1500	215	0	0	0	0	0	3	4	3	4	4	8	27	21	26	37	31	22	13	9	1	1	1	0	0	0	0	0	0
1600	226	0	0	0	0	0	0	0	0	13	4	13	16	22	39	44	30	21	16	4	2	0	1	1	0	0	0	0	0
1700	**292**	**0**	**0**	**0**	**0**	**0**	**1**	**4**	**0**	**0**	**0**	**3**	**19**	**27**	**51**	**61**	**43**	**40**	**22**	**9**	**4**	**5**	**2**	**1**	**0**	**0**	**0**	**0**	**0**
1800	246	0	0	0	0	0	1	0	0	1	0	6	10	24	40	50	35	35	30	4	4	2	3	1	0	0	0	0	0
1900	164	0	0	0	0	0	1	0	0	0	3	4	10	11	37	25	29	19	12	10	2	1	0	0	0	0	0	0	0
2000	134	0	0	0	0	0	0	0	1	2	3	4	11	15	17	19	25	9	11	8	4	2	1	0	0	2	0	0	0
2100	108	0	0	0	0	0	0	0	0	0	1	4	7	6	24	19	11	14	9	3	2	3	3	0	2	0	0	0	0
2200	66	0	0	0	0	0	0	0	0	0	1	0	8	7	12	6	9	6	10	3	3	1	0	0	0	0	0	0	0
2300	30	0	0	0	0	0	0	0	0	0	0	0	3	3	3	5	5	4	3	2	2	0	0	0	0	0	0	0	0
07-19	**2501**	**0**	**0**	**0**	**1**	**5**	**11**	**16**	**16**	**47**	**24**	**69**	**176**	**243**	**397**	**487**	**358**	**307**	**180**	**81**	**36**	**27**	**12**	**6**	**0**	**0**	**0**	**2**	**0**
06-22	**2971**	**0**	**0**	**0**	**1**	**5**	**12**	**16**	**17**	**50**	**33**	**82**	**205**	**279**	**479**	**557**	**432**	**364**	**219**	**106**	**50**	**35**	**17**	**6**	**2**	**2**	**0**	**2**	**0**
06-00	**3067**	**0**	**0**	**0**	**1**	**5**	**12**	**16**	**17**	**50**	**34**	**82**	**216**	**289**	**494**	**568**	**446**	**374**	**232**	**111**	**55**	**36**	**17**	**6**	**2**	**2**	**0**	**2**	**0**
00-00	**3123**	**0**	**0**	**0**	**1**	**5**	**12**	**16**	**17**	**50**	**35**	**82**	**218**	**291**	**500**	**581**	**453**	**381**	**238**	**118**	**58**	**36**	**18**	**7**	**2**	**2**	**0**	**2**	**0**

DRAFT

Site 58
Location R165, Telepole, Lat 53.9105, Long -6.83903
Direction Two way

3279 / Meath/Cavan/Monaghan ATC's
October 2013
Automatic Traffic Count

Wed, 16 October 2013

Time	Total	Speed Bins (km/h)																												
		0 - 5	5 - 10	10 - 15	15 - 20	20 - 25	25 - 30	30 - 35	35 - 40	40 - 45	45 - 50	50 - 55	55 - 60	60 - 65	65 - 70	70 - 75	75 - 80	80 - 85	85 - 90	90 - 95	95 - 100	100 - 105	105 - 110	110 - 115	115 - 120	120 - 125	125 - 130	130 - 135	135 - 140
0000	23	0	0	0	0	0	0	0	0	0	0	0	1	0	5	3	2	4	3	2	1	1	1	0	0	0	0	0	0	0
0100	6	0	0	0	0	0	0	0	0	0	0	0	0	1	2	0	0	2	0	1	0	0	0	0	0	0	0	0	0	0
0200	6	0	0	0	0	0	0	0	0	0	0	0	1	0	0	1	0	0	1	3	0	0	0	0	0	0	0	0	0	0
0300	2	0	0	0	0	0	0	0	0	0	0	0	0	0	0	0	0	0	1	1	0	0	0	0	0	0	0	0	0	0
0400	5	0	0	0	0	0	0	0	0	0	0	0	0	0	0	1	1	0	0	2	1	0	0	0	0	0	0	0	0	0
0500	21	0	0	0	0	0	0	0	0	0	0	1	0	0	1	3	3	5	1	5	0	2	0	0	0	0	0	0	0	0
0600	62	0	0	0	0	0	0	0	0	0	0	1	2	1	3	7	12	17	7	5	1	2	3	1	0	0	0	0	0	0
0700	153	0	0	0	0	0	0	0	0	2	0	4	10	19	22	29	19	26	11	7	3	0	1	0	0	0	0	0	0	0
0800	**229**	**0**	**0**	**0**	**0**	**0**	**0**	**0**	**0**	**0**	**2**	**7**	**14**	**31**	**36**	**50**	**35**	**16**	**17**	**11**	**4**	**2**	**2**	**1**	**0**	**1**	**0**	**0**	**0**	**0**
0900	212	0	0	0	0	0	0	0	2	2	3	4	8	21	23	30	28	20	8	16	9	10	7	6	3	3	2	3	4	
1000	80	0	0	0	0	0	0	0	0	0	0	2	7	13	19	15	6	3	1	2	1	3	3	1	3	0	0	0	1	
1100	80	0	0	0	0	0	0	2	0	0	4	2	9	8	19	14	11	5	3	1	0	0	0	1	1	0	0	0	0	
1200	77	0	0	0	0	1	0	0	0	0	7	2	9	16	19	11	8	0	0	1	2	1	0	0	0	0	0	0	0	
1300	**81**	**0**	**0**	**0**	**0**	**0**	**0**	**0**	**0**	**2**	**11**	**21**	**17**	**13**	**10**	**5**	**1**	**1**	**0**	**0**	**0**	**0**	**0**	**0**	**0**	**0**	**0**	**0**	**0**	
1400	58	0	0	0	0	0	2	2	4	10	14	19	7	0	0	0	0	0	0	0	0	0	0	0	0	0	0	0	0	
1500	51	0	0	0	0	0	0	1	6	26	14	4	0	0	0	0	0	0	0	0	0	0	0	0	0	0	0	0	0	
1600	47	0	0	0	0	0	1	10	19	8	9	0	0	0	0	0	0	0	0	0	0	0	0	0	0	0	0	0	0	
1700	33	0	0	0	0	1	3	7	17	5	0	0	0	0	0	0	0	0	0	0	0	0	0	0	0	0	0	0	0	
1800	23	0	0	0	0	0	1	18	4	0	0	0	0	0	0	0	0	0	0	0	0	0	0	0	0	0	0	0	0	
1900	5	0	0	0	0	0	0	5	0	0	0	0	0	0	0	0	0	0	0	0	0	0	0	0	0	0	0	0	0	
2000	6	0	0	0	0	1	1	4	0	0	0	0	0	0	0	0	0	0	0	0	0	0	0	0	0	0	0	0	0	
2100	2	0	0	0	0	0	0	1	1	0	0	0	0	0	0	0	0	0	0	0	0	0	0	0	0	0	0	0	0	
2200	1	0	0	0	0	0	0	1	0	0	0	0	0	0	0	0	0	0	0	0	0	0	0	0	0	0	0	0	0	
2300	1	0	0	0	0	0	0	1	0	0	0	0	0	0	0	0	0	0	0	0	0	0	0	0	0	0	0	0	0	
07-19	**1124**	**0**	**0**	**0**	**0**	**2**	**7**	**40**	**52**	**55**	**64**	**65**	**81**	**121**	**148**	**154**	**108**	**71**	**40**	**38**	**19**	**16**	**13**	**9**	**7**	**4**	**2**	**3**	**5**	
06-22	**1199**	**0**	**0**	**0**	**0**	**3**	**8**	**50**	**53**	**55**	**64**	**66**	**83**	**122**	**151**	**161**	**120**	**88**	**47**	**43**	**20**	**18**	**16**	**10**	**7**	**4**	**2**	**3**	**5**	
06-00	**1201**	**0**	**0**	**0**	**0**	**3**	**8**	**52**	**53**	**55**	**64**	**66**	**83**	**122**	**151**	**161**	**120**	**88**	**47**	**43**	**20**	**18**	**16**	**10**	**7**	**4**	**2**	**3**	**5**	
00-00	**1264**	**0**	**0**	**0**	**0**	**3**	**8**	**52**	**53**	**55**	**64**	**67**	**85**	**123**	**159**	**169**	**126**	**99**	**53**	**57**	**22**	**21**	**17**	**10**	**7**	**4**	**2**	**3**	**5**	

DRAFT

Site 58
Location R165, Telepole, Lat 53.9105, Long -6.83903
Direction Two way

3279 / Meath/Cavan/Monaghan ATC's
October 2013
Automatic Traffic Count

Virtual Day (7)

Time	Total	Speed Bins (km/h)																												
		0 - 5	5 - 10	10 - 15	15 - 20	20 - 25	25 - 30	30 - 35	35 - 40	40 - 45	45 - 50	50 - 55	55 - 60	60 - 65	65 - 70	70 - 75	75 - 80	80 - 85	85 - 90	90 - 95	95 - 100	100 - 105	105 - 110	110 - 115	115 - 120	120 - 125	125 - 130	130 - 135	135 - 140
0000	21	0	0	0	0	0	0	0	0	0	0	1	1	1	3	3	4	2	3	1	1	0	0	0	0	0	0	0	0	0
0100	11	0	0	0	0	0	0	0	0	0	0	0	0	1	1	2	1	2	0	1	1	0	0	0	0	0	0	0	0	0
0200	8	0	0	0	0	0	0	0	0	0	0	0	1	0	1	1	1	1	1	1	1	0	0	0	0	0	0	0	0	0
0300	5	0	0	0	0	0	0	0	0	0	0	0	0	0	1	0	0	1	2	0	0	0	0	0	0	0	0	0	0	0
0400	8	0	0	0	0	0	0	0	0	0	0	0	0	1	1	1	1	1	1	1	1	0	0	0	0	0	0	0	0	0
0500	18	0	0	0	0	0	0	0	0	0	0	0	0	1	1	2	2	3	3	2	1	1	0	0	0	0	0	0	0	0
0600	49	0	0	0	0	0	0	0	0	0	0	0	1	2	4	8	6	11	6	5	3	1	2	1	0	0	0	0	0	0
0700	126	0	0	0	0	0	0	0	0	1	1	2	7	11	16	20	21	18	12	6	6	2	2	0	0	0	0	0	0	0
0800	186	0	0	0	0	0	0	0	2	1	2	3	8	17	26	32	35	26	16	10	4	3	1	1	0	0	0	0	0	0
0900	**191**	**0**	**0**	**0**	**0**	**0**	**1**	**1**	**1**	**3**	**2**	**6**	**9**	**16**	**24**	**30**	**30**	**27**	**15**	**12**	**5**	**4**	**2**	**1**	**1**	**0**	**0**	**0**	**1**	
1000	148	0	0	0	0	0	0	1	3	2	2	4	11	16	20	22	25	16	10	6	4	2	1	1	1	0	0	0	0	0
1100	162	0	0	0	0	1	0	1	2	1	4	6	13	18	27	29	25	14	10	4	3	1	1	1	0	0	0	0	0	0
1200	175	0	0	0	0	1	2	1	1	1	4	6	12	20	28	34	26	19	9	5	3	2	1	1	0	0	0	0	0	0
1300	180	0	0	0	0	0	2	1	1	2	6	8	15	19	23	30	24	21	11	9	3	2	1	0	0	0	0	0	0	0
1400	185	0	0	0	0	0	0	0	2	3	5	11	14	22	29	30	25	20	12	6	4	2	1	0	0	0	0	0	0	0
1500	194	0	0	0	0	0	1	1	2	6	5	8	13	20	26	34	30	25	12	7	1	1	1	1	0	0	0	0	0	0
1600	198	0	0	0	0	0	1	2	3	4	4	9	12	20	29	35	31	20	12	7	4	1	0	0	0	1	0	0	0	0
1700	**225**	**0**	**0**	**0**	**0**	**1**	**1**	**3**	**3**	**2**	**2**	**6**	**14**	**24**	**34**	**40**	**35**	**25**	**18**	**8**	**4**	**3**	**0**	**0**	**0**	**0**	**1**	**0**	**0**	
1800	201	0	0	0	0	0	0	4	1	1	2	5	10	20	31	39	34	23	16	7	4	2	1	1	0	0	0	0	0	0
1900	147	0	0	0	0	0	1	2	0	1	2	4	7	12	24	28	24	19	10	6	3	2	0	1	0	0	0	0	0	0
2000	109	0	0	0	0	0	1	1	1	1	2	3	5	10	15	22	18	12	7	4	3	1	1	0	0	0	0	0	0	0
2100	79	0	0	0	0	0	0	0	0	0	0	2	4	7	15	13	10	11	6	5	2	1	1	0	0	0	0	0	0	0
2200	58	0	0	0	0	0	0	0	0	0	1	1	4	6	9	10	10	5	6	2	2	1	0	0	0	0	0	0	0	0
2300	33	0	0	0	0	0	0	0	0	0	0	0	2	3	3	4	5	4	3	3	2	1	0	1	0	0	0	0	0	0
07-19	**2170**	**0**	**0**	**0**	**1**	**4**	**7**	**16**	**21**	**28**	**39**	**74**	**137**	**223**	**313**	**376**	**341**	**252**	**154**	**87**	**46**	**24**	**13**	**7**	**3**	**2**	**1**	**1**	**1**	
06-22	**2554**	**0**	**0**	**0**	**1**	**4**	**9**	**19**	**22**	**30**	**43**	**83**	**154**	**253**	**369**	**446**	**400**	**306**	**183**	**106**	**57**	**30**	**17**	**9**	**4**	**3**	**1**	**2**	**1**	
06-00	**2645**	**0**	**0**	**0**	**1**	**4**	**9**	**19**	**22**	**30**	**44**	**84**	**159**	**263**	**382**	**461**	**414**	**315**	**193**	**112**	**61**	**32**	**18**	**10**	**5**	**3**	**1**	**2**	**1**	
00-00	**2716**	**0**	**0**	**0**	**1**	**4**	**9**	**20**	**22**	**30**	**44**	**86**	**162**	**267**	**389**	**471**	**424**	**325**	**203**	**119**	**65**	**35**	**19**	**10**	**5**	**3**	**1**	**2**	**1**	

DRAFT

Site 58
Location R165, Telepole, Lat 53.9105, Long -6.83903
Direction Two way

3279 / Meath/Cavan/Monaghan ATC's
October 2013
Automatic Traffic Count

Virtual Week (1)

Time	Total	Speed Bins (km/h)																												
		0 - 5	5 - 10	10 - 15	15 - 20	20 - 25	25 - 30	30 - 35	35 - 40	40 - 45	45 - 50	50 - 55	55 - 60	60 - 65	65 - 70	70 - 75	75 - 80	80 - 85	85 - 90	90 - 95	95 - 100	100 - 105	105 - 110	110 - 115	115 - 120	120 - 125	125 - 130	130 - 135	135 - 140
Mon	3068	0	0	1	2	6	6	8	9	19	39	93	158	315	455	560	503	357	258	127	77	35	23	6	6	1	4	0	0
Tue	3123	0	0	0	1	5	12	16	17	50	35	82	218	291	500	581	453	381	238	118	58	36	18	7	2	2	0	2	0
Wed	1264	0	0	0	0	3	8	52	53	55	64	67	85	123	159	169	126	99	53	57	22	21	17	10	7	4	2	3	5
Thu	3287	0	0	0	1	3	12	26	37	39	63	130	220	338	414	558	510	401	242	134	81	34	24	15	4	0	0	1	0
Fri	3461	0	0	0	2	3	13	15	14	17	38	104	207	342	509	574	573	470	262	152	74	56	12	13	5	4	1	1	0
|Sat	2736	0	0	1	0	5	8	13	19	21	54	79	141	259	396	447	469	311	191	154	89	38	19	10	4	4	1	3	0
|Sun	2074	0	0	0	3	5	1	7	6	7	15	44	104	201	291	407	337	256	174	91	56	23	17	11	6	6	2	2	2
5 Day Ave.	**2841**	**0**	**0**	**0**	**1**	**4**	**10**	**23**	**26**	**36**	**48**	**95**	**178**	**282**	**407**	**488**	**433**	**342**	**211**	**118**	**62**	**36**	**19**	**10**	**5**	**2**	**1**	**1**	**1**
7 Day Ave.	**2716**	**0**	**0**	**0**	**1**	**4**	**9**	**20**	**22**	**30**	**44**	**86**	**162**	**267**	**389**	**471**	**424**	**325**	**203**	**119**	**65**	**35**	**19**	**10**	**5**	**3**	**1**	**2**	**1**
--	**19013**	**0**	**0**	**2**	**9**	**30**	**60**	**137**	**155**	**208**	**308**	**599**	**1133**	**1869**	**2724**	**3296**	**2971**	**2275**	**1418**	**833**	**457**	**243**	**130**	**72**	**34**	**21**	**10**	**12**	**7**

Summary Graphs

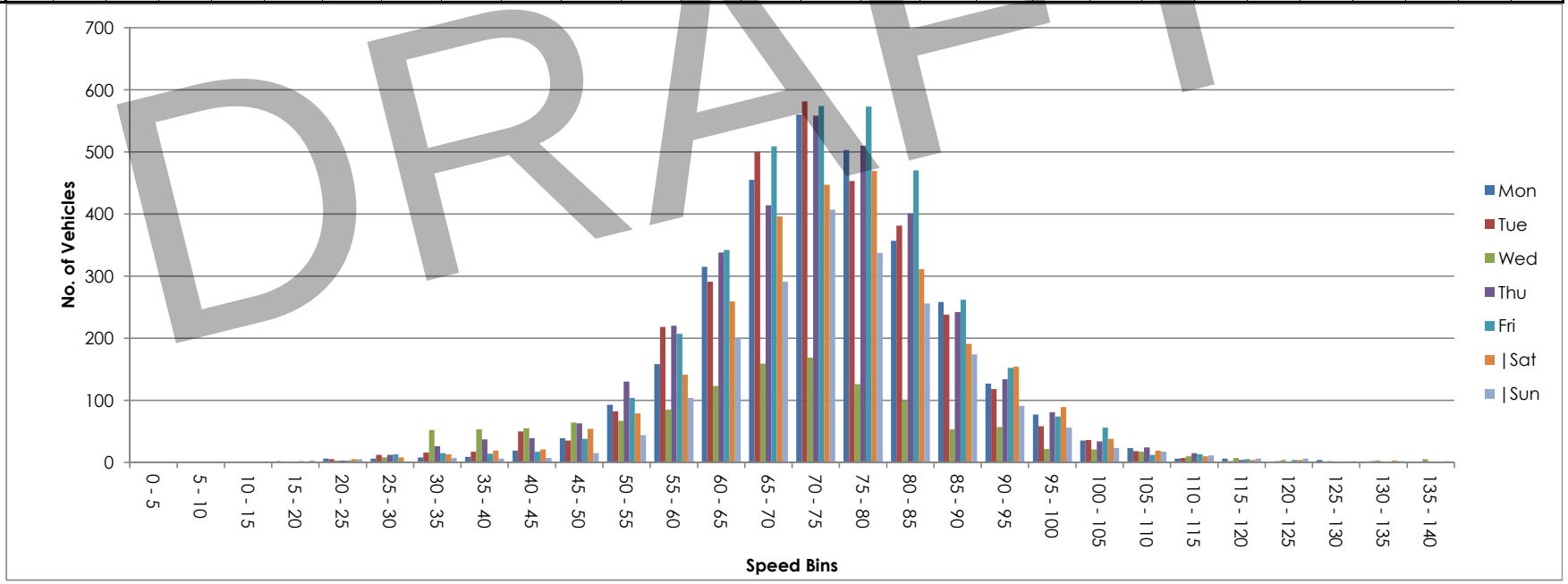

DRAFT



NDC NATIONWIDE DATA COLLECTION	**Site / Location:**	L-3525-0, Att - Telepole, Lat 53.91655, Long -6.83216	**Project No:**	3279	**Photo No:**	3279-59	**Drawn By:** MOR
	Survey Date:	Thu, 10 October 2013 to Wed, 16 October 2013	**Project Name:**		Meath/Cavan/Monaghan ATC'S		
	Survey Times:	00:00 to 00(24):00	**Title:**		Site Photograph		

Site No.	Location.	Direction.	Speed Limit - PSL (km/h)	Start Date.	End Date.	Total Vehicles.	5 Day Ave.	7 Day Ave.	No. > Speed Limit.	%. > Speed Limit.	No. > Speed Limit1 (+5km/h).	%. > Speed Limit1 (+5km/h).	No. > Speed Limit1 (+10km/h).	%. > Speed Limit1 (+10km/h).	Mean Speed	85%ile Speed
59	L-3525-0, Att - Telepole, Lat 53.91655, Long -6.83216	North	80	Thu, 10 October 2013	Wed, 16 October 2013	973	146	139	5	0.5	2	0.2	1	0.1	54.9	65.5
		South	80	Thu, 10 October 2013	Wed, 16 October 2013	988	150	141	9	0.9	3	0.3	1	0.1	54.6	65.9
		Two way	80	Thu, 10 October 2013	Wed, 16 October 2013	1961	296	280	14	0.7	5	0.3	2	0.1	54.8	65.5

DRAFT

Site 59
Location L-3525-0, Att - Telepole, Lat 53.91655, Long -6.83216
Direction North

3279 / Meath/Cavan/Monaghan ATC's
October 2013
Automatic Traffic Count

Thu, 10 October 2013

Time	Total	Classification												>PSL	>PSL%	>SL1	>SL1%	>SL2	>SL2%	Mean	Vpp
		1 MCL	2 SV	3 SVT	4 TB2	5 TB3	6 T4	7 ART3	8 ART4	9 ART5	10 ART6	11 BD	12 DRT	80	80	85 +5kph	85 +5kph	90 +10kph	90 +10kph		85
0000	4	0	4	0	0	0	0	0	0	0	0	0	0	0	0	0	0	0	0	51.8	-
0100	0	0	0	0	0	0	0	0	0	0	0	0	0	0	0	0	0	0	0	-	-
0200	0	0	0	0	0	0	0	0	0	0	0	0	0	0	0	0	0	0	0	-	-
0300	0	0	0	0	0	0	0	0	0	0	0	0	0	0	0	0	0	0	0	-	-
0400	0	0	0	0	0	0	0	0	0	0	0	0	0	0	0	0	0	0	0	-	-
0500	0	0	0	0	0	0	0	0	0	0	0	0	0	0	0	0	0	0	0	-	-
0600	0	0	0	0	0	0	0	0	0	0	0	0	0	0	0	0	0	0	0	-	-
0700	4	0	4	0	0	0	0	0	0	0	0	0	0	0	0	0	0	0	0	57.1	-
0800	**13**	**1**	**9**	**0**	**3**	**0**	**0**	**0**	**0**	**0**	**0**	**0**	**0**	**0**	**0**	**0**	**0**	**0**	**0**	**46.9**	**63**
0900	5	0	4	0	1	0	0	0	0	0	0	0	0	0	0	0	0	0	0	52.1	-
1000	10	0	9	1	0	0	0	0	0	0	0	0	0	0	0	0	0	0	0	54.3	-
1100	8	0	6	2	0	0	0	0	0	0	0	0	0	0	0	0	0	0	0	52.9	-
1200	10	0	8	2	0	0	0	0	0	0	0	0	0	0	0	0	0	0	0	54	-
1300	11	0	11	0	0	0	0	0	0	0	0	0	0	0	0	0	0	0	0	54.3	59.8
1400	6	0	6	0	0	0	0	0	0	0	0	0	0	0	0	0	0	0	0	45	-
1500	7	0	7	0	0	0	0	0	0	0	0	0	0	0	0	0	0	0	0	51.3	-
1600	13	0	12	1	0	0	0	0	0	0	0	0	0	0	0	0	0	0	0	55.1	63
1700	14	0	13	0	1	0	0	0	0	0	0	0	0	0	0	0	0	0	0	54.8	64.4
1800	**16**	**0**	**14**	**2**	**0**	**0**	**0**	**0**	**0**	**0**	**0**	**0**	**0**	**0**	**0**	**0**	**0**	**0**	**0**	**54.9**	**66.2**
1900	11	0	11	0	0	0	0	0	0	0	0	0	0	0	0	0	0	0	0	55.8	67.3
2000	9	0	9	0	0	0	0	0	0	0	0	0	0	0	0	0	0	0	0	59.3	-
2100	5	0	4	0	1	0	0	0	0	0	0	0	0	0	0	0	0	0	0	56.1	-
2200	9	0	9	0	0	0	0	0	0	0	0	0	0	1	11.1	0	0	0	0	68.4	-
2300	4	0	4	0	0	0	0	0	0	0	0	0	0	0	0	0	0	0	0	56.1	-
07-19	**117**	**1**	**103**	**8**	**5**	**0**	**0**	**0**	**0**	**0**	**0**	**0**	**0**	**0**	**0**	**0**	**0**	**0**	**0**	**52.9**	**64.1**
06-22	**142**	**1**	**127**	**8**	**6**	**0**	**0**	**0**	**0**	**0**	**0**	**0**	**0**	**0**	**0**	**0**	**0**	**0**	**0**	**53.7**	**64.8**
06-00	**155**	**1**	**140**	**8**	**6**	**0**	**0**	**0**	**0**	**0**	**0**	**0**	**0**	**1**	**0.6**	**0**	**0**	**0**	**0**	**54.6**	**67**
00-00	**159**	**1**	**144**	**8**	**6**	**0**	**0**	**0**	**0**	**0**	**0**	**0**	**0**	**1**	**0.6**	**0**	**0**	**0**	**0**	**54.5**	**66.2**

DRAFT

Site 59
Location L-3525-0, Att - Telepole, Lat 53.91655, Long -6.83216
Direction North

3279 / Meath/Cavan/Monaghan ATC's
October 2013
Automatic Traffic Count

Fri, 11 October 2013

Time	Total	Classification												>PSL	>PSL%	>SL1	>SL1%	>SL2	>SL2%	Mean	Vpp
		1 MCL	2 SV	3 SVT	4 TB2	5 TB3	6 T4	7 ART3	8 ART4	9 ART5	10 ART6	11 BD	12 DRT	80	80	85 +5kph	85 +5kph	90 +10kph	90 +10kph		85
0000	1	0	1	0	0	0	0	0	0	0	0	0	0	0	0	0	0	0	0	70.2	-
0100	0	0	0	0	0	0	0	0	0	0	0	0	0	0	0	0	0	0	0	-	-
0200	0	0	0	0	0	0	0	0	0	0	0	0	0	0	0	0	0	0	0	-	-
0300	0	0	0	0	0	0	0	0	0	0	0	0	0	0	0	0	0	0	0	-	-
0400	0	0	0	0	0	0	0	0	0	0	0	0	0	0	0	0	0	0	0	-	-
0500	1	0	1	0	0	0	0	0	0	0	0	0	0	1	100	1	100	1	100	92.5	-
0600	0	0	0	0	0	0	0	0	0	0	0	0	0	0	0	0	0	0	0	-	-
0700	3	0	3	0	0	0	0	0	0	0	0	0	0	0	0	0	0	0	0	63.7	-
0800	7	0	6	0	1	0	0	0	0	0	0	0	0	0	0	0	0	0	0	54.9	-
0900	9	0	8	0	1	0	0	0	0	0	0	0	0	0	0	0	0	0	0	54.8	-
1000	8	0	8	0	0	0	0	0	0	0	0	0	0	0	0	0	0	0	0	53.2	-
1100	**12**	**0**	**10**	**1**	**1**	**0**	**0**	**0**	**0**	**0**	**0**	**0**	**0**	**0**	**0**	**0**	**0**	**0**	**0**	**56.2**	**63.4**
1200	11	1	10	0	0	0	0	0	0	0	0	0	0	0	0	0	0	0	0	51.3	59.8
1300	8	1	6	1	0	0	0	0	0	0	0	0	0	0	0	0	0	0	0	55.4	-
1400	14	0	12	1	0	1	0	0	0	0	0	0	0	0	0	0	0	0	0	51.5	60.1
1500	10	0	8	1	1	0	0	0	0	0	0	0	0	0	0	0	0	0	0	55.5	-
1600	8	0	6	0	2	0	0	0	0	0	0	0	0	0	0	0	0	0	0	57.4	-
1700	15	0	14	0	1	0	0	0	0	0	0	0	0	0	0	0	0	0	0	57.7	65.9
1800	**16**	**0**	**15**	**0**	**1**	**0**	**0**	**0**	**0**	**0**	**0**	**0**	**0**	**0**	**0**	**0**	**0**	**0**	**0**	**56.4**	**64.8**
1900	8	0	8	0	0	0	0	0	0	0	0	0	0	0	0	0	0	0	0	63.4	-
2000	7	0	7	0	0	0	0	0	0	0	0	0	0	0	0	0	0	0	0	60.8	-
2100	10	0	10	0	0	0	0	0	0	0	0	0	0	0	0	0	0	0	0	58.8	-
2200	6	0	6	0	0	0	0	0	0	0	0	0	0	0	0	0	0	0	0	57	-
2300	1	0	1	0	0	0	0	0	0	0	0	0	0	0	0	0	0	0	0	51.2	-
07-19	**121**	**2**	**106**	**4**	**8**	**1**	**0**	**0**	**0**	**0**	**0**	**0**	**0**	**0**	**0**	**0**	**0**	**0**	**0**	**55.2**	**64.4**
06-22	**146**	**2**	**131**	**4**	**8**	**1**	**0**	**0**	**0**	**0**	**0**	**0**	**0**	**0**	**0**	**0**	**0**	**0**	**0**	**56.2**	**64.8**
06-00	**153**	**2**	**138**	**4**	**8**	**1**	**0**	**0**	**0**	**0**	**0**	**0**	**0**	**0**	**0**	**0**	**0**	**0**	**0**	**56.2**	**64.8**
00-00	**155**	**2**	**140**	**4**	**8**	**1**	**0**	**0**	**0**	**0**	**0**	**0**	**0**	**1**	**0.6**	**1**	**0.6**	**1**	**0.6**	**56.5**	**64.8**

DRAFT

Site 59
Location L-3525-0, Att - Telepole, Lat 53.91655, Long -6.83216
Direction North

3279 / Meath/Cavan/Monaghan ATC's
October 2013
Automatic Traffic Count

Sat, 12 October 2013

Time	Total	Classification												>PSL	>PSL%	>SL1	>SL1%	>SL2	>SL2%	Mean	Vpp
		1 MCL	2 SV	3 SVT	4 TB2	5 TB3	6 T4	7 ART3	8 ART4	9 ART5	10 ART6	11 BD	12 DRT	80	80	85 +5kph	85 +5kph	90 +10kph	90 +10kph		85
0000	5	0	4	0	1	0	0	0	0	0	0	0	0	0	0	0	0	0	0	65	-
0100	2	0	2	0	0	0	0	0	0	0	0	0	0	0	0	0	0	0	0	68	-
0200	0	0	0	0	0	0	0	0	0	0	0	0	0	0	0	0	0	0	0	-	-
0300	0	0	0	0	0	0	0	0	0	0	0	0	0	0	0	0	0	0	0	-	-
0400	0	0	0	0	0	0	0	0	0	0	0	0	0	0	0	0	0	0	0	-	-
0500	0	0	0	0	0	0	0	0	0	0	0	0	0	0	0	0	0	0	0	-	-
0600	0	0	0	0	0	0	0	0	0	0	0	0	0	0	0	0	0	0	0	-	-
0700	2	0	1	0	1	0	0	0	0	0	0	0	0	0	0	0	0	0	0	59.8	-
0800	7	0	6	1	0	0	0	0	0	0	0	0	0	0	0	0	0	0	0	51.5	-
0900	4	0	4	0	0	0	0	0	0	0	0	0	0	0	0	0	0	0	0	51.2	-
1000	**10**	**0**	**8**	**1**	**1**	**0**	**0**	**0**	**0**	**0**	**0**	**0**	**0**	**0**	**0**	**0**	**0**	**0**	**0**	**51.7**	**-**
1100	**10**	**0**	**10**	**0**	**0**	**0**	**0**	**0**	**0**	**0**	**0**	**0**	**0**	**0**	**0**	**0**	**0**	**0**	**0**	**56.5**	**-**
1200	10	0	8	1	1	0	0	0	0	0	0	0	0	0	0	0	0	0	0	51.4	-
1300	11	0	11	0	0	0	0	0	0	0	0	0	0	0	0	0	0	0	0	61.9	64.4
1400	5	0	5	0	0	0	0	0	0	0	0	0	0	0	0	0	0	0	0	60.4	-
1500	10	0	10	0	0	0	0	0	0	0	0	0	0	0	0	0	0	0	0	56.4	-
1600	9	0	8	1	0	0	0	0	0	0	0	0	0	0	0	0	0	0	0	54.1	-
1700	13	0	11	1	0	0	0	0	1	0	0	0	0	0	0	0	0	0	0	58.5	65.9
1800	**15**	**0**	**14**	**1**	**0**	**0**	**0**	**0**	**0**	**0**	**0**	**0**	**0**	**0**	**0**	**0**	**0**	**0**	**0**	**55.4**	**68.8**
1900	9	0	9	0	0	0	0	0	0	0	0	0	0	0	0	0	0	0	0	56.2	-
2000	11	0	11	0	0	0	0	0	0	0	0	0	0	0	0	0	0	0	0	58.1	65.5
2100	2	0	2	0	0	0	0	0	0	0	0	0	0	0	0	0	0	0	0	53	-
2200	2	0	2	0	0	0	0	0	0	0	0	0	0	0	0	0	0	0	0	58.7	-
2300	1	0	1	0	0	0	0	0	0	0	0	0	0	0	0	0	0	0	0	68	-
07-19	**106**	**0**	**96**	**6**	**3**	**0**	**0**	**0**	**1**	**0**	**0**	**0**	**0**	**0**	**0**	**0**	**0**	**0**	**0**	**55.7**	**65.9**
06-22	**128**	**0**	**118**	**6**	**3**	**0**	**0**	**0**	**1**	**0**	**0**	**0**	**0**	**0**	**0**	**0**	**0**	**0**	**0**	**55.9**	**65.9**
06-00	**131**	**0**	**121**	**6**	**3**	**0**	**0**	**0**	**1**	**0**	**0**	**0**	**0**	**0**	**0**	**0**	**0**	**0**	**0**	**56**	**65.9**
00-00	**138**	**0**	**127**	**6**	**4**	**0**	**0**	**0**	**1**	**0**	**0**	**0**	**0**	**0**	**0**	**0**	**0**	**0**	**0**	**56.5**	**66.6**

DRAFT

Site 59
Location L-3525-0, Att - Telepole, Lat 53.91655, Long -6.83216
Direction North

3279 / Meath/Cavan/Monaghan ATC's
October 2013
Automatic Traffic Count

Sun, 13 October 2013

Time	Total	Classification												>PSL	>PSL%	>SL1	>SL1%	>SL2	>SL2%	Mean	Vpp
		1 MCL	2 SV	3 SVT	4 TB2	5 TB3	6 T4	7 ART3	8 ART4	9 ART5	10 ART6	11 BD	12 DRT	80	80	85 +5kph	85 +5kph	90 +10kph	90 +10kph		85
0000	2	0	2	0	0	0	0	0	0	0	0	0	0	0	0	0	0	0	0	66	-
0100	0	0	0	0	0	0	0	0	0	0	0	0	0	0	0	0	0	0	0	-	-
0200	0	0	0	0	0	0	0	0	0	0	0	0	0	0	0	0	0	0	0	-	-
0300	0	0	0	0	0	0	0	0	0	0	0	0	0	0	0	0	0	0	0	-	-
0400	2	0	2	0	0	0	0	0	0	0	0	0	0	0	0	0	0	0	0	59.8	-
0500	0	0	0	0	0	0	0	0	0	0	0	0	0	0	0	0	0	0	0	-	-
0600	0	0	0	0	0	0	0	0	0	0	0	0	0	0	0	0	0	0	0	-	-
0700	1	0	1	0	0	0	0	0	0	0	0	0	0	0	0	0	0	0	0	47.7	-
0800	**11**	**0**	**11**	**0**	**0**	**0**	**0**	**0**	**0**	**0**	**0**	**0**	**0**	**0**	**0**	**0**	**0**	**0**	**0**	**55**	**60.1**
0900	4	0	4	0	0	0	0	0	0	0	0	0	0	0	0	0	0	0	0	50.5	-
1000	3	0	3	0	0	0	0	0	0	0	0	0	0	0	0	0	0	0	0	50.7	-
1100	9	0	9	0	0	0	0	0	0	0	0	0	0	0	0	0	0	0	0	56.5	-
1200	**10**	**0**	**10**	**0**	**0**	**0**	**0**	**0**	**0**	**0**	**0**	**0**	**0**	**0**	**0**	**0**	**0**	**0**	**0**	**56**	**-**
1300	5	0	5	0	0	0	0	0	0	0	0	0	0	0	0	0	0	0	0	61.3	-
1400	**10**	**0**	**9**	**0**	**1**	**0**	**0**	**0**	**0**	**0**	**0**	**0**	**0**	**0**	**0**	**0**	**0**	**0**	**0**	**51.5**	**-**
1500	6	0	6	0	0	0	0	0	0	0	0	0	0	0	0	0	0	0	0	55.2	-
1600	4	0	4	0	0	0	0	0	0	0	0	0	0	0	0	0	0	0	0	64.1	-
1700	**10**	**0**	**10**	**0**	**0**	**0**	**0**	**0**	**0**	**0**	**0**	**0**	**0**	**0**	**0**	**0**	**0**	**0**	**0**	**53.7**	**-**
1800	8	0	7	0	1	0	0	0	0	0	0	0	0	0	0	0	0	0	0	57.5	-
1900	9	0	9	0	0	0	0	0	0	0	0	0	0	0	0	0	0	0	0	57.7	-
2000	2	0	2	0	0	0	0	0	0	0	0	0	0	0	0	0	0	0	0	50.1	-
2100	3	0	3	0	0	0	0	0	0	0	0	0	0	0	0	0	0	0	0	58.1	-
2200	3	0	3	0	0	0	0	0	0	0	0	0	0	0	0	0	0	0	0	64.6	-
2300	1	0	1	0	0	0	0	0	0	0	0	0	0	0	0	0	0	0	0	63	-
07-19	**81**	**0**	**79**	**0**	**2**	**0**	**0**	**0**	**0**	**0**	**0**	**0**	**0**	**0**	**0**	**0**	**0**	**0**	**0**	**55.3**	**67.7**
06-22	**95**	**0**	**93**	**0**	**2**	**0**	**0**	**0**	**0**	**0**	**0**	**0**	**0**	**0**	**0**	**0**	**0**	**0**	**0**	**55.5**	**67**
06-00	**99**	**0**	**97**	**0**	**2**	**0**	**0**	**0**	**0**	**0**	**0**	**0**	**0**	**0**	**0**	**0**	**0**	**0**	**0**	**55.9**	**67**
00-00	**103**	**0**	**101**	**0**	**2**	**0**	**0**	**0**	**0**	**0**	**0**	**0**	**0**	**0**	**0**	**0**	**0**	**0**	**0**	**56.1**	**67**

DRAFT

Site 59
Location L-3525-0, Att - Telepole, Lat 53.91655, Long -6.83216
Direction North

3279 / Meath/Cavan/Monaghan ATC's
October 2013
Automatic Traffic Count

Mon, 14 October 2013

Time	Total	Classification												>PSL	>PSL%	>SL1	>SL1%	>SL2	>SL2%	Mean	Vpp
		1 MCL	2 SV	3 SVT	4 TB2	5 TB3	6 T4	7 ART3	8 ART4	9 ART5	10 ART6	11 BD	12 DRT	80	80	85 +5kph	85 +5kph	90 +10kph	90 +10kph		85
0000	3	0	3	0	0	0	0	0	0	0	0	0	0	0	0	0	0	0	0	53.5	-
0100	0	0	0	0	0	0	0	0	0	0	0	0	0	0	0	0	0	0	0	-	-
0200	0	0	0	0	0	0	0	0	0	0	0	0	0	0	0	0	0	0	0	-	-
0300	0	0	0	0	0	0	0	0	0	0	0	0	0	0	0	0	0	0	0	-	-
0400	0	0	0	0	0	0	0	0	0	0	0	0	0	0	0	0	0	0	0	-	-
0500	0	0	0	0	0	0	0	0	0	0	0	0	0	0	0	0	0	0	0	-	-
0600	0	0	0	0	0	0	0	0	0	0	0	0	0	0	0	0	0	0	0	-	-
0700	4	0	4	0	0	0	0	0	0	0	0	0	0	0	0	0	0	0	0	56	-
0800	7	0	6	1	0	0	0	0	0	0	0	0	0	0	0	0	0	0	0	52.4	-
0900	**11**	**0**	**8**	**2**	**1**	**0**	**0**	**0**	**0**	**0**	**0**	**0**	**0**	**0**	**0**	**0**	**0**	**0**	**0**	**56.2**	**62.3**
1000	7	1	5	0	0	1	0	0	0	0	0	0	0	0	0	0	0	0	0	37.5	-
1100	9	0	9	0	0	0	0	0	0	0	0	0	0	0	0	0	0	0	0	57.4	-
1200	11	0	11	0	0	0	0	0	0	0	0	0	0	0	0	0	0	0	0	51.9	58
1300	11	1	9	0	1	0	0	0	0	0	0	0	0	0	0	0	0	0	0	53.2	64.1
1400	10	0	10	0	0	0	0	0	0	0	0	0	0	0	0	0	0	0	0	47	-
1500	12	1	11	0	0	0	0	0	0	0	0	0	0	0	0	0	0	0	0	51	64.1
1600	12	0	11	0	1	0	0	0	0	0	0	0	0	0	0	0	0	0	0	50.1	60.5
1700	12	0	11	0	1	0	0	0	0	0	0	0	0	0	0	0	0	0	0	49.2	61.9
1800	**18**	**0**	**17**	**0**	**1**	**0**	**0**	**0**	**0**	**0**	**0**	**0**	**0**	**0**	**0**	**0**	**0**	**0**	**0**	**50.9**	**64.4**
1900	9	0	9	0	0	0	0	0	0	0	0	0	0	0	0	0	0	0	0	48	-
2000	6	0	5	1	0	0	0	0	0	0	0	0	0	0	0	0	0	0	0	56.8	-
2100	6	0	6	0	0	0	0	0	0	0	0	0	0	0	0	0	0	0	0	56.4	-
2200	6	0	6	0	0	0	0	0	0	0	0	0	0	1	16.7	1	16.7	0	0	68.6	-
2300	1	0	1	0	0	0	0	0	0	0	0	0	0	0	0	0	0	0	0	58.9	-
07-19	**124**	**3**	**112**	**3**	**5**	**1**	**0**	**0**	**0**	**0**	**0**	**0**	**0**	**0**	**0**	**0**	**0**	**0**	**0**	**51.1**	**64.1**
06-22	**145**	**3**	**132**	**4**	**5**	**1**	**0**	**0**	**0**	**0**	**0**	**0**	**0**	**0**	**0**	**0**	**0**	**0**	**0**	**51.3**	**63.7**
06-00	**152**	**3**	**139**	**4**	**5**	**1**	**0**	**0**	**0**	**0**	**0**	**0**	**0**	**1**	**0.7**	**1**	**0.7**	**0**	**0**	**52.1**	**64.4**
00-00	**155**	**3**	**142**	**4**	**5**	**1**	**0**	**0**	**0**	**0**	**0**	**0**	**0**	**1**	**0.6**	**1**	**0.6**	**0**	**0**	**52.1**	**64.4**

DRAFT

Site 59
Location L-3525-0, Att - Telepole, Lat 53.91655, Long -6.83216
Direction North

3279 / Meath/Cavan/Monaghan ATC's
October 2013
Automatic Traffic Count

Tue, 15 October 2013

Time	Total	Classification												>PSL	>PSL%	>SL1	>SL1%	>SL2	>SL2%	Mean	Vpp
		1 MCL	2 SV	3 SVT	4 TB2	5 TB3	6 T4	7 ART3	8 ART4	9 ART5	10 ART6	11 BD	12 DRT	80	80	85 +5kph	85 +5kph	90 +10kph	90 +10kph		85
0000	3	0	3	0	0	0	0	0	0	0	0	0	0	0	0	0	0	0	0	57.6	-
0100	1	0	1	0	0	0	0	0	0	0	0	0	0	0	0	0	0	0	0	60.7	-
0200	0	0	0	0	0	0	0	0	0	0	0	0	0	0	0	0	0	0	0	-	-
0300	0	0	0	0	0	0	0	0	0	0	0	0	0	0	0	0	0	0	0	-	-
0400	0	0	0	0	0	0	0	0	0	0	0	0	0	0	0	0	0	0	0	-	-
0500	0	0	0	0	0	0	0	0	0	0	0	0	0	0	0	0	0	0	0	-	-
0600	0	0	0	0	0	0	0	0	0	0	0	0	0	0	0	0	0	0	0	-	-
0700	2	0	2	0	0	0	0	0	0	0	0	0	0	0	0	0	0	0	0	47.7	-
0800	5	0	4	0	1	0	0	0	0	0	0	0	0	0	0	0	0	0	0	57	-
0900	**15**	**0**	**15**	**0**	**0**	**0**	**0**	**0**	**0**	**0**	**0**	**0**	**0**	**0**	**0**	**0**	**0**	**0**	**0**	**53.2**	**65.2**
1000	2	0	2	0	0	0	0	0	0	0	0	0	0	0	0	0	0	0	0	57.6	-
1100	8	0	7	1	0	0	0	0	0	0	0	0	0	0	0	0	0	0	0	54.3	-
1200	6	0	6	0	0	0	0	0	0	0	0	0	0	0	0	0	0	0	0	45.4	-
1300	7	0	7	0	0	0	0	0	0	0	0	0	0	0	0	0	0	0	0	53.2	-
1400	9	0	9	0	0	0	0	0	0	0	0	0	0	0	0	0	0	0	0	44.9	-
1500	10	0	10	0	0	0	0	0	0	0	0	0	0	0	0	0	0	0	0	49.1	-
1600	9	0	8	0	1	0	0	0	0	0	0	0	0	0	0	0	0	0	0	48.3	-
1700	**18**	**0**	**17**	**0**	**1**	**0**	**0**	**0**	**0**	**0**	**0**	**0**	**0**	**0**	**0**	**0**	**0**	**0**	**0**	**51.9**	**62.6**
1800	15	0	13	1	0	1	0	0	0	0	0	0	0	0	0	0	0	0	0	59.1	66.2
1900	8	0	8	0	0	0	0	0	0	0	0	0	0	0	0	0	0	0	0	63.6	-
2000	8	0	8	0	0	0	0	0	0	0	0	0	0	0	0	0	0	0	0	57.6	-
2100	6	0	6	0	0	0	0	0	0	0	0	0	0	0	0	0	0	0	0	58.5	-
2200	4	0	4	0	0	0	0	0	0	0	0	0	0	0	0	0	0	0	0	57.3	-
2300	2	0	2	0	0	0	0	0	0	0	0	0	0	0	0	0	0	0	0	52.5	-
07-19	**106**	**0**	**100**	**2**	**3**	**1**	**0**	**0**	**0**	**0**	**0**	**0**	**0**	**0**	**0**	**0**	**0**	**0**	**0**	**52.1**	**64.1**
06-22	**128**	**0**	**122**	**2**	**3**	**1**	**0**	**0**	**0**	**0**	**0**	**0**	**0**	**0**	**0**	**0**	**0**	**0**	**0**	**53.5**	**65.2**
06-00	**134**	**0**	**128**	**2**	**3**	**1**	**0**	**0**	**0**	**0**	**0**	**0**	**0**	**0**	**0**	**0**	**0**	**0**	**0**	**53.6**	**64.1**
00-00	**138**	**0**	**132**	**2**	**3**	**1**	**0**	**0**	**0**	**0**	**0**	**0**	**0**	**0**	**0**	**0**	**0**	**0**	**0**	**53.7**	**64.1**

DRAFT

Site 59
Location L-3525-0, Att - Telepole, Lat 53.91655, Long -6.83216
Direction North

3279 / Meath/Cavan/Monaghan ATC's
October 2013
Automatic Traffic Count

Wed, 16 October 2013

Time	Total	Classification												>PSL	>PSL%	>SL1	>SL1%	>SL2	>SL2%	Mean	Vpp
		1 MCL	2 SV	3 SVT	4 TB2	5 TB3	6 T4	7 ART3	8 ART4	9 ART5	10 ART6	11 BD	12 DRT	80	80	85 +5kph	85 +5kph	90 +10kph	90 +10kph		85
0000	2	0	2	0	0	0	0	0	0	0	0	0	0	0	0	0	0	0	0	58.1	-
0100	1	0	1	0	0	0	0	0	0	0	0	0	0	1	100	0	0	0	0	81	-
0200	0	0	0	0	0	0	0	0	0	0	0	0	0	0	0	0	0	0	0	-	-
0300	0	0	0	0	0	0	0	0	0	0	0	0	0	0	0	0	0	0	0	-	-
0400	0	0	0	0	0	0	0	0	0	0	0	0	0	0	0	0	0	0	0	-	-
0500	0	0	0	0	0	0	0	0	0	0	0	0	0	0	0	0	0	0	0	-	-
0600	0	0	0	0	0	0	0	0	0	0	0	0	0	0	0	0	0	0	0	-	-
0700	2	0	2	0	0	0	0	0	0	0	0	0	0	0	0	0	0	0	0	47.8	-
0800	10	0	8	0	1	0	0	0	0	1	0	0	0	0	0	0	0	0	0	48.1	-
0900	**11**	**0**	**11**	**0**	**0**	**0**	**0**	**0**	**0**	**0**	**0**	**0**	**0**	**0**	**0**	**0**	**0**	**0**	**0**	**54.8**	**64.8**
1000	6	0	3	2	1	0	0	0	0	0	0	0	0	0	0	0	0	0	0	48.9	-
1100	**11**	**0**	**11**	**0**	**0**	**0**	**0**	**0**	**0**	**0**	**0**	**0**	**0**	**0**	**0**	**0**	**0**	**0**	**0**	**50.6**	**55.1**
1200	5	0	5	0	0	0	0	0	0	0	0	0	0	0	0	0	0	0	0	56.3	-
1300	7	0	7	0	0	0	0	0	0	0	0	0	0	0	0	0	0	0	0	55.9	-
1400	5	0	5	0	0	0	0	0	0	0	0	0	0	0	0	0	0	0	0	49.2	-
1500	6	0	6	0	0	0	0	0	0	0	0	0	0	0	0	0	0	0	0	59	-
1600	11	0	10	0	1	0	0	0	0	0	0	0	0	0	0	0	0	0	0	54.6	58.7
1700	8	0	6	1	1	0	0	0	0	0	0	0	0	0	0	0	0	0	0	55.4	-
1800	**17**	**0**	**17**	**0**	**0**	**0**	**0**	**0**	**0**	**0**	**0**	**0**	**0**	**0**	**0**	**0**	**0**	**0**	**0**	**55**	**61.2**
1900	8	0	8	0	0	0	0	0	0	0	0	0	0	0	0	0	0	0	0	56	-
2000	5	0	5	0	0	0	0	0	0	0	0	0	0	0	0	0	0	0	0	60.4	-
2100	6	0	6	0	0	0	0	0	0	0	0	0	0	1	16.7	0	0	0	0	65.2	-
2200	3	0	3	0	0	0	0	0	0	0	0	0	0	0	0	0	0	0	0	63.5	-
2300	1	0	1	0	0	0	0	0	0	0	0	0	0	0	0	0	0	0	0	71.3	-
07-19	**99**	**0**	**91**	**3**	**4**	**0**	**0**	**0**	**0**	**1**	**0**	**0**	**0**	**0**	**0**	**0**	**0**	**0**	**0**	**53.3**	**61.9**
06-22	**118**	**0**	**110**	**3**	**4**	**0**	**0**	**0**	**0**	**1**	**0**	**0**	**0**	**1**	**0.8**	**0**	**0**	**0**	**0**	**54.4**	**63**
06-00	**122**	**0**	**114**	**3**	**4**	**0**	**0**	**0**	**0**	**1**	**0**	**0**	**0**	**1**	**0.8**	**0**	**0**	**0**	**0**	**54.8**	**63.4**
00-00	**125**	**0**	**117**	**3**	**4**	**0**	**0**	**0**	**0**	**1**	**0**	**0**	**0**	**2**	**1.6**	**0**	**0**	**0**	**0**	**55.1**	**64.4**

DRAFT

Site 59
Location L-3525-0, Att - Telepole, Lat 53.91655, Long -6.83216
Direction North

3279 / Meath/Cavan/Monaghan ATC's
October 2013
Automatic Traffic Count

Virtual Day (7)

Time	Total	Classification												>PSL	>PSL%	>SL1	>SL1%	>SL2	>SL2%	Mean	Vpp
		1 MCL	2 SV	3 SVT	4 TB2	5 TB3	6 T4	7 ART3	8 ART4	9 ART5	10 ART6	11 BD	12 DRT	80	80	85 +5kph	85 +5kph	90 +10kph	90 +10kph		85
0000	3	0	3	0	0	0	0	0	0	0	0	0	0	0	0	0	0	0	0	59.2	-
0100	1	0	1	0	0	0	0	0	0	0	0	0	0	0	25	0	0	0	0	69.4	-
0200	0	0	0	0	0	0	0	0	0	0	0	0	0	0	0	0	0	0	0	-	-
0300	0	0	0	0	0	0	0	0	0	0	0	0	0	0	0	0	0	0	0	-	-
0400	0	0	0	0	0	0	0	0	0	0	0	0	0	0	0	0	0	0	0	59.8	-
0500	0	0	0	0	0	0	0	0	0	0	0	0	0	0	100	0	100	0	100	92.5	-
0600	0	0	0	0	0	0	0	0	0	0	0	0	0	0	0	0	0	0	0	-	-
0700	3	0	2	0	0	0	0	0	0	0	0	0	0	0	0	0	0	0	0	55.7	-
0800	9	0	7	0	1	0	0	0	0	0	0	0	0	0	0	0	0	0	0	51.5	-
0900	8	0	8	0	0	0	0	0	0	0	0	0	0	0	0	0	0	0	0	53.9	-
1000	7	0	5	1	0	0	0	0	0	0	0	0	0	0	0	0	0	0	0	50.2	-
1100	**10**	**0**	**9**	**1**	**0**	**0**	**0**	**0**	**0**	**0**	**0**	**0**	**0**	**0**	**0**	**0**	**0**	**0**	**0**	**54.9**	**-**
1200	9	0	8	0	0	0	0	0	0	0	0	0	0	0	0	0	0	0	0	52.5	-
1300	9	0	8	0	0	0	0	0	0	0	0	0	0	0	0	0	0	0	0	56.3	-
1400	8	0	8	0	0	0	0	0	0	0	0	0	0	0	0	0	0	0	0	49.6	-
1500	9	0	8	0	0	0	0	0	0	0	0	0	0	0	0	0	0	0	0	53.5	-
1600	9	0	8	0	1	0	0	0	0	0	0	0	0	0	0	0	0	0	0	53.9	-
1700	13	0	12	0	1	0	0	0	0	0	0	0	0	0	0	0	0	0	0	54.4	65.5
1800	**15**	**0**	**14**	**1**	**0**	**0**	**0**	**0**	**0**	**0**	**0**	**0**	**0**	**0**	**0**	**0**	**0**	**0**	**0**	**55.3**	**65.5**
1900	9	0	9	0	0	0	0	0	0	0	0	0	0	0	0	0	0	0	0	57	-
2000	7	0	7	0	0	0	0	0	0	0	0	0	0	0	0	0	0	0	0	58.4	-
2100	5	0	5	0	0	0	0	0	0	0	0	0	0	0	2.6	0	0	0	0	58.7	-
2200	5	0	5	0	0	0	0	0	0	0	0	0	0	0	6.1	0	3	0	0	63.6	-
2300	2	0	2	0	0	0	0	0	0	0	0	0	0	0	0	0	0	0	0	58.4	-
07-19	**108**	**1**	**98**	**4**	**4**	**0**	**0**	**0**	**0**	**0**	**0**	**0**	**0**	**0**	**0**	**0**	**0**	**0**	**0**	**53.6**	**64.4**
06-22	**129**	**1**	**119**	**4**	**4**	**0**	**0**	**0**	**0**	**0**	**0**	**0**	**0**	**0**	**0.1**	**0**	**0**	**0**	**0**	**54.3**	**64.8**
06-00	**135**	**1**	**125**	**4**	**4**	**0**	**0**	**0**	**0**	**0**	**0**	**0**	**0**	**0**	**0.3**	**0**	**0.1**	**0**	**0**	**54.7**	**65.2**
00-00	**139**	**1**	**129**	**4**	**5**	**0**	**0**	**0**	**0**	**0**	**0**	**0**	**0**	**1**	**0.5**	**0**	**0.2**	**0**	**0.1**	**54.9**	**65.5**

DRAFT

Site 59
Location L-3525-0, Att - Telepole, Lat 53.91655, Long -6.83216
Direction North

3279 / Meath/Cavan/Monaghan ATC's
October 2013
Automatic Traffic Count

Virtual Week (1)

Time	Total	Classification												>PSL	>PSL%	>SL1	>SL1%	>SL2	>SL2%	Mean	Vpp
		1 MCL	2 SV	3 SVT	4 TB2	5 TB3	6 T4	7 ART3	8 ART4	9 ART5	10 ART6	11 BD	12 DRT	80	80	85 +5kph	85 +5kph	90 +10kph	90 +10kph		85
Mon	155	3	142	4	5	1	0	0	0	0	0	0	0	1	0.6	1	0.6	0	0	52.1	64.4
Tue	138	0	132	2	3	1	0	0	0	0	0	0	0	0	0	0	0	0	0	53.7	64.1
Wed	125	0	117	3	4	0	0	0	0	1	0	0	0	2	1.6	0	0	0	0	55.1	64.4
Thu	159	1	144	8	6	0	0	0	0	0	0	0	0	1	0.6	0	0	0	0	54.5	66.2
Fri	155	2	140	4	8	1	0	0	0	0	0	0	0	1	0.6	1	0.6	1	0.6	56.5	64.8
| Sat	138	0	127	6	4	0	0	0	1	0	0	0	0	0	0	0	0	0	0	56.5	66.6
| Sun	103	0	101	0	2	0	0	0	0	0	0	0	0	0	0	0	0	0	0	56.1	67
5 Day Ave.	**146**	**1**	**135**	**4**	**5**	**1**	**0**	**0**	**0**	**0**	**0**	**0**	**0**	**1**	**0.7**	**0**	**0.0**	**0**	**0.0**	**54.4**	**64.8**
7 Day Ave.	**139**	**1**	**129**	**4**	**5**	**0**	**0**	**0**	**0**	**0**	**0**	**0**	**0**	**1**	**0.5**	**0**	**0.2**	**0**	**0.1**	**54.9**	**65.5**
--	**973**	**6**	**903**	**27**	**32**	**3**	**0**	**0**	**1**	**1**	**0**	**0**	**0**	**5**	**0.5**	**2**	**0.2**	**1**	**0.1**	**54.9**	**65.5**

Summary Graphs

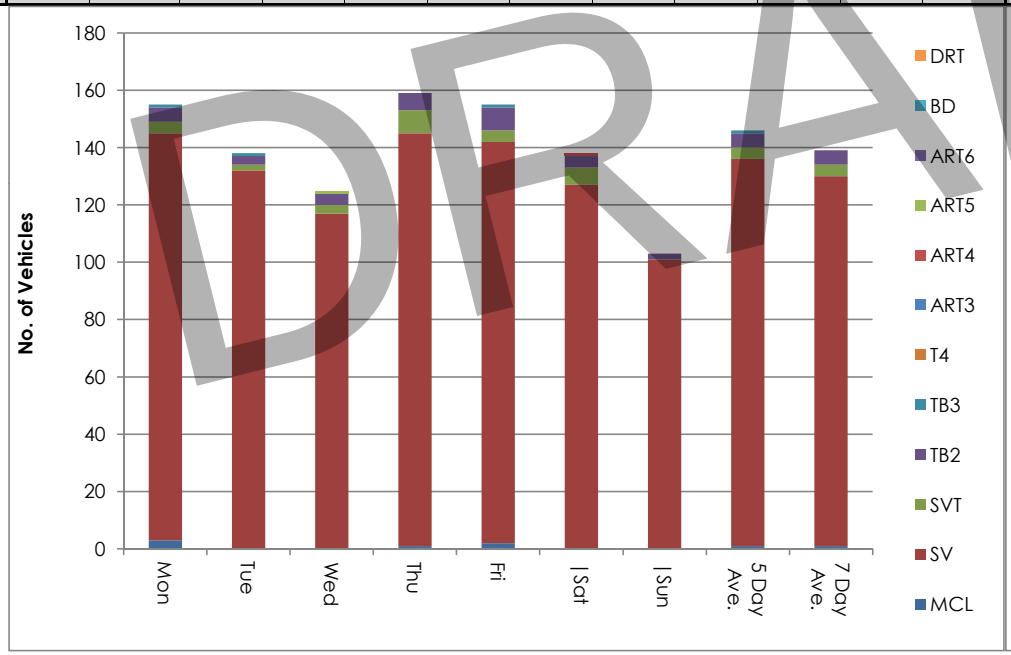

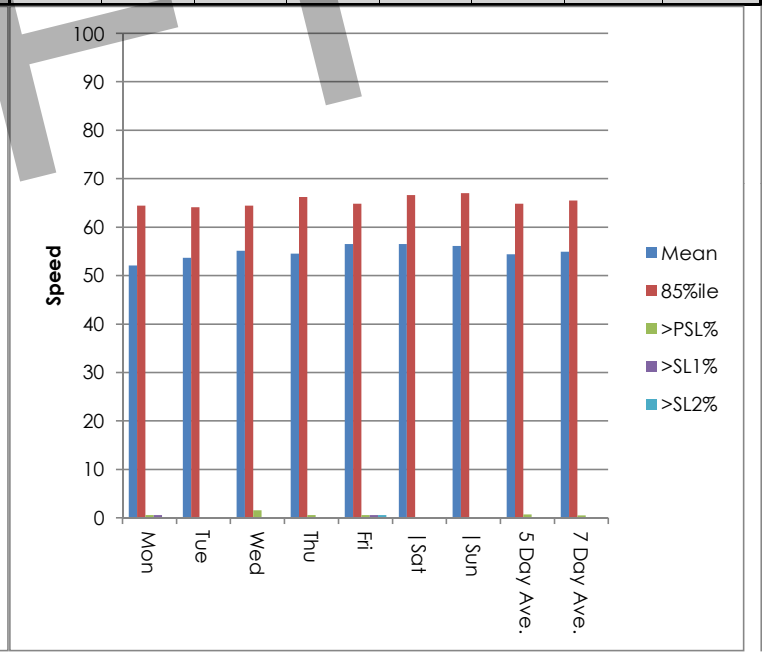

DRAFT

Site 59
Location L-3525-0, Att - Telepole, Lat 53.91655, Long -6.83216
Direction North

3279 / Meath/Cavan/Monaghan ATC's
October 2013
Automatic Traffic Count

Thu, 10 October 2013

Time	Total	Speed Bins (km/h)																											
		0 - 5	5 - 10	10 - 15	15 - 20	20 - 25	25 - 30	30 - 35	35 - 40	40 - 45	45 - 50	50 - 55	55 - 60	60 - 65	65 - 70	70 - 75	75 - 80	80 - 85	85 - 90	90 - 95	95 - 100	100 - 105	105 - 110	110 - 115	115 - 120	120 - 125	125 - 130	130 - 135	135 - 140
0000	4	0	0	0	0	0	1	0	0	0	0	0	2	1	0	0	0	0	0	0	0	0	0	0	0	0	0	0	0
0100	0	0	0	0	0	0	0	0	0	0	0	0	0	0	0	0	0	0	0	0	0	0	0	0	0	0	0	0	0
0200	0	0	0	0	0	0	0	0	0	0	0	0	0	0	0	0	0	0	0	0	0	0	0	0	0	0	0	0	0
0300	0	0	0	0	0	0	0	0	0	0	0	0	0	0	0	0	0	0	0	0	0	0	0	0	0	0	0	0	0
0400	0	0	0	0	0	0	0	0	0	0	0	0	0	0	0	0	0	0	0	0	0	0	0	0	0	0	0	0	0
0500	0	0	0	0	0	0	0	0	0	0	0	0	0	0	0	0	0	0	0	0	0	0	0	0	0	0	0	0	0
0600	0	0	0	0	0	0	0	0	0	0	0	0	0	0	0	0	0	0	0	0	0	0	0	0	0	0	0	0	0
0700	4	0	0	0	0	0	0	0	0	0	1	1	0	1	1	0	0	0	0	0	0	0	0	0	0	0	0	0	0
0800	**13**	**0**	**0**	**0**	**2**	**1**	**0**	**0**	**2**	**0**	**1**	**2**	**2**	**2**	**0**	**1**	**0**	**0**	**0**	**0**	**0**	**0**	**0**	**0**	**0**	**0**	**0**	**0**	**0**
0900	5	0	0	0	0	0	0	0	1	2	0	0	0	0	2	0	0	0	0	0	0	0	0	0	0	0	0	0	0
1000	10	0	0	0	0	0	0	0	0	2	1	1	4	2	0	0	0	0	0	0	0	0	0	0	0	0	0	0	0
1100	8	0	0	0	0	0	0	0	0	2	1	2	1	1	1	0	0	0	0	0	0	0	0	0	0	0	0	0	0
1200	10	0	0	0	0	1	0	0	1	0	1	1	1	2	3	0	0	0	0	0	0	0	0	0	0	0	0	0	0
1300	11	0	0	0	0	0	0	0	0	1	2	3	3	2	0	0	0	0	0	0	0	0	0	0	0	0	0	0	0
1400	6	0	0	0	0	0	1	0	1	1	0	1	2	0	0	0	0	0	0	0	0	0	0	0	0	0	0	0	0
1500	7	0	0	0	0	0	1	0	0	1	0	2	0	3	0	0	0	0	0	0	0	0	0	0	0	0	0	0	0
1600	13	0	0	0	0	0	0	0	1	1	2	3	1	4	0	1	0	0	0	0	0	0	0	0	0	0	0	0	0
1700	14	0	0	0	0	0	0	0	1	1	3	1	3	3	2	0	0	0	0	0	0	0	0	0	0	0	0	0	0
1800	**16**	**0**	**0**	**0**	**0**	**0**	**0**	**0**	**1**	**2**	**2**	**4**	**2**	**1**	**4**	**0**	**0**	**0**	**0**	**0**	**0**	**0**	**0**	**0**	**0**	**0**	**0**	**0**	**0**
1900	11	0	0	0	0	0	0	0	2	0	2	1	2	1	2	1	0	0	0	0	0	0	0	0	0	0	0	0	0
2000	9	0	0	0	0	0	0	0	0	1	0	1	2	3	2	0	0	0	0	0	0	0	0	0	0	0	0	0	0
2100	5	0	0	0	0	0	0	0	0	1	0	1	1	1	1	0	0	0	0	0	0	0	0	0	0	0	0	0	0
2200	9	0	0	0	0	0	0	0	0	0	0	1	0	2	2	2	1	1	0	0	0	0	0	0	0	0	0	0	0
2300	4	0	0	0	0	0	1	0	0	0	0	0	0	1	2	0	0	0	0	0	0	0	0	0	0	0	0	0	0
07-19	**117**	**0**	**0**	**0**	**2**	**2**	**2**	**0**	**8**	**13**	**14**	**21**	**19**	**21**	**13**	**2**	**0**	**0**	**0**	**0**	**0**	**0**	**0**	**0**	**0**	**0**	**0**	**0**	**0**
06-22	**142**	**0**	**0**	**0**	**2**	**2**	**2**	**0**	**10**	**15**	**16**	**24**	**24**	**26**	**18**	**3**	**0**	**0**	**0**	**0**	**0**	**0**	**0**	**0**	**0**	**0**	**0**	**0**	**0**
06-00	**155**	**0**	**0**	**0**	**2**	**2**	**3**	**0**	**10**	**15**	**16**	**25**	**24**	**29**	**22**	**5**	**1**	**1**	**0**	**0**	**0**	**0**	**0**	**0**	**0**	**0**	**0**	**0**	**0**
00-00	**159**	**0**	**0**	**0**	**2**	**2**	**4**	**0**	**10**	**15**	**16**	**25**	**26**	**30**	**22**	**5**	**1**	**1**	**0**	**0**	**0**	**0**	**0**	**0**	**0**	**0**	**0**	**0**	**0**

DRAFT

Site 59
Location L-3525-0, Att - Telepole, Lat 53.91655, Long -6.83216
Direction North

3279 / Meath/Cavan/Monaghan ATC's
October 2013
Automatic Traffic Count

Fri, 11 October 2013

Time	Total	Speed Bins (km/h)																											
		0 - 5	5 - 10	10 - 15	15 - 20	20 - 25	25 - 30	30 - 35	35 - 40	40 - 45	45 - 50	50 - 55	55 - 60	60 - 65	65 - 70	70 - 75	75 - 80	80 - 85	85 - 90	90 - 95	95 - 100	100 - 105	105 - 110	110 - 115	115 - 120	120 - 125	125 - 130	130 - 135	135 - 140
0000	1	0	0	0	0	0	0	0	0	0	0	0	0	0	0	1	0	0	0	0	0	0	0	0	0	0	0	0	0
0100	0	0	0	0	0	0	0	0	0	0	0	0	0	0	0	0	0	0	0	0	0	0	0	0	0	0	0	0	0
0200	0	0	0	0	0	0	0	0	0	0	0	0	0	0	0	0	0	0	0	0	0	0	0	0	0	0	0	0	0
0300	0	0	0	0	0	0	0	0	0	0	0	0	0	0	0	0	0	0	0	0	0	0	0	0	0	0	0	0	0
0400	0	0	0	0	0	0	0	0	0	0	0	0	0	0	0	0	0	0	0	0	0	0	0	0	0	0	0	0	0
0500	1	0	0	0	0	0	0	0	0	0	0	0	0	0	0	0	0	0	1	0	0	0	0	0	0	0	0	0	0
0600	0	0	0	0	0	0	0	0	0	0	0	0	0	0	0	0	0	0	0	0	0	0	0	0	0	0	0	0	0
0700	3	0	0	0	0	0	0	0	0	0	0	0	0	2	1	0	0	0	0	0	0	0	0	0	0	0	0	0	0
0800	7	0	0	0	1	0	0	0	0	0	1	0	0	4	1	0	0	0	0	0	0	0	0	0	0	0	0	0	0
0900	9	0	0	0	0	0	0	0	0	0	2	2	4	0	1	0	0	0	0	0	0	0	0	0	0	0	0	0	0
1000	8	0	0	0	0	0	0	0	1	1	1	2	1	1	1	0	0	0	0	0	0	0	0	0	0	0	0	0	0
1100	**12**	**0**	**0**	**0**	**0**	**0**	**0**	**0**	**1**	**1**	**0**	**2**	**4**	**3**	**1**	**0**	**0**	**0**	**0**	**0**	**0**	**0**	**0**	**0**	**0**	**0**	**0**	**0**	**0**
1200	11	0	0	0	1	0	0	0	1	1	0	1	5	1	1	0	0	0	0	0	0	0	0	0	0	0	0	0	0
1300	8	0	0	1	0	0	0	0	0	0	1	0	2	2	1	1	0	0	0	0	0	0	0	0	0	0	0	0	0
1400	14	0	0	0	0	0	1	0	0	1	4	3	2	3	0	0	0	0	0	0	0	0	0	0	0	0	0	0	0
1500	10	0	0	0	0	0	0	1	0	0	1	0	6	2	0	0	0	0	0	0	0	0	0	0	0	0	0	0	0
1600	8	0	0	0	0	0	0	0	0	0	2	1	3	1	0	1	0	0	0	0	0	0	0	0	0	0	0	0	0
1700	15	0	0	0	0	0	0	1	0	0	0	4	5	2	2	1	0	0	0	0	0	0	0	0	0	0	0	0	0
1800	**16**	**0**	**0**	**0**	**0**	**0**	**0**	**1**	**1**	**0**	**0**	**2**	**8**	**1**	**2**	**1**	**0**	**0**	**0**	**0**	**0**	**0**	**0**	**0**	**0**	**0**	**0**	**0**	**0**
1900	8	0	0	0	0	0	0	0	0	0	0	0	3	1	3	1	0	0	0	0	0	0	0	0	0	0	0	0	0
2000	7	0	0	0	0	0	0	0	0	0	0	1	2	3	1	0	0	0	0	0	0	0	0	0	0	0	0	0	0
2100	10	0	0	0	0	0	0	0	0	0	0	2	5	2	1	0	0	0	0	0	0	0	0	0	0	0	0	0	0
2200	6	0	0	0	0	0	0	0	0	0	1	2	1	1	0	1	0	0	0	0	0	0	0	0	0	0	0	0	0
2300	1	0	0	0	0	0	0	0	0	0	0	1	0	0	0	0	0	0	0	0	0	0	0	0	0	0	0	0	0
07-19	**121**	**0**	**0**	**1**	**2**	**0**	**1**	**3**	**4**	**4**	**12**	**17**	**40**	**22**	**11**	**4**	**0**	**0**	**0**	**0**	**0**	**0**	**0**	**0**	**0**	**0**	**0**	**0**	**0**
06-22	**146**	**0**	**0**	**1**	**2**	**0**	**1**	**3**	**4**	**4**	**12**	**20**	**50**	**28**	**16**	**5**	**0**	**0**	**0**	**0**	**0**	**0**	**0**	**0**	**0**	**0**	**0**	**0**	**0**
06-00	**153**	**0**	**0**	**1**	**2**	**0**	**1**	**3**	**4**	**4**	**13**	**23**	**51**	**29**	**16**	**6**	**0**	**0**	**0**	**0**	**0**	**0**	**0**	**0**	**0**	**0**	**0**	**0**	**0**
00-00	**155**	**0**	**0**	**1**	**2**	**0**	**1**	**3**	**4**	**4**	**13**	**23**	**51**	**29**	**16**	**7**	**0**	**0**	**0**	**1**	**0**	**0**	**0**	**0**	**0**	**0**	**0**	**0**	**0**

DRAFT

Site 59
Location L-3525-0, Att - Telepole, Lat 53.91655, Long -6.83216
Direction North

3279 / Meath/Cavan/Monaghan ATC's
October 2013
Automatic Traffic Count

Sat, 12 October 2013

Time	Total	Speed Bins (km/h)																											
		0 - 5	5 - 10	10 - 15	15 - 20	20 - 25	25 - 30	30 - 35	35 - 40	40 - 45	45 - 50	50 - 55	55 - 60	60 - 65	65 - 70	70 - 75	75 - 80	80 - 85	85 - 90	90 - 95	95 - 100	100 - 105	105 - 110	110 - 115	115 - 120	120 - 125	125 - 130	130 - 135	135 - 140
0000	5	0	0	0	0	0	0	0	0	0	0	0	1	1	2	1	0	0	0	0	0	0	0	0	0	0	0	0	0
0100	2	0	0	0	0	0	0	0	0	0	0	0	0	0	1	1	0	0	0	0	0	0	0	0	0	0	0	0	0
0200	0	0	0	0	0	0	0	0	0	0	0	0	0	0	0	0	0	0	0	0	0	0	0	0	0	0	0	0	0
0300	0	0	0	0	0	0	0	0	0	0	0	0	0	0	0	0	0	0	0	0	0	0	0	0	0	0	0	0	0
0400	0	0	0	0	0	0	0	0	0	0	0	0	0	0	0	0	0	0	0	0	0	0	0	0	0	0	0	0	0
0500	0	0	0	0	0	0	0	0	0	0	0	0	0	0	0	0	0	0	0	0	0	0	0	0	0	0	0	0	0
0600	0	0	0	0	0	0	0	0	0	0	0	0	0	0	0	0	0	0	0	0	0	0	0	0	0	0	0	0	0
0700	2	0	0	0	0	0	0	0	0	0	0	0	1	1	0	0	0	0	0	0	0	0	0	0	0	0	0	0	0
0800	7	0	0	0	0	0	0	0	0	3	0	1	2	0	1	0	0	0	0	0	0	0	0	0	0	0	0	0	0
0900	4	0	0	0	0	0	1	0	0	0	1	0	0	1	1	0	0	0	0	0	0	0	0	0	0	0	0	0	0
1000	**10**	**0**	**0**	**0**	**1**	**0**	**0**	**0**	**0**	**0**	**2**	**4**	**0**	**2**	**0**	**1**	**0**	**0**	**0**	**0**	**0**	**0**	**0**	**0**	**0**	**0**	**0**	**0**	**0**
1100	**10**	**0**	**0**	**0**	**0**	**1**	**0**	**0**	**0**	**0**	**2**	**1**	**1**	**3**	**0**	**1**	**1**	**0**	**0**	**0**	**0**	**0**	**0**	**0**	**0**	**0**	**0**	**0**	**0**
1200	10	0	0	0	0	1	1	0	0	1	1	1	0	2	3	0	0	0	0	0	0	0	0	0	0	0	0	0	0
1300	11	0	0	0	0	0	0	0	0	0	0	1	3	5	1	1	0	0	0	0	0	0	0	0	0	0	0	0	0
1400	5	0	0	0	0	0	0	0	0	0	0	1	2	1	0	1	0	0	0	0	0	0	0	0	0	0	0	0	0
1500	10	0	0	0	0	1	0	0	0	0	2	1	1	3	0	2	0	0	0	0	0	0	0	0	0	0	0	0	0
1600	9	0	0	0	0	0	0	0	0	1	1	2	4	1	0	0	0	0	0	0	0	0	0	0	0	0	0	0	0
1700	13	0	0	0	0	0	0	0	0	0	2	3	3	1	4	0	0	0	0	0	0	0	0	0	0	0	0	0	0
1800	**15**	**0**	**0**	**0**	**0**	**0**	**1**	**0**	**0**	**2**	**1**	**2**	**4**	**2**	**2**	**1**	**0**	**0**	**0**	**0**	**0**	**0**	**0**	**0**	**0**	**0**	**0**	**0**	**0**
1900	9	0	0	0	0	0	1	0	0	0	1	2	1	2	2	0	0	0	0	0	0	0	0	0	0	0	0	0	0
2000	11	0	0	0	0	0	0	0	0	2	0	2	1	2	4	0	0	0	0	0	0	0	0	0	0	0	0	0	0
2100	2	0	0	0	0	0	0	0	0	0	0	2	0	0	0	0	0	0	0	0	0	0	0	0	0	0	0	0	0
2200	2	0	0	0	0	0	0	0	0	0	0	0	1	1	0	0	0	0	0	0	0	0	0	0	0	0	0	0	0
2300	1	0	0	0	0	0	0	0	0	0	0	0	0	0	1	0	0	0	0	0	0	0	0	0	0	0	0	0	0
07-19	**106**	**0**	**0**	**0**	**1**	**3**	**3**	**0**	**0**	**7**	**12**	**17**	**21**	**22**	**12**	**7**	**1**	**0**	**0**	**0**	**0**	**0**	**0**	**0**	**0**	**0**	**0**	**0**	**0**
06-22	**128**	**0**	**0**	**0**	**1**	**3**	**4**	**0**	**0**	**9**	**13**	**23**	**23**	**26**	**18**	**7**	**1**	**0**	**0**	**0**	**0**	**0**	**0**	**0**	**0**	**0**	**0**	**0**	**0**
06-00	**131**	**0**	**0**	**0**	**1**	**3**	**4**	**0**	**0**	**9**	**13**	**23**	**24**	**27**	**19**	**7**	**1**	**0**	**0**	**0**	**0**	**0**	**0**	**0**	**0**	**0**	**0**	**0**	**0**
00-00	**138**	**0**	**0**	**0**	**1**	**3**	**4**	**0**	**0**	**9**	**13**	**23**	**25**	**28**	**22**	**9**	**1**	**0**	**0**	**0**	**0**	**0**	**0**	**0**	**0**	**0**	**0**	**0**	**0**

DRAFT

Site 59
Location L-3525-0, Att - Telepole, Lat 53.91655, Long -6.83216
Direction North

3279 / Meath/Cavan/Monaghan ATC's
October 2013
Automatic Traffic Count

Sun, 13 October 2013

Time	Total	Speed Bins (km/h)																											
		0 - 5	5 - 10	10 - 15	15 - 20	20 - 25	25 - 30	30 - 35	35 - 40	40 - 45	45 - 50	50 - 55	55 - 60	60 - 65	65 - 70	70 - 75	75 - 80	80 - 85	85 - 90	90 - 95	95 - 100	100 - 105	105 - 110	110 - 115	115 - 120	120 - 125	125 - 130	130 - 135	135 - 140
0000	2	0	0	0	0	0	0	0	0	0	0	0	0	1	0	1	0	0	0	0	0	0	0	0	0	0	0	0	0
0100	0	0	0	0	0	0	0	0	0	0	0	0	0	0	0	0	0	0	0	0	0	0	0	0	0	0	0	0	0
0200	0	0	0	0	0	0	0	0	0	0	0	0	0	0	0	0	0	0	0	0	0	0	0	0	0	0	0	0	0
0300	0	0	0	0	0	0	0	0	0	0	0	0	0	0	0	0	0	0	0	0	0	0	0	0	0	0	0	0	0
0400	2	0	0	0	0	0	0	0	0	0	0	0	1	1	0	0	0	0	0	0	0	0	0	0	0	0	0	0	0
0500	0	0	0	0	0	0	0	0	0	0	0	0	0	0	0	0	0	0	0	0	0	0	0	0	0	0	0	0	0
0600	0	0	0	0	0	0	0	0	0	0	0	0	0	0	0	0	0	0	0	0	0	0	0	0	0	0	0	0	0
0700	1	0	0	0	0	0	0	0	0	0	1	0	0	0	0	0	0	0	0	0	0	0	0	0	0	0	0	0	0
0800	**11**	**0**	**0**	**0**	**0**	**0**	**0**	**0**	**0**	**2**	**2**	**1**	**3**	**2**	**0**	**1**	**0**	**0**	**0**	**0**	**0**	**0**	**0**	**0**	**0**	**0**	**0**	**0**	**0**
0900	4	0	0	0	0	1	0	0	0	0	0	0	2	0	1	0	0	0	0	0	0	0	0	0	0	0	0	0	0
1000	3	0	0	0	0	0	0	0	0	0	2	0	1	0	0	0	0	0	0	0	0	0	0	0	0	0	0	0	0
1100	9	0	0	0	0	0	0	0	1	0	2	1	3	0	1	0	1	0	0	0	0	0	0	0	0	0	0	0	0
1200	**10**	**0**	**0**	**0**	**0**	**0**	**0**	**0**	**0**	**1**	**2**	**3**	**0**	**1**	**2**	**1**	**0**	**0**	**0**	**0**	**0**	**0**	**0**	**0**	**0**	**0**	**0**	**0**	**0**
1300	5	0	0	0	0	0	0	0	0	0	0	2	1	0	0	2	0	0	0	0	0	0	0	0	0	0	0	0	0
1400	**10**	**0**	**0**	**0**	**0**	**0**	**0**	**0**	**1**	**1**	**2**	**3**	**2**	**0**	**1**	**0**	**0**	**0**	**0**	**0**	**0**	**0**	**0**	**0**	**0**	**0**	**0**	**0**	**0**
1500	6	0	0	0	0	0	0	0	1	0	1	1	1	1	0	1	0	0	0	0	0	0	0	0	0	0	0	0	0
1600	4	0	0	0	0	0	0	0	0	0	0	2	0	0	0	0	2	0	0	0	0	0	0	0	0	0	0	0	0
1700	**10**	**0**	**0**	**0**	**0**	**0**	**0**	**0**	**1**	**0**	**1**	**5**	**1**	**1**	**0**	**1**	**0**	**0**	**0**	**0**	**0**	**0**	**0**	**0**	**0**	**0**	**0**	**0**	**0**
1800	8	0	0	0	0	0	0	0	0	0	2	0	3	2	1	0	0	0	0	0	0	0	0	0	0	0	0	0	0
1900	9	0	0	0	0	0	0	0	1	0	1	2	1	1	2	0	1	0	0	0	0	0	0	0	0	0	0	0	0
2000	2	0	0	0	0	0	0	0	0	1	0	0	1	0	0	0	0	0	0	0	0	0	0	0	0	0	0	0	0
2100	3	0	0	0	0	0	0	0	0	0	1	0	0	2	0	0	0	0	0	0	0	0	0	0	0	0	0	0	0
2200	3	0	0	0	0	0	0	0	0	0	0	0	0	2	1	0	0	0	0	0	0	0	0	0	0	0	0	0	0
2300	1	0	0	0	0	0	0	0	0	0	0	0	0	1	0	0	0	0	0	0	0	0	0	0	0	0	0	0	0
07-19	**81**	**0**	**0**	**0**	**0**	**1**	**0**	**0**	**4**	**4**	**15**	**18**	**17**	**7**	**6**	**6**	**3**	**0**	**0**	**0**	**0**	**0**	**0**	**0**	**0**	**0**	**0**	**0**	**0**
06-22	**95**	**0**	**0**	**0**	**0**	**1**	**0**	**0**	**5**	**5**	**17**	**20**	**19**	**10**	**8**	**6**	**4**	**0**	**0**	**0**	**0**	**0**	**0**	**0**	**0**	**0**	**0**	**0**	**0**
06-00	**99**	**0**	**0**	**0**	**0**	**1**	**0**	**0**	**5**	**5**	**17**	**20**	**19**	**13**	**9**	**6**	**4**	**0**	**0**	**0**	**0**	**0**	**0**	**0**	**0**	**0**	**0**	**0**	**0**
00-00	**103**	**0**	**0**	**0**	**0**	**1**	**0**	**0**	**5**	**5**	**17**	**20**	**20**	**15**	**9**	**7**	**4**	**0**	**0**	**0**	**0**	**0**	**0**	**0**	**0**	**0**	**0**	**0**	**0**

DRAFT

Site 59
Location L-3525-0, Att - Telepole, Lat 53.91655, Long -6.83216
Direction North

3279 / Meath/Cavan/Monaghan ATC's
October 2013
Automatic Traffic Count

Mon, 14 October 2013

Time	Total	Speed Bins (km/h)																												
		0 - 5	5 - 10	10 - 15	15 - 20	20 - 25	25 - 30	30 - 35	35 - 40	40 - 45	45 - 50	50 - 55	55 - 60	60 - 65	65 - 70	70 - 75	75 - 80	80 - 85	85 - 90	90 - 95	95 - 100	100 - 105	105 - 110	110 - 115	115 - 120	120 - 125	125 - 130	130 - 135	135 - 140
0000	3	0	0	0	0	0	0	0	0	0	1	1	1	0	0	0	0	0	0	0	0	0	0	0	0	0	0	0	0	0
0100	0	0	0	0	0	0	0	0	0	0	0	0	0	0	0	0	0	0	0	0	0	0	0	0	0	0	0	0	0	0
0200	0	0	0	0	0	0	0	0	0	0	0	0	0	0	0	0	0	0	0	0	0	0	0	0	0	0	0	0	0	0
0300	0	0	0	0	0	0	0	0	0	0	0	0	0	0	0	0	0	0	0	0	0	0	0	0	0	0	0	0	0	0
0400	0	0	0	0	0	0	0	0	0	0	0	0	0	0	0	0	0	0	0	0	0	0	0	0	0	0	0	0	0	0
0500	0	0	0	0	0	0	0	0	0	0	0	0	0	0	0	0	0	0	0	0	0	0	0	0	0	0	0	0	0	0
0600	0	0	0	0	0	0	0	0	0	0	0	0	0	0	0	0	0	0	0	0	0	0	0	0	0	0	0	0	0	0
0700	4	0	0	0	0	0	0	0	0	1	1	0	0	1	0	1	0	0	0	0	0	0	0	0	0	0	0	0	0	0
0800	7	0	0	0	0	0	0	0	1	0	2	2	0	1	1	0	0	0	0	0	0	0	0	0	0	0	0	0	0	0
0900	**11**	**0**	**0**	**0**	**0**	**0**	**0**	**0**	**0**	**2**	**1**	**2**	**0**	**4**	**1**	**1**	**0**	**0**	**0**	**0**	**0**	**0**	**0**	**0**	**0**	**0**	**0**	**0**	**0**	**0**
1000	7	0	0	0	1	1	0	1	2	0	0	1	0	1	0	0	0	0	0	0	0	0	0	0	0	0	0	0	0	0
1100	9	0	0	0	0	0	0	0	0	1	1	2	3	0	0	2	0	0	0	0	0	0	0	0	0	0	0	0	0	0
1200	11	0	0	0	0	0	1	0	0	1	1	2	4	2	0	0	0	0	0	0	0	0	0	0	0	0	0	0	0	0
1300	11	0	0	0	2	0	0	0	0	1	0	0	2	4	1	1	0	0	0	0	0	0	0	0	0	0	0	0	0	0
1400	10	0	0	0	0	0	2	0	2	0	2	1	1	1	0	1	0	0	0	0	0	0	0	0	0	0	0	0	0	0
1500	12	0	0	0	1	1	0	0	0	1	2	1	0	4	2	0	0	0	0	0	0	0	0	0	0	0	0	0	0	0
1600	12	0	0	0	0	0	1	0	1	2	0	4	1	3	0	0	0	0	0	0	0	0	0	0	0	0	0	0	0	0
1700	12	0	0	0	1	0	1	0	1	1	1	2	2	2	1	0	0	0	0	0	0	0	0	0	0	0	0	0	0	0
1800	**18**	**0**	**0**	**0**	**0**	**2**	**0**	**0**	**1**	**2**	**2**	**5**	**0**	**4**	**0**	**2**	**0**	**0**	**0**	**0**	**0**	**0**	**0**	**0**	**0**	**0**	**0**	**0**	**0**	**0**
1900	9	0	1	0	0	0	0	0	1	0	0	4	2	1	0	0	0	0	0	0	0	0	0	0	0	0	0	0	0	0
2000	6	0	0	0	0	0	0	0	0	0	1	2	1	1	1	0	0	0	0	0	0	0	0	0	0	0	0	0	0	0
2100	6	0	0	0	0	0	0	0	0	0	0	2	3	1	0	0	0	0	0	0	0	0	0	0	0	0	0	0	0	0
2200	6	0	0	0	0	0	0	0	0	0	0	0	1	1	3	0	0	0	1	0	0	0	0	0	0	0	0	0	0	0
2300	1	0	0	0	0	0	0	0	0	0	0	0	1	0	0	0	0	0	0	0	0	0	0	0	0	0	0	0	0	0
07-19	**124**	**0**	**0**	**0**	**5**	**4**	**5**	**1**	**8**	**12**	**13**	**22**	**13**	**27**	**6**	**8**	**0**	**0**	**0**	**0**	**0**	**0**	**0**	**0**	**0**	**0**	**0**	**0**	**0**	**0**
06-22	**145**	**0**	**1**	**0**	**5**	**4**	**5**	**1**	**9**	**12**	**14**	**30**	**19**	**30**	**7**	**8**	**0**	**0**	**0**	**0**	**0**	**0**	**0**	**0**	**0**	**0**	**0**	**0**	**0**	**0**
06-00	**152**	**0**	**1**	**0**	**5**	**4**	**5**	**1**	**9**	**12**	**14**	**30**	**21**	**31**	**10**	**8**	**0**	**0**	**1**	**0**	**0**	**0**	**0**	**0**	**0**	**0**	**0**	**0**	**0**	**0**
00-00	**155**	**0**	**1**	**0**	**5**	**4**	**5**	**1**	**9**	**12**	**15**	**31**	**22**	**31**	**10**	**8**	**0**	**0**	**1**	**0**	**0**	**0**	**0**	**0**	**0**	**0**	**0**	**0**	**0**	**0**

DRAFT

Site 59
Location L-3525-0, Att - Telepole, Lat 53.91655, Long -6.83216
Direction North

3279 / Meath/Cavan/Monaghan ATC's
October 2013
Automatic Traffic Count

Tue, 15 October 2013

Time	Total	Speed Bins (km/h)																											
		0 - 5	5 - 10	10 - 15	15 - 20	20 - 25	25 - 30	30 - 35	35 - 40	40 - 45	45 - 50	50 - 55	55 - 60	60 - 65	65 - 70	70 - 75	75 - 80	80 - 85	85 - 90	90 - 95	95 - 100	100 - 105	105 - 110	110 - 115	115 - 120	120 - 125	125 - 130	130 - 135	135 - 140
0000	3	0	0	0	0	0	0	0	0	0	0	1	1	1	0	0	0	0	0	0	0	0	0	0	0	0	0	0	0
0100	1	0	0	0	0	0	0	0	0	0	0	0	0	1	0	0	0	0	0	0	0	0	0	0	0	0	0	0	0
0200	0	0	0	0	0	0	0	0	0	0	0	0	0	0	0	0	0	0	0	0	0	0	0	0	0	0	0	0	0
0300	0	0	0	0	0	0	0	0	0	0	0	0	0	0	0	0	0	0	0	0	0	0	0	0	0	0	0	0	0
0400	0	0	0	0	0	0	0	0	0	0	0	0	0	0	0	0	0	0	0	0	0	0	0	0	0	0	0	0	0
0500	0	0	0	0	0	0	0	0	0	0	0	0	0	0	0	0	0	0	0	0	0	0	0	0	0	0	0	0	0
0600	0	0	0	0	0	0	0	0	0	0	0	0	0	0	0	0	0	0	0	0	0	0	0	0	0	0	0	0	0
0700	2	0	0	0	0	0	0	0	0	0	2	0	0	0	0	0	0	0	0	0	0	0	0	0	0	0	0	0	0
0800	5	0	0	0	0	0	0	0	0	0	1	1	0	2	1	0	0	0	0	0	0	0	0	0	0	0	0	0	0
0900	**15**	**0**	**0**	**0**	**1**	**0**	**0**	**0**	**0**	**2**	**2**	**3**	**2**	**2**	**3**	**0**	**0**	**0**	**0**	**0**	**0**	**0**	**0**	**0**	**0**	**0**	**0**	**0**	**0**
1000	2	0	0	0	0	0	0	0	0	0	1	0	0	0	1	0	0	0	0	0	0	0	0	0	0	0	0	0	0
1100	8	0	0	0	0	0	0	0	0	0	2	2	3	1	0	0	0	0	0	0	0	0	0	0	0	0	0	0	0
1200	6	0	0	0	0	2	0	0	0	0	1	0	1	2	0	0	0	0	0	0	0	0	0	0	0	0	0	0	0
1300	7	0	0	0	0	0	1	0	0	0	0	2	2	2	0	0	0	0	0	0	0	0	0	0	0	0	0	0	0
1400	9	0	0	0	1	2	0	0	1	0	0	2	0	1	2	0	0	0	0	0	0	0	0	0	0	0	0	0	0
1500	10	0	0	0	0	2	1	0	0	0	1	1	2	1	0	2	0	0	0	0	0	0	0	0	0	0	0	0	0
1600	9	0	0	0	0	1	0	0	0	2	1	2	2	1	0	0	0	0	0	0	0	0	0	0	0	0	0	0	0
1700	**18**	**0**	**0**	**0**	**1**	**0**	**0**	**1**	**0**	**2**	**3**	**2**	**3**	**4**	**2**	**0**	**0**	**0**	**0**	**0**	**0**	**0**	**0**	**0**	**0**	**0**	**0**	**0**	**0**
1800	15	0	0	0	0	0	0	0	1	0	0	4	4	2	2	1	1	0	0	0	0	0	0	0	0	0	0	0	0
1900	8	0	0	0	0	0	0	0	0	0	1	0	0	3	4	0	0	0	0	0	0	0	0	0	0	0	0	0	0
2000	8	0	0	0	0	0	0	0	0	1	0	1	2	4	0	0	0	0	0	0	0	0	0	0	0	0	0	0	0
2100	6	0	0	0	0	0	0	0	0	0	1	1	1	2	1	0	0	0	0	0	0	0	0	0	0	0	0	0	0
2200	4	0	0	0	0	0	0	0	0	0	1	0	1	2	0	0	0	0	0	0	0	0	0	0	0	0	0	0	0
2300	2	0	0	0	0	0	0	0	0	0	1	0	1	0	0	0	0	0	0	0	0	0	0	0	0	0	0	0	0
07-19	**106**	**0**	**0**	**0**	**3**	**7**	**2**	**1**	**2**	**6**	**14**	**19**	**19**	**18**	**11**	**3**	**1**	**0**	**0**	**0**	**0**	**0**	**0**	**0**	**0**	**0**	**0**	**0**	**0**
06-22	**128**	**0**	**0**	**0**	**3**	**7**	**2**	**1**	**2**	**7**	**16**	**21**	**22**	**27**	**16**	**3**	**1**	**0**	**0**	**0**	**0**	**0**	**0**	**0**	**0**	**0**	**0**	**0**	**0**
06-00	**134**	**0**	**0**	**0**	**3**	**7**	**2**	**1**	**2**	**7**	**18**	**21**	**24**	**29**	**16**	**3**	**1**	**0**	**0**	**0**	**0**	**0**	**0**	**0**	**0**	**0**	**0**	**0**	**0**
00-00	**138**	**0**	**0**	**0**	**3**	**7**	**2**	**1**	**2**	**7**	**18**	**22**	**25**	**31**	**16**	**3**	**1**	**0**	**0**	**0**	**0**	**0**	**0**	**0**	**0**	**0**	**0**	**0**	**0**

DRAFT

Site 59
Location L-3525-0, Att - Telepole, Lat 53.91655, Long -6.83216
Direction North

3279 / Meath/Cavan/Monaghan ATC's
October 2013
Automatic Traffic Count

Wed, 16 October 2013

Time	Total	Speed Bins (km/h)																											
		0 - 5	5 - 10	10 - 15	15 - 20	20 - 25	25 - 30	30 - 35	35 - 40	40 - 45	45 - 50	50 - 55	55 - 60	60 - 65	65 - 70	70 - 75	75 - 80	80 - 85	85 - 90	90 - 95	95 - 100	100 - 105	105 - 110	110 - 115	115 - 120	120 - 125	125 - 130	130 - 135	135 - 140
0000	2	0	0	0	0	0	0	0	0	0	0	1	0	0	1	0	0	0	0	0	0	0	0	0	0	0	0	0	0
0100	1	0	0	0	0	0	0	0	0	0	0	0	0	0	0	0	0	1	0	0	0	0	0	0	0	0	0	0	0
0200	0	0	0	0	0	0	0	0	0	0	0	0	0	0	0	0	0	0	0	0	0	0	0	0	0	0	0	0	0
0300	0	0	0	0	0	0	0	0	0	0	0	0	0	0	0	0	0	0	0	0	0	0	0	0	0	0	0	0	0
0400	0	0	0	0	0	0	0	0	0	0	0	0	0	0	0	0	0	0	0	0	0	0	0	0	0	0	0	0	0
0500	0	0	0	0	0	0	0	0	0	0	0	0	0	0	0	0	0	0	0	0	0	0	0	0	0	0	0	0	0
0600	0	0	0	0	0	0	0	0	0	0	0	0	0	0	0	0	0	0	0	0	0	0	0	0	0	0	0	0	0
0700	2	0	0	0	0	0	0	0	0	1	0	1	0	0	0	0	0	0	0	0	0	0	0	0	0	0	0	0	0
0800	10	0	0	0	1	0	0	0	1	2	2	0	3	1	0	0	0	0	0	0	0	0	0	0	0	0	0	0	0
0900	**11**	**0**	**0**	**0**	**0**	**0**	**0**	**0**	**0**	**3**	**1**	**2**	**1**	**2**	**2**	**0**	**0**	**0**	**0**	**0**	**0**	**0**	**0**	**0**	**0**	**0**	**0**	**0**	**0**
1000	6	0	0	0	0	1	0	0	0	0	1	2	1	1	0	0	0	0	0	0	0	0	0	0	0	0	0	0	0
1100	**11**	**0**	**0**	**0**	**0**	**0**	**0**	**0**	**0**	**2**	**4**	**2**	**3**	**0**	**0**	**0**	**0**	**0**	**0**	**0**	**0**	**0**	**0**	**0**	**0**	**0**	**0**	**0**	**0**
1200	5	0	0	0	0	0	0	0	0	1	0	1	1	2	0	0	0	0	0	0	0	0	0	0	0	0	0	0	0
1300	7	0	0	0	0	0	0	0	0	0	1	3	0	2	1	0	0	0	0	0	0	0	0	0	0	0	0	0	0
1400	5	0	0	0	0	0	1	0	0	1	0	0	2	1	0	0	0	0	0	0	0	0	0	0	0	0	0	0	0
1500	6	0	0	0	0	0	0	0	0	0	1	0	2	2	1	0	0	0	0	0	0	0	0	0	0	0	0	0	0
1600	11	0	0	0	0	0	0	0	0	1	2	2	4	0	2	0	0	0	0	0	0	0	0	0	0	0	0	0	0
1700	8	0	0	0	0	0	0	0	0	1	0	3	2	1	1	0	0	0	0	0	0	0	0	0	0	0	0	0	0
1800	**17**	**0**	**1**	**0**	**0**	**0**	**0**	**0**	**0**	**0**	**1**	**4**	**6**	**3**	**1**	**1**	**0**	**0**	**0**	**0**	**0**	**0**	**0**	**0**	**0**	**0**	**0**	**0**	**0**
1900	8	0	0	0	0	0	0	0	1	0	1	1	3	1	0	1	0	0	0	0	0	0	0	0	0	0	0	0	0
2000	5	0	0	0	0	0	0	0	0	0	0	2	1	1	0	1	0	0	0	0	0	0	0	0	0	0	0	0	0
2100	6	0	0	0	0	0	0	0	0	0	0	0	1	3	1	0	0	1	0	0	0	0	0	0	0	0	0	0	0
2200	3	0	0	0	0	0	0	0	0	0	0	0	1	1	0	1	0	0	0	0	0	0	0	0	0	0	0	0	0
2300	1	0	0	0	0	0	0	0	0	0	0	0	0	0	0	1	0	0	0	0	0	0	0	0	0	0	0	0	0
07-19	**99**	**0**	**1**	**0**	**1**	**1**	**1**	**0**	**1**	**12**	**13**	**20**	**25**	**15**	**8**	**1**	**0**	**0**	**0**	**0**	**0**	**0**	**0**	**0**	**0**	**0**	**0**	**0**	**0**
06-22	**118**	**0**	**1**	**0**	**1**	**1**	**1**	**0**	**2**	**12**	**14**	**23**	**30**	**20**	**9**	**3**	**0**	**1**	**0**	**0**	**0**	**0**	**0**	**0**	**0**	**0**	**0**	**0**	**0**
06-00	**122**	**0**	**1**	**0**	**1**	**1**	**1**	**0**	**2**	**12**	**14**	**23**	**31**	**21**	**9**	**5**	**0**	**1**	**0**	**0**	**0**	**0**	**0**	**0**	**0**	**0**	**0**	**0**	**0**
00-00	**125**	**0**	**1**	**0**	**1**	**1**	**1**	**0**	**2**	**12**	**14**	**24**	**31**	**21**	**10**	**5**	**0**	**2**	**0**	**0**	**0**	**0**	**0**	**0**	**0**	**0**	**0**	**0**	**0**

DRAFT

Site 59
Location L-3525-0, Att - Telepole, Lat 53.91655, Long -6.83216
Direction North

3279 / Meath/Cavan/Monaghan ATC's
October 2013
Automatic Traffic Count

Virtual Day (7)

Time	Total	Speed Bins (km/h)																											
		0 - 5	5 - 10	10 - 15	15 - 20	20 - 25	25 - 30	30 - 35	35 - 40	40 - 45	45 - 50	50 - 55	55 - 60	60 - 65	65 - 70	70 - 75	75 - 80	80 - 85	85 - 90	90 - 95	95 - 100	100 - 105	105 - 110	110 - 115	115 - 120	120 - 125	125 - 130	130 - 135	135 - 140
0000	3	0	0	0	0	0	0	0	0	0	0	0	1	1	0	0	0	0	0	0	0	0	0	0	0	0	0	0	0
0100	1	0	0	0	0	0	0	0	0	0	0	0	0	0	0	0	0	0	0	0	0	0	0	0	0	0	0	0	0
0200	0	0	0	0	0	0	0	0	0	0	0	0	0	0	0	0	0	0	0	0	0	0	0	0	0	0	0	0	0
0300	0	0	0	0	0	0	0	0	0	0	0	0	0	0	0	0	0	0	0	0	0	0	0	0	0	0	0	0	0
0400	0	0	0	0	0	0	0	0	0	0	0	0	0	0	0	0	0	0	0	0	0	0	0	0	0	0	0	0	0
0500	0	0	0	0	0	0	0	0	0	0	0	0	0	0	0	0	0	0	0	0	0	0	0	0	0	0	0	0	0
0600	0	0	0	0	0	0	0	0	0	0	0	0	0	0	0	0	0	0	0	0	0	0	0	0	0	0	0	0	0
0700	3	0	0	0	0	0	0	0	0	0	1	0	0	1	0	0	0	0	0	0	0	0	0	0	0	0	0	0	0
0800	9	0	0	0	1	0	0	0	1	1	1	1	1	2	1	0	0	0	0	0	0	0	0	0	0	0	0	0	0
0900	8	0	0	0	0	0	0	0	0	1	1	1	1	1	2	0	0	0	0	0	0	0	0	0	0	0	0	0	0
1000	7	0	0	0	0	0	0	0	0	0	1	1	1	1	0	0	0	0	0	0	0	0	0	0	0	0	0	0	0
1100	**10**	**0**	**0**	**0**	**0**	**0**	**0**	**0**	**0**	**1**	**2**	**2**	**3**	**1**	**0**	**0**	**0**	**0**	**0**	**0**	**0**	**0**	**0**	**0**	**0**	**0**	**0**	**0**	**0**
1200	9	0	0	0	0	1	0	0	0	1	1	1	2	2	1	0	0	0	0	0	0	0	0	0	0	0	0	0	0
1300	9	0	0	0	0	0	0	0	0	0	1	2	2	2	1	1	0	0	0	0	0	0	0	0	0	0	0	0	0
1400	8	0	0	0	0	0	1	0	1	1	1	2	2	1	0	0	0	0	0	0	0	0	0	0	0	0	0	0	0
1500	9	0	0	0	0	1	0	0	0	0	1	1	2	2	0	1	0	0	0	0	0	0	0	0	0	0	0	0	0
1600	9	0	0	0	0	0	0	0	0	1	1	2	2	1	0	0	0	0	0	0	0	0	0	0	0	0	0	0	0
1700	13	0	0	0	0	0	0	0	0	1	1	3	3	2	2	0	0	0	0	0	0	0	0	0	0	0	0	0	0
1800	**15**	**0**	**0**	**0**	**0**	**0**	**0**	**0**	**1**	**1**	**1**	**3**	**4**	**2**	**2**	**1**	**0**	**0**	**0**	**0**	**0**	**0**	**0**	**0**	**0**	**0**	**0**	**0**	**0**
1900	9	0	0	0	0	0	0	0	1	0	1	1	2	1	2	0	0	0	0	0	0	0	0	0	0	0	0	0	0
2000	7	0	0	0	0	0	0	0	0	1	0	1	1	2	1	0	0	0	0	0	0	0	0	0	0	0	0	0	0
2100	5	0	0	0	0	0	0	0	0	0	0	1	2	2	1	0	0	0	0	0	0	0	0	0	0	0	0	0	0
2200	5	0	0	0	0	0	0	0	0	0	0	0	1	1	1	1	0	0	0	0	0	0	0	0	0	0	0	0	0
2300	2	0	0	0	0	0	0	0	0	0	0	0	0	0	0	0	0	0	0	0	0	0	0	0	0	0	0	0	0
07-19	**108**	**0**	**0**	**0**	**2**	**3**	**2**	**1**	**4**	**8**	**13**	**19**	**22**	**19**	**10**	**4**	**1**	**0**	**0**	**0**	**0**	**0**	**0**	**0**	**0**	**0**	**0**	**0**	**0**
06-22	**129**	**0**	**0**	**0**	**2**	**3**	**2**	**1**	**5**	**9**	**15**	**23**	**27**	**24**	**13**	**5**	**1**	**0**	**0**	**0**	**0**	**0**	**0**	**0**	**0**	**0**	**0**	**0**	**0**
06-00	**135**	**0**	**0**	**0**	**2**	**3**	**2**	**1**	**5**	**9**	**15**	**24**	**28**	**26**	**14**	**6**	**1**	**0**	**0**	**0**	**0**	**0**	**0**	**0**	**0**	**0**	**0**	**0**	**0**
00-00	**139**	**0**	**0**	**0**	**2**	**3**	**2**	**1**	**5**	**9**	**15**	**24**	**29**	**26**	**15**	**6**	**1**	**0**	**0**	**0**	**0**	**0**	**0**	**0**	**0**	**0**	**0**	**0**	**0**

DRAFT

Site 59
Location L-3525-0, Att - Telepole, Lat 53.91655, Long -6.83216
Direction North

3279 / Meath/Cavan/Monaghan ATC's
October 2013
Automatic Traffic Count

Virtual Week (1)

Time	Total	Speed Bins (km/h)																											
		0 - 5	5 - 10	10 - 15	15 - 20	20 - 25	25 - 30	30 - 35	35 - 40	40 - 45	45 - 50	50 - 55	55 - 60	60 - 65	65 - 70	70 - 75	75 - 80	80 - 85	85 - 90	90 - 95	95 - 100	100 - 105	105 - 110	110 - 115	115 - 120	120 - 125	125 - 130	130 - 135	135 - 140
Mon	155	0	1	0	5	4	5	1	9	12	15	31	22	31	10	8	0	0	1	0	0	0	0	0	0	0	0	0	0
Tue	138	0	0	0	3	7	2	1	2	7	18	22	25	31	16	3	1	0	0	0	0	0	0	0	0	0	0	0	0
Wed	125	0	1	0	1	1	1	0	2	12	14	24	31	21	10	5	0	2	0	0	0	0	0	0	0	0	0	0	0
Thu	159	0	0	0	2	2	4	0	10	15	16	25	26	30	22	5	1	1	0	0	0	0	0	0	0	0	0	0	0
Fri	155	0	0	1	2	0	1	3	4	4	13	23	51	29	16	7	0	0	0	1	0	0	0	0	0	0	0	0	0
|Sat	138	0	0	0	1	3	4	0	0	9	13	23	25	28	22	9	1	0	0	0	0	0	0	0	0	0	0	0	0
|Sun	103	0	0	0	0	1	0	0	5	5	17	20	20	15	9	7	4	0	0	0	0	0	0	0	0	0	0	0	0
5 Day Ave.	**146**	**0**	**0**	**0**	**3**	**3**	**3**	**1**	**5**	**10**	**15**	**25**	**31**	**28**	**15**	**6**	**0**	**1**	**0**	**0**	**0**	**0**	**0**	**0**	**0**	**0**	**0**	**0**	**0**
7 Day Ave.	**139**	**0**	**0**	**0**	**2**	**3**	**2**	**1**	**5**	**9**	**15**	**24**	**29**	**26**	**15**	**6**	**1**	**0**	**0**	**0**	**0**	**0**	**0**	**0**	**0**	**0**	**0**	**0**	**0**
--	**973**	**0**	**2**	**1**	**14**	**18**	**17**	**5**	**32**	**64**	**106**	**168**	**200**	**185**	**105**	**44**	**7**	**3**	**1**	**1**	**0**	**0**	**0**	**0**	**0**	**0**	**0**	**0**	**0**	**0**

Summary Graphs

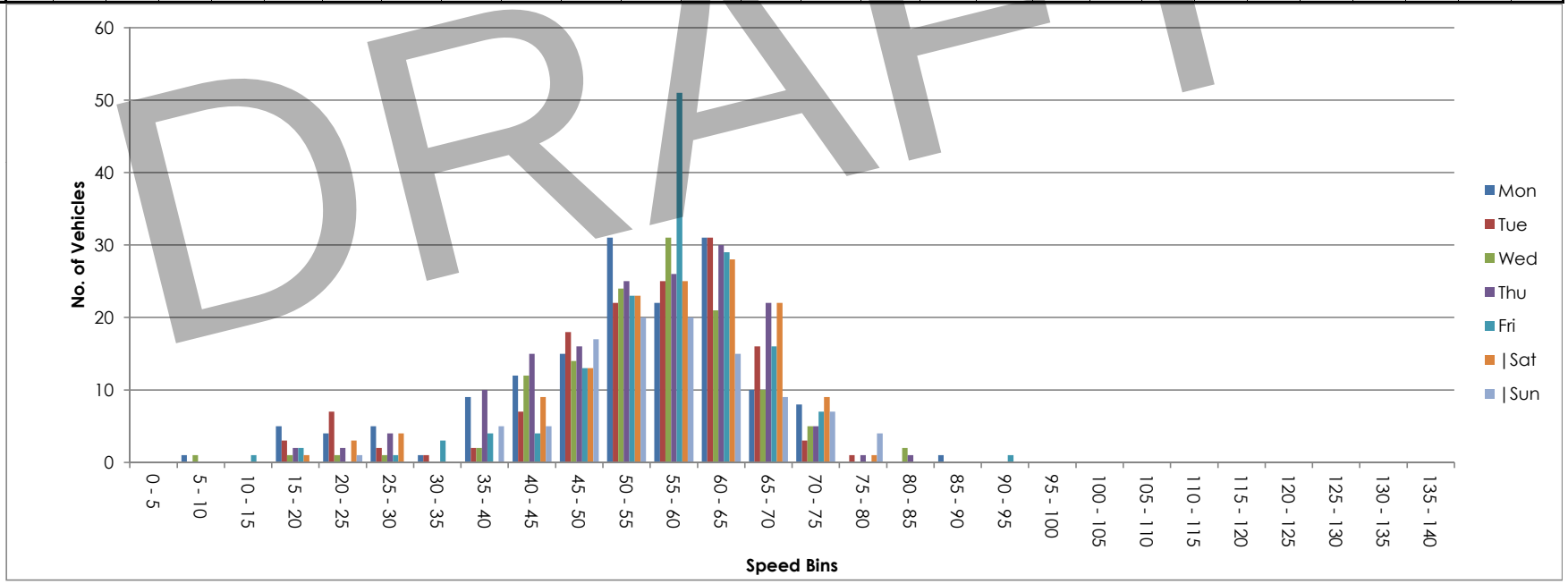

DRAFT

Site 59
Location L-3525-0, Att - Telepole, Lat 53.91655, Long -6.83216
Direction South

3279 / Meath/Cavan/Monaghan ATC's
October 2013
Automatic Traffic Count

Thu, 10 October 2013

Time	Total	Classification												>PSL	>PSL%	>SL1	>SL1%	>SL2	>SL2%	Mean	Vpp
		1 MCL	2 SV	3 SVT	4 TB2	5 TB3	6 T4	7 ART3	8 ART4	9 ART5	10 ART6	11 BD	12 DRT	80	80	85 +5kph	85 +5kph	90 +10kph	90 +10kph		85
0000	2	0	1	1	0	0	0	0	0	0	0	0	0	0	0	0	0	0	0	36.9	-
0100	0	0	0	0	0	0	0	0	0	0	0	0	0	0	0	0	0	0	0	-	-
0200	0	0	0	0	0	0	0	0	0	0	0	0	0	0	0	0	0	0	0	-	-
0300	0	0	0	0	0	0	0	0	0	0	0	0	0	0	0	0	0	0	0	-	-
0400	1	0	1	0	0	0	0	0	0	0	0	0	0	0	0	0	0	0	0	55	-
0500	1	0	1	0	0	0	0	0	0	0	0	0	0	0	0	0	0	0	0	75.5	-
0600	2	0	1	1	0	0	0	0	0	0	0	0	0	0	0	0	0	0	0	65.5	-
0700	11	0	10	0	1	0	0	0	0	0	0	0	0	0	0	0	0	0	0	58.9	66.2
0800	13	0	11	0	2	0	0	0	0	0	0	0	0	0	0	0	0	0	0	55	64.8
0900	11	0	11	0	0	0	0	0	0	0	0	0	0	0	0	0	0	0	0	57.6	61.2
1000	6	0	3	2	0	0	0	1	0	0	0	0	0	0	0	0	0	0	0	53.1	-
1100	**15**	**1**	**13**	**1**	**0**	**0**	**0**	**0**	**0**	**0**	**0**	**0**	**0**	**0**	**0**	**0**	**0**	**0**	**0**	**49.5**	**70.2**
1200	8	0	7	0	0	0	0	0	1	0	0	0	0	0	0	0	0	0	0	53.3	-
1300	**14**	**0**	**11**	**0**	**3**	**0**	**0**	**0**	**0**	**0**	**0**	**0**	**0**	**0**	**0**	**0**	**0**	**0**	**0**	**46**	**58.7**
1400	8	0	7	0	1	0	0	0	0	0	0	0	0	0	0	0	0	0	0	53.7	-
1500	13	1	11	1	0	0	0	0	0	0	0	0	0	0	0	0	0	0	0	47.4	56.5
1600	5	0	3	0	2	0	0	0	0	0	0	0	0	0	0	0	0	0	0	44.7	-
1700	6	0	6	0	0	0	0	0	0	0	0	0	0	0	0	0	0	0	0	57.4	-
1800	13	0	12	1	0	0	0	0	0	0	0	0	0	0	0	0	0	0	0	52.7	58
1900	**14**	**0**	**13**	**0**	**1**	**0**	**0**	**0**	**0**	**0**	**0**	**0**	**0**	**1**	**7.1**	**1**	**7.1**	**0**	**0**	**62.2**	**73.1**
2000	8	0	8	0	0	0	0	0	0	0	0	0	0	0	0	0	0	0	0	67.5	-
2100	3	0	2	0	1	0	0	0	0	0	0	0	0	0	0	0	0	0	0	50.8	-
2200	1	0	1	0	0	0	0	0	0	0	0	0	0	0	0	0	0	0	0	53.2	-
2300	2	0	1	0	1	0	0	0	0	0	0	0	0	0	0	0	0	0	0	57.1	-
07-19	**123**	**2**	**105**	**5**	**9**	**0**	**0**	**1**	**1**	**0**	**0**	**0**	**0**	**0**	**0**	**0**	**0**	**0**	**0**	**52.2**	**63.7**
06-22	**150**	**2**	**129**	**6**	**11**	**0**	**0**	**1**	**1**	**0**	**0**	**0**	**0**	**1**	**0.7**	**1**	**0.7**	**0**	**0**	**54.1**	**65.5**
06-00	**153**	**2**	**131**	**6**	**12**	**0**	**0**	**1**	**1**	**0**	**0**	**0**	**0**	**1**	**0.7**	**1**	**0.7**	**0**	**0**	**54.2**	**65.5**
00-00	**157**	**2**	**134**	**7**	**12**	**0**	**0**	**1**	**1**	**0**	**0**	**0**	**0**	**1**	**0.6**	**1**	**0.6**	**0**	**0**	**54.1**	**65.5**

DRAFT

Site 59
Location L-3525-0, Att - Telepole, Lat 53.91655, Long -6.83216
Direction South

3279 / Meath/Cavan/Monaghan ATC's
October 2013
Automatic Traffic Count

Fri, 11 October 2013

Time	Total	Classification												>PSL	>PSL%	>SL1	>SL1%	>SL2	>SL2%	Mean	Vpp
		1 MCL	2 SV	3 SVT	4 TB2	5 TB3	6 T4	7 ART3	8 ART4	9 ART5	10 ART6	11 BD	12 DRT	80	80	85 +5kph	85 +5kph	90 +10kph	90 +10kph		85
0000	0	0	0	0	0	0	0	0	0	0	0	0	0	0	0	0	0	0	0	-	-
0100	0	0	0	0	0	0	0	0	0	0	0	0	0	0	0	0	0	0	0	-	-
0200	0	0	0	0	0	0	0	0	0	0	0	0	0	0	0	0	0	0	0	-	-
0300	0	0	0	0	0	0	0	0	0	0	0	0	0	0	0	0	0	0	0	-	-
0400	0	0	0	0	0	0	0	0	0	0	0	0	0	0	0	0	0	0	0	-	-
0500	1	0	1	0	0	0	0	0	0	0	0	0	0	0	0	0	0	0	0	69.6	-
0600	3	0	2	1	0	0	0	0	0	0	0	0	0	0	0	0	0	0	0	60.2	-
0700	7	0	7	0	0	0	0	0	0	0	0	0	0	0	0	0	0	0	0	61.9	-
0800	10	0	9	0	1	0	0	0	0	0	0	0	0	0	0	0	0	0	0	55.4	-
0900	13	0	11	0	1	1	0	0	0	0	0	0	0	0	0	0	0	0	0	54.1	63.4
1000	**15**	**0**	**15**	**0**	**0**	**0**	**0**	**0**	**0**	**0**	**0**	**0**	**0**	**0**	**0**	**0**	**0**	**0**	**0**	**54.2**	**61.6**
1100	12	0	11	1	0	0	0	0	0	0	0	0	0	0	0	0	0	0	0	58.9	64.4
1200	6	0	6	0	0	0	0	0	0	0	0	0	0	1	16.7	0	0	0	0	59	-
1300	7	0	5	1	1	0	0	0	0	0	0	0	0	0	0	0	0	0	0	49.2	-
1400	14	0	9	2	3	0	0	0	0	0	0	0	0	0	0	0	0	0	0	53.4	61.6
1500	9	0	8	1	0	0	0	0	0	0	0	0	0	0	0	0	0	0	0	50.5	-
1600	10	0	8	0	2	0	0	0	0	0	0	0	0	0	0	0	0	0	0	48.2	-
1700	**15**	**0**	**12**	**0**	**2**	**1**	**0**	**0**	**0**	**0**	**0**	**0**	**0**	**0**	**0**	**0**	**0**	**0**	**0**	**53.5**	**65.9**
1800	10	0	9	0	1	0	0	0	0	0	0	0	0	0	0	0	0	0	0	54.2	-
1900	10	0	10	0	0	0	0	0	0	0	0	0	0	1	10	0	0	0	0	56.9	-
2000	7	0	7	0	0	0	0	0	0	0	0	0	0	2	28.6	0	0	0	0	61.3	-
2100	5	0	5	0	0	0	0	0	0	0	0	0	0	0	0	0	0	0	0	54.3	-
2200	4	0	4	0	0	0	0	0	0	0	0	0	0	0	0	0	0	0	0	57.9	-
2300	1	0	0	0	1	0	0	0	0	0	0	0	0	0	0	0	0	0	0	67.4	-
07-19	**128**	**0**	**110**	**5**	**11**	**2**	**0**	**0**	**0**	**0**	**0**	**0**	**0**	**1**	**0.8**	**0**	**0**	**0**	**0**	**54.2**	**64.1**
06-22	**153**	**0**	**134**	**6**	**11**	**2**	**0**	**0**	**0**	**0**	**0**	**0**	**0**	**4**	**2.6**	**0**	**0**	**0**	**0**	**54.8**	**64.4**
06-00	**158**	**0**	**138**	**6**	**12**	**2**	**0**	**0**	**0**	**0**	**0**	**0**	**0**	**4**	**2.5**	**0**	**0**	**0**	**0**	**55**	**64.4**
00-00	**159**	**0**	**139**	**6**	**12**	**2**	**0**	**0**	**0**	**0**	**0**	**0**	**0**	**4**	**2.5**	**0**	**0**	**0**	**0**	**55.1**	**65.2**

DRAFT

Site 59
Location L-3525-0, Att - Telepole, Lat 53.91655, Long -6.83216
Direction South

3279 / Meath/Cavan/Monaghan ATC's
October 2013
Automatic Traffic Count

Sat, 12 October 2013

Time	Total	Classification												>PSL	>PSL%	>SL1	>SL1%	>SL2	>SL2%	Mean	Vpp
		1 MCL	2 SV	3 SVT	4 TB2	5 TB3	6 T4	7 ART3	8 ART4	9 ART5	10 ART6	11 BD	12 DRT	80	80	85 +5kph	85 +5kph	90 +10kph	90 +10kph		85
0000	1	0	0	0	1	0	0	0	0	0	0	0	0	0	0	0	0	0	0	63.4	-
0100	1	0	1	0	0	0	0	0	0	0	0	0	0	0	0	0	0	0	0	72.3	-
0200	0	0	0	0	0	0	0	0	0	0	0	0	0	0	0	0	0	0	0	-	-
0300	1	0	1	0	0	0	0	0	0	0	0	0	0	0	0	0	0	0	0	52.6	-
0400	0	0	0	0	0	0	0	0	0	0	0	0	0	0	0	0	0	0	0	-	-
0500	0	0	0	0	0	0	0	0	0	0	0	0	0	0	0	0	0	0	0	-	-
0600	0	0	0	0	0	0	0	0	0	0	0	0	0	0	0	0	0	0	0	-	-
0700	1	0	1	0	0	0	0	0	0	0	0	0	0	0	0	0	0	0	0	47.3	-
0800	**12**	**0**	**10**	**0**	**2**	**0**	**0**	**0**	**0**	**0**	**0**	**0**	**0**	**0**	**0**	**0**	**0**	**0**	**0**	**57.1**	**63.7**
0900	8	0	7	1	0	0	0	0	0	0	0	0	0	0	0	0	0	0	0	55.6	-
1000	10	0	10	0	0	0	0	0	0	0	0	0	0	0	0	0	0	0	0	53.4	-
1100	8	0	7	1	0	0	0	0	0	0	0	0	0	0	0	0	0	0	0	56.1	-
1200	**12**	**0**	**11**	**1**	**0**	**0**	**0**	**0**	**0**	**0**	**0**	**0**	**0**	**0**	**0**	**0**	**0**	**0**	**0**	**55.7**	**61.6**
1300	9	0	8	0	1	0	0	0	0	0	0	0	0	0	0	0	0	0	0	61.2	-
1400	6	0	5	0	1	0	0	0	0	0	0	0	0	0	0	0	0	0	0	59	-
1500	11	0	9	1	1	0	0	0	0	0	0	0	0	0	0	0	0	0	0	58.6	69.5
1600	11	0	11	0	0	0	0	0	0	0	0	0	0	0	0	0	0	0	0	55.9	66.2
1700	11	0	10	0	1	0	0	0	0	0	0	0	0	0	0	0	0	0	0	54.2	62.3
1800	8	0	8	0	0	0	0	0	0	0	0	0	0	0	0	0	0	0	0	55.8	-
1900	10	0	10	0	0	0	0	0	0	0	0	0	0	0	0	0	0	0	0	61.5	-
2000	7	0	7	0	0	0	0	0	0	0	0	0	0	0	0	0	0	0	0	60.5	-
2100	5	0	5	0	0	0	0	0	0	0	0	0	0	0	0	0	0	0	0	51.8	-
2200	2	0	2	0	0	0	0	0	0	0	0	0	0	0	0	0	0	0	0	46.9	-
2300	0	0	0	0	0	0	0	0	0	0	0	0	0	0	0	0	0	0	0	-	-
07-19	**107**	**0**	**97**	**4**	**6**	**0**	**0**	**0**	**0**	**0**	**0**	**0**	**0**	**0**	**0**	**0**	**0**	**0**	**0**	**56.4**	**66.2**
06-22	**129**	**0**	**119**	**4**	**6**	**0**	**0**	**0**	**0**	**0**	**0**	**0**	**0**	**0**	**0**	**0**	**0**	**0**	**0**	**56.8**	**66.2**
06-00	**131**	**0**	**121**	**4**	**6**	**0**	**0**	**0**	**0**	**0**	**0**	**0**	**0**	**0**	**0**	**0**	**0**	**0**	**0**	**56.7**	**66.2**
00-00	**134**	**0**	**123**	**4**	**7**	**0**	**0**	**0**	**0**	**0**	**0**	**0**	**0**	**0**	**0**	**0**	**0**	**0**	**0**	**56.8**	**66.2**

DRAFT

Site 59
Location L-3525-0, Att - Telepole, Lat 53.91655, Long -6.83216
Direction South

3279 / Meath/Cavan/Monaghan ATC's
October 2013
Automatic Traffic Count

Sun, 13 October 2013

Time	Total	Classification												>PSL	>PSL%	>SL1	>SL1%	>SL2	>SL2%	Mean	Vpp
		1 MCL	2 SV	3 SVT	4 TB2	5 TB3	6 T4	7 ART3	8 ART4	9 ART5	10 ART6	11 BD	12 DRT	80	80	85 +5kph	85 +5kph	90 +10kph	90 +10kph		85
0000	0	0	0	0	0	0	0	0	0	0	0	0	0	0	0	0	0	0	0	-	-
0100	0	0	0	0	0	0	0	0	0	0	0	0	0	0	0	0	0	0	0	-	-
0200	0	0	0	0	0	0	0	0	0	0	0	0	0	0	0	0	0	0	0	-	-
0300	0	0	0	0	0	0	0	0	0	0	0	0	0	0	0	0	0	0	0	-	-
0400	5	0	4	0	1	0	0	0	0	0	0	0	0	0	0	0	0	0	0	59.3	-
0500	0	0	0	0	0	0	0	0	0	0	0	0	0	0	0	0	0	0	0	-	-
0600	1	0	1	0	0	0	0	0	0	0	0	0	0	0	0	0	0	0	0	72.1	-
0700	1	0	1	0	0	0	0	0	0	0	0	0	0	0	0	0	0	0	0	54.5	-
0800	4	0	4	0	0	0	0	0	0	0	0	0	0	0	0	0	0	0	0	49.5	-
0900	**11**	**0**	**10**	**1**	**0**	**0**	**0**	**0**	**0**	**0**	**0**	**0**	**0**	**0**	**0**	**0**	**0**	**0**	**0**	**51.9**	**57.6**
1000	3	0	3	0	0	0	0	0	0	0	0	0	0	0	0	0	0	0	0	58.4	-
1100	**11**	**0**	**10**	**0**	**1**	**0**	**0**	**0**	**0**	**0**	**0**	**0**	**0**	**0**	**0**	**0**	**0**	**0**	**0**	**57.6**	**59**
1200	**10**	**0**	**10**	**0**	**0**	**0**	**0**	**0**	**0**	**0**	**0**	**0**	**0**	**0**	**0**	**0**	**0**	**0**	**0**	**58.2**	**-**
1300	5	0	5	0	0	0	0	0	0	0	0	0	0	0	0	0	0	0	0	57.5	-
1400	6	0	5	0	1	0	0	0	0	0	0	0	0	0	0	0	0	0	0	49.4	-
1500	7	0	4	0	1	0	1	0	0	1	0	0	0	0	0	0	0	0	0	42	-
1600	7	0	7	0	0	0	0	0	0	0	0	0	0	0	0	0	0	0	0	61.3	-
1700	7	0	7	0	0	0	0	0	0	0	0	0	0	0	0	0	0	0	0	52.2	-
1800	6	0	5	0	1	0	0	0	0	0	0	0	0	0	0	0	0	0	0	46.6	-
1900	9	0	8	0	1	0	0	0	0	0	0	0	0	0	0	0	0	0	0	63.8	-
2000	5	0	5	0	0	0	0	0	0	0	0	0	0	0	0	0	0	0	0	62	-
2100	3	0	3	0	0	0	0	0	0	0	0	0	0	1	33.3	1	33.3	1	33.3	67.6	-
2200	2	0	2	0	0	0	0	0	0	0	0	0	0	0	0	0	0	0	0	40.3	-
2300	2	0	2	0	0	0	0	0	0	0	0	0	0	0	0	0	0	0	0	58.7	-
07-19	**78**	**0**	**71**	**1**	**4**	**0**	**1**	**0**	**0**	**1**	**0**	**0**	**0**	**0**	**0**	**0**	**0**	**0**	**0**	**53.4**	**63**
06-22	**96**	**0**	**88**	**1**	**5**	**0**	**1**	**0**	**0**	**1**	**0**	**0**	**0**	**1**	**1**	**1**	**1**	**1**	**1**	**55.5**	**65.5**
06-00	**100**	**0**	**92**	**1**	**5**	**0**	**1**	**0**	**0**	**1**	**0**	**0**	**0**	**1**	**1**	**1**	**1**	**1**	**1**	**55.2**	**65.5**
00-00	**105**	**0**	**96**	**1**	**6**	**0**	**1**	**0**	**0**	**1**	**0**	**0**	**0**	**1**	**1**	**1**	**1**	**1**	**1**	**55.4**	**65.5**

DRAFT

Site 59
Location L-3525-0, Att - Telepole, Lat 53.91655, Long -6.83216
Direction South

3279 / Meath/Cavan/Monaghan ATC's
October 2013
Automatic Traffic Count

Mon, 14 October 2013

Time	Total	Classification												>PSL	>PSL%	>SL1	>SL1%	>SL2	>SL2%	Mean	Vpp
		1 MCL	2 SV	3 SVT	4 TB2	5 TB3	6 T4	7 ART3	8 ART4	9 ART5	10 ART6	11 BD	12 DRT	80	80	85 +5kph	85 +5kph	90 +10kph	90 +10kph		85
0000	0	0	0	0	0	0	0	0	0	0	0	0	0	0	0	0	0	0	0	-	-
0100	0	0	0	0	0	0	0	0	0	0	0	0	0	0	0	0	0	0	0	-	-
0200	0	0	0	0	0	0	0	0	0	0	0	0	0	0	0	0	0	0	0	-	-
0300	0	0	0	0	0	0	0	0	0	0	0	0	0	0	0	0	0	0	0	-	-
0400	1	0	1	0	0	0	0	0	0	0	0	0	0	0	0	0	0	0	0	65.6	-
0500	0	0	0	0	0	0	0	0	0	0	0	0	0	0	0	0	0	0	0	-	-
0600	2	0	2	0	0	0	0	0	0	0	0	0	0	0	0	0	0	0	0	64.3	-
0700	8	0	8	0	0	0	0	0	0	0	0	0	0	1	12.5	0	0	0	0	66.9	-
0800	11	0	8	1	2	0	0	0	0	0	0	0	0	0	0	0	0	0	0	58.8	65.9
0900	**20**	**0**	**18**	**1**	**1**	**0**	**0**	**0**	**0**	**0**	**0**	**0**	**0**	**0**	**0**	**0**	**0**	**0**	**0**	**55.4**	**64.4**
1000	10	0	8	2	0	0	0	0	0	0	0	0	0	0	0	0	0	0	0	51.7	-
1100	10	0	10	0	0	0	0	0	0	0	0	0	0	0	0	0	0	0	0	55.2	-
1200	5	0	4	1	0	0	0	0	0	0	0	0	0	0	0	0	0	0	0	47	-
1300	9	0	9	0	0	0	0	0	0	0	0	0	0	0	0	0	0	0	0	53.2	-
1400	13	0	11	1	1	0	0	0	0	0	0	0	0	0	0	0	0	0	0	57.4	62.6
1500	8	0	8	0	0	0	0	0	0	0	0	0	0	0	0	0	0	0	0	53.1	-
1600	6	0	4	0	2	0	0	0	0	0	0	0	0	0	0	0	0	0	0	49.1	-
1700	**15**	**0**	**14**	**1**	**0**	**0**	**0**	**0**	**0**	**0**	**0**	**0**	**0**	**0**	**0**	**0**	**0**	**0**	**0**	**43.2**	**60.8**
1800	11	0	9	1	1	0	0	0	0	0	0	0	0	0	0	0	0	0	0	45.6	57.6
1900	12	0	11	0	1	0	0	0	0	0	0	0	0	0	0	0	0	0	0	52.1	64.1
2000	11	0	11	0	0	0	0	0	0	0	0	0	0	0	0	0	0	0	0	52.9	61.9
2100	6	0	6	0	0	0	0	0	0	0	0	0	0	1	16.7	1	16.7	0	0	64.4	-
2200	1	0	1	0	0	0	0	0	0	0	0	0	0	0	0	0	0	0	0	45	-
2300	2	0	2	0	0	0	0	0	0	0	0	0	0	0	0	0	0	0	0	58.1	-
07-19	**126**	**0**	**111**	**8**	**7**	**0**	**0**	**0**	**0**	**0**	**0**	**0**	**0**	**1**	**0.8**	**0**	**0**	**0**	**0**	**53.1**	**65.9**
06-22	**157**	**0**	**141**	**8**	**8**	**0**	**0**	**0**	**0**	**0**	**0**	**0**	**0**	**2**	**1.3**	**1**	**0.6**	**0**	**0**	**53.6**	**66.2**
06-00	**160**	**0**	**144**	**8**	**8**	**0**	**0**	**0**	**0**	**0**	**0**	**0**	**0**	**2**	**1.3**	**1**	**0.6**	**0**	**0**	**53.6**	**66.2**
00-00	**161**	**0**	**145**	**8**	**8**	**0**	**0**	**0**	**0**	**0**	**0**	**0**	**0**	**2**	**1.2**	**1**	**0.6**	**0**	**0**	**53.7**	**66.2**

DRAFT

Site 59
Location L-3525-0, Att - Telepole, Lat 53.91655, Long -6.83216
Direction South

3279 / Meath/Cavan/Monaghan ATC's
October 2013
Automatic Traffic Count

Tue, 15 October 2013

Time	Total	Classification												>PSL	>PSL%	>SL1	>SL1%	>SL2	>SL2%	Mean	Vpp
		1 MCL	2 SV	3 SVT	4 TB2	5 TB3	6 T4	7 ART3	8 ART4	9 ART5	10 ART6	11 BD	12 DRT	80	80	85 +5kph	85 +5kph	90 +10kph	90 +10kph		85
0000	0	0	0	0	0	0	0	0	0	0	0	0	0	0	0	0	0	0	0	-	-
0100	1	0	1	0	0	0	0	0	0	0	0	0	0	0	0	0	0	0	0	50	-
0200	0	0	0	0	0	0	0	0	0	0	0	0	0	0	0	0	0	0	0	-	-
0300	0	0	0	0	0	0	0	0	0	0	0	0	0	0	0	0	0	0	0	-	-
0400	1	0	1	0	0	0	0	0	0	0	0	0	0	0	0	0	0	0	0	69.1	-
0500	0	0	0	0	0	0	0	0	0	0	0	0	0	0	0	0	0	0	0	-	-
0600	3	0	3	0	0	0	0	0	0	0	0	0	0	0	0	0	0	0	0	53.6	-
0700	9	0	8	0	1	0	0	0	0	0	0	0	0	0	0	0	0	0	0	63.5	-
0800	12	0	11	0	1	0	0	0	0	0	0	0	0	0	0	0	0	0	0	50.5	60.1
0900	**19**	**0**	**16**	**0**	**3**	**0**	**0**	**0**	**0**	**0**	**0**	**0**	**0**	**0**	**0**	**0**	**0**	**0**	**0**	**59.9**	**67.3**
1000	13	0	13	0	0	0	0	0	0	0	0	0	0	1	7.7	0	0	0	0	52.1	70.9
1100	4	0	3	0	1	0	0	0	0	0	0	0	0	0	0	0	0	0	0	40.3	-
1200	8	0	8	0	0	0	0	0	0	0	0	0	0	0	0	0	0	0	0	51	-
1300	6	0	6	0	0	0	0	0	0	0	0	0	0	0	0	0	0	0	0	50.7	-
1400	12	0	12	0	0	0	0	0	0	0	0	0	0	0	0	0	0	0	0	47.8	57.2
1500	9	0	9	0	0	0	0	0	0	0	0	0	0	0	0	0	0	0	0	48.7	-
1600	8	0	7	0	1	0	0	0	0	0	0	0	0	0	0	0	0	0	0	51.9	-
1700	**14**	**0**	**14**	**0**	**0**	**0**	**0**	**0**	**0**	**0**	**0**	**0**	**0**	**0**	**0**	**0**	**0**	**0**	**0**	**48.8**	**56.9**
1800	7	0	5	1	1	0	0	0	0	0	0	0	0	0	0	0	0	0	0	59.6	-
1900	11	0	11	0	0	0	0	0	0	0	0	0	0	0	0	0	0	0	0	63.7	71.6
2000	4	0	4	0	0	0	0	0	0	0	0	0	0	0	0	0	0	0	0	57.8	-
2100	4	0	4	0	0	0	0	0	0	0	0	0	0	0	0	0	0	0	0	57.3	-
2200	3	0	3	0	0	0	0	0	0	0	0	0	0	0	0	0	0	0	0	58.3	-
2300	1	0	1	0	0	0	0	0	0	0	0	0	0	0	0	0	0	0	0	45.9	-
07-19	**121**	**0**	**112**	**1**	**8**	**0**	**0**	**0**	**0**	**0**	**0**	**0**	**0**	**1**	**0.8**	**0**	**0**	**0**	**0**	**52.8**	**65.2**
06-22	**143**	**0**	**134**	**1**	**8**	**0**	**0**	**0**	**0**	**0**	**0**	**0**	**0**	**1**	**0.7**	**0**	**0**	**0**	**0**	**54**	**66.2**
06-00	**147**	**0**	**138**	**1**	**8**	**0**	**0**	**0**	**0**	**0**	**0**	**0**	**0**	**1**	**0.7**	**0**	**0**	**0**	**0**	**54**	**66.2**
00-00	**149**	**0**	**140**	**1**	**8**	**0**	**0**	**0**	**0**	**0**	**0**	**0**	**0**	**1**	**0.7**	**0**	**0**	**0**	**0**	**54.1**	**66.2**

DRAFT

Site 59
Location L-3525-0, Att - Telepole, Lat 53.91655, Long -6.83216
Direction South

3279 / Meath/Cavan/Monaghan ATC's
October 2013
Automatic Traffic Count

Wed, 16 October 2013

Time	Total	Classification												>PSL	>PSL%	>SL1	>SL1%	>SL2	>SL2%	Mean	Vpp
		1 MCL	2 SV	3 SVT	4 TB2	5 TB3	6 T4	7 ART3	8 ART4	9 ART5	10 ART6	11 BD	12 DRT	80	80	85 +5kph	85 +5kph	90 +10kph	90 +10kph		85
0000	0	0	0	0	0	0	0	0	0	0	0	0	0	0	0	0	0	0	0	-	-
0100	0	0	0	0	0	0	0	0	0	0	0	0	0	0	0	0	0	0	0	-	-
0200	0	0	0	0	0	0	0	0	0	0	0	0	0	0	0	0	0	0	0	-	-
0300	0	0	0	0	0	0	0	0	0	0	0	0	0	0	0	0	0	0	0	-	-
0400	1	0	1	0	0	0	0	0	0	0	0	0	0	0	0	0	0	0	0	63.6	-
0500	0	0	0	0	0	0	0	0	0	0	0	0	0	0	0	0	0	0	0	-	-
0600	2	0	2	0	0	0	0	0	0	0	0	0	0	0	0	0	0	0	0	66.5	-
0700	7	0	7	0	0	0	0	0	0	0	0	0	0	0	0	0	0	0	0	56	-
0800	10	0	8	0	2	0	0	0	0	0	0	0	0	0	0	0	0	0	0	54.7	-
0900	**13**	**0**	**10**	**0**	**2**	**0**	**0**	**0**	**0**	**1**	**0**	**0**	**0**	**0**	**0**	**0**	**0**	**0**	**0**	**56.5**	**65.2**
1000	9	0	7	0	1	0	0	0	0	1	0	0	0	0	0	0	0	0	0	46.4	-
1100	11	0	11	0	0	0	0	0	0	0	0	0	0	0	0	0	0	0	0	47.3	51.8
1200	5	0	5	0	0	0	0	0	0	0	0	0	0	0	0	0	0	0	0	58.1	-
1300	3	0	3	0	0	0	0	0	0	0	0	0	0	0	0	0	0	0	0	48	-
1400	**15**	**0**	**14**	**0**	**1**	**0**	**0**	**0**	**0**	**0**	**0**	**0**	**0**	**0**	**0**	**0**	**0**	**0**	**0**	**52.8**	**59.4**
1500	6	0	6	0	0	0	0	0	0	0	0	0	0	0	0	0	0	0	0	55.2	-
1600	6	0	5	0	1	0	0	0	0	0	0	0	0	0	0	0	0	0	0	55.6	-
1700	10	0	10	0	0	0	0	0	0	0	0	0	0	0	0	0	0	0	0	57.5	-
1800	6	0	6	0	0	0	0	0	0	0	0	0	0	0	0	0	0	0	0	43.6	-
1900	10	0	9	0	1	0	0	0	0	0	0	0	0	0	0	0	0	0	0	58.9	-
2000	5	0	5	0	0	0	0	0	0	0	0	0	0	0	0	0	0	0	0	54.5	-
2100	3	0	3	0	0	0	0	0	0	0	0	0	0	0	0	0	0	0	0	60.9	-
2200	1	0	1	0	0	0	0	0	0	0	0	0	0	0	0	0	0	0	0	38.4	-
2300	0	0	0	0	0	0	0	0	0	0	0	0	0	0	0	0	0	0	0	0	0
07-19	**101**	**0**	**92**	**0**	**7**	**0**	**0**	**0**	**0**	**2**	**0**	**0**	**0**	**0**	**0**	**0**	**0**	**0**	**0**	**52.8**	**61.2**
06-22	**121**	**0**	**111**	**0**	**8**	**0**	**0**	**0**	**0**	**2**	**0**	**0**	**0**	**0**	**0**	**0**	**0**	**0**	**0**	**53.8**	**61.6**
06-00	**122**	**0**	**112**	**0**	**8**	**0**	**0**	**0**	**0**	**2**	**0**	**0**	**0**	**0**	**0**	**0**	**0**	**0**	**0**	**53.7**	**61.6**
00-00	**123**	**0**	**113**	**0**	**8**	**0**	**0**	**0**	**0**	**2**	**0**	**0**	**0**	**0**	**0**	**0**	**0**	**0**	**0**	**53.8**	**61.9**

DRAFT

Site 59
Location L-3525-0, Att - Telepole, Lat 53.91655, Long -6.83216
Direction South

3279 / Meath/Cavan/Monaghan ATC's
October 2013
Automatic Traffic Count

Virtual Day (7)

Time	Total	Classification												>PSL	>PSL%	>SL1	>SL1%	>SL2	>SL2%	Mean	Vpp
		1 MCL	2 SV	3 SVT	4 TB2	5 TB3	6 T4	7 ART3	8 ART4	9 ART5	10 ART6	11 BD	12 DRT	80	80	85 +5kph	85 +5kph	90 +10kph	90 +10kph		85
0000	0	0	0	0	0	0	0	0	0	0	0	0	0	0	0	0	0	0	0	45.7	-
0100	0	0	0	0	0	0	0	0	0	0	0	0	0	0	0	0	0	0	0	61.2	-
0200	0	0	0	0	0	0	0	0	0	0	0	0	0	0	0	0	0	0	0	-	-
0300	0	0	0	0	0	0	0	0	0	0	0	0	0	0	0	0	0	0	0	52.6	-
0400	1	0	1	0	0	0	0	0	0	0	0	0	0	0	0	0	0	0	0	61.1	-
0500	0	0	0	0	0	0	0	0	0	0	0	0	0	0	0	0	0	0	0	72.6	-
0600	2	0	2	0	0	0	0	0	0	0	0	0	0	0	0	0	0	0	0	62	-
0700	6	0	6	0	0	0	0	0	0	0	0	0	0	0	2.3	0	0	0	0	60.9	-
0800	10	0	9	0	1	0	0	0	0	0	0	0	0	0	0	0	0	0	0	54.9	64.4
0900	**14**	**0**	**12**	**0**	**1**	**0**	**0**	**0**	**0**	**0**	**0**	**0**	**0**	**0**	**0**	**0**	**0**	**0**	**0**	**56.2**	**65.5**
1000	9	0	8	1	0	0	0	0	0	0	0	0	0	0	1.5	0	0	0	0	52.3	-
1100	10	0	9	0	0	0	0	0	0	0	0	0	0	0	0	0	0	0	0	53	63
1200	8	0	7	0	0	0	0	0	0	0	0	0	0	0	1.9	0	0	0	0	54.9	-
1300	8	0	7	0	1	0	0	0	0	0	0	0	0	0	0	0	0	0	0	51.9	-
1400	**11**	**0**	**9**	**0**	**1**	**0**	**0**	**0**	**0**	**0**	**0**	**0**	**0**	**0**	**0**	**0**	**0**	**0**	**0**	**53.2**	**62.3**
1500	9	0	8	0	0	0	0	0	0	0	0	0	0	0	0	0	0	0	0	50.8	-
1600	8	0	6	0	1	0	0	0	0	0	0	0	0	0	0	0	0	0	0	52.7	-
1700	**11**	**0**	**10**	**0**	**0**	**0**	**0**	**0**	**0**	**0**	**0**	**0**	**0**	**0**	**0**	**0**	**0**	**0**	**0**	**51.5**	**61.9**
1800	9	0	8	0	1	0	0	0	0	0	0	0	0	0	0	0	0	0	0	51.4	-
1900	**11**	**0**	**10**	**0**	**1**	**0**	**0**	**0**	**0**	**0**	**0**	**0**	**0**	**0**	**2.6**	**0**	**1.3**	**0**	**0**	**59.8**	**71.6**
2000	7	0	7	0	0	0	0	0	0	0	0	0	0	0	4.3	0	0	0	0	59.3	-
2100	4	0	4	0	0	0	0	0	0	0	0	0	0	0	6.9	0	6.9	0	3.4	58.1	-
2200	2	0	2	0	0	0	0	0	0	0	0	0	0	0	0	0	0	0	0	51.2	-
2300	1	0	1	0	0	0	0	0	0	0	0	0	0	0	0	0	0	0	0	57.6	-
07-19	**112**	**0**	**100**	**3**	**7**	**0**	**0**	**0**	**0**	**0**	**0**	**0**	**0**	**0**	**0.4**	**0**	**0**	**0**	**0**	**53.6**	**64.1**
06-22	**136**	**0**	**122**	**4**	**8**	**0**	**0**	**0**	**0**	**0**	**0**	**0**	**0**	**1**	**0.9**	**0**	**0.3**	**0**	**0.1**	**54.6**	**65.5**
06-00	**139**	**0**	**125**	**4**	**8**	**0**	**0**	**0**	**0**	**0**	**0**	**0**	**0**	**1**	**0.9**	**0**	**0.3**	**0**	**0.1**	**54.6**	**65.5**
00-00	**141**	**0**	**127**	**4**	**9**	**0**	**0**	**0**	**0**	**0**	**0**	**0**	**0**	**1**	**0.9**	**0**	**0.3**	**0**	**0.1**	**54.6**	**65.9**

DRAFT

Site 59
Location L-3525-0, Att - Telepole, Lat 53.91655, Long -6.83216
Direction South

3279 / Meath/Cavan/Monaghan ATC's
October 2013
Automatic Traffic Count

Virtual Week (1)

Time	Total	Classification												>PSL	>PSL%	>SL1	>SL1%	>SL2	>SL2%	Mean	Vpp
		1 MCL	2 SV	3 SVT	4 TB2	5 TB3	6 T4	7 ART3	8 ART4	9 ART5	10 ART6	11 BD	12 DRT	80	80	85 +5kph	85 +5kph	90 +10kph	90 +10kph		85
Mon	161	0	145	8	8	0	0	0	0	0	0	0	0	2	1.2	1	0.6	0	0	53.7	66.2
Tue	149	0	140	1	8	0	0	0	0	0	0	0	0	1	0.7	0	0	0	0	54.1	66.2
Wed	123	0	113	0	8	0	0	0	0	2	0	0	0	0	0	0	0	0	0	53.8	61.9
Thu	157	2	134	7	12	0	0	1	1	0	0	0	0	1	0.6	1	0.6	0	0	54.1	65.5
Fri	159	0	139	6	12	2	0	0	0	0	0	0	0	4	2.5	0	0	0	0	55.1	65.2
| Sat	134	0	123	4	7	0	0	0	0	0	0	0	0	0	0	0	0	0	0	56.8	66.2
| Sun	105	0	96	1	6	0	1	0	0	1	0	0	0	1	1	1	1	1	1	55.4	65.5
5 Day Ave.	**150**	**0**	**134**	**4**	**10**	**0**	**0**	**0**	**0**	**0**	**0**	**0**	**0**	**2**	**1.3**	**0**	**0.0**	**0**	**0.0**	**54.2**	**65.0**
7 Day Ave.	**141**	**0**	**127**	**4**	**9**	**0**	**0**	**0**	**0**	**0**	**0**	**0**	**0**	**1**	**0.9**	**0**	**0.3**	**0**	**0.1**	**54.6**	**65.9**
--	**988**	**2**	**890**	**27**	**61**	**2**	**1**	**1**	**1**	**3**	**0**	**0**	**0**	**9**	**0.9**	**3**	**0.3**	**1**	**0.1**	**54.6**	**65.9**

Summary Graphs

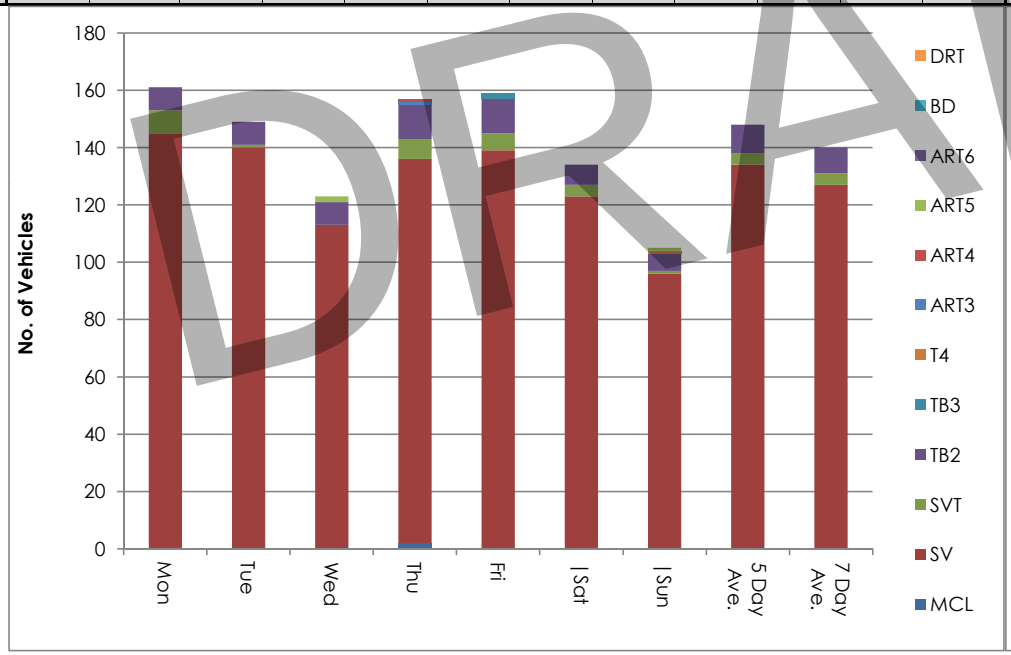

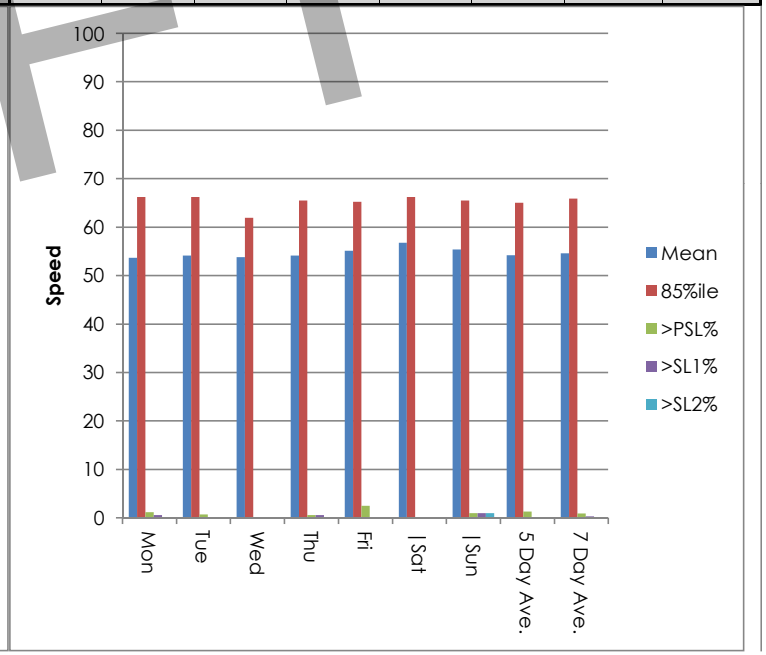

DRAFT

Site 59
Location L-3525-0, Att - Telepole, Lat 53.91655, Long -6.83216
Direction South

3279 / Meath/Cavan/Monaghan ATC's
October 2013
Automatic Traffic Count

Thu, 10 October 2013

Time	Total	Speed Bins (km/h)																											
		0 - 5	5 - 10	10 - 15	15 - 20	20 - 25	25 - 30	30 - 35	35 - 40	40 - 45	45 - 50	50 - 55	55 - 60	60 - 65	65 - 70	70 - 75	75 - 80	80 - 85	85 - 90	90 - 95	95 - 100	100 - 105	105 - 110	110 - 115	115 - 120	120 - 125	125 - 130	130 - 135	135 - 140
0000	2	0	0	0	0	0	0	1	1	0	0	0	0	0	0	0	0	0	0	0	0	0	0	0	0	0	0	0	0
0100	0	0	0	0	0	0	0	0	0	0	0	0	0	0	0	0	0	0	0	0	0	0	0	0	0	0	0	0	0
0200	0	0	0	0	0	0	0	0	0	0	0	0	0	0	0	0	0	0	0	0	0	0	0	0	0	0	0	0	0
0300	0	0	0	0	0	0	0	0	0	0	0	0	0	0	0	0	0	0	0	0	0	0	0	0	0	0	0	0	0
0400	1	0	0	0	0	0	0	0	0	0	0	0	1	0	0	0	0	0	0	0	0	0	0	0	0	0	0	0	0
0500	1	0	0	0	0	0	0	0	0	0	0	0	0	0	0	0	1	0	0	0	0	0	0	0	0	0	0	0	0
0600	2	0	0	0	0	0	0	0	0	0	0	0	0	1	1	0	0	0	0	0	0	0	0	0	0	0	0	0	0
0700	11	0	0	0	0	0	0	0	1	0	1	1	1	4	1	2	0	0	0	0	0	0	0	0	0	0	0	0	0
0800	13	0	0	0	0	0	1	0	0	0	2	5	0	3	1	1	0	0	0	0	0	0	0	0	0	0	0	0	0
0900	11	0	0	0	0	0	0	0	0	1	1	1	4	2	2	0	0	0	0	0	0	0	0	0	0	0	0	0	0
1000	6	0	0	0	0	0	1	0	1	0	0	1	0	1	2	0	0	0	0	0	0	0	0	0	0	0	0	0	0
1100	**15**	**0**	**0**	**0**	**1**	**1**	**1**	**0**	**0**	**3**	**0**	**2**	**3**	**1**	**0**	**3**	**0**	**0**	**0**	**0**	**0**	**0**	**0**	**0**	**0**	**0**	**0**	**0**	**0**
1200	8	0	0	0	0	0	0	0	0	1	3	0	1	3	0	0	0	0	0	0	0	0	0	0	0	0	0	0	0
1300	**14**	**0**	**0**	**1**	**0**	**0**	**1**	**1**	**1**	**2**	**1**	**3**	**3**	**0**	**1**	**0**	**0**	**0**	**0**	**0**	**0**	**0**	**0**	**0**	**0**	**0**	**0**	**0**	**0**
1400	8	0	0	0	0	0	0	0	0	1	2	1	2	2	0	0	0	0	0	0	0	0	0	0	0	0	0	0	0
1500	13	0	0	0	0	1	1	0	1	2	0	4	3	1	0	0	0	0	0	0	0	0	0	0	0	0	0	0	0
1600	5	0	0	1	0	0	0	0	0	1	0	2	1	0	0	0	0	0	0	0	0	0	0	0	0	0	0	0	0
1700	6	0	0	0	0	0	0	0	0	0	0	1	4	1	0	0	0	0	0	0	0	0	0	0	0	0	0	0	0
1800	13	0	0	0	0	0	0	0	1	0	5	1	5	0	1	0	0	0	0	0	0	0	0	0	0	0	0	0	0
1900	**14**	**0**	**0**	**0**	**0**	**0**	**0**	**0**	**0**	**0**	**2**	**1**	**4**	**2**	**1**	**2**	**1**	**0**	**1**	**0**	**0**	**0**	**0**	**0**	**0**	**0**	**0**	**0**	**0**
2000	8	0	0	0	0	0	0	0	0	0	0	0	1	1	3	2	1	0	0	0	0	0	0	0	0	0	0	0	0
2100	3	0	0	0	0	0	0	1	0	0	1	0	0	0	1	0	0	0	0	0	0	0	0	0	0	0	0	0	0
2200	1	0	0	0	0	0	0	0	0	0	0	1	0	0	0	0	0	0	0	0	0	0	0	0	0	0	0	0	0
2300	2	0	0	0	0	0	0	0	0	1	0	0	0	0	0	1	0	0	0	0	0	0	0	0	0	0	0	0	0
07-19	**123**	**0**	**0**	**2**	**1**	**2**	**5**	**1**	**5**	**11**	**15**	**22**	**27**	**18**	**8**	**6**	**0**	**0**	**0**	**0**	**0**	**0**	**0**	**0**	**0**	**0**	**0**	**0**	**0**
06-22	**150**	**0**	**0**	**2**	**1**	**2**	**5**	**2**	**5**	**11**	**18**	**23**	**32**	**22**	**14**	**10**	**2**	**0**	**1**	**0**	**0**	**0**	**0**	**0**	**0**	**0**	**0**	**0**	**0**
06-00	**153**	**0**	**0**	**2**	**1**	**2**	**5**	**2**	**5**	**12**	**18**	**24**	**32**	**22**	**14**	**11**	**2**	**0**	**1**	**0**	**0**	**0**	**0**	**0**	**0**	**0**	**0**	**0**	**0**
00-00	**157**	**0**	**0**	**2**	**1**	**2**	**5**	**3**	**6**	**12**	**18**	**24**	**33**	**22**	**14**	**11**	**3**	**0**	**1**	**0**	**0**	**0**	**0**	**0**	**0**	**0**	**0**	**0**	**0**

DRAFT

Site 59
Location L-3525-0, Att - Telepole, Lat 53.91655, Long -6.83216
Direction South

3279 / Meath/Cavan/Monaghan ATC's
October 2013
Automatic Traffic Count

Fri, 11 October 2013

Time	Total	Speed Bins (km/h)																											
		0 - 5	5 - 10	10 - 15	15 - 20	20 - 25	25 - 30	30 - 35	35 - 40	40 - 45	45 - 50	50 - 55	55 - 60	60 - 65	65 - 70	70 - 75	75 - 80	80 - 85	85 - 90	90 - 95	95 - 100	100 - 105	105 - 110	110 - 115	115 - 120	120 - 125	125 - 130	130 - 135	135 - 140
0000	0	0	0	0	0	0	0	0	0	0	0	0	0	0	0	0	0	0	0	0	0	0	0	0	0	0	0	0	0
0100	0	0	0	0	0	0	0	0	0	0	0	0	0	0	0	0	0	0	0	0	0	0	0	0	0	0	0	0	0
0200	0	0	0	0	0	0	0	0	0	0	0	0	0	0	0	0	0	0	0	0	0	0	0	0	0	0	0	0	0
0300	0	0	0	0	0	0	0	0	0	0	0	0	0	0	0	0	0	0	0	0	0	0	0	0	0	0	0	0	0
0400	0	0	0	0	0	0	0	0	0	0	0	0	0	0	0	0	0	0	0	0	0	0	0	0	0	0	0	0	0
0500	1	0	0	0	0	0	0	0	0	0	0	0	0	0	1	0	0	0	0	0	0	0	0	0	0	0	0	0	0
0600	3	0	0	0	0	0	0	0	0	0	0	0	2	1	0	0	0	0	0	0	0	0	0	0	0	0	0	0	0
0700	7	0	0	0	0	0	0	0	0	0	0	0	3	2	1	0	1	0	0	0	0	0	0	0	0	0	0	0	0
0800	10	0	0	0	0	0	0	0	0	1	1	2	3	3	0	0	0	0	0	0	0	0	0	0	0	0	0	0	0
0900	13	0	0	0	0	0	0	1	3	0	1	1	0	5	1	1	0	0	0	0	0	0	0	0	0	0	0	0	0
1000	**15**	**0**	**0**	**0**	**0**	**0**	**0**	**0**	**0**	**3**	**1**	**5**	**3**	**1**	**2**	**0**	**0**	**0**	**0**	**0**	**0**	**0**	**0**	**0**	**0**	**0**	**0**	**0**	**0**
1100	12	0	0	0	0	0	0	0	0	0	1	3	1	5	2	0	0	0	0	0	0	0	0	0	0	0	0	0	0
1200	6	0	0	0	0	0	0	0	0	0	1	1	2	1	0	0	0	1	0	0	0	0	0	0	0	0	0	0	0
1300	7	0	0	0	0	0	1	0	0	2	0	2	1	0	1	0	0	0	0	0	0	0	0	0	0	0	0	0	0
1400	14	0	0	0	0	0	0	0	0	1	5	3	1	2	1	1	0	0	0	0	0	0	0	0	0	0	0	0	0
1500	9	0	0	0	0	0	0	0	0	3	0	4	1	1	0	0	0	0	0	0	0	0	0	0	0	0	0	0	0
1600	10	0	0	0	0	1	0	0	1	2	1	1	3	1	0	0	0	0	0	0	0	0	0	0	0	0	0	0	0
1700	**15**	**0**	**0**	**0**	**1**	**0**	**0**	**0**	**0**	**1**	**2**	**4**	**1**	**3**	**3**	**0**	**0**	**0**	**0**	**0**	**0**	**0**	**0**	**0**	**0**	**0**	**0**	**0**	**0**
1800	10	0	0	0	0	1	0	0	0	1	0	2	2	3	1	0	0	0	0	0	0	0	0	0	0	0	0	0	0
1900	10	0	0	0	0	1	1	0	0	0	1	1	1	2	1	0	1	1	0	0	0	0	0	0	0	0	0	0	0
2000	7	0	0	0	0	0	0	0	0	0	1	3	0	1	0	0	0	2	0	0	0	0	0	0	0	0	0	0	0
2100	5	0	0	0	0	0	1	0	0	0	0	1	0	2	1	0	0	0	0	0	0	0	0	0	0	0	0	0	0
2200	4	0	0	0	0	0	0	0	0	0	1	1	0	1	1	0	0	0	0	0	0	0	0	0	0	0	0	0	0
2300	1	0	0	0	0	0	0	0	0	0	0	0	0	0	1	0	0	0	0	0	0	0	0	0	0	0	0	0	0
07-19	**128**	**0**	**0**	**0**	**1**	**2**	**1**	**1**	**4**	**14**	**13**	**28**	**21**	**27**	**12**	**2**	**1**	**1**	**0**	**0**	**0**	**0**	**0**	**0**	**0**	**0**	**0**	**0**	**0**
06-22	**153**	**0**	**0**	**0**	**1**	**3**	**3**	**1**	**4**	**14**	**15**	**33**	**24**	**33**	**14**	**2**	**2**	**4**	**0**	**0**	**0**	**0**	**0**	**0**	**0**	**0**	**0**	**0**	**0**
06-00	**158**	**0**	**0**	**0**	**1**	**3**	**3**	**1**	**4**	**14**	**16**	**34**	**24**	**34**	**16**	**2**	**2**	**4**	**0**	**0**	**0**	**0**	**0**	**0**	**0**	**0**	**0**	**0**	**0**
00-00	**159**	**0**	**0**	**0**	**1**	**3**	**3**	**1**	**4**	**14**	**16**	**34**	**24**	**34**	**17**	**2**	**2**	**4**	**0**	**0**	**0**	**0**	**0**	**0**	**0**	**0**	**0**	**0**	**0**

DRAFT

Site 59
Location L-3525-0, Att - Telepole, Lat 53.91655, Long -6.83216
Direction South

3279 / Meath/Cavan/Monaghan ATC's
October 2013
Automatic Traffic Count

Sat, 12 October 2013

Time	Total	Speed Bins (km/h)																											
		0 - 5	5 - 10	10 - 15	15 - 20	20 - 25	25 - 30	30 - 35	35 - 40	40 - 45	45 - 50	50 - 55	55 - 60	60 - 65	65 - 70	70 - 75	75 - 80	80 - 85	85 - 90	90 - 95	95 - 100	100 - 105	105 - 110	110 - 115	115 - 120	120 - 125	125 - 130	130 - 135	135 - 140
0000	1	0	0	0	0	0	0	0	0	0	0	0	0	1	0	0	0	0	0	0	0	0	0	0	0	0	0	0	0
0100	1	0	0	0	0	0	0	0	0	0	0	0	0	0	0	1	0	0	0	0	0	0	0	0	0	0	0	0	0
0200	0	0	0	0	0	0	0	0	0	0	0	0	0	0	0	0	0	0	0	0	0	0	0	0	0	0	0	0	0
0300	1	0	0	0	0	0	0	0	0	0	0	1	0	0	0	0	0	0	0	0	0	0	0	0	0	0	0	0	0
0400	0	0	0	0	0	0	0	0	0	0	0	0	0	0	0	0	0	0	0	0	0	0	0	0	0	0	0	0	0
0500	0	0	0	0	0	0	0	0	0	0	0	0	0	0	0	0	0	0	0	0	0	0	0	0	0	0	0	0	0
0600	0	0	0	0	0	0	0	0	0	0	0	0	0	0	0	0	0	0	0	0	0	0	0	0	0	0	0	0	0
0700	1	0	0	0	0	0	0	0	0	0	1	0	0	0	0	0	0	0	0	0	0	0	0	0	0	0	0	0	0
0800	**12**	**0**	**0**	**0**	**0**	**0**	**1**	**0**	**0**	**0**	**2**	**1**	**2**	**4**	**0**	**1**	**1**	**0**	**0**	**0**	**0**	**0**	**0**	**0**	**0**	**0**	**0**	**0**	**0**
0900	8	0	0	0	0	0	0	0	1	0	2	0	2	1	1	1	0	0	0	0	0	0	0	0	0	0	0	0	0
1000	10	0	0	0	0	0	1	0	0	1	1	3	1	2	0	0	1	0	0	0	0	0	0	0	0	0	0	0	0
1100	8	0	0	0	0	0	0	0	0	1	1	2	2	1	0	0	1	0	0	0	0	0	0	0	0	0	0	0	0
1200	**12**	**0**	**0**	**0**	**0**	**0**	**0**	**1**	**0**	**1**	**0**	**2**	**4**	**2**	**2**	**0**	**0**	**0**	**0**	**0**	**0**	**0**	**0**	**0**	**0**	**0**	**0**	**0**	**0**
1300	9	0	0	0	0	0	0	0	0	1	0	1	2	1	4	0	0	0	0	0	0	0	0	0	0	0	0	0	0
1400	6	0	0	0	0	0	0	0	0	0	1	1	0	3	1	0	0	0	0	0	0	0	0	0	0	0	0	0	0
1500	11	0	0	0	0	0	0	0	0	2	0	3	1	1	2	2	0	0	0	0	0	0	0	0	0	0	0	0	0
1600	11	0	0	0	0	0	0	0	1	0	3	1	1	2	3	0	0	0	0	0	0	0	0	0	0	0	0	0	0
1700	11	0	0	1	0	0	0	1	0	0	1	0	2	4	1	1	0	0	0	0	0	0	0	0	0	0	0	0	0
1800	8	0	0	0	0	0	0	0	0	1	0	2	4	0	1	0	0	0	0	0	0	0	0	0	0	0	0	0	0
1900	10	0	0	0	0	0	0	0	0	0	0	1	5	1	2	0	1	0	0	0	0	0	0	0	0	0	0	0	0
2000	7	0	0	0	0	0	0	0	0	0	1	0	2	1	3	0	0	0	0	0	0	0	0	0	0	0	0	0	0
2100	5	0	0	0	0	0	1	0	0	0	1	1	1	0	0	1	0	0	0	0	0	0	0	0	0	0	0	0	0
2200	2	0	0	0	0	0	0	0	0	1	0	1	0	0	0	0	0	0	0	0	0	0	0	0	0	0	0	0	0
2300	0	0	0	0	0	0	0	0	0	0	0	0	0	0	0	0	0	0	0	0	0	0	0	0	0	0	0	0	0
07-19	**107**	**0**	**0**	**1**	**0**	**0**	**2**	**2**	**2**	**7**	**12**	**16**	**21**	**21**	**15**	**5**	**3**	**0**	**0**	**0**	**0**	**0**	**0**	**0**	**0**	**0**	**0**	**0**	**0**
06-22	**129**	**0**	**0**	**1**	**0**	**0**	**3**	**2**	**2**	**7**	**14**	**18**	**29**	**23**	**20**	**6**	**4**	**0**	**0**	**0**	**0**	**0**	**0**	**0**	**0**	**0**	**0**	**0**	**0**
06-00	**131**	**0**	**0**	**1**	**0**	**0**	**3**	**2**	**2**	**8**	**14**	**19**	**29**	**23**	**20**	**6**	**4**	**0**	**0**	**0**	**0**	**0**	**0**	**0**	**0**	**0**	**0**	**0**	**0**
00-00	**134**	**0**	**0**	**1**	**0**	**0**	**3**	**2**	**2**	**8**	**14**	**20**	**29**	**24**	**20**	**7**	**4**	**0**	**0**	**0**	**0**	**0**	**0**	**0**	**0**	**0**	**0**	**0**	**0**

DRAFT

Site 59
Location L-3525-0, Att - Telepole, Lat 53.91655, Long -6.83216
Direction South

3279 / Meath/Cavan/Monaghan ATC's
October 2013
Automatic Traffic Count

Sun, 13 October 2013

Time	Total	Speed Bins (km/h)																											
		0 - 5	5 - 10	10 - 15	15 - 20	20 - 25	25 - 30	30 - 35	35 - 40	40 - 45	45 - 50	50 - 55	55 - 60	60 - 65	65 - 70	70 - 75	75 - 80	80 - 85	85 - 90	90 - 95	95 - 100	100 - 105	105 - 110	110 - 115	115 - 120	120 - 125	125 - 130	130 - 135	135 - 140
0000	0	0	0	0	0	0	0	0	0	0	0	0	0	0	0	0	0	0	0	0	0	0	0	0	0	0	0	0	0
0100	0	0	0	0	0	0	0	0	0	0	0	0	0	0	0	0	0	0	0	0	0	0	0	0	0	0	0	0	0
0200	0	0	0	0	0	0	0	0	0	0	0	0	0	0	0	0	0	0	0	0	0	0	0	0	0	0	0	0	0
0300	0	0	0	0	0	0	0	0	0	0	0	0	0	0	0	0	0	0	0	0	0	0	0	0	0	0	0	0	0
0400	5	0	0	0	0	0	0	0	0	0	0	2	1	0	2	0	0	0	0	0	0	0	0	0	0	0	0	0	0
0500	0	0	0	0	0	0	0	0	0	0	0	0	0	0	0	0	0	0	0	0	0	0	0	0	0	0	0	0	0
0600	1	0	0	0	0	0	0	0	0	0	0	0	0	0	0	1	0	0	0	0	0	0	0	0	0	0	0	0	0
0700	1	0	0	0	0	0	0	0	0	0	0	1	0	0	0	0	0	0	0	0	0	0	0	0	0	0	0	0	0
0800	4	0	0	0	0	0	0	0	0	2	0	0	2	0	0	0	0	0	0	0	0	0	0	0	0	0	0	0	0
0900	**11**	**0**	**0**	**0**	**0**	**0**	**0**	**0**	**0**	**2**	**5**	**1**	**1**	**1**	**1**	**0**	**0**	**0**	**0**	**0**	**0**	**0**	**0**	**0**	**0**	**0**	**0**	**0**	**0**
1000	3	0	0	0	0	0	0	0	0	0	1	0	0	2	0	0	0	0	0	0	0	0	0	0	0	0	0	0	0
1100	**11**	**0**	**0**	**0**	**0**	**0**	**0**	**0**	**0**	**0**	**1**	**1**	**7**	**2**	**0**	**0**	**0**	**0**	**0**	**0**	**0**	**0**	**0**	**0**	**0**	**0**	**0**	**0**	**0**
1200	**10**	**0**	**0**	**0**	**0**	**0**	**0**	**0**	**0**	**1**	**0**	**2**	**3**	**1**	**3**	**0**	**0**	**0**	**0**	**0**	**0**	**0**	**0**	**0**	**0**	**0**	**0**	**0**	**0**
1300	5	0	0	0	0	0	0	0	0	0	0	2	1	1	1	0	0	0	0	0	0	0	0	0	0	0	0	0	0
1400	6	0	0	0	0	0	0	0	0	1	4	0	0	1	0	0	0	0	0	0	0	0	0	0	0	0	0	0	0
1500	7	0	0	0	0	0	2	1	1	0	0	1	2	0	0	0	0	0	0	0	0	0	0	0	0	0	0	0	0
1600	7	0	0	0	0	0	0	0	0	0	0	2	1	3	0	0	1	0	0	0	0	0	0	0	0	0	0	0	0
1700	7	0	0	0	0	0	0	0	0	2	2	1	1	0	0	0	1	0	0	0	0	0	0	0	0	0	0	0	0
1800	6	0	0	0	0	1	0	0	1	0	2	1	0	0	0	1	0	0	0	0	0	0	0	0	0	0	0	0	0
1900	9	0	0	0	0	0	0	0	0	1	0	1	0	2	3	1	1	0	0	0	0	0	0	0	0	0	0	0	0
2000	5	0	0	0	0	0	0	0	0	0	0	0	2	2	0	1	0	0	0	0	0	0	0	0	0	0	0	0	0
2100	3	0	0	0	0	0	0	0	1	0	0	0	0	1	0	0	0	0	0	0	0	1	0	0	0	0	0	0	0
2200	2	0	0	0	0	0	0	0	1	1	0	0	0	0	0	0	0	0	0	0	0	0	0	0	0	0	0	0	0
2300	2	0	0	0	0	0	0	0	0	0	0	1	0	0	1	0	0	0	0	0	0	0	0	0	0	0	0	0	0
07-19	**78**	**0**	**0**	**0**	**0**	**1**	**2**	**1**	**2**	**8**	**15**	**12**	**18**	**11**	**5**	**1**	**2**	**0**	**0**	**0**	**0**	**0**	**0**	**0**	**0**	**0**	**0**	**0**	**0**
06-22	**96**	**0**	**0**	**0**	**0**	**1**	**2**	**1**	**3**	**9**	**15**	**13**	**20**	**16**	**8**	**4**	**3**	**0**	**0**	**0**	**0**	**1**	**0**	**0**	**0**	**0**	**0**	**0**	**0**
06-00	**100**	**0**	**0**	**0**	**0**	**1**	**2**	**1**	**4**	**10**	**15**	**14**	**20**	**16**	**9**	**4**	**3**	**0**	**0**	**0**	**0**	**1**	**0**	**0**	**0**	**0**	**0**	**0**	**0**
00-00	**105**	**0**	**0**	**0**	**0**	**1**	**2**	**1**	**4**	**10**	**15**	**16**	**21**	**16**	**11**	**4**	**3**	**0**	**0**	**0**	**0**	**1**	**0**	**0**	**0**	**0**	**0**	**0**	**0**

DRAFT

Site 59
Location L-3525-0, Att - Telepole, Lat 53.91655, Long -6.83216
Direction South

3279 / Meath/Cavan/Monaghan ATC's
October 2013
Automatic Traffic Count

Mon, 14 October 2013

Time	Total	Speed Bins (km/h)																											
		0 - 5	5 - 10	10 - 15	15 - 20	20 - 25	25 - 30	30 - 35	35 - 40	40 - 45	45 - 50	50 - 55	55 - 60	60 - 65	65 - 70	70 - 75	75 - 80	80 - 85	85 - 90	90 - 95	95 - 100	100 - 105	105 - 110	110 - 115	115 - 120	120 - 125	125 - 130	130 - 135	135 - 140
0000	0	0	0	0	0	0	0	0	0	0	0	0	0	0	0	0	0	0	0	0	0	0	0	0	0	0	0	0	0
0100	0	0	0	0	0	0	0	0	0	0	0	0	0	0	0	0	0	0	0	0	0	0	0	0	0	0	0	0	0
0200	0	0	0	0	0	0	0	0	0	0	0	0	0	0	0	0	0	0	0	0	0	0	0	0	0	0	0	0	0
0300	0	0	0	0	0	0	0	0	0	0	0	0	0	0	0	0	0	0	0	0	0	0	0	0	0	0	0	0	0
0400	1	0	0	0	0	0	0	0	0	0	0	0	0	0	1	0	0	0	0	0	0	0	0	0	0	0	0	0	0
0500	0	0	0	0	0	0	0	0	0	0	0	0	0	0	0	0	0	0	0	0	0	0	0	0	0	0	0	0	0
0600	2	0	0	0	0	0	0	0	0	0	0	0	0	1	1	0	0	0	0	0	0	0	0	0	0	0	0	0	0
0700	8	0	0	0	0	0	0	0	0	0	0	2	0	1	2	1	1	1	0	0	0	0	0	0	0	0	0	0	0
0800	11	0	0	0	0	0	0	0	0	1	1	3	0	3	1	2	0	0	0	0	0	0	0	0	0	0	0	0	0
0900	**20**	**0**	**0**	**0**	**0**	**0**	**1**	**0**	**2**	**1**	**2**	**2**	**2**	**7**	**2**	**1**	**0**	**0**	**0**	**0**	**0**	**0**	**0**	**0**	**0**	**0**	**0**	**0**	**0**
1000	10	0	0	0	0	0	0	0	0	3	3	2	0	0	0	2	0	0	0	0	0	0	0	0	0	0	0	0	0
1100	10	0	0	0	0	0	0	0	0	1	1	4	1	2	0	1	0	0	0	0	0	0	0	0	0	0	0	0	0
1200	5	0	0	0	0	0	1	0	0	0	1	2	1	0	0	0	0	0	0	0	0	0	0	0	0	0	0	0	0
1300	9	0	0	0	0	0	1	0	0	1	1	1	2	3	0	0	0	0	0	0	0	0	0	0	0	0	0	0	0
1400	13	0	0	0	0	0	0	0	0	1	2	2	3	3	1	1	0	0	0	0	0	0	0	0	0	0	0	0	0
1500	8	0	0	0	0	0	1	0	0	2	1	0	2	0	0	0	2	0	0	0	0	0	0	0	0	0	0	0	0
1600	6	0	0	0	0	0	0	0	1	0	1	3	1	0	0	0	0	0	0	0	0	0	0	0	0	0	0	0	0
1700	**15**	**0**	**0**	**1**	**1**	**1**	**2**	**0**	**0**	**2**	**3**	**1**	**0**	**2**	**2**	**0**	**0**	**0**	**0**	**0**	**0**	**0**	**0**	**0**	**0**	**0**	**0**	**0**	**0**
1800	11	0	0	0	0	2	0	0	1	1	3	0	4	0	0	0	0	0	0	0	0	0	0	0	0	0	0	0	0
1900	12	0	0	0	0	0	0	1	0	2	3	2	1	1	0	2	0	0	0	0	0	0	0	0	0	0	0	0	0
2000	11	0	0	0	0	0	0	0	2	0	3	2	1	1	1	1	0	0	0	0	0	0	0	0	0	0	0	0	0
2100	6	0	0	0	0	0	0	0	0	1	0	1	1	0	1	0	1	0	1	0	0	0	0	0	0	0	0	0	0
2200	1	0	0	0	0	0	0	0	0	1	0	0	0	0	0	0	0	0	0	0	0	0	0	0	0	0	0	0	0
2300	2	0	0	0	0	0	0	0	0	0	0	0	2	0	0	0	0	0	0	0	0	0	0	0	0	0	0	0	0
07-19	**126**	**0**	**0**	**1**	**1**	**3**	**6**	**0**	**4**	**13**	**19**	**22**	**16**	**21**	**8**	**8**	**3**	**1**	**0**	**0**	**0**	**0**	**0**	**0**	**0**	**0**	**0**	**0**	**0**
06-22	**157**	**0**	**0**	**1**	**1**	**3**	**6**	**1**	**6**	**16**	**25**	**27**	**19**	**24**	**11**	**11**	**4**	**1**	**1**	**0**	**0**	**0**	**0**	**0**	**0**	**0**	**0**	**0**	**0**
06-00	**160**	**0**	**0**	**1**	**1**	**3**	**6**	**1**	**6**	**17**	**25**	**27**	**21**	**24**	**11**	**11**	**4**	**1**	**1**	**0**	**0**	**0**	**0**	**0**	**0**	**0**	**0**	**0**	**0**
00-00	**161**	**0**	**0**	**1**	**1**	**3**	**6**	**1**	**6**	**17**	**25**	**27**	**21**	**24**	**12**	**11**	**4**	**1**	**1**	**0**	**0**	**0**	**0**	**0**	**0**	**0**	**0**	**0**	**0**

DRAFT

Site 59
Location L-3525-0, Att - Telepole, Lat 53.91655, Long -6.83216
Direction South

3279 / Meath/Cavan/Monaghan ATC's
October 2013
Automatic Traffic Count

Tue, 15 October 2013

Time	Total	Speed Bins (km/h)																											
		0 - 5	5 - 10	10 - 15	15 - 20	20 - 25	25 - 30	30 - 35	35 - 40	40 - 45	45 - 50	50 - 55	55 - 60	60 - 65	65 - 70	70 - 75	75 - 80	80 - 85	85 - 90	90 - 95	95 - 100	100 - 105	105 - 110	110 - 115	115 - 120	120 - 125	125 - 130	130 - 135	135 - 140
0000	0	0	0	0	0	0	0	0	0	0	0	0	0	0	0	0	0	0	0	0	0	0	0	0	0	0	0	0	0
0100	1	0	0	0	0	0	0	0	0	0	0	1	0	0	0	0	0	0	0	0	0	0	0	0	0	0	0	0	0
0200	0	0	0	0	0	0	0	0	0	0	0	0	0	0	0	0	0	0	0	0	0	0	0	0	0	0	0	0	0
0300	0	0	0	0	0	0	0	0	0	0	0	0	0	0	0	0	0	0	0	0	0	0	0	0	0	0	0	0	0
0400	1	0	0	0	0	0	0	0	0	0	0	0	0	0	1	0	0	0	0	0	0	0	0	0	0	0	0	0	0
0500	0	0	0	0	0	0	0	0	0	0	0	0	0	0	0	0	0	0	0	0	0	0	0	0	0	0	0	0	0
0600	3	0	0	0	0	0	0	0	0	1	0	0	1	1	0	0	0	0	0	0	0	0	0	0	0	0	0	0	0
0700	9	0	0	0	0	0	0	0	0	1	0	1	3	0	1	1	2	0	0	0	0	0	0	0	0	0	0	0	0
0800	12	0	0	0	0	0	0	0	0	5	2	1	1	2	1	0	0	0	0	0	0	0	0	0	0	0	0	0	0
0900	**19**	**0**	**0**	**0**	**0**	**0**	**0**	**0**	**0**	**0**	**1**	**3**	**8**	**1**	**6**	**0**	**0**	**0**	**0**	**0**	**0**	**0**	**0**	**0**	**0**	**0**	**0**	**0**	**0**
1000	13	0	0	0	0	1	2	1	0	1	0	1	2	1	1	1	1	1	0	0	0	0	0	0	0	0	0	0	0
1100	4	0	0	0	0	0	0	1	1	1	0	1	0	0	0	0	0	0	0	0	0	0	0	0	0	0	0	0	0
1200	8	0	0	0	0	0	0	0	1	1	1	3	0	2	0	0	0	0	0	0	0	0	0	0	0	0	0	0	0
1300	6	0	0	0	0	0	1	0	1	0	0	1	2	0	1	0	0	0	0	0	0	0	0	0	0	0	0	0	0
1400	12	0	0	0	2	0	0	0	0	2	0	3	3	2	0	0	0	0	0	0	0	0	0	0	0	0	0	0	0
1500	9	0	0	0	1	0	0	0	1	0	1	4	1	1	0	0	0	0	0	0	0	0	0	0	0	0	0	0	0
1600	8	0	0	0	0	0	1	1	0	0	0	1	2	3	0	0	0	0	0	0	0	0	0	0	0	0	0	0	0
1700	**14**	**0**	**0**	**0**	**1**	**0**	**1**	**0**	**0**	**2**	**0**	**6**	**3**	**0**	**1**	**0**	**0**	**0**	**0**	**0**	**0**	**0**	**0**	**0**	**0**	**0**	**0**	**0**	**0**
1800	7	0	0	0	0	0	0	0	0	0	1	1	1	2	2	0	0	0	0	0	0	0	0	0	0	0	0	0	0
1900	11	0	0	0	0	0	0	0	0	0	1	0	3	3	1	1	2	0	0	0	0	0	0	0	0	0	0	0	0
2000	4	0	0	0	0	0	0	0	0	1	0	0	0	3	0	0	0	0	0	0	0	0	0	0	0	0	0	0	0
2100	4	0	0	0	0	0	0	0	0	0	0	2	1	0	1	0	0	0	0	0	0	0	0	0	0	0	0	0	0
2200	3	0	0	0	0	0	0	0	0	1	0	0	1	0	0	1	0	0	0	0	0	0	0	0	0	0	0	0	0
2300	1	0	0	0	0	0	0	0	0	0	1	0	0	0	0	0	0	0	0	0	0	0	0	0	0	0	0	0	0
07-19	**121**	**0**	**0**	**0**	**4**	**1**	**5**	**3**	**4**	**13**	**6**	**26**	**26**	**14**	**13**	**2**	**3**	**1**	**0**	**0**	**0**	**0**	**0**	**0**	**0**	**0**	**0**	**0**	**0**
06-22	**143**	**0**	**0**	**0**	**4**	**1**	**5**	**3**	**4**	**15**	**7**	**28**	**31**	**21**	**15**	**3**	**5**	**1**	**0**	**0**	**0**	**0**	**0**	**0**	**0**	**0**	**0**	**0**	**0**
06-00	**147**	**0**	**0**	**0**	**4**	**1**	**5**	**3**	**4**	**16**	**8**	**28**	**32**	**21**	**15**	**4**	**5**	**1**	**0**	**0**	**0**	**0**	**0**	**0**	**0**	**0**	**0**	**0**	**0**
00-00	**149**	**0**	**0**	**0**	**4**	**1**	**5**	**3**	**4**	**16**	**8**	**29**	**32**	**21**	**16**	**4**	**5**	**1**	**0**	**0**	**0**	**0**	**0**	**0**	**0**	**0**	**0**	**0**	**0**

DRAFT

Site 59
Location L-3525-0, Att - Telepole, Lat 53.91655, Long -6.83216
Direction South

3279 / Meath/Cavan/Monaghan ATC's
October 2013
Automatic Traffic Count

Wed, 16 October 2013

Time	Total	Speed Bins (km/h)																											
		0 - 5	5 - 10	10 - 15	15 - 20	20 - 25	25 - 30	30 - 35	35 - 40	40 - 45	45 - 50	50 - 55	55 - 60	60 - 65	65 - 70	70 - 75	75 - 80	80 - 85	85 - 90	90 - 95	95 - 100	100 - 105	105 - 110	110 - 115	115 - 120	120 - 125	125 - 130	130 - 135	135 - 140
0000	0	0	0	0	0	0	0	0	0	0	0	0	0	0	0	0	0	0	0	0	0	0	0	0	0	0	0	0	0
0100	0	0	0	0	0	0	0	0	0	0	0	0	0	0	0	0	0	0	0	0	0	0	0	0	0	0	0	0	0
0200	0	0	0	0	0	0	0	0	0	0	0	0	0	0	0	0	0	0	0	0	0	0	0	0	0	0	0	0	0
0300	0	0	0	0	0	0	0	0	0	0	0	0	0	0	0	0	0	0	0	0	0	0	0	0	0	0	0	0	0
0400	1	0	0	0	0	0	0	0	0	0	0	0	0	1	0	0	0	0	0	0	0	0	0	0	0	0	0	0	0
0500	0	0	0	0	0	0	0	0	0	0	0	0	0	0	0	0	0	0	0	0	0	0	0	0	0	0	0	0	0
0600	2	0	0	0	0	0	0	0	0	0	0	0	0	0	2	0	0	0	0	0	0	0	0	0	0	0	0	0	0
0700	7	0	0	0	0	0	0	0	0	1	1	0	4	0	1	0	0	0	0	0	0	0	0	0	0	0	0	0	0
0800	10	0	0	0	0	0	0	0	1	0	1	3	3	1	1	0	0	0	0	0	0	0	0	0	0	0	0	0	0
0900	**13**	**0**	**0**	**0**	**0**	**0**	**0**	**1**	**0**	**0**	**0**	**5**	**2**	**2**	**2**	**1**	**0**	**0**	**0**	**0**	**0**	**0**	**0**	**0**	**0**	**0**	**0**	**0**	**0**
1000	9	0	0	0	0	1	0	1	0	0	4	1	1	1	0	0	0	0	0	0	0	0	0	0	0	0	0	0	0
1100	11	0	0	0	0	0	0	0	1	4	3	1	2	0	0	0	0	0	0	0	0	0	0	0	0	0	0	0	0
1200	5	0	0	0	0	0	0	0	0	0	1	0	1	3	0	0	0	0	0	0	0	0	0	0	0	0	0	0	0
1300	3	0	0	0	0	0	0	0	0	1	1	0	1	0	0	0	0	0	0	0	0	0	0	0	0	0	0	0	0
1400	**15**	**0**	**0**	**0**	**0**	**0**	**0**	**1**	**1**	**1**	**2**	**3**	**5**	**0**	**1**	**0**	**1**	**0**	**0**	**0**	**0**	**0**	**0**	**0**	**0**	**0**	**0**	**0**	**0**
1500	6	0	0	0	0	0	0	0	1	0	0	2	1	1	1	0	0	0	0	0	0	0	0	0	0	0	0	0	0
1600	6	0	0	0	0	0	0	0	0	0	2	1	1	1	1	0	0	0	0	0	0	0	0	0	0	0	0	0	0
1700	10	0	0	0	0	0	0	0	0	0	1	1	4	4	0	0	0	0	0	0	0	0	0	0	0	0	0	0	0
1800	6	0	0	0	0	1	0	1	0	1	0	2	1	0	0	0	0	0	0	0	0	0	0	0	0	0	0	0	0
1900	10	0	0	0	0	0	0	0	0	1	0	3	2	1	1	2	0	0	0	0	0	0	0	0	0	0	0	0	0
2000	5	0	0	0	0	0	0	0	0	0	1	1	3	0	0	0	0	0	0	0	0	0	0	0	0	0	0	0	0
2100	3	0	0	0	0	0	0	0	0	0	1	0	1	0	0	0	1	0	0	0	0	0	0	0	0	0	0	0	0
2200	1	0	0	0	0	0	0	0	1	0	0	0	0	0	0	0	0	0	0	0	0	0	0	0	0	0	0	0	0
2300	0	0	0	0	0	0	0	0	0	0	0	0	0	0	0	0	0	0	0	0	0	0	0	0	0	0	0	0	0
07-19	**101**	**0**	**0**	**0**	**0**	**2**	**0**	**4**	**4**	**8**	**16**	**19**	**26**	**13**	**7**	**1**	**1**	**0**	**0**	**0**	**0**	**0**	**0**	**0**	**0**	**0**	**0**	**0**	**0**
06-22	**121**	**0**	**0**	**0**	**0**	**2**	**0**	**4**	**4**	**9**	**18**	**23**	**32**	**14**	**10**	**3**	**2**	**0**	**0**	**0**	**0**	**0**	**0**	**0**	**0**	**0**	**0**	**0**	**0**
06-00	**122**	**0**	**0**	**0**	**0**	**2**	**0**	**4**	**5**	**9**	**18**	**23**	**32**	**14**	**10**	**3**	**2**	**0**	**0**	**0**	**0**	**0**	**0**	**0**	**0**	**0**	**0**	**0**	**0**
00-00	**123**	**0**	**0**	**0**	**0**	**2**	**0**	**4**	**5**	**9**	**18**	**23**	**32**	**15**	**10**	**3**	**2**	**0**	**0**	**0**	**0**	**0**	**0**	**0**	**0**	**0**	**0**	**0**	**0**

DRAFT

Site 59
Location L-3525-0, Att - Telepole, Lat 53.91655, Long -6.83216
Direction South

3279 / Meath/Cavan/Monaghan ATC's
October 2013
Automatic Traffic Count

Virtual Day (7)

Time	Total	Speed Bins (km/h)																											
		0 - 5	5 - 10	10 - 15	15 - 20	20 - 25	25 - 30	30 - 35	35 - 40	40 - 45	45 - 50	50 - 55	55 - 60	60 - 65	65 - 70	70 - 75	75 - 80	80 - 85	85 - 90	90 - 95	95 - 100	100 - 105	105 - 110	110 - 115	115 - 120	120 - 125	125 - 130	130 - 135	135 - 140
0000	0	0	0	0	0	0	0	0	0	0	0	0	0	0	0	0	0	0	0	0	0	0	0	0	0	0	0	0	0
0100	0	0	0	0	0	0	0	0	0	0	0	0	0	0	0	0	0	0	0	0	0	0	0	0	0	0	0	0	0
0200	0	0	0	0	0	0	0	0	0	0	0	0	0	0	0	0	0	0	0	0	0	0	0	0	0	0	0	0	0
0300	0	0	0	0	0	0	0	0	0	0	0	0	0	0	0	0	0	0	0	0	0	0	0	0	0	0	0	0	0
0400	1	0	0	0	0	0	0	0	0	0	0	0	0	0	1	0	0	0	0	0	0	0	0	0	0	0	0	0	0
0500	0	0	0	0	0	0	0	0	0	0	0	0	0	0	0	0	0	0	0	0	0	0	0	0	0	0	0	0	0
0600	2	0	0	0	0	0	0	0	0	0	0	0	0	1	1	0	0	0	0	0	0	0	0	0	0	0	0	0	0
0700	6	0	0	0	0	0	0	0	0	0	0	1	2	1	1	1	1	0	0	0	0	0	0	0	0	0	0	0	0
0800	10	0	0	0	0	0	0	0	0	1	1	2	2	2	1	1	0	0	0	0	0	0	0	0	0	0	0	0	0
0900	**14**	**0**	**0**	**0**	**0**	**0**	**0**	**0**	**1**	**1**	**2**	**2**	**3**	**3**	**2**	**1**	**0**	**0**	**0**	**0**	**0**	**0**	**0**	**0**	**0**	**0**	**0**	**0**	**0**
1000	9	0	0	0	0	0	1	0	0	1	1	2	1	1	1	0	0	0	0	0	0	0	0	0	0	0	0	0	0
1100	10	0	0	0	0	0	0	0	0	1	1	2	2	2	0	1	0	0	0	0	0	0	0	0	0	0	0	0	0
1200	8	0	0	0	0	0	0	0	0	1	1	1	2	2	1	0	0	0	0	0	0	0	0	0	0	0	0	0	0
1300	8	0	0	0	0	0	1	0	0	1	0	1	2	1	1	0	0	0	0	0	0	0	0	0	0	0	0	0	0
1400	**11**	**0**	**0**	**0**	**0**	**0**	**0**	**0**	**0**	**1**	**2**	**2**	**2**	**2**	**1**	**0**	**0**	**0**	**0**	**0**	**0**	**0**	**0**	**0**	**0**	**0**	**0**	**0**	**0**
1500	9	0	0	0	0	0	1	0	1	1	0	3	2	1	0	0	0	0	0	0	0	0	0	0	0	0	0	0	0
1600	8	0	0	0	0	0	0	0	0	0	1	2	1	1	1	0	0	0	0	0	0	0	0	0	0	0	0	0	0
1700	**11**	**0**	**0**	**0**	**0**	**0**	**0**	**0**	**0**	**1**	**1**	**2**	**2**	**2**	**1**	**0**	**0**	**0**	**0**	**0**	**0**	**0**	**0**	**0**	**0**	**0**	**0**	**0**	**0**
1800	9	0	0	0	0	1	0	0	0	1	2	1	2	1	1	0	0	0	0	0	0	0	0	0	0	0	0	0	0
1900	**11**	**0**	**0**	**0**	**0**	**0**	**0**	**0**	**0**	**1**	**1**	**1**	**2**	**2**	**1**	**1**	**1**	**0**	**0**	**0**	**0**	**0**	**0**	**0**	**0**	**0**	**0**	**0**	**0**
2000	7	0	0	0	0	0	0	0	0	0	1	1	1	1	1	1	0	0	0	0	0	0	0	0	0	0	0	0	0
2100	4	0	0	0	0	0	0	0	0	0	0	1	1	0	1	0	0	0	0	0	0	0	0	0	0	0	0	0	0
2200	2	0	0	0	0	0	0	0	0	1	0	0	0	0	0	0	0	0	0	0	0	0	0	0	0	0	0	0	0
2300	1	0	0	0	0	0	0	0	0	0	0	0	0	0	0	0	0	0	0	0	0	0	0	0	0	0	0	0	0
07-19	**112**	**0**	**0**	**1**	**1**	**2**	**3**	**2**	**4**	**11**	**14**	**21**	**22**	**18**	**10**	**4**	**2**	**0**	**0**	**0**	**0**	**0**	**0**	**0**	**0**	**0**	**0**	**0**	**0**
06-22	**136**	**0**	**0**	**1**	**1**	**2**	**3**	**2**	**4**	**12**	**16**	**24**	**27**	**22**	**13**	**6**	**3**	**1**	**0**	**0**	**0**	**0**	**0**	**0**	**0**	**0**	**0**	**0**	**0**
06-00	**139**	**0**	**0**	**1**	**1**	**2**	**3**	**2**	**4**	**12**	**16**	**24**	**27**	**22**	**14**	**6**	**3**	**1**	**0**	**0**	**0**	**0**	**0**	**0**	**0**	**0**	**0**	**0**	**0**
00-00	**141**	**0**	**0**	**1**	**1**	**2**	**3**	**2**	**4**	**12**	**16**	**25**	**27**	**22**	**14**	**6**	**3**	**1**	**0**	**0**	**0**	**0**	**0**	**0**	**0**	**0**	**0**	**0**	**0**

DRAFT

Site 59
Location L-3525-0, Att - Telepole, Lat 53.91655, Long -6.83216
Direction South

3279 / Meath/Cavan/Monaghan ATC's
October 2013
Automatic Traffic Count

Virtual Week (1)

Time	Total	Speed Bins (km/h)																											
		0 - 5	5 - 10	10 - 15	15 - 20	20 - 25	25 - 30	30 - 35	35 - 40	40 - 45	45 - 50	50 - 55	55 - 60	60 - 65	65 - 70	70 - 75	75 - 80	80 - 85	85 - 90	90 - 95	95 - 100	100 - 105	105 - 110	110 - 115	115 - 120	120 - 125	125 - 130	130 - 135	135 - 140
Mon	161	0	0	1	1	3	6	1	6	17	25	27	21	24	12	11	4	1	1	0	0	0	0	0	0	0	0	0	0
Tue	149	0	0	0	4	1	5	3	4	16	8	29	32	21	16	4	5	1	0	0	0	0	0	0	0	0	0	0	0
Wed	123	0	0	0	0	2	0	4	5	9	18	23	32	15	10	3	2	0	0	0	0	0	0	0	0	0	0	0	0
Thu	157	0	0	2	1	2	5	3	6	12	18	24	33	22	14	11	3	0	1	0	0	0	0	0	0	0	0	0	0
Fri	159	0	0	0	1	3	3	1	4	14	16	34	24	34	17	2	2	4	0	0	0	0	0	0	0	0	0	0	0
|Sat	134	0	0	1	0	0	3	2	2	8	14	20	29	24	20	7	4	0	0	0	0	0	0	0	0	0	0	0	0
|Sun	105	0	0	0	0	1	2	1	4	10	15	16	21	16	11	4	3	0	0	0	0	1	0	0	0	0	0	0	0
5 Day Ave.	**150**	**0**	**0**	**1**	**1**	**2**	**4**	**2**	**5**	**14**	**17**	**27**	**28**	**23**	**14**	**6**	**3**	**1**	**0**	**0**	**0**	**0**	**0**	**0**	**0**	**0**	**0**	**0**	**0**
7 Day Ave.	**141**	**0**	**0**	**1**	**1**	**2**	**3**	**2**	**4**	**12**	**16**	**25**	**27**	**22**	**14**	**6**	**3**	**1**	**0**	**0**	**0**	**0**	**0**	**0**	**0**	**0**	**0**	**0**	**0**
--	**988**	**0**	**0**	**4**	**7**	**12**	**24**	**15**	**31**	**86**	**114**	**173**	**192**	**156**	**100**	**42**	**23**	**6**	**2**	**0**	**0**	**1**	**0**	**0**	**0**	**0**	**0**	**0**	**0**

Summary Graphs

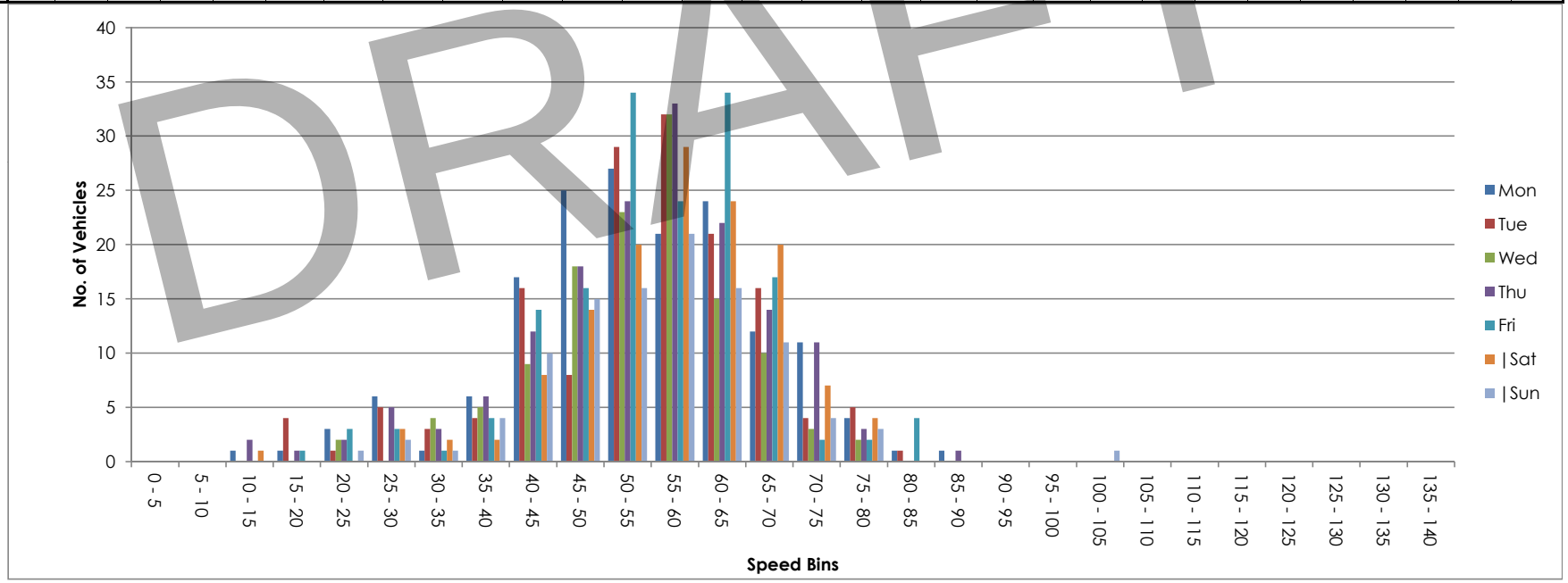

DRAFT

Site 59
Location L-3525-0, Att - Telepole, Lat 53.91655, Long -6.83216
Direction Two way

3279 / Meath/Cavan/Monaghan ATC's
October 2013
Automatic Traffic Count

Thu, 10 October 2013

Time	Total	Classification												>PSL	>PSL%	>SL1	>SL1%	>SL2	>SL2%	Mean	Vpp
		1 MCL	2 SV	3 SVT	4 TB2	5 TB3	6 T4	7 ART3	8 ART4	9 ART5	10 ART6	11 BD	12 DRT	80	80	85 +5kph	85 +5kph	90 +10kph	90 +10kph		85
0000	6	0	5	1	0	0	0	0	0	0	0	0	0	0	0	0	0	0	0	46.8	-
0100	0	0	0	0	0	0	0	0	0	0	0	0	0	0	0	0	0	0	0	-	-
0200	0	0	0	0	0	0	0	0	0	0	0	0	0	0	0	0	0	0	0	-	-
0300	0	0	0	0	0	0	0	0	0	0	0	0	0	0	0	0	0	0	0	-	-
0400	1	0	1	0	0	0	0	0	0	0	0	0	0	0	0	0	0	0	0	55	-
0500	1	0	1	0	0	0	0	0	0	0	0	0	0	0	0	0	0	0	0	75.5	-
0600	2	0	1	1	0	0	0	0	0	0	0	0	0	0	0	0	0	0	0	65.5	-
0700	15	0	14	0	1	0	0	0	0	0	0	0	0	0	0	0	0	0	0	58.5	67
0800	**26**	**1**	**20**	**0**	**5**	**0**	**0**	**0**	**0**	**0**	**0**	**0**	**0**	**0**	**0**	**0**	**0**	**0**	**0**	**50.9**	**64.1**
0900	16	0	15	0	1	0	0	0	0	0	0	0	0	0	0	0	0	0	0	55.9	67.7
1000	16	0	12	3	0	0	0	1	0	0	0	0	0	0	0	0	0	0	0	53.8	63.4
1100	23	1	19	3	0	0	0	0	0	0	0	0	0	0	0	0	0	0	0	50.7	68
1200	18	0	15	2	0	0	0	0	1	0	0	0	0	0	0	0	0	0	0	53.7	64.1
1300	25	0	22	0	3	0	0	0	0	0	0	0	0	0	0	0	0	0	0	49.6	59.4
1400	14	0	13	0	1	0	0	0	0	0	0	0	0	0	0	0	0	0	0	50	58.7
1500	20	1	18	1	0	0	0	0	0	0	0	0	0	0	0	0	0	0	0	48.8	60.5
1600	18	0	15	1	2	0	0	0	0	0	0	0	0	0	0	0	0	0	0	52.2	61.6
1700	20	0	19	0	1	0	0	0	0	0	0	0	0	0	0	0	0	0	0	55.6	62.3
1800	**29**	**0**	**26**	**3**	**0**	**0**	**0**	**0**	**0**	**0**	**0**	**0**	**0**	**0**	**0**	**0**	**0**	**0**	**0**	**53.9**	**65.9**
1900	25	0	24	0	1	0	0	0	0	0	0	0	0	1	4	1	4	0	0	59.4	69.8
2000	17	0	17	0	0	0	0	0	0	0	0	0	0	0	0	0	0	0	0	63.2	68.8
2100	8	0	6	0	2	0	0	0	0	0	0	0	0	0	0	0	0	0	0	54.1	-
2200	10	0	10	0	0	0	0	0	0	0	0	0	0	1	10	0	0	0	0	66.9	-
2300	6	0	5	0	1	0	0	0	0	0	0	0	0	0	0	0	0	0	0	56.5	-
07-19	**240**	**3**	**208**	**13**	**14**	**0**	**0**	**1**	**1**	**0**	**0**	**0**	**0**	**0**	**0**	**0**	**0**	**0**	**0**	**52.6**	**64.1**
06-22	**292**	**3**	**256**	**14**	**17**	**0**	**0**	**1**	**1**	**0**	**0**	**0**	**0**	**1**	**0.3**	**1**	**0.3**	**0**	**0**	**53.9**	**65.2**
06-00	**308**	**3**	**271**	**14**	**18**	**0**	**0**	**1**	**1**	**0**	**0**	**0**	**0**	**2**	**0.6**	**1**	**0.3**	**0**	**0**	**54.4**	**66.2**
00-00	**316**	**3**	**278**	**15**	**18**	**0**	**0**	**1**	**1**	**0**	**0**	**0**	**0**	**2**	**0.6**	**1**	**0.3**	**0**	**0**	**54.3**	**66.2**

DRAFT

Site 59
Location L-3525-0, Att - Telepole, Lat 53.91655, Long -6.83216
Direction Two way

3279 / Meath/Cavan/Monaghan ATC's
October 2013
Automatic Traffic Count

Fri, 11 October 2013

Time	Total	Classification												>PSL	>PSL%	>SL1	>SL1%	>SL2	>SL2%	Mean	Vpp
		1 MCL	2 SV	3 SVT	4 TB2	5 TB3	6 T4	7 ART3	8 ART4	9 ART5	10 ART6	11 BD	12 DRT	80	80	85 +5kph	85 +5kph	90 +10kph	90 +10kph		85
0000	1	0	1	0	0	0	0	0	0	0	0	0	0	0	0	0	0	0	0	70.2	-
0100	0	0	0	0	0	0	0	0	0	0	0	0	0	0	0	0	0	0	0	-	-
0200	0	0	0	0	0	0	0	0	0	0	0	0	0	0	0	0	0	0	0	-	-
0300	0	0	0	0	0	0	0	0	0	0	0	0	0	0	0	0	0	0	0	-	-
0400	0	0	0	0	0	0	0	0	0	0	0	0	0	0	0	0	0	0	0	-	-
0500	2	0	2	0	0	0	0	0	0	0	0	0	0	1	50	1	50	1	50	81	-
0600	3	0	2	1	0	0	0	0	0	0	0	0	0	0	0	0	0	0	0	60.2	-
0700	10	0	10	0	0	0	0	0	0	0	0	0	0	0	0	0	0	0	0	62.4	-
0800	17	0	15	0	2	0	0	0	0	0	0	0	0	0	0	0	0	0	0	55.2	64.1
0900	22	0	19	0	2	1	0	0	0	0	0	0	0	0	0	0	0	0	0	54.4	63.4
1000	23	0	23	0	0	0	0	0	0	0	0	0	0	0	0	0	0	0	0	53.8	63.4
1100	**24**	**0**	**21**	**2**	**1**	**0**	**0**	**0**	**0**	**0**	**0**	**0**	**0**	**0**	**0**	**0**	**0**	**0**	**0**	**57.5**	**64.4**
1200	17	1	16	0	0	0	0	0	0	0	0	0	0	1	5.9	0	0	0	0	54.1	61.2
1300	15	1	11	2	1	0	0	0	0	0	0	0	0	0	0	0	0	0	0	52.5	67.3
1400	28	0	21	3	3	1	0	0	0	0	0	0	0	0	0	0	0	0	0	52.4	61.6
1500	19	0	16	2	1	0	0	0	0	0	0	0	0	0	0	0	0	0	0	53.1	59
1600	18	0	14	0	4	0	0	0	0	0	0	0	0	0	0	0	0	0	0	52.3	59.8
1700	**30**	**0**	**26**	**0**	**3**	**1**	**0**	**0**	**0**	**0**	**0**	**0**	**0**	**0**	**0**	**0**	**0**	**0**	**0**	**55.6**	**65.9**
1800	26	0	24	0	2	0	0	0	0	0	0	0	0	0	0	0	0	0	0	55.6	62.6
1900	18	0	18	0	0	0	0	0	0	0	0	0	0	1	5.6	0	0	0	0	59.8	68
2000	14	0	14	0	0	0	0	0	0	0	0	0	0	2	14.3	0	0	0	0	61	65.9
2100	15	0	15	0	0	0	0	0	0	0	0	0	0	0	0	0	0	0	0	57.3	63.7
2200	10	0	10	0	0	0	0	0	0	0	0	0	0	0	0	0	0	0	0	57.4	-
2300	2	0	1	0	1	0	0	0	0	0	0	0	0	0	0	0	0	0	0	59.3	-
07-19	**249**	**2**	**216**	**9**	**19**	**3**	**0**	**0**	**0**	**0**	**0**	**0**	**0**	**1**	**0.4**	**0**	**0**	**0**	**0**	**54.7**	**64.4**
06-22	**299**	**2**	**265**	**10**	**19**	**3**	**0**	**0**	**0**	**0**	**0**	**0**	**0**	**4**	**1.3**	**0**	**0**	**0**	**0**	**55.5**	**64.8**
06-00	**311**	**2**	**276**	**10**	**20**	**3**	**0**	**0**	**0**	**0**	**0**	**0**	**0**	**4**	**1.3**	**0**	**0**	**0**	**0**	**55.6**	**64.8**
00-00	**314**	**2**	**279**	**10**	**20**	**3**	**0**	**0**	**0**	**0**	**0**	**0**	**0**	**5**	**1.6**	**1**	**0.3**	**1**	**0.3**	**55.8**	**65.2**

DRAFT

Site 59
Location L-3525-0, Att - Telepole, Lat 53.91655, Long -6.83216
Direction Two way

3279 / Meath/Cavan/Monaghan ATC's
October 2013
Automatic Traffic Count

Sat, 12 October 2013

Time	Total	Classification												>PSL	>PSL%	>SL1	>SL1%	>SL2	>SL2%	Mean	Vpp
		1 MCL	2 SV	3 SVT	4 TB2	5 TB3	6 T4	7 ART3	8 ART4	9 ART5	10 ART6	11 BD	12 DRT	80	80	85 +5kph	85 +5kph	90 +10kph	90 +10kph		85
0000	6	0	4	0	2	0	0	0	0	0	0	0	0	0	0	0	0	0	0	64.8	-
0100	3	0	3	0	0	0	0	0	0	0	0	0	0	0	0	0	0	0	0	69.5	-
0200	0	0	0	0	0	0	0	0	0	0	0	0	0	0	0	0	0	0	0	-	-
0300	1	0	1	0	0	0	0	0	0	0	0	0	0	0	0	0	0	0	0	52.6	-
0400	0	0	0	0	0	0	0	0	0	0	0	0	0	0	0	0	0	0	0	-	-
0500	0	0	0	0	0	0	0	0	0	0	0	0	0	0	0	0	0	0	0	-	-
0600	0	0	0	0	0	0	0	0	0	0	0	0	0	0	0	0	0	0	0	-	-
0700	3	0	2	0	1	0	0	0	0	0	0	0	0	0	0	0	0	0	0	55.7	-
0800	19	0	16	1	2	0	0	0	0	0	0	0	0	0	0	0	0	0	0	55	63.7
0900	12	0	11	1	0	0	0	0	0	0	0	0	0	0	0	0	0	0	0	54.2	65.5
1000	**20**	**0**	**18**	**1**	**1**	**0**	**0**	**0**	**0**	**0**	**0**	**0**	**0**	**0**	**0**	**0**	**0**	**0**	**0**	**52.5**	**61.9**
1100	18	0	17	1	0	0	0	0	0	0	0	0	0	0	0	0	0	0	0	56.3	63.7
1200	22	0	19	2	1	0	0	0	0	0	0	0	0	0	0	0	0	0	0	53.7	65.2
1300	20	0	19	0	1	0	0	0	0	0	0	0	0	0	0	0	0	0	0	61.6	69.1
1400	11	0	10	0	1	0	0	0	0	0	0	0	0	0	0	0	0	0	0	59.6	64.1
1500	21	0	19	1	1	0	0	0	0	0	0	0	0	0	0	0	0	0	0	57.5	71.3
1600	20	0	19	1	0	0	0	0	0	0	0	0	0	0	0	0	0	0	0	55.1	64.1
1700	**24**	**0**	**21**	**1**	**1**	**0**	**0**	**0**	**1**	**0**	**0**	**0**	**0**	**0**	**0**	**0**	**0**	**0**	**0**	**56.6**	**65.9**
1800	23	0	22	1	0	0	0	0	0	0	0	0	0	0	0	0	0	0	0	55.5	65.2
1900	19	0	19	0	0	0	0	0	0	0	0	0	0	0	0	0	0	0	0	59	65.9
2000	18	0	18	0	0	0	0	0	0	0	0	0	0	0	0	0	0	0	0	59	65.9
2100	7	0	7	0	0	0	0	0	0	0	0	0	0	0	0	0	0	0	0	52.2	-
2200	4	0	4	0	0	0	0	0	0	0	0	0	0	0	0	0	0	0	0	52.8	-
2300	1	0	1	0	0	0	0	0	0	0	0	0	0	0	0	0	0	0	0	68	-
07-19	**213**	**0**	**193**	**10**	**9**	**0**	**0**	**0**	**1**	**0**	**0**	**0**	**0**	**0**	**0**	**0**	**0**	**0**	**0**	**56.1**	**66.2**
06-22	**257**	**0**	**237**	**10**	**9**	**0**	**0**	**0**	**1**	**0**	**0**	**0**	**0**	**0**	**0**	**0**	**0**	**0**	**0**	**56.4**	**66.2**
06-00	**262**	**0**	**242**	**10**	**9**	**0**	**0**	**0**	**1**	**0**	**0**	**0**	**0**	**0**	**0**	**0**	**0**	**0**	**0**	**56.4**	**66.2**
00-00	**272**	**0**	**250**	**10**	**11**	**0**	**0**	**0**	**1**	**0**	**0**	**0**	**0**	**0**	**0**	**0**	**0**	**0**	**0**	**56.7**	**66.6**

DRAFT

Site 59
Location L-3525-0, Att - Telepole, Lat 53.91655, Long -6.83216
Direction Two way

3279 / Meath/Cavan/Monaghan ATC's
October 2013
Automatic Traffic Count

Sun, 13 October 2013

Time	Total	Classification												>PSL	>PSL%	>SL1	>SL1%	>SL2	>SL2%	Mean	Vpp
		1 MCL	2 SV	3 SVT	4 TB2	5 TB3	6 T4	7 ART3	8 ART4	9 ART5	10 ART6	11 BD	12 DRT	80	80	85 +5kph	85 +5kph	90 +10kph	90 +10kph		85
0000	2	0	2	0	0	0	0	0	0	0	0	0	0	0	0	0	0	0	0	66	-
0100	0	0	0	0	0	0	0	0	0	0	0	0	0	0	0	0	0	0	0	-	-
0200	0	0	0	0	0	0	0	0	0	0	0	0	0	0	0	0	0	0	0	-	-
0300	0	0	0	0	0	0	0	0	0	0	0	0	0	0	0	0	0	0	0	-	-
0400	7	0	6	0	1	0	0	0	0	0	0	0	0	0	0	0	0	0	0	59.4	-
0500	0	0	0	0	0	0	0	0	0	0	0	0	0	0	0	0	0	0	0	-	-
0600	1	0	1	0	0	0	0	0	0	0	0	0	0	0	0	0	0	0	0	72.1	-
0700	2	0	2	0	0	0	0	0	0	0	0	0	0	0	0	0	0	0	0	51.1	-
0800	15	0	15	0	0	0	0	0	0	0	0	0	0	0	0	0	0	0	0	53.5	60.1
0900	15	0	14	1	0	0	0	0	0	0	0	0	0	0	0	0	0	0	0	51.6	63.4
1000	6	0	6	0	0	0	0	0	0	0	0	0	0	0	0	0	0	0	0	54.5	-
1100	**20**	**0**	**19**	**0**	**1**	**0**	**0**	**0**	**0**	**0**	**0**	**0**	**0**	**0**	**0**	**0**	**0**	**0**	**0**	**57.1**	**62.6**
1200	**20**	**0**	**20**	**0**	**0**	**0**	**0**	**0**	**0**	**0**	**0**	**0**	**0**	**0**	**0**	**0**	**0**	**0**	**0**	**57.1**	**67.7**
1300	10	0	10	0	0	0	0	0	0	0	0	0	0	0	0	0	0	0	0	59.4	-
1400	16	0	14	0	2	0	0	0	0	0	0	0	0	0	0	0	0	0	0	50.7	58
1500	13	0	10	0	1	0	1	0	0	1	0	0	0	0	0	0	0	0	0	48.1	59
1600	11	0	11	0	0	0	0	0	0	0	0	0	0	0	0	0	0	0	0	62.3	76
1700	17	0	17	0	0	0	0	0	0	0	0	0	0	0	0	0	0	0	0	53.1	57.2
1800	14	0	12	0	2	0	0	0	0	0	0	0	0	0	0	0	0	0	0	52.8	64.4
1900	18	0	17	0	1	0	0	0	0	0	0	0	0	0	0	0	0	0	0	60.7	69.5
2000	7	0	7	0	0	0	0	0	0	0	0	0	0	0	0	0	0	0	0	58.6	-
2100	6	0	6	0	0	0	0	0	0	0	0	0	0	1	16.7	1	16.7	1	16.7	62.8	-
2200	5	0	5	0	0	0	0	0	0	0	0	0	0	0	0	0	0	0	0	54.9	-
2300	3	0	3	0	0	0	0	0	0	0	0	0	0	0	0	0	0	0	0	60.2	-
07-19	**159**	**0**	**150**	**1**	**6**	**0**	**1**	**0**	**0**	**1**	**0**	**0**	**0**	**0**	**0**	**0**	**0**	**0**	**0**	**54.4**	**64.1**
06-22	**191**	**0**	**181**	**1**	**7**	**0**	**1**	**0**	**0**	**1**	**0**	**0**	**0**	**1**	**0.5**	**1**	**0.5**	**1**	**0.5**	**55.5**	**65.9**
06-00	**199**	**0**	**189**	**1**	**7**	**0**	**1**	**0**	**0**	**1**	**0**	**0**	**0**	**1**	**0.5**	**1**	**0.5**	**1**	**0.5**	**55.6**	**65.9**
00-00	**208**	**0**	**197**	**1**	**8**	**0**	**1**	**0**	**0**	**1**	**0**	**0**	**0**	**1**	**0.5**	**1**	**0.5**	**1**	**0.5**	**55.8**	**66.6**

DRAFT

Site 59
Location L-3525-0, Att - Telepole, Lat 53.91655, Long -6.83216
Direction Two way

3279 / Meath/Cavan/Monaghan ATC's
October 2013
Automatic Traffic Count

Mon, 14 October 2013

Time	Total	Classification												>PSL	>PSL%	>SL1	>SL1%	>SL2	>SL2%	Mean	Vpp
		1 MCL	2 SV	3 SVT	4 TB2	5 TB3	6 T4	7 ART3	8 ART4	9 ART5	10 ART6	11 BD	12 DRT	80	80	85 +5kph	85 +5kph	90 +10kph	90 +10kph		85
0000	3	0	3	0	0	0	0	0	0	0	0	0	0	0	0	0	0	0	0	53.5	-
0100	0	0	0	0	0	0	0	0	0	0	0	0	0	0	0	0	0	0	0	-	-
0200	0	0	0	0	0	0	0	0	0	0	0	0	0	0	0	0	0	0	0	-	-
0300	0	0	0	0	0	0	0	0	0	0	0	0	0	0	0	0	0	0	0	-	-
0400	1	0	1	0	0	0	0	0	0	0	0	0	0	0	0	0	0	0	0	65.6	-
0500	0	0	0	0	0	0	0	0	0	0	0	0	0	0	0	0	0	0	0	-	-
0600	2	0	2	0	0	0	0	0	0	0	0	0	0	0	0	0	0	0	0	64.3	-
0700	12	0	12	0	0	0	0	0	0	0	0	0	0	1	8.3	0	0	0	0	63.3	72.4
0800	18	0	14	2	2	0	0	0	0	0	0	0	0	0	0	0	0	0	0	56.3	65.9
0900	**31**	**0**	**26**	**3**	**2**	**0**	**0**	**0**	**0**	**0**	**0**	**0**	**0**	**0**	**0**	**0**	**0**	**0**	**0**	**55.7**	**64.4**
1000	17	1	13	2	0	1	0	0	0	0	0	0	0	0	0	0	0	0	0	45.8	54.4
1100	19	0	19	0	0	0	0	0	0	0	0	0	0	0	0	0	0	0	0	56.2	63.7
1200	16	0	15	1	0	0	0	0	0	0	0	0	0	0	0	0	0	0	0	50.4	58
1300	20	1	18	0	1	0	0	0	0	0	0	0	0	0	0	0	0	0	0	53.2	63
1400	23	0	21	1	1	0	0	0	0	0	0	0	0	0	0	0	0	0	0	52.9	64.8
1500	20	1	19	0	0	0	0	0	0	0	0	0	0	0	0	0	0	0	0	51.8	64.8
1600	18	0	15	0	3	0	0	0	0	0	0	0	0	0	0	0	0	0	0	49.8	58
1700	27	0	25	1	1	0	0	0	0	0	0	0	0	0	0	0	0	0	0	45.8	61.9
1800	**29**	**0**	**26**	**1**	**2**	**0**	**0**	**0**	**0**	**0**	**0**	**0**	**0**	**0**	**0**	**0**	**0**	**0**	**0**	**48.9**	**60.5**
1900	21	0	20	0	1	0	0	0	0	0	0	0	0	0	0	0	0	0	0	50.4	61.9
2000	17	0	16	1	0	0	0	0	0	0	0	0	0	0	0	0	0	0	0	54.3	63
2100	12	0	12	0	0	0	0	0	0	0	0	0	0	1	8.3	1	8.3	0	0	60.4	67.7
2200	7	0	7	0	0	0	0	0	0	0	0	0	0	1	14.3	1	14.3	0	0	65.2	-
2300	3	0	3	0	0	0	0	0	0	0	0	0	0	0	0	0	0	0	0	58.4	-
07-19	**250**	**3**	**223**	**11**	**12**	**1**	**0**	**0**	**0**	**0**	**0**	**0**	**0**	**1**	**0.4**	**0**	**0**	**0**	**0**	**52.1**	**64.4**
06-22	**302**	**3**	**273**	**12**	**13**	**1**	**0**	**0**	**0**	**0**	**0**	**0**	**0**	**2**	**0.7**	**1**	**0.3**	**0**	**0**	**52.5**	**64.8**
06-00	**312**	**3**	**283**	**12**	**13**	**1**	**0**	**0**	**0**	**0**	**0**	**0**	**0**	**3**	**1**	**2**	**0.6**	**0**	**0**	**52.8**	**64.8**
00-00	**316**	**3**	**287**	**12**	**13**	**1**	**0**	**0**	**0**	**0**	**0**	**0**	**0**	**3**	**0.9**	**2**	**0.6**	**0**	**0**	**52.9**	**64.8**

DRAFT

Site 59
Location L-3525-0, Att - Telepole, Lat 53.91655, Long -6.83216
Direction Two way

3279 / Meath/Cavan/Monaghan ATC's
October 2013
Automatic Traffic Count

Tue, 15 October 2013

Time	Total	Classification												>PSL	>PSL%	>SL1	>SL1%	>SL2	>SL2%	Mean	Vpp
		1 MCL	2 SV	3 SVT	4 TB2	5 TB3	6 T4	7 ART3	8 ART4	9 ART5	10 ART6	11 BD	12 DRT	80	80	85 +5kph	85 +5kph	90 +10kph	90 +10kph		85
0000	3	0	3	0	0	0	0	0	0	0	0	0	0	0	0	0	0	0	0	57.6	-
0100	2	0	2	0	0	0	0	0	0	0	0	0	0	0	0	0	0	0	0	55.4	-
0200	0	0	0	0	0	0	0	0	0	0	0	0	0	0	0	0	0	0	0	-	-
0300	0	0	0	0	0	0	0	0	0	0	0	0	0	0	0	0	0	0	0	-	-
0400	1	0	1	0	0	0	0	0	0	0	0	0	0	0	0	0	0	0	0	69.1	-
0500	0	0	0	0	0	0	0	0	0	0	0	0	0	0	0	0	0	0	0	-	-
0600	3	0	3	0	0	0	0	0	0	0	0	0	0	0	0	0	0	0	0	53.6	-
0700	11	0	10	0	1	0	0	0	0	0	0	0	0	0	0	0	0	0	0	60.6	73.4
0800	17	0	15	0	2	0	0	0	0	0	0	0	0	0	0	0	0	0	0	52.4	60.1
0900	**34**	**0**	**31**	**0**	**3**	**0**	**0**	**0**	**0**	**0**	**0**	**0**	**0**	**0**	**0**	**0**	**0**	**0**	**0**	**57**	**67.3**
1000	15	0	15	0	0	0	0	0	0	0	0	0	0	1	6.7	0	0	0	0	52.8	70.9
1100	12	0	10	1	1	0	0	0	0	0	0	0	0	0	0	0	0	0	0	49.7	58
1200	14	0	14	0	0	0	0	0	0	0	0	0	0	0	0	0	0	0	0	48.6	61.9
1300	13	0	13	0	0	0	0	0	0	0	0	0	0	0	0	0	0	0	0	52	60.1
1400	21	0	21	0	0	0	0	0	0	0	0	0	0	0	0	0	0	0	0	46.6	61.9
1500	19	0	19	0	0	0	0	0	0	0	0	0	0	0	0	0	0	0	0	48.9	61.9
1600	17	0	15	0	2	0	0	0	0	0	0	0	0	0	0	0	0	0	0	50	60.5
1700	**32**	**0**	**31**	**0**	**1**	**0**	**0**	**0**	**0**	**0**	**0**	**0**	**0**	**0**	**0**	**0**	**0**	**0**	**0**	**50.5**	**61.9**
1800	22	0	18	2	1	1	0	0	0	0	0	0	0	0	0	0	0	0	0	59.2	66.2
1900	19	0	19	0	0	0	0	0	0	0	0	0	0	0	0	0	0	0	0	63.7	69.5
2000	12	0	12	0	0	0	0	0	0	0	0	0	0	0	0	0	0	0	0	57.7	63
2100	10	0	10	0	0	0	0	0	0	0	0	0	0	0	0	0	0	0	0	58	-
2200	7	0	7	0	0	0	0	0	0	0	0	0	0	0	0	0	0	0	0	57.7	-
2300	3	0	3	0	0	0	0	0	0	0	0	0	0	0	0	0	0	0	0	50.3	-
07-19	**227**	**0**	**212**	**3**	**11**	**1**	**0**	**0**	**0**	**0**	**0**	**0**	**0**	**1**	**0.4**	**0**	**0**	**0**	**0**	**52.5**	**64.8**
06-22	**271**	**0**	**256**	**3**	**11**	**1**	**0**	**0**	**0**	**0**	**0**	**0**	**0**	**1**	**0.4**	**0**	**0**	**0**	**0**	**53.7**	**65.2**
06-00	**281**	**0**	**266**	**3**	**11**	**1**	**0**	**0**	**0**	**0**	**0**	**0**	**0**	**1**	**0.4**	**0**	**0**	**0**	**0**	**53.8**	**65.2**
00-00	**287**	**0**	**272**	**3**	**11**	**1**	**0**	**0**	**0**	**0**	**0**	**0**	**0**	**1**	**0.3**	**0**	**0**	**0**	**0**	**53.9**	**65.2**

DRAFT

Site 59
Location L-3525-0, Att - Telepole, Lat 53.91655, Long -6.83216
Direction Two way

3279 / Meath/Cavan/Monaghan ATC's
October 2013
Automatic Traffic Count

Wed, 16 October 2013

Time	Total	Classification												>PSL	>PSL%	>SL1	>SL1%	>SL2	>SL2%	Mean	Vpp
		1 MCL	2 SV	3 SVT	4 TB2	5 TB3	6 T4	7 ART3	8 ART4	9 ART5	10 ART6	11 BD	12 DRT	80	80	85 +5kph	85 +5kph	90 +10kph	90 +10kph		85
0000	2	0	2	0	0	0	0	0	0	0	0	0	0	0	0	0	0	0	0	58.1	-
0100	1	0	1	0	0	0	0	0	0	0	0	0	0	1	100	0	0	0	0	81	-
0200	0	0	0	0	0	0	0	0	0	0	0	0	0	0	0	0	0	0	0	-	-
0300	0	0	0	0	0	0	0	0	0	0	0	0	0	0	0	0	0	0	0	-	-
0400	1	0	1	0	0	0	0	0	0	0	0	0	0	0	0	0	0	0	0	63.6	-
0500	0	0	0	0	0	0	0	0	0	0	0	0	0	0	0	0	0	0	0	-	-
0600	2	0	2	0	0	0	0	0	0	0	0	0	0	0	0	0	0	0	0	66.5	-
0700	9	0	9	0	0	0	0	0	0	0	0	0	0	0	0	0	0	0	0	54.2	-
0800	20	0	16	0	3	0	0	0	0	1	0	0	0	0	0	0	0	0	0	51.4	59
0900	**24**	**0**	**21**	**0**	**2**	**0**	**0**	**0**	**0**	**1**	**0**	**0**	**0**	**0**	**0**	**0**	**0**	**0**	**0**	**55.7**	**65.2**
1000	15	0	10	2	2	0	0	0	0	1	0	0	0	0	0	0	0	0	0	47.4	57.2
1100	22	0	22	0	0	0	0	0	0	0	0	0	0	0	0	0	0	0	0	48.9	56.2
1200	10	0	10	0	0	0	0	0	0	0	0	0	0	0	0	0	0	0	0	57.2	-
1300	10	0	10	0	0	0	0	0	0	0	0	0	0	0	0	0	0	0	0	53.5	-
1400	20	0	19	0	1	0	0	0	0	0	0	0	0	0	0	0	0	0	0	51.9	59.4
1500	12	0	12	0	0	0	0	0	0	0	0	0	0	0	0	0	0	0	0	57.1	62.3
1600	17	0	15	0	2	0	0	0	0	0	0	0	0	0	0	0	0	0	0	54.9	61.2
1700	18	0	16	1	1	0	0	0	0	0	0	0	0	0	0	0	0	0	0	56.6	60.5
1800	**23**	**0**	**23**	**0**	**0**	**0**	**0**	**0**	**0**	**0**	**0**	**0**	**0**	**0**	**0**	**0**	**0**	**0**	**0**	**52**	**61.2**
1900	18	0	17	0	1	0	0	0	0	0	0	0	0	0	0	0	0	0	0	57.6	67.3
2000	10	0	10	0	0	0	0	0	0	0	0	0	0	0	0	0	0	0	0	57.4	-
2100	9	0	9	0	0	0	0	0	0	0	0	0	0	1	11.1	0	0	0	0	63.8	-
2200	4	0	4	0	0	0	0	0	0	0	0	0	0	0	0	0	0	0	0	57.2	-
2300	1	0	1	0	0	0	0	0	0	0	0	0	0	0	0	0	0	0	0	71.3	-
07-19	**200**	**0**	**183**	**3**	**11**	**0**	**0**	**0**	**0**	**3**	**0**	**0**	**0**	**0**	**0**	**0**	**0**	**0**	**0**	**53.1**	**61.2**
06-22	**239**	**0**	**221**	**3**	**12**	**0**	**0**	**0**	**0**	**3**	**0**	**0**	**0**	**1**	**0.4**	**0**	**0**	**0**	**0**	**54.1**	**62.3**
06-00	**244**	**0**	**226**	**3**	**12**	**0**	**0**	**0**	**0**	**3**	**0**	**0**	**0**	**1**	**0.4**	**0**	**0**	**0**	**0**	**54.2**	**63**
00-00	**248**	**0**	**230**	**3**	**12**	**0**	**0**	**0**	**0**	**3**	**0**	**0**	**0**	**2**	**0.8**	**0**	**0**	**0**	**0**	**54.4**	**63.4**

DRAFT

Site 59
Location L-3525-0, Att - Telepole, Lat 53.91655, Long -6.83216
Direction Two way

3279 / Meath/Cavan/Monaghan ATC's
October 2013
Automatic Traffic Count

Virtual Day (7)

Time	Total	Classification												>PSL	>PSL%	>SL1	>SL1%	>SL2	>SL2%	Mean	Vpp
		1 MCL	2 SV	3 SVT	4 TB2	5 TB3	6 T4	7 ART3	8 ART4	9 ART5	10 ART6	11 BD	12 DRT	80	80	85 +5kph	85 +5kph	90 +10kph	90 +10kph		85
0000	3	0	3	0	0	0	0	0	0	0	0	0	0	0	0	0	0	0	0	57.4	-
0100	1	0	1	0	0	0	0	0	0	0	0	0	0	0	16.7	0	0	0	0	66.7	-
0200	0	0	0	0	0	0	0	0	0	0	0	0	0	0	0	0	0	0	0	-	-
0300	0	0	0	0	0	0	0	0	0	0	0	0	0	0	0	0	0	0	0	52.6	-
0400	2	0	1	0	0	0	0	0	0	0	0	0	0	0	0	0	0	0	0	60.8	-
0500	0	0	0	0	0	0	0	0	0	0	0	0	0	0	33.3	0	33.3	0	33.3	79.2	-
0600	2	0	2	0	0	0	0	0	0	0	0	0	0	0	0	0	0	0	0	62	-
0700	9	0	8	0	0	0	0	0	0	0	0	0	0	0	1.6	0	0	0	0	59.4	-
0800	19	0	16	0	2	0	0	0	0	0	0	0	0	0	0	0	0	0	0	53.4	64.1
0900	**22**	**0**	**20**	**1**	**1**	**0**	**0**	**0**	**0**	**0**	**0**	**0**	**0**	**0**	**0**	**0**	**0**	**0**	**0**	**55.3**	**66.2**
1000	16	0	14	1	0	0	0	0	0	0	0	0	0	0	0.9	0	0	0	0	51.4	63.4
1100	20	0	18	1	0	0	0	0	0	0	0	0	0	0	0	0	0	0	0	53.9	63.4
1200	17	0	16	1	0	0	0	0	0	0	0	0	0	0	0.9	0	0	0	0	53.6	64.1
1300	16	0	15	0	1	0	0	0	0	0	0	0	0	0	0	0	0	0	0	54.3	64.8
1400	19	0	17	1	1	0	0	0	0	0	0	0	0	0	0	0	0	0	0	51.6	61.9
1500	18	0	16	1	0	0	0	0	0	0	0	0	0	0	0	0	0	0	0	52.2	63.4
1600	17	0	15	0	2	0	0	0	0	0	0	0	0	0	0	0	0	0	0	53.3	63.4
1700	**24**	**0**	**22**	**0**	**1**	**0**	**0**	**0**	**0**	**0**	**0**	**0**	**0**	**0**	**0**	**0**	**0**	**0**	**0**	**53**	**64.4**
1800	**24**	**0**	**22**	**1**	**1**	**0**	**0**	**0**	**0**	**0**	**0**	**0**	**0**	**0**	**0**	**0**	**0**	**0**	**0**	**53.9**	**64.8**
1900	20	0	19	0	1	0	0	0	0	0	0	0	0	0	1.4	0	0.7	0	0	58.5	69.5
2000	14	0	13	0	0	0	0	0	0	0	0	0	0	0	2.1	0	0	0	0	58.8	65.9
2100	10	0	9	0	0	0	0	0	0	0	0	0	0	0	4.5	0	3	0	1.5	58.4	-
2200	7	0	7	0	0	0	0	0	0	0	0	0	0	0	4.3	0	2.1	0	0	59.9	-
2300	3	0	2	0	0	0	0	0	0	0	0	0	0	0	0	0	0	0	0	58.1	-
07-19	**220**	**1**	**198**	**7**	**12**	**1**	**0**	**0**	**0**	**1**	**0**	**0**	**0**	**0**	**0.2**	**0**	**0**	**0**	**0**	**53.6**	**64.4**
06-22	**264**	**1**	**241**	**8**	**13**	**1**	**0**	**0**	**0**	**1**	**0**	**0**	**0**	**1**	**0.5**	**0**	**0.2**	**0**	**0.1**	**54.4**	**65.2**
06-00	**274**	**1**	**250**	**8**	**13**	**1**	**0**	**0**	**0**	**1**	**0**	**0**	**0**	**2**	**0.6**	**1**	**0.2**	**0**	**0.1**	**54.6**	**65.5**
00-00	**280**	**1**	**256**	**8**	**13**	**1**	**0**	**0**	**0**	**1**	**0**	**0**	**0**	**2**	**0.7**	**1**	**0.3**	**0**	**0.1**	**54.8**	**65.5**

DRAFT

Site 59
Location L-3525-0, Att - Telepole, Lat 53.91655, Long -6.83216
Direction Two way

3279 / Meath/Cavan/Monaghan ATC's
October 2013
Automatic Traffic Count

Virtual Week (1)

Time	Total	Classification												>PSL	>PSL%	>SL1	>SL1%	>SL2	>SL2%	Mean	Vpp
		1 MCL	2 SV	3 SVT	4 TB2	5 TB3	6 T4	7 ART3	8 ART4	9 ART5	10 ART6	11 BD	12 DRT	80	80	85 +5kph	85 +5kph	90 +10kph	90 +10kph		85
Mon	316	3	287	12	13	1	0	0	0	0	0	0	0	3	0.9	2	0.6	0	0	52.9	64.8
Tue	287	0	272	3	11	1	0	0	0	0	0	0	0	1	0.3	0	0	0	0	53.9	65.2
Wed	248	0	230	3	12	0	0	0	0	3	0	0	0	2	0.8	0	0	0	0	54.4	63.4
Thu	316	3	278	15	18	0	0	1	1	0	0	0	0	2	0.6	1	0.3	0	0	54.3	66.2
Fri	314	2	279	10	20	3	0	0	0	0	0	0	0	5	1.6	1	0.3	1	0.3	55.8	65.2
| Sat	272	0	250	10	11	0	0	0	1	0	0	0	0	0	0	0	0	0	0	56.7	66.6
| Sun	208	0	197	1	8	0	1	0	0	1	0	0	0	1	0.5	1	0.5	1	0.5	55.8	66.6
5 Day Ave.	**296**	**2**	**269**	**9**	**15**	**1**	**0**	**0**	**0**	**1**	**0**	**0**	**0**	**3**	**1.0**	**1**	**0.3**	**0**	**0.0**	**54.3**	**65.0**
7 Day Ave.	**280**	**1**	**256**	**8**	**13**	**1**	**0**	**0**	**0**	**1**	**0**	**0**	**0**	**2**	**0.7**	**1**	**0.3**	**0**	**0.1**	**54.8**	**65.5**
--	**1961**	**8**	**1793**	**54**	**93**	**5**	**1**	**1**	**2**	**4**	**0**	**0**	**0**	**14**	**0.7**	**5**	**0.3**	**2**	**0.1**	**54.8**	**65.5**

Summary Graphs

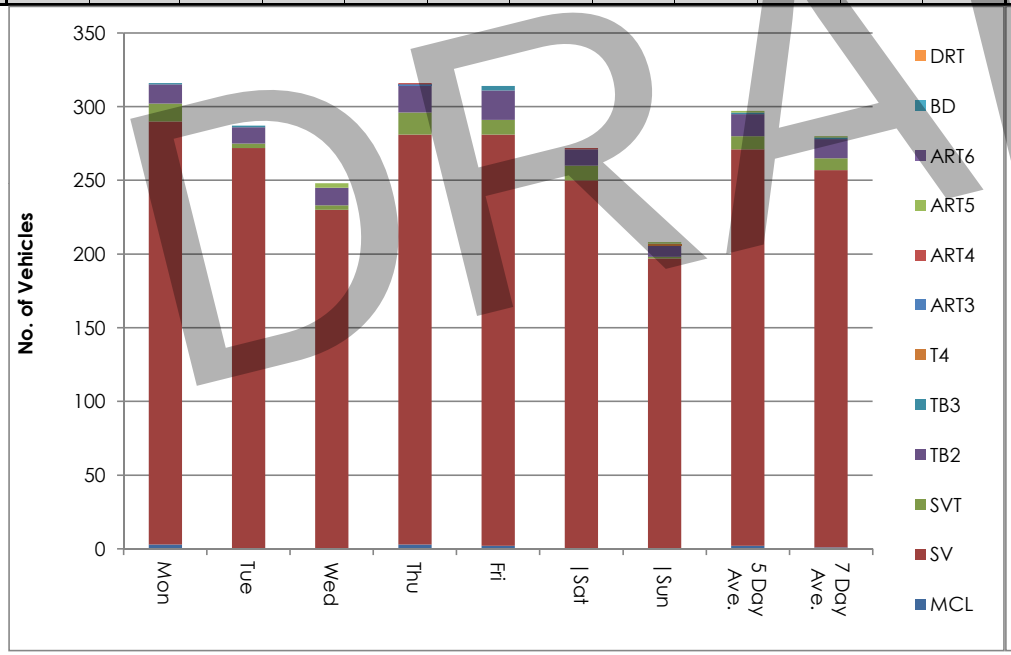

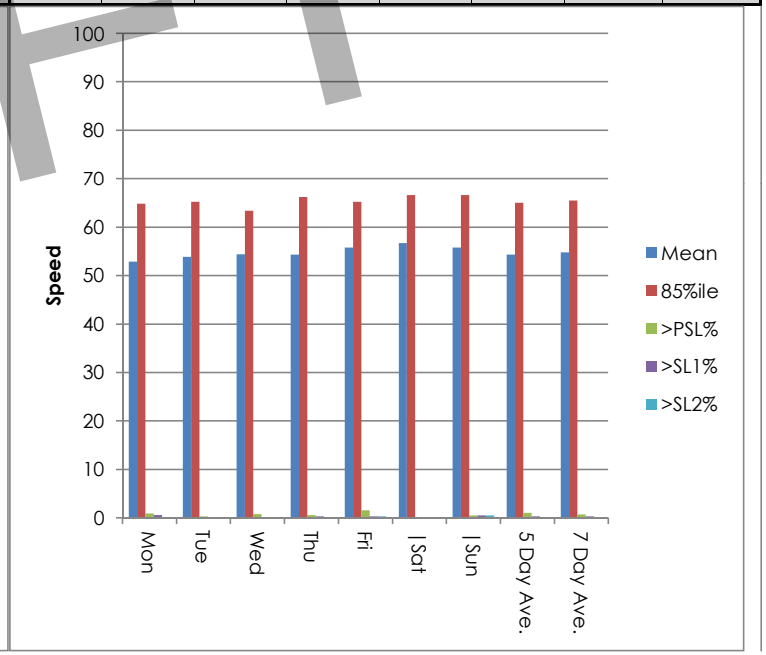

DRAFT

Site 59
Location L-3525-0, Att - Telepole, Lat 53.91655, Long -6.83216
Direction Two way

3279 / Meath/Cavan/Monaghan ATC's
October 2013
Automatic Traffic Count

Thu, 10 October 2013

Time	Total	Speed Bins (km/h)																											
		0 - 5	5 - 10	10 - 15	15 - 20	20 - 25	25 - 30	30 - 35	35 - 40	40 - 45	45 - 50	50 - 55	55 - 60	60 - 65	65 - 70	70 - 75	75 - 80	80 - 85	85 - 90	90 - 95	95 - 100	100 - 105	105 - 110	110 - 115	115 - 120	120 - 125	125 - 130	130 - 135	135 - 140
0000	6	0	0	0	0	0	1	1	1	0	0	0	2	1	0	0	0	0	0	0	0	0	0	0	0	0	0	0	0
0100	0	0	0	0	0	0	0	0	0	0	0	0	0	0	0	0	0	0	0	0	0	0	0	0	0	0	0	0	0
0200	0	0	0	0	0	0	0	0	0	0	0	0	0	0	0	0	0	0	0	0	0	0	0	0	0	0	0	0	0
0300	0	0	0	0	0	0	0	0	0	0	0	0	0	0	0	0	0	0	0	0	0	0	0	0	0	0	0	0	0
0400	1	0	0	0	0	0	0	0	0	0	0	0	1	0	0	0	0	0	0	0	0	0	0	0	0	0	0	0	0
0500	1	0	0	0	0	0	0	0	0	0	0	0	0	0	0	0	1	0	0	0	0	0	0	0	0	0	0	0	0
0600	2	0	0	0	0	0	0	0	0	0	0	0	0	1	1	0	0	0	0	0	0	0	0	0	0	0	0	0	0
0700	15	0	0	0	0	0	0	0	1	0	2	2	1	5	2	2	0	0	0	0	0	0	0	0	0	0	0	0	0
0800	**26**	**0**	**0**	**0**	**2**	**1**	**1**	**0**	**2**	**0**	**3**	**7**	**2**	**5**	**1**	**2**	**0**	**0**	**0**	**0**	**0**	**0**	**0**	**0**	**0**	**0**	**0**	**0**	**0**
0900	16	0	0	0	0	0	0	0	1	3	1	1	4	2	4	0	0	0	0	0	0	0	0	0	0	0	0	0	0
1000	16	0	0	0	0	0	1	0	1	2	1	2	4	3	2	0	0	0	0	0	0	0	0	0	0	0	0	0	0
1100	23	0	0	0	1	1	1	0	0	5	1	4	4	2	1	3	0	0	0	0	0	0	0	0	0	0	0	0	0
1200	18	0	0	0	0	1	0	0	1	1	4	1	2	5	3	0	0	0	0	0	0	0	0	0	0	0	0	0	0
1300	25	0	0	1	0	0	1	1	1	3	3	6	6	2	1	0	0	0	0	0	0	0	0	0	0	0	0	0	0
1400	14	0	0	0	0	0	1	0	1	2	2	2	4	2	0	0	0	0	0	0	0	0	0	0	0	0	0	0	0
1500	20	0	0	0	0	1	2	0	1	3	0	6	3	4	0	0	0	0	0	0	0	0	0	0	0	0	0	0	0
1600	18	0	0	1	0	0	0	0	1	2	2	5	2	4	0	1	0	0	0	0	0	0	0	0	0	0	0	0	0
1700	20	0	0	0	0	0	0	0	1	1	3	2	7	4	2	0	0	0	0	0	0	0	0	0	0	0	0	0	0
1800	**29**	**0**	**0**	**0**	**0**	**0**	**0**	**0**	**2**	**2**	**7**	**5**	**7**	**1**	**5**	**0**	**0**	**0**	**0**	**0**	**0**	**0**	**0**	**0**	**0**	**0**	**0**	**0**	**0**
1900	25	0	0	0	0	0	0	0	2	0	4	2	6	3	3	3	1	0	1	0	0	0	0	0	0	0	0	0	0
2000	17	0	0	0	0	0	0	0	0	1	0	1	3	4	5	2	1	0	0	0	0	0	0	0	0	0	0	0	0
2100	8	0	0	0	0	0	0	1	0	1	1	1	1	1	2	0	0	0	0	0	0	0	0	0	0	0	0	0	0
2200	10	0	0	0	0	0	0	0	0	0	0	2	0	2	2	2	1	1	0	0	0	0	0	0	0	0	0	0	0
2300	6	0	0	0	0	0	1	0	0	1	0	0	0	1	2	1	0	0	0	0	0	0	0	0	0	0	0	0	0
07-19	**240**	**0**	**0**	**2**	**3**	**4**	**7**	**1**	**13**	**24**	**29**	**43**	**46**	**39**	**21**	**8**	**0**	**0**	**0**	**0**	**0**	**0**	**0**	**0**	**0**	**0**	**0**	**0**	**0**
06-22	**292**	**0**	**0**	**2**	**3**	**4**	**7**	**2**	**15**	**26**	**34**	**47**	**56**	**48**	**32**	**13**	**2**	**0**	**1**	**0**	**0**	**0**	**0**	**0**	**0**	**0**	**0**	**0**	**0**
06-00	**308**	**0**	**0**	**2**	**3**	**4**	**8**	**2**	**15**	**27**	**34**	**49**	**56**	**51**	**36**	**16**	**3**	**1**	**1**	**0**	**0**	**0**	**0**	**0**	**0**	**0**	**0**	**0**	**0**
00-00	**316**	**0**	**0**	**2**	**3**	**4**	**9**	**3**	**16**	**27**	**34**	**49**	**59**	**52**	**36**	**16**	**4**	**1**	**1**	**0**	**0**	**0**	**0**	**0**	**0**	**0**	**0**	**0**	**0**

DRAFT

Site 59
Location L-3525-0, Att - Telepole, Lat 53.91655, Long -6.83216
Direction Two way

3279 / Meath/Cavan/Monaghan ATC's
October 2013
Automatic Traffic Count

Fri, 11 October 2013

Time	Total	Speed Bins (km/h)																											
		0 - 5	5 - 10	10 - 15	15 - 20	20 - 25	25 - 30	30 - 35	35 - 40	40 - 45	45 - 50	50 - 55	55 - 60	60 - 65	65 - 70	70 - 75	75 - 80	80 - 85	85 - 90	90 - 95	95 - 100	100 - 105	105 - 110	110 - 115	115 - 120	120 - 125	125 - 130	130 - 135	135 - 140
0000	1	0	0	0	0	0	0	0	0	0	0	0	0	0	0	1	0	0	0	0	0	0	0	0	0	0	0	0	0
0100	0	0	0	0	0	0	0	0	0	0	0	0	0	0	0	0	0	0	0	0	0	0	0	0	0	0	0	0	0
0200	0	0	0	0	0	0	0	0	0	0	0	0	0	0	0	0	0	0	0	0	0	0	0	0	0	0	0	0	0
0300	0	0	0	0	0	0	0	0	0	0	0	0	0	0	0	0	0	0	0	0	0	0	0	0	0	0	0	0	0
0400	0	0	0	0	0	0	0	0	0	0	0	0	0	0	0	0	0	0	0	0	0	0	0	0	0	0	0	0	0
0500	2	0	0	0	0	0	0	0	0	0	0	0	0	0	1	0	0	0	0	1	0	0	0	0	0	0	0	0	0
0600	3	0	0	0	0	0	0	0	0	0	0	0	2	1	0	0	0	0	0	0	0	0	0	0	0	0	0	0	0
0700	10	0	0	0	0	0	0	0	0	0	0	0	3	4	2	0	1	0	0	0	0	0	0	0	0	0	0	0	0
0800	17	0	0	0	1	0	0	0	0	1	2	2	3	7	1	0	0	0	0	0	0	0	0	0	0	0	0	0	0
0900	22	0	0	0	0	0	0	1	3	0	3	3	4	5	2	1	0	0	0	0	0	0	0	0	0	0	0	0	0
1000	23	0	0	0	0	0	0	0	1	4	2	7	4	2	3	0	0	0	0	0	0	0	0	0	0	0	0	0	0
1100	**24**	**0**	**0**	**0**	**0**	**0**	**0**	**0**	**1**	**1**	**1**	**5**	**5**	**8**	**3**	**0**	**0**	**0**	**0**	**0**	**0**	**0**	**0**	**0**	**0**	**0**	**0**	**0**	**0**
1200	17	0	0	0	1	0	0	0	1	1	1	2	7	2	1	0	0	1	0	0	0	0	0	0	0	0	0	0	0
1300	15	0	0	1	0	0	1	0	0	2	1	2	3	2	2	1	0	0	0	0	0	0	0	0	0	0	0	0	0
1400	28	0	0	0	0	0	1	0	0	2	9	6	3	5	1	1	0	0	0	0	0	0	0	0	0	0	0	0	0
1500	19	0	0	0	0	0	0	1	0	3	1	4	7	3	0	0	0	0	0	0	0	0	0	0	0	0	0	0	0
1600	18	0	0	0	0	1	0	0	1	2	3	2	6	2	0	1	0	0	0	0	0	0	0	0	0	0	0	0	0
1700	**30**	**0**	**0**	**0**	**1**	**0**	**0**	**1**	**0**	**1**	**2**	**8**	**6**	**5**	**5**	**1**	**0**	**0**	**0**	**0**	**0**	**0**	**0**	**0**	**0**	**0**	**0**	**0**	**0**
1800	26	0	0	0	0	1	0	1	1	1	0	4	10	4	3	1	0	0	0	0	0	0	0	0	0	0	0	0	0
1900	18	0	0	0	0	1	1	0	0	0	1	1	4	3	4	1	1	1	0	0	0	0	0	0	0	0	0	0	0
2000	14	0	0	0	0	0	0	0	0	0	1	4	2	4	1	0	0	2	0	0	0	0	0	0	0	0	0	0	0
2100	15	0	0	0	0	0	1	0	0	0	0	3	5	4	2	0	0	0	0	0	0	0	0	0	0	0	0	0	0
2200	10	0	0	0	0	0	0	0	0	0	2	3	1	2	1	1	0	0	0	0	0	0	0	0	0	0	0	0	0
2300	2	0	0	0	0	0	0	0	0	0	0	1	0	0	1	0	0	0	0	0	0	0	0	0	0	0	0	0	0
07-19	**249**	**0**	**0**	**1**	**3**	**2**	**2**	**4**	**8**	**18**	**25**	**45**	**61**	**49**	**23**	**6**	**1**	**1**	**0**	**0**	**0**	**0**	**0**	**0**	**0**	**0**	**0**	**0**	**0**
06-22	**299**	**0**	**0**	**1**	**3**	**3**	**4**	**4**	**8**	**18**	**27**	**53**	**74**	**61**	**30**	**7**	**2**	**4**	**0**	**0**	**0**	**0**	**0**	**0**	**0**	**0**	**0**	**0**	**0**
06-00	**311**	**0**	**0**	**1**	**3**	**3**	**4**	**4**	**8**	**18**	**29**	**57**	**75**	**63**	**32**	**8**	**2**	**4**	**0**	**0**	**0**	**0**	**0**	**0**	**0**	**0**	**0**	**0**	**0**
00-00	**314**	**0**	**0**	**1**	**3**	**3**	**4**	**4**	**8**	**18**	**29**	**57**	**75**	**63**	**33**	**9**	**2**	**4**	**0**	**1**	**0**	**0**	**0**	**0**	**0**	**0**	**0**	**0**	**0**

DRAFT

Site 59
Location L-3525-0, Att - Telepole, Lat 53.91655, Long -6.83216
Direction Two way

3279 / Meath/Cavan/Monaghan ATC's
October 2013
Automatic Traffic Count

Sat, 12 October 2013

Time	Total	Speed Bins (km/h)																											
		0 - 5	5 - 10	10 - 15	15 - 20	20 - 25	25 - 30	30 - 35	35 - 40	40 - 45	45 - 50	50 - 55	55 - 60	60 - 65	65 - 70	70 - 75	75 - 80	80 - 85	85 - 90	90 - 95	95 - 100	100 - 105	105 - 110	110 - 115	115 - 120	120 - 125	125 - 130	130 - 135	135 - 140
0000	6	0	0	0	0	0	0	0	0	0	0	0	1	2	2	1	0	0	0	0	0	0	0	0	0	0	0	0	0
0100	3	0	0	0	0	0	0	0	0	0	0	0	0	0	1	2	0	0	0	0	0	0	0	0	0	0	0	0	0
0200	0	0	0	0	0	0	0	0	0	0	0	0	0	0	0	0	0	0	0	0	0	0	0	0	0	0	0	0	0
0300	1	0	0	0	0	0	0	0	0	0	0	1	0	0	0	0	0	0	0	0	0	0	0	0	0	0	0	0	0
0400	0	0	0	0	0	0	0	0	0	0	0	0	0	0	0	0	0	0	0	0	0	0	0	0	0	0	0	0	0
0500	0	0	0	0	0	0	0	0	0	0	0	0	0	0	0	0	0	0	0	0	0	0	0	0	0	0	0	0	0
0600	0	0	0	0	0	0	0	0	0	0	0	0	0	0	0	0	0	0	0	0	0	0	0	0	0	0	0	0	0
0700	3	0	0	0	0	0	0	0	0	0	1	0	1	1	0	0	0	0	0	0	0	0	0	0	0	0	0	0	0
0800	19	0	0	0	0	0	1	0	0	3	2	2	4	4	1	1	1	0	0	0	0	0	0	0	0	0	0	0	0
0900	12	0	0	0	0	0	1	0	1	0	3	0	2	2	2	1	0	0	0	0	0	0	0	0	0	0	0	0	0
1000	**20**	**0**	**0**	**0**	**1**	**0**	**1**	**0**	**0**	**1**	**3**	**7**	**1**	**4**	**0**	**1**	**1**	**0**	**0**	**0**	**0**	**0**	**0**	**0**	**0**	**0**	**0**	**0**	**0**
1100	18	0	0	0	0	1	0	0	0	1	3	3	3	4	0	1	2	0	0	0	0	0	0	0	0	0	0	0	0
1200	22	0	0	0	0	1	1	1	0	2	1	3	4	4	5	0	0	0	0	0	0	0	0	0	0	0	0	0	0
1300	20	0	0	0	0	0	0	0	0	1	0	2	5	6	5	1	0	0	0	0	0	0	0	0	0	0	0	0	0
1400	11	0	0	0	0	0	0	0	0	0	1	2	2	4	1	1	0	0	0	0	0	0	0	0	0	0	0	0	0
1500	21	0	0	0	0	1	0	0	0	2	2	4	2	4	2	4	0	0	0	0	0	0	0	0	0	0	0	0	0
1600	20	0	0	0	0	0	0	0	1	1	4	3	5	3	3	0	0	0	0	0	0	0	0	0	0	0	0	0	0
1700	**24**	**0**	**0**	**1**	**0**	**0**	**0**	**1**	**0**	**0**	**3**	**3**	**5**	**5**	**5**	**1**	**0**	**0**	**0**	**0**	**0**	**0**	**0**	**0**	**0**	**0**	**0**	**0**	**0**
1800	23	0	0	0	0	0	1	0	0	3	1	4	8	2	3	1	0	0	0	0	0	0	0	0	0	0	0	0	0
1900	19	0	0	0	0	0	1	0	0	0	1	3	6	3	4	0	1	0	0	0	0	0	0	0	0	0	0	0	0
2000	18	0	0	0	0	0	0	0	0	2	1	2	3	3	7	0	0	0	0	0	0	0	0	0	0	0	0	0	0
2100	7	0	0	0	0	0	1	0	0	0	1	3	1	0	0	1	0	0	0	0	0	0	0	0	0	0	0	0	0
2200	4	0	0	0	0	0	0	0	0	1	0	1	1	1	0	0	0	0	0	0	0	0	0	0	0	0	0	0	0
2300	1	0	0	0	0	0	0	0	0	0	0	0	0	0	1	0	0	0	0	0	0	0	0	0	0	0	0	0	0
07-19	**213**	**0**	**0**	**1**	**1**	**3**	**5**	**2**	**2**	**14**	**24**	**33**	**42**	**43**	**27**	**12**	**4**	**0**	**0**	**0**	**0**	**0**	**0**	**0**	**0**	**0**	**0**	**0**	**0**
06-22	**257**	**0**	**0**	**1**	**1**	**3**	**7**	**2**	**2**	**16**	**27**	**41**	**52**	**49**	**38**	**13**	**5**	**0**	**0**	**0**	**0**	**0**	**0**	**0**	**0**	**0**	**0**	**0**	**0**
06-00	**262**	**0**	**0**	**1**	**1**	**3**	**7**	**2**	**2**	**17**	**27**	**42**	**53**	**50**	**39**	**13**	**5**	**0**	**0**	**0**	**0**	**0**	**0**	**0**	**0**	**0**	**0**	**0**	**0**
00-00	**272**	**0**	**0**	**1**	**1**	**3**	**7**	**2**	**2**	**17**	**27**	**43**	**54**	**52**	**42**	**16**	**5**	**0**	**0**	**0**	**0**	**0**	**0**	**0**	**0**	**0**	**0**	**0**	**0**

DRAFT

Site 59
Location L-3525-0, Att - Telepole, Lat 53.91655, Long -6.83216
Direction Two way

3279 / Meath/Cavan/Monaghan ATC's
October 2013
Automatic Traffic Count

Sun, 13 October 2013

Time	Total	Speed Bins (km/h)																											
		0 - 5	5 - 10	10 - 15	15 - 20	20 - 25	25 - 30	30 - 35	35 - 40	40 - 45	45 - 50	50 - 55	55 - 60	60 - 65	65 - 70	70 - 75	75 - 80	80 - 85	85 - 90	90 - 95	95 - 100	100 - 105	105 - 110	110 - 115	115 - 120	120 - 125	125 - 130	130 - 135	135 - 140
0000	2	0	0	0	0	0	0	0	0	0	0	0	0	1	0	1	0	0	0	0	0	0	0	0	0	0	0	0	0
0100	0	0	0	0	0	0	0	0	0	0	0	0	0	0	0	0	0	0	0	0	0	0	0	0	0	0	0	0	0
0200	0	0	0	0	0	0	0	0	0	0	0	0	0	0	0	0	0	0	0	0	0	0	0	0	0	0	0	0	0
0300	0	0	0	0	0	0	0	0	0	0	0	0	0	0	0	0	0	0	0	0	0	0	0	0	0	0	0	0	0
0400	7	0	0	0	0	0	0	0	0	0	0	2	2	1	2	0	0	0	0	0	0	0	0	0	0	0	0	0	0
0500	0	0	0	0	0	0	0	0	0	0	0	0	0	0	0	0	0	0	0	0	0	0	0	0	0	0	0	0	0
0600	1	0	0	0	0	0	0	0	0	0	0	0	0	0	0	1	0	0	0	0	0	0	0	0	0	0	0	0	0
0700	2	0	0	0	0	0	0	0	0	0	1	1	0	0	0	0	0	0	0	0	0	0	0	0	0	0	0	0	0
0800	15	0	0	0	0	0	0	0	0	4	2	1	5	2	0	1	0	0	0	0	0	0	0	0	0	0	0	0	0
0900	15	0	0	0	0	1	0	0	0	2	5	1	3	1	2	0	0	0	0	0	0	0	0	0	0	0	0	0	0
1000	6	0	0	0	0	0	0	0	0	0	3	0	1	2	0	0	0	0	0	0	0	0	0	0	0	0	0	0	0
1100	**20**	**0**	**0**	**0**	**0**	**0**	**0**	**0**	**1**	**0**	**3**	**2**	**10**	**2**	**1**	**0**	**1**	**0**	**0**	**0**	**0**	**0**	**0**	**0**	**0**	**0**	**0**	**0**	**0**
1200	**20**	**0**	**0**	**0**	**0**	**0**	**0**	**0**	**0**	**2**	**2**	**5**	**3**	**2**	**5**	**1**	**0**	**0**	**0**	**0**	**0**	**0**	**0**	**0**	**0**	**0**	**0**	**0**	**0**
1300	10	0	0	0	0	0	0	0	0	0	0	4	2	1	1	2	0	0	0	0	0	0	0	0	0	0	0	0	0
1400	16	0	0	0	0	0	0	0	1	2	6	3	2	1	1	0	0	0	0	0	0	0	0	0	0	0	0	0	0
1500	13	0	0	0	0	0	2	1	2	0	1	2	3	1	0	1	0	0	0	0	0	0	0	0	0	0	0	0	0
1600	11	0	0	0	0	0	0	0	0	0	0	4	1	3	0	0	3	0	0	0	0	0	0	0	0	0	0	0	0
1700	17	0	0	0	0	0	0	0	1	2	3	6	2	1	0	1	1	0	0	0	0	0	0	0	0	0	0	0	0
1800	14	0	0	0	0	1	0	0	1	0	4	1	3	2	1	1	0	0	0	0	0	0	0	0	0	0	0	0	0
1900	18	0	0	0	0	0	0	0	1	1	1	3	1	3	5	1	2	0	0	0	0	0	0	0	0	0	0	0	0
2000	7	0	0	0	0	0	0	0	0	1	0	0	3	2	0	1	0	0	0	0	0	0	0	0	0	0	0	0	0
2100	6	0	0	0	0	0	0	0	1	0	1	0	0	3	0	0	0	0	0	0	0	1	0	0	0	0	0	0	0
2200	5	0	0	0	0	0	0	0	1	1	0	0	0	2	1	0	0	0	0	0	0	0	0	0	0	0	0	0	0
2300	3	0	0	0	0	0	0	0	0	0	0	1	0	1	1	0	0	0	0	0	0	0	0	0	0	0	0	0	0
07-19	**159**	**0**	**0**	**0**	**0**	**2**	**2**	**1**	**6**	**12**	**30**	**30**	**35**	**18**	**11**	**7**	**5**	**0**	**0**	**0**	**0**	**0**	**0**	**0**	**0**	**0**	**0**	**0**	**0**
06-22	**191**	**0**	**0**	**0**	**0**	**2**	**2**	**1**	**8**	**14**	**32**	**33**	**39**	**26**	**16**	**10**	**7**	**0**	**0**	**0**	**0**	**1**	**0**	**0**	**0**	**0**	**0**	**0**	**0**
06-00	**199**	**0**	**0**	**0**	**0**	**2**	**2**	**1**	**9**	**15**	**32**	**34**	**39**	**29**	**18**	**10**	**7**	**0**	**0**	**0**	**0**	**1**	**0**	**0**	**0**	**0**	**0**	**0**	**0**
00-00	**208**	**0**	**0**	**0**	**0**	**2**	**2**	**1**	**9**	**15**	**32**	**36**	**41**	**31**	**20**	**11**	**7**	**0**	**0**	**0**	**0**	**1**	**0**	**0**	**0**	**0**	**0**	**0**	**0**

DRAFT

Site 59
Location L-3525-0, Att - Telepole, Lat 53.91655, Long -6.83216
Direction Two way

3279 / Meath/Cavan/Monaghan ATC's
October 2013
Automatic Traffic Count

Mon, 14 October 2013

Time	Total	Speed Bins (km/h)																												
		0 - 5	5 - 10	10 - 15	15 - 20	20 - 25	25 - 30	30 - 35	35 - 40	40 - 45	45 - 50	50 - 55	55 - 60	60 - 65	65 - 70	70 - 75	75 - 80	80 - 85	85 - 90	90 - 95	95 - 100	100 - 105	105 - 110	110 - 115	115 - 120	120 - 125	125 - 130	130 - 135	135 - 140
0000	3	0	0	0	0	0	0	0	0	0	1	1	1	0	0	0	0	0	0	0	0	0	0	0	0	0	0	0	0	0
0100	0	0	0	0	0	0	0	0	0	0	0	0	0	0	0	0	0	0	0	0	0	0	0	0	0	0	0	0	0	0
0200	0	0	0	0	0	0	0	0	0	0	0	0	0	0	0	0	0	0	0	0	0	0	0	0	0	0	0	0	0	0
0300	0	0	0	0	0	0	0	0	0	0	0	0	0	0	0	0	0	0	0	0	0	0	0	0	0	0	0	0	0	0
0400	1	0	0	0	0	0	0	0	0	0	0	0	0	0	1	0	0	0	0	0	0	0	0	0	0	0	0	0	0	0
0500	0	0	0	0	0	0	0	0	0	0	0	0	0	0	0	0	0	0	0	0	0	0	0	0	0	0	0	0	0	0
0600	2	0	0	0	0	0	0	0	0	0	0	0	0	1	1	0	0	0	0	0	0	0	0	0	0	0	0	0	0	0
0700	12	0	0	0	0	0	0	0	0	1	1	2	0	2	2	2	1	1	0	0	0	0	0	0	0	0	0	0	0	0
0800	18	0	0	0	0	0	0	0	1	1	3	5	0	4	2	2	0	0	0	0	0	0	0	0	0	0	0	0	0	0
0900	**31**	**0**	**0**	**0**	**0**	**0**	**1**	**0**	**2**	**3**	**3**	**4**	**2**	**11**	**3**	**2**	**0**	**0**	**0**	**0**	**0**	**0**	**0**	**0**	**0**	**0**	**0**	**0**	**0**	**0**
1000	17	0	0	0	1	1	0	1	2	3	3	3	0	1	0	2	0	0	0	0	0	0	0	0	0	0	0	0	0	0
1100	19	0	0	0	0	0	0	0	0	2	2	6	4	2	0	3	0	0	0	0	0	0	0	0	0	0	0	0	0	0
1200	16	0	0	0	0	0	2	0	0	1	2	4	5	2	0	0	0	0	0	0	0	0	0	0	0	0	0	0	0	0
1300	20	0	0	0	2	0	1	0	0	2	1	1	4	7	1	1	0	0	0	0	0	0	0	0	0	0	0	0	0	0
1400	23	0	0	0	0	0	2	0	2	1	4	3	4	4	1	2	0	0	0	0	0	0	0	0	0	0	0	0	0	0
1500	20	0	0	0	1	1	1	0	0	3	3	1	2	4	2	0	2	0	0	0	0	0	0	0	0	0	0	0	0	0
1600	18	0	0	0	0	0	1	0	2	2	1	7	2	3	0	0	0	0	0	0	0	0	0	0	0	0	0	0	0	0
1700	27	0	0	1	2	1	3	0	1	3	4	3	2	4	3	0	0	0	0	0	0	0	0	0	0	0	0	0	0	0
1800	**29**	**0**	**0**	**0**	**0**	**4**	**0**	**0**	**2**	**3**	**5**	**5**	**4**	**4**	**0**	**2**	**0**	**0**	**0**	**0**	**0**	**0**	**0**	**0**	**0**	**0**	**0**	**0**	**0**	**0**
1900	21	0	1	0	0	0	0	1	1	2	3	6	3	2	0	2	0	0	0	0	0	0	0	0	0	0	0	0	0	0
2000	17	0	0	0	0	0	0	0	2	0	4	4	2	2	2	1	0	0	0	0	0	0	0	0	0	0	0	0	0	0
2100	12	0	0	0	0	0	0	0	0	1	0	3	4	1	1	0	1	0	1	0	0	0	0	0	0	0	0	0	0	0
2200	7	0	0	0	0	0	0	0	0	1	0	0	1	1	3	0	0	0	1	0	0	0	0	0	0	0	0	0	0	0
2300	3	0	0	0	0	0	0	0	0	0	0	0	3	0	0	0	0	0	0	0	0	0	0	0	0	0	0	0	0	0
07-19	**250**	**0**	**0**	**1**	**6**	**7**	**11**	**1**	**12**	**25**	**32**	**44**	**29**	**48**	**14**	**16**	**3**	**1**	**0**	**0**	**0**	**0**	**0**	**0**	**0**	**0**	**0**	**0**	**0**	**0**
06-22	**302**	**0**	**1**	**1**	**6**	**7**	**11**	**2**	**15**	**28**	**39**	**57**	**38**	**54**	**18**	**19**	**4**	**1**	**1**	**0**	**0**	**0**	**0**	**0**	**0**	**0**	**0**	**0**	**0**	**0**
06-00	**312**	**0**	**1**	**1**	**6**	**7**	**11**	**2**	**15**	**29**	**39**	**57**	**42**	**55**	**21**	**19**	**4**	**1**	**2**	**0**	**0**	**0**	**0**	**0**	**0**	**0**	**0**	**0**	**0**	**0**
00-00	**316**	**0**	**1**	**1**	**6**	**7**	**11**	**2**	**15**	**29**	**40**	**58**	**43**	**55**	**22**	**19**	**4**	**1**	**2**	**0**	**0**	**0**	**0**	**0**	**0**	**0**	**0**	**0**	**0**	**0**

DRAFT

Site 59
Location L-3525-0, Att - Telepole, Lat 53.91655, Long -6.83216
Direction Two way

3279 / Meath/Cavan/Monaghan ATC's
October 2013
Automatic Traffic Count

Tue, 15 October 2013

Time	Total	Speed Bins (km/h)																											
		0 - 5	5 - 10	10 - 15	15 - 20	20 - 25	25 - 30	30 - 35	35 - 40	40 - 45	45 - 50	50 - 55	55 - 60	60 - 65	65 - 70	70 - 75	75 - 80	80 - 85	85 - 90	90 - 95	95 - 100	100 - 105	105 - 110	110 - 115	115 - 120	120 - 125	125 - 130	130 - 135	135 - 140
0000	3	0	0	0	0	0	0	0	0	0	0	1	1	1	0	0	0	0	0	0	0	0	0	0	0	0	0	0	0
0100	2	0	0	0	0	0	0	0	0	0	0	1	0	1	0	0	0	0	0	0	0	0	0	0	0	0	0	0	0
0200	0	0	0	0	0	0	0	0	0	0	0	0	0	0	0	0	0	0	0	0	0	0	0	0	0	0	0	0	0
0300	0	0	0	0	0	0	0	0	0	0	0	0	0	0	0	0	0	0	0	0	0	0	0	0	0	0	0	0	0
0400	1	0	0	0	0	0	0	0	0	0	0	0	0	0	1	0	0	0	0	0	0	0	0	0	0	0	0	0	0
0500	0	0	0	0	0	0	0	0	0	0	0	0	0	0	0	0	0	0	0	0	0	0	0	0	0	0	0	0	0
0600	3	0	0	0	0	0	0	0	0	1	0	0	1	1	0	0	0	0	0	0	0	0	0	0	0	0	0	0	0
0700	11	0	0	0	0	0	0	0	0	1	2	1	3	0	1	1	2	0	0	0	0	0	0	0	0	0	0	0	0
0800	17	0	0	0	0	0	0	0	0	5	3	2	1	4	2	0	0	0	0	0	0	0	0	0	0	0	0	0	0
0900	**34**	**0**	**0**	**0**	**1**	**0**	**0**	**0**	**0**	**2**	**3**	**6**	**10**	**3**	**9**	**0**	**0**	**0**	**0**	**0**	**0**	**0**	**0**	**0**	**0**	**0**	**0**	**0**	**0**
1000	15	0	0	0	0	1	2	1	0	1	1	1	2	1	2	1	1	1	0	0	0	0	0	0	0	0	0	0	0
1100	12	0	0	0	0	0	0	1	1	1	2	3	3	1	0	0	0	0	0	0	0	0	0	0	0	0	0	0	0
1200	14	0	0	0	0	2	0	0	1	1	2	3	1	4	0	0	0	0	0	0	0	0	0	0	0	0	0	0	0
1300	13	0	0	0	0	0	2	0	1	0	0	3	4	2	1	0	0	0	0	0	0	0	0	0	0	0	0	0	0
1400	21	0	0	0	3	2	0	0	1	2	0	5	3	3	2	0	0	0	0	0	0	0	0	0	0	0	0	0	0
1500	19	0	0	0	1	2	1	0	1	0	2	5	3	2	0	2	0	0	0	0	0	0	0	0	0	0	0	0	0
1600	17	0	0	0	0	1	1	1	0	2	1	3	4	4	0	0	0	0	0	0	0	0	0	0	0	0	0	0	0
1700	**32**	**0**	**0**	**0**	**2**	**0**	**1**	**1**	**0**	**4**	**3**	**8**	**6**	**4**	**3**	**0**	**0**	**0**	**0**	**0**	**0**	**0**	**0**	**0**	**0**	**0**	**0**	**0**	**0**
1800	22	0	0	0	0	0	0	0	1	0	1	5	5	4	4	1	1	0	0	0	0	0	0	0	0	0	0	0	0
1900	19	0	0	0	0	0	0	0	0	0	2	0	3	6	5	1	2	0	0	0	0	0	0	0	0	0	0	0	0
2000	12	0	0	0	0	0	0	0	0	2	0	1	2	7	0	0	0	0	0	0	0	0	0	0	0	0	0	0	0
2100	10	0	0	0	0	0	0	0	0	0	1	3	2	2	2	0	0	0	0	0	0	0	0	0	0	0	0	0	0
2200	7	0	0	0	0	0	0	0	0	1	1	0	2	2	0	1	0	0	0	0	0	0	0	0	0	0	0	0	0
2300	3	0	0	0	0	0	0	0	0	0	2	0	1	0	0	0	0	0	0	0	0	0	0	0	0	0	0	0	0
07-19	**227**	**0**	**0**	**0**	**7**	**8**	**7**	**4**	**6**	**19**	**20**	**45**	**45**	**32**	**24**	**5**	**4**	**1**	**0**	**0**	**0**	**0**	**0**	**0**	**0**	**0**	**0**	**0**	**0**
06-22	**271**	**0**	**0**	**0**	**7**	**8**	**7**	**4**	**6**	**22**	**23**	**49**	**53**	**48**	**31**	**6**	**6**	**1**	**0**	**0**	**0**	**0**	**0**	**0**	**0**	**0**	**0**	**0**	**0**
06-00	**281**	**0**	**0**	**0**	**7**	**8**	**7**	**4**	**6**	**23**	**26**	**49**	**56**	**50**	**31**	**7**	**6**	**1**	**0**	**0**	**0**	**0**	**0**	**0**	**0**	**0**	**0**	**0**	**0**
00-00	**287**	**0**	**0**	**0**	**7**	**8**	**7**	**4**	**6**	**23**	**26**	**51**	**57**	**52**	**32**	**7**	**6**	**1**	**0**	**0**	**0**	**0**	**0**	**0**	**0**	**0**	**0**	**0**	**0**

DRAFT

Site 59
Location L-3525-0, Att - Telepole, Lat 53.91655, Long -6.83216
Direction Two way

3279 / Meath/Cavan/Monaghan ATC's
October 2013
Automatic Traffic Count

Wed, 16 October 2013

Time	Total	Speed Bins (km/h)																											
		0 - 5	5 - 10	10 - 15	15 - 20	20 - 25	25 - 30	30 - 35	35 - 40	40 - 45	45 - 50	50 - 55	55 - 60	60 - 65	65 - 70	70 - 75	75 - 80	80 - 85	85 - 90	90 - 95	95 - 100	100 - 105	105 - 110	110 - 115	115 - 120	120 - 125	125 - 130	130 - 135	135 - 140
0000	2	0	0	0	0	0	0	0	0	0	0	1	0	0	1	0	0	0	0	0	0	0	0	0	0	0	0	0	0
0100	1	0	0	0	0	0	0	0	0	0	0	0	0	0	0	0	0	1	0	0	0	0	0	0	0	0	0	0	0
0200	0	0	0	0	0	0	0	0	0	0	0	0	0	0	0	0	0	0	0	0	0	0	0	0	0	0	0	0	0
0300	0	0	0	0	0	0	0	0	0	0	0	0	0	0	0	0	0	0	0	0	0	0	0	0	0	0	0	0	0
0400	1	0	0	0	0	0	0	0	0	0	0	0	0	1	0	0	0	0	0	0	0	0	0	0	0	0	0	0	0
0500	0	0	0	0	0	0	0	0	0	0	0	0	0	0	0	0	0	0	0	0	0	0	0	0	0	0	0	0	0
0600	2	0	0	0	0	0	0	0	0	0	0	0	0	0	2	0	0	0	0	0	0	0	0	0	0	0	0	0	0
0700	9	0	0	0	0	0	0	0	0	2	1	1	4	0	1	0	0	0	0	0	0	0	0	0	0	0	0	0	0
0800	20	0	0	0	1	0	0	0	2	2	3	3	6	2	1	0	0	0	0	0	0	0	0	0	0	0	0	0	0
0900	**24**	**0**	**0**	**0**	**0**	**0**	**0**	**1**	**0**	**3**	**1**	**7**	**3**	**4**	**4**	**1**	**0**	**0**	**0**	**0**	**0**	**0**	**0**	**0**	**0**	**0**	**0**	**0**	**0**
1000	15	0	0	0	0	2	0	1	0	0	5	3	2	2	0	0	0	0	0	0	0	0	0	0	0	0	0	0	0
1100	22	0	0	0	0	0	0	0	1	6	7	3	5	0	0	0	0	0	0	0	0	0	0	0	0	0	0	0	0
1200	10	0	0	0	0	0	0	0	0	1	1	1	2	5	0	0	0	0	0	0	0	0	0	0	0	0	0	0	0
1300	10	0	0	0	0	0	0	0	0	1	2	3	1	2	1	0	0	0	0	0	0	0	0	0	0	0	0	0	0
1400	20	0	0	0	0	0	1	1	1	2	2	3	7	1	1	0	1	0	0	0	0	0	0	0	0	0	0	0	0
1500	12	0	0	0	0	0	0	0	1	0	1	2	3	3	2	0	0	0	0	0	0	0	0	0	0	0	0	0	0
1600	17	0	0	0	0	0	0	0	0	1	4	3	5	1	3	0	0	0	0	0	0	0	0	0	0	0	0	0	0
1700	18	0	0	0	0	0	0	0	0	1	1	4	6	5	1	0	0	0	0	0	0	0	0	0	0	0	0	0	0
1800	**23**	**0**	**1**	**0**	**0**	**1**	**0**	**1**	**0**	**1**	**1**	**6**	**7**	**3**	**1**	**1**	**0**	**0**	**0**	**0**	**0**	**0**	**0**	**0**	**0**	**0**	**0**	**0**	**0**
1900	18	0	0	0	0	0	0	0	1	1	1	4	5	2	1	3	0	0	0	0	0	0	0	0	0	0	0	0	0
2000	10	0	0	0	0	0	0	0	0	0	1	3	4	1	0	1	0	0	0	0	0	0	0	0	0	0	0	0	0
2100	9	0	0	0	0	0	0	0	0	0	1	0	2	3	1	0	1	1	0	0	0	0	0	0	0	0	0	0	0
2200	4	0	0	0	0	0	0	0	1	0	0	0	1	1	0	1	0	0	0	0	0	0	0	0	0	0	0	0	0
2300	1	0	0	0	0	0	0	0	0	0	0	0	0	0	0	1	0	0	0	0	0	0	0	0	0	0	0	0	0
07-19	**200**	**0**	**1**	**0**	**1**	**3**	**1**	**4**	**5**	**20**	**29**	**39**	**51**	**28**	**15**	**2**	**1**	**0**	**0**	**0**	**0**	**0**	**0**	**0**	**0**	**0**	**0**	**0**	**0**
06-22	**239**	**0**	**1**	**0**	**1**	**3**	**1**	**4**	**6**	**21**	**32**	**46**	**62**	**34**	**19**	**6**	**2**	**1**	**0**	**0**	**0**	**0**	**0**	**0**	**0**	**0**	**0**	**0**	**0**
06-00	**244**	**0**	**1**	**0**	**1**	**3**	**1**	**4**	**7**	**21**	**32**	**46**	**63**	**35**	**19**	**8**	**2**	**1**	**0**	**0**	**0**	**0**	**0**	**0**	**0**	**0**	**0**	**0**	**0**
00-00	**248**	**0**	**1**	**0**	**1**	**3**	**1**	**4**	**7**	**21**	**32**	**47**	**63**	**36**	**20**	**8**	**2**	**2**	**0**	**0**	**0**	**0**	**0**	**0**	**0**	**0**	**0**	**0**	**0**

DRAFT

Site 59
Location L-3525-0, Att - Telepole, Lat 53.91655, Long -6.83216
Direction Two way

3279 / Meath/Cavan/Monaghan ATC's
October 2013
Automatic Traffic Count

Virtual Day (7)

Time	Total	Speed Bins (km/h)																											
		0 - 5	5 - 10	10 - 15	15 - 20	20 - 25	25 - 30	30 - 35	35 - 40	40 - 45	45 - 50	50 - 55	55 - 60	60 - 65	65 - 70	70 - 75	75 - 80	80 - 85	85 - 90	90 - 95	95 - 100	100 - 105	105 - 110	110 - 115	115 - 120	120 - 125	125 - 130	130 - 135	135 - 140
0000	3	0	0	0	0	0	0	0	0	0	0	0	1	1	0	0	0	0	0	0	0	0	0	0	0	0	0	0	0
0100	1	0	0	0	0	0	0	0	0	0	0	0	0	0	0	0	0	0	0	0	0	0	0	0	0	0	0	0	0
0200	0	0	0	0	0	0	0	0	0	0	0	0	0	0	0	0	0	0	0	0	0	0	0	0	0	0	0	0	0
0300	0	0	0	0	0	0	0	0	0	0	0	0	0	0	0	0	0	0	0	0	0	0	0	0	0	0	0	0	0
0400	2	0	0	0	0	0	0	0	0	0	0	0	0	0	1	0	0	0	0	0	0	0	0	0	0	0	0	0	0
0500	0	0	0	0	0	0	0	0	0	0	0	0	0	0	0	0	0	0	0	0	0	0	0	0	0	0	0	0	0
0600	2	0	0	0	0	0	0	0	0	0	0	0	0	1	1	0	0	0	0	0	0	0	0	0	0	0	0	0	0
0700	9	0	0	0	0	0	0	0	0	1	1	1	2	2	1	1	1	0	0	0	0	0	0	0	0	0	0	0	0
0800	19	0	0	0	1	0	0	0	1	2	3	3	3	4	1	1	0	0	0	0	0	0	0	0	0	0	0	0	0
0900	**22**	**0**	**0**	**0**	**0**	**0**	**0**	**0**	**1**	**2**	**3**	**3**	**4**	**4**	**4**	**1**	**0**	**0**	**0**	**0**	**0**	**0**	**0**	**0**	**0**	**0**	**0**	**0**	**0**
1000	16	0	0	0	0	1	1	0	1	2	3	3	2	2	1	1	0	0	0	0	0	0	0	0	0	0	0	0	0
1100	20	0	0	0	0	0	0	0	1	2	3	4	5	3	1	1	0	0	0	0	0	0	0	0	0	0	0	0	0
1200	17	0	0	0	0	1	0	0	0	1	2	3	3	3	2	0	0	0	0	0	0	0	0	0	0	0	0	0	0
1300	16	0	0	0	0	0	1	0	0	1	1	3	4	3	2	1	0	0	0	0	0	0	0	0	0	0	0	0	0
1400	19	0	0	0	0	0	1	0	1	2	3	3	4	3	1	1	0	0	0	0	0	0	0	0	0	0	0	0	0
1500	18	0	0	0	0	1	1	0	1	2	1	3	3	3	1	1	0	0	0	0	0	0	0	0	0	0	0	0	0
1600	17	0	0	0	0	0	0	0	1	1	2	4	4	3	1	0	0	0	0	0	0	0	0	0	0	0	0	0	0
1700	**24**	**0**	**0**	**0**	**1**	**0**	**1**	**0**	**0**	**2**	**3**	**5**	**5**	**4**	**3**	**0**	**0**	**0**	**0**	**0**	**0**	**0**	**0**	**0**	**0**	**0**	**0**	**0**	**0**
1800	**24**	**0**	**0**	**0**	**0**	**1**	**0**	**0**	**1**	**1**	**3**	**4**	**6**	**3**	**2**	**1**	**0**	**0**	**0**	**0**	**0**	**0**	**0**	**0**	**0**	**0**	**0**	**0**	**0**
1900	20	0	0	0	0	0	0	0	1	1	2	3	4	3	3	2	1	0	0	0	0	0	0	0	0	0	0	0	0
2000	14	0	0	0	0	0	0	0	0	1	1	2	3	3	2	1	0	0	0	0	0	0	0	0	0	0	0	0	0
2100	10	0	0	0	0	0	0	0	0	0	1	2	2	2	1	0	0	0	0	0	0	0	0	0	0	0	0	0	0
2200	7	0	0	0	0	0	0	0	0	1	0	1	1	2	1	1	0	0	0	0	0	0	0	0	0	0	0	0	0
2300	3	0	0	0	0	0	0	0	0	0	0	0	1	0	1	0	0	0	0	0	0	0	0	0	0	0	0	0	0
07-19	**220**	**0**	**0**	**1**	**3**	**4**	**5**	**2**	**7**	**19**	**27**	**40**	**44**	**37**	**19**	**8**	**3**	**0**	**0**	**0**	**0**	**0**	**0**	**0**	**0**	**0**	**0**	**0**	**0**
06-22	**264**	**0**	**0**	**1**	**3**	**4**	**6**	**3**	**9**	**21**	**31**	**47**	**53**	**46**	**26**	**11**	**4**	**1**	**0**	**0**	**0**	**0**	**0**	**0**	**0**	**0**	**0**	**0**	**0**
06-00	**274**	**0**	**0**	**1**	**3**	**4**	**6**	**3**	**9**	**21**	**31**	**48**	**55**	**48**	**28**	**12**	**4**	**1**	**0**	**0**	**0**	**0**	**0**	**0**	**0**	**0**	**0**	**0**	**0**
00-00	**280**	**0**	**0**	**1**	**3**	**4**	**6**	**3**	**9**	**21**	**31**	**49**	**56**	**49**	**29**	**12**	**4**	**1**	**0**	**0**	**0**	**0**	**0**	**0**	**0**	**0**	**0**	**0**	**0**

DRAFT

Site 59
Location L-3525-0, Att - Telepole, Lat 53.91655, Long -6.83216
Direction Two way

3279 / Meath/Cavan/Monaghan ATC's
October 2013
Automatic Traffic Count

Virtual Week (1)

Time	Total	Speed Bins (km/h)																											
		0 - 5	5 - 10	10 - 15	15 - 20	20 - 25	25 - 30	30 - 35	35 - 40	40 - 45	45 - 50	50 - 55	55 - 60	60 - 65	65 - 70	70 - 75	75 - 80	80 - 85	85 - 90	90 - 95	95 - 100	100 - 105	105 - 110	110 - 115	115 - 120	120 - 125	125 - 130	130 - 135	135 - 140
Mon	316	0	1	1	6	7	11	2	15	29	40	58	43	55	22	19	4	1	2	0	0	0	0	0	0	0	0	0	0
Tue	287	0	0	0	7	8	7	4	6	23	26	51	57	52	32	7	6	1	0	0	0	0	0	0	0	0	0	0	0
Wed	248	0	1	0	1	3	1	4	7	21	32	47	63	36	20	8	2	2	0	0	0	0	0	0	0	0	0	0	0
Thu	316	0	0	2	3	4	9	3	16	27	34	49	59	52	36	16	4	1	1	0	0	0	0	0	0	0	0	0	0
Fri	314	0	0	1	3	3	4	4	8	18	29	57	75	63	33	9	2	4	0	1	0	0	0	0	0	0	0	0	0
|Sat	272	0	0	1	1	3	7	2	2	17	27	43	54	52	42	16	5	0	0	0	0	0	0	0	0	0	0	0	0
|Sun	208	0	0	0	0	2	2	1	9	15	32	36	41	31	20	11	7	0	0	0	0	1	0	0	0	0	0	0	0
5 Day Ave.	**296**	**0**	**0**	**1**	**4**	**5**	**6**	**3**	**10**	**24**	**32**	**52**	**59**	**52**	**29**	**12**	**4**	**2**	**1**	**0**	**0**	**0**	**0**	**0**	**0**	**0**	**0**	**0**	**0**
7 Day Ave.	**280**	**0**	**0**	**1**	**3**	**4**	**6**	**3**	**9**	**21**	**31**	**49**	**56**	**49**	**29**	**12**	**4**	**1**	**0**	**0**	**0**	**0**	**0**	**0**	**0**	**0**	**0**	**0**	**0**
--	**1961**	**0**	**2**	**5**	**21**	**30**	**41**	**20**	**63**	**150**	**220**	**341**	**392**	**341**	**205**	**86**	**30**	**9**	**3**	**1**	**0**	**1**	**0**	**0**	**0**	**0**	**0**	**0**	**0**

Summary Graphs

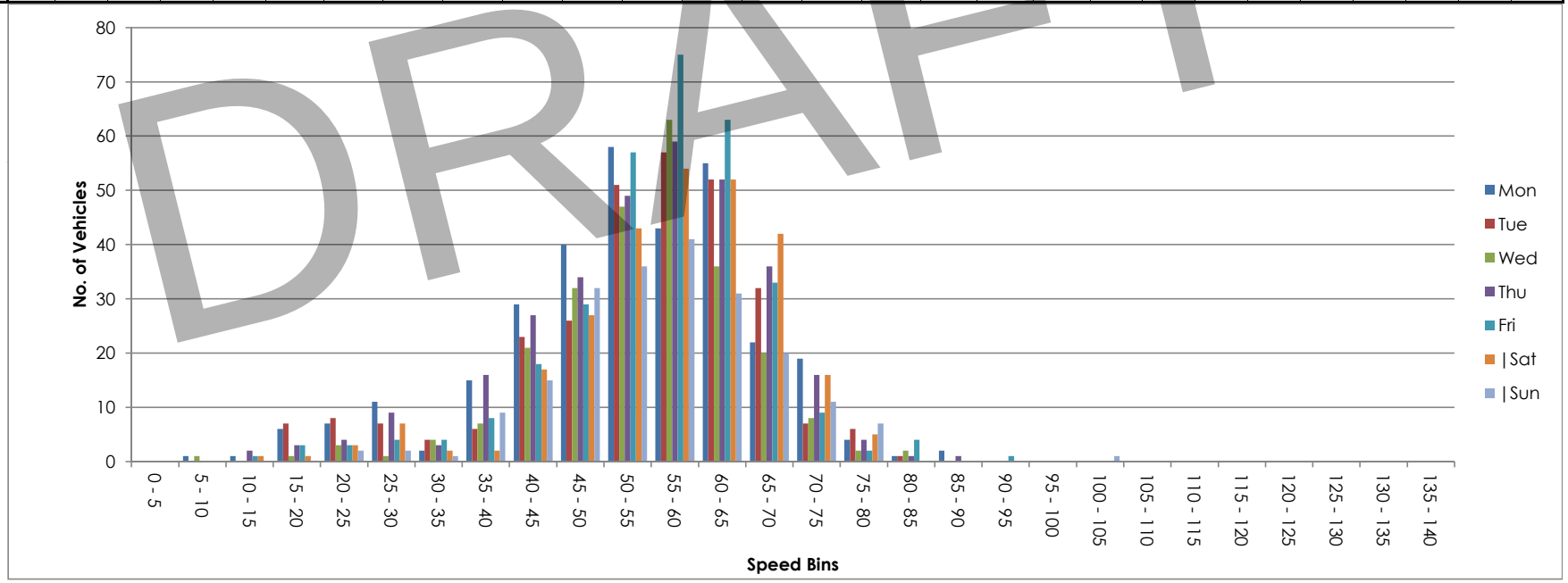

DRAFT



NDC NATIONWIDE DATA COLLECTION	**Site / Location:**	L-7557-0, Att - Telepole, Lat 53.93776, Long -6.85248	**Project No:**	3279	**Photo No:**	3279-60	**Drawn By:** MOR
	Survey Date:	Thu, 10 October 2013 to Wed, 16 October 2013	**Project Name:**		Meath/Cavan/Monaghan ATC'S		
	Survey Times:	00:00 to 00(24):00	**Title:**		Site Photograph		

Site No.	Location.	Direction.	Speed Limit - PSL (km/h)	Start Date.	End Date.	Total Vehicles.	5 Day Ave.	7 Day Ave.	No. > Speed Limit.	%. > Speed Limit.	No. > Speed Limit1 (+5km/h).	%. > Speed Limit1 (+5km/h).	No. > Speed Limit1 (+10km/h).	%. > Speed Limit1 (+10km/h).	Mean Speed	85%ile Speed
60	L-7557-0, Att - Telepole, Lat 53.93776, Long -6.85248	East	80	Thu, 10 October 2013	Wed, 16 October 2013	451	64	64	42	9.3	19	4.2	10	2.2	62.6	77.0
		West	80	Thu, 10 October 2013	Wed, 16 October 2013	421	61	60	42	10.0	19	4.5	10	2.4	61.8	76.7
		Two way	80	Thu, 10 October 2013	Wed, 16 October 2013	872	126	125	84	9.6	38	4.4	20	2.3	62.2	76.7

DRAFT

Site 60
Location L-7557-0, Att - Telepole, Lat 53.93776, Long -6.85248
Direction East

3279 / Meath/Cavan/Monaghan ATC's
October 2013
Automatic Traffic Count

Thu, 10 October 2013

Time	Total	Classification												>PSL	>PSL%	>SL1	>SL1%	>SL2	>SL2%	Mean	Vpp
		1 MCL	2 SV	3 SVT	4 TB2	5 TB3	6 T4	7 ART3	8 ART4	9 ART5	10 ART6	11 BD	12 DRT	80	80	85 +5kph	85 +5kph	90 +10kph	90 +10kph		85
0000	1	0	1	0	0	0	0	0	0	0	0	0	0	0	0	0	0	0	0	55.6	-
0100	0	0	0	0	0	0	0	0	0	0	0	0	0	0	0	0	0	0	0	-	-
0200	0	0	0	0	0	0	0	0	0	0	0	0	0	0	0	0	0	0	0	-	-
0300	0	0	0	0	0	0	0	0	0	0	0	0	0	0	0	0	0	0	0	-	-
0400	0	0	0	0	0	0	0	0	0	0	0	0	0	0	0	0	0	0	0	-	-
0500	1	0	1	0	0	0	0	0	0	0	0	0	0	1	100	1	100	0	0	88.9	-
0600	1	0	1	0	0	0	0	0	0	0	0	0	0	0	0	0	0	0	0	79.2	-
0700	1	0	0	0	1	0	0	0	0	0	0	0	0	1	100	1	100	0	0	89.4	-
0800	3	0	1	0	2	0	0	0	0	0	0	0	0	1	33.3	1	33.3	1	33.3	68	-
0900	**8**	**0**	**7**	**0**	**1**	**0**	**0**	**0**	**0**	**0**	**0**	**0**	**0**	**1**	**12.5**	**0**	**0**	**0**	**0**	**64.2**	**-**
1000	7	0	7	0	0	0	0	0	0	0	0	0	0	0	0	0	0	0	0	66.8	-
1100	6	0	5	0	1	0	0	0	0	0	0	0	0	0	0	0	0	0	0	49.6	-
1200	4	0	3	1	0	0	0	0	0	0	0	0	0	0	0	0	0	0	0	65	-
1300	3	0	2	1	0	0	0	0	0	0	0	0	0	0	0	0	0	0	0	65.2	-
1400	3	0	3	0	0	0	0	0	0	0	0	0	0	0	0	0	0	0	0	59.1	-
1500	**5**	**0**	**5**	**0**	**0**	**0**	**0**	**0**	**0**	**0**	**0**	**0**	**0**	**0**	**0**	**0**	**0**	**0**	**0**	**53.9**	**-**
1600	4	0	3	0	1	0	0	0	0	0	0	0	0	1	25	0	0	0	0	72.2	-
1700	4	0	3	0	1	0	0	0	0	0	0	0	0	0	0	0	0	0	0	59.4	-
1800	2	0	1	0	1	0	0	0	0	0	0	0	0	0	0	0	0	0	0	67.4	-
1900	3	0	3	0	0	0	0	0	0	0	0	0	0	0	0	0	0	0	0	49.5	-
2000	3	0	3	0	0	0	0	0	0	0	0	0	0	0	0	0	0	0	0	51.5	-
2100	2	0	1	0	1	0	0	0	0	0	0	0	0	0	0	0	0	0	0	56.1	-
2200	0	0	0	0	0	0	0	0	0	0	0	0	0	0	0	0	0	0	0	-	-
2300	0	0	0	0	0	0	0	0	0	0	0	0	0	0	0	0	0	0	0	-	-
07-19	**50**	**0**	**40**	**2**	**8**	**0**	**0**	**0**	**0**	**0**	**0**	**0**	**0**	**4**	**8**	**2**	**4**	**1**	**2**	**62.7**	**76.7**
06-22	**59**	**0**	**48**	**2**	**9**	**0**	**0**	**0**	**0**	**0**	**0**	**0**	**0**	**4**	**6.8**	**2**	**3.4**	**1**	**1.7**	**61.5**	**75.2**
06-00	**59**	**0**	**48**	**2**	**9**	**0**	**0**	**0**	**0**	**0**	**0**	**0**	**0**	**4**	**6.8**	**2**	**3.4**	**1**	**1.7**	**61.5**	**75.2**
00-00	**61**	**0**	**50**	**2**	**9**	**0**	**0**	**0**	**0**	**0**	**0**	**0**	**0**	**5**	**8.2**	**3**	**4.9**	**1**	**1.6**	**61.9**	**76.7**

DRAFT

Site 60
Location L-7557-0, Att - Telepole, Lat 53.93776, Long -6.85248
Direction East

3279 / Meath/Cavan/Monaghan ATC's
October 2013
Automatic Traffic Count

Fri, 11 October 2013

Time	Total	Classification												>PSL	>PSL%	>SL1	>SL1%	>SL2	>SL2%	Mean	Vpp
		1 MCL	2 SV	3 SVT	4 TB2	5 TB3	6 T4	7 ART3	8 ART4	9 ART5	10 ART6	11 BD	12 DRT	80	80	85 +5kph	85 +5kph	90 +10kph	90 +10kph		85
0000	1	0	1	0	0	0	0	0	0	0	0	0	0	0	0	0	0	0	0	39.9	-
0100	0	0	0	0	0	0	0	0	0	0	0	0	0	0	0	0	0	0	0	-	-
0200	0	0	0	0	0	0	0	0	0	0	0	0	0	0	0	0	0	0	0	-	-
0300	0	0	0	0	0	0	0	0	0	0	0	0	0	0	0	0	0	0	0	-	-
0400	0	0	0	0	0	0	0	0	0	0	0	0	0	0	0	0	0	0	0	-	-
0500	2	0	2	0	0	0	0	0	0	0	0	0	0	1	50	1	50	1	50	81.9	-
0600	0	0	0	0	0	0	0	0	0	0	0	0	0	0	0	0	0	0	0	-	-
0700	2	0	1	0	1	0	0	0	0	0	0	0	0	1	50	0	0	0	0	78.6	-
0800	3	0	2	0	1	0	0	0	0	0	0	0	0	2	66.7	1	33.3	0	0	78.9	-
0900	**6**	**0**	**5**	**0**	**1**	**0**	**0**	**0**	**0**	**0**	**0**	**0**	**0**	**0**	**0**	**0**	**0**	**0**	**0**	**65**	**-**
1000	1	0	1	0	0	0	0	0	0	0	0	0	0	0	0	0	0	0	0	69	-
1100	3	1	2	0	0	0	0	0	0	0	0	0	0	0	0	0	0	0	0	37.1	-
1200	4	1	2	0	1	0	0	0	0	0	0	0	0	0	0	0	0	0	0	63.2	-
1300	6	0	6	0	0	0	0	0	0	0	0	0	0	0	0	0	0	0	0	67.5	-
1400	**7**	**0**	**7**	**0**	**0**	**0**	**0**	**0**	**0**	**0**	**0**	**0**	**0**	**0**	**0**	**0**	**0**	**0**	**0**	**52.6**	**-**
1500	3	0	3	0	0	0	0	0	0	0	0	0	0	2	66.7	0	0	0	0	78.3	-
1600	**7**	**0**	**5**	**0**	**2**	**0**	**0**	**0**	**0**	**0**	**0**	**0**	**0**	**1**	**14.3**	**0**	**0**	**0**	**0**	**70.3**	**-**
1700	6	0	6	0	0	0	0	0	0	0	0	0	0	1	16.7	0	0	0	0	64	-
1800	6	0	6	0	0	0	0	0	0	0	0	0	0	2	33.3	0	0	0	0	66.1	-
1900	5	0	5	0	0	0	0	0	0	0	0	0	0	0	0	0	0	0	0	57.4	-
2000	6	0	6	0	0	0	0	0	0	0	0	0	0	1	16.7	0	0	0	0	56.7	-
2100	0	0	0	0	0	0	0	0	0	0	0	0	0	0	0	0	0	0	0	-	-
2200	1	0	1	0	0	0	0	0	0	0	0	0	0	0	0	0	0	0	0	62.1	-
2300	0	0	0	0	0	0	0	0	0	0	0	0	0	0	0	0	0	0	0	-	-
07-19	**54**	**2**	**46**	**0**	**6**	**0**	**0**	**0**	**0**	**0**	**0**	**0**	**0**	**9**	**16.7**	**1**	**1.9**	**0**	**0**	**64.8**	**80.6**
06-22	**65**	**2**	**57**	**0**	**6**	**0**	**0**	**0**	**0**	**0**	**0**	**0**	**0**	**10**	**15.4**	**1**	**1.5**	**0**	**0**	**63.5**	**78.8**
06-00	**66**	**2**	**58**	**0**	**6**	**0**	**0**	**0**	**0**	**0**	**0**	**0**	**0**	**10**	**15.2**	**1**	**1.5**	**0**	**0**	**63.4**	**78.8**
00-00	**69**	**2**	**61**	**0**	**6**	**0**	**0**	**0**	**0**	**0**	**0**	**0**	**0**	**11**	**15.9**	**2**	**2.9**	**1**	**1.4**	**63.6**	**80.6**

DRAFT

Site 60
Location L-7557-0, Att - Telepole, Lat 53.93776, Long -6.85248
Direction East

3279 / Meath/Cavan/Monaghan ATC's
October 2013
Automatic Traffic Count

Sat, 12 October 2013

Time	Total	Classification												>PSL	>PSL%	>SL1	>SL1%	>SL2	>SL2%	Mean	Vpp
		1 MCL	2 SV	3 SVT	4 TB2	5 TB3	6 T4	7 ART3	8 ART4	9 ART5	10 ART6	11 BD	12 DRT	80	80	85 +5kph	85 +5kph	90 +10kph	90 +10kph		85
0000	1	0	0	0	1	0	0	0	0	0	0	0	0	0	0	0	0	0	0	49.4	-
0100	0	0	0	0	0	0	0	0	0	0	0	0	0	0	0	0	0	0	0	-	-
0200	0	0	0	0	0	0	0	0	0	0	0	0	0	0	0	0	0	0	0	-	-
0300	0	0	0	0	0	0	0	0	0	0	0	0	0	0	0	0	0	0	0	-	-
0400	0	0	0	0	0	0	0	0	0	0	0	0	0	0	0	0	0	0	0	-	-
0500	1	0	1	0	0	0	0	0	0	0	0	0	0	0	0	0	0	0	0	78.3	-
0600	0	0	0	0	0	0	0	0	0	0	0	0	0	0	0	0	0	0	0	-	-
0700	0	0	0	0	0	0	0	0	0	0	0	0	0	0	0	0	0	0	0	-	-
0800	1	0	1	0	0	0	0	0	0	0	0	0	0	1	100	0	0	0	0	80.9	-
0900	4	0	3	0	1	0	0	0	0	0	0	0	0	0	0	0	0	0	0	27.8	-
1000	**6**	**0**	**5**	**0**	**1**	**0**	**0**	**0**	**0**	**0**	**0**	**0**	**0**	**1**	**16.7**	**0**	**0**	**0**	**0**	**72.7**	**-**
1100	5	0	4	1	0	0	0	0	0	0	0	0	0	0	0	0	0	0	0	62.3	-
1200	**10**	**0**	**8**	**0**	**2**	**0**	**0**	**0**	**0**	**0**	**0**	**0**	**0**	**0**	**0**	**0**	**0**	**0**	**0**	**60.8**	**-**
1300	8	0	8	0	0	0	0	0	0	0	0	0	0	1	12.5	1	12.5	1	12.5	66.5	-
1400	2	0	2	0	0	0	0	0	0	0	0	0	0	0	0	0	0	0	0	54.4	-
1500	4	0	3	1	0	0	0	0	0	0	0	0	0	0	0	0	0	0	0	39.5	-
1600	9	0	7	2	0	0	0	0	0	0	0	0	0	0	0	0	0	0	0	56.2	-
1700	6	0	5	0	1	0	0	0	0	0	0	0	0	0	0	0	0	0	0	58.7	-
1800	4	0	4	0	0	0	0	0	0	0	0	0	0	0	0	0	0	0	0	51.5	-
1900	3	0	3	0	0	0	0	0	0	0	0	0	0	1	33.3	1	33.3	1	33.3	71.2	-
2000	4	0	4	0	0	0	0	0	0	0	0	0	0	0	0	0	0	0	0	63.4	-
2100	2	0	2	0	0	0	0	0	0	0	0	0	0	0	0	0	0	0	0	72.4	-
2200	2	0	2	0	0	0	0	0	0	0	0	0	0	1	50	0	0	0	0	75.5	-
2300	2	0	2	0	0	0	0	0	0	0	0	0	0	1	50	0	0	0	0	65.3	-
07-19	**59**	**0**	**50**	**4**	**5**	**0**	**0**	**0**	**0**	**0**	**0**	**0**	**0**	**3**	**5.1**	**1**	**1.7**	**1**	**1.7**	**57.8**	**73.8**
06-22	**68**	**0**	**59**	**4**	**5**	**0**	**0**	**0**	**0**	**0**	**0**	**0**	**0**	**4**	**5.9**	**2**	**2.9**	**2**	**2.9**	**59.2**	**73.8**
06-00	**72**	**0**	**63**	**4**	**5**	**0**	**0**	**0**	**0**	**0**	**0**	**0**	**0**	**6**	**8.3**	**2**	**2.8**	**2**	**2.8**	**59.8**	**74.2**
00-00	**74**	**0**	**64**	**4**	**6**	**0**	**0**	**0**	**0**	**0**	**0**	**0**	**0**	**6**	**8.1**	**2**	**2.7**	**2**	**2.7**	**59.9**	**75.2**

DRAFT

Site 60
Location L-7557-0, Att - Telepole, Lat 53.93776, Long -6.85248
Direction East

3279 / Meath/Cavan/Monaghan ATC's
October 2013
Automatic Traffic Count

Sun, 13 October 2013

Time	Total	Classification												>PSL	>PSL%	>SL1	>SL1%	>SL2	>SL2%	Mean	Vpp
		1 MCL	2 SV	3 SVT	4 TB2	5 TB3	6 T4	7 ART3	8 ART4	9 ART5	10 ART6	11 BD	12 DRT	80	80	85 +5kph	85 +5kph	90 +10kph	90 +10kph		85
0000	0	0	0	0	0	0	0	0	0	0	0	0	0	0	0	0	0	0	0	-	-
0100	0	0	0	0	0	0	0	0	0	0	0	0	0	0	0	0	0	0	0	-	-
0200	2	0	2	0	0	0	0	0	0	0	0	0	0	0	0	0	0	0	0	55.3	-
0300	1	0	1	0	0	0	0	0	0	0	0	0	0	0	0	0	0	0	0	71.3	-
0400	0	0	0	0	0	0	0	0	0	0	0	0	0	0	0	0	0	0	0	-	-
0500	0	0	0	0	0	0	0	0	0	0	0	0	0	0	0	0	0	0	0	-	-
0600	1	0	1	0	0	0	0	0	0	0	0	0	0	0	0	0	0	0	0	64.9	-
0700	2	0	2	0	0	0	0	0	0	0	0	0	0	0	0	0	0	0	0	75.8	-
0800	0	0	0	0	0	0	0	0	0	0	0	0	0	0	0	0	0	0	0	-	-
0900	**11**	**0**	**11**	**0**	**0**	**0**	**0**	**0**	**0**	**0**	**0**	**0**	**0**	**2**	**18.2**	**1**	**9.1**	**0**	**0**	**60.6**	**70.9**
1000	4	0	4	0	0	0	0	0	0	0	0	0	0	0	0	0	0	0	0	44.9	-
1100	0	0	0	0	0	0	0	0	0	0	0	0	0	0	0	0	0	0	0	-	-
1200	4	0	4	0	0	0	0	0	0	0	0	0	0	0	0	0	0	0	0	58.7	-
1300	3	0	3	0	0	0	0	0	0	0	0	0	0	0	0	0	0	0	0	60.8	-
1400	2	0	2	0	0	0	0	0	0	0	0	0	0	0	0	0	0	0	0	50.6	-
1500	6	0	6	0	0	0	0	0	0	0	0	0	0	1	16.7	1	16.7	1	16.7	70.2	-
1600	2	0	2	0	0	0	0	0	0	0	0	0	0	0	0	0	0	0	0	57.1	-
1700	**7**	**0**	**7**	**0**	**0**	**0**	**0**	**0**	**0**	**0**	**0**	**0**	**0**	**0**	**0**	**0**	**0**	**0**	**0**	**64.6**	**-**
1800	4	0	4	0	0	0	0	0	0	0	0	0	0	0	0	0	0	0	0	61.1	-
1900	3	0	3	0	0	0	0	0	0	0	0	0	0	0	0	0	0	0	0	63.8	-
2000	1	0	0	0	1	0	0	0	0	0	0	0	0	0	0	0	0	0	0	76.1	-
2100	2	0	2	0	0	0	0	0	0	0	0	0	0	0	0	0	0	0	0	67.2	-
2200	1	0	1	0	0	0	0	0	0	0	0	0	0	0	0	0	0	0	0	71.5	-
2300	0	0	0	0	0	0	0	0	0	0	0	0	0	0	0	0	0	0	0	-	-
07-19	**45**	**0**	**45**	**0**	**0**	**0**	**0**	**0**	**0**	**0**	**0**	**0**	**0**	**3**	**6.7**	**2**	**4.4**	**1**	**2.2**	**61.1**	**75.2**
06-22	**52**	**0**	**51**	**0**	**1**	**0**	**0**	**0**	**0**	**0**	**0**	**0**	**0**	**3**	**5.8**	**2**	**3.8**	**1**	**1.9**	**61.8**	**75.6**
06-00	**53**	**0**	**52**	**0**	**1**	**0**	**0**	**0**	**0**	**0**	**0**	**0**	**0**	**3**	**5.7**	**2**	**3.8**	**1**	**1.9**	**62**	**75.6**
00-00	**56**	**0**	**55**	**0**	**1**	**0**	**0**	**0**	**0**	**0**	**0**	**0**	**0**	**3**	**5.4**	**2**	**3.6**	**1**	**1.8**	**61.9**	**75.6**

DRAFT

Site 60
Location L-7557-0, Att - Telepole, Lat 53.93776, Long -6.85248
Direction East

3279 / Meath/Cavan/Monaghan ATC's
October 2013
Automatic Traffic Count

Mon, 14 October 2013

Time	Total	Classification												>PSL	>PSL%	>SL1	>SL1%	>SL2	>SL2%	Mean	Vpp
		1 MCL	2 SV	3 SVT	4 TB2	5 TB3	6 T4	7 ART3	8 ART4	9 ART5	10 ART6	11 BD	12 DRT	80	80	85 +5kph	85 +5kph	90 +10kph	90 +10kph		85
0000	0	0	0	0	0	0	0	0	0	0	0	0	0	0	0	0	0	0	0	-	-
0100	1	0	1	0	0	0	0	0	0	0	0	0	0	0	0	0	0	0	0	58.6	-
0200	0	0	0	0	0	0	0	0	0	0	0	0	0	0	0	0	0	0	0	-	-
0300	0	0	0	0	0	0	0	0	0	0	0	0	0	0	0	0	0	0	0	-	-
0400	0	0	0	0	0	0	0	0	0	0	0	0	0	0	0	0	0	0	0	-	-
0500	2	0	2	0	0	0	0	0	0	0	0	0	0	1	50	1	50	1	50	83.9	-
0600	1	0	1	0	0	0	0	0	0	0	0	0	0	0	0	0	0	0	0	78.2	-
0700	3	0	2	0	1	0	0	0	0	0	0	0	0	2	66.7	1	33.3	1	33.3	84.4	-
0800	4	0	4	0	0	0	0	0	0	0	0	0	0	1	25	0	0	0	0	60.5	-
0900	**6**	**0**	**6**	**0**	**0**	**0**	**0**	**0**	**0**	**0**	**0**	**0**	**0**	**1**	**16.7**	**1**	**16.7**	**1**	**16.7**	**57.7**	**-**
1000	3	0	3	0	0	0	0	0	0	0	0	0	0	0	0	0	0	0	0	66.9	-
1100	4	0	4	0	0	0	0	0	0	0	0	0	0	0	0	0	0	0	0	68.7	-
1200	1	0	1	0	0	0	0	0	0	0	0	0	0	0	0	0	0	0	0	76.4	-
1300	1	0	1	0	0	0	0	0	0	0	0	0	0	0	0	0	0	0	0	56.8	-
1400	3	0	3	0	0	0	0	0	0	0	0	0	0	0	0	0	0	0	0	57.6	-
1500	**9**	**0**	**9**	**0**	**0**	**0**	**0**	**0**	**0**	**0**	**0**	**0**	**0**	**1**	**11.1**	**0**	**0**	**0**	**0**	**62.9**	**-**
1600	5	0	4	0	1	0	0	0	0	0	0	0	0	1	20	1	20	1	20	71.7	-
1700	4	0	4	0	0	0	0	0	0	0	0	0	0	0	0	0	0	0	0	58.7	-
1800	8	0	7	1	0	0	0	0	0	0	0	0	0	1	12.5	0	0	0	0	58.8	-
1900	7	0	6	0	1	0	0	0	0	0	0	0	0	1	14.3	1	14.3	0	0	66.6	-
2000	8	0	8	0	0	0	0	0	0	0	0	0	0	1	12.5	0	0	0	0	73.4	-
2100	5	0	4	0	0	0	0	0	0	0	1	0	0	1	20	1	20	0	0	68.2	-
2200	2	0	2	0	0	0	0	0	0	0	0	0	0	0	0	0	0	0	0	57.8	-
2300	0	0	0	0	0	0	0	0	0	0	0	0	0	0	0	0	0	0	0	-	-
07-19	**51**	**0**	**48**	**1**	**2**	**0**	**0**	**0**	**0**	**0**	**0**	**0**	**0**	**7**	**13.7**	**3**	**5.9**	**3**	**5.9**	**63.8**	**78.5**
06-22	**72**	**0**	**67**	**1**	**3**	**0**	**0**	**0**	**0**	**0**	**1**	**0**	**0**	**10**	**13.9**	**5**	**6.9**	**3**	**4.2**	**65.6**	**78.5**
06-00	**74**	**0**	**69**	**1**	**3**	**0**	**0**	**0**	**0**	**0**	**1**	**0**	**0**	**10**	**13.5**	**5**	**6.8**	**3**	**4.1**	**65.4**	**78.5**
00-00	**77**	**0**	**72**	**1**	**3**	**0**	**0**	**0**	**0**	**0**	**1**	**0**	**0**	**11**	**14.3**	**6**	**7.8**	**4**	**5.2**	**65.8**	**78.5**

DRAFT

Site 60
Location L-7557-0, Att - Telepole, Lat 53.93776, Long -6.85248
Direction East

3279 / Meath/Cavan/Monaghan ATC's
October 2013
Automatic Traffic Count

Tue, 15 October 2013

Time	Total	Classification												>PSL	>PSL%	>SL1	>SL1%	>SL2	>SL2%	Mean	Vpp
		1 MCL	2 SV	3 SVT	4 TB2	5 TB3	6 T4	7 ART3	8 ART4	9 ART5	10 ART6	11 BD	12 DRT	80	80	85 +5kph	85 +5kph	90 +10kph	90 +10kph		85
0000	0	0	0	0	0	0	0	0	0	0	0	0	0	0	0	0	0	0	0	-	-
0100	1	0	1	0	0	0	0	0	0	0	0	0	0	0	0	0	0	0	0	60	-
0200	0	0	0	0	0	0	0	0	0	0	0	0	0	0	0	0	0	0	0	-	-
0300	0	0	0	0	0	0	0	0	0	0	0	0	0	0	0	0	0	0	0	-	-
0400	0	0	0	0	0	0	0	0	0	0	0	0	0	0	0	0	0	0	0	-	-
0500	0	0	0	0	0	0	0	0	0	0	0	0	0	0	0	0	0	0	0	-	-
0600	1	0	1	0	0	0	0	0	0	0	0	0	0	0	0	0	0	0	0	64.1	-
0700	2	0	2	0	0	0	0	0	0	0	0	0	0	1	50	1	50	0	0	76.4	-
0800	4	0	3	0	1	0	0	0	0	0	0	0	0	1	25	1	25	0	0	69.3	-
0900	**5**	**0**	**5**	**0**	**0**	**0**	**0**	**0**	**0**	**0**	**0**	**0**	**0**	**0**	**0**	**0**	**0**	**0**	**0**	**66.6**	**-**
1000	3	0	3	0	0	0	0	0	0	0	0	0	0	0	0	0	0	0	0	48.9	-
1100	2	0	2	0	0	0	0	0	0	0	0	0	0	0	0	0	0	0	0	57.1	-
1200	2	0	1	0	1	0	0	0	0	0	0	0	0	0	0	0	0	0	0	75.2	-
1300	2	0	2	0	0	0	0	0	0	0	0	0	0	0	0	0	0	0	0	62.6	-
1400	3	0	3	0	0	0	0	0	0	0	0	0	0	0	0	0	0	0	0	70	-
1500	**10**	**0**	**10**	**0**	**0**	**0**	**0**	**0**	**0**	**0**	**0**	**0**	**0**	**0**	**0**	**0**	**0**	**0**	**0**	**65.2**	**-**
1600	5	0	5	0	0	0	0	0	0	0	0	0	0	0	0	0	0	0	0	71.2	-
1700	5	0	3	0	2	0	0	0	0	0	0	0	0	0	0	0	0	0	0	60.8	-
1800	0	0	0	0	0	0	0	0	0	0	0	0	0	0	0	0	0	0	0	-	-
1900	**10**	**1**	**7**	**0**	**1**	**0**	**0**	**0**	**1**	**0**	**0**	**0**	**0**	**0**	**0**	**0**	**0**	**0**	**0**	**53.7**	**-**
2000	2	0	2	0	0	0	0	0	0	0	0	0	0	0	0	0	0	0	0	55.3	-
2100	1	0	1	0	0	0	0	0	0	0	0	0	0	0	0	0	0	0	0	26.9	-
2200	1	0	1	0	0	0	0	0	0	0	0	0	0	0	0	0	0	0	0	64.4	-
2300	0	0	0	0	0	0	0	0	0	0	0	0	0	0	0	0	0	0	0	-	-
07-19	**43**	**0**	**39**	**0**	**4**	**0**	**0**	**0**	**0**	**0**	**0**	**0**	**0**	**2**	**4.7**	**2**	**4.7**	**0**	**0**	**65.6**	**76.3**
06-22	**57**	**1**	**50**	**0**	**5**	**0**	**0**	**0**	**1**	**0**	**0**	**0**	**0**	**2**	**3.5**	**2**	**3.5**	**0**	**0**	**62.5**	**73.1**
06-00	**58**	**1**	**51**	**0**	**5**	**0**	**0**	**0**	**1**	**0**	**0**	**0**	**0**	**2**	**3.4**	**2**	**3.4**	**0**	**0**	**62.5**	**73.1**
00-00	**59**	**1**	**52**	**0**	**5**	**0**	**0**	**0**	**1**	**0**	**0**	**0**	**0**	**2**	**3.4**	**2**	**3.4**	**0**	**0**	**62.5**	**73.1**

DRAFT

Site 60
Location L-7557-0, Att - Telepole, Lat 53.93776, Long -6.85248
Direction East

3279 / Meath/Cavan/Monaghan ATC's
October 2013
Automatic Traffic Count

Wed, 16 October 2013

Time	Total	Classification												>PSL	>PSL%	>SL1	>SL1%	>SL2	>SL2%	Mean	Vpp
		1 MCL	2 SV	3 SVT	4 TB2	5 TB3	6 T4	7 ART3	8 ART4	9 ART5	10 ART6	11 BD	12 DRT	80	80	85 +5kph	85 +5kph	90 +10kph	90 +10kph		85
0000	0	0	0	0	0	0	0	0	0	0	0	0	0	0	0	0	0	0	0	-	-
0100	0	0	0	0	0	0	0	0	0	0	0	0	0	0	0	0	0	0	0	-	-
0200	0	0	0	0	0	0	0	0	0	0	0	0	0	0	0	0	0	0	0	-	-
0300	0	0	0	0	0	0	0	0	0	0	0	0	0	0	0	0	0	0	0	-	-
0400	0	0	0	0	0	0	0	0	0	0	0	0	0	0	0	0	0	0	0	-	-
0500	0	0	0	0	0	0	0	0	0	0	0	0	0	0	0	0	0	0	0	-	-
0600	2	0	2	0	0	0	0	0	0	0	0	0	0	0	0	0	0	0	0	78.8	-
0700	2	0	2	0	0	0	0	0	0	0	0	0	0	1	50	1	50	1	50	78.1	-
0800	**5**	**0**	**3**	**0**	**2**	**0**	**0**	**0**	**0**	**0**	**0**	**0**	**0**	**0**	**0**	**0**	**0**	**0**	**0**	**64.5**	**-**
0900	**5**	**0**	**5**	**0**	**0**	**0**	**0**	**0**	**0**	**0**	**0**	**0**	**0**	**0**	**0**	**0**	**0**	**0**	**0**	**48.4**	**-**
1000	4	0	3	0	1	0	0	0	0	0	0	0	0	0	0	0	0	0	0	61.7	-
1100	2	0	2	0	0	0	0	0	0	0	0	0	0	1	50	0	0	0	0	76	-
1200	3	0	3	0	0	0	0	0	0	0	0	0	0	0	0	0	0	0	0	47.2	-
1300	0	0	0	0	0	0	0	0	0	0	0	0	0	0	0	0	0	0	0	-	-
1400	5	0	5	0	0	0	0	0	0	0	0	0	0	1	20	1	20	0	0	62.7	-
1500	4	0	4	0	0	0	0	0	0	0	0	0	0	1	25	0	0	0	0	75.8	-
1600	**8**	**0**	**7**	**0**	**1**	**0**	**0**	**0**	**0**	**0**	**0**	**0**	**0**	**0**	**0**	**0**	**0**	**0**	**0**	**58.7**	**-**
1700	6	0	5	0	1	0	0	0	0	0	0	0	0	0	0	0	0	0	0	62.9	-
1800	2	0	2	0	0	0	0	0	0	0	0	0	0	0	0	0	0	0	0	68.4	-
1900	2	0	1	0	1	0	0	0	0	0	0	0	0	0	0	0	0	0	0	48.5	-
2000	4	0	4	0	0	0	0	0	0	0	0	0	0	0	0	0	0	0	0	55.7	-
2100	0	0	0	0	0	0	0	0	0	0	0	0	0	0	0	0	0	0	0	-	-
2200	0	0	0	0	0	0	0	0	0	0	0	0	0	0	0	0	0	0	0	-	-
2300	1	0	1	0	0	0	0	0	0	0	0	0	0	0	0	0	0	0	0	52.2	-
07-19	**46**	**0**	**41**	**0**	**5**	**0**	**0**	**0**	**0**	**0**	**0**	**0**	**0**	**4**	**8.7**	**2**	**4.3**	**1**	**2.2**	**62.2**	**75.2**
06-22	**54**	**0**	**48**	**0**	**6**	**0**	**0**	**0**	**0**	**0**	**0**	**0**	**0**	**4**	**7.4**	**2**	**3.7**	**1**	**1.9**	**61.8**	**77.4**
06-00	**55**	**0**	**49**	**0**	**6**	**0**	**0**	**0**	**0**	**0**	**0**	**0**	**0**	**4**	**7.3**	**2**	**3.6**	**1**	**1.8**	**61.7**	**77.4**
00-00	**55**	**0**	**49**	**0**	**6**	**0**	**0**	**0**	**0**	**0**	**0**	**0**	**0**	**4**	**7.3**	**2**	**3.6**	**1**	**1.8**	**61.7**	**77.4**

DRAFT

Site 60
Location L-7557-0, Att - Telepole, Lat 53.93776, Long -6.85248
Direction East

3279 / Meath/Cavan/Monaghan ATC's
October 2013
Automatic Traffic Count

Virtual Day (7)

Time	Total	Classification												>PSL	>PSL%	>SL1	>SL1%	>SL2	>SL2%	Mean	Vpp
		1 MCL	2 SV	3 SVT	4 TB2	5 TB3	6 T4	7 ART3	8 ART4	9 ART5	10 ART6	11 BD	12 DRT	80	80	85 +5kph	85 +5kph	90 +10kph	90 +10kph		85
0000	0	0	0	0	0	0	0	0	0	0	0	0	0	0	0	0	0	0	0	48.3	-
0100	0	0	0	0	0	0	0	0	0	0	0	0	0	0	0	0	0	0	0	59.3	-
0200	0	0	0	0	0	0	0	0	0	0	0	0	0	0	0	0	0	0	0	55.3	-
0300	0	0	0	0	0	0	0	0	0	0	0	0	0	0	0	0	0	0	0	71.3	-
0400	0	0	0	0	0	0	0	0	0	0	0	0	0	0	0	0	0	0	0	-	-
0500	1	0	1	0	0	0	0	0	0	0	0	0	0	0	50	0	50	0	33.3	83.1	-
0600	1	0	1	0	0	0	0	0	0	0	0	0	0	0	0	0	0	0	0	74	-
0700	2	0	1	0	0	0	0	0	0	0	0	0	0	1	50	1	33.3	0	16.7	80	-
0800	3	0	2	0	1	0	0	0	0	0	0	0	0	1	30	0	15	0	5	68.2	-
0900	**6**	**0**	**6**	**0**	**0**	**0**	**0**	**0**	**0**	**0**	**0**	**0**	**0**	**1**	**8.9**	**0**	**4.4**	**0**	**2.2**	**57.8**	**-**
1000	4	0	4	0	0	0	0	0	0	0	0	0	0	0	3.6	0	0	0	0	62.4	-
1100	3	0	3	0	0	0	0	0	0	0	0	0	0	0	4.5	0	0	0	0	57.3	-
1200	4	0	3	0	1	0	0	0	0	0	0	0	0	0	0	0	0	0	0	61.6	-
1300	3	0	3	0	0	0	0	0	0	0	0	0	0	0	4.3	0	4.3	0	4.3	65.1	-
1400	4	0	4	0	0	0	0	0	0	0	0	0	0	0	4	0	4	0	0	58.1	-
1500	**6**	**0**	**6**	**0**	**0**	**0**	**0**	**0**	**0**	**0**	**0**	**0**	**0**	**1**	**12.2**	**0**	**2.4**	**0**	**2.4**	**63.5**	**-**
1600	**6**	**0**	**5**	**0**	**1**	**0**	**0**	**0**	**0**	**0**	**0**	**0**	**0**	**0**	**7.5**	**0**	**2.5**	**0**	**2.5**	**64.6**	**-**
1700	5	0	5	0	1	0	0	0	0	0	0	0	0	0	2.6	0	0	0	0	61.6	-
1800	4	0	3	0	0	0	0	0	0	0	0	0	0	0	11.5	0	0	0	0	61.1	-
1900	5	0	4	0	0	0	0	0	0	0	0	0	0	0	6.1	0	6.1	0	3	58.8	-
2000	4	0	4	0	0	0	0	0	0	0	0	0	0	0	7.1	0	0	0	0	62.3	-
2100	2	0	1	0	0	0	0	0	0	0	0	0	0	0	8.3	0	8.3	0	0	63.3	-
2200	1	0	1	0	0	0	0	0	0	0	0	0	0	0	14.3	0	0	0	0	66.4	-
2300	0	0	0	0	0	0	0	0	0	0	0	0	0	0	33.3	0	0	0	0	61	-
07-19	**50**	**0**	**44**	**1**	**4**	**0**	**0**	**0**	**0**	**0**	**0**	**0**	**0**	**5**	**9.2**	**2**	**3.7**	**1**	**2**	**62.4**	**76.7**
06-22	**61**	**0**	**54**	**1**	**5**	**0**	**0**	**0**	**0**	**0**	**0**	**0**	**0**	**5**	**8.7**	**2**	**3.7**	**1**	**1.9**	**62.3**	**76.7**
06-00	**62**	**0**	**56**	**1**	**5**	**0**	**0**	**0**	**0**	**0**	**0**	**0**	**0**	**6**	**8.9**	**2**	**3.7**	**1**	**1.8**	**62.4**	**76.7**
00-00	**64**	**0**	**58**	**1**	**5**	**0**	**0**	**0**	**0**	**0**	**0**	**0**	**0**	**6**	**9.3**	**3**	**4.2**	**1**	**2.2**	**62.6**	**77**

DRAFT

Site 60
Location L-7557-0, Att - Telepole, Lat 53.93776, Long -6.85248
Direction East

3279 / Meath/Cavan/Monaghan ATC's
October 2013
Automatic Traffic Count

Virtual Week (1)

Time	Total	Classification												>PSL	>PSL%	>SL1	>SL1%	>SL2	>SL2%	Mean	Vpp
		1 MCL	2 SV	3 SVT	4 TB2	5 TB3	6 T4	7 ART3	8 ART4	9 ART5	10 ART6	11 BD	12 DRT	80	80	85 +5kph	85 +5kph	90 +10kph	90 +10kph		85
Mon	77	0	72	1	3	0	0	0	0	0	1	0	0	11	14.3	6	7.8	4	5.2	65.8	78.5
Tue	59	1	52	0	5	0	0	0	1	0	0	0	0	2	3.4	2	3.4	0	0	62.5	73.1
Wed	55	0	49	0	6	0	0	0	0	0	0	0	0	4	7.3	2	3.6	1	1.8	61.7	77.4
Thu	61	0	50	2	9	0	0	0	0	0	0	0	0	5	8.2	3	4.9	1	1.6	61.9	76.7
Fri	69	2	61	0	6	0	0	0	0	0	0	0	0	11	15.9	2	2.9	1	1.4	63.6	80.6
| Sat	74	0	64	4	6	0	0	0	0	0	0	0	0	6	8.1	2	2.7	2	2.7	59.9	75.2
| Sun	56	0	55	0	1	0	0	0	0	0	0	0	0	3	5.4	2	3.6	1	1.8	61.9	75.6
5 Day Ave.	**64**	**1**	**57**	**1**	**6**	**0**	**0**	**0**	**0**	**0**	**0**	**0**	**0**	**7**	**10.9**	**3**	**4.7**	**1**	**1.6**	**63.1**	**77.3**
7 Day Ave.	**64**	**0**	**58**	**1**	**5**	**0**	**0**	**0**	**0**	**0**	**0**	**0**	**0**	**6**	**9.3**	**3**	**4.2**	**1**	**2.2**	**62.6**	**77.0**
--	**451**	**3**	**403**	**7**	**36**	**0**	**0**	**0**	**1**	**0**	**1**	**0**	**0**	**42**	**9.3**	**19**	**4.2**	**10**	**2.2**	**62.6**	**77.0**

Summary Graphs

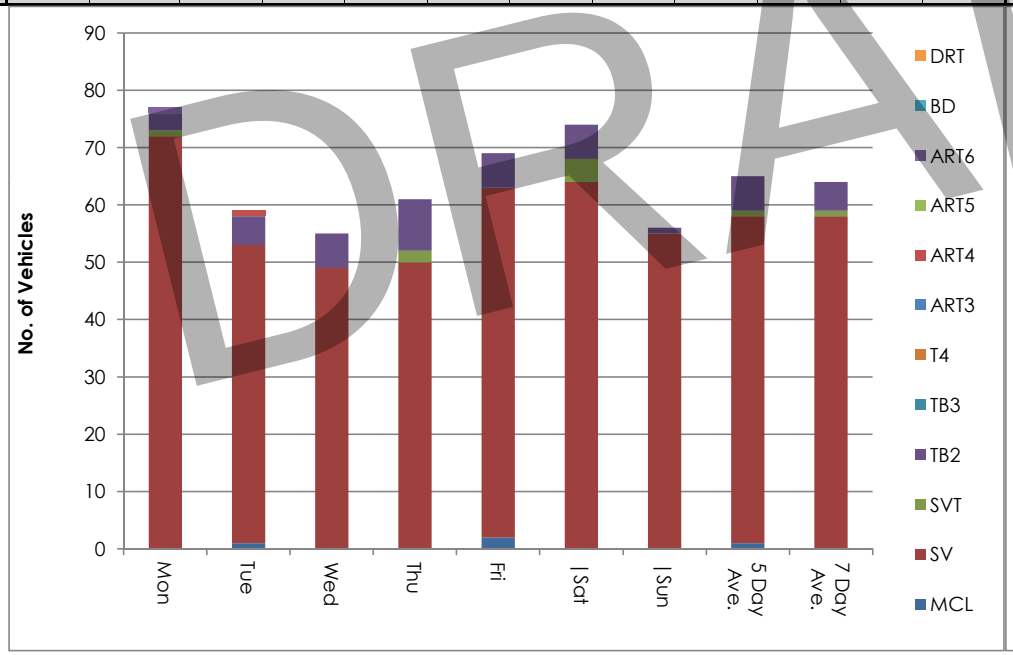

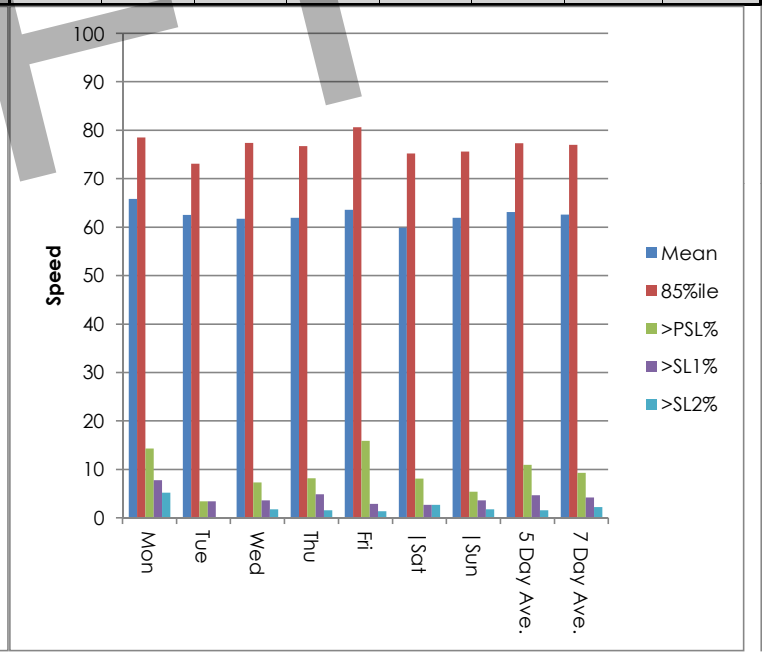

DRAFT

Site 60
Location L-7557-0, Att - Telepole, Lat 53.93776, Long -6.85248
Direction East

3279 / Meath/Cavan/Monaghan ATC's
October 2013
Automatic Traffic Count

Thu, 10 October 2013

Time	Total	Speed Bins (km/h)																												
		0 - 5	5 - 10	10 - 15	15 - 20	20 - 25	25 - 30	30 - 35	35 - 40	40 - 45	45 - 50	50 - 55	55 - 60	60 - 65	65 - 70	70 - 75	75 - 80	80 - 85	85 - 90	90 - 95	95 - 100	100 - 105	105 - 110	110 - 115	115 - 120	120 - 125	125 - 130	130 - 135	135 - 140
0000	1	0	0	0	0	0	0	0	0	0	0	0	1	0	0	0	0	0	0	0	0	0	0	0	0	0	0	0	0	0
0100	0	0	0	0	0	0	0	0	0	0	0	0	0	0	0	0	0	0	0	0	0	0	0	0	0	0	0	0	0	0
0200	0	0	0	0	0	0	0	0	0	0	0	0	0	0	0	0	0	0	0	0	0	0	0	0	0	0	0	0	0	0
0300	0	0	0	0	0	0	0	0	0	0	0	0	0	0	0	0	0	0	0	0	0	0	0	0	0	0	0	0	0	0
0400	0	0	0	0	0	0	0	0	0	0	0	0	0	0	0	0	0	0	0	0	0	0	0	0	0	0	0	0	0	0
0500	1	0	0	0	0	0	0	0	0	0	0	0	0	0	0	0	0	0	1	0	0	0	0	0	0	0	0	0	0	0
0600	1	0	0	0	0	0	0	0	0	0	0	0	0	0	0	0	1	0	0	0	0	0	0	0	0	0	0	0	0	0
0700	1	0	0	0	0	0	0	0	0	0	0	0	0	0	0	0	0	0	1	0	0	0	0	0	0	0	0	0	0	0
0800	3	0	0	0	0	0	0	0	0	0	0	1	0	1	0	0	0	0	0	1	0	0	0	0	0	0	0	0	0	0
0900	**8**	**0**	**0**	**0**	**0**	**0**	**0**	**0**	**1**	**0**	**0**	**0**	**1**	**2**	**2**	**1**	**0**	**1**	**0**	**0**	**0**	**0**	**0**	**0**	**0**	**0**	**0**	**0**	**0**	**0**
1000	7	0	0	0	0	0	0	0	0	0	0	2	0	0	2	2	1	0	0	0	0	0	0	0	0	0	0	0	0	0
1100	6	0	0	0	0	0	1	0	0	2	1	0	0	1	0	0	1	0	0	0	0	0	0	0	0	0	0	0	0	0
1200	4	0	0	0	0	0	0	0	0	0	1	0	0	1	1	0	1	0	0	0	0	0	0	0	0	0	0	0	0	0
1300	3	0	0	0	0	0	0	0	0	0	0	1	0	0	1	0	1	0	0	0	0	0	0	0	0	0	0	0	0	0
1400	3	0	0	0	0	0	0	0	0	1	0	0	0	1	0	1	0	0	0	0	0	0	0	0	0	0	0	0	0	0
1500	**5**	**0**	**0**	**0**	**0**	**0**	**0**	**0**	**2**	**0**	**0**	**0**	**1**	**0**	**2**	**0**	**0**	**0**	**0**	**0**	**0**	**0**	**0**	**0**	**0**	**0**	**0**	**0**	**0**	**0**
1600	4	0	0	0	0	0	0	0	0	0	0	0	1	0	0	1	1	1	0	0	0	0	0	0	0	0	0	0	0	0
1700	4	0	0	0	0	0	0	0	0	0	1	0	0	2	1	0	0	0	0	0	0	0	0	0	0	0	0	0	0	0
1800	2	0	0	0	0	0	0	0	0	0	0	0	0	0	2	0	0	0	0	0	0	0	0	0	0	0	0	0	0	0
1900	3	0	0	0	0	0	0	0	1	0	0	1	1	0	0	0	0	0	0	0	0	0	0	0	0	0	0	0	0	0
2000	3	0	0	0	0	0	0	0	0	1	1	0	0	1	0	0	0	0	0	0	0	0	0	0	0	0	0	0	0	0
2100	2	0	0	0	0	0	0	0	1	0	0	0	0	0	0	0	1	0	0	0	0	0	0	0	0	0	0	0	0	0
2200	0	0	0	0	0	0	0	0	0	0	0	0	0	0	0	0	0	0	0	0	0	0	0	0	0	0	0	0	0	0
2300	0	0	0	0	0	0	0	0	0	0	0	0	0	0	0	0	0	0	0	0	0	0	0	0	0	0	0	0	0	0
07-19	**50**	**0**	**0**	**0**	**0**	**0**	**1**	**0**	**3**	**3**	**3**	**4**	**3**	**8**	**11**	**5**	**5**	**2**	**1**	**1**	**0**	**0**	**0**	**0**	**0**	**0**	**0**	**0**	**0**	**0**
06-22	**59**	**0**	**0**	**0**	**0**	**0**	**1**	**0**	**5**	**4**	**4**	**5**	**4**	**9**	**11**	**5**	**7**	**2**	**1**	**1**	**0**	**0**	**0**	**0**	**0**	**0**	**0**	**0**	**0**	**0**
06-00	**59**	**0**	**0**	**0**	**0**	**0**	**1**	**0**	**5**	**4**	**4**	**5**	**4**	**9**	**11**	**5**	**7**	**2**	**1**	**1**	**0**	**0**	**0**	**0**	**0**	**0**	**0**	**0**	**0**	**0**
00-00	**61**	**0**	**0**	**0**	**0**	**0**	**1**	**0**	**5**	**4**	**4**	**5**	**5**	**9**	**11**	**5**	**7**	**2**	**2**	**1**	**0**	**0**	**0**	**0**	**0**	**0**	**0**	**0**	**0**	**0**

DRAFT

Site 60
Location L-7557-0, Att - Telepole, Lat 53.93776, Long -6.85248
Direction East

3279 / Meath/Cavan/Monaghan ATC's
October 2013
Automatic Traffic Count

Fri, 11 October 2013

Time	Total	Speed Bins (km/h)																											
		0 - 5	5 - 10	10 - 15	15 - 20	20 - 25	25 - 30	30 - 35	35 - 40	40 - 45	45 - 50	50 - 55	55 - 60	60 - 65	65 - 70	70 - 75	75 - 80	80 - 85	85 - 90	90 - 95	95 - 100	100 - 105	105 - 110	110 - 115	115 - 120	120 - 125	125 - 130	130 - 135	135 - 140
0000	1	0	0	0	0	0	0	0	1	0	0	0	0	0	0	0	0	0	0	0	0	0	0	0	0	0	0	0	0
0100	0	0	0	0	0	0	0	0	0	0	0	0	0	0	0	0	0	0	0	0	0	0	0	0	0	0	0	0	0
0200	0	0	0	0	0	0	0	0	0	0	0	0	0	0	0	0	0	0	0	0	0	0	0	0	0	0	0	0	0
0300	0	0	0	0	0	0	0	0	0	0	0	0	0	0	0	0	0	0	0	0	0	0	0	0	0	0	0	0	0
0400	0	0	0	0	0	0	0	0	0	0	0	0	0	0	0	0	0	0	0	0	0	0	0	0	0	0	0	0	0
0500	2	0	0	0	0	0	0	0	0	0	0	0	0	0	0	1	0	0	0	1	0	0	0	0	0	0	0	0	0
0600	0	0	0	0	0	0	0	0	0	0	0	0	0	0	0	0	0	0	0	0	0	0	0	0	0	0	0	0	0
0700	2	0	0	0	0	0	0	0	0	0	0	0	0	0	0	1	0	1	0	0	0	0	0	0	0	0	0	0	0
0800	3	0	0	0	0	0	0	0	0	0	0	0	0	0	1	0	0	1	1	0	0	0	0	0	0	0	0	0	0
0900	**6**	**0**	**0**	**0**	**0**	**0**	**0**	**0**	**0**	**0**	**0**	**2**	**0**	**1**	**1**	**0**	**2**	**0**	**0**	**0**	**0**	**0**	**0**	**0**	**0**	**0**	**0**	**0**	**0**
1000	1	0	0	0	0	0	0	0	0	0	0	0	0	0	1	0	0	0	0	0	0	0	0	0	0	0	0	0	0
1100	3	0	0	0	0	0	0	1	1	1	0	0	0	0	0	0	0	0	0	0	0	0	0	0	0	0	0	0	0
1200	4	0	0	0	0	0	0	1	0	0	0	0	0	1	0	0	2	0	0	0	0	0	0	0	0	0	0	0	0
1300	6	0	0	0	0	0	0	0	0	0	0	1	0	1	1	2	1	0	0	0	0	0	0	0	0	0	0	0	0
1400	**7**	**0**	**0**	**0**	**0**	**0**	**0**	**1**	**0**	**1**	**1**	**1**	**1**	**0**	**1**	**1**	**0**	**0**	**0**	**0**	**0**	**0**	**0**	**0**	**0**	**0**	**0**	**0**	**0**
1500	3	0	0	0	0	0	0	0	0	0	0	0	0	0	0	1	0	2	0	0	0	0	0	0	0	0	0	0	0
1600	**7**	**0**	**0**	**0**	**0**	**0**	**0**	**0**	**0**	**0**	**0**	**0**	**1**	**1**	**1**	**2**	**1**	**1**	**0**	**0**	**0**	**0**	**0**	**0**	**0**	**0**	**0**	**0**	**0**
1700	6	0	0	0	0	0	0	0	1	0	0	0	1	1	0	2	0	1	0	0	0	0	0	0	0	0	0	0	0
1800	6	0	0	0	0	0	0	0	0	1	0	1	0	0	1	1	0	2	0	0	0	0	0	0	0	0	0	0	0
1900	5	0	0	0	0	0	0	0	1	0	0	1	1	0	1	1	0	0	0	0	0	0	0	0	0	0	0	0	0
2000	6	0	0	0	0	0	0	0	2	0	0	1	1	0	1	0	0	1	0	0	0	0	0	0	0	0	0	0	0
2100	0	0	0	0	0	0	0	0	0	0	0	0	0	0	0	0	0	0	0	0	0	0	0	0	0	0	0	0	0
2200	1	0	0	0	0	0	0	0	0	0	0	0	0	1	0	0	0	0	0	0	0	0	0	0	0	0	0	0	0
2300	0	0	0	0	0	0	0	0	0	0	0	0	0	0	0	0	0	0	0	0	0	0	0	0	0	0	0	0	0
07-19	**54**	**0**	**0**	**0**	**0**	**0**	**0**	**3**	**2**	**3**	**1**	**5**	**3**	**5**	**7**	**10**	**6**	**8**	**1**	**0**	**0**	**0**	**0**	**0**	**0**	**0**	**0**	**0**	**0**
06-22	**65**	**0**	**0**	**0**	**0**	**0**	**0**	**3**	**5**	**3**	**1**	**7**	**5**	**5**	**9**	**11**	**6**	**9**	**1**	**0**	**0**	**0**	**0**	**0**	**0**	**0**	**0**	**0**	**0**
06-00	**66**	**0**	**0**	**0**	**0**	**0**	**0**	**3**	**5**	**3**	**1**	**7**	**5**	**6**	**9**	**11**	**6**	**9**	**1**	**0**	**0**	**0**	**0**	**0**	**0**	**0**	**0**	**0**	**0**
00-00	**69**	**0**	**0**	**0**	**0**	**0**	**0**	**3**	**6**	**3**	**1**	**7**	**5**	**6**	**9**	**12**	**6**	**9**	**1**	**1**	**0**	**0**	**0**	**0**	**0**	**0**	**0**	**0**	**0**

DRAFT

Site 60
Location L-7557-0, Att - Telepole, Lat 53.93776, Long -6.85248
Direction East

3279 / Meath/Cavan/Monaghan ATC's
October 2013
Automatic Traffic Count

Sat, 12 October 2013

Time	Total	Speed Bins (km/h)																											
		0 - 5	5 - 10	10 - 15	15 - 20	20 - 25	25 - 30	30 - 35	35 - 40	40 - 45	45 - 50	50 - 55	55 - 60	60 - 65	65 - 70	70 - 75	75 - 80	80 - 85	85 - 90	90 - 95	95 - 100	100 - 105	105 - 110	110 - 115	115 - 120	120 - 125	125 - 130	130 - 135	135 - 140
0000	1	0	0	0	0	0	0	0	0	0	1	0	0	0	0	0	0	0	0	0	0	0	0	0	0	0	0	0	0
0100	0	0	0	0	0	0	0	0	0	0	0	0	0	0	0	0	0	0	0	0	0	0	0	0	0	0	0	0	0
0200	0	0	0	0	0	0	0	0	0	0	0	0	0	0	0	0	0	0	0	0	0	0	0	0	0	0	0	0	0
0300	0	0	0	0	0	0	0	0	0	0	0	0	0	0	0	0	0	0	0	0	0	0	0	0	0	0	0	0	0
0400	0	0	0	0	0	0	0	0	0	0	0	0	0	0	0	0	0	0	0	0	0	0	0	0	0	0	0	0	0
0500	1	0	0	0	0	0	0	0	0	0	0	0	0	0	0	0	1	0	0	0	0	0	0	0	0	0	0	0	0
0600	0	0	0	0	0	0	0	0	0	0	0	0	0	0	0	0	0	0	0	0	0	0	0	0	0	0	0	0	0
0700	0	0	0	0	0	0	0	0	0	0	0	0	0	0	0	0	0	0	0	0	0	0	0	0	0	0	0	0	0
0800	1	0	0	0	0	0	0	0	0	0	0	0	0	0	0	0	0	1	0	0	0	0	0	0	0	0	0	0	0
0900	4	0	1	0	1	0	0	1	0	0	0	0	1	0	0	0	0	0	0	0	0	0	0	0	0	0	0	0	0
1000	**6**	**0**	**0**	**0**	**0**	**0**	**0**	**0**	**0**	**0**	**0**	**0**	**0**	**1**	**0**	**4**	**0**	**1**	**0**	**0**	**0**	**0**	**0**	**0**	**0**	**0**	**0**	**0**	**0**
1100	5	0	0	0	0	0	0	0	0	0	1	1	0	1	0	1	1	0	0	0	0	0	0	0	0	0	0	0	0
1200	**10**	**0**	**0**	**0**	**0**	**0**	**0**	**1**	**0**	**1**	**1**	**0**	**0**	**1**	**2**	**3**	**1**	**0**	**0**	**0**	**0**	**0**	**0**	**0**	**0**	**0**	**0**	**0**	**0**
1300	8	0	0	0	0	0	0	0	0	0	0	2	2	1	0	0	2	0	0	0	1	0	0	0	0	0	0	0	0
1400	2	0	0	0	0	0	0	0	0	1	0	0	0	0	1	0	0	0	0	0	0	0	0	0	0	0	0	0	0
1500	4	0	0	0	0	0	2	1	0	0	0	0	0	0	0	1	0	0	0	0	0	0	0	0	0	0	0	0	0
1600	9	0	0	0	0	1	0	0	1	0	0	1	2	0	1	3	0	0	0	0	0	0	0	0	0	0	0	0	0
1700	6	0	0	0	0	0	0	0	1	0	0	0	3	0	0	2	0	0	0	0	0	0	0	0	0	0	0	0	0
1800	4	0	0	0	0	0	0	0	0	0	2	1	1	0	0	0	0	0	0	0	0	0	0	0	0	0	0	0	0
1900	3	0	0	0	0	0	0	0	0	0	0	0	2	0	0	0	0	0	0	0	1	0	0	0	0	0	0	0	0
2000	4	0	0	0	0	0	0	0	0	0	0	1	0	1	2	0	0	0	0	0	0	0	0	0	0	0	0	0	0
2100	2	0	0	0	0	0	0	0	0	0	0	0	0	0	1	0	1	0	0	0	0	0	0	0	0	0	0	0	0
2200	2	0	0	0	0	0	0	0	0	0	0	0	0	0	1	0	0	1	0	0	0	0	0	0	0	0	0	0	0
2300	2	0	0	0	0	0	0	0	0	0	1	0	0	0	0	0	0	1	0	0	0	0	0	0	0	0	0	0	0
07-19	**59**	**0**	**1**	**0**	**1**	**1**	**2**	**3**	**2**	**2**	**4**	**5**	**9**	**4**	**4**	**14**	**4**	**2**	**0**	**0**	**1**	**0**	**0**	**0**	**0**	**0**	**0**	**0**	**0**
06-22	**68**	**0**	**1**	**0**	**1**	**1**	**2**	**3**	**2**	**2**	**4**	**6**	**11**	**5**	**7**	**14**	**5**	**2**	**0**	**0**	**2**	**0**	**0**	**0**	**0**	**0**	**0**	**0**	**0**
06-00	**72**	**0**	**1**	**0**	**1**	**1**	**2**	**3**	**2**	**2**	**5**	**6**	**11**	**5**	**8**	**14**	**5**	**4**	**0**	**0**	**2**	**0**	**0**	**0**	**0**	**0**	**0**	**0**	**0**
00-00	**74**	**0**	**1**	**0**	**1**	**1**	**2**	**3**	**2**	**2**	**6**	**6**	**11**	**5**	**8**	**14**	**6**	**4**	**0**	**0**	**2**	**0**	**0**	**0**	**0**	**0**	**0**	**0**	**0**

DRAFT

Site 60
Location L-7557-0, Att - Telepole, Lat 53.93776, Long -6.85248
Direction East

3279 / Meath/Cavan/Monaghan ATC's
October 2013
Automatic Traffic Count

Sun, 13 October 2013

Time	Total	Speed Bins (km/h)																											
		0 - 5	5 - 10	10 - 15	15 - 20	20 - 25	25 - 30	30 - 35	35 - 40	40 - 45	45 - 50	50 - 55	55 - 60	60 - 65	65 - 70	70 - 75	75 - 80	80 - 85	85 - 90	90 - 95	95 - 100	100 - 105	105 - 110	110 - 115	115 - 120	120 - 125	125 - 130	130 - 135	135 - 140
0000	0	0	0	0	0	0	0	0	0	0	0	0	0	0	0	0	0	0	0	0	0	0	0	0	0	0	0	0	0
0100	0	0	0	0	0	0	0	0	0	0	0	0	0	0	0	0	0	0	0	0	0	0	0	0	0	0	0	0	0
0200	2	0	0	0	0	0	0	0	0	0	1	0	0	1	0	0	0	0	0	0	0	0	0	0	0	0	0	0	0
0300	1	0	0	0	0	0	0	0	0	0	0	0	0	0	0	1	0	0	0	0	0	0	0	0	0	0	0	0	0
0400	0	0	0	0	0	0	0	0	0	0	0	0	0	0	0	0	0	0	0	0	0	0	0	0	0	0	0	0	0
0500	0	0	0	0	0	0	0	0	0	0	0	0	0	0	0	0	0	0	0	0	0	0	0	0	0	0	0	0	0
0600	1	0	0	0	0	0	0	0	0	0	0	0	0	1	0	0	0	0	0	0	0	0	0	0	0	0	0	0	0
0700	2	0	0	0	0	0	0	0	0	0	0	0	0	0	0	0	2	0	0	0	0	0	0	0	0	0	0	0	0
0800	0	0	0	0	0	0	0	0	0	0	0	0	0	0	0	0	0	0	0	0	0	0	0	0	0	0	0	0	0
0900	**11**	**0**	**0**	**0**	**0**	**0**	**2**	**0**	**0**	**0**	**1**	**0**	**1**	**2**	**1**	**2**	**0**	**1**	**1**	**0**	**0**	**0**	**0**	**0**	**0**	**0**	**0**	**0**	**0**
1000	4	0	0	0	0	1	0	0	0	1	1	0	0	0	1	0	0	0	0	0	0	0	0	0	0	0	0	0	0
1100	0	0	0	0	0	0	0	0	0	0	0	0	0	0	0	0	0	0	0	0	0	0	0	0	0	0	0	0	0
1200	4	0	0	0	0	0	0	0	0	0	2	0	0	1	0	0	1	0	0	0	0	0	0	0	0	0	0	0	0
1300	3	0	0	0	0	0	0	0	0	0	0	0	1	2	0	0	0	0	0	0	0	0	0	0	0	0	0	0	0
1400	2	0	0	0	0	0	0	0	1	0	0	0	0	1	0	0	0	0	0	0	0	0	0	0	0	0	0	0	0
1500	6	0	0	0	0	0	0	0	1	0	0	0	0	1	0	2	1	0	0	0	1	0	0	0	0	0	0	0	0
1600	2	0	0	0	0	0	0	0	1	0	0	0	0	0	0	0	1	0	0	0	0	0	0	0	0	0	0	0	0
1700	**7**	**0**	**0**	**0**	**0**	**0**	**0**	**0**	**0**	**0**	**0**	**1**	**2**	**0**	**1**	**2**	**1**	**0**	**0**	**0**	**0**	**0**	**0**	**0**	**0**	**0**	**0**	**0**	**0**
1800	4	0	0	0	0	0	0	0	0	0	0	1	1	0	2	0	0	0	0	0	0	0	0	0	0	0	0	0	0
1900	3	0	0	0	0	0	0	0	0	0	0	0	1	1	0	1	0	0	0	0	0	0	0	0	0	0	0	0	0
2000	1	0	0	0	0	0	0	0	0	0	0	0	0	0	0	0	1	0	0	0	0	0	0	0	0	0	0	0	0
2100	2	0	0	0	0	0	0	0	0	0	0	0	1	0	0	0	1	0	0	0	0	0	0	0	0	0	0	0	0
2200	1	0	0	0	0	0	0	0	0	0	0	0	0	0	0	1	0	0	0	0	0	0	0	0	0	0	0	0	0
2300	0	0	0	0	0	0	0	0	0	0	0	0	0	0	0	0	0	0	0	0	0	0	0	0	0	0	0	0	0
07-19	**45**	**0**	**0**	**0**	**0**	**1**	**2**	**0**	**3**	**1**	**4**	**2**	**5**	**7**	**5**	**6**	**6**	**1**	**1**	**0**	**1**	**0**	**0**	**0**	**0**	**0**	**0**	**0**	**0**
06-22	**52**	**0**	**0**	**0**	**0**	**1**	**2**	**0**	**3**	**1**	**4**	**2**	**7**	**9**	**5**	**7**	**8**	**1**	**1**	**0**	**1**	**0**	**0**	**0**	**0**	**0**	**0**	**0**	**0**
06-00	**53**	**0**	**0**	**0**	**0**	**1**	**2**	**0**	**3**	**1**	**4**	**2**	**7**	**9**	**5**	**8**	**8**	**1**	**1**	**0**	**1**	**0**	**0**	**0**	**0**	**0**	**0**	**0**	**0**
00-00	**56**	**0**	**0**	**0**	**0**	**1**	**2**	**0**	**3**	**1**	**5**	**2**	**7**	**10**	**5**	**9**	**8**	**1**	**1**	**0**	**1**	**0**	**0**	**0**	**0**	**0**	**0**	**0**	**0**

DRAFT

Site 60
Location L-7557-0, Att - Telepole, Lat 53.93776, Long -6.85248
Direction East

3279 / Meath/Cavan/Monaghan ATC's
October 2013
Automatic Traffic Count

Mon, 14 October 2013

Time	Total	Speed Bins (km/h)																											
		0 - 5	5 - 10	10 - 15	15 - 20	20 - 25	25 - 30	30 - 35	35 - 40	40 - 45	45 - 50	50 - 55	55 - 60	60 - 65	65 - 70	70 - 75	75 - 80	80 - 85	85 - 90	90 - 95	95 - 100	100 - 105	105 - 110	110 - 115	115 - 120	120 - 125	125 - 130	130 - 135	135 - 140
0000	0	0	0	0	0	0	0	0	0	0	0	0	0	0	0	0	0	0	0	0	0	0	0	0	0	0	0	0	0
0100	1	0	0	0	0	0	0	0	0	0	0	0	1	0	0	0	0	0	0	0	0	0	0	0	0	0	0	0	0
0200	0	0	0	0	0	0	0	0	0	0	0	0	0	0	0	0	0	0	0	0	0	0	0	0	0	0	0	0	0
0300	0	0	0	0	0	0	0	0	0	0	0	0	0	0	0	0	0	0	0	0	0	0	0	0	0	0	0	0	0
0400	0	0	0	0	0	0	0	0	0	0	0	0	0	0	0	0	0	0	0	0	0	0	0	0	0	0	0	0	0
0500	2	0	0	0	0	0	0	0	0	0	0	0	0	0	1	0	0	0	0	0	1	0	0	0	0	0	0	0	0
0600	1	0	0	0	0	0	0	0	0	0	0	0	0	0	0	0	1	0	0	0	0	0	0	0	0	0	0	0	0
0700	3	0	0	0	0	0	0	0	0	0	0	0	0	0	1	0	0	1	0	0	0	1	0	0	0	0	0	0	0
0800	4	0	0	0	0	0	0	1	0	0	0	0	1	0	0	1	0	1	0	0	0	0	0	0	0	0	0	0	0
0900	**6**	**0**	**0**	**0**	**1**	**0**	**0**	**1**	**0**	**0**	**0**	**1**	**0**	**0**	**0**	**0**	**2**	**0**	**0**	**1**	**0**	**0**	**0**	**0**	**0**	**0**	**0**	**0**	**0**
1000	3	0	0	0	0	0	0	0	0	0	0	0	0	1	1	1	0	0	0	0	0	0	0	0	0	0	0	0	0
1100	4	0	0	0	0	0	0	0	0	0	0	1	0	0	1	1	1	0	0	0	0	0	0	0	0	0	0	0	0
1200	1	0	0	0	0	0	0	0	0	0	0	0	0	0	0	0	1	0	0	0	0	0	0	0	0	0	0	0	0
1300	1	0	0	0	0	0	0	0	0	0	0	0	1	0	0	0	0	0	0	0	0	0	0	0	0	0	0	0	0
1400	3	0	0	0	0	0	0	0	0	0	1	0	1	0	0	1	0	0	0	0	0	0	0	0	0	0	0	0	0
1500	**9**	**0**	**0**	**0**	**0**	**0**	**0**	**0**	**0**	**1**	**1**	**1**	**1**	**1**	**1**	**0**	**2**	**1**	**0**	**0**	**0**	**0**	**0**	**0**	**0**	**0**	**0**	**0**	**0**
1600	5	0	0	0	0	0	0	0	0	0	1	0	1	0	1	1	0	0	0	0	0	0	0	0	1	0	0	0	0
1700	4	0	0	0	0	0	0	1	0	0	0	0	0	2	0	0	1	0	0	0	0	0	0	0	0	0	0	0	0
1800	8	0	0	0	0	0	1	0	0	1	0	1	1	1	0	2	0	1	0	0	0	0	0	0	0	0	0	0	0
1900	7	0	0	0	0	0	0	0	1	0	0	0	0	0	3	2	0	0	1	0	0	0	0	0	0	0	0	0	0
2000	8	0	0	0	0	0	0	0	0	0	0	0	0	1	2	1	3	1	0	0	0	0	0	0	0	0	0	0	0
2100	5	0	0	0	0	0	0	0	1	0	0	0	0	0	1	1	1	0	1	0	0	0	0	0	0	0	0	0	0
2200	2	0	0	0	0	0	0	0	0	0	0	0	2	0	0	0	0	0	0	0	0	0	0	0	0	0	0	0	0
2300	0	0	0	0	0	0	0	0	0	0	0	0	0	0	0	0	0	0	0	0	0	0	0	0	0	0	0	0	0
07-19	**51**	**0**	**0**	**0**	**1**	**0**	**1**	**3**	**0**	**2**	**3**	**4**	**6**	**5**	**5**	**7**	**7**	**4**	**0**	**1**	**0**	**1**	**0**	**0**	**1**	**0**	**0**	**0**	**0**
06-22	**72**	**0**	**0**	**0**	**1**	**0**	**1**	**3**	**2**	**2**	**3**	**4**	**6**	**6**	**11**	**11**	**12**	**5**	**2**	**1**	**0**	**1**	**0**	**0**	**1**	**0**	**0**	**0**	**0**
06-00	**74**	**0**	**0**	**0**	**1**	**0**	**1**	**3**	**2**	**2**	**3**	**4**	**8**	**6**	**11**	**11**	**12**	**5**	**2**	**1**	**0**	**1**	**0**	**0**	**1**	**0**	**0**	**0**	**0**
00-00	**77**	**0**	**0**	**0**	**1**	**0**	**1**	**3**	**2**	**2**	**3**	**4**	**9**	**6**	**12**	**11**	**12**	**5**	**2**	**1**	**1**	**1**	**0**	**0**	**1**	**0**	**0**	**0**	**0**

DRAFT

Site 60
Location L-7557-0, Att - Telepole, Lat 53.93776, Long -6.85248
Direction East

3279 / Meath/Cavan/Monaghan ATC's
October 2013
Automatic Traffic Count

Tue, 15 October 2013

Time	Total	Speed Bins (km/h)																											
		0 - 5	5 - 10	10 - 15	15 - 20	20 - 25	25 - 30	30 - 35	35 - 40	40 - 45	45 - 50	50 - 55	55 - 60	60 - 65	65 - 70	70 - 75	75 - 80	80 - 85	85 - 90	90 - 95	95 - 100	100 - 105	105 - 110	110 - 115	115 - 120	120 - 125	125 - 130	130 - 135	135 - 140
0000	0	0	0	0	0	0	0	0	0	0	0	0	0	0	0	0	0	0	0	0	0	0	0	0	0	0	0	0	0
0100	1	0	0	0	0	0	0	0	0	0	0	0	0	1	0	0	0	0	0	0	0	0	0	0	0	0	0	0	0
0200	0	0	0	0	0	0	0	0	0	0	0	0	0	0	0	0	0	0	0	0	0	0	0	0	0	0	0	0	0
0300	0	0	0	0	0	0	0	0	0	0	0	0	0	0	0	0	0	0	0	0	0	0	0	0	0	0	0	0	0
0400	0	0	0	0	0	0	0	0	0	0	0	0	0	0	0	0	0	0	0	0	0	0	0	0	0	0	0	0	0
0500	0	0	0	0	0	0	0	0	0	0	0	0	0	0	0	0	0	0	0	0	0	0	0	0	0	0	0	0	0
0600	1	0	0	0	0	0	0	0	0	0	0	0	0	1	0	0	0	0	0	0	0	0	0	0	0	0	0	0	0
0700	2	0	0	0	0	0	0	0	0	0	0	0	0	1	0	0	0	0	1	0	0	0	0	0	0	0	0	0	0
0800	4	0	0	0	0	0	0	0	0	0	0	0	1	1	0	1	0	0	1	0	0	0	0	0	0	0	0	0	0
0900	**5**	**0**	**0**	**0**	**0**	**0**	**0**	**0**	**0**	**0**	**0**	**0**	**0**	**3**	**1**	**0**	**1**	**0**	**0**	**0**	**0**	**0**	**0**	**0**	**0**	**0**	**0**	**0**	**0**
1000	3	0	0	1	0	0	0	0	0	0	0	0	0	1	1	0	0	0	0	0	0	0	0	0	0	0	0	0	0
1100	2	0	0	0	0	0	0	0	1	0	0	0	0	0	0	0	1	0	0	0	0	0	0	0	0	0	0	0	0
1200	2	0	0	0	0	0	0	0	0	0	0	0	0	0	0	1	1	0	0	0	0	0	0	0	0	0	0	0	0
1300	2	0	0	0	0	0	0	0	0	0	0	1	0	0	0	1	0	0	0	0	0	0	0	0	0	0	0	0	0
1400	3	0	0	0	0	0	0	0	0	0	0	0	0	0	2	1	0	0	0	0	0	0	0	0	0	0	0	0	0
1500	**10**	**0**	**0**	**0**	**0**	**0**	**0**	**0**	**0**	**0**	**0**	**1**	**1**	**3**	**2**	**2**	**1**	**0**	**0**	**0**	**0**	**0**	**0**	**0**	**0**	**0**	**0**	**0**	**0**
1600	5	0	0	0	0	0	0	0	0	0	0	0	1	0	0	2	2	0	0	0	0	0	0	0	0	0	0	0	0
1700	5	0	0	0	0	0	0	0	0	0	0	0	1	4	0	0	0	0	0	0	0	0	0	0	0	0	0	0	0
1800	0	0	0	0	0	0	0	0	0	0	0	0	0	0	0	0	0	0	0	0	0	0	0	0	0	0	0	0	0
1900	**10**	**0**	**0**	**0**	**0**	**0**	**1**	**1**	**0**	**1**	**0**	**0**	**3**	**1**	**3**	**0**	**0**	**0**	**0**	**0**	**0**	**0**	**0**	**0**	**0**	**0**	**0**	**0**	**0**
2000	2	0	0	0	0	0	0	0	0	0	1	0	0	1	0	0	0	0	0	0	0	0	0	0	0	0	0	0	0
2100	1	0	0	0	0	0	1	0	0	0	0	0	0	0	0	0	0	0	0	0	0	0	0	0	0	0	0	0	0
2200	1	0	0	0	0	0	0	0	0	0	0	0	0	1	0	0	0	0	0	0	0	0	0	0	0	0	0	0	0
2300	0	0	0	0	0	0	0	0	0	0	0	0	0	0	0	0	0	0	0	0	0	0	0	0	0	0	0	0	0
07-19	**43**	**0**	**0**	**1**	**0**	**0**	**0**	**0**	**1**	**0**	**0**	**2**	**4**	**13**	**6**	**8**	**6**	**0**	**2**	**0**	**0**	**0**	**0**	**0**	**0**	**0**	**0**	**0**	**0**
06-22	**57**	**0**	**0**	**1**	**0**	**0**	**2**	**1**	**1**	**1**	**1**	**2**	**7**	**16**	**9**	**8**	**6**	**0**	**2**	**0**	**0**	**0**	**0**	**0**	**0**	**0**	**0**	**0**	**0**
06-00	**58**	**0**	**0**	**1**	**0**	**0**	**2**	**1**	**1**	**1**	**1**	**2**	**7**	**17**	**9**	**8**	**6**	**0**	**2**	**0**	**0**	**0**	**0**	**0**	**0**	**0**	**0**	**0**	**0**
00-00	**59**	**0**	**0**	**1**	**0**	**0**	**2**	**1**	**1**	**1**	**1**	**2**	**7**	**18**	**9**	**8**	**6**	**0**	**2**	**0**	**0**	**0**	**0**	**0**	**0**	**0**	**0**	**0**	**0**

DRAFT

Site 60
Location L-7557-0, Att - Telepole, Lat 53.93776, Long -6.85248
Direction East

3279 / Meath/Cavan/Monaghan ATC's
October 2013
Automatic Traffic Count

Wed, 16 October 2013

Time	Total	Speed Bins (km/h)																											
		0 - 5	5 - 10	10 - 15	15 - 20	20 - 25	25 - 30	30 - 35	35 - 40	40 - 45	45 - 50	50 - 55	55 - 60	60 - 65	65 - 70	70 - 75	75 - 80	80 - 85	85 - 90	90 - 95	95 - 100	100 - 105	105 - 110	110 - 115	115 - 120	120 - 125	125 - 130	130 - 135	135 - 140
0000	0	0	0	0	0	0	0	0	0	0	0	0	0	0	0	0	0	0	0	0	0	0	0	0	0	0	0	0	0
0100	0	0	0	0	0	0	0	0	0	0	0	0	0	0	0	0	0	0	0	0	0	0	0	0	0	0	0	0	0
0200	0	0	0	0	0	0	0	0	0	0	0	0	0	0	0	0	0	0	0	0	0	0	0	0	0	0	0	0	0
0300	0	0	0	0	0	0	0	0	0	0	0	0	0	0	0	0	0	0	0	0	0	0	0	0	0	0	0	0	0
0400	0	0	0	0	0	0	0	0	0	0	0	0	0	0	0	0	0	0	0	0	0	0	0	0	0	0	0	0	0
0500	0	0	0	0	0	0	0	0	0	0	0	0	0	0	0	0	0	0	0	0	0	0	0	0	0	0	0	0	0
0600	2	0	0	0	0	0	0	0	0	0	0	0	0	0	0	0	2	0	0	0	0	0	0	0	0	0	0	0	0
0700	2	0	0	0	0	0	0	0	0	0	0	0	0	1	0	0	0	0	0	0	1	0	0	0	0	0	0	0	0
0800	**5**	**0**	**0**	**0**	**0**	**0**	**0**	**0**	**0**	**0**	**1**	**0**	**1**	**1**	**0**	**0**	**2**	**0**	**0**	**0**	**0**	**0**	**0**	**0**	**0**	**0**	**0**	**0**	**0**
0900	**5**	**0**	**0**	**0**	**0**	**0**	**1**	**1**	**0**	**0**	**0**	**0**	**1**	**2**	**0**	**0**	**0**	**0**	**0**	**0**	**0**	**0**	**0**	**0**	**0**	**0**	**0**	**0**	**0**
1000	4	0	0	0	0	0	0	0	0	0	0	1	0	2	1	0	0	0	0	0	0	0	0	0	0	0	0	0	0
1100	2	0	0	0	0	0	0	0	0	0	0	0	0	0	0	1	0	1	0	0	0	0	0	0	0	0	0	0	0
1200	3	0	0	0	0	0	0	0	1	0	1	0	1	0	0	0	0	0	0	0	0	0	0	0	0	0	0	0	0
1300	0	0	0	0	0	0	0	0	0	0	0	0	0	0	0	0	0	0	0	0	0	0	0	0	0	0	0	0	0
1400	5	0	0	0	0	0	0	0	0	0	1	1	1	0	1	0	0	0	1	0	0	0	0	0	0	0	0	0	0
1500	4	0	0	0	0	0	0	0	0	0	0	0	0	0	1	0	2	1	0	0	0	0	0	0	0	0	0	0	0
1600	**8**	**0**	**0**	**0**	**0**	**0**	**0**	**0**	**1**	**1**	**0**	**0**	**2**	**1**	**2**	**0**	**1**	**0**	**0**	**0**	**0**	**0**	**0**	**0**	**0**	**0**	**0**	**0**	**0**
1700	6	0	0	0	0	0	0	0	0	1	0	0	0	2	1	2	0	0	0	0	0	0	0	0	0	0	0	0	0
1800	2	0	0	0	0	0	0	0	0	0	0	0	0	1	0	0	1	0	0	0	0	0	0	0	0	0	0	0	0
1900	2	0	0	0	0	0	0	0	1	0	0	0	1	0	0	0	0	0	0	0	0	0	0	0	0	0	0	0	0
2000	4	0	0	0	0	0	1	0	0	0	1	0	0	0	1	0	1	0	0	0	0	0	0	0	0	0	0	0	0
2100	0	0	0	0	0	0	0	0	0	0	0	0	0	0	0	0	0	0	0	0	0	0	0	0	0	0	0	0	0
2200	0	0	0	0	0	0	0	0	0	0	0	0	0	0	0	0	0	0	0	0	0	0	0	0	0	0	0	0	0
2300	1	0	0	0	0	0	0	0	0	0	0	1	0	0	0	0	0	0	0	0	0	0	0	0	0	0	0	0	0
07-19	**46**	**0**	**0**	**0**	**0**	**0**	**1**	**1**	**2**	**2**	**3**	**2**	**6**	**10**	**6**	**3**	**6**	**2**	**1**	**0**	**1**	**0**	**0**	**0**	**0**	**0**	**0**	**0**	**0**
06-22	**54**	**0**	**0**	**0**	**0**	**0**	**2**	**1**	**3**	**2**	**4**	**2**	**7**	**10**	**7**	**3**	**9**	**2**	**1**	**0**	**1**	**0**	**0**	**0**	**0**	**0**	**0**	**0**	**0**
06-00	**55**	**0**	**0**	**0**	**0**	**0**	**2**	**1**	**3**	**2**	**4**	**3**	**7**	**10**	**7**	**3**	**9**	**2**	**1**	**0**	**1**	**0**	**0**	**0**	**0**	**0**	**0**	**0**	**0**
00-00	**55**	**0**	**0**	**0**	**0**	**0**	**2**	**1**	**3**	**2**	**4**	**3**	**7**	**10**	**7**	**3**	**9**	**2**	**1**	**0**	**1**	**0**	**0**	**0**	**0**	**0**	**0**	**0**	**0**

DRAFT

Site 60
Location L-7557-0, Att - Telepole, Lat 53.93776, Long -6.85248
Direction East

3279 / Meath/Cavan/Monaghan ATC's
October 2013
Automatic Traffic Count

Virtual Day (7)

Time	Total	Speed Bins (km/h)																											
		0 - 5	5 - 10	10 - 15	15 - 20	20 - 25	25 - 30	30 - 35	35 - 40	40 - 45	45 - 50	50 - 55	55 - 60	60 - 65	65 - 70	70 - 75	75 - 80	80 - 85	85 - 90	90 - 95	95 - 100	100 - 105	105 - 110	110 - 115	115 - 120	120 - 125	125 - 130	130 - 135	135 - 140
0000	0	0	0	0	0	0	0	0	0	0	0	0	0	0	0	0	0	0	0	0	0	0	0	0	0	0	0	0	0
0100	0	0	0	0	0	0	0	0	0	0	0	0	0	0	0	0	0	0	0	0	0	0	0	0	0	0	0	0	0
0200	0	0	0	0	0	0	0	0	0	0	0	0	0	0	0	0	0	0	0	0	0	0	0	0	0	0	0	0	0
0300	0	0	0	0	0	0	0	0	0	0	0	0	0	0	0	0	0	0	0	0	0	0	0	0	0	0	0	0	0
0400	0	0	0	0	0	0	0	0	0	0	0	0	0	0	0	0	0	0	0	0	0	0	0	0	0	0	0	0	0
0500	1	0	0	0	0	0	0	0	0	0	0	0	0	0	0	0	0	0	0	0	0	0	0	0	0	0	0	0	0
0600	1	0	0	0	0	0	0	0	0	0	0	0	0	0	0	1	0	0	0	0	0	0	0	0	0	0	0	0	0
0700	2	0	0	0	0	0	0	0	0	0	0	0	0	0	0	0	0	0	0	0	0	0	0	0	0	0	0	0	0
0800	3	0	0	0	0	0	0	0	0	0	0	0	0	0	0	0	0	0	0	0	0	0	0	0	0	0	0	0	0
0900	**6**	**0**	**0**	**0**	**0**	**0**	**0**	**0**	**0**	**0**	**0**	**0**	**1**	**1**	**1**	**0**	**1**	**0**	**0**	**0**	**0**	**0**	**0**	**0**	**0**	**0**	**0**	**0**	**0**
1000	4	0	0	0	0	0	0	0	0	0	0	0	0	1	1	1	0	0	0	0	0	0	0	0	0	0	0	0	0
1100	3	0	0	0	0	0	0	0	0	0	0	0	0	0	0	0	1	0	0	0	0	0	0	0	0	0	0	0	0
1200	4	0	0	0	0	0	0	0	0	0	1	0	0	1	0	1	1	0	0	0	0	0	0	0	0	0	0	0	0
1300	3	0	0	0	0	0	0	0	0	0	0	1	1	1	0	0	1	0	0	0	0	0	0	0	0	0	0	0	0
1400	4	0	0	0	0	0	0	0	0	0	0	0	0	0	1	1	0	0	0	0	0	0	0	0	0	0	0	0	0
1500	**6**	**0**	**0**	**0**	**0**	**0**	**0**	**0**	**0**	**0**	**0**	**0**	**0**	**1**	**1**	**1**	**1**	**1**	**0**	**0**	**0**	**0**	**0**	**0**	**0**	**0**	**0**	**0**	**0**
1600	**6**	**0**	**0**	**0**	**0**	**0**	**0**	**0**	**0**	**0**	**0**	**0**	**1**	**0**	**1**	**1**	**1**	**0**	**0**	**0**	**0**	**0**	**0**	**0**	**0**	**0**	**0**	**0**	**0**
1700	5	0	0	0	0	0	0	0	0	0	0	0	1	2	0	1	0	0	0	0	0	0	0	0	0	0	0	0	0
1800	4	0	0	0	0	0	0	0	0	0	0	1	0	0	1	0	0	0	0	0	0	0	0	0	0	0	0	0	0
1900	5	0	0	0	0	0	0	0	1	0	0	0	1	0	1	1	0	0	0	0	0	0	0	0	0	0	0	0	0
2000	4	0	0	0	0	0	0	0	0	0	0	0	0	1	1	0	1	0	0	0	0	0	0	0	0	0	0	0	0
2100	2	0	0	0	0	0	0	0	0	0	0	0	0	0	0	0	1	0	0	0	0	0	0	0	0	0	0	0	0
2200	1	0	0	0	0	0	0	0	0	0	0	0	0	0	0	0	0	0	0	0	0	0	0	0	0	0	0	0	0
2300	0	0	0	0	0	0	0	0	0	0	0	0	0	0	0	0	0	0	0	0	0	0	0	0	0	0	0	0	0
07-19	**50**	**0**	**0**	**0**	**0**	**0**	**1**	**1**	**2**	**2**	**3**	**3**	**5**	**7**	**6**	**8**	**6**	**3**	**1**	**0**	**0**	**0**	**0**	**0**	**0**	**0**	**0**	**0**	**0**
06-22	**61**	**0**	**0**	**0**	**0**	**0**	**1**	**2**	**3**	**2**	**3**	**4**	**7**	**9**	**8**	**8**	**8**	**3**	**1**	**0**	**1**	**0**	**0**	**0**	**0**	**0**	**0**	**0**	**0**
06-00	**62**	**0**	**0**	**0**	**0**	**0**	**1**	**2**	**3**	**2**	**3**	**4**	**7**	**9**	**9**	**9**	**8**	**3**	**1**	**0**	**1**	**0**	**0**	**0**	**0**	**0**	**0**	**0**	**0**
00-00	**64**	**0**	**0**	**0**	**0**	**0**	**1**	**2**	**3**	**2**	**3**	**4**	**7**	**9**	**9**	**9**	**8**	**3**	**1**	**0**	**1**	**0**	**0**	**0**	**0**	**0**	**0**	**0**	**0**

DRAFT

Site 60
Location L-7557-0, Att - Telepole, Lat 53.93776, Long -6.85248
Direction East

3279 / Meath/Cavan/Monaghan ATC's
October 2013
Automatic Traffic Count

Virtual Week (1)

Time	Total	Speed Bins (km/h)																											
		0 - 5	5 - 10	10 - 15	15 - 20	20 - 25	25 - 30	30 - 35	35 - 40	40 - 45	45 - 50	50 - 55	55 - 60	60 - 65	65 - 70	70 - 75	75 - 80	80 - 85	85 - 90	90 - 95	95 - 100	100 - 105	105 - 110	110 - 115	115 - 120	120 - 125	125 - 130	130 - 135	135 - 140
Mon	77	0	0	0	1	0	1	3	2	2	3	4	9	6	12	11	12	5	2	1	1	1	0	0	1	0	0	0	0
Tue	59	0	0	1	0	0	2	1	1	1	1	2	7	18	9	8	6	0	2	0	0	0	0	0	0	0	0	0	0
Wed	55	0	0	0	0	0	2	1	3	2	4	3	7	10	7	3	9	2	1	0	1	0	0	0	0	0	0	0	0
Thu	61	0	0	0	0	0	1	0	5	4	4	5	5	9	11	5	7	2	2	1	0	0	0	0	0	0	0	0	0
Fri	69	0	0	0	0	0	0	3	6	3	1	7	5	6	9	12	6	9	1	1	0	0	0	0	0	0	0	0	0
|Sat	74	0	1	0	1	1	2	3	2	2	6	6	11	5	8	14	6	4	0	0	2	0	0	0	0	0	0	0	0
|Sun	56	0	0	0	0	1	2	0	3	1	5	2	7	10	5	9	8	1	1	0	1	0	0	0	0	0	0	0	0
5 Day Ave.	**64**	**0**	**0**	**0**	**0**	**0**	**1**	**2**	**3**	**2**	**3**	**4**	**7**	**10**	**10**	**8**	**8**	**4**	**2**	**1**	**0**	**0**	**0**	**0**	**0**	**0**	**0**	**0**	**0**
7 Day Ave.	**64**	**0**	**0**	**0**	**0**	**0**	**1**	**2**	**3**	**2**	**3**	**4**	**7**	**9**	**9**	**9**	**8**	**3**	**1**	**0**	**1**	**0**	**0**	**0**	**0**	**0**	**0**	**0**	**0**
--	**451**	**0**	**1**	**1**	**2**	**2**	**10**	**11**	**22**	**15**	**24**	**29**	**51**	**64**	**61**	**62**	**54**	**23**	**9**	**3**	**5**	**1**	**0**	**0**	**1**	**0**	**0**	**0**	**0**

Summary Graphs

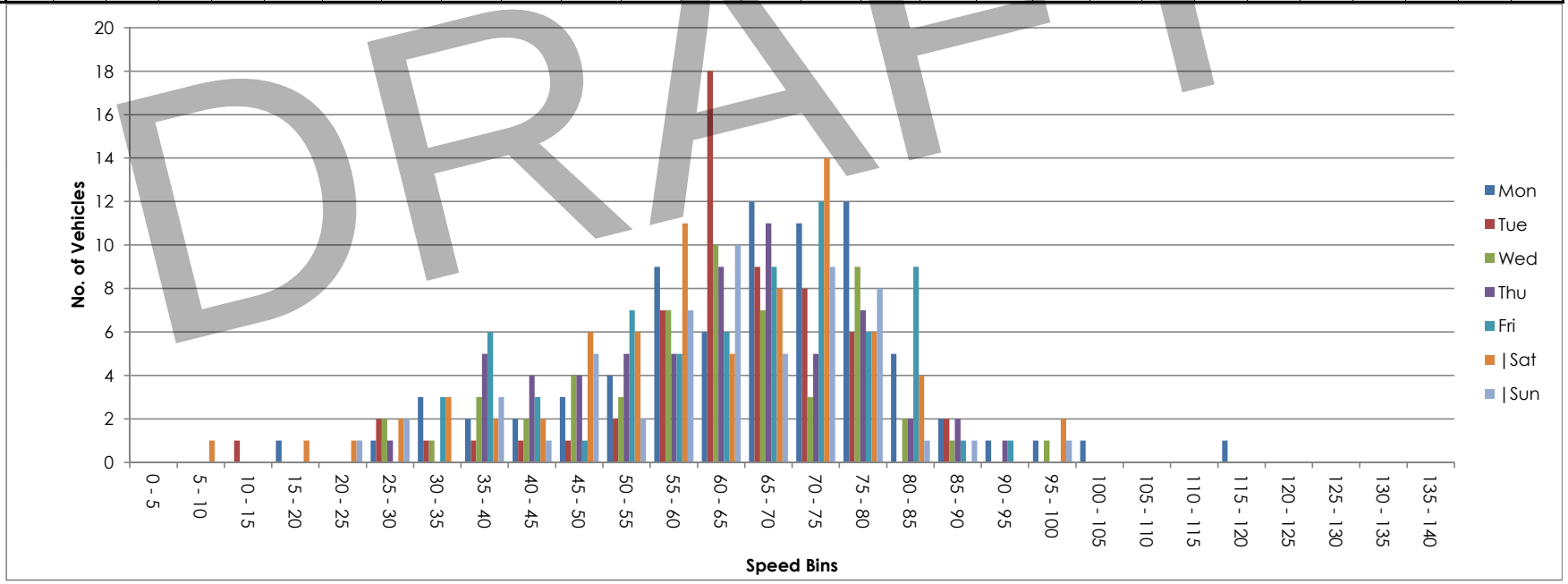

DRAFT

Site 60
Location L-7557-0, Att - Telepole, Lat 53.93776, Long -6.85248
Direction West

3279 / Meath/Cavan/Monaghan ATC's
October 2013
Automatic Traffic Count

Thu, 10 October 2013

Time	Total	Classification												>PSL	>PSL%	>SL1	>SL1%	>SL2	>SL2%	Mean	Vpp
		1 MCL	2 SV	3 SVT	4 TB2	5 TB3	6 T4	7 ART3	8 ART4	9 ART5	10 ART6	11 BD	12 DRT	80	80	85 +5kph	85 +5kph	90 +10kph	90 +10kph		85
0000	3	0	2	1	0	0	0	0	0	0	0	0	0	1	33.3	1	33.3	0	0	62.7	-
0100	0	0	0	0	0	0	0	0	0	0	0	0	0	0	0	0	0	0	0	-	-
0200	0	0	0	0	0	0	0	0	0	0	0	0	0	0	0	0	0	0	0	-	-
0300	1	0	1	0	0	0	0	0	0	0	0	0	0	0	0	0	0	0	0	58.1	-
0400	0	0	0	0	0	0	0	0	0	0	0	0	0	0	0	0	0	0	0	-	-
0500	0	0	0	0	0	0	0	0	0	0	0	0	0	0	0	0	0	0	0	-	-
0600	1	0	0	0	1	0	0	0	0	0	0	0	0	0	0	0	0	0	0	77.4	-
0700	3	0	2	0	0	1	0	0	0	0	0	0	0	0	0	0	0	0	0	53.4	-
0800	2	0	2	0	0	0	0	0	0	0	0	0	0	0	0	0	0	0	0	63.6	-
0900	**7**	**0**	**6**	**0**	**1**	**0**	**0**	**0**	**0**	**0**	**0**	**0**	**0**	**0**	**0**	**0**	**0**	**0**	**0**	**67**	**-**
1000	3	0	3	0	0	0	0	0	0	0	0	0	0	0	0	0	0	0	0	60.6	-
1100	6	0	5	0	1	0	0	0	0	0	0	0	0	0	0	0	0	0	0	59.1	-
1200	4	0	4	0	0	0	0	0	0	0	0	0	0	0	0	0	0	0	0	54.3	-
1300	**6**	**0**	**5**	**1**	**0**	**0**	**0**	**0**	**0**	**0**	**0**	**0**	**0**	**0**	**0**	**0**	**0**	**0**	**0**	**62.2**	**-**
1400	3	0	3	0	0	0	0	0	0	0	0	0	0	0	0	0	0	0	0	61.9	-
1500	0	0	0	0	0	0	0	0	0	0	0	0	0	0	0	0	0	0	0	-	-
1600	5	0	4	0	1	0	0	0	0	0	0	0	0	0	0	0	0	0	0	61.6	-
1700	4	0	4	0	0	0	0	0	0	0	0	0	0	0	0	0	0	0	0	63.9	-
1800	3	0	3	0	0	0	0	0	0	0	0	0	0	1	33.3	1	33.3	1	33.3	67.3	-
1900	2	0	1	0	1	0	0	0	0	0	0	0	0	0	0	0	0	0	0	57.2	-
2000	3	0	3	0	0	0	0	0	0	0	0	0	0	2	66.7	1	33.3	1	33.3	71.9	-
2100	1	0	0	0	1	0	0	0	0	0	0	0	0	0	0	0	0	0	0	41.9	-
2200	1	0	1	0	0	0	0	0	0	0	0	0	0	0	0	0	0	0	0	47.7	-
2300	1	0	1	0	0	0	0	0	0	0	0	0	0	0	0	0	0	0	0	49	-
07-19	**46**	**0**	**41**	**1**	**3**	**1**	**0**	**0**	**0**	**0**	**0**	**0**	**0**	**1**	**2.2**	**1**	**2.2**	**1**	**2.2**	**61.6**	**72**
06-22	**53**	**0**	**45**	**1**	**6**	**1**	**0**	**0**	**0**	**0**	**0**	**0**	**0**	**3**	**5.7**	**2**	**3.8**	**2**	**3.8**	**62**	**73.4**
06-00	**55**	**0**	**47**	**1**	**6**	**1**	**0**	**0**	**0**	**0**	**0**	**0**	**0**	**3**	**5.5**	**2**	**3.6**	**2**	**3.6**	**61.5**	**73.4**
00-00	**59**	**0**	**50**	**2**	**6**	**1**	**0**	**0**	**0**	**0**	**0**	**0**	**0**	**4**	**6.8**	**3**	**5.1**	**2**	**3.4**	**61.5**	**73.4**

DRAFT

Site 60
Location L-7557-0, Att - Telepole, Lat 53.93776, Long -6.85248
Direction West

3279 / Meath/Cavan/Monaghan ATC's
October 2013
Automatic Traffic Count

Fri, 11 October 2013

Time	Total	Classification												>PSL	>PSL%	>SL1	>SL1%	>SL2	>SL2%	Mean	Vpp
		1 MCL	2 SV	3 SVT	4 TB2	5 TB3	6 T4	7 ART3	8 ART4	9 ART5	10 ART6	11 BD	12 DRT	80	80	85 +5kph	85 +5kph	90 +10kph	90 +10kph		85
0000	1	0	1	0	0	0	0	0	0	0	0	0	0	0	0	0	0	0	0	60.6	-
0100	0	0	0	0	0	0	0	0	0	0	0	0	0	0	0	0	0	0	0	-	-
0200	0	0	0	0	0	0	0	0	0	0	0	0	0	0	0	0	0	0	0	-	-
0300	0	0	0	0	0	0	0	0	0	0	0	0	0	0	0	0	0	0	0	-	-
0400	0	0	0	0	0	0	0	0	0	0	0	0	0	0	0	0	0	0	0	-	-
0500	0	0	0	0	0	0	0	0	0	0	0	0	0	0	0	0	0	0	0	-	-
0600	0	0	0	0	0	0	0	0	0	0	0	0	0	0	0	0	0	0	0	-	-
0700	3	0	2	0	1	0	0	0	0	0	0	0	0	0	0	0	0	0	0	68.5	-
0800	4	0	4	0	0	0	0	0	0	0	0	0	0	0	0	0	0	0	0	52.9	-
0900	4	0	4	0	0	0	0	0	0	0	0	0	0	0	0	0	0	0	0	72.6	-
1000	**7**	**0**	**5**	**0**	**2**	**0**	**0**	**0**	**0**	**0**	**0**	**0**	**0**	**1**	**14.3**	**1**	**14.3**	**0**	**0**	**62.5**	**-**
1100	6	1	5	0	0	0	0	0	0	0	0	0	0	0	0	0	0	0	0	50	-
1200	4	0	4	0	0	0	0	0	0	0	0	0	0	1	25	1	25	1	25	72.3	-
1300	3	0	3	0	0	0	0	0	0	0	0	0	0	0	0	0	0	0	0	59.4	-
1400	4	0	4	0	0	0	0	0	0	0	0	0	0	0	0	0	0	0	0	53.6	-
1500	1	0	1	0	0	0	0	0	0	0	0	0	0	0	0	0	0	0	0	61.6	-
1600	**10**	**0**	**9**	**0**	**1**	**0**	**0**	**0**	**0**	**0**	**0**	**0**	**0**	**1**	**10**	**0**	**0**	**0**	**0**	**67.1**	**-**
1700	9	0	8	1	0	0	0	0	0	0	0	0	0	0	0	0	0	0	0	58	-
1800	**10**	**0**	**9**	**0**	**1**	**0**	**0**	**0**	**0**	**0**	**0**	**0**	**0**	**2**	**20**	**0**	**0**	**0**	**0**	**61.7**	**-**
1900	1	0	1	0	0	0	0	0	0	0	0	0	0	0	0	0	0	0	0	61.5	-
2000	4	0	4	0	0	0	0	0	0	0	0	0	0	1	25	0	0	0	0	66.9	-
2100	2	0	1	0	1	0	0	0	0	0	0	0	0	0	0	0	0	0	0	62.7	-
2200	1	0	1	0	0	0	0	0	0	0	0	0	0	0	0	0	0	0	0	78.5	-
2300	0	0	0	0	0	0	0	0	0	0	0	0	0	0	0	0	0	0	0	-	-
07-19	**65**	**1**	**58**	**1**	**5**	**0**	**0**	**0**	**0**	**0**	**0**	**0**	**0**	**5**	**7.7**	**2**	**3.1**	**1**	**1.5**	**61.5**	**75.6**
06-22	**72**	**1**	**64**	**1**	**6**	**0**	**0**	**0**	**0**	**0**	**0**	**0**	**0**	**6**	**8.3**	**2**	**2.8**	**1**	**1.4**	**61.8**	**76**
06-00	**73**	**1**	**65**	**1**	**6**	**0**	**0**	**0**	**0**	**0**	**0**	**0**	**0**	**6**	**8.2**	**2**	**2.7**	**1**	**1.4**	**62.1**	**76.3**
00-00	**74**	**1**	**66**	**1**	**6**	**0**	**0**	**0**	**0**	**0**	**0**	**0**	**0**	**6**	**8.1**	**2**	**2.7**	**1**	**1.4**	**62.1**	**76.3**

DRAFT

Site 60
Location L-7557-0, Att - Telepole, Lat 53.93776, Long -6.85248
Direction West

3279 / Meath/Cavan/Monaghan ATC's
October 2013
Automatic Traffic Count

Sat, 12 October 2013

Time	Total	Classification												>PSL	>PSL%	>SL1	>SL1%	>SL2	>SL2%	Mean	Vpp
		1 MCL	2 SV	3 SVT	4 TB2	5 TB3	6 T4	7 ART3	8 ART4	9 ART5	10 ART6	11 BD	12 DRT	80	80	85 +5kph	85 +5kph	90 +10kph	90 +10kph		85
0000	0	0	0	0	0	0	0	0	0	0	0	0	0	0	0	0	0	0	0	-	-
0100	0	0	0	0	0	0	0	0	0	0	0	0	0	0	0	0	0	0	0	-	-
0200	0	0	0	0	0	0	0	0	0	0	0	0	0	0	0	0	0	0	0	-	-
0300	1	0	1	0	0	0	0	0	0	0	0	0	0	0	0	0	0	0	0	50.5	-
0400	0	0	0	0	0	0	0	0	0	0	0	0	0	0	0	0	0	0	0	-	-
0500	0	0	0	0	0	0	0	0	0	0	0	0	0	0	0	0	0	0	0	-	-
0600	1	0	0	0	1	0	0	0	0	0	0	0	0	0	0	0	0	0	0	68.2	-
0700	2	0	1	1	0	0	0	0	0	0	0	0	0	0	0	0	0	0	0	65.7	-
0800	2	0	2	0	0	0	0	0	0	0	0	0	0	0	0	0	0	0	0	69.8	-
0900	2	0	2	0	0	0	0	0	0	0	0	0	0	0	0	0	0	0	0	69.9	-
1000	**6**	**0**	**4**	**2**	**0**	**0**	**0**	**0**	**0**	**0**	**0**	**0**	**0**	**1**	**16.7**	**0**	**0**	**0**	**0**	**54.8**	**-**
1100	**6**	**0**	**5**	**0**	**1**	**0**	**0**	**0**	**0**	**0**	**0**	**0**	**0**	**1**	**16.7**	**0**	**0**	**0**	**0**	**67.7**	**-**
1200	5	0	5	0	0	0	0	0	0	0	0	0	0	0	0	0	0	0	0	51.1	-
1300	1	0	1	0	0	0	0	0	0	0	0	0	0	0	0	0	0	0	0	57.7	-
1400	5	0	5	0	0	0	0	0	0	0	0	0	0	0	0	0	0	0	0	64.4	-
1500	**7**	**0**	**5**	**1**	**0**	**0**	**0**	**0**	**0**	**1**	**0**	**0**	**0**	**0**	**0**	**0**	**0**	**0**	**0**	**52**	**-**
1600	6	0	5	0	0	0	0	0	1	0	0	0	0	1	16.7	0	0	0	0	49.6	-
1700	3	0	3	0	0	0	0	0	0	0	0	0	0	0	0	0	0	0	0	71.5	-
1800	4	0	4	0	0	0	0	0	0	0	0	0	0	2	50	1	25	0	0	71.5	-
1900	**7**	**0**	**7**	**0**	**0**	**0**	**0**	**0**	**0**	**0**	**0**	**0**	**0**	**1**	**14.3**	**1**	**14.3**	**0**	**0**	**64.7**	**-**
2000	2	0	2	0	0	0	0	0	0	0	0	0	0	1	50	1	50	1	50	81.7	-
2100	1	0	1	0	0	0	0	0	0	0	0	0	0	0	0	0	0	0	0	73.2	-
2200	1	0	1	0	0	0	0	0	0	0	0	0	0	0	0	0	0	0	0	76.9	-
2300	1	0	1	0	0	0	0	0	0	0	0	0	0	0	0	0	0	0	0	71.4	-
07-19	**49**	**0**	**42**	**4**	**1**	**0**	**0**	**0**	**1**	**1**	**0**	**0**	**0**	**5**	**10.2**	**1**	**2**	**0**	**0**	**60.1**	**73.8**
06-22	**60**	**0**	**52**	**4**	**2**	**0**	**0**	**0**	**1**	**1**	**0**	**0**	**0**	**7**	**11.7**	**3**	**5**	**1**	**1.7**	**61.7**	**74.5**
06-00	**62**	**0**	**54**	**4**	**2**	**0**	**0**	**0**	**1**	**1**	**0**	**0**	**0**	**7**	**11.3**	**3**	**4.8**	**1**	**1.6**	**62.1**	**75.2**
00-00	**63**	**0**	**55**	**4**	**2**	**0**	**0**	**0**	**1**	**1**	**0**	**0**	**0**	**7**	**11.1**	**3**	**4.8**	**1**	**1.6**	**61.9**	**75.2**

DRAFT

Site 60
Location L-7557-0, Att - Telepole, Lat 53.93776, Long -6.85248
Direction West

3279 / Meath/Cavan/Monaghan ATC's
October 2013
Automatic Traffic Count

Sun, 13 October 2013

Time	Total	Classification												>PSL	>PSL%	>SL1	>SL1%	>SL2	>SL2%	Mean	Vpp
		1 MCL	2 SV	3 SVT	4 TB2	5 TB3	6 T4	7 ART3	8 ART4	9 ART5	10 ART6	11 BD	12 DRT	80	80	85 +5kph	85 +5kph	90 +10kph	90 +10kph		85
0000	1	0	1	0	0	0	0	0	0	0	0	0	0	0	0	0	0	0	0	52.2	-
0100	0	0	0	0	0	0	0	0	0	0	0	0	0	0	0	0	0	0	0	-	-
0200	2	0	2	0	0	0	0	0	0	0	0	0	0	0	0	0	0	0	0	58.8	-
0300	0	0	0	0	0	0	0	0	0	0	0	0	0	0	0	0	0	0	0	-	-
0400	1	0	1	0	0	0	0	0	0	0	0	0	0	0	0	0	0	0	0	47.5	-
0500	0	0	0	0	0	0	0	0	0	0	0	0	0	0	0	0	0	0	0	-	-
0600	1	0	1	0	0	0	0	0	0	0	0	0	0	0	0	0	0	0	0	75.8	-
0700	0	0	0	0	0	0	0	0	0	0	0	0	0	0	0	0	0	0	0	-	-
0800	**6**	**0**	**6**	**0**	**0**	**0**	**0**	**0**	**0**	**0**	**0**	**0**	**0**	**0**	**0**	**0**	**0**	**0**	**0**	**62.4**	**-**
0900	1	0	1	0	0	0	0	0	0	0	0	0	0	1	100	0	0	0	0	81.5	-
1000	1	0	1	0	0	0	0	0	0	0	0	0	0	0	0	0	0	0	0	66.3	-
1100	4	0	4	0	0	0	0	0	0	0	0	0	0	0	0	0	0	0	0	55.9	-
1200	3	0	3	0	0	0	0	0	0	0	0	0	0	0	0	0	0	0	0	62.1	-
1300	3	0	3	0	0	0	0	0	0	0	0	0	0	0	0	0	0	0	0	57.3	-
1400	4	0	4	0	0	0	0	0	0	0	0	0	0	0	0	0	0	0	0	62.8	-
1500	4	0	4	0	0	0	0	0	0	0	0	0	0	2	50	1	25	0	0	67.2	-
1600	3	0	3	0	0	0	0	0	0	0	0	0	0	0	0	0	0	0	0	62.2	-
1700	**7**	**0**	**6**	**1**	**0**	**0**	**0**	**0**	**0**	**0**	**0**	**0**	**0**	**0**	**0**	**0**	**0**	**0**	**0**	**61.9**	**-**
1800	4	0	4	0	0	0	0	0	0	0	0	0	0	0	0	0	0	0	0	54.9	-
1900	2	0	2	0	0	0	0	0	0	0	0	0	0	0	0	0	0	0	0	64.4	-
2000	1	0	1	0	0	0	0	0	0	0	0	0	0	0	0	0	0	0	0	56	-
2100	1	0	1	0	0	0	0	0	0	0	0	0	0	0	0	0	0	0	0	71.2	-
2200	1	0	1	0	0	0	0	0	0	0	0	0	0	0	0	0	0	0	0	53.2	-
2300	1	0	1	0	0	0	0	0	0	0	0	0	0	0	0	0	0	0	0	79	-
07-19	**40**	**0**	**39**	**1**	**0**	**0**	**0**	**0**	**0**	**0**	**0**	**0**	**0**	**3**	**7.5**	**1**	**2.5**	**0**	**0**	**61.6**	**76**
06-22	**45**	**0**	**44**	**1**	**0**	**0**	**0**	**0**	**0**	**0**	**0**	**0**	**0**	**3**	**6.7**	**1**	**2.2**	**0**	**0**	**62.1**	**75.6**
06-00	**47**	**0**	**46**	**1**	**0**	**0**	**0**	**0**	**0**	**0**	**0**	**0**	**0**	**3**	**6.4**	**1**	**2.1**	**0**	**0**	**62.3**	**76**
00-00	**51**	**0**	**50**	**1**	**0**	**0**	**0**	**0**	**0**	**0**	**0**	**0**	**0**	**3**	**5.9**	**1**	**2**	**0**	**0**	**61.7**	**75.6**

DRAFT

Site 60
Location L-7557-0, Att - Telepole, Lat 53.93776, Long -6.85248
Direction West

3279 / Meath/Cavan/Monaghan ATC's
October 2013
Automatic Traffic Count

Mon, 14 October 2013

Time	Total	Classification												>PSL	>PSL%	>SL1	>SL1%	>SL2	>SL2%	Mean	Vpp
		1 MCL	2 SV	3 SVT	4 TB2	5 TB3	6 T4	7 ART3	8 ART4	9 ART5	10 ART6	11 BD	12 DRT	80	80	85 +5kph	85 +5kph	90 +10kph	90 +10kph		85
0000	0	0	0	0	0	0	0	0	0	0	0	0	0	0	0	0	0	0	0	-	-
0100	1	0	1	0	0	0	0	0	0	0	0	0	0	0	0	0	0	0	0	38.8	-
0200	0	0	0	0	0	0	0	0	0	0	0	0	0	0	0	0	0	0	0	-	-
0300	0	0	0	0	0	0	0	0	0	0	0	0	0	0	0	0	0	0	0	-	-
0400	0	0	0	0	0	0	0	0	0	0	0	0	0	0	0	0	0	0	0	-	-
0500	0	0	0	0	0	0	0	0	0	0	0	0	0	0	0	0	0	0	0	-	-
0600	0	0	0	0	0	0	0	0	0	0	0	0	0	0	0	0	0	0	0	-	-
0700	2	0	2	0	0	0	0	0	0	0	0	0	0	0	0	0	0	0	0	64.8	-
0800	**5**	**0**	**4**	**0**	**1**	**0**	**0**	**0**	**0**	**0**	**0**	**0**	**0**	**0**	**0**	**0**	**0**	**0**	**0**	**58.5**	**-**
0900	4	0	4	0	0	0	0	0	0	0	0	0	0	1	25	0	0	0	0	67.4	-
1000	1	0	1	0	0	0	0	0	0	0	0	0	0	0	0	0	0	0	0	21.3	-
1100	3	0	3	0	0	0	0	0	0	0	0	0	0	0	0	0	0	0	0	61.5	-
1200	2	0	2	0	0	0	0	0	0	0	0	0	0	0	0	0	0	0	0	67.4	-
1300	3	0	3	0	0	0	0	0	0	0	0	0	0	1	33.3	0	0	0	0	66.4	-
1400	3	0	3	0	0	0	0	0	0	0	0	0	0	0	0	0	0	0	0	56.6	-
1500	6	0	6	0	0	0	0	0	0	0	0	0	0	1	16.7	1	16.7	1	16.7	68.8	-
1600	5	0	4	0	1	0	0	0	0	0	0	0	0	2	40	1	20	1	20	76.7	-
1700	**8**	**0**	**7**	**0**	**1**	**0**	**0**	**0**	**0**	**0**	**0**	**0**	**0**	**2**	**25**	**1**	**12.5**	**1**	**12.5**	**71.2**	**-**
1800	**8**	**0**	**7**	**1**	**0**	**0**	**0**	**0**	**0**	**0**	**0**	**0**	**0**	**0**	**0**	**0**	**0**	**0**	**0**	**59.4**	**-**
1900	**8**	**0**	**8**	**0**	**0**	**0**	**0**	**0**	**0**	**0**	**0**	**0**	**0**	**0**	**0**	**0**	**0**	**0**	**0**	**57.3**	**-**
2000	2	0	1	0	1	0	0	0	0	0	0	0	0	0	0	0	0	0	0	60.5	-
2100	**8**	**0**	**7**	**1**	**0**	**0**	**0**	**0**	**0**	**0**	**0**	**0**	**0**	**2**	**25**	**1**	**12.5**	**0**	**0**	**61.1**	**-**
2200	1	0	1	0	0	0	0	0	0	0	0	0	0	1	100	1	100	0	0	88	-
2300	1	0	1	0	0	0	0	0	0	0	0	0	0	1	100	1	100	0	0	89.7	-
07-19	**50**	**0**	**46**	**1**	**3**	**0**	**0**	**0**	**0**	**0**	**0**	**0**	**0**	**7**	**14**	**3**	**6**	**3**	**6**	**64.8**	**77.4**
06-22	**68**	**0**	**62**	**2**	**4**	**0**	**0**	**0**	**0**	**0**	**0**	**0**	**0**	**9**	**13.2**	**4**	**5.9**	**3**	**4.4**	**63.4**	**77.4**
06-00	**70**	**0**	**64**	**2**	**4**	**0**	**0**	**0**	**0**	**0**	**0**	**0**	**0**	**11**	**15.7**	**6**	**8.6**	**3**	**4.3**	**64.1**	**79.9**
00-00	**71**	**0**	**65**	**2**	**4**	**0**	**0**	**0**	**0**	**0**	**0**	**0**	**0**	**11**	**15.5**	**6**	**8.5**	**3**	**4.2**	**63.8**	**77.4**

DRAFT

Site 60
Location L-7557-0, Att - Telepole, Lat 53.93776, Long -6.85248
Direction West

3279 / Meath/Cavan/Monaghan ATC's
October 2013
Automatic Traffic Count

Tue, 15 October 2013

Time	Total	Classification												>PSL	>PSL%	>SL1	>SL1%	>SL2	>SL2%	Mean	Vpp
		1 MCL	2 SV	3 SVT	4 TB2	5 TB3	6 T4	7 ART3	8 ART4	9 ART5	10 ART6	11 BD	12 DRT	80	80	85 +5kph	85 +5kph	90 +10kph	90 +10kph		85
0000	1	0	1	0	0	0	0	0	0	0	0	0	0	0	0	0	0	0	0	56.2	-
0100	0	0	0	0	0	0	0	0	0	0	0	0	0	0	0	0	0	0	0	-	-
0200	0	0	0	0	0	0	0	0	0	0	0	0	0	0	0	0	0	0	0	-	-
0300	0	0	0	0	0	0	0	0	0	0	0	0	0	0	0	0	0	0	0	-	-
0400	0	0	0	0	0	0	0	0	0	0	0	0	0	0	0	0	0	0	0	-	-
0500	0	0	0	0	0	0	0	0	0	0	0	0	0	0	0	0	0	0	0	-	-
0600	0	0	0	0	0	0	0	0	0	0	0	0	0	0	0	0	0	0	0	-	-
0700	2	0	1	0	0	0	0	0	1	0	0	0	0	0	0	0	0	0	0	63.3	-
0800	3	0	2	0	1	0	0	0	0	0	0	0	0	0	0	0	0	0	0	45.6	-
0900	**7**	**0**	**7**	**0**	**0**	**0**	**0**	**0**	**0**	**0**	**0**	**0**	**0**	**2**	**28.6**	**1**	**14.3**	**1**	**14.3**	**68.1**	**-**
1000	2	0	2	0	0	0	0	0	0	0	0	0	0	0	0	0	0	0	0	43.6	-
1100	1	0	1	0	0	0	0	0	0	0	0	0	0	0	0	0	0	0	0	64.4	-
1200	2	0	2	0	0	0	0	0	0	0	0	0	0	0	0	0	0	0	0	55.4	-
1300	3	0	2	0	1	0	0	0	0	0	0	0	0	0	0	0	0	0	0	70.7	-
1400	5	0	5	0	0	0	0	0	0	0	0	0	0	0	0	0	0	0	0	63.4	-
1500	**8**	**0**	**8**	**0**	**0**	**0**	**0**	**0**	**0**	**0**	**0**	**0**	**0**	**2**	**25**	**1**	**12.5**	**1**	**12.5**	**65.7**	**-**
1600	2	0	2	0	0	0	0	0	0	0	0	0	0	1	50	0	0	0	0	67.8	-
1700	3	0	2	0	1	0	0	0	0	0	0	0	0	0	0	0	0	0	0	50.6	-
1800	4	0	3	1	0	0	0	0	0	0	0	0	0	1	25	0	0	0	0	56.8	-
1900	3	0	3	0	0	0	0	0	0	0	0	0	0	1	33.3	0	0	0	0	67.2	-
2000	3	0	3	0	0	0	0	0	0	0	0	0	0	0	0	0	0	0	0	42.5	-
2100	0	0	0	0	0	0	0	0	0	0	0	0	0	0	0	0	0	0	0	-	-
2200	1	0	1	0	0	0	0	0	0	0	0	0	0	0	0	0	0	0	0	63.6	-
2300	0	0	0	0	0	0	0	0	0	0	0	0	0	0	0	0	0	0	0	-	-
07-19	**42**	**0**	**37**	**1**	**3**	**0**	**0**	**0**	**1**	**0**	**0**	**0**	**0**	**6**	**14.3**	**2**	**4.8**	**2**	**4.8**	**61.2**	**77.8**
06-22	**48**	**0**	**43**	**1**	**3**	**0**	**0**	**0**	**1**	**0**	**0**	**0**	**0**	**7**	**14.6**	**2**	**4.2**	**2**	**4.2**	**60.4**	**77.8**
06-00	**49**	**0**	**44**	**1**	**3**	**0**	**0**	**0**	**1**	**0**	**0**	**0**	**0**	**7**	**14.3**	**2**	**4.1**	**2**	**4.1**	**60.5**	**77.8**
00-00	**50**	**0**	**45**	**1**	**3**	**0**	**0**	**0**	**1**	**0**	**0**	**0**	**0**	**7**	**14**	**2**	**4**	**2**	**4**	**60.4**	**77.8**

DRAFT

Site 60
Location L-7557-0, Att - Telepole, Lat 53.93776, Long -6.85248
Direction West

3279 / Meath/Cavan/Monaghan ATC's
October 2013
Automatic Traffic Count

Wed, 16 October 2013

Time	Total	Classification												>PSL	>PSL%	>SL1	>SL1%	>SL2	>SL2%	Mean	Vpp
		1 MCL	2 SV	3 SVT	4 TB2	5 TB3	6 T4	7 ART3	8 ART4	9 ART5	10 ART6	11 BD	12 DRT	80	80	85 +5kph	85 +5kph	90 +10kph	90 +10kph		85
0000	0	0	0	0	0	0	0	0	0	0	0	0	0	0	0	0	0	0	0	-	-
0100	0	0	0	0	0	0	0	0	0	0	0	0	0	0	0	0	0	0	0	-	-
0200	0	0	0	0	0	0	0	0	0	0	0	0	0	0	0	0	0	0	0	-	-
0300	0	0	0	0	0	0	0	0	0	0	0	0	0	0	0	0	0	0	0	-	-
0400	0	0	0	0	0	0	0	0	0	0	0	0	0	0	0	0	0	0	0	-	-
0500	0	0	0	0	0	0	0	0	0	0	0	0	0	0	0	0	0	0	0	-	-
0600	0	0	0	0	0	0	0	0	0	0	0	0	0	0	0	0	0	0	0	-	-
0700	2	0	1	0	1	0	0	0	0	0	0	0	0	0	0	0	0	0	0	72.4	-
0800	2	0	2	0	0	0	0	0	0	0	0	0	0	0	0	0	0	0	0	53.5	-
0900	4	0	4	0	0	0	0	0	0	0	0	0	0	0	0	0	0	0	0	65.6	-
1000	1	0	1	0	0	0	0	0	0	0	0	0	0	0	0	0	0	0	0	42.1	-
1100	**5**	**0**	**4**	**0**	**0**	**0**	**1**	**0**	**0**	**0**	**0**	**0**	**0**	**0**	**0**	**0**	**0**	**0**	**0**	**55.1**	**-**
1200	4	0	3	0	1	0	0	0	0	0	0	0	0	0	0	0	0	0	0	43.4	-
1300	2	0	2	0	0	0	0	0	0	0	0	0	0	0	0	0	0	0	0	48.3	-
1400	5	0	4	0	1	0	0	0	0	0	0	0	0	0	0	0	0	0	0	50.7	-
1500	**6**	**0**	**6**	**0**	**0**	**0**	**0**	**0**	**0**	**0**	**0**	**0**	**0**	**2**	**33.3**	**1**	**16.7**	**0**	**0**	**69.4**	**-**
1600	**6**	**0**	**4**	**0**	**2**	**0**	**0**	**0**	**0**	**0**	**0**	**0**	**0**	**1**	**16.7**	**1**	**16.7**	**1**	**16.7**	**72.7**	**-**
1700	0	0	0	0	0	0	0	0	0	0	0	0	0	0	0	0	0	0	0	-	-
1800	**6**	**0**	**6**	**0**	**0**	**0**	**0**	**0**	**0**	**0**	**0**	**0**	**0**	**1**	**16.7**	**0**	**0**	**0**	**0**	**60.5**	**-**
1900	5	0	5	0	0	0	0	0	0	0	0	0	0	0	0	0	0	0	0	62.7	-
2000	1	0	1	0	0	0	0	0	0	0	0	0	0	0	0	0	0	0	0	63	-
2100	0	0	0	0	0	0	0	0	0	0	0	0	0	0	0	0	0	0	0	-	-
2200	4	0	3	0	1	0	0	0	0	0	0	0	0	0	0	0	0	0	0	61.1	-
2300	0	0	0	0	0	0	0	0	0	0	0	0	0	0	0	0	0	0	0	0	0
07-19	**43**	**0**	**37**	**0**	**5**	**0**	**1**	**0**	**0**	**0**	**0**	**0**	**0**	**4**	**9.3**	**2**	**4.7**	**1**	**2.3**	**59.8**	**73.8**
06-22	**49**	**0**	**43**	**0**	**5**	**0**	**1**	**0**	**0**	**0**	**0**	**0**	**0**	**4**	**8.2**	**2**	**4.1**	**1**	**2**	**60.1**	**76**
06-00	**53**	**0**	**46**	**0**	**6**	**0**	**1**	**0**	**0**	**0**	**0**	**0**	**0**	**4**	**7.5**	**2**	**3.8**	**1**	**1.9**	**60.2**	**76**
00-00	**53**	**0**	**46**	**0**	**6**	**0**	**1**	**0**	**0**	**0**	**0**	**0**	**0**	**4**	**7.5**	**2**	**3.8**	**1**	**1.9**	**60.2**	**76**

DRAFT

Site 60
Location L-7557-0, Att - Telepole, Lat 53.93776, Long -6.85248
Direction West

3279 / Meath/Cavan/Monaghan ATC's
October 2013
Automatic Traffic Count

Virtual Day (7)

Time	Total	Classification												>PSL	>PSL%	>SL1	>SL1%	>SL2	>SL2%	Mean	Vpp
		1 MCL	2 SV	3 SVT	4 TB2	5 TB3	6 T4	7 ART3	8 ART4	9 ART5	10 ART6	11 BD	12 DRT	80	80	85 +5kph	85 +5kph	90 +10kph	90 +10kph		85
0000	1	0	1	0	0	0	0	0	0	0	0	0	0	0	16.7	0	16.7	0	0	59.5	-
0100	0	0	0	0	0	0	0	0	0	0	0	0	0	0	0	0	0	0	0	38.8	-
0200	0	0	0	0	0	0	0	0	0	0	0	0	0	0	0	0	0	0	0	58.8	-
0300	0	0	0	0	0	0	0	0	0	0	0	0	0	0	0	0	0	0	0	54.3	-
0400	0	0	0	0	0	0	0	0	0	0	0	0	0	0	0	0	0	0	0	47.5	-
0500	0	0	0	0	0	0	0	0	0	0	0	0	0	0	0	0	0	0	0	-	-
0600	0	0	0	0	0	0	0	0	0	0	0	0	0	0	0	0	0	0	0	73.8	-
0700	2	0	1	0	0	0	0	0	0	0	0	0	0	0	0	0	0	0	0	64.1	-
0800	3	0	3	0	0	0	0	0	0	0	0	0	0	0	0	0	0	0	0	57.9	-
0900	**4**	**0**	**4**	**0**	**0**	**0**	**0**	**0**	**0**	**0**	**0**	**0**	**0**	**1**	**13.8**	**0**	**3.4**	**0**	**3.4**	**68.6**	**-**
1000	3	0	2	0	0	0	0	0	0	0	0	0	0	0	9.5	0	4.8	0	0	55.4	-
1100	**4**	**0**	**4**	**0**	**0**	**0**	**0**	**0**	**0**	**0**	**0**	**0**	**0**	**0**	**3.2**	**0**	**0**	**0**	**0**	**58.4**	**-**
1200	3	0	3	0	0	0	0	0	0	0	0	0	0	0	4.2	0	4.2	0	4.2	57	-
1300	3	0	3	0	0	0	0	0	0	0	0	0	0	0	4.8	0	0	0	0	61.4	-
1400	4	0	4	0	0	0	0	0	0	0	0	0	0	0	0	0	0	0	0	59.1	-
1500	5	0	4	0	0	0	0	0	0	0	0	0	0	1	21.9	1	12.5	0	6.3	64	-
1600	5	0	4	0	1	0	0	0	0	0	0	0	0	1	16.2	0	5.4	0	5.4	65.4	-
1700	5	0	4	0	0	0	0	0	0	0	0	0	0	0	5.9	0	2.9	0	2.9	63.1	-
1800	**6**	**0**	**5**	**0**	**0**	**0**	**0**	**0**	**0**	**0**	**0**	**0**	**0**	**1**	**17.9**	**0**	**5.1**	**0**	**2.6**	**61.3**	**-**
1900	4	0	4	0	0	0	0	0	0	0	0	0	0	0	7.1	0	3.6	0	0	61.8	-
2000	2	0	2	0	0	0	0	0	0	0	0	0	0	1	25	0	12.5	0	12.5	63.4	-
2100	2	0	1	0	0	0	0	0	0	0	0	0	0	0	15.4	0	7.7	0	0	61.6	-
2200	1	0	1	0	0	0	0	0	0	0	0	0	0	0	10	0	10	0	0	65.2	-
2300	1	0	1	0	0	0	0	0	0	0	0	0	0	0	25	0	25	0	0	72.3	-
07-19	**48**	**0**	**43**	**1**	**3**	**0**	**0**	**0**	**0**	**0**	**0**	**0**	**0**	**4**	**9.3**	**2**	**3.6**	**1**	**2.4**	**61.6**	**76**
06-22	**56**	**0**	**50**	**1**	**4**	**0**	**0**	**0**	**0**	**0**	**0**	**0**	**0**	**6**	**9.9**	**2**	**4.1**	**1**	**2.5**	**61.8**	**76.3**
06-00	**58**	**0**	**52**	**1**	**4**	**0**	**0**	**0**	**0**	**0**	**0**	**0**	**0**	**6**	**10**	**3**	**4.4**	**1**	**2.4**	**61.9**	**76.7**
00-00	**60**	**0**	**54**	**2**	**4**	**0**	**0**	**0**	**0**	**0**	**0**	**0**	**0**	**6**	**10**	**3**	**4.5**	**1**	**2.4**	**61.8**	**76.7**

DRAFT

Site 60
Location L-7557-0, Att - Telepole, Lat 53.93776, Long -6.85248
Direction West

3279 / Meath/Cavan/Monaghan ATC's
October 2013
Automatic Traffic Count

Virtual Week (1)

Time	Total	Classification												>PSL 80	>PSL% 80	>SL1 85 +5kph	>SL1% 85 +5kph	>SL2 90 +10kph	>SL2% 90 +10kph	Mean	Vpp 85
		1 MCL	2 SV	3 SVT	4 TB2	5 TB3	6 T4	7 ART3	8 ART4	9 ART5	10 ART6	11 BD	12 DRT								
Mon	71	0	65	2	4	0	0	0	0	0	0	0	0	11	15.5	6	8.5	3	4.2	63.8	77.4
Tue	50	0	45	1	3	0	0	0	1	0	0	0	0	7	14	2	4	2	4	60.4	77.8
Wed	53	0	46	0	6	0	1	0	0	0	0	0	0	4	7.5	2	3.8	1	1.9	60.2	76
Thu	59	0	50	2	6	1	0	0	0	0	0	0	0	4	6.8	3	5.1	2	3.4	61.5	73.4
Fri	74	1	66	1	6	0	0	0	0	0	0	0	0	6	8.1	2	2.7	1	1.4	62.1	76.3
| Sat	63	0	55	4	2	0	0	0	1	1	0	0	0	7	11.1	3	4.8	1	1.6	61.9	75.2
| Sun	51	0	50	1	0	0	0	0	0	0	0	0	0	3	5.9	1	2	0	0	61.7	75.6
5 Day Ave.	**61**	**0**	**54**	**1**	**5**	**0**	**0**	**0**	**0**	**0**	**0**	**0**	**0**	**6**	**9.8**	**3**	**4.9**	**2**	**3.3**	**61.6**	**76.2**
7 Day Ave.	**60**	**0**	**54**	**2**	**4**	**0**	**0**	**0**	**0**	**0**	**0**	**0**	**0**	**6**	**10.0**	**3**	**4.5**	**1**	**2.4**	**61.8**	**76.7**
--	**421**	**1**	**377**	**11**	**27**	**1**	**1**	**0**	**2**	**1**	**0**	**0**	**0**	**42**	**10.0**	**19**	**4.5**	**10**	**2.4**	**61.8**	**76.7**

Summary Graphs

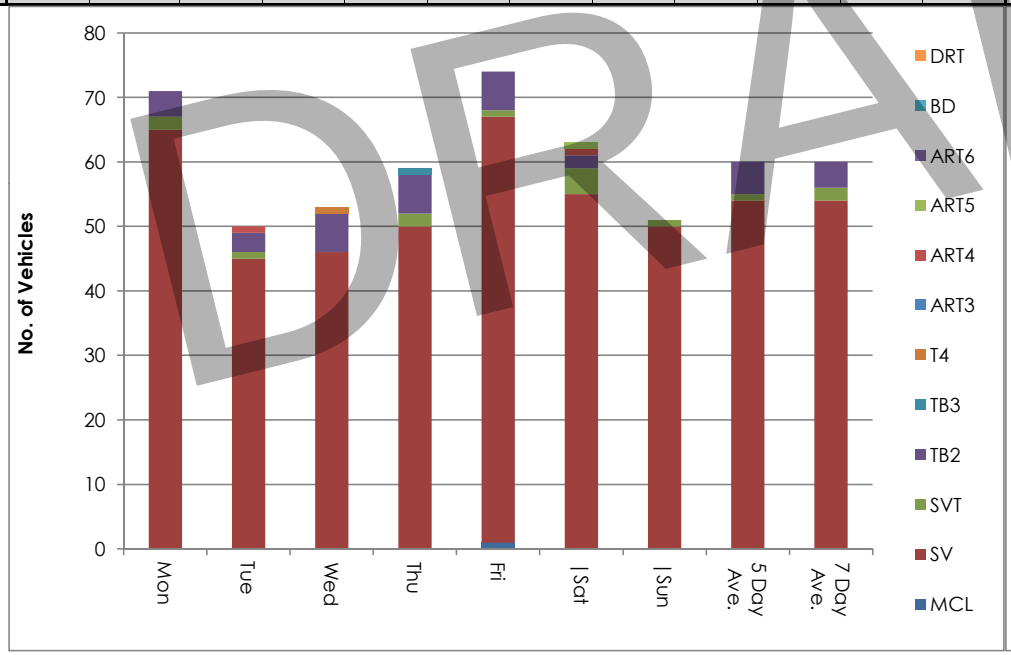

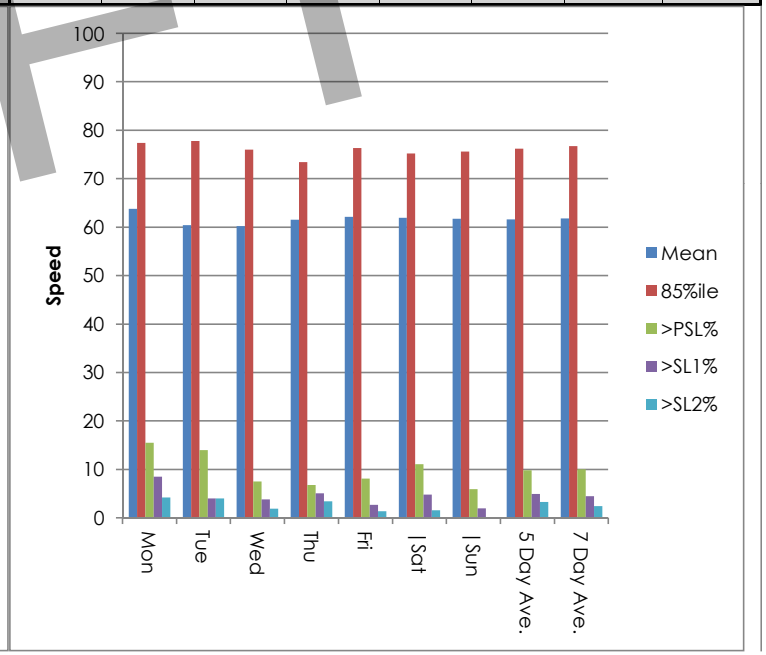

DRAFT

Site 60
Location L-7557-0, Att - Telepole, Lat 53.93776, Long -6.85248
Direction West

3279 / Meath/Cavan/Monaghan ATC's
October 2013
Automatic Traffic Count

Thu, 10 October 2013

Time	Total	Speed Bins (km/h)																											
		0 - 5	5 - 10	10 - 15	15 - 20	20 - 25	25 - 30	30 - 35	35 - 40	40 - 45	45 - 50	50 - 55	55 - 60	60 - 65	65 - 70	70 - 75	75 - 80	80 - 85	85 - 90	90 - 95	95 - 100	100 - 105	105 - 110	110 - 115	115 - 120	120 - 125	125 - 130	130 - 135	135 - 140
0000	3	0	0	0	0	0	0	0	1	0	0	0	0	1	0	0	0	0	1	0	0	0	0	0	0	0	0	0	0
0100	0	0	0	0	0	0	0	0	0	0	0	0	0	0	0	0	0	0	0	0	0	0	0	0	0	0	0	0	0
0200	0	0	0	0	0	0	0	0	0	0	0	0	0	0	0	0	0	0	0	0	0	0	0	0	0	0	0	0	0
0300	1	0	0	0	0	0	0	0	0	0	0	0	1	0	0	0	0	0	0	0	0	0	0	0	0	0	0	0	0
0400	0	0	0	0	0	0	0	0	0	0	0	0	0	0	0	0	0	0	0	0	0	0	0	0	0	0	0	0	0
0500	0	0	0	0	0	0	0	0	0	0	0	0	0	0	0	0	0	0	0	0	0	0	0	0	0	0	0	0	0
0600	1	0	0	0	0	0	0	0	0	0	0	0	0	0	0	0	1	0	0	0	0	0	0	0	0	0	0	0	0
0700	3	0	0	0	0	0	0	1	0	0	0	0	1	0	1	0	0	0	0	0	0	0	0	0	0	0	0	0	0
0800	2	0	0	0	0	0	0	0	0	0	0	0	1	0	1	0	0	0	0	0	0	0	0	0	0	0	0	0	0
0900	**7**	**0**	**0**	**0**	**0**	**0**	**0**	**0**	**0**	**0**	**0**	**1**	**1**	**1**	**0**	**3**	**1**	**0**	**0**	**0**	**0**	**0**	**0**	**0**	**0**	**0**	**0**	**0**	**0**
1000	3	0	0	0	0	0	0	0	0	0	0	1	0	1	1	0	0	0	0	0	0	0	0	0	0	0	0	0	0
1100	6	0	0	0	0	0	0	0	0	0	0	2	3	0	0	1	0	0	0	0	0	0	0	0	0	0	0	0	0
1200	4	0	0	0	0	0	0	0	1	0	0	0	2	1	0	0	0	0	0	0	0	0	0	0	0	0	0	0	0
1300	**6**	**0**	**0**	**0**	**0**	**0**	**0**	**0**	**1**	**0**	**0**	**0**	**2**	**0**	**1**	**1**	**1**	**0**	**0**	**0**	**0**	**0**	**0**	**0**	**0**	**0**	**0**	**0**	**0**
1400	3	0	0	0	0	0	0	0	0	0	0	1	0	1	0	1	0	0	0	0	0	0	0	0	0	0	0	0	0
1500	0	0	0	0	0	0	0	0	0	0	0	0	0	0	0	0	0	0	0	0	0	0	0	0	0	0	0	0	0
1600	5	0	0	0	0	0	0	0	0	0	0	1	1	1	2	0	0	0	0	0	0	0	0	0	0	0	0	0	0
1700	4	0	0	0	0	0	0	0	0	0	0	0	0	3	0	1	0	0	0	0	0	0	0	0	0	0	0	0	0
1800	3	0	0	0	0	0	0	1	0	0	0	0	0	0	0	0	1	0	0	1	0	0	0	0	0	0	0	0	0
1900	2	0	0	0	0	0	0	0	0	0	0	0	2	0	0	0	0	0	0	0	0	0	0	0	0	0	0	0	0
2000	3	0	0	0	0	0	0	0	0	1	0	0	0	0	0	0	0	1	0	1	0	0	0	0	0	0	0	0	0
2100	1	0	0	0	0	0	0	0	0	1	0	0	0	0	0	0	0	0	0	0	0	0	0	0	0	0	0	0	0
2200	1	0	0	0	0	0	0	0	0	0	1	0	0	0	0	0	0	0	0	0	0	0	0	0	0	0	0	0	0
2300	1	0	0	0	0	0	0	0	0	0	1	0	0	0	0	0	0	0	0	0	0	0	0	0	0	0	0	0	0
07-19	**46**	**0**	**0**	**0**	**0**	**0**	**0**	**2**	**2**	**0**	**0**	**6**	**11**	**8**	**6**	**7**	**3**	**0**	**0**	**1**	**0**	**0**	**0**	**0**	**0**	**0**	**0**	**0**	**0**
06-22	**53**	**0**	**0**	**0**	**0**	**0**	**0**	**2**	**2**	**2**	**0**	**6**	**13**	**8**	**6**	**7**	**4**	**1**	**0**	**2**	**0**	**0**	**0**	**0**	**0**	**0**	**0**	**0**	**0**
06-00	**55**	**0**	**0**	**0**	**0**	**0**	**0**	**2**	**2**	**2**	**2**	**6**	**13**	**8**	**6**	**7**	**4**	**1**	**0**	**2**	**0**	**0**	**0**	**0**	**0**	**0**	**0**	**0**	**0**
00-00	**59**	**0**	**0**	**0**	**0**	**0**	**0**	**2**	**3**	**2**	**2**	**6**	**14**	**9**	**6**	**7**	**4**	**1**	**1**	**2**	**0**	**0**	**0**	**0**	**0**	**0**	**0**	**0**	**0**

DRAFT

Site 60
Location L-7557-0, Att - Telepole, Lat 53.93776, Long -6.85248
Direction West

3279 / Meath/Cavan/Monaghan ATC's
October 2013
Automatic Traffic Count

Fri, 11 October 2013

Time	Total	Speed Bins (km/h)																											
		0 - 5	5 - 10	10 - 15	15 - 20	20 - 25	25 - 30	30 - 35	35 - 40	40 - 45	45 - 50	50 - 55	55 - 60	60 - 65	65 - 70	70 - 75	75 - 80	80 - 85	85 - 90	90 - 95	95 - 100	100 - 105	105 - 110	110 - 115	115 - 120	120 - 125	125 - 130	130 - 135	135 - 140
0000	1	0	0	0	0	0	0	0	0	0	0	0	0	1	0	0	0	0	0	0	0	0	0	0	0	0	0	0	0
0100	0	0	0	0	0	0	0	0	0	0	0	0	0	0	0	0	0	0	0	0	0	0	0	0	0	0	0	0	0
0200	0	0	0	0	0	0	0	0	0	0	0	0	0	0	0	0	0	0	0	0	0	0	0	0	0	0	0	0	0
0300	0	0	0	0	0	0	0	0	0	0	0	0	0	0	0	0	0	0	0	0	0	0	0	0	0	0	0	0	0
0400	0	0	0	0	0	0	0	0	0	0	0	0	0	0	0	0	0	0	0	0	0	0	0	0	0	0	0	0	0
0500	0	0	0	0	0	0	0	0	0	0	0	0	0	0	0	0	0	0	0	0	0	0	0	0	0	0	0	0	0
0600	0	0	0	0	0	0	0	0	0	0	0	0	0	0	0	0	0	0	0	0	0	0	0	0	0	0	0	0	0
0700	3	0	0	0	0	0	0	0	0	0	0	0	1	0	1	0	1	0	0	0	0	0	0	0	0	0	0	0	0
0800	4	0	0	0	0	0	0	0	0	0	0	3	1	0	0	0	0	0	0	0	0	0	0	0	0	0	0	0	0
0900	4	0	0	0	0	0	0	0	0	0	0	0	0	1	0	1	2	0	0	0	0	0	0	0	0	0	0	0	0
1000	**7**	**0**	**0**	**0**	**0**	**0**	**1**	**0**	**0**	**0**	**0**	**1**	**1**	**0**	**2**	**1**	**0**	**0**	**1**	**0**	**0**	**0**	**0**	**0**	**0**	**0**	**0**	**0**	**0**
1100	6	0	0	0	1	0	0	0	0	0	1	1	2	0	0	1	0	0	0	0	0	0	0	0	0	0	0	0	0
1200	4	0	0	0	0	0	0	0	0	0	0	0	1	1	0	1	0	0	0	1	0	0	0	0	0	0	0	0	0
1300	3	0	0	0	0	0	0	0	0	0	1	0	1	0	0	1	0	0	0	0	0	0	0	0	0	0	0	0	0
1400	4	0	0	0	0	0	0	0	1	1	0	0	0	1	1	0	0	0	0	0	0	0	0	0	0	0	0	0	0
1500	1	0	0	0	0	0	0	0	0	0	0	0	0	1	0	0	0	0	0	0	0	0	0	0	0	0	0	0	0
1600	**10**	**0**	**0**	**0**	**0**	**0**	**0**	**0**	**0**	**0**	**0**	**1**	**1**	**3**	**0**	**3**	**1**	**1**	**0**	**0**	**0**	**0**	**0**	**0**	**0**	**0**	**0**	**0**	**0**
1700	9	0	0	0	0	0	0	0	0	1	0	2	1	4	1	0	0	0	0	0	0	0	0	0	0	0	0	0	0
1800	**10**	**0**	**0**	**0**	**0**	**1**	**0**	**0**	**1**	**0**	**0**	**2**	**1**	**0**	**0**	**1**	**2**	**2**	**0**	**0**	**0**	**0**	**0**	**0**	**0**	**0**	**0**	**0**	**0**
1900	1	0	0	0	0	0	0	0	0	0	0	0	0	1	0	0	0	0	0	0	0	0	0	0	0	0	0	0	0
2000	4	0	0	0	0	0	0	0	0	0	0	0	2	0	1	0	0	1	0	0	0	0	0	0	0	0	0	0	0
2100	2	0	0	0	0	0	0	0	0	0	1	0	0	0	0	0	1	0	0	0	0	0	0	0	0	0	0	0	0
2200	1	0	0	0	0	0	0	0	0	0	0	0	0	0	0	0	1	0	0	0	0	0	0	0	0	0	0	0	0
2300	0	0	0	0	0	0	0	0	0	0	0	0	0	0	0	0	0	0	0	0	0	0	0	0	0	0	0	0	0
07-19	**65**	**0**	**0**	**0**	**1**	**1**	**1**	**0**	**2**	**2**	**2**	**10**	**10**	**11**	**5**	**9**	**6**	**3**	**1**	**1**	**0**	**0**	**0**	**0**	**0**	**0**	**0**	**0**	**0**
06-22	**72**	**0**	**0**	**0**	**1**	**1**	**1**	**0**	**2**	**2**	**3**	**10**	**12**	**12**	**6**	**9**	**7**	**4**	**1**	**1**	**0**	**0**	**0**	**0**	**0**	**0**	**0**	**0**	**0**
06-00	**73**	**0**	**0**	**0**	**1**	**1**	**1**	**0**	**2**	**2**	**3**	**10**	**12**	**12**	**6**	**9**	**8**	**4**	**1**	**1**	**0**	**0**	**0**	**0**	**0**	**0**	**0**	**0**	**0**
00-00	**74**	**0**	**0**	**0**	**1**	**1**	**1**	**0**	**2**	**2**	**3**	**10**	**12**	**13**	**6**	**9**	**8**	**4**	**1**	**1**	**0**	**0**	**0**	**0**	**0**	**0**	**0**	**0**	**0**

DRAFT

Site 60
Location L-7557-0, Att - Telepole, Lat 53.93776, Long -6.85248
Direction West

3279 / Meath/Cavan/Monaghan ATC's
October 2013
Automatic Traffic Count

Sat, 12 October 2013

Time	Total	Speed Bins (km/h)																											
		0 - 5	5 - 10	10 - 15	15 - 20	20 - 25	25 - 30	30 - 35	35 - 40	40 - 45	45 - 50	50 - 55	55 - 60	60 - 65	65 - 70	70 - 75	75 - 80	80 - 85	85 - 90	90 - 95	95 - 100	100 - 105	105 - 110	110 - 115	115 - 120	120 - 125	125 - 130	130 - 135	135 - 140
0000	0	0	0	0	0	0	0	0	0	0	0	0	0	0	0	0	0	0	0	0	0	0	0	0	0	0	0	0	0
0100	0	0	0	0	0	0	0	0	0	0	0	0	0	0	0	0	0	0	0	0	0	0	0	0	0	0	0	0	0
0200	0	0	0	0	0	0	0	0	0	0	0	0	0	0	0	0	0	0	0	0	0	0	0	0	0	0	0	0	0
0300	1	0	0	0	0	0	0	0	0	0	0	1	0	0	0	0	0	0	0	0	0	0	0	0	0	0	0	0	0
0400	0	0	0	0	0	0	0	0	0	0	0	0	0	0	0	0	0	0	0	0	0	0	0	0	0	0	0	0	0
0500	0	0	0	0	0	0	0	0	0	0	0	0	0	0	0	0	0	0	0	0	0	0	0	0	0	0	0	0	0
0600	1	0	0	0	0	0	0	0	0	0	0	0	0	0	1	0	0	0	0	0	0	0	0	0	0	0	0	0	0
0700	2	0	0	0	0	0	0	0	0	0	0	0	1	0	0	1	0	0	0	0	0	0	0	0	0	0	0	0	0
0800	2	0	0	0	0	0	0	0	0	0	0	0	0	1	0	0	1	0	0	0	0	0	0	0	0	0	0	0	0
0900	2	0	0	0	0	0	0	0	0	0	0	0	0	0	1	1	0	0	0	0	0	0	0	0	0	0	0	0	0
1000	**6**	**0**	**0**	**0**	**0**	**0**	**0**	**0**	**0**	**0**	**3**	**2**	**0**	**0**	**0**	**0**	**0**	**1**	**0**	**0**	**0**	**0**	**0**	**0**	**0**	**0**	**0**	**0**	**0**
1100	**6**	**0**	**0**	**0**	**0**	**0**	**0**	**0**	**0**	**0**	**0**	**0**	**1**	**2**	**1**	**1**	**0**	**1**	**0**	**0**	**0**	**0**	**0**	**0**	**0**	**0**	**0**	**0**	**0**
1200	5	0	0	0	0	0	0	1	0	0	0	2	1	1	0	0	0	0	0	0	0	0	0	0	0	0	0	0	0
1300	1	0	0	0	0	0	0	0	0	0	0	0	1	0	0	0	0	0	0	0	0	0	0	0	0	0	0	0	0
1400	5	0	0	0	0	0	0	0	0	0	0	1	1	0	1	2	0	0	0	0	0	0	0	0	0	0	0	0	0
1500	**7**	**0**	**0**	**0**	**0**	**0**	**1**	**0**	**0**	**1**	**2**	**0**	**1**	**0**	**1**	**1**	**0**	**0**	**0**	**0**	**0**	**0**	**0**	**0**	**0**	**0**	**0**	**0**	**0**
1600	6	0	0	0	0	0	1	1	0	1	0	0	2	0	0	0	0	1	0	0	0	0	0	0	0	0	0	0	0
1700	3	0	0	0	0	0	0	0	0	0	0	0	0	0	0	3	0	0	0	0	0	0	0	0	0	0	0	0	0
1800	4	0	0	0	0	0	0	0	0	0	0	0	1	1	0	0	0	1	1	0	0	0	0	0	0	0	0	0	0
1900	**7**	**0**	**0**	**0**	**0**	**0**	**0**	**0**	**0**	**0**	**2**	**0**	**1**	**1**	**1**	**0**	**1**	**0**	**1**	**0**	**0**	**0**	**0**	**0**	**0**	**0**	**0**	**0**	**0**
2000	2	0	0	0	0	0	0	0	0	0	0	0	0	0	1	0	0	0	0	0	1	0	0	0	0	0	0	0	0
2100	1	0	0	0	0	0	0	0	0	0	0	0	0	0	0	1	0	0	0	0	0	0	0	0	0	0	0	0	0
2200	1	0	0	0	0	0	0	0	0	0	0	0	0	0	0	0	1	0	0	0	0	0	0	0	0	0	0	0	0
2300	1	0	0	0	0	0	0	0	0	0	0	0	0	0	0	1	0	0	0	0	0	0	0	0	0	0	0	0	0
07-19	**49**	**0**	**0**	**0**	**0**	**0**	**2**	**2**	**0**	**2**	**5**	**5**	**9**	**5**	**4**	**9**	**1**	**4**	**1**	**0**	**0**	**0**	**0**	**0**	**0**	**0**	**0**	**0**	**0**
06-22	**60**	**0**	**0**	**0**	**0**	**0**	**2**	**2**	**0**	**2**	**7**	**5**	**10**	**6**	**7**	**10**	**2**	**4**	**2**	**0**	**1**	**0**	**0**	**0**	**0**	**0**	**0**	**0**	**0**
06-00	**62**	**0**	**0**	**0**	**0**	**0**	**2**	**2**	**0**	**2**	**7**	**5**	**10**	**6**	**7**	**11**	**3**	**4**	**2**	**0**	**1**	**0**	**0**	**0**	**0**	**0**	**0**	**0**	**0**
00-00	**63**	**0**	**0**	**0**	**0**	**0**	**2**	**2**	**0**	**2**	**7**	**6**	**10**	**6**	**7**	**11**	**3**	**4**	**2**	**0**	**1**	**0**	**0**	**0**	**0**	**0**	**0**	**0**	**0**

DRAFT

Site 60
Location L-7557-0, Att - Telepole, Lat 53.93776, Long -6.85248
Direction West

3279 / Meath/Cavan/Monaghan ATC's
October 2013
Automatic Traffic Count

Sun, 13 October 2013

Time	Total	Speed Bins (km/h)																											
		0 - 5	5 - 10	10 - 15	15 - 20	20 - 25	25 - 30	30 - 35	35 - 40	40 - 45	45 - 50	50 - 55	55 - 60	60 - 65	65 - 70	70 - 75	75 - 80	80 - 85	85 - 90	90 - 95	95 - 100	100 - 105	105 - 110	110 - 115	115 - 120	120 - 125	125 - 130	130 - 135	135 - 140
0000	1	0	0	0	0	0	0	0	0	0	0	1	0	0	0	0	0	0	0	0	0	0	0	0	0	0	0	0	0
0100	0	0	0	0	0	0	0	0	0	0	0	0	0	0	0	0	0	0	0	0	0	0	0	0	0	0	0	0	0
0200	2	0	0	0	0	0	0	0	0	0	1	0	0	0	0	1	0	0	0	0	0	0	0	0	0	0	0	0	0
0300	0	0	0	0	0	0	0	0	0	0	0	0	0	0	0	0	0	0	0	0	0	0	0	0	0	0	0	0	0
0400	1	0	0	0	0	0	0	0	0	0	1	0	0	0	0	0	0	0	0	0	0	0	0	0	0	0	0	0	0
0500	0	0	0	0	0	0	0	0	0	0	0	0	0	0	0	0	0	0	0	0	0	0	0	0	0	0	0	0	0
0600	1	0	0	0	0	0	0	0	0	0	0	0	0	0	0	0	1	0	0	0	0	0	0	0	0	0	0	0	0
0700	0	0	0	0	0	0	0	0	0	0	0	0	0	0	0	0	0	0	0	0	0	0	0	0	0	0	0	0	0
0800	**6**	**0**	**0**	**0**	**0**	**0**	**0**	**0**	**0**	**0**	**0**	**2**	**1**	**1**	**1**	**0**	**1**	**0**	**0**	**0**	**0**	**0**	**0**	**0**	**0**	**0**	**0**	**0**	**0**
0900	1	0	0	0	0	0	0	0	0	0	0	0	0	0	0	0	0	1	0	0	0	0	0	0	0	0	0	0	0
1000	1	0	0	0	0	0	0	0	0	0	0	0	0	0	1	0	0	0	0	0	0	0	0	0	0	0	0	0	0
1100	4	0	0	0	0	0	1	0	0	0	0	1	0	0	1	0	1	0	0	0	0	0	0	0	0	0	0	0	0
1200	3	0	0	0	0	0	0	0	0	0	0	1	0	1	0	1	0	0	0	0	0	0	0	0	0	0	0	0	0
1300	3	0	0	0	0	0	0	0	0	0	0	1	1	1	0	0	0	0	0	0	0	0	0	0	0	0	0	0	0
1400	4	0	0	0	0	0	0	0	0	1	0	0	1	0	0	1	1	0	0	0	0	0	0	0	0	0	0	0	0
1500	4	0	0	0	0	0	0	0	1	0	0	0	0	1	0	0	0	1	1	0	0	0	0	0	0	0	0	0	0
1600	3	0	0	0	0	0	0	0	0	0	0	0	1	1	1	0	0	0	0	0	0	0	0	0	0	0	0	0	0
1700	**7**	**0**	**0**	**0**	**0**	**0**	**0**	**0**	**0**	**0**	**1**	**1**	**1**	**1**	**1**	**1**	**1**	**0**	**0**	**0**	**0**	**0**	**0**	**0**	**0**	**0**	**0**	**0**	**0**
1800	4	0	0	0	0	0	0	0	1	0	1	0	0	0	1	1	0	0	0	0	0	0	0	0	0	0	0	0	0
1900	2	0	0	0	0	0	0	0	0	0	0	0	1	0	0	1	0	0	0	0	0	0	0	0	0	0	0	0	0
2000	1	0	0	0	0	0	0	0	0	0	0	0	1	0	0	0	0	0	0	0	0	0	0	0	0	0	0	0	0
2100	1	0	0	0	0	0	0	0	0	0	0	0	0	0	0	1	0	0	0	0	0	0	0	0	0	0	0	0	0
2200	1	0	0	0	0	0	0	0	0	0	0	1	0	0	0	0	0	0	0	0	0	0	0	0	0	0	0	0	0
2300	1	0	0	0	0	0	0	0	0	0	0	0	0	0	0	0	1	0	0	0	0	0	0	0	0	0	0	0	0
07-19	**40**	**0**	**0**	**0**	**0**	**0**	**1**	**0**	**2**	**1**	**2**	**6**	**5**	**6**	**6**	**4**	**4**	**2**	**1**	**0**	**0**	**0**	**0**	**0**	**0**	**0**	**0**	**0**	**0**
06-22	**45**	**0**	**0**	**0**	**0**	**0**	**1**	**0**	**2**	**1**	**2**	**6**	**7**	**6**	**6**	**6**	**5**	**2**	**1**	**0**	**0**	**0**	**0**	**0**	**0**	**0**	**0**	**0**	**0**
06-00	**47**	**0**	**0**	**0**	**0**	**0**	**1**	**0**	**2**	**1**	**2**	**7**	**7**	**6**	**6**	**6**	**6**	**2**	**1**	**0**	**0**	**0**	**0**	**0**	**0**	**0**	**0**	**0**	**0**
00-00	**51**	**0**	**0**	**0**	**0**	**0**	**1**	**0**	**2**	**1**	**4**	**8**	**7**	**6**	**6**	**7**	**6**	**2**	**1**	**0**	**0**	**0**	**0**	**0**	**0**	**0**	**0**	**0**	**0**

DRAFT

Site 60
Location L-7557-0, Att - Telepole, Lat 53.93776, Long -6.85248
Direction West

3279 / Meath/Cavan/Monaghan ATC's
October 2013
Automatic Traffic Count

Mon, 14 October 2013

Time	Total	Speed Bins (km/h)																											
		0 - 5	5 - 10	10 - 15	15 - 20	20 - 25	25 - 30	30 - 35	35 - 40	40 - 45	45 - 50	50 - 55	55 - 60	60 - 65	65 - 70	70 - 75	75 - 80	80 - 85	85 - 90	90 - 95	95 - 100	100 - 105	105 - 110	110 - 115	115 - 120	120 - 125	125 - 130	130 - 135	135 - 140
0000	0	0	0	0	0	0	0	0	0	0	0	0	0	0	0	0	0	0	0	0	0	0	0	0	0	0	0	0	0
0100	1	0	0	0	0	0	0	0	1	0	0	0	0	0	0	0	0	0	0	0	0	0	0	0	0	0	0	0	0
0200	0	0	0	0	0	0	0	0	0	0	0	0	0	0	0	0	0	0	0	0	0	0	0	0	0	0	0	0	0
0300	0	0	0	0	0	0	0	0	0	0	0	0	0	0	0	0	0	0	0	0	0	0	0	0	0	0	0	0	0
0400	0	0	0	0	0	0	0	0	0	0	0	0	0	0	0	0	0	0	0	0	0	0	0	0	0	0	0	0	0
0500	0	0	0	0	0	0	0	0	0	0	0	0	0	0	0	0	0	0	0	0	0	0	0	0	0	0	0	0	0
0600	0	0	0	0	0	0	0	0	0	0	0	0	0	0	0	0	0	0	0	0	0	0	0	0	0	0	0	0	0
0700	2	0	0	0	0	0	0	0	0	0	0	0	0	1	1	0	0	0	0	0	0	0	0	0	0	0	0	0	0
0800	**5**	**0**	**0**	**0**	**0**	**0**	**0**	**0**	**0**	**0**	**1**	**1**	**0**	**2**	**1**	**0**	**0**	**0**	**0**	**0**	**0**	**0**	**0**	**0**	**0**	**0**	**0**	**0**	**0**
0900	4	0	0	0	0	0	0	0	0	0	0	1	0	0	1	1	0	1	0	0	0	0	0	0	0	0	0	0	0
1000	1	0	0	0	0	1	0	0	0	0	0	0	0	0	0	0	0	0	0	0	0	0	0	0	0	0	0	0	0
1100	3	0	0	0	0	0	0	0	0	0	0	0	1	2	0	0	0	0	0	0	0	0	0	0	0	0	0	0	0
1200	2	0	0	0	0	0	0	0	0	0	0	0	0	1	0	1	0	0	0	0	0	0	0	0	0	0	0	0	0
1300	3	0	0	0	0	0	0	0	0	0	0	1	0	0	1	0	0	1	0	0	0	0	0	0	0	0	0	0	0
1400	3	0	0	0	0	0	0	0	0	0	1	1	0	0	0	1	0	0	0	0	0	0	0	0	0	0	0	0	0
1500	6	0	0	0	0	0	0	0	0	0	0	0	2	1	0	1	1	0	0	1	0	0	0	0	0	0	0	0	0
1600	5	0	0	0	0	0	0	0	1	0	0	0	0	0	0	0	2	1	0	0	0	0	0	1	0	0	0	0	0
1700	**8**	**0**	**0**	**0**	**0**	**0**	**0**	**0**	**0**	**0**	**0**	**1**	**2**	**1**	**0**	**1**	**1**	**1**	**0**	**0**	**1**	**0**	**0**	**0**	**0**	**0**	**0**	**0**	**0**
1800	**8**	**0**	**0**	**0**	**0**	**0**	**0**	**0**	**1**	**0**	**3**	**0**	**0**	**0**	**1**	**1**	**2**	**0**	**0**	**0**	**0**	**0**	**0**	**0**	**0**	**0**	**0**	**0**	**0**
1900	**8**	**0**	**0**	**0**	**0**	**0**	**0**	**0**	**0**	**0**	**2**	**1**	**2**	**2**	**0**	**1**	**0**	**0**	**0**	**0**	**0**	**0**	**0**	**0**	**0**	**0**	**0**	**0**	**0**
2000	2	0	0	0	0	0	0	0	0	0	0	1	0	0	1	0	0	0	0	0	0	0	0	0	0	0	0	0	0
2100	**8**	**0**	**0**	**0**	**0**	**0**	**0**	**1**	**0**	**0**	**1**	**1**	**0**	**2**	**1**	**0**	**0**	**1**	**1**	**0**	**0**	**0**	**0**	**0**	**0**	**0**	**0**	**0**	**0**
2200	1	0	0	0	0	0	0	0	0	0	0	0	0	0	0	0	0	0	1	0	0	0	0	0	0	0	0	0	0
2300	1	0	0	0	0	0	0	0	0	0	0	0	0	0	0	0	0	0	1	0	0	0	0	0	0	0	0	0	0
07-19	**50**	**0**	**0**	**0**	**0**	**1**	**0**	**0**	**2**	**0**	**5**	**5**	**5**	**8**	**5**	**6**	**6**	**4**	**0**	**1**	**1**	**0**	**0**	**1**	**0**	**0**	**0**	**0**	**0**
06-22	**68**	**0**	**0**	**0**	**0**	**1**	**0**	**1**	**2**	**0**	**8**	**8**	**7**	**12**	**7**	**7**	**6**	**5**	**1**	**1**	**1**	**0**	**0**	**1**	**0**	**0**	**0**	**0**	**0**
06-00	**70**	**0**	**0**	**0**	**0**	**1**	**0**	**1**	**2**	**0**	**8**	**8**	**7**	**12**	**7**	**7**	**6**	**5**	**3**	**1**	**1**	**0**	**0**	**1**	**0**	**0**	**0**	**0**	**0**
00-00	**71**	**0**	**0**	**0**	**0**	**1**	**0**	**1**	**3**	**0**	**8**	**8**	**7**	**12**	**7**	**7**	**6**	**5**	**3**	**1**	**1**	**0**	**0**	**1**	**0**	**0**	**0**	**0**	**0**

DRAFT

Site 60
Location L-7557-0, Att - Telepole, Lat 53.93776, Long -6.85248
Direction West

3279 / Meath/Cavan/Monaghan ATC's
October 2013
Automatic Traffic Count

Tue, 15 October 2013

Time	Total	Speed Bins (km/h)																												
		0 - 5	5 - 10	10 - 15	15 - 20	20 - 25	25 - 30	30 - 35	35 - 40	40 - 45	45 - 50	50 - 55	55 - 60	60 - 65	65 - 70	70 - 75	75 - 80	80 - 85	85 - 90	90 - 95	95 - 100	100 - 105	105 - 110	110 - 115	115 - 120	120 - 125	125 - 130	130 - 135	135 - 140
0000	1	0	0	0	0	0	0	0	0	0	0	0	1	0	0	0	0	0	0	0	0	0	0	0	0	0	0	0	0	0
0100	0	0	0	0	0	0	0	0	0	0	0	0	0	0	0	0	0	0	0	0	0	0	0	0	0	0	0	0	0	0
0200	0	0	0	0	0	0	0	0	0	0	0	0	0	0	0	0	0	0	0	0	0	0	0	0	0	0	0	0	0	0
0300	0	0	0	0	0	0	0	0	0	0	0	0	0	0	0	0	0	0	0	0	0	0	0	0	0	0	0	0	0	0
0400	0	0	0	0	0	0	0	0	0	0	0	0	0	0	0	0	0	0	0	0	0	0	0	0	0	0	0	0	0	0
0500	0	0	0	0	0	0	0	0	0	0	0	0	0	0	0	0	0	0	0	0	0	0	0	0	0	0	0	0	0	0
0600	0	0	0	0	0	0	0	0	0	0	0	0	0	0	0	0	0	0	0	0	0	0	0	0	0	0	0	0	0	0
0700	2	0	0	0	0	0	0	0	0	0	0	0	1	0	1	0	0	0	0	0	0	0	0	0	0	0	0	0	0	0
0800	3	0	0	0	0	1	0	0	0	0	0	1	0	1	0	0	0	0	0	0	0	0	0	0	0	0	0	0	0	0
0900	**7**	**0**	**0**	**0**	**0**	**0**	**0**	**0**	**0**	**1**	**0**	**0**	**2**	**0**	**0**	**2**	**0**	**1**	**0**	**1**	**0**	**0**	**0**	**0**	**0**	**0**	**0**	**0**	**0**	**0**
1000	2	0	0	0	0	0	1	0	0	0	0	0	0	1	0	0	0	0	0	0	0	0	0	0	0	0	0	0	0	0
1100	1	0	0	0	0	0	0	0	0	0	0	0	0	1	0	0	0	0	0	0	0	0	0	0	0	0	0	0	0	0
1200	2	0	0	0	0	0	0	0	0	0	1	0	0	1	0	0	0	0	0	0	0	0	0	0	0	0	0	0	0	0
1300	3	0	0	0	0	0	0	0	0	0	0	0	0	1	0	1	1	0	0	0	0	0	0	0	0	0	0	0	0	0
1400	5	0	0	0	0	0	0	0	0	0	0	0	2	1	0	2	0	0	0	0	0	0	0	0	0	0	0	0	0	0
1500	**8**	**0**	**0**	**0**	**0**	**0**	**0**	**0**	**1**	**0**	**0**	**0**	**1**	**2**	**2**	**0**	**0**	**1**	**0**	**1**	**0**	**0**	**0**	**0**	**0**	**0**	**0**	**0**	**0**	**0**
1600	2	0	0	0	0	0	0	0	0	0	0	0	1	0	0	0	0	1	0	0	0	0	0	0	0	0	0	0	0	0
1700	3	0	0	0	0	0	0	0	1	0	0	0	2	0	0	0	0	0	0	0	0	0	0	0	0	0	0	0	0	0
1800	4	0	0	0	0	0	1	0	0	0	0	0	1	1	0	0	0	1	0	0	0	0	0	0	0	0	0	0	0	0
1900	3	0	0	0	0	0	0	0	0	0	0	1	0	0	1	0	0	1	0	0	0	0	0	0	0	0	0	0	0	0
2000	3	0	0	0	0	1	0	0	0	0	1	0	0	1	0	0	0	0	0	0	0	0	0	0	0	0	0	0	0	0
2100	0	0	0	0	0	0	0	0	0	0	0	0	0	0	0	0	0	0	0	0	0	0	0	0	0	0	0	0	0	0
2200	1	0	0	0	0	0	0	0	0	0	0	0	0	1	0	0	0	0	0	0	0	0	0	0	0	0	0	0	0	0
2300	0	0	0	0	0	0	0	0	0	0	0	0	0	0	0	0	0	0	0	0	0	0	0	0	0	0	0	0	0	0
07-19	**42**	**0**	**0**	**0**	**0**	**1**	**2**	**0**	**2**	**1**	**1**	**1**	**10**	**9**	**3**	**5**	**1**	**4**	**0**	**2**	**0**	**0**	**0**	**0**	**0**	**0**	**0**	**0**	**0**	**0**
06-22	**48**	**0**	**0**	**0**	**0**	**2**	**2**	**0**	**2**	**1**	**2**	**2**	**10**	**10**	**4**	**5**	**1**	**5**	**0**	**2**	**0**	**0**	**0**	**0**	**0**	**0**	**0**	**0**	**0**	**0**
06-00	**49**	**0**	**0**	**0**	**0**	**2**	**2**	**0**	**2**	**1**	**2**	**2**	**10**	**11**	**4**	**5**	**1**	**5**	**0**	**2**	**0**	**0**	**0**	**0**	**0**	**0**	**0**	**0**	**0**	**0**
00-00	**50**	**0**	**0**	**0**	**0**	**2**	**2**	**0**	**2**	**1**	**2**	**2**	**11**	**11**	**4**	**5**	**1**	**5**	**0**	**2**	**0**	**0**	**0**	**0**	**0**	**0**	**0**	**0**	**0**	**0**

DRAFT

Site 60
Location L-7557-0, Att - Telepole, Lat 53.93776, Long -6.85248
Direction West

3279 / Meath/Cavan/Monaghan ATC's
October 2013
Automatic Traffic Count

Wed, 16 October 2013

Time	Total	Speed Bins (km/h)																											
		0 - 5	5 - 10	10 - 15	15 - 20	20 - 25	25 - 30	30 - 35	35 - 40	40 - 45	45 - 50	50 - 55	55 - 60	60 - 65	65 - 70	70 - 75	75 - 80	80 - 85	85 - 90	90 - 95	95 - 100	100 - 105	105 - 110	110 - 115	115 - 120	120 - 125	125 - 130	130 - 135	135 - 140
0000	0	0	0	0	0	0	0	0	0	0	0	0	0	0	0	0	0	0	0	0	0	0	0	0	0	0	0	0	0
0100	0	0	0	0	0	0	0	0	0	0	0	0	0	0	0	0	0	0	0	0	0	0	0	0	0	0	0	0	0
0200	0	0	0	0	0	0	0	0	0	0	0	0	0	0	0	0	0	0	0	0	0	0	0	0	0	0	0	0	0
0300	0	0	0	0	0	0	0	0	0	0	0	0	0	0	0	0	0	0	0	0	0	0	0	0	0	0	0	0	0
0400	0	0	0	0	0	0	0	0	0	0	0	0	0	0	0	0	0	0	0	0	0	0	0	0	0	0	0	0	0
0500	0	0	0	0	0	0	0	0	0	0	0	0	0	0	0	0	0	0	0	0	0	0	0	0	0	0	0	0	0
0600	0	0	0	0	0	0	0	0	0	0	0	0	0	0	0	0	0	0	0	0	0	0	0	0	0	0	0	0	0
0700	2	0	0	0	0	0	0	0	0	0	0	0	0	0	1	0	1	0	0	0	0	0	0	0	0	0	0	0	0
0800	2	0	0	0	0	0	0	0	0	0	0	2	0	0	0	0	0	0	0	0	0	0	0	0	0	0	0	0	0
0900	4	0	0	0	0	0	0	0	0	0	0	0	1	0	2	1	0	0	0	0	0	0	0	0	0	0	0	0	0
1000	1	0	0	0	0	0	0	0	0	1	0	0	0	0	0	0	0	0	0	0	0	0	0	0	0	0	0	0	0
1100	**5**	**0**	**0**	**0**	**0**	**0**	**0**	**0**	**0**	**0**	**2**	**2**	**0**	**0**	**0**	**0**	**1**	**0**	**0**	**0**	**0**	**0**	**0**	**0**	**0**	**0**	**0**	**0**	**0**
1200	4	0	0	0	0	0	0	1	1	0	0	2	0	0	0	0	0	0	0	0	0	0	0	0	0	0	0	0	0
1300	2	0	0	0	0	0	0	0	1	0	0	0	1	0	0	0	0	0	0	0	0	0	0	0	0	0	0	0	0
1400	5	0	0	0	0	0	1	0	0	1	0	0	1	2	0	0	0	0	0	0	0	0	0	0	0	0	0	0	0
1500	**6**	**0**	**0**	**0**	**0**	**0**	**0**	**0**	**0**	**0**	**0**	**1**	**1**	**1**	**0**	**1**	**0**	**1**	**1**	**0**	**0**	**0**	**0**	**0**	**0**	**0**	**0**	**0**	**0**
1600	**6**	**0**	**0**	**0**	**0**	**0**	**0**	**0**	**0**	**0**	**0**	**0**	**0**	**1**	**1**	**3**	**0**	**0**	**0**	**1**	**0**	**0**	**0**	**0**	**0**	**0**	**0**	**0**	**0**
1700	0	0	0	0	0	0	0	0	0	0	0	0	0	0	0	0	0	0	0	0	0	0	0	0	0	0	0	0	0
1800	**6**	**0**	**0**	**0**	**0**	**0**	**0**	**0**	**1**	**0**	**1**	**0**	**1**	**1**	**1**	**0**	**0**	**1**	**0**	**0**	**0**	**0**	**0**	**0**	**0**	**0**	**0**	**0**	**0**
1900	5	0	0	0	0	0	0	0	0	1	0	1	0	1	0	0	2	0	0	0	0	0	0	0	0	0	0	0	0
2000	1	0	0	0	0	0	0	0	0	0	0	0	0	1	0	0	0	0	0	0	0	0	0	0	0	0	0	0	0
2100	0	0	0	0	0	0	0	0	0	0	0	0	0	0	0	0	0	0	0	0	0	0	0	0	0	0	0	0	0
2200	4	0	0	0	0	0	0	0	0	1	0	0	1	0	1	0	1	0	0	0	0	0	0	0	0	0	0	0	0
2300	0	0	0	0	0	0	0	0	0	0	0	0	0	0	0	0	0	0	0	0	0	0	0	0	0	0	0	0	0
07-19	**43**	**0**	**0**	**0**	**0**	**0**	**1**	**1**	**3**	**2**	**3**	**7**	**5**	**5**	**5**	**5**	**2**	**2**	**1**	**1**	**0**	**0**	**0**	**0**	**0**	**0**	**0**	**0**	**0**
06-22	**49**	**0**	**0**	**0**	**0**	**0**	**1**	**1**	**3**	**3**	**3**	**8**	**5**	**7**	**5**	**5**	**4**	**2**	**1**	**1**	**0**	**0**	**0**	**0**	**0**	**0**	**0**	**0**	**0**
06-00	**53**	**0**	**0**	**0**	**0**	**0**	**1**	**1**	**3**	**4**	**3**	**8**	**6**	**7**	**6**	**5**	**5**	**2**	**1**	**1**	**0**	**0**	**0**	**0**	**0**	**0**	**0**	**0**	**0**
00-00	**53**	**0**	**0**	**0**	**0**	**0**	**1**	**1**	**3**	**4**	**3**	**8**	**6**	**7**	**6**	**5**	**5**	**2**	**1**	**1**	**0**	**0**	**0**	**0**	**0**	**0**	**0**	**0**	**0**

DRAFT

Site 60
Location L-7557-0, Att - Telepole, Lat 53.93776, Long -6.85248
Direction West

3279 / Meath/Cavan/Monaghan ATC's
October 2013
Automatic Traffic Count

Virtual Day (7)

Time	Total	Speed Bins (km/h)																											
		0 - 5	5 - 10	10 - 15	15 - 20	20 - 25	25 - 30	30 - 35	35 - 40	40 - 45	45 - 50	50 - 55	55 - 60	60 - 65	65 - 70	70 - 75	75 - 80	80 - 85	85 - 90	90 - 95	95 - 100	100 - 105	105 - 110	110 - 115	115 - 120	120 - 125	125 - 130	130 - 135	135 - 140
0000	1	0	0	0	0	0	0	0	0	0	0	0	0	0	0	0	0	0	0	0	0	0	0	0	0	0	0	0	0
0100	0	0	0	0	0	0	0	0	0	0	0	0	0	0	0	0	0	0	0	0	0	0	0	0	0	0	0	0	0
0200	0	0	0	0	0	0	0	0	0	0	0	0	0	0	0	0	0	0	0	0	0	0	0	0	0	0	0	0	0
0300	0	0	0	0	0	0	0	0	0	0	0	0	0	0	0	0	0	0	0	0	0	0	0	0	0	0	0	0	0
0400	0	0	0	0	0	0	0	0	0	0	0	0	0	0	0	0	0	0	0	0	0	0	0	0	0	0	0	0	0
0500	0	0	0	0	0	0	0	0	0	0	0	0	0	0	0	0	0	0	0	0	0	0	0	0	0	0	0	0	0
0600	0	0	0	0	0	0	0	0	0	0	0	0	0	0	0	0	0	0	0	0	0	0	0	0	0	0	0	0	0
0700	2	0	0	0	0	0	0	0	0	0	0	0	1	0	1	0	0	0	0	0	0	0	0	0	0	0	0	0	0
0800	3	0	0	0	0	0	0	0	0	0	0	1	0	1	0	0	0	0	0	0	0	0	0	0	0	0	0	0	0
0900	**4**	**0**	**0**	**0**	**0**	**0**	**0**	**0**	**0**	**0**	**0**	**0**	**1**	**0**	**1**	**1**	**0**	**0**	**0**	**0**	**0**	**0**	**0**	**0**	**0**	**0**	**0**	**0**	**0**
1000	3	0	0	0	0	0	0	0	0	0	0	1	0	0	1	0	0	0	0	0	0	0	0	0	0	0	0	0	0
1100	**4**	**0**	**0**	**0**	**0**	**0**	**0**	**0**	**0**	**0**	**0**	**1**	**1**	**1**	**0**	**0**	**0**	**0**	**0**	**0**	**0**	**0**	**0**	**0**	**0**	**0**	**0**	**0**	**0**
1200	3	0	0	0	0	0	0	0	0	0	0	1	1	1	0	0	0	0	0	0	0	0	0	0	0	0	0	0	0
1300	3	0	0	0	0	0	0	0	0	0	0	0	1	0	0	0	0	0	0	0	0	0	0	0	0	0	0	0	0
1400	4	0	0	0	0	0	0	0	0	0	0	0	1	1	0	1	0	0	0	0	0	0	0	0	0	0	0	0	0
1500	5	0	0	0	0	0	0	0	0	0	0	0	1	1	0	0	0	0	0	0	0	0	0	0	0	0	0	0	0
1600	5	0	0	0	0	0	0	0	0	0	0	0	1	1	1	1	0	1	0	0	0	0	0	0	0	0	0	0	0
1700	5	0	0	0	0	0	0	0	0	0	0	1	1	1	0	1	0	0	0	0	0	0	0	0	0	0	0	0	0
1800	**6**	**0**	**0**	**0**	**0**	**0**	**0**	**0**	**1**	**0**	**1**	**0**	**1**	**0**	**0**	**0**	**1**	**1**	**0**	**0**	**0**	**0**	**0**	**0**	**0**	**0**	**0**	**0**	**0**
1900	4	0	0	0	0	0	0	0	0	0	1	0	1	1	0	0	0	0	0	0	0	0	0	0	0	0	0	0	0
2000	2	0	0	0	0	0	0	0	0	0	0	0	0	0	0	0	0	0	0	0	0	0	0	0	0	0	0	0	0
2100	2	0	0	0	0	0	0	0	0	0	0	0	0	0	0	0	0	0	0	0	0	0	0	0	0	0	0	0	0
2200	1	0	0	0	0	0	0	0	0	0	0	0	0	0	0	0	0	0	0	0	0	0	0	0	0	0	0	0	0
2300	1	0	0	0	0	0	0	0	0	0	0	0	0	0	0	0	0	0	0	0	0	0	0	0	0	0	0	0	0
07-19	**48**	**0**	**0**	**0**	**0**	**0**	**1**	**1**	**2**	**1**	**3**	**6**	**8**	**7**	**5**	**6**	**3**	**3**	**1**	**1**	**0**	**0**	**0**	**0**	**0**	**0**	**0**	**0**	**0**
06-22	**56**	**0**	**0**	**0**	**0**	**1**	**1**	**1**	**2**	**2**	**4**	**6**	**9**	**9**	**6**	**7**	**4**	**3**	**1**	**1**	**0**	**0**	**0**	**0**	**0**	**0**	**0**	**0**	**0**
06-00	**58**	**0**	**0**	**0**	**0**	**1**	**1**	**1**	**2**	**2**	**4**	**7**	**9**	**9**	**6**	**7**	**5**	**3**	**1**	**1**	**0**	**0**	**0**	**0**	**0**	**0**	**0**	**0**	**0**
00-00	**60**	**0**	**0**	**0**	**0**	**1**	**1**	**1**	**2**	**2**	**4**	**7**	**10**	**9**	**6**	**7**	**5**	**3**	**1**	**1**	**0**	**0**	**0**	**0**	**0**	**0**	**0**	**0**	**0**

DRAFT

Site 60
Location L-7557-0, Att - Telepole, Lat 53.93776, Long -6.85248
Direction West

3279 / Meath/Cavan/Monaghan ATC's
October 2013
Automatic Traffic Count

Virtual Week (1)

Time	Total	Speed Bins (km/h)																												
		0 - 5	5 - 10	10 - 15	15 - 20	20 - 25	25 - 30	30 - 35	35 - 40	40 - 45	45 - 50	50 - 55	55 - 60	60 - 65	65 - 70	70 - 75	75 - 80	80 - 85	85 - 90	90 - 95	95 - 100	100 - 105	105 - 110	110 - 115	115 - 120	120 - 125	125 - 130	130 - 135	135 - 140
Mon	71	0	0	0	0	1	0	1	3	0	8	8	7	12	7	7	6	5	3	1	1	0	0	1	0	0	0	0	0
Tue	50	0	0	0	0	2	2	0	2	1	2	2	11	11	4	5	1	5	0	2	0	0	0	0	0	0	0	0	0	0
Wed	53	0	0	0	0	0	1	1	3	4	3	8	6	7	6	5	5	2	1	1	0	0	0	0	0	0	0	0	0	0
Thu	59	0	0	0	0	0	0	2	3	2	2	6	14	9	6	7	4	1	1	2	0	0	0	0	0	0	0	0	0	0
Fri	74	0	0	0	1	1	1	0	2	2	3	10	12	13	6	9	8	4	1	1	0	0	0	0	0	0	0	0	0	0
|Sat	63	0	0	0	0	0	2	2	0	2	7	6	10	6	7	11	3	4	2	0	1	0	0	0	0	0	0	0	0	0
|Sun	51	0	0	0	0	0	1	0	2	1	4	8	7	6	6	7	6	2	1	0	0	0	0	0	0	0	0	0	0	0
5 Day Ave.	**61**	**0**	**0**	**0**	**0**	**1**	**1**	**1**	**3**	**2**	**4**	**7**	**10**	**10**	**6**	**7**	**5**	**3**	**1**	**1**	**0**	**0**	**0**	**0**	**0**	**0**	**0**	**0**	**0**	**0**
7 Day Ave.	**60**	**0**	**0**	**0**	**0**	**1**	**1**	**1**	**2**	**2**	**4**	**7**	**10**	**9**	**6**	**7**	**5**	**3**	**1**	**1**	**0**	**0**	**0**	**0**	**0**	**0**	**0**	**0**	**0**	**0**
--	**421**	**0**	**0**	**0**	**1**	**4**	**7**	**6**	**15**	**12**	**29**	**48**	**67**	**64**	**42**	**51**	**33**	**23**	**9**	**7**	**2**	**0**	**0**	**1**	**0**	**0**	**0**	**0**	**0**	**0**

Summary Graphs

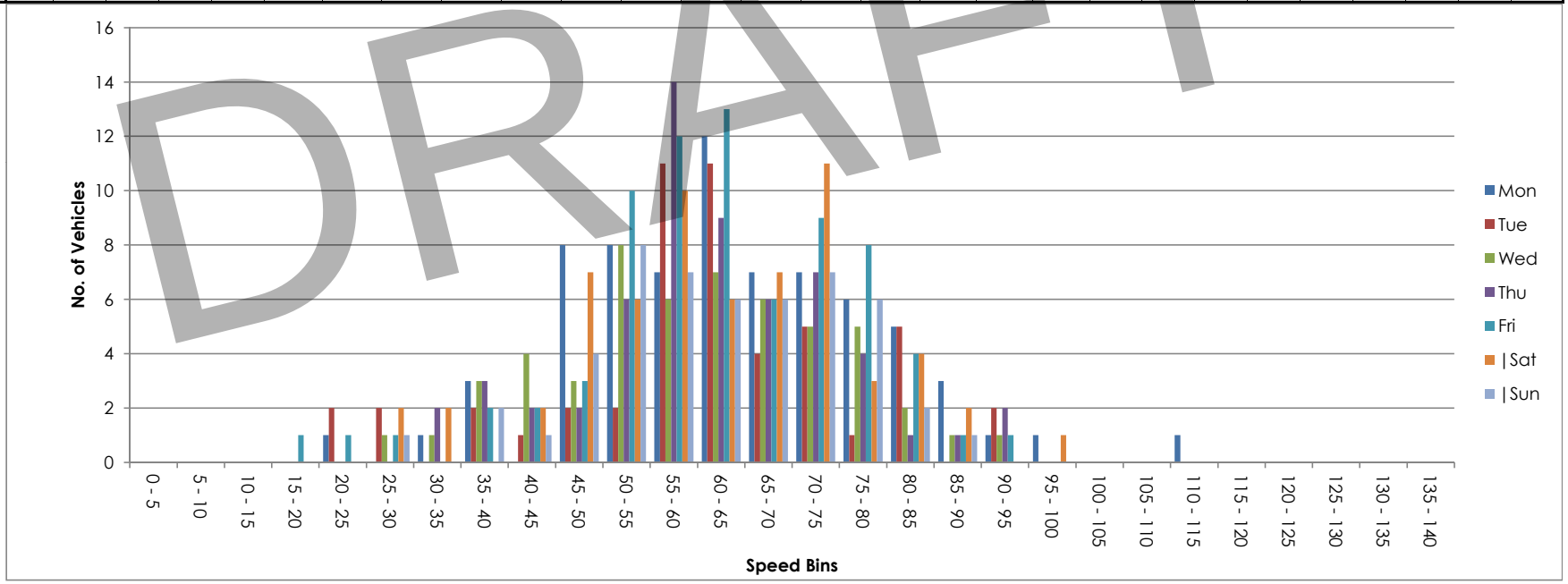

DRAFT

Site 60
Location L-7557-0, Att - Telepole, Lat 53.93776, Long -6.85248
Direction Two way

3279 / Meath/Cavan/Monaghan ATC's
October 2013
Automatic Traffic Count

Thu, 10 October 2013

Time	Total	Classification												>PSL	>PSL%	>SL1	>SL1%	>SL2	>SL2%	Mean	Vpp
		1 MCL	2 SV	3 SVT	4 TB2	5 TB3	6 T4	7 ART3	8 ART4	9 ART5	10 ART6	11 BD	12 DRT	80	80	85 +5kph	85 +5kph	90 +10kph	90 +10kph		85
0000	4	0	3	1	0	0	0	0	0	0	0	0	0	1	25	1	25	0	0	60.9	-
0100	0	0	0	0	0	0	0	0	0	0	0	0	0	0	0	0	0	0	0	-	-
0200	0	0	0	0	0	0	0	0	0	0	0	0	0	0	0	0	0	0	0	-	-
0300	1	0	1	0	0	0	0	0	0	0	0	0	0	0	0	0	0	0	0	58.1	-
0400	0	0	0	0	0	0	0	0	0	0	0	0	0	0	0	0	0	0	0	-	-
0500	1	0	1	0	0	0	0	0	0	0	0	0	0	1	100	1	100	0	0	88.9	-
0600	2	0	1	0	1	0	0	0	0	0	0	0	0	0	0	0	0	0	0	78.3	-
0700	4	0	2	0	1	1	0	0	0	0	0	0	0	1	25	1	25	0	0	62.4	-
0800	5	0	3	0	2	0	0	0	0	0	0	0	0	1	20	1	20	1	20	66.2	-
0900	**15**	**0**	**13**	**0**	**2**	**0**	**0**	**0**	**0**	**0**	**0**	**0**	**0**	**1**	**6.7**	**0**	**0**	**0**	**0**	**65.5**	**73.4**
1000	10	0	10	0	0	0	0	0	0	0	0	0	0	0	0	0	0	0	0	64.9	-
1100	12	0	10	0	2	0	0	0	0	0	0	0	0	0	0	0	0	0	0	54.3	61.2
1200	8	0	7	1	0	0	0	0	0	0	0	0	0	0	0	0	0	0	0	59.6	-
1300	**9**	**0**	**7**	**2**	**0**	**0**	**0**	**0**	**0**	**0**	**0**	**0**	**0**	**0**	**0**	**0**	**0**	**0**	**0**	**63.2**	**-**
1400	6	0	6	0	0	0	0	0	0	0	0	0	0	0	0	0	0	0	0	60.5	-
1500	5	0	5	0	0	0	0	0	0	0	0	0	0	0	0	0	0	0	0	53.9	-
1600	**9**	**0**	**7**	**0**	**2**	**0**	**0**	**0**	**0**	**0**	**0**	**0**	**0**	**1**	**11.1**	**0**	**0**	**0**	**0**	**66.3**	**-**
1700	8	0	7	0	1	0	0	0	0	0	0	0	0	0	0	0	0	0	0	61.6	-
1800	5	0	4	0	1	0	0	0	0	0	0	0	0	1	20	1	20	1	20	67.4	-
1900	5	0	4	0	1	0	0	0	0	0	0	0	0	0	0	0	0	0	0	52.6	-
2000	6	0	6	0	0	0	0	0	0	0	0	0	0	2	33.3	1	16.7	1	16.7	61.7	-
2100	3	0	1	0	2	0	0	0	0	0	0	0	0	0	0	0	0	0	0	51.3	-
2200	1	0	1	0	0	0	0	0	0	0	0	0	0	0	0	0	0	0	0	47.7	-
2300	1	0	1	0	0	0	0	0	0	0	0	0	0	0	0	0	0	0	0	49	-
07-19	**96**	**0**	**81**	**3**	**11**	**1**	**0**	**0**	**0**	**0**	**0**	**0**	**0**	**5**	**5.2**	**3**	**3.1**	**2**	**2.1**	**62.2**	**73.4**
06-22	**112**	**0**	**93**	**3**	**15**	**1**	**0**	**0**	**0**	**0**	**0**	**0**	**0**	**7**	**6.3**	**4**	**3.6**	**3**	**2.7**	**61.7**	**74.9**
06-00	**114**	**0**	**95**	**3**	**15**	**1**	**0**	**0**	**0**	**0**	**0**	**0**	**0**	**7**	**6.1**	**4**	**3.5**	**3**	**2.6**	**61.5**	**74.9**
00-00	**120**	**0**	**100**	**4**	**15**	**1**	**0**	**0**	**0**	**0**	**0**	**0**	**0**	**9**	**7.5**	**6**	**5**	**3**	**2.5**	**61.7**	**75.2**

DRAFT

Site 60
Location L-7557-0, Att - Telepole, Lat 53.93776, Long -6.85248
Direction Two way

3279 / Meath/Cavan/Monaghan ATC's
October 2013
Automatic Traffic Count

Fri, 11 October 2013

Time	Total	Classification												>PSL	>PSL%	>SL1	>SL1%	>SL2	>SL2%	Mean	Vpp
		1 MCL	2 SV	3 SVT	4 TB2	5 TB3	6 T4	7 ART3	8 ART4	9 ART5	10 ART6	11 BD	12 DRT	80	80	85 +5kph	85 +5kph	90 +10kph	90 +10kph		85
0000	2	0	2	0	0	0	0	0	0	0	0	0	0	0	0	0	0	0	0	50.2	-
0100	0	0	0	0	0	0	0	0	0	0	0	0	0	0	0	0	0	0	0	-	-
0200	0	0	0	0	0	0	0	0	0	0	0	0	0	0	0	0	0	0	0	-	-
0300	0	0	0	0	0	0	0	0	0	0	0	0	0	0	0	0	0	0	0	-	-
0400	0	0	0	0	0	0	0	0	0	0	0	0	0	0	0	0	0	0	0	-	-
0500	2	0	2	0	0	0	0	0	0	0	0	0	0	1	50	1	50	1	50	81.9	-
0600	0	0	0	0	0	0	0	0	0	0	0	0	0	0	0	0	0	0	0	-	-
0700	5	0	3	0	2	0	0	0	0	0	0	0	0	1	20	0	0	0	0	72.5	-
0800	7	0	6	0	1	0	0	0	0	0	0	0	0	2	28.6	1	14.3	0	0	64.1	-
0900	**10**	**0**	**9**	**0**	**1**	**0**	**0**	**0**	**0**	**0**	**0**	**0**	**0**	**0**	**0**	**0**	**0**	**0**	**0**	**68**	**-**
1000	8	0	6	0	2	0	0	0	0	0	0	0	0	1	12.5	1	12.5	0	0	63.3	-
1100	9	2	7	0	0	0	0	0	0	0	0	0	0	0	0	0	0	0	0	45.7	-
1200	8	1	6	0	1	0	0	0	0	0	0	0	0	1	12.5	1	12.5	1	12.5	67.8	-
1300	9	0	9	0	0	0	0	0	0	0	0	0	0	0	0	0	0	0	0	64.8	-
1400	11	0	11	0	0	0	0	0	0	0	0	0	0	0	0	0	0	0	0	53	66.6
1500	4	0	4	0	0	0	0	0	0	0	0	0	0	2	50	0	0	0	0	74.1	-
1600	**17**	**0**	**14**	**0**	**3**	**0**	**0**	**0**	**0**	**0**	**0**	**0**	**0**	**2**	**11.8**	**0**	**0**	**0**	**0**	**68.4**	**76.7**
1700	15	0	14	1	0	0	0	0	0	0	0	0	0	1	6.7	0	0	0	0	60.4	71.3
1800	16	0	15	0	1	0	0	0	0	0	0	0	0	4	25	0	0	0	0	63.3	82.4
1900	6	0	6	0	0	0	0	0	0	0	0	0	0	0	0	0	0	0	0	58.1	-
2000	10	0	10	0	0	0	0	0	0	0	0	0	0	2	20	0	0	0	0	60.8	-
2100	2	0	1	0	1	0	0	0	0	0	0	0	0	0	0	0	0	0	0	62.7	-
2200	2	0	2	0	0	0	0	0	0	0	0	0	0	0	0	0	0	0	0	70.3	-
2300	0	0	0	0	0	0	0	0	0	0	0	0	0	0	0	0	0	0	0	-	-
07-19	**119**	**3**	**104**	**1**	**11**	**0**	**0**	**0**	**0**	**0**	**0**	**0**	**0**	**14**	**11.8**	**3**	**2.5**	**1**	**0.8**	**63**	**77.4**
06-22	**137**	**3**	**121**	**1**	**12**	**0**	**0**	**0**	**0**	**0**	**0**	**0**	**0**	**16**	**11.7**	**3**	**2.2**	**1**	**0.7**	**62.6**	**77.4**
06-00	**139**	**3**	**123**	**1**	**12**	**0**	**0**	**0**	**0**	**0**	**0**	**0**	**0**	**16**	**11.5**	**3**	**2.2**	**1**	**0.7**	**62.7**	**77.4**
00-00	**143**	**3**	**127**	**1**	**12**	**0**	**0**	**0**	**0**	**0**	**0**	**0**	**0**	**17**	**11.9**	**4**	**2.8**	**2**	**1.4**	**62.8**	**77.8**

DRAFT

Site 60
Location L-7557-0, Att - Telepole, Lat 53.93776, Long -6.85248
Direction Two way

3279 / Meath/Cavan/Monaghan ATC's
October 2013
Automatic Traffic Count

Sat, 12 October 2013

Time	Total	Classification												>PSL	>PSL%	>SL1	>SL1%	>SL2	>SL2%	Mean	Vpp
		1 MCL	2 SV	3 SVT	4 TB2	5 TB3	6 T4	7 ART3	8 ART4	9 ART5	10 ART6	11 BD	12 DRT	80	80	85 +5kph	85 +5kph	90 +10kph	90 +10kph		85
0000	1	0	0	0	1	0	0	0	0	0	0	0	0	0	0	0	0	0	0	49.4	-
0100	0	0	0	0	0	0	0	0	0	0	0	0	0	0	0	0	0	0	0	-	-
0200	0	0	0	0	0	0	0	0	0	0	0	0	0	0	0	0	0	0	0	-	-
0300	1	0	1	0	0	0	0	0	0	0	0	0	0	0	0	0	0	0	0	50.5	-
0400	0	0	0	0	0	0	0	0	0	0	0	0	0	0	0	0	0	0	0	-	-
0500	1	0	1	0	0	0	0	0	0	0	0	0	0	0	0	0	0	0	0	78.3	-
0600	1	0	0	0	1	0	0	0	0	0	0	0	0	0	0	0	0	0	0	68.2	-
0700	2	0	1	1	0	0	0	0	0	0	0	0	0	0	0	0	0	0	0	65.7	-
0800	3	0	3	0	0	0	0	0	0	0	0	0	0	1	33.3	0	0	0	0	73.5	-
0900	6	0	5	0	1	0	0	0	0	0	0	0	0	0	0	0	0	0	0	41.8	-
1000	**12**	**0**	**9**	**2**	**1**	**0**	**0**	**0**	**0**	**0**	**0**	**0**	**0**	**2**	**16.7**	**0**	**0**	**0**	**0**	**63.7**	**73.8**
1100	11	0	9	1	1	0	0	0	0	0	0	0	0	1	9.1	0	0	0	0	65.2	74.2
1200	**15**	**0**	**13**	**0**	**2**	**0**	**0**	**0**	**0**	**0**	**0**	**0**	**0**	**0**	**0**	**0**	**0**	**0**	**0**	**57.6**	**70.9**
1300	9	0	9	0	0	0	0	0	0	0	0	0	0	1	11.1	1	11.1	1	11.1	65.6	-
1400	7	0	7	0	0	0	0	0	0	0	0	0	0	0	0	0	0	0	0	61.6	-
1500	11	0	8	2	0	0	0	0	0	1	0	0	0	0	0	0	0	0	0	47.4	68.4
1600	**15**	**0**	**12**	**2**	**0**	**0**	**0**	**0**	**1**	**0**	**0**	**0**	**0**	**1**	**6.7**	**0**	**0**	**0**	**0**	**53.6**	**71.3**
1700	9	0	8	0	1	0	0	0	0	0	0	0	0	0	0	0	0	0	0	62.9	-
1800	8	0	8	0	0	0	0	0	0	0	0	0	0	2	25	1	12.5	0	0	61.5	-
1900	10	0	10	0	0	0	0	0	0	0	0	0	0	2	20	2	20	1	10	66.7	-
2000	6	0	6	0	0	0	0	0	0	0	0	0	0	1	16.7	1	16.7	1	16.7	69.5	-
2100	3	0	3	0	0	0	0	0	0	0	0	0	0	0	0	0	0	0	0	72.7	-
2200	3	0	3	0	0	0	0	0	0	0	0	0	0	1	33.3	0	0	0	0	76	-
2300	3	0	3	0	0	0	0	0	0	0	0	0	0	1	33.3	0	0	0	0	67.4	-
07-19	**108**	**0**	**92**	**8**	**6**	**0**	**0**	**0**	**1**	**1**	**0**	**0**	**0**	**8**	**7.4**	**2**	**1.9**	**1**	**0.9**	**58.8**	**73.8**
06-22	**128**	**0**	**111**	**8**	**7**	**0**	**0**	**0**	**1**	**1**	**0**	**0**	**0**	**11**	**8.6**	**5**	**3.9**	**3**	**2.3**	**60.3**	**74.2**
06-00	**134**	**0**	**117**	**8**	**7**	**0**	**0**	**0**	**1**	**1**	**0**	**0**	**0**	**13**	**9.7**	**5**	**3.7**	**3**	**2.2**	**60.8**	**75.2**
00-00	**137**	**0**	**119**	**8**	**8**	**0**	**0**	**0**	**1**	**1**	**0**	**0**	**0**	**13**	**9.5**	**5**	**3.6**	**3**	**2.2**	**60.8**	**75.2**

DRAFT

Site 60
Location L-7557-0, Att - Telepole, Lat 53.93776, Long -6.85248
Direction Two way

3279 / Meath/Cavan/Monaghan ATC's
October 2013
Automatic Traffic Count

Sun, 13 October 2013

Time	Total	Classification												>PSL	>PSL%	>SL1	>SL1%	>SL2	>SL2%	Mean	Vpp
		1 MCL	2 SV	3 SVT	4 TB2	5 TB3	6 T4	7 ART3	8 ART4	9 ART5	10 ART6	11 BD	12 DRT	80	80	85 +5kph	85 +5kph	90 +10kph	90 +10kph		85
0000	1	0	1	0	0	0	0	0	0	0	0	0	0	0	0	0	0	0	0	52.2	-
0100	0	0	0	0	0	0	0	0	0	0	0	0	0	0	0	0	0	0	0	-	-
0200	4	0	4	0	0	0	0	0	0	0	0	0	0	0	0	0	0	0	0	57.1	-
0300	1	0	1	0	0	0	0	0	0	0	0	0	0	0	0	0	0	0	0	71.3	-
0400	1	0	1	0	0	0	0	0	0	0	0	0	0	0	0	0	0	0	0	47.5	-
0500	0	0	0	0	0	0	0	0	0	0	0	0	0	0	0	0	0	0	0	-	-
0600	2	0	2	0	0	0	0	0	0	0	0	0	0	0	0	0	0	0	0	70.3	-
0700	2	0	2	0	0	0	0	0	0	0	0	0	0	0	0	0	0	0	0	75.8	-
0800	6	0	6	0	0	0	0	0	0	0	0	0	0	0	0	0	0	0	0	62.4	-
0900	**12**	**0**	**12**	**0**	**0**	**0**	**0**	**0**	**0**	**0**	**0**	**0**	**0**	**3**	**25**	**1**	**8.3**	**0**	**0**	**62.4**	**81.4**
1000	5	0	5	0	0	0	0	0	0	0	0	0	0	0	0	0	0	0	0	49.2	-
1100	4	0	4	0	0	0	0	0	0	0	0	0	0	0	0	0	0	0	0	55.9	-
1200	7	0	7	0	0	0	0	0	0	0	0	0	0	0	0	0	0	0	0	60.1	-
1300	6	0	6	0	0	0	0	0	0	0	0	0	0	0	0	0	0	0	0	59	-
1400	6	0	6	0	0	0	0	0	0	0	0	0	0	0	0	0	0	0	0	58.7	-
1500	10	0	10	0	0	0	0	0	0	0	0	0	0	3	30	2	20	1	10	69	-
1600	5	0	5	0	0	0	0	0	0	0	0	0	0	0	0	0	0	0	0	60.2	-
1700	**14**	**0**	**13**	**1**	**0**	**0**	**0**	**0**	**0**	**0**	**0**	**0**	**0**	**0**	**0**	**0**	**0**	**0**	**0**	**63.2**	**72.4**
1800	8	0	8	0	0	0	0	0	0	0	0	0	0	0	0	0	0	0	0	58	-
1900	5	0	5	0	0	0	0	0	0	0	0	0	0	0	0	0	0	0	0	64	-
2000	2	0	1	0	1	0	0	0	0	0	0	0	0	0	0	0	0	0	0	66.1	-
2100	3	0	3	0	0	0	0	0	0	0	0	0	0	0	0	0	0	0	0	68.6	-
2200	2	0	2	0	0	0	0	0	0	0	0	0	0	0	0	0	0	0	0	62.4	-
2300	1	0	1	0	0	0	0	0	0	0	0	0	0	0	0	0	0	0	0	79	-
07-19	**85**	**0**	**84**	**1**	**0**	**0**	**0**	**0**	**0**	**0**	**0**	**0**	**0**	**6**	**7.1**	**3**	**3.5**	**1**	**1.2**	**61.3**	**75.6**
06-22	**97**	**0**	**95**	**1**	**1**	**0**	**0**	**0**	**0**	**0**	**0**	**0**	**0**	**6**	**6.2**	**3**	**3.1**	**1**	**1**	**62**	**75.6**
06-00	**100**	**0**	**98**	**1**	**1**	**0**	**0**	**0**	**0**	**0**	**0**	**0**	**0**	**6**	**6**	**3**	**3**	**1**	**1**	**62.1**	**76**
00-00	**107**	**0**	**105**	**1**	**1**	**0**	**0**	**0**	**0**	**0**	**0**	**0**	**0**	**6**	**5.6**	**3**	**2.8**	**1**	**0.9**	**61.8**	**75.6**

DRAFT

Site 60
Location L-7557-0, Att - Telepole, Lat 53.93776, Long -6.85248
Direction Two way

3279 / Meath/Cavan/Monaghan ATC's
October 2013
Automatic Traffic Count

Mon, 14 October 2013

Time	Total	Classification												>PSL	>PSL%	>SL1	>SL1%	>SL2	>SL2%	Mean	Vpp
		1 MCL	2 SV	3 SVT	4 TB2	5 TB3	6 T4	7 ART3	8 ART4	9 ART5	10 ART6	11 BD	12 DRT	80	80	85 +5kph	85 +5kph	90 +10kph	90 +10kph		85
0000	0	0	0	0	0	0	0	0	0	0	0	0	0	0	0	0	0	0	0	-	-
0100	2	0	2	0	0	0	0	0	0	0	0	0	0	0	0	0	0	0	0	48.7	-
0200	0	0	0	0	0	0	0	0	0	0	0	0	0	0	0	0	0	0	0	-	-
0300	0	0	0	0	0	0	0	0	0	0	0	0	0	0	0	0	0	0	0	-	-
0400	0	0	0	0	0	0	0	0	0	0	0	0	0	0	0	0	0	0	0	-	-
0500	2	0	2	0	0	0	0	0	0	0	0	0	0	1	50	1	50	1	50	83.9	-
0600	1	0	1	0	0	0	0	0	0	0	0	0	0	0	0	0	0	0	0	78.2	-
0700	5	0	4	0	1	0	0	0	0	0	0	0	0	2	40	1	20	1	20	76.5	-
0800	9	0	8	0	1	0	0	0	0	0	0	0	0	1	11.1	0	0	0	0	59.4	-
0900	**10**	**0**	**10**	**0**	**0**	**0**	**0**	**0**	**0**	**0**	**0**	**0**	**0**	**2**	**20**	**1**	**10**	**1**	**10**	**61.6**	**-**
1000	4	0	4	0	0	0	0	0	0	0	0	0	0	0	0	0	0	0	0	55.5	-
1100	7	0	7	0	0	0	0	0	0	0	0	0	0	0	0	0	0	0	0	65.6	-
1200	3	0	3	0	0	0	0	0	0	0	0	0	0	0	0	0	0	0	0	70.4	-
1300	4	0	4	0	0	0	0	0	0	0	0	0	0	1	25	0	0	0	0	64	-
1400	6	0	6	0	0	0	0	0	0	0	0	0	0	0	0	0	0	0	0	57.1	-
1500	15	0	15	0	0	0	0	0	0	0	0	0	0	2	13.3	1	6.7	1	6.7	65.3	78.8
1600	10	0	8	0	2	0	0	0	0	0	0	0	0	3	30	2	20	2	20	74.2	-
1700	12	0	11	0	1	0	0	0	0	0	0	0	0	2	16.7	1	8.3	1	8.3	67	76.7
1800	**16**	**0**	**14**	**2**	**0**	**0**	**0**	**0**	**0**	**0**	**0**	**0**	**0**	**1**	**6.3**	**0**	**0**	**0**	**0**	**59.1**	**77.4**
1900	15	0	14	0	1	0	0	0	0	0	0	0	0	1	6.7	1	6.7	0	0	61.6	70.2
2000	10	0	9	0	1	0	0	0	0	0	0	0	0	1	10	0	0	0	0	70.9	-
2100	13	0	11	1	0	0	0	0	0	0	1	0	0	3	23.1	2	15.4	0	0	63.8	79.9
2200	3	0	3	0	0	0	0	0	0	0	0	0	0	1	33.3	1	33.3	0	0	67.9	-
2300	1	0	1	0	0	0	0	0	0	0	0	0	0	1	100	1	100	0	0	89.7	-
07-19	**101**	**0**	**94**	**2**	**5**	**0**	**0**	**0**	**0**	**0**	**0**	**0**	**0**	**14**	**13.9**	**6**	**5.9**	**6**	**5.9**	**64.3**	**78.5**
06-22	**140**	**0**	**129**	**3**	**7**	**0**	**0**	**0**	**0**	**0**	**1**	**0**	**0**	**19**	**13.6**	**9**	**6.4**	**6**	**4.3**	**64.5**	**78.5**
06-00	**144**	**0**	**133**	**3**	**7**	**0**	**0**	**0**	**0**	**0**	**1**	**0**	**0**	**21**	**14.6**	**11**	**7.6**	**6**	**4.2**	**64.8**	**78.5**
00-00	**148**	**0**	**137**	**3**	**7**	**0**	**0**	**0**	**0**	**0**	**1**	**0**	**0**	**22**	**14.9**	**12**	**8.1**	**7**	**4.7**	**64.8**	**78.8**

DRAFT

Site 60
Location L-7557-0, Att - Telepole, Lat 53.93776, Long -6.85248
Direction Two way

3279 / Meath/Cavan/Monaghan ATC's
October 2013
Automatic Traffic Count

Tue, 15 October 2013

Time	Total	Classification												>PSL	>PSL%	>SL1	>SL1%	>SL2	>SL2%	Mean	Vpp
		1 MCL	2 SV	3 SVT	4 TB2	5 TB3	6 T4	7 ART3	8 ART4	9 ART5	10 ART6	11 BD	12 DRT	80	80	85 +5kph	85 +5kph	90 +10kph	90 +10kph		85
0000	1	0	1	0	0	0	0	0	0	0	0	0	0	0	0	0	0	0	0	56.2	-
0100	1	0	1	0	0	0	0	0	0	0	0	0	0	0	0	0	0	0	0	60	-
0200	0	0	0	0	0	0	0	0	0	0	0	0	0	0	0	0	0	0	0	-	-
0300	0	0	0	0	0	0	0	0	0	0	0	0	0	0	0	0	0	0	0	-	-
0400	0	0	0	0	0	0	0	0	0	0	0	0	0	0	0	0	0	0	0	-	-
0500	0	0	0	0	0	0	0	0	0	0	0	0	0	0	0	0	0	0	0	-	-
0600	1	0	1	0	0	0	0	0	0	0	0	0	0	0	0	0	0	0	0	64.1	-
0700	4	0	3	0	0	0	0	0	1	0	0	0	0	1	25	1	25	0	0	69.8	-
0800	7	0	5	0	2	0	0	0	0	0	0	0	0	1	14.3	1	14.3	0	0	59.1	-
0900	**12**	**0**	**12**	**0**	**0**	**0**	**0**	**0**	**0**	**0**	**0**	**0**	**0**	**2**	**16.7**	**1**	**8.3**	**1**	**8.3**	**67.5**	**77.8**
1000	5	0	5	0	0	0	0	0	0	0	0	0	0	0	0	0	0	0	0	46.8	-
1100	3	0	3	0	0	0	0	0	0	0	0	0	0	0	0	0	0	0	0	59.5	-
1200	4	0	3	0	1	0	0	0	0	0	0	0	0	0	0	0	0	0	0	65.3	-
1300	5	0	4	0	1	0	0	0	0	0	0	0	0	0	0	0	0	0	0	67.4	-
1400	8	0	8	0	0	0	0	0	0	0	0	0	0	0	0	0	0	0	0	65.9	-
1500	**18**	**0**	**18**	**0**	**0**	**0**	**0**	**0**	**0**	**0**	**0**	**0**	**0**	**2**	**11.1**	**1**	**5.6**	**1**	**5.6**	**65.5**	**74.5**
1600	7	0	7	0	0	0	0	0	0	0	0	0	0	1	14.3	0	0	0	0	70.3	-
1700	8	0	5	0	3	0	0	0	0	0	0	0	0	0	0	0	0	0	0	57	-
1800	4	0	3	1	0	0	0	0	0	0	0	0	0	1	25	0	0	0	0	56.8	-
1900	13	1	10	0	1	0	0	0	1	0	0	0	0	1	7.7	0	0	0	0	56.8	69.1
2000	5	0	5	0	0	0	0	0	0	0	0	0	0	0	0	0	0	0	0	47.6	-
2100	1	0	1	0	0	0	0	0	0	0	0	0	0	0	0	0	0	0	0	26.9	-
2200	2	0	2	0	0	0	0	0	0	0	0	0	0	0	0	0	0	0	0	64	-
2300	0	0	0	0	0	0	0	0	0	0	0	0	0	0	0	0	0	0	0	-	-
07-19	**85**	**0**	**76**	**1**	**7**	**0**	**0**	**0**	**1**	**0**	**0**	**0**	**0**	**8**	**9.4**	**4**	**4.7**	**2**	**2.4**	**63.5**	**76.3**
06-22	**105**	**1**	**93**	**1**	**8**	**0**	**0**	**0**	**2**	**0**	**0**	**0**	**0**	**9**	**8.6**	**4**	**3.8**	**2**	**1.9**	**61.5**	**74.5**
06-00	**107**	**1**	**95**	**1**	**8**	**0**	**0**	**0**	**2**	**0**	**0**	**0**	**0**	**9**	**8.4**	**4**	**3.7**	**2**	**1.9**	**61.6**	**74.5**
00-00	**109**	**1**	**97**	**1**	**8**	**0**	**0**	**0**	**2**	**0**	**0**	**0**	**0**	**9**	**8.3**	**4**	**3.7**	**2**	**1.8**	**61.5**	**74.5**

DRAFT

Site 60
Location L-7557-0, Att - Telepole, Lat 53.93776, Long -6.85248
Direction Two way

3279 / Meath/Cavan/Monaghan ATC's
October 2013
Automatic Traffic Count

Wed, 16 October 2013

Time	Total	Classification												>PSL	>PSL%	>SL1	>SL1%	>SL2	>SL2%	Mean	Vpp
		1 MCL	2 SV	3 SVT	4 TB2	5 TB3	6 T4	7 ART3	8 ART4	9 ART5	10 ART6	11 BD	12 DRT	80	80	85 +5kph	85 +5kph	90 +10kph	90 +10kph		85
0000	0	0	0	0	0	0	0	0	0	0	0	0	0	0	0	0	0	0	0	-	-
0100	0	0	0	0	0	0	0	0	0	0	0	0	0	0	0	0	0	0	0	-	-
0200	0	0	0	0	0	0	0	0	0	0	0	0	0	0	0	0	0	0	0	-	-
0300	0	0	0	0	0	0	0	0	0	0	0	0	0	0	0	0	0	0	0	-	-
0400	0	0	0	0	0	0	0	0	0	0	0	0	0	0	0	0	0	0	0	-	-
0500	0	0	0	0	0	0	0	0	0	0	0	0	0	0	0	0	0	0	0	-	-
0600	2	0	2	0	0	0	0	0	0	0	0	0	0	0	0	0	0	0	0	78.8	-
0700	4	0	3	0	1	0	0	0	0	0	0	0	0	1	25	1	25	1	25	75.2	-
0800	7	0	5	0	2	0	0	0	0	0	0	0	0	0	0	0	0	0	0	61.3	-
0900	**9**	**0**	**9**	**0**	**0**	**0**	**0**	**0**	**0**	**0**	**0**	**0**	**0**	**0**	**0**	**0**	**0**	**0**	**0**	**56**	**-**
1000	5	0	4	0	1	0	0	0	0	0	0	0	0	0	0	0	0	0	0	57.8	-
1100	7	0	6	0	0	0	1	0	0	0	0	0	0	1	14.3	0	0	0	0	61.1	-
1200	7	0	6	0	1	0	0	0	0	0	0	0	0	0	0	0	0	0	0	45.1	-
1300	2	0	2	0	0	0	0	0	0	0	0	0	0	0	0	0	0	0	0	48.3	-
1400	10	0	9	0	1	0	0	0	0	0	0	0	0	1	10	1	10	0	0	56.7	-
1500	10	0	10	0	0	0	0	0	0	0	0	0	0	3	30	1	10	0	0	72	-
1600	**14**	**0**	**11**	**0**	**3**	**0**	**0**	**0**	**0**	**0**	**0**	**0**	**0**	**1**	**7.1**	**1**	**7.1**	**1**	**7.1**	**64.7**	**73.8**
1700	6	0	5	0	1	0	0	0	0	0	0	0	0	0	0	0	0	0	0	62.9	-
1800	8	0	8	0	0	0	0	0	0	0	0	0	0	1	12.5	0	0	0	0	62.5	-
1900	7	0	6	0	1	0	0	0	0	0	0	0	0	0	0	0	0	0	0	58.6	-
2000	5	0	5	0	0	0	0	0	0	0	0	0	0	0	0	0	0	0	0	57.2	-
2100	0	0	0	0	0	0	0	0	0	0	0	0	0	0	0	0	0	0	0	-	-
2200	4	0	3	0	1	0	0	0	0	0	0	0	0	0	0	0	0	0	0	61.1	-
2300	1	0	1	0	0	0	0	0	0	0	0	0	0	0	0	0	0	0	0	52.2	-
07-19	**89**	**0**	**78**	**0**	**10**	**0**	**1**	**0**	**0**	**0**	**0**	**0**	**0**	**8**	**9**	**4**	**4.5**	**2**	**2.2**	**61**	**75.2**
06-22	**103**	**0**	**91**	**0**	**11**	**0**	**1**	**0**	**0**	**0**	**0**	**0**	**0**	**8**	**7.8**	**4**	**3.9**	**2**	**1.9**	**61**	**76.3**
06-00	**108**	**0**	**95**	**0**	**12**	**0**	**1**	**0**	**0**	**0**	**0**	**0**	**0**	**8**	**7.4**	**4**	**3.7**	**2**	**1.9**	**60.9**	**76.3**
00-00	**108**	**0**	**95**	**0**	**12**	**0**	**1**	**0**	**0**	**0**	**0**	**0**	**0**	**8**	**7.4**	**4**	**3.7**	**2**	**1.9**	**60.9**	**76.3**

DRAFT

Site 60
Location L-7557-0, Att - Telepole, Lat 53.93776, Long -6.85248
Direction Two way

3279 / Meath/Cavan/Monaghan ATC's
October 2013
Automatic Traffic Count

Virtual Day (7)

Time	Total	Classification												>PSL	>PSL%	>SL1	>SL1%	>SL2	>SL2%	Mean	Vpp
		1 MCL	2 SV	3 SVT	4 TB2	5 TB3	6 T4	7 ART3	8 ART4	9 ART5	10 ART6	11 BD	12 DRT	80	80	85 +5kph	85 +5kph	90 +10kph	90 +10kph		85
0000	1	0	1	0	0	0	0	0	0	0	0	0	0	0	11.1	0	11.1	0	0	55.8	-
0100	0	0	0	0	0	0	0	0	0	0	0	0	0	0	0	0	0	0	0	52.5	-
0200	1	0	1	0	0	0	0	0	0	0	0	0	0	0	0	0	0	0	0	57.1	-
0300	0	0	0	0	0	0	0	0	0	0	0	0	0	0	0	0	0	0	0	60	-
0400	0	0	0	0	0	0	0	0	0	0	0	0	0	0	0	0	0	0	0	47.5	-
0500	1	0	1	0	0	0	0	0	0	0	0	0	0	0	50	0	50	0	33.3	83.1	-
0600	1	0	1	0	0	0	0	0	0	0	0	0	0	0	0	0	0	0	0	73.9	-
0700	4	0	3	0	1	0	0	0	0	0	0	0	0	1	23.1	1	15.4	0	7.7	71.5	-
0800	6	0	5	0	1	0	0	0	0	0	0	0	0	1	13.6	0	6.8	0	2.3	62.6	-
0900	**11**	**0**	**10**	**0**	**1**	**0**	**0**	**0**	**0**	**0**	**0**	**0**	**0**	**1**	**10.8**	**0**	**4.1**	**0**	**2.7**	**62.1**	**77.8**
1000	7	0	6	0	1	0	0	0	0	0	0	0	0	0	6.1	0	2	0	0	59.4	-
1100	8	0	7	0	0	0	0	0	0	0	0	0	0	0	3.8	0	0	0	0	57.9	-
1200	7	0	6	0	1	0	0	0	0	0	0	0	0	0	1.9	0	1.9	0	1.9	59.4	-
1300	6	0	6	0	0	0	0	0	0	0	0	0	0	0	4.5	0	2.3	0	2.3	63.3	-
1400	8	0	8	0	0	0	0	0	0	0	0	0	0	0	1.9	0	1.9	0	0	58.6	-
1500	10	0	10	0	0	0	0	0	0	0	0	0	0	2	16.4	1	6.8	0	4.1	63.8	79.9
1600	**11**	**0**	**9**	**0**	**1**	**0**	**0**	**0**	**0**	**0**	**0**	**0**	**0**	**1**	**11.7**	**0**	**3.9**	**0**	**3.9**	**65**	**77.4**
1700	10	0	9	0	1	0	0	0	0	0	0	0	0	0	4.2	0	1.4	0	1.4	62.3	72.7
1800	9	0	9	0	0	0	0	0	0	0	0	0	0	1	15.4	0	3.1	0	1.5	61.2	-
1900	9	0	8	0	1	0	0	0	0	0	0	0	0	1	6.6	0	4.9	0	1.6	60.2	-
2000	6	0	6	0	0	0	0	0	0	0	0	0	0	1	13.6	0	4.5	0	4.5	62.7	-
2100	4	0	3	0	0	0	0	0	0	0	0	0	0	0	12	0	8	0	0	62.4	-
2200	2	0	2	0	0	0	0	0	0	0	0	0	0	0	11.8	0	5.9	0	0	65.7	-
2300	1	0	1	0	0	0	0	0	0	0	0	0	0	0	28.6	0	14.3	0	0	67.4	-
07-19	**98**	**0**	**87**	**2**	**7**	**0**	**0**	**0**	**0**	**0**	**0**	**0**	**0**	**9**	**9.2**	**4**	**3.7**	**2**	**2.2**	**62**	**76.3**
06-22	**117**	**1**	**105**	**2**	**9**	**0**	**0**	**0**	**0**	**0**	**0**	**0**	**0**	**11**	**9.2**	**5**	**3.9**	**3**	**2.2**	**62.1**	**76.7**
06-00	**121**	**1**	**108**	**2**	**9**	**0**	**0**	**0**	**0**	**0**	**0**	**0**	**0**	**11**	**9.5**	**5**	**4**	**3**	**2.1**	**62.2**	**76.7**
00-00	**125**	**1**	**111**	**3**	**9**	**0**	**0**	**0**	**0**	**0**	**0**	**0**	**0**	**12**	**9.6**	**5**	**4.4**	**3**	**2.3**	**62.2**	**76.7**

DRAFT

Site 60
Location L-7557-0, Att - Telepole, Lat 53.93776, Long -6.85248
Direction Two way

3279 / Meath/Cavan/Monaghan ATC's
October 2013
Automatic Traffic Count

Virtual Week (1)

Time	Total	Classification												>PSL	>PSL%	>SL1	>SL1%	>SL2	>SL2%	Mean	Vpp
		1 MCL	2 SV	3 SVT	4 TB2	5 TB3	6 T4	7 ART3	8 ART4	9 ART5	10 ART6	11 BD	12 DRT	80	80	85 +5kph	85 +5kph	90 +10kph	90 +10kph		85
Mon	148	0	137	3	7	0	0	0	0	0	1	0	0	22	14.9	12	8.1	7	4.7	64.8	78.8
Tue	109	1	97	1	8	0	0	0	2	0	0	0	0	9	8.3	4	3.7	2	1.8	61.5	74.5
Wed	108	0	95	0	12	0	1	0	0	0	0	0	0	8	7.4	4	3.7	2	1.9	60.9	76.3
Thu	120	0	100	4	15	1	0	0	0	0	0	0	0	9	7.5	6	5	3	2.5	61.7	75.2
Fri	143	3	127	1	12	0	0	0	0	0	0	0	0	17	11.9	4	2.8	2	1.4	62.8	77.8
| Sat	137	0	119	8	8	0	0	0	1	1	0	0	0	13	9.5	5	3.6	3	2.2	60.8	75.2
| Sun	107	0	105	1	1	0	0	0	0	0	0	0	0	6	5.6	3	2.8	1	0.9	61.8	75.6
5 Day Ave.	**126**	**1**	**111**	**2**	**11**	**0**	**0**	**0**	**0**	**0**	**0**	**0**	**0**	**13**	**10.3**	**6**	**4.8**	**3**	**2.4**	**62.3**	**76.5**
7 Day Ave.	**125**	**1**	**111**	**3**	**9**	**0**	**0**	**0**	**0**	**0**	**0**	**0**	**0**	**12**	**9.6**	**5**	**4.4**	**3**	**2.3**	**62.2**	**76.7**
--	**872**	**4**	**780**	**18**	**63**	**1**	**1**	**0**	**3**	**1**	**1**	**0**	**0**	**84**	**9.6**	**38**	**4.4**	**20**	**2.3**	**62.2**	**76.7**

Summary Graphs

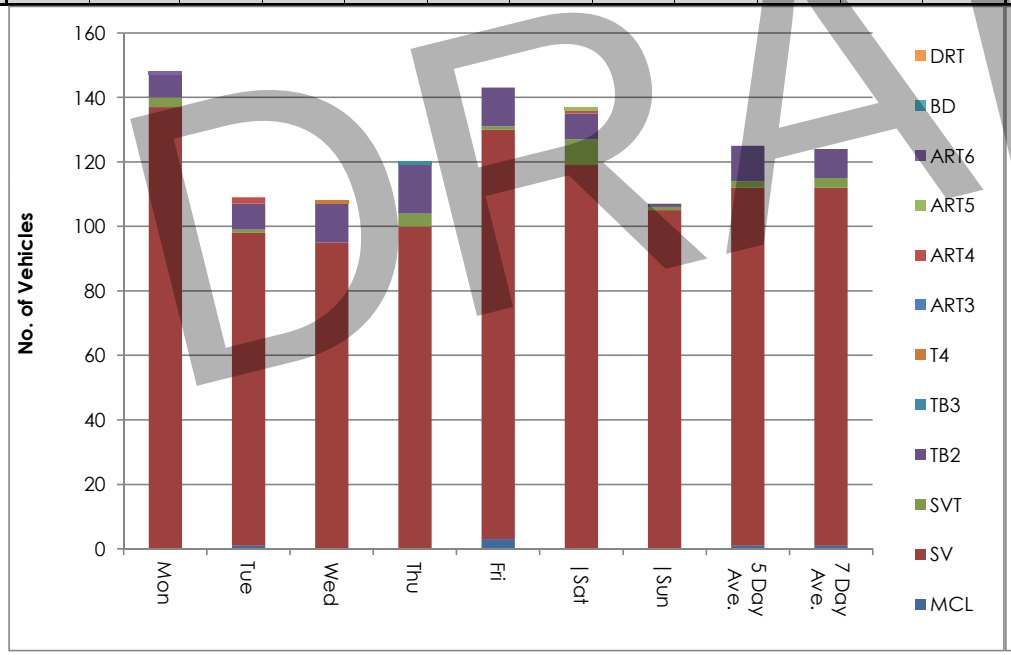

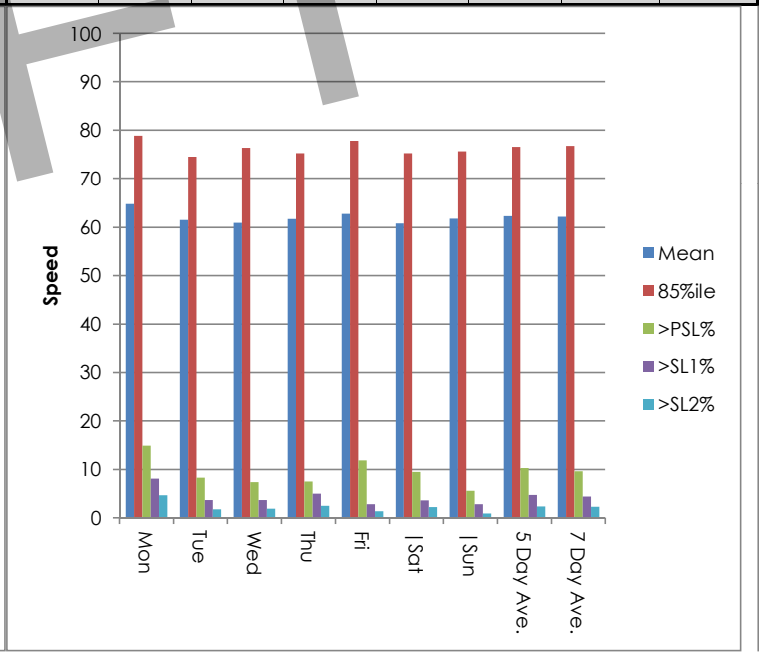

DRAFT

Site 60
Location L-7557-0, Att - Telepole, Lat 53.93776, Long -6.85248
Direction Two way

3279 / Meath/Cavan/Monaghan ATC's
October 2013
Automatic Traffic Count

Thu, 10 October 2013

Time	Total	Speed Bins (km/h)																											
		0 - 5	5 - 10	10 - 15	15 - 20	20 - 25	25 - 30	30 - 35	35 - 40	40 - 45	45 - 50	50 - 55	55 - 60	60 - 65	65 - 70	70 - 75	75 - 80	80 - 85	85 - 90	90 - 95	95 - 100	100 - 105	105 - 110	110 - 115	115 - 120	120 - 125	125 - 130	130 - 135	135 - 140
0000	4	0	0	0	0	0	0	0	1	0	0	0	1	1	0	0	0	0	1	0	0	0	0	0	0	0	0	0	0
0100	0	0	0	0	0	0	0	0	0	0	0	0	0	0	0	0	0	0	0	0	0	0	0	0	0	0	0	0	0
0200	0	0	0	0	0	0	0	0	0	0	0	0	0	0	0	0	0	0	0	0	0	0	0	0	0	0	0	0	0
0300	1	0	0	0	0	0	0	0	0	0	0	0	1	0	0	0	0	0	0	0	0	0	0	0	0	0	0	0	0
0400	0	0	0	0	0	0	0	0	0	0	0	0	0	0	0	0	0	0	0	0	0	0	0	0	0	0	0	0	0
0500	1	0	0	0	0	0	0	0	0	0	0	0	0	0	0	0	0	0	1	0	0	0	0	0	0	0	0	0	0
0600	2	0	0	0	0	0	0	0	0	0	0	0	0	0	0	0	2	0	0	0	0	0	0	0	0	0	0	0	0
0700	4	0	0	0	0	0	0	1	0	0	0	0	1	0	1	0	0	0	1	0	0	0	0	0	0	0	0	0	0
0800	5	0	0	0	0	0	0	0	0	0	0	1	1	1	1	0	0	0	0	1	0	0	0	0	0	0	0	0	0
0900	**15**	**0**	**0**	**0**	**0**	**0**	**0**	**0**	**1**	**0**	**0**	**1**	**2**	**3**	**2**	**4**	**1**	**1**	**0**	**0**	**0**	**0**	**0**	**0**	**0**	**0**	**0**	**0**	**0**
1000	10	0	0	0	0	0	0	0	0	0	0	3	0	1	3	2	1	0	0	0	0	0	0	0	0	0	0	0	0
1100	12	0	0	0	0	0	1	0	0	2	1	2	3	1	0	1	1	0	0	0	0	0	0	0	0	0	0	0	0
1200	8	0	0	0	0	0	0	0	1	0	1	0	2	2	1	0	1	0	0	0	0	0	0	0	0	0	0	0	0
1300	**9**	**0**	**0**	**0**	**0**	**0**	**0**	**0**	**1**	**0**	**0**	**1**	**2**	**0**	**2**	**1**	**2**	**0**	**0**	**0**	**0**	**0**	**0**	**0**	**0**	**0**	**0**	**0**	**0**
1400	6	0	0	0	0	0	0	0	0	1	0	1	0	2	0	2	0	0	0	0	0	0	0	0	0	0	0	0	0
1500	5	0	0	0	0	0	0	0	2	0	0	0	1	0	2	0	0	0	0	0	0	0	0	0	0	0	0	0	0
1600	**9**	**0**	**0**	**0**	**0**	**0**	**0**	**0**	**0**	**0**	**0**	**1**	**2**	**1**	**2**	**1**	**1**	**1**	**0**	**0**	**0**	**0**	**0**	**0**	**0**	**0**	**0**	**0**	**0**
1700	8	0	0	0	0	0	0	0	0	0	1	0	0	5	1	1	0	0	0	0	0	0	0	0	0	0	0	0	0
1800	5	0	0	0	0	0	0	1	0	0	0	0	0	0	2	0	1	0	0	1	0	0	0	0	0	0	0	0	0
1900	5	0	0	0	0	0	0	0	1	0	0	1	3	0	0	0	0	0	0	0	0	0	0	0	0	0	0	0	0
2000	6	0	0	0	0	0	0	0	0	2	1	0	0	1	0	0	0	1	0	1	0	0	0	0	0	0	0	0	0
2100	3	0	0	0	0	0	0	0	1	1	0	0	0	0	0	0	1	0	0	0	0	0	0	0	0	0	0	0	0
2200	1	0	0	0	0	0	0	0	0	0	1	0	0	0	0	0	0	0	0	0	0	0	0	0	0	0	0	0	0
2300	1	0	0	0	0	0	0	0	0	0	1	0	0	0	0	0	0	0	0	0	0	0	0	0	0	0	0	0	0
07-19	**96**	**0**	**0**	**0**	**0**	**0**	**1**	**2**	**5**	**3**	**3**	**10**	**14**	**16**	**17**	**12**	**8**	**2**	**1**	**2**	**0**	**0**	**0**	**0**	**0**	**0**	**0**	**0**	**0**
06-22	**112**	**0**	**0**	**0**	**0**	**0**	**1**	**2**	**7**	**6**	**4**	**11**	**17**	**17**	**17**	**12**	**11**	**3**	**1**	**3**	**0**	**0**	**0**	**0**	**0**	**0**	**0**	**0**	**0**
06-00	**114**	**0**	**0**	**0**	**0**	**0**	**1**	**2**	**7**	**6**	**6**	**11**	**17**	**17**	**17**	**12**	**11**	**3**	**1**	**3**	**0**	**0**	**0**	**0**	**0**	**0**	**0**	**0**	**0**
00-00	**120**	**0**	**0**	**0**	**0**	**0**	**1**	**2**	**8**	**6**	**6**	**11**	**19**	**18**	**17**	**12**	**11**	**3**	**3**	**3**	**0**	**0**	**0**	**0**	**0**	**0**	**0**	**0**	**0**

DRAFT

Site 60
Location L-7557-0, Att - Telepole, Lat 53.93776, Long -6.85248
Direction Two way

3279 / Meath/Cavan/Monaghan ATC's
October 2013
Automatic Traffic Count

Fri, 11 October 2013

Time	Total	Speed Bins (km/h)																											
		0 - 5	5 - 10	10 - 15	15 - 20	20 - 25	25 - 30	30 - 35	35 - 40	40 - 45	45 - 50	50 - 55	55 - 60	60 - 65	65 - 70	70 - 75	75 - 80	80 - 85	85 - 90	90 - 95	95 - 100	100 - 105	105 - 110	110 - 115	115 - 120	120 - 125	125 - 130	130 - 135	135 - 140
0000	2	0	0	0	0	0	0	0	1	0	0	0	0	1	0	0	0	0	0	0	0	0	0	0	0	0	0	0	0
0100	0	0	0	0	0	0	0	0	0	0	0	0	0	0	0	0	0	0	0	0	0	0	0	0	0	0	0	0	0
0200	0	0	0	0	0	0	0	0	0	0	0	0	0	0	0	0	0	0	0	0	0	0	0	0	0	0	0	0	0
0300	0	0	0	0	0	0	0	0	0	0	0	0	0	0	0	0	0	0	0	0	0	0	0	0	0	0	0	0	0
0400	0	0	0	0	0	0	0	0	0	0	0	0	0	0	0	0	0	0	0	0	0	0	0	0	0	0	0	0	0
0500	2	0	0	0	0	0	0	0	0	0	0	0	0	0	0	1	0	0	0	1	0	0	0	0	0	0	0	0	0
0600	0	0	0	0	0	0	0	0	0	0	0	0	0	0	0	0	0	0	0	0	0	0	0	0	0	0	0	0	0
0700	5	0	0	0	0	0	0	0	0	0	0	0	1	0	1	1	1	1	0	0	0	0	0	0	0	0	0	0	0
0800	7	0	0	0	0	0	0	0	0	0	0	3	1	0	1	0	0	1	1	0	0	0	0	0	0	0	0	0	0
0900	**10**	**0**	**0**	**0**	**0**	**0**	**0**	**0**	**0**	**0**	**0**	**2**	**0**	**2**	**1**	**1**	**4**	**0**	**0**	**0**	**0**	**0**	**0**	**0**	**0**	**0**	**0**	**0**	**0**
1000	8	0	0	0	0	0	1	0	0	0	0	1	1	0	3	1	0	0	1	0	0	0	0	0	0	0	0	0	0
1100	9	0	0	0	1	0	0	1	1	1	1	1	2	0	0	1	0	0	0	0	0	0	0	0	0	0	0	0	0
1200	8	0	0	0	0	0	0	1	0	0	0	0	1	2	0	1	2	0	0	1	0	0	0	0	0	0	0	0	0
1300	9	0	0	0	0	0	0	0	0	0	1	1	1	1	1	3	1	0	0	0	0	0	0	0	0	0	0	0	0
1400	11	0	0	0	0	0	0	1	1	2	1	1	1	1	2	1	0	0	0	0	0	0	0	0	0	0	0	0	0
1500	4	0	0	0	0	0	0	0	0	0	0	0	0	1	0	1	0	2	0	0	0	0	0	0	0	0	0	0	0
1600	**17**	**0**	**0**	**0**	**0**	**0**	**0**	**0**	**0**	**0**	**0**	**1**	**2**	**4**	**1**	**5**	**2**	**2**	**0**	**0**	**0**	**0**	**0**	**0**	**0**	**0**	**0**	**0**	**0**
1700	15	0	0	0	0	0	0	0	1	1	0	2	2	5	1	2	0	1	0	0	0	0	0	0	0	0	0	0	0
1800	16	0	0	0	0	1	0	0	1	1	0	3	1	0	1	2	2	4	0	0	0	0	0	0	0	0	0	0	0
1900	6	0	0	0	0	0	0	0	1	0	0	1	1	1	1	1	0	0	0	0	0	0	0	0	0	0	0	0	0
2000	10	0	0	0	0	0	0	0	2	0	0	1	3	0	2	0	0	2	0	0	0	0	0	0	0	0	0	0	0
2100	2	0	0	0	0	0	0	0	0	0	1	0	0	0	0	0	1	0	0	0	0	0	0	0	0	0	0	0	0
2200	2	0	0	0	0	0	0	0	0	0	0	0	0	1	0	0	1	0	0	0	0	0	0	0	0	0	0	0	0
2300	0	0	0	0	0	0	0	0	0	0	0	0	0	0	0	0	0	0	0	0	0	0	0	0	0	0	0	0	0
07-19	**119**	**0**	**0**	**0**	**1**	**1**	**1**	**3**	**4**	**5**	**3**	**15**	**13**	**16**	**12**	**19**	**12**	**11**	**2**	**1**	**0**	**0**	**0**	**0**	**0**	**0**	**0**	**0**	**0**
06-22	**137**	**0**	**0**	**0**	**1**	**1**	**1**	**3**	**7**	**5**	**4**	**17**	**17**	**17**	**15**	**20**	**13**	**13**	**2**	**1**	**0**	**0**	**0**	**0**	**0**	**0**	**0**	**0**	**0**
06-00	**139**	**0**	**0**	**0**	**1**	**1**	**1**	**3**	**7**	**5**	**4**	**17**	**17**	**18**	**15**	**20**	**14**	**13**	**2**	**1**	**0**	**0**	**0**	**0**	**0**	**0**	**0**	**0**	**0**
00-00	**143**	**0**	**0**	**0**	**1**	**1**	**1**	**3**	**8**	**5**	**4**	**17**	**17**	**19**	**15**	**21**	**14**	**13**	**2**	**2**	**0**	**0**	**0**	**0**	**0**	**0**	**0**	**0**	**0**

DRAFT

Site 60
Location L-7557-0, Att - Telepole, Lat 53.93776, Long -6.85248
Direction Two way

3279 / Meath/Cavan/Monaghan ATC's
October 2013
Automatic Traffic Count

Sat, 12 October 2013

Time	Total	Speed Bins (km/h)																											
		0 - 5	5 - 10	10 - 15	15 - 20	20 - 25	25 - 30	30 - 35	35 - 40	40 - 45	45 - 50	50 - 55	55 - 60	60 - 65	65 - 70	70 - 75	75 - 80	80 - 85	85 - 90	90 - 95	95 - 100	100 - 105	105 - 110	110 - 115	115 - 120	120 - 125	125 - 130	130 - 135	135 - 140
0000	1	0	0	0	0	0	0	0	0	0	1	0	0	0	0	0	0	0	0	0	0	0	0	0	0	0	0	0	0
0100	0	0	0	0	0	0	0	0	0	0	0	0	0	0	0	0	0	0	0	0	0	0	0	0	0	0	0	0	0
0200	0	0	0	0	0	0	0	0	0	0	0	0	0	0	0	0	0	0	0	0	0	0	0	0	0	0	0	0	0
0300	1	0	0	0	0	0	0	0	0	0	0	1	0	0	0	0	0	0	0	0	0	0	0	0	0	0	0	0	0
0400	0	0	0	0	0	0	0	0	0	0	0	0	0	0	0	0	0	0	0	0	0	0	0	0	0	0	0	0	0
0500	1	0	0	0	0	0	0	0	0	0	0	0	0	0	0	0	1	0	0	0	0	0	0	0	0	0	0	0	0
0600	1	0	0	0	0	0	0	0	0	0	0	0	0	0	1	0	0	0	0	0	0	0	0	0	0	0	0	0	0
0700	2	0	0	0	0	0	0	0	0	0	0	0	1	0	0	1	0	0	0	0	0	0	0	0	0	0	0	0	0
0800	3	0	0	0	0	0	0	0	0	0	0	0	0	1	0	0	1	1	0	0	0	0	0	0	0	0	0	0	0
0900	6	0	1	0	1	0	0	1	0	0	0	0	1	0	1	1	0	0	0	0	0	0	0	0	0	0	0	0	0
1000	**12**	**0**	**0**	**0**	**0**	**0**	**0**	**0**	**0**	**0**	**3**	**2**	**0**	**1**	**0**	**4**	**0**	**2**	**0**	**0**	**0**	**0**	**0**	**0**	**0**	**0**	**0**	**0**	**0**
1100	11	0	0	0	0	0	0	0	0	0	1	1	1	3	1	2	1	1	0	0	0	0	0	0	0	0	0	0	0
1200	**15**	**0**	**0**	**0**	**0**	**0**	**0**	**2**	**0**	**1**	**1**	**2**	**1**	**2**	**2**	**3**	**1**	**0**	**0**	**0**	**0**	**0**	**0**	**0**	**0**	**0**	**0**	**0**	**0**
1300	9	0	0	0	0	0	0	0	0	0	0	2	3	1	0	0	2	0	0	0	1	0	0	0	0	0	0	0	0
1400	7	0	0	0	0	0	0	0	0	1	0	1	1	0	2	2	0	0	0	0	0	0	0	0	0	0	0	0	0
1500	11	0	0	0	0	0	3	1	0	1	2	0	1	0	1	2	0	0	0	0	0	0	0	0	0	0	0	0	0
1600	**15**	**0**	**0**	**0**	**0**	**1**	**1**	**1**	**1**	**1**	**0**	**1**	**4**	**0**	**1**	**3**	**0**	**1**	**0**	**0**	**0**	**0**	**0**	**0**	**0**	**0**	**0**	**0**	**0**
1700	9	0	0	0	0	0	0	0	1	0	0	0	3	0	0	5	0	0	0	0	0	0	0	0	0	0	0	0	0
1800	8	0	0	0	0	0	0	0	0	0	2	1	2	1	0	0	0	1	1	0	0	0	0	0	0	0	0	0	0
1900	10	0	0	0	0	0	0	0	0	0	2	0	3	1	1	0	1	0	1	0	1	0	0	0	0	0	0	0	0
2000	6	0	0	0	0	0	0	0	0	0	0	1	0	1	3	0	0	0	0	0	1	0	0	0	0	0	0	0	0
2100	3	0	0	0	0	0	0	0	0	0	0	0	0	0	1	1	1	0	0	0	0	0	0	0	0	0	0	0	0
2200	3	0	0	0	0	0	0	0	0	0	0	0	0	0	1	0	1	1	0	0	0	0	0	0	0	0	0	0	0
2300	3	0	0	0	0	0	0	0	0	0	1	0	0	0	0	1	0	1	0	0	0	0	0	0	0	0	0	0	0
07-19	**108**	**0**	**1**	**0**	**1**	**1**	**4**	**5**	**2**	**4**	**9**	**10**	**18**	**9**	**8**	**23**	**5**	**6**	**1**	**0**	**1**	**0**	**0**	**0**	**0**	**0**	**0**	**0**	**0**
06-22	**128**	**0**	**1**	**0**	**1**	**1**	**4**	**5**	**2**	**4**	**11**	**11**	**21**	**11**	**14**	**24**	**7**	**6**	**2**	**0**	**3**	**0**	**0**	**0**	**0**	**0**	**0**	**0**	**0**
06-00	**134**	**0**	**1**	**0**	**1**	**1**	**4**	**5**	**2**	**4**	**12**	**11**	**21**	**11**	**15**	**25**	**8**	**8**	**2**	**0**	**3**	**0**	**0**	**0**	**0**	**0**	**0**	**0**	**0**
00-00	**137**	**0**	**1**	**0**	**1**	**1**	**4**	**5**	**2**	**4**	**13**	**12**	**21**	**11**	**15**	**25**	**9**	**8**	**2**	**0**	**3**	**0**	**0**	**0**	**0**	**0**	**0**	**0**	**0**

DRAFT

Site 60
Location L-7557-0, Att - Telepole, Lat 53.93776, Long -6.85248
Direction Two way

3279 / Meath/Cavan/Monaghan ATC's
October 2013
Automatic Traffic Count

Sun, 13 October 2013

Time	Total	Speed Bins (km/h)																											
		0 - 5	5 - 10	10 - 15	15 - 20	20 - 25	25 - 30	30 - 35	35 - 40	40 - 45	45 - 50	50 - 55	55 - 60	60 - 65	65 - 70	70 - 75	75 - 80	80 - 85	85 - 90	90 - 95	95 - 100	100 - 105	105 - 110	110 - 115	115 - 120	120 - 125	125 - 130	130 - 135	135 - 140
0000	1	0	0	0	0	0	0	0	0	0	0	1	0	0	0	0	0	0	0	0	0	0	0	0	0	0	0	0	0
0100	0	0	0	0	0	0	0	0	0	0	0	0	0	0	0	0	0	0	0	0	0	0	0	0	0	0	0	0	0
0200	4	0	0	0	0	0	0	0	0	0	2	0	0	1	0	1	0	0	0	0	0	0	0	0	0	0	0	0	0
0300	1	0	0	0	0	0	0	0	0	0	0	0	0	0	0	1	0	0	0	0	0	0	0	0	0	0	0	0	0
0400	1	0	0	0	0	0	0	0	0	0	1	0	0	0	0	0	0	0	0	0	0	0	0	0	0	0	0	0	0
0500	0	0	0	0	0	0	0	0	0	0	0	0	0	0	0	0	0	0	0	0	0	0	0	0	0	0	0	0	0
0600	2	0	0	0	0	0	0	0	0	0	0	0	0	1	0	0	1	0	0	0	0	0	0	0	0	0	0	0	0
0700	2	0	0	0	0	0	0	0	0	0	0	0	0	0	0	0	2	0	0	0	0	0	0	0	0	0	0	0	0
0800	6	0	0	0	0	0	0	0	0	0	0	2	1	1	1	0	1	0	0	0	0	0	0	0	0	0	0	0	0
0900	**12**	**0**	**0**	**0**	**0**	**0**	**2**	**0**	**0**	**0**	**1**	**0**	**1**	**2**	**1**	**2**	**0**	**2**	**1**	**0**	**0**	**0**	**0**	**0**	**0**	**0**	**0**	**0**	**0**
1000	5	0	0	0	0	1	0	0	0	1	1	0	0	0	2	0	0	0	0	0	0	0	0	0	0	0	0	0	0
1100	4	0	0	0	0	0	1	0	0	0	0	1	0	0	1	0	1	0	0	0	0	0	0	0	0	0	0	0	0
1200	7	0	0	0	0	0	0	0	0	0	2	1	0	2	0	1	1	0	0	0	0	0	0	0	0	0	0	0	0
1300	6	0	0	0	0	0	0	0	0	0	0	1	2	3	0	0	0	0	0	0	0	0	0	0	0	0	0	0	0
1400	6	0	0	0	0	0	0	0	1	1	0	0	1	1	0	1	1	0	0	0	0	0	0	0	0	0	0	0	0
1500	10	0	0	0	0	0	0	0	2	0	0	0	0	2	0	2	1	1	1	0	1	0	0	0	0	0	0	0	0
1600	5	0	0	0	0	0	0	0	1	0	0	0	1	1	1	0	1	0	0	0	0	0	0	0	0	0	0	0	0
1700	**14**	**0**	**0**	**0**	**0**	**0**	**0**	**0**	**0**	**0**	**1**	**2**	**3**	**1**	**2**	**3**	**2**	**0**	**0**	**0**	**0**	**0**	**0**	**0**	**0**	**0**	**0**	**0**	**0**
1800	8	0	0	0	0	0	0	0	1	0	1	1	1	0	3	1	0	0	0	0	0	0	0	0	0	0	0	0	0
1900	5	0	0	0	0	0	0	0	0	0	0	0	2	1	0	2	0	0	0	0	0	0	0	0	0	0	0	0	0
2000	2	0	0	0	0	0	0	0	0	0	0	0	1	0	0	0	1	0	0	0	0	0	0	0	0	0	0	0	0
2100	3	0	0	0	0	0	0	0	0	0	0	0	1	0	0	1	1	0	0	0	0	0	0	0	0	0	0	0	0
2200	2	0	0	0	0	0	0	0	0	0	0	1	0	0	0	1	0	0	0	0	0	0	0	0	0	0	0	0	0
2300	1	0	0	0	0	0	0	0	0	0	0	0	0	0	0	0	1	0	0	0	0	0	0	0	0	0	0	0	0
07-19	**85**	**0**	**0**	**0**	**0**	**1**	**3**	**0**	**5**	**2**	**6**	**8**	**10**	**13**	**11**	**10**	**10**	**3**	**2**	**0**	**1**	**0**	**0**	**0**	**0**	**0**	**0**	**0**	**0**
06-22	**97**	**0**	**0**	**0**	**0**	**1**	**3**	**0**	**5**	**2**	**6**	**8**	**14**	**15**	**11**	**13**	**13**	**3**	**2**	**0**	**1**	**0**	**0**	**0**	**0**	**0**	**0**	**0**	**0**
06-00	**100**	**0**	**0**	**0**	**0**	**1**	**3**	**0**	**5**	**2**	**6**	**9**	**14**	**15**	**11**	**14**	**14**	**3**	**2**	**0**	**1**	**0**	**0**	**0**	**0**	**0**	**0**	**0**	**0**
00-00	**107**	**0**	**0**	**0**	**0**	**1**	**3**	**0**	**5**	**2**	**9**	**10**	**14**	**16**	**11**	**16**	**14**	**3**	**2**	**0**	**1**	**0**	**0**	**0**	**0**	**0**	**0**	**0**	**0**

DRAFT

Site 60
Location L-7557-0, Att - Telepole, Lat 53.93776, Long -6.85248
Direction Two way

3279 / Meath/Cavan/Monaghan ATC's
October 2013
Automatic Traffic Count

Mon, 14 October 2013

Time	Total	Speed Bins (km/h)																											
		0 - 5	5 - 10	10 - 15	15 - 20	20 - 25	25 - 30	30 - 35	35 - 40	40 - 45	45 - 50	50 - 55	55 - 60	60 - 65	65 - 70	70 - 75	75 - 80	80 - 85	85 - 90	90 - 95	95 - 100	100 - 105	105 - 110	110 - 115	115 - 120	120 - 125	125 - 130	130 - 135	135 - 140
0000	0	0	0	0	0	0	0	0	0	0	0	0	0	0	0	0	0	0	0	0	0	0	0	0	0	0	0	0	0
0100	2	0	0	0	0	0	0	0	1	0	0	0	1	0	0	0	0	0	0	0	0	0	0	0	0	0	0	0	0
0200	0	0	0	0	0	0	0	0	0	0	0	0	0	0	0	0	0	0	0	0	0	0	0	0	0	0	0	0	0
0300	0	0	0	0	0	0	0	0	0	0	0	0	0	0	0	0	0	0	0	0	0	0	0	0	0	0	0	0	0
0400	0	0	0	0	0	0	0	0	0	0	0	0	0	0	0	0	0	0	0	0	0	0	0	0	0	0	0	0	0
0500	2	0	0	0	0	0	0	0	0	0	0	0	0	0	1	0	0	0	0	0	1	0	0	0	0	0	0	0	0
0600	1	0	0	0	0	0	0	0	0	0	0	0	0	0	0	0	1	0	0	0	0	0	0	0	0	0	0	0	0
0700	5	0	0	0	0	0	0	0	0	0	0	0	0	1	2	0	0	1	0	0	0	1	0	0	0	0	0	0	0
0800	9	0	0	0	0	0	0	1	0	0	1	1	1	2	1	1	0	1	0	0	0	0	0	0	0	0	0	0	0
0900	**10**	**0**	**0**	**0**	**1**	**0**	**0**	**1**	**0**	**0**	**0**	**2**	**0**	**0**	**1**	**1**	**2**	**1**	**0**	**1**	**0**	**0**	**0**	**0**	**0**	**0**	**0**	**0**	**0**
1000	4	0	0	0	0	1	0	0	0	0	0	0	0	1	1	1	0	0	0	0	0	0	0	0	0	0	0	0	0
1100	7	0	0	0	0	0	0	0	0	0	0	1	1	2	1	1	1	0	0	0	0	0	0	0	0	0	0	0	0
1200	3	0	0	0	0	0	0	0	0	0	0	0	0	1	0	1	1	0	0	0	0	0	0	0	0	0	0	0	0
1300	4	0	0	0	0	0	0	0	0	0	0	1	1	0	1	0	0	1	0	0	0	0	0	0	0	0	0	0	0
1400	6	0	0	0	0	0	0	0	0	0	2	1	1	0	0	2	0	0	0	0	0	0	0	0	0	0	0	0	0
1500	15	0	0	0	0	0	0	0	0	1	1	1	3	2	1	1	3	1	0	1	0	0	0	0	0	0	0	0	0
1600	10	0	0	0	0	0	0	0	1	0	1	0	1	0	1	1	2	1	0	0	0	0	0	1	1	0	0	0	0
1700	12	0	0	0	0	0	0	1	0	0	0	1	2	3	0	1	2	1	0	0	1	0	0	0	0	0	0	0	0
1800	**16**	**0**	**0**	**0**	**0**	**0**	**1**	**0**	**1**	**1**	**3**	**1**	**1**	**1**	**1**	**3**	**2**	**1**	**0**	**0**	**0**	**0**	**0**	**0**	**0**	**0**	**0**	**0**	**0**
1900	15	0	0	0	0	0	0	0	1	0	2	1	2	2	3	3	0	0	1	0	0	0	0	0	0	0	0	0	0
2000	10	0	0	0	0	0	0	0	0	0	0	1	0	1	3	1	3	1	0	0	0	0	0	0	0	0	0	0	0
2100	13	0	0	0	0	0	0	1	1	0	1	1	0	2	2	1	1	1	2	0	0	0	0	0	0	0	0	0	0
2200	3	0	0	0	0	0	0	0	0	0	0	0	2	0	0	0	0	0	1	0	0	0	0	0	0	0	0	0	0
2300	1	0	0	0	0	0	0	0	0	0	0	0	0	0	0	0	0	0	1	0	0	0	0	0	0	0	0	0	0
07-19	**101**	**0**	**0**	**0**	**1**	**1**	**1**	**3**	**2**	**2**	**8**	**9**	**11**	**13**	**10**	**13**	**13**	**8**	**0**	**2**	**1**	**1**	**0**	**1**	**1**	**0**	**0**	**0**	**0**
06-22	**140**	**0**	**0**	**0**	**1**	**1**	**1**	**4**	**4**	**2**	**11**	**12**	**13**	**18**	**18**	**18**	**18**	**10**	**3**	**2**	**1**	**1**	**0**	**1**	**1**	**0**	**0**	**0**	**0**
06-00	**144**	**0**	**0**	**0**	**1**	**1**	**1**	**4**	**4**	**2**	**11**	**12**	**15**	**18**	**18**	**18**	**18**	**10**	**5**	**2**	**1**	**1**	**0**	**1**	**1**	**0**	**0**	**0**	**0**
00-00	**148**	**0**	**0**	**0**	**1**	**1**	**1**	**4**	**5**	**2**	**11**	**12**	**16**	**18**	**19**	**18**	**18**	**10**	**5**	**2**	**2**	**1**	**0**	**1**	**1**	**0**	**0**	**0**	**0**

DRAFT

Site 60
Location L-7557-0, Att - Telepole, Lat 53.93776, Long -6.85248
Direction Two way

3279 / Meath/Cavan/Monaghan ATC's
October 2013
Automatic Traffic Count

Tue, 15 October 2013

Time	Total	Speed Bins (km/h)																												
		0 - 5	5 - 10	10 - 15	15 - 20	20 - 25	25 - 30	30 - 35	35 - 40	40 - 45	45 - 50	50 - 55	55 - 60	60 - 65	65 - 70	70 - 75	75 - 80	80 - 85	85 - 90	90 - 95	95 - 100	100 - 105	105 - 110	110 - 115	115 - 120	120 - 125	125 - 130	130 - 135	135 - 140
0000	1	0	0	0	0	0	0	0	0	0	0	0	1	0	0	0	0	0	0	0	0	0	0	0	0	0	0	0	0	0
0100	1	0	0	0	0	0	0	0	0	0	0	0	0	1	0	0	0	0	0	0	0	0	0	0	0	0	0	0	0	0
0200	0	0	0	0	0	0	0	0	0	0	0	0	0	0	0	0	0	0	0	0	0	0	0	0	0	0	0	0	0	0
0300	0	0	0	0	0	0	0	0	0	0	0	0	0	0	0	0	0	0	0	0	0	0	0	0	0	0	0	0	0	0
0400	0	0	0	0	0	0	0	0	0	0	0	0	0	0	0	0	0	0	0	0	0	0	0	0	0	0	0	0	0	0
0500	0	0	0	0	0	0	0	0	0	0	0	0	0	0	0	0	0	0	0	0	0	0	0	0	0	0	0	0	0	0
0600	1	0	0	0	0	0	0	0	0	0	0	0	0	1	0	0	0	0	0	0	0	0	0	0	0	0	0	0	0	0
0700	4	0	0	0	0	0	0	0	0	0	0	0	1	1	1	0	0	0	1	0	0	0	0	0	0	0	0	0	0	0
0800	7	0	0	0	0	1	0	0	0	0	0	1	1	2	0	1	0	0	1	0	0	0	0	0	0	0	0	0	0	0
0900	**12**	**0**	**0**	**0**	**0**	**0**	**0**	**0**	**0**	**1**	**0**	**0**	**2**	**3**	**1**	**2**	**1**	**1**	**0**	**1**	**0**	**0**	**0**	**0**	**0**	**0**	**0**	**0**	**0**	**0**
1000	5	0	0	1	0	0	1	0	0	0	0	0	0	2	1	0	0	0	0	0	0	0	0	0	0	0	0	0	0	0
1100	3	0	0	0	0	0	0	0	1	0	0	0	0	1	0	0	1	0	0	0	0	0	0	0	0	0	0	0	0	0
1200	4	0	0	0	0	0	0	0	0	0	1	0	0	1	0	1	1	0	0	0	0	0	0	0	0	0	0	0	0	0
1300	5	0	0	0	0	0	0	0	0	0	0	1	0	1	0	2	1	0	0	0	0	0	0	0	0	0	0	0	0	0
1400	8	0	0	0	0	0	0	0	0	0	0	0	2	1	2	3	0	0	0	0	0	0	0	0	0	0	0	0	0	0
1500	**18**	**0**	**0**	**0**	**0**	**0**	**0**	**0**	**1**	**0**	**0**	**1**	**2**	**5**	**4**	**2**	**1**	**1**	**0**	**1**	**0**	**0**	**0**	**0**	**0**	**0**	**0**	**0**	**0**	**0**
1600	7	0	0	0	0	0	0	0	0	0	0	0	2	0	0	2	2	1	0	0	0	0	0	0	0	0	0	0	0	0
1700	8	0	0	0	0	0	0	0	1	0	0	0	3	4	0	0	0	0	0	0	0	0	0	0	0	0	0	0	0	0
1800	4	0	0	0	0	0	1	0	0	0	0	0	1	1	0	0	0	1	0	0	0	0	0	0	0	0	0	0	0	0
1900	13	0	0	0	0	0	1	1	0	1	0	1	3	1	4	0	0	1	0	0	0	0	0	0	0	0	0	0	0	0
2000	5	0	0	0	0	1	0	0	0	0	2	0	0	2	0	0	0	0	0	0	0	0	0	0	0	0	0	0	0	0
2100	1	0	0	0	0	0	1	0	0	0	0	0	0	0	0	0	0	0	0	0	0	0	0	0	0	0	0	0	0	0
2200	2	0	0	0	0	0	0	0	0	0	0	0	0	2	0	0	0	0	0	0	0	0	0	0	0	0	0	0	0	0
2300	0	0	0	0	0	0	0	0	0	0	0	0	0	0	0	0	0	0	0	0	0	0	0	0	0	0	0	0	0	0
07-19	**85**	**0**	**0**	**1**	**0**	**1**	**2**	**0**	**3**	**1**	**1**	**3**	**14**	**22**	**9**	**13**	**7**	**4**	**2**	**2**	**0**	**0**	**0**	**0**	**0**	**0**	**0**	**0**	**0**	**0**
06-22	**105**	**0**	**0**	**1**	**0**	**2**	**4**	**1**	**3**	**2**	**3**	**4**	**17**	**26**	**13**	**13**	**7**	**5**	**2**	**2**	**0**	**0**	**0**	**0**	**0**	**0**	**0**	**0**	**0**	**0**
06-00	**107**	**0**	**0**	**1**	**0**	**2**	**4**	**1**	**3**	**2**	**3**	**4**	**17**	**28**	**13**	**13**	**7**	**5**	**2**	**2**	**0**	**0**	**0**	**0**	**0**	**0**	**0**	**0**	**0**	**0**
00-00	**109**	**0**	**0**	**1**	**0**	**2**	**4**	**1**	**3**	**2**	**3**	**4**	**18**	**29**	**13**	**13**	**7**	**5**	**2**	**2**	**0**	**0**	**0**	**0**	**0**	**0**	**0**	**0**	**0**	**0**

DRAFT

Site 60
Location L-7557-0, Att - Telepole, Lat 53.93776, Long -6.85248
Direction Two way

3279 / Meath/Cavan/Monaghan ATC's
October 2013
Automatic Traffic Count

Wed, 16 October 2013

Time	Total	Speed Bins (km/h)																											
		0 - 5	5 - 10	10 - 15	15 - 20	20 - 25	25 - 30	30 - 35	35 - 40	40 - 45	45 - 50	50 - 55	55 - 60	60 - 65	65 - 70	70 - 75	75 - 80	80 - 85	85 - 90	90 - 95	95 - 100	100 - 105	105 - 110	110 - 115	115 - 120	120 - 125	125 - 130	130 - 135	135 - 140
0000	0	0	0	0	0	0	0	0	0	0	0	0	0	0	0	0	0	0	0	0	0	0	0	0	0	0	0	0	0
0100	0	0	0	0	0	0	0	0	0	0	0	0	0	0	0	0	0	0	0	0	0	0	0	0	0	0	0	0	0
0200	0	0	0	0	0	0	0	0	0	0	0	0	0	0	0	0	0	0	0	0	0	0	0	0	0	0	0	0	0
0300	0	0	0	0	0	0	0	0	0	0	0	0	0	0	0	0	0	0	0	0	0	0	0	0	0	0	0	0	0
0400	0	0	0	0	0	0	0	0	0	0	0	0	0	0	0	0	0	0	0	0	0	0	0	0	0	0	0	0	0
0500	0	0	0	0	0	0	0	0	0	0	0	0	0	0	0	0	0	0	0	0	0	0	0	0	0	0	0	0	0
0600	2	0	0	0	0	0	0	0	0	0	0	0	0	0	0	0	2	0	0	0	0	0	0	0	0	0	0	0	0
0700	4	0	0	0	0	0	0	0	0	0	0	0	0	1	1	0	1	0	0	0	1	0	0	0	0	0	0	0	0
0800	7	0	0	0	0	0	0	0	0	0	1	2	1	1	0	0	2	0	0	0	0	0	0	0	0	0	0	0	0
0900	**9**	**0**	**0**	**0**	**0**	**0**	**1**	**1**	**0**	**0**	**0**	**0**	**2**	**2**	**2**	**1**	**0**	**0**	**0**	**0**	**0**	**0**	**0**	**0**	**0**	**0**	**0**	**0**	**0**
1000	5	0	0	0	0	0	0	0	0	1	0	1	0	2	1	0	0	0	0	0	0	0	0	0	0	0	0	0	0
1100	7	0	0	0	0	0	0	0	0	0	2	2	0	0	0	1	1	1	0	0	0	0	0	0	0	0	0	0	0
1200	7	0	0	0	0	0	0	1	2	0	1	2	1	0	0	0	0	0	0	0	0	0	0	0	0	0	0	0	0
1300	2	0	0	0	0	0	0	0	1	0	0	0	1	0	0	0	0	0	0	0	0	0	0	0	0	0	0	0	0
1400	10	0	0	0	0	0	1	0	0	1	1	1	2	2	1	0	0	0	1	0	0	0	0	0	0	0	0	0	0
1500	10	0	0	0	0	0	0	0	0	0	0	1	1	1	1	1	2	2	1	0	0	0	0	0	0	0	0	0	0
1600	**14**	**0**	**0**	**0**	**0**	**0**	**0**	**0**	**1**	**1**	**0**	**0**	**2**	**2**	**3**	**3**	**1**	**0**	**0**	**1**	**0**	**0**	**0**	**0**	**0**	**0**	**0**	**0**	**0**
1700	6	0	0	0	0	0	0	0	0	1	0	0	0	2	1	2	0	0	0	0	0	0	0	0	0	0	0	0	0
1800	8	0	0	0	0	0	0	0	1	0	1	0	1	2	1	0	1	1	0	0	0	0	0	0	0	0	0	0	0
1900	7	0	0	0	0	0	0	0	1	1	0	1	1	1	0	0	2	0	0	0	0	0	0	0	0	0	0	0	0
2000	5	0	0	0	0	0	1	0	0	0	1	0	0	1	1	0	1	0	0	0	0	0	0	0	0	0	0	0	0
2100	0	0	0	0	0	0	0	0	0	0	0	0	0	0	0	0	0	0	0	0	0	0	0	0	0	0	0	0	0
2200	4	0	0	0	0	0	0	0	0	1	0	0	1	0	1	0	1	0	0	0	0	0	0	0	0	0	0	0	0
2300	1	0	0	0	0	0	0	0	0	0	0	1	0	0	0	0	0	0	0	0	0	0	0	0	0	0	0	0	0
07-19	**89**	**0**	**0**	**0**	**0**	**0**	**2**	**2**	**5**	**4**	**6**	**9**	**11**	**15**	**11**	**8**	**8**	**4**	**2**	**1**	**1**	**0**	**0**	**0**	**0**	**0**	**0**	**0**	**0**
06-22	**103**	**0**	**0**	**0**	**0**	**0**	**3**	**2**	**6**	**5**	**7**	**10**	**12**	**17**	**12**	**8**	**13**	**4**	**2**	**1**	**1**	**0**	**0**	**0**	**0**	**0**	**0**	**0**	**0**
06-00	**108**	**0**	**0**	**0**	**0**	**0**	**3**	**2**	**6**	**6**	**7**	**11**	**13**	**17**	**13**	**8**	**14**	**4**	**2**	**1**	**1**	**0**	**0**	**0**	**0**	**0**	**0**	**0**	**0**
00-00	**108**	**0**	**0**	**0**	**0**	**0**	**3**	**2**	**6**	**6**	**7**	**11**	**13**	**17**	**13**	**8**	**14**	**4**	**2**	**1**	**1**	**0**	**0**	**0**	**0**	**0**	**0**	**0**	**0**

DRAFT

Site 60
Location L-7557-0, Att - Telepole, Lat 53.93776, Long -6.85248
Direction Two way

3279 / Meath/Cavan/Monaghan ATC's
October 2013
Automatic Traffic Count

Virtual Day (7)

Time	Total	Speed Bins (km/h)																											
		0 - 5	5 - 10	10 - 15	15 - 20	20 - 25	25 - 30	30 - 35	35 - 40	40 - 45	45 - 50	50 - 55	55 - 60	60 - 65	65 - 70	70 - 75	75 - 80	80 - 85	85 - 90	90 - 95	95 - 100	100 - 105	105 - 110	110 - 115	115 - 120	120 - 125	125 - 130	130 - 135	135 - 140
0000	1	0	0	0	0	0	0	0	0	0	0	0	0	0	0	0	0	0	0	0	0	0	0	0	0	0	0	0	0
0100	0	0	0	0	0	0	0	0	0	0	0	0	0	0	0	0	0	0	0	0	0	0	0	0	0	0	0	0	0
0200	1	0	0	0	0	0	0	0	0	0	0	0	0	0	0	0	0	0	0	0	0	0	0	0	0	0	0	0	0
0300	0	0	0	0	0	0	0	0	0	0	0	0	0	0	0	0	0	0	0	0	0	0	0	0	0	0	0	0	0
0400	0	0	0	0	0	0	0	0	0	0	0	0	0	0	0	0	0	0	0	0	0	0	0	0	0	0	0	0	0
0500	1	0	0	0	0	0	0	0	0	0	0	0	0	0	0	0	0	0	0	0	0	0	0	0	0	0	0	0	0
0600	1	0	0	0	0	0	0	0	0	0	0	0	0	0	0	0	1	0	0	0	0	0	0	0	0	0	0	0	0
0700	4	0	0	0	0	0	0	0	0	0	0	0	1	0	1	0	1	0	0	0	0	0	0	0	0	0	0	0	0
0800	6	0	0	0	0	0	0	0	0	0	0	1	1	1	1	0	1	0	0	0	0	0	0	0	0	0	0	0	0
0900	**11**	**0**	**0**	**0**	**0**	**0**	**0**	**0**	**0**	**0**	**0**	**1**	**1**	**2**	**1**	**2**	**1**	**1**	**0**	**0**	**0**	**0**	**0**	**0**	**0**	**0**	**0**	**0**	**0**
1000	7	0	0	0	0	0	0	0	0	0	1	1	0	1	2	1	0	0	0	0	0	0	0	0	0	0	0	0	0
1100	8	0	0	0	0	0	0	0	0	0	1	1	1	1	0	1	1	0	0	0	0	0	0	0	0	0	0	0	0
1200	7	0	0	0	0	0	0	1	0	0	1	1	1	1	0	1	1	0	0	0	0	0	0	0	0	0	0	0	0
1300	6	0	0	0	0	0	0	0	0	0	0	1	1	1	1	1	1	0	0	0	0	0	0	0	0	0	0	0	0
1400	8	0	0	0	0	0	0	0	0	1	1	1	1	1	1	2	0	0	0	0	0	0	0	0	0	0	0	0	0
1500	10	0	0	0	0	0	0	0	1	0	0	0	1	2	1	1	1	1	0	0	0	0	0	0	0	0	0	0	0
1600	**11**	**0**	**0**	**0**	**0**	**0**	**0**	**0**	**1**	**0**	**0**	**0**	**2**	**1**	**1**	**2**	**1**	**1**	**0**	**0**	**0**	**0**	**0**	**0**	**0**	**0**	**0**	**0**	**0**
1700	10	0	0	0	0	0	0	0	0	0	0	1	2	3	1	2	1	0	0	0	0	0	0	0	0	0	0	0	0
1800	9	0	0	0	0	0	0	0	1	0	1	1	1	1	1	1	1	1	0	0	0	0	0	0	0	0	0	0	0
1900	9	0	0	0	0	0	0	0	1	0	1	1	2	1	1	1	0	0	0	0	0	0	0	0	0	0	0	0	0
2000	6	0	0	0	0	0	0	0	0	0	1	0	1	1	1	0	1	1	0	0	0	0	0	0	0	0	0	0	0
2100	4	0	0	0	0	0	0	0	0	0	0	0	0	0	0	0	1	0	0	0	0	0	0	0	0	0	0	0	0
2200	2	0	0	0	0	0	0	0	0	0	0	0	0	0	0	0	0	0	0	0	0	0	0	0	0	0	0	0	0
2300	1	0	0	0	0	0	0	0	0	0	0	0	0	0	0	0	0	0	0	0	0	0	0	0	0	0	0	0	0
07-19	**98**	**0**	**0**	**0**	**0**	**1**	**2**	**2**	**4**	**3**	**5**	**9**	**13**	**15**	**11**	**14**	**9**	**5**	**1**	**1**	**1**	**0**	**0**	**0**	**0**	**0**	**0**	**0**	**0**
06-22	**117**	**0**	**0**	**0**	**0**	**1**	**2**	**2**	**5**	**4**	**7**	**10**	**16**	**17**	**14**	**15**	**12**	**6**	**2**	**1**	**1**	**0**	**0**	**0**	**0**	**0**	**0**	**0**	**0**
06-00	**121**	**0**	**0**	**0**	**0**	**1**	**2**	**2**	**5**	**4**	**7**	**11**	**16**	**18**	**15**	**16**	**12**	**7**	**2**	**1**	**1**	**0**	**0**	**0**	**0**	**0**	**0**	**0**	**0**
00-00	**125**	**0**	**0**	**0**	**0**	**1**	**2**	**2**	**5**	**4**	**8**	**11**	**17**	**18**	**15**	**16**	**12**	**7**	**3**	**1**	**1**	**0**	**0**	**0**	**0**	**0**	**0**	**0**	**0**

DRAFT

Site 60
Location L-7557-0, Att - Telepole, Lat 53.93776, Long -6.85248
Direction Two way

3279 / Meath/Cavan/Monaghan ATC's
October 2013
Automatic Traffic Count

Virtual Week (1)

Time	Total	Speed Bins (km/h)																												
		0 - 5	5 - 10	10 - 15	15 - 20	20 - 25	25 - 30	30 - 35	35 - 40	40 - 45	45 - 50	50 - 55	55 - 60	60 - 65	65 - 70	70 - 75	75 - 80	80 - 85	85 - 90	90 - 95	95 - 100	100 - 105	105 - 110	110 - 115	115 - 120	120 - 125	125 - 130	130 - 135	135 - 140
Mon	148	0	0	0	1	1	1	4	5	2	11	12	16	18	19	18	18	10	5	2	2	1	0	1	1	0	0	0	0
Tue	109	0	0	1	0	2	4	1	3	2	3	4	18	29	13	13	7	5	2	2	0	0	0	0	0	0	0	0	0	0
Wed	108	0	0	0	0	0	3	2	6	6	7	11	13	17	13	8	14	4	2	1	1	0	0	0	0	0	0	0	0	0
Thu	120	0	0	0	0	0	1	2	8	6	6	11	19	18	17	12	11	3	3	3	0	0	0	0	0	0	0	0	0	0
Fri	143	0	0	0	1	1	1	3	8	5	4	17	17	19	15	21	14	13	2	2	0	0	0	0	0	0	0	0	0	0
|Sat	137	0	1	0	1	1	4	5	2	4	13	12	21	11	15	25	9	8	2	0	3	0	0	0	0	0	0	0	0	0
|Sun	107	0	0	0	0	1	3	0	5	2	9	10	14	16	11	16	14	3	2	0	1	0	0	0	0	0	0	0	0	0
5 Day Ave.	**126**	**0**	**0**	**0**	**0**	**1**	**2**	**2**	**6**	**4**	**6**	**11**	**17**	**20**	**15**	**14**	**13**	**7**	**3**	**2**	**1**	**0**	**0**	**0**	**0**	**0**	**0**	**0**	**0**	**0**
7 Day Ave.	**125**	**0**	**0**	**0**	**0**	**1**	**2**	**2**	**5**	**4**	**8**	**11**	**17**	**18**	**15**	**16**	**12**	**7**	**3**	**1**	**1**	**0**	**0**	**0**	**0**	**0**	**0**	**0**	**0**	**0**
--	**872**	**0**	**1**	**1**	**3**	**6**	**17**	**17**	**37**	**27**	**53**	**77**	**118**	**128**	**103**	**113**	**87**	**46**	**18**	**10**	**7**	**1**	**0**	**1**	**1**	**0**	**0**	**0**	**0**	**0**

Summary Graphs

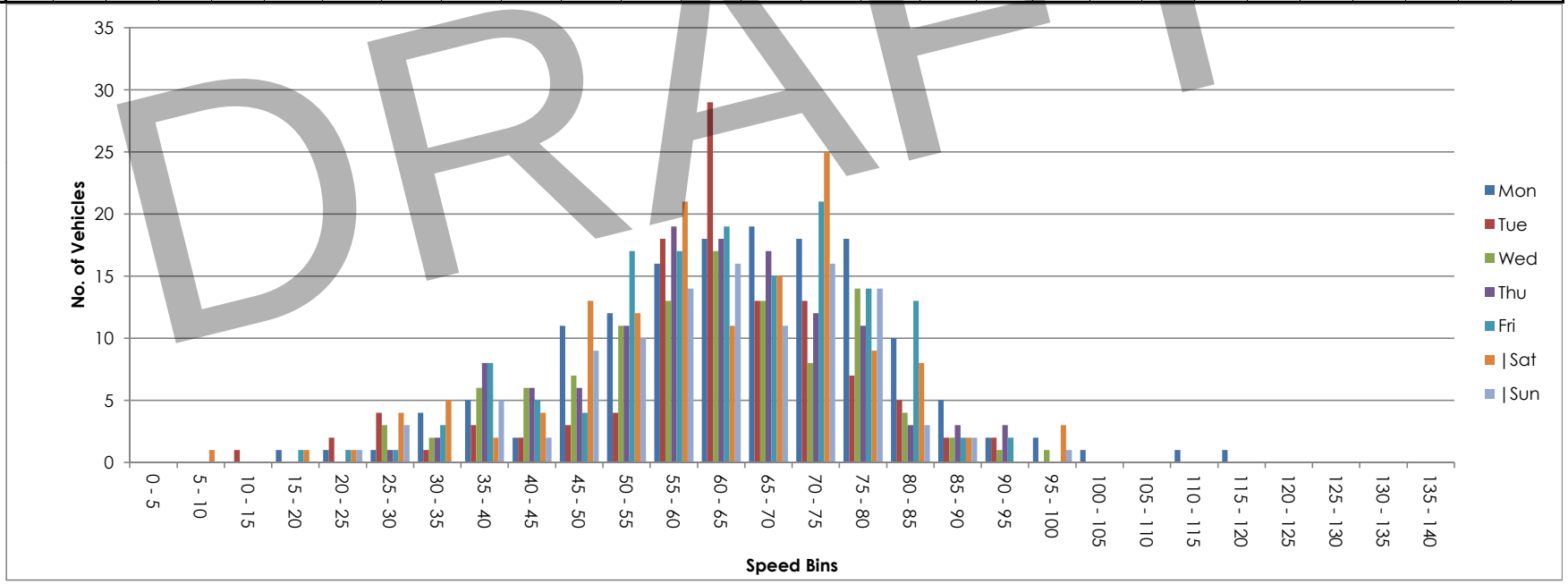

DRAFT



NDC NATIONWIDE DATA COLLECTION	**Site / Location:**	R162, Att - Bend Sign, Lat 53.94704, Long -6.83926	**Project No:**	3279	**Photo No:**	3279-61	**Drawn By:** MOR
	Survey Date:	Thu, 10 October 2013 to Wed, 16 October 2013	**Project Name:**		Meath/Cavan/Monaghan ATC'S		
	Survey Times:	00:00 to 00(24):00	**Title:**		Site Photograph		

Site No.	Location.	Direction.	Speed Limit - PSL (km/h)	Start Date.	End Date.	Total Vehicles.	5 Day Ave.	7 Day Ave.	No. > Speed Limit.	%. > Speed Limit.	No. > Speed Limit1 (+5km/h).	%. > Speed Limit1 (+5km/h).	No. > Speed Limit1 (+10km/h).	%. > Speed Limit1 (+10km/h).	Mean Speed	85%ile Speed
61	R162, Att - Bend Sign, Lat 53.94704, Long -6.83926	North	80	Thu, 10 October 2013	Wed, 16 October 2013	5113	790	730	1236	24.2	614	12.0	240	4.7	72.4	83.2
		South	80	Thu, 10 October 2013	Wed, 16 October 2013	5333	822	762	1884	35.3	1045	19.6	470	8.8	75.2	86.8
		Two way	80	Thu, 10 October 2013	Wed, 16 October 2013	10446	1612	1492	3120	29.9	1659	15.9	710	6.8	73.8	85.3

DRAFT

Site 61
Location R162, Att - Bend Sign, Lat 53.94704, Long -6.83926
Direction North

3279 / Meath/Cavan/Monaghan ATC's
October 2013
Automatic Traffic Count

Thu, 10 October 2013

Time	Total	Classification												>PSL	>PSL%	>SL1	>SL1%	>SL2	>SL2%	Mean	Vpp
		1 MCL	2 SV	3 SVT	4 TB2	5 TB3	6 T4	7 ART3	8 ART4	9 ART5	10 ART6	11 BD	12 DRT	80	80	85 +5kph	85 +5kph	90 +10kph	90 +10kph		85
0000	7	0	6	0	0	0	0	0	0	1	0	0	0	4	57.1	3	42.9	1	14.3	79.9	-
0100	4	0	3	0	1	0	0	0	0	0	0	0	0	3	75	0	0	0	0	79.2	-
0200	4	0	4	0	0	0	0	0	0	0	0	0	0	0	0	0	0	0	0	77.7	-
0300	3	0	2	0	0	0	0	0	0	0	1	0	0	1	33.3	0	0	0	0	76.3	-
0400	1	0	0	0	1	0	0	0	0	0	0	0	0	0	0	0	0	0	0	77.4	-
0500	16	0	15	0	0	0	0	0	0	1	0	0	0	7	43.8	5	31.3	2	12.5	75.5	87.5
0600	14	0	10	0	1	1	0	0	0	2	0	0	0	6	42.9	2	14.3	0	0	75.5	84.6
0700	33	0	29	0	2	1	0	0	0	0	1	0	0	10	30.3	9	27.3	4	12.1	76.2	87.8
0800	38	0	31	2	4	0	0	0	1	0	0	0	0	9	23.7	3	7.9	3	7.9	74.2	82.4
0900	32	0	25	0	6	0	1	0	0	0	0	0	0	6	18.8	3	9.4	1	3.1	72.5	81
1000	**44**	**1**	**29**	**4**	**7**	**0**	**0**	**0**	**2**	**1**	**0**	**0**	**0**	**7**	**15.9**	**4**	**9.1**	**2**	**4.5**	**66.3**	**79.6**
1100	30	0	20	3	7	0	0	0	0	0	0	0	0	4	13.3	3	10	1	3.3	72.2	79.2
1200	41	0	36	1	3	0	0	0	0	1	0	0	0	6	14.6	3	7.3	0	0	72.6	79.9
1300	40	0	25	2	6	0	1	0	1	5	0	0	0	7	17.5	4	10	0	0	69.7	79.9
1400	38	0	30	2	6	0	0	0	0	0	0	0	0	3	7.9	0	0	0	0	68.3	77.4
1500	69	0	49	2	13	1	0	0	2	2	0	0	0	12	17.4	5	7.2	2	2.9	65.9	80.6
1600	61	0	55	1	4	1	0	0	0	0	0	0	0	12	19.7	6	9.8	1	1.6	71.6	83.2
1700	**87**	**1**	**66**	**5**	**14**	**0**	**0**	**0**	**0**	**1**	**0**	**0**	**0**	**18**	**20.7**	**9**	**10.3**	**3**	**3.4**	**72.2**	**83.2**
1800	82	0	68	2	10	0	1	0	0	1	0	0	0	21	25.6	8	9.8	3	3.7	73.8	81.7
1900	51	0	40	1	10	0	0	0	0	0	0	0	0	11	21.6	6	11.8	2	3.9	73.3	82.1
2000	38	0	28	0	7	0	0	1	1	1	0	0	0	10	26.3	6	15.8	2	5.3	74.1	82.8
2100	18	0	17	0	0	0	0	0	1	0	0	0	0	10	55.6	7	38.9	5	27.8	82.3	91.1
2200	25	0	24	0	0	0	0	0	0	1	0	0	0	11	44	7	28	3	12	78.2	87.5
2300	17	0	12	1	3	0	0	0	0	1	0	0	0	9	52.9	6	35.3	4	23.5	82.6	91.4
07-19	**595**	**2**	**463**	**24**	**82**	**3**	**3**	**0**	**6**	**11**	**1**	**0**	**0**	**115**	**19.3**	**57**	**9.6**	**20**	**3.4**	**71.1**	**81.7**
06-22	**716**	**2**	**558**	**25**	**100**	**4**	**3**	**1**	**8**	**14**	**1**	**0**	**0**	**152**	**21.2**	**78**	**10.9**	**29**	**4.1**	**71.8**	**82.4**
06-00	**758**	**2**	**594**	**26**	**103**	**4**	**3**	**1**	**8**	**16**	**1**	**0**	**0**	**172**	**22.7**	**91**	**12**	**36**	**4.7**	**72.3**	**83.2**
00-00	**793**	**2**	**624**	**26**	**105**	**4**	**3**	**1**	**8**	**18**	**2**	**0**	**0**	**187**	**23.6**	**99**	**12.5**	**39**	**4.9**	**72.5**	**83.9**

DRAFT

Site 61
Location R162, Att - Bend Sign, Lat 53.94704, Long -6.83926
Direction North

3279 / Meath/Cavan/Monaghan ATC's
October 2013
Automatic Traffic Count

Fri, 11 October 2013

Time	Total	Classification												>PSL	>PSL%	>SL1	>SL1%	>SL2	>SL2%	Mean	Vpp
		1 MCL	2 SV	3 SVT	4 TB2	5 TB3	6 T4	7 ART3	8 ART4	9 ART5	10 ART6	11 BD	12 DRT	80	80	85 +5kph	85 +5kph	90 +10kph	90 +10kph		85
0000	5	0	5	0	0	0	0	0	0	0	0	0	0	0	0	0	0	0	0	62.9	-
0100	4	0	4	0	0	0	0	0	0	0	0	0	0	3	75	1	25	0	0	82.7	-
0200	3	0	2	0	0	0	0	0	1	0	0	0	0	1	33.3	1	33.3	0	0	72.7	-
0300	2	0	1	0	0	0	0	0	0	0	1	0	0	1	50	1	50	0	0	79	-
0400	2	0	1	0	0	0	0	0	1	0	0	0	0	2	100	1	50	1	50	86.1	-
0500	8	0	7	0	1	0	0	0	0	0	0	0	0	4	50	2	25	1	12.5	78.4	-
0600	15	0	14	0	0	1	0	0	0	0	0	0	0	7	46.7	2	13.3	2	13.3	76.5	84.6
0700	39	0	35	1	2	0	0	0	1	0	0	0	0	17	43.6	8	20.5	4	10.3	78.5	85.7
0800	45	0	37	1	6	0	0	0	0	1	0	0	0	10	22.2	6	13.3	3	6.7	73.7	81
0900	38	1	21	2	10	1	0	0	1	2	0	0	0	9	23.7	5	13.2	3	7.9	71.9	81.4
1000	34	1	24	0	8	0	0	0	0	1	0	0	0	12	35.3	7	20.6	4	11.8	75.1	86.8
1100	**46**	**0**	**39**	**0**	**5**	**0**	**0**	**0**	**1**	**1**	**0**	**0**	**0**	**12**	**26.1**	**4**	**8.7**	**0**	**0**	**73.2**	**81.7**
1200	50	0	44	0	4	1	0	0	0	1	0	0	0	13	26	9	18	3	6	75.4	86.4
1300	46	0	40	2	2	0	0	0	0	2	0	0	0	15	32.6	4	8.7	4	8.7	76.1	83.5
1400	49	1	34	0	8	0	0	0	0	6	0	0	0	7	14.3	3	6.1	2	4.1	67.7	79.6
1500	62	0	48	3	7	0	0	0	1	3	0	0	0	9	14.5	2	3.2	0	0	71.3	79.2
1600	83	0	65	2	9	1	1	1	0	3	1	0	0	31	37.3	18	21.7	9	10.8	75.8	87.8
1700	**84**	**0**	**65**	**4**	**11**	**0**	**1**	**1**	**0**	**2**	**0**	**0**	**0**	**19**	**22.6**	**10**	**11.9**	**4**	**4.8**	**69.8**	**83.2**
1800	77	0	62	3	12	0	0	0	0	0	0	0	0	13	16.9	5	6.5	3	3.9	71.2	80.3
1900	50	0	42	1	7	0	0	0	0	0	0	0	0	15	30	6	12	1	2	74.1	83.9
2000	36	0	33	0	2	0	0	0	0	1	0	0	0	9	25	2	5.6	1	2.8	73.4	83.2
2100	32	0	30	0	0	0	0	0	1	1	0	0	0	11	34.4	6	18.8	1	3.1	74.9	85
2200	13	0	13	0	0	0	0	0	0	0	0	0	0	7	53.8	6	46.2	4	30.8	82.2	94.7
2300	4	0	3	0	1	0	0	0	0	0	0	0	0	1	25	1	25	1	25	75.9	-
07-19	**653**	**3**	**514**	**18**	**84**	**3**	**2**	**2**	**4**	**22**	**1**	**0**	**0**	**167**	**25.6**	**81**	**12.4**	**39**	**6**	**73**	**83.2**
06-22	**786**	**3**	**633**	**19**	**93**	**4**	**2**	**2**	**5**	**24**	**1**	**0**	**0**	**209**	**26.6**	**97**	**12.3**	**44**	**5.6**	**73.2**	**83.5**
06-00	**803**	**3**	**649**	**19**	**94**	**4**	**2**	**2**	**5**	**24**	**1**	**0**	**0**	**217**	**27**	**104**	**13**	**49**	**6.1**	**73.4**	**83.5**
00-00	**827**	**3**	**669**	**19**	**95**	**4**	**2**	**2**	**7**	**24**	**2**	**0**	**0**	**228**	**27.6**	**110**	**13.3**	**51**	**6.2**	**73.5**	**83.9**

DRAFT

Site 61
Location R162, Att - Bend Sign, Lat 53.94704, Long -6.83926
Direction North

3279 / Meath/Cavan/Monaghan ATC's
October 2013
Automatic Traffic Count

Sat, 12 October 2013

Time	Total	Classification												>PSL	>PSL%	>SL1	>SL1%	>SL2	>SL2%	Mean	Vpp
		1 MCL	2 SV	3 SVT	4 TB2	5 TB3	6 T4	7 ART3	8 ART4	9 ART5	10 ART6	11 BD	12 DRT	80	80	85 +5kph	85 +5kph	90 +10kph	90 +10kph		85
0000	6	0	4	0	1	0	0	0	1	0	0	0	0	2	33.3	2	33.3	2	33.3	79.8	-
0100	6	0	6	0	0	0	0	0	0	0	0	0	0	1	16.7	0	0	0	0	73.3	-
0200	8	0	6	0	0	0	0	0	0	1	1	0	0	2	25	0	0	0	0	73.2	-
0300	2	0	2	0	0	0	0	0	0	0	0	0	0	1	50	0	0	0	0	77.4	-
0400	0	0	0	0	0	0	0	0	0	0	0	0	0	0	0	0	0	0	0	-	-
0500	0	0	0	0	0	0	0	0	0	0	0	0	0	0	0	0	0	0	0	-	-
0600	8	0	5	0	2	0	0	0	0	1	0	0	0	2	25	2	25	1	12.5	75.3	-
0700	20	0	19	0	1	0	0	0	0	0	0	0	0	6	30	2	10	2	10	76.7	82.4
0800	16	0	14	2	0	0	0	0	0	0	0	0	0	6	37.5	3	18.8	3	18.8	76.3	91.4
0900	35	1	25	6	2	0	0	0	1	0	0	0	0	7	20	3	8.6	1	2.9	70.6	82.1
1000	35	0	30	3	2	0	0	0	0	0	0	0	0	14	40	4	11.4	1	2.9	73.4	84.2
1100	**38**	**0**	**32**	**4**	**1**	**1**	**0**	**0**	**0**	**0**	**0**	**0**	**0**	**13**	**34.2**	**6**	**15.8**	**1**	**2.6**	**71.4**	**82.4**
1200	41	0	32	3	5	0	0	0	0	1	0	0	0	10	24.4	6	14.6	3	7.3	72.8	84.2
1300	46	0	41	3	0	0	0	0	0	2	0	0	0	11	23.9	6	13	1	2.2	72.6	83.2
1400	52	0	45	2	4	0	0	1	0	0	0	0	0	11	21.2	7	13.5	4	7.7	71.5	83.2
1500	**67**	**0**	**51**	**7**	**8**	**1**	**0**	**0**	**0**	**0**	**0**	**0**	**0**	**16**	**23.9**	**9**	**13.4**	**4**	**6**	**70.1**	**83.2**
1600	56	0	44	7	3	0	0	0	1	1	0	0	0	19	33.9	8	14.3	1	1.8	71.5	84.2
1700	60	0	52	0	5	0	0	0	1	1	1	0	0	16	26.7	8	13.3	1	1.7	70.4	84.2
1800	51	0	46	1	4	0	0	0	0	0	0	0	0	6	11.8	3	5.9	1	2	70.1	77.8
1900	47	0	36	1	9	0	0	0	0	1	0	0	0	16	34	8	17	2	4.3	73.3	85.3
2000	27	0	26	0	0	0	0	0	0	1	0	0	0	9	33.3	7	25.9	4	14.8	77.9	88.6
2100	16	0	13	2	1	0	0	0	0	0	0	0	0	4	25	1	6.3	1	6.3	68.1	81.7
2200	22	0	22	0	0	0	0	0	0	0	0	0	0	10	45.5	6	27.3	2	9.1	76.6	87.1
2300	6	0	6	0	0	0	0	0	0	0	0	0	0	2	33.3	2	33.3	1	16.7	76	-
07-19	**517**	**1**	**431**	**38**	**35**	**2**	**0**	**1**	**3**	**5**	**1**	**0**	**0**	**135**	**26.1**	**65**	**12.6**	**23**	**4.4**	**71.7**	**83.9**
06-22	**615**	**1**	**511**	**41**	**47**	**2**	**0**	**1**	**3**	**8**	**1**	**0**	**0**	**166**	**27**	**83**	**13.5**	**31**	**5**	**72**	**84.2**
06-00	**643**	**1**	**539**	**41**	**47**	**2**	**0**	**1**	**3**	**8**	**1**	**0**	**0**	**178**	**27.7**	**91**	**14.2**	**34**	**5.3**	**72.2**	**84.2**
00-00	**665**	**1**	**557**	**41**	**48**	**2**	**0**	**1**	**4**	**9**	**2**	**0**	**0**	**184**	**27.7**	**93**	**14**	**36**	**5.4**	**72.3**	**84.2**

DRAFT

Site 61
Location R162, Att - Bend Sign, Lat 53.94704, Long -6.83926
Direction North

3279 / Meath/Cavan/Monaghan ATC's
October 2013
Automatic Traffic Count

Sun, 13 October 2013

Time	Total	Classification												>PSL	>PSL%	>SL1	>SL1%	>SL2	>SL2%	Mean	Vpp
		1 MCL	2 SV	3 SVT	4 TB2	5 TB3	6 T4	7 ART3	8 ART4	9 ART5	10 ART6	11 BD	12 DRT	80	80	85 +5kph	85 +5kph	90 +10kph	90 +10kph		85
0000	9	0	7	0	0	0	0	1	0	1	0	0	0	5	55.6	4	44.4	2	22.2	79.5	-
0100	4	0	4	0	0	0	0	0	0	0	0	0	0	2	50	0	0	0	0	72	-
0200	3	0	3	0	0	0	0	0	0	0	0	0	0	1	33.3	1	33.3	0	0	75.1	-
0300	5	0	5	0	0	0	0	0	0	0	0	0	0	1	20	1	20	0	0	79.3	-
0400	4	0	3	0	1	0	0	0	0	0	0	0	0	2	50	1	25	1	25	76.7	-
0500	0	0	0	0	0	0	0	0	0	0	0	0	0	0	0	0	0	0	0	-	-
0600	5	0	3	0	1	0	0	0	0	1	0	0	0	1	20	0	0	0	0	74.5	-
0700	4	0	4	0	0	0	0	0	0	0	0	0	0	1	25	0	0	0	0	76.3	-
0800	10	0	9	0	0	0	0	0	1	0	0	0	0	3	30	3	30	1	10	74.6	-
0900	14	1	10	0	3	0	0	0	0	0	0	0	0	5	35.7	2	14.3	1	7.1	71.7	82.8
1000	**31**	**0**	**27**	**1**	**2**	**0**	**0**	**1**	**0**	**0**	**0**	**0**	**0**	**14**	**45.2**	**7**	**22.6**	**3**	**9.7**	**74**	**88.6**
1100	26	0	24	0	2	0	0	0	0	0	0	0	0	5	19.2	3	11.5	0	0	73.8	80.3
1200	47	1	44	0	1	0	0	0	0	1	0	0	0	11	23.4	5	10.6	5	10.6	73.9	82.4
1300	**50**	**2**	**45**	**0**	**2**	**0**	**0**	**0**	**0**	**1**	**0**	**0**	**0**	**14**	**28**	**8**	**16**	**1**	**2**	**74.5**	**85**
1400	30	0	28	0	2	0	0	0	0	0	0	0	0	7	23.3	5	16.7	2	6.7	70.8	85.3
1500	33	2	29	1	1	0	0	0	0	0	0	0	0	7	21.2	5	15.2	2	6.1	70.8	83.9
1600	48	1	46	0	1	0	0	0	0	0	0	0	0	9	18.8	4	8.3	1	2.1	68.7	82.1
1700	37	0	37	0	0	0	0	0	0	0	0	0	0	8	21.6	3	8.1	3	8.1	72.5	83.5
1800	47	0	43	1	3	0	0	0	0	0	0	0	0	8	17	3	6.4	2	4.3	71.9	81.7
1900	34	0	33	0	0	0	0	0	1	0	0	0	0	14	41.2	7	20.6	2	5.9	73.9	87.5
2000	18	0	15	1	2	0	0	0	0	0	0	0	0	3	16.7	1	5.6	1	5.6	74	79.2
2100	20	0	18	0	1	0	0	0	0	1	0	0	0	6	30	2	10	0	0	74.4	84.6
2200	9	0	9	0	0	0	0	0	0	0	0	0	0	2	22.2	2	22.2	1	11.1	75.6	-
2300	9	0	9	0	0	0	0	0	0	0	0	0	0	1	11.1	1	11.1	1	11.1	76.9	-
07-19	**377**	**7**	**346**	**3**	**17**	**0**	**0**	**1**	**1**	**2**	**0**	**0**	**0**	**92**	**24.4**	**48**	**12.7**	**21**	**5.6**	**72.4**	**83.9**
06-22	**454**	**7**	**415**	**4**	**21**	**0**	**0**	**1**	**2**	**4**	**0**	**0**	**0**	**116**	**25.6**	**58**	**12.8**	**24**	**5.3**	**72.7**	**83.9**
06-00	**472**	**7**	**433**	**4**	**21**	**0**	**0**	**1**	**2**	**4**	**0**	**0**	**0**	**119**	**25.2**	**61**	**12.9**	**26**	**5.5**	**72.8**	**83.9**
00-00	**497**	**7**	**455**	**4**	**22**	**0**	**0**	**2**	**2**	**5**	**0**	**0**	**0**	**130**	**26.2**	**68**	**13.7**	**29**	**5.8**	**73**	**84.2**

DRAFT

Site 61
Location R162, Att - Bend Sign, Lat 53.94704, Long -6.83926
Direction North

3279 / Meath/Cavan/Monaghan ATC's
October 2013
Automatic Traffic Count

Mon, 14 October 2013

Time	Total	Classification												>PSL	>PSL%	>SL1	>SL1%	>SL2	>SL2%	Mean	Vpp
		1 MCL	2 SV	3 SVT	4 TB2	5 TB3	6 T4	7 ART3	8 ART4	9 ART5	10 ART6	11 BD	12 DRT	80	80	85 +5kph	85 +5kph	90 +10kph	90 +10kph		85
0000	4	0	4	0	0	0	0	0	0	0	0	0	0	1	25	0	0	0	0	69.9	-
0100	3	0	3	0	0	0	0	0	0	0	0	0	0	1	33.3	0	0	0	0	72.1	-
0200	2	0	2	0	0	0	0	0	0	0	0	0	0	1	50	0	0	0	0	79.3	-
0300	0	0	0	0	0	0	0	0	0	0	0	0	0	0	0	0	0	0	0	-	-
0400	4	0	4	0	0	0	0	0	0	0	0	0	0	2	50	0	0	0	0	70.8	-
0500	7	0	6	0	1	0	0	0	0	0	0	0	0	5	71.4	5	71.4	2	28.6	85.9	-
0600	10	0	9	0	1	0	0	0	0	0	0	0	0	5	50	3	30	1	10	78.6	-
0700	37	0	30	0	4	0	0	0	0	3	0	0	0	12	32.4	7	18.9	1	2.7	74.6	85
0800	**43**	**0**	**39**	**2**	**2**	**0**	**0**	**0**	**0**	**0**	**0**	**0**	**0**	**15**	**34.9**	**8**	**18.6**	**2**	**4.7**	**75.2**	**86.4**
0900	42	0	34	1	5	0	0	0	1	1	0	0	0	5	11.9	1	2.4	1	2.4	69.1	78.5
1000	41	1	34	1	5	0	0	0	0	0	0	0	0	14	34.1	7	17.1	3	7.3	71.7	86
1100	42	0	35	2	5	0	0	0	0	0	0	0	0	9	21.4	3	7.1	1	2.4	69.2	81
1200	36	0	32	1	2	0	0	0	1	0	0	0	0	9	25	2	5.6	1	2.8	73.7	81.4
1300	29	1	23	2	3	0	0	0	0	0	0	0	0	7	24.1	4	13.8	0	0	72.8	83.5
1400	49	0	39	2	7	0	0	0	0	1	0	0	0	13	26.5	10	20.4	3	6.1	74.1	85.7
1500	38	0	31	2	5	0	0	0	0	0	0	0	0	10	26.3	3	7.9	0	0	70.1	80.6
1600	75	0	60	1	12	0	1	0	0	0	1	0	0	12	16	6	8	2	2.7	70.6	79.9
1700	**94**	**0**	**81**	**1**	**10**	**0**	**0**	**0**	**0**	**1**	**1**	**0**	**0**	**20**	**21.3**	**13**	**13.8**	**5**	**5.3**	**72.6**	**84.6**
1800	71	0	58	1	10	0	0	0	1	1	0	0	0	18	25.4	11	15.5	1	1.4	71.7	84.6
1900	63	0	52	0	5	4	0	0	0	2	0	0	0	11	17.5	4	6.3	1	1.6	73.4	81.4
2000	55	0	49	0	5	0	0	0	0	1	0	0	0	18	32.7	8	14.5	1	1.8	75.6	83.9
2100	38	0	36	1	1	0	0	0	0	0	0	0	0	13	34.2	6	15.8	3	7.9	73.9	84.6
2200	30	0	29	0	0	0	0	0	0	0	1	0	0	9	30	6	20	2	6.7	77	85.7
2300	10	0	7	0	1	0	0	0	0	2	0	0	0	0	0	0	0	0	0	72.9	-
07-19	**597**	**2**	**496**	**16**	**70**	**0**	**1**	**0**	**3**	**7**	**2**	**0**	**0**	**144**	**24.1**	**75**	**12.6**	**20**	**3.4**	**72**	**83.9**
06-22	**763**	**2**	**642**	**17**	**82**	**4**	**1**	**0**	**3**	**10**	**2**	**0**	**0**	**191**	**25**	**96**	**12.6**	**26**	**3.4**	**72.6**	**83.9**
06-00	**803**	**2**	**678**	**17**	**83**	**4**	**1**	**0**	**3**	**12**	**3**	**0**	**0**	**200**	**24.9**	**102**	**12.7**	**28**	**3.5**	**72.8**	**83.9**
00-00	**823**	**2**	**697**	**17**	**84**	**4**	**1**	**0**	**3**	**12**	**3**	**0**	**0**	**210**	**25.5**	**107**	**13**	**30**	**3.6**	**72.9**	**83.9**

DRAFT

Site 61
Location R162, Att - Bend Sign, Lat 53.94704, Long -6.83926
Direction North

3279 / Meath/Cavan/Monaghan ATC's
October 2013
Automatic Traffic Count

Tue, 15 October 2013

Time	Total	Classification												>PSL	>PSL%	>SL1	>SL1%	>SL2	>SL2%	Mean	Vpp
		1 MCL	2 SV	3 SVT	4 TB2	5 TB3	6 T4	7 ART3	8 ART4	9 ART5	10 ART6	11 BD	12 DRT	80	80	85 +5kph	85 +5kph	90 +10kph	90 +10kph		85
0000	5	0	5	0	0	0	0	0	0	0	0	0	0	1	20	0	0	0	0	77	-
0100	2	0	1	0	0	0	0	0	1	0	0	0	0	0	0	0	0	0	0	71	-
0200	5	0	4	0	0	0	0	0	0	0	1	0	0	2	40	1	20	0	0	76.9	-
0300	0	0	0	0	0	0	0	0	0	0	0	0	0	0	0	0	0	0	0	-	-
0400	1	0	1	0	0	0	0	0	0	0	0	0	0	1	100	0	0	0	0	83.7	-
0500	13	0	11	0	0	0	0	0	2	0	0	0	0	8	61.5	4	30.8	4	30.8	83.3	90.7
0600	12	0	11	0	0	0	0	0	0	1	0	0	0	3	25	2	16.7	2	16.7	74.8	80.3
0700	39	0	32	0	5	0	0	0	0	2	0	0	0	16	41	10	25.6	1	2.6	75.6	86
0800	54	0	47	0	6	0	1	0	0	0	0	0	0	14	25.9	6	11.1	3	5.6	73.7	81.7
0900	37	1	26	2	7	1	0	0	0	0	0	0	0	8	21.6	2	5.4	1	2.7	66.9	81.7
1000	46	0	38	1	5	1	0	1	0	0	0	0	0	11	23.9	9	19.6	4	8.7	74.5	85
1100	**79**	**0**	**69**	**0**	**7**	**0**	**1**	**0**	**1**	**1**	**0**	**0**	**0**	**30**	**38**	**15**	**19**	**6**	**7.6**	**75.3**	**87.1**
1200	54	1	47	0	3	1	0	0	1	1	0	0	0	16	29.6	8	14.8	2	3.7	74	84.6
1300	35	0	29	0	5	0	0	0	0	1	0	0	0	12	34.3	7	20	4	11.4	75.8	88.6
1400	38	0	29	1	5	0	0	0	0	3	0	0	0	5	13.2	3	7.9	1	2.6	70.7	78.5
1500	58	0	46	1	9	0	0	0	0	1	1	0	0	12	20.7	5	8.6	2	3.4	73.2	80.6
1600	59	0	48	0	10	0	0	0	1	0	0	0	0	16	27.1	11	18.6	4	6.8	75.2	86
1700	54	0	44	3	6	0	0	0	0	1	0	0	0	12	22.2	4	7.4	2	3.7	72.6	81.7
1800	**63**	**0**	**48**	**0**	**15**	**0**	**0**	**0**	**0**	**0**	**0**	**0**	**0**	**18**	**28.6**	**12**	**19**	**6**	**9.5**	**75.6**	**86.8**
1900	58	0	45	1	10	0	0	0	1	1	0	0	0	13	22.4	8	13.8	2	3.4	72.4	81.7
2000	25	0	21	1	2	0	0	0	1	0	0	0	0	9	36	1	4	1	4	73.5	82.1
2100	22	0	20	0	1	0	0	0	0	1	0	0	0	4	18.2	1	4.5	1	4.5	73.9	82.1
2200	19	0	17	1	1	0	0	0	0	0	0	0	0	5	26.3	2	10.5	0	0	74.1	83.9
2300	11	0	8	1	1	0	0	0	0	1	0	0	0	2	18.2	1	9.1	0	0	71.9	78.5
07-19	**616**	**2**	**503**	**8**	**83**	**3**	**2**	**1**	**3**	**10**	**1**	**0**	**0**	**170**	**27.6**	**92**	**14.9**	**36**	**5.8**	**73.8**	**84.6**
06-22	**733**	**2**	**600**	**10**	**96**	**3**	**2**	**1**	**5**	**13**	**1**	**0**	**0**	**199**	**27.1**	**104**	**14.2**	**42**	**5.7**	**73.7**	**84.2**
06-00	**763**	**2**	**625**	**12**	**98**	**3**	**2**	**1**	**5**	**14**	**1**	**0**	**0**	**206**	**27**	**107**	**14**	**42**	**5.5**	**73.7**	**84.2**
00-00	**789**	**2**	**647**	**12**	**98**	**3**	**2**	**1**	**8**	**14**	**2**	**0**	**0**	**218**	**27.6**	**112**	**14.2**	**46**	**5.8**	**73.9**	**84.2**

DRAFT

Site 61
Location R162, Att - Bend Sign, Lat 53.94704, Long -6.83926
Direction North

3279 / Meath/Cavan/Monaghan ATC's
October 2013
Automatic Traffic Count

Wed, 16 October 2013

Time	Total	Classification												>PSL	>PSL%	>SL1	>SL1%	>SL2	>SL2%	Mean	Vpp
		1 MCL	2 SV	3 SVT	4 TB2	5 TB3	6 T4	7 ART3	8 ART4	9 ART5	10 ART6	11 BD	12 DRT	80	80	85 +5kph	85 +5kph	90 +10kph	90 +10kph		85
0000	6	0	5	0	1	0	0	0	0	0	0	0	0	2	33.3	0	0	0	0	72.5	-
0100	4	0	3	0	1	0	0	0	0	0	0	0	0	2	50	1	25	0	0	74.8	-
0200	0	0	0	0	0	0	0	0	0	0	0	0	0	0	0	0	0	0	0	-	-
0300	2	0	0	0	0	0	0	0	0	1	1	0	0	0	0	0	0	0	0	70.6	-
0400	2	0	2	0	0	0	0	0	0	0	0	0	0	0	0	0	0	0	0	74.3	-
0500	8	0	8	0	0	0	0	0	0	0	0	0	0	5	62.5	4	50	2	25	82.4	-
0600	14	0	11	0	0	1	0	0	0	1	1	0	0	5	35.7	4	28.6	2	14.3	77.9	87.5
0700	25	0	24	1	0	0	0	0	0	0	0	0	0	5	20	1	4	0	0	73.7	81.7
0800	44	0	39	0	2	1	0	0	0	2	0	0	0	4	9.1	0	0	0	0	67.9	77
0900	42	0	36	1	5	0	0	0	0	0	0	0	0	4	9.5	0	0	0	0	65.8	75.2
1000	25	0	12	2	7	0	0	0	2	2	0	0	0	0	0	0	0	0	0	65.6	70.6
1100	**51**	**0**	**36**	**5**	**7**	**0**	**0**	**0**	**1**	**1**	**1**	**0**	**0**	**3**	**5.9**	**0**	**0**	**0**	**0**	**66**	**75.6**
1200	40	0	28	3	8	0	0	0	0	1	0	0	0	1	2.5	0	0	0	0	65.9	74.9
1300	51	0	37	0	8	1	0	0	0	3	2	0	0	3	5.9	0	0	0	0	65.9	74.2
1400	35	0	24	1	10	0	0	0	0	0	0	0	0	4	11.4	2	5.7	1	2.9	67.7	75.2
1500	38	0	33	0	4	0	0	0	0	0	1	0	0	7	18.4	1	2.6	0	0	69.2	80.3
1600	74	0	63	1	10	0	0	0	0	0	0	0	0	15	20.3	5	6.8	1	1.4	72.3	80.3
1700	**77**	**1**	**59**	**1**	**15**	**0**	**0**	**0**	**0**	**0**	**1**	**0**	**0**	**6**	**7.8**	**2**	**2.6**	**0**	**0**	**69.1**	**77.4**
1800	62	0	48	1	11	1	0	0	0	1	0	0	0	3	4.8	1	1.6	0	0	66.6	74.5
1900	38	0	35	1	2	0	0	0	0	0	0	0	0	3	7.9	0	0	0	0	67.7	75.6
2000	43	0	34	1	7	0	0	0	0	0	1	0	0	3	7	2	4.7	1	2.3	68.4	77
2100	12	0	9	0	2	1	0	0	0	0	0	0	0	1	8.3	0	0	0	0	70.4	77.8
2200	17	0	16	0	0	0	0	0	0	1	0	0	0	3	17.6	2	11.8	2	11.8	75.8	79.2
2300	9	0	7	1	0	0	0	0	1	0	0	0	0	0	0	0	0	0	0	70.2	-
07-19	**564**	**1**	**439**	**16**	**87**	**3**	**0**	**0**	**3**	**10**	**5**	**0**	**0**	**55**	**9.8**	**12**	**2.1**	**2**	**0.4**	**68.1**	**77.4**
06-22	**671**	**1**	**528**	**18**	**98**	**5**	**0**	**0**	**3**	**11**	**7**	**0**	**0**	**67**	**10**	**18**	**2.7**	**5**	**0.7**	**68.3**	**77.8**
06-00	**697**	**1**	**551**	**19**	**98**	**5**	**0**	**0**	**4**	**12**	**7**	**0**	**0**	**70**	**10**	**20**	**2.9**	**7**	**1**	**68.5**	**77.8**
00-00	**719**	**1**	**569**	**19**	**100**	**5**	**0**	**0**	**4**	**13**	**8**	**0**	**0**	**79**	**11**	**25**	**3.5**	**9**	**1.3**	**68.8**	**78.1**

DRAFT

Site 61
Location R162, Att - Bend Sign, Lat 53.94704, Long -6.83926
Direction North

3279 / Meath/Cavan/Monaghan ATC's
October 2013
Automatic Traffic Count

Virtual Day (7)

Time	Total	Classification												>PSL	>PSL%	>SL1	>SL1%	>SL2	>SL2%	Mean	Vpp
		1 MCL	2 SV	3 SVT	4 TB2	5 TB3	6 T4	7 ART3	8 ART4	9 ART5	10 ART6	11 BD	12 DRT	80	80	85 +5kph	85 +5kph	90 +10kph	90 +10kph		85
0000	6	0	5	0	0	0	0	0	0	0	0	0	0	2	35.7	1	21.4	1	11.9	75.4	-
0100	4	0	3	0	0	0	0	0	0	0	0	0	0	2	44.4	0	7.4	0	0	75.3	-
0200	4	0	3	0	0	0	0	0	0	0	0	0	0	1	28	0	12	0	0	75.3	-
0300	2	0	1	0	0	0	0	0	0	0	0	0	0	1	28.6	0	14.3	0	0	77.1	-
0400	2	0	2	0	0	0	0	0	0	0	0	0	0	1	50	0	14.3	0	14.3	76.6	-
0500	7	0	7	0	0	0	0	0	0	0	0	0	0	4	55.8	3	38.5	2	21.2	80.4	-
0600	11	0	9	0	1	0	0	0	0	1	0	0	0	4	37.2	2	19.2	1	10.3	76.3	87.5
0700	28	0	25	0	2	0	0	0	0	1	0	0	0	10	34	5	18.8	2	6.1	76	85.7
0800	36	0	31	1	3	0	0	0	0	0	0	0	0	9	24.4	4	11.6	2	6	73.2	83.2
0900	34	1	25	2	5	0	0	0	0	0	0	0	0	6	18.3	2	6.7	1	3.3	69.5	81.4
1000	37	0	28	2	5	0	0	0	1	1	0	0	0	10	28.1	5	14.8	2	6.6	71.6	84.6
1100	**45**	**0**	**36**	**2**	**5**	**0**	**0**	**0**	**0**	**0**	**0**	**0**	**0**	**11**	**24.4**	**5**	**10.9**	**1**	**2.9**	**71.8**	**82.1**
1200	44	0	38	1	4	0	0	0	0	1	0	0	0	9	21.4	5	10.7	2	4.5	72.8	82.4
1300	42	0	34	1	4	0	0	0	0	2	0	0	0	10	23.2	5	11.1	1	3.4	72.3	82.8
1400	42	0	33	1	6	0	0	0	0	1	0	0	0	7	17.2	4	10.3	2	4.5	70.3	81.4
1500	52	0	41	2	7	0	0	0	0	1	0	0	0	10	20	4	8.2	1	2.7	70	81.7
1600	65	0	54	2	7	0	0	0	0	1	0	0	0	16	25	8	12.7	3	4.2	72.5	83.5
1700	**70**	**0**	**58**	**2**	**9**	**0**	**0**	**0**	**0**	**1**	**0**	**0**	**0**	**14**	**20.1**	**7**	**9.9**	**3**	**3.7**	**71.2**	**82.4**
1800	65	0	53	1	9	0	0	0	0	0	0	0	0	12	19.2	6	9.5	2	3.5	71.7	81.4
1900	49	0	40	1	6	1	0	0	0	1	0	0	0	12	24.3	6	11.4	1	2.9	72.7	82.8
2000	35	0	29	0	4	0	0	0	0	1	0	0	0	9	25.2	4	11.2	2	4.5	73.7	82.8
2100	23	0	20	0	1	0	0	0	0	0	0	0	0	7	31	3	14.6	2	7	74.3	84.6
2200	19	0	19	0	0	0	0	0	0	0	0	0	0	7	34.8	4	23	2	10.4	77	86.8
2300	9	0	7	0	1	0	0	0	0	1	0	0	0	2	22.7	2	16.7	1	10.6	75.9	-
07-19	**560**	**3**	**456**	**18**	**65**	**2**	**1**	**1**	**3**	**10**	**2**	**0**	**0**	**125**	**22.4**	**61**	**11**	**23**	**4.1**	**71.8**	**82.4**
06-22	**677**	**3**	**555**	**19**	**77**	**3**	**1**	**1**	**4**	**12**	**2**	**0**	**0**	**157**	**23.2**	**76**	**11.3**	**29**	**4.2**	**72.1**	**82.8**
06-00	**706**	**3**	**581**	**20**	**78**	**3**	**1**	**1**	**4**	**13**	**2**	**0**	**0**	**166**	**23.5**	**82**	**11.7**	**32**	**4.5**	**72.3**	**83.2**
00-00	**730**	**3**	**603**	**20**	**79**	**3**	**1**	**1**	**5**	**14**	**3**	**0**	**0**	**177**	**24.2**	**88**	**12**	**34**	**4.7**	**72.4**	**83.2**

DRAFT

Site 61
Location R162, Att - Bend Sign, Lat 53.94704, Long -6.83926
Direction North

3279 / Meath/Cavan/Monaghan ATC's
October 2013
Automatic Traffic Count

Virtual Week (1)

Time	Total	Classification												>PSL	>PSL%	>SL1	>SL1%	>SL2	>SL2%	Mean	Vpp
		1 MCL	2 SV	3 SVT	4 TB2	5 TB3	6 T4	7 ART3	8 ART4	9 ART5	10 ART6	11 BD	12 DRT	80	80	85 +5kph	85 +5kph	90 +10kph	90 +10kph		85
Mon	823	2	697	17	84	4	1	0	3	12	3	0	0	210	25.5	107	13	30	3.6	72.9	83.9
Tue	789	2	647	12	98	3	2	1	8	14	2	0	0	218	27.6	112	14.2	46	5.8	73.9	84.2
Wed	719	1	569	19	100	5	0	0	4	13	8	0	0	79	11	25	3.5	9	1.3	68.8	78.1
Thu	793	2	624	26	105	4	3	1	8	18	2	0	0	187	23.6	99	12.5	39	4.9	72.5	83.9
Fri	827	3	669	19	95	4	2	2	7	24	2	0	0	228	27.6	110	13.3	51	6.2	73.5	83.9
| Sat	665	1	557	41	48	2	0	1	4	9	2	0	0	184	27.7	93	14	36	5.4	72.3	84.2
| Sun	497	7	455	4	22	0	0	2	2	5	0	0	0	130	26.2	68	13.7	29	5.8	73	84.2
5 Day Ave.	**790**	**2**	**641**	**19**	**96**	**4**	**2**	**1**	**6**	**16**	**3**	**0**	**0**	**184**	**23.3**	**91**	**11.5**	**35**	**4.4**	**72.3**	**82.8**
7 Day Ave.	**730**	**3**	**603**	**20**	**79**	**3**	**1**	**1**	**5**	**14**	**3**	**0**	**0**	**177**	**24.2**	**88**	**12.0**	**34**	**4.7**	**72.4**	**83.2**
--	**5113**	**18**	**4218**	**138**	**552**	**22**	**8**	**7**	**36**	**95**	**19**	**0**	**0**	**1236**	**24.2**	**614**	**12.0**	**240**	**4.7**	**72.4**	**83.2**

Summary Graphs

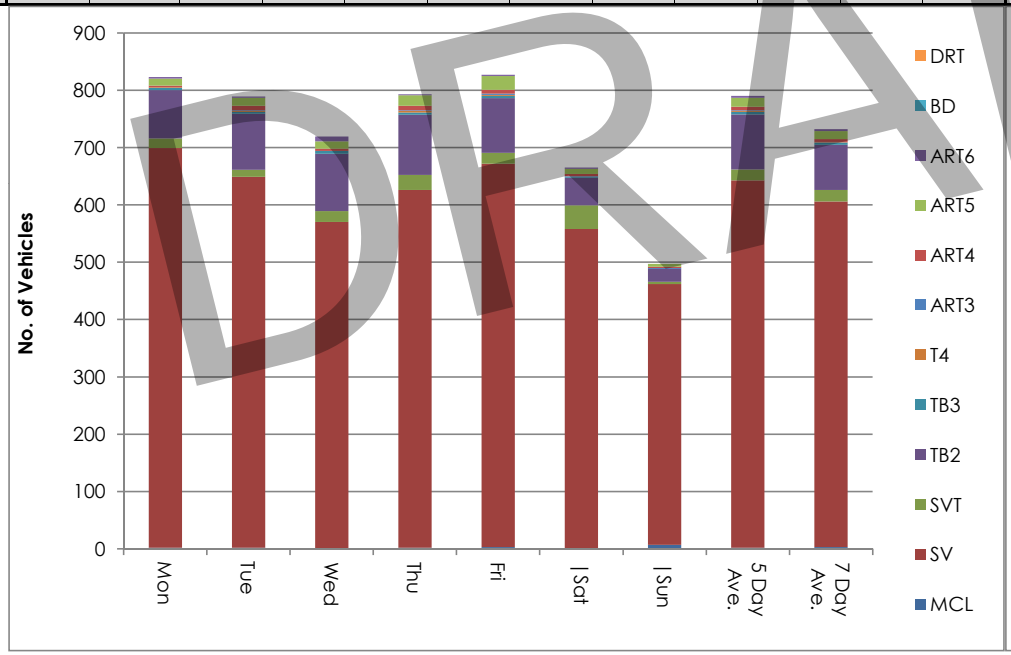

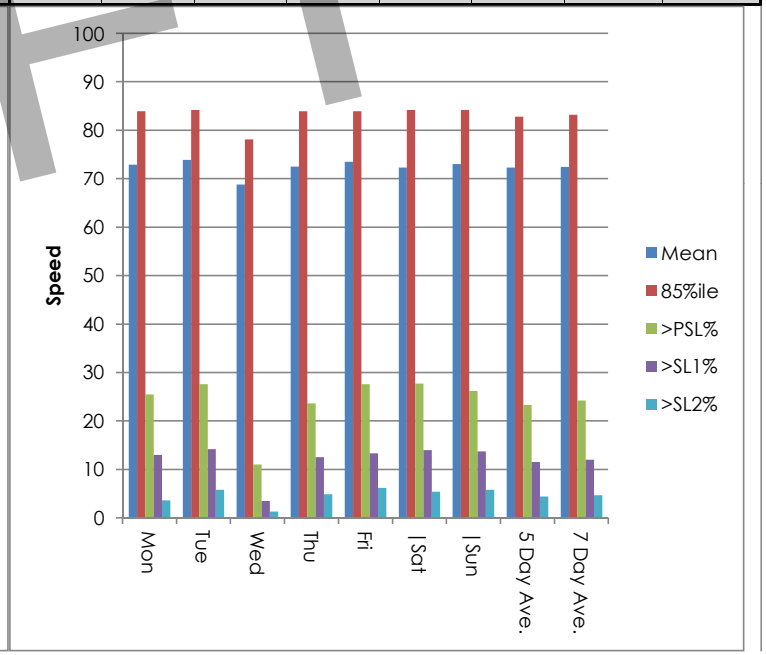

DRAFT

Site 61
Location R162, Att - Bend Sign, Lat 53.94704, Long -6.83926
Direction North

3279 / Meath/Cavan/Monaghan ATC's
October 2013
Automatic Traffic Count

Thu, 10 October 2013

Time	Total	Speed Bins (km/h)																												
		0 - 5	5 - 10	10 - 15	15 - 20	20 - 25	25 - 30	30 - 35	35 - 40	40 - 45	45 - 50	50 - 55	55 - 60	60 - 65	65 - 70	70 - 75	75 - 80	80 - 85	85 - 90	90 - 95	95 - 100	100 - 105	105 - 110	110 - 115	115 - 120	120 - 125	125 - 130	130 - 135	135 - 140
0000	7	0	0	0	0	0	0	0	0	0	0	0	0	0	1	2	0	1	2	1	0	0	0	0	0	0	0	0	0	0
0100	4	0	0	0	0	0	0	0	0	0	0	0	0	0	0	1	0	3	0	0	0	0	0	0	0	0	0	0	0	0
0200	4	0	0	0	0	0	0	0	0	0	0	0	0	0	0	0	4	0	0	0	0	0	0	0	0	0	0	0	0	0
0300	3	0	0	0	0	0	0	0	0	0	0	0	0	0	0	2	0	1	0	0	0	0	0	0	0	0	0	0	0	0
0400	1	0	0	0	0	0	0	0	0	0	0	0	0	0	0	0	1	0	0	0	0	0	0	0	0	0	0	0	0	0
0500	16	0	0	0	0	0	0	0	1	0	0	1	0	0	3	2	2	2	3	1	1	0	0	0	0	0	0	0	0	0
0600	14	0	0	0	0	0	0	0	0	0	0	0	2	0	1	5	0	4	2	0	0	0	0	0	0	0	0	0	0	0
0700	33	0	0	0	0	0	0	0	0	0	0	1	1	2	6	4	9	1	5	4	0	0	0	0	0	0	0	0	0	0
0800	38	0	0	0	0	0	0	0	0	0	0	1	1	4	5	11	7	6	0	3	0	0	0	0	0	0	0	0	0	0
0900	32	0	0	0	0	0	0	0	0	0	0	1	4	2	5	8	6	3	2	0	0	1	0	0	0	0	0	0	0	0
1000	**44**	**0**	**0**	**1**	**0**	**0**	**0**	**0**	**2**	**0**	**2**	**3**	**6**	**5**	**6**	**5**	**7**	**3**	**2**	**2**	**0**	**0**	**0**	**0**	**0**	**0**	**0**	**0**	**0**	**0**
1100	30	0	0	0	0	0	0	0	0	0	0	1	3	2	7	4	9	1	2	1	0	0	0	0	0	0	0	0	0	0
1200	41	0	0	0	0	0	0	0	0	0	0	0	1	7	8	8	11	3	3	0	0	0	0	0	0	0	0	0	0	0
1300	40	0	0	0	0	0	0	0	0	0	0	2	4	7	10	6	4	3	4	0	0	0	0	0	0	0	0	0	0	0
1400	38	0	0	0	0	0	0	0	0	0	0	2	5	6	9	7	6	3	0	0	0	0	0	0	0	0	0	0	0	0
1500	69	0	0	0	0	2	4	0	0	0	1	3	9	14	11	5	8	7	3	1	0	1	0	0	0	0	0	0	0	0
1600	61	0	0	0	0	0	0	2	1	0	2	1	3	1	9	13	17	6	5	0	1	0	0	0	0	0	0	0	0	0
1700	**87**	**0**	**0**	**0**	**0**	**1**	**0**	**0**	**0**	**0**	**3**	**5**	**2**	**7**	**10**	**20**	**21**	**9**	**6**	**3**	**0**	**0**	**0**	**0**	**0**	**0**	**0**	**0**	**0**	**0**
1800	82	0	0	0	0	0	0	0	0	1	1	2	1	9	16	16	15	13	5	2	0	0	0	1	0	0	0	0	0	0
1900	51	0	0	0	0	0	0	0	0	0	0	4	2	3	9	11	11	5	4	0	2	0	0	0	0	0	0	0	0	0
2000	38	0	0	0	1	0	0	0	0	0	0	0	0	6	5	4	12	4	4	1	1	0	0	0	0	0	0	0	0	0
2100	18	0	0	0	0	0	0	0	0	0	0	0	0	0	5	0	3	3	2	2	1	1	1	0	0	0	0	0	0	0
2200	25	0	0	0	0	0	0	0	0	0	0	0	2	2	2	3	5	4	4	2	0	0	0	1	0	0	0	0	0	0
2300	17	0	0	0	0	0	0	0	0	0	0	0	0	1	1	2	4	3	2	2	1	0	1	0	0	0	0	0	0	0
07-19	**595**	**0**	**0**	**1**	**0**	**3**	**4**	**2**	**3**	**1**	**9**	**22**	**40**	**66**	**102**	**107**	**120**	**58**	**37**	**16**	**1**	**2**	**0**	**1**	**0**	**0**	**0**	**0**	**0**	**0**
06-22	**716**	**0**	**0**	**1**	**1**	**3**	**4**	**2**	**3**	**1**	**9**	**26**	**44**	**75**	**122**	**127**	**146**	**74**	**49**	**19**	**5**	**3**	**1**	**1**	**0**	**0**	**0**	**0**	**0**	**0**
06-00	**758**	**0**	**0**	**1**	**1**	**3**	**4**	**2**	**3**	**1**	**9**	**26**	**46**	**78**	**125**	**132**	**155**	**81**	**55**	**23**	**6**	**3**	**2**	**2**	**0**	**0**	**0**	**0**	**0**	**0**
00-00	**793**	**0**	**0**	**1**	**1**	**3**	**4**	**2**	**4**	**1**	**9**	**27**	**46**	**78**	**129**	**139**	**162**	**88**	**60**	**25**	**7**	**3**	**2**	**2**	**0**	**0**	**0**	**0**	**0**	**0**

DRAFT

Site 61
Location R162, Att - Bend Sign, Lat 53.94704, Long -6.83926
Direction North

3279 / Meath/Cavan/Monaghan ATC's
October 2013
Automatic Traffic Count

Fri, 11 October 2013

Time	Total	Speed Bins (km/h)																											
		0 - 5	5 - 10	10 - 15	15 - 20	20 - 25	25 - 30	30 - 35	35 - 40	40 - 45	45 - 50	50 - 55	55 - 60	60 - 65	65 - 70	70 - 75	75 - 80	80 - 85	85 - 90	90 - 95	95 - 100	100 - 105	105 - 110	110 - 115	115 - 120	120 - 125	125 - 130	130 - 135	135 - 140
0000	5	0	0	0	0	0	0	0	0	0	1	0	1	1	0	1	1	0	0	0	0	0	0	0	0	0	0	0	0
0100	4	0	0	0	0	0	0	0	0	0	0	0	0	0	0	0	1	2	1	0	0	0	0	0	0	0	0	0	0
0200	3	0	0	0	0	0	0	0	0	0	0	0	0	1	0	1	0	0	1	0	0	0	0	0	0	0	0	0	0
0300	2	0	0	0	0	0	0	0	0	0	0	0	0	0	0	1	0	0	1	0	0	0	0	0	0	0	0	0	0
0400	2	0	0	0	0	0	0	0	0	0	0	0	0	0	0	0	0	1	0	1	0	0	0	0	0	0	0	0	0
0500	8	0	0	0	0	0	0	0	0	0	0	0	0	1	0	2	1	2	1	0	1	0	0	0	0	0	0	0	0
0600	15	0	0	0	0	0	0	0	0	0	1	1	0	0	2	1	3	5	0	1	1	0	0	0	0	0	0	0	0
0700	39	0	0	0	0	0	0	0	0	0	0	0	0	3	1	9	9	9	4	3	1	0	0	0	0	0	0	0	0
0800	45	0	0	0	0	0	0	0	0	0	4	1	2	0	5	11	12	4	3	0	0	2	1	0	0	0	0	0	0
0900	38	0	0	0	1	0	0	0	0	0	0	1	3	4	5	12	3	4	2	1	0	2	0	0	0	0	0	0	0
1000	34	0	0	0	0	0	1	0	0	0	0	0	2	1	6	5	7	5	3	3	1	0	0	0	0	0	0	0	0
1100	**46**	**0**	**0**	**0**	**0**	**0**	**0**	**0**	**1**	**1**	**0**	**0**	**4**	**4**	**4**	**6**	**14**	**8**	**4**	**0**	**0**	**0**	**0**	**0**	**0**	**0**	**0**	**0**	**0**
1200	50	0	0	0	0	0	0	0	0	0	0	0	1	6	10	12	8	4	6	0	1	2	0	0	0	0	0	0	0
1300	46	0	0	0	0	0	0	0	0	0	0	0	1	2	9	7	12	11	0	3	1	0	0	0	0	0	0	0	0
1400	49	0	0	0	0	1	0	0	2	0	3	1	0	11	8	9	7	4	1	1	1	0	0	0	0	0	0	0	0
1500	62	0	0	0	0	0	0	0	0	0	1	1	8	8	5	14	16	7	2	0	0	0	0	0	0	0	0	0	0
1600	83	0	0	1	0	0	0	0	0	1	0	1	3	6	9	17	14	13	9	4	5	0	0	0	0	0	0	0	0
1700	**84**	**0**	**0**	**0**	**0**	**0**	**2**	**1**	**3**	**1**	**1**	**1**	**4**	**14**	**8**	**17**	**13**	**9**	**6**	**2**	**2**	**0**	**0**	**0**	**0**	**0**	**0**	**0**	**0**
1800	77	0	0	0	1	0	0	0	0	0	1	3	3	9	15	16	16	8	2	2	1	0	0	0	0	0	0	0	0
1900	50	0	0	0	1	0	0	0	0	0	0	0	2	3	10	9	10	9	5	0	1	0	0	0	0	0	0	0	0
2000	36	0	0	0	0	1	0	0	0	0	0	0	0	3	6	10	7	7	1	1	0	0	0	0	0	0	0	0	0
2100	32	0	0	0	0	0	0	0	0	0	0	0	0	5	9	4	3	5	5	0	0	0	1	0	0	0	0	0	0
2200	13	0	0	0	0	0	0	0	0	0	0	0	0	1	1	1	3	1	2	1	3	0	0	0	0	0	0	0	0
2300	4	0	0	0	0	0	0	0	0	0	0	0	0	0	1	2	0	0	0	1	0	0	0	0	0	0	0	0	0
07-19	**653**	**0**	**0**	**1**	**2**	**1**	**3**	**1**	**6**	**3**	**10**	**9**	**31**	**68**	**85**	**135**	**131**	**86**	**42**	**19**	**13**	**6**	**1**	**0**	**0**	**0**	**0**	**0**	**0**
06-22	**786**	**0**	**0**	**1**	**3**	**2**	**3**	**1**	**6**	**3**	**11**	**10**	**33**	**79**	**112**	**159**	**154**	**112**	**53**	**21**	**15**	**6**	**2**	**0**	**0**	**0**	**0**	**0**	**0**
06-00	**803**	**0**	**0**	**1**	**3**	**2**	**3**	**1**	**6**	**3**	**11**	**10**	**33**	**80**	**114**	**162**	**157**	**113**	**55**	**23**	**18**	**6**	**2**	**0**	**0**	**0**	**0**	**0**	**0**
00-00	**827**	**0**	**0**	**1**	**3**	**2**	**3**	**1**	**6**	**3**	**12**	**10**	**34**	**83**	**114**	**167**	**160**	**118**	**59**	**24**	**19**	**6**	**2**	**0**	**0**	**0**	**0**	**0**	**0**

DRAFT

Site 61
Location R162, Att - Bend Sign, Lat 53.94704, Long -6.83926
Direction North

3279 / Meath/Cavan/Monaghan ATC's
October 2013
Automatic Traffic Count

Sat, 12 October 2013

Time	Total	Speed Bins (km/h)																												
		0 - 5	5 - 10	10 - 15	15 - 20	20 - 25	25 - 30	30 - 35	35 - 40	40 - 45	45 - 50	50 - 55	55 - 60	60 - 65	65 - 70	70 - 75	75 - 80	80 - 85	85 - 90	90 - 95	95 - 100	100 - 105	105 - 110	110 - 115	115 - 120	120 - 125	125 - 130	130 - 135	135 - 140
0000	6	0	0	0	0	0	0	0	0	0	0	0	1	0	0	0	3	0	0	2	0	0	0	0	0	0	0	0	0	0
0100	6	0	0	0	0	0	0	0	0	0	0	0	0	1	1	1	2	1	0	0	0	0	0	0	0	0	0	0	0	0
0200	8	0	0	0	0	0	0	0	0	0	1	0	0	0	1	2	2	2	0	0	0	0	0	0	0	0	0	0	0	0
0300	2	0	0	0	0	0	0	0	0	0	0	0	0	0	0	1	0	1	0	0	0	0	0	0	0	0	0	0	0	0
0400	0	0	0	0	0	0	0	0	0	0	0	0	0	0	0	0	0	0	0	0	0	0	0	0	0	0	0	0	0	0
0500	0	0	0	0	0	0	0	0	0	0	0	0	0	0	0	0	0	0	0	0	0	0	0	0	0	0	0	0	0	0
0600	8	0	0	0	0	0	0	0	0	0	0	0	1	1	1	0	3	0	1	1	0	0	0	0	0	0	0	0	0	0
0700	20	0	0	0	0	0	0	0	0	0	0	0	0	2	2	4	6	4	0	2	0	0	0	0	0	0	0	0	0	0
0800	16	0	0	0	0	0	0	0	0	0	0	0	1	2	2	2	3	3	0	3	0	0	0	0	0	0	0	0	0	0
0900	35	0	0	1	0	0	0	0	0	0	1	1	2	3	6	7	7	4	2	0	1	0	0	0	0	0	0	0	0	0
1000	35	0	0	0	0	0	0	0	0	1	0	3	3	2	4	5	3	10	3	0	0	0	1	0	0	0	0	0	0	0
1100	**38**	**0**	**0**	**0**	**1**	**1**	**0**	**0**	**0**	**1**	**1**	**0**	**3**	**1**	**3**	**7**	**7**	**7**	**5**	**0**	**1**	**0**	**0**	**0**	**0**	**0**	**0**	**0**	**0**	**0**
1200	41	0	0	0	0	0	0	0	0	0	0	2	1	6	9	9	4	4	3	3	0	0	0	0	0	0	0	0	0	0
1300	46	0	0	0	0	0	0	0	2	0	0	1	2	2	14	4	10	5	5	1	0	0	0	0	0	0	0	0	0	0
1400	52	0	0	0	0	0	0	0	0	0	2	4	4	2	9	14	6	4	3	3	0	1	0	0	0	0	0	0	0	0
1500	**67**	**0**	**0**	**0**	**0**	**0**	**1**	**0**	**1**	**2**	**0**	**5**	**8**	**4**	**10**	**9**	**11**	**7**	**5**	**3**	**1**	**0**	**0**	**0**	**0**	**0**	**0**	**0**	**0**	**0**
1600	56	0	0	0	0	0	0	0	0	0	2	4	5	6	7	11	2	11	7	1	0	0	0	0	0	0	0	0	0	0
1700	60	0	0	0	0	0	2	0	0	0	0	5	6	5	10	8	8	8	7	0	1	0	0	0	0	0	0	0	0	0
1800	51	0	0	0	0	0	0	0	0	1	0	0	9	5	9	12	9	3	2	0	0	0	1	0	0	0	0	0	0	0
1900	47	0	0	0	0	0	0	0	0	2	0	1	5	3	5	8	7	8	6	2	0	0	0	0	0	0	0	0	0	0
2000	27	0	0	0	0	0	0	0	0	0	0	1	1	0	3	9	4	2	3	1	2	1	0	0	0	0	0	0	0	0
2100	16	0	0	0	0	1	0	0	0	0	1	0	1	2	3	3	1	3	0	0	1	0	0	0	0	0	0	0	0	0
2200	22	0	0	0	0	0	0	0	0	0	0	0	3	2	1	5	1	4	4	1	0	0	0	1	0	0	0	0	0	0
2300	6	0	0	0	0	0	0	0	0	0	0	0	0	1	1	1	1	0	1	1	0	0	0	0	0	0	0	0	0	0
07-19	**517**	**0**	**0**	**1**	**1**	**1**	**3**	**0**	**3**	**5**	**6**	**25**	**44**	**40**	**85**	**92**	**76**	**70**	**42**	**16**	**4**	**1**	**2**	**0**	**0**	**0**	**0**	**0**	**0**	**0**
06-22	**615**	**0**	**0**	**1**	**1**	**2**	**3**	**0**	**3**	**7**	**7**	**27**	**52**	**46**	**97**	**112**	**91**	**83**	**52**	**20**	**7**	**2**	**2**	**0**	**0**	**0**	**0**	**0**	**0**	**0**
06-00	**643**	**0**	**0**	**1**	**1**	**2**	**3**	**0**	**3**	**7**	**7**	**27**	**55**	**49**	**99**	**118**	**93**	**87**	**57**	**22**	**7**	**2**	**2**	**1**	**0**	**0**	**0**	**0**	**0**	**0**
00-00	**665**	**0**	**0**	**1**	**1**	**2**	**3**	**0**	**3**	**7**	**8**	**27**	**56**	**50**	**101**	**122**	**100**	**91**	**57**	**24**	**7**	**2**	**2**	**1**	**0**	**0**	**0**	**0**	**0**	**0**

DRAFT

Site 61
Location R162, Att - Bend Sign, Lat 53.94704, Long -6.83926
Direction North

3279 / Meath/Cavan/Monaghan ATC's
October 2013
Automatic Traffic Count

Sun, 13 October 2013

Time	Total	Speed Bins (km/h)																											
		0 - 5	5 - 10	10 - 15	15 - 20	20 - 25	25 - 30	30 - 35	35 - 40	40 - 45	45 - 50	50 - 55	55 - 60	60 - 65	65 - 70	70 - 75	75 - 80	80 - 85	85 - 90	90 - 95	95 - 100	100 - 105	105 - 110	110 - 115	115 - 120	120 - 125	125 - 130	130 - 135	135 - 140
0000	9	0	0	0	0	0	0	0	0	0	0	0	1	1	0	1	1	1	2	1	1	0	0	0	0	0	0	0	0
0100	4	0	0	0	0	0	0	0	0	0	0	0	1	1	0	0	0	2	0	0	0	0	0	0	0	0	0	0	0
0200	3	0	0	0	0	0	0	0	0	0	0	0	0	0	1	1	0	0	1	0	0	0	0	0	0	0	0	0	0
0300	5	0	0	0	0	0	0	0	0	0	0	0	0	0	0	1	3	0	1	0	0	0	0	0	0	0	0	0	0
0400	4	0	0	0	0	0	0	0	0	0	0	0	0	1	1	0	0	1	0	1	0	0	0	0	0	0	0	0	0
0500	0	0	0	0	0	0	0	0	0	0	0	0	0	0	0	0	0	0	0	0	0	0	0	0	0	0	0	0	0
0600	5	0	0	0	0	0	0	0	0	0	0	0	0	0	1	1	2	1	0	0	0	0	0	0	0	0	0	0	0
0700	4	0	0	0	0	0	0	0	0	0	0	0	0	0	0	2	1	1	0	0	0	0	0	0	0	0	0	0	0
0800	10	0	0	0	0	0	0	0	0	0	0	0	1	1	3	0	2	0	2	1	0	0	0	0	0	0	0	0	0
0900	14	0	0	0	1	0	0	0	0	0	0	1	0	1	1	2	3	3	1	1	0	0	0	0	0	0	0	0	0
1000	**31**	**0**	**0**	**0**	**0**	**0**	**2**	**0**	**0**	**1**	**1**	**0**	**2**	**2**	**2**	**2**	**5**	**7**	**4**	**1**	**0**	**2**	**0**	**0**	**0**	**0**	**0**	**0**	**0**
1100	26	0	0	0	0	0	0	0	0	0	0	0	1	4	2	7	7	2	3	0	0	0	0	0	0	0	0	0	0
1200	47	0	0	0	1	0	0	0	0	0	0	3	1	2	4	16	9	6	0	4	0	0	1	0	0	0	0	0	0
1300	**50**	**0**	**0**	**0**	**0**	**0**	**0**	**0**	**0**	**0**	**2**	**3**	**0**	**2**	**6**	**7**	**16**	**6**	**7**	**0**	**1**	**0**	**0**	**0**	**0**	**0**	**0**	**0**	**0**
1400	30	0	0	0	1	0	0	0	0	0	1	0	1	5	7	5	3	2	3	1	1	0	0	0	0	0	0	0	0
1500	33	0	0	0	1	0	1	0	0	0	0	2	2	1	6	7	6	2	3	1	1	0	0	0	0	0	0	0	0
1600	48	0	0	0	0	0	1	0	0	3	0	0	3	9	8	11	4	5	3	1	0	0	0	0	0	0	0	0	0
1700	37	0	0	0	0	0	0	0	0	0	2	2	0	4	6	7	8	5	0	3	0	0	0	0	0	0	0	0	0
1800	47	0	0	0	0	0	0	0	0	0	0	2	5	4	6	14	8	5	1	1	0	1	0	0	0	0	0	0	0
1900	34	0	0	0	0	0	0	0	0	0	2	2	2	3	4	2	5	7	5	0	1	1	0	0	0	0	0	0	0
2000	18	0	0	0	0	0	0	0	0	0	0	0	0	1	6	2	6	2	0	1	0	0	0	0	0	0	0	0	0
2100	20	0	0	0	0	0	0	0	0	0	0	0	2	1	2	6	3	4	2	0	0	0	0	0	0	0	0	0	0
2200	9	0	0	0	0	0	0	0	0	0	0	0	0	2	0	2	3	0	1	0	1	0	0	0	0	0	0	0	0
2300	9	0	0	0	0	0	0	0	0	0	0	0	0	1	2	1	4	0	0	0	0	0	1	0	0	0	0	0	0
07-19	**377**	**0**	**0**	**0**	**4**	**0**	**4**	**0**	**0**	**4**	**6**	**13**	**16**	**35**	**51**	**80**	**72**	**44**	**27**	**14**	**3**	**3**	**1**	**0**	**0**	**0**	**0**	**0**	**0**
06-22	**454**	**0**	**0**	**0**	**4**	**0**	**4**	**0**	**0**	**4**	**8**	**15**	**20**	**40**	**64**	**91**	**88**	**58**	**34**	**15**	**4**	**4**	**1**	**0**	**0**	**0**	**0**	**0**	**0**
06-00	**472**	**0**	**0**	**0**	**4**	**0**	**4**	**0**	**0**	**4**	**8**	**15**	**20**	**43**	**66**	**94**	**95**	**58**	**35**	**15**	**5**	**4**	**2**	**0**	**0**	**0**	**0**	**0**	**0**
00-00	**497**	**0**	**0**	**0**	**4**	**0**	**4**	**0**	**0**	**4**	**8**	**15**	**22**	**46**	**68**	**97**	**99**	**62**	**39**	**17**	**6**	**4**	**2**	**0**	**0**	**0**	**0**	**0**	**0**

DRAFT

Site 61
Location R162, Att - Bend Sign, Lat 53.94704, Long -6.83926
Direction North

3279 / Meath/Cavan/Monaghan ATC's
October 2013
Automatic Traffic Count

Mon, 14 October 2013

Time	Total	Speed Bins (km/h)																											
		0 - 5	5 - 10	10 - 15	15 - 20	20 - 25	25 - 30	30 - 35	35 - 40	40 - 45	45 - 50	50 - 55	55 - 60	60 - 65	65 - 70	70 - 75	75 - 80	80 - 85	85 - 90	90 - 95	95 - 100	100 - 105	105 - 110	110 - 115	115 - 120	120 - 125	125 - 130	130 - 135	135 - 140
0000	4	0	0	0	0	0	0	0	0	0	0	0	2	0	0	0	1	1	0	0	0	0	0	0	0	0	0	0	0
0100	3	0	0	0	0	0	0	0	0	0	0	0	1	0	0	0	1	1	0	0	0	0	0	0	0	0	0	0	0
0200	2	0	0	0	0	0	0	0	0	0	0	0	0	0	0	0	1	1	0	0	0	0	0	0	0	0	0	0	0
0300	0	0	0	0	0	0	0	0	0	0	0	0	0	0	0	0	0	0	0	0	0	0	0	0	0	0	0	0	0
0400	4	0	0	0	0	0	0	0	0	0	0	0	0	2	0	0	0	2	0	0	0	0	0	0	0	0	0	0	0
0500	7	0	0	0	0	0	0	0	0	0	0	0	0	0	1	1	0	0	3	0	1	1	0	0	0	0	0	0	0
0600	10	0	0	0	0	0	0	0	0	0	0	0	1	0	0	4	0	2	2	0	0	1	0	0	0	0	0	0	0
0700	37	0	0	0	0	0	0	0	0	1	0	2	3	0	3	9	7	5	6	1	0	0	0	0	0	0	0	0	0
0800	**43**	**0**	**0**	**0**	**1**	**0**	**0**	**0**	**0**	**0**	**0**	**0**	**2**	**2**	**7**	**7**	**9**	**7**	**6**	**2**	**0**	**0**	**0**	**0**	**0**	**0**	**0**	**0**	**0**
0900	42	0	0	0	0	0	0	0	1	1	2	0	3	5	10	4	11	4	0	1	0	0	0	0	0	0	0	0	0
1000	41	0	0	1	1	0	0	0	0	0	0	2	4	3	4	7	5	7	4	2	1	0	0	0	0	0	0	0	0
1100	42	0	0	0	0	0	1	2	1	0	0	1	2	5	3	12	6	6	2	0	1	0	0	0	0	0	0	0	0
1200	36	0	0	0	0	0	0	0	0	0	0	0	1	5	5	9	7	7	1	0	1	0	0	0	0	0	0	0	0
1300	29	0	0	0	0	0	1	0	0	1	0	0	2	2	2	4	10	3	4	0	0	0	0	0	0	0	0	0	0
1400	49	0	0	0	0	0	0	0	0	1	1	1	2	5	5	12	9	3	7	2	0	0	0	1	0	0	0	0	0
1500	38	0	0	0	0	1	0	0	1	0	1	0	4	3	5	9	4	7	3	0	0	0	0	0	0	0	0	0	0
1600	75	0	0	0	0	0	2	0	0	0	3	2	4	6	13	16	17	6	4	1	1	0	0	0	0	0	0	0	0
1700	**94**	**0**	**0**	**0**	**0**	**0**	**0**	**0**	**0**	**0**	**4**	**2**	**7**	**4**	**15**	**26**	**16**	**7**	**8**	**3**	**2**	**0**	**0**	**0**	**0**	**0**	**0**	**0**	**0**
1800	71	0	0	0	0	0	0	0	0	1	1	4	4	12	8	15	8	7	10	0	1	0	0	0	0	0	0	0	0
1900	63	0	0	0	0	0	0	0	0	0	0	0	2	6	12	17	15	7	3	1	0	0	0	0	0	0	0	0	0
2000	55	0	0	0	0	0	0	0	0	0	2	0	0	4	6	14	11	10	7	0	0	1	0	0	0	0	0	0	0
2100	38	0	0	0	0	0	0	0	0	0	0	0	6	2	6	7	4	7	3	3	0	0	0	0	0	0	0	0	0
2200	30	0	0	0	0	0	0	0	0	0	0	0	1	2	2	8	8	3	4	1	1	0	0	0	0	0	0	0	0
2300	10	0	0	0	0	0	0	0	0	0	0	0	0	2	2	0	6	0	0	0	0	0	0	0	0	0	0	0	0
07-19	**597**	**0**	**0**	**1**	**2**	**1**	**4**	**2**	**3**	**5**	**12**	**14**	**38**	**52**	**80**	**130**	**109**	**69**	**55**	**12**	**7**	**0**	**0**	**1**	**0**	**0**	**0**	**0**	**0**
06-22	**763**	**0**	**0**	**1**	**2**	**1**	**4**	**2**	**3**	**5**	**14**	**14**	**47**	**64**	**104**	**172**	**139**	**95**	**70**	**16**	**7**	**2**	**0**	**1**	**0**	**0**	**0**	**0**	**0**
06-00	**803**	**0**	**0**	**1**	**2**	**1**	**4**	**2**	**3**	**5**	**14**	**14**	**48**	**68**	**108**	**180**	**153**	**98**	**74**	**17**	**8**	**2**	**0**	**1**	**0**	**0**	**0**	**0**	**0**
00-00	**823**	**0**	**0**	**1**	**2**	**1**	**4**	**2**	**3**	**5**	**14**	**14**	**51**	**70**	**109**	**181**	**156**	**103**	**77**	**17**	**9**	**3**	**0**	**1**	**0**	**0**	**0**	**0**	**0**

DRAFT

Site 61
Location R162, Att - Bend Sign, Lat 53.94704, Long -6.83926
Direction North

3279 / Meath/Cavan/Monaghan ATC's
October 2013
Automatic Traffic Count

Tue, 15 October 2013

Time	Total	Speed Bins (km/h)																											
		0 - 5	5 - 10	10 - 15	15 - 20	20 - 25	25 - 30	30 - 35	35 - 40	40 - 45	45 - 50	50 - 55	55 - 60	60 - 65	65 - 70	70 - 75	75 - 80	80 - 85	85 - 90	90 - 95	95 - 100	100 - 105	105 - 110	110 - 115	115 - 120	120 - 125	125 - 130	130 - 135	135 - 140
0000	5	0	0	0	0	0	0	0	0	0	0	0	0	0	0	1	3	1	0	0	0	0	0	0	0	0	0	0	0
0100	2	0	0	0	0	0	0	0	0	0	0	0	0	0	1	1	0	0	0	0	0	0	0	0	0	0	0	0	0
0200	5	0	0	0	0	0	0	0	0	0	0	0	0	0	1	2	0	1	1	0	0	0	0	0	0	0	0	0	0
0300	0	0	0	0	0	0	0	0	0	0	0	0	0	0	0	0	0	0	0	0	0	0	0	0	0	0	0	0	0
0400	1	0	0	0	0	0	0	0	0	0	0	0	0	0	0	0	0	1	0	0	0	0	0	0	0	0	0	0	0
0500	13	0	0	0	0	0	0	0	0	0	0	0	0	0	2	2	1	4	0	2	0	1	1	0	0	0	0	0	0
0600	12	0	0	0	0	0	0	0	0	0	0	0	2	0	1	3	3	1	0	2	0	0	0	0	0	0	0	0	0
0700	39	0	0	0	0	0	0	0	0	1	2	0	0	2	2	10	6	6	9	1	0	0	0	0	0	0	0	0	0
0800	54	0	0	0	1	0	0	0	0	0	0	1	0	2	11	16	9	8	3	2	1	0	0	0	0	0	0	0	0
0900	37	0	0	1	0	0	1	0	0	0	1	4	2	6	6	6	2	6	1	1	0	0	0	0	0	0	0	0	0
1000	46	0	0	0	0	0	0	0	0	0	0	3	2	3	7	9	11	2	5	2	1	1	0	0	0	0	0	0	0
1100	**79**	**0**	**0**	**0**	**0**	**0**	**0**	**0**	**0**	**0**	**0**	**1**	**4**	**7**	**16**	**15**	**6**	**15**	**9**	**3**	**2**	**1**	**0**	**0**	**0**	**0**	**0**	**0**	**0**
1200	54	0	0	0	0	0	1	0	0	1	0	2	4	1	6	8	15	8	6	1	1	0	0	0	0	0	0	0	0
1300	35	0	0	0	1	0	0	0	0	0	0	0	0	2	4	8	8	5	3	2	2	0	0	0	0	0	0	0	0
1400	38	0	0	0	0	0	0	0	1	2	0	0	2	4	7	8	9	2	2	0	1	0	0	0	0	0	0	0	0
1500	58	0	0	0	0	0	0	0	0	0	1	0	1	6	11	17	10	7	3	2	0	0	0	0	0	0	0	0	0
1600	59	0	0	0	0	0	0	0	0	0	0	0	5	7	6	5	20	5	7	3	0	1	0	0	0	0	0	0	0
1700	54	0	0	0	1	0	0	0	0	1	0	1	2	5	8	11	13	8	2	0	2	0	0	0	0	0	0	0	0
1800	**63**	**0**	**0**	**0**	**0**	**0**	**0**	**0**	**0**	**0**	**0**	**0**	**0**	**7**	**13**	**15**	**10**	**6**	**6**	**4**	**2**	**0**	**0**	**0**	**0**	**0**	**0**	**0**	**0**
1900	58	0	0	0	0	0	0	0	0	0	0	0	10	3	11	12	9	5	6	1	0	1	0	0	0	0	0	0	0
2000	25	0	0	0	0	0	0	0	0	0	1	0	2	2	4	3	4	8	0	0	1	0	0	0	0	0	0	0	0
2100	22	0	0	0	0	0	0	0	0	0	0	0	0	4	5	3	6	3	0	1	0	0	0	0	0	0	0	0	0
2200	19	0	0	0	0	0	0	0	0	0	0	1	0	1	5	4	3	3	2	0	0	0	0	0	0	0	0	0	0
2300	11	0	0	0	0	0	0	0	0	0	0	1	0	1	1	3	3	1	1	0	0	0	0	0	0	0	0	0	0
07-19	**616**	**0**	**0**	**1**	**3**	**0**	**2**	**0**	**1**	**5**	**4**	**12**	**22**	**52**	**97**	**128**	**119**	**78**	**56**	**21**	**12**	**3**	**0**	**0**	**0**	**0**	**0**	**0**	**0**
06-22	**733**	**0**	**0**	**1**	**3**	**0**	**2**	**0**	**1**	**5**	**5**	**12**	**36**	**61**	**118**	**149**	**141**	**95**	**62**	**25**	**13**	**4**	**0**	**0**	**0**	**0**	**0**	**0**	**0**
06-00	**763**	**0**	**0**	**1**	**3**	**0**	**2**	**0**	**1**	**5**	**5**	**14**	**36**	**63**	**124**	**156**	**147**	**99**	**65**	**25**	**13**	**4**	**0**	**0**	**0**	**0**	**0**	**0**	**0**
00-00	**789**	**0**	**0**	**1**	**3**	**0**	**2**	**0**	**1**	**5**	**5**	**14**	**36**	**63**	**128**	**162**	**151**	**106**	**66**	**27**	**13**	**5**	**1**	**0**	**0**	**0**	**0**	**0**	**0**

DRAFT

Site 61
Location R162, Att - Bend Sign, Lat 53.94704, Long -6.83926
Direction North

3279 / Meath/Cavan/Monaghan ATC's
October 2013
Automatic Traffic Count

Wed, 16 October 2013

Time	Total	Speed Bins (km/h)																											
		0 - 5	5 - 10	10 - 15	15 - 20	20 - 25	25 - 30	30 - 35	35 - 40	40 - 45	45 - 50	50 - 55	55 - 60	60 - 65	65 - 70	70 - 75	75 - 80	80 - 85	85 - 90	90 - 95	95 - 100	100 - 105	105 - 110	110 - 115	115 - 120	120 - 125	125 - 130	130 - 135	135 - 140
0000	6	0	0	0	0	0	0	0	0	0	0	0	0	2	1	1	0	2	0	0	0	0	0	0	0	0	0	0	0
0100	4	0	0	0	0	0	0	0	0	0	0	0	0	1	0	1	0	1	1	0	0	0	0	0	0	0	0	0	0
0200	0	0	0	0	0	0	0	0	0	0	0	0	0	0	0	0	0	0	0	0	0	0	0	0	0	0	0	0	0
0300	2	0	0	0	0	0	0	0	0	0	0	0	0	0	1	1	0	0	0	0	0	0	0	0	0	0	0	0	0
0400	2	0	0	0	0	0	0	0	0	0	0	0	0	0	1	0	1	0	0	0	0	0	0	0	0	0	0	0	0
0500	8	0	0	0	0	0	0	0	0	0	0	0	0	0	1	1	1	1	2	2	0	0	0	0	0	0	0	0	0
0600	14	0	0	0	0	0	0	0	0	0	0	0	0	1	2	3	3	1	2	2	0	0	0	0	0	0	0	0	0
0700	25	0	0	0	0	0	0	0	0	0	0	0	2	1	1	11	5	4	1	0	0	0	0	0	0	0	0	0	0
0800	44	0	0	0	0	0	0	0	0	0	1	3	5	7	9	9	6	4	0	0	0	0	0	0	0	0	0	0	0
0900	42	0	0	1	0	0	0	0	1	0	0	1	6	6	11	9	3	4	0	0	0	0	0	0	0	0	0	0	0
1000	25	0	0	0	0	0	0	0	0	0	0	0	3	10	7	4	1	0	0	0	0	0	0	0	0	0	0	0	0
1100	**51**	**0**	**0**	**0**	**0**	**0**	**1**	**0**	**0**	**0**	**3**	**3**	**3**	**8**	**19**	**4**	**7**	**3**	**0**	**0**	**0**	**0**	**0**	**0**	**0**	**0**	**0**	**0**	**0**
1200	40	0	0	0	0	0	0	0	0	0	4	1	4	7	11	7	5	1	0	0	0	0	0	0	0	0	0	0	0
1300	51	0	0	0	0	0	0	0	0	1	0	5	8	8	10	12	4	3	0	0	0	0	0	0	0	0	0	0	0
1400	35	0	0	0	0	0	0	0	0	0	3	0	5	7	4	10	2	2	1	0	1	0	0	0	0	0	0	0	0
1500	38	0	0	0	0	0	0	0	0	0	2	4	2	5	5	5	8	6	1	0	0	0	0	0	0	0	0	0	0
1600	74	0	0	0	0	0	0	0	0	0	0	1	7	7	11	19	14	10	4	1	0	0	0	0	0	0	0	0	0
1700	**77**	**0**	**0**	**0**	**0**	**0**	**0**	**0**	**0**	**3**	**2**	**1**	**6**	**8**	**15**	**18**	**18**	**4**	**2**	**0**	**0**	**0**	**0**	**0**	**0**	**0**	**0**	**0**	**0**
1800	62	0	0	0	0	0	0	0	0	0	4	2	10	10	10	18	5	2	1	0	0	0	0	0	0	0	0	0	0
1900	38	0	0	0	0	0	0	0	0	0	1	2	4	8	7	8	5	3	0	0	0	0	0	0	0	0	0	0	0
2000	43	0	0	0	0	0	0	0	0	0	0	1	9	7	9	4	10	1	1	1	0	0	0	0	0	0	0	0	0
2100	12	0	0	0	0	0	0	0	1	0	0	0	0	1	3	2	4	1	0	0	0	0	0	0	0	0	0	0	0
2200	17	0	0	0	0	0	0	0	0	0	0	0	0	2	2	4	6	1	0	1	0	1	0	0	0	0	0	0	0
2300	9	0	0	0	0	0	0	0	0	0	0	0	0	2	2	4	1	0	0	0	0	0	0	0	0	0	0	0	0
07-19	**564**	**0**	**0**	**1**	**0**	**0**	**1**	**0**	**1**	**4**	**19**	**21**	**61**	**84**	**113**	**126**	**78**	**43**	**10**	**1**	**1**	**0**	**0**	**0**	**0**	**0**	**0**	**0**	**0**
06-22	**671**	**0**	**0**	**1**	**0**	**0**	**1**	**0**	**2**	**4**	**20**	**24**	**74**	**101**	**134**	**143**	**100**	**49**	**13**	**4**	**1**	**0**	**0**	**0**	**0**	**0**	**0**	**0**	**0**
06-00	**697**	**0**	**0**	**1**	**0**	**0**	**1**	**0**	**2**	**4**	**20**	**24**	**74**	**105**	**138**	**151**	**107**	**50**	**13**	**5**	**1**	**1**	**0**	**0**	**0**	**0**	**0**	**0**	**0**
00-00	**719**	**0**	**0**	**1**	**0**	**0**	**1**	**0**	**2**	**4**	**20**	**24**	**74**	**108**	**142**	**155**	**109**	**54**	**16**	**7**	**1**	**1**	**0**	**0**	**0**	**0**	**0**	**0**	**0**

DRAFT

Site 61
Location R162, Att - Bend Sign, Lat 53.94704, Long -6.83926
Direction North

3279 / Meath/Cavan/Monaghan ATC's
October 2013
Automatic Traffic Count

Virtual Day (7)

Time	Total	Speed Bins (km/h)																												
		0 - 5	5 - 10	10 - 15	15 - 20	20 - 25	25 - 30	30 - 35	35 - 40	40 - 45	45 - 50	50 - 55	55 - 60	60 - 65	65 - 70	70 - 75	75 - 80	80 - 85	85 - 90	90 - 95	95 - 100	100 - 105	105 - 110	110 - 115	115 - 120	120 - 125	125 - 130	130 - 135	135 - 140
0000	6	0	0	0	0	0	0	0	0	0	0	0	1	1	0	1	1	1	1	1	0	0	0	0	0	0	0	0	0	0
0100	4	0	0	0	0	0	0	0	0	0	0	0	0	0	0	1	1	1	0	0	0	0	0	0	0	0	0	0	0	0
0200	4	0	0	0	0	0	0	0	0	0	0	0	0	0	0	1	1	1	0	0	0	0	0	0	0	0	0	0	0	0
0300	2	0	0	0	0	0	0	0	0	0	0	0	0	0	0	1	0	0	0	0	0	0	0	0	0	0	0	0	0	0
0400	2	0	0	0	0	0	0	0	0	0	0	0	0	0	0	0	0	1	0	0	0	0	0	0	0	0	0	0	0	0
0500	7	0	0	0	0	0	0	0	0	0	0	0	0	0	1	1	1	1	1	1	0	0	0	0	0	0	0	0	0	0
0600	11	0	0	0	0	0	0	0	0	0	0	0	1	0	1	2	2	2	1	1	0	0	0	0	0	0	0	0	0	0
0700	28	0	0	0	0	0	0	0	0	0	0	0	1	1	2	7	6	4	4	2	0	0	0	0	0	0	0	0	0	0
0800	36	0	0	0	0	0	0	0	0	0	1	1	2	3	6	8	7	5	2	2	0	0	0	0	0	0	0	0	0	0
0900	34	0	0	0	0	0	0	0	0	0	1	1	3	4	6	7	5	4	1	1	0	0	0	0	0	0	0	0	0	0
1000	37	0	0	0	0	0	0	0	0	0	0	2	3	4	5	5	6	5	3	1	0	0	0	0	0	0	0	0	0	0
1100	**45**	**0**	**0**	**0**	**0**	**0**	**0**	**0**	**0**	**0**	**1**	**1**	**3**	**4**	**8**	**8**	**8**	**6**	**4**	**1**	**1**	**0**	**0**	**0**	**0**	**0**	**0**	**0**	**0**	**0**
1200	44	0	0	0	0	0	0	0	0	0	1	1	2	5	8	10	8	5	3	1	0	0	0	0	0	0	0	0	0	0
1300	42	0	0	0	0	0	0	0	0	0	0	2	2	4	8	7	9	5	3	1	1	0	0	0	0	0	0	0	0	0
1400	42	0	0	0	0	0	0	0	0	0	1	1	3	6	7	9	6	3	2	1	1	0	0	0	0	0	0	0	0	0
1500	52	0	0	0	0	0	1	0	0	0	1	2	5	6	8	9	9	6	3	1	0	0	0	0	0	0	0	0	0	0
1600	65	0	0	0	0	0	0	0	0	1	1	1	4	6	9	13	13	8	6	2	1	0	0	0	0	0	0	0	0	0
1700	**70**	**0**	**0**	**0**	**0**	**0**	**1**	**0**	**0**	**1**	**2**	**2**	**4**	**7**	**10**	**15**	**14**	**7**	**4**	**2**	**1**	**0**	**0**	**0**	**0**	**0**	**0**	**0**	**0**	**0**
1800	65	0	0	0	0	0	0	0	0	0	1	2	5	8	11	15	10	6	4	1	1	0	0	0	0	0	0	0	0	0
1900	49	0	0	0	0	0	0	0	0	0	0	1	4	4	8	10	9	6	4	1	1	0	0	0	0	0	0	0	0	0
2000	35	0	0	0	0	0	0	0	0	0	0	0	2	3	6	7	8	5	2	1	1	0	0	0	0	0	0	0	0	0
2100	23	0	0	0	0	0	0	0	0	0	0	0	1	2	5	4	3	4	2	1	0	0	0	0	0	0	0	0	0	0
2200	19	0	0	0	0	0	0	0	0	0	0	0	1	2	2	4	4	2	2	1	1	0	0	0	0	0	0	0	0	0
2300	9	0	0	0	0	0	0	0	0	0	0	0	0	1	1	2	3	1	1	1	0	0	0	0	0	0	0	0	0	0
07-19	**560**	**0**	**0**	**1**	**2**	**1**	**3**	**1**	**2**	**4**	**9**	**17**	**36**	**57**	**88**	**114**	**101**	**64**	**38**	**14**	**6**	**2**	**1**	**0**	**0**	**0**	**0**	**0**	**0**	**0**
06-22	**677**	**0**	**0**	**1**	**2**	**1**	**3**	**1**	**3**	**4**	**11**	**18**	**44**	**67**	**107**	**136**	**123**	**81**	**48**	**17**	**7**	**3**	**1**	**0**	**0**	**0**	**0**	**0**	**0**	**0**
06-00	**706**	**0**	**0**	**1**	**2**	**1**	**3**	**1**	**3**	**4**	**11**	**19**	**45**	**69**	**111**	**142**	**130**	**84**	**51**	**19**	**8**	**3**	**1**	**1**	**0**	**0**	**0**	**0**	**0**	**0**
00-00	**730**	**0**	**0**	**1**	**2**	**1**	**3**	**1**	**3**	**4**	**11**	**19**	**46**	**71**	**113**	**146**	**134**	**89**	**53**	**20**	**9**	**3**	**1**	**1**	**0**	**0**	**0**	**0**	**0**	**0**

DRAFT

Site 61
Location R162, Att - Bend Sign, Lat 53.94704, Long -6.83926
Direction North

3279 / Meath/Cavan/Monaghan ATC's
October 2013
Automatic Traffic Count

Virtual Week (1)

Time	Total	Speed Bins (km/h)																												
		0 - 5	5 - 10	10 - 15	15 - 20	20 - 25	25 - 30	30 - 35	35 - 40	40 - 45	45 - 50	50 - 55	55 - 60	60 - 65	65 - 70	70 - 75	75 - 80	80 - 85	85 - 90	90 - 95	95 - 100	100 - 105	105 - 110	110 - 115	115 - 120	120 - 125	125 - 130	130 - 135	135 - 140
Mon	823	0	0	1	2	1	4	2	3	5	14	14	51	70	109	181	156	103	77	17	9	3	0	1	0	0	0	0	0	0
Tue	789	0	0	1	3	0	2	0	1	5	5	14	36	63	128	162	151	106	66	27	13	5	1	0	0	0	0	0	0	0
Wed	719	0	0	1	0	0	1	0	2	4	20	24	74	108	142	155	109	54	16	7	1	1	0	0	0	0	0	0	0	0
Thu	793	0	0	1	1	3	4	2	4	1	9	27	46	78	129	139	162	88	60	25	7	3	2	2	0	0	0	0	0	0
Fri	827	0	0	1	3	2	3	1	6	3	12	10	34	83	114	167	160	118	59	24	19	6	2	0	0	0	0	0	0	0
|Sat	665	0	0	1	1	2	3	0	3	7	8	27	56	50	101	122	100	91	57	24	7	2	2	1	0	0	0	0	0	0
|Sun	497	0	0	0	4	0	4	0	0	4	8	15	22	46	68	97	99	62	39	17	6	4	2	0	0	0	0	0	0	0
5 Day Ave.	**790**	**0**	**0**	**1**	**2**	**1**	**3**	**1**	**3**	**4**	**12**	**18**	**48**	**80**	**124**	**161**	**148**	**94**	**56**	**20**	**10**	**4**	**1**	**1**	**0**	**0**	**0**	**0**	**0**	**0**
7 Day Ave.	**730**	**0**	**0**	**1**	**2**	**1**	**3**	**1**	**3**	**4**	**11**	**19**	**46**	**71**	**113**	**146**	**134**	**89**	**53**	**20**	**9**	**3**	**1**	**1**	**0**	**0**	**0**	**0**	**0**	**0**
--	**5113**	**0**	**0**	**6**	**14**	**8**	**21**	**5**	**19**	**29**	**76**	**131**	**319**	**498**	**791**	**1023**	**937**	**622**	**374**	**141**	**62**	**24**	**9**	**4**	**0**	**0**	**0**	**0**	**0**	**0**

Summary Graphs

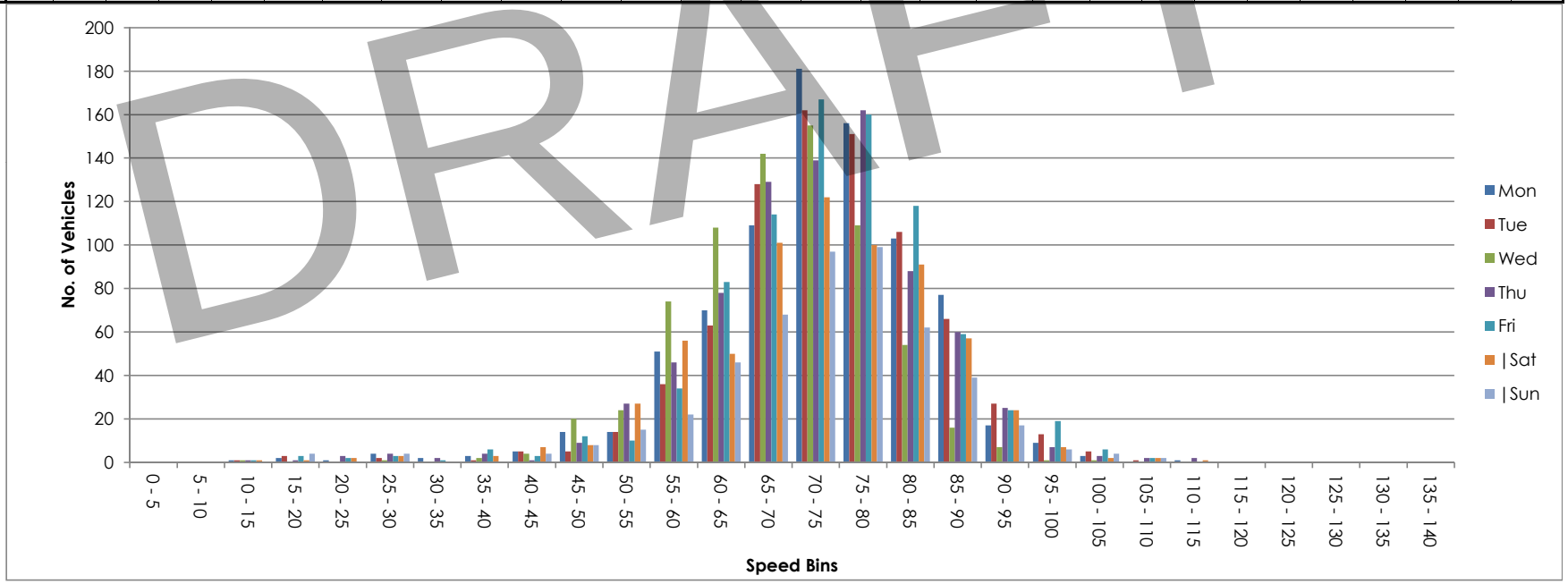

DRAFT

Nationwide Data Collection
for
Tobin Consulting Engineers

Site 61
Location R162, Att - Bend Sign, Lat 53.94704, Long -6.83926
Direction South

3279 / Meath/Cavan/Monaghan ATC's
October 2013
Automatic Traffic Count

Thu, 10 October 2013

Time	Total	Classification												>PSL	>PSL%	>SL1	>SL1%	>SL2	>SL2%	Mean	Vpp
		1 MCL	2 SV	3 SVT	4 TB2	5 TB3	6 T4	7 ART3	8 ART4	9 ART5	10 ART6	11 BD	12 DRT	80	80	85 +5kph	85 +5kph	90 +10kph	90 +10kph		85
0000	10	0	9	1	0	0	0	0	0	0	0	0	0	2	20	2	20	2	20	78.3	-
0100	13	0	13	0	0	0	0	0	0	0	0	0	0	13	100	13	100	13	100	95.8	96.1
0200	4	0	3	0	0	0	0	0	0	0	1	0	0	1	25	1	25	1	25	81.7	-
0300	9	0	7	0	2	0	0	0	0	0	0	0	0	7	77.8	6	66.7	6	66.7	89.6	-
0400	2	0	2	0	0	0	0	0	0	0	0	0	0	2	100	2	100	2	100	95.2	-
0500	10	0	6	0	4	0	0	0	0	0	0	0	0	5	50	2	20	2	20	79.1	-
0600	35	0	24	1	8	2	0	0	0	0	0	0	0	22	62.9	20	57.1	7	20	83.5	92.2
0700	40	0	31	0	7	1	0	0	1	0	0	0	0	26	65	15	37.5	9	22.5	82	92.9
0800	55	0	49	0	3	0	1	0	1	1	0	0	0	29	52.7	16	29.1	1	1.8	78.7	87.1
0900	**82**	**0**	**64**	**4**	**9**	**2**	**0**	**0**	**0**	**3**	**0**	**0**	**0**	**15**	**18.3**	**9**	**11**	**2**	**2.4**	**71.3**	**81.7**
1000	59	0	47	5	2	1	1	0	1	0	2	0	0	12	20.3	5	8.5	0	0	65.2	80.6
1100	49	0	36	5	7	0	0	0	0	1	0	0	0	19	38.8	12	24.5	2	4.1	75.2	85
1200	52	0	43	1	7	0	0	0	1	0	0	0	0	22	42.3	7	13.5	4	7.7	76.9	83.5
1300	49	0	45	2	2	0	0	0	0	0	0	0	0	8	16.3	2	4.1	1	2	71.5	79.9
1400	52	0	44	1	4	0	0	0	2	0	1	0	0	13	25	7	13.5	3	5.8	71	82.4
1500	51	0	35	1	13	0	0	0	1	0	1	0	0	18	35.3	4	7.8	2	3.9	73.7	82.1
1600	**66**	**0**	**60**	**1**	**2**	**3**	**0**	**0**	**0**	**0**	**0**	**0**	**0**	**22**	**33.3**	**10**	**15.2**	**5**	**7.6**	**74.6**	**84.6**
1700	50	0	46	1	2	1	0	0	0	0	0	0	0	23	46	12	24	6	12	78	87.5
1800	42	1	37	1	1	0	1	0	1	0	0	0	0	18	42.9	9	21.4	3	7.1	75.8	87.5
1900	42	0	35	0	4	1	0	1	1	0	0	0	0	9	21.4	6	14.3	3	7.1	72.6	82.1
2000	48	0	41	0	3	2	1	0	0	0	1	0	0	12	25	7	14.6	6	12.5	74.5	84.6
2100	11	0	11	0	0	0	0	0	0	0	0	0	0	5	45.5	3	27.3	1	9.1	76.4	86.8
2200	17	0	15	1	0	0	0	0	0	1	0	0	0	5	29.4	3	17.6	2	11.8	77.1	83.5
2300	7	0	7	0	0	0	0	0	0	0	0	0	0	4	57.1	3	42.9	2	28.6	85.3	-
07-19	**647**	**1**	**537**	**22**	**59**	**8**	**3**	**0**	**8**	**5**	**4**	**0**	**0**	**225**	**34.8**	**108**	**16.7**	**38**	**5.9**	**74.1**	**85.3**
06-22	**783**	**1**	**648**	**23**	**74**	**13**	**4**	**1**	**9**	**5**	**5**	**0**	**0**	**273**	**34.9**	**144**	**18.4**	**55**	**7**	**74.5**	**86**
06-00	**807**	**1**	**670**	**24**	**74**	**13**	**4**	**1**	**9**	**6**	**5**	**0**	**0**	**282**	**34.9**	**150**	**18.6**	**59**	**7.3**	**74.6**	**86**
00-00	**855**	**1**	**710**	**25**	**80**	**13**	**4**	**1**	**9**	**6**	**6**	**0**	**0**	**312**	**36.5**	**176**	**20.6**	**85**	**9.9**	**75.3**	**87.1**

DRAFT

Site 61
Location R162, Att - Bend Sign, Lat 53.94704, Long -6.83926
Direction South

3279 / Meath/Cavan/Monaghan ATC's
October 2013
Automatic Traffic Count

Fri, 11 October 2013

Time	Total	Classification												>PSL	>PSL%	>SL1	>SL1%	>SL2	>SL2%	Mean	Vpp
		1 MCL	2 SV	3 SVT	4 TB2	5 TB3	6 T4	7 ART3	8 ART4	9 ART5	10 ART6	11 BD	12 DRT	80	80	85 +5kph	85 +5kph	90 +10kph	90 +10kph		85
0000	7	0	7	0	0	0	0	0	0	0	0	0	0	2	28.6	1	14.3	0	0	75.6	-
0100	10	0	9	0	1	0	0	0	0	0	0	0	0	5	50	4	40	1	10	83.1	-
0200	7	0	6	0	0	0	0	0	0	1	0	0	0	5	71.4	0	0	0	0	80.5	-
0300	6	0	6	0	0	0	0	0	0	0	0	0	0	3	50	1	16.7	1	16.7	78.2	-
0400	3	0	2	0	0	0	0	0	0	0	1	0	0	2	66.7	2	66.7	2	66.7	87.1	-
0500	10	0	7	0	3	0	0	0	0	0	0	0	0	7	70	6	60	4	40	82.8	-
0600	35	0	27	0	5	2	1	0	0	0	0	0	0	24	68.6	14	40	8	22.9	82.7	90.7
0700	45	0	36	0	8	1	0	0	0	0	0	0	0	28	62.2	21	46.7	10	22.2	83.1	93.2
0800	**60**	**0**	**52**	**1**	**6**	**1**	**0**	**0**	**0**	**0**	**0**	**0**	**0**	**32**	**53.3**	**20**	**33.3**	**9**	**15**	**78.9**	**89.6**
0900	44	1	35	0	7	0	0	0	0	0	1	0	0	12	27.3	8	18.2	2	4.5	73.2	85.7
1000	43	0	37	0	4	0	0	0	0	0	2	0	0	10	23.3	5	11.6	0	0	71.8	84.2
1100	40	0	31	1	7	0	0	0	0	0	1	0	0	14	35	9	22.5	5	12.5	76.5	87.1
1200	34	0	29	0	3	0	0	1	1	0	0	0	0	14	41.2	11	32.4	4	11.8	76.7	88.6
1300	34	0	27	2	2	0	1	0	0	2	0	0	0	17	50	12	35.3	6	17.6	77.5	90.4
1400	60	0	55	0	4	0	0	0	0	0	1	0	0	13	21.7	8	13.3	1	1.7	73.9	83.9
1500	51	0	40	4	5	0	0	0	0	2	0	0	0	19	37.3	9	17.6	4	7.8	74.6	86
1600	**75**	**1**	**66**	**0**	**5**	**2**	**0**	**0**	**0**	**1**	**0**	**0**	**0**	**26**	**34.7**	**15**	**20**	**7**	**9.3**	**73.6**	**86**
1700	**75**	**0**	**69**	**0**	**1**	**2**	**0**	**0**	**0**	**2**	**1**	**0**	**0**	**23**	**30.7**	**15**	**20**	**6**	**8**	**75.3**	**86.4**
1800	51	0	44	0	2	1	0	0	2	1	1	0	0	19	37.3	10	19.6	4	7.8	71	85.7
1900	52	0	49	1	2	0	0	0	0	0	0	0	0	16	30.8	6	11.5	1	1.9	73.7	83.2
2000	39	0	35	0	2	2	0	0	0	0	0	0	0	13	33.3	6	15.4	2	5.1	74.2	83.5
2100	12	0	11	1	0	0	0	0	0	0	0	0	0	9	75	1	8.3	1	8.3	81.7	84.6
2200	13	0	12	1	0	0	0	0	0	0	0	0	0	6	46.2	4	30.8	1	7.7	81.1	88.6
2300	6	0	5	1	0	0	0	0	0	0	0	0	0	2	33.3	1	16.7	1	16.7	72.5	-
07-19	**612**	**2**	**521**	**8**	**54**	**7**	**1**	**1**	**3**	**8**	**7**	**0**	**0**	**227**	**37.1**	**143**	**23.4**	**58**	**9.5**	**75.3**	**87.5**
06-22	**750**	**2**	**643**	**10**	**63**	**11**	**2**	**1**	**3**	**8**	**7**	**0**	**0**	**289**	**38.5**	**170**	**22.7**	**70**	**9.3**	**75.6**	**87.5**
06-00	**769**	**2**	**660**	**12**	**63**	**11**	**2**	**1**	**3**	**8**	**7**	**0**	**0**	**297**	**38.6**	**175**	**22.8**	**72**	**9.4**	**75.7**	**87.5**
00-00	**812**	**2**	**697**	**12**	**67**	**11**	**2**	**1**	**3**	**9**	**8**	**0**	**0**	**321**	**39.5**	**189**	**23.3**	**80**	**9.9**	**76**	**87.8**

DRAFT

Site 61
Location R162, Att - Bend Sign, Lat 53.94704, Long -6.83926
Direction South

3279 / Meath/Cavan/Monaghan ATC's
October 2013
Automatic Traffic Count

Sat, 12 October 2013

Time	Total	Classification												>PSL	>PSL%	>SL1	>SL1%	>SL2	>SL2%	Mean	Vpp
		1 MCL	2 SV	3 SVT	4 TB2	5 TB3	6 T4	7 ART3	8 ART4	9 ART5	10 ART6	11 BD	12 DRT	80	80	85 +5kph	85 +5kph	90 +10kph	90 +10kph		85
0000	7	0	6	0	0	0	0	0	0	0	1	0	0	4	57.1	2	28.6	0	0	79.9	-
0100	14	0	14	0	0	0	0	0	0	0	0	0	0	5	35.7	2	14.3	0	0	77	83.5
0200	10	0	10	0	0	0	0	0	0	0	0	0	0	2	20	2	20	1	10	74.3	-
0300	2	0	1	0	0	0	0	0	0	1	0	0	0	0	0	0	0	0	0	70.2	-
0400	1	0	1	0	0	0	0	0	0	0	0	0	0	0	0	0	0	0	0	76.7	-
0500	2	0	2	0	0	0	0	0	0	0	0	0	0	1	50	0	0	0	0	81.1	-
0600	12	0	10	0	2	0	0	0	0	0	0	0	0	8	66.7	6	50	5	41.7	84.1	92.2
0700	17	0	15	0	1	0	0	0	0	1	0	0	0	9	52.9	7	41.2	3	17.6	80.2	87.1
0800	28	0	16	4	3	2	0	0	2	1	0	0	0	11	39.3	8	28.6	3	10.7	74.1	87.1
0900	51	1	39	6	3	0	1	0	0	1	0	0	0	17	33.3	7	13.7	2	3.9	72.5	83.9
1000	32	0	28	1	2	0	0	0	0	0	1	0	0	8	25	5	15.6	5	15.6	75.2	83.5
1100	**55**	**0**	**45**	**5**	**4**	**0**	**0**	**0**	**0**	**0**	**1**	**0**	**0**	**16**	**29.1**	**8**	**14.5**	**3**	**5.5**	**73.5**	**83.9**
1200	**59**	**0**	**42**	**7**	**7**	**0**	**0**	**0**	**1**	**2**	**0**	**0**	**0**	**22**	**37.3**	**15**	**25.4**	**6**	**10.2**	**76.2**	**87.5**
1300	56	0	52	2	2	0	0	0	0	0	0	0	0	21	37.5	9	16.1	5	8.9	76	85.3
1400	55	0	52	1	0	2	0	0	0	0	0	0	0	18	32.7	16	29.1	7	12.7	75.1	88.2
1500	50	2	45	0	1	0	0	0	1	1	0	0	0	13	26	8	16	3	6	73.5	85.3
1600	45	0	41	1	1	2	0	0	0	0	0	0	0	13	28.9	6	13.3	0	0	72.9	83.5
1700	48	1	43	1	2	0	0	1	0	0	0	0	0	21	43.8	7	14.6	4	8.3	76.1	84.6
1800	47	0	45	1	0	0	0	0	0	0	1	0	0	25	53.2	12	25.5	7	14.9	79.2	88.2
1900	40	0	39	0	0	1	0	0	0	0	0	0	0	11	27.5	7	17.5	2	5	72.8	85
2000	27	0	24	0	1	1	0	0	0	0	1	0	0	14	51.9	7	25.9	4	14.8	79.5	87.5
2100	21	0	20	0	1	0	0	0	0	0	0	0	0	6	28.6	4	19	2	9.5	75.4	87.1
2200	16	0	16	0	0	0	0	0	0	0	0	0	0	2	12.5	1	6.3	1	6.3	74.1	77.8
2300	4	0	4	0	0	0	0	0	0	0	0	0	0	3	75	2	50	0	0	83.2	-
07-19	**543**	**4**	**463**	**29**	**26**	**6**	**1**	**1**	**4**	**6**	**3**	**0**	**0**	**194**	**35.7**	**108**	**19.9**	**48**	**8.8**	**75.1**	**86.8**
06-22	**643**	**4**	**556**	**29**	**30**	**8**	**1**	**1**	**4**	**6**	**4**	**0**	**0**	**233**	**36.2**	**132**	**20.5**	**61**	**9.5**	**75.4**	**87.1**
06-00	**663**	**4**	**576**	**29**	**30**	**8**	**1**	**1**	**4**	**6**	**4**	**0**	**0**	**238**	**35.9**	**135**	**20.4**	**62**	**9.4**	**75.4**	**87.1**
00-00	**699**	**4**	**610**	**29**	**30**	**8**	**1**	**1**	**4**	**7**	**5**	**0**	**0**	**250**	**35.8**	**141**	**20.2**	**63**	**9**	**75.4**	**86.8**

DRAFT

Site 61
Location R162, Att - Bend Sign, Lat 53.94704, Long -6.83926
Direction South

3279 / Meath/Cavan/Monaghan ATC's
October 2013
Automatic Traffic Count

Sun, 13 October 2013

Time	Total	Classification												>PSL	>PSL%	>SL1	>SL1%	>SL2	>SL2%	Mean	Vpp
		1 MCL	2 SV	3 SVT	4 TB2	5 TB3	6 T4	7 ART3	8 ART4	9 ART5	10 ART6	11 BD	12 DRT	80	80	85 +5kph	85 +5kph	90 +10kph	90 +10kph		85
0000	2	0	2	0	0	0	0	0	0	0	0	0	0	2	100	2	100	2	100	97.9	-
0100	4	0	3	0	0	1	0	0	0	0	0	0	0	3	75	2	50	2	50	86.9	-
0200	4	0	3	1	0	0	0	0	0	0	0	0	0	2	50	1	25	1	25	78.2	-
0300	4	0	4	0	0	0	0	0	0	0	0	0	0	2	50	1	25	1	25	70.7	-
0400	0	0	0	0	0	0	0	0	0	0	0	0	0	0	0	0	0	0	0	-	-
0500	6	0	6	0	0	0	0	0	0	0	0	0	0	3	50	0	0	0	0	74.8	-
0600	3	0	2	0	1	0	0	0	0	0	0	0	0	1	33.3	0	0	0	0	74.6	-
0700	6	0	6	0	0	0	0	0	0	0	0	0	0	4	66.7	3	50	1	16.7	83.8	-
0800	13	0	11	0	1	0	0	0	0	1	0	0	0	3	23.1	3	23.1	2	15.4	74.4	88.6
0900	27	0	23	1	1	0	0	0	0	0	2	0	0	15	55.6	12	44.4	6	22.2	80.6	91.8
1000	20	2	16	1	1	0	0	0	0	0	0	0	0	9	45	6	30	3	15	75.7	87.8
1100	**34**	**0**	**33**	**0**	**1**	**0**	**0**	**0**	**0**	**0**	**0**	**0**	**0**	**10**	**29.4**	**5**	**14.7**	**2**	**5.9**	**74.6**	**83.2**
1200	30	1	26	0	3	0	0	0	0	0	0	0	0	11	36.7	7	23.3	4	13.3	75.1	89.6
1300	38	1	36	0	1	0	0	0	0	0	0	0	0	14	36.8	6	15.8	2	5.3	76	84.2
1400	36	1	32	0	2	0	0	0	1	0	0	0	0	15	41.7	10	27.8	5	13.9	74.1	89.6
1500	**53**	**0**	**49**	**1**	**1**	**2**	**0**	**0**	**0**	**0**	**0**	**0**	**0**	**19**	**35.8**	**13**	**24.5**	**5**	**9.4**	**76.1**	**87.5**
1600	51	1	46	0	2	2	0	0	0	0	0	0	0	12	23.5	9	17.6	2	3.9	72.3	85.3
1700	**53**	**0**	**49**	**0**	**2**	**2**	**0**	**0**	**0**	**0**	**0**	**0**	**0**	**16**	**30.2**	**6**	**11.3**	**2**	**3.8**	**73.7**	**83.2**
1800	52	0	50	1	0	0	0	0	0	0	1	0	0	12	23.1	3	5.8	1	1.9	73.6	81.4
1900	32	0	31	0	1	0	0	0	0	0	0	0	0	14	43.8	5	15.6	3	9.4	76.8	84.6
2000	27	0	26	0	1	0	0	0	0	0	0	0	0	11	40.7	6	22.2	4	14.8	76.9	86.4
2100	16	0	15	0	0	1	0	0	0	0	0	0	0	12	75	8	50	5	31.3	81.6	94.3
2200	8	0	7	1	0	0	0	0	0	0	0	0	0	3	37.5	1	12.5	1	12.5	76.7	-
2300	5	0	5	0	0	0	0	0	0	0	0	0	0	1	20	0	0	0	0	73.1	-
07-19	**413**	**6**	**377**	**4**	**15**	**6**	**0**	**0**	**1**	**1**	**3**	**0**	**0**	**140**	**33.9**	**83**	**20.1**	**35**	**8.5**	**74.9**	**86.8**
06-22	**491**	**6**	**451**	**4**	**18**	**7**	**0**	**0**	**1**	**1**	**3**	**0**	**0**	**178**	**36.3**	**102**	**20.8**	**47**	**9.6**	**75.4**	**87.5**
06-00	**504**	**6**	**463**	**5**	**18**	**7**	**0**	**0**	**1**	**1**	**3**	**0**	**0**	**182**	**36.1**	**103**	**20.4**	**48**	**9.5**	**75.4**	**87.1**
00-00	**524**	**6**	**481**	**6**	**18**	**8**	**0**	**0**	**1**	**1**	**3**	**0**	**0**	**194**	**37**	**109**	**20.8**	**54**	**10.3**	**75.5**	**87.5**

DRAFT

Site 61
Location R162, Att - Bend Sign, Lat 53.94704, Long -6.83926
Direction South

3279 / Meath/Cavan/Monaghan ATC's
October 2013
Automatic Traffic Count

Mon, 14 October 2013

Time	Total	Classification												>PSL	>PSL%	>SL1	>SL1%	>SL2	>SL2%	Mean	Vpp
		1 MCL	2 SV	3 SVT	4 TB2	5 TB3	6 T4	7 ART3	8 ART4	9 ART5	10 ART6	11 BD	12 DRT	80	80	85 +5kph	85 +5kph	90 +10kph	90 +10kph		85
0000	2	0	2	0	0	0	0	0	0	0	0	0	0	1	50	0	0	0	0	81.1	-
0100	1	0	1	0	0	0	0	0	0	0	0	0	0	0	0	0	0	0	0	57.5	-
0200	0	0	0	0	0	0	0	0	0	0	0	0	0	0	0	0	0	0	0	-	-
0300	2	0	2	0	0	0	0	0	0	0	0	0	0	1	50	1	50	0	0	76.1	-
0400	2	0	2	0	0	0	0	0	0	0	0	0	0	2	100	2	100	2	100	99.4	-
0500	18	0	13	0	4	0	0	0	1	0	0	0	0	11	61.1	10	55.6	7	38.9	82.1	92.5
0600	32	0	22	0	5	2	0	0	0	1	2	0	0	16	50	10	31.3	6	18.8	80.2	90.7
0700	37	0	33	0	4	0	0	0	0	0	0	0	0	25	67.6	20	54.1	8	21.6	83.8	93.2
0800	**72**	**0**	**65**	**1**	**3**	**1**	**1**	**0**	**0**	**0**	**1**	**0**	**0**	**31**	**43.1**	**19**	**26.4**	**7**	**9.7**	**77.2**	**87.8**
0900	53	0	41	1	7	2	1	0	0	1	0	0	0	18	34	12	22.6	3	5.7	74.9	87.1
1000	42	1	32	0	4	1	0	1	0	3	0	0	0	8	19	5	11.9	1	2.4	68.1	83.2
1100	45	0	35	5	4	0	0	0	1	0	0	0	0	18	40	9	20	5	11.1	74.7	86.4
1200	43	0	35	2	5	1	0	0	0	0	0	0	0	12	27.9	7	16.3	2	4.7	73.7	85
1300	35	0	31	0	3	0	0	0	0	1	0	0	0	11	31.4	4	11.4	0	0	72.6	83.5
1400	42	0	32	3	5	0	0	0	2	0	0	0	0	17	40.5	7	16.7	1	2.4	75.2	85.3
1500	46	0	37	1	6	0	1	0	1	0	0	0	0	17	37	4	8.7	1	2.2	74.8	83.5
1600	**61**	**0**	**50**	**1**	**9**	**0**	**0**	**0**	**1**	**0**	**0**	**0**	**0**	**23**	**37.7**	**12**	**19.7**	**8**	**13.1**	**76.5**	**86.8**
1700	**61**	**0**	**53**	**1**	**6**	**1**	**0**	**0**	**0**	**0**	**0**	**0**	**0**	**23**	**37.7**	**13**	**21.3**	**6**	**9.8**	**76.8**	**87.1**
1800	**61**	**1**	**56**	**0**	**3**	**0**	**0**	**0**	**0**	**1**	**0**	**0**	**0**	**17**	**27.9**	**7**	**11.5**	**3**	**4.9**	**72.6**	**83.5**
1900	50	0	46	0	3	1	0	0	0	0	0	0	0	16	32	8	16	4	8	75.3	86.4
2000	35	0	34	0	1	0	0	0	0	0	0	0	0	14	40	8	22.9	2	5.7	77.4	87.8
2100	38	0	35	1	1	0	0	0	0	0	0	1	0	16	42.1	7	18.4	2	5.3	75.8	85
2200	28	0	26	0	2	0	0	0	0	0	0	0	0	16	57.1	8	28.6	3	10.7	79.9	86.4
2300	19	0	18	0	0	1	0	0	0	0	0	0	0	8	42.1	3	15.8	0	0	77.9	83.5
07-19	**598**	**2**	**500**	**15**	**59**	**6**	**3**	**1**	**5**	**6**	**1**	**0**	**0**	**220**	**36.8**	**119**	**19.9**	**45**	**7.5**	**75.2**	**86.4**
06-22	**753**	**2**	**637**	**16**	**69**	**9**	**3**	**1**	**5**	**7**	**3**	**1**	**0**	**282**	**37.5**	**152**	**20.2**	**59**	**7.8**	**75.5**	**86.4**
06-00	**800**	**2**	**681**	**16**	**71**	**10**	**3**	**1**	**5**	**7**	**3**	**1**	**0**	**306**	**38.3**	**163**	**20.4**	**62**	**7.8**	**75.7**	**86.4**
00-00	**825**	**2**	**701**	**16**	**75**	**10**	**3**	**1**	**6**	**7**	**3**	**1**	**0**	**321**	**38.9**	**176**	**21.3**	**71**	**8.6**	**75.9**	**86.8**

DRAFT

Site 61
Location R162, Att - Bend Sign, Lat 53.94704, Long -6.83926
Direction South

3279 / Meath/Cavan/Monaghan ATC's
October 2013
Automatic Traffic Count

Tue, 15 October 2013

Time	Total	Classification												>PSL	>PSL%	>SL1	>SL1%	>SL2	>SL2%	Mean	Vpp
		1 MCL	2 SV	3 SVT	4 TB2	5 TB3	6 T4	7 ART3	8 ART4	9 ART5	10 ART6	11 BD	12 DRT	80	80	85 +5kph	85 +5kph	90 +10kph	90 +10kph		85
0000	3	0	3	0	0	0	0	0	0	0	0	0	0	1	33.3	0	0	0	0	78.4	-
0100	7	0	7	0	0	0	0	0	0	0	0	0	0	2	28.6	2	28.6	2	28.6	78.1	-
0200	5	0	4	0	0	0	0	0	0	1	0	0	0	3	60	3	60	2	40	81.3	-
0300	13	0	13	0	0	0	0	0	0	0	0	0	0	12	92.3	8	61.5	8	61.5	91.5	97.6
0400	3	0	2	0	1	0	0	0	0	0	0	0	0	2	66.7	1	33.3	1	33.3	82.7	-
0500	10	0	10	0	0	0	0	0	0	0	0	0	0	5	50	4	40	1	10	79.7	-
0600	30	0	23	0	5	1	0	0	1	0	0	0	0	22	73.3	16	53.3	8	26.7	83.5	92.2
0700	62	0	48	1	13	0	0	0	0	0	0	0	0	41	66.1	30	48.4	15	24.2	83	90
0800	53	0	47	0	5	1	0	0	0	0	0	0	0	18	34	6	11.3	0	0	73.7	83.2
0900	**68**	**0**	**54**	**0**	**11**	**1**	**1**	**0**	**0**	**1**	**0**	**0**	**0**	**14**	**20.6**	**6**	**8.8**	**2**	**2.9**	**73.3**	**81**
1000	32	0	27	1	2	0	0	0	0	0	2	0	0	8	25	6	18.8	3	9.4	75.5	86
1100	22	0	17	1	3	0	1	0	0	0	0	0	0	5	22.7	3	13.6	1	4.5	73.2	82.1
1200	32	1	25	0	4	0	0	0	0	1	1	0	0	8	25	5	15.6	2	6.3	73	83.9
1300	65	0	57	0	7	1	0	0	0	0	0	0	0	9	13.8	5	7.7	2	3.1	71.2	79.6
1400	**78**	**0**	**71**	**2**	**2**	**1**	**0**	**0**	**1**	**1**	**0**	**0**	**0**	**16**	**20.5**	**9**	**11.5**	**4**	**5.1**	**72.4**	**81.4**
1500	62	0	50	3	8	0	0	0	0	0	1	0	0	14	22.6	6	9.7	5	8.1	72.8	82.4
1600	45	0	36	4	3	1	0	0	0	1	0	0	0	20	44.4	10	22.2	5	11.1	74.8	87.5
1700	63	0	57	1	3	2	0	0	0	0	0	0	0	30	47.6	15	23.8	4	6.3	79.5	86.8
1800	51	1	44	2	2	0	0	0	1	1	0	0	0	16	31.4	9	17.6	6	11.8	72.8	86.8
1900	44	0	38	0	3	1	1	0	0	0	1	0	0	9	20.5	6	13.6	3	6.8	70.4	81
2000	22	0	20	0	0	2	0	0	0	0	0	0	0	8	36.4	4	18.2	1	4.5	75.2	85.3
2100	16	0	14	0	1	1	0	0	0	0	0	0	0	4	25	3	18.8	0	0	73	85.7
2200	17	0	16	0	1	0	0	0	0	0	0	0	0	2	11.8	0	0	0	0	65.4	76.7
2300	18	0	16	0	1	1	0	0	0	0	0	0	0	8	44.4	7	38.9	3	16.7	73.6	88.9
07-19	**633**	**2**	**533**	**15**	**63**	**7**	**2**	**0**	**2**	**5**	**4**	**0**	**0**	**199**	**31.4**	**110**	**17.4**	**49**	**7.7**	**74.7**	**86**
06-22	**745**	**2**	**628**	**15**	**72**	**12**	**3**	**0**	**3**	**5**	**5**	**0**	**0**	**242**	**32.5**	**139**	**18.7**	**61**	**8.2**	**74.8**	**86.4**
06-00	**780**	**2**	**660**	**15**	**74**	**13**	**3**	**0**	**3**	**5**	**5**	**0**	**0**	**252**	**32.3**	**146**	**18.7**	**64**	**8.2**	**74.5**	**86.4**
00-00	**821**	**2**	**699**	**15**	**75**	**13**	**3**	**0**	**3**	**6**	**5**	**0**	**0**	**277**	**33.7**	**164**	**20**	**78**	**9.5**	**75**	**86.8**

DRAFT

Site 61
Location R162, Att - Bend Sign, Lat 53.94704, Long -6.83926
Direction South

3279 / Meath/Cavan/Monaghan ATC's
October 2013
Automatic Traffic Count

Wed, 16 October 2013

Time	Total	Classification												>PSL	>PSL%	>SL1	>SL1%	>SL2	>SL2%	Mean	Vpp
		1 MCL	2 SV	3 SVT	4 TB2	5 TB3	6 T4	7 ART3	8 ART4	9 ART5	10 ART6	11 BD	12 DRT	80	80	85 +5kph	85 +5kph	90 +10kph	90 +10kph		85
0000	10	0	7	1	0	0	0	0	0	1	1	0	0	3	30	1	10	1	10	74.6	-
0100	7	0	7	0	0	0	0	0	0	0	0	0	0	7	100	2	28.6	0	0	82.8	-
0200	4	0	3	0	1	0	0	0	0	0	0	0	0	3	75	3	75	0	0	79	-
0300	1	0	1	0	0	0	0	0	0	0	0	0	0	1	100	1	100	0	0	88.8	-
0400	2	0	2	0	0	0	0	0	0	0	0	0	0	1	50	1	50	1	50	83.1	-
0500	12	0	9	0	1	1	0	0	0	0	1	0	0	6	50	5	41.7	3	25	83.3	90.7
0600	34	0	26	0	3	2	2	0	1	0	0	0	0	27	79.4	17	50	11	32.4	85.4	92.2
0700	47	0	36	0	8	0	0	0	1	1	1	0	0	18	38.3	11	23.4	4	8.5	76.8	86.8
0800	**65**	**0**	**57**	**0**	**6**	**0**	**1**	**0**	**1**	**0**	**0**	**0**	**0**	**18**	**27.7**	**4**	**6.2**	**0**	**0**	**72.5**	**81.7**
0900	58	0	50	0	4	4	0	0	0	0	0	0	0	21	36.2	4	6.9	1	1.7	73.4	82.1
1000	32	0	24	3	3	2	0	0	0	0	0	0	0	7	21.9	2	6.3	1	3.1	71.7	80.6
1100	47	0	35	1	7	3	1	0	0	0	0	0	0	6	12.8	2	4.3	0	0	71.5	79.2
1200	35	0	27	1	5	1	1	0	0	0	0	0	0	6	17.1	3	8.6	1	2.9	72.9	79.9
1300	43	0	38	0	2	0	0	0	1	2	0	0	0	7	16.3	1	2.3	0	0	73.7	80.3
1400	48	0	42	0	5	0	1	0	0	0	0	0	0	6	12.5	4	8.3	1	2.1	70.8	79.6
1500	54	0	46	3	4	0	0	0	0	0	1	0	0	8	14.8	3	5.6	2	3.7	69.4	79.6
1600	**74**	**0**	**59**	**3**	**8**	**2**	**0**	**0**	**1**	**1**	**0**	**0**	**0**	**16**	**21.6**	**7**	**9.5**	**4**	**5.4**	**73.4**	**82.4**
1700	69	1	63	0	5	0	0	0	0	0	0	0	0	22	31.9	7	10.1	2	2.9	72.5	83.9
1800	38	0	30	1	2	2	0	0	0	2	1	0	0	7	18.4	2	5.3	2	5.3	70.3	79.9
1900	46	0	41	2	3	0	0	0	0	0	0	0	0	8	17.4	4	8.7	2	4.3	69.2	81
2000	29	0	25	0	1	2	0	0	0	0	1	0	0	5	17.2	3	10.3	1	3.4	67.9	82.1
2100	15	0	13	0	2	0	0	0	0	0	0	0	0	2	13.3	0	0	0	0	75.6	79.6
2200	23	0	22	0	1	0	0	0	0	0	0	0	0	4	17.4	3	13	2	8.7	73.1	80.3
2300	4	0	3	1	0	0	0	0	0	0	0	0	0	0	0	0	0	0	0	67.3	-
07-19	**610**	**1**	**507**	**12**	**59**	**14**	**4**	**0**	**4**	**6**	**3**	**0**	**0**	**142**	**23.3**	**50**	**8.2**	**18**	**3**	**72.5**	**82.1**
06-22	**734**	**1**	**612**	**14**	**68**	**18**	**6**	**0**	**5**	**6**	**4**	**0**	**0**	**184**	**25.1**	**74**	**10.1**	**32**	**4.4**	**72.7**	**83.2**
06-00	**761**	**1**	**637**	**15**	**69**	**18**	**6**	**0**	**5**	**6**	**4**	**0**	**0**	**188**	**24.7**	**77**	**10.1**	**34**	**4.5**	**72.7**	**83.2**
00-00	**797**	**1**	**666**	**16**	**71**	**19**	**6**	**0**	**5**	**7**	**6**	**0**	**0**	**209**	**26.2**	**90**	**11.3**	**39**	**4.9**	**73.1**	**83.5**

DRAFT

Site 61
Location R162, Att - Bend Sign, Lat 53.94704, Long -6.83926
Direction South

3279 / Meath/Cavan/Monaghan ATC's
October 2013
Automatic Traffic Count

Virtual Day (7)

Time	Total	Classification												>PSL	>PSL%	>SL1	>SL1%	>SL2	>SL2%	Mean	Vpp
		1 MCL	2 SV	3 SVT	4 TB2	5 TB3	6 T4	7 ART3	8 ART4	9 ART5	10 ART6	11 BD	12 DRT	80	80	85 +5kph	85 +5kph	90 +10kph	90 +10kph		85
0000	6	0	5	0	0	0	0	0	0	0	0	0	0	2	36.6	1	19.5	1	12.2	78.3	-
0100	8	0	8	0	0	0	0	0	0	0	0	0	0	5	62.5	4	44.6	3	32.1	83.7	-
0200	5	0	4	0	0	0	0	0	0	0	0	0	0	2	47.1	1	29.4	1	14.7	78.5	-
0300	5	0	5	0	0	0	0	0	0	0	0	0	0	4	70.3	3	48.6	2	43.2	84.6	-
0400	2	0	2	0	0	0	0	0	0	0	0	0	0	1	69.2	1	61.5	1	61.5	87.8	-
0500	10	0	8	0	2	0	0	0	0	0	0	0	0	5	55.9	4	39.7	2	25	80.9	-
0600	26	0	19	0	4	1	0	0	0	0	0	0	0	17	66.3	12	45.9	6	24.9	83	92.2
0700	36	0	29	0	6	0	0	0	0	0	0	0	0	22	59.4	15	42.1	7	19.7	81.7	90.7
0800	49	0	42	1	4	1	0	0	1	0	0	0	0	20	41	11	22	3	6.4	75.9	86.8
0900	**55**	**0**	**44**	**2**	**6**	**1**	**0**	**0**	**0**	**1**	**0**	**0**	**0**	**16**	**29.2**	**8**	**15.1**	**3**	**4.7**	**73.5**	**85**
1000	37	0	30	2	3	1	0	0	0	0	1	0	0	9	23.8	5	13.1	2	5	70.8	83.9
1100	42	0	33	3	5	0	0	0	0	0	0	0	0	13	30.1	7	16.4	3	6.2	74.2	85
1200	41	0	32	2	5	0	0	0	0	0	0	0	0	14	33.3	8	19.3	3	8.1	75.1	86.8
1300	46	0	41	1	3	0	0	0	0	1	0	0	0	12	27.2	6	12.2	2	5	73.8	83.5
1400	53	0	47	1	3	0	0	0	1	0	0	0	0	14	26.4	9	16.4	3	5.9	73.1	85.3
1500	52	0	43	2	5	0	0	0	0	0	0	0	0	15	29.4	7	12.8	3	6	73.5	83.9
1600	**60**	**0**	**51**	**1**	**4**	**2**	**0**	**0**	**0**	**0**	**0**	**0**	**0**	**19**	**31.7**	**10**	**16.5**	**4**	**7.4**	**74**	**85.3**
1700	**60**	**0**	**54**	**1**	**3**	**1**	**0**	**0**	**0**	**0**	**0**	**0**	**0**	**23**	**37.7**	**11**	**17.9**	**4**	**7.2**	**75.9**	**85.7**
1800	49	0	44	1	1	0	0	0	1	1	1	0	0	16	33.3	7	15.2	4	7.6	73.6	85
1900	44	0	40	0	2	1	0	0	0	0	0	0	0	12	27.1	6	13.7	3	5.9	72.9	84.6
2000	32	0	29	0	1	1	0	0	0	0	0	0	0	11	33.9	6	18.1	3	8.8	75	85.3
2100	18	0	17	0	1	0	0	0	0	0	0	0	0	8	41.9	4	20.2	2	8.5	76.7	86.4
2200	17	0	16	0	1	0	0	0	0	0	0	0	0	5	31.1	3	16.4	1	8.2	75.4	85
2300	9	0	8	0	0	0	0	0	0	0	0	0	0	4	41.3	2	25.4	1	9.5	76.3	-
07-19	**579**	**3**	**491**	**15**	**48**	**8**	**2**	**0**	**4**	**5**	**4**	**0**	**0**	**192**	**33.2**	**103**	**17.8**	**42**	**7.2**	**74.5**	**86**
06-22	**700**	**3**	**596**	**16**	**56**	**11**	**3**	**1**	**4**	**5**	**4**	**0**	**0**	**240**	**34.3**	**130**	**18.6**	**55**	**7.9**	**74.8**	**86**
06-00	**726**	**3**	**621**	**17**	**57**	**11**	**3**	**1**	**4**	**6**	**4**	**0**	**0**	**249**	**34.3**	**136**	**18.7**	**57**	**7.9**	**74.8**	**86**
00-00	**762**	**3**	**652**	**17**	**59**	**12**	**3**	**1**	**4**	**6**	**5**	**0**	**0**	**269**	**35.3**	**149**	**19.6**	**67**	**8.8**	**75.2**	**86.8**

DRAFT

Site 61
Location R162, Att - Bend Sign, Lat 53.94704, Long -6.83926
Direction South

3279 / Meath/Cavan/Monaghan ATC's
October 2013
Automatic Traffic Count

Virtual Week (1)

Time	Total	Classification												>PSL	>PSL%	>SL1	>SL1%	>SL2	>SL2%	Mean	Vpp
		1 MCL	2 SV	3 SVT	4 TB2	5 TB3	6 T4	7 ART3	8 ART4	9 ART5	10 ART6	11 BD	12 DRT	80	80	85 +5kph	85 +5kph	90 +10kph	90 +10kph		85
Mon	825	2	701	16	75	10	3	1	6	7	3	1	0	321	38.9	176	21.3	71	8.6	75.9	86.8
Tue	821	2	699	15	75	13	3	0	3	6	5	0	0	277	33.7	164	20	78	9.5	75	86.8
Wed	797	1	666	16	71	19	6	0	5	7	6	0	0	209	26.2	90	11.3	39	4.9	73.1	83.5
Thu	855	1	710	25	80	13	4	1	9	6	6	0	0	312	36.5	176	20.6	85	9.9	75.3	87.1
Fri	812	2	697	12	67	11	2	1	3	9	8	0	0	321	39.5	189	23.3	80	9.9	76	87.8
| Sat	699	4	610	29	30	8	1	1	4	7	5	0	0	250	35.8	141	20.2	63	9	75.4	86.8
| Sun	524	6	481	6	18	8	0	0	1	1	3	0	0	194	37	109	20.8	54	10.3	75.5	87.5
5 Day Ave.	**822**	**2**	**695**	**17**	**74**	**13**	**4**	**1**	**5**	**7**	**6**	**0**	**0**	**288**	**35.0**	**159**	**19.3**	**71**	**8.6**	**75.1**	**86.4**
7 Day Ave.	**762**	**3**	**652**	**17**	**59**	**12**	**3**	**1**	**4**	**6**	**5**	**0**	**0**	**269**	**35.3**	**149**	**19.6**	**67**	**8.8**	**75.2**	**86.8**
--	**5333**	**18**	**4564**	**119**	**416**	**82**	**19**	**4**	**31**	**43**	**36**	**1**	**0**	**1884**	**35.3**	**1045**	**19.6**	**470**	**8.8**	**75.2**	**86.8**

Summary Graphs

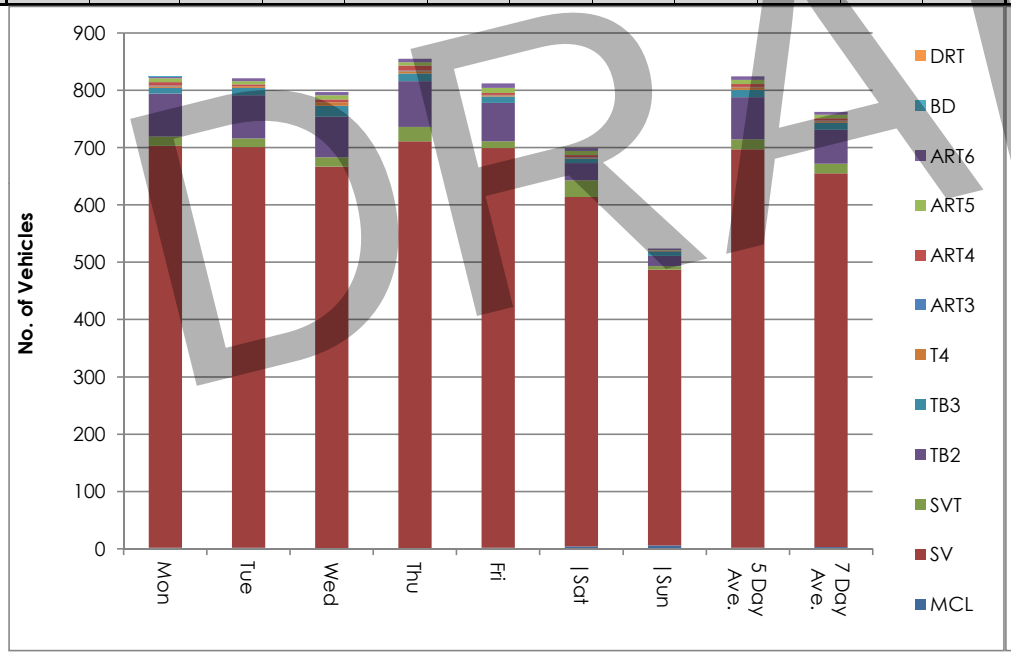

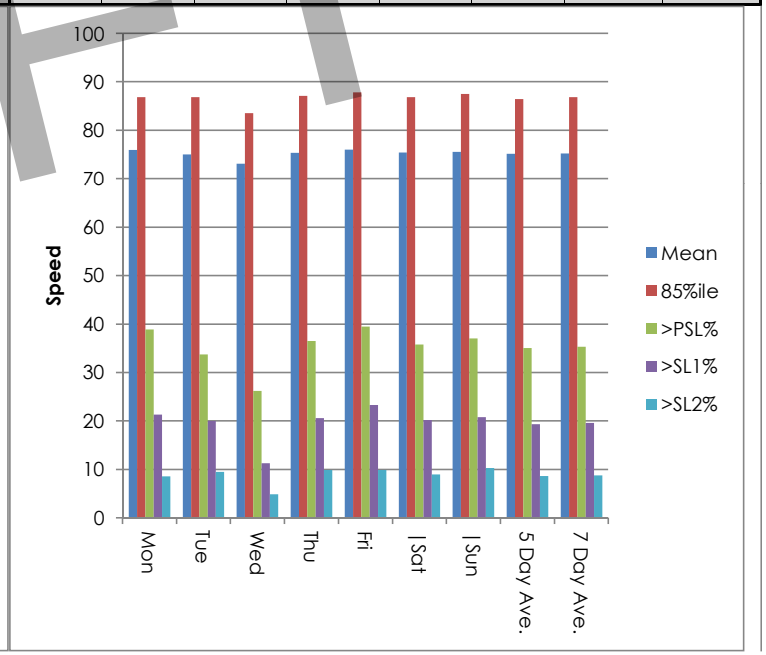

DRAFT

Site 61
Location R162, Att - Bend Sign, Lat 53.94704, Long -6.83926
Direction South

3279 / Meath/Cavan/Monaghan ATC's
October 2013
Automatic Traffic Count

Thu, 10 October 2013

Time	Total	Speed Bins (km/h)																											
		0 - 5	5 - 10	10 - 15	15 - 20	20 - 25	25 - 30	30 - 35	35 - 40	40 - 45	45 - 50	50 - 55	55 - 60	60 - 65	65 - 70	70 - 75	75 - 80	80 - 85	85 - 90	90 - 95	95 - 100	100 - 105	105 - 110	110 - 115	115 - 120	120 - 125	125 - 130	130 - 135	135 - 140
0000	10	0	0	0	0	0	0	0	0	0	0	1	0	0	0	1	6	0	0	2	0	0	0	0	0	0	0	0	0
0100	13	0	0	0	0	0	0	0	0	0	0	0	0	0	0	0	0	0	0	7	4	2	0	0	0	0	0	0	0
0200	4	0	0	0	0	0	0	0	0	0	0	0	0	0	0	0	3	0	0	0	1	0	0	0	0	0	0	0	0
0300	9	0	0	0	0	0	0	0	0	0	0	0	0	0	1	0	1	1	0	3	2	0	1	0	0	0	0	0	0
0400	2	0	0	0	0	0	0	0	0	0	0	0	0	0	0	0	0	0	0	1	1	0	0	0	0	0	0	0	0
0500	10	0	0	0	0	0	0	0	0	0	0	0	1	0	0	2	2	3	0	2	0	0	0	0	0	0	0	0	0
0600	35	0	0	0	0	0	0	0	0	0	0	0	0	3	1	3	6	2	13	3	2	2	0	0	0	0	0	0	0
0700	40	0	0	0	0	0	0	0	0	0	1	1	0	0	4	3	5	11	6	3	4	0	2	0	0	0	0	0	0
0800	55	0	0	0	0	0	0	0	0	1	0	0	3	2	0	7	13	13	15	1	0	0	0	0	0	0	0	0	0
0900	**82**	**0**	**0**	**0**	**0**	**0**	**0**	**0**	**0**	**0**	**2**	**3**	**6**	**11**	**10**	**23**	**12**	**6**	**7**	**2**	**0**	**0**	**0**	**0**	**0**	**0**	**0**	**0**	**0**
1000	59	0	0	0	0	2	1	0	5	1	1	2	5	8	5	12	5	7	5	0	0	0	0	0	0	0	0	0	0
1100	49	0	0	0	0	0	0	0	0	1	0	1	3	3	6	7	9	7	10	1	0	1	0	0	0	0	0	0	0
1200	52	0	0	0	0	0	0	0	0	0	1	1	4	0	5	3	16	15	3	3	1	0	0	0	0	0	0	0	0
1300	49	0	0	0	0	0	0	0	0	0	1	3	2	6	5	10	14	6	1	1	0	0	0	0	0	0	0	0	0
1400	52	0	0	0	0	0	0	0	2	0	2	0	4	6	7	14	4	6	4	2	1	0	0	0	0	0	0	0	0
1500	51	0	0	0	0	0	0	0	2	0	0	0	1	8	6	6	10	14	2	0	1	1	0	0	0	0	0	0	0
1600	**66**	**0**	**0**	**0**	**0**	**0**	**1**	**0**	**1**	**0**	**1**	**3**	**2**	**4**	**4**	**12**	**16**	**12**	**5**	**3**	**1**	**1**	**0**	**0**	**0**	**0**	**0**	**0**	**0**
1700	50	0	0	0	0	0	0	0	0	0	0	0	1	7	6	2	11	11	6	4	2	0	0	0	0	0	0	0	0
1800	42	0	0	0	1	0	0	0	0	0	1	0	1	3	4	6	8	9	6	2	1	0	0	0	0	0	0	0	0
1900	42	0	0	0	0	0	0	0	0	0	1	1	3	8	4	7	9	3	3	1	1	1	0	0	0	0	0	0	0
2000	48	0	0	0	0	1	0	0	0	0	0	0	2	5	8	9	11	5	1	3	2	1	0	0	0	0	0	0	0
2100	11	0	0	0	0	0	0	0	0	0	1	1	0	0	2	1	1	2	2	0	0	0	0	1	0	0	0	0	0
2200	17	0	0	0	0	0	0	0	0	0	0	0	0	1	3	3	5	2	1	1	1	0	0	0	0	0	0	0	0
2300	7	0	0	0	0	0	0	0	0	0	0	0	0	0	0	0	3	1	1	1	0	1	0	0	0	0	0	0	0
07-19	**647**	**0**	**0**	**0**	**1**	**2**	**2**	**0**	**10**	**3**	**10**	**14**	**32**	**58**	**62**	**105**	**123**	**117**	**70**	**22**	**11**	**3**	**2**	**0**	**0**	**0**	**0**	**0**	**0**
06-22	**783**	**0**	**0**	**0**	**1**	**3**	**2**	**0**	**10**	**3**	**12**	**16**	**37**	**74**	**77**	**125**	**150**	**129**	**89**	**29**	**16**	**7**	**2**	**1**	**0**	**0**	**0**	**0**	**0**
06-00	**807**	**0**	**0**	**0**	**1**	**3**	**2**	**0**	**10**	**3**	**12**	**16**	**37**	**75**	**80**	**128**	**158**	**132**	**91**	**31**	**17**	**8**	**2**	**1**	**0**	**0**	**0**	**0**	**0**
00-00	**855**	**0**	**0**	**0**	**1**	**3**	**2**	**0**	**10**	**3**	**12**	**17**	**38**	**75**	**81**	**131**	**170**	**136**	**91**	**46**	**25**	**10**	**3**	**1**	**0**	**0**	**0**	**0**	**0**

DRAFT

Site 61
Location R162, Att - Bend Sign, Lat 53.94704, Long -6.83926
Direction South

3279 / Meath/Cavan/Monaghan ATC's
October 2013
Automatic Traffic Count

Fri, 11 October 2013

Time	Total	Speed Bins (km/h)																											
		0 - 5	5 - 10	10 - 15	15 - 20	20 - 25	25 - 30	30 - 35	35 - 40	40 - 45	45 - 50	50 - 55	55 - 60	60 - 65	65 - 70	70 - 75	75 - 80	80 - 85	85 - 90	90 - 95	95 - 100	100 - 105	105 - 110	110 - 115	115 - 120	120 - 125	125 - 130	130 - 135	135 - 140
0000	7	0	0	0	0	0	0	0	0	0	0	0	1	0	0	2	2	1	1	0	0	0	0	0	0	0	0	0	0
0100	10	0	0	0	0	0	0	0	0	0	0	0	0	0	0	1	4	1	3	1	0	0	0	0	0	0	0	0	0
0200	7	0	0	0	0	0	0	0	0	0	0	0	0	0	0	2	0	5	0	0	0	0	0	0	0	0	0	0	0
0300	6	0	0	0	0	0	0	0	0	0	0	0	0	2	0	0	1	2	0	0	0	1	0	0	0	0	0	0	0
0400	3	0	0	0	0	0	0	0	0	0	0	0	0	0	0	0	1	0	0	2	0	0	0	0	0	0	0	0	0
0500	10	0	0	0	0	0	0	1	0	0	0	0	0	1	0	1	0	1	2	1	1	1	0	1	0	0	0	0	0
0600	35	0	0	0	0	0	0	0	0	0	0	0	0	2	2	2	5	10	6	6	1	1	0	0	0	0	0	0	0
0700	45	0	0	0	0	0	0	0	0	0	0	1	0	0	3	10	3	7	11	3	5	1	1	0	0	0	0	0	0
0800	**60**	**0**	**0**	**0**	**0**	**0**	**0**	**0**	**0**	**0**	**0**	**1**	**5**	**2**	**5**	**6**	**9**	**12**	**11**	**6**	**3**	**0**	**0**	**0**	**0**	**0**	**0**	**0**	**0**
0900	44	0	0	0	1	0	0	0	0	0	0	1	1	4	13	9	3	4	6	0	1	1	0	0	0	0	0	0	0
1000	43	0	0	0	0	0	1	0	0	0	2	0	4	3	7	7	9	5	5	0	0	0	0	0	0	0	0	0	0
1100	40	0	0	0	0	0	0	0	1	0	0	0	2	2	6	6	9	5	4	3	2	0	0	0	0	0	0	0	0
1200	34	0	0	0	0	0	0	0	2	0	0	0	0	1	5	5	7	3	7	4	0	0	0	0	0	0	0	0	0
1300	34	0	0	0	0	0	0	0	0	0	1	1	2	2	3	4	4	5	6	5	1	0	0	0	0	0	0	0	0
1400	60	0	0	0	0	0	0	0	0	0	1	0	0	7	14	12	13	5	7	0	1	0	0	0	0	0	0	0	0
1500	51	0	0	0	0	0	1	0	0	0	3	1	2	3	2	5	15	10	5	3	1	0	0	0	0	0	0	0	0
1600	**75**	**0**	**0**	**0**	**0**	**1**	**1**	**0**	**0**	**1**	**2**	**1**	**3**	**2**	**14**	**17**	**7**	**11**	**8**	**5**	**2**	**0**	**0**	**0**	**0**	**0**	**0**	**0**	**0**
1700	**75**	**0**	**0**	**0**	**0**	**1**	**0**	**1**	**0**	**0**	**0**	**0**	**2**	**7**	**11**	**15**	**15**	**8**	**9**	**2**	**2**	**0**	**2**	**0**	**0**	**0**	**0**	**0**	**0**
1800	51	0	0	0	0	0	2	0	0	0	0	1	9	9	3	5	3	9	6	1	3	0	0	0	0	0	0	0	0
1900	52	0	0	0	0	0	1	0	0	2	0	0	0	2	14	5	12	10	5	0	0	1	0	0	0	0	0	0	0
2000	39	0	0	0	0	0	0	0	0	0	0	1	1	4	10	5	5	7	4	1	1	0	0	0	0	0	0	0	0
2100	12	0	0	0	0	0	0	0	0	0	0	0	0	0	1	0	2	8	0	0	1	0	0	0	0	0	0	0	0
2200	13	0	0	0	0	0	0	0	0	0	0	0	0	0	1	1	5	2	3	1	0	0	0	0	0	0	0	0	0
2300	6	0	0	0	0	0	0	0	0	0	0	0	2	0	1	0	1	1	0	1	0	0	0	0	0	0	0	0	0
07-19	**612**	**0**	**0**	**0**	**1**	**2**	**5**	**1**	**3**	**1**	**9**	**7**	**30**	**42**	**86**	**101**	**97**	**84**	**85**	**32**	**21**	**2**	**3**	**0**	**0**	**0**	**0**	**0**	**0**
06-22	**750**	**0**	**0**	**0**	**1**	**2**	**6**	**1**	**3**	**3**	**9**	**8**	**31**	**50**	**113**	**113**	**121**	**119**	**100**	**39**	**24**	**4**	**3**	**0**	**0**	**0**	**0**	**0**	**0**
06-00	**769**	**0**	**0**	**0**	**1**	**2**	**6**	**1**	**3**	**3**	**9**	**8**	**33**	**50**	**115**	**114**	**127**	**122**	**103**	**41**	**24**	**4**	**3**	**0**	**0**	**0**	**0**	**0**	**0**
00-00	**812**	**0**	**0**	**0**	**1**	**2**	**6**	**2**	**3**	**3**	**9**	**8**	**34**	**53**	**115**	**120**	**135**	**132**	**109**	**45**	**25**	**6**	**3**	**1**	**0**	**0**	**0**	**0**	**0**

DRAFT

Site 61
Location R162, Att - Bend Sign, Lat 53.94704, Long -6.83926
Direction South

3279 / Meath/Cavan/Monaghan ATC's
October 2013
Automatic Traffic Count

Sat, 12 October 2013

Time	Total	Speed Bins (km/h)																											
		0 - 5	5 - 10	10 - 15	15 - 20	20 - 25	25 - 30	30 - 35	35 - 40	40 - 45	45 - 50	50 - 55	55 - 60	60 - 65	65 - 70	70 - 75	75 - 80	80 - 85	85 - 90	90 - 95	95 - 100	100 - 105	105 - 110	110 - 115	115 - 120	120 - 125	125 - 130	130 - 135	135 - 140
0000	7	0	0	0	0	0	0	0	0	0	0	0	0	0	1	1	1	2	2	0	0	0	0	0	0	0	0	0	0
0100	14	0	0	0	0	0	0	0	0	0	0	1	0	1	0	1	6	3	2	0	0	0	0	0	0	0	0	0	0
0200	10	0	0	0	0	0	0	0	0	0	0	1	0	0	3	2	2	0	1	0	0	0	1	0	0	0	0	0	0
0300	2	0	0	0	0	0	0	0	0	0	0	0	0	0	1	0	1	0	0	0	0	0	0	0	0	0	0	0	0
0400	1	0	0	0	0	0	0	0	0	0	0	0	0	0	0	0	1	0	0	0	0	0	0	0	0	0	0	0	0
0500	2	0	0	0	0	0	0	0	0	0	0	0	0	0	0	0	1	1	0	0	0	0	0	0	0	0	0	0	0
0600	12	0	0	0	0	0	0	0	0	0	0	0	0	1	0	1	2	2	1	3	2	0	0	0	0	0	0	0	0
0700	17	0	0	0	0	0	0	0	0	0	0	0	1	0	1	3	3	2	4	2	1	0	0	0	0	0	0	0	0
0800	28	0	0	0	0	0	0	0	0	1	0	2	2	3	1	7	1	3	5	2	1	0	0	0	0	0	0	0	0
0900	51	0	0	0	0	0	0	0	1	0	2	4	0	4	8	10	5	10	5	2	0	0	0	0	0	0	0	0	0
1000	32	0	0	0	0	0	0	0	0	0	1	0	1	5	3	8	6	3	0	2	0	2	1	0	0	0	0	0	0
1100	**55**	**0**	**0**	**0**	**0**	**0**	**0**	**0**	**0**	**0**	**1**	**1**	**6**	**5**	**4**	**13**	**9**	**8**	**5**	**3**	**0**	**0**	**0**	**0**	**0**	**0**	**0**	**0**	**0**
1200	**59**	**0**	**0**	**0**	**0**	**0**	**0**	**0**	**0**	**0**	**0**	**1**	**3**	**5**	**9**	**8**	**11**	**7**	**9**	**4**	**2**	**0**	**0**	**0**	**0**	**0**	**0**	**0**	**0**
1300	56	0	0	0	0	1	0	0	0	0	1	2	2	1	9	7	12	12	4	2	0	1	0	2	0	0	0	0	0
1400	55	0	0	0	0	0	0	0	1	0	0	2	6	4	4	9	11	2	9	4	2	1	0	0	0	0	0	0	0
1500	50	0	0	0	0	0	0	0	0	0	0	0	4	4	8	16	5	5	5	2	0	1	0	0	0	0	0	0	0
1600	45	0	0	0	0	0	1	0	2	0	1	0	0	3	4	12	9	7	6	0	0	0	0	0	0	0	0	0	0
1700	48	0	0	1	0	0	0	0	0	0	1	0	1	2	7	5	10	14	3	4	0	0	0	0	0	0	0	0	0
1800	47	0	0	0	0	0	0	0	0	0	1	1	1	2	1	7	9	13	5	5	1	1	0	0	0	0	0	0	0
1900	40	0	0	0	0	0	1	1	0	0	0	0	4	2	5	5	11	4	5	1	0	0	1	0	0	0	0	0	0
2000	27	0	0	0	0	0	0	0	0	0	0	1	1	1	2	4	4	7	3	1	1	1	0	1	0	0	0	0	0
2100	21	0	0	0	0	0	0	0	0	0	0	0	2	6	1	0	6	2	2	0	1	0	0	1	0	0	0	0	0
2200	16	0	0	0	0	0	0	0	0	0	0	0	0	2	4	2	6	1	0	0	0	1	0	0	0	0	0	0	0
2300	4	0	0	0	0	0	0	0	0	0	0	0	0	0	0	1	0	1	2	0	0	0	0	0	0	0	0	0	0
07-19	**543**	**0**	**0**	**1**	**0**	**1**	**1**	**0**	**4**	**1**	**8**	**13**	**27**	**38**	**59**	**105**	**91**	**86**	**60**	**32**	**7**	**6**	**1**	**2**	**0**	**0**	**0**	**0**	**0**
06-22	**643**	**0**	**0**	**1**	**0**	**1**	**2**	**1**	**4**	**1**	**8**	**14**	**34**	**48**	**67**	**115**	**114**	**101**	**71**	**37**	**11**	**7**	**2**	**4**	**0**	**0**	**0**	**0**	**0**
06-00	**663**	**0**	**0**	**1**	**0**	**1**	**2**	**1**	**4**	**1**	**8**	**14**	**34**	**50**	**71**	**118**	**120**	**103**	**73**	**37**	**11**	**8**	**2**	**4**	**0**	**0**	**0**	**0**	**0**
00-00	**699**	**0**	**0**	**1**	**0**	**1**	**2**	**1**	**4**	**1**	**8**	**16**	**34**	**51**	**76**	**122**	**132**	**109**	**78**	**37**	**11**	**8**	**3**	**4**	**0**	**0**	**0**	**0**	**0**

DRAFT

Site 61
Location R162, Att - Bend Sign, Lat 53.94704, Long -6.83926
Direction South

3279 / Meath/Cavan/Monaghan ATC's
October 2013
Automatic Traffic Count

Sun, 13 October 2013

Time	Total	Speed Bins (km/h)																											
		0 - 5	5 - 10	10 - 15	15 - 20	20 - 25	25 - 30	30 - 35	35 - 40	40 - 45	45 - 50	50 - 55	55 - 60	60 - 65	65 - 70	70 - 75	75 - 80	80 - 85	85 - 90	90 - 95	95 - 100	100 - 105	105 - 110	110 - 115	115 - 120	120 - 125	125 - 130	130 - 135	135 - 140
0000	2	0	0	0	0	0	0	0	0	0	0	0	0	0	0	0	0	0	0	1	0	1	0	0	0	0	0	0	0
0100	4	0	0	0	0	0	0	0	0	0	0	0	0	0	1	0	0	1	0	0	1	1	0	0	0	0	0	0	0
0200	4	0	0	0	0	0	0	0	0	0	0	0	0	1	0	1	0	1	0	1	0	0	0	0	0	0	0	0	0
0300	4	0	0	0	0	0	0	1	0	0	0	0	1	0	0	0	0	1	0	0	0	0	0	1	0	0	0	0	0
0400	0	0	0	0	0	0	0	0	0	0	0	0	0	0	0	0	0	0	0	0	0	0	0	0	0	0	0	0	0
0500	6	0	0	0	0	0	0	0	0	0	1	0	0	0	1	0	1	3	0	0	0	0	0	0	0	0	0	0	0
0600	3	0	0	0	0	0	0	0	0	0	0	0	0	1	0	1	0	1	0	0	0	0	0	0	0	0	0	0	0
0700	6	0	0	0	0	0	0	0	0	0	0	0	0	0	0	1	1	1	2	1	0	0	0	0	0	0	0	0	0
0800	13	0	0	0	0	0	0	0	0	0	0	0	1	2	3	1	3	0	1	2	0	0	0	0	0	0	0	0	0
0900	27	0	0	0	0	0	0	0	1	0	0	1	1	0	0	2	7	3	6	4	1	0	1	0	0	0	0	0	0
1000	20	0	0	0	0	0	0	0	0	0	0	1	3	2	1	1	3	3	3	2	1	0	0	0	0	0	0	0	0
1100	**34**	**0**	**0**	**0**	**0**	**0**	**1**	**0**	**0**	**0**	**0**	**0**	**1**	**3**	**5**	**7**	**7**	**5**	**3**	**1**	**0**	**1**	**0**	**0**	**0**	**0**	**0**	**0**	**0**
1200	30	0	0	0	0	0	0	0	1	0	0	2	2	3	1	3	7	4	3	1	2	1	0	0	0	0	0	0	0
1300	38	0	0	0	0	0	0	0	0	0	0	0	1	3	6	8	6	8	4	2	0	0	0	0	0	0	0	0	0
1400	36	0	0	0	1	0	0	0	0	1	1	1	4	2	0	3	8	5	5	4	0	1	0	0	0	0	0	0	0
1500	**53**	**0**	**0**	**0**	**0**	**0**	**0**	**0**	**0**	**0**	**0**	**1**	**3**	**4**	**5**	**12**	**9**	**6**	**8**	**5**	**0**	**0**	**0**	**0**	**0**	**0**	**0**	**0**	**0**
1600	51	0	0	0	0	0	0	0	0	1	1	1	7	4	5	8	12	3	7	1	1	0	0	0	0	0	0	0	0
1700	**53**	**0**	**0**	**0**	**0**	**0**	**0**	**0**	**0**	**0**	**2**	**0**	**5**	**2**	**9**	**7**	**12**	**10**	**4**	**2**	**0**	**0**	**0**	**0**	**0**	**0**	**0**	**0**	**0**
1800	52	0	0	0	0	0	0	0	0	0	1	0	2	6	8	14	9	9	2	0	0	1	0	0	0	0	0	0	0
1900	32	0	0	0	0	0	0	0	0	0	1	0	0	3	5	4	5	9	2	2	1	0	0	0	0	0	0	0	0
2000	27	0	0	0	0	0	0	0	0	0	0	0	2	2	3	3	6	5	2	4	0	0	0	0	0	0	0	0	0
2100	16	0	0	0	0	1	0	0	0	0	0	0	0	0	1	1	1	4	3	3	1	1	0	0	0	0	0	0	0
2200	8	0	0	0	0	0	0	0	0	0	0	0	0	1	1	2	1	2	0	0	1	0	0	0	0	0	0	0	0
2300	5	0	0	0	0	0	0	0	0	0	0	0	0	0	2	2	0	1	0	0	0	0	0	0	0	0	0	0	0
07-19	**413**	**0**	**0**	**0**	**1**	**0**	**1**	**0**	**2**	**2**	**5**	**7**	**30**	**31**	**43**	**67**	**84**	**57**	**48**	**25**	**5**	**4**	**1**	**0**	**0**	**0**	**0**	**0**	**0**
06-22	**491**	**0**	**0**	**0**	**1**	**1**	**1**	**0**	**2**	**2**	**6**	**7**	**32**	**37**	**52**	**76**	**96**	**76**	**55**	**34**	**7**	**5**	**1**	**0**	**0**	**0**	**0**	**0**	**0**
06-00	**504**	**0**	**0**	**0**	**1**	**1**	**1**	**0**	**2**	**2**	**6**	**7**	**32**	**38**	**55**	**80**	**97**	**79**	**55**	**34**	**8**	**5**	**1**	**0**	**0**	**0**	**0**	**0**	**0**
00-00	**524**	**0**	**0**	**0**	**1**	**1**	**1**	**1**	**2**	**2**	**7**	**7**	**33**	**39**	**57**	**81**	**98**	**85**	**55**	**36**	**9**	**7**	**1**	**1**	**0**	**0**	**0**	**0**	**0**

DRAFT

Site 61
Location R162, Att - Bend Sign, Lat 53.94704, Long -6.83926
Direction South

3279 / Meath/Cavan/Monaghan ATC's
October 2013
Automatic Traffic Count

Mon, 14 October 2013

Time	Total	Speed Bins (km/h)																											
		0 - 5	5 - 10	10 - 15	15 - 20	20 - 25	25 - 30	30 - 35	35 - 40	40 - 45	45 - 50	50 - 55	55 - 60	60 - 65	65 - 70	70 - 75	75 - 80	80 - 85	85 - 90	90 - 95	95 - 100	100 - 105	105 - 110	110 - 115	115 - 120	120 - 125	125 - 130	130 - 135	135 - 140
0000	2	0	0	0	0	0	0	0	0	0	0	0	0	0	0	0	1	1	0	0	0	0	0	0	0	0	0	0	0
0100	1	0	0	0	0	0	0	0	0	0	0	0	1	0	0	0	0	0	0	0	0	0	0	0	0	0	0	0	0
0200	0	0	0	0	0	0	0	0	0	0	0	0	0	0	0	0	0	0	0	0	0	0	0	0	0	0	0	0	0
0300	2	0	0	0	0	0	0	0	0	0	0	0	0	0	1	0	0	0	1	0	0	0	0	0	0	0	0	0	0
0400	2	0	0	0	0	0	0	0	0	0	0	0	0	0	0	0	0	0	0	0	2	0	0	0	0	0	0	0	0
0500	18	0	0	0	0	0	0	0	0	0	0	1	1	1	1	2	1	1	3	4	2	1	0	0	0	0	0	0	0
0600	32	0	0	0	0	0	0	0	0	0	0	1	0	0	4	7	4	6	4	2	2	2	0	0	0	0	0	0	0
0700	37	0	0	0	0	0	0	0	0	0	0	0	2	0	1	2	7	5	12	4	2	2	0	0	0	0	0	0	0
0800	**72**	**0**	**0**	**0**	**0**	**0**	**0**	**0**	**0**	**0**	**0**	**3**	**5**	**4**	**6**	**6**	**17**	**12**	**12**	**5**	**2**	**0**	**0**	**0**	**0**	**0**	**0**	**0**	**0**
0900	53	0	0	0	0	0	2	0	0	0	0	1	1	3	8	10	10	6	9	2	1	0	0	0	0	0	0	0	0
1000	42	0	0	0	0	1	0	0	0	1	3	4	1	5	3	10	6	3	4	1	0	0	0	0	0	0	0	0	0
1100	45	0	0	0	0	0	0	0	2	0	1	3	3	1	0	9	8	9	4	3	2	0	0	0	0	0	0	0	0
1200	43	0	0	0	0	0	0	0	1	0	0	1	2	4	5	11	7	5	5	2	0	0	0	0	0	0	0	0	0
1300	35	0	0	0	0	1	0	0	0	0	0	0	1	5	10	1	6	7	4	0	0	0	0	0	0	0	0	0	0
1400	42	0	0	0	0	0	0	0	0	0	0	0	2	3	7	10	3	10	6	1	0	0	0	0	0	0	0	0	0
1500	46	0	0	0	0	0	0	0	0	2	1	1	0	2	4	10	9	13	3	1	0	0	0	0	0	0	0	0	0
1600	**61**	**0**	**0**	**0**	**0**	**0**	**0**	**0**	**1**	**0**	**0**	**1**	**2**	**3**	**10**	**10**	**11**	**11**	**4**	**6**	**0**	**1**	**1**	**0**	**0**	**0**	**0**	**0**	**0**
1700	**61**	**0**	**0**	**0**	**0**	**0**	**0**	**0**	**0**	**0**	**1**	**0**	**1**	**7**	**7**	**8**	**14**	**10**	**7**	**4**	**1**	**1**	**0**	**0**	**0**	**0**	**0**	**0**	**0**
1800	**61**	**0**	**0**	**0**	**1**	**0**	**1**	**0**	**1**	**0**	**0**	**0**	**7**	**1**	**9**	**9**	**15**	**10**	**4**	**2**	**0**	**1**	**0**	**0**	**0**	**0**	**0**	**0**	**0**
1900	50	0	0	0	0	0	0	0	0	0	2	1	3	3	4	9	12	8	4	2	2	0	0	0	0	0	0	0	0
2000	35	0	0	0	0	0	0	0	0	0	0	1	0	1	6	7	6	6	6	1	0	1	0	0	0	0	0	0	0
2100	38	0	0	0	0	0	0	0	0	0	1	0	0	3	9	5	4	9	5	1	1	0	0	0	0	0	0	0	0
2200	28	0	0	0	0	0	0	0	0	0	0	0	0	0	3	7	2	8	5	3	0	0	0	0	0	0	0	0	0
2300	19	0	0	0	0	0	0	0	0	0	0	0	0	2	0	3	6	5	3	0	0	0	0	0	0	0	0	0	0
07-19	**598**	**0**	**0**	**0**	**1**	**2**	**3**	**0**	**5**	**3**	**6**	**14**	**27**	**38**	**70**	**96**	**113**	**101**	**74**	**31**	**8**	**5**	**1**	**0**	**0**	**0**	**0**	**0**	**0**
06-22	**753**	**0**	**0**	**0**	**1**	**2**	**3**	**0**	**5**	**3**	**9**	**17**	**30**	**45**	**93**	**124**	**139**	**130**	**93**	**37**	**13**	**8**	**1**	**0**	**0**	**0**	**0**	**0**	**0**
06-00	**800**	**0**	**0**	**0**	**1**	**2**	**3**	**0**	**5**	**3**	**9**	**17**	**30**	**47**	**96**	**134**	**147**	**143**	**101**	**40**	**13**	**8**	**1**	**0**	**0**	**0**	**0**	**0**	**0**
00-00	**825**	**0**	**0**	**0**	**1**	**2**	**3**	**0**	**5**	**3**	**9**	**18**	**32**	**48**	**98**	**136**	**149**	**145**	**105**	**44**	**17**	**9**	**1**	**0**	**0**	**0**	**0**	**0**	**0**

DRAFT

Site 61
Location R162, Att - Bend Sign, Lat 53.94704, Long -6.83926
Direction South

3279 / Meath/Cavan/Monaghan ATC's
October 2013
Automatic Traffic Count

Tue, 15 October 2013

Time	Total	Speed Bins (km/h)																											
		0 - 5	5 - 10	10 - 15	15 - 20	20 - 25	25 - 30	30 - 35	35 - 40	40 - 45	45 - 50	50 - 55	55 - 60	60 - 65	65 - 70	70 - 75	75 - 80	80 - 85	85 - 90	90 - 95	95 - 100	100 - 105	105 - 110	110 - 115	115 - 120	120 - 125	125 - 130	130 - 135	135 - 140
0000	3	0	0	0	0	0	0	0	0	0	0	0	0	0	0	0	2	1	0	0	0	0	0	0	0	0	0	0	0
0100	7	0	0	0	0	0	0	0	0	0	0	1	0	0	1	0	3	0	0	1	1	0	0	0	0	0	0	0	0
0200	5	0	0	0	0	0	0	0	0	0	0	0	0	0	1	1	0	0	1	2	0	0	0	0	0	0	0	0	0
0300	13	0	0	0	0	0	0	0	0	0	0	0	0	0	0	0	1	4	0	1	5	1	1	0	0	0	0	0	0
0400	3	0	0	0	0	0	0	0	0	0	0	0	0	0	1	0	0	1	0	0	1	0	0	0	0	0	0	0	0
0500	10	0	0	0	0	0	0	0	0	0	0	0	1	0	0	1	3	1	3	1	0	0	0	0	0	0	0	0	0
0600	30	0	0	0	0	0	0	0	0	0	0	0	1	0	2	4	1	6	8	6	0	2	0	0	0	0	0	0	0
0700	62	0	0	0	0	0	0	0	0	0	0	1	0	1	3	6	10	11	15	10	3	2	0	0	0	0	0	0	0
0800	53	0	0	0	0	1	0	1	0	0	1	2	2	2	3	10	13	12	6	0	0	0	0	0	0	0	0	0	0
0900	**68**	**0**	**0**	**0**	**0**	**0**	**0**	**0**	**0**	**0**	**0**	**2**	**2**	**3**	**17**	**14**	**16**	**8**	**4**	**2**	**0**	**0**	**0**	**0**	**0**	**0**	**0**	**0**	**0**
1000	32	0	0	0	0	0	0	0	0	0	0	1	1	1	7	5	9	2	3	2	1	0	0	0	0	0	0	0	0
1100	22	0	0	0	0	0	0	0	0	0	0	1	1	2	4	4	5	2	2	1	0	0	0	0	0	0	0	0	0
1200	32	0	0	0	0	0	0	0	1	0	0	2	2	1	4	8	6	3	3	1	1	0	0	0	0	0	0	0	0
1300	65	0	0	0	0	0	0	0	0	0	1	0	4	12	15	11	13	4	3	1	1	0	0	0	0	0	0	0	0
1400	**78**	**0**	**0**	**0**	**0**	**0**	**0**	**0**	**0**	**4**	**1**	**1**	**3**	**7**	**9**	**21**	**16**	**7**	**5**	**1**	**2**	**1**	**0**	**0**	**0**	**0**	**0**	**0**	**0**
1500	62	0	0	0	0	0	0	0	1	1	0	1	2	6	17	9	11	8	1	3	1	1	0	0	0	0	0	0	0
1600	45	0	0	0	0	0	0	0	0	0	0	3	1	9	2	6	4	10	5	3	2	0	0	0	0	0	0	0	0
1700	63	0	0	0	0	0	0	0	0	0	0	0	1	2	4	7	19	15	11	4	0	0	0	0	0	0	0	0	0
1800	51	0	0	0	1	0	0	0	0	1	0	2	3	7	7	6	8	7	3	5	1	0	0	0	0	0	0	0	0
1900	44	0	0	0	0	0	0	0	0	0	0	4	3	7	12	3	6	3	3	3	0	0	0	0	0	0	0	0	0
2000	22	0	0	0	0	0	0	0	0	0	0	0	3	1	4	1	5	4	3	1	0	0	0	0	0	0	0	0	0
2100	16	0	0	0	0	0	0	0	0	1	0	0	1	1	3	2	4	1	3	0	0	0	0	0	0	0	0	0	0
2200	17	0	0	0	0	0	0	0	0	0	0	5	2	0	2	4	2	2	0	0	0	0	0	0	0	0	0	0	0
2300	18	0	0	0	0	0	0	1	0	0	0	0	5	1	1	1	1	1	4	3	0	0	0	0	0	0	0	0	0
07-19	**633**	**0**	**0**	**0**	**1**	**1**	**0**	**1**	**2**	**6**	**3**	**16**	**22**	**53**	**92**	**107**	**130**	**89**	**61**	**33**	**12**	**4**	**0**	**0**	**0**	**0**	**0**	**0**	**0**
06-22	**745**	**0**	**0**	**0**	**1**	**1**	**0**	**1**	**2**	**7**	**3**	**20**	**30**	**62**	**113**	**117**	**146**	**103**	**78**	**43**	**12**	**6**	**0**	**0**	**0**	**0**	**0**	**0**	**0**
06-00	**780**	**0**	**0**	**0**	**1**	**1**	**0**	**2**	**2**	**7**	**3**	**25**	**37**	**63**	**116**	**122**	**149**	**106**	**82**	**46**	**12**	**6**	**0**	**0**	**0**	**0**	**0**	**0**	**0**
00-00	**821**	**0**	**0**	**0**	**1**	**1**	**0**	**2**	**2**	**7**	**3**	**26**	**38**	**63**	**119**	**124**	**158**	**113**	**86**	**51**	**19**	**7**	**1**	**0**	**0**	**0**	**0**	**0**	**0**

DRAFT

Site 61
Location R162, Att - Bend Sign, Lat 53.94704, Long -6.83926
Direction South

3279 / Meath/Cavan/Monaghan ATC's
October 2013
Automatic Traffic Count

Wed, 16 October 2013

Time	Total	Speed Bins (km/h)																											
		0 - 5	5 - 10	10 - 15	15 - 20	20 - 25	25 - 30	30 - 35	35 - 40	40 - 45	45 - 50	50 - 55	55 - 60	60 - 65	65 - 70	70 - 75	75 - 80	80 - 85	85 - 90	90 - 95	95 - 100	100 - 105	105 - 110	110 - 115	115 - 120	120 - 125	125 - 130	130 - 135	135 - 140
0000	10	0	0	0	0	0	0	0	0	0	0	0	1	1	1	4	0	2	0	0	1	0	0	0	0	0	0	0	0
0100	7	0	0	0	0	0	0	0	0	0	0	0	0	0	0	0	0	5	2	0	0	0	0	0	0	0	0	0	0
0200	4	0	0	0	0	0	0	0	0	0	0	0	0	1	0	0	0	0	3	0	0	0	0	0	0	0	0	0	0
0300	1	0	0	0	0	0	0	0	0	0	0	0	0	0	0	0	0	0	1	0	0	0	0	0	0	0	0	0	0
0400	2	0	0	0	0	0	0	0	0	0	0	0	0	0	0	1	0	0	0	0	1	0	0	0	0	0	0	0	0
0500	12	0	0	0	0	0	0	0	0	0	0	0	0	0	0	2	4	1	2	1	2	0	0	0	0	0	0	0	0
0600	34	0	0	0	0	0	0	0	0	0	0	0	0	2	0	2	3	10	6	7	3	1	0	0	0	0	0	0	0
0700	47	0	0	0	0	0	0	0	1	0	0	1	0	3	7	3	14	7	7	4	0	0	0	0	0	0	0	0	0
0800	**65**	**0**	**0**	**0**	**0**	**0**	**0**	**0**	**0**	**1**	**1**	**2**	**6**	**4**	**6**	**13**	**14**	**14**	**4**	**0**	**0**	**0**	**0**	**0**	**0**	**0**	**0**	**0**	**0**
0900	58	0	0	0	0	0	0	0	0	0	1	1	3	6	7	14	5	17	3	1	0	0	0	0	0	0	0	0	0
1000	32	0	0	0	0	0	0	0	0	0	2	0	2	1	7	8	5	5	1	1	0	0	0	0	0	0	0	0	0
1100	47	0	0	0	0	0	2	0	0	0	0	0	4	3	6	10	16	4	2	0	0	0	0	0	0	0	0	0	0
1200	35	0	0	0	0	0	0	0	0	0	1	0	2	3	4	12	7	3	2	1	0	0	0	0	0	0	0	0	0
1300	43	0	0	0	0	0	0	0	0	0	1	0	3	0	2	17	13	6	1	0	0	0	0	0	0	0	0	0	0
1400	48	0	0	0	0	0	0	0	0	0	1	2	1	6	15	9	8	2	3	0	1	0	0	0	0	0	0	0	0
1500	54	0	0	0	0	0	0	0	0	0	0	5	8	6	10	9	8	5	1	2	0	0	0	0	0	0	0	0	0
1600	**74**	**0**	**0**	**0**	**0**	**0**	**0**	**0**	**1**	**0**	**0**	**4**	**2**	**8**	**5**	**23**	**15**	**9**	**3**	**3**	**0**	**1**	**0**	**0**	**0**	**0**	**0**	**0**	**0**
1700	69	0	0	0	0	0	0	0	0	0	3	6	2	4	11	9	12	15	5	2	0	0	0	0	0	0	0	0	0
1800	38	0	0	0	0	0	1	0	0	0	1	0	4	3	6	9	7	5	0	2	0	0	0	0	0	0	0	0	0
1900	46	0	0	0	0	0	1	0	0	0	1	0	8	7	10	6	5	4	2	0	2	0	0	0	0	0	0	0	0
2000	29	0	0	0	0	0	0	0	0	0	3	3	2	3	3	7	3	2	2	1	0	0	0	0	0	0	0	0	0
2100	15	0	0	0	0	0	0	0	0	0	0	0	0	0	0	8	5	2	0	0	0	0	0	0	0	0	0	0	0
2200	23	0	0	0	0	0	0	0	0	0	0	0	0	4	6	7	2	1	1	2	0	0	0	0	0	0	0	0	0
2300	4	0	0	0	0	0	0	0	0	0	0	0	0	2	1	0	1	0	0	0	0	0	0	0	0	0	0	0	0
07-19	**610**	**0**	**0**	**0**	**0**	**0**	**3**	**0**	**2**	**1**	**11**	**21**	**37**	**47**	**86**	**136**	**124**	**92**	**32**	**16**	**1**	**1**	**0**	**0**	**0**	**0**	**0**	**0**	**0**
06-22	**734**	**0**	**0**	**0**	**0**	**0**	**4**	**0**	**2**	**1**	**15**	**24**	**47**	**59**	**99**	**159**	**140**	**110**	**42**	**24**	**6**	**2**	**0**	**0**	**0**	**0**	**0**	**0**	**0**
06-00	**761**	**0**	**0**	**0**	**0**	**0**	**4**	**0**	**2**	**1**	**15**	**24**	**47**	**65**	**106**	**166**	**143**	**111**	**43**	**26**	**6**	**2**	**0**	**0**	**0**	**0**	**0**	**0**	**0**
00-00	**797**	**0**	**0**	**0**	**0**	**0**	**4**	**0**	**2**	**1**	**15**	**24**	**48**	**67**	**107**	**173**	**147**	**119**	**51**	**27**	**10**	**2**	**0**	**0**	**0**	**0**	**0**	**0**	**0**

DRAFT

Site 61
Location R162, Att - Bend Sign, Lat 53.94704, Long -6.83926
Direction South

3279 / Meath/Cavan/Monaghan ATC's
October 2013
Automatic Traffic Count

Virtual Day (7)

Time	Total	Speed Bins (km/h)																											
		0 - 5	5 - 10	10 - 15	15 - 20	20 - 25	25 - 30	30 - 35	35 - 40	40 - 45	45 - 50	50 - 55	55 - 60	60 - 65	65 - 70	70 - 75	75 - 80	80 - 85	85 - 90	90 - 95	95 - 100	100 - 105	105 - 110	110 - 115	115 - 120	120 - 125	125 - 130	130 - 135	135 - 140
0000	6	0	0	0	0	0	0	0	0	0	0	0	0	0	0	1	2	1	0	0	0	0	0	0	0	0	0	0	0
0100	8	0	0	0	0	0	0	0	0	0	0	0	0	0	0	0	2	1	1	1	1	0	0	0	0	0	0	0	0
0200	5	0	0	0	0	0	0	0	0	0	0	0	0	0	1	1	1	1	1	0	0	0	0	0	0	0	0	0	0
0300	5	0	0	0	0	0	0	0	0	0	0	0	0	0	0	0	1	1	0	1	1	0	0	0	0	0	0	0	0
0400	2	0	0	0	0	0	0	0	0	0	0	0	0	0	0	0	0	0	0	0	1	0	0	0	0	0	0	0	0
0500	10	0	0	0	0	0	0	0	0	0	0	0	0	0	0	1	2	2	1	1	1	0	0	0	0	0	0	0	0
0600	26	0	0	0	0	0	0	0	0	0	0	0	0	1	1	3	3	5	5	4	1	1	0	0	0	0	0	0	0
0700	36	0	0	0	0	0	0	0	0	0	0	1	0	1	3	4	6	6	8	4	2	1	0	0	0	0	0	0	0
0800	49	0	0	0	0	0	0	0	0	0	0	1	3	3	3	7	10	9	8	2	1	0	0	0	0	0	0	0	0
0900	**55**	**0**	**0**	**0**	**0**	**0**	**0**	**0**	**0**	**0**	**1**	**2**	**2**	**4**	**9**	**12**	**8**	**8**	**6**	**2**	**0**	**0**	**0**	**0**	**0**	**0**	**0**	**0**	**0**
1000	37	0	0	0	0	0	0	0	1	0	1	1	2	4	5	7	6	4	3	1	0	0	0	0	0	0	0	0	0
1100	42	0	0	0	0	0	0	0	0	0	0	1	3	3	4	8	9	6	4	2	1	0	0	0	0	0	0	0	0
1200	41	0	0	0	0	0	0	0	1	0	0	1	2	2	5	7	9	6	5	2	1	0	0	0	0	0	0	0	0
1300	46	0	0	0	0	0	0	0	0	0	1	1	2	4	7	8	10	7	3	2	0	0	0	0	0	0	0	0	0
1400	53	0	0	0	0	0	0	0	0	1	1	1	3	5	8	11	9	5	6	2	1	0	0	0	0	0	0	0	0
1500	52	0	0	0	0	0	0	0	0	0	1	1	3	5	7	10	10	9	4	2	0	0	0	0	0	0	0	0	0
1600	**60**	**0**	**0**	**0**	**0**	**0**	**0**	**0**	**1**	**0**	**1**	**2**	**2**	**5**	**6**	**13**	**11**	**9**	**5**	**3**	**1**	**0**	**0**	**0**	**0**	**0**	**0**	**0**	**0**
1700	**60**	**0**	**0**	**0**	**0**	**0**	**0**	**0**	**0**	**0**	**1**	**1**	**2**	**4**	**8**	**8**	**13**	**12**	**6**	**3**	**1**	**0**	**0**	**0**	**0**	**0**	**0**	**0**	**0**
1800	49	0	0	0	0	0	1	0	0	0	1	1	4	4	5	8	8	9	4	2	1	0	0	0	0	0	0	0	0
1900	44	0	0	0	0	0	0	0	0	0	1	1	3	5	8	6	9	6	3	1	1	0	0	0	0	0	0	0	0
2000	32	0	0	0	0	0	0	0	0	0	0	1	2	2	5	5	6	5	3	2	1	0	0	0	0	0	0	0	0
2100	18	0	0	0	0	0	0	0	0	0	0	0	0	1	2	2	3	4	2	1	1	0	0	0	0	0	0	0	0
2200	17	0	0	0	0	0	0	0	0	0	0	1	0	1	3	4	3	3	1	1	0	0	0	0	0	0	0	0	0
2300	9	0	0	0	0	0	0	0	0	0	0	0	1	1	1	1	2	1	1	1	0	0	0	0	0	0	0	0	0
07-19	**579**	**0**	**0**	**0**	**1**	**1**	**2**	**0**	**4**	**2**	**7**	**13**	**29**	**44**	**71**	**102**	**109**	**89**	**61**	**27**	**9**	**4**	**1**	**0**	**0**	**0**	**0**	**0**	**0**
06-22	**700**	**0**	**0**	**0**	**1**	**1**	**3**	**0**	**4**	**3**	**9**	**15**	**34**	**54**	**88**	**118**	**129**	**110**	**75**	**35**	**13**	**6**	**1**	**1**	**0**	**0**	**0**	**0**	**0**
06-00	**726**	**0**	**0**	**0**	**1**	**1**	**3**	**1**	**4**	**3**	**9**	**16**	**36**	**55**	**91**	**123**	**134**	**114**	**78**	**36**	**13**	**6**	**1**	**1**	**0**	**0**	**0**	**0**	**0**
00-00	**762**	**0**	**0**	**0**	**1**	**1**	**3**	**1**	**4**	**3**	**9**	**17**	**37**	**57**	**93**	**127**	**141**	**120**	**82**	**41**	**17**	**7**	**2**	**1**	**0**	**0**	**0**	**0**	**0**

DRAFT

Site 61
Location R162, Att - Bend Sign, Lat 53.94704, Long -6.83926
Direction South

3279 / Meath/Cavan/Monaghan ATC's
October 2013
Automatic Traffic Count

Virtual Week (1)

Time	Total	Speed Bins (km/h)																											
		0 - 5	5 - 10	10 - 15	15 - 20	20 - 25	25 - 30	30 - 35	35 - 40	40 - 45	45 - 50	50 - 55	55 - 60	60 - 65	65 - 70	70 - 75	75 - 80	80 - 85	85 - 90	90 - 95	95 - 100	100 - 105	105 - 110	110 - 115	115 - 120	120 - 125	125 - 130	130 - 135	135 - 140
Mon	825	0	0	0	1	2	3	0	5	3	9	18	32	48	98	136	149	145	105	44	17	9	1	0	0	0	0	0	0
Tue	821	0	0	0	1	1	0	2	2	7	3	26	38	63	119	124	158	113	86	51	19	7	1	0	0	0	0	0	0
Wed	797	0	0	0	0	0	4	0	2	1	15	24	48	67	107	173	147	119	51	27	10	2	0	0	0	0	0	0	0
Thu	855	0	0	0	1	3	2	0	10	3	12	17	38	75	81	131	170	136	91	46	25	10	3	1	0	0	0	0	0
Fri	812	0	0	0	1	2	6	2	3	3	9	8	34	53	115	120	135	132	109	45	25	6	3	1	0	0	0	0	0
|Sat	699	0	0	1	0	1	2	1	4	1	8	16	34	51	76	122	132	109	78	37	11	8	3	4	0	0	0	0	0
|Sun	524	0	0	0	1	1	1	1	2	2	7	7	33	39	57	81	98	85	55	36	9	7	1	1	0	0	0	0	0
5 Day Ave.	**822**	**0**	**0**	**0**	**1**	**2**	**3**	**1**	**4**	**3**	**10**	**19**	**38**	**61**	**104**	**137**	**152**	**129**	**88**	**43**	**19**	**7**	**2**	**0**	**0**	**0**	**0**	**0**	**0**
7 Day Ave.	**762**	**0**	**0**	**0**	**1**	**1**	**3**	**1**	**4**	**3**	**9**	**17**	**37**	**57**	**93**	**127**	**141**	**120**	**82**	**41**	**17**	**7**	**2**	**1**	**0**	**0**	**0**	**0**	**0**
--	**5333**	**0**	**0**	**1**	**5**	**10**	**18**	**6**	**28**	**20**	**63**	**116**	**257**	**396**	**653**	**887**	**989**	**839**	**575**	**286**	**116**	**49**	**12**	**7**	**0**	**0**	**0**	**0**	**0**

Summary Graphs

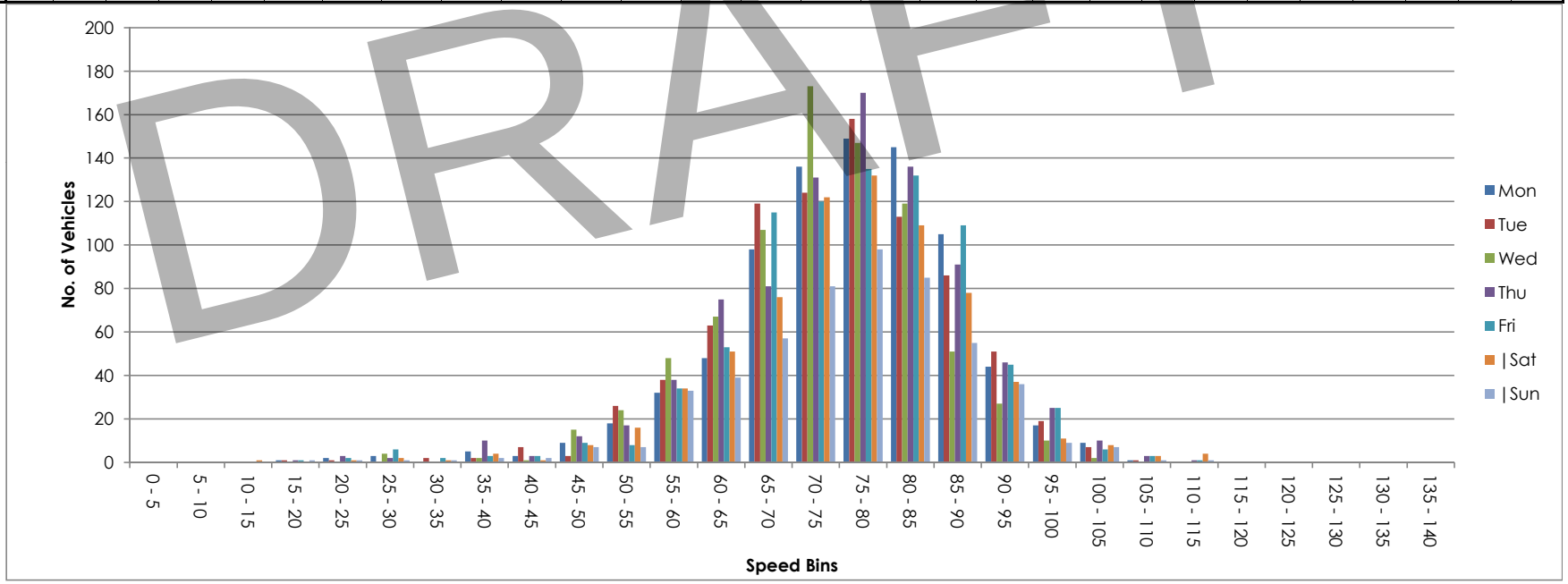

DRAFT

Site 61
Location R162, Att - Bend Sign, Lat 53.94704, Long -6.83926
Direction Two way

3279 / Meath/Cavan/Monaghan ATC's
October 2013
Automatic Traffic Count

Thu, 10 October 2013

Time	Total	Classification												>PSL	>PSL%	>SL1	>SL1%	>SL2	>SL2%	Mean	Vpp
		1 MCL	2 SV	3 SVT	4 TB2	5 TB3	6 T4	7 ART3	8 ART4	9 ART5	10 ART6	11 BD	12 DRT	80	80	85 +5kph	85 +5kph	90 +10kph	90 +10kph		85
0000	17	0	15	1	0	0	0	0	0	1	0	0	0	6	35.3	5	29.4	3	17.6	79	87.8
0100	17	0	16	0	1	0	0	0	0	0	0	0	0	16	94.1	13	76.5	13	76.5	91.9	96.1
0200	8	0	7	0	0	0	0	0	0	0	1	0	0	1	12.5	1	12.5	1	12.5	79.7	-
0300	12	0	9	0	2	0	0	0	0	0	1	0	0	8	66.7	6	50	6	50	86.3	95
0400	3	0	2	0	1	0	0	0	0	0	0	0	0	2	66.7	2	66.7	2	66.7	89.2	-
0500	26	0	21	0	4	0	0	0	0	1	0	0	0	12	46.2	7	26.9	4	15.4	76.9	87.5
0600	49	0	34	1	9	3	0	0	0	2	0	0	0	28	57.1	22	44.9	7	14.3	81.3	88.9
0700	73	0	60	0	9	2	0	0	1	0	1	0	0	36	49.3	24	32.9	13	17.8	79.4	90.7
0800	93	0	80	2	7	0	1	0	2	1	0	0	0	38	40.9	19	20.4	4	4.3	76.9	86
0900	**114**	**0**	**89**	**4**	**15**	**2**	**1**	**0**	**0**	**3**	**0**	**0**	**0**	**21**	**18.4**	**12**	**10.5**	**3**	**2.6**	**71.6**	**81.7**
1000	103	1	76	9	9	1	1	0	3	1	2	0	0	19	18.4	9	8.7	2	1.9	65.6	80.6
1100	79	0	56	8	14	0	0	0	0	1	0	0	0	23	29.1	15	19	3	3.8	74.1	85
1200	93	0	79	2	10	0	0	0	1	1	0	0	0	28	30.1	10	10.8	4	4.3	75	83.5
1300	89	0	70	4	8	0	1	0	1	5	0	0	0	15	16.9	6	6.7	1	1.1	70.7	79.9
1400	90	0	74	3	10	0	0	0	2	0	1	0	0	16	17.8	7	7.8	3	3.3	69.8	81
1500	120	0	84	3	26	1	0	0	3	2	1	0	0	30	25	9	7.5	4	3.3	69.2	82.1
1600	127	0	115	2	6	4	0	0	0	0	0	0	0	34	26.8	16	12.6	6	4.7	73.1	84.2
1700	**137**	**1**	**112**	**6**	**16**	**1**	**0**	**0**	**0**	**1**	**0**	**0**	**0**	**41**	**29.9**	**21**	**15.3**	**9**	**6.6**	**74.3**	**84.6**
1800	124	1	105	3	11	0	2	0	1	1	0	0	0	39	31.5	17	13.7	6	4.8	74.5	82.8
1900	93	0	75	1	14	1	0	1	1	0	0	0	0	20	21.5	12	12.9	5	5.4	73	82.1
2000	86	0	69	0	10	2	1	1	1	1	1	0	0	22	25.6	13	15.1	8	9.3	74.3	84.6
2100	29	0	28	0	0	0	0	0	1	0	0	0	0	15	51.7	10	34.5	6	20.7	80.1	91.1
2200	42	0	39	1	0	0	0	0	0	2	0	0	0	16	38.1	10	23.8	5	11.9	77.7	87.5
2300	24	0	19	1	3	0	0	0	0	1	0	0	0	13	54.2	9	37.5	6	25	83.4	93.2
07-19	**1242**	**3**	**1000**	**46**	**141**	**11**	**6**	**0**	**14**	**16**	**5**	**0**	**0**	**340**	**27.4**	**165**	**13.3**	**58**	**4.7**	**72.7**	**83.9**
06-22	**1499**	**3**	**1206**	**48**	**174**	**17**	**7**	**2**	**17**	**19**	**6**	**0**	**0**	**425**	**28.4**	**222**	**14.8**	**84**	**5.6**	**73.2**	**84.6**
06-00	**1565**	**3**	**1264**	**50**	**177**	**17**	**7**	**2**	**17**	**22**	**6**	**0**	**0**	**454**	**29**	**241**	**15.4**	**95**	**6.1**	**73.5**	**85**
00-00	**1648**	**3**	**1334**	**51**	**185**	**17**	**7**	**2**	**17**	**24**	**8**	**0**	**0**	**499**	**30.3**	**275**	**16.7**	**124**	**7.5**	**74**	**85.7**

DRAFT

Site 61
Location R162, Att - Bend Sign, Lat 53.94704, Long -6.83926
Direction Two way

3279 / Meath/Cavan/Monaghan ATC's
October 2013
Automatic Traffic Count

Fri, 11 October 2013

Time	Total	Classification												>PSL	>PSL%	>SL1	>SL1%	>SL2	>SL2%	Mean	Vpp
		1 MCL	2 SV	3 SVT	4 TB2	5 TB3	6 T4	7 ART3	8 ART4	9 ART5	10 ART6	11 BD	12 DRT	80	80	85 +5kph	85 +5kph	90 +10kph	90 +10kph		85
0000	12	0	12	0	0	0	0	0	0	0	0	0	0	2	16.7	1	8.3	0	0	70.3	76.3
0100	14	0	13	0	1	0	0	0	0	0	0	0	0	8	57.1	5	35.7	1	7.1	83	88.2
0200	10	0	8	0	0	0	0	0	1	1	0	0	0	6	60	1	10	0	0	78.2	-
0300	8	0	7	0	0	0	0	0	0	0	1	0	0	4	50	2	25	1	12.5	78.4	-
0400	5	0	3	0	0	0	0	0	1	0	1	0	0	4	80	3	60	3	60	86.7	-
0500	18	0	14	0	4	0	0	0	0	0	0	0	0	11	61.1	8	44.4	5	27.8	80.9	96.8
0600	50	0	41	0	5	3	1	0	0	0	0	0	0	31	62	16	32	10	20	80.9	90.7
0700	84	0	71	1	10	1	0	0	1	0	0	0	0	45	53.6	29	34.5	14	16.7	80.9	91.1
0800	**105**	**0**	**89**	**2**	**12**	**1**	**0**	**0**	**0**	**1**	**0**	**0**	**0**	**42**	**40**	**26**	**24.8**	**12**	**11.4**	**76.7**	**87.5**
0900	82	2	56	2	17	1	0	0	1	2	1	0	0	21	25.6	13	15.9	5	6.1	72.6	85.7
1000	77	1	61	0	12	0	0	0	0	1	2	0	0	22	28.6	12	15.6	4	5.2	73.2	84.2
1100	86	0	70	1	12	0	0	0	1	1	1	0	0	26	30.2	13	15.1	5	5.8	74.7	85
1200	84	0	73	0	7	1	0	1	1	1	0	0	0	27	32.1	20	23.8	7	8.3	75.9	87.5
1300	80	0	67	4	4	0	1	0	0	4	0	0	0	32	40	16	20	10	12.5	76.7	87.8
1400	109	1	89	0	12	0	0	0	0	6	1	0	0	20	18.3	11	10.1	3	2.8	71.1	82.4
1500	113	0	88	7	12	0	0	0	1	5	0	0	0	28	24.8	11	9.7	4	3.5	72.8	82.1
1600	158	1	131	2	14	3	1	1	0	4	1	0	0	57	36.1	33	20.9	16	10.1	74.7	87.1
1700	**159**	**0**	**134**	**4**	**12**	**2**	**1**	**1**	**0**	**4**	**1**	**0**	**0**	**42**	**26.4**	**25**	**15.7**	**10**	**6.3**	**72.4**	**85.3**
1800	128	0	106	3	14	1	0	0	2	1	1	0	0	32	25	15	11.7	7	5.5	71.1	82.8
1900	102	0	91	2	9	0	0	0	0	0	0	0	0	31	30.4	12	11.8	2	2	73.9	83.9
2000	75	0	68	0	4	2	0	0	0	1	0	0	0	22	29.3	8	10.7	3	4	73.8	83.5
2100	44	0	41	1	0	0	0	0	1	1	0	0	0	20	45.5	7	15.9	2	4.5	76.8	84.6
2200	26	0	25	1	0	0	0	0	0	0	0	0	0	13	50	10	38.5	5	19.2	81.7	91.1
2300	10	0	8	1	1	0	0	0	0	0	0	0	0	3	30	2	20	2	20	73.9	-
07-19	**1265**	**5**	**1035**	**26**	**138**	**10**	**3**	**3**	**7**	**30**	**8**	**0**	**0**	**394**	**31.1**	**224**	**17.7**	**97**	**7.7**	**74.1**	**86**
06-22	**1536**	**5**	**1276**	**29**	**156**	**15**	**4**	**3**	**8**	**32**	**8**	**0**	**0**	**498**	**32.4**	**267**	**17.4**	**114**	**7.4**	**74.4**	**85.7**
06-00	**1572**	**5**	**1309**	**31**	**157**	**15**	**4**	**3**	**8**	**32**	**8**	**0**	**0**	**514**	**32.7**	**279**	**17.7**	**121**	**7.7**	**74.5**	**85.7**
00-00	**1639**	**5**	**1366**	**31**	**162**	**15**	**4**	**3**	**10**	**33**	**10**	**0**	**0**	**549**	**33.5**	**299**	**18.2**	**131**	**8**	**74.7**	**86**

DRAFT

Site 61
Location R162, Att - Bend Sign, Lat 53.94704, Long -6.83926
Direction Two way

3279 / Meath/Cavan/Monaghan ATC's
October 2013
Automatic Traffic Count

Sat, 12 October 2013

Time	Total	Classification												>PSL	>PSL%	>SL1	>SL1%	>SL2	>SL2%	Mean	Vpp
		1 MCL	2 SV	3 SVT	4 TB2	5 TB3	6 T4	7 ART3	8 ART4	9 ART5	10 ART6	11 BD	12 DRT	80	80	85 +5kph	85 +5kph	90 +10kph	90 +10kph		85
0000	13	0	10	0	1	0	0	0	1	0	1	0	0	6	46.2	4	30.8	2	15.4	79.9	89.3
0100	20	0	20	0	0	0	0	0	0	0	0	0	0	6	30	2	10	0	0	75.9	83.2
0200	18	0	16	0	0	0	0	0	0	1	1	0	0	4	22.2	2	11.1	1	5.6	73.8	83.2
0300	4	0	3	0	0	0	0	0	0	1	0	0	0	1	25	0	0	0	0	73.8	-
0400	1	0	1	0	0	0	0	0	0	0	0	0	0	0	0	0	0	0	0	76.7	-
0500	2	0	2	0	0	0	0	0	0	0	0	0	0	1	50	0	0	0	0	81.1	-
0600	20	0	15	0	4	0	0	0	0	1	0	0	0	10	50	8	40	6	30	80.6	91.8
0700	37	0	34	0	2	0	0	0	0	1	0	0	0	15	40.5	9	24.3	5	13.5	78.3	86.4
0800	44	0	30	6	3	2	0	0	2	1	0	0	0	17	38.6	11	25	6	13.6	74.9	87.1
0900	86	2	64	12	5	0	1	0	1	1	0	0	0	24	27.9	10	11.6	3	3.5	71.7	83.5
1000	67	0	58	4	4	0	0	0	0	0	1	0	0	22	32.8	9	13.4	6	9	74.2	84.2
1100	**93**	**0**	**77**	**9**	**5**	**1**	**0**	**0**	**0**	**0**	**1**	**0**	**0**	**29**	**31.2**	**14**	**15.1**	**4**	**4.3**	**72.6**	**83.9**
1200	100	0	74	10	12	0	0	0	1	3	0	0	0	32	32	21	21	9	9	74.8	87.1
1300	102	0	93	5	2	0	0	0	0	2	0	0	0	32	31.4	15	14.7	6	5.9	74.5	84.2
1400	107	0	97	3	4	2	0	1	0	0	0	0	0	29	27.1	23	21.5	11	10.3	73.4	86.4
1500	**117**	**2**	**96**	**7**	**9**	**1**	**0**	**0**	**1**	**1**	**0**	**0**	**0**	**29**	**24.8**	**17**	**14.5**	**7**	**6**	**71.6**	**83.5**
1600	101	0	85	8	4	2	0	0	1	1	0	0	0	32	31.7	14	13.9	1	1	72.1	84.2
1700	108	1	95	1	7	0	0	1	1	1	1	0	0	37	34.3	15	13.9	5	4.6	72.9	84.6
1800	98	0	91	2	4	0	0	0	0	0	1	0	0	31	31.6	15	15.3	8	8.2	74.5	84.6
1900	87	0	75	1	9	1	0	0	0	1	0	0	0	27	31	15	17.2	4	4.6	73.1	85.3
2000	54	0	50	0	1	1	0	0	0	1	1	0	0	23	42.6	14	25.9	8	14.8	78.7	88.6
2100	37	0	33	2	2	0	0	0	0	0	0	0	0	10	27	5	13.5	3	8.1	72.3	83.9
2200	38	0	38	0	0	0	0	0	0	0	0	0	0	12	31.6	7	18.4	3	7.9	75.6	85
2300	10	0	10	0	0	0	0	0	0	0	0	0	0	5	50	4	40	1	10	78.9	-
07-19	**1060**	**5**	**894**	**67**	**61**	**8**	**1**	**2**	**7**	**11**	**4**	**0**	**0**	**329**	**31**	**173**	**16.3**	**71**	**6.7**	**73.4**	**85.3**
06-22	**1258**	**5**	**1067**	**70**	**77**	**10**	**1**	**2**	**7**	**14**	**5**	**0**	**0**	**399**	**31.7**	**215**	**17.1**	**92**	**7.3**	**73.7**	**85.7**
06-00	**1306**	**5**	**1115**	**70**	**77**	**10**	**1**	**2**	**7**	**14**	**5**	**0**	**0**	**416**	**31.9**	**226**	**17.3**	**96**	**7.4**	**73.8**	**85.7**
00-00	**1364**	**5**	**1167**	**70**	**78**	**10**	**1**	**2**	**8**	**16**	**7**	**0**	**0**	**434**	**31.8**	**234**	**17.2**	**99**	**7.3**	**73.9**	**85.7**

DRAFT

Site 61
Location R162, Att - Bend Sign, Lat 53.94704, Long -6.83926
Direction Two way

3279 / Meath/Cavan/Monaghan ATC's
October 2013
Automatic Traffic Count

Sun, 13 October 2013

Time	Total	Classification												>PSL	>PSL%	>SL1	>SL1%	>SL2	>SL2%	Mean	Vpp
		1 MCL	2 SV	3 SVT	4 TB2	5 TB3	6 T4	7 ART3	8 ART4	9 ART5	10 ART6	11 BD	12 DRT	80	80	85 +5kph	85 +5kph	90 +10kph	90 +10kph		85
0000	11	0	9	0	0	0	0	1	0	1	0	0	0	7	63.6	6	54.5	4	36.4	82.9	94.7
0100	8	0	7	0	0	1	0	0	0	0	0	0	0	5	62.5	2	25	2	25	79.5	-
0200	7	0	6	1	0	0	0	0	0	0	0	0	0	3	42.9	2	28.6	1	14.3	76.9	-
0300	9	0	9	0	0	0	0	0	0	0	0	0	0	3	33.3	2	22.2	1	11.1	75.5	-
0400	4	0	3	0	1	0	0	0	0	0	0	0	0	2	50	1	25	1	25	76.7	-
0500	6	0	6	0	0	0	0	0	0	0	0	0	0	3	50	0	0	0	0	74.8	-
0600	8	0	5	0	2	0	0	0	0	1	0	0	0	2	25	0	0	0	0	74.5	-
0700	10	0	10	0	0	0	0	0	0	0	0	0	0	5	50	3	30	1	10	80.8	-
0800	23	0	20	0	1	0	0	0	1	1	0	0	0	6	26.1	6	26.1	3	13	74.5	88.6
0900	41	1	33	1	4	0	0	0	0	0	2	0	0	20	48.8	14	34.1	7	17.1	77.6	90.4
1000	51	2	43	2	3	0	0	1	0	0	0	0	0	23	45.1	13	25.5	6	11.8	74.7	88.6
1100	**60**	**0**	**57**	**0**	**3**	**0**	**0**	**0**	**0**	**0**	**0**	**0**	**0**	**15**	**25**	**8**	**13.3**	**2**	**3.3**	**74.2**	**83.2**
1200	77	2	70	0	4	0	0	0	0	1	0	0	0	22	28.6	12	15.6	9	11.7	74.4	83.9
1300	88	3	81	0	3	0	0	0	0	1	0	0	0	28	31.8	14	15.9	3	3.4	75.1	85
1400	66	1	60	0	4	0	0	0	1	0	0	0	0	22	33.3	15	22.7	7	10.6	72.6	86
1500	86	2	78	2	2	2	0	0	0	0	0	0	0	26	30.2	18	20.9	7	8.1	74.1	87.5
1600	**99**	**2**	**92**	**0**	**3**	**2**	**0**	**0**	**0**	**0**	**0**	**0**	**0**	**21**	**21.2**	**13**	**13.1**	**3**	**3**	**70.6**	**82.4**
1700	90	0	86	0	2	2	0	0	0	0	0	0	0	24	26.7	9	10	5	5.6	73.2	83.5
1800	**99**	**0**	**93**	**2**	**3**	**0**	**0**	**0**	**0**	**0**	**1**	**0**	**0**	**20**	**20.2**	**6**	**6.1**	**3**	**3**	**72.8**	**81.4**
1900	66	0	64	0	1	0	0	0	1	0	0	0	0	28	42.4	12	18.2	5	7.6	75.3	87.5
2000	45	0	41	1	3	0	0	0	0	0	0	0	0	14	31.1	7	15.6	5	11.1	75.8	84.2
2100	36	0	33	0	1	1	0	0	0	1	0	0	0	18	50	10	27.8	5	13.9	77.6	88.2
2200	17	0	16	1	0	0	0	0	0	0	0	0	0	5	29.4	3	17.6	2	11.8	76.1	84.6
2300	14	0	14	0	0	0	0	0	0	0	0	0	0	2	14.3	1	7.1	1	7.1	75.5	77.8
07-19	**790**	**13**	**723**	**7**	**32**	**6**	**0**	**1**	**2**	**3**	**3**	**0**	**0**	**232**	**29.4**	**131**	**16.6**	**56**	**7.1**	**73.7**	**85.7**
06-22	**945**	**13**	**866**	**8**	**39**	**7**	**0**	**1**	**3**	**5**	**3**	**0**	**0**	**294**	**31.1**	**160**	**16.9**	**71**	**7.5**	**74.1**	**86**
06-00	**976**	**13**	**896**	**9**	**39**	**7**	**0**	**1**	**3**	**5**	**3**	**0**	**0**	**301**	**30.8**	**164**	**16.8**	**74**	**7.6**	**74.1**	**86**
00-00	**1021**	**13**	**936**	**10**	**40**	**8**	**0**	**2**	**3**	**6**	**3**	**0**	**0**	**324**	**31.7**	**177**	**17.3**	**83**	**8.1**	**74.3**	**86**

DRAFT

Site 61
Location R162, Att - Bend Sign, Lat 53.94704, Long -6.83926
Direction Two way

3279 / Meath/Cavan/Monaghan ATC's
October 2013
Automatic Traffic Count

Mon, 14 October 2013

Time	Total	Classification												>PSL	>PSL%	>SL1	>SL1%	>SL2	>SL2%	Mean	Vpp
		1 MCL	2 SV	3 SVT	4 TB2	5 TB3	6 T4	7 ART3	8 ART4	9 ART5	10 ART6	11 BD	12 DRT	80	80	85 +5kph	85 +5kph	90 +10kph	90 +10kph		85
0000	6	0	6	0	0	0	0	0	0	0	0	0	0	2	33.3	0	0	0	0	73.7	-
0100	4	0	4	0	0	0	0	0	0	0	0	0	0	1	25	0	0	0	0	68.5	-
0200	2	0	2	0	0	0	0	0	0	0	0	0	0	1	50	0	0	0	0	79.3	-
0300	2	0	2	0	0	0	0	0	0	0	0	0	0	1	50	1	50	0	0	76.1	-
0400	6	0	6	0	0	0	0	0	0	0	0	0	0	4	66.7	2	33.3	2	33.3	80.3	-
0500	25	0	19	0	5	0	0	0	1	0	0	0	0	16	64	15	60	9	36	83.2	96.1
0600	42	0	31	0	6	2	0	0	0	1	2	0	0	21	50	13	31	7	16.7	79.8	90.7
0700	74	0	63	0	8	0	0	0	0	3	0	0	0	37	50	27	36.5	9	12.2	79.2	89.6
0800	**115**	**0**	**104**	**3**	**5**	**1**	**1**	**0**	**0**	**0**	**1**	**0**	**0**	**46**	**40**	**27**	**23.5**	**9**	**7.8**	**76.4**	**86.8**
0900	95	0	75	2	12	2	1	0	1	2	0	0	0	23	24.2	13	13.7	4	4.2	72.4	83.9
1000	83	2	66	1	9	1	0	1	0	3	0	0	0	22	26.5	12	14.5	4	4.8	69.9	84.2
1100	87	0	70	7	9	0	0	0	1	0	0	0	0	27	31	12	13.8	6	6.9	72.1	83.5
1200	79	0	67	3	7	1	0	0	1	0	0	0	0	21	26.6	9	11.4	3	3.8	73.7	82.1
1300	64	1	54	2	6	0	0	0	0	1	0	0	0	18	28.1	8	12.5	0	0	72.7	83.5
1400	91	0	71	5	12	0	0	0	2	1	0	0	0	30	33	17	18.7	4	4.4	74.6	85.7
1500	84	0	68	3	11	0	1	0	1	0	0	0	0	27	32.1	7	8.3	1	1.2	72.7	82.8
1600	136	0	110	2	21	0	1	0	1	0	1	0	0	35	25.7	18	13.2	10	7.4	73.2	84.2
1700	**155**	**0**	**134**	**2**	**16**	**1**	**0**	**0**	**0**	**1**	**1**	**0**	**0**	**43**	**27.7**	**26**	**16.8**	**11**	**7.1**	**74.2**	**85.7**
1800	132	1	114	1	13	0	0	0	1	2	0	0	0	35	26.5	18	13.6	4	3	72.1	84.2
1900	113	0	98	0	8	5	0	0	0	2	0	0	0	27	23.9	12	10.6	5	4.4	74.2	82.4
2000	90	0	83	0	6	0	0	0	0	1	0	0	0	32	35.6	16	17.8	3	3.3	76.3	85.3
2100	76	0	71	2	2	0	0	0	0	0	0	1	0	29	38.2	13	17.1	5	6.6	74.9	85
2200	58	0	55	0	2	0	0	0	0	0	1	0	0	25	43.1	14	24.1	5	8.6	78.4	85.7
2300	29	0	25	0	1	1	0	0	0	2	0	0	0	8	27.6	3	10.3	0	0	76.2	83.2
07-19	**1195**	**4**	**996**	**31**	**129**	**6**	**4**	**1**	**8**	**13**	**3**	**0**	**0**	**364**	**30.5**	**194**	**16.2**	**65**	**5.4**	**73.6**	**85.3**
06-22	**1516**	**4**	**1279**	**33**	**151**	**13**	**4**	**1**	**8**	**17**	**5**	**1**	**0**	**473**	**31.2**	**248**	**16.4**	**85**	**5.6**	**74**	**85.3**
06-00	**1603**	**4**	**1359**	**33**	**154**	**14**	**4**	**1**	**8**	**19**	**6**	**1**	**0**	**506**	**31.6**	**265**	**16.5**	**90**	**5.6**	**74.2**	**85.3**
00-00	**1648**	**4**	**1398**	**33**	**159**	**14**	**4**	**1**	**9**	**19**	**6**	**1**	**0**	**531**	**32.2**	**283**	**17.2**	**101**	**6.1**	**74.4**	**85.3**

DRAFT

Site 61
Location R162, Att - Bend Sign, Lat 53.94704, Long -6.83926
Direction Two way

3279 / Meath/Cavan/Monaghan ATC's
October 2013
Automatic Traffic Count

Tue, 15 October 2013

Time	Total	Classification												>PSL	>PSL%	>SL1	>SL1%	>SL2	>SL2%	Mean	Vpp
		1 MCL	2 SV	3 SVT	4 TB2	5 TB3	6 T4	7 ART3	8 ART4	9 ART5	10 ART6	11 BD	12 DRT	80	80	85 +5kph	85 +5kph	90 +10kph	90 +10kph		85
0000	8	0	8	0	0	0	0	0	0	0	0	0	0	2	25	0	0	0	0	77.5	-
0100	9	0	8	0	0	0	0	0	1	0	0	0	0	2	22.2	2	22.2	2	22.2	76.5	-
0200	10	0	8	0	0	0	0	0	0	1	1	0	0	5	50	4	40	2	20	79.1	-
0300	13	0	13	0	0	0	0	0	0	0	0	0	0	12	92.3	8	61.5	8	61.5	91.5	97.6
0400	4	0	3	0	1	0	0	0	0	0	0	0	0	3	75	1	25	1	25	83	-
0500	23	0	21	0	0	0	0	0	2	0	0	0	0	13	56.5	8	34.8	5	21.7	81.7	90.7
0600	42	0	34	0	5	1	0	0	1	1	0	0	0	25	59.5	18	42.9	10	23.8	81	91.1
0700	101	0	80	1	18	0	0	0	0	2	0	0	0	57	56.4	40	39.6	16	15.8	80.1	90
0800	**107**	**0**	**94**	**0**	**11**	**1**	**1**	**0**	**0**	**0**	**0**	**0**	**0**	**32**	**29.9**	**12**	**11.2**	**3**	**2.8**	**73.7**	**83.2**
0900	105	1	80	2	18	2	1	0	0	1	0	0	0	22	21	8	7.6	3	2.9	71	81.4
1000	78	0	65	2	7	1	0	1	0	0	2	0	0	19	24.4	15	19.2	7	9	74.9	85.3
1100	101	0	86	1	10	0	2	0	1	1	0	0	0	35	34.7	18	17.8	7	6.9	74.9	85.7
1200	86	2	72	0	7	1	0	0	1	2	1	0	0	24	27.9	13	15.1	4	4.7	73.6	84.6
1300	100	0	86	0	12	1	0	0	0	1	0	0	0	21	21	12	12	6	6	72.8	82.4
1400	116	0	100	3	7	1	0	0	1	4	0	0	0	21	18.1	12	10.3	5	4.3	71.9	81
1500	**120**	**0**	**96**	**4**	**17**	**0**	**0**	**0**	**0**	**1**	**2**	**0**	**0**	**26**	**21.7**	**11**	**9.2**	**7**	**5.8**	**73**	**80.6**
1600	104	0	84	4	13	1	0	0	1	1	0	0	0	36	34.6	21	20.2	9	8.7	75	86.4
1700	117	0	101	4	9	2	0	0	0	1	0	0	0	42	35.9	19	16.2	6	5.1	76.4	85
1800	114	1	92	2	17	0	0	0	1	1	0	0	0	34	29.8	21	18.4	12	10.5	74.4	86.8
1900	102	0	83	1	13	1	1	0	1	1	1	0	0	22	21.6	14	13.7	5	4.9	71.5	82.4
2000	47	0	41	1	2	2	0	0	1	0	0	0	0	17	36.2	5	10.6	2	4.3	74.3	83.9
2100	38	0	34	0	2	1	0	0	0	1	0	0	0	8	21.1	4	10.5	1	2.6	73.5	82.1
2200	36	0	33	1	2	0	0	0	0	0	0	0	0	7	19.4	2	5.6	0	0	70	79.9
2300	29	0	24	1	2	1	0	0	0	1	0	0	0	10	34.5	8	27.6	3	10.3	72.9	86
07-19	**1249**	**4**	**1036**	**23**	**146**	**10**	**4**	**1**	**5**	**15**	**5**	**0**	**0**	**369**	**29.5**	**202**	**16.2**	**85**	**6.8**	**74.3**	**85.3**
06-22	**1478**	**4**	**1228**	**25**	**168**	**15**	**5**	**1**	**8**	**18**	**6**	**0**	**0**	**441**	**29.8**	**243**	**16.4**	**103**	**7**	**74.3**	**85.3**
06-00	**1543**	**4**	**1285**	**27**	**172**	**16**	**5**	**1**	**8**	**19**	**6**	**0**	**0**	**458**	**29.7**	**253**	**16.4**	**106**	**6.9**	**74.1**	**85.3**
00-00	**1610**	**4**	**1346**	**27**	**173**	**16**	**5**	**1**	**11**	**20**	**7**	**0**	**0**	**495**	**30.7**	**276**	**17.1**	**124**	**7.7**	**74.5**	**85.7**

DRAFT

Site 61
Location R162, Att - Bend Sign, Lat 53.94704, Long -6.83926
Direction Two way

3279 / Meath/Cavan/Monaghan ATC's
October 2013
Automatic Traffic Count

Wed, 16 October 2013

Time	Total	Classification												>PSL	>PSL%	>SL1	>SL1%	>SL2	>SL2%	Mean	Vpp
		1 MCL	2 SV	3 SVT	4 TB2	5 TB3	6 T4	7 ART3	8 ART4	9 ART5	10 ART6	11 BD	12 DRT	80	80	85 +5kph	85 +5kph	90 +10kph	90 +10kph		85
0000	16	0	12	1	1	0	0	0	0	1	1	0	0	5	31.3	1	6.3	1	6.3	73.8	84.2
0100	11	0	10	0	1	0	0	0	0	0	0	0	0	9	81.8	3	27.3	0	0	79.9	85.3
0200	4	0	3	0	1	0	0	0	0	0	0	0	0	3	75	3	75	0	0	79	-
0300	3	0	1	0	0	0	0	0	0	1	1	0	0	1	33.3	1	33.3	0	0	76.7	-
0400	4	0	4	0	0	0	0	0	0	0	0	0	0	1	25	1	25	1	25	78.7	-
0500	20	0	17	0	1	1	0	0	0	0	1	0	0	11	55	9	45	5	25	83	90.7
0600	48	0	37	0	3	3	2	0	1	1	1	0	0	32	66.7	21	43.8	13	27.1	83.2	91.4
0700	72	0	60	1	8	0	0	0	1	1	1	0	0	23	31.9	12	16.7	4	5.6	75.7	85.7
0800	**109**	**0**	**96**	**0**	**8**	**1**	**1**	**0**	**1**	**2**	**0**	**0**	**0**	**22**	**20.2**	**4**	**3.7**	**0**	**0**	**70.6**	**80.6**
0900	100	0	86	1	9	4	0	0	0	0	0	0	0	25	25	4	4	1	1	70.2	81.4
1000	57	0	36	5	10	2	0	0	2	2	0	0	0	7	12.3	2	3.5	1	1.8	69	77
1100	98	0	71	6	14	3	1	0	1	1	1	0	0	9	9.2	2	2	0	0	68.6	78.5
1200	75	0	55	4	13	1	1	0	0	1	0	0	0	7	9.3	3	4	1	1.3	69.2	78.1
1300	94	0	75	0	10	1	0	0	1	5	2	0	0	10	10.6	1	1.1	0	0	69.5	78.8
1400	83	0	66	1	15	0	1	0	0	0	0	0	0	10	12	6	7.2	2	2.4	69.5	78.8
1500	92	0	79	3	8	0	0	0	0	0	2	0	0	15	16.3	4	4.3	2	2.2	69.3	80.3
1600	**148**	**0**	**122**	**4**	**18**	**2**	**0**	**0**	**1**	**1**	**0**	**0**	**0**	**31**	**20.9**	**12**	**8.1**	**5**	**3.4**	**72.8**	**81**
1700	146	2	122	1	20	0	0	0	0	0	1	0	0	28	19.2	9	6.2	2	1.4	70.7	80.6
1800	100	0	78	2	13	3	0	0	0	3	1	0	0	10	10	3	3	2	2	68	78.1
1900	84	0	76	3	5	0	0	0	0	0	0	0	0	11	13.1	4	4.8	2	2.4	68.5	77.4
2000	72	0	59	1	8	2	0	0	0	0	2	0	0	8	11.1	5	6.9	2	2.8	68.2	77
2100	27	0	22	0	4	1	0	0	0	0	0	0	0	3	11.1	0	0	0	0	73.3	78.8
2200	40	0	38	0	1	0	0	0	0	1	0	0	0	7	17.5	5	12.5	4	10	74.2	80.3
2300	13	0	10	2	0	0	0	0	1	0	0	0	0	0	0	0	0	0	0	69.4	74.2
07-19	**1174**	**2**	**946**	**28**	**146**	**17**	**4**	**0**	**7**	**16**	**8**	**0**	**0**	**197**	**16.8**	**62**	**5.3**	**20**	**1.7**	**70.4**	**80.3**
06-22	**1405**	**2**	**1140**	**32**	**166**	**23**	**6**	**0**	**8**	**17**	**11**	**0**	**0**	**251**	**17.9**	**92**	**6.5**	**37**	**2.6**	**70.6**	**80.6**
06-00	**1458**	**2**	**1188**	**34**	**167**	**23**	**6**	**0**	**9**	**18**	**11**	**0**	**0**	**258**	**17.7**	**97**	**6.7**	**41**	**2.8**	**70.7**	**80.6**
00-00	**1516**	**2**	**1235**	**35**	**171**	**24**	**6**	**0**	**9**	**20**	**14**	**0**	**0**	**288**	**19**	**115**	**7.6**	**48**	**3.2**	**71**	**81**

DRAFT

Site 61
Location R162, Att - Bend Sign, Lat 53.94704, Long -6.83926
Direction Two way

3279 / Meath/Cavan/Monaghan ATC's
October 2013
Automatic Traffic Count

Virtual Day (7)

Time	Total	Classification												>PSL	>PSL%	>SL1	>SL1%	>SL2	>SL2%	Mean	Vpp
		1 MCL	2 SV	3 SVT	4 TB2	5 TB3	6 T4	7 ART3	8 ART4	9 ART5	10 ART6	11 BD	12 DRT	80	80	85 +5kph	85 +5kph	90 +10kph	90 +10kph		85
0000	12	0	10	0	0	0	0	0	0	0	0	0	0	4	36.1	2	20.5	1	12	76.9	87.8
0100	12	0	11	0	0	0	0	0	0	0	0	0	0	7	56.6	4	32.5	3	21.7	80.9	94.7
0200	8	0	7	0	0	0	0	0	0	0	0	0	0	3	39	2	22	1	8.5	77.1	-
0300	7	0	6	0	0	0	0	0	0	0	0	0	0	4	58.8	3	39.2	2	31.4	82.5	-
0400	4	0	3	0	0	0	0	0	0	0	0	0	0	2	59.3	1	37	1	37	82	-
0500	17	0	14	0	2	0	0	0	0	0	0	0	0	10	55.8	7	39.2	4	23.3	80.7	92.5
0600	37	0	28	0	5	2	0	0	0	1	0	0	0	21	57.5	14	37.8	8	20.5	81	91.1
0700	64	0	54	0	8	0	0	0	0	1	0	0	0	31	48.3	21	31.9	9	13.7	79.2	89.6
0800	85	0	73	2	7	1	1	0	1	1	0	0	0	29	34.1	15	17.6	5	6.2	74.8	85.7
0900	**89**	**1**	**69**	**3**	**11**	**2**	**1**	**0**	**0**	**1**	**0**	**0**	**0**	**22**	**25**	**11**	**11.9**	**4**	**4.2**	**71.9**	**83.5**
1000	74	1	58	3	8	1	0	0	1	1	1	0	0	19	26	10	14	4	5.8	71.2	84.2
1100	86	0	70	5	10	1	0	0	1	1	0	0	0	23	27.2	12	13.6	4	4.5	72.9	83.5
1200	85	1	70	3	9	1	0	0	1	1	0	0	0	23	27.1	13	14.8	5	6.2	73.9	84.6
1300	88	1	75	2	6	0	0	0	0	3	0	0	0	22	25.3	10	11.7	4	4.2	73.1	83.5
1400	95	0	80	2	9	0	0	0	1	2	0	0	0	21	22.4	13	13.7	5	5.3	71.9	83.9
1500	105	1	84	4	12	1	0	0	1	1	1	0	0	26	24.7	11	10.5	5	4.4	71.7	82.8
1600	125	0	106	3	11	2	0	0	1	1	0	0	0	35	28.2	18	14.5	7	5.7	73.2	84.6
1700	**130**	**1**	**112**	**3**	**12**	**1**	**0**	**0**	**0**	**1**	**1**	**0**	**0**	**37**	**28.2**	**18**	**13.6**	**7**	**5.3**	**73.4**	**84.2**
1800	114	0	97	2	11	1	0	0	1	1	1	0	0	29	25.3	14	11.9	6	5.3	72.5	83.5
1900	92	0	80	1	8	1	0	0	0	1	0	0	0	24	25.7	12	12.5	4	4.3	72.8	83.9
2000	67	0	59	0	5	1	0	0	0	1	1	0	0	20	29.4	10	14.5	4	6.6	74.3	84.6
2100	41	0	37	1	2	0	0	0	0	0	0	0	0	15	35.9	7	17.1	3	7.7	75.4	85
2200	37	0	35	1	1	0	0	0	0	0	0	0	0	12	33.1	7	19.8	3	9.3	76.2	85.7
2300	18	0	16	1	1	0	0	0	0	1	0	0	0	6	31.8	4	20.9	2	10.1	76.1	86
07-19	**1139**	**5**	**947**	**33**	**113**	**10**	**3**	**1**	**7**	**15**	**5**	**0**	**0**	**318**	**27.9**	**164**	**14.4**	**65**	**5.7**	**73.2**	**84.6**
06-22	**1377**	**5**	**1152**	**35**	**133**	**14**	**4**	**1**	**8**	**17**	**6**	**0**	**0**	**397**	**28.9**	**207**	**15**	**84**	**6.1**	**73.5**	**85**
06-00	**1432**	**5**	**1202**	**36**	**135**	**15**	**4**	**1**	**9**	**18**	**6**	**0**	**0**	**415**	**29**	**218**	**15.2**	**89**	**6.2**	**73.6**	**85**
00-00	**1492**	**5**	**1255**	**37**	**138**	**15**	**4**	**2**	**10**	**20**	**8**	**0**	**0**	**446**	**29.9**	**237**	**15.9**	**101**	**6.8**	**73.8**	**85.3**

DRAFT

Site 61
Location R162, Att - Bend Sign, Lat 53.94704, Long -6.83926
Direction Two way

3279 / Meath/Cavan/Monaghan ATC's
October 2013
Automatic Traffic Count

Virtual Week (1)

Time	Total	Classification												>PSL	>PSL%	>SL1	>SL1%	>SL2	>SL2%	Mean	Vpp
		1 MCL	2 SV	3 SVT	4 TB2	5 TB3	6 T4	7 ART3	8 ART4	9 ART5	10 ART6	11 BD	12 DRT	80	80	85 +5kph	85 +5kph	90 +10kph	90 +10kph		85
Mon	1648	4	1398	33	159	14	4	1	9	19	6	1	0	531	32.2	283	17.2	101	6.1	74.4	85.3
Tue	1610	4	1346	27	173	16	5	1	11	20	7	0	0	495	30.7	276	17.1	124	7.7	74.5	85.7
Wed	1516	2	1235	35	171	24	6	0	9	20	14	0	0	288	19	115	7.6	48	3.2	71	81
Thu	1648	3	1334	51	185	17	7	2	17	24	8	0	0	499	30.3	275	16.7	124	7.5	74	85.7
Fri	1639	5	1366	31	162	15	4	3	10	33	10	0	0	549	33.5	299	18.2	131	8	74.7	86
| Sat	1364	5	1167	70	78	10	1	2	8	16	7	0	0	434	31.8	234	17.2	99	7.3	73.9	85.7
| Sun	1021	13	936	10	40	8	0	2	3	6	3	0	0	324	31.7	177	17.3	83	8.1	74.3	86
5 Day Ave.	**1612**	**4**	**1336**	**35**	**170**	**17**	**5**	**1**	**11**	**23**	**9**	**0**	**0**	**472**	**29.3**	**250**	**15.5**	**106**	**6.6**	**73.7**	**84.7**
7 Day Ave.	**1492**	**5**	**1255**	**37**	**138**	**15**	**4**	**2**	**10**	**20**	**8**	**0**	**0**	**446**	**29.9**	**237**	**15.9**	**101**	**6.8**	**73.8**	**85.3**
--	**10446**	**36**	**8782**	**257**	**968**	**104**	**27**	**11**	**67**	**138**	**55**	**1**	**0**	**3120**	**29.9**	**1659**	**15.9**	**710**	**6.8**	**73.8**	**85.3**

Summary Graphs

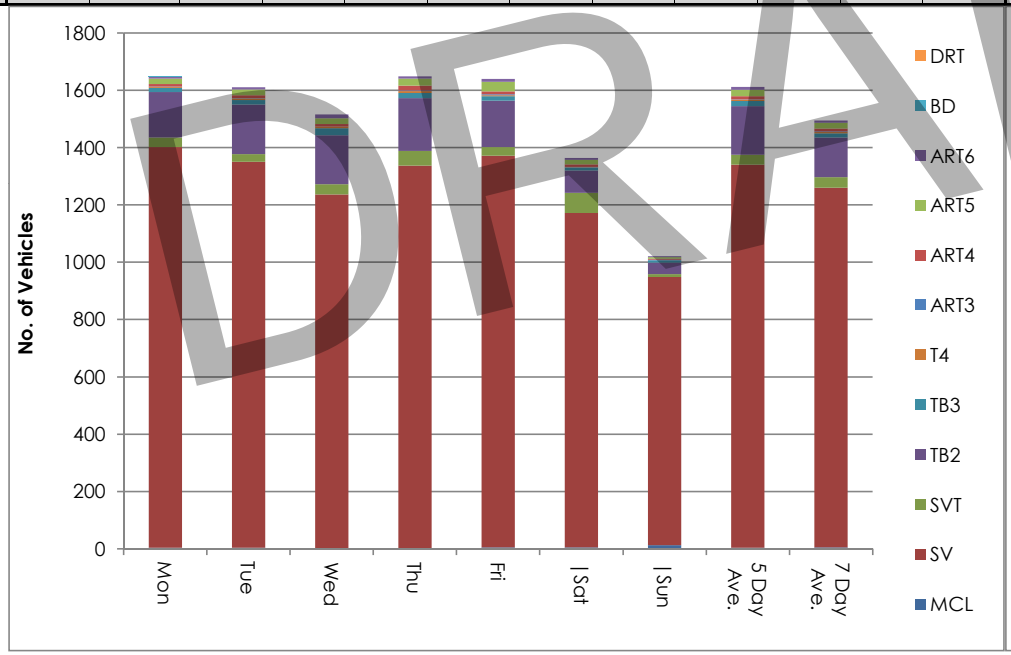

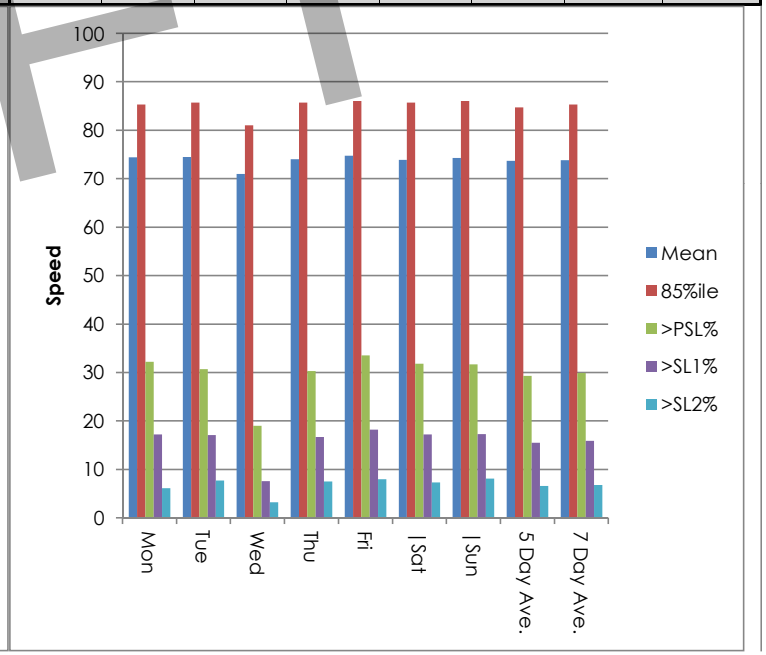

DRAFT

Site 61
Location R162, Att - Bend Sign, Lat 53.94704, Long -6.83926
Direction Two way

3279 / Meath/Cavan/Monaghan ATC's
October 2013
Automatic Traffic Count

Thu, 10 October 2013

Time	Total	Speed Bins (km/h)																												
		0 - 5	5 - 10	10 - 15	15 - 20	20 - 25	25 - 30	30 - 35	35 - 40	40 - 45	45 - 50	50 - 55	55 - 60	60 - 65	65 - 70	70 - 75	75 - 80	80 - 85	85 - 90	90 - 95	95 - 100	100 - 105	105 - 110	110 - 115	115 - 120	120 - 125	125 - 130	130 - 135	135 - 140
0000	17	0	0	0	0	0	0	0	0	0	0	1	0	0	1	3	6	1	2	3	0	0	0	0	0	0	0	0	0	0
0100	17	0	0	0	0	0	0	0	0	0	0	0	0	0	0	1	0	3	0	7	4	2	0	0	0	0	0	0	0	0
0200	8	0	0	0	0	0	0	0	0	0	0	0	0	0	0	0	7	0	0	0	1	0	0	0	0	0	0	0	0	0
0300	12	0	0	0	0	0	0	0	0	0	0	0	0	0	1	2	1	2	0	3	2	0	1	0	0	0	0	0	0	0
0400	3	0	0	0	0	0	0	0	0	0	0	0	0	0	0	0	1	0	0	1	1	0	0	0	0	0	0	0	0	0
0500	26	0	0	0	0	0	0	0	1	0	0	1	1	0	3	4	4	5	3	3	1	0	0	0	0	0	0	0	0	0
0600	49	0	0	0	0	0	0	0	0	0	0	0	2	3	2	8	6	6	15	3	2	2	0	0	0	0	0	0	0	0
0700	73	0	0	0	0	0	0	0	0	0	1	2	1	2	10	7	14	12	11	7	4	0	2	0	0	0	0	0	0	0
0800	93	0	0	0	0	0	0	0	0	1	0	1	4	6	5	18	20	19	15	4	0	0	0	0	0	0	0	0	0	0
0900	**114**	**0**	**0**	**0**	**0**	**0**	**0**	**0**	**0**	**0**	**2**	**4**	**10**	**13**	**15**	**31**	**18**	**9**	**9**	**2**	**0**	**1**	**0**	**0**	**0**	**0**	**0**	**0**	**0**	**0**
1000	103	0	0	1	0	2	1	0	7	1	3	5	11	13	11	17	12	10	7	2	0	0	0	0	0	0	0	0	0	0
1100	79	0	0	0	0	0	0	0	0	1	0	2	6	5	13	11	18	8	12	2	0	1	0	0	0	0	0	0	0	0
1200	93	0	0	0	0	0	0	0	0	0	1	1	5	7	13	11	27	18	6	3	1	0	0	0	0	0	0	0	0	0
1300	89	0	0	0	0	0	0	0	0	0	1	5	6	13	15	16	18	9	5	1	0	0	0	0	0	0	0	0	0	0
1400	90	0	0	0	0	0	0	0	2	0	2	2	9	12	16	21	10	9	4	2	1	0	0	0	0	0	0	0	0	0
1500	120	0	0	0	0	2	4	0	2	0	1	3	10	22	17	11	18	21	5	1	1	2	0	0	0	0	0	0	0	0
1600	127	0	0	0	0	0	1	2	2	0	3	4	5	5	13	25	33	18	10	3	2	1	0	0	0	0	0	0	0	0
1700	**137**	**0**	**0**	**0**	**0**	**1**	**0**	**0**	**0**	**0**	**3**	**5**	**3**	**14**	**16**	**22**	**32**	**20**	**12**	**7**	**2**	**0**	**0**	**0**	**0**	**0**	**0**	**0**	**0**	**0**
1800	124	0	0	0	1	0	0	0	0	1	2	2	2	12	20	22	23	22	11	4	1	0	0	1	0	0	0	0	0	0
1900	93	0	0	0	0	0	0	0	0	0	1	5	5	11	13	18	20	8	7	1	3	1	0	0	0	0	0	0	0	0
2000	86	0	0	0	1	1	0	0	0	0	0	0	2	11	13	13	23	9	5	4	3	1	0	0	0	0	0	0	0	0
2100	29	0	0	0	0	0	0	0	0	0	1	1	0	0	7	1	4	5	4	2	1	1	1	1	0	0	0	0	0	0
2200	42	0	0	0	0	0	0	0	0	0	0	0	2	3	5	6	10	6	5	3	1	0	0	1	0	0	0	0	0	0
2300	24	0	0	0	0	0	0	0	0	0	0	0	0	1	1	2	7	4	3	3	1	1	1	0	0	0	0	0	0	0
07-19	**1242**	**0**	**0**	**1**	**1**	**5**	**6**	**2**	**13**	**4**	**19**	**36**	**72**	**124**	**164**	**212**	**243**	**175**	**107**	**38**	**12**	**5**	**2**	**1**	**0**	**0**	**0**	**0**	**0**	**0**
06-22	**1499**	**0**	**0**	**1**	**2**	**6**	**6**	**2**	**13**	**4**	**21**	**42**	**81**	**149**	**199**	**252**	**296**	**203**	**138**	**48**	**21**	**10**	**3**	**2**	**0**	**0**	**0**	**0**	**0**	**0**
06-00	**1565**	**0**	**0**	**1**	**2**	**6**	**6**	**2**	**13**	**4**	**21**	**42**	**83**	**153**	**205**	**260**	**313**	**213**	**146**	**54**	**23**	**11**	**4**	**3**	**0**	**0**	**0**	**0**	**0**	**0**
00-00	**1648**	**0**	**0**	**1**	**2**	**6**	**6**	**2**	**14**	**4**	**21**	**44**	**84**	**153**	**210**	**270**	**332**	**224**	**151**	**71**	**32**	**13**	**5**	**3**	**0**	**0**	**0**	**0**	**0**	**0**

DRAFT

Site 61
Location R162, Att - Bend Sign, Lat 53.94704, Long -6.83926
Direction Two way

3279 / Meath/Cavan/Monaghan ATC's
October 2013
Automatic Traffic Count

Fri, 11 October 2013

Time	Total	Speed Bins (km/h)																											
		0 - 5	5 - 10	10 - 15	15 - 20	20 - 25	25 - 30	30 - 35	35 - 40	40 - 45	45 - 50	50 - 55	55 - 60	60 - 65	65 - 70	70 - 75	75 - 80	80 - 85	85 - 90	90 - 95	95 - 100	100 - 105	105 - 110	110 - 115	115 - 120	120 - 125	125 - 130	130 - 135	135 - 140
0000	12	0	0	0	0	0	0	0	0	0	1	0	2	1	0	3	3	1	1	0	0	0	0	0	0	0	0	0	0
0100	14	0	0	0	0	0	0	0	0	0	0	0	0	0	0	1	5	3	4	1	0	0	0	0	0	0	0	0	0
0200	10	0	0	0	0	0	0	0	0	0	0	0	0	1	0	3	0	5	1	0	0	0	0	0	0	0	0	0	0
0300	8	0	0	0	0	0	0	0	0	0	0	0	0	2	0	1	1	2	1	0	0	1	0	0	0	0	0	0	0
0400	5	0	0	0	0	0	0	0	0	0	0	0	0	0	0	0	1	1	0	3	0	0	0	0	0	0	0	0	0
0500	18	0	0	0	0	0	0	1	0	0	0	0	0	2	0	3	1	3	3	1	2	1	0	1	0	0	0	0	0
0600	50	0	0	0	0	0	0	0	0	0	1	1	0	2	4	3	8	15	6	7	2	1	0	0	0	0	0	0	0
0700	84	0	0	0	0	0	0	0	0	0	0	1	0	3	4	19	12	16	15	6	6	1	1	0	0	0	0	0	0
0800	**105**	**0**	**0**	**0**	**0**	**0**	**0**	**0**	**0**	**0**	**4**	**2**	**7**	**2**	**10**	**17**	**21**	**16**	**14**	**6**	**3**	**2**	**1**	**0**	**0**	**0**	**0**	**0**	**0**
0900	82	0	0	0	2	0	0	0	0	0	0	2	4	8	18	21	6	8	8	1	1	3	0	0	0	0	0	0	0
1000	77	0	0	0	0	0	2	0	0	0	2	0	6	4	13	12	16	10	8	3	1	0	0	0	0	0	0	0	0
1100	86	0	0	0	0	0	0	0	2	1	0	0	6	6	10	12	23	13	8	3	2	0	0	0	0	0	0	0	0
1200	84	0	0	0	0	0	0	0	2	0	0	0	1	7	15	17	15	7	13	4	1	2	0	0	0	0	0	0	0
1300	80	0	0	0	0	0	0	0	0	0	1	1	3	4	12	11	16	16	6	8	2	0	0	0	0	0	0	0	0
1400	109	0	0	0	0	1	0	0	2	0	4	1	0	18	22	21	20	9	8	1	2	0	0	0	0	0	0	0	0
1500	113	0	0	0	0	0	1	0	0	0	4	2	10	11	7	19	31	17	7	3	1	0	0	0	0	0	0	0	0
1600	158	0	0	1	0	1	1	0	0	2	2	2	6	8	23	34	21	24	17	9	7	0	0	0	0	0	0	0	0
1700	**159**	**0**	**0**	**0**	**0**	**1**	**2**	**2**	**3**	**1**	**1**	**1**	**6**	**21**	**19**	**32**	**28**	**17**	**15**	**4**	**4**	**0**	**2**	**0**	**0**	**0**	**0**	**0**	**0**
1800	128	0	0	0	1	0	2	0	0	0	1	4	12	18	18	21	19	17	8	3	4	0	0	0	0	0	0	0	0
1900	102	0	0	0	1	0	1	0	0	2	0	0	2	5	24	14	22	19	10	0	1	1	0	0	0	0	0	0	0
2000	75	0	0	0	0	1	0	0	0	0	0	1	1	7	16	15	12	14	5	2	1	0	0	0	0	0	0	0	0
2100	44	0	0	0	0	0	0	0	0	0	0	0	0	5	10	4	5	13	5	0	1	0	1	0	0	0	0	0	0
2200	26	0	0	0	0	0	0	0	0	0	0	0	0	1	2	2	8	3	5	2	3	0	0	0	0	0	0	0	0
2300	10	0	0	0	0	0	0	0	0	0	0	0	2	0	2	2	1	1	0	2	0	0	0	0	0	0	0	0	0
07-19	**1265**	**0**	**0**	**1**	**3**	**3**	**8**	**2**	**9**	**4**	**19**	**16**	**61**	**110**	**171**	**236**	**228**	**170**	**127**	**51**	**34**	**8**	**4**	**0**	**0**	**0**	**0**	**0**	**0**
06-22	**1536**	**0**	**0**	**1**	**4**	**4**	**9**	**2**	**9**	**6**	**20**	**18**	**64**	**129**	**225**	**272**	**275**	**231**	**153**	**60**	**39**	**10**	**5**	**0**	**0**	**0**	**0**	**0**	**0**
06-00	**1572**	**0**	**0**	**1**	**4**	**4**	**9**	**2**	**9**	**6**	**20**	**18**	**66**	**130**	**229**	**276**	**284**	**235**	**158**	**64**	**42**	**10**	**5**	**0**	**0**	**0**	**0**	**0**	**0**
00-00	**1639**	**0**	**0**	**1**	**4**	**4**	**9**	**3**	**9**	**6**	**21**	**18**	**68**	**136**	**229**	**287**	**295**	**250**	**168**	**69**	**44**	**12**	**5**	**1**	**0**	**0**	**0**	**0**	**0**

DRAFT

Site 61
Location R162, Att - Bend Sign, Lat 53.94704, Long -6.83926
Direction Two way

3279 / Meath/Cavan/Monaghan ATC's
October 2013
Automatic Traffic Count

Sat, 12 October 2013

Time	Total	Speed Bins (km/h)																												
		0 - 5	5 - 10	10 - 15	15 - 20	20 - 25	25 - 30	30 - 35	35 - 40	40 - 45	45 - 50	50 - 55	55 - 60	60 - 65	65 - 70	70 - 75	75 - 80	80 - 85	85 - 90	90 - 95	95 - 100	100 - 105	105 - 110	110 - 115	115 - 120	120 - 125	125 - 130	130 - 135	135 - 140
0000	13	0	0	0	0	0	0	0	0	0	0	0	1	0	1	1	4	2	2	2	0	0	0	0	0	0	0	0	0	0
0100	20	0	0	0	0	0	0	0	0	0	0	1	0	2	1	2	8	4	2	0	0	0	0	0	0	0	0	0	0	0
0200	18	0	0	0	0	0	0	0	0	0	1	1	0	0	4	4	4	2	1	0	0	0	1	0	0	0	0	0	0	0
0300	4	0	0	0	0	0	0	0	0	0	0	0	0	0	1	1	1	1	0	0	0	0	0	0	0	0	0	0	0	0
0400	1	0	0	0	0	0	0	0	0	0	0	0	0	0	0	0	1	0	0	0	0	0	0	0	0	0	0	0	0	0
0500	2	0	0	0	0	0	0	0	0	0	0	0	0	0	0	0	1	1	0	0	0	0	0	0	0	0	0	0	0	0
0600	20	0	0	0	0	0	0	0	0	0	0	0	1	2	1	1	5	2	2	4	2	0	0	0	0	0	0	0	0	0
0700	37	0	0	0	0	0	0	0	0	0	0	0	1	2	3	7	9	6	4	4	1	0	0	0	0	0	0	0	0	0
0800	44	0	0	0	0	0	0	0	0	1	0	2	3	5	3	9	4	6	5	5	1	0	0	0	0	0	0	0	0	0
0900	86	0	0	1	0	0	0	0	1	0	3	5	2	7	14	17	12	14	7	2	1	0	0	0	0	0	0	0	0	0
1000	67	0	0	0	0	0	0	0	0	1	1	3	4	7	7	13	9	13	3	2	0	2	2	0	0	0	0	0	0	0
1100	**93**	**0**	**0**	**0**	**1**	**1**	**0**	**0**	**0**	**1**	**2**	**1**	**9**	**6**	**7**	**20**	**16**	**15**	**10**	**3**	**1**	**0**	**0**	**0**	**0**	**0**	**0**	**0**	**0**	**0**
1200	100	0	0	0	0	0	0	0	0	0	0	3	4	11	18	17	15	11	12	7	2	0	0	0	0	0	0	0	0	0
1300	102	0	0	0	0	1	0	0	2	0	1	3	4	3	23	11	22	17	9	3	0	1	0	2	0	0	0	0	0	0
1400	107	0	0	0	0	0	0	0	1	0	2	6	10	6	13	23	17	6	12	7	2	2	0	0	0	0	0	0	0	0
1500	**117**	**0**	**0**	**0**	**0**	**0**	**1**	**0**	**1**	**2**	**0**	**5**	**12**	**8**	**18**	**25**	**16**	**12**	**10**	**5**	**1**	**1**	**0**	**0**	**0**	**0**	**0**	**0**	**0**	**0**
1600	101	0	0	0	0	0	1	0	2	0	3	4	5	9	11	23	11	18	13	1	0	0	0	0	0	0	0	0	0	0
1700	108	0	0	1	0	0	2	0	0	0	1	5	7	7	17	13	18	22	10	4	1	0	0	0	0	0	0	0	0	0
1800	98	0	0	0	0	0	0	0	0	1	1	1	10	7	10	19	18	16	7	5	1	1	1	0	0	0	0	0	0	0
1900	87	0	0	0	0	0	1	1	0	2	0	1	9	5	10	13	18	12	11	3	0	0	1	0	0	0	0	0	0	0
2000	54	0	0	0	0	0	0	0	0	0	0	2	2	1	5	13	8	9	6	2	3	2	0	1	0	0	0	0	0	0
2100	37	0	0	0	0	1	0	0	0	0	1	0	3	8	4	3	7	5	2	0	2	0	0	1	0	0	0	0	0	0
2200	38	0	0	0	0	0	0	0	0	0	0	0	3	4	5	7	7	5	4	1	0	1	0	1	0	0	0	0	0	0
2300	10	0	0	0	0	0	0	0	0	0	0	0	0	1	1	2	1	1	3	1	0	0	0	0	0	0	0	0	0	0
07-19	**1060**	**0**	**0**	**2**	**1**	**2**	**4**	**0**	**7**	**6**	**14**	**38**	**71**	**78**	**144**	**197**	**167**	**156**	**102**	**48**	**11**	**7**	**3**	**2**	**0**	**0**	**0**	**0**	**0**	**0**
06-22	**1258**	**0**	**0**	**2**	**1**	**3**	**5**	**1**	**7**	**8**	**15**	**41**	**86**	**94**	**164**	**227**	**205**	**184**	**123**	**57**	**18**	**9**	**4**	**4**	**0**	**0**	**0**	**0**	**0**	**0**
06-00	**1306**	**0**	**0**	**2**	**1**	**3**	**5**	**1**	**7**	**8**	**15**	**41**	**89**	**99**	**170**	**236**	**213**	**190**	**130**	**59**	**18**	**10**	**4**	**5**	**0**	**0**	**0**	**0**	**0**	**0**
00-00	**1364**	**0**	**0**	**2**	**1**	**3**	**5**	**1**	**7**	**8**	**16**	**43**	**90**	**101**	**177**	**244**	**232**	**200**	**135**	**61**	**18**	**10**	**5**	**5**	**0**	**0**	**0**	**0**	**0**	**0**

DRAFT

Site 61
Location R162, Att - Bend Sign, Lat 53.94704, Long -6.83926
Direction Two way

3279 / Meath/Cavan/Monaghan ATC's
October 2013
Automatic Traffic Count

Sun, 13 October 2013

Time	Total	Speed Bins (km/h)																												
		0 - 5	5 - 10	10 - 15	15 - 20	20 - 25	25 - 30	30 - 35	35 - 40	40 - 45	45 - 50	50 - 55	55 - 60	60 - 65	65 - 70	70 - 75	75 - 80	80 - 85	85 - 90	90 - 95	95 - 100	100 - 105	105 - 110	110 - 115	115 - 120	120 - 125	125 - 130	130 - 135	135 - 140
0000	11	0	0	0	0	0	0	0	0	0	0	0	1	1	0	1	1	1	2	2	1	1	0	0	0	0	0	0	0	0
0100	8	0	0	0	0	0	0	0	0	0	0	0	1	1	1	0	0	3	0	0	1	1	0	0	0	0	0	0	0	0
0200	7	0	0	0	0	0	0	0	0	0	0	0	0	1	1	2	0	1	1	1	0	0	0	0	0	0	0	0	0	0
0300	9	0	0	0	0	0	0	1	0	0	0	0	1	0	0	1	3	1	1	0	0	0	0	1	0	0	0	0	0	0
0400	4	0	0	0	0	0	0	0	0	0	0	0	0	1	1	0	0	1	0	1	0	0	0	0	0	0	0	0	0	0
0500	6	0	0	0	0	0	0	0	0	0	1	0	0	0	1	0	1	3	0	0	0	0	0	0	0	0	0	0	0	0
0600	8	0	0	0	0	0	0	0	0	0	0	0	0	1	1	2	2	2	0	0	0	0	0	0	0	0	0	0	0	0
0700	10	0	0	0	0	0	0	0	0	0	0	0	0	0	0	3	2	2	2	1	0	0	0	0	0	0	0	0	0	0
0800	23	0	0	0	0	0	0	0	0	0	0	0	2	3	6	1	5	0	3	3	0	0	0	0	0	0	0	0	0	0
0900	41	0	0	0	1	0	0	0	1	0	0	2	1	1	1	4	10	6	7	5	1	0	1	0	0	0	0	0	0	0
1000	51	0	0	0	0	0	2	0	0	1	1	1	5	4	3	3	8	10	7	3	1	2	0	0	0	0	0	0	0	0
1100	**60**	**0**	**0**	**0**	**0**	**0**	**1**	**0**	**0**	**0**	**0**	**0**	**2**	**7**	**7**	**14**	**14**	**7**	**6**	**1**	**0**	**1**	**0**	**0**	**0**	**0**	**0**	**0**	**0**	**0**
1200	77	0	0	0	1	0	0	0	1	0	0	5	3	5	5	19	16	10	3	5	2	1	1	0	0	0	0	0	0	0
1300	88	0	0	0	0	0	0	0	0	0	2	3	1	5	12	15	22	14	11	2	1	0	0	0	0	0	0	0	0	0
1400	66	0	0	0	2	0	0	0	0	1	2	1	5	7	7	8	11	7	8	5	1	1	0	0	0	0	0	0	0	0
1500	86	0	0	0	1	0	1	0	0	0	0	3	5	5	11	19	15	8	11	6	1	0	0	0	0	0	0	0	0	0
1600	**99**	**0**	**0**	**0**	**0**	**0**	**1**	**0**	**0**	**4**	**1**	**1**	**10**	**13**	**13**	**19**	**16**	**8**	**10**	**2**	**1**	**0**	**0**	**0**	**0**	**0**	**0**	**0**	**0**	**0**
1700	90	0	0	0	0	0	0	0	0	0	4	2	5	6	15	14	20	15	4	5	0	0	0	0	0	0	0	0	0	0
1800	**99**	**0**	**0**	**0**	**0**	**0**	**0**	**0**	**0**	**0**	**1**	**2**	**7**	**10**	**14**	**28**	**17**	**14**	**3**	**1**	**0**	**2**	**0**	**0**	**0**	**0**	**0**	**0**	**0**	**0**
1900	66	0	0	0	0	0	0	0	0	0	3	2	2	6	9	6	10	16	7	2	2	1	0	0	0	0	0	0	0	0
2000	45	0	0	0	0	0	0	0	0	0	0	0	2	3	9	5	12	7	2	5	0	0	0	0	0	0	0	0	0	0
2100	36	0	0	0	0	1	0	0	0	0	0	0	2	1	3	7	4	8	5	3	1	1	0	0	0	0	0	0	0	0
2200	17	0	0	0	0	0	0	0	0	0	0	0	0	3	1	4	4	2	1	0	2	0	0	0	0	0	0	0	0	0
2300	14	0	0	0	0	0	0	0	0	0	0	0	0	1	4	3	4	1	0	0	0	0	1	0	0	0	0	0	0	0
07-19	**790**	**0**	**0**	**0**	**5**	**0**	**5**	**0**	**2**	**6**	**11**	**20**	**46**	**66**	**94**	**147**	**156**	**101**	**75**	**39**	**8**	**7**	**2**	**0**	**0**	**0**	**0**	**0**	**0**	**0**
06-22	**945**	**0**	**0**	**0**	**5**	**1**	**5**	**0**	**2**	**6**	**14**	**22**	**52**	**77**	**116**	**167**	**184**	**134**	**89**	**49**	**11**	**9**	**2**	**0**	**0**	**0**	**0**	**0**	**0**	**0**
06-00	**976**	**0**	**0**	**0**	**5**	**1**	**5**	**0**	**2**	**6**	**14**	**22**	**52**	**81**	**121**	**174**	**192**	**137**	**90**	**49**	**13**	**9**	**3**	**0**	**0**	**0**	**0**	**0**	**0**	**0**
00-00	**1021**	**0**	**0**	**0**	**5**	**1**	**5**	**1**	**2**	**6**	**15**	**22**	**55**	**85**	**125**	**178**	**197**	**147**	**94**	**53**	**15**	**11**	**3**	**1**	**0**	**0**	**0**	**0**	**0**	**0**

DRAFT

Site 61
Location R162, Att - Bend Sign, Lat 53.94704, Long -6.83926
Direction Two way

3279 / Meath/Cavan/Monaghan ATC's
October 2013
Automatic Traffic Count

Mon, 14 October 2013

Time	Total	Speed Bins (km/h)																												
		0 - 5	5 - 10	10 - 15	15 - 20	20 - 25	25 - 30	30 - 35	35 - 40	40 - 45	45 - 50	50 - 55	55 - 60	60 - 65	65 - 70	70 - 75	75 - 80	80 - 85	85 - 90	90 - 95	95 - 100	100 - 105	105 - 110	110 - 115	115 - 120	120 - 125	125 - 130	130 - 135	135 - 140
0000	6	0	0	0	0	0	0	0	0	0	0	0	2	0	0	0	2	2	0	0	0	0	0	0	0	0	0	0	0	0
0100	4	0	0	0	0	0	0	0	0	0	0	0	2	0	0	0	1	1	0	0	0	0	0	0	0	0	0	0	0	0
0200	2	0	0	0	0	0	0	0	0	0	0	0	0	0	0	0	1	1	0	0	0	0	0	0	0	0	0	0	0	0
0300	2	0	0	0	0	0	0	0	0	0	0	0	0	0	1	0	0	0	1	0	0	0	0	0	0	0	0	0	0	0
0400	6	0	0	0	0	0	0	0	0	0	0	0	0	2	0	0	0	2	0	0	2	0	0	0	0	0	0	0	0	0
0500	25	0	0	0	0	0	0	0	0	0	0	1	1	1	2	3	1	1	6	4	3	2	0	0	0	0	0	0	0	0
0600	42	0	0	0	0	0	0	0	0	0	0	1	1	0	4	11	4	8	6	2	2	3	0	0	0	0	0	0	0	0
0700	74	0	0	0	0	0	0	0	0	1	0	2	5	0	4	11	14	10	18	5	2	2	0	0	0	0	0	0	0	0
0800	**115**	**0**	**0**	**0**	**1**	**0**	**0**	**0**	**0**	**0**	**0**	**3**	**7**	**6**	**13**	**13**	**26**	**19**	**18**	**7**	**2**	**0**	**0**	**0**	**0**	**0**	**0**	**0**	**0**	**0**
0900	95	0	0	0	0	0	2	0	1	1	2	1	4	8	18	14	21	10	9	3	1	0	0	0	0	0	0	0	0	0
1000	83	0	0	1	1	1	0	0	0	1	3	6	5	8	7	17	11	10	8	3	1	0	0	0	0	0	0	0	0	0
1100	87	0	0	0	0	0	1	2	3	0	1	4	5	6	3	21	14	15	6	3	3	0	0	0	0	0	0	0	0	0
1200	79	0	0	0	0	0	0	0	1	0	0	1	3	9	10	20	14	12	6	2	1	0	0	0	0	0	0	0	0	0
1300	64	0	0	0	0	1	1	0	0	1	0	0	3	7	12	5	16	10	8	0	0	0	0	0	0	0	0	0	0	0
1400	91	0	0	0	0	0	0	0	0	1	1	1	4	8	12	22	12	13	13	3	0	0	0	1	0	0	0	0	0	0
1500	84	0	0	0	0	1	0	0	1	2	2	1	4	5	9	19	13	20	6	1	0	0	0	0	0	0	0	0	0	0
1600	136	0	0	0	0	0	2	0	1	0	3	3	6	9	23	26	28	17	8	7	1	1	1	0	0	0	0	0	0	0
1700	**155**	**0**	**0**	**0**	**0**	**0**	**0**	**0**	**0**	**0**	**5**	**2**	**8**	**11**	**22**	**34**	**30**	**17**	**15**	**7**	**3**	**1**	**0**	**0**	**0**	**0**	**0**	**0**	**0**	**0**
1800	132	0	0	0	1	0	1	0	1	1	1	4	11	13	17	24	23	17	14	2	1	1	0	0	0	0	0	0	0	0
1900	113	0	0	0	0	0	0	0	0	0	2	1	5	9	16	26	27	15	7	3	2	0	0	0	0	0	0	0	0	0
2000	90	0	0	0	0	0	0	0	0	0	2	1	0	5	12	21	17	16	13	1	0	2	0	0	0	0	0	0	0	0
2100	76	0	0	0	0	0	0	0	0	0	1	0	6	5	15	12	8	16	8	4	1	0	0	0	0	0	0	0	0	0
2200	58	0	0	0	0	0	0	0	0	0	0	0	1	2	5	15	10	11	9	4	1	0	0	0	0	0	0	0	0	0
2300	29	0	0	0	0	0	0	0	0	0	0	0	0	4	2	3	12	5	3	0	0	0	0	0	0	0	0	0	0	0
07-19	**1195**	**0**	**0**	**1**	**3**	**3**	**7**	**2**	**8**	**8**	**18**	**28**	**65**	**90**	**150**	**226**	**222**	**170**	**129**	**43**	**15**	**5**	**1**	**1**	**0**	**0**	**0**	**0**	**0**	**0**
06-22	**1516**	**0**	**0**	**1**	**3**	**3**	**7**	**2**	**8**	**8**	**23**	**31**	**77**	**109**	**197**	**296**	**278**	**225**	**163**	**53**	**20**	**10**	**1**	**1**	**0**	**0**	**0**	**0**	**0**	**0**
06-00	**1603**	**0**	**0**	**1**	**3**	**3**	**7**	**2**	**8**	**8**	**23**	**31**	**78**	**115**	**204**	**314**	**300**	**241**	**175**	**57**	**21**	**10**	**1**	**1**	**0**	**0**	**0**	**0**	**0**	**0**
00-00	**1648**	**0**	**0**	**1**	**3**	**3**	**7**	**2**	**8**	**8**	**23**	**32**	**83**	**118**	**207**	**317**	**305**	**248**	**182**	**61**	**26**	**12**	**1**	**1**	**0**	**0**	**0**	**0**	**0**	**0**

DRAFT

Site 61
Location R162, Att - Bend Sign, Lat 53.94704, Long -6.83926
Direction Two way

3279 / Meath/Cavan/Monaghan ATC's
October 2013
Automatic Traffic Count

Tue, 15 October 2013

Time	Total	Speed Bins (km/h)																											
		0 - 5	5 - 10	10 - 15	15 - 20	20 - 25	25 - 30	30 - 35	35 - 40	40 - 45	45 - 50	50 - 55	55 - 60	60 - 65	65 - 70	70 - 75	75 - 80	80 - 85	85 - 90	90 - 95	95 - 100	100 - 105	105 - 110	110 - 115	115 - 120	120 - 125	125 - 130	130 - 135	135 - 140
0000	8	0	0	0	0	0	0	0	0	0	0	0	0	0	0	1	5	2	0	0	0	0	0	0	0	0	0	0	0
0100	9	0	0	0	0	0	0	0	0	0	0	1	0	0	2	1	3	0	0	1	1	0	0	0	0	0	0	0	0
0200	10	0	0	0	0	0	0	0	0	0	0	0	0	0	2	3	0	1	2	2	0	0	0	0	0	0	0	0	0
0300	13	0	0	0	0	0	0	0	0	0	0	0	0	0	0	0	1	4	0	1	5	1	1	0	0	0	0	0	0
0400	4	0	0	0	0	0	0	0	0	0	0	0	0	0	1	0	0	2	0	0	1	0	0	0	0	0	0	0	0
0500	23	0	0	0	0	0	0	0	0	0	0	0	1	0	2	3	4	5	3	3	0	1	1	0	0	0	0	0	0
0600	42	0	0	0	0	0	0	0	0	0	0	0	3	0	3	7	4	7	8	8	0	2	0	0	0	0	0	0	0
0700	101	0	0	0	0	0	0	0	0	1	2	1	0	3	5	16	16	17	24	11	3	2	0	0	0	0	0	0	0
0800	**107**	**0**	**0**	**0**	**1**	**1**	**0**	**1**	**0**	**0**	**1**	**3**	**2**	**4**	**14**	**26**	**22**	**20**	**9**	**2**	**1**	**0**	**0**	**0**	**0**	**0**	**0**	**0**	**0**
0900	105	0	0	1	0	0	1	0	0	0	1	6	4	9	23	20	18	14	5	3	0	0	0	0	0	0	0	0	0
1000	78	0	0	0	0	0	0	0	0	0	0	4	3	4	14	14	20	4	8	4	2	1	0	0	0	0	0	0	0
1100	101	0	0	0	0	0	0	0	0	0	0	2	5	9	20	19	11	17	11	4	2	1	0	0	0	0	0	0	0
1200	86	0	0	0	0	0	1	0	1	1	0	4	6	2	10	16	21	11	9	2	2	0	0	0	0	0	0	0	0
1300	100	0	0	0	1	0	0	0	0	0	1	0	4	14	19	19	21	9	6	3	3	0	0	0	0	0	0	0	0
1400	116	0	0	0	0	0	0	0	1	6	1	1	5	11	16	29	25	9	7	1	3	1	0	0	0	0	0	0	0
1500	**120**	**0**	**0**	**0**	**0**	**0**	**0**	**0**	**1**	**1**	**1**	**1**	**3**	**12**	**28**	**26**	**21**	**15**	**4**	**5**	**1**	**1**	**0**	**0**	**0**	**0**	**0**	**0**	**0**
1600	104	0	0	0	0	0	0	0	0	0	0	3	6	16	8	11	24	15	12	6	2	1	0	0	0	0	0	0	0
1700	117	0	0	0	1	0	0	0	0	1	0	1	3	7	12	18	32	23	13	4	2	0	0	0	0	0	0	0	0
1800	114	0	0	0	1	0	0	0	0	1	0	2	3	14	20	21	18	13	9	9	3	0	0	0	0	0	0	0	0
1900	102	0	0	0	0	0	0	0	0	0	0	4	13	10	23	15	15	8	9	4	0	1	0	0	0	0	0	0	0
2000	47	0	0	0	0	0	0	0	0	0	1	0	5	3	8	4	9	12	3	1	1	0	0	0	0	0	0	0	0
2100	38	0	0	0	0	0	0	0	0	1	0	0	1	5	8	5	10	4	3	1	0	0	0	0	0	0	0	0	0
2200	36	0	0	0	0	0	0	0	0	0	0	6	2	1	7	8	5	5	2	0	0	0	0	0	0	0	0	0	0
2300	29	0	0	0	0	0	0	1	0	0	0	1	5	2	2	4	4	2	5	3	0	0	0	0	0	0	0	0	0
07-19	**1249**	**0**	**0**	**1**	**4**	**1**	**2**	**1**	**3**	**11**	**7**	**28**	**44**	**105**	**189**	**235**	**249**	**167**	**117**	**54**	**24**	**7**	**0**	**0**	**0**	**0**	**0**	**0**	**0**
06-22	**1478**	**0**	**0**	**1**	**4**	**1**	**2**	**1**	**3**	**12**	**8**	**32**	**66**	**123**	**231**	**266**	**287**	**198**	**140**	**68**	**25**	**10**	**0**	**0**	**0**	**0**	**0**	**0**	**0**
06-00	**1543**	**0**	**0**	**1**	**4**	**1**	**2**	**2**	**3**	**12**	**8**	**39**	**73**	**126**	**240**	**278**	**296**	**205**	**147**	**71**	**25**	**10**	**0**	**0**	**0**	**0**	**0**	**0**	**0**
00-00	**1610**	**0**	**0**	**1**	**4**	**1**	**2**	**2**	**3**	**12**	**8**	**40**	**74**	**126**	**247**	**286**	**309**	**219**	**152**	**78**	**32**	**12**	**2**	**0**	**0**	**0**	**0**	**0**	**0**

DRAFT

Site 61
Location R162, Att - Bend Sign, Lat 53.94704, Long -6.83926
Direction Two way

3279 / Meath/Cavan/Monaghan ATC's
October 2013
Automatic Traffic Count

Wed, 16 October 2013

Time	Total	Speed Bins (km/h)																											
		0 - 5	5 - 10	10 - 15	15 - 20	20 - 25	25 - 30	30 - 35	35 - 40	40 - 45	45 - 50	50 - 55	55 - 60	60 - 65	65 - 70	70 - 75	75 - 80	80 - 85	85 - 90	90 - 95	95 - 100	100 - 105	105 - 110	110 - 115	115 - 120	120 - 125	125 - 130	130 - 135	135 - 140
0000	16	0	0	0	0	0	0	0	0	0	0	0	1	3	2	5	0	4	0	0	1	0	0	0	0	0	0	0	0
0100	11	0	0	0	0	0	0	0	0	0	0	0	0	1	0	1	0	6	3	0	0	0	0	0	0	0	0	0	0
0200	4	0	0	0	0	0	0	0	0	0	0	0	0	1	0	0	0	0	3	0	0	0	0	0	0	0	0	0	0
0300	3	0	0	0	0	0	0	0	0	0	0	0	0	0	1	1	0	0	1	0	0	0	0	0	0	0	0	0	0
0400	4	0	0	0	0	0	0	0	0	0	0	0	0	0	1	1	1	0	0	0	1	0	0	0	0	0	0	0	0
0500	20	0	0	0	0	0	0	0	0	0	0	0	0	0	1	3	5	2	4	3	2	0	0	0	0	0	0	0	0
0600	48	0	0	0	0	0	0	0	0	0	0	0	0	3	2	5	6	11	8	9	3	1	0	0	0	0	0	0	0
0700	72	0	0	0	0	0	0	0	1	0	0	1	2	4	8	14	19	11	8	4	0	0	0	0	0	0	0	0	0
0800	**109**	**0**	**0**	**0**	**0**	**0**	**0**	**0**	**0**	**1**	**2**	**5**	**11**	**11**	**15**	**22**	**20**	**18**	**4**	**0**	**0**	**0**	**0**	**0**	**0**	**0**	**0**	**0**	**0**
0900	100	0	0	1	0	0	0	0	1	0	1	2	9	12	18	23	8	21	3	1	0	0	0	0	0	0	0	0	0
1000	57	0	0	0	0	0	0	0	0	0	2	0	5	11	14	12	6	5	1	1	0	0	0	0	0	0	0	0	0
1100	98	0	0	0	0	0	3	0	0	0	3	3	7	11	25	14	23	7	2	0	0	0	0	0	0	0	0	0	0
1200	75	0	0	0	0	0	0	0	0	0	5	1	6	10	15	19	12	4	2	1	0	0	0	0	0	0	0	0	0
1300	94	0	0	0	0	0	0	0	0	1	1	5	11	8	12	29	17	9	1	0	0	0	0	0	0	0	0	0	0
1400	83	0	0	0	0	0	0	0	0	0	4	2	6	13	19	19	10	4	4	0	2	0	0	0	0	0	0	0	0
1500	92	0	0	0	0	0	0	0	0	0	2	9	10	11	15	14	16	11	2	2	0	0	0	0	0	0	0	0	0
1600	**148**	**0**	**0**	**0**	**0**	**0**	**0**	**0**	**1**	**0**	**0**	**5**	**9**	**15**	**16**	**42**	**29**	**19**	**7**	**4**	**0**	**1**	**0**	**0**	**0**	**0**	**0**	**0**	**0**
1700	146	0	0	0	0	0	0	0	0	3	5	7	8	12	26	27	30	19	7	2	0	0	0	0	0	0	0	0	0
1800	100	0	0	0	0	0	1	0	0	0	5	2	14	13	16	27	12	7	1	2	0	0	0	0	0	0	0	0	0
1900	84	0	0	0	0	0	1	0	0	0	2	2	12	15	17	14	10	7	2	0	2	0	0	0	0	0	0	0	0
2000	72	0	0	0	0	0	0	0	0	0	3	4	11	10	12	11	13	3	3	2	0	0	0	0	0	0	0	0	0
2100	27	0	0	0	0	0	0	0	1	0	0	0	0	1	3	10	9	3	0	0	0	0	0	0	0	0	0	0	0
2200	40	0	0	0	0	0	0	0	0	0	0	0	0	6	8	11	8	2	1	3	0	1	0	0	0	0	0	0	0
2300	13	0	0	0	0	0	0	0	0	0	0	0	0	4	3	4	2	0	0	0	0	0	0	0	0	0	0	0	0
07-19	**1174**	**0**	**0**	**1**	**0**	**0**	**4**	**0**	**3**	**5**	**30**	**42**	**98**	**131**	**199**	**262**	**202**	**135**	**42**	**17**	**2**	**1**	**0**	**0**	**0**	**0**	**0**	**0**	**0**
06-22	**1405**	**0**	**0**	**1**	**0**	**0**	**5**	**0**	**4**	**5**	**35**	**48**	**121**	**160**	**233**	**302**	**240**	**159**	**55**	**28**	**7**	**2**	**0**	**0**	**0**	**0**	**0**	**0**	**0**
06-00	**1458**	**0**	**0**	**1**	**0**	**0**	**5**	**0**	**4**	**5**	**35**	**48**	**121**	**170**	**244**	**317**	**250**	**161**	**56**	**31**	**7**	**3**	**0**	**0**	**0**	**0**	**0**	**0**	**0**
00-00	**1516**	**0**	**0**	**1**	**0**	**0**	**5**	**0**	**4**	**5**	**35**	**48**	**122**	**175**	**249**	**328**	**256**	**173**	**67**	**34**	**11**	**3**	**0**	**0**	**0**	**0**	**0**	**0**	**0**

DRAFT

Site 61
Location R162, Att - Bend Sign, Lat 53.94704, Long -6.83926
Direction Two way

3279 / Meath/Cavan/Monaghan ATC's
October 2013
Automatic Traffic Count

Virtual Day (7)

Time	Total	Speed Bins (km/h)																												
		0 - 5	5 - 10	10 - 15	15 - 20	20 - 25	25 - 30	30 - 35	35 - 40	40 - 45	45 - 50	50 - 55	55 - 60	60 - 65	65 - 70	70 - 75	75 - 80	80 - 85	85 - 90	90 - 95	95 - 100	100 - 105	105 - 110	110 - 115	115 - 120	120 - 125	125 - 130	130 - 135	135 - 140
0000	12	0	0	0	0	0	0	0	0	0	0	0	1	1	1	2	3	2	1	1	0	0	0	0	0	0	0	0	0	0
0100	12	0	0	0	0	0	0	0	0	0	0	0	0	1	1	1	2	3	1	1	1	0	0	0	0	0	0	0	0	0
0200	8	0	0	0	0	0	0	0	0	0	0	0	0	0	1	2	2	1	1	0	0	0	0	0	0	0	0	0	0	0
0300	7	0	0	0	0	0	0	0	0	0	0	0	0	0	1	1	1	1	1	1	1	0	0	0	0	0	0	0	0	0
0400	4	0	0	0	0	0	0	0	0	0	0	0	0	0	0	0	1	1	0	1	1	0	0	0	0	0	0	0	0	0
0500	17	0	0	0	0	0	0	0	0	0	0	0	0	0	1	2	2	3	3	2	1	1	0	0	0	0	0	0	0	0
0600	37	0	0	0	0	0	0	0	0	0	0	0	1	2	2	5	5	7	6	5	2	1	0	0	0	0	0	0	0	0
0700	64	0	0	0	0	0	0	0	0	0	0	1	1	2	5	11	12	11	12	5	2	1	0	0	0	0	0	0	0	0
0800	85	0	0	0	0	0	0	0	0	0	1	2	5	5	9	15	17	14	10	4	1	0	0	0	0	0	0	0	0	0
0900	**89**	**0**	**0**	**0**	**0**	**0**	**0**	**0**	**1**	**0**	**1**	**3**	**5**	**8**	**15**	**19**	**13**	**12**	**7**	**2**	**1**	**1**	**0**	**0**	**0**	**0**	**0**	**0**	**0**	**0**
1000	74	0	0	0	0	0	1	0	1	1	2	3	6	7	10	13	12	9	6	3	1	1	0	0	0	0	0	0	0	0
1100	86	0	0	0	0	0	1	0	1	0	1	2	6	7	12	16	17	12	8	2	1	0	0	0	0	0	0	0	0	0
1200	85	0	0	0	0	0	0	0	1	0	1	2	4	7	12	17	17	10	7	3	1	0	0	0	0	0	0	0	0	0
1300	88	0	0	0	0	0	0	0	0	0	1	2	5	8	15	15	19	12	7	2	1	0	0	0	0	0	0	0	0	0
1400	95	0	0	0	0	0	0	0	1	1	2	2	6	11	15	20	15	8	8	3	2	1	0	0	0	0	0	0	0	0
1500	105	0	0	0	0	0	1	0	1	1	1	3	8	11	15	19	19	15	6	3	1	1	0	0	0	0	0	0	0	0
1600	125	0	0	0	0	0	1	0	1	1	2	3	7	11	15	26	23	17	11	5	2	1	0	0	0	0	0	0	0	0
1700	**130**	**0**	**0**	**0**	**0**	**0**	**1**	**0**	**0**	**1**	**3**	**3**	**6**	**11**	**18**	**23**	**27**	**19**	**11**	**5**	**2**	**0**	**0**	**0**	**0**	**0**	**0**	**0**	**0**	**0**
1800	114	0	0	0	1	0	1	0	0	1	2	2	8	12	16	23	19	15	8	4	1	1	0	0	0	0	0	0	0	0
1900	92	0	0	0	0	0	0	0	0	1	1	2	7	9	16	15	17	12	8	2	1	1	0	0	0	0	0	0	0	0
2000	67	0	0	0	0	0	0	0	0	0	1	1	3	6	11	12	13	10	5	2	1	1	0	0	0	0	0	0	0	0
2100	41	0	0	0	0	0	0	0	0	0	0	0	2	4	7	6	7	8	4	1	1	0	0	0	0	0	0	0	0	0
2200	37	0	0	0	0	0	0	0	0	0	0	1	1	3	5	8	7	5	4	2	1	0	0	0	0	0	0	0	0	0
2300	18	0	0	0	0	0	0	0	0	0	0	0	1	2	2	3	4	2	2	1	0	0	0	0	0	0	0	0	0	0
07-19	**1139**	**0**	**0**	**1**	**2**	**2**	**5**	**1**	**6**	**6**	**17**	**30**	**65**	**101**	**159**	**216**	**210**	**153**	**100**	**41**	**15**	**6**	**2**	**1**	**0**	**0**	**0**	**0**	**0**	**0**
06-22	**1377**	**0**	**0**	**1**	**3**	**3**	**6**	**1**	**7**	**7**	**19**	**33**	**78**	**120**	**195**	**255**	**252**	**191**	**123**	**52**	**20**	**9**	**2**	**1**	**0**	**0**	**0**	**0**	**0**	**0**
06-00	**1432**	**0**	**0**	**1**	**3**	**3**	**6**	**1**	**7**	**7**	**19**	**34**	**80**	**125**	**202**	**265**	**264**	**197**	**129**	**55**	**21**	**9**	**2**	**1**	**0**	**0**	**0**	**0**	**0**	**0**
00-00	**1492**	**0**	**0**	**1**	**3**	**3**	**6**	**2**	**7**	**7**	**20**	**35**	**82**	**128**	**206**	**273**	**275**	**209**	**136**	**61**	**25**	**10**	**3**	**2**	**0**	**0**	**0**	**0**	**0**	**0**

DRAFT

Site 61
Location R162, Att - Bend Sign, Lat 53.94704, Long -6.83926
Direction Two way

3279 / Meath/Cavan/Monaghan ATC's
October 2013
Automatic Traffic Count

Virtual Week (1)

Time	Total	Speed Bins (km/h)																												
		0 - 5	5 - 10	10 - 15	15 - 20	20 - 25	25 - 30	30 - 35	35 - 40	40 - 45	45 - 50	50 - 55	55 - 60	60 - 65	65 - 70	70 - 75	75 - 80	80 - 85	85 - 90	90 - 95	95 - 100	100 - 105	105 - 110	110 - 115	115 - 120	120 - 125	125 - 130	130 - 135	135 - 140
Mon	1648	0	0	1	3	3	7	2	8	8	23	32	83	118	207	317	305	248	182	61	26	12	1	1	0	0	0	0	0
Tue	1610	0	0	1	4	1	2	2	3	12	8	40	74	126	247	286	309	219	152	78	32	12	2	0	0	0	0	0	0	0
Wed	1516	0	0	1	0	0	5	0	4	5	35	48	122	175	249	328	256	173	67	34	11	3	0	0	0	0	0	0	0	0
Thu	1648	0	0	1	2	6	6	2	14	4	21	44	84	153	210	270	332	224	151	71	32	13	5	3	0	0	0	0	0	0
Fri	1639	0	0	1	4	4	9	3	9	6	21	18	68	136	229	287	295	250	168	69	44	12	5	1	0	0	0	0	0	0
|Sat	1364	0	0	2	1	3	5	1	7	8	16	43	90	101	177	244	232	200	135	61	18	10	5	5	0	0	0	0	0	0
|Sun	1021	0	0	0	5	1	5	1	2	6	15	22	55	85	125	178	197	147	94	53	15	11	3	1	0	0	0	0	0	0
5 Day Ave.	**1612**	**0**	**0**	**1**	**3**	**3**	**6**	**2**	**8**	**7**	**22**	**36**	**86**	**142**	**228**	**298**	**299**	**223**	**144**	**63**	**29**	**10**	**3**	**1**	**0**	**0**	**0**	**0**	**0**	**0**
7 Day Ave.	**1492**	**0**	**0**	**1**	**3**	**3**	**6**	**2**	**7**	**7**	**20**	**35**	**82**	**128**	**206**	**273**	**275**	**209**	**136**	**61**	**25**	**10**	**3**	**2**	**0**	**0**	**0**	**0**	**0**	**0**
--	**10446**	**0**	**0**	**7**	**19**	**18**	**39**	**11**	**47**	**49**	**139**	**247**	**576**	**894**	**1444**	**1910**	**1926**	**1461**	**949**	**427**	**178**	**73**	**21**	**11**	**0**	**0**	**0**	**0**	**0**	**0**

Summary Graphs

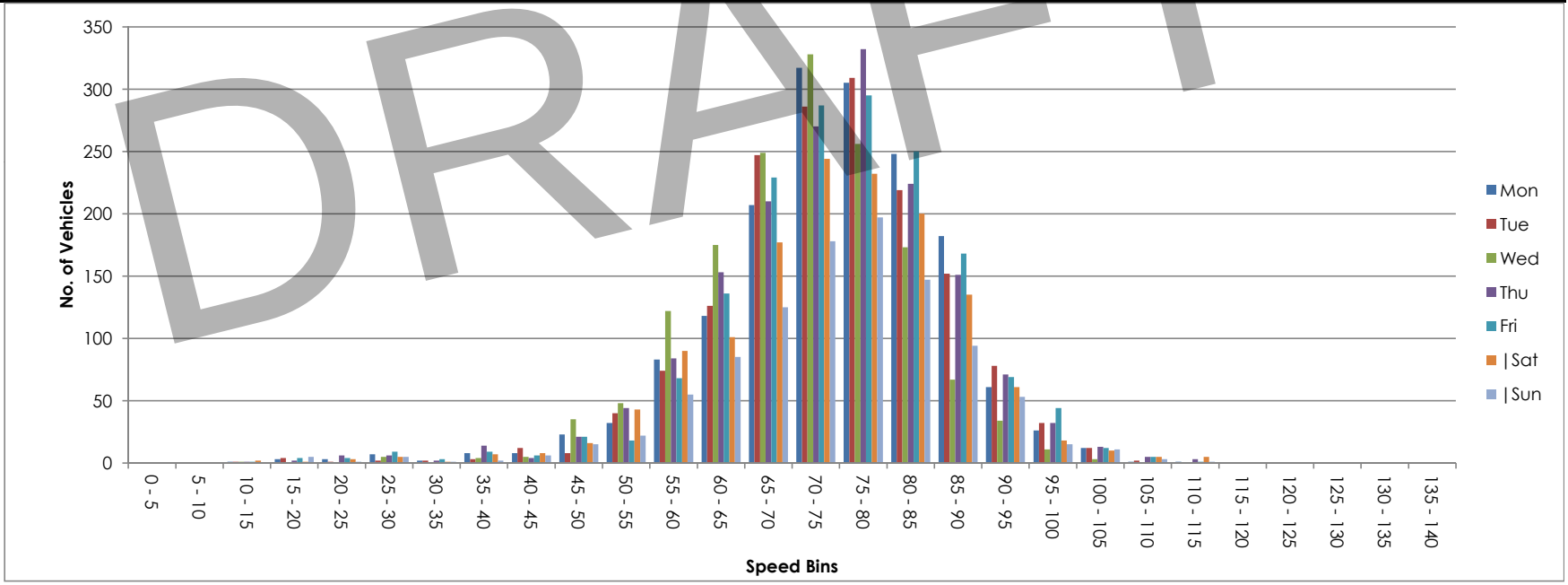

DRAFT



NDC NATIONWIDE DATA COLLECTION	**Site / Location:**	L-7555-0, Att - Telepole, Lat 53.94942 , Long -6.84648	**Project No:**	3279	**Photo No:**	3279-62	**Drawn By:**	MOR
	Survey Date:	Thu, 10 October 2013	**Project Name:**		Meath/Cavan/Monaghan ATC'S			
	Survey Times:	00:00 to 00(24):00	**Title:**		Site Photograph			

Site No.	Location.	Direction.	Speed Limit (km/h)	Date.	Total Vehicles.	5 Day Ave.	7 Day Ave.	No. > Speed Limit.	%. > Speed Limit.	No. > Speed Limit1 (+5km/h).	%. > Speed Limit1 (+5km/h).	No. > Speed Limit1 (+10km/h).	%. > Speed Limit1 (+10km/h).	Mean Speed	85%ile Speed
62	L-7555-0, Att - Telepole, Lat , Long	East	80	Thu, 10 October 2013	61	61	61	0	0.0	0	0.0	0	0.0	42.4	50.8
		West	80	Thu, 10 October 2013	62	62	62	0	0.0	0	0.0	0	0.0	44.1	52.9
		East West	80	Thu, 10 October 2013	123	123	123	0	0.0	0	0.0	0	0.0	43.3	51.8

DRAFT

Site 62
Location L-7555-0, Att - Telepole, Lat , Long
Direction East

3279 / Meath/Cavan/Monaghan ATC's
October 2013
Automatic Traffic Count

Thu, 10 October 2013

Time	Total	Classification												>PSL	>PSL%	>SL1	>SL1%	>SL2	>SL2%	Mean	Vpp
		1 MCL	2 SV	3 SVT	4 TB2	5 TB3	6 T4	7 ART3	8 ART4	9 ART5	10 ART6	11 BD	12 DRT	80	80	85 +5kph	85 +5kph	90 +10kph	90 +10kph		85
0000	0	0	0	0	0	0	0	0	0	0	0	0	0	0	0	0	0	0	0	-	-
0100	0	0	0	0	0	0	0	0	0	0	0	0	0	0	0	0	0	0	0	-	-
0200	0	0	0	0	0	0	0	0	0	0	0	0	0	0	0	0	0	0	0	-	-
0300	0	0	0	0	0	0	0	0	0	0	0	0	0	0	0	0	0	0	0	-	-
0400	0	0	0	0	0	0	0	0	0	0	0	0	0	0	0	0	0	0	0	-	-
0500	1	0	0	0	1	0	0	0	0	0	0	0	0	0	0	0	0	0	0	52.6	-
0600	1	0	0	0	1	0	0	0	0	0	0	0	0	0	0	0	0	0	0	57	-
0700	2	0	2	0	0	0	0	0	0	0	0	0	0	0	0	0	0	0	0	45.3	-
0800	5	0	4	0	1	0	0	0	0	0	0	0	0	0	0	0	0	0	0	41.3	-
0900	**6**	**0**	**5**	**0**	**1**	**0**	**0**	**0**	**0**	**0**	**0**	**0**	**0**	**0**	**0**	**0**	**0**	**0**	**0**	**43.2**	**-**
1000	5	0	4	1	0	0	0	0	0	0	0	0	0	0	0	0	0	0	0	39	-
1100	0	0	0	0	0	0	0	0	0	0	0	0	0	0	0	0	0	0	0	-	-
1200	4	0	4	0	0	0	0	0	0	0	0	0	0	0	0	0	0	0	0	46.5	-
1300	2	0	2	0	0	0	0	0	0	0	0	0	0	0	0	0	0	0	0	43.6	-
1400	6	0	5	1	0	0	0	0	0	0	0	0	0	0	0	0	0	0	0	36.1	-
1500	2	0	2	0	0	0	0	0	0	0	0	0	0	0	0	0	0	0	0	29.6	-
1600	**9**	**0**	**9**	**0**	**0**	**0**	**0**	**0**	**0**	**0**	**0**	**0**	**0**	**0**	**0**	**0**	**0**	**0**	**0**	**36.4**	**-**
1700	4	0	3	0	1	0	0	0	0	0	0	0	0	0	0	0	0	0	0	47.3	-
1800	2	0	2	0	0	0	0	0	0	0	0	0	0	0	0	0	0	0	0	41.7	-
1900	5	0	5	0	0	0	0	0	0	0	0	0	0	0	0	0	0	0	0	44.1	-
2000	5	0	5	0	0	0	0	0	0	0	0	0	0	0	0	0	0	0	0	51.5	-
2100	1	0	1	0	0	0	0	0	0	0	0	0	0	0	0	0	0	0	0	49.4	-
2200	0	0	0	0	0	0	0	0	0	0	0	0	0	0	0	0	0	0	0	-	-
2300	1	0	1	0	0	0	0	0	0	0	0	0	0	0	0	0	0	0	0	50.8	-
07-19	**47**	**0**	**42**	**2**	**3**	**0**	**0**	**0**	**0**	**0**	**0**	**0**	**0**	**0**	**0**	**0**	**0**	**0**	**0**	**40.4**	**48.6**
06-22	**59**	**0**	**53**	**2**	**4**	**0**	**0**	**0**	**0**	**0**	**0**	**0**	**0**	**0**	**0**	**0**	**0**	**0**	**0**	**42.1**	**50**
06-00	**60**	**0**	**54**	**2**	**4**	**0**	**0**	**0**	**0**	**0**	**0**	**0**	**0**	**0**	**0**	**0**	**0**	**0**	**0**	**42.3**	**50.8**
00-00	**61**	**0**	**54**	**2**	**5**	**0**	**0**	**0**	**0**	**0**	**0**	**0**	**0**	**0**	**0**	**0**	**0**	**0**	**0**	**42.4**	**50.8**

DRAFT

Site 62
Location L-7555-0, Att - Telepole, Lat , Long
Direction East

3279 / Meath/Cavan/Monaghan ATC's
October 2013
Automatic Traffic Count

Virtual Day (1)

Time	Total	Classification												>PSL	>PSL%	>SL1	>SL1%	>SL2	>SL2%	Mean	Vpp
		1 MCL	2 SV	3 SVT	4 TB2	5 TB3	6 T4	7 ART3	8 ART4	9 ART5	10 ART6	11 BD	12 DRT	80	80	85 +5kph	85 +5kph	90 +10kph	90 +10kph		85
0000	0	0	0	0	0	0	0	0	0	0	0	0	0	0	0	0	0	0	0	-	-
0100	0	0	0	0	0	0	0	0	0	0	0	0	0	0	0	0	0	0	0	-	-
0200	0	0	0	0	0	0	0	0	0	0	0	0	0	0	0	0	0	0	0	-	-
0300	0	0	0	0	0	0	0	0	0	0	0	0	0	0	0	0	0	0	0	-	-
0400	0	0	0	0	0	0	0	0	0	0	0	0	0	0	0	0	0	0	0	-	-
0500	1	0	0	0	1	0	0	0	0	0	0	0	0	0	0	0	0	0	0	52.6	-
0600	1	0	0	0	1	0	0	0	0	0	0	0	0	0	0	0	0	0	0	57	-
0700	2	0	2	0	0	0	0	0	0	0	0	0	0	0	0	0	0	0	0	45.3	-
0800	5	0	4	0	1	0	0	0	0	0	0	0	0	0	0	0	0	0	0	41.3	-
0900	**6**	**0**	**5**	**0**	**1**	**0**	**0**	**0**	**0**	**0**	**0**	**0**	**0**	**0**	**0**	**0**	**0**	**0**	**0**	**43.2**	**-**
1000	5	0	4	1	0	0	0	0	0	0	0	0	0	0	0	0	0	0	0	39	-
1100	0	0	0	0	0	0	0	0	0	0	0	0	0	0	0	0	0	0	0	-	-
1200	4	0	4	0	0	0	0	0	0	0	0	0	0	0	0	0	0	0	0	46.5	-
1300	2	0	2	0	0	0	0	0	0	0	0	0	0	0	0	0	0	0	0	43.6	-
1400	6	0	5	1	0	0	0	0	0	0	0	0	0	0	0	0	0	0	0	36.1	-
1500	2	0	2	0	0	0	0	0	0	0	0	0	0	0	0	0	0	0	0	29.6	-
1600	**9**	**0**	**9**	**0**	**0**	**0**	**0**	**0**	**0**	**0**	**0**	**0**	**0**	**0**	**0**	**0**	**0**	**0**	**0**	**36.4**	**-**
1700	4	0	3	0	1	0	0	0	0	0	0	0	0	0	0	0	0	0	0	47.3	-
1800	2	0	2	0	0	0	0	0	0	0	0	0	0	0	0	0	0	0	0	41.7	-
1900	5	0	5	0	0	0	0	0	0	0	0	0	0	0	0	0	0	0	0	44.1	-
2000	5	0	5	0	0	0	0	0	0	0	0	0	0	0	0	0	0	0	0	51.5	-
2100	1	0	1	0	0	0	0	0	0	0	0	0	0	0	0	0	0	0	0	49.4	-
2200	0	0	0	0	0	0	0	0	0	0	0	0	0	0	0	0	0	0	0	-	-
2300	1	0	1	0	0	0	0	0	0	0	0	0	0	0	0	0	0	0	0	50.8	-
07-19	**47**	**0**	**42**	**2**	**3**	**0**	**0**	**0**	**0**	**0**	**0**	**0**	**0**	**0**	**0**	**0**	**0**	**0**	**0**	**40.4**	**48.6**
06-22	**59**	**0**	**53**	**2**	**4**	**0**	**0**	**0**	**0**	**0**	**0**	**0**	**0**	**0**	**0**	**0**	**0**	**0**	**0**	**42.1**	**50**
06-00	**60**	**0**	**54**	**2**	**4**	**0**	**0**	**0**	**0**	**0**	**0**	**0**	**0**	**0**	**0**	**0**	**0**	**0**	**0**	**42.3**	**50.8**
00-00	**61**	**0**	**54**	**2**	**5**	**0**	**0**	**0**	**0**	**0**	**0**	**0**	**0**	**0**	**0**	**0**	**0**	**0**	**0**	**42.4**	**50.8**

DRAFT

Site 62
Location L-7555-0, Att - Telepole, Lat , Long
Direction East

3279 / Meath/Cavan/Monaghan ATC's
October 2013
Automatic Traffic Count

Virtual Week (1)

Time	Total	Classification												>PSL	>PSL%	>SL1	>SL1%	>SL2	>SL2%	Mean	Vpp
		1 MCL	2 SV	3 SVT	4 TB2	5 TB3	6 T4	7 ART3	8 ART4	9 ART5	10 ART6	11 BD	12 DRT	80	80	85 +5kph	85 +5kph	90 +10kph	90 +10kph		85
Mon	0	0	0	0	0	0	0	0	0	0	0	0	0	0	0	0	0	0	0	-	-
Tue	0	0	0	0	0	0	0	0	0	0	0	0	0	0	0	0	0	0	0	-	-
Wed	0	0	0	0	0	0	0	0	0	0	0	0	0	0	0	0	0	0	0	-	-
Thu	61	0	54	2	5	0	0	0	0	0	0	0	0	0	0	0	0	0	0	42.4	50.8
Fri	0	0	0	0	0	0	0	0	0	0	0	0	0	0	0	0	0	0	0	-	-
| Sat	0	0	0	0	0	0	0	0	0	0	0	0	0	0	0	0	0	0	0	-	-
| Sun	0	0	0	0	0	0	0	0	0	0	0	0	0	0	0	0	0	0	0	-	-
5 Day Ave.	**61**	**0**	**54**	**2**	**5**	**0**	**0**	**0**	**0**	**0**	**0**	**0**	**0**	**0**	**0.0**	**0**	**0.0**	**0**	**0.0**	**42.0**	**51.0**
7 Day Ave.	**61**	**0**	**54**	**2**	**5**	**0**	**0**	**0**	**0**	**0**	**0**	**0**	**0**	**0**	**0.0**	**0**	**0.0**	**0**	**0.0**	**42.4**	**50.8**
Total	**61**	**0**	**54**	**2**	**5**	**0**	**0**	**0**	**0**	**0**	**0**	**0**	**0**	**0**	**0.0**	**0**	**0.0**	**0**	**0.0**	**42.4**	**50.8**

Summary Graphs

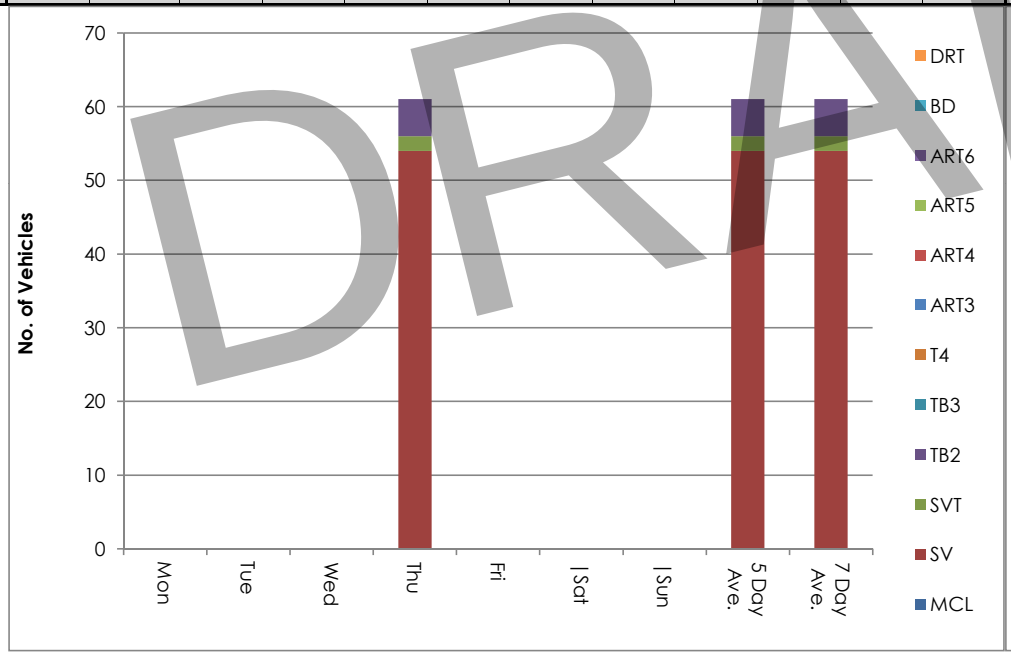

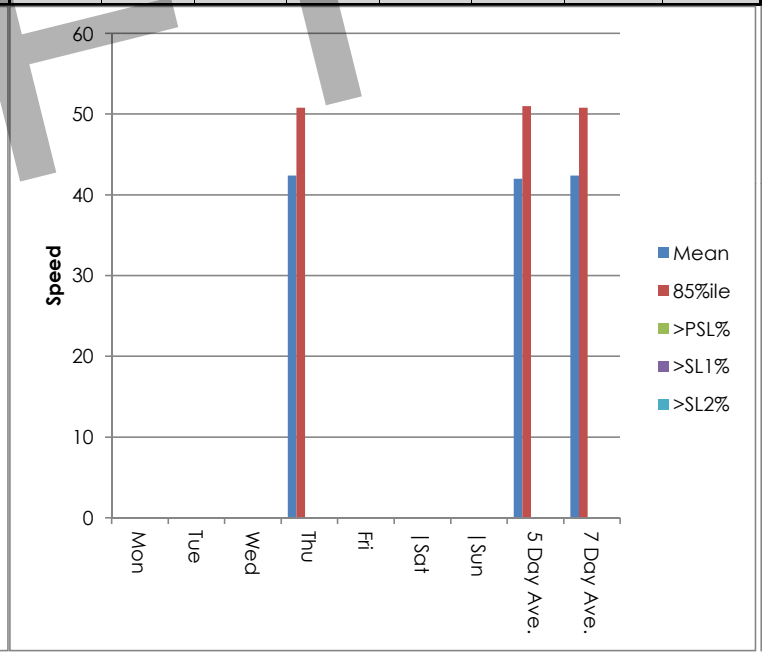

DRAFT

Site 62
Location L-7555-0, Att - Telepole, Lat , Long
Direction East

3279 / Meath/Cavan/Monaghan ATC's
October 2013
Automatic Traffic Count

Thu, 10 October 2013

Time	Total	Speed Bins (km/h)																											
		0 - 5	5 - 10	10 - 15	15 - 20	20 - 25	25 - 30	30 - 35	35 - 40	40 - 45	45 - 50	50 - 55	55 - 60	60 - 65	65 - 70	70 - 75	75 - 80	80 - 85	85 - 90	90 - 95	95 - 100	100 - 105	105 - 110	110 - 115	115 - 120	120 - 125	125 - 130	130 - 135	135 - 140
0000	0	0	0	0	0	0	0	0	0	0	0	0	0	0	0	0	0	0	0	0	0	0	0	0	0	0	0	0	0
0100	0	0	0	0	0	0	0	0	0	0	0	0	0	0	0	0	0	0	0	0	0	0	0	0	0	0	0	0	0
0200	0	0	0	0	0	0	0	0	0	0	0	0	0	0	0	0	0	0	0	0	0	0	0	0	0	0	0	0	0
0300	0	0	0	0	0	0	0	0	0	0	0	0	0	0	0	0	0	0	0	0	0	0	0	0	0	0	0	0	0
0400	0	0	0	0	0	0	0	0	0	0	0	0	0	0	0	0	0	0	0	0	0	0	0	0	0	0	0	0	0
0500	1	0	0	0	0	0	0	0	0	0	0	1	0	0	0	0	0	0	0	0	0	0	0	0	0	0	0	0	0
0600	1	0	0	0	0	0	0	0	0	0	0	0	1	0	0	0	0	0	0	0	0	0	0	0	0	0	0	0	0
0700	2	0	0	0	0	0	0	0	0	1	1	0	0	0	0	0	0	0	0	0	0	0	0	0	0	0	0	0	0
0800	5	0	0	0	0	0	0	1	1	2	0	1	0	0	0	0	0	0	0	0	0	0	0	0	0	0	0	0	0
0900	**6**	**0**	**0**	**0**	**0**	**0**	**0**	**0**	**2**	**2**	**1**	**1**	**0**	**0**	**0**	**0**	**0**	**0**	**0**	**0**	**0**	**0**	**0**	**0**	**0**	**0**	**0**	**0**	**0**
1000	5	0	0	0	0	0	1	2	0	0	1	1	0	0	0	0	0	0	0	0	0	0	0	0	0	0	0	0	0
1100	0	0	0	0	0	0	0	0	0	0	0	0	0	0	0	0	0	0	0	0	0	0	0	0	0	0	0	0	0
1200	4	0	0	0	0	0	0	0	0	0	4	0	0	0	0	0	0	0	0	0	0	0	0	0	0	0	0	0	0
1300	2	0	0	0	0	0	0	0	1	0	1	0	0	0	0	0	0	0	0	0	0	0	0	0	0	0	0	0	0
1400	6	0	0	0	0	0	2	1	2	0	0	1	0	0	0	0	0	0	0	0	0	0	0	0	0	0	0	0	0
1500	2	0	0	0	1	0	0	0	0	1	0	0	0	0	0	0	0	0	0	0	0	0	0	0	0	0	0	0	0
1600	**9**	**0**	**0**	**0**	**1**	**0**	**0**	**2**	**2**	**3**	**1**	**0**	**0**	**0**	**0**	**0**	**0**	**0**	**0**	**0**	**0**	**0**	**0**	**0**	**0**	**0**	**0**	**0**	**0**
1700	4	0	0	0	0	0	0	0	0	2	0	2	0	0	0	0	0	0	0	0	0	0	0	0	0	0	0	0	0
1800	2	0	0	0	0	0	0	0	1	1	0	0	0	0	0	0	0	0	0	0	0	0	0	0	0	0	0	0	0
1900	5	0	0	0	0	0	0	0	0	3	2	0	0	0	0	0	0	0	0	0	0	0	0	0	0	0	0	0	0
2000	5	0	0	0	0	0	0	0	0	0	1	3	1	0	0	0	0	0	0	0	0	0	0	0	0	0	0	0	0
2100	1	0	0	0	0	0	0	0	0	0	1	0	0	0	0	0	0	0	0	0	0	0	0	0	0	0	0	0	0
2200	0	0	0	0	0	0	0	0	0	0	0	0	0	0	0	0	0	0	0	0	0	0	0	0	0	0	0	0	0
2300	1	0	0	0	0	0	0	0	0	0	0	1	0	0	0	0	0	0	0	0	0	0	0	0	0	0	0	0	0
07-19	**47**	**0**	**0**	**0**	**2**	**0**	**3**	**6**	**9**	**12**	**9**	**6**	**0**	**0**	**0**	**0**	**0**	**0**	**0**	**0**	**0**	**0**	**0**	**0**	**0**	**0**	**0**	**0**	**0**
06-22	**59**	**0**	**0**	**0**	**2**	**0**	**3**	**6**	**9**	**15**	**13**	**9**	**2**	**0**	**0**	**0**	**0**	**0**	**0**	**0**	**0**	**0**	**0**	**0**	**0**	**0**	**0**	**0**	**0**
06-00	**60**	**0**	**0**	**0**	**2**	**0**	**3**	**6**	**9**	**15**	**13**	**10**	**2**	**0**	**0**	**0**	**0**	**0**	**0**	**0**	**0**	**0**	**0**	**0**	**0**	**0**	**0**	**0**	**0**
00-00	**61**	**0**	**0**	**0**	**2**	**0**	**3**	**6**	**9**	**15**	**13**	**11**	**2**	**0**	**0**	**0**	**0**	**0**	**0**	**0**	**0**	**0**	**0**	**0**	**0**	**0**	**0**	**0**	**0**

DRAFT

Site 62
Location L-7555-0, Att - Telepole, Lat , Long
Direction East

3279 / Meath/Cavan/Monaghan ATC's
October 2013
Automatic Traffic Count

Virtual Day (1)

Time	Total	Speed Bins (km/h)																											
		0 - 5	5 - 10	10 - 15	15 - 20	20 - 25	25 - 30	30 - 35	35 - 40	40 - 45	45 - 50	50 - 55	55 - 60	60 - 65	65 - 70	70 - 75	75 - 80	80 - 85	85 - 90	90 - 95	95 - 100	100 - 105	105 - 110	110 - 115	115 - 120	120 - 125	125 - 130	130 - 135	135 - 140
0000	0	0	0	0	0	0	0	0	0	0	0	0	0	0	0	0	0	0	0	0	0	0	0	0	0	0	0	0	0
0100	0	0	0	0	0	0	0	0	0	0	0	0	0	0	0	0	0	0	0	0	0	0	0	0	0	0	0	0	0
0200	0	0	0	0	0	0	0	0	0	0	0	0	0	0	0	0	0	0	0	0	0	0	0	0	0	0	0	0	0
0300	0	0	0	0	0	0	0	0	0	0	0	0	0	0	0	0	0	0	0	0	0	0	0	0	0	0	0	0	0
0400	0	0	0	0	0	0	0	0	0	0	0	0	0	0	0	0	0	0	0	0	0	0	0	0	0	0	0	0	0
0500	1	0	0	0	0	0	0	0	0	0	0	1	0	0	0	0	0	0	0	0	0	0	0	0	0	0	0	0	0
0600	1	0	0	0	0	0	0	0	0	0	0	0	1	0	0	0	0	0	0	0	0	0	0	0	0	0	0	0	0
0700	2	0	0	0	0	0	0	0	0	1	1	0	0	0	0	0	0	0	0	0	0	0	0	0	0	0	0	0	0
0800	5	0	0	0	0	0	0	1	1	2	0	1	0	0	0	0	0	0	0	0	0	0	0	0	0	0	0	0	0
0900	**6**	**0**	**0**	**0**	**0**	**0**	**0**	**0**	**2**	**2**	**1**	**1**	**0**	**0**	**0**	**0**	**0**	**0**	**0**	**0**	**0**	**0**	**0**	**0**	**0**	**0**	**0**	**0**	**0**
1000	5	0	0	0	0	0	1	2	0	0	1	1	0	0	0	0	0	0	0	0	0	0	0	0	0	0	0	0	0
1100	0	0	0	0	0	0	0	0	0	0	0	0	0	0	0	0	0	0	0	0	0	0	0	0	0	0	0	0	0
1200	4	0	0	0	0	0	0	0	0	0	4	0	0	0	0	0	0	0	0	0	0	0	0	0	0	0	0	0	0
1300	2	0	0	0	0	0	0	0	1	0	1	0	0	0	0	0	0	0	0	0	0	0	0	0	0	0	0	0	0
1400	6	0	0	0	0	0	2	1	2	0	0	1	0	0	0	0	0	0	0	0	0	0	0	0	0	0	0	0	0
1500	2	0	0	0	1	0	0	0	0	1	0	0	0	0	0	0	0	0	0	0	0	0	0	0	0	0	0	0	0
1600	**9**	**0**	**0**	**0**	**1**	**0**	**0**	**2**	**2**	**3**	**1**	**0**	**0**	**0**	**0**	**0**	**0**	**0**	**0**	**0**	**0**	**0**	**0**	**0**	**0**	**0**	**0**	**0**	**0**
1700	4	0	0	0	0	0	0	0	0	2	0	2	0	0	0	0	0	0	0	0	0	0	0	0	0	0	0	0	0
1800	2	0	0	0	0	0	0	0	1	1	0	0	0	0	0	0	0	0	0	0	0	0	0	0	0	0	0	0	0
1900	5	0	0	0	0	0	0	0	0	3	2	0	0	0	0	0	0	0	0	0	0	0	0	0	0	0	0	0	0
2000	5	0	0	0	0	0	0	0	0	0	1	3	1	0	0	0	0	0	0	0	0	0	0	0	0	0	0	0	0
2100	1	0	0	0	0	0	0	0	0	0	1	0	0	0	0	0	0	0	0	0	0	0	0	0	0	0	0	0	0
2200	0	0	0	0	0	0	0	0	0	0	0	0	0	0	0	0	0	0	0	0	0	0	0	0	0	0	0	0	0
2300	1	0	0	0	0	0	0	0	0	0	0	1	0	0	0	0	0	0	0	0	0	0	0	0	0	0	0	0	0
07-19	**47**	**0**	**0**	**0**	**2**	**0**	**3**	**6**	**9**	**12**	**9**	**6**	**0**	**0**	**0**	**0**	**0**	**0**	**0**	**0**	**0**	**0**	**0**	**0**	**0**	**0**	**0**	**0**	**0**
06-22	**59**	**0**	**0**	**0**	**2**	**0**	**3**	**6**	**9**	**15**	**13**	**9**	**2**	**0**	**0**	**0**	**0**	**0**	**0**	**0**	**0**	**0**	**0**	**0**	**0**	**0**	**0**	**0**	**0**
06-00	**60**	**0**	**0**	**0**	**2**	**0**	**3**	**6**	**9**	**15**	**13**	**10**	**2**	**0**	**0**	**0**	**0**	**0**	**0**	**0**	**0**	**0**	**0**	**0**	**0**	**0**	**0**	**0**	**0**
00-00	**61**	**0**	**0**	**0**	**2**	**0**	**3**	**6**	**9**	**15**	**13**	**11**	**2**	**0**	**0**	**0**	**0**	**0**	**0**	**0**	**0**	**0**	**0**	**0**	**0**	**0**	**0**	**0**	**0**

DRAFT

Site 62
Location L-7555-0, Att - Telepole, Lat , Long
Direction East

3279 / Meath/Cavan/Monaghan ATC's
October 2013
Automatic Traffic Count

Virtual Week (1)

Time	Total	Speed Bins (km/h)																											
		0 - 5	5 - 10	10 - 15	15 - 20	20 - 25	25 - 30	30 - 35	35 - 40	40 - 45	45 - 50	50 - 55	55 - 60	60 - 65	65 - 70	70 - 75	75 - 80	80 - 85	85 - 90	90 - 95	95 - 100	100 - 105	105 - 110	110 - 115	115 - 120	120 - 125	125 - 130	130 - 135	135 - 140
Mon	0	0	0	0	0	0	0	0	0	0	0	0	0	0	0	0	0	0	0	0	0	0	0	0	0	0	0	0	0
Tue	0	0	0	0	0	0	0	0	0	0	0	0	0	0	0	0	0	0	0	0	0	0	0	0	0	0	0	0	0
Wed	0	0	0	0	0	0	0	0	0	0	0	0	0	0	0	0	0	0	0	0	0	0	0	0	0	0	0	0	0
Thu	61	0	0	0	2	0	3	6	9	15	13	11	2	0	0	0	0	0	0	0	0	0	0	0	0	0	0	0	0
Fri	0	0	0	0	0	0	0	0	0	0	0	0	0	0	0	0	0	0	0	0	0	0	0	0	0	0	0	0	0
|Sat	0	0	0	0	0	0	0	0	0	0	0	0	0	0	0	0	0	0	0	0	0	0	0	0	0	0	0	0	0
|Sun	0	0	0	0	0	0	0	0	0	0	0	0	0	0	0	0	0	0	0	0	0	0	0	0	0	0	0	0	0
5 Day Ave.	**61**	**0**	**0**	**0**	**2**	**0**	**3**	**6**	**9**	**15**	**13**	**11**	**2**	**0**	**0**	**0**	**0**	**0**	**0**	**0**	**0**	**0**	**0**	**0**	**0**	**0**	**0**	**0**	**0**
7 Day Ave.	**61**	**0**	**0**	**0**	**2**	**0**	**3**	**6**	**9**	**15**	**13**	**11**	**2**	**0**	**0**	**0**	**0**	**0**	**0**	**0**	**0**	**0**	**0**	**0**	**0**	**0**	**0**	**0**	**0**
Total	**61**	**0**	**0**	**0**	**2**	**0**	**3**	**6**	**9**	**15**	**13**	**11**	**2**	**0**	**0**	**0**	**0**	**0**	**0**	**0**	**0**	**0**	**0**	**0**	**0**	**0**	**0**	**0**	**0**

Summary Graphs

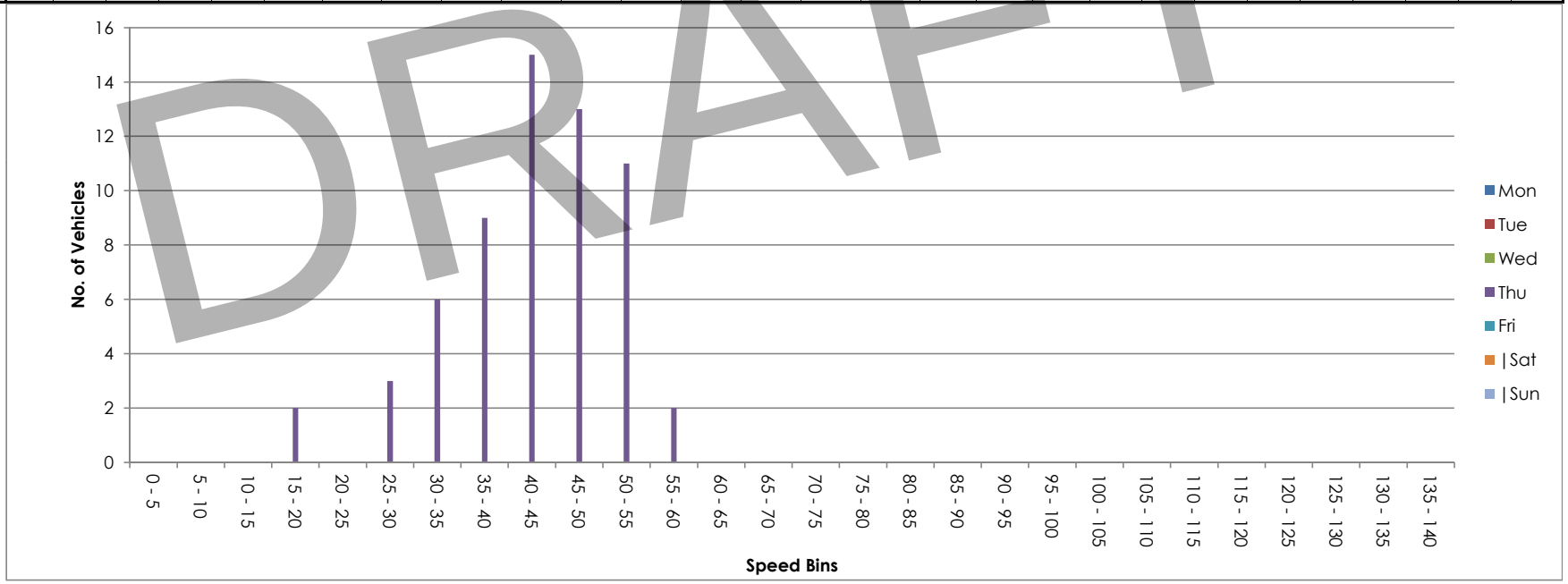

DRAFT

Site 62
Location L-7555-0, Att - Telepole, Lat , Long
Direction West

3279 / Meath/Cavan/Monaghan ATC's
October 2013
Automatic Traffic Count

Thu, 10 October 2013

Time	Total	Classification												>PSL	>PSL%	>SL1	>SL1%	>SL2	>SL2%	Mean	Vpp
		1 MCL	2 SV	3 SVT	4 TB2	5 TB3	6 T4	7 ART3	8 ART4	9 ART5	10 ART6	11 BD	12 DRT	80	80	85 +5kph	85 +5kph	90 +10kph	90 +10kph		85
0000	1	0	1	0	0	0	0	0	0	0	0	0	0	0	0	0	0	0	0	62.5	-
0100	1	0	1	0	0	0	0	0	0	0	0	0	0	0	0	0	0	0	0	43.6	-
0200	0	0	0	0	0	0	0	0	0	0	0	0	0	0	0	0	0	0	0	-	-
0300	0	0	0	0	0	0	0	0	0	0	0	0	0	0	0	0	0	0	0	-	-
0400	0	0	0	0	0	0	0	0	0	0	0	0	0	0	0	0	0	0	0	-	-
0500	2	0	2	0	0	0	0	0	0	0	0	0	0	0	0	0	0	0	0	41	-
0600	1	0	0	0	1	0	0	0	0	0	0	0	0	0	0	0	0	0	0	69	-
0700	0	0	0	0	0	0	0	0	0	0	0	0	0	0	0	0	0	0	0	-	-
0800	2	0	2	0	0	0	0	0	0	0	0	0	0	0	0	0	0	0	0	48.6	-
0900	**3**	**0**	**3**	**0**	**0**	**0**	**0**	**0**	**0**	**0**	**0**	**0**	**0**	**0**	**0**	**0**	**0**	**0**	**0**	**42.5**	**-**
1000	**3**	**0**	**2**	**1**	**0**	**0**	**0**	**0**	**0**	**0**	**0**	**0**	**0**	**0**	**0**	**0**	**0**	**0**	**0**	**44.7**	**-**
1100	**3**	**0**	**3**	**0**	**0**	**0**	**0**	**0**	**0**	**0**	**0**	**0**	**0**	**0**	**0**	**0**	**0**	**0**	**0**	**41.1**	**-**
1200	5	0	4	0	1	0	0	0	0	0	0	0	0	0	0	0	0	0	0	45.7	-
1300	3	0	2	0	1	0	0	0	0	0	0	0	0	0	0	0	0	0	0	45.6	-
1400	3	0	3	0	0	0	0	0	0	0	0	0	0	0	0	0	0	0	0	40	-
1500	4	0	4	0	0	0	0	0	0	0	0	0	0	0	0	0	0	0	0	27.7	-
1600	7	0	5	1	0	1	0	0	0	0	0	0	0	0	0	0	0	0	0	33.8	-
1700	**9**	**0**	**8**	**0**	**1**	**0**	**0**	**0**	**0**	**0**	**0**	**0**	**0**	**0**	**0**	**0**	**0**	**0**	**0**	**44.5**	**-**
1800	3	0	3	0	0	0	0	0	0	0	0	0	0	0	0	0	0	0	0	40.9	-
1900	6	0	5	1	0	0	0	0	0	0	0	0	0	0	0	0	0	0	0	47.9	-
2000	3	0	2	0	1	0	0	0	0	0	0	0	0	0	0	0	0	0	0	51.9	-
2100	0	0	0	0	0	0	0	0	0	0	0	0	0	0	0	0	0	0	0	-	-
2200	3	0	3	0	0	0	0	0	0	0	0	0	0	0	0	0	0	0	0	65.2	-
2300	0	0	0	0	0	0	0	0	0	0	0	0	0	0	0	0	0	0	0	0	0
07-19	**45**	**0**	**39**	**2**	**3**	**1**	**0**	**0**	**0**	**0**	**0**	**0**	**0**	**0**	**0**	**0**	**0**	**0**	**0**	**40.9**	**49.7**
06-22	**55**	**0**	**46**	**3**	**5**	**1**	**0**	**0**	**0**	**0**	**0**	**0**	**0**	**0**	**0**	**0**	**0**	**0**	**0**	**42.7**	**51.5**
06-00	**58**	**0**	**49**	**3**	**5**	**1**	**0**	**0**	**0**	**0**	**0**	**0**	**0**	**0**	**0**	**0**	**0**	**0**	**0**	**43.9**	**51.8**
00-00	**62**	**0**	**53**	**3**	**5**	**1**	**0**	**0**	**0**	**0**	**0**	**0**	**0**	**0**	**0**	**0**	**0**	**0**	**0**	**44.1**	**52.9**

DRAFT

Site 62
Location L-7555-0, Att - Telepole, Lat , Long
Direction West

3279 / Meath/Cavan/Monaghan ATC's
October 2013
Automatic Traffic Count

Virtual Day (1)

Time	Total	Classification												>PSL	>PSL%	>SL1	>SL1%	>SL2	>SL2%	Mean	Vpp
		1 MCL	2 SV	3 SVT	4 TB2	5 TB3	6 T4	7 ART3	8 ART4	9 ART5	10 ART6	11 BD	12 DRT	80	80	85 +5kph	85 +5kph	90 +10kph	90 +10kph		85
0000	1	0	1	0	0	0	0	0	0	0	0	0	0	0	0	0	0	0	0	62.5	-
0100	1	0	1	0	0	0	0	0	0	0	0	0	0	0	0	0	0	0	0	43.6	-
0200	0	0	0	0	0	0	0	0	0	0	0	0	0	0	0	0	0	0	0	-	-
0300	0	0	0	0	0	0	0	0	0	0	0	0	0	0	0	0	0	0	0	-	-
0400	0	0	0	0	0	0	0	0	0	0	0	0	0	0	0	0	0	0	0	-	-
0500	2	0	2	0	0	0	0	0	0	0	0	0	0	0	0	0	0	0	0	41	-
0600	1	0	0	0	1	0	0	0	0	0	0	0	0	0	0	0	0	0	0	69	-
0700	0	0	0	0	0	0	0	0	0	0	0	0	0	0	0	0	0	0	0	-	-
0800	2	0	2	0	0	0	0	0	0	0	0	0	0	0	0	0	0	0	0	48.6	-
0900	**3**	**0**	**3**	**0**	**0**	**0**	**0**	**0**	**0**	**0**	**0**	**0**	**0**	**0**	**0**	**0**	**0**	**0**	**0**	**42.5**	**-**
1000	**3**	**0**	**2**	**1**	**0**	**0**	**0**	**0**	**0**	**0**	**0**	**0**	**0**	**0**	**0**	**0**	**0**	**0**	**0**	**44.7**	**-**
1100	**3**	**0**	**3**	**0**	**0**	**0**	**0**	**0**	**0**	**0**	**0**	**0**	**0**	**0**	**0**	**0**	**0**	**0**	**0**	**41.1**	**-**
1200	5	0	4	0	1	0	0	0	0	0	0	0	0	0	0	0	0	0	0	45.7	-
1300	3	0	2	0	1	0	0	0	0	0	0	0	0	0	0	0	0	0	0	45.6	-
1400	3	0	3	0	0	0	0	0	0	0	0	0	0	0	0	0	0	0	0	40	-
1500	4	0	4	0	0	0	0	0	0	0	0	0	0	0	0	0	0	0	0	27.7	-
1600	7	0	5	1	0	1	0	0	0	0	0	0	0	0	0	0	0	0	0	33.8	-
1700	**9**	**0**	**8**	**0**	**1**	**0**	**0**	**0**	**0**	**0**	**0**	**0**	**0**	**0**	**0**	**0**	**0**	**0**	**0**	**44.5**	**-**
1800	3	0	3	0	0	0	0	0	0	0	0	0	0	0	0	0	0	0	0	40.9	-
1900	6	0	5	1	0	0	0	0	0	0	0	0	0	0	0	0	0	0	0	47.9	-
2000	3	0	2	0	1	0	0	0	0	0	0	0	0	0	0	0	0	0	0	51.9	-
2100	0	0	0	0	0	0	0	0	0	0	0	0	0	0	0	0	0	0	0	-	-
2200	3	0	3	0	0	0	0	0	0	0	0	0	0	0	0	0	0	0	0	65.2	-
2300	0	0	0	0	0	0	0	0	0	0	0	0	0	0	0	0	0	0	0	-	-
07-19	**45**	**0**	**39**	**2**	**3**	**1**	**0**	**0**	**0**	**0**	**0**	**0**	**0**	**0**	**0**	**0**	**0**	**0**	**0**	**40.9**	**49.7**
06-22	**55**	**0**	**46**	**3**	**5**	**1**	**0**	**0**	**0**	**0**	**0**	**0**	**0**	**0**	**0**	**0**	**0**	**0**	**0**	**42.7**	**51.5**
06-00	**58**	**0**	**49**	**3**	**5**	**1**	**0**	**0**	**0**	**0**	**0**	**0**	**0**	**0**	**0**	**0**	**0**	**0**	**0**	**43.9**	**51.8**
00-00	**62**	**0**	**53**	**3**	**5**	**1**	**0**	**0**	**0**	**0**	**0**	**0**	**0**	**0**	**0**	**0**	**0**	**0**	**0**	**44.1**	**52.9**

DRAFT

Site 62
Location L-7555-0, Att - Telepole, Lat , Long
Direction West

3279 / Meath/Cavan/Monaghan ATC's
October 2013
Automatic Traffic Count

Virtual Week (1)

Time	Total	Classification												>PSL	>PSL%	>SL1	>SL1%	>SL2	>SL2%	Mean	Vpp
		1 MCL	2 SV	3 SVT	4 TB2	5 TB3	6 T4	7 ART3	8 ART4	9 ART5	10 ART6	11 BD	12 DRT	80	80	85 +5kph	85 +5kph	90 +10kph	90 +10kph		85
Mon	0	0	0	0	0	0	0	0	0	0	0	0	0	0	0	0	0	0	0	-	-
Tue	0	0	0	0	0	0	0	0	0	0	0	0	0	0	0	0	0	0	0	-	-
Wed	0	0	0	0	0	0	0	0	0	0	0	0	0	0	0	0	0	0	0	-	-
Thu	62	0	53	3	5	1	0	0	0	0	0	0	0	0	0	0	0	0	0	44.1	52.9
Fri	0	0	0	0	0	0	0	0	0	0	0	0	0	0	0	0	0	0	0	-	-
| Sat	0	0	0	0	0	0	0	0	0	0	0	0	0	0	0	0	0	0	0	-	-
| Sun	0	0	0	0	0	0	0	0	0	0	0	0	0	0	0	0	0	0	0	-	-
5 Day Ave.	**62**	**0**	**53**	**3**	**5**	**1**	**0**	**0**	**0**	**0**	**0**	**0**	**0**	**0**	**0.0**	**0**	**0.0**	**0**	**0.0**	**44.0**	**53.0**
7 Day Ave.	**62**	**0**	**53**	**3**	**5**	**1**	**0**	**0**	**0**	**0**	**0**	**0**	**0**	**0**	**0.0**	**0**	**0.0**	**0**	**0.0**	**44.1**	**52.9**
Total	**62**	**0**	**53**	**3**	**5**	**1**	**0**	**0**	**0**	**0**	**0**	**0**	**0**	**0**	**0.0**	**0**	**0.0**	**0**	**0.0**	**44.1**	**52.9**

Summary Graphs

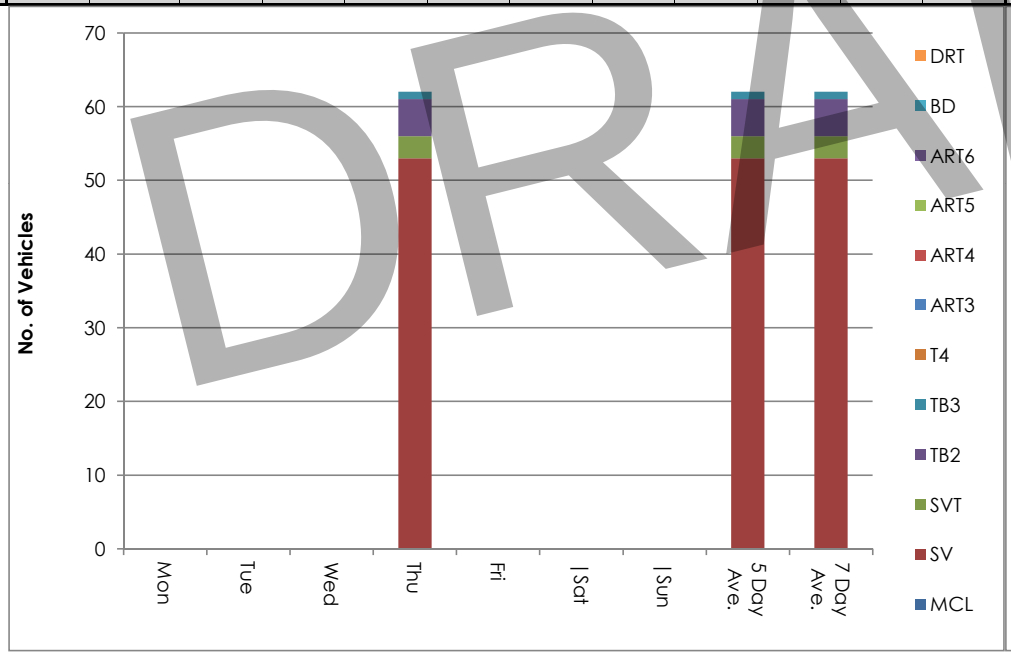

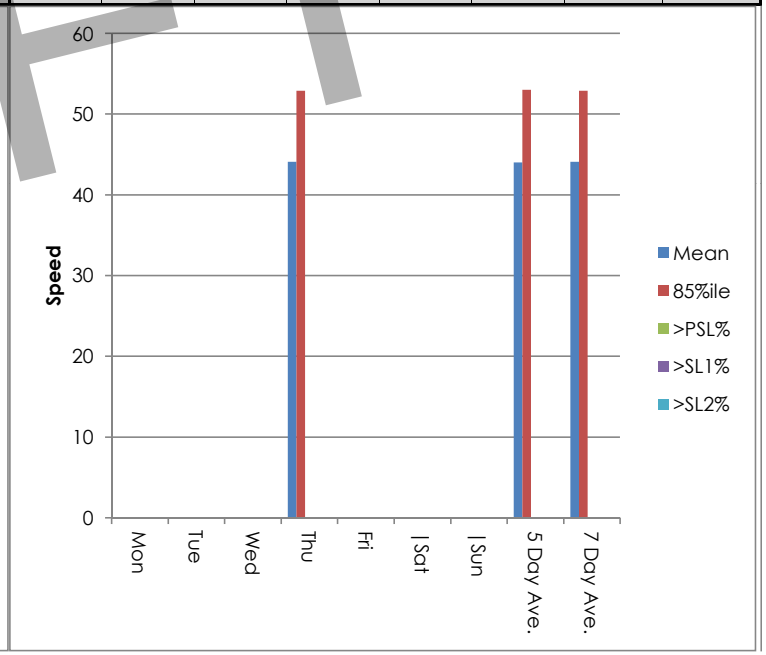

DRAFT

Site 62
Location L-7555-0, Att - Telepole, Lat , Long
Direction West

3279 / Meath/Cavan/Monaghan ATC's
October 2013
Automatic Traffic Count

Thu, 10 October 2013

Time	Total	Speed Bins (km/h)																											
		0 - 5	5 - 10	10 - 15	15 - 20	20 - 25	25 - 30	30 - 35	35 - 40	40 - 45	45 - 50	50 - 55	55 - 60	60 - 65	65 - 70	70 - 75	75 - 80	80 - 85	85 - 90	90 - 95	95 - 100	100 - 105	105 - 110	110 - 115	115 - 120	120 - 125	125 - 130	130 - 135	135 - 140
0000	1	0	0	0	0	0	0	0	0	0	0	0	0	1	0	0	0	0	0	0	0	0	0	0	0	0	0	0	0
0100	1	0	0	0	0	0	0	0	0	1	0	0	0	0	0	0	0	0	0	0	0	0	0	0	0	0	0	0	0
0200	0	0	0	0	0	0	0	0	0	0	0	0	0	0	0	0	0	0	0	0	0	0	0	0	0	0	0	0	0
0300	0	0	0	0	0	0	0	0	0	0	0	0	0	0	0	0	0	0	0	0	0	0	0	0	0	0	0	0	0
0400	0	0	0	0	0	0	0	0	0	0	0	0	0	0	0	0	0	0	0	0	0	0	0	0	0	0	0	0	0
0500	2	0	0	0	0	0	0	0	0	2	0	0	0	0	0	0	0	0	0	0	0	0	0	0	0	0	0	0	0
0600	1	0	0	0	0	0	0	0	0	0	0	0	0	0	1	0	0	0	0	0	0	0	0	0	0	0	0	0	0
0700	0	0	0	0	0	0	0	0	0	0	0	0	0	0	0	0	0	0	0	0	0	0	0	0	0	0	0	0	0
0800	2	0	0	0	0	0	0	0	0	0	2	0	0	0	0	0	0	0	0	0	0	0	0	0	0	0	0	0	0
0900	**3**	**0**	**0**	**0**	**0**	**0**	**0**	**0**	**1**	**1**	**1**	**0**	**0**	**0**	**0**	**0**	**0**	**0**	**0**	**0**	**0**	**0**	**0**	**0**	**0**	**0**	**0**	**0**	**0**
1000	**3**	**0**	**0**	**0**	**0**	**0**	**0**	**0**	**1**	**1**	**0**	**1**	**0**	**0**	**0**	**0**	**0**	**0**	**0**	**0**	**0**	**0**	**0**	**0**	**0**	**0**	**0**	**0**	**0**
1100	**3**	**0**	**0**	**0**	**0**	**0**	**0**	**0**	**0**	**3**	**0**	**0**	**0**	**0**	**0**	**0**	**0**	**0**	**0**	**0**	**0**	**0**	**0**	**0**	**0**	**0**	**0**	**0**	**0**
1200	5	0	0	0	0	0	0	0	2	1	0	2	0	0	0	0	0	0	0	0	0	0	0	0	0	0	0	0	0
1300	3	0	0	0	0	0	0	0	1	0	1	1	0	0	0	0	0	0	0	0	0	0	0	0	0	0	0	0	0
1400	3	0	0	0	0	0	0	1	1	0	0	1	0	0	0	0	0	0	0	0	0	0	0	0	0	0	0	0	0
1500	4	0	0	0	0	3	0	0	0	0	1	0	0	0	0	0	0	0	0	0	0	0	0	0	0	0	0	0	0
1600	7	0	0	0	0	1	3	0	0	3	0	0	0	0	0	0	0	0	0	0	0	0	0	0	0	0	0	0	0
1700	**9**	**0**	**0**	**0**	**0**	**1**	**0**	**0**	**2**	**1**	**2**	**2**	**1**	**0**	**0**	**0**	**0**	**0**	**0**	**0**	**0**	**0**	**0**	**0**	**0**	**0**	**0**	**0**	**0**
1800	3	0	0	0	0	0	0	1	0	2	0	0	0	0	0	0	0	0	0	0	0	0	0	0	0	0	0	0	0
1900	6	0	0	0	0	0	0	0	0	1	4	1	0	0	0	0	0	0	0	0	0	0	0	0	0	0	0	0	0
2000	3	0	0	0	0	0	0	0	0	0	1	1	1	0	0	0	0	0	0	0	0	0	0	0	0	0	0	0	0
2100	0	0	0	0	0	0	0	0	0	0	0	0	0	0	0	0	0	0	0	0	0	0	0	0	0	0	0	0	0
2200	3	0	0	0	0	0	0	0	0	0	0	1	0	1	0	0	1	0	0	0	0	0	0	0	0	0	0	0	0
2300	0	0	0	0	0	0	0	0	0	0	0	0	0	0	0	0	0	0	0	0	0	0	0	0	0	0	0	0	0
07-19	**45**	**0**	**0**	**0**	**0**	**5**	**3**	**2**	**8**	**12**	**7**	**7**	**1**	**0**	**0**	**0**	**0**	**0**	**0**	**0**	**0**	**0**	**0**	**0**	**0**	**0**	**0**	**0**	**0**
06-22	**55**	**0**	**0**	**0**	**0**	**5**	**3**	**2**	**8**	**13**	**12**	**9**	**2**	**0**	**1**	**0**	**0**	**0**	**0**	**0**	**0**	**0**	**0**	**0**	**0**	**0**	**0**	**0**	**0**
06-00	**58**	**0**	**0**	**0**	**0**	**5**	**3**	**2**	**8**	**13**	**12**	**10**	**2**	**1**	**1**	**0**	**1**	**0**	**0**	**0**	**0**	**0**	**0**	**0**	**0**	**0**	**0**	**0**	**0**
00-00	**62**	**0**	**0**	**0**	**0**	**5**	**3**	**2**	**8**	**16**	**12**	**10**	**2**	**2**	**1**	**0**	**1**	**0**	**0**	**0**	**0**	**0**	**0**	**0**	**0**	**0**	**0**	**0**	**0**

DRAFT

Site 62
Location L-7555-0, Att - Telepole, Lat , Long
Direction West

3279 / Meath/Cavan/Monaghan ATC's
October 2013
Automatic Traffic Count

Virtual Day (1)

Time	Total	Speed Bins (km/h)																											
		0 - 5	5 - 10	10 - 15	15 - 20	20 - 25	25 - 30	30 - 35	35 - 40	40 - 45	45 - 50	50 - 55	55 - 60	60 - 65	65 - 70	70 - 75	75 - 80	80 - 85	85 - 90	90 - 95	95 - 100	100 - 105	105 - 110	110 - 115	115 - 120	120 - 125	125 - 130	130 - 135	135 - 140
0000	1	0	0	0	0	0	0	0	0	0	0	0	0	1	0	0	0	0	0	0	0	0	0	0	0	0	0	0	0
0100	1	0	0	0	0	0	0	0	0	1	0	0	0	0	0	0	0	0	0	0	0	0	0	0	0	0	0	0	0
0200	0	0	0	0	0	0	0	0	0	0	0	0	0	0	0	0	0	0	0	0	0	0	0	0	0	0	0	0	0
0300	0	0	0	0	0	0	0	0	0	0	0	0	0	0	0	0	0	0	0	0	0	0	0	0	0	0	0	0	0
0400	0	0	0	0	0	0	0	0	0	0	0	0	0	0	0	0	0	0	0	0	0	0	0	0	0	0	0	0	0
0500	2	0	0	0	0	0	0	0	0	2	0	0	0	0	0	0	0	0	0	0	0	0	0	0	0	0	0	0	0
0600	1	0	0	0	0	0	0	0	0	0	0	0	0	0	1	0	0	0	0	0	0	0	0	0	0	0	0	0	0
0700	0	0	0	0	0	0	0	0	0	0	0	0	0	0	0	0	0	0	0	0	0	0	0	0	0	0	0	0	0
0800	2	0	0	0	0	0	0	0	0	0	2	0	0	0	0	0	0	0	0	0	0	0	0	0	0	0	0	0	0
0900	**3**	**0**	**0**	**0**	**0**	**0**	**0**	**0**	**1**	**1**	**1**	**0**	**0**	**0**	**0**	**0**	**0**	**0**	**0**	**0**	**0**	**0**	**0**	**0**	**0**	**0**	**0**	**0**	**0**
1000	**3**	**0**	**0**	**0**	**0**	**0**	**0**	**0**	**1**	**1**	**0**	**1**	**0**	**0**	**0**	**0**	**0**	**0**	**0**	**0**	**0**	**0**	**0**	**0**	**0**	**0**	**0**	**0**	**0**
1100	**3**	**0**	**0**	**0**	**0**	**0**	**0**	**0**	**0**	**3**	**0**	**0**	**0**	**0**	**0**	**0**	**0**	**0**	**0**	**0**	**0**	**0**	**0**	**0**	**0**	**0**	**0**	**0**	**0**
1200	5	0	0	0	0	0	0	0	2	1	0	2	0	0	0	0	0	0	0	0	0	0	0	0	0	0	0	0	0
1300	3	0	0	0	0	0	0	0	1	0	1	1	0	0	0	0	0	0	0	0	0	0	0	0	0	0	0	0	0
1400	3	0	0	0	0	0	0	1	1	0	0	1	0	0	0	0	0	0	0	0	0	0	0	0	0	0	0	0	0
1500	4	0	0	0	0	3	0	0	0	0	1	0	0	0	0	0	0	0	0	0	0	0	0	0	0	0	0	0	0
1600	7	0	0	0	0	1	3	0	0	3	0	0	0	0	0	0	0	0	0	0	0	0	0	0	0	0	0	0	0
1700	**9**	**0**	**0**	**0**	**0**	**1**	**0**	**0**	**2**	**1**	**2**	**2**	**1**	**0**	**0**	**0**	**0**	**0**	**0**	**0**	**0**	**0**	**0**	**0**	**0**	**0**	**0**	**0**	**0**
1800	3	0	0	0	0	0	0	1	0	2	0	0	0	0	0	0	0	0	0	0	0	0	0	0	0	0	0	0	0
1900	6	0	0	0	0	0	0	0	0	1	4	1	0	0	0	0	0	0	0	0	0	0	0	0	0	0	0	0	0
2000	3	0	0	0	0	0	0	0	0	0	1	1	1	0	0	0	0	0	0	0	0	0	0	0	0	0	0	0	0
2100	0	0	0	0	0	0	0	0	0	0	0	0	0	0	0	0	0	0	0	0	0	0	0	0	0	0	0	0	0
2200	3	0	0	0	0	0	0	0	0	0	0	1	0	1	0	0	1	0	0	0	0	0	0	0	0	0	0	0	0
2300	0	0	0	0	0	0	0	0	0	0	0	0	0	0	0	0	0	0	0	0	0	0	0	0	0	0	0	0	0
07-19	**45**	**0**	**0**	**0**	**0**	**5**	**3**	**2**	**8**	**12**	**7**	**7**	**1**	**0**	**0**	**0**	**0**	**0**	**0**	**0**	**0**	**0**	**0**	**0**	**0**	**0**	**0**	**0**	**0**
06-22	**55**	**0**	**0**	**0**	**0**	**5**	**3**	**2**	**8**	**13**	**12**	**9**	**2**	**0**	**1**	**0**	**0**	**0**	**0**	**0**	**0**	**0**	**0**	**0**	**0**	**0**	**0**	**0**	**0**
06-00	**58**	**0**	**0**	**0**	**0**	**5**	**3**	**2**	**8**	**13**	**12**	**10**	**2**	**1**	**1**	**0**	**1**	**0**	**0**	**0**	**0**	**0**	**0**	**0**	**0**	**0**	**0**	**0**	**0**
00-00	**62**	**0**	**0**	**0**	**0**	**5**	**3**	**2**	**8**	**16**	**12**	**10**	**2**	**2**	**1**	**0**	**1**	**0**	**0**	**0**	**0**	**0**	**0**	**0**	**0**	**0**	**0**	**0**	**0**

DRAFT

Site 62
Location L-7555-0, Att - Telepole, Lat , Long
Direction West

3279 / Meath/Cavan/Monaghan ATC's
October 2013
Automatic Traffic Count

Virtual Week (1)

Time	Total	Speed Bins (km/h)																											
		0 - 5	5 - 10	10 - 15	15 - 20	20 - 25	25 - 30	30 - 35	35 - 40	40 - 45	45 - 50	50 - 55	55 - 60	60 - 65	65 - 70	70 - 75	75 - 80	80 - 85	85 - 90	90 - 95	95 - 100	100 - 105	105 - 110	110 - 115	115 - 120	120 - 125	125 - 130	130 - 135	135 - 140
Mon	0	0	0	0	0	0	0	0	0	0	0	0	0	0	0	0	0	0	0	0	0	0	0	0	0	0	0	0	0
Tue	0	0	0	0	0	0	0	0	0	0	0	0	0	0	0	0	0	0	0	0	0	0	0	0	0	0	0	0	0
Wed	0	0	0	0	0	0	0	0	0	0	0	0	0	0	0	0	0	0	0	0	0	0	0	0	0	0	0	0	0
Thu	62	0	0	0	0	5	3	2	8	16	12	10	2	2	1	0	1	0	0	0	0	0	0	0	0	0	0	0	0
Fri	0	0	0	0	0	0	0	0	0	0	0	0	0	0	0	0	0	0	0	0	0	0	0	0	0	0	0	0	0
|Sat	0	0	0	0	0	0	0	0	0	0	0	0	0	0	0	0	0	0	0	0	0	0	0	0	0	0	0	0	0
|Sun	0	0	0	0	0	0	0	0	0	0	0	0	0	0	0	0	0	0	0	0	0	0	0	0	0	0	0	0	0
5 Day Ave.	**62**	**0**	**0**	**0**	**0**	**5**	**3**	**2**	**8**	**16**	**12**	**10**	**2**	**2**	**1**	**0**	**1**	**0**	**0**	**0**	**0**	**0**	**0**	**0**	**0**	**0**	**0**	**0**	**0**
7 Day Ave.	**62**	**0**	**0**	**0**	**0**	**5**	**3**	**2**	**8**	**16**	**12**	**10**	**2**	**2**	**1**	**0**	**1**	**0**	**0**	**0**	**0**	**0**	**0**	**0**	**0**	**0**	**0**	**0**	**0**
Total	**62**	**0**	**0**	**0**	**0**	**5**	**3**	**2**	**8**	**16**	**12**	**10**	**2**	**2**	**1**	**0**	**1**	**0**	**0**	**0**	**0**	**0**	**0**	**0**	**0**	**0**	**0**	**0**	**0**

Summary Graphs

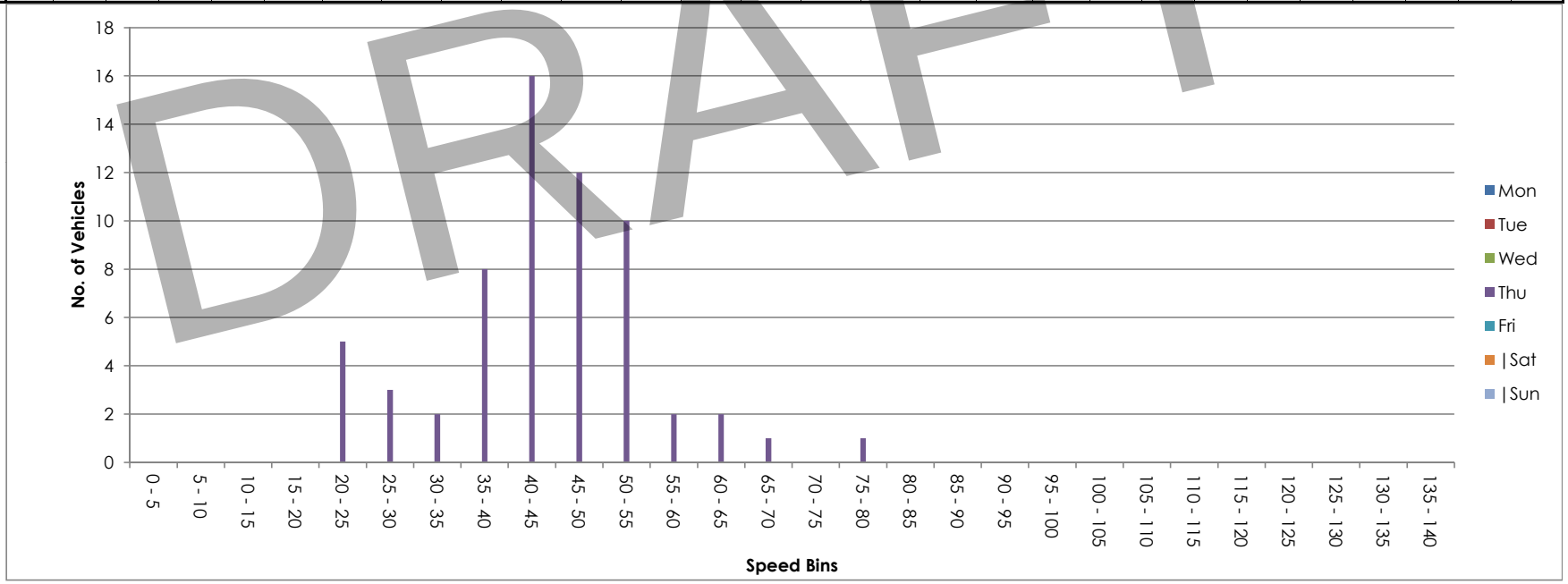

DRAFT

Site 62
Location L-7555-0, Att - Telepole, Lat , Long
Direction East West

3279 / Meath/Cavan/Monaghan ATC's
October 2013
Automatic Traffic Count

Thu, 10 October 2013

Time	Total	Classification												>PSL	>PSL%	>SL1	>SL1%	>SL2	>SL2%	Mean	Vpp
		1 MCL	2 SV	3 SVT	4 TB2	5 TB3	6 T4	7 ART3	8 ART4	9 ART5	10 ART6	11 BD	12 DRT	80	80	85 +5kph	85 +5kph	90 +10kph	90 +10kph		85
0000	1	0	1	0	0	0	0	0	0	0	0	0	0	0	0	0	0	0	0	62.5	-
0100	1	0	1	0	0	0	0	0	0	0	0	0	0	0	0	0	0	0	0	43.6	-
0200	0	0	0	0	0	0	0	0	0	0	0	0	0	0	0	0	0	0	0	-	-
0300	0	0	0	0	0	0	0	0	0	0	0	0	0	0	0	0	0	0	0	-	-
0400	0	0	0	0	0	0	0	0	0	0	0	0	0	0	0	0	0	0	0	-	-
0500	3	0	2	0	1	0	0	0	0	0	0	0	0	0	0	0	0	0	0	44.9	-
0600	2	0	0	0	2	0	0	0	0	0	0	0	0	0	0	0	0	0	0	63	-
0700	2	0	2	0	0	0	0	0	0	0	0	0	0	0	0	0	0	0	0	45.3	-
0800	7	0	6	0	1	0	0	0	0	0	0	0	0	0	0	0	0	0	0	43.4	-
0900	**9**	**0**	**8**	**0**	**1**	**0**	**0**	**0**	**0**	**0**	**0**	**0**	**0**	**0**	**0**	**0**	**0**	**0**	**0**	**43**	**-**
1000	8	0	6	2	0	0	0	0	0	0	0	0	0	0	0	0	0	0	0	41.2	-
1100	3	0	3	0	0	0	0	0	0	0	0	0	0	0	0	0	0	0	0	41.1	-
1200	9	0	8	0	1	0	0	0	0	0	0	0	0	0	0	0	0	0	0	46.1	-
1300	5	0	4	0	1	0	0	0	0	0	0	0	0	0	0	0	0	0	0	44.8	-
1400	9	0	8	1	0	0	0	0	0	0	0	0	0	0	0	0	0	0	0	37.4	-
1500	6	0	6	0	0	0	0	0	0	0	0	0	0	0	0	0	0	0	0	28.4	-
1600	**16**	**0**	**14**	**1**	**0**	**1**	**0**	**0**	**0**	**0**	**0**	**0**	**0**	**0**	**0**	**0**	**0**	**0**	**0**	**35.3**	**43.9**
1700	13	0	11	0	2	0	0	0	0	0	0	0	0	0	0	0	0	0	0	45.3	53.3
1800	5	0	5	0	0	0	0	0	0	0	0	0	0	0	0	0	0	0	0	41.2	-
1900	11	0	10	1	0	0	0	0	0	0	0	0	0	0	0	0	0	0	0	46.2	49
2000	8	0	7	0	1	0	0	0	0	0	0	0	0	0	0	0	0	0	0	51.7	-
2100	1	0	1	0	0	0	0	0	0	0	0	0	0	0	0	0	0	0	0	49.4	-
2200	3	0	3	0	0	0	0	0	0	0	0	0	0	0	0	0	0	0	0	65.2	-
2300	1	0	1	0	0	0	0	0	0	0	0	0	0	0	0	0	0	0	0	50.8	-
07-19	**92**	**0**	**81**	**4**	**6**	**1**	**0**	**0**	**0**	**0**	**0**	**0**	**0**	**0**	**0**	**0**	**0**	**0**	**0**	**40.6**	**49.3**
06-22	**114**	**0**	**99**	**5**	**9**	**1**	**0**	**0**	**0**	**0**	**0**	**0**	**0**	**0**	**0**	**0**	**0**	**0**	**0**	**42.4**	**50.8**
06-00	**118**	**0**	**103**	**5**	**9**	**1**	**0**	**0**	**0**	**0**	**0**	**0**	**0**	**0**	**0**	**0**	**0**	**0**	**0**	**43.1**	**51.5**
00-00	**123**	**0**	**107**	**5**	**10**	**1**	**0**	**0**	**0**	**0**	**0**	**0**	**0**	**0**	**0**	**0**	**0**	**0**	**0**	**43.3**	**51.8**

DRAFT

Site 62
Location L-7555-0, Att - Telepole, Lat , Long
Direction East West

3279 / Meath/Cavan/Monaghan ATC's
October 2013
Automatic Traffic Count

Virtual Day (1)

Time	Total	Classification												>PSL	>PSL%	>SL1	>SL1%	>SL2	>SL2%	Mean	Vpp
		1 MCL	2 SV	3 SVT	4 TB2	5 TB3	6 T4	7 ART3	8 ART4	9 ART5	10 ART6	11 BD	12 DRT	80	80	85 +5kph	85 +5kph	90 +10kph	90 +10kph		85
0000	1	0	1	0	0	0	0	0	0	0	0	0	0	0	0	0	0	0	0	62.5	-
0100	1	0	1	0	0	0	0	0	0	0	0	0	0	0	0	0	0	0	0	43.6	-
0200	0	0	0	0	0	0	0	0	0	0	0	0	0	0	0	0	0	0	0	-	-
0300	0	0	0	0	0	0	0	0	0	0	0	0	0	0	0	0	0	0	0	-	-
0400	0	0	0	0	0	0	0	0	0	0	0	0	0	0	0	0	0	0	0	-	-
0500	3	0	2	0	1	0	0	0	0	0	0	0	0	0	0	0	0	0	0	44.9	-
0600	2	0	0	0	2	0	0	0	0	0	0	0	0	0	0	0	0	0	0	63	-
0700	2	0	2	0	0	0	0	0	0	0	0	0	0	0	0	0	0	0	0	45.3	-
0800	7	0	6	0	1	0	0	0	0	0	0	0	0	0	0	0	0	0	0	43.4	-
0900	**9**	**0**	**8**	**0**	**1**	**0**	**0**	**0**	**0**	**0**	**0**	**0**	**0**	**0**	**0**	**0**	**0**	**0**	**0**	**43**	**-**
1000	8	0	6	2	0	0	0	0	0	0	0	0	0	0	0	0	0	0	0	41.2	-
1100	3	0	3	0	0	0	0	0	0	0	0	0	0	0	0	0	0	0	0	41.1	-
1200	9	0	8	0	1	0	0	0	0	0	0	0	0	0	0	0	0	0	0	46.1	-
1300	5	0	4	0	1	0	0	0	0	0	0	0	0	0	0	0	0	0	0	44.8	-
1400	9	0	8	1	0	0	0	0	0	0	0	0	0	0	0	0	0	0	0	37.4	-
1500	6	0	6	0	0	0	0	0	0	0	0	0	0	0	0	0	0	0	0	28.4	-
1600	**16**	**0**	**14**	**1**	**0**	**1**	**0**	**0**	**0**	**0**	**0**	**0**	**0**	**0**	**0**	**0**	**0**	**0**	**0**	**35.3**	**43.9**
1700	13	0	11	0	2	0	0	0	0	0	0	0	0	0	0	0	0	0	0	45.3	53.3
1800	5	0	5	0	0	0	0	0	0	0	0	0	0	0	0	0	0	0	0	41.2	-
1900	11	0	10	1	0	0	0	0	0	0	0	0	0	0	0	0	0	0	0	46.2	49
2000	8	0	7	0	1	0	0	0	0	0	0	0	0	0	0	0	0	0	0	51.7	-
2100	1	0	1	0	0	0	0	0	0	0	0	0	0	0	0	0	0	0	0	49.4	-
2200	3	0	3	0	0	0	0	0	0	0	0	0	0	0	0	0	0	0	0	65.2	-
2300	1	0	1	0	0	0	0	0	0	0	0	0	0	0	0	0	0	0	0	50.8	-
07-19	**92**	**0**	**81**	**4**	**6**	**1**	**0**	**0**	**0**	**0**	**0**	**0**	**0**	**0**	**0**	**0**	**0**	**0**	**0**	**40.6**	**49.3**
06-22	**114**	**0**	**99**	**5**	**9**	**1**	**0**	**0**	**0**	**0**	**0**	**0**	**0**	**0**	**0**	**0**	**0**	**0**	**0**	**42.4**	**50.8**
06-00	**118**	**0**	**103**	**5**	**9**	**1**	**0**	**0**	**0**	**0**	**0**	**0**	**0**	**0**	**0**	**0**	**0**	**0**	**0**	**43.1**	**51.5**
00-00	**123**	**0**	**107**	**5**	**10**	**1**	**0**	**0**	**0**	**0**	**0**	**0**	**0**	**0**	**0**	**0**	**0**	**0**	**0**	**43.3**	**51.8**

DRAFT

Site 62
Location L-7555-0, Att - Telepole, Lat , Long
Direction East West

3279 / Meath/Cavan/Monaghan ATC's
October 2013
Automatic Traffic Count

Virtual Week (1)

Time	Total	Classification												>PSL	>PSL%	>SL1	>SL1%	>SL2	>SL2%	Mean	Vpp
		1 MCL	2 SV	3 SVT	4 TB2	5 TB3	6 T4	7 ART3	8 ART4	9 ART5	10 ART6	11 BD	12 DRT	80	80	85 +5kph	85 +5kph	90 +10kph	90 +10kph		85
Mon	0	0	0	0	0	0	0	0	0	0	0	0	0	0	0	0	0	0	0	-	-
Tue	0	0	0	0	0	0	0	0	0	0	0	0	0	0	0	0	0	0	0	-	-
Wed	0	0	0	0	0	0	0	0	0	0	0	0	0	0	0	0	0	0	0	-	-
Thu	123	0	107	5	10	1	0	0	0	0	0	0	0	0	0	0	0	0	0	43.3	51.8
Fri	0	0	0	0	0	0	0	0	0	0	0	0	0	0	0	0	0	0	0	-	-
Sat	0	0	0	0	0	0	0	0	0	0	0	0	0	0	0	0	0	0	0	-	-
Sun	0	0	0	0	0	0	0	0	0	0	0	0	0	0	0	0	0	0	0	-	-
5 Day Ave.	**123**	**0**	**107**	**5**	**10**	**1**	**0**	**0**	**0**	**0**	**0**	**0**	**0**	**0**	**0.0**	**0**	**0.0**	**0**	**0.0**	**43.0**	**52.0**
7 Day Ave.	**123**	**0**	**107**	**5**	**10**	**1**	**0**	**0**	**0**	**0**	**0**	**0**	**0**	**0**	**0.0**	**0**	**0.0**	**0**	**0.0**	**43.3**	**51.8**
Total	**123**	**0**	**107**	**5**	**10**	**1**	**0**	**0**	**0**	**0**	**0**	**0**	**0**	**0**	**0.0**	**0**	**0.0**	**0**	**0.0**	**43.3**	**51.8**

Summary Graphs

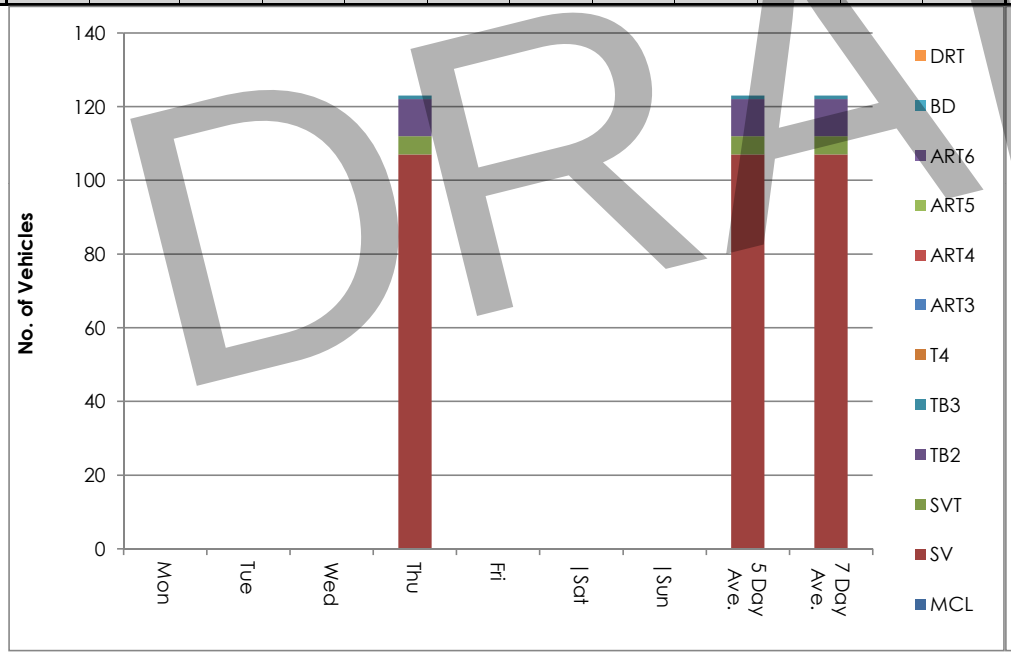

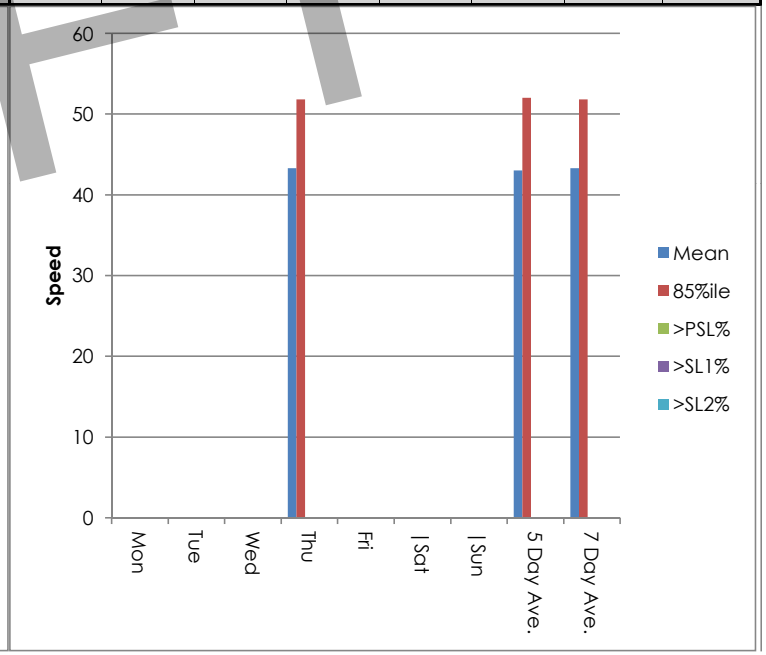

DRAFT

Site 62
Location L-7555-0, Att - Telepole, Lat , Long
Direction East West

3279 / Meath/Cavan/Monaghan ATC's
October 2013
Automatic Traffic Count

Thu, 10 October 2013

Time	Total	Speed Bins (km/h)																											
		0 - 5	5 - 10	10 - 15	15 - 20	20 - 25	25 - 30	30 - 35	35 - 40	40 - 45	45 - 50	50 - 55	55 - 60	60 - 65	65 - 70	70 - 75	75 - 80	80 - 85	85 - 90	90 - 95	95 - 100	100 - 105	105 - 110	110 - 115	115 - 120	120 - 125	125 - 130	130 - 135	135 - 140
0000	1	0	0	0	0	0	0	0	0	0	0	0	0	1	0	0	0	0	0	0	0	0	0	0	0	0	0	0	0
0100	1	0	0	0	0	0	0	0	0	1	0	0	0	0	0	0	0	0	0	0	0	0	0	0	0	0	0	0	0
0200	0	0	0	0	0	0	0	0	0	0	0	0	0	0	0	0	0	0	0	0	0	0	0	0	0	0	0	0	0
0300	0	0	0	0	0	0	0	0	0	0	0	0	0	0	0	0	0	0	0	0	0	0	0	0	0	0	0	0	0
0400	0	0	0	0	0	0	0	0	0	0	0	0	0	0	0	0	0	0	0	0	0	0	0	0	0	0	0	0	0
0500	3	0	0	0	0	0	0	0	0	2	0	1	0	0	0	0	0	0	0	0	0	0	0	0	0	0	0	0	0
0600	2	0	0	0	0	0	0	0	0	0	0	0	1	0	1	0	0	0	0	0	0	0	0	0	0	0	0	0	0
0700	2	0	0	0	0	0	0	0	0	1	1	0	0	0	0	0	0	0	0	0	0	0	0	0	0	0	0	0	0
0800	7	0	0	0	0	0	0	1	1	2	2	1	0	0	0	0	0	0	0	0	0	0	0	0	0	0	0	0	0
0900	**9**	**0**	**0**	**0**	**0**	**0**	**0**	**0**	**3**	**3**	**2**	**1**	**0**	**0**	**0**	**0**	**0**	**0**	**0**	**0**	**0**	**0**	**0**	**0**	**0**	**0**	**0**	**0**	**0**
1000	8	0	0	0	0	0	1	2	1	1	1	2	0	0	0	0	0	0	0	0	0	0	0	0	0	0	0	0	0
1100	3	0	0	0	0	0	0	0	0	3	0	0	0	0	0	0	0	0	0	0	0	0	0	0	0	0	0	0	0
1200	9	0	0	0	0	0	0	0	2	1	4	2	0	0	0	0	0	0	0	0	0	0	0	0	0	0	0	0	0
1300	5	0	0	0	0	0	0	0	2	0	2	1	0	0	0	0	0	0	0	0	0	0	0	0	0	0	0	0	0
1400	9	0	0	0	0	0	2	2	3	0	0	2	0	0	0	0	0	0	0	0	0	0	0	0	0	0	0	0	0
1500	6	0	0	0	1	3	0	0	0	1	1	0	0	0	0	0	0	0	0	0	0	0	0	0	0	0	0	0	0
1600	**16**	**0**	**0**	**0**	**1**	**1**	**3**	**2**	**2**	**6**	**1**	**0**	**0**	**0**	**0**	**0**	**0**	**0**	**0**	**0**	**0**	**0**	**0**	**0**	**0**	**0**	**0**	**0**	**0**
1700	13	0	0	0	0	1	0	0	2	3	2	4	1	0	0	0	0	0	0	0	0	0	0	0	0	0	0	0	0
1800	5	0	0	0	0	0	0	1	1	3	0	0	0	0	0	0	0	0	0	0	0	0	0	0	0	0	0	0	0
1900	11	0	0	0	0	0	0	0	0	4	6	1	0	0	0	0	0	0	0	0	0	0	0	0	0	0	0	0	0
2000	8	0	0	0	0	0	0	0	0	0	2	4	2	0	0	0	0	0	0	0	0	0	0	0	0	0	0	0	0
2100	1	0	0	0	0	0	0	0	0	0	1	0	0	0	0	0	0	0	0	0	0	0	0	0	0	0	0	0	0
2200	3	0	0	0	0	0	0	0	0	0	0	1	0	1	0	0	1	0	0	0	0	0	0	0	0	0	0	0	0
2300	1	0	0	0	0	0	0	0	0	0	0	1	0	0	0	0	0	0	0	0	0	0	0	0	0	0	0	0	0
07-19	**92**	**0**	**0**	**0**	**2**	**5**	**6**	**8**	**17**	**24**	**16**	**13**	**1**	**0**	**0**	**0**	**0**	**0**	**0**	**0**	**0**	**0**	**0**	**0**	**0**	**0**	**0**	**0**	**0**
06-22	**114**	**0**	**0**	**0**	**2**	**5**	**6**	**8**	**17**	**28**	**25**	**18**	**4**	**0**	**1**	**0**	**0**	**0**	**0**	**0**	**0**	**0**	**0**	**0**	**0**	**0**	**0**	**0**	**0**
06-00	**118**	**0**	**0**	**0**	**2**	**5**	**6**	**8**	**17**	**28**	**25**	**20**	**4**	**1**	**1**	**0**	**1**	**0**	**0**	**0**	**0**	**0**	**0**	**0**	**0**	**0**	**0**	**0**	**0**
00-00	**123**	**0**	**0**	**0**	**2**	**5**	**6**	**8**	**17**	**31**	**25**	**21**	**4**	**2**	**1**	**0**	**1**	**0**	**0**	**0**	**0**	**0**	**0**	**0**	**0**	**0**	**0**	**0**	**0**

DRAFT

Site 62
Location L-7555-0, Att - Telepole, Lat , Long
Direction East West

3279 / Meath/Cavan/Monaghan ATC's
October 2013
Automatic Traffic Count

Virtual Day (1)

Time	Total	Speed Bins (km/h)																											
		0 - 5	5 - 10	10 - 15	15 - 20	20 - 25	25 - 30	30 - 35	35 - 40	40 - 45	45 - 50	50 - 55	55 - 60	60 - 65	65 - 70	70 - 75	75 - 80	80 - 85	85 - 90	90 - 95	95 - 100	100 - 105	105 - 110	110 - 115	115 - 120	120 - 125	125 - 130	130 - 135	135 - 140
0000	1	0	0	0	0	0	0	0	0	0	0	0	0	1	0	0	0	0	0	0	0	0	0	0	0	0	0	0	0
0100	1	0	0	0	0	0	0	0	0	1	0	0	0	0	0	0	0	0	0	0	0	0	0	0	0	0	0	0	0
0200	0	0	0	0	0	0	0	0	0	0	0	0	0	0	0	0	0	0	0	0	0	0	0	0	0	0	0	0	0
0300	0	0	0	0	0	0	0	0	0	0	0	0	0	0	0	0	0	0	0	0	0	0	0	0	0	0	0	0	0
0400	0	0	0	0	0	0	0	0	0	0	0	0	0	0	0	0	0	0	0	0	0	0	0	0	0	0	0	0	0
0500	3	0	0	0	0	0	0	0	0	2	0	1	0	0	0	0	0	0	0	0	0	0	0	0	0	0	0	0	0
0600	2	0	0	0	0	0	0	0	0	0	0	0	1	0	1	0	0	0	0	0	0	0	0	0	0	0	0	0	0
0700	2	0	0	0	0	0	0	0	0	1	1	0	0	0	0	0	0	0	0	0	0	0	0	0	0	0	0	0	0
0800	7	0	0	0	0	0	0	1	1	2	2	1	0	0	0	0	0	0	0	0	0	0	0	0	0	0	0	0	0
0900	**9**	**0**	**0**	**0**	**0**	**0**	**0**	**0**	**3**	**3**	**2**	**1**	**0**	**0**	**0**	**0**	**0**	**0**	**0**	**0**	**0**	**0**	**0**	**0**	**0**	**0**	**0**	**0**	**0**
1000	8	0	0	0	0	0	1	2	1	1	1	2	0	0	0	0	0	0	0	0	0	0	0	0	0	0	0	0	0
1100	3	0	0	0	0	0	0	0	0	3	0	0	0	0	0	0	0	0	0	0	0	0	0	0	0	0	0	0	0
1200	9	0	0	0	0	0	0	0	2	1	4	2	0	0	0	0	0	0	0	0	0	0	0	0	0	0	0	0	0
1300	5	0	0	0	0	0	0	0	2	0	2	1	0	0	0	0	0	0	0	0	0	0	0	0	0	0	0	0	0
1400	9	0	0	0	0	0	2	2	3	0	0	2	0	0	0	0	0	0	0	0	0	0	0	0	0	0	0	0	0
1500	6	0	0	0	1	3	0	0	0	1	1	0	0	0	0	0	0	0	0	0	0	0	0	0	0	0	0	0	0
1600	**16**	**0**	**0**	**0**	**1**	**1**	**3**	**2**	**2**	**6**	**1**	**0**	**0**	**0**	**0**	**0**	**0**	**0**	**0**	**0**	**0**	**0**	**0**	**0**	**0**	**0**	**0**	**0**	**0**
1700	13	0	0	0	0	1	0	0	2	3	2	4	1	0	0	0	0	0	0	0	0	0	0	0	0	0	0	0	0
1800	5	0	0	0	0	0	0	1	1	3	0	0	0	0	0	0	0	0	0	0	0	0	0	0	0	0	0	0	0
1900	11	0	0	0	0	0	0	0	0	4	6	1	0	0	0	0	0	0	0	0	0	0	0	0	0	0	0	0	0
2000	8	0	0	0	0	0	0	0	0	0	2	4	2	0	0	0	0	0	0	0	0	0	0	0	0	0	0	0	0
2100	1	0	0	0	0	0	0	0	0	0	1	0	0	0	0	0	0	0	0	0	0	0	0	0	0	0	0	0	0
2200	3	0	0	0	0	0	0	0	0	0	0	1	0	1	0	0	1	0	0	0	0	0	0	0	0	0	0	0	0
2300	1	0	0	0	0	0	0	0	0	0	0	1	0	0	0	0	0	0	0	0	0	0	0	0	0	0	0	0	0
07-19	**92**	**0**	**0**	**0**	**2**	**5**	**6**	**8**	**17**	**24**	**16**	**13**	**1**	**0**	**0**	**0**	**0**	**0**	**0**	**0**	**0**	**0**	**0**	**0**	**0**	**0**	**0**	**0**	**0**
06-22	**114**	**0**	**0**	**0**	**2**	**5**	**6**	**8**	**17**	**28**	**25**	**18**	**4**	**0**	**1**	**0**	**0**	**0**	**0**	**0**	**0**	**0**	**0**	**0**	**0**	**0**	**0**	**0**	**0**
06-00	**118**	**0**	**0**	**0**	**2**	**5**	**6**	**8**	**17**	**28**	**25**	**20**	**4**	**1**	**1**	**0**	**1**	**0**	**0**	**0**	**0**	**0**	**0**	**0**	**0**	**0**	**0**	**0**	**0**
00-00	**123**	**0**	**0**	**0**	**2**	**5**	**6**	**8**	**17**	**31**	**25**	**21**	**4**	**2**	**1**	**0**	**1**	**0**	**0**	**0**	**0**	**0**	**0**	**0**	**0**	**0**	**0**	**0**	**0**

DRAFT

Site 62
Location L-7555-0, Att - Telepole, Lat , Long
Direction East West

3279 / Meath/Cavan/Monaghan ATC's
October 2013
Automatic Traffic Count

Virtual Week (1)

Time	Total	Speed Bins (km/h)																											
		0 - 5	5 - 10	10 - 15	15 - 20	20 - 25	25 - 30	30 - 35	35 - 40	40 - 45	45 - 50	50 - 55	55 - 60	60 - 65	65 - 70	70 - 75	75 - 80	80 - 85	85 - 90	90 - 95	95 - 100	100 - 105	105 - 110	110 - 115	115 - 120	120 - 125	125 - 130	130 - 135	135 - 140
Mon	0	0	0	0	0	0	0	0	0	0	0	0	0	0	0	0	0	0	0	0	0	0	0	0	0	0	0	0	0
Tue	0	0	0	0	0	0	0	0	0	0	0	0	0	0	0	0	0	0	0	0	0	0	0	0	0	0	0	0	0
Wed	0	0	0	0	0	0	0	0	0	0	0	0	0	0	0	0	0	0	0	0	0	0	0	0	0	0	0	0	0
Thu	123	0	0	0	2	5	6	8	17	31	25	21	4	2	1	0	1	0	0	0	0	0	0	0	0	0	0	0	0
Fri	0	0	0	0	0	0	0	0	0	0	0	0	0	0	0	0	0	0	0	0	0	0	0	0	0	0	0	0	0
|Sat	0	0	0	0	0	0	0	0	0	0	0	0	0	0	0	0	0	0	0	0	0	0	0	0	0	0	0	0	0
|Sun	0	0	0	0	0	0	0	0	0	0	0	0	0	0	0	0	0	0	0	0	0	0	0	0	0	0	0	0	0
5 Day Ave.	**123**	**0**	**0**	**0**	**2**	**5**	**6**	**8**	**17**	**31**	**25**	**21**	**4**	**2**	**1**	**0**	**1**	**0**	**0**	**0**	**0**	**0**	**0**	**0**	**0**	**0**	**0**	**0**	**0**
7 Day Ave.	**123**	**0**	**0**	**0**	**2**	**5**	**6**	**8**	**17**	**31**	**25**	**21**	**4**	**2**	**1**	**0**	**1**	**0**	**0**	**0**	**0**	**0**	**0**	**0**	**0**	**0**	**0**	**0**	**0**
Total	**123**	**0**	**0**	**0**	**2**	**5**	**6**	**8**	**17**	**31**	**25**	**21**	**4**	**2**	**1**	**0**	**1**	**0**	**0**	**0**	**0**	**0**	**0**	**0**	**0**	**0**	**0**	**0**	**0**

Summary Graphs

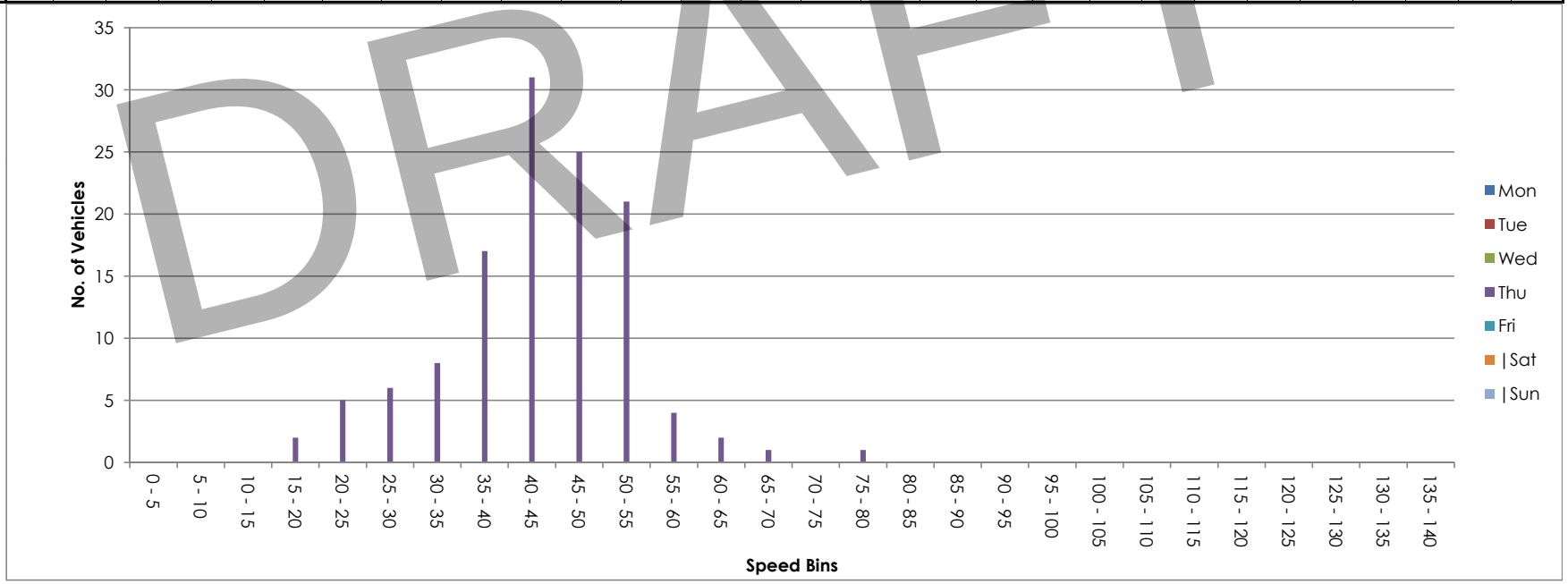

DRAFT



NDC NATIONWIDE DATA COLLECTION	**Site / Location:**	LS08912, Att - Telepole, Lat 53.97997, Long -6.82518	**Project No:**	3279	**Photo No:**	3279-67	**Drawn By:** MOR
	Survey Date:	Thu, 10 October 2013	**Project Name:**		Meath/Cavan/Monaghan ATC'S		
	Survey Times:	00:00 to 00(24):00	**Title:**		Site Photograph		

Site No.	Location.	Direction.	Speed Limit (km/h)	Date.	Total Vehicles.	5 Day Ave.	7 Day Ave.	No. > Speed Limit.	%. > Speed Limit.	No. > Speed Limit1 (+5km/h).	%. > Speed Limit1 (+5km/h).	No. > Speed Limit1 (+10km/h).	%. > Speed Limit1 (+10km/h).	Mean Speed	85%ile Speed
67	LS08912, Att - Telepole, Lat 53.97997, Long -6.82518	East	80	Thu, 10 October 2013	38	38	38	0	0.0	0	0.0	0	0.0	37.7	43.9
		West	80	Thu, 10 October 2013	44	44	44	0	0.0	0	0.0	0	0.0	32.6	42.8
		East West	80	Thu, 10 October 2013	82	82	82	0	0.0	0	0.0	0	0.0	35.0	43.6

DRAFT

Site 67
Location LS08912, Att - Telepole, Lat 53.97997, Long -6.82518
Direction East

3279 / Meath/Cavan/Monaghan ATC's
October 2013
Automatic Traffic Count

Thu, 10 October 2013

Time	Total	Classification												>PSL	>PSL%	>SL1	>SL1%	>SL2	>SL2%	Mean	Vpp
		1 MCL	2 SV	3 SVT	4 TB2	5 TB3	6 T4	7 ART3	8 ART4	9 ART5	10 ART6	11 BD	12 DRT	80	80	85 +5kph	85 +5kph	90 +10kph	90 +10kph		85
0000	0	0	0	0	0	0	0	0	0	0	0	0	0	0	0	0	0	0	0	-	-
0100	0	0	0	0	0	0	0	0	0	0	0	0	0	0	0	0	0	0	0	-	-
0200	0	0	0	0	0	0	0	0	0	0	0	0	0	0	0	0	0	0	0	-	-
0300	0	0	0	0	0	0	0	0	0	0	0	0	0	0	0	0	0	0	0	-	-
0400	0	0	0	0	0	0	0	0	0	0	0	0	0	0	0	0	0	0	0	-	-
0500	**6**	**0**	**6**	**0**	**0**	**0**	**0**	**0**	**0**	**0**	**0**	**0**	**0**	**0**	**0**	**0**	**0**	**0**	**0**	**45.5**	**-**
0600	0	0	0	0	0	0	0	0	0	0	0	0	0	0	0	0	0	0	0	-	-
0700	2	1	0	0	1	0	0	0	0	0	0	0	0	0	0	0	0	0	0	35.5	-
0800	3	0	3	0	0	0	0	0	0	0	0	0	0	0	0	0	0	0	0	39.9	-
0900	4	0	4	0	0	0	0	0	0	0	0	0	0	0	0	0	0	0	0	35.5	-
1000	0	0	0	0	0	0	0	0	0	0	0	0	0	0	0	0	0	0	0	-	-
1100	3	1	2	0	0	0	0	0	0	0	0	0	0	0	0	0	0	0	0	34.7	-
1200	2	0	1	0	1	0	0	0	0	0	0	0	0	0	0	0	0	0	0	32.5	-
1300	1	0	1	0	0	0	0	0	0	0	0	0	0	0	0	0	0	0	0	34	-
1400	2	0	2	0	0	0	0	0	0	0	0	0	0	0	0	0	0	0	0	35.4	-
1500	**4**	**0**	**1**	**0**	**3**	**0**	**0**	**0**	**0**	**0**	**0**	**0**	**0**	**0**	**0**	**0**	**0**	**0**	**0**	**30.7**	**-**
1600	2	1	1	0	0	0	0	0	0	0	0	0	0	0	0	0	0	0	0	30.5	-
1700	1	0	1	0	0	0	0	0	0	0	0	0	0	0	0	0	0	0	0	41.9	-
1800	1	0	1	0	0	0	0	0	0	0	0	0	0	0	0	0	0	0	0	39	-
1900	3	0	3	0	0	0	0	0	0	0	0	0	0	0	0	0	0	0	0	46.4	-
2000	3	0	3	0	0	0	0	0	0	0	0	0	0	0	0	0	0	0	0	38.1	-
2100	0	0	0	0	0	0	0	0	0	0	0	0	0	0	0	0	0	0	0	-	-
2200	1	0	1	0	0	0	0	0	0	0	0	0	0	0	0	0	0	0	0	33.8	-
2300	0	0	0	0	0	0	0	0	0	0	0	0	0	0	0	0	0	0	0	0	0
07-19	**25**	**3**	**17**	**0**	**5**	**0**	**0**	**0**	**0**	**0**	**0**	**0**	**0**	**0**	**0**	**0**	**0**	**0**	**0**	**34.9**	**42.5**
06-22	**31**	**3**	**23**	**0**	**5**	**0**	**0**	**0**	**0**	**0**	**0**	**0**	**0**	**0**	**0**	**0**	**0**	**0**	**0**	**36.3**	**43.2**
06-00	**32**	**3**	**24**	**0**	**5**	**0**	**0**	**0**	**0**	**0**	**0**	**0**	**0**	**0**	**0**	**0**	**0**	**0**	**0**	**36.2**	**43.2**
00-00	**38**	**3**	**30**	**0**	**5**	**0**	**0**	**0**	**0**	**0**	**0**	**0**	**0**	**0**	**0**	**0**	**0**	**0**	**0**	**37.7**	**43.9**

DRAFT

Site 67
Location LS08912, Att - Telepole, Lat 53.97997, Long -6.82518
Direction East

3279 / Meath/Cavan/Monaghan ATC's
October 2013
Automatic Traffic Count

Virtual Day (1)

Time	Total	Classification												>PSL	>PSL%	>SL1	>SL1%	>SL2	>SL2%	Mean	Vpp
		1 MCL	2 SV	3 SVT	4 TB2	5 TB3	6 T4	7 ART3	8 ART4	9 ART5	10 ART6	11 BD	12 DRT	80	80	85 +5kph	85 +5kph	90 +10kph	90 +10kph		85
0000	0	0	0	0	0	0	0	0	0	0	0	0	0	0	0	0	0	0	0	-	-
0100	0	0	0	0	0	0	0	0	0	0	0	0	0	0	0	0	0	0	0	-	-
0200	0	0	0	0	0	0	0	0	0	0	0	0	0	0	0	0	0	0	0	-	-
0300	0	0	0	0	0	0	0	0	0	0	0	0	0	0	0	0	0	0	0	-	-
0400	0	0	0	0	0	0	0	0	0	0	0	0	0	0	0	0	0	0	0	-	-
0500	**6**	**0**	**6**	**0**	**0**	**0**	**0**	**0**	**0**	**0**	**0**	**0**	**0**	**0**	**0**	**0**	**0**	**0**	**0**	**45.5**	**-**
0600	0	0	0	0	0	0	0	0	0	0	0	0	0	0	0	0	0	0	0	-	-
0700	2	1	0	0	1	0	0	0	0	0	0	0	0	0	0	0	0	0	0	35.5	-
0800	3	0	3	0	0	0	0	0	0	0	0	0	0	0	0	0	0	0	0	39.9	-
0900	4	0	4	0	0	0	0	0	0	0	0	0	0	0	0	0	0	0	0	35.5	-
1000	0	0	0	0	0	0	0	0	0	0	0	0	0	0	0	0	0	0	0	-	-
1100	3	1	2	0	0	0	0	0	0	0	0	0	0	0	0	0	0	0	0	34.7	-
1200	2	0	1	0	1	0	0	0	0	0	0	0	0	0	0	0	0	0	0	32.5	-
1300	1	0	1	0	0	0	0	0	0	0	0	0	0	0	0	0	0	0	0	34	-
1400	2	0	2	0	0	0	0	0	0	0	0	0	0	0	0	0	0	0	0	35.4	-
1500	**4**	**0**	**1**	**0**	**3**	**0**	**0**	**0**	**0**	**0**	**0**	**0**	**0**	**0**	**0**	**0**	**0**	**0**	**0**	**30.7**	**-**
1600	2	1	1	0	0	0	0	0	0	0	0	0	0	0	0	0	0	0	0	30.5	-
1700	1	0	1	0	0	0	0	0	0	0	0	0	0	0	0	0	0	0	0	41.9	-
1800	1	0	1	0	0	0	0	0	0	0	0	0	0	0	0	0	0	0	0	39	-
1900	3	0	3	0	0	0	0	0	0	0	0	0	0	0	0	0	0	0	0	46.4	-
2000	3	0	3	0	0	0	0	0	0	0	0	0	0	0	0	0	0	0	0	38.1	-
2100	0	0	0	0	0	0	0	0	0	0	0	0	0	0	0	0	0	0	0	-	-
2200	1	0	1	0	0	0	0	0	0	0	0	0	0	0	0	0	0	0	0	33.8	-
2300	0	0	0	0	0	0	0	0	0	0	0	0	0	0	0	0	0	0	0	-	-
07-19	**25**	**3**	**17**	**0**	**5**	**0**	**0**	**0**	**0**	**0**	**0**	**0**	**0**	**0**	**0**	**0**	**0**	**0**	**0**	**34.9**	**42.5**
06-22	**31**	**3**	**23**	**0**	**5**	**0**	**0**	**0**	**0**	**0**	**0**	**0**	**0**	**0**	**0**	**0**	**0**	**0**	**0**	**36.3**	**43.2**
06-00	**32**	**3**	**24**	**0**	**5**	**0**	**0**	**0**	**0**	**0**	**0**	**0**	**0**	**0**	**0**	**0**	**0**	**0**	**0**	**36.2**	**43.2**
00-00	**38**	**3**	**30**	**0**	**5**	**0**	**0**	**0**	**0**	**0**	**0**	**0**	**0**	**0**	**0**	**0**	**0**	**0**	**0**	**37.7**	**43.9**

DRAFT

Site 67
Location LS08912, Att - Telepole, Lat 53.97997, Long -6.82518
Direction East

3279 / Meath/Cavan/Monaghan ATC's
October 2013
Automatic Traffic Count

Virtual Week (1)

Time	Total	Classification												>PSL	>PSL%	>SL1	>SL1%	>SL2	>SL2%	Mean	Vpp
		1 MCL	2 SV	3 SVT	4 TB2	5 TB3	6 T4	7 ART3	8 ART4	9 ART5	10 ART6	11 BD	12 DRT	80	80	85 +5kph	85 +5kph	90 +10kph	90 +10kph		85
Mon	0	0	0	0	0	0	0	0	0	0	0	0	0	0	0	0	0	0	0	-	-
Tue	0	0	0	0	0	0	0	0	0	0	0	0	0	0	0	0	0	0	0	-	-
Wed	0	0	0	0	0	0	0	0	0	0	0	0	0	0	0	0	0	0	0	-	-
Thu	38	3	30	0	5	0	0	0	0	0	0	0	0	0	0	0	0	0	0	37.7	43.9
Fri	0	0	0	0	0	0	0	0	0	0	0	0	0	0	0	0	0	0	0	-	-
| Sat	0	0	0	0	0	0	0	0	0	0	0	0	0	0	0	0	0	0	0	-	-
| Sun	0	0	0	0	0	0	0	0	0	0	0	0	0	0	0	0	0	0	0	-	-
5 Day Ave.	**38**	**3**	**30**	**0**	**5**	**0**	**0**	**0**	**0**	**0**	**0**	**0**	**0**	**0**	**0.0**	**0**	**0.0**	**0**	**0.0**	**38.0**	**44.0**
7 Day Ave.	**38**	**3**	**30**	**0**	**5**	**0**	**0**	**0**	**0**	**0**	**0**	**0**	**0**	**0**	**0.0**	**0**	**0.0**	**0**	**0.0**	**37.7**	**43.9**
Total	**38**	**3**	**30**	**0**	**5**	**0**	**0**	**0**	**0**	**0**	**0**	**0**	**0**	**0**	**0.0**	**0**	**0.0**	**0**	**0.0**	**37.7**	**43.9**

Summary Graphs

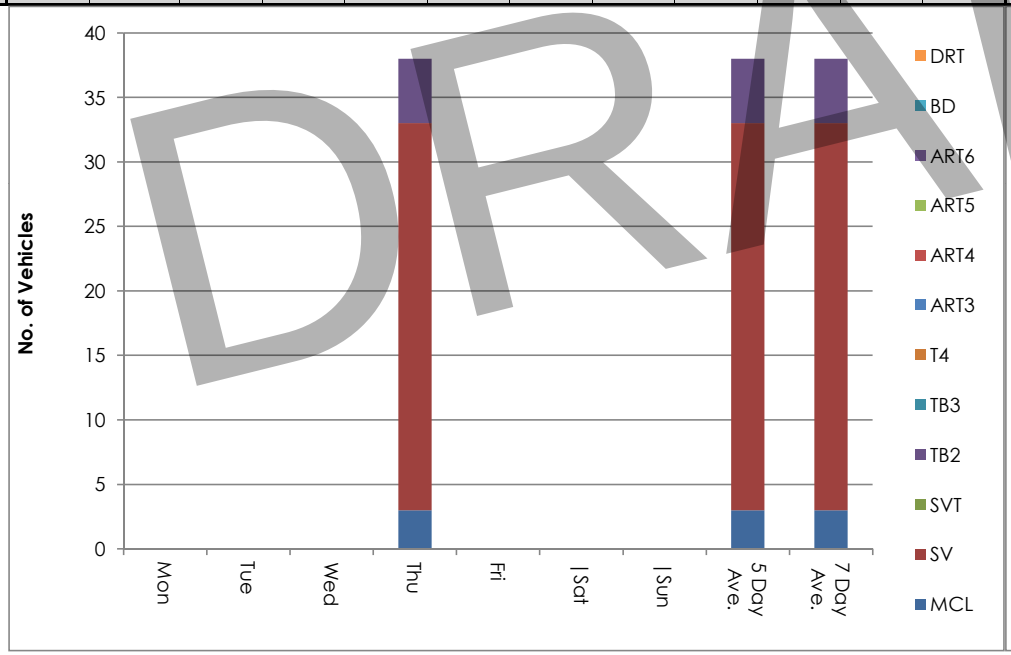

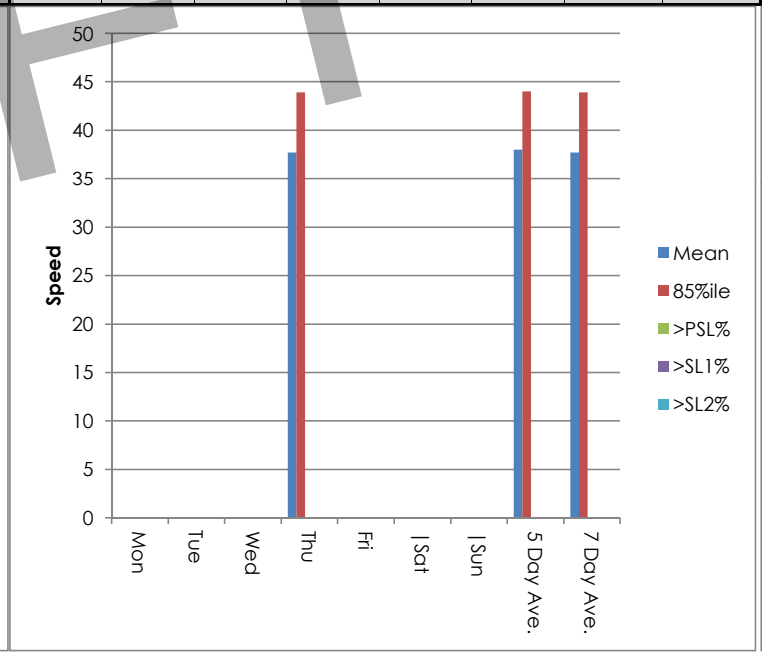

DRAFT

Site 67
Location LS08912, Att - Telepole, Lat 53.97997, Long -6.82518
Direction East

3279 / Meath/Cavan/Monaghan ATC's
October 2013
Automatic Traffic Count

Thu, 10 October 2013

Time	Total	Speed Bins (km/h)																											
		0 - 5	5 - 10	10 - 15	15 - 20	20 - 25	25 - 30	30 - 35	35 - 40	40 - 45	45 - 50	50 - 55	55 - 60	60 - 65	65 - 70	70 - 75	75 - 80	80 - 85	85 - 90	90 - 95	95 - 100	100 - 105	105 - 110	110 - 115	115 - 120	120 - 125	125 - 130	130 - 135	135 - 140
0000	0	0	0	0	0	0	0	0	0	0	0	0	0	0	0	0	0	0	0	0	0	0	0	0	0	0	0	0	0
0100	0	0	0	0	0	0	0	0	0	0	0	0	0	0	0	0	0	0	0	0	0	0	0	0	0	0	0	0	0
0200	0	0	0	0	0	0	0	0	0	0	0	0	0	0	0	0	0	0	0	0	0	0	0	0	0	0	0	0	0
0300	0	0	0	0	0	0	0	0	0	0	0	0	0	0	0	0	0	0	0	0	0	0	0	0	0	0	0	0	0
0400	0	0	0	0	0	0	0	0	0	0	0	0	0	0	0	0	0	0	0	0	0	0	0	0	0	0	0	0	0
0500	**6**	**0**	**0**	**0**	**0**	**0**	**0**	**1**	**0**	**1**	**3**	**1**	**0**	**0**	**0**	**0**	**0**	**0**	**0**	**0**	**0**	**0**	**0**	**0**	**0**	**0**	**0**	**0**	**0**
0600	0	0	0	0	0	0	0	0	0	0	0	0	0	0	0	0	0	0	0	0	0	0	0	0	0	0	0	0	0
0700	2	0	0	0	0	0	1	0	0	1	0	0	0	0	0	0	0	0	0	0	0	0	0	0	0	0	0	0	0
0800	3	0	0	0	0	0	0	1	0	2	0	0	0	0	0	0	0	0	0	0	0	0	0	0	0	0	0	0	0
0900	4	0	0	0	0	0	0	3	0	1	0	0	0	0	0	0	0	0	0	0	0	0	0	0	0	0	0	0	0
1000	0	0	0	0	0	0	0	0	0	0	0	0	0	0	0	0	0	0	0	0	0	0	0	0	0	0	0	0	0
1100	3	0	0	0	0	0	1	1	0	1	0	0	0	0	0	0	0	0	0	0	0	0	0	0	0	0	0	0	0
1200	2	0	0	0	0	0	0	2	0	0	0	0	0	0	0	0	0	0	0	0	0	0	0	0	0	0	0	0	0
1300	1	0	0	0	0	0	0	1	0	0	0	0	0	0	0	0	0	0	0	0	0	0	0	0	0	0	0	0	0
1400	2	0	0	0	0	0	0	1	1	0	0	0	0	0	0	0	0	0	0	0	0	0	0	0	0	0	0	0	0
1500	**4**	**0**	**0**	**0**	**1**	**0**	**1**	**1**	**0**	**1**	**0**	**0**	**0**	**0**	**0**	**0**	**0**	**0**	**0**	**0**	**0**	**0**	**0**	**0**	**0**	**0**	**0**	**0**	**0**
1600	2	0	0	0	0	0	1	1	0	0	0	0	0	0	0	0	0	0	0	0	0	0	0	0	0	0	0	0	0
1700	1	0	0	0	0	0	0	0	0	1	0	0	0	0	0	0	0	0	0	0	0	0	0	0	0	0	0	0	0
1800	1	0	0	0	0	0	0	0	1	0	0	0	0	0	0	0	0	0	0	0	0	0	0	0	0	0	0	0	0
1900	3	0	0	0	0	0	0	0	0	2	0	1	0	0	0	0	0	0	0	0	0	0	0	0	0	0	0	0	0
2000	3	0	0	0	0	1	0	0	1	0	0	0	1	0	0	0	0	0	0	0	0	0	0	0	0	0	0	0	0
2100	0	0	0	0	0	0	0	0	0	0	0	0	0	0	0	0	0	0	0	0	0	0	0	0	0	0	0	0	0
2200	1	0	0	0	0	0	0	1	0	0	0	0	0	0	0	0	0	0	0	0	0	0	0	0	0	0	0	0	0
2300	0	0	0	0	0	0	0	0	0	0	0	0	0	0	0	0	0	0	0	0	0	0	0	0	0	0	0	0	0
07-19	**25**	**0**	**0**	**0**	**1**	**0**	**4**	**11**	**2**	**7**	**0**	**0**	**0**	**0**	**0**	**0**	**0**	**0**	**0**	**0**	**0**	**0**	**0**	**0**	**0**	**0**	**0**	**0**	**0**
06-22	**31**	**0**	**0**	**0**	**1**	**1**	**4**	**11**	**3**	**9**	**0**	**1**	**1**	**0**	**0**	**0**	**0**	**0**	**0**	**0**	**0**	**0**	**0**	**0**	**0**	**0**	**0**	**0**	**0**
06-00	**32**	**0**	**0**	**0**	**1**	**1**	**4**	**12**	**3**	**9**	**0**	**1**	**1**	**0**	**0**	**0**	**0**	**0**	**0**	**0**	**0**	**0**	**0**	**0**	**0**	**0**	**0**	**0**	**0**
00-00	**38**	**0**	**0**	**0**	**1**	**1**	**4**	**13**	**3**	**10**	**3**	**2**	**1**	**0**	**0**	**0**	**0**	**0**	**0**	**0**	**0**	**0**	**0**	**0**	**0**	**0**	**0**	**0**	**0**

DRAFT

Site 67
Location LS08912, Att - Telepole, Lat 53.97997, Long -6.82518
Direction East

3279 / Meath/Cavan/Monaghan ATC's
October 2013
Automatic Traffic Count

Virtual Day (1)

Time	Total	Speed Bins (km/h)																											
		0 - 5	5 - 10	10 - 15	15 - 20	20 - 25	25 - 30	30 - 35	35 - 40	40 - 45	45 - 50	50 - 55	55 - 60	60 - 65	65 - 70	70 - 75	75 - 80	80 - 85	85 - 90	90 - 95	95 - 100	100 - 105	105 - 110	110 - 115	115 - 120	120 - 125	125 - 130	130 - 135	135 - 140
0000	0	0	0	0	0	0	0	0	0	0	0	0	0	0	0	0	0	0	0	0	0	0	0	0	0	0	0	0	0
0100	0	0	0	0	0	0	0	0	0	0	0	0	0	0	0	0	0	0	0	0	0	0	0	0	0	0	0	0	0
0200	0	0	0	0	0	0	0	0	0	0	0	0	0	0	0	0	0	0	0	0	0	0	0	0	0	0	0	0	0
0300	0	0	0	0	0	0	0	0	0	0	0	0	0	0	0	0	0	0	0	0	0	0	0	0	0	0	0	0	0
0400	0	0	0	0	0	0	0	0	0	0	0	0	0	0	0	0	0	0	0	0	0	0	0	0	0	0	0	0	0
0500	**6**	**0**	**0**	**0**	**0**	**0**	**0**	**1**	**0**	**1**	**3**	**1**	**0**	**0**	**0**	**0**	**0**	**0**	**0**	**0**	**0**	**0**	**0**	**0**	**0**	**0**	**0**	**0**	**0**
0600	0	0	0	0	0	0	0	0	0	0	0	0	0	0	0	0	0	0	0	0	0	0	0	0	0	0	0	0	0
0700	2	0	0	0	0	0	1	0	0	1	0	0	0	0	0	0	0	0	0	0	0	0	0	0	0	0	0	0	0
0800	3	0	0	0	0	0	0	1	0	2	0	0	0	0	0	0	0	0	0	0	0	0	0	0	0	0	0	0	0
0900	4	0	0	0	0	0	0	3	0	1	0	0	0	0	0	0	0	0	0	0	0	0	0	0	0	0	0	0	0
1000	0	0	0	0	0	0	0	0	0	0	0	0	0	0	0	0	0	0	0	0	0	0	0	0	0	0	0	0	0
1100	3	0	0	0	0	0	1	1	0	1	0	0	0	0	0	0	0	0	0	0	0	0	0	0	0	0	0	0	0
1200	2	0	0	0	0	0	0	2	0	0	0	0	0	0	0	0	0	0	0	0	0	0	0	0	0	0	0	0	0
1300	1	0	0	0	0	0	0	1	0	0	0	0	0	0	0	0	0	0	0	0	0	0	0	0	0	0	0	0	0
1400	2	0	0	0	0	0	0	1	1	0	0	0	0	0	0	0	0	0	0	0	0	0	0	0	0	0	0	0	0
1500	**4**	**0**	**0**	**0**	**1**	**0**	**1**	**1**	**0**	**1**	**0**	**0**	**0**	**0**	**0**	**0**	**0**	**0**	**0**	**0**	**0**	**0**	**0**	**0**	**0**	**0**	**0**	**0**	**0**
1600	2	0	0	0	0	0	1	1	0	0	0	0	0	0	0	0	0	0	0	0	0	0	0	0	0	0	0	0	0
1700	1	0	0	0	0	0	0	0	0	1	0	0	0	0	0	0	0	0	0	0	0	0	0	0	0	0	0	0	0
1800	1	0	0	0	0	0	0	0	1	0	0	0	0	0	0	0	0	0	0	0	0	0	0	0	0	0	0	0	0
1900	3	0	0	0	0	0	0	0	0	2	0	1	0	0	0	0	0	0	0	0	0	0	0	0	0	0	0	0	0
2000	3	0	0	0	0	1	0	0	1	0	0	0	1	0	0	0	0	0	0	0	0	0	0	0	0	0	0	0	0
2100	0	0	0	0	0	0	0	0	0	0	0	0	0	0	0	0	0	0	0	0	0	0	0	0	0	0	0	0	0
2200	1	0	0	0	0	0	0	1	0	0	0	0	0	0	0	0	0	0	0	0	0	0	0	0	0	0	0	0	0
2300	0	0	0	0	0	0	0	0	0	0	0	0	0	0	0	0	0	0	0	0	0	0	0	0	0	0	0	0	0
07-19	**25**	**0**	**0**	**0**	**1**	**0**	**4**	**11**	**2**	**7**	**0**	**0**	**0**	**0**	**0**	**0**	**0**	**0**	**0**	**0**	**0**	**0**	**0**	**0**	**0**	**0**	**0**	**0**	**0**
06-22	**31**	**0**	**0**	**0**	**1**	**1**	**4**	**11**	**3**	**9**	**0**	**1**	**1**	**0**	**0**	**0**	**0**	**0**	**0**	**0**	**0**	**0**	**0**	**0**	**0**	**0**	**0**	**0**	**0**
06-00	**32**	**0**	**0**	**0**	**1**	**1**	**4**	**12**	**3**	**9**	**0**	**1**	**1**	**0**	**0**	**0**	**0**	**0**	**0**	**0**	**0**	**0**	**0**	**0**	**0**	**0**	**0**	**0**	**0**
00-00	**38**	**0**	**0**	**0**	**1**	**1**	**4**	**13**	**3**	**10**	**3**	**2**	**1**	**0**	**0**	**0**	**0**	**0**	**0**	**0**	**0**	**0**	**0**	**0**	**0**	**0**	**0**	**0**	**0**

DRAFT

Site 67
Location LS08912, Att - Telepole, Lat 53.97997, Long -6.82518
Direction East

3279 / Meath/Cavan/Monaghan ATC's
October 2013
Automatic Traffic Count

Virtual Week (1)

Time	Total	Speed Bins (km/h)																											
		0 - 5	5 - 10	10 - 15	15 - 20	20 - 25	25 - 30	30 - 35	35 - 40	40 - 45	45 - 50	50 - 55	55 - 60	60 - 65	65 - 70	70 - 75	75 - 80	80 - 85	85 - 90	90 - 95	95 - 100	100 - 105	105 - 110	110 - 115	115 - 120	120 - 125	125 - 130	130 - 135	135 - 140
Mon	0	0	0	0	0	0	0	0	0	0	0	0	0	0	0	0	0	0	0	0	0	0	0	0	0	0	0	0	0
Tue	0	0	0	0	0	0	0	0	0	0	0	0	0	0	0	0	0	0	0	0	0	0	0	0	0	0	0	0	0
Wed	0	0	0	0	0	0	0	0	0	0	0	0	0	0	0	0	0	0	0	0	0	0	0	0	0	0	0	0	0
Thu	38	0	0	0	1	1	4	13	3	10	3	2	1	0	0	0	0	0	0	0	0	0	0	0	0	0	0	0	0
Fri	0	0	0	0	0	0	0	0	0	0	0	0	0	0	0	0	0	0	0	0	0	0	0	0	0	0	0	0	0
|Sat	0	0	0	0	0	0	0	0	0	0	0	0	0	0	0	0	0	0	0	0	0	0	0	0	0	0	0	0	0
|Sun	0	0	0	0	0	0	0	0	0	0	0	0	0	0	0	0	0	0	0	0	0	0	0	0	0	0	0	0	0
5 Day Ave.	**38**	**0**	**0**	**0**	**1**	**1**	**4**	**13**	**3**	**10**	**3**	**2**	**1**	**0**	**0**	**0**	**0**	**0**	**0**	**0**	**0**	**0**	**0**	**0**	**0**	**0**	**0**	**0**	**0**
7 Day Ave.	**38**	**0**	**0**	**0**	**1**	**1**	**4**	**13**	**3**	**10**	**3**	**2**	**1**	**0**	**0**	**0**	**0**	**0**	**0**	**0**	**0**	**0**	**0**	**0**	**0**	**0**	**0**	**0**	**0**
Total	**38**	**0**	**0**	**0**	**1**	**1**	**4**	**13**	**3**	**10**	**3**	**2**	**1**	**0**	**0**	**0**	**0**	**0**	**0**	**0**	**0**	**0**	**0**	**0**	**0**	**0**	**0**	**0**	**0**

Summary Graphs

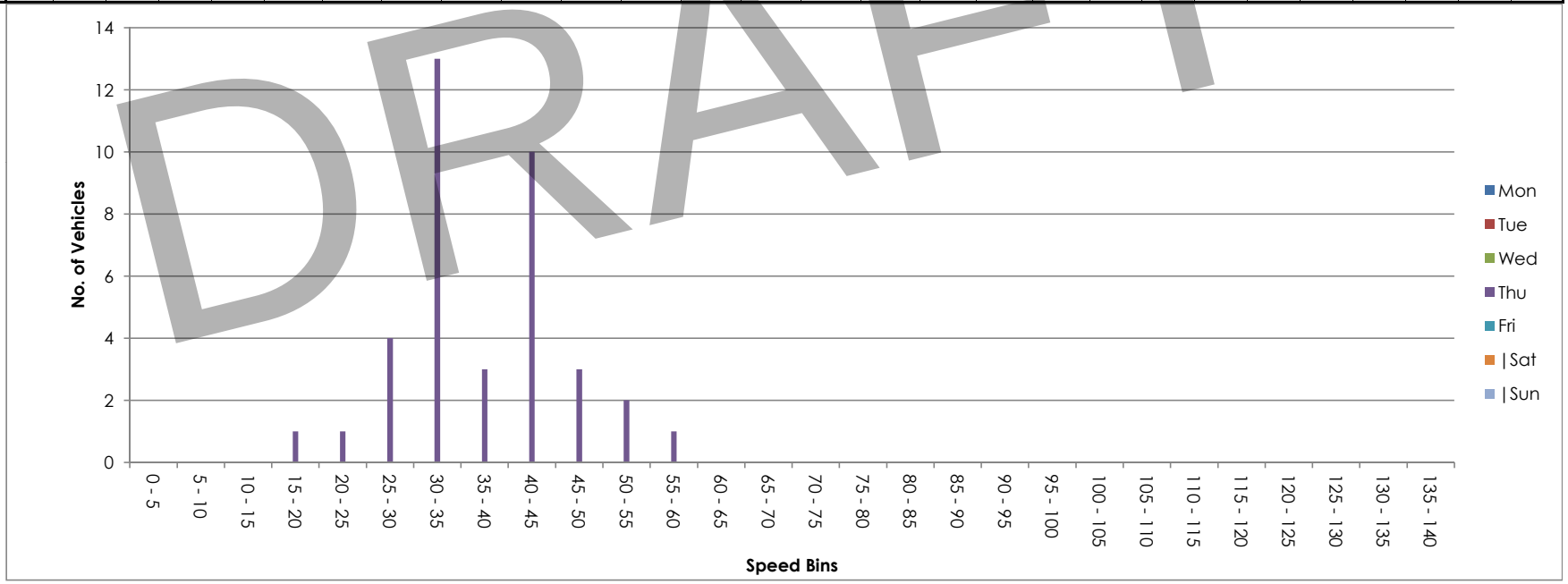

DRAFT

Site 67
Location LS08912, Att - Telepole, Lat 53.97997, Long -6.82518
Direction West

3279 / Meath/Cavan/Monaghan ATC's
October 2013
Automatic Traffic Count

Thu, 10 October 2013

Time	Total	Classification												>PSL	>PSL%	>SL1	>SL1%	>SL2	>SL2%	Mean	Vpp
		1 MCL	2 SV	3 SVT	4 TB2	5 TB3	6 T4	7 ART3	8 ART4	9 ART5	10 ART6	11 BD	12 DRT	80	80	85 +5kph	85 +5kph	90 +10kph	90 +10kph		85
0000	0	0	0	0	0	0	0	0	0	0	0	0	0	0	0	0	0	0	0	-	-
0100	0	0	0	0	0	0	0	0	0	0	0	0	0	0	0	0	0	0	0	-	-
0200	0	0	0	0	0	0	0	0	0	0	0	0	0	0	0	0	0	0	0	-	-
0300	0	0	0	0	0	0	0	0	0	0	0	0	0	0	0	0	0	0	0	-	-
0400	0	0	0	0	0	0	0	0	0	0	0	0	0	0	0	0	0	0	0	-	-
0500	1	0	1	0	0	0	0	0	0	0	0	0	0	0	0	0	0	0	0	45.3	-
0600	0	0	0	0	0	0	0	0	0	0	0	0	0	0	0	0	0	0	0	-	-
0700	0	0	0	0	0	0	0	0	0	0	0	0	0	0	0	0	0	0	0	-	-
0800	2	0	0	0	2	0	0	0	0	0	0	0	0	0	0	0	0	0	0	35.3	-
0900	1	0	1	0	0	0	0	0	0	0	0	0	0	0	0	0	0	0	0	22.6	-
1000	**3**	**2**	**0**	**0**	**1**	**0**	**0**	**0**	**0**	**0**	**0**	**0**	**0**	**0**	**0**	**0**	**0**	**0**	**0**	**18.8**	**-**
1100	2	0	1	0	1	0	0	0	0	0	0	0	0	0	0	0	0	0	0	33.2	-
1200	2	0	1	0	1	0	0	0	0	0	0	0	0	0	0	0	0	0	0	32.4	-
1300	3	1	1	0	0	1	0	0	0	0	0	0	0	0	0	0	0	0	0	22.9	-
1400	3	0	1	0	2	0	0	0	0	0	0	0	0	0	0	0	0	0	0	36.2	-
1500	**5**	**0**	**5**	**0**	**0**	**0**	**0**	**0**	**0**	**0**	**0**	**0**	**0**	**0**	**0**	**0**	**0**	**0**	**0**	**35.3**	**-**
1600	3	0	3	0	0	0	0	0	0	0	0	0	0	0	0	0	0	0	0	34.8	-
1700	4	0	4	0	0	0	0	0	0	0	0	0	0	0	0	0	0	0	0	36.9	-
1800	**5**	**1**	**4**	**0**	**0**	**0**	**0**	**0**	**0**	**0**	**0**	**0**	**0**	**0**	**0**	**0**	**0**	**0**	**0**	**27.3**	**-**
1900	**5**	**0**	**4**	**0**	**1**	**0**	**0**	**0**	**0**	**0**	**0**	**0**	**0**	**0**	**0**	**0**	**0**	**0**	**0**	**39**	**-**
2000	2	0	2	0	0	0	0	0	0	0	0	0	0	0	0	0	0	0	0	35.5	-
2100	1	0	1	0	0	0	0	0	0	0	0	0	0	0	0	0	0	0	0	43.8	-
2200	2	0	1	1	0	0	0	0	0	0	0	0	0	0	0	0	0	0	0	28.4	-
2300	0	0	0	0	0	0	0	0	0	0	0	0	0	0	0	0	0	0	0	0	0
07-19	**33**	**4**	**21**	**0**	**7**	**1**	**0**	**0**	**0**	**0**	**0**	**0**	**0**	**0**	**0**	**0**	**0**	**0**	**0**	**31**	**38.9**
06-22	**41**	**4**	**28**	**0**	**8**	**1**	**0**	**0**	**0**	**0**	**0**	**0**	**0**	**0**	**0**	**0**	**0**	**0**	**0**	**32.5**	**42.8**
06-00	**43**	**4**	**29**	**1**	**8**	**1**	**0**	**0**	**0**	**0**	**0**	**0**	**0**	**0**	**0**	**0**	**0**	**0**	**0**	**32.3**	**42.8**
00-00	**44**	**4**	**30**	**1**	**8**	**1**	**0**	**0**	**0**	**0**	**0**	**0**	**0**	**0**	**0**	**0**	**0**	**0**	**0**	**32.6**	**42.8**

DRAFT

Site 67
Location LS08912, Att - Telepole, Lat 53.97997, Long -6.82518
Direction West

3279 / Meath/Cavan/Monaghan ATC's
October 2013
Automatic Traffic Count

Virtual Day (1)

Time	Total	Classification												>PSL	>PSL%	>SL1	>SL1%	>SL2	>SL2%	Mean	Vpp
		1 MCL	2 SV	3 SVT	4 TB2	5 TB3	6 T4	7 ART3	8 ART4	9 ART5	10 ART6	11 BD	12 DRT	80	80	85 +5kph	85 +5kph	90 +10kph	90 +10kph		85
0000	0	0	0	0	0	0	0	0	0	0	0	0	0	0	0	0	0	0	0	-	-
0100	0	0	0	0	0	0	0	0	0	0	0	0	0	0	0	0	0	0	0	-	-
0200	0	0	0	0	0	0	0	0	0	0	0	0	0	0	0	0	0	0	0	-	-
0300	0	0	0	0	0	0	0	0	0	0	0	0	0	0	0	0	0	0	0	-	-
0400	0	0	0	0	0	0	0	0	0	0	0	0	0	0	0	0	0	0	0	-	-
0500	1	0	1	0	0	0	0	0	0	0	0	0	0	0	0	0	0	0	0	45.3	-
0600	0	0	0	0	0	0	0	0	0	0	0	0	0	0	0	0	0	0	0	-	-
0700	0	0	0	0	0	0	0	0	0	0	0	0	0	0	0	0	0	0	0	-	-
0800	2	0	0	0	2	0	0	0	0	0	0	0	0	0	0	0	0	0	0	35.3	-
0900	1	0	1	0	0	0	0	0	0	0	0	0	0	0	0	0	0	0	0	22.6	-
1000	**3**	**2**	**0**	**0**	**1**	**0**	**0**	**0**	**0**	**0**	**0**	**0**	**0**	**0**	**0**	**0**	**0**	**0**	**0**	**18.8**	**-**
1100	2	0	1	0	1	0	0	0	0	0	0	0	0	0	0	0	0	0	0	33.2	-
1200	2	0	1	0	1	0	0	0	0	0	0	0	0	0	0	0	0	0	0	32.4	-
1300	3	1	1	0	0	1	0	0	0	0	0	0	0	0	0	0	0	0	0	22.9	-
1400	3	0	1	0	2	0	0	0	0	0	0	0	0	0	0	0	0	0	0	36.2	-
1500	**5**	**0**	**5**	**0**	**0**	**0**	**0**	**0**	**0**	**0**	**0**	**0**	**0**	**0**	**0**	**0**	**0**	**0**	**0**	**35.3**	**-**
1600	3	0	3	0	0	0	0	0	0	0	0	0	0	0	0	0	0	0	0	34.8	-
1700	4	0	4	0	0	0	0	0	0	0	0	0	0	0	0	0	0	0	0	36.9	-
1800	**5**	**1**	**4**	**0**	**0**	**0**	**0**	**0**	**0**	**0**	**0**	**0**	**0**	**0**	**0**	**0**	**0**	**0**	**0**	**27.3**	**-**
1900	**5**	**0**	**4**	**0**	**1**	**0**	**0**	**0**	**0**	**0**	**0**	**0**	**0**	**0**	**0**	**0**	**0**	**0**	**0**	**39**	**-**
2000	2	0	2	0	0	0	0	0	0	0	0	0	0	0	0	0	0	0	0	35.5	-
2100	1	0	1	0	0	0	0	0	0	0	0	0	0	0	0	0	0	0	0	43.8	-
2200	2	0	1	1	0	0	0	0	0	0	0	0	0	0	0	0	0	0	0	28.4	-
2300	0	0	0	0	0	0	0	0	0	0	0	0	0	0	0	0	0	0	0	-	-
07-19	**33**	**4**	**21**	**0**	**7**	**1**	**0**	**0**	**0**	**0**	**0**	**0**	**0**	**0**	**0**	**0**	**0**	**0**	**0**	**31**	**38.9**
06-22	**41**	**4**	**28**	**0**	**8**	**1**	**0**	**0**	**0**	**0**	**0**	**0**	**0**	**0**	**0**	**0**	**0**	**0**	**0**	**32.5**	**42.8**
06-00	**43**	**4**	**29**	**1**	**8**	**1**	**0**	**0**	**0**	**0**	**0**	**0**	**0**	**0**	**0**	**0**	**0**	**0**	**0**	**32.3**	**42.8**
00-00	**44**	**4**	**30**	**1**	**8**	**1**	**0**	**0**	**0**	**0**	**0**	**0**	**0**	**0**	**0**	**0**	**0**	**0**	**0**	**32.6**	**42.8**

DRAFT

Site 67
Location LS08912, Att - Telepole, Lat 53.97997, Long -6.82518
Direction West

3279 / Meath/Cavan/Monaghan ATC's
October 2013
Automatic Traffic Count

Virtual Week (1)

Time	Total	Classification												>PSL	>PSL%	>SL1	>SL1%	>SL2	>SL2%	Mean	Vpp
		1 MCL	2 SV	3 SVT	4 TB2	5 TB3	6 T4	7 ART3	8 ART4	9 ART5	10 ART6	11 BD	12 DRT	80	80	85 +5kph	85 +5kph	90 +10kph	90 +10kph		85
Mon	0	0	0	0	0	0	0	0	0	0	0	0	0	0	0	0	0	0	0	-	-
Tue	0	0	0	0	0	0	0	0	0	0	0	0	0	0	0	0	0	0	0	-	-
Wed	0	0	0	0	0	0	0	0	0	0	0	0	0	0	0	0	0	0	0	-	-
Thu	44	4	30	1	8	1	0	0	0	0	0	0	0	0	0	0	0	0	0	32.6	42.8
Fri	0	0	0	0	0	0	0	0	0	0	0	0	0	0	0	0	0	0	0	-	-
| Sat	0	0	0	0	0	0	0	0	0	0	0	0	0	0	0	0	0	0	0	-	-
| Sun	0	0	0	0	0	0	0	0	0	0	0	0	0	0	0	0	0	0	0	-	-
5 Day Ave.	**44**	**4**	**30**	**1**	**8**	**1**	**0**	**0**	**0**	**0**	**0**	**0**	**0**	**0**	**0.0**	**0**	**0.0**	**0**	**0.0**	**33.0**	**43.0**
7 Day Ave.	**44**	**4**	**30**	**1**	**8**	**1**	**0**	**0**	**0**	**0**	**0**	**0**	**0**	**0**	**0.0**	**0**	**0.0**	**0**	**0.0**	**32.6**	**42.8**
Total	**44**	**4**	**30**	**1**	**8**	**1**	**0**	**0**	**0**	**0**	**0**	**0**	**0**	**0**	**0.0**	**0**	**0.0**	**0**	**0.0**	**32.6**	**42.8**

Summary Graphs

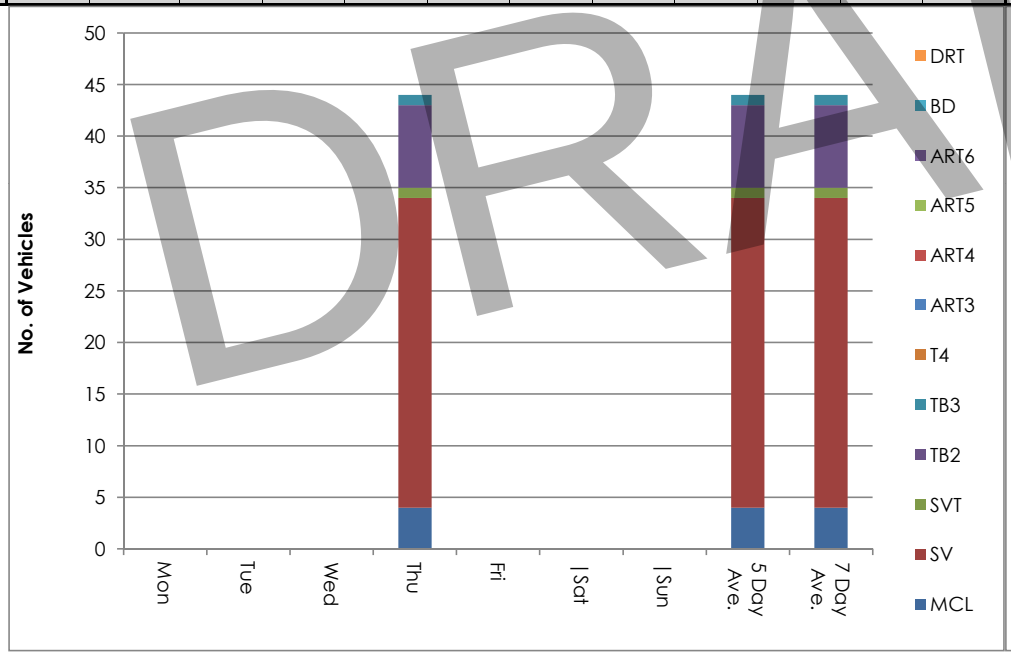

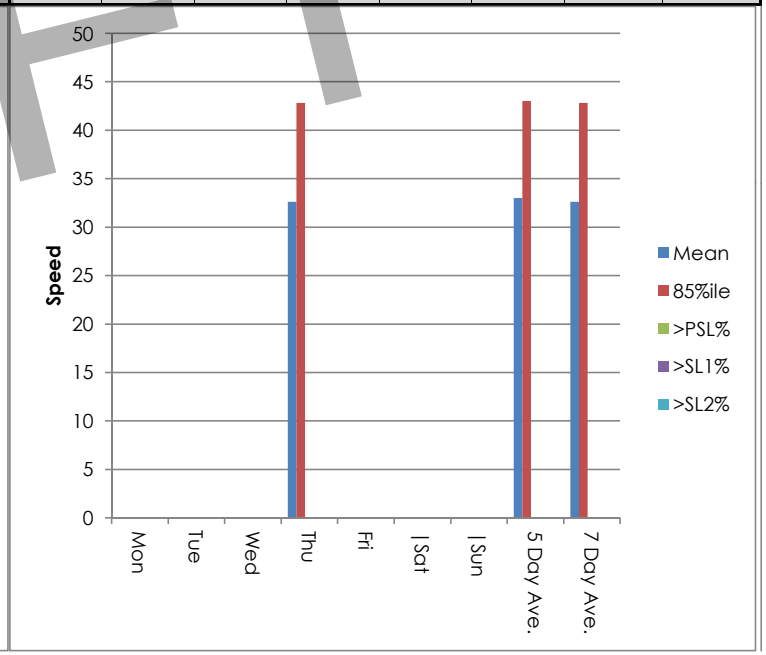

DRAFT

Site 67
Location LS08912, Att - Telepole, Lat 53.97997, Long -6.82518
Direction West

3279 / Meath/Cavan/Monaghan ATC's
October 2013
Automatic Traffic Count

Thu, 10 October 2013

Time	Total	Speed Bins (km/h)																											
		0 - 5	5 - 10	10 - 15	15 - 20	20 - 25	25 - 30	30 - 35	35 - 40	40 - 45	45 - 50	50 - 55	55 - 60	60 - 65	65 - 70	70 - 75	75 - 80	80 - 85	85 - 90	90 - 95	95 - 100	100 - 105	105 - 110	110 - 115	115 - 120	120 - 125	125 - 130	130 - 135	135 - 140
0000	0	0	0	0	0	0	0	0	0	0	0	0	0	0	0	0	0	0	0	0	0	0	0	0	0	0	0	0	0
0100	0	0	0	0	0	0	0	0	0	0	0	0	0	0	0	0	0	0	0	0	0	0	0	0	0	0	0	0	0
0200	0	0	0	0	0	0	0	0	0	0	0	0	0	0	0	0	0	0	0	0	0	0	0	0	0	0	0	0	0
0300	0	0	0	0	0	0	0	0	0	0	0	0	0	0	0	0	0	0	0	0	0	0	0	0	0	0	0	0	0
0400	0	0	0	0	0	0	0	0	0	0	0	0	0	0	0	0	0	0	0	0	0	0	0	0	0	0	0	0	0
0500	1	0	0	0	0	0	0	0	0	0	1	0	0	0	0	0	0	0	0	0	0	0	0	0	0	0	0	0	0
0600	0	0	0	0	0	0	0	0	0	0	0	0	0	0	0	0	0	0	0	0	0	0	0	0	0	0	0	0	0
0700	0	0	0	0	0	0	0	0	0	0	0	0	0	0	0	0	0	0	0	0	0	0	0	0	0	0	0	0	0
0800	2	0	0	0	0	0	0	1	1	0	0	0	0	0	0	0	0	0	0	0	0	0	0	0	0	0	0	0	0
0900	1	0	0	0	0	1	0	0	0	0	0	0	0	0	0	0	0	0	0	0	0	0	0	0	0	0	0	0	0
1000	**3**	**0**	**1**	**0**	**0**	**1**	**1**	**0**	**0**	**0**	**0**	**0**	**0**	**0**	**0**	**0**	**0**	**0**	**0**	**0**	**0**	**0**	**0**	**0**	**0**	**0**	**0**	**0**	**0**
1100	2	0	0	0	0	0	1	0	1	0	0	0	0	0	0	0	0	0	0	0	0	0	0	0	0	0	0	0	0
1200	2	0	0	0	0	0	1	0	1	0	0	0	0	0	0	0	0	0	0	0	0	0	0	0	0	0	0	0	0
1300	3	0	1	0	1	0	0	0	0	0	1	0	0	0	0	0	0	0	0	0	0	0	0	0	0	0	0	0	0
1400	3	0	0	0	0	0	0	1	2	0	0	0	0	0	0	0	0	0	0	0	0	0	0	0	0	0	0	0	0
1500	**5**	**0**	**0**	**0**	**0**	**1**	**1**	**0**	**1**	**2**	**0**	**0**	**0**	**0**	**0**	**0**	**0**	**0**	**0**	**0**	**0**	**0**	**0**	**0**	**0**	**0**	**0**	**0**	**0**
1600	3	0	0	0	0	1	0	0	1	1	0	0	0	0	0	0	0	0	0	0	0	0	0	0	0	0	0	0	0
1700	4	0	0	0	0	0	0	1	2	1	0	0	0	0	0	0	0	0	0	0	0	0	0	0	0	0	0	0	0
1800	**5**	**0**	**0**	**0**	**1**	**1**	**1**	**1**	**1**	**0**	**0**	**0**	**0**	**0**	**0**	**0**	**0**	**0**	**0**	**0**	**0**	**0**	**0**	**0**	**0**	**0**	**0**	**0**	**0**
1900	**5**	**0**	**0**	**0**	**0**	**0**	**0**	**2**	**1**	**1**	**1**	**0**	**0**	**0**	**0**	**0**	**0**	**0**	**0**	**0**	**0**	**0**	**0**	**0**	**0**	**0**	**0**	**0**	**0**
2000	2	0	0	0	0	1	0	0	0	0	1	0	0	0	0	0	0	0	0	0	0	0	0	0	0	0	0	0	0
2100	1	0	0	0	0	0	0	0	0	1	0	0	0	0	0	0	0	0	0	0	0	0	0	0	0	0	0	0	0
2200	2	0	0	0	0	0	2	0	0	0	0	0	0	0	0	0	0	0	0	0	0	0	0	0	0	0	0	0	0
2300	0	0	0	0	0	0	0	0	0	0	0	0	0	0	0	0	0	0	0	0	0	0	0	0	0	0	0	0	0
07-19	**33**	**0**	**2**	**0**	**2**	**5**	**5**	**4**	**10**	**4**	**1**	**0**	**0**	**0**	**0**	**0**	**0**	**0**	**0**	**0**	**0**	**0**	**0**	**0**	**0**	**0**	**0**	**0**	**0**
06-22	**41**	**0**	**2**	**0**	**2**	**6**	**5**	**6**	**11**	**6**	**3**	**0**	**0**	**0**	**0**	**0**	**0**	**0**	**0**	**0**	**0**	**0**	**0**	**0**	**0**	**0**	**0**	**0**	**0**
06-00	**43**	**0**	**2**	**0**	**2**	**6**	**7**	**6**	**11**	**6**	**3**	**0**	**0**	**0**	**0**	**0**	**0**	**0**	**0**	**0**	**0**	**0**	**0**	**0**	**0**	**0**	**0**	**0**	**0**
00-00	**44**	**0**	**2**	**0**	**2**	**6**	**7**	**6**	**11**	**6**	**4**	**0**	**0**	**0**	**0**	**0**	**0**	**0**	**0**	**0**	**0**	**0**	**0**	**0**	**0**	**0**	**0**	**0**	**0**

DRAFT

Site 67
Location LS08912, Att - Telepole, Lat 53.97997, Long -6.82518
Direction West

3279 / Meath/Cavan/Monaghan ATC's
October 2013
Automatic Traffic Count

Virtual Day (1)

Time	Total	Speed Bins (km/h)																											
		0 - 5	5 - 10	10 - 15	15 - 20	20 - 25	25 - 30	30 - 35	35 - 40	40 - 45	45 - 50	50 - 55	55 - 60	60 - 65	65 - 70	70 - 75	75 - 80	80 - 85	85 - 90	90 - 95	95 - 100	100 - 105	105 - 110	110 - 115	115 - 120	120 - 125	125 - 130	130 - 135	135 - 140
0000	0	0	0	0	0	0	0	0	0	0	0	0	0	0	0	0	0	0	0	0	0	0	0	0	0	0	0	0	0
0100	0	0	0	0	0	0	0	0	0	0	0	0	0	0	0	0	0	0	0	0	0	0	0	0	0	0	0	0	0
0200	0	0	0	0	0	0	0	0	0	0	0	0	0	0	0	0	0	0	0	0	0	0	0	0	0	0	0	0	0
0300	0	0	0	0	0	0	0	0	0	0	0	0	0	0	0	0	0	0	0	0	0	0	0	0	0	0	0	0	0
0400	0	0	0	0	0	0	0	0	0	0	0	0	0	0	0	0	0	0	0	0	0	0	0	0	0	0	0	0	0
0500	1	0	0	0	0	0	0	0	0	0	1	0	0	0	0	0	0	0	0	0	0	0	0	0	0	0	0	0	0
0600	0	0	0	0	0	0	0	0	0	0	0	0	0	0	0	0	0	0	0	0	0	0	0	0	0	0	0	0	0
0700	0	0	0	0	0	0	0	0	0	0	0	0	0	0	0	0	0	0	0	0	0	0	0	0	0	0	0	0	0
0800	2	0	0	0	0	0	0	1	1	0	0	0	0	0	0	0	0	0	0	0	0	0	0	0	0	0	0	0	0
0900	1	0	0	0	0	1	0	0	0	0	0	0	0	0	0	0	0	0	0	0	0	0	0	0	0	0	0	0	0
1000	**3**	**0**	**1**	**0**	**0**	**1**	**1**	**0**	**0**	**0**	**0**	**0**	**0**	**0**	**0**	**0**	**0**	**0**	**0**	**0**	**0**	**0**	**0**	**0**	**0**	**0**	**0**	**0**	**0**
1100	2	0	0	0	0	0	1	0	1	0	0	0	0	0	0	0	0	0	0	0	0	0	0	0	0	0	0	0	0
1200	2	0	0	0	0	0	1	0	1	0	0	0	0	0	0	0	0	0	0	0	0	0	0	0	0	0	0	0	0
1300	3	0	1	0	1	0	0	0	0	0	1	0	0	0	0	0	0	0	0	0	0	0	0	0	0	0	0	0	0
1400	3	0	0	0	0	0	0	1	2	0	0	0	0	0	0	0	0	0	0	0	0	0	0	0	0	0	0	0	0
1500	**5**	**0**	**0**	**0**	**0**	**1**	**1**	**0**	**1**	**2**	**0**	**0**	**0**	**0**	**0**	**0**	**0**	**0**	**0**	**0**	**0**	**0**	**0**	**0**	**0**	**0**	**0**	**0**	**0**
1600	3	0	0	0	0	1	0	0	1	1	0	0	0	0	0	0	0	0	0	0	0	0	0	0	0	0	0	0	0
1700	4	0	0	0	0	0	0	1	2	1	0	0	0	0	0	0	0	0	0	0	0	0	0	0	0	0	0	0	0
1800	**5**	**0**	**0**	**0**	**1**	**1**	**1**	**1**	**1**	**0**	**0**	**0**	**0**	**0**	**0**	**0**	**0**	**0**	**0**	**0**	**0**	**0**	**0**	**0**	**0**	**0**	**0**	**0**	**0**
1900	**5**	**0**	**0**	**0**	**0**	**0**	**0**	**2**	**1**	**1**	**1**	**0**	**0**	**0**	**0**	**0**	**0**	**0**	**0**	**0**	**0**	**0**	**0**	**0**	**0**	**0**	**0**	**0**	**0**
2000	2	0	0	0	0	1	0	0	0	0	1	0	0	0	0	0	0	0	0	0	0	0	0	0	0	0	0	0	0
2100	1	0	0	0	0	0	0	0	0	1	0	0	0	0	0	0	0	0	0	0	0	0	0	0	0	0	0	0	0
2200	2	0	0	0	0	0	2	0	0	0	0	0	0	0	0	0	0	0	0	0	0	0	0	0	0	0	0	0	0
2300	0	0	0	0	0	0	0	0	0	0	0	0	0	0	0	0	0	0	0	0	0	0	0	0	0	0	0	0	0
07-19	**33**	**0**	**2**	**0**	**2**	**5**	**5**	**4**	**10**	**4**	**1**	**0**	**0**	**0**	**0**	**0**	**0**	**0**	**0**	**0**	**0**	**0**	**0**	**0**	**0**	**0**	**0**	**0**	**0**
06-22	**41**	**0**	**2**	**0**	**2**	**6**	**5**	**6**	**11**	**6**	**3**	**0**	**0**	**0**	**0**	**0**	**0**	**0**	**0**	**0**	**0**	**0**	**0**	**0**	**0**	**0**	**0**	**0**	**0**
06-00	**43**	**0**	**2**	**0**	**2**	**6**	**7**	**6**	**11**	**6**	**3**	**0**	**0**	**0**	**0**	**0**	**0**	**0**	**0**	**0**	**0**	**0**	**0**	**0**	**0**	**0**	**0**	**0**	**0**
00-00	**44**	**0**	**2**	**0**	**2**	**6**	**7**	**6**	**11**	**6**	**4**	**0**	**0**	**0**	**0**	**0**	**0**	**0**	**0**	**0**	**0**	**0**	**0**	**0**	**0**	**0**	**0**	**0**	**0**

DRAFT

Site 67
Location LS08912, Att - Telepole, Lat 53.97997, Long -6.82518
Direction West

3279 / Meath/Cavan/Monaghan ATC's
October 2013
Automatic Traffic Count

Virtual Week (1)

Time	Total	Speed Bins (km/h)																											
		0 - 5	5 - 10	10 - 15	15 - 20	20 - 25	25 - 30	30 - 35	35 - 40	40 - 45	45 - 50	50 - 55	55 - 60	60 - 65	65 - 70	70 - 75	75 - 80	80 - 85	85 - 90	90 - 95	95 - 100	100 - 105	105 - 110	110 - 115	115 - 120	120 - 125	125 - 130	130 - 135	135 - 140
Mon	0	0	0	0	0	0	0	0	0	0	0	0	0	0	0	0	0	0	0	0	0	0	0	0	0	0	0	0	0
Tue	0	0	0	0	0	0	0	0	0	0	0	0	0	0	0	0	0	0	0	0	0	0	0	0	0	0	0	0	0
Wed	0	0	0	0	0	0	0	0	0	0	0	0	0	0	0	0	0	0	0	0	0	0	0	0	0	0	0	0	0
Thu	44	0	2	0	2	6	7	6	11	6	4	0	0	0	0	0	0	0	0	0	0	0	0	0	0	0	0	0	0
Fri	0	0	0	0	0	0	0	0	0	0	0	0	0	0	0	0	0	0	0	0	0	0	0	0	0	0	0	0	0
|Sat	0	0	0	0	0	0	0	0	0	0	0	0	0	0	0	0	0	0	0	0	0	0	0	0	0	0	0	0	0
|Sun	0	0	0	0	0	0	0	0	0	0	0	0	0	0	0	0	0	0	0	0	0	0	0	0	0	0	0	0	0
5 Day Ave.	**44**	**0**	**2**	**0**	**2**	**6**	**7**	**6**	**11**	**6**	**4**	**0**	**0**	**0**	**0**	**0**	**0**	**0**	**0**	**0**	**0**	**0**	**0**	**0**	**0**	**0**	**0**	**0**	**0**
7 Day Ave.	**44**	**0**	**2**	**0**	**2**	**6**	**7**	**6**	**11**	**6**	**4**	**0**	**0**	**0**	**0**	**0**	**0**	**0**	**0**	**0**	**0**	**0**	**0**	**0**	**0**	**0**	**0**	**0**	**0**
Total	**44**	**0**	**2**	**0**	**2**	**6**	**7**	**6**	**11**	**6**	**4**	**0**	**0**	**0**	**0**	**0**	**0**	**0**	**0**	**0**	**0**	**0**	**0**	**0**	**0**	**0**	**0**	**0**	**0**

Summary Graphs

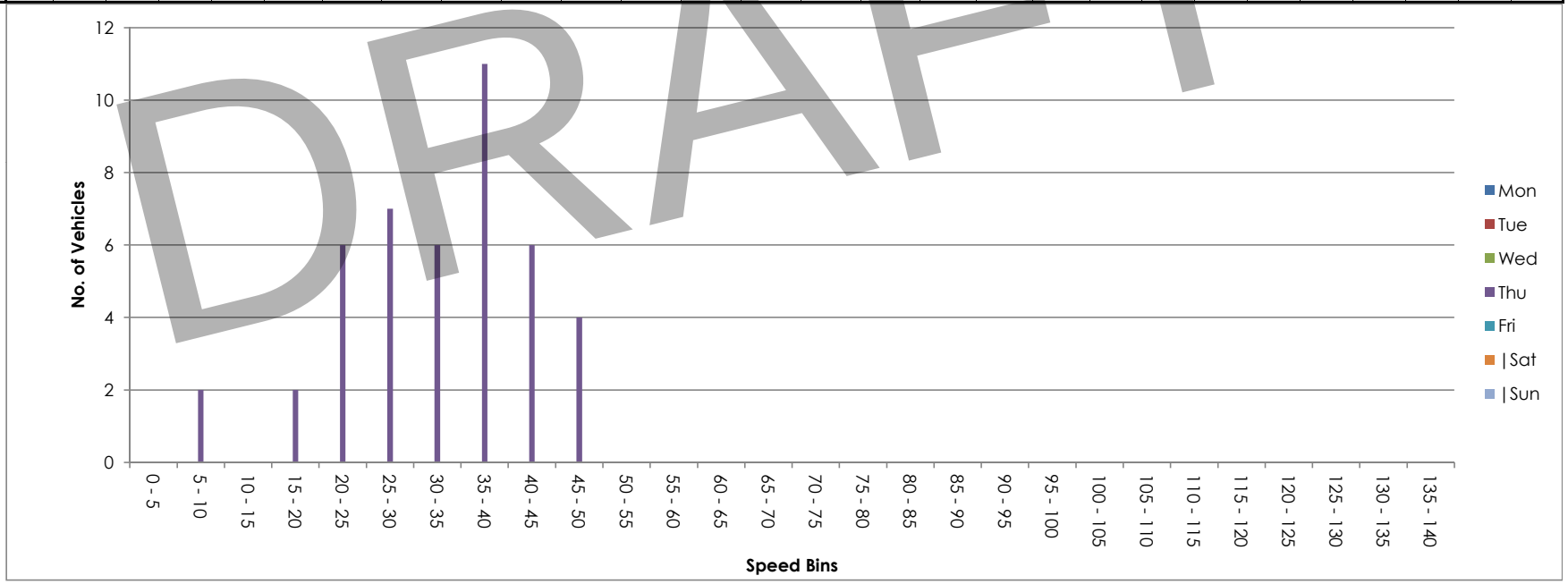

DRAFT

Site 67
Location LS08912, Att - Telepole, Lat 53.97997, Long -6.82518
Direction East West

3279 / Meath/Cavan/Monaghan ATC's
October 2013
Automatic Traffic Count

Thu, 10 October 2013

Time	Total	Classification												>PSL	>PSL%	>SL1	>SL1%	>SL2	>SL2%	Mean	Vpp
		1 MCL	2 SV	3 SVT	4 TB2	5 TB3	6 T4	7 ART3	8 ART4	9 ART5	10 ART6	11 BD	12 DRT	80	80	85 +5kph	85 +5kph	90 +10kph	90 +10kph		85
0000	0	0	0	0	0	0	0	0	0	0	0	0	0	0	0	0	0	0	0	-	-
0100	0	0	0	0	0	0	0	0	0	0	0	0	0	0	0	0	0	0	0	-	-
0200	0	0	0	0	0	0	0	0	0	0	0	0	0	0	0	0	0	0	0	-	-
0300	0	0	0	0	0	0	0	0	0	0	0	0	0	0	0	0	0	0	0	-	-
0400	0	0	0	0	0	0	0	0	0	0	0	0	0	0	0	0	0	0	0	-	-
0500	**7**	**0**	**7**	**0**	**0**	**0**	**0**	**0**	**0**	**0**	**0**	**0**	**0**	**0**	**0**	**0**	**0**	**0**	**0**	**45.5**	**-**
0600	0	0	0	0	0	0	0	0	0	0	0	0	0	0	0	0	0	0	0	-	-
0700	2	1	0	0	1	0	0	0	0	0	0	0	0	0	0	0	0	0	0	35.5	-
0800	5	0	3	0	2	0	0	0	0	0	0	0	0	0	0	0	0	0	0	38	-
0900	5	0	5	0	0	0	0	0	0	0	0	0	0	0	0	0	0	0	0	32.9	-
1000	3	2	0	0	1	0	0	0	0	0	0	0	0	0	0	0	0	0	0	18.8	-
1100	5	1	3	0	1	0	0	0	0	0	0	0	0	0	0	0	0	0	0	34.1	-
1200	4	0	2	0	2	0	0	0	0	0	0	0	0	0	0	0	0	0	0	32.4	-
1300	4	1	2	0	0	1	0	0	0	0	0	0	0	0	0	0	0	0	0	25.7	-
1400	5	0	3	0	2	0	0	0	0	0	0	0	0	0	0	0	0	0	0	35.9	-
1500	**9**	**0**	**6**	**0**	**3**	**0**	**0**	**0**	**0**	**0**	**0**	**0**	**0**	**0**	**0**	**0**	**0**	**0**	**0**	**33.3**	**-**
1600	5	1	4	0	0	0	0	0	0	0	0	0	0	0	0	0	0	0	0	33.1	-
1700	5	0	5	0	0	0	0	0	0	0	0	0	0	0	0	0	0	0	0	37.9	-
1800	6	1	5	0	0	0	0	0	0	0	0	0	0	0	0	0	0	0	0	29.2	-
1900	8	0	7	0	1	0	0	0	0	0	0	0	0	0	0	0	0	0	0	41.8	-
2000	5	0	5	0	0	0	0	0	0	0	0	0	0	0	0	0	0	0	0	37.1	-
2100	1	0	1	0	0	0	0	0	0	0	0	0	0	0	0	0	0	0	0	43.8	-
2200	3	0	2	1	0	0	0	0	0	0	0	0	0	0	0	0	0	0	0	30.2	-
2300	0	0	0	0	0	0	0	0	0	0	0	0	0	0	0	0	0	0	0	0	0
07-19	**58**	**7**	**38**	**0**	**12**	**1**	**0**	**0**	**0**	**0**	**0**	**0**	**0**	**0**	**0**	**0**	**0**	**0**	**0**	**32.7**	**41.8**
06-22	**72**	**7**	**51**	**0**	**13**	**1**	**0**	**0**	**0**	**0**	**0**	**0**	**0**	**0**	**0**	**0**	**0**	**0**	**0**	**34.1**	**43.2**
06-00	**75**	**7**	**53**	**1**	**13**	**1**	**0**	**0**	**0**	**0**	**0**	**0**	**0**	**0**	**0**	**0**	**0**	**0**	**0**	**34**	**43.2**
00-00	**82**	**7**	**60**	**1**	**13**	**1**	**0**	**0**	**0**	**0**	**0**	**0**	**0**	**0**	**0**	**0**	**0**	**0**	**0**	**35**	**43.6**

DRAFT

Site 67
Location LS08912, Att - Telepole, Lat 53.97997, Long -6.82518
Direction East West

3279 / Meath/Cavan/Monaghan ATC's
October 2013
Automatic Traffic Count

Virtual Day (1)

Time	Total	Classification												>PSL	>PSL%	>SL1	>SL1%	>SL2	>SL2%	Mean	Vpp
		1 MCL	2 SV	3 SVT	4 TB2	5 TB3	6 T4	7 ART3	8 ART4	9 ART5	10 ART6	11 BD	12 DRT	80	80	85 +5kph	85 +5kph	90 +10kph	90 +10kph		85
0000	0	0	0	0	0	0	0	0	0	0	0	0	0	0	0	0	0	0	0	-	-
0100	0	0	0	0	0	0	0	0	0	0	0	0	0	0	0	0	0	0	0	-	-
0200	0	0	0	0	0	0	0	0	0	0	0	0	0	0	0	0	0	0	0	-	-
0300	0	0	0	0	0	0	0	0	0	0	0	0	0	0	0	0	0	0	0	-	-
0400	0	0	0	0	0	0	0	0	0	0	0	0	0	0	0	0	0	0	0	-	-
0500	**7**	**0**	**7**	**0**	**0**	**0**	**0**	**0**	**0**	**0**	**0**	**0**	**0**	**0**	**0**	**0**	**0**	**0**	**0**	**45.5**	**-**
0600	0	0	0	0	0	0	0	0	0	0	0	0	0	0	0	0	0	0	0	-	-
0700	2	1	0	0	1	0	0	0	0	0	0	0	0	0	0	0	0	0	0	35.5	-
0800	5	0	3	0	2	0	0	0	0	0	0	0	0	0	0	0	0	0	0	38	-
0900	5	0	5	0	0	0	0	0	0	0	0	0	0	0	0	0	0	0	0	32.9	-
1000	3	2	0	0	1	0	0	0	0	0	0	0	0	0	0	0	0	0	0	18.8	-
1100	5	1	3	0	1	0	0	0	0	0	0	0	0	0	0	0	0	0	0	34.1	-
1200	4	0	2	0	2	0	0	0	0	0	0	0	0	0	0	0	0	0	0	32.4	-
1300	4	1	2	0	0	1	0	0	0	0	0	0	0	0	0	0	0	0	0	25.7	-
1400	5	0	3	0	2	0	0	0	0	0	0	0	0	0	0	0	0	0	0	35.9	-
1500	**9**	**0**	**6**	**0**	**3**	**0**	**0**	**0**	**0**	**0**	**0**	**0**	**0**	**0**	**0**	**0**	**0**	**0**	**0**	**33.3**	**-**
1600	5	1	4	0	0	0	0	0	0	0	0	0	0	0	0	0	0	0	0	33.1	-
1700	5	0	5	0	0	0	0	0	0	0	0	0	0	0	0	0	0	0	0	37.9	-
1800	6	1	5	0	0	0	0	0	0	0	0	0	0	0	0	0	0	0	0	29.2	-
1900	8	0	7	0	1	0	0	0	0	0	0	0	0	0	0	0	0	0	0	41.8	-
2000	5	0	5	0	0	0	0	0	0	0	0	0	0	0	0	0	0	0	0	37.1	-
2100	1	0	1	0	0	0	0	0	0	0	0	0	0	0	0	0	0	0	0	43.8	-
2200	3	0	2	1	0	0	0	0	0	0	0	0	0	0	0	0	0	0	0	30.2	-
2300	0	0	0	0	0	0	0	0	0	0	0	0	0	0	0	0	0	0	0	-	-
07-19	**58**	**7**	**38**	**0**	**12**	**1**	**0**	**0**	**0**	**0**	**0**	**0**	**0**	**0**	**0**	**0**	**0**	**0**	**0**	**32.7**	**41.8**
06-22	**72**	**7**	**51**	**0**	**13**	**1**	**0**	**0**	**0**	**0**	**0**	**0**	**0**	**0**	**0**	**0**	**0**	**0**	**0**	**34.1**	**43.2**
06-00	**75**	**7**	**53**	**1**	**13**	**1**	**0**	**0**	**0**	**0**	**0**	**0**	**0**	**0**	**0**	**0**	**0**	**0**	**0**	**34**	**43.2**
00-00	**82**	**7**	**60**	**1**	**13**	**1**	**0**	**0**	**0**	**0**	**0**	**0**	**0**	**0**	**0**	**0**	**0**	**0**	**0**	**35**	**43.6**

DRAFT

Site 67
Location LS08912, Att - Telepole, Lat 53.97997, Long -6.82518
Direction East West

3279 / Meath/Cavan/Monaghan ATC's
October 2013
Automatic Traffic Count

Virtual Week (1)

Time	Total	Classification												>PSL	>PSL%	>SL1	>SL1%	>SL2	>SL2%	Mean	Vpp
		1 MCL	2 SV	3 SVT	4 TB2	5 TB3	6 T4	7 ART3	8 ART4	9 ART5	10 ART6	11 BD	12 DRT	80	80	85 +5kph	85 +5kph	90 +10kph	90 +10kph		85
Mon	0	0	0	0	0	0	0	0	0	0	0	0	0	0	0	0	0	0	0	-	-
Tue	0	0	0	0	0	0	0	0	0	0	0	0	0	0	0	0	0	0	0	-	-
Wed	0	0	0	0	0	0	0	0	0	0	0	0	0	0	0	0	0	0	0	-	-
Thu	82	7	60	1	13	1	0	0	0	0	0	0	0	0	0	0	0	0	0	35	43.6
Fri	0	0	0	0	0	0	0	0	0	0	0	0	0	0	0	0	0	0	0	-	-
| Sat	0	0	0	0	0	0	0	0	0	0	0	0	0	0	0	0	0	0	0	-	-
| Sun	0	0	0	0	0	0	0	0	0	0	0	0	0	0	0	0	0	0	0	-	-
5 Day Ave.	**82**	**7**	**60**	**1**	**13**	**1**	**0**	**0**	**0**	**0**	**0**	**0**	**0**	**0**	**0.0**	**0**	**0.0**	**0**	**0.0**	**35.0**	**44.0**
7 Day Ave.	**82**	**7**	**60**	**1**	**13**	**1**	**0**	**0**	**0**	**0**	**0**	**0**	**0**	**0**	**0.0**	**0**	**0.0**	**0**	**0.0**	**35.0**	**43.6**
Total	**82**	**7**	**60**	**1**	**13**	**1**	**0**	**0**	**0**	**0**	**0**	**0**	**0**	**0**	**0.0**	**0**	**0.0**	**0**	**0.0**	**35.0**	**43.6**

Summary Graphs

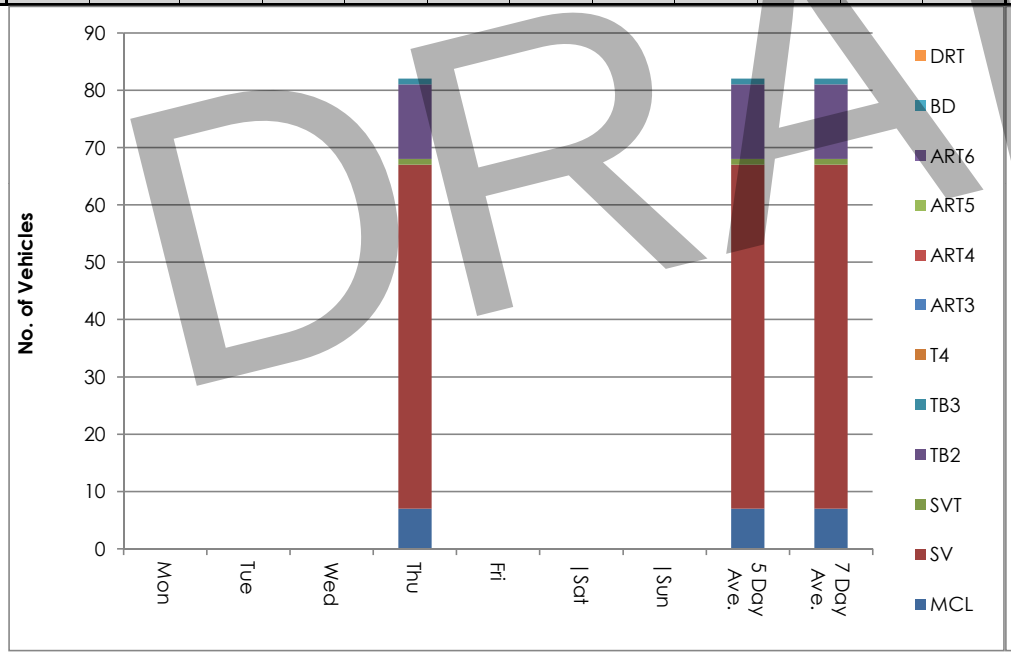

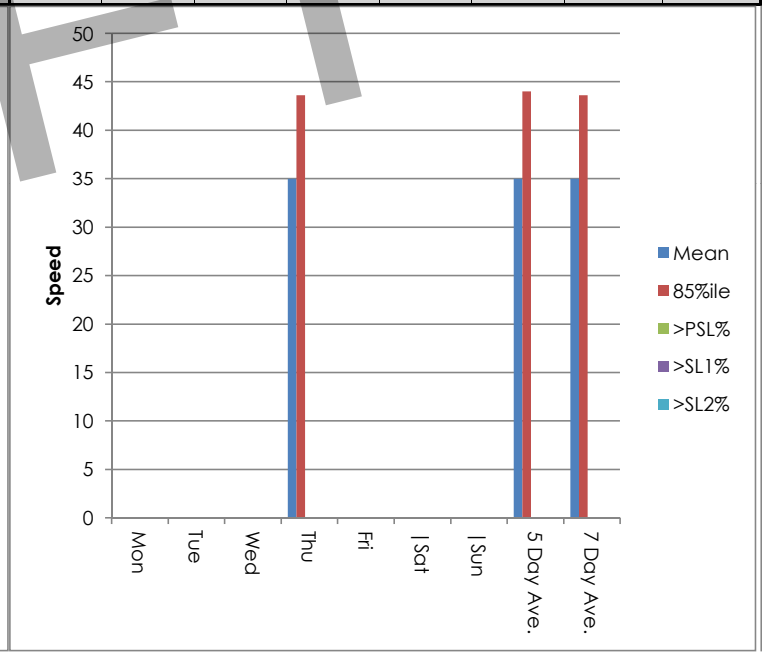

DRAFT

Site 67
Location LS08912, Att - Telepole, Lat 53.97997, Long -6.82518
Direction East West

3279 / Meath/Cavan/Monaghan ATC's
October 2013
Automatic Traffic Count

Thu, 10 October 2013

Time	Total	Speed Bins (km/h)																											
		0 - 5	5 - 10	10 - 15	15 - 20	20 - 25	25 - 30	30 - 35	35 - 40	40 - 45	45 - 50	50 - 55	55 - 60	60 - 65	65 - 70	70 - 75	75 - 80	80 - 85	85 - 90	90 - 95	95 - 100	100 - 105	105 - 110	110 - 115	115 - 120	120 - 125	125 - 130	130 - 135	135 - 140
0000	0	0	0	0	0	0	0	0	0	0	0	0	0	0	0	0	0	0	0	0	0	0	0	0	0	0	0	0	0
0100	0	0	0	0	0	0	0	0	0	0	0	0	0	0	0	0	0	0	0	0	0	0	0	0	0	0	0	0	0
0200	0	0	0	0	0	0	0	0	0	0	0	0	0	0	0	0	0	0	0	0	0	0	0	0	0	0	0	0	0
0300	0	0	0	0	0	0	0	0	0	0	0	0	0	0	0	0	0	0	0	0	0	0	0	0	0	0	0	0	0
0400	0	0	0	0	0	0	0	0	0	0	0	0	0	0	0	0	0	0	0	0	0	0	0	0	0	0	0	0	0
0500	**7**	**0**	**0**	**0**	**0**	**0**	**0**	**1**	**0**	**1**	**4**	**1**	**0**	**0**	**0**	**0**	**0**	**0**	**0**	**0**	**0**	**0**	**0**	**0**	**0**	**0**	**0**	**0**	**0**
0600	0	0	0	0	0	0	0	0	0	0	0	0	0	0	0	0	0	0	0	0	0	0	0	0	0	0	0	0	0
0700	2	0	0	0	0	0	1	0	0	1	0	0	0	0	0	0	0	0	0	0	0	0	0	0	0	0	0	0	0
0800	5	0	0	0	0	0	0	2	1	2	0	0	0	0	0	0	0	0	0	0	0	0	0	0	0	0	0	0	0
0900	5	0	0	0	0	1	0	3	0	1	0	0	0	0	0	0	0	0	0	0	0	0	0	0	0	0	0	0	0
1000	3	0	1	0	0	1	1	0	0	0	0	0	0	0	0	0	0	0	0	0	0	0	0	0	0	0	0	0	0
1100	5	0	0	0	0	0	2	1	1	1	0	0	0	0	0	0	0	0	0	0	0	0	0	0	0	0	0	0	0
1200	4	0	0	0	0	0	1	2	1	0	0	0	0	0	0	0	0	0	0	0	0	0	0	0	0	0	0	0	0
1300	4	0	1	0	1	0	0	1	0	0	1	0	0	0	0	0	0	0	0	0	0	0	0	0	0	0	0	0	0
1400	5	0	0	0	0	0	0	2	3	0	0	0	0	0	0	0	0	0	0	0	0	0	0	0	0	0	0	0	0
1500	**9**	**0**	**0**	**0**	**1**	**1**	**2**	**1**	**1**	**3**	**0**	**0**	**0**	**0**	**0**	**0**	**0**	**0**	**0**	**0**	**0**	**0**	**0**	**0**	**0**	**0**	**0**	**0**	**0**
1600	5	0	0	0	0	1	1	1	1	1	0	0	0	0	0	0	0	0	0	0	0	0	0	0	0	0	0	0	0
1700	5	0	0	0	0	0	0	1	2	2	0	0	0	0	0	0	0	0	0	0	0	0	0	0	0	0	0	0	0
1800	6	0	0	0	1	1	1	1	2	0	0	0	0	0	0	0	0	0	0	0	0	0	0	0	0	0	0	0	0
1900	8	0	0	0	0	0	0	2	1	3	1	1	0	0	0	0	0	0	0	0	0	0	0	0	0	0	0	0	0
2000	5	0	0	0	0	2	0	0	1	0	1	0	1	0	0	0	0	0	0	0	0	0	0	0	0	0	0	0	0
2100	1	0	0	0	0	0	0	0	0	1	0	0	0	0	0	0	0	0	0	0	0	0	0	0	0	0	0	0	0
2200	3	0	0	0	0	0	2	1	0	0	0	0	0	0	0	0	0	0	0	0	0	0	0	0	0	0	0	0	0
2300	0	0	0	0	0	0	0	0	0	0	0	0	0	0	0	0	0	0	0	0	0	0	0	0	0	0	0	0	0
07-19	**58**	**0**	**2**	**0**	**3**	**5**	**9**	**15**	**12**	**11**	**1**	**0**	**0**	**0**	**0**	**0**	**0**	**0**	**0**	**0**	**0**	**0**	**0**	**0**	**0**	**0**	**0**	**0**	**0**
06-22	**72**	**0**	**2**	**0**	**3**	**7**	**9**	**17**	**14**	**15**	**3**	**1**	**1**	**0**	**0**	**0**	**0**	**0**	**0**	**0**	**0**	**0**	**0**	**0**	**0**	**0**	**0**	**0**	**0**
06-00	**75**	**0**	**2**	**0**	**3**	**7**	**11**	**18**	**14**	**15**	**3**	**1**	**1**	**0**	**0**	**0**	**0**	**0**	**0**	**0**	**0**	**0**	**0**	**0**	**0**	**0**	**0**	**0**	**0**
00-00	**82**	**0**	**2**	**0**	**3**	**7**	**11**	**19**	**14**	**16**	**7**	**2**	**1**	**0**	**0**	**0**	**0**	**0**	**0**	**0**	**0**	**0**	**0**	**0**	**0**	**0**	**0**	**0**	**0**

DRAFT

Site 67
Location LS08912, Att - Telepole, Lat 53.97997, Long -6.82518
Direction East West

3279 / Meath/Cavan/Monaghan ATC's
October 2013
Automatic Traffic Count

Virtual Day (1)

Time	Total	Speed Bins (km/h)																											
		0 - 5	5 - 10	10 - 15	15 - 20	20 - 25	25 - 30	30 - 35	35 - 40	40 - 45	45 - 50	50 - 55	55 - 60	60 - 65	65 - 70	70 - 75	75 - 80	80 - 85	85 - 90	90 - 95	95 - 100	100 - 105	105 - 110	110 - 115	115 - 120	120 - 125	125 - 130	130 - 135	135 - 140
0000	0	0	0	0	0	0	0	0	0	0	0	0	0	0	0	0	0	0	0	0	0	0	0	0	0	0	0	0	0
0100	0	0	0	0	0	0	0	0	0	0	0	0	0	0	0	0	0	0	0	0	0	0	0	0	0	0	0	0	0
0200	0	0	0	0	0	0	0	0	0	0	0	0	0	0	0	0	0	0	0	0	0	0	0	0	0	0	0	0	0
0300	0	0	0	0	0	0	0	0	0	0	0	0	0	0	0	0	0	0	0	0	0	0	0	0	0	0	0	0	0
0400	0	0	0	0	0	0	0	0	0	0	0	0	0	0	0	0	0	0	0	0	0	0	0	0	0	0	0	0	0
0500	**7**	**0**	**0**	**0**	**0**	**0**	**0**	**1**	**0**	**1**	**4**	**1**	**0**	**0**	**0**	**0**	**0**	**0**	**0**	**0**	**0**	**0**	**0**	**0**	**0**	**0**	**0**	**0**	**0**
0600	0	0	0	0	0	0	0	0	0	0	0	0	0	0	0	0	0	0	0	0	0	0	0	0	0	0	0	0	0
0700	2	0	0	0	0	0	1	0	0	1	0	0	0	0	0	0	0	0	0	0	0	0	0	0	0	0	0	0	0
0800	5	0	0	0	0	0	0	2	1	2	0	0	0	0	0	0	0	0	0	0	0	0	0	0	0	0	0	0	0
0900	5	0	0	0	0	1	0	3	0	1	0	0	0	0	0	0	0	0	0	0	0	0	0	0	0	0	0	0	0
1000	3	0	1	0	0	1	1	0	0	0	0	0	0	0	0	0	0	0	0	0	0	0	0	0	0	0	0	0	0
1100	5	0	0	0	0	0	2	1	1	1	0	0	0	0	0	0	0	0	0	0	0	0	0	0	0	0	0	0	0
1200	4	0	0	0	0	0	1	2	1	0	0	0	0	0	0	0	0	0	0	0	0	0	0	0	0	0	0	0	0
1300	4	0	1	0	1	0	0	1	0	0	1	0	0	0	0	0	0	0	0	0	0	0	0	0	0	0	0	0	0
1400	5	0	0	0	0	0	0	2	3	0	0	0	0	0	0	0	0	0	0	0	0	0	0	0	0	0	0	0	0
1500	**9**	**0**	**0**	**0**	**1**	**1**	**2**	**1**	**1**	**3**	**0**	**0**	**0**	**0**	**0**	**0**	**0**	**0**	**0**	**0**	**0**	**0**	**0**	**0**	**0**	**0**	**0**	**0**	**0**
1600	5	0	0	0	0	1	1	1	1	1	0	0	0	0	0	0	0	0	0	0	0	0	0	0	0	0	0	0	0
1700	5	0	0	0	0	0	0	1	2	2	0	0	0	0	0	0	0	0	0	0	0	0	0	0	0	0	0	0	0
1800	6	0	0	0	1	1	1	1	2	0	0	0	0	0	0	0	0	0	0	0	0	0	0	0	0	0	0	0	0
1900	8	0	0	0	0	0	0	2	1	3	1	1	0	0	0	0	0	0	0	0	0	0	0	0	0	0	0	0	0
2000	5	0	0	0	0	2	0	0	1	0	1	0	1	0	0	0	0	0	0	0	0	0	0	0	0	0	0	0	0
2100	1	0	0	0	0	0	0	0	0	1	0	0	0	0	0	0	0	0	0	0	0	0	0	0	0	0	0	0	0
2200	3	0	0	0	0	0	2	1	0	0	0	0	0	0	0	0	0	0	0	0	0	0	0	0	0	0	0	0	0
2300	0	0	0	0	0	0	0	0	0	0	0	0	0	0	0	0	0	0	0	0	0	0	0	0	0	0	0	0	0
07-19	**58**	**0**	**2**	**0**	**3**	**5**	**9**	**15**	**12**	**11**	**1**	**0**	**0**	**0**	**0**	**0**	**0**	**0**	**0**	**0**	**0**	**0**	**0**	**0**	**0**	**0**	**0**	**0**	**0**
06-22	**72**	**0**	**2**	**0**	**3**	**7**	**9**	**17**	**14**	**15**	**3**	**1**	**1**	**0**	**0**	**0**	**0**	**0**	**0**	**0**	**0**	**0**	**0**	**0**	**0**	**0**	**0**	**0**	**0**
06-00	**75**	**0**	**2**	**0**	**3**	**7**	**11**	**18**	**14**	**15**	**3**	**1**	**1**	**0**	**0**	**0**	**0**	**0**	**0**	**0**	**0**	**0**	**0**	**0**	**0**	**0**	**0**	**0**	**0**
00-00	**82**	**0**	**2**	**0**	**3**	**7**	**11**	**19**	**14**	**16**	**7**	**2**	**1**	**0**	**0**	**0**	**0**	**0**	**0**	**0**	**0**	**0**	**0**	**0**	**0**	**0**	**0**	**0**	**0**

DRAFT

Site 67
Location LS08912, Att - Telepole, Lat 53.97997, Long -6.82518
Direction East West

3279 / Meath/Cavan/Monaghan ATC's
October 2013
Automatic Traffic Count

Virtual Week (1)

Time	Total	Speed Bins (km/h)																											
		0 - 5	5 - 10	10 - 15	15 - 20	20 - 25	25 - 30	30 - 35	35 - 40	40 - 45	45 - 50	50 - 55	55 - 60	60 - 65	65 - 70	70 - 75	75 - 80	80 - 85	85 - 90	90 - 95	95 - 100	100 - 105	105 - 110	110 - 115	115 - 120	120 - 125	125 - 130	130 - 135	135 - 140
Mon	0	0	0	0	0	0	0	0	0	0	0	0	0	0	0	0	0	0	0	0	0	0	0	0	0	0	0	0	0
Tue	0	0	0	0	0	0	0	0	0	0	0	0	0	0	0	0	0	0	0	0	0	0	0	0	0	0	0	0	0
Wed	0	0	0	0	0	0	0	0	0	0	0	0	0	0	0	0	0	0	0	0	0	0	0	0	0	0	0	0	0
Thu	82	0	2	0	3	7	11	19	14	16	7	2	1	0	0	0	0	0	0	0	0	0	0	0	0	0	0	0	0
Fri	0	0	0	0	0	0	0	0	0	0	0	0	0	0	0	0	0	0	0	0	0	0	0	0	0	0	0	0	0
| Sat	0	0	0	0	0	0	0	0	0	0	0	0	0	0	0	0	0	0	0	0	0	0	0	0	0	0	0	0	0
| Sun	0	0	0	0	0	0	0	0	0	0	0	0	0	0	0	0	0	0	0	0	0	0	0	0	0	0	0	0	0
5 Day Ave.	**82**	**0**	**2**	**0**	**3**	**7**	**11**	**19**	**14**	**16**	**7**	**2**	**1**	**0**	**0**	**0**	**0**	**0**	**0**	**0**	**0**	**0**	**0**	**0**	**0**	**0**	**0**	**0**	**0**
7 Day Ave.	**82**	**0**	**2**	**0**	**3**	**7**	**11**	**19**	**14**	**16**	**7**	**2**	**1**	**0**	**0**	**0**	**0**	**0**	**0**	**0**	**0**	**0**	**0**	**0**	**0**	**0**	**0**	**0**	**0**
Total	**82**	**0**	**2**	**0**	**3**	**7**	**11**	**19**	**14**	**16**	**7**	**2**	**1**	**0**	**0**	**0**	**0**	**0**	**0**	**0**	**0**	**0**	**0**	**0**	**0**	**0**	**0**	**0**	**0**

Summary Graphs

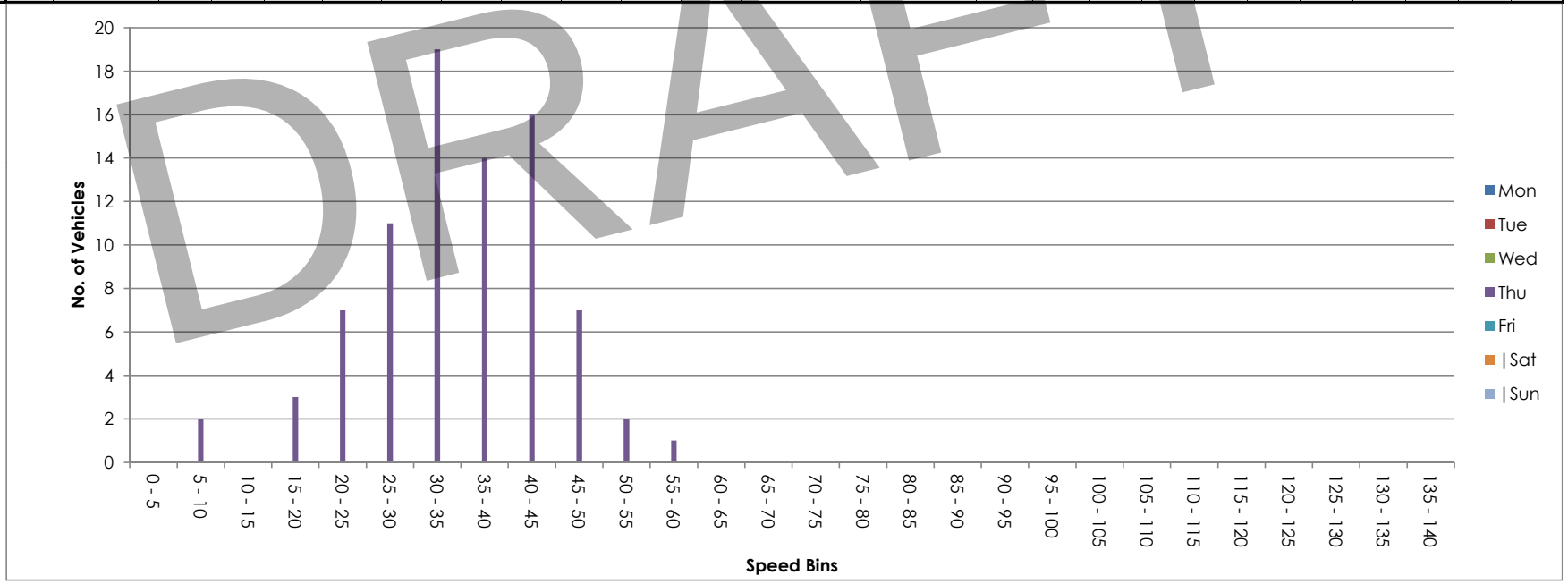

DRAFT



NDC NATIONWIDE DATA COLLECTION	**Site / Location:**	R179, Att - Bend Sign, Lat 53.93996, Long -6.77383	**Project No:**	3279	**Photo No:**	3279-70	**Drawn By:** MOR
	Survey Date:	Thu, 10 October 2013 to Wed, 16 October 2013	**Project Name:**		Meath/Cavan/Monaghan ATC'S		
	Survey Times:	00:00 to 00(24):00	**Title:**		Site Photograph		

Site No.	Location.	Direction.	Speed Limit - PSL (km/h)	Start Date.	End Date.	Total Vehicles.	5 Day Ave.	7 Day Ave.	No. > Speed Limit.	%. > Speed Limit.	No. > Speed Limit1 (+5km/h).	%. > Speed Limit1 (+5km/h).	No. > Speed Limit1 (+10km/h).	%. > Speed Limit1 (+10km/h).	Mean Speed	85%ile Speed
70	R179, Att - Bend Sign, Lat 53.93996, Long -6.77383	East	80	Thu, 10 October 2013	Wed, 16 October 2013	13743	2115	1963	4465	32.5	2725	19.8	1436	10.4	74.2	87.1
		West	80	Thu, 10 October 2013	Wed, 16 October 2013	13320	2026	1903	5883	44.2	3889	29.2	2441	18.3	78.6	91.4
		Two way	80	Thu, 10 October 2013	Wed, 16 October 2013	27063	4141	3866	10348	38.2	6614	24.4	3877	14.3	76.4	89.3

DRAFT

Site 70
Location R179, Att - Bend Sign, Lat 53.93996, Long -6.77383
Direction East

3279 / Meath/Cavan/Monaghan ATC's
October 2013
Automatic Traffic Count

Thu, 10 October 2013

Time	Total	Classification												>PSL	>PSL%	>SL1	>SL1%	>SL2	>SL2%	Mean	Vpp
		1 MCL	2 SV	3 SVT	4 TB2	5 TB3	6 T4	7 ART3	8 ART4	9 ART5	10 ART6	11 BD	12 DRT	80	80	85 +5kph	85 +5kph	90 +10kph	90 +10kph		85
0000	7	0	7	0	0	0	0	0	0	0	0	0	0	5	71.4	2	28.6	1	14.3	82.8	-
0100	6	0	5	0	1	0	0	0	0	0	0	0	0	5	83.3	4	66.7	1	16.7	85	-
0200	2	0	2	0	0	0	0	0	0	0	0	0	0	1	50	1	50	0	0	81.1	-
0300	1	0	1	0	0	0	0	0	0	0	0	0	0	1	100	1	100	0	0	86	-
0400	3	0	3	0	0	0	0	0	0	0	0	0	0	3	100	3	100	3	100	99	-
0500	10	0	6	0	4	0	0	0	0	0	0	0	0	5	50	2	20	2	20	80.3	-
0600	31	0	24	0	5	0	0	0	1	1	0	0	0	8	25.8	7	22.6	2	6.5	72.4	86.4
0700	131	0	118	2	9	2	0	0	0	0	0	0	0	35	26.7	20	15.3	12	9.2	72.4	84.6
0800	**198**	**0**	**181**	**3**	**8**	**3**	**0**	**0**	**0**	**1**	**1**	**0**	**1**	**69**	**34.8**	**44**	**22.2**	**23**	**11.6**	**75.2**	**88.2**
0900	168	0	145	3	13	1	0	1	1	2	2	0	0	43	25.6	26	15.5	11	6.5	73.6	85.3
1000	143	0	119	4	12	1	3	0	0	1	3	0	0	36	25.2	28	19.6	11	7.7	71.2	86.8
1100	134	0	113	5	9	1	3	0	1	0	2	0	0	36	26.9	24	17.9	9	6.7	70.2	85.7
1200	131	0	109	4	11	2	3	0	0	1	1	0	0	32	24.4	20	15.3	11	8.4	72.1	84.2
1300	116	0	99	4	7	1	2	0	0	2	1	0	0	23	19.8	16	13.8	8	6.9	69.6	83.2
1400	137	0	123	0	8	0	1	0	1	3	1	0	0	43	31.4	31	22.6	13	9.5	73.6	86.8
1500	166	0	136	5	16	0	1	0	1	4	3	0	0	45	27.1	26	15.7	13	7.8	71.9	85.3
1600	172	0	138	7	18	1	5	0	0	3	0	0	0	49	28.5	30	17.4	15	8.7	72.8	86
1700	**225**	**2**	**199**	**3**	**18**	**1**	**1**	**0**	**0**	**1**	**0**	**0**	**0**	**89**	**39.6**	**46**	**20.4**	**20**	**8.9**	**75.9**	**87.5**
1800	146	0	128	1	6	8	1	0	0	1	1	0	0	37	25.3	23	15.8	10	6.8	72.2	85
1900	112	0	102	2	6	2	0	0	0	0	0	0	0	40	35.7	21	18.8	16	14.3	74.9	88.9
2000	86	0	76	1	6	1	0	0	2	0	0	0	0	23	26.7	16	18.6	9	10.5	72.2	87.8
2100	37	0	35	0	2	0	0	0	0	0	0	0	0	19	51.4	14	37.8	11	29.7	80.7	91.4
2200	39	0	37	1	1	0	0	0	0	0	0	0	0	27	69.2	21	53.8	15	38.5	87.3	98.6
2300	20	0	19	0	0	0	0	0	1	0	0	0	0	16	80	13	65	6	30	89.2	101.5
07-19	**1867**	**2**	**1608**	**41**	**135**	**21**	**20**	**1**	**4**	**19**	**15**	**0**	**1**	**537**	**28.8**	**334**	**17.9**	**156**	**8.4**	**72.8**	**86**
06-22	**2133**	**2**	**1845**	**44**	**154**	**24**	**20**	**1**	**7**	**20**	**15**	**0**	**1**	**627**	**29.4**	**392**	**18.4**	**194**	**9.1**	**73.1**	**86.4**
06-00	**2192**	**2**	**1901**	**45**	**155**	**24**	**20**	**1**	**8**	**20**	**15**	**0**	**1**	**670**	**30.6**	**426**	**19.4**	**215**	**9.8**	**73.5**	**86.8**
00-00	**2221**	**2**	**1925**	**45**	**160**	**24**	**20**	**1**	**8**	**20**	**15**	**0**	**1**	**690**	**31.1**	**439**	**19.8**	**222**	**10**	**73.6**	**86.8**

DRAFT

Site 70
Location R179, Att - Bend Sign, Lat 53.93996, Long -6.77383
Direction East

3279 / Meath/Cavan/Monaghan ATC's
October 2013
Automatic Traffic Count

Fri, 11 October 2013

Time	Total	Classification												>PSL	>PSL%	>SL1	>SL1%	>SL2	>SL2%	Mean	Vpp
		1 MCL	2 SV	3 SVT	4 TB2	5 TB3	6 T4	7 ART3	8 ART4	9 ART5	10 ART6	11 BD	12 DRT	80	80	85 +5kph	85 +5kph	90 +10kph	90 +10kph		85
0000	9	0	9	0	0	0	0	0	0	0	0	0	0	6	66.7	5	55.6	3	33.3	85.9	-
0100	8	0	7	0	1	0	0	0	0	0	0	0	0	6	75	1	12.5	1	12.5	81.7	-
0200	4	0	3	0	0	0	0	0	1	0	0	0	0	2	50	1	25	0	0	73.1	-
0300	1	0	0	0	1	0	0	0	0	0	0	0	0	0	0	0	0	0	0	79.5	-
0400	3	0	3	0	0	0	0	0	0	0	0	0	0	2	66.7	2	66.7	2	66.7	89	-
0500	9	0	4	0	4	0	0	0	1	0	0	0	0	5	55.6	3	33.3	2	22.2	83.5	-
0600	31	0	22	0	5	0	1	0	1	1	1	0	0	12	38.7	8	25.8	4	12.9	74.6	86.8
0700	98	0	85	0	10	0	0	0	0	3	0	0	0	28	28.6	19	19.4	10	10.2	71.7	86.8
0800	**205**	**1**	**187**	**3**	**11**	**1**	**0**	**0**	**0**	**2**	**0**	**0**	**0**	**96**	**46.8**	**63**	**30.7**	**25**	**12.2**	**78.4**	**89.3**
0900	173	1	155	2	11	0	1	0	0	1	2	0	0	56	32.4	37	21.4	20	11.6	73	86.8
1000	138	0	118	1	12	1	0	0	2	2	2	0	0	43	31.2	22	15.9	9	6.5	72.1	85
1100	120	0	108	0	9	1	0	0	1	1	0	0	0	41	34.2	17	14.2	7	5.8	74	84.2
1200	146	0	131	3	10	0	0	1	0	0	1	0	0	31	21.2	14	9.6	2	1.4	71.4	81.7
1300	146	0	124	4	12	1	0	0	2	3	0	0	0	38	26	20	13.7	8	5.5	71.6	83.9
1400	157	0	134	0	14	2	1	0	2	4	0	0	0	37	23.6	25	15.9	17	10.8	70.1	85.3
1500	171	1	144	7	8	1	3	0	0	5	2	0	0	55	32.2	34	19.9	13	7.6	74.4	86.8
1600	**178**	**0**	**151**	**2**	**19**	**0**	**0**	**0**	**0**	**4**	**1**	**1**	**0**	**54**	**30.3**	**34**	**19.1**	**21**	**11.8**	**72.9**	**86.8**
1700	176	1	156	3	12	2	0	0	0	1	1	0	0	50	28.4	28	15.9	14	8	72.1	85.3
1800	164	0	144	2	7	6	0	0	2	3	0	0	0	40	24.4	28	17.1	13	7.9	73.3	85.3
1900	114	1	107	1	3	1	0	0	0	0	1	0	0	39	34.2	26	22.8	18	15.8	77.3	90.7
2000	75	0	68	1	4	0	0	0	1	1	0	0	0	30	40	20	26.7	13	17.3	75.8	90.4
2100	57	0	52	0	4	1	0	0	0	0	0	0	0	25	43.9	21	36.8	11	19.3	78.9	94.7
2200	50	0	44	1	2	1	2	0	0	0	0	0	0	28	56	22	44	19	38	84.7	99
2300	20	0	20	0	0	0	0	0	0	0	0	0	0	12	60	9	45	9	45	84.6	93.6
07-19	**1872**	**4**	**1637**	**27**	**135**	**15**	**5**	**1**	**9**	**29**	**9**	**1**	**0**	**569**	**30.4**	**341**	**18.2**	**159**	**8.5**	**73.1**	**86**
06-22	**2149**	**5**	**1886**	**29**	**151**	**17**	**6**	**1**	**11**	**31**	**11**	**1**	**0**	**675**	**31.4**	**416**	**19.4**	**205**	**9.5**	**73.6**	**86.8**
06-00	**2219**	**5**	**1950**	**30**	**153**	**18**	**8**	**1**	**11**	**31**	**11**	**1**	**0**	**715**	**32.2**	**447**	**20.1**	**233**	**10.5**	**73.9**	**87.1**
00-00	**2253**	**5**	**1976**	**30**	**159**	**18**	**8**	**1**	**13**	**31**	**11**	**1**	**0**	**736**	**32.7**	**459**	**20.4**	**241**	**10.7**	**74.1**	**87.1**

DRAFT

Site 70
Location R179, Att - Bend Sign, Lat 53.93996, Long -6.77383
Direction East

3279 / Meath/Cavan/Monaghan ATC's
October 2013
Automatic Traffic Count

Sat, 12 October 2013

Time	Total	Classification												>PSL	>PSL%	>SL1	>SL1%	>SL2	>SL2%	Mean	Vpp
		1 MCL	2 SV	3 SVT	4 TB2	5 TB3	6 T4	7 ART3	8 ART4	9 ART5	10 ART6	11 BD	12 DRT	80	80	85 +5kph	85 +5kph	90 +10kph	90 +10kph		85
0000	13	0	11	0	2	0	0	0	0	0	0	0	0	9	69.2	6	46.2	4	30.8	85.7	91.8
0100	14	0	13	0	1	0	0	0	0	0	0	0	0	9	64.3	8	57.1	5	35.7	84.9	99.7
0200	8	0	8	0	0	0	0	0	0	0	0	0	0	4	50	4	50	3	37.5	85.4	-
0300	2	0	2	0	0	0	0	0	0	0	0	0	0	2	100	1	50	1	50	85.7	-
0400	4	0	4	0	0	0	0	0	0	0	0	0	0	4	100	4	100	2	50	90.7	-
0500	6	0	5	0	1	0	0	0	0	0	0	0	0	1	16.7	1	16.7	1	16.7	79.7	-
0600	14	0	11	0	1	1	1	0	0	0	0	0	0	5	35.7	4	28.6	3	21.4	75.5	90.7
0700	28	0	27	0	1	0	0	0	0	0	0	0	0	13	46.4	9	32.1	7	25	77.2	97.6
0800	55	0	46	3	3	1	1	1	0	0	0	0	0	19	34.5	13	23.6	8	14.5	74.9	88.6
0900	101	1	86	11	2	0	0	0	0	1	0	0	0	32	31.7	18	17.8	8	7.9	72.3	86.4
1000	127	0	114	9	0	1	0	0	1	2	0	0	0	31	24.4	14	11	6	4.7	72.4	83.5
1100	**130**	**1**	**115**	**5**	**8**	**1**	**0**	**0**	**0**	**0**	**0**	**0**	**0**	**41**	**31.5**	**20**	**15.4**	**10**	**7.7**	**73.7**	**85**
1200	150	0	136	6	3	0	1	0	0	3	1	0	0	57	38	33	22	14	9.3	76.3	87.5
1300	136	0	118	6	9	0	0	0	2	1	0	0	0	45	33.1	32	23.5	19	14	74	88.9
1400	163	0	146	8	6	0	0	0	0	2	1	0	0	43	26.4	23	14.1	13	8	72.5	84.2
1500	145	0	127	7	5	1	2	0	1	0	2	0	0	43	29.7	29	20	15	10.3	72.7	86.8
1600	**169**	**0**	**141**	**15**	**9**	**1**	**0**	**1**	**1**	**1**	**0**	**0**	**0**	**39**	**23.1**	**23**	**13.6**	**10**	**5.9**	**70.5**	**84.6**
1700	119	0	107	3	7	0	1	0	0	0	1	0	0	39	32.8	23	19.3	12	10.1	74.1	86
1800	126	0	118	1	7	0	0	0	0	0	0	0	0	53	42.1	39	31	21	16.7	77.2	90.7
1900	108	0	100	1	4	0	0	0	2	1	0	0	0	49	45.4	31	28.7	19	17.6	78	90.7
2000	67	0	65	0	2	0	0	0	0	0	0	0	0	25	37.3	21	31.3	11	16.4	77.5	90.4
2100	46	0	43	1	1	0	0	0	1	0	0	0	0	30	65.2	21	45.7	15	32.6	82.6	96.5
2200	39	0	37	1	1	0	0	0	0	0	0	0	0	22	56.4	16	41	12	30.8	81.9	95
2300	35	0	35	0	0	0	0	0	0	0	0	0	0	17	48.6	13	37.1	6	17.1	81.3	90
07-19	**1449**	**2**	**1281**	**74**	**60**	**5**	**5**	**2**	**5**	**10**	**5**	**0**	**0**	**455**	**31.4**	**276**	**19**	**143**	**9.9**	**73.6**	**86.8**
06-22	**1684**	**2**	**1500**	**76**	**68**	**6**	**6**	**2**	**8**	**11**	**5**	**0**	**0**	**564**	**33.5**	**353**	**21**	**191**	**11.3**	**74.3**	**87.5**
06-00	**1758**	**2**	**1572**	**77**	**69**	**6**	**6**	**2**	**8**	**11**	**5**	**0**	**0**	**603**	**34.3**	**382**	**21.7**	**209**	**11.9**	**74.6**	**87.8**
00-00	**1805**	**2**	**1615**	**77**	**73**	**6**	**6**	**2**	**8**	**11**	**5**	**0**	**0**	**632**	**35**	**406**	**22.5**	**225**	**12.5**	**74.9**	**88.6**

DRAFT

Site 70
Location R179, Att - Bend Sign, Lat 53.93996, Long -6.77383
Direction East

3279 / Meath/Cavan/Monaghan ATC's
October 2013
Automatic Traffic Count

Sun, 13 October 2013

Time	Total	Classification												>PSL	>PSL%	>SL1	>SL1%	>SL2	>SL2%	Mean	Vpp
		1 MCL	2 SV	3 SVT	4 TB2	5 TB3	6 T4	7 ART3	8 ART4	9 ART5	10 ART6	11 BD	12 DRT	80	80	85 +5kph	85 +5kph	90 +10kph	90 +10kph		85
0000	33	0	28	0	3	2	0	0	0	0	0	0	0	13	39.4	7	21.2	2	6.1	78.1	87.5
0100	36	0	31	0	4	1	0	0	0	0	0	0	0	16	44.4	10	27.8	8	22.2	77.9	96.8
0200	22	1	17	0	3	1	0	0	0	0	0	0	0	12	54.5	7	31.8	5	22.7	81.1	93.2
0300	14	0	14	0	0	0	0	0	0	0	0	0	0	11	78.6	10	71.4	5	35.7	87.5	92.5
0400	8	0	6	0	2	0	0	0	0	0	0	0	0	7	87.5	4	50	4	50	87.8	-
0500	6	0	5	0	1	0	0	0	0	0	0	0	0	5	83.3	1	16.7	1	16.7	79.4	-
0600	5	0	5	0	0	0	0	0	0	0	0	0	0	3	60	2	40	1	20	86.9	-
0700	10	0	10	0	0	0	0	0	0	0	0	0	0	10	100	8	80	5	50	91.8	-
0800	30	1	28	0	1	0	0	0	0	0	0	0	0	14	46.7	8	26.7	5	16.7	73.1	91.4
0900	38	0	36	0	2	0	0	0	0	0	0	0	0	14	36.8	11	28.9	5	13.2	77.5	89.3
1000	69	1	63	0	2	2	1	0	0	0	0	0	0	27	39.1	13	18.8	11	15.9	75.3	90
1100	**96**	**3**	**92**	**1**	**0**	**0**	**0**	**0**	**0**	**0**	**0**	**0**	**0**	**37**	**38.5**	**25**	**26**	**14**	**14.6**	**76.2**	**88.9**
1200	116	1	107	1	7	0	0	0	0	0	0	0	0	36	31	20	17.2	15	12.9	75.2	87.8
1300	121	2	114	1	3	0	0	0	0	1	0	0	0	41	33.9	26	21.5	15	12.4	75.2	86.8
1400	**133**	**1**	**128**	**0**	**4**	**0**	**0**	**0**	**0**	**0**	**0**	**0**	**0**	**47**	**35.3**	**31**	**23.3**	**15**	**11.3**	**76.6**	**87.8**
1500	107	0	102	1	2	0	0	0	1	0	1	0	0	29	27.1	18	16.8	8	7.5	72	86
1600	114	2	103	2	4	2	0	0	0	1	0	0	0	34	29.8	15	13.2	9	7.9	73.9	84.2
1700	103	0	100	0	3	0	0	0	0	0	0	0	0	26	25.2	12	11.7	9	8.7	73	83.2
1800	86	0	84	1	1	0	0	0	0	0	0	0	0	35	40.7	22	25.6	15	17.4	76.9	90
1900	84	0	79	2	1	1	0	0	0	1	0	0	0	19	22.6	12	14.3	9	10.7	73.4	82.8
2000	46	0	44	0	1	1	0	0	0	0	0	0	0	21	45.7	14	30.4	10	21.7	81.2	94.3
2100	47	0	46	0	1	0	0	0	0	0	0	0	0	21	44.7	16	34	9	19.1	79.5	91.4
2200	22	0	20	0	1	1	0	0	0	0	0	0	0	16	72.7	8	36.4	6	27.3	85.1	94
2300	17	0	15	0	2	0	0	0	0	0	0	0	0	11	64.7	8	47.1	6	35.3	87.5	97.9
07-19	**1023**	**11**	**967**	**7**	**29**	**4**	**1**	**0**	**1**	**2**	**1**	**0**	**0**	**350**	**34.2**	**209**	**20.4**	**126**	**12.3**	**75.1**	**87.8**
06-22	**1205**	**11**	**1141**	**9**	**32**	**6**	**1**	**0**	**1**	**3**	**1**	**0**	**0**	**414**	**34.4**	**253**	**21**	**155**	**12.9**	**75.4**	**88.2**
06-00	**1244**	**11**	**1176**	**9**	**35**	**7**	**1**	**0**	**1**	**3**	**1**	**0**	**0**	**441**	**35.5**	**269**	**21.6**	**167**	**13.4**	**75.8**	**88.6**
00-00	**1363**	**12**	**1277**	**9**	**48**	**11**	**1**	**0**	**1**	**3**	**1**	**0**	**0**	**505**	**37.1**	**308**	**22.6**	**192**	**14.1**	**76.2**	**89.3**

DRAFT

Site 70
Location R179, Att - Bend Sign, Lat 53.93996, Long -6.77383
Direction East

3279 / Meath/Cavan/Monaghan ATC's
October 2013
Automatic Traffic Count

Mon, 14 October 2013

Time	Total	Classification												>PSL	>PSL%	>SL1	>SL1%	>SL2	>SL2%	Mean	Vpp
		1 MCL	2 SV	3 SVT	4 TB2	5 TB3	6 T4	7 ART3	8 ART4	9 ART5	10 ART6	11 BD	12 DRT	80	80	85 +5kph	85 +5kph	90 +10kph	90 +10kph		85
0000	7	0	5	0	2	0	0	0	0	0	0	0	0	5	71.4	3	42.9	3	42.9	86.5	-
0100	4	0	4	0	0	0	0	0	0	0	0	0	0	2	50	2	50	2	50	85	-
0200	4	0	4	0	0	0	0	0	0	0	0	0	0	3	75	3	75	2	50	84.9	-
0300	1	0	1	0	0	0	0	0	0	0	0	0	0	1	100	1	100	0	0	89.5	-
0400	7	0	6	0	0	0	0	0	0	1	0	0	0	6	85.7	2	28.6	1	14.3	86.2	-
0500	12	2	7	0	2	0	0	0	1	0	0	0	0	7	58.3	4	33.3	2	16.7	72.9	88.2
0600	33	0	27	0	3	0	0	0	1	0	2	0	0	12	36.4	8	24.2	3	9.1	76.1	85.3
0700	116	0	107	1	5	2	1	0	0	0	0	0	0	40	34.5	23	19.8	10	8.6	75	86
0800	**211**	**0**	**193**	**1**	**9**	**2**	**3**	**0**	**2**	**0**	**1**	**0**	**0**	**79**	**37.4**	**53**	**25.1**	**28**	**13.3**	**75.9**	**88.9**
0900	151	0	135	2	12	1	0	0	0	0	1	0	0	51	33.8	31	20.5	11	7.3	71.8	87.1
1000	126	0	106	1	17	0	0	0	0	0	2	0	0	36	28.6	24	19	10	7.9	72.4	86.4
1100	111	0	94	4	6	2	4	0	0	0	0	0	1	35	31.5	22	19.8	9	8.1	72.3	85.7
1200	120	0	107	3	5	1	1	0	0	2	1	0	0	26	21.7	14	11.7	10	8.3	70.8	83.5
1300	130	0	114	0	12	0	2	0	0	2	0	0	0	36	27.7	18	13.8	8	6.2	72.9	84.6
1400	130	0	111	2	5	1	5	1	1	2	1	1	0	41	31.5	22	16.9	14	10.8	73.8	86
1500	**173**	**1**	**141**	**3**	**15**	**1**	**2**	**0**	**3**	**4**	**3**	**0**	**0**	**40**	**23.1**	**22**	**12.7**	**11**	**6.4**	**71.7**	**83.2**
1600	168	0	145	5	14	0	3	0	1	0	0	0	0	52	31	37	22	15	8.9	74.2	87.1
1700	165	0	145	1	9	2	1	1	1	3	2	0	0	61	37	33	20	16	9.7	74.5	86.4
1800	168	0	153	1	6	3	2	0	1	1	1	0	0	45	26.8	25	14.9	16	9.5	71.8	84.6
1900	113	1	104	1	5	1	0	0	0	0	1	0	0	39	34.5	23	20.4	10	8.8	73.9	87.5
2000	82	0	75	0	5	0	1	0	0	1	0	0	0	28	34.1	16	19.5	9	11	74	87.1
2100	30	0	29	0	1	0	0	0	0	0	0	0	0	8	26.7	6	20	4	13.3	77.4	87.5
2200	32	0	31	0	0	0	0	0	1	0	0	0	0	24	75	18	56.3	13	40.6	86.8	97.2
2300	17	0	17	0	0	0	0	0	0	0	0	0	0	10	58.8	7	41.2	5	29.4	82.7	93.6
07-19	**1769**	**1**	**1551**	**24**	**115**	**15**	**24**	**2**	**9**	**14**	**12**	**1**	**1**	**542**	**30.6**	**324**	**18.3**	**158**	**8.9**	**73.2**	**86.4**
06-22	**2027**	**2**	**1786**	**25**	**129**	**16**	**25**	**2**	**10**	**15**	**15**	**1**	**1**	**629**	**31**	**377**	**18.6**	**184**	**9.1**	**73.4**	**86.4**
06-00	**2076**	**2**	**1834**	**25**	**129**	**16**	**25**	**2**	**11**	**15**	**15**	**1**	**1**	**663**	**31.9**	**402**	**19.4**	**202**	**9.7**	**73.7**	**87.1**
00-00	**2111**	**4**	**1861**	**25**	**133**	**16**	**25**	**2**	**12**	**16**	**15**	**1**	**1**	**687**	**32.5**	**417**	**19.8**	**212**	**10**	**73.8**	**87.1**

DRAFT

Site 70
Location R179, Att - Bend Sign, Lat 53.93996, Long -6.77383
Direction East

3279 / Meath/Cavan/Monaghan ATC's
October 2013
Automatic Traffic Count

Tue, 15 October 2013

Time	Total	Classification												>PSL	>PSL%	>SL1	>SL1%	>SL2	>SL2%	Mean	Vpp
		1 MCL	2 SV	3 SVT	4 TB2	5 TB3	6 T4	7 ART3	8 ART4	9 ART5	10 ART6	11 BD	12 DRT	80	80	85 +5kph	85 +5kph	90 +10kph	90 +10kph		85
0000	2	0	2	0	0	0	0	0	0	0	0	0	0	2	100	2	100	1	50	93.1	-
0100	4	0	4	0	0	0	0	0	0	0	0	0	0	3	75	1	25	0	0	81.1	-
0200	3	0	3	0	0	0	0	0	0	0	0	0	0	1	33.3	1	33.3	0	0	69	-
0300	2	0	2	0	0	0	0	0	0	0	0	0	0	1	50	1	50	1	50	77.2	-
0400	2	0	2	0	0	0	0	0	0	0	0	0	0	2	100	2	100	2	100	100	-
0500	10	0	4	0	4	0	0	0	2	0	0	0	0	5	50	2	20	1	10	78.3	-
0600	29	0	23	0	3	0	0	0	1	2	0	0	0	11	37.9	5	17.2	1	3.4	76.5	86
0700	99	0	85	0	10	1	2	0	1	0	0	0	0	43	43.4	28	28.3	15	15.2	77.5	89.6
0800	**194**	**0**	**178**	**0**	**10**	**1**	**3**	**0**	**1**	**0**	**1**	**0**	**0**	**62**	**32**	**26**	**13.4**	**11**	**5.7**	**73.9**	**84.2**
0900	166	0	149	2	12	0	2	0	0	1	0	0	0	40	24.1	25	15.1	11	6.6	71.5	84.6
1000	115	0	105	1	6	1	0	0	1	0	1	0	0	34	29.6	25	21.7	16	13.9	72.6	88.9
1100	110	0	97	1	9	2	0	0	0	0	1	0	0	25	22.7	17	15.5	12	10.9	70.2	86.4
1200	119	0	99	3	11	1	0	0	1	2	2	0	0	44	37	24	20.2	7	5.9	74.3	85.7
1300	124	0	109	1	10	1	1	0	0	2	0	0	0	49	39.5	27	21.8	17	13.7	74.9	86.8
1400	156	1	135	2	11	2	1	0	1	3	0	0	0	37	23.7	18	11.5	13	8.3	72.8	82.4
1500	108	0	91	3	7	1	3	0	0	2	1	0	0	44	40.7	28	25.9	19	17.6	76	91.1
1600	154	0	127	4	11	1	1	0	2	6	2	0	0	50	32.5	28	18.2	13	8.4	74.4	87.1
1700	**165**	**0**	**144**	**1**	**15**	**1**	**1**	**0**	**1**	**2**	**0**	**0**	**0**	**80**	**48.5**	**47**	**28.5**	**22**	**13.3**	**78.5**	**88.9**
1800	153	0	138	3	8	1	0	0	1	2	0	0	0	58	37.9	35	22.9	20	13.1	72	89.3
1900	119	0	112	2	4	1	0	0	0	0	0	0	0	31	26.1	18	15.1	9	7.6	71.3	83.5
2000	66	0	59	0	6	0	0	0	1	0	0	0	0	20	30.3	12	18.2	7	10.6	72.8	86.4
2100	44	0	41	2	1	0	0	0	0	0	0	0	0	22	50	17	38.6	11	25	81.8	92.9
2200	37	0	32	2	3	0	0	0	0	0	0	0	0	10	27	10	27	5	13.5	78.4	88.6
2300	15	0	13	2	0	0	0	0	0	0	0	0	0	9	60	5	33.3	4	26.7	81.4	96.1
07-19	**1663**	**1**	**1457**	**21**	**120**	**13**	**14**	**0**	**9**	**20**	**8**	**0**	**0**	**566**	**34**	**328**	**19.7**	**176**	**10.6**	**74**	**87.1**
06-22	**1921**	**1**	**1692**	**25**	**134**	**14**	**14**	**0**	**11**	**22**	**8**	**0**	**0**	**650**	**33.8**	**380**	**19.8**	**204**	**10.6**	**74**	**87.1**
06-00	**1973**	**1**	**1737**	**29**	**137**	**14**	**14**	**0**	**11**	**22**	**8**	**0**	**0**	**669**	**33.9**	**395**	**20**	**213**	**10.8**	**74.2**	**87.1**
00-00	**1996**	**1**	**1754**	**29**	**141**	**14**	**14**	**0**	**13**	**22**	**8**	**0**	**0**	**683**	**34.2**	**404**	**20.2**	**218**	**10.9**	**74.2**	**87.5**

DRAFT

Site 70
Location R179, Att - Bend Sign, Lat 53.93996, Long -6.77383
Direction East

3279 / Meath/Cavan/Monaghan ATC's
October 2013
Automatic Traffic Count

Wed, 16 October 2013

Time	Total	Classification												>PSL	>PSL%	>SL1	>SL1%	>SL2	>SL2%	Mean	Vpp
		1 MCL	2 SV	3 SVT	4 TB2	5 TB3	6 T4	7 ART3	8 ART4	9 ART5	10 ART6	11 BD	12 DRT	80	80	85 +5kph	85 +5kph	90 +10kph	90 +10kph		85
0000	7	0	7	0	0	0	0	0	0	0	0	0	0	5	71.4	3	42.9	2	28.6	81.1	-
0100	11	0	8	1	1	0	0	0	0	1	0	0	0	6	54.5	5	45.5	3	27.3	77.5	90.4
0200	4	0	3	0	0	1	0	0	0	0	0	0	0	3	75	0	0	0	0	81.6	-
0300	0	0	0	0	0	0	0	0	0	0	0	0	0	0	0	0	0	0	0	-	-
0400	3	0	3	0	0	0	0	0	0	0	0	0	0	3	100	2	66.7	1	33.3	89	-
0500	10	0	8	0	1	0	0	0	0	0	1	0	0	7	70	5	50	2	20	81.6	-
0600	25	0	21	0	2	1	1	0	0	0	0	0	0	13	52	8	32	4	16	77.5	89.6
0700	111	0	96	0	11	2	1	0	0	0	1	0	0	33	29.7	21	18.9	9	8.1	74.5	86.8
0800	**201**	**0**	**184**	**1**	**12**	**3**	**0**	**0**	**0**	**1**	**0**	**0**	**0**	**38**	**18.9**	**21**	**10.4**	**9**	**4.5**	**72.5**	**81.7**
0900	152	0	139	0	9	0	1	0	0	1	2	0	0	32	21.1	16	10.5	8	5.3	71.7	82.1
1000	125	0	112	0	9	1	0	0	2	1	0	0	0	24	19.2	11	8.8	2	1.6	69.1	80.6
1100	102	0	86	0	12	1	0	0	0	2	1	0	0	24	23.5	10	9.8	1	1	71.1	83.5
1200	111	0	98	4	5	2	0	0	0	1	1	0	0	37	33.3	11	9.9	5	4.5	73.5	82.8
1300	142	0	121	3	7	3	2	0	1	4	1	0	0	35	24.6	22	15.5	10	7	71.8	85
1400	96	0	84	2	6	1	1	0	2	0	0	0	0	32	33.3	22	22.9	9	9.4	73.7	88.2
1500	152	0	132	3	8	1	3	0	3	2	0	0	0	39	25.7	18	11.8	3	2	74.4	83.2
1600	147	0	120	2	18	1	1	0	0	4	1	0	0	33	22.4	18	12.2	5	3.4	73.5	82.1
1700	**185**	**0**	**163**	**4**	**14**	**0**	**0**	**1**	**2**	**1**	**0**	**0**	**0**	**44**	**23.8**	**26**	**14.1**	**15**	**8.1**	**73.1**	**84.2**
1800	147	0	134	0	8	0	1	0	1	2	1	0	0	40	27.2	25	17	9	6.1	72.9	85.7
1900	109	0	103	0	5	0	0	0	0	1	0	0	0	23	21.1	13	11.9	6	5.5	71.6	83.5
2000	75	0	69	0	5	0	0	0	1	0	0	0	0	18	24	9	12	5	6.7	70.9	82.1
2100	36	0	33	0	2	1	0	0	0	0	0	0	0	18	50	11	30.6	9	25	81.5	96.5
2200	32	0	31	0	1	0	0	0	0	0	0	0	0	19	59.4	9	28.1	6	18.8	81.8	92.5
2300	11	0	11	0	0	0	0	0	0	0	0	0	0	6	54.5	6	54.5	3	27.3	83.1	94
07-19	**1671**	**0**	**1469**	**19**	**119**	**15**	**10**	**1**	**11**	**19**	**8**	**0**	**0**	**411**	**24.6**	**221**	**13.2**	**85**	**5.1**	**72.7**	**83.9**
06-22	**1916**	**0**	**1695**	**19**	**133**	**17**	**11**	**1**	**12**	**20**	**8**	**0**	**0**	**483**	**25.2**	**262**	**13.7**	**109**	**5.7**	**72.8**	**83.9**
06-00	**1959**	**0**	**1737**	**19**	**134**	**17**	**11**	**1**	**12**	**20**	**8**	**0**	**0**	**508**	**25.9**	**277**	**14.1**	**118**	**6**	**73**	**84.2**
00-00	**1994**	**0**	**1766**	**20**	**136**	**18**	**11**	**1**	**12**	**21**	**9**	**0**	**0**	**532**	**26.7**	**292**	**14.6**	**126**	**6.3**	**73.1**	**84.6**

DRAFT

Site 70
Location R179, Att - Bend Sign, Lat 53.93996, Long -6.77383
Direction East

3279 / Meath/Cavan/Monaghan ATC's
October 2013
Automatic Traffic Count

Virtual Day (7)

Time	Total	Classification												>PSL	>PSL%	>SL1	>SL1%	>SL2	>SL2%	Mean	Vpp
		1 MCL	2 SV	3 SVT	4 TB2	5 TB3	6 T4	7 ART3	8 ART4	9 ART5	10 ART6	11 BD	12 DRT	80	80	85 +5kph	85 +5kph	90 +10kph	90 +10kph		85
0000	11	0	10	0	1	0	0	0	0	0	0	0	0	6	57.7	4	35.9	2	20.5	82.1	91.8
0100	12	0	10	0	1	0	0	0	0	0	0	0	0	7	56.6	4	37.3	3	24.1	80.4	95
0200	7	0	6	0	0	0	0	0	0	0	0	0	0	4	55.3	2	36.2	1	21.3	80.8	-
0300	3	0	3	0	0	0	0	0	0	0	0	0	0	2	76.2	2	66.7	1	33.3	86	-
0400	4	0	4	0	0	0	0	0	0	0	0	0	0	4	90	3	63.3	2	50	90	-
0500	9	0	6	0	2	0	0	0	1	0	0	0	0	5	55.6	3	28.6	2	17.5	79.1	-
0600	24	0	19	0	3	0	0	0	1	1	0	0	0	9	38.1	6	25	3	10.7	75.7	87.1
0700	85	0	75	0	7	1	1	0	0	0	0	0	0	29	34.1	18	21.6	10	11.5	74.6	87.5
0800	**156**	**0**	**142**	**2**	**8**	**2**	**1**	**0**	**0**	**1**	**0**	**0**	**0**	**54**	**34.5**	**33**	**20.8**	**16**	**10**	**75.1**	**87.5**
0900	136	0	121	3	9	0	1	0	0	1	1	0	0	38	28.2	23	17.3	11	7.8	72.6	86
1000	120	0	105	2	8	1	1	0	1	1	1	0	0	33	27.4	20	16.3	9	7.7	71.9	85.7
1100	115	1	101	2	8	1	1	0	0	0	1	0	0	34	29.8	19	16.8	9	7.7	72.4	85.7
1200	128	0	112	3	7	1	1	0	0	1	1	0	0	38	29.5	19	15.2	9	7.2	73.4	85
1300	131	0	114	3	9	1	1	0	1	2	0	0	0	38	29.2	23	17.6	12	9.3	72.8	86
1400	139	0	123	2	8	1	1	0	1	2	0	0	0	40	28.8	25	17.7	13	9.7	73.2	86.4
1500	146	0	125	4	9	1	2	0	1	2	2	0	0	42	28.9	25	17.1	12	8	73.2	86
1600	157	0	132	5	13	1	1	0	1	3	1	0	0	44	28.2	26	16.8	13	8	73.1	85.7
1700	**163**	**0**	**145**	**2**	**11**	**1**	**1**	**0**	**1**	**1**	**1**	**0**	**0**	**56**	**34.2**	**31**	**18.9**	**15**	**9.5**	**74.6**	**86.8**
1800	141	0	128	1	6	3	1	0	1	1	0	0	0	44	31.1	28	19.9	15	10.5	73.4	87.5
1900	108	0	101	1	4	1	0	0	0	0	0	0	0	34	31.6	21	19	12	11.5	74.4	87.1
2000	71	0	65	0	4	0	0	0	1	0	0	0	0	24	33.2	15	21.7	9	12.9	74.4	88.2
2100	42	0	40	0	2	0	0	0	0	0	0	0	0	20	48.1	15	35.7	10	23.6	80.4	93.6
2200	36	0	33	1	1	0	0	0	0	0	0	0	0	21	58.2	15	41.4	11	30.3	83.7	97.2
2300	19	0	19	0	0	0	0	0	0	0	0	0	0	12	60	9	45.2	6	28.9	84.1	96.1
07-19	**1616**	**3**	**1424**	**30**	**102**	**13**	**11**	**1**	**7**	**16**	**8**	**0**	**0**	**490**	**30.3**	**290**	**18**	**143**	**8.9**	**73.4**	**86.4**
06-22	**1862**	**3**	**1649**	**32**	**114**	**14**	**12**	**1**	**9**	**17**	**9**	**0**	**0**	**577**	**31**	**348**	**18.7**	**177**	**9.5**	**73.7**	**86.8**
06-00	**1917**	**3**	**1701**	**33**	**116**	**15**	**12**	**1**	**9**	**17**	**9**	**0**	**0**	**610**	**31.8**	**371**	**19.4**	**194**	**10.1**	**74**	**87.1**
00-00	**1963**	**4**	**1739**	**34**	**121**	**15**	**12**	**1**	**10**	**18**	**9**	**0**	**0**	**638**	**32.5**	**389**	**19.8**	**205**	**10.4**	**74.2**	**87.1**

DRAFT

Site 70
Location R179, Att - Bend Sign, Lat 53.93996, Long -6.77383
Direction East

3279 / Meath/Cavan/Monaghan ATC's
October 2013
Automatic Traffic Count

Virtual Week (1)

Time	Total	Classification												>PSL	>PSL%	>SL1	>SL1%	>SL2	>SL2%	Mean	Vpp
		1 MCL	2 SV	3 SVT	4 TB2	5 TB3	6 T4	7 ART3	8 ART4	9 ART5	10 ART6	11 BD	12 DRT	80	80	85 +5kph	85 +5kph	90 +10kph	90 +10kph		85
Mon	2111	4	1861	25	133	16	25	2	12	16	15	1	1	687	32.5	417	19.8	212	10	73.8	87.1
Tue	1996	1	1754	29	141	14	14	0	13	22	8	0	0	683	34.2	404	20.2	218	10.9	74.2	87.5
Wed	1994	0	1766	20	136	18	11	1	12	21	9	0	0	532	26.7	292	14.6	126	6.3	73.1	84.6
Thu	2221	2	1925	45	160	24	20	1	8	20	15	0	1	690	31.1	439	19.8	222	10	73.6	86.8
Fri	2253	5	1976	30	159	18	8	1	13	31	11	1	0	736	32.7	459	20.4	241	10.7	74.1	87.1
| Sat	1805	2	1615	77	73	6	6	2	8	11	5	0	0	632	35	406	22.5	225	12.5	74.9	88.6
| Sun	1363	12	1277	9	48	11	1	0	1	3	1	0	0	505	37.1	308	22.6	192	14.1	76.2	89.3
5 Day Ave.	**2115**	**2**	**1856**	**30**	**146**	**18**	**16**	**1**	**12**	**22**	**12**	**0**	**0**	**666**	**31.5**	**402**	**19.0**	**204**	**9.6**	**73.8**	**86.6**
7 Day Ave.	**1963**	**4**	**1739**	**34**	**121**	**15**	**12**	**1**	**10**	**18**	**9**	**0**	**0**	**638**	**32.5**	**389**	**19.8**	**205**	**10.4**	**74.2**	**87.1**
--	**13743**	**26**	**12174**	**235**	**850**	**107**	**85**	**7**	**67**	**124**	**64**	**2**	**2**	**4465**	**32.5**	**2725**	**19.8**	**1436**	**10.4**	**74.2**	**87.1**

Summary Graphs

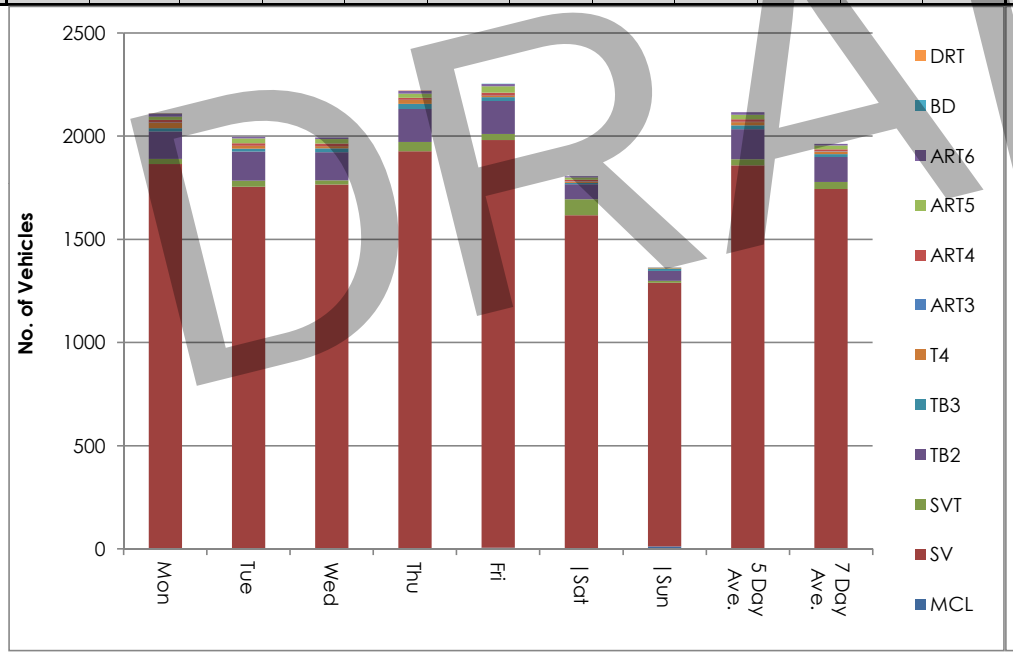

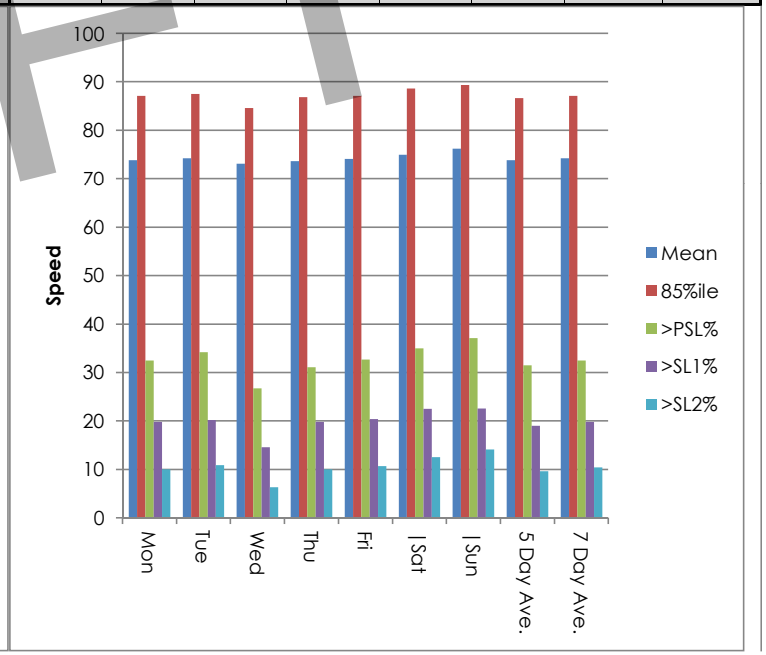

DRAFT

Site 70
Location R179, Att - Bend Sign, Lat 53.93996, Long -6.77383
Direction East

3279 / Meath/Cavan/Monaghan ATC's
October 2013
Automatic Traffic Count

Thu, 10 October 2013

Time	Total	Speed Bins (km/h)																											
		0 - 5	5 - 10	10 - 15	15 - 20	20 - 25	25 - 30	30 - 35	35 - 40	40 - 45	45 - 50	50 - 55	55 - 60	60 - 65	65 - 70	70 - 75	75 - 80	80 - 85	85 - 90	90 - 95	95 - 100	100 - 105	105 - 110	110 - 115	115 - 120	120 - 125	125 - 130	130 - 135	135 - 140
0000	7	0	0	0	0	0	0	0	0	0	0	0	0	0	0	2	0	3	1	0	0	1	0	0	0	0	0	0	0
0100	6	0	0	0	0	0	0	0	0	0	0	0	0	0	0	0	1	1	3	1	0	0	0	0	0	0	0	0	0
0200	2	0	0	0	0	0	0	0	0	0	0	0	0	0	0	0	1	0	1	0	0	0	0	0	0	0	0	0	0
0300	1	0	0	0	0	0	0	0	0	0	0	0	0	0	0	0	0	0	1	0	0	0	0	0	0	0	0	0	0
0400	3	0	0	0	0	0	0	0	0	0	0	0	0	0	0	0	0	0	0	1	1	0	1	0	0	0	0	0	0
0500	10	0	0	0	0	0	0	0	0	0	0	0	1	0	1	1	2	3	0	1	0	0	0	1	0	0	0	0	0
0600	31	0	0	0	0	0	0	0	1	1	0	0	4	2	6	2	7	1	5	1	0	1	0	0	0	0	0	0	0
0700	131	0	0	0	0	0	0	0	2	1	2	10	14	13	9	20	25	15	8	5	5	1	1	0	0	0	0	0	0
0800	**198**	**0**	**0**	**0**	**0**	**0**	**0**	**0**	**0**	**1**	**4**	**6**	**10**	**23**	**26**	**26**	**33**	**25**	**21**	**11**	**8**	**2**	**1**	**1**	**0**	**0**	**0**	**0**	**0**
0900	168	0	0	0	0	1	0	0	0	3	6	3	4	10	26	39	33	17	15	7	2	1	1	0	0	0	0	0	0
1000	143	0	0	0	0	0	1	1	1	3	4	2	13	17	25	23	17	8	17	5	5	0	1	0	0	0	0	0	0
1100	134	0	0	0	0	1	2	0	0	3	3	5	13	17	23	17	14	12	15	7	2	0	0	0	0	0	0	0	0
1200	131	0	0	0	0	0	0	0	0	3	1	11	8	11	23	21	21	12	9	8	1	0	0	0	1	1	0	0	0
1300	116	0	0	0	0	0	0	0	2	3	4	6	6	16	24	20	12	7	8	6	1	1	0	0	0	0	0	0	0
1400	137	0	0	0	1	0	0	0	0	1	3	12	3	6	23	28	17	12	18	7	5	1	0	0	0	0	0	0	0
1500	166	0	0	0	0	0	0	0	1	1	4	13	15	19	22	24	22	19	13	5	2	5	0	0	1	0	0	0	0
1600	172	0	0	0	0	0	0	0	1	0	6	6	16	14	28	26	26	19	15	9	3	3	0	0	0	0	0	0	0
1700	**225**	**0**	**0**	**0**	**0**	**0**	**0**	**0**	**1**	**4**	**2**	**2**	**12**	**23**	**24**	**29**	**39**	**43**	**26**	**8**	**10**	**0**	**1**	**0**	**1**	**0**	**0**	**0**	**0**
1800	146	0	0	0	0	0	0	3	0	1	1	6	10	16	23	29	20	14	13	5	3	1	0	1	0	0	0	0	0
1900	112	0	0	0	0	0	0	0	1	1	1	4	9	5	20	10	21	19	5	11	3	1	0	0	1	0	0	0	0
2000	86	0	0	0	0	0	0	0	0	2	1	4	7	14	17	9	9	7	7	4	3	0	0	1	1	0	0	0	0
2100	37	0	0	0	0	0	0	0	0	0	0	0	3	4	6	1	4	5	3	6	0	1	2	1	0	1	0	0	0
2200	39	0	0	0	0	0	0	0	0	0	0	0	0	0	3	6	3	6	6	5	5	2	1	1	0	0	0	1	0
2300	20	0	0	0	0	0	0	0	0	0	0	0	0	0	0	0	4	3	7	1	1	1	1	1	1	0	0	0	0
07-19	**1867**	**0**	**0**	**0**	**1**	**2**	**3**	**4**	**8**	**24**	**40**	**82**	**124**	**185**	**276**	**302**	**279**	**203**	**178**	**83**	**47**	**15**	**5**	**2**	**3**	**1**	**0**	**0**	**0**
06-22	**2133**	**0**	**0**	**0**	**1**	**2**	**3**	**4**	**10**	**28**	**42**	**90**	**147**	**210**	**325**	**324**	**320**	**235**	**198**	**105**	**53**	**18**	**7**	**4**	**5**	**2**	**0**	**0**	**0**
06-00	**2192**	**0**	**0**	**0**	**1**	**2**	**3**	**4**	**10**	**28**	**42**	**90**	**147**	**210**	**328**	**330**	**327**	**244**	**211**	**111**	**59**	**21**	**9**	**6**	**6**	**2**	**0**	**1**	**0**
00-00	**2221**	**0**	**0**	**0**	**1**	**2**	**3**	**4**	**10**	**28**	**42**	**90**	**148**	**210**	**329**	**333**	**331**	**251**	**217**	**114**	**60**	**22**	**10**	**7**	**6**	**2**	**0**	**1**	**0**

DRAFT

Site 70
Location R179, Att - Bend Sign, Lat 53.93996, Long -6.77383
Direction East

3279 / Meath/Cavan/Monaghan ATC's
October 2013
Automatic Traffic Count

Fri, 11 October 2013

Time	Total	Speed Bins (km/h)																												
		0 - 5	5 - 10	10 - 15	15 - 20	20 - 25	25 - 30	30 - 35	35 - 40	40 - 45	45 - 50	50 - 55	55 - 60	60 - 65	65 - 70	70 - 75	75 - 80	80 - 85	85 - 90	90 - 95	95 - 100	100 - 105	105 - 110	110 - 115	115 - 120	120 - 125	125 - 130	130 - 135	135 - 140
0000	9	0	0	0	0	0	0	0	0	0	0	0	0	0	0	2	1	1	2	2	1	0	0	0	0	0	0	0	0	0
0100	8	0	0	0	0	0	0	0	0	0	0	0	0	0	0	1	1	5	0	1	0	0	0	0	0	0	0	0	0	0
0200	4	0	0	0	0	0	0	0	0	0	0	1	0	0	1	0	0	1	1	0	0	0	0	0	0	0	0	0	0	0
0300	1	0	0	0	0	0	0	0	0	0	0	0	0	0	0	0	1	0	0	0	0	0	0	0	0	0	0	0	0	0
0400	3	0	0	0	0	0	0	0	0	0	0	0	0	0	0	1	0	0	0	1	0	1	0	0	0	0	0	0	0	0
0500	9	0	0	0	0	0	0	0	0	0	0	0	1	0	0	0	3	2	1	0	0	2	0	0	0	0	0	0	0	0
0600	31	0	0	0	0	0	0	0	0	0	3	2	1	1	5	3	4	4	4	1	1	0	2	0	0	0	0	0	0	0
0700	98	0	0	0	0	0	0	4	0	1	3	6	7	10	15	6	18	9	9	4	3	1	0	2	0	0	0	0	0	0
0800	**205**	**0**	**0**	**0**	**0**	**0**	**0**	**0**	**1**	**3**	**1**	**5**	**6**	**4**	**23**	**26**	**40**	**33**	**38**	**16**	**4**	**3**	**1**	**1**	**0**	**0**	**0**	**0**	**0**	**0**
0900	173	0	0	0	0	0	0	0	3	5	2	11	9	16	19	28	24	19	17	10	4	4	2	0	0	0	0	0	0	0
1000	138	0	0	0	0	0	0	1	0	1	2	12	8	12	29	15	15	21	13	5	2	0	1	1	0	0	0	0	0	0
1100	120	0	0	0	0	0	0	1	1	1	3	3	5	8	17	13	27	24	10	6	1	0	0	0	0	0	0	0	0	0
1200	146	0	0	0	0	0	1	0	0	1	4	6	7	11	27	38	20	17	12	1	1	0	0	0	0	0	0	0	0	0
1300	146	0	0	0	0	0	0	0	1	5	9	8	7	9	18	21	30	18	12	4	2	1	0	1	0	0	0	0	0	0
1400	157	0	0	0	0	0	1	3	6	5	3	5	10	17	25	23	22	12	8	6	6	4	1	0	0	0	0	0	0	0
1500	171	0	0	0	0	0	0	0	1	0	2	8	12	14	13	35	31	21	21	8	3	0	2	0	0	0	0	0	0	0
1600	**178**	**0**	**0**	**0**	**0**	**1**	**1**	**2**	**0**	**4**	**2**	**7**	**15**	**17**	**22**	**24**	**29**	**20**	**13**	**9**	**9**	**1**	**1**	**0**	**0**	**0**	**0**	**1**	**0**	
1700	176	0	0	0	0	0	0	0	0	6	2	7	9	16	43	25	18	22	14	8	4	1	1	0	0	0	0	0	0	0
1800	164	0	0	0	0	0	0	0	0	2	3	7	10	12	26	28	36	12	15	11	2	0	0	0	0	0	0	0	0	0
1900	114	0	0	0	0	0	0	0	0	0	3	5	3	4	11	24	25	13	8	7	4	5	0	1	1	0	0	0	0	0
2000	75	0	0	0	0	0	0	0	0	0	3	3	5	5	8	13	8	10	7	7	3	2	1	0	0	0	0	0	0	0
2100	57	0	0	0	0	0	1	0	0	1	2	1	1	4	4	6	12	4	10	2	4	3	1	0	0	1	0	0	0	0
2200	50	0	0	0	0	0	0	0	0	0	0	0	2	2	1	6	11	6	3	8	5	3	1	1	0	0	0	0	1	
2300	20	0	0	0	0	0	0	0	0	0	0	0	0	0	0	5	3	3	0	8	0	1	0	0	0	0	0	0	0	0
07-19	**1872**	**0**	**0**	**0**	**0**	**1**	**3**	**11**	**13**	**34**	**36**	**85**	**105**	**146**	**277**	**282**	**310**	**228**	**182**	**88**	**41**	**15**	**9**	**5**	**0**	**0**	**0**	**1**	**0**	
06-22	**2149**	**0**	**0**	**0**	**0**	**1**	**4**	**11**	**13**	**35**	**47**	**96**	**115**	**160**	**305**	**328**	**359**	**259**	**211**	**105**	**53**	**25**	**13**	**6**	**1**	**1**	**0**	**1**	**0**	
06-00	**2219**	**0**	**0**	**0**	**0**	**1**	**4**	**11**	**13**	**35**	**47**	**96**	**117**	**162**	**306**	**339**	**373**	**268**	**214**	**121**	**58**	**29**	**14**	**7**	**1**	**1**	**0**	**1**	**1**	
00-00	**2253**	**0**	**0**	**0**	**0**	**1**	**4**	**11**	**13**	**35**	**47**	**97**	**118**	**162**	**307**	**343**	**379**	**277**	**218**	**125**	**59**	**32**	**14**	**7**	**1**	**1**	**0**	**1**	**1**	

DRAFT

Site 70
Location R179, Att - Bend Sign, Lat 53.93996, Long -6.77383
Direction East

3279 / Meath/Cavan/Monaghan ATC's
October 2013
Automatic Traffic Count

Sat, 12 October 2013

Time	Total	Speed Bins (km/h)																												
		0 - 5	5 - 10	10 - 15	15 - 20	20 - 25	25 - 30	30 - 35	35 - 40	40 - 45	45 - 50	50 - 55	55 - 60	60 - 65	65 - 70	70 - 75	75 - 80	80 - 85	85 - 90	90 - 95	95 - 100	100 - 105	105 - 110	110 - 115	115 - 120	120 - 125	125 - 130	130 - 135	135 - 140
0000	13	0	0	0	0	0	0	0	0	0	0	0	0	0	2	1	1	3	2	2	1	0	0	0	0	1	0	0	0
0100	14	0	0	0	0	0	0	0	0	0	0	1	0	0	0	3	1	1	3	1	2	2	0	0	0	0	0	0	0	0
0200	8	0	0	0	0	0	0	0	0	0	0	0	1	0	0	1	2	0	1	0	1	1	0	1	0	0	0	0	0	0
0300	2	0	0	0	0	0	0	0	0	0	0	0	0	0	0	0	0	1	0	1	0	0	0	0	0	0	0	0	0	0
0400	4	0	0	0	0	0	0	0	0	0	0	0	0	0	0	0	0	0	2	1	1	0	0	0	0	0	0	0	0	0
0500	6	0	0	0	0	0	0	0	0	0	0	0	0	0	0	2	3	0	0	1	0	0	0	0	0	0	0	0	0	0
0600	14	0	0	0	0	0	1	0	0	0	0	0	0	0	3	2	3	1	1	2	1	0	0	0	0	0	0	0	0	0
0700	28	0	0	0	0	0	0	0	0	0	2	2	1	2	3	2	3	4	2	2	3	2	0	0	0	0	0	0	0	0
0800	55	0	0	0	0	0	0	0	0	1	5	0	1	4	9	12	4	6	5	2	2	2	0	0	2	0	0	0	0	0
0900	101	0	0	0	0	1	0	1	0	1	2	13	7	3	11	14	16	14	10	3	1	0	4	0	0	0	0	0	0	0
1000	127	0	0	0	0	0	0	0	0	1	4	7	8	6	25	23	22	17	8	5	0	1	0	0	0	0	0	0	0	0
1100	**130**	**0**	**0**	**0**	**0**	**0**	**0**	**0**	**0**	**1**	**3**	**6**	**9**	**10**	**17**	**22**	**21**	**21**	**10**	**6**	**2**	**2**	**0**	**0**	**0**	**0**	**0**	**0**	**0**	**0**
1200	150	0	0	0	0	0	0	0	1	3	2	1	5	9	19	24	29	24	19	7	3	2	1	0	1	0	0	0	0	0
1300	136	0	0	0	0	0	0	0	2	2	5	7	12	11	10	20	22	13	13	8	6	2	0	1	0	2	0	0	0	0
1400	163	0	0	0	0	0	0	0	0	1	5	7	5	32	21	31	18	20	10	5	6	2	0	0	0	0	0	0	0	0
1500	145	0	0	0	0	0	0	2	0	7	3	4	9	14	20	25	18	14	14	4	4	5	1	1	0	0	0	0	0	0
1600	**169**	**0**	**0**	**0**	**0**	**0**	**1**	**2**	**2**	**1**	**3**	**13**	**15**	**20**	**17**	**34**	**22**	**16**	**13**	**7**	**0**	**1**	**1**	**1**	**0**	**0**	**0**	**0**	**0**	**0**
1700	119	0	0	0	0	0	0	0	2	0	1	6	6	13	15	16	21	16	11	6	5	1	0	0	0	0	0	0	0	0
1800	126	0	0	0	0	0	0	0	1	2	4	4	5	7	10	12	28	14	18	9	7	1	1	3	0	0	0	0	0	0
1900	108	0	0	0	0	0	0	0	0	1	1	3	6	6	12	9	21	18	12	11	4	2	1	1	0	0	0	0	0	0
2000	67	0	0	0	0	0	0	0	1	0	2	0	6	2	4	12	15	4	10	5	2	1	3	0	0	0	0	0	0	0
2100	46	0	0	0	0	0	0	0	0	0	1	0	0	3	7	1	4	9	6	5	8	1	1	0	0	0	0	0	0	0
2200	39	0	0	0	0	0	0	0	0	0	0	1	2	3	4	3	4	6	4	5	2	3	1	0	1	0	0	0	0	0
2300	35	0	0	0	0	0	0	0	0	0	0	0	1	3	4	0	10	4	7	2	1	1	2	0	0	0	0	0	0	0
07-19	**1449**	**0**	**0**	**0**	**0**	**1**	**1**	**5**	**8**	**20**	**39**	**70**	**83**	**131**	**177**	**235**	**224**	**179**	**133**	**64**	**39**	**21**	**8**	**6**	**3**	**2**	**0**	**0**	**0**	**0**
06-22	**1684**	**0**	**0**	**0**	**0**	**1**	**2**	**5**	**9**	**21**	**43**	**73**	**95**	**142**	**203**	**259**	**267**	**211**	**162**	**87**	**54**	**25**	**13**	**7**	**3**	**2**	**0**	**0**	**0**	**0**
06-00	**1758**	**0**	**0**	**0**	**0**	**1**	**2**	**5**	**9**	**21**	**43**	**74**	**98**	**148**	**211**	**262**	**281**	**221**	**173**	**94**	**57**	**29**	**16**	**7**	**4**	**2**	**0**	**0**	**0**	**0**
00-00	**1805**	**0**	**0**	**0**	**0**	**1**	**2**	**5**	**9**	**21**	**43**	**75**	**99**	**148**	**213**	**269**	**288**	**226**	**181**	**100**	**62**	**32**	**16**	**8**	**4**	**3**	**0**	**0**	**0**	**0**

DRAFT

Site 70
Location R179, Att - Bend Sign, Lat 53.93996, Long -6.77383
Direction East

3279 / Meath/Cavan/Monaghan ATC's
October 2013
Automatic Traffic Count

Sun, 13 October 2013

Time	Total	Speed Bins (km/h)																											
		0 - 5	5 - 10	10 - 15	15 - 20	20 - 25	25 - 30	30 - 35	35 - 40	40 - 45	45 - 50	50 - 55	55 - 60	60 - 65	65 - 70	70 - 75	75 - 80	80 - 85	85 - 90	90 - 95	95 - 100	100 - 105	105 - 110	110 - 115	115 - 120	120 - 125	125 - 130	130 - 135	135 - 140
0000	33	0	0	0	0	0	0	0	0	0	0	0	0	2	6	6	6	6	5	0	0	2	0	0	0	0	0	0	0
0100	36	0	0	0	0	0	0	0	0	0	2	1	3	4	0	5	5	6	2	1	2	1	3	1	0	0	0	0	0
0200	22	0	0	0	0	0	0	0	0	1	0	0	1	1	2	1	4	5	2	2	1	0	1	0	1	0	0	0	0
0300	14	0	0	0	0	0	0	0	0	0	0	0	0	0	1	1	1	1	5	3	1	0	1	0	0	0	0	0	0
0400	8	0	0	0	0	0	0	0	0	0	0	0	0	0	1	0	0	3	0	1	2	1	0	0	0	0	0	0	0
0500	6	0	0	0	0	0	0	0	0	0	0	0	1	0	0	0	0	4	0	0	1	0	0	0	0	0	0	0	0
0600	5	0	0	0	0	0	0	0	0	0	0	0	0	0	0	0	2	1	1	0	0	1	0	0	0	0	0	0	0
0700	10	0	0	0	0	0	0	0	0	0	0	0	0	0	0	0	0	2	3	1	3	0	0	1	0	0	0	0	0
0800	30	0	0	0	0	0	0	1	0	1	1	1	6	1	1	3	1	6	3	2	0	2	1	0	0	0	0	0	0
0900	38	0	0	0	0	0	0	0	0	1	1	0	3	0	5	6	8	3	6	1	1	2	0	0	0	1	0	0	0
1000	69	0	0	0	0	0	0	0	0	1	2	2	7	2	11	8	9	14	2	5	3	2	0	1	0	0	0	0	0
1100	**96**	**0**	**0**	**0**	**0**	**0**	**0**	**0**	**0**	**2**	**4**	**5**	**3**	**6**	**14**	**12**	**13**	**12**	**11**	**4**	**4**	**2**	**1**	**1**	**0**	**1**	**1**	**0**	**0**
1200	116	0	0	0	0	1	0	0	0	1	1	8	2	8	14	24	21	16	5	4	6	1	4	0	0	0	0	0	0
1300	121	0	0	0	0	0	0	0	0	1	4	4	7	8	9	24	23	15	11	11	3	0	1	0	0	0	0	0	0
1400	**133**	**0**	**0**	**0**	**0**	**0**	**0**	**0**	**0**	**0**	**3**	**6**	**2**	**3**	**17**	**32**	**23**	**16**	**16**	**4**	**9**	**0**	**1**	**1**	**0**	**0**	**0**	**0**	**0**
1500	107	0	0	0	0	0	0	0	0	2	3	4	10	14	15	14	16	11	10	5	1	2	0	0	0	0	0	0	0
1600	114	0	0	0	0	0	0	0	2	2	0	9	3	16	10	13	25	19	6	2	3	0	0	1	1	0	2	0	0
1700	103	0	0	0	0	0	0	0	0	3	2	6	6	5	11	23	21	14	3	6	1	0	2	0	0	0	0	0	0
1800	86	0	0	0	0	0	0	0	0	0	3	2	3	6	12	11	14	13	7	8	4	1	1	1	0	0	0	0	0
1900	84	0	0	0	0	0	0	0	0	4	1	0	7	5	9	20	19	7	3	6	2	0	0	0	1	0	0	0	0
2000	46	0	0	0	0	0	0	0	0	0	0	0	0	2	9	5	9	7	4	3	3	3	0	1	0	0	0	0	0
2100	47	0	0	0	0	0	0	0	1	0	0	0	0	5	2	5	13	5	7	6	3	0	0	0	0	0	0	0	0
2200	22	0	0	0	0	0	0	0	0	0	0	0	0	0	1	2	3	8	2	3	1	1	0	1	0	0	0	0	0
2300	17	0	0	0	0	0	0	0	0	0	0	0	0	0	2	0	4	3	2	1	2	2	0	1	0	0	0	0	0
07-19	**1023**	**0**	**0**	**0**	**0**	**1**	**0**	**1**	**2**	**14**	**24**	**47**	**52**	**69**	**119**	**170**	**174**	**141**	**83**	**53**	**38**	**12**	**11**	**6**	**1**	**2**	**3**	**0**	**0**
06-22	**1205**	**0**	**0**	**0**	**0**	**1**	**0**	**1**	**3**	**18**	**25**	**47**	**59**	**81**	**139**	**200**	**217**	**161**	**98**	**68**	**46**	**16**	**11**	**7**	**2**	**2**	**3**	**0**	**0**
06-00	**1244**	**0**	**0**	**0**	**0**	**1**	**0**	**1**	**3**	**18**	**25**	**47**	**59**	**81**	**142**	**202**	**224**	**172**	**102**	**72**	**49**	**19**	**11**	**9**	**2**	**2**	**3**	**0**	**0**
00-00	**1363**	**0**	**0**	**0**	**0**	**1**	**0**	**1**	**3**	**19**	**27**	**48**	**64**	**88**	**152**	**215**	**240**	**197**	**116**	**79**	**56**	**23**	**16**	**10**	**3**	**2**	**3**	**0**	**0**

DRAFT

Site 70
Location R179, Att - Bend Sign, Lat 53.93996, Long -6.77383
Direction East

3279 / Meath/Cavan/Monaghan ATC's
October 2013
Automatic Traffic Count

Mon, 14 October 2013

Time	Total	Speed Bins (km/h)																											
		0 - 5	5 - 10	10 - 15	15 - 20	20 - 25	25 - 30	30 - 35	35 - 40	40 - 45	45 - 50	50 - 55	55 - 60	60 - 65	65 - 70	70 - 75	75 - 80	80 - 85	85 - 90	90 - 95	95 - 100	100 - 105	105 - 110	110 - 115	115 - 120	120 - 125	125 - 130	130 - 135	135 - 140
0000	7	0	0	0	0	0	0	0	0	0	0	0	0	0	1	0	1	2	0	2	0	0	1	0	0	0	0	0	0
0100	4	0	0	0	0	0	0	0	0	0	0	0	0	0	1	0	1	0	0	1	1	0	0	0	0	0	0	0	0
0200	4	0	0	0	0	0	0	0	0	0	0	0	1	0	0	0	0	0	1	1	0	1	0	0	0	0	0	0	0
0300	1	0	0	0	0	0	0	0	0	0	0	0	0	0	0	0	0	0	1	0	0	0	0	0	0	0	0	0	0
0400	7	0	0	0	0	0	0	0	0	0	0	0	0	0	0	0	1	4	1	0	0	1	0	0	0	0	0	0	0
0500	12	0	0	0	0	0	0	2	0	0	0	0	1	0	1	0	1	3	2	1	1	0	0	0	0	0	0	0	0
0600	33	0	0	0	0	0	0	0	0	1	0	1	3	1	3	6	6	4	5	1	0	1	0	0	1	0	0	0	0
0700	116	0	0	0	0	0	0	0	1	0	2	6	2	5	25	16	19	17	13	7	0	2	1	0	0	0	0	0	0
0800	**211**	**0**	**0**	**0**	**0**	**0**	**0**	**1**	**0**	**1**	**8**	**8**	**6**	**11**	**30**	**37**	**30**	**26**	**25**	**13**	**8**	**4**	**1**	**2**	**0**	**0**	**0**	**0**	**0**
0900	151	0	0	0	0	0	0	1	6	7	2	6	3	17	19	14	25	20	20	7	2	2	0	0	0	0	0	0	0
1000	126	0	0	0	0	0	0	0	0	0	2	11	14	10	18	16	19	12	14	6	1	1	1	0	1	0	0	0	0
1100	111	0	0	0	0	0	0	0	0	2	5	12	5	9	12	14	17	13	13	4	1	4	0	0	0	0	0	0	0
1200	120	0	0	0	0	0	0	0	1	4	1	7	11	14	16	20	20	12	4	3	6	0	1	0	0	0	0	0	0
1300	130	0	0	0	0	0	0	0	2	1	0	8	11	12	14	16	30	18	10	6	0	1	0	0	0	1	0	0	0
1400	130	0	0	0	0	0	1	0	0	2	3	6	4	9	23	22	19	19	8	6	4	2	2	0	0	0	0	0	0
1500	**173**	**0**	**0**	**0**	**0**	**0**	**1**	**0**	**0**	**0**	**2**	**8**	**15**	**22**	**36**	**24**	**25**	**18**	**11**	**6**	**2**	**1**	**0**	**1**	**1**	**0**	**0**	**0**	**0**
1600	168	0	0	0	0	0	0	0	1	2	2	5	9	16	25	26	30	15	22	13	2	0	0	0	0	0	0	0	0
1700	165	0	0	0	0	0	0	0	2	0	7	8	5	15	12	28	27	28	17	10	4	0	2	0	0	0	0	0	0
1800	168	0	0	0	0	0	0	0	0	3	2	12	16	26	15	33	16	20	9	7	3	3	1	2	0	0	0	0	0
1900	113	0	0	0	0	0	0	0	1	2	2	7	8	9	9	18	18	16	13	6	1	0	1	2	0	0	0	0	0
2000	82	0	0	0	0	0	0	0	0	2	3	4	8	5	8	10	14	12	7	3	2	2	1	1	0	0	0	0	0
2100	30	0	0	0	0	0	0	0	0	0	0	1	0	2	3	4	12	2	2	2	1	1	0	0	0	0	0	0	0
2200	32	0	0	0	0	0	0	0	0	0	0	1	0	1	2	1	3	6	5	5	4	1	2	1	0	0	0	0	0
2300	17	0	0	0	0	0	0	0	0	0	0	0	0	2	0	3	2	3	2	3	1	1	0	0	0	0	0	0	0
07-19	**1769**	**0**	**0**	**0**	**0**	**0**	**2**	**2**	**13**	**22**	**36**	**97**	**101**	**166**	**245**	**266**	**277**	**218**	**166**	**88**	**33**	**20**	**9**	**5**	**2**	**1**	**0**	**0**	**0**
06-22	**2027**	**0**	**0**	**0**	**0**	**0**	**2**	**2**	**14**	**27**	**41**	**110**	**120**	**183**	**268**	**304**	**327**	**252**	**193**	**100**	**37**	**24**	**11**	**8**	**3**	**1**	**0**	**0**	**0**
06-00	**2076**	**0**	**0**	**0**	**0**	**0**	**2**	**2**	**14**	**27**	**41**	**111**	**120**	**186**	**270**	**308**	**332**	**261**	**200**	**108**	**42**	**26**	**13**	**9**	**3**	**1**	**0**	**0**	**0**
00-00	**2111**	**0**	**0**	**0**	**0**	**0**	**2**	**4**	**14**	**27**	**41**	**111**	**122**	**186**	**273**	**308**	**336**	**270**	**205**	**113**	**44**	**28**	**14**	**9**	**3**	**1**	**0**	**0**	**0**

DRAFT

Site 70
Location R179, Att - Bend Sign, Lat 53.93996, Long -6.77383
Direction East

3279 / Meath/Cavan/Monaghan ATC's
October 2013
Automatic Traffic Count

Tue, 15 October 2013

Time	Total	Speed Bins (km/h)																											
		0 - 5	5 - 10	10 - 15	15 - 20	20 - 25	25 - 30	30 - 35	35 - 40	40 - 45	45 - 50	50 - 55	55 - 60	60 - 65	65 - 70	70 - 75	75 - 80	80 - 85	85 - 90	90 - 95	95 - 100	100 - 105	105 - 110	110 - 115	115 - 120	120 - 125	125 - 130	130 - 135	135 - 140
0000	2	0	0	0	0	0	0	0	0	0	0	0	0	0	0	0	0	0	1	0	1	0	0	0	0	0	0	0	0
0100	4	0	0	0	0	0	0	0	0	0	0	0	0	0	0	1	0	2	1	0	0	0	0	0	0	0	0	0	0
0200	3	0	0	0	0	0	0	0	0	0	1	0	0	0	0	1	0	0	1	0	0	0	0	0	0	0	0	0	0
0300	2	0	0	0	0	0	0	0	0	0	0	0	1	0	0	0	0	0	0	0	1	0	0	0	0	0	0	0	0
0400	2	0	0	0	0	0	0	0	0	0	0	0	0	0	0	0	0	0	0	0	1	1	0	0	0	0	0	0	0
0500	10	0	0	0	0	0	0	0	0	0	0	0	1	1	0	1	2	3	1	0	0	1	0	0	0	0	0	0	0
0600	29	0	0	0	0	0	0	0	1	0	0	1	0	0	1	7	8	6	4	1	0	0	0	0	0	0	0	0	0
0700	99	0	0	0	0	0	0	0	0	0	3	4	4	4	10	11	20	15	13	6	4	4	0	1	0	0	0	0	0
0800	**194**	**0**	**0**	**0**	**0**	**0**	**0**	**1**	**0**	**4**	**6**	**9**	**7**	**9**	**28**	**29**	**39**	**36**	**15**	**3**	**3**	**2**	**1**	**1**	**1**	**0**	**0**	**0**	**0**
0900	166	0	0	0	0	0	0	2	0	2	3	10	15	17	25	29	23	15	14	3	4	2	2	0	0	0	0	0	0
1000	115	0	0	0	0	0	0	0	0	4	2	9	12	10	17	10	17	9	9	6	8	2	0	0	0	0	0	0	0
1100	110	0	0	0	0	0	0	0	3	4	6	6	9	8	16	9	24	8	5	10	2	0	0	0	0	0	0	0	0
1200	119	0	0	0	0	0	0	0	1	1	4	4	3	10	20	11	21	20	17	3	4	0	0	0	0	0	0	0	0
1300	124	0	0	0	0	0	0	0	0	4	3	5	6	12	9	20	16	22	10	13	0	3	1	0	0	0	0	0	0
1400	156	0	0	0	0	0	0	0	0	3	4	10	5	6	22	43	26	19	5	8	4	0	1	0	0	0	0	0	0
1500	108	0	0	0	0	1	0	0	0	2	0	6	6	7	10	18	14	16	9	8	6	4	1	0	0	0	0	0	0
1600	154	0	0	0	0	0	2	0	1	1	0	4	7	12	22	34	21	22	15	6	3	3	1	0	0	0	0	0	0
1700	**165**	**0**	**0**	**0**	**0**	**0**	**0**	**0**	**0**	**1**	**2**	**7**	**3**	**10**	**9**	**24**	**29**	**33**	**25**	**14**	**5**	**1**	**0**	**1**	**1**	**0**	**0**	**0**	**0**
1800	153	0	0	0	0	0	1	0	5	7	10	6	9	10	10	20	17	23	15	13	3	1	3	0	0	0	0	0	0
1900	119	0	0	0	0	0	0	0	3	1	6	6	11	9	8	26	18	13	9	4	3	1	1	0	0	0	0	0	0
2000	66	0	0	0	0	0	0	0	0	1	2	7	1	4	13	6	12	8	5	7	0	0	0	0	0	0	0	0	0
2100	44	0	0	0	0	0	0	0	0	0	0	0	2	3	3	3	11	5	6	4	3	1	2	1	0	0	0	0	0
2200	37	0	0	0	0	0	0	0	0	0	0	1	0	1	6	6	13	0	5	0	3	2	0	0	0	0	0	0	0
2300	15	0	0	0	0	0	0	0	0	0	0	0	0	3	2	0	1	4	1	0	2	1	1	0	0	0	0	0	0
07-19	**1663**	**0**	**0**	**0**	**0**	**1**	**3**	**3**	**10**	**33**	**43**	**80**	**86**	**115**	**198**	**258**	**267**	**238**	**152**	**93**	**46**	**22**	**10**	**3**	**2**	**0**	**0**	**0**	**0**
06-22	**1921**	**0**	**0**	**0**	**0**	**1**	**3**	**3**	**14**	**35**	**51**	**94**	**100**	**131**	**223**	**300**	**316**	**270**	**176**	**109**	**52**	**24**	**13**	**4**	**2**	**0**	**0**	**0**	**0**
06-00	**1973**	**0**	**0**	**0**	**0**	**1**	**3**	**3**	**14**	**35**	**51**	**95**	**100**	**135**	**231**	**306**	**330**	**274**	**182**	**109**	**57**	**27**	**14**	**4**	**2**	**0**	**0**	**0**	**0**
00-00	**1996**	**0**	**0**	**0**	**0**	**1**	**3**	**3**	**14**	**35**	**52**	**95**	**102**	**136**	**231**	**309**	**332**	**279**	**186**	**109**	**60**	**29**	**14**	**4**	**2**	**0**	**0**	**0**	**0**

DRAFT

NDC NATIONWIDE DATA COLLECTION

Nationwide Data Collection
for
Tobin Consulting Engineers

Site 70
Location R179, Att - Bend Sign, Lat 53.93996, Long -6.77383
Direction East

3279 / Meath/Cavan/Monaghan ATC's
October 2013
Automatic Traffic Count

Wed, 16 October 2013

Time	Total	Speed Bins (km/h)																												
		0 - 5	5 - 10	10 - 15	15 - 20	20 - 25	25 - 30	30 - 35	35 - 40	40 - 45	45 - 50	50 - 55	55 - 60	60 - 65	65 - 70	70 - 75	75 - 80	80 - 85	85 - 90	90 - 95	95 - 100	100 - 105	105 - 110	110 - 115	115 - 120	120 - 125	125 - 130	130 - 135	135 - 140
0000	7	0	0	0	0	0	0	0	0	0	0	0	0	1	0	1	0	2	1	2	0	0	0	0	0	0	0	0	0	0
0100	11	0	0	0	0	0	0	0	0	0	0	1	1	0	3	0	0	1	2	2	1	0	0	0	0	0	0	0	0	0
0200	4	0	0	0	0	0	0	0	0	0	0	0	0	0	0	0	1	3	0	0	0	0	0	0	0	0	0	0	0	0
0300	0	0	0	0	0	0	0	0	0	0	0	0	0	0	0	0	0	0	0	0	0	0	0	0	0	0	0	0	0	0
0400	3	0	0	0	0	0	0	0	0	0	0	0	0	0	0	0	0	1	1	1	0	0	0	0	0	0	0	0	0	0
0500	10	0	0	0	0	0	0	0	0	0	0	0	0	1	0	1	1	2	3	2	0	0	0	0	0	0	0	0	0	0
0600	25	0	0	0	0	0	0	1	0	0	0	2	1	1	0	3	4	5	4	1	1	2	0	0	0	0	0	0	0	0
0700	111	0	0	0	0	0	0	0	1	1	1	1	10	7	10	31	16	12	12	6	3	0	0	0	0	0	0	0	0	0
0800	**201**	**0**	**0**	**0**	**0**	**0**	**0**	**0**	**0**	**1**	**4**	**7**	**9**	**20**	**36**	**44**	**42**	**17**	**12**	**7**	**2**	**0**	**0**	**0**	**0**	**0**	**0**	**0**	**0**	**0**
0900	152	0	0	0	0	0	0	1	3	1	4	6	6	13	19	33	34	16	8	5	3	0	0	0	0	0	0	0	0	0
1000	125	0	0	0	1	0	0	1	0	1	9	6	13	7	19	18	26	13	9	2	0	0	0	0	0	0	0	0	0	0
1100	102	0	0	0	0	0	0	0	0	1	4	4	7	15	11	23	13	14	9	0	0	0	1	0	0	0	0	0	0	0
1200	111	0	0	0	0	0	0	0	1	0	2	5	7	9	17	20	13	26	6	3	1	1	0	0	0	0	0	0	0	0
1300	142	0	0	0	0	0	0	0	0	2	9	10	8	13	15	23	27	13	12	5	4	1	0	0	0	0	0	0	0	0
1400	96	0	0	0	0	0	0	0	1	2	0	5	6	7	19	16	8	10	13	5	1	2	1	0	0	0	0	0	0	0
1500	152	0	0	0	0	0	0	0	0	1	0	3	5	15	16	37	36	21	15	2	0	1	0	0	0	0	0	0	0	0
1600	147	0	0	0	0	0	0	0	0	1	1	4	7	12	21	45	23	15	13	2	1	0	1	0	0	0	1	0	0	0
1700	**185**	**0**	**0**	**0**	**0**	**0**	**0**	**0**	**0**	**4**	**5**	**10**	**5**	**11**	**23**	**49**	**34**	**18**	**11**	**7**	**6**	**1**	**1**	**0**	**0**	**0**	**0**	**0**	**0**	**0**
1800	147	0	0	0	0	0	0	0	0	3	2	6	11	9	23	29	24	15	16	4	4	0	1	0	0	0	0	0	0	0
1900	109	0	0	0	0	0	0	0	1	1	2	5	7	7	22	30	11	10	7	3	1	2	0	0	0	0	0	0	0	0
2000	75	0	0	0	0	0	0	0	0	0	6	4	5	7	16	11	8	9	4	2	2	0	0	1	0	0	0	0	0	0
2100	36	0	0	0	0	0	0	0	0	0	0	0	1	2	5	4	6	7	2	3	2	2	1	1	0	0	0	0	0	0
2200	32	0	0	0	0	0	0	0	0	0	1	0	1	0	2	4	5	10	3	2	1	2	0	1	0	0	0	0	0	0
2300	11	0	0	0	0	0	0	0	0	0	0	0	0	0	1	3	1	0	3	2	1	0	0	0	0	0	0	0	0	0
07-19	**1671**	**0**	**0**	**0**	**1**	**0**	**0**	**2**	**6**	**18**	**41**	**67**	**94**	**138**	**229**	**368**	**296**	**190**	**136**	**48**	**25**	**6**	**5**	**0**	**0**	**0**	**1**	**0**	**0**	**0**
06-22	**1916**	**0**	**0**	**0**	**1**	**0**	**0**	**3**	**7**	**19**	**49**	**78**	**108**	**155**	**272**	**416**	**325**	**221**	**153**	**57**	**31**	**12**	**6**	**2**	**0**	**0**	**1**	**0**	**0**	**0**
06-00	**1959**	**0**	**0**	**0**	**1**	**0**	**0**	**3**	**7**	**19**	**50**	**78**	**109**	**155**	**275**	**423**	**331**	**231**	**159**	**61**	**33**	**14**	**6**	**3**	**0**	**0**	**1**	**0**	**0**	**0**
00-00	**1994**	**0**	**0**	**0**	**1**	**0**	**0**	**3**	**7**	**19**	**50**	**79**	**110**	**157**	**278**	**425**	**333**	**240**	**166**	**68**	**34**	**14**	**6**	**3**	**0**	**0**	**1**	**0**	**0**	**0**

DRAFT

Site 70
Location R179, Att - Bend Sign, Lat 53.93996, Long -6.77383
Direction East

3279 / Meath/Cavan/Monaghan ATC's
October 2013
Automatic Traffic Count

Virtual Day (7)

Time	Total	Speed Bins (km/h)																											
		0 - 5	5 - 10	10 - 15	15 - 20	20 - 25	25 - 30	30 - 35	35 - 40	40 - 45	45 - 50	50 - 55	55 - 60	60 - 65	65 - 70	70 - 75	75 - 80	80 - 85	85 - 90	90 - 95	95 - 100	100 - 105	105 - 110	110 - 115	115 - 120	120 - 125	125 - 130	130 - 135	135 - 140
0000	11	0	0	0	0	0	0	0	0	0	0	0	0	0	1	2	1	2	2	1	0	0	0	0	0	0	0	0	0
0100	12	0	0	0	0	0	0	0	0	0	0	0	1	1	1	1	1	2	2	1	1	0	0	0	0	0	0	0	0
0200	7	0	0	0	0	0	0	0	0	0	0	0	0	0	0	0	1	1	1	0	0	0	0	0	0	0	0	0	0
0300	3	0	0	0	0	0	0	0	0	0	0	0	0	0	0	0	0	0	1	1	0	0	0	0	0	0	0	0	0
0400	4	0	0	0	0	0	0	0	0	0	0	0	0	0	0	0	0	1	1	1	1	1	0	0	0	0	0	0	0
0500	9	0	0	0	0	0	0	0	0	0	0	0	1	0	0	1	2	2	1	1	0	0	0	0	0	0	0	0	0
0600	24	0	0	0	0	0	0	0	0	0	0	1	1	1	3	3	5	3	3	1	0	1	0	0	0	0	0	0	0
0700	85	0	0	0	0	0	0	1	1	0	2	4	5	6	10	12	14	11	9	4	3	1	0	1	0	0	0	0	0
0800	**156**	**0**	**0**	**0**	**0**	**0**	**0**	**0**	**0**	**2**	**4**	**5**	**6**	**10**	**22**	**25**	**27**	**21**	**17**	**8**	**4**	**2**	**1**	**1**	**0**	**0**	**0**	**0**	**0**
0900	136	0	0	0	0	0	0	1	2	3	3	7	7	11	18	23	23	15	13	5	2	2	1	0	0	0	0	0	0
1000	120	0	0	0	0	0	0	0	0	2	4	7	11	9	21	16	18	13	10	5	3	1	0	0	0	0	0	0	0
1100	115	0	0	0	0	0	0	0	1	2	4	6	7	10	16	16	18	15	10	5	2	1	0	0	0	0	0	0	0
1200	128	0	0	0	0	0	0	0	1	2	2	6	6	10	19	23	21	18	10	4	3	1	1	0	0	0	0	0	0
1300	131	0	0	0	0	0	0	0	1	3	5	7	8	12	14	21	23	15	11	8	2	1	0	0	0	0	0	0	0
1400	139	0	0	0	0	0	0	0	1	2	3	7	5	11	21	28	19	15	11	6	5	2	1	0	0	0	0	0	0
1500	146	0	0	0	0	0	0	0	0	2	2	7	10	15	19	25	23	17	13	5	3	3	1	0	0	0	0	0	0
1600	157	0	0	0	0	0	1	1	1	2	2	7	10	15	21	29	25	18	14	7	3	1	1	0	0	0	0	0	0
1700	**163**	**0**	**0**	**0**	**0**	**0**	**0**	**0**	**1**	**3**	**3**	**7**	**7**	**13**	**20**	**28**	**27**	**25**	**15**	**8**	**5**	**1**	**1**	**0**	**0**	**0**	**0**	**0**	**0**
1800	141	0	0	0	0	0	0	0	1	3	4	6	9	12	17	23	22	16	13	8	4	1	1	1	0	0	0	0	0
1900	108	0	0	0	0	0	0	0	1	1	2	4	7	6	13	20	19	14	8	7	3	2	0	1	0	0	0	0	0
2000	71	0	0	0	0	0	0	0	0	1	2	3	5	6	11	9	11	8	6	4	2	1	1	1	0	0	0	0	0
2100	42	0	0	0	0	0	0	0	0	0	0	0	1	3	4	3	9	5	5	4	3	1	1	0	0	0	0	0	0
2200	36	0	0	0	0	0	0	0	0	0	0	0	1	1	3	4	6	6	4	4	3	2	1	1	0	0	0	0	0
2300	19	0	0	0	0	0	0	0	0	0	0	0	0	1	1	2	4	3	3	2	1	1	1	0	0	0	0	0	0
07-19	**1616**	**0**	**0**	**0**	**0**	**1**	**2**	**4**	**9**	**24**	**37**	**75**	**92**	**136**	**217**	**269**	**261**	**200**	**147**	**74**	**38**	**16**	**8**	**4**	**2**	**1**	**1**	**0**	**0**
06-22	**1862**	**0**	**0**	**0**	**0**	**1**	**2**	**4**	**10**	**26**	**43**	**84**	**106**	**152**	**248**	**304**	**304**	**230**	**170**	**90**	**47**	**21**	**11**	**5**	**2**	**1**	**1**	**0**	**0**
06-00	**1917**	**0**	**0**	**0**	**0**	**1**	**2**	**4**	**10**	**26**	**43**	**84**	**107**	**154**	**252**	**310**	**314**	**239**	**177**	**97**	**51**	**24**	**12**	**6**	**3**	**1**	**1**	**0**	**0**
00-00	**1963**	**0**	**0**	**0**	**0**	**1**	**2**	**4**	**10**	**26**	**43**	**85**	**109**	**155**	**255**	**315**	**320**	**249**	**184**	**101**	**54**	**26**	**13**	**7**	**3**	**1**	**1**	**0**	**0**

DRAFT

Site 70
Location R179, Att - Bend Sign, Lat 53.93996, Long -6.77383
Direction East

3279 / Meath/Cavan/Monaghan ATC's
October 2013
Automatic Traffic Count

Virtual Week (1)

Time	Total	Speed Bins (km/h)																												
		0 - 5	5 - 10	10 - 15	15 - 20	20 - 25	25 - 30	30 - 35	35 - 40	40 - 45	45 - 50	50 - 55	55 - 60	60 - 65	65 - 70	70 - 75	75 - 80	80 - 85	85 - 90	90 - 95	95 - 100	100 - 105	105 - 110	110 - 115	115 - 120	120 - 125	125 - 130	130 - 135	135 - 140
Mon	2111	0	0	0	0	0	2	4	14	27	41	111	122	186	273	308	336	270	205	113	44	28	14	9	3	1	0	0	0
Tue	1996	0	0	0	0	1	3	3	14	35	52	95	102	136	231	309	332	279	186	109	60	29	14	4	2	0	0	0	0
Wed	1994	0	0	0	1	0	0	3	7	19	50	79	110	157	278	425	333	240	166	68	34	14	6	3	0	0	1	0	0
Thu	2221	0	0	0	1	2	3	4	10	28	42	90	148	210	329	333	331	251	217	114	60	22	10	7	6	2	0	1	0
Fri	2253	0	0	0	0	1	4	11	13	35	47	97	118	162	307	343	379	277	218	125	59	32	14	7	1	1	0	1	1
|Sat	1805	0	0	0	0	1	2	5	9	21	43	75	99	148	213	269	288	226	181	100	62	32	16	8	4	3	0	0	0
|Sun	1363	0	0	0	0	1	0	1	3	19	27	48	64	88	152	215	240	197	116	79	56	23	16	10	3	2	3	0	0
5 Day Ave.	**2115**	**0**	**0**	**0**	**0**	**1**	**2**	**5**	**12**	**29**	**46**	**94**	**120**	**170**	**284**	**344**	**342**	**263**	**198**	**106**	**51**	**25**	**12**	**6**	**2**	**1**	**0**	**0**	**0**
7 Day Ave.	**1963**	**0**	**0**	**0**	**0**	**1**	**2**	**4**	**10**	**26**	**43**	**85**	**109**	**155**	**255**	**315**	**320**	**249**	**184**	**101**	**54**	**26**	**13**	**7**	**3**	**1**	**1**	**0**	**0**
--	**13743**	**0**	**0**	**0**	**2**	**6**	**14**	**31**	**70**	**184**	**302**	**595**	**763**	**1087**	**1783**	**2202**	**2239**	**1740**	**1289**	**708**	**375**	**180**	**90**	**48**	**19**	**9**	**4**	**2**	**1**

Summary Graphs

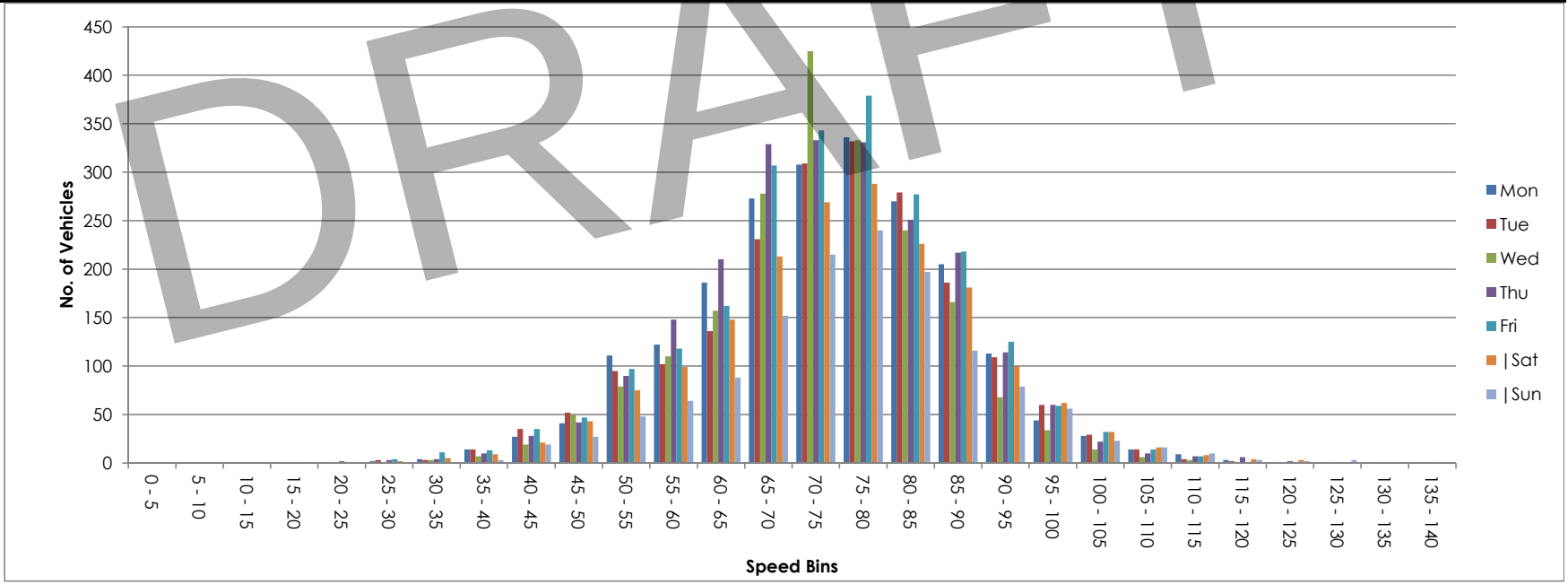

DRAFT

Site 70
Location R179, Att - Bend Sign, Lat 53.93996, Long -6.77383
Direction West

3279 / Meath/Cavan/Monaghan ATC's
October 2013
Automatic Traffic Count

Thu, 10 October 2013

Time	Total	Classification												>PSL	>PSL%	>SL1	>SL1%	>SL2	>SL2%	Mean	Vpp
		1 MCL	2 SV	3 SVT	4 TB2	5 TB3	6 T4	7 ART3	8 ART4	9 ART5	10 ART6	11 BD	12 DRT	80	80	85 +5kph	85 +5kph	90 +10kph	90 +10kph		85
0000	15	0	15	0	0	0	0	0	0	0	0	0	0	10	66.7	7	46.7	5	33.3	89.3	111.2
0100	5	0	5	0	0	0	0	0	0	0	0	0	0	2	40	2	40	2	40	81.9	-
0200	5	0	4	0	1	0	0	0	0	0	0	0	0	4	80	3	60	0	0	83.3	-
0300	1	0	1	0	0	0	0	0	0	0	0	0	0	1	100	1	100	1	100	92.6	-
0400	3	0	2	0	1	0	0	0	0	0	0	0	0	2	66.7	2	66.7	1	33.3	84.3	-
0500	12	0	9	0	1	1	1	0	0	0	0	0	0	10	83.3	7	58.3	7	58.3	95.5	106.9
0600	25	0	17	1	4	0	1	0	0	2	0	0	0	16	64	15	60	10	40	85.1	97.2
0700	88	0	69	1	14	0	0	0	0	3	1	0	0	53	60.2	34	38.6	28	31.8	82.4	95
0800	**139**	**1**	**105**	**4**	**23**	**1**	**2**	**0**	**0**	**3**	**0**	**0**	**0**	**63**	**45.3**	**45**	**32.4**	**30**	**21.6**	**78.4**	**92.9**
0900	130	1	101	8	15	0	2	0	2	1	0	0	0	58	44.6	34	26.2	24	18.5	76.7	92.2
1000	129	0	103	6	13	1	2	0	2	1	1	0	0	45	34.9	27	20.9	15	11.6	74.9	87.5
1100	121	0	91	4	19	1	1	0	1	3	1	0	0	46	38	24	19.8	13	10.7	76.5	86
1200	169	0	131	9	23	0	1	1	1	3	0	0	0	65	38.5	34	20.1	14	8.3	76.5	87.1
1300	144	0	123	2	11	0	3	0	3	0	2	0	0	68	47.2	49	34	29	20.1	79.7	91.1
1400	144	1	121	0	18	0	0	0	0	3	1	0	0	54	37.5	34	23.6	21	14.6	76.5	89.3
1500	135	1	105	0	18	0	3	0	1	5	2	0	0	74	54.8	47	34.8	28	20.7	80.6	92.2
1600	170	1	146	1	13	1	1	0	3	4	0	0	0	56	32.9	29	17.1	17	10	75.5	86
1700	**211**	**2**	**185**	**4**	**16**	**0**	**1**	**0**	**0**	**2**	**1**	**0**	**0**	**71**	**33.6**	**45**	**21.3**	**21**	**10**	**75.1**	**86.4**
1800	165	0	151	0	9	2	0	0	1	2	0	0	0	77	46.7	40	24.2	15	9.1	78.8	87.5
1900	128	0	120	1	4	0	0	0	2	1	0	0	0	56	43.8	42	32.8	25	19.5	78.5	93.2
2000	93	0	83	0	8	0	0	0	2	0	0	0	0	37	39.8	24	25.8	14	15.1	77.5	88.9
2100	48	0	43	1	3	0	0	0	0	1	0	0	0	34	70.8	30	62.5	25	52.1	86.9	98.6
2200	28	0	26	0	2	0	0	0	0	0	0	0	0	20	71.4	18	64.3	14	50	89.7	103.3
2300	20	0	18	1	0	0	0	0	0	1	0	0	0	9	45	6	30	2	10	80.7	87.8
07-19	**1745**	**7**	**1431**	**39**	**192**	**6**	**16**	**1**	**14**	**30**	**9**	**0**	**0**	**730**	**41.8**	**442**	**25.3**	**255**	**14.6**	**77.4**	**89.6**
06-22	**2039**	**7**	**1694**	**42**	**211**	**6**	**17**	**1**	**18**	**34**	**9**	**0**	**0**	**873**	**42.8**	**553**	**27.1**	**329**	**16.1**	**77.8**	**90.4**
06-00	**2087**	**7**	**1738**	**43**	**213**	**6**	**17**	**1**	**18**	**35**	**9**	**0**	**0**	**902**	**43.2**	**577**	**27.6**	**345**	**16.5**	**78**	**90.4**
00-00	**2128**	**7**	**1774**	**43**	**216**	**7**	**18**	**1**	**18**	**35**	**9**	**0**	**0**	**931**	**43.8**	**599**	**28.1**	**361**	**17**	**78.2**	**90.7**

DRAFT

Site 70
Location R179, Att - Bend Sign, Lat 53.93996, Long -6.77383
Direction West

3279 / Meath/Cavan/Monaghan ATC's
October 2013
Automatic Traffic Count

Fri, 11 October 2013

Time	Total	Classification												>PSL	>PSL%	>SL1	>SL1%	>SL2	>SL2%	Mean	Vpp
		1 MCL	2 SV	3 SVT	4 TB2	5 TB3	6 T4	7 ART3	8 ART4	9 ART5	10 ART6	11 BD	12 DRT	80	80	85 +5kph	85 +5kph	90 +10kph	90 +10kph		85
0000	14	0	14	0	0	0	0	0	0	0	0	0	0	13	92.9	9	64.3	5	35.7	89.4	101.5
0100	5	0	4	0	0	0	0	0	0	1	0	0	0	4	80	3	60	3	60	95.8	-
0200	4	0	2	0	2	0	0	0	0	0	0	0	0	4	100	3	75	2	50	91.1	-
0300	3	0	3	0	0	0	0	0	0	0	0	0	0	3	100	3	100	2	66.7	94.9	-
0400	3	0	2	0	0	0	0	0	1	0	0	0	0	3	100	1	33.3	1	33.3	89.1	-
0500	13	0	7	0	4	0	0	0	1	1	0	0	0	10	76.9	8	61.5	7	53.8	90.7	109.4
0600	35	0	27	0	5	0	0	0	1	2	0	0	0	20	57.1	18	51.4	15	42.9	85.4	100.4
0700	79	0	52	5	12	0	0	0	5	3	2	0	0	40	50.6	29	36.7	22	27.8	80.6	92.9
0800	**168**	**0**	**142**	**2**	**22**	**0**	**0**	**0**	**0**	**1**	**1**	**0**	**0**	**100**	**59.5**	**62**	**36.9**	**38**	**22.6**	**81.5**	**92.5**
0900	141	0	111	3	15	2	1	0	4	3	2	0	0	41	29.1	26	18.4	15	10.6	75.9	86.8
1000	98	2	80	3	9	0	2	0	0	2	0	0	0	61	62.2	46	46.9	31	31.6	83.7	92.9
1100	121	2	94	3	14	0	1	0	4	2	1	0	0	61	50.4	33	27.3	18	14.9	77.5	89.6
1200	150	0	121	4	16	1	3	0	2	2	1	0	0	62	41.3	46	30.7	20	13.3	76.8	89.3
1300	149	1	133	4	6	1	0	0	2	2	0	0	0	66	44.3	46	30.9	35	23.5	78.5	92.9
1400	158	1	140	2	13	0	0	0	0	2	0	0	0	67	42.4	40	25.3	27	17.1	79.1	91.1
1500	141	1	115	0	13	2	1	0	5	4	0	0	0	72	51.1	52	36.9	31	22	80.6	92.5
1600	**192**	**0**	**167**	**3**	**14**	**1**	**0**	**0**	**2**	**5**	**0**	**0**	**0**	**61**	**31.8**	**42**	**21.9**	**30**	**15.6**	**74.9**	**90**
1700	188	3	167	3	8	2	1	1	1	1	1	0	0	73	38.8	44	23.4	31	16.5	76.7	90.4
1800	179	1	166	3	7	0	0	0	1	1	0	0	0	65	36.3	38	21.2	25	14	76.7	88.2
1900	112	2	103	1	3	0	2	0	1	0	0	0	0	43	38.4	25	22.3	15	13.4	77	87.1
2000	77	0	74	0	2	0	0	1	0	0	0	0	0	44	57.1	29	37.7	23	29.9	81.9	96.5
2100	54	0	52	0	1	0	1	0	0	0	0	0	0	42	77.8	29	53.7	17	31.5	87	96.5
2200	45	0	42	0	2	0	0	0	0	1	0	0	0	28	62.2	19	42.2	17	37.8	85.3	101.9
2300	20	0	20	0	0	0	0	0	0	0	0	0	0	11	55	8	40	3	15	80.1	89.3
07-19	**1764**	**11**	**1488**	**35**	**149**	**9**	**9**	**1**	**26**	**28**	**8**	**0**	**0**	**769**	**43.6**	**504**	**28.6**	**323**	**18.3**	**78.2**	**91.1**
06-22	**2042**	**13**	**1744**	**36**	**160**	**9**	**12**	**2**	**28**	**30**	**8**	**0**	**0**	**918**	**45**	**605**	**29.6**	**393**	**19.2**	**78.6**	**91.8**
06-00	**2107**	**13**	**1806**	**36**	**162**	**9**	**12**	**2**	**28**	**31**	**8**	**0**	**0**	**957**	**45.4**	**632**	**30**	**413**	**19.6**	**78.8**	**91.8**
00-00	**2149**	**13**	**1838**	**36**	**168**	**9**	**12**	**2**	**30**	**33**	**8**	**0**	**0**	**994**	**46.3**	**659**	**30.7**	**433**	**20.1**	**79**	**92.2**

DRAFT

Site 70
Location R179, Att - Bend Sign, Lat 53.93996, Long -6.77383
Direction West

3279 / Meath/Cavan/Monaghan ATC's
October 2013
Automatic Traffic Count

Sat, 12 October 2013

Time	Total	Classification												>PSL	>PSL%	>SL1	>SL1%	>SL2	>SL2%	Mean	Vpp
		1 MCL	2 SV	3 SVT	4 TB2	5 TB3	6 T4	7 ART3	8 ART4	9 ART5	10 ART6	11 BD	12 DRT	80	80	85 +5kph	85 +5kph	90 +10kph	90 +10kph		85
0000	26	0	25	0	1	0	0	0	0	0	0	0	0	22	84.6	17	65.4	15	57.7	93.6	105.5
0100	15	0	14	0	1	0	0	0	0	0	0	0	0	5	33.3	5	33.3	3	20	82.4	94
0200	8	0	8	0	0	0	0	0	0	0	0	0	0	6	75	4	50	2	25	87.6	-
0300	12	0	11	0	1	0	0	0	0	0	0	0	0	11	91.7	10	83.3	9	75	94.6	104.8
0400	5	0	5	0	0	0	0	0	0	0	0	0	0	3	60	1	20	0	0	76.8	-
0500	7	0	5	0	2	0	0	0	0	0	0	0	0	4	57.1	2	28.6	1	14.3	82.1	-
0600	15	0	12	0	1	0	1	0	0	1	0	0	0	12	80	10	66.7	8	53.3	90.4	102.2
0700	32	1	25	0	5	0	0	0	0	1	0	0	0	22	68.8	17	53.1	14	43.8	88.5	108
0800	66	0	49	5	7	0	0	1	2	2	0	0	0	34	51.5	25	37.9	20	30.3	82.5	100.4
0900	87	0	65	14	6	0	1	0	0	1	0	0	0	44	50.6	31	35.6	23	26.4	81	95
1000	96	1	78	9	6	0	1	0	0	1	0	0	0	41	42.7	31	32.3	16	16.7	75.2	90
1100	**135**	**0**	**111**	**13**	**8**	**1**	**0**	**0**	**1**	**1**	**0**	**0**	**0**	**29**	**21.5**	**18**	**13.3**	**10**	**7.4**	**71.8**	**84.2**
1200	168	1	136	12	15	0	2	0	0	2	0	0	0	73	43.5	41	24.4	19	11.3	76.4	87.8
1300	146	1	127	11	4	0	0	0	1	2	0	0	0	66	45.2	46	31.5	29	19.9	77.7	92.9
1400	142	0	124	6	7	0	1	0	0	2	2	0	0	66	46.5	42	29.6	26	18.3	78.1	90.7
1500	**190**	**0**	**173**	**3**	**11**	**0**	**0**	**0**	**0**	**1**	**2**	**0**	**0**	**78**	**41.1**	**50**	**26.3**	**31**	**16.3**	**77.8**	**90.7**
1600	170	0	156	4	8	0	0	0	1	0	1	0	0	73	42.9	45	26.5	27	15.9	77.6	90.4
1700	132	1	120	4	6	0	0	0	0	1	0	0	0	63	47.7	46	34.8	30	22.7	80.7	95
1800	121	0	112	1	7	0	0	0	1	0	0	0	0	50	41.3	36	29.8	25	20.7	78.8	92.2
1900	86	0	81	0	4	1	0	0	0	0	0	0	0	28	32.6	20	23.3	12	14	75.5	88.9
2000	83	0	79	0	4	0	0	0	0	0	0	0	0	41	49.4	31	37.3	18	21.7	81	92.9
2100	56	0	50	0	5	0	0	0	1	0	0	0	0	36	64.3	24	42.9	14	25	84.4	94.3
2200	49	0	48	0	1	0	0	0	0	0	0	0	0	30	61.2	22	44.9	19	38.8	86.4	104.8
2300	34	0	32	0	2	0	0	0	0	0	0	0	0	22	64.7	17	50	12	35.3	85.4	98.3
07-19	**1485**	**5**	**1276**	**82**	**90**	**1**	**5**	**1**	**6**	**14**	**5**	**0**	**0**	**639**	**43**	**428**	**28.8**	**270**	**18.2**	**77.9**	**92.2**
06-22	**1725**	**5**	**1498**	**82**	**104**	**2**	**6**	**1**	**7**	**15**	**5**	**0**	**0**	**756**	**43.8**	**513**	**29.7**	**322**	**18.7**	**78.2**	**92.2**
06-00	**1808**	**5**	**1578**	**82**	**107**	**2**	**6**	**1**	**7**	**15**	**5**	**0**	**0**	**808**	**44.7**	**552**	**30.5**	**353**	**19.5**	**78.6**	**92.5**
00-00	**1881**	**5**	**1646**	**82**	**112**	**2**	**6**	**1**	**7**	**15**	**5**	**0**	**0**	**859**	**45.7**	**591**	**31.4**	**383**	**20.4**	**79**	**93.2**

DRAFT

Site 70
Location R179, Att - Bend Sign, Lat 53.93996, Long -6.77383
Direction West

3279 / Meath/Cavan/Monaghan ATC's
October 2013
Automatic Traffic Count

Sun, 13 October 2013

Time	Total	Classification												>PSL	>PSL%	>SL1	>SL1%	>SL2	>SL2%	Mean	Vpp
		1 MCL	2 SV	3 SVT	4 TB2	5 TB3	6 T4	7 ART3	8 ART4	9 ART5	10 ART6	11 BD	12 DRT	80	80	85 +5kph	85 +5kph	90 +10kph	90 +10kph		85
0000	20	0	17	0	3	0	0	0	0	0	0	0	0	14	70	11	55	8	40	89.1	102.6
0100	16	0	14	0	2	0	0	0	0	0	0	0	0	10	62.5	9	56.3	6	37.5	87.5	99.4
0200	15	0	13	0	2	0	0	0	0	0	0	0	0	8	53.3	7	46.7	5	33.3	85.2	100.1
0300	14	0	11	0	3	0	0	0	0	0	0	0	0	13	92.9	11	78.6	10	71.4	94.1	102.2
0400	12	0	9	0	3	0	0	0	0	0	0	0	0	9	75	7	58.3	6	50	89.2	97.9
0500	7	0	5	0	2	0	0	0	0	0	0	0	0	5	71.4	4	57.1	4	57.1	95.4	-
0600	8	0	7	0	1	0	0	0	0	0	0	0	0	7	87.5	5	62.5	4	50	90.7	-
0700	10	0	9	0	1	0	0	0	0	0	0	0	0	6	60	3	30	3	30	80.8	-
0800	23	0	20	0	2	0	1	0	0	0	0	0	0	13	56.5	8	34.8	6	26.1	80	92.2
0900	32	2	27	0	3	0	0	0	0	0	0	0	0	17	53.1	11	34.4	8	25	79.9	90.7
1000	53	1	45	1	3	0	2	0	0	0	1	0	0	35	66	25	47.2	20	37.7	80.3	96.1
1100	**77**	**0**	**73**	**0**	**0**	**0**	**1**	**0**	**0**	**2**	**0**	**1**	**0**	**29**	**37.7**	**19**	**24.7**	**13**	**16.9**	**76.2**	**91.4**
1200	103	3	95	0	5	0	0	0	0	0	0	0	0	49	47.6	34	33	21	20.4	78.2	91.4
1300	111	0	107	1	3	0	0	0	0	0	0	0	0	37	33.3	28	25.2	13	11.7	77.5	88.6
1400	**123**	**4**	**113**	**1**	**4**	**0**	**0**	**0**	**0**	**0**	**1**	**0**	**0**	**57**	**46.3**	**32**	**26**	**22**	**17.9**	**78.9**	**90.4**
1500	99	1	93	1	4	0	0	0	0	0	0	0	0	35	35.4	22	22.2	11	11.1	77.3	86.8
1600	110	1	102	1	5	1	0	0	0	0	0	0	0	52	47.3	38	34.5	18	16.4	78.6	92.2
1700	122	0	113	2	6	0	1	0	0	0	0	0	0	60	49.2	41	33.6	20	16.4	79	90.4
1800	116	0	114	0	2	0	0	0	0	0	0	0	0	37	31.9	28	24.1	16	13.8	77.7	88.2
1900	80	0	79	0	1	0	0	0	0	0	0	0	0	29	36.3	15	18.8	8	10	77.2	86.8
2000	78	0	76	0	1	0	0	0	0	1	0	0	0	41	52.6	24	30.8	14	17.9	82.1	91.8
2100	41	0	40	1	0	0	0	0	0	0	0	0	0	17	41.5	12	29.3	11	26.8	80	94.3
2200	21	0	19	0	2	0	0	0	0	0	0	0	0	13	61.9	7	33.3	4	19	84.6	91.1
2300	16	0	15	0	1	0	0	0	0	0	0	0	0	13	81.3	12	75	7	43.8	91.3	101.5
07-19	**979**	**12**	**911**	**7**	**38**	**1**	**5**	**0**	**0**	**2**	**2**	**1**	**0**	**427**	**43.6**	**289**	**29.5**	**171**	**17.5**	**78.3**	**91.1**
06-22	**1186**	**12**	**1113**	**8**	**41**	**1**	**5**	**0**	**0**	**3**	**2**	**1**	**0**	**521**	**43.9**	**345**	**29.1**	**208**	**17.5**	**78.6**	**91.4**
06-00	**1223**	**12**	**1147**	**8**	**44**	**1**	**5**	**0**	**0**	**3**	**2**	**1**	**0**	**547**	**44.7**	**364**	**29.8**	**219**	**17.9**	**78.9**	**91.4**
00-00	**1307**	**12**	**1216**	**8**	**59**	**1**	**5**	**0**	**0**	**3**	**2**	**1**	**0**	**606**	**46.4**	**413**	**31.6**	**258**	**19.7**	**79.6**	**92.5**

DRAFT

Site 70
Location R179, Att - Bend Sign, Lat 53.93996, Long -6.77383
Direction West

3279 / Meath/Cavan/Monaghan ATC's
October 2013
Automatic Traffic Count

Mon, 14 October 2013

Time	Total	Classification												>PSL	>PSL%	>SL1	>SL1%	>SL2	>SL2%	Mean	Vpp
		1 MCL	2 SV	3 SVT	4 TB2	5 TB3	6 T4	7 ART3	8 ART4	9 ART5	10 ART6	11 BD	12 DRT	80	80	85 +5kph	85 +5kph	90 +10kph	90 +10kph		85
0000	14	0	11	0	3	0	0	0	0	0	0	0	0	7	50	6	42.9	3	21.4	81.8	92.9
0100	8	0	7	0	1	0	0	0	0	0	0	0	0	6	75	4	50	4	50	86.8	-
0200	3	0	3	0	0	0	0	0	0	0	0	0	0	3	100	3	100	2	66.7	94.1	-
0300	2	0	1	0	1	0	0	0	0	0	0	0	0	2	100	2	100	1	50	94.3	-
0400	2	0	1	0	1	0	0	0	0	0	0	0	0	2	100	1	50	1	50	100.5	-
0500	11	0	7	0	2	1	0	0	1	0	0	0	0	9	81.8	8	72.7	8	72.7	101.2	123.8
0600	36	0	25	0	6	0	0	0	2	2	1	0	0	24	66.7	19	52.8	12	33.3	84.9	100.4
0700	93	0	74	1	12	1	1	0	1	2	1	0	0	47	50.5	40	43	27	29	81.2	93.2
0800	**145**	**0**	**120**	**1**	**18**	**0**	**0**	**2**	**2**	**1**	**0**	**0**	**1**	**72**	**49.7**	**44**	**30.3**	**31**	**21.4**	**80**	**92.2**
0900	138	1	111	3	16	0	2	0	2	3	0	0	0	58	42	37	26.8	26	18.8	77.8	91.4
1000	126	0	94	4	19	2	2	0	3	2	0	0	0	48	38.1	33	26.2	19	15.1	78.2	89.3
1100	111	0	82	7	12	1	3	0	3	2	1	0	0	51	45.9	37	33.3	25	22.5	78.9	92.5
1200	134	0	106	2	17	1	1	0	1	4	2	0	0	57	42.5	42	31.3	23	17.2	78.7	92.9
1300	117	1	100	1	8	0	2	0	2	1	1	0	1	45	38.5	27	23.1	17	14.5	77.7	89.6
1400	123	0	94	0	15	1	3	0	4	4	2	0	0	60	48.8	42	34.1	28	22.8	81	93.2
1500	139	0	113	3	14	0	1	0	0	7	1	0	0	51	36.7	29	20.9	16	11.5	77.2	87.8
1600	174	0	147	2	16	0	4	0	2	2	1	0	0	73	42	47	27	31	17.8	78	90.7
1700	**177**	**0**	**163**	**1**	**8**	**0**	**1**	**0**	**2**	**1**	**1**	**0**	**0**	**77**	**43.5**	**39**	**22**	**25**	**14.1**	**78.7**	**87.5**
1800	156	1	139	1	11	1	1	1	0	1	0	0	0	56	35.9	33	21.2	19	12.2	75.4	87.5
1900	99	0	92	1	6	0	0	0	0	0	0	0	0	31	31.3	20	20.2	9	9.1	75.6	86.4
2000	79	0	74	0	4	0	0	0	0	1	0	0	0	27	34.2	20	25.3	13	16.5	76.2	90
2100	54	0	50	0	3	0	0	0	1	0	0	0	0	25	46.3	20	37	10	18.5	78.9	92.9
2200	28	0	28	0	0	0	0	0	0	0	0	0	0	21	75	15	53.6	11	39.3	89.3	104.4
2300	13	0	12	0	1	0	0	0	0	0	0	0	0	9	69.2	6	46.2	4	30.8	85.3	91.1
07-19	**1633**	**3**	**1343**	**26**	**166**	**7**	**21**	**3**	**22**	**30**	**10**	**0**	**2**	**695**	**42.6**	**450**	**27.6**	**287**	**17.6**	**78.4**	**91.1**
06-22	**1901**	**3**	**1584**	**27**	**185**	**7**	**21**	**3**	**25**	**33**	**11**	**0**	**2**	**802**	**42.2**	**529**	**27.8**	**331**	**17.4**	**78.3**	**91.1**
06-00	**1942**	**3**	**1624**	**27**	**186**	**7**	**21**	**3**	**25**	**33**	**11**	**0**	**2**	**832**	**42.8**	**550**	**28.3**	**346**	**17.8**	**78.5**	**91.1**
00-00	**1982**	**3**	**1654**	**27**	**194**	**8**	**21**	**3**	**26**	**33**	**11**	**0**	**2**	**861**	**43.4**	**574**	**29**	**365**	**18.4**	**78.8**	**91.4**

DRAFT

Site 70
Location R179, Att - Bend Sign, Lat 53.93996, Long -6.77383
Direction West

3279 / Meath/Cavan/Monaghan ATC's
October 2013
Automatic Traffic Count

Tue, 15 October 2013

Time	Total	Classification												>PSL	>PSL%	>SL1	>SL1%	>SL2	>SL2%	Mean	Vpp
		1 MCL	2 SV	3 SVT	4 TB2	5 TB3	6 T4	7 ART3	8 ART4	9 ART5	10 ART6	11 BD	12 DRT	80	80	85 +5kph	85 +5kph	90 +10kph	90 +10kph		85
0000	14	0	14	0	0	0	0	0	0	0	0	0	0	13	92.9	7	50	6	42.9	88.9	98.6
0100	2	0	2	0	0	0	0	0	0	0	0	0	0	1	50	1	50	0	0	74.1	-
0200	6	0	4	0	1	0	0	0	1	0	0	0	0	6	100	4	66.7	2	33.3	88.7	-
0300	0	0	0	0	0	0	0	0	0	0	0	0	0	0	0	0	0	0	0	-	-
0400	2	0	1	0	0	1	0	0	0	0	0	0	0	1	50	0	0	0	0	79.5	-
0500	13	0	10	0	2	0	0	0	1	0	0	0	0	10	76.9	8	61.5	7	53.8	95.8	110.2
0600	29	0	16	1	9	0	0	0	1	0	2	0	0	19	65.5	14	48.3	7	24.1	83.5	100.4
0700	100	0	77	2	18	0	0	0	1	1	1	0	0	53	53	39	39	21	21	82.6	91.1
0800	**153**	**0**	**129**	**4**	**15**	**0**	**2**	**0**	**0**	**2**	**1**	**0**	**0**	**80**	**52.3**	**61**	**39.9**	**33**	**21.6**	**81.4**	**93.2**
0900	118	0	95	1	15	0	3	0	0	4	0	0	0	50	42.4	37	31.4	25	21.2	78.9	91.8
1000	103	2	79	3	14	0	2	0	1	2	0	0	0	41	39.8	28	27.2	20	19.4	74.8	90.7
1100	106	1	79	1	18	0	3	0	2	2	0	0	0	53	50	40	37.7	24	22.6	79.9	92.2
1200	107	1	90	1	10	0	0	0	3	1	1	0	0	52	48.6	44	41.1	33	30.8	81.9	96.5
1300	118	0	98	1	6	1	0	1	3	4	4	0	0	48	40.7	37	31.4	24	20.3	78.5	91.8
1400	143	0	116	3	18	0	1	0	2	2	1	0	0	69	48.3	43	30.1	28	19.6	80	92.9
1500	122	0	101	2	10	1	1	0	3	2	2	0	0	60	49.2	38	31.1	22	18	80.9	90.7
1600	148	0	124	4	10	0	2	0	1	6	0	1	0	79	53.4	47	31.8	26	17.6	79.7	91.1
1700	**180**	**1**	**162**	**2**	**13**	**0**	**0**	**0**	**1**	**0**	**1**	**0**	**0**	**73**	**40.6**	**54**	**30**	**40**	**22.2**	**78.6**	**92.2**
1800	176	1	163	4	7	1	0	0	0	0	0	0	0	58	33	41	23.3	23	13.1	75.7	88.2
1900	138	0	128	1	7	1	0	0	1	0	0	0	0	48	34.8	30	21.7	19	13.8	75.2	87.5
2000	80	0	72	3	3	0	0	0	1	1	0	0	0	36	45	25	31.3	19	23.8	78.4	94.7
2100	48	0	41	1	5	0	0	0	1	0	0	0	0	28	58.3	19	39.6	14	29.2	84.4	94
2200	36	0	34	1	1	0	0	0	0	0	0	0	0	9	25	5	13.9	5	13.9	75	83.9
2300	22	0	21	0	1	0	0	0	0	0	0	0	0	7	31.8	5	22.7	3	13.6	73.8	88.2
07-19	**1574**	**6**	**1313**	**28**	**154**	**3**	**14**	**1**	**17**	**26**	**11**	**1**	**0**	**716**	**45.5**	**509**	**32.3**	**319**	**20.3**	**79.3**	**92.2**
06-22	**1869**	**6**	**1570**	**34**	**178**	**4**	**14**	**1**	**21**	**27**	**13**	**1**	**0**	**847**	**45.3**	**597**	**31.9**	**378**	**20.2**	**79.1**	**92.2**
06-00	**1927**	**6**	**1625**	**35**	**180**	**4**	**14**	**1**	**21**	**27**	**13**	**1**	**0**	**863**	**44.8**	**607**	**31.5**	**386**	**20**	**79**	**92.2**
00-00	**1964**	**6**	**1656**	**35**	**183**	**5**	**14**	**1**	**23**	**27**	**13**	**1**	**0**	**894**	**45.5**	**627**	**31.9**	**401**	**20.4**	**79.2**	**92.5**

DRAFT

Site 70
Location R179, Att - Bend Sign, Lat 53.93996, Long -6.77383
Direction West

3279 / Meath/Cavan/Monaghan ATC's
October 2013
Automatic Traffic Count

Wed, 16 October 2013

Time	Total	Classification												>PSL	>PSL%	>SL1	>SL1%	>SL2	>SL2%	Mean	Vpp
		1 MCL	2 SV	3 SVT	4 TB2	5 TB3	6 T4	7 ART3	8 ART4	9 ART5	10 ART6	11 BD	12 DRT	80	80	85 +5kph	85 +5kph	90 +10kph	90 +10kph		85
0000	12	0	12	0	0	0	0	0	0	0	0	0	0	6	50	3	25	1	8.3	79.3	86
0100	1	0	1	0	0	0	0	0	0	0	0	0	0	0	0	0	0	0	0	74	-
0200	1	0	1	0	0	0	0	0	0	0	0	0	0	1	100	1	100	1	100	93.9	-
0300	1	0	1	0	0	0	0	0	0	0	0	0	0	1	100	1	100	1	100	91.5	-
0400	2	0	1	0	1	0	0	0	0	0	0	0	0	1	50	1	50	1	50	88.2	-
0500	16	0	14	0	1	1	0	0	0	0	0	0	0	14	87.5	13	81.3	11	68.8	98.4	112.3
0600	30	0	23	0	6	0	0	0	1	0	0	0	0	22	73.3	12	40	10	33.3	86.6	101.9
0700	95	0	73	1	15	0	0	0	1	2	3	0	0	42	44.2	24	25.3	17	17.9	80.1	91.1
0800	**148**	**0**	**125**	**0**	**16**	**2**	**0**	**1**	**0**	**3**	**1**	**0**	**0**	**66**	**44.6**	**40**	**27**	**23**	**15.5**	**77**	**90.7**
0900	146	0	118	0	20	0	1	1	2	4	0	0	0	49	33.6	32	21.9	18	12.3	76	88.6
1000	89	0	70	0	15	0	1	0	1	0	2	0	0	21	23.6	13	14.6	8	9	73.8	84.6
1100	107	1	81	4	12	0	0	0	2	5	2	0	0	32	29.9	18	16.8	13	12.1	74.9	85.7
1200	123	0	99	4	15	0	0	0	0	5	0	0	0	44	35.8	27	22	13	10.6	75.7	88.2
1300	119	0	106	1	9	0	0	0	2	1	0	0	0	47	39.5	26	21.8	13	10.9	78	87.1
1400	125	0	109	0	11	1	1	0	1	1	1	0	0	55	44	29	23.2	12	9.6	77.1	86.8
1500	148	0	120	2	15	1	1	0	6	3	0	0	0	50	33.8	28	18.9	16	10.8	76.2	86.8
1600	130	0	111	2	12	2	0	0	0	1	2	0	0	57	43.8	24	18.5	11	8.5	77.6	86.4
1700	**202**	**0**	**194**	**0**	**7**	**0**	**0**	**1**	**0**	**0**	**0**	**0**	**0**	**86**	**42.6**	**41**	**20.3**	**21**	**10.4**	**77.1**	**86.4**
1800	144	0	137	2	3	0	0	0	2	0	0	0	0	43	29.9	22	15.3	16	11.1	75.5	84.6
1900	103	0	94	0	8	0	1	0	0	0	0	0	0	29	28.2	21	20.4	12	11.7	74.8	87.8
2000	61	0	60	0	1	0	0	0	0	0	0	0	0	23	37.7	16	26.2	3	4.9	74.8	86.8
2100	52	0	51	0	1	0	0	0	0	0	0	0	0	25	48.1	18	34.6	7	13.5	79.3	88.6
2200	38	0	36	0	1	0	0	0	0	0	1	0	0	18	47.4	12	31.6	8	21.1	79.4	92.5
2300	16	0	15	1	0	0	0	0	0	0	0	0	0	6	37.5	4	25	4	25	78.9	91.4
07-19	**1576**	**1**	**1343**	**16**	**150**	**6**	**4**	**3**	**17**	**25**	**11**	**0**	**0**	**592**	**37.6**	**324**	**20.6**	**181**	**11.5**	**76.6**	**87.5**
06-22	**1822**	**1**	**1571**	**16**	**166**	**6**	**5**	**3**	**18**	**25**	**11**	**0**	**0**	**691**	**37.9**	**391**	**21.5**	**213**	**11.7**	**76.7**	**87.8**
06-00	**1876**	**1**	**1622**	**17**	**167**	**6**	**5**	**3**	**18**	**25**	**12**	**0**	**0**	**715**	**38.1**	**407**	**21.7**	**225**	**12**	**76.8**	**88.2**
00-00	**1909**	**1**	**1652**	**17**	**169**	**7**	**5**	**3**	**18**	**25**	**12**	**0**	**0**	**738**	**38.7**	**426**	**22.3**	**240**	**12.6**	**77**	**88.2**

DRAFT

Site 70
Location R179, Att - Bend Sign, Lat 53.93996, Long -6.77383
Direction West

3279 / Meath/Cavan/Monaghan ATC's
October 2013
Automatic Traffic Count

Virtual Day (7)

Time	Total	Classification												>PSL	>PSL%	>SL1	>SL1%	>SL2	>SL2%	Mean	Vpp
		1 MCL	2 SV	3 SVT	4 TB2	5 TB3	6 T4	7 ART3	8 ART4	9 ART5	10 ART6	11 BD	12 DRT	80	80	85 +5kph	85 +5kph	90 +10kph	90 +10kph		85
0000	16	0	15	0	1	0	0	0	0	0	0	0	0	12	73.9	9	52.2	6	37.4	88.3	102.2
0100	7	0	7	0	1	0	0	0	0	0	0	0	0	4	53.8	3	46.2	3	34.6	85.4	-
0200	6	0	5	0	1	0	0	0	0	0	0	0	0	5	76.2	4	59.5	2	33.3	87.3	-
0300	5	0	4	0	1	0	0	0	0	0	0	0	0	4	93.9	4	84.8	3	72.7	94.2	-
0400	4	0	3	0	1	0	0	0	0	0	0	0	0	3	72.4	2	44.8	1	34.5	86.6	-
0500	11	0	8	0	2	0	0	0	0	0	0	0	0	9	78.5	7	63.3	6	57	95	112.3
0600	25	0	18	0	5	0	0	0	1	1	0	0	0	17	67.4	13	52.2	9	37.1	85.8	100.4
0700	71	0	54	1	11	0	0	0	1	2	1	0	0	38	52.9	27	37.4	19	26.6	81.8	93.2
0800	**120**	**0**	**99**	**2**	**15**	**0**	**1**	**1**	**1**	**2**	**0**	**0**	**0**	**61**	**50.8**	**41**	**33.8**	**26**	**21.5**	**79.9**	**92.9**
0900	113	1	90	4	13	0	1	0	1	2	0	0	0	45	40	30	26.3	20	17.6	77.5	91.1
1000	99	1	78	4	11	0	2	0	1	1	1	0	0	42	42.1	29	29.3	18	18.6	77	90.7
1100	111	1	87	5	12	0	1	0	2	2	1	0	0	43	38.7	27	24.3	17	14.9	76.4	89.6
1200	136	1	111	5	14	0	1	0	1	2	1	0	0	57	42.1	38	28.1	20	15	77.5	89.6
1300	129	0	113	3	7	0	1	0	2	1	1	0	0	54	41.7	37	28.7	23	17.7	78.3	91.1
1400	137	1	117	2	12	0	1	0	1	2	1	0	0	61	44.7	37	27.3	23	17.1	78.6	90.7
1500	139	0	117	2	12	1	1	0	2	3	1	0	0	60	43.1	38	27.3	22	15.9	78.6	90
1600	156	0	136	2	11	1	1	0	1	3	1	0	0	64	41.2	39	24.9	23	14.6	77.2	89.3
1700	**173**	**1**	**158**	**2**	**9**	**0**	**1**	**0**	**1**	**1**	**1**	**0**	**0**	**72**	**41.5**	**44**	**25.6**	**27**	**15.5**	**77.7**	**90**
1800	151	0	140	2	7	1	0	0	1	1	0	0	0	55	36.5	34	22.5	20	13.2	76.9	88.2
1900	107	0	100	1	5	0	0	0	1	0	0	0	0	38	35.4	25	23.2	14	13.4	76.3	88.6
2000	79	0	74	0	3	0	0	0	0	0	0	0	0	36	45.2	24	30.7	15	18.9	78.9	91.8
2100	50	0	47	0	3	0	0	0	0	0	0	0	0	30	58.6	22	43.1	14	27.8	83	94.7
2200	35	0	33	0	1	0	0	0	0	0	0	0	0	20	56.7	14	40	11	31.8	84	97.9
2300	20	0	19	0	1	0	0	0	0	0	0	0	0	11	54.6	8	41.1	5	24.8	82.1	95.4
07-19	**1537**	**6**	**1301**	**33**	**134**	**5**	**11**	**1**	**15**	**22**	**8**	**0**	**0**	**653**	**42.5**	**421**	**27.4**	**258**	**16.8**	**78**	**90.7**
06-22	**1798**	**7**	**1539**	**35**	**149**	**5**	**11**	**2**	**17**	**24**	**8**	**0**	**0**	**773**	**43**	**505**	**28.1**	**311**	**17.3**	**78.2**	**91.1**
06-00	**1853**	**7**	**1591**	**35**	**151**	**5**	**11**	**2**	**17**	**24**	**9**	**0**	**0**	**803**	**43.4**	**527**	**28.4**	**327**	**17.6**	**78.3**	**91.1**
00-00	**1903**	**7**	**1634**	**35**	**157**	**6**	**12**	**2**	**17**	**24**	**9**	**0**	**0**	**840**	**44.2**	**556**	**29.2**	**349**	**18.3**	**78.6**	**91.4**

DRAFT

Site 70
Location R179, Att - Bend Sign, Lat 53.93996, Long -6.77383
Direction West

3279 / Meath/Cavan/Monaghan ATC's
October 2013
Automatic Traffic Count

Virtual Week (1)

Time	Total	Classification												>PSL	>PSL%	>SL1	>SL1%	>SL2	>SL2%	Mean	Vpp
		1 MCL	2 SV	3 SVT	4 TB2	5 TB3	6 T4	7 ART3	8 ART4	9 ART5	10 ART6	11 BD	12 DRT	80	80	85 +5kph	85 +5kph	90 +10kph	90 +10kph		85
Mon	1982	3	1654	27	194	8	21	3	26	33	11	0	2	861	43.4	574	29	365	18.4	78.8	91.4
Tue	1964	6	1656	35	183	5	14	1	23	27	13	1	0	894	45.5	627	31.9	401	20.4	79.2	92.5
Wed	1909	1	1652	17	169	7	5	3	18	25	12	0	0	738	38.7	426	22.3	240	12.6	77	88.2
Thu	2128	7	1774	43	216	7	18	1	18	35	9	0	0	931	43.8	599	28.1	361	17	78.2	90.7
Fri	2149	13	1838	36	168	9	12	2	30	33	8	0	0	994	46.3	659	30.7	433	20.1	79	92.2
|Sat	1881	5	1646	82	112	2	6	1	7	15	5	0	0	859	45.7	591	31.4	383	20.4	79	93.2
|Sun	1307	12	1216	8	59	1	5	0	0	3	2	1	0	606	46.4	413	31.6	258	19.7	79.6	92.5
5 Day Ave.	**2026**	**6**	**1715**	**32**	**186**	**7**	**14**	**2**	**23**	**31**	**11**	**0**	**0**	**884**	**43.6**	**577**	**28.5**	**360**	**17.8**	**78.4**	**91.0**
7 Day Ave.	**1903**	**7**	**1634**	**35**	**157**	**6**	**12**	**2**	**17**	**24**	**9**	**0**	**0**	**840**	**44.2**	**556**	**29.2**	**349**	**18.3**	**78.6**	**91.4**
--	**13320**	**47**	**11436**	**248**	**1101**	**39**	**81**	**11**	**122**	**171**	**60**	**2**	**2**	**5883**	**44.2**	**3889**	**29.2**	**2441**	**18.3**	**78.6**	**91.4**

Summary Graphs

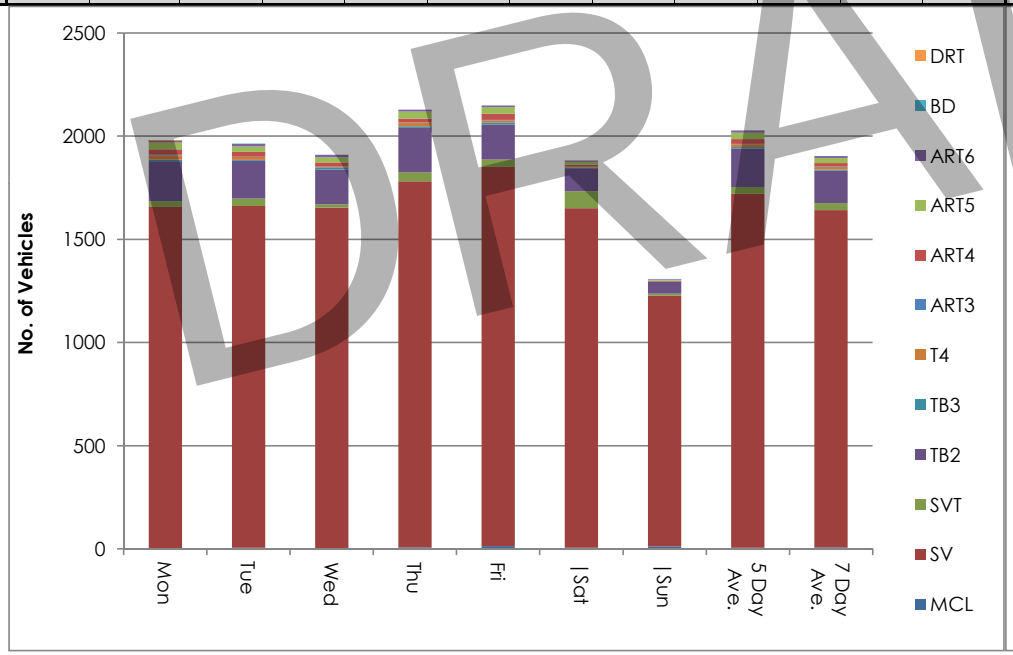

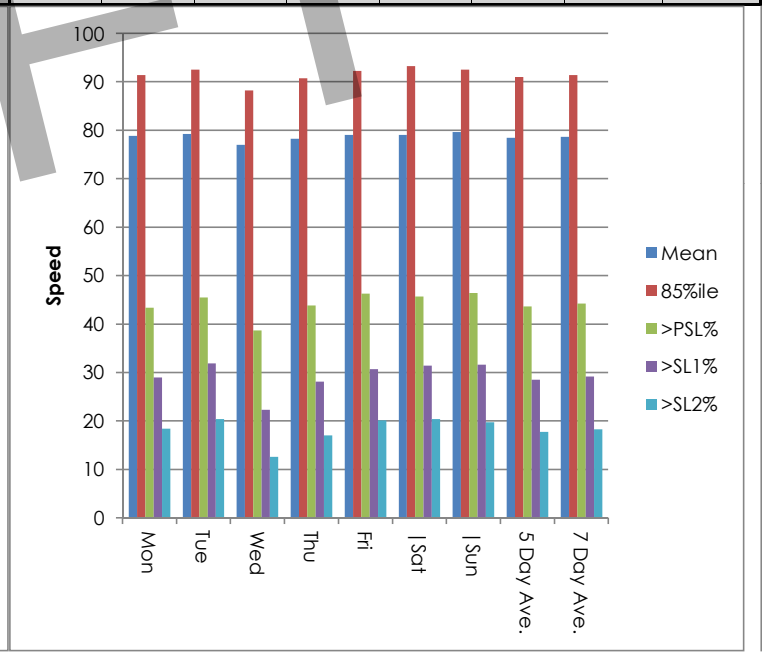

DRAFT

Site 70
Location R179, Att - Bend Sign, Lat 53.93996, Long -6.77383
Direction West

3279 / Meath/Cavan/Monaghan ATC's
October 2013
Automatic Traffic Count

Thu, 10 October 2013

Time	Total	Speed Bins (km/h)																											
		0 - 5	5 - 10	10 - 15	15 - 20	20 - 25	25 - 30	30 - 35	35 - 40	40 - 45	45 - 50	50 - 55	55 - 60	60 - 65	65 - 70	70 - 75	75 - 80	80 - 85	85 - 90	90 - 95	95 - 100	100 - 105	105 - 110	110 - 115	115 - 120	120 - 125	125 - 130	130 - 135	135 - 140
0000	15	0	0	0	0	0	0	0	0	0	0	0	0	0	2	1	2	3	2	0	0	2	0	1	1	1	0	0	0
0100	5	0	0	0	0	0	0	0	0	0	0	0	0	0	1	2	0	0	0	1	0	1	0	0	0	0	0	0	0
0200	5	0	0	0	0	0	0	0	0	0	0	0	0	0	0	0	1	1	3	0	0	0	0	0	0	0	0	0	0
0300	1	0	0	0	0	0	0	0	0	0	0	0	0	0	0	0	0	0	0	1	0	0	0	0	0	0	0	0	0
0400	3	0	0	0	0	0	0	0	0	0	0	0	1	0	0	0	0	0	1	0	0	0	1	0	0	0	0	0	0
0500	12	0	0	0	0	0	0	0	0	0	0	0	0	0	0	1	1	3	0	1	0	1	3	0	1	1	0	0	0
0600	25	0	0	0	0	0	0	0	0	0	0	2	0	0	1	2	4	1	5	2	6	1	0	1	0	0	0	0	0
0700	88	0	0	0	0	0	0	0	0	0	1	2	2	2	8	8	12	19	6	14	5	3	6	0	0	0	0	0	0
0800	**139**	**0**	**0**	**0**	**0**	**0**	**0**	**0**	**0**	**0**	**4**	**2**	**12**	**12**	**10**	**16**	**20**	**18**	**15**	**11**	**6**	**8**	**3**	**1**	**1**	**0**	**0**	**0**	**0**
0900	130	0	0	0	0	2	0	0	0	1	3	2	6	10	11	17	20	24	10	11	10	1	2	0	0	0	0	0	0
1000	129	0	0	0	0	0	0	1	0	1	1	3	10	12	9	25	22	18	12	11	2	2	0	0	0	0	0	0	0
1100	121	0	0	0	0	0	0	0	0	3	1	7	3	5	12	20	24	22	11	4	4	3	0	0	0	1	1	0	0
1200	169	0	0	0	0	0	0	0	0	0	3	4	4	8	23	32	30	31	20	6	6	2	0	0	0	0	0	0	0
1300	144	0	0	0	0	0	0	0	0	0	1	2	4	11	12	25	21	19	20	13	7	6	2	0	1	0	0	0	0
1400	144	0	0	0	1	0	0	0	0	1	0	7	5	9	16	26	25	20	13	11	5	3	0	2	0	0	0	0	0
1500	135	0	0	0	0	0	1	0	0	0	0	2	1	12	10	11	24	27	19	13	7	6	1	1	0	0	0	0	0
1600	170	0	0	0	0	0	0	0	0	2	2	7	5	13	21	31	33	27	12	9	4	1	1	1	0	1	0	0	0
1700	**211**	**0**	**0**	**0**	**0**	**0**	**0**	**1**	**2**	**1**	**4**	**7**	**10**	**11**	**24**	**41**	**39**	**26**	**24**	**11**	**7**	**2**	**0**	**1**	**0**	**0**	**0**	**0**	**0**
1800	165	0	0	0	0	0	0	0	0	0	0	1	5	10	15	28	29	37	25	4	5	4	1	1	0	0	0	0	0
1900	128	0	0	0	1	0	0	0	0	1	0	0	3	13	18	17	19	14	17	10	9	3	2	1	0	0	0	0	0
2000	93	0	0	0	0	0	0	0	0	0	0	2	4	8	12	12	18	13	10	8	3	0	2	0	1	0	0	0	0
2100	48	0	0	0	0	0	0	0	0	0	0	0	0	2	2	3	7	4	5	13	6	4	2	0	0	0	0	0	0
2200	28	0	0	0	0	0	0	0	0	0	0	0	0	1	3	1	3	2	4	4	5	1	2	0	1	1	0	0	0
2300	20	0	0	0	0	0	0	0	0	0	0	0	0	1	2	4	4	3	4	0	1	0	0	0	1	0	0	0	0
07-19	**1745**	**0**	**0**	**0**	**1**	**2**	**1**	**2**	**2**	**9**	**20**	**46**	**67**	**115**	**171**	**280**	**299**	**288**	**187**	**118**	**68**	**41**	**16**	**7**	**2**	**2**	**1**	**0**	**0**
06-22	**2039**	**0**	**0**	**0**	**2**	**2**	**1**	**2**	**2**	**10**	**20**	**50**	**74**	**138**	**204**	**314**	**347**	**320**	**224**	**151**	**92**	**49**	**22**	**9**	**3**	**2**	**1**	**0**	**0**
06-00	**2087**	**0**	**0**	**0**	**2**	**2**	**1**	**2**	**2**	**10**	**20**	**50**	**74**	**140**	**209**	**319**	**354**	**325**	**232**	**155**	**98**	**50**	**24**	**9**	**5**	**3**	**1**	**0**	**0**
00-00	**2128**	**0**	**0**	**0**	**2**	**2**	**1**	**2**	**2**	**10**	**20**	**50**	**75**	**140**	**212**	**323**	**358**	**332**	**238**	**158**	**98**	**54**	**28**	**10**	**7**	**5**	**1**	**0**	**0**

DRAFT

Site 70
Location R179, Att - Bend Sign, Lat 53.93996, Long -6.77383
Direction West

3279 / Meath/Cavan/Monaghan ATC's
October 2013
Automatic Traffic Count

Fri, 11 October 2013

Time	Total	Speed Bins (km/h)																											
		0 - 5	5 - 10	10 - 15	15 - 20	20 - 25	25 - 30	30 - 35	35 - 40	40 - 45	45 - 50	50 - 55	55 - 60	60 - 65	65 - 70	70 - 75	75 - 80	80 - 85	85 - 90	90 - 95	95 - 100	100 - 105	105 - 110	110 - 115	115 - 120	120 - 125	125 - 130	130 - 135	135 - 140
0000	14	0	0	0	0	0	0	0	0	0	0	0	0	0	0	1	0	4	4	1	1	3	0	0	0	0	0	0	0
0100	5	0	0	0	0	0	0	0	0	0	0	0	0	0	0	0	1	1	0	1	0	1	0	0	0	1	0	0	0
0200	4	0	0	0	0	0	0	0	0	0	0	0	0	0	0	0	0	1	1	1	0	1	0	0	0	0	0	0	0
0300	3	0	0	0	0	0	0	0	0	0	0	0	0	0	0	0	0	0	1	0	1	1	0	0	0	0	0	0	0
0400	3	0	0	0	0	0	0	0	0	0	0	0	0	0	0	0	0	2	0	0	0	1	0	0	0	0	0	0	0
0500	13	0	0	0	0	0	0	0	0	0	0	0	0	1	0	1	1	2	1	3	1	0	1	2	0	0	0	0	0
0600	35	0	0	0	0	0	0	0	0	0	0	0	0	4	1	5	5	2	3	7	2	3	1	1	1	0	0	0	0
0700	79	0	0	0	0	0	0	0	0	0	0	1	0	11	7	6	14	11	7	13	5	2	2	0	0	0	0	0	0
0800	**168**	**0**	**0**	**0**	**0**	**0**	**0**	**0**	**1**	**1**	**4**	**1**	**4**	**5**	**10**	**13**	**29**	**38**	**24**	**16**	**13**	**3**	**3**	**3**	**0**	**0**	**0**	**0**	**0**
0900	141	0	0	0	0	0	0	0	0	0	0	3	6	11	21	38	21	15	11	5	6	2	1	0	0	0	1	0	0
1000	98	0	0	0	0	0	0	0	0	0	0	2	2	7	4	7	15	15	15	17	5	1	3	2	3	0	0	0	0
1100	121	0	0	0	0	0	0	0	2	1	3	1	4	10	11	17	11	28	15	7	5	4	1	0	0	1	0	0	0
1200	150	0	0	0	0	2	0	0	1	0	2	4	10	9	13	26	21	16	26	7	3	4	2	3	1	0	0	0	0
1300	149	0	0	0	0	0	0	0	1	1	2	1	7	11	21	26	13	20	11	18	6	5	4	0	1	1	0	0	0
1400	158	0	0	0	0	0	0	0	0	0	0	0	11	10	12	26	32	27	13	8	9	3	3	3	0	0	0	1	0
1500	141	0	0	0	0	0	0	2	0	2	2	1	4	4	12	15	27	20	21	14	6	4	3	2	1	1	0	0	0
1600	**192**	**0**	**0**	**0**	**0**	**0**	**1**	**0**	**1**	**3**	**5**	**4**	**13**	**11**	**26**	**27**	**40**	**19**	**12**	**17**	**7**	**5**	**1**	**0**	**0**	**0**	**0**	**0**	**0**
1700	188	0	0	0	1	0	0	0	0	2	2	10	10	6	25	23	36	29	13	14	6	4	4	1	1	0	1	0	0
1800	179	0	0	0	0	0	0	0	0	0	0	0	12	14	26	33	29	27	13	13	5	2	5	0	0	0	0	0	0
1900	112	0	0	0	1	0	0	0	0	0	1	1	3	8	16	18	21	18	10	8	3	2	2	0	0	0	0	0	0
2000	77	0	0	0	0	0	0	0	0	0	0	1	2	6	7	8	9	15	6	7	7	6	1	2	0	0	0	0	0
2100	54	0	0	0	0	0	0	0	0	0	0	0	1	1	1	5	4	13	12	6	5	3	0	1	1	0	0	1	0
2200	45	0	0	0	0	0	0	0	0	0	0	0	0	2	3	6	6	9	2	8	1	4	2	2	0	0	0	0	0
2300	20	0	0	0	0	0	0	0	0	0	0	0	0	2	3	2	2	3	5	1	1	1	0	0	0	0	0	0	0
07-19	**1764**	**0**	**0**	**0**	**1**	**2**	**1**	**2**	**6**	**10**	**20**	**28**	**83**	**109**	**188**	**257**	**288**	**265**	**181**	**149**	**76**	**39**	**32**	**14**	**7**	**3**	**2**	**1**	**0**
06-22	**2042**	**0**	**0**	**0**	**2**	**2**	**1**	**2**	**6**	**10**	**21**	**30**	**89**	**128**	**213**	**293**	**327**	**313**	**212**	**177**	**93**	**53**	**36**	**18**	**9**	**3**	**2**	**2**	**0**
06-00	**2107**	**0**	**0**	**0**	**2**	**2**	**1**	**2**	**6**	**10**	**21**	**30**	**89**	**132**	**219**	**301**	**335**	**325**	**219**	**186**	**95**	**58**	**38**	**20**	**9**	**3**	**2**	**2**	**0**
00-00	**2149**	**0**	**0**	**0**	**2**	**2**	**1**	**2**	**6**	**10**	**21**	**30**	**89**	**133**	**219**	**303**	**337**	**335**	**226**	**192**	**98**	**65**	**39**	**22**	**9**	**4**	**2**	**2**	**0**

DRAFT

Site 70
Location R179, Att - Bend Sign, Lat 53.93996, Long -6.77383
Direction West

3279 / Meath/Cavan/Monaghan ATC's
October 2013
Automatic Traffic Count

Sat, 12 October 2013

Time	Total	Speed Bins (km/h)																												
		0 - 5	5 - 10	10 - 15	15 - 20	20 - 25	25 - 30	30 - 35	35 - 40	40 - 45	45 - 50	50 - 55	55 - 60	60 - 65	65 - 70	70 - 75	75 - 80	80 - 85	85 - 90	90 - 95	95 - 100	100 - 105	105 - 110	110 - 115	115 - 120	120 - 125	125 - 130	130 - 135	135 - 140
0000	26	0	0	0	0	0	0	0	0	0	0	0	0	0	1	0	3	5	2	2	5	1	6	0	1	0	0	0	0
0100	15	0	0	0	0	0	0	0	0	0	0	0	0	0	2	2	6	0	2	1	0	1	0	0	0	1	0	0	0
0200	8	0	0	0	0	0	0	0	0	0	0	0	0	0	0	1	1	2	2	0	0	0	2	0	0	0	0	0	0
0300	12	0	0	0	0	0	0	0	0	0	0	0	0	1	0	0	0	1	1	2	3	1	2	1	0	0	0	0	0
0400	5	0	0	0	0	0	0	0	0	0	0	1	0	0	0	0	1	2	1	0	0	0	0	0	0	0	0	0	0
0500	7	0	0	0	0	0	0	0	0	0	0	0	0	0	0	0	3	2	1	1	0	0	0	0	0	0	0	0	0
0600	15	0	0	0	0	0	0	0	0	0	0	0	0	0	0	1	2	2	2	2	2	4	0	0	0	0	0	0	0
0700	32	0	0	0	0	0	0	0	0	0	0	0	1	1	3	1	4	5	3	5	2	1	1	3	0	1	0	1	0
0800	66	0	0	0	0	0	0	0	0	0	1	1	2	5	10	9	4	9	5	4	5	3	1	3	2	2	0	0	0
0900	87	0	0	0	0	0	0	0	0	0	0	4	5	9	7	10	8	13	8	9	3	4	1	0	4	0	2	0	0
1000	96	0	0	0	0	0	2	0	1	1	0	6	4	13	11	11	6	10	15	9	4	1	0	1	0	1	0	0	0
1100	**135**	**0**	**0**	**0**	**0**	**0**	**0**	**1**	**1**	**4**	**1**	**1**	**11**	**14**	**30**	**24**	**19**	**11**	**8**	**4**	**3**	**3**	**0**	**0**	**0**	**0**	**0**	**0**	**0**
1200	168	0	0	0	0	0	1	0	1	1	5	8	5	10	14	21	29	32	22	6	5	6	1	1	0	0	0	0	0
1300	146	0	0	0	0	1	1	0	0	0	2	5	8	9	17	17	20	20	17	14	8	3	2	1	1	0	0	0	0
1400	142	0	0	0	0	0	0	1	0	0	3	3	7	6	22	14	20	24	16	10	9	6	1	0	0	0	0	0	0
1500	**190**	**0**	**0**	**0**	**0**	**0**	**0**	**1**	**0**	**0**	**0**	**0**	**15**	**20**	**15**	**29**	**32**	**28**	**19**	**13**	**8**	**3**	**3**	**3**	**1**	**0**	**0**	**0**	**0**
1600	170	0	0	0	0	0	0	0	0	0	1	5	10	9	20	29	23	28	18	15	6	2	0	3	1	0	0	0	0
1700	132	0	0	0	0	0	0	0	0	0	0	1	2	14	17	18	17	17	16	7	11	5	3	1	1	0	1	0	1
1800	121	0	0	0	0	0	0	0	0	1	1	3	3	10	15	16	22	14	11	9	5	4	3	2	2	0	0	0	0
1900	86	0	0	0	0	0	0	0	1	1	0	0	4	10	16	11	15	8	8	7	3	2	0	0	0	0	0	0	0
2000	83	0	0	0	0	0	0	0	0	0	0	1	1	7	13	7	13	10	13	8	2	3	1	2	2	0	0	0	0
2100	56	0	0	0	0	0	0	0	0	0	0	1	1	0	4	7	7	12	10	6	3	1	1	0	0	2	1	0	0
2200	49	0	0	0	0	0	0	0	0	0	0	0	0	5	3	1	10	8	3	6	3	3	4	1	1	0	1	0	0
2300	34	0	0	0	0	0	0	0	0	0	0	1	0	1	2	6	2	5	5	4	3	2	1	0	2	0	0	0	0
07-19	**1485**	**0**	**0**	**0**	**0**	**1**	**4**	**3**	**3**	**7**	**14**	**37**	**73**	**120**	**181**	**199**	**204**	**211**	**158**	**105**	**69**	**41**	**16**	**18**	**12**	**4**	**3**	**1**	**1**
06-22	**1725**	**0**	**0**	**0**	**0**	**1**	**4**	**3**	**4**	**8**	**14**	**39**	**79**	**137**	**214**	**225**	**241**	**243**	**191**	**128**	**79**	**51**	**18**	**20**	**14**	**6**	**4**	**1**	**1**
06-00	**1808**	**0**	**0**	**0**	**0**	**1**	**4**	**3**	**4**	**8**	**14**	**40**	**79**	**143**	**219**	**232**	**253**	**256**	**199**	**138**	**85**	**56**	**23**	**21**	**17**	**6**	**5**	**1**	**1**
00-00	**1881**	**0**	**0**	**0**	**0**	**1**	**4**	**3**	**4**	**8**	**14**	**41**	**79**	**144**	**222**	**235**	**267**	**268**	**208**	**144**	**93**	**59**	**33**	**22**	**18**	**7**	**5**	**1**	**1**

DRAFT

Site 70
Location R179, Att - Bend Sign, Lat 53.93996, Long -6.77383
Direction West

3279 / Meath/Cavan/Monaghan ATC's
October 2013
Automatic Traffic Count

Sun, 13 October 2013

Time	Total	Speed Bins (km/h)																											
		0 - 5	5 - 10	10 - 15	15 - 20	20 - 25	25 - 30	30 - 35	35 - 40	40 - 45	45 - 50	50 - 55	55 - 60	60 - 65	65 - 70	70 - 75	75 - 80	80 - 85	85 - 90	90 - 95	95 - 100	100 - 105	105 - 110	110 - 115	115 - 120	120 - 125	125 - 130	130 - 135	135 - 140
0000	20	0	0	0	0	0	0	0	0	0	0	0	0	0	0	0	6	3	3	2	1	4	0	1	0	0	0	0	0
0100	16	0	0	0	0	0	0	0	0	0	0	0	0	0	2	1	3	1	3	2	2	0	0	1	1	0	0	0	0
0200	15	0	0	0	0	0	0	0	0	0	0	0	0	2	1	2	2	1	2	1	1	2	0	0	0	0	0	1	0
0300	14	0	0	0	0	0	0	0	0	0	0	0	0	0	0	0	1	2	1	4	3	1	2	0	0	0	0	0	0
0400	12	0	0	0	0	0	0	0	0	0	0	0	0	0	0	1	2	2	1	2	2	1	1	0	0	0	0	0	0
0500	7	0	0	0	0	0	0	0	0	0	0	0	0	1	0	0	1	1	0	1	0	0	1	1	0	0	1	0	0
0600	8	0	0	0	0	0	0	0	0	0	0	0	0	0	1	0	0	2	1	2	0	1	0	0	1	0	0	0	0
0700	10	0	0	0	0	0	0	0	0	0	0	0	0	1	0	3	0	3	0	2	1	0	0	0	0	0	0	0	0
0800	23	0	0	0	0	0	0	0	0	0	1	1	1	1	1	1	4	5	2	3	0	2	1	0	0	0	0	0	0
0900	32	0	0	0	0	0	0	1	1	0	0	0	0	2	2	3	6	6	3	4	1	1	1	0	1	0	0	0	0
1000	53	0	0	0	0	0	1	0	2	1	2	1	2	2	3	2	2	10	5	10	3	3	2	2	0	0	0	0	0
1100	**77**	**0**	**0**	**0**	**0**	**0**	**0**	**2**	**0**	**0**	**0**	**4**	**6**	**4**	**7**	**5**	**20**	**10**	**6**	**8**	**2**	**2**	**1**	**0**	**0**	**0**	**0**	**0**	**0**
1200	103	0	0	0	1	0	0	0	1	0	2	0	5	10	11	7	17	15	13	13	2	2	2	1	1	0	0	0	0
1300	111	0	0	0	0	0	0	0	0	0	0	1	7	6	15	26	19	9	15	6	1	0	2	3	0	1	0	0	0
1400	**123**	**0**	**0**	**0**	**1**	**1**	**0**	**0**	**0**	**0**	**1**	**0**	**1**	**11**	**10**	**14**	**27**	**25**	**10**	**11**	**3**	**3**	**3**	**1**	**0**	**1**	**0**	**0**	**0**
1500	99	0	0	0	0	0	0	0	0	1	1	0	3	6	11	19	23	13	11	3	3	1	4	0	0	0	0	0	0
1600	110	0	0	0	0	0	0	1	0	0	1	3	1	8	13	19	12	14	20	8	4	3	2	0	0	1	0	0	0
1700	122	0	0	0	0	0	0	0	0	0	0	3	9	7	14	9	20	19	21	8	6	3	1	0	2	0	0	0	0
1800	116	0	0	0	0	0	0	0	0	0	1	3	4	8	9	20	34	9	12	5	6	2	1	1	1	0	0	0	0
1900	80	0	0	0	0	0	0	0	0	1	0	2	1	3	8	19	17	14	7	3	4	1	0	0	0	0	0	0	0
2000	78	0	0	0	0	0	0	0	0	1	0	1	3	2	3	11	16	17	10	5	1	1	1	3	2	0	1	0	0
2100	41	0	0	0	0	0	0	0	0	0	0	0	2	1	4	8	9	5	1	5	4	2	0	0	0	0	0	0	0
2200	21	0	0	0	0	0	0	0	0	0	0	0	0	0	0	8	0	6	3	1	0	1	0	1	0	0	0	1	0
2300	16	0	0	0	0	0	0	0	0	0	0	0	0	0	0	1	2	1	5	1	2	2	2	0	0	0	0	0	0
07-19	**979**	**0**	**0**	**0**	**2**	**1**	**1**	**4**	**4**	**2**	**9**	**16**	**39**	**66**	**96**	**128**	**184**	**138**	**118**	**81**	**32**	**22**	**20**	**8**	**5**	**3**	**0**	**0**	**0**
06-22	**1186**	**0**	**0**	**0**	**2**	**1**	**1**	**4**	**4**	**4**	**9**	**19**	**45**	**72**	**112**	**166**	**226**	**176**	**137**	**96**	**41**	**27**	**21**	**11**	**8**	**3**	**1**	**0**	**0**
06-00	**1223**	**0**	**0**	**0**	**2**	**1**	**1**	**4**	**4**	**4**	**9**	**19**	**45**	**72**	**112**	**175**	**228**	**183**	**145**	**98**	**43**	**30**	**23**	**12**	**8**	**3**	**1**	**1**	**0**
00-00	**1307**	**0**	**0**	**0**	**2**	**1**	**1**	**4**	**4**	**4**	**9**	**19**	**45**	**75**	**115**	**179**	**243**	**193**	**155**	**110**	**52**	**38**	**27**	**15**	**9**	**3**	**2**	**2**	**0**

DRAFT

Site 70
Location R179, Att - Bend Sign, Lat 53.93996, Long -6.77383
Direction West

3279 / Meath/Cavan/Monaghan ATC's
October 2013
Automatic Traffic Count

Mon, 14 October 2013

Time	Total	Speed Bins (km/h)																												
		0 - 5	5 - 10	10 - 15	15 - 20	20 - 25	25 - 30	30 - 35	35 - 40	40 - 45	45 - 50	50 - 55	55 - 60	60 - 65	65 - 70	70 - 75	75 - 80	80 - 85	85 - 90	90 - 95	95 - 100	100 - 105	105 - 110	110 - 115	115 - 120	120 - 125	125 - 130	130 - 135	135 - 140
0000	14	0	0	0	0	0	0	0	0	0	0	0	0	2	0	3	2	1	3	1	1	0	0	1	0	0	0	0	0
0100	8	0	0	0	0	0	0	0	0	0	0	0	0	0	1	0	1	2	0	1	2	1	0	0	0	0	0	0	0	0
0200	3	0	0	0	0	0	0	0	0	0	0	0	0	0	0	0	0	0	1	1	0	1	0	0	0	0	0	0	0	0
0300	2	0	0	0	0	0	0	0	0	0	0	0	0	0	0	0	0	0	1	0	1	0	0	0	0	0	0	0	0	0
0400	2	0	0	0	0	0	0	0	0	0	0	0	0	0	0	0	0	1	0	0	0	0	0	0	1	0	0	0	0	0
0500	11	0	0	0	0	0	0	0	0	0	0	0	0	0	0	1	1	1	0	3	0	0	1	0	0	3	1	0	0	0
0600	36	0	0	0	0	0	0	0	0	0	0	0	0	3	4	2	3	5	7	5	1	4	2	0	0	0	0	0	0	0
0700	93	0	0	0	0	0	0	0	0	0	0	2	2	3	14	11	14	7	13	16	3	6	1	1	0	0	0	0	0	0
0800	**145**	**0**	**0**	**0**	**0**	**0**	**0**	**0**	**0**	**2**	**2**	**2**	**4**	**9**	**8**	**15**	**31**	**28**	**13**	**17**	**2**	**8**	**2**	**2**	**0**	**0**	**0**	**0**	**0**	**0**
0900	138	0	0	0	1	0	0	0	0	1	1	1	4	11	14	28	19	21	11	17	5	2	0	1	0	1	0	0	0	0
1000	126	0	0	0	0	0	0	0	0	0	0	3	5	7	13	23	27	15	14	9	3	3	1	3	0	0	0	0	0	0
1100	111	0	0	0	0	0	0	0	0	0	0	2	7	10	8	19	14	14	12	12	9	1	2	1	0	0	0	0	0	0
1200	134	0	0	0	0	0	0	0	0	3	0	2	4	7	19	19	23	15	19	7	8	2	2	1	3	0	0	0	0	0
1300	117	0	0	0	0	0	0	0	2	1	0	1	0	14	14	20	20	18	10	5	8	1	1	0	0	2	0	0	0	0
1400	123	0	0	0	0	1	0	0	0	1	0	0	2	5	7	24	23	18	14	11	6	7	2	0	1	0	0	1	0	0
1500	139	0	0	0	0	0	0	0	0	0	0	4	3	8	14	30	29	22	13	9	4	2	1	0	0	0	0	0	0	0
1600	174	0	0	0	1	0	0	0	1	0	0	3	8	13	21	20	34	26	16	19	3	5	1	1	0	1	1	0	0	0
1700	**177**	**0**	**0**	**0**	**0**	**0**	**0**	**0**	**0**	**0**	**0**	**2**	**6**	**11**	**20**	**21**	**40**	**38**	**14**	**12**	**2**	**9**	**1**	**1**	**0**	**0**	**0**	**0**	**0**	**0**
1800	156	0	0	0	2	0	0	0	0	0	0	4	8	20	18	23	25	23	14	7	9	3	0	0	0	0	0	0	0	0
1900	99	0	0	0	0	0	0	0	0	0	1	0	1	10	22	21	13	11	11	6	2	1	0	0	0	0	0	0	0	0
2000	79	0	0	0	0	0	0	0	0	0	0	1	3	9	12	14	13	7	7	8	3	2	0	0	0	0	0	0	0	0
2100	54	0	0	0	0	0	0	0	0	0	0	0	3	5	6	8	7	5	10	5	2	3	0	0	0	0	0	0	0	0
2200	28	0	0	0	0	0	0	0	0	0	0	0	0	0	0	3	4	6	4	4	2	1	0	2	1	1	0	0	0	0
2300	13	0	0	0	0	0	0	0	0	0	0	1	0	1	1	0	1	3	2	2	0	0	0	1	0	0	1	0	0	0
07-19	**1633**	**0**	**0**	**0**	**4**	**1**	**0**	**0**	**3**	**8**	**3**	**26**	**53**	**118**	**170**	**253**	**299**	**245**	**163**	**141**	**62**	**49**	**14**	**11**	**4**	**4**	**1**	**1**	**0**	
06-22	**1901**	**0**	**0**	**0**	**4**	**1**	**0**	**0**	**3**	**8**	**4**	**27**	**60**	**145**	**214**	**298**	**335**	**273**	**198**	**165**	**70**	**59**	**16**	**11**	**4**	**4**	**1**	**1**	**0**	
06-00	**1942**	**0**	**0**	**0**	**4**	**1**	**0**	**0**	**3**	**8**	**4**	**28**	**60**	**146**	**215**	**301**	**340**	**282**	**204**	**171**	**72**	**60**	**16**	**14**	**5**	**5**	**2**	**1**	**0**	
00-00	**1982**	**0**	**0**	**0**	**4**	**1**	**0**	**0**	**3**	**8**	**4**	**28**	**60**	**148**	**216**	**305**	**344**	**287**	**209**	**177**	**76**	**62**	**17**	**15**	**6**	**8**	**3**	**1**	**0**	

DRAFT

Site 70
Location R179, Att - Bend Sign, Lat 53.93996, Long -6.77383
Direction West

3279 / Meath/Cavan/Monaghan ATC's
October 2013
Automatic Traffic Count

Tue, 15 October 2013

Time	Total	Speed Bins (km/h)																											
		0 - 5	5 - 10	10 - 15	15 - 20	20 - 25	25 - 30	30 - 35	35 - 40	40 - 45	45 - 50	50 - 55	55 - 60	60 - 65	65 - 70	70 - 75	75 - 80	80 - 85	85 - 90	90 - 95	95 - 100	100 - 105	105 - 110	110 - 115	115 - 120	120 - 125	125 - 130	130 - 135	135 - 140
0000	14	0	0	0	0	0	0	0	0	0	0	0	0	0	0	1	0	6	1	3	1	2	0	0	0	0	0	0	0
0100	2	0	0	0	0	0	0	0	0	0	0	0	0	1	0	0	0	0	1	0	0	0	0	0	0	0	0	0	0
0200	6	0	0	0	0	0	0	0	0	0	0	0	0	0	0	0	0	2	2	1	0	1	0	0	0	0	0	0	0
0300	0	0	0	0	0	0	0	0	0	0	0	0	0	0	0	0	0	0	0	0	0	0	0	0	0	0	0	0	0
0400	2	0	0	0	0	0	0	0	0	0	0	0	0	0	0	0	1	1	0	0	0	0	0	0	0	0	0	0	0
0500	13	0	0	0	0	0	0	0	0	0	0	0	0	0	0	2	1	2	1	0	0	2	2	2	0	0	1	0	0
0600	29	0	0	0	0	0	0	0	0	0	1	0	0	1	3	2	3	5	7	1	1	3	2	0	0	0	0	0	0
0700	100	0	0	0	0	0	0	0	0	0	0	0	2	3	6	17	19	14	18	11	1	2	3	1	2	1	0	0	0
0800	**153**	**0**	**0**	**0**	**0**	**0**	**0**	**0**	**0**	**0**	**2**	**3**	**2**	**4**	**7**	**22**	**33**	**19**	**28**	**14**	**11**	**5**	**2**	**1**	**0**	**0**	**0**	**0**	**0**
0900	118	0	0	0	0	0	0	0	0	0	0	2	8	5	13	19	21	13	12	15	7	0	1	1	0	1	0	0	0
1000	103	0	0	0	0	0	0	1	1	1	1	9	13	7	5	8	16	13	8	11	1	3	5	0	0	0	0	0	0
1100	106	0	0	0	0	0	0	0	0	1	0	1	3	7	18	12	11	13	16	10	6	5	2	0	1	0	0	0	0
1200	107	0	0	0	0	0	0	1	0	0	0	2	1	4	10	21	16	8	11	13	9	5	4	0	0	1	1	0	0
1300	118	0	0	0	0	0	0	0	0	0	0	1	8	12	15	18	16	11	13	10	2	6	2	3	1	0	0	0	0
1400	143	0	0	0	0	0	0	0	1	0	0	1	4	12	15	17	24	26	15	9	9	4	3	1	2	0	0	0	0
1500	122	0	0	0	0	0	0	0	0	0	0	0	1	5	13	17	26	22	16	13	3	4	0	2	0	0	0	0	0
1600	148	0	0	0	0	0	0	0	0	0	5	3	4	6	13	13	25	32	21	13	4	5	3	0	1	0	0	0	0
1700	**180**	**0**	**0**	**0**	**0**	**0**	**0**	**0**	**1**	**0**	**1**	**0**	**7**	**11**	**22**	**35**	**30**	**19**	**14**	**19**	**12**	**6**	**1**	**0**	**2**	**0**	**0**	**0**	**0**
1800	176	1	0	0	0	0	0	0	2	2	2	3	7	14	23	31	33	17	18	7	6	5	5	0	0	0	0	0	0
1900	138	0	0	0	0	1	0	0	1	0	3	0	16	9	19	21	20	18	11	10	1	2	4	1	0	0	0	1	0
2000	80	0	0	0	0	0	0	0	0	1	1	2	4	10	9	7	10	11	6	7	5	3	2	1	1	0	0	0	0
2100	48	0	0	0	0	0	0	0	0	0	0	0	0	1	2	8	9	9	5	7	3	1	1	0	1	1	0	0	0
2200	36	0	0	0	0	0	0	0	0	0	0	1	1	4	7	5	9	4	0	4	0	1	0	0	0	0	0	0	0
2300	22	0	0	0	0	0	0	0	0	0	0	2	1	4	4	3	1	2	2	0	1	2	0	0	0	0	0	0	0
07-19	**1574**	**1**	**0**	**0**	**0**	**0**	**0**	**2**	**5**	**4**	**11**	**25**	**60**	**90**	**160**	**230**	**270**	**207**	**190**	**145**	**71**	**50**	**31**	**9**	**9**	**3**	**1**	**0**	**0**
06-22	**1869**	**1**	**0**	**0**	**0**	**1**	**0**	**2**	**6**	**5**	**16**	**27**	**80**	**111**	**193**	**268**	**312**	**250**	**219**	**170**	**81**	**59**	**40**	**11**	**11**	**4**	**1**	**1**	**0**
06-00	**1927**	**1**	**0**	**0**	**0**	**1**	**0**	**2**	**6**	**5**	**16**	**30**	**82**	**119**	**204**	**276**	**322**	**256**	**221**	**174**	**82**	**62**	**40**	**11**	**11**	**4**	**1**	**1**	**0**
00-00	**1964**	**1**	**0**	**0**	**0**	**1**	**0**	**2**	**6**	**5**	**16**	**30**	**82**	**120**	**204**	**279**	**324**	**267**	**226**	**178**	**83**	**67**	**42**	**13**	**11**	**4**	**2**	**1**	**0**

DRAFT

Site 70
Location R179, Att - Bend Sign, Lat 53.93996, Long -6.77383
Direction West

3279 / Meath/Cavan/Monaghan ATC's
October 2013
Automatic Traffic Count

Wed, 16 October 2013

Time	Total	Speed Bins (km/h)																												
		0 - 5	5 - 10	10 - 15	15 - 20	20 - 25	25 - 30	30 - 35	35 - 40	40 - 45	45 - 50	50 - 55	55 - 60	60 - 65	65 - 70	70 - 75	75 - 80	80 - 85	85 - 90	90 - 95	95 - 100	100 - 105	105 - 110	110 - 115	115 - 120	120 - 125	125 - 130	130 - 135	135 - 140
0000	12	0	0	0	0	0	0	0	0	0	0	0	0	1	2	1	2	3	2	1	0	0	0	0	0	0	0	0	0	0
0100	1	0	0	0	0	0	0	0	0	0	0	0	0	0	0	1	0	0	0	0	0	0	0	0	0	0	0	0	0	0
0200	1	0	0	0	0	0	0	0	0	0	0	0	0	0	0	0	0	0	0	1	0	0	0	0	0	0	0	0	0	0
0300	1	0	0	0	0	0	0	0	0	0	0	0	0	0	0	0	0	0	0	1	0	0	0	0	0	0	0	0	0	0
0400	2	0	0	0	0	0	0	0	0	0	0	0	0	0	0	0	1	0	0	0	1	0	0	0	0	0	0	0	0	0
0500	16	0	0	0	0	0	0	0	0	0	0	0	0	0	0	0	2	1	2	1	4	1	2	1	1	0	0	1	0	0
0600	30	0	0	0	0	0	0	0	0	0	0	0	0	2	0	1	5	10	2	3	2	2	0	3	0	0	0	0	0	0
0700	95	0	0	0	0	0	0	0	0	0	1	0	1	5	11	19	16	18	7	8	4	0	1	2	1	0	0	0	1	0
0800	**148**	**0**	**0**	**0**	**0**	**0**	**0**	**0**	**0**	**1**	**1**	**7**	**9**	**12**	**12**	**20**	**20**	**26**	**17**	**12**	**6**	**3**	**1**	**1**	**0**	**0**	**0**	**0**	**0**	**0**
0900	146	0	0	0	0	0	0	0	0	0	0	1	12	16	18	21	29	17	14	10	5	3	0	0	0	0	0	0	0	0
1000	89	0	0	0	0	0	0	0	0	0	2	4	8	7	9	22	16	8	5	3	0	3	2	0	0	0	0	0	0	0
1100	107	0	0	0	0	0	0	1	0	0	0	1	7	8	22	13	23	14	5	6	5	2	0	0	0	0	0	0	0	0
1200	123	0	0	0	0	0	0	0	0	0	2	4	8	11	13	17	24	17	14	4	5	4	0	0	0	0	0	0	0	0
1300	119	0	0	0	0	0	0	0	1	0	0	2	1	2	17	25	24	21	13	7	3	1	2	0	0	0	0	0	0	0
1400	125	0	0	0	0	0	0	0	0	0	1	4	4	8	12	22	19	26	17	7	1	1	2	0	1	0	0	0	0	0
1500	148	0	0	0	0	0	0	0	0	1	1	2	3	18	12	30	31	22	12	7	5	4	0	0	0	0	0	0	0	0
1600	130	0	0	0	0	0	0	0	0	0	0	1	4	7	19	22	20	33	13	6	2	1	0	1	1	0	0	0	0	0
1700	**202**	**0**	**0**	**0**	**0**	**0**	**0**	**0**	**0**	**1**	**1**	**2**	**9**	**15**	**27**	**24**	**37**	**45**	**20**	**10**	**6**	**4**	**1**	**0**	**0**	**0**	**0**	**0**	**0**	**0**
1800	144	0	0	0	0	0	0	0	0	0	1	1	6	21	19	23	30	21	6	7	5	2	1	1	0	0	0	0	0	0
1900	103	0	0	0	0	0	1	0	0	1	2	5	3	8	11	23	20	8	9	7	3	1	0	0	1	0	0	0	0	0
2000	61	0	0	0	0	0	0	0	0	0	1	2	5	10	4	8	8	7	13	1	0	1	0	0	1	0	0	0	0	0
2100	52	0	0	0	0	0	0	0	0	0	2	1	1	2	3	9	9	7	11	2	4	0	0	0	1	0	0	0	0	0
2200	38	0	0	0	0	0	0	0	0	0	0	0	1	4	6	2	7	6	4	5	1	2	0	0	0	0	0	0	0	0
2300	16	0	0	0	0	0	0	0	0	0	0	0	0	2	2	2	4	2	0	2	1	1	0	0	0	0	0	0	0	0
07-19	**1576**	**0**	**0**	**0**	**0**	**0**	**0**	**1**	**1**	**3**	**10**	**29**	**72**	**130**	**191**	**258**	**289**	**268**	**143**	**87**	**47**	**28**	**10**	**5**	**3**	**0**	**0**	**0**	**1**
06-22	**1822**	**0**	**0**	**0**	**0**	**0**	**1**	**1**	**1**	**4**	**15**	**37**	**81**	**152**	**209**	**299**	**331**	**300**	**178**	**100**	**56**	**32**	**10**	**8**	**6**	**0**	**0**	**0**	**1**
06-00	**1876**	**0**	**0**	**0**	**0**	**0**	**1**	**1**	**1**	**4**	**15**	**37**	**82**	**158**	**217**	**303**	**342**	**308**	**182**	**107**	**58**	**35**	**10**	**8**	**6**	**0**	**0**	**0**	**1**
00-00	**1909**	**0**	**0**	**0**	**0**	**0**	**1**	**1**	**1**	**4**	**15**	**37**	**82**	**159**	**219**	**305**	**347**	**312**	**186**	**111**	**63**	**36**	**12**	**9**	**7**	**0**	**0**	**1**	**1**

DRAFT

Site 70
Location R179, Att - Bend Sign, Lat 53.93996, Long -6.77383
Direction West

3279 / Meath/Cavan/Monaghan ATC's
October 2013
Automatic Traffic Count

Virtual Day (7)

Time	Total	Speed Bins (km/h)																											
		0 - 5	5 - 10	10 - 15	15 - 20	20 - 25	25 - 30	30 - 35	35 - 40	40 - 45	45 - 50	50 - 55	55 - 60	60 - 65	65 - 70	70 - 75	75 - 80	80 - 85	85 - 90	90 - 95	95 - 100	100 - 105	105 - 110	110 - 115	115 - 120	120 - 125	125 - 130	130 - 135	135 - 140
0000	16	0	0	0	0	0	0	0	0	0	0	0	0	0	1	1	2	4	2	1	1	2	1	0	0	0	0	0	0
0100	7	0	0	0	0	0	0	0	0	0	0	0	0	0	1	1	2	1	1	1	1	1	0	0	0	0	0	0	0
0200	6	0	0	0	0	0	0	0	0	0	0	0	0	0	0	0	1	1	2	1	0	1	0	0	0	0	0	0	0
0300	5	0	0	0	0	0	0	0	0	0	0	0	0	0	0	0	0	0	1	1	1	0	1	0	0	0	0	0	0
0400	4	0	0	0	0	0	0	0	0	0	0	0	0	0	0	0	1	1	0	0	0	0	0	0	0	0	0	0	0
0500	11	0	0	0	0	0	0	0	0	0	0	0	0	0	0	1	1	2	1	1	1	1	1	1	0	1	0	0	0
0600	25	0	0	0	0	0	0	0	0	0	0	0	0	1	1	2	3	4	4	3	2	3	1	1	0	0	0	0	0
0700	71	0	0	0	0	0	0	0	0	0	0	1	1	4	7	9	11	11	8	10	3	2	2	1	0	0	0	0	0
0800	**120**	**0**	**0**	**0**	**0**	**0**	**0**	**0**	**0**	**1**	**2**	**2**	**5**	**7**	**8**	**14**	**20**	**20**	**15**	**11**	**6**	**5**	**2**	**2**	**0**	**0**	**0**	**0**	**0**
0900	113	0	0	0	0	0	0	0	0	0	1	2	6	9	12	19	18	16	10	10	5	2	1	0	1	0	0	0	0
1000	99	0	0	0	0	0	0	0	1	1	1	4	6	8	8	14	15	13	11	10	3	2	2	1	0	0	0	0	0
1100	111	0	0	0	0	0	0	1	0	1	1	2	6	8	15	16	17	16	10	7	5	3	1	0	0	0	0	0	0
1200	136	0	0	0	0	0	0	0	0	1	2	3	5	8	15	20	23	19	18	8	5	4	2	1	1	0	0	0	0
1300	129	0	0	0	0	0	0	0	1	0	1	2	5	9	16	22	19	17	14	10	5	3	2	1	1	1	0	0	0
1400	137	0	0	0	0	0	0	0	0	0	1	2	5	9	13	20	24	24	14	10	6	4	2	1	1	0	0	0	0
1500	139	0	0	0	0	0	0	0	0	1	1	1	4	10	12	22	27	22	16	10	5	3	2	1	0	0	0	0	0
1600	156	0	0	0	0	0	0	0	0	1	2	4	6	10	19	23	27	26	16	12	4	3	1	1	0	0	0	0	0
1700	**173**	**0**	**0**	**0**	**0**	**0**	**0**	**0**	**0**	**1**	**1**	**4**	**8**	**11**	**21**	**24**	**31**	**28**	**17**	**12**	**7**	**5**	**2**	**1**	**1**	**0**	**0**	**0**	**0**
1800	151	0	0	0	0	0	0	0	0	0	1	2	6	14	18	25	29	21	14	7	6	3	2	1	0	0	0	0	0
1900	107	0	0	0	0	0	0	0	0	1	1	1	4	9	16	19	18	13	10	7	4	2	1	0	0	0	0	0	0
2000	79	0	0	0	0	0	0	0	0	0	0	1	3	7	9	10	12	11	9	6	3	2	1	1	1	0	0	0	0
2100	50	0	0	0	0	0	0	0	0	0	0	0	1	2	3	7	7	8	8	6	4	2	1	0	0	0	0	0	0
2200	35	0	0	0	0	0	0	0	0	0	0	0	0	2	3	4	6	6	3	5	2	2	1	1	0	0	0	0	0
2300	20	0	0	0	0	0	0	0	0	0	0	1	0	2	2	3	2	3	3	1	1	1	0	0	0	0	0	0	0
07-19	**1537**	**0**	**0**	**0**	**1**	**1**	**1**	**2**	**3**	**6**	**12**	**30**	**64**	**107**	**165**	**229**	**262**	**232**	**163**	**118**	**61**	**39**	**20**	**10**	**6**	**3**	**1**	**0**	**0**
06-22	**1798**	**0**	**0**	**0**	**1**	**1**	**1**	**2**	**4**	**7**	**14**	**33**	**73**	**126**	**194**	**266**	**303**	**268**	**194**	**141**	**73**	**47**	**23**	**13**	**8**	**3**	**1**	**1**	**0**
06-00	**1853**	**0**	**0**	**0**	**1**	**1**	**1**	**2**	**4**	**7**	**14**	**33**	**73**	**130**	**199**	**272**	**311**	**276**	**200**	**147**	**76**	**50**	**25**	**14**	**9**	**3**	**2**	**1**	**0**
00-00	**1903**	**0**	**0**	**0**	**1**	**1**	**1**	**2**	**4**	**7**	**14**	**34**	**73**	**131**	**201**	**276**	**317**	**285**	**207**	**153**	**80**	**54**	**28**	**15**	**10**	**4**	**2**	**1**	**0**

DRAFT

Site 70
Location R179, Att - Bend Sign, Lat 53.93996, Long -6.77383
Direction West

3279 / Meath/Cavan/Monaghan ATC's
October 2013
Automatic Traffic Count

Virtual Week (1)

Time	Total	Speed Bins (km/h)																												
		0 - 5	5 - 10	10 - 15	15 - 20	20 - 25	25 - 30	30 - 35	35 - 40	40 - 45	45 - 50	50 - 55	55 - 60	60 - 65	65 - 70	70 - 75	75 - 80	80 - 85	85 - 90	90 - 95	95 - 100	100 - 105	105 - 110	110 - 115	115 - 120	120 - 125	125 - 130	130 - 135	135 - 140
Mon	1982	0	0	0	4	1	0	0	3	8	4	28	60	148	216	305	344	287	209	177	76	62	17	15	6	8	3	1	0
Tue	1964	1	0	0	0	1	0	2	6	5	16	30	82	120	204	279	324	267	226	178	83	67	42	13	11	4	2	1	0
Wed	1909	0	0	0	0	0	1	1	1	4	15	37	82	159	219	305	347	312	186	111	63	36	12	9	7	0	0	1	1
Thu	2128	0	0	0	2	2	1	2	2	10	20	50	75	140	212	323	358	332	238	158	98	54	28	10	7	5	1	0	0
Fri	2149	0	0	0	2	2	1	2	6	10	21	30	89	133	219	303	337	335	226	192	98	65	39	22	9	4	2	2	0
|Sat	1881	0	0	0	0	1	4	3	4	8	14	41	79	144	222	235	267	268	208	144	93	59	33	22	18	7	5	1	1
|Sun	1307	0	0	0	2	1	1	4	4	4	9	19	45	75	115	179	243	193	155	110	52	38	27	15	9	3	2	2	0
5 Day Ave.	**2026**	**0**	**0**	**0**	**2**	**1**	**1**	**1**	**4**	**7**	**15**	**35**	**78**	**140**	**214**	**303**	**342**	**307**	**217**	**163**	**84**	**57**	**28**	**14**	**8**	**4**	**2**	**1**	**0**
7 Day Ave.	**1903**	**0**	**0**	**0**	**1**	**1**	**1**	**2**	**4**	**7**	**14**	**34**	**73**	**131**	**201**	**276**	**317**	**285**	**207**	**153**	**80**	**54**	**28**	**15**	**10**	**4**	**2**	**1**	**0**
--	**13320**	**1**	**0**	**0**	**10**	**8**	**8**	**14**	**26**	**49**	**99**	**235**	**512**	**919**	**1407**	**1929**	**2220**	**1994**	**1448**	**1070**	**563**	**381**	**198**	**106**	**67**	**31**	**15**	**8**	**2**

Summary Graphs

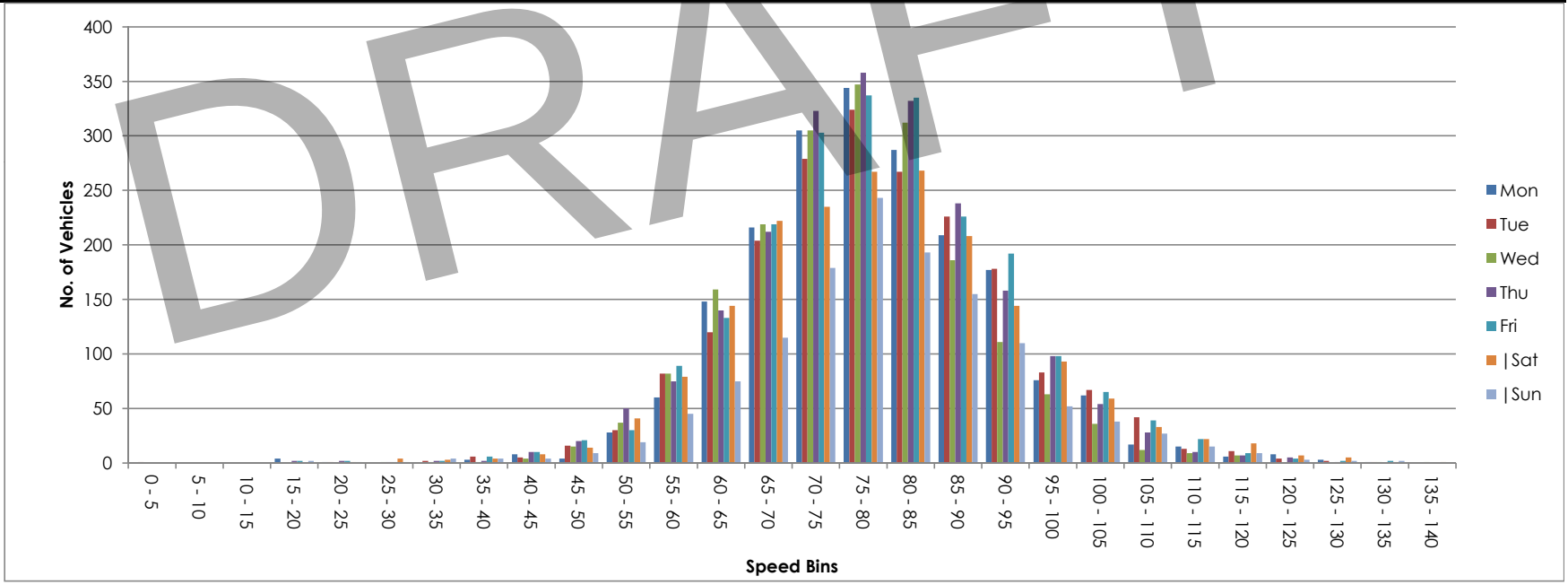

DRAFT

Site 70
Location R179, Att - Bend Sign, Lat 53.93996, Long -6.77383
Direction Two way

3279 / Meath/Cavan/Monaghan ATC's
October 2013
Automatic Traffic Count

Thu, 10 October 2013

Time	Total	Classification												>PSL	>PSL%	>SL1	>SL1%	>SL2	>SL2%	Mean	Vpp
		1 MCL	2 SV	3 SVT	4 TB2	5 TB3	6 T4	7 ART3	8 ART4	9 ART5	10 ART6	11 BD	12 DRT	80	80	85 +5kph	85 +5kph	90 +10kph	90 +10kph		85
0000	22	0	22	0	0	0	0	0	0	0	0	0	0	15	68.2	9	40.9	6	27.3	87.2	100.8
0100	11	0	10	0	1	0	0	0	0	0	0	0	0	7	63.6	6	54.5	3	27.3	83.6	92.5
0200	7	0	6	0	1	0	0	0	0	0	0	0	0	5	71.4	4	57.1	0	0	82.7	-
0300	2	0	2	0	0	0	0	0	0	0	0	0	0	2	100	2	100	1	50	89.3	-
0400	6	0	5	0	1	0	0	0	0	0	0	0	0	5	83.3	5	83.3	4	66.7	91.6	-
0500	22	0	15	0	5	1	1	0	0	0	0	0	0	15	68.2	9	40.9	9	40.9	88.6	106.9
0600	56	0	41	1	9	0	1	0	1	3	0	0	0	24	42.9	22	39.3	12	21.4	78.1	95
0700	219	0	187	3	23	2	0	0	0	3	1	0	0	88	40.2	54	24.7	40	18.3	76.4	91.8
0800	**337**	**1**	**286**	**7**	**31**	**4**	**2**	**0**	**0**	**4**	**1**	**0**	**1**	**132**	**39.2**	**89**	**26.4**	**53**	**15.7**	**76.5**	**90**
0900	298	1	246	11	28	1	2	1	3	3	2	0	0	101	33.9	60	20.1	35	11.7	75	88.6
1000	272	0	222	10	25	2	5	0	2	2	4	0	0	81	29.8	55	20.2	26	9.6	73	87.1
1100	255	0	204	9	28	2	4	0	2	3	3	0	0	82	32.2	48	18.8	22	8.6	73.2	86
1200	300	0	240	13	34	2	4	1	1	4	1	0	0	97	32.3	54	18	25	8.3	74.6	86
1300	260	0	222	6	18	1	5	0	3	2	3	0	0	91	35	65	25	37	14.2	75.2	89.3
1400	281	1	244	0	26	0	1	0	1	6	2	0	0	97	34.5	65	23.1	34	12.1	75.1	87.8
1500	301	1	241	5	34	0	4	0	2	9	5	0	0	119	39.5	73	24.3	41	13.6	75.8	88.9
1600	342	1	284	8	31	2	6	0	3	7	0	0	0	105	30.7	59	17.3	32	9.4	74.1	86
1700	**436**	**4**	**384**	**7**	**34**	**1**	**2**	**0**	**0**	**3**	**1**	**0**	**0**	**160**	**36.7**	**91**	**20.9**	**41**	**9.4**	**75.5**	**87.5**
1800	311	0	279	1	15	10	1	0	1	3	1	0	0	114	36.7	63	20.3	25	8	75.7	86.8
1900	240	0	222	3	10	2	0	0	2	1	0	0	0	96	40	63	26.3	41	17.1	76.8	91.1
2000	179	0	159	1	14	1	0	0	4	0	0	0	0	60	33.5	40	22.3	23	12.8	74.9	88.6
2100	85	0	78	1	5	0	0	0	0	1	0	0	0	53	62.4	44	51.8	36	42.4	84.2	97.6
2200	67	0	63	1	3	0	0	0	0	0	0	0	0	47	70.1	39	58.2	29	43.3	88.3	99
2300	40	0	37	1	0	0	0	0	1	1	0	0	0	25	62.5	19	47.5	8	20	85	96.8
07-19	**3612**	**9**	**3039**	**80**	**327**	**27**	**36**	**2**	**18**	**49**	**24**	**0**	**1**	**1267**	**35.1**	**776**	**21.5**	**411**	**11.4**	**75**	**87.8**
06-22	**4172**	**9**	**3539**	**86**	**365**	**30**	**37**	**2**	**25**	**54**	**24**	**0**	**1**	**1500**	**36**	**945**	**22.7**	**523**	**12.5**	**75.4**	**88.6**
06-00	**4279**	**9**	**3639**	**88**	**368**	**30**	**37**	**2**	**26**	**55**	**24**	**0**	**1**	**1572**	**36.7**	**1003**	**23.4**	**560**	**13.1**	**75.7**	**88.6**
00-00	**4349**	**9**	**3699**	**88**	**376**	**31**	**38**	**2**	**26**	**55**	**24**	**0**	**1**	**1621**	**37.3**	**1038**	**23.9**	**583**	**13.4**	**75.8**	**88.9**

DRAFT

Site 70
Location R179, Att - Bend Sign, Lat 53.93996, Long -6.77383
Direction Two way

3279 / Meath/Cavan/Monaghan ATC's
October 2013
Automatic Traffic Count

Fri, 11 October 2013

Time	Total	Classification												>PSL	>PSL%	>SL1	>SL1%	>SL2	>SL2%	Mean	Vpp
		1 MCL	2 SV	3 SVT	4 TB2	5 TB3	6 T4	7 ART3	8 ART4	9 ART5	10 ART6	11 BD	12 DRT	80	80	85 +5kph	85 +5kph	90 +10kph	90 +10kph		85
0000	23	0	23	0	0	0	0	0	0	0	0	0	0	19	82.6	14	60.9	8	34.8	88	98.6
0100	13	0	11	0	1	0	0	0	0	1	0	0	0	10	76.9	4	30.8	4	30.8	87.1	93.6
0200	8	0	5	0	2	0	0	0	1	0	0	0	0	6	75	4	50	2	25	82.1	-
0300	4	0	3	0	1	0	0	0	0	0	0	0	0	3	75	3	75	2	50	91	-
0400	6	0	5	0	0	0	0	0	1	0	0	0	0	5	83.3	3	50	3	50	89	-
0500	22	0	11	0	8	0	0	0	2	1	0	0	0	15	68.2	11	50	9	40.9	87.8	103.7
0600	66	0	49	0	10	0	1	0	2	3	1	0	0	32	48.5	26	39.4	19	28.8	80.3	95.8
0700	177	0	137	5	22	0	0	0	5	6	2	0	0	68	38.4	48	27.1	32	18.1	75.7	90.7
0800	**373**	**1**	**329**	**5**	**33**	**1**	**0**	**0**	**0**	**3**	**1**	**0**	**0**	**196**	**52.5**	**125**	**33.5**	**63**	**16.9**	**79.8**	**90.4**
0900	314	1	266	5	26	2	2	0	4	4	4	0	0	97	30.9	63	20.1	35	11.1	74.3	86.8
1000	236	2	198	4	21	1	2	0	2	4	2	0	0	104	44.1	68	28.8	40	16.9	76.9	90.4
1100	241	2	202	3	23	1	1	0	5	3	1	0	0	102	42.3	50	20.7	25	10.4	75.7	87.5
1200	296	0	252	7	26	1	3	1	2	2	2	0	0	93	31.4	60	20.3	22	7.4	74.2	86.4
1300	295	1	257	8	18	2	0	0	4	5	0	0	0	104	35.3	66	22.4	43	14.6	75.1	89.6
1400	315	1	274	2	27	2	1	0	2	6	0	0	0	104	33	65	20.6	44	14	74.6	88.9
1500	312	2	259	7	21	3	4	0	5	9	2	0	0	127	40.7	86	27.6	44	14.1	77.2	89.6
1600	**370**	**0**	**318**	**5**	**33**	**1**	**0**	**0**	**2**	**9**	**1**	**1**	**0**	**115**	**31.1**	**76**	**20.5**	**51**	**13.8**	**73.9**	**88.9**
1700	364	4	323	6	20	4	1	1	1	2	2	0	0	123	33.8	72	19.8	45	12.4	74.4	87.1
1800	343	1	310	5	14	6	0	0	3	4	0	0	0	105	30.6	66	19.2	38	11.1	75.1	87.1
1900	226	3	210	2	6	1	2	0	1	0	1	0	0	82	36.3	51	22.6	33	14.6	77.2	88.2
2000	152	0	142	1	6	0	0	1	1	1	0	0	0	74	48.7	49	32.2	36	23.7	78.9	94
2100	111	0	104	0	5	1	1	0	0	0	0	0	0	67	60.4	50	45	28	25.2	82.8	96.5
2200	95	0	86	1	4	1	2	0	0	1	0	0	0	56	58.9	41	43.2	36	37.9	85	99.7
2300	40	0	40	0	0	0	0	0	0	0	0	0	0	23	57.5	17	42.5	12	30	82.3	93.6
07-19	**3636**	**15**	**3125**	**62**	**284**	**24**	**14**	**2**	**35**	**57**	**17**	**1**	**0**	**1338**	**36.8**	**845**	**23.2**	**482**	**13.3**	**75.6**	**88.9**
06-22	**4191**	**18**	**3630**	**65**	**311**	**26**	**18**	**3**	**39**	**61**	**19**	**1**	**0**	**1593**	**38**	**1021**	**24.4**	**598**	**14.3**	**76**	**89.3**
06-00	**4326**	**18**	**3756**	**66**	**315**	**27**	**20**	**3**	**39**	**62**	**19**	**1**	**0**	**1672**	**38.7**	**1079**	**24.9**	**646**	**14.9**	**76.3**	**89.6**
00-00	**4402**	**18**	**3814**	**66**	**327**	**27**	**20**	**3**	**43**	**64**	**19**	**1**	**0**	**1730**	**39.3**	**1118**	**25.4**	**674**	**15.3**	**76.5**	**90**

DRAFT

Site 70
Location R179, Att - Bend Sign, Lat 53.93996, Long -6.77383
Direction Two way

3279 / Meath/Cavan/Monaghan ATC's
October 2013
Automatic Traffic Count

Sat, 12 October 2013

Time	Total	Classification												>PSL	>PSL%	>SL1	>SL1%	>SL2	>SL2%	Mean	Vpp
		1 MCL	2 SV	3 SVT	4 TB2	5 TB3	6 T4	7 ART3	8 ART4	9 ART5	10 ART6	11 BD	12 DRT	80	80	85 +5kph	85 +5kph	90 +10kph	90 +10kph		85
0000	39	0	36	0	3	0	0	0	0	0	0	0	0	31	79.5	23	59	19	48.7	91	105.1
0100	29	0	27	0	2	0	0	0	0	0	0	0	0	14	48.3	13	44.8	8	27.6	83.6	99.7
0200	16	0	16	0	0	0	0	0	0	0	0	0	0	10	62.5	8	50	5	31.3	86.5	105.8
0300	14	0	13	0	1	0	0	0	0	0	0	0	0	13	92.9	11	78.6	10	71.4	93.3	104.8
0400	9	0	9	0	0	0	0	0	0	0	0	0	0	7	77.8	5	55.6	2	22.2	83	-
0500	13	0	10	0	3	0	0	0	0	0	0	0	0	5	38.5	3	23.1	2	15.4	81	86.4
0600	29	0	23	0	2	1	2	0	0	1	0	0	0	17	58.6	14	48.3	11	37.9	83.2	97.9
0700	60	1	52	0	6	0	0	0	0	1	0	0	0	35	58.3	26	43.3	21	35	83.2	99.7
0800	121	0	95	8	10	1	1	2	2	2	0	0	0	53	43.8	38	31.4	28	23.1	79	97.9
0900	188	1	151	25	8	0	1	0	0	2	0	0	0	76	40.4	49	26.1	31	16.5	76.3	91.1
1000	223	1	192	18	6	1	1	0	1	3	0	0	0	72	32.3	45	20.2	22	9.9	73.6	87.1
1100	**265**	**1**	**226**	**18**	**16**	**2**	**0**	**0**	**1**	**1**	**0**	**0**	**0**	**70**	**26.4**	**38**	**14.3**	**20**	**7.5**	**72.7**	**84.6**
1200	318	1	272	18	18	0	3	0	0	5	1	0	0	130	40.9	74	23.3	33	10.4	76.4	87.5
1300	282	1	245	17	13	0	0	0	3	3	0	0	0	111	39.4	78	27.7	48	17	75.9	92.5
1400	305	0	270	14	13	0	1	0	0	4	3	0	0	109	35.7	65	21.3	39	12.8	75.1	88.6
1500	335	0	300	10	16	1	2	0	1	1	4	0	0	121	36.1	79	23.6	46	13.7	75.6	89.6
1600	**339**	**0**	**297**	**19**	**17**	**1**	**0**	**1**	**2**	**1**	**1**	**0**	**0**	**112**	**33**	**68**	**20.1**	**37**	**10.9**	**74.1**	**86.4**
1700	251	1	227	7	13	0	1	0	0	1	1	0	0	102	40.6	69	27.5	42	16.7	77.6	91.1
1800	247	0	230	2	14	0	0	0	1	0	0	0	0	103	41.7	75	30.4	46	18.6	78	91.8
1900	194	0	181	1	8	1	0	0	2	1	0	0	0	77	39.7	51	26.3	31	16	76.9	90.4
2000	150	0	144	0	6	0	0	0	0	0	0	0	0	66	44	52	34.7	29	19.3	79.4	91.8
2100	102	0	93	1	6	0	0	0	2	0	0	0	0	66	64.7	45	44.1	29	28.4	83.6	96.1
2200	88	0	85	1	2	0	0	0	0	0	0	0	0	52	59.1	38	43.2	31	35.2	84.4	101.2
2300	69	0	67	0	2	0	0	0	0	0	0	0	0	39	56.5	30	43.5	18	26.1	83.3	96.8
07-19	**2934**	**7**	**2557**	**156**	**150**	**6**	**10**	**3**	**11**	**24**	**10**	**0**	**0**	**1094**	**37.3**	**704**	**24**	**413**	**14.1**	**75.8**	**89.3**
06-22	**3409**	**7**	**2998**	**158**	**172**	**8**	**12**	**3**	**15**	**26**	**10**	**0**	**0**	**1320**	**38.7**	**866**	**25.4**	**513**	**15**	**76.3**	**90**
06-00	**3566**	**7**	**3150**	**159**	**176**	**8**	**12**	**3**	**15**	**26**	**10**	**0**	**0**	**1411**	**39.6**	**934**	**26.2**	**562**	**15.8**	**76.6**	**90.4**
00-00	**3686**	**7**	**3261**	**159**	**185**	**8**	**12**	**3**	**15**	**26**	**10**	**0**	**0**	**1491**	**40.5**	**997**	**27**	**608**	**16.5**	**77**	**90.7**

DRAFT

Site 70
Location R179, Att - Bend Sign, Lat 53.93996, Long -6.77383
Direction Two way

3279 / Meath/Cavan/Monaghan ATC's
October 2013
Automatic Traffic Count

Sun, 13 October 2013

Time	Total	Classification												>PSL	>PSL%	>SL1	>SL1%	>SL2	>SL2%	Mean	Vpp
		1 MCL	2 SV	3 SVT	4 TB2	5 TB3	6 T4	7 ART3	8 ART4	9 ART5	10 ART6	11 BD	12 DRT	80	80	85 +5kph	85 +5kph	90 +10kph	90 +10kph		85
0000	53	0	45	0	6	2	0	0	0	0	0	0	0	27	50.9	18	34	10	18.9	82.3	93.6
0100	52	0	45	0	6	1	0	0	0	0	0	0	0	26	50	19	36.5	14	26.9	80.8	98.3
0200	37	1	30	0	5	1	0	0	0	0	0	0	0	20	54.1	14	37.8	10	27	82.8	96.1
0300	28	0	25	0	3	0	0	0	0	0	0	0	0	24	85.7	21	75	15	53.6	90.8	99
0400	20	0	15	0	5	0	0	0	0	0	0	0	0	16	80	11	55	10	50	88.7	97.9
0500	13	0	10	0	3	0	0	0	0	0	0	0	0	10	76.9	5	38.5	5	38.5	88	108.7
0600	13	0	12	0	1	0	0	0	0	0	0	0	0	10	76.9	7	53.8	5	38.5	89.2	100.4
0700	20	0	19	0	1	0	0	0	0	0	0	0	0	16	80	11	55	8	40	86.3	95.4
0800	53	1	48	0	3	0	1	0	0	0	0	0	0	27	50.9	16	30.2	11	20.8	76.1	91.4
0900	70	2	63	0	5	0	0	0	0	0	0	0	0	31	44.3	22	31.4	13	18.6	78.6	90.7
1000	122	2	108	1	5	2	3	0	0	0	1	0	0	62	50.8	38	31.1	31	25.4	77.5	94.3
1100	**173**	**3**	**165**	**1**	**0**	**0**	**1**	**0**	**0**	**2**	**0**	**1**	**0**	**66**	**38.2**	**44**	**25.4**	**27**	**15.6**	**76.2**	**90**
1200	219	4	202	1	12	0	0	0	0	0	0	0	0	85	38.8	54	24.7	36	16.4	76.6	90.4
1300	232	2	221	2	6	0	0	0	0	1	0	0	0	78	33.6	54	23.3	28	12.1	76.3	87.8
1400	**256**	**5**	**241**	**1**	**8**	**0**	**0**	**0**	**0**	**0**	**1**	**0**	**0**	**104**	**40.6**	**63**	**24.6**	**37**	**14.5**	**77.7**	**89.3**
1500	206	1	195	2	6	0	0	0	1	0	1	0	0	64	31.1	40	19.4	19	9.2	74.6	86.8
1600	224	3	205	3	9	3	0	0	0	1	0	0	0	86	38.4	53	23.7	27	12.1	76.2	87.8
1700	225	0	213	2	9	0	1	0	0	0	0	0	0	86	38.2	53	23.6	29	12.9	76.2	88.9
1800	202	0	198	1	3	0	0	0	0	0	0	0	0	72	35.6	50	24.8	31	15.3	77.4	90
1900	164	0	158	2	2	1	0	0	0	1	0	0	0	48	29.3	27	16.5	17	10.4	75.3	85.7
2000	124	0	120	0	2	1	0	0	0	1	0	0	0	62	50	38	30.6	24	19.4	81.8	93.2
2100	88	0	86	1	1	0	0	0	0	0	0	0	0	38	43.2	28	31.8	20	22.7	79.7	92.9
2200	43	0	39	0	3	1	0	0	0	0	0	0	0	29	67.4	15	34.9	10	23.3	84.8	94
2300	33	0	30	0	3	0	0	0	0	0	0	0	0	24	72.7	20	60.6	13	39.4	89.3	101.5
07-19	**2002**	**23**	**1878**	**14**	**67**	**5**	**6**	**0**	**1**	**4**	**3**	**1**	**0**	**777**	**38.8**	**498**	**24.9**	**297**	**14.8**	**76.7**	**89.6**
06-22	**2391**	**23**	**2254**	**17**	**73**	**7**	**6**	**0**	**1**	**6**	**3**	**1**	**0**	**935**	**39.1**	**598**	**25**	**363**	**15.2**	**77**	**90**
06-00	**2467**	**23**	**2323**	**17**	**79**	**8**	**6**	**0**	**1**	**6**	**3**	**1**	**0**	**988**	**40**	**633**	**25.7**	**386**	**15.6**	**77.3**	**90**
00-00	**2670**	**24**	**2493**	**17**	**107**	**12**	**6**	**0**	**1**	**6**	**3**	**1**	**0**	**1111**	**41.6**	**721**	**27**	**450**	**16.9**	**77.8**	**91.1**

DRAFT

Site 70
Location R179, Att - Bend Sign, Lat 53.93996, Long -6.77383
Direction Two way

3279 / Meath/Cavan/Monaghan ATC's
October 2013
Automatic Traffic Count

Mon, 14 October 2013

Time	Total	Classification												>PSL	>PSL%	>SL1	>SL1%	>SL2	>SL2%	Mean	Vpp
		1 MCL	2 SV	3 SVT	4 TB2	5 TB3	6 T4	7 ART3	8 ART4	9 ART5	10 ART6	11 BD	12 DRT	80	80	85 +5kph	85 +5kph	90 +10kph	90 +10kph		85
0000	21	0	16	0	5	0	0	0	0	0	0	0	0	12	57.1	9	42.9	6	28.6	83.4	94.7
0100	12	0	11	0	1	0	0	0	0	0	0	0	0	8	66.7	6	50	6	50	86.2	96.5
0200	7	0	7	0	0	0	0	0	0	0	0	0	0	6	85.7	6	85.7	4	57.1	88.9	-
0300	3	0	2	0	1	0	0	0	0	0	0	0	0	3	100	3	100	1	33.3	92.7	-
0400	9	0	7	0	1	0	0	0	0	1	0	0	0	8	88.9	3	33.3	2	22.2	89.4	-
0500	23	2	14	0	4	1	0	0	2	0	0	0	0	16	69.6	12	52.2	10	43.5	86.4	120.6
0600	69	0	52	0	9	0	0	0	3	2	3	0	0	36	52.2	27	39.1	15	21.7	80.7	92.9
0700	209	0	181	2	17	3	2	0	1	2	1	0	0	87	41.6	63	30.1	37	17.7	77.8	91.1
0800	**356**	**0**	**313**	**2**	**27**	**2**	**3**	**2**	**4**	**1**	**1**	**0**	**1**	**151**	**42.4**	**97**	**27.2**	**59**	**16.6**	**77.6**	**90.4**
0900	289	1	246	5	28	1	2	0	2	3	1	0	0	109	37.7	68	23.5	37	12.8	74.7	88.6
1000	252	0	200	5	36	2	2	0	3	2	2	0	0	84	33.3	57	22.6	29	11.5	75.3	87.8
1100	222	0	176	11	18	3	7	0	3	2	1	0	1	86	38.7	59	26.6	34	15.3	75.6	90.7
1200	254	0	213	5	22	2	2	0	1	6	3	0	0	83	32.7	56	22	33	13	75	87.8
1300	247	1	214	1	20	0	4	0	2	3	1	0	1	81	32.8	45	18.2	25	10.1	75.2	87.5
1400	253	0	205	2	20	2	8	1	5	6	3	1	0	101	39.9	64	25.3	42	16.6	77.3	90.4
1500	312	1	254	6	29	1	3	0	3	11	4	0	0	91	29.2	51	16.3	27	8.7	74.2	86
1600	**342**	**0**	**292**	**7**	**30**	**0**	**7**	**0**	**3**	**2**	**1**	**0**	**0**	**125**	**36.5**	**84**	**24.6**	**46**	**13.5**	**76.1**	**88.9**
1700	**342**	**0**	**308**	**2**	**17**	**2**	**2**	**1**	**3**	**4**	**3**	**0**	**0**	**138**	**40.4**	**72**	**21.1**	**41**	**12**	**76.7**	**87.1**
1800	324	1	292	2	17	4	3	1	1	2	1	0	0	101	31.2	58	17.9	35	10.8	73.5	86.4
1900	212	1	196	2	11	1	0	0	0	0	1	0	0	70	33	43	20.3	19	9	74.7	87.5
2000	161	0	149	0	9	0	1	0	0	2	0	0	0	55	34.2	36	22.4	22	13.7	75.1	87.5
2100	84	0	79	0	4	0	0	0	1	0	0	0	0	33	39.3	26	31	14	16.7	78.3	90.4
2200	60	0	59	0	0	0	0	0	1	0	0	0	0	45	75	33	55	24	40	88	99.7
2300	30	0	29	0	1	0	0	0	0	0	0	0	0	19	63.3	13	43.3	9	30	83.8	94.3
07-19	**3402**	**4**	**2894**	**50**	**281**	**22**	**45**	**5**	**31**	**44**	**22**	**1**	**3**	**1237**	**36.4**	**774**	**22.8**	**445**	**13.1**	**75.7**	**88.6**
06-22	**3928**	**5**	**3370**	**52**	**314**	**23**	**46**	**5**	**35**	**48**	**26**	**1**	**3**	**1431**	**36.4**	**906**	**23.1**	**515**	**13.1**	**75.8**	**88.6**
06-00	**4018**	**5**	**3458**	**52**	**315**	**23**	**46**	**5**	**36**	**48**	**26**	**1**	**3**	**1495**	**37.2**	**952**	**23.7**	**548**	**13.6**	**76**	**88.9**
00-00	**4093**	**7**	**3515**	**52**	**327**	**24**	**46**	**5**	**38**	**49**	**26**	**1**	**3**	**1548**	**37.8**	**991**	**24.2**	**577**	**14.1**	**76.2**	**89.3**

DRAFT

Site 70
Location R179, Att - Bend Sign, Lat 53.93996, Long -6.77383
Direction Two way

3279 / Meath/Cavan/Monaghan ATC's
October 2013
Automatic Traffic Count

Tue, 15 October 2013

Time	Total	Classification												>PSL	>PSL%	>SL1	>SL1%	>SL2	>SL2%	Mean	Vpp
		1 MCL	2 SV	3 SVT	4 TB2	5 TB3	6 T4	7 ART3	8 ART4	9 ART5	10 ART6	11 BD	12 DRT	80	80	85 +5kph	85 +5kph	90 +10kph	90 +10kph		85
0000	16	0	16	0	0	0	0	0	0	0	0	0	0	15	93.8	9	56.3	7	43.8	89.4	98.6
0100	6	0	6	0	0	0	0	0	0	0	0	0	0	4	66.7	2	33.3	0	0	78.8	-
0200	9	0	7	0	1	0	0	0	1	0	0	0	0	7	77.8	5	55.6	2	22.2	82.1	-
0300	2	0	2	0	0	0	0	0	0	0	0	0	0	1	50	1	50	1	50	77.2	-
0400	4	0	3	0	0	1	0	0	0	0	0	0	0	3	75	2	50	2	50	89.7	-
0500	23	0	14	0	6	0	0	0	3	0	0	0	0	15	65.2	10	43.5	8	34.8	88.2	109.4
0600	58	0	39	1	12	0	0	0	2	2	2	0	0	30	51.7	19	32.8	8	13.8	80	89.3
0700	199	0	162	2	28	1	2	0	2	1	1	0	0	96	48.2	67	33.7	36	18.1	80.1	91.1
0800	**347**	**0**	**307**	**4**	**25**	**1**	**5**	**0**	**1**	**2**	**2**	**0**	**0**	**142**	**40.9**	**87**	**25.1**	**44**	**12.7**	**77.2**	**88.6**
0900	284	0	244	3	27	0	5	0	0	5	0	0	0	90	31.7	62	21.8	36	12.7	74.6	87.1
1000	218	2	184	4	20	1	2	0	2	2	1	0	0	75	34.4	53	24.3	36	16.5	73.6	90
1100	216	1	176	2	27	2	3	0	2	2	1	0	0	78	36.1	57	26.4	36	16.7	75	90.4
1200	226	1	189	4	21	1	0	0	4	3	3	0	0	96	42.5	68	30.1	40	17.7	77.9	91.1
1300	242	0	207	2	16	2	1	1	3	6	4	0	0	97	40.1	64	26.4	41	16.9	76.7	91.1
1400	299	1	251	5	29	2	2	0	3	5	1	0	0	106	35.5	61	20.4	41	13.7	76.2	88.6
1500	230	0	192	5	17	2	4	0	3	4	3	0	0	104	45.2	66	28.7	41	17.8	78.6	91.1
1600	302	0	251	8	21	1	3	0	3	12	2	1	0	129	42.7	75	24.8	39	12.9	77	88.6
1700	**345**	**1**	**306**	**3**	**28**	**1**	**1**	**0**	**2**	**2**	**1**	**0**	**0**	**153**	**44.3**	**101**	**29.3**	**62**	**18**	**78.6**	**91.1**
1800	329	1	301	7	15	2	0	0	1	2	0	0	0	116	35.3	76	23.1	43	13.1	73.9	88.6
1900	257	0	240	3	11	2	0	0	1	0	0	0	0	79	30.7	48	18.7	28	10.9	73.4	86.4
2000	146	0	131	3	9	0	0	0	2	1	0	0	0	56	38.4	37	25.3	26	17.8	75.9	91.1
2100	92	0	82	3	6	0	0	0	1	0	0	0	0	50	54.3	36	39.1	25	27.2	83.2	94
2200	73	0	66	3	4	0	0	0	0	0	0	0	0	19	26	15	20.5	10	13.7	76.7	88.6
2300	37	0	34	2	1	0	0	0	0	0	0	0	0	16	43.2	10	27	7	18.9	76.9	95
07-19	**3237**	**7**	**2770**	**49**	**274**	**16**	**28**	**1**	**26**	**46**	**19**	**1**	**0**	**1282**	**39.6**	**837**	**25.9**	**495**	**15.3**	**76.6**	**90**
06-22	**3790**	**7**	**3262**	**59**	**312**	**18**	**28**	**1**	**32**	**49**	**21**	**1**	**0**	**1497**	**39.5**	**977**	**25.8**	**582**	**15.4**	**76.5**	**90**
06-00	**3900**	**7**	**3362**	**64**	**317**	**18**	**28**	**1**	**32**	**49**	**21**	**1**	**0**	**1532**	**39.3**	**1002**	**25.7**	**599**	**15.4**	**76.5**	**90**
00-00	**3960**	**7**	**3410**	**64**	**324**	**19**	**28**	**1**	**36**	**49**	**21**	**1**	**0**	**1577**	**39.8**	**1031**	**26**	**619**	**15.6**	**76.7**	**90**

DRAFT

Site 70
Location R179, Att - Bend Sign, Lat 53.93996, Long -6.77383
Direction Two way

3279 / Meath/Cavan/Monaghan ATC's
October 2013
Automatic Traffic Count

Wed, 16 October 2013

Time	Total	Classification												>PSL	>PSL%	>SL1	>SL1%	>SL2	>SL2%	Mean	Vpp
		1 MCL	2 SV	3 SVT	4 TB2	5 TB3	6 T4	7 ART3	8 ART4	9 ART5	10 ART6	11 BD	12 DRT	80	80	85 +5kph	85 +5kph	90 +10kph	90 +10kph		85
0000	19	0	19	0	0	0	0	0	0	0	0	0	0	11	57.9	6	31.6	3	15.8	80	88.9
0100	12	0	9	1	1	0	0	0	0	1	0	0	0	6	50	5	41.7	3	25	77.2	90.4
0200	5	0	4	0	0	1	0	0	0	0	0	0	0	4	80	1	20	1	20	84.1	-
0300	1	0	1	0	0	0	0	0	0	0	0	0	0	1	100	1	100	1	100	91.5	-
0400	5	0	4	0	1	0	0	0	0	0	0	0	0	4	80	3	60	2	40	88.6	-
0500	26	0	22	0	2	1	0	0	0	0	1	0	0	21	80.8	18	69.2	13	50	92	106.9
0600	55	0	44	0	8	1	1	0	1	0	0	0	0	35	63.6	20	36.4	14	25.5	82.5	99
0700	206	0	169	1	26	2	1	0	1	2	4	0	0	75	36.4	45	21.8	26	12.6	77.1	88.6
0800	**349**	**0**	**309**	**1**	**28**	**5**	**0**	**1**	**0**	**4**	**1**	**0**	**0**	**104**	**29.8**	**61**	**17.5**	**32**	**9.2**	**74.4**	**86.4**
0900	298	0	257	0	29	0	2	1	2	5	2	0	0	81	27.2	48	16.1	26	8.7	73.8	85.7
1000	214	0	182	0	24	1	1	0	3	1	2	0	0	45	21	24	11.2	10	4.7	71	82.4
1100	209	1	167	4	24	1	0	0	2	7	3	0	0	56	26.8	28	13.4	14	6.7	73	84.2
1200	234	0	197	8	20	2	0	0	0	6	1	0	0	81	34.6	38	16.2	18	7.7	74.6	86
1300	261	0	227	4	16	3	2	0	3	5	1	0	0	82	31.4	48	18.4	23	8.8	74.6	86.8
1400	221	0	193	2	17	2	2	0	3	1	1	0	0	87	39.4	51	23.1	21	9.5	75.6	87.8
1500	300	0	252	5	23	2	4	0	9	5	0	0	0	89	29.7	46	15.3	19	6.3	75.3	85
1600	277	0	231	4	30	3	1	0	0	5	3	0	0	90	32.5	42	15.2	16	5.8	75.4	84.6
1700	**387**	**0**	**357**	**4**	**21**	**0**	**0**	**2**	**2**	**1**	**0**	**0**	**0**	**130**	**33.6**	**67**	**17.3**	**36**	**9.3**	**75.2**	**86**
1800	291	0	271	2	11	0	1	0	3	2	1	0	0	83	28.5	47	16.2	25	8.6	74.2	85.7
1900	212	0	197	0	13	0	1	0	0	1	0	0	0	52	24.5	34	16	18	8.5	73.2	85
2000	136	0	129	0	6	0	0	0	1	0	0	0	0	41	30.1	25	18.4	8	5.9	72.6	86
2100	88	0	84	0	3	1	0	0	0	0	0	0	0	43	48.9	29	33	16	18.2	80.2	91.1
2200	70	0	67	0	2	0	0	0	0	0	1	0	0	37	52.9	21	30	14	20	80.5	92.5
2300	27	0	26	1	0	0	0	0	0	0	0	0	0	12	44.4	10	37	7	25.9	80.6	94
07-19	**3247**	**1**	**2812**	**35**	**269**	**21**	**14**	**4**	**28**	**44**	**19**	**0**	**0**	**1003**	**30.9**	**545**	**16.8**	**266**	**8.2**	**74.6**	**86**
06-22	**3738**	**1**	**3266**	**35**	**299**	**23**	**16**	**4**	**30**	**45**	**19**	**0**	**0**	**1174**	**31.4**	**653**	**17.5**	**322**	**8.6**	**74.7**	**86.4**
06-00	**3835**	**1**	**3359**	**36**	**301**	**23**	**16**	**4**	**30**	**45**	**20**	**0**	**0**	**1223**	**31.9**	**684**	**17.8**	**343**	**8.9**	**74.8**	**86.4**
00-00	**3903**	**1**	**3418**	**37**	**305**	**25**	**16**	**4**	**30**	**46**	**21**	**0**	**0**	**1270**	**32.5**	**718**	**18.4**	**366**	**9.4**	**75**	**86.8**

DRAFT

Site 70
Location R179, Att - Bend Sign, Lat 53.93996, Long -6.77383
Direction Two way

3279 / Meath/Cavan/Monaghan ATC's
October 2013
Automatic Traffic Count

Virtual Day (7)

Time	Total	Classification												>PSL	>PSL%	>SL1	>SL1%	>SL2	>SL2%	Mean	Vpp
		1 MCL	2 SV	3 SVT	4 TB2	5 TB3	6 T4	7 ART3	8 ART4	9 ART5	10 ART6	11 BD	12 DRT	80	80	85 +5kph	85 +5kph	90 +10kph	90 +10kph		85
0000	28	0	25	0	2	0	0	0	0	0	0	0	0	19	67.4	13	45.6	8	30.6	85.8	99.7
0100	19	0	17	0	2	0	0	0	0	0	0	0	0	11	55.6	8	40.7	5	28.1	82.3	96.8
0200	13	0	11	0	1	0	0	0	0	0	0	0	0	8	65.2	6	47.2	3	27	83.9	98.6
0300	8	0	7	0	1	0	0	0	0	0	0	0	0	7	87	6	77.8	4	57.4	91	-
0400	8	0	7	0	1	0	0	0	0	0	0	0	0	7	81.4	5	54.2	4	42.4	88.3	-
0500	20	0	14	0	4	0	0	0	1	0	0	0	0	14	68.3	10	47.9	8	39.4	87.9	108
0600	49	0	37	0	7	0	1	0	1	2	1	0	0	26	53.2	19	39	12	24.3	80.9	95.8
0700	156	0	130	2	18	1	1	0	1	2	1	0	0	66	42.7	45	28.8	29	18.3	77.9	91.4
0800	**277**	**0**	**241**	**4**	**22**	**2**	**2**	**1**	**1**	**2**	**1**	**0**	**0**	**115**	**41.6**	**73**	**26.5**	**41**	**15**	**77.2**	**89.6**
0900	249	1	210	7	22	1	2	0	2	3	1	0	0	84	33.6	53	21.4	30	12.2	74.8	88.2
1000	220	1	184	6	20	1	2	0	2	2	2	0	0	75	34	49	22.1	28	12.6	74.2	88.6
1100	226	1	188	7	19	2	2	0	2	3	1	0	0	77	34.2	46	20.5	25	11.3	74.4	87.5
1200	264	1	224	8	22	1	2	0	1	4	2	0	0	95	36	58	21.9	30	11.2	75.5	87.8
1300	260	1	228	6	15	1	2	0	3	4	1	0	0	92	35.4	60	23.1	35	13.5	75.5	89.3
1400	276	1	240	4	20	1	2	0	2	4	2	0	0	101	36.7	62	22.5	37	13.4	75.9	88.6
1500	285	1	242	6	21	1	3	0	3	6	3	0	0	102	35.8	63	22.1	34	11.9	75.8	88.2
1600	314	1	268	8	24	2	2	0	2	5	1	0	0	109	34.7	65	20.8	35	11.3	75.2	87.5
1700	**336**	**1**	**303**	**4**	**20**	**1**	**1**	**1**	**1**	**2**	**1**	**0**	**0**	**127**	**38**	**75**	**22.3**	**42**	**12.6**	**76.2**	**88.2**
1800	292	0	269	3	13	3	1	0	1	2	0	0	0	99	33.9	62	21.3	35	11.9	75.2	87.8
1900	215	1	201	2	9	1	0	0	1	1	0	0	0	72	33.5	45	21.1	27	12.4	75.3	87.8
2000	150	0	139	1	7	0	0	0	1	1	0	0	0	59	39.5	40	26.4	24	16	76.8	90.4
2100	93	0	87	1	4	0	0	0	1	0	0	0	0	50	53.8	37	39.7	24	25.8	81.8	94.7
2200	71	0	66	1	3	0	0	0	0	0	0	0	0	41	57.5	29	40.7	22	31	83.8	97.6
2300	39	0	38	1	1	0	0	0	0	0	0	0	0	23	57.2	17	43.1	11	26.8	83	96.1
07-19	**3153**	**9**	**2725**	**64**	**236**	**17**	**22**	**2**	**21**	**38**	**16**	**1**	**1**	**1143**	**36.2**	**711**	**22.6**	**401**	**12.7**	**75.6**	**88.6**
06-22	**3660**	**10**	**3188**	**67**	**264**	**19**	**23**	**3**	**25**	**41**	**17**	**1**	**1**	**1350**	**36.9**	**852**	**23.3**	**488**	**13.3**	**75.9**	**88.9**
06-00	**3770**	**10**	**3292**	**69**	**267**	**20**	**24**	**3**	**26**	**42**	**18**	**1**	**1**	**1413**	**37.5**	**898**	**23.8**	**521**	**13.8**	**76.1**	**88.9**
00-00	**3866**	**10**	**3373**	**69**	**279**	**21**	**24**	**3**	**27**	**42**	**18**	**1**	**1**	**1478**	**38.2**	**945**	**24.4**	**554**	**14.3**	**76.4**	**89.3**

DRAFT

Site 70
Location R179, Att - Bend Sign, Lat 53.93996, Long -6.77383
Direction Two way

3279 / Meath/Cavan/Monaghan ATC's
October 2013
Automatic Traffic Count

Virtual Week (1)

Time	Total	Classification												>PSL	>PSL%	>SL1	>SL1%	>SL2	>SL2%	Mean	Vpp
		1 MCL	2 SV	3 SVT	4 TB2	5 TB3	6 T4	7 ART3	8 ART4	9 ART5	10 ART6	11 BD	12 DRT	80	80	85 +5kph	85 +5kph	90 +10kph	90 +10kph		85
Mon	4093	7	3515	52	327	24	46	5	38	49	26	1	3	1548	37.8	991	24.2	577	14.1	76.2	89.3
Tue	3960	7	3410	64	324	19	28	1	36	49	21	1	0	1577	39.8	1031	26	619	15.6	76.7	90
Wed	3903	1	3418	37	305	25	16	4	30	46	21	0	0	1270	32.5	718	18.4	366	9.4	75	86.8
Thu	4349	9	3699	88	376	31	38	2	26	55	24	0	1	1621	37.3	1038	23.9	583	13.4	75.8	88.9
Fri	4402	18	3814	66	327	27	20	3	43	64	19	1	0	1730	39.3	1118	25.4	674	15.3	76.5	90
| Sat	3686	7	3261	159	185	8	12	3	15	26	10	0	0	1491	40.5	997	27	608	16.5	77	90.7
| Sun	2670	24	2493	17	107	12	6	0	1	6	3	1	0	1111	41.6	721	27	450	16.9	77.8	91.1
5 Day Ave.	**4141**	**8**	**3571**	**61**	**332**	**25**	**30**	**3**	**35**	**53**	**22**	**1**	**1**	**1549**	**37.4**	**979**	**23.6**	**564**	**13.6**	**76.0**	**89.0**
7 Day Ave.	**3866**	**10**	**3373**	**69**	**279**	**21**	**24**	**3**	**27**	**42**	**18**	**1**	**1**	**1478**	**38.2**	**945**	**24.4**	**554**	**14.3**	**76.4**	**89.3**
--	**27063**	**73**	**23610**	**483**	**1951**	**146**	**166**	**18**	**189**	**295**	**124**	**4**	**4**	**10348**	**38.2**	**6614**	**24.4**	**3877**	**14.3**	**76.4**	**89.3**

Summary Graphs

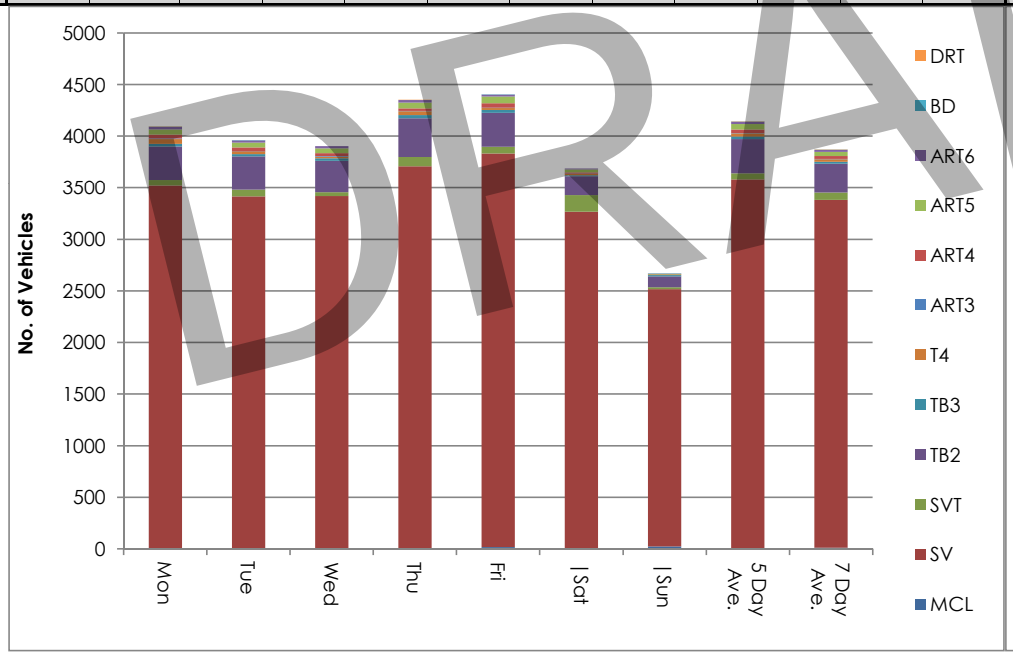

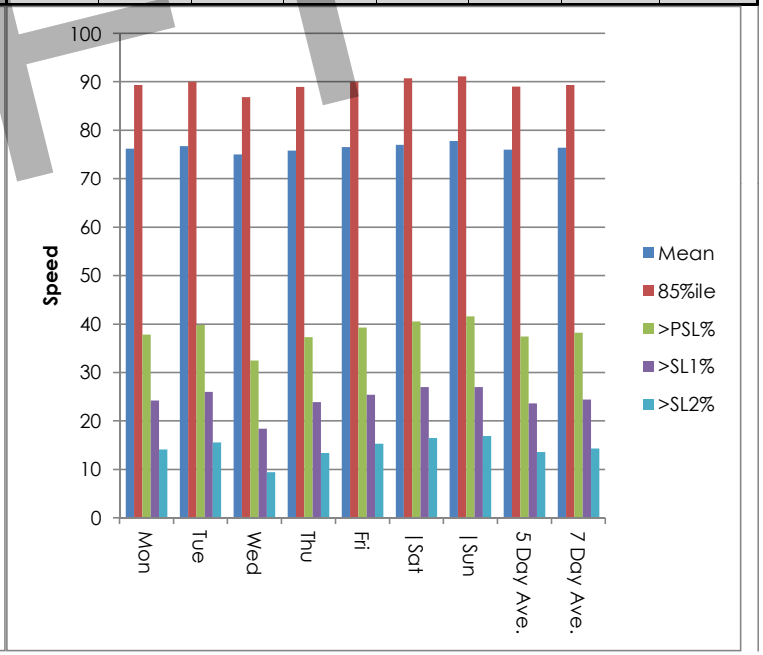

DRAFT

Site 70
Location R179, Att - Bend Sign, Lat 53.93996, Long -6.77383
Direction Two way

3279 / Meath/Cavan/Monaghan ATC's
October 2013
Automatic Traffic Count

Thu, 10 October 2013

Time	Total	Speed Bins (km/h)																											
		0 - 5	5 - 10	10 - 15	15 - 20	20 - 25	25 - 30	30 - 35	35 - 40	40 - 45	45 - 50	50 - 55	55 - 60	60 - 65	65 - 70	70 - 75	75 - 80	80 - 85	85 - 90	90 - 95	95 - 100	100 - 105	105 - 110	110 - 115	115 - 120	120 - 125	125 - 130	130 - 135	135 - 140
0000	22	0	0	0	0	0	0	0	0	0	0	0	0	0	2	3	2	6	3	0	0	3	0	1	1	1	0	0	0
0100	11	0	0	0	0	0	0	0	0	0	0	0	0	0	1	2	1	1	3	2	0	1	0	0	0	0	0	0	0
0200	7	0	0	0	0	0	0	0	0	0	0	0	0	0	0	0	2	1	4	0	0	0	0	0	0	0	0	0	0
0300	2	0	0	0	0	0	0	0	0	0	0	0	0	0	0	0	0	0	1	1	0	0	0	0	0	0	0	0	0
0400	6	0	0	0	0	0	0	0	0	0	0	0	1	0	0	0	0	0	1	1	1	0	2	0	0	0	0	0	0
0500	22	0	0	0	0	0	0	0	0	0	0	0	1	0	1	2	3	6	0	2	0	1	3	1	1	1	0	0	0
0600	56	0	0	0	0	0	0	0	1	1	0	2	4	2	7	4	11	2	10	3	6	2	0	1	0	0	0	0	0
0700	219	0	0	0	0	0	0	0	2	1	3	12	16	15	17	28	37	34	14	19	10	4	7	0	0	0	0	0	0
0800	**337**	**0**	**0**	**0**	**0**	**0**	**0**	**0**	**0**	**1**	**8**	**8**	**22**	**35**	**36**	**42**	**53**	**43**	**36**	**22**	**14**	**10**	**4**	**2**	**1**	**0**	**0**	**0**	**0**
0900	298	0	0	0	0	3	0	0	0	4	9	5	10	20	37	56	53	41	25	18	12	2	3	0	0	0	0	0	0
1000	272	0	0	0	0	0	1	2	1	4	5	5	23	29	34	48	39	26	29	16	7	2	1	0	0	0	0	0	0
1100	255	0	0	0	0	1	2	0	0	6	4	12	16	22	35	37	38	34	26	11	6	3	0	0	0	1	1	0	0
1200	300	0	0	0	0	0	0	0	0	3	4	15	12	19	46	53	51	43	29	14	7	2	0	0	1	1	0	0	0
1300	260	0	0	0	0	0	0	0	2	3	5	8	10	27	36	45	33	26	28	19	8	7	2	0	1	0	0	0	0
1400	281	0	0	0	2	0	0	0	0	2	3	19	8	15	39	54	42	32	31	18	10	4	0	2	0	0	0	0	0
1500	301	0	0	0	0	0	1	0	1	1	4	15	16	31	32	35	46	46	32	18	9	11	1	1	1	0	0	0	0
1600	342	0	0	0	0	0	0	0	1	2	8	13	21	27	49	57	59	46	27	18	7	4	1	1	0	1	0	0	0
1700	**436**	**0**	**0**	**0**	**0**	**0**	**0**	**1**	**3**	**5**	**6**	**9**	**22**	**34**	**48**	**70**	**78**	**69**	**50**	**19**	**17**	**2**	**1**	**1**	**1**	**0**	**0**	**0**	**0**
1800	311	0	0	0	0	0	0	3	0	1	1	7	15	26	38	57	49	51	38	9	8	5	1	2	0	0	0	0	0
1900	240	0	0	0	1	0	0	0	1	2	1	4	12	18	38	27	40	33	22	21	12	4	2	1	1	0	0	0	0
2000	179	0	0	0	0	0	0	0	0	2	1	6	11	22	29	21	27	20	17	12	6	0	2	1	2	0	0	0	0
2100	85	0	0	0	0	0	0	0	0	0	0	0	3	6	8	4	11	9	8	19	6	5	4	1	0	1	0	0	0
2200	67	0	0	0	0	0	0	0	0	0	0	0	0	1	6	7	6	8	10	9	10	3	3	1	1	1	0	1	0
2300	40	0	0	0	0	0	0	0	0	0	0	0	0	1	2	4	8	6	11	1	2	1	1	1	2	0	0	0	0
07-19	**3612**	**0**	**0**	**0**	**2**	**4**	**4**	**6**	**10**	**33**	**60**	**128**	**191**	**300**	**447**	**582**	**578**	**491**	**365**	**201**	**115**	**56**	**21**	**9**	**5**	**3**	**1**	**0**	**0**
06-22	**4172**	**0**	**0**	**0**	**3**	**4**	**4**	**6**	**12**	**38**	**62**	**140**	**221**	**348**	**529**	**638**	**667**	**555**	**422**	**256**	**145**	**67**	**29**	**13**	**8**	**4**	**1**	**0**	**0**
06-00	**4279**	**0**	**0**	**0**	**3**	**4**	**4**	**6**	**12**	**38**	**62**	**140**	**221**	**350**	**537**	**649**	**681**	**569**	**443**	**266**	**157**	**71**	**33**	**15**	**11**	**5**	**1**	**1**	**0**
00-00	**4349**	**0**	**0**	**0**	**3**	**4**	**4**	**6**	**12**	**38**	**62**	**140**	**223**	**350**	**541**	**656**	**689**	**583**	**455**	**272**	**158**	**76**	**38**	**17**	**13**	**7**	**1**	**1**	**0**

DRAFT

Site 70
Location R179, Att - Bend Sign, Lat 53.93996, Long -6.77383
Direction Two way

Fri, 11 October 2013

3279 / Meath/Cavan/Monaghan ATC's
October 2013
Automatic Traffic Count

Time	Total	Speed Bins (km/h)																											
		0 - 5	5 - 10	10 - 15	15 - 20	20 - 25	25 - 30	30 - 35	35 - 40	40 - 45	45 - 50	50 - 55	55 - 60	60 - 65	65 - 70	70 - 75	75 - 80	80 - 85	85 - 90	90 - 95	95 - 100	100 - 105	105 - 110	110 - 115	115 - 120	120 - 125	125 - 130	130 - 135	135 - 140
0000	23	0	0	0	0	0	0	0	0	0	0	0	0	0	0	3	1	5	6	3	2	3	0	0	0	0	0	0	0
0100	13	0	0	0	0	0	0	0	0	0	0	0	0	0	0	1	2	6	0	2	0	1	0	0	0	1	0	0	0
0200	8	0	0	0	0	0	0	0	0	0	0	1	0	0	1	0	0	2	2	1	0	1	0	0	0	0	0	0	0
0300	4	0	0	0	0	0	0	0	0	0	0	0	0	0	0	0	1	0	1	0	1	1	0	0	0	0	0	0	0
0400	6	0	0	0	0	0	0	0	0	0	0	0	0	0	0	1	0	2	0	1	0	2	0	0	0	0	0	0	0
0500	22	0	0	0	0	0	0	0	0	0	0	0	1	1	0	1	4	4	2	3	1	2	1	2	0	0	0	0	0
0600	66	0	0	0	0	0	0	0	0	0	3	2	1	5	6	8	9	6	7	8	3	3	3	1	1	0	0	0	0
0700	177	0	0	0	0	0	0	4	0	1	3	7	7	21	22	12	32	20	16	17	8	3	2	2	0	0	0	0	0
0800	**373**	**0**	**0**	**0**	**0**	**0**	**0**	**0**	**2**	**4**	**5**	**6**	**10**	**9**	**33**	**39**	**69**	**71**	**62**	**32**	**17**	**6**	**4**	**4**	**0**	**0**	**0**	**0**	**0**
0900	314	0	0	0	0	0	0	0	3	5	2	14	15	27	40	66	45	34	28	15	10	6	3	0	0	0	1	0	0
1000	236	0	0	0	0	0	0	1	0	1	2	14	10	19	33	22	30	36	28	22	7	1	4	3	3	0	0	0	0
1100	241	0	0	0	0	0	0	1	3	2	6	4	9	18	28	30	38	52	25	13	6	4	1	0	0	1	0	0	0
1200	296	0	0	0	0	2	1	0	1	1	6	10	17	20	40	64	41	33	38	8	4	4	2	3	1	0	0	0	0
1300	295	0	0	0	0	0	0	0	2	6	11	9	14	20	39	47	43	38	23	22	8	6	4	1	1	1	0	0	0
1400	315	0	0	0	0	0	1	3	6	5	3	5	21	27	37	49	54	39	21	14	15	7	4	3	0	0	0	1	0
1500	312	0	0	0	0	0	0	2	1	2	4	9	16	18	25	50	58	41	42	22	9	4	5	2	1	1	0	0	0
1600	**370**	**0**	**0**	**0**	**0**	**1**	**2**	**2**	**1**	**7**	**7**	**11**	**28**	**28**	**48**	**51**	**69**	**39**	**25**	**26**	**16**	**6**	**2**	**0**	**0**	**0**	**0**	**1**	**0**
1700	364	0	0	0	1	0	0	0	0	8	4	17	19	22	68	48	54	51	27	22	10	5	5	1	1	0	1	0	0
1800	343	0	0	0	0	0	0	0	0	2	3	7	22	26	52	61	65	39	28	24	7	2	5	0	0	0	0	0	0
1900	226	0	0	0	1	0	0	0	0	0	4	6	6	12	27	42	46	31	18	15	7	7	2	1	1	0	0	0	0
2000	152	0	0	0	0	0	0	0	0	0	3	4	7	11	15	21	17	25	13	14	10	8	2	2	0	0	0	0	0
2100	111	0	0	0	0	0	1	0	0	1	2	1	2	5	5	11	16	17	22	8	9	6	1	1	1	1	0	1	0
2200	95	0	0	0	0	0	0	0	0	0	0	0	2	4	4	12	17	15	5	16	6	7	3	3	0	0	0	0	1
2300	40	0	0	0	0	0	0	0	0	0	0	0	0	2	3	7	5	6	5	9	1	2	0	0	0	0	0	0	0
07-19	**3636**	**0**	**0**	**0**	**1**	**3**	**4**	**13**	**19**	**44**	**56**	**113**	**188**	**255**	**465**	**539**	**598**	**493**	**363**	**237**	**117**	**54**	**41**	**19**	**7**	**3**	**2**	**2**	**0**
06-22	**4191**	**0**	**0**	**0**	**2**	**3**	**5**	**13**	**19**	**45**	**68**	**126**	**204**	**288**	**518**	**621**	**686**	**572**	**423**	**282**	**146**	**78**	**49**	**24**	**10**	**4**	**2**	**3**	**0**
06-00	**4326**	**0**	**0**	**0**	**2**	**3**	**5**	**13**	**19**	**45**	**68**	**126**	**206**	**294**	**525**	**640**	**708**	**593**	**433**	**307**	**153**	**87**	**52**	**27**	**10**	**4**	**2**	**3**	**1**
00-00	**4402**	**0**	**0**	**0**	**2**	**3**	**5**	**13**	**19**	**45**	**68**	**127**	**207**	**295**	**526**	**646**	**716**	**612**	**444**	**317**	**157**	**97**	**53**	**29**	**10**	**5**	**2**	**3**	**1**

DRAFT

Site 70
Location R179, Att - Bend Sign, Lat 53.93996, Long -6.77383
Direction Two way

3279 / Meath/Cavan/Monaghan ATC's
October 2013
Automatic Traffic Count

Sat, 12 October 2013

Time	Total	Speed Bins (km/h)																												
		0 - 5	5 - 10	10 - 15	15 - 20	20 - 25	25 - 30	30 - 35	35 - 40	40 - 45	45 - 50	50 - 55	55 - 60	60 - 65	65 - 70	70 - 75	75 - 80	80 - 85	85 - 90	90 - 95	95 - 100	100 - 105	105 - 110	110 - 115	115 - 120	120 - 125	125 - 130	130 - 135	135 - 140
0000	39	0	0	0	0	0	0	0	0	0	0	0	0	0	3	1	4	8	4	4	6	1	6	0	1	1	0	0	0
0100	29	0	0	0	0	0	0	0	0	0	0	1	0	0	2	5	7	1	5	2	2	3	0	0	0	1	0	0	0
0200	16	0	0	0	0	0	0	0	0	0	0	0	1	0	0	2	3	2	3	0	1	1	2	1	0	0	0	0	0
0300	14	0	0	0	0	0	0	0	0	0	0	0	0	1	0	0	0	2	1	3	3	1	2	1	0	0	0	0	0
0400	9	0	0	0	0	0	0	0	0	0	0	1	0	0	0	0	1	2	3	1	1	0	0	0	0	0	0	0	0
0500	13	0	0	0	0	0	0	0	0	0	0	0	0	0	0	2	6	2	1	2	0	0	0	0	0	0	0	0	0	0
0600	29	0	0	0	0	0	1	0	0	0	0	0	0	0	3	3	5	3	3	4	3	4	0	0	0	0	0	0	0	0
0700	60	0	0	0	0	0	0	0	0	0	2	2	2	3	6	3	7	9	5	7	5	3	1	3	0	1	0	1	0	0
0800	121	0	0	0	0	0	0	0	0	1	6	1	3	9	19	21	8	15	10	6	7	5	1	3	4	2	0	0	0	0
0900	188	0	0	0	0	1	0	1	0	1	2	17	12	12	18	24	24	27	18	12	4	4	5	0	4	0	2	0	0	0
1000	223	0	0	0	0	0	2	0	1	2	4	13	12	19	36	34	28	27	23	14	4	2	0	1	0	1	0	0	0	0
1100	**265**	**0**	**0**	**0**	**0**	**0**	**0**	**1**	**1**	**5**	**4**	**7**	**20**	**24**	**47**	**46**	**40**	**32**	**18**	**10**	**5**	**5**	**0**	**0**	**0**	**0**	**0**	**0**	**0**	**0**
1200	318	0	0	0	0	0	1	0	2	4	7	9	10	19	33	45	58	56	41	13	8	8	2	1	1	0	0	0	0	0
1300	282	0	0	0	0	1	1	0	2	2	7	12	20	20	27	37	42	33	30	22	14	5	2	2	1	2	0	0	0	0
1400	305	0	0	0	0	0	0	1	0	1	8	10	12	38	43	45	38	44	26	15	15	8	1	0	0	0	0	0	0	0
1500	335	0	0	0	0	0	0	3	0	7	3	4	24	34	35	54	50	42	33	17	12	8	4	4	1	0	0	0	0	0
1600	**339**	**0**	**0**	**0**	**0**	**0**	**1**	**2**	**2**	**1**	**4**	**18**	**25**	**29**	**37**	**63**	**45**	**44**	**31**	**22**	**6**	**3**	**1**	**4**	**1**	**0**	**0**	**0**	**0**	**0**
1700	251	0	0	0	0	0	0	0	2	0	1	7	8	27	32	34	38	33	27	13	16	6	3	1	1	0	1	0	1	0
1800	247	0	0	0	0	0	0	0	1	3	5	7	8	17	25	28	50	28	29	18	12	5	4	5	2	0	0	0	0	0
1900	194	0	0	0	0	0	0	0	1	2	1	3	10	16	28	20	36	26	20	18	7	4	1	1	0	0	0	0	0	0
2000	150	0	0	0	0	0	0	0	1	0	2	1	7	9	17	19	28	14	23	13	4	4	4	2	2	0	0	0	0	0
2100	102	0	0	0	0	0	0	0	0	0	1	1	1	3	11	8	11	21	16	11	11	2	2	0	0	2	1	0	0	0
2200	88	0	0	0	0	0	0	0	0	0	0	1	2	8	7	4	14	14	7	11	5	6	5	1	2	0	1	0	0	0
2300	69	0	0	0	0	0	0	0	0	0	0	1	1	4	6	6	12	9	12	6	4	3	3	0	2	0	0	0	0	0
07-19	**2934**	**0**	**0**	**0**	**0**	**2**	**5**	**8**	**11**	**27**	**53**	**107**	**156**	**251**	**358**	**434**	**428**	**390**	**291**	**169**	**108**	**62**	**24**	**24**	**15**	**6**	**3**	**1**	**1**	
06-22	**3409**	**0**	**0**	**0**	**0**	**2**	**6**	**8**	**13**	**29**	**57**	**112**	**174**	**279**	**417**	**484**	**508**	**454**	**353**	**215**	**133**	**76**	**31**	**27**	**17**	**8**	**4**	**1**	**1**	
06-00	**3566**	**0**	**0**	**0**	**0**	**2**	**6**	**8**	**13**	**29**	**57**	**114**	**177**	**291**	**430**	**494**	**534**	**477**	**372**	**232**	**142**	**85**	**39**	**28**	**21**	**8**	**5**	**1**	**1**	
00-00	**3686**	**0**	**0**	**0**	**0**	**2**	**6**	**8**	**13**	**29**	**57**	**116**	**178**	**292**	**435**	**504**	**555**	**494**	**389**	**244**	**155**	**91**	**49**	**30**	**22**	**10**	**5**	**1**	**1**	

DRAFT

Site 70
Location R179, Att - Bend Sign, Lat 53.93996, Long -6.77383
Direction Two way

3279 / Meath/Cavan/Monaghan ATC's
October 2013
Automatic Traffic Count

Sun, 13 October 2013

Time	Total	Speed Bins (km/h)																												
		0 - 5	5 - 10	10 - 15	15 - 20	20 - 25	25 - 30	30 - 35	35 - 40	40 - 45	45 - 50	50 - 55	55 - 60	60 - 65	65 - 70	70 - 75	75 - 80	80 - 85	85 - 90	90 - 95	95 - 100	100 - 105	105 - 110	110 - 115	115 - 120	120 - 125	125 - 130	130 - 135	135 - 140
0000	53	0	0	0	0	0	0	0	0	0	0	0	0	2	6	6	12	9	8	2	1	6	0	1	0	0	0	0	0
0100	52	0	0	0	0	0	0	0	0	0	2	1	3	4	2	6	8	7	5	3	4	1	3	2	1	0	0	0	0
0200	37	0	0	0	0	0	0	0	0	1	0	0	1	3	3	3	6	6	4	3	2	2	1	0	1	0	0	1	0
0300	28	0	0	0	0	0	0	0	0	0	0	0	0	0	1	1	2	3	6	7	4	1	3	0	0	0	0	0	0
0400	20	0	0	0	0	0	0	0	0	0	0	0	0	0	1	1	2	5	1	3	4	2	1	0	0	0	0	0	0
0500	13	0	0	0	0	0	0	0	0	0	0	0	1	1	0	0	1	5	0	1	1	0	1	1	0	0	1	0	0
0600	13	0	0	0	0	0	0	0	0	0	0	0	0	0	1	0	2	3	2	2	0	2	0	0	1	0	0	0	0
0700	20	0	0	0	0	0	0	0	0	0	0	0	0	1	0	3	0	5	3	3	4	0	0	1	0	0	0	0	0
0800	53	0	0	0	0	0	0	1	0	1	2	2	7	2	2	4	5	11	5	5	0	4	2	0	0	0	0	0	0
0900	70	0	0	0	0	0	0	1	1	1	1	0	3	2	7	9	14	9	9	5	2	3	1	0	1	1	0	0	0
1000	122	0	0	0	0	0	1	0	2	2	4	3	9	4	14	10	11	24	7	15	6	5	2	3	0	0	0	0	0
1100	**173**	**0**	**0**	**0**	**0**	**0**	**0**	**2**	**0**	**2**	**4**	**9**	**9**	**10**	**21**	**17**	**33**	**22**	**17**	**12**	**6**	**4**	**2**	**1**	**0**	**1**	**1**	**0**	**0**
1200	219	0	0	0	1	1	0	0	1	1	3	8	7	18	25	31	38	31	18	17	8	3	6	1	1	0	0	0	0
1300	232	0	0	0	0	0	0	0	0	1	4	5	14	14	24	50	42	24	26	17	4	0	3	3	0	1	0	0	0
1400	**256**	**0**	**0**	**0**	**1**	**1**	**0**	**0**	**0**	**0**	**4**	**6**	**3**	**14**	**27**	**46**	**50**	**41**	**26**	**15**	**12**	**3**	**4**	**2**	**0**	**1**	**0**	**0**	**0**
1500	206	0	0	0	0	0	0	0	0	3	4	4	13	20	26	33	39	24	21	8	4	3	4	0	0	0	0	0	0
1600	224	0	0	0	0	0	0	1	2	2	1	12	4	24	23	32	37	33	26	10	7	3	2	1	1	1	2	0	0
1700	225	0	0	0	0	0	0	0	0	3	2	9	15	12	25	32	41	33	24	14	7	3	3	0	2	0	0	0	0
1800	202	0	0	0	0	0	0	0	0	0	4	5	7	14	21	31	48	22	19	13	10	3	2	2	1	0	0	0	0
1900	164	0	0	0	0	0	0	0	0	5	1	2	8	8	17	39	36	21	10	9	6	1	0	0	1	0	0	0	0
2000	124	0	0	0	0	0	0	0	0	1	0	1	3	4	12	16	25	24	14	8	4	4	1	4	2	0	1	0	0
2100	88	0	0	0	0	0	0	0	1	0	0	0	2	6	6	13	22	10	8	11	7	2	0	0	0	0	0	0	0
2200	43	0	0	0	0	0	0	0	0	0	0	0	0	0	1	10	3	14	5	4	1	2	0	2	0	0	0	1	0
2300	33	0	0	0	0	0	0	0	0	0	0	0	0	0	2	1	6	4	7	2	4	4	2	1	0	0	0	0	0
07-19	**2002**	**0**	**0**	**0**	**2**	**2**	**1**	**5**	**6**	**16**	**33**	**63**	**91**	**135**	**215**	**298**	**358**	**279**	**201**	**134**	**70**	**34**	**31**	**14**	**6**	**5**	**3**	**0**	**0**
06-22	**2391**	**0**	**0**	**0**	**2**	**2**	**1**	**5**	**7**	**22**	**34**	**66**	**104**	**153**	**251**	**366**	**443**	**337**	**235**	**164**	**87**	**43**	**32**	**18**	**10**	**5**	**4**	**0**	**0**
06-00	**2467**	**0**	**0**	**0**	**2**	**2**	**1**	**5**	**7**	**22**	**34**	**66**	**104**	**153**	**254**	**377**	**452**	**355**	**247**	**170**	**92**	**49**	**34**	**21**	**10**	**5**	**4**	**1**	**0**
00-00	**2670**	**0**	**0**	**0**	**2**	**2**	**1**	**5**	**7**	**23**	**36**	**67**	**109**	**163**	**267**	**394**	**483**	**390**	**271**	**189**	**108**	**61**	**43**	**25**	**12**	**5**	**5**	**2**	**0**

DRAFT

Site 70
Location R179, Att - Bend Sign, Lat 53.93996, Long -6.77383
Direction Two way

3279 / Meath/Cavan/Monaghan ATC's
October 2013
Automatic Traffic Count

Mon, 14 October 2013

Time	Total	Speed Bins (km/h)																												
		0 - 5	5 - 10	10 - 15	15 - 20	20 - 25	25 - 30	30 - 35	35 - 40	40 - 45	45 - 50	50 - 55	55 - 60	60 - 65	65 - 70	70 - 75	75 - 80	80 - 85	85 - 90	90 - 95	95 - 100	100 - 105	105 - 110	110 - 115	115 - 120	120 - 125	125 - 130	130 - 135	135 - 140
0000	21	0	0	0	0	0	0	0	0	0	0	0	0	2	1	3	3	3	3	3	1	0	1	1	0	0	0	0	0
0100	12	0	0	0	0	0	0	0	0	0	0	0	0	0	2	0	2	2	0	2	3	1	0	0	0	0	0	0	0	0
0200	7	0	0	0	0	0	0	0	0	0	0	0	1	0	0	0	0	0	2	2	0	2	0	0	0	0	0	0	0	0
0300	3	0	0	0	0	0	0	0	0	0	0	0	0	0	0	0	0	0	2	0	1	0	0	0	0	0	0	0	0	0
0400	9	0	0	0	0	0	0	0	0	0	0	0	0	0	0	0	1	5	1	0	0	1	0	0	1	0	0	0	0	0
0500	23	0	0	0	0	0	0	2	0	0	0	0	1	0	1	1	2	4	2	4	1	0	1	0	0	3	1	0	0	0
0600	69	0	0	0	0	0	0	0	0	1	0	1	3	4	7	8	9	9	12	6	1	5	2	0	1	0	0	0	0	0
0700	209	0	0	0	0	0	0	0	1	0	2	8	4	8	39	27	33	24	26	23	3	8	2	1	0	0	0	0	0	0
0800	**356**	**0**	**0**	**0**	**0**	**0**	**0**	**1**	**0**	**3**	**10**	**10**	**10**	**20**	**38**	**52**	**61**	**54**	**38**	**30**	**10**	**12**	**3**	**4**	**0**	**0**	**0**	**0**	**0**	**0**
0900	289	0	0	0	1	0	0	1	6	8	3	7	7	28	33	42	44	41	31	24	7	4	0	1	0	1	0	0	0	0
1000	252	0	0	0	0	0	0	0	0	0	2	14	19	17	31	39	46	27	28	15	4	4	2	3	1	0	0	0	0	0
1100	222	0	0	0	0	0	0	0	0	2	5	14	12	19	20	33	31	27	25	16	10	5	2	1	0	0	0	0	0	0
1200	254	0	0	0	0	0	0	0	1	7	1	9	15	21	35	39	43	27	23	10	14	2	3	1	3	0	0	0	0	0
1300	247	0	0	0	0	0	0	0	4	2	0	9	11	26	28	36	50	36	20	11	8	2	1	0	0	3	0	0	0	0
1400	253	0	0	0	0	1	1	0	0	3	3	6	6	14	30	46	42	37	22	17	10	9	4	0	1	0	0	1	0	0
1500	312	0	0	0	0	0	1	0	0	0	2	12	18	30	50	54	54	40	24	15	6	3	1	1	1	0	0	0	0	0
1600	**342**	**0**	**0**	**0**	**1**	**0**	**0**	**0**	**2**	**2**	**2**	**8**	**17**	**29**	**46**	**46**	**64**	**41**	**38**	**32**	**5**	**5**	**1**	**1**	**0**	**1**	**1**	**0**	**0**	**0**
1700	**342**	**0**	**0**	**0**	**0**	**0**	**0**	**0**	**2**	**0**	**7**	**10**	**11**	**26**	**32**	**49**	**67**	**66**	**31**	**22**	**6**	**9**	**3**	**1**	**0**	**0**	**0**	**0**	**0**	**0**
1800	324	0	0	0	2	0	0	0	0	3	2	16	24	46	33	56	41	43	23	14	12	6	1	2	0	0	0	0	0	0
1900	212	0	0	0	0	0	0	0	1	2	3	7	9	19	31	39	31	27	24	12	3	1	1	2	0	0	0	0	0	0
2000	161	0	0	0	0	0	0	0	0	2	3	5	11	14	20	24	27	19	14	11	5	4	1	1	0	0	0	0	0	0
2100	84	0	0	0	0	0	0	0	0	0	0	1	3	7	9	12	19	7	12	7	3	4	0	0	0	0	0	0	0	0
2200	60	0	0	0	0	0	0	0	0	0	0	1	0	1	2	4	7	12	9	9	6	2	2	3	1	1	0	0	0	0
2300	30	0	0	0	0	0	0	0	0	0	0	1	0	3	1	3	3	6	4	5	1	1	0	1	0	0	1	0	0	0
07-19	**3402**	**0**	**0**	**0**	**4**	**1**	**2**	**2**	**16**	**30**	**39**	**123**	**154**	**284**	**415**	**519**	**576**	**463**	**329**	**229**	**95**	**69**	**23**	**16**	**6**	**5**	**1**	**1**	**0**	**0**
06-22	**3928**	**0**	**0**	**0**	**4**	**1**	**2**	**2**	**17**	**35**	**45**	**137**	**180**	**328**	**482**	**602**	**662**	**525**	**391**	**265**	**107**	**83**	**27**	**19**	**7**	**5**	**1**	**1**	**0**	**0**
06-00	**4018**	**0**	**0**	**0**	**4**	**1**	**2**	**2**	**17**	**35**	**45**	**139**	**180**	**332**	**485**	**609**	**672**	**543**	**404**	**279**	**114**	**86**	**29**	**23**	**8**	**6**	**2**	**1**	**0**	**0**
00-00	**4093**	**0**	**0**	**0**	**4**	**1**	**2**	**4**	**17**	**35**	**45**	**139**	**182**	**334**	**489**	**613**	**680**	**557**	**414**	**290**	**120**	**90**	**31**	**24**	**9**	**9**	**3**	**1**	**0**	**0**

DRAFT

Site 70
Location R179, Att - Bend Sign, Lat 53.93996, Long -6.77383
Direction Two way

3279 / Meath/Cavan/Monaghan ATC's
October 2013
Automatic Traffic Count

Tue, 15 October 2013

Time	Total	Speed Bins (km/h)																											
		0 - 5	5 - 10	10 - 15	15 - 20	20 - 25	25 - 30	30 - 35	35 - 40	40 - 45	45 - 50	50 - 55	55 - 60	60 - 65	65 - 70	70 - 75	75 - 80	80 - 85	85 - 90	90 - 95	95 - 100	100 - 105	105 - 110	110 - 115	115 - 120	120 - 125	125 - 130	130 - 135	135 - 140
0000	16	0	0	0	0	0	0	0	0	0	0	0	0	0	0	1	0	6	2	3	2	2	0	0	0	0	0	0	0
0100	6	0	0	0	0	0	0	0	0	0	0	0	0	1	0	1	0	2	2	0	0	0	0	0	0	0	0	0	0	0
0200	9	0	0	0	0	0	0	0	0	0	1	0	0	0	0	1	0	2	3	1	0	1	0	0	0	0	0	0	0	0
0300	2	0	0	0	0	0	0	0	0	0	0	0	1	0	0	0	0	0	0	0	1	0	0	0	0	0	0	0	0	0
0400	4	0	0	0	0	0	0	0	0	0	0	0	0	0	0	0	1	1	0	0	1	1	0	0	0	0	0	0	0	0
0500	23	0	0	0	0	0	0	0	0	0	0	0	1	1	0	3	3	5	2	0	0	3	2	2	0	0	1	0	0	0
0600	58	0	0	0	0	0	0	0	1	0	1	1	0	1	4	9	11	11	11	2	1	3	2	0	0	0	0	0	0	0
0700	199	0	0	0	0	0	0	0	0	0	3	4	6	7	16	28	39	29	31	17	5	6	3	2	2	1	0	0	0	0
0800	**347**	**0**	**0**	**0**	**0**	**0**	**0**	**1**	**0**	**4**	**8**	**12**	**9**	**13**	**35**	**51**	**72**	**55**	**43**	**17**	**14**	**7**	**3**	**2**	**1**	**0**	**0**	**0**	**0**	**0**
0900	284	0	0	0	0	0	0	2	0	2	3	12	23	22	38	48	44	28	26	18	11	2	3	1	0	1	0	0	0	0
1000	218	0	0	0	0	0	0	1	1	5	3	18	25	17	22	18	33	22	17	17	9	5	5	0	0	0	0	0	0	0
1100	216	0	0	0	0	0	0	0	3	5	6	7	12	15	34	21	35	21	21	20	8	5	2	0	1	0	0	0	0	0
1200	226	0	0	0	0	0	0	1	1	1	4	6	4	14	30	32	37	28	28	16	13	5	4	0	0	1	1	0	0	0
1300	242	0	0	0	0	0	0	0	0	4	3	6	14	24	24	38	32	33	23	23	2	9	3	3	1	0	0	0	0	0
1400	299	0	0	0	0	0	0	0	1	3	4	11	9	18	37	60	50	45	20	17	13	4	4	1	2	0	0	0	0	0
1500	230	0	0	0	0	1	0	0	0	2	0	6	7	12	23	35	40	38	25	21	9	8	1	2	0	0	0	0	0	0
1600	302	0	0	0	0	0	2	0	1	1	5	7	11	18	35	47	46	54	36	19	7	8	4	0	1	0	0	0	0	0
1700	**345**	**0**	**0**	**0**	**0**	**0**	**0**	**0**	**1**	**1**	**3**	**7**	**10**	**21**	**31**	**59**	**59**	**52**	**39**	**33**	**17**	**7**	**1**	**1**	**3**	**0**	**0**	**0**	**0**	**0**
1800	329	1	0	0	0	0	1	0	7	9	12	9	16	24	33	51	50	40	33	20	9	6	8	0	0	0	0	0	0	0
1900	257	0	0	0	0	1	0	0	4	1	9	6	27	18	27	47	38	31	20	14	4	3	5	1	0	0	0	1	0	0
2000	146	0	0	0	0	0	0	0	0	2	3	9	5	14	22	13	22	19	11	14	5	3	2	1	1	0	0	0	0	0
2100	92	0	0	0	0	0	0	0	0	0	0	0	2	4	5	11	20	14	11	11	6	2	3	1	1	1	0	0	0	0
2200	73	0	0	0	0	0	0	0	0	0	0	2	1	5	13	11	22	4	5	4	3	3	0	0	0	0	0	0	0	0
2300	37	0	0	0	0	0	0	0	0	0	0	2	1	7	6	3	2	6	3	0	3	3	1	0	0	0	0	0	0	0
07-19	**3237**	**1**	**0**	**0**	**0**	**1**	**3**	**5**	**15**	**37**	**54**	**105**	**146**	**205**	**358**	**488**	**537**	**445**	**342**	**238**	**117**	**72**	**41**	**12**	**11**	**3**	**1**	**0**	**0**
06-22	**3790**	**1**	**0**	**0**	**0**	**2**	**3**	**5**	**20**	**40**	**67**	**121**	**180**	**242**	**416**	**568**	**628**	**520**	**395**	**279**	**133**	**83**	**53**	**15**	**13**	**4**	**1**	**1**	**0**
06-00	**3900**	**1**	**0**	**0**	**0**	**2**	**3**	**5**	**20**	**40**	**67**	**125**	**182**	**254**	**435**	**582**	**652**	**530**	**403**	**283**	**139**	**89**	**54**	**15**	**13**	**4**	**1**	**1**	**0**
00-00	**3960**	**1**	**0**	**0**	**0**	**2**	**3**	**5**	**20**	**40**	**68**	**125**	**184**	**256**	**435**	**588**	**656**	**546**	**412**	**287**	**143**	**96**	**56**	**17**	**13**	**4**	**2**	**1**	**0**

DRAFT

Site 70
Location R179, Att - Bend Sign, Lat 53.93996, Long -6.77383
Direction Two way

3279 / Meath/Cavan/Monaghan ATC's
October 2013
Automatic Traffic Count

Wed, 16 October 2013

Time	Total	Speed Bins (km/h)																												
		0 - 5	5 - 10	10 - 15	15 - 20	20 - 25	25 - 30	30 - 35	35 - 40	40 - 45	45 - 50	50 - 55	55 - 60	60 - 65	65 - 70	70 - 75	75 - 80	80 - 85	85 - 90	90 - 95	95 - 100	100 - 105	105 - 110	110 - 115	115 - 120	120 - 125	125 - 130	130 - 135	135 - 140
0000	19	0	0	0	0	0	0	0	0	0	0	0	0	2	2	2	2	5	3	3	0	0	0	0	0	0	0	0	0	0
0100	12	0	0	0	0	0	0	0	0	0	0	1	1	0	3	1	0	1	2	2	1	0	0	0	0	0	0	0	0	0
0200	5	0	0	0	0	0	0	0	0	0	0	0	0	0	0	0	1	3	0	1	0	0	0	0	0	0	0	0	0	0
0300	1	0	0	0	0	0	0	0	0	0	0	0	0	0	0	0	0	0	0	1	0	0	0	0	0	0	0	0	0	0
0400	5	0	0	0	0	0	0	0	0	0	0	0	0	0	0	0	1	1	1	1	1	0	0	0	0	0	0	0	0	0
0500	26	0	0	0	0	0	0	0	0	0	0	0	0	1	0	1	3	3	5	3	4	1	2	1	1	0	0	1	0	0
0600	55	0	0	0	0	0	0	1	0	0	0	2	1	3	0	4	9	15	6	4	3	4	0	3	0	0	0	0	0	0
0700	206	0	0	0	0	0	0	0	1	1	2	1	11	12	21	50	32	30	19	14	7	0	1	2	1	0	0	0	1	0
0800	**349**	**0**	**0**	**0**	**0**	**0**	**0**	**0**	**0**	**2**	**5**	**14**	**18**	**32**	**48**	**64**	**62**	**43**	**29**	**19**	**8**	**3**	**1**	**1**	**0**	**0**	**0**	**0**	**0**	**0**
0900	298	0	0	0	0	0	0	1	3	1	4	7	18	29	37	54	63	33	22	15	8	3	0	0	0	0	0	0	0	0
1000	214	0	0	0	1	0	0	1	0	1	11	10	21	14	28	40	42	21	14	5	0	3	2	0	0	0	0	0	0	0
1100	209	0	0	0	0	0	0	1	0	1	4	5	14	23	33	36	36	28	14	6	5	2	1	0	0	0	0	0	0	0
1200	234	0	0	0	0	0	0	0	1	0	4	9	15	20	30	37	37	43	20	7	6	5	0	0	0	0	0	0	0	0
1300	261	0	0	0	0	0	0	0	1	2	9	12	9	15	32	48	51	34	25	12	7	2	2	0	0	0	0	0	0	0
1400	221	0	0	0	0	0	0	0	1	2	1	9	10	15	31	38	27	36	30	12	2	3	3	0	1	0	0	0	0	0
1500	300	0	0	0	0	0	0	0	0	2	1	5	8	33	28	67	67	43	27	9	5	5	0	0	0	0	0	0	0	0
1600	277	0	0	0	0	0	0	0	0	1	1	5	11	19	40	67	43	48	26	8	3	1	1	1	1	0	1	0	0	0
1700	**387**	**0**	**0**	**0**	**0**	**0**	**0**	**0**	**0**	**5**	**6**	**12**	**14**	**26**	**50**	**73**	**71**	**63**	**31**	**17**	**12**	**5**	**2**	**0**	**0**	**0**	**0**	**0**	**0**	**0**
1800	291	0	0	0	0	0	0	0	0	3	3	7	17	30	42	52	54	36	22	11	9	2	2	1	0	0	0	0	0	0
1900	212	0	0	0	0	0	1	0	1	2	4	10	10	15	33	53	31	18	16	10	4	3	0	0	1	0	0	0	0	0
2000	136	0	0	0	0	0	0	0	0	0	7	6	10	17	20	19	16	16	17	3	2	1	0	1	1	0	0	0	0	0
2100	88	0	0	0	0	0	0	0	0	0	2	1	2	4	8	13	15	14	13	5	6	2	1	1	1	0	0	0	0	0
2200	70	0	0	0	0	0	0	0	0	0	1	0	2	4	8	6	12	16	7	7	2	4	0	1	0	0	0	0	0	0
2300	27	0	0	0	0	0	0	0	0	0	0	0	0	2	3	5	5	2	3	4	2	1	0	0	0	0	0	0	0	0
07-19	**3247**	**0**	**0**	**0**	**1**	**0**	**0**	**3**	**7**	**21**	**51**	**96**	**166**	**268**	**420**	**626**	**585**	**458**	**279**	**135**	**72**	**34**	**15**	**5**	**3**	**0**	**1**	**0**	**1**
06-22	**3738**	**0**	**0**	**0**	**1**	**0**	**1**	**4**	**8**	**23**	**64**	**115**	**189**	**307**	**481**	**715**	**656**	**521**	**331**	**157**	**87**	**44**	**16**	**10**	**6**	**0**	**1**	**0**	**1**
06-00	**3835**	**0**	**0**	**0**	**1**	**0**	**1**	**4**	**8**	**23**	**65**	**115**	**191**	**313**	**492**	**726**	**673**	**539**	**341**	**168**	**91**	**49**	**16**	**11**	**6**	**0**	**1**	**0**	**1**
00-00	**3903**	**0**	**0**	**0**	**1**	**0**	**1**	**4**	**8**	**23**	**65**	**116**	**192**	**316**	**497**	**730**	**680**	**552**	**352**	**179**	**97**	**50**	**18**	**12**	**7**	**0**	**1**	**1**	**1**

DRAFT

Site 70
Location R179, Att - Bend Sign, Lat 53.93996, Long -6.77383
Direction Two way

3279 / Meath/Cavan/Monaghan ATC's
October 2013
Automatic Traffic Count

Virtual Day (7)

Time	Total	Speed Bins (km/h)																												
		0 - 5	5 - 10	10 - 15	15 - 20	20 - 25	25 - 30	30 - 35	35 - 40	40 - 45	45 - 50	50 - 55	55 - 60	60 - 65	65 - 70	70 - 75	75 - 80	80 - 85	85 - 90	90 - 95	95 - 100	100 - 105	105 - 110	110 - 115	115 - 120	120 - 125	125 - 130	130 - 135	135 - 140
0000	28	0	0	0	0	0	0	0	0	0	0	0	0	1	2	3	3	6	4	3	2	2	1	0	0	0	0	0	0	0
0100	19	0	0	0	0	0	0	0	0	0	0	0	1	1	1	2	3	3	2	2	1	1	0	0	0	0	0	0	0	0
0200	13	0	0	0	0	0	0	0	0	0	0	0	0	0	1	1	2	2	3	1	0	1	0	0	0	0	0	0	0	0
0300	8	0	0	0	0	0	0	0	0	0	0	0	0	0	0	0	0	1	2	2	1	0	1	0	0	0	0	0	0	0
0400	8	0	0	0	0	0	0	0	0	0	0	0	0	0	0	0	1	2	1	1	1	1	0	0	0	0	0	0	0	0
0500	20	0	0	0	0	0	0	0	0	0	0	0	1	1	0	1	3	4	2	2	1	1	1	1	0	1	0	0	0	0
0600	49	0	0	0	0	0	0	0	0	0	1	1	1	2	4	5	8	7	7	4	2	3	1	1	0	0	0	0	0	0
0700	156	0	0	0	0	0	0	1	1	0	2	5	7	10	17	22	26	22	16	14	6	3	2	2	0	0	0	0	0	0
0800	**277**	**0**	**0**	**0**	**0**	**0**	**0**	**0**	**0**	**2**	**6**	**8**	**11**	**17**	**30**	**39**	**47**	**42**	**32**	**19**	**10**	**7**	**3**	**2**	**1**	**0**	**0**	**0**	**0**	**0**
0900	249	0	0	0	0	1	0	1	2	3	3	9	13	20	30	43	41	30	23	15	8	3	2	0	1	0	0	0	0	0
1000	220	0	0	0	0	0	1	1	1	2	4	11	17	17	28	30	33	26	21	15	5	3	2	1	1	0	0	0	0	0
1100	226	0	0	0	0	0	0	1	1	3	5	8	13	19	31	31	36	31	21	13	7	4	1	0	0	0	0	0	0	0
1200	264	0	0	0	0	0	0	0	1	2	4	9	11	19	34	43	44	37	28	12	9	4	2	1	1	0	0	0	0	0
1300	260	0	0	0	0	0	0	0	2	3	6	9	13	21	30	43	42	32	25	18	7	4	2	1	1	1	0	0	0	0
1400	276	0	0	0	0	0	0	1	1	2	4	9	10	20	35	48	43	39	25	15	11	5	3	1	1	0	0	0	0	0
1500	285	0	0	0	0	0	0	1	0	2	3	8	15	25	31	47	51	39	29	16	8	6	2	1	1	0	0	0	0	0
1600	314	0	0	0	0	0	1	1	1	2	4	11	17	25	40	52	52	44	30	19	7	4	2	1	1	0	1	0	0	0
1700	**336**	**0**	**0**	**0**	**0**	**0**	**0**	**0**	**1**	**3**	**4**	**10**	**14**	**24**	**41**	**52**	**58**	**52**	**33**	**20**	**12**	**5**	**3**	**1**	**1**	**0**	**0**	**0**	**0**	**0**
1800	292	0	0	0	0	0	0	0	1	3	4	8	16	26	35	48	51	37	27	16	10	4	3	2	0	0	0	0	0	0
1900	215	0	0	0	0	0	0	0	1	2	3	5	12	15	29	38	37	27	19	14	6	3	2	1	1	0	0	0	0	0
2000	150	0	0	0	0	0	0	0	0	1	3	5	8	13	19	19	23	20	16	11	5	3	2	2	1	0	0	0	0	0
2100	93	0	0	0	0	0	0	0	0	0	1	1	2	5	7	10	16	13	13	10	7	3	2	1	0	1	0	0	0	0
2200	71	0	0	0	0	0	0	0	0	0	0	1	1	3	6	8	12	12	7	9	5	4	2	2	1	0	0	0	0	0
2300	39	0	0	0	0	0	0	0	0	0	0	1	0	3	3	4	6	6	6	4	2	2	1	0	1	0	0	0	0	0
07-19	**3153**	**0**	**0**	**0**	**1**	**2**	**3**	**6**	**12**	**30**	**49**	**105**	**156**	**243**	**383**	**498**	**523**	**431**	**310**	**192**	**99**	**54**	**28**	**14**	**8**	**4**	**2**	**1**	**0**
06-22	**3660**	**0**	**0**	**0**	**2**	**2**	**3**	**6**	**14**	**33**	**57**	**117**	**179**	**278**	**442**	**571**	**607**	**498**	**364**	**231**	**120**	**68**	**34**	**18**	**10**	**4**	**2**	**1**	**0**
06-00	**3770**	**0**	**0**	**0**	**2**	**2**	**3**	**6**	**14**	**33**	**57**	**118**	**180**	**284**	**451**	**582**	**625**	**515**	**378**	**244**	**127**	**74**	**37**	**20**	**11**	**5**	**2**	**1**	**0**
00-00	**3866**	**0**	**0**	**0**	**2**	**2**	**3**	**6**	**14**	**33**	**57**	**119**	**182**	**287**	**456**	**590**	**637**	**533**	**391**	**254**	**134**	**80**	**41**	**22**	**12**	**6**	**3**	**1**	**0**

DRAFT

Site 70
Location R179, Att - Bend Sign, Lat 53.93996, Long -6.77383
Direction Two way

3279 / Meath/Cavan/Monaghan ATC's
October 2013
Automatic Traffic Count

Virtual Week (1)

Time	Total	Speed Bins (km/h)																												
		0 - 5	5 - 10	10 - 15	15 - 20	20 - 25	25 - 30	30 - 35	35 - 40	40 - 45	45 - 50	50 - 55	55 - 60	60 - 65	65 - 70	70 - 75	75 - 80	80 - 85	85 - 90	90 - 95	95 - 100	100 - 105	105 - 110	110 - 115	115 - 120	120 - 125	125 - 130	130 - 135	135 - 140
Mon	4093	0	0	0	4	1	2	4	17	35	45	139	182	334	489	613	680	557	414	290	120	90	31	24	9	9	3	1	0
Tue	3960	1	0	0	0	2	3	5	20	40	68	125	184	256	435	588	656	546	412	287	143	96	56	17	13	4	2	1	0
Wed	3903	0	0	0	1	0	1	4	8	23	65	116	192	316	497	730	680	552	352	179	97	50	18	12	7	0	1	1	1
Thu	4349	0	0	0	3	4	4	6	12	38	62	140	223	350	541	656	689	583	455	272	158	76	38	17	13	7	1	1	0
Fri	4402	0	0	0	2	3	5	13	19	45	68	127	207	295	526	646	716	612	444	317	157	97	53	29	10	5	2	3	1
|Sat	3686	0	0	0	0	2	6	8	13	29	57	116	178	292	435	504	555	494	389	244	155	91	49	30	22	10	5	1	1
|Sun	2670	0	0	0	2	2	1	5	7	23	36	67	109	163	267	394	483	390	271	189	108	61	43	25	12	5	5	2	0
5 Day Ave.	**4141**	**0**	**0**	**0**	**2**	**2**	**3**	**6**	**15**	**36**	**62**	**129**	**198**	**310**	**498**	**647**	**684**	**570**	**415**	**269**	**135**	**82**	**39**	**20**	**10**	**5**	**2**	**1**	**0**
7 Day Ave.	**3866**	**0**	**0**	**0**	**2**	**2**	**3**	**6**	**14**	**33**	**57**	**119**	**182**	**287**	**456**	**590**	**637**	**533**	**391**	**254**	**134**	**80**	**41**	**22**	**12**	**6**	**3**	**1**	**0**
--	**27063**	**1**	**0**	**0**	**12**	**14**	**22**	**45**	**96**	**233**	**401**	**830**	**1275**	**2006**	**3190**	**4131**	**4459**	**3734**	**2737**	**1778**	**938**	**561**	**288**	**154**	**86**	**40**	**19**	**10**	**3**

Summary Graphs

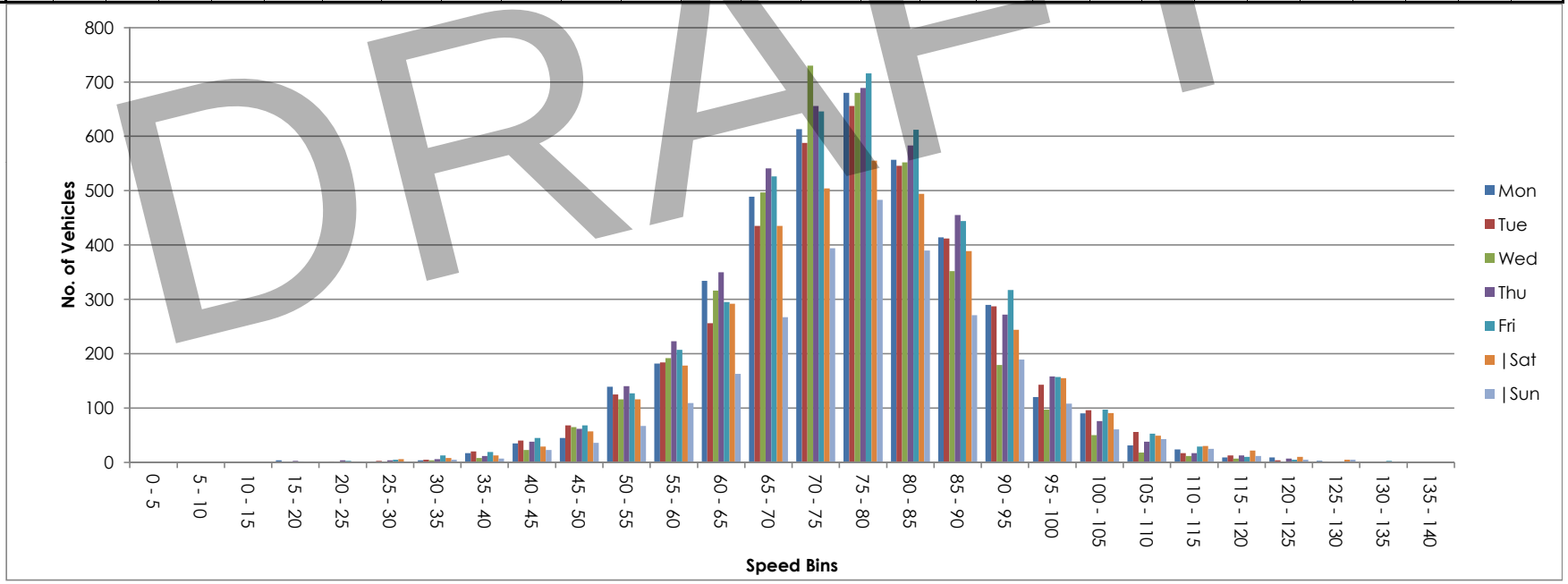

DRAFT

Nationwide Data Collection
for
Tobin Consulting Engineers



NDC NATIONWIDE DATA COLLECTION	**Site / Location:**	R178, Att - Telepole, Lat 53.99755, Long -6.80264	**Project No:**	3279	**Photo No:**	3279-71	**Drawn By:** MOR
	Survey Date:	Thu, 10 October 2013 to Wed, 16 October 2013	**Project Name:**		Meath/Cavan/Monaghan ATC'S		
	Survey Times:	00:00 to 00(24):00	**Title:**		Site Photograph		

Site No.	Location.	Direction.	Speed Limit - PSL (km/h)	Start Date.	End Date.	Total Vehicles.	5 Day Ave.	7 Day Ave.	No. > Speed Limit.	%. > Speed Limit.	No. > Speed Limit1 (+5km/h).	%. > Speed Limit1 (+5km/h).	No. > Speed Limit1 (+10km/h).	%. > Speed Limit1 (+10km/h).	Mean Speed	85%ile Speed
71	R178, Att - Telepole, Lat 53.99755, Long -6.80264	East	80	Thu, 10 October 2013	Wed, 16 October 2013	7947	1206	1135	925	11.6	334	4.2	102	1.3	68.5	78.5
		West	80	Thu, 10 October 2013	Wed, 16 October 2013	7966	1214	1138	512	6.4	174	2.2	48	0.6	65.7	74.9
		Two way	80	Thu, 10 October 2013	Wed, 16 October 2013	15913	2420	2273	1437	9.0	508	3.2	150	0.9	67.1	77.0

DRAFT

Site 71
Location R178, Att - Telepole, Lat 53.99755, Long -6.80264
Direction East

3279 / Meath/Cavan/Monaghan ATC's
October 2013
Automatic Traffic Count

Thu, 10 October 2013

Time	Total	Classification												>PSL	>PSL%	>SL1	>SL1%	>SL2	>SL2%	Mean	Vpp
		1 MCL	2 SV	3 SVT	4 TB2	5 TB3	6 T4	7 ART3	8 ART4	9 ART5	10 ART6	11 BD	12 DRT	80	80	85 +5kph	85 +5kph	90 +10kph	90 +10kph		85
0000	3	0	2	0	1	0	0	0	0	0	0	0	0	1	33.3	0	0	0	0	70.4	-
0100	12	0	11	0	0	0	0	0	0	1	0	0	0	3	25	2	16.7	1	8.3	75.6	81.4
0200	4	0	4	0	0	0	0	0	0	0	0	0	0	1	25	1	25	0	0	74.1	-
0300	2	0	2	0	0	0	0	0	0	0	0	0	0	0	0	0	0	0	0	71.9	-
0400	6	0	4	0	0	0	0	0	1	1	0	0	0	1	16.7	1	16.7	1	16.7	72.8	-
0500	9	0	6	0	0	0	0	0	1	2	0	0	0	2	22.2	1	11.1	1	11.1	73.3	-
0600	31	0	28	0	3	0	0	0	0	0	0	0	0	7	22.6	4	12.9	0	0	74.4	82.1
0700	81	0	63	0	13	2	1	0	1	0	1	0	0	12	14.8	5	6.2	1	1.2	69.9	79.6
0800	118	0	99	3	10	0	2	0	3	1	0	0	0	19	16.1	8	6.8	2	1.7	66.1	80.3
0900	**122**	**1**	**101**	**4**	**13**	**0**	**1**	**0**	**0**	**2**	**0**	**0**	**0**	**11**	**9**	**5**	**4.1**	**3**	**2.5**	**68.9**	**78.1**
1000	69	0	52	3	4	1	4	0	2	3	0	0	0	6	8.7	1	1.4	0	0	67.7	75.6
1100	55	0	42	0	7	0	2	0	1	1	2	0	0	2	3.6	0	0	0	0	62.9	71.3
1200	72	1	58	3	6	0	3	0	0	1	0	0	0	5	6.9	4	5.6	2	2.8	67.6	77
1300	58	3	46	2	0	1	1	0	1	2	2	0	0	16	27.6	9	15.5	0	0	68	84.2
1400	75	0	61	4	4	0	4	0	1	0	1	0	0	3	4	1	1.3	0	0	63.4	73.8
1500	**100**	**0**	**84**	**4**	**6**	**0**	**4**	**0**	**1**	**0**	**1**	**0**	**0**	**9**	**9**	**2**	**2**	**1**	**1**	**65.8**	**73.8**
1600	90	1	66	5	10	0	3	1	1	3	0	0	0	12	13.3	1	1.1	0	0	65.5	79.6
1700	95	0	78	3	9	0	1	0	1	3	0	0	0	10	10.5	4	4.2	1	1.1	67.4	77.8
1800	62	1	55	0	4	0	0	0	1	0	1	0	0	10	16.1	6	9.7	4	6.5	71.9	80.6
1900	40	0	32	1	5	0	0	0	1	1	0	0	0	4	10	2	5	1	2.5	67.4	78.1
2000	36	0	32	1	0	0	0	0	1	2	0	0	0	4	11.1	3	8.3	0	0	65.6	77
2100	26	0	21	2	2	0	0	0	0	1	0	0	0	2	7.7	2	7.7	0	0	60.6	72
2200	14	1	10	1	1	0	0	0	1	0	0	0	0	2	14.3	1	7.1	1	7.1	62.5	76.7
2300	7	0	7	0	0	0	0	0	0	0	0	0	0	4	57.1	2	28.6	0	0	75.7	-
07-19	**997**	**7**	**805**	**31**	**86**	**4**	**26**	**1**	**13**	**16**	**8**	**0**	**0**	**115**	**11.5**	**46**	**4.6**	**14**	**1.4**	**67.1**	**78.5**
06-22	**1130**	**7**	**918**	**35**	**96**	**4**	**26**	**1**	**15**	**20**	**8**	**0**	**0**	**132**	**11.7**	**57**	**5**	**15**	**1.3**	**67.1**	**78.5**
06-00	**1151**	**8**	**935**	**36**	**97**	**4**	**26**	**1**	**16**	**20**	**8**	**0**	**0**	**138**	**12**	**60**	**5.2**	**16**	**1.4**	**67.1**	**78.5**
00-00	**1187**	**8**	**964**	**36**	**98**	**4**	**26**	**1**	**18**	**24**	**8**	**0**	**0**	**146**	**12.3**	**65**	**5.5**	**19**	**1.6**	**67.3**	**78.8**

DRAFT

Site 71
Location R178, Att - Telepole, Lat 53.99755, Long -6.80264
Direction East

3279 / Meath/Cavan/Monaghan ATC's
October 2013
Automatic Traffic Count

Fri, 11 October 2013

Time	Total	Classification												>PSL	>PSL%	>SL1	>SL1%	>SL2	>SL2%	Mean	Vpp
		1 MCL	2 SV	3 SVT	4 TB2	5 TB3	6 T4	7 ART3	8 ART4	9 ART5	10 ART6	11 BD	12 DRT	80	80	85 +5kph	85 +5kph	90 +10kph	90 +10kph		85
0000	9	0	9	0	0	0	0	0	0	0	0	0	0	1	11.1	1	11.1	0	0	66.8	-
0100	8	0	7	1	0	0	0	0	0	0	0	0	0	1	12.5	1	12.5	0	0	71.6	-
0200	7	0	6	0	0	0	0	0	0	1	0	0	0	3	42.9	0	0	0	0	72.3	-
0300	6	0	4	0	0	0	0	0	2	0	0	0	0	2	33.3	0	0	0	0	73.3	-
0400	10	0	6	0	2	0	0	0	2	0	0	0	0	0	0	0	0	0	0	68.5	-
0500	8	0	6	0	1	0	0	0	0	1	0	0	0	3	37.5	3	37.5	3	37.5	77.2	-
0600	33	1	28	0	2	0	0	0	1	1	0	0	0	10	30.3	2	6.1	0	0	73.5	82.8
0700	69	0	56	1	7	0	0	0	0	5	0	0	0	12	17.4	2	2.9	1	1.4	68.8	80.3
0800	**116**	**0**	**95**	**2**	**9**	**1**	**4**	**0**	**2**	**2**	**1**	**0**	**0**	**11**	**9.5**	**4**	**3.4**	**1**	**0.9**	**67**	**76.3**
0900	87	0	70	0	10	1	2	0	2	2	0	0	0	13	14.9	6	6.9	2	2.3	70.4	78.8
1000	80	0	63	2	9	0	1	0	2	1	2	0	0	8	10	1	1.3	1	1.3	66.4	77
1100	64	0	52	1	4	2	2	0	1	2	0	0	0	6	9.4	2	3.1	1	1.6	67.1	77
1200	67	0	50	2	6	0	3	0	4	2	0	0	0	8	11.9	2	3	1	1.5	69.1	78.1
1300	67	0	58	1	3	0	1	0	1	2	1	0	0	8	11.9	4	6	2	3	70.6	77.8
1400	79	1	65	1	7	1	1	0	2	0	1	0	0	4	5.1	0	0	0	0	67.2	75.6
1500	98	0	81	1	10	2	2	0	1	0	1	0	0	11	11.2	4	4.1	1	1	69.4	78.1
1600	**113**	**1**	**94**	**2**	**10**	**0**	**3**	**0**	**0**	**3**	**0**	**0**	**0**	**10**	**8.8**	**2**	**1.8**	**1**	**0.9**	**66.8**	**76.7**
1700	99	0	87	1	5	1	1	0	2	2	0	0	0	14	14.1	4	4	2	2	70.4	78.5
1800	71	0	62	1	6	0	0	0	0	2	0	0	0	9	12.7	0	0	0	0	70.6	78.1
1900	57	0	50	1	3	0	0	0	0	2	1	0	0	4	7	1	1.8	0	0	65.6	74.5
2000	49	0	45	0	3	0	0	0	0	1	0	0	0	5	10.2	3	6.1	2	4.1	68.4	77
2100	38	0	37	0	1	0	0	0	0	0	0	0	0	6	15.8	3	7.9	1	2.6	70	78.5
2200	29	0	29	0	0	0	0	0	0	0	0	0	0	5	17.2	2	6.9	0	0	70.1	80.3
2300	18	0	14	3	1	0	0	0	0	0	0	0	0	4	22.2	3	16.7	1	5.6	69.8	81.7
07-19	**1010**	**2**	**833**	**15**	**86**	**8**	**20**	**0**	**17**	**23**	**6**	**0**	**0**	**114**	**11.3**	**31**	**3.1**	**13**	**1.3**	**68.6**	**77.8**
06-22	**1187**	**3**	**993**	**16**	**95**	**8**	**20**	**0**	**18**	**27**	**7**	**0**	**0**	**139**	**11.7**	**40**	**3.4**	**16**	**1.3**	**68.6**	**77.8**
06-00	**1234**	**3**	**1036**	**19**	**96**	**8**	**20**	**0**	**18**	**27**	**7**	**0**	**0**	**148**	**12**	**45**	**3.6**	**17**	**1.4**	**68.7**	**78.1**
00-00	**1282**	**3**	**1074**	**20**	**99**	**8**	**20**	**0**	**22**	**29**	**7**	**0**	**0**	**158**	**12.3**	**50**	**3.9**	**20**	**1.6**	**68.8**	**78.1**

DRAFT

Site 71
Location R178, Att - Telepole, Lat 53.99755, Long -6.80264
Direction East

3279 / Meath/Cavan/Monaghan ATC's
October 2013
Automatic Traffic Count

Sat, 12 October 2013

Time	Total	Classification												>PSL	>PSL%	>SL1	>SL1%	>SL2	>SL2%	Mean	Vpp
		1 MCL	2 SV	3 SVT	4 TB2	5 TB3	6 T4	7 ART3	8 ART4	9 ART5	10 ART6	11 BD	12 DRT	80	80	85 +5kph	85 +5kph	90 +10kph	90 +10kph		85
0000	15	0	15	0	0	0	0	0	0	0	0	0	0	5	33.3	3	20	2	13.3	74.9	87.1
0100	15	0	14	0	1	0	0	0	0	0	0	0	0	1	6.7	0	0	0	0	69.2	72.7
0200	6	0	5	0	1	0	0	0	0	0	0	0	0	0	0	0	0	0	0	71.3	-
0300	2	0	1	0	1	0	0	0	0	0	0	0	0	0	0	0	0	0	0	68.5	-
0400	6	0	6	0	0	0	0	0	0	0	0	0	0	2	33.3	0	0	0	0	67.7	-
0500	10	0	7	1	2	0	0	0	0	0	0	0	0	2	20	2	20	0	0	73.4	-
0600	9	0	9	0	0	0	0	0	0	0	0	0	0	2	22.2	1	11.1	0	0	72.8	-
0700	25	0	21	1	1	1	0	1	0	0	0	0	0	9	36	2	8	0	0	73.5	82.4
0800	48	0	40	4	4	0	0	0	0	0	0	0	0	6	12.5	0	0	0	0	71	78.5
0900	54	0	48	1	3	0	2	0	0	0	0	0	0	7	13	4	7.4	1	1.9	69.4	79.2
1000	**74**	**0**	**67**	**3**	**2**	**0**	**0**	**0**	**0**	**2**	**0**	**0**	**0**	**12**	**16.2**	**3**	**4.1**	**1**	**1.4**	**69.3**	**79.9**
1100	66	0	54	2	6	0	2	0	1	1	0	0	0	6	9.1	3	4.5	0	0	69.4	77.8
1200	**89**	**1**	**80**	**1**	**6**	**0**	**1**	**0**	**0**	**0**	**0**	**0**	**0**	**7**	**7.9**	**2**	**2.2**	**0**	**0**	**69.7**	**77.4**
1300	79	1	70	3	5	0	0	0	0	0	0	0	0	14	17.7	3	3.8	2	2.5	69.9	80.6
1400	64	0	57	1	5	0	0	0	0	1	0	0	0	13	20.3	6	9.4	0	0	71.7	81.7
1500	71	1	67	1	1	0	1	0	0	0	0	0	0	18	25.4	6	8.5	3	4.2	71.7	81.7
1600	66	0	61	0	5	0	0	0	0	0	0	0	0	11	16.7	4	6.1	2	3	71.1	80.6
1700	69	0	62	2	2	0	2	0	0	1	0	0	0	15	21.7	4	5.8	0	0	70.1	82.1
1800	74	0	69	0	5	0	0	0	0	0	0	0	0	6	8.1	2	2.7	1	1.4	67.3	76.3
1900	59	0	55	1	2	0	0	0	1	0	0	0	0	4	6.8	0	0	0	0	66.9	74.5
2000	47	0	46	0	1	0	0	0	0	0	0	0	0	5	10.6	3	6.4	1	2.1	69.2	77.4
2100	33	0	33	0	0	0	0	0	0	0	0	0	0	9	27.3	4	12.1	1	3	72.8	83.2
2200	17	0	16	1	0	0	0	0	0	0	0	0	0	2	11.8	1	5.9	1	5.9	68.2	75.2
2300	16	0	15	1	0	0	0	0	0	0	0	0	0	5	31.3	2	12.5	1	6.3	72.7	82.4
07-19	**779**	**3**	**696**	**19**	**45**	**1**	**8**	**1**	**1**	**5**	**0**	**0**	**0**	**124**	**15.9**	**39**	**5**	**10**	**1.3**	**70.1**	**80.3**
06-22	**927**	**3**	**839**	**20**	**48**	**1**	**8**	**1**	**2**	**5**	**0**	**0**	**0**	**144**	**15.5**	**47**	**5.1**	**12**	**1.3**	**70**	**80.3**
06-00	**960**	**3**	**870**	**22**	**48**	**1**	**8**	**1**	**2**	**5**	**0**	**0**	**0**	**151**	**15.7**	**50**	**5.2**	**14**	**1.5**	**70**	**80.3**
00-00	**1014**	**3**	**918**	**23**	**53**	**1**	**8**	**1**	**2**	**5**	**0**	**0**	**0**	**161**	**15.9**	**55**	**5.4**	**16**	**1.6**	**70.1**	**80.6**

DRAFT

Site 71
Location R178, Att - Telepole, Lat 53.99755, Long -6.80264
Direction East

3279 / Meath/Cavan/Monaghan ATC's
October 2013
Automatic Traffic Count

Sun, 13 October 2013

Time	Total	Classification												>PSL	>PSL%	>SL1	>SL1%	>SL2	>SL2%	Mean	Vpp
		1 MCL	2 SV	3 SVT	4 TB2	5 TB3	6 T4	7 ART3	8 ART4	9 ART5	10 ART6	11 BD	12 DRT	80	80	85 +5kph	85 +5kph	90 +10kph	90 +10kph		85
0000	11	0	11	0	0	0	0	0	0	0	0	0	0	0	0	0	0	0	0	66.9	71.6
0100	7	0	5	0	2	0	0	0	0	0	0	0	0	0	0	0	0	0	0	66.3	-
0200	20	0	17	0	3	0	0	0	0	0	0	0	0	2	10	2	10	0	0	67.2	75.2
0300	8	0	7	0	1	0	0	0	0	0	0	0	0	2	25	1	12.5	1	12.5	71.4	-
0400	7	0	7	0	0	0	0	0	0	0	0	0	0	1	14.3	1	14.3	0	0	69.2	-
0500	1	0	1	0	0	0	0	0	0	0	0	0	0	0	0	0	0	0	0	71.7	-
0600	8	0	7	0	0	0	0	0	0	1	0	0	0	1	12.5	0	0	0	0	66.7	-
0700	22	0	19	1	2	0	0	0	0	0	0	0	0	7	31.8	1	4.5	0	0	75.7	81.4
0800	31	0	25	0	5	0	0	0	1	0	0	0	0	8	25.8	6	19.4	3	9.7	76.4	87.1
0900	28	0	26	0	1	0	0	0	1	0	0	0	0	10	35.7	3	10.7	1	3.6	74.9	82.4
1000	41	0	39	0	2	0	0	0	0	0	0	0	0	3	7.3	2	4.9	1	2.4	70.1	78.8
1100	**67**	**2**	**63**	**1**	**1**	**0**	**0**	**0**	**0**	**0**	**0**	**0**	**0**	**6**	**9**	**2**	**3**	**0**	**0**	**69.5**	**78.1**
1200	53	0	49	3	1	0	0	0	0	0	0	0	0	13	24.5	4	7.5	1	1.9	72.6	82.4
1300	81	2	76	1	2	0	0	0	0	0	0	0	0	5	6.2	1	1.2	0	0	66.6	76
1400	56	1	51	2	2	0	0	0	0	0	0	0	0	4	7.1	3	5.4	0	0	71.1	78.1
1500	76	1	71	2	2	0	0	0	0	0	0	0	0	4	5.3	2	2.6	0	0	69.1	76
1600	83	1	80	0	1	0	0	0	1	0	0	0	0	6	7.2	1	1.2	0	0	67.6	76.3
1700	**90**	**0**	**86**	**2**	**1**	**0**	**0**	**0**	**0**	**0**	**1**	**0**	**0**	**4**	**4.4**	**2**	**2.2**	**0**	**0**	**68.7**	**76**
1800	66	0	64	0	2	0	0	0	0	0	0	0	0	5	7.6	2	3	0	0	68.6	75.2
1900	55	0	55	0	0	0	0	0	0	0	0	0	0	8	14.5	4	7.3	2	3.6	67.6	77.8
2000	36	0	35	0	0	0	0	0	0	0	1	0	0	2	5.6	1	2.8	0	0	65.2	76
2100	32	0	32	0	0	0	0	0	0	0	0	0	0	4	12.5	3	9.4	1	3.1	68.8	78.5
2200	18	0	18	0	0	0	0	0	0	0	0	0	0	6	33.3	5	27.8	2	11.1	76	85
2300	7	0	7	0	0	0	0	0	0	0	0	0	0	0	0	0	0	0	0	67.6	-
07-19	**694**	**7**	**649**	**12**	**22**	**0**	**0**	**0**	**3**	**0**	**1**	**0**	**0**	**75**	**10.8**	**29**	**4.2**	**6**	**0.9**	**69.8**	**78.5**
06-22	**825**	**7**	**778**	**12**	**22**	**0**	**0**	**0**	**3**	**1**	**2**	**0**	**0**	**90**	**10.9**	**37**	**4.5**	**9**	**1.1**	**69.4**	**78.5**
06-00	**850**	**7**	**803**	**12**	**22**	**0**	**0**	**0**	**3**	**1**	**2**	**0**	**0**	**96**	**11.3**	**42**	**4.9**	**11**	**1.3**	**69.5**	**78.5**
00-00	**904**	**7**	**851**	**12**	**28**	**0**	**0**	**0**	**3**	**1**	**2**	**0**	**0**	**101**	**11.2**	**46**	**5.1**	**12**	**1.3**	**69.4**	**78.5**

DRAFT

Site 71
Location R178, Att - Telepole, Lat 53.99755, Long -6.80264
Direction East

3279 / Meath/Cavan/Monaghan ATC's
October 2013
Automatic Traffic Count

Mon, 14 October 2013

Time	Total	Classification												>PSL	>PSL%	>SL1	>SL1%	>SL2	>SL2%	Mean	Vpp
		1 MCL	2 SV	3 SVT	4 TB2	5 TB3	6 T4	7 ART3	8 ART4	9 ART5	10 ART6	11 BD	12 DRT	80	80	85 +5kph	85 +5kph	90 +10kph	90 +10kph		85
0000	6	0	6	0	0	0	0	0	0	0	0	0	0	0	0	0	0	0	0	66.1	-
0100	2	0	2	0	0	0	0	0	0	0	0	0	0	2	100	0	0	0	0	80.6	-
0200	1	0	1	0	0	0	0	0	0	0	0	0	0	0	0	0	0	0	0	73.9	-
0300	1	0	1	0	0	0	0	0	0	0	0	0	0	1	100	0	0	0	0	84.6	-
0400	5	0	2	0	0	0	0	0	2	1	0	0	0	2	40	0	0	0	0	70.5	-
0500	10	0	7	0	0	0	0	0	1	2	0	0	0	2	20	1	10	1	10	68.8	-
0600	25	0	24	0	0	0	0	0	1	0	0	0	0	7	28	3	12	2	8	77.6	83.5
0700	81	0	66	2	10	1	0	0	0	1	1	0	0	13	16	3	3.7	0	0	68.9	81
0800	**133**	**0**	**107**	**2**	**15**	**1**	**2**	**0**	**5**	**1**	**0**	**0**	**0**	**15**	**11.3**	**3**	**2.3**	**2**	**1.5**	**71.1**	**78.8**
0900	77	0	65	1	7	0	4	0	0	0	0	0	0	13	16.9	8	10.4	4	5.2	72.5	81.7
1000	62	0	52	1	5	0	2	0	1	1	0	0	0	7	11.3	5	8.1	0	0	69.9	77.8
1100	48	0	37	0	6	1	1	0	1	2	0	0	0	3	6.3	1	2.1	0	0	66.2	74.9
1200	64	0	49	1	11	0	2	0	0	1	0	0	0	14	21.9	4	6.3	2	3.1	72.2	80.3
1300	76	0	59	0	6	2	3	0	2	4	0	0	0	9	11.8	3	3.9	0	0	67.2	77.8
1400	79	2	63	2	10	0	1	0	0	0	1	0	0	6	7.6	2	2.5	0	0	66.5	75.6
1500	82	0	64	4	7	2	2	0	3	0	0	0	0	10	12.2	2	2.4	0	0	69.5	78.8
1600	79	0	66	3	9	0	1	0	0	0	0	0	0	13	16.5	4	5.1	2	2.5	69.5	79.9
1700	85	0	74	2	5	0	0	0	1	2	1	0	0	12	14.1	5	5.9	0	0	68.9	78.8
1800	**89**	**1**	**75**	**3**	**5**	**0**	**0**	**0**	**2**	**3**	**0**	**0**	**0**	**13**	**14.6**	**1**	**1.1**	**1**	**1.1**	**67.7**	**79.2**
1900	65	0	59	0	4	0	0	0	0	2	0	0	0	8	12.3	3	4.6	1	1.5	66.4	77.4
2000	45	0	43	1	1	0	0	0	0	0	0	0	0	6	13.3	4	8.9	0	0	69	77.8
2100	34	0	34	0	0	0	0	0	0	0	0	0	0	3	8.8	1	2.9	1	2.9	67.5	72.7
2200	20	0	20	0	0	0	0	0	0	0	0	0	0	5	25	3	15	1	5	73.5	84.6
2300	19	0	19	0	0	0	0	0	0	0	0	0	0	6	31.6	2	10.5	1	5.3	72.5	84.2
07-19	**955**	**3**	**777**	**21**	**96**	**7**	**18**	**0**	**15**	**15**	**3**	**0**	**0**	**128**	**13.4**	**41**	**4.3**	**11**	**1.2**	**69.3**	**79.2**
06-22	**1124**	**3**	**937**	**22**	**101**	**7**	**18**	**0**	**16**	**17**	**3**	**0**	**0**	**152**	**13.5**	**52**	**4.6**	**15**	**1.3**	**69.3**	**79.2**
06-00	**1163**	**3**	**976**	**22**	**101**	**7**	**18**	**0**	**16**	**17**	**3**	**0**	**0**	**163**	**14**	**57**	**4.9**	**17**	**1.5**	**69.4**	**79.2**
00-00	**1188**	**3**	**995**	**22**	**101**	**7**	**18**	**0**	**19**	**20**	**3**	**0**	**0**	**170**	**14.3**	**58**	**4.9**	**18**	**1.5**	**69.4**	**79.2**

DRAFT

Site 71
Location R178, Att - Telepole, Lat 53.99755, Long -6.80264
Direction East

3279 / Meath/Cavan/Monaghan ATC's
October 2013
Automatic Traffic Count

Tue, 15 October 2013

Time	Total	Classification												>PSL	>PSL%	>SL1	>SL1%	>SL2	>SL2%	Mean	Vpp
		1 MCL	2 SV	3 SVT	4 TB2	5 TB3	6 T4	7 ART3	8 ART4	9 ART5	10 ART6	11 BD	12 DRT	80	80	85 +5kph	85 +5kph	90 +10kph	90 +10kph		85
0000	7	0	7	0	0	0	0	0	0	0	0	0	0	0	0	0	0	0	0	65.6	-
0100	4	0	2	0	1	0	0	0	0	1	0	0	0	0	0	0	0	0	0	64.8	-
0200	10	0	10	0	0	0	0	0	0	0	0	0	0	0	0	0	0	0	0	69.1	-
0300	5	0	5	0	0	0	0	0	0	0	0	0	0	0	0	0	0	0	0	68.8	-
0400	8	0	6	0	0	0	0	0	1	0	1	0	0	2	25	1	12.5	0	0	75.9	-
0500	12	0	5	0	0	0	0	0	4	1	2	0	0	0	0	0	0	0	0	68	72.4
0600	37	0	32	1	3	0	0	0	1	0	0	0	0	5	13.5	1	2.7	0	0	71.8	77.4
0700	89	0	78	0	8	1	0	0	1	1	0	0	0	9	10.1	2	2.2	2	2.2	69.4	76.7
0800	**115**	**0**	**101**	**0**	**9**	**0**	**1**	**0**	**3**	**1**	**0**	**0**	**0**	**8**	**7**	**4**	**3.5**	**0**	**0**	**68.6**	**75.6**
0900	94	0	73	2	13	1	0	0	3	1	1	0	0	7	7.4	1	1.1	1	1.1	66.7	75.2
1000	59	0	44	1	5	1	1	0	3	4	0	0	0	5	8.5	2	3.4	1	1.7	64.7	77.4
1100	52	0	43	0	6	0	0	1	2	0	0	0	0	5	9.6	2	3.8	2	3.8	70.3	77.4
1200	47	0	35	4	5	1	0	0	0	1	1	0	0	9	19.1	4	8.5	0	0	70.7	80.6
1300	**98**	**2**	**82**	**2**	**9**	**0**	**1**	**0**	**1**	**1**	**0**	**0**	**0**	**11**	**11.2**	**0**	**0**	**0**	**0**	**68.3**	**77**
1400	70	0	55	1	8	1	1	0	3	1	0	0	0	5	7.1	3	4.3	0	0	68.9	75.6
1500	86	0	67	3	10	0	0	1	2	2	0	1	0	9	10.5	4	4.7	0	0	68.8	77.8
1600	85	0	71	5	9	0	0	0	0	0	0	0	0	5	5.9	1	1.2	0	0	64.4	76.3
1700	89	0	78	1	7	0	1	0	0	2	0	0	0	14	15.7	4	4.5	2	2.2	71.3	80.3
1800	78	0	64	2	8	0	1	0	2	1	0	0	0	5	6.4	1	1.3	0	0	67	76
1900	56	0	44	1	6	1	0	0	3	1	0	0	0	6	10.7	1	1.8	1	1.8	67.3	78.1
2000	41	0	38	0	2	1	0	0	0	0	0	0	0	3	7.3	3	7.3	2	4.9	66.7	74.9
2100	31	0	28	0	2	0	0	0	1	0	0	0	0	2	6.5	1	3.2	0	0	65.3	72
2200	17	0	16	0	0	0	0	0	1	0	0	0	0	0	0	0	0	0	0	59.1	69.8
2300	15	0	14	1	0	0	0	0	0	0	0	0	0	4	26.7	1	6.7	0	0	64.1	81.7
07-19	**962**	**2**	**791**	**21**	**97**	**5**	**6**	**2**	**20**	**15**	**2**	**1**	**0**	**92**	**9.6**	**28**	**2.9**	**8**	**0.8**	**68.2**	**77.4**
06-22	**1127**	**2**	**933**	**23**	**110**	**7**	**6**	**2**	**25**	**16**	**2**	**1**	**0**	**108**	**9.6**	**34**	**3**	**11**	**1**	**68.1**	**77.4**
06-00	**1159**	**2**	**963**	**24**	**110**	**7**	**6**	**2**	**26**	**16**	**2**	**1**	**0**	**112**	**9.7**	**35**	**3**	**11**	**0.9**	**68**	**77.4**
00-00	**1205**	**2**	**998**	**24**	**111**	**7**	**6**	**2**	**31**	**18**	**5**	**1**	**0**	**114**	**9.5**	**36**	**3**	**11**	**0.9**	**68**	**77**

DRAFT

Site 71
Location R178, Att - Telepole, Lat 53.99755, Long -6.80264
Direction East

3279 / Meath/Cavan/Monaghan ATC's
October 2013
Automatic Traffic Count

Wed, 16 October 2013

Time	Total	Classification												>PSL	>PSL%	>SL1	>SL1%	>SL2	>SL2%	Mean	Vpp
		1 MCL	2 SV	3 SVT	4 TB2	5 TB3	6 T4	7 ART3	8 ART4	9 ART5	10 ART6	11 BD	12 DRT	80	80	85 +5kph	85 +5kph	90 +10kph	90 +10kph		85
0000	7	0	7	0	0	0	0	0	0	0	0	0	0	0	0	0	0	0	0	70.9	-
0100	5	0	5	0	0	0	0	0	0	0	0	0	0	0	0	0	0	0	0	73.2	-
0200	1	0	1	0	0	0	0	0	0	0	0	0	0	0	0	0	0	0	0	63.4	-
0300	0	0	0	0	0	0	0	0	0	0	0	0	0	0	0	0	0	0	0	-	-
0400	9	0	6	0	0	0	0	0	1	1	1	0	0	0	0	0	0	0	0	66.2	-
0500	10	0	6	0	2	0	0	0	2	0	0	0	0	4	40	4	40	1	10	74	-
0600	31	0	28	0	2	0	1	0	0	0	0	0	0	6	19.4	3	9.7	1	3.2	72.7	80.6
0700	86	0	73	0	5	1	0	0	3	4	0	0	0	12	14	4	4.7	0	0	69.6	79.6
0800	**102**	**0**	**89**	**1**	**11**	**0**	**0**	**0**	**0**	**0**	**1**	**0**	**0**	**5**	**4.9**	**1**	**1**	**1**	**1**	**69.2**	**75.6**
0900	96	0	78	1	14	0	0	0	1	1	1	0	0	3	3.1	1	1	0	0	66.1	72.7
1000	63	0	42	0	15	0	0	0	2	3	1	0	0	2	3.2	0	0	0	0	66.4	74.5
1100	65	0	52	3	8	1	0	0	0	1	0	0	0	4	6.2	2	3.1	0	0	64.3	73.4
1200	72	0	59	3	7	0	1	0	1	1	0	0	0	3	4.2	1	1.4	0	0	63.5	73.4
1300	61	0	49	1	7	0	0	0	2	2	0	0	0	1	1.6	0	0	0	0	66.5	74.5
1400	76	0	56	3	12	0	1	1	1	2	0	0	0	1	1.3	0	0	0	0	66.2	74.9
1500	81	0	66	3	9	0	0	0	1	1	1	0	0	8	9.9	0	0	0	0	68.2	78.8
1600	79	0	70	1	5	0	0	0	0	3	0	0	0	6	7.6	2	2.5	0	0	68	77.4
1700	**101**	**0**	**86**	**3**	**10**	**0**	**0**	**0**	**1**	**1**	**0**	**0**	**0**	**7**	**6.9**	**1**	**1**	**0**	**0**	**69.1**	**76.7**
1800	75	0	64	1	5	1	1	1	1	1	0	0	0	3	4	0	0	0	0	62.6	72.7
1900	46	0	42	0	4	0	0	0	0	0	0	0	0	3	6.5	0	0	0	0	63	74.2
2000	47	0	44	0	2	0	0	0	0	1	0	0	0	3	6.4	2	4.3	2	4.3	62	72.7
2100	19	0	18	0	1	0	0	0	0	0	0	0	0	1	5.3	1	5.3	1	5.3	67.1	70.9
2200	20	0	20	0	0	0	0	0	0	0	0	0	0	0	0	0	0	0	0	65.6	74.9
2300	15	0	15	0	0	0	0	0	0	0	0	0	0	3	20	2	13.3	0	0	73	83.5
07-19	**957**	**0**	**784**	**20**	**108**	**3**	**3**	**2**	**13**	**20**	**4**	**0**	**0**	**55**	**5.7**	**12**	**1.3**	**1**	**0.1**	**66.9**	**76.3**
06-22	**1100**	**0**	**916**	**20**	**117**	**3**	**4**	**2**	**13**	**21**	**4**	**0**	**0**	**68**	**6.2**	**18**	**1.6**	**5**	**0.5**	**66.7**	**76.3**
06-00	**1135**	**0**	**951**	**20**	**117**	**3**	**4**	**2**	**13**	**21**	**4**	**0**	**0**	**71**	**6.3**	**20**	**1.8**	**5**	**0.4**	**66.7**	**76.3**
00-00	**1167**	**0**	**976**	**20**	**119**	**3**	**4**	**2**	**16**	**22**	**5**	**0**	**0**	**75**	**6.4**	**24**	**2.1**	**6**	**0.5**	**66.8**	**76.3**

DRAFT

Site 71
Location R178, Att - Telepole, Lat 53.99755, Long -6.80264
Direction East

3279 / Meath/Cavan/Monaghan ATC's
October 2013
Automatic Traffic Count

Virtual Day (7)

Time	Total	Classification												>PSL	>PSL%	>SL1	>SL1%	>SL2	>SL2%	Mean	Vpp
		1 MCL	2 SV	3 SVT	4 TB2	5 TB3	6 T4	7 ART3	8 ART4	9 ART5	10 ART6	11 BD	12 DRT	80	80	85 +5kph	85 +5kph	90 +10kph	90 +10kph		85
0000	8	0	8	0	0	0	0	0	0	0	0	0	0	1	12.1	1	6.9	0	3.4	69.4	-
0100	8	0	7	0	1	0	0	0	0	0	0	0	0	1	13.2	0	5.7	0	1.9	71.1	-
0200	7	0	6	0	1	0	0	0	0	0	0	0	0	1	12.2	0	6.1	0	0	69.4	-
0300	3	0	3	0	0	0	0	0	0	0	0	0	0	1	20.8	0	4.2	0	4.2	71.7	-
0400	7	0	5	0	0	0	0	0	1	0	0	0	0	1	15.7	0	5.9	0	2	70	-
0500	9	0	5	0	1	0	0	0	1	1	0	0	0	2	21.7	2	18.3	1	10	72.1	-
0600	25	0	22	0	1	0	0	0	0	0	0	0	0	5	21.8	2	8	0	1.7	73.4	82.1
0700	65	0	54	1	7	1	0	0	1	2	0	0	0	11	16.3	3	4.2	1	0.9	69.9	80.3
0800	**95**	**0**	**79**	**2**	**9**	**0**	**1**	**0**	**2**	**1**	**0**	**0**	**0**	**10**	**10.9**	**4**	**3.9**	**1**	**1.4**	**69**	**78.1**
0900	80	0	66	1	9	0	1	0	1	1	0	0	0	9	11.5	4	5	2	2.2	69.1	78.5
1000	64	0	51	1	6	0	1	0	1	2	0	0	0	6	9.6	2	3.1	1	0.9	67.7	77.8
1100	60	0	49	1	5	1	1	0	1	1	0	0	0	5	7.7	2	2.9	0	0.7	67.2	76.7
1200	66	0	54	2	6	0	1	0	1	1	0	0	0	8	12.7	3	4.5	1	1.3	69.1	78.8
1300	74	1	63	1	5	0	1	0	1	2	0	0	0	9	12.3	3	3.8	1	0.8	68.2	78.1
1400	71	1	58	2	7	0	1	0	1	1	0	0	0	5	7.2	2	3	0	0	67.6	77
1500	85	0	71	3	6	1	1	0	1	0	0	0	0	10	11.6	3	3.4	1	0.8	68.8	78.8
1600	85	0	73	2	7	0	1	0	0	1	0	0	0	9	10.6	2	2.5	1	0.8	67.4	77.8
1700	**90**	**0**	**79**	**2**	**6**	**0**	**1**	**0**	**1**	**2**	**0**	**0**	**0**	**11**	**12.1**	**3**	**3.8**	**1**	**0.8**	**69.4**	**78.5**
1800	74	0	65	1	5	0	0	0	1	1	0	0	0	7	9.9	2	2.3	1	1.2	67.8	77.8
1900	54	0	48	1	3	0	0	0	1	1	0	0	0	5	9.8	2	2.9	1	1.3	66.4	76.3
2000	43	0	40	0	1	0	0	0	0	1	0	0	0	4	9.3	3	6.3	1	2.3	66.7	77
2100	30	0	29	0	1	0	0	0	0	0	0	0	0	4	12.7	2	7	1	2.3	67.7	77.8
2200	19	0	18	0	0	0	0	0	0	0	0	0	0	3	14.8	2	8.9	1	3.7	68.3	79.6
2300	14	0	13	1	0	0	0	0	0	0	0	0	0	4	26.8	2	12.4	0	3.1	70.7	82.8
07-19	**908**	**3**	**762**	**20**	**77**	**4**	**12**	**1**	**12**	**13**	**3**	**0**	**0**	**100**	**11.1**	**32**	**3.6**	**9**	**1**	**68.5**	**78.1**
06-22	**1060**	**4**	**902**	**21**	**84**	**4**	**12**	**1**	**13**	**15**	**4**	**0**	**0**	**119**	**11.2**	**41**	**3.8**	**12**	**1.1**	**68.4**	**78.1**
06-00	**1093**	**4**	**933**	**22**	**84**	**4**	**12**	**1**	**13**	**15**	**4**	**0**	**0**	**126**	**11.5**	**44**	**4**	**13**	**1.2**	**68.4**	**78.1**
00-00	**1135**	**4**	**968**	**22**	**87**	**4**	**12**	**1**	**16**	**17**	**4**	**0**	**0**	**132**	**11.6**	**48**	**4.2**	**15**	**1.3**	**68.5**	**78.5**

DRAFT

Site 71
Location R178, Att - Telepole, Lat 53.99755, Long -6.80264
Direction East

3279 / Meath/Cavan/Monaghan ATC's
October 2013
Automatic Traffic Count

Virtual Week (1)

Time	Total	Classification												>PSL	>PSL%	>SL1	>SL1%	>SL2	>SL2%	Mean	Vpp
		1 MCL	2 SV	3 SVT	4 TB2	5 TB3	6 T4	7 ART3	8 ART4	9 ART5	10 ART6	11 BD	12 DRT	80	80	85 +5kph	85 +5kph	90 +10kph	90 +10kph		85
Mon	1188	3	995	22	101	7	18	0	19	20	3	0	0	170	14.3	58	4.9	18	1.5	69.4	79.2
Tue	1205	2	998	24	111	7	6	2	31	18	5	1	0	114	9.5	36	3	11	0.9	68	77
Wed	1167	0	976	20	119	3	4	2	16	22	5	0	0	75	6.4	24	2.1	6	0.5	66.8	76.3
Thu	1187	8	964	36	98	4	26	1	18	24	8	0	0	146	12.3	65	5.5	19	1.6	67.3	78.8
Fri	1282	3	1074	20	99	8	20	0	22	29	7	0	0	158	12.3	50	3.9	20	1.6	68.8	78.1
|Sat	1014	3	918	23	53	1	8	1	2	5	0	0	0	161	15.9	55	5.4	16	1.6	70.1	80.6
|Sun	904	7	851	12	28	0	0	0	3	1	2	0	0	101	11.2	46	5.1	12	1.3	69.4	78.5
5 Day Ave.	**1206**	**3**	**1001**	**24**	**106**	**6**	**15**	**1**	**21**	**23**	**6**	**0**	**0**	**133**	**11.0**	**47**	**3.9**	**15**	**1.2**	**68.1**	**77.9**
7 Day Ave.	**1135**	**4**	**968**	**22**	**87**	**4**	**12**	**1**	**16**	**17**	**4**	**0**	**0**	**132**	**11.6**	**48**	**4.2**	**15**	**1.3**	**68.5**	**78.5**
--	**7947**	**26**	**6776**	**157**	**609**	**30**	**82**	**6**	**111**	**119**	**30**	**1**	**0**	**925**	**11.6**	**334**	**4.2**	**102**	**1.3**	**68.5**	**78.5**

Summary Graphs

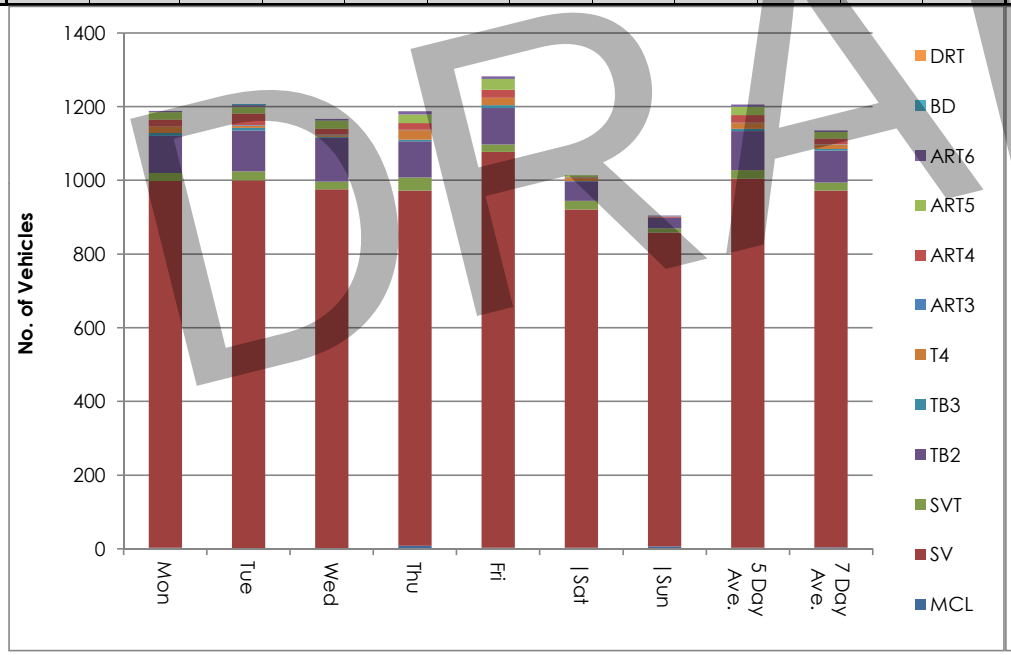

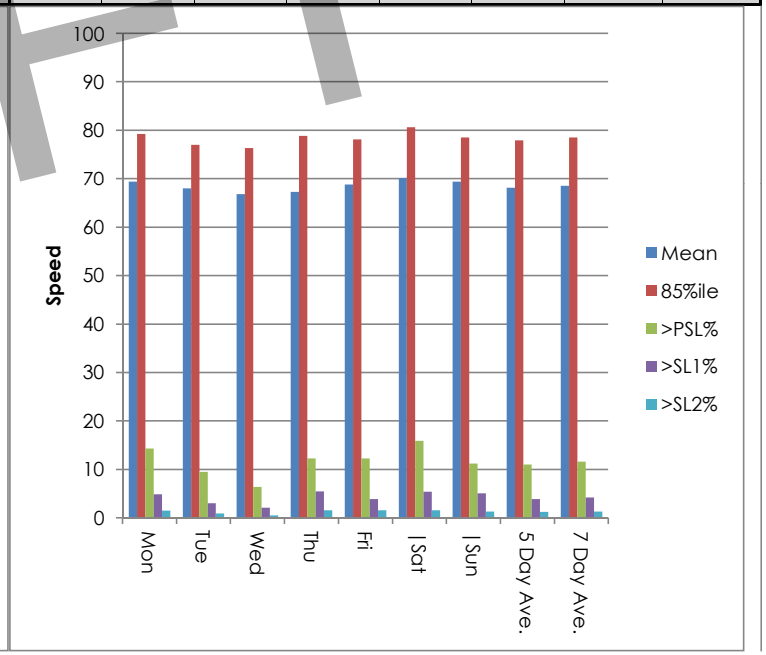

DRAFT

Site 71
Location R178, Att - Telepole, Lat 53.99755, Long -6.80264
Direction East

3279 / Meath/Cavan/Monaghan ATC's
October 2013
Automatic Traffic Count

Thu, 10 October 2013

Time	Total	Speed Bins (km/h)																											
		0 - 5	5 - 10	10 - 15	15 - 20	20 - 25	25 - 30	30 - 35	35 - 40	40 - 45	45 - 50	50 - 55	55 - 60	60 - 65	65 - 70	70 - 75	75 - 80	80 - 85	85 - 90	90 - 95	95 - 100	100 - 105	105 - 110	110 - 115	115 - 120	120 - 125	125 - 130	130 - 135	135 - 140
0000	3	0	0	0	0	0	0	0	0	0	0	0	1	0	0	1	0	1	0	0	0	0	0	0	0	0	0	0	0
0100	12	0	0	0	0	0	0	0	0	0	0	1	0	1	1	2	4	1	1	0	1	0	0	0	0	0	0	0	0
0200	4	0	0	0	0	0	0	0	0	0	0	0	1	0	0	1	1	0	1	0	0	0	0	0	0	0	0	0	0
0300	2	0	0	0	0	0	0	0	0	0	0	0	0	0	0	2	0	0	0	0	0	0	0	0	0	0	0	0	0
0400	6	0	0	0	0	0	0	0	0	0	0	1	0	0	1	2	1	0	0	1	0	0	0	0	0	0	0	0	0
0500	9	0	0	0	0	0	0	0	0	0	0	1	0	2	1	1	2	1	0	0	0	0	1	0	0	0	0	0	0
0600	31	0	0	0	0	0	0	0	0	0	0	0	0	3	7	7	7	3	4	0	0	0	0	0	0	0	0	0	0
0700	81	0	0	0	0	0	0	0	0	2	5	10	0	4	10	16	22	7	4	0	1	0	0	0	0	0	0	0	0
0800	118	0	0	0	2	8	1	1	0	2	2	0	13	13	13	26	18	11	6	0	2	0	0	0	0	0	0	0	0
0900	**122**	**0**	**0**	**0**	**0**	**0**	**0**	**0**	**2**	**2**	**5**	**3**	**6**	**19**	**27**	**22**	**25**	**6**	**2**	**2**	**1**	**0**	**0**	**0**	**0**	**0**	**0**	**0**	**0**
1000	69	0	0	0	0	0	0	0	0	1	2	2	4	20	11	15	8	5	1	0	0	0	0	0	0	0	0	0	0
1100	55	0	0	0	0	0	0	2	0	0	3	4	11	10	13	7	3	2	0	0	0	0	0	0	0	0	0	0	0
1200	72	0	0	0	0	0	0	0	0	0	4	2	13	10	14	11	13	1	2	1	0	0	1	0	0	0	0	0	0
1300	58	0	0	0	2	0	0	0	0	2	0	2	11	8	7	4	6	7	9	0	0	0	0	0	0	0	0	0	0
1400	75	0	0	0	0	0	0	0	0	2	5	8	7	21	18	6	5	2	1	0	0	0	0	0	0	0	0	0	0
1500	**100**	**0**	**0**	**0**	**0**	**0**	**1**	**0**	**0**	**0**	**2**	**10**	**12**	**23**	**18**	**20**	**5**	**7**	**1**	**0**	**1**	**0**	**0**	**0**	**0**	**0**	**0**	**0**	**0**
1600	90	0	0	0	0	1	0	1	0	3	10	8	9	3	14	14	15	11	1	0	0	0	0	0	0	0	0	0	0
1700	95	0	0	0	0	0	0	0	0	2	9	7	7	8	12	24	16	6	3	1	0	0	0	0	0	0	0	0	0
1800	62	0	0	0	0	0	0	1	0	0	0	1	8	5	8	16	13	4	2	3	1	0	0	0	0	0	0	0	0
1900	40	0	0	0	0	0	0	0	0	0	2	3	5	7	9	3	7	2	1	1	0	0	0	0	0	0	0	0	0
2000	36	0	0	0	0	0	0	0	0	0	3	4	6	4	8	3	4	1	3	0	0	0	0	0	0	0	0	0	0
2100	26	0	0	0	0	0	1	0	0	3	1	4	4	3	2	5	1	0	2	0	0	0	0	0	0	0	0	0	0
2200	14	0	0	0	0	0	0	0	0	1	3	1	3	0	2	0	2	1	0	1	0	0	0	0	0	0	0	0	0
2300	7	0	0	0	0	0	0	0	0	0	1	0	0	0	1	0	1	2	2	0	0	0	0	0	0	0	0	0	0
07-19	**997**	**0**	**0**	**0**	**4**	**9**	**2**	**5**	**2**	**16**	**47**	**57**	**101**	**144**	**165**	**181**	**149**	**69**	**32**	**7**	**6**	**0**	**1**	**0**	**0**	**0**	**0**	**0**	**0**
06-22	**1130**	**0**	**0**	**0**	**4**	**9**	**3**	**5**	**2**	**19**	**53**	**68**	**116**	**161**	**191**	**199**	**168**	**75**	**42**	**8**	**6**	**0**	**1**	**0**	**0**	**0**	**0**	**0**	**0**
06-00	**1151**	**0**	**0**	**0**	**4**	**9**	**3**	**5**	**2**	**20**	**57**	**69**	**119**	**161**	**194**	**199**	**171**	**78**	**44**	**9**	**6**	**0**	**1**	**0**	**0**	**0**	**0**	**0**	**0**
00-00	**1187**	**0**	**0**	**0**	**4**	**9**	**3**	**5**	**2**	**20**	**57**	**72**	**121**	**164**	**197**	**208**	**179**	**81**	**46**	**10**	**7**	**0**	**2**	**0**	**0**	**0**	**0**	**0**	**0**

DRAFT

Site 71
Location R178, Att - Telepole, Lat 53.99755, Long -6.80264
Direction East

3279 / Meath/Cavan/Monaghan ATC's
October 2013
Automatic Traffic Count

Fri, 11 October 2013

Time	Total	Speed Bins (km/h)																											
		0 - 5	5 - 10	10 - 15	15 - 20	20 - 25	25 - 30	30 - 35	35 - 40	40 - 45	45 - 50	50 - 55	55 - 60	60 - 65	65 - 70	70 - 75	75 - 80	80 - 85	85 - 90	90 - 95	95 - 100	100 - 105	105 - 110	110 - 115	115 - 120	120 - 125	125 - 130	130 - 135	135 - 140
0000	9	0	0	0	0	0	0	0	0	0	0	0	2	3	1	1	1	0	1	0	0	0	0	0	0	0	0	0	0
0100	8	0	0	0	0	0	0	0	0	0	0	0	0	2	1	3	1	0	1	0	0	0	0	0	0	0	0	0	0
0200	7	0	0	0	0	0	0	0	0	0	0	0	0	2	1	1	0	3	0	0	0	0	0	0	0	0	0	0	0
0300	6	0	0	0	0	0	0	0	0	0	0	0	0	1	1	2	0	2	0	0	0	0	0	0	0	0	0	0	0
0400	10	0	0	0	0	0	0	0	0	0	0	1	0	2	1	4	2	0	0	0	0	0	0	0	0	0	0	0	0
0500	8	0	0	0	0	0	0	0	0	0	0	1	0	0	3	0	1	0	0	2	0	1	0	0	0	0	0	0	0
0600	33	0	0	0	0	0	0	0	0	0	0	1	1	6	3	6	6	8	2	0	0	0	0	0	0	0	0	0	0
0700	69	0	0	0	0	0	0	0	0	0	4	6	7	3	13	15	9	10	1	1	0	0	0	0	0	0	0	0	0
0800	**116**	**0**	**0**	**0**	**0**	**0**	**0**	**0**	**0**	**1**	**7**	**12**	**9**	**18**	**18**	**24**	**16**	**7**	**3**	**1**	**0**	**0**	**0**	**0**	**0**	**0**	**0**	**0**	**0**
0900	87	0	0	0	0	0	0	0	0	0	0	2	2	25	17	19	9	7	4	2	0	0	0	0	0	0	0	0	0
1000	80	0	0	0	0	0	0	0	0	2	5	4	7	19	16	9	10	7	0	0	0	1	0	0	0	0	0	0	0
1100	64	0	0	0	0	0	0	0	1	3	3	0	3	14	14	12	8	4	1	0	1	0	0	0	0	0	0	0	0
1200	67	0	0	0	0	0	0	0	0	0	0	2	7	14	13	15	8	6	1	0	1	0	0	0	0	0	0	0	0
1300	67	0	0	0	0	0	0	0	0	0	1	3	3	12	13	15	12	4	2	2	0	0	0	0	0	0	0	0	0
1400	79	0	0	0	0	0	0	1	0	2	0	5	10	11	11	23	12	4	0	0	0	0	0	0	0	0	0	0	0
1500	98	0	0	0	0	0	0	0	0	0	2	1	10	11	28	22	13	7	3	1	0	0	0	0	0	0	0	0	0
1600	**113**	**0**	**0**	**0**	**0**	**0**	**0**	**2**	**0**	**1**	**11**	**2**	**11**	**19**	**17**	**25**	**15**	**8**	**1**	**0**	**1**	**0**	**0**	**0**	**0**	**0**	**0**	**0**	**0**
1700	99	0	0	0	0	1	0	0	0	2	1	1	8	12	17	25	18	10	2	1	1	0	0	0	0	0	0	0	0
1800	71	0	0	0	0	0	0	0	2	0	0	0	3	7	17	20	13	9	0	0	0	0	0	0	0	0	0	0	0
1900	57	0	0	0	0	0	0	1	0	0	2	5	8	9	13	10	5	3	1	0	0	0	0	0	0	0	0	0	0
2000	49	0	0	0	0	0	0	0	0	0	1	3	8	5	12	10	5	2	1	1	0	0	1	0	0	0	0	0	0
2100	38	0	0	0	0	0	0	0	0	0	2	3	3	4	5	11	4	3	2	0	0	0	1	0	0	0	0	0	0
2200	29	0	0	0	0	0	0	0	0	0	0	0	1	6	10	4	3	3	2	0	0	0	0	0	0	0	0	0	0
2300	18	0	0	0	0	0	0	0	0	0	1	2	3	0	3	2	3	1	2	1	0	0	0	0	0	0	0	0	0
07-19	**1010**	**0**	**0**	**0**	**0**	**1**	**0**	**3**	**3**	**11**	**34**	**38**	**80**	**165**	**194**	**224**	**143**	**83**	**18**	**8**	**4**	**1**	**0**	**0**	**0**	**0**	**0**	**0**	**0**
06-22	**1187**	**0**	**0**	**0**	**0**	**1**	**0**	**4**	**3**	**11**	**39**	**50**	**100**	**189**	**227**	**261**	**163**	**99**	**24**	**9**	**4**	**1**	**2**	**0**	**0**	**0**	**0**	**0**	**0**
06-00	**1234**	**0**	**0**	**0**	**0**	**1**	**0**	**4**	**3**	**11**	**40**	**52**	**104**	**195**	**240**	**267**	**169**	**103**	**28**	**10**	**4**	**1**	**2**	**0**	**0**	**0**	**0**	**0**	**0**
00-00	**1282**	**0**	**0**	**0**	**0**	**1**	**0**	**4**	**3**	**11**	**40**	**54**	**106**	**205**	**248**	**278**	**174**	**108**	**30**	**12**	**4**	**2**	**2**	**0**	**0**	**0**	**0**	**0**	**0**

DRAFT

Site 71
Location R178, Att - Telepole, Lat 53.99755, Long -6.80264
Direction East

3279 / Meath/Cavan/Monaghan ATC's
October 2013
Automatic Traffic Count

Sat, 12 October 2013

Time	Total	Speed Bins (km/h)																												
		0 - 5	5 - 10	10 - 15	15 - 20	20 - 25	25 - 30	30 - 35	35 - 40	40 - 45	45 - 50	50 - 55	55 - 60	60 - 65	65 - 70	70 - 75	75 - 80	80 - 85	85 - 90	90 - 95	95 - 100	100 - 105	105 - 110	110 - 115	115 - 120	120 - 125	125 - 130	130 - 135	135 - 140
0000	15	0	0	0	0	0	0	0	0	0	0	0	1	2	3	3	1	2	1	2	0	0	0	0	0	0	0	0	0	0
0100	15	0	0	0	0	0	0	0	0	0	0	0	1	3	2	7	1	1	0	0	0	0	0	0	0	0	0	0	0	0
0200	6	0	0	0	0	0	0	0	0	0	0	0	1	1	0	1	3	0	0	0	0	0	0	0	0	0	0	0	0	0
0300	2	0	0	0	0	0	0	0	0	0	0	0	0	0	1	1	0	0	0	0	0	0	0	0	0	0	0	0	0	0
0400	6	0	0	0	0	0	0	0	0	0	1	0	0	2	1	0	0	2	0	0	0	0	0	0	0	0	0	0	0	0
0500	10	0	0	0	0	0	0	0	0	0	0	0	0	0	4	2	2	0	2	0	0	0	0	0	0	0	0	0	0	0
0600	9	0	0	0	0	0	0	0	0	0	0	1	0	0	2	3	1	1	1	0	0	0	0	0	0	0	0	0	0	0
0700	25	0	0	0	0	0	0	0	0	1	0	1	0	4	2	2	6	7	2	0	0	0	0	0	0	0	0	0	0	0
0800	48	0	0	0	0	0	0	0	1	1	0	0	0	6	9	15	10	6	0	0	0	0	0	0	0	0	0	0	0	0
0900	54	0	0	0	0	0	0	0	2	0	0	4	6	2	10	16	7	3	3	1	0	0	0	0	0	0	0	0	0	0
1000	**74**	**0**	**0**	**0**	**0**	**0**	**0**	**0**	**0**	**0**	**1**	**3**	**10**	**10**	**13**	**19**	**6**	**9**	**2**	**0**	**1**	**0**	**0**	**0**	**0**	**0**	**0**	**0**	**0**	**0**
1100	66	0	0	0	0	0	0	0	1	1	1	0	3	15	15	8	16	3	3	0	0	0	0	0	0	0	0	0	0	0
1200	**89**	**0**	**0**	**0**	**0**	**0**	**1**	**0**	**0**	**0**	**1**	**1**	**4**	**15**	**22**	**21**	**17**	**5**	**2**	**0**	**0**	**0**	**0**	**0**	**0**	**0**	**0**	**0**	**0**	**0**
1300	79	0	0	0	0	0	0	2	1	0	0	0	6	15	14	14	13	11	1	1	1	0	0	0	0	0	0	0	0	0
1400	64	0	0	0	0	0	1	0	0	1	0	0	5	6	10	16	12	7	6	0	0	0	0	0	0	0	0	0	0	0
1500	71	0	0	0	0	0	1	0	0	0	1	0	7	10	12	13	9	12	3	2	1	0	0	0	0	0	0	0	0	0
1600	66	0	0	0	0	0	0	0	1	0	0	1	1	13	16	14	9	7	2	1	1	0	0	0	0	0	0	0	0	0
1700	69	0	0	1	0	0	0	0	0	0	1	1	3	13	17	13	5	11	4	0	0	0	0	0	0	0	0	0	0	0
1800	74	0	0	0	0	0	0	0	0	3	3	6	8	5	11	21	11	4	1	1	0	0	0	0	0	0	0	0	0	0
1900	59	0	0	0	0	0	0	0	0	1	3	2	3	10	22	9	5	4	0	0	0	0	0	0	0	0	0	0	0	0
2000	47	0	0	0	0	0	0	0	0	0	0	1	9	4	9	13	6	2	2	1	0	0	0	0	0	0	0	0	0	0
2100	33	0	0	0	0	0	0	0	0	0	0	0	2	7	5	6	4	5	3	1	0	0	0	0	0	0	0	0	0	0
2200	17	0	0	0	0	0	0	0	0	0	0	2	2	1	6	2	2	1	0	1	0	0	0	0	0	0	0	0	0	0
2300	16	0	0	0	0	0	0	0	0	0	0	0	2	4	1	1	3	3	1	1	0	0	0	0	0	0	0	0	0	0
07-19	**779**	**0**	**0**	**1**	**0**	**0**	**3**	**2**	**6**	**7**	**8**	**17**	**53**	**114**	**151**	**172**	**121**	**85**	**29**	**6**	**4**	**0**	**0**	**0**	**0**	**0**	**0**	**0**	**0**	**0**
06-22	**927**	**0**	**0**	**1**	**0**	**0**	**3**	**2**	**6**	**8**	**11**	**21**	**67**	**135**	**189**	**203**	**137**	**97**	**35**	**8**	**4**	**0**	**0**	**0**	**0**	**0**	**0**	**0**	**0**	**0**
06-00	**960**	**0**	**0**	**1**	**0**	**0**	**3**	**2**	**6**	**8**	**11**	**23**	**71**	**140**	**196**	**206**	**142**	**101**	**36**	**10**	**4**	**0**	**0**	**0**	**0**	**0**	**0**	**0**	**0**	**0**
00-00	**1014**	**0**	**0**	**1**	**0**	**0**	**3**	**2**	**6**	**8**	**12**	**23**	**74**	**148**	**207**	**220**	**149**	**106**	**39**	**12**	**4**	**0**	**0**	**0**	**0**	**0**	**0**	**0**	**0**	**0**

DRAFT

Site 71
Location R178, Att - Telepole, Lat 53.99755, Long -6.80264
Direction East

3279 / Meath/Cavan/Monaghan ATC's
October 2013
Automatic Traffic Count

Sun, 13 October 2013

Time	Total	Speed Bins (km/h)																												
		0 - 5	5 - 10	10 - 15	15 - 20	20 - 25	25 - 30	30 - 35	35 - 40	40 - 45	45 - 50	50 - 55	55 - 60	60 - 65	65 - 70	70 - 75	75 - 80	80 - 85	85 - 90	90 - 95	95 - 100	100 - 105	105 - 110	110 - 115	115 - 120	120 - 125	125 - 130	130 - 135	135 - 140
0000	11	0	0	0	0	0	0	0	0	0	1	0	0	3	1	4	2	0	0	0	0	0	0	0	0	0	0	0	0	0
0100	7	0	0	0	0	0	0	0	0	0	0	0	1	2	1	2	1	0	0	0	0	0	0	0	0	0	0	0	0	0
0200	20	0	0	0	0	0	0	0	0	0	0	1	3	5	6	1	2	0	2	0	0	0	0	0	0	0	0	0	0	0
0300	8	0	0	0	0	0	0	0	0	0	0	0	1	1	2	2	0	1	0	1	0	0	0	0	0	0	0	0	0	0
0400	7	0	0	0	0	0	0	0	0	0	0	0	2	0	2	1	1	0	1	0	0	0	0	0	0	0	0	0	0	0
0500	1	0	0	0	0	0	0	0	0	0	0	0	0	0	0	1	0	0	0	0	0	0	0	0	0	0	0	0	0	0
0600	8	0	0	0	0	0	0	0	0	0	0	2	0	1	2	2	0	1	0	0	0	0	0	0	0	0	0	0	0	0
0700	22	0	0	0	0	0	0	0	0	0	0	0	1	1	2	4	7	6	1	0	0	0	0	0	0	0	0	0	0	0
0800	31	0	0	0	0	0	0	0	0	0	0	0	1	1	8	4	9	2	3	1	2	0	0	0	0	0	0	0	0	0
0900	28	0	0	0	0	0	0	0	0	0	0	2	0	1	6	3	6	7	2	1	0	0	0	0	0	0	0	0	0	0
1000	41	0	0	0	0	0	0	0	0	0	0	3	3	6	7	8	11	1	1	1	0	0	0	0	0	0	0	0	0	0
1100	**67**	**0**	**0**	**0**	**0**	**0**	**0**	**2**	**0**	**0**	**0**	**1**	**10**	**4**	**13**	**13**	**18**	**4**	**2**	**0**	**0**	**0**	**0**	**0**	**0**	**0**	**0**	**0**	**0**	**0**
1200	53	0	0	0	0	0	0	0	0	0	0	3	2	5	9	13	8	9	3	1	0	0	0	0	0	0	0	0	0	0
1300	81	0	0	0	0	0	0	0	4	0	0	4	13	7	20	17	11	4	1	0	0	0	0	0	0	0	0	0	0	0
1400	56	0	0	0	0	0	0	0	1	0	1	0	2	4	16	13	15	1	3	0	0	0	0	0	0	0	0	0	0	0
1500	76	0	0	0	0	0	1	0	0	0	0	1	5	11	22	22	10	2	2	0	0	0	0	0	0	0	0	0	0	0
1600	83	0	0	0	0	0	1	0	0	1	1	1	12	14	24	8	15	5	1	0	0	0	0	0	0	0	0	0	0	0
1700	**90**	**0**	**0**	**0**	**0**	**0**	**0**	**0**	**0**	**0**	**1**	**3**	**3**	**20**	**27**	**17**	**15**	**2**	**2**	**0**	**0**	**0**	**0**	**0**	**0**	**0**	**0**	**0**	**0**	**0**
1800	66	0	0	0	0	0	0	0	0	0	0	1	6	15	16	16	7	3	2	0	0	0	0	0	0	0	0	0	0	0
1900	55	0	0	0	0	0	0	0	1	0	1	4	6	14	8	9	4	4	2	2	0	0	0	0	0	0	0	0	0	0
2000	36	0	0	0	0	0	0	1	0	1	1	2	4	7	6	8	4	1	1	0	0	0	0	0	0	0	0	0	0	0
2100	32	0	0	0	0	0	0	0	0	1	0	0	6	6	8	2	5	1	2	0	0	1	0	0	0	0	0	0	0	0
2200	18	0	0	0	0	0	0	0	0	0	0	0	0	3	2	5	2	1	3	2	0	0	0	0	0	0	0	0	0	0
2300	7	0	0	0	0	0	0	0	0	0	0	0	1	2	1	2	1	0	0	0	0	0	0	0	0	0	0	0	0	0
07-19	**694**	**0**	**0**	**0**	**0**	**0**	**2**	**2**	**5**	**1**	**3**	**19**	**58**	**89**	**170**	**138**	**132**	**46**	**23**	**4**	**2**	**0**	**0**	**0**	**0**	**0**	**0**	**0**	**0**	**0**
06-22	**825**	**0**	**0**	**0**	**0**	**0**	**2**	**3**	**6**	**3**	**5**	**27**	**74**	**117**	**194**	**159**	**145**	**53**	**28**	**6**	**2**	**1**	**0**	**0**	**0**	**0**	**0**	**0**	**0**	**0**
06-00	**850**	**0**	**0**	**0**	**0**	**0**	**2**	**3**	**6**	**3**	**5**	**27**	**75**	**122**	**197**	**166**	**148**	**54**	**31**	**8**	**2**	**1**	**0**	**0**	**0**	**0**	**0**	**0**	**0**	**0**
00-00	**904**	**0**	**0**	**0**	**0**	**0**	**2**	**3**	**6**	**3**	**6**	**28**	**82**	**133**	**209**	**177**	**154**	**55**	**34**	**9**	**2**	**1**	**0**	**0**	**0**	**0**	**0**	**0**	**0**	**0**

DRAFT

Site 71
Location R178, Att - Telepole, Lat 53.99755, Long -6.80264
Direction East

3279 / Meath/Cavan/Monaghan ATC's
October 2013
Automatic Traffic Count

Mon, 14 October 2013

Time	Total	Speed Bins (km/h)																											
		0 - 5	5 - 10	10 - 15	15 - 20	20 - 25	25 - 30	30 - 35	35 - 40	40 - 45	45 - 50	50 - 55	55 - 60	60 - 65	65 - 70	70 - 75	75 - 80	80 - 85	85 - 90	90 - 95	95 - 100	100 - 105	105 - 110	110 - 115	115 - 120	120 - 125	125 - 130	130 - 135	135 - 140
0000	6	0	0	0	0	0	0	0	0	0	0	0	1	2	2	1	0	0	0	0	0	0	0	0	0	0	0	0	0
0100	2	0	0	0	0	0	0	0	0	0	0	0	0	0	0	0	0	2	0	0	0	0	0	0	0	0	0	0	0
0200	1	0	0	0	0	0	0	0	0	0	0	0	0	0	0	1	0	0	0	0	0	0	0	0	0	0	0	0	0
0300	1	0	0	0	0	0	0	0	0	0	0	0	0	0	0	0	0	1	0	0	0	0	0	0	0	0	0	0	0
0400	5	0	0	0	0	0	0	0	0	0	0	0	1	1	1	0	0	2	0	0	0	0	0	0	0	0	0	0	0
0500	10	0	0	0	0	0	0	0	1	0	0	1	2	0	1	0	3	1	0	0	0	0	1	0	0	0	0	0	0
0600	25	0	0	0	0	0	0	0	0	0	0	0	0	0	3	6	9	4	1	2	0	0	0	0	0	0	0	0	0
0700	81	0	0	0	0	0	0	2	0	2	5	6	2	3	15	17	16	10	3	0	0	0	0	0	0	0	0	0	0
0800	**133**	**0**	**0**	**0**	**0**	**0**	**0**	**0**	**0**	**1**	**0**	**6**	**7**	**15**	**26**	**30**	**33**	**12**	**1**	**1**	**1**	**0**	**0**	**0**	**0**	**0**	**0**	**0**	**0**
0900	77	0	0	0	0	0	0	0	0	0	2	1	4	8	15	18	16	5	4	1	3	0	0	0	0	0	0	0	0
1000	62	0	0	0	0	0	0	0	0	1	0	2	7	7	14	13	11	2	5	0	0	0	0	0	0	0	0	0	0
1100	48	0	0	0	0	0	0	0	1	0	1	3	5	14	5	12	4	2	1	0	0	0	0	0	0	0	0	0	0
1200	64	0	0	0	0	0	0	0	0	0	1	1	3	8	12	13	12	10	2	2	0	0	0	0	0	0	0	0	0
1300	76	0	0	0	0	0	0	0	0	3	2	6	10	10	10	14	12	6	3	0	0	0	0	0	0	0	0	0	0
1400	79	0	0	0	0	0	0	3	0	0	3	4	5	13	20	16	9	4	2	0	0	0	0	0	0	0	0	0	0
1500	82	0	0	0	0	0	0	0	0	0	0	1	8	14	23	19	7	8	2	0	0	0	0	0	0	0	0	0	0
1600	79	0	0	0	0	0	0	0	0	0	4	4	5	9	20	15	9	9	2	2	0	0	0	0	0	0	0	0	0
1700	85	0	0	0	0	0	0	0	4	0	0	1	10	18	11	12	17	7	5	0	0	0	0	0	0	0	0	0	0
1800	**89**	**0**	**0**	**1**	**0**	**1**	**0**	**0**	**0**	**3**	**0**	**6**	**11**	**7**	**16**	**18**	**13**	**12**	**0**	**1**	**0**	**0**	**0**	**0**	**0**	**0**	**0**	**0**	**0**
1900	65	0	0	0	0	0	0	0	0	2	2	7	5	11	14	12	4	5	2	0	1	0	0	0	0	0	0	0	0
2000	45	0	0	0	0	0	0	0	0	1	2	4	0	6	10	8	8	2	4	0	0	0	0	0	0	0	0	0	0
2100	34	0	0	0	0	0	0	0	0	0	0	3	3	4	14	5	2	2	0	1	0	0	0	0	0	0	0	0	0
2200	20	0	0	0	0	0	0	0	0	0	0	0	4	1	2	3	5	2	2	0	1	0	0	0	0	0	0	0	0
2300	19	0	0	0	0	0	0	0	0	1	0	1	2	1	2	4	2	4	1	0	0	1	0	0	0	0	0	0	0
07-19	**955**	**0**	**0**	**1**	**0**	**1**	**0**	**5**	**5**	**10**	**18**	**41**	**77**	**126**	**187**	**197**	**159**	**87**	**30**	**7**	**4**	**0**	**0**	**0**	**0**	**0**	**0**	**0**	**0**
06-22	**1124**	**0**	**0**	**1**	**0**	**1**	**0**	**5**	**5**	**13**	**22**	**55**	**85**	**147**	**228**	**228**	**182**	**100**	**37**	**10**	**5**	**0**	**0**	**0**	**0**	**0**	**0**	**0**	**0**
06-00	**1163**	**0**	**0**	**1**	**0**	**1**	**0**	**5**	**5**	**14**	**22**	**56**	**91**	**149**	**232**	**235**	**189**	**106**	**40**	**10**	**6**	**1**	**0**	**0**	**0**	**0**	**0**	**0**	**0**
00-00	**1188**	**0**	**0**	**1**	**0**	**1**	**0**	**5**	**6**	**14**	**22**	**57**	**95**	**152**	**236**	**237**	**192**	**112**	**40**	**10**	**6**	**1**	**1**	**0**	**0**	**0**	**0**	**0**	**0**

DRAFT

Site 71
Location R178, Att - Telepole, Lat 53.99755, Long -6.80264
Direction East

3279 / Meath/Cavan/Monaghan ATC's
October 2013
Automatic Traffic Count

Tue, 15 October 2013

Time	Total	Speed Bins (km/h)																												
		0 - 5	5 - 10	10 - 15	15 - 20	20 - 25	25 - 30	30 - 35	35 - 40	40 - 45	45 - 50	50 - 55	55 - 60	60 - 65	65 - 70	70 - 75	75 - 80	80 - 85	85 - 90	90 - 95	95 - 100	100 - 105	105 - 110	110 - 115	115 - 120	120 - 125	125 - 130	130 - 135	135 - 140
0000	7	0	0	0	0	0	0	0	0	0	0	1	1	1	3	0	1	0	0	0	0	0	0	0	0	0	0	0	0	0
0100	4	0	0	0	0	0	0	0	0	0	0	0	2	0	1	1	0	0	0	0	0	0	0	0	0	0	0	0	0	0
0200	10	0	0	0	0	0	0	0	0	0	0	0	1	1	3	3	2	0	0	0	0	0	0	0	0	0	0	0	0	0
0300	5	0	0	0	0	0	0	0	0	0	0	0	1	0	2	1	1	0	0	0	0	0	0	0	0	0	0	0	0	0
0400	8	0	0	0	0	0	0	0	0	0	0	0	0	0	1	4	1	1	1	0	0	0	0	0	0	0	0	0	0	0
0500	12	0	0	0	0	0	0	0	0	0	0	1	0	2	6	1	2	0	0	0	0	0	0	0	0	0	0	0	0	0
0600	37	0	0	0	0	0	0	0	0	0	0	0	3	4	6	9	10	4	1	0	0	0	0	0	0	0	0	0	0	0
0700	89	0	0	0	0	0	0	0	0	0	0	4	4	20	21	21	10	7	0	2	0	0	0	0	0	0	0	0	0	0
0800	**115**	**0**	**0**	**0**	**0**	**0**	**0**	**0**	**1**	**2**	**2**	**3**	**13**	**10**	**22**	**41**	**13**	**4**	**4**	**0**	**0**	**0**	**0**	**0**	**0**	**0**	**0**	**0**	**0**	**0**
0900	94	0	0	0	0	3	0	0	1	3	1	2	9	9	26	25	8	6	0	1	0	0	0	0	0	0	0	0	0	0
1000	59	0	0	0	0	0	0	0	1	1	3	7	11	7	10	9	5	3	1	1	0	0	0	0	0	0	0	0	0	0
1100	52	0	0	0	0	0	0	0	0	0	0	1	2	10	14	15	5	3	0	2	0	0	0	0	0	0	0	0	0	0
1200	47	0	0	0	0	0	0	0	0	1	1	1	6	5	5	10	9	5	4	0	0	0	0	0	0	0	0	0	0	0
1300	**98**	**0**	**0**	**0**	**0**	**1**	**0**	**0**	**0**	**0**	**0**	**5**	**7**	**16**	**25**	**24**	**9**	**11**	**0**	**0**	**0**	**0**	**0**	**0**	**0**	**0**	**0**	**0**	**0**	**0**
1400	70	0	0	0	0	0	0	0	0	0	0	5	6	9	15	21	9	2	3	0	0	0	0	0	0	0	0	0	0	0
1500	86	0	0	0	0	0	0	0	0	1	6	2	4	14	18	19	13	5	4	0	0	0	0	0	0	0	0	0	0	0
1600	85	0	0	0	0	0	0	2	3	2	4	6	7	16	14	13	13	4	1	0	0	0	0	0	0	0	0	0	0	0
1700	89	0	0	0	0	0	0	0	0	0	4	2	3	10	17	25	14	10	2	1	1	0	0	0	0	0	0	0	0	0
1800	78	0	0	0	0	0	0	0	0	0	0	10	7	12	24	11	9	4	1	0	0	0	0	0	0	0	0	0	0	0
1900	56	0	0	0	0	0	0	1	0	0	2	3	4	13	8	15	4	5	0	1	0	0	0	0	0	0	0	0	0	0
2000	41	0	0	0	0	0	0	0	0	0	2	4	3	8	10	7	4	0	1	2	0	0	0	0	0	0	0	0	0	0
2100	31	0	0	0	0	0	0	0	1	2	0	1	2	8	8	5	2	1	1	0	0	0	0	0	0	0	0	0	0	0
2200	17	0	0	0	0	0	0	0	0	4	0	2	2	2	3	2	2	0	0	0	0	0	0	0	0	0	0	0	0	0
2300	15	0	0	0	0	0	0	0	0	1	3	0	2	3	1	0	1	3	1	0	0	0	0	0	0	0	0	0	0	0
07-19	**962**	**0**	**0**	**0**	**0**	**4**	**0**	**2**	**6**	**10**	**21**	**48**	**79**	**138**	**211**	**234**	**117**	**64**	**20**	**7**	**1**	**0**	**0**	**0**	**0**	**0**	**0**	**0**	**0**	**0**
06-22	**1127**	**0**	**0**	**0**	**0**	**4**	**0**	**3**	**7**	**12**	**25**	**56**	**91**	**171**	**243**	**270**	**137**	**74**	**23**	**10**	**1**	**0**	**0**	**0**	**0**	**0**	**0**	**0**	**0**	**0**
06-00	**1159**	**0**	**0**	**0**	**0**	**4**	**0**	**3**	**7**	**17**	**28**	**58**	**95**	**176**	**247**	**272**	**140**	**77**	**24**	**10**	**1**	**0**	**0**	**0**	**0**	**0**	**0**	**0**	**0**	**0**
00-00	**1205**	**0**	**0**	**0**	**0**	**4**	**0**	**3**	**7**	**17**	**28**	**60**	**100**	**180**	**263**	**282**	**147**	**78**	**25**	**10**	**1**	**0**	**0**	**0**	**0**	**0**	**0**	**0**	**0**	**0**

DRAFT

Site 71
Location R178, Att - Telepole, Lat 53.99755, Long -6.80264
Direction East

3279 / Meath/Cavan/Monaghan ATC's
October 2013
Automatic Traffic Count

Wed, 16 October 2013

Time	Total	Speed Bins (km/h)																											
		0 - 5	5 - 10	10 - 15	15 - 20	20 - 25	25 - 30	30 - 35	35 - 40	40 - 45	45 - 50	50 - 55	55 - 60	60 - 65	65 - 70	70 - 75	75 - 80	80 - 85	85 - 90	90 - 95	95 - 100	100 - 105	105 - 110	110 - 115	115 - 120	120 - 125	125 - 130	130 - 135	135 - 140
0000	7	0	0	0	0	0	0	0	0	0	0	0	1	0	0	5	1	0	0	0	0	0	0	0	0	0	0	0	0
0100	5	0	0	0	0	0	0	0	0	0	0	0	0	0	0	3	2	0	0	0	0	0	0	0	0	0	0	0	0
0200	1	0	0	0	0	0	0	0	0	0	0	0	0	1	0	0	0	0	0	0	0	0	0	0	0	0	0	0	0
0300	0	0	0	0	0	0	0	0	0	0	0	0	0	0	0	0	0	0	0	0	0	0	0	0	0	0	0	0	0
0400	9	0	0	0	0	0	0	0	0	0	0	0	2	0	5	2	0	0	0	0	0	0	0	0	0	0	0	0	0
0500	10	0	0	0	0	0	0	0	0	0	0	0	2	2	1	0	1	0	3	0	1	0	0	0	0	0	0	0	0
0600	31	0	0	0	0	0	0	0	0	0	0	2	1	2	6	6	8	3	2	1	0	0	0	0	0	0	0	0	0
0700	86	0	0	0	0	0	0	0	0	0	1	4	7	13	23	12	14	8	4	0	0	0	0	0	0	0	0	0	0
0800	**102**	**0**	**0**	**0**	**0**	**0**	**0**	**0**	**0**	**0**	**0**	**6**	**5**	**16**	**19**	**34**	**17**	**4**	**0**	**1**	**0**	**0**	**0**	**0**	**0**	**0**	**0**	**0**	**0**
0900	96	0	0	0	0	0	0	0	0	0	4	6	7	24	27	15	10	2	1	0	0	0	0	0	0	0	0	0	0
1000	63	0	0	0	0	0	0	0	0	1	2	5	6	9	17	14	7	2	0	0	0	0	0	0	0	0	0	0	0
1100	65	0	0	0	0	0	1	2	1	0	0	2	8	24	10	9	4	2	2	0	0	0	0	0	0	0	0	0	0
1200	72	0	0	0	0	0	0	0	0	1	4	16	7	15	6	12	8	2	1	0	0	0	0	0	0	0	0	0	0
1300	61	0	0	0	0	0	0	0	0	0	2	3	8	10	16	13	8	1	0	0	0	0	0	0	0	0	0	0	0
1400	76	0	0	0	0	0	0	0	0	0	1	8	5	14	23	14	10	1	0	0	0	0	0	0	0	0	0	0	0
1500	81	0	0	0	0	0	0	0	0	0	4	7	7	6	19	17	13	8	0	0	0	0	0	0	0	0	0	0	0
1600	79	0	0	0	0	0	0	0	0	1	3	2	8	15	20	10	14	4	2	0	0	0	0	0	0	0	0	0	0
1700	**101**	**0**	**0**	**0**	**0**	**0**	**0**	**0**	**0**	**0**	**2**	**7**	**7**	**18**	**15**	**23**	**22**	**6**	**1**	**0**	**0**	**0**	**0**	**0**	**0**	**0**	**0**	**0**	**0**
1800	75	0	0	0	0	0	0	0	0	4	8	10	8	8	17	11	6	3	0	0	0	0	0	0	0	0	0	0	0
1900	46	0	0	0	0	0	0	0	0	2	2	6	11	7	8	4	3	3	0	0	0	0	0	0	0	0	0	0	0
2000	47	0	0	0	0	0	0	0	1	4	3	2	12	5	8	8	1	1	0	1	1	0	0	0	0	0	0	0	0
2100	19	0	0	0	0	0	0	0	0	0	0	1	3	5	4	4	1	0	0	0	1	0	0	0	0	0	0	0	0
2200	20	0	0	0	0	0	0	0	0	0	1	2	3	4	1	6	3	0	0	0	0	0	0	0	0	0	0	0	0
2300	15	0	0	0	0	0	0	0	0	0	0	0	1	2	2	4	3	1	2	0	0	0	0	0	0	0	0	0	0
07-19	**957**	**0**	**0**	**0**	**0**	**0**	**1**	**2**	**1**	**7**	**31**	**76**	**83**	**172**	**212**	**184**	**133**	**43**	**11**	**1**	**0**	**0**	**0**	**0**	**0**	**0**	**0**	**0**	**0**
06-22	**1100**	**0**	**0**	**0**	**0**	**0**	**1**	**2**	**2**	**13**	**36**	**87**	**110**	**191**	**238**	**206**	**146**	**50**	**13**	**3**	**2**	**0**	**0**	**0**	**0**	**0**	**0**	**0**	**0**
06-00	**1135**	**0**	**0**	**0**	**0**	**0**	**1**	**2**	**2**	**13**	**37**	**89**	**114**	**197**	**241**	**216**	**152**	**51**	**15**	**3**	**2**	**0**	**0**	**0**	**0**	**0**	**0**	**0**	**0**
00-00	**1167**	**0**	**0**	**0**	**0**	**0**	**1**	**2**	**2**	**13**	**37**	**89**	**119**	**200**	**247**	**226**	**156**	**51**	**18**	**3**	**3**	**0**	**0**	**0**	**0**	**0**	**0**	**0**	**0**

DRAFT

Site 71
Location R178, Att - Telepole, Lat 53.99755, Long -6.80264
Direction East

3279 / Meath/Cavan/Monaghan ATC's
October 2013
Automatic Traffic Count

Virtual Day (7)

Time	Total	Speed Bins (km/h)																											
		0 - 5	5 - 10	10 - 15	15 - 20	20 - 25	25 - 30	30 - 35	35 - 40	40 - 45	45 - 50	50 - 55	55 - 60	60 - 65	65 - 70	70 - 75	75 - 80	80 - 85	85 - 90	90 - 95	95 - 100	100 - 105	105 - 110	110 - 115	115 - 120	120 - 125	125 - 130	130 - 135	135 - 140
0000	8	0	0	0	0	0	0	0	0	0	0	0	1	2	1	2	1	0	0	0	0	0	0	0	0	0	0	0	0
0100	8	0	0	0	0	0	0	0	0	0	0	0	1	1	1	3	1	1	0	0	0	0	0	0	0	0	0	0	0
0200	7	0	0	0	0	0	0	0	0	0	0	0	1	1	1	1	1	0	0	0	0	0	0	0	0	0	0	0	0
0300	3	0	0	0	0	0	0	0	0	0	0	0	0	0	1	1	0	1	0	0	0	0	0	0	0	0	0	0	0
0400	7	0	0	0	0	0	0	0	0	0	0	0	1	1	2	2	1	1	0	0	0	0	0	0	0	0	0	0	0
0500	9	0	0	0	0	0	0	0	0	0	0	1	1	1	2	1	2	0	1	0	0	0	0	0	0	0	0	0	0
0600	25	0	0	0	0	0	0	0	0	0	0	1	1	2	4	6	6	3	2	0	0	0	0	0	0	0	0	0	0
0700	65	0	0	0	0	0	0	0	0	1	2	4	3	7	12	12	12	8	2	0	0	0	0	0	0	0	0	0	0
0800	**95**	**0**	**0**	**0**	**0**	**1**	**0**	**0**	**0**	**1**	**2**	**4**	**7**	**11**	**16**	**25**	**17**	**7**	**2**	**1**	**1**	**0**	**0**	**0**	**0**	**0**	**0**	**0**	**0**
0900	80	0	0	0	0	0	0	0	1	1	2	3	5	13	18	17	12	5	2	1	1	0	0	0	0	0	0	0	0
1000	64	0	0	0	0	0	0	0	0	1	2	4	7	11	13	12	8	4	1	0	0	0	0	0	0	0	0	0	0
1100	60	0	0	0	0	0	0	1	1	1	1	2	6	13	12	11	8	3	1	0	0	0	0	0	0	0	0	0	0
1200	66	0	0	0	0	0	0	0	0	0	2	4	6	10	12	14	11	5	2	1	0	0	0	0	0	0	0	0	0
1300	74	0	0	0	0	0	0	0	1	1	1	3	8	11	15	14	10	6	2	0	0	0	0	0	0	0	0	0	0
1400	71	0	0	0	0	0	0	1	0	1	1	4	6	11	16	16	10	3	2	0	0	0	0	0	0	0	0	0	0
1500	85	0	0	0	0	0	0	0	0	0	2	3	8	13	20	19	10	7	2	0	0	0	0	0	0	0	0	0	0
1600	85	0	0	0	0	0	0	1	1	1	5	3	8	13	18	14	13	7	1	0	0	0	0	0	0	0	0	0	0
1700	**90**	**0**	**0**	**0**	**0**	**0**	**0**	**0**	**1**	**1**	**3**	**3**	**6**	**14**	**17**	**20**	**15**	**7**	**3**	**0**	**0**	**0**	**0**	**0**	**0**	**0**	**0**	**0**	**0**
1800	74	0	0	0	0	0	0	0	0	1	2	5	7	8	16	16	10	6	1	1	0	0	0	0	0	0	0	0	0
1900	54	0	0	0	0	0	0	0	0	1	2	4	6	10	12	9	5	4	1	1	0	0	0	0	0	0	0	0	0
2000	43	0	0	0	0	0	0	0	0	1	2	3	6	6	9	8	5	1	2	1	0	0	0	0	0	0	0	0	0
2100	30	0	0	0	0	0	0	0	0	1	0	2	3	5	7	5	3	2	1	0	0	0	0	0	0	0	0	0	0
2200	19	0	0	0	0	0	0	0	0	1	1	1	2	2	4	3	3	1	1	1	0	0	0	0	0	0	0	0	0
2300	14	0	0	0	0	0	0	0	0	0	1	0	2	2	2	2	2	2	1	0	0	0	0	0	0	0	0	0	0
07-19	**908**	**0**	**0**	**0**	**1**	**2**	**1**	**3**	**4**	**9**	**23**	**42**	**76**	**135**	**184**	**190**	**136**	**68**	**23**	**6**	**3**	**0**	**0**	**0**	**0**	**0**	**0**	**0**	**0**
06-22	**1060**	**0**	**0**	**0**	**1**	**2**	**1**	**3**	**4**	**11**	**27**	**52**	**92**	**159**	**216**	**218**	**154**	**78**	**29**	**8**	**3**	**0**	**0**	**0**	**0**	**0**	**0**	**0**	**0**
06-00	**1093**	**0**	**0**	**0**	**1**	**2**	**1**	**3**	**4**	**12**	**29**	**53**	**96**	**163**	**221**	**223**	**159**	**81**	**31**	**9**	**4**	**0**	**0**	**0**	**0**	**0**	**0**	**0**	**0**
00-00	**1135**	**0**	**0**	**0**	**1**	**2**	**1**	**3**	**5**	**12**	**29**	**55**	**100**	**169**	**230**	**233**	**164**	**84**	**33**	**9**	**4**	**1**	**1**	**0**	**0**	**0**	**0**	**0**	**0**

DRAFT

Site 71
Location R178, Att - Telepole, Lat 53.99755, Long -6.80264
Direction East

3279 / Meath/Cavan/Monaghan ATC's
October 2013
Automatic Traffic Count

Virtual Week (1)

Time	Total	Speed Bins (km/h)																												
		0 - 5	5 - 10	10 - 15	15 - 20	20 - 25	25 - 30	30 - 35	35 - 40	40 - 45	45 - 50	50 - 55	55 - 60	60 - 65	65 - 70	70 - 75	75 - 80	80 - 85	85 - 90	90 - 95	95 - 100	100 - 105	105 - 110	110 - 115	115 - 120	120 - 125	125 - 130	130 - 135	135 - 140
Mon	1188	0	0	1	0	1	0	5	6	14	22	57	95	152	236	237	192	112	40	10	6	1	1	0	0	0	0	0	0	0
Tue	1205	0	0	0	0	4	0	3	7	17	28	60	100	180	263	282	147	78	25	10	1	0	0	0	0	0	0	0	0	0
Wed	1167	0	0	0	0	0	1	2	2	13	37	89	119	200	247	226	156	51	18	3	3	0	0	0	0	0	0	0	0	0
Thu	1187	0	0	0	4	9	3	5	2	20	57	72	121	164	197	208	179	81	46	10	7	0	2	0	0	0	0	0	0	0
Fri	1282	0	0	0	0	1	0	4	3	11	40	54	106	205	248	278	174	108	30	12	4	2	2	0	0	0	0	0	0	0
|Sat	1014	0	0	1	0	0	3	2	6	8	12	23	74	148	207	220	149	106	39	12	4	0	0	0	0	0	0	0	0	0
|Sun	904	0	0	0	0	0	2	3	6	3	6	28	82	133	209	177	154	55	34	9	2	1	0	0	0	0	0	0	0	0
5 Day Ave.	**1206**	**0**	**0**	**0**	**1**	**3**	**1**	**4**	**4**	**15**	**37**	**66**	**108**	**180**	**238**	**246**	**170**	**86**	**32**	**9**	**4**	**1**	**1**	**0**	**0**	**0**	**0**	**0**	**0**	**0**
7 Day Ave.	**1135**	**0**	**0**	**0**	**1**	**2**	**1**	**3**	**5**	**12**	**29**	**55**	**100**	**169**	**230**	**233**	**164**	**84**	**33**	**9**	**4**	**1**	**1**	**0**	**0**	**0**	**0**	**0**	**0**	**0**
--	**7947**	**0**	**0**	**2**	**4**	**15**	**9**	**24**	**32**	**86**	**202**	**383**	**697**	**1182**	**1607**	**1628**	**1151**	**591**	**232**	**66**	**27**	**4**	**5**	**0**	**0**	**0**	**0**	**0**	**0**	**0**

Summary Graphs

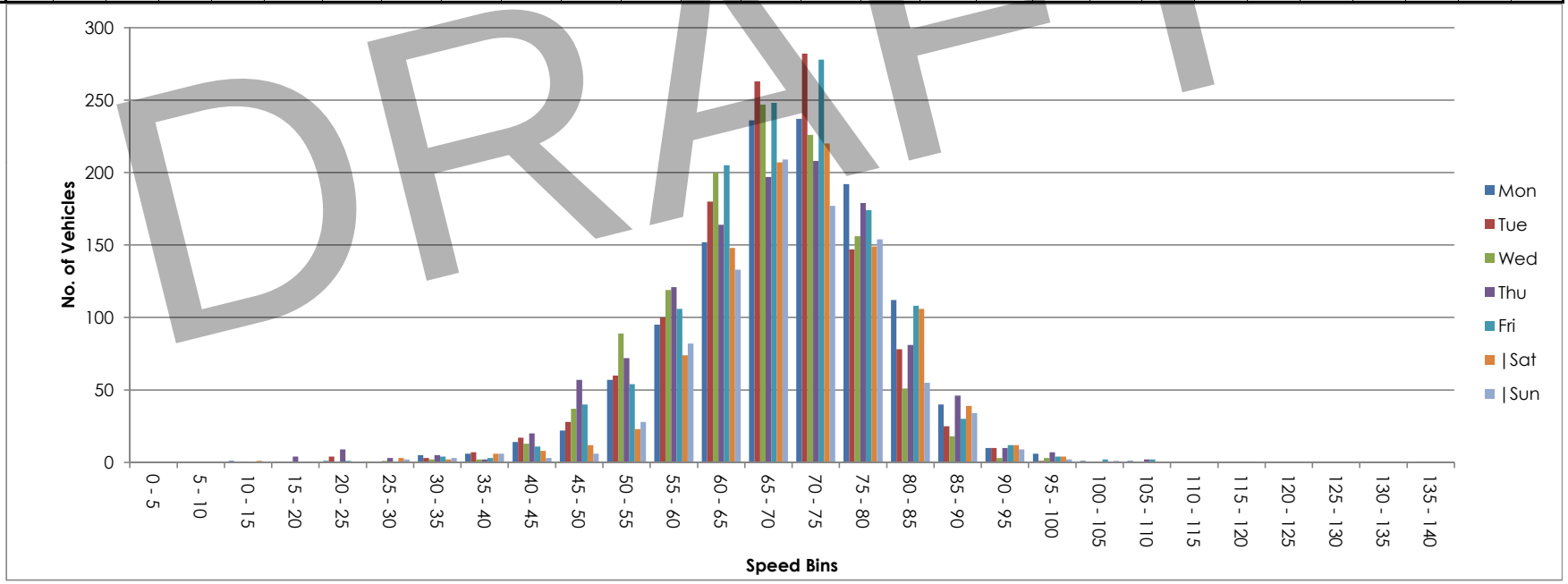

DRAFT

Nationwide Data Collection
for
Tobin Consulting Engineers

Site 71
Location R178, Att - Telepole, Lat 53.99755, Long -6.80264
Direction West

3279 / Meath/Cavan/Monaghan ATC's
October 2013
Automatic Traffic Count

Thu, 10 October 2013

Time	Total	Classification												>PSL	>PSL%	>SL1	>SL1%	>SL2	>SL2%	Mean	Vpp
		1 MCL	2 SV	3 SVT	4 TB2	5 TB3	6 T4	7 ART3	8 ART4	9 ART5	10 ART6	11 BD	12 DRT	80	80	85 +5kph	85 +5kph	90 +10kph	90 +10kph		85
0000	11	0	10	0	0	0	0	0	1	0	0	0	0	3	27.3	2	18.2	1	9.1	73.1	81.4
0100	5	0	5	0	0	0	0	0	0	0	0	0	0	0	0	0	0	0	0	61.2	-
0200	0	0	0	0	0	0	0	0	0	0	0	0	0	0	0	0	0	0	0	-	-
0300	0	0	0	0	0	0	0	0	0	0	0	0	0	0	0	0	0	0	0	-	-
0400	6	0	4	0	0	1	0	0	0	1	0	0	0	1	16.7	1	16.7	0	0	67.7	-
0500	12	0	9	0	2	0	0	0	0	1	0	0	0	4	33.3	1	8.3	1	8.3	74.7	83.5
0600	14	0	11	0	1	0	1	0	0	1	0	0	0	3	21.4	1	7.1	0	0	68.8	79.9
0700	46	0	33	2	11	0	0	0	0	0	0	0	0	6	13	2	4.3	0	0	69.7	79.2
0800	**93**	**0**	**82**	**0**	**7**	**0**	**0**	**0**	**1**	**2**	**1**	**0**	**0**	**8**	**8.6**	**4**	**4.3**	**2**	**2.2**	**69.5**	**76.7**
0900	67	0	50	0	12	1	1	1	1	0	1	0	0	2	3	0	0	0	0	61.4	70.6
1000	49	0	40	1	4	0	1	0	0	1	2	0	0	3	6.1	0	0	0	0	66.1	74.2
1100	84	0	72	0	6	1	3	0	0	2	0	0	0	3	3.6	0	0	0	0	61.8	72.4
1200	63	1	49	2	4	0	2	0	0	0	5	0	0	3	4.8	0	0	0	0	62.5	72.4
1300	58	0	50	2	1	1	2	0	1	0	1	0	0	3	5.2	0	0	0	0	66.4	72.7
1400	72	0	58	1	6	1	3	0	1	2	0	0	0	2	2.8	1	1.4	0	0	63.3	73.4
1500	72	2	55	2	8	1	3	0	1	0	0	0	0	5	6.9	3	4.2	0	0	66.1	75.2
1600	**126**	**0**	**113**	**0**	**6**	**0**	**3**	**0**	**0**	**1**	**3**	**0**	**0**	**4**	**3.2**	**1**	**0.8**	**1**	**0.8**	**61.8**	**72.7**
1700	116	0	98	2	7	2	3	0	1	1	2	0	0	6	5.2	1	0.9	0	0	65.2	74.9
1800	103	0	92	4	6	0	0	0	0	0	1	0	0	8	7.8	1	1	1	1	64	73.1
1900	59	0	52	2	2	0	0	0	2	0	1	0	0	3	5.1	2	3.4	1	1.7	63.7	70.9
2000	42	0	37	1	2	1	0	0	0	1	0	0	0	1	2.4	0	0	0	0	62.9	71.3
2100	43	0	36	1	2	1	0	0	0	3	0	0	0	5	11.6	1	2.3	0	0	65.2	76.7
2200	33	0	30	0	3	0	0	0	0	0	0	0	0	7	21.2	3	9.1	0	0	67.3	80.6
2300	15	0	15	0	0	0	0	0	0	0	0	0	0	0	0	0	0	0	0	68	73.8
07-19	**949**	**3**	**792**	**16**	**78**	**7**	**21**	**1**	**6**	**9**	**16**	**0**	**0**	**53**	**5.6**	**13**	**1.4**	**4**	**0.4**	**64.6**	**74.9**
06-22	**1107**	**3**	**928**	**20**	**85**	**9**	**22**	**1**	**8**	**14**	**17**	**0**	**0**	**65**	**5.9**	**17**	**1.5**	**5**	**0.5**	**64.5**	**74.5**
06-00	**1155**	**3**	**973**	**20**	**88**	**9**	**22**	**1**	**8**	**14**	**17**	**0**	**0**	**72**	**6.2**	**20**	**1.7**	**5**	**0.4**	**64.7**	**74.9**
00-00	**1189**	**3**	**1001**	**20**	**90**	**10**	**22**	**1**	**9**	**16**	**17**	**0**	**0**	**80**	**6.7**	**24**	**2**	**7**	**0.6**	**64.8**	**74.9**

DRAFT

Site 71
Location R178, Att - Telepole, Lat 53.99755, Long -6.80264
Direction West

3279 / Meath/Cavan/Monaghan ATC's
October 2013
Automatic Traffic Count

Fri, 11 October 2013

Time	Total	Classification												>PSL	>PSL%	>SL1	>SL1%	>SL2	>SL2%	Mean	Vpp
		1 MCL	2 SV	3 SVT	4 TB2	5 TB3	6 T4	7 ART3	8 ART4	9 ART5	10 ART6	11 BD	12 DRT	80	80	85 +5kph	85 +5kph	90 +10kph	90 +10kph		85
0000	16	0	15	0	1	0	0	0	0	0	0	0	0	4	25	2	12.5	2	12.5	71.4	84.6
0100	5	0	3	0	2	0	0	0	0	0	0	0	0	1	20	0	0	0	0	60.8	-
0200	5	0	4	0	0	0	0	0	0	1	0	0	0	2	40	2	40	2	40	69.5	-
0300	3	0	2	0	0	0	0	0	0	1	0	0	0	0	0	0	0	0	0	64.2	-
0400	8	0	7	0	0	0	0	0	0	1	0	0	0	1	12.5	0	0	0	0	72.6	-
0500	16	0	7	0	2	1	0	0	0	5	1	0	0	4	25	2	12.5	0	0	65.9	83.9
0600	19	0	14	0	1	0	0	0	0	2	2	0	0	2	10.5	0	0	0	0	65.4	76.3
0700	39	0	30	0	5	0	1	0	0	1	2	0	0	6	15.4	1	2.6	0	0	71	79.9
0800	**90**	**0**	**80**	**1**	**7**	**0**	**0**	**0**	**0**	**2**	**0**	**0**	**0**	**5**	**5.6**	**3**	**3.3**	**1**	**1.1**	**67.4**	**74.9**
0900	71	0	61	1	5	0	2	0	0	1	1	0	0	3	4.2	0	0	0	0	65.6	73.8
1000	59	0	36	4	14	0	3	0	1	0	1	0	0	2	3.4	0	0	0	0	62.1	73.1
1100	62	0	45	2	3	1	2	0	1	5	3	0	0	3	4.8	0	0	0	0	61.6	74.2
1200	71	0	56	0	9	0	2	0	0	2	2	0	0	5	7	1	1.4	1	1.4	64.8	72.4
1300	73	0	61	1	3	0	2	0	1	3	2	0	0	5	6.8	1	1.4	1	1.4	66	75.2
1400	76	0	70	0	5	0	1	0	0	0	0	0	0	6	7.9	3	3.9	0	0	69.1	76.7
1500	102	0	79	2	12	2	4	0	0	2	1	0	0	4	3.9	2	2	0	0	64.6	74.5
1600	**131**	**0**	**110**	**4**	**10**	**1**	**1**	**0**	**1**	**2**	**2**	**0**	**0**	**4**	**3.1**	**4**	**3.1**	**2**	**1.5**	**63.6**	**73.4**
1700	123	0	104	2	13	0	1	1	1	0	1	0	0	7	5.7	4	3.3	1	0.8	67.9	74.5
1800	114	0	103	2	7	1	1	0	0	0	0	0	0	4	3.5	1	0.9	0	0	66.4	73.1
1900	74	0	66	0	5	0	0	0	1	1	1	0	0	6	8.1	2	2.7	1	1.4	66.2	73.4
2000	56	0	50	1	4	0	0	0	0	1	0	0	0	1	1.8	1	1.8	1	1.8	66.4	75.2
2100	71	0	71	0	0	0	0	0	0	0	0	0	0	4	5.6	2	2.8	1	1.4	67.5	73.1
2200	33	0	31	0	1	0	0	0	0	0	1	0	0	4	12.1	2	6.1	0	0	68.9	75.2
2300	21	0	19	0	2	0	0	0	0	0	0	0	0	6	28.6	0	0	0	0	72	80.6
07-19	**1011**	**0**	**835**	**19**	**93**	**5**	**20**	**1**	**5**	**18**	**15**	**0**	**0**	**54**	**5.3**	**20**	**2**	**6**	**0.6**	**65.8**	**74.9**
06-22	**1231**	**0**	**1036**	**20**	**103**	**5**	**20**	**1**	**6**	**22**	**18**	**0**	**0**	**67**	**5.4**	**25**	**2**	**9**	**0.7**	**65.9**	**74.9**
06-00	**1285**	**0**	**1086**	**20**	**106**	**5**	**20**	**1**	**6**	**22**	**19**	**0**	**0**	**77**	**6**	**27**	**2.1**	**9**	**0.7**	**66.1**	**74.9**
00-00	**1338**	**0**	**1124**	**20**	**111**	**6**	**20**	**1**	**6**	**30**	**20**	**0**	**0**	**89**	**6.7**	**33**	**2.5**	**13**	**1**	**66.2**	**75.2**

DRAFT

Site 71
Location R178, Att - Telepole, Lat 53.99755, Long -6.80264
Direction West

3279 / Meath/Cavan/Monaghan ATC's
October 2013
Automatic Traffic Count

Sat, 12 October 2013

Time	Total	Classification												>PSL	>PSL%	>SL1	>SL1%	>SL2	>SL2%	Mean	Vpp
		1 MCL	2 SV	3 SVT	4 TB2	5 TB3	6 T4	7 ART3	8 ART4	9 ART5	10 ART6	11 BD	12 DRT	80	80	85 +5kph	85 +5kph	90 +10kph	90 +10kph		85
0000	23	0	22	0	0	0	0	0	0	1	0	0	0	2	8.7	1	4.3	0	0	64.1	74.5
0100	12	0	10	0	2	0	0	0	0	0	0	0	0	0	0	0	0	0	0	64.2	70.6
0200	9	0	9	0	0	0	0	0	0	0	0	0	0	1	11.1	0	0	0	0	69.8	-
0300	4	0	3	0	1	0	0	0	0	0	0	0	0	1	25	1	25	0	0	70.8	-
0400	9	0	8	0	0	0	0	0	0	1	0	0	0	2	22.2	2	22.2	0	0	72.2	-
0500	4	0	2	0	2	0	0	0	0	0	0	0	0	0	0	0	0	0	0	66.4	-
0600	4	0	4	0	0	0	0	0	0	0	0	0	0	0	0	0	0	0	0	66.7	-
0700	17	0	15	1	1	0	0	0	0	0	0	0	0	2	11.8	0	0	0	0	68.5	78.8
0800	31	1	24	1	2	1	2	0	0	0	0	0	0	3	9.7	1	3.2	1	3.2	64.4	74.5
0900	41	0	33	3	4	0	0	0	0	0	1	0	0	3	7.3	1	2.4	0	0	65.5	74.2
1000	50	0	43	2	3	0	2	0	0	0	0	0	0	3	6	2	4	1	2	69.1	75.6
1100	**80**	**0**	**64**	**5**	**10**	**0**	**1**	**0**	**0**	**0**	**0**	**0**	**0**	**3**	**3.8**	**0**	**0**	**0**	**0**	**65.4**	**72.7**
1200	74	1	66	2	2	0	0	0	0	1	2	0	0	8	10.8	1	1.4	0	0	65.6	74.9
1300	61	0	58	1	1	0	0	0	0	0	1	0	0	5	8.2	0	0	0	0	68.3	78.1
1400	75	0	69	2	3	0	0	0	1	0	0	0	0	6	8	4	5.3	0	0	69.2	77.4
1500	82	1	75	2	4	0	0	0	0	0	0	0	0	5	6.1	2	2.4	1	1.2	66.9	76
1600	83	0	73	5	3	0	0	0	0	0	2	0	0	4	4.8	1	1.2	0	0	65.6	74.2
1700	**89**	**0**	**84**	**2**	**2**	**0**	**0**	**0**	**0**	**1**	**0**	**0**	**0**	**9**	**10.1**	**4**	**4.5**	**2**	**2.2**	**69.1**	**77.8**
1800	82	0	79	1	2	0	0	0	0	0	0	0	0	7	8.5	4	4.9	2	2.4	65.9	72.7
1900	74	0	69	2	2	0	0	0	1	0	0	0	0	4	5.4	1	1.4	0	0	63.4	74.5
2000	44	0	44	0	0	0	0	0	0	0	0	0	0	2	4.5	2	4.5	0	0	68.1	76.3
2100	55	0	52	0	3	0	0	0	0	0	0	0	0	9	16.4	5	9.1	0	0	68.3	80.3
2200	30	0	30	0	0	0	0	0	0	0	0	0	0	3	10	2	6.7	1	3.3	67.7	79.2
2300	17	0	17	0	0	0	0	0	0	0	0	0	0	1	5.9	0	0	0	0	69.3	71.3
07-19	**765**	**3**	**683**	**27**	**37**	**1**	**5**	**0**	**1**	**2**	**6**	**0**	**0**	**58**	**7.6**	**20**	**2.6**	**7**	**0.9**	**67**	**75.6**
06-22	**942**	**3**	**852**	**29**	**42**	**1**	**5**	**0**	**2**	**2**	**6**	**0**	**0**	**73**	**7.7**	**28**	**3**	**7**	**0.7**	**66.8**	**75.6**
06-00	**989**	**3**	**899**	**29**	**42**	**1**	**5**	**0**	**2**	**2**	**6**	**0**	**0**	**77**	**7.8**	**30**	**3**	**8**	**0.8**	**66.9**	**75.6**
00-00	**1050**	**3**	**953**	**29**	**47**	**1**	**5**	**0**	**2**	**4**	**6**	**0**	**0**	**83**	**7.9**	**34**	**3.2**	**8**	**0.8**	**66.9**	**75.6**

DRAFT

Site 71
Location R178, Att - Telepole, Lat 53.99755, Long -6.80264
Direction West

3279 / Meath/Cavan/Monaghan ATC's
October 2013
Automatic Traffic Count

Sun, 13 October 2013

Time	Total	Classification												>PSL	>PSL%	>SL1	>SL1%	>SL2	>SL2%	Mean	Vpp
		1 MCL	2 SV	3 SVT	4 TB2	5 TB3	6 T4	7 ART3	8 ART4	9 ART5	10 ART6	11 BD	12 DRT	80	80	85 +5kph	85 +5kph	90 +10kph	90 +10kph		85
0000	13	0	13	0	0	0	0	0	0	0	0	0	0	0	0	0	0	0	0	63.3	77
0100	5	0	3	0	2	0	0	0	0	0	0	0	0	0	0	0	0	0	0	65.3	-
0200	8	0	7	0	1	0	0	0	0	0	0	0	0	0	0	0	0	0	0	69.5	-
0300	7	0	7	0	0	0	0	0	0	0	0	0	0	1	14.3	1	14.3	0	0	67	-
0400	6	0	6	0	0	0	0	0	0	0	0	0	0	2	33.3	2	33.3	0	0	77.8	-
0500	0	0	0	0	0	0	0	0	0	0	0	0	0	0	0	0	0	0	0	-	-
0600	5	0	4	0	0	0	0	0	0	0	1	0	0	1	20	0	0	0	0	70.3	-
0700	8	0	7	0	0	0	0	0	1	0	0	0	0	2	25	0	0	0	0	71.2	-
0800	7	0	6	0	1	0	0	0	0	0	0	0	0	1	14.3	0	0	0	0	71.8	-
0900	17	0	13	1	2	0	0	0	0	1	0	0	0	1	5.9	0	0	0	0	67	72.4
1000	31	1	27	0	2	0	0	0	0	1	0	0	0	2	6.5	1	3.2	0	0	65.3	73.1
1100	**40**	**1**	**37**	**0**	**1**	**0**	**0**	**0**	**0**	**0**	**1**	**0**	**0**	**4**	**10**	**1**	**2.5**	**1**	**2.5**	**69.3**	**76.7**
1200	89	1	85	1	2	0	0	0	0	0	0	0	0	4	4.5	1	1.1	1	1.1	65.1	73.4
1300	**108**	**1**	**103**	**1**	**3**	**0**	**0**	**0**	**0**	**0**	**0**	**0**	**0**	**10**	**9.3**	**3**	**2.8**	**2**	**1.9**	**67.5**	**75.6**
1400	65	0	63	0	2	0	0	0	0	0	0	0	0	5	7.7	1	1.5	0	0	66.5	74.9
1500	62	2	56	2	1	0	0	0	0	0	1	0	0	3	4.8	2	3.2	0	0	66.1	74.9
1600	64	0	62	1	1	0	0	0	0	0	0	0	0	2	3.1	1	1.6	1	1.6	67	71.3
1700	84	2	79	1	2	0	0	0	0	0	0	0	0	5	6	3	3.6	1	1.2	66.5	73.4
1800	73	1	70	0	1	0	0	0	0	1	0	0	0	2	2.7	0	0	0	0	64.8	73.8
1900	53	0	51	0	1	0	0	0	0	0	1	0	0	2	3.8	1	1.9	0	0	67.2	74.2
2000	38	0	38	0	0	0	0	0	0	0	0	0	0	1	2.6	1	2.6	0	0	67.2	73.1
2100	33	0	33	0	0	0	0	0	0	0	0	0	0	5	15.2	3	9.1	2	6.1	71.2	79.6
2200	19	0	18	0	1	0	0	0	0	0	0	0	0	3	15.8	0	0	0	0	71.7	79.2
2300	9	0	9	0	0	0	0	0	0	0	0	0	0	2	22.2	1	11.1	1	11.1	70	-
07-19	**648**	**9**	**608**	**7**	**18**	**0**	**0**	**0**	**1**	**3**	**2**	**0**	**0**	**41**	**6.3**	**13**	**2**	**6**	**0.9**	**66.5**	**74.2**
06-22	**777**	**9**	**734**	**7**	**19**	**0**	**0**	**0**	**1**	**3**	**4**	**0**	**0**	**50**	**6.4**	**18**	**2.3**	**8**	**1**	**66.8**	**74.5**
06-00	**805**	**9**	**761**	**7**	**20**	**0**	**0**	**0**	**1**	**3**	**4**	**0**	**0**	**55**	**6.8**	**19**	**2.4**	**9**	**1.1**	**67**	**74.9**
00-00	**844**	**9**	**797**	**7**	**23**	**0**	**0**	**0**	**1**	**3**	**4**	**0**	**0**	**58**	**6.9**	**22**	**2.6**	**9**	**1.1**	**67**	**74.9**

DRAFT

Site 71
Location R178, Att - Telepole, Lat 53.99755, Long -6.80264
Direction West

3279 / Meath/Cavan/Monaghan ATC's
October 2013
Automatic Traffic Count

Mon, 14 October 2013

Time	Total	Classification												>PSL	>PSL%	>SL1	>SL1%	>SL2	>SL2%	Mean	Vpp
		1 MCL	2 SV	3 SVT	4 TB2	5 TB3	6 T4	7 ART3	8 ART4	9 ART5	10 ART6	11 BD	12 DRT	80	80	85 +5kph	85 +5kph	90 +10kph	90 +10kph		85
0000	7	0	7	0	0	0	0	0	0	0	0	0	0	1	14.3	0	0	0	0	67.7	-
0100	7	0	6	0	0	0	0	0	1	0	0	0	0	0	0	0	0	0	0	68.2	-
0200	2	0	2	0	0	0	0	0	0	0	0	0	0	0	0	0	0	0	0	69.4	-
0300	4	0	3	0	1	0	0	0	0	0	0	0	0	0	0	0	0	0	0	63.7	-
0400	5	0	3	0	0	0	0	0	1	1	0	0	0	0	0	0	0	0	0	70.7	-
0500	9	0	8	0	0	0	0	0	0	1	0	0	0	0	0	0	0	0	0	65.9	-
0600	15	0	10	0	3	1	0	0	1	0	0	0	0	4	26.7	1	6.7	0	0	73.6	83.5
0700	57	0	44	0	8	0	1	0	3	1	0	0	0	5	8.8	2	3.5	0	0	67	74.5
0800	**103**	**0**	**85**	**1**	**9**	**0**	**3**	**1**	**1**	**3**	**0**	**0**	**0**	**8**	**7.8**	**2**	**1.9**	**0**	**0**	**67.2**	**74.5**
0900	74	0	57	3	7	0	4	0	1	2	0	0	0	10	13.5	2	2.7	1	1.4	65.7	77.8
1000	51	0	34	0	10	1	1	0	3	2	0	0	0	3	5.9	1	2	0	0	64.6	71.6
1100	68	0	59	0	3	0	2	0	0	2	2	0	0	3	4.4	1	1.5	0	0	64.1	73.1
1200	48	0	35	1	6	1	1	0	0	2	2	0	0	4	8.3	1	2.1	0	0	67.1	77.8
1300	48	0	37	1	9	0	1	0	0	0	0	0	0	3	6.3	0	0	0	0	65.4	75.6
1400	62	0	48	2	4	1	2	0	3	2	0	0	0	5	8.1	2	3.2	0	0	63.5	76.7
1500	74	0	64	1	5	0	1	0	1	2	0	0	0	2	2.7	0	0	0	0	67	73.1
1600	114	0	92	2	12	0	1	0	0	4	3	0	0	6	5.3	1	0.9	0	0	64	74.2
1700	**134**	**0**	**122**	**0**	**9**	**0**	**0**	**0**	**0**	**2**	**1**	**0**	**0**	**9**	**6.7**	**4**	**3**	**0**	**0**	**67.2**	**75.6**
1800	110	0	97	2	8	0	0	0	0	2	1	0	0	7	6.4	3	2.7	0	0	66.7	73.1
1900	61	0	58	0	2	0	0	0	1	0	0	0	0	8	13.1	1	1.6	0	0	67.6	76.3
2000	54	0	50	0	3	0	0	0	0	1	0	0	0	1	1.9	1	1.9	0	0	64.4	74.5
2100	44	0	44	0	0	0	0	0	0	0	0	0	0	3	6.8	2	4.5	0	0	68.5	76.3
2200	24	0	22	0	2	0	0	0	0	0	0	0	0	4	16.7	0	0	0	0	66.6	77
2300	9	0	8	0	0	0	0	0	0	1	0	0	0	2	22.2	1	11.1	1	11.1	74.4	-
07-19	**943**	**0**	**774**	**13**	**90**	**3**	**17**	**1**	**12**	**24**	**9**	**0**	**0**	**65**	**6.9**	**19**	**2**	**1**	**0.1**	**65.9**	**74.9**
06-22	**1117**	**0**	**936**	**13**	**98**	**4**	**17**	**1**	**14**	**25**	**9**	**0**	**0**	**81**	**7.3**	**24**	**2.1**	**1**	**0.1**	**66.1**	**75.2**
06-00	**1150**	**0**	**966**	**13**	**100**	**4**	**17**	**1**	**14**	**26**	**9**	**0**	**0**	**87**	**7.6**	**25**	**2.2**	**2**	**0.2**	**66.2**	**75.6**
00-00	**1184**	**0**	**995**	**13**	**101**	**4**	**17**	**1**	**16**	**28**	**9**	**0**	**0**	**88**	**7.4**	**25**	**2.1**	**2**	**0.2**	**66.2**	**75.2**

DRAFT

Site 71
Location R178, Att - Telepole, Lat 53.99755, Long -6.80264
Direction West

3279 / Meath/Cavan/Monaghan ATC's
October 2013
Automatic Traffic Count

Tue, 15 October 2013

Time	Total	Classification												>PSL	>PSL%	>SL1	>SL1%	>SL2	>SL2%	Mean	Vpp
		1 MCL	2 SV	3 SVT	4 TB2	5 TB3	6 T4	7 ART3	8 ART4	9 ART5	10 ART6	11 BD	12 DRT	80	80	85 +5kph	85 +5kph	90 +10kph	90 +10kph		85
0000	12	0	12	0	0	0	0	0	0	0	0	0	0	2	16.7	1	8.3	0	0	69.3	78.5
0100	7	0	6	0	1	0	0	0	0	0	0	0	0	0	0	0	0	0	0	65	-
0200	1	0	1	0	0	0	0	0	0	0	0	0	0	0	0	0	0	0	0	67.6	-
0300	3	0	1	0	0	0	0	0	0	2	0	0	0	0	0	0	0	0	0	60	-
0400	4	0	3	0	0	0	0	0	0	1	0	0	0	0	0	0	0	0	0	71.8	-
0500	13	0	10	0	1	0	0	0	0	1	1	0	0	1	7.7	0	0	0	0	70.3	76.7
0600	24	0	21	0	2	0	0	0	0	1	0	0	0	2	8.3	0	0	0	0	69.5	78.1
0700	43	0	34	1	5	0	0	0	2	0	1	0	0	4	9.3	2	4.7	1	2.3	70.6	77.8
0800	**101**	**0**	**84**	**1**	**9**	**1**	**0**	**1**	**0**	**4**	**1**	**0**	**0**	**3**	**3**	**1**	**1**	**0**	**0**	**66**	**74.2**
0900	72	0	56	1	10	1	0	0	0	3	1	0	0	3	4.2	2	2.8	0	0	62.9	72
1000	62	0	49	2	5	0	1	0	1	3	1	0	0	0	0	0	0	0	0	62	69.5
1100	71	0	65	0	4	0	0	0	1	0	1	0	0	6	8.5	5	7	3	4.2	69	76
1200	64	0	55	1	5	0	0	0	0	2	1	0	0	2	3.1	2	3.1	1	1.6	65.1	73.1
1300	45	0	30	2	6	1	1	0	1	3	1	0	0	2	4.4	0	0	0	0	64.1	72.7
1400	52	0	39	0	8	0	0	1	0	4	0	0	0	3	5.8	1	1.9	0	0	65.8	74.2
1500	94	1	78	1	7	1	2	0	1	2	1	0	0	5	5.3	1	1.1	0	0	62.6	73.4
1600	113	0	92	1	17	0	0	0	1	2	0	0	0	10	8.8	2	1.8	0	0	66.7	74.9
1700	**123**	**1**	**108**	**2**	**8**	**1**	**0**	**0**	**2**	**1**	**0**	**0**	**0**	**5**	**4.1**	**1**	**0.8**	**0**	**0**	**64.8**	**74.5**
1800	101	1	87	1	5	1	0	0	2	1	3	0	0	4	4	1	1	0	0	66.3	75.2
1900	52	0	45	2	4	0	1	0	0	0	0	0	0	7	13.5	5	9.6	0	0	67	78.8
2000	38	0	36	1	0	0	0	0	0	0	1	0	0	2	5.3	1	2.6	0	0	61.2	76.7
2100	43	0	37	1	3	1	0	0	0	1	0	0	0	5	11.6	2	4.7	1	2.3	65.8	76.7
2200	40	0	39	0	0	0	0	0	1	0	0	0	0	0	0	0	0	0	0	66.1	71.3
2300	11	0	10	1	0	0	0	0	0	0	0	0	0	1	9.1	0	0	0	0	66	69.1
07-19	**941**	**3**	**777**	**13**	**89**	**6**	**4**	**2**	**11**	**25**	**11**	**0**	**0**	**47**	**5**	**18**	**1.9**	**5**	**0.5**	**65.4**	**74.5**
06-22	**1098**	**3**	**916**	**17**	**98**	**7**	**5**	**2**	**11**	**27**	**12**	**0**	**0**	**63**	**5.7**	**26**	**2.4**	**6**	**0.5**	**65.4**	**74.9**
06-00	**1149**	**3**	**965**	**18**	**98**	**7**	**5**	**2**	**12**	**27**	**12**	**0**	**0**	**64**	**5.6**	**26**	**2.3**	**6**	**0.5**	**65.5**	**74.9**
00-00	**1189**	**3**	**998**	**18**	**100**	**7**	**5**	**2**	**12**	**31**	**13**	**0**	**0**	**67**	**5.6**	**27**	**2.3**	**6**	**0.5**	**65.5**	**74.9**

DRAFT

Site 71
Location R178, Att - Telepole, Lat 53.99755, Long -6.80264
Direction West

3279 / Meath/Cavan/Monaghan ATC's
October 2013
Automatic Traffic Count

Wed, 16 October 2013

Time	Total	Classification												>PSL	>PSL%	>SL1	>SL1%	>SL2	>SL2%	Mean	Vpp
		1 MCL	2 SV	3 SVT	4 TB2	5 TB3	6 T4	7 ART3	8 ART4	9 ART5	10 ART6	11 BD	12 DRT	80	80	85 +5kph	85 +5kph	90 +10kph	90 +10kph		85
0000	14	0	14	0	0	0	0	0	0	0	0	0	0	4	28.6	1	7.1	0	0	70.9	80.3
0100	4	0	4	0	0	0	0	0	0	0	0	0	0	1	25	0	0	0	0	72.9	-
0200	2	0	1	0	0	0	0	0	1	0	0	0	0	1	50	1	50	0	0	72.1	-
0300	5	0	5	0	0	0	0	0	0	0	0	0	0	1	20	0	0	0	0	76.2	-
0400	2	0	1	0	0	0	0	0	0	0	1	0	0	0	0	0	0	0	0	66.8	-
0500	13	0	9	0	1	0	0	0	0	3	0	0	0	4	30.8	1	7.7	1	7.7	71.6	81
0600	16	0	13	0	2	0	0	0	0	0	1	0	0	3	18.8	1	6.3	0	0	70.4	83.2
0700	42	0	34	0	4	1	0	0	0	2	1	0	0	3	7.1	0	0	0	0	67.1	76
0800	**109**	**0**	**89**	**2**	**11**	**1**	**0**	**1**	**0**	**4**	**1**	**0**	**0**	**1**	**0.9**	**0**	**0**	**0**	**0**	**62.5**	**69.1**
0900	62	0	45	3	11	1	0	0	0	0	2	0	0	3	4.8	1	1.6	0	0	63.6	70.9
1000	50	0	34	3	12	0	0	0	0	1	0	0	0	0	0	0	0	0	0	60.3	70.6
1100	64	0	55	3	4	0	0	0	0	2	0	0	0	1	1.6	0	0	0	0	61.6	70.2
1200	62	0	52	1	4	1	0	0	0	1	3	0	0	0	0	0	0	0	0	59.4	68
1300	60	0	48	1	4	0	0	0	2	3	2	0	0	3	5	0	0	0	0	62	70.9
1400	65	0	52	1	8	0	0	0	0	4	0	0	0	0	0	0	0	0	0	62.3	71.6
1500	78	0	63	1	10	0	0	0	0	3	1	0	0	3	3.8	0	0	0	0	65.3	72
1600	**117**	**0**	**99**	**2**	**7**	**0**	**4**	**0**	**1**	**0**	**4**	**0**	**0**	**5**	**4.3**	**2**	**1.7**	**1**	**0.9**	**66.2**	**74.9**
1700	107	0	91	1	10	1	0	0	1	2	1	0	0	6	5.6	1	0.9	0	0	65.9	73.4
1800	99	0	89	0	9	0	0	0	0	1	0	0	0	1	1	0	0	0	0	60.3	68.4
1900	56	0	46	3	6	0	0	0	0	1	0	0	0	1	1.8	0	0	0	0	56.9	66.2
2000	52	0	49	0	3	0	0	0	0	0	0	0	0	1	1.9	0	0	0	0	60.2	68
2100	49	0	46	1	1	0	0	0	0	1	0	0	0	2	4.1	0	0	0	0	63.2	73.1
2200	31	0	30	0	1	0	0	0	0	0	0	0	0	1	3.2	0	0	0	0	67.3	74.5
2300	13	0	12	0	1	0	0	0	0	0	0	0	0	2	15.4	1	7.7	1	7.7	71.5	79.2
07-19	**915**	**0**	**751**	**18**	**94**	**5**	**4**	**1**	**4**	**23**	**15**	**0**	**0**	**26**	**2.8**	**4**	**0.4**	**1**	**0.1**	**63.2**	**72**
06-22	**1088**	**0**	**905**	**22**	**106**	**5**	**4**	**1**	**4**	**25**	**16**	**0**	**0**	**33**	**3**	**5**	**0.5**	**1**	**0.1**	**62.8**	**72**
06-00	**1132**	**0**	**947**	**22**	**108**	**5**	**4**	**1**	**4**	**25**	**16**	**0**	**0**	**36**	**3.2**	**6**	**0.5**	**2**	**0.2**	**63.1**	**72.4**
00-00	**1172**	**0**	**981**	**22**	**109**	**5**	**4**	**1**	**5**	**28**	**17**	**0**	**0**	**47**	**4**	**9**	**0.8**	**3**	**0.3**	**63.4**	**73.1**

DRAFT

Site 71
Location R178, Att - Telepole, Lat 53.99755, Long -6.80264
Direction West

3279 / Meath/Cavan/Monaghan ATC's
October 2013
Automatic Traffic Count

Virtual Day (7)

Time	Total	Classification												>PSL	>PSL%	>SL1	>SL1%	>SL2	>SL2%	Mean	Vpp
		1 MCL	2 SV	3 SVT	4 TB2	5 TB3	6 T4	7 ART3	8 ART4	9 ART5	10 ART6	11 BD	12 DRT	80	80	85 +5kph	85 +5kph	90 +10kph	90 +10kph		85
0000	14	0	13	0	0	0	0	0	0	0	0	0	0	2	16.7	1	7.3	0	3.1	68.2	80.3
0100	6	0	5	0	1	0	0	0	0	0	0	0	0	0	4.4	0	0	0	0	65.1	-
0200	4	0	3	0	0	0	0	0	0	0	0	0	0	1	14.8	0	11.1	0	7.4	69.7	-
0300	4	0	3	0	0	0	0	0	0	0	0	0	0	0	11.5	0	7.7	0	0	67.7	-
0400	6	0	5	0	0	0	0	0	0	1	0	0	0	1	15	1	12.5	0	0	71.9	-
0500	10	0	6	0	1	0	0	0	0	2	0	0	0	2	19.4	1	6	0	3	69.5	-
0600	14	0	11	0	1	0	0	0	0	1	1	0	0	2	15.5	0	3.1	0	0	69.3	79.9
0700	36	0	28	1	5	0	0	0	1	1	1	0	0	4	11.1	1	2.8	0	0.4	69	78.8
0800	**76**	**0**	**64**	**1**	**7**	**0**	**1**	**0**	**0**	**2**	**0**	**0**	**0**	**4**	**5.4**	**2**	**2.1**	**1**	**0.7**	**66.4**	**74.5**
0900	58	0	45	2	7	0	1	0	0	1	1	0	0	4	6.2	1	1.5	0	0.2	64.2	73.8
1000	50	0	38	2	7	0	1	0	1	1	1	0	0	2	3.7	1	1.1	0	0.3	64	73.1
1100	67	0	57	1	4	0	1	0	0	2	1	0	0	3	4.9	1	1.5	1	0.9	64.4	74.2
1200	67	0	57	1	5	0	1	0	0	1	2	0	0	4	5.5	1	1.3	0	0.6	64.2	73.1
1300	65	0	55	1	4	0	1	0	1	1	1	0	0	4	6.8	1	0.9	0	0.7	65.9	75.2
1400	67	0	57	1	5	0	1	0	1	2	0	0	0	4	5.8	2	2.6	0	0	65.8	75.2
1500	81	1	67	2	7	1	1	0	0	1	1	0	0	4	4.8	1	1.8	0	0.2	65.4	74.2
1600	107	0	92	2	8	0	1	0	0	1	2	0	0	5	4.7	2	1.6	1	0.7	64.7	74.2
1700	**111**	**0**	**98**	**1**	**7**	**1**	**1**	**0**	**1**	**1**	**1**	**0**	**0**	**7**	**6.1**	**3**	**2.3**	**1**	**0.5**	**66.6**	**74.9**
1800	97	0	88	1	5	0	0	0	0	1	1	0	0	5	4.8	1	1.5	0	0.4	65	73.1
1900	61	0	55	1	3	0	0	0	1	0	0	0	0	4	7.2	2	2.8	0	0.5	64.6	74.2
2000	46	0	43	0	2	0	0	0	0	0	0	0	0	1	2.8	1	1.9	0	0.3	64.3	74.2
2100	48	0	46	0	1	0	0	0	0	1	0	0	0	5	9.8	2	4.4	1	1.2	67	76.3
2200	30	0	29	0	1	0	0	0	0	0	0	0	0	3	10.5	1	3.3	0	0.5	67.7	77.4
2300	14	0	13	0	0	0	0	0	0	0	0	0	0	2	14.7	0	3.2	0	3.2	70.2	79.2
07-19	**882**	**3**	**746**	**16**	**71**	**4**	**10**	**1**	**6**	**15**	**11**	**0**	**0**	**49**	**5.6**	**15**	**1.7**	**4**	**0.5**	**65.4**	**74.5**
06-22	**1051**	**3**	**901**	**18**	**79**	**4**	**10**	**1**	**7**	**17**	**12**	**0**	**0**	**62**	**5.9**	**20**	**1.9**	**5**	**0.5**	**65.4**	**74.5**
06-00	**1095**	**3**	**942**	**18**	**80**	**4**	**10**	**1**	**7**	**17**	**12**	**0**	**0**	**67**	**6.1**	**22**	**2**	**6**	**0.5**	**65.5**	**74.9**
00-00	**1138**	**3**	**978**	**18**	**83**	**5**	**10**	**1**	**7**	**20**	**12**	**0**	**0**	**73**	**6.4**	**25**	**2.2**	**7**	**0.6**	**65.7**	**74.9**

DRAFT

Site 71
Location R178, Att - Telepole, Lat 53.99755, Long -6.80264
Direction West

3279 / Meath/Cavan/Monaghan ATC's
October 2013
Automatic Traffic Count

Virtual Week (1)

Time	Total	Classification												>PSL	>PSL%	>SL1	>SL1%	>SL2	>SL2%	Mean	Vpp
		1 MCL	2 SV	3 SVT	4 TB2	5 TB3	6 T4	7 ART3	8 ART4	9 ART5	10 ART6	11 BD	12 DRT	80	80	85 +5kph	85 +5kph	90 +10kph	90 +10kph		85
Mon	1184	0	995	13	101	4	17	1	16	28	9	0	0	88	7.4	25	2.1	2	0.2	66.2	75.2
Tue	1189	3	998	18	100	7	5	2	12	31	13	0	0	67	5.6	27	2.3	6	0.5	65.5	74.9
Wed	1172	0	981	22	109	5	4	1	5	28	17	0	0	47	4	9	0.8	3	0.3	63.4	73.1
Thu	1189	3	1001	20	90	10	22	1	9	16	17	0	0	80	6.7	24	2	7	0.6	64.8	74.9
Fri	1338	0	1124	20	111	6	20	1	6	30	20	0	0	89	6.7	33	2.5	13	1	66.2	75.2
| Sat	1050	3	953	29	47	1	5	0	2	4	6	0	0	83	7.9	34	3.2	8	0.8	66.9	75.6
| Sun	844	9	797	7	23	0	0	0	1	3	4	0	0	58	6.9	22	2.6	9	1.1	67	74.9
5 Day Ave.	**1214**	**1**	**1020**	**19**	**102**	**6**	**14**	**1**	**10**	**27**	**15**	**0**	**0**	**74**	**6.1**	**24**	**2.0**	**6**	**0.5**	**65.2**	**74.7**
7 Day Ave.	**1138**	**3**	**978**	**18**	**83**	**5**	**10**	**1**	**7**	**20**	**12**	**0**	**0**	**73**	**6.4**	**25**	**2.2**	**7**	**0.6**	**65.7**	**74.9**
--	**7966**	**18**	**6849**	**129**	**581**	**33**	**73**	**6**	**51**	**140**	**86**	**0**	**0**	**512**	**6.4**	**174**	**2.2**	**48**	**0.6**	**65.7**	**74.9**

Summary Graphs

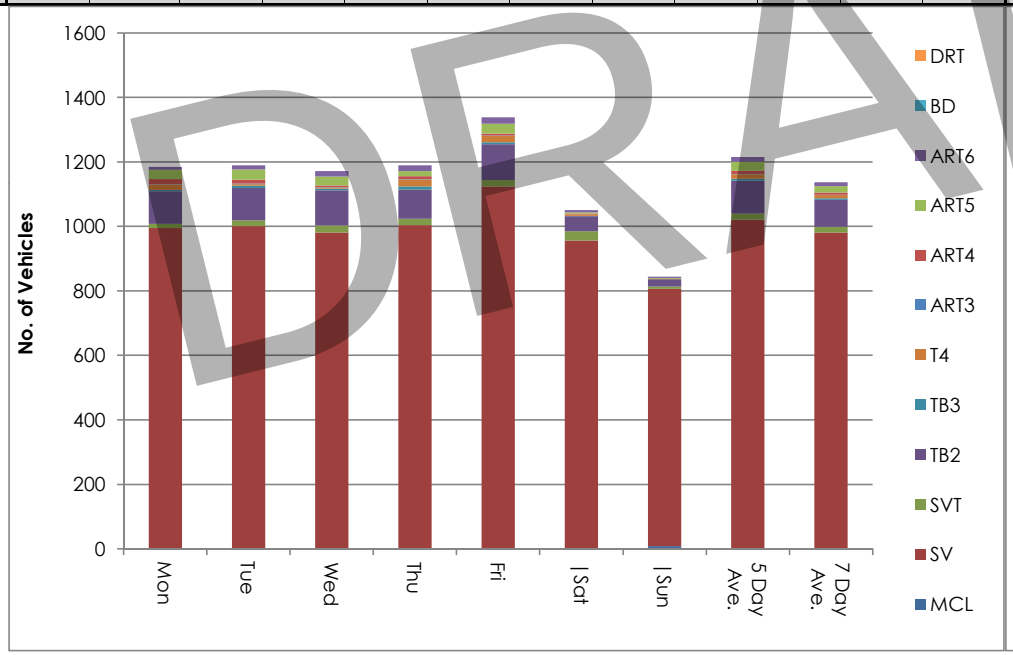

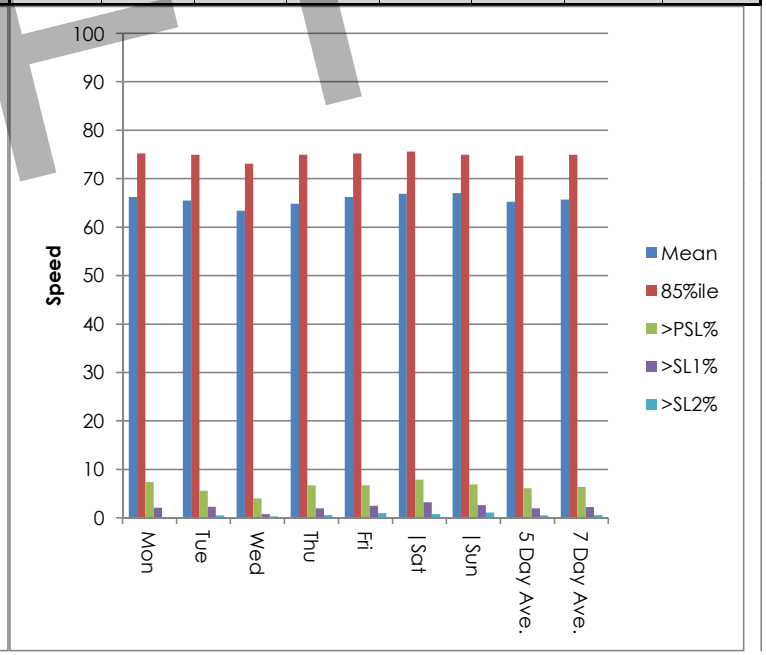

DRAFT

Site 71
Location R178, Att - Telepole, Lat 53.99755, Long -6.80264
Direction West

3279 / Meath/Cavan/Monaghan ATC's
October 2013
Automatic Traffic Count

Thu, 10 October 2013

Time	Total	Speed Bins (km/h)																												
		0 - 5	5 - 10	10 - 15	15 - 20	20 - 25	25 - 30	30 - 35	35 - 40	40 - 45	45 - 50	50 - 55	55 - 60	60 - 65	65 - 70	70 - 75	75 - 80	80 - 85	85 - 90	90 - 95	95 - 100	100 - 105	105 - 110	110 - 115	115 - 120	120 - 125	125 - 130	130 - 135	135 - 140
0000	11	0	0	0	0	0	0	0	0	0	0	0	1	1	3	2	1	1	1	1	0	0	0	0	0	0	0	0	0	0
0100	5	0	0	0	0	0	0	0	0	0	0	2	0	2	0	1	0	0	0	0	0	0	0	0	0	0	0	0	0	0
0200	0	0	0	0	0	0	0	0	0	0	0	0	0	0	0	0	0	0	0	0	0	0	0	0	0	0	0	0	0	0
0300	0	0	0	0	0	0	0	0	0	0	0	0	0	0	0	0	0	0	0	0	0	0	0	0	0	0	0	0	0	0
0400	6	0	0	0	0	0	0	0	0	0	1	0	0	1	3	0	0	0	1	0	0	0	0	0	0	0	0	0	0	0
0500	12	0	0	0	0	0	0	0	0	0	0	1	0	2	1	1	3	3	0	1	0	0	0	0	0	0	0	0	0	0
0600	14	0	0	0	0	0	0	0	0	0	0	1	3	2	2	2	1	2	1	0	0	0	0	0	0	0	0	0	0	0
0700	46	0	0	0	0	0	0	0	0	0	4	1	4	3	6	12	10	4	2	0	0	0	0	0	0	0	0	0	0	0
0800	**93**	**0**	**0**	**0**	**0**	**0**	**0**	**0**	**0**	**0**	**3**	**3**	**9**	**8**	**22**	**27**	**13**	**4**	**2**	**0**	**1**	**1**	**0**	**0**	**0**	**0**	**0**	**0**	**0**	**0**
0900	67	0	0	0	0	0	0	0	1	2	3	14	12	8	11	8	6	2	0	0	0	0	0	0	0	0	0	0	0	0
1000	49	0	0	0	0	0	0	0	0	1	2	6	3	3	15	13	3	3	0	0	0	0	0	0	0	0	0	0	0	0
1100	84	0	0	0	0	0	0	0	0	8	3	8	12	25	10	10	5	3	0	0	0	0	0	0	0	0	0	0	0	0
1200	63	0	0	0	0	0	0	0	0	1	2	16	9	10	12	5	5	3	0	0	0	0	0	0	0	0	0	0	0	0
1300	58	0	0	0	0	0	0	0	1	0	1	3	2	17	15	13	3	3	0	0	0	0	0	0	0	0	0	0	0	0
1400	72	0	0	0	1	2	1	0	0	2	2	4	8	15	17	11	7	1	1	0	0	0	0	0	0	0	0	0	0	0
1500	72	0	0	0	0	0	0	1	0	0	0	6	9	19	15	8	9	2	3	0	0	0	0	0	0	0	0	0	0	0
1600	**126**	**0**	**0**	**0**	**0**	**1**	**1**	**0**	**0**	**6**	**11**	**18**	**9**	**26**	**22**	**19**	**9**	**3**	**0**	**1**	**0**	**0**	**0**	**0**	**0**	**0**	**0**	**0**	**0**	**0**
1700	116	0	0	0	0	0	0	0	3	3	5	8	12	21	21	26	11	5	1	0	0	0	0	0	0	0	0	0	0	0
1800	103	0	0	0	0	0	0	0	0	1	6	14	17	19	16	16	6	7	0	1	0	0	0	0	0	0	0	0	0	0
1900	59	0	0	0	0	0	0	0	2	1	0	3	16	8	17	7	2	1	1	1	0	0	0	0	0	0	0	0	0	0
2000	42	0	0	0	0	0	0	0	0	1	2	6	8	9	5	9	1	1	0	0	0	0	0	0	0	0	0	0	0	0
2100	43	0	0	0	0	2	0	0	0	1	1	2	4	7	8	10	3	4	1	0	0	0	0	0	0	0	0	0	0	0
2200	33	0	0	0	0	0	0	0	0	0	1	1	5	10	7	1	1	4	3	0	0	0	0	0	0	0	0	0	0	0
2300	15	0	0	0	0	0	0	0	0	0	1	0	0	1	7	4	2	0	0	0	0	0	0	0	0	0	0	0	0	0
07-19	**949**	**0**	**0**	**0**	**1**	**3**	**2**	**1**	**5**	**24**	**42**	**101**	**106**	**174**	**182**	**168**	**87**	**40**	**9**	**2**	**1**	**1**	**0**	**0**	**0**	**0**	**0**	**0**	**0**	**0**
06-22	**1107**	**0**	**0**	**0**	**1**	**5**	**2**	**1**	**7**	**27**	**45**	**113**	**137**	**200**	**214**	**196**	**94**	**48**	**12**	**3**	**1**	**1**	**0**	**0**	**0**	**0**	**0**	**0**	**0**	**0**
06-00	**1155**	**0**	**0**	**0**	**1**	**5**	**2**	**1**	**7**	**27**	**47**	**114**	**142**	**211**	**228**	**201**	**97**	**52**	**15**	**3**	**1**	**1**	**0**	**0**	**0**	**0**	**0**	**0**	**0**	**0**
00-00	**1189**	**0**	**0**	**0**	**1**	**5**	**2**	**1**	**7**	**27**	**48**	**117**	**143**	**217**	**235**	**205**	**101**	**56**	**17**	**5**	**1**	**1**	**0**	**0**	**0**	**0**	**0**	**0**	**0**	**0**

DRAFT

Site 71
Location R178, Att - Telepole, Lat 53.99755, Long -6.80264
Direction West

3279 / Meath/Cavan/Monaghan ATC's
October 2013
Automatic Traffic Count

Fri, 11 October 2013

Time	Total	Speed Bins (km/h)																											
		0 - 5	5 - 10	10 - 15	15 - 20	20 - 25	25 - 30	30 - 35	35 - 40	40 - 45	45 - 50	50 - 55	55 - 60	60 - 65	65 - 70	70 - 75	75 - 80	80 - 85	85 - 90	90 - 95	95 - 100	100 - 105	105 - 110	110 - 115	115 - 120	120 - 125	125 - 130	130 - 135	135 - 140
0000	16	0	0	0	0	0	0	0	1	0	0	1	2	2	1	2	3	2	0	0	2	0	0	0	0	0	0	0	0
0100	5	0	0	0	0	0	0	0	0	1	0	1	0	2	0	0	0	1	0	0	0	0	0	0	0	0	0	0	0
0200	5	0	0	0	0	0	0	0	0	0	0	2	1	0	0	0	0	0	0	2	0	0	0	0	0	0	0	0	0
0300	3	0	0	0	0	0	0	0	0	0	0	1	0	1	0	0	1	0	0	0	0	0	0	0	0	0	0	0	0
0400	8	0	0	0	0	0	0	0	0	0	0	0	1	1	0	2	3	1	0	0	0	0	0	0	0	0	0	0	0
0500	16	0	0	0	0	0	0	0	1	0	0	3	3	0	2	3	0	2	2	0	0	0	0	0	0	0	0	0	0
0600	19	0	0	0	0	0	0	0	0	0	0	4	4	2	3	2	2	2	0	0	0	0	0	0	0	0	0	0	0
0700	39	0	0	0	0	0	0	0	0	0	1	2	3	4	3	10	10	5	1	0	0	0	0	0	0	0	0	0	0
0800	**90**	**0**	**0**	**0**	**0**	**0**	**0**	**0**	**0**	**3**	**1**	**4**	**10**	**18**	**13**	**27**	**9**	**2**	**2**	**1**	**0**	**0**	**0**	**0**	**0**	**0**	**0**	**0**	**0**
0900	71	0	0	0	0	0	0	0	0	1	2	5	6	17	19	11	7	3	0	0	0	0	0	0	0	0	0	0	0
1000	59	0	0	0	0	0	0	0	1	4	1	5	16	13	4	8	5	2	0	0	0	0	0	0	0	0	0	0	0
1100	62	0	0	0	0	0	1	0	2	1	9	7	8	7	7	12	5	3	0	0	0	0	0	0	0	0	0	0	0
1200	71	0	0	0	0	0	0	0	0	0	2	7	8	25	10	11	3	4	0	0	1	0	0	0	0	0	0	0	0
1300	73	0	0	0	0	0	0	1	0	0	2	4	11	20	10	12	8	4	0	1	0	0	0	0	0	0	0	0	0
1400	76	0	0	0	0	0	0	0	0	0	1	3	8	7	23	15	13	3	3	0	0	0	0	0	0	0	0	0	0
1500	102	0	0	0	0	0	0	0	0	1	5	13	20	10	18	20	11	2	2	0	0	0	0	0	0	0	0	0	0
1600	**131**	**0**	**0**	**0**	**0**	**1**	**1**	**0**	**0**	**6**	**6**	**9**	**24**	**23**	**21**	**25**	**11**	**0**	**2**	**1**	**1**	**0**	**0**	**0**	**0**	**0**	**0**	**0**	**0**
1700	123	0	0	0	0	0	0	0	0	0	0	3	11	35	32	25	10	3	3	1	0	0	0	0	0	0	0	0	0
1800	114	0	0	0	0	0	0	0	0	1	2	6	12	23	32	30	4	3	1	0	0	0	0	0	0	0	0	0	0
1900	74	0	0	0	0	0	0	0	0	0	2	3	14	14	18	13	4	4	1	1	0	0	0	0	0	0	0	0	0
2000	56	0	0	0	0	0	0	0	0	0	0	4	10	13	9	10	9	0	0	1	0	0	0	0	0	0	0	0	0
2100	71	0	0	0	0	0	0	0	0	0	2	3	5	12	25	15	5	2	1	0	0	0	1	0	0	0	0	0	0
2200	33	0	0	0	0	0	0	0	0	0	0	0	6	4	10	7	2	2	2	0	0	0	0	0	0	0	0	0	0
2300	21	0	0	0	0	0	0	0	0	0	0	0	5	0	3	3	4	6	0	0	0	0	0	0	0	0	0	0	0
07-19	**1011**	**0**	**0**	**0**	**0**	**1**	**2**	**1**	**3**	**17**	**32**	**68**	**137**	**202**	**192**	**206**	**96**	**34**	**14**	**4**	**2**	**0**	**0**	**0**	**0**	**0**	**0**	**0**	**0**
06-22	**1231**	**0**	**0**	**0**	**0**	**1**	**2**	**1**	**3**	**17**	**36**	**82**	**170**	**243**	**247**	**246**	**116**	**42**	**16**	**6**	**2**	**0**	**1**	**0**	**0**	**0**	**0**	**0**	**0**
06-00	**1285**	**0**	**0**	**0**	**0**	**1**	**2**	**1**	**3**	**17**	**36**	**82**	**181**	**247**	**260**	**256**	**122**	**50**	**18**	**6**	**2**	**0**	**1**	**0**	**0**	**0**	**0**	**0**	**0**
00-00	**1338**	**0**	**0**	**0**	**0**	**1**	**2**	**1**	**5**	**18**	**36**	**90**	**188**	**253**	**263**	**263**	**129**	**56**	**20**	**8**	**4**	**0**	**1**	**0**	**0**	**0**	**0**	**0**	**0**

DRAFT

Site 71
Location R178, Att - Telepole, Lat 53.99755, Long -6.80264
Direction West

3279 / Meath/Cavan/Monaghan ATC's
October 2013
Automatic Traffic Count

Sat, 12 October 2013

Time	Total	Speed Bins (km/h)																												
		0 - 5	5 - 10	10 - 15	15 - 20	20 - 25	25 - 30	30 - 35	35 - 40	40 - 45	45 - 50	50 - 55	55 - 60	60 - 65	65 - 70	70 - 75	75 - 80	80 - 85	85 - 90	90 - 95	95 - 100	100 - 105	105 - 110	110 - 115	115 - 120	120 - 125	125 - 130	130 - 135	135 - 140
0000	23	0	0	0	0	0	0	0	0	0	2	3	3	4	6	2	1	1	1	0	0	0	0	0	0	0	0	0	0	0
0100	12	0	0	0	0	0	0	0	0	0	0	0	4	3	2	2	1	0	0	0	0	0	0	0	0	0	0	0	0	0
0200	9	0	0	0	0	0	0	0	0	0	0	1	0	1	2	3	1	1	0	0	0	0	0	0	0	0	0	0	0	0
0300	4	0	0	0	0	0	0	0	0	0	0	0	0	2	0	0	1	0	1	0	0	0	0	0	0	0	0	0	0	0
0400	9	0	0	0	0	0	0	0	0	0	0	0	1	1	2	3	0	0	2	0	0	0	0	0	0	0	0	0	0	0
0500	4	0	0	0	0	0	0	0	0	0	0	0	2	0	0	1	1	0	0	0	0	0	0	0	0	0	0	0	0	0
0600	4	0	0	0	0	0	0	0	0	0	0	0	1	1	0	2	0	0	0	0	0	0	0	0	0	0	0	0	0	0
0700	17	0	0	0	0	0	0	1	1	0	0	0	0	1	5	3	4	2	0	0	0	0	0	0	0	0	0	0	0	0
0800	31	0	0	0	0	1	1	1	0	0	0	2	5	4	7	5	2	2	0	0	1	0	0	0	0	0	0	0	0	0
0900	41	0	0	0	0	0	0	0	0	1	1	2	5	10	14	3	2	2	1	0	0	0	0	0	0	0	0	0	0	0
1000	50	0	0	0	0	0	0	0	0	0	1	2	2	8	17	10	7	1	1	1	0	0	0	0	0	0	0	0	0	0
1100	**80**	**0**	**0**	**0**	**0**	**0**	**0**	**1**	**0**	**0**	**1**	**8**	**12**	**12**	**22**	**16**	**5**	**3**	**0**	**0**	**0**	**0**	**0**	**0**	**0**	**0**	**0**	**0**	**0**	**0**
1200	74	0	0	0	1	0	0	0	0	1	3	5	10	14	13	15	4	7	1	0	0	0	0	0	0	0	0	0	0	0
1300	61	0	0	0	0	0	0	0	0	0	2	1	10	6	18	10	9	5	0	0	0	0	0	0	0	0	0	0	0	0
1400	75	0	0	0	0	0	0	0	0	0	0	0	7	20	16	16	10	2	4	0	0	0	0	0	0	0	0	0	0	0
1500	82	0	0	0	0	0	0	0	0	1	4	4	8	14	18	18	10	3	1	1	0	0	0	0	0	0	0	0	0	0
1600	83	0	0	0	0	0	0	1	1	0	4	3	13	12	23	14	8	3	1	0	0	0	0	0	0	0	0	0	0	0
1700	**89**	**0**	**0**	**0**	**0**	**0**	**0**	**0**	**0**	**0**	**2**	**1**	**7**	**24**	**14**	**21**	**11**	**5**	**2**	**1**	**0**	**1**	**0**	**0**	**0**	**0**	**0**	**0**	**0**	**0**
1800	82	0	0	0	0	0	0	0	0	3	3	7	5	15	22	18	2	3	2	2	0	0	0	0	0	0	0	0	0	0
1900	74	0	0	0	0	0	0	0	0	0	4	13	16	11	8	11	7	3	1	0	0	0	0	0	0	0	0	0	0	0
2000	44	0	0	0	0	0	0	0	0	0	1	1	8	7	6	11	8	0	2	0	0	0	0	0	0	0	0	0	0	0
2100	55	0	0	0	0	0	0	0	0	1	0	0	10	12	12	9	2	4	5	0	0	0	0	0	0	0	0	0	0	0
2200	30	0	0	0	0	0	0	0	0	0	0	2	5	7	6	1	6	1	1	1	0	0	0	0	0	0	0	0	0	0
2300	17	0	0	0	0	0	0	0	0	0	0	0	1	1	5	9	0	1	0	0	0	0	0	0	0	0	0	0	0	0
07-19	**765**	**0**	**0**	**0**	**1**	**1**	**1**	**4**	**2**	**6**	**21**	**35**	**84**	**140**	**189**	**149**	**74**	**38**	**13**	**5**	**1**	**1**	**0**	**0**	**0**	**0**	**0**	**0**	**0**	**0**
06-22	**942**	**0**	**0**	**0**	**1**	**1**	**1**	**4**	**2**	**7**	**26**	**49**	**119**	**171**	**215**	**182**	**91**	**45**	**21**	**5**	**1**	**1**	**0**	**0**	**0**	**0**	**0**	**0**	**0**	**0**
06-00	**989**	**0**	**0**	**0**	**1**	**1**	**1**	**4**	**2**	**7**	**26**	**51**	**125**	**179**	**226**	**192**	**97**	**47**	**22**	**6**	**1**	**1**	**0**	**0**	**0**	**0**	**0**	**0**	**0**	**0**
00-00	**1050**	**0**	**0**	**0**	**1**	**1**	**1**	**4**	**2**	**7**	**28**	**55**	**135**	**190**	**238**	**203**	**102**	**49**	**26**	**6**	**1**	**1**	**0**	**0**	**0**	**0**	**0**	**0**	**0**	**0**

DRAFT

Site 71
Location R178, Att - Telepole, Lat 53.99755, Long -6.80264
Direction West

3279 / Meath/Cavan/Monaghan ATC's
October 2013
Automatic Traffic Count

Sun, 13 October 2013

Time	Total	Speed Bins (km/h)																												
		0 - 5	5 - 10	10 - 15	15 - 20	20 - 25	25 - 30	30 - 35	35 - 40	40 - 45	45 - 50	50 - 55	55 - 60	60 - 65	65 - 70	70 - 75	75 - 80	80 - 85	85 - 90	90 - 95	95 - 100	100 - 105	105 - 110	110 - 115	115 - 120	120 - 125	125 - 130	130 - 135	135 - 140
0000	13	0	0	0	0	0	0	0	0	1	0	1	3	4	1	0	3	0	0	0	0	0	0	0	0	0	0	0	0	0
0100	5	0	0	0	0	0	0	0	0	0	0	1	0	0	3	1	0	0	0	0	0	0	0	0	0	0	0	0	0	0
0200	8	0	0	0	0	0	0	0	0	0	0	0	1	0	3	3	1	0	0	0	0	0	0	0	0	0	0	0	0	0
0300	7	0	0	0	0	0	0	0	0	0	0	1	1	1	1	2	0	0	1	0	0	0	0	0	0	0	0	0	0	0
0400	6	0	0	0	0	0	0	0	0	0	0	0	0	0	1	1	2	0	2	0	0	0	0	0	0	0	0	0	0	0
0500	0	0	0	0	0	0	0	0	0	0	0	0	0	0	0	0	0	0	0	0	0	0	0	0	0	0	0	0	0	0
0600	5	0	0	0	0	0	0	0	0	0	0	0	1	0	1	1	1	1	0	0	0	0	0	0	0	0	0	0	0	0
0700	8	0	0	0	0	0	0	0	0	0	0	0	1	1	2	2	0	2	0	0	0	0	0	0	0	0	0	0	0	0
0800	7	0	0	0	0	0	0	0	0	0	0	0	0	0	3	3	0	1	0	0	0	0	0	0	0	0	0	0	0	0
0900	17	0	0	0	0	0	0	0	0	0	0	1	2	4	3	4	2	1	0	0	0	0	0	0	0	0	0	0	0	0
1000	31	0	0	0	0	1	0	0	0	0	0	2	5	3	10	7	1	1	1	0	0	0	0	0	0	0	0	0	0	0
1100	**40**	**0**	**0**	**0**	**0**	**0**	**0**	**0**	**0**	**0**	**1**	**1**	**4**	**4**	**12**	**8**	**6**	**3**	**0**	**1**	**0**	**0**	**0**	**0**	**0**	**0**	**0**	**0**	**0**	**0**
1200	89	1	0	0	0	0	0	0	0	1	2	9	8	17	20	20	7	3	0	1	0	0	0	0	0	0	0	0	0	0
1300	**108**	**0**	**0**	**0**	**0**	**0**	**0**	**0**	**0**	**0**	**0**	**1**	**16**	**27**	**38**	**9**	**7**	**7**	**1**	**2**	**0**	**0**	**0**	**0**	**0**	**0**	**0**	**0**	**0**	**0**
1400	65	0	0	0	0	0	0	0	0	0	5	4	5	13	15	13	5	4	1	0	0	0	0	0	0	0	0	0	0	0
1500	62	0	0	0	0	0	0	1	0	0	0	6	10	9	13	12	8	1	2	0	0	0	0	0	0	0	0	0	0	0
1600	64	0	0	0	0	0	0	0	0	1	0	1	9	10	22	16	3	1	0	1	0	0	0	0	0	0	0	0	0	0
1700	84	0	0	0	0	0	0	0	0	0	1	3	13	19	26	14	3	2	2	1	0	0	0	0	0	0	0	0	0	0
1800	73	0	0	1	0	0	0	0	0	0	0	6	13	18	13	13	7	2	0	0	0	0	0	0	0	0	0	0	0	0
1900	53	0	0	0	0	0	0	2	0	0	1	2	3	7	17	14	5	1	1	0	0	0	0	0	0	0	0	0	0	0
2000	38	0	0	0	0	0	0	0	0	0	0	1	5	6	12	10	3	0	1	0	0	0	0	0	0	0	0	0	0	0
2100	33	0	0	0	0	0	0	0	0	0	0	3	2	4	7	5	7	2	1	1	1	0	0	0	0	0	0	0	0	0
2200	19	0	0	0	0	0	0	0	0	0	0	0	2	2	2	5	5	3	0	0	0	0	0	0	0	0	0	0	0	0
2300	9	0	0	0	0	0	0	0	0	0	0	1	2	1	0	2	1	1	0	1	0	0	0	0	0	0	0	0	0	0
07-19	**648**	**1**	**0**	**1**	**0**	**1**	**0**	**1**	**0**	**2**	**9**	**34**	**86**	**125**	**177**	**121**	**49**	**28**	**7**	**6**	**0**	**0**	**0**	**0**	**0**	**0**	**0**	**0**	**0**	**0**
06-22	**777**	**1**	**0**	**1**	**0**	**1**	**0**	**3**	**0**	**2**	**10**	**40**	**97**	**142**	**214**	**151**	**65**	**32**	**10**	**7**	**1**	**0**	**0**	**0**	**0**	**0**	**0**	**0**	**0**	**0**
06-00	**805**	**1**	**0**	**1**	**0**	**1**	**0**	**3**	**0**	**2**	**10**	**41**	**101**	**145**	**216**	**158**	**71**	**36**	**10**	**8**	**1**	**0**	**0**	**0**	**0**	**0**	**0**	**0**	**0**	**0**
00-00	**844**	**1**	**0**	**1**	**0**	**1**	**0**	**3**	**0**	**3**	**10**	**44**	**106**	**150**	**225**	**165**	**77**	**36**	**13**	**8**	**1**	**0**	**0**	**0**	**0**	**0**	**0**	**0**	**0**	**0**

DRAFT

Site 71
Location R178, Att - Telepole, Lat 53.99755, Long -6.80264
Direction West

3279 / Meath/Cavan/Monaghan ATC's
October 2013
Automatic Traffic Count

Mon, 14 October 2013

Time	Total	Speed Bins (km/h)																											
		0 - 5	5 - 10	10 - 15	15 - 20	20 - 25	25 - 30	30 - 35	35 - 40	40 - 45	45 - 50	50 - 55	55 - 60	60 - 65	65 - 70	70 - 75	75 - 80	80 - 85	85 - 90	90 - 95	95 - 100	100 - 105	105 - 110	110 - 115	115 - 120	120 - 125	125 - 130	130 - 135	135 - 140
0000	7	0	0	0	0	0	0	0	0	0	0	0	1	2	2	1	0	1	0	0	0	0	0	0	0	0	0	0	0
0100	7	0	0	0	0	0	0	0	0	0	0	0	1	1	1	4	0	0	0	0	0	0	0	0	0	0	0	0	0
0200	2	0	0	0	0	0	0	0	0	0	0	0	0	0	1	1	0	0	0	0	0	0	0	0	0	0	0	0	0
0300	4	0	0	0	0	0	0	0	0	0	0	0	2	0	2	0	0	0	0	0	0	0	0	0	0	0	0	0	0
0400	5	0	0	0	0	0	0	0	0	0	0	0	0	2	0	1	2	0	0	0	0	0	0	0	0	0	0	0	0
0500	9	0	0	0	0	0	0	0	0	0	0	0	2	2	3	1	1	0	0	0	0	0	0	0	0	0	0	0	0
0600	15	0	0	0	0	0	0	0	0	0	0	0	3	0	2	2	4	3	1	0	0	0	0	0	0	0	0	0	0
0700	57	0	0	0	0	0	0	0	0	1	0	7	6	6	11	17	4	3	2	0	0	0	0	0	0	0	0	0	0
0800	**103**	**0**	**0**	**0**	**0**	**0**	**0**	**0**	**0**	**0**	**3**	**5**	**13**	**16**	**29**	**22**	**7**	**6**	**2**	**0**	**0**	**0**	**0**	**0**	**0**	**0**	**0**	**0**	**0**
0900	74	0	0	0	0	0	0	2	0	0	9	5	5	12	9	17	5	8	1	0	1	0	0	0	0	0	0	0	0
1000	51	0	0	0	0	0	0	0	0	0	1	7	6	14	8	11	1	2	1	0	0	0	0	0	0	0	0	0	0
1100	68	0	0	0	0	1	2	1	0	1	1	3	11	10	15	14	6	2	1	0	0	0	0	0	0	0	0	0	0
1200	48	0	0	0	0	0	0	0	1	1	0	4	3	8	12	9	6	3	1	0	0	0	0	0	0	0	0	0	0
1300	48	0	0	0	0	0	0	0	0	1	3	4	4	10	9	7	7	3	0	0	0	0	0	0	0	0	0	0	0
1400	62	0	0	0	0	0	1	0	0	4	6	3	9	6	13	7	8	3	2	0	0	0	0	0	0	0	0	0	0
1500	74	0	0	0	0	0	0	0	0	0	2	1	8	17	18	22	4	2	0	0	0	0	0	0	0	0	0	0	0
1600	114	0	0	0	0	0	0	1	1	0	5	13	20	24	19	15	10	5	1	0	0	0	0	0	0	0	0	0	0
1700	**134**	**0**	**0**	**0**	**0**	**0**	**0**	**0**	**0**	**2**	**1**	**8**	**19**	**18**	**33**	**29**	**15**	**5**	**4**	**0**	**0**	**0**	**0**	**0**	**0**	**0**	**0**	**0**	**0**
1800	110	0	0	0	0	0	0	0	0	0	1	6	9	25	42	17	3	4	3	0	0	0	0	0	0	0	0	0	0
1900	61	0	0	0	0	0	0	0	0	0	2	1	10	13	12	12	3	7	1	0	0	0	0	0	0	0	0	0	0
2000	54	0	0	0	0	0	0	0	0	0	3	4	10	14	9	6	7	0	1	0	0	0	0	0	0	0	0	0	0
2100	44	0	0	0	0	0	0	0	0	0	0	1	5	14	7	5	9	1	2	0	0	0	0	0	0	0	0	0	0
2200	24	0	0	0	0	0	0	0	0	0	1	1	4	5	4	4	1	4	0	0	0	0	0	0	0	0	0	0	0
2300	9	0	0	0	0	0	0	0	0	0	0	0	1	0	2	3	1	1	0	1	0	0	0	0	0	0	0	0	0
07-19	**943**	**0**	**0**	**0**	**0**	**1**	**3**	**4**	**2**	**10**	**32**	**66**	**113**	**166**	**218**	**187**	**76**	**46**	**18**	**0**	**1**	**0**	**0**	**0**	**0**	**0**	**0**	**0**	**0**
06-22	**1117**	**0**	**0**	**0**	**0**	**1**	**3**	**4**	**2**	**10**	**37**	**72**	**141**	**207**	**248**	**212**	**99**	**57**	**23**	**0**	**1**	**0**	**0**	**0**	**0**	**0**	**0**	**0**	**0**
06-00	**1150**	**0**	**0**	**0**	**0**	**1**	**3**	**4**	**2**	**10**	**38**	**73**	**146**	**212**	**254**	**219**	**101**	**62**	**23**	**1**	**1**	**0**	**0**	**0**	**0**	**0**	**0**	**0**	**0**
00-00	**1184**	**0**	**0**	**0**	**0**	**1**	**3**	**4**	**2**	**10**	**38**	**73**	**152**	**219**	**263**	**227**	**104**	**63**	**23**	**1**	**1**	**0**	**0**	**0**	**0**	**0**	**0**	**0**	**0**

DRAFT

Site 71
Location R178, Att - Telepole, Lat 53.99755, Long -6.80264
Direction West

3279 / Meath/Cavan/Monaghan ATC's
October 2013
Automatic Traffic Count

Tue, 15 October 2013

Time	Total	Speed Bins (km/h)																											
		0 - 5	5 - 10	10 - 15	15 - 20	20 - 25	25 - 30	30 - 35	35 - 40	40 - 45	45 - 50	50 - 55	55 - 60	60 - 65	65 - 70	70 - 75	75 - 80	80 - 85	85 - 90	90 - 95	95 - 100	100 - 105	105 - 110	110 - 115	115 - 120	120 - 125	125 - 130	130 - 135	135 - 140
0000	12	0	0	0	0	0	0	0	0	0	1	0	0	4	2	0	3	1	1	0	0	0	0	0	0	0	0	0	0
0100	7	0	0	0	0	0	0	0	0	0	1	0	0	1	2	3	0	0	0	0	0	0	0	0	0	0	0	0	0
0200	1	0	0	0	0	0	0	0	0	0	0	0	0	0	1	0	0	0	0	0	0	0	0	0	0	0	0	0	0
0300	3	0	0	0	0	0	0	0	0	0	0	0	1	2	0	0	0	0	0	0	0	0	0	0	0	0	0	0	0
0400	4	0	0	0	0	0	0	0	0	0	0	0	0	1	0	2	1	0	0	0	0	0	0	0	0	0	0	0	0
0500	13	0	0	0	0	0	0	0	0	0	0	1	1	1	2	4	3	1	0	0	0	0	0	0	0	0	0	0	0
0600	24	0	0	0	0	0	0	0	0	0	0	1	1	9	1	5	5	2	0	0	0	0	0	0	0	0	0	0	0
0700	43	0	0	0	0	0	0	0	0	0	0	1	4	4	11	12	7	2	1	1	0	0	0	0	0	0	0	0	0
0800	**101**	**0**	**0**	**0**	**0**	**0**	**0**	**0**	**0**	**3**	**1**	**11**	**3**	**25**	**26**	**18**	**11**	**2**	**1**	**0**	**0**	**0**	**0**	**0**	**0**	**0**	**0**	**0**	**0**
0900	72	0	0	0	0	1	0	3	0	2	2	6	9	13	17	13	3	1	2	0	0	0	0	0	0	0	0	0	0
1000	62	0	0	0	0	0	0	0	0	2	2	10	13	10	16	5	4	0	0	0	0	0	0	0	0	0	0	0	0
1100	71	0	0	0	0	0	0	0	0	0	0	2	14	9	16	16	8	1	2	3	0	0	0	0	0	0	0	0	0
1200	64	0	0	0	0	0	0	0	0	1	0	10	5	16	10	16	4	0	1	1	0	0	0	0	0	0	0	0	0
1300	45	0	0	0	0	0	0	0	1	1	2	3	6	11	6	9	4	2	0	0	0	0	0	0	0	0	0	0	0
1400	52	0	0	0	0	0	0	0	0	0	1	5	8	10	11	10	4	2	1	0	0	0	0	0	0	0	0	0	0
1500	94	0	0	0	2	0	2	0	0	2	8	3	16	20	15	15	6	4	1	0	0	0	0	0	0	0	0	0	0
1600	113	0	0	0	0	0	0	0	0	3	1	8	17	16	22	26	10	8	2	0	0	0	0	0	0	0	0	0	0
1700	**123**	**0**	**0**	**0**	**0**	**0**	**4**	**0**	**2**	**2**	**4**	**5**	**13**	**21**	**31**	**24**	**12**	**4**	**1**	**0**	**0**	**0**	**0**	**0**	**0**	**0**	**0**	**0**	**0**
1800	101	0	0	0	1	0	0	0	0	0	6	4	9	16	33	16	12	3	1	0	0	0	0	0	0	0	0	0	0
1900	52	0	0	0	0	0	0	1	0	1	1	4	4	12	9	8	5	2	5	0	0	0	0	0	0	0	0	0	0
2000	38	0	0	0	0	0	1	0	0	1	2	8	6	8	2	3	5	1	1	0	0	0	0	0	0	0	0	0	0
2100	43	0	0	0	0	0	0	0	0	0	4	4	8	5	4	9	4	3	1	0	0	1	0	0	0	0	0	0	0
2200	40	0	0	0	0	0	0	0	0	1	1	2	3	6	16	7	4	0	0	0	0	0	0	0	0	0	0	0	0
2300	11	0	0	0	0	0	0	0	0	0	1	0	1	2	5	1	0	1	0	0	0	0	0	0	0	0	0	0	0
07-19	**941**	**0**	**0**	**0**	**3**	**1**	**6**	**3**	**3**	**16**	**27**	**68**	**117**	**171**	**214**	**180**	**85**	**29**	**13**	**5**	**0**	**0**	**0**	**0**	**0**	**0**	**0**	**0**	**0**
06-22	**1098**	**0**	**0**	**0**	**3**	**1**	**7**	**4**	**3**	**18**	**34**	**85**	**136**	**205**	**230**	**205**	**104**	**37**	**20**	**5**	**0**	**1**	**0**	**0**	**0**	**0**	**0**	**0**	**0**
06-00	**1149**	**0**	**0**	**0**	**3**	**1**	**7**	**4**	**3**	**19**	**36**	**87**	**140**	**213**	**251**	**213**	**108**	**38**	**20**	**5**	**0**	**1**	**0**	**0**	**0**	**0**	**0**	**0**	**0**
00-00	**1189**	**0**	**0**	**0**	**3**	**1**	**7**	**4**	**3**	**19**	**38**	**88**	**142**	**222**	**258**	**222**	**115**	**40**	**21**	**5**	**0**	**1**	**0**	**0**	**0**	**0**	**0**	**0**	**0**

DRAFT

Site 71
Location R178, Att - Telepole, Lat 53.99755, Long -6.80264
Direction West

3279 / Meath/Cavan/Monaghan ATC's
October 2013
Automatic Traffic Count

Wed, 16 October 2013

Time	Total	Speed Bins (km/h)																											
		0 - 5	5 - 10	10 - 15	15 - 20	20 - 25	25 - 30	30 - 35	35 - 40	40 - 45	45 - 50	50 - 55	55 - 60	60 - 65	65 - 70	70 - 75	75 - 80	80 - 85	85 - 90	90 - 95	95 - 100	100 - 105	105 - 110	110 - 115	115 - 120	120 - 125	125 - 130	130 - 135	135 - 140
0000	14	0	0	0	0	0	0	0	0	0	0	0	1	4	2	2	1	3	1	0	0	0	0	0	0	0	0	0	0
0100	4	0	0	0	0	0	0	0	0	0	0	0	1	0	0	1	1	1	0	0	0	0	0	0	0	0	0	0	0
0200	2	0	0	0	0	0	0	0	0	0	0	0	1	0	0	0	0	0	1	0	0	0	0	0	0	0	0	0	0
0300	5	0	0	0	0	0	0	0	0	0	0	0	0	0	0	1	3	1	0	0	0	0	0	0	0	0	0	0	0
0400	2	0	0	0	0	0	0	0	0	0	0	0	1	0	0	1	0	0	0	0	0	0	0	0	0	0	0	0	0
0500	13	0	0	0	0	0	0	0	0	0	0	3	0	1	1	1	3	3	0	1	0	0	0	0	0	0	0	0	0
0600	16	0	0	0	0	0	0	0	0	0	0	2	1	2	2	3	3	2	1	0	0	0	0	0	0	0	0	0	0
0700	42	0	0	0	0	0	0	0	0	1	0	4	4	6	10	9	5	3	0	0	0	0	0	0	0	0	0	0	0
0800	**109**	**0**	**0**	**0**	**0**	**0**	**0**	**0**	**2**	**0**	**4**	**5**	**25**	**38**	**22**	**9**	**3**	**1**	**0**	**0**	**0**	**0**	**0**	**0**	**0**	**0**	**0**	**0**	**0**
0900	62	0	0	0	0	0	0	0	0	1	1	6	13	15	14	6	3	2	1	0	0	0	0	0	0	0	0	0	0
1000	50	0	0	0	0	1	0	0	1	1	1	11	6	13	7	6	3	0	0	0	0	0	0	0	0	0	0	0	0
1100	64	0	0	0	0	0	0	0	0	1	3	11	13	18	7	8	2	1	0	0	0	0	0	0	0	0	0	0	0
1200	62	0	0	0	0	0	0	0	0	1	5	13	16	12	10	3	2	0	0	0	0	0	0	0	0	0	0	0	0
1300	60	0	0	0	0	0	0	1	2	0	3	5	12	12	13	7	2	3	0	0	0	0	0	0	0	0	0	0	0
1400	65	0	0	0	0	0	0	0	0	3	6	5	13	9	15	9	5	0	0	0	0	0	0	0	0	0	0	0	0
1500	78	0	0	0	0	0	0	0	0	0	3	4	12	14	26	12	4	3	0	0	0	0	0	0	0	0	0	0	0
1600	**117**	**0**	**0**	**0**	**0**	**0**	**0**	**0**	**0**	**2**	**2**	**6**	**19**	**21**	**29**	**20**	**13**	**3**	**1**	**0**	**1**	**0**	**0**	**0**	**0**	**0**	**0**	**0**	**0**
1700	107	0	0	0	0	0	0	0	0	2	5	4	10	25	29	20	6	5	1	0	0	0	0	0	0	0	0	0	0
1800	99	0	0	0	0	0	0	0	1	7	2	14	25	21	16	10	2	1	0	0	0	0	0	0	0	0	0	0	0
1900	56	0	0	0	0	0	0	1	3	5	7	7	11	10	5	5	1	1	0	0	0	0	0	0	0	0	0	0	0
2000	52	0	0	0	0	0	0	1	2	3	3	5	6	11	16	4	0	1	0	0	0	0	0	0	0	0	0	0	0
2100	49	0	0	0	0	0	0	0	2	0	1	7	7	11	10	7	2	2	0	0	0	0	0	0	0	0	0	0	0
2200	31	0	0	0	0	0	0	0	0	0	0	1	4	8	9	4	4	1	0	0	0	0	0	0	0	0	0	0	0
2300	13	0	0	0	0	0	0	0	0	0	0	1	1	2	2	1	4	1	0	1	0	0	0	0	0	0	0	0	0
07-19	**915**	**0**	**0**	**0**	**0**	**1**	**0**	**1**	**6**	**19**	**35**	**88**	**168**	**204**	**198**	**119**	**50**	**22**	**3**	**0**	**1**	**0**	**0**	**0**	**0**	**0**	**0**	**0**	**0**
06-22	**1088**	**0**	**0**	**0**	**0**	**1**	**0**	**3**	**13**	**27**	**46**	**109**	**193**	**238**	**231**	**138**	**56**	**28**	**4**	**0**	**1**	**0**	**0**	**0**	**0**	**0**	**0**	**0**	**0**
06-00	**1132**	**0**	**0**	**0**	**0**	**1**	**0**	**3**	**13**	**27**	**46**	**111**	**198**	**248**	**242**	**143**	**64**	**30**	**4**	**1**	**1**	**0**	**0**	**0**	**0**	**0**	**0**	**0**	**0**
00-00	**1172**	**0**	**0**	**0**	**0**	**1**	**0**	**3**	**13**	**27**	**46**	**114**	**202**	**253**	**245**	**149**	**72**	**38**	**6**	**2**	**1**	**0**	**0**	**0**	**0**	**0**	**0**	**0**	**0**

DRAFT

Site 71
Location R178, Att - Telepole, Lat 53.99755, Long -6.80264
Direction West

3279 / Meath/Cavan/Monaghan ATC's
October 2013
Automatic Traffic Count

Virtual Day (7)

Time	Total	Speed Bins (km/h)																											
		0 - 5	5 - 10	10 - 15	15 - 20	20 - 25	25 - 30	30 - 35	35 - 40	40 - 45	45 - 50	50 - 55	55 - 60	60 - 65	65 - 70	70 - 75	75 - 80	80 - 85	85 - 90	90 - 95	95 - 100	100 - 105	105 - 110	110 - 115	115 - 120	120 - 125	125 - 130	130 - 135	135 - 140
0000	14	0	0	0	0	0	0	0	0	0	0	1	2	3	2	1	2	1	1	0	0	0	0	0	0	0	0	0	0
0100	6	0	0	0	0	0	0	0	0	0	0	1	1	1	1	2	0	0	0	0	0	0	0	0	0	0	0	0	0
0200	4	0	0	0	0	0	0	0	0	0	0	0	0	0	1	1	0	0	0	0	0	0	0	0	0	0	0	0	0
0300	4	0	0	0	0	0	0	0	0	0	0	0	1	1	0	0	1	0	0	0	0	0	0	0	0	0	0	0	0
0400	6	0	0	0	0	0	0	0	0	0	0	0	0	1	1	1	1	0	1	0	0	0	0	0	0	0	0	0	0
0500	10	0	0	0	0	0	0	0	0	0	0	1	1	1	1	2	2	1	0	0	0	0	0	0	0	0	0	0	0
0600	14	0	0	0	0	0	0	0	0	0	0	1	2	2	2	2	2	2	0	0	0	0	0	0	0	0	0	0	0
0700	36	0	0	0	0	0	0	0	0	0	1	2	3	4	7	9	6	3	1	0	0	0	0	0	0	0	0	0	0
0800	**76**	**0**	**0**	**0**	**0**	**0**	**0**	**0**	**0**	**1**	**2**	**4**	**9**	**16**	**17**	**16**	**6**	**3**	**1**	**0**	**0**	**0**	**0**	**0**	**0**	**0**	**0**	**0**	**0**
0900	58	0	0	0	0	0	0	1	0	1	3	6	7	11	12	9	4	3	1	0	0	0	0	0	0	0	0	0	0
1000	50	0	0	0	0	0	0	0	0	1	1	6	7	9	11	9	3	1	0	0	0	0	0	0	0	0	0	0	0
1100	67	0	0	0	0	0	0	0	0	2	3	6	11	12	13	12	5	2	0	1	0	0	0	0	0	0	0	0	0
1200	67	0	0	0	0	0	0	0	0	1	2	9	8	15	12	11	4	3	0	0	0	0	0	0	0	0	0	0	0
1300	65	0	0	0	0	0	0	0	1	0	2	3	9	15	16	10	6	4	0	0	0	0	0	0	0	0	0	0	0
1400	67	0	0	0	0	0	0	0	0	1	3	3	8	11	16	12	7	2	2	0	0	0	0	0	0	0	0	0	0
1500	81	0	0	0	0	0	0	0	0	1	3	5	12	15	18	15	7	2	1	0	0	0	0	0	0	0	0	0	0
1600	107	0	0	0	0	0	0	0	0	3	4	8	16	19	23	19	9	3	1	0	0	0	0	0	0	0	0	0	0
1700	**111**	**0**	**0**	**0**	**0**	**0**	**1**	**0**	**1**	**1**	**3**	**5**	**12**	**23**	**27**	**23**	**10**	**4**	**2**	**0**	**0**	**0**	**0**	**0**	**0**	**0**	**0**	**0**	**0**
1800	97	0	0	0	0	0	0	0	0	2	3	8	13	20	25	17	5	3	1	0	0	0	0	0	0	0	0	0	0
1900	61	0	0	0	0	0	0	1	1	1	2	5	11	11	12	10	4	3	1	0	0	0	0	0	0	0	0	0	0
2000	46	0	0	0	0	0	0	0	0	1	2	4	8	10	8	8	5	0	1	0	0	0	0	0	0	0	0	0	0
2100	48	0	0	0	0	0	0	0	0	0	1	3	6	9	10	9	5	3	2	0	0	0	0	0	0	0	0	0	0
2200	30	0	0	0	0	0	0	0	0	0	0	1	4	6	8	4	3	2	1	0	0	0	0	0	0	0	0	0	0
2300	14	0	0	0	0	0	0	0	0	0	0	0	2	1	3	3	2	2	0	0	0	0	0	0	0	0	0	0	0
07-19	**882**	**0**	**0**	**0**	**1**	**1**	**2**	**2**	**3**	**13**	**28**	**66**	**116**	**169**	**196**	**161**	**74**	**34**	**11**	**3**	**1**	**0**	**0**	**0**	**0**	**0**	**0**	**0**	**0**
06-22	**1051**	**0**	**0**	**0**	**1**	**2**	**2**	**3**	**4**	**15**	**33**	**79**	**142**	**201**	**228**	**190**	**89**	**41**	**15**	**4**	**1**	**0**	**0**	**0**	**0**	**0**	**0**	**0**	**0**
06-00	**1095**	**0**	**0**	**0**	**1**	**2**	**2**	**3**	**4**	**16**	**34**	**80**	**148**	**208**	**240**	**197**	**94**	**45**	**16**	**4**	**1**	**0**	**0**	**0**	**0**	**0**	**0**	**0**	**0**
00-00	**1138**	**0**	**0**	**0**	**1**	**2**	**2**	**3**	**5**	**16**	**35**	**83**	**153**	**215**	**247**	**205**	**100**	**48**	**18**	**5**	**1**	**0**	**0**	**0**	**0**	**0**	**0**	**0**	**0**

DRAFT

Site 71
Location R178, Att - Telepole, Lat 53.99755, Long -6.80264
Direction West

3279 / Meath/Cavan/Monaghan ATC's
October 2013
Automatic Traffic Count

Virtual Week (1)

Time	Total	Speed Bins (km/h)																											
		0 - 5	5 - 10	10 - 15	15 - 20	20 - 25	25 - 30	30 - 35	35 - 40	40 - 45	45 - 50	50 - 55	55 - 60	60 - 65	65 - 70	70 - 75	75 - 80	80 - 85	85 - 90	90 - 95	95 - 100	100 - 105	105 - 110	110 - 115	115 - 120	120 - 125	125 - 130	130 - 135	135 - 140
Mon	1184	0	0	0	0	1	3	4	2	10	38	73	152	219	263	227	104	63	23	1	1	0	0	0	0	0	0	0	0
Tue	1189	0	0	0	3	1	7	4	3	19	38	88	142	222	258	222	115	40	21	5	0	1	0	0	0	0	0	0	0
Wed	1172	0	0	0	0	1	0	3	13	27	46	114	202	253	245	149	72	38	6	2	1	0	0	0	0	0	0	0	0
Thu	1189	0	0	0	1	5	2	1	7	27	48	117	143	217	235	205	101	56	17	5	1	1	0	0	0	0	0	0	0
Fri	1338	0	0	0	0	1	2	1	5	18	36	90	188	253	263	263	129	56	20	8	4	0	1	0	0	0	0	0	0
|Sat	1050	0	0	0	1	1	1	4	2	7	28	55	135	190	238	203	102	49	26	6	1	1	0	0	0	0	0	0	0
|Sun	844	1	0	1	0	1	0	3	0	3	10	44	106	150	225	165	77	36	13	8	1	0	0	0	0	0	0	0	0
5 Day Ave.	**1214**	**0**	**0**	**0**	**1**	**2**	**3**	**3**	**6**	**20**	**41**	**96**	**165**	**233**	**253**	**213**	**104**	**51**	**17**	**4**	**1**	**0**	**0**	**0**	**0**	**0**	**0**	**0**	**0**
7 Day Ave.	**1138**	**0**	**0**	**0**	**1**	**2**	**2**	**3**	**5**	**16**	**35**	**83**	**153**	**215**	**247**	**205**	**100**	**48**	**18**	**5**	**1**	**0**	**0**	**0**	**0**	**0**	**0**	**0**	**0**
--	**7966**	**1**	**0**	**1**	**5**	**11**	**15**	**20**	**32**	**111**	**244**	**581**	**1068**	**1504**	**1727**	**1434**	**700**	**338**	**126**	**35**	**9**	**3**	**1**	**0**	**0**	**0**	**0**	**0**	**0**

Summary Graphs

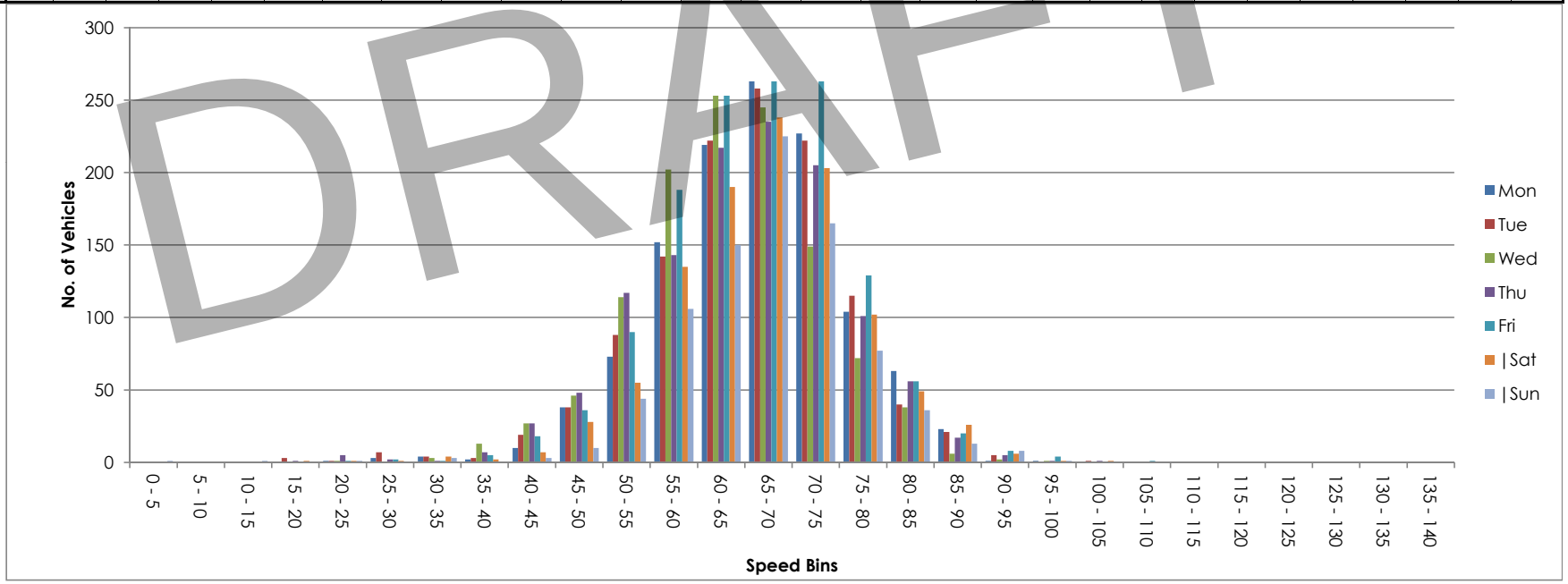

DRAFT

Nationwide Data Collection
for
Tobin Consulting Engineers

Site 71
Location R178, Att - Telepole, Lat 53.99755, Long -6.80264
Direction Two way

3279 / Meath/Cavan/Monaghan ATC's
October 2013
Automatic Traffic Count

Thu, 10 October 2013

Time	Total	Classification												>PSL	>PSL%	>SL1	>SL1%	>SL2	>SL2%	Mean	Vpp
		1 MCL	2 SV	3 SVT	4 TB2	5 TB3	6 T4	7 ART3	8 ART4	9 ART5	10 ART6	11 BD	12 DRT	80	80	85 +5kph	85 +5kph	90 +10kph	90 +10kph		85
0000	14	0	12	0	1	0	0	0	1	0	0	0	0	4	28.6	2	14.3	1	7.1	72.5	83.2
0100	17	0	16	0	0	0	0	0	0	1	0	0	0	3	17.6	2	11.8	1	5.9	71.4	78.5
0200	4	0	4	0	0	0	0	0	0	0	0	0	0	1	25	1	25	0	0	74.1	-
0300	2	0	2	0	0	0	0	0	0	0	0	0	0	0	0	0	0	0	0	71.9	-
0400	12	0	8	0	0	1	0	0	1	2	0	0	0	2	16.7	2	16.7	1	8.3	70.3	79.6
0500	21	0	15	0	2	0	0	0	1	3	0	0	0	6	28.6	2	9.5	2	9.5	74.1	83.5
0600	45	0	39	0	4	0	1	0	0	1	0	0	0	10	22.2	5	11.1	0	0	72.6	82.1
0700	127	0	96	2	24	2	1	0	1	0	1	0	0	18	14.2	7	5.5	1	0.8	69.8	79.6
0800	**211**	**0**	**181**	**3**	**17**	**0**	**2**	**0**	**4**	**3**	**1**	**0**	**0**	**27**	**12.8**	**12**	**5.7**	**4**	**1.9**	**67.6**	**78.5**
0900	189	1	151	4	25	1	2	1	1	2	1	0	0	13	6.9	5	2.6	3	1.6	66.3	76.7
1000	118	0	92	4	8	1	5	0	2	4	2	0	0	9	7.6	1	0.8	0	0	67.1	75.2
1100	139	0	114	0	13	1	5	0	1	3	2	0	0	5	3.6	0	0	0	0	62.2	72.4
1200	135	2	107	5	10	0	5	0	0	1	5	0	0	8	5.9	4	3	2	1.5	65.2	75.6
1300	116	3	96	4	1	2	3	0	2	2	3	0	0	19	16.4	9	7.8	0	0	67.2	79.9
1400	147	0	119	5	10	1	7	0	2	2	1	0	0	5	3.4	2	1.4	0	0	63.3	73.8
1500	172	2	139	6	14	1	7	0	2	0	1	0	0	14	8.1	5	2.9	1	0.6	65.9	75.2
1600	**216**	**1**	**179**	**5**	**16**	**0**	**6**	**1**	**1**	**4**	**3**	**0**	**0**	**16**	**7.4**	**2**	**0.9**	**1**	**0.5**	**63.4**	**76**
1700	211	0	176	5	16	2	4	0	2	4	2	0	0	16	7.6	5	2.4	1	0.5	66.2	75.6
1800	165	1	147	4	10	0	0	0	1	0	2	0	0	18	10.9	7	4.2	5	3	67	78.1
1900	99	0	84	3	7	0	0	0	3	1	1	0	0	7	7.1	4	4	2	2	65.2	75.6
2000	78	0	69	2	2	1	0	0	1	3	0	0	0	5	6.4	3	3.8	0	0	64.2	71.6
2100	69	0	57	3	4	1	0	0	0	4	0	0	0	7	10.1	3	4.3	0	0	63.4	76.3
2200	47	1	40	1	4	0	0	0	1	0	0	0	0	9	19.1	4	8.5	1	2.1	65.9	80.6
2300	22	0	22	0	0	0	0	0	0	0	0	0	0	4	18.2	2	9.1	0	0	70.4	81
07-19	**1946**	**10**	**1597**	**47**	**164**	**11**	**47**	**2**	**19**	**25**	**24**	**0**	**0**	**168**	**8.6**	**59**	**3**	**18**	**0.9**	**65.9**	**76.7**
06-22	**2237**	**10**	**1846**	**55**	**181**	**13**	**48**	**2**	**23**	**34**	**25**	**0**	**0**	**197**	**8.8**	**74**	**3.3**	**20**	**0.9**	**65.8**	**76.7**
06-00	**2306**	**11**	**1908**	**56**	**185**	**13**	**48**	**2**	**24**	**34**	**25**	**0**	**0**	**210**	**9.1**	**80**	**3.5**	**21**	**0.9**	**65.9**	**76.7**
00-00	**2376**	**11**	**1965**	**56**	**188**	**14**	**48**	**2**	**27**	**40**	**25**	**0**	**0**	**226**	**9.5**	**89**	**3.7**	**26**	**1.1**	**66.1**	**77**

DRAFT

Site 71
Location R178, Att - Telepole, Lat 53.99755, Long -6.80264
Direction Two way

3279 / Meath/Cavan/Monaghan ATC's
October 2013
Automatic Traffic Count

Fri, 11 October 2013

Time	Total	Classification												>PSL	>PSL%	>SL1	>SL1%	>SL2	>SL2%	Mean	Vpp
		1 MCL	2 SV	3 SVT	4 TB2	5 TB3	6 T4	7 ART3	8 ART4	9 ART5	10 ART6	11 BD	12 DRT	80	80	85 +5kph	85 +5kph	90 +10kph	90 +10kph		85
0000	25	0	24	0	1	0	0	0	0	0	0	0	0	5	20	3	12	2	8	69.8	80.6
0100	13	0	10	1	2	0	0	0	0	0	0	0	0	2	15.4	1	7.7	0	0	67.4	78.1
0200	12	0	10	0	0	0	0	0	0	2	0	0	0	5	41.7	2	16.7	2	16.7	71.2	80.3
0300	9	0	6	0	0	0	0	0	2	1	0	0	0	2	22.2	0	0	0	0	70.3	-
0400	18	0	13	0	2	0	0	0	2	1	0	0	0	1	5.6	0	0	0	0	70.3	76.7
0500	24	0	13	0	3	1	0	0	0	6	1	0	0	7	29.2	5	20.8	3	12.5	69.6	86.4
0600	52	1	42	0	3	0	0	0	1	3	2	0	0	12	23.1	2	3.8	0	0	70.5	82.1
0700	108	0	86	1	12	0	1	0	0	6	2	0	0	18	16.7	3	2.8	1	0.9	69.6	80.3
0800	**206**	**0**	**175**	**3**	**16**	**1**	**4**	**0**	**2**	**4**	**1**	**0**	**0**	**16**	**7.8**	**7**	**3.4**	**2**	**1**	**67.2**	**76**
0900	158	0	131	1	15	1	4	0	2	3	1	0	0	16	10.1	6	3.8	2	1.3	68.2	76
1000	139	0	99	6	23	0	4	0	3	1	3	0	0	10	7.2	1	0.7	1	0.7	64.6	75.6
1100	126	0	97	3	7	3	4	0	2	7	3	0	0	9	7.1	2	1.6	1	0.8	64.4	76
1200	138	0	106	2	15	0	5	0	4	4	2	0	0	13	9.4	3	2.2	2	1.4	66.9	76
1300	140	0	119	2	6	0	3	0	2	5	3	0	0	13	9.3	5	3.6	3	2.1	68.2	76.7
1400	155	1	135	1	12	1	2	0	2	0	1	0	0	10	6.5	3	1.9	0	0	68.1	76.7
1500	200	0	160	3	22	4	6	0	1	2	2	0	0	15	7.5	6	3	1	0.5	66.9	76.3
1600	**244**	**1**	**204**	**6**	**20**	**1**	**4**	**0**	**1**	**5**	**2**	**0**	**0**	**14**	**5.7**	**6**	**2.5**	**3**	**1.2**	**65.1**	**75.2**
1700	222	0	191	3	18	1	2	1	3	2	1	0	0	21	9.5	8	3.6	3	1.4	69	77
1800	185	0	165	3	13	1	1	0	0	2	0	0	0	13	7	1	0.5	0	0	68	74.9
1900	131	0	116	1	8	0	0	0	1	3	2	0	0	10	7.6	3	2.3	1	0.8	66	74.2
2000	105	0	95	1	7	0	0	0	0	2	0	0	0	6	5.7	4	3.8	3	2.9	67.3	75.6
2100	109	0	108	0	1	0	0	0	0	0	0	0	0	10	9.2	5	4.6	2	1.8	68.4	76.7
2200	62	0	60	0	1	0	0	0	0	0	1	0	0	9	14.5	4	6.5	0	0	69.5	78.5
2300	39	0	33	3	3	0	0	0	0	0	0	0	0	10	25.6	3	7.7	1	2.6	71	80.6
07-19	**2021**	**2**	**1668**	**34**	**179**	**13**	**40**	**1**	**22**	**41**	**21**	**0**	**0**	**168**	**8.3**	**51**	**2.5**	**19**	**0.9**	**67.2**	**76.3**
06-22	**2418**	**3**	**2029**	**36**	**198**	**13**	**40**	**1**	**24**	**49**	**25**	**0**	**0**	**206**	**8.5**	**65**	**2.7**	**25**	**1**	**67.2**	**76.7**
06-00	**2519**	**3**	**2122**	**39**	**202**	**13**	**40**	**1**	**24**	**49**	**26**	**0**	**0**	**225**	**8.9**	**72**	**2.9**	**26**	**1**	**67.3**	**76.7**
00-00	**2620**	**3**	**2198**	**40**	**210**	**14**	**40**	**1**	**28**	**59**	**27**	**0**	**0**	**247**	**9.4**	**83**	**3.2**	**33**	**1.3**	**67.4**	**76.7**

DRAFT

Site 71
Location R178, Att - Telepole, Lat 53.99755, Long -6.80264
Direction Two way

3279 / Meath/Cavan/Monaghan ATC's
October 2013
Automatic Traffic Count

Sat, 12 October 2013

Time	Total	Classification												>PSL	>PSL%	>SL1	>SL1%	>SL2	>SL2%	Mean	Vpp
		1 MCL	2 SV	3 SVT	4 TB2	5 TB3	6 T4	7 ART3	8 ART4	9 ART5	10 ART6	11 BD	12 DRT	80	80	85 +5kph	85 +5kph	90 +10kph	90 +10kph		85
0000	38	0	37	0	0	0	0	0	0	1	0	0	0	7	18.4	4	10.5	2	5.3	68.4	81
0100	27	0	24	0	3	0	0	0	0	0	0	0	0	1	3.7	0	0	0	0	67	72.7
0200	15	0	14	0	1	0	0	0	0	0	0	0	0	1	6.7	0	0	0	0	70.4	78.8
0300	6	0	4	0	2	0	0	0	0	0	0	0	0	1	16.7	1	16.7	0	0	70	-
0400	15	0	14	0	0	0	0	0	0	1	0	0	0	4	26.7	2	13.3	0	0	70.4	83.5
0500	14	0	9	1	4	0	0	0	0	0	0	0	0	2	14.3	2	14.3	0	0	71.4	77
0600	13	0	13	0	0	0	0	0	0	0	0	0	0	2	15.4	1	7.7	0	0	71	76
0700	42	0	36	2	2	1	0	1	0	0	0	0	0	11	26.2	2	4.8	0	0	71.5	82.1
0800	79	1	64	5	6	1	2	0	0	0	0	0	0	9	11.4	1	1.3	1	1.3	68.4	78.5
0900	95	0	81	4	7	0	2	0	0	0	1	0	0	10	10.5	5	5.3	1	1.1	67.7	78.1
1000	124	0	110	5	5	0	2	0	0	2	0	0	0	15	12.1	5	4	2	1.6	69.2	78.1
1100	**146**	**0**	**118**	**7**	**16**	**0**	**3**	**0**	**1**	**1**	**0**	**0**	**0**	**9**	**6.2**	**3**	**2.1**	**0**	**0**	**67.2**	**76**
1200	**163**	**2**	**146**	**3**	**8**	**0**	**1**	**0**	**0**	**1**	**2**	**0**	**0**	**15**	**9.2**	**3**	**1.8**	**0**	**0**	**67.8**	**76.7**
1300	140	1	128	4	6	0	0	0	0	0	1	0	0	19	13.6	3	2.1	2	1.4	69.2	79.2
1400	139	0	126	3	8	0	0	0	1	1	0	0	0	19	13.7	10	7.2	0	0	70.3	78.8
1500	153	2	142	3	5	0	1	0	0	0	0	0	0	23	15	8	5.2	4	2.6	69.1	79.6
1600	149	0	134	5	8	0	0	0	0	0	2	0	0	15	10.1	5	3.4	2	1.3	68.1	78.1
1700	158	0	146	4	4	0	2	0	0	2	0	0	0	24	15.2	8	5.1	2	1.3	69.5	79.6
1800	156	0	148	1	7	0	0	0	0	0	0	0	0	13	8.3	6	3.8	3	1.9	66.6	75.6
1900	133	0	124	3	4	0	0	0	2	0	0	0	0	8	6	1	0.8	0	0	65	74.5
2000	91	0	90	0	1	0	0	0	0	0	0	0	0	7	7.7	5	5.5	1	1.1	68.7	77
2100	88	0	85	0	3	0	0	0	0	0	0	0	0	18	20.5	9	10.2	1	1.1	70	81.7
2200	47	0	46	1	0	0	0	0	0	0	0	0	0	5	10.6	3	6.4	2	4.3	67.9	77.4
2300	33	0	32	1	0	0	0	0	0	0	0	0	0	6	18.2	2	6.1	1	3	71	81.4
07-19	**1544**	**6**	**1379**	**46**	**82**	**2**	**13**	**1**	**2**	**7**	**6**	**0**	**0**	**182**	**11.8**	**59**	**3.8**	**17**	**1.1**	**68.6**	**78.5**
06-22	**1869**	**6**	**1691**	**49**	**90**	**2**	**13**	**1**	**4**	**7**	**6**	**0**	**0**	**217**	**11.6**	**75**	**4**	**19**	**1**	**68.4**	**78.1**
06-00	**1949**	**6**	**1769**	**51**	**90**	**2**	**13**	**1**	**4**	**7**	**6**	**0**	**0**	**228**	**11.7**	**80**	**4.1**	**22**	**1.1**	**68.4**	**78.5**
00-00	**2064**	**6**	**1871**	**52**	**100**	**2**	**13**	**1**	**4**	**9**	**6**	**0**	**0**	**244**	**11.8**	**89**	**4.3**	**24**	**1.2**	**68.5**	**78.5**

DRAFT

Site 71
Location R178, Att - Telepole, Lat 53.99755, Long -6.80264
Direction Two way

3279 / Meath/Cavan/Monaghan ATC's
October 2013
Automatic Traffic Count

Sun, 13 October 2013

Time	Total	Classification												>PSL	>PSL%	>SL1	>SL1%	>SL2	>SL2%	Mean	Vpp
		1 MCL	2 SV	3 SVT	4 TB2	5 TB3	6 T4	7 ART3	8 ART4	9 ART5	10 ART6	11 BD	12 DRT	80	80	85 +5kph	85 +5kph	90 +10kph	90 +10kph		85
0000	24	0	24	0	0	0	0	0	0	0	0	0	0	0	0	0	0	0	0	65	74.9
0100	12	0	8	0	4	0	0	0	0	0	0	0	0	0	0	0	0	0	0	65.9	70.6
0200	28	0	24	0	4	0	0	0	0	0	0	0	0	2	7.1	2	7.1	0	0	67.8	75.2
0300	15	0	14	0	1	0	0	0	0	0	0	0	0	3	20	2	13.3	1	6.7	69.4	80.3
0400	13	0	13	0	0	0	0	0	0	0	0	0	0	3	23.1	3	23.1	0	0	73.2	86.4
0500	1	0	1	0	0	0	0	0	0	0	0	0	0	0	0	0	0	0	0	71.7	-
0600	13	0	11	0	0	0	0	0	0	1	1	0	0	2	15.4	0	0	0	0	68.1	75.6
0700	30	0	26	1	2	0	0	0	1	0	0	0	0	9	30	1	3.3	0	0	74.5	82.1
0800	38	0	31	0	6	0	0	0	1	0	0	0	0	9	23.7	6	15.8	3	7.9	75.5	82.8
0900	45	0	39	1	3	0	0	0	1	1	0	0	0	11	24.4	3	6.7	1	2.2	71.9	81.4
1000	72	1	66	0	4	0	0	0	0	1	0	0	0	5	6.9	3	4.2	1	1.4	68.1	77
1100	**107**	**3**	**100**	**1**	**2**	**0**	**0**	**0**	**0**	**0**	**1**	**0**	**0**	**10**	**9.3**	**3**	**2.8**	**1**	**0.9**	**69.4**	**77.4**
1200	142	1	134	4	3	0	0	0	0	0	0	0	0	17	12	5	3.5	2	1.4	67.9	77.8
1300	**189**	**3**	**179**	**2**	**5**	**0**	**0**	**0**	**0**	**0**	**0**	**0**	**0**	**15**	**7.9**	**4**	**2.1**	**2**	**1.1**	**67.1**	**76**
1400	121	1	114	2	4	0	0	0	0	0	0	0	0	9	7.4	4	3.3	0	0	68.6	77
1500	138	3	127	4	3	0	0	0	0	0	1	0	0	7	5.1	4	2.9	0	0	67.8	75.6
1600	147	1	142	1	2	0	0	0	1	0	0	0	0	8	5.4	2	1.4	1	0.7	67.4	75.2
1700	174	2	165	3	3	0	0	0	0	0	1	0	0	9	5.2	5	2.9	1	0.6	67.6	74.9
1800	139	1	134	0	3	0	0	0	0	1	0	0	0	7	5	2	1.4	0	0	66.6	74.9
1900	108	0	106	0	1	0	0	0	0	0	1	0	0	10	9.3	5	4.6	2	1.9	67.4	76.7
2000	74	0	73	0	0	0	0	0	0	0	1	0	0	3	4.1	2	2.7	0	0	66.2	74.2
2100	65	0	65	0	0	0	0	0	0	0	0	0	0	9	13.8	6	9.2	3	4.6	70	79.6
2200	37	0	36	0	1	0	0	0	0	0	0	0	0	9	24.3	5	13.5	2	5.4	73.8	81.7
2300	16	0	16	0	0	0	0	0	0	0	0	0	0	2	12.5	1	6.3	1	6.3	69	77.8
07-19	**1342**	**16**	**1257**	**19**	**40**	**0**	**0**	**0**	**4**	**3**	**3**	**0**	**0**	**116**	**8.6**	**42**	**3.1**	**12**	**0.9**	**68.2**	**77**
06-22	**1602**	**16**	**1512**	**19**	**41**	**0**	**0**	**0**	**4**	**4**	**6**	**0**	**0**	**140**	**8.7**	**55**	**3.4**	**17**	**1.1**	**68.2**	**77**
06-00	**1655**	**16**	**1564**	**19**	**42**	**0**	**0**	**0**	**4**	**4**	**6**	**0**	**0**	**151**	**9.1**	**61**	**3.7**	**20**	**1.2**	**68.3**	**77**
00-00	**1748**	**16**	**1648**	**19**	**51**	**0**	**0**	**0**	**4**	**4**	**6**	**0**	**0**	**159**	**9.1**	**68**	**3.9**	**21**	**1.2**	**68.3**	**77**

DRAFT

Site 71
Location R178, Att - Telepole, Lat 53.99755, Long -6.80264
Direction Two way

3279 / Meath/Cavan/Monaghan ATC's
October 2013
Automatic Traffic Count

Mon, 14 October 2013

Time	Total	Classification												>PSL	>PSL%	>SL1	>SL1%	>SL2	>SL2%	Mean	Vpp
		1 MCL	2 SV	3 SVT	4 TB2	5 TB3	6 T4	7 ART3	8 ART4	9 ART5	10 ART6	11 BD	12 DRT	80	80	85 +5kph	85 +5kph	90 +10kph	90 +10kph		85
0000	13	0	13	0	0	0	0	0	0	0	0	0	0	1	7.7	0	0	0	0	66.9	70.9
0100	9	0	8	0	0	0	0	0	1	0	0	0	0	2	22.2	0	0	0	0	71	-
0200	3	0	3	0	0	0	0	0	0	0	0	0	0	0	0	0	0	0	0	70.9	-
0300	5	0	4	0	1	0	0	0	0	0	0	0	0	1	20	0	0	0	0	67.9	-
0400	10	0	5	0	0	0	0	0	3	2	0	0	0	2	20	0	0	0	0	70.6	-
0500	19	0	15	0	0	0	0	0	1	3	0	0	0	2	10.5	1	5.3	1	5.3	67.4	77
0600	40	0	34	0	3	1	0	0	2	0	0	0	0	11	27.5	4	10	2	5	76.1	83.5
0700	138	0	110	2	18	1	1	0	3	2	1	0	0	18	13	5	3.6	0	0	68.1	78.8
0800	**236**	**0**	**192**	**3**	**24**	**1**	**5**	**1**	**6**	**4**	**0**	**0**	**0**	**23**	**9.7**	**5**	**2.1**	**2**	**0.8**	**69.4**	**77.8**
0900	151	0	122	4	14	0	8	0	1	2	0	0	0	23	15.2	10	6.6	5	3.3	69.1	79.6
1000	113	0	86	1	15	1	3	0	4	3	0	0	0	10	8.8	6	5.3	0	0	67.5	76.7
1100	116	0	96	0	9	1	3	0	1	4	2	0	0	6	5.2	2	1.7	0	0	65	74.5
1200	112	0	84	2	17	1	3	0	0	3	2	0	0	18	16.1	5	4.5	2	1.8	70	79.9
1300	124	0	96	1	15	2	4	0	2	4	0	0	0	12	9.7	3	2.4	0	0	66.5	77
1400	141	2	111	4	14	1	3	0	3	2	1	0	0	11	7.8	4	2.8	0	0	65.2	76.7
1500	156	0	128	5	12	2	3	0	4	2	0	0	0	12	7.7	2	1.3	0	0	68.3	74.5
1600	193	0	158	5	21	0	2	0	0	4	3	0	0	19	9.8	5	2.6	2	1	66.3	76.7
1700	**219**	**0**	**196**	**2**	**14**	**0**	**0**	**0**	**1**	**4**	**2**	**0**	**0**	**21**	**9.6**	**9**	**4.1**	**0**	**0**	**67.9**	**77.4**
1800	199	1	172	5	13	0	0	0	2	5	1	0	0	20	10.1	4	2	1	0.5	67.1	76.7
1900	126	0	117	0	6	0	0	0	1	2	0	0	0	16	12.7	4	3.2	1	0.8	67	77.4
2000	99	0	93	1	4	0	0	0	0	1	0	0	0	7	7.1	5	5.1	0	0	66.5	76.7
2100	78	0	78	0	0	0	0	0	0	0	0	0	0	6	7.7	3	3.8	1	1.3	68.1	76.3
2200	44	0	42	0	2	0	0	0	0	0	0	0	0	9	20.5	3	6.8	1	2.3	69.8	79.9
2300	28	0	27	0	0	0	0	0	0	1	0	0	0	8	28.6	3	10.7	2	7.1	73.1	84.2
07-19	**1898**	**3**	**1551**	**34**	**186**	**10**	**35**	**1**	**27**	**39**	**12**	**0**	**0**	**193**	**10.2**	**60**	**3.2**	**12**	**0.6**	**67.6**	**77.8**
06-22	**2241**	**3**	**1873**	**35**	**199**	**11**	**35**	**1**	**30**	**42**	**12**	**0**	**0**	**233**	**10.4**	**76**	**3.4**	**16**	**0.7**	**67.7**	**77.8**
06-00	**2313**	**3**	**1942**	**35**	**201**	**11**	**35**	**1**	**30**	**43**	**12**	**0**	**0**	**250**	**10.8**	**82**	**3.5**	**19**	**0.8**	**67.8**	**77.8**
00-00	**2372**	**3**	**1990**	**35**	**202**	**11**	**35**	**1**	**35**	**48**	**12**	**0**	**0**	**258**	**10.9**	**83**	**3.5**	**20**	**0.8**	**67.8**	**77.8**

DRAFT

Site 71
Location R178, Att - Telepole, Lat 53.99755, Long -6.80264
Direction Two way

3279 / Meath/Cavan/Monaghan ATC's
October 2013
Automatic Traffic Count

Tue, 15 October 2013

Time	Total	Classification												>PSL	>PSL%	>SL1	>SL1%	>SL2	>SL2%	Mean	Vpp
		1 MCL	2 SV	3 SVT	4 TB2	5 TB3	6 T4	7 ART3	8 ART4	9 ART5	10 ART6	11 BD	12 DRT	80	80	85 +5kph	85 +5kph	90 +10kph	90 +10kph		85
0000	19	0	19	0	0	0	0	0	0	0	0	0	0	2	10.5	1	5.3	0	0	67.9	77.4
0100	11	0	8	0	2	0	0	0	0	1	0	0	0	0	0	0	0	0	0	64.9	70.9
0200	11	0	11	0	0	0	0	0	0	0	0	0	0	0	0	0	0	0	0	69	72.7
0300	8	0	6	0	0	0	0	0	0	2	0	0	0	0	0	0	0	0	0	65.5	-
0400	12	0	9	0	0	0	0	0	1	1	1	0	0	2	16.7	1	8.3	0	0	74.5	78.1
0500	25	0	15	0	1	0	0	0	4	2	3	0	0	1	4	0	0	0	0	69.2	76
0600	61	0	53	1	5	0	0	0	1	1	0	0	0	7	11.5	1	1.6	0	0	70.9	78.1
0700	132	0	112	1	13	1	0	0	3	1	1	0	0	13	9.8	4	3	3	2.3	69.8	76.7
0800	**216**	**0**	**185**	**1**	**18**	**1**	**1**	**1**	**3**	**5**	**1**	**0**	**0**	**11**	**5.1**	**5**	**2.3**	**0**	**0**	**67.4**	**75.2**
0900	166	0	129	3	23	2	0	0	3	4	2	0	0	10	6	3	1.8	1	0.6	65.1	74.2
1000	121	0	93	3	10	1	2	0	4	7	1	0	0	5	4.1	2	1.7	1	0.8	63.3	73.8
1100	123	0	108	0	10	0	0	1	3	0	1	0	0	11	8.9	7	5.7	5	4.1	69.5	76.7
1200	111	0	90	5	10	1	0	0	0	3	2	0	0	11	9.9	6	5.4	1	0.9	67.5	76.7
1300	143	2	112	4	15	1	2	0	2	4	1	0	0	13	9.1	0	0	0	0	67	76
1400	122	0	94	1	16	1	1	1	3	5	0	0	0	8	6.6	4	3.3	0	0	67.5	75.2
1500	180	1	145	4	17	1	2	1	3	4	1	1	0	14	7.8	5	2.8	0	0	65.5	76.3
1600	198	0	163	6	26	0	0	0	1	2	0	0	0	15	7.6	3	1.5	0	0	65.7	75.6
1700	**212**	**1**	**186**	**3**	**15**	**1**	**1**	**0**	**2**	**3**	**0**	**0**	**0**	**19**	**9**	**5**	**2.4**	**2**	**0.9**	**67.5**	**77.8**
1800	179	1	151	3	13	1	1	0	4	2	3	0	0	9	5	2	1.1	0	0	66.6	75.6
1900	108	0	89	3	10	1	1	0	3	1	0	0	0	13	12	6	5.6	1	0.9	67.2	78.5
2000	79	0	74	1	2	1	0	0	0	0	1	0	0	5	6.3	4	5.1	2	2.5	64.1	74.9
2100	74	0	65	1	5	1	0	0	1	1	0	0	0	7	9.5	3	4.1	1	1.4	65.6	76
2200	57	0	55	0	0	0	0	0	2	0	0	0	0	0	0	0	0	0	0	64	70.9
2300	26	0	24	2	0	0	0	0	0	0	0	0	0	5	19.2	1	3.8	0	0	64.9	80.3
07-19	**1903**	**5**	**1568**	**34**	**186**	**11**	**10**	**4**	**31**	**40**	**13**	**1**	**0**	**139**	**7.3**	**46**	**2.4**	**13**	**0.7**	**66.8**	**76**
06-22	**2225**	**5**	**1849**	**40**	**208**	**14**	**11**	**4**	**36**	**43**	**14**	**1**	**0**	**171**	**7.7**	**60**	**2.7**	**17**	**0.8**	**66.8**	**76**
06-00	**2308**	**5**	**1928**	**42**	**208**	**14**	**11**	**4**	**38**	**43**	**14**	**1**	**0**	**176**	**7.6**	**61**	**2.6**	**17**	**0.7**	**66.7**	**76**
00-00	**2394**	**5**	**1996**	**42**	**211**	**14**	**11**	**4**	**43**	**49**	**18**	**1**	**0**	**181**	**7.6**	**63**	**2.6**	**17**	**0.7**	**66.8**	**76**

DRAFT

Site 71
Location R178, Att - Telepole, Lat 53.99755, Long -6.80264
Direction Two way

3279 / Meath/Cavan/Monaghan ATC's
October 2013
Automatic Traffic Count

Wed, 16 October 2013

Time	Total	Classification												>PSL	>PSL%	>SL1	>SL1%	>SL2	>SL2%	Mean	Vpp
		1 MCL	2 SV	3 SVT	4 TB2	5 TB3	6 T4	7 ART3	8 ART4	9 ART5	10 ART6	11 BD	12 DRT	80	80	85 +5kph	85 +5kph	90 +10kph	90 +10kph		85
0000	21	0	21	0	0	0	0	0	0	0	0	0	0	4	19	1	4.8	0	0	70.9	80.3
0100	9	0	9	0	0	0	0	0	0	0	0	0	0	1	11.1	0	0	0	0	73.1	-
0200	3	0	2	0	0	0	0	0	1	0	0	0	0	1	33.3	1	33.3	0	0	69.2	-
0300	5	0	5	0	0	0	0	0	0	0	0	0	0	1	20	0	0	0	0	76.2	-
0400	11	0	7	0	0	0	0	0	1	1	2	0	0	0	0	0	0	0	0	66.3	72.7
0500	23	0	15	0	3	0	0	0	2	3	0	0	0	8	34.8	5	21.7	2	8.7	72.7	85.3
0600	47	0	41	0	4	0	1	0	0	0	1	0	0	9	19.1	4	8.5	1	2.1	71.9	81
0700	128	0	107	0	9	2	0	0	3	6	1	0	0	15	11.7	4	3.1	0	0	68.8	78.8
0800	**211**	**0**	**178**	**3**	**22**	**1**	**0**	**1**	**0**	**4**	**2**	**0**	**0**	**6**	**2.8**	**1**	**0.5**	**1**	**0.5**	**65.8**	**73.8**
0900	158	0	123	4	25	1	0	0	1	1	3	0	0	6	3.8	2	1.3	0	0	65.1	71.6
1000	113	0	76	3	27	0	0	0	2	4	1	0	0	2	1.8	0	0	0	0	63.7	73.4
1100	129	0	107	6	12	1	0	0	0	3	0	0	0	5	3.9	2	1.6	0	0	63	73.1
1200	134	0	111	4	11	1	1	0	1	2	3	0	0	3	2.2	1	0.7	0	0	61.6	71.6
1300	121	0	97	2	11	0	0	0	4	5	2	0	0	4	3.3	0	0	0	0	64.3	73.4
1400	141	0	108	4	20	0	1	1	1	6	0	0	0	1	0.7	0	0	0	0	64.4	74.2
1500	159	0	129	4	19	0	0	0	1	4	2	0	0	11	6.9	0	0	0	0	66.8	76
1600	196	0	169	3	12	0	4	0	1	3	4	0	0	11	5.6	4	2	1	0.5	66.9	76
1700	**208**	**0**	**177**	**4**	**20**	**1**	**0**	**0**	**2**	**3**	**1**	**0**	**0**	**13**	**6.3**	**2**	**1**	**0**	**0**	**67.4**	**76**
1800	174	0	153	1	14	1	1	1	1	2	0	0	0	4	2.3	0	0	0	0	61.3	71.6
1900	102	0	88	3	10	0	0	0	0	1	0	0	0	4	3.9	0	0	0	0	59.6	71.3
2000	99	0	93	0	5	0	0	0	0	1	0	0	0	4	4	2	2	2	2	61	70.6
2100	68	0	64	1	2	0	0	0	0	1	0	0	0	3	4.4	1	1.5	1	1.5	64.3	73.1
2200	51	0	50	0	1	0	0	0	0	0	0	0	0	1	2	0	0	0	0	66.6	74.9
2300	28	0	27	0	1	0	0	0	0	0	0	0	0	5	17.9	3	10.7	1	3.6	72.3	81.7
07-19	**1872**	**0**	**1535**	**38**	**202**	**8**	**7**	**3**	**17**	**43**	**19**	**0**	**0**	**81**	**4.3**	**16**	**0.9**	**2**	**0.1**	**65.1**	**74.5**
06-22	**2188**	**0**	**1821**	**42**	**223**	**8**	**8**	**3**	**17**	**46**	**20**	**0**	**0**	**101**	**4.6**	**23**	**1.1**	**6**	**0.3**	**64.8**	**74.2**
06-00	**2267**	**0**	**1898**	**42**	**225**	**8**	**8**	**3**	**17**	**46**	**20**	**0**	**0**	**107**	**4.7**	**26**	**1.1**	**7**	**0.3**	**64.9**	**74.5**
00-00	**2339**	**0**	**1957**	**42**	**228**	**8**	**8**	**3**	**21**	**50**	**22**	**0**	**0**	**122**	**5.2**	**33**	**1.4**	**9**	**0.4**	**65.1**	**74.9**

DRAFT

Site 71
Location R178, Att - Telepole, Lat 53.99755, Long -6.80264
Direction Two way

3279 / Meath/Cavan/Monaghan ATC's
October 2013
Automatic Traffic Count

Virtual Day (7)

Time	Total	Classification												>PSL	>PSL%	>SL1	>SL1%	>SL2	>SL2%	Mean	Vpp
		1 MCL	2 SV	3 SVT	4 TB2	5 TB3	6 T4	7 ART3	8 ART4	9 ART5	10 ART6	11 BD	12 DRT	80	80	85 +5kph	85 +5kph	90 +10kph	90 +10kph		85
0000	22	0	21	0	0	0	0	0	0	0	0	0	0	3	14.9	2	7.1	1	3.2	68.6	79.6
0100	14	0	12	0	2	0	0	0	0	0	0	0	0	1	9.2	0	3.1	0	1	68.4	76
0200	11	0	10	0	1	0	0	0	0	0	0	0	0	1	13.2	1	7.9	0	2.6	69.5	78.8
0300	7	0	6	0	1	0	0	0	0	0	0	0	0	1	16	0	6	0	2	69.6	-
0400	13	0	10	0	0	0	0	0	1	1	0	0	0	2	15.4	1	8.8	0	1.1	70.8	79.6
0500	18	0	12	0	2	0	0	0	1	2	1	0	0	4	20.5	2	11.8	1	6.3	70.7	81.7
0600	39	0	33	0	3	0	0	0	1	1	1	0	0	8	19.6	2	6.3	0	1.1	71.9	81
0700	101	0	82	1	11	1	0	0	2	2	1	0	0	15	14.5	4	3.7	1	0.7	69.6	79.6
0800	**171**	**0**	**144**	**3**	**16**	**1**	**2**	**0**	**2**	**3**	**1**	**0**	**0**	**14**	**8.4**	**5**	**3.1**	**2**	**1.1**	**67.8**	**76.7**
0900	137	0	111	3	16	1	2	0	1	2	1	0	0	13	9.3	5	3.5	2	1.4	67	76.7
1000	114	0	89	3	13	0	2	0	2	3	1	0	0	8	7	3	2.3	1	0.6	66.1	75.6
1100	127	0	106	2	10	1	2	0	1	3	1	0	0	8	6.2	3	2.1	1	0.8	65.7	75.6
1200	134	1	111	4	11	0	2	0	1	2	2	0	0	12	9.1	4	2.9	1	1	66.7	76.7
1300	139	1	118	3	8	1	2	0	2	3	1	0	0	14	9.8	3	2.5	1	0.7	67.1	77
1400	138	1	115	3	12	1	2	0	2	2	0	0	0	9	6.5	4	2.8	0	0	66.7	76
1500	165	1	139	4	13	1	3	0	2	2	1	0	0	14	8.3	4	2.6	1	0.5	67.1	76.3
1600	192	0	164	4	15	0	2	0	1	3	2	0	0	14	7.3	4	2	1	0.7	65.9	76
1700	**201**	**0**	**177**	**3**	**13**	**1**	**1**	**0**	**1**	**3**	**1**	**0**	**0**	**18**	**8.8**	**6**	**3**	**1**	**0.6**	**67.8**	**76.7**
1800	171	1	153	2	10	0	0	0	1	2	1	0	0	12	7	3	1.8	1	0.8	66.2	75.2
1900	115	0	103	2	7	0	0	0	1	1	1	0	0	10	8.4	3	2.9	1	0.9	65.4	75.2
2000	89	0	84	1	3	0	0	0	0	1	0	0	0	5	5.9	4	4	1	1.3	65.5	75.2
2100	79	0	75	1	2	0	0	0	0	1	0	0	0	9	10.9	4	5.4	1	1.6	67.3	77
2200	49	0	47	0	1	0	0	0	0	0	0	0	0	6	12.2	3	5.5	1	1.7	67.9	78.5
2300	27	0	26	1	1	0	0	0	0	0	0	0	0	6	20.8	2	7.8	1	3.1	70.4	81.7
07-19	**1789**	**6**	**1508**	**36**	**148**	**8**	**22**	**2**	**17**	**28**	**14**	**0**	**0**	**150**	**8.4**	**48**	**2.7**	**13**	**0.7**	**67**	**76.7**
06-22	**2111**	**6**	**1803**	**39**	**163**	**9**	**22**	**2**	**20**	**32**	**15**	**0**	**0**	**181**	**8.6**	**61**	**2.9**	**17**	**0.8**	**66.9**	**76.7**
06-00	**2188**	**6**	**1876**	**41**	**165**	**9**	**22**	**2**	**20**	**32**	**16**	**0**	**0**	**192**	**8.8**	**66**	**3**	**19**	**0.9**	**67**	**76.7**
00-00	**2273**	**6**	**1946**	**41**	**170**	**9**	**22**	**2**	**23**	**37**	**17**	**0**	**0**	**205**	**9**	**73**	**3.2**	**21**	**0.9**	**67.1**	**77**

DRAFT

Site 71
Location R178, Att - Telepole, Lat 53.99755, Long -6.80264
Direction Two way

3279 / Meath/Cavan/Monaghan ATC's
October 2013
Automatic Traffic Count

Virtual Week (1)

Time	Total	Classification												>PSL	>PSL%	>SL1	>SL1%	>SL2	>SL2%	Mean	Vpp
		1 MCL	2 SV	3 SVT	4 TB2	5 TB3	6 T4	7 ART3	8 ART4	9 ART5	10 ART6	11 BD	12 DRT	80	80	85 +5kph	85 +5kph	90 +10kph	90 +10kph		85
Mon	2372	3	1990	35	202	11	35	1	35	48	12	0	0	258	10.9	83	3.5	20	0.8	67.8	77.8
Tue	2394	5	1996	42	211	14	11	4	43	49	18	1	0	181	7.6	63	2.6	17	0.7	66.8	76
Wed	2339	0	1957	42	228	8	8	3	21	50	22	0	0	122	5.2	33	1.4	9	0.4	65.1	74.9
Thu	2376	11	1965	56	188	14	48	2	27	40	25	0	0	226	9.5	89	3.7	26	1.1	66.1	77
Fri	2620	3	2198	40	210	14	40	1	28	59	27	0	0	247	9.4	83	3.2	33	1.3	67.4	76.7
| Sat	2064	6	1871	52	100	2	13	1	4	9	6	0	0	244	11.8	89	4.3	24	1.2	68.5	78.5
| Sun	1748	16	1648	19	51	0	0	0	4	4	6	0	0	159	9.1	68	3.9	21	1.2	68.3	77
5 Day Ave.	**2420**	**4**	**2021**	**43**	**208**	**12**	**28**	**2**	**31**	**49**	**21**	**0**	**0**	**207**	**8.6**	**70**	**2.9**	**21**	**0.9**	**66.6**	**76.5**
7 Day Ave.	**2273**	**6**	**1946**	**41**	**170**	**9**	**22**	**2**	**23**	**37**	**17**	**0**	**0**	**205**	**9.0**	**73**	**3.2**	**21**	**0.9**	**67.1**	**77.0**
--	**15913**	**44**	**13625**	**286**	**1190**	**63**	**155**	**12**	**162**	**259**	**116**	**1**	**0**	**1437**	**9.0**	**508**	**3.2**	**150**	**0.9**	**67.1**	**77.0**

Summary Graphs

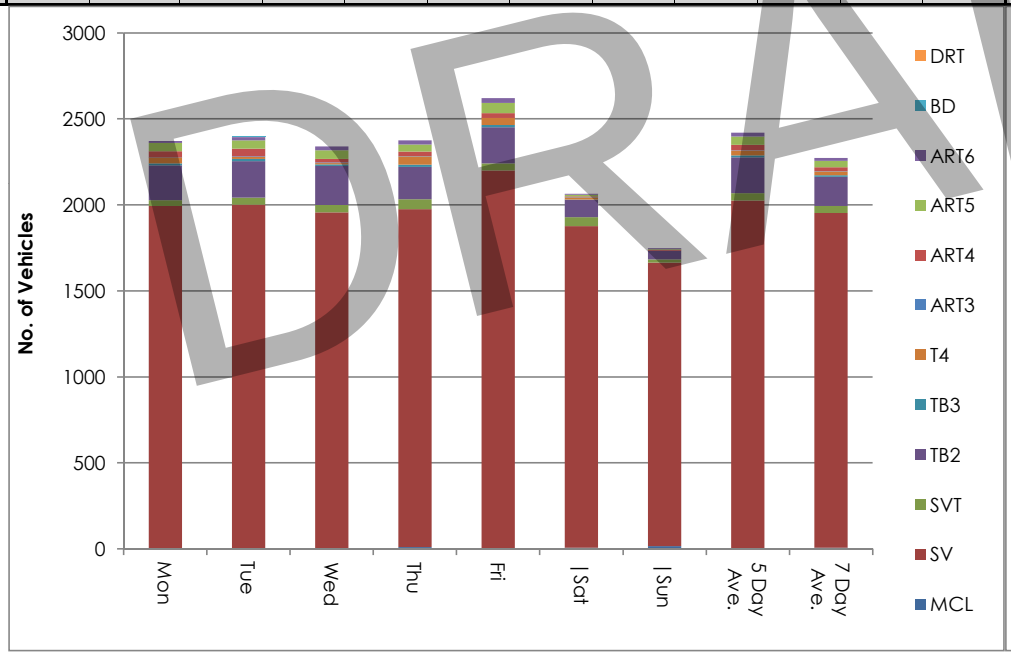

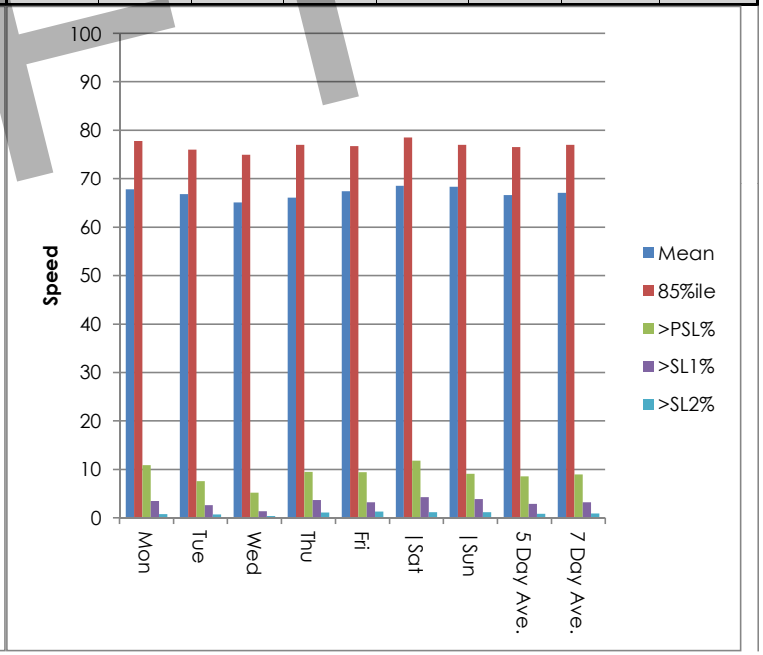

DRAFT

Site 71
Location R178, Att - Telepole, Lat 53.99755, Long -6.80264
Direction Two way

3279 / Meath/Cavan/Monaghan ATC's
October 2013
Automatic Traffic Count

Thu, 10 October 2013

Time	Total	Speed Bins (km/h)																												
		0 - 5	5 - 10	10 - 15	15 - 20	20 - 25	25 - 30	30 - 35	35 - 40	40 - 45	45 - 50	50 - 55	55 - 60	60 - 65	65 - 70	70 - 75	75 - 80	80 - 85	85 - 90	90 - 95	95 - 100	100 - 105	105 - 110	110 - 115	115 - 120	120 - 125	125 - 130	130 - 135	135 - 140
0000	14	0	0	0	0	0	0	0	0	0	0	0	2	1	3	3	1	2	1	1	0	0	0	0	0	0	0	0	0	0
0100	17	0	0	0	0	0	0	0	0	0	0	3	0	3	1	3	4	1	1	0	1	0	0	0	0	0	0	0	0	0
0200	4	0	0	0	0	0	0	0	0	0	0	0	1	0	0	1	1	0	1	0	0	0	0	0	0	0	0	0	0	0
0300	2	0	0	0	0	0	0	0	0	0	0	0	0	0	0	2	0	0	0	0	0	0	0	0	0	0	0	0	0	0
0400	12	0	0	0	0	0	0	0	0	0	1	1	0	1	4	2	1	0	1	1	0	0	0	0	0	0	0	0	0	0
0500	21	0	0	0	0	0	0	0	0	0	0	2	0	4	2	2	5	4	0	1	0	0	1	0	0	0	0	0	0	0
0600	45	0	0	0	0	0	0	0	0	0	0	1	3	5	9	9	8	5	5	0	0	0	0	0	0	0	0	0	0	0
0700	127	0	0	0	0	0	0	0	0	2	9	11	4	7	16	28	32	11	6	0	1	0	0	0	0	0	0	0	0	0
0800	**211**	**0**	**0**	**0**	**2**	**8**	**1**	**1**	**0**	**2**	**5**	**3**	**22**	**21**	**35**	**53**	**31**	**15**	**8**	**0**	**3**	**1**	**0**	**0**	**0**	**0**	**0**	**0**	**0**	**0**
0900	189	0	0	0	0	0	0	0	3	4	8	17	18	27	38	30	31	8	2	2	1	0	0	0	0	0	0	0	0	0
1000	118	0	0	0	0	0	0	0	0	2	4	8	7	23	26	28	11	8	1	0	0	0	0	0	0	0	0	0	0	0
1100	139	0	0	0	0	0	0	2	0	8	6	12	23	35	23	17	8	5	0	0	0	0	0	0	0	0	0	0	0	0
1200	135	0	0	0	0	0	0	0	0	1	6	18	22	20	26	16	18	4	2	1	0	0	1	0	0	0	0	0	0	0
1300	116	0	0	0	2	0	0	0	1	2	1	5	13	25	22	17	9	10	9	0	0	0	0	0	0	0	0	0	0	0
1400	147	0	0	0	1	2	1	0	0	4	7	12	15	36	35	17	12	3	2	0	0	0	0	0	0	0	0	0	0	0
1500	172	0	0	0	0	0	1	1	0	0	2	16	21	42	33	28	14	9	4	0	1	0	0	0	0	0	0	0	0	0
1600	**216**	**0**	**0**	**0**	**0**	**2**	**1**	**1**	**0**	**9**	**21**	**26**	**18**	**29**	**36**	**33**	**24**	**14**	**1**	**1**	**0**	**0**	**0**	**0**	**0**	**0**	**0**	**0**	**0**	**0**
1700	211	0	0	0	0	0	0	0	3	5	14	15	19	29	33	50	27	11	4	1	0	0	0	0	0	0	0	0	0	0
1800	165	0	0	0	0	0	0	1	0	1	6	15	25	24	24	32	19	11	2	4	1	0	0	0	0	0	0	0	0	0
1900	99	0	0	0	0	0	0	0	2	1	2	6	21	15	26	10	9	3	2	2	0	0	0	0	0	0	0	0	0	0
2000	78	0	0	0	0	0	0	0	0	1	5	10	14	13	13	12	5	2	3	0	0	0	0	0	0	0	0	0	0	0
2100	69	0	0	0	0	2	1	0	0	4	2	6	8	10	10	15	4	4	3	0	0	0	0	0	0	0	0	0	0	0
2200	47	0	0	0	0	0	0	0	0	1	4	2	8	10	9	1	3	5	3	1	0	0	0	0	0	0	0	0	0	0
2300	22	0	0	0	0	0	0	0	0	0	2	0	0	1	8	4	3	2	2	0	0	0	0	0	0	0	0	0	0	0
07-19	**1946**	**0**	**0**	**0**	**5**	**12**	**4**	**6**	**7**	**40**	**89**	**158**	**207**	**318**	**347**	**349**	**236**	**109**	**41**	**9**	**7**	**1**	**1**	**0**	**0**	**0**	**0**	**0**	**0**	**0**
06-22	**2237**	**0**	**0**	**0**	**5**	**14**	**5**	**6**	**9**	**46**	**98**	**181**	**253**	**361**	**405**	**395**	**262**	**123**	**54**	**11**	**7**	**1**	**1**	**0**	**0**	**0**	**0**	**0**	**0**	**0**
06-00	**2306**	**0**	**0**	**0**	**5**	**14**	**5**	**6**	**9**	**47**	**104**	**183**	**261**	**372**	**422**	**400**	**268**	**130**	**59**	**12**	**7**	**1**	**1**	**0**	**0**	**0**	**0**	**0**	**0**	**0**
00-00	**2376**	**0**	**0**	**0**	**5**	**14**	**5**	**6**	**9**	**47**	**105**	**189**	**264**	**381**	**432**	**413**	**280**	**137**	**63**	**15**	**8**	**1**	**2**	**0**	**0**	**0**	**0**	**0**	**0**	**0**

DRAFT

Site 71
Location R178, Att - Telepole, Lat 53.99755, Long -6.80264
Direction Two way

3279 / Meath/Cavan/Monaghan ATC's
October 2013
Automatic Traffic Count

Fri, 11 October 2013

Time	Total	Speed Bins (km/h)																											
		0 - 5	5 - 10	10 - 15	15 - 20	20 - 25	25 - 30	30 - 35	35 - 40	40 - 45	45 - 50	50 - 55	55 - 60	60 - 65	65 - 70	70 - 75	75 - 80	80 - 85	85 - 90	90 - 95	95 - 100	100 - 105	105 - 110	110 - 115	115 - 120	120 - 125	125 - 130	130 - 135	135 - 140
0000	25	0	0	0	0	0	0	0	1	0	0	1	4	5	2	3	4	2	1	0	2	0	0	0	0	0	0	0	0
0100	13	0	0	0	0	0	0	0	0	1	0	1	0	4	1	3	1	1	1	0	0	0	0	0	0	0	0	0	0
0200	12	0	0	0	0	0	0	0	0	0	0	2	1	2	1	1	0	3	0	2	0	0	0	0	0	0	0	0	0
0300	9	0	0	0	0	0	0	0	0	0	0	1	0	2	1	2	1	2	0	0	0	0	0	0	0	0	0	0	0
0400	18	0	0	0	0	0	0	0	0	0	0	1	1	3	1	6	5	1	0	0	0	0	0	0	0	0	0	0	0
0500	24	0	0	0	0	0	0	0	1	0	0	4	3	0	5	3	1	2	2	2	0	1	0	0	0	0	0	0	0
0600	52	0	0	0	0	0	0	0	0	0	0	5	5	8	6	8	8	10	2	0	0	0	0	0	0	0	0	0	0
0700	108	0	0	0	0	0	0	0	0	0	5	8	10	7	16	25	19	15	2	1	0	0	0	0	0	0	0	0	0
0800	**206**	**0**	**0**	**0**	**0**	**0**	**0**	**0**	**0**	**4**	**8**	**16**	**19**	**36**	**31**	**51**	**25**	**9**	**5**	**2**	**0**	**0**	**0**	**0**	**0**	**0**	**0**	**0**	**0**
0900	158	0	0	0	0	0	0	0	0	1	2	7	8	42	36	30	16	10	4	2	0	0	0	0	0	0	0	0	0
1000	139	0	0	0	0	0	0	0	1	6	6	9	23	32	20	17	15	9	0	0	0	1	0	0	0	0	0	0	0
1100	126	0	0	0	0	0	1	0	3	4	12	7	11	21	21	24	13	7	1	0	1	0	0	0	0	0	0	0	0
1200	138	0	0	0	0	0	0	0	0	0	2	9	15	39	23	26	11	10	1	0	2	0	0	0	0	0	0	0	0
1300	140	0	0	0	0	0	0	1	0	0	3	7	14	32	23	27	20	8	2	3	0	0	0	0	0	0	0	0	0
1400	155	0	0	0	0	0	0	1	0	2	1	8	18	18	34	38	25	7	3	0	0	0	0	0	0	0	0	0	0
1500	200	0	0	0	0	0	0	0	0	1	7	14	30	21	46	42	24	9	5	1	0	0	0	0	0	0	0	0	0
1600	**244**	**0**	**0**	**0**	**0**	**1**	**1**	**2**	**0**	**7**	**17**	**11**	**35**	**42**	**38**	**50**	**26**	**8**	**3**	**1**	**2**	**0**	**0**	**0**	**0**	**0**	**0**	**0**	**0**
1700	222	0	0	0	0	1	0	0	0	2	1	4	19	47	49	50	28	13	5	2	1	0	0	0	0	0	0	0	0
1800	185	0	0	0	0	0	0	0	2	1	2	6	15	30	49	50	17	12	1	0	0	0	0	0	0	0	0	0	0
1900	131	0	0	0	0	0	0	1	0	0	4	8	22	23	31	23	9	7	2	1	0	0	0	0	0	0	0	0	0
2000	105	0	0	0	0	0	0	0	0	0	1	7	18	18	21	20	14	2	1	2	0	0	1	0	0	0	0	0	0
2100	109	0	0	0	0	0	0	0	0	0	4	6	8	16	30	26	9	5	3	0	0	0	2	0	0	0	0	0	0
2200	62	0	0	0	0	0	0	0	0	0	0	0	7	10	20	11	5	5	4	0	0	0	0	0	0	0	0	0	0
2300	39	0	0	0	0	0	0	0	0	0	1	2	8	0	6	5	7	7	2	1	0	0	0	0	0	0	0	0	0
07-19	**2021**	**0**	**0**	**0**	**0**	**2**	**2**	**4**	**6**	**28**	**66**	**106**	**217**	**367**	**386**	**430**	**239**	**117**	**32**	**12**	**6**	**1**	**0**	**0**	**0**	**0**	**0**	**0**	**0**
06-22	**2418**	**0**	**0**	**0**	**0**	**2**	**2**	**5**	**6**	**28**	**75**	**132**	**270**	**432**	**474**	**507**	**279**	**141**	**40**	**15**	**6**	**1**	**3**	**0**	**0**	**0**	**0**	**0**	**0**
06-00	**2519**	**0**	**0**	**0**	**0**	**2**	**2**	**5**	**6**	**28**	**76**	**134**	**285**	**442**	**500**	**523**	**291**	**153**	**46**	**16**	**6**	**1**	**3**	**0**	**0**	**0**	**0**	**0**	**0**
00-00	**2620**	**0**	**0**	**0**	**0**	**2**	**2**	**5**	**8**	**29**	**76**	**144**	**294**	**458**	**511**	**541**	**303**	**164**	**50**	**20**	**8**	**2**	**3**	**0**	**0**	**0**	**0**	**0**	**0**

DRAFT

Site 71
Location R178, Att - Telepole, Lat 53.99755, Long -6.80264
Direction Two way

3279 / Meath/Cavan/Monaghan ATC's
October 2013
Automatic Traffic Count

Sat, 12 October 2013

Time	Total	Speed Bins (km/h)																												
		0 - 5	5 - 10	10 - 15	15 - 20	20 - 25	25 - 30	30 - 35	35 - 40	40 - 45	45 - 50	50 - 55	55 - 60	60 - 65	65 - 70	70 - 75	75 - 80	80 - 85	85 - 90	90 - 95	95 - 100	100 - 105	105 - 110	110 - 115	115 - 120	120 - 125	125 - 130	130 - 135	135 - 140
0000	38	0	0	0	0	0	0	0	0	0	2	3	4	6	9	5	2	3	2	2	0	0	0	0	0	0	0	0	0	0
0100	27	0	0	0	0	0	0	0	0	0	0	0	5	6	4	9	2	1	0	0	0	0	0	0	0	0	0	0	0	0
0200	15	0	0	0	0	0	0	0	0	0	0	1	1	2	2	4	4	1	0	0	0	0	0	0	0	0	0	0	0	0
0300	6	0	0	0	0	0	0	0	0	0	0	0	0	2	1	1	1	0	1	0	0	0	0	0	0	0	0	0	0	0
0400	15	0	0	0	0	0	0	0	0	0	1	0	1	3	3	3	0	2	2	0	0	0	0	0	0	0	0	0	0	0
0500	14	0	0	0	0	0	0	0	0	0	0	0	2	0	4	3	3	0	2	0	0	0	0	0	0	0	0	0	0	0
0600	13	0	0	0	0	0	0	0	0	0	0	1	1	1	2	5	1	1	1	0	0	0	0	0	0	0	0	0	0	0
0700	42	0	0	0	0	0	0	1	1	1	0	1	0	5	7	5	10	9	2	0	0	0	0	0	0	0	0	0	0	0
0800	79	0	0	0	0	1	1	1	1	1	0	2	5	10	16	20	12	8	0	0	1	0	0	0	0	0	0	0	0	0
0900	95	0	0	0	0	0	0	0	2	1	1	6	11	12	24	19	9	5	4	1	0	0	0	0	0	0	0	0	0	0
1000	124	0	0	0	0	0	0	0	0	0	2	5	12	18	30	29	13	10	3	1	1	0	0	0	0	0	0	0	0	0
1100	**146**	**0**	**0**	**0**	**0**	**0**	**0**	**1**	**1**	**1**	**2**	**8**	**15**	**27**	**37**	**24**	**21**	**6**	**3**	**0**	**0**	**0**	**0**	**0**	**0**	**0**	**0**	**0**	**0**	**0**
1200	**163**	**0**	**0**	**0**	**1**	**0**	**1**	**0**	**0**	**1**	**4**	**6**	**14**	**29**	**35**	**36**	**21**	**12**	**3**	**0**	**0**	**0**	**0**	**0**	**0**	**0**	**0**	**0**	**0**	**0**
1300	140	0	0	0	0	0	0	2	1	0	2	1	16	21	32	24	22	16	1	1	1	0	0	0	0	0	0	0	0	0
1400	139	0	0	0	0	0	1	0	0	1	0	0	12	26	26	32	22	9	10	0	0	0	0	0	0	0	0	0	0	0
1500	153	0	0	0	0	0	1	0	0	1	5	4	15	24	30	31	19	15	4	3	1	0	0	0	0	0	0	0	0	0
1600	149	0	0	0	0	0	0	1	2	0	4	4	14	25	39	28	17	10	3	1	1	0	0	0	0	0	0	0	0	0
1700	158	0	0	1	0	0	0	0	0	0	3	2	10	37	31	34	16	16	6	1	0	1	0	0	0	0	0	0	0	0
1800	156	0	0	0	0	0	0	0	0	6	6	13	13	20	33	39	13	7	3	3	0	0	0	0	0	0	0	0	0	0
1900	133	0	0	0	0	0	0	0	0	1	7	15	19	21	30	20	12	7	1	0	0	0	0	0	0	0	0	0	0	0
2000	91	0	0	0	0	0	0	0	0	0	1	2	17	11	15	24	14	2	4	1	0	0	0	0	0	0	0	0	0	0
2100	88	0	0	0	0	0	0	0	0	1	0	0	12	19	17	15	6	9	8	1	0	0	0	0	0	0	0	0	0	0
2200	47	0	0	0	0	0	0	0	0	0	0	4	7	8	12	3	8	2	1	2	0	0	0	0	0	0	0	0	0	0
2300	33	0	0	0	0	0	0	0	0	0	0	0	3	5	6	10	3	4	1	1	0	0	0	0	0	0	0	0	0	0
07-19	**1544**	**0**	**0**	**1**	**1**	**1**	**4**	**6**	**8**	**13**	**29**	**52**	**137**	**254**	**340**	**321**	**195**	**123**	**42**	**11**	**5**	**1**	**0**	**0**	**0**	**0**	**0**	**0**	**0**	**0**
06-22	**1869**	**0**	**0**	**1**	**1**	**1**	**4**	**6**	**8**	**15**	**37**	**70**	**186**	**306**	**404**	**385**	**228**	**142**	**56**	**13**	**5**	**1**	**0**	**0**	**0**	**0**	**0**	**0**	**0**	**0**
06-00	**1949**	**0**	**0**	**1**	**1**	**1**	**4**	**6**	**8**	**15**	**37**	**74**	**196**	**319**	**422**	**398**	**239**	**148**	**58**	**16**	**5**	**1**	**0**	**0**	**0**	**0**	**0**	**0**	**0**	**0**
00-00	**2064**	**0**	**0**	**1**	**1**	**1**	**4**	**6**	**8**	**15**	**40**	**78**	**209**	**338**	**445**	**423**	**251**	**155**	**65**	**18**	**5**	**1**	**0**	**0**	**0**	**0**	**0**	**0**	**0**	**0**

DRAFT

Site 71
Location R178, Att - Telepole, Lat 53.99755, Long -6.80264
Direction Two way

3279 / Meath/Cavan/Monaghan ATC's
October 2013
Automatic Traffic Count

Sun, 13 October 2013

Time	Total	Speed Bins (km/h)																												
		0 - 5	5 - 10	10 - 15	15 - 20	20 - 25	25 - 30	30 - 35	35 - 40	40 - 45	45 - 50	50 - 55	55 - 60	60 - 65	65 - 70	70 - 75	75 - 80	80 - 85	85 - 90	90 - 95	95 - 100	100 - 105	105 - 110	110 - 115	115 - 120	120 - 125	125 - 130	130 - 135	135 - 140
0000	24	0	0	0	0	0	0	0	0	1	1	1	3	7	2	4	5	0	0	0	0	0	0	0	0	0	0	0	0	0
0100	12	0	0	0	0	0	0	0	0	0	0	1	1	2	4	3	1	0	0	0	0	0	0	0	0	0	0	0	0	0
0200	28	0	0	0	0	0	0	0	0	0	0	1	4	5	9	4	3	0	2	0	0	0	0	0	0	0	0	0	0	0
0300	15	0	0	0	0	0	0	0	0	0	0	1	2	2	3	4	0	1	1	1	0	0	0	0	0	0	0	0	0	0
0400	13	0	0	0	0	0	0	0	0	0	0	0	2	0	3	2	3	0	3	0	0	0	0	0	0	0	0	0	0	0
0500	1	0	0	0	0	0	0	0	0	0	0	0	0	0	0	1	0	0	0	0	0	0	0	0	0	0	0	0	0	0
0600	13	0	0	0	0	0	0	0	0	0	0	2	1	1	3	3	1	2	0	0	0	0	0	0	0	0	0	0	0	0
0700	30	0	0	0	0	0	0	0	0	0	0	0	2	2	4	6	7	8	1	0	0	0	0	0	0	0	0	0	0	0
0800	38	0	0	0	0	0	0	0	0	0	0	0	1	1	11	7	9	3	3	1	2	0	0	0	0	0	0	0	0	0
0900	45	0	0	0	0	0	0	0	0	0	0	3	2	5	9	7	8	8	2	1	0	0	0	0	0	0	0	0	0	0
1000	72	0	0	0	0	1	0	0	0	0	0	5	8	9	17	15	12	2	2	1	0	0	0	0	0	0	0	0	0	0
1100	**107**	**0**	**0**	**0**	**0**	**0**	**0**	**2**	**0**	**0**	**1**	**2**	**14**	**8**	**25**	**21**	**24**	**7**	**2**	**1**	**0**	**0**	**0**	**0**	**0**	**0**	**0**	**0**	**0**	**0**
1200	142	1	0	0	0	0	0	0	0	1	2	12	10	22	29	33	15	12	3	2	0	0	0	0	0	0	0	0	0	0
1300	**189**	**0**	**0**	**0**	**0**	**0**	**0**	**0**	**4**	**0**	**0**	**5**	**29**	**34**	**58**	**26**	**18**	**11**	**2**	**2**	**0**	**0**	**0**	**0**	**0**	**0**	**0**	**0**	**0**	**0**
1400	121	0	0	0	0	0	0	0	1	0	6	4	7	17	31	26	20	5	4	0	0	0	0	0	0	0	0	0	0	0
1500	138	0	0	0	0	0	1	1	0	0	0	7	15	20	35	34	18	3	4	0	0	0	0	0	0	0	0	0	0	0
1600	147	0	0	0	0	0	1	0	0	2	1	2	21	24	46	24	18	6	1	1	0	0	0	0	0	0	0	0	0	0
1700	174	0	0	0	0	0	0	0	0	0	2	6	16	39	53	31	18	4	4	1	0	0	0	0	0	0	0	0	0	0
1800	139	0	0	1	0	0	0	0	0	0	0	7	19	33	29	29	14	5	2	0	0	0	0	0	0	0	0	0	0	0
1900	108	0	0	0	0	0	0	2	1	0	2	6	9	21	25	23	9	5	3	2	0	0	0	0	0	0	0	0	0	0
2000	74	0	0	0	0	0	0	1	0	1	1	3	9	13	18	18	7	1	2	0	0	0	0	0	0	0	0	0	0	0
2100	65	0	0	0	0	0	0	0	0	1	0	3	8	10	15	7	12	3	3	1	1	1	0	0	0	0	0	0	0	0
2200	37	0	0	0	0	0	0	0	0	0	0	0	2	5	4	10	7	4	3	2	0	0	0	0	0	0	0	0	0	0
2300	16	0	0	0	0	0	0	0	0	0	0	1	3	3	1	4	2	1	0	1	0	0	0	0	0	0	0	0	0	0
07-19	**1342**	**1**	**0**	**1**	**0**	**1**	**2**	**3**	**5**	**3**	**12**	**53**	**144**	**214**	**347**	**259**	**181**	**74**	**30**	**10**	**2**	**0**	**0**	**0**	**0**	**0**	**0**	**0**	**0**	**0**
06-22	**1602**	**1**	**0**	**1**	**0**	**1**	**2**	**6**	**6**	**5**	**15**	**67**	**171**	**259**	**408**	**310**	**210**	**85**	**38**	**13**	**3**	**1**	**0**	**0**	**0**	**0**	**0**	**0**	**0**	**0**
06-00	**1655**	**1**	**0**	**1**	**0**	**1**	**2**	**6**	**6**	**5**	**15**	**68**	**176**	**267**	**413**	**324**	**219**	**90**	**41**	**16**	**3**	**1**	**0**	**0**	**0**	**0**	**0**	**0**	**0**	**0**
00-00	**1748**	**1**	**0**	**1**	**0**	**1**	**2**	**6**	**6**	**6**	**16**	**72**	**188**	**283**	**434**	**342**	**231**	**91**	**47**	**17**	**3**	**1**	**0**	**0**	**0**	**0**	**0**	**0**	**0**	**0**

DRAFT

Site 71
Location R178, Att - Telepole, Lat 53.99755, Long -6.80264
Direction Two way

3279 / Meath/Cavan/Monaghan ATC's
October 2013
Automatic Traffic Count

Mon, 14 October 2013

Time	Total	Speed Bins (km/h)																												
		0 - 5	5 - 10	10 - 15	15 - 20	20 - 25	25 - 30	30 - 35	35 - 40	40 - 45	45 - 50	50 - 55	55 - 60	60 - 65	65 - 70	70 - 75	75 - 80	80 - 85	85 - 90	90 - 95	95 - 100	100 - 105	105 - 110	110 - 115	115 - 120	120 - 125	125 - 130	130 - 135	135 - 140
0000	13	0	0	0	0	0	0	0	0	0	0	0	2	4	4	2	0	1	0	0	0	0	0	0	0	0	0	0	0	0
0100	9	0	0	0	0	0	0	0	0	0	0	0	1	1	1	4	0	2	0	0	0	0	0	0	0	0	0	0	0	0
0200	3	0	0	0	0	0	0	0	0	0	0	0	0	0	1	2	0	0	0	0	0	0	0	0	0	0	0	0	0	0
0300	5	0	0	0	0	0	0	0	0	0	0	0	2	0	2	0	0	1	0	0	0	0	0	0	0	0	0	0	0	0
0400	10	0	0	0	0	0	0	0	0	0	0	0	1	3	1	1	2	2	0	0	0	0	0	0	0	0	0	0	0	0
0500	19	0	0	0	0	0	0	0	1	0	0	1	4	2	4	1	4	1	0	0	0	0	1	0	0	0	0	0	0	0
0600	40	0	0	0	0	0	0	0	0	0	0	0	3	0	5	8	13	7	2	2	0	0	0	0	0	0	0	0	0	0
0700	138	0	0	0	0	0	0	2	0	3	5	13	8	9	26	34	20	13	5	0	0	0	0	0	0	0	0	0	0	0
0800	**236**	**0**	**0**	**0**	**0**	**0**	**0**	**0**	**0**	**1**	**3**	**11**	**20**	**31**	**55**	**52**	**40**	**18**	**3**	**1**	**1**	**0**	**0**	**0**	**0**	**0**	**0**	**0**	**0**	**0**
0900	151	0	0	0	0	0	0	2	0	0	11	6	9	20	24	35	21	13	5	1	4	0	0	0	0	0	0	0	0	0
1000	113	0	0	0	0	0	0	0	0	1	1	9	13	21	22	24	12	4	6	0	0	0	0	0	0	0	0	0	0	0
1100	116	0	0	0	0	1	2	1	1	1	2	6	16	24	20	26	10	4	2	0	0	0	0	0	0	0	0	0	0	0
1200	112	0	0	0	0	0	0	0	1	1	1	5	6	16	24	22	18	13	3	2	0	0	0	0	0	0	0	0	0	0
1300	124	0	0	0	0	0	0	0	0	4	5	10	14	20	19	21	19	9	3	0	0	0	0	0	0	0	0	0	0	0
1400	141	0	0	0	0	0	1	3	0	4	9	7	14	19	33	23	17	7	4	0	0	0	0	0	0	0	0	0	0	0
1500	156	0	0	0	0	0	0	0	0	0	2	2	16	31	41	41	11	10	2	0	0	0	0	0	0	0	0	0	0	0
1600	193	0	0	0	0	0	0	1	1	0	9	17	25	33	39	30	19	14	3	2	0	0	0	0	0	0	0	0	0	0
1700	**219**	**0**	**0**	**0**	**0**	**0**	**0**	**0**	**4**	**2**	**1**	**9**	**29**	**36**	**44**	**41**	**32**	**12**	**9**	**0**	**0**	**0**	**0**	**0**	**0**	**0**	**0**	**0**	**0**	**0**
1800	199	0	0	1	0	1	0	0	0	3	1	12	20	32	58	35	16	16	3	1	0	0	0	0	0	0	0	0	0	0
1900	126	0	0	0	0	0	0	0	0	2	4	8	15	24	26	24	7	12	3	0	1	0	0	0	0	0	0	0	0	0
2000	99	0	0	0	0	0	0	0	0	1	5	8	10	20	19	14	15	2	5	0	0	0	0	0	0	0	0	0	0	0
2100	78	0	0	0	0	0	0	0	0	0	0	4	8	18	21	10	11	3	2	1	0	0	0	0	0	0	0	0	0	0
2200	44	0	0	0	0	0	0	0	0	0	1	1	8	6	6	7	6	6	2	0	1	0	0	0	0	0	0	0	0	0
2300	28	0	0	0	0	0	0	0	0	1	0	1	3	1	4	7	3	5	1	1	0	1	0	0	0	0	0	0	0	0
07-19	**1898**	**0**	**0**	**1**	**0**	**2**	**3**	**9**	**7**	**20**	**50**	**107**	**190**	**292**	**405**	**384**	**235**	**133**	**48**	**7**	**5**	**0**	**0**	**0**	**0**	**0**	**0**	**0**	**0**	**0**
06-22	**2241**	**0**	**0**	**1**	**0**	**2**	**3**	**9**	**7**	**23**	**59**	**127**	**226**	**354**	**476**	**440**	**281**	**157**	**60**	**10**	**6**	**0**	**0**	**0**	**0**	**0**	**0**	**0**	**0**	**0**
06-00	**2313**	**0**	**0**	**1**	**0**	**2**	**3**	**9**	**7**	**24**	**60**	**129**	**237**	**361**	**486**	**454**	**290**	**168**	**63**	**11**	**7**	**1**	**0**	**0**	**0**	**0**	**0**	**0**	**0**	**0**
00-00	**2372**	**0**	**0**	**1**	**0**	**2**	**3**	**9**	**8**	**24**	**60**	**130**	**247**	**371**	**499**	**464**	**296**	**175**	**63**	**11**	**7**	**1**	**1**	**0**	**0**	**0**	**0**	**0**	**0**	**0**

DRAFT

Site 71
Location R178, Att - Telepole, Lat 53.99755, Long -6.80264
Direction Two way

3279 / Meath/Cavan/Monaghan ATC's
October 2013
Automatic Traffic Count

Tue, 15 October 2013

Time	Total	Speed Bins (km/h)																												
		0 - 5	5 - 10	10 - 15	15 - 20	20 - 25	25 - 30	30 - 35	35 - 40	40 - 45	45 - 50	50 - 55	55 - 60	60 - 65	65 - 70	70 - 75	75 - 80	80 - 85	85 - 90	90 - 95	95 - 100	100 - 105	105 - 110	110 - 115	115 - 120	120 - 125	125 - 130	130 - 135	135 - 140
0000	19	0	0	0	0	0	0	0	0	0	1	1	1	5	5	0	4	1	1	0	0	0	0	0	0	0	0	0	0	0
0100	11	0	0	0	0	0	0	0	0	0	1	0	2	1	3	4	0	0	0	0	0	0	0	0	0	0	0	0	0	0
0200	11	0	0	0	0	0	0	0	0	0	0	0	1	1	4	3	2	0	0	0	0	0	0	0	0	0	0	0	0	0
0300	8	0	0	0	0	0	0	0	0	0	0	0	2	2	2	1	1	0	0	0	0	0	0	0	0	0	0	0	0	0
0400	12	0	0	0	0	0	0	0	0	0	0	0	0	1	1	6	2	1	1	0	0	0	0	0	0	0	0	0	0	0
0500	25	0	0	0	0	0	0	0	0	0	0	2	1	3	8	5	5	1	0	0	0	0	0	0	0	0	0	0	0	0
0600	61	0	0	0	0	0	0	0	0	0	0	1	4	13	7	14	15	6	1	0	0	0	0	0	0	0	0	0	0	0
0700	132	0	0	0	0	0	0	0	0	0	0	5	8	24	32	33	17	9	1	3	0	0	0	0	0	0	0	0	0	0
0800	**216**	**0**	**0**	**0**	**0**	**0**	**0**	**0**	**1**	**5**	**3**	**14**	**16**	**35**	**48**	**59**	**24**	**6**	**5**	**0**	**0**	**0**	**0**	**0**	**0**	**0**	**0**	**0**	**0**	**0**
0900	166	0	0	0	0	4	0	3	1	5	3	8	18	22	43	38	11	7	2	1	0	0	0	0	0	0	0	0	0	0
1000	121	0	0	0	0	0	0	0	1	3	5	17	24	17	26	14	9	3	1	1	0	0	0	0	0	0	0	0	0	0
1100	123	0	0	0	0	0	0	0	0	0	0	3	16	19	30	31	13	4	2	5	0	0	0	0	0	0	0	0	0	0
1200	111	0	0	0	0	0	0	0	0	2	1	11	11	21	15	26	13	5	5	1	0	0	0	0	0	0	0	0	0	0
1300	143	0	0	0	0	1	0	0	1	1	2	8	13	27	31	33	13	13	0	0	0	0	0	0	0	0	0	0	0	0
1400	122	0	0	0	0	0	0	0	0	0	1	10	14	19	26	31	13	4	4	0	0	0	0	0	0	0	0	0	0	0
1500	180	0	0	0	2	0	2	0	0	3	14	5	20	34	33	34	19	9	5	0	0	0	0	0	0	0	0	0	0	0
1600	198	0	0	0	0	0	0	2	3	5	5	14	24	32	36	39	23	12	3	0	0	0	0	0	0	0	0	0	0	0
1700	**212**	**0**	**0**	**0**	**0**	**0**	**4**	**0**	**2**	**2**	**8**	**7**	**16**	**31**	**48**	**49**	**26**	**14**	**3**	**1**	**1**	**0**	**0**	**0**	**0**	**0**	**0**	**0**	**0**	**0**
1800	179	0	0	0	1	0	0	0	0	0	6	14	16	28	57	27	21	7	2	0	0	0	0	0	0	0	0	0	0	0
1900	108	0	0	0	0	0	0	2	0	1	3	7	8	25	17	23	9	7	5	1	0	0	0	0	0	0	0	0	0	0
2000	79	0	0	0	0	0	1	0	0	1	4	12	9	16	12	10	9	1	2	2	0	0	0	0	0	0	0	0	0	0
2100	74	0	0	0	0	0	0	0	1	2	4	5	10	13	12	14	6	4	2	0	0	1	0	0	0	0	0	0	0	0
2200	57	0	0	0	0	0	0	0	0	5	1	4	5	8	19	9	6	0	0	0	0	0	0	0	0	0	0	0	0	0
2300	26	0	0	0	0	0	0	0	0	1	4	0	3	5	6	1	1	4	1	0	0	0	0	0	0	0	0	0	0	0
07-19	**1903**	**0**	**0**	**0**	**3**	**5**	**6**	**5**	**9**	**26**	**48**	**116**	**196**	**309**	**425**	**414**	**202**	**93**	**33**	**12**	**1**	**0**	**0**	**0**	**0**	**0**	**0**	**0**	**0**	**0**
06-22	**2225**	**0**	**0**	**0**	**3**	**5**	**7**	**7**	**10**	**30**	**59**	**141**	**227**	**376**	**473**	**475**	**241**	**111**	**43**	**15**	**1**	**1**	**0**	**0**	**0**	**0**	**0**	**0**	**0**	**0**
06-00	**2308**	**0**	**0**	**0**	**3**	**5**	**7**	**7**	**10**	**36**	**64**	**145**	**235**	**389**	**498**	**485**	**248**	**115**	**44**	**15**	**1**	**1**	**0**	**0**	**0**	**0**	**0**	**0**	**0**	**0**
00-00	**2394**	**0**	**0**	**0**	**3**	**5**	**7**	**7**	**10**	**36**	**66**	**148**	**242**	**402**	**521**	**504**	**262**	**118**	**46**	**15**	**1**	**1**	**0**	**0**	**0**	**0**	**0**	**0**	**0**	**0**

DRAFT

Site 71
Location R178, Att - Telepole, Lat 53.99755, Long -6.80264
Direction Two way

3279 / Meath/Cavan/Monaghan ATC's
October 2013
Automatic Traffic Count

Wed, 16 October 2013

Time	Total	Speed Bins (km/h)																											
		0 - 5	5 - 10	10 - 15	15 - 20	20 - 25	25 - 30	30 - 35	35 - 40	40 - 45	45 - 50	50 - 55	55 - 60	60 - 65	65 - 70	70 - 75	75 - 80	80 - 85	85 - 90	90 - 95	95 - 100	100 - 105	105 - 110	110 - 115	115 - 120	120 - 125	125 - 130	130 - 135	135 - 140
0000	21	0	0	0	0	0	0	0	0	0	0	0	2	4	2	7	2	3	1	0	0	0	0	0	0	0	0	0	0
0100	9	0	0	0	0	0	0	0	0	0	0	0	1	0	0	4	3	1	0	0	0	0	0	0	0	0	0	0	0
0200	3	0	0	0	0	0	0	0	0	0	0	0	1	1	0	0	0	0	1	0	0	0	0	0	0	0	0	0	0
0300	5	0	0	0	0	0	0	0	0	0	0	0	0	0	0	1	3	1	0	0	0	0	0	0	0	0	0	0	0
0400	11	0	0	0	0	0	0	0	0	0	0	0	3	0	5	3	0	0	0	0	0	0	0	0	0	0	0	0	0
0500	23	0	0	0	0	0	0	0	0	0	0	3	2	3	2	1	4	3	3	1	1	0	0	0	0	0	0	0	0
0600	47	0	0	0	0	0	0	0	0	0	0	4	2	4	8	9	11	5	3	1	0	0	0	0	0	0	0	0	0
0700	128	0	0	0	0	0	0	0	0	1	1	8	11	19	33	21	19	11	4	0	0	0	0	0	0	0	0	0	0
0800	**211**	**0**	**0**	**0**	**0**	**0**	**0**	**0**	**2**	**0**	**4**	**11**	**30**	**54**	**41**	**43**	**20**	**5**	**0**	**1**	**0**	**0**	**0**	**0**	**0**	**0**	**0**	**0**	**0**
0900	158	0	0	0	0	0	0	0	0	1	5	12	20	39	41	21	13	4	2	0	0	0	0	0	0	0	0	0	0
1000	113	0	0	0	0	1	0	0	1	2	3	16	12	22	24	20	10	2	0	0	0	0	0	0	0	0	0	0	0
1100	129	0	0	0	0	0	1	2	1	1	3	13	21	42	17	17	6	3	2	0	0	0	0	0	0	0	0	0	0
1200	134	0	0	0	0	0	0	0	0	2	9	29	23	27	16	15	10	2	1	0	0	0	0	0	0	0	0	0	0
1300	121	0	0	0	0	0	0	1	2	0	5	8	20	22	29	20	10	4	0	0	0	0	0	0	0	0	0	0	0
1400	141	0	0	0	0	0	0	0	0	3	7	13	18	23	38	23	15	1	0	0	0	0	0	0	0	0	0	0	0
1500	159	0	0	0	0	0	0	0	0	0	7	11	19	20	45	29	17	11	0	0	0	0	0	0	0	0	0	0	0
1600	196	0	0	0	0	0	0	0	0	3	5	8	27	36	49	30	27	7	3	0	1	0	0	0	0	0	0	0	0
1700	**208**	**0**	**0**	**0**	**0**	**0**	**0**	**0**	**0**	**2**	**7**	**11**	**17**	**43**	**44**	**43**	**28**	**11**	**2**	**0**	**0**	**0**	**0**	**0**	**0**	**0**	**0**	**0**	**0**
1800	174	0	0	0	0	0	0	0	1	11	10	24	33	29	33	21	8	4	0	0	0	0	0	0	0	0	0	0	0
1900	102	0	0	0	0	0	0	1	3	7	9	13	22	17	13	9	4	4	0	0	0	0	0	0	0	0	0	0	0
2000	99	0	0	0	0	0	0	1	3	7	6	7	18	16	24	12	1	2	0	1	1	0	0	0	0	0	0	0	0
2100	68	0	0	0	0	0	0	0	2	0	1	8	10	16	14	11	3	2	0	0	1	0	0	0	0	0	0	0	0
2200	51	0	0	0	0	0	0	0	0	0	1	3	7	12	10	10	7	1	0	0	0	0	0	0	0	0	0	0	0
2300	28	0	0	0	0	0	0	0	0	0	0	1	2	4	4	5	7	2	2	1	0	0	0	0	0	0	0	0	0
07-19	**1872**	**0**	**0**	**0**	**0**	**1**	**1**	**3**	**7**	**26**	**66**	**164**	**251**	**376**	**410**	**303**	**183**	**65**	**14**	**1**	**1**	**0**	**0**	**0**	**0**	**0**	**0**	**0**	**0**
06-22	**2188**	**0**	**0**	**0**	**0**	**1**	**1**	**5**	**15**	**40**	**82**	**196**	**303**	**429**	**469**	**344**	**202**	**78**	**17**	**3**	**3**	**0**	**0**	**0**	**0**	**0**	**0**	**0**	**0**
06-00	**2267**	**0**	**0**	**0**	**0**	**1**	**1**	**5**	**15**	**40**	**83**	**200**	**312**	**445**	**483**	**359**	**216**	**81**	**19**	**4**	**3**	**0**	**0**	**0**	**0**	**0**	**0**	**0**	**0**
00-00	**2339**	**0**	**0**	**0**	**0**	**1**	**1**	**5**	**15**	**40**	**83**	**203**	**321**	**453**	**492**	**375**	**228**	**89**	**24**	**5**	**4**	**0**	**0**	**0**	**0**	**0**	**0**	**0**	**0**

DRAFT

Site 71
Location R178, Att - Telepole, Lat 53.99755, Long -6.80264
Direction Two way

3279 / Meath/Cavan/Monaghan ATC's
October 2013
Automatic Traffic Count

Virtual Day (7)

Time	Total	Speed Bins (km/h)																											
		0 - 5	5 - 10	10 - 15	15 - 20	20 - 25	25 - 30	30 - 35	35 - 40	40 - 45	45 - 50	50 - 55	55 - 60	60 - 65	65 - 70	70 - 75	75 - 80	80 - 85	85 - 90	90 - 95	95 - 100	100 - 105	105 - 110	110 - 115	115 - 120	120 - 125	125 - 130	130 - 135	135 - 140
0000	22	0	0	0	0	0	0	0	0	0	1	1	3	5	4	3	3	2	1	0	0	0	0	0	0	0	0	0	0
0100	14	0	0	0	0	0	0	0	0	0	0	1	1	2	2	4	2	1	0	0	0	0	0	0	0	0	0	0	0
0200	11	0	0	0	0	0	0	0	0	0	0	1	1	2	2	2	1	1	1	0	0	0	0	0	0	0	0	0	0
0300	7	0	0	0	0	0	0	0	0	0	0	0	1	1	1	2	1	1	0	0	0	0	0	0	0	0	0	0	0
0400	13	0	0	0	0	0	0	0	0	0	0	0	1	2	3	3	2	1	1	0	0	0	0	0	0	0	0	0	0
0500	18	0	0	0	0	0	0	0	0	0	0	2	2	2	4	2	3	2	1	1	0	0	0	0	0	0	0	0	0
0600	39	0	0	0	0	0	0	0	0	0	0	2	3	5	6	8	8	5	2	0	0	0	0	0	0	0	0	0	0
0700	101	0	0	0	0	0	0	0	0	1	3	7	6	10	19	22	18	11	3	1	0	0	0	0	0	0	0	0	0
0800	**171**	**0**	**0**	**0**	**0**	**1**	**0**	**0**	**1**	**2**	**3**	**8**	**16**	**27**	**34**	**41**	**23**	**9**	**3**	**1**	**1**	**0**	**0**	**0**	**0**	**0**	**0**	**0**	**0**
0900	137	0	0	0	0	1	0	1	1	2	4	8	12	24	31	26	16	8	3	1	1	0	0	0	0	0	0	0	0
1000	114	0	0	0	0	0	0	0	0	2	3	10	14	20	24	21	12	5	2	0	0	0	0	0	0	0	0	0	0
1100	127	0	0	0	0	0	1	1	1	2	4	7	17	25	25	23	14	5	2	1	0	0	0	0	0	0	0	0	0
1200	134	0	0	0	0	0	0	0	0	1	4	13	14	25	24	25	15	8	3	1	0	0	0	0	0	0	0	0	0
1300	139	0	0	0	0	0	0	1	1	1	3	6	17	26	31	24	16	10	2	1	0	0	0	0	0	0	0	0	0
1400	138	0	0	0	0	0	0	1	0	2	4	8	14	23	32	27	18	5	4	0	0	0	0	0	0	0	0	0	0
1500	165	0	0	0	0	0	1	0	0	1	5	8	19	27	38	34	17	9	3	1	0	0	0	0	0	0	0	0	0
1600	192	0	0	0	0	0	0	1	1	4	9	12	23	32	40	33	22	10	2	1	1	0	0	0	0	0	0	0	0
1700	**201**	**0**	**0**	**0**	**0**	**0**	**1**	**0**	**1**	**2**	**5**	**8**	**18**	**37**	**43**	**43**	**25**	**12**	**5**	**1**	**0**	**0**	**0**	**0**	**0**	**0**	**0**	**0**	**0**
1800	171	0	0	0	0	0	0	0	0	3	4	13	20	28	40	33	15	9	2	1	0	0	0	0	0	0	0	0	0
1900	115	0	0	0	0	0	0	1	1	2	4	9	17	21	24	19	8	6	2	1	0	0	0	0	0	0	0	0	0
2000	89	0	0	0	0	0	0	0	0	2	3	7	14	15	17	16	9	2	2	1	0	0	0	0	0	0	0	0	0
2100	79	0	0	0	0	0	0	0	0	1	2	5	9	15	17	14	7	4	3	0	0	0	0	0	0	0	0	0	0
2200	49	0	0	0	0	0	0	0	0	1	1	2	6	8	11	7	6	3	2	1	0	0	0	0	0	0	0	0	0
2300	27	0	0	0	0	0	0	0	0	0	1	1	3	3	5	5	4	4	1	1	0	0	0	0	0	0	0	0	0
07-19	**1789**	**0**	**0**	**0**	**1**	**3**	**3**	**5**	**7**	**22**	**51**	**108**	**192**	**304**	**380**	**351**	**210**	**102**	**34**	**9**	**4**	**0**	**0**	**0**	**0**	**0**	**0**	**0**	**0**
06-22	**2111**	**0**	**0**	**0**	**1**	**4**	**3**	**6**	**9**	**27**	**61**	**131**	**234**	**360**	**444**	**408**	**243**	**120**	**44**	**11**	**4**	**1**	**1**	**0**	**0**	**0**	**0**	**0**	**0**
06-00	**2188**	**0**	**0**	**0**	**1**	**4**	**3**	**6**	**9**	**28**	**63**	**133**	**243**	**371**	**461**	**420**	**253**	**126**	**47**	**13**	**5**	**1**	**1**	**0**	**0**	**0**	**0**	**0**	**0**
00-00	**2273**	**0**	**0**	**0**	**1**	**4**	**3**	**6**	**9**	**28**	**64**	**138**	**252**	**384**	**476**	**437**	**264**	**133**	**51**	**14**	**5**	**1**	**1**	**0**	**0**	**0**	**0**	**0**	**0**

DRAFT

Site 71
Location R178, Att - Telepole, Lat 53.99755, Long -6.80264
Direction Two way

3279 / Meath/Cavan/Monaghan ATC's
October 2013
Automatic Traffic Count

Virtual Week (1)

Time	Total	Speed Bins (km/h)																												
		0 - 5	5 - 10	10 - 15	15 - 20	20 - 25	25 - 30	30 - 35	35 - 40	40 - 45	45 - 50	50 - 55	55 - 60	60 - 65	65 - 70	70 - 75	75 - 80	80 - 85	85 - 90	90 - 95	95 - 100	100 - 105	105 - 110	110 - 115	115 - 120	120 - 125	125 - 130	130 - 135	135 - 140
Mon	2372	0	0	1	0	2	3	9	8	24	60	130	247	371	499	464	296	175	63	11	7	1	1	0	0	0	0	0	0	0
Tue	2394	0	0	0	3	5	7	7	10	36	66	148	242	402	521	504	262	118	46	15	1	1	0	0	0	0	0	0	0	0
Wed	2339	0	0	0	0	1	1	5	15	40	83	203	321	453	492	375	228	89	24	5	4	0	0	0	0	0	0	0	0	0
Thu	2376	0	0	0	5	14	5	6	9	47	105	189	264	381	432	413	280	137	63	15	8	1	2	0	0	0	0	0	0	0
Fri	2620	0	0	0	0	2	2	5	8	29	76	144	294	458	511	541	303	164	50	20	8	2	3	0	0	0	0	0	0	0
|Sat	2064	0	0	1	1	1	4	6	8	15	40	78	209	338	445	423	251	155	65	18	5	1	0	0	0	0	0	0	0	0
|Sun	1748	1	0	1	0	1	2	6	6	6	16	72	188	283	434	342	231	91	47	17	3	1	0	0	0	0	0	0	0	0
5 Day Ave.	**2420**	**0**	**0**	**0**	**2**	**5**	**4**	**6**	**10**	**35**	**78**	**163**	**274**	**413**	**491**	**459**	**274**	**137**	**49**	**13**	**6**	**1**	**1**	**0**	**0**	**0**	**0**	**0**	**0**	**0**
7 Day Ave.	**2273**	**0**	**0**	**0**	**1**	**4**	**3**	**6**	**9**	**28**	**64**	**138**	**252**	**384**	**476**	**437**	**264**	**133**	**51**	**14**	**5**	**1**	**1**	**0**	**0**	**0**	**0**	**0**	**0**	**0**
--	**15913**	**1**	**0**	**3**	**9**	**26**	**24**	**44**	**64**	**197**	**446**	**964**	**1765**	**2686**	**3334**	**3062**	**1851**	**929**	**358**	**101**	**36**	**7**	**6**	**0**	**0**	**0**	**0**	**0**	**0**	**0**

Summary Graphs

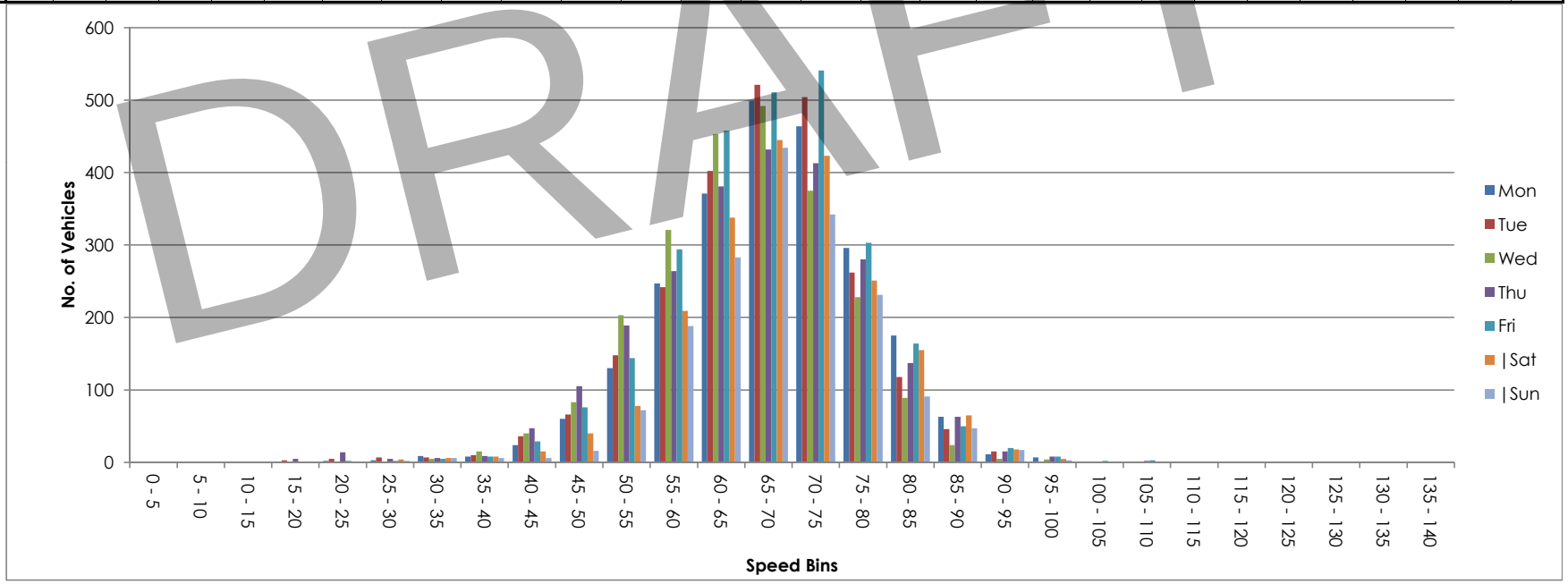

DRAFT



NDC NATIONWIDE DATA COLLECTION	**Site / Location:**	LP04202, Att - Telepole, Lat 54.00058, Long -6.84811	**Project No:**	3279	**Photo No:**	3279-72	**Drawn By:** MOR
	Survey Date:	Wed, 9 October 2013 to Thu, 10 October 2013	**Project Name:**		Meath/Cavan/Monaghan ATC'S		
	Survey Times:	00:00 to 00(24):00	**Title:**		Site Photograph		

Site No.	Location.	Direction.	Speed Limit (km/h)	Start Date.	End Date.	Total Vehicles.	5 Day Ave.	7 Day Ave.	No. > Speed Limit.	%. > Speed Limit.	No. > Speed Limit1 (+5km/h).	%. > Speed Limit1 (+5km/h).	No. > Speed Limit1 (+10km/h).	%. > Speed Limit1 (+10km/h).	Mean Speed	85%ile Speed
72	LP04202, Att - Telepole, Lat 54.00058, Long -6.84811	East	80	Wed, 9 October 2013	Thu, 10 October 2013	203	102	121	9	4.4	8	3.9	3	1.5	56.7	69.5
		West	80	Wed, 9 October 2013	Thu, 10 October 2013	226	113	124	11	4.9	4	1.8	0	0.0	60.4	73.4
		East West	80	Wed, 9 October 2013	Thu, 10 October 2013	429	215	242	20	4.7	12	2.8	3	0.7	58.6	72.7

DRAFT

Site 72
Location LP04202, Att - Telepole, Lat 54.00058, Long -6.84811
Direction East

3279 / Meath/Cavan/Monaghan ATC's
October 2013
Automatic Traffic Count

Wed, 9 October 2013

Time	Total	Classification												>PSL	>PSL%	>SL1	>SL1%	>SL2	>SL2%	Mean	Vpp
		1 MCL	2 SV	3 SVT	4 TB2	5 TB3	6 T4	7 ART3	8 ART4	9 ART5	10 ART6	11 BD	12 DRT	80	80	85 +5kph	85 +5kph	90 +10kph	90 +10kph		85
0000	0	0	0	0	0	0	0	0	0	0	0	0	0	0	0	0	0	0	0	0	0
0100	0	0	0	0	0	0	0	0	0	0	0	0	0	0	0	0	0	0	0	0	0
0200	0	0	0	0	0	0	0	0	0	0	0	0	0	0	0	0	0	0	0	0	0
0300	0	0	0	0	0	0	0	0	0	0	0	0	0	0	0	0	0	0	0	0	0
0400	0	0	0	0	0	0	0	0	0	0	0	0	0	0	0	0	0	0	0	0	0
0500	0	0	0	0	0	0	0	0	0	0	0	0	0	0	0	0	0	0	0	0	0
0600	0	0	0	0	0	0	0	0	0	0	0	0	0	0	0	0	0	0	0	0	0
0700	0	0	0	0	0	0	0	0	0	0	0	0	0	0	0	0	0	0	0	0	0
0800	0	0	0	0	0	0	0	0	0	0	0	0	0	0	0	0	0	0	0	0	0
0900	0	0	0	0	0	0	0	0	0	0	0	0	0	0	0	0	0	0	0	0	0
1000	1	0	1	0	0	0	0	0	0	0	0	0	0	0	0	0	0	0	0	37.5	-
1100	**14**	**0**	**12**	**0**	**1**	**1**	**0**	**0**	**0**	**0**	**0**	**0**	**0**	**0**	**0**	**0**	**0**	**0**	**0**	**45**	**61.2**
1200	7	0	3	0	1	1	1	0	0	0	1	0	0	0	0	0	0	0	0	48.3	-
1300	6	0	6	0	0	0	0	0	0	0	0	0	0	1	16.7	1	16.7	1	16.7	64.9	-
1400	7	0	3	0	1	2	0	0	0	0	1	0	0	0	0	0	0	0	0	53	-
1500	**11**	**0**	**6**	**0**	**1**	**1**	**2**	**0**	**1**	**0**	**0**	**0**	**0**	**0**	**0**	**0**	**0**	**0**	**0**	**53.3**	**60.1**
1600	10	0	10	0	0	0	0	0	0	0	0	0	0	0	0	0	0	0	0	58.3	-
1700	6	0	5	0	1	0	0	0	0	0	0	0	0	0	0	0	0	0	0	57.3	-
1800	6	0	6	0	0	0	0	0	0	0	0	0	0	0	0	0	0	0	0	60.6	-
1900	4	0	4	0	0	0	0	0	0	0	0	0	0	1	25	1	25	1	25	72.5	-
2000	4	0	4	0	0	0	0	0	0	0	0	0	0	1	25	1	25	0	0	64	-
2100	5	0	2	0	1	0	0	0	2	0	0	0	0	0	0	0	0	0	0	53.4	-
2200	2	0	2	0	0	0	0	0	0	0	0	0	0	0	0	0	0	0	0	48.2	-
2300	1	0	0	0	0	1	0	0	0	0	0	0	0	0	0	0	0	0	0	58.8	-
07-19	**68**	**0**	**52**	**0**	**5**	**5**	**3**	**0**	**1**	**0**	**2**	**0**	**0**	**1**	**1.5**	**1**	**1.5**	**1**	**1.5**	**53.6**	**68.4**
06-22	**81**	**0**	**62**	**0**	**6**	**5**	**3**	**0**	**3**	**0**	**2**	**0**	**0**	**3**	**3.7**	**3**	**3.7**	**2**	**2.5**	**55**	**69.5**
06-00	**84**	**0**	**64**	**0**	**6**	**6**	**3**	**0**	**3**	**0**	**2**	**0**	**0**	**3**	**3.6**	**3**	**3.6**	**2**	**2.4**	**54.9**	**68.4**
00-00	**84**	**0**	**64**	**0**	**6**	**6**	**3**	**0**	**3**	**0**	**2**	**0**	**0**	**3**	**3.6**	**3**	**3.6**	**2**	**2.4**	**54.9**	**68.4**

DRAFT

Site 72
Location LP04202, Att - Telepole, Lat 54.00058, Long -6.84811
Direction East

3279 / Meath/Cavan/Monaghan ATC's
October 2013
Automatic Traffic Count

Thu, 10 October 2013

Time	Total	Classification												>PSL	>PSL%	>SL1	>SL1%	>SL2	>SL2%	Mean	Vpp
		1 MCL	2 SV	3 SVT	4 TB2	5 TB3	6 T4	7 ART3	8 ART4	9 ART5	10 ART6	11 BD	12 DRT	80	80	85 +5kph	85 +5kph	90 +10kph	90 +10kph		85
0000	0	0	0	0	0	0	0	0	0	0	0	0	0	0	0	0	0	0	0	-	-
0100	0	0	0	0	0	0	0	0	0	0	0	0	0	0	0	0	0	0	0	-	-
0200	0	0	0	0	0	0	0	0	0	0	0	0	0	0	0	0	0	0	0	-	-
0300	1	0	1	0	0	0	0	0	0	0	0	0	0	0	0	0	0	0	0	67.7	-
0400	0	0	0	0	0	0	0	0	0	0	0	0	0	0	0	0	0	0	0	-	-
0500	1	0	1	0	0	0	0	0	0	0	0	0	0	0	0	0	0	0	0	20.2	-
0600	3	0	3	0	0	0	0	0	0	0	0	0	0	0	0	0	0	0	0	70.2	-
0700	3	0	2	0	1	0	0	0	0	0	0	0	0	2	66.7	1	33.3	1	33.3	79.5	-
0800	8	0	6	0	0	0	2	0	0	0	0	0	0	1	12.5	1	12.5	0	0	55.9	-
0900	**16**	**0**	**12**	**0**	**1**	**1**	**2**	**0**	**0**	**0**	**0**	**0**	**0**	**0**	**0**	**0**	**0**	**0**	**0**	**60.3**	**77**
1000	10	0	5	1	0	0	4	0	0	0	0	0	0	0	0	0	0	0	0	53.5	-
1100	5	0	4	0	0	0	1	0	0	0	0	0	0	0	0	0	0	0	0	51.4	-
1200	6	0	2	1	0	0	3	0	0	0	0	0	0	0	0	0	0	0	0	52.4	-
1300	8	1	6	0	0	0	1	0	0	0	0	0	0	1	12.5	1	12.5	0	0	61.4	-
1400	9	0	4	2	0	0	3	0	0	0	0	0	0	0	0	0	0	0	0	54.6	-
1500	**17**	**0**	**12**	**1**	**2**	**0**	**2**	**0**	**0**	**0**	**0**	**0**	**0**	**0**	**0**	**0**	**0**	**0**	**0**	**51.6**	**59**
1600	6	0	3	0	0	0	3	0	0	0	0	0	0	0	0	0	0	0	0	60	-
1700	7	0	5	1	1	0	0	0	0	0	0	0	0	2	28.6	2	28.6	0	0	69	-
1800	5	0	4	1	0	0	0	0	0	0	0	0	0	0	0	0	0	0	0	51.2	-
1900	4	0	3	0	0	0	0	0	1	0	0	0	0	0	0	0	0	0	0	61.3	-
2000	4	0	4	0	0	0	0	0	0	0	0	0	0	0	0	0	0	0	0	59.9	-
2100	2	0	2	0	0	0	0	0	0	0	0	0	0	0	0	0	0	0	0	70.8	-
2200	3	0	2	0	1	0	0	0	0	0	0	0	0	0	0	0	0	0	0	61.7	-
2300	1	0	1	0	0	0	0	0	0	0	0	0	0	0	0	0	0	0	0	62.2	-
07-19	**100**	**1**	**65**	**7**	**5**	**1**	**21**	**0**	**0**	**0**	**0**	**0**	**0**	**6**	**6**	**5**	**5**	**1**	**1**	**57.2**	**69.1**
06-22	**113**	**1**	**77**	**7**	**5**	**1**	**21**	**0**	**1**	**0**	**0**	**0**	**0**	**6**	**5.3**	**5**	**4.4**	**1**	**0.9**	**58**	**69.8**
06-00	**117**	**1**	**80**	**7**	**6**	**1**	**21**	**0**	**1**	**0**	**0**	**0**	**0**	**6**	**5.1**	**5**	**4.3**	**1**	**0.9**	**58.1**	**69.1**
00-00	**119**	**1**	**82**	**7**	**6**	**1**	**21**	**0**	**1**	**0**	**0**	**0**	**0**	**6**	**5**	**5**	**4.2**	**1**	**0.8**	**57.9**	**69.1**

DRAFT

Site 72
Location LP04202, Att - Telepole, Lat 54.00058, Long -6.84811
Direction East

3279 / Meath/Cavan/Monaghan ATC's
October 2013
Automatic Traffic Count

Virtual Day (Partial days = 1.58)

Time	Total	Classification												>PSL	>PSL%	>SL1	>SL1%	>SL2	>SL2%	Mean	Vpp
		1 MCL	2 SV	3 SVT	4 TB2	5 TB3	6 T4	7 ART3	8 ART4	9 ART5	10 ART6	11 BD	12 DRT	80	80	85 +5kph	85 +5kph	90 +10kph	90 +10kph		85
0000	0	0	0	0	0	0	0	0	0	0	0	0	0	0	0	0	0	0	0	-	-
0100	0	0	0	0	0	0	0	0	0	0	0	0	0	0	0	0	0	0	0	-	-
0200	0	0	0	0	0	0	0	0	0	0	0	0	0	0	0	0	0	0	0	-	-
0300	1	0	1	0	0	0	0	0	0	0	0	0	0	0	0	0	0	0	0	67.7	-
0400	0	0	0	0	0	0	0	0	0	0	0	0	0	0	0	0	0	0	0	-	-
0500	1	0	1	0	0	0	0	0	0	0	0	0	0	0	0	0	0	0	0	20.2	-
0600	3	0	3	0	0	0	0	0	0	0	0	0	0	0	0	0	0	0	0	70.2	-
0700	3	0	2	0	1	0	0	0	0	0	0	0	0	2	66.7	1	33.3	1	33.3	79.5	-
0800	8	0	6	0	0	0	2	0	0	0	0	0	0	1	12.5	1	12.5	0	0	55.9	-
0900	**16**	**0**	**12**	**0**	**1**	**1**	**2**	**0**	**0**	**0**	**0**	**0**	**0**	**0**	**0**	**0**	**0**	**0**	**0**	**60.3**	**77**
1000	6	0	3	1	0	0	2	0	0	0	0	0	0	0	0	0	0	0	0	52.1	-
1100	10	0	8	0	1	1	1	0	0	0	0	0	0	0	0	0	0	0	0	46.7	-
1200	7	0	3	1	1	1	2	0	0	0	1	0	0	0	0	0	0	0	0	50.2	-
1300	7	1	6	0	0	0	1	0	0	0	0	0	0	1	14.3	1	14.3	1	7.1	62.9	-
1400	8	0	4	1	1	1	2	0	0	0	1	0	0	0	0	0	0	0	0	53.9	-
1500	**14**	**0**	**9**	**1**	**2**	**1**	**2**	**0**	**1**	**0**	**0**	**0**	**0**	**0**	**0**	**0**	**0**	**0**	**0**	**52.3**	**60.1**
1600	8	0	7	0	0	0	2	0	0	0	0	0	0	0	0	0	0	0	0	59	-
1700	7	0	5	1	1	0	0	0	0	0	0	0	0	1	15.4	1	15.4	0	0	63.6	-
1800	6	0	5	1	0	0	0	0	0	0	0	0	0	0	0	0	0	0	0	56.3	-
1900	4	0	4	0	0	0	0	0	1	0	0	0	0	1	12.5	1	12.5	1	12.5	66.9	-
2000	4	0	4	0	0	0	0	0	0	0	0	0	0	1	12.5	1	12.5	0	0	62	-
2100	4	0	2	0	1	0	0	0	1	0	0	0	0	0	0	0	0	0	0	58.3	-
2200	3	0	2	0	1	0	0	0	0	0	0	0	0	0	0	0	0	0	0	56.3	-
2300	1	0	1	0	0	1	0	0	0	0	0	0	0	0	0	0	0	0	0	60.5	-
07-19	**100**	**1**	**70**	**6**	**8**	**5**	**16**	**0**	**1**	**0**	**2**	**0**	**0**	**5**	**5**	**4**	**4**	**2**	**2**	**56.1**	**68.55**
06-22	**115**	**1**	**83**	**6**	**9**	**5**	**16**	**0**	**3**	**0**	**2**	**0**	**0**	**7**	**6.08696**	**6**	**5.21739**	**3**	**2.6087**	**58.65**	**68.55**
06-00	**119**	**1**	**86**	**6**	**10**	**6**	**16**	**0**	**3**	**0**	**2**	**0**	**0**	**7**	**5.88235**	**6**	**5.04202**	**3**	**2.52101**	**58.65**	**68.55**
00-00	**121**	**1**	**88**	**6**	**10**	**6**	**16**	**0**	**3**	**0**	**2**	**0**	**0**	**7**	**5.78512**	**6**	**4.95868**	**3**	**2.47934**	**58.65**	**68.55**

DRAFT

Site 72
Location LP04202, Att - Telepole, Lat 54.00058, Long -6.84811
Direction East

3279 / Meath/Cavan/Monaghan ATC's
October 2013
Automatic Traffic Count

Virtual Week (1)

Time	Total	Classification												>PSL	>PSL%	>SL1	>SL1%	>SL2	>SL2%	Mean	Vpp
		1 MCL	2 SV	3 SVT	4 TB2	5 TB3	6 T4	7 ART3	8 ART4	9 ART5	10 ART6	11 BD	12 DRT	80	80	85 +5kph	85 +5kph	90 +10kph	90 +10kph		85
Mon	0	0	0	0	0	0	0	0	0	0	0	0	0	0	0	0	0	0	0	-	-
Tue	0	0	0	0	0	0	0	0	0	0	0	0	0	0	0	0	0	0	0	-	-
Wed	84	0	64	0	6	6	3	0	3	0	2	0	0	3	3.6	3	3.6	2	2.4	54.9	68.4
Thu	119	1	82	7	6	1	21	0	1	0	0	0	0	6	5	5	4.2	1	0.8	57.9	69.1
Fri	0	0	0	0	0	0	0	0	0	0	0	0	0	0	0	0	0	0	0	-	-
| Sat	0	0	0	0	0	0	0	0	0	0	0	0	0	0	0	0	0	0	0	-	-
| Sun	0	0	0	0	0	0	0	0	0	0	0	0	0	0	0	0	0	0	0	-	-
5 Day Ave.	**102**	**1**	**73**	**4**	**6**	**4**	**12**	**0**	**2**	**0**	**1**	**0**	**0**	**5**	**4.9**	**4**	**3.9**	**2**	**2.0**	**56.0**	**69.0**
7 Day Ave.	**121**	**1**	**88**	**6**	**10**	**6**	**16**	**0**	**3**	**0**	**2**	**0**	**0**	**7**	**5.8**	**6**	**5.0**	**3**	**2.5**	**58.7**	**68.6**
Total	**203**	**1**	**146**	**7**	**12**	**7**	**24**	**0**	**4**	**0**	**2**	**0**	**0**	**9**	**4.4**	**8**	**3.9**	**3**	**1.5**	**56.7**	**69.5**

Summary Graphs

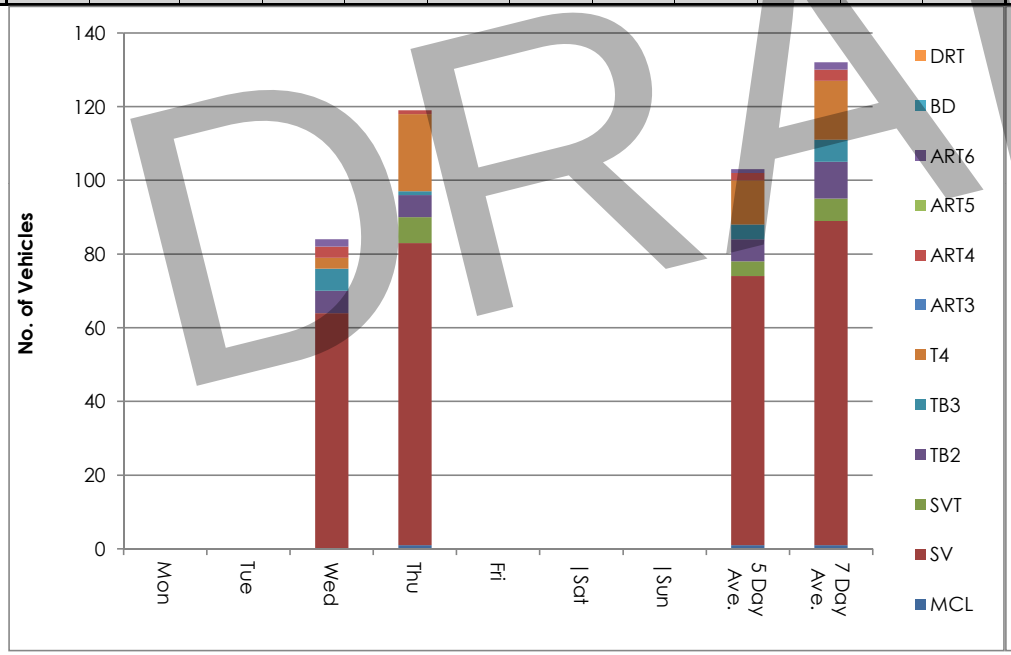

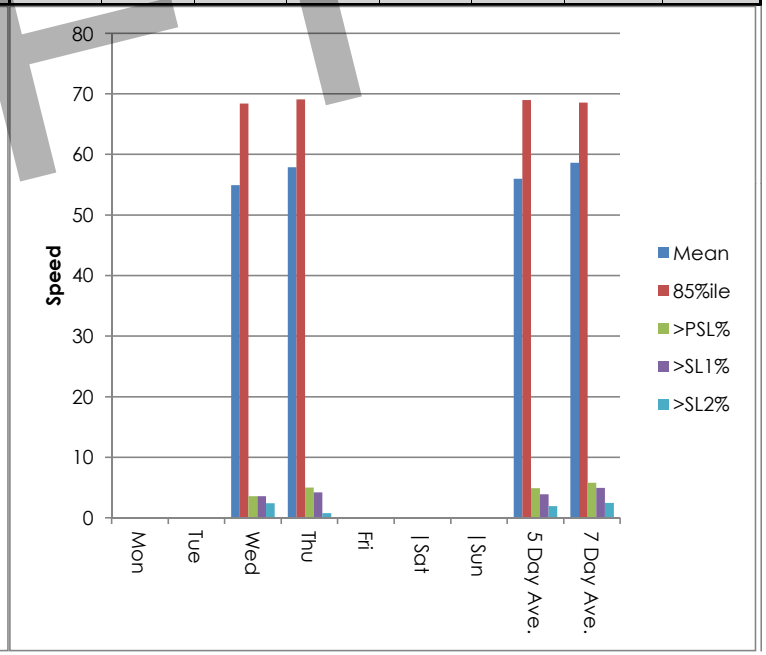

DRAFT

Site 72
Location LP04202, Att - Telepole, Lat 54.00058, Long -6.84811
Direction East

3279 / Meath/Cavan/Monaghan ATC's
October 2013
Automatic Traffic Count

Wed, 9 October 2013

Time	Total	Speed Bins (km/h)																											
		0 - 5	5 - 10	10 - 15	15 - 20	20 - 25	25 - 30	30 - 35	35 - 40	40 - 45	45 - 50	50 - 55	55 - 60	60 - 65	65 - 70	70 - 75	75 - 80	80 - 85	85 - 90	90 - 95	95 - 100	100 - 105	105 - 110	110 - 115	115 - 120	120 - 125	125 - 130	130 - 135	135 - 140
0000	0	0	0	0	0	0	0	0	0	0	0	0	0	0	0	0	0	0	0	0	0	0	0	0	0	0	0	0	0
0100	0	0	0	0	0	0	0	0	0	0	0	0	0	0	0	0	0	0	0	0	0	0	0	0	0	0	0	0	0
0200	0	0	0	0	0	0	0	0	0	0	0	0	0	0	0	0	0	0	0	0	0	0	0	0	0	0	0	0	0
0300	0	0	0	0	0	0	0	0	0	0	0	0	0	0	0	0	0	0	0	0	0	0	0	0	0	0	0	0	0
0400	0	0	0	0	0	0	0	0	0	0	0	0	0	0	0	0	0	0	0	0	0	0	0	0	0	0	0	0	0
0500	0	0	0	0	0	0	0	0	0	0	0	0	0	0	0	0	0	0	0	0	0	0	0	0	0	0	0	0	0
0600	0	0	0	0	0	0	0	0	0	0	0	0	0	0	0	0	0	0	0	0	0	0	0	0	0	0	0	0	0
0700	0	0	0	0	0	0	0	0	0	0	0	0	0	0	0	0	0	0	0	0	0	0	0	0	0	0	0	0	0
0800	0	0	0	0	0	0	0	0	0	0	0	0	0	0	0	0	0	0	0	0	0	0	0	0	0	0	0	0	0
0900	0	0	0	0	0	0	0	0	0	0	0	0	0	0	0	0	0	0	0	0	0	0	0	0	0	0	0	0	0
1000	1	0	0	0	0	0	0	0	1	0	0	0	0	0	0	0	0	0	0	0	0	0	0	0	0	0	0	0	0
1100	**14**	**0**	**0**	**0**	**1**	**1**	**1**	**1**	**2**	**2**	**1**	**0**	**2**	**2**	**0**	**1**	**0**	**0**	**0**	**0**	**0**	**0**	**0**	**0**	**0**	**0**	**0**	**0**	**0**
1200	7	0	0	0	0	1	0	0	1	0	2	2	0	0	0	0	1	0	0	0	0	0	0	0	0	0	0	0	0
1300	6	0	0	0	0	0	0	0	0	0	1	0	1	3	0	0	0	0	0	1	0	0	0	0	0	0	0	0	0
1400	7	0	0	0	0	0	0	0	1	0	2	1	1	1	0	1	0	0	0	0	0	0	0	0	0	0	0	0	0
1500	**11**	**0**	**0**	**0**	**0**	**0**	**0**	**0**	**1**	**2**	**4**	**1**	**0**	**1**	**0**	**1**	**1**	**0**	**0**	**0**	**0**	**0**	**0**	**0**	**0**	**0**	**0**	**0**	**0**
1600	10	0	0	0	0	0	0	0	0	0	2	1	2	3	2	0	0	0	0	0	0	0	0	0	0	0	0	0	0
1700	6	0	0	0	0	0	0	0	1	0	1	1	1	0	1	0	1	0	0	0	0	0	0	0	0	0	0	0	0
1800	6	0	0	0	0	0	0	0	0	1	1	0	0	2	1	0	1	0	0	0	0	0	0	0	0	0	0	0	0
1900	4	0	0	0	0	0	0	0	0	0	0	0	0	1	2	0	0	0	0	1	0	0	0	0	0	0	0	0	0
2000	4	0	0	0	0	0	0	0	0	0	1	1	0	0	0	1	0	0	1	0	0	0	0	0	0	0	0	0	0
2100	5	0	0	0	0	0	0	0	0	0	1	3	1	0	0	0	0	0	0	0	0	0	0	0	0	0	0	0	0
2200	2	0	0	0	0	0	0	0	0	0	1	1	0	0	0	0	0	0	0	0	0	0	0	0	0	0	0	0	0
2300	1	0	0	0	0	0	0	0	0	0	0	0	1	0	0	0	0	0	0	0	0	0	0	0	0	0	0	0	0
07-19	**68**	**0**	**0**	**0**	**1**	**2**	**1**	**1**	**7**	**5**	**14**	**6**	**7**	**12**	**4**	**3**	**4**	**0**	**0**	**1**	**0**	**0**	**0**	**0**	**0**	**0**	**0**	**0**	**0**
06-22	**81**	**0**	**0**	**0**	**1**	**2**	**1**	**1**	**7**	**5**	**16**	**10**	**8**	**13**	**6**	**4**	**4**	**0**	**1**	**2**	**0**	**0**	**0**	**0**	**0**	**0**	**0**	**0**	**0**
06-00	**84**	**0**	**0**	**0**	**1**	**2**	**1**	**1**	**7**	**5**	**17**	**11**	**9**	**13**	**6**	**4**	**4**	**0**	**1**	**2**	**0**	**0**	**0**	**0**	**0**	**0**	**0**	**0**	**0**
00-00	**84**	**0**	**0**	**0**	**1**	**2**	**1**	**1**	**7**	**5**	**17**	**11**	**9**	**13**	**6**	**4**	**4**	**0**	**1**	**2**	**0**	**0**	**0**	**0**	**0**	**0**	**0**	**0**	**0**

DRAFT

Site 72
Location LP04202, Att - Telepole, Lat 54.00058, Long -6.84811
Direction East

3279 / Meath/Cavan/Monaghan ATC's
October 2013
Automatic Traffic Count

Thu, 10 October 2013

Time	Total	Speed Bins (km/h)																											
		0 - 5	5 - 10	10 - 15	15 - 20	20 - 25	25 - 30	30 - 35	35 - 40	40 - 45	45 - 50	50 - 55	55 - 60	60 - 65	65 - 70	70 - 75	75 - 80	80 - 85	85 - 90	90 - 95	95 - 100	100 - 105	105 - 110	110 - 115	115 - 120	120 - 125	125 - 130	130 - 135	135 - 140
0000	0	0	0	0	0	0	0	0	0	0	0	0	0	0	0	0	0	0	0	0	0	0	0	0	0	0	0	0	0
0100	0	0	0	0	0	0	0	0	0	0	0	0	0	0	0	0	0	0	0	0	0	0	0	0	0	0	0	0	0
0200	0	0	0	0	0	0	0	0	0	0	0	0	0	0	0	0	0	0	0	0	0	0	0	0	0	0	0	0	0
0300	1	0	0	0	0	0	0	0	0	0	0	0	0	0	1	0	0	0	0	0	0	0	0	0	0	0	0	0	0
0400	0	0	0	0	0	0	0	0	0	0	0	0	0	0	0	0	0	0	0	0	0	0	0	0	0	0	0	0	0
0500	1	0	0	0	0	1	0	0	0	0	0	0	0	0	0	0	0	0	0	0	0	0	0	0	0	0	0	0	0
0600	3	0	0	0	0	0	0	0	0	0	0	0	0	1	0	1	1	0	0	0	0	0	0	0	0	0	0	0	0
0700	3	0	0	0	0	0	0	0	0	0	0	0	0	1	0	0	0	1	0	1	0	0	0	0	0	0	0	0	0
0800	8	0	0	0	1	0	0	0	0	1	0	0	3	1	1	0	0	0	1	0	0	0	0	0	0	0	0	0	0
0900	**16**	**0**	**0**	**0**	**0**	**0**	**1**	**0**	**0**	**2**	**0**	**3**	**2**	**2**	**2**	**1**	**3**	**0**	**0**	**0**	**0**	**0**	**0**	**0**	**0**	**0**	**0**	**0**	**0**
1000	10	0	0	0	0	0	0	1	0	0	3	2	2	1	0	1	0	0	0	0	0	0	0	0	0	0	0	0	0
1100	5	0	0	0	0	0	0	0	0	1	1	2	1	0	0	0	0	0	0	0	0	0	0	0	0	0	0	0	0
1200	6	0	0	0	0	0	0	0	0	1	1	3	0	0	1	0	0	0	0	0	0	0	0	0	0	0	0	0	0
1300	8	0	0	0	0	0	0	1	0	0	1	1	1	1	0	1	1	0	1	0	0	0	0	0	0	0	0	0	0
1400	9	0	0	0	0	0	0	0	0	0	3	4	0	0	2	0	0	0	0	0	0	0	0	0	0	0	0	0	0
1500	**17**	**0**	**0**	**0**	**0**	**0**	**0**	**1**	**0**	**3**	**2**	**7**	**1**	**2**	**1**	**0**	**0**	**0**	**0**	**0**	**0**	**0**	**0**	**0**	**0**	**0**	**0**	**0**	**0**
1600	6	0	0	0	0	0	0	0	0	0	0	1	2	1	2	0	0	0	0	0	0	0	0	0	0	0	0	0	0
1700	7	0	0	0	0	0	0	0	0	0	0	2	0	1	1	1	0	0	2	0	0	0	0	0	0	0	0	0	0
1800	5	0	0	0	0	1	0	0	0	0	0	1	1	2	0	0	0	0	0	0	0	0	0	0	0	0	0	0	0
1900	4	0	0	0	0	0	0	0	0	1	0	0	1	0	1	0	1	0	0	0	0	0	0	0	0	0	0	0	0
2000	4	0	0	0	0	0	0	0	0	0	0	0	2	1	1	0	0	0	0	0	0	0	0	0	0	0	0	0	0
2100	2	0	0	0	0	0	0	0	0	0	0	0	0	0	1	1	0	0	0	0	0	0	0	0	0	0	0	0	0
2200	3	0	0	0	0	0	0	0	0	0	0	0	1	1	1	0	0	0	0	0	0	0	0	0	0	0	0	0	0
2300	1	0	0	0	0	0	0	0	0	0	0	0	0	1	0	0	0	0	0	0	0	0	0	0	0	0	0	0	0
07-19	**100**	**0**	**0**	**0**	**1**	**1**	**1**	**3**	**0**	**8**	**11**	**26**	**13**	**12**	**10**	**4**	**4**	**1**	**4**	**1**	**0**	**0**	**0**	**0**	**0**	**0**	**0**	**0**	**0**
06-22	**113**	**0**	**0**	**0**	**1**	**1**	**1**	**3**	**0**	**9**	**11**	**26**	**16**	**14**	**13**	**6**	**6**	**1**	**4**	**1**	**0**	**0**	**0**	**0**	**0**	**0**	**0**	**0**	**0**
06-00	**117**	**0**	**0**	**0**	**1**	**1**	**1**	**3**	**0**	**9**	**11**	**26**	**17**	**16**	**14**	**6**	**6**	**1**	**4**	**1**	**0**	**0**	**0**	**0**	**0**	**0**	**0**	**0**	**0**
00-00	**119**	**0**	**0**	**0**	**1**	**2**	**1**	**3**	**0**	**9**	**11**	**26**	**17**	**16**	**15**	**6**	**6**	**1**	**4**	**1**	**0**	**0**	**0**	**0**	**0**	**0**	**0**	**0**	**0**

DRAFT

Site 72
Location LP04202, Att - Telepole, Lat 54.00058, Long -6.84811
Direction East

3279 / Meath/Cavan/Monaghan ATC's
October 2013
Automatic Traffic Count

Virtual Day (Partial days = 1.58)

Time	Total	Speed Bins (km/h)																											
		0 - 5	5 - 10	10 - 15	15 - 20	20 - 25	25 - 30	30 - 35	35 - 40	40 - 45	45 - 50	50 - 55	55 - 60	60 - 65	65 - 70	70 - 75	75 - 80	80 - 85	85 - 90	90 - 95	95 - 100	100 - 105	105 - 110	110 - 115	115 - 120	120 - 125	125 - 130	130 - 135	135 - 140
0000	0	0	0	0	0	0	0	0	0	0	0	0	0	0	0	0	0	0	0	0	0	0	0	0	0	0	0	0	0
0100	0	0	0	0	0	0	0	0	0	0	0	0	0	0	0	0	0	0	0	0	0	0	0	0	0	0	0	0	0
0200	0	0	0	0	0	0	0	0	0	0	0	0	0	0	0	0	0	0	0	0	0	0	0	0	0	0	0	0	0
0300	1	0	0	0	0	0	0	0	0	0	0	0	0	0	1	0	0	0	0	0	0	0	0	0	0	0	0	0	0
0400	0	0	0	0	0	0	0	0	0	0	0	0	0	0	0	0	0	0	0	0	0	0	0	0	0	0	0	0	0
0500	1	0	0	0	0	1	0	0	0	0	0	0	0	0	0	0	0	0	0	0	0	0	0	0	0	0	0	0	0
0600	3	0	0	0	0	0	0	0	0	0	0	0	0	1	0	1	1	0	0	0	0	0	0	0	0	0	0	0	0
0700	3	0	0	0	0	0	0	0	0	0	0	0	0	1	0	0	0	1	0	1	0	0	0	0	0	0	0	0	0
0800	8	0	0	0	1	0	0	0	0	1	0	0	3	1	1	0	0	0	1	0	0	0	0	0	0	0	0	0	0
0900	**16**	**0**	**0**	**0**	**0**	**0**	**1**	**0**	**0**	**2**	**0**	**3**	**2**	**2**	**2**	**1**	**3**	**0**	**0**	**0**	**0**	**0**	**0**	**0**	**0**	**0**	**0**	**0**	**0**
1000	6	0	0	0	0	0	0	1	1	0	2	1	1	1	0	1	0	0	0	0	0	0	0	0	0	0	0	0	0
1100	10	0	0	0	1	1	1	1	1	2	1	1	2	1	0	1	0	0	0	0	0	0	0	0	0	0	0	0	0
1200	7	0	0	0	0	1	0	0	1	1	2	3	0	0	1	0	1	0	0	0	0	0	0	0	0	0	0	0	0
1300	7	0	0	0	0	0	0	1	0	0	1	1	1	2	0	1	1	0	1	1	0	0	0	0	0	0	0	0	0
1400	8	0	0	0	0	0	0	0	1	0	3	3	1	1	1	1	0	0	0	0	0	0	0	0	0	0	0	0	0
1500	**14**	**0**	**0**	**0**	**0**	**0**	**0**	**1**	**1**	**3**	**3**	**4**	**1**	**2**	**1**	**1**	**1**	**0**	**0**	**0**	**0**	**0**	**0**	**0**	**0**	**0**	**0**	**0**	**0**
1600	8	0	0	0	0	0	0	0	0	0	1	1	2	2	2	0	0	0	0	0	0	0	0	0	0	0	0	0	0
1700	7	0	0	0	0	0	0	0	1	0	1	2	1	1	1	1	1	0	1	0	0	0	0	0	0	0	0	0	0
1800	6	0	0	0	0	1	0	0	0	1	1	1	1	2	1	0	1	0	0	0	0	0	0	0	0	0	0	0	0
1900	4	0	0	0	0	0	0	0	0	1	0	0	1	1	2	0	1	0	0	1	0	0	0	0	0	0	0	0	0
2000	4	0	0	0	0	0	0	0	0	0	1	1	1	1	1	1	0	0	1	0	0	0	0	0	0	0	0	0	0
2100	4	0	0	0	0	0	0	0	0	0	1	2	1	0	1	1	0	0	0	0	0	0	0	0	0	0	0	0	0
2200	3	0	0	0	0	0	0	0	0	0	1	1	1	1	1	0	0	0	0	0	0	0	0	0	0	0	0	0	0
2300	1	0	0	0	0	0	0	0	0	0	0	0	1	1	0	0	0	0	0	0	0	0	0	0	0	0	0	0	0
07-19	**100**	**0**	**0**	**0**	**2**	**3**	**2**	**4**	**6**	**10**	**15**	**20**	**15**	**16**	**10**	**7**	**8**	**1**	**3**	**2**	**0**	**0**	**0**	**0**	**0**	**0**	**0**	**0**	**0**
06-22	**115**	**0**	**0**	**0**	**2**	**3**	**2**	**4**	**6**	**11**	**17**	**23**	**18**	**19**	**14**	**10**	**10**	**1**	**4**	**3**	**0**	**0**	**0**	**0**	**0**	**0**	**0**	**0**	**0**
06-00	**119**	**0**	**0**	**0**	**2**	**3**	**2**	**4**	**6**	**11**	**18**	**24**	**20**	**21**	**15**	**10**	**10**	**1**	**4**	**3**	**0**	**0**	**0**	**0**	**0**	**0**	**0**	**0**	**0**
00-00	**121**	**0**	**0**	**0**	**2**	**4**	**2**	**4**	**6**	**11**	**18**	**24**	**20**	**21**	**16**	**10**	**10**	**1**	**4**	**3**	**0**	**0**	**0**	**0**	**0**	**0**	**0**	**0**	**0**

DRAFT

Site 72
Location LP04202, Att - Telepole, Lat 54.00058, Long -6.84811
Direction East

3279 / Meath/Cavan/Monaghan ATC's
October 2013
Automatic Traffic Count

Virtual Week (1)

Time	Total	Speed Bins (km/h)																											
		0 - 5	5 - 10	10 - 15	15 - 20	20 - 25	25 - 30	30 - 35	35 - 40	40 - 45	45 - 50	50 - 55	55 - 60	60 - 65	65 - 70	70 - 75	75 - 80	80 - 85	85 - 90	90 - 95	95 - 100	100 - 105	105 - 110	110 - 115	115 - 120	120 - 125	125 - 130	130 - 135	135 - 140
Mon	0	0	0	0	0	0	0	0	0	0	0	0	0	0	0	0	0	0	0	0	0	0	0	0	0	0	0	0	0
Tue	0	0	0	0	0	0	0	0	0	0	0	0	0	0	0	0	0	0	0	0	0	0	0	0	0	0	0	0	0
Wed	84	0	0	0	1	2	1	1	7	5	17	11	9	13	6	4	4	0	1	2	0	0	0	0	0	0	0	0	0
Thu	119	0	0	0	1	2	1	3	0	9	11	26	17	16	15	6	6	1	4	1	0	0	0	0	0	0	0	0	0
Fri	0	0	0	0	0	0	0	0	0	0	0	0	0	0	0	0	0	0	0	0	0	0	0	0	0	0	0	0	0
|Sat	0	0	0	0	0	0	0	0	0	0	0	0	0	0	0	0	0	0	0	0	0	0	0	0	0	0	0	0	0
|Sun	0	0	0	0	0	0	0	0	0	0	0	0	0	0	0	0	0	0	0	0	0	0	0	0	0	0	0	0	0
5 Day Ave.	**102**	**0**	**0**	**0**	**1**	**2**	**1**	**2**	**4**	**7**	**14**	**19**	**13**	**15**	**11**	**5**	**5**	**1**	**3**	**2**	**0**	**0**	**0**	**0**	**0**	**0**	**0**	**0**	**0**
7 Day Ave.	**121**	**0**	**0**	**0**	**2**	**4**	**2**	**4**	**6**	**11**	**18**	**24**	**20**	**21**	**16**	**10**	**10**	**1**	**4**	**3**	**0**	**0**	**0**	**0**	**0**	**0**	**0**	**0**	**0**
Total	**203**	**0**	**0**	**0**	**2**	**4**	**2**	**4**	**7**	**14**	**28**	**37**	**26**	**29**	**21**	**10**	**10**	**1**	**5**	**3**	**0**	**0**	**0**	**0**	**0**	**0**	**0**	**0**	**0**

Summary Graphs

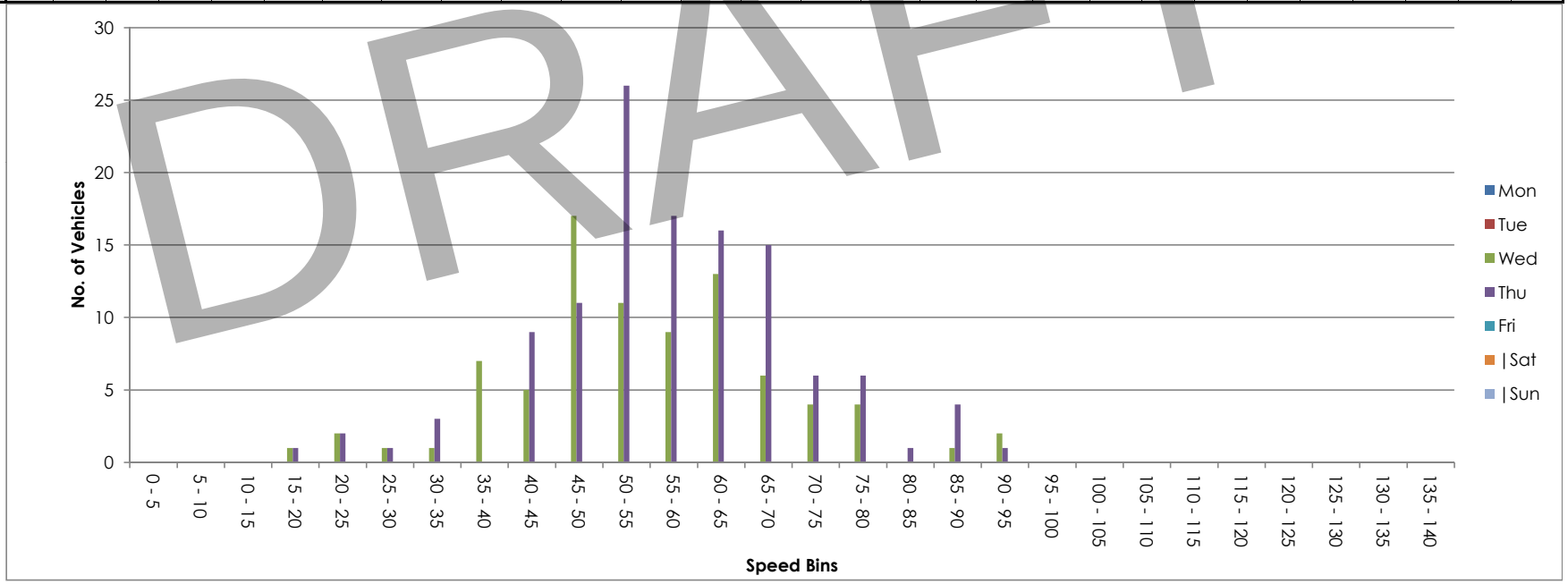

DRAFT

Site 72
Location LP04202, Att - Telepole, Lat 54.00058, Long -6.84811
Direction West

3279 / Meath/Cavan/Monaghan ATC's
October 2013
Automatic Traffic Count

Wed, 9 October 2013

Time	Total	Classification												>PSL	>PSL%	>SL1	>SL1%	>SL2	>SL2%	Mean	Vpp
		1 MCL	2 SV	3 SVT	4 TB2	5 TB3	6 T4	7 ART3	8 ART4	9 ART5	10 ART6	11 BD	12 DRT	80	80	85 +5kph	85 +5kph	90 +10kph	90 +10kph		85
0000	0	0	0	0	0	0	0	0	0	0	0	0	0	0	0	0	0	0	0	0	0
0100	0	0	0	0	0	0	0	0	0	0	0	0	0	0	0	0	0	0	0	0	0
0200	0	0	0	0	0	0	0	0	0	0	0	0	0	0	0	0	0	0	0	0	0
0300	0	0	0	0	0	0	0	0	0	0	0	0	0	0	0	0	0	0	0	0	0
0400	0	0	0	0	0	0	0	0	0	0	0	0	0	0	0	0	0	0	0	0	0
0500	0	0	0	0	0	0	0	0	0	0	0	0	0	0	0	0	0	0	0	0	0
0600	0	0	0	0	0	0	0	0	0	0	0	0	0	0	0	0	0	0	0	0	0
0700	0	0	0	0	0	0	0	0	0	0	0	0	0	0	0	0	0	0	0	0	0
0800	0	0	0	0	0	0	0	0	0	0	0	0	0	0	0	0	0	0	0	0	0
0900	0	0	0	0	0	0	0	0	0	0	0	0	0	0	0	0	0	0	0	0	0
1000	1	0	1	0	0	0	0	0	0	0	0	0	0	0	0	0	0	0	0	46.4	-
1100	**11**	**0**	**8**	**0**	**1**	**1**	**1**	**0**	**0**	**0**	**0**	**0**	**0**	**0**	**0**	**0**	**0**	**0**	**0**	**42.1**	**56.5**
1200	9	0	7	0	0	1	0	0	0	1	0	0	0	1	11.1	0	0	0	0	63.9	-
1300	8	0	6	0	1	0	1	0	0	0	0	0	0	0	0	0	0	0	0	60	-
1400	8	0	5	0	0	2	0	0	0	1	0	0	0	0	0	0	0	0	0	53.7	-
1500	**10**	**0**	**8**	**0**	**0**	**1**	**0**	**0**	**1**	**0**	**0**	**0**	**0**	**1**	**10**	**0**	**0**	**0**	**0**	**65.9**	**-**
1600	**10**	**0**	**7**	**0**	**0**	**0**	**2**	**0**	**0**	**0**	**1**	**0**	**0**	**0**	**0**	**0**	**0**	**0**	**0**	**57.5**	**-**
1700	5	0	4	0	0	0	0	1	0	0	0	0	0	0	0	0	0	0	0	68.5	-
1800	8	0	5	0	3	0	0	0	0	0	0	0	0	0	0	0	0	0	0	64.9	-
1900	7	0	7	0	0	0	0	0	0	0	0	0	0	0	0	0	0	0	0	64.3	-
2000	**10**	**0**	**9**	**0**	**1**	**0**	**0**	**0**	**0**	**0**	**0**	**0**	**0**	**2**	**20**	**1**	**10**	**0**	**0**	**67.7**	**-**
2100	3	0	3	0	0	0	0	0	0	0	0	0	0	0	0	0	0	0	0	66	-
2200	4	0	4	0	0	0	0	0	0	0	0	0	0	0	0	0	0	0	0	68.2	-
2300	1	0	1	0	0	0	0	0	0	0	0	0	0	0	0	0	0	0	0	57.6	-
07-19	**70**	**0**	**51**	**0**	**5**	**5**	**4**	**1**	**1**	**2**	**1**	**0**	**0**	**2**	**2.9**	**0**	**0**	**0**	**0**	**58.4**	**73.4**
06-22	**90**	**0**	**70**	**0**	**6**	**5**	**4**	**1**	**1**	**2**	**1**	**0**	**0**	**4**	**4.4**	**1**	**1.1**	**0**	**0**	**60.2**	**73.8**
06-00	**95**	**0**	**75**	**0**	**6**	**5**	**4**	**1**	**1**	**2**	**1**	**0**	**0**	**4**	**4.2**	**1**	**1.1**	**0**	**0**	**60.5**	**73.4**
00-00	**95**	**0**	**75**	**0**	**6**	**5**	**4**	**1**	**1**	**2**	**1**	**0**	**0**	**4**	**4.2**	**1**	**1.1**	**0**	**0**	**60.5**	**73.4**

DRAFT

Site 72
Location LP04202, Att - Telepole, Lat 54.00058, Long -6.84811
Direction West

3279 / Meath/Cavan/Monaghan ATC's
October 2013
Automatic Traffic Count

Thu, 10 October 2013

Time	Total	Classification												>PSL	>PSL%	>SL1	>SL1%	>SL2	>SL2%	Mean	Vpp
		1 MCL	2 SV	3 SVT	4 TB2	5 TB3	6 T4	7 ART3	8 ART4	9 ART5	10 ART6	11 BD	12 DRT	80	80	85 +5kph	85 +5kph	90 +10kph	90 +10kph		85
0000	0	0	0	0	0	0	0	0	0	0	0	0	0	0	0	0	0	0	0	-	-
0100	0	0	0	0	0	0	0	0	0	0	0	0	0	0	0	0	0	0	0	-	-
0200	0	0	0	0	0	0	0	0	0	0	0	0	0	0	0	0	0	0	0	-	-
0300	0	0	0	0	0	0	0	0	0	0	0	0	0	0	0	0	0	0	0	-	-
0400	0	0	0	0	0	0	0	0	0	0	0	0	0	0	0	0	0	0	0	-	-
0500	0	0	0	0	0	0	0	0	0	0	0	0	0	0	0	0	0	0	0	-	-
0600	1	0	1	0	0	0	0	0	0	0	0	0	0	0	0	0	0	0	0	47.9	-
0700	2	0	2	0	0	0	0	0	0	0	0	0	0	0	0	0	0	0	0	64.9	-
0800	4	0	3	0	1	0	0	0	0	0	0	0	0	1	25	0	0	0	0	66.8	-
0900	8	0	4	0	1	1	2	0	0	0	0	0	0	0	0	0	0	0	0	62.8	-
1000	6	0	3	0	0	0	3	0	0	0	0	0	0	0	0	0	0	0	0	53.9	-
1100	**13**	**0**	**11**	**0**	**0**	**0**	**2**	**0**	**0**	**0**	**0**	**0**	**0**	**0**	**0**	**0**	**0**	**0**	**0**	**62.9**	**69.8**
1200	8	1	5	0	0	0	2	0	0	0	0	0	0	1	12.5	1	12.5	0	0	62.3	-
1300	**15**	**0**	**11**	**1**	**0**	**0**	**3**	**0**	**0**	**0**	**0**	**0**	**0**	**1**	**6.7**	**0**	**0**	**0**	**0**	**58.6**	**66.6**
1400	4	0	2	1	0	0	1	0	0	0	0	0	0	0	0	0	0	0	0	60.2	-
1500	10	0	5	0	1	0	4	0	0	0	0	0	0	0	0	0	0	0	0	56.4	-
1600	13	0	9	0	1	0	3	0	0	0	0	0	0	0	0	0	0	0	0	60.1	67.7
1700	9	0	7	0	1	0	1	0	0	0	0	0	0	1	11.1	1	11.1	0	0	66	-
1800	13	0	12	1	0	0	0	0	0	0	0	0	0	3	23.1	1	7.7	0	0	63.3	83.5
1900	9	0	8	0	0	0	0	0	1	0	0	0	0	0	0	0	0	0	0	60.4	-
2000	9	0	8	1	0	0	0	0	0	0	0	0	0	0	0	0	0	0	0	53.5	-
2100	1	0	1	0	0	0	0	0	0	0	0	0	0	0	0	0	0	0	0	57.4	-
2200	4	0	4	0	0	0	0	0	0	0	0	0	0	0	0	0	0	0	0	59.4	-
2300	2	0	2	0	0	0	0	0	0	0	0	0	0	0	0	0	0	0	0	59	-
07-19	**105**	**1**	**74**	**3**	**5**	**1**	**21**	**0**	**0**	**0**	**0**	**0**	**0**	**7**	**6.7**	**3**	**2.9**	**0**	**0**	**61.2**	**72.7**
06-22	**125**	**1**	**92**	**4**	**5**	**1**	**21**	**0**	**1**	**0**	**0**	**0**	**0**	**7**	**5.6**	**3**	**2.4**	**0**	**0**	**60.4**	**72.7**
06-00	**131**	**1**	**98**	**4**	**5**	**1**	**21**	**0**	**1**	**0**	**0**	**0**	**0**	**7**	**5.3**	**3**	**2.3**	**0**	**0**	**60.4**	**72.7**
00-00	**131**	**1**	**98**	**4**	**5**	**1**	**21**	**0**	**1**	**0**	**0**	**0**	**0**	**7**	**5.3**	**3**	**2.3**	**0**	**0**	**60.4**	**72.7**

DRAFT

Site 72
Location LP04202, Att - Telepole, Lat 54.00058, Long -6.84811
Direction West

3279 / Meath/Cavan/Monaghan ATC's
October 2013
Automatic Traffic Count

Virtual Day (Partial days = 1.58)

Time	Total	Classification												>PSL	>PSL%	>SL1	>SL1%	>SL2	>SL2%	Mean	Vpp
		1 MCL	2 SV	3 SVT	4 TB2	5 TB3	6 T4	7 ART3	8 ART4	9 ART5	10 ART6	11 BD	12 DRT	80	80	85 +5kph	85 +5kph	90 +10kph	90 +10kph		85
0000	0	0	0	0	0	0	0	0	0	0	0	0	0	0	0	0	0	0	0	-	-
0100	0	0	0	0	0	0	0	0	0	0	0	0	0	0	0	0	0	0	0	-	-
0200	0	0	0	0	0	0	0	0	0	0	0	0	0	0	0	0	0	0	0	-	-
0300	0	0	0	0	0	0	0	0	0	0	0	0	0	0	0	0	0	0	0	-	-
0400	0	0	0	0	0	0	0	0	0	0	0	0	0	0	0	0	0	0	0	-	-
0500	0	0	0	0	0	0	0	0	0	0	0	0	0	0	0	0	0	0	0	-	-
0600	1	0	1	0	0	0	0	0	0	0	0	0	0	0	0	0	0	0	0	47.9	-
0700	2	0	2	0	0	0	0	0	0	0	0	0	0	0	0	0	0	0	0	64.9	-
0800	4	0	3	0	1	0	0	0	0	0	0	0	0	1	25	0	0	0	0	66.8	-
0900	8	0	4	0	1	1	2	0	0	0	0	0	0	0	0	0	0	0	0	62.8	-
1000	4	0	2	0	0	0	2	0	0	0	0	0	0	0	0	0	0	0	0	52.8	-
1100	**12**	**0**	**10**	**0**	**1**	**1**	**2**	**0**	**0**	**0**	**0**	**0**	**0**	**0**	**0**	**0**	**0**	**0**	**0**	**53.4**	**68.8**
1200	9	1	6	0	0	1	1	0	0	1	0	0	0	1	11.8	1	5.9	0	0	63.1	-
1300	**12**	**0**	**9**	**1**	**1**	**0**	**2**	**0**	**0**	**0**	**0**	**0**	**0**	**1**	**4.3**	**0**	**0**	**0**	**0**	**59.1**	**66.6**
1400	6	0	4	1	0	1	1	0	0	1	0	0	0	0	0	0	0	0	0	55.9	-
1500	10	0	7	0	1	1	2	0	1	0	0	0	0	1	5	0	0	0	0	61.1	-
1600	**12**	**0**	**8**	**0**	**1**	**0**	**3**	**0**	**0**	**0**	**1**	**0**	**0**	**0**	**0**	**0**	**0**	**0**	**0**	**59**	**68.4**
1700	7	0	6	0	1	0	1	1	0	0	0	0	0	1	7.1	1	7.1	0	0	66.9	-
1800	11	0	9	1	2	0	0	0	0	0	0	0	0	2	14.3	1	4.8	0	0	63.9	78.5
1900	8	0	8	0	0	0	0	0	1	0	0	0	0	0	0	0	0	0	0	62.1	-
2000	10	0	9	1	1	0	0	0	0	0	0	0	0	1	10.5	1	5.3	0	0	61	-
2100	2	0	2	0	0	0	0	0	0	0	0	0	0	0	0	0	0	0	0	63.9	-
2200	4	0	4	0	0	0	0	0	0	0	0	0	0	0	0	0	0	0	0	63.8	-
2300	2	0	2	0	0	0	0	0	0	0	0	0	0	0	0	0	0	0	0	58.5	-
07-19	**97**	**1**	**70**	**3**	**9**	**5**	**16**	**1**	**1**	**2**	**1**	**0**	**0**	**7**	**7.21649**	**3**	**3.09278**	**0**	**0**	**61.95**	**68.6**
06-22	**118**	**1**	**90**	**4**	**10**	**5**	**16**	**1**	**2**	**2**	**1**	**0**	**0**	**8**	**6.77966**	**4**	**3.38983**	**0**	**0**	**61.6**	**68.6**
06-00	**124**	**1**	**96**	**4**	**10**	**5**	**16**	**1**	**2**	**2**	**1**	**0**	**0**	**8**	**6.45161**	**4**	**3.22581**	**0**	**0**	**61.6**	**68.6**
00-00	**124**	**1**	**96**	**4**	**10**	**5**	**16**	**1**	**2**	**2**	**1**	**0**	**0**	**8**	**6.45161**	**4**	**3.22581**	**0**	**0**	**61.6**	**68.6**

DRAFT

Site 72
Location LP04202, Att - Telepole, Lat 54.00058, Long -6.84811
Direction West

3279 / Meath/Cavan/Monaghan ATC's
October 2013
Automatic Traffic Count

Virtual Week (1)

Time	Total	Classification												>PSL	>PSL%	>SL1	>SL1%	>SL2	>SL2%	Mean	Vpp
		1 MCL	2 SV	3 SVT	4 TB2	5 TB3	6 T4	7 ART3	8 ART4	9 ART5	10 ART6	11 BD	12 DRT	80	80	85 +5kph	85 +5kph	90 +10kph	90 +10kph		85
Mon	0	0	0	0	0	0	0	0	0	0	0	0	0	0	0	0	0	0	0	-	-
Tue	0	0	0	0	0	0	0	0	0	0	0	0	0	0	0	0	0	0	0	-	-
Wed	95	0	75	0	6	5	4	1	1	2	1	0	0	4	4.2	1	1.1	0	0	60.5	73.4
Thu	131	1	98	4	5	1	21	0	1	0	0	0	0	7	5.3	3	2.3	0	0	60.4	72.7
Fri	0	0	0	0	0	0	0	0	0	0	0	0	0	0	0	0	0	0	0	-	-
| Sat	0	0	0	0	0	0	0	0	0	0	0	0	0	0	0	0	0	0	0	-	-
| Sun	0	0	0	0	0	0	0	0	0	0	0	0	0	0	0	0	0	0	0	-	-
5 Day Ave.	**113**	**1**	**87**	**2**	**6**	**3**	**13**	**1**	**1**	**1**	**1**	**0**	**0**	**6**	**5.3**	**2**	**1.8**	**0**	**0.0**	**60.0**	**73.0**
7 Day Ave.	**124**	**1**	**96**	**4**	**10**	**5**	**16**	**1**	**2**	**2**	**1**	**0**	**0**	**8**	**6.5**	**4**	**3.2**	**0**	**0.0**	**61.6**	**68.6**
Total	**226**	**1**	**173**	**4**	**11**	**6**	**25**	**1**	**2**	**2**	**1**	**0**	**0**	**11**	**4.9**	**4**	**1.8**	**0**	**0.0**	**60.4**	**73.4**

Summary Graphs

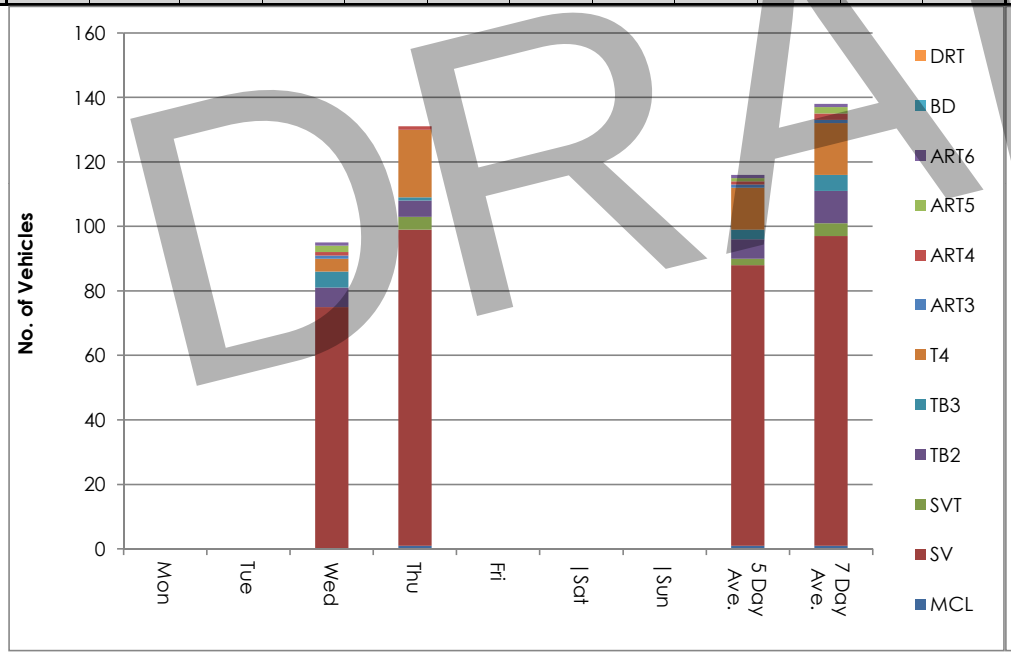

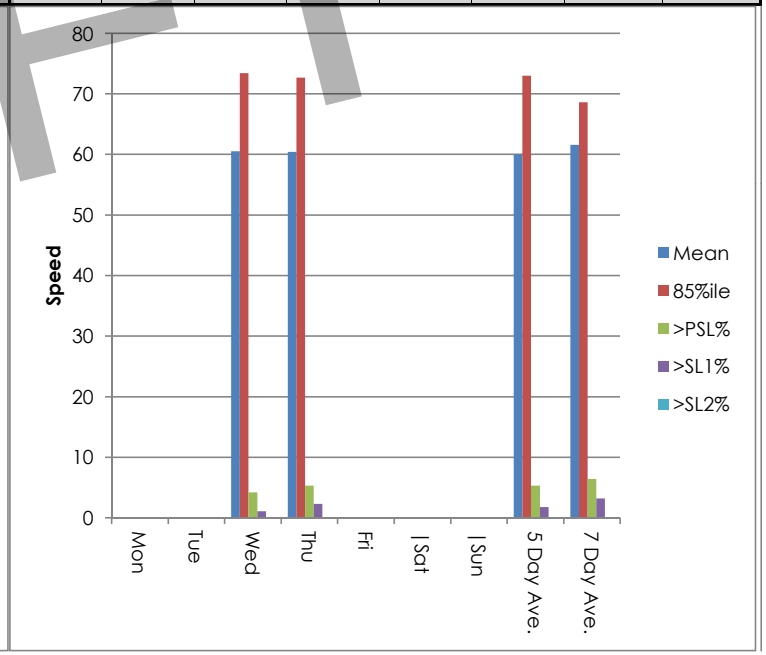

DRAFT

Site 72
Location LP04202, Att - Telepole, Lat 54.00058, Long -6.84811
Direction West

3279 / Meath/Cavan/Monaghan ATC's
October 2013
Automatic Traffic Count

Wed, 9 October 2013

Time	Total	Speed Bins (km/h)																											
		0 - 5	5 - 10	10 - 15	15 - 20	20 - 25	25 - 30	30 - 35	35 - 40	40 - 45	45 - 50	50 - 55	55 - 60	60 - 65	65 - 70	70 - 75	75 - 80	80 - 85	85 - 90	90 - 95	95 - 100	100 - 105	105 - 110	110 - 115	115 - 120	120 - 125	125 - 130	130 - 135	135 - 140
0000	0	0	0	0	0	0	0	0	0	0	0	0	0	0	0	0	0	0	0	0	0	0	0	0	0	0	0	0	0
0100	0	0	0	0	0	0	0	0	0	0	0	0	0	0	0	0	0	0	0	0	0	0	0	0	0	0	0	0	0
0200	0	0	0	0	0	0	0	0	0	0	0	0	0	0	0	0	0	0	0	0	0	0	0	0	0	0	0	0	0
0300	0	0	0	0	0	0	0	0	0	0	0	0	0	0	0	0	0	0	0	0	0	0	0	0	0	0	0	0	0
0400	0	0	0	0	0	0	0	0	0	0	0	0	0	0	0	0	0	0	0	0	0	0	0	0	0	0	0	0	0
0500	0	0	0	0	0	0	0	0	0	0	0	0	0	0	0	0	0	0	0	0	0	0	0	0	0	0	0	0	0
0600	0	0	0	0	0	0	0	0	0	0	0	0	0	0	0	0	0	0	0	0	0	0	0	0	0	0	0	0	0
0700	0	0	0	0	0	0	0	0	0	0	0	0	0	0	0	0	0	0	0	0	0	0	0	0	0	0	0	0	0
0800	0	0	0	0	0	0	0	0	0	0	0	0	0	0	0	0	0	0	0	0	0	0	0	0	0	0	0	0	0
0900	0	0	0	0	0	0	0	0	0	0	0	0	0	0	0	0	0	0	0	0	0	0	0	0	0	0	0	0	0
1000	1	0	0	0	0	0	0	0	0	0	1	0	0	0	0	0	0	0	0	0	0	0	0	0	0	0	0	0	0
1100	**11**	**0**	**0**	**0**	**0**	**4**	**1**	**0**	**0**	**2**	**0**	**1**	**1**	**0**	**1**	**0**	**1**	**0**	**0**	**0**	**0**	**0**	**0**	**0**	**0**	**0**	**0**	**0**	**0**
1200	9	0	0	0	0	0	0	0	0	0	0	3	2	0	1	1	1	1	0	0	0	0	0	0	0	0	0	0	0
1300	8	0	0	0	0	0	0	0	0	1	0	1	3	2	0	0	1	0	0	0	0	0	0	0	0	0	0	0	0
1400	8	0	0	0	0	0	1	0	0	0	0	3	3	0	0	0	1	0	0	0	0	0	0	0	0	0	0	0	0
1500	**10**	**0**	**0**	**0**	**0**	**0**	**0**	**0**	**0**	**0**	**0**	**1**	**3**	**1**	**1**	**3**	**0**	**1**	**0**	**0**	**0**	**0**	**0**	**0**	**0**	**0**	**0**	**0**	**0**
1600	**10**	**0**	**0**	**0**	**0**	**0**	**0**	**0**	**1**	**1**	**0**	**3**	**1**	**1**	**1**	**2**	**0**	**0**	**0**	**0**	**0**	**0**	**0**	**0**	**0**	**0**	**0**	**0**	**0**
1700	5	0	0	0	0	0	0	0	0	0	0	0	0	0	3	1	1	0	0	0	0	0	0	0	0	0	0	0	0
1800	8	0	0	0	0	0	0	0	0	0	1	0	0	4	1	1	1	0	0	0	0	0	0	0	0	0	0	0	0
1900	7	0	0	0	0	0	0	0	0	1	0	0	0	3	0	2	1	0	0	0	0	0	0	0	0	0	0	0	0
2000	**10**	**0**	**0**	**0**	**0**	**0**	**0**	**0**	**0**	**0**	**1**	**1**	**0**	**3**	**1**	**1**	**1**	**1**	**1**	**0**	**0**	**0**	**0**	**0**	**0**	**0**	**0**	**0**	**0**
2100	3	0	0	0	0	0	0	0	0	0	0	0	0	1	1	1	0	0	0	0	0	0	0	0	0	0	0	0	0
2200	4	0	0	0	0	0	0	0	0	0	0	0	1	0	0	3	0	0	0	0	0	0	0	0	0	0	0	0	0
2300	1	0	0	0	0	0	0	0	0	0	0	0	1	0	0	0	0	0	0	0	0	0	0	0	0	0	0	0	0
07-19	**70**	**0**	**0**	**0**	**0**	**4**	**2**	**0**	**1**	**4**	**2**	**12**	**13**	**8**	**8**	**8**	**6**	**2**	**0**	**0**	**0**	**0**	**0**	**0**	**0**	**0**	**0**	**0**	**0**
06-22	**90**	**0**	**0**	**0**	**0**	**4**	**2**	**0**	**1**	**5**	**3**	**13**	**13**	**15**	**10**	**12**	**8**	**3**	**1**	**0**	**0**	**0**	**0**	**0**	**0**	**0**	**0**	**0**	**0**
06-00	**95**	**0**	**0**	**0**	**0**	**4**	**2**	**0**	**1**	**5**	**3**	**13**	**15**	**15**	**10**	**15**	**8**	**3**	**1**	**0**	**0**	**0**	**0**	**0**	**0**	**0**	**0**	**0**	**0**
00-00	**95**	**0**	**0**	**0**	**0**	**4**	**2**	**0**	**1**	**5**	**3**	**13**	**15**	**15**	**10**	**15**	**8**	**3**	**1**	**0**	**0**	**0**	**0**	**0**	**0**	**0**	**0**	**0**	**0**

DRAFT

Site 72
Location LP04202, Att - Telepole, Lat 54.00058, Long -6.84811
Direction West

3279 / Meath/Cavan/Monaghan ATC's
October 2013
Automatic Traffic Count

Thu, 10 October 2013

Time	Total	Speed Bins (km/h)																											
		0 - 5	5 - 10	10 - 15	15 - 20	20 - 25	25 - 30	30 - 35	35 - 40	40 - 45	45 - 50	50 - 55	55 - 60	60 - 65	65 - 70	70 - 75	75 - 80	80 - 85	85 - 90	90 - 95	95 - 100	100 - 105	105 - 110	110 - 115	115 - 120	120 - 125	125 - 130	130 - 135	135 - 140
0000	0	0	0	0	0	0	0	0	0	0	0	0	0	0	0	0	0	0	0	0	0	0	0	0	0	0	0	0	0
0100	0	0	0	0	0	0	0	0	0	0	0	0	0	0	0	0	0	0	0	0	0	0	0	0	0	0	0	0	0
0200	0	0	0	0	0	0	0	0	0	0	0	0	0	0	0	0	0	0	0	0	0	0	0	0	0	0	0	0	0
0300	0	0	0	0	0	0	0	0	0	0	0	0	0	0	0	0	0	0	0	0	0	0	0	0	0	0	0	0	0
0400	0	0	0	0	0	0	0	0	0	0	0	0	0	0	0	0	0	0	0	0	0	0	0	0	0	0	0	0	0
0500	0	0	0	0	0	0	0	0	0	0	0	0	0	0	0	0	0	0	0	0	0	0	0	0	0	0	0	0	0
0600	1	0	0	0	0	0	0	0	0	0	1	0	0	0	0	0	0	0	0	0	0	0	0	0	0	0	0	0	0
0700	2	0	0	0	0	0	0	0	0	0	0	0	1	0	0	1	0	0	0	0	0	0	0	0	0	0	0	0	0
0800	4	0	0	0	0	0	0	0	0	1	0	0	0	0	1	1	0	1	0	0	0	0	0	0	0	0	0	0	0
0900	8	0	0	0	0	0	0	0	0	0	0	3	0	1	1	2	1	0	0	0	0	0	0	0	0	0	0	0	0
1000	6	0	0	0	0	0	0	0	0	0	4	0	0	1	0	1	0	0	0	0	0	0	0	0	0	0	0	0	0
1100	**13**	**0**	**0**	**0**	**0**	**0**	**0**	**0**	**0**	**0**	**2**	**0**	**1**	**4**	**3**	**3**	**0**	**0**	**0**	**0**	**0**	**0**	**0**	**0**	**0**	**0**	**0**	**0**	**0**
1200	8	0	0	0	0	0	0	0	0	0	0	2	3	1	0	0	1	0	1	0	0	0	0	0	0	0	0	0	0
1300	**15**	**0**	**0**	**0**	**1**	**0**	**0**	**0**	**0**	**0**	**0**	**5**	**1**	**5**	**1**	**1**	**0**	**1**	**0**	**0**	**0**	**0**	**0**	**0**	**0**	**0**	**0**	**0**	**0**
1400	4	0	0	0	0	0	0	0	1	0	0	0	0	2	0	0	1	0	0	0	0	0	0	0	0	0	0	0	0
1500	10	0	0	0	0	0	0	0	1	0	1	1	2	4	1	0	0	0	0	0	0	0	0	0	0	0	0	0	0
1600	13	0	0	0	0	0	0	0	0	0	2	3	1	2	4	1	0	0	0	0	0	0	0	0	0	0	0	0	0
1700	9	0	0	0	0	0	0	0	0	0	0	2	1	2	1	1	1	0	1	0	0	0	0	0	0	0	0	0	0
1800	13	0	1	0	0	0	0	0	0	1	1	0	1	3	1	1	1	2	1	0	0	0	0	0	0	0	0	0	0
1900	9	0	0	0	0	0	1	0	0	1	0	0	1	2	2	1	1	0	0	0	0	0	0	0	0	0	0	0	0
2000	9	0	0	0	0	0	0	1	1	2	0	1	0	1	1	2	0	0	0	0	0	0	0	0	0	0	0	0	0
2100	1	0	0	0	0	0	0	0	0	0	0	0	1	0	0	0	0	0	0	0	0	0	0	0	0	0	0	0	0
2200	4	0	0	0	0	0	0	0	1	0	0	0	1	1	0	0	1	0	0	0	0	0	0	0	0	0	0	0	0
2300	2	0	0	0	0	0	0	0	0	0	0	0	1	1	0	0	0	0	0	0	0	0	0	0	0	0	0	0	0
07-19	**105**	**0**	**1**	**0**	**1**	**0**	**0**	**0**	**2**	**2**	**10**	**16**	**11**	**25**	**13**	**12**	**5**	**4**	**3**	**0**	**0**	**0**	**0**	**0**	**0**	**0**	**0**	**0**	**0**
06-22	**125**	**0**	**1**	**0**	**1**	**0**	**1**	**1**	**3**	**5**	**11**	**17**	**13**	**28**	**16**	**15**	**6**	**4**	**3**	**0**	**0**	**0**	**0**	**0**	**0**	**0**	**0**	**0**	**0**
06-00	**131**	**0**	**1**	**0**	**1**	**0**	**1**	**1**	**4**	**5**	**11**	**17**	**15**	**30**	**16**	**15**	**7**	**4**	**3**	**0**	**0**	**0**	**0**	**0**	**0**	**0**	**0**	**0**	**0**
00-00	**131**	**0**	**1**	**0**	**1**	**0**	**1**	**1**	**4**	**5**	**11**	**17**	**15**	**30**	**16**	**15**	**7**	**4**	**3**	**0**	**0**	**0**	**0**	**0**	**0**	**0**	**0**	**0**	**0**

DRAFT

Site 72
Location LP04202, Att - Telepole, Lat 54.00058, Long -6.84811
Direction West

3279 / Meath/Cavan/Monaghan ATC's
October 2013
Automatic Traffic Count

Virtual Day (Partial days = 1.58)

Time	Total	Speed Bins (km/h)																											
		0 - 5	5 - 10	10 - 15	15 - 20	20 - 25	25 - 30	30 - 35	35 - 40	40 - 45	45 - 50	50 - 55	55 - 60	60 - 65	65 - 70	70 - 75	75 - 80	80 - 85	85 - 90	90 - 95	95 - 100	100 - 105	105 - 110	110 - 115	115 - 120	120 - 125	125 - 130	130 - 135	135 - 140
0000	0	0	0	0	0	0	0	0	0	0	0	0	0	0	0	0	0	0	0	0	0	0	0	0	0	0	0	0	0
0100	0	0	0	0	0	0	0	0	0	0	0	0	0	0	0	0	0	0	0	0	0	0	0	0	0	0	0	0	0
0200	0	0	0	0	0	0	0	0	0	0	0	0	0	0	0	0	0	0	0	0	0	0	0	0	0	0	0	0	0
0300	0	0	0	0	0	0	0	0	0	0	0	0	0	0	0	0	0	0	0	0	0	0	0	0	0	0	0	0	0
0400	0	0	0	0	0	0	0	0	0	0	0	0	0	0	0	0	0	0	0	0	0	0	0	0	0	0	0	0	0
0500	0	0	0	0	0	0	0	0	0	0	0	0	0	0	0	0	0	0	0	0	0	0	0	0	0	0	0	0	0
0600	1	0	0	0	0	0	0	0	0	0	1	0	0	0	0	0	0	0	0	0	0	0	0	0	0	0	0	0	0
0700	2	0	0	0	0	0	0	0	0	0	0	0	1	0	0	1	0	0	0	0	0	0	0	0	0	0	0	0	0
0800	4	0	0	0	0	0	0	0	0	1	0	0	0	0	1	1	0	1	0	0	0	0	0	0	0	0	0	0	0
0900	8	0	0	0	0	0	0	0	0	0	0	3	0	1	1	2	1	0	0	0	0	0	0	0	0	0	0	0	0
1000	4	0	0	0	0	0	0	0	0	0	3	0	0	1	0	1	0	0	0	0	0	0	0	0	0	0	0	0	0
1100	**12**	**0**	**0**	**0**	**0**	**2**	**1**	**0**	**0**	**1**	**1**	**1**	**1**	**2**	**2**	**2**	**1**	**0**	**0**	**0**	**0**	**0**	**0**	**0**	**0**	**0**	**0**	**0**	**0**
1200	9	0	0	0	0	0	0	0	0	0	0	3	3	1	1	1	1	1	1	0	0	0	0	0	0	0	0	0	0
1300	**12**	**0**	**0**	**0**	**1**	**0**	**0**	**0**	**0**	**1**	**0**	**3**	**2**	**4**	**1**	**1**	**1**	**1**	**0**	**0**	**0**	**0**	**0**	**0**	**0**	**0**	**0**	**0**	**0**
1400	6	0	0	0	0	0	1	0	1	0	0	2	2	1	0	0	1	0	0	0	0	0	0	0	0	0	0	0	0
1500	10	0	0	0	0	0	0	0	1	0	1	1	3	3	1	2	0	1	0	0	0	0	0	0	0	0	0	0	0
1600	**12**	**0**	**0**	**0**	**0**	**0**	**0**	**0**	**1**	**1**	**1**	**3**	**1**	**2**	**3**	**2**	**0**	**0**	**0**	**0**	**0**	**0**	**0**	**0**	**0**	**0**	**0**	**0**	**0**
1700	7	0	0	0	0	0	0	0	0	0	0	1	1	1	2	1	1	0	1	0	0	0	0	0	0	0	0	0	0
1800	11	0	1	0	0	0	0	0	0	1	1	0	1	4	1	1	1	1	1	0	0	0	0	0	0	0	0	0	0
1900	8	0	0	0	0	0	1	0	0	1	0	0	1	3	1	2	1	0	0	0	0	0	0	0	0	0	0	0	0
2000	10	0	0	0	0	0	0	1	1	1	1	1	0	2	1	2	1	1	1	0	0	0	0	0	0	0	0	0	0
2100	2	0	0	0	0	0	0	0	0	0	0	0	1	1	1	1	0	0	0	0	0	0	0	0	0	0	0	0	0
2200	4	0	0	0	0	0	0	0	1	0	0	0	1	1	0	2	1	0	0	0	0	0	0	0	0	0	0	0	0
2300	2	0	0	0	0	0	0	0	0	0	0	0	1	1	0	0	0	0	0	0	0	0	0	0	0	0	0	0	0
07-19	**97**	**0**	**1**	**0**	**1**	**2**	**2**	**0**	**3**	**5**	**7**	**17**	**15**	**20**	**13**	**15**	**7**	**5**	**3**	**0**	**0**	**0**	**0**	**0**	**0**	**0**	**0**	**0**	**0**
06-22	**118**	**0**	**1**	**0**	**1**	**2**	**3**	**1**	**4**	**7**	**9**	**18**	**17**	**26**	**16**	**20**	**9**	**6**	**4**	**0**	**0**	**0**	**0**	**0**	**0**	**0**	**0**	**0**	**0**
06-00	**124**	**0**	**1**	**0**	**1**	**2**	**3**	**1**	**5**	**7**	**9**	**18**	**19**	**28**	**16**	**22**	**10**	**6**	**4**	**0**	**0**	**0**	**0**	**0**	**0**	**0**	**0**	**0**	**0**
00-00	**124**	**0**	**1**	**0**	**1**	**2**	**3**	**1**	**5**	**7**	**9**	**18**	**19**	**28**	**16**	**22**	**10**	**6**	**4**	**0**	**0**	**0**	**0**	**0**	**0**	**0**	**0**	**0**	**0**

DRAFT

Site 72
Location LP04202, Att - Telepole, Lat 54.00058, Long -6.84811
Direction West

3279 / Meath/Cavan/Monaghan ATC's
October 2013
Automatic Traffic Count

Virtual Week (1)

Time	Total	Speed Bins (km/h)																											
		0 - 5	5 - 10	10 - 15	15 - 20	20 - 25	25 - 30	30 - 35	35 - 40	40 - 45	45 - 50	50 - 55	55 - 60	60 - 65	65 - 70	70 - 75	75 - 80	80 - 85	85 - 90	90 - 95	95 - 100	100 - 105	105 - 110	110 - 115	115 - 120	120 - 125	125 - 130	130 - 135	135 - 140
Mon	0	0	0	0	0	0	0	0	0	0	0	0	0	0	0	0	0	0	0	0	0	0	0	0	0	0	0	0	0
Tue	0	0	0	0	0	0	0	0	0	0	0	0	0	0	0	0	0	0	0	0	0	0	0	0	0	0	0	0	0
Wed	95	0	0	0	0	4	2	0	1	5	3	13	15	15	10	15	8	3	1	0	0	0	0	0	0	0	0	0	0	0
Thu	131	0	1	0	1	0	1	1	4	5	11	17	15	30	16	15	7	4	3	0	0	0	0	0	0	0	0	0	0	0
Fri	0	0	0	0	0	0	0	0	0	0	0	0	0	0	0	0	0	0	0	0	0	0	0	0	0	0	0	0	0	0
|Sat	0	0	0	0	0	0	0	0	0	0	0	0	0	0	0	0	0	0	0	0	0	0	0	0	0	0	0	0	0	0
|Sun	0	0	0	0	0	0	0	0	0	0	0	0	0	0	0	0	0	0	0	0	0	0	0	0	0	0	0	0	0	0
5 Day Ave.	**113**	**0**	**1**	**0**	**1**	**2**	**2**	**1**	**3**	**5**	**7**	**15**	**15**	**23**	**13**	**15**	**8**	**4**	**2**	**0**	**0**	**0**	**0**	**0**	**0**	**0**	**0**	**0**	**0**	**0**
7 Day Ave.	**124**	**0**	**1**	**0**	**1**	**2**	**3**	**1**	**5**	**7**	**9**	**18**	**19**	**28**	**16**	**22**	**10**	**6**	**4**	**0**	**0**	**0**	**0**	**0**	**0**	**0**	**0**	**0**	**0**	**0**
Total	**226**	**0**	**1**	**0**	**1**	**4**	**3**	**1**	**5**	**10**	**14**	**30**	**30**	**45**	**26**	**30**	**15**	**7**	**4**	**0**	**0**	**0**	**0**	**0**	**0**	**0**	**0**	**0**	**0**	**0**

Summary Graphs

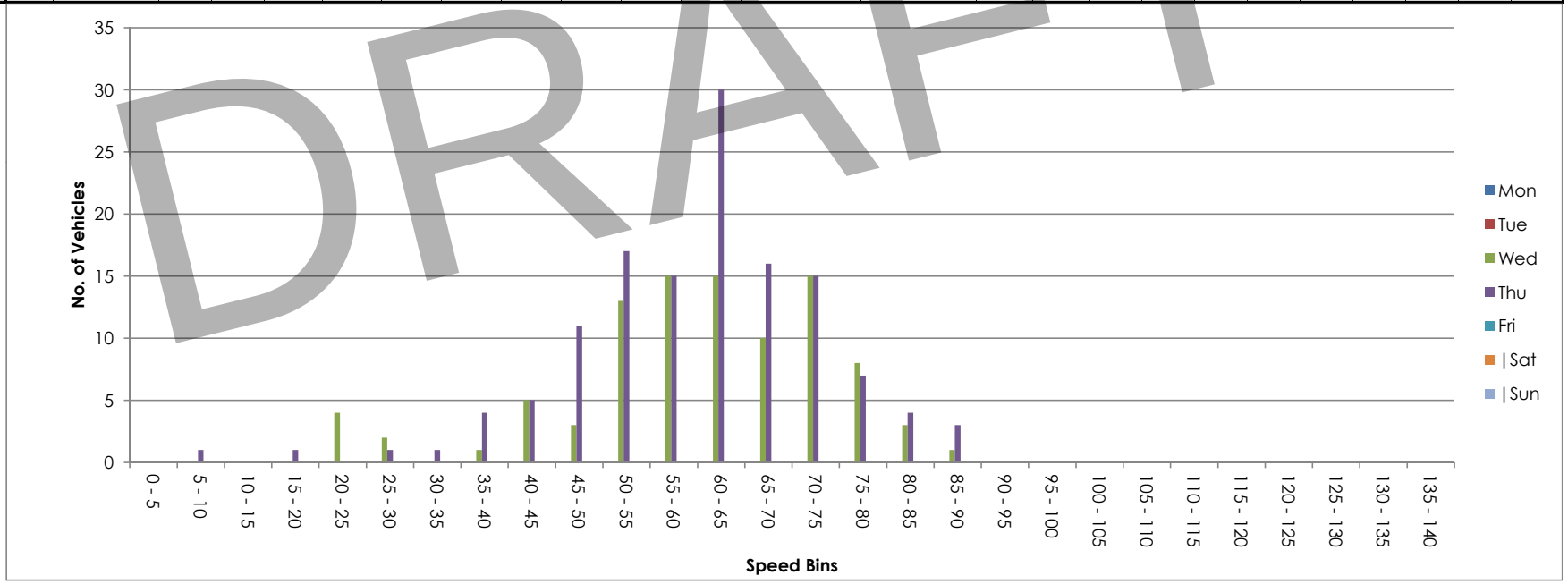

DRAFT

Site 72
Location LP04202, Att - Telepole, Lat 54.00058, Long -6.84811
Direction East West

3279 / Meath/Cavan/Monaghan ATC's
October 2013
Automatic Traffic Count

Wed, 9 October 2013

Time	Total	Classification												>PSL	>PSL%	>SL1	>SL1%	>SL2	>SL2%	Mean	Vpp
		1 MCL	2 SV	3 SVT	4 TB2	5 TB3	6 T4	7 ART3	8 ART4	9 ART5	10 ART6	11 BD	12 DRT	80	80	85 +5kph	85 +5kph	90 +10kph	90 +10kph		85
0000	0	0	0	0	0	0	0	0	0	0	0	0	0	0	0	0	0	0	0	0	0
0100	0	0	0	0	0	0	0	0	0	0	0	0	0	0	0	0	0	0	0	0	0
0200	0	0	0	0	0	0	0	0	0	0	0	0	0	0	0	0	0	0	0	0	0
0300	0	0	0	0	0	0	0	0	0	0	0	0	0	0	0	0	0	0	0	0	0
0400	0	0	0	0	0	0	0	0	0	0	0	0	0	0	0	0	0	0	0	0	0
0500	0	0	0	0	0	0	0	0	0	0	0	0	0	0	0	0	0	0	0	0	0
0600	0	0	0	0	0	0	0	0	0	0	0	0	0	0	0	0	0	0	0	0	0
0700	0	0	0	0	0	0	0	0	0	0	0	0	0	0	0	0	0	0	0	0	0
0800	0	0	0	0	0	0	0	0	0	0	0	0	0	0	0	0	0	0	0	0	0
0900	0	0	0	0	0	0	0	0	0	0	0	0	0	0	0	0	0	0	0	0	0
1000	2	0	2	0	0	0	0	0	0	0	0	0	0	0	0	0	0	0	0	42	-
1100	**25**	**0**	**20**	**0**	**2**	**2**	**1**	**0**	**0**	**0**	**0**	**0**	**0**	**0**	**0**	**0**	**0**	**0**	**0**	**43.7**	**61.2**
1200	16	0	10	0	1	2	1	0	0	1	1	0	0	1	6.3	0	0	0	0	57.1	74.9
1300	14	0	12	0	1	0	1	0	0	0	0	0	0	1	7.1	1	7.1	1	7.1	62.1	64.8
1400	15	0	8	0	1	4	0	0	0	1	1	0	0	0	0	0	0	0	0	53.4	62.3
1500	**21**	**0**	**14**	**0**	**1**	**2**	**2**	**0**	**2**	**0**	**0**	**0**	**0**	**1**	**4.8**	**0**	**0**	**0**	**0**	**59.3**	**73.1**
1600	20	0	17	0	0	0	2	0	0	0	1	0	0	0	0	0	0	0	0	57.9	68
1700	11	0	9	0	1	0	0	1	0	0	0	0	0	0	0	0	0	0	0	62.4	69.8
1800	14	0	11	0	3	0	0	0	0	0	0	0	0	0	0	0	0	0	0	63.1	73.4
1900	11	0	11	0	0	0	0	0	0	0	0	0	0	1	9.1	1	9.1	1	9.1	67.3	73.4
2000	14	0	13	0	1	0	0	0	0	0	0	0	0	3	21.4	2	14.3	0	0	66.7	81.4
2100	8	0	5	0	1	0	0	0	2	0	0	0	0	0	0	0	0	0	0	58.1	-
2200	6	0	6	0	0	0	0	0	0	0	0	0	0	0	0	0	0	0	0	61.5	-
2300	2	0	1	0	0	1	0	0	0	0	0	0	0	0	0	0	0	0	0	58.2	-
07-19	**138**	**0**	**103**	**0**	**10**	**10**	**7**	**1**	**2**	**2**	**3**	**0**	**0**	**3**	**2.2**	**1**	**0.7**	**1**	**0.7**	**56**	**71.6**
06-22	**171**	**0**	**132**	**0**	**12**	**10**	**7**	**1**	**4**	**2**	**3**	**0**	**0**	**7**	**4.1**	**4**	**2.3**	**2**	**1.2**	**57.7**	**73.1**
06-00	**179**	**0**	**139**	**0**	**12**	**11**	**7**	**1**	**4**	**2**	**3**	**0**	**0**	**7**	**3.9**	**4**	**2.2**	**2**	**1.1**	**57.9**	**73.1**
00-00	**179**	**0**	**139**	**0**	**12**	**11**	**7**	**1**	**4**	**2**	**3**	**0**	**0**	**7**	**3.9**	**4**	**2.2**	**2**	**1.1**	**57.9**	**73.1**

DRAFT

Site 72
Location LP04202, Att - Telepole, Lat 54.00058, Long -6.84811
Direction East West

3279 / Meath/Cavan/Monaghan ATC's
October 2013
Automatic Traffic Count

Thu, 10 October 2013

Time	Total	Classification												>PSL	>PSL%	>SL1	>SL1%	>SL2	>SL2%	Mean	Vpp
		1 MCL	2 SV	3 SVT	4 TB2	5 TB3	6 T4	7 ART3	8 ART4	9 ART5	10 ART6	11 BD	12 DRT	80	80	85 +5kph	85 +5kph	90 +10kph	90 +10kph		85
0000	0	0	0	0	0	0	0	0	0	0	0	0	0	0	0	0	0	0	0	-	-
0100	0	0	0	0	0	0	0	0	0	0	0	0	0	0	0	0	0	0	0	-	-
0200	0	0	0	0	0	0	0	0	0	0	0	0	0	0	0	0	0	0	0	-	-
0300	1	0	1	0	0	0	0	0	0	0	0	0	0	0	0	0	0	0	0	67.7	-
0400	0	0	0	0	0	0	0	0	0	0	0	0	0	0	0	0	0	0	0	-	-
0500	1	0	1	0	0	0	0	0	0	0	0	0	0	0	0	0	0	0	0	20.2	-
0600	4	0	4	0	0	0	0	0	0	0	0	0	0	0	0	0	0	0	0	64.6	-
0700	5	0	4	0	1	0	0	0	0	0	0	0	0	2	40	1	20	1	20	73.6	-
0800	12	0	9	0	1	0	2	0	0	0	0	0	0	2	16.7	1	8.3	0	0	59.5	72.7
0900	**24**	**0**	**16**	**0**	**2**	**2**	**4**	**0**	**0**	**0**	**0**	**0**	**0**	**0**	**0**	**0**	**0**	**0**	**0**	**61.2**	**74.2**
1000	16	0	8	1	0	0	7	0	0	0	0	0	0	0	0	0	0	0	0	53.6	61.6
1100	18	0	15	0	0	0	3	0	0	0	0	0	0	0	0	0	0	0	0	59.7	66.6
1200	14	1	7	1	0	0	5	0	0	0	0	0	0	1	7.1	1	7.1	0	0	58.1	66.6
1300	23	1	17	1	0	0	4	0	0	0	0	0	0	2	8.7	1	4.3	0	0	59.6	72.7
1400	13	0	6	3	0	0	4	0	0	0	0	0	0	0	0	0	0	0	0	56.3	66.2
1500	**27**	**0**	**17**	**1**	**3**	**0**	**6**	**0**	**0**	**0**	**0**	**0**	**0**	**0**	**0**	**0**	**0**	**0**	**0**	**53.3**	**62.3**
1600	19	0	12	0	1	0	6	0	0	0	0	0	0	0	0	0	0	0	0	60.1	67.7
1700	16	0	12	1	2	0	1	0	0	0	0	0	0	3	18.8	3	18.8	0	0	67.3	85
1800	18	0	16	2	0	0	0	0	0	0	0	0	0	3	16.7	1	5.6	0	0	59.9	78.5
1900	13	0	11	0	0	0	0	0	2	0	0	0	0	0	0	0	0	0	0	60.7	74.2
2000	13	0	12	1	0	0	0	0	0	0	0	0	0	0	0	0	0	0	0	55.5	68.4
2100	3	0	3	0	0	0	0	0	0	0	0	0	0	0	0	0	0	0	0	66.3	-
2200	7	0	6	0	1	0	0	0	0	0	0	0	0	0	0	0	0	0	0	60.4	-
2300	3	0	3	0	0	0	0	0	0	0	0	0	0	0	0	0	0	0	0	60	-
07-19	**205**	**2**	**139**	**10**	**10**	**2**	**42**	**0**	**0**	**0**	**0**	**0**	**0**	**13**	**6.3**	**8**	**3.9**	**1**	**0.5**	**59.2**	**72.4**
06-22	**238**	**2**	**169**	**11**	**10**	**2**	**42**	**0**	**2**	**0**	**0**	**0**	**0**	**13**	**5.5**	**8**	**3.4**	**1**	**0.4**	**59.3**	**72.4**
06-00	**248**	**2**	**178**	**11**	**11**	**2**	**42**	**0**	**2**	**0**	**0**	**0**	**0**	**13**	**5.2**	**8**	**3.2**	**1**	**0.4**	**59.3**	**72.4**
00-00	**250**	**2**	**180**	**11**	**11**	**2**	**42**	**0**	**2**	**0**	**0**	**0**	**0**	**13**	**5.2**	**8**	**3.2**	**1**	**0.4**	**59.2**	**72.4**

DRAFT

Site 72
Location LP04202, Att - Telepole, Lat 54.00058, Long -6.84811
Direction East West

3279 / Meath/Cavan/Monaghan ATC's
October 2013
Automatic Traffic Count

Virtual Day (Partial days = 1.58)

Time	Total	Classification												>PSL	>PSL%	>SL1	>SL1%	>SL2	>SL2%	Mean	Vpp
		1 MCL	2 SV	3 SVT	4 TB2	5 TB3	6 T4	7 ART3	8 ART4	9 ART5	10 ART6	11 BD	12 DRT	80	80	85 +5kph	85 +5kph	90 +10kph	90 +10kph		85
0000	0	0	0	0	0	0	0	0	0	0	0	0	0	0	0	0	0	0	0	-	-
0100	0	0	0	0	0	0	0	0	0	0	0	0	0	0	0	0	0	0	0	-	-
0200	0	0	0	0	0	0	0	0	0	0	0	0	0	0	0	0	0	0	0	-	-
0300	1	0	1	0	0	0	0	0	0	0	0	0	0	0	0	0	0	0	0	67.7	-
0400	0	0	0	0	0	0	0	0	0	0	0	0	0	0	0	0	0	0	0	-	-
0500	1	0	1	0	0	0	0	0	0	0	0	0	0	0	0	0	0	0	0	20.2	-
0600	4	0	4	0	0	0	0	0	0	0	0	0	0	0	0	0	0	0	0	64.6	-
0700	5	0	4	0	1	0	0	0	0	0	0	0	0	2	40	1	20	1	20	73.6	-
0800	12	0	9	0	1	0	2	0	0	0	0	0	0	2	16.7	1	8.3	0	0	59.5	72.7
0900	**24**	**0**	**16**	**0**	**2**	**2**	**4**	**0**	**0**	**0**	**0**	**0**	**0**	**0**	**0**	**0**	**0**	**0**	**0**	**61.2**	**74.2**
1000	9	0	5	1	0	0	4	0	0	0	0	0	0	0	0	0	0	0	0	52.3	-
1100	22	0	18	0	1	1	2	0	0	0	0	0	0	0	0	0	0	0	0	50.4	66.6
1200	15	1	9	1	1	1	3	0	0	1	1	0	0	1	6.7	1	3.3	0	0	57.5	74.9
1300	19	1	15	1	1	0	3	0	0	0	0	0	0	2	8.1	1	5.4	1	2.7	60.5	72
1400	14	0	7	2	1	2	2	0	0	1	1	0	0	0	0	0	0	0	0	54.8	66.2
1500	**24**	**0**	**16**	**1**	**2**	**1**	**4**	**0**	**1**	**0**	**0**	**0**	**0**	**1**	**2.1**	**0**	**0**	**0**	**0**	**56**	**66.2**
1600	20	0	15	0	1	0	4	0	0	0	1	0	0	0	0	0	0	0	0	59	68
1700	14	0	11	1	2	0	1	1	0	0	0	0	0	2	11.1	2	11.1	0	0	65.3	76
1800	16	0	14	1	2	0	0	0	0	0	0	0	0	2	9.4	1	3.1	0	0	61.3	77.4
1900	12	0	11	0	0	0	0	0	1	0	0	0	0	1	4.2	1	4.2	1	4.2	63.7	74.2
2000	14	0	13	1	1	0	0	0	0	0	0	0	0	2	11.1	1	7.4	0	0	61.3	72.7
2100	6	0	4	0	1	0	0	0	1	0	0	0	0	0	0	0	0	0	0	60.4	-
2200	7	0	6	0	1	0	0	0	0	0	0	0	0	0	0	0	0	0	0	60.9	-
2300	3	0	2	0	0	1	0	0	0	0	0	0	0	0	0	0	0	0	0	59.3	-
07-19	**194**	**2**	**139**	**8**	**15**	**7**	**29**	**1**	**1**	**2**	**3**	**0**	**0**	**12**	**6.18557**	**7**	**3.60825**	**2**	**1.03093**	**59.25**	**72.35**
06-22	**230**	**2**	**171**	**9**	**17**	**7**	**29**	**1**	**3**	**2**	**3**	**0**	**0**	**15**	**6.52174**	**9**	**3.91304**	**3**	**1.30435**	**60.45**	**72.7**
06-00	**240**	**2**	**179**	**9**	**18**	**8**	**29**	**1**	**3**	**2**	**3**	**0**	**0**	**15**	**6.25**	**9**	**3.75**	**3**	**1.25**	**60.45**	**72.7**
00-00	**242**	**2**	**181**	**9**	**18**	**8**	**29**	**1**	**3**	**2**	**3**	**0**	**0**	**15**	**6.19835**	**9**	**3.71901**	**3**	**1.23967**	**60.45**	**72.7**

DRAFT

Site 72
Location LP04202, Att - Telepole, Lat 54.00058, Long -6.84811
Direction East West

3279 / Meath/Cavan/Monaghan ATC's
October 2013
Automatic Traffic Count

Virtual Week (1)

Time	Total	Classification												>PSL	>PSL%	>SL1	>SL1%	>SL2	>SL2%	Mean	Vpp
		1 MCL	2 SV	3 SVT	4 TB2	5 TB3	6 T4	7 ART3	8 ART4	9 ART5	10 ART6	11 BD	12 DRT	80	80	85 +5kph	85 +5kph	90 +10kph	90 +10kph		85
Mon	0	0	0	0	0	0	0	0	0	0	0	0	0	0	0	0	0	0	0	-	-
Tue	0	0	0	0	0	0	0	0	0	0	0	0	0	0	0	0	0	0	0	-	-
Wed	179	0	139	0	12	11	7	1	4	2	3	0	0	7	3.9	4	2.2	2	1.1	57.9	73.1
Thu	250	2	180	11	11	2	42	0	2	0	0	0	0	13	5.2	8	3.2	1	0.4	59.2	72.4
Fri	0	0	0	0	0	0	0	0	0	0	0	0	0	0	0	0	0	0	0	-	-
| Sat	0	0	0	0	0	0	0	0	0	0	0	0	0	0	0	0	0	0	0	-	-
| Sun	0	0	0	0	0	0	0	0	0	0	0	0	0	0	0	0	0	0	0	-	-
5 Day Ave.	**215**	**1**	**160**	**6**	**12**	**7**	**25**	**1**	**3**	**1**	**2**	**0**	**0**	**10**	**4.7**	**6**	**2.8**	**2**	**0.9**	**59.0**	**73.0**
7 Day Ave.	**242**	**2**	**181**	**9**	**18**	**8**	**29**	**1**	**3**	**2**	**3**	**0**	**0**	**15**	**6.2**	**9**	**3.7**	**3**	**1.2**	**60.5**	**72.7**
Total	**429**	**2**	**319**	**11**	**23**	**13**	**49**	**1**	**6**	**2**	**3**	**0**	**0**	**20**	**4.7**	**12**	**2.8**	**3**	**0.7**	**58.6**	**72.7**

Summary Graphs

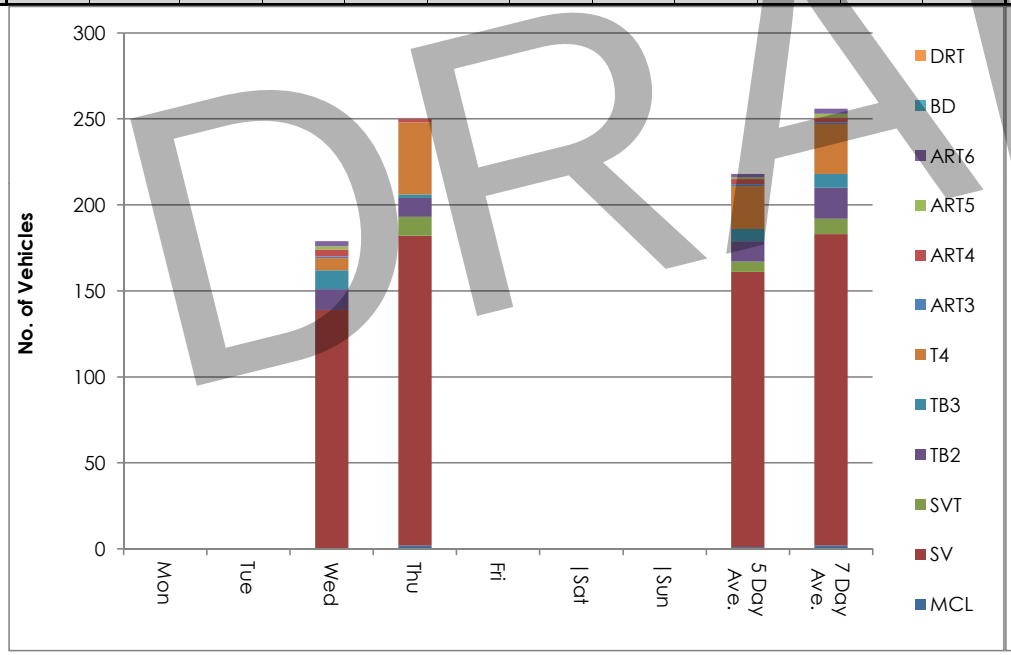

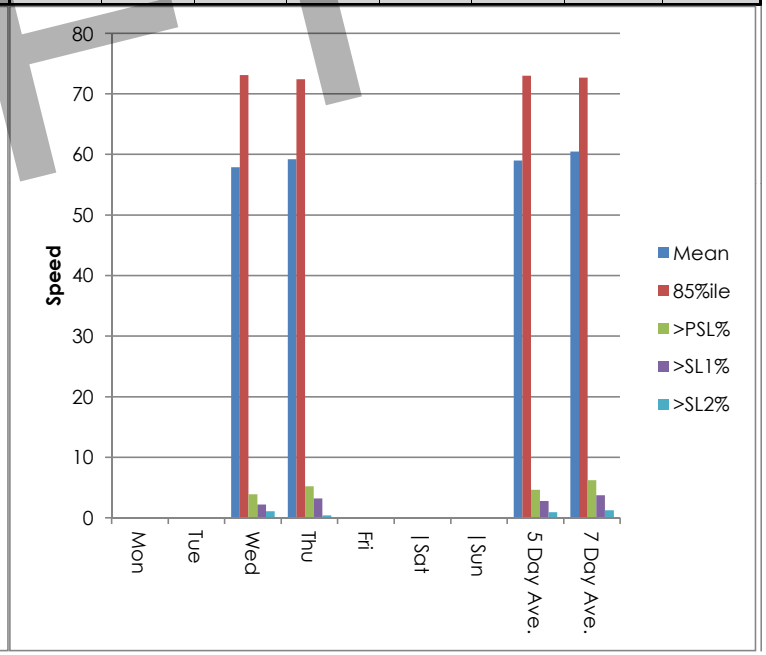

DRAFT

Site 72
Location LP04202, Att - Telepole, Lat 54.00058, Long -6.84811
Direction East West

3279 / Meath/Cavan/Monaghan ATC's
October 2013
Automatic Traffic Count

Wed, 9 October 2013

Time	Total	Speed Bins (km/h)																											
		0 - 5	5 - 10	10 - 15	15 - 20	20 - 25	25 - 30	30 - 35	35 - 40	40 - 45	45 - 50	50 - 55	55 - 60	60 - 65	65 - 70	70 - 75	75 - 80	80 - 85	85 - 90	90 - 95	95 - 100	100 - 105	105 - 110	110 - 115	115 - 120	120 - 125	125 - 130	130 - 135	135 - 140
0000	0	0	0	0	0	0	0	0	0	0	0	0	0	0	0	0	0	0	0	0	0	0	0	0	0	0	0	0	0
0100	0	0	0	0	0	0	0	0	0	0	0	0	0	0	0	0	0	0	0	0	0	0	0	0	0	0	0	0	0
0200	0	0	0	0	0	0	0	0	0	0	0	0	0	0	0	0	0	0	0	0	0	0	0	0	0	0	0	0	0
0300	0	0	0	0	0	0	0	0	0	0	0	0	0	0	0	0	0	0	0	0	0	0	0	0	0	0	0	0	0
0400	0	0	0	0	0	0	0	0	0	0	0	0	0	0	0	0	0	0	0	0	0	0	0	0	0	0	0	0	0
0500	0	0	0	0	0	0	0	0	0	0	0	0	0	0	0	0	0	0	0	0	0	0	0	0	0	0	0	0	0
0600	0	0	0	0	0	0	0	0	0	0	0	0	0	0	0	0	0	0	0	0	0	0	0	0	0	0	0	0	0
0700	0	0	0	0	0	0	0	0	0	0	0	0	0	0	0	0	0	0	0	0	0	0	0	0	0	0	0	0	0
0800	0	0	0	0	0	0	0	0	0	0	0	0	0	0	0	0	0	0	0	0	0	0	0	0	0	0	0	0	0
0900	0	0	0	0	0	0	0	0	0	0	0	0	0	0	0	0	0	0	0	0	0	0	0	0	0	0	0	0	0
1000	2	0	0	0	0	0	0	0	1	0	1	0	0	0	0	0	0	0	0	0	0	0	0	0	0	0	0	0	0
1100	**25**	**0**	**0**	**0**	**1**	**5**	**2**	**1**	**2**	**4**	**1**	**1**	**3**	**2**	**1**	**1**	**1**	**0**	**0**	**0**	**0**	**0**	**0**	**0**	**0**	**0**	**0**	**0**	**0**
1200	16	0	0	0	0	1	0	0	1	0	2	5	2	0	1	1	2	1	0	0	0	0	0	0	0	0	0	0	0
1300	14	0	0	0	0	0	0	0	0	1	1	1	4	5	0	0	1	0	0	1	0	0	0	0	0	0	0	0	0
1400	15	0	0	0	0	0	1	0	1	0	2	4	4	1	0	1	1	0	0	0	0	0	0	0	0	0	0	0	0
1500	**21**	**0**	**0**	**0**	**0**	**0**	**0**	**0**	**1**	**2**	**4**	**2**	**3**	**2**	**1**	**4**	**1**	**1**	**0**	**0**	**0**	**0**	**0**	**0**	**0**	**0**	**0**	**0**	**0**
1600	20	0	0	0	0	0	0	0	1	1	2	4	3	4	3	2	0	0	0	0	0	0	0	0	0	0	0	0	0
1700	11	0	0	0	0	0	0	0	1	0	1	1	1	0	4	1	2	0	0	0	0	0	0	0	0	0	0	0	0
1800	14	0	0	0	0	0	0	0	0	1	2	0	0	6	2	1	2	0	0	0	0	0	0	0	0	0	0	0	0
1900	11	0	0	0	0	0	0	0	0	1	0	0	0	4	2	2	1	0	0	1	0	0	0	0	0	0	0	0	0
2000	14	0	0	0	0	0	0	0	0	0	2	2	0	3	1	2	1	1	2	0	0	0	0	0	0	0	0	0	0
2100	8	0	0	0	0	0	0	0	0	0	1	3	1	1	1	1	0	0	0	0	0	0	0	0	0	0	0	0	0
2200	6	0	0	0	0	0	0	0	0	0	1	1	1	0	0	3	0	0	0	0	0	0	0	0	0	0	0	0	0
2300	2	0	0	0	0	0	0	0	0	0	0	0	2	0	0	0	0	0	0	0	0	0	0	0	0	0	0	0	0
07-19	**138**	**0**	**0**	**0**	**1**	**6**	**3**	**1**	**8**	**9**	**16**	**18**	**20**	**20**	**12**	**11**	**10**	**2**	**0**	**1**	**0**	**0**	**0**	**0**	**0**	**0**	**0**	**0**	**0**
06-22	**171**	**0**	**0**	**0**	**1**	**6**	**3**	**1**	**8**	**10**	**19**	**23**	**21**	**28**	**16**	**16**	**12**	**3**	**2**	**2**	**0**	**0**	**0**	**0**	**0**	**0**	**0**	**0**	**0**
06-00	**179**	**0**	**0**	**0**	**1**	**6**	**3**	**1**	**8**	**10**	**20**	**24**	**24**	**28**	**16**	**19**	**12**	**3**	**2**	**2**	**0**	**0**	**0**	**0**	**0**	**0**	**0**	**0**	**0**
00-00	**179**	**0**	**0**	**0**	**1**	**6**	**3**	**1**	**8**	**10**	**20**	**24**	**24**	**28**	**16**	**19**	**12**	**3**	**2**	**2**	**0**	**0**	**0**	**0**	**0**	**0**	**0**	**0**	**0**

DRAFT

Site 72
Location LP04202, Att - Telepole, Lat 54.00058, Long -6.84811
Direction East West

3279 / Meath/Cavan/Monaghan ATC's
October 2013
Automatic Traffic Count

Thu, 10 October 2013

Time	Total	Speed Bins (km/h)																											
		0 - 5	5 - 10	10 - 15	15 - 20	20 - 25	25 - 30	30 - 35	35 - 40	40 - 45	45 - 50	50 - 55	55 - 60	60 - 65	65 - 70	70 - 75	75 - 80	80 - 85	85 - 90	90 - 95	95 - 100	100 - 105	105 - 110	110 - 115	115 - 120	120 - 125	125 - 130	130 - 135	135 - 140
0000	0	0	0	0	0	0	0	0	0	0	0	0	0	0	0	0	0	0	0	0	0	0	0	0	0	0	0	0	0
0100	0	0	0	0	0	0	0	0	0	0	0	0	0	0	0	0	0	0	0	0	0	0	0	0	0	0	0	0	0
0200	0	0	0	0	0	0	0	0	0	0	0	0	0	0	0	0	0	0	0	0	0	0	0	0	0	0	0	0	0
0300	1	0	0	0	0	0	0	0	0	0	0	0	0	0	1	0	0	0	0	0	0	0	0	0	0	0	0	0	0
0400	0	0	0	0	0	0	0	0	0	0	0	0	0	0	0	0	0	0	0	0	0	0	0	0	0	0	0	0	0
0500	1	0	0	0	0	1	0	0	0	0	0	0	0	0	0	0	0	0	0	0	0	0	0	0	0	0	0	0	0
0600	4	0	0	0	0	0	0	0	0	0	1	0	0	1	0	1	1	0	0	0	0	0	0	0	0	0	0	0	0
0700	5	0	0	0	0	0	0	0	0	0	0	0	1	1	0	1	0	1	0	1	0	0	0	0	0	0	0	0	0
0800	12	0	0	0	1	0	0	0	0	2	0	0	3	1	2	1	0	1	1	0	0	0	0	0	0	0	0	0	0
0900	**24**	**0**	**0**	**0**	**0**	**0**	**1**	**0**	**0**	**2**	**0**	**6**	**2**	**3**	**3**	**3**	**4**	**0**	**0**	**0**	**0**	**0**	**0**	**0**	**0**	**0**	**0**	**0**	**0**
1000	16	0	0	0	0	0	0	1	0	0	7	2	2	2	0	2	0	0	0	0	0	0	0	0	0	0	0	0	0
1100	18	0	0	0	0	0	0	0	0	1	3	2	2	4	3	3	0	0	0	0	0	0	0	0	0	0	0	0	0
1200	14	0	0	0	0	0	0	0	0	1	1	5	3	1	1	0	1	0	1	0	0	0	0	0	0	0	0	0	0
1300	23	0	0	0	1	0	0	1	0	0	1	6	2	6	1	2	1	1	1	0	0	0	0	0	0	0	0	0	0
1400	13	0	0	0	0	0	0	0	1	0	3	4	0	2	2	0	1	0	0	0	0	0	0	0	0	0	0	0	0
1500	**27**	**0**	**0**	**0**	**0**	**0**	**0**	**1**	**1**	**3**	**3**	**8**	**3**	**6**	**2**	**0**	**0**	**0**	**0**	**0**	**0**	**0**	**0**	**0**	**0**	**0**	**0**	**0**	**0**
1600	19	0	0	0	0	0	0	0	0	0	2	4	3	3	6	1	0	0	0	0	0	0	0	0	0	0	0	0	0
1700	16	0	0	0	0	0	0	0	0	0	0	4	1	3	2	2	1	0	3	0	0	0	0	0	0	0	0	0	0
1800	18	0	1	0	0	1	0	0	0	1	1	1	2	5	1	1	1	2	1	0	0	0	0	0	0	0	0	0	0
1900	13	0	0	0	0	0	1	0	0	2	0	0	2	2	3	1	2	0	0	0	0	0	0	0	0	0	0	0	0
2000	13	0	0	0	0	0	0	1	1	2	0	1	2	2	2	2	0	0	0	0	0	0	0	0	0	0	0	0	0
2100	3	0	0	0	0	0	0	0	0	0	0	0	1	0	1	1	0	0	0	0	0	0	0	0	0	0	0	0	0
2200	7	0	0	0	0	0	0	0	1	0	0	0	2	2	1	0	1	0	0	0	0	0	0	0	0	0	0	0	0
2300	3	0	0	0	0	0	0	0	0	0	0	0	1	2	0	0	0	0	0	0	0	0	0	0	0	0	0	0	0
07-19	**205**	**0**	**1**	**0**	**2**	**1**	**1**	**3**	**2**	**10**	**21**	**42**	**24**	**37**	**23**	**16**	**9**	**5**	**7**	**1**	**0**	**0**	**0**	**0**	**0**	**0**	**0**	**0**	**0**
06-22	**238**	**0**	**1**	**0**	**2**	**1**	**2**	**4**	**3**	**14**	**22**	**43**	**29**	**42**	**29**	**21**	**12**	**5**	**7**	**1**	**0**	**0**	**0**	**0**	**0**	**0**	**0**	**0**	**0**
06-00	**248**	**0**	**1**	**0**	**2**	**1**	**2**	**4**	**4**	**14**	**22**	**43**	**32**	**46**	**30**	**21**	**13**	**5**	**7**	**1**	**0**	**0**	**0**	**0**	**0**	**0**	**0**	**0**	**0**
00-00	**250**	**0**	**1**	**0**	**2**	**2**	**2**	**4**	**4**	**14**	**22**	**43**	**32**	**46**	**31**	**21**	**13**	**5**	**7**	**1**	**0**	**0**	**0**	**0**	**0**	**0**	**0**	**0**	**0**

DRAFT

Site 72
Location LP04202, Att - Telepole, Lat 54.00058, Long -6.84811
Direction East West

3279 / Meath/Cavan/Monaghan ATC's
October 2013
Automatic Traffic Count

Virtual Day (Partial days = 1.58)

Time	Total	Speed Bins (km/h)																											
		0 - 5	5 - 10	10 - 15	15 - 20	20 - 25	25 - 30	30 - 35	35 - 40	40 - 45	45 - 50	50 - 55	55 - 60	60 - 65	65 - 70	70 - 75	75 - 80	80 - 85	85 - 90	90 - 95	95 - 100	100 - 105	105 - 110	110 - 115	115 - 120	120 - 125	125 - 130	130 - 135	135 - 140
0000	0	0	0	0	0	0	0	0	0	0	0	0	0	0	0	0	0	0	0	0	0	0	0	0	0	0	0	0	0
0100	0	0	0	0	0	0	0	0	0	0	0	0	0	0	0	0	0	0	0	0	0	0	0	0	0	0	0	0	0
0200	0	0	0	0	0	0	0	0	0	0	0	0	0	0	0	0	0	0	0	0	0	0	0	0	0	0	0	0	0
0300	1	0	0	0	0	0	0	0	0	0	0	0	0	0	1	0	0	0	0	0	0	0	0	0	0	0	0	0	0
0400	0	0	0	0	0	0	0	0	0	0	0	0	0	0	0	0	0	0	0	0	0	0	0	0	0	0	0	0	0
0500	1	0	0	0	0	1	0	0	0	0	0	0	0	0	0	0	0	0	0	0	0	0	0	0	0	0	0	0	0
0600	4	0	0	0	0	0	0	0	0	0	1	0	0	1	0	1	1	0	0	0	0	0	0	0	0	0	0	0	0
0700	5	0	0	0	0	0	0	0	0	0	0	0	1	1	0	1	0	1	0	1	0	0	0	0	0	0	0	0	0
0800	12	0	0	0	1	0	0	0	0	2	0	0	3	1	2	1	0	1	1	0	0	0	0	0	0	0	0	0	0
0900	**24**	**0**	**0**	**0**	**0**	**0**	**1**	**0**	**0**	**2**	**0**	**6**	**2**	**3**	**3**	**3**	**4**	**0**	**0**	**0**	**0**	**0**	**0**	**0**	**0**	**0**	**0**	**0**	**0**
1000	9	0	0	0	0	0	0	1	1	0	4	1	1	1	0	1	0	0	0	0	0	0	0	0	0	0	0	0	0
1100	22	0	0	0	1	3	1	1	1	3	2	2	3	3	2	2	1	0	0	0	0	0	0	0	0	0	0	0	0
1200	15	0	0	0	0	1	0	0	1	1	2	5	3	1	1	1	2	1	1	0	0	0	0	0	0	0	0	0	0
1300	19	0	0	0	1	0	0	1	0	1	1	4	3	6	1	1	1	1	1	1	0	0	0	0	0	0	0	0	0
1400	14	0	0	0	0	0	1	0	1	0	3	4	2	2	1	1	1	0	0	0	0	0	0	0	0	0	0	0	0
1500	**24**	**0**	**0**	**0**	**0**	**0**	**0**	**1**	**1**	**3**	**4**	**5**	**3**	**4**	**2**	**2**	**1**	**1**	**0**	**0**	**0**	**0**	**0**	**0**	**0**	**0**	**0**	**0**	**0**
1600	20	0	0	0	0	0	0	0	1	1	2	4	3	4	5	2	0	0	0	0	0	0	0	0	0	0	0	0	0
1700	14	0	0	0	0	0	0	0	1	0	1	3	1	2	3	2	2	0	2	0	0	0	0	0	0	0	0	0	0
1800	16	0	1	0	0	1	0	0	0	1	2	1	1	6	2	1	2	1	1	0	0	0	0	0	0	0	0	0	0
1900	12	0	0	0	0	0	1	0	0	2	0	0	1	3	3	2	2	0	0	1	0	0	0	0	0	0	0	0	0
2000	14	0	0	0	0	0	0	1	1	1	1	2	1	3	2	2	1	1	1	0	0	0	0	0	0	0	0	0	0
2100	6	0	0	0	0	0	0	0	0	0	1	2	1	1	1	1	0	0	0	0	0	0	0	0	0	0	0	0	0
2200	7	0	0	0	0	0	0	0	1	0	1	1	2	1	1	2	1	0	0	0	0	0	0	0	0	0	0	0	0
2300	3	0	0	0	0	0	0	0	0	0	0	0	2	1	0	0	0	0	0	0	0	0	0	0	0	0	0	0	0
07-19	**194**	**0**	**1**	**0**	**3**	**5**	**3**	**4**	**7**	**14**	**21**	**35**	**26**	**34**	**22**	**18**	**14**	**6**	**6**	**2**	**0**	**0**	**0**	**0**	**0**	**0**	**0**	**0**	**0**
06-22	**230**	**0**	**1**	**0**	**3**	**5**	**4**	**5**	**8**	**17**	**24**	**39**	**29**	**42**	**28**	**24**	**18**	**7**	**7**	**3**	**0**	**0**	**0**	**0**	**0**	**0**	**0**	**0**	**0**
06-00	**240**	**0**	**1**	**0**	**3**	**5**	**4**	**5**	**9**	**17**	**25**	**40**	**33**	**44**	**29**	**26**	**19**	**7**	**7**	**3**	**0**	**0**	**0**	**0**	**0**	**0**	**0**	**0**	**0**
00-00	**242**	**0**	**1**	**0**	**3**	**6**	**4**	**5**	**9**	**17**	**25**	**40**	**33**	**44**	**30**	**26**	**19**	**7**	**7**	**3**	**0**	**0**	**0**	**0**	**0**	**0**	**0**	**0**	**0**

DRAFT

Site 72
Location LP04202, Att - Telepole, Lat 54.00058, Long -6.84811
Direction East West

3279 / Meath/Cavan/Monaghan ATC's
October 2013
Automatic Traffic Count

Virtual Week (1)

Time	Total	Speed Bins (km/h)																											
		0 - 5	5 - 10	10 - 15	15 - 20	20 - 25	25 - 30	30 - 35	35 - 40	40 - 45	45 - 50	50 - 55	55 - 60	60 - 65	65 - 70	70 - 75	75 - 80	80 - 85	85 - 90	90 - 95	95 - 100	100 - 105	105 - 110	110 - 115	115 - 120	120 - 125	125 - 130	130 - 135	135 - 140
Mon	0	0	0	0	0	0	0	0	0	0	0	0	0	0	0	0	0	0	0	0	0	0	0	0	0	0	0	0	0
Tue	0	0	0	0	0	0	0	0	0	0	0	0	0	0	0	0	0	0	0	0	0	0	0	0	0	0	0	0	0
Wed	179	0	0	0	1	6	3	1	8	10	20	24	24	28	16	19	12	3	2	2	0	0	0	0	0	0	0	0	0
Thu	250	0	1	0	2	2	2	4	4	14	22	43	32	46	31	21	13	5	7	1	0	0	0	0	0	0	0	0	0
Fri	0	0	0	0	0	0	0	0	0	0	0	0	0	0	0	0	0	0	0	0	0	0	0	0	0	0	0	0	0
|Sat	0	0	0	0	0	0	0	0	0	0	0	0	0	0	0	0	0	0	0	0	0	0	0	0	0	0	0	0	0
|Sun	0	0	0	0	0	0	0	0	0	0	0	0	0	0	0	0	0	0	0	0	0	0	0	0	0	0	0	0	0
5 Day Ave.	**215**	**0**	**1**	**0**	**2**	**4**	**3**	**3**	**6**	**12**	**21**	**34**	**28**	**37**	**24**	**20**	**13**	**4**	**5**	**2**	**0**	**0**	**0**	**0**	**0**	**0**	**0**	**0**	**0**
7 Day Ave.	**242**	**0**	**1**	**0**	**3**	**6**	**4**	**5**	**9**	**17**	**25**	**40**	**33**	**44**	**30**	**26**	**19**	**7**	**7**	**3**	**0**	**0**	**0**	**0**	**0**	**0**	**0**	**0**	**0**
Total	**429**	**0**	**1**	**0**	**3**	**8**	**5**	**5**	**12**	**24**	**42**	**67**	**56**	**74**	**47**	**40**	**25**	**8**	**9**	**3**	**0**	**0**	**0**	**0**	**0**	**0**	**0**	**0**	**0**

Summary Graphs

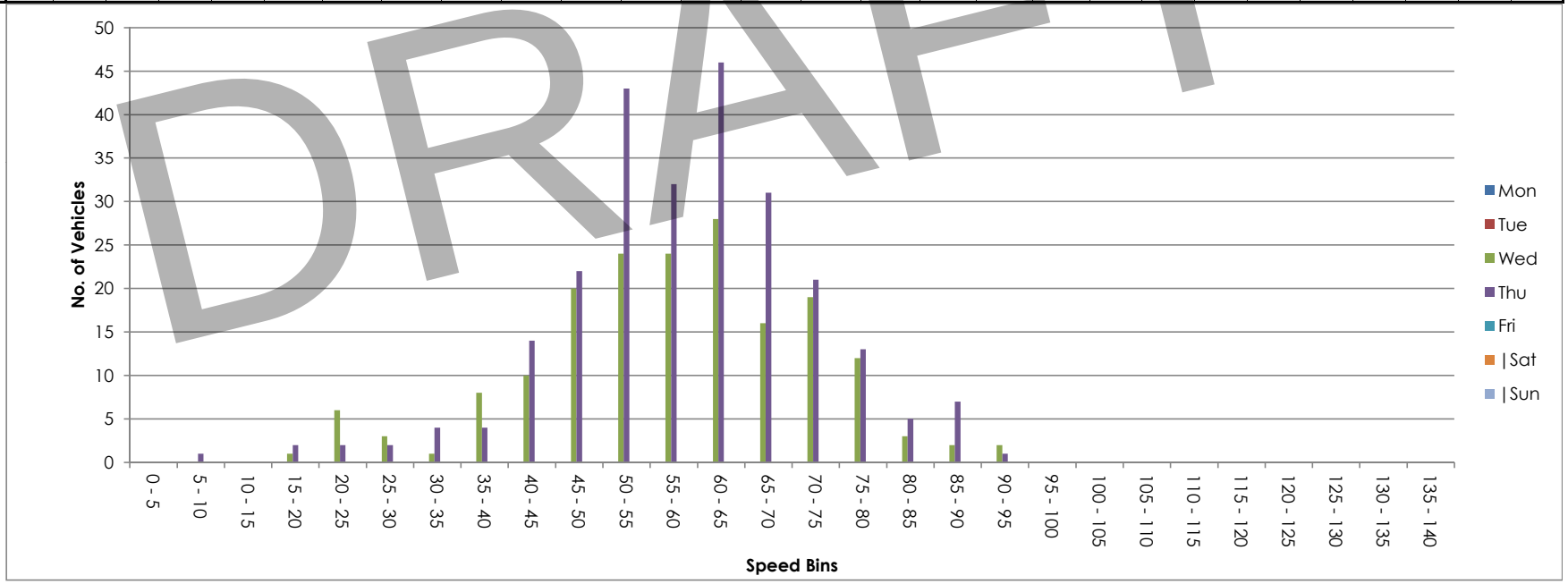

DRAFT



NDC NATIONWIDE DATA COLLECTION	**Site / Location:**	LS08010, Att - Telepole, Lat 54.01017, Long -6.85781	**Project No:**	3279	**Photo No:**	3279-73	**Drawn By:** MOR
	Survey Date:	Wed, 9 October 2013 to Fri, 11 October 2013	**Project Name:**		Meath/Cavan/Monaghan ATC'S		
	Survey Times:	00:00 to 00(24):00	**Title:**		Site Photograph		

Site No.	Location.	Direction.	Speed Limit (km/h)	Start Date.	End Date.	Total Vehicles.	5 Day Ave.	7 Day Ave.	No. > Speed Limit.	%. > Speed Limit.	No. > Speed Limit1 (+5km/h).	%. > Speed Limit1 (+5km/h).	No. > Speed Limit1 (+10km/h).	%. > Speed Limit1 (+10km/h).	Mean Speed	85%ile Speed
73	LS08010, Att - Telepole, Lat 54.01017, Long -6.85781	North	80	Wed, 9 October 2013	Fri, 11 October 2013	145	48	53	0	0.0	0	0.0	0	0.0	49.3	60.1
		South	80	Wed, 9 October 2013	Fri, 11 October 2013	159	53	58	1	0.6	0	0.0	0	0.0	44.4	54.0
		Two way	80	Wed, 9 October 2013	Fri, 11 October 2013	304	101	111	1	0.3	0	0.0	0	0.0	46.7	58.0

DRAFT

Site 73
Location LS08010, Att - Telepole, Lat 54.01017, Long -6.85781
Direction North

3279 / Meath/Cavan/Monaghan ATC's
October 2013
Automatic Traffic Count

Wed, 9 October 2013

Time	Total	Classification												>PSL	>PSL%	>SL1	>SL1%	>SL2	>SL2%	Mean	Vpp
		1 MCL	2 SV	3 SVT	4 TB2	5 TB3	6 T4	7 ART3	8 ART4	9 ART5	10 ART6	11 BD	12 DRT	80	80	85 +5kph	85 +5kph	90 +10kph	90 +10kph		85
0000	0	0	0	0	0	0	0	0	0	0	0	0	0	0	0	0	0	0	0	0	0
0100	0	0	0	0	0	0	0	0	0	0	0	0	0	0	0	0	0	0	0	0	0
0200	0	0	0	0	0	0	0	0	0	0	0	0	0	0	0	0	0	0	0	0	0
0300	0	0	0	0	0	0	0	0	0	0	0	0	0	0	0	0	0	0	0	0	0
0400	0	0	0	0	0	0	0	0	0	0	0	0	0	0	0	0	0	0	0	0	0
0500	0	0	0	0	0	0	0	0	0	0	0	0	0	0	0	0	0	0	0	0	0
0600	0	0	0	0	0	0	0	0	0	0	0	0	0	0	0	0	0	0	0	0	0
0700	0	0	0	0	0	0	0	0	0	0	0	0	0	0	0	0	0	0	0	0	0
0800	0	0	0	0	0	0	0	0	0	0	0	0	0	0	0	0	0	0	0	0	0
0900	0	0	0	0	0	0	0	0	0	0	0	0	0	0	0	0	0	0	0	0	0
1000	2	0	1	0	0	1	0	0	0	0	0	0	0	0	0	0	0	0	0	23.2	-
1100	**4**	**0**	**2**	**0**	**1**	**0**	**1**	**0**	**0**	**0**	**0**	**0**	**0**	**0**	**0**	**0**	**0**	**0**	**0**	**44.7**	**-**
1200	6	0	4	0	0	1	0	0	0	1	0	0	0	0	0	0	0	0	0	46.4	-
1300	2	0	2	0	0	0	0	0	0	0	0	0	0	0	0	0	0	0	0	51.9	-
1400	4	0	1	0	0	2	0	0	0	1	0	0	0	0	0	0	0	0	0	52.8	-
1500	6	0	4	0	1	1	0	0	0	0	0	0	0	0	0	0	0	0	0	43.2	-
1600	**9**	**0**	**5**	**0**	**2**	**0**	**2**	**0**	**0**	**0**	**0**	**0**	**0**	**0**	**0**	**0**	**0**	**0**	**0**	**54.8**	**-**
1700	3	0	1	0	1	0	0	1	0	0	0	0	0	0	0	0	0	0	0	53.7	-
1800	0	0	0	0	0	0	0	0	0	0	0	0	0	0	0	0	0	0	0	-	-
1900	6	0	6	0	0	0	0	0	0	0	0	0	0	0	0	0	0	0	0	58.2	-
2000	6	0	6	0	0	0	0	0	0	0	0	0	0	0	0	0	0	0	0	54.8	-
2100	0	0	0	0	0	0	0	0	0	0	0	0	0	0	0	0	0	0	0	-	-
2200	3	0	3	0	0	0	0	0	0	0	0	0	0	0	0	0	0	0	0	54.2	-
2300	0	0	0	0	0	0	0	0	0	0	0	0	0	0	0	0	0	0	0	-	-
07-19	**36**	**0**	**20**	**0**	**5**	**5**	**3**	**1**	**0**	**2**	**0**	**0**	**0**	**0**	**0**	**0**	**0**	**0**	**0**	**48.1**	**58**
06-22	**48**	**0**	**32**	**0**	**5**	**5**	**3**	**1**	**0**	**2**	**0**	**0**	**0**	**0**	**0**	**0**	**0**	**0**	**0**	**50.2**	**58.3**
06-00	**51**	**0**	**35**	**0**	**5**	**5**	**3**	**1**	**0**	**2**	**0**	**0**	**0**	**0**	**0**	**0**	**0**	**0**	**0**	**50.5**	**58.3**
00-00	**51**	**0**	**35**	**0**	**5**	**5**	**3**	**1**	**0**	**2**	**0**	**0**	**0**	**0**	**0**	**0**	**0**	**0**	**0**	**50.5**	**58.3**

DRAFT

Site 73
Location LS08010, Att - Telepole, Lat 54.01017, Long -6.85781
Direction North

3279 / Meath/Cavan/Monaghan ATC's
October 2013
Automatic Traffic Count

Thu, 10 October 2013

Time	Total	Classification												>PSL	>PSL%	>SL1	>SL1%	>SL2	>SL2%	Mean	Vpp
		1 MCL	2 SV	3 SVT	4 TB2	5 TB3	6 T4	7 ART3	8 ART4	9 ART5	10 ART6	11 BD	12 DRT	80	80	85 +5kph	85 +5kph	90 +10kph	90 +10kph		85
0000	1	0	1	0	0	0	0	0	0	0	0	0	0	0	0	0	0	0	0	35.5	-
0100	0	0	0	0	0	0	0	0	0	0	0	0	0	0	0	0	0	0	0	-	-
0200	0	0	0	0	0	0	0	0	0	0	0	0	0	0	0	0	0	0	0	-	-
0300	0	0	0	0	0	0	0	0	0	0	0	0	0	0	0	0	0	0	0	-	-
0400	0	0	0	0	0	0	0	0	0	0	0	0	0	0	0	0	0	0	0	-	-
0500	0	0	0	0	0	0	0	0	0	0	0	0	0	0	0	0	0	0	0	-	-
0600	0	0	0	0	0	0	0	0	0	0	0	0	0	0	0	0	0	0	0	-	-
0700	4	0	4	0	0	0	0	0	0	0	0	0	0	0	0	0	0	0	0	50.8	-
0800	4	0	2	0	2	0	0	0	0	0	0	0	0	0	0	0	0	0	0	50.1	-
0900	6	0	1	0	1	1	3	0	0	0	0	0	0	0	0	0	0	0	0	50.9	-
1000	4	0	1	0	0	0	3	0	0	0	0	0	0	0	0	0	0	0	0	46.9	-
1100	**8**	**0**	**5**	**1**	**0**	**0**	**2**	**0**	**0**	**0**	**0**	**0**	**0**	**0**	**0**	**0**	**0**	**0**	**0**	**44.8**	**-**
1200	6	0	4	0	0	0	2	0	0	0	0	0	0	0	0	0	0	0	0	49.4	-
1300	3	0	0	0	0	0	3	0	0	0	0	0	0	0	0	0	0	0	0	49.9	-
1400	3	0	1	1	0	0	1	0	0	0	0	0	0	0	0	0	0	0	0	61.7	-
1500	5	0	1	0	0	0	4	0	0	0	0	0	0	0	0	0	0	0	0	52.2	-
1600	**11**	**0**	**7**	**0**	**1**	**0**	**3**	**0**	**0**	**0**	**0**	**0**	**0**	**0**	**0**	**0**	**0**	**0**	**0**	**50.3**	**60.8**
1700	1	0	0	0	0	0	1	0	0	0	0	0	0	0	0	0	0	0	0	48.2	-
1800	1	0	1	0	0	0	0	0	0	0	0	0	0	0	0	0	0	0	0	54.2	-
1900	2	0	2	0	0	0	0	0	0	0	0	0	0	0	0	0	0	0	0	55.4	-
2000	3	0	3	0	0	0	0	0	0	0	0	0	0	0	0	0	0	0	0	55.7	-
2100	1	0	1	0	0	0	0	0	0	0	0	0	0	0	0	0	0	0	0	66.1	-
2200	3	0	3	0	0	0	0	0	0	0	0	0	0	0	0	0	0	0	0	52.8	-
2300	2	0	2	0	0	0	0	0	0	0	0	0	0	0	0	0	0	0	0	46.4	-
07-19	**56**	**0**	**27**	**2**	**4**	**1**	**22**	**0**	**0**	**0**	**0**	**0**	**0**	**0**	**0**	**0**	**0**	**0**	**0**	**50**	**60.8**
06-22	**62**	**0**	**33**	**2**	**4**	**1**	**22**	**0**	**0**	**0**	**0**	**0**	**0**	**0**	**0**	**0**	**0**	**0**	**0**	**50.7**	**61.6**
06-00	**67**	**0**	**38**	**2**	**4**	**1**	**22**	**0**	**0**	**0**	**0**	**0**	**0**	**0**	**0**	**0**	**0**	**0**	**0**	**50.7**	**61.6**
00-00	**68**	**0**	**39**	**2**	**4**	**1**	**22**	**0**	**0**	**0**	**0**	**0**	**0**	**0**	**0**	**0**	**0**	**0**	**0**	**50.5**	**61.6**

DRAFT

Site 73
Location LS08010, Att - Telepole, Lat 54.01017, Long -6.85781
Direction North

3279 / Meath/Cavan/Monaghan ATC's
October 2013
Automatic Traffic Count

Fri, 11 October 2013

Time	Total	Classification												>PSL	>PSL%	>SL1	>SL1%	>SL2	>SL2%	Mean	Vpp
		1 MCL	2 SV	3 SVT	4 TB2	5 TB3	6 T4	7 ART3	8 ART4	9 ART5	10 ART6	11 BD	12 DRT	80	80	85 +5kph	85 +5kph	90 +10kph	90 +10kph		85
0000	0	0	0	0	0	0	0	0	0	0	0	0	0	0	0	0	0	0	0	-	-
0100	0	0	0	0	0	0	0	0	0	0	0	0	0	0	0	0	0	0	0	-	-
0200	0	0	0	0	0	0	0	0	0	0	0	0	0	0	0	0	0	0	0	-	-
0300	0	0	0	0	0	0	0	0	0	0	0	0	0	0	0	0	0	0	0	-	-
0400	0	0	0	0	0	0	0	0	0	0	0	0	0	0	0	0	0	0	0	-	-
0500	0	0	0	0	0	0	0	0	0	0	0	0	0	0	0	0	0	0	0	-	-
0600	0	0	0	0	0	0	0	0	0	0	0	0	0	0	0	0	0	0	0	-	-
0700	4	0	3	0	0	0	1	0	0	0	0	0	0	0	0	0	0	0	0	51.9	-
0800	2	0	1	0	1	0	0	0	0	0	0	0	0	0	0	0	0	0	0	43	-
0900	3	0	1	0	0	0	2	0	0	0	0	0	0	0	0	0	0	0	0	45.2	-
1000	5	0	2	0	0	0	2	0	1	0	0	0	0	0	0	0	0	0	0	48.6	-
1100	**7**	**0**	**3**	**1**	**0**	**1**	**2**	**0**	**0**	**0**	**0**	**0**	**0**	**0**	**0**	**0**	**0**	**0**	**0**	**41**	**-**
1200	**4**	**0**	**2**	**1**	**0**	**0**	**1**	**0**	**0**	**0**	**0**	**0**	**0**	**0**	**0**	**0**	**0**	**0**	**0**	**33.2**	**-**
1300	1	0	1	0	0	0	0	0	0	0	0	0	0	0	0	0	0	0	0	50.2	-
1400	0	0	0	0	0	0	0	0	0	0	0	0	0	0	0	0	0	0	0	0	0
1500	0	0	0	0	0	0	0	0	0	0	0	0	0	0	0	0	0	0	0	0	0
1600	0	0	0	0	0	0	0	0	0	0	0	0	0	0	0	0	0	0	0	0	0
1700	0	0	0	0	0	0	0	0	0	0	0	0	0	0	0	0	0	0	0	0	0
1800	0	0	0	0	0	0	0	0	0	0	0	0	0	0	0	0	0	0	0	0	0
1900	0	0	0	0	0	0	0	0	0	0	0	0	0	0	0	0	0	0	0	0	0
2000	0	0	0	0	0	0	0	0	0	0	0	0	0	0	0	0	0	0	0	0	0
2100	0	0	0	0	0	0	0	0	0	0	0	0	0	0	0	0	0	0	0	0	0
2200	0	0	0	0	0	0	0	0	0	0	0	0	0	0	0	0	0	0	0	0	0
2300	0	0	0	0	0	0	0	0	0	0	0	0	0	0	0	0	0	0	0	0	0
07-19	**26**	**0**	**13**	**2**	**1**	**1**	**8**	**0**	**1**	**0**	**0**	**0**	**0**	**0**	**0**	**0**	**0**	**0**	**0**	**43.9**	**54.7**
06-22	**26**	**0**	**13**	**2**	**1**	**1**	**8**	**0**	**1**	**0**	**0**	**0**	**0**	**0**	**0**	**0**	**0**	**0**	**0**	**43.9**	**54.7**
06-00	**26**	**0**	**13**	**2**	**1**	**1**	**8**	**0**	**1**	**0**	**0**	**0**	**0**	**0**	**0**	**0**	**0**	**0**	**0**	**43.9**	**54.7**
00-00	**26**	**0**	**13**	**2**	**1**	**1**	**8**	**0**	**1**	**0**	**0**	**0**	**0**	**0**	**0**	**0**	**0**	**0**	**0**	**43.9**	**54.7**

DRAFT

Site 73
Location LS08010, Att - Telepole, Lat 54.01017, Long -6.85781
Direction North

3279 / Meath/Cavan/Monaghan ATC's
October 2013
Automatic Traffic Count

Virtual Day (Partial days = 2.58)

Time	Total	Classification												>PSL	>PSL%	>SL1	>SL1%	>SL2	>SL2%	Mean	Vpp
		1 MCL	2 SV	3 SVT	4 TB2	5 TB3	6 T4	7 ART3	8 ART4	9 ART5	10 ART6	11 BD	12 DRT	80	80	85 +5kph	85 +5kph	90 +10kph	90 +10kph		85
0000	1	0	1	0	0	0	0	0	0	0	0	0	0	0	0	0	0	0	0	35.5	-
0100	0	0	0	0	0	0	0	0	0	0	0	0	0	0	0	0	0	0	0	-	-
0200	0	0	0	0	0	0	0	0	0	0	0	0	0	0	0	0	0	0	0	-	-
0300	0	0	0	0	0	0	0	0	0	0	0	0	0	0	0	0	0	0	0	-	-
0400	0	0	0	0	0	0	0	0	0	0	0	0	0	0	0	0	0	0	0	-	-
0500	0	0	0	0	0	0	0	0	0	0	0	0	0	0	0	0	0	0	0	-	-
0600	0	0	0	0	0	0	0	0	0	0	0	0	0	0	0	0	0	0	0	-	-
0700	4	0	4	0	0	0	1	0	0	0	0	0	0	0	0	0	0	0	0	51.4	-
0800	3	0	2	0	2	0	0	0	0	0	0	0	0	0	0	0	0	0	0	47.7	-
0900	5	0	1	0	1	1	3	0	0	0	0	0	0	0	0	0	0	0	0	49	-
1000	4	0	1	0	0	0	2	0	0	0	0	0	0	0	0	0	0	0	0	43.4	-
1100	**6**	**0**	**3**	**1**	**0**	**0**	**2**	**0**	**0**	**0**	**0**	**0**	**0**	**0**	**0**	**0**	**0**	**0**	**0**	**43.4**	**-**
1200	5	0	3	0	0	0	1	0	0	0	0	0	0	0	0	0	0	0	0	44.2	-
1300	2	0	1	0	0	0	1	0	0	0	0	0	0	0	0	0	0	0	0	50.6	-
1400	2	0	1	0	0	1	0	0	0	0	0	0	0	0	0	0	0	0	0	56.6	-
1500	4	0	2	0	0	0	1	0	0	0	0	0	0	0	0	0	0	0	0	47.3	-
1600	**7**	**0**	**4**	**0**	**1**	**0**	**2**	**0**	**0**	**0**	**0**	**0**	**0**	**0**	**0**	**0**	**0**	**0**	**0**	**52.3**	**-**
1700	1	0	0	0	0	0	0	0	0	0	0	0	0	0	0	0	0	0	0	52.3	-
1800	0	0	0	0	0	0	0	0	0	0	0	0	0	0	0	0	0	0	0	54.2	-
1900	3	0	3	0	0	0	0	0	0	0	0	0	0	0	0	0	0	0	0	57.5	-
2000	3	0	3	0	0	0	0	0	0	0	0	0	0	0	0	0	0	0	0	55.1	-
2100	0	0	0	0	0	0	0	0	0	0	0	0	0	0	0	0	0	0	0	66.1	-
2200	2	0	2	0	0	0	0	0	0	0	0	0	0	0	0	0	0	0	0	53.5	-
2300	1	0	1	0	0	0	0	0	0	0	0	0	0	0	0	0	0	0	0	46.4	-
07-19	**43**	**0**	**22**	**1**	**4**	**2**	**13**	**0**	**0**	**0**	**0**	**0**	**0**	**0**	**0**	**0**	**0**	**0**	**0**	**49.8**	**#NUM!**
06-22	**49**	**0**	**28**	**1**	**4**	**2**	**13**	**0**	**0**	**0**	**0**	**0**	**0**	**0**	**0**	**0**	**0**	**0**	**0**	**51.4**	**#NUM!**
06-00	**52**	**0**	**31**	**1**	**4**	**2**	**13**	**0**	**0**	**0**	**0**	**0**	**0**	**0**	**0**	**0**	**0**	**0**	**0**	**51.4**	**#NUM!**
00-00	**53**	**0**	**32**	**1**	**4**	**2**	**13**	**0**	**0**	**0**	**0**	**0**	**0**	**0**	**0**	**0**	**0**	**0**	**0**	**51**	**#NUM!**

DRAFT

Site 73
Location LS08010, Att - Telepole, Lat 54.01017, Long -6.85781
Direction North

3279 / Meath/Cavan/Monaghan ATC's
October 2013
Automatic Traffic Count

Virtual Week (1)

Time	Total	Classification												>PSL	>PSL%	>SL1	>SL1%	>SL2	>SL2%	Mean	Vpp
		1 MCL	2 SV	3 SVT	4 TB2	5 TB3	6 T4	7 ART3	8 ART4	9 ART5	10 ART6	11 BD	12 DRT	80	80	85 +5kph	85 +5kph	90 +10kph	90 +10kph		85
Mon	0	0	0	0	0	0	0	0	0	0	0	0	0	0	0	0	0	0	0	-	-
Tue	0	0	0	0	0	0	0	0	0	0	0	0	0	0	0	0	0	0	0	-	-
Wed	51	0	35	0	5	5	3	1	0	2	0	0	0	0	0	0	0	0	0	50.5	58.3
Thu	68	0	39	2	4	1	22	0	0	0	0	0	0	0	0	0	0	0	0	50.5	61.6
Fri	26	0	13	2	1	1	8	0	1	0	0	0	0	0	0	0	0	0	0	43.9	54.7
| Sat	0	0	0	0	0	0	0	0	0	0	0	0	0	0	0	0	0	0	0	-	-
| Sun	0	0	0	0	0	0	0	0	0	0	0	0	0	0	0	0	0	0	0	-	-
5 Day Ave.	**48**	**0**	**29**	**1**	**3**	**2**	**11**	**0**	**0**	**1**	**0**	**0**	**0**	**0**	**0.0**	**0**	**0.0**	**0**	**0.0**	**48.3**	**58.2**
7 Day Ave.	**53**	**0**	**32**	**1**	**4**	**2**	**13**	**0**	**0**	**0**	**0**	**0**	**0**	**0**	**0.0**	**0**	**0.0**	**0**	**0.0**	**51.0**	**#NUM!**
Total	**145**	**0**	**87**	**4**	**10**	**7**	**33**	**1**	**1**	**2**	**0**	**0**	**0**	**0**	**0.0**	**0**	**0.0**	**0**	**0.0**	**49.3**	**60.1**

Summary Graphs

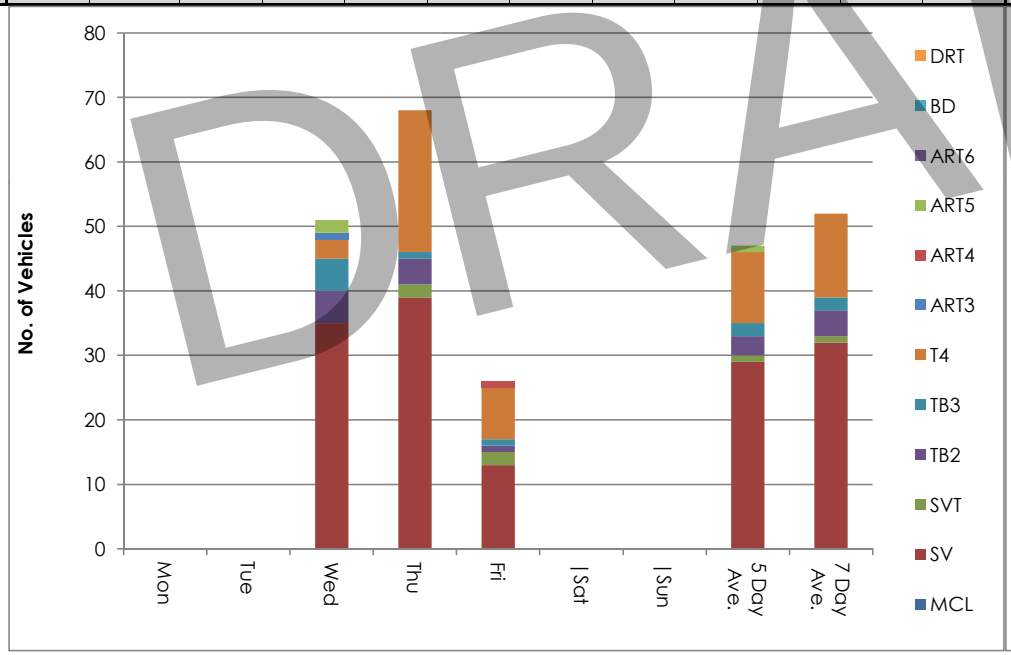

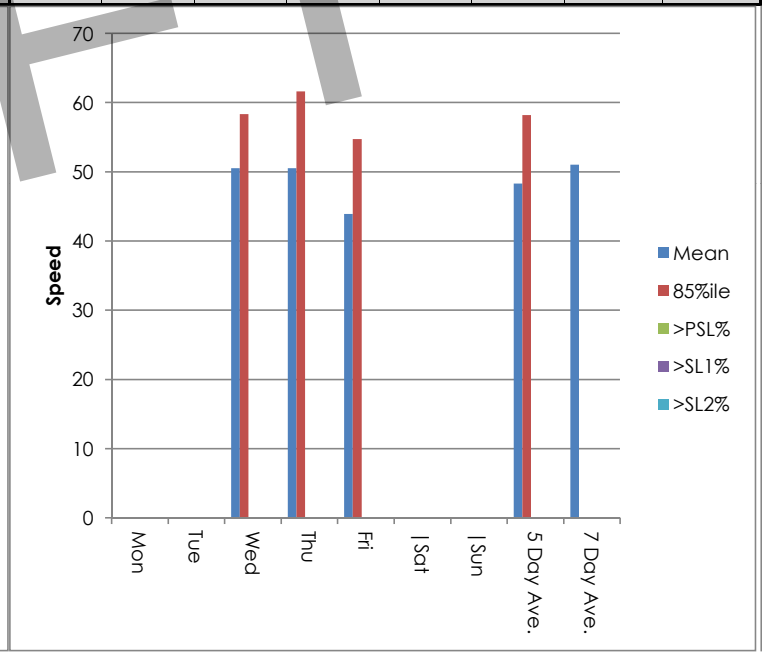

DRAFT

Site 73
Location LS08010, Att - Telepole, Lat 54.01017, Long -6.85781
Direction North

3279 / Meath/Cavan/Monaghan ATC's
October 2013
Automatic Traffic Count

Wed, 9 October 2013

Time	Total	Speed Bins (km/h)																											
		0 - 5	5 - 10	10 - 15	15 - 20	20 - 25	25 - 30	30 - 35	35 - 40	40 - 45	45 - 50	50 - 55	55 - 60	60 - 65	65 - 70	70 - 75	75 - 80	80 - 85	85 - 90	90 - 95	95 - 100	100 - 105	105 - 110	110 - 115	115 - 120	120 - 125	125 - 130	130 - 135	135 - 140
0000	0	0	0	0	0	0	0	0	0	0	0	0	0	0	0	0	0	0	0	0	0	0	0	0	0	0	0	0	0
0100	0	0	0	0	0	0	0	0	0	0	0	0	0	0	0	0	0	0	0	0	0	0	0	0	0	0	0	0	0
0200	0	0	0	0	0	0	0	0	0	0	0	0	0	0	0	0	0	0	0	0	0	0	0	0	0	0	0	0	0
0300	0	0	0	0	0	0	0	0	0	0	0	0	0	0	0	0	0	0	0	0	0	0	0	0	0	0	0	0	0
0400	0	0	0	0	0	0	0	0	0	0	0	0	0	0	0	0	0	0	0	0	0	0	0	0	0	0	0	0	0
0500	0	0	0	0	0	0	0	0	0	0	0	0	0	0	0	0	0	0	0	0	0	0	0	0	0	0	0	0	0
0600	0	0	0	0	0	0	0	0	0	0	0	0	0	0	0	0	0	0	0	0	0	0	0	0	0	0	0	0	0
0700	0	0	0	0	0	0	0	0	0	0	0	0	0	0	0	0	0	0	0	0	0	0	0	0	0	0	0	0	0
0800	0	0	0	0	0	0	0	0	0	0	0	0	0	0	0	0	0	0	0	0	0	0	0	0	0	0	0	0	0
0900	0	0	0	0	0	0	0	0	0	0	0	0	0	0	0	0	0	0	0	0	0	0	0	0	0	0	0	0	0
1000	2	1	0	0	0	0	0	0	0	0	1	0	0	0	0	0	0	0	0	0	0	0	0	0	0	0	0	0	0
1100	**4**	**0**	**0**	**0**	**0**	**0**	**0**	**1**	**0**	**1**	**1**	**0**	**1**	**0**	**0**	**0**	**0**	**0**	**0**	**0**	**0**	**0**	**0**	**0**	**0**	**0**	**0**	**0**	**0**
1200	6	0	0	0	0	0	1	0	0	1	1	2	1	0	0	0	0	0	0	0	0	0	0	0	0	0	0	0	0
1300	2	0	0	0	0	0	0	0	0	0	1	1	0	0	0	0	0	0	0	0	0	0	0	0	0	0	0	0	0
1400	4	0	0	0	0	0	0	0	0	0	2	1	0	1	0	0	0	0	0	0	0	0	0	0	0	0	0	0	0
1500	6	0	1	0	0	0	0	0	0	1	1	3	0	0	0	0	0	0	0	0	0	0	0	0	0	0	0	0	0
1600	**9**	**0**	**0**	**0**	**0**	**0**	**0**	**0**	**0**	**1**	**1**	**2**	**3**	**1**	**1**	**0**	**0**	**0**	**0**	**0**	**0**	**0**	**0**	**0**	**0**	**0**	**0**	**0**	**0**
1700	3	0	0	0	0	0	0	0	0	1	0	0	1	0	1	0	0	0	0	0	0	0	0	0	0	0	0	0	0
1800	0	0	0	0	0	0	0	0	0	0	0	0	0	0	0	0	0	0	0	0	0	0	0	0	0	0	0	0	0
1900	6	0	0	0	0	0	0	0	0	1	0	3	0	0	0	1	1	0	0	0	0	0	0	0	0	0	0	0	0
2000	6	0	0	0	0	0	0	0	0	0	2	3	0	0	0	1	0	0	0	0	0	0	0	0	0	0	0	0	0
2100	0	0	0	0	0	0	0	0	0	0	0	0	0	0	0	0	0	0	0	0	0	0	0	0	0	0	0	0	0
2200	3	0	0	0	0	0	0	0	1	0	0	0	1	0	1	0	0	0	0	0	0	0	0	0	0	0	0	0	0
2300	0	0	0	0	0	0	0	0	0	0	0	0	0	0	0	0	0	0	0	0	0	0	0	0	0	0	0	0	0
07-19	**36**	**1**	**1**	**0**	**0**	**0**	**1**	**1**	**0**	**5**	**8**	**9**	**6**	**2**	**2**	**0**	**0**	**0**	**0**	**0**	**0**	**0**	**0**	**0**	**0**	**0**	**0**	**0**	**0**
06-22	**48**	**1**	**1**	**0**	**0**	**0**	**1**	**1**	**0**	**6**	**10**	**15**	**6**	**2**	**2**	**2**	**1**	**0**	**0**	**0**	**0**	**0**	**0**	**0**	**0**	**0**	**0**	**0**	**0**
06-00	**51**	**1**	**1**	**0**	**0**	**0**	**1**	**1**	**1**	**6**	**10**	**15**	**7**	**2**	**3**	**2**	**1**	**0**	**0**	**0**	**0**	**0**	**0**	**0**	**0**	**0**	**0**	**0**	**0**
00-00	**51**	**1**	**1**	**0**	**0**	**0**	**1**	**1**	**1**	**6**	**10**	**15**	**7**	**2**	**3**	**2**	**1**	**0**	**0**	**0**	**0**	**0**	**0**	**0**	**0**	**0**	**0**	**0**	**0**

DRAFT

Site 73
Location LS08010, Att - Telepole, Lat 54.01017, Long -6.85781
Direction North

3279 / Meath/Cavan/Monaghan ATC's
October 2013
Automatic Traffic Count

Thu, 10 October 2013

Time	Total	Speed Bins (km/h)																											
		0 - 5	5 - 10	10 - 15	15 - 20	20 - 25	25 - 30	30 - 35	35 - 40	40 - 45	45 - 50	50 - 55	55 - 60	60 - 65	65 - 70	70 - 75	75 - 80	80 - 85	85 - 90	90 - 95	95 - 100	100 - 105	105 - 110	110 - 115	115 - 120	120 - 125	125 - 130	130 - 135	135 - 140
0000	1	0	0	0	0	0	0	0	1	0	0	0	0	0	0	0	0	0	0	0	0	0	0	0	0	0	0	0	0
0100	0	0	0	0	0	0	0	0	0	0	0	0	0	0	0	0	0	0	0	0	0	0	0	0	0	0	0	0	0
0200	0	0	0	0	0	0	0	0	0	0	0	0	0	0	0	0	0	0	0	0	0	0	0	0	0	0	0	0	0
0300	0	0	0	0	0	0	0	0	0	0	0	0	0	0	0	0	0	0	0	0	0	0	0	0	0	0	0	0	0
0400	0	0	0	0	0	0	0	0	0	0	0	0	0	0	0	0	0	0	0	0	0	0	0	0	0	0	0	0	0
0500	0	0	0	0	0	0	0	0	0	0	0	0	0	0	0	0	0	0	0	0	0	0	0	0	0	0	0	0	0
0600	0	0	0	0	0	0	0	0	0	0	0	0	0	0	0	0	0	0	0	0	0	0	0	0	0	0	0	0	0
0700	4	0	0	0	0	0	0	0	1	0	1	0	1	1	0	0	0	0	0	0	0	0	0	0	0	0	0	0	0
0800	4	0	0	0	0	0	0	1	0	0	0	2	1	0	0	0	0	0	0	0	0	0	0	0	0	0	0	0	0
0900	6	0	0	0	0	0	0	0	1	0	2	1	1	1	0	0	0	0	0	0	0	0	0	0	0	0	0	0	0
1000	4	0	0	0	0	0	0	1	0	0	0	3	0	0	0	0	0	0	0	0	0	0	0	0	0	0	0	0	0
1100	**8**	**0**	**0**	**1**	**0**	**0**	**0**	**2**	**0**	**1**	**1**	**0**	**0**	**2**	**1**	**0**	**0**	**0**	**0**	**0**	**0**	**0**	**0**	**0**	**0**	**0**	**0**	**0**	**0**
1200	6	0	0	0	0	1	0	0	0	0	1	2	1	1	0	0	0	0	0	0	0	0	0	0	0	0	0	0	0
1300	3	0	0	0	0	0	0	1	0	0	0	1	0	1	0	0	0	0	0	0	0	0	0	0	0	0	0	0	0
1400	3	0	0	0	0	0	0	0	0	0	0	0	1	2	0	0	0	0	0	0	0	0	0	0	0	0	0	0	0
1500	5	0	0	0	0	0	0	0	0	0	2	1	2	0	0	0	0	0	0	0	0	0	0	0	0	0	0	0	0
1600	**11**	**0**	**0**	**0**	**0**	**0**	**0**	**0**	**2**	**1**	**3**	**1**	**1**	**2**	**1**	**0**	**0**	**0**	**0**	**0**	**0**	**0**	**0**	**0**	**0**	**0**	**0**	**0**	**0**
1700	1	0	0	0	0	0	0	0	0	0	1	0	0	0	0	0	0	0	0	0	0	0	0	0	0	0	0	0	0
1800	1	0	0	0	0	0	0	0	0	0	0	1	0	0	0	0	0	0	0	0	0	0	0	0	0	0	0	0	0
1900	2	0	0	0	0	0	0	0	0	1	0	0	0	0	1	0	0	0	0	0	0	0	0	0	0	0	0	0	0
2000	3	0	0	0	0	0	0	0	0	1	0	0	1	0	1	0	0	0	0	0	0	0	0	0	0	0	0	0	0
2100	1	0	0	0	0	0	0	0	0	0	0	0	0	0	1	0	0	0	0	0	0	0	0	0	0	0	0	0	0
2200	3	0	0	0	0	0	0	0	0	0	1	2	0	0	0	0	0	0	0	0	0	0	0	0	0	0	0	0	0
2300	2	0	0	0	1	0	0	0	0	0	0	0	0	0	0	0	1	0	0	0	0	0	0	0	0	0	0	0	0
07-19	**56**	**0**	**0**	**1**	**0**	**1**	**0**	**5**	**4**	**2**	**11**	**12**	**8**	**10**	**2**	**0**	**0**	**0**	**0**	**0**	**0**	**0**	**0**	**0**	**0**	**0**	**0**	**0**	**0**
06-22	**62**	**0**	**0**	**1**	**0**	**1**	**0**	**5**	**4**	**4**	**11**	**12**	**9**	**10**	**5**	**0**	**0**	**0**	**0**	**0**	**0**	**0**	**0**	**0**	**0**	**0**	**0**	**0**	**0**
06-00	**67**	**0**	**0**	**1**	**1**	**1**	**0**	**5**	**4**	**4**	**12**	**14**	**9**	**10**	**5**	**0**	**1**	**0**	**0**	**0**	**0**	**0**	**0**	**0**	**0**	**0**	**0**	**0**	**0**
00-00	**68**	**0**	**0**	**1**	**1**	**1**	**0**	**5**	**5**	**4**	**12**	**14**	**9**	**10**	**5**	**0**	**1**	**0**	**0**	**0**	**0**	**0**	**0**	**0**	**0**	**0**	**0**	**0**	**0**

DRAFT

Site 73
Location LS08010, Att - Telepole, Lat 54.01017, Long -6.85781
Direction North

3279 / Meath/Cavan/Monaghan ATC's
October 2013
Automatic Traffic Count

Fri, 11 October 2013

Time	Total	Speed Bins (km/h)																											
		0 - 5	5 - 10	10 - 15	15 - 20	20 - 25	25 - 30	30 - 35	35 - 40	40 - 45	45 - 50	50 - 55	55 - 60	60 - 65	65 - 70	70 - 75	75 - 80	80 - 85	85 - 90	90 - 95	95 - 100	100 - 105	105 - 110	110 - 115	115 - 120	120 - 125	125 - 130	130 - 135	135 - 140
0000	0	0	0	0	0	0	0	0	0	0	0	0	0	0	0	0	0	0	0	0	0	0	0	0	0	0	0	0	0
0100	0	0	0	0	0	0	0	0	0	0	0	0	0	0	0	0	0	0	0	0	0	0	0	0	0	0	0	0	0
0200	0	0	0	0	0	0	0	0	0	0	0	0	0	0	0	0	0	0	0	0	0	0	0	0	0	0	0	0	0
0300	0	0	0	0	0	0	0	0	0	0	0	0	0	0	0	0	0	0	0	0	0	0	0	0	0	0	0	0	0
0400	0	0	0	0	0	0	0	0	0	0	0	0	0	0	0	0	0	0	0	0	0	0	0	0	0	0	0	0	0
0500	0	0	0	0	0	0	0	0	0	0	0	0	0	0	0	0	0	0	0	0	0	0	0	0	0	0	0	0	0
0600	0	0	0	0	0	0	0	0	0	0	0	0	0	0	0	0	0	0	0	0	0	0	0	0	0	0	0	0	0
0700	4	0	0	0	0	0	0	0	1	0	0	1	2	0	0	0	0	0	0	0	0	0	0	0	0	0	0	0	0
0800	2	0	0	0	0	0	0	1	0	0	0	1	0	0	0	0	0	0	0	0	0	0	0	0	0	0	0	0	0
0900	3	0	0	0	0	0	0	0	1	0	1	1	0	0	0	0	0	0	0	0	0	0	0	0	0	0	0	0	0
1000	5	0	0	0	0	0	0	0	1	1	0	2	1	0	0	0	0	0	0	0	0	0	0	0	0	0	0	0	0
1100	**7**	**0**	**0**	**0**	**0**	**0**	**0**	**2**	**1**	**3**	**0**	**0**	**1**	**0**	**0**	**0**	**0**	**0**	**0**	**0**	**0**	**0**	**0**	**0**	**0**	**0**	**0**	**0**	**0**
1200	**4**	**0**	**0**	**0**	**1**	**0**	**1**	**0**	**1**	**0**	**1**	**0**	**0**	**0**	**0**	**0**	**0**	**0**	**0**	**0**	**0**	**0**	**0**	**0**	**0**	**0**	**0**	**0**	**0**
1300	1	0	0	0	0	0	0	0	0	0	0	1	0	0	0	0	0	0	0	0	0	0	0	0	0	0	0	0	0
1400	0	0	0	0	0	0	0	0	0	0	0	0	0	0	0	0	0	0	0	0	0	0	0	0	0	0	0	0	0
1500	0	0	0	0	0	0	0	0	0	0	0	0	0	0	0	0	0	0	0	0	0	0	0	0	0	0	0	0	0
1600	0	0	0	0	0	0	0	0	0	0	0	0	0	0	0	0	0	0	0	0	0	0	0	0	0	0	0	0	0
1700	0	0	0	0	0	0	0	0	0	0	0	0	0	0	0	0	0	0	0	0	0	0	0	0	0	0	0	0	0
1800	0	0	0	0	0	0	0	0	0	0	0	0	0	0	0	0	0	0	0	0	0	0	0	0	0	0	0	0	0
1900	0	0	0	0	0	0	0	0	0	0	0	0	0	0	0	0	0	0	0	0	0	0	0	0	0	0	0	0	0
2000	0	0	0	0	0	0	0	0	0	0	0	0	0	0	0	0	0	0	0	0	0	0	0	0	0	0	0	0	0
2100	0	0	0	0	0	0	0	0	0	0	0	0	0	0	0	0	0	0	0	0	0	0	0	0	0	0	0	0	0
2200	0	0	0	0	0	0	0	0	0	0	0	0	0	0	0	0	0	0	0	0	0	0	0	0	0	0	0	0	0
2300	0	0	0	0	0	0	0	0	0	0	0	0	0	0	0	0	0	0	0	0	0	0	0	0	0	0	0	0	0
07-19	**26**	**0**	**0**	**0**	**1**	**0**	**1**	**3**	**5**	**4**	**2**	**6**	**4**	**0**	**0**	**0**	**0**	**0**	**0**	**0**	**0**	**0**	**0**	**0**	**0**	**0**	**0**	**0**	**0**
06-22	**26**	**0**	**0**	**0**	**1**	**0**	**1**	**3**	**5**	**4**	**2**	**6**	**4**	**0**	**0**	**0**	**0**	**0**	**0**	**0**	**0**	**0**	**0**	**0**	**0**	**0**	**0**	**0**	**0**
06-00	**26**	**0**	**0**	**0**	**1**	**0**	**1**	**3**	**5**	**4**	**2**	**6**	**4**	**0**	**0**	**0**	**0**	**0**	**0**	**0**	**0**	**0**	**0**	**0**	**0**	**0**	**0**	**0**	**0**
00-00	**26**	**0**	**0**	**0**	**1**	**0**	**1**	**3**	**5**	**4**	**2**	**6**	**4**	**0**	**0**	**0**	**0**	**0**	**0**	**0**	**0**	**0**	**0**	**0**	**0**	**0**	**0**	**0**	**0**

DRAFT

Site 73
Location LS08010, Att - Telepole, Lat 54.01017, Long -6.85781
Direction North

3279 / Meath/Cavan/Monaghan ATC's
October 2013
Automatic Traffic Count

Virtual Day (Partial days = 2.58)

Time	Total	Speed Bins (km/h)																											
		0 - 5	5 - 10	10 - 15	15 - 20	20 - 25	25 - 30	30 - 35	35 - 40	40 - 45	45 - 50	50 - 55	55 - 60	60 - 65	65 - 70	70 - 75	75 - 80	80 - 85	85 - 90	90 - 95	95 - 100	100 - 105	105 - 110	110 - 115	115 - 120	120 - 125	125 - 130	130 - 135	135 - 140
0000	1	0	0	0	0	0	0	0	1	0	0	0	0	0	0	0	0	0	0	0	0	0	0	0	0	0	0	0	0
0100	0	0	0	0	0	0	0	0	0	0	0	0	0	0	0	0	0	0	0	0	0	0	0	0	0	0	0	0	0
0200	0	0	0	0	0	0	0	0	0	0	0	0	0	0	0	0	0	0	0	0	0	0	0	0	0	0	0	0	0
0300	0	0	0	0	0	0	0	0	0	0	0	0	0	0	0	0	0	0	0	0	0	0	0	0	0	0	0	0	0
0400	0	0	0	0	0	0	0	0	0	0	0	0	0	0	0	0	0	0	0	0	0	0	0	0	0	0	0	0	0
0500	0	0	0	0	0	0	0	0	0	0	0	0	0	0	0	0	0	0	0	0	0	0	0	0	0	0	0	0	0
0600	0	0	0	0	0	0	0	0	0	0	0	0	0	0	0	0	0	0	0	0	0	0	0	0	0	0	0	0	0
0700	4	0	0	0	0	0	0	0	1	0	1	1	2	1	0	0	0	0	0	0	0	0	0	0	0	0	0	0	0
0800	3	0	0	0	0	0	0	1	0	0	0	2	1	0	0	0	0	0	0	0	0	0	0	0	0	0	0	0	0
0900	5	0	0	0	0	0	0	0	1	0	2	1	1	1	0	0	0	0	0	0	0	0	0	0	0	0	0	0	0
1000	4	0	0	0	0	0	0	0	0	0	0	2	0	0	0	0	0	0	0	0	0	0	0	0	0	0	0	0	0
1100	**6**	**0**	**0**	**0**	**0**	**0**	**0**	**2**	**0**	**2**	**1**	**0**	**1**	**1**	**0**	**0**	**0**	**0**	**0**	**0**	**0**	**0**	**0**	**0**	**0**	**0**	**0**	**0**	**0**
1200	5	0	0	0	0	0	1	0	0	0	1	1	1	0	0	0	0	0	0	0	0	0	0	0	0	0	0	0	0
1300	2	0	0	0	0	0	0	0	0	0	0	1	0	0	0	0	0	0	0	0	0	0	0	0	0	0	0	0	0
1400	2	0	0	0	0	0	0	0	0	0	1	0	0	1	0	0	0	0	0	0	0	0	0	0	0	0	0	0	0
1500	4	0	0	0	0	0	0	0	0	0	1	1	1	0	0	0	0	0	0	0	0	0	0	0	0	0	0	0	0
1600	**7**	**0**	**0**	**0**	**0**	**0**	**0**	**0**	**1**	**1**	**1**	**1**	**1**	**1**	**1**	**0**	**0**	**0**	**0**	**0**	**0**	**0**	**0**	**0**	**0**	**0**	**0**	**0**	**0**
1700	1	0	0	0	0	0	0	0	0	0	0	0	0	0	0	0	0	0	0	0	0	0	0	0	0	0	0	0	0
1800	0	0	0	0	0	0	0	0	0	0	0	0	0	0	0	0	0	0	0	0	0	0	0	0	0	0	0	0	0
1900	3	0	0	0	0	0	0	0	0	1	0	1	0	0	0	0	0	0	0	0	0	0	0	0	0	0	0	0	0
2000	3	0	0	0	0	0	0	0	0	0	1	1	0	0	0	0	0	0	0	0	0	0	0	0	0	0	0	0	0
2100	0	0	0	0	0	0	0	0	0	0	0	0	0	0	0	0	0	0	0	0	0	0	0	0	0	0	0	0	0
2200	2	0	0	0	0	0	0	0	0	0	0	1	0	0	0	0	0	0	0	0	0	0	0	0	0	0	0	0	0
2300	1	0	0	0	0	0	0	0	0	0	0	0	0	0	0	0	0	0	0	0	0	0	0	0	0	0	0	0	0
07-19	**43**	**0**	**0**	**0**	**0**	**0**	**1**	**3**	**3**	**3**	**8**	**10**	**8**	**5**	**1**	**0**	**0**	**0**	**0**	**0**	**0**	**0**	**0**	**0**	**0**	**0**	**0**	**0**	**0**
06-22	**49**	**0**	**0**	**0**	**0**	**0**	**1**	**3**	**3**	**4**	**9**	**12**	**8**	**5**	**1**	**0**	**0**	**0**	**0**	**0**	**0**	**0**	**0**	**0**	**0**	**0**	**0**	**0**	**0**
06-00	**52**	**0**	**0**	**0**	**0**	**0**	**1**	**3**	**3**	**4**	**9**	**13**	**8**	**5**	**1**	**0**	**0**	**0**	**0**	**0**	**0**	**0**	**0**	**0**	**0**	**0**	**0**	**0**	**0**
00-00	**53**	**0**	**0**	**0**	**0**	**0**	**1**	**3**	**4**	**4**	**9**	**13**	**8**	**5**	**1**	**0**	**0**	**0**	**0**	**0**	**0**	**0**	**0**	**0**	**0**	**0**	**0**	**0**	**0**

DRAFT

Site 73
Location LS08010, Att - Telepole, Lat 54.01017, Long -6.85781
Direction North

3279 / Meath/Cavan/Monaghan ATC's
October 2013
Automatic Traffic Count

Virtual Week (1)

Time	Total	Speed Bins (km/h)																											
		0 - 5	5 - 10	10 - 15	15 - 20	20 - 25	25 - 30	30 - 35	35 - 40	40 - 45	45 - 50	50 - 55	55 - 60	60 - 65	65 - 70	70 - 75	75 - 80	80 - 85	85 - 90	90 - 95	95 - 100	100 - 105	105 - 110	110 - 115	115 - 120	120 - 125	125 - 130	130 - 135	135 - 140
Mon	0	0	0	0	0	0	0	0	0	0	0	0	0	0	0	0	0	0	0	0	0	0	0	0	0	0	0	0	0
Tue	0	0	0	0	0	0	0	0	0	0	0	0	0	0	0	0	0	0	0	0	0	0	0	0	0	0	0	0	0
Wed	51	1	1	0	0	0	1	1	1	6	10	15	7	2	3	2	1	0	0	0	0	0	0	0	0	0	0	0	0
Thu	68	0	0	1	1	1	0	5	5	4	12	14	9	10	5	0	1	0	0	0	0	0	0	0	0	0	0	0	0
Fri	26	0	0	0	1	0	1	3	5	4	2	6	4	0	0	0	0	0	0	0	0	0	0	0	0	0	0	0	0
|Sat	0	0	0	0	0	0	0	0	0	0	0	0	0	0	0	0	0	0	0	0	0	0	0	0	0	0	0	0	0
|Sun	0	0	0	0	0	0	0	0	0	0	0	0	0	0	0	0	0	0	0	0	0	0	0	0	0	0	0	0	0
5 Day Ave.	**48**	**0**	**0**	**0**	**1**	**0**	**1**	**3**	**4**	**5**	**8**	**12**	**7**	**4**	**3**	**1**	**1**	**0**	**0**	**0**	**0**	**0**	**0**	**0**	**0**	**0**	**0**	**0**	**0**
7 Day Ave.	**53**	**0**	**0**	**0**	**0**	**0**	**1**	**3**	**4**	**4**	**9**	**13**	**8**	**5**	**1**	**0**	**0**	**0**	**0**	**0**	**0**	**0**	**0**	**0**	**0**	**0**	**0**	**0**	**0**
Total	**145**	**1**	**1**	**1**	**2**	**1**	**2**	**9**	**11**	**14**	**24**	**35**	**20**	**12**	**8**	**2**	**2**	**0**	**0**	**0**	**0**	**0**	**0**	**0**	**0**	**0**	**0**	**0**	**0**

Summary Graphs

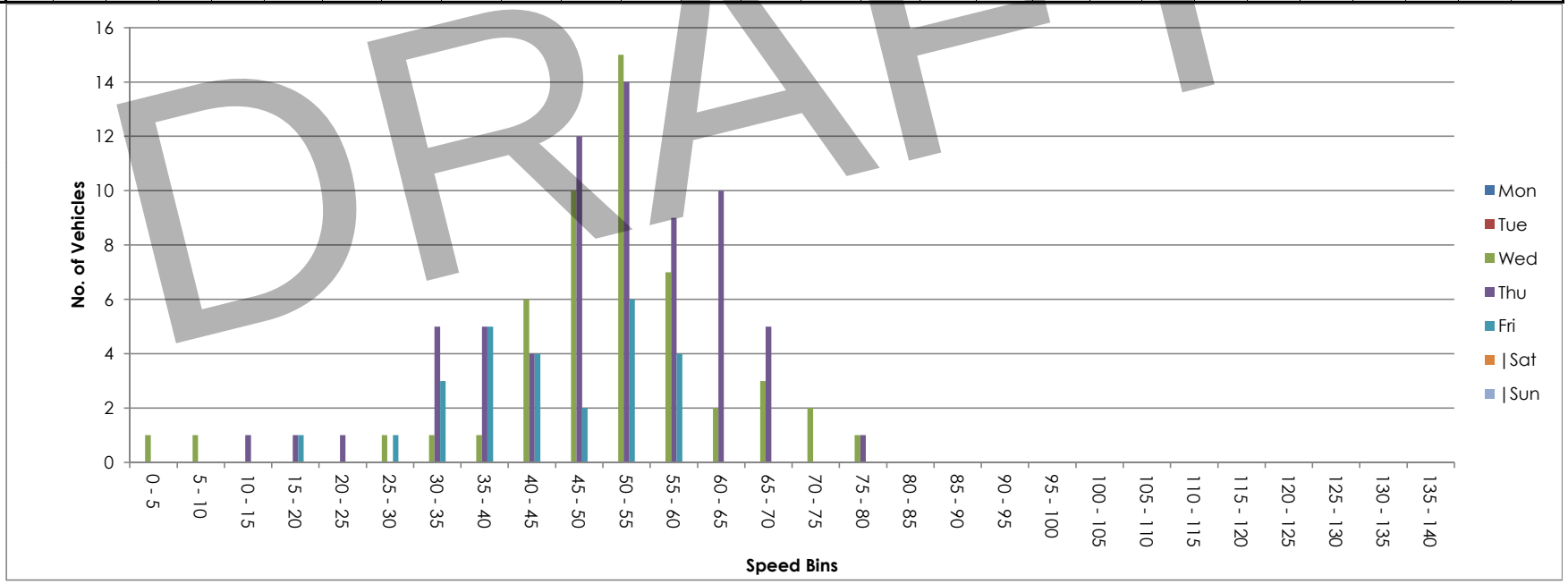

DRAFT

Site 73
Location LS08010, Att - Telepole, Lat 54.01017, Long -6.85781
Direction South

3279 / Meath/Cavan/Monaghan ATC's
October 2013
Automatic Traffic Count

Wed, 9 October 2013

Time	Total	Classification												>PSL	>PSL%	>SL1	>SL1%	>SL2	>SL2%	Mean	Vpp
		1 MCL	2 SV	3 SVT	4 TB2	5 TB3	6 T4	7 ART3	8 ART4	9 ART5	10 ART6	11 BD	12 DRT	80	80	85 +5kph	85 +5kph	90 +10kph	90 +10kph		85
0000	0	0	0	0	0	0	0	0	0	0	0	0	0	0	0	0	0	0	0	0	0
0100	0	0	0	0	0	0	0	0	0	0	0	0	0	0	0	0	0	0	0	0	0
0200	0	0	0	0	0	0	0	0	0	0	0	0	0	0	0	0	0	0	0	0	0
0300	0	0	0	0	0	0	0	0	0	0	0	0	0	0	0	0	0	0	0	0	0
0400	0	0	0	0	0	0	0	0	0	0	0	0	0	0	0	0	0	0	0	0	0
0500	0	0	0	0	0	0	0	0	0	0	0	0	0	0	0	0	0	0	0	0	0
0600	0	0	0	0	0	0	0	0	0	0	0	0	0	0	0	0	0	0	0	0	0
0700	0	0	0	0	0	0	0	0	0	0	0	0	0	0	0	0	0	0	0	0	0
0800	0	0	0	0	0	0	0	0	0	0	0	0	0	0	0	0	0	0	0	0	0
0900	0	0	0	0	0	0	0	0	0	0	0	0	0	0	0	0	0	0	0	0	0
1000	1	0	1	0	0	0	0	0	0	0	0	0	0	0	0	0	0	0	0	26.9	-
1100	**7**	**0**	**4**	**0**	**2**	**1**	**0**	**0**	**0**	**0**	**0**	**0**	**0**	**0**	**0**	**0**	**0**	**0**	**0**	**38.5**	**-**
1200	8	0	4	0	0	2	1	0	0	0	1	0	0	0	0	0	0	0	0	44.2	-
1300	0	0	0	0	0	0	0	0	0	0	0	0	0	0	0	0	0	0	0	-	-
1400	8	0	4	0	2	1	0	0	0	0	1	0	0	0	0	0	0	0	0	38.7	-
1500	**9**	**0**	**6**	**0**	**1**	**0**	**2**	**0**	**0**	**0**	**0**	**0**	**0**	**0**	**0**	**0**	**0**	**0**	**0**	**41**	**-**
1600	8	0	8	0	0	0	0	0	0	0	0	0	0	0	0	0	0	0	0	48.7	-
1700	6	0	6	0	0	0	0	0	0	0	0	0	0	0	0	0	0	0	0	39	-
1800	2	0	1	0	1	0	0	0	0	0	0	0	0	0	0	0	0	0	0	55.1	-
1900	0	0	0	0	0	0	0	0	0	0	0	0	0	0	0	0	0	0	0	-	-
2000	3	0	3	0	0	0	0	0	0	0	0	0	0	0	0	0	0	0	0	54.3	-
2100	1	0	1	0	0	0	0	0	0	0	0	0	0	0	0	0	0	0	0	44.4	-
2200	2	0	2	0	0	0	0	0	0	0	0	0	0	0	0	0	0	0	0	46.6	-
2300	0	0	0	0	0	0	0	0	0	0	0	0	0	0	0	0	0	0	0	-	-
07-19	**49**	**0**	**34**	**0**	**6**	**4**	**3**	**0**	**0**	**0**	**2**	**0**	**0**	**0**	**0**	**0**	**0**	**0**	**0**	**42.1**	**51.8**
06-22	**53**	**0**	**38**	**0**	**6**	**4**	**3**	**0**	**0**	**0**	**2**	**0**	**0**	**0**	**0**	**0**	**0**	**0**	**0**	**42.8**	**51.8**
06-00	**55**	**0**	**40**	**0**	**6**	**4**	**3**	**0**	**0**	**0**	**2**	**0**	**0**	**0**	**0**	**0**	**0**	**0**	**0**	**43**	**51.8**
00-00	**55**	**0**	**40**	**0**	**6**	**4**	**3**	**0**	**0**	**0**	**2**	**0**	**0**	**0**	**0**	**0**	**0**	**0**	**0**	**43**	**51.8**

DRAFT

Site 73
Location LS08010, Att - Telepole, Lat 54.01017, Long -6.85781
Direction South

3279 / Meath/Cavan/Monaghan ATC's
October 2013
Automatic Traffic Count

Thu, 10 October 2013

Time	Total	Classification												>PSL	>PSL%	>SL1	>SL1%	>SL2	>SL2%	Mean	Vpp
		1 MCL	2 SV	3 SVT	4 TB2	5 TB3	6 T4	7 ART3	8 ART4	9 ART5	10 ART6	11 BD	12 DRT	80	80	85 +5kph	85 +5kph	90 +10kph	90 +10kph		85
0000	1	0	1	0	0	0	0	0	0	0	0	0	0	0	0	0	0	0	0	30.5	-
0100	0	0	0	0	0	0	0	0	0	0	0	0	0	0	0	0	0	0	0	-	-
0200	1	0	1	0	0	0	0	0	0	0	0	0	0	0	0	0	0	0	0	28.5	-
0300	0	0	0	0	0	0	0	0	0	0	0	0	0	0	0	0	0	0	0	-	-
0400	0	0	0	0	0	0	0	0	0	0	0	0	0	0	0	0	0	0	0	-	-
0500	0	0	0	0	0	0	0	0	0	0	0	0	0	0	0	0	0	0	0	-	-
0600	0	0	0	0	0	0	0	0	0	0	0	0	0	0	0	0	0	0	0	-	-
0700	3	0	3	0	0	0	0	0	0	0	0	0	0	1	33.3	0	0	0	0	53.1	-
0800	**5**	**0**	**3**	**0**	**0**	**0**	**2**	**0**	**0**	**0**	**0**	**0**	**0**	**0**	**0**	**0**	**0**	**0**	**0**	**53.8**	**-**
0900	**5**	**0**	**1**	**0**	**1**	**1**	**2**	**0**	**0**	**0**	**0**	**0**	**0**	**0**	**0**	**0**	**0**	**0**	**0**	**49.8**	**-**
1000	**5**	**0**	**1**	**0**	**0**	**0**	**4**	**0**	**0**	**0**	**0**	**0**	**0**	**0**	**0**	**0**	**0**	**0**	**0**	**40.5**	**-**
1100	**5**	**0**	**4**	**0**	**0**	**0**	**1**	**0**	**0**	**0**	**0**	**0**	**0**	**0**	**0**	**0**	**0**	**0**	**0**	**44.8**	**-**
1200	6	0	2	0	1	0	3	0	0	0	0	0	0	0	0	0	0	0	0	36.6	-
1300	4	0	3	0	0	0	1	0	0	0	0	0	0	0	0	0	0	0	0	47.5	-
1400	5	0	0	1	0	0	4	0	0	0	0	0	0	0	0	0	0	0	0	46.8	-
1500	7	0	3	0	1	0	3	0	0	0	0	0	0	0	0	0	0	0	0	49.4	-
1600	**9**	**0**	**6**	**0**	**0**	**0**	**3**	**0**	**0**	**0**	**0**	**0**	**0**	**0**	**0**	**0**	**0**	**0**	**0**	**42.4**	**-**
1700	2	0	1	0	1	0	0	0	0	0	0	0	0	0	0	0	0	0	0	44	-
1800	4	0	2	1	1	0	0	0	0	0	0	0	0	0	0	0	0	0	0	46	-
1900	3	0	2	0	1	0	0	0	0	0	0	0	0	0	0	0	0	0	0	52	-
2000	2	0	2	0	0	0	0	0	0	0	0	0	0	0	0	0	0	0	0	63	-
2100	3	0	3	0	0	0	0	0	0	0	0	0	0	0	0	0	0	0	0	64.4	-
2200	1	0	1	0	0	0	0	0	0	0	0	0	0	0	0	0	0	0	0	44.1	-
2300	1	0	1	0	0	0	0	0	0	0	0	0	0	0	0	0	0	0	0	52.7	-
07-19	**60**	**0**	**29**	**2**	**5**	**1**	**23**	**0**	**0**	**0**	**0**	**0**	**0**	**1**	**1.7**	**0**	**0**	**0**	**0**	**45.8**	**53.3**
06-22	**68**	**0**	**36**	**2**	**6**	**1**	**23**	**0**	**0**	**0**	**0**	**0**	**0**	**1**	**1.5**	**0**	**0**	**0**	**0**	**47.4**	**59.4**
06-00	**70**	**0**	**38**	**2**	**6**	**1**	**23**	**0**	**0**	**0**	**0**	**0**	**0**	**1**	**1.4**	**0**	**0**	**0**	**0**	**47.4**	**59.4**
00-00	**72**	**0**	**40**	**2**	**6**	**1**	**23**	**0**	**0**	**0**	**0**	**0**	**0**	**1**	**1.4**	**0**	**0**	**0**	**0**	**46.9**	**58**

DRAFT

Site 73
Location LS08010, Att - Telepole, Lat 54.01017, Long -6.85781
Direction South

3279 / Meath/Cavan/Monaghan ATC's
October 2013
Automatic Traffic Count

Fri, 11 October 2013

Time	Total	Classification												>PSL	>PSL%	>SL1	>SL1%	>SL2	>SL2%	Mean	Vpp
		1 MCL	2 SV	3 SVT	4 TB2	5 TB3	6 T4	7 ART3	8 ART4	9 ART5	10 ART6	11 BD	12 DRT	80	80	85 +5kph	85 +5kph	90 +10kph	90 +10kph		85
0000	0	0	0	0	0	0	0	0	0	0	0	0	0	0	0	0	0	0	0	-	-
0100	0	0	0	0	0	0	0	0	0	0	0	0	0	0	0	0	0	0	0	-	-
0200	0	0	0	0	0	0	0	0	0	0	0	0	0	0	0	0	0	0	0	-	-
0300	0	0	0	0	0	0	0	0	0	0	0	0	0	0	0	0	0	0	0	-	-
0400	0	0	0	0	0	0	0	0	0	0	0	0	0	0	0	0	0	0	0	-	-
0500	0	0	0	0	0	0	0	0	0	0	0	0	0	0	0	0	0	0	0	-	-
0600	0	0	0	0	0	0	0	0	0	0	0	0	0	0	0	0	0	0	0	-	-
0700	3	0	3	0	0	0	0	0	0	0	0	0	0	0	0	0	0	0	0	57.3	-
0800	**7**	**0**	**4**	**0**	**0**	**0**	**3**	**0**	**0**	**0**	**0**	**0**	**0**	**0**	**0**	**0**	**0**	**0**	**0**	**44.6**	**-**
0900	3	0	0	0	1	0	2	0	0	0	0	0	0	0	0	0	0	0	0	48.5	-
1000	**7**	**0**	**3**	**0**	**1**	**0**	**2**	**0**	**0**	**0**	**1**	**0**	**0**	**0**	**0**	**0**	**0**	**0**	**0**	**41.9**	**-**
1100	5	0	2	0	0	1	2	0	0	0	0	0	0	0	0	0	0	0	0	37.5	-
1200	**4**	**0**	**2**	**0**	**0**	**0**	**1**	**0**	**0**	**1**	**0**	**0**	**0**	**0**	**0**	**0**	**0**	**0**	**0**	**30.8**	**-**
1300	3	0	3	0	0	0	0	0	0	0	0	0	0	0	0	0	0	0	0	28.6	-
1400	0	0	0	0	0	0	0	0	0	0	0	0	0	0	0	0	0	0	0	0	0
1500	0	0	0	0	0	0	0	0	0	0	0	0	0	0	0	0	0	0	0	0	0
1600	0	0	0	0	0	0	0	0	0	0	0	0	0	0	0	0	0	0	0	0	0
1700	0	0	0	0	0	0	0	0	0	0	0	0	0	0	0	0	0	0	0	0	0
1800	0	0	0	0	0	0	0	0	0	0	0	0	0	0	0	0	0	0	0	0	0
1900	0	0	0	0	0	0	0	0	0	0	0	0	0	0	0	0	0	0	0	0	0
2000	0	0	0	0	0	0	0	0	0	0	0	0	0	0	0	0	0	0	0	0	0
2100	0	0	0	0	0	0	0	0	0	0	0	0	0	0	0	0	0	0	0	0	0
2200	0	0	0	0	0	0	0	0	0	0	0	0	0	0	0	0	0	0	0	0	0
2300	0	0	0	0	0	0	0	0	0	0	0	0	0	0	0	0	0	0	0	0	0
07-19	**32**	**0**	**17**	**0**	**2**	**1**	**10**	**0**	**0**	**1**	**1**	**0**	**0**	**0**	**0**	**0**	**0**	**0**	**0**	**41.2**	**52.2**
06-22	**32**	**0**	**17**	**0**	**2**	**1**	**10**	**0**	**0**	**1**	**1**	**0**	**0**	**0**	**0**	**0**	**0**	**0**	**0**	**41.2**	**52.2**
06-00	**32**	**0**	**17**	**0**	**2**	**1**	**10**	**0**	**0**	**1**	**1**	**0**	**0**	**0**	**0**	**0**	**0**	**0**	**0**	**41.2**	**52.2**
00-00	**32**	**0**	**17**	**0**	**2**	**1**	**10**	**0**	**0**	**1**	**1**	**0**	**0**	**0**	**0**	**0**	**0**	**0**	**0**	**41.2**	**52.2**

DRAFT

Site 73
Location LS08010, Att - Telepole, Lat 54.01017, Long -6.85781
Direction South

3279 / Meath/Cavan/Monaghan ATC's
October 2013
Automatic Traffic Count

Virtual Day (Partial days = 2.58)

Time	Total	Classification												>PSL	>PSL%	>SL1	>SL1%	>SL2	>SL2%	Mean	Vpp
		1 MCL	2 SV	3 SVT	4 TB2	5 TB3	6 T4	7 ART3	8 ART4	9 ART5	10 ART6	11 BD	12 DRT	80	80	85 +5kph	85 +5kph	90 +10kph	90 +10kph		85
0000	1	0	1	0	0	0	0	0	0	0	0	0	0	0	0	0	0	0	0	30.5	-
0100	0	0	0	0	0	0	0	0	0	0	0	0	0	0	0	0	0	0	0	-	-
0200	1	0	1	0	0	0	0	0	0	0	0	0	0	0	0	0	0	0	0	28.5	-
0300	0	0	0	0	0	0	0	0	0	0	0	0	0	0	0	0	0	0	0	-	-
0400	0	0	0	0	0	0	0	0	0	0	0	0	0	0	0	0	0	0	0	-	-
0500	0	0	0	0	0	0	0	0	0	0	0	0	0	0	0	0	0	0	0	-	-
0600	0	0	0	0	0	0	0	0	0	0	0	0	0	0	0	0	0	0	0	-	-
0700	3	0	3	0	0	0	0	0	0	0	0	0	0	1	16.7	0	0	0	0	55.2	-
0800	**6**	**0**	**4**	**0**	**0**	**0**	**3**	**0**	**0**	**0**	**0**	**0**	**0**	**0**	**0**	**0**	**0**	**0**	**0**	**48.5**	**-**
0900	4	0	1	0	1	1	2	0	0	0	0	0	0	0	0	0	0	0	0	49.4	-
1000	4	0	2	0	0	0	2	0	0	0	0	0	0	0	0	0	0	0	0	40.2	-
1100	**6**	**0**	**3**	**0**	**1**	**1**	**1**	**0**	**0**	**0**	**0**	**0**	**0**	**0**	**0**	**0**	**0**	**0**	**0**	**40.1**	**-**
1200	**6**	**0**	**3**	**0**	**0**	**1**	**2**	**0**	**0**	**0**	**0**	**0**	**0**	**0**	**0**	**0**	**0**	**0**	**0**	**38.7**	**-**
1300	2	0	2	0	0	0	0	0	0	0	0	0	0	0	0	0	0	0	0	39.4	-
1400	4	0	1	0	1	0	1	0	0	0	0	0	0	0	0	0	0	0	0	41.9	-
1500	5	0	3	0	1	0	2	0	0	0	0	0	0	0	0	0	0	0	0	44.7	-
1600	**6**	**0**	**5**	**0**	**0**	**0**	**1**	**0**	**0**	**0**	**0**	**0**	**0**	**0**	**0**	**0**	**0**	**0**	**0**	**45.4**	**-**
1700	3	0	2	0	0	0	0	0	0	0	0	0	0	0	0	0	0	0	0	40.3	-
1800	2	0	1	0	1	0	0	0	0	0	0	0	0	0	0	0	0	0	0	49	-
1900	1	0	1	0	0	0	0	0	0	0	0	0	0	0	0	0	0	0	0	52	-
2000	2	0	2	0	0	0	0	0	0	0	0	0	0	0	0	0	0	0	0	57.8	-
2100	1	0	1	0	0	0	0	0	0	0	0	0	0	0	0	0	0	0	0	59.4	-
2200	1	0	1	0	0	0	0	0	0	0	0	0	0	0	0	0	0	0	0	45.8	-
2300	0	0	0	0	0	0	0	0	0	0	0	0	0	0	0	0	0	0	0	52.7	-
07-19	**51**	**0**	**30**	**0**	**5**	**3**	**14**	**0**	**0**	**0**	**0**	**0**	**0**	**1**	**1.96078**	**0**	**0**	**0**	**0**	**43.3**	**#NUM!**
06-22	**55**	**0**	**34**	**0**	**5**	**3**	**14**	**0**	**0**	**0**	**0**	**0**	**0**	**1**	**1.81818**	**0**	**0**	**0**	**0**	**45.4**	**#NUM!**
06-00	**56**	**0**	**35**	**0**	**5**	**3**	**14**	**0**	**0**	**0**	**0**	**0**	**0**	**1**	**1.78571**	**0**	**0**	**0**	**0**	**45.8**	**#NUM!**
00-00	**58**	**0**	**37**	**0**	**5**	**3**	**14**	**0**	**0**	**0**	**0**	**0**	**0**	**1**	**1.72414**	**0**	**0**	**0**	**0**	**45.4**	**#NUM!**

DRAFT

Site 73
Location LS08010, Att - Telepole, Lat 54.01017, Long -6.85781
Direction South

3279 / Meath/Cavan/Monaghan ATC's
October 2013
Automatic Traffic Count

Virtual Week (1)

Time	Total	Classification												>PSL	>PSL%	>SL1	>SL1%	>SL2	>SL2%	Mean	Vpp
		1 MCL	2 SV	3 SVT	4 TB2	5 TB3	6 T4	7 ART3	8 ART4	9 ART5	10 ART6	11 BD	12 DRT	80	80	85 +5kph	85 +5kph	90 +10kph	90 +10kph		85
Mon	0	0	0	0	0	0	0	0	0	0	0	0	0	0	0	0	0	0	0	-	-
Tue	0	0	0	0	0	0	0	0	0	0	0	0	0	0	0	0	0	0	0	-	-
Wed	55	0	40	0	6	4	3	0	0	0	2	0	0	0	0	0	0	0	0	43	51.8
Thu	72	0	40	2	6	1	23	0	0	0	0	0	0	1	1.4	0	0	0	0	46.9	58
Fri	32	0	17	0	2	1	10	0	0	1	1	0	0	0	0	0	0	0	0	41.2	52.2
| Sat	0	0	0	0	0	0	0	0	0	0	0	0	0	0	0	0	0	0	0	-	-
| Sun	0	0	0	0	0	0	0	0	0	0	0	0	0	0	0	0	0	0	0	-	-
5 Day Ave.	**53**	**0**	**32**	**1**	**5**	**2**	**12**	**0**	**0**	**0**	**1**	**0**	**0**	**0**	**0.0**	**0**	**0.0**	**0**	**0.0**	**43.7**	**54.0**
7 Day Ave.	**58**	**0**	**37**	**0**	**5**	**3**	**14**	**0**	**0**	**0**	**0**	**0**	**0**	**1**	**1.7**	**0**	**0.0**	**0**	**0.0**	**45.4**	**#NUM!**
Total	**159**	**0**	**97**	**2**	**14**	**6**	**36**	**0**	**0**	**1**	**3**	**0**	**0**	**1**	**0.6**	**0**	**0.0**	**0**	**0.0**	**44.4**	**54.0**

Summary Graphs

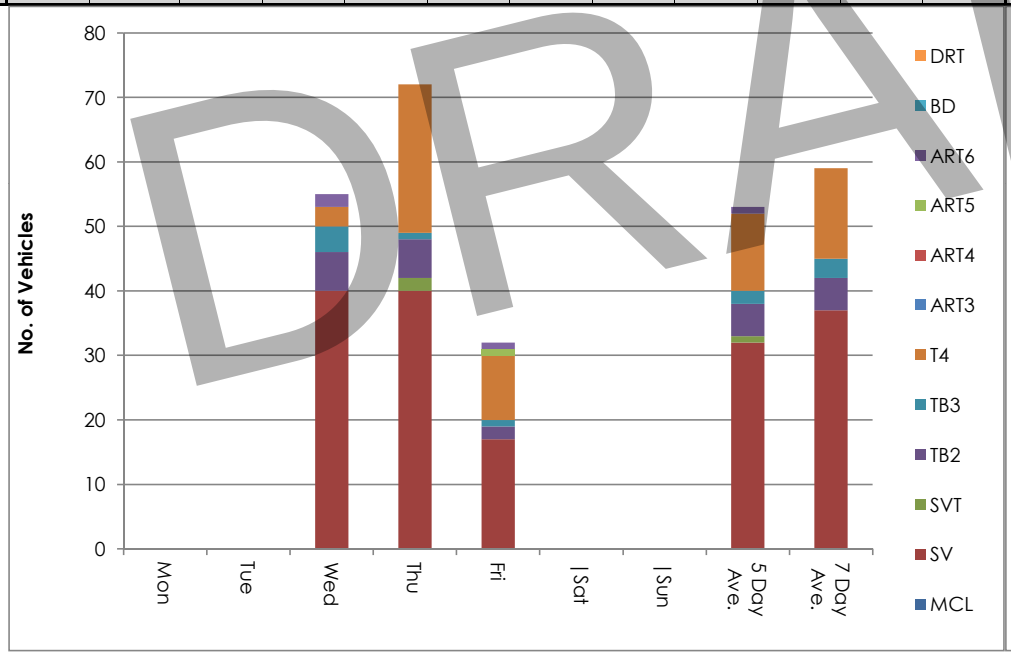

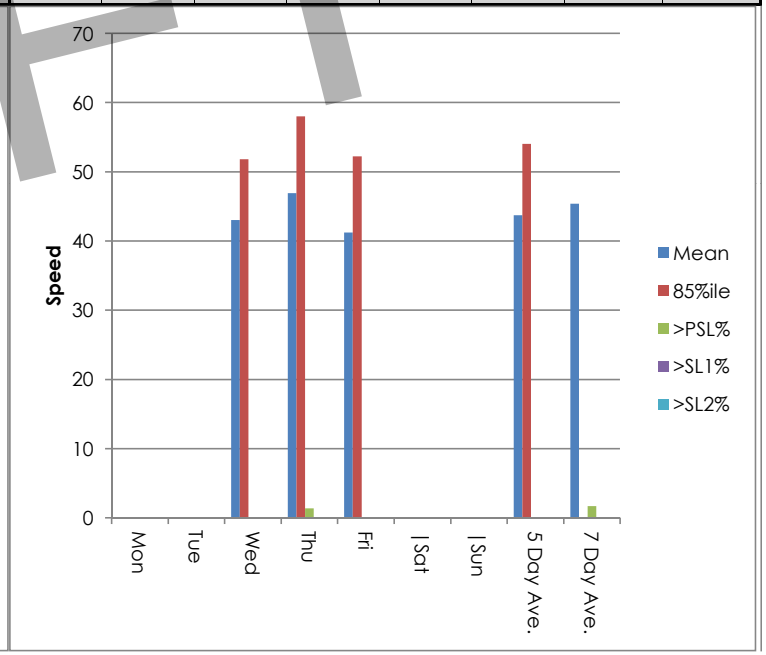

DRAFT

Site 73
Location LS08010, Att - Telepole, Lat 54.01017, Long -6.85781
Direction South

3279 / Meath/Cavan/Monaghan ATC's
October 2013
Automatic Traffic Count

Wed, 9 October 2013

Time	Total	Speed Bins (km/h)																											
		0 - 5	5 - 10	10 - 15	15 - 20	20 - 25	25 - 30	30 - 35	35 - 40	40 - 45	45 - 50	50 - 55	55 - 60	60 - 65	65 - 70	70 - 75	75 - 80	80 - 85	85 - 90	90 - 95	95 - 100	100 - 105	105 - 110	110 - 115	115 - 120	120 - 125	125 - 130	130 - 135	135 - 140
0000	0	0	0	0	0	0	0	0	0	0	0	0	0	0	0	0	0	0	0	0	0	0	0	0	0	0	0	0	0
0100	0	0	0	0	0	0	0	0	0	0	0	0	0	0	0	0	0	0	0	0	0	0	0	0	0	0	0	0	0
0200	0	0	0	0	0	0	0	0	0	0	0	0	0	0	0	0	0	0	0	0	0	0	0	0	0	0	0	0	0
0300	0	0	0	0	0	0	0	0	0	0	0	0	0	0	0	0	0	0	0	0	0	0	0	0	0	0	0	0	0
0400	0	0	0	0	0	0	0	0	0	0	0	0	0	0	0	0	0	0	0	0	0	0	0	0	0	0	0	0	0
0500	0	0	0	0	0	0	0	0	0	0	0	0	0	0	0	0	0	0	0	0	0	0	0	0	0	0	0	0	0
0600	0	0	0	0	0	0	0	0	0	0	0	0	0	0	0	0	0	0	0	0	0	0	0	0	0	0	0	0	0
0700	0	0	0	0	0	0	0	0	0	0	0	0	0	0	0	0	0	0	0	0	0	0	0	0	0	0	0	0	0
0800	0	0	0	0	0	0	0	0	0	0	0	0	0	0	0	0	0	0	0	0	0	0	0	0	0	0	0	0	0
0900	0	0	0	0	0	0	0	0	0	0	0	0	0	0	0	0	0	0	0	0	0	0	0	0	0	0	0	0	0
1000	1	0	0	0	0	0	1	0	0	0	0	0	0	0	0	0	0	0	0	0	0	0	0	0	0	0	0	0	0
1100	**7**	**0**	**0**	**0**	**0**	**1**	**0**	**1**	**1**	**2**	**2**	**0**	**0**	**0**	**0**	**0**	**0**	**0**	**0**	**0**	**0**	**0**	**0**	**0**	**0**	**0**	**0**	**0**	**0**
1200	8	0	0	0	0	0	1	0	1	3	2	0	0	0	1	0	0	0	0	0	0	0	0	0	0	0	0	0	0
1300	0	0	0	0	0	0	0	0	0	0	0	0	0	0	0	0	0	0	0	0	0	0	0	0	0	0	0	0	0
1400	8	0	0	0	1	0	0	2	0	3	1	1	0	0	0	0	0	0	0	0	0	0	0	0	0	0	0	0	0
1500	**9**	**0**	**0**	**0**	**0**	**0**	**1**	**0**	**2**	**4**	**2**	**0**	**0**	**0**	**0**	**0**	**0**	**0**	**0**	**0**	**0**	**0**	**0**	**0**	**0**	**0**	**0**	**0**	**0**
1600	8	0	0	0	0	0	0	0	1	1	3	2	0	1	0	0	0	0	0	0	0	0	0	0	0	0	0	0	0
1700	6	0	0	0	0	0	2	0	2	0	1	0	0	1	0	0	0	0	0	0	0	0	0	0	0	0	0	0	0
1800	2	0	0	0	0	0	0	0	0	0	0	1	1	0	0	0	0	0	0	0	0	0	0	0	0	0	0	0	0
1900	0	0	0	0	0	0	0	0	0	0	0	0	0	0	0	0	0	0	0	0	0	0	0	0	0	0	0	0	0
2000	3	0	0	0	0	0	0	0	0	0	1	1	0	0	1	0	0	0	0	0	0	0	0	0	0	0	0	0	0
2100	1	0	0	0	0	0	0	0	0	1	0	0	0	0	0	0	0	0	0	0	0	0	0	0	0	0	0	0	0
2200	2	0	0	0	0	0	0	0	0	1	0	1	0	0	0	0	0	0	0	0	0	0	0	0	0	0	0	0	0
2300	0	0	0	0	0	0	0	0	0	0	0	0	0	0	0	0	0	0	0	0	0	0	0	0	0	0	0	0	0
07-19	**49**	**0**	**0**	**0**	**1**	**1**	**5**	**3**	**7**	**13**	**11**	**4**	**1**	**2**	**1**	**0**	**0**	**0**	**0**	**0**	**0**	**0**	**0**	**0**	**0**	**0**	**0**	**0**	**0**
06-22	**53**	**0**	**0**	**0**	**1**	**1**	**5**	**3**	**7**	**14**	**12**	**5**	**1**	**2**	**2**	**0**	**0**	**0**	**0**	**0**	**0**	**0**	**0**	**0**	**0**	**0**	**0**	**0**	**0**
06-00	**55**	**0**	**0**	**0**	**1**	**1**	**5**	**3**	**7**	**15**	**12**	**6**	**1**	**2**	**2**	**0**	**0**	**0**	**0**	**0**	**0**	**0**	**0**	**0**	**0**	**0**	**0**	**0**	**0**
00-00	**55**	**0**	**0**	**0**	**1**	**1**	**5**	**3**	**7**	**15**	**12**	**6**	**1**	**2**	**2**	**0**	**0**	**0**	**0**	**0**	**0**	**0**	**0**	**0**	**0**	**0**	**0**	**0**	**0**

DRAFT

Site 73
Location LS08010, Att - Telepole, Lat 54.01017, Long -6.85781
Direction South

3279 / Meath/Cavan/Monaghan ATC's
October 2013
Automatic Traffic Count

Thu, 10 October 2013

Time	Total	Speed Bins (km/h)																											
		0 - 5	5 - 10	10 - 15	15 - 20	20 - 25	25 - 30	30 - 35	35 - 40	40 - 45	45 - 50	50 - 55	55 - 60	60 - 65	65 - 70	70 - 75	75 - 80	80 - 85	85 - 90	90 - 95	95 - 100	100 - 105	105 - 110	110 - 115	115 - 120	120 - 125	125 - 130	130 - 135	135 - 140
0000	1	0	0	0	0	0	0	1	0	0	0	0	0	0	0	0	0	0	0	0	0	0	0	0	0	0	0	0	0
0100	0	0	0	0	0	0	0	0	0	0	0	0	0	0	0	0	0	0	0	0	0	0	0	0	0	0	0	0	0
0200	1	0	0	0	0	0	1	0	0	0	0	0	0	0	0	0	0	0	0	0	0	0	0	0	0	0	0	0	0
0300	0	0	0	0	0	0	0	0	0	0	0	0	0	0	0	0	0	0	0	0	0	0	0	0	0	0	0	0	0
0400	0	0	0	0	0	0	0	0	0	0	0	0	0	0	0	0	0	0	0	0	0	0	0	0	0	0	0	0	0
0500	0	0	0	0	0	0	0	0	0	0	0	0	0	0	0	0	0	0	0	0	0	0	0	0	0	0	0	0	0
0600	0	0	0	0	0	0	0	0	0	0	0	0	0	0	0	0	0	0	0	0	0	0	0	0	0	0	0	0	0
0700	3	0	0	0	0	0	0	0	2	0	0	0	0	0	0	0	0	1	0	0	0	0	0	0	0	0	0	0	0
0800	**5**	**0**	**0**	**0**	**0**	**0**	**0**	**0**	**1**	**0**	**0**	**2**	**0**	**1**	**1**	**0**	**0**	**0**	**0**	**0**	**0**	**0**	**0**	**0**	**0**	**0**	**0**	**0**	**0**
0900	**5**	**0**	**0**	**0**	**0**	**0**	**0**	**0**	**1**	**1**	**0**	**2**	**0**	**1**	**0**	**0**	**0**	**0**	**0**	**0**	**0**	**0**	**0**	**0**	**0**	**0**	**0**	**0**	**0**
1000	**5**	**0**	**0**	**0**	**0**	**1**	**0**	**0**	**1**	**1**	**2**	**0**	**0**	**0**	**0**	**0**	**0**	**0**	**0**	**0**	**0**	**0**	**0**	**0**	**0**	**0**	**0**	**0**	**0**
1100	**5**	**0**	**0**	**0**	**0**	**0**	**0**	**0**	**1**	**0**	**4**	**0**	**0**	**0**	**0**	**0**	**0**	**0**	**0**	**0**	**0**	**0**	**0**	**0**	**0**	**0**	**0**	**0**	**0**
1200	6	1	0	0	0	0	0	0	3	0	0	2	0	0	0	0	0	0	0	0	0	0	0	0	0	0	0	0	0
1300	4	0	0	0	0	0	1	0	0	1	0	1	0	0	1	0	0	0	0	0	0	0	0	0	0	0	0	0	0
1400	5	0	0	0	0	0	0	0	0	2	2	1	0	0	0	0	0	0	0	0	0	0	0	0	0	0	0	0	0
1500	7	0	0	0	0	0	0	0	1	1	2	1	1	1	0	0	0	0	0	0	0	0	0	0	0	0	0	0	0
1600	**9**	**0**	**0**	**0**	**0**	**0**	**1**	**0**	**1**	**4**	**1**	**2**	**0**	**0**	**0**	**0**	**0**	**0**	**0**	**0**	**0**	**0**	**0**	**0**	**0**	**0**	**0**	**0**	**0**
1700	2	0	0	0	0	0	0	0	1	0	0	1	0	0	0	0	0	0	0	0	0	0	0	0	0	0	0	0	0
1800	4	0	0	0	1	0	0	0	0	0	0	2	1	0	0	0	0	0	0	0	0	0	0	0	0	0	0	0	0
1900	3	0	0	0	0	0	0	0	0	1	0	1	0	1	0	0	0	0	0	0	0	0	0	0	0	0	0	0	0
2000	2	0	0	0	0	0	0	0	0	0	0	0	1	0	1	0	0	0	0	0	0	0	0	0	0	0	0	0	0
2100	3	0	0	0	0	0	0	0	0	0	0	0	1	1	0	1	0	0	0	0	0	0	0	0	0	0	0	0	0
2200	1	0	0	0	0	0	0	0	0	1	0	0	0	0	0	0	0	0	0	0	0	0	0	0	0	0	0	0	0
2300	1	0	0	0	0	0	0	0	0	0	0	1	0	0	0	0	0	0	0	0	0	0	0	0	0	0	0	0	0
07-19	**60**	**1**	**0**	**0**	**1**	**1**	**2**	**0**	**12**	**10**	**11**	**14**	**2**	**3**	**2**	**0**	**0**	**1**	**0**	**0**	**0**	**0**	**0**	**0**	**0**	**0**	**0**	**0**	**0**
06-22	**68**	**1**	**0**	**0**	**1**	**1**	**2**	**0**	**12**	**11**	**11**	**15**	**4**	**5**	**3**	**1**	**0**	**1**	**0**	**0**	**0**	**0**	**0**	**0**	**0**	**0**	**0**	**0**	**0**
06-00	**70**	**1**	**0**	**0**	**1**	**1**	**2**	**0**	**12**	**12**	**11**	**16**	**4**	**5**	**3**	**1**	**0**	**1**	**0**	**0**	**0**	**0**	**0**	**0**	**0**	**0**	**0**	**0**	**0**
00-00	**72**	**1**	**0**	**0**	**1**	**1**	**3**	**1**	**12**	**12**	**11**	**16**	**4**	**5**	**3**	**1**	**0**	**1**	**0**	**0**	**0**	**0**	**0**	**0**	**0**	**0**	**0**	**0**	**0**

DRAFT

Site 73
Location LS08010, Att - Telepole, Lat 54.01017, Long -6.85781
Direction South

3279 / Meath/Cavan/Monaghan ATC's
October 2013
Automatic Traffic Count

Fri, 11 October 2013

Time	Total	Speed Bins (km/h)																											
		0 - 5	5 - 10	10 - 15	15 - 20	20 - 25	25 - 30	30 - 35	35 - 40	40 - 45	45 - 50	50 - 55	55 - 60	60 - 65	65 - 70	70 - 75	75 - 80	80 - 85	85 - 90	90 - 95	95 - 100	100 - 105	105 - 110	110 - 115	115 - 120	120 - 125	125 - 130	130 - 135	135 - 140
0000	0	0	0	0	0	0	0	0	0	0	0	0	0	0	0	0	0	0	0	0	0	0	0	0	0	0	0	0	0
0100	0	0	0	0	0	0	0	0	0	0	0	0	0	0	0	0	0	0	0	0	0	0	0	0	0	0	0	0	0
0200	0	0	0	0	0	0	0	0	0	0	0	0	0	0	0	0	0	0	0	0	0	0	0	0	0	0	0	0	0
0300	0	0	0	0	0	0	0	0	0	0	0	0	0	0	0	0	0	0	0	0	0	0	0	0	0	0	0	0	0
0400	0	0	0	0	0	0	0	0	0	0	0	0	0	0	0	0	0	0	0	0	0	0	0	0	0	0	0	0	0
0500	0	0	0	0	0	0	0	0	0	0	0	0	0	0	0	0	0	0	0	0	0	0	0	0	0	0	0	0	0
0600	0	0	0	0	0	0	0	0	0	0	0	0	0	0	0	0	0	0	0	0	0	0	0	0	0	0	0	0	0
0700	3	0	0	0	0	0	0	0	1	0	0	0	1	0	0	1	0	0	0	0	0	0	0	0	0	0	0	0	0
0800	**7**	**0**	**0**	**0**	**0**	**1**	**0**	**0**	**1**	**2**	**1**	**1**	**0**	**1**	**0**	**0**	**0**	**0**	**0**	**0**	**0**	**0**	**0**	**0**	**0**	**0**	**0**	**0**	**0**
0900	3	0	0	0	0	0	0	0	0	1	0	2	0	0	0	0	0	0	0	0	0	0	0	0	0	0	0	0	0
1000	**7**	**0**	**0**	**0**	**0**	**1**	**0**	**1**	**0**	**1**	**3**	**1**	**0**	**0**	**0**	**0**	**0**	**0**	**0**	**0**	**0**	**0**	**0**	**0**	**0**	**0**	**0**	**0**	**0**
1100	5	0	0	0	0	1	0	0	3	0	1	0	0	0	0	0	0	0	0	0	0	0	0	0	0	0	0	0	0
1200	**4**	**0**	**0**	**0**	**0**	**2**	**0**	**1**	**0**	**0**	**1**	**0**	**0**	**0**	**0**	**0**	**0**	**0**	**0**	**0**	**0**	**0**	**0**	**0**	**0**	**0**	**0**	**0**	**0**
1300	3	0	0	0	0	0	3	0	0	0	0	0	0	0	0	0	0	0	0	0	0	0	0	0	0	0	0	0	0
1400	0	0	0	0	0	0	0	0	0	0	0	0	0	0	0	0	0	0	0	0	0	0	0	0	0	0	0	0	0
1500	0	0	0	0	0	0	0	0	0	0	0	0	0	0	0	0	0	0	0	0	0	0	0	0	0	0	0	0	0
1600	0	0	0	0	0	0	0	0	0	0	0	0	0	0	0	0	0	0	0	0	0	0	0	0	0	0	0	0	0
1700	0	0	0	0	0	0	0	0	0	0	0	0	0	0	0	0	0	0	0	0	0	0	0	0	0	0	0	0	0
1800	0	0	0	0	0	0	0	0	0	0	0	0	0	0	0	0	0	0	0	0	0	0	0	0	0	0	0	0	0
1900	0	0	0	0	0	0	0	0	0	0	0	0	0	0	0	0	0	0	0	0	0	0	0	0	0	0	0	0	0
2000	0	0	0	0	0	0	0	0	0	0	0	0	0	0	0	0	0	0	0	0	0	0	0	0	0	0	0	0	0
2100	0	0	0	0	0	0	0	0	0	0	0	0	0	0	0	0	0	0	0	0	0	0	0	0	0	0	0	0	0
2200	0	0	0	0	0	0	0	0	0	0	0	0	0	0	0	0	0	0	0	0	0	0	0	0	0	0	0	0	0
2300	0	0	0	0	0	0	0	0	0	0	0	0	0	0	0	0	0	0	0	0	0	0	0	0	0	0	0	0	0
07-19	**32**	**0**	**0**	**0**	**0**	**5**	**3**	**2**	**5**	**4**	**6**	**4**	**1**	**1**	**0**	**1**	**0**	**0**	**0**	**0**	**0**	**0**	**0**	**0**	**0**	**0**	**0**	**0**	**0**
06-22	**32**	**0**	**0**	**0**	**0**	**5**	**3**	**2**	**5**	**4**	**6**	**4**	**1**	**1**	**0**	**1**	**0**	**0**	**0**	**0**	**0**	**0**	**0**	**0**	**0**	**0**	**0**	**0**	**0**
06-00	**32**	**0**	**0**	**0**	**0**	**5**	**3**	**2**	**5**	**4**	**6**	**4**	**1**	**1**	**0**	**1**	**0**	**0**	**0**	**0**	**0**	**0**	**0**	**0**	**0**	**0**	**0**	**0**	**0**
00-00	**32**	**0**	**0**	**0**	**0**	**5**	**3**	**2**	**5**	**4**	**6**	**4**	**1**	**1**	**0**	**1**	**0**	**0**	**0**	**0**	**0**	**0**	**0**	**0**	**0**	**0**	**0**	**0**	**0**

DRAFT

Site 73
Location LS08010, Att - Telepole, Lat 54.01017, Long -6.85781
Direction South

3279 / Meath/Cavan/Monaghan ATC's
October 2013
Automatic Traffic Count

Virtual Day (Partial days = 2.58)

Time	Total	Speed Bins (km/h)																											
		0 - 5	5 - 10	10 - 15	15 - 20	20 - 25	25 - 30	30 - 35	35 - 40	40 - 45	45 - 50	50 - 55	55 - 60	60 - 65	65 - 70	70 - 75	75 - 80	80 - 85	85 - 90	90 - 95	95 - 100	100 - 105	105 - 110	110 - 115	115 - 120	120 - 125	125 - 130	130 - 135	135 - 140
0000	1	0	0	0	0	0	0	1	0	0	0	0	0	0	0	0	0	0	0	0	0	0	0	0	0	0	0	0	0
0100	0	0	0	0	0	0	0	0	0	0	0	0	0	0	0	0	0	0	0	0	0	0	0	0	0	0	0	0	0
0200	1	0	0	0	0	0	1	0	0	0	0	0	0	0	0	0	0	0	0	0	0	0	0	0	0	0	0	0	0
0300	0	0	0	0	0	0	0	0	0	0	0	0	0	0	0	0	0	0	0	0	0	0	0	0	0	0	0	0	0
0400	0	0	0	0	0	0	0	0	0	0	0	0	0	0	0	0	0	0	0	0	0	0	0	0	0	0	0	0	0
0500	0	0	0	0	0	0	0	0	0	0	0	0	0	0	0	0	0	0	0	0	0	0	0	0	0	0	0	0	0
0600	0	0	0	0	0	0	0	0	0	0	0	0	0	0	0	0	0	0	0	0	0	0	0	0	0	0	0	0	0
0700	3	0	0	0	0	0	0	0	2	0	0	0	1	0	0	1	0	1	0	0	0	0	0	0	0	0	0	0	0
0800	**6**	**0**	**0**	**0**	**0**	**1**	**0**	**0**	**1**	**1**	**1**	**2**	**0**	**1**	**1**	**0**	**0**	**0**	**0**	**0**	**0**	**0**	**0**	**0**	**0**	**0**	**0**	**0**	**0**
0900	4	0	0	0	0	0	0	0	1	1	0	2	0	1	0	0	0	0	0	0	0	0	0	0	0	0	0	0	0
1000	4	0	0	0	0	1	0	0	0	1	2	0	0	0	0	0	0	0	0	0	0	0	0	0	0	0	0	0	0
1100	**6**	**0**	**0**	**0**	**0**	**1**	**0**	**0**	**2**	**1**	**2**	**0**	**0**	**0**	**0**	**0**	**0**	**0**	**0**	**0**	**0**	**0**	**0**	**0**	**0**	**0**	**0**	**0**	**0**
1200	**6**	**0**	**0**	**0**	**0**	**1**	**0**	**0**	**1**	**1**	**1**	**1**	**0**	**0**	**0**	**0**	**0**	**0**	**0**	**0**	**0**	**0**	**0**	**0**	**0**	**0**	**0**	**0**	**0**
1300	2	0	0	0	0	0	1	0	0	0	0	0	0	0	0	0	0	0	0	0	0	0	0	0	0	0	0	0	0
1400	4	0	0	0	0	0	0	1	0	2	1	1	0	0	0	0	0	0	0	0	0	0	0	0	0	0	0	0	0
1500	5	0	0	0	0	0	0	0	1	2	1	0	0	0	0	0	0	0	0	0	0	0	0	0	0	0	0	0	0
1600	**6**	**0**	**0**	**0**	**0**	**0**	**0**	**0**	**1**	**2**	**1**	**1**	**0**	**0**	**0**	**0**	**0**	**0**	**0**	**0**	**0**	**0**	**0**	**0**	**0**	**0**	**0**	**0**	**0**
1700	3	0	0	0	0	0	1	0	1	0	0	0	0	0	0	0	0	0	0	0	0	0	0	0	0	0	0	0	0
1800	2	0	0	0	0	0	0	0	0	0	0	1	1	0	0	0	0	0	0	0	0	0	0	0	0	0	0	0	0
1900	1	0	0	0	0	0	0	0	0	0	0	0	0	0	0	0	0	0	0	0	0	0	0	0	0	0	0	0	0
2000	2	0	0	0	0	0	0	0	0	0	0	0	0	0	1	0	0	0	0	0	0	0	0	0	0	0	0	0	0
2100	1	0	0	0	0	0	0	0	0	0	0	0	0	0	0	0	0	0	0	0	0	0	0	0	0	0	0	0	0
2200	1	0	0	0	0	0	0	0	0	1	0	0	0	0	0	0	0	0	0	0	0	0	0	0	0	0	0	0	0
2300	0	0	0	0	0	0	0	0	0	0	0	0	0	0	0	0	0	0	0	0	0	0	0	0	0	0	0	0	0
07-19	**51**	**0**	**0**	**0**	**0**	**4**	**2**	**1**	**10**	**11**	**9**	**8**	**2**	**2**	**1**	**1**	**0**	**1**	**0**	**0**	**0**	**0**	**0**	**0**	**0**	**0**	**0**	**0**	**0**
06-22	**55**	**0**	**0**	**0**	**0**	**4**	**2**	**1**	**10**	**11**	**9**	**8**	**2**	**2**	**2**	**1**	**0**	**1**	**0**	**0**	**0**	**0**	**0**	**0**	**0**	**0**	**0**	**0**	**0**
06-00	**56**	**0**	**0**	**0**	**0**	**4**	**2**	**1**	**10**	**12**	**9**	**8**	**2**	**2**	**2**	**1**	**0**	**1**	**0**	**0**	**0**	**0**	**0**	**0**	**0**	**0**	**0**	**0**	**0**
00-00	**58**	**0**	**0**	**0**	**0**	**4**	**3**	**2**	**10**	**12**	**9**	**8**	**2**	**2**	**2**	**1**	**0**	**1**	**0**	**0**	**0**	**0**	**0**	**0**	**0**	**0**	**0**	**0**	**0**

DRAFT

Site 73
Location LS08010, Att - Telepole, Lat 54.01017, Long -6.85781
Direction South

3279 / Meath/Cavan/Monaghan ATC's
October 2013
Automatic Traffic Count

Virtual Week (1)

Time	Total	Speed Bins (km/h)																											
		0 - 5	5 - 10	10 - 15	15 - 20	20 - 25	25 - 30	30 - 35	35 - 40	40 - 45	45 - 50	50 - 55	55 - 60	60 - 65	65 - 70	70 - 75	75 - 80	80 - 85	85 - 90	90 - 95	95 - 100	100 - 105	105 - 110	110 - 115	115 - 120	120 - 125	125 - 130	130 - 135	135 - 140
Mon	0	0	0	0	0	0	0	0	0	0	0	0	0	0	0	0	0	0	0	0	0	0	0	0	0	0	0	0	0
Tue	0	0	0	0	0	0	0	0	0	0	0	0	0	0	0	0	0	0	0	0	0	0	0	0	0	0	0	0	0
Wed	55	0	0	0	1	1	5	3	7	15	12	6	1	2	2	0	0	0	0	0	0	0	0	0	0	0	0	0	0
Thu	72	1	0	0	1	1	3	1	12	12	11	16	4	5	3	1	0	1	0	0	0	0	0	0	0	0	0	0	0
Fri	32	0	0	0	0	5	3	2	5	4	6	4	1	1	0	1	0	0	0	0	0	0	0	0	0	0	0	0	0
|Sat	0	0	0	0	0	0	0	0	0	0	0	0	0	0	0	0	0	0	0	0	0	0	0	0	0	0	0	0	0
|Sun	0	0	0	0	0	0	0	0	0	0	0	0	0	0	0	0	0	0	0	0	0	0	0	0	0	0	0	0	0
5 Day Ave.	**53**	**0**	**0**	**0**	**1**	**2**	**4**	**2**	**8**	**10**	**10**	**9**	**2**	**3**	**2**	**1**	**0**	**0**	**0**	**0**	**0**	**0**	**0**	**0**	**0**	**0**	**0**	**0**	**0**
7 Day Ave.	**58**	**0**	**0**	**0**	**0**	**4**	**3**	**2**	**10**	**12**	**9**	**8**	**2**	**2**	**2**	**1**	**0**	**1**	**0**	**0**	**0**	**0**	**0**	**0**	**0**	**0**	**0**	**0**	**0**
Total	**159**	**1**	**0**	**0**	**2**	**7**	**11**	**6**	**24**	**31**	**29**	**26**	**6**	**8**	**5**	**2**	**0**	**1**	**0**	**0**	**0**	**0**	**0**	**0**	**0**	**0**	**0**	**0**	**0**

Summary Graphs

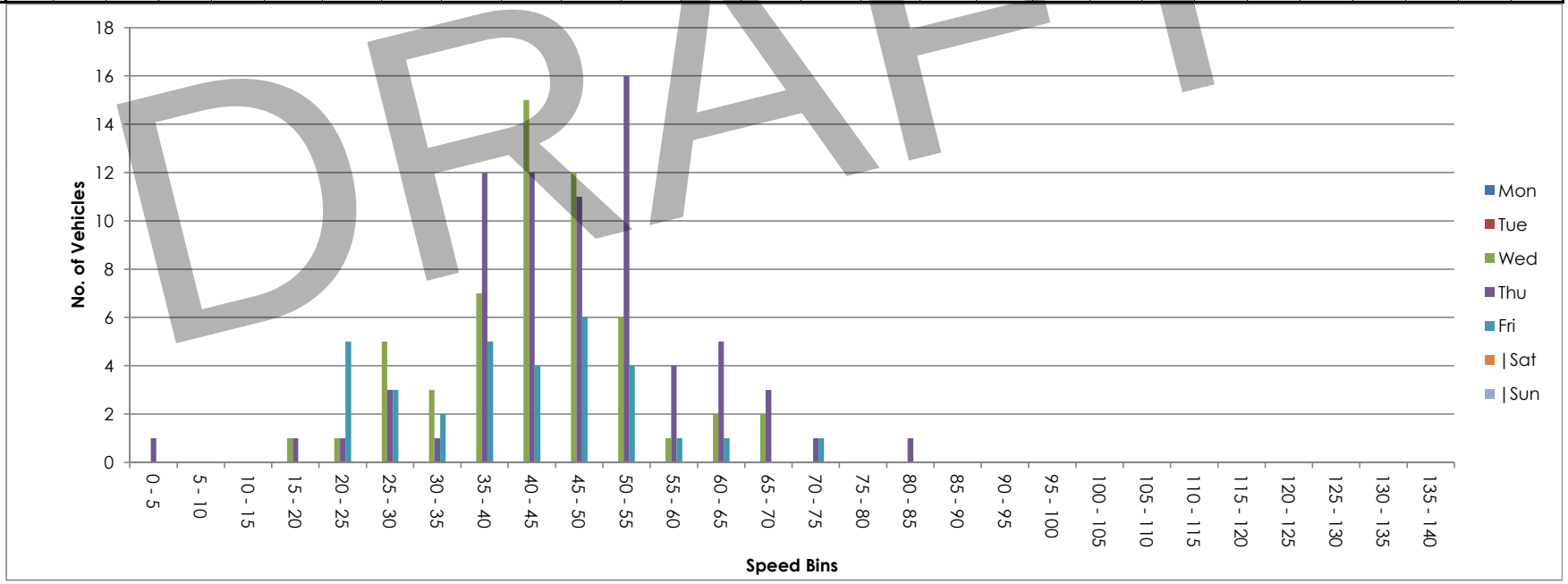

DRAFT

Site 73
Location LS08010, Att - Telepole, Lat 54.01017, Long -6.85781
Direction Two way

3279 / Meath/Cavan/Monaghan ATC's
October 2013
Automatic Traffic Count

Wed, 9 October 2013

Time	Total	Classification												>PSL	>PSL%	>SL1	>SL1%	>SL2	>SL2%	Mean	Vpp
		1 MCL	2 SV	3 SVT	4 TB2	5 TB3	6 T4	7 ART3	8 ART4	9 ART5	10 ART6	11 BD	12 DRT	80	80	85 +5kph	85 +5kph	90 +10kph	90 +10kph		85
0000	0	0	0	0	0	0	0	0	0	0	0	0	0	0	0	0	0	0	0	0	0
0100	0	0	0	0	0	0	0	0	0	0	0	0	0	0	0	0	0	0	0	0	0
0200	0	0	0	0	0	0	0	0	0	0	0	0	0	0	0	0	0	0	0	0	0
0300	0	0	0	0	0	0	0	0	0	0	0	0	0	0	0	0	0	0	0	0	0
0400	0	0	0	0	0	0	0	0	0	0	0	0	0	0	0	0	0	0	0	0	0
0500	0	0	0	0	0	0	0	0	0	0	0	0	0	0	0	0	0	0	0	0	0
0600	0	0	0	0	0	0	0	0	0	0	0	0	0	0	0	0	0	0	0	0	0
0700	0	0	0	0	0	0	0	0	0	0	0	0	0	0	0	0	0	0	0	0	0
0800	0	0	0	0	0	0	0	0	0	0	0	0	0	0	0	0	0	0	0	0	0
0900	0	0	0	0	0	0	0	0	0	0	0	0	0	0	0	0	0	0	0	0	0
1000	3	0	2	0	0	1	0	0	0	0	0	0	0	0	0	0	0	0	0	24.5	-
1100	**11**	**0**	**6**	**0**	**3**	**1**	**1**	**0**	**0**	**0**	**0**	**0**	**0**	**0**	**0**	**0**	**0**	**0**	**0**	**40.8**	**46.8**
1200	14	0	8	0	0	3	1	0	0	1	1	0	0	0	0	0	0	0	0	45.2	53.3
1300	2	0	2	0	0	0	0	0	0	0	0	0	0	0	0	0	0	0	0	51.9	-
1400	12	0	5	0	2	3	0	0	0	1	1	0	0	0	0	0	0	0	0	43.4	51.8
1500	15	0	10	0	2	1	2	0	0	0	0	0	0	0	0	0	0	0	0	41.9	52.6
1600	**17**	**0**	**13**	**0**	**2**	**0**	**2**	**0**	**0**	**0**	**0**	**0**	**0**	**0**	**0**	**0**	**0**	**0**	**0**	**51.9**	**58**
1700	9	0	7	0	1	0	0	1	0	0	0	0	0	0	0	0	0	0	0	43.9	-
1800	2	0	1	0	1	0	0	0	0	0	0	0	0	0	0	0	0	0	0	55.1	-
1900	6	0	6	0	0	0	0	0	0	0	0	0	0	0	0	0	0	0	0	58.2	-
2000	9	0	9	0	0	0	0	0	0	0	0	0	0	0	0	0	0	0	0	54.6	-
2100	1	0	1	0	0	0	0	0	0	0	0	0	0	0	0	0	0	0	0	44.4	-
2200	5	0	5	0	0	0	0	0	0	0	0	0	0	0	0	0	0	0	0	51.1	-
2300	0	0	0	0	0	0	0	0	0	0	0	0	0	0	0	0	0	0	0	-	-
07-19	**85**	**0**	**54**	**0**	**11**	**9**	**6**	**1**	**0**	**2**	**2**	**0**	**0**	**0**	**0**	**0**	**0**	**0**	**0**	**44.7**	**55.1**
06-22	**101**	**0**	**70**	**0**	**11**	**9**	**6**	**1**	**0**	**2**	**2**	**0**	**0**	**0**	**0**	**0**	**0**	**0**	**0**	**46.4**	**55.8**
06-00	**106**	**0**	**75**	**0**	**11**	**9**	**6**	**1**	**0**	**2**	**2**	**0**	**0**	**0**	**0**	**0**	**0**	**0**	**0**	**46.6**	**57.2**
00-00	**106**	**0**	**75**	**0**	**11**	**9**	**6**	**1**	**0**	**2**	**2**	**0**	**0**	**0**	**0**	**0**	**0**	**0**	**0**	**46.6**	**57.2**

DRAFT

Site 73
Location LS08010, Att - Telepole, Lat 54.01017, Long -6.85781
Direction Two way

3279 / Meath/Cavan/Monaghan ATC's
October 2013
Automatic Traffic Count

Thu, 10 October 2013

Time	Total	Classification												>PSL	>PSL%	>SL1	>SL1%	>SL2	>SL2%	Mean	Vpp
		1 MCL	2 SV	3 SVT	4 TB2	5 TB3	6 T4	7 ART3	8 ART4	9 ART5	10 ART6	11 BD	12 DRT	80	80	85 +5kph	85 +5kph	90 +10kph	90 +10kph		85
0000	2	0	2	0	0	0	0	0	0	0	0	0	0	0	0	0	0	0	0	33	-
0100	0	0	0	0	0	0	0	0	0	0	0	0	0	0	0	0	0	0	0	-	-
0200	1	0	1	0	0	0	0	0	0	0	0	0	0	0	0	0	0	0	0	28.5	-
0300	0	0	0	0	0	0	0	0	0	0	0	0	0	0	0	0	0	0	0	-	-
0400	0	0	0	0	0	0	0	0	0	0	0	0	0	0	0	0	0	0	0	-	-
0500	0	0	0	0	0	0	0	0	0	0	0	0	0	0	0	0	0	0	0	-	-
0600	0	0	0	0	0	0	0	0	0	0	0	0	0	0	0	0	0	0	0	-	-
0700	7	0	7	0	0	0	0	0	0	0	0	0	0	1	14.3	0	0	0	0	51.8	-
0800	9	0	5	0	2	0	2	0	0	0	0	0	0	0	0	0	0	0	0	52.2	-
0900	11	0	2	0	2	2	5	0	0	0	0	0	0	0	0	0	0	0	0	50.4	55.4
1000	9	0	2	0	0	0	7	0	0	0	0	0	0	0	0	0	0	0	0	43.4	-
1100	**13**	**0**	**9**	**1**	**0**	**0**	**3**	**0**	**0**	**0**	**0**	**0**	**0**	**0**	**0**	**0**	**0**	**0**	**0**	**44.8**	**60.1**
1200	12	0	6	0	1	0	5	0	0	0	0	0	0	0	0	0	0	0	0	43	53.6
1300	7	0	3	0	0	0	4	0	0	0	0	0	0	0	0	0	0	0	0	48.5	-
1400	8	0	1	2	0	0	5	0	0	0	0	0	0	0	0	0	0	0	0	52.4	-
1500	12	0	4	0	1	0	7	0	0	0	0	0	0	0	0	0	0	0	0	50.5	55.8
1600	**20**	**0**	**13**	**0**	**1**	**0**	**6**	**0**	**0**	**0**	**0**	**0**	**0**	**0**	**0**	**0**	**0**	**0**	**0**	**46.7**	**58**
1700	3	0	1	0	1	0	1	0	0	0	0	0	0	0	0	0	0	0	0	45.4	-
1800	5	0	3	1	1	0	0	0	0	0	0	0	0	0	0	0	0	0	0	47.6	-
1900	5	0	4	0	1	0	0	0	0	0	0	0	0	0	0	0	0	0	0	53.4	-
2000	5	0	5	0	0	0	0	0	0	0	0	0	0	0	0	0	0	0	0	58.6	-
2100	4	0	4	0	0	0	0	0	0	0	0	0	0	0	0	0	0	0	0	64.8	-
2200	4	0	4	0	0	0	0	0	0	0	0	0	0	0	0	0	0	0	0	50.6	-
2300	3	0	3	0	0	0	0	0	0	0	0	0	0	0	0	0	0	0	0	48.5	-
07-19	**116**	**0**	**56**	**4**	**9**	**2**	**45**	**0**	**0**	**0**	**0**	**0**	**0**	**1**	**0.9**	**0**	**0**	**0**	**0**	**47.8**	**60.1**
06-22	**130**	**0**	**69**	**4**	**10**	**2**	**45**	**0**	**0**	**0**	**0**	**0**	**0**	**1**	**0.8**	**0**	**0**	**0**	**0**	**49**	**61.2**
06-00	**137**	**0**	**76**	**4**	**10**	**2**	**45**	**0**	**0**	**0**	**0**	**0**	**0**	**1**	**0.7**	**0**	**0**	**0**	**0**	**49**	**60.8**
00-00	**140**	**0**	**79**	**4**	**10**	**2**	**45**	**0**	**0**	**0**	**0**	**0**	**0**	**1**	**0.7**	**0**	**0**	**0**	**0**	**48.7**	**60.8**

DRAFT

Site 73
Location LS08010, Att - Telepole, Lat 54.01017, Long -6.85781
Direction Two way

3279 / Meath/Cavan/Monaghan ATC's
October 2013
Automatic Traffic Count

Fri, 11 October 2013

Time	Total	Classification												>PSL	>PSL%	>SL1	>SL1%	>SL2	>SL2%	Mean	Vpp
		1 MCL	2 SV	3 SVT	4 TB2	5 TB3	6 T4	7 ART3	8 ART4	9 ART5	10 ART6	11 BD	12 DRT	80	80	85 +5kph	85 +5kph	90 +10kph	90 +10kph		85
0000	0	0	0	0	0	0	0	0	0	0	0	0	0	0	0	0	0	0	0	-	-
0100	0	0	0	0	0	0	0	0	0	0	0	0	0	0	0	0	0	0	0	-	-
0200	0	0	0	0	0	0	0	0	0	0	0	0	0	0	0	0	0	0	0	-	-
0300	0	0	0	0	0	0	0	0	0	0	0	0	0	0	0	0	0	0	0	-	-
0400	0	0	0	0	0	0	0	0	0	0	0	0	0	0	0	0	0	0	0	-	-
0500	0	0	0	0	0	0	0	0	0	0	0	0	0	0	0	0	0	0	0	-	-
0600	0	0	0	0	0	0	0	0	0	0	0	0	0	0	0	0	0	0	0	-	-
0700	7	0	6	0	0	0	1	0	0	0	0	0	0	0	0	0	0	0	0	54.2	-
0800	9	0	5	0	1	0	3	0	0	0	0	0	0	0	0	0	0	0	0	44.3	-
0900	6	0	1	0	1	0	4	0	0	0	0	0	0	0	0	0	0	0	0	46.8	-
1000	**12**	**0**	**5**	**0**	**1**	**0**	**4**	**0**	**1**	**0**	**1**	**0**	**0**	**0**	**0**	**0**	**0**	**0**	**0**	**44.7**	**54**
1100	**12**	**0**	**5**	**1**	**0**	**2**	**4**	**0**	**0**	**0**	**0**	**0**	**0**	**0**	**0**	**0**	**0**	**0**	**0**	**39.6**	**44.3**
1200	**8**	**0**	**4**	**1**	**0**	**0**	**2**	**0**	**0**	**1**	**0**	**0**	**0**	**0**	**0**	**0**	**0**	**0**	**0**	**32**	**-**
1300	4	0	4	0	0	0	0	0	0	0	0	0	0	0	0	0	0	0	0	34	-
1400	0	0	0	0	0	0	0	0	0	0	0	0	0	0	0	0	0	0	0	0	0
1500	0	0	0	0	0	0	0	0	0	0	0	0	0	0	0	0	0	0	0	0	0
1600	0	0	0	0	0	0	0	0	0	0	0	0	0	0	0	0	0	0	0	0	0
1700	0	0	0	0	0	0	0	0	0	0	0	0	0	0	0	0	0	0	0	0	0
1800	0	0	0	0	0	0	0	0	0	0	0	0	0	0	0	0	0	0	0	0	0
1900	0	0	0	0	0	0	0	0	0	0	0	0	0	0	0	0	0	0	0	0	0
2000	0	0	0	0	0	0	0	0	0	0	0	0	0	0	0	0	0	0	0	0	0
2100	0	0	0	0	0	0	0	0	0	0	0	0	0	0	0	0	0	0	0	0	0
2200	0	0	0	0	0	0	0	0	0	0	0	0	0	0	0	0	0	0	0	0	0
2300	0	0	0	0	0	0	0	0	0	0	0	0	0	0	0	0	0	0	0	0	0
07-19	**58**	**0**	**30**	**2**	**3**	**2**	**18**	**0**	**1**	**1**	**1**	**0**	**0**	**0**	**0**	**0**	**0**	**0**	**0**	**42.5**	**54**
06-22	**58**	**0**	**30**	**2**	**3**	**2**	**18**	**0**	**1**	**1**	**1**	**0**	**0**	**0**	**0**	**0**	**0**	**0**	**0**	**42.5**	**54**
06-00	**58**	**0**	**30**	**2**	**3**	**2**	**18**	**0**	**1**	**1**	**1**	**0**	**0**	**0**	**0**	**0**	**0**	**0**	**0**	**42.5**	**54**
00-00	**58**	**0**	**30**	**2**	**3**	**2**	**18**	**0**	**1**	**1**	**1**	**0**	**0**	**0**	**0**	**0**	**0**	**0**	**0**	**42.5**	**54**

DRAFT

Site 73
Location LS08010, Att - Telepole, Lat 54.01017, Long -6.85781
Direction Two way

3279 / Meath/Cavan/Monaghan ATC's
October 2013
Automatic Traffic Count

Virtual Day (Partial days = 2.58)

Time	Total	Classification												>PSL	>PSL%	>SL1	>SL1%	>SL2	>SL2%	Mean	Vpp
		1 MCL	2 SV	3 SVT	4 TB2	5 TB3	6 T4	7 ART3	8 ART4	9 ART5	10 ART6	11 BD	12 DRT	80	80	85 +5kph	85 +5kph	90 +10kph	90 +10kph		85
0000	1	0	1	0	0	0	0	0	0	0	0	0	0	0	0	0	0	0	0	33	-
0100	0	0	0	0	0	0	0	0	0	0	0	0	0	0	0	0	0	0	0	-	-
0200	1	0	1	0	0	0	0	0	0	0	0	0	0	0	0	0	0	0	0	28.5	-
0300	0	0	0	0	0	0	0	0	0	0	0	0	0	0	0	0	0	0	0	-	-
0400	0	0	0	0	0	0	0	0	0	0	0	0	0	0	0	0	0	0	0	-	-
0500	0	0	0	0	0	0	0	0	0	0	0	0	0	0	0	0	0	0	0	-	-
0600	0	0	0	0	0	0	0	0	0	0	0	0	0	0	0	0	0	0	0	-	-
0700	7	0	7	0	0	0	1	0	0	0	0	0	0	1	7.1	0	0	0	0	53	-
0800	9	0	5	0	2	0	3	0	0	0	0	0	0	0	0	0	0	0	0	48.2	-
0900	9	0	2	0	2	1	5	0	0	0	0	0	0	0	0	0	0	0	0	49.1	-
1000	8	0	3	0	0	0	4	0	0	0	0	0	0	0	0	0	0	0	0	41.7	-
1100	**12**	**0**	**7**	**1**	**1**	**1**	**3**	**0**	**0**	**0**	**0**	**0**	**0**	**0**	**0**	**0**	**0**	**0**	**0**	**41.8**	**48.6**
1200	11	0	6	0	0	1	3	0	0	1	0	0	0	0	0	0	0	0	0	41.3	53.3
1300	4	0	3	0	0	0	1	0	0	0	0	0	0	0	0	0	0	0	0	44.6	-
1400	7	0	2	1	1	1	2	0	0	0	0	0	0	0	0	0	0	0	0	47	-
1500	9	0	5	0	1	0	3	0	0	0	0	0	0	0	0	0	0	0	0	45.7	-
1600	**12**	**0**	**9**	**0**	**1**	**0**	**3**	**0**	**0**	**0**	**0**	**0**	**0**	**0**	**0**	**0**	**0**	**0**	**0**	**49.1**	**58**
1700	4	0	3	0	1	0	0	0	0	0	0	0	0	0	0	0	0	0	0	44.3	-
1800	2	0	1	0	1	0	0	0	0	0	0	0	0	0	0	0	0	0	0	49.8	-
1900	4	0	3	0	0	0	0	0	0	0	0	0	0	0	0	0	0	0	0	56	-
2000	5	0	5	0	0	0	0	0	0	0	0	0	0	0	0	0	0	0	0	56.1	-
2100	2	0	2	0	0	0	0	0	0	0	0	0	0	0	0	0	0	0	0	60.7	-
2200	3	0	3	0	0	0	0	0	0	0	0	0	0	0	0	0	0	0	0	50.9	-
2300	1	0	1	0	0	0	0	0	0	0	0	0	0	0	0	0	0	0	0	48.5	-
07-19	**94**	**0**	**53**	**2**	**10**	**4**	**28**	**0**	**0**	**1**	**0**	**0**	**0**	**1**	**1.06383**	**0**	**0**	**0**	**0**	**46.35**	**53.3**
06-22	**105**	**0**	**63**	**2**	**10**	**4**	**28**	**0**	**0**	**1**	**0**	**0**	**0**	**1**	**0.95238**	**0**	**0**	**0**	**0**	**48.2**	**53.3**
06-00	**109**	**0**	**67**	**2**	**10**	**4**	**28**	**0**	**0**	**1**	**0**	**0**	**0**	**1**	**0.91743**	**0**	**0**	**0**	**0**	**48.5**	**53.3**
00-00	**111**	**0**	**69**	**2**	**10**	**4**	**28**	**0**	**0**	**1**	**0**	**0**	**0**	**1**	**0.9009**	**0**	**0**	**0**	**0**	**48.2**	**53.3**

DRAFT

Site 73
Location LS08010, Att - Telepole, Lat 54.01017, Long -6.85781
Direction Two way

3279 / Meath/Cavan/Monaghan ATC's
October 2013
Automatic Traffic Count

Virtual Week (1)

Time	Total	Classification												>PSL	>PSL%	>SL1	>SL1%	>SL2	>SL2%	Mean	Vpp
		1 MCL	2 SV	3 SVT	4 TB2	5 TB3	6 T4	7 ART3	8 ART4	9 ART5	10 ART6	11 BD	12 DRT	80	80	85 +5kph	85 +5kph	90 +10kph	90 +10kph		85
Mon	0	0	0	0	0	0	0	0	0	0	0	0	0	0	0	0	0	0	0	-	-
Tue	0	0	0	0	0	0	0	0	0	0	0	0	0	0	0	0	0	0	0	-	-
Wed	106	0	75	0	11	9	6	1	0	2	2	0	0	0	0	0	0	0	0	46.6	57.2
Thu	140	0	79	4	10	2	45	0	0	0	0	0	0	1	0.7	0	0	0	0	48.7	60.8
Fri	58	0	30	2	3	2	18	0	1	1	1	0	0	0	0	0	0	0	0	42.5	54
| Sat	0	0	0	0	0	0	0	0	0	0	0	0	0	0	0	0	0	0	0	-	-
| Sun	0	0	0	0	0	0	0	0	0	0	0	0	0	0	0	0	0	0	0	-	-
5 Day Ave.	**101**	**0**	**61**	**2**	**8**	**4**	**23**	**0**	**0**	**1**	**1**	**0**	**0**	**0**	**0.0**	**0**	**0.0**	**0**	**0.0**	**45.9**	**57.3**
7 Day Ave.	**111**	**0**	**69**	**2**	**10**	**4**	**28**	**0**	**0**	**1**	**0**	**0**	**0**	**1**	**0.9**	**0**	**0.0**	**0**	**0.0**	**48.2**	**53.3**
Total	**304**	**0**	**184**	**6**	**24**	**13**	**69**	**1**	**1**	**3**	**3**	**0**	**0**	**1**	**0.3**	**0**	**0.0**	**0**	**0.0**	**46.7**	**58.0**

Summary Graphs

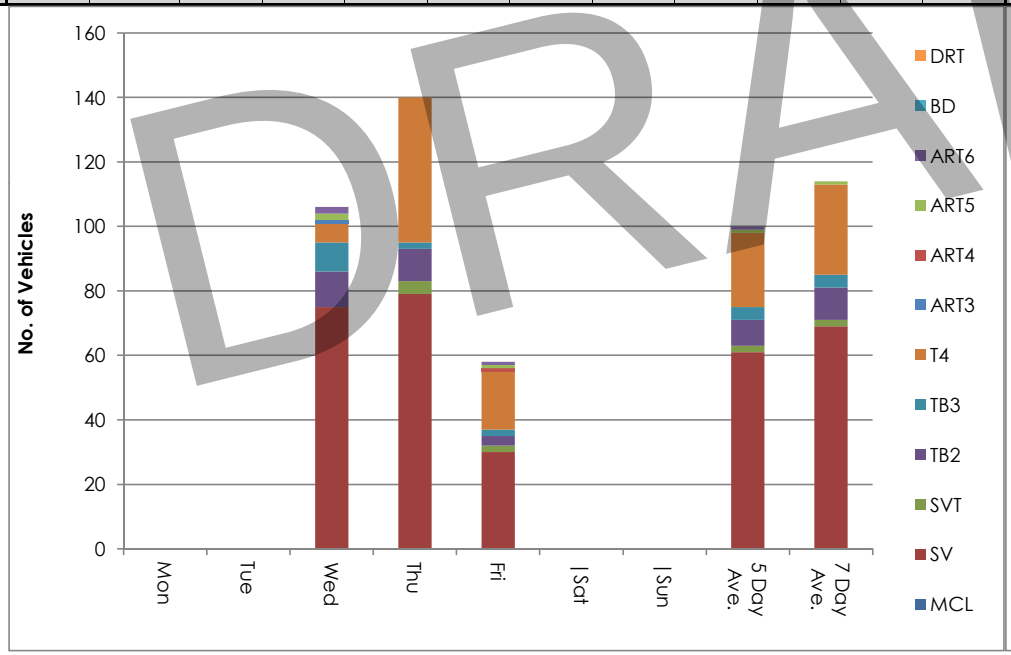

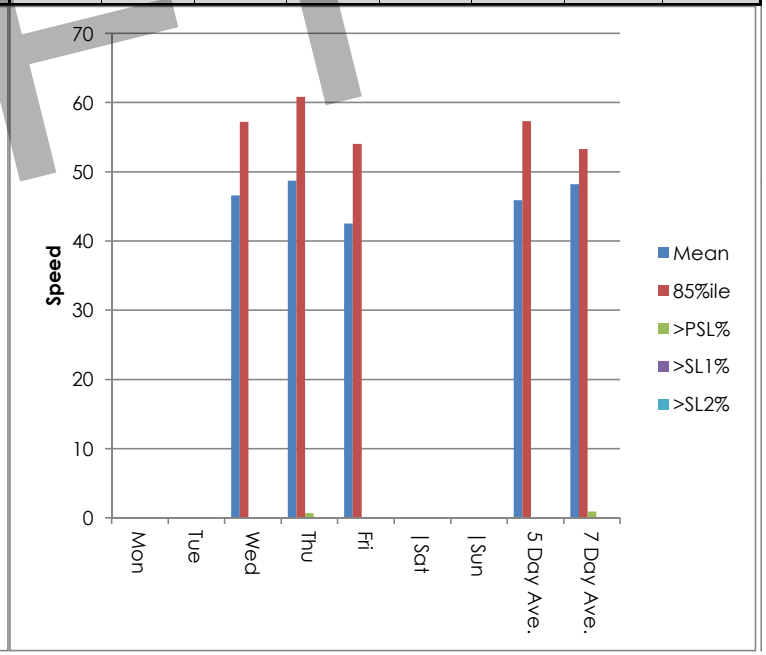

DRAFT

Site 73
Location LS08010, Att - Telepole, Lat 54.01017, Long -6.85781
Direction Two way

3279 / Meath/Cavan/Monaghan ATC's
October 2013
Automatic Traffic Count

Wed, 9 October 2013

Time	Total	Speed Bins (km/h)																											
		0 - 5	5 - 10	10 - 15	15 - 20	20 - 25	25 - 30	30 - 35	35 - 40	40 - 45	45 - 50	50 - 55	55 - 60	60 - 65	65 - 70	70 - 75	75 - 80	80 - 85	85 - 90	90 - 95	95 - 100	100 - 105	105 - 110	110 - 115	115 - 120	120 - 125	125 - 130	130 - 135	135 - 140
0000	0	0	0	0	0	0	0	0	0	0	0	0	0	0	0	0	0	0	0	0	0	0	0	0	0	0	0	0	0
0100	0	0	0	0	0	0	0	0	0	0	0	0	0	0	0	0	0	0	0	0	0	0	0	0	0	0	0	0	0
0200	0	0	0	0	0	0	0	0	0	0	0	0	0	0	0	0	0	0	0	0	0	0	0	0	0	0	0	0	0
0300	0	0	0	0	0	0	0	0	0	0	0	0	0	0	0	0	0	0	0	0	0	0	0	0	0	0	0	0	0
0400	0	0	0	0	0	0	0	0	0	0	0	0	0	0	0	0	0	0	0	0	0	0	0	0	0	0	0	0	0
0500	0	0	0	0	0	0	0	0	0	0	0	0	0	0	0	0	0	0	0	0	0	0	0	0	0	0	0	0	0
0600	0	0	0	0	0	0	0	0	0	0	0	0	0	0	0	0	0	0	0	0	0	0	0	0	0	0	0	0	0
0700	0	0	0	0	0	0	0	0	0	0	0	0	0	0	0	0	0	0	0	0	0	0	0	0	0	0	0	0	0
0800	0	0	0	0	0	0	0	0	0	0	0	0	0	0	0	0	0	0	0	0	0	0	0	0	0	0	0	0	0
0900	0	0	0	0	0	0	0	0	0	0	0	0	0	0	0	0	0	0	0	0	0	0	0	0	0	0	0	0	0
1000	3	1	0	0	0	0	1	0	0	0	1	0	0	0	0	0	0	0	0	0	0	0	0	0	0	0	0	0	0
1100	**11**	**0**	**0**	**0**	**0**	**1**	**0**	**2**	**1**	**3**	**3**	**0**	**1**	**0**	**0**	**0**	**0**	**0**	**0**	**0**	**0**	**0**	**0**	**0**	**0**	**0**	**0**	**0**	**0**
1200	14	0	0	0	0	0	2	0	1	4	3	2	1	0	1	0	0	0	0	0	0	0	0	0	0	0	0	0	0
1300	2	0	0	0	0	0	0	0	0	0	1	1	0	0	0	0	0	0	0	0	0	0	0	0	0	0	0	0	0
1400	12	0	0	0	1	0	0	2	0	3	3	2	0	1	0	0	0	0	0	0	0	0	0	0	0	0	0	0	0
1500	15	0	1	0	0	0	1	0	2	5	3	3	0	0	0	0	0	0	0	0	0	0	0	0	0	0	0	0	0
1600	**17**	**0**	**0**	**0**	**0**	**0**	**0**	**0**	**1**	**2**	**4**	**4**	**3**	**2**	**1**	**0**	**0**	**0**	**0**	**0**	**0**	**0**	**0**	**0**	**0**	**0**	**0**	**0**	**0**
1700	9	0	0	0	0	0	2	0	2	1	1	0	1	1	1	0	0	0	0	0	0	0	0	0	0	0	0	0	0
1800	2	0	0	0	0	0	0	0	0	0	0	1	1	0	0	0	0	0	0	0	0	0	0	0	0	0	0	0	0
1900	6	0	0	0	0	0	0	0	0	1	0	3	0	0	0	1	1	0	0	0	0	0	0	0	0	0	0	0	0
2000	9	0	0	0	0	0	0	0	0	0	3	4	0	0	1	1	0	0	0	0	0	0	0	0	0	0	0	0	0
2100	1	0	0	0	0	0	0	0	0	1	0	0	0	0	0	0	0	0	0	0	0	0	0	0	0	0	0	0	0
2200	5	0	0	0	0	0	0	0	1	1	0	1	1	0	1	0	0	0	0	0	0	0	0	0	0	0	0	0	0
2300	0	0	0	0	0	0	0	0	0	0	0	0	0	0	0	0	0	0	0	0	0	0	0	0	0	0	0	0	0
07-19	**85**	**1**	**1**	**0**	**1**	**1**	**6**	**4**	**7**	**18**	**19**	**13**	**7**	**4**	**3**	**0**	**0**	**0**	**0**	**0**	**0**	**0**	**0**	**0**	**0**	**0**	**0**	**0**	**0**
06-22	**101**	**1**	**1**	**0**	**1**	**1**	**6**	**4**	**7**	**20**	**22**	**20**	**7**	**4**	**4**	**2**	**1**	**0**	**0**	**0**	**0**	**0**	**0**	**0**	**0**	**0**	**0**	**0**	**0**
06-00	**106**	**1**	**1**	**0**	**1**	**1**	**6**	**4**	**8**	**21**	**22**	**21**	**8**	**4**	**5**	**2**	**1**	**0**	**0**	**0**	**0**	**0**	**0**	**0**	**0**	**0**	**0**	**0**	**0**
00-00	**106**	**1**	**1**	**0**	**1**	**1**	**6**	**4**	**8**	**21**	**22**	**21**	**8**	**4**	**5**	**2**	**1**	**0**	**0**	**0**	**0**	**0**	**0**	**0**	**0**	**0**	**0**	**0**	**0**

DRAFT

Site 73
Location LS08010, Att - Telepole, Lat 54.01017, Long -6.85781
Direction Two way

3279 / Meath/Cavan/Monaghan ATC's
October 2013
Automatic Traffic Count

Thu, 10 October 2013

Time	Total	Speed Bins (km/h)																											
		0 - 5	5 - 10	10 - 15	15 - 20	20 - 25	25 - 30	30 - 35	35 - 40	40 - 45	45 - 50	50 - 55	55 - 60	60 - 65	65 - 70	70 - 75	75 - 80	80 - 85	85 - 90	90 - 95	95 - 100	100 - 105	105 - 110	110 - 115	115 - 120	120 - 125	125 - 130	130 - 135	135 - 140
0000	2	0	0	0	0	0	0	1	1	0	0	0	0	0	0	0	0	0	0	0	0	0	0	0	0	0	0	0	0
0100	0	0	0	0	0	0	0	0	0	0	0	0	0	0	0	0	0	0	0	0	0	0	0	0	0	0	0	0	0
0200	1	0	0	0	0	0	1	0	0	0	0	0	0	0	0	0	0	0	0	0	0	0	0	0	0	0	0	0	0
0300	0	0	0	0	0	0	0	0	0	0	0	0	0	0	0	0	0	0	0	0	0	0	0	0	0	0	0	0	0
0400	0	0	0	0	0	0	0	0	0	0	0	0	0	0	0	0	0	0	0	0	0	0	0	0	0	0	0	0	0
0500	0	0	0	0	0	0	0	0	0	0	0	0	0	0	0	0	0	0	0	0	0	0	0	0	0	0	0	0	0
0600	0	0	0	0	0	0	0	0	0	0	0	0	0	0	0	0	0	0	0	0	0	0	0	0	0	0	0	0	0
0700	7	0	0	0	0	0	0	0	3	0	1	0	1	1	0	0	0	1	0	0	0	0	0	0	0	0	0	0	0
0800	9	0	0	0	0	0	0	1	1	0	0	4	1	1	1	0	0	0	0	0	0	0	0	0	0	0	0	0	0
0900	11	0	0	0	0	0	0	0	2	1	2	3	1	2	0	0	0	0	0	0	0	0	0	0	0	0	0	0	0
1000	9	0	0	0	0	1	0	1	1	1	2	3	0	0	0	0	0	0	0	0	0	0	0	0	0	0	0	0	0
1100	**13**	**0**	**0**	**1**	**0**	**0**	**0**	**2**	**1**	**1**	**5**	**0**	**0**	**2**	**1**	**0**	**0**	**0**	**0**	**0**	**0**	**0**	**0**	**0**	**0**	**0**	**0**	**0**	**0**
1200	12	1	0	0	0	1	0	0	3	0	1	4	1	1	0	0	0	0	0	0	0	0	0	0	0	0	0	0	0
1300	7	0	0	0	0	0	1	1	0	1	0	2	0	1	1	0	0	0	0	0	0	0	0	0	0	0	0	0	0
1400	8	0	0	0	0	0	0	0	0	2	2	1	1	2	0	0	0	0	0	0	0	0	0	0	0	0	0	0	0
1500	12	0	0	0	0	0	0	0	1	1	4	2	3	1	0	0	0	0	0	0	0	0	0	0	0	0	0	0	0
1600	**20**	**0**	**0**	**0**	**0**	**0**	**1**	**0**	**3**	**5**	**4**	**3**	**1**	**2**	**1**	**0**	**0**	**0**	**0**	**0**	**0**	**0**	**0**	**0**	**0**	**0**	**0**	**0**	**0**
1700	3	0	0	0	0	0	0	0	1	0	1	1	0	0	0	0	0	0	0	0	0	0	0	0	0	0	0	0	0
1800	5	0	0	0	1	0	0	0	0	0	0	3	1	0	0	0	0	0	0	0	0	0	0	0	0	0	0	0	0
1900	5	0	0	0	0	0	0	0	0	2	0	1	0	1	1	0	0	0	0	0	0	0	0	0	0	0	0	0	0
2000	5	0	0	0	0	0	0	0	0	1	0	0	2	0	2	0	0	0	0	0	0	0	0	0	0	0	0	0	0
2100	4	0	0	0	0	0	0	0	0	0	0	0	1	1	1	1	0	0	0	0	0	0	0	0	0	0	0	0	0
2200	4	0	0	0	0	0	0	0	0	1	1	2	0	0	0	0	0	0	0	0	0	0	0	0	0	0	0	0	0
2300	3	0	0	0	1	0	0	0	0	0	0	1	0	0	0	0	1	0	0	0	0	0	0	0	0	0	0	0	0
07-19	**116**	**1**	**0**	**1**	**1**	**2**	**2**	**5**	**16**	**12**	**22**	**26**	**10**	**13**	**4**	**0**	**0**	**1**	**0**	**0**	**0**	**0**	**0**	**0**	**0**	**0**	**0**	**0**	**0**
06-22	**130**	**1**	**0**	**1**	**1**	**2**	**2**	**5**	**16**	**15**	**22**	**27**	**13**	**15**	**8**	**1**	**0**	**1**	**0**	**0**	**0**	**0**	**0**	**0**	**0**	**0**	**0**	**0**	**0**
06-00	**137**	**1**	**0**	**1**	**2**	**2**	**2**	**5**	**16**	**16**	**23**	**30**	**13**	**15**	**8**	**1**	**1**	**1**	**0**	**0**	**0**	**0**	**0**	**0**	**0**	**0**	**0**	**0**	**0**
00-00	**140**	**1**	**0**	**1**	**2**	**2**	**3**	**6**	**17**	**16**	**23**	**30**	**13**	**15**	**8**	**1**	**1**	**1**	**0**	**0**	**0**	**0**	**0**	**0**	**0**	**0**	**0**	**0**	**0**

DRAFT

Site 73
Location LS08010, Att - Telepole, Lat 54.01017, Long -6.85781
Direction Two way

3279 / Meath/Cavan/Monaghan ATC's
October 2013
Automatic Traffic Count

Fri, 11 October 2013

Time	Total	Speed Bins (km/h)																											
		0 - 5	5 - 10	10 - 15	15 - 20	20 - 25	25 - 30	30 - 35	35 - 40	40 - 45	45 - 50	50 - 55	55 - 60	60 - 65	65 - 70	70 - 75	75 - 80	80 - 85	85 - 90	90 - 95	95 - 100	100 - 105	105 - 110	110 - 115	115 - 120	120 - 125	125 - 130	130 - 135	135 - 140
0000	0	0	0	0	0	0	0	0	0	0	0	0	0	0	0	0	0	0	0	0	0	0	0	0	0	0	0	0	0
0100	0	0	0	0	0	0	0	0	0	0	0	0	0	0	0	0	0	0	0	0	0	0	0	0	0	0	0	0	0
0200	0	0	0	0	0	0	0	0	0	0	0	0	0	0	0	0	0	0	0	0	0	0	0	0	0	0	0	0	0
0300	0	0	0	0	0	0	0	0	0	0	0	0	0	0	0	0	0	0	0	0	0	0	0	0	0	0	0	0	0
0400	0	0	0	0	0	0	0	0	0	0	0	0	0	0	0	0	0	0	0	0	0	0	0	0	0	0	0	0	0
0500	0	0	0	0	0	0	0	0	0	0	0	0	0	0	0	0	0	0	0	0	0	0	0	0	0	0	0	0	0
0600	0	0	0	0	0	0	0	0	0	0	0	0	0	0	0	0	0	0	0	0	0	0	0	0	0	0	0	0	0
0700	7	0	0	0	0	0	0	0	2	0	0	1	3	0	0	1	0	0	0	0	0	0	0	0	0	0	0	0	0
0800	9	0	0	0	0	1	0	1	1	2	1	2	0	1	0	0	0	0	0	0	0	0	0	0	0	0	0	0	0
0900	6	0	0	0	0	0	0	0	1	1	1	3	0	0	0	0	0	0	0	0	0	0	0	0	0	0	0	0	0
1000	**12**	**0**	**0**	**0**	**0**	**1**	**0**	**1**	**1**	**2**	**3**	**3**	**1**	**0**	**0**	**0**	**0**	**0**	**0**	**0**	**0**	**0**	**0**	**0**	**0**	**0**	**0**	**0**	**0**
1100	**12**	**0**	**0**	**0**	**0**	**1**	**0**	**2**	**4**	**3**	**1**	**0**	**1**	**0**	**0**	**0**	**0**	**0**	**0**	**0**	**0**	**0**	**0**	**0**	**0**	**0**	**0**	**0**	**0**
1200	**8**	**0**	**0**	**0**	**1**	**2**	**1**	**1**	**1**	**0**	**2**	**0**	**0**	**0**	**0**	**0**	**0**	**0**	**0**	**0**	**0**	**0**	**0**	**0**	**0**	**0**	**0**	**0**	**0**
1300	4	0	0	0	0	0	3	0	0	0	0	1	0	0	0	0	0	0	0	0	0	0	0	0	0	0	0	0	0
1400	0	0	0	0	0	0	0	0	0	0	0	0	0	0	0	0	0	0	0	0	0	0	0	0	0	0	0	0	0
1500	0	0	0	0	0	0	0	0	0	0	0	0	0	0	0	0	0	0	0	0	0	0	0	0	0	0	0	0	0
1600	0	0	0	0	0	0	0	0	0	0	0	0	0	0	0	0	0	0	0	0	0	0	0	0	0	0	0	0	0
1700	0	0	0	0	0	0	0	0	0	0	0	0	0	0	0	0	0	0	0	0	0	0	0	0	0	0	0	0	0
1800	0	0	0	0	0	0	0	0	0	0	0	0	0	0	0	0	0	0	0	0	0	0	0	0	0	0	0	0	0
1900	0	0	0	0	0	0	0	0	0	0	0	0	0	0	0	0	0	0	0	0	0	0	0	0	0	0	0	0	0
2000	0	0	0	0	0	0	0	0	0	0	0	0	0	0	0	0	0	0	0	0	0	0	0	0	0	0	0	0	0
2100	0	0	0	0	0	0	0	0	0	0	0	0	0	0	0	0	0	0	0	0	0	0	0	0	0	0	0	0	0
2200	0	0	0	0	0	0	0	0	0	0	0	0	0	0	0	0	0	0	0	0	0	0	0	0	0	0	0	0	0
2300	0	0	0	0	0	0	0	0	0	0	0	0	0	0	0	0	0	0	0	0	0	0	0	0	0	0	0	0	0
07-19	**58**	**0**	**0**	**0**	**1**	**5**	**4**	**5**	**10**	**8**	**8**	**10**	**5**	**1**	**0**	**1**	**0**	**0**	**0**	**0**	**0**	**0**	**0**	**0**	**0**	**0**	**0**	**0**	**0**
06-22	**58**	**0**	**0**	**0**	**1**	**5**	**4**	**5**	**10**	**8**	**8**	**10**	**5**	**1**	**0**	**1**	**0**	**0**	**0**	**0**	**0**	**0**	**0**	**0**	**0**	**0**	**0**	**0**	**0**
06-00	**58**	**0**	**0**	**0**	**1**	**5**	**4**	**5**	**10**	**8**	**8**	**10**	**5**	**1**	**0**	**1**	**0**	**0**	**0**	**0**	**0**	**0**	**0**	**0**	**0**	**0**	**0**	**0**	**0**
00-00	**58**	**0**	**0**	**0**	**1**	**5**	**4**	**5**	**10**	**8**	**8**	**10**	**5**	**1**	**0**	**1**	**0**	**0**	**0**	**0**	**0**	**0**	**0**	**0**	**0**	**0**	**0**	**0**	**0**

DRAFT

Site 73
Location LS08010, Att - Telepole, Lat 54.01017, Long -6.85781
Direction Two way

3279 / Meath/Cavan/Monaghan ATC's
October 2013
Automatic Traffic Count

Virtual Day (Partial days = 2.58)

Time	Total	Speed Bins (km/h)																											
		0 - 5	5 - 10	10 - 15	15 - 20	20 - 25	25 - 30	30 - 35	35 - 40	40 - 45	45 - 50	50 - 55	55 - 60	60 - 65	65 - 70	70 - 75	75 - 80	80 - 85	85 - 90	90 - 95	95 - 100	100 - 105	105 - 110	110 - 115	115 - 120	120 - 125	125 - 130	130 - 135	135 - 140
0000	1	0	0	0	0	0	0	1	1	0	0	0	0	0	0	0	0	0	0	0	0	0	0	0	0	0	0	0	0
0100	0	0	0	0	0	0	0	0	0	0	0	0	0	0	0	0	0	0	0	0	0	0	0	0	0	0	0	0	0
0200	1	0	0	0	0	0	1	0	0	0	0	0	0	0	0	0	0	0	0	0	0	0	0	0	0	0	0	0	0
0300	0	0	0	0	0	0	0	0	0	0	0	0	0	0	0	0	0	0	0	0	0	0	0	0	0	0	0	0	0
0400	0	0	0	0	0	0	0	0	0	0	0	0	0	0	0	0	0	0	0	0	0	0	0	0	0	0	0	0	0
0500	0	0	0	0	0	0	0	0	0	0	0	0	0	0	0	0	0	0	0	0	0	0	0	0	0	0	0	0	0
0600	0	0	0	0	0	0	0	0	0	0	0	0	0	0	0	0	0	0	0	0	0	0	0	0	0	0	0	0	0
0700	7	0	0	0	0	0	0	0	3	0	1	1	2	1	0	1	0	1	0	0	0	0	0	0	0	0	0	0	0
0800	9	0	0	0	0	1	0	1	1	1	1	3	1	1	1	0	0	0	0	0	0	0	0	0	0	0	0	0	0
0900	9	0	0	0	0	0	0	0	2	1	2	3	1	1	0	0	0	0	0	0	0	0	0	0	0	0	0	0	0
1000	8	0	0	0	0	1	0	1	1	1	2	2	0	0	0	0	0	0	0	0	0	0	0	0	0	0	0	0	0
1100	**12**	**0**	**0**	**0**	**0**	**1**	**0**	**2**	**2**	**2**	**3**	**0**	**1**	**1**	**0**	**0**	**0**	**0**	**0**	**0**	**0**	**0**	**0**	**0**	**0**	**0**	**0**	**0**	**0**
1200	11	0	0	0	0	1	1	0	2	1	2	2	1	0	0	0	0	0	0	0	0	0	0	0	0	0	0	0	0
1300	4	0	0	0	0	0	1	0	0	0	0	1	0	0	0	0	0	0	0	0	0	0	0	0	0	0	0	0	0
1400	7	0	0	0	0	0	0	1	0	2	2	1	0	1	0	0	0	0	0	0	0	0	0	0	0	0	0	0	0
1500	9	0	0	0	0	0	0	0	1	2	2	2	1	0	0	0	0	0	0	0	0	0	0	0	0	0	0	0	0
1600	**12**	**0**	**0**	**0**	**0**	**0**	**0**	**0**	**1**	**2**	**3**	**2**	**1**	**1**	**1**	**0**	**0**	**0**	**0**	**0**	**0**	**0**	**0**	**0**	**0**	**0**	**0**	**0**	**0**
1700	4	0	0	0	0	0	1	0	1	0	1	0	0	0	0	0	0	0	0	0	0	0	0	0	0	0	0	0	0
1800	2	0	0	0	0	0	0	0	0	0	0	1	1	0	0	0	0	0	0	0	0	0	0	0	0	0	0	0	0
1900	4	0	0	0	0	0	0	0	0	1	0	1	0	0	0	0	0	0	0	0	0	0	0	0	0	0	0	0	0
2000	5	0	0	0	0	0	0	0	0	0	1	1	1	0	1	0	0	0	0	0	0	0	0	0	0	0	0	0	0
2100	2	0	0	0	0	0	0	0	0	0	0	0	0	0	0	0	0	0	0	0	0	0	0	0	0	0	0	0	0
2200	3	0	0	0	0	0	0	0	0	1	0	1	0	0	0	0	0	0	0	0	0	0	0	0	0	0	0	0	0
2300	1	0	0	0	0	0	0	0	0	0	0	0	0	0	0	0	0	0	0	0	0	0	0	0	0	0	0	0	0
07-19	**94**	**0**	**0**	**0**	**0**	**4**	**3**	**5**	**14**	**12**	**19**	**18**	**9**	**6**	**2**	**1**	**0**	**1**	**0**	**0**	**0**	**0**	**0**	**0**	**0**	**0**	**0**	**0**	**0**
06-22	**105**	**0**	**0**	**0**	**0**	**4**	**3**	**5**	**14**	**13**	**20**	**20**	**10**	**6**	**3**	**1**	**0**	**1**	**0**	**0**	**0**	**0**	**0**	**0**	**0**	**0**	**0**	**0**	**0**
06-00	**109**	**0**	**0**	**0**	**0**	**4**	**3**	**5**	**14**	**14**	**20**	**21**	**10**	**6**	**3**	**1**	**0**	**1**	**0**	**0**	**0**	**0**	**0**	**0**	**0**	**0**	**0**	**0**	**0**
00-00	**111**	**0**	**0**	**0**	**0**	**4**	**4**	**6**	**15**	**14**	**20**	**21**	**10**	**6**	**3**	**1**	**0**	**1**	**0**	**0**	**0**	**0**	**0**	**0**	**0**	**0**	**0**	**0**	**0**

DRAFT

Site 73
Location LS08010, Att - Telepole, Lat 54.01017, Long -6.85781
Direction Two way

3279 / Meath/Cavan/Monaghan ATC's
October 2013
Automatic Traffic Count

Virtual Week (1)

Time	Total	Speed Bins (km/h)																											
		0 - 5	5 - 10	10 - 15	15 - 20	20 - 25	25 - 30	30 - 35	35 - 40	40 - 45	45 - 50	50 - 55	55 - 60	60 - 65	65 - 70	70 - 75	75 - 80	80 - 85	85 - 90	90 - 95	95 - 100	100 - 105	105 - 110	110 - 115	115 - 120	120 - 125	125 - 130	130 - 135	135 - 140
Mon	0	0	0	0	0	0	0	0	0	0	0	0	0	0	0	0	0	0	0	0	0	0	0	0	0	0	0	0	0
Tue	0	0	0	0	0	0	0	0	0	0	0	0	0	0	0	0	0	0	0	0	0	0	0	0	0	0	0	0	0
Wed	106	1	1	0	1	1	6	4	8	21	22	21	8	4	5	2	1	0	0	0	0	0	0	0	0	0	0	0	0
Thu	140	1	0	1	2	2	3	6	17	16	23	30	13	15	8	1	1	1	0	0	0	0	0	0	0	0	0	0	0
Fri	58	0	0	0	1	5	4	5	10	8	8	10	5	1	0	1	0	0	0	0	0	0	0	0	0	0	0	0	0
|Sat	0	0	0	0	0	0	0	0	0	0	0	0	0	0	0	0	0	0	0	0	0	0	0	0	0	0	0	0	0
|Sun	0	0	0	0	0	0	0	0	0	0	0	0	0	0	0	0	0	0	0	0	0	0	0	0	0	0	0	0	0
5 Day Ave.	**101**	**1**	**0**	**0**	**1**	**3**	**4**	**5**	**12**	**15**	**18**	**20**	**9**	**7**	**4**	**1**	**1**	**0**	**0**	**0**	**0**	**0**	**0**	**0**	**0**	**0**	**0**	**0**	**0**
7 Day Ave.	**111**	**0**	**0**	**0**	**0**	**4**	**4**	**6**	**15**	**14**	**20**	**21**	**10**	**6**	**3**	**1**	**0**	**1**	**0**	**0**	**0**	**0**	**0**	**0**	**0**	**0**	**0**	**0**	**0**
Total	**304**	**2**	**1**	**1**	**4**	**8**	**13**	**15**	**35**	**45**	**53**	**61**	**26**	**20**	**13**	**4**	**2**	**1**	**0**	**0**	**0**	**0**	**0**	**0**	**0**	**0**	**0**	**0**	**0**

Summary Graphs

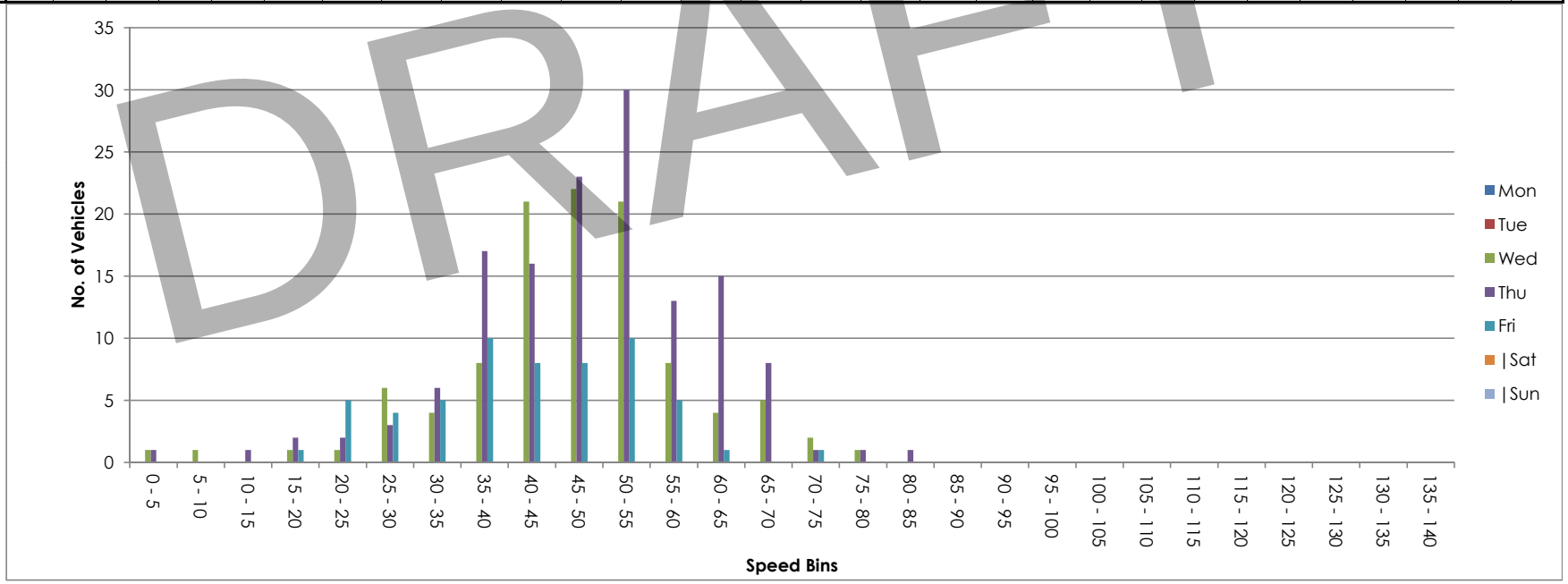

DRAFT



NDC NATIONWIDE DATA COLLECTION	**Site / Location:**	LS08011, Att - telepole, Lat 54.0168, Long -6.84871	**Project No:**	3279	**Photo No:**	3279-74	**Drawn By:** MOR
	Survey Date:	Tue, 8 October 2013 to Thu, 10 October 2013	**Project Name:**		Meath/Cavan/Monaghan ATC'S		
	Survey Times:	00:00 to 00(24):00	**Title:**		Site Photograph		

Site No.	Location.	Direction.	Speed Limit (km/h)	Start Date.	End Date.	Total Vehicles.	5 Day Ave.	7 Day Ave.	No. > Speed Limit.	%. > Speed Limit.	No. > Speed Limit1 (+5km/h).	%. > Speed Limit1 (+5km/h).	No. > Speed Limit1 (+10km/h).	%. > Speed Limit1 (+10km/h).	Mean Speed	85%ile Speed
74	LS08011, Att - telepole, Lat 54.0168, Long -6.84871	East	80	Tue, 8 October 2013	Thu, 10 October 2013	267	89	106	0	0.0	0	0.0	0	0.0	49.7	64.1
		West	80	Tue, 8 October 2013	Thu, 10 October 2013	283	94	112	0	0.0	0	0.0	0	0.0	50.2	63.0
		East West	80	Tue, 8 October 2013	Thu, 10 October 2013	550	183	216	0	0.0	0	0.0	0	0.0	50.0	63.7

DRAFT

Site 74
Location LS08011, Att - telepole, Lat 54.0168, Long -6.84871
Direction East

3279 / Meath/Cavan/Monaghan ATC's
October 2013
Automatic Traffic Count

Tue, 8 October 2013

Time	Total	Classification												>PSL	>PSL%	>SL1	>SL1%	>SL2	>SL2%	Mean	Vpp
		1 MCL	2 SV	3 SVT	4 TB2	5 TB3	6 T4	7 ART3	8 ART4	9 ART5	10 ART6	11 BD	12 DRT	80	80	85 +5kph	85 +5kph	90 +10kph	90 +10kph		85
0000	**0**	**0**	**0**	**0**	**0**	**0**	**0**	**0**	**0**	**0**	**0**	**0**	**0**	**0**	**0**	**0**	**0**	**0**	**0**	**0**	**0**
0100	**0**	**0**	**0**	**0**	**0**	**0**	**0**	**0**	**0**	**0**	**0**	**0**	**0**	**0**	**0**	**0**	**0**	**0**	**0**	**0**	**0**
0200	**0**	**0**	**0**	**0**	**0**	**0**	**0**	**0**	**0**	**0**	**0**	**0**	**0**	**0**	**0**	**0**	**0**	**0**	**0**	**0**	**0**
0300	**0**	**0**	**0**	**0**	**0**	**0**	**0**	**0**	**0**	**0**	**0**	**0**	**0**	**0**	**0**	**0**	**0**	**0**	**0**	**0**	**0**
0400	**0**	**0**	**0**	**0**	**0**	**0**	**0**	**0**	**0**	**0**	**0**	**0**	**0**	**0**	**0**	**0**	**0**	**0**	**0**	**0**	**0**
0500	**0**	**0**	**0**	**0**	**0**	**0**	**0**	**0**	**0**	**0**	**0**	**0**	**0**	**0**	**0**	**0**	**0**	**0**	**0**	**0**	**0**
0600	**0**	**0**	**0**	**0**	**0**	**0**	**0**	**0**	**0**	**0**	**0**	**0**	**0**	**0**	**0**	**0**	**0**	**0**	**0**	**0**	**0**
0700	**0**	**0**	**0**	**0**	**0**	**0**	**0**	**0**	**0**	**0**	**0**	**0**	**0**	**0**	**0**	**0**	**0**	**0**	**0**	**0**	**0**
0800	**0**	**0**	**0**	**0**	**0**	**0**	**0**	**0**	**0**	**0**	**0**	**0**	**0**	**0**	**0**	**0**	**0**	**0**	**0**	**0**	**0**
0900	**0**	**0**	**0**	**0**	**0**	**0**	**0**	**0**	**0**	**0**	**0**	**0**	**0**	**0**	**0**	**0**	**0**	**0**	**0**	**0**	**0**
1000	**0**	**0**	**0**	**0**	**0**	**0**	**0**	**0**	**0**	**0**	**0**	**0**	**0**	**0**	**0**	**0**	**0**	**0**	**0**	**0**	**0**
1100	**0**	**0**	**0**	**0**	**0**	**0**	**0**	**0**	**0**	**0**	**0**	**0**	**0**	**0**	**0**	**0**	**0**	**0**	**0**	**0**	**0**
1200	0	0	0	0	0	0	0	0	0	0	0	0	0	0	0	0	0	0	0	0	0
1300	3	0	3	0	0	0	0	0	0	0	0	0	0	0	0	0	0	0	0	33.1	-
1400	5	0	5	0	0	0	0	0	0	0	0	0	0	0	0	0	0	0	0	27.3	-
1500	2	0	1	1	0	0	0	0	0	0	0	0	0	0	0	0	0	0	0	44.4	-
1600	8	0	8	0	0	0	0	0	0	0	0	0	0	0	0	0	0	0	0	41.6	-
1700	**10**	**0**	**10**	**0**	**0**	**0**	**0**	**0**	**0**	**0**	**0**	**0**	**0**	**0**	**0**	**0**	**0**	**0**	**0**	**53**	**-**
1800	3	1	2	0	0	0	0	0	0	0	0	0	0	0	0	0	0	0	0	42.2	-
1900	8	0	5	1	2	0	0	0	0	0	0	0	0	0	0	0	0	0	0	54.6	-
2000	5	0	5	0	0	0	0	0	0	0	0	0	0	0	0	0	0	0	0	46.3	-
2100	3	0	2	0	1	0	0	0	0	0	0	0	0	0	0	0	0	0	0	54.3	-
2200	6	0	5	1	0	0	0	0	0	0	0	0	0	0	0	0	0	0	0	50.1	-
2300	1	0	1	0	0	0	0	0	0	0	0	0	0	0	0	0	0	0	0	63.2	-
07-19	**31**	**1**	**29**	**1**	**0**	**0**	**0**	**0**	**0**	**0**	**0**	**0**	**0**	**0**	**0**	**0**	**0**	**0**	**0**	**42.4**	**58.7**
06-22	**47**	**1**	**41**	**2**	**3**	**0**	**0**	**0**	**0**	**0**	**0**	**0**	**0**	**0**	**0**	**0**	**0**	**0**	**0**	**45.6**	**63.4**
06-00	**54**	**1**	**47**	**3**	**3**	**0**	**0**	**0**	**0**	**0**	**0**	**0**	**0**	**0**	**0**	**0**	**0**	**0**	**0**	**46.4**	**63.4**
00-00	**54**	**1**	**47**	**3**	**3**	**0**	**0**	**0**	**0**	**0**	**0**	**0**	**0**	**0**	**0**	**0**	**0**	**0**	**0**	**46.4**	**63.4**

DRAFT

Site 74
Location LS08011, Att - telepole, Lat 54.0168, Long -6.84871
Direction East

3279 / Meath/Cavan/Monaghan ATC's
October 2013
Automatic Traffic Count

Wed, 9 October 2013

Time	Total	Classification												>PSL	>PSL%	>SL1	>SL1%	>SL2	>SL2%	Mean	Vpp
		1 MCL	2 SV	3 SVT	4 TB2	5 TB3	6 T4	7 ART3	8 ART4	9 ART5	10 ART6	11 BD	12 DRT	80	80	85 +5kph	85 +5kph	90 +10kph	90 +10kph		85
0000	1	0	1	0	0	0	0	0	0	0	0	0	0	0	0	0	0	0	0	40.9	-
0100	0	0	0	0	0	0	0	0	0	0	0	0	0	0	0	0	0	0	0	-	-
0200	0	0	0	0	0	0	0	0	0	0	0	0	0	0	0	0	0	0	0	-	-
0300	0	0	0	0	0	0	0	0	0	0	0	0	0	0	0	0	0	0	0	-	-
0400	0	0	0	0	0	0	0	0	0	0	0	0	0	0	0	0	0	0	0	-	-
0500	0	0	0	0	0	0	0	0	0	0	0	0	0	0	0	0	0	0	0	-	-
0600	1	0	1	0	0	0	0	0	0	0	0	0	0	0	0	0	0	0	0	57.7	-
0700	7	0	7	0	0	0	0	0	0	0	0	0	0	0	0	0	0	0	0	52.2	-
0800	6	0	6	0	0	0	0	0	0	0	0	0	0	0	0	0	0	0	0	54	-
0900	**10**	**0**	**8**	**0**	**2**	**0**	**0**	**0**	**0**	**0**	**0**	**0**	**0**	**0**	**0**	**0**	**0**	**0**	**0**	**50.8**	**-**
1000	4	0	3	0	1	0	0	0	0	0	0	0	0	0	0	0	0	0	0	53.8	-
1100	9	0	8	0	1	0	0	0	0	0	0	0	0	0	0	0	0	0	0	40.8	-
1200	9	0	8	0	0	1	0	0	0	0	0	0	0	0	0	0	0	0	0	49.7	-
1300	5	0	4	0	0	0	1	0	0	0	0	0	0	0	0	0	0	0	0	59	-
1400	3	0	3	0	0	0	0	0	0	0	0	0	0	0	0	0	0	0	0	45	-
1500	2	0	2	0	0	0	0	0	0	0	0	0	0	0	0	0	0	0	0	33.3	-
1600	7	1	4	0	2	0	0	0	0	0	0	0	0	0	0	0	0	0	0	45.2	-
1700	**12**	**0**	**10**	**1**	**1**	**0**	**0**	**0**	**0**	**0**	**0**	**0**	**0**	**0**	**0**	**0**	**0**	**0**	**0**	**47.4**	**61.6**
1800	6	0	6	0	0	0	0	0	0	0	0	0	0	0	0	0	0	0	0	37.7	-
1900	8	0	6	0	2	0	0	0	0	0	0	0	0	0	0	0	0	0	0	59.7	-
2000	6	0	6	0	0	0	0	0	0	0	0	0	0	0	0	0	0	0	0	55.7	-
2100	3	0	1	2	0	0	0	0	0	0	0	0	0	0	0	0	0	0	0	39.8	-
2200	2	0	2	0	0	0	0	0	0	0	0	0	0	0	0	0	0	0	0	67.1	-
2300	0	0	0	0	0	0	0	0	0	0	0	0	0	0	0	0	0	0	0	-	-
07-19	**80**	**1**	**69**	**1**	**7**	**1**	**1**	**0**	**0**	**0**	**0**	**0**	**0**	**0**	**0**	**0**	**0**	**0**	**0**	**47.9**	**62.3**
06-22	**98**	**1**	**83**	**3**	**9**	**1**	**1**	**0**	**0**	**0**	**0**	**0**	**0**	**0**	**0**	**0**	**0**	**0**	**0**	**49.2**	**62.6**
06-00	**100**	**1**	**85**	**3**	**9**	**1**	**1**	**0**	**0**	**0**	**0**	**0**	**0**	**0**	**0**	**0**	**0**	**0**	**0**	**49.6**	**62.6**
00-00	**101**	**1**	**86**	**3**	**9**	**1**	**1**	**0**	**0**	**0**	**0**	**0**	**0**	**0**	**0**	**0**	**0**	**0**	**0**	**49.5**	**62.6**

DRAFT

Site 74
Location LS08011, Att - telepole, Lat 54.0168, Long -6.84871
Direction East

3279 / Meath/Cavan/Monaghan ATC's
October 2013
Automatic Traffic Count

Thu, 10 October 2013

Time	Total	Classification												>PSL	>PSL%	>SL1	>SL1%	>SL2	>SL2%	Mean	Vpp
		1 MCL	2 SV	3 SVT	4 TB2	5 TB3	6 T4	7 ART3	8 ART4	9 ART5	10 ART6	11 BD	12 DRT	80	80	85 +5kph	85 +5kph	90 +10kph	90 +10kph		85
0000	1	0	1	0	0	0	0	0	0	0	0	0	0	0	0	0	0	0	0	57.7	-
0100	1	0	0	0	1	0	0	0	0	0	0	0	0	0	0	0	0	0	0	74.8	-
0200	0	0	0	0	0	0	0	0	0	0	0	0	0	0	0	0	0	0	0	-	-
0300	0	0	0	0	0	0	0	0	0	0	0	0	0	0	0	0	0	0	0	-	-
0400	0	0	0	0	0	0	0	0	0	0	0	0	0	0	0	0	0	0	0	-	-
0500	0	0	0	0	0	0	0	0	0	0	0	0	0	0	0	0	0	0	0	-	-
0600	1	0	1	0	0	0	0	0	0	0	0	0	0	0	0	0	0	0	0	74.5	-
0700	8	0	8	0	0	0	0	0	0	0	0	0	0	0	0	0	0	0	0	50.3	-
0800	5	0	5	0	0	0	0	0	0	0	0	0	0	0	0	0	0	0	0	56.4	-
0900	**12**	**0**	**10**	**0**	**2**	**0**	**0**	**0**	**0**	**0**	**0**	**0**	**0**	**0**	**0**	**0**	**0**	**0**	**0**	**53.9**	**64.1**
1000	8	0	5	0	0	3	0	0	0	0	0	0	0	0	0	0	0	0	0	36.8	-
1100	3	0	2	1	0	0	0	0	0	0	0	0	0	0	0	0	0	0	0	46	-
1200	11	0	10	0	1	0	0	0	0	0	0	0	0	0	0	0	0	0	0	55.1	69.5
1300	8	0	8	0	0	0	0	0	0	0	0	0	0	0	0	0	0	0	0	55.9	-
1400	5	0	5	0	0	0	0	0	0	0	0	0	0	0	0	0	0	0	0	39.5	-
1500	5	0	4	1	0	0	0	0	0	0	0	0	0	0	0	0	0	0	0	50.6	-
1600	6	0	5	0	1	0	0	0	0	0	0	0	0	0	0	0	0	0	0	48.1	-
1700	6	0	6	0	0	0	0	0	0	0	0	0	0	0	0	0	0	0	0	56.7	-
1800	5	0	5	0	0	0	0	0	0	0	0	0	0	0	0	0	0	0	0	40.6	-
1900	**12**	**0**	**10**	**0**	**2**	**0**	**0**	**0**	**0**	**0**	**0**	**0**	**0**	**0**	**0**	**0**	**0**	**0**	**0**	**51.6**	**65.9**
2000	5	0	4	1	0	0	0	0	0	0	0	0	0	0	0	0	0	0	0	56.1	-
2100	5	0	5	0	0	0	0	0	0	0	0	0	0	0	0	0	0	0	0	52.7	-
2200	4	0	4	0	0	0	0	0	0	0	0	0	0	0	0	0	0	0	0	63	-
2300	1	0	1	0	0	0	0	0	0	0	0	0	0	0	0	0	0	0	0	48.3	-
07-19	**82**	**0**	**73**	**2**	**4**	**3**	**0**	**0**	**0**	**0**	**0**	**0**	**0**	**0**	**0**	**0**	**0**	**0**	**0**	**50**	**64.1**
06-22	**105**	**0**	**93**	**3**	**6**	**3**	**0**	**0**	**0**	**0**	**0**	**0**	**0**	**0**	**0**	**0**	**0**	**0**	**0**	**50.8**	**65.9**
06-00	**110**	**0**	**98**	**3**	**6**	**3**	**0**	**0**	**0**	**0**	**0**	**0**	**0**	**0**	**0**	**0**	**0**	**0**	**0**	**51.2**	**65.9**
00-00	**112**	**0**	**99**	**3**	**7**	**3**	**0**	**0**	**0**	**0**	**0**	**0**	**0**	**0**	**0**	**0**	**0**	**0**	**0**	**51.5**	**65.9**

DRAFT

Site 74
Location LS08011, Att - telepole, Lat 54.0168, Long -6.84871
Direction East

3279 / Meath/Cavan/Monaghan ATC's
October 2013
Automatic Traffic Count

Virtual Day (Partial days = 2.46)

Time	Total	Classification												>PSL	>PSL%	>SL1	>SL1%	>SL2	>SL2%	Mean	Vpp
		1 MCL	2 SV	3 SVT	4 TB2	5 TB3	6 T4	7 ART3	8 ART4	9 ART5	10 ART6	11 BD	12 DRT	80	80	85 +5kph	85 +5kph	90 +10kph	90 +10kph		85
0000	1	0	1	0	0	0	0	0	0	0	0	0	0	0	0	0	0	0	0	49.3	-
0100	1	0	0	0	1	0	0	0	0	0	0	0	0	0	0	0	0	0	0	74.8	-
0200	0	0	0	0	0	0	0	0	0	0	0	0	0	0	0	0	0	0	0	-	-
0300	0	0	0	0	0	0	0	0	0	0	0	0	0	0	0	0	0	0	0	-	-
0400	0	0	0	0	0	0	0	0	0	0	0	0	0	0	0	0	0	0	0	-	-
0500	0	0	0	0	0	0	0	0	0	0	0	0	0	0	0	0	0	0	0	-	-
0600	1	0	1	0	0	0	0	0	0	0	0	0	0	0	0	0	0	0	0	66.1	-
0700	8	0	8	0	0	0	0	0	0	0	0	0	0	0	0	0	0	0	0	51.2	-
0800	6	0	6	0	0	0	0	0	0	0	0	0	0	0	0	0	0	0	0	55.1	-
0900	**11**	**0**	**9**	**0**	**2**	**0**	**0**	**0**	**0**	**0**	**0**	**0**	**0**	**0**	**0**	**0**	**0**	**0**	**0**	**52.5**	**65.2**
1000	6	0	4	0	1	2	0	0	0	0	0	0	0	0	0	0	0	0	0	42.5	-
1100	6	0	5	1	1	0	0	0	0	0	0	0	0	0	0	0	0	0	0	42.1	-
1200	**10**	**0**	**9**	**0**	**1**	**1**	**0**	**0**	**0**	**0**	**0**	**0**	**0**	**0**	**0**	**0**	**0**	**0**	**0**	**52.7**	**-**
1300	5	0	5	0	0	0	0	0	0	0	0	0	0	0	0	0	0	0	0	52.6	-
1400	4	0	4	0	0	0	0	0	0	0	0	0	0	0	0	0	0	0	0	36.1	-
1500	3	0	2	1	0	0	0	0	0	0	0	0	0	0	0	0	0	0	0	45.4	-
1600	7	0	6	0	1	0	0	0	0	0	0	0	0	0	0	0	0	0	0	44.6	-
1700	9	0	9	0	0	0	0	0	0	0	0	0	0	0	0	0	0	0	0	51.4	-
1800	5	0	4	0	0	0	0	0	0	0	0	0	0	0	0	0	0	0	0	39.7	-
1900	9	0	7	0	2	0	0	0	0	0	0	0	0	0	0	0	0	0	0	54.7	-
2000	5	0	5	0	0	0	0	0	0	0	0	0	0	0	0	0	0	0	0	52.9	-
2100	4	0	3	1	0	0	0	0	0	0	0	0	0	0	0	0	0	0	0	49.6	-
2200	4	0	4	0	0	0	0	0	0	0	0	0	0	0	0	0	0	0	0	57.2	-
2300	1	0	1	0	0	0	0	0	0	0	0	0	0	0	0	0	0	0	0	55.8	-
07-19	**80**	**0**	**71**	**2**	**6**	**3**	**0**	**0**	**0**	**0**	**0**	**0**	**0**	**0**	**0**	**0**	**0**	**0**	**0**	**48.3**	**65.2**
06-22	**99**	**0**	**87**	**3**	**8**	**3**	**0**	**0**	**0**	**0**	**0**	**0**	**0**	**0**	**0**	**0**	**0**	**0**	**0**	**51.3**	**65.2**
06-00	**104**	**0**	**92**	**3**	**8**	**3**	**0**	**0**	**0**	**0**	**0**	**0**	**0**	**0**	**0**	**0**	**0**	**0**	**0**	**51.95**	**65.2**
00-00	**106**	**0**	**93**	**3**	**9**	**3**	**0**	**0**	**0**	**0**	**0**	**0**	**0**	**0**	**0**	**0**	**0**	**0**	**0**	**51.95**	**65.2**

DRAFT

Site 74
Location LS08011, Att - telepole, Lat 54.0168, Long -6.84871
Direction East

3279 / Meath/Cavan/Monaghan ATC's
October 2013
Automatic Traffic Count

Virtual Week (1)

Time	Total	Classification												>PSL	>PSL%	>SL1	>SL1%	>SL2	>SL2%	Mean	Vpp
		1 MCL	2 SV	3 SVT	4 TB2	5 TB3	6 T4	7 ART3	8 ART4	9 ART5	10 ART6	11 BD	12 DRT	80	80	85 +5kph	85 +5kph	90 +10kph	90 +10kph		85
Mon	0	0	0	0	0	0	0	0	0	0	0	0	0	0	0	0	0	0	0	-	-
Tue	54	1	47	3	3	0	0	0	0	0	0	0	0	0	0	0	0	0	0	46.4	63.4
Wed	101	1	86	3	9	1	1	0	0	0	0	0	0	0	0	0	0	0	0	49.5	62.6
Thu	112	0	99	3	7	3	0	0	0	0	0	0	0	0	0	0	0	0	0	51.5	65.9
Fri	0	0	0	0	0	0	0	0	0	0	0	0	0	0	0	0	0	0	0	-	-
| Sat	0	0	0	0	0	0	0	0	0	0	0	0	0	0	0	0	0	0	0	-	-
| Sun	0	0	0	0	0	0	0	0	0	0	0	0	0	0	0	0	0	0	0	-	-
5 Day Ave.	**89**	**1**	**77**	**3**	**6**	**1**	**0**	**0**	**0**	**0**	**0**	**0**	**0**	**0**	**0.0**	**0**	**0.0**	**0**	**0.0**	**49.1**	**64.0**
7 Day Ave.	**106**	**0**	**93**	**3**	**9**	**3**	**0**	**0**	**0**	**0**	**0**	**0**	**0**	**0**	**0.0**	**0**	**0.0**	**0**	**0.0**	**52.0**	**65.2**
Total	**267**	**2**	**232**	**9**	**19**	**4**	**1**	**0**	**0**	**0**	**0**	**0**	**0**	**0**	**0.0**	**0**	**0.0**	**0**	**0.0**	**49.7**	**64.1**

Summary Graphs

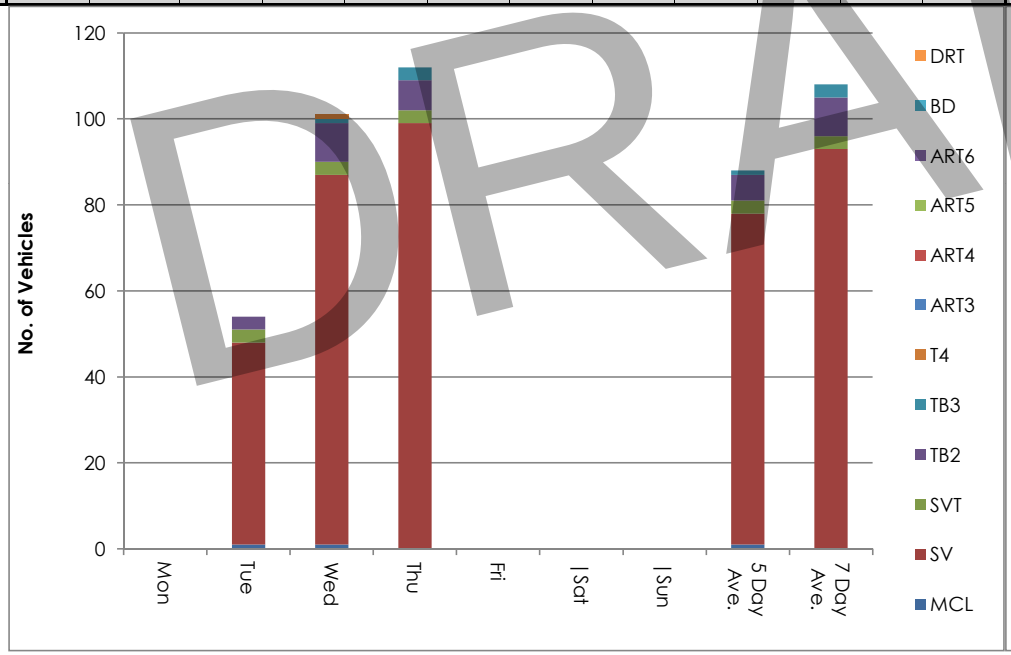

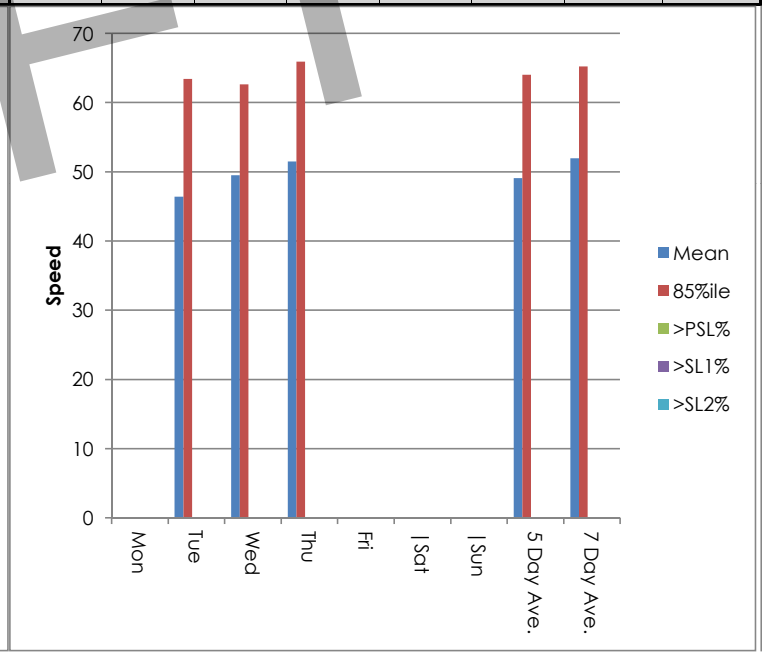

DRAFT

Site 74
Location LS08011, Att - telepole, Lat 54.0168, Long -6.84871
Direction East

3279 / Meath/Cavan/Monaghan ATC's
October 2013
Automatic Traffic Count

Tue, 8 October 2013

Time	Total	Speed Bins (km/h)																											
		0 - 5	5 - 10	10 - 15	15 - 20	20 - 25	25 - 30	30 - 35	35 - 40	40 - 45	45 - 50	50 - 55	55 - 60	60 - 65	65 - 70	70 - 75	75 - 80	80 - 85	85 - 90	90 - 95	95 - 100	100 - 105	105 - 110	110 - 115	115 - 120	120 - 125	125 - 130	130 - 135	135 - 140
0000	**0**	**0**	**0**	**0**	**0**	**0**	**0**	**0**	**0**	**0**	**0**	**0**	**0**	**0**	**0**	**0**	**0**	**0**	**0**	**0**	**0**	**0**	**0**	**0**	**0**	**0**	**0**	**0**	**0**
0100	**0**	**0**	**0**	**0**	**0**	**0**	**0**	**0**	**0**	**0**	**0**	**0**	**0**	**0**	**0**	**0**	**0**	**0**	**0**	**0**	**0**	**0**	**0**	**0**	**0**	**0**	**0**	**0**	**0**
0200	**0**	**0**	**0**	**0**	**0**	**0**	**0**	**0**	**0**	**0**	**0**	**0**	**0**	**0**	**0**	**0**	**0**	**0**	**0**	**0**	**0**	**0**	**0**	**0**	**0**	**0**	**0**	**0**	**0**
0300	**0**	**0**	**0**	**0**	**0**	**0**	**0**	**0**	**0**	**0**	**0**	**0**	**0**	**0**	**0**	**0**	**0**	**0**	**0**	**0**	**0**	**0**	**0**	**0**	**0**	**0**	**0**	**0**	**0**
0400	**0**	**0**	**0**	**0**	**0**	**0**	**0**	**0**	**0**	**0**	**0**	**0**	**0**	**0**	**0**	**0**	**0**	**0**	**0**	**0**	**0**	**0**	**0**	**0**	**0**	**0**	**0**	**0**	**0**
0500	**0**	**0**	**0**	**0**	**0**	**0**	**0**	**0**	**0**	**0**	**0**	**0**	**0**	**0**	**0**	**0**	**0**	**0**	**0**	**0**	**0**	**0**	**0**	**0**	**0**	**0**	**0**	**0**	**0**
0600	**0**	**0**	**0**	**0**	**0**	**0**	**0**	**0**	**0**	**0**	**0**	**0**	**0**	**0**	**0**	**0**	**0**	**0**	**0**	**0**	**0**	**0**	**0**	**0**	**0**	**0**	**0**	**0**	**0**
0700	**0**	**0**	**0**	**0**	**0**	**0**	**0**	**0**	**0**	**0**	**0**	**0**	**0**	**0**	**0**	**0**	**0**	**0**	**0**	**0**	**0**	**0**	**0**	**0**	**0**	**0**	**0**	**0**	**0**
0800	**0**	**0**	**0**	**0**	**0**	**0**	**0**	**0**	**0**	**0**	**0**	**0**	**0**	**0**	**0**	**0**	**0**	**0**	**0**	**0**	**0**	**0**	**0**	**0**	**0**	**0**	**0**	**0**	**0**
0900	**0**	**0**	**0**	**0**	**0**	**0**	**0**	**0**	**0**	**0**	**0**	**0**	**0**	**0**	**0**	**0**	**0**	**0**	**0**	**0**	**0**	**0**	**0**	**0**	**0**	**0**	**0**	**0**	**0**
1000	**0**	**0**	**0**	**0**	**0**	**0**	**0**	**0**	**0**	**0**	**0**	**0**	**0**	**0**	**0**	**0**	**0**	**0**	**0**	**0**	**0**	**0**	**0**	**0**	**0**	**0**	**0**	**0**	**0**
1100	**0**	**0**	**0**	**0**	**0**	**0**	**0**	**0**	**0**	**0**	**0**	**0**	**0**	**0**	**0**	**0**	**0**	**0**	**0**	**0**	**0**	**0**	**0**	**0**	**0**	**0**	**0**	**0**	**0**
1200	0	0	0	0	0	0	0	0	0	0	0	0	0	0	0	0	0	0	0	0	0	0	0	0	0	0	0	0	0	0
1300	3	0	0	1	0	0	0	0	1	0	1	0	0	0	0	0	0	0	0	0	0	0	0	0	0	0	0	0	0	0
1400	5	0	0	2	0	1	0	0	1	0	0	1	0	0	0	0	0	0	0	0	0	0	0	0	0	0	0	0	0	0
1500	2	0	0	0	0	0	0	1	0	0	0	1	0	0	0	0	0	0	0	0	0	0	0	0	0	0	0	0	0	0
1600	8	0	0	0	0	2	1	0	1	1	0	1	1	1	0	0	0	0	0	0	0	0	0	0	0	0	0	0	0	0
1700	**10**	**0**	**0**	**0**	**0**	**0**	**1**	**0**	**0**	**1**	**2**	**1**	**2**	**1**	**2**	**0**	**0**	**0**	**0**	**0**	**0**	**0**	**0**	**0**	**0**	**0**	**0**	**0**	**0**	**0**
1800	3	0	0	0	1	0	0	0	0	0	0	0	2	0	0	0	0	0	0	0	0	0	0	0	0	0	0	0	0	0
1900	8	0	0	0	0	0	0	1	1	0	1	0	1	3	1	0	0	0	0	0	0	0	0	0	0	0	0	0	0	0
2000	5	0	0	0	0	1	0	0	1	0	1	0	1	0	1	0	0	0	0	0	0	0	0	0	0	0	0	0	0	0
2100	3	0	0	0	0	0	0	0	0	1	0	0	2	0	0	0	0	0	0	0	0	0	0	0	0	0	0	0	0	0
2200	6	0	0	0	0	0	0	1	0	1	2	0	1	0	1	0	0	0	0	0	0	0	0	0	0	0	0	0	0	0
2300	1	0	0	0	0	0	0	0	0	0	0	0	0	1	0	0	0	0	0	0	0	0	0	0	0	0	0	0	0	0
07-19	**31**	**0**	**0**	**3**	**1**	**3**	**2**	**1**	**3**	**2**	**3**	**4**	**5**	**2**	**2**	**0**	**0**	**0**	**0**	**0**	**0**	**0**	**0**	**0**	**0**	**0**	**0**	**0**	**0**	**0**
06-22	**47**	**0**	**0**	**3**	**1**	**4**	**2**	**2**	**5**	**3**	**5**	**4**	**9**	**5**	**4**	**0**	**0**	**0**	**0**	**0**	**0**	**0**	**0**	**0**	**0**	**0**	**0**	**0**	**0**	**0**
06-00	**54**	**0**	**0**	**3**	**1**	**4**	**2**	**3**	**5**	**4**	**7**	**4**	**10**	**6**	**5**	**0**	**0**	**0**	**0**	**0**	**0**	**0**	**0**	**0**	**0**	**0**	**0**	**0**	**0**	**0**
00-00	**54**	**0**	**0**	**3**	**1**	**4**	**2**	**3**	**5**	**4**	**7**	**4**	**10**	**6**	**5**	**0**	**0**	**0**	**0**	**0**	**0**	**0**	**0**	**0**	**0**	**0**	**0**	**0**	**0**	**0**

DRAFT

Site 74
Location LS08011, Att - telepole, Lat 54.0168, Long -6.84871
Direction East

3279 / Meath/Cavan/Monaghan ATC's
October 2013
Automatic Traffic Count

Wed, 9 October 2013

Time	Total	Speed Bins (km/h)																											
		0 - 5	5 - 10	10 - 15	15 - 20	20 - 25	25 - 30	30 - 35	35 - 40	40 - 45	45 - 50	50 - 55	55 - 60	60 - 65	65 - 70	70 - 75	75 - 80	80 - 85	85 - 90	90 - 95	95 - 100	100 - 105	105 - 110	110 - 115	115 - 120	120 - 125	125 - 130	130 - 135	135 - 140
0000	1	0	0	0	0	0	0	0	0	1	0	0	0	0	0	0	0	0	0	0	0	0	0	0	0	0	0	0	0
0100	0	0	0	0	0	0	0	0	0	0	0	0	0	0	0	0	0	0	0	0	0	0	0	0	0	0	0	0	0
0200	0	0	0	0	0	0	0	0	0	0	0	0	0	0	0	0	0	0	0	0	0	0	0	0	0	0	0	0	0
0300	0	0	0	0	0	0	0	0	0	0	0	0	0	0	0	0	0	0	0	0	0	0	0	0	0	0	0	0	0
0400	0	0	0	0	0	0	0	0	0	0	0	0	0	0	0	0	0	0	0	0	0	0	0	0	0	0	0	0	0
0500	0	0	0	0	0	0	0	0	0	0	0	0	0	0	0	0	0	0	0	0	0	0	0	0	0	0	0	0	0
0600	1	0	0	0	0	0	0	0	0	0	0	0	1	0	0	0	0	0	0	0	0	0	0	0	0	0	0	0	0
0700	7	0	0	0	0	0	0	1	0	1	1	0	3	0	0	1	0	0	0	0	0	0	0	0	0	0	0	0	0
0800	6	0	0	0	0	0	0	0	1	0	1	0	2	2	0	0	0	0	0	0	0	0	0	0	0	0	0	0	0
0900	**10**	**0**	**0**	**0**	**0**	**0**	**1**	**1**	**2**	**0**	**1**	**1**	**1**	**1**	**1**	**0**	**1**	**0**	**0**	**0**	**0**	**0**	**0**	**0**	**0**	**0**	**0**	**0**	**0**
1000	4	0	0	0	0	0	0	0	0	1	0	2	0	0	1	0	0	0	0	0	0	0	0	0	0	0	0	0	0
1100	9	0	0	0	0	1	1	1	1	1	1	2	1	0	0	0	0	0	0	0	0	0	0	0	0	0	0	0	0
1200	9	0	0	0	0	0	0	0	1	2	1	2	2	1	0	0	0	0	0	0	0	0	0	0	0	0	0	0	0
1300	5	0	0	0	0	0	1	0	0	0	0	0	0	2	0	2	0	0	0	0	0	0	0	0	0	0	0	0	0
1400	3	0	0	0	0	0	0	0	0	2	1	0	0	0	0	0	0	0	0	0	0	0	0	0	0	0	0	0	0
1500	2	0	0	0	1	0	0	0	0	0	1	0	0	0	0	0	0	0	0	0	0	0	0	0	0	0	0	0	0
1600	7	0	0	0	1	0	0	0	1	1	2	0	1	0	1	0	0	0	0	0	0	0	0	0	0	0	0	0	0
1700	**12**	**0**	**0**	**0**	**0**	**0**	**2**	**1**	**0**	**1**	**3**	**1**	**1**	**2**	**1**	**0**	**0**	**0**	**0**	**0**	**0**	**0**	**0**	**0**	**0**	**0**	**0**	**0**	**0**
1800	6	0	0	0	0	1	1	0	1	2	1	0	0	0	0	0	0	0	0	0	0	0	0	0	0	0	0	0	0
1900	8	0	0	0	0	0	0	0	0	0	0	1	3	3	1	0	0	0	0	0	0	0	0	0	0	0	0	0	0
2000	6	0	0	0	0	0	0	0	0	0	1	2	1	2	0	0	0	0	0	0	0	0	0	0	0	0	0	0	0
2100	3	0	0	0	0	0	1	0	0	1	1	0	0	0	0	0	0	0	0	0	0	0	0	0	0	0	0	0	0
2200	2	0	0	0	0	0	0	0	0	0	0	0	0	1	0	1	0	0	0	0	0	0	0	0	0	0	0	0	0
2300	0	0	0	0	0	0	0	0	0	0	0	0	0	0	0	0	0	0	0	0	0	0	0	0	0	0	0	0	0
07-19	**80**	**0**	**0**	**0**	**2**	**2**	**6**	**4**	**7**	**11**	**13**	**8**	**11**	**8**	**4**	**3**	**1**	**0**	**0**	**0**	**0**	**0**	**0**	**0**	**0**	**0**	**0**	**0**	**0**
06-22	**98**	**0**	**0**	**0**	**2**	**2**	**7**	**4**	**7**	**12**	**15**	**11**	**16**	**13**	**5**	**3**	**1**	**0**	**0**	**0**	**0**	**0**	**0**	**0**	**0**	**0**	**0**	**0**	**0**
06-00	**100**	**0**	**0**	**0**	**2**	**2**	**7**	**4**	**7**	**12**	**15**	**11**	**16**	**14**	**5**	**4**	**1**	**0**	**0**	**0**	**0**	**0**	**0**	**0**	**0**	**0**	**0**	**0**	**0**
00-00	**101**	**0**	**0**	**0**	**2**	**2**	**7**	**4**	**7**	**13**	**15**	**11**	**16**	**14**	**5**	**4**	**1**	**0**	**0**	**0**	**0**	**0**	**0**	**0**	**0**	**0**	**0**	**0**	**0**

DRAFT

Site 74
Location LS08011, Att - telepole, Lat 54.0168, Long -6.84871
Direction East

3279 / Meath/Cavan/Monaghan ATC's
October 2013
Automatic Traffic Count

Thu, 10 October 2013

Time	Total	Speed Bins (km/h)																												
		0 - 5	5 - 10	10 - 15	15 - 20	20 - 25	25 - 30	30 - 35	35 - 40	40 - 45	45 - 50	50 - 55	55 - 60	60 - 65	65 - 70	70 - 75	75 - 80	80 - 85	85 - 90	90 - 95	95 - 100	100 - 105	105 - 110	110 - 115	115 - 120	120 - 125	125 - 130	130 - 135	135 - 140
0000	1	0	0	0	0	0	0	0	0	0	0	0	1	0	0	0	0	0	0	0	0	0	0	0	0	0	0	0	0	0
0100	1	0	0	0	0	0	0	0	0	0	0	0	0	0	0	1	0	0	0	0	0	0	0	0	0	0	0	0	0	0
0200	0	0	0	0	0	0	0	0	0	0	0	0	0	0	0	0	0	0	0	0	0	0	0	0	0	0	0	0	0	0
0300	0	0	0	0	0	0	0	0	0	0	0	0	0	0	0	0	0	0	0	0	0	0	0	0	0	0	0	0	0	0
0400	0	0	0	0	0	0	0	0	0	0	0	0	0	0	0	0	0	0	0	0	0	0	0	0	0	0	0	0	0	0
0500	0	0	0	0	0	0	0	0	0	0	0	0	0	0	0	0	0	0	0	0	0	0	0	0	0	0	0	0	0	0
0600	1	0	0	0	0	0	0	0	0	0	0	0	0	0	0	1	0	0	0	0	0	0	0	0	0	0	0	0	0	0
0700	8	0	0	0	0	0	0	1	1	1	0	2	1	1	1	0	0	0	0	0	0	0	0	0	0	0	0	0	0	0
0800	5	0	0	0	0	0	0	0	0	0	2	1	0	1	0	1	0	0	0	0	0	0	0	0	0	0	0	0	0	0
0900	**12**	**0**	**0**	**0**	**0**	**0**	**0**	**2**	**1**	**0**	**1**	**1**	**2**	**3**	**1**	**1**	**0**	**0**	**0**	**0**	**0**	**0**	**0**	**0**	**0**	**0**	**0**	**0**	**0**	**0**
1000	8	0	0	1	1	1	0	1	1	0	0	1	1	0	1	0	0	0	0	0	0	0	0	0	0	0	0	0	0	0
1100	3	0	0	0	0	0	1	0	0	1	0	0	0	1	0	0	0	0	0	0	0	0	0	0	0	0	0	0	0	0
1200	11	0	0	0	0	0	1	0	1	1	1	1	0	3	1	2	0	0	0	0	0	0	0	0	0	0	0	0	0	0
1300	8	0	0	0	0	0	0	0	0	0	3	1	1	1	1	1	0	0	0	0	0	0	0	0	0	0	0	0	0	0
1400	5	0	0	0	0	1	1	0	0	1	1	0	1	0	0	0	0	0	0	0	0	0	0	0	0	0	0	0	0	0
1500	5	0	0	0	0	0	0	0	2	0	0	0	2	1	0	0	0	0	0	0	0	0	0	0	0	0	0	0	0	0
1600	6	0	0	0	0	0	0	1	1	1	0	0	2	1	0	0	0	0	0	0	0	0	0	0	0	0	0	0	0	0
1700	6	0	0	0	0	0	0	0	0	0	1	1	3	1	0	0	0	0	0	0	0	0	0	0	0	0	0	0	0	0
1800	5	0	0	1	0	1	0	0	0	1	0	1	0	0	0	1	0	0	0	0	0	0	0	0	0	0	0	0	0	0
1900	**12**	**0**	**0**	**0**	**0**	**1**	**1**	**0**	**2**	**1**	**1**	**0**	**1**	**2**	**2**	**0**	**1**	**0**	**0**	**0**	**0**	**0**	**0**	**0**	**0**	**0**	**0**	**0**	**0**	**0**
2000	5	0	0	0	0	0	0	0	0	0	2	2	0	0	0	0	1	0	0	0	0	0	0	0	0	0	0	0	0	0
2100	5	0	0	0	0	0	1	0	0	1	0	0	1	0	2	0	0	0	0	0	0	0	0	0	0	0	0	0	0	0
2200	4	0	0	0	0	0	0	0	0	0	0	0	2	1	0	1	0	0	0	0	0	0	0	0	0	0	0	0	0	0
2300	1	0	0	0	0	0	0	0	0	0	1	0	0	0	0	0	0	0	0	0	0	0	0	0	0	0	0	0	0	0
07-19	**82**	**0**	**0**	**2**	**1**	**3**	**3**	**5**	**7**	**6**	**9**	**9**	**13**	**13**	**5**	**6**	**0**	**0**	**0**	**0**	**0**	**0**	**0**	**0**	**0**	**0**	**0**	**0**	**0**	**0**
06-22	**105**	**0**	**0**	**2**	**1**	**4**	**5**	**5**	**9**	**8**	**12**	**11**	**15**	**15**	**9**	**7**	**2**	**0**	**0**	**0**	**0**	**0**	**0**	**0**	**0**	**0**	**0**	**0**	**0**	**0**
06-00	**110**	**0**	**0**	**2**	**1**	**4**	**5**	**5**	**9**	**8**	**13**	**11**	**17**	**16**	**9**	**8**	**2**	**0**	**0**	**0**	**0**	**0**	**0**	**0**	**0**	**0**	**0**	**0**	**0**	**0**
00-00	**112**	**0**	**0**	**2**	**1**	**4**	**5**	**5**	**9**	**8**	**13**	**11**	**18**	**16**	**9**	**9**	**2**	**0**	**0**	**0**	**0**	**0**	**0**	**0**	**0**	**0**	**0**	**0**	**0**	**0**

DRAFT

Site 74
Location LS08011, Att - telepole, Lat 54.0168, Long -6.84871
Direction East

3279 / Meath/Cavan/Monaghan ATC's
October 2013
Automatic Traffic Count

Virtual Day (Partial days = 2.46)

Time	Total	Speed Bins (km/h)																												
		0 - 5	5 - 10	10 - 15	15 - 20	20 - 25	25 - 30	30 - 35	35 - 40	40 - 45	45 - 50	50 - 55	55 - 60	60 - 65	65 - 70	70 - 75	75 - 80	80 - 85	85 - 90	90 - 95	95 - 100	100 - 105	105 - 110	110 - 115	115 - 120	120 - 125	125 - 130	130 - 135	135 - 140
0000	1	0	0	0	0	0	0	0	0	1	0	0	1	0	0	0	0	0	0	0	0	0	0	0	0	0	0	0	0	0
0100	1	0	0	0	0	0	0	0	0	0	0	0	0	0	0	1	0	0	0	0	0	0	0	0	0	0	0	0	0	0
0200	0	0	0	0	0	0	0	0	0	0	0	0	0	0	0	0	0	0	0	0	0	0	0	0	0	0	0	0	0	0
0300	0	0	0	0	0	0	0	0	0	0	0	0	0	0	0	0	0	0	0	0	0	0	0	0	0	0	0	0	0	0
0400	0	0	0	0	0	0	0	0	0	0	0	0	0	0	0	0	0	0	0	0	0	0	0	0	0	0	0	0	0	0
0500	0	0	0	0	0	0	0	0	0	0	0	0	0	0	0	0	0	0	0	0	0	0	0	0	0	0	0	0	0	0
0600	1	0	0	0	0	0	0	0	0	0	0	0	1	0	0	1	0	0	0	0	0	0	0	0	0	0	0	0	0	0
0700	8	0	0	0	0	0	0	1	1	1	1	1	2	1	1	1	0	0	0	0	0	0	0	0	0	0	0	0	0	0
0800	6	0	0	0	0	0	0	0	1	0	2	1	1	2	0	1	0	0	0	0	0	0	0	0	0	0	0	0	0	0
0900	**11**	**0**	**0**	**0**	**0**	**0**	**1**	**2**	**2**	**0**	**1**	**1**	**2**	**2**	**1**	**1**	**1**	**0**	**0**	**0**	**0**	**0**	**0**	**0**	**0**	**0**	**0**	**0**	**0**	**0**
1000	6	0	0	1	1	1	0	1	1	1	0	2	1	0	1	0	0	0	0	0	0	0	0	0	0	0	0	0	0	0
1100	6	0	0	0	0	1	1	1	1	1	1	1	1	1	0	0	0	0	0	0	0	0	0	0	0	0	0	0	0	0
1200	**10**	**0**	**0**	**0**	**0**	**0**	**1**	**0**	**1**	**2**	**1**	**2**	**1**	**2**	**1**	**1**	**0**	**0**	**0**	**0**	**0**	**0**	**0**	**0**	**0**	**0**	**0**	**0**	**0**	**0**
1300	5	0	0	0	0	0	0	0	0	0	1	0	0	1	0	1	0	0	0	0	0	0	0	0	0	0	0	0	0	0
1400	4	0	0	1	0	1	0	0	0	1	1	0	0	0	0	0	0	0	0	0	0	0	0	0	0	0	0	0	0	0
1500	3	0	0	0	0	0	0	0	1	0	0	0	1	0	0	0	0	0	0	0	0	0	0	0	0	0	0	0	0	0
1600	7	0	0	0	0	1	0	0	1	1	1	0	1	1	0	0	0	0	0	0	0	0	0	0	0	0	0	0	0	0
1700	9	0	0	0	0	0	1	0	0	1	2	1	2	1	1	0	0	0	0	0	0	0	0	0	0	0	0	0	0	0
1800	5	0	0	0	0	1	0	0	0	1	0	0	1	0	0	0	0	0	0	0	0	0	0	0	0	0	0	0	0	0
1900	9	0	0	0	0	0	0	0	1	0	1	0	2	3	1	0	0	0	0	0	0	0	0	0	0	0	0	0	0	0
2000	5	0	0	0	0	0	0	0	0	0	1	1	1	1	0	0	0	0	0	0	0	0	0	0	0	0	0	0	0	0
2100	4	0	0	0	0	0	1	0	0	1	0	0	1	0	1	0	0	0	0	0	0	0	0	0	0	0	0	0	0	0
2200	4	0	0	0	0	0	0	0	0	0	1	0	1	1	0	1	0	0	0	0	0	0	0	0	0	0	0	0	0	0
2300	1	0	0	0	0	0	0	0	0	0	0	0	0	0	0	0	0	0	0	0	0	0	0	0	0	0	0	0	0	0
07-19	**80**	**0**	**0**	**2**	**1**	**5**	**4**	**5**	**9**	**9**	**11**	**9**	**13**	**11**	**5**	**5**	**1**	**0**	**0**	**0**	**0**	**0**	**0**	**0**	**0**	**0**	**0**	**0**	**0**	**0**
06-22	**99**	**0**	**0**	**2**	**1**	**5**	**5**	**5**	**10**	**10**	**13**	**10**	**18**	**15**	**7**	**6**	**1**	**0**	**0**	**0**	**0**	**0**	**0**	**0**	**0**	**0**	**0**	**0**	**0**	**0**
06-00	**104**	**0**	**0**	**2**	**1**	**5**	**5**	**5**	**10**	**10**	**14**	**10**	**19**	**16**	**7**	**7**	**1**	**0**	**0**	**0**	**0**	**0**	**0**	**0**	**0**	**0**	**0**	**0**	**0**	**0**
00-00	**106**	**0**	**0**	**2**	**1**	**5**	**5**	**5**	**10**	**11**	**14**	**10**	**20**	**16**	**7**	**8**	**1**	**0**	**0**	**0**	**0**	**0**	**0**	**0**	**0**	**0**	**0**	**0**	**0**	**0**

DRAFT

Site 74
Location LS08011, Att - telepole, Lat 54.0168, Long -6.84871
Direction East

3279 / Meath/Cavan/Monaghan ATC's
October 2013
Automatic Traffic Count

Virtual Week (1)

Time	Total	Speed Bins (km/h)																											
		0 - 5	5 - 10	10 - 15	15 - 20	20 - 25	25 - 30	30 - 35	35 - 40	40 - 45	45 - 50	50 - 55	55 - 60	60 - 65	65 - 70	70 - 75	75 - 80	80 - 85	85 - 90	90 - 95	95 - 100	100 - 105	105 - 110	110 - 115	115 - 120	120 - 125	125 - 130	130 - 135	135 - 140
Mon	0	0	0	0	0	0	0	0	0	0	0	0	0	0	0	0	0	0	0	0	0	0	0	0	0	0	0	0	0
Tue	54	0	0	3	1	4	2	3	5	4	7	4	10	6	5	0	0	0	0	0	0	0	0	0	0	0	0	0	0
Wed	101	0	0	0	2	2	7	4	7	13	15	11	16	14	5	4	1	0	0	0	0	0	0	0	0	0	0	0	0
Thu	112	0	0	2	1	4	5	5	9	8	13	11	18	16	9	9	2	0	0	0	0	0	0	0	0	0	0	0	0
Fri	0	0	0	0	0	0	0	0	0	0	0	0	0	0	0	0	0	0	0	0	0	0	0	0	0	0	0	0	0
|Sat	0	0	0	0	0	0	0	0	0	0	0	0	0	0	0	0	0	0	0	0	0	0	0	0	0	0	0	0	0
|Sun	0	0	0	0	0	0	0	0	0	0	0	0	0	0	0	0	0	0	0	0	0	0	0	0	0	0	0	0	0
5 Day Ave.	**89**	**0**	**0**	**2**	**1**	**3**	**5**	**4**	**7**	**8**	**12**	**9**	**15**	**12**	**6**	**4**	**1**	**0**	**0**	**0**	**0**	**0**	**0**	**0**	**0**	**0**	**0**	**0**	**0**
7 Day Ave.	**106**	**0**	**0**	**2**	**1**	**5**	**5**	**5**	**10**	**11**	**14**	**10**	**20**	**16**	**7**	**8**	**1**	**0**	**0**	**0**	**0**	**0**	**0**	**0**	**0**	**0**	**0**	**0**	**0**
Total	**267**	**0**	**0**	**5**	**4**	**10**	**14**	**12**	**21**	**25**	**35**	**26**	**44**	**36**	**19**	**13**	**3**	**0**	**0**	**0**	**0**	**0**	**0**	**0**	**0**	**0**	**0**	**0**	**0**

Summary Graphs

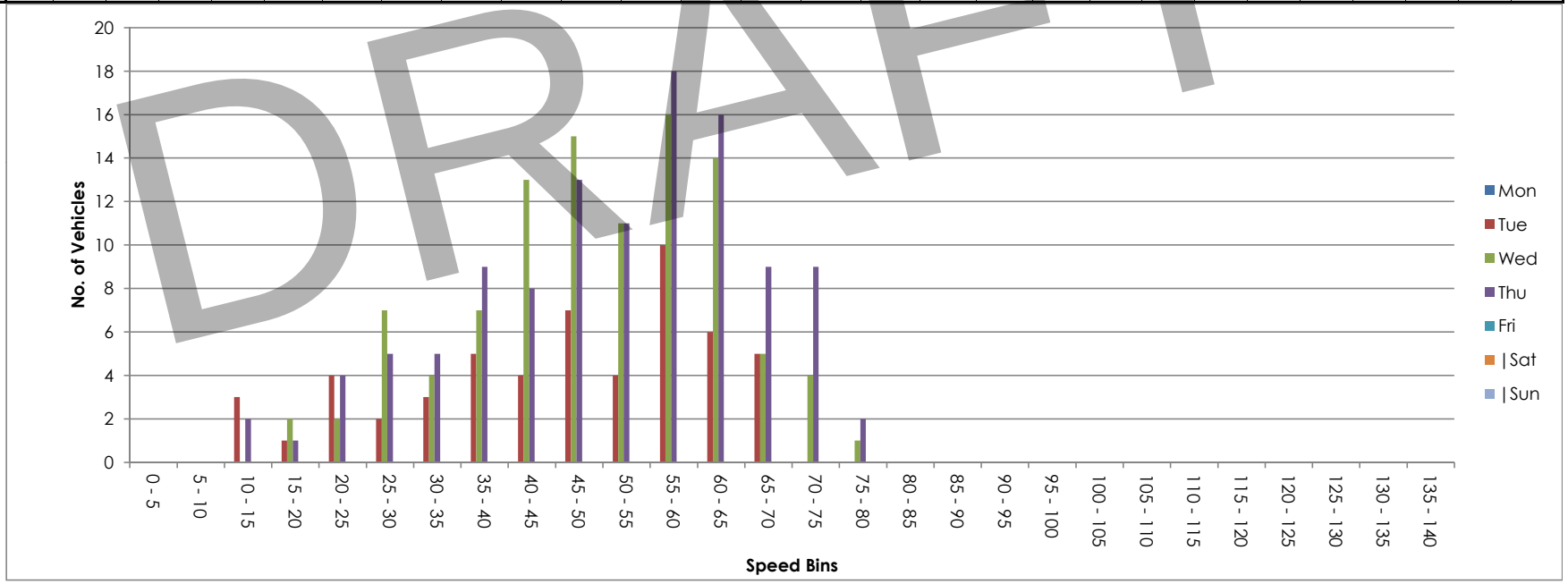

DRAFT

Site 74
Location LS08011, Att - telepole, Lat 54.0168, Long -6.84871
Direction West

3279 / Meath/Cavan/Monaghan ATC's
October 2013
Automatic Traffic Count

Tue, 8 October 2013

Time	Total	Classification												>PSL	>PSL%	>SL1	>SL1%	>SL2	>SL2%	Mean	Vpp
		1 MCL	2 SV	3 SVT	4 TB2	5 TB3	6 T4	7 ART3	8 ART4	9 ART5	10 ART6	11 BD	12 DRT	80	80	85 +5kph	85 +5kph	90 +10kph	90 +10kph		85
0000	**0**	**0**	**0**	**0**	**0**	**0**	**0**	**0**	**0**	**0**	**0**	**0**	**0**	**0**	**0**	**0**	**0**	**0**	**0**	**0**	**0**
0100	**0**	**0**	**0**	**0**	**0**	**0**	**0**	**0**	**0**	**0**	**0**	**0**	**0**	**0**	**0**	**0**	**0**	**0**	**0**	**0**	**0**
0200	**0**	**0**	**0**	**0**	**0**	**0**	**0**	**0**	**0**	**0**	**0**	**0**	**0**	**0**	**0**	**0**	**0**	**0**	**0**	**0**	**0**
0300	**0**	**0**	**0**	**0**	**0**	**0**	**0**	**0**	**0**	**0**	**0**	**0**	**0**	**0**	**0**	**0**	**0**	**0**	**0**	**0**	**0**
0400	**0**	**0**	**0**	**0**	**0**	**0**	**0**	**0**	**0**	**0**	**0**	**0**	**0**	**0**	**0**	**0**	**0**	**0**	**0**	**0**	**0**
0500	**0**	**0**	**0**	**0**	**0**	**0**	**0**	**0**	**0**	**0**	**0**	**0**	**0**	**0**	**0**	**0**	**0**	**0**	**0**	**0**	**0**
0600	**0**	**0**	**0**	**0**	**0**	**0**	**0**	**0**	**0**	**0**	**0**	**0**	**0**	**0**	**0**	**0**	**0**	**0**	**0**	**0**	**0**
0700	**0**	**0**	**0**	**0**	**0**	**0**	**0**	**0**	**0**	**0**	**0**	**0**	**0**	**0**	**0**	**0**	**0**	**0**	**0**	**0**	**0**
0800	**0**	**0**	**0**	**0**	**0**	**0**	**0**	**0**	**0**	**0**	**0**	**0**	**0**	**0**	**0**	**0**	**0**	**0**	**0**	**0**	**0**
0900	**0**	**0**	**0**	**0**	**0**	**0**	**0**	**0**	**0**	**0**	**0**	**0**	**0**	**0**	**0**	**0**	**0**	**0**	**0**	**0**	**0**
1000	**0**	**0**	**0**	**0**	**0**	**0**	**0**	**0**	**0**	**0**	**0**	**0**	**0**	**0**	**0**	**0**	**0**	**0**	**0**	**0**	**0**
1100	**0**	**0**	**0**	**0**	**0**	**0**	**0**	**0**	**0**	**0**	**0**	**0**	**0**	**0**	**0**	**0**	**0**	**0**	**0**	**0**	**0**
1200	0	0	0	0	0	0	0	0	0	0	0	0	0	0	0	0	0	0	0	0	0
1300	4	0	3	0	1	0	0	0	0	0	0	0	0	0	0	0	0	0	0	24	-
1400	7	0	7	0	0	0	0	0	0	0	0	0	0	0	0	0	0	0	0	55.6	-
1500	5	0	3	0	1	1	0	0	0	0	0	0	0	0	0	0	0	0	0	48.5	-
1600	**10**	**1**	**8**	**1**	**0**	**0**	**0**	**0**	**0**	**0**	**0**	**0**	**0**	**0**	**0**	**0**	**0**	**0**	**0**	**38.3**	**-**
1700	8	0	7	1	0	0	0	0	0	0	0	0	0	0	0	0	0	0	0	43.7	-
1800	5	1	3	0	1	0	0	0	0	0	0	0	0	0	0	0	0	0	0	40.2	-
1900	8	0	5	1	2	0	0	0	0	0	0	0	0	0	0	0	0	0	0	55.6	-
2000	7	0	6	0	1	0	0	0	0	0	0	0	0	0	0	0	0	0	0	57.2	-
2100	5	0	5	0	0	0	0	0	0	0	0	0	0	0	0	0	0	0	0	60.1	-
2200	7	0	6	0	1	0	0	0	0	0	0	0	0	0	0	0	0	0	0	57.2	-
2300	1	0	1	0	0	0	0	0	0	0	0	0	0	0	0	0	0	0	0	35.4	-
07-19	**39**	**2**	**31**	**2**	**3**	**1**	**0**	**0**	**0**	**0**	**0**	**0**	**0**	**0**	**0**	**0**	**0**	**0**	**0**	**42.6**	**55.4**
06-22	**59**	**2**	**47**	**3**	**6**	**1**	**0**	**0**	**0**	**0**	**0**	**0**	**0**	**0**	**0**	**0**	**0**	**0**	**0**	**47.6**	**60.8**
06-00	**67**	**2**	**54**	**3**	**7**	**1**	**0**	**0**	**0**	**0**	**0**	**0**	**0**	**0**	**0**	**0**	**0**	**0**	**0**	**48.4**	**63.7**
00-00	**67**	**2**	**54**	**3**	**7**	**1**	**0**	**0**	**0**	**0**	**0**	**0**	**0**	**0**	**0**	**0**	**0**	**0**	**0**	**48.4**	**63.7**

DRAFT

Site 74
Location LS08011, Att - telepole, Lat 54.0168, Long -6.84871
Direction West

3279 / Meath/Cavan/Monaghan ATC's
October 2013
Automatic Traffic Count

Wed, 9 October 2013

Time	Total	Classification												>PSL	>PSL%	>SL1	>SL1%	>SL2	>SL2%	Mean	Vpp
		1 MCL	2 SV	3 SVT	4 TB2	5 TB3	6 T4	7 ART3	8 ART4	9 ART5	10 ART6	11 BD	12 DRT	80	80	85 +5kph	85 +5kph	90 +10kph	90 +10kph		85
0000	1	0	1	0	0	0	0	0	0	0	0	0	0	0	0	0	0	0	0	39.3	-
0100	0	0	0	0	0	0	0	0	0	0	0	0	0	0	0	0	0	0	0	-	-
0200	0	0	0	0	0	0	0	0	0	0	0	0	0	0	0	0	0	0	0	-	-
0300	0	0	0	0	0	0	0	0	0	0	0	0	0	0	0	0	0	0	0	-	-
0400	0	0	0	0	0	0	0	0	0	0	0	0	0	0	0	0	0	0	0	-	-
0500	0	0	0	0	0	0	0	0	0	0	0	0	0	0	0	0	0	0	0	-	-
0600	1	0	0	0	1	0	0	0	0	0	0	0	0	0	0	0	0	0	0	53.5	-
0700	5	0	4	0	1	0	0	0	0	0	0	0	0	0	0	0	0	0	0	53.9	-
0800	3	0	3	0	0	0	0	0	0	0	0	0	0	0	0	0	0	0	0	50.5	-
0900	8	0	7	0	1	0	0	0	0	0	0	0	0	0	0	0	0	0	0	50.4	-
1000	8	0	7	0	0	0	0	0	1	0	0	0	0	0	0	0	0	0	0	46.1	-
1100	**9**	**0**	**6**	**1**	**1**	**0**	**1**	**0**	**0**	**0**	**0**	**0**	**0**	**0**	**0**	**0**	**0**	**0**	**0**	**41.9**	**-**
1200	**10**	**0**	**10**	**0**	**0**	**0**	**0**	**0**	**0**	**0**	**0**	**0**	**0**	**0**	**0**	**0**	**0**	**0**	**0**	**47.1**	**-**
1300	4	0	2	1	0	0	1	0	0	0	0	0	0	0	0	0	0	0	0	33.3	-
1400	**10**	**0**	**9**	**0**	**1**	**0**	**0**	**0**	**0**	**0**	**0**	**0**	**0**	**0**	**0**	**0**	**0**	**0**	**0**	**48.9**	**-**
1500	3	0	1	0	2	0	0	0	0	0	0	0	0	0	0	0	0	0	0	41.2	-
1600	3	0	3	0	0	0	0	0	0	0	0	0	0	0	0	0	0	0	0	63.3	-
1700	**10**	**0**	**10**	**0**	**0**	**0**	**0**	**0**	**0**	**0**	**0**	**0**	**0**	**0**	**0**	**0**	**0**	**0**	**0**	**46.1**	**-**
1800	**10**	**0**	**8**	**1**	**0**	**0**	**0**	**0**	**1**	**0**	**0**	**0**	**0**	**0**	**0**	**0**	**0**	**0**	**0**	**48.9**	**-**
1900	4	0	3	0	1	0	0	0	0	0	0	0	0	0	0	0	0	0	0	62.4	-
2000	5	0	5	0	0	0	0	0	0	0	0	0	0	0	0	0	0	0	0	63.6	-
2100	6	0	6	0	0	0	0	0	0	0	0	0	0	0	0	0	0	0	0	61.2	-
2200	4	0	4	0	0	0	0	0	0	0	0	0	0	0	0	0	0	0	0	54.3	-
2300	2	0	2	0	0	0	0	0	0	0	0	0	0	0	0	0	0	0	0	51.3	-
07-19	**83**	**0**	**70**	**3**	**6**	**0**	**2**	**0**	**2**	**0**	**0**	**0**	**0**	**0**	**0**	**0**	**0**	**0**	**0**	**47.3**	**60.5**
06-22	**99**	**0**	**84**	**3**	**8**	**0**	**2**	**0**	**2**	**0**	**0**	**0**	**0**	**0**	**0**	**0**	**0**	**0**	**0**	**49.6**	**63**
06-00	**105**	**0**	**90**	**3**	**8**	**0**	**2**	**0**	**2**	**0**	**0**	**0**	**0**	**0**	**0**	**0**	**0**	**0**	**0**	**49.9**	**63**
00-00	**106**	**0**	**91**	**3**	**8**	**0**	**2**	**0**	**2**	**0**	**0**	**0**	**0**	**0**	**0**	**0**	**0**	**0**	**0**	**49.8**	**63**

DRAFT

Site 74
Location LS08011, Att - telepole, Lat 54.0168, Long -6.84871
Direction West

3279 / Meath/Cavan/Monaghan ATC's
October 2013
Automatic Traffic Count

Thu, 10 October 2013

Time	Total	Classification												>PSL	>PSL%	>SL1	>SL1%	>SL2	>SL2%	Mean	Vpp
		1 MCL	2 SV	3 SVT	4 TB2	5 TB3	6 T4	7 ART3	8 ART4	9 ART5	10 ART6	11 BD	12 DRT	80	80	85 +5kph	85 +5kph	90 +10kph	90 +10kph		85
0000	1	0	1	0	0	0	0	0	0	0	0	0	0	0	0	0	0	0	0	44	-
0100	2	0	2	0	0	0	0	0	0	0	0	0	0	0	0	0	0	0	0	54.6	-
0200	1	0	1	0	0	0	0	0	0	0	0	0	0	0	0	0	0	0	0	50.6	-
0300	0	0	0	0	0	0	0	0	0	0	0	0	0	0	0	0	0	0	0	-	-
0400	0	0	0	0	0	0	0	0	0	0	0	0	0	0	0	0	0	0	0	-	-
0500	0	0	0	0	0	0	0	0	0	0	0	0	0	0	0	0	0	0	0	-	-
0600	2	0	1	0	1	0	0	0	0	0	0	0	0	0	0	0	0	0	0	57	-
0700	4	0	3	0	1	0	0	0	0	0	0	0	0	0	0	0	0	0	0	55.6	-
0800	6	0	6	0	0	0	0	0	0	0	0	0	0	0	0	0	0	0	0	50.2	-
0900	**8**	**0**	**7**	**0**	**1**	**0**	**0**	**0**	**0**	**0**	**0**	**0**	**0**	**0**	**0**	**0**	**0**	**0**	**0**	**56.9**	**-**
1000	2	0	2	0	0	0	0	0	0	0	0	0	0	0	0	0	0	0	0	61.3	-
1100	5	0	3	1	1	0	0	0	0	0	0	0	0	0	0	0	0	0	0	43.4	-
1200	**13**	**0**	**13**	**0**	**0**	**0**	**0**	**0**	**0**	**0**	**0**	**0**	**0**	**0**	**0**	**0**	**0**	**0**	**0**	**47.4**	**61.9**
1300	7	0	5	2	0	0	0	0	0	0	0	0	0	0	0	0	0	0	0	50.8	-
1400	10	0	10	0	0	0	0	0	0	0	0	0	0	0	0	0	0	0	0	52.5	-
1500	3	0	2	0	1	0	0	0	0	0	0	0	0	0	0	0	0	0	0	42.8	-
1600	5	0	5	0	0	0	0	0	0	0	0	0	0	0	0	0	0	0	0	49.7	-
1700	9	0	9	0	0	0	0	0	0	0	0	0	0	0	0	0	0	0	0	52	-
1800	12	1	9	0	2	0	0	0	0	0	0	0	0	0	0	0	0	0	0	48.4	58.3
1900	6	0	6	0	0	0	0	0	0	0	0	0	0	0	0	0	0	0	0	50.6	-
2000	8	0	8	0	0	0	0	0	0	0	0	0	0	0	0	0	0	0	0	57	-
2100	1	0	1	0	0	0	0	0	0	0	0	0	0	0	0	0	0	0	0	61.5	-
2200	4	0	4	0	0	0	0	0	0	0	0	0	0	0	0	0	0	0	0	66.5	-
2300	1	0	1	0	0	0	0	0	0	0	0	0	0	0	0	0	0	0	0	47.1	-
07-19	**84**	**1**	**74**	**3**	**6**	**0**	**0**	**0**	**0**	**0**	**0**	**0**	**0**	**0**	**0**	**0**	**0**	**0**	**0**	**50.5**	**61.9**
06-22	**101**	**1**	**90**	**3**	**7**	**0**	**0**	**0**	**0**	**0**	**0**	**0**	**0**	**0**	**0**	**0**	**0**	**0**	**0**	**51.2**	**61.9**
06-00	**106**	**1**	**95**	**3**	**7**	**0**	**0**	**0**	**0**	**0**	**0**	**0**	**0**	**0**	**0**	**0**	**0**	**0**	**0**	**51.8**	**62.3**
00-00	**110**	**1**	**99**	**3**	**7**	**0**	**0**	**0**	**0**	**0**	**0**	**0**	**0**	**0**	**0**	**0**	**0**	**0**	**0**	**51.7**	**62.6**

DRAFT

Site 74
Location LS08011, Att - telepole, Lat 54.0168, Long -6.84871
Direction West

3279 / Meath/Cavan/Monaghan ATC's
October 2013
Automatic Traffic Count

Virtual Day (Partial days = 2.46)

Time	Total	Classification												>PSL	>PSL%	>SL1	>SL1%	>SL2	>SL2%	Mean	Vpp
		1 MCL	2 SV	3 SVT	4 TB2	5 TB3	6 T4	7 ART3	8 ART4	9 ART5	10 ART6	11 BD	12 DRT	80	80	85 +5kph	85 +5kph	90 +10kph	90 +10kph		85
0000	1	0	1	0	0	0	0	0	0	0	0	0	0	0	0	0	0	0	0	41.6	-
0100	1	0	1	0	0	0	0	0	0	0	0	0	0	0	0	0	0	0	0	54.6	-
0200	1	0	1	0	0	0	0	0	0	0	0	0	0	0	0	0	0	0	0	50.6	-
0300	0	0	0	0	0	0	0	0	0	0	0	0	0	0	0	0	0	0	0	-	-
0400	0	0	0	0	0	0	0	0	0	0	0	0	0	0	0	0	0	0	0	-	-
0500	0	0	0	0	0	0	0	0	0	0	0	0	0	0	0	0	0	0	0	-	-
0600	2	0	1	0	1	0	0	0	0	0	0	0	0	0	0	0	0	0	0	55.8	-
0700	5	0	4	0	1	0	0	0	0	0	0	0	0	0	0	0	0	0	0	54.7	-
0800	5	0	5	0	0	0	0	0	0	0	0	0	0	0	0	0	0	0	0	50.3	-
0900	**8**	**0**	**7**	**0**	**1**	**0**	**0**	**0**	**0**	**0**	**0**	**0**	**0**	**0**	**0**	**0**	**0**	**0**	**0**	**53.6**	**-**
1000	5	0	5	0	0	0	0	0	1	0	0	0	0	0	0	0	0	0	0	49.1	-
1100	7	0	5	1	1	0	1	0	0	0	0	0	0	0	0	0	0	0	0	42.4	-
1200	**12**	**0**	**12**	**0**	**0**	**0**	**0**	**0**	**0**	**0**	**0**	**0**	**0**	**0**	**0**	**0**	**0**	**0**	**0**	**47.3**	**61.9**
1300	5	0	3	1	0	0	0	0	0	0	0	0	0	0	0	0	0	0	0	39	-
1400	9	0	9	0	0	0	0	0	0	0	0	0	0	0	0	0	0	0	0	51.9	-
1500	4	0	2	0	1	0	0	0	0	0	0	0	0	0	0	0	0	0	0	45	-
1600	6	0	5	0	0	0	0	0	0	0	0	0	0	0	0	0	0	0	0	45.6	-
1700	9	0	9	0	0	0	0	0	0	0	0	0	0	0	0	0	0	0	0	47.3	-
1800	9	1	7	0	1	0	0	0	0	0	0	0	0	0	0	0	0	0	0	47.1	-
1900	6	0	5	0	1	0	0	0	0	0	0	0	0	0	0	0	0	0	0	55.4	-
2000	7	0	6	0	0	0	0	0	0	0	0	0	0	0	0	0	0	0	0	58.7	-
2100	4	0	4	0	0	0	0	0	0	0	0	0	0	0	0	0	0	0	0	60.7	-
2200	5	0	5	0	0	0	0	0	0	0	0	0	0	0	0	0	0	0	0	58.9	-
2300	1	0	1	0	0	0	0	0	0	0	0	0	0	0	0	0	0	0	0	46.3	-
07-19	**84**	**1**	**73**	**2**	**5**	**0**	**1**	**0**	**1**	**0**	**0**	**0**	**0**	**0**	**0**	**0**	**0**	**0**	**0**	**47.3**	**61.9**
06-22	**103**	**1**	**89**	**2**	**7**	**0**	**1**	**0**	**1**	**0**	**0**	**0**	**0**	**0**	**0**	**0**	**0**	**0**	**0**	**49.7**	**61.9**
06-00	**109**	**1**	**95**	**2**	**7**	**0**	**1**	**0**	**1**	**0**	**0**	**0**	**0**	**0**	**0**	**0**	**0**	**0**	**0**	**49.7**	**61.9**
00-00	**112**	**1**	**98**	**2**	**7**	**0**	**1**	**0**	**1**	**0**	**0**	**0**	**0**	**0**	**0**	**0**	**0**	**0**	**0**	**50.3**	**61.9**

DRAFT

Site 74
Location LS08011, Att - telepole, Lat 54.0168, Long -6.84871
Direction West

3279 / Meath/Cavan/Monaghan ATC's
October 2013
Automatic Traffic Count

Virtual Week (1)

Time	Total	Classification												>PSL	>PSL%	>SL1	>SL1%	>SL2	>SL2%	Mean	Vpp
		1 MCL	2 SV	3 SVT	4 TB2	5 TB3	6 T4	7 ART3	8 ART4	9 ART5	10 ART6	11 BD	12 DRT	80	80	85 +5kph	85 +5kph	90 +10kph	90 +10kph		85
Mon	0	0	0	0	0	0	0	0	0	0	0	0	0	0	0	0	0	0	0	-	-
Tue	67	2	54	3	7	1	0	0	0	0	0	0	0	0	0	0	0	0	0	48.4	63.7
Wed	106	0	91	3	8	0	2	0	2	0	0	0	0	0	0	0	0	0	0	49.8	63
Thu	110	1	99	3	7	0	0	0	0	0	0	0	0	0	0	0	0	0	0	51.7	62.6
Fri	0	0	0	0	0	0	0	0	0	0	0	0	0	0	0	0	0	0	0	-	-
| Sat	0	0	0	0	0	0	0	0	0	0	0	0	0	0	0	0	0	0	0	-	-
| Sun	0	0	0	0	0	0	0	0	0	0	0	0	0	0	0	0	0	0	0	-	-
5 Day Ave.	**94**	**1**	**81**	**3**	**7**	**0**	**1**	**0**	**1**	**0**	**0**	**0**	**0**	**0**	**0.0**	**0**	**0.0**	**0**	**0.0**	**50.0**	**63.1**
7 Day Ave.	**112**	**1**	**98**	**2**	**7**	**0**	**1**	**0**	**1**	**0**	**0**	**0**	**0**	**0**	**0.0**	**0**	**0.0**	**0**	**0.0**	**50.3**	**61.9**
Total	**283**	**3**	**244**	**9**	**22**	**1**	**2**	**0**	**2**	**0**	**0**	**0**	**0**	**0**	**0.0**	**0**	**0.0**	**0**	**0.0**	**50.2**	**63.0**

Summary Graphs

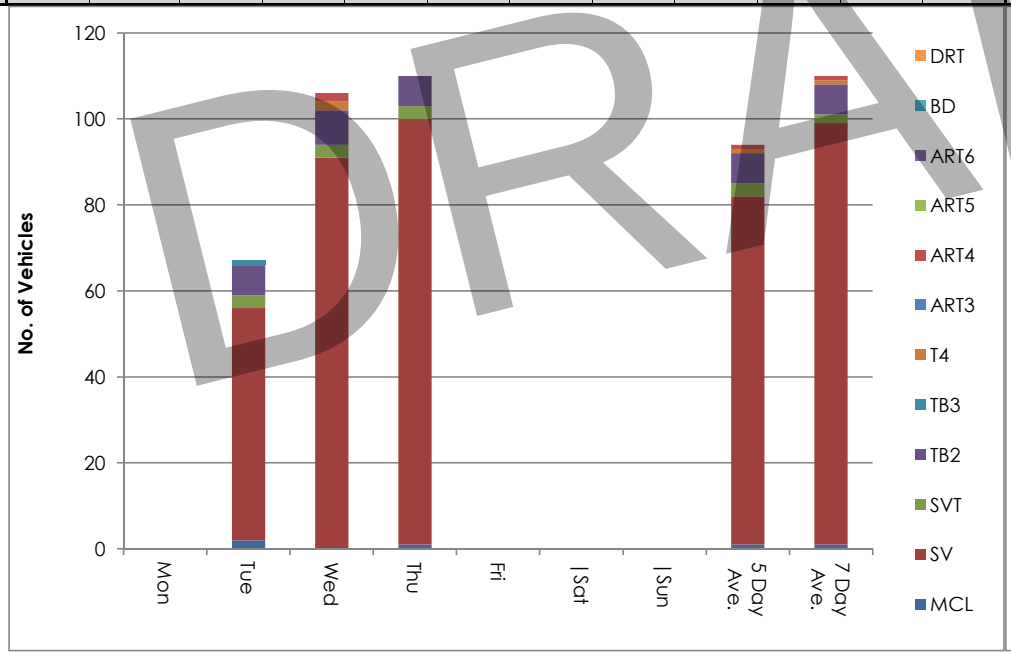

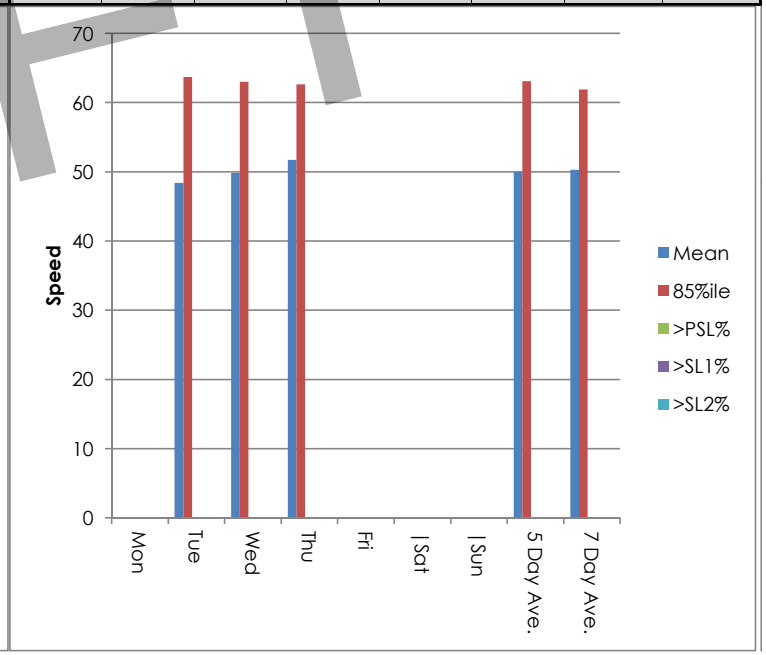

DRAFT

Site 74
Location LS08011, Att - telepole, Lat 54.0168, Long -6.84871
Direction West

3279 / Meath/Cavan/Monaghan ATC's
October 2013
Automatic Traffic Count

Tue, 8 October 2013

Time	Total	Speed Bins (km/h)																											
		0 - 5	5 - 10	10 - 15	15 - 20	20 - 25	25 - 30	30 - 35	35 - 40	40 - 45	45 - 50	50 - 55	55 - 60	60 - 65	65 - 70	70 - 75	75 - 80	80 - 85	85 - 90	90 - 95	95 - 100	100 - 105	105 - 110	110 - 115	115 - 120	120 - 125	125 - 130	130 - 135	135 - 140
0000	**0**	**0**	**0**	**0**	**0**	**0**	**0**	**0**	**0**	**0**	**0**	**0**	**0**	**0**	**0**	**0**	**0**	**0**	**0**	**0**	**0**	**0**	**0**	**0**	**0**	**0**	**0**	**0**	**0**
0100	**0**	**0**	**0**	**0**	**0**	**0**	**0**	**0**	**0**	**0**	**0**	**0**	**0**	**0**	**0**	**0**	**0**	**0**	**0**	**0**	**0**	**0**	**0**	**0**	**0**	**0**	**0**	**0**	**0**
0200	**0**	**0**	**0**	**0**	**0**	**0**	**0**	**0**	**0**	**0**	**0**	**0**	**0**	**0**	**0**	**0**	**0**	**0**	**0**	**0**	**0**	**0**	**0**	**0**	**0**	**0**	**0**	**0**	**0**
0300	**0**	**0**	**0**	**0**	**0**	**0**	**0**	**0**	**0**	**0**	**0**	**0**	**0**	**0**	**0**	**0**	**0**	**0**	**0**	**0**	**0**	**0**	**0**	**0**	**0**	**0**	**0**	**0**	**0**
0400	**0**	**0**	**0**	**0**	**0**	**0**	**0**	**0**	**0**	**0**	**0**	**0**	**0**	**0**	**0**	**0**	**0**	**0**	**0**	**0**	**0**	**0**	**0**	**0**	**0**	**0**	**0**	**0**	**0**
0500	**0**	**0**	**0**	**0**	**0**	**0**	**0**	**0**	**0**	**0**	**0**	**0**	**0**	**0**	**0**	**0**	**0**	**0**	**0**	**0**	**0**	**0**	**0**	**0**	**0**	**0**	**0**	**0**	**0**
0600	**0**	**0**	**0**	**0**	**0**	**0**	**0**	**0**	**0**	**0**	**0**	**0**	**0**	**0**	**0**	**0**	**0**	**0**	**0**	**0**	**0**	**0**	**0**	**0**	**0**	**0**	**0**	**0**	**0**
0700	**0**	**0**	**0**	**0**	**0**	**0**	**0**	**0**	**0**	**0**	**0**	**0**	**0**	**0**	**0**	**0**	**0**	**0**	**0**	**0**	**0**	**0**	**0**	**0**	**0**	**0**	**0**	**0**	**0**
0800	**0**	**0**	**0**	**0**	**0**	**0**	**0**	**0**	**0**	**0**	**0**	**0**	**0**	**0**	**0**	**0**	**0**	**0**	**0**	**0**	**0**	**0**	**0**	**0**	**0**	**0**	**0**	**0**	**0**
0900	**0**	**0**	**0**	**0**	**0**	**0**	**0**	**0**	**0**	**0**	**0**	**0**	**0**	**0**	**0**	**0**	**0**	**0**	**0**	**0**	**0**	**0**	**0**	**0**	**0**	**0**	**0**	**0**	**0**
1000	**0**	**0**	**0**	**0**	**0**	**0**	**0**	**0**	**0**	**0**	**0**	**0**	**0**	**0**	**0**	**0**	**0**	**0**	**0**	**0**	**0**	**0**	**0**	**0**	**0**	**0**	**0**	**0**	**0**
1100	**0**	**0**	**0**	**0**	**0**	**0**	**0**	**0**	**0**	**0**	**0**	**0**	**0**	**0**	**0**	**0**	**0**	**0**	**0**	**0**	**0**	**0**	**0**	**0**	**0**	**0**	**0**	**0**	**0**
1200	0	0	0	0	0	0	0	0	0	0	0	0	0	0	0	0	0	0	0	0	0	0	0	0	0	0	0	0	0
1300	4	1	0	1	0	0	0	1	0	0	1	0	0	0	0	0	0	0	0	0	0	0	0	0	0	0	0	0	0
1400	7	0	0	0	0	0	0	0	0	0	2	2	1	0	2	0	0	0	0	0	0	0	0	0	0	0	0	0	0
1500	5	0	0	0	0	0	0	1	0	2	0	1	0	0	1	0	0	0	0	0	0	0	0	0	0	0	0	0	0
1600	**10**	**0**	**1**	**0**	**1**	**0**	**0**	**1**	**2**	**1**	**2**	**1**	**1**	**0**	**0**	**0**	**0**	**0**	**0**	**0**	**0**	**0**	**0**	**0**	**0**	**0**	**0**	**0**	**0**
1700	8	0	0	0	0	0	1	3	0	0	0	2	1	1	0	0	0	0	0	0	0	0	0	0	0	0	0	0	0
1800	5	0	0	1	0	0	0	0	1	1	0	2	0	0	0	0	0	0	0	0	0	0	0	0	0	0	0	0	0
1900	8	0	0	0	0	0	0	0	0	2	1	1	2	0	1	1	0	0	0	0	0	0	0	0	0	0	0	0	0
2000	7	0	0	0	0	0	0	0	0	1	1	1	1	1	1	1	0	0	0	0	0	0	0	0	0	0	0	0	0
2100	5	0	0	0	0	0	0	0	0	1	0	0	1	2	0	0	1	0	0	0	0	0	0	0	0	0	0	0	0
2200	7	0	0	0	0	0	0	0	0	0	1	2	1	2	1	0	0	0	0	0	0	0	0	0	0	0	0	0	0
2300	1	0	0	0	0	0	0	0	1	0	0	0	0	0	0	0	0	0	0	0	0	0	0	0	0	0	0	0	0
07-19	**39**	**1**	**1**	**2**	**1**	**0**	**1**	**6**	**3**	**4**	**5**	**8**	**3**	**1**	**3**	**0**	**0**	**0**	**0**	**0**	**0**	**0**	**0**	**0**	**0**	**0**	**0**	**0**	**0**
06-22	**59**	**1**	**1**	**2**	**1**	**0**	**1**	**6**	**3**	**8**	**7**	**10**	**7**	**4**	**5**	**2**	**1**	**0**	**0**	**0**	**0**	**0**	**0**	**0**	**0**	**0**	**0**	**0**	**0**
06-00	**67**	**1**	**1**	**2**	**1**	**0**	**1**	**6**	**4**	**8**	**8**	**12**	**8**	**6**	**6**	**2**	**1**	**0**	**0**	**0**	**0**	**0**	**0**	**0**	**0**	**0**	**0**	**0**	**0**
00-00	**67**	**1**	**1**	**2**	**1**	**0**	**1**	**6**	**4**	**8**	**8**	**12**	**8**	**6**	**6**	**2**	**1**	**0**	**0**	**0**	**0**	**0**	**0**	**0**	**0**	**0**	**0**	**0**	**0**

DRAFT

Site 74
Location LS08011, Att - telepole, Lat 54.0168, Long -6.84871
Direction West

3279 / Meath/Cavan/Monaghan ATC's
October 2013
Automatic Traffic Count

Wed, 9 October 2013

Time	Total	Speed Bins (km/h)																											
		0 - 5	5 - 10	10 - 15	15 - 20	20 - 25	25 - 30	30 - 35	35 - 40	40 - 45	45 - 50	50 - 55	55 - 60	60 - 65	65 - 70	70 - 75	75 - 80	80 - 85	85 - 90	90 - 95	95 - 100	100 - 105	105 - 110	110 - 115	115 - 120	120 - 125	125 - 130	130 - 135	135 - 140
0000	1	0	0	0	0	0	0	0	1	0	0	0	0	0	0	0	0	0	0	0	0	0	0	0	0	0	0	0	0
0100	0	0	0	0	0	0	0	0	0	0	0	0	0	0	0	0	0	0	0	0	0	0	0	0	0	0	0	0	0
0200	0	0	0	0	0	0	0	0	0	0	0	0	0	0	0	0	0	0	0	0	0	0	0	0	0	0	0	0	0
0300	0	0	0	0	0	0	0	0	0	0	0	0	0	0	0	0	0	0	0	0	0	0	0	0	0	0	0	0	0
0400	0	0	0	0	0	0	0	0	0	0	0	0	0	0	0	0	0	0	0	0	0	0	0	0	0	0	0	0	0
0500	0	0	0	0	0	0	0	0	0	0	0	0	0	0	0	0	0	0	0	0	0	0	0	0	0	0	0	0	0
0600	1	0	0	0	0	0	0	0	0	0	0	1	0	0	0	0	0	0	0	0	0	0	0	0	0	0	0	0	0
0700	5	0	0	0	0	0	0	0	0	1	0	3	0	0	1	0	0	0	0	0	0	0	0	0	0	0	0	0	0
0800	3	0	0	0	0	0	0	0	0	0	2	0	1	0	0	0	0	0	0	0	0	0	0	0	0	0	0	0	0
0900	8	0	0	0	0	0	0	0	0	0	4	3	1	0	0	0	0	0	0	0	0	0	0	0	0	0	0	0	0
1000	8	0	0	0	0	0	1	1	0	2	0	2	1	1	0	0	0	0	0	0	0	0	0	0	0	0	0	0	0
1100	**9**	**0**	**0**	**0**	**1**	**0**	**0**	**1**	**4**	**0**	**0**	**1**	**1**	**1**	**0**	**0**	**0**	**0**	**0**	**0**	**0**	**0**	**0**	**0**	**0**	**0**	**0**	**0**	**0**
1200	**10**	**0**	**0**	**0**	**0**	**0**	**0**	**0**	**3**	**4**	**1**	**0**	**0**	**1**	**0**	**1**	**0**	**0**	**0**	**0**	**0**	**0**	**0**	**0**	**0**	**0**	**0**	**0**	**0**
1300	4	0	0	0	0	0	2	1	0	0	1	0	0	0	0	0	0	0	0	0	0	0	0	0	0	0	0	0	0
1400	**10**	**0**	**0**	**0**	**0**	**0**	**0**	**1**	**1**	**2**	**1**	**2**	**2**	**0**	**1**	**0**	**0**	**0**	**0**	**0**	**0**	**0**	**0**	**0**	**0**	**0**	**0**	**0**	**0**
1500	3	0	0	0	0	0	0	1	0	1	1	0	0	0	0	0	0	0	0	0	0	0	0	0	0	0	0	0	0
1600	3	0	0	0	0	0	0	0	0	0	0	0	0	2	1	0	0	0	0	0	0	0	0	0	0	0	0	0	0
1700	**10**	**0**	**0**	**0**	**0**	**0**	**1**	**1**	**0**	**3**	**1**	**3**	**0**	**1**	**0**	**0**	**0**	**0**	**0**	**0**	**0**	**0**	**0**	**0**	**0**	**0**	**0**	**0**	**0**
1800	**10**	**0**	**0**	**0**	**0**	**2**	**0**	**0**	**1**	**1**	**1**	**2**	**0**	**1**	**0**	**1**	**1**	**0**	**0**	**0**	**0**	**0**	**0**	**0**	**0**	**0**	**0**	**0**	**0**
1900	4	0	0	0	0	0	0	0	0	0	0	1	0	2	0	1	0	0	0	0	0	0	0	0	0	0	0	0	0
2000	5	0	0	0	0	0	0	0	0	0	0	1	0	2	1	1	0	0	0	0	0	0	0	0	0	0	0	0	0
2100	6	0	0	0	0	0	0	0	0	0	1	0	0	4	1	0	0	0	0	0	0	0	0	0	0	0	0	0	0
2200	4	0	0	0	0	0	0	0	0	0	2	0	1	1	0	0	0	0	0	0	0	0	0	0	0	0	0	0	0
2300	2	0	0	0	0	0	0	0	0	1	0	0	1	0	0	0	0	0	0	0	0	0	0	0	0	0	0	0	0
07-19	**83**	**0**	**0**	**0**	**1**	**2**	**4**	**6**	**9**	**14**	**12**	**16**	**6**	**7**	**3**	**2**	**1**	**0**	**0**	**0**	**0**	**0**	**0**	**0**	**0**	**0**	**0**	**0**	**0**
06-22	**99**	**0**	**0**	**0**	**1**	**2**	**4**	**6**	**9**	**14**	**13**	**19**	**6**	**15**	**5**	**4**	**1**	**0**	**0**	**0**	**0**	**0**	**0**	**0**	**0**	**0**	**0**	**0**	**0**
06-00	**105**	**0**	**0**	**0**	**1**	**2**	**4**	**6**	**9**	**15**	**15**	**19**	**8**	**16**	**5**	**4**	**1**	**0**	**0**	**0**	**0**	**0**	**0**	**0**	**0**	**0**	**0**	**0**	**0**
00-00	**106**	**0**	**0**	**0**	**1**	**2**	**4**	**6**	**10**	**15**	**15**	**19**	**8**	**16**	**5**	**4**	**1**	**0**	**0**	**0**	**0**	**0**	**0**	**0**	**0**	**0**	**0**	**0**	**0**

DRAFT

Site 74
Location LS08011, Att - telepole, Lat 54.0168, Long -6.84871
Direction West

3279 / Meath/Cavan/Monaghan ATC's
October 2013
Automatic Traffic Count

Thu, 10 October 2013

Time	Total	Speed Bins (km/h)																											
		0 - 5	5 - 10	10 - 15	15 - 20	20 - 25	25 - 30	30 - 35	35 - 40	40 - 45	45 - 50	50 - 55	55 - 60	60 - 65	65 - 70	70 - 75	75 - 80	80 - 85	85 - 90	90 - 95	95 - 100	100 - 105	105 - 110	110 - 115	115 - 120	120 - 125	125 - 130	130 - 135	135 - 140
0000	1	0	0	0	0	0	0	0	0	1	0	0	0	0	0	0	0	0	0	0	0	0	0	0	0	0	0	0	0
0100	2	0	0	0	0	0	0	0	0	1	0	0	0	1	0	0	0	0	0	0	0	0	0	0	0	0	0	0	0
0200	1	0	0	0	0	0	0	0	0	0	0	1	0	0	0	0	0	0	0	0	0	0	0	0	0	0	0	0	0
0300	0	0	0	0	0	0	0	0	0	0	0	0	0	0	0	0	0	0	0	0	0	0	0	0	0	0	0	0	0
0400	0	0	0	0	0	0	0	0	0	0	0	0	0	0	0	0	0	0	0	0	0	0	0	0	0	0	0	0	0
0500	0	0	0	0	0	0	0	0	0	0	0	0	0	0	0	0	0	0	0	0	0	0	0	0	0	0	0	0	0
0600	2	0	0	0	0	0	0	0	0	0	0	1	0	1	0	0	0	0	0	0	0	0	0	0	0	0	0	0	0
0700	4	0	0	0	0	0	0	0	0	1	0	2	0	0	0	1	0	0	0	0	0	0	0	0	0	0	0	0	0
0800	6	0	0	0	0	0	0	0	0	2	1	2	1	0	0	0	0	0	0	0	0	0	0	0	0	0	0	0	0
0900	**8**	**0**	**0**	**0**	**0**	**0**	**0**	**0**	**0**	**0**	**1**	**2**	**2**	**2**	**1**	**0**	**0**	**0**	**0**	**0**	**0**	**0**	**0**	**0**	**0**	**0**	**0**	**0**	**0**
1000	2	0	0	0	0	0	0	0	0	0	0	0	1	1	0	0	0	0	0	0	0	0	0	0	0	0	0	0	0
1100	5	0	0	0	0	2	0	0	0	0	1	0	0	2	0	0	0	0	0	0	0	0	0	0	0	0	0	0	0
1200	**13**	**0**	**0**	**0**	**0**	**1**	**2**	**1**	**1**	**1**	**1**	**1**	**1**	**3**	**0**	**1**	**0**	**0**	**0**	**0**	**0**	**0**	**0**	**0**	**0**	**0**	**0**	**0**	**0**
1300	7	0	0	0	0	0	0	1	0	1	2	0	0	2	1	0	0	0	0	0	0	0	0	0	0	0	0	0	0
1400	10	0	0	0	0	0	0	1	0	1	1	1	5	0	0	1	0	0	0	0	0	0	0	0	0	0	0	0	0
1500	3	0	0	0	0	0	0	1	0	0	1	1	0	0	0	0	0	0	0	0	0	0	0	0	0	0	0	0	0
1600	5	0	0	0	0	0	0	0	1	1	0	2	0	0	1	0	0	0	0	0	0	0	0	0	0	0	0	0	0
1700	9	0	0	0	0	0	0	0	1	1	0	3	4	0	0	0	0	0	0	0	0	0	0	0	0	0	0	0	0
1800	12	0	0	0	0	1	1	0	2	1	1	1	3	1	1	0	0	0	0	0	0	0	0	0	0	0	0	0	0
1900	6	0	0	0	0	0	0	0	1	1	0	2	1	0	1	0	0	0	0	0	0	0	0	0	0	0	0	0	0
2000	8	0	0	0	0	0	0	0	0	0	1	2	2	2	1	0	0	0	0	0	0	0	0	0	0	0	0	0	0
2100	1	0	0	0	0	0	0	0	0	0	0	0	0	1	0	0	0	0	0	0	0	0	0	0	0	0	0	0	0
2200	4	0	0	0	0	0	0	0	1	0	0	0	0	0	0	1	2	0	0	0	0	0	0	0	0	0	0	0	0
2300	1	0	0	0	0	0	0	0	0	0	1	0	0	0	0	0	0	0	0	0	0	0	0	0	0	0	0	0	0
07-19	**84**	**0**	**0**	**0**	**0**	**4**	**3**	**4**	**5**	**9**	**9**	**15**	**17**	**11**	**4**	**3**	**0**	**0**	**0**	**0**	**0**	**0**	**0**	**0**	**0**	**0**	**0**	**0**	**0**
06-22	**101**	**0**	**0**	**0**	**0**	**4**	**3**	**4**	**6**	**10**	**10**	**20**	**20**	**15**	**6**	**3**	**0**	**0**	**0**	**0**	**0**	**0**	**0**	**0**	**0**	**0**	**0**	**0**	**0**
06-00	**106**	**0**	**0**	**0**	**0**	**4**	**3**	**4**	**7**	**10**	**11**	**20**	**20**	**15**	**6**	**4**	**2**	**0**	**0**	**0**	**0**	**0**	**0**	**0**	**0**	**0**	**0**	**0**	**0**
00-00	**110**	**0**	**0**	**0**	**0**	**4**	**3**	**4**	**7**	**12**	**11**	**21**	**20**	**16**	**6**	**4**	**2**	**0**	**0**	**0**	**0**	**0**	**0**	**0**	**0**	**0**	**0**	**0**	**0**

DRAFT

Site 74
Location LS08011, Att - telepole, Lat 54.0168, Long -6.84871
Direction West

3279 / Meath/Cavan/Monaghan ATC's
October 2013
Automatic Traffic Count

Virtual Day (Partial days = 2.46)

Time	Total	Speed Bins (km/h)																											
		0 - 5	5 - 10	10 - 15	15 - 20	20 - 25	25 - 30	30 - 35	35 - 40	40 - 45	45 - 50	50 - 55	55 - 60	60 - 65	65 - 70	70 - 75	75 - 80	80 - 85	85 - 90	90 - 95	95 - 100	100 - 105	105 - 110	110 - 115	115 - 120	120 - 125	125 - 130	130 - 135	135 - 140
0000	1	0	0	0	0	0	0	0	1	1	0	0	0	0	0	0	0	0	0	0	0	0	0	0	0	0	0	0	0
0100	1	0	0	0	0	0	0	0	0	1	0	0	0	1	0	0	0	0	0	0	0	0	0	0	0	0	0	0	0
0200	1	0	0	0	0	0	0	0	0	0	0	1	0	0	0	0	0	0	0	0	0	0	0	0	0	0	0	0	0
0300	0	0	0	0	0	0	0	0	0	0	0	0	0	0	0	0	0	0	0	0	0	0	0	0	0	0	0	0	0
0400	0	0	0	0	0	0	0	0	0	0	0	0	0	0	0	0	0	0	0	0	0	0	0	0	0	0	0	0	0
0500	0	0	0	0	0	0	0	0	0	0	0	0	0	0	0	0	0	0	0	0	0	0	0	0	0	0	0	0	0
0600	2	0	0	0	0	0	0	0	0	0	0	1	0	1	0	0	0	0	0	0	0	0	0	0	0	0	0	0	0
0700	5	0	0	0	0	0	0	0	0	1	0	3	0	0	1	1	0	0	0	0	0	0	0	0	0	0	0	0	0
0800	5	0	0	0	0	0	0	0	0	1	2	1	1	0	0	0	0	0	0	0	0	0	0	0	0	0	0	0	0
0900	**8**	**0**	**0**	**0**	**0**	**0**	**0**	**0**	**0**	**0**	**3**	**3**	**2**	**1**	**1**	**0**	**0**	**0**	**0**	**0**	**0**	**0**	**0**	**0**	**0**	**0**	**0**	**0**	**0**
1000	5	0	0	0	0	0	1	1	0	1	0	1	1	1	0	0	0	0	0	0	0	0	0	0	0	0	0	0	0
1100	7	0	0	0	1	1	0	1	2	0	1	1	1	2	0	0	0	0	0	0	0	0	0	0	0	0	0	0	0
1200	**12**	**0**	**0**	**0**	**0**	**1**	**1**	**1**	**2**	**3**	**1**	**1**	**1**	**2**	**0**	**1**	**0**	**0**	**0**	**0**	**0**	**0**	**0**	**0**	**0**	**0**	**0**	**0**	**0**
1300	5	0	0	0	0	0	1	1	0	0	1	0	0	1	0	0	0	0	0	0	0	0	0	0	0	0	0	0	0
1400	9	0	0	0	0	0	0	1	0	1	1	2	3	0	1	0	0	0	0	0	0	0	0	0	0	0	0	0	0
1500	4	0	0	0	0	0	0	1	0	1	1	1	0	0	0	0	0	0	0	0	0	0	0	0	0	0	0	0	0
1600	6	0	0	0	0	0	0	0	1	1	1	1	0	1	1	0	0	0	0	0	0	0	0	0	0	0	0	0	0
1700	9	0	0	0	0	0	1	1	0	1	0	3	2	1	0	0	0	0	0	0	0	0	0	0	0	0	0	0	0
1800	9	0	0	0	0	1	0	0	1	1	1	2	1	1	0	0	0	0	0	0	0	0	0	0	0	0	0	0	0
1900	6	0	0	0	0	0	0	0	0	1	0	1	1	1	1	1	0	0	0	0	0	0	0	0	0	0	0	0	0
2000	7	0	0	0	0	0	0	0	0	0	1	1	1	2	1	1	0	0	0	0	0	0	0	0	0	0	0	0	0
2100	4	0	0	0	0	0	0	0	0	0	0	0	0	2	0	0	0	0	0	0	0	0	0	0	0	0	0	0	0
2200	5	0	0	0	0	0	0	0	0	0	1	1	1	1	0	0	1	0	0	0	0	0	0	0	0	0	0	0	0
2300	1	0	0	0	0	0	0	0	0	0	0	0	0	0	0	0	0	0	0	0	0	0	0	0	0	0	0	0	0
07-19	**84**	**0**	**0**	**0**	**1**	**3**	**4**	**7**	**6**	**11**	**12**	**19**	**12**	**10**	**4**	**2**	**0**	**0**	**0**	**0**	**0**	**0**	**0**	**0**	**0**	**0**	**0**	**0**	**0**
06-22	**103**	**0**	**0**	**0**	**1**	**3**	**4**	**7**	**6**	**12**	**13**	**22**	**14**	**16**	**6**	**4**	**0**	**0**	**0**	**0**	**0**	**0**	**0**	**0**	**0**	**0**	**0**	**0**	**0**
06-00	**109**	**0**	**0**	**0**	**1**	**3**	**4**	**7**	**6**	**12**	**14**	**23**	**15**	**17**	**6**	**4**	**1**	**0**	**0**	**0**	**0**	**0**	**0**	**0**	**0**	**0**	**0**	**0**	**0**
00-00	**112**	**0**	**0**	**0**	**1**	**3**	**4**	**7**	**7**	**14**	**14**	**24**	**15**	**18**	**6**	**4**	**1**	**0**	**0**	**0**	**0**	**0**	**0**	**0**	**0**	**0**	**0**	**0**	**0**

DRAFT

Site 74
Location LS08011, Att - telepole, Lat 54.0168, Long -6.84871
Direction West

3279 / Meath/Cavan/Monaghan ATC's
October 2013
Automatic Traffic Count

Virtual Week (1)

Time	Total	Speed Bins (km/h)																											
		0 - 5	5 - 10	10 - 15	15 - 20	20 - 25	25 - 30	30 - 35	35 - 40	40 - 45	45 - 50	50 - 55	55 - 60	60 - 65	65 - 70	70 - 75	75 - 80	80 - 85	85 - 90	90 - 95	95 - 100	100 - 105	105 - 110	110 - 115	115 - 120	120 - 125	125 - 130	130 - 135	135 - 140
Mon	0	0	0	0	0	0	0	0	0	0	0	0	0	0	0	0	0	0	0	0	0	0	0	0	0	0	0	0	0
Tue	67	1	1	2	1	0	1	6	4	8	8	12	8	6	6	2	1	0	0	0	0	0	0	0	0	0	0	0	0
Wed	106	0	0	0	1	2	4	6	10	15	15	19	8	16	5	4	1	0	0	0	0	0	0	0	0	0	0	0	0
Thu	110	0	0	0	0	4	3	4	7	12	11	21	20	16	6	4	2	0	0	0	0	0	0	0	0	0	0	0	0
Fri	0	0	0	0	0	0	0	0	0	0	0	0	0	0	0	0	0	0	0	0	0	0	0	0	0	0	0	0	0
|Sat	0	0	0	0	0	0	0	0	0	0	0	0	0	0	0	0	0	0	0	0	0	0	0	0	0	0	0	0	0
|Sun	0	0	0	0	0	0	0	0	0	0	0	0	0	0	0	0	0	0	0	0	0	0	0	0	0	0	0	0	0
5 Day Ave.	**94**	**0**	**0**	**1**	**1**	**2**	**3**	**5**	**7**	**12**	**11**	**17**	**12**	**13**	**6**	**3**	**1**	**0**	**0**	**0**	**0**	**0**	**0**	**0**	**0**	**0**	**0**	**0**	**0**
7 Day Ave.	**112**	**0**	**0**	**0**	**1**	**3**	**4**	**7**	**7**	**14**	**14**	**24**	**15**	**18**	**6**	**4**	**1**	**0**	**0**	**0**	**0**	**0**	**0**	**0**	**0**	**0**	**0**	**0**	**0**
Total	**283**	**1**	**1**	**2**	**2**	**6**	**8**	**16**	**21**	**35**	**34**	**52**	**36**	**38**	**17**	**10**	**4**	**0**	**0**	**0**	**0**	**0**	**0**	**0**	**0**	**0**	**0**	**0**	**0**

Summary Graphs

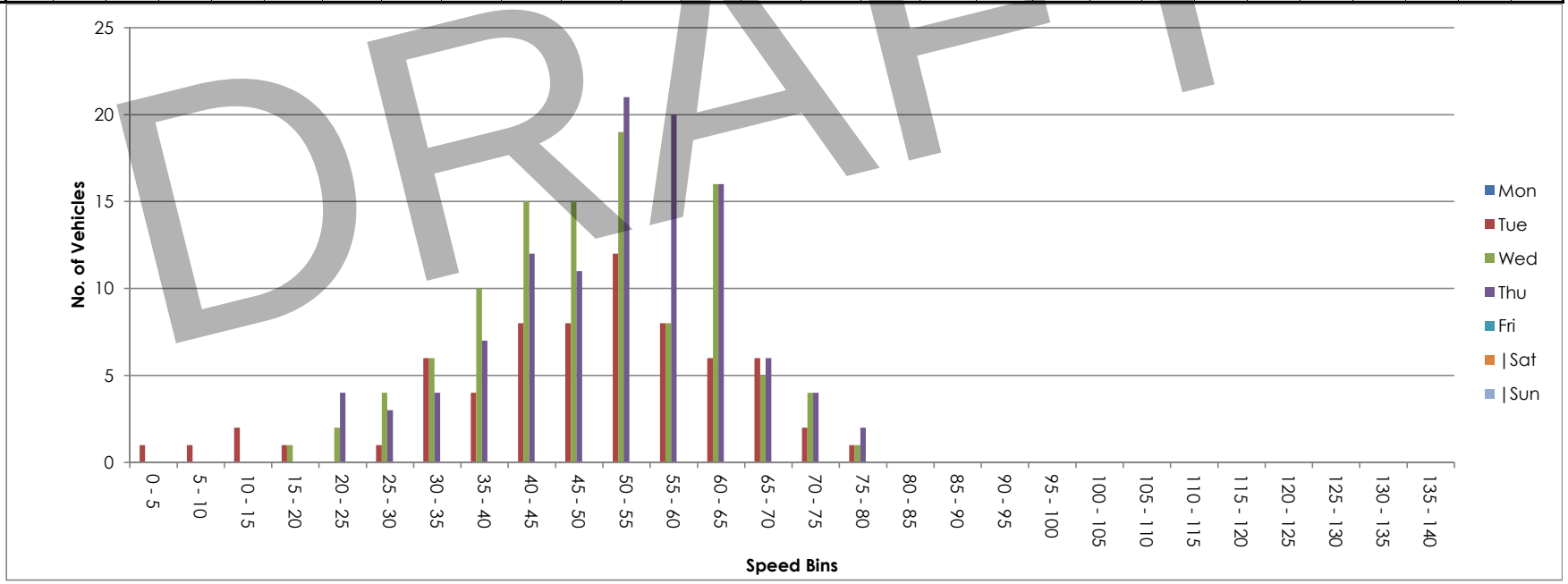

DRAFT

Site 74
Location LS08011, Att - telepole, Lat 54.0168, Long -6.84871
Direction East West

3279 / Meath/Cavan/Monaghan ATC's
October 2013
Automatic Traffic Count

Tue, 8 October 2013

Time	Total	Classification												>PSL	>PSL%	>SL1	>SL1%	>SL2	>SL2%	Mean	Vpp
		1 MCL	2 SV	3 SVT	4 TB2	5 TB3	6 T4	7 ART3	8 ART4	9 ART5	10 ART6	11 BD	12 DRT	80	80	85 +5kph	85 +5kph	90 +10kph	90 +10kph		85
0000	**0**	**0**	**0**	**0**	**0**	**0**	**0**	**0**	**0**	**0**	**0**	**0**	**0**	**0**	**0**	**0**	**0**	**0**	**0**	**0**	**0**
0100	**0**	**0**	**0**	**0**	**0**	**0**	**0**	**0**	**0**	**0**	**0**	**0**	**0**	**0**	**0**	**0**	**0**	**0**	**0**	**0**	**0**
0200	**0**	**0**	**0**	**0**	**0**	**0**	**0**	**0**	**0**	**0**	**0**	**0**	**0**	**0**	**0**	**0**	**0**	**0**	**0**	**0**	**0**
0300	**0**	**0**	**0**	**0**	**0**	**0**	**0**	**0**	**0**	**0**	**0**	**0**	**0**	**0**	**0**	**0**	**0**	**0**	**0**	**0**	**0**
0400	**0**	**0**	**0**	**0**	**0**	**0**	**0**	**0**	**0**	**0**	**0**	**0**	**0**	**0**	**0**	**0**	**0**	**0**	**0**	**0**	**0**
0500	**0**	**0**	**0**	**0**	**0**	**0**	**0**	**0**	**0**	**0**	**0**	**0**	**0**	**0**	**0**	**0**	**0**	**0**	**0**	**0**	**0**
0600	**0**	**0**	**0**	**0**	**0**	**0**	**0**	**0**	**0**	**0**	**0**	**0**	**0**	**0**	**0**	**0**	**0**	**0**	**0**	**0**	**0**
0700	**0**	**0**	**0**	**0**	**0**	**0**	**0**	**0**	**0**	**0**	**0**	**0**	**0**	**0**	**0**	**0**	**0**	**0**	**0**	**0**	**0**
0800	**0**	**0**	**0**	**0**	**0**	**0**	**0**	**0**	**0**	**0**	**0**	**0**	**0**	**0**	**0**	**0**	**0**	**0**	**0**	**0**	**0**
0900	**0**	**0**	**0**	**0**	**0**	**0**	**0**	**0**	**0**	**0**	**0**	**0**	**0**	**0**	**0**	**0**	**0**	**0**	**0**	**0**	**0**
1000	**0**	**0**	**0**	**0**	**0**	**0**	**0**	**0**	**0**	**0**	**0**	**0**	**0**	**0**	**0**	**0**	**0**	**0**	**0**	**0**	**0**
1100	**0**	**0**	**0**	**0**	**0**	**0**	**0**	**0**	**0**	**0**	**0**	**0**	**0**	**0**	**0**	**0**	**0**	**0**	**0**	**0**	**0**
1200	0	0	0	0	0	0	0	0	0	0	0	0	0	0	0	0	0	0	0	0	0
1300	7	0	6	0	1	0	0	0	0	0	0	0	0	0	0	0	0	0	0	27.9	-
1400	12	0	12	0	0	0	0	0	0	0	0	0	0	0	0	0	0	0	0	43.8	56.5
1500	7	0	4	1	1	1	0	0	0	0	0	0	0	0	0	0	0	0	0	47.3	-
1600	**18**	**1**	**16**	**1**	**0**	**0**	**0**	**0**	**0**	**0**	**0**	**0**	**0**	**0**	**0**	**0**	**0**	**0**	**0**	**39.8**	**52.9**
1700	**18**	**0**	**17**	**1**	**0**	**0**	**0**	**0**	**0**	**0**	**0**	**0**	**0**	**0**	**0**	**0**	**0**	**0**	**0**	**48.9**	**59.8**
1800	8	2	5	0	1	0	0	0	0	0	0	0	0	0	0	0	0	0	0	40.9	-
1900	16	0	10	2	4	0	0	0	0	0	0	0	0	0	0	0	0	0	0	55.1	66.6
2000	12	0	11	0	1	0	0	0	0	0	0	0	0	0	0	0	0	0	0	52.7	66.2
2100	8	0	7	0	1	0	0	0	0	0	0	0	0	0	0	0	0	0	0	57.9	-
2200	13	0	11	1	1	0	0	0	0	0	0	0	0	0	0	0	0	0	0	53.9	63.7
2300	2	0	2	0	0	0	0	0	0	0	0	0	0	0	0	0	0	0	0	49.3	-
07-19	**70**	**3**	**60**	**3**	**3**	**1**	**0**	**0**	**0**	**0**	**0**	**0**	**0**	**0**	**0**	**0**	**0**	**0**	**0**	**42.5**	**58.7**
06-22	**106**	**3**	**88**	**5**	**9**	**1**	**0**	**0**	**0**	**0**	**0**	**0**	**0**	**0**	**0**	**0**	**0**	**0**	**0**	**46.7**	**63.4**
06-00	**121**	**3**	**101**	**6**	**10**	**1**	**0**	**0**	**0**	**0**	**0**	**0**	**0**	**0**	**0**	**0**	**0**	**0**	**0**	**47.5**	**63.7**
00-00	**121**	**3**	**101**	**6**	**10**	**1**	**0**	**0**	**0**	**0**	**0**	**0**	**0**	**0**	**0**	**0**	**0**	**0**	**0**	**47.5**	**63.7**

DRAFT

Site 74
Location LS08011, Att - telepole, Lat 54.0168, Long -6.84871
Direction East West

3279 / Meath/Cavan/Monaghan ATC's
October 2013
Automatic Traffic Count

Wed, 9 October 2013

Time	Total	Classification												>PSL	>PSL%	>SL1	>SL1%	>SL2	>SL2%	Mean	Vpp
		1 MCL	2 SV	3 SVT	4 TB2	5 TB3	6 T4	7 ART3	8 ART4	9 ART5	10 ART6	11 BD	12 DRT	80	80	85 +5kph	85 +5kph	90 +10kph	90 +10kph		85
0000	2	0	2	0	0	0	0	0	0	0	0	0	0	0	0	0	0	0	0	40.1	-
0100	0	0	0	0	0	0	0	0	0	0	0	0	0	0	0	0	0	0	0	-	-
0200	0	0	0	0	0	0	0	0	0	0	0	0	0	0	0	0	0	0	0	-	-
0300	0	0	0	0	0	0	0	0	0	0	0	0	0	0	0	0	0	0	0	-	-
0400	0	0	0	0	0	0	0	0	0	0	0	0	0	0	0	0	0	0	0	-	-
0500	0	0	0	0	0	0	0	0	0	0	0	0	0	0	0	0	0	0	0	-	-
0600	2	0	1	0	1	0	0	0	0	0	0	0	0	0	0	0	0	0	0	55.6	-
0700	12	0	11	0	1	0	0	0	0	0	0	0	0	0	0	0	0	0	0	52.9	59
0800	9	0	9	0	0	0	0	0	0	0	0	0	0	0	0	0	0	0	0	52.9	-
0900	**18**	**0**	**15**	**0**	**3**	**0**	**0**	**0**	**0**	**0**	**0**	**0**	**0**	**0**	**0**	**0**	**0**	**0**	**0**	**50.6**	**59.8**
1000	12	0	10	0	1	0	0	0	1	0	0	0	0	0	0	0	0	0	0	48.6	55.1
1100	**18**	**0**	**14**	**1**	**2**	**0**	**1**	**0**	**0**	**0**	**0**	**0**	**0**	**0**	**0**	**0**	**0**	**0**	**0**	**41.3**	**52.6**
1200	19	0	18	0	0	1	0	0	0	0	0	0	0	0	0	0	0	0	0	48.3	56.5
1300	9	0	6	1	0	0	2	0	0	0	0	0	0	0	0	0	0	0	0	47.6	-
1400	13	0	12	0	1	0	0	0	0	0	0	0	0	0	0	0	0	0	0	48	56.2
1500	5	0	3	0	2	0	0	0	0	0	0	0	0	0	0	0	0	0	0	38	-
1600	10	1	7	0	2	0	0	0	0	0	0	0	0	0	0	0	0	0	0	50.6	-
1700	**22**	**0**	**20**	**1**	**1**	**0**	**0**	**0**	**0**	**0**	**0**	**0**	**0**	**0**	**0**	**0**	**0**	**0**	**0**	**46.8**	**61.6**
1800	16	0	14	1	0	0	0	0	1	0	0	0	0	0	0	0	0	0	0	44.7	60.5
1900	12	0	9	0	3	0	0	0	0	0	0	0	0	0	0	0	0	0	0	60.6	64.4
2000	11	0	11	0	0	0	0	0	0	0	0	0	0	0	0	0	0	0	0	59.3	64.8
2100	9	0	7	2	0	0	0	0	0	0	0	0	0	0	0	0	0	0	0	54	-
2200	6	0	6	0	0	0	0	0	0	0	0	0	0	0	0	0	0	0	0	58.6	-
2300	2	0	2	0	0	0	0	0	0	0	0	0	0	0	0	0	0	0	0	51.3	-
07-19	**163**	**1**	**139**	**4**	**13**	**1**	**3**	**0**	**2**	**0**	**0**	**0**	**0**	**0**	**0**	**0**	**0**	**0**	**0**	**47.6**	**61.6**
06-22	**197**	**1**	**167**	**6**	**17**	**1**	**3**	**0**	**2**	**0**	**0**	**0**	**0**	**0**	**0**	**0**	**0**	**0**	**0**	**49.4**	**62.6**
06-00	**205**	**1**	**175**	**6**	**17**	**1**	**3**	**0**	**2**	**0**	**0**	**0**	**0**	**0**	**0**	**0**	**0**	**0**	**0**	**49.7**	**63**
00-00	**207**	**1**	**177**	**6**	**17**	**1**	**3**	**0**	**2**	**0**	**0**	**0**	**0**	**0**	**0**	**0**	**0**	**0**	**0**	**49.6**	**63**

DRAFT

Site 74
Location LS08011, Att - telepole, Lat 54.0168, Long -6.84871
Direction East West

3279 / Meath/Cavan/Monaghan ATC's
October 2013
Automatic Traffic Count

Thu, 10 October 2013

Time	Total	Classification												>PSL	>PSL%	>SL1	>SL1%	>SL2	>SL2%	Mean	Vpp
		1 MCL	2 SV	3 SVT	4 TB2	5 TB3	6 T4	7 ART3	8 ART4	9 ART5	10 ART6	11 BD	12 DRT	80	80	85 +5kph	85 +5kph	90 +10kph	90 +10kph		85
0000	2	0	2	0	0	0	0	0	0	0	0	0	0	0	0	0	0	0	0	50.9	-
0100	3	0	2	0	1	0	0	0	0	0	0	0	0	0	0	0	0	0	0	61.4	-
0200	1	0	1	0	0	0	0	0	0	0	0	0	0	0	0	0	0	0	0	50.6	-
0300	0	0	0	0	0	0	0	0	0	0	0	0	0	0	0	0	0	0	0	-	-
0400	0	0	0	0	0	0	0	0	0	0	0	0	0	0	0	0	0	0	0	-	-
0500	0	0	0	0	0	0	0	0	0	0	0	0	0	0	0	0	0	0	0	-	-
0600	3	0	2	0	1	0	0	0	0	0	0	0	0	0	0	0	0	0	0	62.9	-
0700	12	0	11	0	1	0	0	0	0	0	0	0	0	0	0	0	0	0	0	52.1	62.3
0800	11	0	11	0	0	0	0	0	0	0	0	0	0	0	0	0	0	0	0	53	59.4
0900	**20**	**0**	**17**	**0**	**3**	**0**	**0**	**0**	**0**	**0**	**0**	**0**	**0**	**0**	**0**	**0**	**0**	**0**	**0**	**55.1**	**64.1**
1000	10	0	7	0	0	3	0	0	0	0	0	0	0	0	0	0	0	0	0	41.7	-
1100	8	0	5	2	1	0	0	0	0	0	0	0	0	0	0	0	0	0	0	44.4	-
1200	**24**	**0**	**23**	**0**	**1**	**0**	**0**	**0**	**0**	**0**	**0**	**0**	**0**	**0**	**0**	**0**	**0**	**0**	**0**	**50.9**	**64.1**
1300	15	0	13	2	0	0	0	0	0	0	0	0	0	0	0	0	0	0	0	53.5	66.6
1400	15	0	15	0	0	0	0	0	0	0	0	0	0	0	0	0	0	0	0	48.2	56.9
1500	8	0	6	1	1	0	0	0	0	0	0	0	0	0	0	0	0	0	0	47.7	-
1600	11	0	10	0	1	0	0	0	0	0	0	0	0	0	0	0	0	0	0	48.8	59.8
1700	15	0	15	0	0	0	0	0	0	0	0	0	0	0	0	0	0	0	0	53.8	59
1800	17	1	14	0	2	0	0	0	0	0	0	0	0	0	0	0	0	0	0	46.1	58.3
1900	18	0	16	0	2	0	0	0	0	0	0	0	0	0	0	0	0	0	0	51.2	65.5
2000	13	0	12	1	0	0	0	0	0	0	0	0	0	0	0	0	0	0	0	56.7	62.3
2100	6	0	6	0	0	0	0	0	0	0	0	0	0	0	0	0	0	0	0	54.2	-
2200	8	0	8	0	0	0	0	0	0	0	0	0	0	0	0	0	0	0	0	64.8	-
2300	2	0	2	0	0	0	0	0	0	0	0	0	0	0	0	0	0	0	0	47.7	-
07-19	**166**	**1**	**147**	**5**	**10**	**3**	**0**	**0**	**0**	**0**	**0**	**0**	**0**	**0**	**0**	**0**	**0**	**0**	**0**	**50.2**	**63**
06-22	**206**	**1**	**183**	**6**	**13**	**3**	**0**	**0**	**0**	**0**	**0**	**0**	**0**	**0**	**0**	**0**	**0**	**0**	**0**	**51**	**64.1**
06-00	**216**	**1**	**193**	**6**	**13**	**3**	**0**	**0**	**0**	**0**	**0**	**0**	**0**	**0**	**0**	**0**	**0**	**0**	**0**	**51.5**	**64.1**
00-00	**222**	**1**	**198**	**6**	**14**	**3**	**0**	**0**	**0**	**0**	**0**	**0**	**0**	**0**	**0**	**0**	**0**	**0**	**0**	**51.6**	**64.1**

DRAFT

Site 74
Location LS08011, Att - telepole, Lat 54.0168, Long -6.84871
Direction East West

3279 / Meath/Cavan/Monaghan ATC's
October 2013
Automatic Traffic Count

Virtual Day (Partial days = 2.46)

Time	Total	Classification												>PSL	>PSL%	>SL1	>SL1%	>SL2	>SL2%	Mean	Vpp
		1 MCL	2 SV	3 SVT	4 TB2	5 TB3	6 T4	7 ART3	8 ART4	9 ART5	10 ART6	11 BD	12 DRT	80	80	85 +5kph	85 +5kph	90 +10kph	90 +10kph		85
0000	2	0	2	0	0	0	0	0	0	0	0	0	0	0	0	0	0	0	0	45.5	-
0100	2	0	1	0	1	0	0	0	0	0	0	0	0	0	0	0	0	0	0	61.4	-
0200	1	0	1	0	0	0	0	0	0	0	0	0	0	0	0	0	0	0	0	50.6	-
0300	0	0	0	0	0	0	0	0	0	0	0	0	0	0	0	0	0	0	0	-	-
0400	0	0	0	0	0	0	0	0	0	0	0	0	0	0	0	0	0	0	0	-	-
0500	0	0	0	0	0	0	0	0	0	0	0	0	0	0	0	0	0	0	0	-	-
0600	3	0	2	0	1	0	0	0	0	0	0	0	0	0	0	0	0	0	0	60	-
0700	12	0	11	0	1	0	0	0	0	0	0	0	0	0	0	0	0	0	0	52.5	62.3
0800	10	0	10	0	0	0	0	0	0	0	0	0	0	0	0	0	0	0	0	52.9	-
0900	**19**	**0**	**16**	**0**	**3**	**0**	**0**	**0**	**0**	**0**	**0**	**0**	**0**	**0**	**0**	**0**	**0**	**0**	**0**	**53**	**64.1**
1000	11	0	9	0	1	2	0	0	1	0	0	0	0	0	0	0	0	0	0	45.5	61.2
1100	13	0	10	2	2	0	1	0	0	0	0	0	0	0	0	0	0	0	0	42.3	57.2
1200	**22**	**0**	**21**	**0**	**1**	**1**	**0**	**0**	**0**	**0**	**0**	**0**	**0**	**0**	**0**	**0**	**0**	**0**	**0**	**49.8**	**61.9**
1300	10	0	8	1	0	0	1	0	0	0	0	0	0	0	0	0	0	0	0	46	64.4
1400	13	0	13	0	0	0	0	0	0	0	0	0	0	0	0	0	0	0	0	46.8	56.9
1500	7	0	4	1	1	0	0	0	0	0	0	0	0	0	0	0	0	0	0	45.2	-
1600	13	1	11	0	1	0	0	0	0	0	0	0	0	0	0	0	0	0	0	45.1	60.5
1700	18	0	17	1	0	0	0	0	0	0	0	0	0	0	0	0	0	0	0	49.4	59.8
1800	14	1	11	0	1	0	0	0	0	0	0	0	0	0	0	0	0	0	0	44.5	58.3
1900	15	0	12	1	3	0	0	0	0	0	0	0	0	0	0	0	0	0	0	55	65.5
2000	12	0	11	0	0	0	0	0	0	0	0	0	0	0	0	0	0	0	0	56.1	66.2
2100	8	0	7	1	0	0	0	0	0	0	0	0	0	0	0	0	0	0	0	55.4	-
2200	9	0	8	0	0	0	0	0	0	0	0	0	0	0	0	0	0	0	0	58.2	-
2300	2	0	2	0	0	0	0	0	0	0	0	0	0	0	0	0	0	0	0	49.5	-
07-19	**162**	**2**	**141**	**5**	**11**	**3**	**2**	**0**	**1**	**0**	**0**	**0**	**0**	**0**	**0**	**0**	**0**	**0**	**0**	**46.4**	**60.85**
06-22	**200**	**2**	**173**	**7**	**15**	**3**	**2**	**0**	**1**	**0**	**0**	**0**	**0**	**0**	**0**	**0**	**0**	**0**	**0**	**49.6**	**61.55**
06-00	**211**	**2**	**183**	**7**	**15**	**3**	**2**	**0**	**1**	**0**	**0**	**0**	**0**	**0**	**0**	**0**	**0**	**0**	**0**	**49.65**	**61.55**
00-00	**216**	**2**	**187**	**7**	**16**	**3**	**2**	**0**	**1**	**0**	**0**	**0**	**0**	**0**	**0**	**0**	**0**	**0**	**0**	**49.8**	**61.55**

DRAFT

Site 74
Location LS08011, Att - telepole, Lat 54.0168, Long -6.84871
Direction East West

3279 / Meath/Cavan/Monaghan ATC's
October 2013
Automatic Traffic Count

Virtual Week (1)

Time	Total	Classification												>PSL	>PSL%	>SL1	>SL1%	>SL2	>SL2%	Mean	Vpp
		1 MCL	2 SV	3 SVT	4 TB2	5 TB3	6 T4	7 ART3	8 ART4	9 ART5	10 ART6	11 BD	12 DRT	80	80	85 +5kph	85 +5kph	90 +10kph	90 +10kph		85
Mon	0	0	0	0	0	0	0	0	0	0	0	0	0	0	0	0	0	0	0	-	-
Tue	121	3	101	6	10	1	0	0	0	0	0	0	0	0	0	0	0	0	0	47.5	63.7
Wed	207	1	177	6	17	1	3	0	2	0	0	0	0	0	0	0	0	0	0	49.6	63
Thu	222	1	198	6	14	3	0	0	0	0	0	0	0	0	0	0	0	0	0	51.6	64.1
Fri	0	0	0	0	0	0	0	0	0	0	0	0	0	0	0	0	0	0	0	-	-
| Sat	0	0	0	0	0	0	0	0	0	0	0	0	0	0	0	0	0	0	0	-	-
| Sun	0	0	0	0	0	0	0	0	0	0	0	0	0	0	0	0	0	0	0	-	-
5 Day Ave.	**183**	**2**	**159**	**6**	**14**	**2**	**1**	**0**	**1**	**0**	**0**	**0**	**0**	**0**	**0.0**	**0**	**0.0**	**0**	**0.0**	**49.6**	**63.6**
7 Day Ave.	**216**	**2**	**187**	**7**	**16**	**3**	**2**	**0**	**1**	**0**	**0**	**0**	**0**	**0**	**0.0**	**0**	**0.0**	**0**	**0.0**	**49.8**	**61.6**
Total	**550**	**5**	**476**	**18**	**41**	**5**	**3**	**0**	**2**	**0**	**0**	**0**	**0**	**0**	**0.0**	**0**	**0.0**	**0**	**0.0**	**50.0**	**63.7**

Summary Graphs

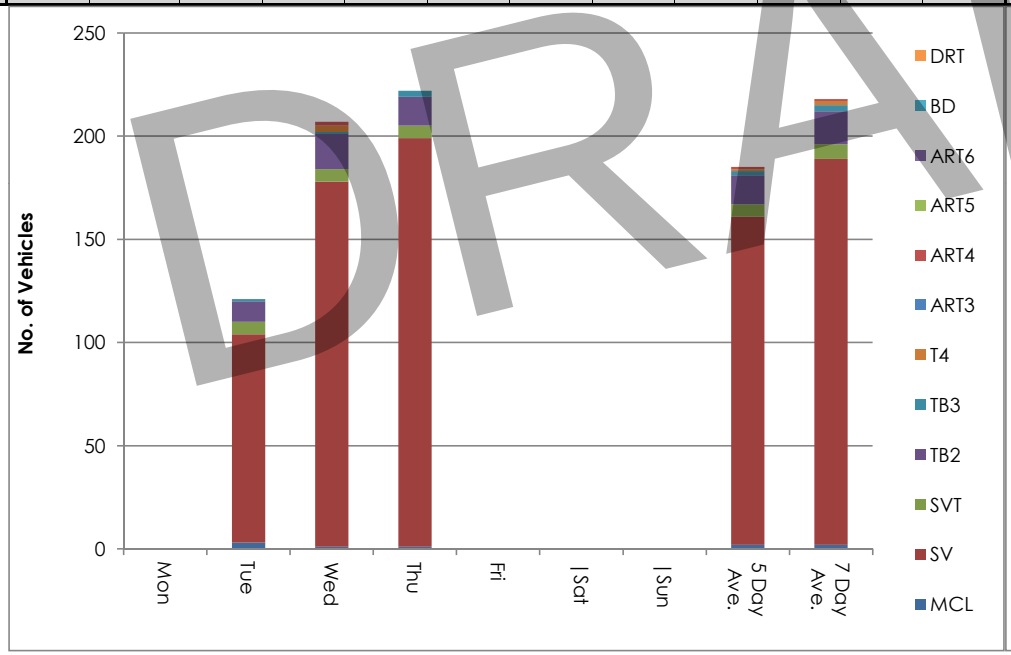

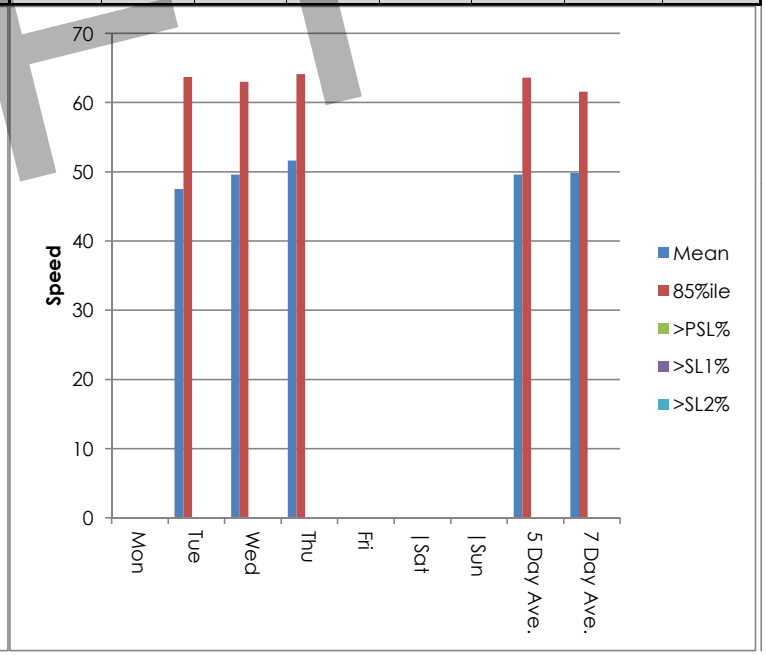

DRAFT

Site 74
Location LS08011, Att - telepole, Lat 54.0168, Long -6.84871
Direction East West

3279 / Meath/Cavan/Monaghan ATC's
October 2013
Automatic Traffic Count

Tue, 8 October 2013

Time	Total	Speed Bins (km/h)																											
		0 - 5	5 - 10	10 - 15	15 - 20	20 - 25	25 - 30	30 - 35	35 - 40	40 - 45	45 - 50	50 - 55	55 - 60	60 - 65	65 - 70	70 - 75	75 - 80	80 - 85	85 - 90	90 - 95	95 - 100	100 - 105	105 - 110	110 - 115	115 - 120	120 - 125	125 - 130	130 - 135	135 - 140
0000	**0**	**0**	**0**	**0**	**0**	**0**	**0**	**0**	**0**	**0**	**0**	**0**	**0**	**0**	**0**	**0**	**0**	**0**	**0**	**0**	**0**	**0**	**0**	**0**	**0**	**0**	**0**	**0**	**0**
0100	**0**	**0**	**0**	**0**	**0**	**0**	**0**	**0**	**0**	**0**	**0**	**0**	**0**	**0**	**0**	**0**	**0**	**0**	**0**	**0**	**0**	**0**	**0**	**0**	**0**	**0**	**0**	**0**	**0**
0200	**0**	**0**	**0**	**0**	**0**	**0**	**0**	**0**	**0**	**0**	**0**	**0**	**0**	**0**	**0**	**0**	**0**	**0**	**0**	**0**	**0**	**0**	**0**	**0**	**0**	**0**	**0**	**0**	**0**
0300	**0**	**0**	**0**	**0**	**0**	**0**	**0**	**0**	**0**	**0**	**0**	**0**	**0**	**0**	**0**	**0**	**0**	**0**	**0**	**0**	**0**	**0**	**0**	**0**	**0**	**0**	**0**	**0**	**0**
0400	**0**	**0**	**0**	**0**	**0**	**0**	**0**	**0**	**0**	**0**	**0**	**0**	**0**	**0**	**0**	**0**	**0**	**0**	**0**	**0**	**0**	**0**	**0**	**0**	**0**	**0**	**0**	**0**	**0**
0500	**0**	**0**	**0**	**0**	**0**	**0**	**0**	**0**	**0**	**0**	**0**	**0**	**0**	**0**	**0**	**0**	**0**	**0**	**0**	**0**	**0**	**0**	**0**	**0**	**0**	**0**	**0**	**0**	**0**
0600	**0**	**0**	**0**	**0**	**0**	**0**	**0**	**0**	**0**	**0**	**0**	**0**	**0**	**0**	**0**	**0**	**0**	**0**	**0**	**0**	**0**	**0**	**0**	**0**	**0**	**0**	**0**	**0**	**0**
0700	**0**	**0**	**0**	**0**	**0**	**0**	**0**	**0**	**0**	**0**	**0**	**0**	**0**	**0**	**0**	**0**	**0**	**0**	**0**	**0**	**0**	**0**	**0**	**0**	**0**	**0**	**0**	**0**	**0**
0800	**0**	**0**	**0**	**0**	**0**	**0**	**0**	**0**	**0**	**0**	**0**	**0**	**0**	**0**	**0**	**0**	**0**	**0**	**0**	**0**	**0**	**0**	**0**	**0**	**0**	**0**	**0**	**0**	**0**
0900	**0**	**0**	**0**	**0**	**0**	**0**	**0**	**0**	**0**	**0**	**0**	**0**	**0**	**0**	**0**	**0**	**0**	**0**	**0**	**0**	**0**	**0**	**0**	**0**	**0**	**0**	**0**	**0**	**0**
1000	**0**	**0**	**0**	**0**	**0**	**0**	**0**	**0**	**0**	**0**	**0**	**0**	**0**	**0**	**0**	**0**	**0**	**0**	**0**	**0**	**0**	**0**	**0**	**0**	**0**	**0**	**0**	**0**	**0**
1100	**0**	**0**	**0**	**0**	**0**	**0**	**0**	**0**	**0**	**0**	**0**	**0**	**0**	**0**	**0**	**0**	**0**	**0**	**0**	**0**	**0**	**0**	**0**	**0**	**0**	**0**	**0**	**0**	**0**
1200	0	0	0	0	0	0	0	0	0	0	0	0	0	0	0	0	0	0	0	0	0	0	0	0	0	0	0	0	0	0
1300	7	1	0	2	0	0	0	1	1	0	2	0	0	0	0	0	0	0	0	0	0	0	0	0	0	0	0	0	0	0
1400	12	0	0	2	0	1	0	0	1	0	2	3	1	0	2	0	0	0	0	0	0	0	0	0	0	0	0	0	0	0
1500	7	0	0	0	0	0	0	2	0	2	0	2	0	0	1	0	0	0	0	0	0	0	0	0	0	0	0	0	0	0
1600	**18**	**0**	**1**	**0**	**1**	**2**	**1**	**1**	**3**	**2**	**2**	**2**	**2**	**1**	**0**	**0**	**0**	**0**	**0**	**0**	**0**	**0**	**0**	**0**	**0**	**0**	**0**	**0**	**0**	**0**
1700	**18**	**0**	**0**	**0**	**0**	**0**	**2**	**3**	**0**	**1**	**2**	**3**	**3**	**2**	**2**	**0**	**0**	**0**	**0**	**0**	**0**	**0**	**0**	**0**	**0**	**0**	**0**	**0**	**0**	**0**
1800	8	0	0	1	1	0	0	0	1	1	0	2	2	0	0	0	0	0	0	0	0	0	0	0	0	0	0	0	0	0
1900	16	0	0	0	0	0	0	1	1	2	2	1	3	3	2	1	0	0	0	0	0	0	0	0	0	0	0	0	0	0
2000	12	0	0	0	0	1	0	0	1	1	2	1	2	1	2	1	0	0	0	0	0	0	0	0	0	0	0	0	0	0
2100	8	0	0	0	0	0	0	0	0	2	0	0	3	2	0	0	1	0	0	0	0	0	0	0	0	0	0	0	0	0
2200	13	0	0	0	0	0	0	1	0	1	3	2	2	2	2	0	0	0	0	0	0	0	0	0	0	0	0	0	0	0
2300	2	0	0	0	0	0	0	0	1	0	0	0	0	1	0	0	0	0	0	0	0	0	0	0	0	0	0	0	0	0
07-19	**70**	**1**	**1**	**5**	**2**	**3**	**3**	**7**	**6**	**6**	**8**	**12**	**8**	**3**	**5**	**0**	**0**	**0**	**0**	**0**	**0**	**0**	**0**	**0**	**0**	**0**	**0**	**0**	**0**	**0**
06-22	**106**	**1**	**1**	**5**	**2**	**4**	**3**	**8**	**8**	**11**	**12**	**14**	**16**	**9**	**9**	**2**	**1**	**0**	**0**	**0**	**0**	**0**	**0**	**0**	**0**	**0**	**0**	**0**	**0**	**0**
06-00	**121**	**1**	**1**	**5**	**2**	**4**	**3**	**9**	**9**	**12**	**15**	**16**	**18**	**12**	**11**	**2**	**1**	**0**	**0**	**0**	**0**	**0**	**0**	**0**	**0**	**0**	**0**	**0**	**0**	**0**
00-00	**121**	**1**	**1**	**5**	**2**	**4**	**3**	**9**	**9**	**12**	**15**	**16**	**18**	**12**	**11**	**2**	**1**	**0**	**0**	**0**	**0**	**0**	**0**	**0**	**0**	**0**	**0**	**0**	**0**	**0**

DRAFT

Site 74
Location LS08011, Att - telepole, Lat 54.0168, Long -6.84871
Direction East West

3279 / Meath/Cavan/Monaghan ATC's
October 2013
Automatic Traffic Count

Wed, 9 October 2013

Time	Total	Speed Bins (km/h)																											
		0 - 5	5 - 10	10 - 15	15 - 20	20 - 25	25 - 30	30 - 35	35 - 40	40 - 45	45 - 50	50 - 55	55 - 60	60 - 65	65 - 70	70 - 75	75 - 80	80 - 85	85 - 90	90 - 95	95 - 100	100 - 105	105 - 110	110 - 115	115 - 120	120 - 125	125 - 130	130 - 135	135 - 140
0000	2	0	0	0	0	0	0	0	1	1	0	0	0	0	0	0	0	0	0	0	0	0	0	0	0	0	0	0	0
0100	0	0	0	0	0	0	0	0	0	0	0	0	0	0	0	0	0	0	0	0	0	0	0	0	0	0	0	0	0
0200	0	0	0	0	0	0	0	0	0	0	0	0	0	0	0	0	0	0	0	0	0	0	0	0	0	0	0	0	0
0300	0	0	0	0	0	0	0	0	0	0	0	0	0	0	0	0	0	0	0	0	0	0	0	0	0	0	0	0	0
0400	0	0	0	0	0	0	0	0	0	0	0	0	0	0	0	0	0	0	0	0	0	0	0	0	0	0	0	0	0
0500	0	0	0	0	0	0	0	0	0	0	0	0	0	0	0	0	0	0	0	0	0	0	0	0	0	0	0	0	0
0600	2	0	0	0	0	0	0	0	0	0	0	1	1	0	0	0	0	0	0	0	0	0	0	0	0	0	0	0	0
0700	12	0	0	0	0	0	0	1	0	2	1	3	3	0	1	1	0	0	0	0	0	0	0	0	0	0	0	0	0
0800	9	0	0	0	0	0	0	0	1	0	3	0	3	2	0	0	0	0	0	0	0	0	0	0	0	0	0	0	0
0900	**18**	**0**	**0**	**0**	**0**	**0**	**1**	**1**	**2**	**0**	**5**	**4**	**2**	**1**	**1**	**0**	**1**	**0**	**0**	**0**	**0**	**0**	**0**	**0**	**0**	**0**	**0**	**0**	**0**
1000	12	0	0	0	0	0	1	1	0	3	0	4	1	1	1	0	0	0	0	0	0	0	0	0	0	0	0	0	0
1100	**18**	**0**	**0**	**0**	**1**	**1**	**1**	**2**	**5**	**1**	**1**	**3**	**2**	**1**	**0**	**0**	**0**	**0**	**0**	**0**	**0**	**0**	**0**	**0**	**0**	**0**	**0**	**0**	**0**
1200	19	0	0	0	0	0	0	0	4	6	2	2	2	2	0	1	0	0	0	0	0	0	0	0	0	0	0	0	0
1300	9	0	0	0	0	0	3	1	0	0	1	0	0	2	0	2	0	0	0	0	0	0	0	0	0	0	0	0	0
1400	13	0	0	0	0	0	0	1	1	4	2	2	2	0	1	0	0	0	0	0	0	0	0	0	0	0	0	0	0
1500	5	0	0	0	1	0	0	1	0	1	2	0	0	0	0	0	0	0	0	0	0	0	0	0	0	0	0	0	0
1600	10	0	0	0	1	0	0	0	1	1	2	0	1	2	2	0	0	0	0	0	0	0	0	0	0	0	0	0	0
1700	**22**	**0**	**0**	**0**	**0**	**0**	**3**	**2**	**0**	**4**	**4**	**4**	**1**	**3**	**1**	**0**	**0**	**0**	**0**	**0**	**0**	**0**	**0**	**0**	**0**	**0**	**0**	**0**	**0**
1800	16	0	0	0	0	3	1	0	2	3	2	2	0	1	0	1	1	0	0	0	0	0	0	0	0	0	0	0	0
1900	12	0	0	0	0	0	0	0	0	0	0	2	3	5	1	1	0	0	0	0	0	0	0	0	0	0	0	0	0
2000	11	0	0	0	0	0	0	0	0	0	1	3	1	4	1	1	0	0	0	0	0	0	0	0	0	0	0	0	0
2100	9	0	0	0	0	0	1	0	0	1	2	0	0	4	1	0	0	0	0	0	0	0	0	0	0	0	0	0	0
2200	6	0	0	0	0	0	0	0	0	0	2	0	1	2	0	1	0	0	0	0	0	0	0	0	0	0	0	0	0
2300	2	0	0	0	0	0	0	0	0	1	0	0	1	0	0	0	0	0	0	0	0	0	0	0	0	0	0	0	0
07-19	**163**	**0**	**0**	**0**	**3**	**4**	**10**	**10**	**16**	**25**	**25**	**24**	**17**	**15**	**7**	**5**	**2**	**0**	**0**	**0**	**0**	**0**	**0**	**0**	**0**	**0**	**0**	**0**	**0**
06-22	**197**	**0**	**0**	**0**	**3**	**4**	**11**	**10**	**16**	**26**	**28**	**30**	**22**	**28**	**10**	**7**	**2**	**0**	**0**	**0**	**0**	**0**	**0**	**0**	**0**	**0**	**0**	**0**	**0**
06-00	**205**	**0**	**0**	**0**	**3**	**4**	**11**	**10**	**16**	**27**	**30**	**30**	**24**	**30**	**10**	**8**	**2**	**0**	**0**	**0**	**0**	**0**	**0**	**0**	**0**	**0**	**0**	**0**	**0**
00-00	**207**	**0**	**0**	**0**	**3**	**4**	**11**	**10**	**17**	**28**	**30**	**30**	**24**	**30**	**10**	**8**	**2**	**0**	**0**	**0**	**0**	**0**	**0**	**0**	**0**	**0**	**0**	**0**	**0**

DRAFT

Site 74
Location LS08011, Att - telepole, Lat 54.0168, Long -6.84871
Direction East West

3279 / Meath/Cavan/Monaghan ATC's
October 2013
Automatic Traffic Count

Thu, 10 October 2013

Time	Total	Speed Bins (km/h)																											
		0 - 5	5 - 10	10 - 15	15 - 20	20 - 25	25 - 30	30 - 35	35 - 40	40 - 45	45 - 50	50 - 55	55 - 60	60 - 65	65 - 70	70 - 75	75 - 80	80 - 85	85 - 90	90 - 95	95 - 100	100 - 105	105 - 110	110 - 115	115 - 120	120 - 125	125 - 130	130 - 135	135 - 140
0000	2	0	0	0	0	0	0	0	0	1	0	0	1	0	0	0	0	0	0	0	0	0	0	0	0	0	0	0	0
0100	3	0	0	0	0	0	0	0	0	1	0	0	0	1	0	1	0	0	0	0	0	0	0	0	0	0	0	0	0
0200	1	0	0	0	0	0	0	0	0	0	0	1	0	0	0	0	0	0	0	0	0	0	0	0	0	0	0	0	0
0300	0	0	0	0	0	0	0	0	0	0	0	0	0	0	0	0	0	0	0	0	0	0	0	0	0	0	0	0	0
0400	0	0	0	0	0	0	0	0	0	0	0	0	0	0	0	0	0	0	0	0	0	0	0	0	0	0	0	0	0
0500	0	0	0	0	0	0	0	0	0	0	0	0	0	0	0	0	0	0	0	0	0	0	0	0	0	0	0	0	0
0600	3	0	0	0	0	0	0	0	0	0	0	1	0	1	0	1	0	0	0	0	0	0	0	0	0	0	0	0	0
0700	12	0	0	0	0	0	0	1	1	2	0	4	1	1	1	1	0	0	0	0	0	0	0	0	0	0	0	0	0
0800	11	0	0	0	0	0	0	0	0	2	3	3	1	1	0	1	0	0	0	0	0	0	0	0	0	0	0	0	0
0900	**20**	**0**	**0**	**0**	**0**	**0**	**0**	**2**	**1**	**0**	**2**	**3**	**4**	**5**	**2**	**1**	**0**	**0**	**0**	**0**	**0**	**0**	**0**	**0**	**0**	**0**	**0**	**0**	**0**
1000	10	0	0	1	1	1	0	1	1	0	0	1	2	1	1	0	0	0	0	0	0	0	0	0	0	0	0	0	0
1100	8	0	0	0	0	2	1	0	0	1	1	0	0	3	0	0	0	0	0	0	0	0	0	0	0	0	0	0	0
1200	**24**	**0**	**0**	**0**	**0**	**1**	**3**	**1**	**2**	**2**	**2**	**2**	**1**	**6**	**1**	**3**	**0**	**0**	**0**	**0**	**0**	**0**	**0**	**0**	**0**	**0**	**0**	**0**	**0**
1300	15	0	0	0	0	0	0	1	0	1	5	1	1	3	2	1	0	0	0	0	0	0	0	0	0	0	0	0	0
1400	15	0	0	0	0	1	1	1	0	2	2	1	6	0	0	1	0	0	0	0	0	0	0	0	0	0	0	0	0
1500	8	0	0	0	0	0	0	1	2	0	1	1	2	1	0	0	0	0	0	0	0	0	0	0	0	0	0	0	0
1600	11	0	0	0	0	0	0	1	2	2	0	2	2	1	1	0	0	0	0	0	0	0	0	0	0	0	0	0	0
1700	15	0	0	0	0	0	0	0	1	1	1	4	7	1	0	0	0	0	0	0	0	0	0	0	0	0	0	0	0
1800	17	0	0	1	0	2	1	0	2	2	1	2	3	1	1	1	0	0	0	0	0	0	0	0	0	0	0	0	0
1900	18	0	0	0	0	1	1	0	3	2	1	2	2	2	3	0	1	0	0	0	0	0	0	0	0	0	0	0	0
2000	13	0	0	0	0	0	0	0	0	0	3	4	2	2	1	0	1	0	0	0	0	0	0	0	0	0	0	0	0
2100	6	0	0	0	0	0	1	0	0	1	0	0	1	1	2	0	0	0	0	0	0	0	0	0	0	0	0	0	0
2200	8	0	0	0	0	0	0	0	1	0	0	0	2	1	0	2	2	0	0	0	0	0	0	0	0	0	0	0	0
2300	2	0	0	0	0	0	0	0	0	0	2	0	0	0	0	0	0	0	0	0	0	0	0	0	0	0	0	0	0
07-19	**166**	**0**	**0**	**2**	**1**	**7**	**6**	**9**	**12**	**15**	**18**	**24**	**30**	**24**	**9**	**9**	**0**	**0**	**0**	**0**	**0**	**0**	**0**	**0**	**0**	**0**	**0**	**0**	**0**
06-22	**206**	**0**	**0**	**2**	**1**	**8**	**8**	**9**	**15**	**18**	**22**	**31**	**35**	**30**	**15**	**10**	**2**	**0**	**0**	**0**	**0**	**0**	**0**	**0**	**0**	**0**	**0**	**0**	**0**
06-00	**216**	**0**	**0**	**2**	**1**	**8**	**8**	**9**	**16**	**18**	**24**	**31**	**37**	**31**	**15**	**12**	**4**	**0**	**0**	**0**	**0**	**0**	**0**	**0**	**0**	**0**	**0**	**0**	**0**
00-00	**222**	**0**	**0**	**2**	**1**	**8**	**8**	**9**	**16**	**20**	**24**	**32**	**38**	**32**	**15**	**13**	**4**	**0**	**0**	**0**	**0**	**0**	**0**	**0**	**0**	**0**	**0**	**0**	**0**

DRAFT

Site 74
Location LS08011, Att - telepole, Lat 54.0168, Long -6.84871
Direction East West

3279 / Meath/Cavan/Monaghan ATC's
October 2013
Automatic Traffic Count

Virtual Day (Partial days = 2.46)

Time	Total	Speed Bins (km/h)																											
		0 - 5	5 - 10	10 - 15	15 - 20	20 - 25	25 - 30	30 - 35	35 - 40	40 - 45	45 - 50	50 - 55	55 - 60	60 - 65	65 - 70	70 - 75	75 - 80	80 - 85	85 - 90	90 - 95	95 - 100	100 - 105	105 - 110	110 - 115	115 - 120	120 - 125	125 - 130	130 - 135	135 - 140
0000	2	0	0	0	0	0	0	0	1	1	0	0	1	0	0	0	0	0	0	0	0	0	0	0	0	0	0	0	0
0100	2	0	0	0	0	0	0	0	0	1	0	0	0	1	0	1	0	0	0	0	0	0	0	0	0	0	0	0	0
0200	1	0	0	0	0	0	0	0	0	0	0	1	0	0	0	0	0	0	0	0	0	0	0	0	0	0	0	0	0
0300	0	0	0	0	0	0	0	0	0	0	0	0	0	0	0	0	0	0	0	0	0	0	0	0	0	0	0	0	0
0400	0	0	0	0	0	0	0	0	0	0	0	0	0	0	0	0	0	0	0	0	0	0	0	0	0	0	0	0	0
0500	0	0	0	0	0	0	0	0	0	0	0	0	0	0	0	0	0	0	0	0	0	0	0	0	0	0	0	0	0
0600	3	0	0	0	0	0	0	0	0	0	0	1	1	1	0	1	0	0	0	0	0	0	0	0	0	0	0	0	0
0700	12	0	0	0	0	0	0	1	1	2	1	4	2	1	1	1	0	0	0	0	0	0	0	0	0	0	0	0	0
0800	10	0	0	0	0	0	0	0	1	1	3	2	2	2	0	1	0	0	0	0	0	0	0	0	0	0	0	0	0
0900	**19**	**0**	**0**	**0**	**0**	**0**	**1**	**2**	**2**	**0**	**4**	**4**	**3**	**3**	**2**	**1**	**1**	**0**	**0**	**0**	**0**	**0**	**0**	**0**	**0**	**0**	**0**	**0**	**0**
1000	11	0	0	1	1	1	1	1	1	2	0	3	2	1	1	0	0	0	0	0	0	0	0	0	0	0	0	0	0
1100	13	0	0	0	1	2	1	1	3	1	1	2	1	2	0	0	0	0	0	0	0	0	0	0	0	0	0	0	0
1200	**22**	**0**	**0**	**0**	**0**	**1**	**2**	**1**	**3**	**4**	**2**	**2**	**2**	**4**	**1**	**2**	**0**	**0**	**0**	**0**	**0**	**0**	**0**	**0**	**0**	**0**	**0**	**0**	**0**
1300	10	0	0	1	0	0	1	1	0	0	3	0	0	2	1	1	0	0	0	0	0	0	0	0	0	0	0	0	0
1400	13	0	0	1	0	1	0	1	1	2	2	2	3	0	1	0	0	0	0	0	0	0	0	0	0	0	0	0	0
1500	7	0	0	0	0	0	0	1	1	1	1	1	1	0	0	0	0	0	0	0	0	0	0	0	0	0	0	0	0
1600	13	0	0	0	1	1	0	1	2	2	1	1	2	1	1	0	0	0	0	0	0	0	0	0	0	0	0	0	0
1700	18	0	0	0	0	0	2	2	0	2	2	4	4	2	1	0	0	0	0	0	0	0	0	0	0	0	0	0	0
1800	14	0	0	1	0	2	1	0	2	2	1	2	2	1	0	1	0	0	0	0	0	0	0	0	0	0	0	0	0
1900	15	0	0	0	0	0	0	0	1	1	1	2	3	3	2	1	0	0	0	0	0	0	0	0	0	0	0	0	0
2000	12	0	0	0	0	0	0	0	0	0	2	3	2	2	1	1	0	0	0	0	0	0	0	0	0	0	0	0	0
2100	8	0	0	0	0	0	1	0	0	1	1	0	1	2	1	0	0	0	0	0	0	0	0	0	0	0	0	0	0
2200	9	0	0	0	0	0	0	0	0	0	2	1	2	2	1	1	1	0	0	0	0	0	0	0	0	0	0	0	0
2300	2	0	0	0	0	0	0	0	0	0	1	0	0	0	0	0	0	0	0	0	0	0	0	0	0	0	0	0	0
07-19	**162**	**0**	**0**	**4**	**3**	**8**	**9**	**12**	**17**	**19**	**21**	**27**	**24**	**19**	**9**	**7**	**1**	**0**	**0**	**0**	**0**	**0**	**0**	**0**	**0**	**0**	**0**	**0**	**0**
06-22	**200**	**0**	**0**	**4**	**3**	**8**	**10**	**12**	**18**	**21**	**25**	**33**	**31**	**27**	**13**	**10**	**1**	**0**	**0**	**0**	**0**	**0**	**0**	**0**	**0**	**0**	**0**	**0**	**0**
06-00	**211**	**0**	**0**	**4**	**3**	**8**	**10**	**12**	**18**	**21**	**28**	**34**	**33**	**29**	**14**	**11**	**2**	**0**	**0**	**0**	**0**	**0**	**0**	**0**	**0**	**0**	**0**	**0**	**0**
00-00	**216**	**0**	**0**	**4**	**3**	**8**	**10**	**12**	**19**	**23**	**28**	**35**	**34**	**30**	**14**	**12**	**2**	**0**	**0**	**0**	**0**	**0**	**0**	**0**	**0**	**0**	**0**	**0**	**0**

DRAFT

Site 74
Location LS08011, Att - telepole, Lat 54.0168, Long -6.84871
Direction East West

3279 / Meath/Cavan/Monaghan ATC's
October 2013
Automatic Traffic Count

Virtual Week (1)

Time	Total	Speed Bins (km/h)																											
		0 - 5	5 - 10	10 - 15	15 - 20	20 - 25	25 - 30	30 - 35	35 - 40	40 - 45	45 - 50	50 - 55	55 - 60	60 - 65	65 - 70	70 - 75	75 - 80	80 - 85	85 - 90	90 - 95	95 - 100	100 - 105	105 - 110	110 - 115	115 - 120	120 - 125	125 - 130	130 - 135	135 - 140
Mon	0	0	0	0	0	0	0	0	0	0	0	0	0	0	0	0	0	0	0	0	0	0	0	0	0	0	0	0	0
Tue	121	1	1	5	2	4	3	9	9	12	15	16	18	12	11	2	1	0	0	0	0	0	0	0	0	0	0	0	0
Wed	207	0	0	0	3	4	11	10	17	28	30	30	24	30	10	8	2	0	0	0	0	0	0	0	0	0	0	0	0
Thu	222	0	0	2	1	8	8	9	16	20	24	32	38	32	15	13	4	0	0	0	0	0	0	0	0	0	0	0	0
Fri	0	0	0	0	0	0	0	0	0	0	0	0	0	0	0	0	0	0	0	0	0	0	0	0	0	0	0	0	0
|Sat	0	0	0	0	0	0	0	0	0	0	0	0	0	0	0	0	0	0	0	0	0	0	0	0	0	0	0	0	0
|Sun	0	0	0	0	0	0	0	0	0	0	0	0	0	0	0	0	0	0	0	0	0	0	0	0	0	0	0	0	0
5 Day Ave.	**183**	**0**	**0**	**2**	**2**	**5**	**7**	**9**	**14**	**20**	**23**	**26**	**27**	**25**	**12**	**8**	**2**	**0**	**0**	**0**	**0**	**0**	**0**	**0**	**0**	**0**	**0**	**0**	**0**
7 Day Ave.	**216**	**0**	**0**	**4**	**3**	**8**	**10**	**12**	**19**	**23**	**28**	**35**	**34**	**30**	**14**	**12**	**2**	**0**	**0**	**0**	**0**	**0**	**0**	**0**	**0**	**0**	**0**	**0**	**0**
Total	**550**	**1**	**1**	**7**	**6**	**16**	**22**	**28**	**42**	**60**	**69**	**78**	**80**	**74**	**36**	**23**	**7**	**0**	**0**	**0**	**0**	**0**	**0**	**0**	**0**	**0**	**0**	**0**	**0**

Summary Graphs

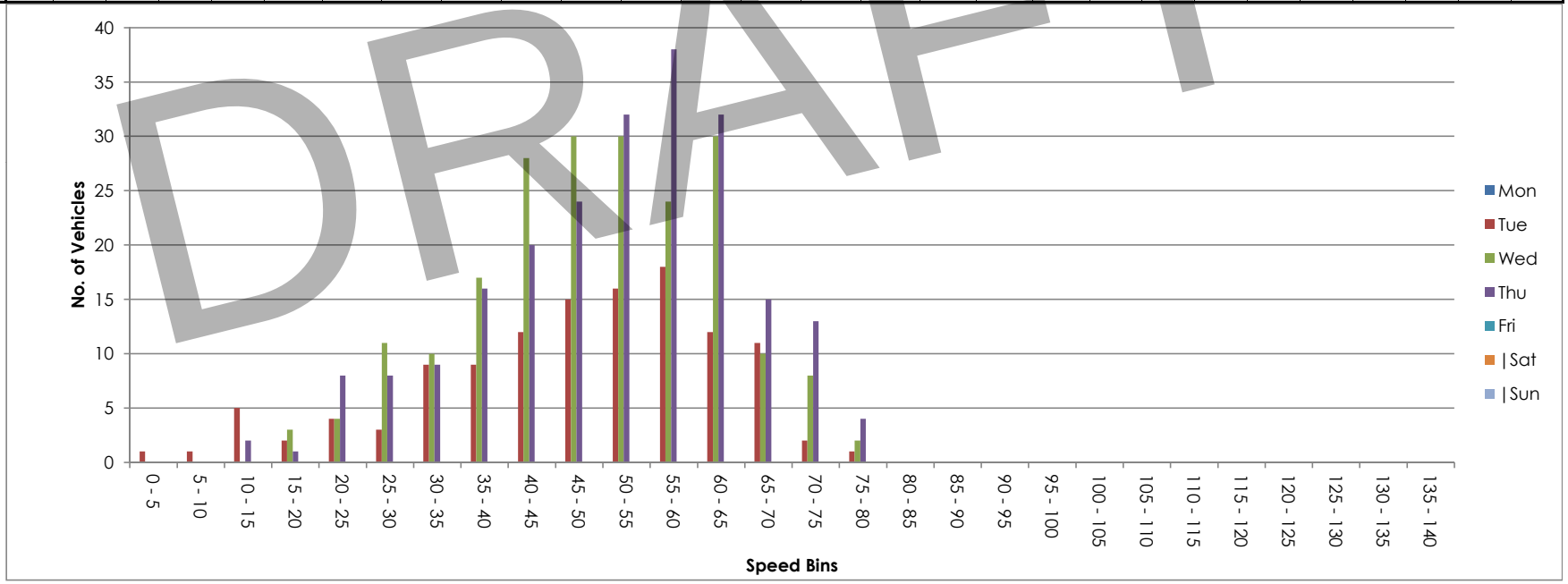

DRAFT



NDC NATIONWIDE DATA COLLECTION	**Site / Location:**	LT40121, Att - Telepole, Lat 54.0204, Long -6.84654	**Project No:**	3279	**Photo No:**	3279-75	**Drawn By:** MOR
	Survey Date:	Tue, 8 October 2013 to Thu, 10 October 2013	**Project Name:**		Meath/Cavan/Monaghan ATC'S		
	Survey Times:	00:00 to 00(24):00	**Title:**		Site Photograph		

Site No.	Location.	Direction.	Speed Limit (km/h)	Start Date.	End Date.	Total Vehicles.	5 Day Ave.	7 Day Ave.	No. > Speed Limit.	%. > Speed Limit.	No. > Speed Limit1 (+5km/h).	%. > Speed Limit1 (+5km/h).	No. > Speed Limit1 (+10km/h).	%. > Speed Limit1 (+10km/h).	Mean Speed	85%ile Speed
75	LT40121, Att - Telepole, Lat 54.0204, Long -6.84654	North	80	Tue, 8 October 2013	Thu, 10 October 2013	73	24	30	0	0.0	0	0.0	0	0.0	35.6	43.6
		South	80	Tue, 8 October 2013	Thu, 10 October 2013	72	24	32	0	0.0	0	0.0	0	0.0	35.9	44.3
		North South	80	Tue, 8 October 2013	Thu, 10 October 2013	145	48	59	0	0.0	0	0.0	0	0.0	35.7	43.9

DRAFT

Site 75
Location LT40121, Att - Telepole, Lat 54.0204, Long -6.84654
Direction North

3279 / Meath/Cavan/Monaghan ATC's
October 2013
Automatic Traffic Count

Tue, 8 October 2013

Time	Total	Classification												>PSL	>PSL%	>SL1	>SL1%	>SL2	>SL2%	Mean	Vpp
		1 MCL	2 SV	3 SVT	4 TB2	5 TB3	6 T4	7 ART3	8 ART4	9 ART5	10 ART6	11 BD	12 DRT	80	80	85 +5kph	85 +5kph	90 +10kph	90 +10kph		85
0000	**0**	**0**	**0**	**0**	**0**	**0**	**0**	**0**	**0**	**0**	**0**	**0**	**0**	**0**	**0**	**0**	**0**	**0**	**0**	**0**	**0**
0100	**0**	**0**	**0**	**0**	**0**	**0**	**0**	**0**	**0**	**0**	**0**	**0**	**0**	**0**	**0**	**0**	**0**	**0**	**0**	**0**	**0**
0200	**0**	**0**	**0**	**0**	**0**	**0**	**0**	**0**	**0**	**0**	**0**	**0**	**0**	**0**	**0**	**0**	**0**	**0**	**0**	**0**	**0**
0300	**0**	**0**	**0**	**0**	**0**	**0**	**0**	**0**	**0**	**0**	**0**	**0**	**0**	**0**	**0**	**0**	**0**	**0**	**0**	**0**	**0**
0400	**0**	**0**	**0**	**0**	**0**	**0**	**0**	**0**	**0**	**0**	**0**	**0**	**0**	**0**	**0**	**0**	**0**	**0**	**0**	**0**	**0**
0500	**0**	**0**	**0**	**0**	**0**	**0**	**0**	**0**	**0**	**0**	**0**	**0**	**0**	**0**	**0**	**0**	**0**	**0**	**0**	**0**	**0**
0600	**0**	**0**	**0**	**0**	**0**	**0**	**0**	**0**	**0**	**0**	**0**	**0**	**0**	**0**	**0**	**0**	**0**	**0**	**0**	**0**	**0**
0700	**0**	**0**	**0**	**0**	**0**	**0**	**0**	**0**	**0**	**0**	**0**	**0**	**0**	**0**	**0**	**0**	**0**	**0**	**0**	**0**	**0**
0800	**0**	**0**	**0**	**0**	**0**	**0**	**0**	**0**	**0**	**0**	**0**	**0**	**0**	**0**	**0**	**0**	**0**	**0**	**0**	**0**	**0**
0900	**0**	**0**	**0**	**0**	**0**	**0**	**0**	**0**	**0**	**0**	**0**	**0**	**0**	**0**	**0**	**0**	**0**	**0**	**0**	**0**	**0**
1000	**0**	**0**	**0**	**0**	**0**	**0**	**0**	**0**	**0**	**0**	**0**	**0**	**0**	**0**	**0**	**0**	**0**	**0**	**0**	**0**	**0**
1100	**0**	**0**	**0**	**0**	**0**	**0**	**0**	**0**	**0**	**0**	**0**	**0**	**0**	**0**	**0**	**0**	**0**	**0**	**0**	**0**	**0**
1200	0	0	0	0	0	0	0	0	0	0	0	0	0	0	0	0	0	0	0	0	0
1300	2	0	2	0	0	0	0	0	0	0	0	0	0	0	0	0	0	0	0	0	-
1400	2	0	2	0	0	0	0	0	0	0	0	0	0	0	0	0	0	0	0	30.3	-
1500	3	0	3	0	0	0	0	0	0	0	0	0	0	0	0	0	0	0	0	30	-
1600	0	0	0	0	0	0	0	0	0	0	0	0	0	0	0	0	0	0	0	-	-
1700	**5**	**0**	**2**	**0**	**0**	**0**	**3**	**0**	**0**	**0**	**0**	**0**	**0**	**0**	**0**	**0**	**0**	**0**	**0**	**31**	**-**
1800	0	0	0	0	0	0	0	0	0	0	0	0	0	0	0	0	0	0	0	-	-
1900	1	0	1	0	0	0	0	0	0	0	0	0	0	0	0	0	0	0	0	50.3	-
2000	0	0	0	0	0	0	0	0	0	0	0	0	0	0	0	0	0	0	0	-	-
2100	1	0	1	0	0	0	0	0	0	0	0	0	0	0	0	0	0	0	0	56.4	-
2200	0	0	0	0	0	0	0	0	0	0	0	0	0	0	0	0	0	0	0	-	-
2300	1	0	1	0	0	0	0	0	0	0	0	0	0	0	0	0	0	0	0	48.2	-
07-19	**12**	**0**	**9**	**0**	**0**	**0**	**3**	**0**	**0**	**0**	**0**	**0**	**0**	**0**	**0**	**0**	**0**	**0**	**0**	**25.4**	**34.2**
06-22	**14**	**0**	**11**	**0**	**0**	**0**	**3**	**0**	**0**	**0**	**0**	**0**	**0**	**0**	**0**	**0**	**0**	**0**	**0**	**29.4**	**41.8**
06-00	**15**	**0**	**12**	**0**	**0**	**0**	**3**	**0**	**0**	**0**	**0**	**0**	**0**	**0**	**0**	**0**	**0**	**0**	**0**	**30.7**	**47.9**
00-00	**15**	**0**	**12**	**0**	**0**	**0**	**3**	**0**	**0**	**0**	**0**	**0**	**0**	**0**	**0**	**0**	**0**	**0**	**0**	**30.7**	**47.9**

DRAFT

Site 75
Location LT40121, Att - Telepole, Lat 54.0204, Long -6.84654
Direction North

3279 / Meath/Cavan/Monaghan ATC's
October 2013
Automatic Traffic Count

Wed, 9 October 2013

Time	Total	Classification												>PSL	>PSL%	>SL1	>SL1%	>SL2	>SL2%	Mean	Vpp
		1 MCL	2 SV	3 SVT	4 TB2	5 TB3	6 T4	7 ART3	8 ART4	9 ART5	10 ART6	11 BD	12 DRT	80	80	85 +5kph	85 +5kph	90 +10kph	90 +10kph		85
0000	1	0	0	0	0	1	0	0	0	0	0	0	0	0	0	0	0	0	0	36.5	-
0100	1	0	1	0	0	0	0	0	0	0	0	0	0	0	0	0	0	0	0	55.4	-
0200	0	0	0	0	0	0	0	0	0	0	0	0	0	0	0	0	0	0	0	-	-
0300	0	0	0	0	0	0	0	0	0	0	0	0	0	0	0	0	0	0	0	-	-
0400	0	0	0	0	0	0	0	0	0	0	0	0	0	0	0	0	0	0	0	-	-
0500	0	0	0	0	0	0	0	0	0	0	0	0	0	0	0	0	0	0	0	-	-
0600	0	0	0	0	0	0	0	0	0	0	0	0	0	0	0	0	0	0	0	-	-
0700	1	0	1	0	0	0	0	0	0	0	0	0	0	0	0	0	0	0	0	39	-
0800	0	0	0	0	0	0	0	0	0	0	0	0	0	0	0	0	0	0	0	-	-
0900	**3**	**0**	**3**	**0**	**0**	**0**	**0**	**0**	**0**	**0**	**0**	**0**	**0**	**0**	**0**	**0**	**0**	**0**	**0**	**31.9**	**-**
1000	0	0	0	0	0	0	0	0	0	0	0	0	0	0	0	0	0	0	0	-	-
1100	**3**	**0**	**3**	**0**	**0**	**0**	**0**	**0**	**0**	**0**	**0**	**0**	**0**	**0**	**0**	**0**	**0**	**0**	**0**	**38.7**	**-**
1200	4	0	4	0	0	0	0	0	0	0	0	0	0	0	0	0	0	0	0	35	-
1300	0	0	0	0	0	0	0	0	0	0	0	0	0	0	0	0	0	0	0	-	-
1400	0	0	0	0	0	0	0	0	0	0	0	0	0	0	0	0	0	0	0	-	-
1500	1	0	1	0	0	0	0	0	0	0	0	0	0	0	0	0	0	0	0	32.3	-
1600	0	0	0	0	0	0	0	0	0	0	0	0	0	0	0	0	0	0	0	-	-
1700	**11**	**0**	**10**	**0**	**0**	**0**	**1**	**0**	**0**	**0**	**0**	**0**	**0**	**0**	**0**	**0**	**0**	**0**	**0**	**34.6**	**38.2**
1800	0	0	0	0	0	0	0	0	0	0	0	0	0	0	0	0	0	0	0	-	-
1900	2	0	2	0	0	0	0	0	0	0	0	0	0	0	0	0	0	0	0	48.1	-
2000	2	0	2	0	0	0	0	0	0	0	0	0	0	0	0	0	0	0	0	40	-
2100	0	0	0	0	0	0	0	0	0	0	0	0	0	0	0	0	0	0	0	-	-
2200	1	0	1	0	0	0	0	0	0	0	0	0	0	0	0	0	0	0	0	35.6	-
2300	1	0	1	0	0	0	0	0	0	0	0	0	0	0	0	0	0	0	0	45.8	-
07-19	**23**	**0**	**22**	**0**	**0**	**0**	**1**	**0**	**0**	**0**	**0**	**0**	**0**	**0**	**0**	**0**	**0**	**0**	**0**	**34.9**	**40.7**
06-22	**27**	**0**	**26**	**0**	**0**	**0**	**1**	**0**	**0**	**0**	**0**	**0**	**0**	**0**	**0**	**0**	**0**	**0**	**0**	**36.3**	**41**
06-00	**29**	**0**	**28**	**0**	**0**	**0**	**1**	**0**	**0**	**0**	**0**	**0**	**0**	**0**	**0**	**0**	**0**	**0**	**0**	**36.6**	**43.6**
00-00	**31**	**0**	**29**	**0**	**0**	**1**	**1**	**0**	**0**	**0**	**0**	**0**	**0**	**0**	**0**	**0**	**0**	**0**	**0**	**37.2**	**43.6**

DRAFT

Site 75
Location LT40121, Att - Telepole, Lat 54.0204, Long -6.84654
Direction North

3279 / Meath/Cavan/Monaghan ATC's
October 2013
Automatic Traffic Count

Thu, 10 October 2013

Time	Total	Classification												>PSL	>PSL%	>SL1	>SL1%	>SL2	>SL2%	Mean	Vpp
		1 MCL	2 SV	3 SVT	4 TB2	5 TB3	6 T4	7 ART3	8 ART4	9 ART5	10 ART6	11 BD	12 DRT	80	80	85 +5kph	85 +5kph	90 +10kph	90 +10kph		85
0000	**1**	**0**	**1**	**0**	**0**	**0**	**0**	**0**	**0**	**0**	**0**	**0**	**0**	**0**	**0**	**0**	**0**	**0**	**0**	**42.5**	**-**
0100	0	0	0	0	0	0	0	0	0	0	0	0	0	0	0	0	0	0	0	-	-
0200	0	0	0	0	0	0	0	0	0	0	0	0	0	0	0	0	0	0	0	-	-
0300	0	0	0	0	0	0	0	0	0	0	0	0	0	0	0	0	0	0	0	-	-
0400	0	0	0	0	0	0	0	0	0	0	0	0	0	0	0	0	0	0	0	-	-
0500	0	0	0	0	0	0	0	0	0	0	0	0	0	0	0	0	0	0	0	-	-
0600	0	0	0	0	0	0	0	0	0	0	0	0	0	0	0	0	0	0	0	-	-
0700	**1**	**0**	**1**	**0**	**0**	**0**	**0**	**0**	**0**	**0**	**0**	**0**	**0**	**0**	**0**	**0**	**0**	**0**	**0**	**38.4**	**-**
0800	0	0	0	0	0	0	0	0	0	0	0	0	0	0	0	0	0	0	0	-	-
0900	0	0	0	0	0	0	0	0	0	0	0	0	0	0	0	0	0	0	0	-	-
1000	0	0	0	0	0	0	0	0	0	0	0	0	0	0	0	0	0	0	0	-	-
1100	**1**	**0**	**1**	**0**	**0**	**0**	**0**	**0**	**0**	**0**	**0**	**0**	**0**	**0**	**0**	**0**	**0**	**0**	**0**	**37.3**	**-**
1200	**4**	**0**	**3**	**0**	**0**	**0**	**1**	**0**	**0**	**0**	**0**	**0**	**0**	**0**	**0**	**0**	**0**	**0**	**0**	**36.1**	**-**
1300	2	0	2	0	0	0	0	0	0	0	0	0	0	0	0	0	0	0	0	33.7	-
1400	0	0	0	0	0	0	0	0	0	0	0	0	0	0	0	0	0	0	0	-	-
1500	1	0	1	0	0	0	0	0	0	0	0	0	0	0	0	0	0	0	0	38.6	-
1600	3	0	3	0	0	0	0	0	0	0	0	0	0	0	0	0	0	0	0	34.5	-
1700	**4**	**0**	**3**	**0**	**0**	**0**	**1**	**0**	**0**	**0**	**0**	**0**	**0**	**0**	**0**	**0**	**0**	**0**	**0**	**32.2**	**-**
1800	3	0	2	0	0	0	1	0	0	0	0	0	0	0	0	0	0	0	0	39.6	-
1900	2	0	2	0	0	0	0	0	0	0	0	0	0	0	0	0	0	0	0	32.8	-
2000	2	0	2	0	0	0	0	0	0	0	0	0	0	0	0	0	0	0	0	34.7	-
2100	2	0	2	0	0	0	0	0	0	0	0	0	0	0	0	0	0	0	0	44.7	-
2200	1	0	1	0	0	0	0	0	0	0	0	0	0	0	0	0	0	0	0	42.3	-
2300	0	0	0	0	0	0	0	0	0	0	0	0	0	0	0	0	0	0	0	0	0
07-19	**19**	**0**	**16**	**0**	**0**	**0**	**3**	**0**	**0**	**0**	**0**	**0**	**0**	**0**	**0**	**0**	**0**	**0**	**0**	**35.7**	**41**
06-22	**25**	**0**	**22**	**0**	**0**	**0**	**3**	**0**	**0**	**0**	**0**	**0**	**0**	**0**	**0**	**0**	**0**	**0**	**0**	**36.1**	**41.4**
06-00	**26**	**0**	**23**	**0**	**0**	**0**	**3**	**0**	**0**	**0**	**0**	**0**	**0**	**0**	**0**	**0**	**0**	**0**	**0**	**36.3**	**42.1**
00-00	**27**	**0**	**24**	**0**	**0**	**0**	**3**	**0**	**0**	**0**	**0**	**0**	**0**	**0**	**0**	**0**	**0**	**0**	**0**	**36.6**	**42.5**

DRAFT

Site 75
Location LT40121, Att - Telepole, Lat 54.0204, Long -6.84654
Direction North

3279 / Meath/Cavan/Monaghan ATC's
October 2013
Automatic Traffic Count

Virtual Day (Partial days = 2.46)

Time	Total	Classification												>PSL	>PSL%	>SL1	>SL1%	>SL2	>SL2%	Mean	Vpp
		1 MCL	2 SV	3 SVT	4 TB2	5 TB3	6 T4	7 ART3	8 ART4	9 ART5	10 ART6	11 BD	12 DRT	80	80	85 +5kph	85 +5kph	90 +10kph	90 +10kph		85
0000	1	0	1	0	0	1	0	0	0	0	0	0	0	0	0	0	0	0	0	39.5	-
0100	1	0	1	0	0	0	0	0	0	0	0	0	0	0	0	0	0	0	0	55.4	-
0200	0	0	0	0	0	0	0	0	0	0	0	0	0	0	0	0	0	0	0	-	-
0300	0	0	0	0	0	0	0	0	0	0	0	0	0	0	0	0	0	0	0	-	-
0400	0	0	0	0	0	0	0	0	0	0	0	0	0	0	0	0	0	0	0	-	-
0500	0	0	0	0	0	0	0	0	0	0	0	0	0	0	0	0	0	0	0	-	-
0600	0	0	0	0	0	0	0	0	0	0	0	0	0	0	0	0	0	0	0	-	-
0700	1	0	1	0	0	0	0	0	0	0	0	0	0	0	0	0	0	0	0	38.7	-
0800	0	0	0	0	0	0	0	0	0	0	0	0	0	0	0	0	0	0	0	-	-
0900	**2**	**0**	**2**	**0**	**0**	**0**	**0**	**0**	**0**	**0**	**0**	**0**	**0**	**0**	**0**	**0**	**0**	**0**	**0**	**31.9**	**-**
1000	0	0	0	0	0	0	0	0	0	0	0	0	0	0	0	0	0	0	0	-	-
1100	**2**	**0**	**2**	**0**	**0**	**0**	**0**	**0**	**0**	**0**	**0**	**0**	**0**	**0**	**0**	**0**	**0**	**0**	**0**	**38.4**	**-**
1200	4	0	4	0	0	0	1	0	0	0	0	0	0	0	0	0	0	0	0	35.6	-
1300	1	0	1	0	0	0	0	0	0	0	0	0	0	0	0	0	0	0	0	16.9	-
1400	1	0	1	0	0	0	0	0	0	0	0	0	0	0	0	0	0	0	0	30.3	-
1500	2	0	2	0	0	0	0	0	0	0	0	0	0	0	0	0	0	0	0	32.2	-
1600	1	0	1	0	0	0	0	0	0	0	0	0	0	0	0	0	0	0	0	34.5	-
1700	**7**	**0**	**5**	**0**	**0**	**0**	**2**	**0**	**0**	**0**	**0**	**0**	**0**	**0**	**0**	**0**	**0**	**0**	**0**	**33.2**	**-**
1800	1	0	1	0	0	0	0	0	0	0	0	0	0	0	0	0	0	0	0	39.6	-
1900	2	0	2	0	0	0	0	0	0	0	0	0	0	0	0	0	0	0	0	42.4	-
2000	1	0	1	0	0	0	0	0	0	0	0	0	0	0	0	0	0	0	0	37.4	-
2100	1	0	1	0	0	0	0	0	0	0	0	0	0	0	0	0	0	0	0	48.6	-
2200	1	0	1	0	0	0	0	0	0	0	0	0	0	0	0	0	0	0	0	39	-
2300	1	0	1	0	0	0	0	0	0	0	0	0	0	0	0	0	0	0	0	47	-
07-19	**22**	**0**	**20**	**0**	**0**	**0**	**3**	**0**	**0**	**0**	**0**	**0**	**0**	**0**	**0**	**0**	**0**	**0**	**0**	**33.85**	**#NUM!**
06-22	**26**	**0**	**24**	**0**	**0**	**0**	**3**	**0**	**0**	**0**	**0**	**0**	**0**	**0**	**0**	**0**	**0**	**0**	**0**	**35.6**	**#NUM!**
06-00	**28**	**0**	**26**	**0**	**0**	**0**	**3**	**0**	**0**	**0**	**0**	**0**	**0**	**0**	**0**	**0**	**0**	**0**	**0**	**37.4**	**#NUM!**
00-00	**30**	**0**	**28**	**0**	**0**	**1**	**3**	**0**	**0**	**0**	**0**	**0**	**0**	**0**	**0**	**0**	**0**	**0**	**0**	**38.4**	**#NUM!**

DRAFT

Site 75
Location LT40121, Att - Telepole, Lat 54.0204, Long -6.84654
Direction North

3279 / Meath/Cavan/Monaghan ATC's
October 2013
Automatic Traffic Count

Virtual Week (1)

Time	Total	Classification												>PSL	>PSL%	>SL1	>SL1%	>SL2	>SL2%	Mean	Vpp
		1 MCL	2 SV	3 SVT	4 TB2	5 TB3	6 T4	7 ART3	8 ART4	9 ART5	10 ART6	11 BD	12 DRT	80	80	85 +5kph	85 +5kph	90 +10kph	90 +10kph		85
Mon	0	0	0	0	0	0	0	0	0	0	0	0	0	0	0	0	0	0	0	-	-
Tue	15	0	12	0	0	0	3	0	0	0	0	0	0	0	0	0	0	0	0	30.7	47.9
Wed	31	0	29	0	0	1	1	0	0	0	0	0	0	0	0	0	0	0	0	37.2	43.6
Thu	27	0	24	0	0	0	3	0	0	0	0	0	0	0	0	0	0	0	0	36.6	42.5
Fri	0	0	0	0	0	0	0	0	0	0	0	0	0	0	0	0	0	0	0	-	-
| Sat	0	0	0	0	0	0	0	0	0	0	0	0	0	0	0	0	0	0	0	-	-
| Sun	0	0	0	0	0	0	0	0	0	0	0	0	0	0	0	0	0	0	0	-	-
5 Day Ave.	**24**	**0**	**22**	**0**	**0**	**0**	**2**	**0**	**0**	**0**	**0**	**0**	**0**	**0**	**0.0**	**0**	**0.0**	**0**	**0.0**	**34.8**	**44.7**
7 Day Ave.	**30**	**0**	**28**	**0**	**0**	**1**	**3**	**0**	**0**	**0**	**0**	**0**	**0**	**0**	**0.0**	**0**	**0.0**	**0**	**0.0**	**38.4**	**#NUM!**
Total	**73**	**0**	**65**	**0**	**0**	**1**	**7**	**0**	**0**	**0**	**0**	**0**	**0**	**0**	**0.0**	**0**	**0.0**	**0**	**0.0**	**35.6**	**43.6**

Summary Graphs

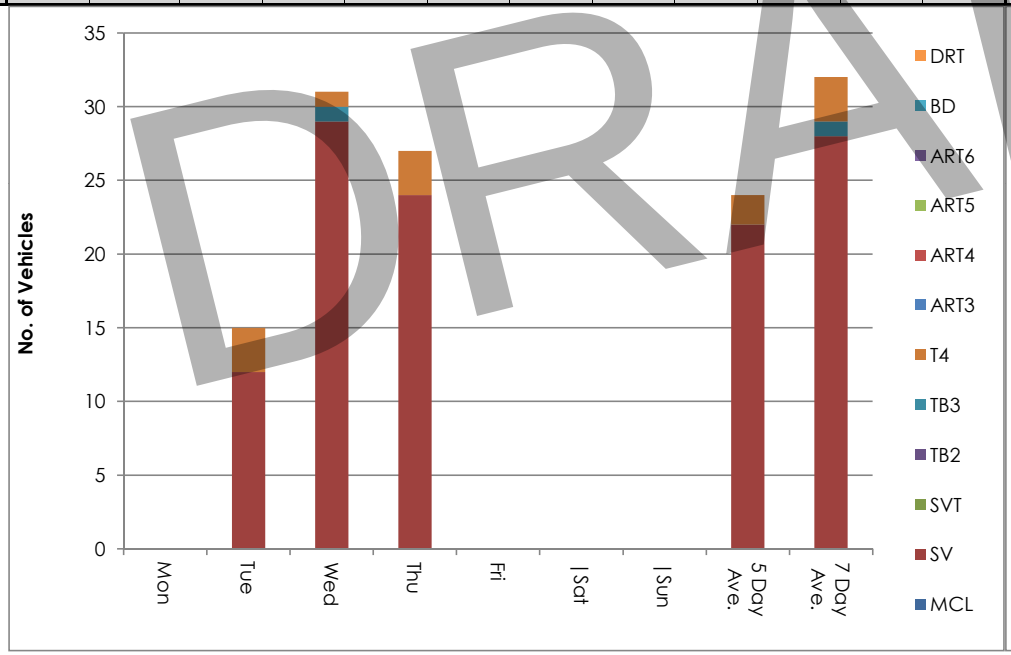

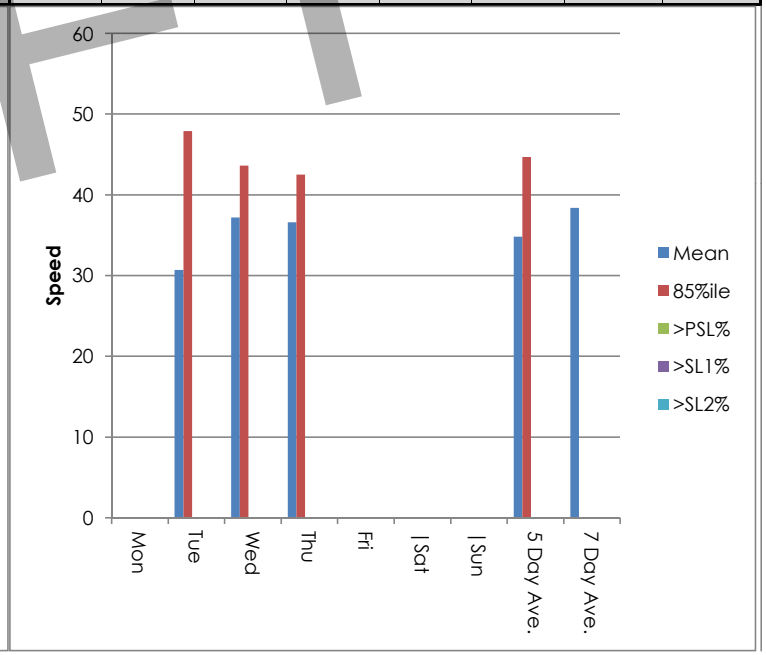

DRAFT

Site 75
Location LT40121, Att - Telepole, Lat 54.0204, Long -6.84654
Direction North

3279 / Meath/Cavan/Monaghan ATC's
October 2013
Automatic Traffic Count

Tue, 8 October 2013

Time	Total	Speed Bins (km/h)																											
		0 - 5	5 - 10	10 - 15	15 - 20	20 - 25	25 - 30	30 - 35	35 - 40	40 - 45	45 - 50	50 - 55	55 - 60	60 - 65	65 - 70	70 - 75	75 - 80	80 - 85	85 - 90	90 - 95	95 - 100	100 - 105	105 - 110	110 - 115	115 - 120	120 - 125	125 - 130	130 - 135	135 - 140
0000	**0**	**0**	**0**	**0**	**0**	**0**	**0**	**0**	**0**	**0**	**0**	**0**	**0**	**0**	**0**	**0**	**0**	**0**	**0**	**0**	**0**	**0**	**0**	**0**	**0**	**0**	**0**	**0**	**0**
0100	**0**	**0**	**0**	**0**	**0**	**0**	**0**	**0**	**0**	**0**	**0**	**0**	**0**	**0**	**0**	**0**	**0**	**0**	**0**	**0**	**0**	**0**	**0**	**0**	**0**	**0**	**0**	**0**	**0**
0200	**0**	**0**	**0**	**0**	**0**	**0**	**0**	**0**	**0**	**0**	**0**	**0**	**0**	**0**	**0**	**0**	**0**	**0**	**0**	**0**	**0**	**0**	**0**	**0**	**0**	**0**	**0**	**0**	**0**
0300	**0**	**0**	**0**	**0**	**0**	**0**	**0**	**0**	**0**	**0**	**0**	**0**	**0**	**0**	**0**	**0**	**0**	**0**	**0**	**0**	**0**	**0**	**0**	**0**	**0**	**0**	**0**	**0**	**0**
0400	**0**	**0**	**0**	**0**	**0**	**0**	**0**	**0**	**0**	**0**	**0**	**0**	**0**	**0**	**0**	**0**	**0**	**0**	**0**	**0**	**0**	**0**	**0**	**0**	**0**	**0**	**0**	**0**	**0**
0500	**0**	**0**	**0**	**0**	**0**	**0**	**0**	**0**	**0**	**0**	**0**	**0**	**0**	**0**	**0**	**0**	**0**	**0**	**0**	**0**	**0**	**0**	**0**	**0**	**0**	**0**	**0**	**0**	**0**
0600	**0**	**0**	**0**	**0**	**0**	**0**	**0**	**0**	**0**	**0**	**0**	**0**	**0**	**0**	**0**	**0**	**0**	**0**	**0**	**0**	**0**	**0**	**0**	**0**	**0**	**0**	**0**	**0**	**0**
0700	**0**	**0**	**0**	**0**	**0**	**0**	**0**	**0**	**0**	**0**	**0**	**0**	**0**	**0**	**0**	**0**	**0**	**0**	**0**	**0**	**0**	**0**	**0**	**0**	**0**	**0**	**0**	**0**	**0**
0800	**0**	**0**	**0**	**0**	**0**	**0**	**0**	**0**	**0**	**0**	**0**	**0**	**0**	**0**	**0**	**0**	**0**	**0**	**0**	**0**	**0**	**0**	**0**	**0**	**0**	**0**	**0**	**0**	**0**
0900	**0**	**0**	**0**	**0**	**0**	**0**	**0**	**0**	**0**	**0**	**0**	**0**	**0**	**0**	**0**	**0**	**0**	**0**	**0**	**0**	**0**	**0**	**0**	**0**	**0**	**0**	**0**	**0**	**0**
1000	**0**	**0**	**0**	**0**	**0**	**0**	**0**	**0**	**0**	**0**	**0**	**0**	**0**	**0**	**0**	**0**	**0**	**0**	**0**	**0**	**0**	**0**	**0**	**0**	**0**	**0**	**0**	**0**	**0**
1100	**0**	**0**	**0**	**0**	**0**	**0**	**0**	**0**	**0**	**0**	**0**	**0**	**0**	**0**	**0**	**0**	**0**	**0**	**0**	**0**	**0**	**0**	**0**	**0**	**0**	**0**	**0**	**0**	**0**
1200	0	0	0	0	0	0	0	0	0	0	0	0	0	0	0	0	0	0	0	0	0	0	0	0	0	0	0	0	0
1300	2	2	0	0	0	0	0	0	0	0	0	0	0	0	0	0	0	0	0	0	0	0	0	0	0	0	0	0	0
1400	2	0	0	0	0	0	1	1	0	0	0	0	0	0	0	0	0	0	0	0	0	0	0	0	0	0	0	0	0
1500	3	0	0	0	0	0	2	1	0	0	0	0	0	0	0	0	0	0	0	0	0	0	0	0	0	0	0	0	0
1600	0	0	0	0	0	0	0	0	0	0	0	0	0	0	0	0	0	0	0	0	0	0	0	0	0	0	0	0	0
1700	**5**	**0**	**0**	**0**	**0**	**2**	**0**	**2**	**0**	**1**	**0**	**0**	**0**	**0**	**0**	**0**	**0**	**0**	**0**	**0**	**0**	**0**	**0**	**0**	**0**	**0**	**0**	**0**	**0**
1800	0	0	0	0	0	0	0	0	0	0	0	0	0	0	0	0	0	0	0	0	0	0	0	0	0	0	0	0	0
1900	1	0	0	0	0	0	0	0	0	0	0	1	0	0	0	0	0	0	0	0	0	0	0	0	0	0	0	0	0
2000	0	0	0	0	0	0	0	0	0	0	0	0	0	0	0	0	0	0	0	0	0	0	0	0	0	0	0	0	0
2100	1	0	0	0	0	0	0	0	0	0	0	0	1	0	0	0	0	0	0	0	0	0	0	0	0	0	0	0	0
2200	0	0	0	0	0	0	0	0	0	0	0	0	0	0	0	0	0	0	0	0	0	0	0	0	0	0	0	0	0
2300	1	0	0	0	0	0	0	0	0	0	1	0	0	0	0	0	0	0	0	0	0	0	0	0	0	0	0	0	0
07-19	**12**	**2**	**0**	**0**	**0**	**2**	**3**	**4**	**0**	**1**	**0**	**0**	**0**	**0**	**0**	**0**	**0**	**0**	**0**	**0**	**0**	**0**	**0**	**0**	**0**	**0**	**0**	**0**	**0**
06-22	**14**	**2**	**0**	**0**	**0**	**2**	**3**	**4**	**0**	**1**	**0**	**1**	**1**	**0**	**0**	**0**	**0**	**0**	**0**	**0**	**0**	**0**	**0**	**0**	**0**	**0**	**0**	**0**	**0**
06-00	**15**	**2**	**0**	**0**	**0**	**2**	**3**	**4**	**0**	**1**	**1**	**1**	**1**	**0**	**0**	**0**	**0**	**0**	**0**	**0**	**0**	**0**	**0**	**0**	**0**	**0**	**0**	**0**	**0**
00-00	**15**	**2**	**0**	**0**	**0**	**2**	**3**	**4**	**0**	**1**	**1**	**1**	**1**	**0**	**0**	**0**	**0**	**0**	**0**	**0**	**0**	**0**	**0**	**0**	**0**	**0**	**0**	**0**	**0**

DRAFT

Site 75
Location LT40121, Att - Telepole, Lat 54.0204, Long -6.84654
Direction North

3279 / Meath/Cavan/Monaghan ATC's
October 2013
Automatic Traffic Count

Wed, 9 October 2013

Time	Total	Speed Bins (km/h)																											
		0 - 5	5 - 10	10 - 15	15 - 20	20 - 25	25 - 30	30 - 35	35 - 40	40 - 45	45 - 50	50 - 55	55 - 60	60 - 65	65 - 70	70 - 75	75 - 80	80 - 85	85 - 90	90 - 95	95 - 100	100 - 105	105 - 110	110 - 115	115 - 120	120 - 125	125 - 130	130 - 135	135 - 140
0000	1	0	0	0	0	0	0	0	1	0	0	0	0	0	0	0	0	0	0	0	0	0	0	0	0	0	0	0	0
0100	1	0	0	0	0	0	0	0	0	0	0	0	1	0	0	0	0	0	0	0	0	0	0	0	0	0	0	0	0
0200	0	0	0	0	0	0	0	0	0	0	0	0	0	0	0	0	0	0	0	0	0	0	0	0	0	0	0	0	0
0300	0	0	0	0	0	0	0	0	0	0	0	0	0	0	0	0	0	0	0	0	0	0	0	0	0	0	0	0	0
0400	0	0	0	0	0	0	0	0	0	0	0	0	0	0	0	0	0	0	0	0	0	0	0	0	0	0	0	0	0
0500	0	0	0	0	0	0	0	0	0	0	0	0	0	0	0	0	0	0	0	0	0	0	0	0	0	0	0	0	0
0600	0	0	0	0	0	0	0	0	0	0	0	0	0	0	0	0	0	0	0	0	0	0	0	0	0	0	0	0	0
0700	1	0	0	0	0	0	0	0	1	0	0	0	0	0	0	0	0	0	0	0	0	0	0	0	0	0	0	0	0
0800	0	0	0	0	0	0	0	0	0	0	0	0	0	0	0	0	0	0	0	0	0	0	0	0	0	0	0	0	0
0900	**3**	**0**	**0**	**0**	**0**	**0**	**0**	**3**	**0**	**0**	**0**	**0**	**0**	**0**	**0**	**0**	**0**	**0**	**0**	**0**	**0**	**0**	**0**	**0**	**0**	**0**	**0**	**0**	**0**
1000	0	0	0	0	0	0	0	0	0	0	0	0	0	0	0	0	0	0	0	0	0	0	0	0	0	0	0	0	0
1100	**3**	**0**	**0**	**0**	**0**	**0**	**0**	**1**	**1**	**1**	**0**	**0**	**0**	**0**	**0**	**0**	**0**	**0**	**0**	**0**	**0**	**0**	**0**	**0**	**0**	**0**	**0**	**0**	**0**
1200	4	0	0	0	0	0	2	0	0	1	1	0	0	0	0	0	0	0	0	0	0	0	0	0	0	0	0	0	0
1300	0	0	0	0	0	0	0	0	0	0	0	0	0	0	0	0	0	0	0	0	0	0	0	0	0	0	0	0	0
1400	0	0	0	0	0	0	0	0	0	0	0	0	0	0	0	0	0	0	0	0	0	0	0	0	0	0	0	0	0
1500	1	0	0	0	0	0	0	1	0	0	0	0	0	0	0	0	0	0	0	0	0	0	0	0	0	0	0	0	0
1600	0	0	0	0	0	0	0	0	0	0	0	0	0	0	0	0	0	0	0	0	0	0	0	0	0	0	0	0	0
1700	**11**	**0**	**0**	**0**	**0**	**0**	**2**	**6**	**2**	**1**	**0**	**0**	**0**	**0**	**0**	**0**	**0**	**0**	**0**	**0**	**0**	**0**	**0**	**0**	**0**	**0**	**0**	**0**	**0**
1800	0	0	0	0	0	0	0	0	0	0	0	0	0	0	0	0	0	0	0	0	0	0	0	0	0	0	0	0	0
1900	2	0	0	0	0	0	0	0	0	1	0	1	0	0	0	0	0	0	0	0	0	0	0	0	0	0	0	0	0
2000	2	0	0	0	0	0	0	0	1	1	0	0	0	0	0	0	0	0	0	0	0	0	0	0	0	0	0	0	0
2100	0	0	0	0	0	0	0	0	0	0	0	0	0	0	0	0	0	0	0	0	0	0	0	0	0	0	0	0	0
2200	1	0	0	0	0	0	0	0	1	0	0	0	0	0	0	0	0	0	0	0	0	0	0	0	0	0	0	0	0
2300	1	0	0	0	0	0	0	0	0	0	1	0	0	0	0	0	0	0	0	0	0	0	0	0	0	0	0	0	0
07-19	**23**	**0**	**0**	**0**	**0**	**0**	**4**	**11**	**4**	**3**	**1**	**0**	**0**	**0**	**0**	**0**	**0**	**0**	**0**	**0**	**0**	**0**	**0**	**0**	**0**	**0**	**0**	**0**	**0**
06-22	**27**	**0**	**0**	**0**	**0**	**0**	**4**	**11**	**5**	**5**	**1**	**1**	**0**	**0**	**0**	**0**	**0**	**0**	**0**	**0**	**0**	**0**	**0**	**0**	**0**	**0**	**0**	**0**	**0**
06-00	**29**	**0**	**0**	**0**	**0**	**0**	**4**	**11**	**6**	**5**	**2**	**1**	**0**	**0**	**0**	**0**	**0**	**0**	**0**	**0**	**0**	**0**	**0**	**0**	**0**	**0**	**0**	**0**	**0**
00-00	**31**	**0**	**0**	**0**	**0**	**0**	**4**	**11**	**7**	**5**	**2**	**1**	**1**	**0**	**0**	**0**	**0**	**0**	**0**	**0**	**0**	**0**	**0**	**0**	**0**	**0**	**0**	**0**	**0**

DRAFT

Site 75
Location LT40121, Att - Telepole, Lat 54.0204, Long -6.84654
Direction North

3279 / Meath/Cavan/Monaghan ATC's
October 2013
Automatic Traffic Count

Thu, 10 October 2013

Time	Total	Speed Bins (km/h)																											
		0 - 5	5 - 10	10 - 15	15 - 20	20 - 25	25 - 30	30 - 35	35 - 40	40 - 45	45 - 50	50 - 55	55 - 60	60 - 65	65 - 70	70 - 75	75 - 80	80 - 85	85 - 90	90 - 95	95 - 100	100 - 105	105 - 110	110 - 115	115 - 120	120 - 125	125 - 130	130 - 135	135 - 140
0000	**1**	**0**	**0**	**0**	**0**	**0**	**0**	**0**	**0**	**1**	**0**	**0**	**0**	**0**	**0**	**0**	**0**	**0**	**0**	**0**	**0**	**0**	**0**	**0**	**0**	**0**	**0**	**0**	**0**
0100	0	0	0	0	0	0	0	0	0	0	0	0	0	0	0	0	0	0	0	0	0	0	0	0	0	0	0	0	0
0200	0	0	0	0	0	0	0	0	0	0	0	0	0	0	0	0	0	0	0	0	0	0	0	0	0	0	0	0	0
0300	0	0	0	0	0	0	0	0	0	0	0	0	0	0	0	0	0	0	0	0	0	0	0	0	0	0	0	0	0
0400	0	0	0	0	0	0	0	0	0	0	0	0	0	0	0	0	0	0	0	0	0	0	0	0	0	0	0	0	0
0500	0	0	0	0	0	0	0	0	0	0	0	0	0	0	0	0	0	0	0	0	0	0	0	0	0	0	0	0	0
0600	0	0	0	0	0	0	0	0	0	0	0	0	0	0	0	0	0	0	0	0	0	0	0	0	0	0	0	0	0
0700	**1**	**0**	**0**	**0**	**0**	**0**	**0**	**0**	**1**	**0**	**0**	**0**	**0**	**0**	**0**	**0**	**0**	**0**	**0**	**0**	**0**	**0**	**0**	**0**	**0**	**0**	**0**	**0**	**0**
0800	0	0	0	0	0	0	0	0	0	0	0	0	0	0	0	0	0	0	0	0	0	0	0	0	0	0	0	0	0
0900	0	0	0	0	0	0	0	0	0	0	0	0	0	0	0	0	0	0	0	0	0	0	0	0	0	0	0	0	0
1000	0	0	0	0	0	0	0	0	0	0	0	0	0	0	0	0	0	0	0	0	0	0	0	0	0	0	0	0	0
1100	**1**	**0**	**0**	**0**	**0**	**0**	**0**	**0**	**1**	**0**	**0**	**0**	**0**	**0**	**0**	**0**	**0**	**0**	**0**	**0**	**0**	**0**	**0**	**0**	**0**	**0**	**0**	**0**	**0**
1200	**4**	**0**	**0**	**0**	**0**	**1**	**0**	**0**	**1**	**2**	**0**	**0**	**0**	**0**	**0**	**0**	**0**	**0**	**0**	**0**	**0**	**0**	**0**	**0**	**0**	**0**	**0**	**0**	**0**
1300	2	0	0	0	0	0	1	0	1	0	0	0	0	0	0	0	0	0	0	0	0	0	0	0	0	0	0	0	0
1400	0	0	0	0	0	0	0	0	0	0	0	0	0	0	0	0	0	0	0	0	0	0	0	0	0	0	0	0	0
1500	1	0	0	0	0	0	0	0	1	0	0	0	0	0	0	0	0	0	0	0	0	0	0	0	0	0	0	0	0
1600	3	0	0	0	0	0	1	1	0	1	0	0	0	0	0	0	0	0	0	0	0	0	0	0	0	0	0	0	0
1700	**4**	**0**	**0**	**0**	**0**	**0**	**0**	**4**	**0**	**0**	**0**	**0**	**0**	**0**	**0**	**0**	**0**	**0**	**0**	**0**	**0**	**0**	**0**	**0**	**0**	**0**	**0**	**0**	**0**
1800	3	0	0	0	0	0	0	0	2	1	0	0	0	0	0	0	0	0	0	0	0	0	0	0	0	0	0	0	0
1900	2	0	0	0	0	0	0	1	1	0	0	0	0	0	0	0	0	0	0	0	0	0	0	0	0	0	0	0	0
2000	2	0	0	0	0	0	1	0	0	1	0	0	0	0	0	0	0	0	0	0	0	0	0	0	0	0	0	0	0
2100	2	0	0	0	0	0	0	0	1	0	0	1	0	0	0	0	0	0	0	0	0	0	0	0	0	0	0	0	0
2200	1	0	0	0	0	0	0	0	0	1	0	0	0	0	0	0	0	0	0	0	0	0	0	0	0	0	0	0	0
2300	0	0	0	0	0	0	0	0	0	0	0	0	0	0	0	0	0	0	0	0	0	0	0	0	0	0	0	0	0
07-19	**19**	**0**	**0**	**0**	**0**	**1**	**2**	**5**	**7**	**4**	**0**	**0**	**0**	**0**	**0**	**0**	**0**	**0**	**0**	**0**	**0**	**0**	**0**	**0**	**0**	**0**	**0**	**0**	**0**
06-22	**25**	**0**	**0**	**0**	**0**	**1**	**3**	**6**	**9**	**5**	**0**	**1**	**0**	**0**	**0**	**0**	**0**	**0**	**0**	**0**	**0**	**0**	**0**	**0**	**0**	**0**	**0**	**0**	**0**
06-00	**26**	**0**	**0**	**0**	**0**	**1**	**3**	**6**	**9**	**6**	**0**	**1**	**0**	**0**	**0**	**0**	**0**	**0**	**0**	**0**	**0**	**0**	**0**	**0**	**0**	**0**	**0**	**0**	**0**
00-00	**27**	**0**	**0**	**0**	**0**	**1**	**3**	**6**	**9**	**7**	**0**	**1**	**0**	**0**	**0**	**0**	**0**	**0**	**0**	**0**	**0**	**0**	**0**	**0**	**0**	**0**	**0**	**0**	**0**

DRAFT

Site 75
Location LT40121, Att - Telepole, Lat 54.0204, Long -6.84654
Direction North

3279 / Meath/Cavan/Monaghan ATC's
October 2013
Automatic Traffic Count

Virtual Day (Partial days = 2.46)

Time	Total	Speed Bins (km/h)																											
		0 - 5	5 - 10	10 - 15	15 - 20	20 - 25	25 - 30	30 - 35	35 - 40	40 - 45	45 - 50	50 - 55	55 - 60	60 - 65	65 - 70	70 - 75	75 - 80	80 - 85	85 - 90	90 - 95	95 - 100	100 - 105	105 - 110	110 - 115	115 - 120	120 - 125	125 - 130	130 - 135	135 - 140
0000	1	0	0	0	0	0	0	0	1	1	0	0	0	0	0	0	0	0	0	0	0	0	0	0	0	0	0	0	0
0100	1	0	0	0	0	0	0	0	0	0	0	0	1	0	0	0	0	0	0	0	0	0	0	0	0	0	0	0	0
0200	0	0	0	0	0	0	0	0	0	0	0	0	0	0	0	0	0	0	0	0	0	0	0	0	0	0	0	0	0
0300	0	0	0	0	0	0	0	0	0	0	0	0	0	0	0	0	0	0	0	0	0	0	0	0	0	0	0	0	0
0400	0	0	0	0	0	0	0	0	0	0	0	0	0	0	0	0	0	0	0	0	0	0	0	0	0	0	0	0	0
0500	0	0	0	0	0	0	0	0	0	0	0	0	0	0	0	0	0	0	0	0	0	0	0	0	0	0	0	0	0
0600	0	0	0	0	0	0	0	0	0	0	0	0	0	0	0	0	0	0	0	0	0	0	0	0	0	0	0	0	0
0700	1	0	0	0	0	0	0	0	1	0	0	0	0	0	0	0	0	0	0	0	0	0	0	0	0	0	0	0	0
0800	0	0	0	0	0	0	0	0	0	0	0	0	0	0	0	0	0	0	0	0	0	0	0	0	0	0	0	0	0
0900	**2**	**0**	**0**	**0**	**0**	**0**	**0**	**2**	**0**	**0**	**0**	**0**	**0**	**0**	**0**	**0**	**0**	**0**	**0**	**0**	**0**	**0**	**0**	**0**	**0**	**0**	**0**	**0**	**0**
1000	0	0	0	0	0	0	0	0	0	0	0	0	0	0	0	0	0	0	0	0	0	0	0	0	0	0	0	0	0
1100	**2**	**0**	**0**	**0**	**0**	**0**	**0**	**1**	**1**	**1**	**0**	**0**	**0**	**0**	**0**	**0**	**0**	**0**	**0**	**0**	**0**	**0**	**0**	**0**	**0**	**0**	**0**	**0**	**0**
1200	4	0	0	0	0	1	1	0	1	2	1	0	0	0	0	0	0	0	0	0	0	0	0	0	0	0	0	0	0
1300	1	1	0	0	0	0	0	0	0	0	0	0	0	0	0	0	0	0	0	0	0	0	0	0	0	0	0	0	0
1400	1	0	0	0	0	0	0	0	0	0	0	0	0	0	0	0	0	0	0	0	0	0	0	0	0	0	0	0	0
1500	2	0	0	0	0	0	1	1	0	0	0	0	0	0	0	0	0	0	0	0	0	0	0	0	0	0	0	0	0
1600	1	0	0	0	0	0	0	0	0	0	0	0	0	0	0	0	0	0	0	0	0	0	0	0	0	0	0	0	0
1700	**7**	**0**	**0**	**0**	**0**	**1**	**1**	**4**	**1**	**1**	**0**	**0**	**0**	**0**	**0**	**0**	**0**	**0**	**0**	**0**	**0**	**0**	**0**	**0**	**0**	**0**	**0**	**0**	**0**
1800	1	0	0	0	0	0	0	0	1	0	0	0	0	0	0	0	0	0	0	0	0	0	0	0	0	0	0	0	0
1900	2	0	0	0	0	0	0	0	0	0	0	1	0	0	0	0	0	0	0	0	0	0	0	0	0	0	0	0	0
2000	1	0	0	0	0	0	0	0	0	1	0	0	0	0	0	0	0	0	0	0	0	0	0	0	0	0	0	0	0
2100	1	0	0	0	0	0	0	0	0	0	0	0	0	0	0	0	0	0	0	0	0	0	0	0	0	0	0	0	0
2200	1	0	0	0	0	0	0	0	0	0	0	0	0	0	0	0	0	0	0	0	0	0	0	0	0	0	0	0	0
2300	1	0	0	0	0	0	0	0	0	0	1	0	0	0	0	0	0	0	0	0	0	0	0	0	0	0	0	0	0
07-19	**22**	**1**	**0**	**0**	**0**	**2**	**3**	**8**	**5**	**4**	**1**	**0**	**0**	**0**	**0**	**0**	**0**	**0**	**0**	**0**	**0**	**0**	**0**	**0**	**0**	**0**	**0**	**0**	**0**
06-22	**26**	**1**	**0**	**0**	**0**	**2**	**3**	**8**	**5**	**5**	**1**	**1**	**0**	**0**	**0**	**0**	**0**	**0**	**0**	**0**	**0**	**0**	**0**	**0**	**0**	**0**	**0**	**0**	**0**
06-00	**28**	**1**	**0**	**0**	**0**	**2**	**3**	**8**	**5**	**5**	**2**	**1**	**0**	**0**	**0**	**0**	**0**	**0**	**0**	**0**	**0**	**0**	**0**	**0**	**0**	**0**	**0**	**0**	**0**
00-00	**30**	**1**	**0**	**0**	**0**	**2**	**3**	**8**	**6**	**6**	**2**	**1**	**1**	**0**	**0**	**0**	**0**	**0**	**0**	**0**	**0**	**0**	**0**	**0**	**0**	**0**	**0**	**0**	**0**

DRAFT

Site 75
Location LT40121, Att - Telepole, Lat 54.0204, Long -6.84654
Direction North

3279 / Meath/Cavan/Monaghan ATC's
October 2013
Automatic Traffic Count

Virtual Week (1)

Time	Total	Speed Bins (km/h)																											
		0 - 5	5 - 10	10 - 15	15 - 20	20 - 25	25 - 30	30 - 35	35 - 40	40 - 45	45 - 50	50 - 55	55 - 60	60 - 65	65 - 70	70 - 75	75 - 80	80 - 85	85 - 90	90 - 95	95 - 100	100 - 105	105 - 110	110 - 115	115 - 120	120 - 125	125 - 130	130 - 135	135 - 140
Mon	0	0	0	0	0	0	0	0	0	0	0	0	0	0	0	0	0	0	0	0	0	0	0	0	0	0	0	0	0
Tue	15	2	0	0	0	2	3	4	0	1	1	1	1	0	0	0	0	0	0	0	0	0	0	0	0	0	0	0	0
Wed	31	0	0	0	0	0	4	11	7	5	2	1	1	0	0	0	0	0	0	0	0	0	0	0	0	0	0	0	0
Thu	27	0	0	0	0	1	3	6	9	7	0	1	0	0	0	0	0	0	0	0	0	0	0	0	0	0	0	0	0
Fri	0	0	0	0	0	0	0	0	0	0	0	0	0	0	0	0	0	0	0	0	0	0	0	0	0	0	0	0	0
|Sat	0	0	0	0	0	0	0	0	0	0	0	0	0	0	0	0	0	0	0	0	0	0	0	0	0	0	0	0	0
|Sun	0	0	0	0	0	0	0	0	0	0	0	0	0	0	0	0	0	0	0	0	0	0	0	0	0	0	0	0	0
5 Day Ave.	**24**	**1**	**0**	**0**	**0**	**1**	**3**	**7**	**5**	**4**	**1**	**1**	**1**	**0**	**0**	**0**	**0**	**0**	**0**	**0**	**0**	**0**	**0**	**0**	**0**	**0**	**0**	**0**	**0**
7 Day Ave.	**30**	**1**	**0**	**0**	**0**	**2**	**3**	**8**	**6**	**6**	**2**	**1**	**1**	**0**	**0**	**0**	**0**	**0**	**0**	**0**	**0**	**0**	**0**	**0**	**0**	**0**	**0**	**0**	**0**
Total	**73**	**2**	**0**	**0**	**0**	**3**	**10**	**21**	**16**	**13**	**3**	**3**	**2**	**0**	**0**	**0**	**0**	**0**	**0**	**0**	**0**	**0**	**0**	**0**	**0**	**0**	**0**	**0**	**0**

Summary Graphs

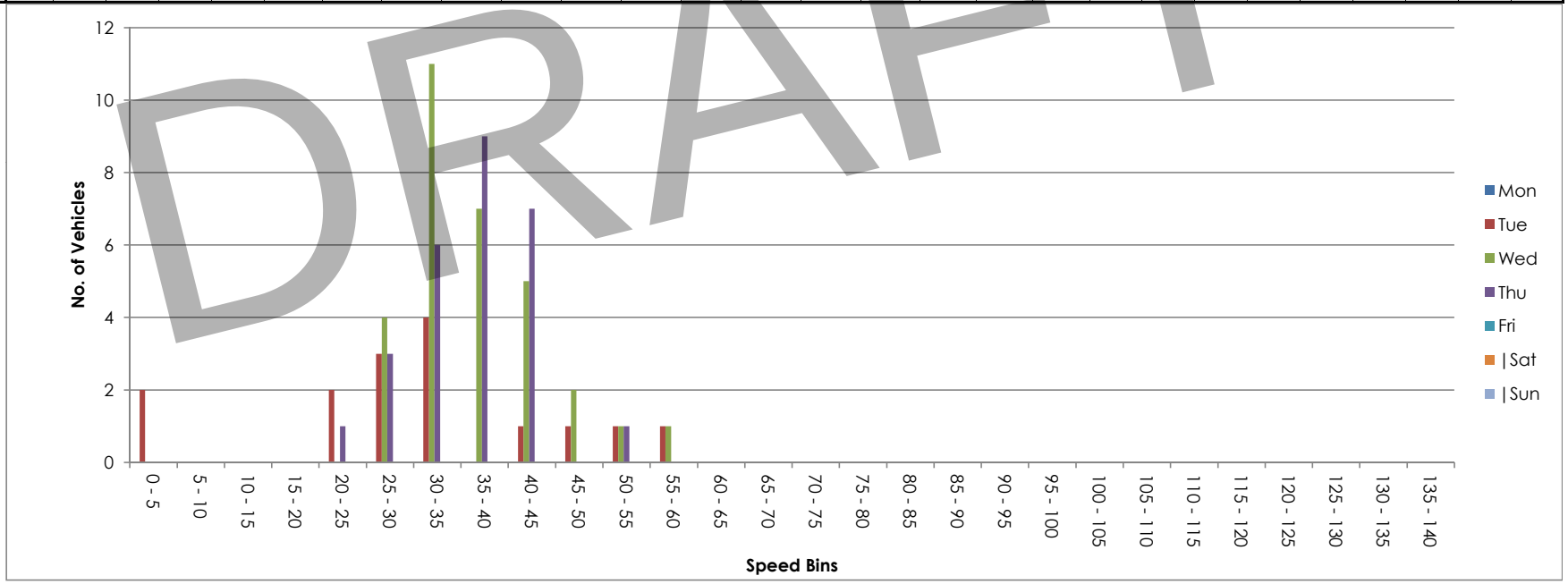

DRAFT

Site 75
Location LT40121, Att - Telepole, Lat 54.0204, Long -6.84654
Direction South

3279 / Meath/Cavan/Monaghan ATC's
October 2013
Automatic Traffic Count

Tue, 8 October 2013

Time	Total	Classification												>PSL	>PSL%	>SL1	>SL1%	>SL2	>SL2%	Mean	Vpp
		1 MCL	2 SV	3 SVT	4 TB2	5 TB3	6 T4	7 ART3	8 ART4	9 ART5	10 ART6	11 BD	12 DRT	80	80	85 +5kph	85 +5kph	90 +10kph	90 +10kph		85
0000	**0**	**0**	**0**	**0**	**0**	**0**	**0**	**0**	**0**	**0**	**0**	**0**	**0**	**0**	**0**	**0**	**0**	**0**	**0**	**0**	**0**
0100	**0**	**0**	**0**	**0**	**0**	**0**	**0**	**0**	**0**	**0**	**0**	**0**	**0**	**0**	**0**	**0**	**0**	**0**	**0**	**0**	**0**
0200	**0**	**0**	**0**	**0**	**0**	**0**	**0**	**0**	**0**	**0**	**0**	**0**	**0**	**0**	**0**	**0**	**0**	**0**	**0**	**0**	**0**
0300	**0**	**0**	**0**	**0**	**0**	**0**	**0**	**0**	**0**	**0**	**0**	**0**	**0**	**0**	**0**	**0**	**0**	**0**	**0**	**0**	**0**
0400	**0**	**0**	**0**	**0**	**0**	**0**	**0**	**0**	**0**	**0**	**0**	**0**	**0**	**0**	**0**	**0**	**0**	**0**	**0**	**0**	**0**
0500	**0**	**0**	**0**	**0**	**0**	**0**	**0**	**0**	**0**	**0**	**0**	**0**	**0**	**0**	**0**	**0**	**0**	**0**	**0**	**0**	**0**
0600	**0**	**0**	**0**	**0**	**0**	**0**	**0**	**0**	**0**	**0**	**0**	**0**	**0**	**0**	**0**	**0**	**0**	**0**	**0**	**0**	**0**
0700	**0**	**0**	**0**	**0**	**0**	**0**	**0**	**0**	**0**	**0**	**0**	**0**	**0**	**0**	**0**	**0**	**0**	**0**	**0**	**0**	**0**
0800	**0**	**0**	**0**	**0**	**0**	**0**	**0**	**0**	**0**	**0**	**0**	**0**	**0**	**0**	**0**	**0**	**0**	**0**	**0**	**0**	**0**
0900	**0**	**0**	**0**	**0**	**0**	**0**	**0**	**0**	**0**	**0**	**0**	**0**	**0**	**0**	**0**	**0**	**0**	**0**	**0**	**0**	**0**
1000	**0**	**0**	**0**	**0**	**0**	**0**	**0**	**0**	**0**	**0**	**0**	**0**	**0**	**0**	**0**	**0**	**0**	**0**	**0**	**0**	**0**
1100	**0**	**0**	**0**	**0**	**0**	**0**	**0**	**0**	**0**	**0**	**0**	**0**	**0**	**0**	**0**	**0**	**0**	**0**	**0**	**0**	**0**
1200	0	0	0	0	0	0	0	0	0	0	0	0	0	0	0	0	0	0	0	0	0
1300	**3**	**0**	**3**	**0**	**0**	**0**	**0**	**0**	**0**	**0**	**0**	**0**	**0**	**0**	**0**	**0**	**0**	**0**	**0**	**27.2**	**-**
1400	0	0	0	0	0	0	0	0	0	0	0	0	0	0	0	0	0	0	0	-	-
1500	1	0	1	0	0	0	0	0	0	0	0	0	0	0	0	0	0	0	0	27.9	-
1600	1	0	0	0	0	1	0	0	0	0	0	0	0	0	0	0	0	0	0	35.5	-
1700	2	0	2	0	0	0	0	0	0	0	0	0	0	0	0	0	0	0	0	28.5	-
1800	1	0	1	0	0	0	0	0	0	0	0	0	0	0	0	0	0	0	0	33.5	-
1900	2	0	2	0	0	0	0	0	0	0	0	0	0	0	0	0	0	0	0	30.1	-
2000	2	0	2	0	0	0	0	0	0	0	0	0	0	0	0	0	0	0	0	39.7	-
2100	1	0	1	0	0	0	0	0	0	0	0	0	0	0	0	0	0	0	0	44.5	-
2200	1	0	1	0	0	0	0	0	0	0	0	0	0	0	0	0	0	0	0	50.7	-
2300	0	0	0	0	0	0	0	0	0	0	0	0	0	0	0	0	0	0	0	-	-
07-19	**8**	**0**	**7**	**0**	**0**	**1**	**0**	**0**	**0**	**0**	**0**	**0**	**0**	**0**	**0**	**0**	**0**	**0**	**0**	**29.4**	**-**
06-22	**13**	**0**	**12**	**0**	**0**	**1**	**0**	**0**	**0**	**0**	**0**	**0**	**0**	**0**	**0**	**0**	**0**	**0**	**0**	**32.3**	**37.4**
06-00	**14**	**0**	**13**	**0**	**0**	**1**	**0**	**0**	**0**	**0**	**0**	**0**	**0**	**0**	**0**	**0**	**0**	**0**	**0**	**33.6**	**42.1**
00-00	**14**	**0**	**13**	**0**	**0**	**1**	**0**	**0**	**0**	**0**	**0**	**0**	**0**	**0**	**0**	**0**	**0**	**0**	**0**	**33.6**	**42.1**

DRAFT

Site 75
Location LT40121, Att - Telepole, Lat 54.0204, Long -6.84654
Direction South

3279 / Meath/Cavan/Monaghan ATC's
October 2013
Automatic Traffic Count

Wed, 9 October 2013

Time	Total	Classification												>PSL	>PSL%	>SL1	>SL1%	>SL2	>SL2%	Mean	Vpp
		1 MCL	2 SV	3 SVT	4 TB2	5 TB3	6 T4	7 ART3	8 ART4	9 ART5	10 ART6	11 BD	12 DRT	80	80	85 +5kph	85 +5kph	90 +10kph	90 +10kph		85
0000	0	0	0	0	0	0	0	0	0	0	0	0	0	0	0	0	0	0	0	-	-
0100	0	0	0	0	0	0	0	0	0	0	0	0	0	0	0	0	0	0	0	-	-
0200	1	0	1	0	0	0	0	0	0	0	0	0	0	0	0	0	0	0	0	61.6	-
0300	0	0	0	0	0	0	0	0	0	0	0	0	0	0	0	0	0	0	0	-	-
0400	0	0	0	0	0	0	0	0	0	0	0	0	0	0	0	0	0	0	0	-	-
0500	0	0	0	0	0	0	0	0	0	0	0	0	0	0	0	0	0	0	0	-	-
0600	0	0	0	0	0	0	0	0	0	0	0	0	0	0	0	0	0	0	0	-	-
0700	**5**	**0**	**3**	**0**	**0**	**0**	**2**	**0**	**0**	**0**	**0**	**0**	**0**	**0**	**0**	**0**	**0**	**0**	**0**	**34.6**	**-**
0800	2	0	2	0	0	0	0	0	0	0	0	0	0	0	0	0	0	0	0	33.6	-
0900	3	0	3	0	0	0	0	0	0	0	0	0	0	0	0	0	0	0	0	32.9	-
1000	1	0	0	1	0	0	0	0	0	0	0	0	0	0	0	0	0	0	0	38.6	-
1100	2	0	1	0	1	0	0	0	0	0	0	0	0	0	0	0	0	0	0	40.5	-
1200	**5**	**0**	**5**	**0**	**0**	**0**	**0**	**0**	**0**	**0**	**0**	**0**	**0**	**0**	**0**	**0**	**0**	**0**	**0**	**30.3**	**-**
1300	1	0	1	0	0	0	0	0	0	0	0	0	0	0	0	0	0	0	0	30.4	-
1400	0	0	0	0	0	0	0	0	0	0	0	0	0	0	0	0	0	0	0	-	-
1500	0	0	0	0	0	0	0	0	0	0	0	0	0	0	0	0	0	0	0	-	-
1600	2	0	2	0	0	0	0	0	0	0	0	0	0	0	0	0	0	0	0	28.3	-
1700	2	0	2	0	0	0	0	0	0	0	0	0	0	0	0	0	0	0	0	33.3	-
1800	2	0	2	0	0	0	0	0	0	0	0	0	0	0	0	0	0	0	0	33.3	-
1900	0	0	0	0	0	0	0	0	0	0	0	0	0	0	0	0	0	0	0	-	-
2000	1	0	1	0	0	0	0	0	0	0	0	0	0	0	0	0	0	0	0	45.2	-
2100	1	0	1	0	0	0	0	0	0	0	0	0	0	0	0	0	0	0	0	35.9	-
2200	2	0	2	0	0	0	0	0	0	0	0	0	0	0	0	0	0	0	0	34.1	-
2300	0	0	0	0	0	0	0	0	0	0	0	0	0	0	0	0	0	0	0	-	-
07-19	**25**	**0**	**21**	**1**	**1**	**0**	**2**	**0**	**0**	**0**	**0**	**0**	**0**	**0**	**0**	**0**	**0**	**0**	**0**	**33.2**	**37.4**
06-22	**27**	**0**	**23**	**1**	**1**	**0**	**2**	**0**	**0**	**0**	**0**	**0**	**0**	**0**	**0**	**0**	**0**	**0**	**0**	**33.7**	**38.5**
06-00	**29**	**0**	**25**	**1**	**1**	**0**	**2**	**0**	**0**	**0**	**0**	**0**	**0**	**0**	**0**	**0**	**0**	**0**	**0**	**33.8**	**38.9**
00-00	**30**	**0**	**26**	**1**	**1**	**0**	**2**	**0**	**0**	**0**	**0**	**0**	**0**	**0**	**0**	**0**	**0**	**0**	**0**	**34.7**	**39.6**

DRAFT

Site 75
Location LT40121, Att - Telepole, Lat 54.0204, Long -6.84654
Direction South

3279 / Meath/Cavan/Monaghan ATC's
October 2013
Automatic Traffic Count

Thu, 10 October 2013

Time	Total	Classification												>PSL	>PSL%	>SL1	>SL1%	>SL2	>SL2%	Mean	Vpp
		1 MCL	2 SV	3 SVT	4 TB2	5 TB3	6 T4	7 ART3	8 ART4	9 ART5	10 ART6	11 BD	12 DRT	80	80	85 +5kph	85 +5kph	90 +10kph	90 +10kph		85
0000	1	0	1	0	0	0	0	0	0	0	0	0	0	0	0	0	0	0	0	44.2	-
0100	0	0	0	0	0	0	0	0	0	0	0	0	0	0	0	0	0	0	0	-	-
0200	0	0	0	0	0	0	0	0	0	0	0	0	0	0	0	0	0	0	0	-	-
0300	0	0	0	0	0	0	0	0	0	0	0	0	0	0	0	0	0	0	0	-	-
0400	0	0	0	0	0	0	0	0	0	0	0	0	0	0	0	0	0	0	0	-	-
0500	0	0	0	0	0	0	0	0	0	0	0	0	0	0	0	0	0	0	0	-	-
0600	0	0	0	0	0	0	0	0	0	0	0	0	0	0	0	0	0	0	0	-	-
0700	2	0	1	0	0	0	1	0	0	0	0	0	0	0	0	0	0	0	0	33.4	-
0800	1	0	0	0	0	0	1	0	0	0	0	0	0	0	0	0	0	0	0	29.5	-
0900	2	0	2	0	0	0	0	0	0	0	0	0	0	0	0	0	0	0	0	39.6	-
1000	0	0	0	0	0	0	0	0	0	0	0	0	0	0	0	0	0	0	0	-	-
1100	**3**	**0**	**3**	**0**	**0**	**0**	**0**	**0**	**0**	**0**	**0**	**0**	**0**	**0**	**0**	**0**	**0**	**0**	**0**	**36.5**	**-**
1200	3	0	3	0	0	0	0	0	0	0	0	0	0	0	0	0	0	0	0	31.3	-
1300	3	0	2	1	0	0	0	0	0	0	0	0	0	0	0	0	0	0	0	32.2	-
1400	0	0	0	0	0	0	0	0	0	0	0	0	0	0	0	0	0	0	0	-	-
1500	0	0	0	0	0	0	0	0	0	0	0	0	0	0	0	0	0	0	0	-	-
1600	1	0	1	0	0	0	0	0	0	0	0	0	0	0	0	0	0	0	0	31.3	-
1700	**4**	**0**	**4**	**0**	**0**	**0**	**0**	**0**	**0**	**0**	**0**	**0**	**0**	**0**	**0**	**0**	**0**	**0**	**0**	**32.6**	**-**
1800	1	0	1	0	0	0	0	0	0	0	0	0	0	0	0	0	0	0	0	30.6	-
1900	0	0	0	0	0	0	0	0	0	0	0	0	0	0	0	0	0	0	0	-	-
2000	3	0	3	0	0	0	0	0	0	0	0	0	0	0	0	0	0	0	0	55.5	-
2100	2	0	1	0	1	0	0	0	0	0	0	0	0	0	0	0	0	0	0	39.3	-
2200	2	0	2	0	0	0	0	0	0	0	0	0	0	0	0	0	0	0	0	57.1	-
2300	0	0	0	0	0	0	0	0	0	0	0	0	0	0	0	0	0	0	0	0	0
07-19	**20**	**0**	**17**	**1**	**0**	**0**	**2**	**0**	**0**	**0**	**0**	**0**	**0**	**0**	**0**	**0**	**0**	**0**	**0**	**33.4**	**36.7**
06-22	**25**	**0**	**21**	**1**	**1**	**0**	**2**	**0**	**0**	**0**	**0**	**0**	**0**	**0**	**0**	**0**	**0**	**0**	**0**	**36.5**	**48.6**
06-00	**27**	**0**	**23**	**1**	**1**	**0**	**2**	**0**	**0**	**0**	**0**	**0**	**0**	**0**	**0**	**0**	**0**	**0**	**0**	**38.1**	**49.3**
00-00	**28**	**0**	**24**	**1**	**1**	**0**	**2**	**0**	**0**	**0**	**0**	**0**	**0**	**0**	**0**	**0**	**0**	**0**	**0**	**38.3**	**49.3**

DRAFT

Site 75
Location LT40121, Att - Telepole, Lat 54.0204, Long -6.84654
Direction South

3279 / Meath/Cavan/Monaghan ATC's
October 2013
Automatic Traffic Count

Virtual Day (Partial days = 2.46)

Time	Total	Classification												>PSL	>PSL%	>SL1	>SL1%	>SL2	>SL2%	Mean	Vpp
		1 MCL	2 SV	3 SVT	4 TB2	5 TB3	6 T4	7 ART3	8 ART4	9 ART5	10 ART6	11 BD	12 DRT	80	80	85 +5kph	85 +5kph	90 +10kph	90 +10kph		85
0000	1	0	1	0	0	0	0	0	0	0	0	0	0	0	0	0	0	0	0	44.2	-
0100	0	0	0	0	0	0	0	0	0	0	0	0	0	0	0	0	0	0	0	-	-
0200	1	0	1	0	0	0	0	0	0	0	0	0	0	0	0	0	0	0	0	61.6	-
0300	0	0	0	0	0	0	0	0	0	0	0	0	0	0	0	0	0	0	0	-	-
0400	0	0	0	0	0	0	0	0	0	0	0	0	0	0	0	0	0	0	0	-	-
0500	0	0	0	0	0	0	0	0	0	0	0	0	0	0	0	0	0	0	0	-	-
0600	0	0	0	0	0	0	0	0	0	0	0	0	0	0	0	0	0	0	0	-	-
0700	**4**	**0**	**2**	**0**	**0**	**0**	**2**	**0**	**0**	**0**	**0**	**0**	**0**	**0**	**0**	**0**	**0**	**0**	**0**	**34.2**	**-**
0800	2	0	1	0	0	0	1	0	0	0	0	0	0	0	0	0	0	0	0	32.2	-
0900	3	0	3	0	0	0	0	0	0	0	0	0	0	0	0	0	0	0	0	35.6	-
1000	1	0	0	1	0	0	0	0	0	0	0	0	0	0	0	0	0	0	0	38.6	-
1100	3	0	2	0	1	0	0	0	0	0	0	0	0	0	0	0	0	0	0	38.1	-
1200	**4**	**0**	**4**	**0**	**0**	**0**	**0**	**0**	**0**	**0**	**0**	**0**	**0**	**0**	**0**	**0**	**0**	**0**	**0**	**30.7**	**-**
1300	2	0	2	0	0	0	0	0	0	0	0	0	0	0	0	0	0	0	0	29.8	-
1400	0	0	0	0	0	0	0	0	0	0	0	0	0	0	0	0	0	0	0	-	-
1500	0	0	0	0	0	0	0	0	0	0	0	0	0	0	0	0	0	0	0	27.9	-
1600	1	0	1	0	0	0	0	0	0	0	0	0	0	0	0	0	0	0	0	30.9	-
1700	3	0	3	0	0	0	0	0	0	0	0	0	0	0	0	0	0	0	0	31.7	-
1800	1	0	1	0	0	0	0	0	0	0	0	0	0	0	0	0	0	0	0	32.7	-
1900	1	0	1	0	0	0	0	0	0	0	0	0	0	0	0	0	0	0	0	30.1	-
2000	2	0	2	0	0	0	0	0	0	0	0	0	0	0	0	0	0	0	0	48.5	-
2100	1	0	1	0	0	0	0	0	0	0	0	0	0	0	0	0	0	0	0	39.7	-
2200	2	0	2	0	0	0	0	0	0	0	0	0	0	0	0	0	0	0	0	46.7	-
2300	0	0	0	0	0	0	0	0	0	0	0	0	0	0	0	0	0	0	0	-	-
07-19	**24**	**0**	**19**	**1**	**1**	**0**	**3**	**0**	**0**	**0**	**0**	**0**	**0**	**0**	**0**	**0**	**0**	**0**	**0**	**32.2**	**#NUM!**
06-22	**28**	**0**	**23**	**1**	**1**	**0**	**3**	**0**	**0**	**0**	**0**	**0**	**0**	**0**	**0**	**0**	**0**	**0**	**0**	**32.45**	**#NUM!**
06-00	**30**	**0**	**25**	**1**	**1**	**0**	**3**	**0**	**0**	**0**	**0**	**0**	**0**	**0**	**0**	**0**	**0**	**0**	**0**	**32.7**	**#NUM!**
00-00	**32**	**0**	**27**	**1**	**1**	**0**	**3**	**0**	**0**	**0**	**0**	**0**	**0**	**0**	**0**	**0**	**0**	**0**	**0**	**34.2**	**#NUM!**

DRAFT

Site 75
Location LT40121, Att - Telepole, Lat 54.0204, Long -6.84654
Direction South

3279 / Meath/Cavan/Monaghan ATC's
October 2013
Automatic Traffic Count

Virtual Week (1)

Time	Total	Classification												>PSL	>PSL%	>SL1	>SL1%	>SL2	>SL2%	Mean	Vpp
		1 MCL	2 SV	3 SVT	4 TB2	5 TB3	6 T4	7 ART3	8 ART4	9 ART5	10 ART6	11 BD	12 DRT	80	80	85 +5kph	85 +5kph	90 +10kph	90 +10kph		85
Mon	0	0	0	0	0	0	0	0	0	0	0	0	0	0	0	0	0	0	0	-	-
Tue	14	0	13	0	0	1	0	0	0	0	0	0	0	0	0	0	0	0	0	33.6	42.1
Wed	30	0	26	1	1	0	2	0	0	0	0	0	0	0	0	0	0	0	0	34.7	39.6
Thu	28	0	24	1	1	0	2	0	0	0	0	0	0	0	0	0	0	0	0	38.3	49.3
Fri	0	0	0	0	0	0	0	0	0	0	0	0	0	0	0	0	0	0	0	-	-
| Sat	0	0	0	0	0	0	0	0	0	0	0	0	0	0	0	0	0	0	0	-	-
| Sun	0	0	0	0	0	0	0	0	0	0	0	0	0	0	0	0	0	0	0	-	-
5 Day Ave.	**24**	**0**	**21**	**1**	**1**	**0**	**1**	**0**	**0**	**0**	**0**	**0**	**0**	**0**	**0.0**	**0**	**0.0**	**0**	**0.0**	**35.5**	**43.7**
7 Day Ave.	**32**	**0**	**27**	**1**	**1**	**0**	**3**	**0**	**0**	**0**	**0**	**0**	**0**	**0**	**0.0**	**0**	**0.0**	**0**	**0.0**	**34.2**	**#NUM!**
Total	**72**	**0**	**63**	**2**	**2**	**1**	**4**	**0**	**0**	**0**	**0**	**0**	**0**	**0**	**0.0**	**0**	**0.0**	**0**	**0.0**	**35.9**	**44.3**

Summary Graphs

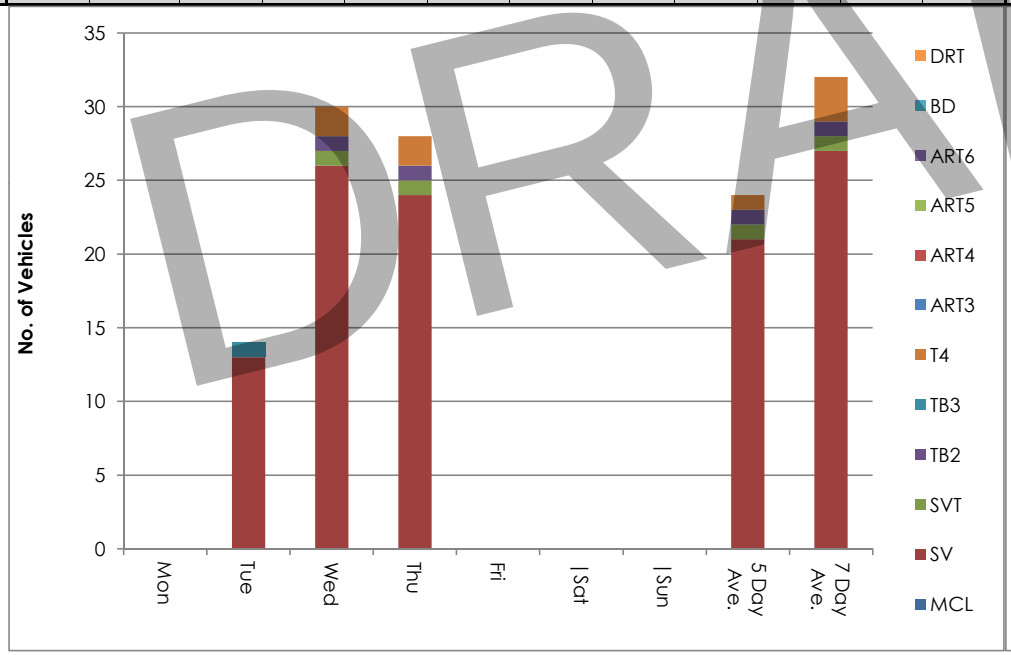

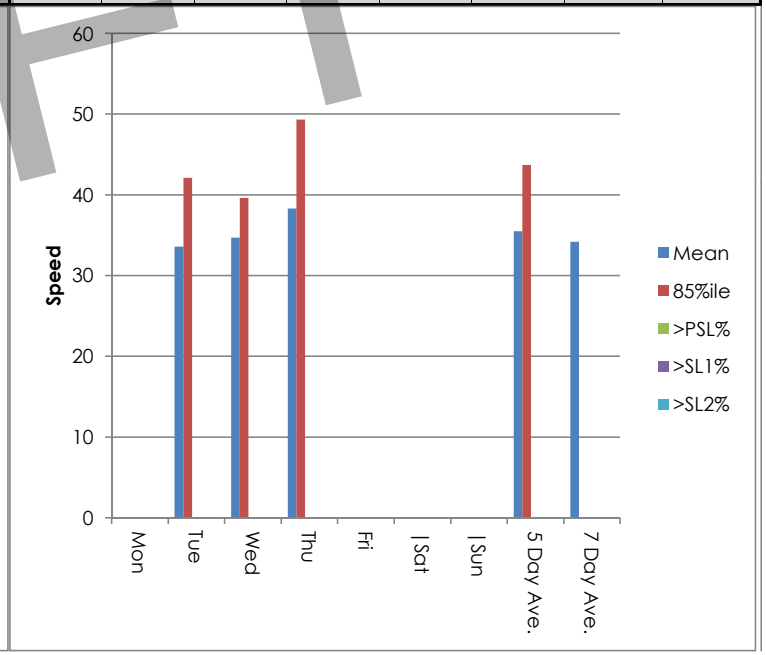

DRAFT

Site 75
Location LT40121, Att - Telepole, Lat 54.0204, Long -6.84654
Direction South

3279 / Meath/Cavan/Monaghan ATC's
October 2013
Automatic Traffic Count

Tue, 8 October 2013

Time	Total	Speed Bins (km/h)																											
		0 - 5	5 - 10	10 - 15	15 - 20	20 - 25	25 - 30	30 - 35	35 - 40	40 - 45	45 - 50	50 - 55	55 - 60	60 - 65	65 - 70	70 - 75	75 - 80	80 - 85	85 - 90	90 - 95	95 - 100	100 - 105	105 - 110	110 - 115	115 - 120	120 - 125	125 - 130	130 - 135	135 - 140
0000	**0**	**0**	**0**	**0**	**0**	**0**	**0**	**0**	**0**	**0**	**0**	**0**	**0**	**0**	**0**	**0**	**0**	**0**	**0**	**0**	**0**	**0**	**0**	**0**	**0**	**0**	**0**	**0**	**0**
0100	**0**	**0**	**0**	**0**	**0**	**0**	**0**	**0**	**0**	**0**	**0**	**0**	**0**	**0**	**0**	**0**	**0**	**0**	**0**	**0**	**0**	**0**	**0**	**0**	**0**	**0**	**0**	**0**	**0**
0200	**0**	**0**	**0**	**0**	**0**	**0**	**0**	**0**	**0**	**0**	**0**	**0**	**0**	**0**	**0**	**0**	**0**	**0**	**0**	**0**	**0**	**0**	**0**	**0**	**0**	**0**	**0**	**0**	**0**
0300	**0**	**0**	**0**	**0**	**0**	**0**	**0**	**0**	**0**	**0**	**0**	**0**	**0**	**0**	**0**	**0**	**0**	**0**	**0**	**0**	**0**	**0**	**0**	**0**	**0**	**0**	**0**	**0**	**0**
0400	**0**	**0**	**0**	**0**	**0**	**0**	**0**	**0**	**0**	**0**	**0**	**0**	**0**	**0**	**0**	**0**	**0**	**0**	**0**	**0**	**0**	**0**	**0**	**0**	**0**	**0**	**0**	**0**	**0**
0500	**0**	**0**	**0**	**0**	**0**	**0**	**0**	**0**	**0**	**0**	**0**	**0**	**0**	**0**	**0**	**0**	**0**	**0**	**0**	**0**	**0**	**0**	**0**	**0**	**0**	**0**	**0**	**0**	**0**
0600	**0**	**0**	**0**	**0**	**0**	**0**	**0**	**0**	**0**	**0**	**0**	**0**	**0**	**0**	**0**	**0**	**0**	**0**	**0**	**0**	**0**	**0**	**0**	**0**	**0**	**0**	**0**	**0**	**0**
0700	**0**	**0**	**0**	**0**	**0**	**0**	**0**	**0**	**0**	**0**	**0**	**0**	**0**	**0**	**0**	**0**	**0**	**0**	**0**	**0**	**0**	**0**	**0**	**0**	**0**	**0**	**0**	**0**	**0**
0800	**0**	**0**	**0**	**0**	**0**	**0**	**0**	**0**	**0**	**0**	**0**	**0**	**0**	**0**	**0**	**0**	**0**	**0**	**0**	**0**	**0**	**0**	**0**	**0**	**0**	**0**	**0**	**0**	**0**
0900	**0**	**0**	**0**	**0**	**0**	**0**	**0**	**0**	**0**	**0**	**0**	**0**	**0**	**0**	**0**	**0**	**0**	**0**	**0**	**0**	**0**	**0**	**0**	**0**	**0**	**0**	**0**	**0**	**0**
1000	**0**	**0**	**0**	**0**	**0**	**0**	**0**	**0**	**0**	**0**	**0**	**0**	**0**	**0**	**0**	**0**	**0**	**0**	**0**	**0**	**0**	**0**	**0**	**0**	**0**	**0**	**0**	**0**	**0**
1100	**0**	**0**	**0**	**0**	**0**	**0**	**0**	**0**	**0**	**0**	**0**	**0**	**0**	**0**	**0**	**0**	**0**	**0**	**0**	**0**	**0**	**0**	**0**	**0**	**0**	**0**	**0**	**0**	**0**
1200	0	0	0	0	0	0	0	0	0	0	0	0	0	0	0	0	0	0	0	0	0	0	0	0	0	0	0	0	0
1300	**3**	**0**	**0**	**0**	**1**	**0**	**1**	**0**	**1**	**0**	**0**	**0**	**0**	**0**	**0**	**0**	**0**	**0**	**0**	**0**	**0**	**0**	**0**	**0**	**0**	**0**	**0**	**0**	**0**
1400	0	0	0	0	0	0	0	0	0	0	0	0	0	0	0	0	0	0	0	0	0	0	0	0	0	0	0	0	0
1500	1	0	0	0	0	0	1	0	0	0	0	0	0	0	0	0	0	0	0	0	0	0	0	0	0	0	0	0	0
1600	1	0	0	0	0	0	0	0	1	0	0	0	0	0	0	0	0	0	0	0	0	0	0	0	0	0	0	0	0
1700	2	0	0	0	0	0	2	0	0	0	0	0	0	0	0	0	0	0	0	0	0	0	0	0	0	0	0	0	0
1800	1	0	0	0	0	0	0	1	0	0	0	0	0	0	0	0	0	0	0	0	0	0	0	0	0	0	0	0	0
1900	2	0	0	0	0	0	1	1	0	0	0	0	0	0	0	0	0	0	0	0	0	0	0	0	0	0	0	0	0
2000	2	0	0	0	0	0	0	0	1	1	0	0	0	0	0	0	0	0	0	0	0	0	0	0	0	0	0	0	0
2100	1	0	0	0	0	0	0	0	0	1	0	0	0	0	0	0	0	0	0	0	0	0	0	0	0	0	0	0	0
2200	1	0	0	0	0	0	0	0	0	0	0	1	0	0	0	0	0	0	0	0	0	0	0	0	0	0	0	0	0
2300	0	0	0	0	0	0	0	0	0	0	0	0	0	0	0	0	0	0	0	0	0	0	0	0	0	0	0	0	0
07-19	**8**	**0**	**0**	**0**	**1**	**0**	**4**	**1**	**2**	**0**	**0**	**0**	**0**	**0**	**0**	**0**	**0**	**0**	**0**	**0**	**0**	**0**	**0**	**0**	**0**	**0**	**0**	**0**	**0**
06-22	**13**	**0**	**0**	**0**	**1**	**0**	**5**	**2**	**3**	**2**	**0**	**0**	**0**	**0**	**0**	**0**	**0**	**0**	**0**	**0**	**0**	**0**	**0**	**0**	**0**	**0**	**0**	**0**	**0**
06-00	**14**	**0**	**0**	**0**	**1**	**0**	**5**	**2**	**3**	**2**	**0**	**1**	**0**	**0**	**0**	**0**	**0**	**0**	**0**	**0**	**0**	**0**	**0**	**0**	**0**	**0**	**0**	**0**	**0**
00-00	**14**	**0**	**0**	**0**	**1**	**0**	**5**	**2**	**3**	**2**	**0**	**1**	**0**	**0**	**0**	**0**	**0**	**0**	**0**	**0**	**0**	**0**	**0**	**0**	**0**	**0**	**0**	**0**	**0**

DRAFT

Site 75
Location LT40121, Att - Telepole, Lat 54.0204, Long -6.84654
Direction South

3279 / Meath/Cavan/Monaghan ATC's
October 2013
Automatic Traffic Count

Wed, 9 October 2013

Time	Total	Speed Bins (km/h)																											
		0 - 5	5 - 10	10 - 15	15 - 20	20 - 25	25 - 30	30 - 35	35 - 40	40 - 45	45 - 50	50 - 55	55 - 60	60 - 65	65 - 70	70 - 75	75 - 80	80 - 85	85 - 90	90 - 95	95 - 100	100 - 105	105 - 110	110 - 115	115 - 120	120 - 125	125 - 130	130 - 135	135 - 140
0000	0	0	0	0	0	0	0	0	0	0	0	0	0	0	0	0	0	0	0	0	0	0	0	0	0	0	0	0	0
0100	0	0	0	0	0	0	0	0	0	0	0	0	0	0	0	0	0	0	0	0	0	0	0	0	0	0	0	0	0
0200	1	0	0	0	0	0	0	0	0	0	0	0	0	1	0	0	0	0	0	0	0	0	0	0	0	0	0	0	0
0300	0	0	0	0	0	0	0	0	0	0	0	0	0	0	0	0	0	0	0	0	0	0	0	0	0	0	0	0	0
0400	0	0	0	0	0	0	0	0	0	0	0	0	0	0	0	0	0	0	0	0	0	0	0	0	0	0	0	0	0
0500	0	0	0	0	0	0	0	0	0	0	0	0	0	0	0	0	0	0	0	0	0	0	0	0	0	0	0	0	0
0600	0	0	0	0	0	0	0	0	0	0	0	0	0	0	0	0	0	0	0	0	0	0	0	0	0	0	0	0	0
0700	**5**	**0**	**0**	**0**	**0**	**0**	**1**	**2**	**2**	**0**	**0**	**0**	**0**	**0**	**0**	**0**	**0**	**0**	**0**	**0**	**0**	**0**	**0**	**0**	**0**	**0**	**0**	**0**	**0**
0800	2	0	0	0	0	0	0	2	0	0	0	0	0	0	0	0	0	0	0	0	0	0	0	0	0	0	0	0	0
0900	3	0	0	0	0	0	0	3	0	0	0	0	0	0	0	0	0	0	0	0	0	0	0	0	0	0	0	0	0
1000	1	0	0	0	0	0	0	0	1	0	0	0	0	0	0	0	0	0	0	0	0	0	0	0	0	0	0	0	0
1100	2	0	0	0	0	0	0	0	1	0	1	0	0	0	0	0	0	0	0	0	0	0	0	0	0	0	0	0	0
1200	**5**	**0**	**0**	**0**	**0**	**0**	**3**	**0**	**1**	**1**	**0**	**0**	**0**	**0**	**0**	**0**	**0**	**0**	**0**	**0**	**0**	**0**	**0**	**0**	**0**	**0**	**0**	**0**	**0**
1300	1	0	0	0	0	0	0	1	0	0	0	0	0	0	0	0	0	0	0	0	0	0	0	0	0	0	0	0	0
1400	0	0	0	0	0	0	0	0	0	0	0	0	0	0	0	0	0	0	0	0	0	0	0	0	0	0	0	0	0
1500	0	0	0	0	0	0	0	0	0	0	0	0	0	0	0	0	0	0	0	0	0	0	0	0	0	0	0	0	0
1600	2	0	0	0	0	0	2	0	0	0	0	0	0	0	0	0	0	0	0	0	0	0	0	0	0	0	0	0	0
1700	2	0	0	0	0	0	1	0	1	0	0	0	0	0	0	0	0	0	0	0	0	0	0	0	0	0	0	0	0
1800	2	0	0	0	0	0	0	2	0	0	0	0	0	0	0	0	0	0	0	0	0	0	0	0	0	0	0	0	0
1900	0	0	0	0	0	0	0	0	0	0	0	0	0	0	0	0	0	0	0	0	0	0	0	0	0	0	0	0	0
2000	1	0	0	0	0	0	0	0	0	0	1	0	0	0	0	0	0	0	0	0	0	0	0	0	0	0	0	0	0
2100	1	0	0	0	0	0	0	0	1	0	0	0	0	0	0	0	0	0	0	0	0	0	0	0	0	0	0	0	0
2200	2	0	0	0	0	0	1	0	1	0	0	0	0	0	0	0	0	0	0	0	0	0	0	0	0	0	0	0	0
2300	0	0	0	0	0	0	0	0	0	0	0	0	0	0	0	0	0	0	0	0	0	0	0	0	0	0	0	0	0
07-19	**25**	**0**	**0**	**0**	**0**	**0**	**7**	**10**	**6**	**1**	**1**	**0**	**0**	**0**	**0**	**0**	**0**	**0**	**0**	**0**	**0**	**0**	**0**	**0**	**0**	**0**	**0**	**0**	**0**
06-22	**27**	**0**	**0**	**0**	**0**	**0**	**7**	**10**	**7**	**1**	**2**	**0**	**0**	**0**	**0**	**0**	**0**	**0**	**0**	**0**	**0**	**0**	**0**	**0**	**0**	**0**	**0**	**0**	**0**
06-00	**29**	**0**	**0**	**0**	**0**	**0**	**8**	**10**	**8**	**1**	**2**	**0**	**0**	**0**	**0**	**0**	**0**	**0**	**0**	**0**	**0**	**0**	**0**	**0**	**0**	**0**	**0**	**0**	**0**
00-00	**30**	**0**	**0**	**0**	**0**	**0**	**8**	**10**	**8**	**1**	**2**	**0**	**0**	**1**	**0**	**0**	**0**	**0**	**0**	**0**	**0**	**0**	**0**	**0**	**0**	**0**	**0**	**0**	**0**

DRAFT

Site 75
Location LT40121, Att - Telepole, Lat 54.0204, Long -6.84654
Direction South

3279 / Meath/Cavan/Monaghan ATC's
October 2013
Automatic Traffic Count

Thu, 10 October 2013

Time	Total	Speed Bins (km/h)																											
		0 - 5	5 - 10	10 - 15	15 - 20	20 - 25	25 - 30	30 - 35	35 - 40	40 - 45	45 - 50	50 - 55	55 - 60	60 - 65	65 - 70	70 - 75	75 - 80	80 - 85	85 - 90	90 - 95	95 - 100	100 - 105	105 - 110	110 - 115	115 - 120	120 - 125	125 - 130	130 - 135	135 - 140
0000	1	0	0	0	0	0	0	0	0	1	0	0	0	0	0	0	0	0	0	0	0	0	0	0	0	0	0	0	0
0100	0	0	0	0	0	0	0	0	0	0	0	0	0	0	0	0	0	0	0	0	0	0	0	0	0	0	0	0	0
0200	0	0	0	0	0	0	0	0	0	0	0	0	0	0	0	0	0	0	0	0	0	0	0	0	0	0	0	0	0
0300	0	0	0	0	0	0	0	0	0	0	0	0	0	0	0	0	0	0	0	0	0	0	0	0	0	0	0	0	0
0400	0	0	0	0	0	0	0	0	0	0	0	0	0	0	0	0	0	0	0	0	0	0	0	0	0	0	0	0	0
0500	0	0	0	0	0	0	0	0	0	0	0	0	0	0	0	0	0	0	0	0	0	0	0	0	0	0	0	0	0
0600	0	0	0	0	0	0	0	0	0	0	0	0	0	0	0	0	0	0	0	0	0	0	0	0	0	0	0	0	0
0700	2	0	0	0	0	0	0	2	0	0	0	0	0	0	0	0	0	0	0	0	0	0	0	0	0	0	0	0	0
0800	1	0	0	0	0	0	1	0	0	0	0	0	0	0	0	0	0	0	0	0	0	0	0	0	0	0	0	0	0
0900	2	0	0	0	0	0	1	0	0	0	0	1	0	0	0	0	0	0	0	0	0	0	0	0	0	0	0	0	0
1000	0	0	0	0	0	0	0	0	0	0	0	0	0	0	0	0	0	0	0	0	0	0	0	0	0	0	0	0	0
1100	**3**	**0**	**0**	**0**	**0**	**0**	**0**	**1**	**1**	**1**	**0**	**0**	**0**	**0**	**0**	**0**	**0**	**0**	**0**	**0**	**0**	**0**	**0**	**0**	**0**	**0**	**0**	**0**	**0**
1200	3	0	0	0	0	0	1	1	1	0	0	0	0	0	0	0	0	0	0	0	0	0	0	0	0	0	0	0	0
1300	3	0	0	0	0	0	2	0	1	0	0	0	0	0	0	0	0	0	0	0	0	0	0	0	0	0	0	0	0
1400	0	0	0	0	0	0	0	0	0	0	0	0	0	0	0	0	0	0	0	0	0	0	0	0	0	0	0	0	0
1500	0	0	0	0	0	0	0	0	0	0	0	0	0	0	0	0	0	0	0	0	0	0	0	0	0	0	0	0	0
1600	1	0	0	0	0	0	0	1	0	0	0	0	0	0	0	0	0	0	0	0	0	0	0	0	0	0	0	0	0
1700	**4**	**0**	**0**	**0**	**0**	**0**	**0**	**4**	**0**	**0**	**0**	**0**	**0**	**0**	**0**	**0**	**0**	**0**	**0**	**0**	**0**	**0**	**0**	**0**	**0**	**0**	**0**	**0**	**0**
1800	1	0	0	0	0	0	0	1	0	0	0	0	0	0	0	0	0	0	0	0	0	0	0	0	0	0	0	0	0
1900	0	0	0	0	0	0	0	0	0	0	0	0	0	0	0	0	0	0	0	0	0	0	0	0	0	0	0	0	0
2000	3	0	0	0	0	0	0	0	0	0	1	1	0	1	0	0	0	0	0	0	0	0	0	0	0	0	0	0	0
2100	2	0	0	0	0	0	1	0	0	0	1	0	0	0	0	0	0	0	0	0	0	0	0	0	0	0	0	0	0
2200	2	0	0	0	0	0	0	0	0	0	1	0	0	0	1	0	0	0	0	0	0	0	0	0	0	0	0	0	0
2300	0	0	0	0	0	0	0	0	0	0	0	0	0	0	0	0	0	0	0	0	0	0	0	0	0	0	0	0	0
07-19	**20**	**0**	**0**	**0**	**0**	**0**	**5**	**10**	**3**	**1**	**0**	**1**	**0**	**0**	**0**	**0**	**0**	**0**	**0**	**0**	**0**	**0**	**0**	**0**	**0**	**0**	**0**	**0**	**0**
06-22	**25**	**0**	**0**	**0**	**0**	**0**	**6**	**10**	**3**	**1**	**2**	**2**	**0**	**1**	**0**	**0**	**0**	**0**	**0**	**0**	**0**	**0**	**0**	**0**	**0**	**0**	**0**	**0**	**0**
06-00	**27**	**0**	**0**	**0**	**0**	**0**	**6**	**10**	**3**	**1**	**3**	**2**	**0**	**1**	**1**	**0**	**0**	**0**	**0**	**0**	**0**	**0**	**0**	**0**	**0**	**0**	**0**	**0**	**0**
00-00	**28**	**0**	**0**	**0**	**0**	**0**	**6**	**10**	**3**	**2**	**3**	**2**	**0**	**1**	**1**	**0**	**0**	**0**	**0**	**0**	**0**	**0**	**0**	**0**	**0**	**0**	**0**	**0**	**0**

DRAFT

Site 75
Location LT40121, Att - Telepole, Lat 54.0204, Long -6.84654
Direction South

3279 / Meath/Cavan/Monaghan ATC's
October 2013
Automatic Traffic Count

Virtual Day (Partial days = 2.46)

Time	Total	Speed Bins (km/h)																											
		0 - 5	5 - 10	10 - 15	15 - 20	20 - 25	25 - 30	30 - 35	35 - 40	40 - 45	45 - 50	50 - 55	55 - 60	60 - 65	65 - 70	70 - 75	75 - 80	80 - 85	85 - 90	90 - 95	95 - 100	100 - 105	105 - 110	110 - 115	115 - 120	120 - 125	125 - 130	130 - 135	135 - 140
0000	1	0	0	0	0	0	0	0	0	1	0	0	0	0	0	0	0	0	0	0	0	0	0	0	0	0	0	0	0
0100	0	0	0	0	0	0	0	0	0	0	0	0	0	0	0	0	0	0	0	0	0	0	0	0	0	0	0	0	0
0200	1	0	0	0	0	0	0	0	0	0	0	0	0	1	0	0	0	0	0	0	0	0	0	0	0	0	0	0	0
0300	0	0	0	0	0	0	0	0	0	0	0	0	0	0	0	0	0	0	0	0	0	0	0	0	0	0	0	0	0
0400	0	0	0	0	0	0	0	0	0	0	0	0	0	0	0	0	0	0	0	0	0	0	0	0	0	0	0	0	0
0500	0	0	0	0	0	0	0	0	0	0	0	0	0	0	0	0	0	0	0	0	0	0	0	0	0	0	0	0	0
0600	0	0	0	0	0	0	0	0	0	0	0	0	0	0	0	0	0	0	0	0	0	0	0	0	0	0	0	0	0
0700	**4**	**0**	**0**	**0**	**0**	**0**	**1**	**2**	**1**	**0**	**0**	**0**	**0**	**0**	**0**	**0**	**0**	**0**	**0**	**0**	**0**	**0**	**0**	**0**	**0**	**0**	**0**	**0**	**0**
0800	2	0	0	0	0	0	1	1	0	0	0	0	0	0	0	0	0	0	0	0	0	0	0	0	0	0	0	0	0
0900	3	0	0	0	0	0	1	2	0	0	0	1	0	0	0	0	0	0	0	0	0	0	0	0	0	0	0	0	0
1000	1	0	0	0	0	0	0	0	1	0	0	0	0	0	0	0	0	0	0	0	0	0	0	0	0	0	0	0	0
1100	3	0	0	0	0	0	0	1	1	1	1	0	0	0	0	0	0	0	0	0	0	0	0	0	0	0	0	0	0
1200	**4**	**0**	**0**	**0**	**0**	**0**	**2**	**1**	**1**	**1**	**0**	**0**	**0**	**0**	**0**	**0**	**0**	**0**	**0**	**0**	**0**	**0**	**0**	**0**	**0**	**0**	**0**	**0**	**0**
1300	2	0	0	0	0	0	1	0	1	0	0	0	0	0	0	0	0	0	0	0	0	0	0	0	0	0	0	0	0
1400	0	0	0	0	0	0	0	0	0	0	0	0	0	0	0	0	0	0	0	0	0	0	0	0	0	0	0	0	0
1500	0	0	0	0	0	0	0	0	0	0	0	0	0	0	0	0	0	0	0	0	0	0	0	0	0	0	0	0	0
1600	1	0	0	0	0	0	1	0	0	0	0	0	0	0	0	0	0	0	0	0	0	0	0	0	0	0	0	0	0
1700	3	0	0	0	0	0	1	1	0	0	0	0	0	0	0	0	0	0	0	0	0	0	0	0	0	0	0	0	0
1800	1	0	0	0	0	0	0	1	0	0	0	0	0	0	0	0	0	0	0	0	0	0	0	0	0	0	0	0	0
1900	1	0	0	0	0	0	0	0	0	0	0	0	0	0	0	0	0	0	0	0	0	0	0	0	0	0	0	0	0
2000	2	0	0	0	0	0	0	0	0	0	1	0	0	0	0	0	0	0	0	0	0	0	0	0	0	0	0	0	0
2100	1	0	0	0	0	0	0	0	0	0	0	0	0	0	0	0	0	0	0	0	0	0	0	0	0	0	0	0	0
2200	2	0	0	0	0	0	0	0	0	0	0	0	0	0	0	0	0	0	0	0	0	0	0	0	0	0	0	0	0
2300	0	0	0	0	0	0	0	0	0	0	0	0	0	0	0	0	0	0	0	0	0	0	0	0	0	0	0	0	0
07-19	**24**	**0**	**0**	**0**	**0**	**0**	**8**	**9**	**5**	**2**	**1**	**1**	**0**	**0**	**0**	**0**	**0**	**0**	**0**	**0**	**0**	**0**	**0**	**0**	**0**	**0**	**0**	**0**	**0**
06-22	**28**	**0**	**0**	**0**	**0**	**0**	**8**	**9**	**5**	**2**	**2**	**1**	**0**	**0**	**0**	**0**	**0**	**0**	**0**	**0**	**0**	**0**	**0**	**0**	**0**	**0**	**0**	**0**	**0**
06-00	**30**	**0**	**0**	**0**	**0**	**0**	**8**	**9**	**5**	**2**	**2**	**1**	**0**	**0**	**0**	**0**	**0**	**0**	**0**	**0**	**0**	**0**	**0**	**0**	**0**	**0**	**0**	**0**	**0**
00-00	**32**	**0**	**0**	**0**	**0**	**0**	**8**	**9**	**5**	**3**	**2**	**1**	**0**	**1**	**0**	**0**	**0**	**0**	**0**	**0**	**0**	**0**	**0**	**0**	**0**	**0**	**0**	**0**	**0**

DRAFT

Site 75
Location LT40121, Att - Telepole, Lat 54.0204, Long -6.84654
Direction South

3279 / Meath/Cavan/Monaghan ATC's
October 2013
Automatic Traffic Count

Virtual Week (1)

Time	Total	Speed Bins (km/h)																											
		0 - 5	5 - 10	10 - 15	15 - 20	20 - 25	25 - 30	30 - 35	35 - 40	40 - 45	45 - 50	50 - 55	55 - 60	60 - 65	65 - 70	70 - 75	75 - 80	80 - 85	85 - 90	90 - 95	95 - 100	100 - 105	105 - 110	110 - 115	115 - 120	120 - 125	125 - 130	130 - 135	135 - 140
Mon	0	0	0	0	0	0	0	0	0	0	0	0	0	0	0	0	0	0	0	0	0	0	0	0	0	0	0	0	0
Tue	14	0	0	0	1	0	5	2	3	2	0	1	0	0	0	0	0	0	0	0	0	0	0	0	0	0	0	0	0
Wed	30	0	0	0	0	0	8	10	8	1	2	0	0	1	0	0	0	0	0	0	0	0	0	0	0	0	0	0	0
Thu	28	0	0	0	0	0	6	10	3	2	3	2	0	1	1	0	0	0	0	0	0	0	0	0	0	0	0	0	0
Fri	0	0	0	0	0	0	0	0	0	0	0	0	0	0	0	0	0	0	0	0	0	0	0	0	0	0	0	0	0
|Sat	0	0	0	0	0	0	0	0	0	0	0	0	0	0	0	0	0	0	0	0	0	0	0	0	0	0	0	0	0
|Sun	0	0	0	0	0	0	0	0	0	0	0	0	0	0	0	0	0	0	0	0	0	0	0	0	0	0	0	0	0
5 Day Ave.	**24**	**0**	**0**	**0**	**0**	**0**	**6**	**7**	**5**	**2**	**2**	**1**	**0**	**1**	**0**	**0**	**0**	**0**	**0**	**0**	**0**	**0**	**0**	**0**	**0**	**0**	**0**	**0**	**0**
7 Day Ave.	**32**	**0**	**0**	**0**	**0**	**0**	**8**	**9**	**5**	**3**	**2**	**1**	**0**	**1**	**0**	**0**	**0**	**0**	**0**	**0**	**0**	**0**	**0**	**0**	**0**	**0**	**0**	**0**	**0**
Total	**72**	**0**	**0**	**0**	**1**	**0**	**19**	**22**	**14**	**5**	**5**	**3**	**0**	**2**	**1**	**0**	**0**	**0**	**0**	**0**	**0**	**0**	**0**	**0**	**0**	**0**	**0**	**0**	**0**	**0**

Summary Graphs

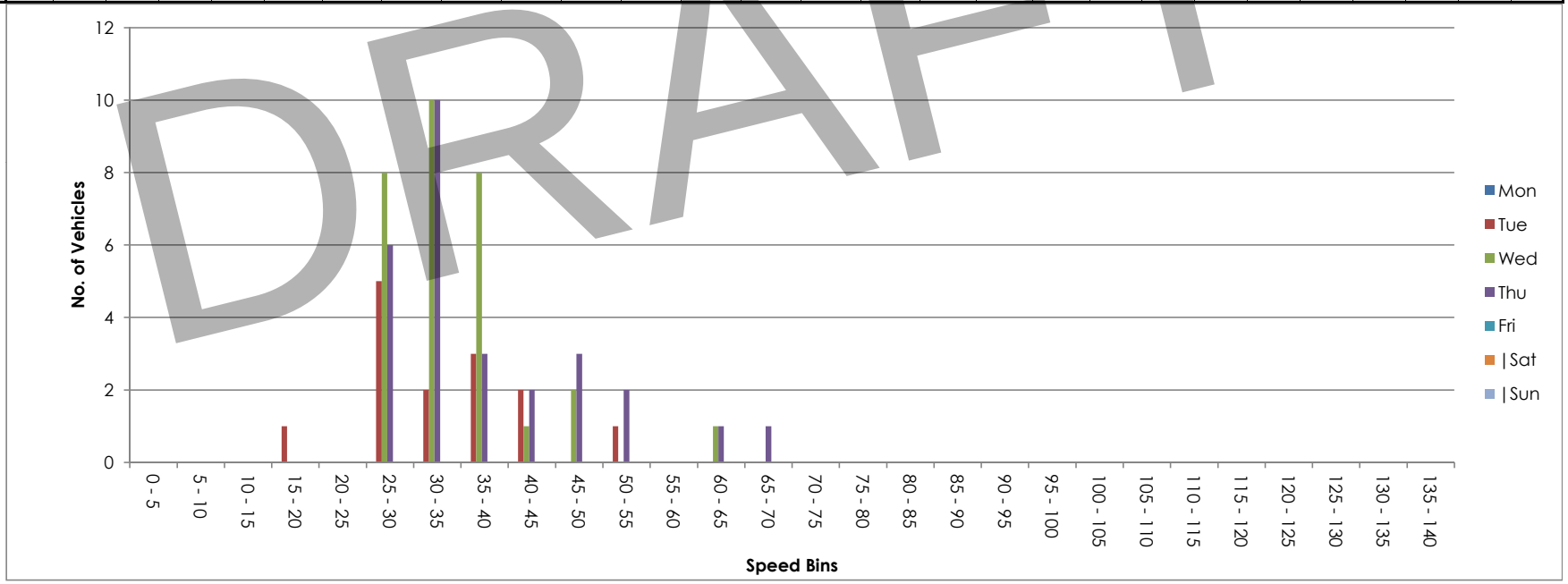

DRAFT

Site 75
Location LT40121, Att - Telepole, Lat 54.0204, Long -6.84654
Direction North South

3279 / Meath/Cavan/Monaghan ATC's
October 2013
Automatic Traffic Count

Tue, 8 October 2013

Time	Total	Classification												>PSL	>PSL%	>SL1	>SL1%	>SL2	>SL2%	Mean	Vpp
		1 MCL	2 SV	3 SVT	4 TB2	5 TB3	6 T4	7 ART3	8 ART4	9 ART5	10 ART6	11 BD	12 DRT	80	80	85 +5kph	85 +5kph	90 +10kph	90 +10kph		85
0000	**0**	**0**	**0**	**0**	**0**	**0**	**0**	**0**	**0**	**0**	**0**	**0**	**0**	**0**	**0**	**0**	**0**	**0**	**0**	**0**	**0**
0100	**0**	**0**	**0**	**0**	**0**	**0**	**0**	**0**	**0**	**0**	**0**	**0**	**0**	**0**	**0**	**0**	**0**	**0**	**0**	**0**	**0**
0200	**0**	**0**	**0**	**0**	**0**	**0**	**0**	**0**	**0**	**0**	**0**	**0**	**0**	**0**	**0**	**0**	**0**	**0**	**0**	**0**	**0**
0300	**0**	**0**	**0**	**0**	**0**	**0**	**0**	**0**	**0**	**0**	**0**	**0**	**0**	**0**	**0**	**0**	**0**	**0**	**0**	**0**	**0**
0400	**0**	**0**	**0**	**0**	**0**	**0**	**0**	**0**	**0**	**0**	**0**	**0**	**0**	**0**	**0**	**0**	**0**	**0**	**0**	**0**	**0**
0500	**0**	**0**	**0**	**0**	**0**	**0**	**0**	**0**	**0**	**0**	**0**	**0**	**0**	**0**	**0**	**0**	**0**	**0**	**0**	**0**	**0**
0600	**0**	**0**	**0**	**0**	**0**	**0**	**0**	**0**	**0**	**0**	**0**	**0**	**0**	**0**	**0**	**0**	**0**	**0**	**0**	**0**	**0**
0700	**0**	**0**	**0**	**0**	**0**	**0**	**0**	**0**	**0**	**0**	**0**	**0**	**0**	**0**	**0**	**0**	**0**	**0**	**0**	**0**	**0**
0800	**0**	**0**	**0**	**0**	**0**	**0**	**0**	**0**	**0**	**0**	**0**	**0**	**0**	**0**	**0**	**0**	**0**	**0**	**0**	**0**	**0**
0900	**0**	**0**	**0**	**0**	**0**	**0**	**0**	**0**	**0**	**0**	**0**	**0**	**0**	**0**	**0**	**0**	**0**	**0**	**0**	**0**	**0**
1000	**0**	**0**	**0**	**0**	**0**	**0**	**0**	**0**	**0**	**0**	**0**	**0**	**0**	**0**	**0**	**0**	**0**	**0**	**0**	**0**	**0**
1100	**0**	**0**	**0**	**0**	**0**	**0**	**0**	**0**	**0**	**0**	**0**	**0**	**0**	**0**	**0**	**0**	**0**	**0**	**0**	**0**	**0**
1200	0	0	0	0	0	0	0	0	0	0	0	0	0	0	0	0	0	0	0	0	0
1300	5	0	5	0	0	0	0	0	0	0	0	0	0	0	0	0	0	0	0	16.3	-
1400	2	0	2	0	0	0	0	0	0	0	0	0	0	0	0	0	0	0	0	30.3	-
1500	4	0	4	0	0	0	0	0	0	0	0	0	0	0	0	0	0	0	0	29.4	-
1600	1	0	0	0	0	1	0	0	0	0	0	0	0	0	0	0	0	0	0	35.5	-
1700	**7**	**0**	**4**	**0**	**0**	**0**	**3**	**0**	**0**	**0**	**0**	**0**	**0**	**0**	**0**	**0**	**0**	**0**	**0**	**30.2**	**-**
1800	1	0	1	0	0	0	0	0	0	0	0	0	0	0	0	0	0	0	0	33.5	-
1900	3	0	3	0	0	0	0	0	0	0	0	0	0	0	0	0	0	0	0	36.8	-
2000	2	0	2	0	0	0	0	0	0	0	0	0	0	0	0	0	0	0	0	39.7	-
2100	2	0	2	0	0	0	0	0	0	0	0	0	0	0	0	0	0	0	0	50.4	-
2200	1	0	1	0	0	0	0	0	0	0	0	0	0	0	0	0	0	0	0	50.7	-
2300	1	0	1	0	0	0	0	0	0	0	0	0	0	0	0	0	0	0	0	48.2	-
07-19	**20**	**0**	**16**	**0**	**0**	**1**	**3**	**0**	**0**	**0**	**0**	**0**	**0**	**0**	**0**	**0**	**0**	**0**	**0**	**27**	**34.6**
06-22	**27**	**0**	**23**	**0**	**0**	**1**	**3**	**0**	**0**	**0**	**0**	**0**	**0**	**0**	**0**	**0**	**0**	**0**	**0**	**30.8**	**41.8**
06-00	**29**	**0**	**25**	**0**	**0**	**1**	**3**	**0**	**0**	**0**	**0**	**0**	**0**	**0**	**0**	**0**	**0**	**0**	**0**	**32.1**	**44.3**
00-00	**29**	**0**	**25**	**0**	**0**	**1**	**3**	**0**	**0**	**0**	**0**	**0**	**0**	**0**	**0**	**0**	**0**	**0**	**0**	**32.1**	**44.3**

DRAFT

Site 75
Location LT40121, Att - Telepole, Lat 54.0204, Long -6.84654
Direction North South

3279 / Meath/Cavan/Monaghan ATC's
October 2013
Automatic Traffic Count

Wed, 9 October 2013

Time	Total	Classification												>PSL	>PSL%	>SL1	>SL1%	>SL2	>SL2%	Mean	Vpp
		1 MCL	2 SV	3 SVT	4 TB2	5 TB3	6 T4	7 ART3	8 ART4	9 ART5	10 ART6	11 BD	12 DRT	80	80	85 +5kph	85 +5kph	90 +10kph	90 +10kph		85
0000	1	0	0	0	0	1	0	0	0	0	0	0	0	0	0	0	0	0	0	36.5	-
0100	1	0	1	0	0	0	0	0	0	0	0	0	0	0	0	0	0	0	0	55.4	-
0200	1	0	1	0	0	0	0	0	0	0	0	0	0	0	0	0	0	0	0	61.6	-
0300	0	0	0	0	0	0	0	0	0	0	0	0	0	0	0	0	0	0	0	-	-
0400	0	0	0	0	0	0	0	0	0	0	0	0	0	0	0	0	0	0	0	-	-
0500	0	0	0	0	0	0	0	0	0	0	0	0	0	0	0	0	0	0	0	-	-
0600	0	0	0	0	0	0	0	0	0	0	0	0	0	0	0	0	0	0	0	-	-
0700	**6**	**0**	**4**	**0**	**0**	**0**	**2**	**0**	**0**	**0**	**0**	**0**	**0**	**0**	**0**	**0**	**0**	**0**	**0**	**35.3**	**-**
0800	2	0	2	0	0	0	0	0	0	0	0	0	0	0	0	0	0	0	0	33.6	-
0900	**6**	**0**	**6**	**0**	**0**	**0**	**0**	**0**	**0**	**0**	**0**	**0**	**0**	**0**	**0**	**0**	**0**	**0**	**0**	**32.4**	**-**
1000	1	0	0	1	0	0	0	0	0	0	0	0	0	0	0	0	0	0	0	38.6	-
1100	5	0	4	0	1	0	0	0	0	0	0	0	0	0	0	0	0	0	0	39.4	-
1200	9	0	9	0	0	0	0	0	0	0	0	0	0	0	0	0	0	0	0	32.4	-
1300	1	0	1	0	0	0	0	0	0	0	0	0	0	0	0	0	0	0	0	30.4	-
1400	0	0	0	0	0	0	0	0	0	0	0	0	0	0	0	0	0	0	0	-	-
1500	1	0	1	0	0	0	0	0	0	0	0	0	0	0	0	0	0	0	0	32.3	-
1600	2	0	2	0	0	0	0	0	0	0	0	0	0	0	0	0	0	0	0	28.3	-
1700	**13**	**0**	**12**	**0**	**0**	**0**	**1**	**0**	**0**	**0**	**0**	**0**	**0**	**0**	**0**	**0**	**0**	**0**	**0**	**34.4**	**38.2**
1800	2	0	2	0	0	0	0	0	0	0	0	0	0	0	0	0	0	0	0	33.3	-
1900	2	0	2	0	0	0	0	0	0	0	0	0	0	0	0	0	0	0	0	48.1	-
2000	3	0	3	0	0	0	0	0	0	0	0	0	0	0	0	0	0	0	0	41.8	-
2100	1	0	1	0	0	0	0	0	0	0	0	0	0	0	0	0	0	0	0	35.9	-
2200	3	0	3	0	0	0	0	0	0	0	0	0	0	0	0	0	0	0	0	34.6	-
2300	1	0	1	0	0	0	0	0	0	0	0	0	0	0	0	0	0	0	0	45.8	-
07-19	**48**	**0**	**43**	**1**	**1**	**0**	**3**	**0**	**0**	**0**	**0**	**0**	**0**	**0**	**0**	**0**	**0**	**0**	**0**	**34**	**39.2**
06-22	**54**	**0**	**49**	**1**	**1**	**0**	**3**	**0**	**0**	**0**	**0**	**0**	**0**	**0**	**0**	**0**	**0**	**0**	**0**	**35**	**40.7**
06-00	**58**	**0**	**53**	**1**	**1**	**0**	**3**	**0**	**0**	**0**	**0**	**0**	**0**	**0**	**0**	**0**	**0**	**0**	**0**	**35.2**	**40.7**
00-00	**61**	**0**	**55**	**1**	**1**	**1**	**3**	**0**	**0**	**0**	**0**	**0**	**0**	**0**	**0**	**0**	**0**	**0**	**0**	**36**	**41**

DRAFT

Site 75
Location LT40121, Att - Telepole, Lat 54.0204, Long -6.84654
Direction North South

3279 / Meath/Cavan/Monaghan ATC's
October 2013
Automatic Traffic Count

Thu, 10 October 2013

Time	Total	Classification												>PSL	>PSL%	>SL1	>SL1%	>SL2	>SL2%	Mean	Vpp
		1 MCL	2 SV	3 SVT	4 TB2	5 TB3	6 T4	7 ART3	8 ART4	9 ART5	10 ART6	11 BD	12 DRT	80	80	85 +5kph	85 +5kph	90 +10kph	90 +10kph		85
0000	2	0	2	0	0	0	0	0	0	0	0	0	0	0	0	0	0	0	0	43.3	-
0100	0	0	0	0	0	0	0	0	0	0	0	0	0	0	0	0	0	0	0	-	-
0200	0	0	0	0	0	0	0	0	0	0	0	0	0	0	0	0	0	0	0	-	-
0300	0	0	0	0	0	0	0	0	0	0	0	0	0	0	0	0	0	0	0	-	-
0400	0	0	0	0	0	0	0	0	0	0	0	0	0	0	0	0	0	0	0	-	-
0500	0	0	0	0	0	0	0	0	0	0	0	0	0	0	0	0	0	0	0	-	-
0600	0	0	0	0	0	0	0	0	0	0	0	0	0	0	0	0	0	0	0	-	-
0700	3	0	2	0	0	0	1	0	0	0	0	0	0	0	0	0	0	0	0	35.1	-
0800	1	0	0	0	0	0	1	0	0	0	0	0	0	0	0	0	0	0	0	29.5	-
0900	2	0	2	0	0	0	0	0	0	0	0	0	0	0	0	0	0	0	0	39.6	-
1000	0	0	0	0	0	0	0	0	0	0	0	0	0	0	0	0	0	0	0	-	-
1100	**4**	**0**	**4**	**0**	**0**	**0**	**0**	**0**	**0**	**0**	**0**	**0**	**0**	**0**	**0**	**0**	**0**	**0**	**0**	**36.7**	**-**
1200	7	0	6	0	0	0	1	0	0	0	0	0	0	0	0	0	0	0	0	34.1	-
1300	5	0	4	1	0	0	0	0	0	0	0	0	0	0	0	0	0	0	0	32.8	-
1400	0	0	0	0	0	0	0	0	0	0	0	0	0	0	0	0	0	0	0	-	-
1500	1	0	1	0	0	0	0	0	0	0	0	0	0	0	0	0	0	0	0	38.6	-
1600	4	0	4	0	0	0	0	0	0	0	0	0	0	0	0	0	0	0	0	33.7	-
1700	**8**	**0**	**7**	**0**	**0**	**0**	**1**	**0**	**0**	**0**	**0**	**0**	**0**	**0**	**0**	**0**	**0**	**0**	**0**	**32.4**	**-**
1800	4	0	3	0	0	0	1	0	0	0	0	0	0	0	0	0	0	0	0	37.4	-
1900	2	0	2	0	0	0	0	0	0	0	0	0	0	0	0	0	0	0	0	32.8	-
2000	5	0	5	0	0	0	0	0	0	0	0	0	0	0	0	0	0	0	0	47.2	-
2100	4	0	3	0	1	0	0	0	0	0	0	0	0	0	0	0	0	0	0	42	-
2200	3	0	3	0	0	0	0	0	0	0	0	0	0	0	0	0	0	0	0	52.2	-
2300	0	0	0	0	0	0	0	0	0	0	0	0	0	0	0	0	0	0	0	0	0
07-19	**39**	**0**	**33**	**1**	**0**	**0**	**5**	**0**	**0**	**0**	**0**	**0**	**0**	**0**	**0**	**0**	**0**	**0**	**0**	**34.5**	**38.5**
06-22	**50**	**0**	**43**	**1**	**1**	**0**	**5**	**0**	**0**	**0**	**0**	**0**	**0**	**0**	**0**	**0**	**0**	**0**	**0**	**36.3**	**43.9**
06-00	**53**	**0**	**46**	**1**	**1**	**0**	**5**	**0**	**0**	**0**	**0**	**0**	**0**	**0**	**0**	**0**	**0**	**0**	**0**	**37.2**	**43.9**
00-00	**55**	**0**	**48**	**1**	**1**	**0**	**5**	**0**	**0**	**0**	**0**	**0**	**0**	**0**	**0**	**0**	**0**	**0**	**0**	**37.4**	**43.9**

DRAFT

Site 75
Location LT40121, Att - Telepole, Lat 54.0204, Long -6.84654
Direction North South

3279 / Meath/Cavan/Monaghan ATC's
October 2013
Automatic Traffic Count

Virtual Day (Partial days = 2.46)

Time	Total	Classification												>PSL	>PSL%	>SL1	>SL1%	>SL2	>SL2%	Mean	Vpp
		1 MCL	2 SV	3 SVT	4 TB2	5 TB3	6 T4	7 ART3	8 ART4	9 ART5	10 ART6	11 BD	12 DRT	80	80	85 +5kph	85 +5kph	90 +10kph	90 +10kph		85
0000	2	0	1	0	0	1	0	0	0	0	0	0	0	0	0	0	0	0	0	41.1	-
0100	1	0	1	0	0	0	0	0	0	0	0	0	0	0	0	0	0	0	0	55.4	-
0200	1	0	1	0	0	0	0	0	0	0	0	0	0	0	0	0	0	0	0	61.6	-
0300	0	0	0	0	0	0	0	0	0	0	0	0	0	0	0	0	0	0	0	-	-
0400	0	0	0	0	0	0	0	0	0	0	0	0	0	0	0	0	0	0	0	-	-
0500	0	0	0	0	0	0	0	0	0	0	0	0	0	0	0	0	0	0	0	-	-
0600	0	0	0	0	0	0	0	0	0	0	0	0	0	0	0	0	0	0	0	-	-
0700	**5**	**0**	**3**	**0**	**0**	**0**	**2**	**0**	**0**	**0**	**0**	**0**	**0**	**0**	**0**	**0**	**0**	**0**	**0**	**35.2**	**-**
0800	2	0	1	0	0	0	1	0	0	0	0	0	0	0	0	0	0	0	0	32.2	-
0900	4	0	4	0	0	0	0	0	0	0	0	0	0	0	0	0	0	0	0	34.2	-
1000	1	0	0	1	0	0	0	0	0	0	0	0	0	0	0	0	0	0	0	38.6	-
1100	**5**	**0**	**4**	**0**	**1**	**0**	**0**	**0**	**0**	**0**	**0**	**0**	**0**	**0**	**0**	**0**	**0**	**0**	**0**	**38.2**	**-**
1200	8	0	8	0	0	0	1	0	0	0	0	0	0	0	0	0	0	0	0	33.1	-
1300	4	0	3	0	0	0	0	0	0	0	0	0	0	0	0	0	0	0	0	25.1	-
1400	1	0	1	0	0	0	0	0	0	0	0	0	0	0	0	0	0	0	0	30.3	-
1500	2	0	2	0	0	0	0	0	0	0	0	0	0	0	0	0	0	0	0	31.4	-
1600	2	0	2	0	0	0	0	0	0	0	0	0	0	0	0	0	0	0	0	32.4	-
1700	**9**	**0**	**8**	**0**	**0**	**0**	**2**	**0**	**0**	**0**	**0**	**0**	**0**	**0**	**0**	**0**	**0**	**0**	**0**	**32.8**	**-**
1800	2	0	2	0	0	0	0	0	0	0	0	0	0	0	0	0	0	0	0	35.7	-
1900	2	0	2	0	0	0	0	0	0	0	0	0	0	0	0	0	0	0	0	38.9	-
2000	3	0	3	0	0	0	0	0	0	0	0	0	0	0	0	0	0	0	0	44.1	-
2100	2	0	2	0	0	0	0	0	0	0	0	0	0	0	0	0	0	0	0	43.5	-
2200	2	0	2	0	0	0	0	0	0	0	0	0	0	0	0	0	0	0	0	44.5	-
2300	1	0	1	0	0	0	0	0	0	0	0	0	0	0	0	0	0	0	0	47	-
07-19	**45**	**0**	**38**	**1**	**1**	**0**	**6**	**0**	**0**	**0**	**0**	**0**	**0**	**0**	**0**	**0**	**0**	**0**	**0**	**32.95**	**#NUM!**
06-22	**52**	**0**	**45**	**1**	**1**	**0**	**6**	**0**	**0**	**0**	**0**	**0**	**0**	**0**	**0**	**0**	**0**	**0**	**0**	**34.2**	**#NUM!**
06-00	**55**	**0**	**48**	**1**	**1**	**0**	**6**	**0**	**0**	**0**	**0**	**0**	**0**	**0**	**0**	**0**	**0**	**0**	**0**	**35.2**	**#NUM!**
00-00	**59**	**0**	**51**	**1**	**1**	**1**	**6**	**0**	**0**	**0**	**0**	**0**	**0**	**0**	**0**	**0**	**0**	**0**	**0**	**36.95**	**#NUM!**

DRAFT

Site 75
Location LT40121, Att - Telepole, Lat 54.0204, Long -6.84654
Direction North South

3279 / Meath/Cavan/Monaghan ATC's
October 2013
Automatic Traffic Count

Virtual Week (1)

Time	Total	Classification												>PSL	>PSL%	>SL1	>SL1%	>SL2	>SL2%	Mean	Vpp
		1 MCL	2 SV	3 SVT	4 TB2	5 TB3	6 T4	7 ART3	8 ART4	9 ART5	10 ART6	11 BD	12 DRT	80	80	85 +5kph	85 +5kph	90 +10kph	90 +10kph		85
Mon	0	0	0	0	0	0	0	0	0	0	0	0	0	0	0	0	0	0	0	-	-
Tue	29	0	25	0	0	1	3	0	0	0	0	0	0	0	0	0	0	0	0	32.1	44.3
Wed	61	0	55	1	1	1	3	0	0	0	0	0	0	0	0	0	0	0	0	36	41
Thu	55	0	48	1	1	0	5	0	0	0	0	0	0	0	0	0	0	0	0	37.4	43.9
Fri	0	0	0	0	0	0	0	0	0	0	0	0	0	0	0	0	0	0	0	-	-
| Sat	0	0	0	0	0	0	0	0	0	0	0	0	0	0	0	0	0	0	0	-	-
| Sun	0	0	0	0	0	0	0	0	0	0	0	0	0	0	0	0	0	0	0	-	-
5 Day Ave.	**48**	**0**	**43**	**1**	**1**	**1**	**4**	**0**	**0**	**0**	**0**	**0**	**0**	**0**	**0.0**	**0**	**0.0**	**0**	**0.0**	**35.2**	**43.1**
7 Day Ave.	**59**	**0**	**51**	**1**	**1**	**1**	**6**	**0**	**0**	**0**	**0**	**0**	**0**	**0**	**0.0**	**0**	**0.0**	**0**	**0.0**	**37.0**	**#NUM!**
Total	**145**	**0**	**128**	**2**	**2**	**2**	**11**	**0**	**0**	**0**	**0**	**0**	**0**	**0**	**0.0**	**0**	**0.0**	**0**	**0.0**	**35.7**	**43.9**

Summary Graphs

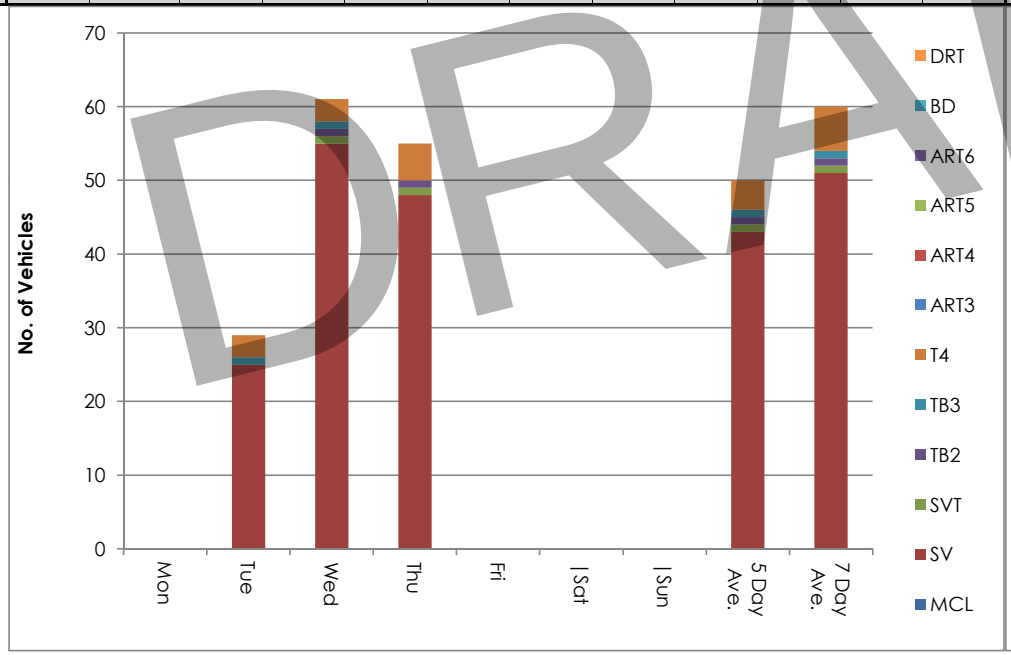

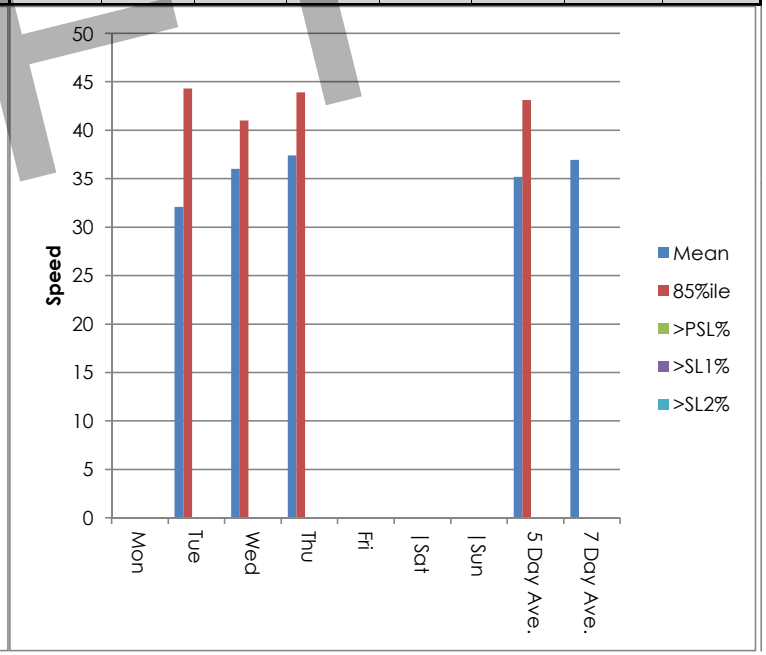

DRAFT

Site 75
Location LT40121, Att - Telepole, Lat 54.0204, Long -6.84654
Direction North South

3279 / Meath/Cavan/Monaghan ATC's
October 2013
Automatic Traffic Count

Tue, 8 October 2013

Time	Total	Speed Bins (km/h)																											
		0 - 5	5 - 10	10 - 15	15 - 20	20 - 25	25 - 30	30 - 35	35 - 40	40 - 45	45 - 50	50 - 55	55 - 60	60 - 65	65 - 70	70 - 75	75 - 80	80 - 85	85 - 90	90 - 95	95 - 100	100 - 105	105 - 110	110 - 115	115 - 120	120 - 125	125 - 130	130 - 135	135 - 140
0000	**0**	**0**	**0**	**0**	**0**	**0**	**0**	**0**	**0**	**0**	**0**	**0**	**0**	**0**	**0**	**0**	**0**	**0**	**0**	**0**	**0**	**0**	**0**	**0**	**0**	**0**	**0**	**0**	**0**
0100	**0**	**0**	**0**	**0**	**0**	**0**	**0**	**0**	**0**	**0**	**0**	**0**	**0**	**0**	**0**	**0**	**0**	**0**	**0**	**0**	**0**	**0**	**0**	**0**	**0**	**0**	**0**	**0**	**0**
0200	**0**	**0**	**0**	**0**	**0**	**0**	**0**	**0**	**0**	**0**	**0**	**0**	**0**	**0**	**0**	**0**	**0**	**0**	**0**	**0**	**0**	**0**	**0**	**0**	**0**	**0**	**0**	**0**	**0**
0300	**0**	**0**	**0**	**0**	**0**	**0**	**0**	**0**	**0**	**0**	**0**	**0**	**0**	**0**	**0**	**0**	**0**	**0**	**0**	**0**	**0**	**0**	**0**	**0**	**0**	**0**	**0**	**0**	**0**
0400	**0**	**0**	**0**	**0**	**0**	**0**	**0**	**0**	**0**	**0**	**0**	**0**	**0**	**0**	**0**	**0**	**0**	**0**	**0**	**0**	**0**	**0**	**0**	**0**	**0**	**0**	**0**	**0**	**0**
0500	**0**	**0**	**0**	**0**	**0**	**0**	**0**	**0**	**0**	**0**	**0**	**0**	**0**	**0**	**0**	**0**	**0**	**0**	**0**	**0**	**0**	**0**	**0**	**0**	**0**	**0**	**0**	**0**	**0**
0600	**0**	**0**	**0**	**0**	**0**	**0**	**0**	**0**	**0**	**0**	**0**	**0**	**0**	**0**	**0**	**0**	**0**	**0**	**0**	**0**	**0**	**0**	**0**	**0**	**0**	**0**	**0**	**0**	**0**
0700	**0**	**0**	**0**	**0**	**0**	**0**	**0**	**0**	**0**	**0**	**0**	**0**	**0**	**0**	**0**	**0**	**0**	**0**	**0**	**0**	**0**	**0**	**0**	**0**	**0**	**0**	**0**	**0**	**0**
0800	**0**	**0**	**0**	**0**	**0**	**0**	**0**	**0**	**0**	**0**	**0**	**0**	**0**	**0**	**0**	**0**	**0**	**0**	**0**	**0**	**0**	**0**	**0**	**0**	**0**	**0**	**0**	**0**	**0**
0900	**0**	**0**	**0**	**0**	**0**	**0**	**0**	**0**	**0**	**0**	**0**	**0**	**0**	**0**	**0**	**0**	**0**	**0**	**0**	**0**	**0**	**0**	**0**	**0**	**0**	**0**	**0**	**0**	**0**
1000	**0**	**0**	**0**	**0**	**0**	**0**	**0**	**0**	**0**	**0**	**0**	**0**	**0**	**0**	**0**	**0**	**0**	**0**	**0**	**0**	**0**	**0**	**0**	**0**	**0**	**0**	**0**	**0**	**0**
1100	**0**	**0**	**0**	**0**	**0**	**0**	**0**	**0**	**0**	**0**	**0**	**0**	**0**	**0**	**0**	**0**	**0**	**0**	**0**	**0**	**0**	**0**	**0**	**0**	**0**	**0**	**0**	**0**	**0**
1200	0	0	0	0	0	0	0	0	0	0	0	0	0	0	0	0	0	0	0	0	0	0	0	0	0	0	0	0	0
1300	5	2	0	0	1	0	1	0	1	0	0	0	0	0	0	0	0	0	0	0	0	0	0	0	0	0	0	0	0
1400	2	0	0	0	0	0	1	1	0	0	0	0	0	0	0	0	0	0	0	0	0	0	0	0	0	0	0	0	0
1500	4	0	0	0	0	0	3	1	0	0	0	0	0	0	0	0	0	0	0	0	0	0	0	0	0	0	0	0	0
1600	1	0	0	0	0	0	0	0	1	0	0	0	0	0	0	0	0	0	0	0	0	0	0	0	0	0	0	0	0
1700	**7**	**0**	**0**	**0**	**0**	**2**	**2**	**2**	**0**	**1**	**0**	**0**	**0**	**0**	**0**	**0**	**0**	**0**	**0**	**0**	**0**	**0**	**0**	**0**	**0**	**0**	**0**	**0**	**0**
1800	1	0	0	0	0	0	0	1	0	0	0	0	0	0	0	0	0	0	0	0	0	0	0	0	0	0	0	0	0
1900	3	0	0	0	0	0	1	1	0	0	0	1	0	0	0	0	0	0	0	0	0	0	0	0	0	0	0	0	0
2000	2	0	0	0	0	0	0	0	1	1	0	0	0	0	0	0	0	0	0	0	0	0	0	0	0	0	0	0	0
2100	2	0	0	0	0	0	0	0	0	1	0	0	1	0	0	0	0	0	0	0	0	0	0	0	0	0	0	0	0
2200	1	0	0	0	0	0	0	0	0	0	0	1	0	0	0	0	0	0	0	0	0	0	0	0	0	0	0	0	0
2300	1	0	0	0	0	0	0	0	0	0	1	0	0	0	0	0	0	0	0	0	0	0	0	0	0	0	0	0	0
07-19	**20**	**2**	**0**	**0**	**1**	**2**	**7**	**5**	**2**	**1**	**0**	**0**	**0**	**0**	**0**	**0**	**0**	**0**	**0**	**0**	**0**	**0**	**0**	**0**	**0**	**0**	**0**	**0**	**0**
06-22	**27**	**2**	**0**	**0**	**1**	**2**	**8**	**6**	**3**	**3**	**0**	**1**	**1**	**0**	**0**	**0**	**0**	**0**	**0**	**0**	**0**	**0**	**0**	**0**	**0**	**0**	**0**	**0**	**0**
06-00	**29**	**2**	**0**	**0**	**1**	**2**	**8**	**6**	**3**	**3**	**1**	**2**	**1**	**0**	**0**	**0**	**0**	**0**	**0**	**0**	**0**	**0**	**0**	**0**	**0**	**0**	**0**	**0**	**0**
00-00	**29**	**2**	**0**	**0**	**1**	**2**	**8**	**6**	**3**	**3**	**1**	**2**	**1**	**0**	**0**	**0**	**0**	**0**	**0**	**0**	**0**	**0**	**0**	**0**	**0**	**0**	**0**	**0**	**0**

DRAFT

Site 75
Location LT40121, Att - Telepole, Lat 54.0204, Long -6.84654
Direction North South

3279 / Meath/Cavan/Monaghan ATC's
October 2013
Automatic Traffic Count

Wed, 9 October 2013

Time	Total	Speed Bins (km/h)																											
		0 - 5	5 - 10	10 - 15	15 - 20	20 - 25	25 - 30	30 - 35	35 - 40	40 - 45	45 - 50	50 - 55	55 - 60	60 - 65	65 - 70	70 - 75	75 - 80	80 - 85	85 - 90	90 - 95	95 - 100	100 - 105	105 - 110	110 - 115	115 - 120	120 - 125	125 - 130	130 - 135	135 - 140
0000	1	0	0	0	0	0	0	0	1	0	0	0	0	0	0	0	0	0	0	0	0	0	0	0	0	0	0	0	0
0100	1	0	0	0	0	0	0	0	0	0	0	0	1	0	0	0	0	0	0	0	0	0	0	0	0	0	0	0	0
0200	1	0	0	0	0	0	0	0	0	0	0	0	0	1	0	0	0	0	0	0	0	0	0	0	0	0	0	0	0
0300	0	0	0	0	0	0	0	0	0	0	0	0	0	0	0	0	0	0	0	0	0	0	0	0	0	0	0	0	0
0400	0	0	0	0	0	0	0	0	0	0	0	0	0	0	0	0	0	0	0	0	0	0	0	0	0	0	0	0	0
0500	0	0	0	0	0	0	0	0	0	0	0	0	0	0	0	0	0	0	0	0	0	0	0	0	0	0	0	0	0
0600	0	0	0	0	0	0	0	0	0	0	0	0	0	0	0	0	0	0	0	0	0	0	0	0	0	0	0	0	0
0700	**6**	**0**	**0**	**0**	**0**	**0**	**1**	**2**	**3**	**0**	**0**	**0**	**0**	**0**	**0**	**0**	**0**	**0**	**0**	**0**	**0**	**0**	**0**	**0**	**0**	**0**	**0**	**0**	**0**
0800	2	0	0	0	0	0	0	2	0	0	0	0	0	0	0	0	0	0	0	0	0	0	0	0	0	0	0	0	0
0900	**6**	**0**	**0**	**0**	**0**	**0**	**0**	**6**	**0**	**0**	**0**	**0**	**0**	**0**	**0**	**0**	**0**	**0**	**0**	**0**	**0**	**0**	**0**	**0**	**0**	**0**	**0**	**0**	**0**
1000	1	0	0	0	0	0	0	0	1	0	0	0	0	0	0	0	0	0	0	0	0	0	0	0	0	0	0	0	0
1100	5	0	0	0	0	0	0	1	2	1	1	0	0	0	0	0	0	0	0	0	0	0	0	0	0	0	0	0	0
1200	9	0	0	0	0	0	5	0	1	2	1	0	0	0	0	0	0	0	0	0	0	0	0	0	0	0	0	0	0
1300	1	0	0	0	0	0	0	1	0	0	0	0	0	0	0	0	0	0	0	0	0	0	0	0	0	0	0	0	0
1400	0	0	0	0	0	0	0	0	0	0	0	0	0	0	0	0	0	0	0	0	0	0	0	0	0	0	0	0	0
1500	1	0	0	0	0	0	0	1	0	0	0	0	0	0	0	0	0	0	0	0	0	0	0	0	0	0	0	0	0
1600	2	0	0	0	0	0	2	0	0	0	0	0	0	0	0	0	0	0	0	0	0	0	0	0	0	0	0	0	0
1700	**13**	**0**	**0**	**0**	**0**	**0**	**3**	**6**	**3**	**1**	**0**	**0**	**0**	**0**	**0**	**0**	**0**	**0**	**0**	**0**	**0**	**0**	**0**	**0**	**0**	**0**	**0**	**0**	**0**
1800	2	0	0	0	0	0	0	2	0	0	0	0	0	0	0	0	0	0	0	0	0	0	0	0	0	0	0	0	0
1900	2	0	0	0	0	0	0	0	0	1	0	1	0	0	0	0	0	0	0	0	0	0	0	0	0	0	0	0	0
2000	3	0	0	0	0	0	0	0	1	1	1	0	0	0	0	0	0	0	0	0	0	0	0	0	0	0	0	0	0
2100	1	0	0	0	0	0	0	0	1	0	0	0	0	0	0	0	0	0	0	0	0	0	0	0	0	0	0	0	0
2200	3	0	0	0	0	0	1	0	2	0	0	0	0	0	0	0	0	0	0	0	0	0	0	0	0	0	0	0	0
2300	1	0	0	0	0	0	0	0	0	0	1	0	0	0	0	0	0	0	0	0	0	0	0	0	0	0	0	0	0
07-19	**48**	**0**	**0**	**0**	**0**	**0**	**11**	**21**	**10**	**4**	**2**	**0**	**0**	**0**	**0**	**0**	**0**	**0**	**0**	**0**	**0**	**0**	**0**	**0**	**0**	**0**	**0**	**0**	**0**
06-22	**54**	**0**	**0**	**0**	**0**	**0**	**11**	**21**	**12**	**6**	**3**	**1**	**0**	**0**	**0**	**0**	**0**	**0**	**0**	**0**	**0**	**0**	**0**	**0**	**0**	**0**	**0**	**0**	**0**
06-00	**58**	**0**	**0**	**0**	**0**	**0**	**12**	**21**	**14**	**6**	**4**	**1**	**0**	**0**	**0**	**0**	**0**	**0**	**0**	**0**	**0**	**0**	**0**	**0**	**0**	**0**	**0**	**0**	**0**
00-00	**61**	**0**	**0**	**0**	**0**	**0**	**12**	**21**	**15**	**6**	**4**	**1**	**1**	**1**	**0**	**0**	**0**	**0**	**0**	**0**	**0**	**0**	**0**	**0**	**0**	**0**	**0**	**0**	**0**

DRAFT

Site 75
Location LT40121, Att - Telepole, Lat 54.0204, Long -6.84654
Direction North South

3279 / Meath/Cavan/Monaghan ATC's
October 2013
Automatic Traffic Count

Thu, 10 October 2013

Time	Total	Speed Bins (km/h)																											
		0 - 5	5 - 10	10 - 15	15 - 20	20 - 25	25 - 30	30 - 35	35 - 40	40 - 45	45 - 50	50 - 55	55 - 60	60 - 65	65 - 70	70 - 75	75 - 80	80 - 85	85 - 90	90 - 95	95 - 100	100 - 105	105 - 110	110 - 115	115 - 120	120 - 125	125 - 130	130 - 135	135 - 140
0000	2	0	0	0	0	0	0	0	0	2	0	0	0	0	0	0	0	0	0	0	0	0	0	0	0	0	0	0	0
0100	0	0	0	0	0	0	0	0	0	0	0	0	0	0	0	0	0	0	0	0	0	0	0	0	0	0	0	0	0
0200	0	0	0	0	0	0	0	0	0	0	0	0	0	0	0	0	0	0	0	0	0	0	0	0	0	0	0	0	0
0300	0	0	0	0	0	0	0	0	0	0	0	0	0	0	0	0	0	0	0	0	0	0	0	0	0	0	0	0	0
0400	0	0	0	0	0	0	0	0	0	0	0	0	0	0	0	0	0	0	0	0	0	0	0	0	0	0	0	0	0
0500	0	0	0	0	0	0	0	0	0	0	0	0	0	0	0	0	0	0	0	0	0	0	0	0	0	0	0	0	0
0600	0	0	0	0	0	0	0	0	0	0	0	0	0	0	0	0	0	0	0	0	0	0	0	0	0	0	0	0	0
0700	3	0	0	0	0	0	0	2	1	0	0	0	0	0	0	0	0	0	0	0	0	0	0	0	0	0	0	0	0
0800	1	0	0	0	0	0	1	0	0	0	0	0	0	0	0	0	0	0	0	0	0	0	0	0	0	0	0	0	0
0900	2	0	0	0	0	0	1	0	0	0	0	1	0	0	0	0	0	0	0	0	0	0	0	0	0	0	0	0	0
1000	0	0	0	0	0	0	0	0	0	0	0	0	0	0	0	0	0	0	0	0	0	0	0	0	0	0	0	0	0
1100	**4**	**0**	**0**	**0**	**0**	**0**	**0**	**1**	**2**	**1**	**0**	**0**	**0**	**0**	**0**	**0**	**0**	**0**	**0**	**0**	**0**	**0**	**0**	**0**	**0**	**0**	**0**	**0**	**0**
1200	7	0	0	0	0	1	1	1	2	2	0	0	0	0	0	0	0	0	0	0	0	0	0	0	0	0	0	0	0
1300	5	0	0	0	0	0	3	0	2	0	0	0	0	0	0	0	0	0	0	0	0	0	0	0	0	0	0	0	0
1400	0	0	0	0	0	0	0	0	0	0	0	0	0	0	0	0	0	0	0	0	0	0	0	0	0	0	0	0	0
1500	1	0	0	0	0	0	0	0	1	0	0	0	0	0	0	0	0	0	0	0	0	0	0	0	0	0	0	0	0
1600	4	0	0	0	0	0	1	2	0	1	0	0	0	0	0	0	0	0	0	0	0	0	0	0	0	0	0	0	0
1700	**8**	**0**	**0**	**0**	**0**	**0**	**0**	**8**	**0**	**0**	**0**	**0**	**0**	**0**	**0**	**0**	**0**	**0**	**0**	**0**	**0**	**0**	**0**	**0**	**0**	**0**	**0**	**0**	**0**
1800	4	0	0	0	0	0	0	1	2	1	0	0	0	0	0	0	0	0	0	0	0	0	0	0	0	0	0	0	0
1900	2	0	0	0	0	0	0	1	1	0	0	0	0	0	0	0	0	0	0	0	0	0	0	0	0	0	0	0	0
2000	5	0	0	0	0	0	1	0	0	1	1	1	0	1	0	0	0	0	0	0	0	0	0	0	0	0	0	0	0
2100	4	0	0	0	0	0	1	0	1	0	1	1	0	0	0	0	0	0	0	0	0	0	0	0	0	0	0	0	0
2200	3	0	0	0	0	0	0	0	0	1	1	0	0	0	1	0	0	0	0	0	0	0	0	0	0	0	0	0	0
2300	0	0	0	0	0	0	0	0	0	0	0	0	0	0	0	0	0	0	0	0	0	0	0	0	0	0	0	0	0
07-19	**39**	**0**	**0**	**0**	**0**	**1**	**7**	**15**	**10**	**5**	**0**	**1**	**0**	**0**	**0**	**0**	**0**	**0**	**0**	**0**	**0**	**0**	**0**	**0**	**0**	**0**	**0**	**0**	**0**
06-22	**50**	**0**	**0**	**0**	**0**	**1**	**9**	**16**	**12**	**6**	**2**	**3**	**0**	**1**	**0**	**0**	**0**	**0**	**0**	**0**	**0**	**0**	**0**	**0**	**0**	**0**	**0**	**0**	**0**
06-00	**53**	**0**	**0**	**0**	**0**	**1**	**9**	**16**	**12**	**7**	**3**	**3**	**0**	**1**	**1**	**0**	**0**	**0**	**0**	**0**	**0**	**0**	**0**	**0**	**0**	**0**	**0**	**0**	**0**
00-00	**55**	**0**	**0**	**0**	**0**	**1**	**9**	**16**	**12**	**9**	**3**	**3**	**0**	**1**	**1**	**0**	**0**	**0**	**0**	**0**	**0**	**0**	**0**	**0**	**0**	**0**	**0**	**0**	**0**

DRAFT

Site 75
Location LT40121, Att - Telepole, Lat 54.0204, Long -6.84654
Direction North South

3279 / Meath/Cavan/Monaghan ATC's
October 2013
Automatic Traffic Count

Virtual Day (Partial days = 2.46)

Time	Total	Speed Bins (km/h)																											
		0 - 5	5 - 10	10 - 15	15 - 20	20 - 25	25 - 30	30 - 35	35 - 40	40 - 45	45 - 50	50 - 55	55 - 60	60 - 65	65 - 70	70 - 75	75 - 80	80 - 85	85 - 90	90 - 95	95 - 100	100 - 105	105 - 110	110 - 115	115 - 120	120 - 125	125 - 130	130 - 135	135 - 140
0000	2	0	0	0	0	0	0	0	1	1	0	0	0	0	0	0	0	0	0	0	0	0	0	0	0	0	0	0	0
0100	1	0	0	0	0	0	0	0	0	0	0	0	1	0	0	0	0	0	0	0	0	0	0	0	0	0	0	0	0
0200	1	0	0	0	0	0	0	0	0	0	0	0	0	1	0	0	0	0	0	0	0	0	0	0	0	0	0	0	0
0300	0	0	0	0	0	0	0	0	0	0	0	0	0	0	0	0	0	0	0	0	0	0	0	0	0	0	0	0	0
0400	0	0	0	0	0	0	0	0	0	0	0	0	0	0	0	0	0	0	0	0	0	0	0	0	0	0	0	0	0
0500	0	0	0	0	0	0	0	0	0	0	0	0	0	0	0	0	0	0	0	0	0	0	0	0	0	0	0	0	0
0600	0	0	0	0	0	0	0	0	0	0	0	0	0	0	0	0	0	0	0	0	0	0	0	0	0	0	0	0	0
0700	**5**	**0**	**0**	**0**	**0**	**0**	**1**	**2**	**2**	**0**	**0**	**0**	**0**	**0**	**0**	**0**	**0**	**0**	**0**	**0**	**0**	**0**	**0**	**0**	**0**	**0**	**0**	**0**	**0**
0800	2	0	0	0	0	0	1	1	0	0	0	0	0	0	0	0	0	0	0	0	0	0	0	0	0	0	0	0	0
0900	4	0	0	0	0	0	1	3	0	0	0	1	0	0	0	0	0	0	0	0	0	0	0	0	0	0	0	0	0
1000	1	0	0	0	0	0	0	0	1	0	0	0	0	0	0	0	0	0	0	0	0	0	0	0	0	0	0	0	0
1100	**5**	**0**	**0**	**0**	**0**	**0**	**0**	**1**	**2**	**1**	**1**	**0**	**0**	**0**	**0**	**0**	**0**	**0**	**0**	**0**	**0**	**0**	**0**	**0**	**0**	**0**	**0**	**0**	**0**
1200	8	0	0	0	0	1	3	1	2	2	1	0	0	0	0	0	0	0	0	0	0	0	0	0	0	0	0	0	0
1300	4	1	0	0	0	0	1	0	1	0	0	0	0	0	0	0	0	0	0	0	0	0	0	0	0	0	0	0	0
1400	1	0	0	0	0	0	0	0	0	0	0	0	0	0	0	0	0	0	0	0	0	0	0	0	0	0	0	0	0
1500	2	0	0	0	0	0	1	1	0	0	0	0	0	0	0	0	0	0	0	0	0	0	0	0	0	0	0	0	0
1600	2	0	0	0	0	0	1	1	0	0	0	0	0	0	0	0	0	0	0	0	0	0	0	0	0	0	0	0	0
1700	**9**	**0**	**0**	**0**	**0**	**1**	**2**	**5**	**1**	**1**	**0**	**0**	**0**	**0**	**0**	**0**	**0**	**0**	**0**	**0**	**0**	**0**	**0**	**0**	**0**	**0**	**0**	**0**	**0**
1800	2	0	0	0	0	0	0	1	1	0	0	0	0	0	0	0	0	0	0	0	0	0	0	0	0	0	0	0	0
1900	2	0	0	0	0	0	0	1	0	0	0	1	0	0	0	0	0	0	0	0	0	0	0	0	0	0	0	0	0
2000	3	0	0	0	0	0	0	0	1	1	1	0	0	0	0	0	0	0	0	0	0	0	0	0	0	0	0	0	0
2100	2	0	0	0	0	0	0	0	1	0	0	0	0	0	0	0	0	0	0	0	0	0	0	0	0	0	0	0	0
2200	2	0	0	0	0	0	0	0	1	0	0	0	0	0	0	0	0	0	0	0	0	0	0	0	0	0	0	0	0
2300	1	0	0	0	0	0	0	0	0	0	1	0	0	0	0	0	0	0	0	0	0	0	0	0	0	0	0	0	0
07-19	**45**	**1**	**0**	**0**	**0**	**2**	**11**	**16**	**10**	**4**	**2**	**1**	**0**	**0**	**0**	**0**	**0**	**0**	**0**	**0**	**0**	**0**	**0**	**0**	**0**	**0**	**0**	**0**	**0**
06-22	**52**	**1**	**0**	**0**	**0**	**2**	**11**	**17**	**12**	**5**	**3**	**2**	**0**	**0**	**0**	**0**	**0**	**0**	**0**	**0**	**0**	**0**	**0**	**0**	**0**	**0**	**0**	**0**	**0**
06-00	**55**	**1**	**0**	**0**	**0**	**2**	**11**	**17**	**13**	**5**	**4**	**2**	**0**	**0**	**0**	**0**	**0**	**0**	**0**	**0**	**0**	**0**	**0**	**0**	**0**	**0**	**0**	**0**	**0**
00-00	**59**	**1**	**0**	**0**	**0**	**2**	**11**	**17**	**14**	**6**	**4**	**2**	**1**	**1**	**0**	**0**	**0**	**0**	**0**	**0**	**0**	**0**	**0**	**0**	**0**	**0**	**0**	**0**	**0**

DRAFT

Site 75
Location LT40121, Att - Telepole, Lat 54.0204, Long -6.84654
Direction North South

3279 / Meath/Cavan/Monaghan ATC's
October 2013
Automatic Traffic Count

Virtual Week (1)

Time	Total	Speed Bins (km/h)																											
		0 - 5	5 - 10	10 - 15	15 - 20	20 - 25	25 - 30	30 - 35	35 - 40	40 - 45	45 - 50	50 - 55	55 - 60	60 - 65	65 - 70	70 - 75	75 - 80	80 - 85	85 - 90	90 - 95	95 - 100	100 - 105	105 - 110	110 - 115	115 - 120	120 - 125	125 - 130	130 - 135	135 - 140
Mon	0	0	0	0	0	0	0	0	0	0	0	0	0	0	0	0	0	0	0	0	0	0	0	0	0	0	0	0	0
Tue	29	2	0	0	1	2	8	6	3	3	1	2	1	0	0	0	0	0	0	0	0	0	0	0	0	0	0	0	0
Wed	61	0	0	0	0	0	12	21	15	6	4	1	1	1	0	0	0	0	0	0	0	0	0	0	0	0	0	0	0
Thu	55	0	0	0	0	1	9	16	12	9	3	3	0	1	1	0	0	0	0	0	0	0	0	0	0	0	0	0	0
Fri	0	0	0	0	0	0	0	0	0	0	0	0	0	0	0	0	0	0	0	0	0	0	0	0	0	0	0	0	0
|Sat	0	0	0	0	0	0	0	0	0	0	0	0	0	0	0	0	0	0	0	0	0	0	0	0	0	0	0	0	0
|Sun	0	0	0	0	0	0	0	0	0	0	0	0	0	0	0	0	0	0	0	0	0	0	0	0	0	0	0	0	0
5 Day Ave.	**48**	**1**	**0**	**0**	**0**	**1**	**10**	**14**	**10**	**6**	**3**	**2**	**1**	**1**	**0**	**0**	**0**	**0**	**0**	**0**	**0**	**0**	**0**	**0**	**0**	**0**	**0**	**0**	**0**
7 Day Ave.	**59**	**1**	**0**	**0**	**0**	**2**	**11**	**17**	**14**	**6**	**4**	**2**	**1**	**1**	**0**	**0**	**0**	**0**	**0**	**0**	**0**	**0**	**0**	**0**	**0**	**0**	**0**	**0**	**0**
Total	**145**	**2**	**0**	**0**	**1**	**3**	**29**	**43**	**30**	**18**	**8**	**6**	**2**	**2**	**1**	**0**	**0**	**0**	**0**	**0**	**0**	**0**	**0**	**0**	**0**	**0**	**0**	**0**	**0**	**0**

Summary Graphs

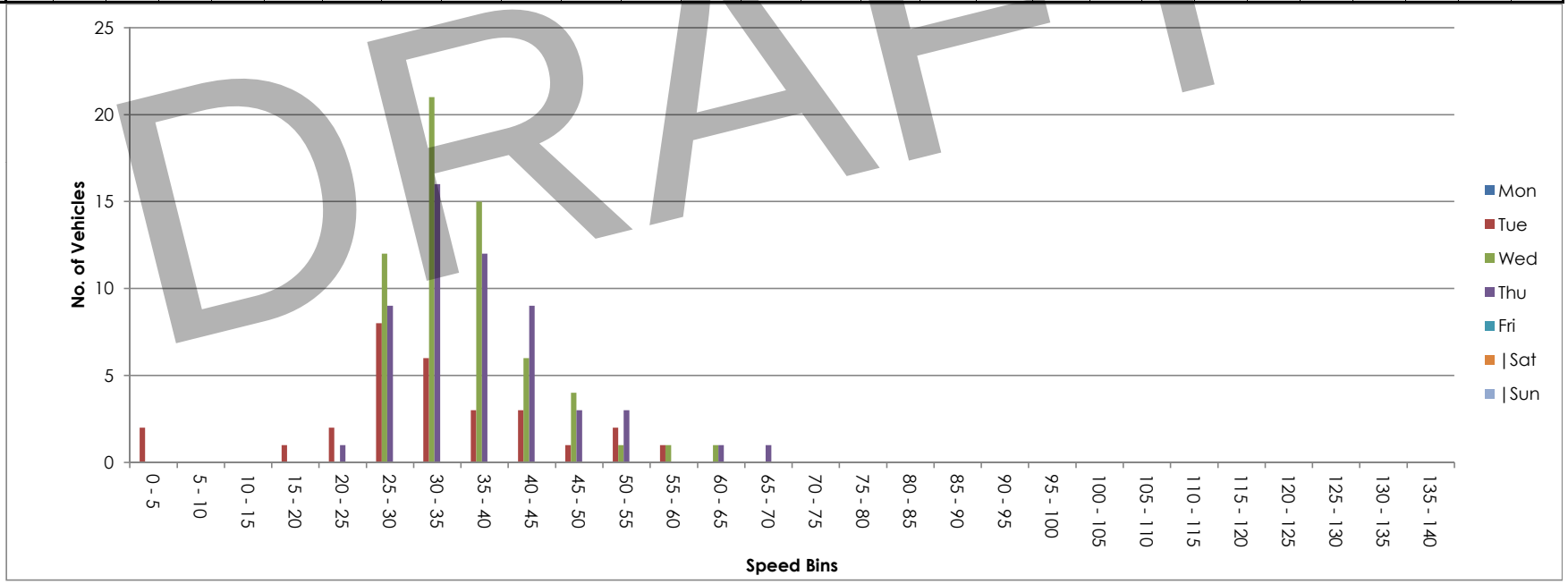

DRAFT



NDC NATIONWIDE DATA COLLECTION	**Site / Location:**	Unamed Road, Att - Telepole, Lat 54.0233, Long -6.85373	**Project No:**	3279	**Photo No:**	3279-76	**Drawn By:** MOR
	Survey Date:	Tue, 8 October 2013 to Fri, 11 October 2013	**Project Name:**		Meath/Cavan/Monaghan ATC'S		
	Survey Times:	00:00 to 00(24):00	**Title:**		Site Photograph		

Site No.	Location.	Direction.	Speed Limit (km/h)	Start Date.	End Date.	Total Vehicles.	5 Day Ave.	7 Day Ave.	No. > Speed Limit.	%. > Speed Limit.	No. > Speed Limit1 (+5km/h).	%. > Speed Limit1 (+5km/h).	No. > Speed Limit1 (+10km/h).	%. > Speed Limit1 (+10km/h).	Mean Speed	85%ile Speed
76	Unamed Road, Att - Telepole, Lat 54.0233, Long - 6.85373	North	80	Tue, 8 October 2013	Fri, 11 October 2013	144	36	42	0	0.0	0	0.0	0	0.0	44.7	54.7
		South	80	Tue, 8 October 2013	Fri, 11 October 2013	148	37	44	0	0.0	0	0.0	0	0.0	46.0	55.1
		Two way	80	Tue, 8 October 2013	Fri, 11 October 2013	292	73	82	0	0.0	0	0.0	0	0.0	45.4	55.1

DRAFT

Site 76
Location Unamed Road, Att - Telepole, Lat 54.0233, Long -6.85373
Direction North

3279 / Meath/Cavan/Monaghan ATC's
October 2013
Automatic Traffic Count

Tue, 8 October 2013

Time	Total	Classification												>PSL	>PSL%	>SL1	>SL1%	>SL2	>SL2%	Mean	Vpp
		1 MCL	2 SV	3 SVT	4 TB2	5 TB3	6 T4	7 ART3	8 ART4	9 ART5	10 ART6	11 BD	12 DRT	80	80	85 +5kph	85 +5kph	90 +10kph	90 +10kph		85
0000	**0**	**0**	**0**	**0**	**0**	**0**	**0**	**0**	**0**	**0**	**0**	**0**	**0**	**0**	**0**	**0**	**0**	**0**	**0**	**0**	**0**
0100	**0**	**0**	**0**	**0**	**0**	**0**	**0**	**0**	**0**	**0**	**0**	**0**	**0**	**0**	**0**	**0**	**0**	**0**	**0**	**0**	**0**
0200	**0**	**0**	**0**	**0**	**0**	**0**	**0**	**0**	**0**	**0**	**0**	**0**	**0**	**0**	**0**	**0**	**0**	**0**	**0**	**0**	**0**
0300	**0**	**0**	**0**	**0**	**0**	**0**	**0**	**0**	**0**	**0**	**0**	**0**	**0**	**0**	**0**	**0**	**0**	**0**	**0**	**0**	**0**
0400	**0**	**0**	**0**	**0**	**0**	**0**	**0**	**0**	**0**	**0**	**0**	**0**	**0**	**0**	**0**	**0**	**0**	**0**	**0**	**0**	**0**
0500	**0**	**0**	**0**	**0**	**0**	**0**	**0**	**0**	**0**	**0**	**0**	**0**	**0**	**0**	**0**	**0**	**0**	**0**	**0**	**0**	**0**
0600	**0**	**0**	**0**	**0**	**0**	**0**	**0**	**0**	**0**	**0**	**0**	**0**	**0**	**0**	**0**	**0**	**0**	**0**	**0**	**0**	**0**
0700	**0**	**0**	**0**	**0**	**0**	**0**	**0**	**0**	**0**	**0**	**0**	**0**	**0**	**0**	**0**	**0**	**0**	**0**	**0**	**0**	**0**
0800	**0**	**0**	**0**	**0**	**0**	**0**	**0**	**0**	**0**	**0**	**0**	**0**	**0**	**0**	**0**	**0**	**0**	**0**	**0**	**0**	**0**
0900	**0**	**0**	**0**	**0**	**0**	**0**	**0**	**0**	**0**	**0**	**0**	**0**	**0**	**0**	**0**	**0**	**0**	**0**	**0**	**0**	**0**
1000	**0**	**0**	**0**	**0**	**0**	**0**	**0**	**0**	**0**	**0**	**0**	**0**	**0**	**0**	**0**	**0**	**0**	**0**	**0**	**0**	**0**
1100	**0**	**0**	**0**	**0**	**0**	**0**	**0**	**0**	**0**	**0**	**0**	**0**	**0**	**0**	**0**	**0**	**0**	**0**	**0**	**0**	**0**
1200	0	0	0	0	0	0	0	0	0	0	0	0	0	0	0	0	0	0	0	-	-
1300	0	0	0	0	0	0	0	0	0	0	0	0	0	0	0	0	0	0	0	-	-
1400	2	0	2	0	0	0	0	0	0	0	0	0	0	0	0	0	0	0	0	45.7	-
1500	**4**	**0**	**2**	**0**	**1**	**0**	**1**	**0**	**0**	**0**	**0**	**0**	**0**	**0**	**0**	**0**	**0**	**0**	**0**	**38.6**	**-**
1600	**4**	**0**	**3**	**0**	**0**	**0**	**1**	**0**	**0**	**0**	**0**	**0**	**0**	**0**	**0**	**0**	**0**	**0**	**0**	**49.9**	**-**
1700	**4**	**0**	**4**	**0**	**0**	**0**	**0**	**0**	**0**	**0**	**0**	**0**	**0**	**0**	**0**	**0**	**0**	**0**	**0**	**33**	**-**
1800	2	0	0	0	2	0	0	0	0	0	0	0	0	0	0	0	0	0	0	56.9	-
1900	3	0	3	0	0	0	0	0	0	0	0	0	0	0	0	0	0	0	0	45.5	-
2000	1	0	1	0	0	0	0	0	0	0	0	0	0	0	0	0	0	0	0	51	-
2100	0	0	0	0	0	0	0	0	0	0	0	0	0	0	0	0	0	0	0	-	-
2200	1	0	1	0	0	0	0	0	0	0	0	0	0	0	0	0	0	0	0	28.1	-
2300	0	0	0	0	0	0	0	0	0	0	0	0	0	0	0	0	0	0	0	-	-
07-19	**16**	**0**	**11**	**0**	**3**	**0**	**2**	**0**	**0**	**0**	**0**	**0**	**0**	**0**	**0**	**0**	**0**	**0**	**0**	**43.2**	**57.2**
06-22	**20**	**0**	**15**	**0**	**3**	**0**	**2**	**0**	**0**	**0**	**0**	**0**	**0**	**0**	**0**	**0**	**0**	**0**	**0**	**43.9**	**57.2**
06-00	**21**	**0**	**16**	**0**	**3**	**0**	**2**	**0**	**0**	**0**	**0**	**0**	**0**	**0**	**0**	**0**	**0**	**0**	**0**	**43.2**	**57.2**
00-00	**21**	**0**	**16**	**0**	**3**	**0**	**2**	**0**	**0**	**0**	**0**	**0**	**0**	**0**	**0**	**0**	**0**	**0**	**0**	**43.2**	**57.2**

DRAFT

Site 76
Location Unamed Road, Att - Telepole, Lat 54.0233, Long -6.85373
Direction North

3279 / Meath/Cavan/Monaghan ATC's
October 2013
Automatic Traffic Count

Wed, 9 October 2013

Time	Total	Classification												>PSL	>PSL%	>SL1	>SL1%	>SL2	>SL2%	Mean	Vpp
		1 MCL	2 SV	3 SVT	4 TB2	5 TB3	6 T4	7 ART3	8 ART4	9 ART5	10 ART6	11 BD	12 DRT	80	80	85 +5kph	85 +5kph	90 +10kph	90 +10kph		85
0000	2	0	1	0	1	0	0	0	0	0	0	0	0	0	0	0	0	0	0	35.6	-
0100	0	0	0	0	0	0	0	0	0	0	0	0	0	0	0	0	0	0	0	-	-
0200	0	0	0	0	0	0	0	0	0	0	0	0	0	0	0	0	0	0	0	-	-
0300	0	0	0	0	0	0	0	0	0	0	0	0	0	0	0	0	0	0	0	-	-
0400	0	0	0	0	0	0	0	0	0	0	0	0	0	0	0	0	0	0	0	-	-
0500	0	0	0	0	0	0	0	0	0	0	0	0	0	0	0	0	0	0	0	-	-
0600	0	0	0	0	0	0	0	0	0	0	0	0	0	0	0	0	0	0	0	-	-
0700	0	0	0	0	0	0	0	0	0	0	0	0	0	0	0	0	0	0	0	-	-
0800	2	0	1	0	0	0	1	0	0	0	0	0	0	0	0	0	0	0	0	37.2	-
0900	0	0	0	0	0	0	0	0	0	0	0	0	0	0	0	0	0	0	0	-	-
1000	0	0	0	0	0	0	0	0	0	0	0	0	0	0	0	0	0	0	0	-	-
1100	**7**	**0**	**4**	**0**	**0**	**1**	**1**	**0**	**1**	**0**	**0**	**0**	**0**	**0**	**0**	**0**	**0**	**0**	**0**	**41.7**	**-**
1200	2	0	0	0	0	1	1	0	0	0	0	0	0	0	0	0	0	0	0	38.7	-
1300	1	0	0	0	0	0	1	0	0	0	0	0	0	0	0	0	0	0	0	48.1	-
1400	**6**	**0**	**3**	**0**	**1**	**1**	**1**	**0**	**0**	**0**	**0**	**0**	**0**	**0**	**0**	**0**	**0**	**0**	**0**	**43.9**	**-**
1500	3	0	2	0	1	0	0	0	0	0	0	0	0	0	0	0	0	0	0	46.6	-
1600	4	0	2	0	1	1	0	0	0	0	0	0	0	0	0	0	0	0	0	52.7	-
1700	5	0	3	0	0	1	0	1	0	0	0	0	0	0	0	0	0	0	0	48.1	-
1800	1	0	1	0	0	0	0	0	0	0	0	0	0	0	0	0	0	0	0	49.8	-
1900	0	0	0	0	0	0	0	0	0	0	0	0	0	0	0	0	0	0	0	-	-
2000	2	0	2	0	0	0	0	0	0	0	0	0	0	0	0	0	0	0	0	58.3	-
2100	1	0	1	0	0	0	0	0	0	0	0	0	0	0	0	0	0	0	0	56.6	-
2200	1	0	1	0	0	0	0	0	0	0	0	0	0	0	0	0	0	0	0	48	-
2300	0	0	0	0	0	0	0	0	0	0	0	0	0	0	0	0	0	0	0	-	-
07-19	**31**	**0**	**16**	**0**	**3**	**5**	**5**	**1**	**1**	**0**	**0**	**0**	**0**	**0**	**0**	**0**	**0**	**0**	**0**	**45**	**54.4**
06-22	**34**	**0**	**19**	**0**	**3**	**5**	**5**	**1**	**1**	**0**	**0**	**0**	**0**	**0**	**0**	**0**	**0**	**0**	**0**	**46.2**	**56.5**
06-00	**35**	**0**	**20**	**0**	**3**	**5**	**5**	**1**	**1**	**0**	**0**	**0**	**0**	**0**	**0**	**0**	**0**	**0**	**0**	**46.2**	**56.5**
00-00	**37**	**0**	**21**	**0**	**4**	**5**	**5**	**1**	**1**	**0**	**0**	**0**	**0**	**0**	**0**	**0**	**0**	**0**	**0**	**45.6**	**54.7**

DRAFT

Site 76
Location Unamed Road, Att - Telepole, Lat 54.0233, Long -6.85373
Direction North

3279 / Meath/Cavan/Monaghan ATC's
October 2013
Automatic Traffic Count

Thu, 10 October 2013

Time	Total	Classification												>PSL	>PSL%	>SL1	>SL1%	>SL2	>SL2%	Mean	Vpp
		1 MCL	2 SV	3 SVT	4 TB2	5 TB3	6 T4	7 ART3	8 ART4	9 ART5	10 ART6	11 BD	12 DRT	80	80	85 +5kph	85 +5kph	90 +10kph	90 +10kph		85
0000	0	0	0	0	0	0	0	0	0	0	0	0	0	0	0	0	0	0	0	-	-
0100	0	0	0	0	0	0	0	0	0	0	0	0	0	0	0	0	0	0	0	-	-
0200	0	0	0	0	0	0	0	0	0	0	0	0	0	0	0	0	0	0	0	-	-
0300	0	0	0	0	0	0	0	0	0	0	0	0	0	0	0	0	0	0	0	-	-
0400	0	0	0	0	0	0	0	0	0	0	0	0	0	0	0	0	0	0	0	-	-
0500	0	0	0	0	0	0	0	0	0	0	0	0	0	0	0	0	0	0	0	-	-
0600	0	0	0	0	0	0	0	0	0	0	0	0	0	0	0	0	0	0	0	-	-
0700	2	0	1	0	0	0	1	0	0	0	0	0	0	0	0	0	0	0	0	55.3	-
0800	2	0	1	0	1	0	0	0	0	0	0	0	0	0	0	0	0	0	0	39.8	-
0900	**3**	**0**	**1**	**0**	**1**	**0**	**1**	**0**	**0**	**0**	**0**	**0**	**0**	**0**	**0**	**0**	**0**	**0**	**0**	**50**	**-**
1000	1	0	1	0	0	0	0	0	0	0	0	0	0	0	0	0	0	0	0	57.9	-
1100	**3**	**0**	**2**	**0**	**0**	**1**	**0**	**0**	**0**	**0**	**0**	**0**	**0**	**0**	**0**	**0**	**0**	**0**	**0**	**44.3**	**-**
1200	2	0	1	0	0	1	0	0	0	0	0	0	0	0	0	0	0	0	0	46	-
1300	3	0	3	0	0	0	0	0	0	0	0	0	0	0	0	0	0	0	0	39.4	-
1400	2	0	0	2	0	0	0	0	0	0	0	0	0	0	0	0	0	0	0	41.5	-
1500	3	0	2	0	1	0	0	0	0	0	0	0	0	0	0	0	0	0	0	42.1	-
1600	4	0	3	0	0	1	0	0	0	0	0	0	0	0	0	0	0	0	0	49.9	-
1700	4	0	4	0	0	0	0	0	0	0	0	0	0	0	0	0	0	0	0	44.3	-
1800	2	0	1	0	1	0	0	0	0	0	0	0	0	0	0	0	0	0	0	50.7	-
1900	3	0	2	0	1	0	0	0	0	0	0	0	0	0	0	0	0	0	0	42.7	-
2000	**5**	**0**	**5**	**0**	**0**	**0**	**0**	**0**	**0**	**0**	**0**	**0**	**0**	**0**	**0**	**0**	**0**	**0**	**0**	**46.2**	**-**
2100	1	0	1	0	0	0	0	0	0	0	0	0	0	0	0	0	0	0	0	53.7	-
2200	2	0	2	0	0	0	0	0	0	0	0	0	0	0	0	0	0	0	0	51.9	-
2300	1	0	1	0	0	0	0	0	0	0	0	0	0	0	0	0	0	0	0	60.1	-
07-19	**31**	**0**	**20**	**2**	**4**	**3**	**2**	**0**	**0**	**0**	**0**	**0**	**0**	**0**	**0**	**0**	**0**	**0**	**0**	**46.1**	**52.2**
06-22	**40**	**0**	**28**	**2**	**5**	**3**	**2**	**0**	**0**	**0**	**0**	**0**	**0**	**0**	**0**	**0**	**0**	**0**	**0**	**46**	**53.6**
06-00	**43**	**0**	**31**	**2**	**5**	**3**	**2**	**0**	**0**	**0**	**0**	**0**	**0**	**0**	**0**	**0**	**0**	**0**	**0**	**46.6**	**57.6**
00-00	**43**	**0**	**31**	**2**	**5**	**3**	**2**	**0**	**0**	**0**	**0**	**0**	**0**	**0**	**0**	**0**	**0**	**0**	**0**	**46.6**	**57.6**

DRAFT

Site 76
Location Unamed Road, Att - Telepole, Lat 54.0233, Long -6.85373
Direction North

3279 / Meath/Cavan/Monaghan ATC's
October 2013
Automatic Traffic Count

Fri, 11 October 2013

Time	Total	Classification												>PSL	>PSL%	>SL1	>SL1%	>SL2	>SL2%	Mean	Vpp
		1 MCL	2 SV	3 SVT	4 TB2	5 TB3	6 T4	7 ART3	8 ART4	9 ART5	10 ART6	11 BD	12 DRT	80	80	85 +5kph	85 +5kph	90 +10kph	90 +10kph		85
0000	0	0	0	0	0	0	0	0	0	0	0	0	0	0	0	0	0	0	0	-	-
0100	0	0	0	0	0	0	0	0	0	0	0	0	0	0	0	0	0	0	0	-	-
0200	0	0	0	0	0	0	0	0	0	0	0	0	0	0	0	0	0	0	0	-	-
0300	0	0	0	0	0	0	0	0	0	0	0	0	0	0	0	0	0	0	0	-	-
0400	0	0	0	0	0	0	0	0	0	0	0	0	0	0	0	0	0	0	0	-	-
0500	0	0	0	0	0	0	0	0	0	0	0	0	0	0	0	0	0	0	0	-	-
0600	0	0	0	0	0	0	0	0	0	0	0	0	0	0	0	0	0	0	0	-	-
0700	2	0	1	0	0	0	1	0	0	0	0	0	0	0	0	0	0	0	0	55.2	-
0800	**4**	**0**	**2**	**0**	**1**	**0**	**1**	**0**	**0**	**0**	**0**	**0**	**0**	**0**	**0**	**0**	**0**	**0**	**0**	**47.6**	**-**
0900	2	0	1	0	0	1	0	0	0	0	0	0	0	0	0	0	0	0	0	32.4	-
1000	**4**	**0**	**2**	**0**	**0**	**0**	**1**	**0**	**0**	**1**	**0**	**0**	**0**	**0**	**0**	**0**	**0**	**0**	**0**	**42.3**	**-**
1100	**4**	**0**	**2**	**0**	**0**	**1**	**1**	**0**	**0**	**0**	**0**	**0**	**0**	**0**	**0**	**0**	**0**	**0**	**0**	**44**	**-**
1200	1	0	0	1	0	0	0	0	0	0	0	0	0	0	0	0	0	0	0	36.5	-
1300	2	0	2	0	0	0	0	0	0	0	0	0	0	0	0	0	0	0	0	37.9	-
1400	**6**	**0**	**3**	**0**	**1**	**1**	**1**	**0**	**0**	**0**	**0**	**0**	**0**	**0**	**0**	**0**	**0**	**0**	**0**	**41.3**	**-**
1500	5	0	4	0	1	0	0	0	0	0	0	0	0	0	0	0	0	0	0	43.3	-
1600	**6**	**0**	**4**	**0**	**0**	**0**	**2**	**0**	**0**	**0**	**0**	**0**	**0**	**0**	**0**	**0**	**0**	**0**	**0**	**38.2**	**-**
1700	4	0	4	0	0	0	0	0	0	0	0	0	0	0	0	0	0	0	0	40.7	-
1800	3	0	2	0	1	0	0	0	0	0	0	0	0	0	0	0	0	0	0	53.4	-
1900	0	0	0	0	0	0	0	0	0	0	0	0	0	0	0	0	0	0	0	0	0
2000	0	0	0	0	0	0	0	0	0	0	0	0	0	0	0	0	0	0	0	0	0
2100	0	0	0	0	0	0	0	0	0	0	0	0	0	0	0	0	0	0	0	0	0
2200	0	0	0	0	0	0	0	0	0	0	0	0	0	0	0	0	0	0	0	0	0
2300	0	0	0	0	0	0	0	0	0	0	0	0	0	0	0	0	0	0	0	0	0
07-19	**43**	**0**	**27**	**1**	**4**	**3**	**7**	**0**	**0**	**1**	**0**	**0**	**0**	**0**	**0**	**0**	**0**	**0**	**0**	**42.8**	**54**
06-22	**43**	**0**	**27**	**1**	**4**	**3**	**7**	**0**	**0**	**1**	**0**	**0**	**0**	**0**	**0**	**0**	**0**	**0**	**0**	**42.8**	**54**
06-00	**43**	**0**	**27**	**1**	**4**	**3**	**7**	**0**	**0**	**1**	**0**	**0**	**0**	**0**	**0**	**0**	**0**	**0**	**0**	**42.8**	**54**
00-00	**43**	**0**	**27**	**1**	**4**	**3**	**7**	**0**	**0**	**1**	**0**	**0**	**0**	**0**	**0**	**0**	**0**	**0**	**0**	**42.8**	**54**

DRAFT

Site 76
Location Unamed Road, Att - Telepole, Lat 54.0233, Long -6.85373
Direction North

3279 / Meath/Cavan/Monaghan ATC's
October 2013
Automatic Traffic Count

Virtual Day (Partial days = 3.50)

Time	Total	Classification												>PSL	>PSL%	>SL1	>SL1%	>SL2	>SL2%	Mean	Vpp
		1 MCL	2 SV	3 SVT	4 TB2	5 TB3	6 T4	7 ART3	8 ART4	9 ART5	10 ART6	11 BD	12 DRT	80	80	85 +5kph	85 +5kph	90 +10kph	90 +10kph		85
0000	1	0	0	0	0	0	0	0	0	0	0	0	0	0	0	0	0	0	0	35.6	-
0100	0	0	0	0	0	0	0	0	0	0	0	0	0	0	0	0	0	0	0	-	-
0200	0	0	0	0	0	0	0	0	0	0	0	0	0	0	0	0	0	0	0	-	-
0300	0	0	0	0	0	0	0	0	0	0	0	0	0	0	0	0	0	0	0	-	-
0400	0	0	0	0	0	0	0	0	0	0	0	0	0	0	0	0	0	0	0	-	-
0500	0	0	0	0	0	0	0	0	0	0	0	0	0	0	0	0	0	0	0	-	-
0600	0	0	0	0	0	0	0	0	0	0	0	0	0	0	0	0	0	0	0	-	-
0700	1	0	1	0	0	0	1	0	0	0	0	0	0	0	0	0	0	0	0	55.2	-
0800	3	0	1	0	1	0	1	0	0	0	0	0	0	0	0	0	0	0	0	43	-
0900	2	0	1	0	0	0	0	0	0	0	0	0	0	0	0	0	0	0	0	43	-
1000	2	0	1	0	0	0	0	0	0	0	0	0	0	0	0	0	0	0	0	45.4	-
1100	**5**	**0**	**3**	**0**	**0**	**1**	**1**	**0**	**0**	**0**	**0**	**0**	**0**	**0**	**0**	**0**	**0**	**0**	**0**	**42.9**	**-**
1200	1	0	0	0	0	1	0	0	0	0	0	0	0	0	0	0	0	0	0	41.2	-
1300	2	0	1	0	0	0	0	0	0	0	0	0	0	0	0	0	0	0	0	40.3	-
1400	4	0	2	1	1	1	1	0	0	0	0	0	0	0	0	0	0	0	0	42.8	-
1500	4	0	3	0	1	0	0	0	0	0	0	0	0	0	0	0	0	0	0	42.5	-
1600	**5**	**0**	**3**	**0**	**0**	**1**	**1**	**0**	**0**	**0**	**0**	**0**	**0**	**0**	**0**	**0**	**0**	**0**	**0**	**46.6**	**-**
1700	4	0	4	0	0	0	0	0	0	0	0	0	0	0	0	0	0	0	0	41.9	-
1800	2	0	1	0	1	0	0	0	0	0	0	0	0	0	0	0	0	0	0	53.2	-
1900	2	0	1	0	0	0	0	0	0	0	0	0	0	0	0	0	0	0	0	44.1	-
2000	2	0	2	0	0	0	0	0	0	0	0	0	0	0	0	0	0	0	0	49.8	-
2100	1	0	1	0	0	0	0	0	0	0	0	0	0	0	0	0	0	0	0	55.1	-
2200	1	0	1	0	0	0	0	0	0	0	0	0	0	0	0	0	0	0	0	45	-
2300	0	0	0	0	0	0	0	0	0	0	0	0	0	0	0	0	0	0	0	60.1	-
07-19	**35**	**0**	**21**	**1**	**4**	**4**	**5**	**0**	**0**	**0**	**0**	**0**	**0**	**0**	**0**	**0**	**0**	**0**	**0**	**42.95**	**#NUM!**
06-22	**40**	**0**	**25**	**1**	**4**	**4**	**5**	**0**	**0**	**0**	**0**	**0**	**0**	**0**	**0**	**0**	**0**	**0**	**0**	**43**	**#NUM!**
06-00	**41**	**0**	**26**	**1**	**4**	**4**	**5**	**0**	**0**	**0**	**0**	**0**	**0**	**0**	**0**	**0**	**0**	**0**	**0**	**44.1**	**#NUM!**
00-00	**42**	**0**	**26**	**1**	**4**	**4**	**5**	**0**	**0**	**0**	**0**	**0**	**0**	**0**	**0**	**0**	**0**	**0**	**0**	**43.55**	**#NUM!**

DRAFT

Site 76
Location Unamed Road, Att - Telepole, Lat 54.0233, Long -6.85373
Direction North

3279 / Meath/Cavan/Monaghan ATC's
October 2013
Automatic Traffic Count

Virtual Week (1)

Time	Total	Classification												>PSL	>PSL%	>SL1	>SL1%	>SL2	>SL2%	Mean	Vpp
		1 MCL	2 SV	3 SVT	4 TB2	5 TB3	6 T4	7 ART3	8 ART4	9 ART5	10 ART6	11 BD	12 DRT	80	80	85 +5kph	85 +5kph	90 +10kph	90 +10kph		85
Mon	0	0	0	0	0	0	0	0	0	0	0	0	0	0	0	0	0	0	0	-	-
Tue	21	0	16	0	3	0	2	0	0	0	0	0	0	0	0	0	0	0	0	43.2	57.2
Wed	37	0	21	0	4	5	5	1	1	0	0	0	0	0	0	0	0	0	0	45.6	54.7
Thu	43	0	31	2	5	3	2	0	0	0	0	0	0	0	0	0	0	0	0	46.6	57.6
Fri	43	0	27	1	4	3	7	0	0	1	0	0	0	0	0	0	0	0	0	42.8	54
| Sat	0	0	0	0	0	0	0	0	0	0	0	0	0	0	0	0	0	0	0	-	-
| Sun	0	0	0	0	0	0	0	0	0	0	0	0	0	0	0	0	0	0	0	-	-
5 Day Ave.	**36**	**0**	**24**	**1**	**4**	**3**	**4**	**0**	**0**	**0**	**0**	**0**	**0**	**0**	**0.0**	**0**	**0.0**	**0**	**0.0**	**44.6**	**55.9**
7 Day Ave.	**42**	**0**	**26**	**1**	**4**	**4**	**5**	**0**	**0**	**0**	**0**	**0**	**0**	**0**	**0.0**	**0**	**0.0**	**0**	**0.0**	**43.6**	**#NUM!**
Total	**144**	**0**	**95**	**3**	**16**	**11**	**16**	**1**	**1**	**1**	**0**	**0**	**0**	**0**	**0.0**	**0**	**0.0**	**0**	**0.0**	**44.7**	**54.7**

Summary Graphs

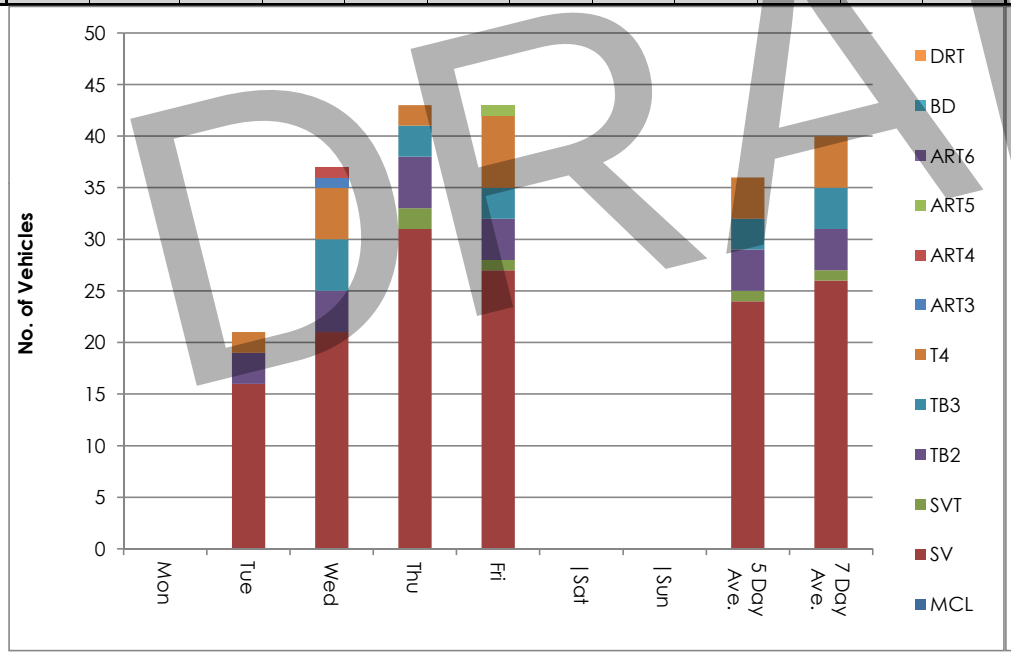

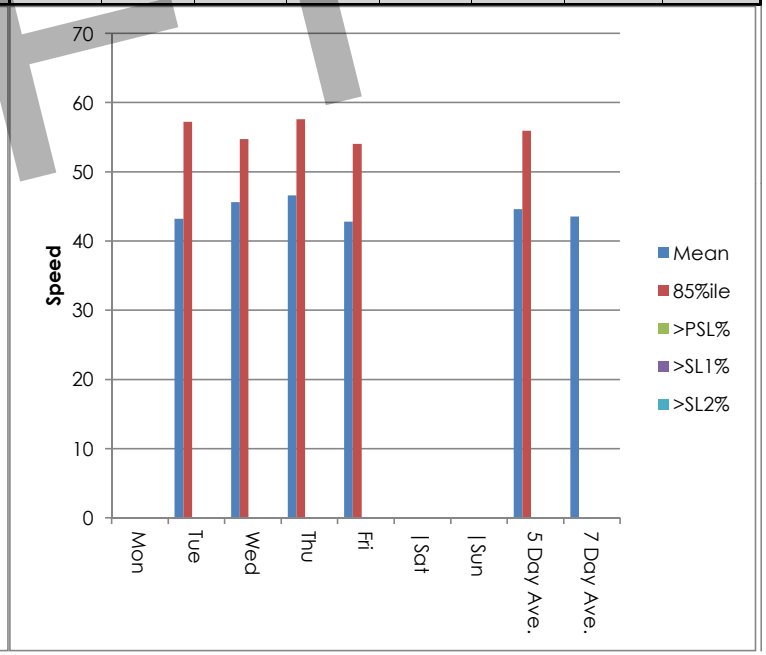

DRAFT

Site 76
Location Unamed Road, Att - Telepole, Lat 54.0233, Long -6.85373
Direction North

3279 / Meath/Cavan/Monaghan ATC's
October 2013
Automatic Traffic Count

Tue, 8 October 2013

Time	Total	Speed Bins (km/h)																											
		0 - 5	5 - 10	10 - 15	15 - 20	20 - 25	25 - 30	30 - 35	35 - 40	40 - 45	45 - 50	50 - 55	55 - 60	60 - 65	65 - 70	70 - 75	75 - 80	80 - 85	85 - 90	90 - 95	95 - 100	100 - 105	105 - 110	110 - 115	115 - 120	120 - 125	125 - 130	130 - 135	135 - 140
0000	**0**	**0**	**0**	**0**	**0**	**0**	**0**	**0**	**0**	**0**	**0**	**0**	**0**	**0**	**0**	**0**	**0**	**0**	**0**	**0**	**0**	**0**	**0**	**0**	**0**	**0**	**0**	**0**	**0**
0100	**0**	**0**	**0**	**0**	**0**	**0**	**0**	**0**	**0**	**0**	**0**	**0**	**0**	**0**	**0**	**0**	**0**	**0**	**0**	**0**	**0**	**0**	**0**	**0**	**0**	**0**	**0**	**0**	**0**
0200	**0**	**0**	**0**	**0**	**0**	**0**	**0**	**0**	**0**	**0**	**0**	**0**	**0**	**0**	**0**	**0**	**0**	**0**	**0**	**0**	**0**	**0**	**0**	**0**	**0**	**0**	**0**	**0**	**0**
0300	**0**	**0**	**0**	**0**	**0**	**0**	**0**	**0**	**0**	**0**	**0**	**0**	**0**	**0**	**0**	**0**	**0**	**0**	**0**	**0**	**0**	**0**	**0**	**0**	**0**	**0**	**0**	**0**	**0**
0400	**0**	**0**	**0**	**0**	**0**	**0**	**0**	**0**	**0**	**0**	**0**	**0**	**0**	**0**	**0**	**0**	**0**	**0**	**0**	**0**	**0**	**0**	**0**	**0**	**0**	**0**	**0**	**0**	**0**
0500	**0**	**0**	**0**	**0**	**0**	**0**	**0**	**0**	**0**	**0**	**0**	**0**	**0**	**0**	**0**	**0**	**0**	**0**	**0**	**0**	**0**	**0**	**0**	**0**	**0**	**0**	**0**	**0**	**0**
0600	**0**	**0**	**0**	**0**	**0**	**0**	**0**	**0**	**0**	**0**	**0**	**0**	**0**	**0**	**0**	**0**	**0**	**0**	**0**	**0**	**0**	**0**	**0**	**0**	**0**	**0**	**0**	**0**	**0**
0700	**0**	**0**	**0**	**0**	**0**	**0**	**0**	**0**	**0**	**0**	**0**	**0**	**0**	**0**	**0**	**0**	**0**	**0**	**0**	**0**	**0**	**0**	**0**	**0**	**0**	**0**	**0**	**0**	**0**
0800	**0**	**0**	**0**	**0**	**0**	**0**	**0**	**0**	**0**	**0**	**0**	**0**	**0**	**0**	**0**	**0**	**0**	**0**	**0**	**0**	**0**	**0**	**0**	**0**	**0**	**0**	**0**	**0**	**0**
0900	**0**	**0**	**0**	**0**	**0**	**0**	**0**	**0**	**0**	**0**	**0**	**0**	**0**	**0**	**0**	**0**	**0**	**0**	**0**	**0**	**0**	**0**	**0**	**0**	**0**	**0**	**0**	**0**	**0**
1000	**0**	**0**	**0**	**0**	**0**	**0**	**0**	**0**	**0**	**0**	**0**	**0**	**0**	**0**	**0**	**0**	**0**	**0**	**0**	**0**	**0**	**0**	**0**	**0**	**0**	**0**	**0**	**0**	**0**
1100	**0**	**0**	**0**	**0**	**0**	**0**	**0**	**0**	**0**	**0**	**0**	**0**	**0**	**0**	**0**	**0**	**0**	**0**	**0**	**0**	**0**	**0**	**0**	**0**	**0**	**0**	**0**	**0**	**0**
1200	0	0	0	0	0	0	0	0	0	0	0	0	0	0	0	0	0	0	0	0	0	0	0	0	0	0	0	0	0
1300	0	0	0	0	0	0	0	0	0	0	0	0	0	0	0	0	0	0	0	0	0	0	0	0	0	0	0	0	0
1400	2	0	0	0	0	0	0	0	0	1	0	1	0	0	0	0	0	0	0	0	0	0	0	0	0	0	0	0	0
1500	**4**	**0**	**0**	**0**	**0**	**0**	**0**	**2**	**1**	**0**	**0**	**1**	**0**	**0**	**0**	**0**	**0**	**0**	**0**	**0**	**0**	**0**	**0**	**0**	**0**	**0**	**0**	**0**	**0**
1600	**4**	**0**	**0**	**0**	**0**	**0**	**0**	**0**	**1**	**0**	**1**	**0**	**2**	**0**	**0**	**0**	**0**	**0**	**0**	**0**	**0**	**0**	**0**	**0**	**0**	**0**	**0**	**0**	**0**
1700	**4**	**0**	**0**	**0**	**1**	**0**	**1**	**0**	**1**	**0**	**1**	**0**	**0**	**0**	**0**	**0**	**0**	**0**	**0**	**0**	**0**	**0**	**0**	**0**	**0**	**0**	**0**	**0**	**0**
1800	2	0	0	0	0	0	0	0	0	0	0	1	0	1	0	0	0	0	0	0	0	0	0	0	0	0	0	0	0
1900	3	0	0	0	1	0	0	0	0	0	0	1	0	1	0	0	0	0	0	0	0	0	0	0	0	0	0	0	0
2000	1	0	0	0	0	0	0	0	0	0	0	1	0	0	0	0	0	0	0	0	0	0	0	0	0	0	0	0	0
2100	0	0	0	0	0	0	0	0	0	0	0	0	0	0	0	0	0	0	0	0	0	0	0	0	0	0	0	0	0
2200	1	0	0	0	0	0	1	0	0	0	0	0	0	0	0	0	0	0	0	0	0	0	0	0	0	0	0	0	0
2300	0	0	0	0	0	0	0	0	0	0	0	0	0	0	0	0	0	0	0	0	0	0	0	0	0	0	0	0	0
07-19	**16**	**0**	**0**	**0**	**1**	**0**	**1**	**2**	**3**	**1**	**2**	**3**	**2**	**1**	**0**	**0**	**0**	**0**	**0**	**0**	**0**	**0**	**0**	**0**	**0**	**0**	**0**	**0**	**0**
06-22	**20**	**0**	**0**	**0**	**2**	**0**	**1**	**2**	**3**	**1**	**2**	**5**	**2**	**2**	**0**	**0**	**0**	**0**	**0**	**0**	**0**	**0**	**0**	**0**	**0**	**0**	**0**	**0**	**0**
06-00	**21**	**0**	**0**	**0**	**2**	**0**	**2**	**2**	**3**	**1**	**2**	**5**	**2**	**2**	**0**	**0**	**0**	**0**	**0**	**0**	**0**	**0**	**0**	**0**	**0**	**0**	**0**	**0**	**0**
00-00	**21**	**0**	**0**	**0**	**2**	**0**	**2**	**2**	**3**	**1**	**2**	**5**	**2**	**2**	**0**	**0**	**0**	**0**	**0**	**0**	**0**	**0**	**0**	**0**	**0**	**0**	**0**	**0**	**0**

DRAFT

Site 76
Location Unamed Road, Att - Telepole, Lat 54.0233, Long -6.85373
Direction North

3279 / Meath/Cavan/Monaghan ATC's
October 2013
Automatic Traffic Count

Wed, 9 October 2013

Time	Total	Speed Bins (km/h)																											
		0 - 5	5 - 10	10 - 15	15 - 20	20 - 25	25 - 30	30 - 35	35 - 40	40 - 45	45 - 50	50 - 55	55 - 60	60 - 65	65 - 70	70 - 75	75 - 80	80 - 85	85 - 90	90 - 95	95 - 100	100 - 105	105 - 110	110 - 115	115 - 120	120 - 125	125 - 130	130 - 135	135 - 140
0000	2	0	0	0	0	0	0	0	2	0	0	0	0	0	0	0	0	0	0	0	0	0	0	0	0	0	0	0	0
0100	0	0	0	0	0	0	0	0	0	0	0	0	0	0	0	0	0	0	0	0	0	0	0	0	0	0	0	0	0
0200	0	0	0	0	0	0	0	0	0	0	0	0	0	0	0	0	0	0	0	0	0	0	0	0	0	0	0	0	0
0300	0	0	0	0	0	0	0	0	0	0	0	0	0	0	0	0	0	0	0	0	0	0	0	0	0	0	0	0	0
0400	0	0	0	0	0	0	0	0	0	0	0	0	0	0	0	0	0	0	0	0	0	0	0	0	0	0	0	0	0
0500	0	0	0	0	0	0	0	0	0	0	0	0	0	0	0	0	0	0	0	0	0	0	0	0	0	0	0	0	0
0600	0	0	0	0	0	0	0	0	0	0	0	0	0	0	0	0	0	0	0	0	0	0	0	0	0	0	0	0	0
0700	0	0	0	0	0	0	0	0	0	0	0	0	0	0	0	0	0	0	0	0	0	0	0	0	0	0	0	0	0
0800	2	0	0	0	0	0	0	1	0	1	0	0	0	0	0	0	0	0	0	0	0	0	0	0	0	0	0	0	0
0900	0	0	0	0	0	0	0	0	0	0	0	0	0	0	0	0	0	0	0	0	0	0	0	0	0	0	0	0	0
1000	0	0	0	0	0	0	0	0	0	0	0	0	0	0	0	0	0	0	0	0	0	0	0	0	0	0	0	0	0
1100	**7**	**0**	**0**	**0**	**0**	**0**	**1**	**1**	**0**	**2**	**2**	**1**	**0**	**0**	**0**	**0**	**0**	**0**	**0**	**0**	**0**	**0**	**0**	**0**	**0**	**0**	**0**	**0**	**0**
1200	2	0	0	0	0	0	0	1	0	0	1	0	0	0	0	0	0	0	0	0	0	0	0	0	0	0	0	0	0
1300	1	0	0	0	0	0	0	0	0	0	1	0	0	0	0	0	0	0	0	0	0	0	0	0	0	0	0	0	0
1400	**6**	**0**	**0**	**0**	**1**	**0**	**0**	**0**	**0**	**2**	**1**	**1**	**0**	**1**	**0**	**0**	**0**	**0**	**0**	**0**	**0**	**0**	**0**	**0**	**0**	**0**	**0**	**0**	**0**
1500	3	0	0	0	0	0	1	0	0	0	0	1	1	0	0	0	0	0	0	0	0	0	0	0	0	0	0	0	0
1600	4	0	0	0	0	0	0	0	0	1	1	1	0	1	0	0	0	0	0	0	0	0	0	0	0	0	0	0	0
1700	5	0	0	0	0	1	0	0	0	0	1	2	0	1	0	0	0	0	0	0	0	0	0	0	0	0	0	0	0
1800	1	0	0	0	0	0	0	0	0	0	1	0	0	0	0	0	0	0	0	0	0	0	0	0	0	0	0	0	0
1900	0	0	0	0	0	0	0	0	0	0	0	0	0	0	0	0	0	0	0	0	0	0	0	0	0	0	0	0	0
2000	2	0	0	0	0	0	0	0	0	0	0	1	0	1	0	0	0	0	0	0	0	0	0	0	0	0	0	0	0
2100	1	0	0	0	0	0	0	0	0	0	0	0	1	0	0	0	0	0	0	0	0	0	0	0	0	0	0	0	0
2200	1	0	0	0	0	0	0	0	0	0	1	0	0	0	0	0	0	0	0	0	0	0	0	0	0	0	0	0	0
2300	0	0	0	0	0	0	0	0	0	0	0	0	0	0	0	0	0	0	0	0	0	0	0	0	0	0	0	0	0
07-19	**31**	**0**	**0**	**0**	**1**	**1**	**2**	**3**	**0**	**6**	**8**	**6**	**1**	**3**	**0**	**0**	**0**	**0**	**0**	**0**	**0**	**0**	**0**	**0**	**0**	**0**	**0**	**0**	**0**
06-22	**34**	**0**	**0**	**0**	**1**	**1**	**2**	**3**	**0**	**6**	**8**	**7**	**2**	**4**	**0**	**0**	**0**	**0**	**0**	**0**	**0**	**0**	**0**	**0**	**0**	**0**	**0**	**0**	**0**
06-00	**35**	**0**	**0**	**0**	**1**	**1**	**2**	**3**	**0**	**6**	**9**	**7**	**2**	**4**	**0**	**0**	**0**	**0**	**0**	**0**	**0**	**0**	**0**	**0**	**0**	**0**	**0**	**0**	**0**
00-00	**37**	**0**	**0**	**0**	**1**	**1**	**2**	**3**	**2**	**6**	**9**	**7**	**2**	**4**	**0**	**0**	**0**	**0**	**0**	**0**	**0**	**0**	**0**	**0**	**0**	**0**	**0**	**0**	**0**

DRAFT

Site 76
Location Unamed Road, Att - Telepole, Lat 54.0233, Long -6.85373
Direction North

3279 / Meath/Cavan/Monaghan ATC's
October 2013
Automatic Traffic Count

Thu, 10 October 2013

Time	Total	Speed Bins (km/h)																											
		0 - 5	5 - 10	10 - 15	15 - 20	20 - 25	25 - 30	30 - 35	35 - 40	40 - 45	45 - 50	50 - 55	55 - 60	60 - 65	65 - 70	70 - 75	75 - 80	80 - 85	85 - 90	90 - 95	95 - 100	100 - 105	105 - 110	110 - 115	115 - 120	120 - 125	125 - 130	130 - 135	135 - 140
0000	0	0	0	0	0	0	0	0	0	0	0	0	0	0	0	0	0	0	0	0	0	0	0	0	0	0	0	0	0
0100	0	0	0	0	0	0	0	0	0	0	0	0	0	0	0	0	0	0	0	0	0	0	0	0	0	0	0	0	0
0200	0	0	0	0	0	0	0	0	0	0	0	0	0	0	0	0	0	0	0	0	0	0	0	0	0	0	0	0	0
0300	0	0	0	0	0	0	0	0	0	0	0	0	0	0	0	0	0	0	0	0	0	0	0	0	0	0	0	0	0
0400	0	0	0	0	0	0	0	0	0	0	0	0	0	0	0	0	0	0	0	0	0	0	0	0	0	0	0	0	0
0500	0	0	0	0	0	0	0	0	0	0	0	0	0	0	0	0	0	0	0	0	0	0	0	0	0	0	0	0	0
0600	0	0	0	0	0	0	0	0	0	0	0	0	0	0	0	0	0	0	0	0	0	0	0	0	0	0	0	0	0
0700	2	0	0	0	0	0	0	0	0	0	1	0	0	1	0	0	0	0	0	0	0	0	0	0	0	0	0	0	0
0800	2	0	0	0	0	0	0	1	0	0	1	0	0	0	0	0	0	0	0	0	0	0	0	0	0	0	0	0	0
0900	**3**	**0**	**0**	**0**	**0**	**0**	**0**	**0**	**0**	**1**	**1**	**0**	**0**	**1**	**0**	**0**	**0**	**0**	**0**	**0**	**0**	**0**	**0**	**0**	**0**	**0**	**0**	**0**	**0**
1000	1	0	0	0	0	0	0	0	0	0	0	0	1	0	0	0	0	0	0	0	0	0	0	0	0	0	0	0	0
1100	**3**	**0**	**0**	**0**	**0**	**0**	**0**	**0**	**1**	**0**	**1**	**1**	**0**	**0**	**0**	**0**	**0**	**0**	**0**	**0**	**0**	**0**	**0**	**0**	**0**	**0**	**0**	**0**	**0**
1200	2	0	0	0	0	0	0	0	0	1	1	0	0	0	0	0	0	0	0	0	0	0	0	0	0	0	0	0	0
1300	3	0	0	0	0	0	0	0	2	1	0	0	0	0	0	0	0	0	0	0	0	0	0	0	0	0	0	0	0
1400	2	0	0	0	0	0	0	0	1	1	0	0	0	0	0	0	0	0	0	0	0	0	0	0	0	0	0	0	0
1500	3	0	0	0	0	0	1	0	0	0	1	1	0	0	0	0	0	0	0	0	0	0	0	0	0	0	0	0	0
1600	4	0	0	0	0	0	0	0	0	1	1	1	1	0	0	0	0	0	0	0	0	0	0	0	0	0	0	0	0
1700	4	0	0	0	0	0	0	0	1	1	2	0	0	0	0	0	0	0	0	0	0	0	0	0	0	0	0	0	0
1800	2	0	0	0	0	0	0	0	1	0	0	0	0	1	0	0	0	0	0	0	0	0	0	0	0	0	0	0	0
1900	3	0	0	0	0	0	0	0	0	3	0	0	0	0	0	0	0	0	0	0	0	0	0	0	0	0	0	0	0
2000	**5**	**0**	**0**	**0**	**0**	**0**	**0**	**1**	**1**	**0**	**1**	**1**	**0**	**1**	**0**	**0**	**0**	**0**	**0**	**0**	**0**	**0**	**0**	**0**	**0**	**0**	**0**	**0**	**0**
2100	1	0	0	0	0	0	0	0	0	0	0	1	0	0	0	0	0	0	0	0	0	0	0	0	0	0	0	0	0
2200	2	0	0	0	0	0	0	0	0	0	1	0	1	0	0	0	0	0	0	0	0	0	0	0	0	0	0	0	0
2300	1	0	0	0	0	0	0	0	0	0	0	0	0	1	0	0	0	0	0	0	0	0	0	0	0	0	0	0	0
07-19	**31**	**0**	**0**	**0**	**0**	**0**	**1**	**1**	**6**	**6**	**9**	**3**	**2**	**3**	**0**	**0**	**0**	**0**	**0**	**0**	**0**	**0**	**0**	**0**	**0**	**0**	**0**	**0**	**0**
06-22	**40**	**0**	**0**	**0**	**0**	**0**	**1**	**2**	**7**	**9**	**10**	**5**	**2**	**4**	**0**	**0**	**0**	**0**	**0**	**0**	**0**	**0**	**0**	**0**	**0**	**0**	**0**	**0**	**0**
06-00	**43**	**0**	**0**	**0**	**0**	**0**	**1**	**2**	**7**	**9**	**11**	**5**	**3**	**5**	**0**	**0**	**0**	**0**	**0**	**0**	**0**	**0**	**0**	**0**	**0**	**0**	**0**	**0**	**0**
00-00	**43**	**0**	**0**	**0**	**0**	**0**	**1**	**2**	**7**	**9**	**11**	**5**	**3**	**5**	**0**	**0**	**0**	**0**	**0**	**0**	**0**	**0**	**0**	**0**	**0**	**0**	**0**	**0**	**0**

DRAFT

Site 76
Location Unamed Road, Att - Telepole, Lat 54.0233, Long -6.85373
Direction North

3279 / Meath/Cavan/Monaghan ATC's
October 2013
Automatic Traffic Count

Fri, 11 October 2013

Time	Total	Speed Bins (km/h)																											
		0 - 5	5 - 10	10 - 15	15 - 20	20 - 25	25 - 30	30 - 35	35 - 40	40 - 45	45 - 50	50 - 55	55 - 60	60 - 65	65 - 70	70 - 75	75 - 80	80 - 85	85 - 90	90 - 95	95 - 100	100 - 105	105 - 110	110 - 115	115 - 120	120 - 125	125 - 130	130 - 135	135 - 140
0000	0	0	0	0	0	0	0	0	0	0	0	0	0	0	0	0	0	0	0	0	0	0	0	0	0	0	0	0	0
0100	0	0	0	0	0	0	0	0	0	0	0	0	0	0	0	0	0	0	0	0	0	0	0	0	0	0	0	0	0
0200	0	0	0	0	0	0	0	0	0	0	0	0	0	0	0	0	0	0	0	0	0	0	0	0	0	0	0	0	0
0300	0	0	0	0	0	0	0	0	0	0	0	0	0	0	0	0	0	0	0	0	0	0	0	0	0	0	0	0	0
0400	0	0	0	0	0	0	0	0	0	0	0	0	0	0	0	0	0	0	0	0	0	0	0	0	0	0	0	0	0
0500	0	0	0	0	0	0	0	0	0	0	0	0	0	0	0	0	0	0	0	0	0	0	0	0	0	0	0	0	0
0600	0	0	0	0	0	0	0	0	0	0	0	0	0	0	0	0	0	0	0	0	0	0	0	0	0	0	0	0	0
0700	2	0	0	0	0	0	0	0	0	0	1	0	0	1	0	0	0	0	0	0	0	0	0	0	0	0	0	0	0
0800	**4**	**0**	**0**	**0**	**0**	**0**	**0**	**0**	**1**	**0**	**1**	**2**	**0**	**0**	**0**	**0**	**0**	**0**	**0**	**0**	**0**	**0**	**0**	**0**	**0**	**0**	**0**	**0**	**0**
0900	2	0	0	0	0	0	1	0	1	0	0	0	0	0	0	0	0	0	0	0	0	0	0	0	0	0	0	0	0
1000	**4**	**0**	**0**	**0**	**0**	**0**	**0**	**1**	**1**	**0**	**1**	**1**	**0**	**0**	**0**	**0**	**0**	**0**	**0**	**0**	**0**	**0**	**0**	**0**	**0**	**0**	**0**	**0**	**0**
1100	**4**	**0**	**0**	**0**	**0**	**0**	**0**	**0**	**0**	**2**	**2**	**0**	**0**	**0**	**0**	**0**	**0**	**0**	**0**	**0**	**0**	**0**	**0**	**0**	**0**	**0**	**0**	**0**	**0**
1200	1	0	0	0	0	0	0	0	1	0	0	0	0	0	0	0	0	0	0	0	0	0	0	0	0	0	0	0	0
1300	2	0	0	0	0	1	0	0	0	0	0	0	1	0	0	0	0	0	0	0	0	0	0	0	0	0	0	0	0
1400	**6**	**0**	**0**	**0**	**0**	**0**	**0**	**2**	**2**	**0**	**0**	**2**	**0**	**0**	**0**	**0**	**0**	**0**	**0**	**0**	**0**	**0**	**0**	**0**	**0**	**0**	**0**	**0**	**0**
1500	5	0	0	0	0	0	1	0	0	2	1	1	0	0	0	0	0	0	0	0	0	0	0	0	0	0	0	0	0
1600	**6**	**0**	**0**	**1**	**0**	**1**	**0**	**0**	**0**	**2**	**0**	**1**	**1**	**0**	**0**	**0**	**0**	**0**	**0**	**0**	**0**	**0**	**0**	**0**	**0**	**0**	**0**	**0**	**0**
1700	4	0	0	0	0	0	0	2	0	1	0	1	0	0	0	0	0	0	0	0	0	0	0	0	0	0	0	0	0
1800	3	0	0	0	0	0	0	0	1	0	0	0	1	1	0	0	0	0	0	0	0	0	0	0	0	0	0	0	0
1900	0	0	0	0	0	0	0	0	0	0	0	0	0	0	0	0	0	0	0	0	0	0	0	0	0	0	0	0	0
2000	0	0	0	0	0	0	0	0	0	0	0	0	0	0	0	0	0	0	0	0	0	0	0	0	0	0	0	0	0
2100	0	0	0	0	0	0	0	0	0	0	0	0	0	0	0	0	0	0	0	0	0	0	0	0	0	0	0	0	0
2200	0	0	0	0	0	0	0	0	0	0	0	0	0	0	0	0	0	0	0	0	0	0	0	0	0	0	0	0	0
2300	0	0	0	0	0	0	0	0	0	0	0	0	0	0	0	0	0	0	0	0	0	0	0	0	0	0	0	0	0
07-19	**43**	**0**	**0**	**1**	**0**	**2**	**2**	**5**	**7**	**7**	**6**	**8**	**3**	**2**	**0**	**0**	**0**	**0**	**0**	**0**	**0**	**0**	**0**	**0**	**0**	**0**	**0**	**0**	**0**
06-22	**43**	**0**	**0**	**1**	**0**	**2**	**2**	**5**	**7**	**7**	**6**	**8**	**3**	**2**	**0**	**0**	**0**	**0**	**0**	**0**	**0**	**0**	**0**	**0**	**0**	**0**	**0**	**0**	**0**
06-00	**43**	**0**	**0**	**1**	**0**	**2**	**2**	**5**	**7**	**7**	**6**	**8**	**3**	**2**	**0**	**0**	**0**	**0**	**0**	**0**	**0**	**0**	**0**	**0**	**0**	**0**	**0**	**0**	**0**
00-00	**43**	**0**	**0**	**1**	**0**	**2**	**2**	**5**	**7**	**7**	**6**	**8**	**3**	**2**	**0**	**0**	**0**	**0**	**0**	**0**	**0**	**0**	**0**	**0**	**0**	**0**	**0**	**0**	**0**

DRAFT

Site 76
Location Unamed Road, Att - Telepole, Lat 54.0233, Long -6.85373
Direction North

3279 / Meath/Cavan/Monaghan ATC's
October 2013
Automatic Traffic Count

Virtual Day (Partial days = 3.50)

Time	Total	Speed Bins (km/h)																											
		0 - 5	5 - 10	10 - 15	15 - 20	20 - 25	25 - 30	30 - 35	35 - 40	40 - 45	45 - 50	50 - 55	55 - 60	60 - 65	65 - 70	70 - 75	75 - 80	80 - 85	85 - 90	90 - 95	95 - 100	100 - 105	105 - 110	110 - 115	115 - 120	120 - 125	125 - 130	130 - 135	135 - 140
0000	1	0	0	0	0	0	0	0	1	0	0	0	0	0	0	0	0	0	0	0	0	0	0	0	0	0	0	0	0
0100	0	0	0	0	0	0	0	0	0	0	0	0	0	0	0	0	0	0	0	0	0	0	0	0	0	0	0	0	0
0200	0	0	0	0	0	0	0	0	0	0	0	0	0	0	0	0	0	0	0	0	0	0	0	0	0	0	0	0	0
0300	0	0	0	0	0	0	0	0	0	0	0	0	0	0	0	0	0	0	0	0	0	0	0	0	0	0	0	0	0
0400	0	0	0	0	0	0	0	0	0	0	0	0	0	0	0	0	0	0	0	0	0	0	0	0	0	0	0	0	0
0500	0	0	0	0	0	0	0	0	0	0	0	0	0	0	0	0	0	0	0	0	0	0	0	0	0	0	0	0	0
0600	0	0	0	0	0	0	0	0	0	0	0	0	0	0	0	0	0	0	0	0	0	0	0	0	0	0	0	0	0
0700	1	0	0	0	0	0	0	0	0	0	1	0	0	1	0	0	0	0	0	0	0	0	0	0	0	0	0	0	0
0800	3	0	0	0	0	0	0	1	0	0	1	1	0	0	0	0	0	0	0	0	0	0	0	0	0	0	0	0	0
0900	2	0	0	0	0	0	0	0	0	0	0	0	0	0	0	0	0	0	0	0	0	0	0	0	0	0	0	0	0
1000	2	0	0	0	0	0	0	0	0	0	0	0	0	0	0	0	0	0	0	0	0	0	0	0	0	0	0	0	0
1100	**5**	**0**	**0**	**0**	**0**	**0**	**0**	**0**	**0**	**1**	**2**	**1**	**0**	**0**	**0**	**0**	**0**	**0**	**0**	**0**	**0**	**0**	**0**	**0**	**0**	**0**	**0**	**0**	**0**
1200	1	0	0	0	0	0	0	0	0	0	1	0	0	0	0	0	0	0	0	0	0	0	0	0	0	0	0	0	0
1300	2	0	0	0	0	0	0	0	1	0	0	0	0	0	0	0	0	0	0	0	0	0	0	0	0	0	0	0	0
1400	4	0	0	0	0	0	0	1	1	1	0	1	0	0	0	0	0	0	0	0	0	0	0	0	0	0	0	0	0
1500	4	0	0	0	0	0	1	1	0	1	1	1	0	0	0	0	0	0	0	0	0	0	0	0	0	0	0	0	0
1600	**5**	**0**	**0**	**0**	**0**	**0**	**0**	**0**	**0**	**1**	**1**	**1**	**1**	**0**	**0**	**0**	**0**	**0**	**0**	**0**	**0**	**0**	**0**	**0**	**0**	**0**	**0**	**0**	**0**
1700	4	0	0	0	0	0	0	1	1	1	1	1	0	0	0	0	0	0	0	0	0	0	0	0	0	0	0	0	0
1800	2	0	0	0	0	0	0	0	1	0	0	0	0	1	0	0	0	0	0	0	0	0	0	0	0	0	0	0	0
1900	2	0	0	0	0	0	0	0	0	1	0	0	0	0	0	0	0	0	0	0	0	0	0	0	0	0	0	0	0
2000	2	0	0	0	0	0	0	0	0	0	0	1	0	1	0	0	0	0	0	0	0	0	0	0	0	0	0	0	0
2100	1	0	0	0	0	0	0	0	0	0	0	0	0	0	0	0	0	0	0	0	0	0	0	0	0	0	0	0	0
2200	1	0	0	0	0	0	0	0	0	0	1	0	0	0	0	0	0	0	0	0	0	0	0	0	0	0	0	0	0
2300	0	0	0	0	0	0	0	0	0	0	0	0	0	0	0	0	0	0	0	0	0	0	0	0	0	0	0	0	0
07-19	**35**	**0**	**0**	**0**	**0**	**0**	**1**	**4**	**4**	**5**	**8**	**6**	**1**	**2**	**0**	**0**	**0**	**0**	**0**	**0**	**0**	**0**	**0**	**0**	**0**	**0**	**0**	**0**	**0**
06-22	**40**	**0**	**0**	**0**	**0**	**0**	**1**	**4**	**4**	**6**	**8**	**7**	**1**	**3**	**0**	**0**	**0**	**0**	**0**	**0**	**0**	**0**	**0**	**0**	**0**	**0**	**0**	**0**	**0**
06-00	**41**	**0**	**0**	**0**	**0**	**0**	**1**	**4**	**4**	**6**	**9**	**7**	**1**	**3**	**0**	**0**	**0**	**0**	**0**	**0**	**0**	**0**	**0**	**0**	**0**	**0**	**0**	**0**	**0**
00-00	**42**	**0**	**0**	**0**	**0**	**0**	**1**	**4**	**5**	**6**	**9**	**7**	**1**	**3**	**0**	**0**	**0**	**0**	**0**	**0**	**0**	**0**	**0**	**0**	**0**	**0**	**0**	**0**	**0**

DRAFT

Site 76
Location Unamed Road, Att - Telepole, Lat 54.0233, Long -6.85373
Direction North

3279 / Meath/Cavan/Monaghan ATC's
October 2013
Automatic Traffic Count

Virtual Week (1)

Time	Total	Speed Bins (km/h)																											
		0 - 5	5 - 10	10 - 15	15 - 20	20 - 25	25 - 30	30 - 35	35 - 40	40 - 45	45 - 50	50 - 55	55 - 60	60 - 65	65 - 70	70 - 75	75 - 80	80 - 85	85 - 90	90 - 95	95 - 100	100 - 105	105 - 110	110 - 115	115 - 120	120 - 125	125 - 130	130 - 135	135 - 140
Mon	0	0	0	0	0	0	0	0	0	0	0	0	0	0	0	0	0	0	0	0	0	0	0	0	0	0	0	0	0
Tue	21	0	0	0	2	0	2	2	3	1	2	5	2	2	0	0	0	0	0	0	0	0	0	0	0	0	0	0	0
Wed	37	0	0	0	1	1	2	3	2	6	9	7	2	4	0	0	0	0	0	0	0	0	0	0	0	0	0	0	0
Thu	43	0	0	0	0	0	1	2	7	9	11	5	3	5	0	0	0	0	0	0	0	0	0	0	0	0	0	0	0
Fri	43	0	0	1	0	2	2	5	7	7	6	8	3	2	0	0	0	0	0	0	0	0	0	0	0	0	0	0	0
|Sat	0	0	0	0	0	0	0	0	0	0	0	0	0	0	0	0	0	0	0	0	0	0	0	0	0	0	0	0	0
|Sun	0	0	0	0	0	0	0	0	0	0	0	0	0	0	0	0	0	0	0	0	0	0	0	0	0	0	0	0	0
5 Day Ave.	**36**	**0**	**0**	**0**	**1**	**1**	**2**	**3**	**5**	**6**	**7**	**6**	**3**	**3**	**0**	**0**	**0**	**0**	**0**	**0**	**0**	**0**	**0**	**0**	**0**	**0**	**0**	**0**	**0**
7 Day Ave.	**42**	**0**	**0**	**0**	**0**	**0**	**1**	**4**	**5**	**6**	**9**	**7**	**1**	**3**	**0**	**0**	**0**	**0**	**0**	**0**	**0**	**0**	**0**	**0**	**0**	**0**	**0**	**0**	**0**
Total	**144**	**0**	**0**	**1**	**3**	**3**	**7**	**12**	**19**	**23**	**28**	**25**	**10**	**13**	**0**	**0**	**0**	**0**	**0**	**0**	**0**	**0**	**0**	**0**	**0**	**0**	**0**	**0**	**0**

Summary Graphs

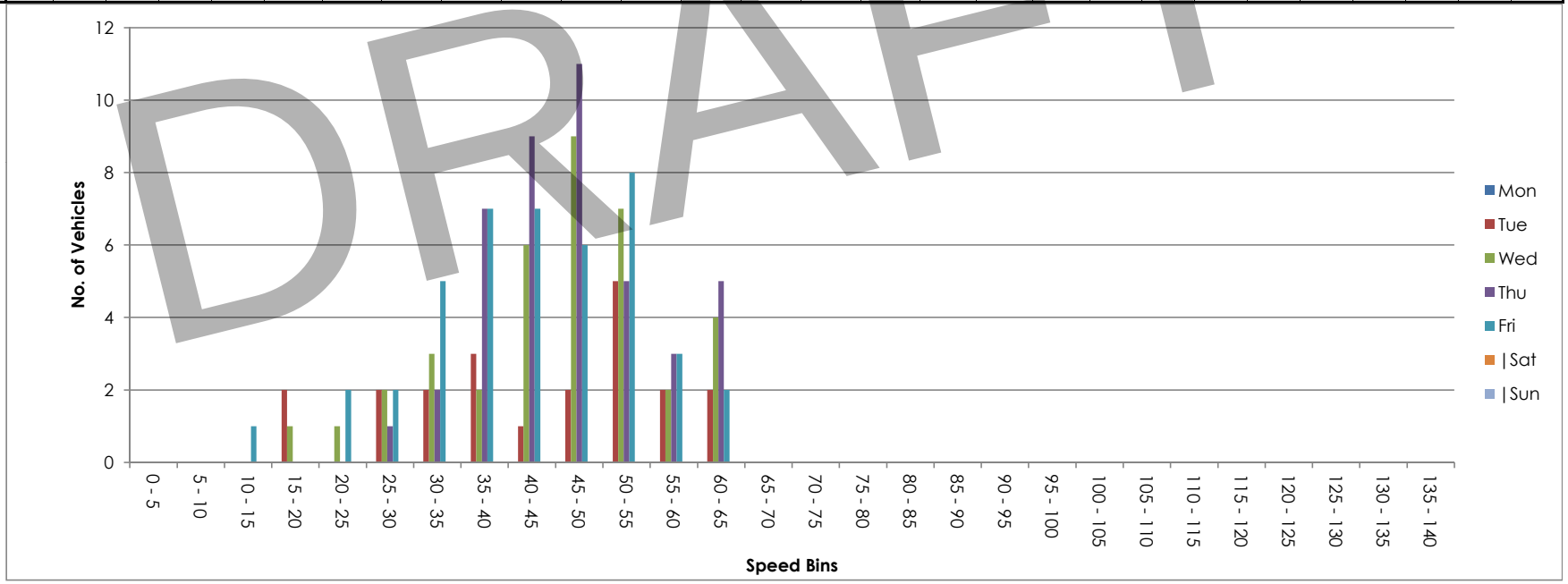

DRAFT

Site 76
Location Unamed Road, Att - Telepole, Lat 54.0233, Long -6.85373
Direction South

3279 / Meath/Cavan/Monaghan ATC's
October 2013
Automatic Traffic Count

Tue, 8 October 2013

Time	Total	Classification												>PSL	>PSL%	>SL1	>SL1%	>SL2	>SL2%	Mean	Vpp
		1 MCL	2 SV	3 SVT	4 TB2	5 TB3	6 T4	7 ART3	8 ART4	9 ART5	10 ART6	11 BD	12 DRT	80	80	85 +5kph	85 +5kph	90 +10kph	90 +10kph		85
0000	**0**	**0**	**0**	**0**	**0**	**0**	**0**	**0**	**0**	**0**	**0**	**0**	**0**	**0**	**0**	**0**	**0**	**0**	**0**	**0**	**0**
0100	**0**	**0**	**0**	**0**	**0**	**0**	**0**	**0**	**0**	**0**	**0**	**0**	**0**	**0**	**0**	**0**	**0**	**0**	**0**	**0**	**0**
0200	**0**	**0**	**0**	**0**	**0**	**0**	**0**	**0**	**0**	**0**	**0**	**0**	**0**	**0**	**0**	**0**	**0**	**0**	**0**	**0**	**0**
0300	**0**	**0**	**0**	**0**	**0**	**0**	**0**	**0**	**0**	**0**	**0**	**0**	**0**	**0**	**0**	**0**	**0**	**0**	**0**	**0**	**0**
0400	**0**	**0**	**0**	**0**	**0**	**0**	**0**	**0**	**0**	**0**	**0**	**0**	**0**	**0**	**0**	**0**	**0**	**0**	**0**	**0**	**0**
0500	**0**	**0**	**0**	**0**	**0**	**0**	**0**	**0**	**0**	**0**	**0**	**0**	**0**	**0**	**0**	**0**	**0**	**0**	**0**	**0**	**0**
0600	**0**	**0**	**0**	**0**	**0**	**0**	**0**	**0**	**0**	**0**	**0**	**0**	**0**	**0**	**0**	**0**	**0**	**0**	**0**	**0**	**0**
0700	**0**	**0**	**0**	**0**	**0**	**0**	**0**	**0**	**0**	**0**	**0**	**0**	**0**	**0**	**0**	**0**	**0**	**0**	**0**	**0**	**0**
0800	**0**	**0**	**0**	**0**	**0**	**0**	**0**	**0**	**0**	**0**	**0**	**0**	**0**	**0**	**0**	**0**	**0**	**0**	**0**	**0**	**0**
0900	**0**	**0**	**0**	**0**	**0**	**0**	**0**	**0**	**0**	**0**	**0**	**0**	**0**	**0**	**0**	**0**	**0**	**0**	**0**	**0**	**0**
1000	**0**	**0**	**0**	**0**	**0**	**0**	**0**	**0**	**0**	**0**	**0**	**0**	**0**	**0**	**0**	**0**	**0**	**0**	**0**	**0**	**0**
1100	**0**	**0**	**0**	**0**	**0**	**0**	**0**	**0**	**0**	**0**	**0**	**0**	**0**	**0**	**0**	**0**	**0**	**0**	**0**	**0**	**0**
1200	0	0	0	0	0	0	0	0	0	0	0	0	0	0	0	0	0	0	0	-	-
1300	1	0	1	0	0	0	0	0	0	0	0	0	0	0	0	0	0	0	0	22.5	-
1400	1	0	1	0	0	0	0	0	0	0	0	0	0	0	0	0	0	0	0	46.5	-
1500	3	0	2	0	0	0	1	0	0	0	0	0	0	0	0	0	0	0	0	47.4	-
1600	3	0	1	0	0	0	2	0	0	0	0	0	0	0	0	0	0	0	0	52.9	-
1700	1	0	1	0	0	0	0	0	0	0	0	0	0	0	0	0	0	0	0	53.7	-
1800	**4**	**0**	**4**	**0**	**0**	**0**	**0**	**0**	**0**	**0**	**0**	**0**	**0**	**0**	**0**	**0**	**0**	**0**	**0**	**34**	**-**
1900	2	0	1	0	1	0	0	0	0	0	0	0	0	0	0	0	0	0	0	41.5	-
2000	2	0	2	0	0	0	0	0	0	0	0	0	0	0	0	0	0	0	0	44.9	-
2100	1	0	1	0	0	0	0	0	0	0	0	0	0	0	0	0	0	0	0	66.8	-
2200	1	0	1	0	0	0	0	0	0	0	0	0	0	0	0	0	0	0	0	63.6	-
2300	0	0	0	0	0	0	0	0	0	0	0	0	0	0	0	0	0	0	0	-	-
07-19	**13**	**0**	**10**	**0**	**0**	**0**	**3**	**0**	**0**	**0**	**0**	**0**	**0**	**0**	**0**	**0**	**0**	**0**	**0**	**43.1**	**54**
06-22	**18**	**0**	**14**	**0**	**1**	**0**	**3**	**0**	**0**	**0**	**0**	**0**	**0**	**0**	**0**	**0**	**0**	**0**	**0**	**44.4**	**54**
06-00	**19**	**0**	**15**	**0**	**1**	**0**	**3**	**0**	**0**	**0**	**0**	**0**	**0**	**0**	**0**	**0**	**0**	**0**	**0**	**45.4**	**55.8**
00-00	**19**	**0**	**15**	**0**	**1**	**0**	**3**	**0**	**0**	**0**	**0**	**0**	**0**	**0**	**0**	**0**	**0**	**0**	**0**	**45.4**	**55.8**

DRAFT

Site 76
Location Unamed Road, Att - Telepole, Lat 54.0233, Long -6.85373
Direction South

3279 / Meath/Cavan/Monaghan ATC's
October 2013
Automatic Traffic Count

Wed, 9 October 2013

Time	Total	Classification												>PSL	>PSL%	>SL1	>SL1%	>SL2	>SL2%	Mean	Vpp
		1 MCL	2 SV	3 SVT	4 TB2	5 TB3	6 T4	7 ART3	8 ART4	9 ART5	10 ART6	11 BD	12 DRT	80	80	85 +5kph	85 +5kph	90 +10kph	90 +10kph		85
0000	1	0	1	0	0	0	0	0	0	0	0	0	0	0	0	0	0	0	0	42.9	-
0100	0	0	0	0	0	0	0	0	0	0	0	0	0	0	0	0	0	0	0	-	-
0200	0	0	0	0	0	0	0	0	0	0	0	0	0	0	0	0	0	0	0	-	-
0300	0	0	0	0	0	0	0	0	0	0	0	0	0	0	0	0	0	0	0	-	-
0400	0	0	0	0	0	0	0	0	0	0	0	0	0	0	0	0	0	0	0	-	-
0500	0	0	0	0	0	0	0	0	0	0	0	0	0	0	0	0	0	0	0	-	-
0600	0	0	0	0	0	0	0	0	0	0	0	0	0	0	0	0	0	0	0	-	-
0700	2	0	2	0	0	0	0	0	0	0	0	0	0	0	0	0	0	0	0	49.7	-
0800	4	0	3	0	0	0	1	0	0	0	0	0	0	0	0	0	0	0	0	45	-
0900	5	0	4	0	1	0	0	0	0	0	0	0	0	0	0	0	0	0	0	41	-
1000	3	0	3	0	0	0	0	0	0	0	0	0	0	0	0	0	0	0	0	50.4	-
1100	**6**	**0**	**4**	**0**	**0**	**2**	**0**	**0**	**0**	**0**	**0**	**0**	**0**	**0**	**0**	**0**	**0**	**0**	**0**	**43.4**	**-**
1200	3	0	2	0	0	0	1	0	0	0	0	0	0	0	0	0	0	0	0	46.3	-
1300	2	0	0	0	1	0	1	0	0	0	0	0	0	0	0	0	0	0	0	46.2	-
1400	4	0	2	0	1	1	0	0	0	0	0	0	0	0	0	0	0	0	0	47.6	-
1500	0	0	0	0	0	0	0	0	0	0	0	0	0	0	0	0	0	0	0	-	-
1600	4	0	3	0	0	1	0	0	0	0	0	0	0	0	0	0	0	0	0	44	-
1700	1	0	1	0	0	0	0	0	0	0	0	0	0	0	0	0	0	0	0	39.7	-
1800	**5**	**0**	**3**	**0**	**2**	**0**	**0**	**0**	**0**	**0**	**0**	**0**	**0**	**0**	**0**	**0**	**0**	**0**	**0**	**53**	**-**
1900	3	0	3	0	0	0	0	0	0	0	0	0	0	0	0	0	0	0	0	58.3	-
2000	3	0	3	0	0	0	0	0	0	0	0	0	0	0	0	0	0	0	0	58.3	-
2100	0	0	0	0	0	0	0	0	0	0	0	0	0	0	0	0	0	0	0	-	-
2200	0	0	0	0	0	0	0	0	0	0	0	0	0	0	0	0	0	0	0	-	-
2300	0	0	0	0	0	0	0	0	0	0	0	0	0	0	0	0	0	0	0	-	-
07-19	**39**	**0**	**27**	**0**	**5**	**4**	**3**	**0**	**0**	**0**	**0**	**0**	**0**	**0**	**0**	**0**	**0**	**0**	**0**	**46.1**	**52.6**
06-22	**45**	**0**	**33**	**0**	**5**	**4**	**3**	**0**	**0**	**0**	**0**	**0**	**0**	**0**	**0**	**0**	**0**	**0**	**0**	**47.7**	**54.7**
06-00	**45**	**0**	**33**	**0**	**5**	**4**	**3**	**0**	**0**	**0**	**0**	**0**	**0**	**0**	**0**	**0**	**0**	**0**	**0**	**47.7**	**54.7**
00-00	**46**	**0**	**34**	**0**	**5**	**4**	**3**	**0**	**0**	**0**	**0**	**0**	**0**	**0**	**0**	**0**	**0**	**0**	**0**	**47.6**	**54.7**

DRAFT

Site 76
Location Unamed Road, Att - Telepole, Lat 54.0233, Long -6.85373
Direction South

3279 / Meath/Cavan/Monaghan ATC's
October 2013
Automatic Traffic Count

Thu, 10 October 2013

Time	Total	Classification												>PSL	>PSL%	>SL1	>SL1%	>SL2	>SL2%	Mean	Vpp
		1 MCL	2 SV	3 SVT	4 TB2	5 TB3	6 T4	7 ART3	8 ART4	9 ART5	10 ART6	11 BD	12 DRT	80	80	85 +5kph	85 +5kph	90 +10kph	90 +10kph		85
0000	0	0	0	0	0	0	0	0	0	0	0	0	0	0	0	0	0	0	0	-	-
0100	0	0	0	0	0	0	0	0	0	0	0	0	0	0	0	0	0	0	0	-	-
0200	1	0	1	0	0	0	0	0	0	0	0	0	0	0	0	0	0	0	0	17.9	-
0300	0	0	0	0	0	0	0	0	0	0	0	0	0	0	0	0	0	0	0	-	-
0400	0	0	0	0	0	0	0	0	0	0	0	0	0	0	0	0	0	0	0	-	-
0500	0	0	0	0	0	0	0	0	0	0	0	0	0	0	0	0	0	0	0	-	-
0600	0	0	0	0	0	0	0	0	0	0	0	0	0	0	0	0	0	0	0	-	-
0700	3	0	2	0	0	0	1	0	0	0	0	0	0	0	0	0	0	0	0	51.8	-
0800	**4**	**0**	**2**	**0**	**1**	**1**	**0**	**0**	**0**	**0**	**0**	**0**	**0**	**0**	**0**	**0**	**0**	**0**	**0**	**43.6**	**-**
0900	2	0	2	0	0	0	0	0	0	0	0	0	0	0	0	0	0	0	0	47.5	-
1000	2	0	0	0	1	0	1	0	0	0	0	0	0	0	0	0	0	0	0	53.1	-
1100	3	0	2	0	0	1	0	0	0	0	0	0	0	0	0	0	0	0	0	41.2	-
1200	2	0	1	0	0	1	0	0	0	0	0	0	0	0	0	0	0	0	0	54.3	-
1300	1	0	1	0	0	0	0	0	0	0	0	0	0	0	0	0	0	0	0	48.6	-
1400	0	0	0	0	0	0	0	0	0	0	0	0	0	0	0	0	0	0	0	-	-
1500	**6**	**0**	**4**	**1**	**0**	**1**	**0**	**0**	**0**	**0**	**0**	**0**	**0**	**0**	**0**	**0**	**0**	**0**	**0**	**44.2**	**-**
1600	0	0	0	0	0	0	0	0	0	0	0	0	0	0	0	0	0	0	0	-	-
1700	2	0	2	0	0	0	0	0	0	0	0	0	0	0	0	0	0	0	0	60.4	-
1800	3	0	3	0	0	0	0	0	0	0	0	0	0	0	0	0	0	0	0	40.5	-
1900	4	0	3	0	1	0	0	0	0	0	0	0	0	0	0	0	0	0	0	41.4	-
2000	1	0	1	0	0	0	0	0	0	0	0	0	0	0	0	0	0	0	0	63.6	-
2100	3	0	3	0	0	0	0	0	0	0	0	0	0	0	0	0	0	0	0	56.3	-
2200	1	0	1	0	0	0	0	0	0	0	0	0	0	0	0	0	0	0	0	35.6	-
2300	4	0	4	0	0	0	0	0	0	0	0	0	0	0	0	0	0	0	0	48.4	-
07-19	**28**	**0**	**19**	**1**	**2**	**4**	**2**	**0**	**0**	**0**	**0**	**0**	**0**	**0**	**0**	**0**	**0**	**0**	**0**	**47.1**	**55.1**
06-22	**36**	**0**	**26**	**1**	**3**	**4**	**2**	**0**	**0**	**0**	**0**	**0**	**0**	**0**	**0**	**0**	**0**	**0**	**0**	**47.7**	**58**
06-00	**41**	**0**	**31**	**1**	**3**	**4**	**2**	**0**	**0**	**0**	**0**	**0**	**0**	**0**	**0**	**0**	**0**	**0**	**0**	**47.5**	**58**
00-00	**42**	**0**	**32**	**1**	**3**	**4**	**2**	**0**	**0**	**0**	**0**	**0**	**0**	**0**	**0**	**0**	**0**	**0**	**0**	**46.8**	**58**

DRAFT

Site 76
Location Unamed Road, Att - Telepole, Lat 54.0233, Long -6.85373
Direction South

3279 / Meath/Cavan/Monaghan ATC's
October 2013
Automatic Traffic Count

Fri, 11 October 2013

Time	Total	Classification												>PSL	>PSL%	>SL1	>SL1%	>SL2	>SL2%	Mean	Vpp
		1 MCL	2 SV	3 SVT	4 TB2	5 TB3	6 T4	7 ART3	8 ART4	9 ART5	10 ART6	11 BD	12 DRT	80	80	85 +5kph	85 +5kph	90 +10kph	90 +10kph		85
0000	0	0	0	0	0	0	0	0	0	0	0	0	0	0	0	0	0	0	0	-	-
0100	0	0	0	0	0	0	0	0	0	0	0	0	0	0	0	0	0	0	0	-	-
0200	0	0	0	0	0	0	0	0	0	0	0	0	0	0	0	0	0	0	0	-	-
0300	0	0	0	0	0	0	0	0	0	0	0	0	0	0	0	0	0	0	0	-	-
0400	0	0	0	0	0	0	0	0	0	0	0	0	0	0	0	0	0	0	0	-	-
0500	0	0	0	0	0	0	0	0	0	0	0	0	0	0	0	0	0	0	0	-	-
0600	1	0	1	0	0	0	0	0	0	0	0	0	0	0	0	0	0	0	0	24.3	-
0700	3	0	3	0	0	0	0	0	0	0	0	0	0	0	0	0	0	0	0	54.1	-
0800	3	0	2	0	0	0	1	0	0	0	0	0	0	0	0	0	0	0	0	44.9	-
0900	**7**	**0**	**4**	**0**	**1**	**1**	**1**	**0**	**0**	**0**	**0**	**0**	**0**	**0**	**0**	**0**	**0**	**0**	**0**	**45.2**	**-**
1000	1	0	0	0	1	0	0	0	0	0	0	0	0	0	0	0	0	0	0	45.5	-
1100	5	0	3	0	0	1	1	0	0	0	0	0	0	0	0	0	0	0	0	32.7	-
1200	3	0	2	0	0	0	1	0	0	0	0	0	0	0	0	0	0	0	0	46.3	-
1300	2	0	2	0	0	0	0	0	0	0	0	0	0	0	0	0	0	0	0	33.3	-
1400	**5**	**0**	**4**	**0**	**1**	**0**	**0**	**0**	**0**	**0**	**0**	**0**	**0**	**0**	**0**	**0**	**0**	**0**	**0**	**54.2**	**-**
1500	3	0	2	0	0	0	1	0	0	0	0	0	0	0	0	0	0	0	0	49.6	-
1600	2	0	1	0	0	0	1	0	0	0	0	0	0	0	0	0	0	0	0	53.7	-
1700	4	0	4	0	0	0	0	0	0	0	0	0	0	0	0	0	0	0	0	33.2	-
1800	2	0	2	0	0	0	0	0	0	0	0	0	0	0	0	0	0	0	0	39.3	-
1900	0	0	0	0	0	0	0	0	0	0	0	0	0	0	0	0	0	0	0	0	0
2000	0	0	0	0	0	0	0	0	0	0	0	0	0	0	0	0	0	0	0	0	0
2100	0	0	0	0	0	0	0	0	0	0	0	0	0	0	0	0	0	0	0	0	0
2200	0	0	0	0	0	0	0	0	0	0	0	0	0	0	0	0	0	0	0	0	0
2300	0	0	0	0	0	0	0	0	0	0	0	0	0	0	0	0	0	0	0	0	0
07-19	**40**	**0**	**29**	**0**	**3**	**2**	**6**	**0**	**0**	**0**	**0**	**0**	**0**	**0**	**0**	**0**	**0**	**0**	**0**	**44.1**	**52.6**
06-22	**41**	**0**	**30**	**0**	**3**	**2**	**6**	**0**	**0**	**0**	**0**	**0**	**0**	**0**	**0**	**0**	**0**	**0**	**0**	**43.7**	**52.6**
06-00	**41**	**0**	**30**	**0**	**3**	**2**	**6**	**0**	**0**	**0**	**0**	**0**	**0**	**0**	**0**	**0**	**0**	**0**	**0**	**43.7**	**52.6**
00-00	**41**	**0**	**30**	**0**	**3**	**2**	**6**	**0**	**0**	**0**	**0**	**0**	**0**	**0**	**0**	**0**	**0**	**0**	**0**	**43.7**	**52.6**

DRAFT

Site 76
Location Unamed Road, Att - Telepole, Lat 54.0233, Long -6.85373
Direction South

3279 / Meath/Cavan/Monaghan ATC's
October 2013
Automatic Traffic Count

Virtual Day (Partial days = 3.50)

Time	Total	Classification												>PSL	>PSL%	>SL1	>SL1%	>SL2	>SL2%	Mean	Vpp
		1 MCL	2 SV	3 SVT	4 TB2	5 TB3	6 T4	7 ART3	8 ART4	9 ART5	10 ART6	11 BD	12 DRT	80	80	85 +5kph	85 +5kph	90 +10kph	90 +10kph		85
0000	0	0	0	0	0	0	0	0	0	0	0	0	0	0	0	0	0	0	0	42.9	-
0100	0	0	0	0	0	0	0	0	0	0	0	0	0	0	0	0	0	0	0	-	-
0200	0	0	0	0	0	0	0	0	0	0	0	0	0	0	0	0	0	0	0	17.9	-
0300	0	0	0	0	0	0	0	0	0	0	0	0	0	0	0	0	0	0	0	-	-
0400	0	0	0	0	0	0	0	0	0	0	0	0	0	0	0	0	0	0	0	-	-
0500	0	0	0	0	0	0	0	0	0	0	0	0	0	0	0	0	0	0	0	-	-
0600	0	0	0	0	0	0	0	0	0	0	0	0	0	0	0	0	0	0	0	24.3	-
0700	3	0	2	0	0	0	0	0	0	0	0	0	0	0	0	0	0	0	0	52.1	-
0800	4	0	2	0	0	0	1	0	0	0	0	0	0	0	0	0	0	0	0	44.5	-
0900	**5**	**0**	**3**	**0**	**1**	**0**	**0**	**0**	**0**	**0**	**0**	**0**	**0**	**0**	**0**	**0**	**0**	**0**	**0**	**44**	**-**
1000	2	0	1	0	1	0	0	0	0	0	0	0	0	0	0	0	0	0	0	50.5	-
1100	**5**	**0**	**3**	**0**	**0**	**1**	**0**	**0**	**0**	**0**	**0**	**0**	**0**	**0**	**0**	**0**	**0**	**0**	**0**	**39.1**	**-**
1200	2	0	1	0	0	0	1	0	0	0	0	0	0	0	0	0	0	0	0	48.3	-
1300	2	0	1	0	0	0	0	0	0	0	0	0	0	0	0	0	0	0	0	38.4	-
1400	3	0	2	0	1	0	0	0	0	0	0	0	0	0	0	0	0	0	0	50.8	-
1500	3	0	2	0	0	0	1	0	0	0	0	0	0	0	0	0	0	0	0	46.4	-
1600	2	0	1	0	0	0	1	0	0	0	0	0	0	0	0	0	0	0	0	49.1	-
1700	2	0	2	0	0	0	0	0	0	0	0	0	0	0	0	0	0	0	0	43.4	-
1800	**4**	**0**	**3**	**0**	**1**	**0**	**0**	**0**	**0**	**0**	**0**	**0**	**0**	**0**	**0**	**0**	**0**	**0**	**0**	**42.9**	**-**
1900	2	0	2	0	1	0	0	0	0	0	0	0	0	0	0	0	0	0	0	47.1	-
2000	2	0	2	0	0	0	0	0	0	0	0	0	0	0	0	0	0	0	0	54.7	-
2100	1	0	1	0	0	0	0	0	0	0	0	0	0	0	0	0	0	0	0	59	-
2200	1	0	1	0	0	0	0	0	0	0	0	0	0	0	0	0	0	0	0	49.6	-
2300	1	0	1	0	0	0	0	0	0	0	0	0	0	0	0	0	0	0	0	48.4	-
07-19	**37**	**0**	**23**	**0**	**4**	**1**	**4**	**0**	**0**	**0**	**0**	**0**	**0**	**0**	**0**	**0**	**0**	**0**	**0**	**45.45**	**#NUM!**
06-22	**42**	**0**	**28**	**0**	**5**	**1**	**4**	**0**	**0**	**0**	**0**	**0**	**0**	**0**	**0**	**0**	**0**	**0**	**0**	**46.75**	**#NUM!**
06-00	**44**	**0**	**30**	**0**	**5**	**1**	**4**	**0**	**0**	**0**	**0**	**0**	**0**	**0**	**0**	**0**	**0**	**0**	**0**	**47.7**	**#NUM!**
00-00	**44**	**0**	**30**	**0**	**5**	**1**	**4**	**0**	**0**	**0**	**0**	**0**	**0**	**0**	**0**	**0**	**0**	**0**	**0**	**46.75**	**#NUM!**

DRAFT

Site 76
Location Unamed Road, Att - Telepole, Lat 54.0233, Long -6.85373
Direction South

3279 / Meath/Cavan/Monaghan ATC's
October 2013
Automatic Traffic Count

Virtual Week (1)

Time	Total	Classification												>PSL	>PSL%	>SL1	>SL1%	>SL2	>SL2%	Mean	Vpp
		1 MCL	2 SV	3 SVT	4 TB2	5 TB3	6 T4	7 ART3	8 ART4	9 ART5	10 ART6	11 BD	12 DRT	80	80	85 +5kph	85 +5kph	90 +10kph	90 +10kph		85
Mon	0	0	0	0	0	0	0	0	0	0	0	0	0	0	0	0	0	0	0	-	-
Tue	19	0	15	0	1	0	3	0	0	0	0	0	0	0	0	0	0	0	0	45.4	55.8
Wed	46	0	34	0	5	4	3	0	0	0	0	0	0	0	0	0	0	0	0	47.6	54.7
Thu	42	0	32	1	3	4	2	0	0	0	0	0	0	0	0	0	0	0	0	46.8	58
Fri	41	0	30	0	3	2	6	0	0	0	0	0	0	0	0	0	0	0	0	43.7	52.6
| Sat	0	0	0	0	0	0	0	0	0	0	0	0	0	0	0	0	0	0	0	-	-
| Sun	0	0	0	0	0	0	0	0	0	0	0	0	0	0	0	0	0	0	0	-	-
5 Day Ave.	**37**	**0**	**28**	**0**	**3**	**3**	**4**	**0**	**0**	**0**	**0**	**0**	**0**	**0**	**0.0**	**0**	**0.0**	**0**	**0.0**	**45.9**	**55.3**
7 Day Ave.	**44**	**0**	**30**	**0**	**5**	**1**	**4**	**0**	**0**	**0**	**0**	**0**	**0**	**0**	**0.0**	**0**	**0.0**	**0**	**0.0**	**46.8**	**#NUM!**
Total	**148**	**0**	**111**	**1**	**12**	**10**	**14**	**0**	**0**	**0**	**0**	**0**	**0**	**0**	**0.0**	**0**	**0.0**	**0**	**0.0**	**46.0**	**55.1**

Summary Graphs

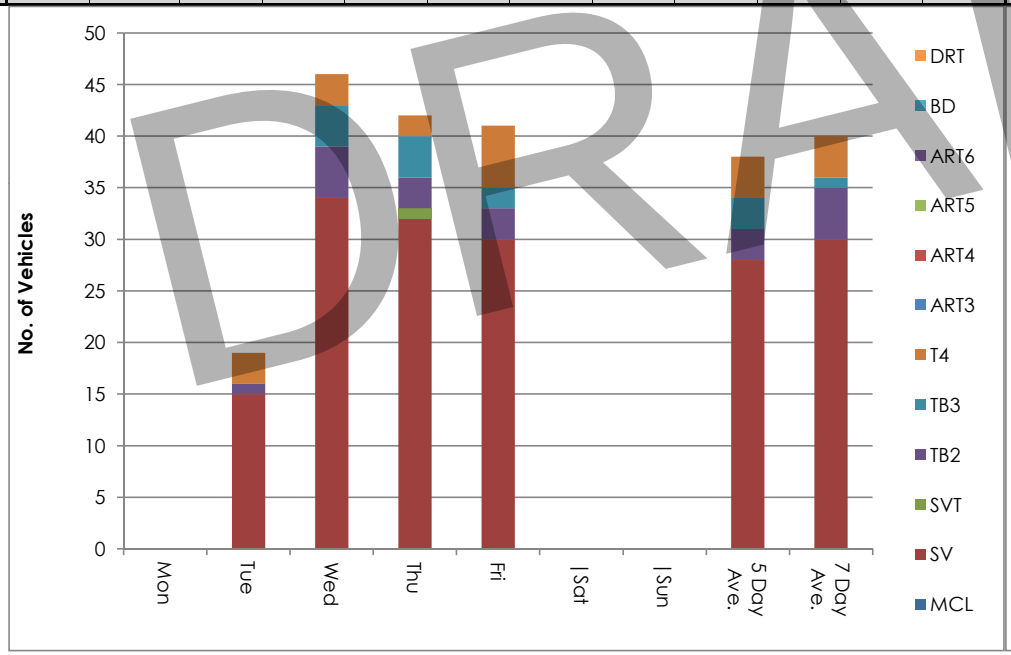

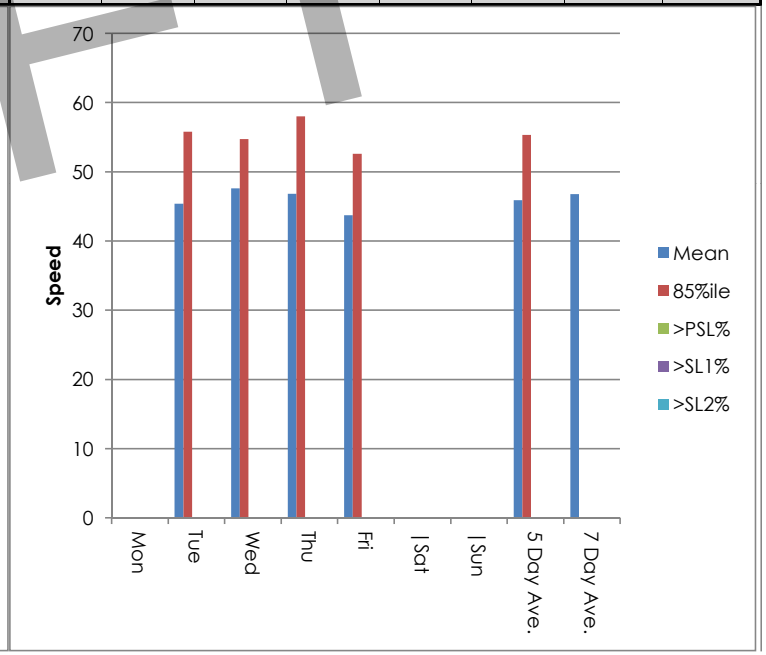

DRAFT

Site 76
Location Unamed Road, Att - Telepole, Lat 54.0233, Long -6.85373
Direction South

3279 / Meath/Cavan/Monaghan ATC's
October 2013
Automatic Traffic Count

Tue, 8 October 2013

Time	Total	Speed Bins (km/h)																											
		0 - 5	5 - 10	10 - 15	15 - 20	20 - 25	25 - 30	30 - 35	35 - 40	40 - 45	45 - 50	50 - 55	55 - 60	60 - 65	65 - 70	70 - 75	75 - 80	80 - 85	85 - 90	90 - 95	95 - 100	100 - 105	105 - 110	110 - 115	115 - 120	120 - 125	125 - 130	130 - 135	135 - 140
0000	**0**	**0**	**0**	**0**	**0**	**0**	**0**	**0**	**0**	**0**	**0**	**0**	**0**	**0**	**0**	**0**	**0**	**0**	**0**	**0**	**0**	**0**	**0**	**0**	**0**	**0**	**0**	**0**	**0**
0100	**0**	**0**	**0**	**0**	**0**	**0**	**0**	**0**	**0**	**0**	**0**	**0**	**0**	**0**	**0**	**0**	**0**	**0**	**0**	**0**	**0**	**0**	**0**	**0**	**0**	**0**	**0**	**0**	**0**
0200	**0**	**0**	**0**	**0**	**0**	**0**	**0**	**0**	**0**	**0**	**0**	**0**	**0**	**0**	**0**	**0**	**0**	**0**	**0**	**0**	**0**	**0**	**0**	**0**	**0**	**0**	**0**	**0**	**0**
0300	**0**	**0**	**0**	**0**	**0**	**0**	**0**	**0**	**0**	**0**	**0**	**0**	**0**	**0**	**0**	**0**	**0**	**0**	**0**	**0**	**0**	**0**	**0**	**0**	**0**	**0**	**0**	**0**	**0**
0400	**0**	**0**	**0**	**0**	**0**	**0**	**0**	**0**	**0**	**0**	**0**	**0**	**0**	**0**	**0**	**0**	**0**	**0**	**0**	**0**	**0**	**0**	**0**	**0**	**0**	**0**	**0**	**0**	**0**
0500	**0**	**0**	**0**	**0**	**0**	**0**	**0**	**0**	**0**	**0**	**0**	**0**	**0**	**0**	**0**	**0**	**0**	**0**	**0**	**0**	**0**	**0**	**0**	**0**	**0**	**0**	**0**	**0**	**0**
0600	**0**	**0**	**0**	**0**	**0**	**0**	**0**	**0**	**0**	**0**	**0**	**0**	**0**	**0**	**0**	**0**	**0**	**0**	**0**	**0**	**0**	**0**	**0**	**0**	**0**	**0**	**0**	**0**	**0**
0700	**0**	**0**	**0**	**0**	**0**	**0**	**0**	**0**	**0**	**0**	**0**	**0**	**0**	**0**	**0**	**0**	**0**	**0**	**0**	**0**	**0**	**0**	**0**	**0**	**0**	**0**	**0**	**0**	**0**
0800	**0**	**0**	**0**	**0**	**0**	**0**	**0**	**0**	**0**	**0**	**0**	**0**	**0**	**0**	**0**	**0**	**0**	**0**	**0**	**0**	**0**	**0**	**0**	**0**	**0**	**0**	**0**	**0**	**0**
0900	**0**	**0**	**0**	**0**	**0**	**0**	**0**	**0**	**0**	**0**	**0**	**0**	**0**	**0**	**0**	**0**	**0**	**0**	**0**	**0**	**0**	**0**	**0**	**0**	**0**	**0**	**0**	**0**	**0**
1000	**0**	**0**	**0**	**0**	**0**	**0**	**0**	**0**	**0**	**0**	**0**	**0**	**0**	**0**	**0**	**0**	**0**	**0**	**0**	**0**	**0**	**0**	**0**	**0**	**0**	**0**	**0**	**0**	**0**
1100	**0**	**0**	**0**	**0**	**0**	**0**	**0**	**0**	**0**	**0**	**0**	**0**	**0**	**0**	**0**	**0**	**0**	**0**	**0**	**0**	**0**	**0**	**0**	**0**	**0**	**0**	**0**	**0**	**0**
1200	0	0	0	0	0	0	0	0	0	0	0	0	0	0	0	0	0	0	0	0	0	0	0	0	0	0	0	0	0	0
1300	1	0	0	0	0	1	0	0	0	0	0	0	0	0	0	0	0	0	0	0	0	0	0	0	0	0	0	0	0	0
1400	1	0	0	0	0	0	0	0	0	0	1	0	0	0	0	0	0	0	0	0	0	0	0	0	0	0	0	0	0	0
1500	3	0	0	0	0	0	0	0	0	2	0	1	0	0	0	0	0	0	0	0	0	0	0	0	0	0	0	0	0	0
1600	3	0	0	0	0	0	0	0	0	0	0	2	1	0	0	0	0	0	0	0	0	0	0	0	0	0	0	0	0	0
1700	1	0	0	0	0	0	0	0	0	0	0	1	0	0	0	0	0	0	0	0	0	0	0	0	0	0	0	0	0	0
1800	**4**	**0**	**0**	**0**	**2**	**0**	**0**	**0**	**0**	**1**	**0**	**0**	**1**	**0**	**0**	**0**	**0**	**0**	**0**	**0**	**0**	**0**	**0**	**0**	**0**	**0**	**0**	**0**	**0**	**0**
1900	2	0	0	0	0	0	0	1	0	0	0	1	0	0	0	0	0	0	0	0	0	0	0	0	0	0	0	0	0	0
2000	2	0	0	0	0	0	0	0	0	1	1	0	0	0	0	0	0	0	0	0	0	0	0	0	0	0	0	0	0	0
2100	1	0	0	0	0	0	0	0	0	0	0	0	0	0	1	0	0	0	0	0	0	0	0	0	0	0	0	0	0	0
2200	1	0	0	0	0	0	0	0	0	0	0	0	0	1	0	0	0	0	0	0	0	0	0	0	0	0	0	0	0	0
2300	0	0	0	0	0	0	0	0	0	0	0	0	0	0	0	0	0	0	0	0	0	0	0	0	0	0	0	0	0	0
07-19	**13**	**0**	**0**	**0**	**2**	**1**	**0**	**0**	**0**	**3**	**1**	**4**	**2**	**0**	**0**	**0**	**0**	**0**	**0**	**0**	**0**	**0**	**0**	**0**	**0**	**0**	**0**	**0**	**0**	**0**
06-22	**18**	**0**	**0**	**0**	**2**	**1**	**0**	**1**	**0**	**4**	**2**	**5**	**2**	**0**	**1**	**0**	**0**	**0**	**0**	**0**	**0**	**0**	**0**	**0**	**0**	**0**	**0**	**0**	**0**	**0**
06-00	**19**	**0**	**0**	**0**	**2**	**1**	**0**	**1**	**0**	**4**	**2**	**5**	**2**	**1**	**1**	**0**	**0**	**0**	**0**	**0**	**0**	**0**	**0**	**0**	**0**	**0**	**0**	**0**	**0**	**0**
00-00	**19**	**0**	**0**	**0**	**2**	**1**	**0**	**1**	**0**	**4**	**2**	**5**	**2**	**1**	**1**	**0**	**0**	**0**	**0**	**0**	**0**	**0**	**0**	**0**	**0**	**0**	**0**	**0**	**0**	**0**

DRAFT

Site 76
Location Unamed Road, Att - Telepole, Lat 54.0233, Long -6.85373
Direction South

3279 / Meath/Cavan/Monaghan ATC's
October 2013
Automatic Traffic Count

Wed, 9 October 2013

Time	Total	Speed Bins (km/h)																											
		0 - 5	5 - 10	10 - 15	15 - 20	20 - 25	25 - 30	30 - 35	35 - 40	40 - 45	45 - 50	50 - 55	55 - 60	60 - 65	65 - 70	70 - 75	75 - 80	80 - 85	85 - 90	90 - 95	95 - 100	100 - 105	105 - 110	110 - 115	115 - 120	120 - 125	125 - 130	130 - 135	135 - 140
0000	1	0	0	0	0	0	0	0	0	1	0	0	0	0	0	0	0	0	0	0	0	0	0	0	0	0	0	0	0
0100	0	0	0	0	0	0	0	0	0	0	0	0	0	0	0	0	0	0	0	0	0	0	0	0	0	0	0	0	0
0200	0	0	0	0	0	0	0	0	0	0	0	0	0	0	0	0	0	0	0	0	0	0	0	0	0	0	0	0	0
0300	0	0	0	0	0	0	0	0	0	0	0	0	0	0	0	0	0	0	0	0	0	0	0	0	0	0	0	0	0
0400	0	0	0	0	0	0	0	0	0	0	0	0	0	0	0	0	0	0	0	0	0	0	0	0	0	0	0	0	0
0500	0	0	0	0	0	0	0	0	0	0	0	0	0	0	0	0	0	0	0	0	0	0	0	0	0	0	0	0	0
0600	0	0	0	0	0	0	0	0	0	0	0	0	0	0	0	0	0	0	0	0	0	0	0	0	0	0	0	0	0
0700	2	0	0	0	0	0	0	0	0	0	1	1	0	0	0	0	0	0	0	0	0	0	0	0	0	0	0	0	0
0800	4	0	0	0	0	0	0	0	1	1	1	1	0	0	0	0	0	0	0	0	0	0	0	0	0	0	0	0	0
0900	5	0	0	0	0	0	1	1	0	1	0	2	0	0	0	0	0	0	0	0	0	0	0	0	0	0	0	0	0
1000	3	0	0	0	0	0	0	0	0	1	0	2	0	0	0	0	0	0	0	0	0	0	0	0	0	0	0	0	0
1100	**6**	**0**	**0**	**0**	**0**	**1**	**0**	**0**	**0**	**0**	**4**	**1**	**0**	**0**	**0**	**0**	**0**	**0**	**0**	**0**	**0**	**0**	**0**	**0**	**0**	**0**	**0**	**0**	**0**
1200	3	0	0	0	0	0	0	0	1	0	1	1	0	0	0	0	0	0	0	0	0	0	0	0	0	0	0	0	0
1300	2	0	0	0	0	0	0	0	0	0	2	0	0	0	0	0	0	0	0	0	0	0	0	0	0	0	0	0	0
1400	4	0	0	0	0	0	0	0	0	1	2	1	0	0	0	0	0	0	0	0	0	0	0	0	0	0	0	0	0
1500	0	0	0	0	0	0	0	0	0	0	0	0	0	0	0	0	0	0	0	0	0	0	0	0	0	0	0	0	0
1600	4	0	0	0	0	0	0	1	0	1	1	1	0	0	0	0	0	0	0	0	0	0	0	0	0	0	0	0	0
1700	1	0	0	0	0	0	0	0	1	0	0	0	0	0	0	0	0	0	0	0	0	0	0	0	0	0	0	0	0
1800	**5**	**0**	**0**	**0**	**0**	**0**	**0**	**0**	**0**	**0**	**2**	**1**	**1**	**1**	**0**	**0**	**0**	**0**	**0**	**0**	**0**	**0**	**0**	**0**	**0**	**0**	**0**	**0**	**0**
1900	3	0	0	0	0	0	0	0	0	0	0	1	1	1	0	0	0	0	0	0	0	0	0	0	0	0	0	0	0
2000	3	0	0	0	0	0	0	0	0	0	0	0	3	0	0	0	0	0	0	0	0	0	0	0	0	0	0	0	0
2100	0	0	0	0	0	0	0	0	0	0	0	0	0	0	0	0	0	0	0	0	0	0	0	0	0	0	0	0	0
2200	0	0	0	0	0	0	0	0	0	0	0	0	0	0	0	0	0	0	0	0	0	0	0	0	0	0	0	0	0
2300	0	0	0	0	0	0	0	0	0	0	0	0	0	0	0	0	0	0	0	0	0	0	0	0	0	0	0	0	0
07-19	**39**	**0**	**0**	**0**	**0**	**1**	**1**	**2**	**3**	**5**	**14**	**11**	**1**	**1**	**0**	**0**	**0**	**0**	**0**	**0**	**0**	**0**	**0**	**0**	**0**	**0**	**0**	**0**	**0**
06-22	**45**	**0**	**0**	**0**	**0**	**1**	**1**	**2**	**3**	**5**	**14**	**12**	**5**	**2**	**0**	**0**	**0**	**0**	**0**	**0**	**0**	**0**	**0**	**0**	**0**	**0**	**0**	**0**	**0**
06-00	**45**	**0**	**0**	**0**	**0**	**1**	**1**	**2**	**3**	**5**	**14**	**12**	**5**	**2**	**0**	**0**	**0**	**0**	**0**	**0**	**0**	**0**	**0**	**0**	**0**	**0**	**0**	**0**	**0**
00-00	**46**	**0**	**0**	**0**	**0**	**1**	**1**	**2**	**3**	**6**	**14**	**12**	**5**	**2**	**0**	**0**	**0**	**0**	**0**	**0**	**0**	**0**	**0**	**0**	**0**	**0**	**0**	**0**	**0**

DRAFT

Site 76
Location Unamed Road, Att - Telepole, Lat 54.0233, Long -6.85373
Direction South

3279 / Meath/Cavan/Monaghan ATC's
October 2013
Automatic Traffic Count

Thu, 10 October 2013

Time	Total	Speed Bins (km/h)																											
		0 - 5	5 - 10	10 - 15	15 - 20	20 - 25	25 - 30	30 - 35	35 - 40	40 - 45	45 - 50	50 - 55	55 - 60	60 - 65	65 - 70	70 - 75	75 - 80	80 - 85	85 - 90	90 - 95	95 - 100	100 - 105	105 - 110	110 - 115	115 - 120	120 - 125	125 - 130	130 - 135	135 - 140
0000	0	0	0	0	0	0	0	0	0	0	0	0	0	0	0	0	0	0	0	0	0	0	0	0	0	0	0	0	0
0100	0	0	0	0	0	0	0	0	0	0	0	0	0	0	0	0	0	0	0	0	0	0	0	0	0	0	0	0	0
0200	1	0	0	0	1	0	0	0	0	0	0	0	0	0	0	0	0	0	0	0	0	0	0	0	0	0	0	0	0
0300	0	0	0	0	0	0	0	0	0	0	0	0	0	0	0	0	0	0	0	0	0	0	0	0	0	0	0	0	0
0400	0	0	0	0	0	0	0	0	0	0	0	0	0	0	0	0	0	0	0	0	0	0	0	0	0	0	0	0	0
0500	0	0	0	0	0	0	0	0	0	0	0	0	0	0	0	0	0	0	0	0	0	0	0	0	0	0	0	0	0
0600	0	0	0	0	0	0	0	0	0	0	0	0	0	0	0	0	0	0	0	0	0	0	0	0	0	0	0	0	0
0700	3	0	0	0	0	0	0	0	0	0	1	1	1	0	0	0	0	0	0	0	0	0	0	0	0	0	0	0	0
0800	**4**	**0**	**0**	**0**	**0**	**0**	**1**	**0**	**1**	**1**	**0**	**0**	**0**	**0**	**1**	**0**	**0**	**0**	**0**	**0**	**0**	**0**	**0**	**0**	**0**	**0**	**0**	**0**	**0**
0900	2	0	0	0	0	0	0	0	0	1	0	1	0	0	0	0	0	0	0	0	0	0	0	0	0	0	0	0	0
1000	2	0	0	0	0	0	0	0	0	0	0	2	0	0	0	0	0	0	0	0	0	0	0	0	0	0	0	0	0
1100	3	0	0	0	0	0	1	0	0	1	0	1	0	0	0	0	0	0	0	0	0	0	0	0	0	0	0	0	0
1200	2	0	0	0	0	0	0	0	0	0	1	0	1	0	0	0	0	0	0	0	0	0	0	0	0	0	0	0	0
1300	1	0	0	0	0	0	0	0	0	0	1	0	0	0	0	0	0	0	0	0	0	0	0	0	0	0	0	0	0
1400	0	0	0	0	0	0	0	0	0	0	0	0	0	0	0	0	0	0	0	0	0	0	0	0	0	0	0	0	0
1500	**6**	**0**	**0**	**0**	**0**	**0**	**0**	**2**	**0**	**1**	**1**	**1**	**1**	**0**	**0**	**0**	**0**	**0**	**0**	**0**	**0**	**0**	**0**	**0**	**0**	**0**	**0**	**0**	**0**
1600	0	0	0	0	0	0	0	0	0	0	0	0	0	0	0	0	0	0	0	0	0	0	0	0	0	0	0	0	0
1700	2	0	0	0	0	0	0	0	0	0	0	0	1	0	1	0	0	0	0	0	0	0	0	0	0	0	0	0	0
1800	3	0	0	0	0	0	0	1	0	1	1	0	0	0	0	0	0	0	0	0	0	0	0	0	0	0	0	0	0
1900	4	0	0	0	0	0	0	1	1	1	0	0	1	0	0	0	0	0	0	0	0	0	0	0	0	0	0	0	0
2000	1	0	0	0	0	0	0	0	0	0	0	0	0	1	0	0	0	0	0	0	0	0	0	0	0	0	0	0	0
2100	3	0	0	0	0	0	0	0	0	0	1	0	1	1	0	0	0	0	0	0	0	0	0	0	0	0	0	0	0
2200	1	0	0	0	0	0	0	0	1	0	0	0	0	0	0	0	0	0	0	0	0	0	0	0	0	0	0	0	0
2300	4	0	0	0	0	0	0	0	0	3	0	0	0	0	1	0	0	0	0	0	0	0	0	0	0	0	0	0	0
07-19	**28**	**0**	**0**	**0**	**0**	**0**	**2**	**3**	**1**	**5**	**5**	**6**	**4**	**0**	**2**	**0**	**0**	**0**	**0**	**0**	**0**	**0**	**0**	**0**	**0**	**0**	**0**	**0**	**0**
06-22	**36**	**0**	**0**	**0**	**0**	**0**	**2**	**4**	**2**	**6**	**6**	**6**	**6**	**2**	**2**	**0**	**0**	**0**	**0**	**0**	**0**	**0**	**0**	**0**	**0**	**0**	**0**	**0**	**0**
06-00	**41**	**0**	**0**	**0**	**0**	**0**	**2**	**4**	**3**	**9**	**6**	**6**	**6**	**2**	**3**	**0**	**0**	**0**	**0**	**0**	**0**	**0**	**0**	**0**	**0**	**0**	**0**	**0**	**0**
00-00	**42**	**0**	**0**	**0**	**1**	**0**	**2**	**4**	**3**	**9**	**6**	**6**	**6**	**2**	**3**	**0**	**0**	**0**	**0**	**0**	**0**	**0**	**0**	**0**	**0**	**0**	**0**	**0**	**0**

DRAFT

Site 76
Location Unamed Road, Att - Telepole, Lat 54.0233, Long -6.85373
Direction South

3279 / Meath/Cavan/Monaghan ATC's
October 2013
Automatic Traffic Count

Fri, 11 October 2013

Time	Total	Speed Bins (km/h)																											
		0 - 5	5 - 10	10 - 15	15 - 20	20 - 25	25 - 30	30 - 35	35 - 40	40 - 45	45 - 50	50 - 55	55 - 60	60 - 65	65 - 70	70 - 75	75 - 80	80 - 85	85 - 90	90 - 95	95 - 100	100 - 105	105 - 110	110 - 115	115 - 120	120 - 125	125 - 130	130 - 135	135 - 140
0000	0	0	0	0	0	0	0	0	0	0	0	0	0	0	0	0	0	0	0	0	0	0	0	0	0	0	0	0	0
0100	0	0	0	0	0	0	0	0	0	0	0	0	0	0	0	0	0	0	0	0	0	0	0	0	0	0	0	0	0
0200	0	0	0	0	0	0	0	0	0	0	0	0	0	0	0	0	0	0	0	0	0	0	0	0	0	0	0	0	0
0300	0	0	0	0	0	0	0	0	0	0	0	0	0	0	0	0	0	0	0	0	0	0	0	0	0	0	0	0	0
0400	0	0	0	0	0	0	0	0	0	0	0	0	0	0	0	0	0	0	0	0	0	0	0	0	0	0	0	0	0
0500	0	0	0	0	0	0	0	0	0	0	0	0	0	0	0	0	0	0	0	0	0	0	0	0	0	0	0	0	0
0600	1	0	0	0	0	1	0	0	0	0	0	0	0	0	0	0	0	0	0	0	0	0	0	0	0	0	0	0	0
0700	3	0	0	0	0	0	0	0	0	0	2	0	0	1	0	0	0	0	0	0	0	0	0	0	0	0	0	0	0
0800	3	0	0	0	0	0	0	0	0	1	2	0	0	0	0	0	0	0	0	0	0	0	0	0	0	0	0	0	0
0900	**7**	**0**	**0**	**0**	**0**	**0**	**1**	**0**	**0**	**0**	**4**	**2**	**0**	**0**	**0**	**0**	**0**	**0**	**0**	**0**	**0**	**0**	**0**	**0**	**0**	**0**	**0**	**0**	**0**
1000	1	0	0	0	0	0	0	0	0	0	1	0	0	0	0	0	0	0	0	0	0	0	0	0	0	0	0	0	0
1100	5	0	0	0	2	0	1	0	0	1	0	1	0	0	0	0	0	0	0	0	0	0	0	0	0	0	0	0	0
1200	3	0	0	0	0	0	0	1	0	0	0	2	0	0	0	0	0	0	0	0	0	0	0	0	0	0	0	0	0
1300	2	0	0	0	0	0	0	2	0	0	0	0	0	0	0	0	0	0	0	0	0	0	0	0	0	0	0	0	0
1400	**5**	**0**	**0**	**0**	**0**	**0**	**0**	**0**	**0**	**0**	**0**	**4**	**1**	**0**	**0**	**0**	**0**	**0**	**0**	**0**	**0**	**0**	**0**	**0**	**0**	**0**	**0**	**0**	**0**
1500	3	0	0	0	0	0	0	0	0	1	0	2	0	0	0	0	0	0	0	0	0	0	0	0	0	0	0	0	0
1600	2	0	0	0	0	0	0	0	0	0	0	2	0	0	0	0	0	0	0	0	0	0	0	0	0	0	0	0	0
1700	4	0	0	0	0	2	0	0	0	2	0	0	0	0	0	0	0	0	0	0	0	0	0	0	0	0	0	0	0
1800	2	0	0	0	0	0	0	1	0	1	0	0	0	0	0	0	0	0	0	0	0	0	0	0	0	0	0	0	0
1900	0	0	0	0	0	0	0	0	0	0	0	0	0	0	0	0	0	0	0	0	0	0	0	0	0	0	0	0	0
2000	0	0	0	0	0	0	0	0	0	0	0	0	0	0	0	0	0	0	0	0	0	0	0	0	0	0	0	0	0
2100	0	0	0	0	0	0	0	0	0	0	0	0	0	0	0	0	0	0	0	0	0	0	0	0	0	0	0	0	0
2200	0	0	0	0	0	0	0	0	0	0	0	0	0	0	0	0	0	0	0	0	0	0	0	0	0	0	0	0	0
2300	0	0	0	0	0	0	0	0	0	0	0	0	0	0	0	0	0	0	0	0	0	0	0	0	0	0	0	0	0
07-19	**40**	**0**	**0**	**0**	**2**	**2**	**2**	**4**	**0**	**6**	**9**	**13**	**1**	**1**	**0**	**0**	**0**	**0**	**0**	**0**	**0**	**0**	**0**	**0**	**0**	**0**	**0**	**0**	**0**
06-22	**41**	**0**	**0**	**0**	**2**	**3**	**2**	**4**	**0**	**6**	**9**	**13**	**1**	**1**	**0**	**0**	**0**	**0**	**0**	**0**	**0**	**0**	**0**	**0**	**0**	**0**	**0**	**0**	**0**
06-00	**41**	**0**	**0**	**0**	**2**	**3**	**2**	**4**	**0**	**6**	**9**	**13**	**1**	**1**	**0**	**0**	**0**	**0**	**0**	**0**	**0**	**0**	**0**	**0**	**0**	**0**	**0**	**0**	**0**
00-00	**41**	**0**	**0**	**0**	**2**	**3**	**2**	**4**	**0**	**6**	**9**	**13**	**1**	**1**	**0**	**0**	**0**	**0**	**0**	**0**	**0**	**0**	**0**	**0**	**0**	**0**	**0**	**0**	**0**

DRAFT

Site 76
Location Unamed Road, Att - Telepole, Lat 54.0233, Long -6.85373
Direction South

3279 / Meath/Cavan/Monaghan ATC's
October 2013
Automatic Traffic Count

Virtual Day (Partial days = 3.50)

Time	Total	Speed Bins (km/h)																											
		0 - 5	5 - 10	10 - 15	15 - 20	20 - 25	25 - 30	30 - 35	35 - 40	40 - 45	45 - 50	50 - 55	55 - 60	60 - 65	65 - 70	70 - 75	75 - 80	80 - 85	85 - 90	90 - 95	95 - 100	100 - 105	105 - 110	110 - 115	115 - 120	120 - 125	125 - 130	130 - 135	135 - 140
0000	0	0	0	0	0	0	0	0	0	0	0	0	0	0	0	0	0	0	0	0	0	0	0	0	0	0	0	0	0
0100	0	0	0	0	0	0	0	0	0	0	0	0	0	0	0	0	0	0	0	0	0	0	0	0	0	0	0	0	0
0200	0	0	0	0	0	0	0	0	0	0	0	0	0	0	0	0	0	0	0	0	0	0	0	0	0	0	0	0	0
0300	0	0	0	0	0	0	0	0	0	0	0	0	0	0	0	0	0	0	0	0	0	0	0	0	0	0	0	0	0
0400	0	0	0	0	0	0	0	0	0	0	0	0	0	0	0	0	0	0	0	0	0	0	0	0	0	0	0	0	0
0500	0	0	0	0	0	0	0	0	0	0	0	0	0	0	0	0	0	0	0	0	0	0	0	0	0	0	0	0	0
0600	0	0	0	0	0	0	0	0	0	0	0	0	0	0	0	0	0	0	0	0	0	0	0	0	0	0	0	0	0
0700	3	0	0	0	0	0	0	0	0	0	1	1	0	0	0	0	0	0	0	0	0	0	0	0	0	0	0	0	0
0800	4	0	0	0	0	0	0	0	1	1	1	0	0	0	0	0	0	0	0	0	0	0	0	0	0	0	0	0	0
0900	**5**	**0**	**0**	**0**	**0**	**0**	**1**	**0**	**0**	**1**	**1**	**2**	**0**	**0**	**0**	**0**	**0**	**0**	**0**	**0**	**0**	**0**	**0**	**0**	**0**	**0**	**0**	**0**	**0**
1000	2	0	0	0	0	0	0	0	0	0	0	1	0	0	0	0	0	0	0	0	0	0	0	0	0	0	0	0	0
1100	**5**	**0**	**0**	**0**	**1**	**0**	**1**	**0**	**0**	**1**	**1**	**1**	**0**	**0**	**0**	**0**	**0**	**0**	**0**	**0**	**0**	**0**	**0**	**0**	**0**	**0**	**0**	**0**	**0**
1200	2	0	0	0	0	0	0	0	0	0	1	1	0	0	0	0	0	0	0	0	0	0	0	0	0	0	0	0	0
1300	2	0	0	0	0	0	0	1	0	0	1	0	0	0	0	0	0	0	0	0	0	0	0	0	0	0	0	0	0
1400	3	0	0	0	0	0	0	0	0	0	1	1	0	0	0	0	0	0	0	0	0	0	0	0	0	0	0	0	0
1500	3	0	0	0	0	0	0	1	0	1	0	1	0	0	0	0	0	0	0	0	0	0	0	0	0	0	0	0	0
1600	2	0	0	0	0	0	0	0	0	0	0	1	0	0	0	0	0	0	0	0	0	0	0	0	0	0	0	0	0
1700	2	0	0	0	0	1	0	0	0	1	0	0	0	0	0	0	0	0	0	0	0	0	0	0	0	0	0	0	0
1800	**4**	**0**	**0**	**0**	**1**	**0**	**0**	**1**	**0**	**1**	**1**	**0**	**1**	**0**	**0**	**0**	**0**	**0**	**0**	**0**	**0**	**0**	**0**	**0**	**0**	**0**	**0**	**0**	**0**
1900	2	0	0	0	0	0	0	1	0	0	0	1	1	0	0	0	0	0	0	0	0	0	0	0	0	0	0	0	0
2000	2	0	0	0	0	0	0	0	0	0	0	0	1	0	0	0	0	0	0	0	0	0	0	0	0	0	0	0	0
2100	1	0	0	0	0	0	0	0	0	0	0	0	0	0	0	0	0	0	0	0	0	0	0	0	0	0	0	0	0
2200	1	0	0	0	0	0	0	0	0	0	0	0	0	0	0	0	0	0	0	0	0	0	0	0	0	0	0	0	0
2300	1	0	0	0	0	0	0	0	0	1	0	0	0	0	0	0	0	0	0	0	0	0	0	0	0	0	0	0	0
07-19	**37**	**0**	**0**	**0**	**2**	**1**	**2**	**3**	**1**	**6**	**8**	**9**	**1**	**0**	**0**	**0**	**0**	**0**	**0**	**0**	**0**	**0**	**0**	**0**	**0**	**0**	**0**	**0**	**0**
06-22	**42**	**0**	**0**	**0**	**2**	**1**	**2**	**4**	**1**	**6**	**8**	**10**	**3**	**0**	**0**	**0**	**0**	**0**	**0**	**0**	**0**	**0**	**0**	**0**	**0**	**0**	**0**	**0**	**0**
06-00	**44**	**0**	**0**	**0**	**2**	**1**	**2**	**4**	**1**	**7**	**8**	**10**	**3**	**0**	**0**	**0**	**0**	**0**	**0**	**0**	**0**	**0**	**0**	**0**	**0**	**0**	**0**	**0**	**0**
00-00	**44**	**0**	**0**	**0**	**2**	**1**	**2**	**4**	**1**	**7**	**8**	**10**	**3**	**0**	**0**	**0**	**0**	**0**	**0**	**0**	**0**	**0**	**0**	**0**	**0**	**0**	**0**	**0**	**0**

DRAFT

Site 76
Location Unamed Road, Att - Telepole, Lat 54.0233, Long -6.85373
Direction South

3279 / Meath/Cavan/Monaghan ATC's
October 2013
Automatic Traffic Count

Virtual Week (1)

Time	Total	Speed Bins (km/h)																											
		0 - 5	5 - 10	10 - 15	15 - 20	20 - 25	25 - 30	30 - 35	35 - 40	40 - 45	45 - 50	50 - 55	55 - 60	60 - 65	65 - 70	70 - 75	75 - 80	80 - 85	85 - 90	90 - 95	95 - 100	100 - 105	105 - 110	110 - 115	115 - 120	120 - 125	125 - 130	130 - 135	135 - 140
Mon	0	0	0	0	0	0	0	0	0	0	0	0	0	0	0	0	0	0	0	0	0	0	0	0	0	0	0	0	0
Tue	19	0	0	0	2	1	0	1	0	4	2	5	2	1	1	0	0	0	0	0	0	0	0	0	0	0	0	0	0
Wed	46	0	0	0	0	1	1	2	3	6	14	12	5	2	0	0	0	0	0	0	0	0	0	0	0	0	0	0	0
Thu	42	0	0	0	1	0	2	4	3	9	6	6	6	2	3	0	0	0	0	0	0	0	0	0	0	0	0	0	0
Fri	41	0	0	0	2	3	2	4	0	6	9	13	1	1	0	0	0	0	0	0	0	0	0	0	0	0	0	0	0
|Sat	0	0	0	0	0	0	0	0	0	0	0	0	0	0	0	0	0	0	0	0	0	0	0	0	0	0	0	0	0
|Sun	0	0	0	0	0	0	0	0	0	0	0	0	0	0	0	0	0	0	0	0	0	0	0	0	0	0	0	0	0
5 Day Ave.	**37**	**0**	**0**	**0**	**1**	**1**	**1**	**3**	**2**	**6**	**8**	**9**	**4**	**2**	**1**	**0**	**0**	**0**	**0**	**0**	**0**	**0**	**0**	**0**	**0**	**0**	**0**	**0**	**0**
7 Day Ave.	**44**	**0**	**0**	**0**	**2**	**1**	**2**	**4**	**1**	**7**	**8**	**10**	**3**	**0**	**0**	**0**	**0**	**0**	**0**	**0**	**0**	**0**	**0**	**0**	**0**	**0**	**0**	**0**	**0**
Total	**148**	**0**	**0**	**0**	**5**	**5**	**5**	**11**	**6**	**25**	**31**	**36**	**14**	**6**	**4**	**0**	**0**	**0**	**0**	**0**	**0**	**0**	**0**	**0**	**0**	**0**	**0**	**0**	**0**	**0**

Summary Graphs

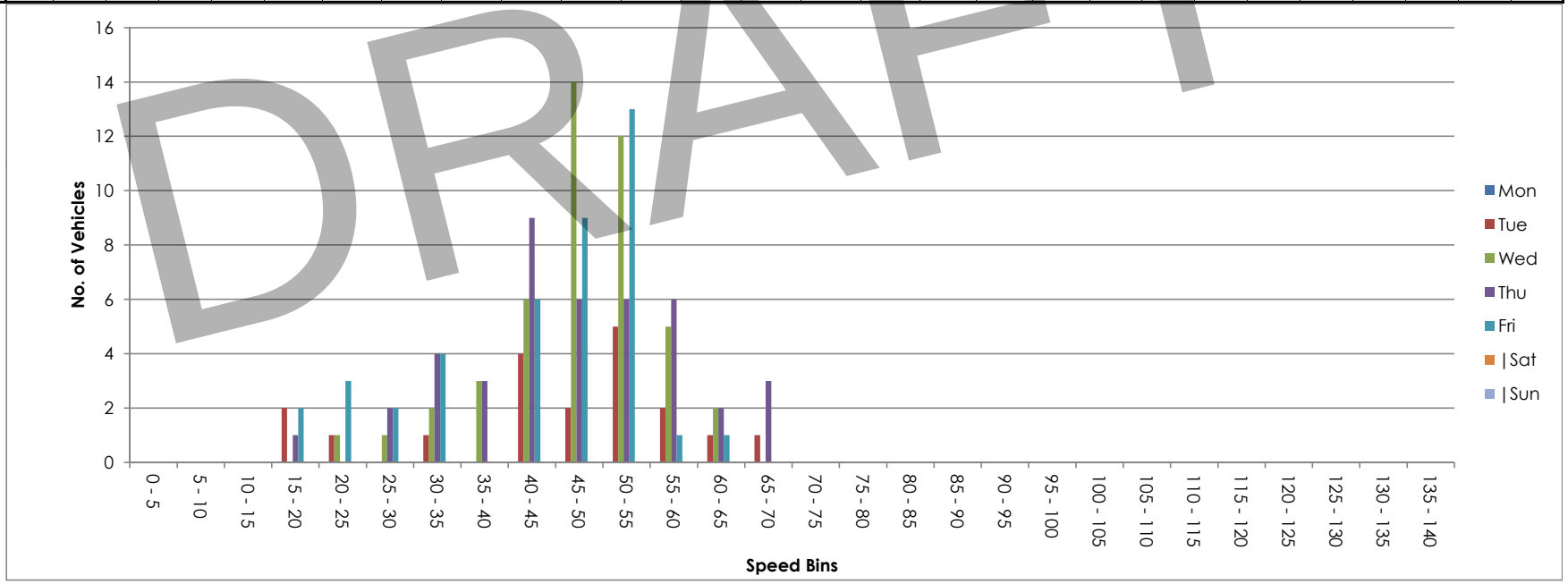

DRAFT

Site 76
Location Unamed Road, Att - Telepole, Lat 54.0233, Long -6.85373
Direction Two way

3279 / Meath/Cavan/Monaghan ATC's
October 2013
Automatic Traffic Count

Tue, 8 October 2013

Time	Total	Classification												>PSL	>PSL%	>SL1	>SL1%	>SL2	>SL2%	Mean	Vpp
		1 MCL	2 SV	3 SVT	4 TB2	5 TB3	6 T4	7 ART3	8 ART4	9 ART5	10 ART6	11 BD	12 DRT	80	80	85 +5kph	85 +5kph	90 +10kph	90 +10kph		85
0000	**0**	**0**	**0**	**0**	**0**	**0**	**0**	**0**	**0**	**0**	**0**	**0**	**0**	**0**	**0**	**0**	**0**	**0**	**0**	**0**	**0**
0100	**0**	**0**	**0**	**0**	**0**	**0**	**0**	**0**	**0**	**0**	**0**	**0**	**0**	**0**	**0**	**0**	**0**	**0**	**0**	**0**	**0**
0200	**0**	**0**	**0**	**0**	**0**	**0**	**0**	**0**	**0**	**0**	**0**	**0**	**0**	**0**	**0**	**0**	**0**	**0**	**0**	**0**	**0**
0300	**0**	**0**	**0**	**0**	**0**	**0**	**0**	**0**	**0**	**0**	**0**	**0**	**0**	**0**	**0**	**0**	**0**	**0**	**0**	**0**	**0**
0400	**0**	**0**	**0**	**0**	**0**	**0**	**0**	**0**	**0**	**0**	**0**	**0**	**0**	**0**	**0**	**0**	**0**	**0**	**0**	**0**	**0**
0500	**0**	**0**	**0**	**0**	**0**	**0**	**0**	**0**	**0**	**0**	**0**	**0**	**0**	**0**	**0**	**0**	**0**	**0**	**0**	**0**	**0**
0600	**0**	**0**	**0**	**0**	**0**	**0**	**0**	**0**	**0**	**0**	**0**	**0**	**0**	**0**	**0**	**0**	**0**	**0**	**0**	**0**	**0**
0700	**0**	**0**	**0**	**0**	**0**	**0**	**0**	**0**	**0**	**0**	**0**	**0**	**0**	**0**	**0**	**0**	**0**	**0**	**0**	**0**	**0**
0800	**0**	**0**	**0**	**0**	**0**	**0**	**0**	**0**	**0**	**0**	**0**	**0**	**0**	**0**	**0**	**0**	**0**	**0**	**0**	**0**	**0**
0900	**0**	**0**	**0**	**0**	**0**	**0**	**0**	**0**	**0**	**0**	**0**	**0**	**0**	**0**	**0**	**0**	**0**	**0**	**0**	**0**	**0**
1000	**0**	**0**	**0**	**0**	**0**	**0**	**0**	**0**	**0**	**0**	**0**	**0**	**0**	**0**	**0**	**0**	**0**	**0**	**0**	**0**	**0**
1100	**0**	**0**	**0**	**0**	**0**	**0**	**0**	**0**	**0**	**0**	**0**	**0**	**0**	**0**	**0**	**0**	**0**	**0**	**0**	**0**	**0**
1200	0	0	0	0	0	0	0	0	0	0	0	0	0	0	0	0	0	0	0	-	-
1300	1	0	1	0	0	0	0	0	0	0	0	0	0	0	0	0	0	0	0	22.5	-
1400	3	0	3	0	0	0	0	0	0	0	0	0	0	0	0	0	0	0	0	46	-
1500	**7**	**0**	**4**	**0**	**1**	**0**	**2**	**0**	**0**	**0**	**0**	**0**	**0**	**0**	**0**	**0**	**0**	**0**	**0**	**42.4**	**-**
1600	**7**	**0**	**4**	**0**	**0**	**0**	**3**	**0**	**0**	**0**	**0**	**0**	**0**	**0**	**0**	**0**	**0**	**0**	**0**	**51.2**	**-**
1700	5	0	5	0	0	0	0	0	0	0	0	0	0	0	0	0	0	0	0	37.2	-
1800	6	0	4	0	2	0	0	0	0	0	0	0	0	0	0	0	0	0	0	41.7	-
1900	5	0	4	0	1	0	0	0	0	0	0	0	0	0	0	0	0	0	0	43.9	-
2000	3	0	3	0	0	0	0	0	0	0	0	0	0	0	0	0	0	0	0	46.9	-
2100	1	0	1	0	0	0	0	0	0	0	0	0	0	0	0	0	0	0	0	66.8	-
2200	2	0	2	0	0	0	0	0	0	0	0	0	0	0	0	0	0	0	0	45.9	-
2300	0	0	0	0	0	0	0	0	0	0	0	0	0	0	0	0	0	0	0	-	-
07-19	**29**	**0**	**21**	**0**	**3**	**0**	**5**	**0**	**0**	**0**	**0**	**0**	**0**	**0**	**0**	**0**	**0**	**0**	**0**	**43.2**	**55.8**
06-22	**38**	**0**	**29**	**0**	**4**	**0**	**5**	**0**	**0**	**0**	**0**	**0**	**0**	**0**	**0**	**0**	**0**	**0**	**0**	**44.2**	**55.8**
06-00	**40**	**0**	**31**	**0**	**4**	**0**	**5**	**0**	**0**	**0**	**0**	**0**	**0**	**0**	**0**	**0**	**0**	**0**	**0**	**44.3**	**56.5**
00-00	**40**	**0**	**31**	**0**	**4**	**0**	**5**	**0**	**0**	**0**	**0**	**0**	**0**	**0**	**0**	**0**	**0**	**0**	**0**	**44.3**	**56.5**

DRAFT

Site 76
Location Unamed Road, Att - Telepole, Lat 54.0233, Long -6.85373
Direction Two way

3279 / Meath/Cavan/Monaghan ATC's
October 2013
Automatic Traffic Count

Wed, 9 October 2013

Time	Total	Classification												>PSL	>PSL%	>SL1	>SL1%	>SL2	>SL2%	Mean	Vpp
		1 MCL	2 SV	3 SVT	4 TB2	5 TB3	6 T4	7 ART3	8 ART4	9 ART5	10 ART6	11 BD	12 DRT	80	80	85 +5kph	85 +5kph	90 +10kph	90 +10kph		85
0000	3	0	2	0	1	0	0	0	0	0	0	0	0	0	0	0	0	0	0	38.1	-
0100	0	0	0	0	0	0	0	0	0	0	0	0	0	0	0	0	0	0	0	-	-
0200	0	0	0	0	0	0	0	0	0	0	0	0	0	0	0	0	0	0	0	-	-
0300	0	0	0	0	0	0	0	0	0	0	0	0	0	0	0	0	0	0	0	-	-
0400	0	0	0	0	0	0	0	0	0	0	0	0	0	0	0	0	0	0	0	-	-
0500	0	0	0	0	0	0	0	0	0	0	0	0	0	0	0	0	0	0	0	-	-
0600	0	0	0	0	0	0	0	0	0	0	0	0	0	0	0	0	0	0	0	-	-
0700	2	0	2	0	0	0	0	0	0	0	0	0	0	0	0	0	0	0	0	49.7	-
0800	6	0	4	0	0	0	2	0	0	0	0	0	0	0	0	0	0	0	0	42.4	-
0900	5	0	4	0	1	0	0	0	0	0	0	0	0	0	0	0	0	0	0	41	-
1000	3	0	3	0	0	0	0	0	0	0	0	0	0	0	0	0	0	0	0	50.4	-
1100	**13**	**0**	**8**	**0**	**0**	**3**	**1**	**0**	**1**	**0**	**0**	**0**	**0**	**0**	**0**	**0**	**0**	**0**	**0**	**42.5**	**47.5**
1200	5	0	2	0	0	1	2	0	0	0	0	0	0	0	0	0	0	0	0	43.3	-
1300	3	0	0	0	1	0	2	0	0	0	0	0	0	0	0	0	0	0	0	46.8	-
1400	**10**	**0**	**5**	**0**	**2**	**2**	**1**	**0**	**0**	**0**	**0**	**0**	**0**	**0**	**0**	**0**	**0**	**0**	**0**	**45.4**	**-**
1500	3	0	2	0	1	0	0	0	0	0	0	0	0	0	0	0	0	0	0	46.6	-
1600	8	0	5	0	1	2	0	0	0	0	0	0	0	0	0	0	0	0	0	48.4	-
1700	6	0	4	0	0	1	0	1	0	0	0	0	0	0	0	0	0	0	0	46.7	-
1800	6	0	4	0	2	0	0	0	0	0	0	0	0	0	0	0	0	0	0	52.5	-
1900	3	0	3	0	0	0	0	0	0	0	0	0	0	0	0	0	0	0	0	58.3	-
2000	5	0	5	0	0	0	0	0	0	0	0	0	0	0	0	0	0	0	0	58.3	-
2100	1	0	1	0	0	0	0	0	0	0	0	0	0	0	0	0	0	0	0	56.6	-
2200	1	0	1	0	0	0	0	0	0	0	0	0	0	0	0	0	0	0	0	48	-
2300	0	0	0	0	0	0	0	0	0	0	0	0	0	0	0	0	0	0	0	-	-
07-19	**70**	**0**	**43**	**0**	**8**	**9**	**8**	**1**	**1**	**0**	**0**	**0**	**0**	**0**	**0**	**0**	**0**	**0**	**0**	**45.6**	**52.9**
06-22	**79**	**0**	**52**	**0**	**8**	**9**	**8**	**1**	**1**	**0**	**0**	**0**	**0**	**0**	**0**	**0**	**0**	**0**	**0**	**47.1**	**55.4**
06-00	**80**	**0**	**53**	**0**	**8**	**9**	**8**	**1**	**1**	**0**	**0**	**0**	**0**	**0**	**0**	**0**	**0**	**0**	**0**	**47.1**	**55.4**
00-00	**83**	**0**	**55**	**0**	**9**	**9**	**8**	**1**	**1**	**0**	**0**	**0**	**0**	**0**	**0**	**0**	**0**	**0**	**0**	**46.7**	**55.4**

DRAFT

Site 76
Location Unamed Road, Att - Telepole, Lat 54.0233, Long -6.85373
Direction Two way

3279 / Meath/Cavan/Monaghan ATC's
October 2013
Automatic Traffic Count

Thu, 10 October 2013

Time	Total	Classification												>PSL	>PSL%	>SL1	>SL1%	>SL2	>SL2%	Mean	Vpp
		1 MCL	2 SV	3 SVT	4 TB2	5 TB3	6 T4	7 ART3	8 ART4	9 ART5	10 ART6	11 BD	12 DRT	80	80	85 +5kph	85 +5kph	90 +10kph	90 +10kph		85
0000	0	0	0	0	0	0	0	0	0	0	0	0	0	0	0	0	0	0	0	-	-
0100	0	0	0	0	0	0	0	0	0	0	0	0	0	0	0	0	0	0	0	-	-
0200	1	0	1	0	0	0	0	0	0	0	0	0	0	0	0	0	0	0	0	17.9	-
0300	0	0	0	0	0	0	0	0	0	0	0	0	0	0	0	0	0	0	0	-	-
0400	0	0	0	0	0	0	0	0	0	0	0	0	0	0	0	0	0	0	0	-	-
0500	0	0	0	0	0	0	0	0	0	0	0	0	0	0	0	0	0	0	0	-	-
0600	0	0	0	0	0	0	0	0	0	0	0	0	0	0	0	0	0	0	0	-	-
0700	5	0	3	0	0	0	2	0	0	0	0	0	0	0	0	0	0	0	0	53.2	-
0800	**6**	**0**	**3**	**0**	**2**	**1**	**0**	**0**	**0**	**0**	**0**	**0**	**0**	**0**	**0**	**0**	**0**	**0**	**0**	**42.3**	**-**
0900	5	0	3	0	1	0	1	0	0	0	0	0	0	0	0	0	0	0	0	49	-
1000	3	0	1	0	1	0	1	0	0	0	0	0	0	0	0	0	0	0	0	54.7	-
1100	**6**	**0**	**4**	**0**	**0**	**2**	**0**	**0**	**0**	**0**	**0**	**0**	**0**	**0**	**0**	**0**	**0**	**0**	**0**	**42.7**	**-**
1200	4	0	2	0	0	2	0	0	0	0	0	0	0	0	0	0	0	0	0	50.1	-
1300	4	0	4	0	0	0	0	0	0	0	0	0	0	0	0	0	0	0	0	41.7	-
1400	2	0	0	2	0	0	0	0	0	0	0	0	0	0	0	0	0	0	0	41.5	-
1500	**9**	**0**	**6**	**1**	**1**	**1**	**0**	**0**	**0**	**0**	**0**	**0**	**0**	**0**	**0**	**0**	**0**	**0**	**0**	**43.5**	**-**
1600	4	0	3	0	0	1	0	0	0	0	0	0	0	0	0	0	0	0	0	49.9	-
1700	6	0	6	0	0	0	0	0	0	0	0	0	0	0	0	0	0	0	0	49.7	-
1800	5	0	4	0	1	0	0	0	0	0	0	0	0	0	0	0	0	0	0	44.6	-
1900	7	0	5	0	2	0	0	0	0	0	0	0	0	0	0	0	0	0	0	42	-
2000	6	0	6	0	0	0	0	0	0	0	0	0	0	0	0	0	0	0	0	49.1	-
2100	4	0	4	0	0	0	0	0	0	0	0	0	0	0	0	0	0	0	0	55.7	-
2200	3	0	3	0	0	0	0	0	0	0	0	0	0	0	0	0	0	0	0	46.5	-
2300	5	0	5	0	0	0	0	0	0	0	0	0	0	0	0	0	0	0	0	50.7	-
07-19	**59**	**0**	**39**	**3**	**6**	**7**	**4**	**0**	**0**	**0**	**0**	**0**	**0**	**0**	**0**	**0**	**0**	**0**	**0**	**46.6**	**55.1**
06-22	**76**	**0**	**54**	**3**	**8**	**7**	**4**	**0**	**0**	**0**	**0**	**0**	**0**	**0**	**0**	**0**	**0**	**0**	**0**	**46.8**	**56.9**
06-00	**84**	**0**	**62**	**3**	**8**	**7**	**4**	**0**	**0**	**0**	**0**	**0**	**0**	**0**	**0**	**0**	**0**	**0**	**0**	**47**	**57.6**
00-00	**85**	**0**	**63**	**3**	**8**	**7**	**4**	**0**	**0**	**0**	**0**	**0**	**0**	**0**	**0**	**0**	**0**	**0**	**0**	**46.7**	**57.6**

DRAFT

Site 76
Location Unamed Road, Att - Telepole, Lat 54.0233, Long -6.85373
Direction Two way

3279 / Meath/Cavan/Monaghan ATC's
October 2013
Automatic Traffic Count

Fri, 11 October 2013

Time	Total	Classification												>PSL	>PSL%	>SL1	>SL1%	>SL2	>SL2%	Mean	Vpp
		1 MCL	2 SV	3 SVT	4 TB2	5 TB3	6 T4	7 ART3	8 ART4	9 ART5	10 ART6	11 BD	12 DRT	80	80	85 +5kph	85 +5kph	90 +10kph	90 +10kph		85
0000	0	0	0	0	0	0	0	0	0	0	0	0	0	0	0	0	0	0	0	-	-
0100	0	0	0	0	0	0	0	0	0	0	0	0	0	0	0	0	0	0	0	-	-
0200	0	0	0	0	0	0	0	0	0	0	0	0	0	0	0	0	0	0	0	-	-
0300	0	0	0	0	0	0	0	0	0	0	0	0	0	0	0	0	0	0	0	-	-
0400	0	0	0	0	0	0	0	0	0	0	0	0	0	0	0	0	0	0	0	-	-
0500	0	0	0	0	0	0	0	0	0	0	0	0	0	0	0	0	0	0	0	-	-
0600	1	0	1	0	0	0	0	0	0	0	0	0	0	0	0	0	0	0	0	24.3	-
0700	5	0	4	0	0	0	1	0	0	0	0	0	0	0	0	0	0	0	0	54.5	-
0800	7	0	4	0	1	0	2	0	0	0	0	0	0	0	0	0	0	0	0	46.4	-
0900	**9**	**0**	**5**	**0**	**1**	**2**	**1**	**0**	**0**	**0**	**0**	**0**	**0**	**0**	**0**	**0**	**0**	**0**	**0**	**42.3**	**-**
1000	5	0	2	0	1	0	1	0	0	1	0	0	0	0	0	0	0	0	0	43	-
1100	**9**	**0**	**5**	**0**	**0**	**2**	**2**	**0**	**0**	**0**	**0**	**0**	**0**	**0**	**0**	**0**	**0**	**0**	**0**	**37.7**	**-**
1200	4	0	2	1	0	0	1	0	0	0	0	0	0	0	0	0	0	0	0	43.8	-
1300	4	0	4	0	0	0	0	0	0	0	0	0	0	0	0	0	0	0	0	35.6	-
1400	**11**	**0**	**7**	**0**	**2**	**1**	**1**	**0**	**0**	**0**	**0**	**0**	**0**	**0**	**0**	**0**	**0**	**0**	**0**	**47.1**	**53.6**
1500	8	0	6	0	1	0	1	0	0	0	0	0	0	0	0	0	0	0	0	45.7	-
1600	8	0	5	0	0	0	3	0	0	0	0	0	0	0	0	0	0	0	0	42.1	-
1700	8	0	8	0	0	0	0	0	0	0	0	0	0	0	0	0	0	0	0	36.9	-
1800	5	0	4	0	1	0	0	0	0	0	0	0	0	0	0	0	0	0	0	47.8	-
1900	0	0	0	0	0	0	0	0	0	0	0	0	0	0	0	0	0	0	0	0	0
2000	0	0	0	0	0	0	0	0	0	0	0	0	0	0	0	0	0	0	0	0	0
2100	0	0	0	0	0	0	0	0	0	0	0	0	0	0	0	0	0	0	0	0	0
2200	0	0	0	0	0	0	0	0	0	0	0	0	0	0	0	0	0	0	0	0	0
2300	0	0	0	0	0	0	0	0	0	0	0	0	0	0	0	0	0	0	0	0	0
07-19	**83**	**0**	**56**	**1**	**7**	**5**	**13**	**0**	**0**	**1**	**0**	**0**	**0**	**0**	**0**	**0**	**0**	**0**	**0**	**43.4**	**53.6**
06-22	**84**	**0**	**57**	**1**	**7**	**5**	**13**	**0**	**0**	**1**	**0**	**0**	**0**	**0**	**0**	**0**	**0**	**0**	**0**	**43.2**	**53.6**
06-00	**84**	**0**	**57**	**1**	**7**	**5**	**13**	**0**	**0**	**1**	**0**	**0**	**0**	**0**	**0**	**0**	**0**	**0**	**0**	**43.2**	**53.6**
00-00	**84**	**0**	**57**	**1**	**7**	**5**	**13**	**0**	**0**	**1**	**0**	**0**	**0**	**0**	**0**	**0**	**0**	**0**	**0**	**43.2**	**53.6**

DRAFT

Site 76
Location Unamed Road, Att - Telepole, Lat 54.0233, Long -6.85373
Direction Two way

3279 / Meath/Cavan/Monaghan ATC's
October 2013
Automatic Traffic Count

Virtual Day (Partial days = 3.50)

Time	Total	Classification												>PSL	>PSL%	>SL1	>SL1%	>SL2	>SL2%	Mean	Vpp
		1 MCL	2 SV	3 SVT	4 TB2	5 TB3	6 T4	7 ART3	8 ART4	9 ART5	10 ART6	11 BD	12 DRT	80	80	85 +5kph	85 +5kph	90 +10kph	90 +10kph		85
0000	1	0	1	0	0	0	0	0	0	0	0	0	0	0	0	0	0	0	0	38.1	-
0100	0	0	0	0	0	0	0	0	0	0	0	0	0	0	0	0	0	0	0	-	-
0200	0	0	0	0	0	0	0	0	0	0	0	0	0	0	0	0	0	0	0	17.9	-
0300	0	0	0	0	0	0	0	0	0	0	0	0	0	0	0	0	0	0	0	-	-
0400	0	0	0	0	0	0	0	0	0	0	0	0	0	0	0	0	0	0	0	-	-
0500	0	0	0	0	0	0	0	0	0	0	0	0	0	0	0	0	0	0	0	-	-
0600	0	0	0	0	0	0	0	0	0	0	0	0	0	0	0	0	0	0	0	24.3	-
0700	4	0	3	0	0	0	1	0	0	0	0	0	0	0	0	0	0	0	0	53.2	-
0800	6	0	4	0	1	0	1	0	0	0	0	0	0	0	0	0	0	0	0	43.9	-
0900	6	0	4	0	1	1	1	0	0	0	0	0	0	0	0	0	0	0	0	43.7	-
1000	4	0	2	0	1	0	1	0	0	0	0	0	0	0	0	0	0	0	0	48.2	-
1100	**9**	**0**	**6**	**0**	**0**	**2**	**1**	**0**	**0**	**0**	**0**	**0**	**0**	**0**	**0**	**0**	**0**	**0**	**0**	**41**	**-**
1200	3	0	2	0	0	1	1	0	0	0	0	0	0	0	0	0	0	0	0	45.6	-
1300	3	0	2	0	0	0	1	0	0	0	0	0	0	0	0	0	0	0	0	39.3	-
1400	**7**	**0**	**4**	**1**	**1**	**1**	**1**	**0**	**0**	**0**	**0**	**0**	**0**	**0**	**0**	**0**	**0**	**0**	**0**	**45.9**	**-**
1500	**7**	**0**	**5**	**0**	**1**	**0**	**1**	**0**	**0**	**0**	**0**	**0**	**0**	**0**	**0**	**0**	**0**	**0**	**0**	**44.2**	**-**
1600	**7**	**0**	**4**	**0**	**0**	**1**	**2**	**0**	**0**	**0**	**0**	**0**	**0**	**0**	**0**	**0**	**0**	**0**	**0**	**47.5**	**-**
1700	6	0	6	0	0	0	0	0	0	0	0	0	0	0	0	0	0	0	0	42.4	-
1800	6	0	4	0	2	0	0	0	0	0	0	0	0	0	0	0	0	0	0	46.7	-
1900	4	0	3	0	1	0	0	0	0	0	0	0	0	0	0	0	0	0	0	45.9	-
2000	4	0	4	0	0	0	0	0	0	0	0	0	0	0	0	0	0	0	0	51.9	-
2100	2	0	2	0	0	0	0	0	0	0	0	0	0	0	0	0	0	0	0	57.7	-
2200	2	0	2	0	0	0	0	0	0	0	0	0	0	0	0	0	0	0	0	46.5	-
2300	1	0	1	0	0	0	0	0	0	0	0	0	0	0	0	0	0	0	0	50.7	-
07-19	**68**	**0**	**46**	**1**	**7**	**6**	**11**	**0**	**0**	**0**	**0**	**0**	**0**	**0**	**0**	**0**	**0**	**0**	**0**	**44.9**	**#NUM!**
06-22	**78**	**0**	**55**	**1**	**8**	**6**	**11**	**0**	**0**	**0**	**0**	**0**	**0**	**0**	**0**	**0**	**0**	**0**	**0**	**45.75**	**#NUM!**
06-00	**81**	**0**	**58**	**1**	**8**	**6**	**11**	**0**	**0**	**0**	**0**	**0**	**0**	**0**	**0**	**0**	**0**	**0**	**0**	**45.9**	**#NUM!**
00-00	**82**	**0**	**59**	**1**	**8**	**6**	**11**	**0**	**0**	**0**	**0**	**0**	**0**	**0**	**0**	**0**	**0**	**0**	**0**	**45.75**	**#NUM!**

DRAFT

Site 76
Location Unamed Road, Att - Telepole, Lat 54.0233, Long -6.85373
Direction Two way

3279 / Meath/Cavan/Monaghan ATC's
October 2013
Automatic Traffic Count

Virtual Week (1)

Time	Total	Classification												>PSL	>PSL%	>SL1	>SL1%	>SL2	>SL2%	Mean	Vpp
		1 MCL	2 SV	3 SVT	4 TB2	5 TB3	6 T4	7 ART3	8 ART4	9 ART5	10 ART6	11 BD	12 DRT	80	80	85 +5kph	85 +5kph	90 +10kph	90 +10kph		85
Mon	0	0	0	0	0	0	0	0	0	0	0	0	0	0	0	0	0	0	0	-	-
Tue	40	0	31	0	4	0	5	0	0	0	0	0	0	0	0	0	0	0	0	44.3	56.5
Wed	83	0	55	0	9	9	8	1	1	0	0	0	0	0	0	0	0	0	0	46.7	55.4
Thu	85	0	63	3	8	7	4	0	0	0	0	0	0	0	0	0	0	0	0	46.7	57.6
Fri	84	0	57	1	7	5	13	0	0	1	0	0	0	0	0	0	0	0	0	43.2	53.6
| Sat	0	0	0	0	0	0	0	0	0	0	0	0	0	0	0	0	0	0	0	-	-
| Sun	0	0	0	0	0	0	0	0	0	0	0	0	0	0	0	0	0	0	0	-	-
5 Day Ave.	**73**	**0**	**52**	**1**	**7**	**5**	**8**	**0**	**0**	**0**	**0**	**0**	**0**	**0**	**0.0**	**0**	**0.0**	**0**	**0.0**	**45.2**	**55.8**
7 Day Ave.	**82**	**0**	**59**	**1**	**8**	**6**	**11**	**0**	**0**	**0**	**0**	**0**	**0**	**0**	**0.0**	**0**	**0.0**	**0**	**0.0**	**45.8**	**#NUM!**
Total	**292**	**0**	**206**	**4**	**28**	**21**	**30**	**1**	**1**	**1**	**0**	**0**	**0**	**0**	**0.0**	**0**	**0.0**	**0**	**0.0**	**45.4**	**55.1**

Summary Graphs

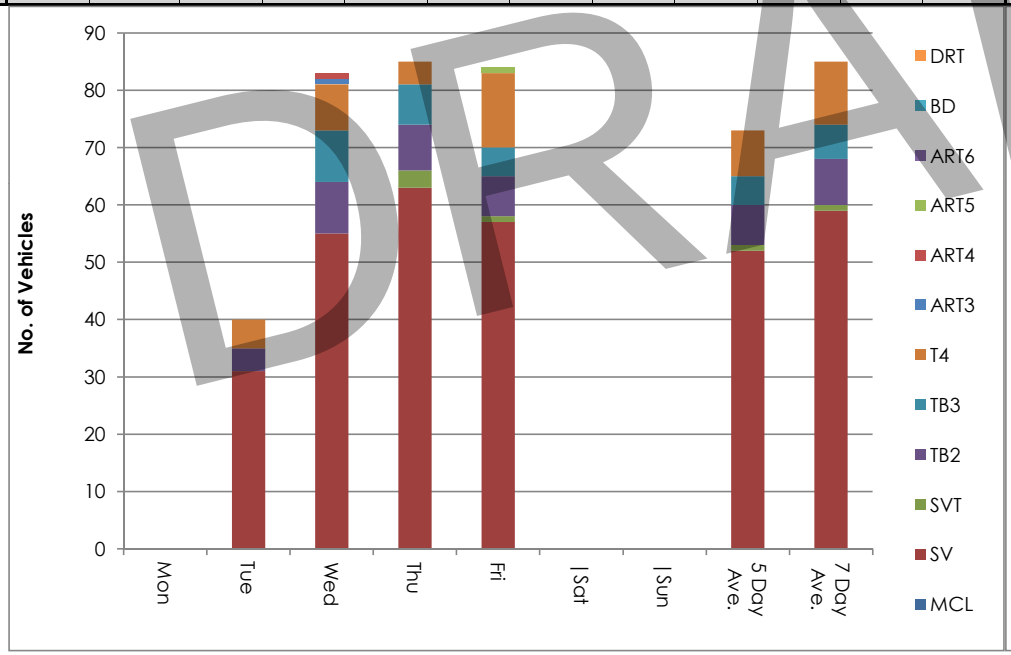

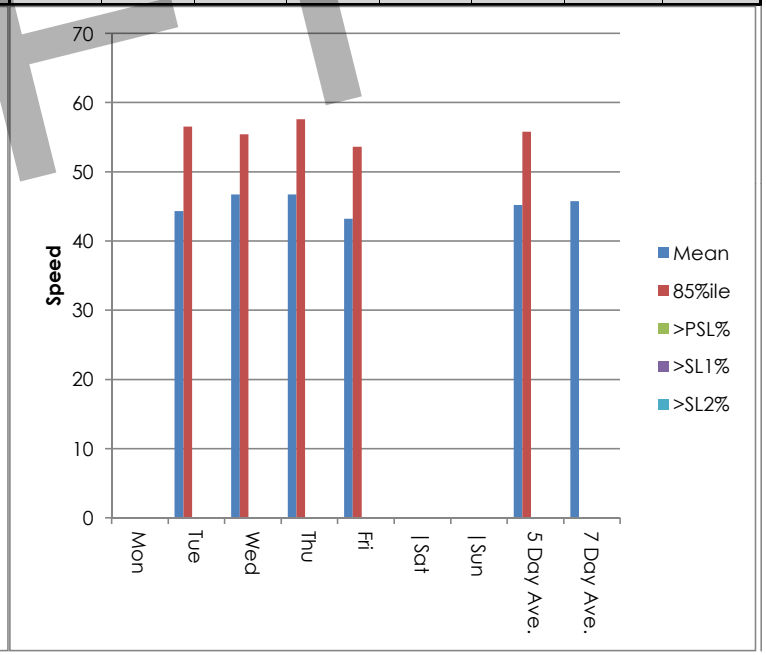

DRAFT

Site 76
Location Unamed Road, Att - Telepole, Lat 54.0233, Long -6.85373
Direction Two way

3279 / Meath/Cavan/Monaghan ATC's
October 2013
Automatic Traffic Count

Tue, 8 October 2013

Time	Total	Speed Bins (km/h)																											
		0 - 5	5 - 10	10 - 15	15 - 20	20 - 25	25 - 30	30 - 35	35 - 40	40 - 45	45 - 50	50 - 55	55 - 60	60 - 65	65 - 70	70 - 75	75 - 80	80 - 85	85 - 90	90 - 95	95 - 100	100 - 105	105 - 110	110 - 115	115 - 120	120 - 125	125 - 130	130 - 135	135 - 140
0000	**0**	**0**	**0**	**0**	**0**	**0**	**0**	**0**	**0**	**0**	**0**	**0**	**0**	**0**	**0**	**0**	**0**	**0**	**0**	**0**	**0**	**0**	**0**	**0**	**0**	**0**	**0**	**0**	**0**
0100	**0**	**0**	**0**	**0**	**0**	**0**	**0**	**0**	**0**	**0**	**0**	**0**	**0**	**0**	**0**	**0**	**0**	**0**	**0**	**0**	**0**	**0**	**0**	**0**	**0**	**0**	**0**	**0**	**0**
0200	**0**	**0**	**0**	**0**	**0**	**0**	**0**	**0**	**0**	**0**	**0**	**0**	**0**	**0**	**0**	**0**	**0**	**0**	**0**	**0**	**0**	**0**	**0**	**0**	**0**	**0**	**0**	**0**	**0**
0300	**0**	**0**	**0**	**0**	**0**	**0**	**0**	**0**	**0**	**0**	**0**	**0**	**0**	**0**	**0**	**0**	**0**	**0**	**0**	**0**	**0**	**0**	**0**	**0**	**0**	**0**	**0**	**0**	**0**
0400	**0**	**0**	**0**	**0**	**0**	**0**	**0**	**0**	**0**	**0**	**0**	**0**	**0**	**0**	**0**	**0**	**0**	**0**	**0**	**0**	**0**	**0**	**0**	**0**	**0**	**0**	**0**	**0**	**0**
0500	**0**	**0**	**0**	**0**	**0**	**0**	**0**	**0**	**0**	**0**	**0**	**0**	**0**	**0**	**0**	**0**	**0**	**0**	**0**	**0**	**0**	**0**	**0**	**0**	**0**	**0**	**0**	**0**	**0**
0600	**0**	**0**	**0**	**0**	**0**	**0**	**0**	**0**	**0**	**0**	**0**	**0**	**0**	**0**	**0**	**0**	**0**	**0**	**0**	**0**	**0**	**0**	**0**	**0**	**0**	**0**	**0**	**0**	**0**
0700	**0**	**0**	**0**	**0**	**0**	**0**	**0**	**0**	**0**	**0**	**0**	**0**	**0**	**0**	**0**	**0**	**0**	**0**	**0**	**0**	**0**	**0**	**0**	**0**	**0**	**0**	**0**	**0**	**0**
0800	**0**	**0**	**0**	**0**	**0**	**0**	**0**	**0**	**0**	**0**	**0**	**0**	**0**	**0**	**0**	**0**	**0**	**0**	**0**	**0**	**0**	**0**	**0**	**0**	**0**	**0**	**0**	**0**	**0**
0900	**0**	**0**	**0**	**0**	**0**	**0**	**0**	**0**	**0**	**0**	**0**	**0**	**0**	**0**	**0**	**0**	**0**	**0**	**0**	**0**	**0**	**0**	**0**	**0**	**0**	**0**	**0**	**0**	**0**
1000	**0**	**0**	**0**	**0**	**0**	**0**	**0**	**0**	**0**	**0**	**0**	**0**	**0**	**0**	**0**	**0**	**0**	**0**	**0**	**0**	**0**	**0**	**0**	**0**	**0**	**0**	**0**	**0**	**0**
1100	**0**	**0**	**0**	**0**	**0**	**0**	**0**	**0**	**0**	**0**	**0**	**0**	**0**	**0**	**0**	**0**	**0**	**0**	**0**	**0**	**0**	**0**	**0**	**0**	**0**	**0**	**0**	**0**	**0**
1200	0	0	0	0	0	0	0	0	0	0	0	0	0	0	0	0	0	0	0	0	0	0	0	0	0	0	0	0	0	0
1300	1	0	0	0	0	1	0	0	0	0	0	0	0	0	0	0	0	0	0	0	0	0	0	0	0	0	0	0	0	0
1400	3	0	0	0	0	0	0	0	0	1	1	1	0	0	0	0	0	0	0	0	0	0	0	0	0	0	0	0	0	0
1500	**7**	**0**	**0**	**0**	**0**	**0**	**0**	**2**	**1**	**2**	**0**	**2**	**0**	**0**	**0**	**0**	**0**	**0**	**0**	**0**	**0**	**0**	**0**	**0**	**0**	**0**	**0**	**0**	**0**	**0**
1600	**7**	**0**	**0**	**0**	**0**	**0**	**0**	**0**	**1**	**0**	**1**	**2**	**3**	**0**	**0**	**0**	**0**	**0**	**0**	**0**	**0**	**0**	**0**	**0**	**0**	**0**	**0**	**0**	**0**	**0**
1700	5	0	0	0	1	0	1	0	1	0	1	1	0	0	0	0	0	0	0	0	0	0	0	0	0	0	0	0	0	0
1800	6	0	0	0	2	0	0	0	0	1	0	1	1	1	0	0	0	0	0	0	0	0	0	0	0	0	0	0	0	0
1900	5	0	0	0	1	0	0	1	0	0	0	2	0	1	0	0	0	0	0	0	0	0	0	0	0	0	0	0	0	0
2000	3	0	0	0	0	0	0	0	0	1	1	1	0	0	0	0	0	0	0	0	0	0	0	0	0	0	0	0	0	0
2100	1	0	0	0	0	0	0	0	0	0	0	0	0	0	1	0	0	0	0	0	0	0	0	0	0	0	0	0	0	0
2200	2	0	0	0	0	0	1	0	0	0	0	0	0	1	0	0	0	0	0	0	0	0	0	0	0	0	0	0	0	0
2300	0	0	0	0	0	0	0	0	0	0	0	0	0	0	0	0	0	0	0	0	0	0	0	0	0	0	0	0	0	0
07-19	**29**	**0**	**0**	**0**	**3**	**1**	**1**	**2**	**3**	**4**	**3**	**7**	**4**	**1**	**0**	**0**	**0**	**0**	**0**	**0**	**0**	**0**	**0**	**0**	**0**	**0**	**0**	**0**	**0**	**0**
06-22	**38**	**0**	**0**	**0**	**4**	**1**	**1**	**3**	**3**	**5**	**4**	**10**	**4**	**2**	**1**	**0**	**0**	**0**	**0**	**0**	**0**	**0**	**0**	**0**	**0**	**0**	**0**	**0**	**0**	**0**
06-00	**40**	**0**	**0**	**0**	**4**	**1**	**2**	**3**	**3**	**5**	**4**	**10**	**4**	**3**	**1**	**0**	**0**	**0**	**0**	**0**	**0**	**0**	**0**	**0**	**0**	**0**	**0**	**0**	**0**	**0**
00-00	**40**	**0**	**0**	**0**	**4**	**1**	**2**	**3**	**3**	**5**	**4**	**10**	**4**	**3**	**1**	**0**	**0**	**0**	**0**	**0**	**0**	**0**	**0**	**0**	**0**	**0**	**0**	**0**	**0**	**0**

DRAFT

Site 76
Location Unamed Road, Att - Telepole, Lat 54.0233, Long -6.85373
Direction Two way

3279 / Meath/Cavan/Monaghan ATC's
October 2013
Automatic Traffic Count

Wed, 9 October 2013

Time	Total	Speed Bins (km/h)																											
		0 - 5	5 - 10	10 - 15	15 - 20	20 - 25	25 - 30	30 - 35	35 - 40	40 - 45	45 - 50	50 - 55	55 - 60	60 - 65	65 - 70	70 - 75	75 - 80	80 - 85	85 - 90	90 - 95	95 - 100	100 - 105	105 - 110	110 - 115	115 - 120	120 - 125	125 - 130	130 - 135	135 - 140
0000	3	0	0	0	0	0	0	0	2	1	0	0	0	0	0	0	0	0	0	0	0	0	0	0	0	0	0	0	0
0100	0	0	0	0	0	0	0	0	0	0	0	0	0	0	0	0	0	0	0	0	0	0	0	0	0	0	0	0	0
0200	0	0	0	0	0	0	0	0	0	0	0	0	0	0	0	0	0	0	0	0	0	0	0	0	0	0	0	0	0
0300	0	0	0	0	0	0	0	0	0	0	0	0	0	0	0	0	0	0	0	0	0	0	0	0	0	0	0	0	0
0400	0	0	0	0	0	0	0	0	0	0	0	0	0	0	0	0	0	0	0	0	0	0	0	0	0	0	0	0	0
0500	0	0	0	0	0	0	0	0	0	0	0	0	0	0	0	0	0	0	0	0	0	0	0	0	0	0	0	0	0
0600	0	0	0	0	0	0	0	0	0	0	0	0	0	0	0	0	0	0	0	0	0	0	0	0	0	0	0	0	0
0700	2	0	0	0	0	0	0	0	0	0	1	1	0	0	0	0	0	0	0	0	0	0	0	0	0	0	0	0	0
0800	6	0	0	0	0	0	0	1	1	2	1	1	0	0	0	0	0	0	0	0	0	0	0	0	0	0	0	0	0
0900	5	0	0	0	0	0	1	1	0	1	0	2	0	0	0	0	0	0	0	0	0	0	0	0	0	0	0	0	0
1000	3	0	0	0	0	0	0	0	0	1	0	2	0	0	0	0	0	0	0	0	0	0	0	0	0	0	0	0	0
1100	**13**	**0**	**0**	**0**	**0**	**1**	**1**	**1**	**0**	**2**	**6**	**2**	**0**	**0**	**0**	**0**	**0**	**0**	**0**	**0**	**0**	**0**	**0**	**0**	**0**	**0**	**0**	**0**	**0**
1200	5	0	0	0	0	0	0	1	1	0	2	1	0	0	0	0	0	0	0	0	0	0	0	0	0	0	0	0	0
1300	3	0	0	0	0	0	0	0	0	0	3	0	0	0	0	0	0	0	0	0	0	0	0	0	0	0	0	0	0
1400	**10**	**0**	**0**	**0**	**1**	**0**	**0**	**0**	**0**	**3**	**3**	**2**	**0**	**1**	**0**	**0**	**0**	**0**	**0**	**0**	**0**	**0**	**0**	**0**	**0**	**0**	**0**	**0**	**0**
1500	3	0	0	0	0	0	1	0	0	0	0	1	1	0	0	0	0	0	0	0	0	0	0	0	0	0	0	0	0
1600	8	0	0	0	0	0	0	1	0	2	2	2	0	1	0	0	0	0	0	0	0	0	0	0	0	0	0	0	0
1700	6	0	0	0	0	1	0	0	1	0	1	2	0	1	0	0	0	0	0	0	0	0	0	0	0	0	0	0	0
1800	6	0	0	0	0	0	0	0	0	0	3	1	1	1	0	0	0	0	0	0	0	0	0	0	0	0	0	0	0
1900	3	0	0	0	0	0	0	0	0	0	0	1	1	1	0	0	0	0	0	0	0	0	0	0	0	0	0	0	0
2000	5	0	0	0	0	0	0	0	0	0	0	1	3	1	0	0	0	0	0	0	0	0	0	0	0	0	0	0	0
2100	1	0	0	0	0	0	0	0	0	0	0	0	1	0	0	0	0	0	0	0	0	0	0	0	0	0	0	0	0
2200	1	0	0	0	0	0	0	0	0	0	1	0	0	0	0	0	0	0	0	0	0	0	0	0	0	0	0	0	0
2300	0	0	0	0	0	0	0	0	0	0	0	0	0	0	0	0	0	0	0	0	0	0	0	0	0	0	0	0	0
07-19	**70**	**0**	**0**	**0**	**1**	**2**	**3**	**5**	**3**	**11**	**22**	**17**	**2**	**4**	**0**	**0**	**0**	**0**	**0**	**0**	**0**	**0**	**0**	**0**	**0**	**0**	**0**	**0**	**0**
06-22	**79**	**0**	**0**	**0**	**1**	**2**	**3**	**5**	**3**	**11**	**22**	**19**	**7**	**6**	**0**	**0**	**0**	**0**	**0**	**0**	**0**	**0**	**0**	**0**	**0**	**0**	**0**	**0**	**0**
06-00	**80**	**0**	**0**	**0**	**1**	**2**	**3**	**5**	**3**	**11**	**23**	**19**	**7**	**6**	**0**	**0**	**0**	**0**	**0**	**0**	**0**	**0**	**0**	**0**	**0**	**0**	**0**	**0**	**0**
00-00	**83**	**0**	**0**	**0**	**1**	**2**	**3**	**5**	**5**	**12**	**23**	**19**	**7**	**6**	**0**	**0**	**0**	**0**	**0**	**0**	**0**	**0**	**0**	**0**	**0**	**0**	**0**	**0**	**0**

DRAFT

Site 76
Location Unamed Road, Att - Telepole, Lat 54.0233, Long -6.85373
Direction Two way

3279 / Meath/Cavan/Monaghan ATC's
October 2013
Automatic Traffic Count

Thu, 10 October 2013

Time	Total	Speed Bins (km/h)																											
		0 - 5	5 - 10	10 - 15	15 - 20	20 - 25	25 - 30	30 - 35	35 - 40	40 - 45	45 - 50	50 - 55	55 - 60	60 - 65	65 - 70	70 - 75	75 - 80	80 - 85	85 - 90	90 - 95	95 - 100	100 - 105	105 - 110	110 - 115	115 - 120	120 - 125	125 - 130	130 - 135	135 - 140
0000	0	0	0	0	0	0	0	0	0	0	0	0	0	0	0	0	0	0	0	0	0	0	0	0	0	0	0	0	0
0100	0	0	0	0	0	0	0	0	0	0	0	0	0	0	0	0	0	0	0	0	0	0	0	0	0	0	0	0	0
0200	1	0	0	0	1	0	0	0	0	0	0	0	0	0	0	0	0	0	0	0	0	0	0	0	0	0	0	0	0
0300	0	0	0	0	0	0	0	0	0	0	0	0	0	0	0	0	0	0	0	0	0	0	0	0	0	0	0	0	0
0400	0	0	0	0	0	0	0	0	0	0	0	0	0	0	0	0	0	0	0	0	0	0	0	0	0	0	0	0	0
0500	0	0	0	0	0	0	0	0	0	0	0	0	0	0	0	0	0	0	0	0	0	0	0	0	0	0	0	0	0
0600	0	0	0	0	0	0	0	0	0	0	0	0	0	0	0	0	0	0	0	0	0	0	0	0	0	0	0	0	0
0700	5	0	0	0	0	0	0	0	0	0	2	1	1	1	0	0	0	0	0	0	0	0	0	0	0	0	0	0	0
0800	**6**	**0**	**0**	**0**	**0**	**0**	**1**	**1**	**1**	**1**	**1**	**0**	**0**	**0**	**1**	**0**	**0**	**0**	**0**	**0**	**0**	**0**	**0**	**0**	**0**	**0**	**0**	**0**	**0**
0900	5	0	0	0	0	0	0	0	0	2	1	1	0	1	0	0	0	0	0	0	0	0	0	0	0	0	0	0	0
1000	3	0	0	0	0	0	0	0	0	0	0	2	1	0	0	0	0	0	0	0	0	0	0	0	0	0	0	0	0
1100	**6**	**0**	**0**	**0**	**0**	**0**	**1**	**0**	**1**	**1**	**1**	**2**	**0**	**0**	**0**	**0**	**0**	**0**	**0**	**0**	**0**	**0**	**0**	**0**	**0**	**0**	**0**	**0**	**0**
1200	4	0	0	0	0	0	0	0	0	1	2	0	1	0	0	0	0	0	0	0	0	0	0	0	0	0	0	0	0
1300	4	0	0	0	0	0	0	0	2	1	1	0	0	0	0	0	0	0	0	0	0	0	0	0	0	0	0	0	0
1400	2	0	0	0	0	0	0	0	1	1	0	0	0	0	0	0	0	0	0	0	0	0	0	0	0	0	0	0	0
1500	**9**	**0**	**0**	**0**	**0**	**0**	**1**	**2**	**0**	**1**	**2**	**2**	**1**	**0**	**0**	**0**	**0**	**0**	**0**	**0**	**0**	**0**	**0**	**0**	**0**	**0**	**0**	**0**	**0**
1600	4	0	0	0	0	0	0	0	0	1	1	1	1	0	0	0	0	0	0	0	0	0	0	0	0	0	0	0	0
1700	6	0	0	0	0	0	0	0	1	1	2	0	1	0	1	0	0	0	0	0	0	0	0	0	0	0	0	0	0
1800	5	0	0	0	0	0	0	1	1	1	1	0	0	1	0	0	0	0	0	0	0	0	0	0	0	0	0	0	0
1900	7	0	0	0	0	0	0	1	1	4	0	0	1	0	0	0	0	0	0	0	0	0	0	0	0	0	0	0	0
2000	6	0	0	0	0	0	0	1	1	0	1	1	0	2	0	0	0	0	0	0	0	0	0	0	0	0	0	0	0
2100	4	0	0	0	0	0	0	0	0	0	1	1	1	1	0	0	0	0	0	0	0	0	0	0	0	0	0	0	0
2200	3	0	0	0	0	0	0	0	1	0	1	0	1	0	0	0	0	0	0	0	0	0	0	0	0	0	0	0	0
2300	5	0	0	0	0	0	0	0	0	3	0	0	0	1	1	0	0	0	0	0	0	0	0	0	0	0	0	0	0
07-19	**59**	**0**	**0**	**0**	**0**	**0**	**3**	**4**	**7**	**11**	**14**	**9**	**6**	**3**	**2**	**0**	**0**	**0**	**0**	**0**	**0**	**0**	**0**	**0**	**0**	**0**	**0**	**0**	**0**
06-22	**76**	**0**	**0**	**0**	**0**	**0**	**3**	**6**	**9**	**15**	**16**	**11**	**8**	**6**	**2**	**0**	**0**	**0**	**0**	**0**	**0**	**0**	**0**	**0**	**0**	**0**	**0**	**0**	**0**
06-00	**84**	**0**	**0**	**0**	**0**	**0**	**3**	**6**	**10**	**18**	**17**	**11**	**9**	**7**	**3**	**0**	**0**	**0**	**0**	**0**	**0**	**0**	**0**	**0**	**0**	**0**	**0**	**0**	**0**
00-00	**85**	**0**	**0**	**0**	**1**	**0**	**3**	**6**	**10**	**18**	**17**	**11**	**9**	**7**	**3**	**0**	**0**	**0**	**0**	**0**	**0**	**0**	**0**	**0**	**0**	**0**	**0**	**0**	**0**

DRAFT

Site 76
Location Unamed Road, Att - Telepole, Lat 54.0233, Long -6.85373
Direction Two way

3279 / Meath/Cavan/Monaghan ATC's
October 2013
Automatic Traffic Count

Fri, 11 October 2013

Time	Total	Speed Bins (km/h)																											
		0 - 5	5 - 10	10 - 15	15 - 20	20 - 25	25 - 30	30 - 35	35 - 40	40 - 45	45 - 50	50 - 55	55 - 60	60 - 65	65 - 70	70 - 75	75 - 80	80 - 85	85 - 90	90 - 95	95 - 100	100 - 105	105 - 110	110 - 115	115 - 120	120 - 125	125 - 130	130 - 135	135 - 140
0000	0	0	0	0	0	0	0	0	0	0	0	0	0	0	0	0	0	0	0	0	0	0	0	0	0	0	0	0	0
0100	0	0	0	0	0	0	0	0	0	0	0	0	0	0	0	0	0	0	0	0	0	0	0	0	0	0	0	0	0
0200	0	0	0	0	0	0	0	0	0	0	0	0	0	0	0	0	0	0	0	0	0	0	0	0	0	0	0	0	0
0300	0	0	0	0	0	0	0	0	0	0	0	0	0	0	0	0	0	0	0	0	0	0	0	0	0	0	0	0	0
0400	0	0	0	0	0	0	0	0	0	0	0	0	0	0	0	0	0	0	0	0	0	0	0	0	0	0	0	0	0
0500	0	0	0	0	0	0	0	0	0	0	0	0	0	0	0	0	0	0	0	0	0	0	0	0	0	0	0	0	0
0600	1	0	0	0	0	1	0	0	0	0	0	0	0	0	0	0	0	0	0	0	0	0	0	0	0	0	0	0	0
0700	5	0	0	0	0	0	0	0	0	0	3	0	0	2	0	0	0	0	0	0	0	0	0	0	0	0	0	0	0
0800	7	0	0	0	0	0	0	0	1	1	3	2	0	0	0	0	0	0	0	0	0	0	0	0	0	0	0	0	0
0900	**9**	**0**	**0**	**0**	**0**	**0**	**2**	**0**	**1**	**0**	**4**	**2**	**0**	**0**	**0**	**0**	**0**	**0**	**0**	**0**	**0**	**0**	**0**	**0**	**0**	**0**	**0**	**0**	**0**
1000	5	0	0	0	0	0	0	1	1	0	2	1	0	0	0	0	0	0	0	0	0	0	0	0	0	0	0	0	0
1100	**9**	**0**	**0**	**0**	**2**	**0**	**1**	**0**	**0**	**3**	**2**	**1**	**0**	**0**	**0**	**0**	**0**	**0**	**0**	**0**	**0**	**0**	**0**	**0**	**0**	**0**	**0**	**0**	**0**
1200	4	0	0	0	0	0	0	1	1	0	0	2	0	0	0	0	0	0	0	0	0	0	0	0	0	0	0	0	0
1300	4	0	0	0	0	1	0	2	0	0	0	0	1	0	0	0	0	0	0	0	0	0	0	0	0	0	0	0	0
1400	**11**	**0**	**0**	**0**	**0**	**0**	**0**	**2**	**2**	**0**	**0**	**6**	**1**	**0**	**0**	**0**	**0**	**0**	**0**	**0**	**0**	**0**	**0**	**0**	**0**	**0**	**0**	**0**	**0**
1500	8	0	0	0	0	0	1	0	0	3	1	3	0	0	0	0	0	0	0	0	0	0	0	0	0	0	0	0	0
1600	8	0	0	1	0	1	0	0	0	2	0	3	1	0	0	0	0	0	0	0	0	0	0	0	0	0	0	0	0
1700	8	0	0	0	0	2	0	2	0	3	0	1	0	0	0	0	0	0	0	0	0	0	0	0	0	0	0	0	0
1800	5	0	0	0	0	0	0	1	1	1	0	0	1	1	0	0	0	0	0	0	0	0	0	0	0	0	0	0	0
1900	0	0	0	0	0	0	0	0	0	0	0	0	0	0	0	0	0	0	0	0	0	0	0	0	0	0	0	0	0
2000	0	0	0	0	0	0	0	0	0	0	0	0	0	0	0	0	0	0	0	0	0	0	0	0	0	0	0	0	0
2100	0	0	0	0	0	0	0	0	0	0	0	0	0	0	0	0	0	0	0	0	0	0	0	0	0	0	0	0	0
2200	0	0	0	0	0	0	0	0	0	0	0	0	0	0	0	0	0	0	0	0	0	0	0	0	0	0	0	0	0
2300	0	0	0	0	0	0	0	0	0	0	0	0	0	0	0	0	0	0	0	0	0	0	0	0	0	0	0	0	0
07-19	**83**	**0**	**0**	**1**	**2**	**4**	**4**	**9**	**7**	**13**	**15**	**21**	**4**	**3**	**0**	**0**	**0**	**0**	**0**	**0**	**0**	**0**	**0**	**0**	**0**	**0**	**0**	**0**	**0**
06-22	**84**	**0**	**0**	**1**	**2**	**5**	**4**	**9**	**7**	**13**	**15**	**21**	**4**	**3**	**0**	**0**	**0**	**0**	**0**	**0**	**0**	**0**	**0**	**0**	**0**	**0**	**0**	**0**	**0**
06-00	**84**	**0**	**0**	**1**	**2**	**5**	**4**	**9**	**7**	**13**	**15**	**21**	**4**	**3**	**0**	**0**	**0**	**0**	**0**	**0**	**0**	**0**	**0**	**0**	**0**	**0**	**0**	**0**	**0**
00-00	**84**	**0**	**0**	**1**	**2**	**5**	**4**	**9**	**7**	**13**	**15**	**21**	**4**	**3**	**0**	**0**	**0**	**0**	**0**	**0**	**0**	**0**	**0**	**0**	**0**	**0**	**0**	**0**	**0**

DRAFT

Site 76
Location Unamed Road, Att - Telepole, Lat 54.0233, Long -6.85373
Direction Two way

3279 / Meath/Cavan/Monaghan ATC's
October 2013
Automatic Traffic Count

Virtual Day (Partial days = 3.50)

Time	Total	Speed Bins (km/h)																											
		0 - 5	5 - 10	10 - 15	15 - 20	20 - 25	25 - 30	30 - 35	35 - 40	40 - 45	45 - 50	50 - 55	55 - 60	60 - 65	65 - 70	70 - 75	75 - 80	80 - 85	85 - 90	90 - 95	95 - 100	100 - 105	105 - 110	110 - 115	115 - 120	120 - 125	125 - 130	130 - 135	135 - 140
0000	1	0	0	0	0	0	0	0	1	0	0	0	0	0	0	0	0	0	0	0	0	0	0	0	0	0	0	0	0
0100	0	0	0	0	0	0	0	0	0	0	0	0	0	0	0	0	0	0	0	0	0	0	0	0	0	0	0	0	0
0200	0	0	0	0	0	0	0	0	0	0	0	0	0	0	0	0	0	0	0	0	0	0	0	0	0	0	0	0	0
0300	0	0	0	0	0	0	0	0	0	0	0	0	0	0	0	0	0	0	0	0	0	0	0	0	0	0	0	0	0
0400	0	0	0	0	0	0	0	0	0	0	0	0	0	0	0	0	0	0	0	0	0	0	0	0	0	0	0	0	0
0500	0	0	0	0	0	0	0	0	0	0	0	0	0	0	0	0	0	0	0	0	0	0	0	0	0	0	0	0	0
0600	0	0	0	0	0	0	0	0	0	0	0	0	0	0	0	0	0	0	0	0	0	0	0	0	0	0	0	0	0
0700	4	0	0	0	0	0	0	0	0	0	2	1	0	1	0	0	0	0	0	0	0	0	0	0	0	0	0	0	0
0800	6	0	0	0	0	0	0	1	1	1	2	1	0	0	0	0	0	0	0	0	0	0	0	0	0	0	0	0	0
0900	6	0	0	0	0	0	1	0	0	1	2	2	0	0	0	0	0	0	0	0	0	0	0	0	0	0	0	0	0
1000	4	0	0	0	0	0	0	0	0	0	1	2	0	0	0	0	0	0	0	0	0	0	0	0	0	0	0	0	0
1100	**9**	**0**	**0**	**0**	**1**	**0**	**1**	**0**	**0**	**2**	**3**	**2**	**0**	**0**	**0**	**0**	**0**	**0**	**0**	**0**	**0**	**0**	**0**	**0**	**0**	**0**	**0**	**0**	**0**
1200	3	0	0	0	0	0	0	1	1	0	1	1	0	0	0	0	0	0	0	0	0	0	0	0	0	0	0	0	0
1300	3	0	0	0	0	1	0	1	1	0	1	0	0	0	0	0	0	0	0	0	0	0	0	0	0	0	0	0	0
1400	**7**	**0**	**0**	**0**	**0**	**0**	**0**	**1**	**1**	**1**	**1**	**2**	**0**	**0**	**0**	**0**	**0**	**0**	**0**	**0**	**0**	**0**	**0**	**0**	**0**	**0**	**0**	**0**	**0**
1500	**7**	**0**	**0**	**0**	**0**	**0**	**1**	**1**	**0**	**2**	**1**	**2**	**1**	**0**	**0**	**0**	**0**	**0**	**0**	**0**	**0**	**0**	**0**	**0**	**0**	**0**	**0**	**0**	**0**
1600	**7**	**0**	**0**	**0**	**0**	**0**	**0**	**0**	**0**	**1**	**1**	**2**	**1**	**0**	**0**	**0**	**0**	**0**	**0**	**0**	**0**	**0**	**0**	**0**	**0**	**0**	**0**	**0**	**0**
1700	6	0	0	0	0	1	0	1	1	1	1	1	0	0	0	0	0	0	0	0	0	0	0	0	0	0	0	0	0
1800	6	0	0	0	1	0	0	1	1	1	1	1	1	1	0	0	0	0	0	0	0	0	0	0	0	0	0	0	0
1900	4	0	0	0	0	0	0	1	0	1	0	1	1	1	0	0	0	0	0	0	0	0	0	0	0	0	0	0	0
2000	4	0	0	0	0	0	0	0	0	0	1	1	1	1	0	0	0	0	0	0	0	0	0	0	0	0	0	0	0
2100	2	0	0	0	0	0	0	0	0	0	0	0	1	0	0	0	0	0	0	0	0	0	0	0	0	0	0	0	0
2200	2	0	0	0	0	0	0	0	0	0	1	0	0	0	0	0	0	0	0	0	0	0	0	0	0	0	0	0	0
2300	1	0	0	0	0	0	0	0	0	1	0	0	0	0	0	0	0	0	0	0	0	0	0	0	0	0	0	0	0
07-19	**68**	**0**	**0**	**0**	**2**	**2**	**3**	**7**	**6**	**10**	**17**	**17**	**3**	**2**	**0**	**0**	**0**	**0**	**0**	**0**	**0**	**0**	**0**	**0**	**0**	**0**	**0**	**0**	**0**
06-22	**78**	**0**	**0**	**0**	**2**	**2**	**3**	**8**	**6**	**11**	**18**	**19**	**6**	**4**	**0**	**0**	**0**	**0**	**0**	**0**	**0**	**0**	**0**	**0**	**0**	**0**	**0**	**0**	**0**
06-00	**81**	**0**	**0**	**0**	**2**	**2**	**3**	**8**	**6**	**12**	**19**	**19**	**6**	**4**	**0**	**0**	**0**	**0**	**0**	**0**	**0**	**0**	**0**	**0**	**0**	**0**	**0**	**0**	**0**
00-00	**82**	**0**	**0**	**0**	**2**	**2**	**3**	**8**	**7**	**12**	**19**	**19**	**6**	**4**	**0**	**0**	**0**	**0**	**0**	**0**	**0**	**0**	**0**	**0**	**0**	**0**	**0**	**0**	**0**

DRAFT

Site 76
Location Unamed Road, Att - Telepole, Lat 54.0233, Long -6.85373
Direction Two way

3279 / Meath/Cavan/Monaghan ATC's
October 2013
Automatic Traffic Count

Virtual Week (1)

Time	Total	Speed Bins (km/h)																											
		0 - 5	5 - 10	10 - 15	15 - 20	20 - 25	25 - 30	30 - 35	35 - 40	40 - 45	45 - 50	50 - 55	55 - 60	60 - 65	65 - 70	70 - 75	75 - 80	80 - 85	85 - 90	90 - 95	95 - 100	100 - 105	105 - 110	110 - 115	115 - 120	120 - 125	125 - 130	130 - 135	135 - 140
Mon	0	0	0	0	0	0	0	0	0	0	0	0	0	0	0	0	0	0	0	0	0	0	0	0	0	0	0	0	0
Tue	40	0	0	0	4	1	2	3	3	5	4	10	4	3	1	0	0	0	0	0	0	0	0	0	0	0	0	0	0
Wed	83	0	0	0	1	2	3	5	5	12	23	19	7	6	0	0	0	0	0	0	0	0	0	0	0	0	0	0	0
Thu	85	0	0	0	1	0	3	6	10	18	17	11	9	7	3	0	0	0	0	0	0	0	0	0	0	0	0	0	0
Fri	84	0	0	1	2	5	4	9	7	13	15	21	4	3	0	0	0	0	0	0	0	0	0	0	0	0	0	0	0
|Sat	0	0	0	0	0	0	0	0	0	0	0	0	0	0	0	0	0	0	0	0	0	0	0	0	0	0	0	0	0
|Sun	0	0	0	0	0	0	0	0	0	0	0	0	0	0	0	0	0	0	0	0	0	0	0	0	0	0	0	0	0
5 Day Ave.	**73**	**0**	**0**	**0**	**2**	**2**	**3**	**6**	**6**	**12**	**15**	**15**	**6**	**5**	**1**	**0**	**0**	**0**	**0**	**0**	**0**	**0**	**0**	**0**	**0**	**0**	**0**	**0**	**0**
7 Day Ave.	**82**	**0**	**0**	**0**	**2**	**2**	**3**	**8**	**7**	**12**	**19**	**19**	**6**	**4**	**0**	**0**	**0**	**0**	**0**	**0**	**0**	**0**	**0**	**0**	**0**	**0**	**0**	**0**	**0**
Total	**292**	**0**	**0**	**1**	**8**	**8**	**12**	**23**	**25**	**48**	**59**	**61**	**24**	**19**	**4**	**0**	**0**	**0**	**0**	**0**	**0**	**0**	**0**	**0**	**0**	**0**	**0**	**0**	**0**	**0**

Summary Graphs

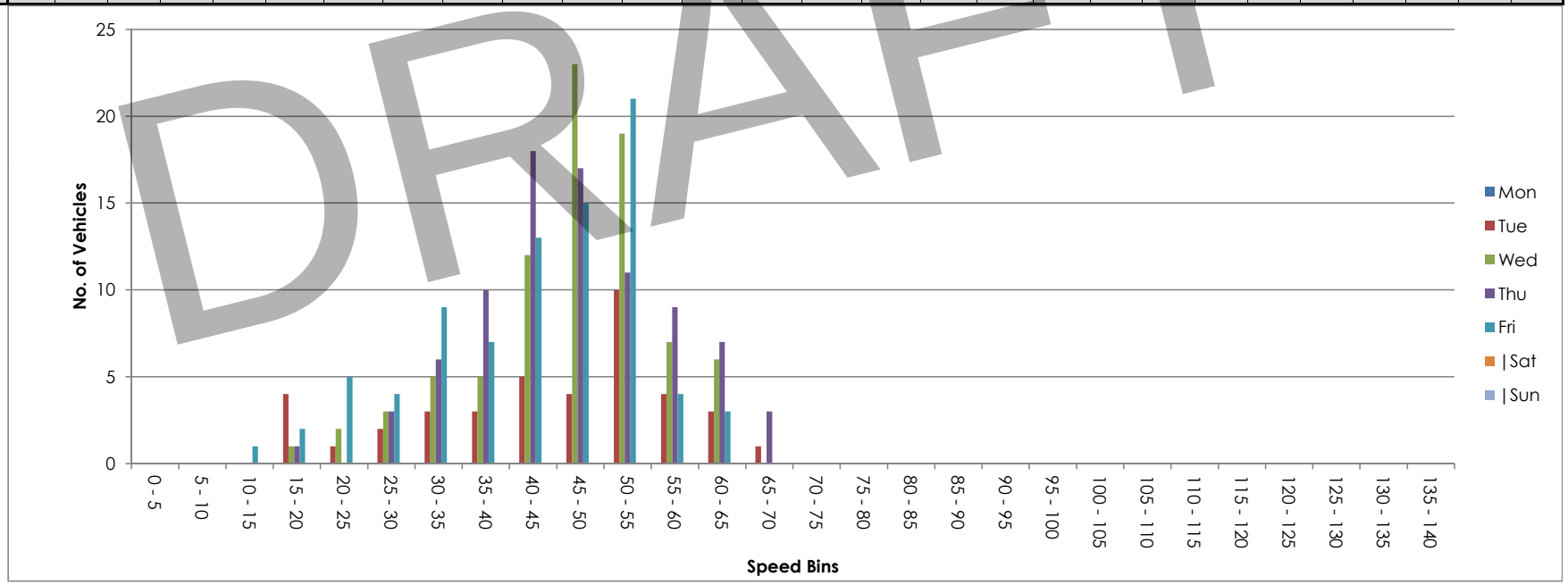

DRAFT



NDC NATIONWIDE DATA COLLECTION	**Site / Location:**	LT40312, Att - telepole, Lat 54.0208, Long -6.83549	**Project No:**	3279	**Photo No:**	3279-77	**Drawn By:** MOR
	Survey Date:	Tue, 8 October 2013 to Thu, 10 October 2013	**Project Name:**		Meath/Cavan/Monaghan ATC'S		
	Survey Times:	00:00 to 00(24):00	**Title:**		Site Photograph		

Site No.	Location.	Direction.	Speed Limit (km/h)	Start Date.	End Date.	Total Vehicles.	5 Day Ave.	7 Day Ave.	No. > Speed Limit.	%. > Speed Limit.	No. > Speed Limit1 (+5km/h).	%. > Speed Limit1 (+5km/h).	No. > Speed Limit1 (+10km/h).	%. > Speed Limit1 (+10km/h).	Mean Speed	85%ile Speed
77	LT40312, Att - telepole, Lat 54.0208, Long -6.83549	East	80	Tue, 8 October 2013	Thu, 10 October 2013	30	10	12	0	0.0	0	0.0	0	0.0	32.3	38.5
		West	80	Tue, 8 October 2013	Thu, 10 October 2013	35	12	14	0	0.0	0	0.0	0	0.0	33.4	41.0
		Two way	80	Tue, 8 October 2013	Thu, 10 October 2013	65	22	25	0	0.0	0	0.0	0	0.0	32.9	38.9

DRAFT

Site 77
Location LT40312, Att - telepole, Lat 54.0208, Long -6.83549
Direction East

3279 / Meath/Cavan/Monaghan ATC's
October 2013
Automatic Traffic Count

Tue, 8 October 2013

Time	Total	Classification												>PSL	>PSL%	>SL1	>SL1%	>SL2	>SL2%	Mean	Vpp
		1 MCL	2 SV	3 SVT	4 TB2	5 TB3	6 T4	7 ART3	8 ART4	9 ART5	10 ART6	11 BD	12 DRT	80	80	85 +5kph	85 +5kph	90 +10kph	90 +10kph		85
0000	**0**	**0**	**0**	**0**	**0**	**0**	**0**	**0**	**0**	**0**	**0**	**0**	**0**	**0**	**0**	**0**	**0**	**0**	**0**	**0**	**0**
0100	**0**	**0**	**0**	**0**	**0**	**0**	**0**	**0**	**0**	**0**	**0**	**0**	**0**	**0**	**0**	**0**	**0**	**0**	**0**	**0**	**0**
0200	**0**	**0**	**0**	**0**	**0**	**0**	**0**	**0**	**0**	**0**	**0**	**0**	**0**	**0**	**0**	**0**	**0**	**0**	**0**	**0**	**0**
0300	**0**	**0**	**0**	**0**	**0**	**0**	**0**	**0**	**0**	**0**	**0**	**0**	**0**	**0**	**0**	**0**	**0**	**0**	**0**	**0**	**0**
0400	**0**	**0**	**0**	**0**	**0**	**0**	**0**	**0**	**0**	**0**	**0**	**0**	**0**	**0**	**0**	**0**	**0**	**0**	**0**	**0**	**0**
0500	**0**	**0**	**0**	**0**	**0**	**0**	**0**	**0**	**0**	**0**	**0**	**0**	**0**	**0**	**0**	**0**	**0**	**0**	**0**	**0**	**0**
0600	**0**	**0**	**0**	**0**	**0**	**0**	**0**	**0**	**0**	**0**	**0**	**0**	**0**	**0**	**0**	**0**	**0**	**0**	**0**	**0**	**0**
0700	**0**	**0**	**0**	**0**	**0**	**0**	**0**	**0**	**0**	**0**	**0**	**0**	**0**	**0**	**0**	**0**	**0**	**0**	**0**	**0**	**0**
0800	**0**	**0**	**0**	**0**	**0**	**0**	**0**	**0**	**0**	**0**	**0**	**0**	**0**	**0**	**0**	**0**	**0**	**0**	**0**	**0**	**0**
0900	**0**	**0**	**0**	**0**	**0**	**0**	**0**	**0**	**0**	**0**	**0**	**0**	**0**	**0**	**0**	**0**	**0**	**0**	**0**	**0**	**0**
1000	**0**	**0**	**0**	**0**	**0**	**0**	**0**	**0**	**0**	**0**	**0**	**0**	**0**	**0**	**0**	**0**	**0**	**0**	**0**	**0**	**0**
1100	**0**	**0**	**0**	**0**	**0**	**0**	**0**	**0**	**0**	**0**	**0**	**0**	**0**	**0**	**0**	**0**	**0**	**0**	**0**	**0**	**0**
1200	0	0	0	0	0	0	0	0	0	0	0	0	0	0	0	0	0	0	0	0	0
1300	0	0	0	0	0	0	0	0	0	0	0	0	0	0	0	0	0	0	0	-	-
1400	1	0	1	0	0	0	0	0	0	0	0	0	0	0	0	0	0	0	0	27.2	-
1500	0	0	0	0	0	0	0	0	0	0	0	0	0	0	0	0	0	0	0	-	-
1600	1	0	1	0	0	0	0	0	0	0	0	0	0	0	0	0	0	0	0	31.1	-
1700	0	0	0	0	0	0	0	0	0	0	0	0	0	0	0	0	0	0	0	-	-
1800	**3**	**0**	**3**	**0**	**0**	**0**	**0**	**0**	**0**	**0**	**0**	**0**	**0**	**0**	**0**	**0**	**0**	**0**	**0**	**32.7**	**-**
1900	0	0	0	0	0	0	0	0	0	0	0	0	0	0	0	0	0	0	0	-	-
2000	0	0	0	0	0	0	0	0	0	0	0	0	0	0	0	0	0	0	0	-	-
2100	0	0	0	0	0	0	0	0	0	0	0	0	0	0	0	0	0	0	0	-	-
2200	1	0	1	0	0	0	0	0	0	0	0	0	0	0	0	0	0	0	0	37.9	-
2300	0	0	0	0	0	0	0	0	0	0	0	0	0	0	0	0	0	0	0	-	-
07-19	**5**	**0**	**5**	**0**	**0**	**0**	**0**	**0**	**0**	**0**	**0**	**0**	**0**	**0**	**0**	**0**	**0**	**0**	**0**	**31.2**	**-**
06-22	**5**	**0**	**5**	**0**	**0**	**0**	**0**	**0**	**0**	**0**	**0**	**0**	**0**	**0**	**0**	**0**	**0**	**0**	**0**	**31.2**	**-**
06-00	**6**	**0**	**6**	**0**	**0**	**0**	**0**	**0**	**0**	**0**	**0**	**0**	**0**	**0**	**0**	**0**	**0**	**0**	**0**	**32.4**	**-**
00-00	**6**	**0**	**6**	**0**	**0**	**0**	**0**	**0**	**0**	**0**	**0**	**0**	**0**	**0**	**0**	**0**	**0**	**0**	**0**	**32.4**	**-**

DRAFT

Site 77
Location LT40312, Att - telepole, Lat 54.0208, Long -6.83549
Direction East

3279 / Meath/Cavan/Monaghan ATC's
October 2013
Automatic Traffic Count

Wed, 9 October 2013

Time	Total	Classification												>PSL	>PSL%	>SL1	>SL1%	>SL2	>SL2%	Mean	Vpp
		1 MCL	2 SV	3 SVT	4 TB2	5 TB3	6 T4	7 ART3	8 ART4	9 ART5	10 ART6	11 BD	12 DRT	80	80	85 +5kph	85 +5kph	90 +10kph	90 +10kph		85
0000	0	0	0	0	0	0	0	0	0	0	0	0	0	0	0	0	0	0	0	-	-
0100	0	0	0	0	0	0	0	0	0	0	0	0	0	0	0	0	0	0	0	-	-
0200	0	0	0	0	0	0	0	0	0	0	0	0	0	0	0	0	0	0	0	-	-
0300	0	0	0	0	0	0	0	0	0	0	0	0	0	0	0	0	0	0	0	-	-
0400	0	0	0	0	0	0	0	0	0	0	0	0	0	0	0	0	0	0	0	-	-
0500	0	0	0	0	0	0	0	0	0	0	0	0	0	0	0	0	0	0	0	-	-
0600	0	0	0	0	0	0	0	0	0	0	0	0	0	0	0	0	0	0	0	-	-
0700	1	0	1	0	0	0	0	0	0	0	0	0	0	0	0	0	0	0	0	53.4	-
0800	0	0	0	0	0	0	0	0	0	0	0	0	0	0	0	0	0	0	0	-	-
0900	**2**	**0**	**2**	**0**	**0**	**0**	**0**	**0**	**0**	**0**	**0**	**0**	**0**	**0**	**0**	**0**	**0**	**0**	**0**	**22.5**	**-**
1000	1	0	1	0	0	0	0	0	0	0	0	0	0	0	0	0	0	0	0	27.3	-
1100	**2**	**0**	**2**	**0**	**0**	**0**	**0**	**0**	**0**	**0**	**0**	**0**	**0**	**0**	**0**	**0**	**0**	**0**	**0**	**32.8**	**-**
1200	0	0	0	0	0	0	0	0	0	0	0	0	0	0	0	0	0	0	0	-	-
1300	0	0	0	0	0	0	0	0	0	0	0	0	0	0	0	0	0	0	0	-	-
1400	1	0	1	0	0	0	0	0	0	0	0	0	0	0	0	0	0	0	0	40.7	-
1500	1	0	1	0	0	0	0	0	0	0	0	0	0	0	0	0	0	0	0	35.3	-
1600	0	0	0	0	0	0	0	0	0	0	0	0	0	0	0	0	0	0	0	-	-
1700	**2**	**0**	**1**	**0**	**1**	**0**	**0**	**0**	**0**	**0**	**0**	**0**	**0**	**0**	**0**	**0**	**0**	**0**	**0**	**21**	**-**
1800	**2**	**0**	**2**	**0**	**0**	**0**	**0**	**0**	**0**	**0**	**0**	**0**	**0**	**0**	**0**	**0**	**0**	**0**	**0**	**36.5**	**-**
1900	1	0	1	0	0	0	0	0	0	0	0	0	0	0	0	0	0	0	0	32.9	-
2000	1	0	1	0	0	0	0	0	0	0	0	0	0	0	0	0	0	0	0	33.4	-
2100	0	0	0	0	0	0	0	0	0	0	0	0	0	0	0	0	0	0	0	-	-
2200	0	0	0	0	0	0	0	0	0	0	0	0	0	0	0	0	0	0	0	-	-
2300	0	0	0	0	0	0	0	0	0	0	0	0	0	0	0	0	0	0	0	-	-
07-19	**12**	**0**	**11**	**0**	**1**	**0**	**0**	**0**	**0**	**0**	**0**	**0**	**0**	**0**	**0**	**0**	**0**	**0**	**0**	**31.8**	**39.6**
06-22	**14**	**0**	**13**	**0**	**1**	**0**	**0**	**0**	**0**	**0**	**0**	**0**	**0**	**0**	**0**	**0**	**0**	**0**	**0**	**32**	**39.6**
06-00	**14**	**0**	**13**	**0**	**1**	**0**	**0**	**0**	**0**	**0**	**0**	**0**	**0**	**0**	**0**	**0**	**0**	**0**	**0**	**32**	**39.6**
00-00	**14**	**0**	**13**	**0**	**1**	**0**	**0**	**0**	**0**	**0**	**0**	**0**	**0**	**0**	**0**	**0**	**0**	**0**	**0**	**32**	**39.6**

DRAFT

Site 77
Location LT40312, Att - telepole, Lat 54.0208, Long -6.83549
Direction East

3279 / Meath/Cavan/Monaghan ATC's
October 2013
Automatic Traffic Count

Thu, 10 October 2013

Time	Total	Classification												>PSL	>PSL%	>SL1	>SL1%	>SL2	>SL2%	Mean	Vpp
		1 MCL	2 SV	3 SVT	4 TB2	5 TB3	6 T4	7 ART3	8 ART4	9 ART5	10 ART6	11 BD	12 DRT	80	80	85 +5kph	85 +5kph	90 +10kph	90 +10kph		85
0000	0	0	0	0	0	0	0	0	0	0	0	0	0	0	0	0	0	0	0	-	-
0100	0	0	0	0	0	0	0	0	0	0	0	0	0	0	0	0	0	0	0	-	-
0200	0	0	0	0	0	0	0	0	0	0	0	0	0	0	0	0	0	0	0	-	-
0300	0	0	0	0	0	0	0	0	0	0	0	0	0	0	0	0	0	0	0	-	-
0400	0	0	0	0	0	0	0	0	0	0	0	0	0	0	0	0	0	0	0	-	-
0500	0	0	0	0	0	0	0	0	0	0	0	0	0	0	0	0	0	0	0	-	-
0600	0	0	0	0	0	0	0	0	0	0	0	0	0	0	0	0	0	0	0	-	-
0700	0	0	0	0	0	0	0	0	0	0	0	0	0	0	0	0	0	0	0	-	-
0800	0	0	0	0	0	0	0	0	0	0	0	0	0	0	0	0	0	0	0	-	-
0900	1	0	1	0	0	0	0	0	0	0	0	0	0	0	0	0	0	0	0	29.6	-
1000	0	0	0	0	0	0	0	0	0	0	0	0	0	0	0	0	0	0	0	-	-
1100	**3**	**0**	**3**	**0**	**0**	**0**	**0**	**0**	**0**	**0**	**0**	**0**	**0**	**0**	**0**	**0**	**0**	**0**	**0**	**32.6**	**-**
1200	0	0	0	0	0	0	0	0	0	0	0	0	0	0	0	0	0	0	0	-	-
1300	1	0	1	0	0	0	0	0	0	0	0	0	0	0	0	0	0	0	0	26.5	-
1400	**2**	**0**	**2**	**0**	**0**	**0**	**0**	**0**	**0**	**0**	**0**	**0**	**0**	**0**	**0**	**0**	**0**	**0**	**0**	**36.3**	**-**
1500	0	0	0	0	0	0	0	0	0	0	0	0	0	0	0	0	0	0	0	-	-
1600	0	0	0	0	0	0	0	0	0	0	0	0	0	0	0	0	0	0	0	-	-
1700	0	0	0	0	0	0	0	0	0	0	0	0	0	0	0	0	0	0	0	-	-
1800	**2**	**0**	**2**	**0**	**0**	**0**	**0**	**0**	**0**	**0**	**0**	**0**	**0**	**0**	**0**	**0**	**0**	**0**	**0**	**34.3**	**-**
1900	1	0	0	0	1	0	0	0	0	0	0	0	0	0	0	0	0	0	0	32.1	-
2000	0	0	0	0	0	0	0	0	0	0	0	0	0	0	0	0	0	0	0	0	0
2100	0	0	0	0	0	0	0	0	0	0	0	0	0	0	0	0	0	0	0	0	0
2200	0	0	0	0	0	0	0	0	0	0	0	0	0	0	0	0	0	0	0	0	0
2300	0	0	0	0	0	0	0	0	0	0	0	0	0	0	0	0	0	0	0	0	0
07-19	**9**	**0**	**9**	**0**	**0**	**0**	**0**	**0**	**0**	**0**	**0**	**0**	**0**	**0**	**0**	**0**	**0**	**0**	**0**	**32.8**	**-**
06-22	**10**	**0**	**9**	**0**	**1**	**0**	**0**	**0**	**0**	**0**	**0**	**0**	**0**	**0**	**0**	**0**	**0**	**0**	**0**	**32.7**	**-**
06-00	**10**	**0**	**9**	**0**	**1**	**0**	**0**	**0**	**0**	**0**	**0**	**0**	**0**	**0**	**0**	**0**	**0**	**0**	**0**	**32.7**	**-**
00-00	**10**	**0**	**9**	**0**	**1**	**0**	**0**	**0**	**0**	**0**	**0**	**0**	**0**	**0**	**0**	**0**	**0**	**0**	**0**	**32.7**	**-**

DRAFT

Site 77
Location LT40312, Att - telepole, Lat 54.0208, Long -6.83549
Direction East

3279 / Meath/Cavan/Monaghan ATC's
October 2013
Automatic Traffic Count

Virtual Day (Partial days = 2.46)

Time	Total	Classification												>PSL	>PSL%	>SL1	>SL1%	>SL2	>SL2%	Mean	Vpp
		1 MCL	2 SV	3 SVT	4 TB2	5 TB3	6 T4	7 ART3	8 ART4	9 ART5	10 ART6	11 BD	12 DRT	80	80	85 +5kph	85 +5kph	90 +10kph	90 +10kph		85
0000	0	0	0	0	0	0	0	0	0	0	0	0	0	0	0	0	0	0	0	-	-
0100	0	0	0	0	0	0	0	0	0	0	0	0	0	0	0	0	0	0	0	-	-
0200	0	0	0	0	0	0	0	0	0	0	0	0	0	0	0	0	0	0	0	-	-
0300	0	0	0	0	0	0	0	0	0	0	0	0	0	0	0	0	0	0	0	-	-
0400	0	0	0	0	0	0	0	0	0	0	0	0	0	0	0	0	0	0	0	-	-
0500	0	0	0	0	0	0	0	0	0	0	0	0	0	0	0	0	0	0	0	-	-
0600	0	0	0	0	0	0	0	0	0	0	0	0	0	0	0	0	0	0	0	-	-
0700	1	0	1	0	0	0	0	0	0	0	0	0	0	0	0	0	0	0	0	53.4	-
0800	0	0	0	0	0	0	0	0	0	0	0	0	0	0	0	0	0	0	0	-	-
0900	2	0	2	0	0	0	0	0	0	0	0	0	0	0	0	0	0	0	0	24.8	-
1000	1	0	1	0	0	0	0	0	0	0	0	0	0	0	0	0	0	0	0	27.3	-
1100	**3**	**0**	**3**	**0**	**0**	**0**	**0**	**0**	**0**	**0**	**0**	**0**	**0**	**0**	**0**	**0**	**0**	**0**	**0**	**32.6**	**-**
1200	0	0	0	0	0	0	0	0	0	0	0	0	0	0	0	0	0	0	0	-	-
1300	0	0	0	0	0	0	0	0	0	0	0	0	0	0	0	0	0	0	0	26.5	-
1400	1	0	1	0	0	0	0	0	0	0	0	0	0	0	0	0	0	0	0	35.1	-
1500	0	0	0	0	0	0	0	0	0	0	0	0	0	0	0	0	0	0	0	35.3	-
1600	0	0	0	0	0	0	0	0	0	0	0	0	0	0	0	0	0	0	0	31.1	-
1700	1	0	0	0	0	0	0	0	0	0	0	0	0	0	0	0	0	0	0	21	-
1800	**2**	**0**	**2**	**0**	**0**	**0**	**0**	**0**	**0**	**0**	**0**	**0**	**0**	**0**	**0**	**0**	**0**	**0**	**0**	**34.2**	**-**
1900	1	0	0	0	0	0	0	0	0	0	0	0	0	0	0	0	0	0	0	32.5	-
2000	0	0	0	0	0	0	0	0	0	0	0	0	0	0	0	0	0	0	0	33.4	-
2100	0	0	0	0	0	0	0	0	0	0	0	0	0	0	0	0	0	0	0	-	-
2200	0	0	0	0	0	0	0	0	0	0	0	0	0	0	0	0	0	0	0	37.9	-
2300	0	0	0	0	0	0	0	0	0	0	0	0	0	0	0	0	0	0	0	-	-
07-19	**11**	**0**	**10**	**0**	**0**	**0**	**0**	**0**	**0**	**0**	**0**	**0**	**0**	**0**	**0**	**0**	**0**	**0**	**0**	**31.85**	**#NUM!**
06-22	**12**	**0**	**10**	**0**	**0**	**0**	**0**	**0**	**0**	**0**	**0**	**0**	**0**	**0**	**0**	**0**	**0**	**0**	**0**	**32.55**	**#NUM!**
06-00	**12**	**0**	**10**	**0**	**0**	**0**	**0**	**0**	**0**	**0**	**0**	**0**	**0**	**0**	**0**	**0**	**0**	**0**	**0**	**32.6**	**#NUM!**
00-00	**12**	**0**	**10**	**0**	**0**	**0**	**0**	**0**	**0**	**0**	**0**	**0**	**0**	**0**	**0**	**0**	**0**	**0**	**0**	**32.6**	**#NUM!**

DRAFT

Site 77
Location LT40312, Att - telepole, Lat 54.0208, Long -6.83549
Direction East

3279 / Meath/Cavan/Monaghan ATC's
October 2013
Automatic Traffic Count

Virtual Week (1)

Time	Total	Classification												>PSL	>PSL%	>SL1	>SL1%	>SL2	>SL2%	Mean	Vpp
		1 MCL	2 SV	3 SVT	4 TB2	5 TB3	6 T4	7 ART3	8 ART4	9 ART5	10 ART6	11 BD	12 DRT	80	80	85 +5kph	85 +5kph	90 +10kph	90 +10kph		85
Mon	0	0	0	0	0	0	0	0	0	0	0	0	0	0	0	0	0	0	0	-	-
Tue	6	0	6	0	0	0	0	0	0	0	0	0	0	0	0	0	0	0	0	32.4	-
Wed	14	0	13	0	1	0	0	0	0	0	0	0	0	0	0	0	0	0	0	32	39.6
Thu	10	0	9	0	1	0	0	0	0	0	0	0	0	0	0	0	0	0	0	32.7	-
Fri	0	0	0	0	0	0	0	0	0	0	0	0	0	0	0	0	0	0	0	-	-
| Sat	0	0	0	0	0	0	0	0	0	0	0	0	0	0	0	0	0	0	0	-	-
| Sun	0	0	0	0	0	0	0	0	0	0	0	0	0	0	0	0	0	0	0	-	-
5 Day Ave.	**10**	**0**	**9**	**0**	**1**	**0**	**0**	**0**	**0**	**0**	**0**	**0**	**0**	**0**	**0.0**	**0**	**0.0**	**0**	**0.0**	**32.4**	**13.2**
7 Day Ave.	**12**	**0**	**10**	**0**	**0**	**0**	**0**	**0**	**0**	**0**	**0**	**0**	**0**	**0**	**0.0**	**0**	**0.0**	**0**	**0.0**	**32.6**	**#NUM!**
Total	**30**	**0**	**28**	**0**	**2**	**0**	**0**	**0**	**0**	**0**	**0**	**0**	**0**	**0**	**0.0**	**0**	**0.0**	**0**	**0.0**	**32.3**	**38.5**

Summary Graphs

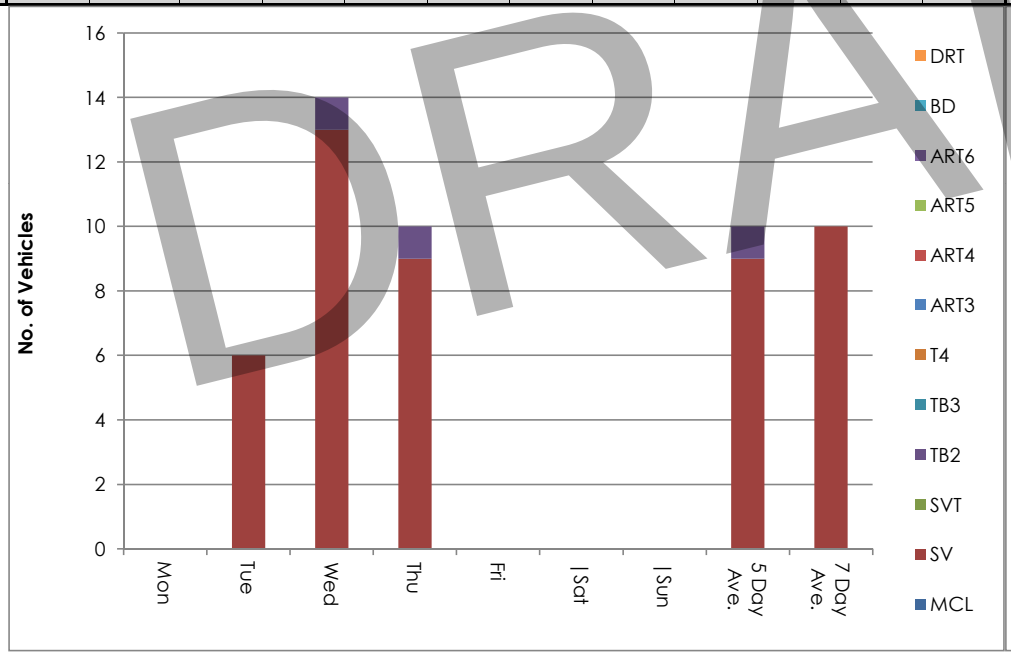

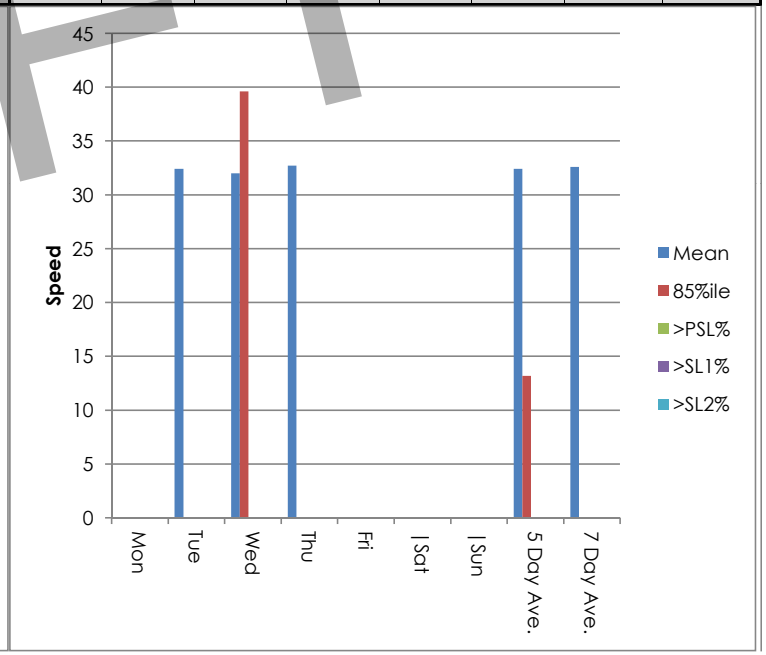

DRAFT

Site 77
Location LT40312, Att - telepole, Lat 54.0208, Long -6.83549
Direction East

3279 / Meath/Cavan/Monaghan ATC's
October 2013
Automatic Traffic Count

Tue, 8 October 2013

Time	Total	Speed Bins (km/h)																											
		0 - 5	5 - 10	10 - 15	15 - 20	20 - 25	25 - 30	30 - 35	35 - 40	40 - 45	45 - 50	50 - 55	55 - 60	60 - 65	65 - 70	70 - 75	75 - 80	80 - 85	85 - 90	90 - 95	95 - 100	100 - 105	105 - 110	110 - 115	115 - 120	120 - 125	125 - 130	130 - 135	135 - 140
0000	**0**	**0**	**0**	**0**	**0**	**0**	**0**	**0**	**0**	**0**	**0**	**0**	**0**	**0**	**0**	**0**	**0**	**0**	**0**	**0**	**0**	**0**	**0**	**0**	**0**	**0**	**0**	**0**	**0**
0100	**0**	**0**	**0**	**0**	**0**	**0**	**0**	**0**	**0**	**0**	**0**	**0**	**0**	**0**	**0**	**0**	**0**	**0**	**0**	**0**	**0**	**0**	**0**	**0**	**0**	**0**	**0**	**0**	**0**
0200	**0**	**0**	**0**	**0**	**0**	**0**	**0**	**0**	**0**	**0**	**0**	**0**	**0**	**0**	**0**	**0**	**0**	**0**	**0**	**0**	**0**	**0**	**0**	**0**	**0**	**0**	**0**	**0**	**0**
0300	**0**	**0**	**0**	**0**	**0**	**0**	**0**	**0**	**0**	**0**	**0**	**0**	**0**	**0**	**0**	**0**	**0**	**0**	**0**	**0**	**0**	**0**	**0**	**0**	**0**	**0**	**0**	**0**	**0**
0400	**0**	**0**	**0**	**0**	**0**	**0**	**0**	**0**	**0**	**0**	**0**	**0**	**0**	**0**	**0**	**0**	**0**	**0**	**0**	**0**	**0**	**0**	**0**	**0**	**0**	**0**	**0**	**0**	**0**
0500	**0**	**0**	**0**	**0**	**0**	**0**	**0**	**0**	**0**	**0**	**0**	**0**	**0**	**0**	**0**	**0**	**0**	**0**	**0**	**0**	**0**	**0**	**0**	**0**	**0**	**0**	**0**	**0**	**0**
0600	**0**	**0**	**0**	**0**	**0**	**0**	**0**	**0**	**0**	**0**	**0**	**0**	**0**	**0**	**0**	**0**	**0**	**0**	**0**	**0**	**0**	**0**	**0**	**0**	**0**	**0**	**0**	**0**	**0**
0700	**0**	**0**	**0**	**0**	**0**	**0**	**0**	**0**	**0**	**0**	**0**	**0**	**0**	**0**	**0**	**0**	**0**	**0**	**0**	**0**	**0**	**0**	**0**	**0**	**0**	**0**	**0**	**0**	**0**
0800	**0**	**0**	**0**	**0**	**0**	**0**	**0**	**0**	**0**	**0**	**0**	**0**	**0**	**0**	**0**	**0**	**0**	**0**	**0**	**0**	**0**	**0**	**0**	**0**	**0**	**0**	**0**	**0**	**0**
0900	**0**	**0**	**0**	**0**	**0**	**0**	**0**	**0**	**0**	**0**	**0**	**0**	**0**	**0**	**0**	**0**	**0**	**0**	**0**	**0**	**0**	**0**	**0**	**0**	**0**	**0**	**0**	**0**	**0**
1000	**0**	**0**	**0**	**0**	**0**	**0**	**0**	**0**	**0**	**0**	**0**	**0**	**0**	**0**	**0**	**0**	**0**	**0**	**0**	**0**	**0**	**0**	**0**	**0**	**0**	**0**	**0**	**0**	**0**
1100	**0**	**0**	**0**	**0**	**0**	**0**	**0**	**0**	**0**	**0**	**0**	**0**	**0**	**0**	**0**	**0**	**0**	**0**	**0**	**0**	**0**	**0**	**0**	**0**	**0**	**0**	**0**	**0**	**0**
1200	0	0	0	0	0	0	0	0	0	0	0	0	0	0	0	0	0	0	0	0	0	0	0	0	0	0	0	0	0
1300	0	0	0	0	0	0	0	0	0	0	0	0	0	0	0	0	0	0	0	0	0	0	0	0	0	0	0	0	0
1400	1	0	0	0	0	0	1	0	0	0	0	0	0	0	0	0	0	0	0	0	0	0	0	0	0	0	0	0	0
1500	0	0	0	0	0	0	0	0	0	0	0	0	0	0	0	0	0	0	0	0	0	0	0	0	0	0	0	0	0
1600	1	0	0	0	0	0	0	1	0	0	0	0	0	0	0	0	0	0	0	0	0	0	0	0	0	0	0	0	0
1700	0	0	0	0	0	0	0	0	0	0	0	0	0	0	0	0	0	0	0	0	0	0	0	0	0	0	0	0	0
1800	**3**	**0**	**0**	**0**	**0**	**0**	**2**	**0**	**1**	**0**	**0**	**0**	**0**	**0**	**0**	**0**	**0**	**0**	**0**	**0**	**0**	**0**	**0**	**0**	**0**	**0**	**0**	**0**	**0**
1900	0	0	0	0	0	0	0	0	0	0	0	0	0	0	0	0	0	0	0	0	0	0	0	0	0	0	0	0	0
2000	0	0	0	0	0	0	0	0	0	0	0	0	0	0	0	0	0	0	0	0	0	0	0	0	0	0	0	0	0
2100	0	0	0	0	0	0	0	0	0	0	0	0	0	0	0	0	0	0	0	0	0	0	0	0	0	0	0	0	0
2200	1	0	0	0	0	0	0	0	1	0	0	0	0	0	0	0	0	0	0	0	0	0	0	0	0	0	0	0	0
2300	0	0	0	0	0	0	0	0	0	0	0	0	0	0	0	0	0	0	0	0	0	0	0	0	0	0	0	0	0
07-19	**5**	**0**	**0**	**0**	**0**	**0**	**3**	**1**	**1**	**0**	**0**	**0**	**0**	**0**	**0**	**0**	**0**	**0**	**0**	**0**	**0**	**0**	**0**	**0**	**0**	**0**	**0**	**0**	**0**
06-22	**5**	**0**	**0**	**0**	**0**	**0**	**3**	**1**	**1**	**0**	**0**	**0**	**0**	**0**	**0**	**0**	**0**	**0**	**0**	**0**	**0**	**0**	**0**	**0**	**0**	**0**	**0**	**0**	**0**
06-00	**6**	**0**	**0**	**0**	**0**	**0**	**3**	**1**	**2**	**0**	**0**	**0**	**0**	**0**	**0**	**0**	**0**	**0**	**0**	**0**	**0**	**0**	**0**	**0**	**0**	**0**	**0**	**0**	**0**
00-00	**6**	**0**	**0**	**0**	**0**	**0**	**3**	**1**	**2**	**0**	**0**	**0**	**0**	**0**	**0**	**0**	**0**	**0**	**0**	**0**	**0**	**0**	**0**	**0**	**0**	**0**	**0**	**0**	**0**

DRAFT

Site 77
Location LT40312, Att - telepole, Lat 54.0208, Long -6.83549
Direction East

3279 / Meath/Cavan/Monaghan ATC's
October 2013
Automatic Traffic Count

Wed, 9 October 2013

Time	Total	Speed Bins (km/h)																											
		0 - 5	5 - 10	10 - 15	15 - 20	20 - 25	25 - 30	30 - 35	35 - 40	40 - 45	45 - 50	50 - 55	55 - 60	60 - 65	65 - 70	70 - 75	75 - 80	80 - 85	85 - 90	90 - 95	95 - 100	100 - 105	105 - 110	110 - 115	115 - 120	120 - 125	125 - 130	130 - 135	135 - 140
0000	0	0	0	0	0	0	0	0	0	0	0	0	0	0	0	0	0	0	0	0	0	0	0	0	0	0	0	0	0
0100	0	0	0	0	0	0	0	0	0	0	0	0	0	0	0	0	0	0	0	0	0	0	0	0	0	0	0	0	0
0200	0	0	0	0	0	0	0	0	0	0	0	0	0	0	0	0	0	0	0	0	0	0	0	0	0	0	0	0	0
0300	0	0	0	0	0	0	0	0	0	0	0	0	0	0	0	0	0	0	0	0	0	0	0	0	0	0	0	0	0
0400	0	0	0	0	0	0	0	0	0	0	0	0	0	0	0	0	0	0	0	0	0	0	0	0	0	0	0	0	0
0500	0	0	0	0	0	0	0	0	0	0	0	0	0	0	0	0	0	0	0	0	0	0	0	0	0	0	0	0	0
0600	0	0	0	0	0	0	0	0	0	0	0	0	0	0	0	0	0	0	0	0	0	0	0	0	0	0	0	0	0
0700	1	0	0	0	0	0	0	0	0	0	0	1	0	0	0	0	0	0	0	0	0	0	0	0	0	0	0	0	0
0800	0	0	0	0	0	0	0	0	0	0	0	0	0	0	0	0	0	0	0	0	0	0	0	0	0	0	0	0	0
0900	**2**	**0**	**0**	**0**	**0**	**2**	**0**	**0**	**0**	**0**	**0**	**0**	**0**	**0**	**0**	**0**	**0**	**0**	**0**	**0**	**0**	**0**	**0**	**0**	**0**	**0**	**0**	**0**	**0**
1000	1	0	0	0	0	0	1	0	0	0	0	0	0	0	0	0	0	0	0	0	0	0	0	0	0	0	0	0	0
1100	**2**	**0**	**0**	**0**	**0**	**0**	**0**	**1**	**1**	**0**	**0**	**0**	**0**	**0**	**0**	**0**	**0**	**0**	**0**	**0**	**0**	**0**	**0**	**0**	**0**	**0**	**0**	**0**	**0**
1200	0	0	0	0	0	0	0	0	0	0	0	0	0	0	0	0	0	0	0	0	0	0	0	0	0	0	0	0	0
1300	0	0	0	0	0	0	0	0	0	0	0	0	0	0	0	0	0	0	0	0	0	0	0	0	0	0	0	0	0
1400	1	0	0	0	0	0	0	0	1	0	0	0	0	0	0	0	0	0	0	0	0	0	0	0	0	0	0	0	0
1500	1	0	0	0	0	0	0	0	1	0	0	0	0	0	0	0	0	0	0	0	0	0	0	0	0	0	0	0	0
1600	0	0	0	0	0	0	0	0	0	0	0	0	0	0	0	0	0	0	0	0	0	0	0	0	0	0	0	0	0
1700	**2**	**0**	**0**	**0**	**0**	**2**	**0**	**0**	**0**	**0**	**0**	**0**	**0**	**0**	**0**	**0**	**0**	**0**	**0**	**0**	**0**	**0**	**0**	**0**	**0**	**0**	**0**	**0**	**0**
1800	**2**	**0**	**0**	**0**	**0**	**0**	**0**	**1**	**1**	**0**	**0**	**0**	**0**	**0**	**0**	**0**	**0**	**0**	**0**	**0**	**0**	**0**	**0**	**0**	**0**	**0**	**0**	**0**	**0**
1900	1	0	0	0	0	0	0	1	0	0	0	0	0	0	0	0	0	0	0	0	0	0	0	0	0	0	0	0	0
2000	1	0	0	0	0	0	0	1	0	0	0	0	0	0	0	0	0	0	0	0	0	0	0	0	0	0	0	0	0
2100	0	0	0	0	0	0	0	0	0	0	0	0	0	0	0	0	0	0	0	0	0	0	0	0	0	0	0	0	0
2200	0	0	0	0	0	0	0	0	0	0	0	0	0	0	0	0	0	0	0	0	0	0	0	0	0	0	0	0	0
2300	0	0	0	0	0	0	0	0	0	0	0	0	0	0	0	0	0	0	0	0	0	0	0	0	0	0	0	0	0
07-19	**12**	**0**	**0**	**0**	**0**	**4**	**1**	**2**	**3**	**1**	**0**	**1**	**0**	**0**	**0**	**0**	**0**	**0**	**0**	**0**	**0**	**0**	**0**	**0**	**0**	**0**	**0**	**0**	**0**
06-22	**14**	**0**	**0**	**0**	**0**	**4**	**1**	**4**	**3**	**1**	**0**	**1**	**0**	**0**	**0**	**0**	**0**	**0**	**0**	**0**	**0**	**0**	**0**	**0**	**0**	**0**	**0**	**0**	**0**
06-00	**14**	**0**	**0**	**0**	**0**	**4**	**1**	**4**	**3**	**1**	**0**	**1**	**0**	**0**	**0**	**0**	**0**	**0**	**0**	**0**	**0**	**0**	**0**	**0**	**0**	**0**	**0**	**0**	**0**
00-00	**14**	**0**	**0**	**0**	**0**	**4**	**1**	**4**	**3**	**1**	**0**	**1**	**0**	**0**	**0**	**0**	**0**	**0**	**0**	**0**	**0**	**0**	**0**	**0**	**0**	**0**	**0**	**0**	**0**

DRAFT

Site 77
Location LT40312, Att - telepole, Lat 54.0208, Long -6.83549
Direction East

3279 / Meath/Cavan/Monaghan ATC's
October 2013
Automatic Traffic Count

Thu, 10 October 2013

Time	Total	Speed Bins (km/h)																											
		0 - 5	5 - 10	10 - 15	15 - 20	20 - 25	25 - 30	30 - 35	35 - 40	40 - 45	45 - 50	50 - 55	55 - 60	60 - 65	65 - 70	70 - 75	75 - 80	80 - 85	85 - 90	90 - 95	95 - 100	100 - 105	105 - 110	110 - 115	115 - 120	120 - 125	125 - 130	130 - 135	135 - 140
0000	0	0	0	0	0	0	0	0	0	0	0	0	0	0	0	0	0	0	0	0	0	0	0	0	0	0	0	0	0
0100	0	0	0	0	0	0	0	0	0	0	0	0	0	0	0	0	0	0	0	0	0	0	0	0	0	0	0	0	0
0200	0	0	0	0	0	0	0	0	0	0	0	0	0	0	0	0	0	0	0	0	0	0	0	0	0	0	0	0	0
0300	0	0	0	0	0	0	0	0	0	0	0	0	0	0	0	0	0	0	0	0	0	0	0	0	0	0	0	0	0
0400	0	0	0	0	0	0	0	0	0	0	0	0	0	0	0	0	0	0	0	0	0	0	0	0	0	0	0	0	0
0500	0	0	0	0	0	0	0	0	0	0	0	0	0	0	0	0	0	0	0	0	0	0	0	0	0	0	0	0	0
0600	0	0	0	0	0	0	0	0	0	0	0	0	0	0	0	0	0	0	0	0	0	0	0	0	0	0	0	0	0
0700	0	0	0	0	0	0	0	0	0	0	0	0	0	0	0	0	0	0	0	0	0	0	0	0	0	0	0	0	0
0800	0	0	0	0	0	0	0	0	0	0	0	0	0	0	0	0	0	0	0	0	0	0	0	0	0	0	0	0	0
0900	1	0	0	0	0	0	1	0	0	0	0	0	0	0	0	0	0	0	0	0	0	0	0	0	0	0	0	0	0
1000	0	0	0	0	0	0	0	0	0	0	0	0	0	0	0	0	0	0	0	0	0	0	0	0	0	0	0	0	0
1100	**3**	**0**	**0**	**0**	**0**	**1**	**0**	**0**	**2**	**0**	**0**	**0**	**0**	**0**	**0**	**0**	**0**	**0**	**0**	**0**	**0**	**0**	**0**	**0**	**0**	**0**	**0**	**0**	**0**
1200	0	0	0	0	0	0	0	0	0	0	0	0	0	0	0	0	0	0	0	0	0	0	0	0	0	0	0	0	0
1300	1	0	0	0	0	0	1	0	0	0	0	0	0	0	0	0	0	0	0	0	0	0	0	0	0	0	0	0	0
1400	**2**	**0**	**0**	**0**	**0**	**0**	**0**	**0**	**2**	**0**	**0**	**0**	**0**	**0**	**0**	**0**	**0**	**0**	**0**	**0**	**0**	**0**	**0**	**0**	**0**	**0**	**0**	**0**	**0**
1500	0	0	0	0	0	0	0	0	0	0	0	0	0	0	0	0	0	0	0	0	0	0	0	0	0	0	0	0	0
1600	0	0	0	0	0	0	0	0	0	0	0	0	0	0	0	0	0	0	0	0	0	0	0	0	0	0	0	0	0
1700	0	0	0	0	0	0	0	0	0	0	0	0	0	0	0	0	0	0	0	0	0	0	0	0	0	0	0	0	0
1800	**2**	**0**	**0**	**0**	**0**	**0**	**0**	**2**	**0**	**0**	**0**	**0**	**0**	**0**	**0**	**0**	**0**	**0**	**0**	**0**	**0**	**0**	**0**	**0**	**0**	**0**	**0**	**0**	**0**
1900	1	0	0	0	0	0	0	1	0	0	0	0	0	0	0	0	0	0	0	0	0	0	0	0	0	0	0	0	0
2000	0	0	0	0	0	0	0	0	0	0	0	0	0	0	0	0	0	0	0	0	0	0	0	0	0	0	0	0	0
2100	0	0	0	0	0	0	0	0	0	0	0	0	0	0	0	0	0	0	0	0	0	0	0	0	0	0	0	0	0
2200	0	0	0	0	0	0	0	0	0	0	0	0	0	0	0	0	0	0	0	0	0	0	0	0	0	0	0	0	0
2300	0	0	0	0	0	0	0	0	0	0	0	0	0	0	0	0	0	0	0	0	0	0	0	0	0	0	0	0	0
07-19	**9**	**0**	**0**	**0**	**0**	**1**	**2**	**2**	**4**	**0**	**0**	**0**	**0**	**0**	**0**	**0**	**0**	**0**	**0**	**0**	**0**	**0**	**0**	**0**	**0**	**0**	**0**	**0**	**0**
06-22	**10**	**0**	**0**	**0**	**0**	**1**	**2**	**3**	**4**	**0**	**0**	**0**	**0**	**0**	**0**	**0**	**0**	**0**	**0**	**0**	**0**	**0**	**0**	**0**	**0**	**0**	**0**	**0**	**0**
06-00	**10**	**0**	**0**	**0**	**0**	**1**	**2**	**3**	**4**	**0**	**0**	**0**	**0**	**0**	**0**	**0**	**0**	**0**	**0**	**0**	**0**	**0**	**0**	**0**	**0**	**0**	**0**	**0**	**0**
00-00	**10**	**0**	**0**	**0**	**0**	**1**	**2**	**3**	**4**	**0**	**0**	**0**	**0**	**0**	**0**	**0**	**0**	**0**	**0**	**0**	**0**	**0**	**0**	**0**	**0**	**0**	**0**	**0**	**0**

DRAFT

Site 77
Location LT40312, Att - telepole, Lat 54.0208, Long -6.83549
Direction East

3279 / Meath/Cavan/Monaghan ATC's
October 2013
Automatic Traffic Count

Virtual Day (Partial days = 2.46)

Time	Total	Speed Bins (km/h)																											
		0 - 5	5 - 10	10 - 15	15 - 20	20 - 25	25 - 30	30 - 35	35 - 40	40 - 45	45 - 50	50 - 55	55 - 60	60 - 65	65 - 70	70 - 75	75 - 80	80 - 85	85 - 90	90 - 95	95 - 100	100 - 105	105 - 110	110 - 115	115 - 120	120 - 125	125 - 130	130 - 135	135 - 140
0000	0	0	0	0	0	0	0	0	0	0	0	0	0	0	0	0	0	0	0	0	0	0	0	0	0	0	0	0	0
0100	0	0	0	0	0	0	0	0	0	0	0	0	0	0	0	0	0	0	0	0	0	0	0	0	0	0	0	0	0
0200	0	0	0	0	0	0	0	0	0	0	0	0	0	0	0	0	0	0	0	0	0	0	0	0	0	0	0	0	0
0300	0	0	0	0	0	0	0	0	0	0	0	0	0	0	0	0	0	0	0	0	0	0	0	0	0	0	0	0	0
0400	0	0	0	0	0	0	0	0	0	0	0	0	0	0	0	0	0	0	0	0	0	0	0	0	0	0	0	0	0
0500	0	0	0	0	0	0	0	0	0	0	0	0	0	0	0	0	0	0	0	0	0	0	0	0	0	0	0	0	0
0600	0	0	0	0	0	0	0	0	0	0	0	0	0	0	0	0	0	0	0	0	0	0	0	0	0	0	0	0	0
0700	1	0	0	0	0	0	0	0	0	0	0	1	0	0	0	0	0	0	0	0	0	0	0	0	0	0	0	0	0
0800	0	0	0	0	0	0	0	0	0	0	0	0	0	0	0	0	0	0	0	0	0	0	0	0	0	0	0	0	0
0900	2	0	0	0	0	1	1	0	0	0	0	0	0	0	0	0	0	0	0	0	0	0	0	0	0	0	0	0	0
1000	1	0	0	0	0	0	1	0	0	0	0	0	0	0	0	0	0	0	0	0	0	0	0	0	0	0	0	0	0
1100	**3**	**0**	**0**	**0**	**0**	**1**	**0**	**1**	**2**	**0**	**0**	**0**	**0**	**0**	**0**	**0**	**0**	**0**	**0**	**0**	**0**	**0**	**0**	**0**	**0**	**0**	**0**	**0**	**0**
1200	0	0	0	0	0	0	0	0	0	0	0	0	0	0	0	0	0	0	0	0	0	0	0	0	0	0	0	0	0
1300	0	0	0	0	0	0	0	0	0	0	0	0	0	0	0	0	0	0	0	0	0	0	0	0	0	0	0	0	0
1400	1	0	0	0	0	0	0	0	1	0	0	0	0	0	0	0	0	0	0	0	0	0	0	0	0	0	0	0	0
1500	0	0	0	0	0	0	0	0	0	0	0	0	0	0	0	0	0	0	0	0	0	0	0	0	0	0	0	0	0
1600	0	0	0	0	0	0	0	0	0	0	0	0	0	0	0	0	0	0	0	0	0	0	0	0	0	0	0	0	0
1700	1	0	0	0	0	1	0	0	0	0	0	0	0	0	0	0	0	0	0	0	0	0	0	0	0	0	0	0	0
1800	**2**	**0**	**0**	**0**	**0**	**0**	**1**	**1**	**1**	**0**	**0**	**0**	**0**	**0**	**0**	**0**	**0**	**0**	**0**	**0**	**0**	**0**	**0**	**0**	**0**	**0**	**0**	**0**	**0**
1900	1	0	0	0	0	0	0	1	0	0	0	0	0	0	0	0	0	0	0	0	0	0	0	0	0	0	0	0	0
2000	0	0	0	0	0	0	0	0	0	0	0	0	0	0	0	0	0	0	0	0	0	0	0	0	0	0	0	0	0
2100	0	0	0	0	0	0	0	0	0	0	0	0	0	0	0	0	0	0	0	0	0	0	0	0	0	0	0	0	0
2200	0	0	0	0	0	0	0	0	0	0	0	0	0	0	0	0	0	0	0	0	0	0	0	0	0	0	0	0	0
2300	0	0	0	0	0	0	0	0	0	0	0	0	0	0	0	0	0	0	0	0	0	0	0	0	0	0	0	0	0
07-19	**11**	**0**	**0**	**0**	**0**	**3**	**3**	**2**	**4**	**0**	**0**	**1**	**0**	**0**	**0**	**0**	**0**	**0**	**0**	**0**	**0**	**0**	**0**	**0**	**0**	**0**	**0**	**0**	**0**
06-22	**12**	**0**	**0**	**0**	**0**	**3**	**3**	**3**	**4**	**0**	**0**	**1**	**0**	**0**	**0**	**0**	**0**	**0**	**0**	**0**	**0**	**0**	**0**	**0**	**0**	**0**	**0**	**0**	**0**
06-00	**12**	**0**	**0**	**0**	**0**	**3**	**3**	**3**	**4**	**0**	**0**	**1**	**0**	**0**	**0**	**0**	**0**	**0**	**0**	**0**	**0**	**0**	**0**	**0**	**0**	**0**	**0**	**0**	**0**
00-00	**12**	**0**	**0**	**0**	**0**	**3**	**3**	**3**	**4**	**0**	**0**	**1**	**0**	**0**	**0**	**0**	**0**	**0**	**0**	**0**	**0**	**0**	**0**	**0**	**0**	**0**	**0**	**0**	**0**

DRAFT

Site 77
Location LT40312, Att - telepole, Lat 54.0208, Long -6.83549
Direction East

3279 / Meath/Cavan/Monaghan ATC's
October 2013
Automatic Traffic Count

Virtual Week (1)

Time	Total	Speed Bins (km/h)																											
		0 - 5	5 - 10	10 - 15	15 - 20	20 - 25	25 - 30	30 - 35	35 - 40	40 - 45	45 - 50	50 - 55	55 - 60	60 - 65	65 - 70	70 - 75	75 - 80	80 - 85	85 - 90	90 - 95	95 - 100	100 - 105	105 - 110	110 - 115	115 - 120	120 - 125	125 - 130	130 - 135	135 - 140
Mon	0	0	0	0	0	0	0	0	0	0	0	0	0	0	0	0	0	0	0	0	0	0	0	0	0	0	0	0	0
Tue	6	0	0	0	0	0	3	1	2	0	0	0	0	0	0	0	0	0	0	0	0	0	0	0	0	0	0	0	0
Wed	14	0	0	0	0	4	1	4	3	1	0	1	0	0	0	0	0	0	0	0	0	0	0	0	0	0	0	0	0
Thu	10	0	0	0	0	1	2	3	4	0	0	0	0	0	0	0	0	0	0	0	0	0	0	0	0	0	0	0	0
Fri	0	0	0	0	0	0	0	0	0	0	0	0	0	0	0	0	0	0	0	0	0	0	0	0	0	0	0	0	0
|Sat	0	0	0	0	0	0	0	0	0	0	0	0	0	0	0	0	0	0	0	0	0	0	0	0	0	0	0	0	0
|Sun	0	0	0	0	0	0	0	0	0	0	0	0	0	0	0	0	0	0	0	0	0	0	0	0	0	0	0	0	0
5 Day Ave.	**10**	**0**	**0**	**0**	**0**	**2**	**2**	**3**	**3**	**0**	**0**	**0**	**0**	**0**	**0**	**0**	**0**	**0**	**0**	**0**	**0**	**0**	**0**	**0**	**0**	**0**	**0**	**0**	**0**
7 Day Ave.	**12**	**0**	**0**	**0**	**0**	**3**	**3**	**3**	**4**	**0**	**0**	**1**	**0**	**0**	**0**	**0**	**0**	**0**	**0**	**0**	**0**	**0**	**0**	**0**	**0**	**0**	**0**	**0**	**0**
Total	**30**	**0**	**0**	**0**	**0**	**5**	**6**	**8**	**9**	**1**	**0**	**1**	**0**	**0**	**0**	**0**	**0**	**0**	**0**	**0**	**0**	**0**	**0**	**0**	**0**	**0**	**0**	**0**	**0**

Summary Graphs

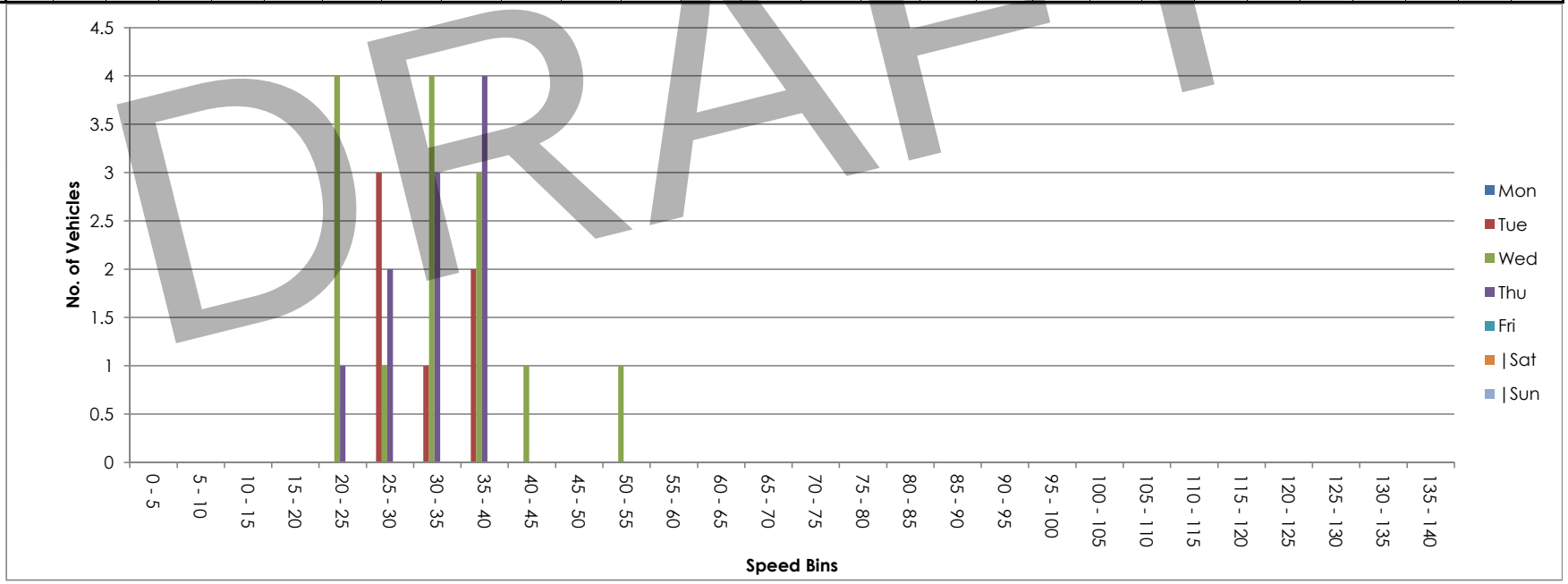

DRAFT

Site 77
Location LT40312, Att - telepole, Lat 54.0208, Long -6.83549
Direction West

3279 / Meath/Cavan/Monaghan ATC's
October 2013
Automatic Traffic Count

Tue, 8 October 2013

Time	Total	Classification												>PSL	>PSL%	>SL1	>SL1%	>SL2	>SL2%	Mean	Vpp
		1 MCL	2 SV	3 SVT	4 TB2	5 TB3	6 T4	7 ART3	8 ART4	9 ART5	10 ART6	11 BD	12 DRT	80	80	85 +5kph	85 +5kph	90 +10kph	90 +10kph		85
0000	**0**	**0**	**0**	**0**	**0**	**0**	**0**	**0**	**0**	**0**	**0**	**0**	**0**	**0**	**0**	**0**	**0**	**0**	**0**	**0**	**0**
0100	**0**	**0**	**0**	**0**	**0**	**0**	**0**	**0**	**0**	**0**	**0**	**0**	**0**	**0**	**0**	**0**	**0**	**0**	**0**	**0**	**0**
0200	**0**	**0**	**0**	**0**	**0**	**0**	**0**	**0**	**0**	**0**	**0**	**0**	**0**	**0**	**0**	**0**	**0**	**0**	**0**	**0**	**0**
0300	**0**	**0**	**0**	**0**	**0**	**0**	**0**	**0**	**0**	**0**	**0**	**0**	**0**	**0**	**0**	**0**	**0**	**0**	**0**	**0**	**0**
0400	**0**	**0**	**0**	**0**	**0**	**0**	**0**	**0**	**0**	**0**	**0**	**0**	**0**	**0**	**0**	**0**	**0**	**0**	**0**	**0**	**0**
0500	**0**	**0**	**0**	**0**	**0**	**0**	**0**	**0**	**0**	**0**	**0**	**0**	**0**	**0**	**0**	**0**	**0**	**0**	**0**	**0**	**0**
0600	**0**	**0**	**0**	**0**	**0**	**0**	**0**	**0**	**0**	**0**	**0**	**0**	**0**	**0**	**0**	**0**	**0**	**0**	**0**	**0**	**0**
0700	**0**	**0**	**0**	**0**	**0**	**0**	**0**	**0**	**0**	**0**	**0**	**0**	**0**	**0**	**0**	**0**	**0**	**0**	**0**	**0**	**0**
0800	**0**	**0**	**0**	**0**	**0**	**0**	**0**	**0**	**0**	**0**	**0**	**0**	**0**	**0**	**0**	**0**	**0**	**0**	**0**	**0**	**0**
0900	**0**	**0**	**0**	**0**	**0**	**0**	**0**	**0**	**0**	**0**	**0**	**0**	**0**	**0**	**0**	**0**	**0**	**0**	**0**	**0**	**0**
1000	**0**	**0**	**0**	**0**	**0**	**0**	**0**	**0**	**0**	**0**	**0**	**0**	**0**	**0**	**0**	**0**	**0**	**0**	**0**	**0**	**0**
1100	**0**	**0**	**0**	**0**	**0**	**0**	**0**	**0**	**0**	**0**	**0**	**0**	**0**	**0**	**0**	**0**	**0**	**0**	**0**	**0**	**0**
1200	0	0	0	0	0	0	0	0	0	0	0	0	0	0	0	0	0	0	0	0	0
1300	1	0	1	0	0	0	0	0	0	0	0	0	0	0	0	0	0	0	0	33.3	-
1400	0	0	0	0	0	0	0	0	0	0	0	0	0	0	0	0	0	0	0	-	-
1500	1	0	1	0	0	0	0	0	0	0	0	0	0	0	0	0	0	0	0	38.9	-
1600	0	0	0	0	0	0	0	0	0	0	0	0	0	0	0	0	0	0	0	-	-
1700	1	0	1	0	0	0	0	0	0	0	0	0	0	0	0	0	0	0	0	37.3	-
1800	**2**	**0**	**1**	**0**	**1**	**0**	**0**	**0**	**0**	**0**	**0**	**0**	**0**	**0**	**0**	**0**	**0**	**0**	**0**	**37**	**-**
1900	1	0	1	0	0	0	0	0	0	0	0	0	0	0	0	0	0	0	0	32.2	-
2000	1	0	1	0	0	0	0	0	0	0	0	0	0	0	0	0	0	0	0	40.4	-
2100	0	0	0	0	0	0	0	0	0	0	0	0	0	0	0	0	0	0	0	-	-
2200	0	0	0	0	0	0	0	0	0	0	0	0	0	0	0	0	0	0	0	-	-
2300	0	0	0	0	0	0	0	0	0	0	0	0	0	0	0	0	0	0	0	-	-
07-19	**5**	**0**	**4**	**0**	**1**	**0**	**0**	**0**	**0**	**0**	**0**	**0**	**0**	**0**	**0**	**0**	**0**	**0**	**0**	**36.7**	**-**
06-22	**7**	**0**	**6**	**0**	**1**	**0**	**0**	**0**	**0**	**0**	**0**	**0**	**0**	**0**	**0**	**0**	**0**	**0**	**0**	**36.6**	**-**
06-00	**7**	**0**	**6**	**0**	**1**	**0**	**0**	**0**	**0**	**0**	**0**	**0**	**0**	**0**	**0**	**0**	**0**	**0**	**0**	**36.6**	**-**
00-00	**7**	**0**	**6**	**0**	**1**	**0**	**0**	**0**	**0**	**0**	**0**	**0**	**0**	**0**	**0**	**0**	**0**	**0**	**0**	**36.6**	**-**

DRAFT

Site 77
Location LT40312, Att - telepole, Lat 54.0208, Long -6.83549
Direction West

3279 / Meath/Cavan/Monaghan ATC's
October 2013
Automatic Traffic Count

Wed, 9 October 2013

Time	Total	Classification												>PSL	>PSL%	>SL1	>SL1%	>SL2	>SL2%	Mean	Vpp
		1 MCL	2 SV	3 SVT	4 TB2	5 TB3	6 T4	7 ART3	8 ART4	9 ART5	10 ART6	11 BD	12 DRT	80	80	85 +5kph	85 +5kph	90 +10kph	90 +10kph		85
0000	0	0	0	0	0	0	0	0	0	0	0	0	0	0	0	0	0	0	0	-	-
0100	0	0	0	0	0	0	0	0	0	0	0	0	0	0	0	0	0	0	0	-	-
0200	0	0	0	0	0	0	0	0	0	0	0	0	0	0	0	0	0	0	0	-	-
0300	0	0	0	0	0	0	0	0	0	0	0	0	0	0	0	0	0	0	0	-	-
0400	0	0	0	0	0	0	0	0	0	0	0	0	0	0	0	0	0	0	0	-	-
0500	0	0	0	0	0	0	0	0	0	0	0	0	0	0	0	0	0	0	0	-	-
0600	0	0	0	0	0	0	0	0	0	0	0	0	0	0	0	0	0	0	0	-	-
0700	0	0	0	0	0	0	0	0	0	0	0	0	0	0	0	0	0	0	0	-	-
0800	**1**	**0**	**1**	**0**	**0**	**0**	**0**	**0**	**0**	**0**	**0**	**0**	**0**	**0**	**0**	**0**	**0**	**0**	**0**	**35.2**	**-**
0900	0	0	0	0	0	0	0	0	0	0	0	0	0	0	0	0	0	0	0	-	-
1000	**1**	**0**	**1**	**0**	**0**	**0**	**0**	**0**	**0**	**0**	**0**	**0**	**0**	**0**	**0**	**0**	**0**	**0**	**0**	**20.9**	**-**
1100	**1**	**0**	**1**	**0**	**0**	**0**	**0**	**0**	**0**	**0**	**0**	**0**	**0**	**0**	**0**	**0**	**0**	**0**	**0**	**33.5**	**-**
1200	0	0	0	0	0	0	0	0	0	0	0	0	0	0	0	0	0	0	0	-	-
1300	0	0	0	0	0	0	0	0	0	0	0	0	0	0	0	0	0	0	0	-	-
1400	1	0	1	0	0	0	0	0	0	0	0	0	0	0	0	0	0	0	0	38	-
1500	1	0	1	0	0	0	0	0	0	0	0	0	0	0	0	0	0	0	0	34.9	-
1600	0	0	0	0	0	0	0	0	0	0	0	0	0	0	0	0	0	0	0	-	-
1700	**2**	**0**	**1**	**0**	**1**	**0**	**0**	**0**	**0**	**0**	**0**	**0**	**0**	**0**	**0**	**0**	**0**	**0**	**0**	**37.9**	**-**
1800	1	0	1	0	0	0	0	0	0	0	0	0	0	0	0	0	0	0	0	20.8	-
1900	**2**	**0**	**2**	**0**	**0**	**0**	**0**	**0**	**0**	**0**	**0**	**0**	**0**	**0**	**0**	**0**	**0**	**0**	**0**	**41.4**	**-**
2000	1	0	1	0	0	0	0	0	0	0	0	0	0	0	0	0	0	0	0	42.4	-
2100	0	0	0	0	0	0	0	0	0	0	0	0	0	0	0	0	0	0	0	-	-
2200	1	0	1	0	0	0	0	0	0	0	0	0	0	0	0	0	0	0	0	35	-
2300	0	0	0	0	0	0	0	0	0	0	0	0	0	0	0	0	0	0	0	-	-
07-19	**8**	**0**	**7**	**0**	**1**	**0**	**0**	**0**	**0**	**0**	**0**	**0**	**0**	**0**	**0**	**0**	**0**	**0**	**0**	**32.4**	**-**
06-22	**11**	**0**	**10**	**0**	**1**	**0**	**0**	**0**	**0**	**0**	**0**	**0**	**0**	**0**	**0**	**0**	**0**	**0**	**0**	**34.9**	**41**
06-00	**12**	**0**	**11**	**0**	**1**	**0**	**0**	**0**	**0**	**0**	**0**	**0**	**0**	**0**	**0**	**0**	**0**	**0**	**0**	**34.9**	**41**
00-00	**12**	**0**	**11**	**0**	**1**	**0**	**0**	**0**	**0**	**0**	**0**	**0**	**0**	**0**	**0**	**0**	**0**	**0**	**0**	**34.9**	**41**

DRAFT

Site 77
Location LT40312, Att - telepole, Lat 54.0208, Long -6.83549
Direction West

3279 / Meath/Cavan/Monaghan ATC's
October 2013
Automatic Traffic Count

Thu, 10 October 2013

Time	Total	Classification												>PSL	>PSL%	>SL1	>SL1%	>SL2	>SL2%	Mean	Vpp
		1 MCL	2 SV	3 SVT	4 TB2	5 TB3	6 T4	7 ART3	8 ART4	9 ART5	10 ART6	11 BD	12 DRT	80	80	85 +5kph	85 +5kph	90 +10kph	90 +10kph		85
0000	0	0	0	0	0	0	0	0	0	0	0	0	0	0	0	0	0	0	0	-	-
0100	0	0	0	0	0	0	0	0	0	0	0	0	0	0	0	0	0	0	0	-	-
0200	0	0	0	0	0	0	0	0	0	0	0	0	0	0	0	0	0	0	0	-	-
0300	0	0	0	0	0	0	0	0	0	0	0	0	0	0	0	0	0	0	0	-	-
0400	0	0	0	0	0	0	0	0	0	0	0	0	0	0	0	0	0	0	0	-	-
0500	0	0	0	0	0	0	0	0	0	0	0	0	0	0	0	0	0	0	0	-	-
0600	0	0	0	0	0	0	0	0	0	0	0	0	0	0	0	0	0	0	0	-	-
0700	0	0	0	0	0	0	0	0	0	0	0	0	0	0	0	0	0	0	0	-	-
0800	**1**	**0**	**1**	**0**	**0**	**0**	**0**	**0**	**0**	**0**	**0**	**0**	**0**	**0**	**0**	**0**	**0**	**0**	**0**	**36**	**-**
0900	**1**	**0**	**1**	**0**	**0**	**0**	**0**	**0**	**0**	**0**	**0**	**0**	**0**	**0**	**0**	**0**	**0**	**0**	**0**	**27.5**	**-**
1000	0	0	0	0	0	0	0	0	0	0	0	0	0	0	0	0	0	0	0	-	-
1100	**1**	**0**	**1**	**0**	**0**	**0**	**0**	**0**	**0**	**0**	**0**	**0**	**0**	**0**	**0**	**0**	**0**	**0**	**0**	**24.7**	**-**
1200	1	0	1	0	0	0	0	0	0	0	0	0	0	0	0	0	0	0	0	31.9	-
1300	0	0	0	0	0	0	0	0	0	0	0	0	0	0	0	0	0	0	0	-	-
1400	2	0	2	0	0	0	0	0	0	0	0	0	0	0	0	0	0	0	0	39.9	-
1500	1	0	1	0	0	0	0	0	0	0	0	0	0	0	0	0	0	0	0	41.6	-
1600	0	0	0	0	0	0	0	0	0	0	0	0	0	0	0	0	0	0	0	-	-
1700	1	0	1	0	0	0	0	0	0	0	0	0	0	0	0	0	0	0	0	30.8	-
1800	**6**	**0**	**5**	**0**	**0**	**1**	**0**	**0**	**0**	**0**	**0**	**0**	**0**	**0**	**0**	**0**	**0**	**0**	**0**	**28**	**-**
1900	2	0	2	0	0	0	0	0	0	0	0	0	0	0	0	0	0	0	0	26.7	-
2000	0	0	0	0	0	0	0	0	0	0	0	0	0	0	0	0	0	0	0	0	0
2100	0	0	0	0	0	0	0	0	0	0	0	0	0	0	0	0	0	0	0	0	0
2200	0	0	0	0	0	0	0	0	0	0	0	0	0	0	0	0	0	0	0	0	0
2300	0	0	0	0	0	0	0	0	0	0	0	0	0	0	0	0	0	0	0	0	0
07-19	**14**	**0**	**13**	**0**	**0**	**1**	**0**	**0**	**0**	**0**	**0**	**0**	**0**	**0**	**0**	**0**	**0**	**0**	**0**	**31.4**	**36**
06-22	**16**	**0**	**15**	**0**	**0**	**1**	**0**	**0**	**0**	**0**	**0**	**0**	**0**	**0**	**0**	**0**	**0**	**0**	**0**	**30.9**	**36**
06-00	**16**	**0**	**15**	**0**	**0**	**1**	**0**	**0**	**0**	**0**	**0**	**0**	**0**	**0**	**0**	**0**	**0**	**0**	**0**	**30.9**	**36**
00-00	**16**	**0**	**15**	**0**	**0**	**1**	**0**	**0**	**0**	**0**	**0**	**0**	**0**	**0**	**0**	**0**	**0**	**0**	**0**	**30.9**	**36**

DRAFT

Site 77
Location LT40312, Att - telepole, Lat 54.0208, Long -6.83549
Direction West

3279 / Meath/Cavan/Monaghan ATC's
October 2013
Automatic Traffic Count

Virtual Day (Partial days = 2.46)

Time	Total	Classification												>PSL	>PSL%	>SL1	>SL1%	>SL2	>SL2%	Mean	Vpp
		1 MCL	2 SV	3 SVT	4 TB2	5 TB3	6 T4	7 ART3	8 ART4	9 ART5	10 ART6	11 BD	12 DRT	80	80	85 +5kph	85 +5kph	90 +10kph	90 +10kph		85
0000	0	0	0	0	0	0	0	0	0	0	0	0	0	0	0	0	0	0	0	-	-
0100	0	0	0	0	0	0	0	0	0	0	0	0	0	0	0	0	0	0	0	-	-
0200	0	0	0	0	0	0	0	0	0	0	0	0	0	0	0	0	0	0	0	-	-
0300	0	0	0	0	0	0	0	0	0	0	0	0	0	0	0	0	0	0	0	-	-
0400	0	0	0	0	0	0	0	0	0	0	0	0	0	0	0	0	0	0	0	-	-
0500	0	0	0	0	0	0	0	0	0	0	0	0	0	0	0	0	0	0	0	-	-
0600	0	0	0	0	0	0	0	0	0	0	0	0	0	0	0	0	0	0	0	-	-
0700	0	0	0	0	0	0	0	0	0	0	0	0	0	0	0	0	0	0	0	-	-
0800	**1**	**0**	**1**	**0**	**0**	**0**	**0**	**0**	**0**	**0**	**0**	**0**	**0**	**0**	**0**	**0**	**0**	**0**	**0**	**35.6**	**-**
0900	**1**	**0**	**1**	**0**	**0**	**0**	**0**	**0**	**0**	**0**	**0**	**0**	**0**	**0**	**0**	**0**	**0**	**0**	**0**	**27.5**	**-**
1000	**1**	**0**	**1**	**0**	**0**	**0**	**0**	**0**	**0**	**0**	**0**	**0**	**0**	**0**	**0**	**0**	**0**	**0**	**0**	**20.9**	**-**
1100	**1**	**0**	**1**	**0**	**0**	**0**	**0**	**0**	**0**	**0**	**0**	**0**	**0**	**0**	**0**	**0**	**0**	**0**	**0**	**29.1**	**-**
1200	1	0	1	0	0	0	0	0	0	0	0	0	0	0	0	0	0	0	0	31.9	-
1300	0	0	0	0	0	0	0	0	0	0	0	0	0	0	0	0	0	0	0	33.3	-
1400	1	0	1	0	0	0	0	0	0	0	0	0	0	0	0	0	0	0	0	39.3	-
1500	1	0	1	0	0	0	0	0	0	0	0	0	0	0	0	0	0	0	0	38.5	-
1600	0	0	0	0	0	0	0	0	0	0	0	0	0	0	0	0	0	0	0	-	-
1700	1	0	1	0	0	0	0	0	0	0	0	0	0	0	0	0	0	0	0	36	-
1800	**3**	**0**	**2**	**0**	**0**	**0**	**0**	**0**	**0**	**0**	**0**	**0**	**0**	**0**	**0**	**0**	**0**	**0**	**0**	**29.2**	**-**
1900	2	0	2	0	0	0	0	0	0	0	0	0	0	0	0	0	0	0	0	33.7	-
2000	1	0	1	0	0	0	0	0	0	0	0	0	0	0	0	0	0	0	0	41.4	-
2100	0	0	0	0	0	0	0	0	0	0	0	0	0	0	0	0	0	0	0	-	-
2200	0	0	0	0	0	0	0	0	0	0	0	0	0	0	0	0	0	0	0	35	-
2300	0	0	0	0	0	0	0	0	0	0	0	0	0	0	0	0	0	0	0	-	-
07-19	**11**	**0**	**10**	**0**	**0**	**0**	**0**	**0**	**0**	**0**	**0**	**0**	**0**	**0**	**0**	**0**	**0**	**0**	**0**	**32.6**	**#NUM!**
06-22	**14**	**0**	**13**	**0**	**0**	**0**	**0**	**0**	**0**	**0**	**0**	**0**	**0**	**0**	**0**	**0**	**0**	**0**	**0**	**33.5**	**#NUM!**
06-00	**14**	**0**	**13**	**0**	**0**	**0**	**0**	**0**	**0**	**0**	**0**	**0**	**0**	**0**	**0**	**0**	**0**	**0**	**0**	**33.7**	**#NUM!**
00-00	**14**	**0**	**13**	**0**	**0**	**0**	**0**	**0**	**0**	**0**	**0**	**0**	**0**	**0**	**0**	**0**	**0**	**0**	**0**	**33.7**	**#NUM!**

DRAFT

Site 77
Location LT40312, Att - telepole, Lat 54.0208, Long -6.83549
Direction West

3279 / Meath/Cavan/Monaghan ATC's
October 2013
Automatic Traffic Count

Virtual Week (1)

Time	Total	Classification												>PSL 80	>PSL% 80	>SL1 85 +5kph	>SL1% 85 +5kph	>SL2 90 +10kph	>SL2% 90 +10kph	Mean	Vpp 85
		1 MCL	2 SV	3 SVT	4 TB2	5 TB3	6 T4	7 ART3	8 ART4	9 ART5	10 ART6	11 BD	12 DRT								
Mon	0	0	0	0	0	0	0	0	0	0	0	0	0	0	0	0	0	0	0	-	-
Tue	7	0	6	0	1	0	0	0	0	0	0	0	0	0	0	0	0	0	0	36.6	-
Wed	12	0	11	0	1	0	0	0	0	0	0	0	0	0	0	0	0	0	0	34.9	41
Thu	16	0	15	0	0	1	0	0	0	0	0	0	0	0	0	0	0	0	0	30.9	36
Fri	0	0	0	0	0	0	0	0	0	0	0	0	0	0	0	0	0	0	0	-	-
| Sat	0	0	0	0	0	0	0	0	0	0	0	0	0	0	0	0	0	0	0	-	-
| Sun	0	0	0	0	0	0	0	0	0	0	0	0	0	0	0	0	0	0	0	-	-
5 Day Ave.	**12**	**0**	**11**	**0**	**1**	**0**	**0**	**0**	**0**	**0**	**0**	**0**	**0**	**0**	**0.0**	**0**	**0.0**	**0**	**0.0**	**34.1**	**25.7**
7 Day Ave.	**14**	**0**	**13**	**0**	**0**	**0**	**0**	**0**	**0**	**0**	**0**	**0**	**0**	**0**	**0.0**	**0**	**0.0**	**0**	**0.0**	**33.7**	**#NUM!**
Total	**35**	**0**	**32**	**0**	**2**	**1**	**0**	**0**	**0**	**0**	**0**	**0**	**0**	**0**	**0.0**	**0**	**0.0**	**0**	**0.0**	**33.4**	**41.0**

Summary Graphs

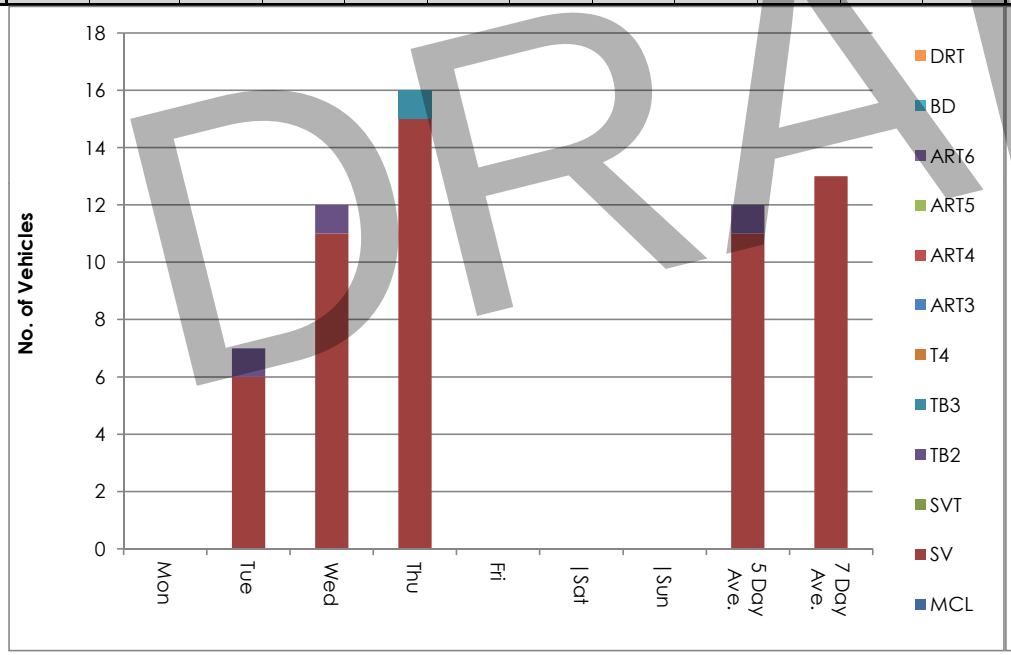

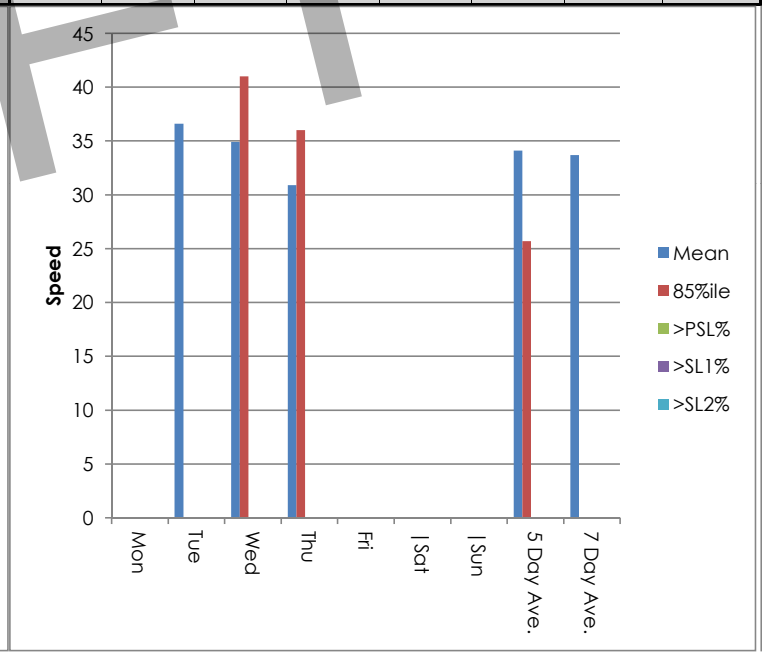

DRAFT

Site 77
Location LT40312, Att - telepole, Lat 54.0208, Long -6.83549
Direction West

3279 / Meath/Cavan/Monaghan ATC's
October 2013
Automatic Traffic Count

Tue, 8 October 2013

Time	Total	Speed Bins (km/h)																											
		0 - 5	5 - 10	10 - 15	15 - 20	20 - 25	25 - 30	30 - 35	35 - 40	40 - 45	45 - 50	50 - 55	55 - 60	60 - 65	65 - 70	70 - 75	75 - 80	80 - 85	85 - 90	90 - 95	95 - 100	100 - 105	105 - 110	110 - 115	115 - 120	120 - 125	125 - 130	130 - 135	135 - 140
0000	**0**	**0**	**0**	**0**	**0**	**0**	**0**	**0**	**0**	**0**	**0**	**0**	**0**	**0**	**0**	**0**	**0**	**0**	**0**	**0**	**0**	**0**	**0**	**0**	**0**	**0**	**0**	**0**	**0**
0100	**0**	**0**	**0**	**0**	**0**	**0**	**0**	**0**	**0**	**0**	**0**	**0**	**0**	**0**	**0**	**0**	**0**	**0**	**0**	**0**	**0**	**0**	**0**	**0**	**0**	**0**	**0**	**0**	**0**
0200	**0**	**0**	**0**	**0**	**0**	**0**	**0**	**0**	**0**	**0**	**0**	**0**	**0**	**0**	**0**	**0**	**0**	**0**	**0**	**0**	**0**	**0**	**0**	**0**	**0**	**0**	**0**	**0**	**0**
0300	**0**	**0**	**0**	**0**	**0**	**0**	**0**	**0**	**0**	**0**	**0**	**0**	**0**	**0**	**0**	**0**	**0**	**0**	**0**	**0**	**0**	**0**	**0**	**0**	**0**	**0**	**0**	**0**	**0**
0400	**0**	**0**	**0**	**0**	**0**	**0**	**0**	**0**	**0**	**0**	**0**	**0**	**0**	**0**	**0**	**0**	**0**	**0**	**0**	**0**	**0**	**0**	**0**	**0**	**0**	**0**	**0**	**0**	**0**
0500	**0**	**0**	**0**	**0**	**0**	**0**	**0**	**0**	**0**	**0**	**0**	**0**	**0**	**0**	**0**	**0**	**0**	**0**	**0**	**0**	**0**	**0**	**0**	**0**	**0**	**0**	**0**	**0**	**0**
0600	**0**	**0**	**0**	**0**	**0**	**0**	**0**	**0**	**0**	**0**	**0**	**0**	**0**	**0**	**0**	**0**	**0**	**0**	**0**	**0**	**0**	**0**	**0**	**0**	**0**	**0**	**0**	**0**	**0**
0700	**0**	**0**	**0**	**0**	**0**	**0**	**0**	**0**	**0**	**0**	**0**	**0**	**0**	**0**	**0**	**0**	**0**	**0**	**0**	**0**	**0**	**0**	**0**	**0**	**0**	**0**	**0**	**0**	**0**
0800	**0**	**0**	**0**	**0**	**0**	**0**	**0**	**0**	**0**	**0**	**0**	**0**	**0**	**0**	**0**	**0**	**0**	**0**	**0**	**0**	**0**	**0**	**0**	**0**	**0**	**0**	**0**	**0**	**0**
0900	**0**	**0**	**0**	**0**	**0**	**0**	**0**	**0**	**0**	**0**	**0**	**0**	**0**	**0**	**0**	**0**	**0**	**0**	**0**	**0**	**0**	**0**	**0**	**0**	**0**	**0**	**0**	**0**	**0**
1000	**0**	**0**	**0**	**0**	**0**	**0**	**0**	**0**	**0**	**0**	**0**	**0**	**0**	**0**	**0**	**0**	**0**	**0**	**0**	**0**	**0**	**0**	**0**	**0**	**0**	**0**	**0**	**0**	**0**
1100	**0**	**0**	**0**	**0**	**0**	**0**	**0**	**0**	**0**	**0**	**0**	**0**	**0**	**0**	**0**	**0**	**0**	**0**	**0**	**0**	**0**	**0**	**0**	**0**	**0**	**0**	**0**	**0**	**0**
1200	0	0	0	0	0	0	0	0	0	0	0	0	0	0	0	0	0	0	0	0	0	0	0	0	0	0	0	0	0
1300	1	0	0	0	0	0	0	1	0	0	0	0	0	0	0	0	0	0	0	0	0	0	0	0	0	0	0	0	0
1400	0	0	0	0	0	0	0	0	0	0	0	0	0	0	0	0	0	0	0	0	0	0	0	0	0	0	0	0	0
1500	1	0	0	0	0	0	0	0	1	0	0	0	0	0	0	0	0	0	0	0	0	0	0	0	0	0	0	0	0
1600	0	0	0	0	0	0	0	0	0	0	0	0	0	0	0	0	0	0	0	0	0	0	0	0	0	0	0	0	0
1700	1	0	0	0	0	0	0	0	1	0	0	0	0	0	0	0	0	0	0	0	0	0	0	0	0	0	0	0	0
1800	**2**	**0**	**0**	**0**	**0**	**0**	**0**	**1**	**0**	**1**	**0**	**0**	**0**	**0**	**0**	**0**	**0**	**0**	**0**	**0**	**0**	**0**	**0**	**0**	**0**	**0**	**0**	**0**	**0**
1900	1	0	0	0	0	0	0	1	0	0	0	0	0	0	0	0	0	0	0	0	0	0	0	0	0	0	0	0	0
2000	1	0	0	0	0	0	0	0	0	1	0	0	0	0	0	0	0	0	0	0	0	0	0	0	0	0	0	0	0
2100	0	0	0	0	0	0	0	0	0	0	0	0	0	0	0	0	0	0	0	0	0	0	0	0	0	0	0	0	0
2200	0	0	0	0	0	0	0	0	0	0	0	0	0	0	0	0	0	0	0	0	0	0	0	0	0	0	0	0	0
2300	0	0	0	0	0	0	0	0	0	0	0	0	0	0	0	0	0	0	0	0	0	0	0	0	0	0	0	0	0
07-19	**5**	**0**	**0**	**0**	**0**	**0**	**0**	**2**	**2**	**1**	**0**	**0**	**0**	**0**	**0**	**0**	**0**	**0**	**0**	**0**	**0**	**0**	**0**	**0**	**0**	**0**	**0**	**0**	**0**
06-22	**7**	**0**	**0**	**0**	**0**	**0**	**0**	**3**	**2**	**2**	**0**	**0**	**0**	**0**	**0**	**0**	**0**	**0**	**0**	**0**	**0**	**0**	**0**	**0**	**0**	**0**	**0**	**0**	**0**
06-00	**7**	**0**	**0**	**0**	**0**	**0**	**0**	**3**	**2**	**2**	**0**	**0**	**0**	**0**	**0**	**0**	**0**	**0**	**0**	**0**	**0**	**0**	**0**	**0**	**0**	**0**	**0**	**0**	**0**
00-00	**7**	**0**	**0**	**0**	**0**	**0**	**0**	**3**	**2**	**2**	**0**	**0**	**0**	**0**	**0**	**0**	**0**	**0**	**0**	**0**	**0**	**0**	**0**	**0**	**0**	**0**	**0**	**0**	**0**

DRAFT

Site 77
Location LT40312, Att - telepole, Lat 54.0208, Long -6.83549
Direction West

3279 / Meath/Cavan/Monaghan ATC's
October 2013
Automatic Traffic Count

Wed, 9 October 2013

Time	Total	Speed Bins (km/h)																											
		0 - 5	5 - 10	10 - 15	15 - 20	20 - 25	25 - 30	30 - 35	35 - 40	40 - 45	45 - 50	50 - 55	55 - 60	60 - 65	65 - 70	70 - 75	75 - 80	80 - 85	85 - 90	90 - 95	95 - 100	100 - 105	105 - 110	110 - 115	115 - 120	120 - 125	125 - 130	130 - 135	135 - 140
0000	0	0	0	0	0	0	0	0	0	0	0	0	0	0	0	0	0	0	0	0	0	0	0	0	0	0	0	0	0
0100	0	0	0	0	0	0	0	0	0	0	0	0	0	0	0	0	0	0	0	0	0	0	0	0	0	0	0	0	0
0200	0	0	0	0	0	0	0	0	0	0	0	0	0	0	0	0	0	0	0	0	0	0	0	0	0	0	0	0	0
0300	0	0	0	0	0	0	0	0	0	0	0	0	0	0	0	0	0	0	0	0	0	0	0	0	0	0	0	0	0
0400	0	0	0	0	0	0	0	0	0	0	0	0	0	0	0	0	0	0	0	0	0	0	0	0	0	0	0	0	0
0500	0	0	0	0	0	0	0	0	0	0	0	0	0	0	0	0	0	0	0	0	0	0	0	0	0	0	0	0	0
0600	0	0	0	0	0	0	0	0	0	0	0	0	0	0	0	0	0	0	0	0	0	0	0	0	0	0	0	0	0
0700	0	0	0	0	0	0	0	0	0	0	0	0	0	0	0	0	0	0	0	0	0	0	0	0	0	0	0	0	0
0800	**1**	**0**	**0**	**0**	**0**	**0**	**0**	**0**	**1**	**0**	**0**	**0**	**0**	**0**	**0**	**0**	**0**	**0**	**0**	**0**	**0**	**0**	**0**	**0**	**0**	**0**	**0**	**0**	**0**
0900	0	0	0	0	0	0	0	0	0	0	0	0	0	0	0	0	0	0	0	0	0	0	0	0	0	0	0	0	0
1000	**1**	**0**	**0**	**0**	**0**	**1**	**0**	**0**	**0**	**0**	**0**	**0**	**0**	**0**	**0**	**0**	**0**	**0**	**0**	**0**	**0**	**0**	**0**	**0**	**0**	**0**	**0**	**0**	**0**
1100	**1**	**0**	**0**	**0**	**0**	**0**	**0**	**1**	**0**	**0**	**0**	**0**	**0**	**0**	**0**	**0**	**0**	**0**	**0**	**0**	**0**	**0**	**0**	**0**	**0**	**0**	**0**	**0**	**0**
1200	0	0	0	0	0	0	0	0	0	0	0	0	0	0	0	0	0	0	0	0	0	0	0	0	0	0	0	0	0
1300	0	0	0	0	0	0	0	0	0	0	0	0	0	0	0	0	0	0	0	0	0	0	0	0	0	0	0	0	0
1400	1	0	0	0	0	0	0	0	1	0	0	0	0	0	0	0	0	0	0	0	0	0	0	0	0	0	0	0	0
1500	1	0	0	0	0	0	0	1	0	0	0	0	0	0	0	0	0	0	0	0	0	0	0	0	0	0	0	0	0
1600	0	0	0	0	0	0	0	0	0	0	0	0	0	0	0	0	0	0	0	0	0	0	0	0	0	0	0	0	0
1700	**2**	**0**	**0**	**0**	**0**	**0**	**0**	**1**	**0**	**1**	**0**	**0**	**0**	**0**	**0**	**0**	**0**	**0**	**0**	**0**	**0**	**0**	**0**	**0**	**0**	**0**	**0**	**0**	**0**
1800	1	0	0	0	0	1	0	0	0	0	0	0	0	0	0	0	0	0	0	0	0	0	0	0	0	0	0	0	0
1900	**2**	**0**	**0**	**0**	**0**	**0**	**0**	**0**	**1**	**0**	**1**	**0**	**0**	**0**	**0**	**0**	**0**	**0**	**0**	**0**	**0**	**0**	**0**	**0**	**0**	**0**	**0**	**0**	**0**
2000	1	0	0	0	0	0	0	0	0	1	0	0	0	0	0	0	0	0	0	0	0	0	0	0	0	0	0	0	0
2100	0	0	0	0	0	0	0	0	0	0	0	0	0	0	0	0	0	0	0	0	0	0	0	0	0	0	0	0	0
2200	1	0	0	0	0	0	0	1	0	0	0	0	0	0	0	0	0	0	0	0	0	0	0	0	0	0	0	0	0
2300	0	0	0	0	0	0	0	0	0	0	0	0	0	0	0	0	0	0	0	0	0	0	0	0	0	0	0	0	0
07-19	**8**	**0**	**0**	**0**	**0**	**2**	**0**	**3**	**2**	**1**	**0**	**0**	**0**	**0**	**0**	**0**	**0**	**0**	**0**	**0**	**0**	**0**	**0**	**0**	**0**	**0**	**0**	**0**	**0**
06-22	**11**	**0**	**0**	**0**	**0**	**2**	**0**	**3**	**3**	**2**	**1**	**0**	**0**	**0**	**0**	**0**	**0**	**0**	**0**	**0**	**0**	**0**	**0**	**0**	**0**	**0**	**0**	**0**	**0**
06-00	**12**	**0**	**0**	**0**	**0**	**2**	**0**	**4**	**3**	**2**	**1**	**0**	**0**	**0**	**0**	**0**	**0**	**0**	**0**	**0**	**0**	**0**	**0**	**0**	**0**	**0**	**0**	**0**	**0**
00-00	**12**	**0**	**0**	**0**	**0**	**2**	**0**	**4**	**3**	**2**	**1**	**0**	**0**	**0**	**0**	**0**	**0**	**0**	**0**	**0**	**0**	**0**	**0**	**0**	**0**	**0**	**0**	**0**	**0**

DRAFT

Site 77
Location LT40312, Att - telepole, Lat 54.0208, Long -6.83549
Direction West

3279 / Meath/Cavan/Monaghan ATC's
October 2013
Automatic Traffic Count

Thu, 10 October 2013

Time	Total	Speed Bins (km/h)																											
		0 - 5	5 - 10	10 - 15	15 - 20	20 - 25	25 - 30	30 - 35	35 - 40	40 - 45	45 - 50	50 - 55	55 - 60	60 - 65	65 - 70	70 - 75	75 - 80	80 - 85	85 - 90	90 - 95	95 - 100	100 - 105	105 - 110	110 - 115	115 - 120	120 - 125	125 - 130	130 - 135	135 - 140
0000	0	0	0	0	0	0	0	0	0	0	0	0	0	0	0	0	0	0	0	0	0	0	0	0	0	0	0	0	0
0100	0	0	0	0	0	0	0	0	0	0	0	0	0	0	0	0	0	0	0	0	0	0	0	0	0	0	0	0	0
0200	0	0	0	0	0	0	0	0	0	0	0	0	0	0	0	0	0	0	0	0	0	0	0	0	0	0	0	0	0
0300	0	0	0	0	0	0	0	0	0	0	0	0	0	0	0	0	0	0	0	0	0	0	0	0	0	0	0	0	0
0400	0	0	0	0	0	0	0	0	0	0	0	0	0	0	0	0	0	0	0	0	0	0	0	0	0	0	0	0	0
0500	0	0	0	0	0	0	0	0	0	0	0	0	0	0	0	0	0	0	0	0	0	0	0	0	0	0	0	0	0
0600	0	0	0	0	0	0	0	0	0	0	0	0	0	0	0	0	0	0	0	0	0	0	0	0	0	0	0	0	0
0700	0	0	0	0	0	0	0	0	0	0	0	0	0	0	0	0	0	0	0	0	0	0	0	0	0	0	0	0	0
0800	**1**	**0**	**0**	**0**	**0**	**0**	**0**	**0**	**1**	**0**	**0**	**0**	**0**	**0**	**0**	**0**	**0**	**0**	**0**	**0**	**0**	**0**	**0**	**0**	**0**	**0**	**0**	**0**	**0**
0900	**1**	**0**	**0**	**0**	**0**	**0**	**1**	**0**	**0**	**0**	**0**	**0**	**0**	**0**	**0**	**0**	**0**	**0**	**0**	**0**	**0**	**0**	**0**	**0**	**0**	**0**	**0**	**0**	**0**
1000	0	0	0	0	0	0	0	0	0	0	0	0	0	0	0	0	0	0	0	0	0	0	0	0	0	0	0	0	0
1100	**1**	**0**	**0**	**0**	**0**	**1**	**0**	**0**	**0**	**0**	**0**	**0**	**0**	**0**	**0**	**0**	**0**	**0**	**0**	**0**	**0**	**0**	**0**	**0**	**0**	**0**	**0**	**0**	**0**
1200	1	0	0	0	0	0	0	1	0	0	0	0	0	0	0	0	0	0	0	0	0	0	0	0	0	0	0	0	0
1300	0	0	0	0	0	0	0	0	0	0	0	0	0	0	0	0	0	0	0	0	0	0	0	0	0	0	0	0	0
1400	2	0	0	0	0	0	0	0	1	1	0	0	0	0	0	0	0	0	0	0	0	0	0	0	0	0	0	0	0
1500	1	0	0	0	0	0	0	0	0	1	0	0	0	0	0	0	0	0	0	0	0	0	0	0	0	0	0	0	0
1600	0	0	0	0	0	0	0	0	0	0	0	0	0	0	0	0	0	0	0	0	0	0	0	0	0	0	0	0	0
1700	1	0	0	0	0	0	0	1	0	0	0	0	0	0	0	0	0	0	0	0	0	0	0	0	0	0	0	0	0
1800	**6**	**0**	**0**	**0**	**1**	**0**	**3**	**1**	**1**	**0**	**0**	**0**	**0**	**0**	**0**	**0**	**0**	**0**	**0**	**0**	**0**	**0**	**0**	**0**	**0**	**0**	**0**	**0**	**0**
1900	2	0	0	0	0	0	2	0	0	0	0	0	0	0	0	0	0	0	0	0	0	0	0	0	0	0	0	0	0
2000	0	0	0	0	0	0	0	0	0	0	0	0	0	0	0	0	0	0	0	0	0	0	0	0	0	0	0	0	0
2100	0	0	0	0	0	0	0	0	0	0	0	0	0	0	0	0	0	0	0	0	0	0	0	0	0	0	0	0	0
2200	0	0	0	0	0	0	0	0	0	0	0	0	0	0	0	0	0	0	0	0	0	0	0	0	0	0	0	0	0
2300	0	0	0	0	0	0	0	0	0	0	0	0	0	0	0	0	0	0	0	0	0	0	0	0	0	0	0	0	0
07-19	**14**	**0**	**0**	**0**	**1**	**1**	**4**	**3**	**3**	**2**	**0**	**0**	**0**	**0**	**0**	**0**	**0**	**0**	**0**	**0**	**0**	**0**	**0**	**0**	**0**	**0**	**0**	**0**	**0**
06-22	**16**	**0**	**0**	**0**	**1**	**1**	**6**	**3**	**3**	**2**	**0**	**0**	**0**	**0**	**0**	**0**	**0**	**0**	**0**	**0**	**0**	**0**	**0**	**0**	**0**	**0**	**0**	**0**	**0**
06-00	**16**	**0**	**0**	**0**	**1**	**1**	**6**	**3**	**3**	**2**	**0**	**0**	**0**	**0**	**0**	**0**	**0**	**0**	**0**	**0**	**0**	**0**	**0**	**0**	**0**	**0**	**0**	**0**	**0**
00-00	**16**	**0**	**0**	**0**	**1**	**1**	**6**	**3**	**3**	**2**	**0**	**0**	**0**	**0**	**0**	**0**	**0**	**0**	**0**	**0**	**0**	**0**	**0**	**0**	**0**	**0**	**0**	**0**	**0**

DRAFT

Site 77
Location LT40312, Att - telepole, Lat 54.0208, Long -6.83549
Direction West

3279 / Meath/Cavan/Monaghan ATC's
October 2013
Automatic Traffic Count

Virtual Day (Partial days = 2.46)

Time	Total	Speed Bins (km/h)																											
		0 - 5	5 - 10	10 - 15	15 - 20	20 - 25	25 - 30	30 - 35	35 - 40	40 - 45	45 - 50	50 - 55	55 - 60	60 - 65	65 - 70	70 - 75	75 - 80	80 - 85	85 - 90	90 - 95	95 - 100	100 - 105	105 - 110	110 - 115	115 - 120	120 - 125	125 - 130	130 - 135	135 - 140
0000	0	0	0	0	0	0	0	0	0	0	0	0	0	0	0	0	0	0	0	0	0	0	0	0	0	0	0	0	0
0100	0	0	0	0	0	0	0	0	0	0	0	0	0	0	0	0	0	0	0	0	0	0	0	0	0	0	0	0	0
0200	0	0	0	0	0	0	0	0	0	0	0	0	0	0	0	0	0	0	0	0	0	0	0	0	0	0	0	0	0
0300	0	0	0	0	0	0	0	0	0	0	0	0	0	0	0	0	0	0	0	0	0	0	0	0	0	0	0	0	0
0400	0	0	0	0	0	0	0	0	0	0	0	0	0	0	0	0	0	0	0	0	0	0	0	0	0	0	0	0	0
0500	0	0	0	0	0	0	0	0	0	0	0	0	0	0	0	0	0	0	0	0	0	0	0	0	0	0	0	0	0
0600	0	0	0	0	0	0	0	0	0	0	0	0	0	0	0	0	0	0	0	0	0	0	0	0	0	0	0	0	0
0700	0	0	0	0	0	0	0	0	0	0	0	0	0	0	0	0	0	0	0	0	0	0	0	0	0	0	0	0	0
0800	**1**	**0**	**0**	**0**	**0**	**0**	**0**	**0**	**1**	**0**	**0**	**0**	**0**	**0**	**0**	**0**	**0**	**0**	**0**	**0**	**0**	**0**	**0**	**0**	**0**	**0**	**0**	**0**	**0**
0900	**1**	**0**	**0**	**0**	**0**	**0**	**1**	**0**	**0**	**0**	**0**	**0**	**0**	**0**	**0**	**0**	**0**	**0**	**0**	**0**	**0**	**0**	**0**	**0**	**0**	**0**	**0**	**0**	**0**
1000	**1**	**0**	**0**	**0**	**0**	**1**	**0**	**0**	**0**	**0**	**0**	**0**	**0**	**0**	**0**	**0**	**0**	**0**	**0**	**0**	**0**	**0**	**0**	**0**	**0**	**0**	**0**	**0**	**0**
1100	**1**	**0**	**0**	**0**	**0**	**1**	**0**	**1**	**0**	**0**	**0**	**0**	**0**	**0**	**0**	**0**	**0**	**0**	**0**	**0**	**0**	**0**	**0**	**0**	**0**	**0**	**0**	**0**	**0**
1200	1	0	0	0	0	0	0	1	0	0	0	0	0	0	0	0	0	0	0	0	0	0	0	0	0	0	0	0	0
1300	0	0	0	0	0	0	0	0	0	0	0	0	0	0	0	0	0	0	0	0	0	0	0	0	0	0	0	0	0
1400	1	0	0	0	0	0	0	0	1	0	0	0	0	0	0	0	0	0	0	0	0	0	0	0	0	0	0	0	0
1500	1	0	0	0	0	0	0	0	0	0	0	0	0	0	0	0	0	0	0	0	0	0	0	0	0	0	0	0	0
1600	0	0	0	0	0	0	0	0	0	0	0	0	0	0	0	0	0	0	0	0	0	0	0	0	0	0	0	0	0
1700	1	0	0	0	0	0	0	1	0	0	0	0	0	0	0	0	0	0	0	0	0	0	0	0	0	0	0	0	0
1800	**3**	**0**	**0**	**0**	**0**	**0**	**1**	**1**	**0**	**0**	**0**	**0**	**0**	**0**	**0**	**0**	**0**	**0**	**0**	**0**	**0**	**0**	**0**	**0**	**0**	**0**	**0**	**0**	**0**
1900	2	0	0	0	0	0	1	0	0	0	0	0	0	0	0	0	0	0	0	0	0	0	0	0	0	0	0	0	0
2000	1	0	0	0	0	0	0	0	0	1	0	0	0	0	0	0	0	0	0	0	0	0	0	0	0	0	0	0	0
2100	0	0	0	0	0	0	0	0	0	0	0	0	0	0	0	0	0	0	0	0	0	0	0	0	0	0	0	0	0
2200	0	0	0	0	0	0	0	0	0	0	0	0	0	0	0	0	0	0	0	0	0	0	0	0	0	0	0	0	0
2300	0	0	0	0	0	0	0	0	0	0	0	0	0	0	0	0	0	0	0	0	0	0	0	0	0	0	0	0	0
07-19	**11**	**0**	**0**	**0**	**0**	**2**	**2**	**4**	**2**	**0**	**0**	**0**	**0**	**0**	**0**	**0**	**0**	**0**	**0**	**0**	**0**	**0**	**0**	**0**	**0**	**0**	**0**	**0**	**0**
06-22	**14**	**0**	**0**	**0**	**0**	**2**	**3**	**4**	**2**	**1**	**0**	**0**	**0**	**0**	**0**	**0**	**0**	**0**	**0**	**0**	**0**	**0**	**0**	**0**	**0**	**0**	**0**	**0**	**0**
06-00	**14**	**0**	**0**	**0**	**0**	**2**	**3**	**4**	**2**	**1**	**0**	**0**	**0**	**0**	**0**	**0**	**0**	**0**	**0**	**0**	**0**	**0**	**0**	**0**	**0**	**0**	**0**	**0**	**0**
00-00	**14**	**0**	**0**	**0**	**0**	**2**	**3**	**4**	**2**	**1**	**0**	**0**	**0**	**0**	**0**	**0**	**0**	**0**	**0**	**0**	**0**	**0**	**0**	**0**	**0**	**0**	**0**	**0**	**0**

DRAFT

Site 77
Location LT40312, Att - telepole, Lat 54.0208, Long -6.83549
Direction West

3279 / Meath/Cavan/Monaghan ATC's
October 2013
Automatic Traffic Count

Virtual Week (1)

Time	Total	Speed Bins (km/h)																											
		0 - 5	5 - 10	10 - 15	15 - 20	20 - 25	25 - 30	30 - 35	35 - 40	40 - 45	45 - 50	50 - 55	55 - 60	60 - 65	65 - 70	70 - 75	75 - 80	80 - 85	85 - 90	90 - 95	95 - 100	100 - 105	105 - 110	110 - 115	115 - 120	120 - 125	125 - 130	130 - 135	135 - 140
Mon	0	0	0	0	0	0	0	0	0	0	0	0	0	0	0	0	0	0	0	0	0	0	0	0	0	0	0	0	0
Tue	7	0	0	0	0	0	0	3	2	2	0	0	0	0	0	0	0	0	0	0	0	0	0	0	0	0	0	0	0
Wed	12	0	0	0	0	2	0	4	3	2	1	0	0	0	0	0	0	0	0	0	0	0	0	0	0	0	0	0	0
Thu	16	0	0	0	1	1	6	3	3	2	0	0	0	0	0	0	0	0	0	0	0	0	0	0	0	0	0	0	0
Fri	0	0	0	0	0	0	0	0	0	0	0	0	0	0	0	0	0	0	0	0	0	0	0	0	0	0	0	0	0
|Sat	0	0	0	0	0	0	0	0	0	0	0	0	0	0	0	0	0	0	0	0	0	0	0	0	0	0	0	0	0
|Sun	0	0	0	0	0	0	0	0	0	0	0	0	0	0	0	0	0	0	0	0	0	0	0	0	0	0	0	0	0
5 Day Ave.	**12**	**0**	**0**	**0**	**0**	**1**	**2**	**3**	**3**	**2**	**0**	**0**	**0**	**0**	**0**	**0**	**0**	**0**	**0**	**0**	**0**	**0**	**0**	**0**	**0**	**0**	**0**	**0**	**0**
7 Day Ave.	**14**	**0**	**0**	**0**	**0**	**2**	**3**	**4**	**2**	**1**	**0**	**0**	**0**	**0**	**0**	**0**	**0**	**0**	**0**	**0**	**0**	**0**	**0**	**0**	**0**	**0**	**0**	**0**	**0**
Total	**35**	**0**	**0**	**0**	**1**	**3**	**6**	**10**	**8**	**6**	**1**	**0**	**0**	**0**	**0**	**0**	**0**	**0**	**0**	**0**	**0**	**0**	**0**	**0**	**0**	**0**	**0**	**0**	**0**

Summary Graphs

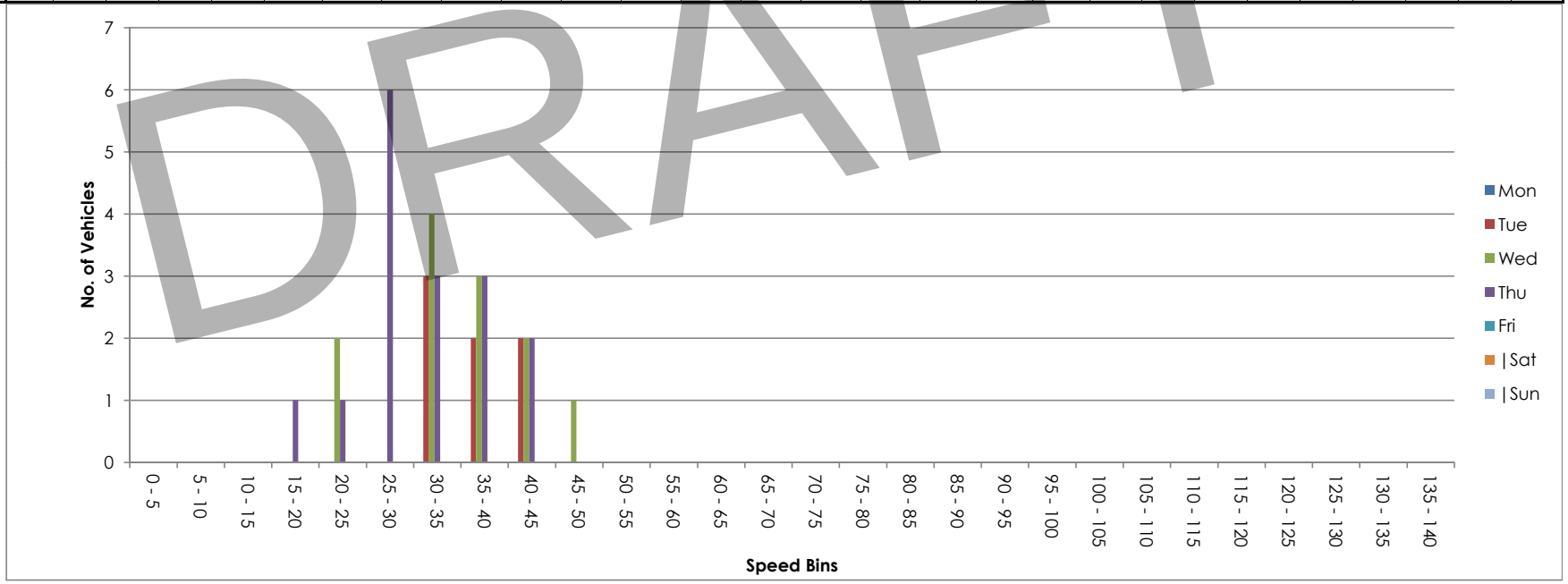

DRAFT

Site 77
Location LT40312, Att - telepole, Lat 54.0208, Long -6.83549
Direction Two way

3279 / Meath/Cavan/Monaghan ATC's
October 2013
Automatic Traffic Count

Tue, 8 October 2013

Time	Total	Classification												>PSL	>PSL%	>SL1	>SL1%	>SL2	>SL2%	Mean	Vpp
		1 MCL	2 SV	3 SVT	4 TB2	5 TB3	6 T4	7 ART3	8 ART4	9 ART5	10 ART6	11 BD	12 DRT	80	80	85 +5kph	85 +5kph	90 +10kph	90 +10kph		85
0000	**0**	**0**	**0**	**0**	**0**	**0**	**0**	**0**	**0**	**0**	**0**	**0**	**0**	**0**	**0**	**0**	**0**	**0**	**0**	**0**	**0**
0100	**0**	**0**	**0**	**0**	**0**	**0**	**0**	**0**	**0**	**0**	**0**	**0**	**0**	**0**	**0**	**0**	**0**	**0**	**0**	**0**	**0**
0200	**0**	**0**	**0**	**0**	**0**	**0**	**0**	**0**	**0**	**0**	**0**	**0**	**0**	**0**	**0**	**0**	**0**	**0**	**0**	**0**	**0**
0300	**0**	**0**	**0**	**0**	**0**	**0**	**0**	**0**	**0**	**0**	**0**	**0**	**0**	**0**	**0**	**0**	**0**	**0**	**0**	**0**	**0**
0400	**0**	**0**	**0**	**0**	**0**	**0**	**0**	**0**	**0**	**0**	**0**	**0**	**0**	**0**	**0**	**0**	**0**	**0**	**0**	**0**	**0**
0500	**0**	**0**	**0**	**0**	**0**	**0**	**0**	**0**	**0**	**0**	**0**	**0**	**0**	**0**	**0**	**0**	**0**	**0**	**0**	**0**	**0**
0600	**0**	**0**	**0**	**0**	**0**	**0**	**0**	**0**	**0**	**0**	**0**	**0**	**0**	**0**	**0**	**0**	**0**	**0**	**0**	**0**	**0**
0700	**0**	**0**	**0**	**0**	**0**	**0**	**0**	**0**	**0**	**0**	**0**	**0**	**0**	**0**	**0**	**0**	**0**	**0**	**0**	**0**	**0**
0800	**0**	**0**	**0**	**0**	**0**	**0**	**0**	**0**	**0**	**0**	**0**	**0**	**0**	**0**	**0**	**0**	**0**	**0**	**0**	**0**	**0**
0900	**0**	**0**	**0**	**0**	**0**	**0**	**0**	**0**	**0**	**0**	**0**	**0**	**0**	**0**	**0**	**0**	**0**	**0**	**0**	**0**	**0**
1000	**0**	**0**	**0**	**0**	**0**	**0**	**0**	**0**	**0**	**0**	**0**	**0**	**0**	**0**	**0**	**0**	**0**	**0**	**0**	**0**	**0**
1100	**0**	**0**	**0**	**0**	**0**	**0**	**0**	**0**	**0**	**0**	**0**	**0**	**0**	**0**	**0**	**0**	**0**	**0**	**0**	**0**	**0**
1200	0	0	0	0	0	0	0	0	0	0	0	0	0	0	0	0	0	0	0	0	0
1300	1	0	1	0	0	0	0	0	0	0	0	0	0	0	0	0	0	0	0	33.3	-
1400	1	0	1	0	0	0	0	0	0	0	0	0	0	0	0	0	0	0	0	27.2	-
1500	1	0	1	0	0	0	0	0	0	0	0	0	0	0	0	0	0	0	0	38.9	-
1600	1	0	1	0	0	0	0	0	0	0	0	0	0	0	0	0	0	0	0	31.1	-
1700	1	0	1	0	0	0	0	0	0	0	0	0	0	0	0	0	0	0	0	37.3	-
1800	**5**	**0**	**4**	**0**	**1**	**0**	**0**	**0**	**0**	**0**	**0**	**0**	**0**	**0**	**0**	**0**	**0**	**0**	**0**	**34.4**	**-**
1900	1	0	1	0	0	0	0	0	0	0	0	0	0	0	0	0	0	0	0	32.2	-
2000	1	0	1	0	0	0	0	0	0	0	0	0	0	0	0	0	0	0	0	40.4	-
2100	0	0	0	0	0	0	0	0	0	0	0	0	0	0	0	0	0	0	0	-	-
2200	1	0	1	0	0	0	0	0	0	0	0	0	0	0	0	0	0	0	0	37.9	-
2300	0	0	0	0	0	0	0	0	0	0	0	0	0	0	0	0	0	0	0	-	-
07-19	**10**	**0**	**9**	**0**	**1**	**0**	**0**	**0**	**0**	**0**	**0**	**0**	**0**	**0**	**0**	**0**	**0**	**0**	**0**	**34**	**-**
06-22	**12**	**0**	**11**	**0**	**1**	**0**	**0**	**0**	**0**	**0**	**0**	**0**	**0**	**0**	**0**	**0**	**0**	**0**	**0**	**34.4**	**38.9**
06-00	**13**	**0**	**12**	**0**	**1**	**0**	**0**	**0**	**0**	**0**	**0**	**0**	**0**	**0**	**0**	**0**	**0**	**0**	**0**	**34.6**	**38.9**
00-00	**13**	**0**	**12**	**0**	**1**	**0**	**0**	**0**	**0**	**0**	**0**	**0**	**0**	**0**	**0**	**0**	**0**	**0**	**0**	**34.6**	**38.9**

DRAFT

Site 77
Location LT40312, Att - telepole, Lat 54.0208, Long -6.83549
Direction Two way

3279 / Meath/Cavan/Monaghan ATC's
October 2013
Automatic Traffic Count

Wed, 9 October 2013

Time	Total	Classification												>PSL	>PSL%	>SL1	>SL1%	>SL2	>SL2%	Mean	Vpp
		1 MCL	2 SV	3 SVT	4 TB2	5 TB3	6 T4	7 ART3	8 ART4	9 ART5	10 ART6	11 BD	12 DRT	80	80	85 +5kph	85 +5kph	90 +10kph	90 +10kph		85
0000	0	0	0	0	0	0	0	0	0	0	0	0	0	0	0	0	0	0	0	-	-
0100	0	0	0	0	0	0	0	0	0	0	0	0	0	0	0	0	0	0	0	-	-
0200	0	0	0	0	0	0	0	0	0	0	0	0	0	0	0	0	0	0	0	-	-
0300	0	0	0	0	0	0	0	0	0	0	0	0	0	0	0	0	0	0	0	-	-
0400	0	0	0	0	0	0	0	0	0	0	0	0	0	0	0	0	0	0	0	-	-
0500	0	0	0	0	0	0	0	0	0	0	0	0	0	0	0	0	0	0	0	-	-
0600	0	0	0	0	0	0	0	0	0	0	0	0	0	0	0	0	0	0	0	-	-
0700	1	0	1	0	0	0	0	0	0	0	0	0	0	0	0	0	0	0	0	53.4	-
0800	1	0	1	0	0	0	0	0	0	0	0	0	0	0	0	0	0	0	0	35.2	-
0900	2	0	2	0	0	0	0	0	0	0	0	0	0	0	0	0	0	0	0	22.5	-
1000	2	0	2	0	0	0	0	0	0	0	0	0	0	0	0	0	0	0	0	24.1	-
1100	**3**	**0**	**3**	**0**	**0**	**0**	**0**	**0**	**0**	**0**	**0**	**0**	**0**	**0**	**0**	**0**	**0**	**0**	**0**	**33**	**-**
1200	0	0	0	0	0	0	0	0	0	0	0	0	0	0	0	0	0	0	0	-	-
1300	0	0	0	0	0	0	0	0	0	0	0	0	0	0	0	0	0	0	0	-	-
1400	2	0	2	0	0	0	0	0	0	0	0	0	0	0	0	0	0	0	0	39.3	-
1500	2	0	2	0	0	0	0	0	0	0	0	0	0	0	0	0	0	0	0	35.1	-
1600	0	0	0	0	0	0	0	0	0	0	0	0	0	0	0	0	0	0	0	-	-
1700	**4**	**0**	**2**	**0**	**2**	**0**	**0**	**0**	**0**	**0**	**0**	**0**	**0**	**0**	**0**	**0**	**0**	**0**	**0**	**29.5**	**-**
1800	3	0	3	0	0	0	0	0	0	0	0	0	0	0	0	0	0	0	0	31.3	-
1900	3	0	3	0	0	0	0	0	0	0	0	0	0	0	0	0	0	0	0	38.6	-
2000	2	0	2	0	0	0	0	0	0	0	0	0	0	0	0	0	0	0	0	37.9	-
2100	0	0	0	0	0	0	0	0	0	0	0	0	0	0	0	0	0	0	0	-	-
2200	1	0	1	0	0	0	0	0	0	0	0	0	0	0	0	0	0	0	0	35	-
2300	0	0	0	0	0	0	0	0	0	0	0	0	0	0	0	0	0	0	0	-	-
07-19	**20**	**0**	**18**	**0**	**2**	**0**	**0**	**0**	**0**	**0**	**0**	**0**	**0**	**0**	**0**	**0**	**0**	**0**	**0**	**32.1**	**39.6**
06-22	**25**	**0**	**23**	**0**	**2**	**0**	**0**	**0**	**0**	**0**	**0**	**0**	**0**	**0**	**0**	**0**	**0**	**0**	**0**	**33.3**	**40.3**
06-00	**26**	**0**	**24**	**0**	**2**	**0**	**0**	**0**	**0**	**0**	**0**	**0**	**0**	**0**	**0**	**0**	**0**	**0**	**0**	**33.4**	**40.3**
00-00	**26**	**0**	**24**	**0**	**2**	**0**	**0**	**0**	**0**	**0**	**0**	**0**	**0**	**0**	**0**	**0**	**0**	**0**	**0**	**33.4**	**40.3**

DRAFT

Site 77
Location LT40312, Att - telepole, Lat 54.0208, Long -6.83549
Direction Two way

3279 / Meath/Cavan/Monaghan ATC's
October 2013
Automatic Traffic Count

Thu, 10 October 2013

Time	Total	Classification												>PSL	>PSL%	>SL1	>SL1%	>SL2	>SL2%	Mean	Vpp
		1 MCL	2 SV	3 SVT	4 TB2	5 TB3	6 T4	7 ART3	8 ART4	9 ART5	10 ART6	11 BD	12 DRT	80	80	85 +5kph	85 +5kph	90 +10kph	90 +10kph		85
0000	0	0	0	0	0	0	0	0	0	0	0	0	0	0	0	0	0	0	0	-	-
0100	0	0	0	0	0	0	0	0	0	0	0	0	0	0	0	0	0	0	0	-	-
0200	0	0	0	0	0	0	0	0	0	0	0	0	0	0	0	0	0	0	0	-	-
0300	0	0	0	0	0	0	0	0	0	0	0	0	0	0	0	0	0	0	0	-	-
0400	0	0	0	0	0	0	0	0	0	0	0	0	0	0	0	0	0	0	0	-	-
0500	0	0	0	0	0	0	0	0	0	0	0	0	0	0	0	0	0	0	0	-	-
0600	0	0	0	0	0	0	0	0	0	0	0	0	0	0	0	0	0	0	0	-	-
0700	0	0	0	0	0	0	0	0	0	0	0	0	0	0	0	0	0	0	0	-	-
0800	1	0	1	0	0	0	0	0	0	0	0	0	0	0	0	0	0	0	0	36	-
0900	2	0	2	0	0	0	0	0	0	0	0	0	0	0	0	0	0	0	0	28.6	-
1000	0	0	0	0	0	0	0	0	0	0	0	0	0	0	0	0	0	0	0	-	-
1100	**4**	**0**	**4**	**0**	**0**	**0**	**0**	**0**	**0**	**0**	**0**	**0**	**0**	**0**	**0**	**0**	**0**	**0**	**0**	**30.6**	**-**
1200	1	0	1	0	0	0	0	0	0	0	0	0	0	0	0	0	0	0	0	31.9	-
1300	1	0	1	0	0	0	0	0	0	0	0	0	0	0	0	0	0	0	0	26.5	-
1400	4	0	4	0	0	0	0	0	0	0	0	0	0	0	0	0	0	0	0	38.1	-
1500	1	0	1	0	0	0	0	0	0	0	0	0	0	0	0	0	0	0	0	41.6	-
1600	0	0	0	0	0	0	0	0	0	0	0	0	0	0	0	0	0	0	0	-	-
1700	1	0	1	0	0	0	0	0	0	0	0	0	0	0	0	0	0	0	0	30.8	-
1800	**8**	**0**	**7**	**0**	**0**	**1**	**0**	**0**	**0**	**0**	**0**	**0**	**0**	**0**	**0**	**0**	**0**	**0**	**0**	**29.6**	**-**
1900	3	0	2	0	1	0	0	0	0	0	0	0	0	0	0	0	0	0	0	28.5	-
2000	0	0	0	0	0	0	0	0	0	0	0	0	0	0	0	0	0	0	0	0	0
2100	0	0	0	0	0	0	0	0	0	0	0	0	0	0	0	0	0	0	0	0	0
2200	0	0	0	0	0	0	0	0	0	0	0	0	0	0	0	0	0	0	0	0	0
2300	0	0	0	0	0	0	0	0	0	0	0	0	0	0	0	0	0	0	0	0	0
07-19	**23**	**0**	**22**	**0**	**0**	**1**	**0**	**0**	**0**	**0**	**0**	**0**	**0**	**0**	**0**	**0**	**0**	**0**	**0**	**32**	**37.1**
06-22	**26**	**0**	**24**	**0**	**1**	**1**	**0**	**0**	**0**	**0**	**0**	**0**	**0**	**0**	**0**	**0**	**0**	**0**	**0**	**31.6**	**36.7**
06-00	**26**	**0**	**24**	**0**	**1**	**1**	**0**	**0**	**0**	**0**	**0**	**0**	**0**	**0**	**0**	**0**	**0**	**0**	**0**	**31.6**	**36.7**
00-00	**26**	**0**	**24**	**0**	**1**	**1**	**0**	**0**	**0**	**0**	**0**	**0**	**0**	**0**	**0**	**0**	**0**	**0**	**0**	**31.6**	**36.7**

DRAFT

Site 77
Location LT40312, Att - telepole, Lat 54.0208, Long -6.83549
Direction Two way

3279 / Meath/Cavan/Monaghan ATC's
October 2013
Automatic Traffic Count

Virtual Day (Partial days = 2.46)

Time	Total	Classification												>PSL	>PSL%	>SL1	>SL1%	>SL2	>SL2%	Mean	Vpp
		1 MCL	2 SV	3 SVT	4 TB2	5 TB3	6 T4	7 ART3	8 ART4	9 ART5	10 ART6	11 BD	12 DRT	80	80	85 +5kph	85 +5kph	90 +10kph	90 +10kph		85
0000	0	0	0	0	0	0	0	0	0	0	0	0	0	0	0	0	0	0	0	-	-
0100	0	0	0	0	0	0	0	0	0	0	0	0	0	0	0	0	0	0	0	-	-
0200	0	0	0	0	0	0	0	0	0	0	0	0	0	0	0	0	0	0	0	-	-
0300	0	0	0	0	0	0	0	0	0	0	0	0	0	0	0	0	0	0	0	-	-
0400	0	0	0	0	0	0	0	0	0	0	0	0	0	0	0	0	0	0	0	-	-
0500	0	0	0	0	0	0	0	0	0	0	0	0	0	0	0	0	0	0	0	-	-
0600	0	0	0	0	0	0	0	0	0	0	0	0	0	0	0	0	0	0	0	-	-
0700	1	0	1	0	0	0	0	0	0	0	0	0	0	0	0	0	0	0	0	53.4	-
0800	1	0	1	0	0	0	0	0	0	0	0	0	0	0	0	0	0	0	0	35.6	-
0900	2	0	2	0	0	0	0	0	0	0	0	0	0	0	0	0	0	0	0	25.5	-
1000	1	0	1	0	0	0	0	0	0	0	0	0	0	0	0	0	0	0	0	24.1	-
1100	**4**	**0**	**4**	**0**	**0**	**0**	**0**	**0**	**0**	**0**	**0**	**0**	**0**	**0**	**0**	**0**	**0**	**0**	**0**	**31.6**	**-**
1200	1	0	1	0	0	0	0	0	0	0	0	0	0	0	0	0	0	0	0	31.9	-
1300	1	0	1	0	0	0	0	0	0	0	0	0	0	0	0	0	0	0	0	29.9	-
1400	2	0	2	0	0	0	0	0	0	0	0	0	0	0	0	0	0	0	0	36.9	-
1500	1	0	1	0	0	0	0	0	0	0	0	0	0	0	0	0	0	0	0	37.7	-
1600	0	0	0	0	0	0	0	0	0	0	0	0	0	0	0	0	0	0	0	31.1	-
1700	2	0	1	0	1	0	0	0	0	0	0	0	0	0	0	0	0	0	0	31	-
1800	**5**	**0**	**5**	**0**	**0**	**0**	**0**	**0**	**0**	**0**	**0**	**0**	**0**	**0**	**0**	**0**	**0**	**0**	**0**	**31.4**	**-**
1900	2	0	2	0	0	0	0	0	0	0	0	0	0	0	0	0	0	0	0	33.3	-
2000	1	0	1	0	0	0	0	0	0	0	0	0	0	0	0	0	0	0	0	38.7	-
2100	0	0	0	0	0	0	0	0	0	0	0	0	0	0	0	0	0	0	0	-	-
2200	1	0	1	0	0	0	0	0	0	0	0	0	0	0	0	0	0	0	0	36.4	-
2300	0	0	0	0	0	0	0	0	0	0	0	0	0	0	0	0	0	0	0	-	-
07-19	**21**	**0**	**20**	**0**	**1**	**0**	**0**	**0**	**0**	**0**	**0**	**0**	**0**	**0**	**0**	**0**	**0**	**0**	**0**	**31.5**	**#NUM!**
06-22	**24**	**0**	**23**	**0**	**1**	**0**	**0**	**0**	**0**	**0**	**0**	**0**	**0**	**0**	**0**	**0**	**0**	**0**	**0**	**31.75**	**#NUM!**
06-00	**25**	**0**	**24**	**0**	**1**	**0**	**0**	**0**	**0**	**0**	**0**	**0**	**0**	**0**	**0**	**0**	**0**	**0**	**0**	**31.9**	**#NUM!**
00-00	**25**	**0**	**24**	**0**	**1**	**0**	**0**	**0**	**0**	**0**	**0**	**0**	**0**	**0**	**0**	**0**	**0**	**0**	**0**	**31.9**	**#NUM!**

DRAFT

Site 77
Location LT40312, Att - telepole, Lat 54.0208, Long -6.83549
Direction Two way

3279 / Meath/Cavan/Monaghan ATC's
October 2013
Automatic Traffic Count

Virtual Week (1)

Time	Total	Classification												>PSL 80	>PSL% 80	>SL1 85 +5kph	>SL1% 85 +5kph	>SL2 90 +10kph	>SL2% 90 +10kph	Mean	Vpp 85
		1 MCL	2 SV	3 SVT	4 TB2	5 TB3	6 T4	7 ART3	8 ART4	9 ART5	10 ART6	11 BD	12 DRT								
Mon	0	0	0	0	0	0	0	0	0	0	0	0	0	0	0	0	0	0	0	-	-
Tue	13	0	12	0	1	0	0	0	0	0	0	0	0	0	0	0	0	0	0	34.6	38.9
Wed	26	0	24	0	2	0	0	0	0	0	0	0	0	0	0	0	0	0	0	33.4	40.3
Thu	26	0	24	0	1	1	0	0	0	0	0	0	0	0	0	0	0	0	0	31.6	36.7
Fri	0	0	0	0	0	0	0	0	0	0	0	0	0	0	0	0	0	0	0	-	-
| Sat	0	0	0	0	0	0	0	0	0	0	0	0	0	0	0	0	0	0	0	-	-
| Sun	0	0	0	0	0	0	0	0	0	0	0	0	0	0	0	0	0	0	0	-	-
5 Day Ave.	**22**	**0**	**20**	**0**	**1**	**0**	**0**	**0**	**0**	**0**	**0**	**0**	**0**	**0**	**0.0**	**0**	**0.0**	**0**	**0.0**	**33.2**	**38.6**
7 Day Ave.	**25**	**0**	**24**	**0**	**1**	**0**	**0**	**0**	**0**	**0**	**0**	**0**	**0**	**0**	**0.0**	**0**	**0.0**	**0**	**0.0**	**31.9**	**#NUM!**
Total	**65**	**0**	**60**	**0**	**4**	**1**	**0**	**0**	**0**	**0**	**0**	**0**	**0**	**0**	**0.0**	**0**	**0.0**	**0**	**0.0**	**32.9**	**38.9**

Summary Graphs

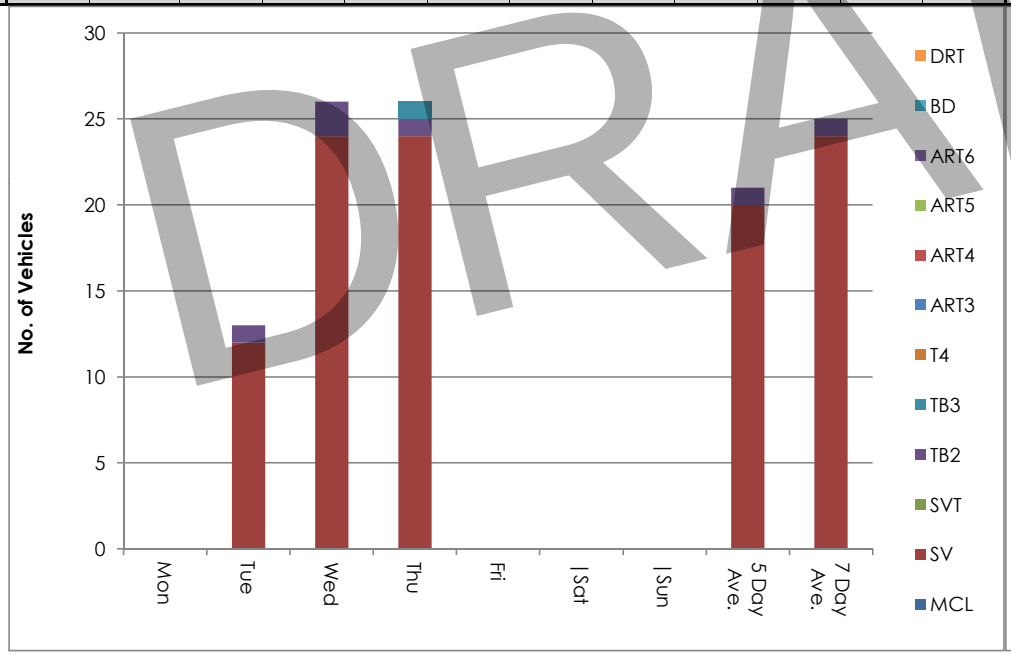

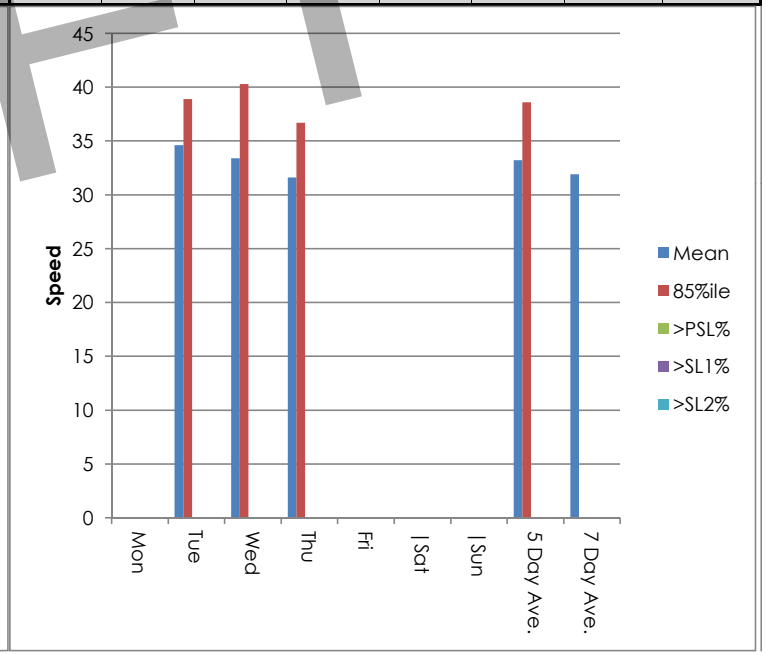

DRAFT

Site 77
Location LT40312, Att - telepole, Lat 54.0208, Long -6.83549
Direction Two way

3279 / Meath/Cavan/Monaghan ATC's
October 2013
Automatic Traffic Count

Tue, 8 October 2013

Time	Total	Speed Bins (km/h)																											
		0 - 5	5 - 10	10 - 15	15 - 20	20 - 25	25 - 30	30 - 35	35 - 40	40 - 45	45 - 50	50 - 55	55 - 60	60 - 65	65 - 70	70 - 75	75 - 80	80 - 85	85 - 90	90 - 95	95 - 100	100 - 105	105 - 110	110 - 115	115 - 120	120 - 125	125 - 130	130 - 135	135 - 140
0000	**0**	**0**	**0**	**0**	**0**	**0**	**0**	**0**	**0**	**0**	**0**	**0**	**0**	**0**	**0**	**0**	**0**	**0**	**0**	**0**	**0**	**0**	**0**	**0**	**0**	**0**	**0**	**0**	**0**
0100	**0**	**0**	**0**	**0**	**0**	**0**	**0**	**0**	**0**	**0**	**0**	**0**	**0**	**0**	**0**	**0**	**0**	**0**	**0**	**0**	**0**	**0**	**0**	**0**	**0**	**0**	**0**	**0**	**0**
0200	**0**	**0**	**0**	**0**	**0**	**0**	**0**	**0**	**0**	**0**	**0**	**0**	**0**	**0**	**0**	**0**	**0**	**0**	**0**	**0**	**0**	**0**	**0**	**0**	**0**	**0**	**0**	**0**	**0**
0300	**0**	**0**	**0**	**0**	**0**	**0**	**0**	**0**	**0**	**0**	**0**	**0**	**0**	**0**	**0**	**0**	**0**	**0**	**0**	**0**	**0**	**0**	**0**	**0**	**0**	**0**	**0**	**0**	**0**
0400	**0**	**0**	**0**	**0**	**0**	**0**	**0**	**0**	**0**	**0**	**0**	**0**	**0**	**0**	**0**	**0**	**0**	**0**	**0**	**0**	**0**	**0**	**0**	**0**	**0**	**0**	**0**	**0**	**0**
0500	**0**	**0**	**0**	**0**	**0**	**0**	**0**	**0**	**0**	**0**	**0**	**0**	**0**	**0**	**0**	**0**	**0**	**0**	**0**	**0**	**0**	**0**	**0**	**0**	**0**	**0**	**0**	**0**	**0**
0600	**0**	**0**	**0**	**0**	**0**	**0**	**0**	**0**	**0**	**0**	**0**	**0**	**0**	**0**	**0**	**0**	**0**	**0**	**0**	**0**	**0**	**0**	**0**	**0**	**0**	**0**	**0**	**0**	**0**
0700	**0**	**0**	**0**	**0**	**0**	**0**	**0**	**0**	**0**	**0**	**0**	**0**	**0**	**0**	**0**	**0**	**0**	**0**	**0**	**0**	**0**	**0**	**0**	**0**	**0**	**0**	**0**	**0**	**0**
0800	**0**	**0**	**0**	**0**	**0**	**0**	**0**	**0**	**0**	**0**	**0**	**0**	**0**	**0**	**0**	**0**	**0**	**0**	**0**	**0**	**0**	**0**	**0**	**0**	**0**	**0**	**0**	**0**	**0**
0900	**0**	**0**	**0**	**0**	**0**	**0**	**0**	**0**	**0**	**0**	**0**	**0**	**0**	**0**	**0**	**0**	**0**	**0**	**0**	**0**	**0**	**0**	**0**	**0**	**0**	**0**	**0**	**0**	**0**
1000	**0**	**0**	**0**	**0**	**0**	**0**	**0**	**0**	**0**	**0**	**0**	**0**	**0**	**0**	**0**	**0**	**0**	**0**	**0**	**0**	**0**	**0**	**0**	**0**	**0**	**0**	**0**	**0**	**0**
1100	**0**	**0**	**0**	**0**	**0**	**0**	**0**	**0**	**0**	**0**	**0**	**0**	**0**	**0**	**0**	**0**	**0**	**0**	**0**	**0**	**0**	**0**	**0**	**0**	**0**	**0**	**0**	**0**	**0**
1200	0	0	0	0	0	0	0	0	0	0	0	0	0	0	0	0	0	0	0	0	0	0	0	0	0	0	0	0	0
1300	1	0	0	0	0	0	0	1	0	0	0	0	0	0	0	0	0	0	0	0	0	0	0	0	0	0	0	0	0
1400	1	0	0	0	0	0	1	0	0	0	0	0	0	0	0	0	0	0	0	0	0	0	0	0	0	0	0	0	0
1500	1	0	0	0	0	0	0	0	1	0	0	0	0	0	0	0	0	0	0	0	0	0	0	0	0	0	0	0	0
1600	1	0	0	0	0	0	0	1	0	0	0	0	0	0	0	0	0	0	0	0	0	0	0	0	0	0	0	0	0
1700	1	0	0	0	0	0	0	0	1	0	0	0	0	0	0	0	0	0	0	0	0	0	0	0	0	0	0	0	0
1800	**5**	**0**	**0**	**0**	**0**	**0**	**2**	**1**	**1**	**1**	**0**	**0**	**0**	**0**	**0**	**0**	**0**	**0**	**0**	**0**	**0**	**0**	**0**	**0**	**0**	**0**	**0**	**0**	**0**
1900	1	0	0	0	0	0	0	1	0	0	0	0	0	0	0	0	0	0	0	0	0	0	0	0	0	0	0	0	0
2000	1	0	0	0	0	0	0	0	0	1	0	0	0	0	0	0	0	0	0	0	0	0	0	0	0	0	0	0	0
2100	0	0	0	0	0	0	0	0	0	0	0	0	0	0	0	0	0	0	0	0	0	0	0	0	0	0	0	0	0
2200	1	0	0	0	0	0	0	0	1	0	0	0	0	0	0	0	0	0	0	0	0	0	0	0	0	0	0	0	0
2300	0	0	0	0	0	0	0	0	0	0	0	0	0	0	0	0	0	0	0	0	0	0	0	0	0	0	0	0	0
07-19	**10**	**0**	**0**	**0**	**0**	**0**	**3**	**3**	**3**	**1**	**0**	**0**	**0**	**0**	**0**	**0**	**0**	**0**	**0**	**0**	**0**	**0**	**0**	**0**	**0**	**0**	**0**	**0**	**0**
06-22	**12**	**0**	**0**	**0**	**0**	**0**	**3**	**4**	**3**	**2**	**0**	**0**	**0**	**0**	**0**	**0**	**0**	**0**	**0**	**0**	**0**	**0**	**0**	**0**	**0**	**0**	**0**	**0**	**0**
06-00	**13**	**0**	**0**	**0**	**0**	**0**	**3**	**4**	**4**	**2**	**0**	**0**	**0**	**0**	**0**	**0**	**0**	**0**	**0**	**0**	**0**	**0**	**0**	**0**	**0**	**0**	**0**	**0**	**0**
00-00	**13**	**0**	**0**	**0**	**0**	**0**	**3**	**4**	**4**	**2**	**0**	**0**	**0**	**0**	**0**	**0**	**0**	**0**	**0**	**0**	**0**	**0**	**0**	**0**	**0**	**0**	**0**	**0**	**0**

DRAFT

Site 77
Location LT40312, Att - telepole, Lat 54.0208, Long -6.83549
Direction Two way

3279 / Meath/Cavan/Monaghan ATC's
October 2013
Automatic Traffic Count

Wed, 9 October 2013

Time	Total	Speed Bins (km/h)																											
		0 - 5	5 - 10	10 - 15	15 - 20	20 - 25	25 - 30	30 - 35	35 - 40	40 - 45	45 - 50	50 - 55	55 - 60	60 - 65	65 - 70	70 - 75	75 - 80	80 - 85	85 - 90	90 - 95	95 - 100	100 - 105	105 - 110	110 - 115	115 - 120	120 - 125	125 - 130	130 - 135	135 - 140
0000	0	0	0	0	0	0	0	0	0	0	0	0	0	0	0	0	0	0	0	0	0	0	0	0	0	0	0	0	0
0100	0	0	0	0	0	0	0	0	0	0	0	0	0	0	0	0	0	0	0	0	0	0	0	0	0	0	0	0	0
0200	0	0	0	0	0	0	0	0	0	0	0	0	0	0	0	0	0	0	0	0	0	0	0	0	0	0	0	0	0
0300	0	0	0	0	0	0	0	0	0	0	0	0	0	0	0	0	0	0	0	0	0	0	0	0	0	0	0	0	0
0400	0	0	0	0	0	0	0	0	0	0	0	0	0	0	0	0	0	0	0	0	0	0	0	0	0	0	0	0	0
0500	0	0	0	0	0	0	0	0	0	0	0	0	0	0	0	0	0	0	0	0	0	0	0	0	0	0	0	0	0
0600	0	0	0	0	0	0	0	0	0	0	0	0	0	0	0	0	0	0	0	0	0	0	0	0	0	0	0	0	0
0700	1	0	0	0	0	0	0	0	0	0	0	1	0	0	0	0	0	0	0	0	0	0	0	0	0	0	0	0	0
0800	1	0	0	0	0	0	0	0	1	0	0	0	0	0	0	0	0	0	0	0	0	0	0	0	0	0	0	0	0
0900	2	0	0	0	0	2	0	0	0	0	0	0	0	0	0	0	0	0	0	0	0	0	0	0	0	0	0	0	0
1000	2	0	0	0	0	1	1	0	0	0	0	0	0	0	0	0	0	0	0	0	0	0	0	0	0	0	0	0	0
1100	**3**	**0**	**0**	**0**	**0**	**0**	**0**	**2**	**1**	**0**	**0**	**0**	**0**	**0**	**0**	**0**	**0**	**0**	**0**	**0**	**0**	**0**	**0**	**0**	**0**	**0**	**0**	**0**	**0**
1200	0	0	0	0	0	0	0	0	0	0	0	0	0	0	0	0	0	0	0	0	0	0	0	0	0	0	0	0	0
1300	0	0	0	0	0	0	0	0	0	0	0	0	0	0	0	0	0	0	0	0	0	0	0	0	0	0	0	0	0
1400	2	0	0	0	0	0	0	0	1	1	0	0	0	0	0	0	0	0	0	0	0	0	0	0	0	0	0	0	0
1500	2	0	0	0	0	0	0	1	1	0	0	0	0	0	0	0	0	0	0	0	0	0	0	0	0	0	0	0	0
1600	0	0	0	0	0	0	0	0	0	0	0	0	0	0	0	0	0	0	0	0	0	0	0	0	0	0	0	0	0
1700	**4**	**0**	**0**	**0**	**0**	**2**	**0**	**1**	**0**	**1**	**0**	**0**	**0**	**0**	**0**	**0**	**0**	**0**	**0**	**0**	**0**	**0**	**0**	**0**	**0**	**0**	**0**	**0**	**0**
1800	3	0	0	0	0	1	0	1	1	0	0	0	0	0	0	0	0	0	0	0	0	0	0	0	0	0	0	0	0
1900	3	0	0	0	0	0	0	1	1	0	1	0	0	0	0	0	0	0	0	0	0	0	0	0	0	0	0	0	0
2000	2	0	0	0	0	0	0	1	0	1	0	0	0	0	0	0	0	0	0	0	0	0	0	0	0	0	0	0	0
2100	0	0	0	0	0	0	0	0	0	0	0	0	0	0	0	0	0	0	0	0	0	0	0	0	0	0	0	0	0
2200	1	0	0	0	0	0	0	1	0	0	0	0	0	0	0	0	0	0	0	0	0	0	0	0	0	0	0	0	0
2300	0	0	0	0	0	0	0	0	0	0	0	0	0	0	0	0	0	0	0	0	0	0	0	0	0	0	0	0	0
07-19	**20**	**0**	**0**	**0**	**0**	**6**	**1**	**5**	**5**	**2**	**0**	**1**	**0**	**0**	**0**	**0**	**0**	**0**	**0**	**0**	**0**	**0**	**0**	**0**	**0**	**0**	**0**	**0**	**0**
06-22	**25**	**0**	**0**	**0**	**0**	**6**	**1**	**7**	**6**	**3**	**1**	**1**	**0**	**0**	**0**	**0**	**0**	**0**	**0**	**0**	**0**	**0**	**0**	**0**	**0**	**0**	**0**	**0**	**0**
06-00	**26**	**0**	**0**	**0**	**0**	**6**	**1**	**8**	**6**	**3**	**1**	**1**	**0**	**0**	**0**	**0**	**0**	**0**	**0**	**0**	**0**	**0**	**0**	**0**	**0**	**0**	**0**	**0**	**0**
00-00	**26**	**0**	**0**	**0**	**0**	**6**	**1**	**8**	**6**	**3**	**1**	**1**	**0**	**0**	**0**	**0**	**0**	**0**	**0**	**0**	**0**	**0**	**0**	**0**	**0**	**0**	**0**	**0**	**0**

DRAFT

Site 77
Location LT40312, Att - telepole, Lat 54.0208, Long -6.83549
Direction Two way

3279 / Meath/Cavan/Monaghan ATC's
October 2013
Automatic Traffic Count

Thu, 10 October 2013

Time	Total	Speed Bins (km/h)																											
		0 - 5	5 - 10	10 - 15	15 - 20	20 - 25	25 - 30	30 - 35	35 - 40	40 - 45	45 - 50	50 - 55	55 - 60	60 - 65	65 - 70	70 - 75	75 - 80	80 - 85	85 - 90	90 - 95	95 - 100	100 - 105	105 - 110	110 - 115	115 - 120	120 - 125	125 - 130	130 - 135	135 - 140
0000	0	0	0	0	0	0	0	0	0	0	0	0	0	0	0	0	0	0	0	0	0	0	0	0	0	0	0	0	0
0100	0	0	0	0	0	0	0	0	0	0	0	0	0	0	0	0	0	0	0	0	0	0	0	0	0	0	0	0	0
0200	0	0	0	0	0	0	0	0	0	0	0	0	0	0	0	0	0	0	0	0	0	0	0	0	0	0	0	0	0
0300	0	0	0	0	0	0	0	0	0	0	0	0	0	0	0	0	0	0	0	0	0	0	0	0	0	0	0	0	0
0400	0	0	0	0	0	0	0	0	0	0	0	0	0	0	0	0	0	0	0	0	0	0	0	0	0	0	0	0	0
0500	0	0	0	0	0	0	0	0	0	0	0	0	0	0	0	0	0	0	0	0	0	0	0	0	0	0	0	0	0
0600	0	0	0	0	0	0	0	0	0	0	0	0	0	0	0	0	0	0	0	0	0	0	0	0	0	0	0	0	0
0700	0	0	0	0	0	0	0	0	0	0	0	0	0	0	0	0	0	0	0	0	0	0	0	0	0	0	0	0	0
0800	1	0	0	0	0	0	0	0	1	0	0	0	0	0	0	0	0	0	0	0	0	0	0	0	0	0	0	0	0
0900	2	0	0	0	0	0	2	0	0	0	0	0	0	0	0	0	0	0	0	0	0	0	0	0	0	0	0	0	0
1000	0	0	0	0	0	0	0	0	0	0	0	0	0	0	0	0	0	0	0	0	0	0	0	0	0	0	0	0	0
1100	**4**	**0**	**0**	**0**	**0**	**2**	**0**	**0**	**2**	**0**	**0**	**0**	**0**	**0**	**0**	**0**	**0**	**0**	**0**	**0**	**0**	**0**	**0**	**0**	**0**	**0**	**0**	**0**	**0**
1200	1	0	0	0	0	0	0	1	0	0	0	0	0	0	0	0	0	0	0	0	0	0	0	0	0	0	0	0	0
1300	1	0	0	0	0	0	1	0	0	0	0	0	0	0	0	0	0	0	0	0	0	0	0	0	0	0	0	0	0
1400	4	0	0	0	0	0	0	0	3	1	0	0	0	0	0	0	0	0	0	0	0	0	0	0	0	0	0	0	0
1500	1	0	0	0	0	0	0	0	0	1	0	0	0	0	0	0	0	0	0	0	0	0	0	0	0	0	0	0	0
1600	0	0	0	0	0	0	0	0	0	0	0	0	0	0	0	0	0	0	0	0	0	0	0	0	0	0	0	0	0
1700	1	0	0	0	0	0	0	1	0	0	0	0	0	0	0	0	0	0	0	0	0	0	0	0	0	0	0	0	0
1800	**8**	**0**	**0**	**0**	**1**	**0**	**3**	**3**	**1**	**0**	**0**	**0**	**0**	**0**	**0**	**0**	**0**	**0**	**0**	**0**	**0**	**0**	**0**	**0**	**0**	**0**	**0**	**0**	**0**
1900	3	0	0	0	0	0	2	1	0	0	0	0	0	0	0	0	0	0	0	0	0	0	0	0	0	0	0	0	0
2000	0	0	0	0	0	0	0	0	0	0	0	0	0	0	0	0	0	0	0	0	0	0	0	0	0	0	0	0	0
2100	0	0	0	0	0	0	0	0	0	0	0	0	0	0	0	0	0	0	0	0	0	0	0	0	0	0	0	0	0
2200	0	0	0	0	0	0	0	0	0	0	0	0	0	0	0	0	0	0	0	0	0	0	0	0	0	0	0	0	0
2300	0	0	0	0	0	0	0	0	0	0	0	0	0	0	0	0	0	0	0	0	0	0	0	0	0	0	0	0	0
07-19	**23**	**0**	**0**	**0**	**1**	**2**	**6**	**5**	**7**	**2**	**0**	**0**	**0**	**0**	**0**	**0**	**0**	**0**	**0**	**0**	**0**	**0**	**0**	**0**	**0**	**0**	**0**	**0**	**0**
06-22	**26**	**0**	**0**	**0**	**1**	**2**	**8**	**6**	**7**	**2**	**0**	**0**	**0**	**0**	**0**	**0**	**0**	**0**	**0**	**0**	**0**	**0**	**0**	**0**	**0**	**0**	**0**	**0**	**0**
06-00	**26**	**0**	**0**	**0**	**1**	**2**	**8**	**6**	**7**	**2**	**0**	**0**	**0**	**0**	**0**	**0**	**0**	**0**	**0**	**0**	**0**	**0**	**0**	**0**	**0**	**0**	**0**	**0**	**0**
00-00	**26**	**0**	**0**	**0**	**1**	**2**	**8**	**6**	**7**	**2**	**0**	**0**	**0**	**0**	**0**	**0**	**0**	**0**	**0**	**0**	**0**	**0**	**0**	**0**	**0**	**0**	**0**	**0**	**0**

DRAFT

Site 77
Location LT40312, Att - telepole, Lat 54.0208, Long -6.83549
Direction Two way

3279 / Meath/Cavan/Monaghan ATC's
October 2013
Automatic Traffic Count

Virtual Day (Partial days = 2.46)

Time	Total	Speed Bins (km/h)																											
		0 - 5	5 - 10	10 - 15	15 - 20	20 - 25	25 - 30	30 - 35	35 - 40	40 - 45	45 - 50	50 - 55	55 - 60	60 - 65	65 - 70	70 - 75	75 - 80	80 - 85	85 - 90	90 - 95	95 - 100	100 - 105	105 - 110	110 - 115	115 - 120	120 - 125	125 - 130	130 - 135	135 - 140
0000	0	0	0	0	0	0	0	0	0	0	0	0	0	0	0	0	0	0	0	0	0	0	0	0	0	0	0	0	0
0100	0	0	0	0	0	0	0	0	0	0	0	0	0	0	0	0	0	0	0	0	0	0	0	0	0	0	0	0	0
0200	0	0	0	0	0	0	0	0	0	0	0	0	0	0	0	0	0	0	0	0	0	0	0	0	0	0	0	0	0
0300	0	0	0	0	0	0	0	0	0	0	0	0	0	0	0	0	0	0	0	0	0	0	0	0	0	0	0	0	0
0400	0	0	0	0	0	0	0	0	0	0	0	0	0	0	0	0	0	0	0	0	0	0	0	0	0	0	0	0	0
0500	0	0	0	0	0	0	0	0	0	0	0	0	0	0	0	0	0	0	0	0	0	0	0	0	0	0	0	0	0
0600	0	0	0	0	0	0	0	0	0	0	0	0	0	0	0	0	0	0	0	0	0	0	0	0	0	0	0	0	0
0700	1	0	0	0	0	0	0	0	0	0	0	1	0	0	0	0	0	0	0	0	0	0	0	0	0	0	0	0	0
0800	1	0	0	0	0	0	0	0	1	0	0	0	0	0	0	0	0	0	0	0	0	0	0	0	0	0	0	0	0
0900	2	0	0	0	0	1	1	0	0	0	0	0	0	0	0	0	0	0	0	0	0	0	0	0	0	0	0	0	0
1000	1	0	0	0	0	1	1	0	0	0	0	0	0	0	0	0	0	0	0	0	0	0	0	0	0	0	0	0	0
1100	**4**	**0**	**0**	**0**	**0**	**1**	**0**	**1**	**2**	**0**	**0**	**0**	**0**	**0**	**0**	**0**	**0**	**0**	**0**	**0**	**0**	**0**	**0**	**0**	**0**	**0**	**0**	**0**	**0**
1200	1	0	0	0	0	0	0	1	0	0	0	0	0	0	0	0	0	0	0	0	0	0	0	0	0	0	0	0	0
1300	1	0	0	0	0	0	0	0	0	0	0	0	0	0	0	0	0	0	0	0	0	0	0	0	0	0	0	0	0
1400	2	0	0	0	0	0	0	0	1	1	0	0	0	0	0	0	0	0	0	0	0	0	0	0	0	0	0	0	0
1500	1	0	0	0	0	0	0	0	1	0	0	0	0	0	0	0	0	0	0	0	0	0	0	0	0	0	0	0	0
1600	0	0	0	0	0	0	0	0	0	0	0	0	0	0	0	0	0	0	0	0	0	0	0	0	0	0	0	0	0
1700	2	0	0	0	0	1	0	1	0	0	0	0	0	0	0	0	0	0	0	0	0	0	0	0	0	0	0	0	0
1800	**5**	**0**	**0**	**0**	**0**	**0**	**2**	**2**	**1**	**0**	**0**	**0**	**0**	**0**	**0**	**0**	**0**	**0**	**0**	**0**	**0**	**0**	**0**	**0**	**0**	**0**	**0**	**0**	**0**
1900	2	0	0	0	0	0	1	1	0	0	0	0	0	0	0	0	0	0	0	0	0	0	0	0	0	0	0	0	0
2000	1	0	0	0	0	0	0	0	0	1	0	0	0	0	0	0	0	0	0	0	0	0	0	0	0	0	0	0	0
2100	0	0	0	0	0	0	0	0	0	0	0	0	0	0	0	0	0	0	0	0	0	0	0	0	0	0	0	0	0
2200	1	0	0	0	0	0	0	0	0	0	0	0	0	0	0	0	0	0	0	0	0	0	0	0	0	0	0	0	0
2300	0	0	0	0	0	0	0	0	0	0	0	0	0	0	0	0	0	0	0	0	0	0	0	0	0	0	0	0	0
07-19	**21**	**0**	**0**	**0**	**0**	**4**	**4**	**5**	**6**	**1**	**0**	**1**	**0**	**0**	**0**	**0**	**0**	**0**	**0**	**0**	**0**	**0**	**0**	**0**	**0**	**0**	**0**	**0**	**0**
06-22	**24**	**0**	**0**	**0**	**0**	**4**	**5**	**6**	**6**	**2**	**0**	**1**	**0**	**0**	**0**	**0**	**0**	**0**	**0**	**0**	**0**	**0**	**0**	**0**	**0**	**0**	**0**	**0**	**0**
06-00	**25**	**0**	**0**	**0**	**0**	**4**	**5**	**6**	**6**	**2**	**0**	**1**	**0**	**0**	**0**	**0**	**0**	**0**	**0**	**0**	**0**	**0**	**0**	**0**	**0**	**0**	**0**	**0**	**0**
00-00	**25**	**0**	**0**	**0**	**0**	**4**	**5**	**6**	**6**	**2**	**0**	**1**	**0**	**0**	**0**	**0**	**0**	**0**	**0**	**0**	**0**	**0**	**0**	**0**	**0**	**0**	**0**	**0**	**0**

DRAFT

Site 77
Location LT40312, Att - telepole, Lat 54.0208, Long -6.83549
Direction Two way

3279 / Meath/Cavan/Monaghan ATC's
October 2013
Automatic Traffic Count

Virtual Week (1)

Time	Total	Speed Bins (km/h)																											
		0 - 5	5 - 10	10 - 15	15 - 20	20 - 25	25 - 30	30 - 35	35 - 40	40 - 45	45 - 50	50 - 55	55 - 60	60 - 65	65 - 70	70 - 75	75 - 80	80 - 85	85 - 90	90 - 95	95 - 100	100 - 105	105 - 110	110 - 115	115 - 120	120 - 125	125 - 130	130 - 135	135 - 140
Mon	0	0	0	0	0	0	0	0	0	0	0	0	0	0	0	0	0	0	0	0	0	0	0	0	0	0	0	0	0
Tue	13	0	0	0	0	0	3	4	4	2	0	0	0	0	0	0	0	0	0	0	0	0	0	0	0	0	0	0	0
Wed	26	0	0	0	0	6	1	8	6	3	1	1	0	0	0	0	0	0	0	0	0	0	0	0	0	0	0	0	0
Thu	26	0	0	0	1	2	8	6	7	2	0	0	0	0	0	0	0	0	0	0	0	0	0	0	0	0	0	0	0
Fri	0	0	0	0	0	0	0	0	0	0	0	0	0	0	0	0	0	0	0	0	0	0	0	0	0	0	0	0	0
|Sat	0	0	0	0	0	0	0	0	0	0	0	0	0	0	0	0	0	0	0	0	0	0	0	0	0	0	0	0	0
|Sun	0	0	0	0	0	0	0	0	0	0	0	0	0	0	0	0	0	0	0	0	0	0	0	0	0	0	0	0	0
5 Day Ave.	**22**	**0**	**0**	**0**	**0**	**3**	**4**	**6**	**6**	**2**	**0**	**0**	**0**	**0**	**0**	**0**	**0**	**0**	**0**	**0**	**0**	**0**	**0**	**0**	**0**	**0**	**0**	**0**	**0**
7 Day Ave.	**25**	**0**	**0**	**0**	**0**	**4**	**5**	**6**	**6**	**2**	**0**	**1**	**0**	**0**	**0**	**0**	**0**	**0**	**0**	**0**	**0**	**0**	**0**	**0**	**0**	**0**	**0**	**0**	**0**
Total	**65**	**0**	**0**	**0**	**1**	**8**	**12**	**18**	**17**	**7**	**1**	**1**	**0**	**0**	**0**	**0**	**0**	**0**	**0**	**0**	**0**	**0**	**0**	**0**	**0**	**0**	**0**	**0**	**0**

Summary Graphs

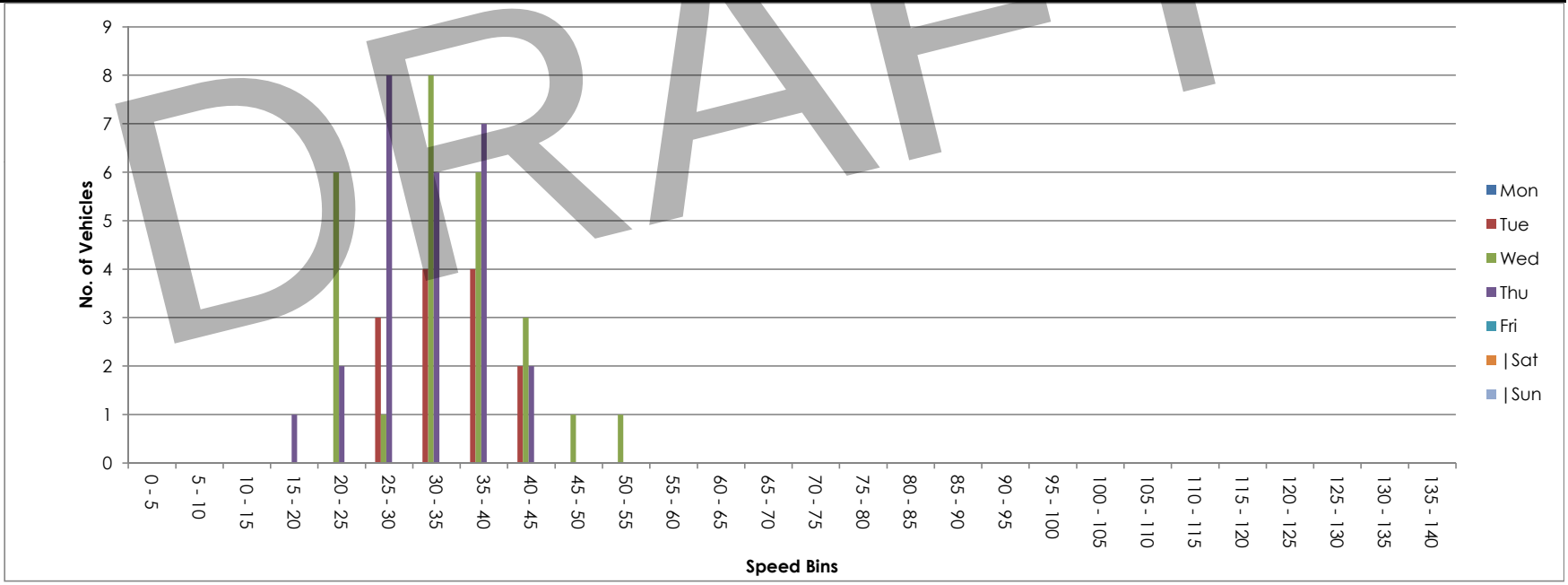

DRAFT



NDC NATIONWIDE DATA COLLECTION	**Site / Location:**	Unamed Road, Att - Telepole, Lat 54.0271, Long -6.82052	**Project No:**	3279	**Photo No:**	3279-78	**Drawn By:** MOR
	Survey Date:	Tue, 8 October 2013 to Thu, 10 October 2013	**Project Name:**		Meath/Cavan/Monaghan ATC'S		
	Survey Times:	00:00 to 00(24):00	**Title:**		Site Photograph		

Site No.	Location.	Direction.	Speed Limit (km/h)	Start Date.	End Date.	Total Vehicles.	5 Day Ave.	7 Day Ave.	No. > Speed Limit.	%. > Speed Limit.	No. > Speed Limit1 (+5km/h).	%. > Speed Limit1 (+5km/h).	No. > Speed Limit1 (+10km/h).	%. > Speed Limit1 (+10km/h).	Mean Speed	85%ile Speed
78	Unamed Road, Att - Telepole, Lat 54.0271, Long - 6.82052	North	80	Tue, 8 October 2013	Thu, 10 October 2013	137	46	54	0	0.0	0	0.0	0	0.0	47.0	59.4
		South	80	Tue, 8 October 2013	Thu, 10 October 2013	143	48	54	0	0.0	0	0.0	0	0.0	47.4	59.0
		Two way	80	Tue, 8 October 2013	Thu, 10 October 2013	280	93	108	0	0.0	0	0.0	0	0.0	47.2	59.4

DRAFT

Site 78
Location Unamed Road, Att - Telepole, Lat 54.0271, Long -6.82052
Direction North

3279 / Meath/Cavan/Monaghan ATC's
October 2013
Automatic Traffic Count

Tue, 8 October 2013

Time	Total	Classification												>PSL	>PSL%	>SL1	>SL1%	>SL2	>SL2%	Mean	Vpp
		1 MCL	2 SV	3 SVT	4 TB2	5 TB3	6 T4	7 ART3	8 ART4	9 ART5	10 ART6	11 BD	12 DRT	80	80	85 +5kph	85 +5kph	90 +10kph	90 +10kph		85
0000	**0**	**0**	**0**	**0**	**0**	**0**	**0**	**0**	**0**	**0**	**0**	**0**	**0**	**0**	**0**	**0**	**0**	**0**	**0**	**0**	**0**
0100	**0**	**0**	**0**	**0**	**0**	**0**	**0**	**0**	**0**	**0**	**0**	**0**	**0**	**0**	**0**	**0**	**0**	**0**	**0**	**0**	**0**
0200	**0**	**0**	**0**	**0**	**0**	**0**	**0**	**0**	**0**	**0**	**0**	**0**	**0**	**0**	**0**	**0**	**0**	**0**	**0**	**0**	**0**
0300	**0**	**0**	**0**	**0**	**0**	**0**	**0**	**0**	**0**	**0**	**0**	**0**	**0**	**0**	**0**	**0**	**0**	**0**	**0**	**0**	**0**
0400	**0**	**0**	**0**	**0**	**0**	**0**	**0**	**0**	**0**	**0**	**0**	**0**	**0**	**0**	**0**	**0**	**0**	**0**	**0**	**0**	**0**
0500	**0**	**0**	**0**	**0**	**0**	**0**	**0**	**0**	**0**	**0**	**0**	**0**	**0**	**0**	**0**	**0**	**0**	**0**	**0**	**0**	**0**
0600	**0**	**0**	**0**	**0**	**0**	**0**	**0**	**0**	**0**	**0**	**0**	**0**	**0**	**0**	**0**	**0**	**0**	**0**	**0**	**0**	**0**
0700	**0**	**0**	**0**	**0**	**0**	**0**	**0**	**0**	**0**	**0**	**0**	**0**	**0**	**0**	**0**	**0**	**0**	**0**	**0**	**0**	**0**
0800	**0**	**0**	**0**	**0**	**0**	**0**	**0**	**0**	**0**	**0**	**0**	**0**	**0**	**0**	**0**	**0**	**0**	**0**	**0**	**0**	**0**
0900	**0**	**0**	**0**	**0**	**0**	**0**	**0**	**0**	**0**	**0**	**0**	**0**	**0**	**0**	**0**	**0**	**0**	**0**	**0**	**0**	**0**
1000	**0**	**0**	**0**	**0**	**0**	**0**	**0**	**0**	**0**	**0**	**0**	**0**	**0**	**0**	**0**	**0**	**0**	**0**	**0**	**0**	**0**
1100	**0**	**0**	**0**	**0**	**0**	**0**	**0**	**0**	**0**	**0**	**0**	**0**	**0**	**0**	**0**	**0**	**0**	**0**	**0**	**0**	**0**
1200	0	0	0	0	0	0	0	0	0	0	0	0	0	0	0	0	0	0	0	0	0
1300	2	0	2	0	0	0	0	0	0	0	0	0	0	0	0	0	0	0	0	31.1	-
1400	5	0	2	1	2	0	0	0	0	0	0	0	0	0	0	0	0	0	0	44.6	-
1500	7	0	6	1	0	0	0	0	0	0	0	0	0	0	0	0	0	0	0	51.7	-
1600	5	0	3	1	1	0	0	0	0	0	0	0	0	0	0	0	0	0	0	48.8	-
1700	7	0	7	0	0	0	0	0	0	0	0	0	0	0	0	0	0	0	0	47.7	-
1800	5	0	5	0	0	0	0	0	0	0	0	0	0	0	0	0	0	0	0	41	-
1900	4	0	4	0	0	0	0	0	0	0	0	0	0	0	0	0	0	0	0	49.9	-
2000	4	0	4	0	0	0	0	0	0	0	0	0	0	0	0	0	0	0	0	51	-
2100	4	0	3	0	1	0	0	0	0	0	0	0	0	0	0	0	0	0	0	47	-
2200	**9**	**0**	**9**	**0**	**0**	**0**	**0**	**0**	**0**	**0**	**0**	**0**	**0**	**0**	**0**	**0**	**0**	**0**	**0**	**57.4**	**-**
2300	1	0	1	0	0	0	0	0	0	0	0	0	0	0	0	0	0	0	0	51.6	-
07-19	**31**	**0**	**25**	**3**	**3**	**0**	**0**	**0**	**0**	**0**	**0**	**0**	**0**	**0**	**0**	**0**	**0**	**0**	**0**	**46.1**	**58.3**
06-22	**43**	**0**	**36**	**3**	**4**	**0**	**0**	**0**	**0**	**0**	**0**	**0**	**0**	**0**	**0**	**0**	**0**	**0**	**0**	**47**	**59.4**
06-00	**53**	**0**	**46**	**3**	**4**	**0**	**0**	**0**	**0**	**0**	**0**	**0**	**0**	**0**	**0**	**0**	**0**	**0**	**0**	**48.9**	**60.5**
00-00	**53**	**0**	**46**	**3**	**4**	**0**	**0**	**0**	**0**	**0**	**0**	**0**	**0**	**0**	**0**	**0**	**0**	**0**	**0**	**48.9**	**60.5**

DRAFT

Site 78
Location Unamed Road, Att - Telepole, Lat 54.0271, Long -6.82052
Direction North

3279 / Meath/Cavan/Monaghan ATC's
October 2013
Automatic Traffic Count

Wed, 9 October 2013

Time	Total	Classification												>PSL	>PSL%	>SL1	>SL1%	>SL2	>SL2%	Mean	Vpp
		1 MCL	2 SV	3 SVT	4 TB2	5 TB3	6 T4	7 ART3	8 ART4	9 ART5	10 ART6	11 BD	12 DRT	80	80	85 +5kph	85 +5kph	90 +10kph	90 +10kph		85
0000	0	0	0	0	0	0	0	0	0	0	0	0	0	0	0	0	0	0	0	-	-
0100	0	0	0	0	0	0	0	0	0	0	0	0	0	0	0	0	0	0	0	-	-
0200	0	0	0	0	0	0	0	0	0	0	0	0	0	0	0	0	0	0	0	-	-
0300	0	0	0	0	0	0	0	0	0	0	0	0	0	0	0	0	0	0	0	-	-
0400	0	0	0	0	0	0	0	0	0	0	0	0	0	0	0	0	0	0	0	-	-
0500	0	0	0	0	0	0	0	0	0	0	0	0	0	0	0	0	0	0	0	-	-
0600	0	0	0	0	0	0	0	0	0	0	0	0	0	0	0	0	0	0	0	-	-
0700	**9**	**0**	**8**	**0**	**1**	**0**	**0**	**0**	**0**	**0**	**0**	**0**	**0**	**0**	**0**	**0**	**0**	**0**	**0**	**45.3**	**-**
0800	5	0	4	0	0	1	0	0	0	0	0	0	0	0	0	0	0	0	0	35.2	-
0900	3	0	3	0	0	0	0	0	0	0	0	0	0	0	0	0	0	0	0	46.4	-
1000	**9**	**0**	**9**	**0**	**0**	**0**	**0**	**0**	**0**	**0**	**0**	**0**	**0**	**0**	**0**	**0**	**0**	**0**	**0**	**48.5**	**-**
1100	4	0	3	0	1	0	0	0	0	0	0	0	0	0	0	0	0	0	0	49.2	-
1200	2	0	2	0	0	0	0	0	0	0	0	0	0	0	0	0	0	0	0	52.6	-
1300	**10**	**0**	**9**	**0**	**0**	**1**	**0**	**0**	**0**	**0**	**0**	**0**	**0**	**0**	**0**	**0**	**0**	**0**	**0**	**48.2**	**-**
1400	3	0	2	0	1	0	0	0	0	0	0	0	0	0	0	0	0	0	0	55.6	-
1500	1	0	1	0	0	0	0	0	0	0	0	0	0	0	0	0	0	0	0	53.8	-
1600	7	0	6	0	1	0	0	0	0	0	0	0	0	0	0	0	0	0	0	53.5	-
1700	4	0	2	1	1	0	0	0	0	0	0	0	0	0	0	0	0	0	0	47.1	-
1800	8	0	8	0	0	0	0	0	0	0	0	0	0	0	0	0	0	0	0	42.6	-
1900	1	0	1	0	0	0	0	0	0	0	0	0	0	0	0	0	0	0	0	16.7	-
2000	3	0	2	0	0	0	0	0	1	0	0	0	0	0	0	0	0	0	0	55	-
2100	3	0	3	0	0	0	0	0	0	0	0	0	0	0	0	0	0	0	0	48.5	-
2200	3	0	2	0	1	0	0	0	0	0	0	0	0	0	0	0	0	0	0	50.1	-
2300	1	0	1	0	0	0	0	0	0	0	0	0	0	0	0	0	0	0	0	55.2	-
07-19	**65**	**0**	**57**	**1**	**5**	**2**	**0**	**0**	**0**	**0**	**0**	**0**	**0**	**0**	**0**	**0**	**0**	**0**	**0**	**47.2**	**58.3**
06-22	**72**	**0**	**63**	**1**	**5**	**2**	**0**	**0**	**1**	**0**	**0**	**0**	**0**	**0**	**0**	**0**	**0**	**0**	**0**	**47.2**	**58.3**
06-00	**76**	**0**	**66**	**1**	**6**	**2**	**0**	**0**	**1**	**0**	**0**	**0**	**0**	**0**	**0**	**0**	**0**	**0**	**0**	**47.4**	**58.7**
00-00	**76**	**0**	**66**	**1**	**6**	**2**	**0**	**0**	**1**	**0**	**0**	**0**	**0**	**0**	**0**	**0**	**0**	**0**	**0**	**47.4**	**58.7**

DRAFT

Site 78
Location Unamed Road, Att - Telepole, Lat 54.0271, Long -6.82052
Direction North

3279 / Meath/Cavan/Monaghan ATC's
October 2013
Automatic Traffic Count

Thu, 10 October 2013

Time	Total	Classification												>PSL	>PSL%	>SL1	>SL1%	>SL2	>SL2%	Mean	Vpp
		1 MCL	2 SV	3 SVT	4 TB2	5 TB3	6 T4	7 ART3	8 ART4	9 ART5	10 ART6	11 BD	12 DRT	80	80	85 +5kph	85 +5kph	90 +10kph	90 +10kph		85
0000	0	0	0	0	0	0	0	0	0	0	0	0	0	0	0	0	0	0	0	-	-
0100	0	0	0	0	0	0	0	0	0	0	0	0	0	0	0	0	0	0	0	-	-
0200	0	0	0	0	0	0	0	0	0	0	0	0	0	0	0	0	0	0	0	-	-
0300	0	0	0	0	0	0	0	0	0	0	0	0	0	0	0	0	0	0	0	-	-
0400	0	0	0	0	0	0	0	0	0	0	0	0	0	0	0	0	0	0	0	-	-
0500	1	0	1	0	0	0	0	0	0	0	0	0	0	0	0	0	0	0	0	56	-
0600	0	0	0	0	0	0	0	0	0	0	0	0	0	0	0	0	0	0	0	-	-
0700	**5**	**1**	**4**	**0**	**0**	**0**	**0**	**0**	**0**	**0**	**0**	**0**	**0**	**0**	**0**	**0**	**0**	**0**	**0**	**26.4**	**-**
0800	0	0	0	0	0	0	0	0	0	0	0	0	0	0	0	0	0	0	0	-	-
0900	0	0	0	0	0	0	0	0	0	0	0	0	0	0	0	0	0	0	0	-	-
1000	0	0	0	0	0	0	0	0	0	0	0	0	0	0	0	0	0	0	0	-	-
1100	0	0	0	0	0	0	0	0	0	0	0	0	0	0	0	0	0	0	0	-	-
1200	0	0	0	0	0	0	0	0	0	0	0	0	0	0	0	0	0	0	0	-	-
1300	0	0	0	0	0	0	0	0	0	0	0	0	0	0	0	0	0	0	0	-	-
1400	0	0	0	0	0	0	0	0	0	0	0	0	0	0	0	0	0	0	0	-	-
1500	0	0	0	0	0	0	0	0	0	0	0	0	0	0	0	0	0	0	0	-	-
1600	0	0	0	0	0	0	0	0	0	0	0	0	0	0	0	0	0	0	0	-	-
1700	**2**	**0**	**2**	**0**	**0**	**0**	**0**	**0**	**0**	**0**	**0**	**0**	**0**	**0**	**0**	**0**	**0**	**0**	**0**	**30.2**	**-**
1800	0	0	0	0	0	0	0	0	0	0	0	0	0	0	0	0	0	0	0	0	0
1900	0	0	0	0	0	0	0	0	0	0	0	0	0	0	0	0	0	0	0	0	0
2000	0	0	0	0	0	0	0	0	0	0	0	0	0	0	0	0	0	0	0	0	0
2100	0	0	0	0	0	0	0	0	0	0	0	0	0	0	0	0	0	0	0	0	0
2200	0	0	0	0	0	0	0	0	0	0	0	0	0	0	0	0	0	0	0	0	0
2300	0	0	0	0	0	0	0	0	0	0	0	0	0	0	0	0	0	0	0	0	0
07-19	**7**	**1**	**6**	**0**	**0**	**0**	**0**	**0**	**0**	**0**	**0**	**0**	**0**	**0**	**0**	**0**	**0**	**0**	**0**	**27.5**	**-**
06-22	**7**	**1**	**6**	**0**	**0**	**0**	**0**	**0**	**0**	**0**	**0**	**0**	**0**	**0**	**0**	**0**	**0**	**0**	**0**	**27.5**	**-**
06-00	**7**	**1**	**6**	**0**	**0**	**0**	**0**	**0**	**0**	**0**	**0**	**0**	**0**	**0**	**0**	**0**	**0**	**0**	**0**	**27.5**	**-**
00-00	**8**	**1**	**7**	**0**	**0**	**0**	**0**	**0**	**0**	**0**	**0**	**0**	**0**	**0**	**0**	**0**	**0**	**0**	**0**	**31**	**-**

DRAFT

Site 78
Location Unamed Road, Att - Telepole, Lat 54.0271, Long -6.82052
Direction North

3279 / Meath/Cavan/Monaghan ATC's
October 2013
Automatic Traffic Count

Virtual Day (Partial days = 2.46)

Time	Total	Classification												>PSL	>PSL%	>SL1	>SL1%	>SL2	>SL2%	Mean	Vpp
		1 MCL	2 SV	3 SVT	4 TB2	5 TB3	6 T4	7 ART3	8 ART4	9 ART5	10 ART6	11 BD	12 DRT	80	80	85 +5kph	85 +5kph	90 +10kph	90 +10kph		85
0000	0	0	0	0	0	0	0	0	0	0	0	0	0	0	0	0	0	0	0	-	-
0100	0	0	0	0	0	0	0	0	0	0	0	0	0	0	0	0	0	0	0	-	-
0200	0	0	0	0	0	0	0	0	0	0	0	0	0	0	0	0	0	0	0	-	-
0300	0	0	0	0	0	0	0	0	0	0	0	0	0	0	0	0	0	0	0	-	-
0400	0	0	0	0	0	0	0	0	0	0	0	0	0	0	0	0	0	0	0	-	-
0500	1	0	1	0	0	0	0	0	0	0	0	0	0	0	0	0	0	0	0	56	-
0600	0	0	0	0	0	0	0	0	0	0	0	0	0	0	0	0	0	0	0	-	-
0700	**7**	**1**	**6**	**0**	**1**	**0**	**0**	**0**	**0**	**0**	**0**	**0**	**0**	**0**	**0**	**0**	**0**	**0**	**0**	**38.6**	**-**
0800	3	0	2	0	0	1	0	0	0	0	0	0	0	0	0	0	0	0	0	35.2	-
0900	2	0	2	0	0	0	0	0	0	0	0	0	0	0	0	0	0	0	0	46.4	-
1000	5	0	5	0	0	0	0	0	0	0	0	0	0	0	0	0	0	0	0	48.5	-
1100	2	0	2	0	1	0	0	0	0	0	0	0	0	0	0	0	0	0	0	49.2	-
1200	1	0	1	0	0	0	0	0	0	0	0	0	0	0	0	0	0	0	0	52.6	-
1300	**4**	**0**	**4**	**0**	**0**	**0**	**0**	**0**	**0**	**0**	**0**	**0**	**0**	**0**	**0**	**0**	**0**	**0**	**0**	**45.4**	**-**
1400	3	0	1	0	1	0	0	0	0	0	0	0	0	0	0	0	0	0	0	48.8	-
1500	3	0	2	0	0	0	0	0	0	0	0	0	0	0	0	0	0	0	0	52	-
1600	**4**	**0**	**3**	**0**	**1**	**0**	**0**	**0**	**0**	**0**	**0**	**0**	**0**	**0**	**0**	**0**	**0**	**0**	**0**	**51.5**	**-**
1700	**4**	**0**	**4**	**0**	**0**	**0**	**0**	**0**	**0**	**0**	**0**	**0**	**0**	**0**	**0**	**0**	**0**	**0**	**0**	**44.8**	**-**
1800	**4**	**0**	**4**	**0**	**0**	**0**	**0**	**0**	**0**	**0**	**0**	**0**	**0**	**0**	**0**	**0**	**0**	**0**	**0**	**42**	**-**
1900	2	0	2	0	0	0	0	0	0	0	0	0	0	0	0	0	0	0	0	43.3	-
2000	2	0	2	0	0	0	0	0	0	0	0	0	0	0	0	0	0	0	0	52.7	-
2100	2	0	2	0	0	0	0	0	0	0	0	0	0	0	0	0	0	0	0	47.7	-
2200	**4**	**0**	**4**	**0**	**0**	**0**	**0**	**0**	**0**	**0**	**0**	**0**	**0**	**0**	**0**	**0**	**0**	**0**	**0**	**55.6**	**-**
2300	1	0	1	0	0	0	0	0	0	0	0	0	0	0	0	0	0	0	0	53.4	-
07-19	**42**	**1**	**36**	**0**	**4**	**1**	**0**	**0**	**0**	**0**	**0**	**0**	**0**	**0**	**0**	**0**	**0**	**0**	**0**	**47.45**	**#NUM!**
06-22	**48**	**1**	**42**	**0**	**4**	**1**	**0**	**0**	**0**	**0**	**0**	**0**	**0**	**0**	**0**	**0**	**0**	**0**	**0**	**47.7**	**#NUM!**
06-00	**53**	**1**	**47**	**0**	**4**	**1**	**0**	**0**	**0**	**0**	**0**	**0**	**0**	**0**	**0**	**0**	**0**	**0**	**0**	**48.5**	**#NUM!**
00-00	**54**	**1**	**48**	**0**	**4**	**1**	**0**	**0**	**0**	**0**	**0**	**0**	**0**	**0**	**0**	**0**	**0**	**0**	**0**	**48.65**	**#NUM!**

DRAFT

Site 78
Location Unamed Road, Att - Telepole, Lat 54.0271, Long -6.82052
Direction North

3279 / Meath/Cavan/Monaghan ATC's
October 2013
Automatic Traffic Count

Virtual Week (1)

Time	Total	Classification												>PSL	>PSL%	>SL1	>SL1%	>SL2	>SL2%	Mean	Vpp
		1 MCL	2 SV	3 SVT	4 TB2	5 TB3	6 T4	7 ART3	8 ART4	9 ART5	10 ART6	11 BD	12 DRT	80	80	85 +5kph	85 +5kph	90 +10kph	90 +10kph		85
Mon	0	0	0	0	0	0	0	0	0	0	0	0	0	0	0	0	0	0	0	-	-
Tue	53	0	46	3	4	0	0	0	0	0	0	0	0	0	0	0	0	0	0	48.9	60.5
Wed	76	0	66	1	6	2	0	0	1	0	0	0	0	0	0	0	0	0	0	47.4	58.7
Thu	8	1	7	0	0	0	0	0	0	0	0	0	0	0	0	0	0	0	0	31	-
Fri	0	0	0	0	0	0	0	0	0	0	0	0	0	0	0	0	0	0	0	-	-
Sat	0	0	0	0	0	0	0	0	0	0	0	0	0	0	0	0	0	0	0	-	-
Sun	0	0	0	0	0	0	0	0	0	0	0	0	0	0	0	0	0	0	0	-	-
5 Day Ave.	**46**	**0**	**40**	**1**	**3**	**1**	**0**	**0**	**0**	**0**	**0**	**0**	**0**	**0**	**0.0**	**0**	**0.0**	**0**	**0.0**	**42.4**	**39.7**
7 Day Ave.	**54**	**1**	**48**	**0**	**4**	**1**	**0**	**0**	**0**	**0**	**0**	**0**	**0**	**0**	**0.0**	**0**	**0.0**	**0**	**0.0**	**48.7**	**#NUM!**
Total	**137**	**1**	**119**	**4**	**10**	**2**	**0**	**0**	**1**	**0**	**0**	**0**	**0**	**0**	**0.0**	**0**	**0.0**	**0**	**0.0**	**47.0**	**59.4**

Summary Graphs

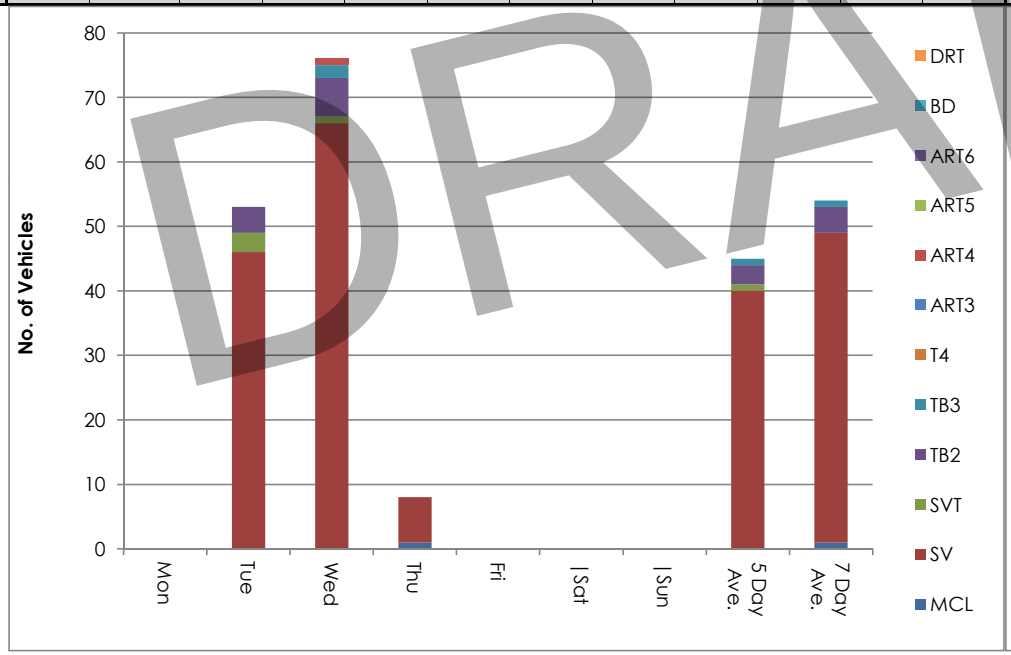

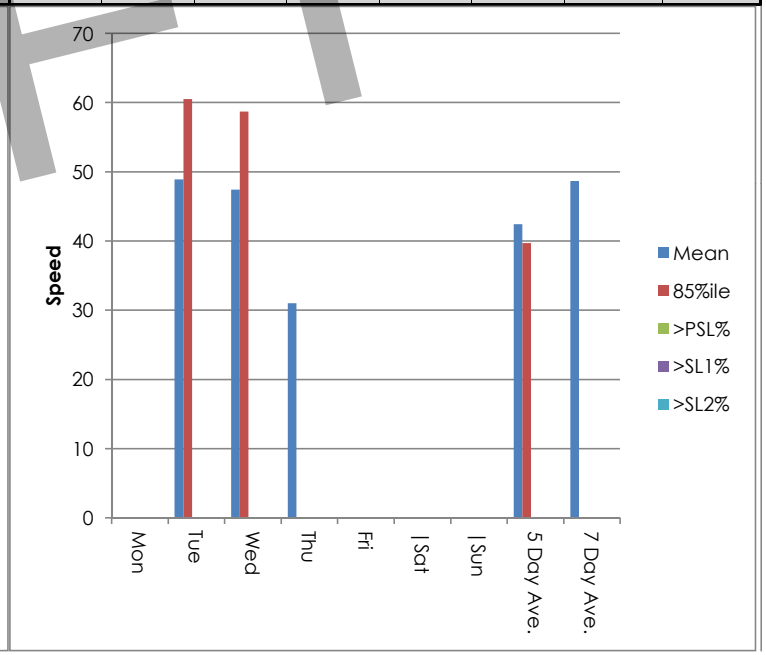

DRAFT

Site 78
Location Unamed Road, Att - Telepole, Lat 54.0271, Long -6.82052
Direction North

3279 / Meath/Cavan/Monaghan ATC's
October 2013
Automatic Traffic Count

Tue, 8 October 2013

Time	Total	Speed Bins (km/h)																											
		0 - 5	5 - 10	10 - 15	15 - 20	20 - 25	25 - 30	30 - 35	35 - 40	40 - 45	45 - 50	50 - 55	55 - 60	60 - 65	65 - 70	70 - 75	75 - 80	80 - 85	85 - 90	90 - 95	95 - 100	100 - 105	105 - 110	110 - 115	115 - 120	120 - 125	125 - 130	130 - 135	135 - 140
0000	**0**	**0**	**0**	**0**	**0**	**0**	**0**	**0**	**0**	**0**	**0**	**0**	**0**	**0**	**0**	**0**	**0**	**0**	**0**	**0**	**0**	**0**	**0**	**0**	**0**	**0**	**0**	**0**	**0**
0100	**0**	**0**	**0**	**0**	**0**	**0**	**0**	**0**	**0**	**0**	**0**	**0**	**0**	**0**	**0**	**0**	**0**	**0**	**0**	**0**	**0**	**0**	**0**	**0**	**0**	**0**	**0**	**0**	**0**
0200	**0**	**0**	**0**	**0**	**0**	**0**	**0**	**0**	**0**	**0**	**0**	**0**	**0**	**0**	**0**	**0**	**0**	**0**	**0**	**0**	**0**	**0**	**0**	**0**	**0**	**0**	**0**	**0**	**0**
0300	**0**	**0**	**0**	**0**	**0**	**0**	**0**	**0**	**0**	**0**	**0**	**0**	**0**	**0**	**0**	**0**	**0**	**0**	**0**	**0**	**0**	**0**	**0**	**0**	**0**	**0**	**0**	**0**	**0**
0400	**0**	**0**	**0**	**0**	**0**	**0**	**0**	**0**	**0**	**0**	**0**	**0**	**0**	**0**	**0**	**0**	**0**	**0**	**0**	**0**	**0**	**0**	**0**	**0**	**0**	**0**	**0**	**0**	**0**
0500	**0**	**0**	**0**	**0**	**0**	**0**	**0**	**0**	**0**	**0**	**0**	**0**	**0**	**0**	**0**	**0**	**0**	**0**	**0**	**0**	**0**	**0**	**0**	**0**	**0**	**0**	**0**	**0**	**0**
0600	**0**	**0**	**0**	**0**	**0**	**0**	**0**	**0**	**0**	**0**	**0**	**0**	**0**	**0**	**0**	**0**	**0**	**0**	**0**	**0**	**0**	**0**	**0**	**0**	**0**	**0**	**0**	**0**	**0**
0700	**0**	**0**	**0**	**0**	**0**	**0**	**0**	**0**	**0**	**0**	**0**	**0**	**0**	**0**	**0**	**0**	**0**	**0**	**0**	**0**	**0**	**0**	**0**	**0**	**0**	**0**	**0**	**0**	**0**
0800	**0**	**0**	**0**	**0**	**0**	**0**	**0**	**0**	**0**	**0**	**0**	**0**	**0**	**0**	**0**	**0**	**0**	**0**	**0**	**0**	**0**	**0**	**0**	**0**	**0**	**0**	**0**	**0**	**0**
0900	**0**	**0**	**0**	**0**	**0**	**0**	**0**	**0**	**0**	**0**	**0**	**0**	**0**	**0**	**0**	**0**	**0**	**0**	**0**	**0**	**0**	**0**	**0**	**0**	**0**	**0**	**0**	**0**	**0**
1000	**0**	**0**	**0**	**0**	**0**	**0**	**0**	**0**	**0**	**0**	**0**	**0**	**0**	**0**	**0**	**0**	**0**	**0**	**0**	**0**	**0**	**0**	**0**	**0**	**0**	**0**	**0**	**0**	**0**
1100	**0**	**0**	**0**	**0**	**0**	**0**	**0**	**0**	**0**	**0**	**0**	**0**	**0**	**0**	**0**	**0**	**0**	**0**	**0**	**0**	**0**	**0**	**0**	**0**	**0**	**0**	**0**	**0**	**0**
1200	0	0	0	0	0	0	0	0	0	0	0	0	0	0	0	0	0	0	0	0	0	0	0	0	0	0	0	0	0	0
1300	2	0	0	0	1	0	0	0	0	0	1	0	0	0	0	0	0	0	0	0	0	0	0	0	0	0	0	0	0	0
1400	5	0	0	0	0	0	2	0	0	0	0	1	2	0	0	0	0	0	0	0	0	0	0	0	0	0	0	0	0	0
1500	7	0	0	0	0	0	0	0	1	1	0	2	2	1	0	0	0	0	0	0	0	0	0	0	0	0	0	0	0	0
1600	5	0	0	0	0	0	0	1	0	1	1	0	1	0	1	0	0	0	0	0	0	0	0	0	0	0	0	0	0	0
1700	7	0	0	0	0	1	0	0	0	1	1	2	2	0	0	0	0	0	0	0	0	0	0	0	0	0	0	0	0	0
1800	5	0	0	1	0	0	0	1	0	0	1	1	1	0	0	0	0	0	0	0	0	0	0	0	0	0	0	0	0	0
1900	4	0	0	0	0	0	0	0	1	0	1	0	2	0	0	0	0	0	0	0	0	0	0	0	0	0	0	0	0	0
2000	4	0	0	0	0	0	0	0	1	0	0	1	1	1	0	0	0	0	0	0	0	0	0	0	0	0	0	0	0	0
2100	4	0	0	0	1	0	0	0	0	0	0	1	1	1	0	0	0	0	0	0	0	0	0	0	0	0	0	0	0	0
2200	**9**	**0**	**0**	**0**	**0**	**0**	**0**	**0**	**0**	**2**	**0**	**1**	**1**	**4**	**1**	**0**	**0**	**0**	**0**	**0**	**0**	**0**	**0**	**0**	**0**	**0**	**0**	**0**	**0**	**0**
2300	1	0	0	0	0	0	0	0	0	0	0	1	0	0	0	0	0	0	0	0	0	0	0	0	0	0	0	0	0	0
07-19	**31**	**0**	**0**	**1**	**1**	**1**	**2**	**2**	**1**	**3**	**4**	**6**	**8**	**1**	**1**	**0**	**0**	**0**	**0**	**0**	**0**	**0**	**0**	**0**	**0**	**0**	**0**	**0**	**0**	**0**
06-22	**43**	**0**	**0**	**1**	**2**	**1**	**2**	**2**	**3**	**3**	**5**	**8**	**12**	**3**	**1**	**0**	**0**	**0**	**0**	**0**	**0**	**0**	**0**	**0**	**0**	**0**	**0**	**0**	**0**	**0**
06-00	**53**	**0**	**0**	**1**	**2**	**1**	**2**	**2**	**3**	**5**	**5**	**10**	**13**	**7**	**2**	**0**	**0**	**0**	**0**	**0**	**0**	**0**	**0**	**0**	**0**	**0**	**0**	**0**	**0**	**0**
00-00	**53**	**0**	**0**	**1**	**2**	**1**	**2**	**2**	**3**	**5**	**5**	**10**	**13**	**7**	**2**	**0**	**0**	**0**	**0**	**0**	**0**	**0**	**0**	**0**	**0**	**0**	**0**	**0**	**0**	**0**

DRAFT

Site 78
Location Unamed Road, Att - Telepole, Lat 54.0271, Long -6.82052
Direction North

3279 / Meath/Cavan/Monaghan ATC's
October 2013
Automatic Traffic Count

Wed, 9 October 2013

Time	Total	Speed Bins (km/h)																											
		0 - 5	5 - 10	10 - 15	15 - 20	20 - 25	25 - 30	30 - 35	35 - 40	40 - 45	45 - 50	50 - 55	55 - 60	60 - 65	65 - 70	70 - 75	75 - 80	80 - 85	85 - 90	90 - 95	95 - 100	100 - 105	105 - 110	110 - 115	115 - 120	120 - 125	125 - 130	130 - 135	135 - 140
0000	0	0	0	0	0	0	0	0	0	0	0	0	0	0	0	0	0	0	0	0	0	0	0	0	0	0	0	0	0
0100	0	0	0	0	0	0	0	0	0	0	0	0	0	0	0	0	0	0	0	0	0	0	0	0	0	0	0	0	0
0200	0	0	0	0	0	0	0	0	0	0	0	0	0	0	0	0	0	0	0	0	0	0	0	0	0	0	0	0	0
0300	0	0	0	0	0	0	0	0	0	0	0	0	0	0	0	0	0	0	0	0	0	0	0	0	0	0	0	0	0
0400	0	0	0	0	0	0	0	0	0	0	0	0	0	0	0	0	0	0	0	0	0	0	0	0	0	0	0	0	0
0500	0	0	0	0	0	0	0	0	0	0	0	0	0	0	0	0	0	0	0	0	0	0	0	0	0	0	0	0	0
0600	0	0	0	0	0	0	0	0	0	0	0	0	0	0	0	0	0	0	0	0	0	0	0	0	0	0	0	0	0
0700	**9**	**0**	**0**	**0**	**1**	**0**	**0**	**0**	**1**	**4**	**0**	**0**	**1**	**2**	**0**	**0**	**0**	**0**	**0**	**0**	**0**	**0**	**0**	**0**	**0**	**0**	**0**	**0**	**0**
0800	5	0	0	1	0	0	1	0	1	0	1	1	0	0	0	0	0	0	0	0	0	0	0	0	0	0	0	0	0
0900	3	0	0	0	0	0	1	0	0	0	1	0	0	1	0	0	0	0	0	0	0	0	0	0	0	0	0	0	0
1000	**9**	**0**	**0**	**0**	**0**	**0**	**0**	**1**	**0**	**2**	**1**	**4**	**1**	**0**	**0**	**0**	**0**	**0**	**0**	**0**	**0**	**0**	**0**	**0**	**0**	**0**	**0**	**0**	**0**
1100	4	0	0	0	0	0	0	1	0	0	1	0	1	1	0	0	0	0	0	0	0	0	0	0	0	0	0	0	0
1200	2	0	0	0	0	0	0	0	0	0	0	2	0	0	0	0	0	0	0	0	0	0	0	0	0	0	0	0	0
1300	**10**	**0**	**0**	**0**	**0**	**0**	**0**	**2**	**1**	**1**	**1**	**3**	**0**	**2**	**0**	**0**	**0**	**0**	**0**	**0**	**0**	**0**	**0**	**0**	**0**	**0**	**0**	**0**	**0**
1400	3	0	0	0	0	0	0	0	0	0	0	2	1	0	0	0	0	0	0	0	0	0	0	0	0	0	0	0	0
1500	1	0	0	0	0	0	0	0	0	0	0	1	0	0	0	0	0	0	0	0	0	0	0	0	0	0	0	0	0
1600	7	0	0	0	0	0	0	1	0	0	1	1	2	1	1	0	0	0	0	0	0	0	0	0	0	0	0	0	0
1700	4	0	0	0	0	0	0	0	2	0	0	1	1	0	0	0	0	0	0	0	0	0	0	0	0	0	0	0	0
1800	8	0	0	0	1	0	0	0	2	1	0	4	0	0	0	0	0	0	0	0	0	0	0	0	0	0	0	0	0
1900	1	0	0	0	1	0	0	0	0	0	0	0	0	0	0	0	0	0	0	0	0	0	0	0	0	0	0	0	0
2000	3	0	0	0	0	0	0	0	0	1	0	0	1	0	1	0	0	0	0	0	0	0	0	0	0	0	0	0	0
2100	3	0	0	0	0	0	0	0	0	1	1	1	0	0	0	0	0	0	0	0	0	0	0	0	0	0	0	0	0
2200	3	0	0	0	0	0	0	1	0	0	0	0	1	1	0	0	0	0	0	0	0	0	0	0	0	0	0	0	0
2300	1	0	0	0	0	0	0	0	0	0	0	0	1	0	0	0	0	0	0	0	0	0	0	0	0	0	0	0	0
07-19	**65**	**0**	**0**	**1**	**2**	**0**	**2**	**5**	**7**	**8**	**6**	**19**	**7**	**7**	**1**	**0**	**0**	**0**	**0**	**0**	**0**	**0**	**0**	**0**	**0**	**0**	**0**	**0**	**0**
06-22	**72**	**0**	**0**	**1**	**3**	**0**	**2**	**5**	**7**	**10**	**7**	**20**	**8**	**7**	**2**	**0**	**0**	**0**	**0**	**0**	**0**	**0**	**0**	**0**	**0**	**0**	**0**	**0**	**0**
06-00	**76**	**0**	**0**	**1**	**3**	**0**	**2**	**6**	**7**	**10**	**7**	**20**	**10**	**8**	**2**	**0**	**0**	**0**	**0**	**0**	**0**	**0**	**0**	**0**	**0**	**0**	**0**	**0**	**0**
00-00	**76**	**0**	**0**	**1**	**3**	**0**	**2**	**6**	**7**	**10**	**7**	**20**	**10**	**8**	**2**	**0**	**0**	**0**	**0**	**0**	**0**	**0**	**0**	**0**	**0**	**0**	**0**	**0**	**0**

DRAFT

Site 78
Location Unamed Road, Att - Telepole, Lat 54.0271, Long -6.82052
Direction North

3279 / Meath/Cavan/Monaghan ATC's
October 2013
Automatic Traffic Count

Thu, 10 October 2013

Time	Total	Speed Bins (km/h)																											
		0 - 5	5 - 10	10 - 15	15 - 20	20 - 25	25 - 30	30 - 35	35 - 40	40 - 45	45 - 50	50 - 55	55 - 60	60 - 65	65 - 70	70 - 75	75 - 80	80 - 85	85 - 90	90 - 95	95 - 100	100 - 105	105 - 110	110 - 115	115 - 120	120 - 125	125 - 130	130 - 135	135 - 140
0000	0	0	0	0	0	0	0	0	0	0	0	0	0	0	0	0	0	0	0	0	0	0	0	0	0	0	0	0	0
0100	0	0	0	0	0	0	0	0	0	0	0	0	0	0	0	0	0	0	0	0	0	0	0	0	0	0	0	0	0
0200	0	0	0	0	0	0	0	0	0	0	0	0	0	0	0	0	0	0	0	0	0	0	0	0	0	0	0	0	0
0300	0	0	0	0	0	0	0	0	0	0	0	0	0	0	0	0	0	0	0	0	0	0	0	0	0	0	0	0	0
0400	0	0	0	0	0	0	0	0	0	0	0	0	0	0	0	0	0	0	0	0	0	0	0	0	0	0	0	0	0
0500	1	0	0	0	0	0	0	0	0	0	0	0	1	0	0	0	0	0	0	0	0	0	0	0	0	0	0	0	0
0600	0	0	0	0	0	0	0	0	0	0	0	0	0	0	0	0	0	0	0	0	0	0	0	0	0	0	0	0	0
0700	**5**	**0**	**0**	**1**	**2**	**0**	**0**	**0**	**1**	**0**	**1**	**0**	**0**	**0**	**0**	**0**	**0**	**0**	**0**	**0**	**0**	**0**	**0**	**0**	**0**	**0**	**0**	**0**	**0**
0800	0	0	0	0	0	0	0	0	0	0	0	0	0	0	0	0	0	0	0	0	0	0	0	0	0	0	0	0	0
0900	0	0	0	0	0	0	0	0	0	0	0	0	0	0	0	0	0	0	0	0	0	0	0	0	0	0	0	0	0
1000	0	0	0	0	0	0	0	0	0	0	0	0	0	0	0	0	0	0	0	0	0	0	0	0	0	0	0	0	0
1100	0	0	0	0	0	0	0	0	0	0	0	0	0	0	0	0	0	0	0	0	0	0	0	0	0	0	0	0	0
1200	0	0	0	0	0	0	0	0	0	0	0	0	0	0	0	0	0	0	0	0	0	0	0	0	0	0	0	0	0
1300	0	0	0	0	0	0	0	0	0	0	0	0	0	0	0	0	0	0	0	0	0	0	0	0	0	0	0	0	0
1400	0	0	0	0	0	0	0	0	0	0	0	0	0	0	0	0	0	0	0	0	0	0	0	0	0	0	0	0	0
1500	0	0	0	0	0	0	0	0	0	0	0	0	0	0	0	0	0	0	0	0	0	0	0	0	0	0	0	0	0
1600	0	0	0	0	0	0	0	0	0	0	0	0	0	0	0	0	0	0	0	0	0	0	0	0	0	0	0	0	0
1700	**2**	**0**	**0**	**0**	**0**	**0**	**0**	**2**	**0**	**0**	**0**	**0**	**0**	**0**	**0**	**0**	**0**	**0**	**0**	**0**	**0**	**0**	**0**	**0**	**0**	**0**	**0**	**0**	**0**
1800	0	0	0	0	0	0	0	0	0	0	0	0	0	0	0	0	0	0	0	0	0	0	0	0	0	0	0	0	0
1900	0	0	0	0	0	0	0	0	0	0	0	0	0	0	0	0	0	0	0	0	0	0	0	0	0	0	0	0	0
2000	0	0	0	0	0	0	0	0	0	0	0	0	0	0	0	0	0	0	0	0	0	0	0	0	0	0	0	0	0
2100	0	0	0	0	0	0	0	0	0	0	0	0	0	0	0	0	0	0	0	0	0	0	0	0	0	0	0	0	0
2200	0	0	0	0	0	0	0	0	0	0	0	0	0	0	0	0	0	0	0	0	0	0	0	0	0	0	0	0	0
2300	0	0	0	0	0	0	0	0	0	0	0	0	0	0	0	0	0	0	0	0	0	0	0	0	0	0	0	0	0
07-19	**7**	**0**	**0**	**1**	**2**	**0**	**0**	**2**	**1**	**0**	**1**	**0**	**0**	**0**	**0**	**0**	**0**	**0**	**0**	**0**	**0**	**0**	**0**	**0**	**0**	**0**	**0**	**0**	**0**
06-22	**7**	**0**	**0**	**1**	**2**	**0**	**0**	**2**	**1**	**0**	**1**	**0**	**0**	**0**	**0**	**0**	**0**	**0**	**0**	**0**	**0**	**0**	**0**	**0**	**0**	**0**	**0**	**0**	**0**
06-00	**7**	**0**	**0**	**1**	**2**	**0**	**0**	**2**	**1**	**0**	**1**	**0**	**0**	**0**	**0**	**0**	**0**	**0**	**0**	**0**	**0**	**0**	**0**	**0**	**0**	**0**	**0**	**0**	**0**
00-00	**8**	**0**	**0**	**1**	**2**	**0**	**0**	**2**	**1**	**0**	**1**	**0**	**1**	**0**	**0**	**0**	**0**	**0**	**0**	**0**	**0**	**0**	**0**	**0**	**0**	**0**	**0**	**0**	**0**

DRAFT

Site 78
Location Unamed Road, Att - Telepole, Lat 54.0271, Long -6.82052
Direction North

3279 / Meath/Cavan/Monaghan ATC's
October 2013
Automatic Traffic Count

Virtual Day (Partial days = 2.46)

Time	Total	Speed Bins (km/h)																											
		0 - 5	5 - 10	10 - 15	15 - 20	20 - 25	25 - 30	30 - 35	35 - 40	40 - 45	45 - 50	50 - 55	55 - 60	60 - 65	65 - 70	70 - 75	75 - 80	80 - 85	85 - 90	90 - 95	95 - 100	100 - 105	105 - 110	110 - 115	115 - 120	120 - 125	125 - 130	130 - 135	135 - 140
0000	0	0	0	0	0	0	0	0	0	0	0	0	0	0	0	0	0	0	0	0	0	0	0	0	0	0	0	0	0
0100	0	0	0	0	0	0	0	0	0	0	0	0	0	0	0	0	0	0	0	0	0	0	0	0	0	0	0	0	0
0200	0	0	0	0	0	0	0	0	0	0	0	0	0	0	0	0	0	0	0	0	0	0	0	0	0	0	0	0	0
0300	0	0	0	0	0	0	0	0	0	0	0	0	0	0	0	0	0	0	0	0	0	0	0	0	0	0	0	0	0
0400	0	0	0	0	0	0	0	0	0	0	0	0	0	0	0	0	0	0	0	0	0	0	0	0	0	0	0	0	0
0500	1	0	0	0	0	0	0	0	0	0	0	0	1	0	0	0	0	0	0	0	0	0	0	0	0	0	0	0	0
0600	0	0	0	0	0	0	0	0	0	0	0	0	0	0	0	0	0	0	0	0	0	0	0	0	0	0	0	0	0
0700	**7**	**0**	**0**	**1**	**2**	**0**	**0**	**0**	**1**	**2**	**1**	**0**	**1**	**1**	**0**	**0**	**0**	**0**	**0**	**0**	**0**	**0**	**0**	**0**	**0**	**0**	**0**	**0**	**0**
0800	3	0	0	1	0	0	1	0	1	0	1	1	0	0	0	0	0	0	0	0	0	0	0	0	0	0	0	0	0
0900	2	0	0	0	0	0	1	0	0	0	1	0	0	1	0	0	0	0	0	0	0	0	0	0	0	0	0	0	0
1000	5	0	0	0	0	0	0	1	0	1	1	2	1	0	0	0	0	0	0	0	0	0	0	0	0	0	0	0	0
1100	2	0	0	0	0	0	0	1	0	0	1	0	1	1	0	0	0	0	0	0	0	0	0	0	0	0	0	0	0
1200	1	0	0	0	0	0	0	0	0	0	0	1	0	0	0	0	0	0	0	0	0	0	0	0	0	0	0	0	0
1300	**4**	**0**	**0**	**0**	**0**	**0**	**0**	**1**	**0**	**0**	**1**	**1**	**0**	**1**	**0**	**0**	**0**	**0**	**0**	**0**	**0**	**0**	**0**	**0**	**0**	**0**	**0**	**0**	**0**
1400	3	0	0	0	0	0	1	0	0	0	0	1	1	0	0	0	0	0	0	0	0	0	0	0	0	0	0	0	0
1500	3	0	0	0	0	0	0	0	0	0	0	1	1	0	0	0	0	0	0	0	0	0	0	0	0	0	0	0	0
1600	**4**	**0**	**0**	**0**	**0**	**0**	**0**	**1**	**0**	**0**	**1**	**0**	**1**	**0**	**1**	**0**	**0**	**0**	**0**	**0**	**0**	**0**	**0**	**0**	**0**	**0**	**0**	**0**	**0**
1700	**4**	**0**	**0**	**0**	**0**	**0**	**0**	**1**	**1**	**0**	**0**	**1**	**1**	**0**	**0**	**0**	**0**	**0**	**0**	**0**	**0**	**0**	**0**	**0**	**0**	**0**	**0**	**0**	**0**
1800	**4**	**0**	**0**	**0**	**0**	**0**	**0**	**0**	**1**	**0**	**0**	**2**	**0**	**0**	**0**	**0**	**0**	**0**	**0**	**0**	**0**	**0**	**0**	**0**	**0**	**0**	**0**	**0**	**0**
1900	2	0	0	0	0	0	0	0	0	0	0	0	1	0	0	0	0	0	0	0	0	0	0	0	0	0	0	0	0
2000	2	0	0	0	0	0	0	0	0	0	0	0	1	0	0	0	0	0	0	0	0	0	0	0	0	0	0	0	0
2100	2	0	0	0	0	0	0	0	0	0	0	1	0	0	0	0	0	0	0	0	0	0	0	0	0	0	0	0	0
2200	**4**	**0**	**0**	**0**	**0**	**0**	**0**	**0**	**0**	**1**	**0**	**0**	**1**	**2**	**0**	**0**	**0**	**0**	**0**	**0**	**0**	**0**	**0**	**0**	**0**	**0**	**0**	**0**	**0**
2300	1	0	0	0	0	0	0	0	0	0	0	0	0	0	0	0	0	0	0	0	0	0	0	0	0	0	0	0	0
07-19	**42**	**0**	**0**	**2**	**2**	**0**	**3**	**5**	**4**	**3**	**7**	**10**	**7**	**4**	**1**	**0**	**0**	**0**	**0**	**0**	**0**	**0**	**0**	**0**	**0**	**0**	**0**	**0**	**0**
06-22	**48**	**0**	**0**	**2**	**2**	**0**	**3**	**5**	**4**	**3**	**7**	**11**	**9**	**4**	**1**	**0**	**0**	**0**	**0**	**0**	**0**	**0**	**0**	**0**	**0**	**0**	**0**	**0**	**0**
06-00	**53**	**0**	**0**	**2**	**2**	**0**	**3**	**5**	**4**	**4**	**7**	**11**	**10**	**6**	**1**	**0**	**0**	**0**	**0**	**0**	**0**	**0**	**0**	**0**	**0**	**0**	**0**	**0**	**0**
00-00	**54**	**0**	**0**	**2**	**2**	**0**	**3**	**5**	**4**	**4**	**7**	**11**	**11**	**6**	**1**	**0**	**0**	**0**	**0**	**0**	**0**	**0**	**0**	**0**	**0**	**0**	**0**	**0**	**0**

DRAFT

Site 78
Location Unamed Road, Att - Telepole, Lat 54.0271, Long -6.82052
Direction North

3279 / Meath/Cavan/Monaghan ATC's
October 2013
Automatic Traffic Count

Virtual Week (1)

Time	Total	Speed Bins (km/h)																											
		0 - 5	5 - 10	10 - 15	15 - 20	20 - 25	25 - 30	30 - 35	35 - 40	40 - 45	45 - 50	50 - 55	55 - 60	60 - 65	65 - 70	70 - 75	75 - 80	80 - 85	85 - 90	90 - 95	95 - 100	100 - 105	105 - 110	110 - 115	115 - 120	120 - 125	125 - 130	130 - 135	135 - 140
Mon	0	0	0	0	0	0	0	0	0	0	0	0	0	0	0	0	0	0	0	0	0	0	0	0	0	0	0	0	0
Tue	53	0	0	1	2	1	2	2	3	5	5	10	13	7	2	0	0	0	0	0	0	0	0	0	0	0	0	0	0
Wed	76	0	0	1	3	0	2	6	7	10	7	20	10	8	2	0	0	0	0	0	0	0	0	0	0	0	0	0	0
Thu	8	0	0	1	2	0	0	2	1	0	1	0	1	0	0	0	0	0	0	0	0	0	0	0	0	0	0	0	0
Fri	0	0	0	0	0	0	0	0	0	0	0	0	0	0	0	0	0	0	0	0	0	0	0	0	0	0	0	0	0
|Sat	0	0	0	0	0	0	0	0	0	0	0	0	0	0	0	0	0	0	0	0	0	0	0	0	0	0	0	0	0
|Sun	0	0	0	0	0	0	0	0	0	0	0	0	0	0	0	0	0	0	0	0	0	0	0	0	0	0	0	0	0
5 Day Ave.	**46**	**0**	**0**	**1**	**2**	**0**	**1**	**3**	**4**	**5**	**4**	**10**	**8**	**5**	**1**	**0**	**0**	**0**	**0**	**0**	**0**	**0**	**0**	**0**	**0**	**0**	**0**	**0**	**0**
7 Day Ave.	**54**	**0**	**0**	**2**	**2**	**0**	**3**	**5**	**4**	**4**	**7**	**11**	**11**	**6**	**1**	**0**	**0**	**0**	**0**	**0**	**0**	**0**	**0**	**0**	**0**	**0**	**0**	**0**	**0**
Total	**137**	**0**	**0**	**3**	**7**	**1**	**4**	**10**	**11**	**15**	**13**	**30**	**24**	**15**	**4**	**0**	**0**	**0**	**0**	**0**	**0**	**0**	**0**	**0**	**0**	**0**	**0**	**0**	**0**

Summary Graphs

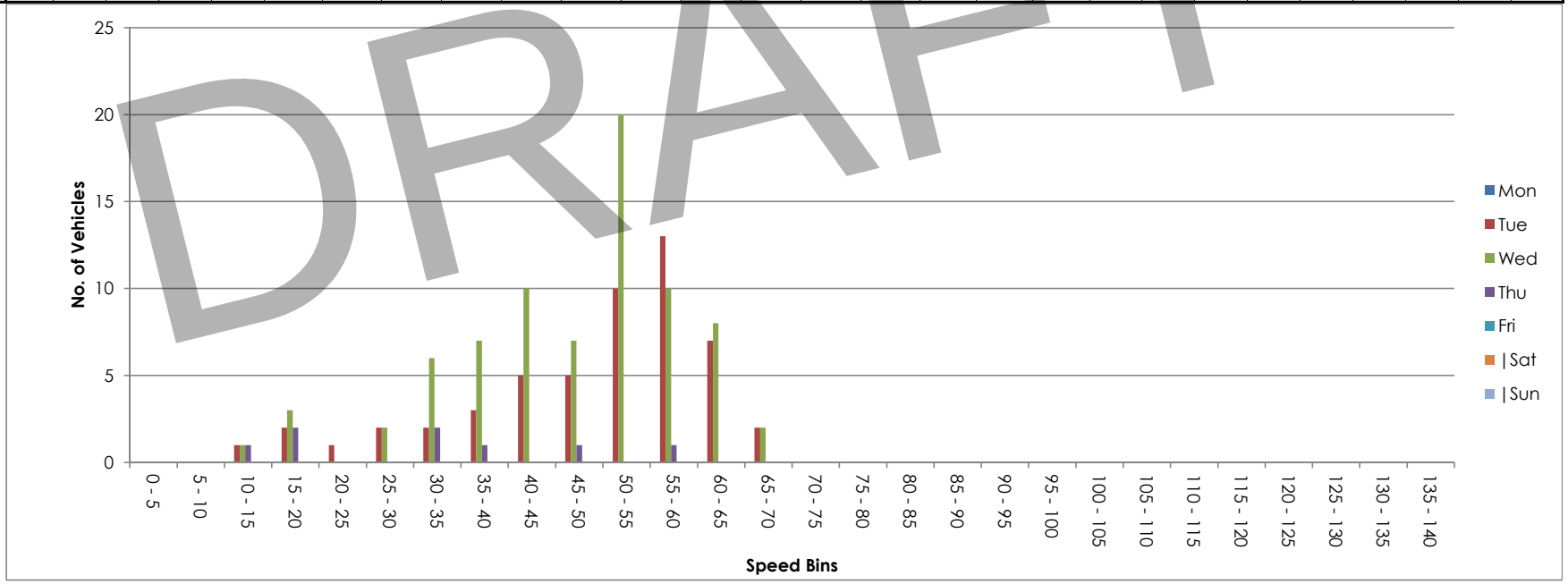

DRAFT

Site 78
Location Unamed Road, Att - Telepole, Lat 54.0271, Long -6.82052
Direction South

3279 / Meath/Cavan/Monaghan ATC's
October 2013
Automatic Traffic Count

Tue, 8 October 2013

Time	Total	Classification												>PSL	>PSL%	>SL1	>SL1%	>SL2	>SL2%	Mean	Vpp
		1 MCL	2 SV	3 SVT	4 TB2	5 TB3	6 T4	7 ART3	8 ART4	9 ART5	10 ART6	11 BD	12 DRT	80	80	85 +5kph	85 +5kph	90 +10kph	90 +10kph		85
0000	**0**	**0**	**0**	**0**	**0**	**0**	**0**	**0**	**0**	**0**	**0**	**0**	**0**	**0**	**0**	**0**	**0**	**0**	**0**	**0**	**0**
0100	**0**	**0**	**0**	**0**	**0**	**0**	**0**	**0**	**0**	**0**	**0**	**0**	**0**	**0**	**0**	**0**	**0**	**0**	**0**	**0**	**0**
0200	**0**	**0**	**0**	**0**	**0**	**0**	**0**	**0**	**0**	**0**	**0**	**0**	**0**	**0**	**0**	**0**	**0**	**0**	**0**	**0**	**0**
0300	**0**	**0**	**0**	**0**	**0**	**0**	**0**	**0**	**0**	**0**	**0**	**0**	**0**	**0**	**0**	**0**	**0**	**0**	**0**	**0**	**0**
0400	**0**	**0**	**0**	**0**	**0**	**0**	**0**	**0**	**0**	**0**	**0**	**0**	**0**	**0**	**0**	**0**	**0**	**0**	**0**	**0**	**0**
0500	**0**	**0**	**0**	**0**	**0**	**0**	**0**	**0**	**0**	**0**	**0**	**0**	**0**	**0**	**0**	**0**	**0**	**0**	**0**	**0**	**0**
0600	**0**	**0**	**0**	**0**	**0**	**0**	**0**	**0**	**0**	**0**	**0**	**0**	**0**	**0**	**0**	**0**	**0**	**0**	**0**	**0**	**0**
0700	**0**	**0**	**0**	**0**	**0**	**0**	**0**	**0**	**0**	**0**	**0**	**0**	**0**	**0**	**0**	**0**	**0**	**0**	**0**	**0**	**0**
0800	**0**	**0**	**0**	**0**	**0**	**0**	**0**	**0**	**0**	**0**	**0**	**0**	**0**	**0**	**0**	**0**	**0**	**0**	**0**	**0**	**0**
0900	**0**	**0**	**0**	**0**	**0**	**0**	**0**	**0**	**0**	**0**	**0**	**0**	**0**	**0**	**0**	**0**	**0**	**0**	**0**	**0**	**0**
1000	**0**	**0**	**0**	**0**	**0**	**0**	**0**	**0**	**0**	**0**	**0**	**0**	**0**	**0**	**0**	**0**	**0**	**0**	**0**	**0**	**0**
1100	**0**	**0**	**0**	**0**	**0**	**0**	**0**	**0**	**0**	**0**	**0**	**0**	**0**	**0**	**0**	**0**	**0**	**0**	**0**	**0**	**0**
1200	0	0	0	0	0	0	0	0	0	0	0	0	0	0	0	0	0	0	0	0	0
1300	0	0	0	0	0	0	0	0	0	0	0	0	0	0	0	0	0	0	0	-	-
1400	7	0	7	0	0	0	0	0	0	0	0	0	0	0	0	0	0	0	0	44.4	-
1500	6	0	4	2	0	0	0	0	0	0	0	0	0	0	0	0	0	0	0	38.7	-
1600	7	0	3	2	1	0	0	0	1	0	0	0	0	0	0	0	0	0	0	47.9	-
1700	5	0	4	0	1	0	0	0	0	0	0	0	0	0	0	0	0	0	0	45.9	-
1800	**8**	**0**	**8**	**0**	**0**	**0**	**0**	**0**	**0**	**0**	**0**	**0**	**0**	**0**	**0**	**0**	**0**	**0**	**0**	**42.7**	**-**
1900	4	0	4	0	0	0	0	0	0	0	0	0	0	0	0	0	0	0	0	56.4	-
2000	5	0	5	0	0	0	0	0	0	0	0	0	0	0	0	0	0	0	0	51.6	-
2100	3	0	3	0	0	0	0	0	0	0	0	0	0	0	0	0	0	0	0	60.1	-
2200	2	0	2	0	0	0	0	0	0	0	0	0	0	0	0	0	0	0	0	55.1	-
2300	0	0	0	0	0	0	0	0	0	0	0	0	0	0	0	0	0	0	0	-	-
07-19	**33**	**0**	**26**	**4**	**2**	**0**	**0**	**0**	**1**	**0**	**0**	**0**	**0**	**0**	**0**	**0**	**0**	**0**	**0**	**43.9**	**54.4**
06-22	**45**	**0**	**38**	**4**	**2**	**0**	**0**	**0**	**1**	**0**	**0**	**0**	**0**	**0**	**0**	**0**	**0**	**0**	**0**	**47**	**58.3**
06-00	**47**	**0**	**40**	**4**	**2**	**0**	**0**	**0**	**1**	**0**	**0**	**0**	**0**	**0**	**0**	**0**	**0**	**0**	**0**	**47.3**	**58.7**
00-00	**47**	**0**	**40**	**4**	**2**	**0**	**0**	**0**	**1**	**0**	**0**	**0**	**0**	**0**	**0**	**0**	**0**	**0**	**0**	**47.3**	**58.7**

DRAFT

Site 78
Location Unamed Road, Att - Telepole, Lat 54.0271, Long -6.82052
Direction South

3279 / Meath/Cavan/Monaghan ATC's
October 2013
Automatic Traffic Count

Wed, 9 October 2013

Time	Total	Classification												>PSL	>PSL%	>SL1	>SL1%	>SL2	>SL2%	Mean	Vpp
		1 MCL	2 SV	3 SVT	4 TB2	5 TB3	6 T4	7 ART3	8 ART4	9 ART5	10 ART6	11 BD	12 DRT	80	80	85 +5kph	85 +5kph	90 +10kph	90 +10kph		85
0000	0	0	0	0	0	0	0	0	0	0	0	0	0	0	0	0	0	0	0	-	-
0100	0	0	0	0	0	0	0	0	0	0	0	0	0	0	0	0	0	0	0	-	-
0200	0	0	0	0	0	0	0	0	0	0	0	0	0	0	0	0	0	0	0	-	-
0300	0	0	0	0	0	0	0	0	0	0	0	0	0	0	0	0	0	0	0	-	-
0400	0	0	0	0	0	0	0	0	0	0	0	0	0	0	0	0	0	0	0	-	-
0500	0	0	0	0	0	0	0	0	0	0	0	0	0	0	0	0	0	0	0	-	-
0600	1	0	1	0	0	0	0	0	0	0	0	0	0	0	0	0	0	0	0	66.5	-
0700	7	0	6	0	1	0	0	0	0	0	0	0	0	0	0	0	0	0	0	50.9	-
0800	4	0	3	1	0	0	0	0	0	0	0	0	0	0	0	0	0	0	0	43.3	-
0900	7	0	6	0	1	0	0	0	0	0	0	0	0	0	0	0	0	0	0	48.5	-
1000	**8**	**0**	**7**	**0**	**0**	**0**	**1**	**0**	**0**	**0**	**0**	**0**	**0**	**0**	**0**	**0**	**0**	**0**	**0**	**44.9**	**-**
1100	4	0	3	0	0	0	1	0	0	0	0	0	0	0	0	0	0	0	0	48.6	-
1200	6	0	4	0	2	0	0	0	0	0	0	0	0	0	0	0	0	0	0	50.7	-
1300	6	0	5	1	0	0	0	0	0	0	0	0	0	0	0	0	0	0	0	50.4	-
1400	0	0	0	0	0	0	0	0	0	0	0	0	0	0	0	0	0	0	0	-	-
1500	2	0	2	0	0	0	0	0	0	0	0	0	0	0	0	0	0	0	0	56.7	-
1600	6	0	6	0	0	0	0	0	0	0	0	0	0	0	0	0	0	0	0	52.5	-
1700	**10**	**0**	**10**	**0**	**0**	**0**	**0**	**0**	**0**	**0**	**0**	**0**	**0**	**0**	**0**	**0**	**0**	**0**	**0**	**43.7**	**-**
1800	8	0	7	0	1	0	0	0	0	0	0	0	0	0	0	0	0	0	0	47.7	-
1900	5	0	3	0	2	0	0	0	0	0	0	0	0	0	0	0	0	0	0	41.2	-
2000	4	0	4	0	0	0	0	0	0	0	0	0	0	0	0	0	0	0	0	45.3	-
2100	2	0	2	0	0	0	0	0	0	0	0	0	0	0	0	0	0	0	0	59.9	-
2200	2	0	2	0	0	0	0	0	0	0	0	0	0	0	0	0	0	0	0	51.4	-
2300	1	0	1	0	0	0	0	0	0	0	0	0	0	0	0	0	0	0	0	32.3	-
07-19	**68**	**0**	**59**	**2**	**5**	**0**	**2**	**0**	**0**	**0**	**0**	**0**	**0**	**0**	**0**	**0**	**0**	**0**	**0**	**48.2**	**58.3**
06-22	**80**	**0**	**69**	**2**	**7**	**0**	**2**	**0**	**0**	**0**	**0**	**0**	**0**	**0**	**0**	**0**	**0**	**0**	**0**	**48.1**	**59**
06-00	**83**	**0**	**72**	**2**	**7**	**0**	**2**	**0**	**0**	**0**	**0**	**0**	**0**	**0**	**0**	**0**	**0**	**0**	**0**	**48**	**59**
00-00	**83**	**0**	**72**	**2**	**7**	**0**	**2**	**0**	**0**	**0**	**0**	**0**	**0**	**0**	**0**	**0**	**0**	**0**	**0**	**48**	**59**

DRAFT

Site 78
Location Unamed Road, Att - Telepole, Lat 54.0271, Long -6.82052
Direction South

3279 / Meath/Cavan/Monaghan ATC's
October 2013
Automatic Traffic Count

Thu, 10 October 2013

Time	Total	Classification												>PSL	>PSL%	>SL1	>SL1%	>SL2	>SL2%	Mean	Vpp
		1 MCL	2 SV	3 SVT	4 TB2	5 TB3	6 T4	7 ART3	8 ART4	9 ART5	10 ART6	11 BD	12 DRT	80	80	85 +5kph	85 +5kph	90 +10kph	90 +10kph		85
0000	**2**	**0**	**2**	**0**	**0**	**0**	**0**	**0**	**0**	**0**	**0**	**0**	**0**	**0**	**0**	**0**	**0**	**0**	**0**	**64.1**	**-**
0100	0	0	0	0	0	0	0	0	0	0	0	0	0	0	0	0	0	0	0	-	-
0200	0	0	0	0	0	0	0	0	0	0	0	0	0	0	0	0	0	0	0	-	-
0300	0	0	0	0	0	0	0	0	0	0	0	0	0	0	0	0	0	0	0	-	-
0400	0	0	0	0	0	0	0	0	0	0	0	0	0	0	0	0	0	0	0	-	-
0500	0	0	0	0	0	0	0	0	0	0	0	0	0	0	0	0	0	0	0	-	-
0600	1	0	1	0	0	0	0	0	0	0	0	0	0	0	0	0	0	0	0	63.7	-
0700	**2**	**0**	**2**	**0**	**0**	**0**	**0**	**0**	**0**	**0**	**0**	**0**	**0**	**0**	**0**	**0**	**0**	**0**	**0**	**48**	**-**
0800	0	0	0	0	0	0	0	0	0	0	0	0	0	0	0	0	0	0	0	-	-
0900	0	0	0	0	0	0	0	0	0	0	0	0	0	0	0	0	0	0	0	-	-
1000	0	0	0	0	0	0	0	0	0	0	0	0	0	0	0	0	0	0	0	-	-
1100	0	0	0	0	0	0	0	0	0	0	0	0	0	0	0	0	0	0	0	-	-
1200	0	0	0	0	0	0	0	0	0	0	0	0	0	0	0	0	0	0	0	-	-
1300	0	0	0	0	0	0	0	0	0	0	0	0	0	0	0	0	0	0	0	-	-
1400	1	0	0	0	1	0	0	0	0	0	0	0	0	0	0	0	0	0	0	37.8	-
1500	2	0	2	0	0	0	0	0	0	0	0	0	0	0	0	0	0	0	0	36.6	-
1600	0	0	0	0	0	0	0	0	0	0	0	0	0	0	0	0	0	0	0	-	-
1700	**4**	**0**	**3**	**1**	**0**	**0**	**0**	**0**	**0**	**0**	**0**	**0**	**0**	**0**	**0**	**0**	**0**	**0**	**0**	**34.7**	**-**
1800	0	0	0	0	0	0	0	0	0	0	0	0	0	0	0	0	0	0	0	-	-
1900	1	0	1	0	0	0	0	0	0	0	0	0	0	0	0	0	0	0	0	36	-
2000	0	0	0	0	0	0	0	0	0	0	0	0	0	0	0	0	0	0	0	0	0
2100	0	0	0	0	0	0	0	0	0	0	0	0	0	0	0	0	0	0	0	0	0
2200	0	0	0	0	0	0	0	0	0	0	0	0	0	0	0	0	0	0	0	0	0
2300	0	0	0	0	0	0	0	0	0	0	0	0	0	0	0	0	0	0	0	0	0
07-19	**9**	**0**	**7**	**1**	**1**	**0**	**0**	**0**	**0**	**0**	**0**	**0**	**0**	**0**	**0**	**0**	**0**	**0**	**0**	**38.4**	**-**
06-22	**11**	**0**	**9**	**1**	**1**	**0**	**0**	**0**	**0**	**0**	**0**	**0**	**0**	**0**	**0**	**0**	**0**	**0**	**0**	**40.5**	**37.8**
06-00	**11**	**0**	**9**	**1**	**1**	**0**	**0**	**0**	**0**	**0**	**0**	**0**	**0**	**0**	**0**	**0**	**0**	**0**	**0**	**40.5**	**37.8**
00-00	**13**	**0**	**11**	**1**	**1**	**0**	**0**	**0**	**0**	**0**	**0**	**0**	**0**	**0**	**0**	**0**	**0**	**0**	**0**	**44.1**	**61.6**

DRAFT

Site 78
Location Unamed Road, Att - Telepole, Lat 54.0271, Long -6.82052
Direction South

3279 / Meath/Cavan/Monaghan ATC's
October 2013
Automatic Traffic Count

Virtual Day (Partial days = 2.46)

Time	Total	Classification												>PSL	>PSL%	>SL1	>SL1%	>SL2	>SL2%	Mean	Vpp
		1 MCL	2 SV	3 SVT	4 TB2	5 TB3	6 T4	7 ART3	8 ART4	9 ART5	10 ART6	11 BD	12 DRT	80	80	85 +5kph	85 +5kph	90 +10kph	90 +10kph		85
0000	1	0	1	0	0	0	0	0	0	0	0	0	0	0	0	0	0	0	0	64.1	-
0100	0	0	0	0	0	0	0	0	0	0	0	0	0	0	0	0	0	0	0	-	-
0200	0	0	0	0	0	0	0	0	0	0	0	0	0	0	0	0	0	0	0	-	-
0300	0	0	0	0	0	0	0	0	0	0	0	0	0	0	0	0	0	0	0	-	-
0400	0	0	0	0	0	0	0	0	0	0	0	0	0	0	0	0	0	0	0	-	-
0500	0	0	0	0	0	0	0	0	0	0	0	0	0	0	0	0	0	0	0	-	-
0600	1	0	1	0	0	0	0	0	0	0	0	0	0	0	0	0	0	0	0	65.1	-
0700	**5**	**0**	**4**	**0**	**1**	**0**	**0**	**0**	**0**	**0**	**0**	**0**	**0**	**0**	**0**	**0**	**0**	**0**	**0**	**50.2**	**-**
0800	2	0	2	1	0	0	0	0	0	0	0	0	0	0	0	0	0	0	0	43.3	-
0900	4	0	3	0	1	0	0	0	0	0	0	0	0	0	0	0	0	0	0	48.5	-
1000	4	0	4	0	0	0	1	0	0	0	0	0	0	0	0	0	0	0	0	44.9	-
1100	2	0	2	0	0	0	1	0	0	0	0	0	0	0	0	0	0	0	0	48.6	-
1200	3	0	2	0	1	0	0	0	0	0	0	0	0	0	0	0	0	0	0	50.7	-
1300	2	0	2	0	0	0	0	0	0	0	0	0	0	0	0	0	0	0	0	50.4	-
1400	3	0	2	0	0	0	0	0	0	0	0	0	0	0	0	0	0	0	0	43.6	-
1500	3	0	3	1	0	0	0	0	0	0	0	0	0	0	0	0	0	0	0	41.9	-
1600	4	0	3	1	0	0	0	0	0	0	0	0	0	0	0	0	0	0	0	50	-
1700	**6**	**0**	**6**	**0**	**0**	**0**	**0**	**0**	**0**	**0**	**0**	**0**	**0**	**0**	**0**	**0**	**0**	**0**	**0**	**42.4**	**-**
1800	5	0	5	0	0	0	0	0	0	0	0	0	0	0	0	0	0	0	0	45.2	-
1900	3	0	3	0	1	0	0	0	0	0	0	0	0	0	0	0	0	0	0	46.8	-
2000	3	0	3	0	0	0	0	0	0	0	0	0	0	0	0	0	0	0	0	48.8	-
2100	2	0	2	0	0	0	0	0	0	0	0	0	0	0	0	0	0	0	0	60	-
2200	1	0	1	0	0	0	0	0	0	0	0	0	0	0	0	0	0	0	0	53.2	-
2300	0	0	0	0	0	0	0	0	0	0	0	0	0	0	0	0	0	0	0	32.3	-
07-19	**43**	**0**	**38**	**3**	**3**	**0**	**2**	**0**	**0**	**0**	**0**	**0**	**0**	**0**	**0**	**0**	**0**	**0**	**0**	**46.85**	**#NUM!**
06-22	**52**	**0**	**47**	**3**	**4**	**0**	**2**	**0**	**0**	**0**	**0**	**0**	**0**	**0**	**0**	**0**	**0**	**0**	**0**	**48.55**	**#NUM!**
06-00	**53**	**0**	**48**	**3**	**4**	**0**	**2**	**0**	**0**	**0**	**0**	**0**	**0**	**0**	**0**	**0**	**0**	**0**	**0**	**48.55**	**#NUM!**
00-00	**54**	**0**	**49**	**3**	**4**	**0**	**2**	**0**	**0**	**0**	**0**	**0**	**0**	**0**	**0**	**0**	**0**	**0**	**0**	**48.6**	**#NUM!**

DRAFT

Site 78
Location Unamed Road, Att - Telepole, Lat 54.0271, Long -6.82052
Direction South

3279 / Meath/Cavan/Monaghan ATC's
October 2013
Automatic Traffic Count

Virtual Week (1)

Time	Total	Classification												>PSL	>PSL%	>SL1	>SL1%	>SL2	>SL2%	Mean	Vpp
		1 MCL	2 SV	3 SVT	4 TB2	5 TB3	6 T4	7 ART3	8 ART4	9 ART5	10 ART6	11 BD	12 DRT	80	80	85 +5kph	85 +5kph	90 +10kph	90 +10kph		85
Mon	0	0	0	0	0	0	0	0	0	0	0	0	0	0	0	0	0	0	0	-	-
Tue	47	0	40	4	2	0	0	0	1	0	0	0	0	0	0	0	0	0	0	47.3	58.7
Wed	83	0	72	2	7	0	2	0	0	0	0	0	0	0	0	0	0	0	0	48	59
Thu	13	0	11	1	1	0	0	0	0	0	0	0	0	0	0	0	0	0	0	44.1	61.6
Fri	0	0	0	0	0	0	0	0	0	0	0	0	0	0	0	0	0	0	0	-	-
| Sat	0	0	0	0	0	0	0	0	0	0	0	0	0	0	0	0	0	0	0	-	-
| Sun	0	0	0	0	0	0	0	0	0	0	0	0	0	0	0	0	0	0	0	-	-
5 Day Ave.	**48**	**0**	**41**	**2**	**3**	**0**	**1**	**0**	**0**	**0**	**0**	**0**	**0**	**0**	**0.0**	**0**	**0.0**	**0**	**0.0**	**46.5**	**59.8**
7 Day Ave.	**54**	**0**	**49**	**3**	**4**	**0**	**2**	**0**	**0**	**0**	**0**	**0**	**0**	**0**	**0.0**	**0**	**0.0**	**0**	**0.0**	**48.6**	**#NUM!**
Total	**143**	**0**	**123**	**7**	**10**	**0**	**2**	**0**	**1**	**0**	**0**	**0**	**0**	**0**	**0.0**	**0**	**0.0**	**0**	**0.0**	**47.4**	**59.0**

Summary Graphs

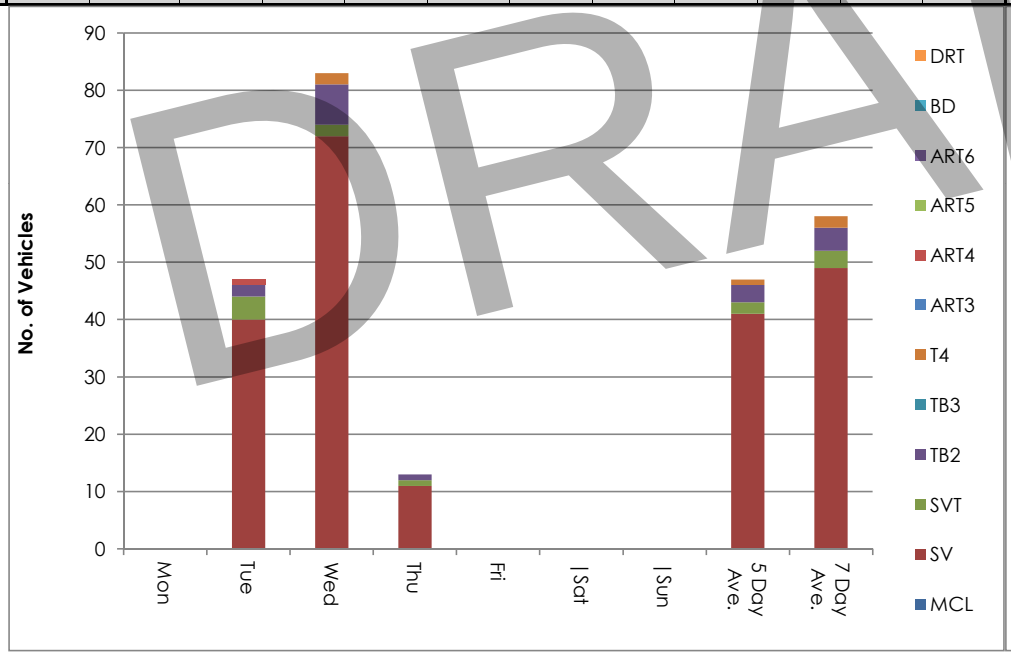

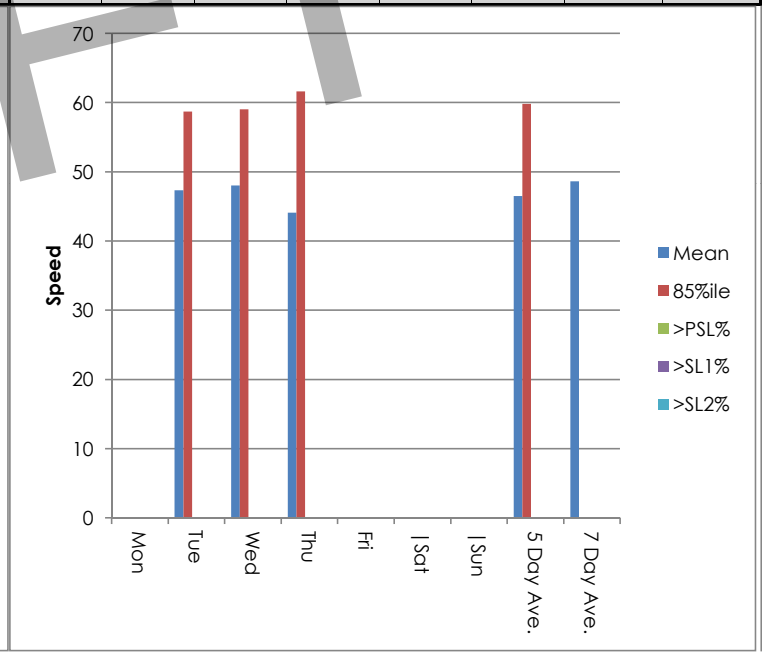

DRAFT

Site 78
Location Unamed Road, Att - Telepole, Lat 54.0271, Long -6.82052
Direction South

3279 / Meath/Cavan/Monaghan ATC's
October 2013
Automatic Traffic Count

Tue, 8 October 2013

Time	Total	Speed Bins (km/h)																											
		0 - 5	5 - 10	10 - 15	15 - 20	20 - 25	25 - 30	30 - 35	35 - 40	40 - 45	45 - 50	50 - 55	55 - 60	60 - 65	65 - 70	70 - 75	75 - 80	80 - 85	85 - 90	90 - 95	95 - 100	100 - 105	105 - 110	110 - 115	115 - 120	120 - 125	125 - 130	130 - 135	135 - 140
0000	**0**	**0**	**0**	**0**	**0**	**0**	**0**	**0**	**0**	**0**	**0**	**0**	**0**	**0**	**0**	**0**	**0**	**0**	**0**	**0**	**0**	**0**	**0**	**0**	**0**	**0**	**0**	**0**	**0**
0100	**0**	**0**	**0**	**0**	**0**	**0**	**0**	**0**	**0**	**0**	**0**	**0**	**0**	**0**	**0**	**0**	**0**	**0**	**0**	**0**	**0**	**0**	**0**	**0**	**0**	**0**	**0**	**0**	**0**
0200	**0**	**0**	**0**	**0**	**0**	**0**	**0**	**0**	**0**	**0**	**0**	**0**	**0**	**0**	**0**	**0**	**0**	**0**	**0**	**0**	**0**	**0**	**0**	**0**	**0**	**0**	**0**	**0**	**0**
0300	**0**	**0**	**0**	**0**	**0**	**0**	**0**	**0**	**0**	**0**	**0**	**0**	**0**	**0**	**0**	**0**	**0**	**0**	**0**	**0**	**0**	**0**	**0**	**0**	**0**	**0**	**0**	**0**	**0**
0400	**0**	**0**	**0**	**0**	**0**	**0**	**0**	**0**	**0**	**0**	**0**	**0**	**0**	**0**	**0**	**0**	**0**	**0**	**0**	**0**	**0**	**0**	**0**	**0**	**0**	**0**	**0**	**0**	**0**
0500	**0**	**0**	**0**	**0**	**0**	**0**	**0**	**0**	**0**	**0**	**0**	**0**	**0**	**0**	**0**	**0**	**0**	**0**	**0**	**0**	**0**	**0**	**0**	**0**	**0**	**0**	**0**	**0**	**0**
0600	**0**	**0**	**0**	**0**	**0**	**0**	**0**	**0**	**0**	**0**	**0**	**0**	**0**	**0**	**0**	**0**	**0**	**0**	**0**	**0**	**0**	**0**	**0**	**0**	**0**	**0**	**0**	**0**	**0**
0700	**0**	**0**	**0**	**0**	**0**	**0**	**0**	**0**	**0**	**0**	**0**	**0**	**0**	**0**	**0**	**0**	**0**	**0**	**0**	**0**	**0**	**0**	**0**	**0**	**0**	**0**	**0**	**0**	**0**
0800	**0**	**0**	**0**	**0**	**0**	**0**	**0**	**0**	**0**	**0**	**0**	**0**	**0**	**0**	**0**	**0**	**0**	**0**	**0**	**0**	**0**	**0**	**0**	**0**	**0**	**0**	**0**	**0**	**0**
0900	**0**	**0**	**0**	**0**	**0**	**0**	**0**	**0**	**0**	**0**	**0**	**0**	**0**	**0**	**0**	**0**	**0**	**0**	**0**	**0**	**0**	**0**	**0**	**0**	**0**	**0**	**0**	**0**	**0**
1000	**0**	**0**	**0**	**0**	**0**	**0**	**0**	**0**	**0**	**0**	**0**	**0**	**0**	**0**	**0**	**0**	**0**	**0**	**0**	**0**	**0**	**0**	**0**	**0**	**0**	**0**	**0**	**0**	**0**
1100	**0**	**0**	**0**	**0**	**0**	**0**	**0**	**0**	**0**	**0**	**0**	**0**	**0**	**0**	**0**	**0**	**0**	**0**	**0**	**0**	**0**	**0**	**0**	**0**	**0**	**0**	**0**	**0**	**0**
1200	0	0	0	0	0	0	0	0	0	0	0	0	0	0	0	0	0	0	0	0	0	0	0	0	0	0	0	0	0	0
1300	0	0	0	0	0	0	0	0	0	0	0	0	0	0	0	0	0	0	0	0	0	0	0	0	0	0	0	0	0	0
1400	7	0	0	0	0	1	0	1	0	2	0	1	2	0	0	0	0	0	0	0	0	0	0	0	0	0	0	0	0	0
1500	6	0	0	0	1	0	0	1	1	1	1	1	0	0	0	0	0	0	0	0	0	0	0	0	0	0	0	0	0	0
1600	7	0	0	0	0	0	0	1	1	1	0	2	2	0	0	0	0	0	0	0	0	0	0	0	0	0	0	0	0	0
1700	5	0	0	0	0	0	1	0	1	0	1	1	0	1	0	0	0	0	0	0	0	0	0	0	0	0	0	0	0	0
1800	**8**	**0**	**0**	**0**	**0**	**1**	**0**	**1**	**0**	**1**	**2**	**3**	**0**	**0**	**0**	**0**	**0**	**0**	**0**	**0**	**0**	**0**	**0**	**0**	**0**	**0**	**0**	**0**	**0**	**0**
1900	4	0	0	0	0	0	0	0	0	0	1	0	2	1	0	0	0	0	0	0	0	0	0	0	0	0	0	0	0	0
2000	5	0	0	0	0	0	0	0	1	0	0	2	2	0	0	0	0	0	0	0	0	0	0	0	0	0	0	0	0	0
2100	3	0	0	0	0	0	0	0	0	0	0	2	0	0	0	1	0	0	0	0	0	0	0	0	0	0	0	0	0	0
2200	2	0	0	0	0	0	0	0	0	0	0	1	0	1	0	0	0	0	0	0	0	0	0	0	0	0	0	0	0	0
2300	0	0	0	0	0	0	0	0	0	0	0	0	0	0	0	0	0	0	0	0	0	0	0	0	0	0	0	0	0	0
07-19	**33**	**0**	**0**	**0**	**1**	**2**	**1**	**4**	**3**	**5**	**4**	**8**	**4**	**1**	**0**	**0**	**0**	**0**	**0**	**0**	**0**	**0**	**0**	**0**	**0**	**0**	**0**	**0**	**0**	**0**
06-22	**45**	**0**	**0**	**0**	**1**	**2**	**1**	**4**	**4**	**5**	**5**	**12**	**8**	**2**	**0**	**1**	**0**	**0**	**0**	**0**	**0**	**0**	**0**	**0**	**0**	**0**	**0**	**0**	**0**	**0**
06-00	**47**	**0**	**0**	**0**	**1**	**2**	**1**	**4**	**4**	**5**	**5**	**13**	**8**	**3**	**0**	**1**	**0**	**0**	**0**	**0**	**0**	**0**	**0**	**0**	**0**	**0**	**0**	**0**	**0**	**0**
00-00	**47**	**0**	**0**	**0**	**1**	**2**	**1**	**4**	**4**	**5**	**5**	**13**	**8**	**3**	**0**	**1**	**0**	**0**	**0**	**0**	**0**	**0**	**0**	**0**	**0**	**0**	**0**	**0**	**0**	**0**

DRAFT

Site 78
Location Unamed Road, Att - Telepole, Lat 54.0271, Long -6.82052
Direction South

3279 / Meath/Cavan/Monaghan ATC's
October 2013
Automatic Traffic Count

Wed, 9 October 2013

Time	Total	Speed Bins (km/h)																											
		0 - 5	5 - 10	10 - 15	15 - 20	20 - 25	25 - 30	30 - 35	35 - 40	40 - 45	45 - 50	50 - 55	55 - 60	60 - 65	65 - 70	70 - 75	75 - 80	80 - 85	85 - 90	90 - 95	95 - 100	100 - 105	105 - 110	110 - 115	115 - 120	120 - 125	125 - 130	130 - 135	135 - 140
0000	0	0	0	0	0	0	0	0	0	0	0	0	0	0	0	0	0	0	0	0	0	0	0	0	0	0	0	0	0
0100	0	0	0	0	0	0	0	0	0	0	0	0	0	0	0	0	0	0	0	0	0	0	0	0	0	0	0	0	0
0200	0	0	0	0	0	0	0	0	0	0	0	0	0	0	0	0	0	0	0	0	0	0	0	0	0	0	0	0	0
0300	0	0	0	0	0	0	0	0	0	0	0	0	0	0	0	0	0	0	0	0	0	0	0	0	0	0	0	0	0
0400	0	0	0	0	0	0	0	0	0	0	0	0	0	0	0	0	0	0	0	0	0	0	0	0	0	0	0	0	0
0500	0	0	0	0	0	0	0	0	0	0	0	0	0	0	0	0	0	0	0	0	0	0	0	0	0	0	0	0	0
0600	1	0	0	0	0	0	0	0	0	0	0	0	0	0	1	0	0	0	0	0	0	0	0	0	0	0	0	0	0
0700	7	0	0	0	0	0	0	1	0	1	1	1	2	1	0	0	0	0	0	0	0	0	0	0	0	0	0	0	0
0800	4	0	0	0	0	0	0	1	1	0	1	0	1	0	0	0	0	0	0	0	0	0	0	0	0	0	0	0	0
0900	7	0	0	0	1	0	0	0	0	0	1	2	2	1	0	0	0	0	0	0	0	0	0	0	0	0	0	0	0
1000	**8**	**0**	**0**	**0**	**0**	**1**	**1**	**0**	**0**	**2**	**1**	**0**	**3**	**0**	**0**	**0**	**0**	**0**	**0**	**0**	**0**	**0**	**0**	**0**	**0**	**0**	**0**	**0**	**0**
1100	4	0	0	0	0	0	0	0	0	2	1	0	0	1	0	0	0	0	0	0	0	0	0	0	0	0	0	0	0
1200	6	0	0	0	0	0	0	0	0	3	0	1	0	2	0	0	0	0	0	0	0	0	0	0	0	0	0	0	0
1300	6	0	0	0	0	0	0	0	0	2	1	0	3	0	0	0	0	0	0	0	0	0	0	0	0	0	0	0	0
1400	0	0	0	0	0	0	0	0	0	0	0	0	0	0	0	0	0	0	0	0	0	0	0	0	0	0	0	0	0
1500	2	0	0	0	0	0	0	0	0	0	0	0	2	0	0	0	0	0	0	0	0	0	0	0	0	0	0	0	0
1600	6	0	0	0	0	0	0	0	1	0	0	2	3	0	0	0	0	0	0	0	0	0	0	0	0	0	0	0	0
1700	**10**	**0**	**0**	**0**	**0**	**1**	**1**	**1**	**1**	**0**	**1**	**4**	**1**	**0**	**0**	**0**	**0**	**0**	**0**	**0**	**0**	**0**	**0**	**0**	**0**	**0**	**0**	**0**	**0**
1800	8	0	0	0	0	0	0	0	2	0	4	1	0	1	0	0	0	0	0	0	0	0	0	0	0	0	0	0	0
1900	5	0	0	0	0	0	1	0	0	3	0	1	0	0	0	0	0	0	0	0	0	0	0	0	0	0	0	0	0
2000	4	0	0	0	0	0	0	0	1	1	1	1	0	0	0	0	0	0	0	0	0	0	0	0	0	0	0	0	0
2100	2	0	0	0	0	0	0	0	0	0	0	0	1	1	0	0	0	0	0	0	0	0	0	0	0	0	0	0	0
2200	2	0	0	0	0	0	0	0	0	1	0	0	1	0	0	0	0	0	0	0	0	0	0	0	0	0	0	0	0
2300	1	0	0	0	0	0	0	1	0	0	0	0	0	0	0	0	0	0	0	0	0	0	0	0	0	0	0	0	0
07-19	**68**	**0**	**0**	**0**	**1**	**2**	**2**	**3**	**5**	**10**	**11**	**11**	**17**	**6**	**0**	**0**	**0**	**0**	**0**	**0**	**0**	**0**	**0**	**0**	**0**	**0**	**0**	**0**	**0**
06-22	**80**	**0**	**0**	**0**	**1**	**2**	**3**	**3**	**6**	**14**	**12**	**13**	**18**	**7**	**1**	**0**	**0**	**0**	**0**	**0**	**0**	**0**	**0**	**0**	**0**	**0**	**0**	**0**	**0**
06-00	**83**	**0**	**0**	**0**	**1**	**2**	**3**	**4**	**6**	**15**	**12**	**13**	**19**	**7**	**1**	**0**	**0**	**0**	**0**	**0**	**0**	**0**	**0**	**0**	**0**	**0**	**0**	**0**	**0**
00-00	**83**	**0**	**0**	**0**	**1**	**2**	**3**	**4**	**6**	**15**	**12**	**13**	**19**	**7**	**1**	**0**	**0**	**0**	**0**	**0**	**0**	**0**	**0**	**0**	**0**	**0**	**0**	**0**	**0**

DRAFT

Site 78
Location Unamed Road, Att - Telepole, Lat 54.0271, Long -6.82052
Direction South

3279 / Meath/Cavan/Monaghan ATC's
October 2013
Automatic Traffic Count

Thu, 10 October 2013

Time	Total	Speed Bins (km/h)																											
		0 - 5	5 - 10	10 - 15	15 - 20	20 - 25	25 - 30	30 - 35	35 - 40	40 - 45	45 - 50	50 - 55	55 - 60	60 - 65	65 - 70	70 - 75	75 - 80	80 - 85	85 - 90	90 - 95	95 - 100	100 - 105	105 - 110	110 - 115	115 - 120	120 - 125	125 - 130	130 - 135	135 - 140
0000	**2**	**0**	**0**	**0**	**0**	**0**	**0**	**0**	**0**	**0**	**0**	**0**	**0**	**1**	**1**	**0**	**0**	**0**	**0**	**0**	**0**	**0**	**0**	**0**	**0**	**0**	**0**	**0**	**0**
0100	0	0	0	0	0	0	0	0	0	0	0	0	0	0	0	0	0	0	0	0	0	0	0	0	0	0	0	0	0
0200	0	0	0	0	0	0	0	0	0	0	0	0	0	0	0	0	0	0	0	0	0	0	0	0	0	0	0	0	0
0300	0	0	0	0	0	0	0	0	0	0	0	0	0	0	0	0	0	0	0	0	0	0	0	0	0	0	0	0	0
0400	0	0	0	0	0	0	0	0	0	0	0	0	0	0	0	0	0	0	0	0	0	0	0	0	0	0	0	0	0
0500	0	0	0	0	0	0	0	0	0	0	0	0	0	0	0	0	0	0	0	0	0	0	0	0	0	0	0	0	0
0600	1	0	0	0	0	0	0	0	0	0	0	0	0	1	0	0	0	0	0	0	0	0	0	0	0	0	0	0	0
0700	**2**	**0**	**0**	**0**	**0**	**0**	**0**	**0**	**1**	**0**	**0**	**0**	**0**	**1**	**0**	**0**	**0**	**0**	**0**	**0**	**0**	**0**	**0**	**0**	**0**	**0**	**0**	**0**	**0**
0800	0	0	0	0	0	0	0	0	0	0	0	0	0	0	0	0	0	0	0	0	0	0	0	0	0	0	0	0	0
0900	0	0	0	0	0	0	0	0	0	0	0	0	0	0	0	0	0	0	0	0	0	0	0	0	0	0	0	0	0
1000	0	0	0	0	0	0	0	0	0	0	0	0	0	0	0	0	0	0	0	0	0	0	0	0	0	0	0	0	0
1100	0	0	0	0	0	0	0	0	0	0	0	0	0	0	0	0	0	0	0	0	0	0	0	0	0	0	0	0	0
1200	0	0	0	0	0	0	0	0	0	0	0	0	0	0	0	0	0	0	0	0	0	0	0	0	0	0	0	0	0
1300	0	0	0	0	0	0	0	0	0	0	0	0	0	0	0	0	0	0	0	0	0	0	0	0	0	0	0	0	0
1400	1	0	0	0	0	0	0	0	1	0	0	0	0	0	0	0	0	0	0	0	0	0	0	0	0	0	0	0	0
1500	2	0	0	0	0	0	0	0	2	0	0	0	0	0	0	0	0	0	0	0	0	0	0	0	0	0	0	0	0
1600	0	0	0	0	0	0	0	0	0	0	0	0	0	0	0	0	0	0	0	0	0	0	0	0	0	0	0	0	0
1700	**4**	**0**	**0**	**0**	**0**	**1**	**0**	**0**	**3**	**0**	**0**	**0**	**0**	**0**	**0**	**0**	**0**	**0**	**0**	**0**	**0**	**0**	**0**	**0**	**0**	**0**	**0**	**0**	**0**
1800	0	0	0	0	0	0	0	0	0	0	0	0	0	0	0	0	0	0	0	0	0	0	0	0	0	0	0	0	0
1900	1	0	0	0	0	0	0	0	1	0	0	0	0	0	0	0	0	0	0	0	0	0	0	0	0	0	0	0	0
2000	0	0	0	0	0	0	0	0	0	0	0	0	0	0	0	0	0	0	0	0	0	0	0	0	0	0	0	0	0
2100	0	0	0	0	0	0	0	0	0	0	0	0	0	0	0	0	0	0	0	0	0	0	0	0	0	0	0	0	0
2200	0	0	0	0	0	0	0	0	0	0	0	0	0	0	0	0	0	0	0	0	0	0	0	0	0	0	0	0	0
2300	0	0	0	0	0	0	0	0	0	0	0	0	0	0	0	0	0	0	0	0	0	0	0	0	0	0	0	0	0
07-19	**9**	**0**	**0**	**0**	**0**	**1**	**0**	**0**	**7**	**0**	**0**	**0**	**0**	**1**	**0**	**0**	**0**	**0**	**0**	**0**	**0**	**0**	**0**	**0**	**0**	**0**	**0**	**0**	**0**
06-22	**11**	**0**	**0**	**0**	**0**	**1**	**0**	**0**	**8**	**0**	**0**	**0**	**0**	**2**	**0**	**0**	**0**	**0**	**0**	**0**	**0**	**0**	**0**	**0**	**0**	**0**	**0**	**0**	**0**
06-00	**11**	**0**	**0**	**0**	**0**	**1**	**0**	**0**	**8**	**0**	**0**	**0**	**0**	**2**	**0**	**0**	**0**	**0**	**0**	**0**	**0**	**0**	**0**	**0**	**0**	**0**	**0**	**0**	**0**
00-00	**13**	**0**	**0**	**0**	**0**	**1**	**0**	**0**	**8**	**0**	**0**	**0**	**0**	**3**	**1**	**0**	**0**	**0**	**0**	**0**	**0**	**0**	**0**	**0**	**0**	**0**	**0**	**0**	**0**

DRAFT

Site 78
Location Unamed Road, Att - Telepole, Lat 54.0271, Long -6.82052
Direction South

3279 / Meath/Cavan/Monaghan ATC's
October 2013
Automatic Traffic Count

Virtual Day (Partial days = 2.46)

Time	Total	Speed Bins (km/h)																											
		0 - 5	5 - 10	10 - 15	15 - 20	20 - 25	25 - 30	30 - 35	35 - 40	40 - 45	45 - 50	50 - 55	55 - 60	60 - 65	65 - 70	70 - 75	75 - 80	80 - 85	85 - 90	90 - 95	95 - 100	100 - 105	105 - 110	110 - 115	115 - 120	120 - 125	125 - 130	130 - 135	135 - 140
0000	1	0	0	0	0	0	0	0	0	0	0	0	0	1	1	0	0	0	0	0	0	0	0	0	0	0	0	0	0
0100	0	0	0	0	0	0	0	0	0	0	0	0	0	0	0	0	0	0	0	0	0	0	0	0	0	0	0	0	0
0200	0	0	0	0	0	0	0	0	0	0	0	0	0	0	0	0	0	0	0	0	0	0	0	0	0	0	0	0	0
0300	0	0	0	0	0	0	0	0	0	0	0	0	0	0	0	0	0	0	0	0	0	0	0	0	0	0	0	0	0
0400	0	0	0	0	0	0	0	0	0	0	0	0	0	0	0	0	0	0	0	0	0	0	0	0	0	0	0	0	0
0500	0	0	0	0	0	0	0	0	0	0	0	0	0	0	0	0	0	0	0	0	0	0	0	0	0	0	0	0	0
0600	1	0	0	0	0	0	0	0	0	0	0	0	0	1	1	0	0	0	0	0	0	0	0	0	0	0	0	0	0
0700	**5**	**0**	**0**	**0**	**0**	**0**	**0**	**1**	**1**	**1**	**1**	**1**	**1**	**1**	**0**	**0**	**0**	**0**	**0**	**0**	**0**	**0**	**0**	**0**	**0**	**0**	**0**	**0**	**0**
0800	2	0	0	0	0	0	0	1	1	0	1	0	1	0	0	0	0	0	0	0	0	0	0	0	0	0	0	0	0
0900	4	0	0	0	1	0	0	0	0	0	1	1	1	1	0	0	0	0	0	0	0	0	0	0	0	0	0	0	0
1000	4	0	0	0	0	1	1	0	0	1	1	0	2	0	0	0	0	0	0	0	0	0	0	0	0	0	0	0	0
1100	2	0	0	0	0	0	0	0	0	1	1	0	0	1	0	0	0	0	0	0	0	0	0	0	0	0	0	0	0
1200	3	0	0	0	0	0	0	0	0	2	0	1	0	1	0	0	0	0	0	0	0	0	0	0	0	0	0	0	0
1300	2	0	0	0	0	0	0	0	0	1	0	0	1	0	0	0	0	0	0	0	0	0	0	0	0	0	0	0	0
1400	3	0	0	0	0	0	0	0	0	1	0	0	1	0	0	0	0	0	0	0	0	0	0	0	0	0	0	0	0
1500	3	0	0	0	0	0	0	0	1	0	0	0	1	0	0	0	0	0	0	0	0	0	0	0	0	0	0	0	0
1600	4	0	0	0	0	0	0	0	1	0	0	1	2	0	0	0	0	0	0	0	0	0	0	0	0	0	0	0	0
1700	**6**	**0**	**0**	**0**	**0**	**1**	**1**	**0**	**2**	**0**	**1**	**2**	**0**	**0**	**0**	**0**	**0**	**0**	**0**	**0**	**0**	**0**	**0**	**0**	**0**	**0**	**0**	**0**	**0**
1800	5	0	0	0	0	0	0	0	1	0	2	1	0	0	0	0	0	0	0	0	0	0	0	0	0	0	0	0	0
1900	3	0	0	0	0	0	0	0	0	1	0	0	1	0	0	0	0	0	0	0	0	0	0	0	0	0	0	0	0
2000	3	0	0	0	0	0	0	0	1	0	0	1	1	0	0	0	0	0	0	0	0	0	0	0	0	0	0	0	0
2100	2	0	0	0	0	0	0	0	0	0	0	1	0	0	0	0	0	0	0	0	0	0	0	0	0	0	0	0	0
2200	1	0	0	0	0	0	0	0	0	0	0	0	0	0	0	0	0	0	0	0	0	0	0	0	0	0	0	0	0
2300	0	0	0	0	0	0	0	0	0	0	0	0	0	0	0	0	0	0	0	0	0	0	0	0	0	0	0	0	0
07-19	**43**	**0**	**0**	**0**	**1**	**2**	**2**	**2**	**7**	**7**	**8**	**7**	**10**	**4**	**0**	**0**	**0**	**0**	**0**	**0**	**0**	**0**	**0**	**0**	**0**	**0**	**0**	**0**	**0**
06-22	**52**	**0**	**0**	**0**	**1**	**2**	**2**	**2**	**8**	**8**	**8**	**9**	**12**	**5**	**1**	**0**	**0**	**0**	**0**	**0**	**0**	**0**	**0**	**0**	**0**	**0**	**0**	**0**	**0**
06-00	**53**	**0**	**0**	**0**	**1**	**2**	**2**	**2**	**8**	**8**	**8**	**9**	**12**	**5**	**1**	**0**	**0**	**0**	**0**	**0**	**0**	**0**	**0**	**0**	**0**	**0**	**0**	**0**	**0**
00-00	**54**	**0**	**0**	**0**	**1**	**2**	**2**	**2**	**8**	**8**	**8**	**9**	**12**	**6**	**2**	**0**	**0**	**0**	**0**	**0**	**0**	**0**	**0**	**0**	**0**	**0**	**0**	**0**	**0**

DRAFT

Site 78
Location Unamed Road, Att - Telepole, Lat 54.0271, Long -6.82052
Direction South

3279 / Meath/Cavan/Monaghan ATC's
October 2013
Automatic Traffic Count

Virtual Week (1)

Time	Total	Speed Bins (km/h)																											
		0 - 5	5 - 10	10 - 15	15 - 20	20 - 25	25 - 30	30 - 35	35 - 40	40 - 45	45 - 50	50 - 55	55 - 60	60 - 65	65 - 70	70 - 75	75 - 80	80 - 85	85 - 90	90 - 95	95 - 100	100 - 105	105 - 110	110 - 115	115 - 120	120 - 125	125 - 130	130 - 135	135 - 140
Mon	0	0	0	0	0	0	0	0	0	0	0	0	0	0	0	0	0	0	0	0	0	0	0	0	0	0	0	0	0
Tue	47	0	0	0	1	2	1	4	4	5	5	13	8	3	0	1	0	0	0	0	0	0	0	0	0	0	0	0	0
Wed	83	0	0	0	1	2	3	4	6	15	12	13	19	7	1	0	0	0	0	0	0	0	0	0	0	0	0	0	0
Thu	13	0	0	0	0	1	0	0	8	0	0	0	0	3	1	0	0	0	0	0	0	0	0	0	0	0	0	0	0
Fri	0	0	0	0	0	0	0	0	0	0	0	0	0	0	0	0	0	0	0	0	0	0	0	0	0	0	0	0	0
|Sat	0	0	0	0	0	0	0	0	0	0	0	0	0	0	0	0	0	0	0	0	0	0	0	0	0	0	0	0	0
|Sun	0	0	0	0	0	0	0	0	0	0	0	0	0	0	0	0	0	0	0	0	0	0	0	0	0	0	0	0	0
5 Day Ave.	**48**	**0**	**0**	**0**	**1**	**2**	**1**	**3**	**6**	**7**	**6**	**9**	**9**	**4**	**1**	**0**	**0**	**0**	**0**	**0**	**0**	**0**	**0**	**0**	**0**	**0**	**0**	**0**	**0**
7 Day Ave.	**54**	**0**	**0**	**0**	**1**	**2**	**2**	**2**	**8**	**8**	**8**	**9**	**12**	**6**	**2**	**0**	**0**	**0**	**0**	**0**	**0**	**0**	**0**	**0**	**0**	**0**	**0**	**0**	**0**
Total	**143**	**0**	**0**	**0**	**2**	**5**	**4**	**8**	**18**	**20**	**17**	**26**	**27**	**13**	**2**	**1**	**0**	**0**	**0**	**0**	**0**	**0**	**0**	**0**	**0**	**0**	**0**	**0**	**0**

Summary Graphs

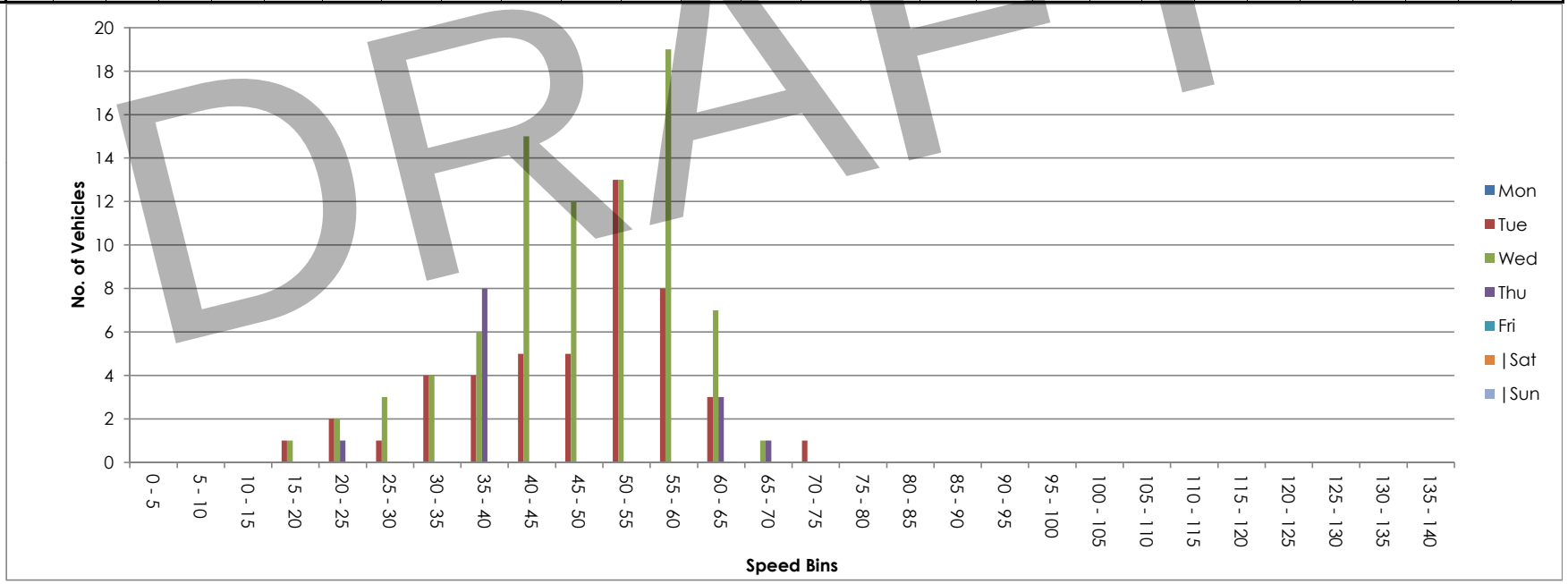

DRAFT

Nationwide Data Collection
for
Tobin Consulting Engineers

Site 78
Location Unamed Road, Att - Telepole, Lat 54.0271, Long -6.82052
Direction Two way

3279 / Meath/Cavan/Monaghan ATC's
October 2013
Automatic Traffic Count

Tue, 8 October 2013

Time	Total	Classification												>PSL	>PSL%	>SL1	>SL1%	>SL2	>SL2%	Mean	Vpp
		1 MCL	2 SV	3 SVT	4 TB2	5 TB3	6 T4	7 ART3	8 ART4	9 ART5	10 ART6	11 BD	12 DRT	80	80	85 +5kph	85 +5kph	90 +10kph	90 +10kph		85
0000	**0**	**0**	**0**	**0**	**0**	**0**	**0**	**0**	**0**	**0**	**0**	**0**	**0**	**0**	**0**	**0**	**0**	**0**	**0**	**0**	**0**
0100	**0**	**0**	**0**	**0**	**0**	**0**	**0**	**0**	**0**	**0**	**0**	**0**	**0**	**0**	**0**	**0**	**0**	**0**	**0**	**0**	**0**
0200	**0**	**0**	**0**	**0**	**0**	**0**	**0**	**0**	**0**	**0**	**0**	**0**	**0**	**0**	**0**	**0**	**0**	**0**	**0**	**0**	**0**
0300	**0**	**0**	**0**	**0**	**0**	**0**	**0**	**0**	**0**	**0**	**0**	**0**	**0**	**0**	**0**	**0**	**0**	**0**	**0**	**0**	**0**
0400	**0**	**0**	**0**	**0**	**0**	**0**	**0**	**0**	**0**	**0**	**0**	**0**	**0**	**0**	**0**	**0**	**0**	**0**	**0**	**0**	**0**
0500	**0**	**0**	**0**	**0**	**0**	**0**	**0**	**0**	**0**	**0**	**0**	**0**	**0**	**0**	**0**	**0**	**0**	**0**	**0**	**0**	**0**
0600	**0**	**0**	**0**	**0**	**0**	**0**	**0**	**0**	**0**	**0**	**0**	**0**	**0**	**0**	**0**	**0**	**0**	**0**	**0**	**0**	**0**
0700	**0**	**0**	**0**	**0**	**0**	**0**	**0**	**0**	**0**	**0**	**0**	**0**	**0**	**0**	**0**	**0**	**0**	**0**	**0**	**0**	**0**
0800	**0**	**0**	**0**	**0**	**0**	**0**	**0**	**0**	**0**	**0**	**0**	**0**	**0**	**0**	**0**	**0**	**0**	**0**	**0**	**0**	**0**
0900	**0**	**0**	**0**	**0**	**0**	**0**	**0**	**0**	**0**	**0**	**0**	**0**	**0**	**0**	**0**	**0**	**0**	**0**	**0**	**0**	**0**
1000	**0**	**0**	**0**	**0**	**0**	**0**	**0**	**0**	**0**	**0**	**0**	**0**	**0**	**0**	**0**	**0**	**0**	**0**	**0**	**0**	**0**
1100	**0**	**0**	**0**	**0**	**0**	**0**	**0**	**0**	**0**	**0**	**0**	**0**	**0**	**0**	**0**	**0**	**0**	**0**	**0**	**0**	**0**
1200	0	0	0	0	0	0	0	0	0	0	0	0	0	0	0	0	0	0	0	0	0
1300	2	0	2	0	0	0	0	0	0	0	0	0	0	0	0	0	0	0	0	31.1	-
1400	12	0	9	1	2	0	0	0	0	0	0	0	0	0	0	0	0	0	0	44.5	58
1500	**13**	**0**	**10**	**3**	**0**	**0**	**0**	**0**	**0**	**0**	**0**	**0**	**0**	**0**	**0**	**0**	**0**	**0**	**0**	**45.7**	**55.8**
1600	12	0	6	3	2	0	0	0	1	0	0	0	0	0	0	0	0	0	0	48.3	58.7
1700	12	0	11	0	1	0	0	0	0	0	0	0	0	0	0	0	0	0	0	46.9	57.6
1800	**13**	**0**	**13**	**0**	**0**	**0**	**0**	**0**	**0**	**0**	**0**	**0**	**0**	**0**	**0**	**0**	**0**	**0**	**0**	**42**	**52.6**
1900	8	0	8	0	0	0	0	0	0	0	0	0	0	0	0	0	0	0	0	53.2	-
2000	9	0	9	0	0	0	0	0	0	0	0	0	0	0	0	0	0	0	0	51.4	-
2100	7	0	6	0	1	0	0	0	0	0	0	0	0	0	0	0	0	0	0	52.6	-
2200	11	0	11	0	0	0	0	0	0	0	0	0	0	0	0	0	0	0	0	57	62.3
2300	1	0	1	0	0	0	0	0	0	0	0	0	0	0	0	0	0	0	0	51.6	-
07-19	**64**	**0**	**51**	**7**	**5**	**0**	**0**	**0**	**1**	**0**	**0**	**0**	**0**	**0**	**0**	**0**	**0**	**0**	**0**	**45**	**57.6**
06-22	**88**	**0**	**74**	**7**	**6**	**0**	**0**	**0**	**1**	**0**	**0**	**0**	**0**	**0**	**0**	**0**	**0**	**0**	**0**	**47**	**58.7**
06-00	**100**	**0**	**86**	**7**	**6**	**0**	**0**	**0**	**1**	**0**	**0**	**0**	**0**	**0**	**0**	**0**	**0**	**0**	**0**	**48.1**	**59.4**
00-00	**100**	**0**	**86**	**7**	**6**	**0**	**0**	**0**	**1**	**0**	**0**	**0**	**0**	**0**	**0**	**0**	**0**	**0**	**0**	**48.1**	**59.4**

DRAFT

Site 78
Location Unamed Road, Att - Telepole, Lat 54.0271, Long -6.82052
Direction Two way

3279 / Meath/Cavan/Monaghan ATC's
October 2013
Automatic Traffic Count

Wed, 9 October 2013

Time	Total	Classification												>PSL	>PSL%	>SL1	>SL1%	>SL2	>SL2%	Mean	Vpp
		1 MCL	2 SV	3 SVT	4 TB2	5 TB3	6 T4	7 ART3	8 ART4	9 ART5	10 ART6	11 BD	12 DRT	80	80	85 +5kph	85 +5kph	90 +10kph	90 +10kph		85
0000	0	0	0	0	0	0	0	0	0	0	0	0	0	0	0	0	0	0	0	-	-
0100	0	0	0	0	0	0	0	0	0	0	0	0	0	0	0	0	0	0	0	-	-
0200	0	0	0	0	0	0	0	0	0	0	0	0	0	0	0	0	0	0	0	-	-
0300	0	0	0	0	0	0	0	0	0	0	0	0	0	0	0	0	0	0	0	-	-
0400	0	0	0	0	0	0	0	0	0	0	0	0	0	0	0	0	0	0	0	-	-
0500	0	0	0	0	0	0	0	0	0	0	0	0	0	0	0	0	0	0	0	-	-
0600	1	0	1	0	0	0	0	0	0	0	0	0	0	0	0	0	0	0	0	66.5	-
0700	16	0	14	0	2	0	0	0	0	0	0	0	0	0	0	0	0	0	0	47.8	60.5
0800	9	0	7	1	0	1	0	0	0	0	0	0	0	0	0	0	0	0	0	38.8	-
0900	10	0	9	0	1	0	0	0	0	0	0	0	0	0	0	0	0	0	0	47.9	-
1000	**17**	**0**	**16**	**0**	**0**	**0**	**1**	**0**	**0**	**0**	**0**	**0**	**0**	**0**	**0**	**0**	**0**	**0**	**0**	**46.8**	**58**
1100	8	0	6	0	1	0	1	0	0	0	0	0	0	0	0	0	0	0	0	48.9	-
1200	8	0	6	0	2	0	0	0	0	0	0	0	0	0	0	0	0	0	0	51.2	-
1300	**16**	**0**	**14**	**1**	**0**	**1**	**0**	**0**	**0**	**0**	**0**	**0**	**0**	**0**	**0**	**0**	**0**	**0**	**0**	**49**	**59**
1400	3	0	2	0	1	0	0	0	0	0	0	0	0	0	0	0	0	0	0	55.6	-
1500	3	0	3	0	0	0	0	0	0	0	0	0	0	0	0	0	0	0	0	55.8	-
1600	13	0	12	0	1	0	0	0	0	0	0	0	0	0	0	0	0	0	0	53	58.3
1700	14	0	12	1	1	0	0	0	0	0	0	0	0	0	0	0	0	0	0	44.7	54.4
1800	**16**	**0**	**15**	**0**	**1**	**0**	**0**	**0**	**0**	**0**	**0**	**0**	**0**	**0**	**0**	**0**	**0**	**0**	**0**	**45.1**	**52.9**
1900	6	0	4	0	2	0	0	0	0	0	0	0	0	0	0	0	0	0	0	37.1	-
2000	7	0	6	0	0	0	0	0	1	0	0	0	0	0	0	0	0	0	0	49.5	-
2100	5	0	5	0	0	0	0	0	0	0	0	0	0	0	0	0	0	0	0	53	-
2200	5	0	4	0	1	0	0	0	0	0	0	0	0	0	0	0	0	0	0	50.6	-
2300	2	0	2	0	0	0	0	0	0	0	0	0	0	0	0	0	0	0	0	43.7	-
07-19	**133**	**0**	**116**	**3**	**10**	**2**	**2**	**0**	**0**	**0**	**0**	**0**	**0**	**0**	**0**	**0**	**0**	**0**	**0**	**47.7**	**58.3**
06-22	**152**	**0**	**132**	**3**	**12**	**2**	**2**	**0**	**1**	**0**	**0**	**0**	**0**	**0**	**0**	**0**	**0**	**0**	**0**	**47.7**	**58.7**
06-00	**159**	**0**	**138**	**3**	**13**	**2**	**2**	**0**	**1**	**0**	**0**	**0**	**0**	**0**	**0**	**0**	**0**	**0**	**0**	**47.7**	**59**
00-00	**159**	**0**	**138**	**3**	**13**	**2**	**2**	**0**	**1**	**0**	**0**	**0**	**0**	**0**	**0**	**0**	**0**	**0**	**0**	**47.7**	**59**

DRAFT

Site 78
Location Unamed Road, Att - Telepole, Lat 54.0271, Long -6.82052
Direction Two way

3279 / Meath/Cavan/Monaghan ATC's
October 2013
Automatic Traffic Count

Thu, 10 October 2013

Time	Total	Classification												>PSL	>PSL%	>SL1	>SL1%	>SL2	>SL2%	Mean	Vpp
		1 MCL	2 SV	3 SVT	4 TB2	5 TB3	6 T4	7 ART3	8 ART4	9 ART5	10 ART6	11 BD	12 DRT	80	80	85 +5kph	85 +5kph	90 +10kph	90 +10kph		85
0000	2	0	2	0	0	0	0	0	0	0	0	0	0	0	0	0	0	0	0	64.1	-
0100	0	0	0	0	0	0	0	0	0	0	0	0	0	0	0	0	0	0	0	-	-
0200	0	0	0	0	0	0	0	0	0	0	0	0	0	0	0	0	0	0	0	-	-
0300	0	0	0	0	0	0	0	0	0	0	0	0	0	0	0	0	0	0	0	-	-
0400	0	0	0	0	0	0	0	0	0	0	0	0	0	0	0	0	0	0	0	-	-
0500	1	0	1	0	0	0	0	0	0	0	0	0	0	0	0	0	0	0	0	56	-
0600	1	0	1	0	0	0	0	0	0	0	0	0	0	0	0	0	0	0	0	63.7	-
0700	**7**	**1**	**6**	**0**	**0**	**0**	**0**	**0**	**0**	**0**	**0**	**0**	**0**	**0**	**0**	**0**	**0**	**0**	**0**	**32.6**	**-**
0800	0	0	0	0	0	0	0	0	0	0	0	0	0	0	0	0	0	0	0	-	-
0900	0	0	0	0	0	0	0	0	0	0	0	0	0	0	0	0	0	0	0	-	-
1000	0	0	0	0	0	0	0	0	0	0	0	0	0	0	0	0	0	0	0	-	-
1100	0	0	0	0	0	0	0	0	0	0	0	0	0	0	0	0	0	0	0	-	-
1200	0	0	0	0	0	0	0	0	0	0	0	0	0	0	0	0	0	0	0	-	-
1300	0	0	0	0	0	0	0	0	0	0	0	0	0	0	0	0	0	0	0	-	-
1400	1	0	0	0	1	0	0	0	0	0	0	0	0	0	0	0	0	0	0	37.8	-
1500	2	0	2	0	0	0	0	0	0	0	0	0	0	0	0	0	0	0	0	36.6	-
1600	0	0	0	0	0	0	0	0	0	0	0	0	0	0	0	0	0	0	0	-	-
1700	**6**	**0**	**5**	**1**	**0**	**0**	**0**	**0**	**0**	**0**	**0**	**0**	**0**	**0**	**0**	**0**	**0**	**0**	**0**	**33.2**	**-**
1800	0	0	0	0	0	0	0	0	0	0	0	0	0	0	0	0	0	0	0	-	-
1900	1	0	1	0	0	0	0	0	0	0	0	0	0	0	0	0	0	0	0	36	-
2000	0	0	0	0	0	0	0	0	0	0	0	0	0	0	0	0	0	0	0	0	0
2100	0	0	0	0	0	0	0	0	0	0	0	0	0	0	0	0	0	0	0	0	0
2200	0	0	0	0	0	0	0	0	0	0	0	0	0	0	0	0	0	0	0	0	0
2300	0	0	0	0	0	0	0	0	0	0	0	0	0	0	0	0	0	0	0	0	0
07-19	**16**	**1**	**13**	**1**	**1**	**0**	**0**	**0**	**0**	**0**	**0**	**0**	**0**	**0**	**0**	**0**	**0**	**0**	**0**	**33.6**	**38.2**
06-22	**18**	**1**	**15**	**1**	**1**	**0**	**0**	**0**	**0**	**0**	**0**	**0**	**0**	**0**	**0**	**0**	**0**	**0**	**0**	**35.4**	**38.2**
06-00	**18**	**1**	**15**	**1**	**1**	**0**	**0**	**0**	**0**	**0**	**0**	**0**	**0**	**0**	**0**	**0**	**0**	**0**	**0**	**35.4**	**38.2**
00-00	**21**	**1**	**18**	**1**	**1**	**0**	**0**	**0**	**0**	**0**	**0**	**0**	**0**	**0**	**0**	**0**	**0**	**0**	**0**	**39.1**	**60.5**

DRAFT

Site 78
Location Unamed Road, Att - Telepole, Lat 54.0271, Long -6.82052
Direction Two way

3279 / Meath/Cavan/Monaghan ATC's
October 2013
Automatic Traffic Count

Virtual Day (Partial days = 2.46)

Time	Total	Classification												>PSL	>PSL%	>SL1	>SL1%	>SL2	>SL2%	Mean	Vpp
		1 MCL	2 SV	3 SVT	4 TB2	5 TB3	6 T4	7 ART3	8 ART4	9 ART5	10 ART6	11 BD	12 DRT	80	80	85 +5kph	85 +5kph	90 +10kph	90 +10kph		85
0000	1	0	1	0	0	0	0	0	0	0	0	0	0	0	0	0	0	0	0	64.1	-
0100	0	0	0	0	0	0	0	0	0	0	0	0	0	0	0	0	0	0	0	-	-
0200	0	0	0	0	0	0	0	0	0	0	0	0	0	0	0	0	0	0	0	-	-
0300	0	0	0	0	0	0	0	0	0	0	0	0	0	0	0	0	0	0	0	-	-
0400	0	0	0	0	0	0	0	0	0	0	0	0	0	0	0	0	0	0	0	-	-
0500	1	0	1	0	0	0	0	0	0	0	0	0	0	0	0	0	0	0	0	56	-
0600	1	0	1	0	0	0	0	0	0	0	0	0	0	0	0	0	0	0	0	65.1	-
0700	**12**	**1**	**10**	**0**	**1**	**0**	**0**	**0**	**0**	**0**	**0**	**0**	**0**	**0**	**0**	**0**	**0**	**0**	**0**	**43.1**	**60.5**
0800	5	0	4	1	0	1	0	0	0	0	0	0	0	0	0	0	0	0	0	38.8	-
0900	5	0	5	0	1	0	0	0	0	0	0	0	0	0	0	0	0	0	0	47.9	-
1000	9	0	8	0	0	0	1	0	0	0	0	0	0	0	0	0	0	0	0	46.8	-
1100	4	0	3	0	1	0	1	0	0	0	0	0	0	0	0	0	0	0	0	48.9	-
1200	4	0	3	0	1	0	0	0	0	0	0	0	0	0	0	0	0	0	0	51.2	-
1300	6	0	5	0	0	0	0	0	0	0	0	0	0	0	0	0	0	0	0	47	-
1400	5	0	4	0	1	0	0	0	0	0	0	0	0	0	0	0	0	0	0	46.2	-
1500	6	0	5	1	0	0	0	0	0	0	0	0	0	0	0	0	0	0	0	46.4	-
1600	8	0	6	1	1	0	0	0	0	0	0	0	0	0	0	0	0	0	0	50.8	-
1700	**11**	**0**	**9**	**1**	**1**	**0**	**0**	**0**	**0**	**0**	**0**	**0**	**0**	**0**	**0**	**0**	**0**	**0**	**0**	**43.4**	**54.4**
1800	10	0	9	0	0	0	0	0	0	0	0	0	0	0	0	0	0	0	0	43.7	-
1900	5	0	4	0	1	0	0	0	0	0	0	0	0	0	0	0	0	0	0	45.6	-
2000	5	0	5	0	0	0	0	0	0	0	0	0	0	0	0	0	0	0	0	50.5	-
2100	4	0	4	0	0	0	0	0	0	0	0	0	0	0	0	0	0	0	0	52.8	-
2200	5	0	5	0	0	0	0	0	0	0	0	0	0	0	0	0	0	0	0	55	-
2300	1	0	1	0	0	0	0	0	0	0	0	0	0	0	0	0	0	0	0	46.4	-
07-19	**85**	**1**	**71**	**4**	**7**	**1**	**2**	**0**	**0**	**0**	**0**	**0**	**0**	**0**	**0**	**0**	**0**	**0**	**0**	**46.6**	**57.45**
06-22	**100**	**1**	**85**	**4**	**8**	**1**	**2**	**0**	**0**	**0**	**0**	**0**	**0**	**0**	**0**	**0**	**0**	**0**	**0**	**46.9**	**57.45**
06-00	**106**	**1**	**91**	**4**	**8**	**1**	**2**	**0**	**0**	**0**	**0**	**0**	**0**	**0**	**0**	**0**	**0**	**0**	**0**	**46.9**	**57.45**
00-00	**108**	**1**	**93**	**4**	**8**	**1**	**2**	**0**	**0**	**0**	**0**	**0**	**0**	**0**	**0**	**0**	**0**	**0**	**0**	**47.45**	**57.45**

DRAFT

Site 78
Location Unamed Road, Att - Telepole, Lat 54.0271, Long -6.82052
Direction Two way

3279 / Meath/Cavan/Monaghan ATC's
October 2013
Automatic Traffic Count

Virtual Week (1)

Time	Total	Classification												>PSL	>PSL%	>SL1	>SL1%	>SL2	>SL2%	Mean	Vpp
		1 MCL	2 SV	3 SVT	4 TB2	5 TB3	6 T4	7 ART3	8 ART4	9 ART5	10 ART6	11 BD	12 DRT	80	80	85 +5kph	85 +5kph	90 +10kph	90 +10kph		85
Mon	0	0	0	0	0	0	0	0	0	0	0	0	0	0	0	0	0	0	0	-	-
Tue	100	0	86	7	6	0	0	0	1	0	0	0	0	0	0	0	0	0	0	48.1	59.4
Wed	159	0	138	3	13	2	2	0	1	0	0	0	0	0	0	0	0	0	0	47.7	59
Thu	21	1	18	1	1	0	0	0	0	0	0	0	0	0	0	0	0	0	0	39.1	60.5
Fri	0	0	0	0	0	0	0	0	0	0	0	0	0	0	0	0	0	0	0	-	-
| Sat	0	0	0	0	0	0	0	0	0	0	0	0	0	0	0	0	0	0	0	-	-
| Sun	0	0	0	0	0	0	0	0	0	0	0	0	0	0	0	0	0	0	0	-	-
5 Day Ave.	**93**	**0**	**81**	**4**	**7**	**1**	**1**	**0**	**1**	**0**	**0**	**0**	**0**	**0**	**0.0**	**0**	**0.0**	**0**	**0.0**	**45.0**	**59.6**
7 Day Ave.	**108**	**1**	**93**	**4**	**8**	**1**	**2**	**0**	**0**	**0**	**0**	**0**	**0**	**0**	**0.0**	**0**	**0.0**	**0**	**0.0**	**47.5**	**57.5**
Total	**280**	**1**	**242**	**11**	**20**	**2**	**2**	**0**	**2**	**0**	**0**	**0**	**0**	**0**	**0.0**	**0**	**0.0**	**0**	**0.0**	**47.2**	**59.4**

Summary Graphs

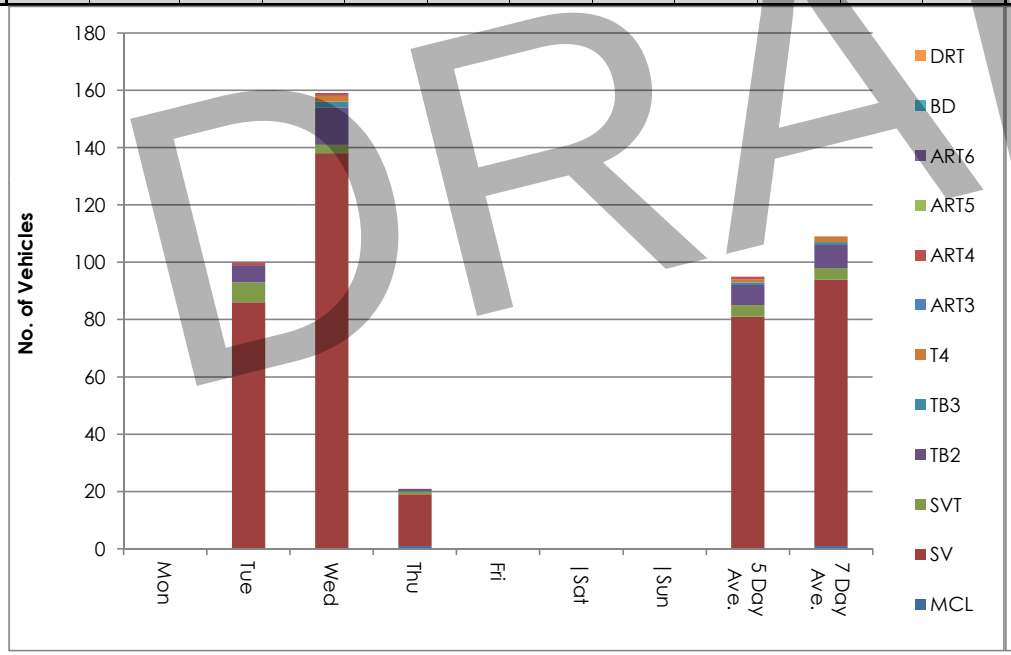

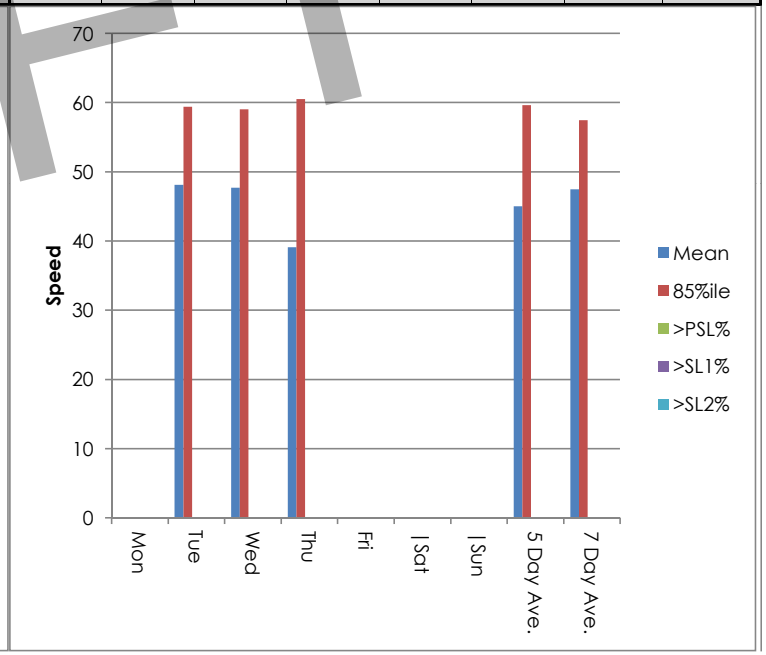

DRAFT

Site 78
Location Unamed Road, Att - Telepole, Lat 54.0271, Long -6.82052
Direction Two way

3279 / Meath/Cavan/Monaghan ATC's
October 2013
Automatic Traffic Count

Tue, 8 October 2013

Time	Total	Speed Bins (km/h)																											
		0 - 5	5 - 10	10 - 15	15 - 20	20 - 25	25 - 30	30 - 35	35 - 40	40 - 45	45 - 50	50 - 55	55 - 60	60 - 65	65 - 70	70 - 75	75 - 80	80 - 85	85 - 90	90 - 95	95 - 100	100 - 105	105 - 110	110 - 115	115 - 120	120 - 125	125 - 130	130 - 135	135 - 140
0000	**0**	**0**	**0**	**0**	**0**	**0**	**0**	**0**	**0**	**0**	**0**	**0**	**0**	**0**	**0**	**0**	**0**	**0**	**0**	**0**	**0**	**0**	**0**	**0**	**0**	**0**	**0**	**0**	**0**
0100	**0**	**0**	**0**	**0**	**0**	**0**	**0**	**0**	**0**	**0**	**0**	**0**	**0**	**0**	**0**	**0**	**0**	**0**	**0**	**0**	**0**	**0**	**0**	**0**	**0**	**0**	**0**	**0**	**0**
0200	**0**	**0**	**0**	**0**	**0**	**0**	**0**	**0**	**0**	**0**	**0**	**0**	**0**	**0**	**0**	**0**	**0**	**0**	**0**	**0**	**0**	**0**	**0**	**0**	**0**	**0**	**0**	**0**	**0**
0300	**0**	**0**	**0**	**0**	**0**	**0**	**0**	**0**	**0**	**0**	**0**	**0**	**0**	**0**	**0**	**0**	**0**	**0**	**0**	**0**	**0**	**0**	**0**	**0**	**0**	**0**	**0**	**0**	**0**
0400	**0**	**0**	**0**	**0**	**0**	**0**	**0**	**0**	**0**	**0**	**0**	**0**	**0**	**0**	**0**	**0**	**0**	**0**	**0**	**0**	**0**	**0**	**0**	**0**	**0**	**0**	**0**	**0**	**0**
0500	**0**	**0**	**0**	**0**	**0**	**0**	**0**	**0**	**0**	**0**	**0**	**0**	**0**	**0**	**0**	**0**	**0**	**0**	**0**	**0**	**0**	**0**	**0**	**0**	**0**	**0**	**0**	**0**	**0**
0600	**0**	**0**	**0**	**0**	**0**	**0**	**0**	**0**	**0**	**0**	**0**	**0**	**0**	**0**	**0**	**0**	**0**	**0**	**0**	**0**	**0**	**0**	**0**	**0**	**0**	**0**	**0**	**0**	**0**
0700	**0**	**0**	**0**	**0**	**0**	**0**	**0**	**0**	**0**	**0**	**0**	**0**	**0**	**0**	**0**	**0**	**0**	**0**	**0**	**0**	**0**	**0**	**0**	**0**	**0**	**0**	**0**	**0**	**0**
0800	**0**	**0**	**0**	**0**	**0**	**0**	**0**	**0**	**0**	**0**	**0**	**0**	**0**	**0**	**0**	**0**	**0**	**0**	**0**	**0**	**0**	**0**	**0**	**0**	**0**	**0**	**0**	**0**	**0**
0900	**0**	**0**	**0**	**0**	**0**	**0**	**0**	**0**	**0**	**0**	**0**	**0**	**0**	**0**	**0**	**0**	**0**	**0**	**0**	**0**	**0**	**0**	**0**	**0**	**0**	**0**	**0**	**0**	**0**
1000	**0**	**0**	**0**	**0**	**0**	**0**	**0**	**0**	**0**	**0**	**0**	**0**	**0**	**0**	**0**	**0**	**0**	**0**	**0**	**0**	**0**	**0**	**0**	**0**	**0**	**0**	**0**	**0**	**0**
1100	**0**	**0**	**0**	**0**	**0**	**0**	**0**	**0**	**0**	**0**	**0**	**0**	**0**	**0**	**0**	**0**	**0**	**0**	**0**	**0**	**0**	**0**	**0**	**0**	**0**	**0**	**0**	**0**	**0**
1200	0	0	0	0	0	0	0	0	0	0	0	0	0	0	0	0	0	0	0	0	0	0	0	0	0	0	0	0	0
1300	2	0	0	0	1	0	0	0	0	0	1	0	0	0	0	0	0	0	0	0	0	0	0	0	0	0	0	0	0
1400	12	0	0	0	0	1	2	1	0	2	0	2	4	0	0	0	0	0	0	0	0	0	0	0	0	0	0	0	0
1500	**13**	**0**	**0**	**0**	**1**	**0**	**0**	**1**	**2**	**2**	**1**	**3**	**2**	**1**	**0**	**0**	**0**	**0**	**0**	**0**	**0**	**0**	**0**	**0**	**0**	**0**	**0**	**0**	**0**
1600	12	0	0	0	0	0	0	2	1	2	1	2	3	0	1	0	0	0	0	0	0	0	0	0	0	0	0	0	0
1700	12	0	0	0	0	1	1	0	1	1	2	3	2	1	0	0	0	0	0	0	0	0	0	0	0	0	0	0	0
1800	**13**	**0**	**0**	**1**	**0**	**1**	**0**	**2**	**0**	**1**	**3**	**4**	**1**	**0**	**0**	**0**	**0**	**0**	**0**	**0**	**0**	**0**	**0**	**0**	**0**	**0**	**0**	**0**	**0**
1900	8	0	0	0	0	0	0	0	1	0	2	0	4	1	0	0	0	0	0	0	0	0	0	0	0	0	0	0	0
2000	9	0	0	0	0	0	0	0	2	0	0	3	3	1	0	0	0	0	0	0	0	0	0	0	0	0	0	0	0
2100	7	0	0	0	1	0	0	0	0	0	0	3	1	1	0	1	0	0	0	0	0	0	0	0	0	0	0	0	0
2200	11	0	0	0	0	0	0	0	0	2	0	2	1	5	1	0	0	0	0	0	0	0	0	0	0	0	0	0	0
2300	1	0	0	0	0	0	0	0	0	0	0	1	0	0	0	0	0	0	0	0	0	0	0	0	0	0	0	0	0
07-19	**64**	**0**	**0**	**1**	**2**	**3**	**3**	**6**	**4**	**8**	**8**	**14**	**12**	**2**	**1**	**0**	**0**	**0**	**0**	**0**	**0**	**0**	**0**	**0**	**0**	**0**	**0**	**0**	**0**
06-22	**88**	**0**	**0**	**1**	**3**	**3**	**3**	**6**	**7**	**8**	**10**	**20**	**20**	**5**	**1**	**1**	**0**	**0**	**0**	**0**	**0**	**0**	**0**	**0**	**0**	**0**	**0**	**0**	**0**
06-00	**100**	**0**	**0**	**1**	**3**	**3**	**3**	**6**	**7**	**10**	**10**	**23**	**21**	**10**	**2**	**1**	**0**	**0**	**0**	**0**	**0**	**0**	**0**	**0**	**0**	**0**	**0**	**0**	**0**
00-00	**100**	**0**	**0**	**1**	**3**	**3**	**3**	**6**	**7**	**10**	**10**	**23**	**21**	**10**	**2**	**1**	**0**	**0**	**0**	**0**	**0**	**0**	**0**	**0**	**0**	**0**	**0**	**0**	**0**

DRAFT

Site 78
Location Unamed Road, Att - Telepole, Lat 54.0271, Long -6.82052
Direction Two way

3279 / Meath/Cavan/Monaghan ATC's
October 2013
Automatic Traffic Count

Wed, 9 October 2013

Time	Total	Speed Bins (km/h)																											
		0 - 5	5 - 10	10 - 15	15 - 20	20 - 25	25 - 30	30 - 35	35 - 40	40 - 45	45 - 50	50 - 55	55 - 60	60 - 65	65 - 70	70 - 75	75 - 80	80 - 85	85 - 90	90 - 95	95 - 100	100 - 105	105 - 110	110 - 115	115 - 120	120 - 125	125 - 130	130 - 135	135 - 140
0000	0	0	0	0	0	0	0	0	0	0	0	0	0	0	0	0	0	0	0	0	0	0	0	0	0	0	0	0	0
0100	0	0	0	0	0	0	0	0	0	0	0	0	0	0	0	0	0	0	0	0	0	0	0	0	0	0	0	0	0
0200	0	0	0	0	0	0	0	0	0	0	0	0	0	0	0	0	0	0	0	0	0	0	0	0	0	0	0	0	0
0300	0	0	0	0	0	0	0	0	0	0	0	0	0	0	0	0	0	0	0	0	0	0	0	0	0	0	0	0	0
0400	0	0	0	0	0	0	0	0	0	0	0	0	0	0	0	0	0	0	0	0	0	0	0	0	0	0	0	0	0
0500	0	0	0	0	0	0	0	0	0	0	0	0	0	0	0	0	0	0	0	0	0	0	0	0	0	0	0	0	0
0600	1	0	0	0	0	0	0	0	0	0	0	0	0	0	1	0	0	0	0	0	0	0	0	0	0	0	0	0	0
0700	16	0	0	0	1	0	0	1	1	5	1	1	3	3	0	0	0	0	0	0	0	0	0	0	0	0	0	0	0
0800	9	0	0	1	0	0	1	1	2	0	2	1	1	0	0	0	0	0	0	0	0	0	0	0	0	0	0	0	0
0900	10	0	0	0	1	0	1	0	0	0	2	2	2	2	0	0	0	0	0	0	0	0	0	0	0	0	0	0	0
1000	**17**	**0**	**0**	**0**	**0**	**1**	**1**	**1**	**0**	**4**	**2**	**4**	**4**	**0**	**0**	**0**	**0**	**0**	**0**	**0**	**0**	**0**	**0**	**0**	**0**	**0**	**0**	**0**	**0**
1100	8	0	0	0	0	0	0	1	0	2	2	0	1	2	0	0	0	0	0	0	0	0	0	0	0	0	0	0	0
1200	8	0	0	0	0	0	0	0	0	3	0	3	0	2	0	0	0	0	0	0	0	0	0	0	0	0	0	0	0
1300	**16**	**0**	**0**	**0**	**0**	**0**	**0**	**2**	**1**	**3**	**2**	**3**	**3**	**2**	**0**	**0**	**0**	**0**	**0**	**0**	**0**	**0**	**0**	**0**	**0**	**0**	**0**	**0**	**0**
1400	3	0	0	0	0	0	0	0	0	0	0	2	1	0	0	0	0	0	0	0	0	0	0	0	0	0	0	0	0
1500	3	0	0	0	0	0	0	0	0	0	0	1	2	0	0	0	0	0	0	0	0	0	0	0	0	0	0	0	0
1600	13	0	0	0	0	0	0	1	1	0	1	3	5	1	1	0	0	0	0	0	0	0	0	0	0	0	0	0	0
1700	14	0	0	0	0	1	1	1	3	0	1	5	2	0	0	0	0	0	0	0	0	0	0	0	0	0	0	0	0
1800	**16**	**0**	**0**	**0**	**1**	**0**	**0**	**0**	**4**	**1**	**4**	**5**	**0**	**1**	**0**	**0**	**0**	**0**	**0**	**0**	**0**	**0**	**0**	**0**	**0**	**0**	**0**	**0**	**0**
1900	6	0	0	0	1	0	1	0	0	3	0	1	0	0	0	0	0	0	0	0	0	0	0	0	0	0	0	0	0
2000	7	0	0	0	0	0	0	0	1	2	1	1	1	0	1	0	0	0	0	0	0	0	0	0	0	0	0	0	0
2100	5	0	0	0	0	0	0	0	0	1	1	1	1	1	0	0	0	0	0	0	0	0	0	0	0	0	0	0	0
2200	5	0	0	0	0	0	0	1	0	1	0	0	2	1	0	0	0	0	0	0	0	0	0	0	0	0	0	0	0
2300	2	0	0	0	0	0	0	1	0	0	0	0	1	0	0	0	0	0	0	0	0	0	0	0	0	0	0	0	0
07-19	**133**	**0**	**0**	**1**	**3**	**2**	**4**	**8**	**12**	**18**	**17**	**30**	**24**	**13**	**1**	**0**	**0**	**0**	**0**	**0**	**0**	**0**	**0**	**0**	**0**	**0**	**0**	**0**	**0**
06-22	**152**	**0**	**0**	**1**	**4**	**2**	**5**	**8**	**13**	**24**	**19**	**33**	**26**	**14**	**3**	**0**	**0**	**0**	**0**	**0**	**0**	**0**	**0**	**0**	**0**	**0**	**0**	**0**	**0**
06-00	**159**	**0**	**0**	**1**	**4**	**2**	**5**	**10**	**13**	**25**	**19**	**33**	**29**	**15**	**3**	**0**	**0**	**0**	**0**	**0**	**0**	**0**	**0**	**0**	**0**	**0**	**0**	**0**	**0**
00-00	**159**	**0**	**0**	**1**	**4**	**2**	**5**	**10**	**13**	**25**	**19**	**33**	**29**	**15**	**3**	**0**	**0**	**0**	**0**	**0**	**0**	**0**	**0**	**0**	**0**	**0**	**0**	**0**	**0**

DRAFT

Site 78
Location Unamed Road, Att - Telepole, Lat 54.0271, Long -6.82052
Direction Two way

3279 / Meath/Cavan/Monaghan ATC's
October 2013
Automatic Traffic Count

Thu, 10 October 2013

Time	Total	Speed Bins (km/h)																											
		0 - 5	5 - 10	10 - 15	15 - 20	20 - 25	25 - 30	30 - 35	35 - 40	40 - 45	45 - 50	50 - 55	55 - 60	60 - 65	65 - 70	70 - 75	75 - 80	80 - 85	85 - 90	90 - 95	95 - 100	100 - 105	105 - 110	110 - 115	115 - 120	120 - 125	125 - 130	130 - 135	135 - 140
0000	2	0	0	0	0	0	0	0	0	0	0	0	0	1	1	0	0	0	0	0	0	0	0	0	0	0	0	0	0
0100	0	0	0	0	0	0	0	0	0	0	0	0	0	0	0	0	0	0	0	0	0	0	0	0	0	0	0	0	0
0200	0	0	0	0	0	0	0	0	0	0	0	0	0	0	0	0	0	0	0	0	0	0	0	0	0	0	0	0	0
0300	0	0	0	0	0	0	0	0	0	0	0	0	0	0	0	0	0	0	0	0	0	0	0	0	0	0	0	0	0
0400	0	0	0	0	0	0	0	0	0	0	0	0	0	0	0	0	0	0	0	0	0	0	0	0	0	0	0	0	0
0500	1	0	0	0	0	0	0	0	0	0	0	0	1	0	0	0	0	0	0	0	0	0	0	0	0	0	0	0	0
0600	1	0	0	0	0	0	0	0	0	0	0	0	0	1	0	0	0	0	0	0	0	0	0	0	0	0	0	0	0
0700	**7**	**0**	**0**	**1**	**2**	**0**	**0**	**0**	**2**	**0**	**1**	**0**	**0**	**1**	**0**	**0**	**0**	**0**	**0**	**0**	**0**	**0**	**0**	**0**	**0**	**0**	**0**	**0**	**0**
0800	0	0	0	0	0	0	0	0	0	0	0	0	0	0	0	0	0	0	0	0	0	0	0	0	0	0	0	0	0
0900	0	0	0	0	0	0	0	0	0	0	0	0	0	0	0	0	0	0	0	0	0	0	0	0	0	0	0	0	0
1000	0	0	0	0	0	0	0	0	0	0	0	0	0	0	0	0	0	0	0	0	0	0	0	0	0	0	0	0	0
1100	0	0	0	0	0	0	0	0	0	0	0	0	0	0	0	0	0	0	0	0	0	0	0	0	0	0	0	0	0
1200	0	0	0	0	0	0	0	0	0	0	0	0	0	0	0	0	0	0	0	0	0	0	0	0	0	0	0	0	0
1300	0	0	0	0	0	0	0	0	0	0	0	0	0	0	0	0	0	0	0	0	0	0	0	0	0	0	0	0	0
1400	1	0	0	0	0	0	0	0	1	0	0	0	0	0	0	0	0	0	0	0	0	0	0	0	0	0	0	0	0
1500	2	0	0	0	0	0	0	0	2	0	0	0	0	0	0	0	0	0	0	0	0	0	0	0	0	0	0	0	0
1600	0	0	0	0	0	0	0	0	0	0	0	0	0	0	0	0	0	0	0	0	0	0	0	0	0	0	0	0	0
1700	**6**	**0**	**0**	**0**	**0**	**1**	**0**	**2**	**3**	**0**	**0**	**0**	**0**	**0**	**0**	**0**	**0**	**0**	**0**	**0**	**0**	**0**	**0**	**0**	**0**	**0**	**0**	**0**	**0**
1800	0	0	0	0	0	0	0	0	0	0	0	0	0	0	0	0	0	0	0	0	0	0	0	0	0	0	0	0	0
1900	1	0	0	0	0	0	0	0	1	0	0	0	0	0	0	0	0	0	0	0	0	0	0	0	0	0	0	0	0
2000	0	0	0	0	0	0	0	0	0	0	0	0	0	0	0	0	0	0	0	0	0	0	0	0	0	0	0	0	0
2100	0	0	0	0	0	0	0	0	0	0	0	0	0	0	0	0	0	0	0	0	0	0	0	0	0	0	0	0	0
2200	0	0	0	0	0	0	0	0	0	0	0	0	0	0	0	0	0	0	0	0	0	0	0	0	0	0	0	0	0
2300	0	0	0	0	0	0	0	0	0	0	0	0	0	0	0	0	0	0	0	0	0	0	0	0	0	0	0	0	0
07-19	**16**	**0**	**0**	**1**	**2**	**1**	**0**	**2**	**8**	**0**	**1**	**0**	**0**	**1**	**0**	**0**	**0**	**0**	**0**	**0**	**0**	**0**	**0**	**0**	**0**	**0**	**0**	**0**	**0**
06-22	**18**	**0**	**0**	**1**	**2**	**1**	**0**	**2**	**9**	**0**	**1**	**0**	**0**	**2**	**0**	**0**	**0**	**0**	**0**	**0**	**0**	**0**	**0**	**0**	**0**	**0**	**0**	**0**	**0**
06-00	**18**	**0**	**0**	**1**	**2**	**1**	**0**	**2**	**9**	**0**	**1**	**0**	**0**	**2**	**0**	**0**	**0**	**0**	**0**	**0**	**0**	**0**	**0**	**0**	**0**	**0**	**0**	**0**	**0**
00-00	**21**	**0**	**0**	**1**	**2**	**1**	**0**	**2**	**9**	**0**	**1**	**0**	**1**	**3**	**1**	**0**	**0**	**0**	**0**	**0**	**0**	**0**	**0**	**0**	**0**	**0**	**0**	**0**	**0**

DRAFT

Site 78
Location Unamed Road, Att - Telepole, Lat 54.0271, Long -6.82052
Direction Two way

3279 / Meath/Cavan/Monaghan ATC's
October 2013
Automatic Traffic Count

Virtual Day (Partial days = 2.46)

Time	Total	Speed Bins (km/h)																											
		0 - 5	5 - 10	10 - 15	15 - 20	20 - 25	25 - 30	30 - 35	35 - 40	40 - 45	45 - 50	50 - 55	55 - 60	60 - 65	65 - 70	70 - 75	75 - 80	80 - 85	85 - 90	90 - 95	95 - 100	100 - 105	105 - 110	110 - 115	115 - 120	120 - 125	125 - 130	130 - 135	135 - 140
0000	1	0	0	0	0	0	0	0	0	0	0	0	0	1	1	0	0	0	0	0	0	0	0	0	0	0	0	0	0
0100	0	0	0	0	0	0	0	0	0	0	0	0	0	0	0	0	0	0	0	0	0	0	0	0	0	0	0	0	0
0200	0	0	0	0	0	0	0	0	0	0	0	0	0	0	0	0	0	0	0	0	0	0	0	0	0	0	0	0	0
0300	0	0	0	0	0	0	0	0	0	0	0	0	0	0	0	0	0	0	0	0	0	0	0	0	0	0	0	0	0
0400	0	0	0	0	0	0	0	0	0	0	0	0	0	0	0	0	0	0	0	0	0	0	0	0	0	0	0	0	0
0500	1	0	0	0	0	0	0	0	0	0	0	0	1	0	0	0	0	0	0	0	0	0	0	0	0	0	0	0	0
0600	1	0	0	0	0	0	0	0	0	0	0	0	0	1	1	0	0	0	0	0	0	0	0	0	0	0	0	0	0
0700	**12**	**0**	**0**	**1**	**2**	**0**	**0**	**1**	**2**	**3**	**1**	**1**	**2**	**2**	**0**	**0**	**0**	**0**	**0**	**0**	**0**	**0**	**0**	**0**	**0**	**0**	**0**	**0**	**0**
0800	5	0	0	1	0	0	1	1	1	0	1	1	1	0	0	0	0	0	0	0	0	0	0	0	0	0	0	0	0
0900	5	0	0	0	1	0	1	0	0	0	1	1	1	1	0	0	0	0	0	0	0	0	0	0	0	0	0	0	0
1000	9	0	0	0	0	1	1	1	0	2	1	2	2	0	0	0	0	0	0	0	0	0	0	0	0	0	0	0	0
1100	4	0	0	0	0	0	0	1	0	1	1	0	1	1	0	0	0	0	0	0	0	0	0	0	0	0	0	0	0
1200	4	0	0	0	0	0	0	0	0	2	0	2	0	1	0	0	0	0	0	0	0	0	0	0	0	0	0	0	0
1300	6	0	0	0	0	0	0	1	0	1	1	1	1	1	0	0	0	0	0	0	0	0	0	0	0	0	0	0	0
1400	5	0	0	0	0	0	1	0	0	1	0	1	2	0	0	0	0	0	0	0	0	0	0	0	0	0	0	0	0
1500	6	0	0	0	0	0	0	0	1	1	0	1	1	0	0	0	0	0	0	0	0	0	0	0	0	0	0	0	0
1600	8	0	0	0	0	0	0	1	1	1	1	2	3	0	1	0	0	0	0	0	0	0	0	0	0	0	0	0	0
1700	**11**	**0**	**0**	**0**	**0**	**1**	**1**	**1**	**2**	**0**	**1**	**3**	**1**	**0**	**0**	**0**	**0**	**0**	**0**	**0**	**0**	**0**	**0**	**0**	**0**	**0**	**0**	**0**	**0**
1800	10	0	0	0	0	0	0	1	1	1	2	3	0	0	0	0	0	0	0	0	0	0	0	0	0	0	0	0	0
1900	5	0	0	0	0	0	0	0	1	1	1	0	1	0	0	0	0	0	0	0	0	0	0	0	0	0	0	0	0
2000	5	0	0	0	0	0	0	0	1	1	0	1	1	0	0	0	0	0	0	0	0	0	0	0	0	0	0	0	0
2100	4	0	0	0	0	0	0	0	0	0	0	1	1	1	0	0	0	0	0	0	0	0	0	0	0	0	0	0	0
2200	5	0	0	0	0	0	0	0	0	1	0	1	1	2	0	0	0	0	0	0	0	0	0	0	0	0	0	0	0
2300	1	0	0	0	0	0	0	0	0	0	0	0	0	0	0	0	0	0	0	0	0	0	0	0	0	0	0	0	0
07-19	**85**	**0**	**0**	**2**	**3**	**2**	**5**	**8**	**8**	**13**	**10**	**18**	**15**	**6**	**1**	**0**	**0**	**0**	**0**	**0**	**0**	**0**	**0**	**0**	**0**	**0**	**0**	**0**	**0**
06-22	**100**	**0**	**0**	**2**	**3**	**2**	**5**	**8**	**10**	**15**	**11**	**20**	**18**	**8**	**2**	**0**	**0**	**0**	**0**	**0**	**0**	**0**	**0**	**0**	**0**	**0**	**0**	**0**	**0**
06-00	**106**	**0**	**0**	**2**	**3**	**2**	**5**	**8**	**10**	**16**	**11**	**21**	**19**	**10**	**2**	**0**	**0**	**0**	**0**	**0**	**0**	**0**	**0**	**0**	**0**	**0**	**0**	**0**	**0**
00-00	**108**	**0**	**0**	**2**	**3**	**2**	**5**	**8**	**10**	**16**	**11**	**21**	**20**	**11**	**3**	**0**	**0**	**0**	**0**	**0**	**0**	**0**	**0**	**0**	**0**	**0**	**0**	**0**	**0**

DRAFT

Site 78
Location Unamed Road, Att - Telepole, Lat 54.0271, Long -6.82052
Direction Two way

3279 / Meath/Cavan/Monaghan ATC's
October 2013
Automatic Traffic Count

Virtual Week (1)

Time	Total	Speed Bins (km/h)																											
		0 - 5	5 - 10	10 - 15	15 - 20	20 - 25	25 - 30	30 - 35	35 - 40	40 - 45	45 - 50	50 - 55	55 - 60	60 - 65	65 - 70	70 - 75	75 - 80	80 - 85	85 - 90	90 - 95	95 - 100	100 - 105	105 - 110	110 - 115	115 - 120	120 - 125	125 - 130	130 - 135	135 - 140
Mon	0	0	0	0	0	0	0	0	0	0	0	0	0	0	0	0	0	0	0	0	0	0	0	0	0	0	0	0	0
Tue	100	0	0	1	3	3	3	6	7	10	10	23	21	10	2	1	0	0	0	0	0	0	0	0	0	0	0	0	0	0
Wed	159	0	0	1	4	2	5	10	13	25	19	33	29	15	3	0	0	0	0	0	0	0	0	0	0	0	0	0	0	0
Thu	21	0	0	1	2	1	0	2	9	0	1	0	1	3	1	0	0	0	0	0	0	0	0	0	0	0	0	0	0	0
Fri	0	0	0	0	0	0	0	0	0	0	0	0	0	0	0	0	0	0	0	0	0	0	0	0	0	0	0	0	0	0
|Sat	0	0	0	0	0	0	0	0	0	0	0	0	0	0	0	0	0	0	0	0	0	0	0	0	0	0	0	0	0	0
|Sun	0	0	0	0	0	0	0	0	0	0	0	0	0	0	0	0	0	0	0	0	0	0	0	0	0	0	0	0	0	0
5 Day Ave.	**93**	**0**	**0**	**1**	**3**	**2**	**3**	**6**	**10**	**12**	**10**	**19**	**17**	**9**	**2**	**0**	**0**	**0**	**0**	**0**	**0**	**0**	**0**	**0**	**0**	**0**	**0**	**0**	**0**	**0**
7 Day Ave.	**108**	**0**	**0**	**2**	**3**	**2**	**5**	**8**	**10**	**16**	**11**	**21**	**20**	**11**	**3**	**0**	**0**	**0**	**0**	**0**	**0**	**0**	**0**	**0**	**0**	**0**	**0**	**0**	**0**	**0**
Total	**280**	**0**	**0**	**3**	**9**	**6**	**8**	**18**	**29**	**35**	**30**	**56**	**51**	**28**	**6**	**1**	**0**	**0**	**0**	**0**	**0**	**0**	**0**	**0**	**0**	**0**	**0**	**0**	**0**	**0**

Summary Graphs

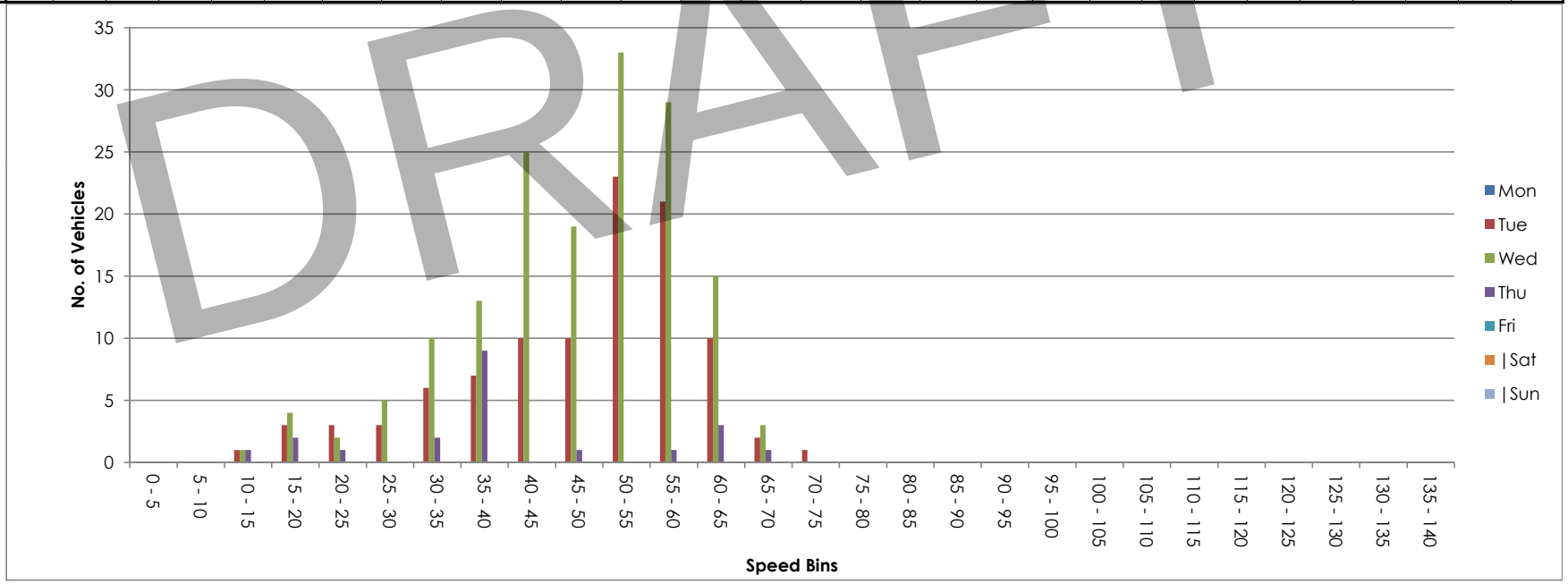

DRAFT



NDC NATIONWIDE DATA COLLECTION	**Site / Location:**	LP04004, Att - Telepole, Lat 54.0323, Long -6.84748	**Project No:**	3279	**Photo No:**	3279-79	**Drawn By:** MOR
	Survey Date:	Tue, 8 October 2013 to Thu, 10 October 2013	**Project Name:**		Meath/Cavan/Monaghan ATC'S		
	Survey Times:	00:00 to 00(24):00	**Title:**		Site Photograph		

Site No.	Location.	Direction.	Speed Limit (km/h)	Start Date.	End Date.	Total Vehicles.	5 Day Ave.	7 Day Ave.	No. > Speed Limit.	%. > Speed Limit.	No. > Speed Limit1 (+5km/h).	%. > Speed Limit1 (+5km/h).	No. > Speed Limit1 (+10km/h).	%. > Speed Limit1 (+10km/h).	Mean Speed	85%ile Speed
79	LP04004, Att - Telepole, Lat 54.0323, Long -6.84748	North	80	Tue, 8 October 2013	Thu, 10 October 2013	160	53	58	4	2.5	2	1.3	1	0.6	54.3	67.0
		South	80	Tue, 8 October 2013	Thu, 10 October 2013	185	62	71	11	5.9	6	3.2	2	1.1	57.8	72.4
		Two way	80	Tue, 8 October 2013	Thu, 10 October 2013	345	115	129	15	4.3	8	2.3	3	0.9	56.2	69.8

DRAFT

Site 79
Location LP04004, Att - Telepole, Lat 54.0323, Long -6.84748
Direction North

3279 / Meath/Cavan/Monaghan ATC's
October 2013
Automatic Traffic Count

Tue, 8 October 2013

Time	Total	Classification												>PSL	>PSL%	>SL1	>SL1%	>SL2	>SL2%	Mean	Vpp
		1 MCL	2 SV	3 SVT	4 TB2	5 TB3	6 T4	7 ART3	8 ART4	9 ART5	10 ART6	11 BD	12 DRT	80	80	85 +5kph	85 +5kph	90 +10kph	90 +10kph		85
0000	**0**	**0**	**0**	**0**	**0**	**0**	**0**	**0**	**0**	**0**	**0**	**0**	**0**	**0**	**0**	**0**	**0**	**0**	**0**	**0**	**0**
0100	**0**	**0**	**0**	**0**	**0**	**0**	**0**	**0**	**0**	**0**	**0**	**0**	**0**	**0**	**0**	**0**	**0**	**0**	**0**	**0**	**0**
0200	**0**	**0**	**0**	**0**	**0**	**0**	**0**	**0**	**0**	**0**	**0**	**0**	**0**	**0**	**0**	**0**	**0**	**0**	**0**	**0**	**0**
0300	**0**	**0**	**0**	**0**	**0**	**0**	**0**	**0**	**0**	**0**	**0**	**0**	**0**	**0**	**0**	**0**	**0**	**0**	**0**	**0**	**0**
0400	**0**	**0**	**0**	**0**	**0**	**0**	**0**	**0**	**0**	**0**	**0**	**0**	**0**	**0**	**0**	**0**	**0**	**0**	**0**	**0**	**0**
0500	**0**	**0**	**0**	**0**	**0**	**0**	**0**	**0**	**0**	**0**	**0**	**0**	**0**	**0**	**0**	**0**	**0**	**0**	**0**	**0**	**0**
0600	**0**	**0**	**0**	**0**	**0**	**0**	**0**	**0**	**0**	**0**	**0**	**0**	**0**	**0**	**0**	**0**	**0**	**0**	**0**	**0**	**0**
0700	**0**	**0**	**0**	**0**	**0**	**0**	**0**	**0**	**0**	**0**	**0**	**0**	**0**	**0**	**0**	**0**	**0**	**0**	**0**	**0**	**0**
0800	**0**	**0**	**0**	**0**	**0**	**0**	**0**	**0**	**0**	**0**	**0**	**0**	**0**	**0**	**0**	**0**	**0**	**0**	**0**	**0**	**0**
0900	**0**	**0**	**0**	**0**	**0**	**0**	**0**	**0**	**0**	**0**	**0**	**0**	**0**	**0**	**0**	**0**	**0**	**0**	**0**	**0**	**0**
1000	**0**	**0**	**0**	**0**	**0**	**0**	**0**	**0**	**0**	**0**	**0**	**0**	**0**	**0**	**0**	**0**	**0**	**0**	**0**	**0**	**0**
1100	**0**	**0**	**0**	**0**	**0**	**0**	**0**	**0**	**0**	**0**	**0**	**0**	**0**	**0**	**0**	**0**	**0**	**0**	**0**	**0**	**0**
1200	3	0	1	0	0	2	0	0	0	0	0	0	0	0	0	0	0	0	0	34.3	-
1300	1	0	1	0	0	0	0	0	0	0	0	0	0	0	0	0	0	0	0	47.9	-
1400	4	0	4	0	0	0	0	0	0	0	0	0	0	0	0	0	0	0	0	58.7	-
1500	2	0	2	0	0	0	0	0	0	0	0	0	0	0	0	0	0	0	0	64.1	-
1600	2	0	0	0	2	0	0	0	0	0	0	0	0	1	50	0	0	0	0	65.5	-
1700	**7**	**0**	**7**	**0**	**0**	**0**	**0**	**0**	**0**	**0**	**0**	**0**	**0**	**0**	**0**	**0**	**0**	**0**	**0**	**57.2**	**-**
1800	5	0	4	1	0	0	0	0	0	0	0	0	0	0	0	0	0	0	0	56.1	-
1900	5	0	4	1	0	0	0	0	0	0	0	0	0	0	0	0	0	0	0	48.8	-
2000	6	0	6	0	0	0	0	0	0	0	0	0	0	1	16.7	1	16.7	1	16.7	54.8	-
2100	5	0	5	0	0	0	0	0	0	0	0	0	0	0	0	0	0	0	0	34.1	-
2200	5	0	5	0	0	0	0	0	0	0	0	0	0	1	20	1	20	0	0	64.5	-
2300	0	0	0	0	0	0	0	0	0	0	0	0	0	0	0	0	0	0	0	-	-
07-19	**24**	**0**	**19**	**1**	**2**	**2**	**0**	**0**	**0**	**0**	**0**	**0**	**0**	**1**	**4.2**	**0**	**0**	**0**	**0**	**55.2**	**69.8**
06-22	**40**	**0**	**34**	**2**	**2**	**2**	**0**	**0**	**0**	**0**	**0**	**0**	**0**	**2**	**5**	**1**	**2.5**	**1**	**2.5**	**51.7**	**68**
06-00	**45**	**0**	**39**	**2**	**2**	**2**	**0**	**0**	**0**	**0**	**0**	**0**	**0**	**3**	**6.7**	**2**	**4.4**	**1**	**2.2**	**53.1**	**68**
00-00	**45**	**0**	**39**	**2**	**2**	**2**	**0**	**0**	**0**	**0**	**0**	**0**	**0**	**3**	**6.7**	**2**	**4.4**	**1**	**2.2**	**53.1**	**68**

DRAFT

Site 79
Location LP04004, Att - Telepole, Lat 54.0323, Long -6.84748
Direction North

3279 / Meath/Cavan/Monaghan ATC's
October 2013
Automatic Traffic Count

Wed, 9 October 2013

Time	Total	Classification												>PSL	>PSL%	>SL1	>SL1%	>SL2	>SL2%	Mean	Vpp
		1 MCL	2 SV	3 SVT	4 TB2	5 TB3	6 T4	7 ART3	8 ART4	9 ART5	10 ART6	11 BD	12 DRT	80	80	85 +5kph	85 +5kph	90 +10kph	90 +10kph		85
0000	0	0	0	0	0	0	0	0	0	0	0	0	0	0	0	0	0	0	0	-	-
0100	0	0	0	0	0	0	0	0	0	0	0	0	0	0	0	0	0	0	0	-	-
0200	0	0	0	0	0	0	0	0	0	0	0	0	0	0	0	0	0	0	0	-	-
0300	0	0	0	0	0	0	0	0	0	0	0	0	0	0	0	0	0	0	0	-	-
0400	0	0	0	0	0	0	0	0	0	0	0	0	0	0	0	0	0	0	0	-	-
0500	0	0	0	0	0	0	0	0	0	0	0	0	0	0	0	0	0	0	0	-	-
0600	0	0	0	0	0	0	0	0	0	0	0	0	0	0	0	0	0	0	0	-	-
0700	1	0	1	0	0	0	0	0	0	0	0	0	0	0	0	0	0	0	0	55.3	-
0800	**7**	**0**	**3**	**0**	**4**	**0**	**0**	**0**	**0**	**0**	**0**	**0**	**0**	**0**	**0**	**0**	**0**	**0**	**0**	**57**	**-**
0900	4	0	3	0	1	0	0	0	0	0	0	0	0	0	0	0	0	0	0	49.7	-
1000	4	0	1	0	3	0	0	0	0	0	0	0	0	0	0	0	0	0	0	54.4	-
1100	3	0	2	0	1	0	0	0	0	0	0	0	0	0	0	0	0	0	0	40.2	-
1200	5	0	4	0	1	0	0	0	0	0	0	0	0	0	0	0	0	0	0	49	-
1300	4	0	3	1	0	0	0	0	0	0	0	0	0	0	0	0	0	0	0	53.5	-
1400	3	0	3	0	0	0	0	0	0	0	0	0	0	0	0	0	0	0	0	59.9	-
1500	4	0	4	0	0	0	0	0	0	0	0	0	0	0	0	0	0	0	0	56.9	-
1600	3	0	1	0	2	0	0	0	0	0	0	0	0	0	0	0	0	0	0	58.2	-
1700	5	0	4	0	1	0	0	0	0	0	0	0	0	0	0	0	0	0	0	58.3	-
1800	**9**	**0**	**7**	**1**	**1**	**0**	**0**	**0**	**0**	**0**	**0**	**0**	**0**	**0**	**0**	**0**	**0**	**0**	**0**	**55.2**	**-**
1900	5	0	1	2	2	0	0	0	0	0	0	0	0	0	0	0	0	0	0	50	-
2000	2	0	1	0	1	0	0	0	0	0	0	0	0	0	0	0	0	0	0	70.7	-
2100	1	0	1	0	0	0	0	0	0	0	0	0	0	0	0	0	0	0	0	55.7	-
2200	3	0	3	0	0	0	0	0	0	0	0	0	0	0	0	0	0	0	0	59.2	-
2300	0	0	0	0	0	0	0	0	0	0	0	0	0	0	0	0	0	0	0	-	-
07-19	**52**	**0**	**36**	**2**	**14**	**0**	**0**	**0**	**0**	**0**	**0**	**0**	**0**	**0**	**0**	**0**	**0**	**0**	**0**	**54.2**	**65.9**
06-22	**60**	**0**	**39**	**4**	**17**	**0**	**0**	**0**	**0**	**0**	**0**	**0**	**0**	**0**	**0**	**0**	**0**	**0**	**0**	**54.5**	**67**
06-00	**63**	**0**	**42**	**4**	**17**	**0**	**0**	**0**	**0**	**0**	**0**	**0**	**0**	**0**	**0**	**0**	**0**	**0**	**0**	**54.7**	**67**
00-00	**63**	**0**	**42**	**4**	**17**	**0**	**0**	**0**	**0**	**0**	**0**	**0**	**0**	**0**	**0**	**0**	**0**	**0**	**0**	**54.7**	**67**

DRAFT

Site 79
Location LP04004, Att - Telepole, Lat 54.0323, Long -6.84748
Direction North

3279 / Meath/Cavan/Monaghan ATC's
October 2013
Automatic Traffic Count

Thu, 10 October 2013

Time	Total	Classification												>PSL	>PSL%	>SL1	>SL1%	>SL2	>SL2%	Mean	Vpp
		1 MCL	2 SV	3 SVT	4 TB2	5 TB3	6 T4	7 ART3	8 ART4	9 ART5	10 ART6	11 BD	12 DRT	80	80	85 +5kph	85 +5kph	90 +10kph	90 +10kph		85
0000	0	0	0	0	0	0	0	0	0	0	0	0	0	0	0	0	0	0	0	-	-
0100	0	0	0	0	0	0	0	0	0	0	0	0	0	0	0	0	0	0	0	-	-
0200	0	0	0	0	0	0	0	0	0	0	0	0	0	0	0	0	0	0	0	-	-
0300	0	0	0	0	0	0	0	0	0	0	0	0	0	0	0	0	0	0	0	-	-
0400	0	0	0	0	0	0	0	0	0	0	0	0	0	0	0	0	0	0	0	-	-
0500	0	0	0	0	0	0	0	0	0	0	0	0	0	0	0	0	0	0	0	-	-
0600	0	0	0	0	0	0	0	0	0	0	0	0	0	0	0	0	0	0	0	-	-
0700	1	0	1	0	0	0	0	0	0	0	0	0	0	0	0	0	0	0	0	57.4	-
0800	**5**	**0**	**5**	**0**	**0**	**0**	**0**	**0**	**0**	**0**	**0**	**0**	**0**	**0**	**0**	**0**	**0**	**0**	**0**	**46.4**	**-**
0900	1	0	1	0	0	0	0	0	0	0	0	0	0	0	0	0	0	0	0	70.9	-
1000	2	0	2	0	0	0	0	0	0	0	0	0	0	0	0	0	0	0	0	59.1	-
1100	3	0	3	0	0	0	0	0	0	0	0	0	0	0	0	0	0	0	0	48	-
1200	3	0	3	0	0	0	0	0	0	0	0	0	0	0	0	0	0	0	0	58.9	-
1300	2	0	1	0	1	0	0	0	0	0	0	0	0	0	0	0	0	0	0	57.4	-
1400	1	0	0	1	0	0	0	0	0	0	0	0	0	0	0	0	0	0	0	36.8	-
1500	3	0	3	0	0	0	0	0	0	0	0	0	0	0	0	0	0	0	0	56.5	-
1600	4	0	3	0	1	0	0	0	0	0	0	0	0	0	0	0	0	0	0	54.8	-
1700	**7**	**0**	**6**	**0**	**1**	**0**	**0**	**0**	**0**	**0**	**0**	**0**	**0**	**0**	**0**	**0**	**0**	**0**	**0**	**59**	**-**
1800	**7**	**0**	**4**	**1**	**0**	**1**	**0**	**0**	**1**	**0**	**0**	**0**	**0**	**0**	**0**	**0**	**0**	**0**	**0**	**49.9**	**-**
1900	6	0	6	0	0	0	0	0	0	0	0	0	0	0	0	0	0	0	0	56	-
2000	3	0	2	1	0	0	0	0	0	0	0	0	0	0	0	0	0	0	0	57.4	-
2100	1	0	1	0	0	0	0	0	0	0	0	0	0	1	100	0	0	0	0	83.7	-
2200	2	0	2	0	0	0	0	0	0	0	0	0	0	0	0	0	0	0	0	56.9	-
2300	1	0	1	0	0	0	0	0	0	0	0	0	0	0	0	0	0	0	0	48.8	-
07-19	**39**	**0**	**32**	**2**	**3**	**1**	**0**	**0**	**1**	**0**	**0**	**0**	**0**	**0**	**0**	**0**	**0**	**0**	**0**	**53.9**	**64.1**
06-22	**49**	**0**	**41**	**3**	**3**	**1**	**0**	**0**	**1**	**0**	**0**	**0**	**0**	**1**	**2**	**0**	**0**	**0**	**0**	**55**	**64.4**
06-00	**52**	**0**	**44**	**3**	**3**	**1**	**0**	**0**	**1**	**0**	**0**	**0**	**0**	**1**	**1.9**	**0**	**0**	**0**	**0**	**54.9**	**64.1**
00-00	**52**	**0**	**44**	**3**	**3**	**1**	**0**	**0**	**1**	**0**	**0**	**0**	**0**	**1**	**1.9**	**0**	**0**	**0**	**0**	**54.9**	**64.1**

DRAFT

Site 79
Location LP04004, Att - Telepole, Lat 54.0323, Long -6.84748
Direction North

3279 / Meath/Cavan/Monaghan ATC's
October 2013
Automatic Traffic Count

Virtual Day (Partial days = 2.50)

Time	Total	Classification												>PSL	>PSL%	>SL1	>SL1%	>SL2	>SL2%	Mean	Vpp
		1 MCL	2 SV	3 SVT	4 TB2	5 TB3	6 T4	7 ART3	8 ART4	9 ART5	10 ART6	11 BD	12 DRT	80	80	85 +5kph	85 +5kph	90 +10kph	90 +10kph		85
0000	0	0	0	0	0	0	0	0	0	0	0	0	0	0	0	0	0	0	0	-	-
0100	0	0	0	0	0	0	0	0	0	0	0	0	0	0	0	0	0	0	0	-	-
0200	0	0	0	0	0	0	0	0	0	0	0	0	0	0	0	0	0	0	0	-	-
0300	0	0	0	0	0	0	0	0	0	0	0	0	0	0	0	0	0	0	0	-	-
0400	0	0	0	0	0	0	0	0	0	0	0	0	0	0	0	0	0	0	0	-	-
0500	0	0	0	0	0	0	0	0	0	0	0	0	0	0	0	0	0	0	0	-	-
0600	0	0	0	0	0	0	0	0	0	0	0	0	0	0	0	0	0	0	0	-	-
0700	1	0	1	0	0	0	0	0	0	0	0	0	0	0	0	0	0	0	0	56.3	-
0800	**6**	**0**	**4**	**0**	**2**	**0**	**0**	**0**	**0**	**0**	**0**	**0**	**0**	**0**	**0**	**0**	**0**	**0**	**0**	**52.6**	**-**
0900	3	0	2	0	1	0	0	0	0	0	0	0	0	0	0	0	0	0	0	53.9	-
1000	3	0	2	0	2	0	0	0	0	0	0	0	0	0	0	0	0	0	0	56	-
1100	3	0	3	0	1	0	0	0	0	0	0	0	0	0	0	0	0	0	0	44.1	-
1200	4	0	3	0	0	1	0	0	0	0	0	0	0	0	0	0	0	0	0	47.7	-
1300	2	0	2	0	0	0	0	0	0	0	0	0	0	0	0	0	0	0	0	53.8	-
1400	3	0	2	0	0	0	0	0	0	0	0	0	0	0	0	0	0	0	0	56.4	-
1500	3	0	3	0	0	0	0	0	0	0	0	0	0	0	0	0	0	0	0	58.4	-
1600	3	0	1	0	2	0	0	0	0	0	0	0	0	0	11.1	0	0	0	0	58.3	-
1700	6	0	6	0	1	0	0	0	0	0	0	0	0	0	0	0	0	0	0	58.2	-
1800	**7**	**0**	**5**	**1**	**0**	**0**	**0**	**0**	**0**	**0**	**0**	**0**	**0**	**0**	**0**	**0**	**0**	**0**	**0**	**53.6**	**-**
1900	5	0	4	1	1	0	0	0	0	0	0	0	0	0	0	0	0	0	0	51.9	-
2000	4	0	3	0	0	0	0	0	0	0	0	0	0	0	9.1	0	9.1	0	9.1	58.4	-
2100	2	0	2	0	0	0	0	0	0	0	0	0	0	0	14.3	0	0	0	0	44.3	-
2200	3	0	3	0	0	0	0	0	0	0	0	0	0	0	10	0	10	0	0	61.4	-
2300	0	0	0	0	0	0	0	0	0	0	0	0	0	0	0	0	0	0	0	48.8	-
07-19	**44**	**0**	**34**	**1**	**9**	**1**	**0**	**0**	**0**	**0**	**0**	**0**	**0**	**0**	**0**	**0**	**0**	**0**	**0**	**54.95**	**#NUM!**
06-22	**55**	**0**	**43**	**2**	**10**	**1**	**0**	**0**	**0**	**0**	**0**	**0**	**0**	**0**	**0**	**0**	**0**	**0**	**0**	**53.9**	**#NUM!**
06-00	**58**	**0**	**46**	**2**	**10**	**1**	**0**	**0**	**0**	**0**	**0**	**0**	**0**	**0**	**0**	**0**	**0**	**0**	**0**	**53.9**	**#NUM!**
00-00	**58**	**0**	**46**	**2**	**10**	**1**	**0**	**0**	**0**	**0**	**0**	**0**	**0**	**0**	**0**	**0**	**0**	**0**	**0**	**53.9**	**#NUM!**

DRAFT

Site 79
Location LP04004, Att - Telepole, Lat 54.0323, Long -6.84748
Direction North

3279 / Meath/Cavan/Monaghan ATC's
October 2013
Automatic Traffic Count

Virtual Week (1)

Time	Total	Classification												>PSL	>PSL%	>SL1	>SL1%	>SL2	>SL2%	Mean	Vpp
		1 MCL	2 SV	3 SVT	4 TB2	5 TB3	6 T4	7 ART3	8 ART4	9 ART5	10 ART6	11 BD	12 DRT	80	80	85 +5kph	85 +5kph	90 +10kph	90 +10kph		85
Mon	0	0	0	0	0	0	0	0	0	0	0	0	0	0	0	0	0	0	0	-	-
Tue	45	0	39	2	2	2	0	0	0	0	0	0	0	3	6.7	2	4.4	1	2.2	53.1	68
Wed	63	0	42	4	17	0	0	0	0	0	0	0	0	0	0	0	0	0	0	54.7	67
Thu	52	0	44	3	3	1	0	0	1	0	0	0	0	1	1.9	0	0	0	0	54.9	64.1
Fri	0	0	0	0	0	0	0	0	0	0	0	0	0	0	0	0	0	0	0	-	-
| Sat	0	0	0	0	0	0	0	0	0	0	0	0	0	0	0	0	0	0	0	-	-
| Sun	0	0	0	0	0	0	0	0	0	0	0	0	0	0	0	0	0	0	0	-	-
5 Day Ave.	**53**	**0**	**42**	**3**	**7**	**1**	**0**	**0**	**0**	**0**	**0**	**0**	**0**	**1**	**1.9**	**1**	**1.9**	**0**	**0.0**	**54.2**	**66.4**
7 Day Ave.	**58**	**0**	**46**	**2**	**10**	**1**	**0**	**0**	**0**	**0**	**0**	**0**	**0**	**0**	**0.0**	**0**	**0.0**	**0**	**0.0**	**53.9**	**#NUM!**
Total	**160**	**0**	**125**	**9**	**22**	**3**	**0**	**0**	**1**	**0**	**0**	**0**	**0**	**4**	**2.5**	**2**	**1.3**	**1**	**0.6**	**54.3**	**67.0**

Summary Graphs

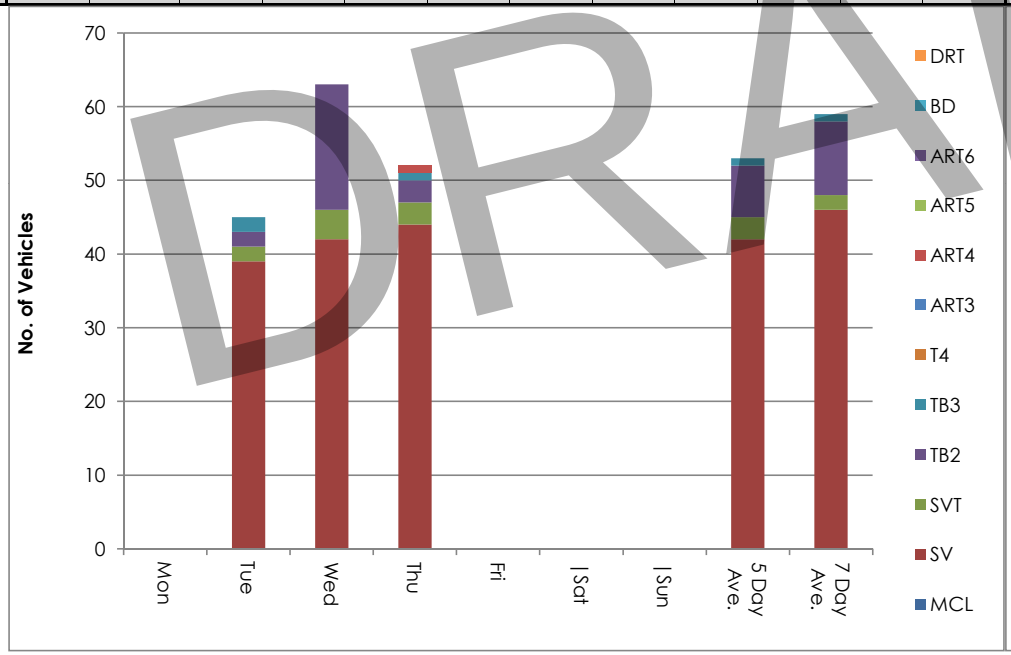

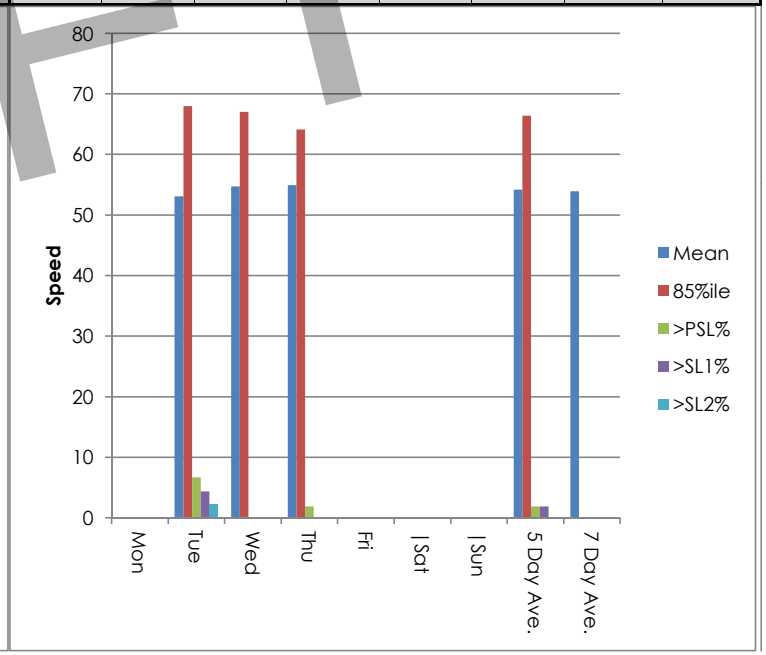

DRAFT

Site 79
Location LP04004, Att - Telepole, Lat 54.0323, Long -6.84748
Direction North

3279 / Meath/Cavan/Monaghan ATC's
October 2013
Automatic Traffic Count

Tue, 8 October 2013

Time	Total	Speed Bins (km/h)																											
		0 - 5	5 - 10	10 - 15	15 - 20	20 - 25	25 - 30	30 - 35	35 - 40	40 - 45	45 - 50	50 - 55	55 - 60	60 - 65	65 - 70	70 - 75	75 - 80	80 - 85	85 - 90	90 - 95	95 - 100	100 - 105	105 - 110	110 - 115	115 - 120	120 - 125	125 - 130	130 - 135	135 - 140
0000	**0**	**0**	**0**	**0**	**0**	**0**	**0**	**0**	**0**	**0**	**0**	**0**	**0**	**0**	**0**	**0**	**0**	**0**	**0**	**0**	**0**	**0**	**0**	**0**	**0**	**0**	**0**	**0**	**0**
0100	**0**	**0**	**0**	**0**	**0**	**0**	**0**	**0**	**0**	**0**	**0**	**0**	**0**	**0**	**0**	**0**	**0**	**0**	**0**	**0**	**0**	**0**	**0**	**0**	**0**	**0**	**0**	**0**	**0**
0200	**0**	**0**	**0**	**0**	**0**	**0**	**0**	**0**	**0**	**0**	**0**	**0**	**0**	**0**	**0**	**0**	**0**	**0**	**0**	**0**	**0**	**0**	**0**	**0**	**0**	**0**	**0**	**0**	**0**
0300	**0**	**0**	**0**	**0**	**0**	**0**	**0**	**0**	**0**	**0**	**0**	**0**	**0**	**0**	**0**	**0**	**0**	**0**	**0**	**0**	**0**	**0**	**0**	**0**	**0**	**0**	**0**	**0**	**0**
0400	**0**	**0**	**0**	**0**	**0**	**0**	**0**	**0**	**0**	**0**	**0**	**0**	**0**	**0**	**0**	**0**	**0**	**0**	**0**	**0**	**0**	**0**	**0**	**0**	**0**	**0**	**0**	**0**	**0**
0500	**0**	**0**	**0**	**0**	**0**	**0**	**0**	**0**	**0**	**0**	**0**	**0**	**0**	**0**	**0**	**0**	**0**	**0**	**0**	**0**	**0**	**0**	**0**	**0**	**0**	**0**	**0**	**0**	**0**
0600	**0**	**0**	**0**	**0**	**0**	**0**	**0**	**0**	**0**	**0**	**0**	**0**	**0**	**0**	**0**	**0**	**0**	**0**	**0**	**0**	**0**	**0**	**0**	**0**	**0**	**0**	**0**	**0**	**0**
0700	**0**	**0**	**0**	**0**	**0**	**0**	**0**	**0**	**0**	**0**	**0**	**0**	**0**	**0**	**0**	**0**	**0**	**0**	**0**	**0**	**0**	**0**	**0**	**0**	**0**	**0**	**0**	**0**	**0**
0800	**0**	**0**	**0**	**0**	**0**	**0**	**0**	**0**	**0**	**0**	**0**	**0**	**0**	**0**	**0**	**0**	**0**	**0**	**0**	**0**	**0**	**0**	**0**	**0**	**0**	**0**	**0**	**0**	**0**
0900	**0**	**0**	**0**	**0**	**0**	**0**	**0**	**0**	**0**	**0**	**0**	**0**	**0**	**0**	**0**	**0**	**0**	**0**	**0**	**0**	**0**	**0**	**0**	**0**	**0**	**0**	**0**	**0**	**0**
1000	**0**	**0**	**0**	**0**	**0**	**0**	**0**	**0**	**0**	**0**	**0**	**0**	**0**	**0**	**0**	**0**	**0**	**0**	**0**	**0**	**0**	**0**	**0**	**0**	**0**	**0**	**0**	**0**	**0**
1100	**0**	**0**	**0**	**0**	**0**	**0**	**0**	**0**	**0**	**0**	**0**	**0**	**0**	**0**	**0**	**0**	**0**	**0**	**0**	**0**	**0**	**0**	**0**	**0**	**0**	**0**	**0**	**0**	**0**
1200	3	0	0	0	0	1	0	0	1	1	0	0	0	0	0	0	0	0	0	0	0	0	0	0	0	0	0	0	0	0
1300	1	0	0	0	0	0	0	0	0	0	1	0	0	0	0	0	0	0	0	0	0	0	0	0	0	0	0	0	0	0
1400	4	0	0	0	0	0	0	0	1	0	0	0	1	0	0	2	0	0	0	0	0	0	0	0	0	0	0	0	0	0
1500	2	0	0	0	0	0	0	0	0	0	0	0	1	0	0	1	0	0	0	0	0	0	0	0	0	0	0	0	0	0
1600	2	0	0	0	0	0	0	0	0	0	1	0	0	0	0	0	0	1	0	0	0	0	0	0	0	0	0	0	0	0
1700	**7**	**0**	**0**	**0**	**0**	**0**	**0**	**0**	**1**	**0**	**2**	**0**	**0**	**3**	**0**	**1**	**0**	**0**	**0**	**0**	**0**	**0**	**0**	**0**	**0**	**0**	**0**	**0**	**0**	**0**
1800	5	0	0	0	0	0	0	0	0	1	0	1	1	1	1	0	0	0	0	0	0	0	0	0	0	0	0	0	0	0
1900	5	0	0	0	0	0	0	0	2	0	0	2	0	0	1	0	0	0	0	0	0	0	0	0	0	0	0	0	0	0
2000	6	0	0	1	0	0	0	0	0	0	2	0	0	0	2	0	0	0	0	1	0	0	0	0	0	0	0	0	0	0
2100	5	0	0	0	0	3	0	0	0	0	0	1	1	0	0	0	0	0	0	0	0	0	0	0	0	0	0	0	0	0
2200	5	0	0	0	0	0	0	0	0	0	0	1	2	0	1	0	0	0	1	0	0	0	0	0	0	0	0	0	0	0
2300	0	0	0	0	0	0	0	0	0	0	0	0	0	0	0	0	0	0	0	0	0	0	0	0	0	0	0	0	0	0
07-19	**24**	**0**	**0**	**0**	**0**	**1**	**0**	**0**	**3**	**2**	**4**	**1**	**3**	**4**	**1**	**4**	**0**	**1**	**0**	**0**	**0**	**0**	**0**	**0**	**0**	**0**	**0**	**0**	**0**	**0**
06-22	**40**	**0**	**0**	**1**	**0**	**4**	**0**	**0**	**5**	**2**	**6**	**4**	**4**	**4**	**4**	**4**	**0**	**1**	**0**	**1**	**0**	**0**	**0**	**0**	**0**	**0**	**0**	**0**	**0**	**0**
06-00	**45**	**0**	**0**	**1**	**0**	**4**	**0**	**0**	**5**	**2**	**6**	**5**	**6**	**4**	**5**	**4**	**0**	**1**	**1**	**1**	**0**	**0**	**0**	**0**	**0**	**0**	**0**	**0**	**0**	**0**
00-00	**45**	**0**	**0**	**1**	**0**	**4**	**0**	**0**	**5**	**2**	**6**	**5**	**6**	**4**	**5**	**4**	**0**	**1**	**1**	**1**	**0**	**0**	**0**	**0**	**0**	**0**	**0**	**0**	**0**	**0**

DRAFT

Site 79
Location LP04004, Att - Telepole, Lat 54.0323, Long -6.84748
Direction North

3279 / Meath/Cavan/Monaghan ATC's
October 2013
Automatic Traffic Count

Wed, 9 October 2013

Time	Total	Speed Bins (km/h)																											
		0 - 5	5 - 10	10 - 15	15 - 20	20 - 25	25 - 30	30 - 35	35 - 40	40 - 45	45 - 50	50 - 55	55 - 60	60 - 65	65 - 70	70 - 75	75 - 80	80 - 85	85 - 90	90 - 95	95 - 100	100 - 105	105 - 110	110 - 115	115 - 120	120 - 125	125 - 130	130 - 135	135 - 140
0000	0	0	0	0	0	0	0	0	0	0	0	0	0	0	0	0	0	0	0	0	0	0	0	0	0	0	0	0	0
0100	0	0	0	0	0	0	0	0	0	0	0	0	0	0	0	0	0	0	0	0	0	0	0	0	0	0	0	0	0
0200	0	0	0	0	0	0	0	0	0	0	0	0	0	0	0	0	0	0	0	0	0	0	0	0	0	0	0	0	0
0300	0	0	0	0	0	0	0	0	0	0	0	0	0	0	0	0	0	0	0	0	0	0	0	0	0	0	0	0	0
0400	0	0	0	0	0	0	0	0	0	0	0	0	0	0	0	0	0	0	0	0	0	0	0	0	0	0	0	0	0
0500	0	0	0	0	0	0	0	0	0	0	0	0	0	0	0	0	0	0	0	0	0	0	0	0	0	0	0	0	0
0600	0	0	0	0	0	0	0	0	0	0	0	0	0	0	0	0	0	0	0	0	0	0	0	0	0	0	0	0	0
0700	1	0	0	0	0	0	0	0	0	0	0	0	1	0	0	0	0	0	0	0	0	0	0	0	0	0	0	0	0
0800	**7**	**0**	**0**	**0**	**0**	**0**	**0**	**1**	**0**	**0**	**1**	**1**	**1**	**0**	**2**	**1**	**0**	**0**	**0**	**0**	**0**	**0**	**0**	**0**	**0**	**0**	**0**	**0**	**0**
0900	4	0	0	1	0	0	0	0	0	0	1	0	0	0	0	2	0	0	0	0	0	0	0	0	0	0	0	0	0
1000	4	0	0	0	0	0	0	0	0	0	1	2	0	0	1	0	0	0	0	0	0	0	0	0	0	0	0	0	0
1100	3	0	0	0	0	1	0	0	0	1	0	0	1	0	0	0	0	0	0	0	0	0	0	0	0	0	0	0	0
1200	5	0	0	0	0	1	0	0	0	0	2	0	0	2	0	0	0	0	0	0	0	0	0	0	0	0	0	0	0
1300	4	0	0	0	0	0	0	0	1	0	0	0	2	0	1	0	0	0	0	0	0	0	0	0	0	0	0	0	0
1400	3	0	0	0	0	0	0	0	0	0	1	1	0	0	0	0	1	0	0	0	0	0	0	0	0	0	0	0	0
1500	4	0	0	0	0	0	0	0	0	0	1	0	2	1	0	0	0	0	0	0	0	0	0	0	0	0	0	0	0
1600	3	0	0	0	0	0	0	0	0	0	0	2	0	0	1	0	0	0	0	0	0	0	0	0	0	0	0	0	0
1700	5	0	0	0	0	0	0	0	0	0	1	0	1	3	0	0	0	0	0	0	0	0	0	0	0	0	0	0	0
1800	**9**	**0**	**0**	**0**	**0**	**0**	**0**	**0**	**1**	**0**	**3**	**1**	**1**	**2**	**0**	**1**	**0**	**0**	**0**	**0**	**0**	**0**	**0**	**0**	**0**	**0**	**0**	**0**	**0**
1900	5	0	0	0	0	0	0	0	0	2	0	2	0	1	0	0	0	0	0	0	0	0	0	0	0	0	0	0	0
2000	2	0	0	0	0	0	0	0	0	0	0	0	0	0	1	1	0	0	0	0	0	0	0	0	0	0	0	0	0
2100	1	0	0	0	0	0	0	0	0	0	0	0	1	0	0	0	0	0	0	0	0	0	0	0	0	0	0	0	0
2200	3	0	0	0	0	0	0	0	0	0	0	0	2	1	0	0	0	0	0	0	0	0	0	0	0	0	0	0	0
2300	0	0	0	0	0	0	0	0	0	0	0	0	0	0	0	0	0	0	0	0	0	0	0	0	0	0	0	0	0
07-19	**52**	**0**	**0**	**1**	**0**	**2**	**0**	**1**	**2**	**1**	**11**	**7**	**9**	**8**	**5**	**4**	**1**	**0**	**0**	**0**	**0**	**0**	**0**	**0**	**0**	**0**	**0**	**0**	**0**
06-22	**60**	**0**	**0**	**1**	**0**	**2**	**0**	**1**	**2**	**3**	**11**	**9**	**10**	**9**	**6**	**5**	**1**	**0**	**0**	**0**	**0**	**0**	**0**	**0**	**0**	**0**	**0**	**0**	**0**
06-00	**63**	**0**	**0**	**1**	**0**	**2**	**0**	**1**	**2**	**3**	**11**	**9**	**12**	**10**	**6**	**5**	**1**	**0**	**0**	**0**	**0**	**0**	**0**	**0**	**0**	**0**	**0**	**0**	**0**
00-00	**63**	**0**	**0**	**1**	**0**	**2**	**0**	**1**	**2**	**3**	**11**	**9**	**12**	**10**	**6**	**5**	**1**	**0**	**0**	**0**	**0**	**0**	**0**	**0**	**0**	**0**	**0**	**0**	**0**

DRAFT

Site 79
Location LP04004, Att - Telepole, Lat 54.0323, Long -6.84748
Direction North

3279 / Meath/Cavan/Monaghan ATC's
October 2013
Automatic Traffic Count

Thu, 10 October 2013

Time	Total	Speed Bins (km/h)																											
		0 - 5	5 - 10	10 - 15	15 - 20	20 - 25	25 - 30	30 - 35	35 - 40	40 - 45	45 - 50	50 - 55	55 - 60	60 - 65	65 - 70	70 - 75	75 - 80	80 - 85	85 - 90	90 - 95	95 - 100	100 - 105	105 - 110	110 - 115	115 - 120	120 - 125	125 - 130	130 - 135	135 - 140
0000	0	0	0	0	0	0	0	0	0	0	0	0	0	0	0	0	0	0	0	0	0	0	0	0	0	0	0	0	0
0100	0	0	0	0	0	0	0	0	0	0	0	0	0	0	0	0	0	0	0	0	0	0	0	0	0	0	0	0	0
0200	0	0	0	0	0	0	0	0	0	0	0	0	0	0	0	0	0	0	0	0	0	0	0	0	0	0	0	0	0
0300	0	0	0	0	0	0	0	0	0	0	0	0	0	0	0	0	0	0	0	0	0	0	0	0	0	0	0	0	0
0400	0	0	0	0	0	0	0	0	0	0	0	0	0	0	0	0	0	0	0	0	0	0	0	0	0	0	0	0	0
0500	0	0	0	0	0	0	0	0	0	0	0	0	0	0	0	0	0	0	0	0	0	0	0	0	0	0	0	0	0
0600	0	0	0	0	0	0	0	0	0	0	0	0	0	0	0	0	0	0	0	0	0	0	0	0	0	0	0	0	0
0700	1	0	0	0	0	0	0	0	0	0	0	0	1	0	0	0	0	0	0	0	0	0	0	0	0	0	0	0	0
0800	**5**	**0**	**0**	**0**	**1**	**0**	**0**	**0**	**0**	**0**	**1**	**1**	**2**	**0**	**0**	**0**	**0**	**0**	**0**	**0**	**0**	**0**	**0**	**0**	**0**	**0**	**0**	**0**	**0**
0900	1	0	0	0	0	0	0	0	0	0	0	0	0	0	0	1	0	0	0	0	0	0	0	0	0	0	0	0	0
1000	2	0	0	0	0	0	0	0	0	0	0	0	1	1	0	0	0	0	0	0	0	0	0	0	0	0	0	0	0
1100	3	0	0	0	0	0	0	0	0	0	2	1	0	0	0	0	0	0	0	0	0	0	0	0	0	0	0	0	0
1200	3	0	0	0	0	0	0	0	1	0	0	0	0	0	2	0	0	0	0	0	0	0	0	0	0	0	0	0	0
1300	2	0	0	0	0	0	0	0	0	0	0	1	0	1	0	0	0	0	0	0	0	0	0	0	0	0	0	0	0
1400	1	0	0	0	0	0	0	0	1	0	0	0	0	0	0	0	0	0	0	0	0	0	0	0	0	0	0	0	0
1500	3	0	0	0	0	0	0	0	0	0	0	2	0	1	0	0	0	0	0	0	0	0	0	0	0	0	0	0	0
1600	4	0	0	0	0	0	0	0	0	0	1	2	0	1	0	0	0	0	0	0	0	0	0	0	0	0	0	0	0
1700	**7**	**0**	**0**	**0**	**0**	**0**	**0**	**0**	**0**	**1**	**0**	**0**	**4**	**0**	**1**	**0**	**1**	**0**	**0**	**0**	**0**	**0**	**0**	**0**	**0**	**0**	**0**	**0**	**0**
1800	**7**	**0**	**0**	**0**	**0**	**0**	**1**	**0**	**0**	**1**	**1**	**1**	**2**	**1**	**0**	**0**	**0**	**0**	**0**	**0**	**0**	**0**	**0**	**0**	**0**	**0**	**0**	**0**	**0**
1900	6	0	0	0	0	0	0	0	0	1	0	1	2	1	1	0	0	0	0	0	0	0	0	0	0	0	0	0	0
2000	3	0	0	0	0	0	0	0	0	0	0	1	1	1	0	0	0	0	0	0	0	0	0	0	0	0	0	0	0
2100	1	0	0	0	0	0	0	0	0	0	0	0	0	0	0	0	0	1	0	0	0	0	0	0	0	0	0	0	0
2200	2	0	0	0	0	0	0	0	0	0	0	1	0	1	0	0	0	0	0	0	0	0	0	0	0	0	0	0	0
2300	1	0	0	0	0	0	0	0	0	0	1	0	0	0	0	0	0	0	0	0	0	0	0	0	0	0	0	0	0
07-19	**39**	**0**	**0**	**0**	**1**	**0**	**1**	**0**	**2**	**2**	**5**	**8**	**10**	**5**	**3**	**1**	**1**	**0**	**0**	**0**	**0**	**0**	**0**	**0**	**0**	**0**	**0**	**0**	**0**
06-22	**49**	**0**	**0**	**0**	**1**	**0**	**1**	**0**	**2**	**3**	**5**	**10**	**13**	**7**	**4**	**1**	**1**	**1**	**0**	**0**	**0**	**0**	**0**	**0**	**0**	**0**	**0**	**0**	**0**
06-00	**52**	**0**	**0**	**0**	**1**	**0**	**1**	**0**	**2**	**3**	**6**	**11**	**13**	**8**	**4**	**1**	**1**	**1**	**0**	**0**	**0**	**0**	**0**	**0**	**0**	**0**	**0**	**0**	**0**
00-00	**52**	**0**	**0**	**0**	**1**	**0**	**1**	**0**	**2**	**3**	**6**	**11**	**13**	**8**	**4**	**1**	**1**	**1**	**0**	**0**	**0**	**0**	**0**	**0**	**0**	**0**	**0**	**0**	**0**

DRAFT

Site 79
Location LP04004, Att - Telepole, Lat 54.0323, Long -6.84748
Direction North

3279 / Meath/Cavan/Monaghan ATC's
October 2013
Automatic Traffic Count

Virtual Day (Partial days = 2.50)

Time	Total	Speed Bins (km/h)																											
		0 - 5	5 - 10	10 - 15	15 - 20	20 - 25	25 - 30	30 - 35	35 - 40	40 - 45	45 - 50	50 - 55	55 - 60	60 - 65	65 - 70	70 - 75	75 - 80	80 - 85	85 - 90	90 - 95	95 - 100	100 - 105	105 - 110	110 - 115	115 - 120	120 - 125	125 - 130	130 - 135	135 - 140
0000	0	0	0	0	0	0	0	0	0	0	0	0	0	0	0	0	0	0	0	0	0	0	0	0	0	0	0	0	0
0100	0	0	0	0	0	0	0	0	0	0	0	0	0	0	0	0	0	0	0	0	0	0	0	0	0	0	0	0	0
0200	0	0	0	0	0	0	0	0	0	0	0	0	0	0	0	0	0	0	0	0	0	0	0	0	0	0	0	0	0
0300	0	0	0	0	0	0	0	0	0	0	0	0	0	0	0	0	0	0	0	0	0	0	0	0	0	0	0	0	0
0400	0	0	0	0	0	0	0	0	0	0	0	0	0	0	0	0	0	0	0	0	0	0	0	0	0	0	0	0	0
0500	0	0	0	0	0	0	0	0	0	0	0	0	0	0	0	0	0	0	0	0	0	0	0	0	0	0	0	0	0
0600	0	0	0	0	0	0	0	0	0	0	0	0	0	0	0	0	0	0	0	0	0	0	0	0	0	0	0	0	0
0700	1	0	0	0	0	0	0	0	0	0	0	0	1	0	0	0	0	0	0	0	0	0	0	0	0	0	0	0	0
0800	**6**	**0**	**0**	**0**	**1**	**0**	**0**	**1**	**0**	**0**	**1**	**1**	**2**	**0**	**1**	**1**	**0**	**0**	**0**	**0**	**0**	**0**	**0**	**0**	**0**	**0**	**0**	**0**	**0**
0900	3	0	0	1	0	0	0	0	0	0	1	0	0	0	0	2	0	0	0	0	0	0	0	0	0	0	0	0	0
1000	3	0	0	0	0	0	0	0	0	0	1	1	1	1	1	0	0	0	0	0	0	0	0	0	0	0	0	0	0
1100	3	0	0	0	0	1	0	0	0	1	1	1	1	0	0	0	0	0	0	0	0	0	0	0	0	0	0	0	0
1200	4	0	0	0	0	1	0	0	1	0	1	0	0	1	1	0	0	0	0	0	0	0	0	0	0	0	0	0	0
1300	2	0	0	0	0	0	0	0	0	0	0	0	1	0	0	0	0	0	0	0	0	0	0	0	0	0	0	0	0
1400	3	0	0	0	0	0	0	0	1	0	0	0	0	0	0	1	0	0	0	0	0	0	0	0	0	0	0	0	0
1500	3	0	0	0	0	0	0	0	0	0	0	1	1	1	0	0	0	0	0	0	0	0	0	0	0	0	0	0	0
1600	3	0	0	0	0	0	0	0	0	0	1	1	0	0	0	0	0	0	0	0	0	0	0	0	0	0	0	0	0
1700	6	0	0	0	0	0	0	0	0	0	1	0	2	2	0	0	0	0	0	0	0	0	0	0	0	0	0	0	0
1800	**7**	**0**	**0**	**0**	**0**	**0**	**0**	**0**	**0**	**1**	**1**	**1**	**1**	**1**	**0**	**0**	**0**	**0**	**0**	**0**	**0**	**0**	**0**	**0**	**0**	**0**	**0**	**0**	**0**
1900	5	0	0	0	0	0	0	0	1	1	0	2	1	1	1	0	0	0	0	0	0	0	0	0	0	0	0	0	0
2000	4	0	0	0	0	0	0	0	0	0	1	0	0	0	1	0	0	0	0	0	0	0	0	0	0	0	0	0	0
2100	2	0	0	0	0	1	0	0	0	0	0	0	1	0	0	0	0	0	0	0	0	0	0	0	0	0	0	0	0
2200	3	0	0	0	0	0	0	0	0	0	0	1	1	1	0	0	0	0	0	0	0	0	0	0	0	0	0	0	0
2300	0	0	0	0	0	0	0	0	0	0	0	0	0	0	0	0	0	0	0	0	0	0	0	0	0	0	0	0	0
07-19	**44**	**0**	**0**	**1**	**1**	**2**	**0**	**1**	**2**	**2**	**8**	**6**	**10**	**6**	**3**	**4**	**0**	**0**	**0**	**0**	**0**	**0**	**0**	**0**	**0**	**0**	**0**	**0**	**0**
06-22	**55**	**0**	**0**	**1**	**1**	**3**	**0**	**1**	**3**	**3**	**9**	**8**	**12**	**7**	**5**	**4**	**0**	**0**	**0**	**0**	**0**	**0**	**0**	**0**	**0**	**0**	**0**	**0**	**0**
06-00	**58**	**0**	**0**	**1**	**1**	**3**	**0**	**1**	**3**	**3**	**9**	**9**	**13**	**8**	**5**	**4**	**0**	**0**	**0**	**0**	**0**	**0**	**0**	**0**	**0**	**0**	**0**	**0**	**0**
00-00	**58**	**0**	**0**	**1**	**1**	**3**	**0**	**1**	**3**	**3**	**9**	**9**	**13**	**8**	**5**	**4**	**0**	**0**	**0**	**0**	**0**	**0**	**0**	**0**	**0**	**0**	**0**	**0**	**0**

DRAFT

Site 79
Location LP04004, Att - Telepole, Lat 54.0323, Long -6.84748
Direction North

3279 / Meath/Cavan/Monaghan ATC's
October 2013
Automatic Traffic Count

Virtual Week (1)

Time	Total	Speed Bins (km/h)																											
		0 - 5	5 - 10	10 - 15	15 - 20	20 - 25	25 - 30	30 - 35	35 - 40	40 - 45	45 - 50	50 - 55	55 - 60	60 - 65	65 - 70	70 - 75	75 - 80	80 - 85	85 - 90	90 - 95	95 - 100	100 - 105	105 - 110	110 - 115	115 - 120	120 - 125	125 - 130	130 - 135	135 - 140
Mon	0	0	0	0	0	0	0	0	0	0	0	0	0	0	0	0	0	0	0	0	0	0	0	0	0	0	0	0	0
Tue	45	0	0	1	0	4	0	0	5	2	6	5	6	4	5	4	0	1	1	1	0	0	0	0	0	0	0	0	0	0
Wed	63	0	0	1	0	2	0	1	2	3	11	9	12	10	6	5	1	0	0	0	0	0	0	0	0	0	0	0	0	0
Thu	52	0	0	0	1	0	1	0	2	3	6	11	13	8	4	1	1	1	0	0	0	0	0	0	0	0	0	0	0	0
Fri	0	0	0	0	0	0	0	0	0	0	0	0	0	0	0	0	0	0	0	0	0	0	0	0	0	0	0	0	0	0
|Sat	0	0	0	0	0	0	0	0	0	0	0	0	0	0	0	0	0	0	0	0	0	0	0	0	0	0	0	0	0	0
|Sun	0	0	0	0	0	0	0	0	0	0	0	0	0	0	0	0	0	0	0	0	0	0	0	0	0	0	0	0	0	0
5 Day Ave.	**53**	**0**	**0**	**1**	**0**	**2**	**0**	**0**	**3**	**3**	**8**	**8**	**10**	**7**	**5**	**3**	**1**	**1**	**0**	**0**	**0**	**0**	**0**	**0**	**0**	**0**	**0**	**0**	**0**	**0**
7 Day Ave.	**58**	**0**	**0**	**1**	**1**	**3**	**0**	**1**	**3**	**3**	**9**	**9**	**13**	**8**	**5**	**4**	**0**	**0**	**0**	**0**	**0**	**0**	**0**	**0**	**0**	**0**	**0**	**0**	**0**	**0**
Total	**160**	**0**	**0**	**2**	**1**	**6**	**1**	**1**	**9**	**8**	**23**	**25**	**31**	**22**	**15**	**10**	**2**	**2**	**1**	**1**	**0**	**0**	**0**	**0**	**0**	**0**	**0**	**0**	**0**	**0**

Summary Graphs

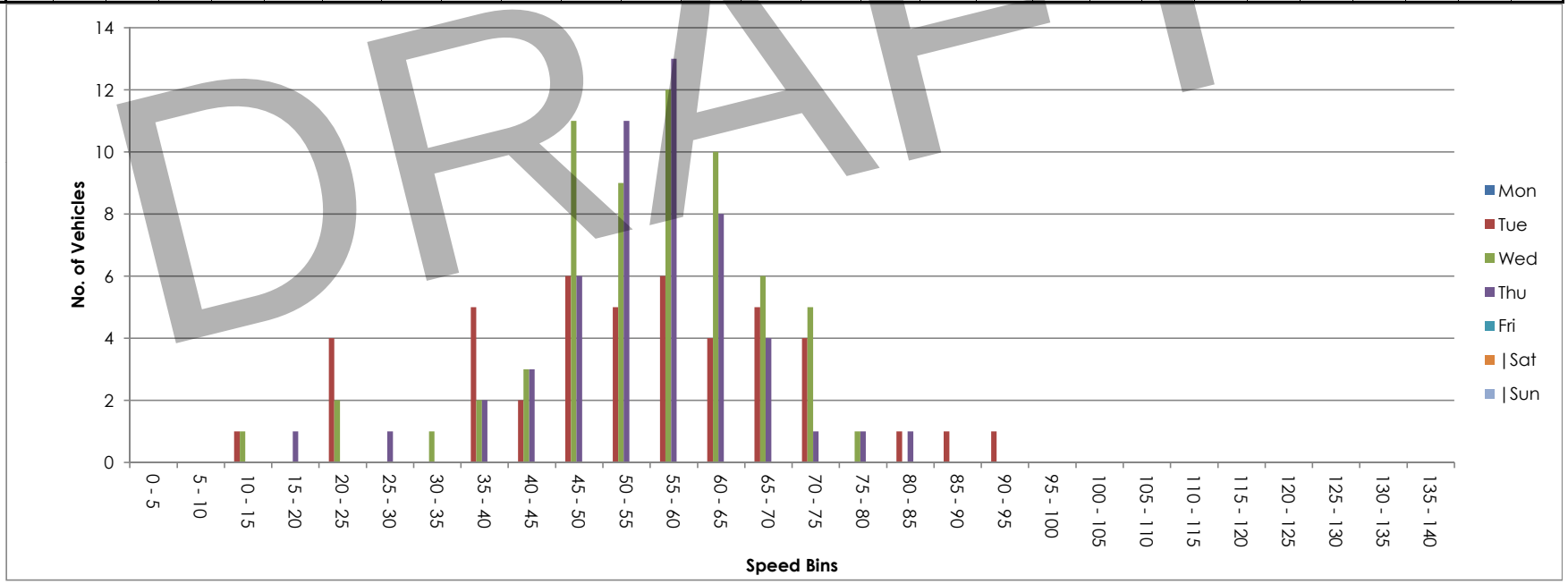

DRAFT

Site 79
Location LP04004, Att - Telepole, Lat 54.0323, Long -6.84748
Direction South

3279 / Meath/Cavan/Monaghan ATC's
October 2013
Automatic Traffic Count

Tue, 8 October 2013

Time	Total	Classification												>PSL	>PSL%	>SL1	>SL1%	>SL2	>SL2%	Mean	Vpp
		1 MCL	2 SV	3 SVT	4 TB2	5 TB3	6 T4	7 ART3	8 ART4	9 ART5	10 ART6	11 BD	12 DRT	80	80	85 +5kph	85 +5kph	90 +10kph	90 +10kph		85
0000	**0**	**0**	**0**	**0**	**0**	**0**	**0**	**0**	**0**	**0**	**0**	**0**	**0**	**0**	**0**	**0**	**0**	**0**	**0**	**0**	**0**
0100	**0**	**0**	**0**	**0**	**0**	**0**	**0**	**0**	**0**	**0**	**0**	**0**	**0**	**0**	**0**	**0**	**0**	**0**	**0**	**0**	**0**
0200	**0**	**0**	**0**	**0**	**0**	**0**	**0**	**0**	**0**	**0**	**0**	**0**	**0**	**0**	**0**	**0**	**0**	**0**	**0**	**0**	**0**
0300	**0**	**0**	**0**	**0**	**0**	**0**	**0**	**0**	**0**	**0**	**0**	**0**	**0**	**0**	**0**	**0**	**0**	**0**	**0**	**0**	**0**
0400	**0**	**0**	**0**	**0**	**0**	**0**	**0**	**0**	**0**	**0**	**0**	**0**	**0**	**0**	**0**	**0**	**0**	**0**	**0**	**0**	**0**
0500	**0**	**0**	**0**	**0**	**0**	**0**	**0**	**0**	**0**	**0**	**0**	**0**	**0**	**0**	**0**	**0**	**0**	**0**	**0**	**0**	**0**
0600	**0**	**0**	**0**	**0**	**0**	**0**	**0**	**0**	**0**	**0**	**0**	**0**	**0**	**0**	**0**	**0**	**0**	**0**	**0**	**0**	**0**
0700	**0**	**0**	**0**	**0**	**0**	**0**	**0**	**0**	**0**	**0**	**0**	**0**	**0**	**0**	**0**	**0**	**0**	**0**	**0**	**0**	**0**
0800	**0**	**0**	**0**	**0**	**0**	**0**	**0**	**0**	**0**	**0**	**0**	**0**	**0**	**0**	**0**	**0**	**0**	**0**	**0**	**0**	**0**
0900	**0**	**0**	**0**	**0**	**0**	**0**	**0**	**0**	**0**	**0**	**0**	**0**	**0**	**0**	**0**	**0**	**0**	**0**	**0**	**0**	**0**
1000	**0**	**0**	**0**	**0**	**0**	**0**	**0**	**0**	**0**	**0**	**0**	**0**	**0**	**0**	**0**	**0**	**0**	**0**	**0**	**0**	**0**
1100	**0**	**0**	**0**	**0**	**0**	**0**	**0**	**0**	**0**	**0**	**0**	**0**	**0**	**0**	**0**	**0**	**0**	**0**	**0**	**0**	**0**
1200	5	0	5	0	0	0	0	0	0	0	0	0	0	0	0	0	0	0	0	20.6	-
1300	5	0	5	0	0	0	0	0	0	0	0	0	0	0	0	0	0	0	0	62.5	-
1400	4	0	4	0	0	0	0	0	0	0	0	0	0	1	25	1	25	1	25	73.2	-
1500	0	0	0	0	0	0	0	0	0	0	0	0	0	0	0	0	0	0	0	-	-
1600	3	0	3	0	0	0	0	0	0	0	0	0	0	0	0	0	0	0	0	57.4	-
1700	10	0	9	0	1	0	0	0	0	0	0	0	0	0	0	0	0	0	0	49.9	-
1800	4	0	4	0	0	0	0	0	0	0	0	0	0	0	0	0	0	0	0	54.2	-
1900	**13**	**0**	**13**	**0**	**0**	**0**	**0**	**0**	**0**	**0**	**0**	**0**	**0**	**1**	**7.7**	**0**	**0**	**0**	**0**	**51.7**	**72.4**
2000	4	0	4	0	0	0	0	0	0	0	0	0	0	2	50	2	50	1	25	69.5	-
2100	6	0	5	0	1	0	0	0	0	0	0	0	0	0	0	0	0	0	0	60.4	-
2200	2	0	2	0	0	0	0	0	0	0	0	0	0	0	0	0	0	0	0	74.8	-
2300	2	0	0	2	0	0	0	0	0	0	0	0	0	0	0	0	0	0	0	38.9	-
07-19	**31**	**0**	**30**	**0**	**1**	**0**	**0**	**0**	**0**	**0**	**0**	**0**	**0**	**1**	**3.2**	**1**	**3.2**	**1**	**3.2**	**51.5**	**65.2**
06-22	**54**	**0**	**52**	**0**	**2**	**0**	**0**	**0**	**0**	**0**	**0**	**0**	**0**	**4**	**7.4**	**3**	**5.6**	**2**	**3.7**	**53.9**	**72.4**
06-00	**58**	**0**	**54**	**2**	**2**	**0**	**0**	**0**	**0**	**0**	**0**	**0**	**0**	**4**	**6.9**	**3**	**5.2**	**2**	**3.4**	**54.1**	**72.4**
00-00	**58**	**0**	**54**	**2**	**2**	**0**	**0**	**0**	**0**	**0**	**0**	**0**	**0**	**4**	**6.9**	**3**	**5.2**	**2**	**3.4**	**54.1**	**72.4**

DRAFT

Site 79
Location LP04004, Att - Telepole, Lat 54.0323, Long -6.84748
Direction South

3279 / Meath/Cavan/Monaghan ATC's
October 2013
Automatic Traffic Count

Wed, 9 October 2013

Time	Total	Classification												>PSL	>PSL%	>SL1	>SL1%	>SL2	>SL2%	Mean	Vpp
		1 MCL	2 SV	3 SVT	4 TB2	5 TB3	6 T4	7 ART3	8 ART4	9 ART5	10 ART6	11 BD	12 DRT	80	80	85 +5kph	85 +5kph	90 +10kph	90 +10kph		85
0000	1	0	1	0	0	0	0	0	0	0	0	0	0	0	0	0	0	0	0	49.5	-
0100	0	0	0	0	0	0	0	0	0	0	0	0	0	0	0	0	0	0	0	-	-
0200	0	0	0	0	0	0	0	0	0	0	0	0	0	0	0	0	0	0	0	-	-
0300	0	0	0	0	0	0	0	0	0	0	0	0	0	0	0	0	0	0	0	-	-
0400	0	0	0	0	0	0	0	0	0	0	0	0	0	0	0	0	0	0	0	-	-
0500	0	0	0	0	0	0	0	0	0	0	0	0	0	0	0	0	0	0	0	-	-
0600	0	0	0	0	0	0	0	0	0	0	0	0	0	0	0	0	0	0	0	-	-
0700	3	0	2	0	1	0	0	0	0	0	0	0	0	0	0	0	0	0	0	66.9	-
0800	5	0	3	0	2	0	0	0	0	0	0	0	0	0	0	0	0	0	0	56.7	-
0900	6	0	6	0	0	0	0	0	0	0	0	0	0	1	16.7	0	0	0	0	64.9	-
1000	5	0	2	1	2	0	0	0	0	0	0	0	0	0	0	0	0	0	0	58.2	-
1100	**7**	**0**	**5**	**0**	**2**	**0**	**0**	**0**	**0**	**0**	**0**	**0**	**0**	**0**	**0**	**0**	**0**	**0**	**0**	**56.1**	**-**
1200	1	0	0	0	1	0	0	0	0	0	0	0	0	0	0	0	0	0	0	54.1	-
1300	4	0	4	0	0	0	0	0	0	0	0	0	0	1	25	1	25	0	0	67.9	-
1400	4	0	2	1	1	0	0	0	0	0	0	0	0	0	0	0	0	0	0	62.8	-
1500	3	0	3	0	0	0	0	0	0	0	0	0	0	0	0	0	0	0	0	50.2	-
1600	3	0	3	0	0	0	0	0	0	0	0	0	0	0	0	0	0	0	0	66	-
1700	**8**	**0**	**8**	**0**	**0**	**0**	**0**	**0**	**0**	**0**	**0**	**0**	**0**	**0**	**0**	**0**	**0**	**0**	**0**	**57.4**	**-**
1800	3	0	2	0	1	0	0	0	0	0	0	0	0	0	0	0	0	0	0	53.6	-
1900	7	0	6	0	1	0	0	0	0	0	0	0	0	1	14.3	0	0	0	0	53.9	-
2000	5	0	4	1	0	0	0	0	0	0	0	0	0	0	0	0	0	0	0	56.5	-
2100	0	0	0	0	0	0	0	0	0	0	0	0	0	0	0	0	0	0	0	-	-
2200	1	0	0	0	1	0	0	0	0	0	0	0	0	0	0	0	0	0	0	70.7	-
2300	2	0	2	0	0	0	0	0	0	0	0	0	0	0	0	0	0	0	0	55.2	-
07-19	**52**	**0**	**40**	**2**	**10**	**0**	**0**	**0**	**0**	**0**	**0**	**0**	**0**	**2**	**3.8**	**1**	**1.9**	**0**	**0**	**59.7**	**70.9**
06-22	**64**	**0**	**50**	**3**	**11**	**0**	**0**	**0**	**0**	**0**	**0**	**0**	**0**	**3**	**4.7**	**1**	**1.6**	**0**	**0**	**58.8**	**70.2**
06-00	**67**	**0**	**52**	**3**	**12**	**0**	**0**	**0**	**0**	**0**	**0**	**0**	**0**	**3**	**4.5**	**1**	**1.5**	**0**	**0**	**58.9**	**70.6**
00-00	**68**	**0**	**53**	**3**	**12**	**0**	**0**	**0**	**0**	**0**	**0**	**0**	**0**	**3**	**4.4**	**1**	**1.5**	**0**	**0**	**58.7**	**70.6**

DRAFT

Site 79
Location LP04004, Att - Telepole, Lat 54.0323, Long -6.84748
Direction South

3279 / Meath/Cavan/Monaghan ATC's
October 2013
Automatic Traffic Count

Thu, 10 October 2013

Time	Total	Classification												>PSL	>PSL%	>SL1	>SL1%	>SL2	>SL2%	Mean	Vpp
		1 MCL	2 SV	3 SVT	4 TB2	5 TB3	6 T4	7 ART3	8 ART4	9 ART5	10 ART6	11 BD	12 DRT	80	80	85 +5kph	85 +5kph	90 +10kph	90 +10kph		85
0000	2	0	2	0	0	0	0	0	0	0	0	0	0	0	0	0	0	0	0	57.2	-
0100	0	0	0	0	0	0	0	0	0	0	0	0	0	0	0	0	0	0	0	-	-
0200	0	0	0	0	0	0	0	0	0	0	0	0	0	0	0	0	0	0	0	-	-
0300	0	0	0	0	0	0	0	0	0	0	0	0	0	0	0	0	0	0	0	-	-
0400	0	0	0	0	0	0	0	0	0	0	0	0	0	0	0	0	0	0	0	-	-
0500	0	0	0	0	0	0	0	0	0	0	0	0	0	0	0	0	0	0	0	-	-
0600	0	0	0	0	0	0	0	0	0	0	0	0	0	0	0	0	0	0	0	-	-
0700	**6**	**0**	**4**	**0**	**2**	**0**	**0**	**0**	**0**	**0**	**0**	**0**	**0**	**1**	**16.7**	**0**	**0**	**0**	**0**	**64.9**	**-**
0800	1	0	1	0	0	0	0	0	0	0	0	0	0	0	0	0	0	0	0	54.6	-
0900	3	0	2	0	1	0	0	0	0	0	0	0	0	1	33.3	1	33.3	0	0	61.3	-
1000	1	0	1	0	0	0	0	0	0	0	0	0	0	1	100	1	100	0	0	85.2	-
1100	2	0	2	0	0	0	0	0	0	0	0	0	0	0	0	0	0	0	0	55.2	-
1200	2	0	2	0	0	0	0	0	0	0	0	0	0	0	0	0	0	0	0	52.8	-
1300	5	0	4	0	1	0	0	0	0	0	0	0	0	0	0	0	0	0	0	66.7	-
1400	2	0	2	0	0	0	0	0	0	0	0	0	0	1	50	0	0	0	0	68.8	-
1500	2	0	2	0	0	0	0	0	0	0	0	0	0	0	0	0	0	0	0	62.7	-
1600	4	0	4	0	0	0	0	0	0	0	0	0	0	0	0	0	0	0	0	60.1	-
1700	**7**	**0**	**7**	**0**	**0**	**0**	**0**	**0**	**0**	**0**	**0**	**0**	**0**	**0**	**0**	**0**	**0**	**0**	**0**	**59.3**	**-**
1800	5	0	3	1	1	0	0	0	0	0	0	0	0	0	0	0	0	0	0	56.3	-
1900	5	0	5	0	0	0	0	0	0	0	0	0	0	0	0	0	0	0	0	58	-
2000	5	0	5	0	0	0	0	0	0	0	0	0	0	0	0	0	0	0	0	57	-
2100	5	0	5	0	0	0	0	0	0	0	0	0	0	0	0	0	0	0	0	61	-
2200	2	0	2	0	0	0	0	0	0	0	0	0	0	0	0	0	0	0	0	56.9	-
2300	0	0	0	0	0	0	0	0	0	0	0	0	0	0	0	0	0	0	0	0	0
07-19	**40**	**0**	**34**	**1**	**5**	**0**	**0**	**0**	**0**	**0**	**0**	**0**	**0**	**4**	**10**	**2**	**5**	**0**	**0**	**61.6**	**75.6**
06-22	**55**	**0**	**49**	**1**	**5**	**0**	**0**	**0**	**0**	**0**	**0**	**0**	**0**	**4**	**7.3**	**2**	**3.6**	**0**	**0**	**60.8**	**74.5**
06-00	**57**	**0**	**51**	**1**	**5**	**0**	**0**	**0**	**0**	**0**	**0**	**0**	**0**	**4**	**7**	**2**	**3.5**	**0**	**0**	**60.6**	**73.1**
00-00	**59**	**0**	**53**	**1**	**5**	**0**	**0**	**0**	**0**	**0**	**0**	**0**	**0**	**4**	**6.8**	**2**	**3.4**	**0**	**0**	**60.5**	**73.1**

DRAFT

Site 79
Location LP04004, Att - Telepole, Lat 54.0323, Long -6.84748
Direction South

3279 / Meath/Cavan/Monaghan ATC's
October 2013
Automatic Traffic Count

Virtual Day (Partial days = 2.50)

Time	Total	Classification												>PSL	>PSL%	>SL1	>SL1%	>SL2	>SL2%	Mean	Vpp
		1 MCL	2 SV	3 SVT	4 TB2	5 TB3	6 T4	7 ART3	8 ART4	9 ART5	10 ART6	11 BD	12 DRT	80	80	85 +5kph	85 +5kph	90 +10kph	90 +10kph		85
0000	2	0	2	0	0	0	0	0	0	0	0	0	0	0	0	0	0	0	0	54.6	-
0100	0	0	0	0	0	0	0	0	0	0	0	0	0	0	0	0	0	0	0	-	-
0200	0	0	0	0	0	0	0	0	0	0	0	0	0	0	0	0	0	0	0	-	-
0300	0	0	0	0	0	0	0	0	0	0	0	0	0	0	0	0	0	0	0	-	-
0400	0	0	0	0	0	0	0	0	0	0	0	0	0	0	0	0	0	0	0	-	-
0500	0	0	0	0	0	0	0	0	0	0	0	0	0	0	0	0	0	0	0	-	-
0600	0	0	0	0	0	0	0	0	0	0	0	0	0	0	0	0	0	0	0	-	-
0700	**5**	**0**	**3**	**0**	**2**	**0**	**0**	**0**	**0**	**0**	**0**	**0**	**0**	**1**	**11.1**	**0**	**0**	**0**	**0**	**65.6**	**-**
0800	3	0	2	0	1	0	0	0	0	0	0	0	0	0	0	0	0	0	0	56.4	-
0900	**5**	**0**	**4**	**0**	**1**	**0**	**0**	**0**	**0**	**0**	**0**	**0**	**0**	**1**	**22.2**	**1**	**11.1**	**0**	**0**	**63.7**	**-**
1000	3	0	2	1	1	0	0	0	0	0	0	0	0	1	16.7	1	16.7	0	0	62.7	-
1100	**5**	**0**	**4**	**0**	**1**	**0**	**0**	**0**	**0**	**0**	**0**	**0**	**0**	**0**	**0**	**0**	**0**	**0**	**0**	**55.9**	**-**
1200	3	0	2	0	0	0	0	0	0	0	0	0	0	0	0	0	0	0	0	32.8	-
1300	5	0	4	0	0	0	0	0	0	0	0	0	0	0	7.1	0	7.1	0	0	65.5	-
1400	3	0	3	0	0	0	0	0	0	0	0	0	0	1	20	0	10	0	10	68.2	-
1500	2	0	2	0	0	0	0	0	0	0	0	0	0	0	0	0	0	0	0	55.2	-
1600	3	0	3	0	0	0	0	0	0	0	0	0	0	0	0	0	0	0	0	61.1	-
1700	**8**	**0**	**8**	**0**	**0**	**0**	**0**	**0**	**0**	**0**	**0**	**0**	**0**	**0**	**0**	**0**	**0**	**0**	**0**	**54.9**	**-**
1800	4	0	3	0	1	0	0	0	0	0	0	0	0	0	0	0	0	0	0	54.9	-
1900	**8**	**0**	**8**	**0**	**0**	**0**	**0**	**0**	**0**	**0**	**0**	**0**	**0**	**1**	**8**	**0**	**0**	**0**	**0**	**53.6**	**-**
2000	5	0	4	0	0	0	0	0	0	0	0	0	0	1	14.3	1	14.3	0	7.1	60.4	-
2100	4	0	3	0	0	0	0	0	0	0	0	0	0	0	0	0	0	0	0	60.7	-
2200	2	0	1	0	0	0	0	0	0	0	0	0	0	0	0	0	0	0	0	66.8	-
2300	1	0	1	1	0	0	0	0	0	0	0	0	0	0	0	0	0	0	0	47.1	-
07-19	**49**	**0**	**40**	**1**	**7**	**0**	**0**	**0**	**0**	**0**	**0**	**0**	**0**	**4**	**8.16327**	**2**	**4.08163**	**0**	**0**	**58.75**	**#NUM!**
06-22	**66**	**0**	**55**	**1**	**7**	**0**	**0**	**0**	**0**	**0**	**0**	**0**	**0**	**6**	**9.09091**	**3**	**4.54545**	**0**	**0**	**60.4**	**#NUM!**
06-00	**69**	**0**	**57**	**2**	**7**	**0**	**0**	**0**	**0**	**0**	**0**	**0**	**0**	**6**	**8.69565**	**3**	**4.34783**	**0**	**0**	**60.4**	**#NUM!**
00-00	**71**	**0**	**59**	**2**	**7**	**0**	**0**	**0**	**0**	**0**	**0**	**0**	**0**	**6**	**8.4507**	**3**	**4.22535**	**0**	**0**	**58.4**	**#NUM!**

DRAFT

Site 79
Location LP04004, Att - Telepole, Lat 54.0323, Long -6.84748
Direction South

3279 / Meath/Cavan/Monaghan ATC's
October 2013
Automatic Traffic Count

Virtual Week (1)

Time	Total	Classification												>PSL	>PSL%	>SL1	>SL1%	>SL2	>SL2%	Mean	Vpp
		1 MCL	2 SV	3 SVT	4 TB2	5 TB3	6 T4	7 ART3	8 ART4	9 ART5	10 ART6	11 BD	12 DRT	80	80	85 +5kph	85 +5kph	90 +10kph	90 +10kph		85
Mon	0	0	0	0	0	0	0	0	0	0	0	0	0	0	0	0	0	0	0	-	-
Tue	58	0	54	2	2	0	0	0	0	0	0	0	0	4	6.9	3	5.2	2	3.4	54.1	72.4
Wed	68	0	53	3	12	0	0	0	0	0	0	0	0	3	4.4	1	1.5	0	0	58.7	70.6
Thu	59	0	53	1	5	0	0	0	0	0	0	0	0	4	6.8	2	3.4	0	0	60.5	73.1
Fri	0	0	0	0	0	0	0	0	0	0	0	0	0	0	0	0	0	0	0	-	-
| Sat	0	0	0	0	0	0	0	0	0	0	0	0	0	0	0	0	0	0	0	-	-
| Sun	0	0	0	0	0	0	0	0	0	0	0	0	0	0	0	0	0	0	0	-	-
5 Day Ave.	**62**	**0**	**53**	**2**	**6**	**0**	**0**	**0**	**0**	**0**	**0**	**0**	**0**	**4**	**6.5**	**2**	**3.2**	**1**	**1.6**	**57.8**	**72.0**
7 Day Ave.	**71**	**0**	**59**	**2**	**7**	**0**	**0**	**0**	**0**	**0**	**0**	**0**	**0**	**6**	**8.5**	**3**	**4.2**	**0**	**0.0**	**58.4**	**#NUM!**
Total	**185**	**0**	**160**	**6**	**19**	**0**	**0**	**0**	**0**	**0**	**0**	**0**	**0**	**11**	**5.9**	**6**	**3.2**	**2**	**1.1**	**57.8**	**72.4**

Summary Graphs

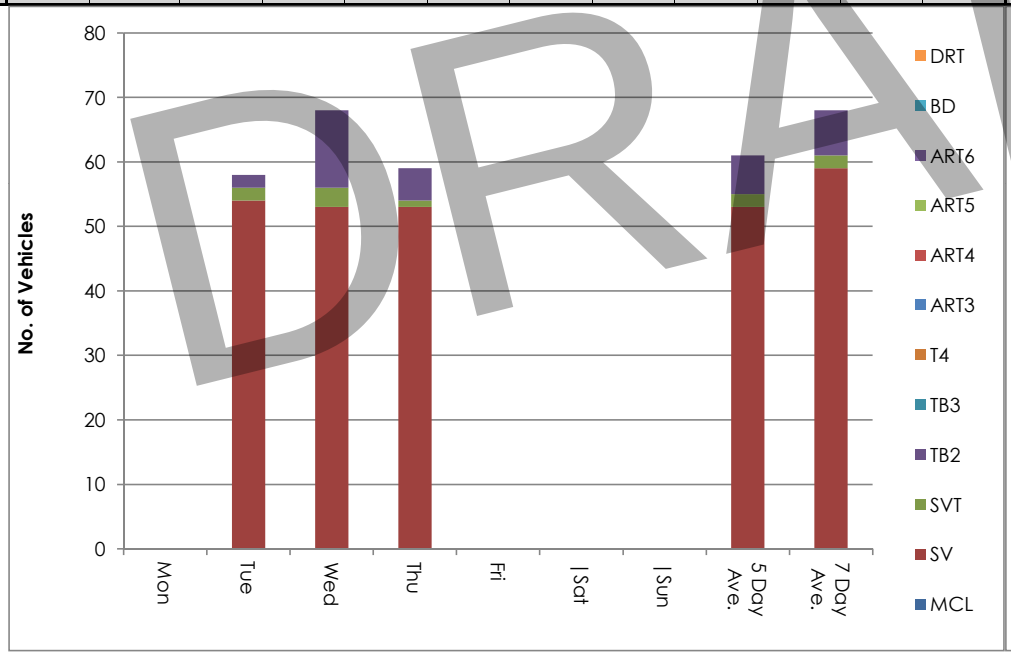

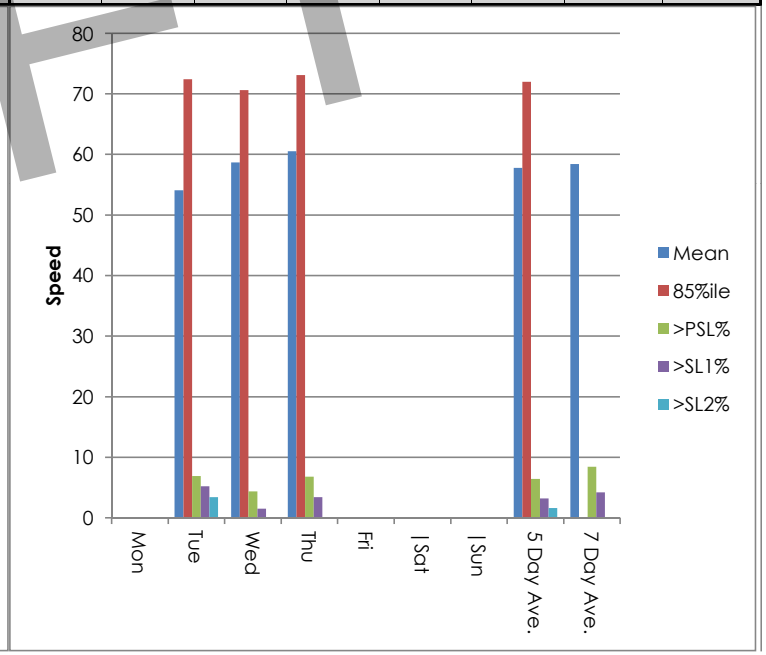

DRAFT

Site 79
Location LP04004, Att - Telepole, Lat 54.0323, Long -6.84748
Direction South

3279 / Meath/Cavan/Monaghan ATC's
October 2013
Automatic Traffic Count

Tue, 8 October 2013

Time	Total	Speed Bins (km/h)																											
		0 - 5	5 - 10	10 - 15	15 - 20	20 - 25	25 - 30	30 - 35	35 - 40	40 - 45	45 - 50	50 - 55	55 - 60	60 - 65	65 - 70	70 - 75	75 - 80	80 - 85	85 - 90	90 - 95	95 - 100	100 - 105	105 - 110	110 - 115	115 - 120	120 - 125	125 - 130	130 - 135	135 - 140
0000	**0**	**0**	**0**	**0**	**0**	**0**	**0**	**0**	**0**	**0**	**0**	**0**	**0**	**0**	**0**	**0**	**0**	**0**	**0**	**0**	**0**	**0**	**0**	**0**	**0**	**0**	**0**	**0**	**0**
0100	**0**	**0**	**0**	**0**	**0**	**0**	**0**	**0**	**0**	**0**	**0**	**0**	**0**	**0**	**0**	**0**	**0**	**0**	**0**	**0**	**0**	**0**	**0**	**0**	**0**	**0**	**0**	**0**	**0**
0200	**0**	**0**	**0**	**0**	**0**	**0**	**0**	**0**	**0**	**0**	**0**	**0**	**0**	**0**	**0**	**0**	**0**	**0**	**0**	**0**	**0**	**0**	**0**	**0**	**0**	**0**	**0**	**0**	**0**
0300	**0**	**0**	**0**	**0**	**0**	**0**	**0**	**0**	**0**	**0**	**0**	**0**	**0**	**0**	**0**	**0**	**0**	**0**	**0**	**0**	**0**	**0**	**0**	**0**	**0**	**0**	**0**	**0**	**0**
0400	**0**	**0**	**0**	**0**	**0**	**0**	**0**	**0**	**0**	**0**	**0**	**0**	**0**	**0**	**0**	**0**	**0**	**0**	**0**	**0**	**0**	**0**	**0**	**0**	**0**	**0**	**0**	**0**	**0**
0500	**0**	**0**	**0**	**0**	**0**	**0**	**0**	**0**	**0**	**0**	**0**	**0**	**0**	**0**	**0**	**0**	**0**	**0**	**0**	**0**	**0**	**0**	**0**	**0**	**0**	**0**	**0**	**0**	**0**
0600	**0**	**0**	**0**	**0**	**0**	**0**	**0**	**0**	**0**	**0**	**0**	**0**	**0**	**0**	**0**	**0**	**0**	**0**	**0**	**0**	**0**	**0**	**0**	**0**	**0**	**0**	**0**	**0**	**0**
0700	**0**	**0**	**0**	**0**	**0**	**0**	**0**	**0**	**0**	**0**	**0**	**0**	**0**	**0**	**0**	**0**	**0**	**0**	**0**	**0**	**0**	**0**	**0**	**0**	**0**	**0**	**0**	**0**	**0**
0800	**0**	**0**	**0**	**0**	**0**	**0**	**0**	**0**	**0**	**0**	**0**	**0**	**0**	**0**	**0**	**0**	**0**	**0**	**0**	**0**	**0**	**0**	**0**	**0**	**0**	**0**	**0**	**0**	**0**
0900	**0**	**0**	**0**	**0**	**0**	**0**	**0**	**0**	**0**	**0**	**0**	**0**	**0**	**0**	**0**	**0**	**0**	**0**	**0**	**0**	**0**	**0**	**0**	**0**	**0**	**0**	**0**	**0**	**0**
1000	**0**	**0**	**0**	**0**	**0**	**0**	**0**	**0**	**0**	**0**	**0**	**0**	**0**	**0**	**0**	**0**	**0**	**0**	**0**	**0**	**0**	**0**	**0**	**0**	**0**	**0**	**0**	**0**	**0**
1100	**0**	**0**	**0**	**0**	**0**	**0**	**0**	**0**	**0**	**0**	**0**	**0**	**0**	**0**	**0**	**0**	**0**	**0**	**0**	**0**	**0**	**0**	**0**	**0**	**0**	**0**	**0**	**0**	**0**
1200	5	2	0	0	0	0	2	0	0	0	0	1	0	0	0	0	0	0	0	0	0	0	0	0	0	0	0	0	0	0
1300	5	0	0	0	0	0	0	0	0	0	0	1	0	1	3	0	0	0	0	0	0	0	0	0	0	0	0	0	0	0
1400	4	0	0	0	0	0	0	0	0	0	0	0	1	0	1	1	0	0	0	0	1	0	0	0	0	0	0	0	0	0
1500	0	0	0	0	0	0	0	0	0	0	0	0	0	0	0	0	0	0	0	0	0	0	0	0	0	0	0	0	0	0
1600	3	0	0	0	0	0	0	0	0	0	1	0	0	2	0	0	0	0	0	0	0	0	0	0	0	0	0	0	0	0
1700	10	0	0	0	0	0	0	2	0	0	1	4	2	1	0	0	0	0	0	0	0	0	0	0	0	0	0	0	0	0
1800	4	0	0	0	0	0	0	0	0	1	0	1	1	1	0	0	0	0	0	0	0	0	0	0	0	0	0	0	0	0
1900	**13**	**0**	**0**	**0**	**3**	**0**	**0**	**0**	**0**	**0**	**3**	**2**	**0**	**0**	**1**	**3**	**0**	**1**	**0**	**0**	**0**	**0**	**0**	**0**	**0**	**0**	**0**	**0**	**0**	**0**
2000	4	0	0	0	0	0	0	0	0	0	1	1	0	0	0	0	0	0	1	1	0	0	0	0	0	0	0	0	0	0
2100	6	0	0	0	0	0	0	0	0	1	1	1	0	0	1	1	1	0	0	0	0	0	0	0	0	0	0	0	0	0
2200	2	0	0	0	0	0	0	0	0	0	0	0	0	0	0	1	1	0	0	0	0	0	0	0	0	0	0	0	0	0
2300	2	0	0	0	1	0	0	0	0	0	0	0	1	0	0	0	0	0	0	0	0	0	0	0	0	0	0	0	0	0
07-19	**31**	**2**	**0**	**0**	**0**	**0**	**2**	**2**	**0**	**1**	**2**	**7**	**4**	**5**	**4**	**1**	**0**	**0**	**0**	**0**	**1**	**0**	**0**	**0**	**0**	**0**	**0**	**0**	**0**	**0**
06-22	**54**	**2**	**0**	**0**	**3**	**0**	**2**	**2**	**0**	**2**	**7**	**11**	**4**	**5**	**6**	**5**	**1**	**1**	**1**	**1**	**1**	**0**	**0**	**0**	**0**	**0**	**0**	**0**	**0**	**0**
06-00	**58**	**2**	**0**	**0**	**4**	**0**	**2**	**2**	**0**	**2**	**7**	**11**	**5**	**5**	**6**	**6**	**2**	**1**	**1**	**1**	**1**	**0**	**0**	**0**	**0**	**0**	**0**	**0**	**0**	**0**
00-00	**58**	**2**	**0**	**0**	**4**	**0**	**2**	**2**	**0**	**2**	**7**	**11**	**5**	**5**	**6**	**6**	**2**	**1**	**1**	**1**	**1**	**0**	**0**	**0**	**0**	**0**	**0**	**0**	**0**	**0**

DRAFT

Site 79
Location LP04004, Att - Telepole, Lat 54.0323, Long -6.84748
Direction South

3279 / Meath/Cavan/Monaghan ATC's
October 2013
Automatic Traffic Count

Wed, 9 October 2013

Time	Total	Speed Bins (km/h)																											
		0 - 5	5 - 10	10 - 15	15 - 20	20 - 25	25 - 30	30 - 35	35 - 40	40 - 45	45 - 50	50 - 55	55 - 60	60 - 65	65 - 70	70 - 75	75 - 80	80 - 85	85 - 90	90 - 95	95 - 100	100 - 105	105 - 110	110 - 115	115 - 120	120 - 125	125 - 130	130 - 135	135 - 140
0000	1	0	0	0	0	0	0	0	0	0	1	0	0	0	0	0	0	0	0	0	0	0	0	0	0	0	0	0	0
0100	0	0	0	0	0	0	0	0	0	0	0	0	0	0	0	0	0	0	0	0	0	0	0	0	0	0	0	0	0
0200	0	0	0	0	0	0	0	0	0	0	0	0	0	0	0	0	0	0	0	0	0	0	0	0	0	0	0	0	0
0300	0	0	0	0	0	0	0	0	0	0	0	0	0	0	0	0	0	0	0	0	0	0	0	0	0	0	0	0	0
0400	0	0	0	0	0	0	0	0	0	0	0	0	0	0	0	0	0	0	0	0	0	0	0	0	0	0	0	0	0
0500	0	0	0	0	0	0	0	0	0	0	0	0	0	0	0	0	0	0	0	0	0	0	0	0	0	0	0	0	0
0600	0	0	0	0	0	0	0	0	0	0	0	0	0	0	0	0	0	0	0	0	0	0	0	0	0	0	0	0	0
0700	3	0	0	0	0	0	0	0	0	0	0	0	1	0	0	2	0	0	0	0	0	0	0	0	0	0	0	0	0
0800	5	0	0	0	0	0	0	0	0	1	0	1	2	0	0	1	0	0	0	0	0	0	0	0	0	0	0	0	0
0900	6	0	0	0	0	0	0	0	0	0	0	0	4	0	0	1	0	1	0	0	0	0	0	0	0	0	0	0	0
1000	5	0	0	0	0	0	0	0	0	0	1	1	2	0	0	0	1	0	0	0	0	0	0	0	0	0	0	0	0
1100	**7**	**0**	**0**	**0**	**0**	**0**	**0**	**0**	**0**	**1**	**0**	**1**	**3**	**2**	**0**	**0**	**0**	**0**	**0**	**0**	**0**	**0**	**0**	**0**	**0**	**0**	**0**	**0**	**0**
1200	1	0	0	0	0	0	0	0	0	0	0	1	0	0	0	0	0	0	0	0	0	0	0	0	0	0	0	0	0
1300	4	0	0	0	0	0	0	0	0	0	1	0	0	0	1	1	0	0	1	0	0	0	0	0	0	0	0	0	0
1400	4	0	0	0	0	0	0	0	0	0	0	1	1	1	0	0	1	0	0	0	0	0	0	0	0	0	0	0	0
1500	3	0	0	0	0	0	0	0	0	1	1	0	1	0	0	0	0	0	0	0	0	0	0	0	0	0	0	0	0
1600	3	0	0	0	0	0	0	0	0	0	0	0	1	0	1	1	0	0	0	0	0	0	0	0	0	0	0	0	0
1700	**8**	**0**	**0**	**0**	**0**	**0**	**0**	**0**	**1**	**0**	**0**	**2**	**1**	**2**	**2**	**0**	**0**	**0**	**0**	**0**	**0**	**0**	**0**	**0**	**0**	**0**	**0**	**0**	**0**
1800	3	0	0	0	0	0	0	0	1	0	0	1	0	0	0	1	0	0	0	0	0	0	0	0	0	0	0	0	0
1900	7	0	0	0	0	0	0	1	0	1	1	1	1	1	0	0	0	1	0	0	0	0	0	0	0	0	0	0	0
2000	5	0	0	0	0	1	0	0	0	0	0	0	0	2	2	0	0	0	0	0	0	0	0	0	0	0	0	0	0
2100	0	0	0	0	0	0	0	0	0	0	0	0	0	0	0	0	0	0	0	0	0	0	0	0	0	0	0	0	0
2200	1	0	0	0	0	0	0	0	0	0	0	0	0	0	0	1	0	0	0	0	0	0	0	0	0	0	0	0	0
2300	2	0	0	0	0	0	0	0	0	0	0	1	1	0	0	0	0	0	0	0	0	0	0	0	0	0	0	0	0
07-19	**52**	**0**	**0**	**0**	**0**	**0**	**0**	**0**	**2**	**3**	**3**	**8**	**16**	**5**	**4**	**7**	**2**	**1**	**1**	**0**	**0**	**0**	**0**	**0**	**0**	**0**	**0**	**0**	**0**
06-22	**64**	**0**	**0**	**0**	**0**	**1**	**0**	**1**	**2**	**4**	**4**	**9**	**17**	**8**	**6**	**7**	**2**	**2**	**1**	**0**	**0**	**0**	**0**	**0**	**0**	**0**	**0**	**0**	**0**
06-00	**67**	**0**	**0**	**0**	**0**	**1**	**0**	**1**	**2**	**4**	**4**	**10**	**18**	**8**	**6**	**8**	**2**	**2**	**1**	**0**	**0**	**0**	**0**	**0**	**0**	**0**	**0**	**0**	**0**
00-00	**68**	**0**	**0**	**0**	**0**	**1**	**0**	**1**	**2**	**4**	**5**	**10**	**18**	**8**	**6**	**8**	**2**	**2**	**1**	**0**	**0**	**0**	**0**	**0**	**0**	**0**	**0**	**0**	**0**

DRAFT

Site 79
Location LP04004, Att - Telepole, Lat 54.0323, Long -6.84748
Direction South

3279 / Meath/Cavan/Monaghan ATC's
October 2013
Automatic Traffic Count

Thu, 10 October 2013

Time	Total	Speed Bins (km/h)																												
		0 - 5	5 - 10	10 - 15	15 - 20	20 - 25	25 - 30	30 - 35	35 - 40	40 - 45	45 - 50	50 - 55	55 - 60	60 - 65	65 - 70	70 - 75	75 - 80	80 - 85	85 - 90	90 - 95	95 - 100	100 - 105	105 - 110	110 - 115	115 - 120	120 - 125	125 - 130	130 - 135	135 - 140
0000	2	0	0	0	0	0	0	0	0	0	0	1	1	0	0	0	0	0	0	0	0	0	0	0	0	0	0	0	0	0
0100	0	0	0	0	0	0	0	0	0	0	0	0	0	0	0	0	0	0	0	0	0	0	0	0	0	0	0	0	0	0
0200	0	0	0	0	0	0	0	0	0	0	0	0	0	0	0	0	0	0	0	0	0	0	0	0	0	0	0	0	0	0
0300	0	0	0	0	0	0	0	0	0	0	0	0	0	0	0	0	0	0	0	0	0	0	0	0	0	0	0	0	0	0
0400	0	0	0	0	0	0	0	0	0	0	0	0	0	0	0	0	0	0	0	0	0	0	0	0	0	0	0	0	0	0
0500	0	0	0	0	0	0	0	0	0	0	0	0	0	0	0	0	0	0	0	0	0	0	0	0	0	0	0	0	0	0
0600	0	0	0	0	0	0	0	0	0	0	0	0	0	0	0	0	0	0	0	0	0	0	0	0	0	0	0	0	0	0
0700	**6**	**0**	**0**	**0**	**0**	**0**	**0**	**0**	**0**	**1**	**0**	**0**	**0**	**2**	**1**	**0**	**1**	**1**	**0**	**0**	**0**	**0**	**0**	**0**	**0**	**0**	**0**	**0**	**0**	**0**
0800	1	0	0	0	0	0	0	0	0	0	0	1	0	0	0	0	0	0	0	0	0	0	0	0	0	0	0	0	0	0
0900	3	0	0	0	0	0	0	0	0	0	1	1	0	0	0	0	0	0	1	0	0	0	0	0	0	0	0	0	0	0
1000	1	0	0	0	0	0	0	0	0	0	0	0	0	0	0	0	0	0	1	0	0	0	0	0	0	0	0	0	0	0
1100	2	0	0	0	0	0	0	0	0	0	0	1	1	0	0	0	0	0	0	0	0	0	0	0	0	0	0	0	0	0
1200	2	0	0	0	0	0	0	0	1	0	0	0	0	0	1	0	0	0	0	0	0	0	0	0	0	0	0	0	0	0
1300	5	0	0	0	0	0	0	0	0	0	0	1	0	1	1	0	2	0	0	0	0	0	0	0	0	0	0	0	0	0
1400	2	0	0	0	0	0	0	0	0	0	0	0	1	0	0	0	0	1	0	0	0	0	0	0	0	0	0	0	0	0
1500	2	0	0	0	0	0	0	0	0	0	0	1	0	0	0	1	0	0	0	0	0	0	0	0	0	0	0	0	0	0
1600	4	0	0	0	0	0	0	0	0	0	1	0	2	0	0	0	1	0	0	0	0	0	0	0	0	0	0	0	0	0
1700	**7**	**0**	**0**	**0**	**0**	**0**	**0**	**0**	**0**	**0**	**0**	**0**	**4**	**2**	**1**	**0**	**0**	**0**	**0**	**0**	**0**	**0**	**0**	**0**	**0**	**0**	**0**	**0**	**0**	**0**
1800	5	0	0	0	0	0	0	1	0	1	0	0	1	0	0	2	0	0	0	0	0	0	0	0	0	0	0	0	0	0
1900	5	0	0	0	0	0	0	0	0	0	1	1	1	1	0	1	0	0	0	0	0	0	0	0	0	0	0	0	0	0
2000	5	0	0	0	0	0	0	0	0	1	0	1	2	0	0	1	0	0	0	0	0	0	0	0	0	0	0	0	0	0
2100	5	0	0	0	0	0	0	0	0	0	0	1	0	3	1	0	0	0	0	0	0	0	0	0	0	0	0	0	0	0
2200	2	0	0	0	0	0	0	0	0	0	1	0	0	1	0	0	0	0	0	0	0	0	0	0	0	0	0	0	0	0
2300	0	0	0	0	0	0	0	0	0	0	0	0	0	0	0	0	0	0	0	0	0	0	0	0	0	0	0	0	0	0
07-19	**40**	**0**	**0**	**0**	**0**	**0**	**0**	**1**	**1**	**2**	**2**	**5**	**9**	**5**	**4**	**3**	**4**	**2**	**2**	**0**	**0**	**0**	**0**	**0**	**0**	**0**	**0**	**0**	**0**	**0**
06-22	**55**	**0**	**0**	**0**	**0**	**0**	**0**	**1**	**1**	**3**	**3**	**8**	**12**	**9**	**5**	**5**	**4**	**2**	**2**	**0**	**0**	**0**	**0**	**0**	**0**	**0**	**0**	**0**	**0**	**0**
06-00	**57**	**0**	**0**	**0**	**0**	**0**	**0**	**1**	**1**	**3**	**4**	**8**	**12**	**10**	**5**	**5**	**4**	**2**	**2**	**0**	**0**	**0**	**0**	**0**	**0**	**0**	**0**	**0**	**0**	**0**
00-00	**59**	**0**	**0**	**0**	**0**	**0**	**0**	**1**	**1**	**3**	**4**	**9**	**13**	**10**	**5**	**5**	**4**	**2**	**2**	**0**	**0**	**0**	**0**	**0**	**0**	**0**	**0**	**0**	**0**	**0**

DRAFT

Site 79
Location LP04004, Att - Telepole, Lat 54.0323, Long -6.84748
Direction South

3279 / Meath/Cavan/Monaghan ATC's
October 2013
Automatic Traffic Count

Virtual Day (Partial days = 2.50)

Time	Total	Speed Bins (km/h)																												
		0 - 5	5 - 10	10 - 15	15 - 20	20 - 25	25 - 30	30 - 35	35 - 40	40 - 45	45 - 50	50 - 55	55 - 60	60 - 65	65 - 70	70 - 75	75 - 80	80 - 85	85 - 90	90 - 95	95 - 100	100 - 105	105 - 110	110 - 115	115 - 120	120 - 125	125 - 130	130 - 135	135 - 140
0000	2	0	0	0	0	0	0	0	0	0	1	1	1	0	0	0	0	0	0	0	0	0	0	0	0	0	0	0	0	0
0100	0	0	0	0	0	0	0	0	0	0	0	0	0	0	0	0	0	0	0	0	0	0	0	0	0	0	0	0	0	0
0200	0	0	0	0	0	0	0	0	0	0	0	0	0	0	0	0	0	0	0	0	0	0	0	0	0	0	0	0	0	0
0300	0	0	0	0	0	0	0	0	0	0	0	0	0	0	0	0	0	0	0	0	0	0	0	0	0	0	0	0	0	0
0400	0	0	0	0	0	0	0	0	0	0	0	0	0	0	0	0	0	0	0	0	0	0	0	0	0	0	0	0	0	0
0500	0	0	0	0	0	0	0	0	0	0	0	0	0	0	0	0	0	0	0	0	0	0	0	0	0	0	0	0	0	0
0600	0	0	0	0	0	0	0	0	0	0	0	0	0	0	0	0	0	0	0	0	0	0	0	0	0	0	0	0	0	0
0700	**5**	**0**	**0**	**0**	**0**	**0**	**0**	**0**	**0**	**1**	**0**	**0**	**1**	**1**	**1**	**1**	**1**	**1**	**0**	**0**	**0**	**0**	**0**	**0**	**0**	**0**	**0**	**0**	**0**	**0**
0800	3	0	0	0	0	0	0	0	0	1	0	1	1	0	0	1	0	0	0	0	0	0	0	0	0	0	0	0	0	0
0900	**5**	**0**	**0**	**0**	**0**	**0**	**0**	**0**	**0**	**0**	**1**	**1**	**2**	**0**	**0**	**1**	**0**	**1**	**1**	**0**	**0**	**0**	**0**	**0**	**0**	**0**	**0**	**0**	**0**	**0**
1000	3	0	0	0	0	0	0	0	0	0	1	1	1	0	0	0	1	0	1	0	0	0	0	0	0	0	0	0	0	0
1100	**5**	**0**	**0**	**0**	**0**	**0**	**0**	**0**	**0**	**1**	**0**	**1**	**2**	**1**	**0**	**0**	**0**	**0**	**0**	**0**	**0**	**0**	**0**	**0**	**0**	**0**	**0**	**0**	**0**	**0**
1200	3	1	0	0	0	0	1	0	0	0	0	1	0	0	0	0	0	0	0	0	0	0	0	0	0	0	0	0	0	0
1300	5	0	0	0	0	0	0	0	0	0	0	1	0	1	2	0	1	0	0	0	0	0	0	0	0	0	0	0	0	0
1400	3	0	0	0	0	0	0	0	0	0	0	0	1	0	0	0	0	0	0	0	0	0	0	0	0	0	0	0	0	0
1500	2	0	0	0	0	0	0	0	0	0	0	0	0	0	0	0	0	0	0	0	0	0	0	0	0	0	0	0	0	0
1600	3	0	0	0	0	0	0	0	0	0	1	0	1	1	0	0	0	0	0	0	0	0	0	0	0	0	0	0	0	0
1700	**8**	**0**	**0**	**0**	**0**	**0**	**0**	**1**	**0**	**0**	**0**	**2**	**2**	**2**	**1**	**0**	**0**	**0**	**0**	**0**	**0**	**0**	**0**	**0**	**0**	**0**	**0**	**0**	**0**	**0**
1800	4	0	0	0	0	0	0	0	0	1	0	1	1	0	0	1	0	0	0	0	0	0	0	0	0	0	0	0	0	0
1900	**8**	**0**	**0**	**0**	**1**	**0**	**0**	**0**	**0**	**0**	**2**	**1**	**1**	**1**	**0**	**1**	**0**	**1**	**0**	**0**	**0**	**0**	**0**	**0**	**0**	**0**	**0**	**0**	**0**	**0**
2000	5	0	0	0	0	0	0	0	0	0	0	1	1	1	1	0	0	0	0	0	0	0	0	0	0	0	0	0	0	0
2100	4	0	0	0	0	0	0	0	0	0	0	1	0	1	1	0	0	0	0	0	0	0	0	0	0	0	0	0	0	0
2200	2	0	0	0	0	0	0	0	0	0	0	0	0	0	0	1	0	0	0	0	0	0	0	0	0	0	0	0	0	0
2300	1	0	0	0	0	0	0	0	0	0	0	0	1	0	0	0	0	0	0	0	0	0	0	0	0	0	0	0	0	0
07-19	**49**	**1**	**0**	**0**	**0**	**0**	**1**	**1**	**0**	**4**	**3**	**9**	**12**	**6**	**4**	**4**	**3**	**2**	**2**	**0**	**0**	**0**	**0**	**0**	**0**	**0**	**0**	**0**	**0**	**0**
06-22	**66**	**1**	**0**	**0**	**1**	**0**	**1**	**1**	**0**	**4**	**5**	**12**	**14**	**9**	**6**	**5**	**3**	**3**	**2**	**0**	**0**	**0**	**0**	**0**	**0**	**0**	**0**	**0**	**0**	**0**
06-00	**69**	**1**	**0**	**0**	**1**	**0**	**1**	**1**	**0**	**4**	**5**	**12**	**15**	**9**	**6**	**6**	**3**	**3**	**2**	**0**	**0**	**0**	**0**	**0**	**0**	**0**	**0**	**0**	**0**	**0**
00-00	**71**	**1**	**0**	**0**	**1**	**0**	**1**	**1**	**0**	**4**	**6**	**13**	**16**	**9**	**6**	**6**	**3**	**3**	**2**	**0**	**0**	**0**	**0**	**0**	**0**	**0**	**0**	**0**	**0**	**0**

DRAFT

Site 79
Location LP04004, Att - Telepole, Lat 54.0323, Long -6.84748
Direction South

3279 / Meath/Cavan/Monaghan ATC's
October 2013
Automatic Traffic Count

Virtual Week (1)

Time	Total	Speed Bins (km/h)																											
		0 - 5	5 - 10	10 - 15	15 - 20	20 - 25	25 - 30	30 - 35	35 - 40	40 - 45	45 - 50	50 - 55	55 - 60	60 - 65	65 - 70	70 - 75	75 - 80	80 - 85	85 - 90	90 - 95	95 - 100	100 - 105	105 - 110	110 - 115	115 - 120	120 - 125	125 - 130	130 - 135	135 - 140
Mon	0	0	0	0	0	0	0	0	0	0	0	0	0	0	0	0	0	0	0	0	0	0	0	0	0	0	0	0	0
Tue	58	2	0	0	4	0	2	2	0	2	7	11	5	5	6	6	2	1	1	1	1	0	0	0	0	0	0	0	0
Wed	68	0	0	0	0	1	0	1	2	4	5	10	18	8	6	8	2	2	1	0	0	0	0	0	0	0	0	0	0
Thu	59	0	0	0	0	0	0	1	1	3	4	9	13	10	5	5	4	2	2	0	0	0	0	0	0	0	0	0	0
Fri	0	0	0	0	0	0	0	0	0	0	0	0	0	0	0	0	0	0	0	0	0	0	0	0	0	0	0	0	0
|Sat	0	0	0	0	0	0	0	0	0	0	0	0	0	0	0	0	0	0	0	0	0	0	0	0	0	0	0	0	0
|Sun	0	0	0	0	0	0	0	0	0	0	0	0	0	0	0	0	0	0	0	0	0	0	0	0	0	0	0	0	0
5 Day Ave.	**62**	**1**	**0**	**0**	**1**	**0**	**1**	**1**	**1**	**3**	**5**	**10**	**12**	**8**	**6**	**6**	**3**	**2**	**1**	**0**	**0**	**0**	**0**	**0**	**0**	**0**	**0**	**0**	**0**
7 Day Ave.	**71**	**1**	**0**	**0**	**1**	**0**	**1**	**1**	**0**	**4**	**6**	**13**	**16**	**9**	**6**	**6**	**3**	**3**	**2**	**0**	**0**	**0**	**0**	**0**	**0**	**0**	**0**	**0**	**0**
Total	**185**	**2**	**0**	**0**	**4**	**1**	**2**	**4**	**3**	**9**	**16**	**30**	**36**	**23**	**17**	**19**	**8**	**5**	**4**	**1**	**1**	**0**	**0**	**0**	**0**	**0**	**0**	**0**	**0**

Summary Graphs

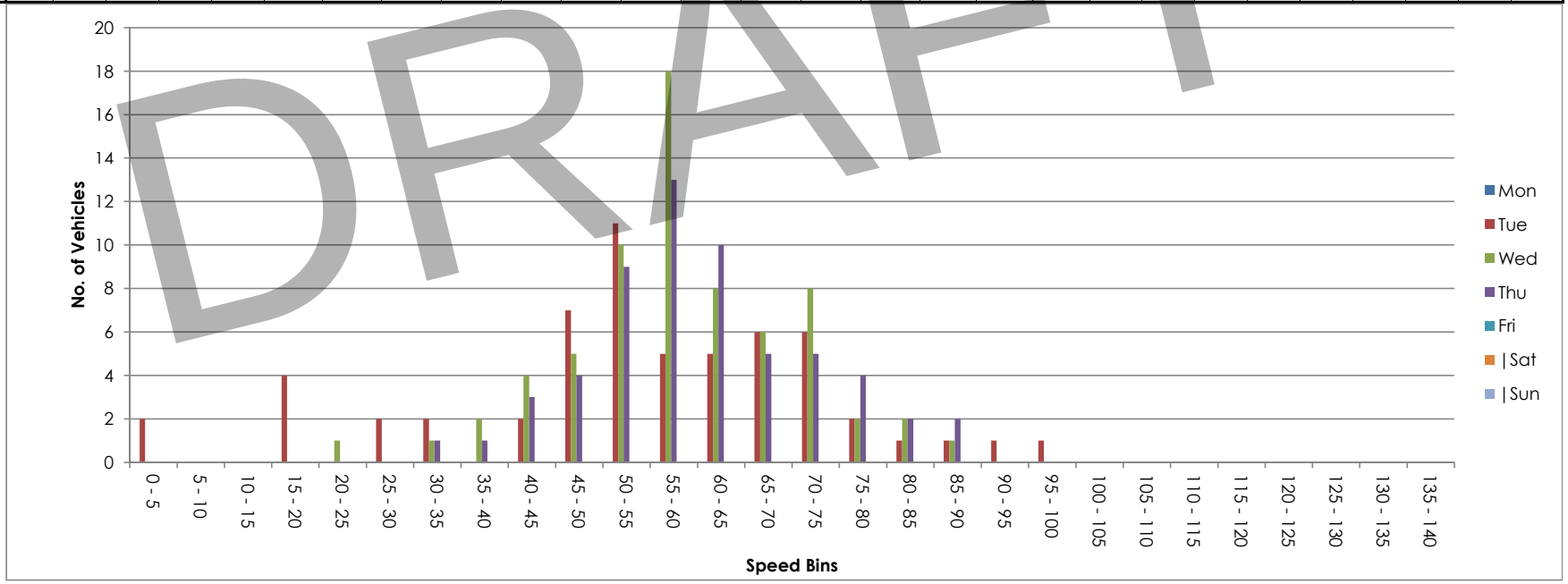

DRAFT

Site 79
Location LP04004, Att - Telepole, Lat 54.0323, Long -6.84748
Direction Two way

3279 / Meath/Cavan/Monaghan ATC's
October 2013
Automatic Traffic Count

Tue, 8 October 2013

Time	Total	Classification												>PSL	>PSL%	>SL1	>SL1%	>SL2	>SL2%	Mean	Vpp
		1 MCL	2 SV	3 SVT	4 TB2	5 TB3	6 T4	7 ART3	8 ART4	9 ART5	10 ART6	11 BD	12 DRT	80	80	85 +5kph	85 +5kph	90 +10kph	90 +10kph		85
0000	**0**	**0**	**0**	**0**	**0**	**0**	**0**	**0**	**0**	**0**	**0**	**0**	**0**	**0**	**0**	**0**	**0**	**0**	**0**	**0**	**0**
0100	**0**	**0**	**0**	**0**	**0**	**0**	**0**	**0**	**0**	**0**	**0**	**0**	**0**	**0**	**0**	**0**	**0**	**0**	**0**	**0**	**0**
0200	**0**	**0**	**0**	**0**	**0**	**0**	**0**	**0**	**0**	**0**	**0**	**0**	**0**	**0**	**0**	**0**	**0**	**0**	**0**	**0**	**0**
0300	**0**	**0**	**0**	**0**	**0**	**0**	**0**	**0**	**0**	**0**	**0**	**0**	**0**	**0**	**0**	**0**	**0**	**0**	**0**	**0**	**0**
0400	**0**	**0**	**0**	**0**	**0**	**0**	**0**	**0**	**0**	**0**	**0**	**0**	**0**	**0**	**0**	**0**	**0**	**0**	**0**	**0**	**0**
0500	**0**	**0**	**0**	**0**	**0**	**0**	**0**	**0**	**0**	**0**	**0**	**0**	**0**	**0**	**0**	**0**	**0**	**0**	**0**	**0**	**0**
0600	**0**	**0**	**0**	**0**	**0**	**0**	**0**	**0**	**0**	**0**	**0**	**0**	**0**	**0**	**0**	**0**	**0**	**0**	**0**	**0**	**0**
0700	**0**	**0**	**0**	**0**	**0**	**0**	**0**	**0**	**0**	**0**	**0**	**0**	**0**	**0**	**0**	**0**	**0**	**0**	**0**	**0**	**0**
0800	**0**	**0**	**0**	**0**	**0**	**0**	**0**	**0**	**0**	**0**	**0**	**0**	**0**	**0**	**0**	**0**	**0**	**0**	**0**	**0**	**0**
0900	**0**	**0**	**0**	**0**	**0**	**0**	**0**	**0**	**0**	**0**	**0**	**0**	**0**	**0**	**0**	**0**	**0**	**0**	**0**	**0**	**0**
1000	**0**	**0**	**0**	**0**	**0**	**0**	**0**	**0**	**0**	**0**	**0**	**0**	**0**	**0**	**0**	**0**	**0**	**0**	**0**	**0**	**0**
1100	**0**	**0**	**0**	**0**	**0**	**0**	**0**	**0**	**0**	**0**	**0**	**0**	**0**	**0**	**0**	**0**	**0**	**0**	**0**	**0**	**0**
1200	8	0	6	0	0	2	0	0	0	0	0	0	0	0	0	0	0	0	0	25.8	-
1300	6	0	6	0	0	0	0	0	0	0	0	0	0	0	0	0	0	0	0	60.1	-
1400	8	0	8	0	0	0	0	0	0	0	0	0	0	1	12.5	1	12.5	1	12.5	66	-
1500	2	0	2	0	0	0	0	0	0	0	0	0	0	0	0	0	0	0	0	64.1	-
1600	5	0	3	0	2	0	0	0	0	0	0	0	0	1	20	0	0	0	0	60.6	-
1700	17	0	16	0	1	0	0	0	0	0	0	0	0	0	0	0	0	0	0	52.9	62.6
1800	9	0	8	1	0	0	0	0	0	0	0	0	0	0	0	0	0	0	0	55.3	-
1900	**18**	**0**	**17**	**1**	**0**	**0**	**0**	**0**	**0**	**0**	**0**	**0**	**0**	**1**	**5.6**	**0**	**0**	**0**	**0**	**50.9**	**72.4**
2000	10	0	10	0	0	0	0	0	0	0	0	0	0	3	30	3	30	2	20	60.7	-
2100	11	0	10	0	1	0	0	0	0	0	0	0	0	0	0	0	0	0	0	48.5	69.8
2200	7	0	7	0	0	0	0	0	0	0	0	0	0	1	14.3	1	14.3	0	0	67.5	-
2300	2	0	0	2	0	0	0	0	0	0	0	0	0	0	0	0	0	0	0	38.9	-
07-19	**55**	**0**	**49**	**1**	**3**	**2**	**0**	**0**	**0**	**0**	**0**	**0**	**0**	**2**	**3.6**	**1**	**1.8**	**1**	**1.8**	**53.1**	**67.3**
06-22	**94**	**0**	**86**	**2**	**4**	**2**	**0**	**0**	**0**	**0**	**0**	**0**	**0**	**6**	**6.4**	**4**	**4.3**	**3**	**3.2**	**53**	**70.6**
06-00	**103**	**0**	**93**	**4**	**4**	**2**	**0**	**0**	**0**	**0**	**0**	**0**	**0**	**7**	**6.8**	**5**	**4.9**	**3**	**2.9**	**53.7**	**70.9**
00-00	**103**	**0**	**93**	**4**	**4**	**2**	**0**	**0**	**0**	**0**	**0**	**0**	**0**	**7**	**6.8**	**5**	**4.9**	**3**	**2.9**	**53.7**	**70.9**

DRAFT

Site 79
Location LP04004, Att - Telepole, Lat 54.0323, Long -6.84748
Direction Two way

3279 / Meath/Cavan/Monaghan ATC's
October 2013
Automatic Traffic Count

Wed, 9 October 2013

Time	Total	Classification												>PSL	>PSL%	>SL1	>SL1%	>SL2	>SL2%	Mean	Vpp
		1 MCL	2 SV	3 SVT	4 TB2	5 TB3	6 T4	7 ART3	8 ART4	9 ART5	10 ART6	11 BD	12 DRT	80	80	85 +5kph	85 +5kph	90 +10kph	90 +10kph		85
0000	1	0	1	0	0	0	0	0	0	0	0	0	0	0	0	0	0	0	0	49.5	-
0100	0	0	0	0	0	0	0	0	0	0	0	0	0	0	0	0	0	0	0	-	-
0200	0	0	0	0	0	0	0	0	0	0	0	0	0	0	0	0	0	0	0	-	-
0300	0	0	0	0	0	0	0	0	0	0	0	0	0	0	0	0	0	0	0	-	-
0400	0	0	0	0	0	0	0	0	0	0	0	0	0	0	0	0	0	0	0	-	-
0500	0	0	0	0	0	0	0	0	0	0	0	0	0	0	0	0	0	0	0	-	-
0600	0	0	0	0	0	0	0	0	0	0	0	0	0	0	0	0	0	0	0	-	-
0700	4	0	3	0	1	0	0	0	0	0	0	0	0	0	0	0	0	0	0	64	-
0800	**12**	**0**	**6**	**0**	**6**	**0**	**0**	**0**	**0**	**0**	**0**	**0**	**0**	**0**	**0**	**0**	**0**	**0**	**0**	**56.9**	**69.1**
0900	10	0	9	0	1	0	0	0	0	0	0	0	0	1	10	0	0	0	0	58.8	-
1000	9	0	3	1	5	0	0	0	0	0	0	0	0	0	0	0	0	0	0	56.5	-
1100	10	0	7	0	3	0	0	0	0	0	0	0	0	0	0	0	0	0	0	51.3	-
1200	6	0	4	0	2	0	0	0	0	0	0	0	0	0	0	0	0	0	0	49.8	-
1300	8	0	7	1	0	0	0	0	0	0	0	0	0	1	12.5	1	12.5	0	0	60.7	-
1400	7	0	5	1	1	0	0	0	0	0	0	0	0	0	0	0	0	0	0	61.6	-
1500	7	0	7	0	0	0	0	0	0	0	0	0	0	0	0	0	0	0	0	54	-
1600	6	0	4	0	2	0	0	0	0	0	0	0	0	0	0	0	0	0	0	62.1	-
1700	**13**	**0**	**12**	**0**	**1**	**0**	**0**	**0**	**0**	**0**	**0**	**0**	**0**	**0**	**0**	**0**	**0**	**0**	**0**	**57.8**	**64.4**
1800	12	0	9	1	2	0	0	0	0	0	0	0	0	0	0	0	0	0	0	54.8	63.7
1900	12	0	7	2	3	0	0	0	0	0	0	0	0	1	8.3	0	0	0	0	52.3	64.1
2000	7	0	5	1	1	0	0	0	0	0	0	0	0	0	0	0	0	0	0	60.5	-
2100	1	0	1	0	0	0	0	0	0	0	0	0	0	0	0	0	0	0	0	55.7	-
2200	4	0	3	0	1	0	0	0	0	0	0	0	0	0	0	0	0	0	0	62	-
2300	2	0	2	0	0	0	0	0	0	0	0	0	0	0	0	0	0	0	0	55.2	-
07-19	**104**	**0**	**76**	**4**	**24**	**0**	**0**	**0**	**0**	**0**	**0**	**0**	**0**	**2**	**1.9**	**1**	**1**	**0**	**0**	**57**	**69.1**
06-22	**124**	**0**	**89**	**7**	**28**	**0**	**0**	**0**	**0**	**0**	**0**	**0**	**0**	**3**	**2.4**	**1**	**0.8**	**0**	**0**	**56.7**	**69.1**
06-00	**130**	**0**	**94**	**7**	**29**	**0**	**0**	**0**	**0**	**0**	**0**	**0**	**0**	**3**	**2.3**	**1**	**0.8**	**0**	**0**	**56.8**	**69.1**
00-00	**131**	**0**	**95**	**7**	**29**	**0**	**0**	**0**	**0**	**0**	**0**	**0**	**0**	**3**	**2.3**	**1**	**0.8**	**0**	**0**	**56.8**	**69.1**

DRAFT

Site 79
Location LP04004, Att - Telepole, Lat 54.0323, Long -6.84748
Direction Two way

3279 / Meath/Cavan/Monaghan ATC's
October 2013
Automatic Traffic Count

Thu, 10 October 2013

Time	Total	Classification												>PSL	>PSL%	>SL1	>SL1%	>SL2	>SL2%	Mean	Vpp
		1 MCL	2 SV	3 SVT	4 TB2	5 TB3	6 T4	7 ART3	8 ART4	9 ART5	10 ART6	11 BD	12 DRT	80	80	85 +5kph	85 +5kph	90 +10kph	90 +10kph		85
0000	2	0	2	0	0	0	0	0	0	0	0	0	0	0	0	0	0	0	0	57.2	-
0100	0	0	0	0	0	0	0	0	0	0	0	0	0	0	0	0	0	0	0	-	-
0200	0	0	0	0	0	0	0	0	0	0	0	0	0	0	0	0	0	0	0	-	-
0300	0	0	0	0	0	0	0	0	0	0	0	0	0	0	0	0	0	0	0	-	-
0400	0	0	0	0	0	0	0	0	0	0	0	0	0	0	0	0	0	0	0	-	-
0500	0	0	0	0	0	0	0	0	0	0	0	0	0	0	0	0	0	0	0	-	-
0600	0	0	0	0	0	0	0	0	0	0	0	0	0	0	0	0	0	0	0	-	-
0700	**7**	**0**	**5**	**0**	**2**	**0**	**0**	**0**	**0**	**0**	**0**	**0**	**0**	**1**	**14.3**	**0**	**0**	**0**	**0**	**63.8**	**-**
0800	6	0	6	0	0	0	0	0	0	0	0	0	0	0	0	0	0	0	0	47.8	-
0900	4	0	3	0	1	0	0	0	0	0	0	0	0	1	25	1	25	0	0	63.7	-
1000	3	0	3	0	0	0	0	0	0	0	0	0	0	1	33.3	1	33.3	0	0	67.8	-
1100	5	0	5	0	0	0	0	0	0	0	0	0	0	0	0	0	0	0	0	50.9	-
1200	5	0	5	0	0	0	0	0	0	0	0	0	0	0	0	0	0	0	0	56.5	-
1300	7	0	5	0	2	0	0	0	0	0	0	0	0	0	0	0	0	0	0	64	-
1400	3	0	2	1	0	0	0	0	0	0	0	0	0	1	33.3	0	0	0	0	58.1	-
1500	5	0	5	0	0	0	0	0	0	0	0	0	0	0	0	0	0	0	0	59	-
1600	8	0	7	0	1	0	0	0	0	0	0	0	0	0	0	0	0	0	0	57.5	-
1700	**14**	**0**	**13**	**0**	**1**	**0**	**0**	**0**	**0**	**0**	**0**	**0**	**0**	**0**	**0**	**0**	**0**	**0**	**0**	**59.2**	**65.2**
1800	12	0	7	2	1	1	0	0	1	0	0	0	0	0	0	0	0	0	0	52.6	64.4
1900	11	0	11	0	0	0	0	0	0	0	0	0	0	0	0	0	0	0	0	56.9	61.9
2000	8	0	7	1	0	0	0	0	0	0	0	0	0	0	0	0	0	0	0	57.1	-
2100	6	0	6	0	0	0	0	0	0	0	0	0	0	1	16.7	0	0	0	0	64.8	-
2200	4	0	4	0	0	0	0	0	0	0	0	0	0	0	0	0	0	0	0	56.9	-
2300	1	0	1	0	0	0	0	0	0	0	0	0	0	0	0	0	0	0	0	48.8	-
07-19	**79**	**0**	**66**	**3**	**8**	**1**	**0**	**0**	**1**	**0**	**0**	**0**	**0**	**4**	**5.1**	**2**	**2.5**	**0**	**0**	**57.8**	**70.6**
06-22	**104**	**0**	**90**	**4**	**8**	**1**	**0**	**0**	**1**	**0**	**0**	**0**	**0**	**5**	**4.8**	**2**	**1.9**	**0**	**0**	**58**	**69.1**
06-00	**109**	**0**	**95**	**4**	**8**	**1**	**0**	**0**	**1**	**0**	**0**	**0**	**0**	**5**	**4.6**	**2**	**1.8**	**0**	**0**	**57.9**	**69.1**
00-00	**111**	**0**	**97**	**4**	**8**	**1**	**0**	**0**	**1**	**0**	**0**	**0**	**0**	**5**	**4.5**	**2**	**1.8**	**0**	**0**	**57.9**	**68**

DRAFT

Site 79
Location LP04004, Att - Telepole, Lat 54.0323, Long -6.84748
Direction Two way

3279 / Meath/Cavan/Monaghan ATC's
October 2013
Automatic Traffic Count

Virtual Day (Partial days = 2.50)

Time	Total	Classification												>PSL	>PSL%	>SL1	>SL1%	>SL2	>SL2%	Mean	Vpp
		1 MCL	2 SV	3 SVT	4 TB2	5 TB3	6 T4	7 ART3	8 ART4	9 ART5	10 ART6	11 BD	12 DRT	80	80	85 +5kph	85 +5kph	90 +10kph	90 +10kph		85
0000	2	0	2	0	0	0	0	0	0	0	0	0	0	0	0	0	0	0	0	54.6	-
0100	0	0	0	0	0	0	0	0	0	0	0	0	0	0	0	0	0	0	0	-	-
0200	0	0	0	0	0	0	0	0	0	0	0	0	0	0	0	0	0	0	0	-	-
0300	0	0	0	0	0	0	0	0	0	0	0	0	0	0	0	0	0	0	0	-	-
0400	0	0	0	0	0	0	0	0	0	0	0	0	0	0	0	0	0	0	0	-	-
0500	0	0	0	0	0	0	0	0	0	0	0	0	0	0	0	0	0	0	0	-	-
0600	0	0	0	0	0	0	0	0	0	0	0	0	0	0	0	0	0	0	0	-	-
0700	6	0	4	0	2	0	0	0	0	0	0	0	0	1	9.1	0	0	0	0	63.9	-
0800	**9**	**0**	**6**	**0**	**3**	**0**	**0**	**0**	**0**	**0**	**0**	**0**	**0**	**0**	**0**	**0**	**0**	**0**	**0**	**53.9**	**-**
0900	7	0	6	0	1	0	0	0	0	0	0	0	0	1	14.3	1	7.1	0	0	60.2	-
1000	6	0	3	1	3	0	0	0	0	0	0	0	0	1	8.3	1	8.3	0	0	59.3	-
1100	8	0	6	0	2	0	0	0	0	0	0	0	0	0	0	0	0	0	0	51.2	-
1200	6	0	5	0	1	1	0	0	0	0	0	0	0	0	0	0	0	0	0	41.4	-
1300	7	0	6	0	1	0	0	0	0	0	0	0	0	0	4.8	0	4.8	0	0	61.6	-
1400	6	0	5	1	0	0	0	0	0	0	0	0	0	1	11.1	0	5.6	0	5.6	62.9	-
1500	5	0	5	0	0	0	0	0	0	0	0	0	0	0	0	0	0	0	0	57.2	-
1600	6	0	5	0	2	0	0	0	0	0	0	0	0	0	5.3	0	0	0	0	59.8	-
1700	**15**	**0**	**14**	**0**	**1**	**0**	**0**	**0**	**0**	**0**	**0**	**0**	**0**	**0**	**0**	**0**	**0**	**0**	**0**	**56.3**	**64.4**
1800	11	0	8	1	1	0	0	0	0	0	0	0	0	0	0	0	0	0	0	54.1	64.4
1900	14	0	12	1	1	0	0	0	0	0	0	0	0	1	4.9	0	0	0	0	52.9	68
2000	8	0	7	1	0	0	0	0	0	0	0	0	0	1	12	1	12	1	8	59.5	-
2100	6	0	6	0	0	0	0	0	0	0	0	0	0	0	5.6	0	0	0	0	54.3	-
2200	5	0	5	0	0	0	0	0	0	0	0	0	0	0	6.7	0	6.7	0	0	63.2	-
2300	2	0	1	1	0	0	0	0	0	0	0	0	0	0	0	0	0	0	0	47.4	-
07-19	**92**	**0**	**73**	**3**	**17**	**1**	**0**	**0**	**0**	**0**	**0**	**0**	**0**	**4**	**4.34783**	**2**	**2.17391**	**0**	**0**	**58.25**	**64.4**
06-22	**120**	**0**	**98**	**5**	**18**	**1**	**0**	**0**	**0**	**0**	**0**	**0**	**0**	**6**	**5**	**3**	**2.5**	**1**	**0.83333**	**57.2**	**64.4**
06-00	**127**	**0**	**104**	**6**	**18**	**1**	**0**	**0**	**0**	**0**	**0**	**0**	**0**	**6**	**4.72441**	**3**	**2.3622**	**1**	**0.7874**	**57.2**	**64.4**
00-00	**129**	**0**	**106**	**6**	**18**	**1**	**0**	**0**	**0**	**0**	**0**	**0**	**0**	**6**	**4.65116**	**3**	**2.32558**	**1**	**0.77519**	**56.75**	**64.4**

DRAFT

Site 79
Location LP04004, Att - Telepole, Lat 54.0323, Long -6.84748
Direction Two way

3279 / Meath/Cavan/Monaghan ATC's
October 2013
Automatic Traffic Count

Virtual Week (1)

Time	Total	Classification												>PSL	>PSL%	>SL1	>SL1%	>SL2	>SL2%	Mean	Vpp
		1 MCL	2 SV	3 SVT	4 TB2	5 TB3	6 T4	7 ART3	8 ART4	9 ART5	10 ART6	11 BD	12 DRT	80	80	85 +5kph	85 +5kph	90 +10kph	90 +10kph		85
Mon	0	0	0	0	0	0	0	0	0	0	0	0	0	0	0	0	0	0	0	-	-
Tue	103	0	93	4	4	2	0	0	0	0	0	0	0	7	6.8	5	4.9	3	2.9	53.7	70.9
Wed	131	0	95	7	29	0	0	0	0	0	0	0	0	3	2.3	1	0.8	0	0	56.8	69.1
Thu	111	0	97	4	8	1	0	0	1	0	0	0	0	5	4.5	2	1.8	0	0	57.9	68
Fri	0	0	0	0	0	0	0	0	0	0	0	0	0	0	0	0	0	0	0	-	-
| Sat	0	0	0	0	0	0	0	0	0	0	0	0	0	0	0	0	0	0	0	-	-
| Sun	0	0	0	0	0	0	0	0	0	0	0	0	0	0	0	0	0	0	0	-	-
5 Day Ave.	**115**	**0**	**95**	**5**	**14**	**1**	**0**	**0**	**0**	**0**	**0**	**0**	**0**	**5**	**4.3**	**3**	**2.6**	**1**	**0.9**	**56.1**	**69.3**
7 Day Ave.	**129**	**0**	**106**	**6**	**18**	**1**	**0**	**0**	**0**	**0**	**0**	**0**	**0**	**6**	**4.7**	**3**	**2.3**	**1**	**0.8**	**56.8**	**64.4**
Total	**345**	**0**	**285**	**15**	**41**	**3**	**0**	**0**	**1**	**0**	**0**	**0**	**0**	**15**	**4.3**	**8**	**2.3**	**3**	**0.9**	**56.2**	**69.8**

Summary Graphs

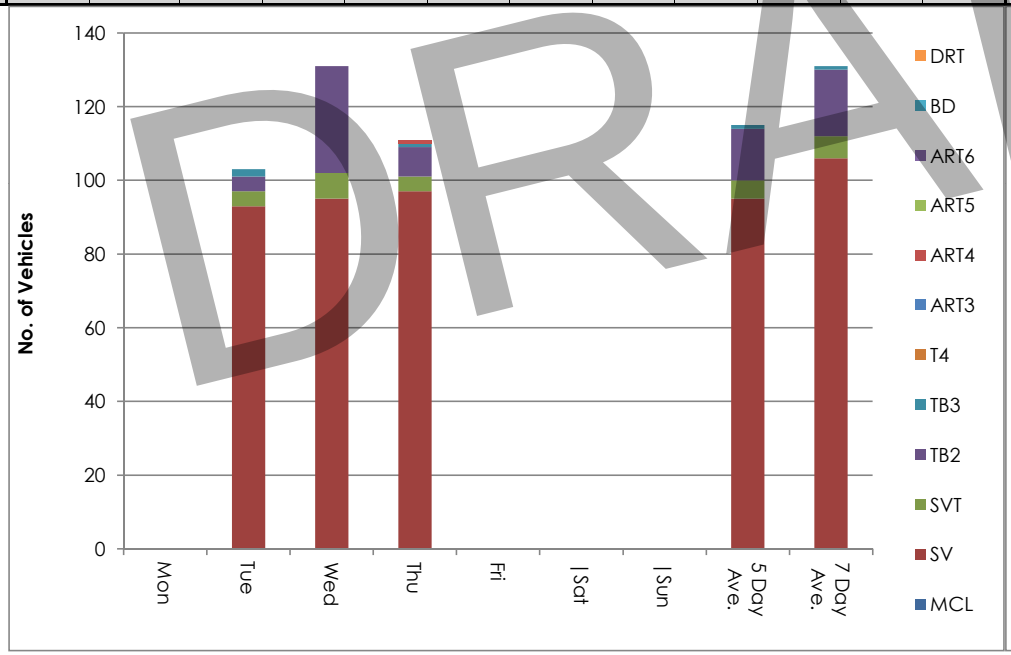

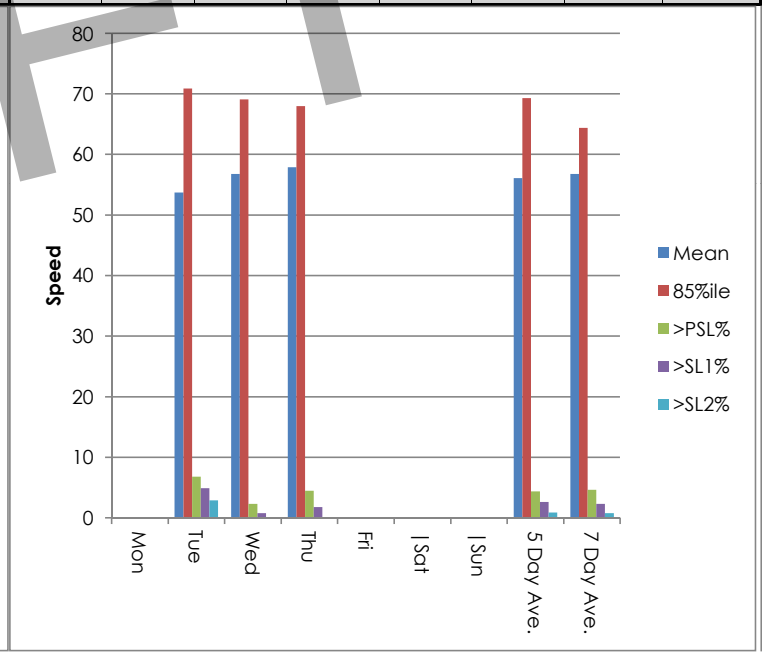

DRAFT

Site 79
Location LP04004, Att - Telepole, Lat 54.0323, Long -6.84748
Direction Two way

3279 / Meath/Cavan/Monaghan ATC's
October 2013
Automatic Traffic Count

Tue, 8 October 2013

Time	Total	Speed Bins (km/h)																											
		0 - 5	5 - 10	10 - 15	15 - 20	20 - 25	25 - 30	30 - 35	35 - 40	40 - 45	45 - 50	50 - 55	55 - 60	60 - 65	65 - 70	70 - 75	75 - 80	80 - 85	85 - 90	90 - 95	95 - 100	100 - 105	105 - 110	110 - 115	115 - 120	120 - 125	125 - 130	130 - 135	135 - 140
0000	**0**	**0**	**0**	**0**	**0**	**0**	**0**	**0**	**0**	**0**	**0**	**0**	**0**	**0**	**0**	**0**	**0**	**0**	**0**	**0**	**0**	**0**	**0**	**0**	**0**	**0**	**0**	**0**	**0**
0100	**0**	**0**	**0**	**0**	**0**	**0**	**0**	**0**	**0**	**0**	**0**	**0**	**0**	**0**	**0**	**0**	**0**	**0**	**0**	**0**	**0**	**0**	**0**	**0**	**0**	**0**	**0**	**0**	**0**
0200	**0**	**0**	**0**	**0**	**0**	**0**	**0**	**0**	**0**	**0**	**0**	**0**	**0**	**0**	**0**	**0**	**0**	**0**	**0**	**0**	**0**	**0**	**0**	**0**	**0**	**0**	**0**	**0**	**0**
0300	**0**	**0**	**0**	**0**	**0**	**0**	**0**	**0**	**0**	**0**	**0**	**0**	**0**	**0**	**0**	**0**	**0**	**0**	**0**	**0**	**0**	**0**	**0**	**0**	**0**	**0**	**0**	**0**	**0**
0400	**0**	**0**	**0**	**0**	**0**	**0**	**0**	**0**	**0**	**0**	**0**	**0**	**0**	**0**	**0**	**0**	**0**	**0**	**0**	**0**	**0**	**0**	**0**	**0**	**0**	**0**	**0**	**0**	**0**
0500	**0**	**0**	**0**	**0**	**0**	**0**	**0**	**0**	**0**	**0**	**0**	**0**	**0**	**0**	**0**	**0**	**0**	**0**	**0**	**0**	**0**	**0**	**0**	**0**	**0**	**0**	**0**	**0**	**0**
0600	**0**	**0**	**0**	**0**	**0**	**0**	**0**	**0**	**0**	**0**	**0**	**0**	**0**	**0**	**0**	**0**	**0**	**0**	**0**	**0**	**0**	**0**	**0**	**0**	**0**	**0**	**0**	**0**	**0**
0700	**0**	**0**	**0**	**0**	**0**	**0**	**0**	**0**	**0**	**0**	**0**	**0**	**0**	**0**	**0**	**0**	**0**	**0**	**0**	**0**	**0**	**0**	**0**	**0**	**0**	**0**	**0**	**0**	**0**
0800	**0**	**0**	**0**	**0**	**0**	**0**	**0**	**0**	**0**	**0**	**0**	**0**	**0**	**0**	**0**	**0**	**0**	**0**	**0**	**0**	**0**	**0**	**0**	**0**	**0**	**0**	**0**	**0**	**0**
0900	**0**	**0**	**0**	**0**	**0**	**0**	**0**	**0**	**0**	**0**	**0**	**0**	**0**	**0**	**0**	**0**	**0**	**0**	**0**	**0**	**0**	**0**	**0**	**0**	**0**	**0**	**0**	**0**	**0**
1000	**0**	**0**	**0**	**0**	**0**	**0**	**0**	**0**	**0**	**0**	**0**	**0**	**0**	**0**	**0**	**0**	**0**	**0**	**0**	**0**	**0**	**0**	**0**	**0**	**0**	**0**	**0**	**0**	**0**
1100	**0**	**0**	**0**	**0**	**0**	**0**	**0**	**0**	**0**	**0**	**0**	**0**	**0**	**0**	**0**	**0**	**0**	**0**	**0**	**0**	**0**	**0**	**0**	**0**	**0**	**0**	**0**	**0**	**0**
1200	8	2	0	0	0	1	2	0	1	1	0	1	0	0	0	0	0	0	0	0	0	0	0	0	0	0	0	0	0	0
1300	6	0	0	0	0	0	0	0	0	0	1	1	0	1	3	0	0	0	0	0	0	0	0	0	0	0	0	0	0	0
1400	8	0	0	0	0	0	0	0	1	0	0	0	2	0	1	3	0	0	0	0	1	0	0	0	0	0	0	0	0	0
1500	2	0	0	0	0	0	0	0	0	0	0	0	1	0	0	1	0	0	0	0	0	0	0	0	0	0	0	0	0	0
1600	5	0	0	0	0	0	0	0	0	0	2	0	0	2	0	0	0	1	0	0	0	0	0	0	0	0	0	0	0	0
1700	17	0	0	0	0	0	0	2	1	0	3	4	2	4	0	1	0	0	0	0	0	0	0	0	0	0	0	0	0	0
1800	9	0	0	0	0	0	0	0	0	2	0	2	2	2	1	0	0	0	0	0	0	0	0	0	0	0	0	0	0	0
1900	**18**	**0**	**0**	**0**	**3**	**0**	**0**	**0**	**2**	**0**	**3**	**4**	**0**	**0**	**2**	**3**	**0**	**1**	**0**	**0**	**0**	**0**	**0**	**0**	**0**	**0**	**0**	**0**	**0**	**0**
2000	10	0	0	1	0	0	0	0	0	0	3	1	0	0	2	0	0	0	1	2	0	0	0	0	0	0	0	0	0	0
2100	11	0	0	0	0	3	0	0	0	1	1	2	1	0	1	1	1	0	0	0	0	0	0	0	0	0	0	0	0	0
2200	7	0	0	0	0	0	0	0	0	0	0	1	2	0	1	1	1	0	1	0	0	0	0	0	0	0	0	0	0	0
2300	2	0	0	0	1	0	0	0	0	0	0	0	1	0	0	0	0	0	0	0	0	0	0	0	0	0	0	0	0	0
07-19	**55**	**2**	**0**	**0**	**0**	**1**	**2**	**2**	**3**	**3**	**6**	**8**	**7**	**9**	**5**	**5**	**0**	**1**	**0**	**0**	**1**	**0**	**0**	**0**	**0**	**0**	**0**	**0**	**0**	**0**
06-22	**94**	**2**	**0**	**1**	**3**	**4**	**2**	**2**	**5**	**4**	**13**	**15**	**8**	**9**	**10**	**9**	**1**	**2**	**1**	**2**	**1**	**0**	**0**	**0**	**0**	**0**	**0**	**0**	**0**	**0**
06-00	**103**	**2**	**0**	**1**	**4**	**4**	**2**	**2**	**5**	**4**	**13**	**16**	**11**	**9**	**11**	**10**	**2**	**2**	**2**	**2**	**1**	**0**	**0**	**0**	**0**	**0**	**0**	**0**	**0**	**0**
00-00	**103**	**2**	**0**	**1**	**4**	**4**	**2**	**2**	**5**	**4**	**13**	**16**	**11**	**9**	**11**	**10**	**2**	**2**	**2**	**2**	**1**	**0**	**0**	**0**	**0**	**0**	**0**	**0**	**0**	**0**

DRAFT

Site 79
Location LP04004, Att - Telepole, Lat 54.0323, Long -6.84748
Direction Two way

3279 / Meath/Cavan/Monaghan ATC's
October 2013
Automatic Traffic Count

Wed, 9 October 2013

Time	Total	Speed Bins (km/h)																											
		0 - 5	5 - 10	10 - 15	15 - 20	20 - 25	25 - 30	30 - 35	35 - 40	40 - 45	45 - 50	50 - 55	55 - 60	60 - 65	65 - 70	70 - 75	75 - 80	80 - 85	85 - 90	90 - 95	95 - 100	100 - 105	105 - 110	110 - 115	115 - 120	120 - 125	125 - 130	130 - 135	135 - 140
0000	1	0	0	0	0	0	0	0	0	0	1	0	0	0	0	0	0	0	0	0	0	0	0	0	0	0	0	0	0
0100	0	0	0	0	0	0	0	0	0	0	0	0	0	0	0	0	0	0	0	0	0	0	0	0	0	0	0	0	0
0200	0	0	0	0	0	0	0	0	0	0	0	0	0	0	0	0	0	0	0	0	0	0	0	0	0	0	0	0	0
0300	0	0	0	0	0	0	0	0	0	0	0	0	0	0	0	0	0	0	0	0	0	0	0	0	0	0	0	0	0
0400	0	0	0	0	0	0	0	0	0	0	0	0	0	0	0	0	0	0	0	0	0	0	0	0	0	0	0	0	0
0500	0	0	0	0	0	0	0	0	0	0	0	0	0	0	0	0	0	0	0	0	0	0	0	0	0	0	0	0	0
0600	0	0	0	0	0	0	0	0	0	0	0	0	0	0	0	0	0	0	0	0	0	0	0	0	0	0	0	0	0
0700	4	0	0	0	0	0	0	0	0	0	0	0	2	0	0	2	0	0	0	0	0	0	0	0	0	0	0	0	0
0800	**12**	**0**	**0**	**0**	**0**	**0**	**0**	**1**	**0**	**1**	**1**	**2**	**3**	**0**	**2**	**2**	**0**	**0**	**0**	**0**	**0**	**0**	**0**	**0**	**0**	**0**	**0**	**0**	**0**
0900	10	0	0	1	0	0	0	0	0	0	1	0	4	0	0	3	0	1	0	0	0	0	0	0	0	0	0	0	0
1000	9	0	0	0	0	0	0	0	0	0	2	3	2	0	1	0	1	0	0	0	0	0	0	0	0	0	0	0	0
1100	10	0	0	0	0	1	0	0	0	2	0	1	4	2	0	0	0	0	0	0	0	0	0	0	0	0	0	0	0
1200	6	0	0	0	0	1	0	0	0	0	2	1	0	2	0	0	0	0	0	0	0	0	0	0	0	0	0	0	0
1300	8	0	0	0	0	0	0	0	1	0	1	0	2	0	2	1	0	0	1	0	0	0	0	0	0	0	0	0	0
1400	7	0	0	0	0	0	0	0	0	0	1	2	1	1	0	0	2	0	0	0	0	0	0	0	0	0	0	0	0
1500	7	0	0	0	0	0	0	0	0	1	2	0	3	1	0	0	0	0	0	0	0	0	0	0	0	0	0	0	0
1600	6	0	0	0	0	0	0	0	0	0	0	2	1	0	2	1	0	0	0	0	0	0	0	0	0	0	0	0	0
1700	**13**	**0**	**0**	**0**	**0**	**0**	**0**	**0**	**1**	**0**	**1**	**2**	**2**	**5**	**2**	**0**	**0**	**0**	**0**	**0**	**0**	**0**	**0**	**0**	**0**	**0**	**0**	**0**	**0**
1800	12	0	0	0	0	0	0	0	2	0	3	2	1	2	0	2	0	0	0	0	0	0	0	0	0	0	0	0	0
1900	12	0	0	0	0	0	0	1	0	3	1	3	1	2	0	0	0	1	0	0	0	0	0	0	0	0	0	0	0
2000	7	0	0	0	0	1	0	0	0	0	0	0	0	2	3	1	0	0	0	0	0	0	0	0	0	0	0	0	0
2100	1	0	0	0	0	0	0	0	0	0	0	0	1	0	0	0	0	0	0	0	0	0	0	0	0	0	0	0	0
2200	4	0	0	0	0	0	0	0	0	0	0	0	2	1	0	1	0	0	0	0	0	0	0	0	0	0	0	0	0
2300	2	0	0	0	0	0	0	0	0	0	0	1	1	0	0	0	0	0	0	0	0	0	0	0	0	0	0	0	0
07-19	**104**	**0**	**0**	**1**	**0**	**2**	**0**	**1**	**4**	**4**	**14**	**15**	**25**	**13**	**9**	**11**	**3**	**1**	**1**	**0**	**0**	**0**	**0**	**0**	**0**	**0**	**0**	**0**	**0**
06-22	**124**	**0**	**0**	**1**	**0**	**3**	**0**	**2**	**4**	**7**	**15**	**18**	**27**	**17**	**12**	**12**	**3**	**2**	**1**	**0**	**0**	**0**	**0**	**0**	**0**	**0**	**0**	**0**	**0**
06-00	**130**	**0**	**0**	**1**	**0**	**3**	**0**	**2**	**4**	**7**	**15**	**19**	**30**	**18**	**12**	**13**	**3**	**2**	**1**	**0**	**0**	**0**	**0**	**0**	**0**	**0**	**0**	**0**	**0**
00-00	**131**	**0**	**0**	**1**	**0**	**3**	**0**	**2**	**4**	**7**	**16**	**19**	**30**	**18**	**12**	**13**	**3**	**2**	**1**	**0**	**0**	**0**	**0**	**0**	**0**	**0**	**0**	**0**	**0**

DRAFT

Site 79
Location LP04004, Att - Telepole, Lat 54.0323, Long -6.84748
Direction Two way

3279 / Meath/Cavan/Monaghan ATC's
October 2013
Automatic Traffic Count

Thu, 10 October 2013

Time	Total	Speed Bins (km/h)																												
		0 - 5	5 - 10	10 - 15	15 - 20	20 - 25	25 - 30	30 - 35	35 - 40	40 - 45	45 - 50	50 - 55	55 - 60	60 - 65	65 - 70	70 - 75	75 - 80	80 - 85	85 - 90	90 - 95	95 - 100	100 - 105	105 - 110	110 - 115	115 - 120	120 - 125	125 - 130	130 - 135	135 - 140
0000	2	0	0	0	0	0	0	0	0	0	0	1	1	0	0	0	0	0	0	0	0	0	0	0	0	0	0	0	0	0
0100	0	0	0	0	0	0	0	0	0	0	0	0	0	0	0	0	0	0	0	0	0	0	0	0	0	0	0	0	0	0
0200	0	0	0	0	0	0	0	0	0	0	0	0	0	0	0	0	0	0	0	0	0	0	0	0	0	0	0	0	0	0
0300	0	0	0	0	0	0	0	0	0	0	0	0	0	0	0	0	0	0	0	0	0	0	0	0	0	0	0	0	0	0
0400	0	0	0	0	0	0	0	0	0	0	0	0	0	0	0	0	0	0	0	0	0	0	0	0	0	0	0	0	0	0
0500	0	0	0	0	0	0	0	0	0	0	0	0	0	0	0	0	0	0	0	0	0	0	0	0	0	0	0	0	0	0
0600	0	0	0	0	0	0	0	0	0	0	0	0	0	0	0	0	0	0	0	0	0	0	0	0	0	0	0	0	0	0
0700	**7**	**0**	**0**	**0**	**0**	**0**	**0**	**0**	**0**	**1**	**0**	**0**	**1**	**2**	**1**	**0**	**1**	**1**	**0**	**0**	**0**	**0**	**0**	**0**	**0**	**0**	**0**	**0**	**0**	**0**
0800	6	0	0	0	1	0	0	0	0	0	1	2	2	0	0	0	0	0	0	0	0	0	0	0	0	0	0	0	0	0
0900	4	0	0	0	0	0	0	0	0	0	1	1	0	0	0	1	0	0	1	0	0	0	0	0	0	0	0	0	0	0
1000	3	0	0	0	0	0	0	0	0	0	0	0	1	1	0	0	0	0	1	0	0	0	0	0	0	0	0	0	0	0
1100	5	0	0	0	0	0	0	0	0	0	2	2	1	0	0	0	0	0	0	0	0	0	0	0	0	0	0	0	0	0
1200	5	0	0	0	0	0	0	2	0	0	0	0	0	3	0	0	0	0	0	0	0	0	0	0	0	0	0	0	0	0
1300	7	0	0	0	0	0	0	0	0	0	0	2	0	2	1	0	2	0	0	0	0	0	0	0	0	0	0	0	0	0
1400	3	0	0	0	0	0	0	0	1	0	0	0	1	0	0	0	0	1	0	0	0	0	0	0	0	0	0	0	0	0
1500	5	0	0	0	0	0	0	0	0	0	0	3	0	1	0	1	0	0	0	0	0	0	0	0	0	0	0	0	0	0
1600	8	0	0	0	0	0	0	0	0	0	2	2	2	1	0	0	1	0	0	0	0	0	0	0	0	0	0	0	0	0
1700	**14**	**0**	**0**	**0**	**0**	**0**	**0**	**0**	**0**	**1**	**0**	**0**	**8**	**2**	**2**	**0**	**1**	**0**	**0**	**0**	**0**	**0**	**0**	**0**	**0**	**0**	**0**	**0**	**0**	**0**
1800	12	0	0	0	0	0	1	1	0	2	1	1	3	1	0	2	0	0	0	0	0	0	0	0	0	0	0	0	0	0
1900	11	0	0	0	0	0	0	0	0	1	1	2	3	2	1	1	0	0	0	0	0	0	0	0	0	0	0	0	0	0
2000	8	0	0	0	0	0	0	0	0	1	0	2	3	1	0	1	0	0	0	0	0	0	0	0	0	0	0	0	0	0
2100	6	0	0	0	0	0	0	0	0	0	0	1	0	3	1	0	0	1	0	0	0	0	0	0	0	0	0	0	0	0
2200	4	0	0	0	0	0	0	0	0	0	1	1	0	2	0	0	0	0	0	0	0	0	0	0	0	0	0	0	0	0
2300	1	0	0	0	0	0	0	0	0	0	1	0	0	0	0	0	0	0	0	0	0	0	0	0	0	0	0	0	0	0
07-19	**79**	**0**	**0**	**0**	**1**	**0**	**1**	**1**	**3**	**4**	**7**	**13**	**19**	**10**	**7**	**4**	**5**	**2**	**2**	**0**	**0**	**0**	**0**	**0**	**0**	**0**	**0**	**0**	**0**	**0**
06-22	**104**	**0**	**0**	**0**	**1**	**0**	**1**	**1**	**3**	**6**	**8**	**18**	**25**	**16**	**9**	**6**	**5**	**3**	**2**	**0**	**0**	**0**	**0**	**0**	**0**	**0**	**0**	**0**	**0**	**0**
06-00	**109**	**0**	**0**	**0**	**1**	**0**	**1**	**1**	**3**	**6**	**10**	**19**	**25**	**18**	**9**	**6**	**5**	**3**	**2**	**0**	**0**	**0**	**0**	**0**	**0**	**0**	**0**	**0**	**0**	**0**
00-00	**111**	**0**	**0**	**0**	**1**	**0**	**1**	**1**	**3**	**6**	**10**	**20**	**26**	**18**	**9**	**6**	**5**	**3**	**2**	**0**	**0**	**0**	**0**	**0**	**0**	**0**	**0**	**0**	**0**	**0**

DRAFT

Site 79
Location LP04004, Att - Telepole, Lat 54.0323, Long -6.84748
Direction Two way

3279 / Meath/Cavan/Monaghan ATC's
October 2013
Automatic Traffic Count

Virtual Day (Partial days = 2.50)

Time	Total	Speed Bins (km/h)																												
		0 - 5	5 - 10	10 - 15	15 - 20	20 - 25	25 - 30	30 - 35	35 - 40	40 - 45	45 - 50	50 - 55	55 - 60	60 - 65	65 - 70	70 - 75	75 - 80	80 - 85	85 - 90	90 - 95	95 - 100	100 - 105	105 - 110	110 - 115	115 - 120	120 - 125	125 - 130	130 - 135	135 - 140
0000	2	0	0	0	0	0	0	0	0	0	1	1	1	0	0	0	0	0	0	0	0	0	0	0	0	0	0	0	0	0
0100	0	0	0	0	0	0	0	0	0	0	0	0	0	0	0	0	0	0	0	0	0	0	0	0	0	0	0	0	0	0
0200	0	0	0	0	0	0	0	0	0	0	0	0	0	0	0	0	0	0	0	0	0	0	0	0	0	0	0	0	0	0
0300	0	0	0	0	0	0	0	0	0	0	0	0	0	0	0	0	0	0	0	0	0	0	0	0	0	0	0	0	0	0
0400	0	0	0	0	0	0	0	0	0	0	0	0	0	0	0	0	0	0	0	0	0	0	0	0	0	0	0	0	0	0
0500	0	0	0	0	0	0	0	0	0	0	0	0	0	0	0	0	0	0	0	0	0	0	0	0	0	0	0	0	0	0
0600	0	0	0	0	0	0	0	0	0	0	0	0	0	0	0	0	0	0	0	0	0	0	0	0	0	0	0	0	0	0
0700	6	0	0	0	0	0	0	0	0	1	0	0	2	1	1	1	1	1	0	0	0	0	0	0	0	0	0	0	0	0
0800	**9**	**0**	**0**	**0**	**1**	**0**	**0**	**1**	**0**	**1**	**1**	**2**	**3**	**0**	**1**	**1**	**0**	**0**	**0**	**0**	**0**	**0**	**0**	**0**	**0**	**0**	**0**	**0**	**0**	**0**
0900	7	0	0	1	0	0	0	0	0	0	1	1	2	0	0	2	0	1	1	0	0	0	0	0	0	0	0	0	0	0
1000	6	0	0	0	0	0	0	0	0	0	1	2	2	1	1	0	1	0	1	0	0	0	0	0	0	0	0	0	0	0
1100	8	0	0	0	0	1	0	0	0	1	1	2	3	1	0	0	0	0	0	0	0	0	0	0	0	0	0	0	0	0
1200	6	1	0	0	0	1	1	0	1	0	1	1	0	1	1	0	0	0	0	0	0	0	0	0	0	0	0	0	0	0
1300	7	0	0	0	0	0	0	0	0	0	1	1	1	1	2	0	1	0	0	0	0	0	0	0	0	0	0	0	0	0
1400	6	0	0	0	0	0	0	0	1	0	0	1	1	0	0	1	1	0	0	0	0	0	0	0	0	0	0	0	0	0
1500	5	0	0	0	0	0	0	0	0	0	1	1	1	1	0	1	0	0	0	0	0	0	0	0	0	0	0	0	0	0
1600	6	0	0	0	0	0	0	0	0	0	1	1	1	1	1	0	0	0	0	0	0	0	0	0	0	0	0	0	0	0
1700	**15**	**0**	**0**	**0**	**0**	**0**	**0**	**1**	**1**	**0**	**1**	**2**	**4**	**4**	**1**	**0**	**0**	**0**	**0**	**0**	**0**	**0**	**0**	**0**	**0**	**0**	**0**	**0**	**0**	**0**
1800	11	0	0	0	0	0	0	0	1	1	1	2	2	2	0	1	0	0	0	0	0	0	0	0	0	0	0	0	0	0
1900	14	0	0	0	1	0	0	0	1	1	2	3	1	1	1	1	0	1	0	0	0	0	0	0	0	0	0	0	0	0
2000	8	0	0	0	0	0	0	0	0	0	1	1	1	1	2	1	0	0	0	1	0	0	0	0	0	0	0	0	0	0
2100	6	0	0	0	0	1	0	0	0	0	0	1	1	1	1	0	0	0	0	0	0	0	0	0	0	0	0	0	0	0
2200	5	0	0	0	0	0	0	0	0	0	0	1	1	1	0	1	0	0	0	0	0	0	0	0	0	0	0	0	0	0
2300	2	0	0	0	0	0	0	0	0	0	0	0	1	0	0	0	0	0	0	0	0	0	0	0	0	0	0	0	0	0
07-19	**92**	**1**	**0**	**1**	**1**	**2**	**1**	**2**	**4**	**4**	**10**	**16**	**22**	**13**	**8**	**7**	**4**	**2**	**2**	**0**	**0**	**0**	**0**	**0**	**0**	**0**	**0**	**0**	**0**	**0**
06-22	**120**	**1**	**0**	**1**	**2**	**3**	**1**	**2**	**5**	**5**	**13**	**21**	**25**	**16**	**12**	**9**	**4**	**3**	**2**	**1**	**0**	**0**	**0**	**0**	**0**	**0**	**0**	**0**	**0**	**0**
06-00	**127**	**1**	**0**	**1**	**2**	**3**	**1**	**2**	**5**	**5**	**13**	**22**	**27**	**17**	**12**	**10**	**4**	**3**	**2**	**1**	**0**	**0**	**0**	**0**	**0**	**0**	**0**	**0**	**0**	**0**
00-00	**129**	**1**	**0**	**1**	**2**	**3**	**1**	**2**	**5**	**5**	**14**	**23**	**28**	**17**	**12**	**10**	**4**	**3**	**2**	**1**	**0**	**0**	**0**	**0**	**0**	**0**	**0**	**0**	**0**	**0**

DRAFT

Site 79
Location LP04004, Att - Telepole, Lat 54.0323, Long -6.84748
Direction Two way

3279 / Meath/Cavan/Monaghan ATC's
October 2013
Automatic Traffic Count

Virtual Week (1)

Time	Total	Speed Bins (km/h)																											
		0 - 5	5 - 10	10 - 15	15 - 20	20 - 25	25 - 30	30 - 35	35 - 40	40 - 45	45 - 50	50 - 55	55 - 60	60 - 65	65 - 70	70 - 75	75 - 80	80 - 85	85 - 90	90 - 95	95 - 100	100 - 105	105 - 110	110 - 115	115 - 120	120 - 125	125 - 130	130 - 135	135 - 140
Mon	0	0	0	0	0	0	0	0	0	0	0	0	0	0	0	0	0	0	0	0	0	0	0	0	0	0	0	0	0
Tue	103	2	0	1	4	4	2	2	5	4	13	16	11	9	11	10	2	2	2	2	1	0	0	0	0	0	0	0	0
Wed	131	0	0	1	0	3	0	2	4	7	16	19	30	18	12	13	3	2	1	0	0	0	0	0	0	0	0	0	0
Thu	111	0	0	0	1	0	1	1	3	6	10	20	26	18	9	6	5	3	2	0	0	0	0	0	0	0	0	0	0
Fri	0	0	0	0	0	0	0	0	0	0	0	0	0	0	0	0	0	0	0	0	0	0	0	0	0	0	0	0	0
|Sat	0	0	0	0	0	0	0	0	0	0	0	0	0	0	0	0	0	0	0	0	0	0	0	0	0	0	0	0	0
|Sun	0	0	0	0	0	0	0	0	0	0	0	0	0	0	0	0	0	0	0	0	0	0	0	0	0	0	0	0	0
5 Day Ave.	**115**	**1**	**0**	**1**	**2**	**2**	**1**	**2**	**4**	**6**	**13**	**18**	**22**	**15**	**11**	**10**	**3**	**2**	**2**	**1**	**0**	**0**	**0**	**0**	**0**	**0**	**0**	**0**	**0**
7 Day Ave.	**129**	**1**	**0**	**1**	**2**	**3**	**1**	**2**	**5**	**5**	**14**	**23**	**28**	**17**	**12**	**10**	**4**	**3**	**2**	**1**	**0**	**0**	**0**	**0**	**0**	**0**	**0**	**0**	**0**
Total	**345**	**2**	**0**	**2**	**5**	**7**	**3**	**5**	**12**	**17**	**39**	**55**	**67**	**45**	**32**	**29**	**10**	**7**	**5**	**2**	**1**	**0**	**0**	**0**	**0**	**0**	**0**	**0**	**0**

Summary Graphs

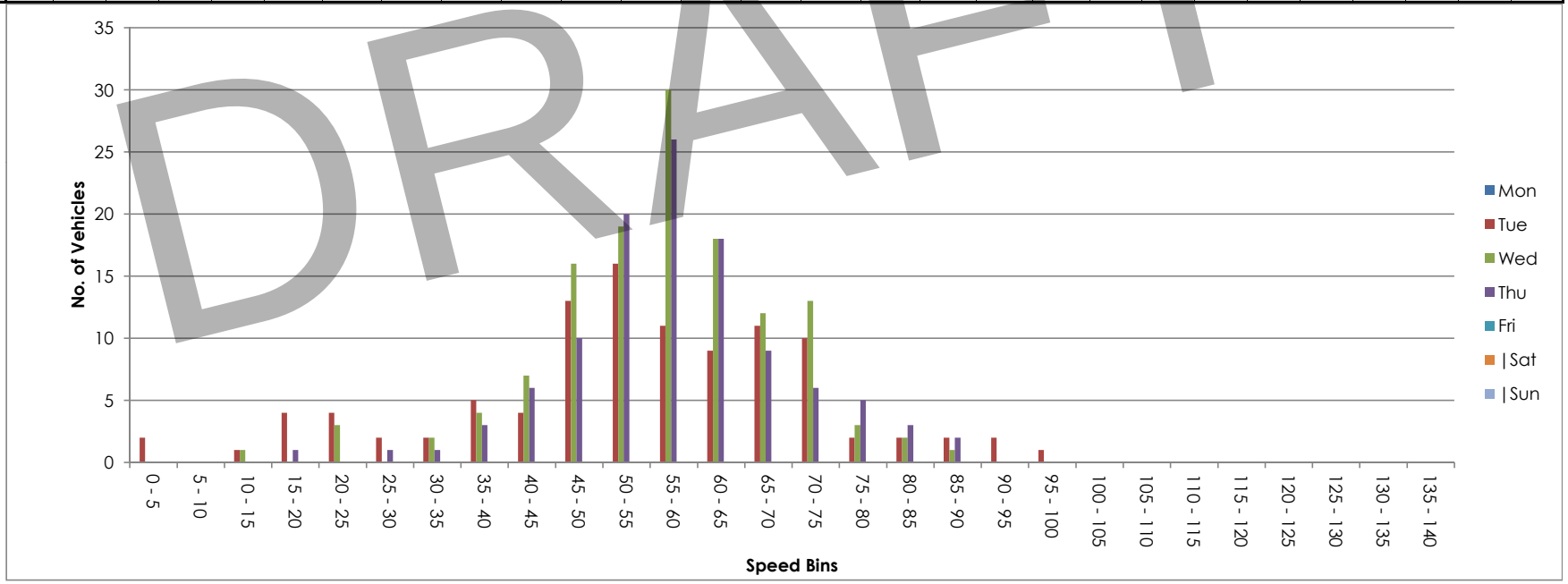

DRAFT

Nationwide Data Collection
for
Tobin Consulting Engineers



NDC NATIONWIDE DATA COLLECTION	**Site / Location:**	LP04042, Att - telepole, Lat 54.0414, Long -6.83395	**Project No:**	3279	**Photo No:**	3279-80	**Drawn By:** MOR
	Survey Date:	Tue, 8 October 2013 to Thu, 10 October 2013	**Project Name:**		Meath/Cavan/Monaghan ATC'S		
	Survey Times:	00:00 to 00(24):00	**Title:**		Site Photograph		

Site No.	Location.	Direction.	Speed Limit (km/h)	Start Date.	End Date.	Total Vehicles.	5 Day Ave.	7 Day Ave.	No. > Speed Limit.	%. > Speed Limit.	No. > Speed Limit1 (+5km/h).	%. > Speed Limit1 (+5km/h).	No. > Speed Limit1 (+10km/h).	%. > Speed Limit1 (+10km/h).	Mean Speed	85%ile Speed
80	LP04042, Att - telepole, Lat 54.0414, Long -6.83395	North	80	Tue, 8 October 2013	Thu, 10 October 2013	751	250	275	0	0.0	0	0.0	0	0.0	53.6	62.6
		South	80	Tue, 8 October 2013	Thu, 10 October 2013	656	219	257	2	0.3	0	0.0	0	0.0	55.4	64.4
		Two way	80	Tue, 8 October 2013	Thu, 10 October 2013	1407	469	530	2	0.1	0	0.0	0	0.0	54.4	63.7

DRAFT

Site 80
Location LP04042, Att - telepole, Lat 54.0414, Long -6.83395
Direction North

3279 / Meath/Cavan/Monaghan ATC's
October 2013
Automatic Traffic Count

Tue, 8 October 2013

Time	Total	Classification												>PSL	>PSL%	>SL1	>SL1%	>SL2	>SL2%	Mean	Vpp
		1 MCL	2 SV	3 SVT	4 TB2	5 TB3	6 T4	7 ART3	8 ART4	9 ART5	10 ART6	11 BD	12 DRT	80	80	85 +5kph	85 +5kph	90 +10kph	90 +10kph		85
0000	0	0	0	0	0	0	0	0	0	0	0	0	0	0	0	0	0	0	0	0	0
0100	0	0	0	0	0	0	0	0	0	0	0	0	0	0	0	0	0	0	0	0	0
0200	0	0	0	0	0	0	0	0	0	0	0	0	0	0	0	0	0	0	0	0	0
0300	0	0	0	0	0	0	0	0	0	0	0	0	0	0	0	0	0	0	0	0	0
0400	0	0	0	0	0	0	0	0	0	0	0	0	0	0	0	0	0	0	0	0	0
0500	0	0	0	0	0	0	0	0	0	0	0	0	0	0	0	0	0	0	0	0	0
0600	0	0	0	0	0	0	0	0	0	0	0	0	0	0	0	0	0	0	0	0	0
0700	0	0	0	0	0	0	0	0	0	0	0	0	0	0	0	0	0	0	0	0	0
0800	0	0	0	0	0	0	0	0	0	0	0	0	0	0	0	0	0	0	0	0	0
0900	0	0	0	0	0	0	0	0	0	0	0	0	0	0	0	0	0	0	0	0	0
1000	0	0	0	0	0	0	0	0	0	0	0	0	0	0	0	0	0	0	0	0	0
1100	**3**	**0**	**3**	**0**	**0**	**0**	**0**	**0**	**0**	**0**	**0**	**0**	**0**	**0**	**0**	**0**	**0**	**0**	**0**	**0**	**-**
1200	7	1	6	0	0	0	0	0	0	0	0	0	0	0	0	0	0	0	0	36.8	-
1300	18	0	15	0	1	0	1	0	0	1	0	0	0	0	0	0	0	0	0	54.3	58.7
1400	7	0	6	0	1	0	0	0	0	0	0	0	0	0	0	0	0	0	0	51.1	-
1500	25	0	23	1	1	0	0	0	0	0	0	0	0	0	0	0	0	0	0	57.3	63.4
1600	**27**	**0**	**24**	**0**	**1**	**1**	**1**	**0**	**0**	**0**	**0**	**0**	**0**	**0**	**0**	**0**	**0**	**0**	**0**	**53.7**	**60.8**
1700	23	0	20	0	2	0	0	0	0	1	0	0	0	0	0	0	0	0	0	58	64.8
1800	22	0	21	0	1	0	0	0	0	0	0	0	0	0	0	0	0	0	0	57.4	65.9
1900	20	0	18	0	2	0	0	0	0	0	0	0	0	0	0	0	0	0	0	53.7	59
2000	11	0	11	0	0	0	0	0	0	0	0	0	0	0	0	0	0	0	0	53.9	59
2100	10	0	8	0	1	0	0	0	1	0	0	0	0	0	0	0	0	0	0	58.2	-
2200	11	0	10	0	1	0	0	0	0	0	0	0	0	0	0	0	0	0	0	52.8	56.9
2300	4	0	4	0	0	0	0	0	0	0	0	0	0	0	0	0	0	0	0	51.5	-
07-19	**132**	**1**	**118**	**1**	**7**	**1**	**2**	**0**	**0**	**2**	**0**	**0**	**0**	**0**	**0**	**0**	**0**	**0**	**0**	**53.6**	**63**
06-22	**173**	**1**	**155**	**1**	**10**	**1**	**2**	**0**	**1**	**2**	**0**	**0**	**0**	**0**	**0**	**0**	**0**	**0**	**0**	**53.9**	**63.4**
06-00	**188**	**1**	**169**	**1**	**11**	**1**	**2**	**0**	**1**	**2**	**0**	**0**	**0**	**0**	**0**	**0**	**0**	**0**	**0**	**53.8**	**63**
00-00	**188**	**1**	**169**	**1**	**11**	**1**	**2**	**0**	**1**	**2**	**0**	**0**	**0**	**0**	**0**	**0**	**0**	**0**	**0**	**53.8**	**63**

DRAFT

Site 80
Location LP04042, Att - telepole, Lat 54.0414, Long -6.83395
Direction North

3279 / Meath/Cavan/Monaghan ATC's
October 2013
Automatic Traffic Count

Wed, 9 October 2013

Time	Total	Classification												>PSL	>PSL%	>SL1	>SL1%	>SL2	>SL2%	Mean	Vpp
		1 MCL	2 SV	3 SVT	4 TB2	5 TB3	6 T4	7 ART3	8 ART4	9 ART5	10 ART6	11 BD	12 DRT	80	80	85 +5kph	85 +5kph	90 +10kph	90 +10kph		85
0000	2	0	1	0	0	1	0	0	0	0	0	0	0	0	0	0	0	0	0	52.9	-
0100	0	0	0	0	0	0	0	0	0	0	0	0	0	0	0	0	0	0	0	-	-
0200	0	0	0	0	0	0	0	0	0	0	0	0	0	0	0	0	0	0	0	-	-
0300	1	0	1	0	0	0	0	0	0	0	0	0	0	0	0	0	0	0	0	71.9	-
0400	0	0	0	0	0	0	0	0	0	0	0	0	0	0	0	0	0	0	0	-	-
0500	2	0	2	0	0	0	0	0	0	0	0	0	0	0	0	0	0	0	0	57.7	-
0600	1	0	1	0	0	0	0	0	0	0	0	0	0	0	0	0	0	0	0	51.8	-
0700	11	0	10	0	0	0	0	0	0	0	1	0	0	0	0	0	0	0	0	48.8	52.9
0800	**24**	**0**	**22**	**1**	**1**	**0**	**0**	**0**	**0**	**0**	**0**	**0**	**0**	**0**	**0**	**0**	**0**	**0**	**0**	**59.5**	**64.4**
0900	11	0	9	0	2	0	0	0	0	0	0	0	0	0	0	0	0	0	0	50.1	53.6
1000	11	0	8	0	3	0	0	0	0	0	0	0	0	0	0	0	0	0	0	51	59.4
1100	13	0	10	1	0	0	2	0	0	0	0	0	0	0	0	0	0	0	0	37.5	50.4
1200	19	0	16	0	2	1	0	0	0	0	0	0	0	0	0	0	0	0	0	50.3	55.8
1300	17	0	12	3	0	1	1	0	0	0	0	0	0	0	0	0	0	0	0	52.4	60.5
1400	7	0	5	0	0	1	1	0	0	0	0	0	0	0	0	0	0	0	0	52.7	-
1500	16	0	13	0	1	2	0	0	0	0	0	0	0	0	0	0	0	0	0	55.2	67
1600	28	0	26	1	0	1	0	0	0	0	0	0	0	0	0	0	0	0	0	55.7	60.1
1700	**38**	**0**	**32**	**1**	**2**	**2**	**0**	**0**	**0**	**0**	**1**	**0**	**0**	**0**	**0**	**0**	**0**	**0**	**0**	**53.1**	**64.1**
1800	25	0	22	0	2	1	0	0	0	0	0	0	0	0	0	0	0	0	0	56.7	62.3
1900	20	0	16	0	4	0	0	0	0	0	0	0	0	0	0	0	0	0	0	53.6	63
2000	15	0	12	0	2	1	0	0	0	0	0	0	0	0	0	0	0	0	0	57.4	64.4
2100	9	0	9	0	0	0	0	0	0	0	0	0	0	0	0	0	0	0	0	56.2	-
2200	11	0	8	0	3	0	0	0	0	0	0	0	0	0	0	0	0	0	0	59.4	63.4
2300	4	0	4	0	0	0	0	0	0	0	0	0	0	0	0	0	0	0	0	59.4	-
07-19	**220**	**0**	**185**	**7**	**13**	**9**	**4**	**0**	**0**	**0**	**2**	**0**	**0**	**0**	**0**	**0**	**0**	**0**	**0**	**53**	**61.9**
06-22	**265**	**0**	**223**	**7**	**19**	**10**	**4**	**0**	**0**	**0**	**2**	**0**	**0**	**0**	**0**	**0**	**0**	**0**	**0**	**53.4**	**62.3**
06-00	**280**	**0**	**235**	**7**	**22**	**10**	**4**	**0**	**0**	**0**	**2**	**0**	**0**	**0**	**0**	**0**	**0**	**0**	**0**	**53.7**	**62.6**
00-00	**285**	**0**	**239**	**7**	**22**	**11**	**4**	**0**	**0**	**0**	**2**	**0**	**0**	**0**	**0**	**0**	**0**	**0**	**0**	**53.8**	**63**

DRAFT

Site 80
Location LP04042, Att - telepole, Lat 54.0414, Long -6.83395
Direction North

3279 / Meath/Cavan/Monaghan ATC's
October 2013
Automatic Traffic Count

Thu, 10 October 2013

Time	Total	Classification												>PSL	>PSL%	>SL1	>SL1%	>SL2	>SL2%	Mean	Vpp
		1 MCL	2 SV	3 SVT	4 TB2	5 TB3	6 T4	7 ART3	8 ART4	9 ART5	10 ART6	11 BD	12 DRT	80	80	85 +5kph	85 +5kph	90 +10kph	90 +10kph		85
0000	1	0	1	0	0	0	0	0	0	0	0	0	0	0	0	0	0	0	0	46.9	-
0100	0	0	0	0	0	0	0	0	0	0	0	0	0	0	0	0	0	0	0	-	-
0200	0	0	0	0	0	0	0	0	0	0	0	0	0	0	0	0	0	0	0	-	-
0300	0	0	0	0	0	0	0	0	0	0	0	0	0	0	0	0	0	0	0	-	-
0400	0	0	0	0	0	0	0	0	0	0	0	0	0	0	0	0	0	0	0	-	-
0500	4	0	3	0	1	0	0	0	0	0	0	0	0	0	0	0	0	0	0	58.6	-
0600	3	0	3	0	0	0	0	0	0	0	0	0	0	0	0	0	0	0	0	53.2	-
0700	13	0	11	0	1	0	1	0	0	0	0	0	0	0	0	0	0	0	0	53.8	61.2
0800	**20**	**0**	**18**	**1**	**0**	**1**	**0**	**0**	**0**	**0**	**0**	**0**	**0**	**0**	**0**	**0**	**0**	**0**	**0**	**55.4**	**60.1**
0900	16	0	15	0	0	1	0	0	0	0	0	0	0	0	0	0	0	0	0	49.7	60.8
1000	12	0	8	2	2	0	0	0	0	0	0	0	0	0	0	0	0	0	0	47.5	53.6
1100	10	0	6	1	3	0	0	0	0	0	0	0	0	0	0	0	0	0	0	50.6	-
1200	8	0	5	0	0	1	1	0	0	1	0	0	0	0	0	0	0	0	0	52.2	-
1300	17	0	11	0	0	2	1	0	0	3	0	0	0	0	0	0	0	0	0	48.5	57.2
1400	11	0	8	0	1	1	0	0	0	1	0	0	0	0	0	0	0	0	0	52.1	58
1500	21	0	18	1	1	1	0	0	0	0	0	0	0	0	0	0	0	0	0	53.1	60.5
1600	**29**	**0**	**22**	**0**	**3**	**3**	**0**	**0**	**0**	**0**	**1**	**0**	**0**	**0**	**0**	**0**	**0**	**0**	**0**	**52.1**	**62.3**
1700	**29**	**0**	**25**	**0**	**3**	**1**	**0**	**0**	**0**	**0**	**0**	**0**	**0**	**0**	**0**	**0**	**0**	**0**	**0**	**55.6**	**64.1**
1800	24	0	21	2	1	0	0	0	0	0	0	0	0	0	0	0	0	0	0	53.4	58.7
1900	19	0	16	0	2	1	0	0	0	0	0	0	0	0	0	0	0	0	0	53.5	63
2000	16	0	16	0	0	0	0	0	0	0	0	0	0	0	0	0	0	0	0	54.4	58.7
2100	10	0	9	0	1	0	0	0	0	0	0	0	0	0	0	0	0	0	0	59.7	-
2200	9	0	7	0	2	0	0	0	0	0	0	0	0	0	0	0	0	0	0	58.3	-
2300	6	0	6	0	0	0	0	0	0	0	0	0	0	0	0	0	0	0	0	61.2	-
07-19	**210**	**0**	**168**	**7**	**15**	**11**	**3**	**0**	**0**	**5**	**1**	**0**	**0**	**0**	**0**	**0**	**0**	**0**	**0**	**52.4**	**60.8**
06-22	**258**	**0**	**212**	**7**	**18**	**12**	**3**	**0**	**0**	**5**	**1**	**0**	**0**	**0**	**0**	**0**	**0**	**0**	**0**	**52.9**	**62.3**
06-00	**273**	**0**	**225**	**7**	**20**	**12**	**3**	**0**	**0**	**5**	**1**	**0**	**0**	**0**	**0**	**0**	**0**	**0**	**0**	**53.3**	**62.3**
00-00	**278**	**0**	**229**	**7**	**21**	**12**	**3**	**0**	**0**	**5**	**1**	**0**	**0**	**0**	**0**	**0**	**0**	**0**	**0**	**53.3**	**62.3**

DRAFT

Site 80
Location LP04042, Att - telepole, Lat 54.0414, Long -6.83395
Direction North

3279 / Meath/Cavan/Monaghan ATC's
October 2013
Automatic Traffic Count

Virtual Day (Partial days = 2.54)

Time	Total	Classification												>PSL	>PSL%	>SL1	>SL1%	>SL2	>SL2%	Mean	Vpp
		1 MCL	2 SV	3 SVT	4 TB2	5 TB3	6 T4	7 ART3	8 ART4	9 ART5	10 ART6	11 BD	12 DRT	80	80	85 +5kph	85 +5kph	90 +10kph	90 +10kph		85
0000	2	0	1	0	0	1	0	0	0	0	0	0	0	0	0	0	0	0	0	50.9	-
0100	0	0	0	0	0	0	0	0	0	0	0	0	0	0	0	0	0	0	0	-	-
0200	0	0	0	0	0	0	0	0	0	0	0	0	0	0	0	0	0	0	0	-	-
0300	1	0	1	0	0	0	0	0	0	0	0	0	0	0	0	0	0	0	0	71.9	-
0400	0	0	0	0	0	0	0	0	0	0	0	0	0	0	0	0	0	0	0	-	-
0500	3	0	3	0	1	0	0	0	0	0	0	0	0	0	0	0	0	0	0	58.3	-
0600	2	0	2	0	0	0	0	0	0	0	0	0	0	0	0	0	0	0	0	52.9	-
0700	12	0	11	0	1	0	1	0	0	0	1	0	0	0	0	0	0	0	0	51.5	55.8
0800	**22**	**0**	**20**	**1**	**1**	**1**	**0**	**0**	**0**	**0**	**0**	**0**	**0**	**0**	**0**	**0**	**0**	**0**	**0**	**57.6**	**63.7**
0900	14	0	12	0	1	1	0	0	0	0	0	0	0	0	0	0	0	0	0	49.8	59.8
1000	12	0	8	1	3	0	0	0	0	0	0	0	0	0	0	0	0	0	0	49.2	59.4
1100	9	0	6	1	1	0	1	0	0	0	0	0	0	0	0	0	0	0	0	38.2	-
1200	11	0	9	0	1	1	0	0	0	0	0	0	0	0	0	0	0	0	0	48	59.8
1300	17	0	13	1	0	1	1	0	0	1	0	0	0	0	0	0	0	0	0	51.8	59
1400	8	0	6	0	1	1	0	0	0	0	0	0	0	0	0	0	0	0	0	52	-
1500	21	0	18	1	1	1	0	0	0	0	0	0	0	0	0	0	0	0	0	55.3	63.7
1600	28	0	24	0	1	2	0	0	0	0	0	0	0	0	0	0	0	0	0	53.8	60.8
1700	**30**	**0**	**26**	**0**	**2**	**1**	**0**	**0**	**0**	**0**	**0**	**0**	**0**	**0**	**0**	**0**	**0**	**0**	**0**	**55.2**	**64.1**
1800	24	0	21	1	1	0	0	0	0	0	0	0	0	0	0	0	0	0	0	55.8	63.4
1900	20	0	17	0	3	0	0	0	0	0	0	0	0	0	0	0	0	0	0	53.6	63
2000	14	0	13	0	1	0	0	0	0	0	0	0	0	0	0	0	0	0	0	55.3	62.6
2100	10	0	9	0	1	0	0	0	0	0	0	0	0	0	0	0	0	0	0	58.1	-
2200	10	0	8	0	2	0	0	0	0	0	0	0	0	0	0	0	0	0	0	56.7	63
2300	5	0	5	0	0	0	0	0	0	0	0	0	0	0	0	0	0	0	0	57.9	-
07-19	**208**	**0**	**174**	**6**	**14**	**9**	**3**	**0**	**0**	**1**	**1**	**0**	**0**	**0**	**0**	**0**	**0**	**0**	**0**	**51.9**	**60.3**
06-22	**254**	**0**	**215**	**6**	**19**	**9**	**3**	**0**	**0**	**1**	**1**	**0**	**0**	**0**	**0**	**0**	**0**	**0**	**0**	**53.25**	**61.7**
06-00	**269**	**0**	**228**	**6**	**21**	**9**	**3**	**0**	**0**	**1**	**1**	**0**	**0**	**0**	**0**	**0**	**0**	**0**	**0**	**53.7**	**62.6**
00-00	**275**	**0**	**233**	**6**	**22**	**10**	**3**	**0**	**0**	**1**	**1**	**0**	**0**	**0**	**0**	**0**	**0**	**0**	**0**	**53.8**	**62.6**

DRAFT

Site 80
Location LP04042, Att - telepole, Lat 54.0414, Long -6.83395
Direction North

3279 / Meath/Cavan/Monaghan ATC's
October 2013
Automatic Traffic Count

Virtual Week (1)

Time	Total	Classification												>PSL	>PSL%	>SL1	>SL1%	>SL2	>SL2%	Mean	Vpp
		1 MCL	2 SV	3 SVT	4 TB2	5 TB3	6 T4	7 ART3	8 ART4	9 ART5	10 ART6	11 BD	12 DRT	80	80	85 +5kph	85 +5kph	90 +10kph	90 +10kph		85
Mon	0	0	0	0	0	0	0	0	0	0	0	0	0	0	0	0	0	0	0	-	-
Tue	188	1	169	1	11	1	2	0	1	2	0	0	0	0	0	0	0	0	0	53.8	63
Wed	285	0	239	7	22	11	4	0	0	0	2	0	0	0	0	0	0	0	0	53.8	63
Thu	278	0	229	7	21	12	3	0	0	5	1	0	0	0	0	0	0	0	0	53.3	62.3
Fri	0	0	0	0	0	0	0	0	0	0	0	0	0	0	0	0	0	0	0	-	-
| Sat	0	0	0	0	0	0	0	0	0	0	0	0	0	0	0	0	0	0	0	-	-
| Sun	0	0	0	0	0	0	0	0	0	0	0	0	0	0	0	0	0	0	0	-	-
5 Day Ave.	**250**	**0**	**212**	**5**	**18**	**8**	**3**	**0**	**0**	**2**	**1**	**0**	**0**	**0**	**0.0**	**0**	**0.0**	**0**	**0.0**	**53.6**	**62.8**
7 Day Ave.	**275**	**0**	**233**	**6**	**22**	**10**	**3**	**0**	**0**	**1**	**1**	**0**	**0**	**0**	**0.0**	**0**	**0.0**	**0**	**0.0**	**53.8**	**62.6**
Total	**751**	**1**	**637**	**15**	**54**	**24**	**9**	**0**	**1**	**7**	**3**	**0**	**0**	**0**	**0.0**	**0**	**0.0**	**0**	**0.0**	**53.6**	**62.6**

Summary Graphs

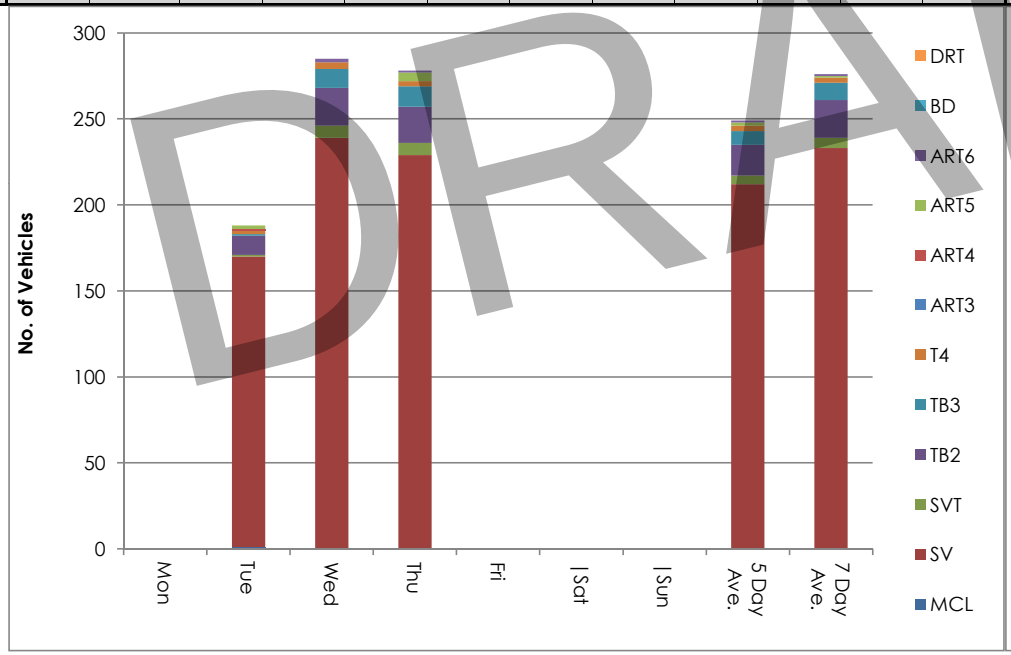

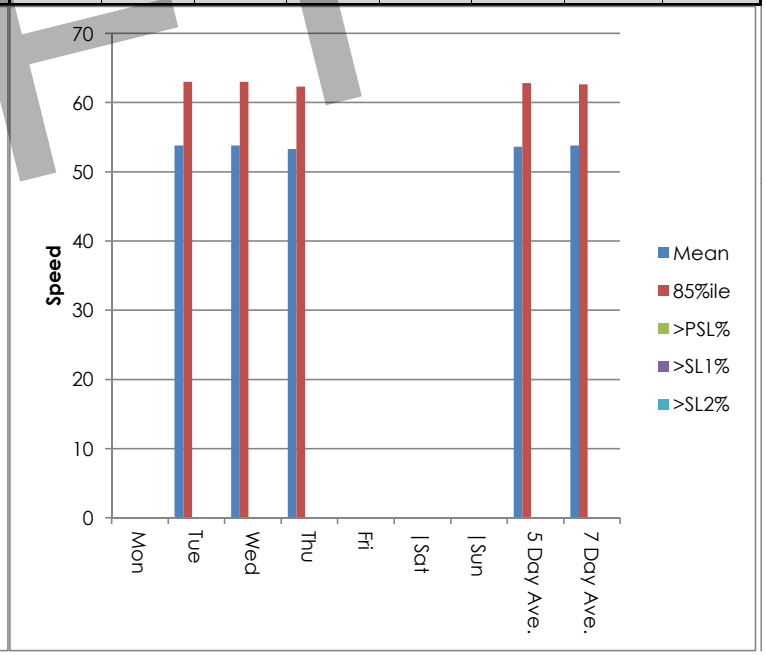

DRAFT

Site 80
Location LP04042, Att - telepole, Lat 54.0414, Long -6.83395
Direction North

3279 / Meath/Cavan/Monaghan ATC's
October 2013
Automatic Traffic Count

Tue, 8 October 2013

Time	Total	Speed Bins (km/h)																											
		0 - 5	5 - 10	10 - 15	15 - 20	20 - 25	25 - 30	30 - 35	35 - 40	40 - 45	45 - 50	50 - 55	55 - 60	60 - 65	65 - 70	70 - 75	75 - 80	80 - 85	85 - 90	90 - 95	95 - 100	100 - 105	105 - 110	110 - 115	115 - 120	120 - 125	125 - 130	130 - 135	135 - 140
0000	0	0	0	0	0	0	0	0	0	0	0	0	0	0	0	0	0	0	0	0	0	0	0	0	0	0	0	0	0
0100	0	0	0	0	0	0	0	0	0	0	0	0	0	0	0	0	0	0	0	0	0	0	0	0	0	0	0	0	0
0200	0	0	0	0	0	0	0	0	0	0	0	0	0	0	0	0	0	0	0	0	0	0	0	0	0	0	0	0	0
0300	0	0	0	0	0	0	0	0	0	0	0	0	0	0	0	0	0	0	0	0	0	0	0	0	0	0	0	0	0
0400	0	0	0	0	0	0	0	0	0	0	0	0	0	0	0	0	0	0	0	0	0	0	0	0	0	0	0	0	0
0500	0	0	0	0	0	0	0	0	0	0	0	0	0	0	0	0	0	0	0	0	0	0	0	0	0	0	0	0	0
0600	0	0	0	0	0	0	0	0	0	0	0	0	0	0	0	0	0	0	0	0	0	0	0	0	0	0	0	0	0
0700	0	0	0	0	0	0	0	0	0	0	0	0	0	0	0	0	0	0	0	0	0	0	0	0	0	0	0	0	0
0800	0	0	0	0	0	0	0	0	0	0	0	0	0	0	0	0	0	0	0	0	0	0	0	0	0	0	0	0	0
0900	0	0	0	0	0	0	0	0	0	0	0	0	0	0	0	0	0	0	0	0	0	0	0	0	0	0	0	0	0
1000	0	0	0	0	0	0	0	0	0	0	0	0	0	0	0	0	0	0	0	0	0	0	0	0	0	0	0	0	0
1100	**3**	**3**	**0**	**0**	**0**	**0**	**0**	**0**	**0**	**0**	**0**	**0**	**0**	**0**	**0**	**0**	**0**	**0**	**0**	**0**	**0**	**0**	**0**	**0**	**0**	**0**	**0**	**0**	**0**
1200	7	0	1	2	0	0	0	0	0	0	1	0	2	1	0	0	0	0	0	0	0	0	0	0	0	0	0	0	0
1300	18	0	0	0	0	0	1	0	0	0	2	5	8	2	0	0	0	0	0	0	0	0	0	0	0	0	0	0	0
1400	7	0	0	0	0	0	0	0	1	1	1	1	2	1	0	0	0	0	0	0	0	0	0	0	0	0	0	0	0
1500	25	0	0	0	0	0	0	0	1	0	1	4	12	5	2	0	0	0	0	0	0	0	0	0	0	0	0	0	0
1600	**27**	**0**	**0**	**0**	**0**	**0**	**1**	**1**	**0**	**1**	**5**	**7**	**7**	**3**	**0**	**2**	**0**	**0**	**0**	**0**	**0**	**0**	**0**	**0**	**0**	**0**	**0**	**0**	**0**
1700	23	0	0	0	0	0	0	0	2	1	0	4	6	7	1	2	0	0	0	0	0	0	0	0	0	0	0	0	0
1800	22	0	0	0	0	0	0	0	1	0	2	4	9	1	4	1	0	0	0	0	0	0	0	0	0	0	0	0	0
1900	20	0	0	0	0	0	0	0	0	3	3	7	4	1	2	0	0	0	0	0	0	0	0	0	0	0	0	0	0
2000	11	0	0	0	0	0	0	0	1	0	2	2	4	2	0	0	0	0	0	0	0	0	0	0	0	0	0	0	0
2100	10	0	0	0	0	0	0	0	1	0	2	1	1	1	3	1	0	0	0	0	0	0	0	0	0	0	0	0	0
2200	11	0	0	0	0	0	1	0	0	1	0	3	4	1	1	0	0	0	0	0	0	0	0	0	0	0	0	0	0
2300	4	0	0	0	0	0	0	0	0	1	1	0	2	0	0	0	0	0	0	0	0	0	0	0	0	0	0	0	0
07-19	**132**	**3**	**1**	**2**	**0**	**0**	**2**	**1**	**5**	**3**	**12**	**25**	**46**	**20**	**7**	**5**	**0**	**0**	**0**	**0**	**0**	**0**	**0**	**0**	**0**	**0**	**0**	**0**	**0**
06-22	**173**	**3**	**1**	**2**	**0**	**0**	**2**	**1**	**7**	**6**	**19**	**35**	**55**	**24**	**12**	**6**	**0**	**0**	**0**	**0**	**0**	**0**	**0**	**0**	**0**	**0**	**0**	**0**	**0**
06-00	**188**	**3**	**1**	**2**	**0**	**0**	**3**	**1**	**7**	**8**	**20**	**38**	**61**	**25**	**13**	**6**	**0**	**0**	**0**	**0**	**0**	**0**	**0**	**0**	**0**	**0**	**0**	**0**	**0**
00-00	**188**	**3**	**1**	**2**	**0**	**0**	**3**	**1**	**7**	**8**	**20**	**38**	**61**	**25**	**13**	**6**	**0**	**0**	**0**	**0**	**0**	**0**	**0**	**0**	**0**	**0**	**0**	**0**	**0**

DRAFT

Site 80
Location LP04042, Att - telepole, Lat 54.0414, Long -6.83395
Direction North

3279 / Meath/Cavan/Monaghan ATC's
October 2013
Automatic Traffic Count

Wed, 9 October 2013

Time	Total	Speed Bins (km/h)																											
		0 - 5	5 - 10	10 - 15	15 - 20	20 - 25	25 - 30	30 - 35	35 - 40	40 - 45	45 - 50	50 - 55	55 - 60	60 - 65	65 - 70	70 - 75	75 - 80	80 - 85	85 - 90	90 - 95	95 - 100	100 - 105	105 - 110	110 - 115	115 - 120	120 - 125	125 - 130	130 - 135	135 - 140
0000	2	0	0	0	0	0	0	0	0	1	0	0	0	1	0	0	0	0	0	0	0	0	0	0	0	0	0	0	0
0100	0	0	0	0	0	0	0	0	0	0	0	0	0	0	0	0	0	0	0	0	0	0	0	0	0	0	0	0	0
0200	0	0	0	0	0	0	0	0	0	0	0	0	0	0	0	0	0	0	0	0	0	0	0	0	0	0	0	0	0
0300	1	0	0	0	0	0	0	0	0	0	0	0	0	0	0	1	0	0	0	0	0	0	0	0	0	0	0	0	0
0400	0	0	0	0	0	0	0	0	0	0	0	0	0	0	0	0	0	0	0	0	0	0	0	0	0	0	0	0	0
0500	2	0	0	0	0	0	0	0	0	0	0	1	0	1	0	0	0	0	0	0	0	0	0	0	0	0	0	0	0
0600	1	0	0	0	0	0	0	0	0	0	0	1	0	0	0	0	0	0	0	0	0	0	0	0	0	0	0	0	0
0700	11	0	0	0	0	0	0	0	1	2	2	5	1	0	0	0	0	0	0	0	0	0	0	0	0	0	0	0	0
0800	**24**	**0**	**0**	**0**	**0**	**0**	**0**	**0**	**0**	**1**	**0**	**5**	**5**	**9**	**3**	**1**	**0**	**0**	**0**	**0**	**0**	**0**	**0**	**0**	**0**	**0**	**0**	**0**	**0**
0900	11	0	0	0	0	0	0	0	0	1	6	2	1	1	0	0	0	0	0	0	0	0	0	0	0	0	0	0	0
1000	11	0	0	0	0	0	1	0	0	2	2	1	3	2	0	0	0	0	0	0	0	0	0	0	0	0	0	0	0
1100	13	0	0	0	2	0	3	2	0	2	1	2	1	0	0	0	0	0	0	0	0	0	0	0	0	0	0	0	0
1200	19	0	0	0	0	0	0	0	1	2	5	7	3	1	0	0	0	0	0	0	0	0	0	0	0	0	0	0	0
1300	17	0	0	0	0	0	0	0	3	0	2	5	2	5	0	0	0	0	0	0	0	0	0	0	0	0	0	0	0
1400	7	0	0	0	0	0	0	0	0	2	0	1	4	0	0	0	0	0	0	0	0	0	0	0	0	0	0	0	0
1500	16	0	0	0	0	0	0	2	0	0	2	4	3	2	3	0	0	0	0	0	0	0	0	0	0	0	0	0	0
1600	28	0	0	0	0	0	0	0	1	1	0	12	9	3	1	0	1	0	0	0	0	0	0	0	0	0	0	0	0
1700	**38**	**0**	**0**	**0**	**0**	**0**	**0**	**1**	**7**	**2**	**3**	**8**	**7**	**6**	**3**	**1**	**0**	**0**	**0**	**0**	**0**	**0**	**0**	**0**	**0**	**0**	**0**	**0**	**0**
1800	25	0	0	0	0	0	0	0	0	2	1	7	5	7	2	1	0	0	0	0	0	0	0	0	0	0	0	0	0
1900	20	0	0	0	0	0	1	1	1	2	0	6	3	4	2	0	0	0	0	0	0	0	0	0	0	0	0	0	0
2000	15	0	0	0	0	0	0	0	0	1	2	1	5	4	2	0	0	0	0	0	0	0	0	0	0	0	0	0	0
2100	9	0	0	0	0	0	0	0	0	0	1	4	1	3	0	0	0	0	0	0	0	0	0	0	0	0	0	0	0
2200	11	0	0	0	0	0	0	0	0	1	0	0	5	4	1	0	0	0	0	0	0	0	0	0	0	0	0	0	0
2300	4	0	0	0	0	0	0	0	0	0	0	1	1	2	0	0	0	0	0	0	0	0	0	0	0	0	0	0	0
07-19	**220**	**0**	**0**	**0**	**2**	**0**	**4**	**5**	**13**	**17**	**24**	**59**	**44**	**36**	**12**	**3**	**1**	**0**	**0**	**0**	**0**	**0**	**0**	**0**	**0**	**0**	**0**	**0**	**0**
06-22	**265**	**0**	**0**	**0**	**2**	**0**	**5**	**6**	**14**	**20**	**27**	**71**	**53**	**47**	**16**	**3**	**1**	**0**	**0**	**0**	**0**	**0**	**0**	**0**	**0**	**0**	**0**	**0**	**0**
06-00	**280**	**0**	**0**	**0**	**2**	**0**	**5**	**6**	**14**	**21**	**27**	**72**	**59**	**53**	**17**	**3**	**1**	**0**	**0**	**0**	**0**	**0**	**0**	**0**	**0**	**0**	**0**	**0**	**0**
00-00	**285**	**0**	**0**	**0**	**2**	**0**	**5**	**6**	**14**	**22**	**27**	**73**	**59**	**55**	**17**	**4**	**1**	**0**	**0**	**0**	**0**	**0**	**0**	**0**	**0**	**0**	**0**	**0**	**0**

DRAFT

Site 80
Location LP04042, Att - telepole, Lat 54.0414, Long -6.83395
Direction North

3279 / Meath/Cavan/Monaghan ATC's
October 2013
Automatic Traffic Count

Thu, 10 October 2013

Time	Total	Speed Bins (km/h)																											
		0 - 5	5 - 10	10 - 15	15 - 20	20 - 25	25 - 30	30 - 35	35 - 40	40 - 45	45 - 50	50 - 55	55 - 60	60 - 65	65 - 70	70 - 75	75 - 80	80 - 85	85 - 90	90 - 95	95 - 100	100 - 105	105 - 110	110 - 115	115 - 120	120 - 125	125 - 130	130 - 135	135 - 140
0000	1	0	0	0	0	0	0	0	0	0	1	0	0	0	0	0	0	0	0	0	0	0	0	0	0	0	0	0	0
0100	0	0	0	0	0	0	0	0	0	0	0	0	0	0	0	0	0	0	0	0	0	0	0	0	0	0	0	0	0
0200	0	0	0	0	0	0	0	0	0	0	0	0	0	0	0	0	0	0	0	0	0	0	0	0	0	0	0	0	0
0300	0	0	0	0	0	0	0	0	0	0	0	0	0	0	0	0	0	0	0	0	0	0	0	0	0	0	0	0	0
0400	0	0	0	0	0	0	0	0	0	0	0	0	0	0	0	0	0	0	0	0	0	0	0	0	0	0	0	0	0
0500	4	0	0	0	0	0	0	0	0	0	0	0	3	0	1	0	0	0	0	0	0	0	0	0	0	0	0	0	0
0600	3	0	0	0	0	0	0	0	0	1	0	1	0	1	0	0	0	0	0	0	0	0	0	0	0	0	0	0	0
0700	13	0	0	0	0	0	0	0	0	0	5	4	0	3	1	0	0	0	0	0	0	0	0	0	0	0	0	0	0
0800	**20**	**0**	**0**	**0**	**0**	**0**	**0**	**0**	**0**	**2**	**3**	**5**	**5**	**3**	**0**	**2**	**0**	**0**	**0**	**0**	**0**	**0**	**0**	**0**	**0**	**0**	**0**	**0**	**0**
0900	16	0	0	0	0	0	0	3	0	2	2	5	1	2	0	1	0	0	0	0	0	0	0	0	0	0	0	0	0
1000	12	0	0	0	0	0	1	0	0	2	5	3	0	1	0	0	0	0	0	0	0	0	0	0	0	0	0	0	0
1100	10	0	0	0	0	0	0	0	2	0	0	5	3	0	0	0	0	0	0	0	0	0	0	0	0	0	0	0	0
1200	8	0	0	0	0	0	0	0	1	0	3	1	0	3	0	0	0	0	0	0	0	0	0	0	0	0	0	0	0
1300	17	0	0	0	0	0	0	1	1	5	1	4	5	0	0	0	0	0	0	0	0	0	0	0	0	0	0	0	0
1400	11	0	0	0	0	0	0	1	0	0	4	1	4	1	0	0	0	0	0	0	0	0	0	0	0	0	0	0	0
1500	21	0	0	0	0	0	0	0	0	1	7	6	3	2	2	0	0	0	0	0	0	0	0	0	0	0	0	0	0
1600	**29**	**0**	**0**	**0**	**0**	**0**	**1**	**0**	**4**	**3**	**0**	**8**	**7**	**4**	**2**	**0**	**0**	**0**	**0**	**0**	**0**	**0**	**0**	**0**	**0**	**0**	**0**	**0**	**0**
1700	**29**	**0**	**0**	**0**	**0**	**1**	**0**	**0**	**0**	**0**	**4**	**7**	**10**	**3**	**4**	**0**	**0**	**0**	**0**	**0**	**0**	**0**	**0**	**0**	**0**	**0**	**0**	**0**	**0**
1800	24	0	0	0	0	0	0	0	0	2	6	8	4	2	2	0	0	0	0	0	0	0	0	0	0	0	0	0	0
1900	19	0	0	0	0	0	1	0	2	1	1	2	5	5	2	0	0	0	0	0	0	0	0	0	0	0	0	0	0
2000	16	0	0	0	0	0	0	0	1	0	2	3	8	1	1	0	0	0	0	0	0	0	0	0	0	0	0	0	0
2100	10	0	0	0	0	0	0	0	0	0	3	0	1	2	3	1	0	0	0	0	0	0	0	0	0	0	0	0	0
2200	9	0	0	0	0	0	0	0	0	0	1	2	2	3	1	0	0	0	0	0	0	0	0	0	0	0	0	0	0
2300	6	0	0	0	0	0	0	0	0	1	0	0	2	1	1	0	1	0	0	0	0	0	0	0	0	0	0	0	0
07-19	**210**	**0**	**0**	**0**	**0**	**1**	**2**	**5**	**8**	**17**	**40**	**57**	**42**	**24**	**11**	**3**	**0**	**0**	**0**	**0**	**0**	**0**	**0**	**0**	**0**	**0**	**0**	**0**	**0**
06-22	**258**	**0**	**0**	**0**	**0**	**1**	**3**	**5**	**11**	**19**	**46**	**63**	**56**	**33**	**17**	**4**	**0**	**0**	**0**	**0**	**0**	**0**	**0**	**0**	**0**	**0**	**0**	**0**	**0**
06-00	**273**	**0**	**0**	**0**	**0**	**1**	**3**	**5**	**11**	**20**	**47**	**65**	**60**	**37**	**19**	**4**	**1**	**0**	**0**	**0**	**0**	**0**	**0**	**0**	**0**	**0**	**0**	**0**	**0**
00-00	**278**	**0**	**0**	**0**	**0**	**1**	**3**	**5**	**11**	**20**	**48**	**65**	**63**	**37**	**20**	**4**	**1**	**0**	**0**	**0**	**0**	**0**	**0**	**0**	**0**	**0**	**0**	**0**	**0**

DRAFT

Site 80
Location LP04042, Att - telepole, Lat 54.0414, Long -6.83395
Direction North

3279 / Meath/Cavan/Monaghan ATC's
October 2013
Automatic Traffic Count

Virtual Day (Partial days = 2.54)

Time	Total	Speed Bins (km/h)																											
		0 - 5	5 - 10	10 - 15	15 - 20	20 - 25	25 - 30	30 - 35	35 - 40	40 - 45	45 - 50	50 - 55	55 - 60	60 - 65	65 - 70	70 - 75	75 - 80	80 - 85	85 - 90	90 - 95	95 - 100	100 - 105	105 - 110	110 - 115	115 - 120	120 - 125	125 - 130	130 - 135	135 - 140
0000	2	0	0	0	0	0	0	0	0	1	1	0	0	1	0	0	0	0	0	0	0	0	0	0	0	0	0	0	0
0100	0	0	0	0	0	0	0	0	0	0	0	0	0	0	0	0	0	0	0	0	0	0	0	0	0	0	0	0	0
0200	0	0	0	0	0	0	0	0	0	0	0	0	0	0	0	0	0	0	0	0	0	0	0	0	0	0	0	0	0
0300	1	0	0	0	0	0	0	0	0	0	0	0	0	0	0	1	0	0	0	0	0	0	0	0	0	0	0	0	0
0400	0	0	0	0	0	0	0	0	0	0	0	0	0	0	0	0	0	0	0	0	0	0	0	0	0	0	0	0	0
0500	3	0	0	0	0	0	0	0	0	0	0	1	2	1	1	0	0	0	0	0	0	0	0	0	0	0	0	0	0
0600	2	0	0	0	0	0	0	0	0	1	0	1	0	1	0	0	0	0	0	0	0	0	0	0	0	0	0	0	0
0700	12	0	0	0	0	0	0	0	1	1	4	5	1	2	1	0	0	0	0	0	0	0	0	0	0	0	0	0	0
0800	**22**	**0**	**0**	**0**	**0**	**0**	**0**	**0**	**0**	**2**	**2**	**5**	**5**	**6**	**2**	**2**	**0**	**0**	**0**	**0**	**0**	**0**	**0**	**0**	**0**	**0**	**0**	**0**	**0**
0900	14	0	0	0	0	0	0	2	0	2	4	4	1	2	0	1	0	0	0	0	0	0	0	0	0	0	0	0	0
1000	12	0	0	0	0	0	1	0	0	2	4	2	2	2	0	0	0	0	0	0	0	0	0	0	0	0	0	0	0
1100	9	1	0	0	1	0	1	1	1	1	0	2	1	0	0	0	0	0	0	0	0	0	0	0	0	0	0	0	0
1200	11	0	0	1	0	0	0	0	1	1	3	3	2	2	0	0	0	0	0	0	0	0	0	0	0	0	0	0	0
1300	17	0	0	0	0	0	0	0	1	2	2	5	5	2	0	0	0	0	0	0	0	0	0	0	0	0	0	0	0
1400	8	0	0	0	0	0	0	0	0	1	2	1	3	1	0	0	0	0	0	0	0	0	0	0	0	0	0	0	0
1500	21	0	0	0	0	0	0	1	0	0	3	5	6	3	2	0	0	0	0	0	0	0	0	0	0	0	0	0	0
1600	28	0	0	0	0	0	1	0	2	2	2	9	8	3	1	1	0	0	0	0	0	0	0	0	0	0	0	0	0
1700	**30**	**0**	**0**	**0**	**0**	**0**	**0**	**0**	**3**	**1**	**2**	**6**	**8**	**5**	**3**	**1**	**0**	**0**	**0**	**0**	**0**	**0**	**0**	**0**	**0**	**0**	**0**	**0**	**0**
1800	24	0	0	0	0	0	0	0	0	1	3	6	6	3	3	1	0	0	0	0	0	0	0	0	0	0	0	0	0
1900	20	0	0	0	0	0	1	0	1	2	1	5	4	3	2	0	0	0	0	0	0	0	0	0	0	0	0	0	0
2000	14	0	0	0	0	0	0	0	1	0	2	2	6	2	1	0	0	0	0	0	0	0	0	0	0	0	0	0	0
2100	10	0	0	0	0	0	0	0	0	0	2	2	1	2	2	1	0	0	0	0	0	0	0	0	0	0	0	0	0
2200	10	0	0	0	0	0	0	0	0	1	0	2	4	3	1	0	0	0	0	0	0	0	0	0	0	0	0	0	0
2300	5	0	0	0	0	0	0	0	0	1	0	0	2	1	0	0	0	0	0	0	0	0	0	0	0	0	0	0	0
07-19	**208**	**1**	**0**	**1**	**1**	**0**	**3**	**4**	**9**	**16**	**31**	**53**	**48**	**31**	**12**	**6**	**0**	**0**	**0**	**0**	**0**	**0**	**0**	**0**	**0**	**0**	**0**	**0**	**0**
06-22	**254**	**1**	**0**	**1**	**1**	**0**	**4**	**4**	**11**	**19**	**36**	**63**	**59**	**39**	**17**	**7**	**0**	**0**	**0**	**0**	**0**	**0**	**0**	**0**	**0**	**0**	**0**	**0**	**0**
06-00	**269**	**1**	**0**	**1**	**1**	**0**	**4**	**4**	**11**	**21**	**36**	**65**	**65**	**43**	**18**	**7**	**0**	**0**	**0**	**0**	**0**	**0**	**0**	**0**	**0**	**0**	**0**	**0**	**0**
00-00	**275**	**1**	**0**	**1**	**1**	**0**	**4**	**4**	**11**	**22**	**37**	**66**	**67**	**45**	**19**	**8**	**0**	**0**	**0**	**0**	**0**	**0**	**0**	**0**	**0**	**0**	**0**	**0**	**0**

DRAFT

Site 80
Location LP04042, Att - telepole, Lat 54.0414, Long -6.83395
Direction North

3279 / Meath/Cavan/Monaghan ATC's
October 2013
Automatic Traffic Count

Virtual Week (1)

Time	Total	Speed Bins (km/h)																											
		0 - 5	5 - 10	10 - 15	15 - 20	20 - 25	25 - 30	30 - 35	35 - 40	40 - 45	45 - 50	50 - 55	55 - 60	60 - 65	65 - 70	70 - 75	75 - 80	80 - 85	85 - 90	90 - 95	95 - 100	100 - 105	105 - 110	110 - 115	115 - 120	120 - 125	125 - 130	130 - 135	135 - 140
Mon	0	0	0	0	0	0	0	0	0	0	0	0	0	0	0	0	0	0	0	0	0	0	0	0	0	0	0	0	0
Tue	188	3	1	2	0	0	3	1	7	8	20	38	61	25	13	6	0	0	0	0	0	0	0	0	0	0	0	0	0
Wed	285	0	0	0	2	0	5	6	14	22	27	73	59	55	17	4	1	0	0	0	0	0	0	0	0	0	0	0	0
Thu	278	0	0	0	0	1	3	5	11	20	48	65	63	37	20	4	1	0	0	0	0	0	0	0	0	0	0	0	0
Fri	0	0	0	0	0	0	0	0	0	0	0	0	0	0	0	0	0	0	0	0	0	0	0	0	0	0	0	0	0
|Sat	0	0	0	0	0	0	0	0	0	0	0	0	0	0	0	0	0	0	0	0	0	0	0	0	0	0	0	0	0
|Sun	0	0	0	0	0	0	0	0	0	0	0	0	0	0	0	0	0	0	0	0	0	0	0	0	0	0	0	0	0
5 Day Ave.	**250**	**1**	**0**	**1**	**1**	**0**	**4**	**4**	**11**	**17**	**32**	**59**	**61**	**39**	**17**	**5**	**1**	**0**	**0**	**0**	**0**	**0**	**0**	**0**	**0**	**0**	**0**	**0**	**0**
7 Day Ave.	**275**	**1**	**0**	**1**	**1**	**0**	**4**	**4**	**11**	**22**	**37**	**66**	**67**	**45**	**19**	**8**	**0**	**0**	**0**	**0**	**0**	**0**	**0**	**0**	**0**	**0**	**0**	**0**	**0**
Total	**751**	**3**	**1**	**2**	**2**	**1**	**11**	**12**	**32**	**50**	**95**	**176**	**183**	**117**	**50**	**14**	**2**	**0**	**0**	**0**	**0**	**0**	**0**	**0**	**0**	**0**	**0**	**0**	**0**	**0**

Summary Graphs

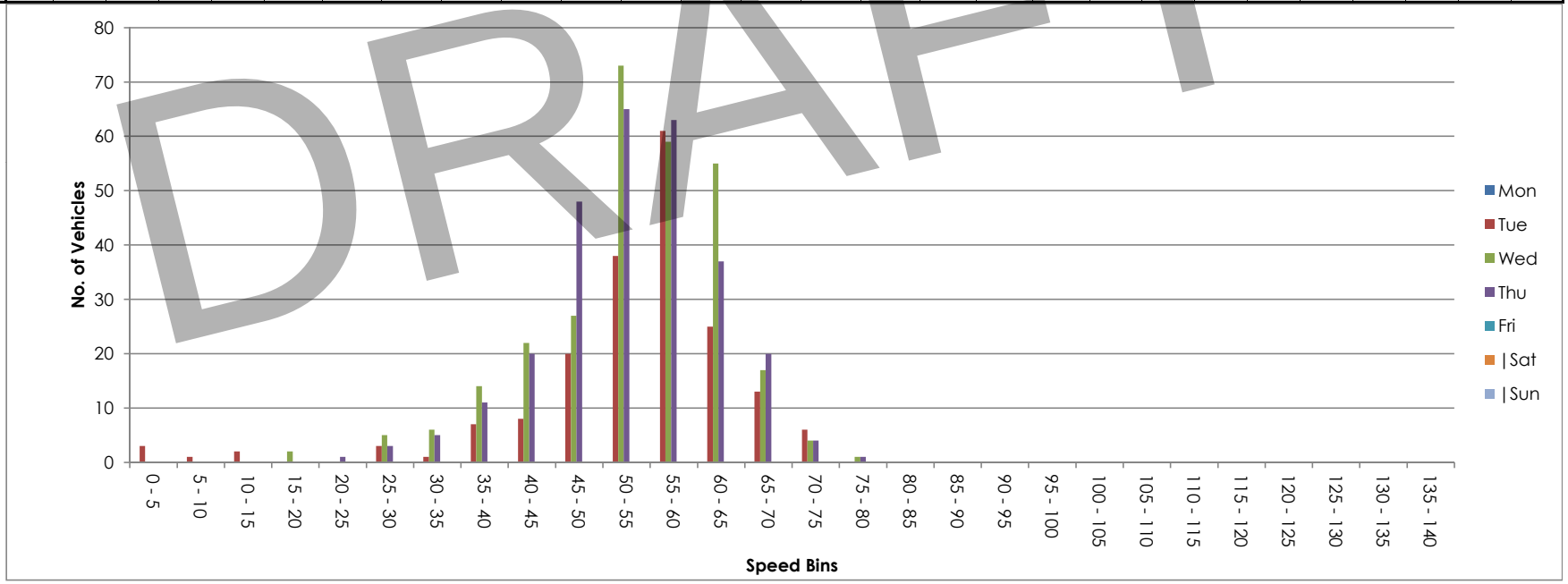

DRAFT

Site 80
Location LP04042, Att - telepole, Lat 54.0414, Long -6.83395
Direction South

3279 / Meath/Cavan/Monaghan ATC's
October 2013
Automatic Traffic Count

Tue, 8 October 2013

Time	Total	Classification												>PSL	>PSL%	>SL1	>SL1%	>SL2	>SL2%	Mean	Vpp
		1 MCL	2 SV	3 SVT	4 TB2	5 TB3	6 T4	7 ART3	8 ART4	9 ART5	10 ART6	11 BD	12 DRT	80	80	85 +5kph	85 +5kph	90 +10kph	90 +10kph		85
0000	0	0	0	0	0	0	0	0	0	0	0	0	0	0	0	0	0	0	0	0	0
0100	0	0	0	0	0	0	0	0	0	0	0	0	0	0	0	0	0	0	0	0	0
0200	0	0	0	0	0	0	0	0	0	0	0	0	0	0	0	0	0	0	0	0	0
0300	0	0	0	0	0	0	0	0	0	0	0	0	0	0	0	0	0	0	0	0	0
0400	0	0	0	0	0	0	0	0	0	0	0	0	0	0	0	0	0	0	0	0	0
0500	0	0	0	0	0	0	0	0	0	0	0	0	0	0	0	0	0	0	0	0	0
0600	0	0	0	0	0	0	0	0	0	0	0	0	0	0	0	0	0	0	0	0	0
0700	0	0	0	0	0	0	0	0	0	0	0	0	0	0	0	0	0	0	0	0	0
0800	0	0	0	0	0	0	0	0	0	0	0	0	0	0	0	0	0	0	0	0	0
0900	0	0	0	0	0	0	0	0	0	0	0	0	0	0	0	0	0	0	0	0	0
1000	0	0	0	0	0	0	0	0	0	0	0	0	0	0	0	0	0	0	0	0	0
1100	**4**	**0**	**4**	**0**	**0**	**0**	**0**	**0**	**0**	**0**	**0**	**0**	**0**	**0**	**0**	**0**	**0**	**0**	**0**	**37**	**-**
1200	14	0	11	1	1	0	1	0	0	0	0	0	0	0	0	0	0	0	0	53	63.4
1300	10	0	8	0	1	1	0	0	0	0	0	0	0	0	0	0	0	0	0	57.1	-
1400	9	0	8	0	1	0	0	0	0	0	0	0	0	0	0	0	0	0	0	56.5	-
1500	14	0	11	0	2	0	1	0	0	0	0	0	0	0	0	0	0	0	0	53.7	57.2
1600	**17**	**0**	**15**	**1**	**0**	**0**	**0**	**0**	**0**	**1**	**0**	**0**	**0**	**0**	**0**	**0**	**0**	**0**	**0**	**59**	**63.4**
1700	12	0	11	0	1	0	0	0	0	0	0	0	0	0	0	0	0	0	0	55	59.8
1800	16	0	13	1	1	0	0	0	1	0	0	0	0	0	0	0	0	0	0	55.9	67
1900	7	0	6	0	1	0	0	0	0	0	0	0	0	0	0	0	0	0	0	55.4	-
2000	10	0	10	0	0	0	0	0	0	0	0	0	0	0	0	0	0	0	0	52.8	-
2100	7	0	7	0	0	0	0	0	0	0	0	0	0	0	0	0	0	0	0	54.3	-
2200	4	0	4	0	0	0	0	0	0	0	0	0	0	0	0	0	0	0	0	58.2	-
2300	4	0	4	0	0	0	0	0	0	0	0	0	0	0	0	0	0	0	0	57.2	-
07-19	**96**	**0**	**81**	**3**	**7**	**1**	**2**	**0**	**1**	**1**	**0**	**0**	**0**	**0**	**0**	**0**	**0**	**0**	**0**	**55**	**65.2**
06-22	**120**	**0**	**104**	**3**	**8**	**1**	**2**	**0**	**1**	**1**	**0**	**0**	**0**	**0**	**0**	**0**	**0**	**0**	**0**	**54.8**	**64.4**
06-00	**128**	**0**	**112**	**3**	**8**	**1**	**2**	**0**	**1**	**1**	**0**	**0**	**0**	**0**	**0**	**0**	**0**	**0**	**0**	**55**	**64.1**
00-00	**128**	**0**	**112**	**3**	**8**	**1**	**2**	**0**	**1**	**1**	**0**	**0**	**0**	**0**	**0**	**0**	**0**	**0**	**0**	**55**	**64.1**

DRAFT

Site 80
Location LP04042, Att - telepole, Lat 54.0414, Long -6.83395
Direction South

3279 / Meath/Cavan/Monaghan ATC's
October 2013
Automatic Traffic Count

Wed, 9 October 2013

Time	Total	Classification												>PSL	>PSL%	>SL1	>SL1%	>SL2	>SL2%	Mean	Vpp
		1 MCL	2 SV	3 SVT	4 TB2	5 TB3	6 T4	7 ART3	8 ART4	9 ART5	10 ART6	11 BD	12 DRT	80	80	85 +5kph	85 +5kph	90 +10kph	90 +10kph		85
0000	2	0	2	0	0	0	0	0	0	0	0	0	0	0	0	0	0	0	0	53.6	-
0100	1	0	1	0	0	0	0	0	0	0	0	0	0	0	0	0	0	0	0	49.8	-
0200	1	0	1	0	0	0	0	0	0	0	0	0	0	0	0	0	0	0	0	64	-
0300	1	0	1	0	0	0	0	0	0	0	0	0	0	0	0	0	0	0	0	57.6	-
0400	0	0	0	0	0	0	0	0	0	0	0	0	0	0	0	0	0	0	0	-	-
0500	3	0	3	0	0	0	0	0	0	0	0	0	0	0	0	0	0	0	0	61.5	-
0600	7	0	7	0	0	0	0	0	0	0	0	0	0	0	0	0	0	0	0	61.5	-
0700	24	0	20	0	4	0	0	0	0	0	0	0	0	0	0	0	0	0	0	61.9	67
0800	**28**	**0**	**25**	**0**	**2**	**0**	**1**	**0**	**0**	**0**	**0**	**0**	**0**	**0**	**0**	**0**	**0**	**0**	**0**	**59**	**65.5**
0900	18	0	17	0	1	0	0	0	0	0	0	0	0	0	0	0	0	0	0	55.2	63.7
1000	21	0	16	0	3	1	1	0	0	0	0	0	0	0	0	0	0	0	0	49.9	60.1
1100	16	0	10	1	2	0	2	0	1	0	0	0	0	0	0	0	0	0	0	48.5	52.6
1200	8	0	8	0	0	0	0	0	0	0	0	0	0	0	0	0	0	0	0	51.4	-
1300	9	0	5	3	0	0	1	0	0	0	0	0	0	0	0	0	0	0	0	48.9	-
1400	**18**	**0**	**13**	**0**	**3**	**2**	**0**	**0**	**0**	**0**	**0**	**0**	**0**	**0**	**0**	**0**	**0**	**0**	**0**	**57.7**	**67.3**
1500	16	0	13	1	0	2	0	0	0	0	0	0	0	0	0	0	0	0	0	55	60.8
1600	16	0	15	0	1	0	0	0	0	0	0	0	0	0	0	0	0	0	0	59.4	64.1
1700	**18**	**0**	**15**	**0**	**2**	**0**	**0**	**0**	**1**	**0**	**0**	**0**	**0**	**0**	**0**	**0**	**0**	**0**	**0**	**55.8**	**65.9**
1800	15	0	14	0	1	0	0	0	0	0	0	0	0	0	0	0	0	0	0	60	68
1900	15	0	14	0	1	0	0	0	0	0	0	0	0	0	0	0	0	0	0	55.4	63.7
2000	7	0	7	0	0	0	0	0	0	0	0	0	0	0	0	0	0	0	0	57.2	-
2100	8	0	7	1	0	0	0	0	0	0	0	0	0	0	0	0	0	0	0	51.7	-
2200	6	0	4	1	1	0	0	0	0	0	0	0	0	0	0	0	0	0	0	57.7	-
2300	4	0	3	1	0	0	0	0	0	0	0	0	0	0	0	0	0	0	0	59.8	-
07-19	**207**	**0**	**171**	**5**	**19**	**5**	**5**	**0**	**2**	**0**	**0**	**0**	**0**	**0**	**0**	**0**	**0**	**0**	**0**	**56**	**64.8**
06-22	**244**	**0**	**206**	**6**	**20**	**5**	**5**	**0**	**2**	**0**	**0**	**0**	**0**	**0**	**0**	**0**	**0**	**0**	**0**	**56**	**64.8**
06-00	**254**	**0**	**213**	**8**	**21**	**5**	**5**	**0**	**2**	**0**	**0**	**0**	**0**	**0**	**0**	**0**	**0**	**0**	**0**	**56.1**	**64.8**
00-00	**262**	**0**	**221**	**8**	**21**	**5**	**5**	**0**	**2**	**0**	**0**	**0**	**0**	**0**	**0**	**0**	**0**	**0**	**0**	**56.1**	**64.8**

DRAFT

Site 80
Location LP04042, Att - telepole, Lat 54.0414, Long -6.83395
Direction South

3279 / Meath/Cavan/Monaghan ATC's
October 2013
Automatic Traffic Count

Thu, 10 October 2013

Time	Total	Classification												>PSL	>PSL%	>SL1	>SL1%	>SL2	>SL2%	Mean	Vpp
		1 MCL	2 SV	3 SVT	4 TB2	5 TB3	6 T4	7 ART3	8 ART4	9 ART5	10 ART6	11 BD	12 DRT	80	80	85 +5kph	85 +5kph	90 +10kph	90 +10kph		85
0000	1	0	0	0	1	0	0	0	0	0	0	0	0	0	0	0	0	0	0	28.2	-
0100	1	0	1	0	0	0	0	0	0	0	0	0	0	0	0	0	0	0	0	47	-
0200	0	0	0	0	0	0	0	0	0	0	0	0	0	0	0	0	0	0	0	-	-
0300	1	0	1	0	0	0	0	0	0	0	0	0	0	0	0	0	0	0	0	62.9	-
0400	0	0	0	0	0	0	0	0	0	0	0	0	0	0	0	0	0	0	0	-	-
0500	2	0	2	0	0	0	0	0	0	0	0	0	0	0	0	0	0	0	0	58.4	-
0600	6	0	5	0	1	0	0	0	0	0	0	0	0	1	16.7	0	0	0	0	69	-
0700	19	0	15	0	3	0	1	0	0	0	0	0	0	0	0	0	0	0	0	61.4	68.8
0800	**33**	**0**	**29**	**0**	**3**	**0**	**0**	**0**	**0**	**0**	**1**	**0**	**0**	**0**	**0**	**0**	**0**	**0**	**0**	**57.9**	**64.4**
0900	23	0	22	0	1	0	0	0	0	0	0	0	0	0	0	0	0	0	0	50.8	61.2
1000	15	0	12	2	0	1	0	0	0	0	0	0	0	0	0	0	0	0	0	53.1	61.9
1100	8	0	6	0	1	1	0	0	0	0	0	0	0	0	0	0	0	0	0	53.1	-
1200	10	0	8	1	0	1	0	0	0	0	0	0	0	0	0	0	0	0	0	50.1	-
1300	8	0	6	0	2	0	0	0	0	0	0	0	0	0	0	0	0	0	0	56.2	-
1400	17	0	13	0	2	2	0	0	0	0	0	0	0	0	0	0	0	0	0	55	63
1500	12	0	10	0	1	1	0	0	0	0	0	0	0	0	0	0	0	0	0	49.8	56.9
1600	**24**	**0**	**19**	**1**	**2**	**1**	**0**	**0**	**1**	**0**	**0**	**0**	**0**	**0**	**0**	**0**	**0**	**0**	**0**	**48**	**58.3**
1700	18	0	15	2	1	0	0	0	0	0	0	0	0	0	0	0	0	0	0	53.1	61.9
1800	17	0	17	0	0	0	0	0	0	0	0	0	0	0	0	0	0	0	0	55.8	61.9
1900	15	0	14	1	0	0	0	0	0	0	0	0	0	0	0	0	0	0	0	54.3	64.1
2000	15	0	14	1	0	0	0	0	0	0	0	0	0	0	0	0	0	0	0	58.2	69.1
2100	5	0	4	1	0	0	0	0	0	0	0	0	0	0	0	0	0	0	0	60.6	-
2200	9	0	8	0	1	0	0	0	0	0	0	0	0	1	11.1	0	0	0	0	55.9	-
2300	7	0	7	0	0	0	0	0	0	0	0	0	0	0	0	0	0	0	0	59.1	-
07-19	**204**	**0**	**172**	**6**	**16**	**7**	**1**	**0**	**1**	**0**	**1**	**0**	**0**	**0**	**0**	**0**	**0**	**0**	**0**	**54**	**63.7**
06-22	**245**	**0**	**209**	**9**	**17**	**7**	**1**	**0**	**1**	**0**	**1**	**0**	**0**	**1**	**0.4**	**0**	**0**	**0**	**0**	**54.7**	**64.1**
06-00	**261**	**0**	**224**	**9**	**18**	**7**	**1**	**0**	**1**	**0**	**1**	**0**	**0**	**2**	**0.8**	**0**	**0**	**0**	**0**	**54.9**	**64.1**
00-00	**266**	**0**	**228**	**9**	**19**	**7**	**1**	**0**	**1**	**0**	**1**	**0**	**0**	**2**	**0.8**	**0**	**0**	**0**	**0**	**54.8**	**64.1**

DRAFT

Site 80
Location LP04042, Att - telepole, Lat 54.0414, Long -6.83395
Direction South

3279 / Meath/Cavan/Monaghan ATC's
October 2013
Automatic Traffic Count

Virtual Day (Partial days = 2.54)

Time	Total	Classification												>PSL	>PSL%	>SL1	>SL1%	>SL2	>SL2%	Mean	Vpp
		1 MCL	2 SV	3 SVT	4 TB2	5 TB3	6 T4	7 ART3	8 ART4	9 ART5	10 ART6	11 BD	12 DRT	80	80	85 +5kph	85 +5kph	90 +10kph	90 +10kph		85
0000	2	0	1	0	1	0	0	0	0	0	0	0	0	0	0	0	0	0	0	45.1	-
0100	1	0	1	0	0	0	0	0	0	0	0	0	0	0	0	0	0	0	0	48.4	-
0200	1	0	1	0	0	0	0	0	0	0	0	0	0	0	0	0	0	0	0	64	-
0300	1	0	1	0	0	0	0	0	0	0	0	0	0	0	0	0	0	0	0	60.3	-
0400	0	0	0	0	0	0	0	0	0	0	0	0	0	0	0	0	0	0	0	-	-
0500	3	0	3	0	0	0	0	0	0	0	0	0	0	0	0	0	0	0	0	60.2	-
0600	7	0	6	0	1	0	0	0	0	0	0	0	0	1	7.7	0	0	0	0	65	-
0700	22	0	18	0	4	0	1	0	0	0	0	0	0	0	0	0	0	0	0	61.7	68.8
0800	**31**	**0**	**27**	**0**	**3**	**0**	**1**	**0**	**0**	**0**	**1**	**0**	**0**	**0**	**0**	**0**	**0**	**0**	**0**	**58.4**	**64.8**
0900	21	0	20	0	1	0	0	0	0	0	0	0	0	0	0	0	0	0	0	52.8	63
1000	18	0	14	1	2	1	1	0	0	0	0	0	0	0	0	0	0	0	0	51.2	60.8
1100	9	0	7	0	1	0	1	0	0	0	0	0	0	0	0	0	0	0	0	48.2	-
1200	11	0	9	1	0	0	0	0	0	0	0	0	0	0	0	0	0	0	0	51.7	61.6
1300	9	0	6	1	1	0	0	0	0	0	0	0	0	0	0	0	0	0	0	54.1	-
1400	15	0	11	0	2	1	0	0	0	0	0	0	0	0	0	0	0	0	0	56.4	67
1500	14	0	11	0	1	1	0	0	0	0	0	0	0	0	0	0	0	0	0	53.1	58.7
1600	**19**	**0**	**16**	**1**	**1**	**0**	**0**	**0**	**0**	**0**	**0**	**0**	**0**	**0**	**0**	**0**	**0**	**0**	**0**	**54.5**	**63.4**
1700	16	0	14	1	1	0	0	0	0	0	0	0	0	0	0	0	0	0	0	54.6	61.9
1800	16	0	15	0	1	0	0	0	0	0	0	0	0	0	0	0	0	0	0	57.1	67
1900	12	0	11	0	1	0	0	0	0	0	0	0	0	0	0	0	0	0	0	54.9	63
2000	11	0	10	0	0	0	0	0	0	0	0	0	0	0	0	0	0	0	0	56.3	64.8
2100	7	0	6	1	0	0	0	0	0	0	0	0	0	0	0	0	0	0	0	54.8	-
2200	6	0	5	0	1	0	0	0	0	0	0	0	0	0	5.3	0	0	0	0	57	-
2300	5	0	5	0	0	0	0	0	0	0	0	0	0	0	0	0	0	0	0	58.8	-
07-19	**201**	**0**	**168**	**5**	**18**	**3**	**4**	**0**	**0**	**0**	**1**	**0**	**0**	**0**	**0**	**0**	**0**	**0**	**0**	**54.3**	**63.2**
06-22	**238**	**0**	**201**	**6**	**20**	**3**	**4**	**0**	**0**	**0**	**1**	**0**	**0**	**1**	**0.42017**	**0**	**0**	**0**	**0**	**54.7**	**63.2**
06-00	**249**	**0**	**211**	**6**	**21**	**3**	**4**	**0**	**0**	**0**	**1**	**0**	**0**	**1**	**0.40161**	**0**	**0**	**0**	**0**	**54.85**	**63.2**
00-00	**257**	**0**	**218**	**6**	**22**	**3**	**4**	**0**	**0**	**0**	**1**	**0**	**0**	**1**	**0.38911**	**0**	**0**	**0**	**0**	**54.9**	**63.2**

DRAFT

Site 80
Location LP04042, Att - telepole, Lat 54.0414, Long -6.83395
Direction South

3279 / Meath/Cavan/Monaghan ATC's
October 2013
Automatic Traffic Count

Virtual Week (1)

Time	Total	Classification												>PSL	>PSL%	>SL1	>SL1%	>SL2	>SL2%	Mean	Vpp
		1 MCL	2 SV	3 SVT	4 TB2	5 TB3	6 T4	7 ART3	8 ART4	9 ART5	10 ART6	11 BD	12 DRT	80	80	85 +5kph	85 +5kph	90 +10kph	90 +10kph		85
Mon	0	0	0	0	0	0	0	0	0	0	0	0	0	0	0	0	0	0	0	-	-
Tue	128	0	112	3	8	1	2	0	1	1	0	0	0	0	0	0	0	0	0	55	64.1
Wed	262	0	221	8	21	5	5	0	2	0	0	0	0	0	0	0	0	0	0	56.1	64.8
Thu	266	0	228	9	19	7	1	0	1	0	1	0	0	2	0.8	0	0	0	0	54.8	64.1
Fri	0	0	0	0	0	0	0	0	0	0	0	0	0	0	0	0	0	0	0	-	-
| Sat	0	0	0	0	0	0	0	0	0	0	0	0	0	0	0	0	0	0	0	-	-
| Sun	0	0	0	0	0	0	0	0	0	0	0	0	0	0	0	0	0	0	0	-	-
5 Day Ave.	**219**	**0**	**187**	**7**	**16**	**4**	**3**	**0**	**1**	**0**	**0**	**0**	**0**	**1**	**0.5**	**0**	**0.0**	**0**	**0.0**	**55.3**	**64.3**
7 Day Ave.	**257**	**0**	**218**	**6**	**22**	**3**	**4**	**0**	**0**	**0**	**1**	**0**	**0**	**1**	**0.4**	**0**	**0.0**	**0**	**0.0**	**54.9**	**63.2**
Total	**656**	**0**	**561**	**20**	**48**	**13**	**8**	**0**	**4**	**1**	**1**	**0**	**0**	**2**	**0.3**	**0**	**0.0**	**0**	**0.0**	**55.4**	**64.4**

Summary Graphs

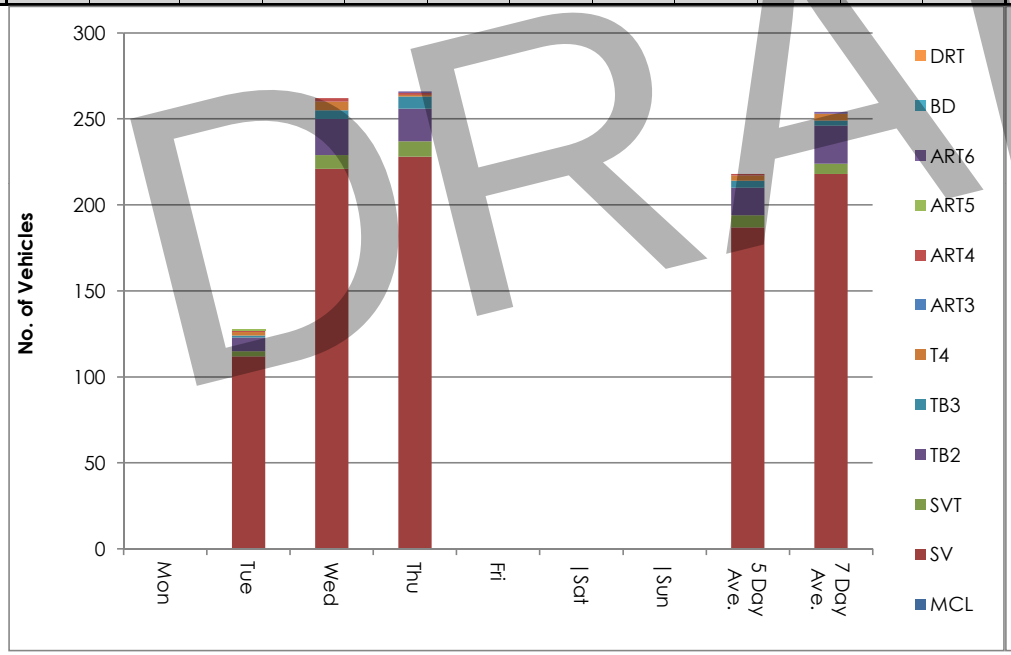

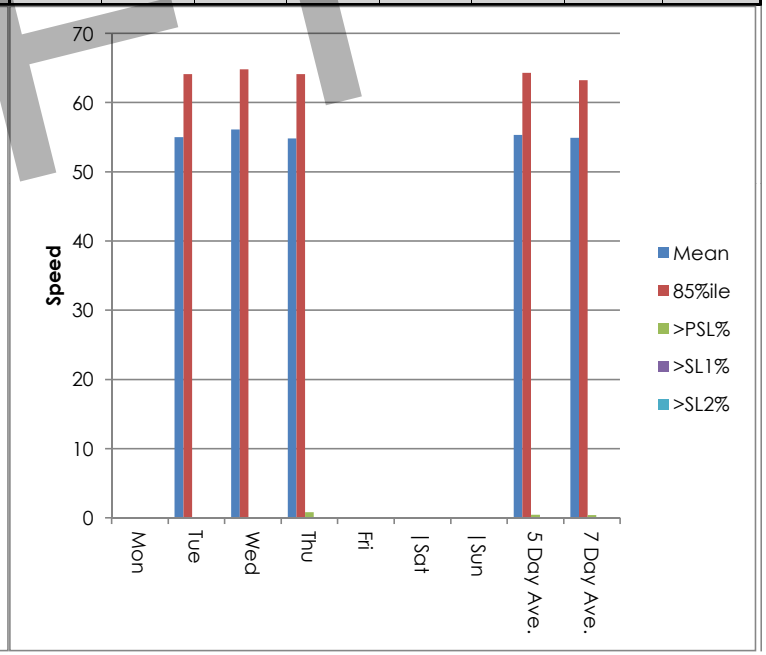

DRAFT

Site 80
Location LP04042, Att - telepole, Lat 54.0414, Long -6.83395
Direction South

3279 / Meath/Cavan/Monaghan ATC's
October 2013
Automatic Traffic Count

Tue, 8 October 2013

Time	Total	Speed Bins (km/h)																											
		0 - 5	5 - 10	10 - 15	15 - 20	20 - 25	25 - 30	30 - 35	35 - 40	40 - 45	45 - 50	50 - 55	55 - 60	60 - 65	65 - 70	70 - 75	75 - 80	80 - 85	85 - 90	90 - 95	95 - 100	100 - 105	105 - 110	110 - 115	115 - 120	120 - 125	125 - 130	130 - 135	135 - 140
0000	0	0	0	0	0	0	0	0	0	0	0	0	0	0	0	0	0	0	0	0	0	0	0	0	0	0	0	0	0
0100	0	0	0	0	0	0	0	0	0	0	0	0	0	0	0	0	0	0	0	0	0	0	0	0	0	0	0	0	0
0200	0	0	0	0	0	0	0	0	0	0	0	0	0	0	0	0	0	0	0	0	0	0	0	0	0	0	0	0	0
0300	0	0	0	0	0	0	0	0	0	0	0	0	0	0	0	0	0	0	0	0	0	0	0	0	0	0	0	0	0
0400	0	0	0	0	0	0	0	0	0	0	0	0	0	0	0	0	0	0	0	0	0	0	0	0	0	0	0	0	0
0500	0	0	0	0	0	0	0	0	0	0	0	0	0	0	0	0	0	0	0	0	0	0	0	0	0	0	0	0	0
0600	0	0	0	0	0	0	0	0	0	0	0	0	0	0	0	0	0	0	0	0	0	0	0	0	0	0	0	0	0
0700	0	0	0	0	0	0	0	0	0	0	0	0	0	0	0	0	0	0	0	0	0	0	0	0	0	0	0	0	0
0800	0	0	0	0	0	0	0	0	0	0	0	0	0	0	0	0	0	0	0	0	0	0	0	0	0	0	0	0	0
0900	0	0	0	0	0	0	0	0	0	0	0	0	0	0	0	0	0	0	0	0	0	0	0	0	0	0	0	0	0
1000	0	0	0	0	0	0	0	0	0	0	0	0	0	0	0	0	0	0	0	0	0	0	0	0	0	0	0	0	0
1100	**4**	**1**	**0**	**0**	**0**	**0**	**0**	**0**	**1**	**1**	**0**	**0**	**0**	**0**	**1**	**0**	**0**	**0**	**0**	**0**	**0**	**0**	**0**	**0**	**0**	**0**	**0**	**0**	**0**
1200	14	0	0	0	0	0	0	1	1	2	0	2	5	2	1	0	0	0	0	0	0	0	0	0	0	0	0	0	0
1300	10	0	0	0	0	0	0	0	0	1	1	2	3	2	0	1	0	0	0	0	0	0	0	0	0	0	0	0	0
1400	9	0	0	0	0	0	0	0	2	1	0	0	1	2	2	1	0	0	0	0	0	0	0	0	0	0	0	0	0
1500	14	0	0	0	0	0	0	0	0	1	4	4	3	1	1	0	0	0	0	0	0	0	0	0	0	0	0	0	0
1600	**17**	**0**	**0**	**0**	**0**	**0**	**0**	**0**	**0**	**1**	**2**	**2**	**2**	**7**	**2**	**1**	**0**	**0**	**0**	**0**	**0**	**0**	**0**	**0**	**0**	**0**	**0**	**0**	**0**
1700	12	0	0	0	0	0	0	0	0	0	1	7	2	1	0	1	0	0	0	0	0	0	0	0	0	0	0	0	0
1800	16	0	0	0	0	0	0	0	1	2	1	2	5	1	4	0	0	0	0	0	0	0	0	0	0	0	0	0	0
1900	7	0	0	0	0	0	0	0	0	0	1	2	3	1	0	0	0	0	0	0	0	0	0	0	0	0	0	0	0
2000	10	0	0	0	0	0	0	1	0	2	1	1	2	2	1	0	0	0	0	0	0	0	0	0	0	0	0	0	0
2100	7	0	0	0	0	0	0	0	0	1	0	2	3	0	1	0	0	0	0	0	0	0	0	0	0	0	0	0	0
2200	4	0	0	0	0	0	0	0	0	0	0	1	1	2	0	0	0	0	0	0	0	0	0	0	0	0	0	0	0
2300	4	0	0	0	0	0	0	0	0	0	1	0	2	1	0	0	0	0	0	0	0	0	0	0	0	0	0	0	0
07-19	**96**	**1**	**0**	**0**	**0**	**0**	**0**	**1**	**5**	**9**	**9**	**19**	**21**	**16**	**11**	**4**	**0**	**0**	**0**	**0**	**0**	**0**	**0**	**0**	**0**	**0**	**0**	**0**	**0**
06-22	**120**	**1**	**0**	**0**	**0**	**0**	**0**	**2**	**5**	**12**	**11**	**24**	**29**	**19**	**13**	**4**	**0**	**0**	**0**	**0**	**0**	**0**	**0**	**0**	**0**	**0**	**0**	**0**	**0**
06-00	**128**	**1**	**0**	**0**	**0**	**0**	**0**	**2**	**5**	**12**	**12**	**25**	**32**	**22**	**13**	**4**	**0**	**0**	**0**	**0**	**0**	**0**	**0**	**0**	**0**	**0**	**0**	**0**	**0**
00-00	**128**	**1**	**0**	**0**	**0**	**0**	**0**	**2**	**5**	**12**	**12**	**25**	**32**	**22**	**13**	**4**	**0**	**0**	**0**	**0**	**0**	**0**	**0**	**0**	**0**	**0**	**0**	**0**	**0**

DRAFT

Site 80
Location LP04042, Att - telepole, Lat 54.0414, Long -6.83395
Direction South

3279 / Meath/Cavan/Monaghan ATC's
October 2013
Automatic Traffic Count

Wed, 9 October 2013

Time	Total	Speed Bins (km/h)																												
		0 - 5	5 - 10	10 - 15	15 - 20	20 - 25	25 - 30	30 - 35	35 - 40	40 - 45	45 - 50	50 - 55	55 - 60	60 - 65	65 - 70	70 - 75	75 - 80	80 - 85	85 - 90	90 - 95	95 - 100	100 - 105	105 - 110	110 - 115	115 - 120	120 - 125	125 - 130	130 - 135	135 - 140
0000	2	0	0	0	0	0	0	0	0	0	0	1	1	0	0	0	0	0	0	0	0	0	0	0	0	0	0	0	0	0
0100	1	0	0	0	0	0	0	0	0	0	1	0	0	0	0	0	0	0	0	0	0	0	0	0	0	0	0	0	0	0
0200	1	0	0	0	0	0	0	0	0	0	0	0	0	1	0	0	0	0	0	0	0	0	0	0	0	0	0	0	0	0
0300	1	0	0	0	0	0	0	0	0	0	0	0	1	0	0	0	0	0	0	0	0	0	0	0	0	0	0	0	0	0
0400	0	0	0	0	0	0	0	0	0	0	0	0	0	0	0	0	0	0	0	0	0	0	0	0	0	0	0	0	0	0
0500	3	0	0	0	0	0	0	0	0	0	0	1	1	0	0	0	1	0	0	0	0	0	0	0	0	0	0	0	0	0
0600	7	0	0	0	0	0	0	0	0	0	0	2	1	1	2	1	0	0	0	0	0	0	0	0	0	0	0	0	0	0
0700	24	0	0	0	0	0	0	0	0	0	2	1	4	9	6	2	0	0	0	0	0	0	0	0	0	0	0	0	0	0
0800	**28**	**0**	**0**	**0**	**0**	**0**	**0**	**0**	**0**	**0**	**2**	**8**	**7**	**6**	**4**	**1**	**0**	**0**	**0**	**0**	**0**	**0**	**0**	**0**	**0**	**0**	**0**	**0**	**0**	**0**
0900	18	0	0	0	0	0	0	1	0	1	2	5	2	5	2	0	0	0	0	0	0	0	0	0	0	0	0	0	0	0
1000	21	0	0	0	0	0	2	0	2	2	2	4	5	4	0	0	0	0	0	0	0	0	0	0	0	0	0	0	0	0
1100	16	0	0	0	0	0	0	0	2	1	7	5	1	0	0	0	0	0	0	0	0	0	0	0	0	0	0	0	0	0
1200	8	0	0	0	0	0	0	0	1	1	2	1	2	0	1	0	0	0	0	0	0	0	0	0	0	0	0	0	0	0
1300	9	0	0	0	0	0	0	0	0	6	0	0	2	0	1	0	0	0	0	0	0	0	0	0	0	0	0	0	0	0
1400	**18**	**0**	**0**	**0**	**0**	**0**	**0**	**0**	**0**	**1**	**4**	**2**	**3**	**4**	**3**	**0**	**1**	**0**	**0**	**0**	**0**	**0**	**0**	**0**	**0**	**0**	**0**	**0**	**0**	**0**
1500	16	0	0	0	0	0	0	1	0	0	1	4	7	2	1	0	0	0	0	0	0	0	0	0	0	0	0	0	0	0
1600	16	0	0	0	0	0	0	0	0	0	1	1	7	6	1	0	0	0	0	0	0	0	0	0	0	0	0	0	0	0
1700	**18**	**0**	**0**	**0**	**0**	**0**	**0**	**0**	**0**	**1**	**4**	**6**	**1**	**2**	**2**	**2**	**0**	**0**	**0**	**0**	**0**	**0**	**0**	**0**	**0**	**0**	**0**	**0**	**0**	**0**
1800	15	0	0	0	0	0	0	0	0	1	2	1	1	6	3	1	0	0	0	0	0	0	0	0	0	0	0	0	0	0
1900	15	0	0	0	0	0	0	0	1	2	1	2	5	2	2	0	0	0	0	0	0	0	0	0	0	0	0	0	0	0
2000	7	0	0	0	0	0	0	0	0	0	0	3	2	1	1	0	0	0	0	0	0	0	0	0	0	0	0	0	0	0
2100	8	0	0	0	0	0	0	0	0	0	3	3	2	0	0	0	0	0	0	0	0	0	0	0	0	0	0	0	0	0
2200	6	0	0	0	0	0	0	0	0	0	1	0	3	2	0	0	0	0	0	0	0	0	0	0	0	0	0	0	0	0
2300	4	0	0	0	0	0	0	0	0	1	0	0	0	2	1	0	0	0	0	0	0	0	0	0	0	0	0	0	0	0
07-19	**207**	**0**	**0**	**0**	**0**	**0**	**2**	**2**	**5**	**14**	**29**	**38**	**42**	**44**	**24**	**6**	**1**	**0**	**0**	**0**	**0**	**0**	**0**	**0**	**0**	**0**	**0**	**0**	**0**	**0**
06-22	**244**	**0**	**0**	**0**	**0**	**0**	**2**	**2**	**6**	**16**	**33**	**48**	**52**	**48**	**29**	**7**	**1**	**0**	**0**	**0**	**0**	**0**	**0**	**0**	**0**	**0**	**0**	**0**	**0**	**0**
06-00	**254**	**0**	**0**	**0**	**0**	**0**	**2**	**2**	**6**	**17**	**34**	**48**	**55**	**52**	**30**	**7**	**1**	**0**	**0**	**0**	**0**	**0**	**0**	**0**	**0**	**0**	**0**	**0**	**0**	**0**
00-00	**262**	**0**	**0**	**0**	**0**	**0**	**2**	**2**	**6**	**17**	**35**	**50**	**58**	**53**	**30**	**7**	**2**	**0**	**0**	**0**	**0**	**0**	**0**	**0**	**0**	**0**	**0**	**0**	**0**	**0**

DRAFT

Site 80
Location LP04042, Att - telepole, Lat 54.0414, Long -6.83395
Direction South

3279 / Meath/Cavan/Monaghan ATC's
October 2013
Automatic Traffic Count

Thu, 10 October 2013

Time	Total	Speed Bins (km/h)																											
		0 - 5	5 - 10	10 - 15	15 - 20	20 - 25	25 - 30	30 - 35	35 - 40	40 - 45	45 - 50	50 - 55	55 - 60	60 - 65	65 - 70	70 - 75	75 - 80	80 - 85	85 - 90	90 - 95	95 - 100	100 - 105	105 - 110	110 - 115	115 - 120	120 - 125	125 - 130	130 - 135	135 - 140
0000	1	0	0	0	0	0	1	0	0	0	0	0	0	0	0	0	0	0	0	0	0	0	0	0	0	0	0	0	0
0100	1	0	0	0	0	0	0	0	0	0	1	0	0	0	0	0	0	0	0	0	0	0	0	0	0	0	0	0	0
0200	0	0	0	0	0	0	0	0	0	0	0	0	0	0	0	0	0	0	0	0	0	0	0	0	0	0	0	0	0
0300	1	0	0	0	0	0	0	0	0	0	0	0	0	1	0	0	0	0	0	0	0	0	0	0	0	0	0	0	0
0400	0	0	0	0	0	0	0	0	0	0	0	0	0	0	0	0	0	0	0	0	0	0	0	0	0	0	0	0	0
0500	2	0	0	0	0	0	0	0	0	0	0	0	2	0	0	0	0	0	0	0	0	0	0	0	0	0	0	0	0
0600	6	0	0	0	0	0	0	0	0	0	0	0	0	3	1	0	1	1	0	0	0	0	0	0	0	0	0	0	0
0700	19	0	0	0	0	0	0	0	0	0	1	1	8	4	2	3	0	0	0	0	0	0	0	0	0	0	0	0	0
0800	**33**	**0**	**0**	**0**	**0**	**0**	**0**	**1**	**0**	**0**	**1**	**10**	**5**	**12**	**4**	**0**	**0**	**0**	**0**	**0**	**0**	**0**	**0**	**0**	**0**	**0**	**0**	**0**	**0**
0900	23	0	0	0	0	1	1	1	1	2	2	4	6	5	0	0	0	0	0	0	0	0	0	0	0	0	0	0	0
1000	15	0	0	0	0	0	1	0	0	1	2	5	2	3	1	0	0	0	0	0	0	0	0	0	0	0	0	0	0
1100	8	0	0	0	0	0	0	0	0	0	3	3	1	0	1	0	0	0	0	0	0	0	0	0	0	0	0	0	0
1200	10	0	0	0	0	0	0	2	0	0	2	3	1	1	1	0	0	0	0	0	0	0	0	0	0	0	0	0	0
1300	8	0	0	0	0	0	0	0	0	1	1	1	2	2	1	0	0	0	0	0	0	0	0	0	0	0	0	0	0
1400	17	0	0	0	0	0	0	0	2	0	3	2	5	2	3	0	0	0	0	0	0	0	0	0	0	0	0	0	0
1500	12	0	0	0	0	0	0	1	0	1	6	1	2	1	0	0	0	0	0	0	0	0	0	0	0	0	0	0	0
1600	**24**	**0**	**0**	**0**	**0**	**0**	**5**	**1**	**1**	**1**	**2**	**5**	**6**	**2**	**1**	**0**	**0**	**0**	**0**	**0**	**0**	**0**	**0**	**0**	**0**	**0**	**0**	**0**	**0**
1700	18	0	0	0	0	1	0	0	0	1	2	4	6	4	0	0	0	0	0	0	0	0	0	0	0	0	0	0	0
1800	17	0	0	0	0	0	0	0	0	1	3	4	4	2	3	0	0	0	0	0	0	0	0	0	0	0	0	0	0
1900	15	0	0	0	0	0	0	0	2	1	2	2	3	3	1	1	0	0	0	0	0	0	0	0	0	0	0	0	0
2000	15	0	0	0	0	0	0	0	1	1	0	4	1	5	1	1	1	0	0	0	0	0	0	0	0	0	0	0	0
2100	5	0	0	0	0	0	0	0	0	0	0	1	1	2	1	0	0	0	0	0	0	0	0	0	0	0	0	0	0
2200	9	0	0	0	0	0	0	0	1	0	1	3	1	2	0	0	0	1	0	0	0	0	0	0	0	0	0	0	0
2300	7	0	0	0	0	0	0	0	0	0	0	2	2	2	0	1	0	0	0	0	0	0	0	0	0	0	0	0	0
07-19	**204**	**0**	**0**	**0**	**0**	**2**	**7**	**6**	**4**	**8**	**28**	**43**	**48**	**38**	**17**	**3**	**0**	**0**	**0**	**0**	**0**	**0**	**0**	**0**	**0**	**0**	**0**	**0**	**0**
06-22	**245**	**0**	**0**	**0**	**0**	**2**	**7**	**6**	**7**	**10**	**30**	**50**	**53**	**51**	**21**	**5**	**2**	**1**	**0**	**0**	**0**	**0**	**0**	**0**	**0**	**0**	**0**	**0**	**0**
06-00	**261**	**0**	**0**	**0**	**0**	**2**	**7**	**6**	**8**	**10**	**31**	**55**	**56**	**55**	**21**	**6**	**2**	**2**	**0**	**0**	**0**	**0**	**0**	**0**	**0**	**0**	**0**	**0**	**0**
00-00	**266**	**0**	**0**	**0**	**0**	**2**	**8**	**6**	**8**	**10**	**32**	**55**	**58**	**56**	**21**	**6**	**2**	**2**	**0**	**0**	**0**	**0**	**0**	**0**	**0**	**0**	**0**	**0**	**0**

DRAFT

Site 80
Location LP04042, Att - telepole, Lat 54.0414, Long -6.83395
Direction South

3279 / Meath/Cavan/Monaghan ATC's
October 2013
Automatic Traffic Count

Virtual Day (Partial days = 2.54)

Time	Total	Speed Bins (km/h)																												
		0 - 5	5 - 10	10 - 15	15 - 20	20 - 25	25 - 30	30 - 35	35 - 40	40 - 45	45 - 50	50 - 55	55 - 60	60 - 65	65 - 70	70 - 75	75 - 80	80 - 85	85 - 90	90 - 95	95 - 100	100 - 105	105 - 110	110 - 115	115 - 120	120 - 125	125 - 130	130 - 135	135 - 140
0000	2	0	0	0	0	0	1	0	0	0	0	1	1	0	0	0	0	0	0	0	0	0	0	0	0	0	0	0	0	0
0100	1	0	0	0	0	0	0	0	0	0	1	0	0	0	0	0	0	0	0	0	0	0	0	0	0	0	0	0	0	0
0200	1	0	0	0	0	0	0	0	0	0	0	0	0	1	0	0	0	0	0	0	0	0	0	0	0	0	0	0	0	0
0300	1	0	0	0	0	0	0	0	0	0	0	0	1	1	0	0	0	0	0	0	0	0	0	0	0	0	0	0	0	0
0400	0	0	0	0	0	0	0	0	0	0	0	0	0	0	0	0	0	0	0	0	0	0	0	0	0	0	0	0	0	0
0500	3	0	0	0	0	0	0	0	0	0	0	1	2	0	0	0	1	0	0	0	0	0	0	0	0	0	0	0	0	0
0600	7	0	0	0	0	0	0	0	0	0	0	1	1	2	2	1	1	1	0	0	0	0	0	0	0	0	0	0	0	0
0700	22	0	0	0	0	0	0	0	0	0	2	1	6	7	4	3	0	0	0	0	0	0	0	0	0	0	0	0	0	0
0800	**31**	**0**	**0**	**0**	**0**	**0**	**0**	**1**	**0**	**0**	**2**	**9**	**6**	**9**	**4**	**1**	**0**	**0**	**0**	**0**	**0**	**0**	**0**	**0**	**0**	**0**	**0**	**0**	**0**	**0**
0900	21	0	0	0	0	1	1	1	1	2	2	5	4	5	1	0	0	0	0	0	0	0	0	0	0	0	0	0	0	0
1000	18	0	0	0	0	0	2	0	1	2	2	5	4	4	1	0	0	0	0	0	0	0	0	0	0	0	0	0	0	0
1100	9	0	0	0	0	0	0	0	1	1	3	3	1	0	1	0	0	0	0	0	0	0	0	0	0	0	0	0	0	0
1200	11	0	0	0	0	0	0	1	1	1	1	2	3	1	1	0	0	0	0	0	0	0	0	0	0	0	0	0	0	0
1300	9	0	0	0	0	0	0	0	0	3	1	1	2	1	1	0	0	0	0	0	0	0	0	0	0	0	0	0	0	0
1400	15	0	0	0	0	0	0	0	1	1	2	1	3	3	3	0	0	0	0	0	0	0	0	0	0	0	0	0	0	0
1500	14	0	0	0	0	0	0	1	0	1	4	3	4	1	1	0	0	0	0	0	0	0	0	0	0	0	0	0	0	0
1600	**19**	**0**	**0**	**0**	**0**	**0**	**2**	**0**	**0**	**1**	**2**	**3**	**5**	**5**	**1**	**0**	**0**	**0**	**0**	**0**	**0**	**0**	**0**	**0**	**0**	**0**	**0**	**0**	**0**	**0**
1700	16	0	0	0	0	0	0	0	0	1	2	6	3	2	1	1	0	0	0	0	0	0	0	0	0	0	0	0	0	0
1800	16	0	0	0	0	0	0	0	0	1	2	2	3	3	3	0	0	0	0	0	0	0	0	0	0	0	0	0	0	0
1900	12	0	0	0	0	0	0	0	1	1	1	2	4	2	1	0	0	0	0	0	0	0	0	0	0	0	0	0	0	0
2000	11	0	0	0	0	0	0	0	0	1	0	3	2	3	1	0	0	0	0	0	0	0	0	0	0	0	0	0	0	0
2100	7	0	0	0	0	0	0	0	0	0	1	2	2	1	1	0	0	0	0	0	0	0	0	0	0	0	0	0	0	0
2200	6	0	0	0	0	0	0	0	0	0	1	1	2	2	0	0	0	0	0	0	0	0	0	0	0	0	0	0	0	0
2300	5	0	0	0	0	0	0	0	0	0	0	1	1	2	0	0	0	0	0	0	0	0	0	0	0	0	0	0	0	0
07-19	**201**	**0**	**0**	**0**	**0**	**1**	**5**	**4**	**5**	**14**	**25**	**41**	**44**	**41**	**22**	**5**	**0**	**0**	**0**	**0**	**0**	**0**	**0**	**0**	**0**	**0**	**0**	**0**	**0**	**0**
06-22	**238**	**0**	**0**	**0**	**0**	**1**	**5**	**4**	**6**	**16**	**27**	**49**	**53**	**49**	**27**	**6**	**1**	**1**	**0**	**0**	**0**	**0**	**0**	**0**	**0**	**0**	**0**	**0**	**0**	**0**
06-00	**249**	**0**	**0**	**0**	**0**	**1**	**5**	**4**	**6**	**16**	**28**	**51**	**56**	**53**	**27**	**6**	**1**	**1**	**0**	**0**	**0**	**0**	**0**	**0**	**0**	**0**	**0**	**0**	**0**	**0**
00-00	**257**	**0**	**0**	**0**	**0**	**1**	**6**	**4**	**6**	**16**	**29**	**53**	**60**	**55**	**27**	**6**	**2**	**1**	**0**	**0**	**0**	**0**	**0**	**0**	**0**	**0**	**0**	**0**	**0**	**0**

DRAFT

Site 80
Location LP04042, Att - telepole, Lat 54.0414, Long -6.83395
Direction South

3279 / Meath/Cavan/Monaghan ATC's
October 2013
Automatic Traffic Count

Virtual Week (1)

Time	Total	Speed Bins (km/h)																											
		0 - 5	5 - 10	10 - 15	15 - 20	20 - 25	25 - 30	30 - 35	35 - 40	40 - 45	45 - 50	50 - 55	55 - 60	60 - 65	65 - 70	70 - 75	75 - 80	80 - 85	85 - 90	90 - 95	95 - 100	100 - 105	105 - 110	110 - 115	115 - 120	120 - 125	125 - 130	130 - 135	135 - 140
Mon	0	0	0	0	0	0	0	0	0	0	0	0	0	0	0	0	0	0	0	0	0	0	0	0	0	0	0	0	0
Tue	128	1	0	0	0	0	0	2	5	12	12	25	32	22	13	4	0	0	0	0	0	0	0	0	0	0	0	0	0
Wed	262	0	0	0	0	0	2	2	6	17	35	50	58	53	30	7	2	0	0	0	0	0	0	0	0	0	0	0	0
Thu	266	0	0	0	0	2	8	6	8	10	32	55	58	56	21	6	2	2	0	0	0	0	0	0	0	0	0	0	0
Fri	0	0	0	0	0	0	0	0	0	0	0	0	0	0	0	0	0	0	0	0	0	0	0	0	0	0	0	0	0
|Sat	0	0	0	0	0	0	0	0	0	0	0	0	0	0	0	0	0	0	0	0	0	0	0	0	0	0	0	0	0
|Sun	0	0	0	0	0	0	0	0	0	0	0	0	0	0	0	0	0	0	0	0	0	0	0	0	0	0	0	0	0
5 Day Ave.	**219**	**0**	**0**	**0**	**0**	**1**	**3**	**3**	**6**	**13**	**26**	**43**	**49**	**44**	**21**	**6**	**1**	**1**	**0**	**0**	**0**	**0**	**0**	**0**	**0**	**0**	**0**	**0**	**0**
7 Day Ave.	**257**	**0**	**0**	**0**	**0**	**1**	**6**	**4**	**6**	**16**	**29**	**53**	**60**	**55**	**27**	**6**	**2**	**1**	**0**	**0**	**0**	**0**	**0**	**0**	**0**	**0**	**0**	**0**	**0**
Total	**656**	**1**	**0**	**0**	**0**	**2**	**10**	**10**	**19**	**39**	**79**	**130**	**148**	**131**	**64**	**17**	**4**	**2**	**0**	**0**	**0**	**0**	**0**	**0**	**0**	**0**	**0**	**0**	**0**

Summary Graphs

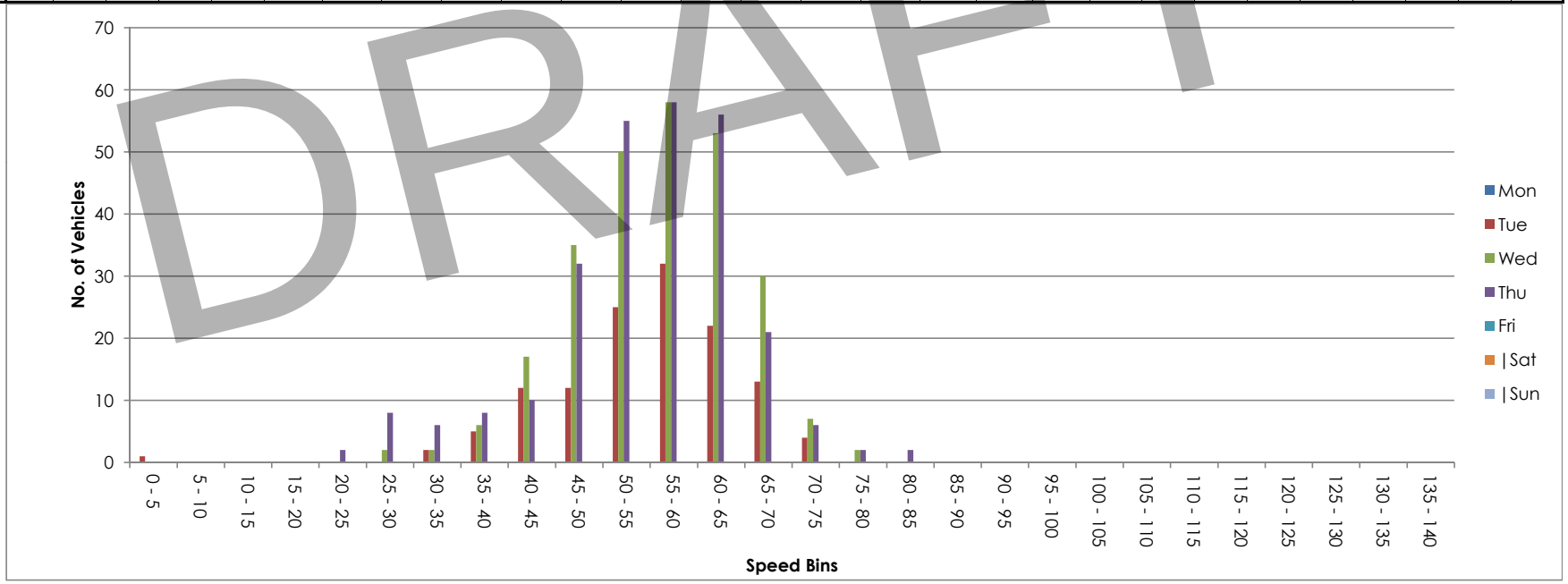

DRAFT

Site 80
Location LP04042, Att - telepole, Lat 54.0414, Long -6.83395
Direction Two way

3279 / Meath/Cavan/Monaghan ATC's
October 2013
Automatic Traffic Count

Tue, 8 October 2013

Time	Total	Classification												>PSL	>PSL%	>SL1	>SL1%	>SL2	>SL2%	Mean	Vpp
		1 MCL	2 SV	3 SVT	4 TB2	5 TB3	6 T4	7 ART3	8 ART4	9 ART5	10 ART6	11 BD	12 DRT	80	80	85 +5kph	85 +5kph	90 +10kph	90 +10kph		85
0000	0	0	0	0	0	0	0	0	0	0	0	0	0	0	0	0	0	0	0	0	0
0100	0	0	0	0	0	0	0	0	0	0	0	0	0	0	0	0	0	0	0	0	0
0200	0	0	0	0	0	0	0	0	0	0	0	0	0	0	0	0	0	0	0	0	0
0300	0	0	0	0	0	0	0	0	0	0	0	0	0	0	0	0	0	0	0	0	0
0400	0	0	0	0	0	0	0	0	0	0	0	0	0	0	0	0	0	0	0	0	0
0500	0	0	0	0	0	0	0	0	0	0	0	0	0	0	0	0	0	0	0	0	0
0600	0	0	0	0	0	0	0	0	0	0	0	0	0	0	0	0	0	0	0	0	0
0700	0	0	0	0	0	0	0	0	0	0	0	0	0	0	0	0	0	0	0	0	0
0800	0	0	0	0	0	0	0	0	0	0	0	0	0	0	0	0	0	0	0	0	0
0900	0	0	0	0	0	0	0	0	0	0	0	0	0	0	0	0	0	0	0	0	0
1000	0	0	0	0	0	0	0	0	0	0	0	0	0	0	0	0	0	0	0	0	0
1100	**7**	**0**	**7**	**0**	**0**	**0**	**0**	**0**	**0**	**0**	**0**	**0**	**0**	**0**	**0**	**0**	**0**	**0**	**0**	**21.2**	**-**
1200	21	1	17	1	1	0	1	0	0	0	0	0	0	0	0	0	0	0	0	47.6	60.5
1300	28	0	23	0	2	1	1	0	0	1	0	0	0	0	0	0	0	0	0	55.3	60.5
1400	16	0	14	0	2	0	0	0	0	0	0	0	0	0	0	0	0	0	0	54.1	65.9
1500	39	0	34	1	3	0	1	0	0	0	0	0	0	0	0	0	0	0	0	56	63.4
1600	**44**	**0**	**39**	**1**	**1**	**1**	**1**	**0**	**0**	**1**	**0**	**0**	**0**	**0**	**0**	**0**	**0**	**0**	**0**	**55.7**	**63.4**
1700	35	0	31	0	3	0	0	0	0	1	0	0	0	0	0	0	0	0	0	57	64.1
1800	38	0	34	1	2	0	0	0	1	0	0	0	0	0	0	0	0	0	0	56.8	65.9
1900	27	0	24	0	3	0	0	0	0	0	0	0	0	0	0	0	0	0	0	54.2	59
2000	21	0	21	0	0	0	0	0	0	0	0	0	0	0	0	0	0	0	0	53.4	62.6
2100	17	0	15	0	1	0	0	0	1	0	0	0	0	0	0	0	0	0	0	56.6	65.9
2200	15	0	14	0	1	0	0	0	0	0	0	0	0	0	0	0	0	0	0	54.2	60.8
2300	8	0	8	0	0	0	0	0	0	0	0	0	0	0	0	0	0	0	0	54.4	-
07-19	**228**	**1**	**199**	**4**	**14**	**2**	**4**	**0**	**1**	**3**	**0**	**0**	**0**	**0**	**0**	**0**	**0**	**0**	**0**	**54.2**	**63.7**
06-22	**293**	**1**	**259**	**4**	**18**	**2**	**4**	**0**	**2**	**3**	**0**	**0**	**0**	**0**	**0**	**0**	**0**	**0**	**0**	**54.3**	**63.7**
06-00	**316**	**1**	**281**	**4**	**19**	**2**	**4**	**0**	**2**	**3**	**0**	**0**	**0**	**0**	**0**	**0**	**0**	**0**	**0**	**54.3**	**63.4**
00-00	**316**	**1**	**281**	**4**	**19**	**2**	**4**	**0**	**2**	**3**	**0**	**0**	**0**	**0**	**0**	**0**	**0**	**0**	**0**	**54.3**	**63.4**

DRAFT

Site 80
Location LP04042, Att - telepole, Lat 54.0414, Long -6.83395
Direction Two way

3279 / Meath/Cavan/Monaghan ATC's
October 2013
Automatic Traffic Count

Wed, 9 October 2013

Time	Total	Classification												>PSL	>PSL%	>SL1	>SL1%	>SL2	>SL2%	Mean	Vpp
		1 MCL	2 SV	3 SVT	4 TB2	5 TB3	6 T4	7 ART3	8 ART4	9 ART5	10 ART6	11 BD	12 DRT	80	80	85 +5kph	85 +5kph	90 +10kph	90 +10kph		85
0000	4	0	3	0	0	1	0	0	0	0	0	0	0	0	0	0	0	0	0	53.3	-
0100	1	0	1	0	0	0	0	0	0	0	0	0	0	0	0	0	0	0	0	49.8	-
0200	1	0	1	0	0	0	0	0	0	0	0	0	0	0	0	0	0	0	0	64	-
0300	2	0	2	0	0	0	0	0	0	0	0	0	0	0	0	0	0	0	0	64.8	-
0400	0	0	0	0	0	0	0	0	0	0	0	0	0	0	0	0	0	0	0	-	-
0500	5	0	5	0	0	0	0	0	0	0	0	0	0	0	0	0	0	0	0	59.9	-
0600	8	0	8	0	0	0	0	0	0	0	0	0	0	0	0	0	0	0	0	60.3	-
0700	35	0	30	0	4	0	0	0	0	0	1	0	0	0	0	0	0	0	0	57.8	66.2
0800	**52**	**0**	**47**	**1**	**3**	**0**	**1**	**0**	**0**	**0**	**0**	**0**	**0**	**0**	**0**	**0**	**0**	**0**	**0**	**59.2**	**65.5**
0900	29	0	26	0	3	0	0	0	0	0	0	0	0	0	0	0	0	0	0	53.3	63.4
1000	32	0	24	0	6	1	1	0	0	0	0	0	0	0	0	0	0	0	0	50.3	60.1
1100	29	0	20	2	2	0	4	0	1	0	0	0	0	0	0	0	0	0	0	43.6	52.6
1200	27	0	24	0	2	1	0	0	0	0	0	0	0	0	0	0	0	0	0	50.6	56.9
1300	26	0	17	6	0	1	2	0	0	0	0	0	0	0	0	0	0	0	0	51.2	60.5
1400	25	0	18	0	3	3	1	0	0	0	0	0	0	0	0	0	0	0	0	56.3	63
1500	32	0	26	1	1	4	0	0	0	0	0	0	0	0	0	0	0	0	0	55.1	61.9
1600	44	0	41	1	1	1	0	0	0	0	0	0	0	0	0	0	0	0	0	57	62.3
1700	**56**	**0**	**47**	**1**	**4**	**2**	**0**	**0**	**1**	**0**	**1**	**0**	**0**	**0**	**0**	**0**	**0**	**0**	**0**	**54**	**64.4**
1800	40	0	36	0	3	1	0	0	0	0	0	0	0	0	0	0	0	0	0	57.9	65.2
1900	35	0	30	0	5	0	0	0	0	0	0	0	0	0	0	0	0	0	0	54.4	63.7
2000	22	0	19	0	2	1	0	0	0	0	0	0	0	0	0	0	0	0	0	57.3	64.8
2100	17	0	16	1	0	0	0	0	0	0	0	0	0	0	0	0	0	0	0	54.1	59
2200	17	0	12	1	4	0	0	0	0	0	0	0	0	0	0	0	0	0	0	58.8	63.4
2300	8	0	7	1	0	0	0	0	0	0	0	0	0	0	0	0	0	0	0	59.6	-
07-19	**427**	**0**	**356**	**12**	**32**	**14**	**9**	**0**	**2**	**0**	**2**	**0**	**0**	**0**	**0**	**0**	**0**	**0**	**0**	**54.4**	**63.7**
06-22	**509**	**0**	**429**	**13**	**39**	**15**	**9**	**0**	**2**	**0**	**2**	**0**	**0**	**0**	**0**	**0**	**0**	**0**	**0**	**54.6**	**63.7**
06-00	**534**	**0**	**448**	**15**	**43**	**15**	**9**	**0**	**2**	**0**	**2**	**0**	**0**	**0**	**0**	**0**	**0**	**0**	**0**	**54.8**	**63.7**
00-00	**547**	**0**	**460**	**15**	**43**	**16**	**9**	**0**	**2**	**0**	**2**	**0**	**0**	**0**	**0**	**0**	**0**	**0**	**0**	**54.9**	**63.7**

DRAFT

Site 80
Location LP04042, Att - telepole, Lat 54.0414, Long -6.83395
Direction Two way

3279 / Meath/Cavan/Monaghan ATC's
October 2013
Automatic Traffic Count

Thu, 10 October 2013

Time	Total	Classification												>PSL	>PSL%	>SL1	>SL1%	>SL2	>SL2%	Mean	Vpp
		1 MCL	2 SV	3 SVT	4 TB2	5 TB3	6 T4	7 ART3	8 ART4	9 ART5	10 ART6	11 BD	12 DRT	80	80	85 +5kph	85 +5kph	90 +10kph	90 +10kph		85
0000	2	0	1	0	1	0	0	0	0	0	0	0	0	0	0	0	0	0	0	37.5	-
0100	1	0	1	0	0	0	0	0	0	0	0	0	0	0	0	0	0	0	0	47	-
0200	0	0	0	0	0	0	0	0	0	0	0	0	0	0	0	0	0	0	0	-	-
0300	1	0	1	0	0	0	0	0	0	0	0	0	0	0	0	0	0	0	0	62.9	-
0400	0	0	0	0	0	0	0	0	0	0	0	0	0	0	0	0	0	0	0	-	-
0500	6	0	5	0	1	0	0	0	0	0	0	0	0	0	0	0	0	0	0	58.6	-
0600	9	0	8	0	1	0	0	0	0	0	0	0	0	1	11.1	0	0	0	0	63.7	-
0700	32	0	26	0	4	0	2	0	0	0	0	0	0	0	0	0	0	0	0	58.3	66.6
0800	**53**	**0**	**47**	**1**	**3**	**1**	**0**	**0**	**0**	**0**	**1**	**0**	**0**	**0**	**0**	**0**	**0**	**0**	**0**	**57**	**64.1**
0900	39	0	37	0	1	1	0	0	0	0	0	0	0	0	0	0	0	0	0	50.3	60.8
1000	27	0	20	4	2	1	0	0	0	0	0	0	0	0	0	0	0	0	0	50.6	60.8
1100	18	0	12	1	4	1	0	0	0	0	0	0	0	0	0	0	0	0	0	51.7	56.9
1200	18	0	13	1	0	2	1	0	0	1	0	0	0	0	0	0	0	0	0	51	61.2
1300	25	0	17	0	2	2	1	0	0	3	0	0	0	0	0	0	0	0	0	50.9	59
1400	28	0	21	0	3	3	0	0	0	1	0	0	0	0	0	0	0	0	0	53.9	60.5
1500	33	0	28	1	2	2	0	0	0	0	0	0	0	0	0	0	0	0	0	51.9	58.7
1600	**53**	**0**	**41**	**1**	**5**	**4**	**0**	**0**	**1**	**0**	**1**	**0**	**0**	**0**	**0**	**0**	**0**	**0**	**0**	**50.2**	**60.1**
1700	47	0	40	2	4	1	0	0	0	0	0	0	0	0	0	0	0	0	0	54.7	62.3
1800	41	0	38	2	1	0	0	0	0	0	0	0	0	0	0	0	0	0	0	54.4	62.3
1900	34	0	30	1	2	1	0	0	0	0	0	0	0	0	0	0	0	0	0	53.8	63.4
2000	31	0	30	1	0	0	0	0	0	0	0	0	0	0	0	0	0	0	0	56.3	61.9
2100	15	0	13	1	1	0	0	0	0	0	0	0	0	0	0	0	0	0	0	60	68.4
2200	18	0	15	0	3	0	0	0	0	0	0	0	0	1	5.6	0	0	0	0	57.1	61.9
2300	13	0	13	0	0	0	0	0	0	0	0	0	0	0	0	0	0	0	0	60.1	68
07-19	**414**	**0**	**340**	**13**	**31**	**18**	**4**	**0**	**1**	**5**	**2**	**0**	**0**	**0**	**0**	**0**	**0**	**0**	**0**	**53.2**	**62.3**
06-22	**503**	**0**	**421**	**16**	**35**	**19**	**4**	**0**	**1**	**5**	**2**	**0**	**0**	**1**	**0.2**	**0**	**0**	**0**	**0**	**53.8**	**63**
06-00	**534**	**0**	**449**	**16**	**38**	**19**	**4**	**0**	**1**	**5**	**2**	**0**	**0**	**2**	**0.4**	**0**	**0**	**0**	**0**	**54.1**	**63**
00-00	**544**	**0**	**457**	**16**	**40**	**19**	**4**	**0**	**1**	**5**	**2**	**0**	**0**	**2**	**0.4**	**0**	**0**	**0**	**0**	**54.1**	**63**

DRAFT

Site 80
Location LP04042, Att - telepole, Lat 54.0414, Long -6.83395
Direction Two way

3279 / Meath/Cavan/Monaghan ATC's
October 2013
Automatic Traffic Count

Virtual Day (Partial days = 2.54)

Time	Total	Classification												>PSL	>PSL%	>SL1	>SL1%	>SL2	>SL2%	Mean	Vpp
		1 MCL	2 SV	3 SVT	4 TB2	5 TB3	6 T4	7 ART3	8 ART4	9 ART5	10 ART6	11 BD	12 DRT	80	80	85 +5kph	85 +5kph	90 +10kph	90 +10kph		85
0000	3	0	2	0	1	1	0	0	0	0	0	0	0	0	0	0	0	0	0	48	-
0100	1	0	1	0	0	0	0	0	0	0	0	0	0	0	0	0	0	0	0	48.4	-
0200	1	0	1	0	0	0	0	0	0	0	0	0	0	0	0	0	0	0	0	64	-
0300	2	0	2	0	0	0	0	0	0	0	0	0	0	0	0	0	0	0	0	64.1	-
0400	0	0	0	0	0	0	0	0	0	0	0	0	0	0	0	0	0	0	0	-	-
0500	6	0	5	0	1	0	0	0	0	0	0	0	0	0	0	0	0	0	0	59.2	-
0600	9	0	8	0	1	0	0	0	0	0	0	0	0	1	5.9	0	0	0	0	62.1	-
0700	34	0	28	0	4	0	1	0	0	0	1	0	0	0	0	0	0	0	0	58.1	66.6
0800	**53**	**0**	**47**	**1**	**3**	**1**	**1**	**0**	**0**	**0**	**1**	**0**	**0**	**0**	**0**	**0**	**0**	**0**	**0**	**58.1**	**64.8**
0900	34	0	32	0	2	1	0	0	0	0	0	0	0	0	0	0	0	0	0	51.6	62.6
1000	30	0	22	2	4	1	1	0	0	0	0	0	0	0	0	0	0	0	0	50.4	60.1
1100	18	0	13	1	2	0	1	0	0	0	0	0	0	0	0	0	0	0	0	43.4	54.4
1200	22	0	18	1	1	1	1	0	0	0	0	0	0	0	0	0	0	0	0	49.8	60.5
1300	26	0	19	2	1	1	1	0	0	1	0	0	0	0	0	0	0	0	0	52.6	60.5
1400	23	0	18	0	3	2	0	0	0	0	0	0	0	0	0	0	0	0	0	54.8	63
1500	35	0	29	1	2	2	0	0	0	0	0	0	0	0	0	0	0	0	0	54.4	61.9
1600	**47**	**0**	**40**	**1**	**2**	**2**	**0**	**0**	**0**	**0**	**0**	**0**	**0**	**0**	**0**	**0**	**0**	**0**	**0**	**54.1**	**62.3**
1700	46	0	39	1	4	1	0	0	0	0	0	0	0	0	0	0	0	0	0	55	64.1
1800	40	0	36	1	2	0	0	0	0	0	0	0	0	0	0	0	0	0	0	56.3	65.2
1900	32	0	28	0	3	0	0	0	0	0	0	0	0	0	0	0	0	0	0	54.1	63.4
2000	25	0	23	0	1	0	0	0	0	0	0	0	0	0	0	0	0	0	0	55.8	63.4
2100	16	0	15	1	1	0	0	0	0	0	0	0	0	0	0	0	0	0	0	56.8	65.9
2200	17	0	14	0	3	0	0	0	0	0	0	0	0	0	2	0	0	0	0	56.8	63
2300	10	0	9	0	0	0	0	0	0	0	0	0	0	0	0	0	0	0	0	58.4	-
07-19	**408**	**0**	**341**	**11**	**30**	**12**	**6**	**0**	**0**	**1**	**2**	**0**	**0**	**0**	**0**	**0**	**0**	**0**	**0**	**54.25**	**62.45**
06-22	**490**	**0**	**415**	**12**	**36**	**12**	**6**	**0**	**0**	**1**	**2**	**0**	**0**	**1**	**0.20408**	**0**	**0**	**0**	**0**	**54.6**	**63**
06-00	**517**	**0**	**438**	**12**	**39**	**12**	**6**	**0**	**0**	**1**	**2**	**0**	**0**	**1**	**0.19342**	**0**	**0**	**0**	**0**	**54.9**	**63**
00-00	**530**	**0**	**449**	**12**	**41**	**13**	**6**	**0**	**0**	**1**	**2**	**0**	**0**	**1**	**0.18868**	**0**	**0**	**0**	**0**	**55**	**63**

DRAFT

Site 80
Location LP04042, Att - telepole, Lat 54.0414, Long -6.83395
Direction Two way

3279 / Meath/Cavan/Monaghan ATC's
October 2013
Automatic Traffic Count

Virtual Week (1)

Time	Total	Classification												>PSL	>PSL%	>SL1	>SL1%	>SL2	>SL2%	Mean	Vpp
		1 MCL	2 SV	3 SVT	4 TB2	5 TB3	6 T4	7 ART3	8 ART4	9 ART5	10 ART6	11 BD	12 DRT	80	80	85 +5kph	85 +5kph	90 +10kph	90 +10kph		85
Mon	0	0	0	0	0	0	0	0	0	0	0	0	0	0	0	0	0	0	0	-	-
Tue	316	1	281	4	19	2	4	0	2	3	0	0	0	0	0	0	0	0	0	54.3	63.4
Wed	547	0	460	15	43	16	9	0	2	0	2	0	0	0	0	0	0	0	0	54.9	63.7
Thu	544	0	457	16	40	19	4	0	1	5	2	0	0	2	0.4	0	0	0	0	54.1	63
Fri	0	0	0	0	0	0	0	0	0	0	0	0	0	0	0	0	0	0	0	-	-
| Sat	0	0	0	0	0	0	0	0	0	0	0	0	0	0	0	0	0	0	0	-	-
| Sun	0	0	0	0	0	0	0	0	0	0	0	0	0	0	0	0	0	0	0	-	-
5 Day Ave.	**469**	**0**	**399**	**12**	**34**	**12**	**6**	**0**	**2**	**3**	**1**	**0**	**0**	**1**	**0.2**	**0**	**0.0**	**0**	**0.0**	**54.4**	**63.4**
7 Day Ave.	**530**	**0**	**449**	**12**	**41**	**13**	**6**	**0**	**0**	**1**	**2**	**0**	**0**	**1**	**0.2**	**0**	**0.0**	**0**	**0.0**	**55.0**	**63.0**
Total	**1407**	**1**	**1198**	**35**	**102**	**37**	**17**	**0**	**5**	**8**	**4**	**0**	**0**	**2**	**0.1**	**0**	**0.0**	**0**	**0.0**	**54.4**	**63.7**

Summary Graphs

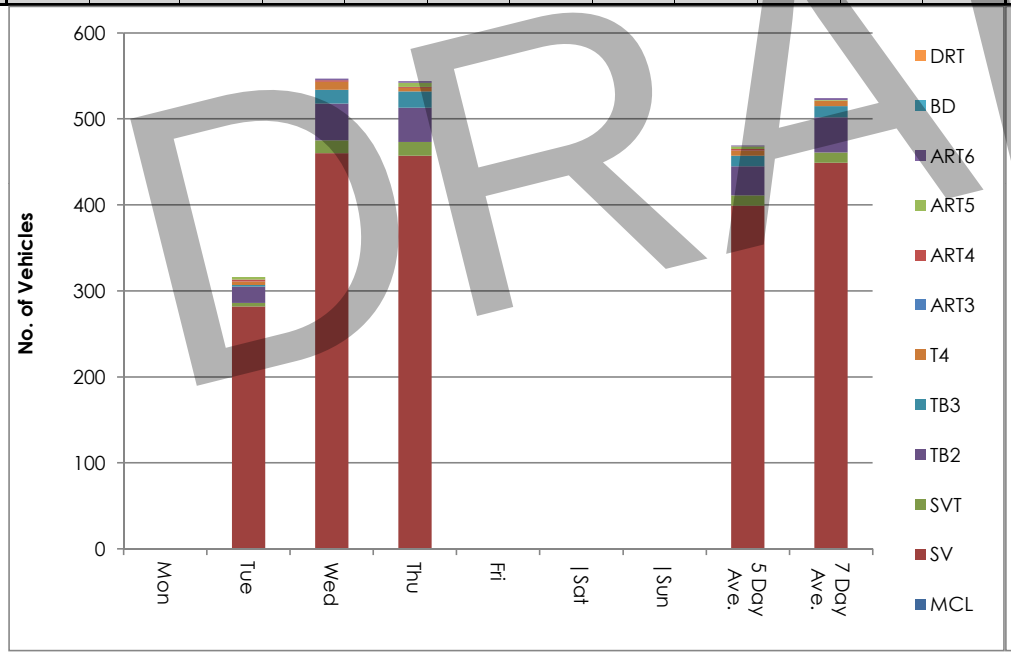

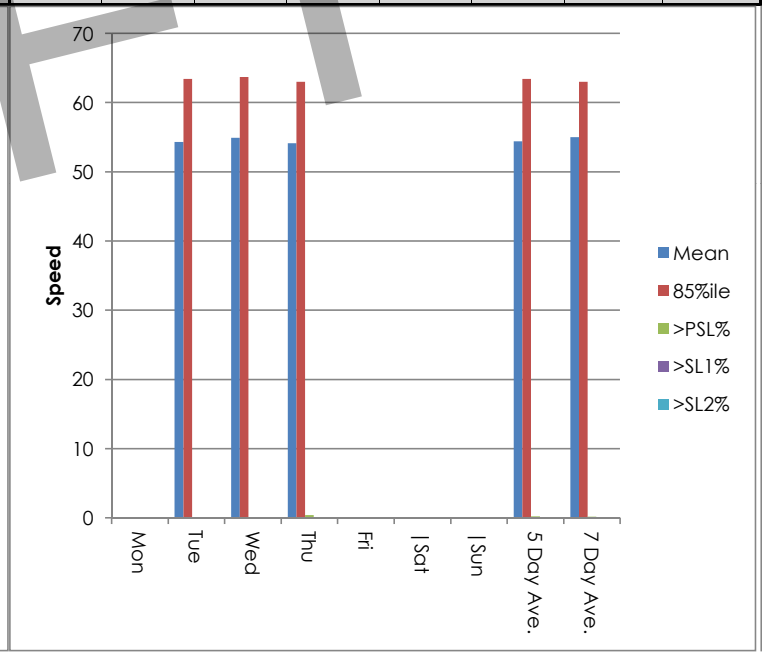

DRAFT

Site 80
Location LP04042, Att - telepole, Lat 54.0414, Long -6.83395
Direction Two way

3279 / Meath/Cavan/Monaghan ATC's
October 2013
Automatic Traffic Count

Tue, 8 October 2013

Time	Total	Speed Bins (km/h)																											
		0 - 5	5 - 10	10 - 15	15 - 20	20 - 25	25 - 30	30 - 35	35 - 40	40 - 45	45 - 50	50 - 55	55 - 60	60 - 65	65 - 70	70 - 75	75 - 80	80 - 85	85 - 90	90 - 95	95 - 100	100 - 105	105 - 110	110 - 115	115 - 120	120 - 125	125 - 130	130 - 135	135 - 140
0000	0	0	0	0	0	0	0	0	0	0	0	0	0	0	0	0	0	0	0	0	0	0	0	0	0	0	0	0	0
0100	0	0	0	0	0	0	0	0	0	0	0	0	0	0	0	0	0	0	0	0	0	0	0	0	0	0	0	0	0
0200	0	0	0	0	0	0	0	0	0	0	0	0	0	0	0	0	0	0	0	0	0	0	0	0	0	0	0	0	0
0300	0	0	0	0	0	0	0	0	0	0	0	0	0	0	0	0	0	0	0	0	0	0	0	0	0	0	0	0	0
0400	0	0	0	0	0	0	0	0	0	0	0	0	0	0	0	0	0	0	0	0	0	0	0	0	0	0	0	0	0
0500	0	0	0	0	0	0	0	0	0	0	0	0	0	0	0	0	0	0	0	0	0	0	0	0	0	0	0	0	0
0600	0	0	0	0	0	0	0	0	0	0	0	0	0	0	0	0	0	0	0	0	0	0	0	0	0	0	0	0	0
0700	0	0	0	0	0	0	0	0	0	0	0	0	0	0	0	0	0	0	0	0	0	0	0	0	0	0	0	0	0
0800	0	0	0	0	0	0	0	0	0	0	0	0	0	0	0	0	0	0	0	0	0	0	0	0	0	0	0	0	0
0900	0	0	0	0	0	0	0	0	0	0	0	0	0	0	0	0	0	0	0	0	0	0	0	0	0	0	0	0	0
1000	0	0	0	0	0	0	0	0	0	0	0	0	0	0	0	0	0	0	0	0	0	0	0	0	0	0	0	0	0
1100	**7**	**4**	**0**	**0**	**0**	**0**	**0**	**0**	**1**	**1**	**0**	**0**	**0**	**0**	**1**	**0**	**0**	**0**	**0**	**0**	**0**	**0**	**0**	**0**	**0**	**0**	**0**	**0**	**0**
1200	21	0	1	2	0	0	0	1	1	2	1	2	7	3	1	0	0	0	0	0	0	0	0	0	0	0	0	0	0
1300	28	0	0	0	0	0	1	0	0	1	3	7	11	4	0	1	0	0	0	0	0	0	0	0	0	0	0	0	0
1400	16	0	0	0	0	0	0	0	3	2	1	1	3	3	2	1	0	0	0	0	0	0	0	0	0	0	0	0	0
1500	39	0	0	0	0	0	0	0	1	1	5	8	15	6	3	0	0	0	0	0	0	0	0	0	0	0	0	0	0
1600	**44**	**0**	**0**	**0**	**0**	**0**	**1**	**1**	**0**	**2**	**7**	**9**	**9**	**10**	**2**	**3**	**0**	**0**	**0**	**0**	**0**	**0**	**0**	**0**	**0**	**0**	**0**	**0**	**0**
1700	35	0	0	0	0	0	0	0	2	1	1	11	8	8	1	3	0	0	0	0	0	0	0	0	0	0	0	0	0
1800	38	0	0	0	0	0	0	0	2	2	3	6	14	2	8	1	0	0	0	0	0	0	0	0	0	0	0	0	0
1900	27	0	0	0	0	0	0	0	0	3	4	9	7	2	2	0	0	0	0	0	0	0	0	0	0	0	0	0	0
2000	21	0	0	0	0	0	0	1	1	2	3	3	6	4	1	0	0	0	0	0	0	0	0	0	0	0	0	0	0
2100	17	0	0	0	0	0	0	0	1	1	2	3	4	1	4	1	0	0	0	0	0	0	0	0	0	0	0	0	0
2200	15	0	0	0	0	0	1	0	0	1	0	4	5	3	1	0	0	0	0	0	0	0	0	0	0	0	0	0	0
2300	8	0	0	0	0	0	0	0	0	1	2	0	4	1	0	0	0	0	0	0	0	0	0	0	0	0	0	0	0
07-19	**228**	**4**	**1**	**2**	**0**	**0**	**2**	**2**	**10**	**12**	**21**	**44**	**67**	**36**	**18**	**9**	**0**	**0**	**0**	**0**	**0**	**0**	**0**	**0**	**0**	**0**	**0**	**0**	**0**
06-22	**293**	**4**	**1**	**2**	**0**	**0**	**2**	**3**	**12**	**18**	**30**	**59**	**84**	**43**	**25**	**10**	**0**	**0**	**0**	**0**	**0**	**0**	**0**	**0**	**0**	**0**	**0**	**0**	**0**
06-00	**316**	**4**	**1**	**2**	**0**	**0**	**3**	**3**	**12**	**20**	**32**	**63**	**93**	**47**	**26**	**10**	**0**	**0**	**0**	**0**	**0**	**0**	**0**	**0**	**0**	**0**	**0**	**0**	**0**
00-00	**316**	**4**	**1**	**2**	**0**	**0**	**3**	**3**	**12**	**20**	**32**	**63**	**93**	**47**	**26**	**10**	**0**	**0**	**0**	**0**	**0**	**0**	**0**	**0**	**0**	**0**	**0**	**0**	**0**

DRAFT

Site 80
Location LP04042, Att - telepole, Lat 54.0414, Long -6.83395
Direction Two way

3279 / Meath/Cavan/Monaghan ATC's
October 2013
Automatic Traffic Count

Wed, 9 October 2013

Time	Total	Speed Bins (km/h)																											
		0 - 5	5 - 10	10 - 15	15 - 20	20 - 25	25 - 30	30 - 35	35 - 40	40 - 45	45 - 50	50 - 55	55 - 60	60 - 65	65 - 70	70 - 75	75 - 80	80 - 85	85 - 90	90 - 95	95 - 100	100 - 105	105 - 110	110 - 115	115 - 120	120 - 125	125 - 130	130 - 135	135 - 140
0000	4	0	0	0	0	0	0	0	0	1	0	1	1	1	0	0	0	0	0	0	0	0	0	0	0	0	0	0	0
0100	1	0	0	0	0	0	0	0	0	0	1	0	0	0	0	0	0	0	0	0	0	0	0	0	0	0	0	0	0
0200	1	0	0	0	0	0	0	0	0	0	0	0	0	1	0	0	0	0	0	0	0	0	0	0	0	0	0	0	0
0300	2	0	0	0	0	0	0	0	0	0	0	0	1	0	0	1	0	0	0	0	0	0	0	0	0	0	0	0	0
0400	0	0	0	0	0	0	0	0	0	0	0	0	0	0	0	0	0	0	0	0	0	0	0	0	0	0	0	0	0
0500	5	0	0	0	0	0	0	0	0	0	0	2	1	1	0	0	1	0	0	0	0	0	0	0	0	0	0	0	0
0600	8	0	0	0	0	0	0	0	0	0	0	3	1	1	2	1	0	0	0	0	0	0	0	0	0	0	0	0	0
0700	35	0	0	0	0	0	0	0	1	2	4	6	5	9	6	2	0	0	0	0	0	0	0	0	0	0	0	0	0
0800	**52**	**0**	**0**	**0**	**0**	**0**	**0**	**0**	**0**	**1**	**2**	**13**	**12**	**15**	**7**	**2**	**0**	**0**	**0**	**0**	**0**	**0**	**0**	**0**	**0**	**0**	**0**	**0**	**0**
0900	29	0	0	0	0	0	0	1	0	2	8	7	3	6	2	0	0	0	0	0	0	0	0	0	0	0	0	0	0
1000	32	0	0	0	0	0	3	0	2	4	4	5	8	6	0	0	0	0	0	0	0	0	0	0	0	0	0	0	0
1100	29	0	0	0	2	0	3	2	2	3	8	7	2	0	0	0	0	0	0	0	0	0	0	0	0	0	0	0	0
1200	27	0	0	0	0	0	0	0	2	3	7	8	5	1	1	0	0	0	0	0	0	0	0	0	0	0	0	0	0
1300	26	0	0	0	0	0	0	0	3	6	2	5	4	5	1	0	0	0	0	0	0	0	0	0	0	0	0	0	0
1400	25	0	0	0	0	0	0	0	0	3	4	3	7	4	3	0	1	0	0	0	0	0	0	0	0	0	0	0	0
1500	32	0	0	0	0	0	0	3	0	0	3	8	10	4	4	0	0	0	0	0	0	0	0	0	0	0	0	0	0
1600	44	0	0	0	0	0	0	0	1	1	1	13	16	9	2	0	1	0	0	0	0	0	0	0	0	0	0	0	0
1700	**56**	**0**	**0**	**0**	**0**	**0**	**0**	**1**	**7**	**3**	**7**	**14**	**8**	**8**	**5**	**3**	**0**	**0**	**0**	**0**	**0**	**0**	**0**	**0**	**0**	**0**	**0**	**0**	**0**
1800	40	0	0	0	0	0	0	0	0	3	3	8	6	13	5	2	0	0	0	0	0	0	0	0	0	0	0	0	0
1900	35	0	0	0	0	0	1	1	2	4	1	8	8	6	4	0	0	0	0	0	0	0	0	0	0	0	0	0	0
2000	22	0	0	0	0	0	0	0	0	1	2	4	7	5	3	0	0	0	0	0	0	0	0	0	0	0	0	0	0
2100	17	0	0	0	0	0	0	0	0	0	4	7	3	3	0	0	0	0	0	0	0	0	0	0	0	0	0	0	0
2200	17	0	0	0	0	0	0	0	0	1	1	0	8	6	1	0	0	0	0	0	0	0	0	0	0	0	0	0	0
2300	8	0	0	0	0	0	0	0	0	1	0	1	1	4	1	0	0	0	0	0	0	0	0	0	0	0	0	0	0
07-19	**427**	**0**	**0**	**0**	**2**	**0**	**6**	**7**	**18**	**31**	**53**	**97**	**86**	**80**	**36**	**9**	**2**	**0**	**0**	**0**	**0**	**0**	**0**	**0**	**0**	**0**	**0**	**0**	**0**
06-22	**509**	**0**	**0**	**0**	**2**	**0**	**7**	**8**	**20**	**36**	**60**	**119**	**105**	**95**	**45**	**10**	**2**	**0**	**0**	**0**	**0**	**0**	**0**	**0**	**0**	**0**	**0**	**0**	**0**
06-00	**534**	**0**	**0**	**0**	**2**	**0**	**7**	**8**	**20**	**38**	**61**	**120**	**114**	**105**	**47**	**10**	**2**	**0**	**0**	**0**	**0**	**0**	**0**	**0**	**0**	**0**	**0**	**0**	**0**
00-00	**547**	**0**	**0**	**0**	**2**	**0**	**7**	**8**	**20**	**39**	**62**	**123**	**117**	**108**	**47**	**11**	**3**	**0**	**0**	**0**	**0**	**0**	**0**	**0**	**0**	**0**	**0**	**0**	**0**

DRAFT

Site 80
Location LP04042, Att - telepole, Lat 54.0414, Long -6.83395
Direction Two way

3279 / Meath/Cavan/Monaghan ATC's
October 2013
Automatic Traffic Count

Thu, 10 October 2013

Time	Total	Speed Bins (km/h)																											
		0 - 5	5 - 10	10 - 15	15 - 20	20 - 25	25 - 30	30 - 35	35 - 40	40 - 45	45 - 50	50 - 55	55 - 60	60 - 65	65 - 70	70 - 75	75 - 80	80 - 85	85 - 90	90 - 95	95 - 100	100 - 105	105 - 110	110 - 115	115 - 120	120 - 125	125 - 130	130 - 135	135 - 140
0000	2	0	0	0	0	0	1	0	0	0	1	0	0	0	0	0	0	0	0	0	0	0	0	0	0	0	0	0	0
0100	1	0	0	0	0	0	0	0	0	0	1	0	0	0	0	0	0	0	0	0	0	0	0	0	0	0	0	0	0
0200	0	0	0	0	0	0	0	0	0	0	0	0	0	0	0	0	0	0	0	0	0	0	0	0	0	0	0	0	0
0300	1	0	0	0	0	0	0	0	0	0	0	0	0	1	0	0	0	0	0	0	0	0	0	0	0	0	0	0	0
0400	0	0	0	0	0	0	0	0	0	0	0	0	0	0	0	0	0	0	0	0	0	0	0	0	0	0	0	0	0
0500	6	0	0	0	0	0	0	0	0	0	0	0	5	0	1	0	0	0	0	0	0	0	0	0	0	0	0	0	0
0600	9	0	0	0	0	0	0	0	0	1	0	1	0	4	1	0	1	1	0	0	0	0	0	0	0	0	0	0	0
0700	32	0	0	0	0	0	0	0	0	0	6	5	8	7	3	3	0	0	0	0	0	0	0	0	0	0	0	0	0
0800	**53**	**0**	**0**	**0**	**0**	**0**	**0**	**1**	**0**	**2**	**4**	**15**	**10**	**15**	**4**	**2**	**0**	**0**	**0**	**0**	**0**	**0**	**0**	**0**	**0**	**0**	**0**	**0**	**0**
0900	39	0	0	0	0	1	1	4	1	4	4	9	7	7	0	1	0	0	0	0	0	0	0	0	0	0	0	0	0
1000	27	0	0	0	0	0	2	0	0	3	7	8	2	4	1	0	0	0	0	0	0	0	0	0	0	0	0	0	0
1100	18	0	0	0	0	0	0	0	2	0	3	8	4	0	1	0	0	0	0	0	0	0	0	0	0	0	0	0	0
1200	18	0	0	0	0	0	0	2	1	0	5	4	1	4	1	0	0	0	0	0	0	0	0	0	0	0	0	0	0
1300	25	0	0	0	0	0	0	1	1	6	2	5	7	2	1	0	0	0	0	0	0	0	0	0	0	0	0	0	0
1400	28	0	0	0	0	0	0	1	2	0	7	3	9	3	3	0	0	0	0	0	0	0	0	0	0	0	0	0	0
1500	33	0	0	0	0	0	0	1	0	2	13	7	5	3	2	0	0	0	0	0	0	0	0	0	0	0	0	0	0
1600	**53**	**0**	**0**	**0**	**0**	**0**	**6**	**1**	**5**	**4**	**2**	**13**	**13**	**6**	**3**	**0**	**0**	**0**	**0**	**0**	**0**	**0**	**0**	**0**	**0**	**0**	**0**	**0**	**0**
1700	47	0	0	0	0	2	0	0	0	1	6	11	16	7	4	0	0	0	0	0	0	0	0	0	0	0	0	0	0
1800	41	0	0	0	0	0	0	0	0	3	9	12	8	4	5	0	0	0	0	0	0	0	0	0	0	0	0	0	0
1900	34	0	0	0	0	0	1	0	4	2	3	4	8	8	3	1	0	0	0	0	0	0	0	0	0	0	0	0	0
2000	31	0	0	0	0	0	0	0	2	1	2	7	9	6	2	1	1	0	0	0	0	0	0	0	0	0	0	0	0
2100	15	0	0	0	0	0	0	0	0	0	3	1	2	4	4	1	0	0	0	0	0	0	0	0	0	0	0	0	0
2200	18	0	0	0	0	0	0	0	1	0	2	5	3	5	1	0	0	1	0	0	0	0	0	0	0	0	0	0	0
2300	13	0	0	0	0	0	0	0	0	1	0	2	4	3	1	1	1	0	0	0	0	0	0	0	0	0	0	0	0
07-19	**414**	**0**	**0**	**0**	**0**	**3**	**9**	**11**	**12**	**25**	**68**	**100**	**90**	**62**	**28**	**6**	**0**	**0**	**0**	**0**	**0**	**0**	**0**	**0**	**0**	**0**	**0**	**0**	**0**
06-22	**503**	**0**	**0**	**0**	**0**	**3**	**10**	**11**	**18**	**29**	**76**	**113**	**109**	**84**	**38**	**9**	**2**	**1**	**0**	**0**	**0**	**0**	**0**	**0**	**0**	**0**	**0**	**0**	**0**
06-00	**534**	**0**	**0**	**0**	**0**	**3**	**10**	**11**	**19**	**30**	**78**	**120**	**116**	**92**	**40**	**10**	**3**	**2**	**0**	**0**	**0**	**0**	**0**	**0**	**0**	**0**	**0**	**0**	**0**
00-00	**544**	**0**	**0**	**0**	**0**	**3**	**11**	**11**	**19**	**30**	**80**	**120**	**121**	**93**	**41**	**10**	**3**	**2**	**0**	**0**	**0**	**0**	**0**	**0**	**0**	**0**	**0**	**0**	**0**

DRAFT

Site 80
Location LP04042, Att - telepole, Lat 54.0414, Long -6.83395
Direction Two way

3279 / Meath/Cavan/Monaghan ATC's
October 2013
Automatic Traffic Count

Virtual Day (Partial days = 2.54)

Time	Total	Speed Bins (km/h)																											
		0 - 5	5 - 10	10 - 15	15 - 20	20 - 25	25 - 30	30 - 35	35 - 40	40 - 45	45 - 50	50 - 55	55 - 60	60 - 65	65 - 70	70 - 75	75 - 80	80 - 85	85 - 90	90 - 95	95 - 100	100 - 105	105 - 110	110 - 115	115 - 120	120 - 125	125 - 130	130 - 135	135 - 140
0000	3	0	0	0	0	0	1	0	0	1	1	1	1	1	0	0	0	0	0	0	0	0	0	0	0	0	0	0	0
0100	1	0	0	0	0	0	0	0	0	0	1	0	0	0	0	0	0	0	0	0	0	0	0	0	0	0	0	0	0
0200	1	0	0	0	0	0	0	0	0	0	0	0	0	1	0	0	0	0	0	0	0	0	0	0	0	0	0	0	0
0300	2	0	0	0	0	0	0	0	0	0	0	0	1	1	0	1	0	0	0	0	0	0	0	0	0	0	0	0	0
0400	0	0	0	0	0	0	0	0	0	0	0	0	0	0	0	0	0	0	0	0	0	0	0	0	0	0	0	0	0
0500	6	0	0	0	0	0	0	0	0	0	0	1	3	1	1	0	1	0	0	0	0	0	0	0	0	0	0	0	0
0600	9	0	0	0	0	0	0	0	0	1	0	2	1	3	2	1	1	1	0	0	0	0	0	0	0	0	0	0	0
0700	34	0	0	0	0	0	0	0	1	1	5	6	7	8	5	3	0	0	0	0	0	0	0	0	0	0	0	0	0
0800	**53**	**0**	**0**	**0**	**0**	**0**	**0**	**1**	**0**	**2**	**3**	**14**	**11**	**15**	**6**	**2**	**0**	**0**	**0**	**0**	**0**	**0**	**0**	**0**	**0**	**0**	**0**	**0**	**0**
0900	34	0	0	0	0	1	1	3	1	3	6	8	5	7	1	1	0	0	0	0	0	0	0	0	0	0	0	0	0
1000	30	0	0	0	0	0	3	0	1	4	6	7	5	5	1	0	0	0	0	0	0	0	0	0	0	0	0	0	0
1100	18	1	0	0	1	0	1	1	2	1	4	5	2	0	1	0	0	0	0	0	0	0	0	0	0	0	0	0	0
1200	22	0	0	1	0	0	0	1	1	2	4	5	4	3	1	0	0	0	0	0	0	0	0	0	0	0	0	0	0
1300	26	0	0	0	0	0	0	0	1	4	2	6	7	4	1	0	0	0	0	0	0	0	0	0	0	0	0	0	0
1400	23	0	0	0	0	0	0	0	2	2	4	2	6	3	3	0	0	0	0	0	0	0	0	0	0	0	0	0	0
1500	35	0	0	0	0	0	0	1	0	1	7	8	10	4	3	0	0	0	0	0	0	0	0	0	0	0	0	0	0
1600	**47**	**0**	**0**	**0**	**0**	**0**	**2**	**1**	**2**	**2**	**3**	**12**	**13**	**8**	**2**	**1**	**0**	**0**	**0**	**0**	**0**	**0**	**0**	**0**	**0**	**0**	**0**	**0**	**0**
1700	46	0	0	0	0	1	0	0	3	2	5	12	11	8	3	2	0	0	0	0	0	0	0	0	0	0	0	0	0
1800	40	0	0	0	0	0	0	0	1	3	5	9	9	6	6	1	0	0	0	0	0	0	0	0	0	0	0	0	0
1900	32	0	0	0	0	0	1	0	2	3	3	7	8	5	3	0	0	0	0	0	0	0	0	0	0	0	0	0	0
2000	25	0	0	0	0	0	0	0	1	1	2	5	7	5	2	0	0	0	0	0	0	0	0	0	0	0	0	0	0
2100	16	0	0	0	0	0	0	0	0	0	3	4	3	3	3	1	0	0	0	0	0	0	0	0	0	0	0	0	0
2200	17	0	0	0	0	0	0	0	0	1	1	3	5	5	1	0	0	0	0	0	0	0	0	0	0	0	0	0	0
2300	10	0	0	0	0	0	0	0	0	1	1	1	3	3	1	0	0	0	0	0	0	0	0	0	0	0	0	0	0
07-19	**408**	**1**	**0**	**1**	**1**	**2**	**7**	**8**	**15**	**27**	**54**	**94**	**90**	**71**	**33**	**10**	**0**	**0**	**0**	**0**	**0**	**0**	**0**	**0**	**0**	**0**	**0**	**0**	**0**
06-22	**490**	**1**	**0**	**1**	**1**	**2**	**8**	**8**	**18**	**32**	**62**	**112**	**109**	**87**	**43**	**12**	**1**	**1**	**0**	**0**	**0**	**0**	**0**	**0**	**0**	**0**	**0**	**0**	**0**
06-00	**517**	**1**	**0**	**1**	**1**	**2**	**8**	**8**	**18**	**34**	**64**	**116**	**117**	**95**	**45**	**12**	**1**	**1**	**0**	**0**	**0**	**0**	**0**	**0**	**0**	**0**	**0**	**0**	**0**
00-00	**530**	**1**	**0**	**1**	**1**	**2**	**9**	**8**	**18**	**35**	**66**	**118**	**122**	**99**	**46**	**13**	**2**	**1**	**0**	**0**	**0**	**0**	**0**	**0**	**0**	**0**	**0**	**0**	**0**

DRAFT

Site 80
Location LP04042, Att - telepole, Lat 54.0414, Long -6.83395
Direction Two way

3279 / Meath/Cavan/Monaghan ATC's
October 2013
Automatic Traffic Count

Virtual Week (1)

Time	Total	Speed Bins (km/h)																											
		0 - 5	5 - 10	10 - 15	15 - 20	20 - 25	25 - 30	30 - 35	35 - 40	40 - 45	45 - 50	50 - 55	55 - 60	60 - 65	65 - 70	70 - 75	75 - 80	80 - 85	85 - 90	90 - 95	95 - 100	100 - 105	105 - 110	110 - 115	115 - 120	120 - 125	125 - 130	130 - 135	135 - 140
Mon	0	0	0	0	0	0	0	0	0	0	0	0	0	0	0	0	0	0	0	0	0	0	0	0	0	0	0	0	0
Tue	316	4	1	2	0	0	3	3	12	20	32	63	93	47	26	10	0	0	0	0	0	0	0	0	0	0	0	0	0
Wed	547	0	0	0	2	0	7	8	20	39	62	123	117	108	47	11	3	0	0	0	0	0	0	0	0	0	0	0	0
Thu	544	0	0	0	0	3	11	11	19	30	80	120	121	93	41	10	3	2	0	0	0	0	0	0	0	0	0	0	0
Fri	0	0	0	0	0	0	0	0	0	0	0	0	0	0	0	0	0	0	0	0	0	0	0	0	0	0	0	0	0
|Sat	0	0	0	0	0	0	0	0	0	0	0	0	0	0	0	0	0	0	0	0	0	0	0	0	0	0	0	0	0
|Sun	0	0	0	0	0	0	0	0	0	0	0	0	0	0	0	0	0	0	0	0	0	0	0	0	0	0	0	0	0
5 Day Ave.	**469**	**1**	**0**	**1**	**1**	**1**	**7**	**7**	**17**	**30**	**58**	**102**	**110**	**83**	**38**	**10**	**2**	**1**	**0**	**0**	**0**	**0**	**0**	**0**	**0**	**0**	**0**	**0**	**0**
7 Day Ave.	**530**	**1**	**0**	**1**	**1**	**2**	**9**	**8**	**18**	**35**	**66**	**118**	**122**	**99**	**46**	**13**	**2**	**1**	**0**	**0**	**0**	**0**	**0**	**0**	**0**	**0**	**0**	**0**	**0**
Total	**1407**	**4**	**1**	**2**	**2**	**3**	**21**	**22**	**51**	**89**	**174**	**306**	**331**	**248**	**114**	**31**	**6**	**2**	**0**	**0**	**0**	**0**	**0**	**0**	**0**	**0**	**0**	**0**	**0**

Summary Graphs

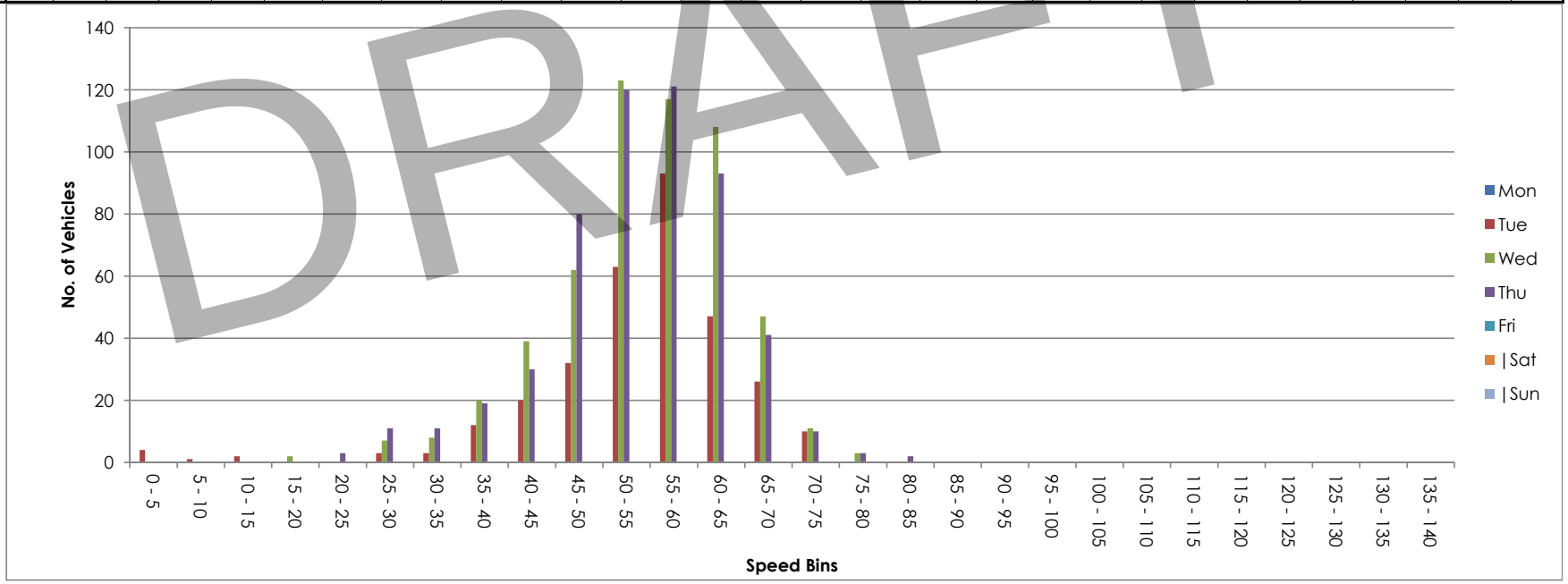

DRAFT



NDC NATIONWIDE DATA COLLECTION	**Site / Location:**	Unamed Rd, Att - tree, Lat 54.03945, Long -6.82168	**Project No:**	3279	**Photo No:**	3279-81	**Drawn By:** MOR
	Survey Date:	Tue, 8 October 2013 to Thu, 10 October 2013	**Project Name:**		Meath/Cavan/Monaghan ATC'S		
	Survey Times:	00:00 to 00(24):00	**Title:**		Site Photograph		

Site No.	Location.	Direction.	Speed Limit (km/h)	Start Date.	End Date.	Total Vehicles.	5 Day Ave.	7 Day Ave.	No. > Speed Limit.	%. > Speed Limit.	No. > Speed Limit1 (+5km/h).	%. > Speed Limit1 (+5km/h).	No. > Speed Limit1 (+10km/h).	%. > Speed Limit1 (+10km/h).	Mean Speed	85%ile Speed
81	Unamed Rd, Att - tree, Lat 54.03945, Long -6.82168	North	80	Tue, 8 October 2013	Thu, 10 October 2013	9	3	4	0	0.0	0	0.0	0	0.0	27.1	-
		South	80	Tue, 8 October 2013	Thu, 10 October 2013	16	5	7	0	0.0	0	0.0	0	0.0	23.8	31.0
		Two way	80	Tue, 8 October 2013	Thu, 10 October 2013	25	8	11	0	0.0	0	0.0	0	0.0	25.0	32.8

DRAFT

Site 81
Location Unamed Rd, Att - tree, Lat 54.03945, Long -6.82168
Direction North

3279 / Meath/Cavan/Monaghan ATC's
October 2013
Automatic Traffic Count

Tue, 8 October 2013

Time	Total	Classification												>PSL	>PSL%	>SL1	>SL1%	>SL2	>SL2%	Mean	Vpp
		1 MCL	2 SV	3 SVT	4 TB2	5 TB3	6 T4	7 ART3	8 ART4	9 ART5	10 ART6	11 BD	12 DRT	80	80	85 +5kph	85 +5kph	90 +10kph	90 +10kph		85
0000	**0**	**0**	**0**	**0**	**0**	**0**	**0**	**0**	**0**	**0**	**0**	**0**	**0**	**0**	**0**	**0**	**0**	**0**	**0**	**0**	**0**
0100	**0**	**0**	**0**	**0**	**0**	**0**	**0**	**0**	**0**	**0**	**0**	**0**	**0**	**0**	**0**	**0**	**0**	**0**	**0**	**0**	**0**
0200	**0**	**0**	**0**	**0**	**0**	**0**	**0**	**0**	**0**	**0**	**0**	**0**	**0**	**0**	**0**	**0**	**0**	**0**	**0**	**0**	**0**
0300	**0**	**0**	**0**	**0**	**0**	**0**	**0**	**0**	**0**	**0**	**0**	**0**	**0**	**0**	**0**	**0**	**0**	**0**	**0**	**0**	**0**
0400	**0**	**0**	**0**	**0**	**0**	**0**	**0**	**0**	**0**	**0**	**0**	**0**	**0**	**0**	**0**	**0**	**0**	**0**	**0**	**0**	**0**
0500	**0**	**0**	**0**	**0**	**0**	**0**	**0**	**0**	**0**	**0**	**0**	**0**	**0**	**0**	**0**	**0**	**0**	**0**	**0**	**0**	**0**
0600	**0**	**0**	**0**	**0**	**0**	**0**	**0**	**0**	**0**	**0**	**0**	**0**	**0**	**0**	**0**	**0**	**0**	**0**	**0**	**0**	**0**
0700	**0**	**0**	**0**	**0**	**0**	**0**	**0**	**0**	**0**	**0**	**0**	**0**	**0**	**0**	**0**	**0**	**0**	**0**	**0**	**0**	**0**
0800	**0**	**0**	**0**	**0**	**0**	**0**	**0**	**0**	**0**	**0**	**0**	**0**	**0**	**0**	**0**	**0**	**0**	**0**	**0**	**0**	**0**
0900	**0**	**0**	**0**	**0**	**0**	**0**	**0**	**0**	**0**	**0**	**0**	**0**	**0**	**0**	**0**	**0**	**0**	**0**	**0**	**0**	**0**
1000	**0**	**0**	**0**	**0**	**0**	**0**	**0**	**0**	**0**	**0**	**0**	**0**	**0**	**0**	**0**	**0**	**0**	**0**	**0**	**0**	**0**
1100	**0**	**0**	**0**	**0**	**0**	**0**	**0**	**0**	**0**	**0**	**0**	**0**	**0**	**0**	**0**	**0**	**0**	**0**	**0**	**0**	**0**
1200	**2**	**0**	**2**	**0**	**0**	**0**	**0**	**0**	**0**	**0**	**0**	**0**	**0**	**0**	**0**	**0**	**0**	**0**	**0**	**18.4**	**-**
1300	0	0	0	0	0	0	0	0	0	0	0	0	0	0	0	0	0	0	0	-	-
1400	0	0	0	0	0	0	0	0	0	0	0	0	0	0	0	0	0	0	0	-	-
1500	0	0	0	0	0	0	0	0	0	0	0	0	0	0	0	0	0	0	0	-	-
1600	0	0	0	0	0	0	0	0	0	0	0	0	0	0	0	0	0	0	0	-	-
1700	0	0	0	0	0	0	0	0	0	0	0	0	0	0	0	0	0	0	0	-	-
1800	0	0	0	0	0	0	0	0	0	0	0	0	0	0	0	0	0	0	0	-	-
1900	0	0	0	0	0	0	0	0	0	0	0	0	0	0	0	0	0	0	0	-	-
2000	0	0	0	0	0	0	0	0	0	0	0	0	0	0	0	0	0	0	0	-	-
2100	0	0	0	0	0	0	0	0	0	0	0	0	0	0	0	0	0	0	0	-	-
2200	0	0	0	0	0	0	0	0	0	0	0	0	0	0	0	0	0	0	0	-	-
2300	0	0	0	0	0	0	0	0	0	0	0	0	0	0	0	0	0	0	0	-	-
07-19	**2**	**0**	**2**	**0**	**0**	**0**	**0**	**0**	**0**	**0**	**0**	**0**	**0**	**0**	**0**	**0**	**0**	**0**	**0**	**18.4**	**-**
06-22	**2**	**0**	**2**	**0**	**0**	**0**	**0**	**0**	**0**	**0**	**0**	**0**	**0**	**0**	**0**	**0**	**0**	**0**	**0**	**18.4**	**-**
06-00	**2**	**0**	**2**	**0**	**0**	**0**	**0**	**0**	**0**	**0**	**0**	**0**	**0**	**0**	**0**	**0**	**0**	**0**	**0**	**18.4**	**-**
00-00	**2**	**0**	**2**	**0**	**0**	**0**	**0**	**0**	**0**	**0**	**0**	**0**	**0**	**0**	**0**	**0**	**0**	**0**	**0**	**18.4**	**-**

DRAFT

Site 81
Location Unamed Rd, Att - tree, Lat 54.03945, Long -6.82168
Direction North

3279 / Meath/Cavan/Monaghan ATC's
October 2013
Automatic Traffic Count

Wed, 9 October 2013

Time	Total	Classification												>PSL	>PSL%	>SL1	>SL1%	>SL2	>SL2%	Mean	Vpp
		1 MCL	2 SV	3 SVT	4 TB2	5 TB3	6 T4	7 ART3	8 ART4	9 ART5	10 ART6	11 BD	12 DRT	80	80	85 +5kph	85 +5kph	90 +10kph	90 +10kph		85
0000	0	0	0	0	0	0	0	0	0	0	0	0	0	0	0	0	0	0	0	-	-
0100	0	0	0	0	0	0	0	0	0	0	0	0	0	0	0	0	0	0	0	-	-
0200	0	0	0	0	0	0	0	0	0	0	0	0	0	0	0	0	0	0	0	-	-
0300	0	0	0	0	0	0	0	0	0	0	0	0	0	0	0	0	0	0	0	-	-
0400	0	0	0	0	0	0	0	0	0	0	0	0	0	0	0	0	0	0	0	-	-
0500	0	0	0	0	0	0	0	0	0	0	0	0	0	0	0	0	0	0	0	-	-
0600	0	0	0	0	0	0	0	0	0	0	0	0	0	0	0	0	0	0	0	-	-
0700	0	0	0	0	0	0	0	0	0	0	0	0	0	0	0	0	0	0	0	-	-
0800	0	0	0	0	0	0	0	0	0	0	0	0	0	0	0	0	0	0	0	-	-
0900	0	0	0	0	0	0	0	0	0	0	0	0	0	0	0	0	0	0	0	-	-
1000	**1**	**0**	**1**	**0**	**0**	**0**	**0**	**0**	**0**	**0**	**0**	**0**	**0**	**0**	**0**	**0**	**0**	**0**	**0**	**39.7**	**-**
1100	**1**	**0**	**1**	**0**	**0**	**0**	**0**	**0**	**0**	**0**	**0**	**0**	**0**	**0**	**0**	**0**	**0**	**0**	**0**	**19.2**	**-**
1200	**1**	**0**	**1**	**0**	**0**	**0**	**0**	**0**	**0**	**0**	**0**	**0**	**0**	**0**	**0**	**0**	**0**	**0**	**0**	**23.2**	**-**
1300	0	0	0	0	0	0	0	0	0	0	0	0	0	0	0	0	0	0	0	-	-
1400	0	0	0	0	0	0	0	0	0	0	0	0	0	0	0	0	0	0	0	-	-
1500	0	0	0	0	0	0	0	0	0	0	0	0	0	0	0	0	0	0	0	-	-
1600	0	0	0	0	0	0	0	0	0	0	0	0	0	0	0	0	0	0	0	-	-
1700	0	0	0	0	0	0	0	0	0	0	0	0	0	0	0	0	0	0	0	-	-
1800	0	0	0	0	0	0	0	0	0	0	0	0	0	0	0	0	0	0	0	-	-
1900	0	0	0	0	0	0	0	0	0	0	0	0	0	0	0	0	0	0	0	-	-
2000	0	0	0	0	0	0	0	0	0	0	0	0	0	0	0	0	0	0	0	-	-
2100	0	0	0	0	0	0	0	0	0	0	0	0	0	0	0	0	0	0	0	-	-
2200	**1**	**0**	**1**	**0**	**0**	**0**	**0**	**0**	**0**	**0**	**0**	**0**	**0**	**0**	**0**	**0**	**0**	**0**	**0**	**34**	**-**
2300	0	0	0	0	0	0	0	0	0	0	0	0	0	0	0	0	0	0	0	-	-
07-19	**3**	**0**	**3**	**0**	**0**	**0**	**0**	**0**	**0**	**0**	**0**	**0**	**0**	**0**	**0**	**0**	**0**	**0**	**0**	**27.4**	**-**
06-22	**3**	**0**	**3**	**0**	**0**	**0**	**0**	**0**	**0**	**0**	**0**	**0**	**0**	**0**	**0**	**0**	**0**	**0**	**0**	**27.4**	**-**
06-00	**4**	**0**	**4**	**0**	**0**	**0**	**0**	**0**	**0**	**0**	**0**	**0**	**0**	**0**	**0**	**0**	**0**	**0**	**0**	**29**	**-**
00-00	**4**	**0**	**4**	**0**	**0**	**0**	**0**	**0**	**0**	**0**	**0**	**0**	**0**	**0**	**0**	**0**	**0**	**0**	**0**	**29**	**-**

DRAFT

Site 81
Location Unamed Rd, Att - tree, Lat 54.03945, Long -6.82168
Direction North

3279 / Meath/Cavan/Monaghan ATC's
October 2013
Automatic Traffic Count

Thu, 10 October 2013

Time	Total	Classification												>PSL	>PSL%	>SL1	>SL1%	>SL2	>SL2%	Mean	Vpp
		1 MCL	2 SV	3 SVT	4 TB2	5 TB3	6 T4	7 ART3	8 ART4	9 ART5	10 ART6	11 BD	12 DRT	80	80	85 +5kph	85 +5kph	90 +10kph	90 +10kph		85
0000	0	0	0	0	0	0	0	0	0	0	0	0	0	0	0	0	0	0	0	-	-
0100	0	0	0	0	0	0	0	0	0	0	0	0	0	0	0	0	0	0	0	-	-
0200	0	0	0	0	0	0	0	0	0	0	0	0	0	0	0	0	0	0	0	-	-
0300	0	0	0	0	0	0	0	0	0	0	0	0	0	0	0	0	0	0	0	-	-
0400	0	0	0	0	0	0	0	0	0	0	0	0	0	0	0	0	0	0	0	-	-
0500	0	0	0	0	0	0	0	0	0	0	0	0	0	0	0	0	0	0	0	-	-
0600	0	0	0	0	0	0	0	0	0	0	0	0	0	0	0	0	0	0	0	-	-
0700	0	0	0	0	0	0	0	0	0	0	0	0	0	0	0	0	0	0	0	-	-
0800	0	0	0	0	0	0	0	0	0	0	0	0	0	0	0	0	0	0	0	-	-
0900	**1**	**0**	**1**	**0**	**0**	**0**	**0**	**0**	**0**	**0**	**0**	**0**	**0**	**0**	**0**	**0**	**0**	**0**	**0**	**38.1**	**-**
1000	**1**	**0**	**1**	**0**	**0**	**0**	**0**	**0**	**0**	**0**	**0**	**0**	**0**	**0**	**0**	**0**	**0**	**0**	**0**	**20.3**	**-**
1100	0	0	0	0	0	0	0	0	0	0	0	0	0	0	0	0	0	0	0	-	-
1200	**1**	**0**	**1**	**0**	**0**	**0**	**0**	**0**	**0**	**0**	**0**	**0**	**0**	**0**	**0**	**0**	**0**	**0**	**0**	**32.9**	**-**
1300	0	0	0	0	0	0	0	0	0	0	0	0	0	0	0	0	0	0	0	0	0
1400	0	0	0	0	0	0	0	0	0	0	0	0	0	0	0	0	0	0	0	0	0
1500	0	0	0	0	0	0	0	0	0	0	0	0	0	0	0	0	0	0	0	0	0
1600	0	0	0	0	0	0	0	0	0	0	0	0	0	0	0	0	0	0	0	0	0
1700	0	0	0	0	0	0	0	0	0	0	0	0	0	0	0	0	0	0	0	0	0
1800	0	0	0	0	0	0	0	0	0	0	0	0	0	0	0	0	0	0	0	0	0
1900	0	0	0	0	0	0	0	0	0	0	0	0	0	0	0	0	0	0	0	0	0
2000	0	0	0	0	0	0	0	0	0	0	0	0	0	0	0	0	0	0	0	0	0
2100	0	0	0	0	0	0	0	0	0	0	0	0	0	0	0	0	0	0	0	0	0
2200	0	0	0	0	0	0	0	0	0	0	0	0	0	0	0	0	0	0	0	0	0
2300	0	0	0	0	0	0	0	0	0	0	0	0	0	0	0	0	0	0	0	0	0
07-19	**3**	**0**	**3**	**0**	**0**	**0**	**0**	**0**	**0**	**0**	**0**	**0**	**0**	**0**	**0**	**0**	**0**	**0**	**0**	**30.4**	**-**
06-22	**3**	**0**	**3**	**0**	**0**	**0**	**0**	**0**	**0**	**0**	**0**	**0**	**0**	**0**	**0**	**0**	**0**	**0**	**0**	**30.4**	**-**
06-00	**3**	**0**	**3**	**0**	**0**	**0**	**0**	**0**	**0**	**0**	**0**	**0**	**0**	**0**	**0**	**0**	**0**	**0**	**0**	**30.4**	**-**
00-00	**3**	**0**	**3**	**0**	**0**	**0**	**0**	**0**	**0**	**0**	**0**	**0**	**0**	**0**	**0**	**0**	**0**	**0**	**0**	**30.4**	**-**

DRAFT

Site 81
Location Unamed Rd, Att - tree, Lat 54.03945, Long -6.82168
Direction North

3279 / Meath/Cavan/Monaghan ATC's
October 2013
Automatic Traffic Count

Virtual Day (Partial days = 2.50)

Time	Total	Classification												>PSL	>PSL%	>SL1	>SL1%	>SL2	>SL2%	Mean	Vpp
		1 MCL	2 SV	3 SVT	4 TB2	5 TB3	6 T4	7 ART3	8 ART4	9 ART5	10 ART6	11 BD	12 DRT	80	80	85 +5kph	85 +5kph	90 +10kph	90 +10kph		85
0000	0	0	0	0	0	0	0	0	0	0	0	0	0	0	0	0	0	0	0	-	-
0100	0	0	0	0	0	0	0	0	0	0	0	0	0	0	0	0	0	0	0	-	-
0200	0	0	0	0	0	0	0	0	0	0	0	0	0	0	0	0	0	0	0	-	-
0300	0	0	0	0	0	0	0	0	0	0	0	0	0	0	0	0	0	0	0	-	-
0400	0	0	0	0	0	0	0	0	0	0	0	0	0	0	0	0	0	0	0	-	-
0500	0	0	0	0	0	0	0	0	0	0	0	0	0	0	0	0	0	0	0	-	-
0600	0	0	0	0	0	0	0	0	0	0	0	0	0	0	0	0	0	0	0	-	-
0700	0	0	0	0	0	0	0	0	0	0	0	0	0	0	0	0	0	0	0	-	-
0800	0	0	0	0	0	0	0	0	0	0	0	0	0	0	0	0	0	0	0	-	-
0900	**1**	**0**	**1**	**0**	**0**	**0**	**0**	**0**	**0**	**0**	**0**	**0**	**0**	**0**	**0**	**0**	**0**	**0**	**0**	**38.1**	**-**
1000	**1**	**0**	**1**	**0**	**0**	**0**	**0**	**0**	**0**	**0**	**0**	**0**	**0**	**0**	**0**	**0**	**0**	**0**	**0**	**30**	**-**
1100	**1**	**0**	**1**	**0**	**0**	**0**	**0**	**0**	**0**	**0**	**0**	**0**	**0**	**0**	**0**	**0**	**0**	**0**	**0**	**19.2**	**-**
1200	**1**	**0**	**1**	**0**	**0**	**0**	**0**	**0**	**0**	**0**	**0**	**0**	**0**	**0**	**0**	**0**	**0**	**0**	**0**	**23.2**	**-**
1300	0	0	0	0	0	0	0	0	0	0	0	0	0	0	0	0	0	0	0	-	-
1400	0	0	0	0	0	0	0	0	0	0	0	0	0	0	0	0	0	0	0	-	-
1500	0	0	0	0	0	0	0	0	0	0	0	0	0	0	0	0	0	0	0	-	-
1600	0	0	0	0	0	0	0	0	0	0	0	0	0	0	0	0	0	0	0	-	-
1700	0	0	0	0	0	0	0	0	0	0	0	0	0	0	0	0	0	0	0	-	-
1800	0	0	0	0	0	0	0	0	0	0	0	0	0	0	0	0	0	0	0	-	-
1900	0	0	0	0	0	0	0	0	0	0	0	0	0	0	0	0	0	0	0	-	-
2000	0	0	0	0	0	0	0	0	0	0	0	0	0	0	0	0	0	0	0	-	-
2100	0	0	0	0	0	0	0	0	0	0	0	0	0	0	0	0	0	0	0	-	-
2200	0	0	0	0	0	0	0	0	0	0	0	0	0	0	0	0	0	0	0	34	-
2300	0	0	0	0	0	0	0	0	0	0	0	0	0	0	0	0	0	0	0	-	-
07-19	**4**	**0**	**4**	**0**	**0**	**0**	**0**	**0**	**0**	**0**	**0**	**0**	**0**	**0**	**0**	**0**	**0**	**0**	**0**	**26.6**	**#NUM!**
06-22	**4**	**0**	**4**	**0**	**0**	**0**	**0**	**0**	**0**	**0**	**0**	**0**	**0**	**0**	**0**	**0**	**0**	**0**	**0**	**26.6**	**#NUM!**
06-00	**4**	**0**	**4**	**0**	**0**	**0**	**0**	**0**	**0**	**0**	**0**	**0**	**0**	**0**	**0**	**0**	**0**	**0**	**0**	**30**	**#NUM!**
00-00	**4**	**0**	**4**	**0**	**0**	**0**	**0**	**0**	**0**	**0**	**0**	**0**	**0**	**0**	**0**	**0**	**0**	**0**	**0**	**30**	**#NUM!**

DRAFT

Site 81
Location Unamed Rd, Att - tree, Lat 54.03945, Long -6.82168
Direction North

3279 / Meath/Cavan/Monaghan ATC's
October 2013
Automatic Traffic Count

Virtual Week (1)

Time	Total	Classification												>PSL	>PSL%	>SL1	>SL1%	>SL2	>SL2%	Mean	Vpp
		1 MCL	2 SV	3 SVT	4 TB2	5 TB3	6 T4	7 ART3	8 ART4	9 ART5	10 ART6	11 BD	12 DRT	80	80	85 +5kph	85 +5kph	90 +10kph	90 +10kph		85
Mon	0	0	0	0	0	0	0	0	0	0	0	0	0	0	0	0	0	0	0	-	-
Tue	2	0	2	0	0	0	0	0	0	0	0	0	0	0	0	0	0	0	0	18.4	-
Wed	4	0	4	0	0	0	0	0	0	0	0	0	0	0	0	0	0	0	0	29	-
Thu	3	0	3	0	0	0	0	0	0	0	0	0	0	0	0	0	0	0	0	30.4	-
Fri	0	0	0	0	0	0	0	0	0	0	0	0	0	0	0	0	0	0	0	-	-
| Sat	0	0	0	0	0	0	0	0	0	0	0	0	0	0	0	0	0	0	0	-	-
| Sun	0	0	0	0	0	0	0	0	0	0	0	0	0	0	0	0	0	0	0	-	-
5 Day Ave.	**3**	**0**	**3**	**0**	**0**	**0**	**0**	**0**	**0**	**0**	**0**	**0**	**0**	**0**	**0.0**	**0**	**0.0**	**0**	**0.0**	**25.9**	**0.0**
7 Day Ave.	**4**	**0**	**4**	**0**	**0**	**0**	**0**	**0**	**0**	**0**	**0**	**0**	**0**	**0**	**0.0**	**0**	**0.0**	**0**	**0.0**	**30.0**	**#NUM!**
Total	**9**	**0**	**9**	**0**	**0**	**0**	**0**	**0**	**0**	**0**	**0**	**0**	**0**	**0**	**0.0**	**0**	**0.0**	**0**	**0.0**	**27.1**	**-**

Summary Graphs

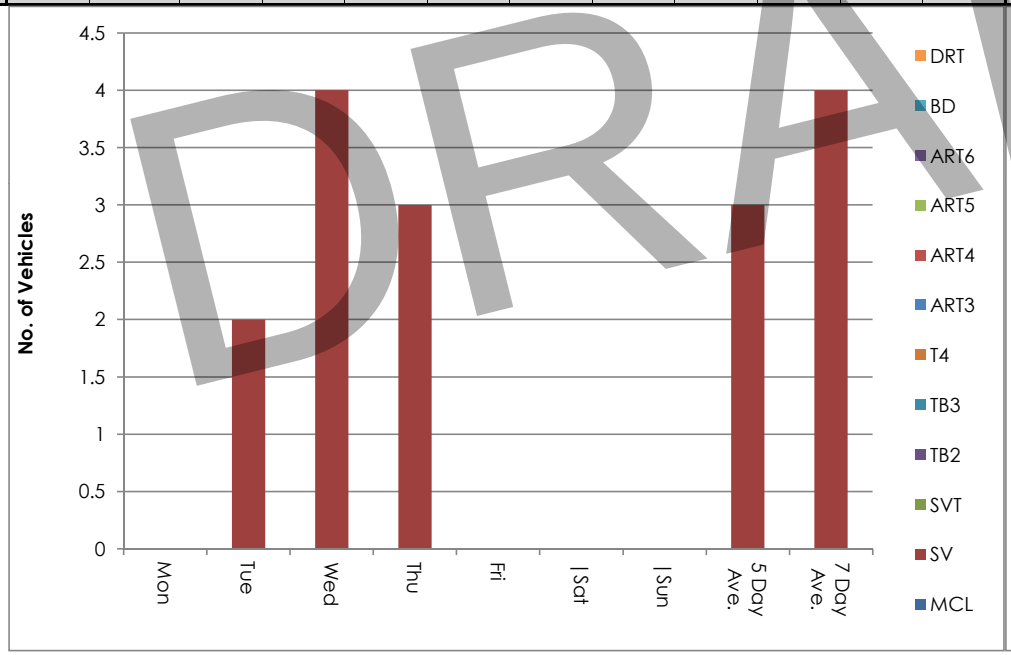

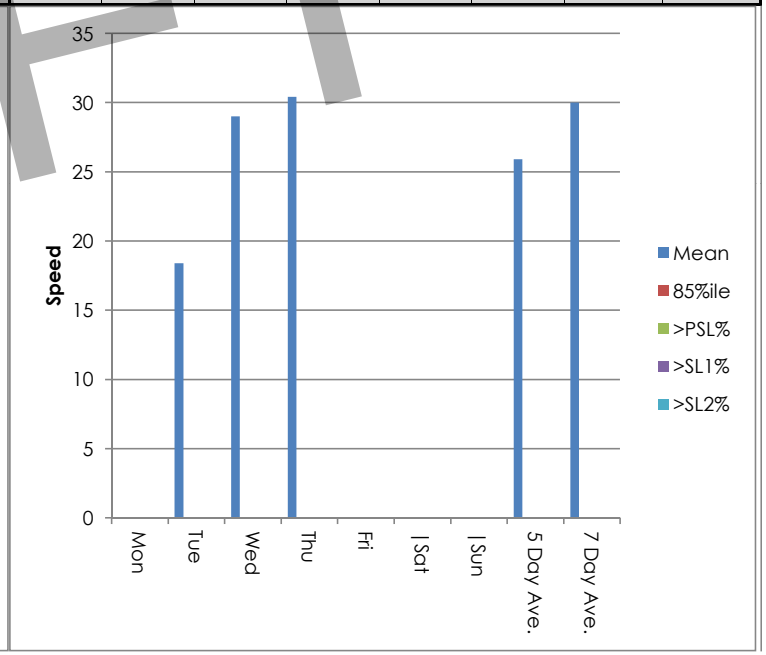

DRAFT

Site 81
Location Unamed Rd, Att - tree, Lat 54.03945, Long -6.82168
Direction North

3279 / Meath/Cavan/Monaghan ATC's
October 2013
Automatic Traffic Count

Tue, 8 October 2013

Time	Total	Speed Bins (km/h)																											
		0 - 5	5 - 10	10 - 15	15 - 20	20 - 25	25 - 30	30 - 35	35 - 40	40 - 45	45 - 50	50 - 55	55 - 60	60 - 65	65 - 70	70 - 75	75 - 80	80 - 85	85 - 90	90 - 95	95 - 100	100 - 105	105 - 110	110 - 115	115 - 120	120 - 125	125 - 130	130 - 135	135 - 140
0000	**0**	**0**	**0**	**0**	**0**	**0**	**0**	**0**	**0**	**0**	**0**	**0**	**0**	**0**	**0**	**0**	**0**	**0**	**0**	**0**	**0**	**0**	**0**	**0**	**0**	**0**	**0**	**0**	**0**
0100	**0**	**0**	**0**	**0**	**0**	**0**	**0**	**0**	**0**	**0**	**0**	**0**	**0**	**0**	**0**	**0**	**0**	**0**	**0**	**0**	**0**	**0**	**0**	**0**	**0**	**0**	**0**	**0**	**0**
0200	**0**	**0**	**0**	**0**	**0**	**0**	**0**	**0**	**0**	**0**	**0**	**0**	**0**	**0**	**0**	**0**	**0**	**0**	**0**	**0**	**0**	**0**	**0**	**0**	**0**	**0**	**0**	**0**	**0**
0300	**0**	**0**	**0**	**0**	**0**	**0**	**0**	**0**	**0**	**0**	**0**	**0**	**0**	**0**	**0**	**0**	**0**	**0**	**0**	**0**	**0**	**0**	**0**	**0**	**0**	**0**	**0**	**0**	**0**
0400	**0**	**0**	**0**	**0**	**0**	**0**	**0**	**0**	**0**	**0**	**0**	**0**	**0**	**0**	**0**	**0**	**0**	**0**	**0**	**0**	**0**	**0**	**0**	**0**	**0**	**0**	**0**	**0**	**0**
0500	**0**	**0**	**0**	**0**	**0**	**0**	**0**	**0**	**0**	**0**	**0**	**0**	**0**	**0**	**0**	**0**	**0**	**0**	**0**	**0**	**0**	**0**	**0**	**0**	**0**	**0**	**0**	**0**	**0**
0600	**0**	**0**	**0**	**0**	**0**	**0**	**0**	**0**	**0**	**0**	**0**	**0**	**0**	**0**	**0**	**0**	**0**	**0**	**0**	**0**	**0**	**0**	**0**	**0**	**0**	**0**	**0**	**0**	**0**
0700	**0**	**0**	**0**	**0**	**0**	**0**	**0**	**0**	**0**	**0**	**0**	**0**	**0**	**0**	**0**	**0**	**0**	**0**	**0**	**0**	**0**	**0**	**0**	**0**	**0**	**0**	**0**	**0**	**0**
0800	**0**	**0**	**0**	**0**	**0**	**0**	**0**	**0**	**0**	**0**	**0**	**0**	**0**	**0**	**0**	**0**	**0**	**0**	**0**	**0**	**0**	**0**	**0**	**0**	**0**	**0**	**0**	**0**	**0**
0900	**0**	**0**	**0**	**0**	**0**	**0**	**0**	**0**	**0**	**0**	**0**	**0**	**0**	**0**	**0**	**0**	**0**	**0**	**0**	**0**	**0**	**0**	**0**	**0**	**0**	**0**	**0**	**0**	**0**
1000	**0**	**0**	**0**	**0**	**0**	**0**	**0**	**0**	**0**	**0**	**0**	**0**	**0**	**0**	**0**	**0**	**0**	**0**	**0**	**0**	**0**	**0**	**0**	**0**	**0**	**0**	**0**	**0**	**0**
1100	**0**	**0**	**0**	**0**	**0**	**0**	**0**	**0**	**0**	**0**	**0**	**0**	**0**	**0**	**0**	**0**	**0**	**0**	**0**	**0**	**0**	**0**	**0**	**0**	**0**	**0**	**0**	**0**	**0**
1200	**2**	**0**	**0**	**1**	**0**	**1**	**0**	**0**	**0**	**0**	**0**	**0**	**0**	**0**	**0**	**0**	**0**	**0**	**0**	**0**	**0**	**0**	**0**	**0**	**0**	**0**	**0**	**0**	**0**
1300	0	0	0	0	0	0	0	0	0	0	0	0	0	0	0	0	0	0	0	0	0	0	0	0	0	0	0	0	0
1400	0	0	0	0	0	0	0	0	0	0	0	0	0	0	0	0	0	0	0	0	0	0	0	0	0	0	0	0	0
1500	0	0	0	0	0	0	0	0	0	0	0	0	0	0	0	0	0	0	0	0	0	0	0	0	0	0	0	0	0
1600	0	0	0	0	0	0	0	0	0	0	0	0	0	0	0	0	0	0	0	0	0	0	0	0	0	0	0	0	0
1700	0	0	0	0	0	0	0	0	0	0	0	0	0	0	0	0	0	0	0	0	0	0	0	0	0	0	0	0	0
1800	0	0	0	0	0	0	0	0	0	0	0	0	0	0	0	0	0	0	0	0	0	0	0	0	0	0	0	0	0
1900	0	0	0	0	0	0	0	0	0	0	0	0	0	0	0	0	0	0	0	0	0	0	0	0	0	0	0	0	0
2000	0	0	0	0	0	0	0	0	0	0	0	0	0	0	0	0	0	0	0	0	0	0	0	0	0	0	0	0	0
2100	0	0	0	0	0	0	0	0	0	0	0	0	0	0	0	0	0	0	0	0	0	0	0	0	0	0	0	0	0
2200	0	0	0	0	0	0	0	0	0	0	0	0	0	0	0	0	0	0	0	0	0	0	0	0	0	0	0	0	0
2300	0	0	0	0	0	0	0	0	0	0	0	0	0	0	0	0	0	0	0	0	0	0	0	0	0	0	0	0	0
07-19	**2**	**0**	**0**	**1**	**0**	**1**	**0**	**0**	**0**	**0**	**0**	**0**	**0**	**0**	**0**	**0**	**0**	**0**	**0**	**0**	**0**	**0**	**0**	**0**	**0**	**0**	**0**	**0**	**0**
06-22	**2**	**0**	**0**	**1**	**0**	**1**	**0**	**0**	**0**	**0**	**0**	**0**	**0**	**0**	**0**	**0**	**0**	**0**	**0**	**0**	**0**	**0**	**0**	**0**	**0**	**0**	**0**	**0**	**0**
06-00	**2**	**0**	**0**	**1**	**0**	**1**	**0**	**0**	**0**	**0**	**0**	**0**	**0**	**0**	**0**	**0**	**0**	**0**	**0**	**0**	**0**	**0**	**0**	**0**	**0**	**0**	**0**	**0**	**0**
00-00	**2**	**0**	**0**	**1**	**0**	**1**	**0**	**0**	**0**	**0**	**0**	**0**	**0**	**0**	**0**	**0**	**0**	**0**	**0**	**0**	**0**	**0**	**0**	**0**	**0**	**0**	**0**	**0**	**0**

DRAFT

Site 81
Location Unamed Rd, Att - tree, Lat 54.03945, Long -6.82168
Direction North

3279 / Meath/Cavan/Monaghan ATC's
October 2013
Automatic Traffic Count

Wed, 9 October 2013

Time	Total	Speed Bins (km/h)																											
		0 - 5	5 - 10	10 - 15	15 - 20	20 - 25	25 - 30	30 - 35	35 - 40	40 - 45	45 - 50	50 - 55	55 - 60	60 - 65	65 - 70	70 - 75	75 - 80	80 - 85	85 - 90	90 - 95	95 - 100	100 - 105	105 - 110	110 - 115	115 - 120	120 - 125	125 - 130	130 - 135	135 - 140
0000	0	0	0	0	0	0	0	0	0	0	0	0	0	0	0	0	0	0	0	0	0	0	0	0	0	0	0	0	0
0100	0	0	0	0	0	0	0	0	0	0	0	0	0	0	0	0	0	0	0	0	0	0	0	0	0	0	0	0	0
0200	0	0	0	0	0	0	0	0	0	0	0	0	0	0	0	0	0	0	0	0	0	0	0	0	0	0	0	0	0
0300	0	0	0	0	0	0	0	0	0	0	0	0	0	0	0	0	0	0	0	0	0	0	0	0	0	0	0	0	0
0400	0	0	0	0	0	0	0	0	0	0	0	0	0	0	0	0	0	0	0	0	0	0	0	0	0	0	0	0	0
0500	0	0	0	0	0	0	0	0	0	0	0	0	0	0	0	0	0	0	0	0	0	0	0	0	0	0	0	0	0
0600	0	0	0	0	0	0	0	0	0	0	0	0	0	0	0	0	0	0	0	0	0	0	0	0	0	0	0	0	0
0700	0	0	0	0	0	0	0	0	0	0	0	0	0	0	0	0	0	0	0	0	0	0	0	0	0	0	0	0	0
0800	0	0	0	0	0	0	0	0	0	0	0	0	0	0	0	0	0	0	0	0	0	0	0	0	0	0	0	0	0
0900	0	0	0	0	0	0	0	0	0	0	0	0	0	0	0	0	0	0	0	0	0	0	0	0	0	0	0	0	0
1000	**1**	**0**	**0**	**0**	**0**	**0**	**0**	**0**	**1**	**0**	**0**	**0**	**0**	**0**	**0**	**0**	**0**	**0**	**0**	**0**	**0**	**0**	**0**	**0**	**0**	**0**	**0**	**0**	**0**
1100	**1**	**0**	**0**	**0**	**1**	**0**	**0**	**0**	**0**	**0**	**0**	**0**	**0**	**0**	**0**	**0**	**0**	**0**	**0**	**0**	**0**	**0**	**0**	**0**	**0**	**0**	**0**	**0**	**0**
1200	**1**	**0**	**0**	**0**	**0**	**1**	**0**	**0**	**0**	**0**	**0**	**0**	**0**	**0**	**0**	**0**	**0**	**0**	**0**	**0**	**0**	**0**	**0**	**0**	**0**	**0**	**0**	**0**	**0**
1300	0	0	0	0	0	0	0	0	0	0	0	0	0	0	0	0	0	0	0	0	0	0	0	0	0	0	0	0	0
1400	0	0	0	0	0	0	0	0	0	0	0	0	0	0	0	0	0	0	0	0	0	0	0	0	0	0	0	0	0
1500	0	0	0	0	0	0	0	0	0	0	0	0	0	0	0	0	0	0	0	0	0	0	0	0	0	0	0	0	0
1600	0	0	0	0	0	0	0	0	0	0	0	0	0	0	0	0	0	0	0	0	0	0	0	0	0	0	0	0	0
1700	0	0	0	0	0	0	0	0	0	0	0	0	0	0	0	0	0	0	0	0	0	0	0	0	0	0	0	0	0
1800	0	0	0	0	0	0	0	0	0	0	0	0	0	0	0	0	0	0	0	0	0	0	0	0	0	0	0	0	0
1900	0	0	0	0	0	0	0	0	0	0	0	0	0	0	0	0	0	0	0	0	0	0	0	0	0	0	0	0	0
2000	0	0	0	0	0	0	0	0	0	0	0	0	0	0	0	0	0	0	0	0	0	0	0	0	0	0	0	0	0
2100	0	0	0	0	0	0	0	0	0	0	0	0	0	0	0	0	0	0	0	0	0	0	0	0	0	0	0	0	0
2200	**1**	**0**	**0**	**0**	**0**	**0**	**0**	**1**	**0**	**0**	**0**	**0**	**0**	**0**	**0**	**0**	**0**	**0**	**0**	**0**	**0**	**0**	**0**	**0**	**0**	**0**	**0**	**0**	**0**
2300	0	0	0	0	0	0	0	0	0	0	0	0	0	0	0	0	0	0	0	0	0	0	0	0	0	0	0	0	0
07-19	**3**	**0**	**0**	**0**	**1**	**1**	**0**	**0**	**1**	**0**	**0**	**0**	**0**	**0**	**0**	**0**	**0**	**0**	**0**	**0**	**0**	**0**	**0**	**0**	**0**	**0**	**0**	**0**	**0**
06-22	**3**	**0**	**0**	**0**	**1**	**1**	**0**	**0**	**1**	**0**	**0**	**0**	**0**	**0**	**0**	**0**	**0**	**0**	**0**	**0**	**0**	**0**	**0**	**0**	**0**	**0**	**0**	**0**	**0**
06-00	**4**	**0**	**0**	**0**	**1**	**1**	**0**	**1**	**1**	**0**	**0**	**0**	**0**	**0**	**0**	**0**	**0**	**0**	**0**	**0**	**0**	**0**	**0**	**0**	**0**	**0**	**0**	**0**	**0**
00-00	**4**	**0**	**0**	**0**	**1**	**1**	**0**	**1**	**1**	**0**	**0**	**0**	**0**	**0**	**0**	**0**	**0**	**0**	**0**	**0**	**0**	**0**	**0**	**0**	**0**	**0**	**0**	**0**	**0**

DRAFT

Site 81
Location Unamed Rd, Att - tree, Lat 54.03945, Long -6.82168
Direction North

3279 / Meath/Cavan/Monaghan ATC's
October 2013
Automatic Traffic Count

Thu, 10 October 2013

Time	Total	Speed Bins (km/h)																											
		0 - 5	5 - 10	10 - 15	15 - 20	20 - 25	25 - 30	30 - 35	35 - 40	40 - 45	45 - 50	50 - 55	55 - 60	60 - 65	65 - 70	70 - 75	75 - 80	80 - 85	85 - 90	90 - 95	95 - 100	100 - 105	105 - 110	110 - 115	115 - 120	120 - 125	125 - 130	130 - 135	135 - 140
0000	0	0	0	0	0	0	0	0	0	0	0	0	0	0	0	0	0	0	0	0	0	0	0	0	0	0	0	0	0
0100	0	0	0	0	0	0	0	0	0	0	0	0	0	0	0	0	0	0	0	0	0	0	0	0	0	0	0	0	0
0200	0	0	0	0	0	0	0	0	0	0	0	0	0	0	0	0	0	0	0	0	0	0	0	0	0	0	0	0	0
0300	0	0	0	0	0	0	0	0	0	0	0	0	0	0	0	0	0	0	0	0	0	0	0	0	0	0	0	0	0
0400	0	0	0	0	0	0	0	0	0	0	0	0	0	0	0	0	0	0	0	0	0	0	0	0	0	0	0	0	0
0500	0	0	0	0	0	0	0	0	0	0	0	0	0	0	0	0	0	0	0	0	0	0	0	0	0	0	0	0	0
0600	0	0	0	0	0	0	0	0	0	0	0	0	0	0	0	0	0	0	0	0	0	0	0	0	0	0	0	0	0
0700	0	0	0	0	0	0	0	0	0	0	0	0	0	0	0	0	0	0	0	0	0	0	0	0	0	0	0	0	0
0800	0	0	0	0	0	0	0	0	0	0	0	0	0	0	0	0	0	0	0	0	0	0	0	0	0	0	0	0	0
0900	**1**	**0**	**0**	**0**	**0**	**0**	**0**	**0**	**1**	**0**	**0**	**0**	**0**	**0**	**0**	**0**	**0**	**0**	**0**	**0**	**0**	**0**	**0**	**0**	**0**	**0**	**0**	**0**	**0**
1000	**1**	**0**	**0**	**0**	**0**	**1**	**0**	**0**	**0**	**0**	**0**	**0**	**0**	**0**	**0**	**0**	**0**	**0**	**0**	**0**	**0**	**0**	**0**	**0**	**0**	**0**	**0**	**0**	**0**
1100	0	0	0	0	0	0	0	0	0	0	0	0	0	0	0	0	0	0	0	0	0	0	0	0	0	0	0	0	0
1200	**1**	**0**	**0**	**0**	**0**	**0**	**0**	**1**	**0**	**0**	**0**	**0**	**0**	**0**	**0**	**0**	**0**	**0**	**0**	**0**	**0**	**0**	**0**	**0**	**0**	**0**	**0**	**0**	**0**
1300	0	0	0	0	0	0	0	0	0	0	0	0	0	0	0	0	0	0	0	0	0	0	0	0	0	0	0	0	0
1400	0	0	0	0	0	0	0	0	0	0	0	0	0	0	0	0	0	0	0	0	0	0	0	0	0	0	0	0	0
1500	0	0	0	0	0	0	0	0	0	0	0	0	0	0	0	0	0	0	0	0	0	0	0	0	0	0	0	0	0
1600	0	0	0	0	0	0	0	0	0	0	0	0	0	0	0	0	0	0	0	0	0	0	0	0	0	0	0	0	0
1700	0	0	0	0	0	0	0	0	0	0	0	0	0	0	0	0	0	0	0	0	0	0	0	0	0	0	0	0	0
1800	0	0	0	0	0	0	0	0	0	0	0	0	0	0	0	0	0	0	0	0	0	0	0	0	0	0	0	0	0
1900	0	0	0	0	0	0	0	0	0	0	0	0	0	0	0	0	0	0	0	0	0	0	0	0	0	0	0	0	0
2000	0	0	0	0	0	0	0	0	0	0	0	0	0	0	0	0	0	0	0	0	0	0	0	0	0	0	0	0	0
2100	0	0	0	0	0	0	0	0	0	0	0	0	0	0	0	0	0	0	0	0	0	0	0	0	0	0	0	0	0
2200	0	0	0	0	0	0	0	0	0	0	0	0	0	0	0	0	0	0	0	0	0	0	0	0	0	0	0	0	0
2300	0	0	0	0	0	0	0	0	0	0	0	0	0	0	0	0	0	0	0	0	0	0	0	0	0	0	0	0	0
07-19	**3**	**0**	**0**	**0**	**0**	**1**	**0**	**1**	**1**	**0**	**0**	**0**	**0**	**0**	**0**	**0**	**0**	**0**	**0**	**0**	**0**	**0**	**0**	**0**	**0**	**0**	**0**	**0**	**0**
06-22	**3**	**0**	**0**	**0**	**0**	**1**	**0**	**1**	**1**	**0**	**0**	**0**	**0**	**0**	**0**	**0**	**0**	**0**	**0**	**0**	**0**	**0**	**0**	**0**	**0**	**0**	**0**	**0**	**0**
06-00	**3**	**0**	**0**	**0**	**0**	**1**	**0**	**1**	**1**	**0**	**0**	**0**	**0**	**0**	**0**	**0**	**0**	**0**	**0**	**0**	**0**	**0**	**0**	**0**	**0**	**0**	**0**	**0**	**0**
00-00	**3**	**0**	**0**	**0**	**0**	**1**	**0**	**1**	**1**	**0**	**0**	**0**	**0**	**0**	**0**	**0**	**0**	**0**	**0**	**0**	**0**	**0**	**0**	**0**	**0**	**0**	**0**	**0**	**0**

DRAFT

Site 81
Location Unamed Rd, Att - tree, Lat 54.03945, Long -6.82168
Direction North

3279 / Meath/Cavan/Monaghan ATC's
October 2013
Automatic Traffic Count

Virtual Day (Partial days = 2.50)

Time	Total	Speed Bins (km/h)																											
		0 - 5	5 - 10	10 - 15	15 - 20	20 - 25	25 - 30	30 - 35	35 - 40	40 - 45	45 - 50	50 - 55	55 - 60	60 - 65	65 - 70	70 - 75	75 - 80	80 - 85	85 - 90	90 - 95	95 - 100	100 - 105	105 - 110	110 - 115	115 - 120	120 - 125	125 - 130	130 - 135	135 - 140
0000	0	0	0	0	0	0	0	0	0	0	0	0	0	0	0	0	0	0	0	0	0	0	0	0	0	0	0	0	0
0100	0	0	0	0	0	0	0	0	0	0	0	0	0	0	0	0	0	0	0	0	0	0	0	0	0	0	0	0	0
0200	0	0	0	0	0	0	0	0	0	0	0	0	0	0	0	0	0	0	0	0	0	0	0	0	0	0	0	0	0
0300	0	0	0	0	0	0	0	0	0	0	0	0	0	0	0	0	0	0	0	0	0	0	0	0	0	0	0	0	0
0400	0	0	0	0	0	0	0	0	0	0	0	0	0	0	0	0	0	0	0	0	0	0	0	0	0	0	0	0	0
0500	0	0	0	0	0	0	0	0	0	0	0	0	0	0	0	0	0	0	0	0	0	0	0	0	0	0	0	0	0
0600	0	0	0	0	0	0	0	0	0	0	0	0	0	0	0	0	0	0	0	0	0	0	0	0	0	0	0	0	0
0700	0	0	0	0	0	0	0	0	0	0	0	0	0	0	0	0	0	0	0	0	0	0	0	0	0	0	0	0	0
0800	0	0	0	0	0	0	0	0	0	0	0	0	0	0	0	0	0	0	0	0	0	0	0	0	0	0	0	0	0
0900	**1**	**0**	**0**	**0**	**0**	**0**	**0**	**0**	**1**	**0**	**0**	**0**	**0**	**0**	**0**	**0**	**0**	**0**	**0**	**0**	**0**	**0**	**0**	**0**	**0**	**0**	**0**	**0**	**0**
1000	**1**	**0**	**0**	**0**	**0**	**1**	**0**	**0**	**1**	**0**	**0**	**0**	**0**	**0**	**0**	**0**	**0**	**0**	**0**	**0**	**0**	**0**	**0**	**0**	**0**	**0**	**0**	**0**	**0**
1100	**1**	**0**	**0**	**0**	**1**	**0**	**0**	**0**	**0**	**0**	**0**	**0**	**0**	**0**	**0**	**0**	**0**	**0**	**0**	**0**	**0**	**0**	**0**	**0**	**0**	**0**	**0**	**0**	**0**
1200	**1**	**0**	**0**	**0**	**0**	**1**	**0**	**0**	**0**	**0**	**0**	**0**	**0**	**0**	**0**	**0**	**0**	**0**	**0**	**0**	**0**	**0**	**0**	**0**	**0**	**0**	**0**	**0**	**0**
1300	0	0	0	0	0	0	0	0	0	0	0	0	0	0	0	0	0	0	0	0	0	0	0	0	0	0	0	0	0
1400	0	0	0	0	0	0	0	0	0	0	0	0	0	0	0	0	0	0	0	0	0	0	0	0	0	0	0	0	0
1500	0	0	0	0	0	0	0	0	0	0	0	0	0	0	0	0	0	0	0	0	0	0	0	0	0	0	0	0	0
1600	0	0	0	0	0	0	0	0	0	0	0	0	0	0	0	0	0	0	0	0	0	0	0	0	0	0	0	0	0
1700	0	0	0	0	0	0	0	0	0	0	0	0	0	0	0	0	0	0	0	0	0	0	0	0	0	0	0	0	0
1800	0	0	0	0	0	0	0	0	0	0	0	0	0	0	0	0	0	0	0	0	0	0	0	0	0	0	0	0	0
1900	0	0	0	0	0	0	0	0	0	0	0	0	0	0	0	0	0	0	0	0	0	0	0	0	0	0	0	0	0
2000	0	0	0	0	0	0	0	0	0	0	0	0	0	0	0	0	0	0	0	0	0	0	0	0	0	0	0	0	0
2100	0	0	0	0	0	0	0	0	0	0	0	0	0	0	0	0	0	0	0	0	0	0	0	0	0	0	0	0	0
2200	0	0	0	0	0	0	0	0	0	0	0	0	0	0	0	0	0	0	0	0	0	0	0	0	0	0	0	0	0
2300	0	0	0	0	0	0	0	0	0	0	0	0	0	0	0	0	0	0	0	0	0	0	0	0	0	0	0	0	0
07-19	**4**	**0**	**0**	**0**	**1**	**2**	**0**	**0**	**2**	**0**	**0**	**0**	**0**	**0**	**0**	**0**	**0**	**0**	**0**	**0**	**0**	**0**	**0**	**0**	**0**	**0**	**0**	**0**	**0**
06-22	**4**	**0**	**0**	**0**	**1**	**2**	**0**	**0**	**2**	**0**	**0**	**0**	**0**	**0**	**0**	**0**	**0**	**0**	**0**	**0**	**0**	**0**	**0**	**0**	**0**	**0**	**0**	**0**	**0**
06-00	**4**	**0**	**0**	**0**	**1**	**2**	**0**	**0**	**2**	**0**	**0**	**0**	**0**	**0**	**0**	**0**	**0**	**0**	**0**	**0**	**0**	**0**	**0**	**0**	**0**	**0**	**0**	**0**	**0**
00-00	**4**	**0**	**0**	**0**	**1**	**2**	**0**	**0**	**2**	**0**	**0**	**0**	**0**	**0**	**0**	**0**	**0**	**0**	**0**	**0**	**0**	**0**	**0**	**0**	**0**	**0**	**0**	**0**	**0**

DRAFT

Site 81
Location Unamed Rd, Att - tree, Lat 54.03945, Long -6.82168
Direction North

3279 / Meath/Cavan/Monaghan ATC's
October 2013
Automatic Traffic Count

Virtual Week (1)

Time	Total	Speed Bins (km/h)																											
		0 - 5	5 - 10	10 - 15	15 - 20	20 - 25	25 - 30	30 - 35	35 - 40	40 - 45	45 - 50	50 - 55	55 - 60	60 - 65	65 - 70	70 - 75	75 - 80	80 - 85	85 - 90	90 - 95	95 - 100	100 - 105	105 - 110	110 - 115	115 - 120	120 - 125	125 - 130	130 - 135	135 - 140
Mon	0	0	0	0	0	0	0	0	0	0	0	0	0	0	0	0	0	0	0	0	0	0	0	0	0	0	0	0	0
Tue	2	0	0	1	0	1	0	0	0	0	0	0	0	0	0	0	0	0	0	0	0	0	0	0	0	0	0	0	0
Wed	4	0	0	0	1	1	0	1	1	0	0	0	0	0	0	0	0	0	0	0	0	0	0	0	0	0	0	0	0
Thu	3	0	0	0	0	1	0	1	1	0	0	0	0	0	0	0	0	0	0	0	0	0	0	0	0	0	0	0	0
Fri	0	0	0	0	0	0	0	0	0	0	0	0	0	0	0	0	0	0	0	0	0	0	0	0	0	0	0	0	0
| Sat	0	0	0	0	0	0	0	0	0	0	0	0	0	0	0	0	0	0	0	0	0	0	0	0	0	0	0	0	0
| Sun	0	0	0	0	0	0	0	0	0	0	0	0	0	0	0	0	0	0	0	0	0	0	0	0	0	0	0	0	0
5 Day Ave.	**3**	**0**	**0**	**0**	**0**	**1**	**0**	**1**	**1**	**0**	**0**	**0**	**0**	**0**	**0**	**0**	**0**	**0**	**0**	**0**	**0**	**0**	**0**	**0**	**0**	**0**	**0**	**0**	**0**
7 Day Ave.	**4**	**0**	**0**	**0**	**1**	**2**	**0**	**0**	**2**	**0**	**0**	**0**	**0**	**0**	**0**	**0**	**0**	**0**	**0**	**0**	**0**	**0**	**0**	**0**	**0**	**0**	**0**	**0**	**0**
Total	**9**	**0**	**0**	**1**	**1**	**3**	**0**	**2**	**2**	**0**	**0**	**0**	**0**	**0**	**0**	**0**	**0**	**0**	**0**	**0**	**0**	**0**	**0**	**0**	**0**	**0**	**0**	**0**	**0**

Summary Graphs

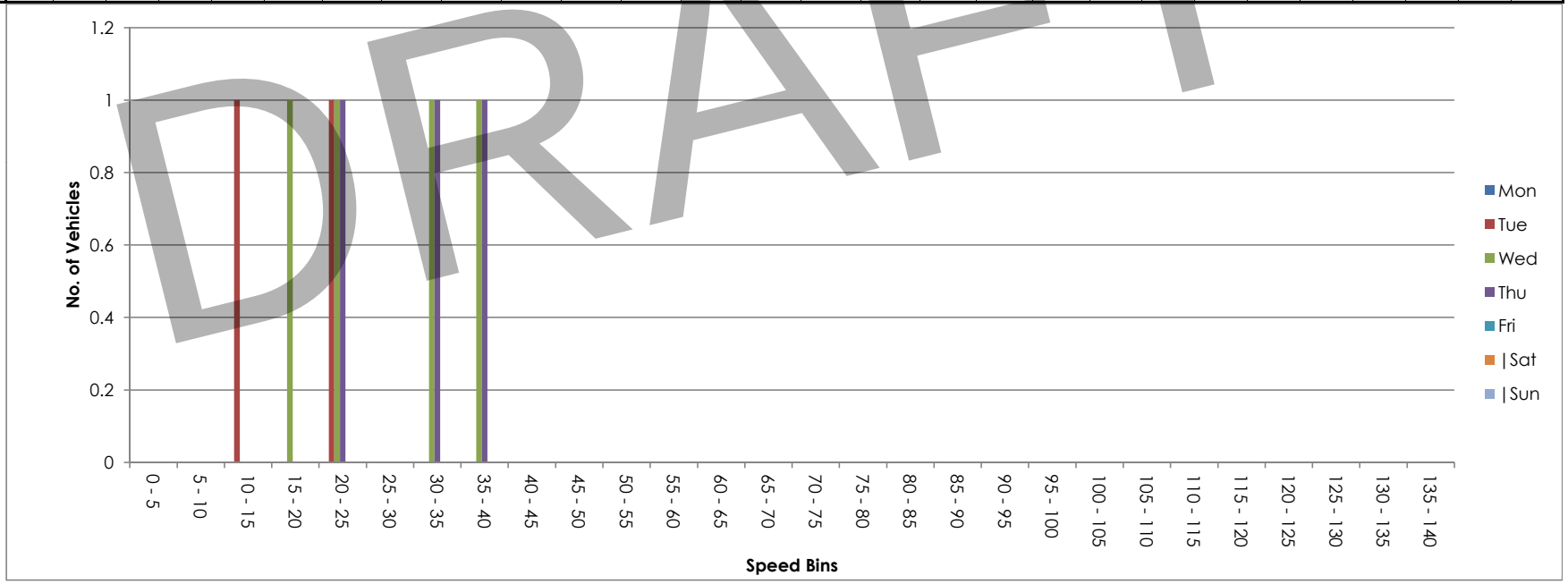

DRAFT

Site 81
Location Unamed Rd, Att - tree, Lat 54.03945, Long -6.82168
Direction South

3279 / Meath/Cavan/Monaghan ATC's
October 2013
Automatic Traffic Count

Tue, 8 October 2013

Time	Total	Classification												>PSL	>PSL%	>SL1	>SL1%	>SL2	>SL2%	Mean	Vpp
		1 MCL	2 SV	3 SVT	4 TB2	5 TB3	6 T4	7 ART3	8 ART4	9 ART5	10 ART6	11 BD	12 DRT	80	80	85 +5kph	85 +5kph	90 +10kph	90 +10kph		85
0000	0	0	0	0	0	0	0	0	0	0	0	0	0	0	0	0	0	0	0	0	0
0100	0	0	0	0	0	0	0	0	0	0	0	0	0	0	0	0	0	0	0	0	0
0200	0	0	0	0	0	0	0	0	0	0	0	0	0	0	0	0	0	0	0	0	0
0300	0	0	0	0	0	0	0	0	0	0	0	0	0	0	0	0	0	0	0	0	0
0400	0	0	0	0	0	0	0	0	0	0	0	0	0	0	0	0	0	0	0	0	0
0500	0	0	0	0	0	0	0	0	0	0	0	0	0	0	0	0	0	0	0	0	0
0600	0	0	0	0	0	0	0	0	0	0	0	0	0	0	0	0	0	0	0	0	0
0700	0	0	0	0	0	0	0	0	0	0	0	0	0	0	0	0	0	0	0	0	0
0800	0	0	0	0	0	0	0	0	0	0	0	0	0	0	0	0	0	0	0	0	0
0900	0	0	0	0	0	0	0	0	0	0	0	0	0	0	0	0	0	0	0	0	0
1000	0	0	0	0	0	0	0	0	0	0	0	0	0	0	0	0	0	0	0	0	0
1100	0	0	0	0	0	0	0	0	0	0	0	0	0	0	0	0	0	0	0	0	0
1200	1	0	1	0	0	0	0	0	0	0	0	0	0	0	0	0	0	0	0	8.2	-
1300	1	0	1	0	0	0	0	0	0	0	0	0	0	0	0	0	0	0	0	14.1	-
1400	0	0	0	0	0	0	0	0	0	0	0	0	0	0	0	0	0	0	0	-	-
1500	1	0	1	0	0	0	0	0	0	0	0	0	0	0	0	0	0	0	0	21	-
1600	1	0	1	0	0	0	0	0	0	0	0	0	0	0	0	0	0	0	0	32.7	-
1700	0	0	0	0	0	0	0	0	0	0	0	0	0	0	0	0	0	0	0	-	-
1800	1	0	1	0	0	0	0	0	0	0	0	0	0	0	0	0	0	0	0	29.5	-
1900	0	0	0	0	0	0	0	0	0	0	0	0	0	0	0	0	0	0	0	-	-
2000	0	0	0	0	0	0	0	0	0	0	0	0	0	0	0	0	0	0	0	-	-
2100	0	0	0	0	0	0	0	0	0	0	0	0	0	0	0	0	0	0	0	-	-
2200	0	0	0	0	0	0	0	0	0	0	0	0	0	0	0	0	0	0	0	-	-
2300	0	0	0	0	0	0	0	0	0	0	0	0	0	0	0	0	0	0	0	-	-
07-19	**5**	**0**	**5**	**0**	**0**	**0**	**0**	**0**	**0**	**0**	**0**	**0**	**0**	**0**	**0**	**0**	**0**	**0**	**0**	**21.1**	**-**
06-22	**5**	**0**	**5**	**0**	**0**	**0**	**0**	**0**	**0**	**0**	**0**	**0**	**0**	**0**	**0**	**0**	**0**	**0**	**0**	**21.1**	**-**
06-00	**5**	**0**	**5**	**0**	**0**	**0**	**0**	**0**	**0**	**0**	**0**	**0**	**0**	**0**	**0**	**0**	**0**	**0**	**0**	**21.1**	**-**
00-00	**5**	**0**	**5**	**0**	**0**	**0**	**0**	**0**	**0**	**0**	**0**	**0**	**0**	**0**	**0**	**0**	**0**	**0**	**0**	**21.1**	**-**

DRAFT

Site 81
Location Unamed Rd, Att - tree, Lat 54.03945, Long -6.82168
Direction South

3279 / Meath/Cavan/Monaghan ATC's
October 2013
Automatic Traffic Count

Wed, 9 October 2013

Time	Total	Classification												>PSL	>PSL%	>SL1	>SL1%	>SL2	>SL2%	Mean	Vpp
		1 MCL	2 SV	3 SVT	4 TB2	5 TB3	6 T4	7 ART3	8 ART4	9 ART5	10 ART6	11 BD	12 DRT	80	80	85 +5kph	85 +5kph	90 +10kph	90 +10kph		85
0000	0	0	0	0	0	0	0	0	0	0	0	0	0	0	0	0	0	0	0	-	-
0100	0	0	0	0	0	0	0	0	0	0	0	0	0	0	0	0	0	0	0	-	-
0200	0	0	0	0	0	0	0	0	0	0	0	0	0	0	0	0	0	0	0	-	-
0300	0	0	0	0	0	0	0	0	0	0	0	0	0	0	0	0	0	0	0	-	-
0400	0	0	0	0	0	0	0	0	0	0	0	0	0	0	0	0	0	0	0	-	-
0500	0	0	0	0	0	0	0	0	0	0	0	0	0	0	0	0	0	0	0	-	-
0600	0	0	0	0	0	0	0	0	0	0	0	0	0	0	0	0	0	0	0	-	-
0700	**1**	**0**	**1**	**0**	**0**	**0**	**0**	**0**	**0**	**0**	**0**	**0**	**0**	**0**	**0**	**0**	**0**	**0**	**0**	**25.7**	**-**
0800	**1**	**0**	**1**	**0**	**0**	**0**	**0**	**0**	**0**	**0**	**0**	**0**	**0**	**0**	**0**	**0**	**0**	**0**	**0**	**14.3**	**-**
0900	0	0	0	0	0	0	0	0	0	0	0	0	0	0	0	0	0	0	0	-	-
1000	0	0	0	0	0	0	0	0	0	0	0	0	0	0	0	0	0	0	0	-	-
1100	**1**	**0**	**1**	**0**	**0**	**0**	**0**	**0**	**0**	**0**	**0**	**0**	**0**	**0**	**0**	**0**	**0**	**0**	**0**	**17.7**	**-**
1200	0	0	0	0	0	0	0	0	0	0	0	0	0	0	0	0	0	0	0	-	-
1300	0	0	0	0	0	0	0	0	0	0	0	0	0	0	0	0	0	0	0	-	-
1400	0	0	0	0	0	0	0	0	0	0	0	0	0	0	0	0	0	0	0	-	-
1500	0	0	0	0	0	0	0	0	0	0	0	0	0	0	0	0	0	0	0	-	-
1600	**1**	**0**	**1**	**0**	**0**	**0**	**0**	**0**	**0**	**0**	**0**	**0**	**0**	**0**	**0**	**0**	**0**	**0**	**0**	**28.3**	**-**
1700	0	0	0	0	0	0	0	0	0	0	0	0	0	0	0	0	0	0	0	-	-
1800	**1**	**0**	**1**	**0**	**0**	**0**	**0**	**0**	**0**	**0**	**0**	**0**	**0**	**0**	**0**	**0**	**0**	**0**	**0**	**21**	**-**
1900	**1**	**0**	**1**	**0**	**0**	**0**	**0**	**0**	**0**	**0**	**0**	**0**	**0**	**0**	**0**	**0**	**0**	**0**	**0**	**25.3**	**-**
2000	0	0	0	0	0	0	0	0	0	0	0	0	0	0	0	0	0	0	0	-	-
2100	0	0	0	0	0	0	0	0	0	0	0	0	0	0	0	0	0	0	0	-	-
2200	0	0	0	0	0	0	0	0	0	0	0	0	0	0	0	0	0	0	0	-	-
2300	0	0	0	0	0	0	0	0	0	0	0	0	0	0	0	0	0	0	0	-	-
07-19	**5**	**0**	**5**	**0**	**0**	**0**	**0**	**0**	**0**	**0**	**0**	**0**	**0**	**0**	**0**	**0**	**0**	**0**	**0**	**21.4**	**-**
06-22	**6**	**0**	**6**	**0**	**0**	**0**	**0**	**0**	**0**	**0**	**0**	**0**	**0**	**0**	**0**	**0**	**0**	**0**	**0**	**22**	**-**
06-00	**6**	**0**	**6**	**0**	**0**	**0**	**0**	**0**	**0**	**0**	**0**	**0**	**0**	**0**	**0**	**0**	**0**	**0**	**0**	**22**	**-**
00-00	**6**	**0**	**6**	**0**	**0**	**0**	**0**	**0**	**0**	**0**	**0**	**0**	**0**	**0**	**0**	**0**	**0**	**0**	**0**	**22**	**-**

DRAFT

Site 81
Location Unamed Rd, Att - tree, Lat 54.03945, Long -6.82168
Direction South

3279 / Meath/Cavan/Monaghan ATC's
October 2013
Automatic Traffic Count

Thu, 10 October 2013

Time	Total	Classification												>PSL	>PSL%	>SL1	>SL1%	>SL2	>SL2%	Mean	Vpp
		1 MCL	2 SV	3 SVT	4 TB2	5 TB3	6 T4	7 ART3	8 ART4	9 ART5	10 ART6	11 BD	12 DRT	80	80	85 +5kph	85 +5kph	90 +10kph	90 +10kph		85
0000	0	0	0	0	0	0	0	0	0	0	0	0	0	0	0	0	0	0	0	-	-
0100	0	0	0	0	0	0	0	0	0	0	0	0	0	0	0	0	0	0	0	-	-
0200	0	0	0	0	0	0	0	0	0	0	0	0	0	0	0	0	0	0	0	-	-
0300	0	0	0	0	0	0	0	0	0	0	0	0	0	0	0	0	0	0	0	-	-
0400	0	0	0	0	0	0	0	0	0	0	0	0	0	0	0	0	0	0	0	-	-
0500	0	0	0	0	0	0	0	0	0	0	0	0	0	0	0	0	0	0	0	-	-
0600	0	0	0	0	0	0	0	0	0	0	0	0	0	0	0	0	0	0	0	-	-
0700	1	0	1	0	0	0	0	0	0	0	0	0	0	0	0	0	0	0	0	36	-
0800	1	0	1	0	0	0	0	0	0	0	0	0	0	0	0	0	0	0	0	27.1	-
0900	0	0	0	0	0	0	0	0	0	0	0	0	0	0	0	0	0	0	0	-	-
1000	**2**	**0**	**2**	**0**	**0**	**0**	**0**	**0**	**0**	**0**	**0**	**0**	**0**	**0**	**0**	**0**	**0**	**0**	**0**	**24.4**	**-**
1100	0	0	0	0	0	0	0	0	0	0	0	0	0	0	0	0	0	0	0	-	-
1200	0	0	0	0	0	0	0	0	0	0	0	0	0	0	0	0	0	0	0	-	-
1300	0	0	0	0	0	0	0	0	0	0	0	0	0	0	0	0	0	0	0	-	-
1400	0	0	0	0	0	0	0	0	0	0	0	0	0	0	0	0	0	0	0	-	-
1500	**1**	**0**	**1**	**0**	**0**	**0**	**0**	**0**	**0**	**0**	**0**	**0**	**0**	**0**	**0**	**0**	**0**	**0**	**0**	**31.1**	**-**
1600	0	0	0	0	0	0	0	0	0	0	0	0	0	0	0	0	0	0	0	0	0
1700	0	0	0	0	0	0	0	0	0	0	0	0	0	0	0	0	0	0	0	0	0
1800	0	0	0	0	0	0	0	0	0	0	0	0	0	0	0	0	0	0	0	0	0
1900	0	0	0	0	0	0	0	0	0	0	0	0	0	0	0	0	0	0	0	0	0
2000	0	0	0	0	0	0	0	0	0	0	0	0	0	0	0	0	0	0	0	0	0
2100	0	0	0	0	0	0	0	0	0	0	0	0	0	0	0	0	0	0	0	0	0
2200	0	0	0	0	0	0	0	0	0	0	0	0	0	0	0	0	0	0	0	0	0
2300	0	0	0	0	0	0	0	0	0	0	0	0	0	0	0	0	0	0	0	0	0
07-19	**5**	**0**	**5**	**0**	**0**	**0**	**0**	**0**	**0**	**0**	**0**	**0**	**0**	**0**	**0**	**0**	**0**	**0**	**0**	**28.6**	**-**
06-22	**5**	**0**	**5**	**0**	**0**	**0**	**0**	**0**	**0**	**0**	**0**	**0**	**0**	**0**	**0**	**0**	**0**	**0**	**0**	**28.6**	**-**
06-00	**5**	**0**	**5**	**0**	**0**	**0**	**0**	**0**	**0**	**0**	**0**	**0**	**0**	**0**	**0**	**0**	**0**	**0**	**0**	**28.6**	**-**
00-00	**5**	**0**	**5**	**0**	**0**	**0**	**0**	**0**	**0**	**0**	**0**	**0**	**0**	**0**	**0**	**0**	**0**	**0**	**0**	**28.6**	**-**

DRAFT

Site 81
Location Unamed Rd, Att - tree, Lat 54.03945, Long -6.82168
Direction South

3279 / Meath/Cavan/Monaghan ATC's
October 2013
Automatic Traffic Count

Virtual Day (Partial days = 2.50)

Time	Total	Classification												>PSL	>PSL%	>SL1	>SL1%	>SL2	>SL2%	Mean	Vpp
		1 MCL	2 SV	3 SVT	4 TB2	5 TB3	6 T4	7 ART3	8 ART4	9 ART5	10 ART6	11 BD	12 DRT	80	80	85 +5kph	85 +5kph	90 +10kph	90 +10kph		85
0000	0	0	0	0	0	0	0	0	0	0	0	0	0	0	0	0	0	0	0	-	-
0100	0	0	0	0	0	0	0	0	0	0	0	0	0	0	0	0	0	0	0	-	-
0200	0	0	0	0	0	0	0	0	0	0	0	0	0	0	0	0	0	0	0	-	-
0300	0	0	0	0	0	0	0	0	0	0	0	0	0	0	0	0	0	0	0	-	-
0400	0	0	0	0	0	0	0	0	0	0	0	0	0	0	0	0	0	0	0	-	-
0500	0	0	0	0	0	0	0	0	0	0	0	0	0	0	0	0	0	0	0	-	-
0600	0	0	0	0	0	0	0	0	0	0	0	0	0	0	0	0	0	0	0	-	-
0700	**1**	**0**	**1**	**0**	**0**	**0**	**0**	**0**	**0**	**0**	**0**	**0**	**0**	**0**	**0**	**0**	**0**	**0**	**0**	**30.8**	**-**
0800	**1**	**0**	**1**	**0**	**0**	**0**	**0**	**0**	**0**	**0**	**0**	**0**	**0**	**0**	**0**	**0**	**0**	**0**	**0**	**20.7**	**-**
0900	0	0	0	0	0	0	0	0	0	0	0	0	0	0	0	0	0	0	0	-	-
1000	**1**	**0**	**1**	**0**	**0**	**0**	**0**	**0**	**0**	**0**	**0**	**0**	**0**	**0**	**0**	**0**	**0**	**0**	**0**	**24.4**	**-**
1100	**1**	**0**	**1**	**0**	**0**	**0**	**0**	**0**	**0**	**0**	**0**	**0**	**0**	**0**	**0**	**0**	**0**	**0**	**0**	**17.7**	**-**
1200	0	0	0	0	0	0	0	0	0	0	0	0	0	0	0	0	0	0	0	8.2	-
1300	0	0	0	0	0	0	0	0	0	0	0	0	0	0	0	0	0	0	0	14.1	-
1400	0	0	0	0	0	0	0	0	0	0	0	0	0	0	0	0	0	0	0	-	-
1500	**1**	**0**	**1**	**0**	**0**	**0**	**0**	**0**	**0**	**0**	**0**	**0**	**0**	**0**	**0**	**0**	**0**	**0**	**0**	**26.1**	**-**
1600	**1**	**0**	**1**	**0**	**0**	**0**	**0**	**0**	**0**	**0**	**0**	**0**	**0**	**0**	**0**	**0**	**0**	**0**	**0**	**30.5**	**-**
1700	0	0	0	0	0	0	0	0	0	0	0	0	0	0	0	0	0	0	0	-	-
1800	**1**	**0**	**1**	**0**	**0**	**0**	**0**	**0**	**0**	**0**	**0**	**0**	**0**	**0**	**0**	**0**	**0**	**0**	**0**	**25.3**	**-**
1900	0	0	0	0	0	0	0	0	0	0	0	0	0	0	0	0	0	0	0	25.3	-
2000	0	0	0	0	0	0	0	0	0	0	0	0	0	0	0	0	0	0	0	-	-
2100	0	0	0	0	0	0	0	0	0	0	0	0	0	0	0	0	0	0	0	-	-
2200	0	0	0	0	0	0	0	0	0	0	0	0	0	0	0	0	0	0	0	-	-
2300	0	0	0	0	0	0	0	0	0	0	0	0	0	0	0	0	0	0	0	-	-
07-19	**7**	**0**	**7**	**0**	**0**	**0**	**0**	**0**	**0**	**0**	**0**	**0**	**0**	**0**	**0**	**0**	**0**	**0**	**0**	**24.4**	**#NUM!**
06-22	**7**	**0**	**7**	**0**	**0**	**0**	**0**	**0**	**0**	**0**	**0**	**0**	**0**	**0**	**0**	**0**	**0**	**0**	**0**	**24.85**	**#NUM!**
06-00	**7**	**0**	**7**	**0**	**0**	**0**	**0**	**0**	**0**	**0**	**0**	**0**	**0**	**0**	**0**	**0**	**0**	**0**	**0**	**24.85**	**#NUM!**
00-00	**7**	**0**	**7**	**0**	**0**	**0**	**0**	**0**	**0**	**0**	**0**	**0**	**0**	**0**	**0**	**0**	**0**	**0**	**0**	**24.85**	**#NUM!**

DRAFT

Site 81
Location Unamed Rd, Att - tree, Lat 54.03945, Long -6.82168
Direction South

3279 / Meath/Cavan/Monaghan ATC's
October 2013
Automatic Traffic Count

Virtual Week (1)

Time	Total	Classification												>PSL	>PSL%	>SL1	>SL1%	>SL2	>SL2%	Mean	Vpp
		1 MCL	2 SV	3 SVT	4 TB2	5 TB3	6 T4	7 ART3	8 ART4	9 ART5	10 ART6	11 BD	12 DRT	80	80	85 +5kph	85 +5kph	90 +10kph	90 +10kph		85
Mon	0	0	0	0	0	0	0	0	0	0	0	0	0	0	0	0	0	0	0	-	-
Tue	5	0	5	0	0	0	0	0	0	0	0	0	0	0	0	0	0	0	0	21.1	-
Wed	6	0	6	0	0	0	0	0	0	0	0	0	0	0	0	0	0	0	0	22	-
Thu	5	0	5	0	0	0	0	0	0	0	0	0	0	0	0	0	0	0	0	28.6	-
Fri	0	0	0	0	0	0	0	0	0	0	0	0	0	0	0	0	0	0	0	-	-
| Sat	0	0	0	0	0	0	0	0	0	0	0	0	0	0	0	0	0	0	0	-	-
| Sun	0	0	0	0	0	0	0	0	0	0	0	0	0	0	0	0	0	0	0	-	-
5 Day Ave.	**5**	**0**	**5**	**0**	**0**	**0**	**0**	**0**	**0**	**0**	**0**	**0**	**0**	**0**	**0.0**	**0**	**0.0**	**0**	**0.0**	**23.9**	**0.0**
7 Day Ave.	**7**	**0**	**7**	**0**	**0**	**0**	**0**	**0**	**0**	**0**	**0**	**0**	**0**	**0**	**0.0**	**0**	**0.0**	**0**	**0.0**	**24.9**	**#NUM!**
Total	**16**	**0**	**16**	**0**	**0**	**0**	**0**	**0**	**0**	**0**	**0**	**0**	**0**	**0**	**0.0**	**0**	**0.0**	**0**	**0.0**	**23.8**	**31.0**

Summary Graphs

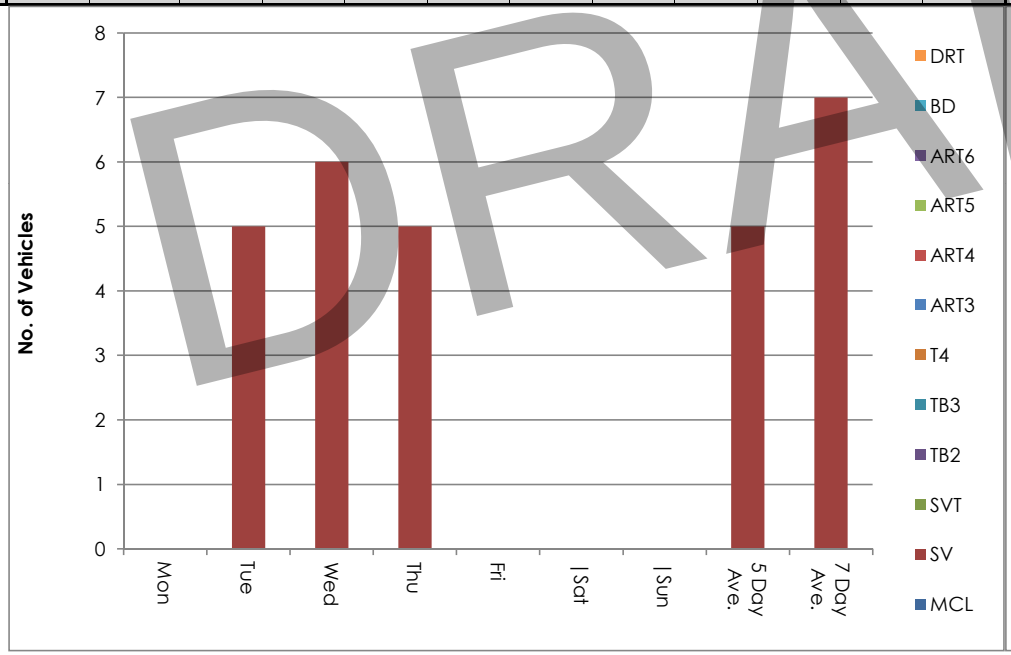

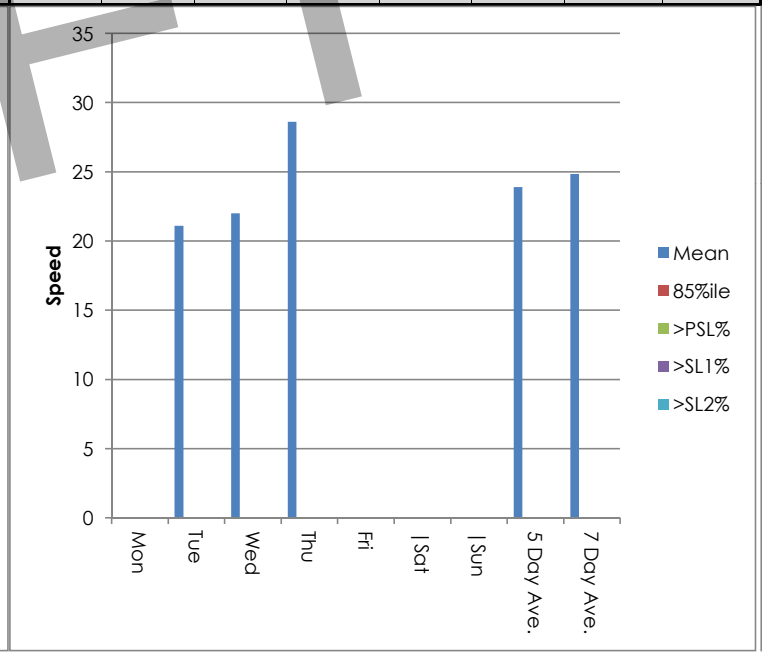

DRAFT

Site 81
Location Unamed Rd, Att - tree, Lat 54.03945, Long -6.82168
Direction South

3279 / Meath/Cavan/Monaghan ATC's
October 2013
Automatic Traffic Count

Tue, 8 October 2013

Time	Total	Speed Bins (km/h)																											
		0 - 5	5 - 10	10 - 15	15 - 20	20 - 25	25 - 30	30 - 35	35 - 40	40 - 45	45 - 50	50 - 55	55 - 60	60 - 65	65 - 70	70 - 75	75 - 80	80 - 85	85 - 90	90 - 95	95 - 100	100 - 105	105 - 110	110 - 115	115 - 120	120 - 125	125 - 130	130 - 135	135 - 140
0000	0	0	0	0	0	0	0	0	0	0	0	0	0	0	0	0	0	0	0	0	0	0	0	0	0	0	0	0	0
0100	0	0	0	0	0	0	0	0	0	0	0	0	0	0	0	0	0	0	0	0	0	0	0	0	0	0	0	0	0
0200	0	0	0	0	0	0	0	0	0	0	0	0	0	0	0	0	0	0	0	0	0	0	0	0	0	0	0	0	0
0300	0	0	0	0	0	0	0	0	0	0	0	0	0	0	0	0	0	0	0	0	0	0	0	0	0	0	0	0	0
0400	0	0	0	0	0	0	0	0	0	0	0	0	0	0	0	0	0	0	0	0	0	0	0	0	0	0	0	0	0
0500	0	0	0	0	0	0	0	0	0	0	0	0	0	0	0	0	0	0	0	0	0	0	0	0	0	0	0	0	0
0600	0	0	0	0	0	0	0	0	0	0	0	0	0	0	0	0	0	0	0	0	0	0	0	0	0	0	0	0	0
0700	0	0	0	0	0	0	0	0	0	0	0	0	0	0	0	0	0	0	0	0	0	0	0	0	0	0	0	0	0
0800	0	0	0	0	0	0	0	0	0	0	0	0	0	0	0	0	0	0	0	0	0	0	0	0	0	0	0	0	0
0900	0	0	0	0	0	0	0	0	0	0	0	0	0	0	0	0	0	0	0	0	0	0	0	0	0	0	0	0	0
1000	0	0	0	0	0	0	0	0	0	0	0	0	0	0	0	0	0	0	0	0	0	0	0	0	0	0	0	0	0
1100	0	0	0	0	0	0	0	0	0	0	0	0	0	0	0	0	0	0	0	0	0	0	0	0	0	0	0	0	0
1200	1	0	1	0	0	0	0	0	0	0	0	0	0	0	0	0	0	0	0	0	0	0	0	0	0	0	0	0	0
1300	1	0	0	1	0	0	0	0	0	0	0	0	0	0	0	0	0	0	0	0	0	0	0	0	0	0	0	0	0
1400	0	0	0	0	0	0	0	0	0	0	0	0	0	0	0	0	0	0	0	0	0	0	0	0	0	0	0	0	0
1500	1	0	0	0	0	1	0	0	0	0	0	0	0	0	0	0	0	0	0	0	0	0	0	0	0	0	0	0	0
1600	1	0	0	0	0	0	0	1	0	0	0	0	0	0	0	0	0	0	0	0	0	0	0	0	0	0	0	0	0
1700	0	0	0	0	0	0	0	0	0	0	0	0	0	0	0	0	0	0	0	0	0	0	0	0	0	0	0	0	0
1800	1	0	0	0	0	0	1	0	0	0	0	0	0	0	0	0	0	0	0	0	0	0	0	0	0	0	0	0	0
1900	0	0	0	0	0	0	0	0	0	0	0	0	0	0	0	0	0	0	0	0	0	0	0	0	0	0	0	0	0
2000	0	0	0	0	0	0	0	0	0	0	0	0	0	0	0	0	0	0	0	0	0	0	0	0	0	0	0	0	0
2100	0	0	0	0	0	0	0	0	0	0	0	0	0	0	0	0	0	0	0	0	0	0	0	0	0	0	0	0	0
2200	0	0	0	0	0	0	0	0	0	0	0	0	0	0	0	0	0	0	0	0	0	0	0	0	0	0	0	0	0
2300	0	0	0	0	0	0	0	0	0	0	0	0	0	0	0	0	0	0	0	0	0	0	0	0	0	0	0	0	0
07-19	5	0	1	1	0	1	1	1	0	0	0	0	0	0	0	0	0	0	0	0	0	0	0	0	0	0	0	0	0
06-22	5	0	1	1	0	1	1	1	0	0	0	0	0	0	0	0	0	0	0	0	0	0	0	0	0	0	0	0	0
06-00	5	0	1	1	0	1	1	1	0	0	0	0	0	0	0	0	0	0	0	0	0	0	0	0	0	0	0	0	0
00-00	5	0	1	1	0	1	1	1	0	0	0	0	0	0	0	0	0	0	0	0	0	0	0	0	0	0	0	0	0

DRAFT

Site 81
Location Unamed Rd, Att - tree, Lat 54.03945, Long -6.82168
Direction South

3279 / Meath/Cavan/Monaghan ATC's
October 2013
Automatic Traffic Count

Wed, 9 October 2013

Time	Total	Speed Bins (km/h)																											
		0 - 5	5 - 10	10 - 15	15 - 20	20 - 25	25 - 30	30 - 35	35 - 40	40 - 45	45 - 50	50 - 55	55 - 60	60 - 65	65 - 70	70 - 75	75 - 80	80 - 85	85 - 90	90 - 95	95 - 100	100 - 105	105 - 110	110 - 115	115 - 120	120 - 125	125 - 130	130 - 135	135 - 140
0000	0	0	0	0	0	0	0	0	0	0	0	0	0	0	0	0	0	0	0	0	0	0	0	0	0	0	0	0	0
0100	0	0	0	0	0	0	0	0	0	0	0	0	0	0	0	0	0	0	0	0	0	0	0	0	0	0	0	0	0
0200	0	0	0	0	0	0	0	0	0	0	0	0	0	0	0	0	0	0	0	0	0	0	0	0	0	0	0	0	0
0300	0	0	0	0	0	0	0	0	0	0	0	0	0	0	0	0	0	0	0	0	0	0	0	0	0	0	0	0	0
0400	0	0	0	0	0	0	0	0	0	0	0	0	0	0	0	0	0	0	0	0	0	0	0	0	0	0	0	0	0
0500	0	0	0	0	0	0	0	0	0	0	0	0	0	0	0	0	0	0	0	0	0	0	0	0	0	0	0	0	0
0600	0	0	0	0	0	0	0	0	0	0	0	0	0	0	0	0	0	0	0	0	0	0	0	0	0	0	0	0	0
0700	**1**	**0**	**0**	**0**	**0**	**0**	**1**	**0**	**0**	**0**	**0**	**0**	**0**	**0**	**0**	**0**	**0**	**0**	**0**	**0**	**0**	**0**	**0**	**0**	**0**	**0**	**0**	**0**	**0**
0800	**1**	**0**	**0**	**1**	**0**	**0**	**0**	**0**	**0**	**0**	**0**	**0**	**0**	**0**	**0**	**0**	**0**	**0**	**0**	**0**	**0**	**0**	**0**	**0**	**0**	**0**	**0**	**0**	**0**
0900	0	0	0	0	0	0	0	0	0	0	0	0	0	0	0	0	0	0	0	0	0	0	0	0	0	0	0	0	0
1000	0	0	0	0	0	0	0	0	0	0	0	0	0	0	0	0	0	0	0	0	0	0	0	0	0	0	0	0	0
1100	**1**	**0**	**0**	**0**	**1**	**0**	**0**	**0**	**0**	**0**	**0**	**0**	**0**	**0**	**0**	**0**	**0**	**0**	**0**	**0**	**0**	**0**	**0**	**0**	**0**	**0**	**0**	**0**	**0**
1200	0	0	0	0	0	0	0	0	0	0	0	0	0	0	0	0	0	0	0	0	0	0	0	0	0	0	0	0	0
1300	0	0	0	0	0	0	0	0	0	0	0	0	0	0	0	0	0	0	0	0	0	0	0	0	0	0	0	0	0
1400	0	0	0	0	0	0	0	0	0	0	0	0	0	0	0	0	0	0	0	0	0	0	0	0	0	0	0	0	0
1500	0	0	0	0	0	0	0	0	0	0	0	0	0	0	0	0	0	0	0	0	0	0	0	0	0	0	0	0	0
1600	**1**	**0**	**0**	**0**	**0**	**0**	**1**	**0**	**0**	**0**	**0**	**0**	**0**	**0**	**0**	**0**	**0**	**0**	**0**	**0**	**0**	**0**	**0**	**0**	**0**	**0**	**0**	**0**	**0**
1700	0	0	0	0	0	0	0	0	0	0	0	0	0	0	0	0	0	0	0	0	0	0	0	0	0	0	0	0	0
1800	**1**	**0**	**0**	**0**	**0**	**1**	**0**	**0**	**0**	**0**	**0**	**0**	**0**	**0**	**0**	**0**	**0**	**0**	**0**	**0**	**0**	**0**	**0**	**0**	**0**	**0**	**0**	**0**	**0**
1900	**1**	**0**	**0**	**0**	**0**	**0**	**1**	**0**	**0**	**0**	**0**	**0**	**0**	**0**	**0**	**0**	**0**	**0**	**0**	**0**	**0**	**0**	**0**	**0**	**0**	**0**	**0**	**0**	**0**
2000	0	0	0	0	0	0	0	0	0	0	0	0	0	0	0	0	0	0	0	0	0	0	0	0	0	0	0	0	0
2100	0	0	0	0	0	0	0	0	0	0	0	0	0	0	0	0	0	0	0	0	0	0	0	0	0	0	0	0	0
2200	0	0	0	0	0	0	0	0	0	0	0	0	0	0	0	0	0	0	0	0	0	0	0	0	0	0	0	0	0
2300	0	0	0	0	0	0	0	0	0	0	0	0	0	0	0	0	0	0	0	0	0	0	0	0	0	0	0	0	0
07-19	**5**	**0**	**0**	**1**	**1**	**1**	**2**	**0**	**0**	**0**	**0**	**0**	**0**	**0**	**0**	**0**	**0**	**0**	**0**	**0**	**0**	**0**	**0**	**0**	**0**	**0**	**0**	**0**	**0**
06-22	**6**	**0**	**0**	**1**	**1**	**1**	**3**	**0**	**0**	**0**	**0**	**0**	**0**	**0**	**0**	**0**	**0**	**0**	**0**	**0**	**0**	**0**	**0**	**0**	**0**	**0**	**0**	**0**	**0**
06-00	**6**	**0**	**0**	**1**	**1**	**1**	**3**	**0**	**0**	**0**	**0**	**0**	**0**	**0**	**0**	**0**	**0**	**0**	**0**	**0**	**0**	**0**	**0**	**0**	**0**	**0**	**0**	**0**	**0**
00-00	**6**	**0**	**0**	**1**	**1**	**1**	**3**	**0**	**0**	**0**	**0**	**0**	**0**	**0**	**0**	**0**	**0**	**0**	**0**	**0**	**0**	**0**	**0**	**0**	**0**	**0**	**0**	**0**	**0**

DRAFT

Site 81
Location Unamed Rd, Att - tree, Lat 54.03945, Long -6.82168
Direction South

3279 / Meath/Cavan/Monaghan ATC's
October 2013
Automatic Traffic Count

Thu, 10 October 2013

Time	Total	Speed Bins (km/h)																											
		0 - 5	5 - 10	10 - 15	15 - 20	20 - 25	25 - 30	30 - 35	35 - 40	40 - 45	45 - 50	50 - 55	55 - 60	60 - 65	65 - 70	70 - 75	75 - 80	80 - 85	85 - 90	90 - 95	95 - 100	100 - 105	105 - 110	110 - 115	115 - 120	120 - 125	125 - 130	130 - 135	135 - 140
0000	0	0	0	0	0	0	0	0	0	0	0	0	0	0	0	0	0	0	0	0	0	0	0	0	0	0	0	0	0
0100	0	0	0	0	0	0	0	0	0	0	0	0	0	0	0	0	0	0	0	0	0	0	0	0	0	0	0	0	0
0200	0	0	0	0	0	0	0	0	0	0	0	0	0	0	0	0	0	0	0	0	0	0	0	0	0	0	0	0	0
0300	0	0	0	0	0	0	0	0	0	0	0	0	0	0	0	0	0	0	0	0	0	0	0	0	0	0	0	0	0
0400	0	0	0	0	0	0	0	0	0	0	0	0	0	0	0	0	0	0	0	0	0	0	0	0	0	0	0	0	0
0500	0	0	0	0	0	0	0	0	0	0	0	0	0	0	0	0	0	0	0	0	0	0	0	0	0	0	0	0	0
0600	0	0	0	0	0	0	0	0	0	0	0	0	0	0	0	0	0	0	0	0	0	0	0	0	0	0	0	0	0
0700	1	0	0	0	0	0	0	0	1	0	0	0	0	0	0	0	0	0	0	0	0	0	0	0	0	0	0	0	0
0800	1	0	0	0	0	0	1	0	0	0	0	0	0	0	0	0	0	0	0	0	0	0	0	0	0	0	0	0	0
0900	0	0	0	0	0	0	0	0	0	0	0	0	0	0	0	0	0	0	0	0	0	0	0	0	0	0	0	0	0
1000	**2**	**0**	**0**	**0**	**1**	**0**	**0**	**1**	**0**	**0**	**0**	**0**	**0**	**0**	**0**	**0**	**0**	**0**	**0**	**0**	**0**	**0**	**0**	**0**	**0**	**0**	**0**	**0**	**0**
1100	0	0	0	0	0	0	0	0	0	0	0	0	0	0	0	0	0	0	0	0	0	0	0	0	0	0	0	0	0
1200	0	0	0	0	0	0	0	0	0	0	0	0	0	0	0	0	0	0	0	0	0	0	0	0	0	0	0	0	0
1300	0	0	0	0	0	0	0	0	0	0	0	0	0	0	0	0	0	0	0	0	0	0	0	0	0	0	0	0	0
1400	0	0	0	0	0	0	0	0	0	0	0	0	0	0	0	0	0	0	0	0	0	0	0	0	0	0	0	0	0
1500	**1**	**0**	**0**	**0**	**0**	**0**	**0**	**1**	**0**	**0**	**0**	**0**	**0**	**0**	**0**	**0**	**0**	**0**	**0**	**0**	**0**	**0**	**0**	**0**	**0**	**0**	**0**	**0**	**0**
1600	0	0	0	0	0	0	0	0	0	0	0	0	0	0	0	0	0	0	0	0	0	0	0	0	0	0	0	0	0
1700	0	0	0	0	0	0	0	0	0	0	0	0	0	0	0	0	0	0	0	0	0	0	0	0	0	0	0	0	0
1800	0	0	0	0	0	0	0	0	0	0	0	0	0	0	0	0	0	0	0	0	0	0	0	0	0	0	0	0	0
1900	0	0	0	0	0	0	0	0	0	0	0	0	0	0	0	0	0	0	0	0	0	0	0	0	0	0	0	0	0
2000	0	0	0	0	0	0	0	0	0	0	0	0	0	0	0	0	0	0	0	0	0	0	0	0	0	0	0	0	0
2100	0	0	0	0	0	0	0	0	0	0	0	0	0	0	0	0	0	0	0	0	0	0	0	0	0	0	0	0	0
2200	0	0	0	0	0	0	0	0	0	0	0	0	0	0	0	0	0	0	0	0	0	0	0	0	0	0	0	0	0
2300	0	0	0	0	0	0	0	0	0	0	0	0	0	0	0	0	0	0	0	0	0	0	0	0	0	0	0	0	0
07-19	**5**	**0**	**0**	**0**	**1**	**0**	**1**	**2**	**1**	**0**	**0**	**0**	**0**	**0**	**0**	**0**	**0**	**0**	**0**	**0**	**0**	**0**	**0**	**0**	**0**	**0**	**0**	**0**	**0**
06-22	**5**	**0**	**0**	**0**	**1**	**0**	**1**	**2**	**1**	**0**	**0**	**0**	**0**	**0**	**0**	**0**	**0**	**0**	**0**	**0**	**0**	**0**	**0**	**0**	**0**	**0**	**0**	**0**	**0**
06-00	**5**	**0**	**0**	**0**	**1**	**0**	**1**	**2**	**1**	**0**	**0**	**0**	**0**	**0**	**0**	**0**	**0**	**0**	**0**	**0**	**0**	**0**	**0**	**0**	**0**	**0**	**0**	**0**	**0**
00-00	**5**	**0**	**0**	**0**	**1**	**0**	**1**	**2**	**1**	**0**	**0**	**0**	**0**	**0**	**0**	**0**	**0**	**0**	**0**	**0**	**0**	**0**	**0**	**0**	**0**	**0**	**0**	**0**	**0**

DRAFT

Site 81
Location Unamed Rd, Att - tree, Lat 54.03945, Long -6.82168
Direction South

3279 / Meath/Cavan/Monaghan ATC's
October 2013
Automatic Traffic Count

Virtual Day (Partial days = 2.50)

Time	Total	Speed Bins (km/h)																											
		0 - 5	5 - 10	10 - 15	15 - 20	20 - 25	25 - 30	30 - 35	35 - 40	40 - 45	45 - 50	50 - 55	55 - 60	60 - 65	65 - 70	70 - 75	75 - 80	80 - 85	85 - 90	90 - 95	95 - 100	100 - 105	105 - 110	110 - 115	115 - 120	120 - 125	125 - 130	130 - 135	135 - 140
0000	0	0	0	0	0	0	0	0	0	0	0	0	0	0	0	0	0	0	0	0	0	0	0	0	0	0	0	0	0
0100	0	0	0	0	0	0	0	0	0	0	0	0	0	0	0	0	0	0	0	0	0	0	0	0	0	0	0	0	0
0200	0	0	0	0	0	0	0	0	0	0	0	0	0	0	0	0	0	0	0	0	0	0	0	0	0	0	0	0	0
0300	0	0	0	0	0	0	0	0	0	0	0	0	0	0	0	0	0	0	0	0	0	0	0	0	0	0	0	0	0
0400	0	0	0	0	0	0	0	0	0	0	0	0	0	0	0	0	0	0	0	0	0	0	0	0	0	0	0	0	0
0500	0	0	0	0	0	0	0	0	0	0	0	0	0	0	0	0	0	0	0	0	0	0	0	0	0	0	0	0	0
0600	0	0	0	0	0	0	0	0	0	0	0	0	0	0	0	0	0	0	0	0	0	0	0	0	0	0	0	0	0
0700	**1**	**0**	**0**	**0**	**0**	**0**	**1**	**0**	**1**	**0**	**0**	**0**	**0**	**0**	**0**	**0**	**0**	**0**	**0**	**0**	**0**	**0**	**0**	**0**	**0**	**0**	**0**	**0**	**0**
0800	**1**	**0**	**0**	**1**	**0**	**0**	**1**	**0**	**0**	**0**	**0**	**0**	**0**	**0**	**0**	**0**	**0**	**0**	**0**	**0**	**0**	**0**	**0**	**0**	**0**	**0**	**0**	**0**	**0**
0900	0	0	0	0	0	0	0	0	0	0	0	0	0	0	0	0	0	0	0	0	0	0	0	0	0	0	0	0	0
1000	**1**	**0**	**0**	**0**	**1**	**0**	**0**	**1**	**0**	**0**	**0**	**0**	**0**	**0**	**0**	**0**	**0**	**0**	**0**	**0**	**0**	**0**	**0**	**0**	**0**	**0**	**0**	**0**	**0**
1100	**1**	**0**	**0**	**0**	**1**	**0**	**0**	**0**	**0**	**0**	**0**	**0**	**0**	**0**	**0**	**0**	**0**	**0**	**0**	**0**	**0**	**0**	**0**	**0**	**0**	**0**	**0**	**0**	**0**
1200	0	0	0	0	0	0	0	0	0	0	0	0	0	0	0	0	0	0	0	0	0	0	0	0	0	0	0	0	0
1300	0	0	0	0	0	0	0	0	0	0	0	0	0	0	0	0	0	0	0	0	0	0	0	0	0	0	0	0	0
1400	0	0	0	0	0	0	0	0	0	0	0	0	0	0	0	0	0	0	0	0	0	0	0	0	0	0	0	0	0
1500	**1**	**0**	**0**	**0**	**0**	**0**	**0**	**0**	**0**	**0**	**0**	**0**	**0**	**0**	**0**	**0**	**0**	**0**	**0**	**0**	**0**	**0**	**0**	**0**	**0**	**0**	**0**	**0**	**0**
1600	**1**	**0**	**0**	**0**	**0**	**0**	**0**	**0**	**0**	**0**	**0**	**0**	**0**	**0**	**0**	**0**	**0**	**0**	**0**	**0**	**0**	**0**	**0**	**0**	**0**	**0**	**0**	**0**	**0**
1700	0	0	0	0	0	0	0	0	0	0	0	0	0	0	0	0	0	0	0	0	0	0	0	0	0	0	0	0	0
1800	**1**	**0**	**0**	**0**	**0**	**0**	**0**	**0**	**0**	**0**	**0**	**0**	**0**	**0**	**0**	**0**	**0**	**0**	**0**	**0**	**0**	**0**	**0**	**0**	**0**	**0**	**0**	**0**	**0**
1900	0	0	0	0	0	0	0	0	0	0	0	0	0	0	0	0	0	0	0	0	0	0	0	0	0	0	0	0	0
2000	0	0	0	0	0	0	0	0	0	0	0	0	0	0	0	0	0	0	0	0	0	0	0	0	0	0	0	0	0
2100	0	0	0	0	0	0	0	0	0	0	0	0	0	0	0	0	0	0	0	0	0	0	0	0	0	0	0	0	0
2200	0	0	0	0	0	0	0	0	0	0	0	0	0	0	0	0	0	0	0	0	0	0	0	0	0	0	0	0	0
2300	0	0	0	0	0	0	0	0	0	0	0	0	0	0	0	0	0	0	0	0	0	0	0	0	0	0	0	0	0
07-19	**7**	**0**	**0**	**1**	**2**	**0**	**2**	**1**	**1**	**0**	**0**	**0**	**0**	**0**	**0**	**0**	**0**	**0**	**0**	**0**	**0**	**0**	**0**	**0**	**0**	**0**	**0**	**0**	**0**
06-22	**7**	**0**	**0**	**1**	**2**	**0**	**2**	**1**	**1**	**0**	**0**	**0**	**0**	**0**	**0**	**0**	**0**	**0**	**0**	**0**	**0**	**0**	**0**	**0**	**0**	**0**	**0**	**0**	**0**
06-00	**7**	**0**	**0**	**1**	**2**	**0**	**2**	**1**	**1**	**0**	**0**	**0**	**0**	**0**	**0**	**0**	**0**	**0**	**0**	**0**	**0**	**0**	**0**	**0**	**0**	**0**	**0**	**0**	**0**
00-00	**7**	**0**	**0**	**1**	**2**	**0**	**2**	**1**	**1**	**0**	**0**	**0**	**0**	**0**	**0**	**0**	**0**	**0**	**0**	**0**	**0**	**0**	**0**	**0**	**0**	**0**	**0**	**0**	**0**

DRAFT

Site 81
Location Unamed Rd, Att - tree, Lat 54.03945, Long -6.82168
Direction South

3279 / Meath/Cavan/Monaghan ATC's
October 2013
Automatic Traffic Count

Virtual Week (1)

Time	Total	Speed Bins (km/h)																											
		0 - 5	5 - 10	10 - 15	15 - 20	20 - 25	25 - 30	30 - 35	35 - 40	40 - 45	45 - 50	50 - 55	55 - 60	60 - 65	65 - 70	70 - 75	75 - 80	80 - 85	85 - 90	90 - 95	95 - 100	100 - 105	105 - 110	110 - 115	115 - 120	120 - 125	125 - 130	130 - 135	135 - 140
Mon	0	0	0	0	0	0	0	0	0	0	0	0	0	0	0	0	0	0	0	0	0	0	0	0	0	0	0	0	0
Tue	5	0	1	1	0	1	1	1	0	0	0	0	0	0	0	0	0	0	0	0	0	0	0	0	0	0	0	0	0
Wed	6	0	0	1	1	1	3	0	0	0	0	0	0	0	0	0	0	0	0	0	0	0	0	0	0	0	0	0	0
Thu	5	0	0	0	1	0	1	2	1	0	0	0	0	0	0	0	0	0	0	0	0	0	0	0	0	0	0	0	0
Fri	0	0	0	0	0	0	0	0	0	0	0	0	0	0	0	0	0	0	0	0	0	0	0	0	0	0	0	0	0
|Sat	0	0	0	0	0	0	0	0	0	0	0	0	0	0	0	0	0	0	0	0	0	0	0	0	0	0	0	0	0
|Sun	0	0	0	0	0	0	0	0	0	0	0	0	0	0	0	0	0	0	0	0	0	0	0	0	0	0	0	0	0
5 Day Ave.	**5**	**0**	**0**	**1**	**1**	**1**	**2**	**1**	**0**	**0**	**0**	**0**	**0**	**0**	**0**	**0**	**0**	**0**	**0**	**0**	**0**	**0**	**0**	**0**	**0**	**0**	**0**	**0**	**0**
7 Day Ave.	**7**	**0**	**0**	**1**	**2**	**0**	**2**	**1**	**1**	**0**	**0**	**0**	**0**	**0**	**0**	**0**	**0**	**0**	**0**	**0**	**0**	**0**	**0**	**0**	**0**	**0**	**0**	**0**	**0**
Total	**16**	**0**	**1**	**2**	**2**	**2**	**5**	**3**	**1**	**0**	**0**	**0**	**0**	**0**	**0**	**0**	**0**	**0**	**0**	**0**	**0**	**0**	**0**	**0**	**0**	**0**	**0**	**0**	**0**

Summary Graphs

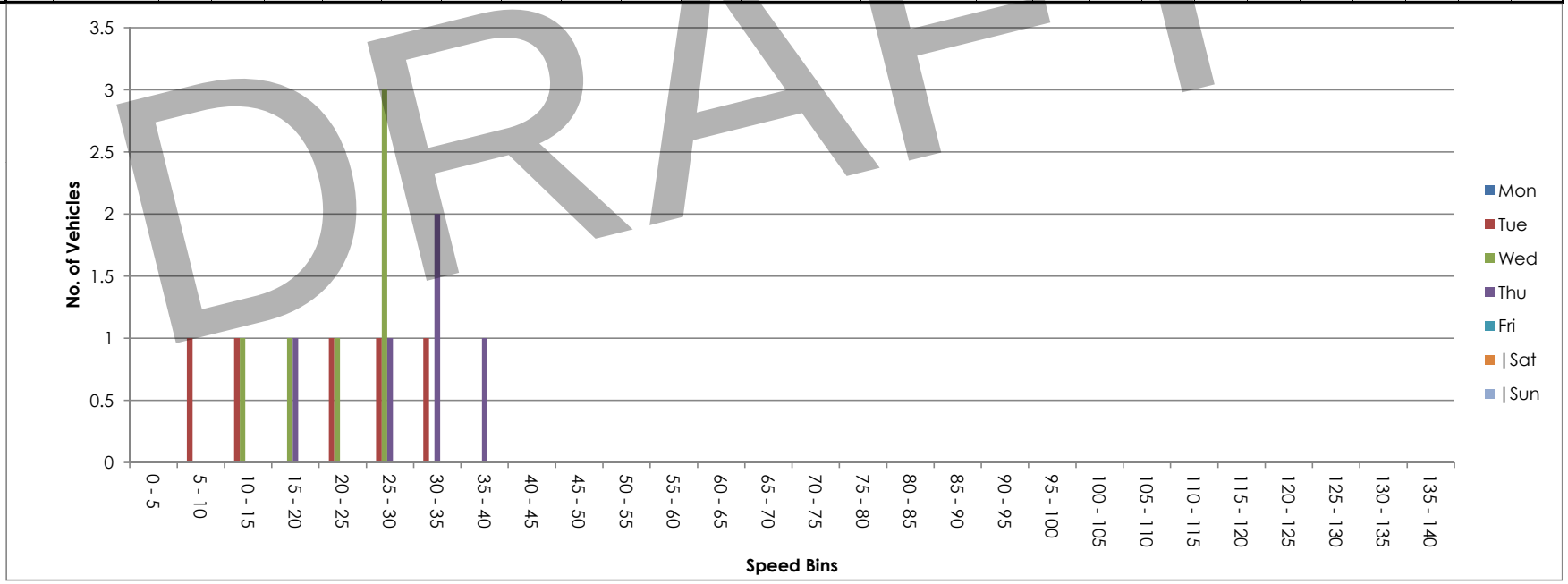

DRAFT

Site 81
Location Unamed Rd, Att - tree, Lat 54.03945, Long -6.82168
Direction Two way

3279 / Meath/Cavan/Monaghan ATC's
October 2013
Automatic Traffic Count

Tue, 8 October 2013

Time	Total	Classification												>PSL	>PSL%	>SL1	>SL1%	>SL2	>SL2%	Mean	Vpp
		1 MCL	2 SV	3 SVT	4 TB2	5 TB3	6 T4	7 ART3	8 ART4	9 ART5	10 ART6	11 BD	12 DRT	80	80	85 +5kph	85 +5kph	90 +10kph	90 +10kph		85
0000	**0**	**0**	**0**	**0**	**0**	**0**	**0**	**0**	**0**	**0**	**0**	**0**	**0**	**0**	**0**	**0**	**0**	**0**	**0**	**0**	**0**
0100	**0**	**0**	**0**	**0**	**0**	**0**	**0**	**0**	**0**	**0**	**0**	**0**	**0**	**0**	**0**	**0**	**0**	**0**	**0**	**0**	**0**
0200	**0**	**0**	**0**	**0**	**0**	**0**	**0**	**0**	**0**	**0**	**0**	**0**	**0**	**0**	**0**	**0**	**0**	**0**	**0**	**0**	**0**
0300	**0**	**0**	**0**	**0**	**0**	**0**	**0**	**0**	**0**	**0**	**0**	**0**	**0**	**0**	**0**	**0**	**0**	**0**	**0**	**0**	**0**
0400	**0**	**0**	**0**	**0**	**0**	**0**	**0**	**0**	**0**	**0**	**0**	**0**	**0**	**0**	**0**	**0**	**0**	**0**	**0**	**0**	**0**
0500	**0**	**0**	**0**	**0**	**0**	**0**	**0**	**0**	**0**	**0**	**0**	**0**	**0**	**0**	**0**	**0**	**0**	**0**	**0**	**0**	**0**
0600	**0**	**0**	**0**	**0**	**0**	**0**	**0**	**0**	**0**	**0**	**0**	**0**	**0**	**0**	**0**	**0**	**0**	**0**	**0**	**0**	**0**
0700	**0**	**0**	**0**	**0**	**0**	**0**	**0**	**0**	**0**	**0**	**0**	**0**	**0**	**0**	**0**	**0**	**0**	**0**	**0**	**0**	**0**
0800	**0**	**0**	**0**	**0**	**0**	**0**	**0**	**0**	**0**	**0**	**0**	**0**	**0**	**0**	**0**	**0**	**0**	**0**	**0**	**0**	**0**
0900	**0**	**0**	**0**	**0**	**0**	**0**	**0**	**0**	**0**	**0**	**0**	**0**	**0**	**0**	**0**	**0**	**0**	**0**	**0**	**0**	**0**
1000	**0**	**0**	**0**	**0**	**0**	**0**	**0**	**0**	**0**	**0**	**0**	**0**	**0**	**0**	**0**	**0**	**0**	**0**	**0**	**0**	**0**
1100	**0**	**0**	**0**	**0**	**0**	**0**	**0**	**0**	**0**	**0**	**0**	**0**	**0**	**0**	**0**	**0**	**0**	**0**	**0**	**0**	**0**
1200	**3**	**0**	**3**	**0**	**0**	**0**	**0**	**0**	**0**	**0**	**0**	**0**	**0**	**0**	**0**	**0**	**0**	**0**	**0**	**15**	**-**
1300	1	0	1	0	0	0	0	0	0	0	0	0	0	0	0	0	0	0	0	14.1	-
1400	0	0	0	0	0	0	0	0	0	0	0	0	0	0	0	0	0	0	0	-	-
1500	1	0	1	0	0	0	0	0	0	0	0	0	0	0	0	0	0	0	0	21	-
1600	1	0	1	0	0	0	0	0	0	0	0	0	0	0	0	0	0	0	0	32.7	-
1700	0	0	0	0	0	0	0	0	0	0	0	0	0	0	0	0	0	0	0	-	-
1800	1	0	1	0	0	0	0	0	0	0	0	0	0	0	0	0	0	0	0	29.5	-
1900	0	0	0	0	0	0	0	0	0	0	0	0	0	0	0	0	0	0	0	-	-
2000	0	0	0	0	0	0	0	0	0	0	0	0	0	0	0	0	0	0	0	-	-
2100	0	0	0	0	0	0	0	0	0	0	0	0	0	0	0	0	0	0	0	-	-
2200	0	0	0	0	0	0	0	0	0	0	0	0	0	0	0	0	0	0	0	-	-
2300	0	0	0	0	0	0	0	0	0	0	0	0	0	0	0	0	0	0	0	-	-
07-19	**7**	**0**	**7**	**0**	**0**	**0**	**0**	**0**	**0**	**0**	**0**	**0**	**0**	**0**	**0**	**0**	**0**	**0**	**0**	**20.3**	**-**
06-22	**7**	**0**	**7**	**0**	**0**	**0**	**0**	**0**	**0**	**0**	**0**	**0**	**0**	**0**	**0**	**0**	**0**	**0**	**0**	**20.3**	**-**
06-00	**7**	**0**	**7**	**0**	**0**	**0**	**0**	**0**	**0**	**0**	**0**	**0**	**0**	**0**	**0**	**0**	**0**	**0**	**0**	**20.3**	**-**
00-00	**7**	**0**	**7**	**0**	**0**	**0**	**0**	**0**	**0**	**0**	**0**	**0**	**0**	**0**	**0**	**0**	**0**	**0**	**0**	**20.3**	**-**

DRAFT

Site 81
Location Unamed Rd, Att - tree, Lat 54.03945, Long -6.82168
Direction Two way

3279 / Meath/Cavan/Monaghan ATC's
October 2013
Automatic Traffic Count

Wed, 9 October 2013

Time	Total	Classification												>PSL	>PSL%	>SL1	>SL1%	>SL2	>SL2%	Mean	Vpp
		1 MCL	2 SV	3 SVT	4 TB2	5 TB3	6 T4	7 ART3	8 ART4	9 ART5	10 ART6	11 BD	12 DRT	80	80	85 +5kph	85 +5kph	90 +10kph	90 +10kph		85
0000	0	0	0	0	0	0	0	0	0	0	0	0	0	0	0	0	0	0	0	-	-
0100	0	0	0	0	0	0	0	0	0	0	0	0	0	0	0	0	0	0	0	-	-
0200	0	0	0	0	0	0	0	0	0	0	0	0	0	0	0	0	0	0	0	-	-
0300	0	0	0	0	0	0	0	0	0	0	0	0	0	0	0	0	0	0	0	-	-
0400	0	0	0	0	0	0	0	0	0	0	0	0	0	0	0	0	0	0	0	-	-
0500	0	0	0	0	0	0	0	0	0	0	0	0	0	0	0	0	0	0	0	-	-
0600	0	0	0	0	0	0	0	0	0	0	0	0	0	0	0	0	0	0	0	-	-
0700	1	0	1	0	0	0	0	0	0	0	0	0	0	0	0	0	0	0	0	25.7	-
0800	1	0	1	0	0	0	0	0	0	0	0	0	0	0	0	0	0	0	0	14.3	-
0900	0	0	0	0	0	0	0	0	0	0	0	0	0	0	0	0	0	0	0	-	-
1000	1	0	1	0	0	0	0	0	0	0	0	0	0	0	0	0	0	0	0	39.7	-
1100	**2**	**0**	**2**	**0**	**0**	**0**	**0**	**0**	**0**	**0**	**0**	**0**	**0**	**0**	**0**	**0**	**0**	**0**	**0**	**18.4**	**-**
1200	**1**	**0**	**1**	**0**	**0**	**0**	**0**	**0**	**0**	**0**	**0**	**0**	**0**	**0**	**0**	**0**	**0**	**0**	**0**	**23.2**	**-**
1300	0	0	0	0	0	0	0	0	0	0	0	0	0	0	0	0	0	0	0	-	-
1400	0	0	0	0	0	0	0	0	0	0	0	0	0	0	0	0	0	0	0	-	-
1500	0	0	0	0	0	0	0	0	0	0	0	0	0	0	0	0	0	0	0	-	-
1600	**1**	**0**	**1**	**0**	**0**	**0**	**0**	**0**	**0**	**0**	**0**	**0**	**0**	**0**	**0**	**0**	**0**	**0**	**0**	**28.3**	**-**
1700	0	0	0	0	0	0	0	0	0	0	0	0	0	0	0	0	0	0	0	-	-
1800	**1**	**0**	**1**	**0**	**0**	**0**	**0**	**0**	**0**	**0**	**0**	**0**	**0**	**0**	**0**	**0**	**0**	**0**	**0**	**21**	**-**
1900	**1**	**0**	**1**	**0**	**0**	**0**	**0**	**0**	**0**	**0**	**0**	**0**	**0**	**0**	**0**	**0**	**0**	**0**	**0**	**25.3**	**-**
2000	0	0	0	0	0	0	0	0	0	0	0	0	0	0	0	0	0	0	0	-	-
2100	0	0	0	0	0	0	0	0	0	0	0	0	0	0	0	0	0	0	0	-	-
2200	**1**	**0**	**1**	**0**	**0**	**0**	**0**	**0**	**0**	**0**	**0**	**0**	**0**	**0**	**0**	**0**	**0**	**0**	**0**	**34**	**-**
2300	0	0	0	0	0	0	0	0	0	0	0	0	0	0	0	0	0	0	0	-	-
07-19	**8**	**0**	**8**	**0**	**0**	**0**	**0**	**0**	**0**	**0**	**0**	**0**	**0**	**0**	**0**	**0**	**0**	**0**	**0**	**23.6**	**-**
06-22	**9**	**0**	**9**	**0**	**0**	**0**	**0**	**0**	**0**	**0**	**0**	**0**	**0**	**0**	**0**	**0**	**0**	**0**	**0**	**23.8**	**-**
06-00	**10**	**0**	**10**	**0**	**0**	**0**	**0**	**0**	**0**	**0**	**0**	**0**	**0**	**0**	**0**	**0**	**0**	**0**	**0**	**24.8**	**-**
00-00	**10**	**0**	**10**	**0**	**0**	**0**	**0**	**0**	**0**	**0**	**0**	**0**	**0**	**0**	**0**	**0**	**0**	**0**	**0**	**24.8**	**-**

DRAFT

Site 81
Location Unamed Rd, Att - tree, Lat 54.03945, Long -6.82168
Direction Two way

3279 / Meath/Cavan/Monaghan ATC's
October 2013
Automatic Traffic Count

Thu, 10 October 2013

Time	Total	Classification												>PSL	>PSL%	>SL1	>SL1%	>SL2	>SL2%	Mean	Vpp
		1 MCL	2 SV	3 SVT	4 TB2	5 TB3	6 T4	7 ART3	8 ART4	9 ART5	10 ART6	11 BD	12 DRT	80	80	85 +5kph	85 +5kph	90 +10kph	90 +10kph		85
0000	0	0	0	0	0	0	0	0	0	0	0	0	0	0	0	0	0	0	0	-	-
0100	0	0	0	0	0	0	0	0	0	0	0	0	0	0	0	0	0	0	0	-	-
0200	0	0	0	0	0	0	0	0	0	0	0	0	0	0	0	0	0	0	0	-	-
0300	0	0	0	0	0	0	0	0	0	0	0	0	0	0	0	0	0	0	0	-	-
0400	0	0	0	0	0	0	0	0	0	0	0	0	0	0	0	0	0	0	0	-	-
0500	0	0	0	0	0	0	0	0	0	0	0	0	0	0	0	0	0	0	0	-	-
0600	0	0	0	0	0	0	0	0	0	0	0	0	0	0	0	0	0	0	0	-	-
0700	1	0	1	0	0	0	0	0	0	0	0	0	0	0	0	0	0	0	0	36	-
0800	1	0	1	0	0	0	0	0	0	0	0	0	0	0	0	0	0	0	0	27.1	-
0900	1	0	1	0	0	0	0	0	0	0	0	0	0	0	0	0	0	0	0	38.1	-
1000	**3**	**0**	**3**	**0**	**0**	**0**	**0**	**0**	**0**	**0**	**0**	**0**	**0**	**0**	**0**	**0**	**0**	**0**	**0**	**23**	**-**
1100	0	0	0	0	0	0	0	0	0	0	0	0	0	0	0	0	0	0	0	-	-
1200	**1**	**0**	**1**	**0**	**0**	**0**	**0**	**0**	**0**	**0**	**0**	**0**	**0**	**0**	**0**	**0**	**0**	**0**	**0**	**32.9**	**-**
1300	0	0	0	0	0	0	0	0	0	0	0	0	0	0	0	0	0	0	0	-	-
1400	0	0	0	0	0	0	0	0	0	0	0	0	0	0	0	0	0	0	0	-	-
1500	**1**	**0**	**1**	**0**	**0**	**0**	**0**	**0**	**0**	**0**	**0**	**0**	**0**	**0**	**0**	**0**	**0**	**0**	**0**	**31.1**	**-**
1600	0	0	0	0	0	0	0	0	0	0	0	0	0	0	0	0	0	0	0	0	0
1700	0	0	0	0	0	0	0	0	0	0	0	0	0	0	0	0	0	0	0	0	0
1800	0	0	0	0	0	0	0	0	0	0	0	0	0	0	0	0	0	0	0	0	0
1900	0	0	0	0	0	0	0	0	0	0	0	0	0	0	0	0	0	0	0	0	0
2000	0	0	0	0	0	0	0	0	0	0	0	0	0	0	0	0	0	0	0	0	0
2100	0	0	0	0	0	0	0	0	0	0	0	0	0	0	0	0	0	0	0	0	0
2200	0	0	0	0	0	0	0	0	0	0	0	0	0	0	0	0	0	0	0	0	0
2300	0	0	0	0	0	0	0	0	0	0	0	0	0	0	0	0	0	0	0	0	0
07-19	**8**	**0**	**8**	**0**	**0**	**0**	**0**	**0**	**0**	**0**	**0**	**0**	**0**	**0**	**0**	**0**	**0**	**0**	**0**	**29.3**	**-**
06-22	**8**	**0**	**8**	**0**	**0**	**0**	**0**	**0**	**0**	**0**	**0**	**0**	**0**	**0**	**0**	**0**	**0**	**0**	**0**	**29.3**	**-**
06-00	**8**	**0**	**8**	**0**	**0**	**0**	**0**	**0**	**0**	**0**	**0**	**0**	**0**	**0**	**0**	**0**	**0**	**0**	**0**	**29.3**	**-**
00-00	**8**	**0**	**8**	**0**	**0**	**0**	**0**	**0**	**0**	**0**	**0**	**0**	**0**	**0**	**0**	**0**	**0**	**0**	**0**	**29.3**	**-**

DRAFT

Site 81
Location Unamed Rd, Att - tree, Lat 54.03945, Long -6.82168
Direction Two way

3279 / Meath/Cavan/Monaghan ATC's
October 2013
Automatic Traffic Count

Virtual Day (Partial days = 2.50)

Time	Total	Classification												>PSL	>PSL%	>SL1	>SL1%	>SL2	>SL2%	Mean	Vpp
		1 MCL	2 SV	3 SVT	4 TB2	5 TB3	6 T4	7 ART3	8 ART4	9 ART5	10 ART6	11 BD	12 DRT	80	80	85 +5kph	85 +5kph	90 +10kph	90 +10kph		85
0000	0	0	0	0	0	0	0	0	0	0	0	0	0	0	0	0	0	0	0	-	-
0100	0	0	0	0	0	0	0	0	0	0	0	0	0	0	0	0	0	0	0	-	-
0200	0	0	0	0	0	0	0	0	0	0	0	0	0	0	0	0	0	0	0	-	-
0300	0	0	0	0	0	0	0	0	0	0	0	0	0	0	0	0	0	0	0	-	-
0400	0	0	0	0	0	0	0	0	0	0	0	0	0	0	0	0	0	0	0	-	-
0500	0	0	0	0	0	0	0	0	0	0	0	0	0	0	0	0	0	0	0	-	-
0600	0	0	0	0	0	0	0	0	0	0	0	0	0	0	0	0	0	0	0	-	-
0700	1	0	1	0	0	0	0	0	0	0	0	0	0	0	0	0	0	0	0	30.8	-
0800	1	0	1	0	0	0	0	0	0	0	0	0	0	0	0	0	0	0	0	20.7	-
0900	1	0	1	0	0	0	0	0	0	0	0	0	0	0	0	0	0	0	0	38.1	-
1000	**2**	**0**	**2**	**0**	**0**	**0**	**0**	**0**	**0**	**0**	**0**	**0**	**0**	**0**	**0**	**0**	**0**	**0**	**0**	**27.2**	**-**
1100	1	0	1	0	0	0	0	0	0	0	0	0	0	0	0	0	0	0	0	18.4	-
1200	**2**	**0**	**2**	**0**	**0**	**0**	**0**	**0**	**0**	**0**	**0**	**0**	**0**	**0**	**0**	**0**	**0**	**0**	**0**	**20.2**	**-**
1300	0	0	0	0	0	0	0	0	0	0	0	0	0	0	0	0	0	0	0	14.1	-
1400	0	0	0	0	0	0	0	0	0	0	0	0	0	0	0	0	0	0	0	-	-
1500	1	0	1	0	0	0	0	0	0	0	0	0	0	0	0	0	0	0	0	26.1	-
1600	1	0	1	0	0	0	0	0	0	0	0	0	0	0	0	0	0	0	0	30.5	-
1700	0	0	0	0	0	0	0	0	0	0	0	0	0	0	0	0	0	0	0	-	-
1800	1	0	1	0	0	0	0	0	0	0	0	0	0	0	0	0	0	0	0	25.3	-
1900	0	0	0	0	0	0	0	0	0	0	0	0	0	0	0	0	0	0	0	25.3	-
2000	0	0	0	0	0	0	0	0	0	0	0	0	0	0	0	0	0	0	0	-	-
2100	0	0	0	0	0	0	0	0	0	0	0	0	0	0	0	0	0	0	0	-	-
2200	0	0	0	0	0	0	0	0	0	0	0	0	0	0	0	0	0	0	0	34	-
2300	0	0	0	0	0	0	0	0	0	0	0	0	0	0	0	0	0	0	0	-	-
07-19	**11**	**0**	**11**	**0**	**0**	**0**	**0**	**0**	**0**	**0**	**0**	**0**	**0**	**0**	**0**	**0**	**0**	**0**	**0**	**25.7**	**#NUM!**
06-22	**11**	**0**	**11**	**0**	**0**	**0**	**0**	**0**	**0**	**0**	**0**	**0**	**0**	**0**	**0**	**0**	**0**	**0**	**0**	**25.3**	**#NUM!**
06-00	**11**	**0**	**11**	**0**	**0**	**0**	**0**	**0**	**0**	**0**	**0**	**0**	**0**	**0**	**0**	**0**	**0**	**0**	**0**	**25.7**	**#NUM!**
00-00	**11**	**0**	**11**	**0**	**0**	**0**	**0**	**0**	**0**	**0**	**0**	**0**	**0**	**0**	**0**	**0**	**0**	**0**	**0**	**25.7**	**#NUM!**

DRAFT

Site 81
Location Unamed Rd, Att - tree, Lat 54.03945, Long -6.82168
Direction Two way

3279 / Meath/Cavan/Monaghan ATC's
October 2013
Automatic Traffic Count

Virtual Week (1)

Time	Total	Classification												>PSL	>PSL%	>SL1	>SL1%	>SL2	>SL2%	Mean	Vpp
		1 MCL	2 SV	3 SVT	4 TB2	5 TB3	6 T4	7 ART3	8 ART4	9 ART5	10 ART6	11 BD	12 DRT	80	80	85 +5kph	85 +5kph	90 +10kph	90 +10kph		85
Mon	0	0	0	0	0	0	0	0	0	0	0	0	0	0	0	0	0	0	0	-	-
Tue	7	0	7	0	0	0	0	0	0	0	0	0	0	0	0	0	0	0	0	20.3	-
Wed	10	0	10	0	0	0	0	0	0	0	0	0	0	0	0	0	0	0	0	24.8	-
Thu	8	0	8	0	0	0	0	0	0	0	0	0	0	0	0	0	0	0	0	29.3	-
Fri	0	0	0	0	0	0	0	0	0	0	0	0	0	0	0	0	0	0	0	-	-
| Sat	0	0	0	0	0	0	0	0	0	0	0	0	0	0	0	0	0	0	0	-	-
| Sun	0	0	0	0	0	0	0	0	0	0	0	0	0	0	0	0	0	0	0	-	-
5 Day Ave.	**8**	**0**	**8**	**0**	**0**	**0**	**0**	**0**	**0**	**0**	**0**	**0**	**0**	**0**	**0.0**	**0**	**0.0**	**0**	**0.0**	**24.8**	**0.0**
7 Day Ave.	**11**	**0**	**11**	**0**	**0**	**0**	**0**	**0**	**0**	**0**	**0**	**0**	**0**	**0**	**0.0**	**0**	**0.0**	**0**	**0.0**	**25.7**	**#NUM!**
Total	**25**	**0**	**25**	**0**	**0**	**0**	**0**	**0**	**0**	**0**	**0**	**0**	**0**	**0**	**0.0**	**0**	**0.0**	**0**	**0.0**	**25.0**	**32.8**

Summary Graphs

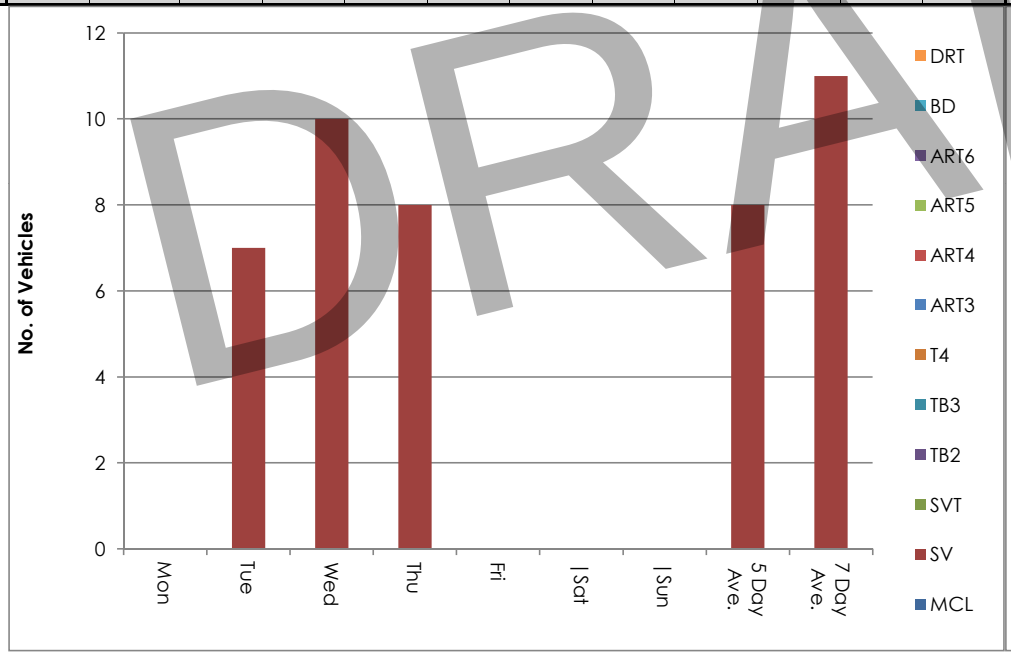

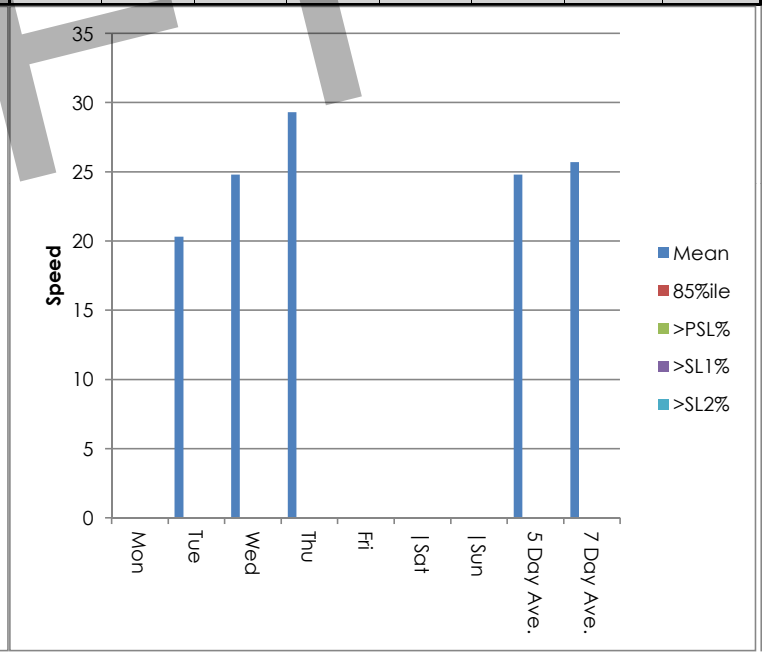

DRAFT

Site 81
Location Unamed Rd, Att - tree, Lat 54.03945, Long -6.82168
Direction Two way

3279 / Meath/Cavan/Monaghan ATC's
October 2013
Automatic Traffic Count

Tue, 8 October 2013

Time	Total	Speed Bins (km/h)																											
		0 - 5	5 - 10	10 - 15	15 - 20	20 - 25	25 - 30	30 - 35	35 - 40	40 - 45	45 - 50	50 - 55	55 - 60	60 - 65	65 - 70	70 - 75	75 - 80	80 - 85	85 - 90	90 - 95	95 - 100	100 - 105	105 - 110	110 - 115	115 - 120	120 - 125	125 - 130	130 - 135	135 - 140
0000	**0**	**0**	**0**	**0**	**0**	**0**	**0**	**0**	**0**	**0**	**0**	**0**	**0**	**0**	**0**	**0**	**0**	**0**	**0**	**0**	**0**	**0**	**0**	**0**	**0**	**0**	**0**	**0**	**0**
0100	**0**	**0**	**0**	**0**	**0**	**0**	**0**	**0**	**0**	**0**	**0**	**0**	**0**	**0**	**0**	**0**	**0**	**0**	**0**	**0**	**0**	**0**	**0**	**0**	**0**	**0**	**0**	**0**	**0**
0200	**0**	**0**	**0**	**0**	**0**	**0**	**0**	**0**	**0**	**0**	**0**	**0**	**0**	**0**	**0**	**0**	**0**	**0**	**0**	**0**	**0**	**0**	**0**	**0**	**0**	**0**	**0**	**0**	**0**
0300	**0**	**0**	**0**	**0**	**0**	**0**	**0**	**0**	**0**	**0**	**0**	**0**	**0**	**0**	**0**	**0**	**0**	**0**	**0**	**0**	**0**	**0**	**0**	**0**	**0**	**0**	**0**	**0**	**0**
0400	**0**	**0**	**0**	**0**	**0**	**0**	**0**	**0**	**0**	**0**	**0**	**0**	**0**	**0**	**0**	**0**	**0**	**0**	**0**	**0**	**0**	**0**	**0**	**0**	**0**	**0**	**0**	**0**	**0**
0500	**0**	**0**	**0**	**0**	**0**	**0**	**0**	**0**	**0**	**0**	**0**	**0**	**0**	**0**	**0**	**0**	**0**	**0**	**0**	**0**	**0**	**0**	**0**	**0**	**0**	**0**	**0**	**0**	**0**
0600	**0**	**0**	**0**	**0**	**0**	**0**	**0**	**0**	**0**	**0**	**0**	**0**	**0**	**0**	**0**	**0**	**0**	**0**	**0**	**0**	**0**	**0**	**0**	**0**	**0**	**0**	**0**	**0**	**0**
0700	**0**	**0**	**0**	**0**	**0**	**0**	**0**	**0**	**0**	**0**	**0**	**0**	**0**	**0**	**0**	**0**	**0**	**0**	**0**	**0**	**0**	**0**	**0**	**0**	**0**	**0**	**0**	**0**	**0**
0800	**0**	**0**	**0**	**0**	**0**	**0**	**0**	**0**	**0**	**0**	**0**	**0**	**0**	**0**	**0**	**0**	**0**	**0**	**0**	**0**	**0**	**0**	**0**	**0**	**0**	**0**	**0**	**0**	**0**
0900	**0**	**0**	**0**	**0**	**0**	**0**	**0**	**0**	**0**	**0**	**0**	**0**	**0**	**0**	**0**	**0**	**0**	**0**	**0**	**0**	**0**	**0**	**0**	**0**	**0**	**0**	**0**	**0**	**0**
1000	**0**	**0**	**0**	**0**	**0**	**0**	**0**	**0**	**0**	**0**	**0**	**0**	**0**	**0**	**0**	**0**	**0**	**0**	**0**	**0**	**0**	**0**	**0**	**0**	**0**	**0**	**0**	**0**	**0**
1100	**0**	**0**	**0**	**0**	**0**	**0**	**0**	**0**	**0**	**0**	**0**	**0**	**0**	**0**	**0**	**0**	**0**	**0**	**0**	**0**	**0**	**0**	**0**	**0**	**0**	**0**	**0**	**0**	**0**
1200	**3**	**0**	**1**	**1**	**0**	**1**	**0**	**0**	**0**	**0**	**0**	**0**	**0**	**0**	**0**	**0**	**0**	**0**	**0**	**0**	**0**	**0**	**0**	**0**	**0**	**0**	**0**	**0**	**0**
1300	1	0	0	1	0	0	0	0	0	0	0	0	0	0	0	0	0	0	0	0	0	0	0	0	0	0	0	0	0
1400	0	0	0	0	0	0	0	0	0	0	0	0	0	0	0	0	0	0	0	0	0	0	0	0	0	0	0	0	0
1500	1	0	0	0	0	1	0	0	0	0	0	0	0	0	0	0	0	0	0	0	0	0	0	0	0	0	0	0	0
1600	1	0	0	0	0	0	0	1	0	0	0	0	0	0	0	0	0	0	0	0	0	0	0	0	0	0	0	0	0
1700	0	0	0	0	0	0	0	0	0	0	0	0	0	0	0	0	0	0	0	0	0	0	0	0	0	0	0	0	0
1800	1	0	0	0	0	0	1	0	0	0	0	0	0	0	0	0	0	0	0	0	0	0	0	0	0	0	0	0	0
1900	0	0	0	0	0	0	0	0	0	0	0	0	0	0	0	0	0	0	0	0	0	0	0	0	0	0	0	0	0
2000	0	0	0	0	0	0	0	0	0	0	0	0	0	0	0	0	0	0	0	0	0	0	0	0	0	0	0	0	0
2100	0	0	0	0	0	0	0	0	0	0	0	0	0	0	0	0	0	0	0	0	0	0	0	0	0	0	0	0	0
2200	0	0	0	0	0	0	0	0	0	0	0	0	0	0	0	0	0	0	0	0	0	0	0	0	0	0	0	0	0
2300	0	0	0	0	0	0	0	0	0	0	0	0	0	0	0	0	0	0	0	0	0	0	0	0	0	0	0	0	0
07-19	**7**	**0**	**1**	**2**	**0**	**2**	**1**	**1**	**0**	**0**	**0**	**0**	**0**	**0**	**0**	**0**	**0**	**0**	**0**	**0**	**0**	**0**	**0**	**0**	**0**	**0**	**0**	**0**	**0**
06-22	**7**	**0**	**1**	**2**	**0**	**2**	**1**	**1**	**0**	**0**	**0**	**0**	**0**	**0**	**0**	**0**	**0**	**0**	**0**	**0**	**0**	**0**	**0**	**0**	**0**	**0**	**0**	**0**	**0**
06-00	**7**	**0**	**1**	**2**	**0**	**2**	**1**	**1**	**0**	**0**	**0**	**0**	**0**	**0**	**0**	**0**	**0**	**0**	**0**	**0**	**0**	**0**	**0**	**0**	**0**	**0**	**0**	**0**	**0**
00-00	**7**	**0**	**1**	**2**	**0**	**2**	**1**	**1**	**0**	**0**	**0**	**0**	**0**	**0**	**0**	**0**	**0**	**0**	**0**	**0**	**0**	**0**	**0**	**0**	**0**	**0**	**0**	**0**	**0**

DRAFT

Site 81
Location Unamed Rd, Att - tree, Lat 54.03945, Long -6.82168
Direction Two way

3279 / Meath/Cavan/Monaghan ATC's
October 2013
Automatic Traffic Count

Wed, 9 October 2013

Time	Total	Speed Bins (km/h)																											
		0 - 5	5 - 10	10 - 15	15 - 20	20 - 25	25 - 30	30 - 35	35 - 40	40 - 45	45 - 50	50 - 55	55 - 60	60 - 65	65 - 70	70 - 75	75 - 80	80 - 85	85 - 90	90 - 95	95 - 100	100 - 105	105 - 110	110 - 115	115 - 120	120 - 125	125 - 130	130 - 135	135 - 140
0000	0	0	0	0	0	0	0	0	0	0	0	0	0	0	0	0	0	0	0	0	0	0	0	0	0	0	0	0	0
0100	0	0	0	0	0	0	0	0	0	0	0	0	0	0	0	0	0	0	0	0	0	0	0	0	0	0	0	0	0
0200	0	0	0	0	0	0	0	0	0	0	0	0	0	0	0	0	0	0	0	0	0	0	0	0	0	0	0	0	0
0300	0	0	0	0	0	0	0	0	0	0	0	0	0	0	0	0	0	0	0	0	0	0	0	0	0	0	0	0	0
0400	0	0	0	0	0	0	0	0	0	0	0	0	0	0	0	0	0	0	0	0	0	0	0	0	0	0	0	0	0
0500	0	0	0	0	0	0	0	0	0	0	0	0	0	0	0	0	0	0	0	0	0	0	0	0	0	0	0	0	0
0600	0	0	0	0	0	0	0	0	0	0	0	0	0	0	0	0	0	0	0	0	0	0	0	0	0	0	0	0	0
0700	1	0	0	0	0	0	1	0	0	0	0	0	0	0	0	0	0	0	0	0	0	0	0	0	0	0	0	0	0
0800	1	0	0	1	0	0	0	0	0	0	0	0	0	0	0	0	0	0	0	0	0	0	0	0	0	0	0	0	0
0900	0	0	0	0	0	0	0	0	0	0	0	0	0	0	0	0	0	0	0	0	0	0	0	0	0	0	0	0	0
1000	1	0	0	0	0	0	0	0	1	0	0	0	0	0	0	0	0	0	0	0	0	0	0	0	0	0	0	0	0
1100	**2**	**0**	**0**	**0**	**2**	**0**	**0**	**0**	**0**	**0**	**0**	**0**	**0**	**0**	**0**	**0**	**0**	**0**	**0**	**0**	**0**	**0**	**0**	**0**	**0**	**0**	**0**	**0**	**0**
1200	**1**	**0**	**0**	**0**	**0**	**1**	**0**	**0**	**0**	**0**	**0**	**0**	**0**	**0**	**0**	**0**	**0**	**0**	**0**	**0**	**0**	**0**	**0**	**0**	**0**	**0**	**0**	**0**	**0**
1300	0	0	0	0	0	0	0	0	0	0	0	0	0	0	0	0	0	0	0	0	0	0	0	0	0	0	0	0	0
1400	0	0	0	0	0	0	0	0	0	0	0	0	0	0	0	0	0	0	0	0	0	0	0	0	0	0	0	0	0
1500	0	0	0	0	0	0	0	0	0	0	0	0	0	0	0	0	0	0	0	0	0	0	0	0	0	0	0	0	0
1600	**1**	**0**	**0**	**0**	**0**	**0**	**1**	**0**	**0**	**0**	**0**	**0**	**0**	**0**	**0**	**0**	**0**	**0**	**0**	**0**	**0**	**0**	**0**	**0**	**0**	**0**	**0**	**0**	**0**
1700	0	0	0	0	0	0	0	0	0	0	0	0	0	0	0	0	0	0	0	0	0	0	0	0	0	0	0	0	0
1800	**1**	**0**	**0**	**0**	**0**	**1**	**0**	**0**	**0**	**0**	**0**	**0**	**0**	**0**	**0**	**0**	**0**	**0**	**0**	**0**	**0**	**0**	**0**	**0**	**0**	**0**	**0**	**0**	**0**
1900	**1**	**0**	**0**	**0**	**0**	**0**	**1**	**0**	**0**	**0**	**0**	**0**	**0**	**0**	**0**	**0**	**0**	**0**	**0**	**0**	**0**	**0**	**0**	**0**	**0**	**0**	**0**	**0**	**0**
2000	0	0	0	0	0	0	0	0	0	0	0	0	0	0	0	0	0	0	0	0	0	0	0	0	0	0	0	0	0
2100	0	0	0	0	0	0	0	0	0	0	0	0	0	0	0	0	0	0	0	0	0	0	0	0	0	0	0	0	0
2200	**1**	**0**	**0**	**0**	**0**	**0**	**0**	**1**	**0**	**0**	**0**	**0**	**0**	**0**	**0**	**0**	**0**	**0**	**0**	**0**	**0**	**0**	**0**	**0**	**0**	**0**	**0**	**0**	**0**
2300	0	0	0	0	0	0	0	0	0	0	0	0	0	0	0	0	0	0	0	0	0	0	0	0	0	0	0	0	0
07-19	**8**	**0**	**0**	**1**	**2**	**2**	**2**	**0**	**1**	**0**	**0**	**0**	**0**	**0**	**0**	**0**	**0**	**0**	**0**	**0**	**0**	**0**	**0**	**0**	**0**	**0**	**0**	**0**	**0**
06-22	**9**	**0**	**0**	**1**	**2**	**2**	**3**	**0**	**1**	**0**	**0**	**0**	**0**	**0**	**0**	**0**	**0**	**0**	**0**	**0**	**0**	**0**	**0**	**0**	**0**	**0**	**0**	**0**	**0**
06-00	**10**	**0**	**0**	**1**	**2**	**2**	**3**	**1**	**1**	**0**	**0**	**0**	**0**	**0**	**0**	**0**	**0**	**0**	**0**	**0**	**0**	**0**	**0**	**0**	**0**	**0**	**0**	**0**	**0**
00-00	**10**	**0**	**0**	**1**	**2**	**2**	**3**	**1**	**1**	**0**	**0**	**0**	**0**	**0**	**0**	**0**	**0**	**0**	**0**	**0**	**0**	**0**	**0**	**0**	**0**	**0**	**0**	**0**	**0**

DRAFT

Site 81
Location Unamed Rd, Att - tree, Lat 54.03945, Long -6.82168
Direction Two way

3279 / Meath/Cavan/Monaghan ATC's
October 2013
Automatic Traffic Count

Thu, 10 October 2013

Time	Total	Speed Bins (km/h)																											
		0 - 5	5 - 10	10 - 15	15 - 20	20 - 25	25 - 30	30 - 35	35 - 40	40 - 45	45 - 50	50 - 55	55 - 60	60 - 65	65 - 70	70 - 75	75 - 80	80 - 85	85 - 90	90 - 95	95 - 100	100 - 105	105 - 110	110 - 115	115 - 120	120 - 125	125 - 130	130 - 135	135 - 140
0000	0	0	0	0	0	0	0	0	0	0	0	0	0	0	0	0	0	0	0	0	0	0	0	0	0	0	0	0	0
0100	0	0	0	0	0	0	0	0	0	0	0	0	0	0	0	0	0	0	0	0	0	0	0	0	0	0	0	0	0
0200	0	0	0	0	0	0	0	0	0	0	0	0	0	0	0	0	0	0	0	0	0	0	0	0	0	0	0	0	0
0300	0	0	0	0	0	0	0	0	0	0	0	0	0	0	0	0	0	0	0	0	0	0	0	0	0	0	0	0	0
0400	0	0	0	0	0	0	0	0	0	0	0	0	0	0	0	0	0	0	0	0	0	0	0	0	0	0	0	0	0
0500	0	0	0	0	0	0	0	0	0	0	0	0	0	0	0	0	0	0	0	0	0	0	0	0	0	0	0	0	0
0600	0	0	0	0	0	0	0	0	0	0	0	0	0	0	0	0	0	0	0	0	0	0	0	0	0	0	0	0	0
0700	1	0	0	0	0	0	0	0	1	0	0	0	0	0	0	0	0	0	0	0	0	0	0	0	0	0	0	0	0
0800	1	0	0	0	0	0	1	0	0	0	0	0	0	0	0	0	0	0	0	0	0	0	0	0	0	0	0	0	0
0900	1	0	0	0	0	0	0	0	1	0	0	0	0	0	0	0	0	0	0	0	0	0	0	0	0	0	0	0	0
1000	**3**	**0**	**0**	**0**	**1**	**1**	**0**	**1**	**0**	**0**	**0**	**0**	**0**	**0**	**0**	**0**	**0**	**0**	**0**	**0**	**0**	**0**	**0**	**0**	**0**	**0**	**0**	**0**	**0**
1100	0	0	0	0	0	0	0	0	0	0	0	0	0	0	0	0	0	0	0	0	0	0	0	0	0	0	0	0	0
1200	**1**	**0**	**0**	**0**	**0**	**0**	**0**	**1**	**0**	**0**	**0**	**0**	**0**	**0**	**0**	**0**	**0**	**0**	**0**	**0**	**0**	**0**	**0**	**0**	**0**	**0**	**0**	**0**	**0**
1300	0	0	0	0	0	0	0	0	0	0	0	0	0	0	0	0	0	0	0	0	0	0	0	0	0	0	0	0	0
1400	0	0	0	0	0	0	0	0	0	0	0	0	0	0	0	0	0	0	0	0	0	0	0	0	0	0	0	0	0
1500	**1**	**0**	**0**	**0**	**0**	**0**	**0**	**1**	**0**	**0**	**0**	**0**	**0**	**0**	**0**	**0**	**0**	**0**	**0**	**0**	**0**	**0**	**0**	**0**	**0**	**0**	**0**	**0**	**0**
1600	0	0	0	0	0	0	0	0	0	0	0	0	0	0	0	0	0	0	0	0	0	0	0	0	0	0	0	0	0
1700	0	0	0	0	0	0	0	0	0	0	0	0	0	0	0	0	0	0	0	0	0	0	0	0	0	0	0	0	0
1800	0	0	0	0	0	0	0	0	0	0	0	0	0	0	0	0	0	0	0	0	0	0	0	0	0	0	0	0	0
1900	0	0	0	0	0	0	0	0	0	0	0	0	0	0	0	0	0	0	0	0	0	0	0	0	0	0	0	0	0
2000	0	0	0	0	0	0	0	0	0	0	0	0	0	0	0	0	0	0	0	0	0	0	0	0	0	0	0	0	0
2100	0	0	0	0	0	0	0	0	0	0	0	0	0	0	0	0	0	0	0	0	0	0	0	0	0	0	0	0	0
2200	0	0	0	0	0	0	0	0	0	0	0	0	0	0	0	0	0	0	0	0	0	0	0	0	0	0	0	0	0
2300	0	0	0	0	0	0	0	0	0	0	0	0	0	0	0	0	0	0	0	0	0	0	0	0	0	0	0	0	0
07-19	**8**	**0**	**0**	**0**	**1**	**1**	**1**	**3**	**2**	**0**	**0**	**0**	**0**	**0**	**0**	**0**	**0**	**0**	**0**	**0**	**0**	**0**	**0**	**0**	**0**	**0**	**0**	**0**	**0**
06-22	**8**	**0**	**0**	**0**	**1**	**1**	**1**	**3**	**2**	**0**	**0**	**0**	**0**	**0**	**0**	**0**	**0**	**0**	**0**	**0**	**0**	**0**	**0**	**0**	**0**	**0**	**0**	**0**	**0**
06-00	**8**	**0**	**0**	**0**	**1**	**1**	**1**	**3**	**2**	**0**	**0**	**0**	**0**	**0**	**0**	**0**	**0**	**0**	**0**	**0**	**0**	**0**	**0**	**0**	**0**	**0**	**0**	**0**	**0**
00-00	**8**	**0**	**0**	**0**	**1**	**1**	**1**	**3**	**2**	**0**	**0**	**0**	**0**	**0**	**0**	**0**	**0**	**0**	**0**	**0**	**0**	**0**	**0**	**0**	**0**	**0**	**0**	**0**	**0**

DRAFT

Site 81
Location Unamed Rd, Att - tree, Lat 54.03945, Long -6.82168
Direction Two way

3279 / Meath/Cavan/Monaghan ATC's
October 2013
Automatic Traffic Count

Virtual Day (Partial days = 2.50)

Time	Total	Speed Bins (km/h)																											
		0 - 5	5 - 10	10 - 15	15 - 20	20 - 25	25 - 30	30 - 35	35 - 40	40 - 45	45 - 50	50 - 55	55 - 60	60 - 65	65 - 70	70 - 75	75 - 80	80 - 85	85 - 90	90 - 95	95 - 100	100 - 105	105 - 110	110 - 115	115 - 120	120 - 125	125 - 130	130 - 135	135 - 140
0000	0	0	0	0	0	0	0	0	0	0	0	0	0	0	0	0	0	0	0	0	0	0	0	0	0	0	0	0	0
0100	0	0	0	0	0	0	0	0	0	0	0	0	0	0	0	0	0	0	0	0	0	0	0	0	0	0	0	0	0
0200	0	0	0	0	0	0	0	0	0	0	0	0	0	0	0	0	0	0	0	0	0	0	0	0	0	0	0	0	0
0300	0	0	0	0	0	0	0	0	0	0	0	0	0	0	0	0	0	0	0	0	0	0	0	0	0	0	0	0	0
0400	0	0	0	0	0	0	0	0	0	0	0	0	0	0	0	0	0	0	0	0	0	0	0	0	0	0	0	0	0
0500	0	0	0	0	0	0	0	0	0	0	0	0	0	0	0	0	0	0	0	0	0	0	0	0	0	0	0	0	0
0600	0	0	0	0	0	0	0	0	0	0	0	0	0	0	0	0	0	0	0	0	0	0	0	0	0	0	0	0	0
0700	1	0	0	0	0	0	1	0	1	0	0	0	0	0	0	0	0	0	0	0	0	0	0	0	0	0	0	0	0
0800	1	0	0	1	0	0	1	0	0	0	0	0	0	0	0	0	0	0	0	0	0	0	0	0	0	0	0	0	0
0900	1	0	0	0	0	0	0	0	1	0	0	0	0	0	0	0	0	0	0	0	0	0	0	0	0	0	0	0	0
1000	**2**	**0**	**0**	**0**	**1**	**1**	**0**	**1**	**1**	**0**	**0**	**0**	**0**	**0**	**0**	**0**	**0**	**0**	**0**	**0**	**0**	**0**	**0**	**0**	**0**	**0**	**0**	**0**	**0**
1100	1	0	0	0	1	0	0	0	0	0	0	0	0	0	0	0	0	0	0	0	0	0	0	0	0	0	0	0	0
1200	**2**	**0**	**0**	**0**	**0**	**1**	**0**	**0**	**0**	**0**	**0**	**0**	**0**	**0**	**0**	**0**	**0**	**0**	**0**	**0**	**0**	**0**	**0**	**0**	**0**	**0**	**0**	**0**	**0**
1300	0	0	0	0	0	0	0	0	0	0	0	0	0	0	0	0	0	0	0	0	0	0	0	0	0	0	0	0	0
1400	0	0	0	0	0	0	0	0	0	0	0	0	0	0	0	0	0	0	0	0	0	0	0	0	0	0	0	0	0
1500	1	0	0	0	0	0	0	0	0	0	0	0	0	0	0	0	0	0	0	0	0	0	0	0	0	0	0	0	0
1600	1	0	0	0	0	0	0	0	0	0	0	0	0	0	0	0	0	0	0	0	0	0	0	0	0	0	0	0	0
1700	0	0	0	0	0	0	0	0	0	0	0	0	0	0	0	0	0	0	0	0	0	0	0	0	0	0	0	0	0
1800	1	0	0	0	0	0	0	0	0	0	0	0	0	0	0	0	0	0	0	0	0	0	0	0	0	0	0	0	0
1900	0	0	0	0	0	0	0	0	0	0	0	0	0	0	0	0	0	0	0	0	0	0	0	0	0	0	0	0	0
2000	0	0	0	0	0	0	0	0	0	0	0	0	0	0	0	0	0	0	0	0	0	0	0	0	0	0	0	0	0
2100	0	0	0	0	0	0	0	0	0	0	0	0	0	0	0	0	0	0	0	0	0	0	0	0	0	0	0	0	0
2200	0	0	0	0	0	0	0	0	0	0	0	0	0	0	0	0	0	0	0	0	0	0	0	0	0	0	0	0	0
2300	0	0	0	0	0	0	0	0	0	0	0	0	0	0	0	0	0	0	0	0	0	0	0	0	0	0	0	0	0
07-19	**11**	**0**	**0**	**1**	**2**	**2**	**2**	**1**	**3**	**0**	**0**	**0**	**0**	**0**	**0**	**0**	**0**	**0**	**0**	**0**	**0**	**0**	**0**	**0**	**0**	**0**	**0**	**0**	**0**
06-22	**11**	**0**	**0**	**1**	**2**	**2**	**2**	**1**	**3**	**0**	**0**	**0**	**0**	**0**	**0**	**0**	**0**	**0**	**0**	**0**	**0**	**0**	**0**	**0**	**0**	**0**	**0**	**0**	**0**
06-00	**11**	**0**	**0**	**1**	**2**	**2**	**2**	**1**	**3**	**0**	**0**	**0**	**0**	**0**	**0**	**0**	**0**	**0**	**0**	**0**	**0**	**0**	**0**	**0**	**0**	**0**	**0**	**0**	**0**
00-00	**11**	**0**	**0**	**1**	**2**	**2**	**2**	**1**	**3**	**0**	**0**	**0**	**0**	**0**	**0**	**0**	**0**	**0**	**0**	**0**	**0**	**0**	**0**	**0**	**0**	**0**	**0**	**0**	**0**

DRAFT

Site 81
Location Unamed Rd, Att - tree, Lat 54.03945, Long -6.82168
Direction Two way

3279 / Meath/Cavan/Monaghan ATC's
October 2013
Automatic Traffic Count

Virtual Week (1)

Time	Total	Speed Bins (km/h)																											
		0 - 5	5 - 10	10 - 15	15 - 20	20 - 25	25 - 30	30 - 35	35 - 40	40 - 45	45 - 50	50 - 55	55 - 60	60 - 65	65 - 70	70 - 75	75 - 80	80 - 85	85 - 90	90 - 95	95 - 100	100 - 105	105 - 110	110 - 115	115 - 120	120 - 125	125 - 130	130 - 135	135 - 140
Mon	0	0	0	0	0	0	0	0	0	0	0	0	0	0	0	0	0	0	0	0	0	0	0	0	0	0	0	0	0
Tue	7	0	1	2	0	2	1	1	0	0	0	0	0	0	0	0	0	0	0	0	0	0	0	0	0	0	0	0	0
Wed	10	0	0	1	2	2	3	1	1	0	0	0	0	0	0	0	0	0	0	0	0	0	0	0	0	0	0	0	0
Thu	8	0	0	0	1	1	1	3	2	0	0	0	0	0	0	0	0	0	0	0	0	0	0	0	0	0	0	0	0
Fri	0	0	0	0	0	0	0	0	0	0	0	0	0	0	0	0	0	0	0	0	0	0	0	0	0	0	0	0	0
|Sat	0	0	0	0	0	0	0	0	0	0	0	0	0	0	0	0	0	0	0	0	0	0	0	0	0	0	0	0	0
|Sun	0	0	0	0	0	0	0	0	0	0	0	0	0	0	0	0	0	0	0	0	0	0	0	0	0	0	0	0	0
5 Day Ave.	**8**	**0**	**0**	**1**	**1**	**2**	**2**	**2**	**1**	**0**	**0**	**0**	**0**	**0**	**0**	**0**	**0**	**0**	**0**	**0**	**0**	**0**	**0**	**0**	**0**	**0**	**0**	**0**	**0**
7 Day Ave.	**11**	**0**	**0**	**1**	**2**	**2**	**2**	**1**	**3**	**0**	**0**	**0**	**0**	**0**	**0**	**0**	**0**	**0**	**0**	**0**	**0**	**0**	**0**	**0**	**0**	**0**	**0**	**0**	**0**
Total	**25**	**0**	**1**	**3**	**3**	**5**	**5**	**5**	**3**	**0**	**0**	**0**	**0**	**0**	**0**	**0**	**0**	**0**	**0**	**0**	**0**	**0**	**0**	**0**	**0**	**0**	**0**	**0**	**0**

Summary Graphs

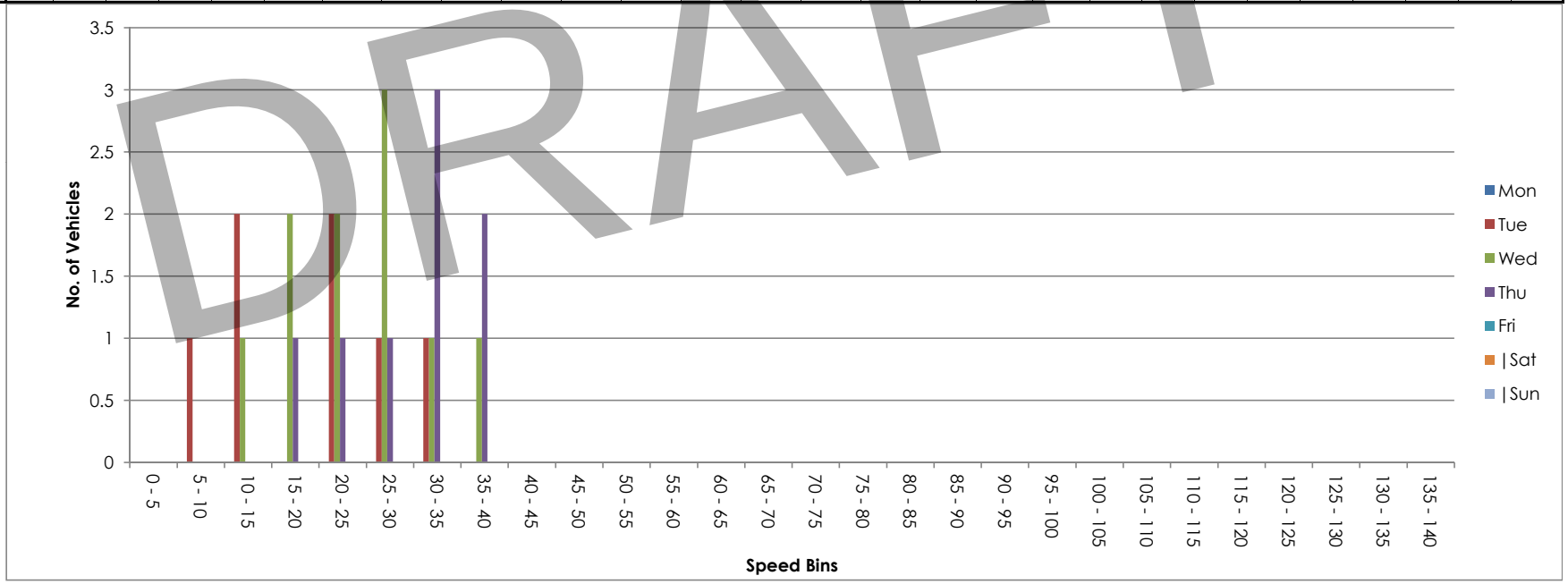

DRAFT



NDC NATIONWIDE DATA COLLECTION	**Site / Location:**	LP04010, Att - Telepole, Lat 54.04344, Long -6.81900	**Project No:**	3279	**Photo No:**	3279-82	**Drawn By:** MOR
	Survey Date:	Tue, 8 October 2013 to Mon, 14 October 2013	**Project Name:**		Meath/Cavan/Monaghan ATC'S		
	Survey Times:	00:00 to 00(24):00	**Title:**		Site Photograph		

Site No.	Location.	Direction.	Speed Limit - PSL (km/h)	Start Date.	End Date.	Total Vehicles.	5 Day Ave.	7 Day Ave.	No. > Speed Limit.	%. > Speed Limit.	No. > Speed Limit1 (+5km/h).	%. > Speed Limit1 (+5km/h).	No. > Speed Limit1 (+10km/h).	%. > Speed Limit1 (+10km/h).	Mean Speed	85%ile Speed
82	LP04010, Att - Telepole, Lat 54.04344, Long -6.81900	East	80	Tue, 8 October 2013	Mon, 14 October 2013	285	37	45	2	0.7	1	0.4	1	0.4	37.6	50.0
		West	80	Tue, 8 October 2013	Mon, 14 October 2013	347	42	52	0	0.0	0	0.0	0	0.0	37.1	49.7
		Two way	80	Tue, 8 October 2013	Mon, 14 October 2013	632	80	95	2	0.3	1	0.2	1	0.2	37.3	50.0

DRAFT

Site 82
Location LP04010, Att - Telepole, Lat 54.04344, Long -6.81900
Direction East

3279 / Meath/Cavan/Monaghan ATC's
October 2013
Automatic Traffic Count

Tue, 8 October 2013

Time	Total	Classification												>PSL	>PSL%	>SL1	>SL1%	>SL2	>SL2%	Mean	Vpp
		1 MCL	2 SV	3 SVT	4 TB2	5 TB3	6 T4	7 ART3	8 ART4	9 ART5	10 ART6	11 BD	12 DRT	80	80	85 +5kph	85 +5kph	90 +10kph	90 +10kph		85
0000	**0**	**0**	**0**	**0**	**0**	**0**	**0**	**0**	**0**	**0**	**0**	**0**	**0**	**0**	**0**	**0**	**0**	**0**	**0**	**0**	**0**
0100	**0**	**0**	**0**	**0**	**0**	**0**	**0**	**0**	**0**	**0**	**0**	**0**	**0**	**0**	**0**	**0**	**0**	**0**	**0**	**0**	**0**
0200	**0**	**0**	**0**	**0**	**0**	**0**	**0**	**0**	**0**	**0**	**0**	**0**	**0**	**0**	**0**	**0**	**0**	**0**	**0**	**0**	**0**
0300	**0**	**0**	**0**	**0**	**0**	**0**	**0**	**0**	**0**	**0**	**0**	**0**	**0**	**0**	**0**	**0**	**0**	**0**	**0**	**0**	**0**
0400	**0**	**0**	**0**	**0**	**0**	**0**	**0**	**0**	**0**	**0**	**0**	**0**	**0**	**0**	**0**	**0**	**0**	**0**	**0**	**0**	**0**
0500	**0**	**0**	**0**	**0**	**0**	**0**	**0**	**0**	**0**	**0**	**0**	**0**	**0**	**0**	**0**	**0**	**0**	**0**	**0**	**0**	**0**
0600	**0**	**0**	**0**	**0**	**0**	**0**	**0**	**0**	**0**	**0**	**0**	**0**	**0**	**0**	**0**	**0**	**0**	**0**	**0**	**0**	**0**
0700	**0**	**0**	**0**	**0**	**0**	**0**	**0**	**0**	**0**	**0**	**0**	**0**	**0**	**0**	**0**	**0**	**0**	**0**	**0**	**0**	**0**
0800	**0**	**0**	**0**	**0**	**0**	**0**	**0**	**0**	**0**	**0**	**0**	**0**	**0**	**0**	**0**	**0**	**0**	**0**	**0**	**0**	**0**
0900	**0**	**0**	**0**	**0**	**0**	**0**	**0**	**0**	**0**	**0**	**0**	**0**	**0**	**0**	**0**	**0**	**0**	**0**	**0**	**0**	**0**
1000	**0**	**0**	**0**	**0**	**0**	**0**	**0**	**0**	**0**	**0**	**0**	**0**	**0**	**0**	**0**	**0**	**0**	**0**	**0**	**0**	**0**
1100	**0**	**0**	**0**	**0**	**0**	**0**	**0**	**0**	**0**	**0**	**0**	**0**	**0**	**0**	**0**	**0**	**0**	**0**	**0**	**-**	**-**
1200	4	0	4	0	0	0	0	0	0	0	0	0	0	0	0	0	0	0	0	42.6	-
1300	0	0	0	0	0	0	0	0	0	0	0	0	0	0	0	0	0	0	0	-	-
1400	4	0	3	0	1	0	0	0	0	0	0	0	0	0	0	0	0	0	0	36.1	-
1500	1	0	1	0	0	0	0	0	0	0	0	0	0	0	0	0	0	0	0	38.5	-
1600	3	0	2	1	0	0	0	0	0	0	0	0	0	0	0	0	0	0	0	37.4	-
1700	2	0	2	0	0	0	0	0	0	0	0	0	0	0	0	0	0	0	0	40.1	-
1800	**5**	**0**	**2**	**0**	**3**	**0**	**0**	**0**	**0**	**0**	**0**	**0**	**0**	**0**	**0**	**0**	**0**	**0**	**0**	**44.9**	**-**
1900	3	0	3	0	0	0	0	0	0	0	0	0	0	0	0	0	0	0	0	37.4	-
2000	**5**	**0**	**5**	**0**	**0**	**0**	**0**	**0**	**0**	**0**	**0**	**0**	**0**	**0**	**0**	**0**	**0**	**0**	**0**	**18.3**	**-**
2100	1	0	1	0	0	0	0	0	0	0	0	0	0	0	0	0	0	0	0	43.7	-
2200	0	0	0	0	0	0	0	0	0	0	0	0	0	0	0	0	0	0	0	-	-
2300	0	0	0	0	0	0	0	0	0	0	0	0	0	0	0	0	0	0	0	-	-
07-19	**19**	**0**	**14**	**1**	**4**	**0**	**0**	**0**	**0**	**0**	**0**	**0**	**0**	**0**	**0**	**0**	**0**	**0**	**0**	**40.5**	**46.8**
06-22	**28**	**0**	**23**	**1**	**4**	**0**	**0**	**0**	**0**	**0**	**0**	**0**	**0**	**0**	**0**	**0**	**0**	**0**	**0**	**36.3**	**49.3**
06-00	**28**	**0**	**23**	**1**	**4**	**0**	**0**	**0**	**0**	**0**	**0**	**0**	**0**	**0**	**0**	**0**	**0**	**0**	**0**	**36.3**	**49.3**
00-00	**28**	**0**	**23**	**1**	**4**	**0**	**0**	**0**	**0**	**0**	**0**	**0**	**0**	**0**	**0**	**0**	**0**	**0**	**0**	**36.3**	**49.3**

DRAFT

Site 82
Location LP04010, Att - Telepole, Lat 54.04344, Long -6.81900
Direction East

3279 / Meath/Cavan/Monaghan ATC's
October 2013
Automatic Traffic Count

Wed, 9 October 2013

Time	Total	Classification												>PSL	>PSL%	>SL1	>SL1%	>SL2	>SL2%	Mean	Vpp
		1 MCL	2 SV	3 SVT	4 TB2	5 TB3	6 T4	7 ART3	8 ART4	9 ART5	10 ART6	11 BD	12 DRT	80	80	85 +5kph	85 +5kph	90 +10kph	90 +10kph		85
0000	1	0	1	0	0	0	0	0	0	0	0	0	0	0	0	0	0	0	0	40.8	-
0100	**12**	**0**	**12**	**0**	**0**	**0**	**0**	**0**	**0**	**0**	**0**	**0**	**0**	**0**	**0**	**0**	**0**	**0**	**0**	**12.5**	**13.3**
0200	0	0	0	0	0	0	0	0	0	0	0	0	0	0	0	0	0	0	0	-	-
0300	0	0	0	0	0	0	0	0	0	0	0	0	0	0	0	0	0	0	0	-	-
0400	0	0	0	0	0	0	0	0	0	0	0	0	0	0	0	0	0	0	0	-	-
0500	1	0	1	0	0	0	0	0	0	0	0	0	0	0	0	0	0	0	0	47.3	-
0600	0	0	0	0	0	0	0	0	0	0	0	0	0	0	0	0	0	0	0	-	-
0700	2	0	2	0	0	0	0	0	0	0	0	0	0	0	0	0	0	0	0	42.8	-
0800	2	0	1	0	1	0	0	0	0	0	0	0	0	0	0	0	0	0	0	42.8	-
0900	2	0	2	0	0	0	0	0	0	0	0	0	0	0	0	0	0	0	0	35.7	-
1000	1	0	1	0	0	0	0	0	0	0	0	0	0	0	0	0	0	0	0	40.7	-
1100	7	0	7	0	0	0	0	0	0	0	0	0	0	0	0	0	0	0	0	15.7	-
1200	5	0	5	0	0	0	0	0	0	0	0	0	0	0	0	0	0	0	0	9.9	-
1300	3	0	3	0	0	0	0	0	0	0	0	0	0	0	0	0	0	0	0	38.3	-
1400	3	0	1	0	2	0	0	0	0	0	0	0	0	0	0	0	0	0	0	31.8	-
1500	1	0	1	0	0	0	0	0	0	0	0	0	0	0	0	0	0	0	0	30.1	-
1600	3	0	2	0	1	0	0	0	0	0	0	0	0	0	0	0	0	0	0	49.6	-
1700	**9**	**0**	**5**	**0**	**3**	**0**	**0**	**0**	**1**	**0**	**0**	**0**	**0**	**0**	**0**	**0**	**0**	**0**	**0**	**41**	**-**
1800	0	0	0	0	0	0	0	0	0	0	0	0	0	0	0	0	0	0	0	-	-
1900	3	0	3	0	0	0	0	0	0	0	0	0	0	0	0	0	0	0	0	46.6	-
2000	1	0	1	0	0	0	0	0	0	0	0	0	0	0	0	0	0	0	0	49.4	-
2100	1	0	1	0	0	0	0	0	0	0	0	0	0	0	0	0	0	0	0	55.3	-
2200	0	0	0	0	0	0	0	0	0	0	0	0	0	0	0	0	0	0	0	-	-
2300	0	0	0	0	0	0	0	0	0	0	0	0	0	0	0	0	0	0	0	-	-
07-19	**38**	**0**	**30**	**0**	**7**	**0**	**0**	**0**	**1**	**0**	**0**	**0**	**0**	**0**	**0**	**0**	**0**	**0**	**0**	**31.6**	**47.9**
06-22	**43**	**0**	**35**	**0**	**7**	**0**	**0**	**0**	**1**	**0**	**0**	**0**	**0**	**0**	**0**	**0**	**0**	**0**	**0**	**33.6**	**49.3**
06-00	**43**	**0**	**35**	**0**	**7**	**0**	**0**	**0**	**1**	**0**	**0**	**0**	**0**	**0**	**0**	**0**	**0**	**0**	**0**	**33.6**	**49.3**
00-00	**57**	**0**	**49**	**0**	**7**	**0**	**0**	**0**	**1**	**0**	**0**	**0**	**0**	**0**	**0**	**0**	**0**	**0**	**0**	**29.5**	**48.2**

DRAFT

Site 82
Location LP04010, Att - Telepole, Lat 54.04344, Long -6.81900
Direction East

3279 / Meath/Cavan/Monaghan ATC's
October 2013
Automatic Traffic Count

Thu, 10 October 2013

Time	Total	Classification												>PSL	>PSL%	>SL1	>SL1%	>SL2	>SL2%	Mean	Vpp
		1 MCL	2 SV	3 SVT	4 TB2	5 TB3	6 T4	7 ART3	8 ART4	9 ART5	10 ART6	11 BD	12 DRT	80	80	85 +5kph	85 +5kph	90 +10kph	90 +10kph		85
0000	0	0	0	0	0	0	0	0	0	0	0	0	0	0	0	0	0	0	0	-	-
0100	0	0	0	0	0	0	0	0	0	0	0	0	0	0	0	0	0	0	0	-	-
0200	0	0	0	0	0	0	0	0	0	0	0	0	0	0	0	0	0	0	0	-	-
0300	0	0	0	0	0	0	0	0	0	0	0	0	0	0	0	0	0	0	0	-	-
0400	0	0	0	0	0	0	0	0	0	0	0	0	0	0	0	0	0	0	0	-	-
0500	1	0	1	0	0	0	0	0	0	0	0	0	0	0	0	0	0	0	0	46.7	-
0600	0	0	0	0	0	0	0	0	0	0	0	0	0	0	0	0	0	0	0	-	-
0700	2	0	1	0	1	0	0	0	0	0	0	0	0	0	0	0	0	0	0	42.7	-
0800	1	0	0	0	1	0	0	0	0	0	0	0	0	0	0	0	0	0	0	47.6	-
0900	**3**	**0**	**3**	**0**	**0**	**0**	**0**	**0**	**0**	**0**	**0**	**0**	**0**	**0**	**0**	**0**	**0**	**0**	**0**	**43.4**	**-**
1000	**3**	**0**	**3**	**0**	**0**	**0**	**0**	**0**	**0**	**0**	**0**	**0**	**0**	**0**	**0**	**0**	**0**	**0**	**0**	**31.3**	**-**
1100	2	0	2	0	0	0	0	0	0	0	0	0	0	0	0	0	0	0	0	30.5	-
1200	0	0	0	0	0	0	0	0	0	0	0	0	0	0	0	0	0	0	0	-	-
1300	1	0	1	0	0	0	0	0	0	0	0	0	0	0	0	0	0	0	0	48	-
1400	3	0	3	0	0	0	0	0	0	0	0	0	0	0	0	0	0	0	0	36.4	-
1500	1	0	1	0	0	0	0	0	0	0	0	0	0	0	0	0	0	0	0	35.6	-
1600	3	0	2	0	0	0	0	0	1	0	0	0	0	0	0	0	0	0	0	38.3	-
1700	2	0	1	1	0	0	0	0	0	0	0	0	0	0	0	0	0	0	0	44.6	-
1800	**5**	**0**	**4**	**0**	**1**	**0**	**0**	**0**	**0**	**0**	**0**	**0**	**0**	**0**	**0**	**0**	**0**	**0**	**0**	**42.6**	**-**
1900	1	0	1	0	0	0	0	0	0	0	0	0	0	0	0	0	0	0	0	47	-
2000	2	0	2	0	0	0	0	0	0	0	0	0	0	0	0	0	0	0	0	58.1	-
2100	4	0	3	1	0	0	0	0	0	0	0	0	0	0	0	0	0	0	0	40.3	-
2200	1	0	1	0	0	0	0	0	0	0	0	0	0	0	0	0	0	0	0	39.9	-
2300	0	0	0	0	0	0	0	0	0	0	0	0	0	0	0	0	0	0	0	-	-
07-19	**26**	**0**	**21**	**1**	**3**	**0**	**0**	**0**	**1**	**0**	**0**	**0**	**0**	**0**	**0**	**0**	**0**	**0**	**0**	**39.5**	**47.9**
06-22	**33**	**0**	**27**	**2**	**3**	**0**	**0**	**0**	**1**	**0**	**0**	**0**	**0**	**0**	**0**	**0**	**0**	**0**	**0**	**41**	**51.1**
06-00	**34**	**0**	**28**	**2**	**3**	**0**	**0**	**0**	**1**	**0**	**0**	**0**	**0**	**0**	**0**	**0**	**0**	**0**	**0**	**41**	**51.1**
00-00	**35**	**0**	**29**	**2**	**3**	**0**	**0**	**0**	**1**	**0**	**0**	**0**	**0**	**0**	**0**	**0**	**0**	**0**	**0**	**41.1**	**51.1**

DRAFT

Site 82
Location LP04010, Att - Telepole, Lat 54.04344, Long -6.81900
Direction East

3279 / Meath/Cavan/Monaghan ATC's
October 2013
Automatic Traffic Count

Fri, 11 October 2013

Time	Total	Classification												>PSL	>PSL%	>SL1	>SL1%	>SL2	>SL2%	Mean	Vpp
		1 MCL	2 SV	3 SVT	4 TB2	5 TB3	6 T4	7 ART3	8 ART4	9 ART5	10 ART6	11 BD	12 DRT	80	80	85 +5kph	85 +5kph	90 +10kph	90 +10kph		85
0000	0	0	0	0	0	0	0	0	0	0	0	0	0	0	0	0	0	0	0	-	-
0100	1	0	1	0	0	0	0	0	0	0	0	0	0	0	0	0	0	0	0	42	-
0200	0	0	0	0	0	0	0	0	0	0	0	0	0	0	0	0	0	0	0	-	-
0300	0	0	0	0	0	0	0	0	0	0	0	0	0	0	0	0	0	0	0	-	-
0400	1	0	1	0	0	0	0	0	0	0	0	0	0	0	0	0	0	0	0	38.4	-
0500	**2**	**0**	**2**	**0**	**0**	**0**	**0**	**0**	**0**	**0**	**0**	**0**	**0**	**0**	**0**	**0**	**0**	**0**	**0**	**30.2**	**-**
0600	0	0	0	0	0	0	0	0	0	0	0	0	0	0	0	0	0	0	0	-	-
0700	0	0	0	0	0	0	0	0	0	0	0	0	0	0	0	0	0	0	0	-	-
0800	0	0	0	0	0	0	0	0	0	0	0	0	0	0	0	0	0	0	0	-	-
0900	0	0	0	0	0	0	0	0	0	0	0	0	0	0	0	0	0	0	0	-	-
1000	0	0	0	0	0	0	0	0	0	0	0	0	0	0	0	0	0	0	0	-	-
1100	0	0	0	0	0	0	0	0	0	0	0	0	0	0	0	0	0	0	0	-	-
1200	1	0	1	0	0	0	0	0	0	0	0	0	0	0	0	0	0	0	0	26.9	-
1300	3	0	3	0	0	0	0	0	0	0	0	0	0	0	0	0	0	0	0	13.2	-
1400	**5**	**0**	**5**	**0**	**0**	**0**	**0**	**0**	**0**	**0**	**0**	**0**	**0**	**0**	**0**	**0**	**0**	**0**	**0**	**35.9**	**-**
1500	1	0	1	0	0	0	0	0	0	0	0	0	0	0	0	0	0	0	0	37.4	-
1600	4	0	4	0	0	0	0	0	0	0	0	0	0	0	0	0	0	0	0	37.3	-
1700	3	0	1	1	0	0	0	0	1	0	0	0	0	0	0	0	0	0	0	37.2	-
1800	3	0	2	0	1	0	0	0	0	0	0	0	0	0	0	0	0	0	0	43.6	-
1900	2	0	2	0	0	0	0	0	0	0	0	0	0	0	0	0	0	0	0	35.4	-
2000	1	0	1	0	0	0	0	0	0	0	0	0	0	0	0	0	0	0	0	56.3	-
2100	2	0	2	0	0	0	0	0	0	0	0	0	0	0	0	0	0	0	0	40.3	-
2200	0	0	0	0	0	0	0	0	0	0	0	0	0	0	0	0	0	0	0	-	-
2300	1	0	1	0	0	0	0	0	0	0	0	0	0	0	0	0	0	0	0	42.2	-
07-19	**20**	**0**	**17**	**1**	**1**	**0**	**0**	**0**	**1**	**0**	**0**	**0**	**0**	**0**	**0**	**0**	**0**	**0**	**0**	**33.7**	**40**
06-22	**25**	**0**	**22**	**1**	**1**	**0**	**0**	**0**	**1**	**0**	**0**	**0**	**0**	**0**	**0**	**0**	**0**	**0**	**0**	**35.3**	**41**
06-00	**26**	**0**	**23**	**1**	**1**	**0**	**0**	**0**	**1**	**0**	**0**	**0**	**0**	**0**	**0**	**0**	**0**	**0**	**0**	**35.6**	**41**
00-00	**30**	**0**	**27**	**1**	**1**	**0**	**0**	**0**	**1**	**0**	**0**	**0**	**0**	**0**	**0**	**0**	**0**	**0**	**0**	**35.5**	**42.1**

DRAFT

Site 82
Location LP04010, Att - Telepole, Lat 54.04344, Long -6.81900
Direction East

3279 / Meath/Cavan/Monaghan ATC's
October 2013
Automatic Traffic Count

Sat, 12 October 2013

Time	Total	Classification												>PSL	>PSL%	>SL1	>SL1%	>SL2	>SL2%	Mean	Vpp
		1 MCL	2 SV	3 SVT	4 TB2	5 TB3	6 T4	7 ART3	8 ART4	9 ART5	10 ART6	11 BD	12 DRT	80	80	85 +5kph	85 +5kph	90 +10kph	90 +10kph		85
0000	0	0	0	0	0	0	0	0	0	0	0	0	0	0	0	0	0	0	0	-	-
0100	2	0	1	0	1	0	0	0	0	0	0	0	0	0	0	0	0	0	0	55.7	-
0200	0	0	0	0	0	0	0	0	0	0	0	0	0	0	0	0	0	0	0	-	-
0300	0	0	0	0	0	0	0	0	0	0	0	0	0	0	0	0	0	0	0	-	-
0400	0	0	0	0	0	0	0	0	0	0	0	0	0	0	0	0	0	0	0	-	-
0500	0	0	0	0	0	0	0	0	0	0	0	0	0	0	0	0	0	0	0	-	-
0600	0	0	0	0	0	0	0	0	0	0	0	0	0	0	0	0	0	0	0	-	-
0700	0	0	0	0	0	0	0	0	0	0	0	0	0	0	0	0	0	0	0	-	-
0800	**9**	**0**	**6**	**0**	**2**	**0**	**1**	**0**	**0**	**0**	**0**	**0**	**0**	**0**	**0**	**0**	**0**	**0**	**0**	**35.3**	**-**
0900	5	0	4	0	0	0	1	0	0	0	0	0	0	0	0	0	0	0	0	35.2	-
1000	4	1	3	0	0	0	0	0	0	0	0	0	0	0	0	0	0	0	0	24.7	-
1100	3	0	3	0	0	0	0	0	0	0	0	0	0	0	0	0	0	0	0	40	-
1200	5	0	5	0	0	0	0	0	0	0	0	0	0	0	0	0	0	0	0	38.8	-
1300	3	0	1	1	1	0	0	0	0	0	0	0	0	0	0	0	0	0	0	35.3	-
1400	2	0	2	0	0	0	0	0	0	0	0	0	0	0	0	0	0	0	0	47.7	-
1500	4	0	4	0	0	0	0	0	0	0	0	0	0	0	0	0	0	0	0	40.8	-
1600	1	0	0	0	0	1	0	0	0	0	0	0	0	0	0	0	0	0	0	51.1	-
1700	1	0	0	0	0	1	0	0	0	0	0	0	0	0	0	0	0	0	0	45.5	-
1800	**6**	**0**	**3**	**0**	**2**	**0**	**0**	**0**	**1**	**0**	**0**	**0**	**0**	**0**	**0**	**0**	**0**	**0**	**0**	**40.6**	**-**
1900	1	0	1	0	0	0	0	0	0	0	0	0	0	0	0	0	0	0	0	55.7	-
2000	2	0	0	0	1	0	0	0	0	1	0	0	0	1	50	0	0	0	0	64	-
2100	1	0	0	0	0	1	0	0	0	0	0	0	0	0	0	0	0	0	0	49.7	-
2200	1	0	0	0	1	0	0	0	0	0	0	0	0	0	0	0	0	0	0	71	-
2300	0	0	0	0	0	0	0	0	0	0	0	0	0	0	0	0	0	0	0	-	-
07-19	**43**	**1**	**31**	**1**	**5**	**2**	**2**	**0**	**1**	**0**	**0**	**0**	**0**	**0**	**0**	**0**	**0**	**0**	**0**	**37.5**	**47.5**
06-22	**47**	**1**	**32**	**1**	**6**	**3**	**2**	**0**	**1**	**1**	**0**	**0**	**0**	**1**	**2.1**	**0**	**0**	**0**	**0**	**39.2**	**47.9**
06-00	**48**	**1**	**32**	**1**	**7**	**3**	**2**	**0**	**1**	**1**	**0**	**0**	**0**	**1**	**2.1**	**0**	**0**	**0**	**0**	**39.9**	**48.6**
00-00	**50**	**1**	**33**	**1**	**8**	**3**	**2**	**0**	**1**	**1**	**0**	**0**	**0**	**1**	**2**	**0**	**0**	**0**	**0**	**40.5**	**49.7**

DRAFT

Site 82
Location LP04010, Att - Telepole, Lat 54.04344, Long -6.81900
Direction East

3279 / Meath/Cavan/Monaghan ATC's
October 2013
Automatic Traffic Count

Sun, 13 October 2013

Time	Total	Classification												>PSL	>PSL%	>SL1	>SL1%	>SL2	>SL2%	Mean	Vpp
		1 MCL	2 SV	3 SVT	4 TB2	5 TB3	6 T4	7 ART3	8 ART4	9 ART5	10 ART6	11 BD	12 DRT	80	80	85 +5kph	85 +5kph	90 +10kph	90 +10kph		85
0000	1	0	0	0	1	0	0	0	0	0	0	0	0	0	0	0	0	0	0	22.7	-
0100	0	0	0	0	0	0	0	0	0	0	0	0	0	0	0	0	0	0	0	-	-
0200	1	0	0	0	1	0	0	0	0	0	0	0	0	1	100	1	100	1	100	95.5	-
0300	0	0	0	0	0	0	0	0	0	0	0	0	0	0	0	0	0	0	0	-	-
0400	2	0	2	0	0	0	0	0	0	0	0	0	0	0	0	0	0	0	0	69.4	-
0500	0	0	0	0	0	0	0	0	0	0	0	0	0	0	0	0	0	0	0	-	-
0600	0	0	0	0	0	0	0	0	0	0	0	0	0	0	0	0	0	0	0	-	-
0700	0	0	0	0	0	0	0	0	0	0	0	0	0	0	0	0	0	0	0	-	-
0800	0	0	0	0	0	0	0	0	0	0	0	0	0	0	0	0	0	0	0	-	-
0900	1	0	1	0	0	0	0	0	0	0	0	0	0	0	0	0	0	0	0	69.4	-
1000	1	0	0	0	1	0	0	0	0	0	0	0	0	0	0	0	0	0	0	76.5	-
1100	**3**	**0**	**0**	**0**	**0**	**3**	**0**	**0**	**0**	**0**	**0**	**0**	**0**	**0**	**0**	**0**	**0**	**0**	**0**	**36.5**	**-**
1200	4	0	2	1	1	0	0	0	0	0	0	0	0	0	0	0	0	0	0	34	-
1300	4	0	1	1	1	1	0	0	0	0	0	0	0	0	0	0	0	0	0	35.8	-
1400	**5**	**0**	**2**	**0**	**1**	**1**	**1**	**0**	**0**	**0**	**0**	**0**	**0**	**0**	**0**	**0**	**0**	**0**	**0**	**38.5**	**-**
1500	4	0	2	0	1	1	0	0	0	0	0	0	0	0	0	0	0	0	0	34.6	-
1600	3	0	0	1	0	1	0	1	0	0	0	0	0	0	0	0	0	0	0	29.8	-
1700	4	0	3	0	1	0	0	0	0	0	0	0	0	0	0	0	0	0	0	36.3	-
1800	2	0	1	0	1	0	0	0	0	0	0	0	0	0	0	0	0	0	0	28.6	-
1900	3	0	1	0	2	0	0	0	0	0	0	0	0	0	0	0	0	0	0	45.7	-
2000	2	0	2	0	0	0	0	0	0	0	0	0	0	0	0	0	0	0	0	46.7	-
2100	**5**	**0**	**3**	**0**	**1**	**1**	**0**	**0**	**0**	**0**	**0**	**0**	**0**	**0**	**0**	**0**	**0**	**0**	**0**	**50.7**	**-**
2200	2	0	2	0	0	0	0	0	0	0	0	0	0	0	0	0	0	0	0	50.3	-
2300	1	0	1	0	0	0	0	0	0	0	0	0	0	0	0	0	0	0	0	50.3	-
07-19	**31**	**0**	**12**	**3**	**7**	**7**	**1**	**1**	**0**	**0**	**0**	**0**	**0**	**0**	**0**	**0**	**0**	**0**	**0**	**37.3**	**53.6**
06-22	**41**	**0**	**18**	**3**	**10**	**8**	**1**	**1**	**0**	**0**	**0**	**0**	**0**	**0**	**0**	**0**	**0**	**0**	**0**	**40**	**54**
06-00	**44**	**0**	**21**	**3**	**10**	**8**	**1**	**1**	**0**	**0**	**0**	**0**	**0**	**0**	**0**	**0**	**0**	**0**	**0**	**40.7**	**53.6**
00-00	**48**	**0**	**23**	**3**	**12**	**8**	**1**	**1**	**0**	**0**	**0**	**0**	**0**	**1**	**2.1**	**1**	**2.1**	**1**	**2.1**	**42.7**	**59.8**

DRAFT

Site 82
Location LP04010, Att - Telepole, Lat 54.04344, Long -6.81900
Direction East

3279 / Meath/Cavan/Monaghan ATC's
October 2013
Automatic Traffic Count

Mon, 14 October 2013

Time	Total	Classification												>PSL	>PSL%	>SL1	>SL1%	>SL2	>SL2%	Mean	Vpp
		1 MCL	2 SV	3 SVT	4 TB2	5 TB3	6 T4	7 ART3	8 ART4	9 ART5	10 ART6	11 BD	12 DRT	80	80	85 +5kph	85 +5kph	90 +10kph	90 +10kph		85
0000	2	0	2	0	0	0	0	0	0	0	0	0	0	0	0	0	0	0	0	50.3	-
0100	1	0	0	0	1	0	0	0	0	0	0	0	0	0	0	0	0	0	0	68.7	-
0200	0	0	0	0	0	0	0	0	0	0	0	0	0	0	0	0	0	0	0	-	-
0300	0	0	0	0	0	0	0	0	0	0	0	0	0	0	0	0	0	0	0	-	-
0400	0	0	0	0	0	0	0	0	0	0	0	0	0	0	0	0	0	0	0	-	-
0500	1	0	1	0	0	0	0	0	0	0	0	0	0	0	0	0	0	0	0	63.3	-
0600	0	0	0	0	0	0	0	0	0	0	0	0	0	0	0	0	0	0	0	-	-
0700	1	0	0	0	1	0	0	0	0	0	0	0	0	0	0	0	0	0	0	50.1	-
0800	**6**	**0**	**3**	**0**	**3**	**0**	**0**	**0**	**0**	**0**	**0**	**0**	**0**	**0**	**0**	**0**	**0**	**0**	**0**	**45.5**	**-**
0900	5	0	5	0	0	0	0	0	0	0	0	0	0	0	0	0	0	0	0	42	-
1000	3	0	1	0	0	1	1	0	0	0	0	0	0	0	0	0	0	0	0	34.1	-
1100	4	0	3	1	0	0	0	0	0	0	0	0	0	0	0	0	0	0	0	30.2	-
1200	**6**	**0**	**6**	**0**	**0**	**0**	**0**	**0**	**0**	**0**	**0**	**0**	**0**	**0**	**0**	**0**	**0**	**0**	**0**	**26.5**	**-**
1300	5	0	4	1	0	0	0	0	0	0	0	0	0	0	0	0	0	0	0	36.1	-
1400	1	0	1	0	0	0	0	0	0	0	0	0	0	0	0	0	0	0	0	42	-
1500	2	0	2	0	0	0	0	0	0	0	0	0	0	0	0	0	0	0	0	38.8	-
1600	0	0	0	0	0	0	0	0	0	0	0	0	0	0	0	0	0	0	0	0	0
1700	0	0	0	0	0	0	0	0	0	0	0	0	0	0	0	0	0	0	0	0	0
1800	0	0	0	0	0	0	0	0	0	0	0	0	0	0	0	0	0	0	0	0	0
1900	0	0	0	0	0	0	0	0	0	0	0	0	0	0	0	0	0	0	0	0	0
2000	0	0	0	0	0	0	0	0	0	0	0	0	0	0	0	0	0	0	0	0	0
2100	0	0	0	0	0	0	0	0	0	0	0	0	0	0	0	0	0	0	0	0	0
2200	0	0	0	0	0	0	0	0	0	0	0	0	0	0	0	0	0	0	0	0	0
2300	0	0	0	0	0	0	0	0	0	0	0	0	0	0	0	0	0	0	0	0	0
07-19	**33**	**0**	**25**	**2**	**4**	**1**	**1**	**0**	**0**	**0**	**0**	**0**	**0**	**0**	**0**	**0**	**0**	**0**	**0**	**36.8**	**45.7**
06-22	**33**	**0**	**25**	**2**	**4**	**1**	**1**	**0**	**0**	**0**	**0**	**0**	**0**	**0**	**0**	**0**	**0**	**0**	**0**	**36.8**	**45.7**
06-00	**33**	**0**	**25**	**2**	**4**	**1**	**1**	**0**	**0**	**0**	**0**	**0**	**0**	**0**	**0**	**0**	**0**	**0**	**0**	**36.8**	**45.7**
00-00	**37**	**0**	**28**	**2**	**5**	**1**	**1**	**0**	**0**	**0**	**0**	**0**	**0**	**0**	**0**	**0**	**0**	**0**	**0**	**39.1**	**48.2**

DRAFT

Site 82
Location LP04010, Att - Telepole, Lat 54.04344, Long -6.81900
Direction East

3279 / Meath/Cavan/Monaghan ATC's
October 2013
Automatic Traffic Count

Virtual Day (Partial days = 6.54)

Time	Total	Classification												>PSL	>PSL%	>SL1	>SL1%	>SL2	>SL2%	Mean	Vpp
		1 MCL	2 SV	3 SVT	4 TB2	5 TB3	6 T4	7 ART3	8 ART4	9 ART5	10 ART6	11 BD	12 DRT	80	80	85 +5kph	85 +5kph	90 +10kph	90 +10kph		85
0000	1	0	1	0	0	0	0	0	0	0	0	0	0	0	0	0	0	0	0	41	-
0100	**3**	**0**	**2**	**0**	**0**	**0**	**0**	**0**	**0**	**0**	**0**	**0**	**0**	**0**	**0**	**0**	**0**	**0**	**0**	**23.3**	**-**
0200	0	0	0	0	0	0	0	0	0	0	0	0	0	0	100	0	100	0	100	95.5	-
0300	0	0	0	0	0	0	0	0	0	0	0	0	0	0	0	0	0	0	0	-	-
0400	1	0	1	0	0	0	0	0	0	0	0	0	0	0	0	0	0	0	0	59.1	-
0500	1	0	1	0	0	0	0	0	0	0	0	0	0	0	0	0	0	0	0	43.5	-
0600	0	0	0	0	0	0	0	0	0	0	0	0	0	0	0	0	0	0	0	-	-
0700	1	0	1	0	0	0	0	0	0	0	0	0	0	0	0	0	0	0	0	44.2	-
0800	**3**	**0**	**2**	**0**	**1**	**0**	**0**	**0**	**0**	**0**	**0**	**0**	**0**	**0**	**0**	**0**	**0**	**0**	**0**	**40.2**	**-**
0900	**3**	**0**	**3**	**0**	**0**	**0**	**0**	**0**	**0**	**0**	**0**	**0**	**0**	**0**	**0**	**0**	**0**	**0**	**0**	**41.1**	**-**
1000	2	0	1	0	0	0	0	0	0	0	0	0	0	0	0	0	0	0	0	34.3	-
1100	**3**	**0**	**2**	**0**	**0**	**0**	**0**	**0**	**0**	**0**	**0**	**0**	**0**	**0**	**0**	**0**	**0**	**0**	**0**	**27.4**	**-**
1200	**4**	**0**	**3**	**0**	**0**	**0**	**0**	**0**	**0**	**0**	**0**	**0**	**0**	**0**	**0**	**0**	**0**	**0**	**0**	**29.4**	**-**
1300	3	0	2	0	0	0	0	0	0	0	0	0	0	0	0	0	0	0	0	33.3	-
1400	3	0	2	0	1	0	0	0	0	0	0	0	0	0	0	0	0	0	0	37.3	-
1500	2	0	2	0	0	0	0	0	0	0	0	0	0	0	0	0	0	0	0	37.2	-
1600	2	0	1	0	0	0	0	0	0	0	0	0	0	0	0	0	0	0	0	39.1	-
1700	3	0	2	0	1	0	0	0	0	0	0	0	0	0	0	0	0	0	0	40	-
1800	3	0	2	0	1	0	0	0	0	0	0	0	0	0	0	0	0	0	0	41.4	-
1900	2	0	2	0	0	0	0	0	0	0	0	0	0	0	0	0	0	0	0	43.3	-
2000	2	0	2	0	0	0	0	0	0	0	0	0	0	0	7.7	0	0	0	0	41.1	-
2100	2	0	1	0	0	0	0	0	0	0	0	0	0	0	0	0	0	0	0	46	-
2200	1	0	0	0	0	0	0	0	0	0	0	0	0	0	0	0	0	0	0	52.9	-
2300	0	0	0	0	0	0	0	0	0	0	0	0	0	0	0	0	0	0	0	46.2	-
07-19	**32**	**0**	**23**	**0**	**4**	**0**	**0**	**0**	**0**	**0**	**0**	**0**	**0**	**0**	**0**	**0**	**0**	**0**	**0**	**38.2**	**#NUM!**
06-22	**38**	**0**	**28**	**0**	**4**	**0**	**0**	**0**	**0**	**0**	**0**	**0**	**0**	**0**	**0**	**0**	**0**	**0**	**0**	**40**	**#NUM!**
06-00	**39**	**0**	**28**	**0**	**4**	**0**	**0**	**0**	**0**	**0**	**0**	**0**	**0**	**0**	**0**	**0**	**0**	**0**	**0**	**40.2**	**#NUM!**
00-00	**45**	**0**	**33**	**0**	**4**	**0**	**0**	**0**	**0**	**0**	**0**	**0**	**0**	**0**	**0**	**0**	**0**	**0**	**0**	**41.05**	**#NUM!**

DRAFT

Site 82
Location LP04010, Att - Telepole, Lat 54.04344, Long -6.81900
Direction East

3279 / Meath/Cavan/Monaghan ATC's
October 2013
Automatic Traffic Count

Virtual Week (1)

Time	Total	Classification												>PSL	>PSL%	>SL1	>SL1%	>SL2	>SL2%	Mean	Vpp
		1 MCL	2 SV	3 SVT	4 TB2	5 TB3	6 T4	7 ART3	8 ART4	9 ART5	10 ART6	11 BD	12 DRT	80	80	85 +5kph	85 +5kph	90 +10kph	90 +10kph		85
Mon	37	0	28	2	5	1	1	0	0	0	0	0	0	0	0	0	0	0	0	39.1	48.2
Tue	28	0	23	1	4	0	0	0	0	0	0	0	0	0	0	0	0	0	0	36.3	49.3
Wed	57	0	49	0	7	0	0	0	1	0	0	0	0	0	0	0	0	0	0	29.5	48.2
Thu	35	0	29	2	3	0	0	0	1	0	0	0	0	0	0	0	0	0	0	41.1	51.1
Fri	30	0	27	1	1	0	0	0	1	0	0	0	0	0	0	0	0	0	0	35.5	42.1
| Sat	50	1	33	1	8	3	2	0	1	1	0	0	0	1	2	0	0	0	0	40.5	49.7
| Sun	48	0	23	3	12	8	1	1	0	0	0	0	0	1	2.1	1	2.1	1	2.1	42.7	59.8
5 Day Ave.	**37**	**0**	**31**	**1**	**4**	**0**	**0**	**0**	**1**	**0**	**0**	**0**	**0**	**0**	**0.0**	**0**	**0.0**	**0**	**0.0**	**36.3**	**47.8**
7 Day Ave.	**45**	**0**	**33**	**0**	**4**	**0**	**0**	**0**	**0**	**0**	**0**	**0**	**0**	**0**	**0.0**	**0**	**0.0**	**0**	**0.0**	**41.1**	**#NUM!**
--	**285**	**1**	**212**	**10**	**40**	**12**	**4**	**1**	**4**	**1**	**0**	**0**	**0**	**2**	**0.7**	**1**	**0.4**	**1**	**0.4**	**37.6**	**50.0**

Summary Graphs

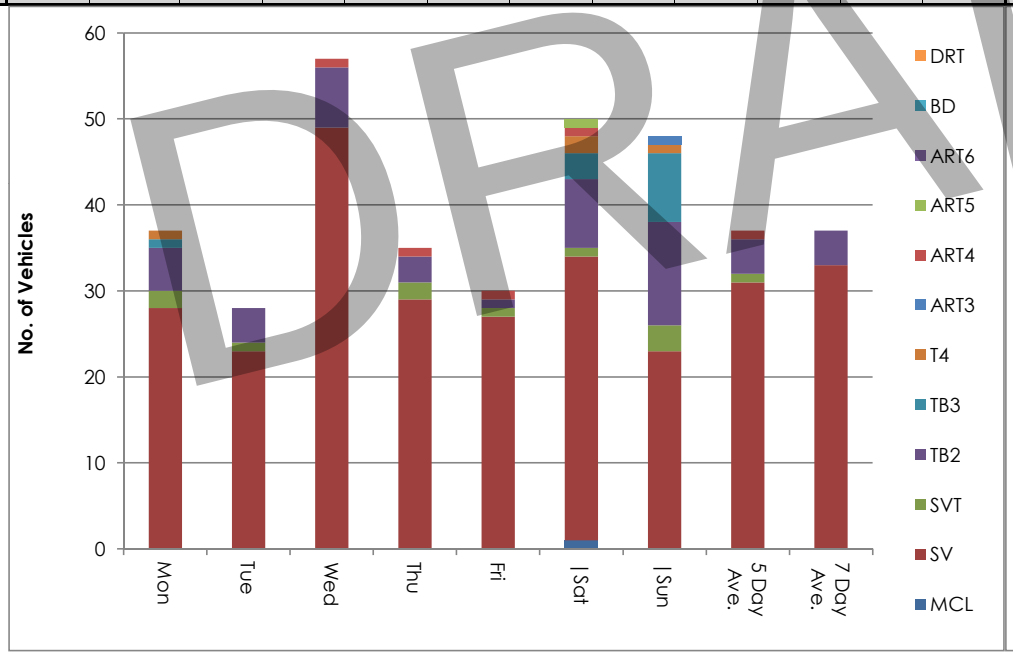

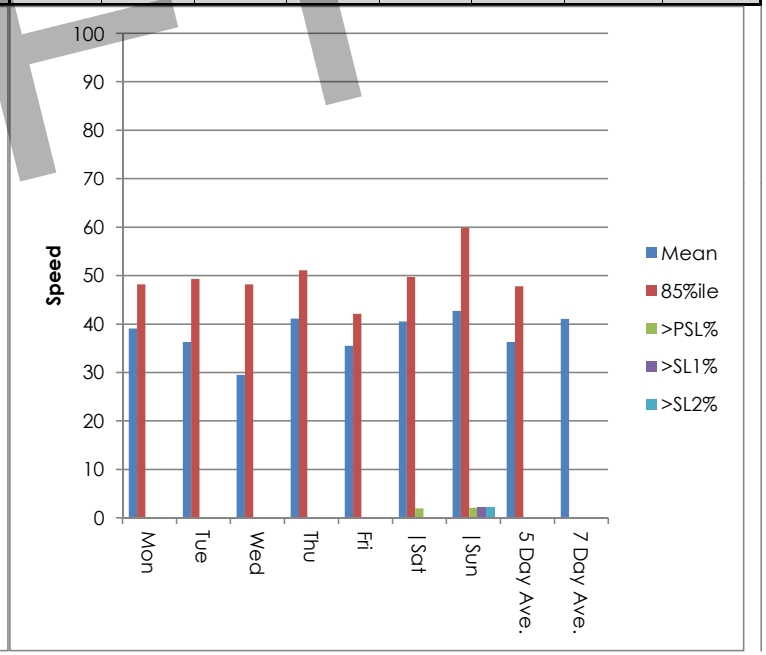

DRAFT

Site 82
Location LP04010, Att - Telepole, Lat 54.04344, Long -6.81900
Direction East

3279 / Meath/Cavan/Monaghan ATC's
October 2013
Automatic Traffic Count

Tue, 8 October 2013

Time	Total	Speed Bins (km/h)																											
		0 - 5	5 - 10	10 - 15	15 - 20	20 - 25	25 - 30	30 - 35	35 - 40	40 - 45	45 - 50	50 - 55	55 - 60	60 - 65	65 - 70	70 - 75	75 - 80	80 - 85	85 - 90	90 - 95	95 - 100	100 - 105	105 - 110	110 - 115	115 - 120	120 - 125	125 - 130	130 - 135	135 - 140
0000	**0**	**0**	**0**	**0**	**0**	**0**	**0**	**0**	**0**	**0**	**0**	**0**	**0**	**0**	**0**	**0**	**0**	**0**	**0**	**0**	**0**	**0**	**0**	**0**	**0**	**0**	**0**	**0**	**0**
0100	**0**	**0**	**0**	**0**	**0**	**0**	**0**	**0**	**0**	**0**	**0**	**0**	**0**	**0**	**0**	**0**	**0**	**0**	**0**	**0**	**0**	**0**	**0**	**0**	**0**	**0**	**0**	**0**	**0**
0200	**0**	**0**	**0**	**0**	**0**	**0**	**0**	**0**	**0**	**0**	**0**	**0**	**0**	**0**	**0**	**0**	**0**	**0**	**0**	**0**	**0**	**0**	**0**	**0**	**0**	**0**	**0**	**0**	**0**
0300	**0**	**0**	**0**	**0**	**0**	**0**	**0**	**0**	**0**	**0**	**0**	**0**	**0**	**0**	**0**	**0**	**0**	**0**	**0**	**0**	**0**	**0**	**0**	**0**	**0**	**0**	**0**	**0**	**0**
0400	**0**	**0**	**0**	**0**	**0**	**0**	**0**	**0**	**0**	**0**	**0**	**0**	**0**	**0**	**0**	**0**	**0**	**0**	**0**	**0**	**0**	**0**	**0**	**0**	**0**	**0**	**0**	**0**	**0**
0500	**0**	**0**	**0**	**0**	**0**	**0**	**0**	**0**	**0**	**0**	**0**	**0**	**0**	**0**	**0**	**0**	**0**	**0**	**0**	**0**	**0**	**0**	**0**	**0**	**0**	**0**	**0**	**0**	**0**
0600	**0**	**0**	**0**	**0**	**0**	**0**	**0**	**0**	**0**	**0**	**0**	**0**	**0**	**0**	**0**	**0**	**0**	**0**	**0**	**0**	**0**	**0**	**0**	**0**	**0**	**0**	**0**	**0**	**0**
0700	**0**	**0**	**0**	**0**	**0**	**0**	**0**	**0**	**0**	**0**	**0**	**0**	**0**	**0**	**0**	**0**	**0**	**0**	**0**	**0**	**0**	**0**	**0**	**0**	**0**	**0**	**0**	**0**	**0**
0800	**0**	**0**	**0**	**0**	**0**	**0**	**0**	**0**	**0**	**0**	**0**	**0**	**0**	**0**	**0**	**0**	**0**	**0**	**0**	**0**	**0**	**0**	**0**	**0**	**0**	**0**	**0**	**0**	**0**
0900	**0**	**0**	**0**	**0**	**0**	**0**	**0**	**0**	**0**	**0**	**0**	**0**	**0**	**0**	**0**	**0**	**0**	**0**	**0**	**0**	**0**	**0**	**0**	**0**	**0**	**0**	**0**	**0**	**0**
1000	**0**	**0**	**0**	**0**	**0**	**0**	**0**	**0**	**0**	**0**	**0**	**0**	**0**	**0**	**0**	**0**	**0**	**0**	**0**	**0**	**0**	**0**	**0**	**0**	**0**	**0**	**0**	**0**	**0**
1100	**0**	**0**	**0**	**0**	**0**	**0**	**0**	**0**	**0**	**0**	**0**	**0**	**0**	**0**	**0**	**0**	**0**	**0**	**0**	**0**	**0**	**0**	**0**	**0**	**0**	**0**	**0**	**0**	**0**
1200	4	0	0	0	0	0	1	0	0	1	1	1	0	0	0	0	0	0	0	0	0	0	0	0	0	0	0	0	0	0
1300	0	0	0	0	0	0	0	0	0	0	0	0	0	0	0	0	0	0	0	0	0	0	0	0	0	0	0	0	0	0
1400	4	0	0	0	0	1	1	0	0	1	1	0	0	0	0	0	0	0	0	0	0	0	0	0	0	0	0	0	0	0
1500	1	0	0	0	0	0	0	0	1	0	0	0	0	0	0	0	0	0	0	0	0	0	0	0	0	0	0	0	0	0
1600	3	0	0	0	0	0	0	1	1	1	0	0	0	0	0	0	0	0	0	0	0	0	0	0	0	0	0	0	0	0
1700	2	0	0	0	0	0	0	0	1	1	0	0	0	0	0	0	0	0	0	0	0	0	0	0	0	0	0	0	0	0
1800	**5**	**0**	**0**	**0**	**0**	**0**	**1**	**0**	**0**	**2**	**0**	**1**	**1**	**0**	**0**	**0**	**0**	**0**	**0**	**0**	**0**	**0**	**0**	**0**	**0**	**0**	**0**	**0**	**0**	**0**
1900	3	0	0	0	0	1	0	0	1	0	0	1	0	0	0	0	0	0	0	0	0	0	0	0	0	0	0	0	0	0
2000	**5**	**0**	**2**	**2**	**0**	**0**	**0**	**0**	**0**	**0**	**1**	**0**	**0**	**0**	**0**	**0**	**0**	**0**	**0**	**0**	**0**	**0**	**0**	**0**	**0**	**0**	**0**	**0**	**0**	**0**
2100	1	0	0	0	0	0	0	0	0	1	0	0	0	0	0	0	0	0	0	0	0	0	0	0	0	0	0	0	0	0
2200	0	0	0	0	0	0	0	0	0	0	0	0	0	0	0	0	0	0	0	0	0	0	0	0	0	0	0	0	0	0
2300	0	0	0	0	0	0	0	0	0	0	0	0	0	0	0	0	0	0	0	0	0	0	0	0	0	0	0	0	0	0
07-19	**19**	**0**	**0**	**0**	**0**	**1**	**3**	**1**	**3**	**6**	**2**	**2**	**1**	**0**	**0**	**0**	**0**	**0**	**0**	**0**	**0**	**0**	**0**	**0**	**0**	**0**	**0**	**0**	**0**	**0**
06-22	**28**	**0**	**2**	**2**	**0**	**2**	**3**	**1**	**4**	**7**	**3**	**3**	**1**	**0**	**0**	**0**	**0**	**0**	**0**	**0**	**0**	**0**	**0**	**0**	**0**	**0**	**0**	**0**	**0**	**0**
06-00	**28**	**0**	**2**	**2**	**0**	**2**	**3**	**1**	**4**	**7**	**3**	**3**	**1**	**0**	**0**	**0**	**0**	**0**	**0**	**0**	**0**	**0**	**0**	**0**	**0**	**0**	**0**	**0**	**0**	**0**
00-00	**28**	**0**	**2**	**2**	**0**	**2**	**3**	**1**	**4**	**7**	**3**	**3**	**1**	**0**	**0**	**0**	**0**	**0**	**0**	**0**	**0**	**0**	**0**	**0**	**0**	**0**	**0**	**0**	**0**	**0**

DRAFT

Site 82
Location LP04010, Att - Telepole, Lat 54.04344, Long -6.81900
Direction East

3279 / Meath/Cavan/Monaghan ATC's
October 2013
Automatic Traffic Count

Wed, 9 October 2013

Time	Total	Speed Bins (km/h)																											
		0 - 5	5 - 10	10 - 15	15 - 20	20 - 25	25 - 30	30 - 35	35 - 40	40 - 45	45 - 50	50 - 55	55 - 60	60 - 65	65 - 70	70 - 75	75 - 80	80 - 85	85 - 90	90 - 95	95 - 100	100 - 105	105 - 110	110 - 115	115 - 120	120 - 125	125 - 130	130 - 135	135 - 140
0000	1	0	0	0	0	0	0	0	0	1	0	0	0	0	0	0	0	0	0	0	0	0	0	0	0	0	0	0	0
0100	**12**	**0**	**2**	**9**	**0**	**1**	**0**	**0**	**0**	**0**	**0**	**0**	**0**	**0**	**0**	**0**	**0**	**0**	**0**	**0**	**0**	**0**	**0**	**0**	**0**	**0**	**0**	**0**	**0**
0200	0	0	0	0	0	0	0	0	0	0	0	0	0	0	0	0	0	0	0	0	0	0	0	0	0	0	0	0	0
0300	0	0	0	0	0	0	0	0	0	0	0	0	0	0	0	0	0	0	0	0	0	0	0	0	0	0	0	0	0
0400	0	0	0	0	0	0	0	0	0	0	0	0	0	0	0	0	0	0	0	0	0	0	0	0	0	0	0	0	0
0500	1	0	0	0	0	0	0	0	0	0	1	0	0	0	0	0	0	0	0	0	0	0	0	0	0	0	0	0	0
0600	0	0	0	0	0	0	0	0	0	0	0	0	0	0	0	0	0	0	0	0	0	0	0	0	0	0	0	0	0
0700	2	0	0	0	0	0	0	1	0	0	0	1	0	0	0	0	0	0	0	0	0	0	0	0	0	0	0	0	0
0800	2	0	0	0	0	0	0	0	1	0	1	0	0	0	0	0	0	0	0	0	0	0	0	0	0	0	0	0	0
0900	2	0	0	0	0	0	1	0	0	1	0	0	0	0	0	0	0	0	0	0	0	0	0	0	0	0	0	0	0
1000	1	0	0	0	0	0	0	0	0	1	0	0	0	0	0	0	0	0	0	0	0	0	0	0	0	0	0	0	0
1100	7	0	4	1	1	0	0	0	0	0	1	0	0	0	0	0	0	0	0	0	0	0	0	0	0	0	0	0	0
1200	5	0	3	2	0	0	0	0	0	0	0	0	0	0	0	0	0	0	0	0	0	0	0	0	0	0	0	0	0
1300	3	0	0	0	0	0	1	0	0	1	1	0	0	0	0	0	0	0	0	0	0	0	0	0	0	0	0	0	0
1400	3	0	0	0	0	0	2	0	0	1	0	0	0	0	0	0	0	0	0	0	0	0	0	0	0	0	0	0	0
1500	1	0	0	0	0	0	0	1	0	0	0	0	0	0	0	0	0	0	0	0	0	0	0	0	0	0	0	0	0
1600	3	0	0	0	0	0	0	0	0	0	2	1	0	0	0	0	0	0	0	0	0	0	0	0	0	0	0	0	0
1700	**9**	**0**	**0**	**0**	**0**	**0**	**0**	**3**	**2**	**1**	**2**	**0**	**1**	**0**	**0**	**0**	**0**	**0**	**0**	**0**	**0**	**0**	**0**	**0**	**0**	**0**	**0**	**0**	**0**
1800	0	0	0	0	0	0	0	0	0	0	0	0	0	0	0	0	0	0	0	0	0	0	0	0	0	0	0	0	0
1900	3	0	0	0	0	0	0	0	0	1	1	1	0	0	0	0	0	0	0	0	0	0	0	0	0	0	0	0	0
2000	1	0	0	0	0	0	0	0	0	0	1	0	0	0	0	0	0	0	0	0	0	0	0	0	0	0	0	0	0
2100	1	0	0	0	0	0	0	0	0	0	0	0	1	0	0	0	0	0	0	0	0	0	0	0	0	0	0	0	0
2200	0	0	0	0	0	0	0	0	0	0	0	0	0	0	0	0	0	0	0	0	0	0	0	0	0	0	0	0	0
2300	0	0	0	0	0	0	0	0	0	0	0	0	0	0	0	0	0	0	0	0	0	0	0	0	0	0	0	0	0
07-19	**38**	**0**	**7**	**3**	**1**	**0**	**4**	**5**	**3**	**5**	**7**	**2**	**1**	**0**	**0**	**0**	**0**	**0**	**0**	**0**	**0**	**0**	**0**	**0**	**0**	**0**	**0**	**0**	**0**
06-22	**43**	**0**	**7**	**3**	**1**	**0**	**4**	**5**	**3**	**6**	**9**	**3**	**2**	**0**	**0**	**0**	**0**	**0**	**0**	**0**	**0**	**0**	**0**	**0**	**0**	**0**	**0**	**0**	**0**
06-00	**43**	**0**	**7**	**3**	**1**	**0**	**4**	**5**	**3**	**6**	**9**	**3**	**2**	**0**	**0**	**0**	**0**	**0**	**0**	**0**	**0**	**0**	**0**	**0**	**0**	**0**	**0**	**0**	**0**
00-00	**57**	**0**	**9**	**12**	**1**	**1**	**4**	**5**	**3**	**7**	**10**	**3**	**2**	**0**	**0**	**0**	**0**	**0**	**0**	**0**	**0**	**0**	**0**	**0**	**0**	**0**	**0**	**0**	**0**

DRAFT

Site 82
Location LP04010, Att - Telepole, Lat 54.04344, Long -6.81900
Direction East

3279 / Meath/Cavan/Monaghan ATC's
October 2013
Automatic Traffic Count

Thu, 10 October 2013

Time	Total	Speed Bins (km/h)																											
		0 - 5	5 - 10	10 - 15	15 - 20	20 - 25	25 - 30	30 - 35	35 - 40	40 - 45	45 - 50	50 - 55	55 - 60	60 - 65	65 - 70	70 - 75	75 - 80	80 - 85	85 - 90	90 - 95	95 - 100	100 - 105	105 - 110	110 - 115	115 - 120	120 - 125	125 - 130	130 - 135	135 - 140
0000	0	0	0	0	0	0	0	0	0	0	0	0	0	0	0	0	0	0	0	0	0	0	0	0	0	0	0	0	0
0100	0	0	0	0	0	0	0	0	0	0	0	0	0	0	0	0	0	0	0	0	0	0	0	0	0	0	0	0	0
0200	0	0	0	0	0	0	0	0	0	0	0	0	0	0	0	0	0	0	0	0	0	0	0	0	0	0	0	0	0
0300	0	0	0	0	0	0	0	0	0	0	0	0	0	0	0	0	0	0	0	0	0	0	0	0	0	0	0	0	0
0400	0	0	0	0	0	0	0	0	0	0	0	0	0	0	0	0	0	0	0	0	0	0	0	0	0	0	0	0	0
0500	1	0	0	0	0	0	0	0	0	0	1	0	0	0	0	0	0	0	0	0	0	0	0	0	0	0	0	0	0
0600	0	0	0	0	0	0	0	0	0	0	0	0	0	0	0	0	0	0	0	0	0	0	0	0	0	0	0	0	0
0700	2	0	0	0	0	0	0	0	1	0	1	0	0	0	0	0	0	0	0	0	0	0	0	0	0	0	0	0	0
0800	1	0	0	0	0	0	0	0	0	0	1	0	0	0	0	0	0	0	0	0	0	0	0	0	0	0	0	0	0
0900	**3**	**0**	**0**	**0**	**0**	**0**	**0**	**0**	**1**	**1**	**1**	**0**	**0**	**0**	**0**	**0**	**0**	**0**	**0**	**0**	**0**	**0**	**0**	**0**	**0**	**0**	**0**	**0**	**0**
1000	**3**	**0**	**0**	**0**	**1**	**0**	**0**	**0**	**1**	**1**	**0**	**0**	**0**	**0**	**0**	**0**	**0**	**0**	**0**	**0**	**0**	**0**	**0**	**0**	**0**	**0**	**0**	**0**	**0**
1100	2	0	0	0	0	1	0	0	1	0	0	0	0	0	0	0	0	0	0	0	0	0	0	0	0	0	0	0	0
1200	0	0	0	0	0	0	0	0	0	0	0	0	0	0	0	0	0	0	0	0	0	0	0	0	0	0	0	0	0
1300	1	0	0	0	0	0	0	0	0	0	1	0	0	0	0	0	0	0	0	0	0	0	0	0	0	0	0	0	0
1400	3	0	0	0	0	0	1	0	0	2	0	0	0	0	0	0	0	0	0	0	0	0	0	0	0	0	0	0	0
1500	1	0	0	0	0	0	0	0	1	0	0	0	0	0	0	0	0	0	0	0	0	0	0	0	0	0	0	0	0
1600	3	0	0	0	0	0	0	2	0	0	0	1	0	0	0	0	0	0	0	0	0	0	0	0	0	0	0	0	0
1700	2	0	0	0	0	0	0	0	1	0	0	1	0	0	0	0	0	0	0	0	0	0	0	0	0	0	0	0	0
1800	**5**	**0**	**0**	**0**	**0**	**0**	**0**	**1**	**1**	**1**	**1**	**0**	**1**	**0**	**0**	**0**	**0**	**0**	**0**	**0**	**0**	**0**	**0**	**0**	**0**	**0**	**0**	**0**	**0**
1900	1	0	0	0	0	0	0	0	0	0	1	0	0	0	0	0	0	0	0	0	0	0	0	0	0	0	0	0	0
2000	2	0	0	0	0	0	0	0	0	0	0	0	2	0	0	0	0	0	0	0	0	0	0	0	0	0	0	0	0
2100	4	0	0	0	0	0	1	1	0	0	1	1	0	0	0	0	0	0	0	0	0	0	0	0	0	0	0	0	0
2200	1	0	0	0	0	0	0	0	1	0	0	0	0	0	0	0	0	0	0	0	0	0	0	0	0	0	0	0	0
2300	0	0	0	0	0	0	0	0	0	0	0	0	0	0	0	0	0	0	0	0	0	0	0	0	0	0	0	0	0
07-19	**26**	**0**	**0**	**0**	**1**	**1**	**1**	**3**	**7**	**5**	**5**	**2**	**1**	**0**	**0**	**0**	**0**	**0**	**0**	**0**	**0**	**0**	**0**	**0**	**0**	**0**	**0**	**0**	**0**
06-22	**33**	**0**	**0**	**0**	**1**	**1**	**2**	**4**	**7**	**5**	**7**	**3**	**3**	**0**	**0**	**0**	**0**	**0**	**0**	**0**	**0**	**0**	**0**	**0**	**0**	**0**	**0**	**0**	**0**
06-00	**34**	**0**	**0**	**0**	**1**	**1**	**2**	**4**	**8**	**5**	**7**	**3**	**3**	**0**	**0**	**0**	**0**	**0**	**0**	**0**	**0**	**0**	**0**	**0**	**0**	**0**	**0**	**0**	**0**
00-00	**35**	**0**	**0**	**0**	**1**	**1**	**2**	**4**	**8**	**5**	**8**	**3**	**3**	**0**	**0**	**0**	**0**	**0**	**0**	**0**	**0**	**0**	**0**	**0**	**0**	**0**	**0**	**0**	**0**

DRAFT

Site 82
Location LP04010, Att - Telepole, Lat 54.04344, Long -6.81900
Direction East

3279 / Meath/Cavan/Monaghan ATC's
October 2013
Automatic Traffic Count

Fri, 11 October 2013

Time	Total	Speed Bins (km/h)																											
		0 - 5	5 - 10	10 - 15	15 - 20	20 - 25	25 - 30	30 - 35	35 - 40	40 - 45	45 - 50	50 - 55	55 - 60	60 - 65	65 - 70	70 - 75	75 - 80	80 - 85	85 - 90	90 - 95	95 - 100	100 - 105	105 - 110	110 - 115	115 - 120	120 - 125	125 - 130	130 - 135	135 - 140
0000	0	0	0	0	0	0	0	0	0	0	0	0	0	0	0	0	0	0	0	0	0	0	0	0	0	0	0	0	0
0100	1	0	0	0	0	0	0	0	0	1	0	0	0	0	0	0	0	0	0	0	0	0	0	0	0	0	0	0	0
0200	0	0	0	0	0	0	0	0	0	0	0	0	0	0	0	0	0	0	0	0	0	0	0	0	0	0	0	0	0
0300	0	0	0	0	0	0	0	0	0	0	0	0	0	0	0	0	0	0	0	0	0	0	0	0	0	0	0	0	0
0400	1	0	0	0	0	0	0	0	1	0	0	0	0	0	0	0	0	0	0	0	0	0	0	0	0	0	0	0	0
0500	**2**	**0**	**1**	**0**	**0**	**0**	**0**	**0**	**0**	**0**	**0**	**1**	**0**	**0**	**0**	**0**	**0**	**0**	**0**	**0**	**0**	**0**	**0**	**0**	**0**	**0**	**0**	**0**	**0**
0600	0	0	0	0	0	0	0	0	0	0	0	0	0	0	0	0	0	0	0	0	0	0	0	0	0	0	0	0	0
0700	0	0	0	0	0	0	0	0	0	0	0	0	0	0	0	0	0	0	0	0	0	0	0	0	0	0	0	0	0
0800	0	0	0	0	0	0	0	0	0	0	0	0	0	0	0	0	0	0	0	0	0	0	0	0	0	0	0	0	0
0900	0	0	0	0	0	0	0	0	0	0	0	0	0	0	0	0	0	0	0	0	0	0	0	0	0	0	0	0	0
1000	0	0	0	0	0	0	0	0	0	0	0	0	0	0	0	0	0	0	0	0	0	0	0	0	0	0	0	0	0
1100	0	0	0	0	0	0	0	0	0	0	0	0	0	0	0	0	0	0	0	0	0	0	0	0	0	0	0	0	0
1200	1	0	0	0	0	0	1	0	0	0	0	0	0	0	0	0	0	0	0	0	0	0	0	0	0	0	0	0	0
1300	3	0	1	0	2	0	0	0	0	0	0	0	0	0	0	0	0	0	0	0	0	0	0	0	0	0	0	0	0
1400	**5**	**0**	**0**	**0**	**0**	**0**	**0**	**3**	**1**	**1**	**0**	**0**	**0**	**0**	**0**	**0**	**0**	**0**	**0**	**0**	**0**	**0**	**0**	**0**	**0**	**0**	**0**	**0**	**0**
1500	1	0	0	0	0	0	0	0	1	0	0	0	0	0	0	0	0	0	0	0	0	0	0	0	0	0	0	0	0
1600	4	0	0	0	0	0	0	0	3	1	0	0	0	0	0	0	0	0	0	0	0	0	0	0	0	0	0	0	0
1700	3	0	0	0	0	0	0	1	2	0	0	0	0	0	0	0	0	0	0	0	0	0	0	0	0	0	0	0	0
1800	3	0	0	0	0	1	0	0	0	1	0	0	0	0	1	0	0	0	0	0	0	0	0	0	0	0	0	0	0
1900	2	0	0	0	0	0	0	1	1	0	0	0	0	0	0	0	0	0	0	0	0	0	0	0	0	0	0	0	0
2000	1	0	0	0	0	0	0	0	0	0	0	0	1	0	0	0	0	0	0	0	0	0	0	0	0	0	0	0	0
2100	2	0	0	0	0	0	0	0	1	1	0	0	0	0	0	0	0	0	0	0	0	0	0	0	0	0	0	0	0
2200	0	0	0	0	0	0	0	0	0	0	0	0	0	0	0	0	0	0	0	0	0	0	0	0	0	0	0	0	0
2300	1	0	0	0	0	0	0	0	0	1	0	0	0	0	0	0	0	0	0	0	0	0	0	0	0	0	0	0	0
07-19	**20**	**0**	**1**	**0**	**2**	**1**	**1**	**4**	**7**	**3**	**0**	**0**	**0**	**0**	**1**	**0**	**0**	**0**	**0**	**0**	**0**	**0**	**0**	**0**	**0**	**0**	**0**	**0**	**0**
06-22	**25**	**0**	**1**	**0**	**2**	**1**	**1**	**5**	**9**	**4**	**0**	**0**	**1**	**0**	**1**	**0**	**0**	**0**	**0**	**0**	**0**	**0**	**0**	**0**	**0**	**0**	**0**	**0**	**0**
06-00	**26**	**0**	**1**	**0**	**2**	**1**	**1**	**5**	**9**	**5**	**0**	**0**	**1**	**0**	**1**	**0**	**0**	**0**	**0**	**0**	**0**	**0**	**0**	**0**	**0**	**0**	**0**	**0**	**0**
00-00	**30**	**0**	**2**	**0**	**2**	**1**	**1**	**5**	**10**	**6**	**0**	**1**	**1**	**0**	**1**	**0**	**0**	**0**	**0**	**0**	**0**	**0**	**0**	**0**	**0**	**0**	**0**	**0**	**0**

DRAFT

Site 82
Location LP04010, Att - Telepole, Lat 54.04344, Long -6.81900
Direction East

3279 / Meath/Cavan/Monaghan ATC's
October 2013
Automatic Traffic Count

Sat, 12 October 2013

Time	Total	Speed Bins (km/h)																											
		0 - 5	5 - 10	10 - 15	15 - 20	20 - 25	25 - 30	30 - 35	35 - 40	40 - 45	45 - 50	50 - 55	55 - 60	60 - 65	65 - 70	70 - 75	75 - 80	80 - 85	85 - 90	90 - 95	95 - 100	100 - 105	105 - 110	110 - 115	115 - 120	120 - 125	125 - 130	130 - 135	135 - 140
0000	0	0	0	0	0	0	0	0	0	0	0	0	0	0	0	0	0	0	0	0	0	0	0	0	0	0	0	0	0
0100	2	0	0	0	0	0	0	0	0	0	1	0	0	0	1	0	0	0	0	0	0	0	0	0	0	0	0	0	0
0200	0	0	0	0	0	0	0	0	0	0	0	0	0	0	0	0	0	0	0	0	0	0	0	0	0	0	0	0	0
0300	0	0	0	0	0	0	0	0	0	0	0	0	0	0	0	0	0	0	0	0	0	0	0	0	0	0	0	0	0
0400	0	0	0	0	0	0	0	0	0	0	0	0	0	0	0	0	0	0	0	0	0	0	0	0	0	0	0	0	0
0500	0	0	0	0	0	0	0	0	0	0	0	0	0	0	0	0	0	0	0	0	0	0	0	0	0	0	0	0	0
0600	0	0	0	0	0	0	0	0	0	0	0	0	0	0	0	0	0	0	0	0	0	0	0	0	0	0	0	0	0
0700	0	0	0	0	0	0	0	0	0	0	0	0	0	0	0	0	0	0	0	0	0	0	0	0	0	0	0	0	0
0800	**9**	**0**	**0**	**0**	**0**	**0**	**1**	**4**	**2**	**2**	**0**	**0**	**0**	**0**	**0**	**0**	**0**	**0**	**0**	**0**	**0**	**0**	**0**	**0**	**0**	**0**	**0**	**0**	**0**
0900	5	0	0	1	1	0	0	0	0	0	3	0	0	0	0	0	0	0	0	0	0	0	0	0	0	0	0	0	0
1000	4	0	0	0	0	1	3	0	0	0	0	0	0	0	0	0	0	0	0	0	0	0	0	0	0	0	0	0	0
1100	3	0	0	0	0	0	0	0	2	1	0	0	0	0	0	0	0	0	0	0	0	0	0	0	0	0	0	0	0
1200	5	0	0	0	0	0	0	3	0	0	2	0	0	0	0	0	0	0	0	0	0	0	0	0	0	0	0	0	0
1300	3	0	0	0	0	1	0	0	1	1	0	0	0	0	0	0	0	0	0	0	0	0	0	0	0	0	0	0	0
1400	2	0	0	0	0	0	0	0	0	1	0	0	1	0	0	0	0	0	0	0	0	0	0	0	0	0	0	0	0
1500	4	0	0	0	0	0	0	1	1	1	1	0	0	0	0	0	0	0	0	0	0	0	0	0	0	0	0	0	0
1600	1	0	0	0	0	0	0	0	0	0	0	1	0	0	0	0	0	0	0	0	0	0	0	0	0	0	0	0	0
1700	1	0	0	0	0	0	0	0	0	0	1	0	0	0	0	0	0	0	0	0	0	0	0	0	0	0	0	0	0
1800	**6**	**0**	**0**	**1**	**0**	**0**	**0**	**0**	**1**	**3**	**0**	**0**	**0**	**0**	**1**	**0**	**0**	**0**	**0**	**0**	**0**	**0**	**0**	**0**	**0**	**0**	**0**	**0**	**0**
1900	1	0	0	0	0	0	0	0	0	0	0	0	1	0	0	0	0	0	0	0	0	0	0	0	0	0	0	0	0
2000	2	0	0	0	0	0	0	0	0	1	0	0	0	0	0	0	0	1	0	0	0	0	0	0	0	0	0	0	0
2100	1	0	0	0	0	0	0	0	0	0	1	0	0	0	0	0	0	0	0	0	0	0	0	0	0	0	0	0	0
2200	1	0	0	0	0	0	0	0	0	0	0	0	0	0	0	1	0	0	0	0	0	0	0	0	0	0	0	0	0
2300	0	0	0	0	0	0	0	0	0	0	0	0	0	0	0	0	0	0	0	0	0	0	0	0	0	0	0	0	0
07-19	**43**	**0**	**0**	**2**	**1**	**2**	**4**	**8**	**7**	**9**	**7**	**1**	**1**	**0**	**1**	**0**	**0**	**0**	**0**	**0**	**0**	**0**	**0**	**0**	**0**	**0**	**0**	**0**	**0**
06-22	**47**	**0**	**0**	**2**	**1**	**2**	**4**	**8**	**7**	**10**	**8**	**1**	**2**	**0**	**1**	**0**	**0**	**1**	**0**	**0**	**0**	**0**	**0**	**0**	**0**	**0**	**0**	**0**	**0**
06-00	**48**	**0**	**0**	**2**	**1**	**2**	**4**	**8**	**7**	**10**	**8**	**1**	**2**	**0**	**1**	**1**	**0**	**1**	**0**	**0**	**0**	**0**	**0**	**0**	**0**	**0**	**0**	**0**	**0**
00-00	**50**	**0**	**0**	**2**	**1**	**2**	**4**	**8**	**7**	**10**	**9**	**1**	**2**	**0**	**2**	**1**	**0**	**1**	**0**	**0**	**0**	**0**	**0**	**0**	**0**	**0**	**0**	**0**	**0**

DRAFT

Site 82
Location LP04010, Att - Telepole, Lat 54.04344, Long -6.81900
Direction East

3279 / Meath/Cavan/Monaghan ATC's
October 2013
Automatic Traffic Count

Sun, 13 October 2013

Time	Total	Speed Bins (km/h)																											
		0 - 5	5 - 10	10 - 15	15 - 20	20 - 25	25 - 30	30 - 35	35 - 40	40 - 45	45 - 50	50 - 55	55 - 60	60 - 65	65 - 70	70 - 75	75 - 80	80 - 85	85 - 90	90 - 95	95 - 100	100 - 105	105 - 110	110 - 115	115 - 120	120 - 125	125 - 130	130 - 135	135 - 140
0000	1	0	0	0	0	1	0	0	0	0	0	0	0	0	0	0	0	0	0	0	0	0	0	0	0	0	0	0	0
0100	0	0	0	0	0	0	0	0	0	0	0	0	0	0	0	0	0	0	0	0	0	0	0	0	0	0	0	0	0
0200	1	0	0	0	0	0	0	0	0	0	0	0	0	0	0	0	0	0	0	0	1	0	0	0	0	0	0	0	0
0300	0	0	0	0	0	0	0	0	0	0	0	0	0	0	0	0	0	0	0	0	0	0	0	0	0	0	0	0	0
0400	2	0	0	0	0	0	0	0	0	0	0	0	0	0	2	0	0	0	0	0	0	0	0	0	0	0	0	0	0
0500	0	0	0	0	0	0	0	0	0	0	0	0	0	0	0	0	0	0	0	0	0	0	0	0	0	0	0	0	0
0600	0	0	0	0	0	0	0	0	0	0	0	0	0	0	0	0	0	0	0	0	0	0	0	0	0	0	0	0	0
0700	0	0	0	0	0	0	0	0	0	0	0	0	0	0	0	0	0	0	0	0	0	0	0	0	0	0	0	0	0
0800	0	0	0	0	0	0	0	0	0	0	0	0	0	0	0	0	0	0	0	0	0	0	0	0	0	0	0	0	0
0900	1	0	0	0	0	0	0	0	0	0	0	0	0	0	1	0	0	0	0	0	0	0	0	0	0	0	0	0	0
1000	1	0	0	0	0	0	0	0	0	0	0	0	0	0	0	0	1	0	0	0	0	0	0	0	0	0	0	0	0
1100	**3**	**0**	**0**	**0**	**0**	**1**	**1**	**0**	**0**	**0**	**0**	**0**	**1**	**0**	**0**	**0**	**0**	**0**	**0**	**0**	**0**	**0**	**0**	**0**	**0**	**0**	**0**	**0**	**0**
1200	4	0	0	0	0	1	1	1	0	0	0	1	0	0	0	0	0	0	0	0	0	0	0	0	0	0	0	0	0
1300	4	0	0	0	0	1	1	1	0	0	0	1	0	0	0	0	0	0	0	0	0	0	0	0	0	0	0	0	0
1400	**5**	**0**	**0**	**0**	**0**	**1**	**1**	**0**	**1**	**0**	**0**	**2**	**0**	**0**	**0**	**0**	**0**	**0**	**0**	**0**	**0**	**0**	**0**	**0**	**0**	**0**	**0**	**0**	**0**
1500	4	0	0	0	0	1	1	1	0	0	0	1	0	0	0	0	0	0	0	0	0	0	0	0	0	0	0	0	0
1600	3	0	0	0	0	2	0	0	0	1	0	0	0	0	0	0	0	0	0	0	0	0	0	0	0	0	0	0	0
1700	4	0	0	0	0	2	0	0	1	0	0	0	0	1	0	0	0	0	0	0	0	0	0	0	0	0	0	0	0
1800	2	0	0	0	1	0	0	0	1	0	0	0	0	0	0	0	0	0	0	0	0	0	0	0	0	0	0	0	0
1900	3	0	0	0	0	0	0	0	1	1	0	0	1	0	0	0	0	0	0	0	0	0	0	0	0	0	0	0	0
2000	2	0	0	0	0	0	0	0	0	0	2	0	0	0	0	0	0	0	0	0	0	0	0	0	0	0	0	0	0
2100	**5**	**0**	**0**	**0**	**0**	**0**	**0**	**0**	**0**	**1**	**2**	**1**	**0**	**0**	**1**	**0**	**0**	**0**	**0**	**0**	**0**	**0**	**0**	**0**	**0**	**0**	**0**	**0**	**0**
2200	2	0	0	0	0	0	0	0	0	0	0	2	0	0	0	0	0	0	0	0	0	0	0	0	0	0	0	0	0
2300	1	0	0	0	0	0	0	0	0	0	0	1	0	0	0	0	0	0	0	0	0	0	0	0	0	0	0	0	0
07-19	**31**	**0**	**0**	**0**	**1**	**9**	**5**	**3**	**3**	**1**	**0**	**5**	**1**	**1**	**1**	**0**	**1**	**0**	**0**	**0**	**0**	**0**	**0**	**0**	**0**	**0**	**0**	**0**	**0**
06-22	**41**	**0**	**0**	**0**	**1**	**9**	**5**	**3**	**4**	**3**	**4**	**6**	**2**	**1**	**2**	**0**	**1**	**0**	**0**	**0**	**0**	**0**	**0**	**0**	**0**	**0**	**0**	**0**	**0**
06-00	**44**	**0**	**0**	**0**	**1**	**9**	**5**	**3**	**4**	**3**	**4**	**9**	**2**	**1**	**2**	**0**	**1**	**0**	**0**	**0**	**0**	**0**	**0**	**0**	**0**	**0**	**0**	**0**	**0**
00-00	**48**	**0**	**0**	**0**	**1**	**10**	**5**	**3**	**4**	**3**	**4**	**9**	**2**	**1**	**4**	**0**	**1**	**0**	**0**	**0**	**1**	**0**	**0**	**0**	**0**	**0**	**0**	**0**	**0**

DRAFT

Site 82
Location LP04010, Att - Telepole, Lat 54.04344, Long -6.81900
Direction East

3279 / Meath/Cavan/Monaghan ATC's
October 2013
Automatic Traffic Count

Mon, 14 October 2013

Time	Total	Speed Bins (km/h)																											
		0 - 5	5 - 10	10 - 15	15 - 20	20 - 25	25 - 30	30 - 35	35 - 40	40 - 45	45 - 50	50 - 55	55 - 60	60 - 65	65 - 70	70 - 75	75 - 80	80 - 85	85 - 90	90 - 95	95 - 100	100 - 105	105 - 110	110 - 115	115 - 120	120 - 125	125 - 130	130 - 135	135 - 140
0000	2	0	0	0	0	0	0	0	0	0	0	2	0	0	0	0	0	0	0	0	0	0	0	0	0	0	0	0	0
0100	1	0	0	0	0	0	0	0	0	0	0	0	0	0	1	0	0	0	0	0	0	0	0	0	0	0	0	0	0
0200	0	0	0	0	0	0	0	0	0	0	0	0	0	0	0	0	0	0	0	0	0	0	0	0	0	0	0	0	0
0300	0	0	0	0	0	0	0	0	0	0	0	0	0	0	0	0	0	0	0	0	0	0	0	0	0	0	0	0	0
0400	0	0	0	0	0	0	0	0	0	0	0	0	0	0	0	0	0	0	0	0	0	0	0	0	0	0	0	0	0
0500	1	0	0	0	0	0	0	0	0	0	0	0	0	1	0	0	0	0	0	0	0	0	0	0	0	0	0	0	0
0600	0	0	0	0	0	0	0	0	0	0	0	0	0	0	0	0	0	0	0	0	0	0	0	0	0	0	0	0	0
0700	1	0	0	0	0	0	0	0	0	0	0	1	0	0	0	0	0	0	0	0	0	0	0	0	0	0	0	0	0
0800	**6**	**0**	**0**	**0**	**0**	**0**	**0**	**0**	**0**	**1**	**5**	**0**	**0**	**0**	**0**	**0**	**0**	**0**	**0**	**0**	**0**	**0**	**0**	**0**	**0**	**0**	**0**	**0**	**0**
0900	5	0	0	0	0	0	0	1	0	1	3	0	0	0	0	0	0	0	0	0	0	0	0	0	0	0	0	0	0
1000	3	0	0	0	1	0	0	1	0	0	1	0	0	0	0	0	0	0	0	0	0	0	0	0	0	0	0	0	0
1100	4	0	0	0	0	2	0	1	0	1	0	0	0	0	0	0	0	0	0	0	0	0	0	0	0	0	0	0	0
1200	**6**	**0**	**0**	**1**	**0**	**0**	**5**	**0**	**0**	**0**	**0**	**0**	**0**	**0**	**0**	**0**	**0**	**0**	**0**	**0**	**0**	**0**	**0**	**0**	**0**	**0**	**0**	**0**	**0**
1300	5	0	0	0	0	1	0	3	0	0	0	0	1	0	0	0	0	0	0	0	0	0	0	0	0	0	0	0	0
1400	1	0	0	0	0	0	0	0	0	1	0	0	0	0	0	0	0	0	0	0	0	0	0	0	0	0	0	0	0
1500	2	0	0	0	0	0	0	0	1	1	0	0	0	0	0	0	0	0	0	0	0	0	0	0	0	0	0	0	0
1600	0	0	0	0	0	0	0	0	0	0	0	0	0	0	0	0	0	0	0	0	0	0	0	0	0	0	0	0	0
1700	0	0	0	0	0	0	0	0	0	0	0	0	0	0	0	0	0	0	0	0	0	0	0	0	0	0	0	0	0
1800	0	0	0	0	0	0	0	0	0	0	0	0	0	0	0	0	0	0	0	0	0	0	0	0	0	0	0	0	0
1900	0	0	0	0	0	0	0	0	0	0	0	0	0	0	0	0	0	0	0	0	0	0	0	0	0	0	0	0	0
2000	0	0	0	0	0	0	0	0	0	0	0	0	0	0	0	0	0	0	0	0	0	0	0	0	0	0	0	0	0
2100	0	0	0	0	0	0	0	0	0	0	0	0	0	0	0	0	0	0	0	0	0	0	0	0	0	0	0	0	0
2200	0	0	0	0	0	0	0	0	0	0	0	0	0	0	0	0	0	0	0	0	0	0	0	0	0	0	0	0	0
2300	0	0	0	0	0	0	0	0	0	0	0	0	0	0	0	0	0	0	0	0	0	0	0	0	0	0	0	0	0
07-19	**33**	**0**	**0**	**1**	**1**	**3**	**5**	**6**	**1**	**5**	**9**	**1**	**1**	**0**	**0**	**0**	**0**	**0**	**0**	**0**	**0**	**0**	**0**	**0**	**0**	**0**	**0**	**0**	**0**
06-22	**33**	**0**	**0**	**1**	**1**	**3**	**5**	**6**	**1**	**5**	**9**	**1**	**1**	**0**	**0**	**0**	**0**	**0**	**0**	**0**	**0**	**0**	**0**	**0**	**0**	**0**	**0**	**0**	**0**
06-00	**33**	**0**	**0**	**1**	**1**	**3**	**5**	**6**	**1**	**5**	**9**	**1**	**1**	**0**	**0**	**0**	**0**	**0**	**0**	**0**	**0**	**0**	**0**	**0**	**0**	**0**	**0**	**0**	**0**
00-00	**37**	**0**	**0**	**1**	**1**	**3**	**5**	**6**	**1**	**5**	**9**	**3**	**1**	**1**	**1**	**0**	**0**	**0**	**0**	**0**	**0**	**0**	**0**	**0**	**0**	**0**	**0**	**0**	**0**

DRAFT

Site 82
Location LP04010, Att - Telepole, Lat 54.04344, Long -6.81900
Direction East

3279 / Meath/Cavan/Monaghan ATC's
October 2013
Automatic Traffic Count

Virtual Day (Partial days = 6.54)

Time	Total	Speed Bins (km/h)																											
		0 - 5	5 - 10	10 - 15	15 - 20	20 - 25	25 - 30	30 - 35	35 - 40	40 - 45	45 - 50	50 - 55	55 - 60	60 - 65	65 - 70	70 - 75	75 - 80	80 - 85	85 - 90	90 - 95	95 - 100	100 - 105	105 - 110	110 - 115	115 - 120	120 - 125	125 - 130	130 - 135	135 - 140
0000	1	0	0	0	0	0	0	0	0	0	0	0	0	0	0	0	0	0	0	0	0	0	0	0	0	0	0	0	0
0100	**3**	**0**	**0**	**2**	**0**	**0**	**0**	**0**	**0**	**0**	**0**	**0**	**0**	**0**	**0**	**0**	**0**	**0**	**0**	**0**	**0**	**0**	**0**	**0**	**0**	**0**	**0**	**0**	**0**
0200	0	0	0	0	0	0	0	0	0	0	0	0	0	0	0	0	0	0	0	0	0	0	0	0	0	0	0	0	0
0300	0	0	0	0	0	0	0	0	0	0	0	0	0	0	0	0	0	0	0	0	0	0	0	0	0	0	0	0	0
0400	1	0	0	0	0	0	0	0	0	0	0	0	0	0	0	0	0	0	0	0	0	0	0	0	0	0	0	0	0
0500	1	0	0	0	0	0	0	0	0	0	0	0	0	0	0	0	0	0	0	0	0	0	0	0	0	0	0	0	0
0600	0	0	0	0	0	0	0	0	0	0	0	0	0	0	0	0	0	0	0	0	0	0	0	0	0	0	0	0	0
0700	1	0	0	0	0	0	0	0	0	0	0	0	0	0	0	0	0	0	0	0	0	0	0	0	0	0	0	0	0
0800	**3**	**0**	**0**	**0**	**0**	**0**	**0**	**1**	**1**	**1**	**1**	**0**	**0**	**0**	**0**	**0**	**0**	**0**	**0**	**0**	**0**	**0**	**0**	**0**	**0**	**0**	**0**	**0**	**0**
0900	**3**	**0**	**0**	**0**	**0**	**0**	**0**	**0**	**0**	**1**	**1**	**0**	**0**	**0**	**0**	**0**	**0**	**0**	**0**	**0**	**0**	**0**	**0**	**0**	**0**	**0**	**0**	**0**	**0**
1000	2	0	0	0	0	0	1	0	0	0	0	0	0	0	0	0	0	0	0	0	0	0	0	0	0	0	0	0	0
1100	**3**	**0**	**1**	**0**	**0**	**1**	**0**	**0**	**0**	**0**	**0**	**0**	**0**	**0**	**0**	**0**	**0**	**0**	**0**	**0**	**0**	**0**	**0**	**0**	**0**	**0**	**0**	**0**	**0**
1200	**4**	**0**	**0**	**0**	**0**	**0**	**1**	**1**	**0**	**0**	**0**	**0**	**0**	**0**	**0**	**0**	**0**	**0**	**0**	**0**	**0**	**0**	**0**	**0**	**0**	**0**	**0**	**0**	**0**
1300	3	0	0	0	0	0	0	1	0	0	0	0	0	0	0	0	0	0	0	0	0	0	0	0	0	0	0	0	0
1400	3	0	0	0	0	0	1	0	0	1	0	0	0	0	0	0	0	0	0	0	0	0	0	0	0	0	0	0	0
1500	2	0	0	0	0	0	0	0	1	0	0	0	0	0	0	0	0	0	0	0	0	0	0	0	0	0	0	0	0
1600	2	0	0	0	0	0	0	0	1	0	0	0	0	0	0	0	0	0	0	0	0	0	0	0	0	0	0	0	0
1700	3	0	0	0	0	0	0	1	1	0	0	0	0	0	0	0	0	0	0	0	0	0	0	0	0	0	0	0	0
1800	3	0	0	0	0	0	0	0	0	1	0	0	0	0	0	0	0	0	0	0	0	0	0	0	0	0	0	0	0
1900	2	0	0	0	0	0	0	0	0	0	0	0	0	0	0	0	0	0	0	0	0	0	0	0	0	0	0	0	0
2000	2	0	0	0	0	0	0	0	0	0	1	0	0	0	0	0	0	0	0	0	0	0	0	0	0	0	0	0	0
2100	2	0	0	0	0	0	0	0	0	0	1	0	0	0	0	0	0	0	0	0	0	0	0	0	0	0	0	0	0
2200	1	0	0	0	0	0	0	0	0	0	0	0	0	0	0	0	0	0	0	0	0	0	0	0	0	0	0	0	0
2300	0	0	0	0	0	0	0	0	0	0	0	0	0	0	0	0	0	0	0	0	0	0	0	0	0	0	0	0	0
07-19	**32**	**0**	**1**	**0**	**0**	**1**	**3**	**4**	**4**	**4**	**2**	**0**	**0**	**0**	**0**	**0**	**0**	**0**	**0**	**0**	**0**	**0**	**0**	**0**	**0**	**0**	**0**	**0**	**0**
06-22	**38**	**0**	**1**	**0**	**0**	**1**	**3**	**4**	**4**	**4**	**4**	**0**	**0**	**0**	**0**	**0**	**0**	**0**	**0**	**0**	**0**	**0**	**0**	**0**	**0**	**0**	**0**	**0**	**0**
06-00	**39**	**0**	**1**	**0**	**0**	**1**	**3**	**4**	**4**	**4**	**4**	**0**	**0**	**0**	**0**	**0**	**0**	**0**	**0**	**0**	**0**	**0**	**0**	**0**	**0**	**0**	**0**	**0**	**0**
00-00	**45**	**0**	**1**	**2**	**0**	**1**	**3**	**4**	**4**	**4**	**4**	**0**	**0**	**0**	**0**	**0**	**0**	**0**	**0**	**0**	**0**	**0**	**0**	**0**	**0**	**0**	**0**	**0**	**0**

DRAFT

Site 82
Location LP04010, Att - Telepole, Lat 54.04344, Long -6.81900
Direction East

3279 / Meath/Cavan/Monaghan ATC's
October 2013
Automatic Traffic Count

Virtual Week (1)

Time	Total	Speed Bins (km/h)																											
		0 - 5	5 - 10	10 - 15	15 - 20	20 - 25	25 - 30	30 - 35	35 - 40	40 - 45	45 - 50	50 - 55	55 - 60	60 - 65	65 - 70	70 - 75	75 - 80	80 - 85	85 - 90	90 - 95	95 - 100	100 - 105	105 - 110	110 - 115	115 - 120	120 - 125	125 - 130	130 - 135	135 - 140
Mon	37	0	0	1	1	3	5	6	1	5	9	3	1	1	1	0	0	0	0	0	0	0	0	0	0	0	0	0	0
Tue	28	0	2	2	0	2	3	1	4	7	3	3	1	0	0	0	0	0	0	0	0	0	0	0	0	0	0	0	0
Wed	57	0	9	12	1	1	4	5	3	7	10	3	2	0	0	0	0	0	0	0	0	0	0	0	0	0	0	0	0
Thu	35	0	0	0	1	1	2	4	8	5	8	3	3	0	0	0	0	0	0	0	0	0	0	0	0	0	0	0	0
Fri	30	0	2	0	2	1	1	5	10	6	0	1	1	0	1	0	0	0	0	0	0	0	0	0	0	0	0	0	0
|Sat	50	0	0	2	1	2	4	8	7	10	9	1	2	0	2	1	0	1	0	0	0	0	0	0	0	0	0	0	0
|Sun	48	0	0	0	1	10	5	3	4	3	4	9	2	1	4	0	1	0	0	0	1	0	0	0	0	0	0	0	0
5 Day Ave.	**37**	**0**	**3**	**3**	**1**	**2**	**3**	**4**	**5**	**6**	**6**	**3**	**2**	**0**	**0**	**0**	**0**	**0**	**0**	**0**	**0**	**0**	**0**	**0**	**0**	**0**	**0**	**0**	**0**
7 Day Ave.	**45**	**0**	**1**	**2**	**0**	**1**	**3**	**4**	**4**	**4**	**4**	**0**	**0**	**0**	**0**	**0**	**0**	**0**	**0**	**0**	**0**	**0**	**0**	**0**	**0**	**0**	**0**	**0**	**0**
--	**285**	**0**	**13**	**17**	**7**	**20**	**24**	**32**	**37**	**43**	**43**	**23**	**12**	**2**	**8**	**1**	**1**	**1**	**0**	**0**	**1**	**0**	**0**	**0**	**0**	**0**	**0**	**0**	**0**

Summary Graphs

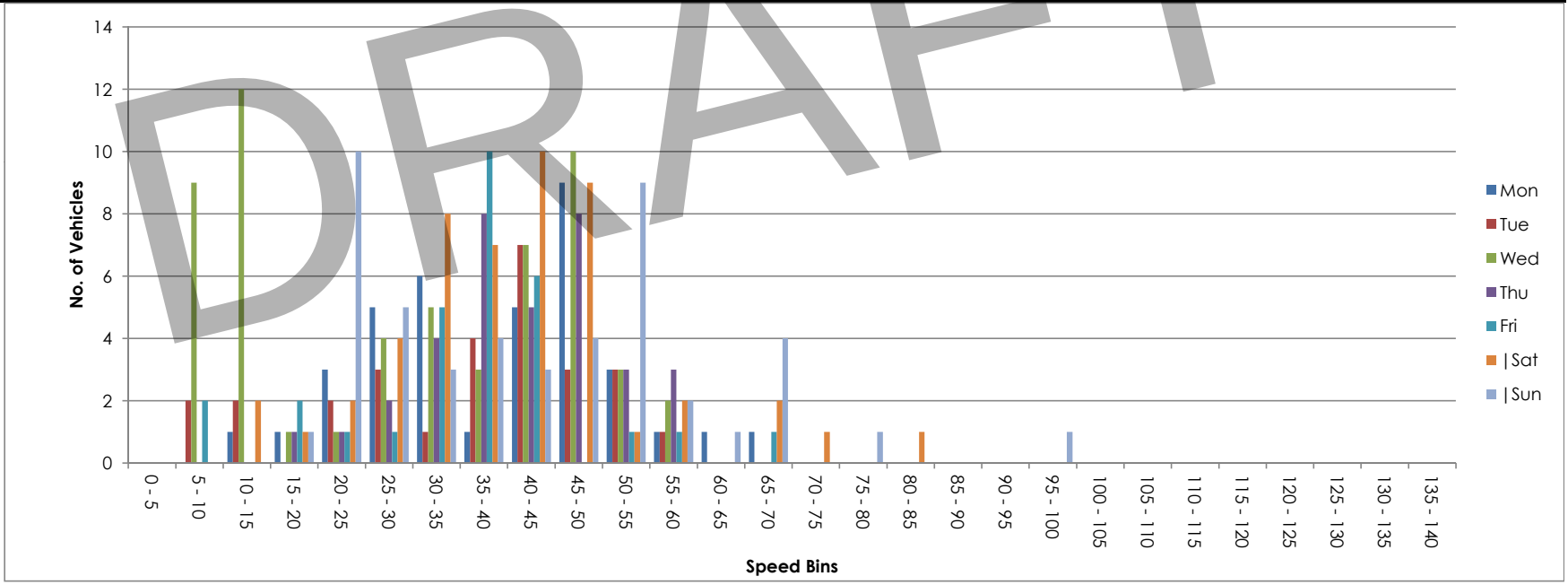

DRAFT

Site 82
Location LP04010, Att - Telepole, Lat 54.04344, Long -6.81900
Direction West

3279 / Meath/Cavan/Monaghan ATC's
October 2013
Automatic Traffic Count

Tue, 8 October 2013

Time	Total	Classification												>PSL	>PSL%	>SL1	>SL1%	>SL2	>SL2%	Mean	Vpp
		1 MCL	2 SV	3 SVT	4 TB2	5 TB3	6 T4	7 ART3	8 ART4	9 ART5	10 ART6	11 BD	12 DRT	80	80	85 +5kph	85 +5kph	90 +10kph	90 +10kph		85
0000	0	0	0	0	0	0	0	0	0	0	0	0	0	0	0	0	0	0	0	0	0
0100	0	0	0	0	0	0	0	0	0	0	0	0	0	0	0	0	0	0	0	0	0
0200	0	0	0	0	0	0	0	0	0	0	0	0	0	0	0	0	0	0	0	0	0
0300	0	0	0	0	0	0	0	0	0	0	0	0	0	0	0	0	0	0	0	0	0
0400	0	0	0	0	0	0	0	0	0	0	0	0	0	0	0	0	0	0	0	0	0
0500	0	0	0	0	0	0	0	0	0	0	0	0	0	0	0	0	0	0	0	0	0
0600	0	0	0	0	0	0	0	0	0	0	0	0	0	0	0	0	0	0	0	0	0
0700	0	0	0	0	0	0	0	0	0	0	0	0	0	0	0	0	0	0	0	0	0
0800	0	0	0	0	0	0	0	0	0	0	0	0	0	0	0	0	0	0	0	0	0
0900	0	0	0	0	0	0	0	0	0	0	0	0	0	0	0	0	0	0	0	0	0
1000	0	0	0	0	0	0	0	0	0	0	0	0	0	0	0	0	0	0	0	0	0
1100	**2**	**0**	**1**	**1**	**0**	**0**	**0**	**0**	**0**	**0**	**0**	**0**	**0**	**0**	**0**	**0**	**0**	**0**	**0**	**26.8**	**-**
1200	4	0	3	0	0	1	0	0	0	0	0	0	0	0	0	0	0	0	0	34.3	-
1300	1	0	1	0	0	0	0	0	0	0	0	0	0	0	0	0	0	0	0	56.7	-
1400	4	0	4	0	0	0	0	0	0	0	0	0	0	0	0	0	0	0	0	34.2	-
1500	5	0	3	1	1	0	0	0	0	0	0	0	0	0	0	0	0	0	0	44.1	-
1600	4	0	1	0	1	0	2	0	0	0	0	0	0	0	0	0	0	0	0	41.2	-
1700	4	1	2	0	1	0	0	0	0	0	0	0	0	0	0	0	0	0	0	31.4	-
1800	6	0	6	0	0	0	0	0	0	0	0	0	0	0	0	0	0	0	0	34.1	-
1900	**7**	**0**	**5**	**0**	**2**	**0**	**0**	**0**	**0**	**0**	**0**	**0**	**0**	**0**	**0**	**0**	**0**	**0**	**0**	**46.1**	**-**
2000	**7**	**0**	**7**	**0**	**0**	**0**	**0**	**0**	**0**	**0**	**0**	**0**	**0**	**0**	**0**	**0**	**0**	**0**	**0**	**23.8**	**-**
2100	0	0	0	0	0	0	0	0	0	0	0	0	0	0	0	0	0	0	0	-	-
2200	3	0	3	0	0	0	0	0	0	0	0	0	0	0	0	0	0	0	0	36.8	-
2300	0	0	0	0	0	0	0	0	0	0	0	0	0	0	0	0	0	0	0	-	-
07-19	**30**	**1**	**21**	**2**	**3**	**1**	**2**	**0**	**0**	**0**	**0**	**0**	**0**	**0**	**0**	**0**	**0**	**0**	**0**	**36.7**	**49.3**
06-22	**44**	**1**	**33**	**2**	**5**	**1**	**2**	**0**	**0**	**0**	**0**	**0**	**0**	**0**	**0**	**0**	**0**	**0**	**0**	**36.1**	**49.3**
06-00	**47**	**1**	**36**	**2**	**5**	**1**	**2**	**0**	**0**	**0**	**0**	**0**	**0**	**0**	**0**	**0**	**0**	**0**	**0**	**36.2**	**49.3**
00-00	**47**	**1**	**36**	**2**	**5**	**1**	**2**	**0**	**0**	**0**	**0**	**0**	**0**	**0**	**0**	**0**	**0**	**0**	**0**	**36.2**	**49.3**

DRAFT

Site 82
Location LP04010, Att - Telepole, Lat 54.04344, Long -6.81900
Direction West

3279 / Meath/Cavan/Monaghan ATC's
October 2013
Automatic Traffic Count

Wed, 9 October 2013

Time	Total	Classification												>PSL	>PSL%	>SL1	>SL1%	>SL2	>SL2%	Mean	Vpp
		1 MCL	2 SV	3 SVT	4 TB2	5 TB3	6 T4	7 ART3	8 ART4	9 ART5	10 ART6	11 BD	12 DRT	80	80	85 +5kph	85 +5kph	90 +10kph	90 +10kph		85
0000	0	0	0	0	0	0	0	0	0	0	0	0	0	0	0	0	0	0	0	-	-
0100	**11**	**0**	**11**	**0**	**0**	**0**	**0**	**0**	**0**	**0**	**0**	**0**	**0**	**0**	**0**	**0**	**0**	**0**	**0**	**11.4**	**11.9**
0200	0	0	0	0	0	0	0	0	0	0	0	0	0	0	0	0	0	0	0	-	-
0300	0	0	0	0	0	0	0	0	0	0	0	0	0	0	0	0	0	0	0	-	-
0400	0	0	0	0	0	0	0	0	0	0	0	0	0	0	0	0	0	0	0	-	-
0500	0	0	0	0	0	0	0	0	0	0	0	0	0	0	0	0	0	0	0	-	-
0600	0	0	0	0	0	0	0	0	0	0	0	0	0	0	0	0	0	0	0	-	-
0700	3	0	2	0	1	0	0	0	0	0	0	0	0	0	0	0	0	0	0	44.5	-
0800	3	0	2	0	0	0	0	0	1	0	0	0	0	0	0	0	0	0	0	37.9	-
0900	2	0	1	0	1	0	0	0	0	0	0	0	0	0	0	0	0	0	0	39.2	-
1000	3	0	3	0	0	0	0	0	0	0	0	0	0	0	0	0	0	0	0	45	-
1100	8	0	8	0	0	0	0	0	0	0	0	0	0	0	0	0	0	0	0	18.8	-
1200	**8**	**0**	**6**	**0**	**1**	**0**	**1**	**0**	**0**	**0**	**0**	**0**	**0**	**0**	**0**	**0**	**0**	**0**	**0**	**23.3**	**-**
1300	1	0	1	0	0	0	0	0	0	0	0	0	0	0	0	0	0	0	0	52.9	-
1400	2	0	2	0	0	0	0	0	0	0	0	0	0	0	0	0	0	0	0	38.3	-
1500	1	0	1	0	0	0	0	0	0	0	0	0	0	0	0	0	0	0	0	38.2	-
1600	5	0	3	0	2	0	0	0	0	0	0	0	0	0	0	0	0	0	0	46	-
1700	5	0	3	0	2	0	0	0	0	0	0	0	0	0	0	0	0	0	0	37.1	-
1800	1	0	1	0	0	0	0	0	0	0	0	0	0	0	0	0	0	0	0	37.5	-
1900	1	0	1	0	0	0	0	0	0	0	0	0	0	0	0	0	0	0	0	24.2	-
2000	1	0	0	0	1	0	0	0	0	0	0	0	0	0	0	0	0	0	0	35	-
2100	1	0	1	0	0	0	0	0	0	0	0	0	0	0	0	0	0	0	0	38	-
2200	0	0	0	0	0	0	0	0	0	0	0	0	0	0	0	0	0	0	0	-	-
2300	0	0	0	0	0	0	0	0	0	0	0	0	0	0	0	0	0	0	0	-	-
07-19	**42**	**0**	**33**	**0**	**7**	**0**	**1**	**0**	**1**	**0**	**0**	**0**	**0**	**0**	**0**	**0**	**0**	**0**	**0**	**33.8**	**49**
06-22	**45**	**0**	**35**	**0**	**8**	**0**	**1**	**0**	**1**	**0**	**0**	**0**	**0**	**0**	**0**	**0**	**0**	**0**	**0**	**33.7**	**46.8**
06-00	**45**	**0**	**35**	**0**	**8**	**0**	**1**	**0**	**1**	**0**	**0**	**0**	**0**	**0**	**0**	**0**	**0**	**0**	**0**	**33.7**	**46.8**
00-00	**56**	**0**	**46**	**0**	**8**	**0**	**1**	**0**	**1**	**0**	**0**	**0**	**0**	**0**	**0**	**0**	**0**	**0**	**0**	**29.3**	**45.7**

DRAFT

Site 82
Location LP04010, Att - Telepole, Lat 54.04344, Long -6.81900
Direction West

3279 / Meath/Cavan/Monaghan ATC's
October 2013
Automatic Traffic Count

Thu, 10 October 2013

Time	Total	Classification												>PSL	>PSL%	>SL1	>SL1%	>SL2	>SL2%	Mean	Vpp
		1 MCL	2 SV	3 SVT	4 TB2	5 TB3	6 T4	7 ART3	8 ART4	9 ART5	10 ART6	11 BD	12 DRT	80	80	85 +5kph	85 +5kph	90 +10kph	90 +10kph		85
0000	0	0	0	0	0	0	0	0	0	0	0	0	0	0	0	0	0	0	0	-	-
0100	0	0	0	0	0	0	0	0	0	0	0	0	0	0	0	0	0	0	0	-	-
0200	0	0	0	0	0	0	0	0	0	0	0	0	0	0	0	0	0	0	0	-	-
0300	0	0	0	0	0	0	0	0	0	0	0	0	0	0	0	0	0	0	0	-	-
0400	0	0	0	0	0	0	0	0	0	0	0	0	0	0	0	0	0	0	0	-	-
0500	1	0	0	0	1	0	0	0	0	0	0	0	0	0	0	0	0	0	0	48.9	-
0600	0	0	0	0	0	0	0	0	0	0	0	0	0	0	0	0	0	0	0	-	-
0700	1	0	0	0	1	0	0	0	0	0	0	0	0	0	0	0	0	0	0	38.8	-
0800	3	0	1	0	1	0	0	0	1	0	0	0	0	0	0	0	0	0	0	34.8	-
0900	**6**	**0**	**5**	**0**	**1**	**0**	**0**	**0**	**0**	**0**	**0**	**0**	**0**	**0**	**0**	**0**	**0**	**0**	**0**	**41.1**	**-**
1000	3	0	1	1	1	0	0	0	0	0	0	0	0	0	0	0	0	0	0	36.6	-
1100	2	0	2	0	0	0	0	0	0	0	0	0	0	0	0	0	0	0	0	22.6	-
1200	2	0	2	0	0	0	0	0	0	0	0	0	0	0	0	0	0	0	0	52.4	-
1300	3	0	1	1	1	0	0	0	0	0	0	0	0	0	0	0	0	0	0	46.2	-
1400	1	0	1	0	0	0	0	0	0	0	0	0	0	0	0	0	0	0	0	19.7	-
1500	1	0	1	0	0	0	0	0	0	0	0	0	0	0	0	0	0	0	0	48.8	-
1600	1	0	0	0	1	0	0	0	0	0	0	0	0	0	0	0	0	0	0	39.1	-
1700	1	0	1	0	0	0	0	0	0	0	0	0	0	0	0	0	0	0	0	45.8	-
1800	**5**	**1**	**4**	**0**	**0**	**0**	**0**	**0**	**0**	**0**	**0**	**0**	**0**	**0**	**0**	**0**	**0**	**0**	**0**	**35.1**	**-**
1900	4	0	2	0	2	0	0	0	0	0	0	0	0	0	0	0	0	0	0	49.8	-
2000	3	0	3	0	0	0	0	0	0	0	0	0	0	0	0	0	0	0	0	47.6	-
2100	0	0	0	0	0	0	0	0	0	0	0	0	0	0	0	0	0	0	0	-	-
2200	1	0	1	0	0	0	0	0	0	0	0	0	0	0	0	0	0	0	0	46.2	-
2300	3	0	3	0	0	0	0	0	0	0	0	0	0	0	0	0	0	0	0	37.1	-
07-19	**29**	**1**	**19**	**2**	**6**	**0**	**0**	**0**	**1**	**0**	**0**	**0**	**0**	**0**	**0**	**0**	**0**	**0**	**0**	**38.5**	**51.1**
06-22	**36**	**1**	**24**	**2**	**8**	**0**	**0**	**0**	**1**	**0**	**0**	**0**	**0**	**0**	**0**	**0**	**0**	**0**	**0**	**40.5**	**51.5**
06-00	**40**	**1**	**28**	**2**	**8**	**0**	**0**	**0**	**1**	**0**	**0**	**0**	**0**	**0**	**0**	**0**	**0**	**0**	**0**	**40.4**	**51.5**
00-00	**41**	**1**	**28**	**2**	**9**	**0**	**0**	**0**	**1**	**0**	**0**	**0**	**0**	**0**	**0**	**0**	**0**	**0**	**0**	**40.6**	**51.5**

DRAFT

Site 82
Location LP04010, Att - Telepole, Lat 54.04344, Long -6.81900
Direction West

3279 / Meath/Cavan/Monaghan ATC's
October 2013
Automatic Traffic Count

Fri, 11 October 2013

Time	Total	Classification												>PSL	>PSL%	>SL1	>SL1%	>SL2	>SL2%	Mean	Vpp
		1 MCL	2 SV	3 SVT	4 TB2	5 TB3	6 T4	7 ART3	8 ART4	9 ART5	10 ART6	11 BD	12 DRT	80	80	85 +5kph	85 +5kph	90 +10kph	90 +10kph		85
0000	**2**	**0**	**2**	**0**	**0**	**0**	**0**	**0**	**0**	**0**	**0**	**0**	**0**	**0**	**0**	**0**	**0**	**0**	**0**	**41.5**	**-**
0100	0	0	0	0	0	0	0	0	0	0	0	0	0	0	0	0	0	0	0	-	-
0200	0	0	0	0	0	0	0	0	0	0	0	0	0	0	0	0	0	0	0	-	-
0300	0	0	0	0	0	0	0	0	0	0	0	0	0	0	0	0	0	0	0	-	-
0400	1	0	1	0	0	0	0	0	0	0	0	0	0	0	0	0	0	0	0	45.7	-
0500	1	0	1	0	0	0	0	0	0	0	0	0	0	0	0	0	0	0	0	41.5	-
0600	0	0	0	0	0	0	0	0	0	0	0	0	0	0	0	0	0	0	0	-	-
0700	0	0	0	0	0	0	0	0	0	0	0	0	0	0	0	0	0	0	0	-	-
0800	0	0	0	0	0	0	0	0	0	0	0	0	0	0	0	0	0	0	0	-	-
0900	0	0	0	0	0	0	0	0	0	0	0	0	0	0	0	0	0	0	0	-	-
1000	0	0	0	0	0	0	0	0	0	0	0	0	0	0	0	0	0	0	0	-	-
1100	**2**	**0**	**2**	**0**	**0**	**0**	**0**	**0**	**0**	**0**	**0**	**0**	**0**	**0**	**0**	**0**	**0**	**0**	**0**	**23.8**	**-**
1200	0	0	0	0	0	0	0	0	0	0	0	0	0	0	0	0	0	0	0	-	-
1300	1	0	1	0	0	0	0	0	0	0	0	0	0	0	0	0	0	0	0	55.3	-
1400	1	0	0	0	1	0	0	0	0	0	0	0	0	0	0	0	0	0	0	26.1	-
1500	4	0	3	0	0	1	0	0	0	0	0	0	0	0	0	0	0	0	0	41.2	-
1600	3	0	1	0	1	1	0	0	0	0	0	0	0	0	0	0	0	0	0	52	-
1700	2	0	1	0	1	0	0	0	0	0	0	0	0	0	0	0	0	0	0	44.2	-
1800	4	0	3	1	0	0	0	0	0	0	0	0	0	0	0	0	0	0	0	39.2	-
1900	**8**	**0**	**5**	**1**	**2**	**0**	**0**	**0**	**0**	**0**	**0**	**0**	**0**	**0**	**0**	**0**	**0**	**0**	**0**	**45.7**	**-**
2000	1	0	1	0	0	0	0	0	0	0	0	0	0	0	0	0	0	0	0	37.5	-
2100	2	0	1	0	1	0	0	0	0	0	0	0	0	0	0	0	0	0	0	47.6	-
2200	0	0	0	0	0	0	0	0	0	0	0	0	0	0	0	0	0	0	0	-	-
2300	0	0	0	0	0	0	0	0	0	0	0	0	0	0	0	0	0	0	0	-	-
07-19	**17**	**0**	**11**	**1**	**3**	**2**	**0**	**0**	**0**	**0**	**0**	**0**	**0**	**0**	**0**	**0**	**0**	**0**	**0**	**40.9**	**55.4**
06-22	**28**	**0**	**18**	**2**	**6**	**2**	**0**	**0**	**0**	**0**	**0**	**0**	**0**	**0**	**0**	**0**	**0**	**0**	**0**	**42.6**	**56.5**
06-00	**28**	**0**	**18**	**2**	**6**	**2**	**0**	**0**	**0**	**0**	**0**	**0**	**0**	**0**	**0**	**0**	**0**	**0**	**0**	**42.6**	**56.5**
00-00	**32**	**0**	**22**	**2**	**6**	**2**	**0**	**0**	**0**	**0**	**0**	**0**	**0**	**0**	**0**	**0**	**0**	**0**	**0**	**42.6**	**55.4**

DRAFT

Site 82
Location LP04010, Att - Telepole, Lat 54.04344, Long -6.81900
Direction West

3279 / Meath/Cavan/Monaghan ATC's
October 2013
Automatic Traffic Count

Sat, 12 October 2013

Time	Total	Classification												>PSL	>PSL%	>SL1	>SL1%	>SL2	>SL2%	Mean	Vpp
		1 MCL	2 SV	3 SVT	4 TB2	5 TB3	6 T4	7 ART3	8 ART4	9 ART5	10 ART6	11 BD	12 DRT	80	80	85 +5kph	85 +5kph	90 +10kph	90 +10kph		85
0000	1	0	1	0	0	0	0	0	0	0	0	0	0	0	0	0	0	0	0	58.9	-
0100	0	0	0	0	0	0	0	0	0	0	0	0	0	0	0	0	0	0	0	-	-
0200	0	0	0	0	0	0	0	0	0	0	0	0	0	0	0	0	0	0	0	-	-
0300	0	0	0	0	0	0	0	0	0	0	0	0	0	0	0	0	0	0	0	-	-
0400	0	0	0	0	0	0	0	0	0	0	0	0	0	0	0	0	0	0	0	-	-
0500	0	0	0	0	0	0	0	0	0	0	0	0	0	0	0	0	0	0	0	-	-
0600	0	0	0	0	0	0	0	0	0	0	0	0	0	0	0	0	0	0	0	-	-
0700	2	0	0	2	0	0	0	0	0	0	0	0	0	0	0	0	0	0	0	39	-
0800	2	0	2	0	0	0	0	0	0	0	0	0	0	0	0	0	0	0	0	42.7	-
0900	4	0	4	0	0	0	0	0	0	0	0	0	0	0	0	0	0	0	0	51.8	-
1000	4	0	4	0	0	0	0	0	0	0	0	0	0	0	0	0	0	0	0	50	-
1100	**5**	**0**	**5**	**0**	**0**	**0**	**0**	**0**	**0**	**0**	**0**	**0**	**0**	**0**	**0**	**0**	**0**	**0**	**0**	**37.5**	**-**
1200	1	0	1	0	0	0	0	0	0	0	0	0	0	0	0	0	0	0	0	45.8	-
1300	2	0	0	0	1	0	1	0	0	0	0	0	0	0	0	0	0	0	0	36.1	-
1400	3	0	1	1	1	0	0	0	0	0	0	0	0	0	0	0	0	0	0	35	-
1500	5	0	3	0	1	0	1	0	0	0	0	0	0	0	0	0	0	0	0	44.7	-
1600	6	0	5	0	0	1	0	0	0	0	0	0	0	0	0	0	0	0	0	42.8	-
1700	2	0	1	1	0	0	0	0	0	0	0	0	0	0	0	0	0	0	0	37.1	-
1800	**7**	**0**	**6**	**0**	**1**	**0**	**0**	**0**	**0**	**0**	**0**	**0**	**0**	**0**	**0**	**0**	**0**	**0**	**0**	**36.5**	**-**
1900	4	0	2	0	2	0	0	0	0	0	0	0	0	0	0	0	0	0	0	52.2	-
2000	3	0	3	0	0	0	0	0	0	0	0	0	0	0	0	0	0	0	0	55.8	-
2100	5	0	4	0	0	1	0	0	0	0	0	0	0	0	0	0	0	0	0	48.6	-
2200	1	0	1	0	0	0	0	0	0	0	0	0	0	0	0	0	0	0	0	29.9	-
2300	1	0	1	0	0	0	0	0	0	0	0	0	0	0	0	0	0	0	0	39.8	-
07-19	**43**	**0**	**32**	**4**	**4**	**1**	**2**	**0**	**0**	**0**	**0**	**0**	**0**	**0**	**0**	**0**	**0**	**0**	**0**	**41.6**	**49.7**
06-22	**55**	**0**	**41**	**4**	**6**	**2**	**2**	**0**	**0**	**0**	**0**	**0**	**0**	**0**	**0**	**0**	**0**	**0**	**0**	**43.8**	**52.6**
06-00	**57**	**0**	**43**	**4**	**6**	**2**	**2**	**0**	**0**	**0**	**0**	**0**	**0**	**0**	**0**	**0**	**0**	**0**	**0**	**43.5**	**50.4**
00-00	**58**	**0**	**44**	**4**	**6**	**2**	**2**	**0**	**0**	**0**	**0**	**0**	**0**	**0**	**0**	**0**	**0**	**0**	**0**	**43.8**	**52.6**

DRAFT

Site 82
Location LP04010, Att - Telepole, Lat 54.04344, Long -6.81900
Direction West

3279 / Meath/Cavan/Monaghan ATC's
October 2013
Automatic Traffic Count

Sun, 13 October 2013

Time	Total	Classification												>PSL	>PSL%	>SL1	>SL1%	>SL2	>SL2%	Mean	Vpp
		1 MCL	2 SV	3 SVT	4 TB2	5 TB3	6 T4	7 ART3	8 ART4	9 ART5	10 ART6	11 BD	12 DRT	80	80	85 +5kph	85 +5kph	90 +10kph	90 +10kph		85
0000	0	0	0	0	0	0	0	0	0	0	0	0	0	0	0	0	0	0	0	-	-
0100	1	0	0	0	1	0	0	0	0	0	0	0	0	0	0	0	0	0	0	45.7	-
0200	0	0	0	0	0	0	0	0	0	0	0	0	0	0	0	0	0	0	0	-	-
0300	0	0	0	0	0	0	0	0	0	0	0	0	0	0	0	0	0	0	0	-	-
0400	0	0	0	0	0	0	0	0	0	0	0	0	0	0	0	0	0	0	0	-	-
0500	0	0	0	0	0	0	0	0	0	0	0	0	0	0	0	0	0	0	0	-	-
0600	0	0	0	0	0	0	0	0	0	0	0	0	0	0	0	0	0	0	0	-	-
0700	0	0	0	0	0	0	0	0	0	0	0	0	0	0	0	0	0	0	0	-	-
0800	0	0	0	0	0	0	0	0	0	0	0	0	0	0	0	0	0	0	0	-	-
0900	1	0	1	0	0	0	0	0	0	0	0	0	0	0	0	0	0	0	0	42.8	-
1000	2	0	2	0	0	0	0	0	0	0	0	0	0	0	0	0	0	0	0	51.8	-
1100	**7**	**0**	**6**	**0**	**0**	**1**	**0**	**0**	**0**	**0**	**0**	**0**	**0**	**0**	**0**	**0**	**0**	**0**	**0**	**29.9**	**-**
1200	7	0	7	0	0	0	0	0	0	0	0	0	0	0	0	0	0	0	0	31.2	-
1300	**10**	**0**	**9**	**0**	**1**	**0**	**0**	**0**	**0**	**0**	**0**	**0**	**0**	**0**	**0**	**0**	**0**	**0**	**0**	**34.3**	**-**
1400	4	0	2	0	0	1	0	0	0	0	0	0	1	0	0	0	0	0	0	25.7	-
1500	**10**	**0**	**10**	**0**	**0**	**0**	**0**	**0**	**0**	**0**	**0**	**0**	**0**	**0**	**0**	**0**	**0**	**0**	**0**	**30.6**	**-**
1600	8	1	6	0	0	0	0	0	0	1	0	0	0	0	0	0	0	0	0	28.4	-
1700	7	0	5	0	1	1	0	0	0	0	0	0	0	0	0	0	0	0	0	25.4	-
1800	7	0	4	0	1	2	0	0	0	0	0	0	0	0	0	0	0	0	0	40.2	-
1900	7	0	4	0	3	0	0	0	0	0	0	0	0	0	0	0	0	0	0	48.2	-
2000	1	0	0	0	1	0	0	0	0	0	0	0	0	0	0	0	0	0	0	38.9	-
2100	3	0	3	0	0	0	0	0	0	0	0	0	0	0	0	0	0	0	0	43.9	-
2200	2	0	2	0	0	0	0	0	0	0	0	0	0	0	0	0	0	0	0	41.7	-
2300	0	0	0	0	0	0	0	0	0	0	0	0	0	0	0	0	0	0	0	-	-
07-19	**63**	**1**	**52**	**0**	**3**	**5**	**0**	**0**	**0**	**1**	**0**	**0**	**1**	**0**	**0**	**0**	**0**	**0**	**0**	**31.9**	**36.7**
06-22	**74**	**1**	**59**	**0**	**7**	**5**	**0**	**0**	**0**	**1**	**0**	**0**	**1**	**0**	**0**	**0**	**0**	**0**	**0**	**34.1**	**44.6**
06-00	**76**	**1**	**61**	**0**	**7**	**5**	**0**	**0**	**0**	**1**	**0**	**0**	**1**	**0**	**0**	**0**	**0**	**0**	**0**	**34.3**	**44.6**
00-00	**77**	**1**	**61**	**0**	**8**	**5**	**0**	**0**	**0**	**1**	**0**	**0**	**1**	**0**	**0**	**0**	**0**	**0**	**0**	**34.4**	**44.6**

DRAFT

Site 82
Location LP04010, Att - Telepole, Lat 54.04344, Long -6.81900
Direction West

3279 / Meath/Cavan/Monaghan ATC's
October 2013
Automatic Traffic Count

Mon, 14 October 2013

Time	Total	Classification												>PSL	>PSL%	>SL1	>SL1%	>SL2	>SL2%	Mean	Vpp
		1 MCL	2 SV	3 SVT	4 TB2	5 TB3	6 T4	7 ART3	8 ART4	9 ART5	10 ART6	11 BD	12 DRT	80	80	85 +5kph	85 +5kph	90 +10kph	90 +10kph		85
0000	0	0	0	0	0	0	0	0	0	0	0	0	0	0	0	0	0	0	0	-	-
0100	0	0	0	0	0	0	0	0	0	0	0	0	0	0	0	0	0	0	0	-	-
0200	0	0	0	0	0	0	0	0	0	0	0	0	0	0	0	0	0	0	0	-	-
0300	0	0	0	0	0	0	0	0	0	0	0	0	0	0	0	0	0	0	0	-	-
0400	0	0	0	0	0	0	0	0	0	0	0	0	0	0	0	0	0	0	0	-	-
0500	0	0	0	0	0	0	0	0	0	0	0	0	0	0	0	0	0	0	0	-	-
0600	0	0	0	0	0	0	0	0	0	0	0	0	0	0	0	0	0	0	0	-	-
0700	6	0	6	0	0	0	0	0	0	0	0	0	0	0	0	0	0	0	0	45	-
0800	**7**	**1**	**5**	**0**	**1**	**0**	**0**	**0**	**0**	**0**	**0**	**0**	**0**	**0**	**0**	**0**	**0**	**0**	**0**	**41.3**	**-**
0900	5	0	3	0	1	0	1	0	0	0	0	0	0	0	0	0	0	0	0	36.8	-
1000	3	0	2	0	0	0	1	0	0	0	0	0	0	0	0	0	0	0	0	28.2	-
1100	2	0	1	0	0	0	1	0	0	0	0	0	0	0	0	0	0	0	0	26.9	-
1200	**5**	**0**	**5**	**0**	**0**	**0**	**0**	**0**	**0**	**0**	**0**	**0**	**0**	**0**	**0**	**0**	**0**	**0**	**0**	**30.1**	**-**
1300	1	0	0	0	0	0	1	0	0	0	0	0	0	0	0	0	0	0	0	25.4	-
1400	2	0	0	0	0	0	1	0	0	1	0	0	0	0	0	0	0	0	0	37	-
1500	3	0	3	0	0	0	0	0	0	0	0	0	0	0	0	0	0	0	0	43.5	-
1600	0	0	0	0	0	0	0	0	0	0	0	0	0	0	0	0	0	0	0	-	-
1700	1	0	0	0	0	0	1	0	0	0	0	0	0	0	0	0	0	0	0	24.8	-
1800	0	0	0	0	0	0	0	0	0	0	0	0	0	0	0	0	0	0	0	-	-
1900	0	0	0	0	0	0	0	0	0	0	0	0	0	0	0	0	0	0	0	-	-
2000	0	0	0	0	0	0	0	0	0	0	0	0	0	0	0	0	0	0	0	-	-
2100	1	0	1	0	0	0	0	0	0	0	0	0	0	0	0	0	0	0	0	26.4	-
2200	0	0	0	0	0	0	0	0	0	0	0	0	0	0	0	0	0	0	0	0	0
2300	0	0	0	0	0	0	0	0	0	0	0	0	0	0	0	0	0	0	0	0	0
07-19	**35**	**1**	**25**	**0**	**2**	**0**	**6**	**0**	**0**	**1**	**0**	**0**	**0**	**0**	**0**	**0**	**0**	**0**	**0**	**36.8**	**44.6**
06-22	**36**	**1**	**26**	**0**	**2**	**0**	**6**	**0**	**0**	**1**	**0**	**0**	**0**	**0**	**0**	**0**	**0**	**0**	**0**	**36.5**	**44.6**
06-00	**36**	**1**	**26**	**0**	**2**	**0**	**6**	**0**	**0**	**1**	**0**	**0**	**0**	**0**	**0**	**0**	**0**	**0**	**0**	**36.5**	**44.6**
00-00	**36**	**1**	**26**	**0**	**2**	**0**	**6**	**0**	**0**	**1**	**0**	**0**	**0**	**0**	**0**	**0**	**0**	**0**	**0**	**36.5**	**44.6**

DRAFT

Site 82
Location LP04010, Att - Telepole, Lat 54.04344, Long -6.81900
Direction West

3279 / Meath/Cavan/Monaghan ATC's
October 2013
Automatic Traffic Count

Virtual Day (Partial days = 6.54)

Time	Total	Classification												>PSL	>PSL%	>SL1	>SL1%	>SL2	>SL2%	Mean	Vpp
		1 MCL	2 SV	3 SVT	4 TB2	5 TB3	6 T4	7 ART3	8 ART4	9 ART5	10 ART6	11 BD	12 DRT	80	80	85 +5kph	85 +5kph	90 +10kph	90 +10kph		85
0000	1	0	1	0	0	0	0	0	0	0	0	0	0	0	0	0	0	0	0	47.3	-
0100	2	0	2	0	0	0	0	0	0	0	0	0	0	0	0	0	0	0	0	14.3	-
0200	0	0	0	0	0	0	0	0	0	0	0	0	0	0	0	0	0	0	0	-	-
0300	0	0	0	0	0	0	0	0	0	0	0	0	0	0	0	0	0	0	0	-	-
0400	0	0	0	0	0	0	0	0	0	0	0	0	0	0	0	0	0	0	0	45.7	-
0500	0	0	0	0	0	0	0	0	0	0	0	0	0	0	0	0	0	0	0	45.2	-
0600	0	0	0	0	0	0	0	0	0	0	0	0	0	0	0	0	0	0	0	-	-
0700	2	0	1	0	0	0	0	0	0	0	0	0	0	0	0	0	0	0	0	43.3	-
0800	3	0	2	0	0	0	0	0	0	0	0	0	0	0	0	0	0	0	0	39.5	-
0900	3	0	2	0	1	0	0	0	0	0	0	0	0	0	0	0	0	0	0	42.2	-
1000	3	0	2	0	0	0	0	0	0	0	0	0	0	0	0	0	0	0	0	42.2	-
1100	**4**	**0**	**4**	**0**	**0**	**0**	**0**	**0**	**0**	**0**	**0**	**0**	**0**	**0**	**0**	**0**	**0**	**0**	**0**	**26.7**	**-**
1200	**4**	**0**	**3**	**0**	**0**	**0**	**0**	**0**	**0**	**0**	**0**	**0**	**0**	**0**	**0**	**0**	**0**	**0**	**0**	**31.2**	**-**
1300	3	0	2	0	0	0	0	0	0	0	0	0	0	0	0	0	0	0	0	39.2	-
1400	2	0	1	0	0	0	0	0	0	0	0	0	0	0	0	0	0	0	0	31.8	-
1500	**4**	**0**	**3**	**0**	**0**	**0**	**0**	**0**	**0**	**0**	**0**	**0**	**0**	**0**	**0**	**0**	**0**	**0**	**0**	**39.1**	**-**
1600	**4**	**0**	**2**	**0**	**1**	**0**	**0**	**0**	**0**	**0**	**0**	**0**	**0**	**0**	**0**	**0**	**0**	**0**	**0**	**39.7**	**-**
1700	3	0	2	0	1	0	0	0	0	0	0	0	0	0	0	0	0	0	0	32.8	-
1800	**4**	**0**	**3**	**0**	**0**	**0**	**0**	**0**	**0**	**0**	**0**	**0**	**0**	**0**	**0**	**0**	**0**	**0**	**0**	**37**	**-**
1900	**4**	**0**	**3**	**0**	**2**	**0**	**0**	**0**	**0**	**0**	**0**	**0**	**0**	**0**	**0**	**0**	**0**	**0**	**0**	**47**	**-**
2000	2	0	2	0	0	0	0	0	0	0	0	0	0	0	0	0	0	0	0	36.7	-
2100	2	0	1	0	0	0	0	0	0	0	0	0	0	0	0	0	0	0	0	44.5	-
2200	1	0	1	0	0	0	0	0	0	0	0	0	0	0	0	0	0	0	0	38.6	-
2300	1	0	1	0	0	0	0	0	0	0	0	0	0	0	0	0	0	0	0	37.8	-
07-19	**39**	**0**	**27**	**0**	**3**	**0**	**0**	**0**	**0**	**0**	**0**	**0**	**0**	**0**	**0**	**0**	**0**	**0**	**0**	**39.15**	**#NUM!**
06-22	**47**	**0**	**33**	**0**	**5**	**0**	**0**	**0**	**0**	**0**	**0**	**0**	**0**	**0**	**0**	**0**	**0**	**0**	**0**	**39.2**	**#NUM!**
06-00	**49**	**0**	**35**	**0**	**5**	**0**	**0**	**0**	**0**	**0**	**0**	**0**	**0**	**0**	**0**	**0**	**0**	**0**	**0**	**39.1**	**#NUM!**
00-00	**52**	**0**	**38**	**0**	**5**	**0**	**0**	**0**	**0**	**0**	**0**	**0**	**0**	**0**	**0**	**0**	**0**	**0**	**0**	**39.2**	**#NUM!**

DRAFT

Site 82
Location LP04010, Att - Telepole, Lat 54.04344, Long -6.81900
Direction West

3279 / Meath/Cavan/Monaghan ATC's
October 2013
Automatic Traffic Count

Virtual Week (1)

Time	Total	Classification												>PSL	>PSL%	>SL1	>SL1%	>SL2	>SL2%	Mean	Vpp
		1 MCL	2 SV	3 SVT	4 TB2	5 TB3	6 T4	7 ART3	8 ART4	9 ART5	10 ART6	11 BD	12 DRT	80	80	85 +5kph	85 +5kph	90 +10kph	90 +10kph		85
Mon	36	1	26	0	2	0	6	0	0	1	0	0	0	0	0	0	0	0	0	36.5	44.6
Tue	47	1	36	2	5	1	2	0	0	0	0	0	0	0	0	0	0	0	0	36.2	49.3
Wed	56	0	46	0	8	0	1	0	1	0	0	0	0	0	0	0	0	0	0	29.3	45.7
Thu	41	1	28	2	9	0	0	0	1	0	0	0	0	0	0	0	0	0	0	40.6	51.5
Fri	32	0	22	2	6	2	0	0	0	0	0	0	0	0	0	0	0	0	0	42.6	55.4
| Sat	58	0	44	4	6	2	2	0	0	0	0	0	0	0	0	0	0	0	0	43.8	52.6
| Sun	77	1	61	0	8	5	0	0	0	1	0	0	1	0	0	0	0	0	0	34.4	44.6
5 Day Ave.	**42**	**1**	**32**	**1**	**6**	**1**	**2**	**0**	**0**	**0**	**0**	**0**	**0**	**0**	**0.0**	**0**	**0.0**	**0**	**0.0**	**37.0**	**49.3**
7 Day Ave.	**52**	**0**	**38**	**0**	**5**	**0**	**0**	**0**	**0**	**0**	**0**	**0**	**0**	**0**	**0.0**	**0**	**0.0**	**0**	**0.0**	**39.2**	**#NUM!**
--	**347**	**4**	**263**	**10**	**44**	**10**	**11**	**0**	**2**	**2**	**0**	**0**	**1**	**0**	**0.0**	**0**	**0.0**	**0**	**0.0**	**37.1**	**49.7**

Summary Graphs

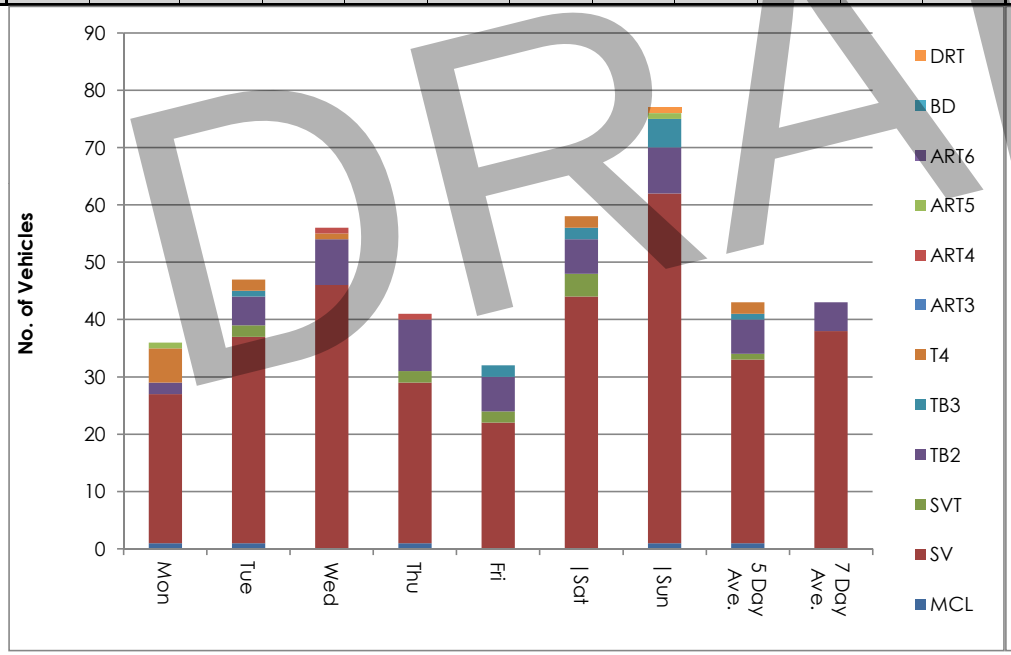

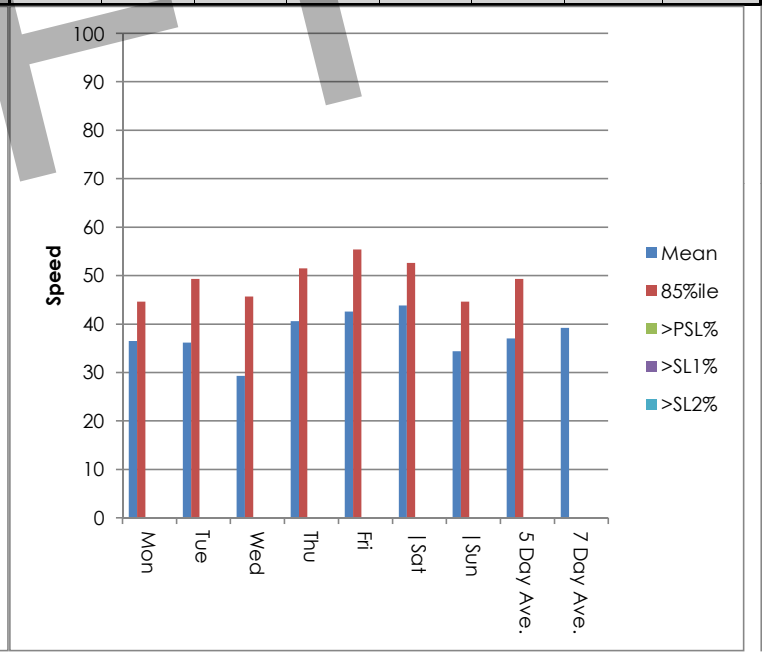

DRAFT

Site 82
Location LP04010, Att - Telepole, Lat 54.04344, Long -6.81900
Direction West

3279 / Meath/Cavan/Monaghan ATC's
October 2013
Automatic Traffic Count

Tue, 8 October 2013

Time	Total	Speed Bins (km/h)																											
		0 - 5	5 - 10	10 - 15	15 - 20	20 - 25	25 - 30	30 - 35	35 - 40	40 - 45	45 - 50	50 - 55	55 - 60	60 - 65	65 - 70	70 - 75	75 - 80	80 - 85	85 - 90	90 - 95	95 - 100	100 - 105	105 - 110	110 - 115	115 - 120	120 - 125	125 - 130	130 - 135	135 - 140
0000	0	0	0	0	0	0	0	0	0	0	0	0	0	0	0	0	0	0	0	0	0	0	0	0	0	0	0	0	0
0100	0	0	0	0	0	0	0	0	0	0	0	0	0	0	0	0	0	0	0	0	0	0	0	0	0	0	0	0	0
0200	0	0	0	0	0	0	0	0	0	0	0	0	0	0	0	0	0	0	0	0	0	0	0	0	0	0	0	0	0
0300	0	0	0	0	0	0	0	0	0	0	0	0	0	0	0	0	0	0	0	0	0	0	0	0	0	0	0	0	0
0400	0	0	0	0	0	0	0	0	0	0	0	0	0	0	0	0	0	0	0	0	0	0	0	0	0	0	0	0	0
0500	0	0	0	0	0	0	0	0	0	0	0	0	0	0	0	0	0	0	0	0	0	0	0	0	0	0	0	0	0
0600	0	0	0	0	0	0	0	0	0	0	0	0	0	0	0	0	0	0	0	0	0	0	0	0	0	0	0	0	0
0700	0	0	0	0	0	0	0	0	0	0	0	0	0	0	0	0	0	0	0	0	0	0	0	0	0	0	0	0	0
0800	0	0	0	0	0	0	0	0	0	0	0	0	0	0	0	0	0	0	0	0	0	0	0	0	0	0	0	0	0
0900	0	0	0	0	0	0	0	0	0	0	0	0	0	0	0	0	0	0	0	0	0	0	0	0	0	0	0	0	0
1000	0	0	0	0	0	0	0	0	0	0	0	0	0	0	0	0	0	0	0	0	0	0	0	0	0	0	0	0	0
1100	**2**	**0**	**0**	**0**	**0**	**0**	**2**	**0**	**0**	**0**	**0**	**0**	**0**	**0**	**0**	**0**	**0**	**0**	**0**	**0**	**0**	**0**	**0**	**0**	**0**	**0**	**0**	**0**	**0**
1200	4	0	0	0	0	1	1	0	1	0	0	1	0	0	0	0	0	0	0	0	0	0	0	0	0	0	0	0	0
1300	1	0	0	0	0	0	0	0	0	0	0	0	1	0	0	0	0	0	0	0	0	0	0	0	0	0	0	0	0
1400	4	0	0	0	1	0	0	0	2	1	0	0	0	0	0	0	0	0	0	0	0	0	0	0	0	0	0	0	0
1500	5	0	0	0	0	0	1	0	0	1	2	1	0	0	0	0	0	0	0	0	0	0	0	0	0	0	0	0	0
1600	4	0	0	0	0	0	0	0	1	3	0	0	0	0	0	0	0	0	0	0	0	0	0	0	0	0	0	0	0
1700	4	1	0	0	0	0	0	0	2	0	1	0	0	0	0	0	0	0	0	0	0	0	0	0	0	0	0	0	0
1800	6	0	1	0	0	1	0	0	2	0	1	1	0	0	0	0	0	0	0	0	0	0	0	0	0	0	0	0	0
1900	**7**	**0**	**0**	**1**	**0**	**0**	**0**	**0**	**1**	**1**	**2**	**0**	**1**	**0**	**0**	**1**	**0**	**0**	**0**	**0**	**0**	**0**	**0**	**0**	**0**	**0**	**0**	**0**	**0**
2000	**7**	**0**	**1**	**2**	**2**	**0**	**0**	**0**	**1**	**0**	**0**	**0**	**0**	**1**	**0**	**0**	**0**	**0**	**0**	**0**	**0**	**0**	**0**	**0**	**0**	**0**	**0**	**0**	**0**
2100	0	0	0	0	0	0	0	0	0	0	0	0	0	0	0	0	0	0	0	0	0	0	0	0	0	0	0	0	0
2200	3	0	0	0	0	0	1	0	0	2	0	0	0	0	0	0	0	0	0	0	0	0	0	0	0	0	0	0	0
2300	0	0	0	0	0	0	0	0	0	0	0	0	0	0	0	0	0	0	0	0	0	0	0	0	0	0	0	0	0
07-19	**30**	**1**	**1**	**0**	**1**	**2**	**4**	**0**	**8**	**5**	**4**	**3**	**1**	**0**	**0**	**0**	**0**	**0**	**0**	**0**	**0**	**0**	**0**	**0**	**0**	**0**	**0**	**0**	**0**
06-22	**44**	**1**	**2**	**3**	**3**	**2**	**4**	**0**	**10**	**6**	**6**	**3**	**2**	**1**	**0**	**1**	**0**	**0**	**0**	**0**	**0**	**0**	**0**	**0**	**0**	**0**	**0**	**0**	**0**
06-00	**47**	**1**	**2**	**3**	**3**	**2**	**5**	**0**	**10**	**8**	**6**	**3**	**2**	**1**	**0**	**1**	**0**	**0**	**0**	**0**	**0**	**0**	**0**	**0**	**0**	**0**	**0**	**0**	**0**
00-00	**47**	**1**	**2**	**3**	**3**	**2**	**5**	**0**	**10**	**8**	**6**	**3**	**2**	**1**	**0**	**1**	**0**	**0**	**0**	**0**	**0**	**0**	**0**	**0**	**0**	**0**	**0**	**0**	**0**

DRAFT

Site 82
Location LP04010, Att - Telepole, Lat 54.04344, Long -6.81900
Direction West

3279 / Meath/Cavan/Monaghan ATC's
October 2013
Automatic Traffic Count

Wed, 9 October 2013

Time	Total	Speed Bins (km/h)																											
		0 - 5	5 - 10	10 - 15	15 - 20	20 - 25	25 - 30	30 - 35	35 - 40	40 - 45	45 - 50	50 - 55	55 - 60	60 - 65	65 - 70	70 - 75	75 - 80	80 - 85	85 - 90	90 - 95	95 - 100	100 - 105	105 - 110	110 - 115	115 - 120	120 - 125	125 - 130	130 - 135	135 - 140
0000	0	0	0	0	0	0	0	0	0	0	0	0	0	0	0	0	0	0	0	0	0	0	0	0	0	0	0	0	0
0100	**11**	**0**	**1**	**10**	**0**	**0**	**0**	**0**	**0**	**0**	**0**	**0**	**0**	**0**	**0**	**0**	**0**	**0**	**0**	**0**	**0**	**0**	**0**	**0**	**0**	**0**	**0**	**0**	**0**
0200	0	0	0	0	0	0	0	0	0	0	0	0	0	0	0	0	0	0	0	0	0	0	0	0	0	0	0	0	0
0300	0	0	0	0	0	0	0	0	0	0	0	0	0	0	0	0	0	0	0	0	0	0	0	0	0	0	0	0	0
0400	0	0	0	0	0	0	0	0	0	0	0	0	0	0	0	0	0	0	0	0	0	0	0	0	0	0	0	0	0
0500	0	0	0	0	0	0	0	0	0	0	0	0	0	0	0	0	0	0	0	0	0	0	0	0	0	0	0	0	0
0600	0	0	0	0	0	0	0	0	0	0	0	0	0	0	0	0	0	0	0	0	0	0	0	0	0	0	0	0	0
0700	3	0	0	0	0	0	0	0	1	1	0	1	0	0	0	0	0	0	0	0	0	0	0	0	0	0	0	0	0
0800	3	0	0	0	0	0	0	1	1	1	0	0	0	0	0	0	0	0	0	0	0	0	0	0	0	0	0	0	0
0900	2	0	0	0	0	0	0	0	1	1	0	0	0	0	0	0	0	0	0	0	0	0	0	0	0	0	0	0	0
1000	3	0	0	0	0	0	0	0	1	1	0	1	0	0	0	0	0	0	0	0	0	0	0	0	0	0	0	0	0
1100	8	0	5	1	0	0	0	0	0	0	2	0	0	0	0	0	0	0	0	0	0	0	0	0	0	0	0	0	0
1200	**8**	**0**	**4**	**0**	**0**	**0**	**0**	**1**	**1**	**1**	**1**	**0**	**0**	**0**	**0**	**0**	**0**	**0**	**0**	**0**	**0**	**0**	**0**	**0**	**0**	**0**	**0**	**0**	**0**
1300	1	0	0	0	0	0	0	0	0	0	0	1	0	0	0	0	0	0	0	0	0	0	0	0	0	0	0	0	0
1400	2	0	0	0	0	0	0	1	0	1	0	0	0	0	0	0	0	0	0	0	0	0	0	0	0	0	0	0	0
1500	1	0	0	0	0	0	0	0	1	0	0	0	0	0	0	0	0	0	0	0	0	0	0	0	0	0	0	0	0
1600	5	0	0	0	0	0	0	0	1	2	0	2	0	0	0	0	0	0	0	0	0	0	0	0	0	0	0	0	0
1700	5	0	0	0	0	1	0	1	1	1	1	0	0	0	0	0	0	0	0	0	0	0	0	0	0	0	0	0	0
1800	1	0	0	0	0	0	0	0	1	0	0	0	0	0	0	0	0	0	0	0	0	0	0	0	0	0	0	0	0
1900	1	0	0	0	0	1	0	0	0	0	0	0	0	0	0	0	0	0	0	0	0	0	0	0	0	0	0	0	0
2000	1	0	0	0	0	0	0	1	0	0	0	0	0	0	0	0	0	0	0	0	0	0	0	0	0	0	0	0	0
2100	1	0	0	0	0	0	0	0	1	0	0	0	0	0	0	0	0	0	0	0	0	0	0	0	0	0	0	0	0
2200	0	0	0	0	0	0	0	0	0	0	0	0	0	0	0	0	0	0	0	0	0	0	0	0	0	0	0	0	0
2300	0	0	0	0	0	0	0	0	0	0	0	0	0	0	0	0	0	0	0	0	0	0	0	0	0	0	0	0	0
07-19	**42**	**0**	**9**	**1**	**0**	**1**	**0**	**4**	**9**	**9**	**4**	**5**	**0**	**0**	**0**	**0**	**0**	**0**	**0**	**0**	**0**	**0**	**0**	**0**	**0**	**0**	**0**	**0**	**0**
06-22	**45**	**0**	**9**	**1**	**0**	**2**	**0**	**5**	**10**	**9**	**4**	**5**	**0**	**0**	**0**	**0**	**0**	**0**	**0**	**0**	**0**	**0**	**0**	**0**	**0**	**0**	**0**	**0**	**0**
06-00	**45**	**0**	**9**	**1**	**0**	**2**	**0**	**5**	**10**	**9**	**4**	**5**	**0**	**0**	**0**	**0**	**0**	**0**	**0**	**0**	**0**	**0**	**0**	**0**	**0**	**0**	**0**	**0**	**0**
00-00	**56**	**0**	**10**	**11**	**0**	**2**	**0**	**5**	**10**	**9**	**4**	**5**	**0**	**0**	**0**	**0**	**0**	**0**	**0**	**0**	**0**	**0**	**0**	**0**	**0**	**0**	**0**	**0**	**0**

DRAFT

Site 82
Location LP04010, Att - Telepole, Lat 54.04344, Long -6.81900
Direction West

3279 / Meath/Cavan/Monaghan ATC's
October 2013
Automatic Traffic Count

Thu, 10 October 2013

Time	Total	Speed Bins (km/h)																											
		0 - 5	5 - 10	10 - 15	15 - 20	20 - 25	25 - 30	30 - 35	35 - 40	40 - 45	45 - 50	50 - 55	55 - 60	60 - 65	65 - 70	70 - 75	75 - 80	80 - 85	85 - 90	90 - 95	95 - 100	100 - 105	105 - 110	110 - 115	115 - 120	120 - 125	125 - 130	130 - 135	135 - 140
0000	0	0	0	0	0	0	0	0	0	0	0	0	0	0	0	0	0	0	0	0	0	0	0	0	0	0	0	0	0
0100	0	0	0	0	0	0	0	0	0	0	0	0	0	0	0	0	0	0	0	0	0	0	0	0	0	0	0	0	0
0200	0	0	0	0	0	0	0	0	0	0	0	0	0	0	0	0	0	0	0	0	0	0	0	0	0	0	0	0	0
0300	0	0	0	0	0	0	0	0	0	0	0	0	0	0	0	0	0	0	0	0	0	0	0	0	0	0	0	0	0
0400	0	0	0	0	0	0	0	0	0	0	0	0	0	0	0	0	0	0	0	0	0	0	0	0	0	0	0	0	0
0500	1	0	0	0	0	0	0	0	0	0	1	0	0	0	0	0	0	0	0	0	0	0	0	0	0	0	0	0	0
0600	0	0	0	0	0	0	0	0	0	0	0	0	0	0	0	0	0	0	0	0	0	0	0	0	0	0	0	0	0
0700	1	0	0	0	0	0	0	0	1	0	0	0	0	0	0	0	0	0	0	0	0	0	0	0	0	0	0	0	0
0800	3	0	0	0	0	0	0	2	1	0	0	0	0	0	0	0	0	0	0	0	0	0	0	0	0	0	0	0	0
0900	**6**	**0**	**0**	**0**	**0**	**0**	**1**	**0**	**2**	**0**	**2**	**1**	**0**	**0**	**0**	**0**	**0**	**0**	**0**	**0**	**0**	**0**	**0**	**0**	**0**	**0**	**0**	**0**	**0**
1000	3	0	0	0	0	1	0	0	1	0	0	1	0	0	0	0	0	0	0	0	0	0	0	0	0	0	0	0	0
1100	2	0	0	0	0	2	0	0	0	0	0	0	0	0	0	0	0	0	0	0	0	0	0	0	0	0	0	0	0
1200	2	0	0	0	0	0	0	0	0	0	0	2	0	0	0	0	0	0	0	0	0	0	0	0	0	0	0	0	0
1300	3	0	0	0	0	0	0	0	0	2	0	1	0	0	0	0	0	0	0	0	0	0	0	0	0	0	0	0	0
1400	1	0	0	0	1	0	0	0	0	0	0	0	0	0	0	0	0	0	0	0	0	0	0	0	0	0	0	0	0
1500	1	0	0	0	0	0	0	0	0	0	1	0	0	0	0	0	0	0	0	0	0	0	0	0	0	0	0	0	0
1600	1	0	0	0	0	0	0	0	1	0	0	0	0	0	0	0	0	0	0	0	0	0	0	0	0	0	0	0	0
1700	1	0	0	0	0	0	0	0	0	0	1	0	0	0	0	0	0	0	0	0	0	0	0	0	0	0	0	0	0
1800	**5**	**0**	**0**	**1**	**1**	**0**	**0**	**0**	**0**	**1**	**1**	**1**	**0**	**0**	**0**	**0**	**0**	**0**	**0**	**0**	**0**	**0**	**0**	**0**	**0**	**0**	**0**	**0**	**0**
1900	4	0	0	0	0	0	0	0	1	1	0	0	1	1	0	0	0	0	0	0	0	0	0	0	0	0	0	0	0
2000	3	0	0	0	0	0	0	0	1	1	0	0	1	0	0	0	0	0	0	0	0	0	0	0	0	0	0	0	0
2100	0	0	0	0	0	0	0	0	0	0	0	0	0	0	0	0	0	0	0	0	0	0	0	0	0	0	0	0	0
2200	1	0	0	0	0	0	0	0	0	0	1	0	0	0	0	0	0	0	0	0	0	0	0	0	0	0	0	0	0
2300	3	0	0	0	0	0	1	1	0	0	0	1	0	0	0	0	0	0	0	0	0	0	0	0	0	0	0	0	0
07-19	**29**	**0**	**0**	**1**	**2**	**3**	**1**	**2**	**6**	**3**	**5**	**6**	**0**	**0**	**0**	**0**	**0**	**0**	**0**	**0**	**0**	**0**	**0**	**0**	**0**	**0**	**0**	**0**	**0**
06-22	**36**	**0**	**0**	**1**	**2**	**3**	**1**	**2**	**8**	**5**	**5**	**6**	**2**	**1**	**0**	**0**	**0**	**0**	**0**	**0**	**0**	**0**	**0**	**0**	**0**	**0**	**0**	**0**	**0**
06-00	**40**	**0**	**0**	**1**	**2**	**3**	**2**	**3**	**8**	**5**	**6**	**7**	**2**	**1**	**0**	**0**	**0**	**0**	**0**	**0**	**0**	**0**	**0**	**0**	**0**	**0**	**0**	**0**	**0**
00-00	**41**	**0**	**0**	**1**	**2**	**3**	**2**	**3**	**8**	**5**	**7**	**7**	**2**	**1**	**0**	**0**	**0**	**0**	**0**	**0**	**0**	**0**	**0**	**0**	**0**	**0**	**0**	**0**	**0**

DRAFT

Site 82
Location LP04010, Att - Telepole, Lat 54.04344, Long -6.81900
Direction West

3279 / Meath/Cavan/Monaghan ATC's
October 2013
Automatic Traffic Count

Fri, 11 October 2013

Time	Total	Speed Bins (km/h)																											
		0 - 5	5 - 10	10 - 15	15 - 20	20 - 25	25 - 30	30 - 35	35 - 40	40 - 45	45 - 50	50 - 55	55 - 60	60 - 65	65 - 70	70 - 75	75 - 80	80 - 85	85 - 90	90 - 95	95 - 100	100 - 105	105 - 110	110 - 115	115 - 120	120 - 125	125 - 130	130 - 135	135 - 140
0000	**2**	**0**	**0**	**0**	**0**	**0**	**0**	**1**	**0**	**0**	**0**	**1**	**0**	**0**	**0**	**0**	**0**	**0**	**0**	**0**	**0**	**0**	**0**	**0**	**0**	**0**	**0**	**0**	**0**
0100	0	0	0	0	0	0	0	0	0	0	0	0	0	0	0	0	0	0	0	0	0	0	0	0	0	0	0	0	0
0200	0	0	0	0	0	0	0	0	0	0	0	0	0	0	0	0	0	0	0	0	0	0	0	0	0	0	0	0	0
0300	0	0	0	0	0	0	0	0	0	0	0	0	0	0	0	0	0	0	0	0	0	0	0	0	0	0	0	0	0
0400	1	0	0	0	0	0	0	0	0	0	1	0	0	0	0	0	0	0	0	0	0	0	0	0	0	0	0	0	0
0500	1	0	0	0	0	0	0	0	0	1	0	0	0	0	0	0	0	0	0	0	0	0	0	0	0	0	0	0	0
0600	0	0	0	0	0	0	0	0	0	0	0	0	0	0	0	0	0	0	0	0	0	0	0	0	0	0	0	0	0
0700	0	0	0	0	0	0	0	0	0	0	0	0	0	0	0	0	0	0	0	0	0	0	0	0	0	0	0	0	0
0800	0	0	0	0	0	0	0	0	0	0	0	0	0	0	0	0	0	0	0	0	0	0	0	0	0	0	0	0	0
0900	0	0	0	0	0	0	0	0	0	0	0	0	0	0	0	0	0	0	0	0	0	0	0	0	0	0	0	0	0
1000	0	0	0	0	0	0	0	0	0	0	0	0	0	0	0	0	0	0	0	0	0	0	0	0	0	0	0	0	0
1100	**2**	**0**	**0**	**1**	**0**	**0**	**0**	**0**	**1**	**0**	**0**	**0**	**0**	**0**	**0**	**0**	**0**	**0**	**0**	**0**	**0**	**0**	**0**	**0**	**0**	**0**	**0**	**0**	**0**
1200	0	0	0	0	0	0	0	0	0	0	0	0	0	0	0	0	0	0	0	0	0	0	0	0	0	0	0	0	0
1300	1	0	0	0	0	0	0	0	0	0	0	0	1	0	0	0	0	0	0	0	0	0	0	0	0	0	0	0	0
1400	1	0	0	0	0	0	1	0	0	0	0	0	0	0	0	0	0	0	0	0	0	0	0	0	0	0	0	0	0
1500	4	0	0	0	1	0	1	0	0	0	0	0	1	1	0	0	0	0	0	0	0	0	0	0	0	0	0	0	0
1600	3	0	0	0	0	0	0	0	1	0	0	0	1	1	0	0	0	0	0	0	0	0	0	0	0	0	0	0	0
1700	2	0	0	0	0	0	0	0	0	1	1	0	0	0	0	0	0	0	0	0	0	0	0	0	0	0	0	0	0
1800	4	0	0	0	0	1	0	0	0	0	3	0	0	0	0	0	0	0	0	0	0	0	0	0	0	0	0	0	0
1900	**8**	**0**	**0**	**0**	**1**	**0**	**0**	**0**	**1**	**0**	**4**	**0**	**0**	**2**	**0**	**0**	**0**	**0**	**0**	**0**	**0**	**0**	**0**	**0**	**0**	**0**	**0**	**0**	**0**
2000	1	0	0	0	0	0	0	0	1	0	0	0	0	0	0	0	0	0	0	0	0	0	0	0	0	0	0	0	0
2100	2	0	0	0	0	0	0	0	0	0	1	1	0	0	0	0	0	0	0	0	0	0	0	0	0	0	0	0	0
2200	0	0	0	0	0	0	0	0	0	0	0	0	0	0	0	0	0	0	0	0	0	0	0	0	0	0	0	0	0
2300	0	0	0	0	0	0	0	0	0	0	0	0	0	0	0	0	0	0	0	0	0	0	0	0	0	0	0	0	0
07-19	**17**	**0**	**0**	**1**	**1**	**1**	**2**	**0**	**2**	**1**	**4**	**0**	**3**	**2**	**0**	**0**	**0**	**0**	**0**	**0**	**0**	**0**	**0**	**0**	**0**	**0**	**0**	**0**	**0**
06-22	**28**	**0**	**0**	**1**	**2**	**1**	**2**	**0**	**4**	**1**	**9**	**1**	**3**	**4**	**0**	**0**	**0**	**0**	**0**	**0**	**0**	**0**	**0**	**0**	**0**	**0**	**0**	**0**	**0**
06-00	**28**	**0**	**0**	**1**	**2**	**1**	**2**	**0**	**4**	**1**	**9**	**1**	**3**	**4**	**0**	**0**	**0**	**0**	**0**	**0**	**0**	**0**	**0**	**0**	**0**	**0**	**0**	**0**	**0**
00-00	**32**	**0**	**0**	**1**	**2**	**1**	**2**	**1**	**4**	**2**	**10**	**2**	**3**	**4**	**0**	**0**	**0**	**0**	**0**	**0**	**0**	**0**	**0**	**0**	**0**	**0**	**0**	**0**	**0**

DRAFT

Site 82
Location LP04010, Att - Telepole, Lat 54.04344, Long -6.81900
Direction West

3279 / Meath/Cavan/Monaghan ATC's
October 2013
Automatic Traffic Count

Sat, 12 October 2013

Time	Total	Speed Bins (km/h)																												
		0 - 5	5 - 10	10 - 15	15 - 20	20 - 25	25 - 30	30 - 35	35 - 40	40 - 45	45 - 50	50 - 55	55 - 60	60 - 65	65 - 70	70 - 75	75 - 80	80 - 85	85 - 90	90 - 95	95 - 100	100 - 105	105 - 110	110 - 115	115 - 120	120 - 125	125 - 130	130 - 135	135 - 140
0000	1	0	0	0	0	0	0	0	0	0	0	0	1	0	0	0	0	0	0	0	0	0	0	0	0	0	0	0	0	0
0100	0	0	0	0	0	0	0	0	0	0	0	0	0	0	0	0	0	0	0	0	0	0	0	0	0	0	0	0	0	0
0200	0	0	0	0	0	0	0	0	0	0	0	0	0	0	0	0	0	0	0	0	0	0	0	0	0	0	0	0	0	0
0300	0	0	0	0	0	0	0	0	0	0	0	0	0	0	0	0	0	0	0	0	0	0	0	0	0	0	0	0	0	0
0400	0	0	0	0	0	0	0	0	0	0	0	0	0	0	0	0	0	0	0	0	0	0	0	0	0	0	0	0	0	0
0500	0	0	0	0	0	0	0	0	0	0	0	0	0	0	0	0	0	0	0	0	0	0	0	0	0	0	0	0	0	0
0600	0	0	0	0	0	0	0	0	0	0	0	0	0	0	0	0	0	0	0	0	0	0	0	0	0	0	0	0	0	0
0700	2	0	0	0	0	0	0	0	1	1	0	0	0	0	0	0	0	0	0	0	0	0	0	0	0	0	0	0	0	0
0800	2	0	0	0	0	0	0	0	0	2	0	0	0	0	0	0	0	0	0	0	0	0	0	0	0	0	0	0	0	0
0900	4	0	0	0	0	0	0	0	0	0	3	0	1	0	0	0	0	0	0	0	0	0	0	0	0	0	0	0	0	0
1000	4	0	0	0	0	0	0	0	0	0	4	0	0	0	0	0	0	0	0	0	0	0	0	0	0	0	0	0	0	0
1100	**5**	**0**	**0**	**0**	**1**	**0**	**0**	**0**	**1**	**1**	**2**	**0**	**0**	**0**	**0**	**0**	**0**	**0**	**0**	**0**	**0**	**0**	**0**	**0**	**0**	**0**	**0**	**0**	**0**	**0**
1200	1	0	0	0	0	0	0	0	0	0	1	0	0	0	0	0	0	0	0	0	0	0	0	0	0	0	0	0	0	0
1300	2	0	0	0	0	0	1	0	0	1	0	0	0	0	0	0	0	0	0	0	0	0	0	0	0	0	0	0	0	0
1400	3	0	0	0	0	0	2	0	0	0	1	0	0	0	0	0	0	0	0	0	0	0	0	0	0	0	0	0	0	0
1500	5	0	0	0	0	0	0	1	1	1	1	0	0	1	0	0	0	0	0	0	0	0	0	0	0	0	0	0	0	0
1600	6	0	0	0	0	0	0	1	1	1	3	0	0	0	0	0	0	0	0	0	0	0	0	0	0	0	0	0	0	0
1700	2	0	0	0	0	0	0	0	2	0	0	0	0	0	0	0	0	0	0	0	0	0	0	0	0	0	0	0	0	0
1800	**7**	**0**	**0**	**0**	**1**	**0**	**0**	**2**	**1**	**2**	**0**	**1**	**0**	**0**	**0**	**0**	**0**	**0**	**0**	**0**	**0**	**0**	**0**	**0**	**0**	**0**	**0**	**0**	**0**	**0**
1900	4	0	0	0	0	0	0	0	0	0	1	2	1	0	0	0	0	0	0	0	0	0	0	0	0	0	0	0	0	0
2000	3	0	0	0	0	0	0	0	0	0	0	2	1	0	0	0	0	0	0	0	0	0	0	0	0	0	0	0	0	0
2100	5	0	0	0	0	0	0	0	0	1	3	1	0	0	0	0	0	0	0	0	0	0	0	0	0	0	0	0	0	0
2200	1	0	0	0	0	0	1	0	0	0	0	0	0	0	0	0	0	0	0	0	0	0	0	0	0	0	0	0	0	0
2300	1	0	0	0	0	0	0	0	1	0	0	0	0	0	0	0	0	0	0	0	0	0	0	0	0	0	0	0	0	0
07-19	**43**	**0**	**0**	**0**	**2**	**0**	**3**	**4**	**7**	**9**	**15**	**1**	**1**	**1**	**0**	**0**	**0**	**0**	**0**	**0**	**0**	**0**	**0**	**0**	**0**	**0**	**0**	**0**	**0**	**0**
06-22	**55**	**0**	**0**	**0**	**2**	**0**	**3**	**4**	**7**	**10**	**19**	**6**	**3**	**1**	**0**	**0**	**0**	**0**	**0**	**0**	**0**	**0**	**0**	**0**	**0**	**0**	**0**	**0**	**0**	**0**
06-00	**57**	**0**	**0**	**0**	**2**	**0**	**4**	**4**	**8**	**10**	**19**	**6**	**3**	**1**	**0**	**0**	**0**	**0**	**0**	**0**	**0**	**0**	**0**	**0**	**0**	**0**	**0**	**0**	**0**	**0**
00-00	**58**	**0**	**0**	**0**	**2**	**0**	**4**	**4**	**8**	**10**	**19**	**6**	**4**	**1**	**0**	**0**	**0**	**0**	**0**	**0**	**0**	**0**	**0**	**0**	**0**	**0**	**0**	**0**	**0**	**0**

DRAFT

Site 82
Location LP04010, Att - Telepole, Lat 54.04344, Long -6.81900
Direction West

3279 / Meath/Cavan/Monaghan ATC's
October 2013
Automatic Traffic Count

Sun, 13 October 2013

Time	Total	Speed Bins (km/h)																											
		0 - 5	5 - 10	10 - 15	15 - 20	20 - 25	25 - 30	30 - 35	35 - 40	40 - 45	45 - 50	50 - 55	55 - 60	60 - 65	65 - 70	70 - 75	75 - 80	80 - 85	85 - 90	90 - 95	95 - 100	100 - 105	105 - 110	110 - 115	115 - 120	120 - 125	125 - 130	130 - 135	135 - 140
0000	0	0	0	0	0	0	0	0	0	0	0	0	0	0	0	0	0	0	0	0	0	0	0	0	0	0	0	0	0
0100	1	0	0	0	0	0	0	0	0	0	1	0	0	0	0	0	0	0	0	0	0	0	0	0	0	0	0	0	0
0200	0	0	0	0	0	0	0	0	0	0	0	0	0	0	0	0	0	0	0	0	0	0	0	0	0	0	0	0	0
0300	0	0	0	0	0	0	0	0	0	0	0	0	0	0	0	0	0	0	0	0	0	0	0	0	0	0	0	0	0
0400	0	0	0	0	0	0	0	0	0	0	0	0	0	0	0	0	0	0	0	0	0	0	0	0	0	0	0	0	0
0500	0	0	0	0	0	0	0	0	0	0	0	0	0	0	0	0	0	0	0	0	0	0	0	0	0	0	0	0	0
0600	0	0	0	0	0	0	0	0	0	0	0	0	0	0	0	0	0	0	0	0	0	0	0	0	0	0	0	0	0
0700	0	0	0	0	0	0	0	0	0	0	0	0	0	0	0	0	0	0	0	0	0	0	0	0	0	0	0	0	0
0800	0	0	0	0	0	0	0	0	0	0	0	0	0	0	0	0	0	0	0	0	0	0	0	0	0	0	0	0	0
0900	1	0	0	0	0	0	0	0	0	1	0	0	0	0	0	0	0	0	0	0	0	0	0	0	0	0	0	0	0
1000	2	0	0	0	0	0	0	0	0	0	1	1	0	0	0	0	0	0	0	0	0	0	0	0	0	0	0	0	0
1100	**7**	**0**	**0**	**0**	**0**	**1**	**4**	**2**	**0**	**0**	**0**	**0**	**0**	**0**	**0**	**0**	**0**	**0**	**0**	**0**	**0**	**0**	**0**	**0**	**0**	**0**	**0**	**0**	**0**
1200	7	0	0	1	0	0	0	3	3	0	0	0	0	0	0	0	0	0	0	0	0	0	0	0	0	0	0	0	0
1300	**10**	**0**	**0**	**0**	**0**	**0**	**0**	**9**	**0**	**0**	**1**	**0**	**0**	**0**	**0**	**0**	**0**	**0**	**0**	**0**	**0**	**0**	**0**	**0**	**0**	**0**	**0**	**0**	**0**
1400	4	0	0	0	0	1	3	0	0	0	0	0	0	0	0	0	0	0	0	0	0	0	0	0	0	0	0	0	0
1500	**10**	**0**	**0**	**0**	**0**	**0**	**5**	**5**	**0**	**0**	**0**	**0**	**0**	**0**	**0**	**0**	**0**	**0**	**0**	**0**	**0**	**0**	**0**	**0**	**0**	**0**	**0**	**0**	**0**
1600	8	0	0	0	0	1	4	3	0	0	0	0	0	0	0	0	0	0	0	0	0	0	0	0	0	0	0	0	0
1700	7	0	0	0	0	2	5	0	0	0	0	0	0	0	0	0	0	0	0	0	0	0	0	0	0	0	0	0	0
1800	7	0	0	0	0	2	0	0	0	1	3	1	0	0	0	0	0	0	0	0	0	0	0	0	0	0	0	0	0
1900	7	0	0	0	0	0	0	1	1	2	0	0	2	1	0	0	0	0	0	0	0	0	0	0	0	0	0	0	0
2000	1	0	0	0	0	0	0	0	1	0	0	0	0	0	0	0	0	0	0	0	0	0	0	0	0	0	0	0	0
2100	3	0	0	0	0	0	0	0	0	3	0	0	0	0	0	0	0	0	0	0	0	0	0	0	0	0	0	0	0
2200	2	0	0	0	0	0	0	1	0	0	0	1	0	0	0	0	0	0	0	0	0	0	0	0	0	0	0	0	0
2300	0	0	0	0	0	0	0	0	0	0	0	0	0	0	0	0	0	0	0	0	0	0	0	0	0	0	0	0	0
07-19	**63**	**0**	**0**	**1**	**0**	**7**	**21**	**22**	**3**	**2**	**5**	**2**	**0**	**0**	**0**	**0**	**0**	**0**	**0**	**0**	**0**	**0**	**0**	**0**	**0**	**0**	**0**	**0**	**0**
06-22	**74**	**0**	**0**	**1**	**0**	**7**	**21**	**23**	**5**	**7**	**5**	**2**	**2**	**1**	**0**	**0**	**0**	**0**	**0**	**0**	**0**	**0**	**0**	**0**	**0**	**0**	**0**	**0**	**0**
06-00	**76**	**0**	**0**	**1**	**0**	**7**	**21**	**24**	**5**	**7**	**5**	**3**	**2**	**1**	**0**	**0**	**0**	**0**	**0**	**0**	**0**	**0**	**0**	**0**	**0**	**0**	**0**	**0**	**0**
00-00	**77**	**0**	**0**	**1**	**0**	**7**	**21**	**24**	**5**	**7**	**6**	**3**	**2**	**1**	**0**	**0**	**0**	**0**	**0**	**0**	**0**	**0**	**0**	**0**	**0**	**0**	**0**	**0**	**0**

DRAFT

Site 82
Location LP04010, Att - Telepole, Lat 54.04344, Long -6.81900
Direction West

3279 / Meath/Cavan/Monaghan ATC's
October 2013
Automatic Traffic Count

Mon, 14 October 2013

Time	Total	Speed Bins (km/h)																											
		0 - 5	5 - 10	10 - 15	15 - 20	20 - 25	25 - 30	30 - 35	35 - 40	40 - 45	45 - 50	50 - 55	55 - 60	60 - 65	65 - 70	70 - 75	75 - 80	80 - 85	85 - 90	90 - 95	95 - 100	100 - 105	105 - 110	110 - 115	115 - 120	120 - 125	125 - 130	130 - 135	135 - 140
0000	0	0	0	0	0	0	0	0	0	0	0	0	0	0	0	0	0	0	0	0	0	0	0	0	0	0	0	0	0
0100	0	0	0	0	0	0	0	0	0	0	0	0	0	0	0	0	0	0	0	0	0	0	0	0	0	0	0	0	0
0200	0	0	0	0	0	0	0	0	0	0	0	0	0	0	0	0	0	0	0	0	0	0	0	0	0	0	0	0	0
0300	0	0	0	0	0	0	0	0	0	0	0	0	0	0	0	0	0	0	0	0	0	0	0	0	0	0	0	0	0
0400	0	0	0	0	0	0	0	0	0	0	0	0	0	0	0	0	0	0	0	0	0	0	0	0	0	0	0	0	0
0500	0	0	0	0	0	0	0	0	0	0	0	0	0	0	0	0	0	0	0	0	0	0	0	0	0	0	0	0	0
0600	0	0	0	0	0	0	0	0	0	0	0	0	0	0	0	0	0	0	0	0	0	0	0	0	0	0	0	0	0
0700	6	0	0	0	0	0	0	0	0	6	0	0	0	0	0	0	0	0	0	0	0	0	0	0	0	0	0	0	0
0800	**7**	**0**	**0**	**0**	**0**	**0**	**0**	**1**	**1**	**4**	**0**	**1**	**0**	**0**	**0**	**0**	**0**	**0**	**0**	**0**	**0**	**0**	**0**	**0**	**0**	**0**	**0**	**0**	**0**
0900	5	0	0	0	1	0	0	2	1	0	0	0	0	1	0	0	0	0	0	0	0	0	0	0	0	0	0	0	0
1000	3	0	0	0	0	1	1	1	0	0	0	0	0	0	0	0	0	0	0	0	0	0	0	0	0	0	0	0	0
1100	2	0	1	0	0	0	0	0	0	1	0	0	0	0	0	0	0	0	0	0	0	0	0	0	0	0	0	0	0
1200	**5**	**0**	**0**	**0**	**0**	**0**	**4**	**1**	**0**	**0**	**0**	**0**	**0**	**0**	**0**	**0**	**0**	**0**	**0**	**0**	**0**	**0**	**0**	**0**	**0**	**0**	**0**	**0**	**0**
1300	1	0	0	0	0	0	1	0	0	0	0	0	0	0	0	0	0	0	0	0	0	0	0	0	0	0	0	0	0
1400	2	0	0	0	0	0	0	0	2	0	0	0	0	0	0	0	0	0	0	0	0	0	0	0	0	0	0	0	0
1500	3	0	0	0	0	0	0	0	0	2	1	0	0	0	0	0	0	0	0	0	0	0	0	0	0	0	0	0	0
1600	0	0	0	0	0	0	0	0	0	0	0	0	0	0	0	0	0	0	0	0	0	0	0	0	0	0	0	0	0
1700	1	0	0	0	0	1	0	0	0	0	0	0	0	0	0	0	0	0	0	0	0	0	0	0	0	0	0	0	0
1800	0	0	0	0	0	0	0	0	0	0	0	0	0	0	0	0	0	0	0	0	0	0	0	0	0	0	0	0	0
1900	0	0	0	0	0	0	0	0	0	0	0	0	0	0	0	0	0	0	0	0	0	0	0	0	0	0	0	0	0
2000	0	0	0	0	0	0	0	0	0	0	0	0	0	0	0	0	0	0	0	0	0	0	0	0	0	0	0	0	0
2100	1	0	0	0	0	0	1	0	0	0	0	0	0	0	0	0	0	0	0	0	0	0	0	0	0	0	0	0	0
2200	0	0	0	0	0	0	0	0	0	0	0	0	0	0	0	0	0	0	0	0	0	0	0	0	0	0	0	0	0
2300	0	0	0	0	0	0	0	0	0	0	0	0	0	0	0	0	0	0	0	0	0	0	0	0	0	0	0	0	0
07-19	**35**	**0**	**1**	**0**	**1**	**2**	**6**	**5**	**4**	**13**	**1**	**1**	**0**	**1**	**0**	**0**	**0**	**0**	**0**	**0**	**0**	**0**	**0**	**0**	**0**	**0**	**0**	**0**	**0**
06-22	**36**	**0**	**1**	**0**	**1**	**2**	**7**	**5**	**4**	**13**	**1**	**1**	**0**	**1**	**0**	**0**	**0**	**0**	**0**	**0**	**0**	**0**	**0**	**0**	**0**	**0**	**0**	**0**	**0**
06-00	**36**	**0**	**1**	**0**	**1**	**2**	**7**	**5**	**4**	**13**	**1**	**1**	**0**	**1**	**0**	**0**	**0**	**0**	**0**	**0**	**0**	**0**	**0**	**0**	**0**	**0**	**0**	**0**	**0**
00-00	**36**	**0**	**1**	**0**	**1**	**2**	**7**	**5**	**4**	**13**	**1**	**1**	**0**	**1**	**0**	**0**	**0**	**0**	**0**	**0**	**0**	**0**	**0**	**0**	**0**	**0**	**0**	**0**	**0**

DRAFT

Site 82
Location LP04010, Att - Telepole, Lat 54.04344, Long -6.81900
Direction West

3279 / Meath/Cavan/Monaghan ATC's
October 2013
Automatic Traffic Count

Virtual Day (Partial days = 6.54)

Time	Total	Speed Bins (km/h)																											
		0 - 5	5 - 10	10 - 15	15 - 20	20 - 25	25 - 30	30 - 35	35 - 40	40 - 45	45 - 50	50 - 55	55 - 60	60 - 65	65 - 70	70 - 75	75 - 80	80 - 85	85 - 90	90 - 95	95 - 100	100 - 105	105 - 110	110 - 115	115 - 120	120 - 125	125 - 130	130 - 135	135 - 140
0000	1	0	0	0	0	0	0	0	0	0	0	0	0	0	0	0	0	0	0	0	0	0	0	0	0	0	0	0	0
0100	2	0	0	2	0	0	0	0	0	0	0	0	0	0	0	0	0	0	0	0	0	0	0	0	0	0	0	0	0
0200	0	0	0	0	0	0	0	0	0	0	0	0	0	0	0	0	0	0	0	0	0	0	0	0	0	0	0	0	0
0300	0	0	0	0	0	0	0	0	0	0	0	0	0	0	0	0	0	0	0	0	0	0	0	0	0	0	0	0	0
0400	0	0	0	0	0	0	0	0	0	0	0	0	0	0	0	0	0	0	0	0	0	0	0	0	0	0	0	0	0
0500	0	0	0	0	0	0	0	0	0	0	0	0	0	0	0	0	0	0	0	0	0	0	0	0	0	0	0	0	0
0600	0	0	0	0	0	0	0	0	0	0	0	0	0	0	0	0	0	0	0	0	0	0	0	0	0	0	0	0	0
0700	2	0	0	0	0	0	0	0	1	1	0	0	0	0	0	0	0	0	0	0	0	0	0	0	0	0	0	0	0
0800	3	0	0	0	0	0	0	1	1	1	0	0	0	0	0	0	0	0	0	0	0	0	0	0	0	0	0	0	0
0900	3	0	0	0	0	0	0	0	1	0	1	0	0	0	0	0	0	0	0	0	0	0	0	0	0	0	0	0	0
1000	3	0	0	0	0	0	0	0	0	0	1	1	0	0	0	0	0	0	0	0	0	0	0	0	0	0	0	0	0
1100	**4**	**0**	**1**	**0**	**0**	**0**	**1**	**0**	**0**	**0**	**1**	**0**	**0**	**0**	**0**	**0**	**0**	**0**	**0**	**0**	**0**	**0**	**0**	**0**	**0**	**0**	**0**	**0**	**0**
1200	**4**	**0**	**1**	**0**	**0**	**0**	**1**	**1**	**1**	**0**	**0**	**0**	**0**	**0**	**0**	**0**	**0**	**0**	**0**	**0**	**0**	**0**	**0**	**0**	**0**	**0**	**0**	**0**	**0**
1300	3	0	0	0	0	0	0	1	0	0	0	0	0	0	0	0	0	0	0	0	0	0	0	0	0	0	0	0	0
1400	2	0	0	0	0	0	1	0	1	0	0	0	0	0	0	0	0	0	0	0	0	0	0	0	0	0	0	0	0
1500	**4**	**0**	**0**	**0**	**0**	**0**	**1**	**1**	**0**	**1**	**1**	**0**	**0**	**0**	**0**	**0**	**0**	**0**	**0**	**0**	**0**	**0**	**0**	**0**	**0**	**0**	**0**	**0**	**0**
1600	**4**	**0**	**0**	**0**	**0**	**0**	**1**	**1**	**1**	**1**	**0**	**0**	**0**	**0**	**0**	**0**	**0**	**0**	**0**	**0**	**0**	**0**	**0**	**0**	**0**	**0**	**0**	**0**	**0**
1700	3	0	0	0	0	1	1	0	1	0	1	0	0	0	0	0	0	0	0	0	0	0	0	0	0	0	0	0	0
1800	**4**	**0**	**0**	**0**	**0**	**1**	**0**	**0**	**1**	**1**	**1**	**1**	**0**	**0**	**0**	**0**	**0**	**0**	**0**	**0**	**0**	**0**	**0**	**0**	**0**	**0**	**0**	**0**	**0**
1900	**4**	**0**	**0**	**0**	**0**	**0**	**0**	**0**	**1**	**1**	**1**	**0**	**1**	**1**	**0**	**0**	**0**	**0**	**0**	**0**	**0**	**0**	**0**	**0**	**0**	**0**	**0**	**0**	**0**
2000	2	0	0	0	0	0	0	0	1	0	0	0	0	0	0	0	0	0	0	0	0	0	0	0	0	0	0	0	0
2100	2	0	0	0	0	0	0	0	0	1	1	0	0	0	0	0	0	0	0	0	0	0	0	0	0	0	0	0	0
2200	1	0	0	0	0	0	0	0	0	0	0	0	0	0	0	0	0	0	0	0	0	0	0	0	0	0	0	0	0
2300	1	0	0	0	0	0	0	0	0	0	0	0	0	0	0	0	0	0	0	0	0	0	0	0	0	0	0	0	0
07-19	**39**	**0**	**2**	**0**	**0**	**2**	**6**	**5**	**8**	**5**	**6**	**2**	**0**	**0**	**0**	**0**	**0**	**0**	**0**	**0**	**0**	**0**	**0**	**0**	**0**	**0**	**0**	**0**	**0**
06-22	**47**	**0**	**2**	**0**	**0**	**2**	**6**	**5**	**10**	**7**	**8**	**2**	**1**	**1**	**0**	**0**	**0**	**0**	**0**	**0**	**0**	**0**	**0**	**0**	**0**	**0**	**0**	**0**	**0**
06-00	**49**	**0**	**2**	**0**	**0**	**2**	**6**	**5**	**10**	**7**	**8**	**2**	**1**	**1**	**0**	**0**	**0**	**0**	**0**	**0**	**0**	**0**	**0**	**0**	**0**	**0**	**0**	**0**	**0**
00-00	**52**	**0**	**2**	**2**	**0**	**2**	**6**	**5**	**10**	**7**	**8**	**2**	**1**	**1**	**0**	**0**	**0**	**0**	**0**	**0**	**0**	**0**	**0**	**0**	**0**	**0**	**0**	**0**	**0**

DRAFT

Site 82
Location LP04010, Att - Telepole, Lat 54.04344, Long -6.81900
Direction West

3279 / Meath/Cavan/Monaghan ATC's
October 2013
Automatic Traffic Count

Virtual Week (1)

Time	Total	Speed Bins (km/h)																											
		0 - 5	5 - 10	10 - 15	15 - 20	20 - 25	25 - 30	30 - 35	35 - 40	40 - 45	45 - 50	50 - 55	55 - 60	60 - 65	65 - 70	70 - 75	75 - 80	80 - 85	85 - 90	90 - 95	95 - 100	100 - 105	105 - 110	110 - 115	115 - 120	120 - 125	125 - 130	130 - 135	135 - 140
Mon	36	0	1	0	1	2	7	5	4	13	1	1	0	1	0	0	0	0	0	0	0	0	0	0	0	0	0	0	0
Tue	47	1	2	3	3	2	5	0	10	8	6	3	2	1	0	1	0	0	0	0	0	0	0	0	0	0	0	0	0
Wed	56	0	10	11	0	2	0	5	10	9	4	5	0	0	0	0	0	0	0	0	0	0	0	0	0	0	0	0	0
Thu	41	0	0	1	2	3	2	3	8	5	7	7	2	1	0	0	0	0	0	0	0	0	0	0	0	0	0	0	0
Fri	32	0	0	1	2	1	2	1	4	2	10	2	3	4	0	0	0	0	0	0	0	0	0	0	0	0	0	0	0
|Sat	58	0	0	0	2	0	4	4	8	10	19	6	4	1	0	0	0	0	0	0	0	0	0	0	0	0	0	0	0
|Sun	77	0	0	1	0	7	21	24	5	7	6	3	2	1	0	0	0	0	0	0	0	0	0	0	0	0	0	0	0
5 Day Ave.	**42**	**0**	**3**	**3**	**2**	**2**	**3**	**3**	**7**	**7**	**6**	**4**	**1**	**1**	**0**	**0**	**0**	**0**	**0**	**0**	**0**	**0**	**0**	**0**	**0**	**0**	**0**	**0**	**0**
7 Day Ave.	**52**	**0**	**2**	**2**	**0**	**2**	**6**	**5**	**10**	**7**	**8**	**2**	**1**	**1**	**0**	**0**	**0**	**0**	**0**	**0**	**0**	**0**	**0**	**0**	**0**	**0**	**0**	**0**	**0**
--	**347**	**1**	**13**	**17**	**10**	**17**	**41**	**42**	**49**	**54**	**53**	**27**	**13**	**9**	**0**	**1**	**0**	**0**	**0**	**0**	**0**	**0**	**0**	**0**	**0**	**0**	**0**	**0**	**0**

Summary Graphs

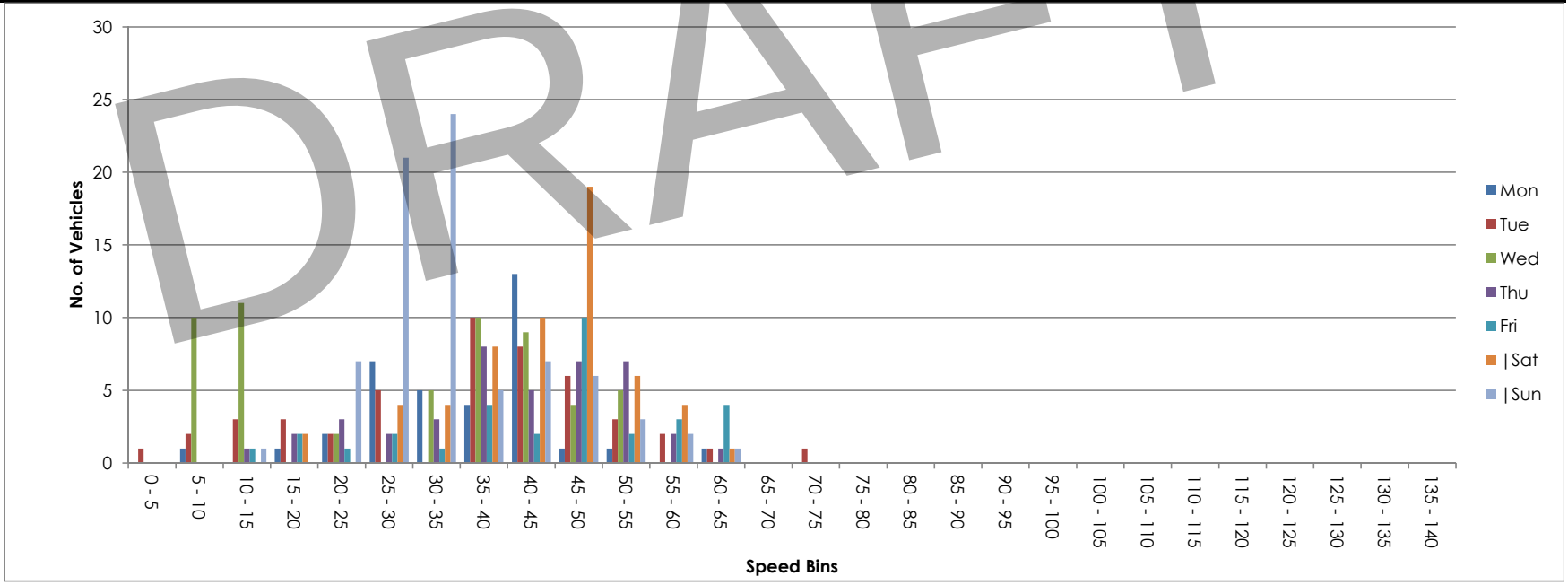

DRAFT

Site 82
Location LP04010, Att - Telepole, Lat 54.04344, Long -6.81900
Direction Two way

3279 / Meath/Cavan/Monaghan ATC's
October 2013
Automatic Traffic Count

Tue, 8 October 2013

Time	Total	Classification												>PSL	>PSL%	>SL1	>SL1%	>SL2	>SL2%	Mean	Vpp
		1 MCL	2 SV	3 SVT	4 TB2	5 TB3	6 T4	7 ART3	8 ART4	9 ART5	10 ART6	11 BD	12 DRT	80	80	85 +5kph	85 +5kph	90 +10kph	90 +10kph		85
0000	0	0	0	0	0	0	0	0	0	0	0	0	0	0	0	0	0	0	0	0	0
0100	0	0	0	0	0	0	0	0	0	0	0	0	0	0	0	0	0	0	0	0	0
0200	0	0	0	0	0	0	0	0	0	0	0	0	0	0	0	0	0	0	0	0	0
0300	0	0	0	0	0	0	0	0	0	0	0	0	0	0	0	0	0	0	0	0	0
0400	0	0	0	0	0	0	0	0	0	0	0	0	0	0	0	0	0	0	0	0	0
0500	0	0	0	0	0	0	0	0	0	0	0	0	0	0	0	0	0	0	0	0	0
0600	0	0	0	0	0	0	0	0	0	0	0	0	0	0	0	0	0	0	0	0	0
0700	0	0	0	0	0	0	0	0	0	0	0	0	0	0	0	0	0	0	0	0	0
0800	0	0	0	0	0	0	0	0	0	0	0	0	0	0	0	0	0	0	0	0	0
0900	0	0	0	0	0	0	0	0	0	0	0	0	0	0	0	0	0	0	0	0	0
1000	0	0	0	0	0	0	0	0	0	0	0	0	0	0	0	0	0	0	0	0	0
1100	**2**	**0**	**1**	**1**	**0**	**0**	**0**	**0**	**0**	**0**	**0**	**0**	**0**	**0**	**0**	**0**	**0**	**0**	**0**	**26.8**	**-**
1200	8	0	7	0	0	1	0	0	0	0	0	0	0	0	0	0	0	0	0	38.5	-
1300	1	0	1	0	0	0	0	0	0	0	0	0	0	0	0	0	0	0	0	56.7	-
1400	8	0	7	0	1	0	0	0	0	0	0	0	0	0	0	0	0	0	0	35.2	-
1500	6	0	4	1	1	0	0	0	0	0	0	0	0	0	0	0	0	0	0	43.2	-
1600	7	0	3	1	1	0	2	0	0	0	0	0	0	0	0	0	0	0	0	39.5	-
1700	6	1	4	0	1	0	0	0	0	0	0	0	0	0	0	0	0	0	0	34.3	-
1800	11	0	8	0	3	0	0	0	0	0	0	0	0	0	0	0	0	0	0	39	52.9
1900	10	0	8	0	2	0	0	0	0	0	0	0	0	0	0	0	0	0	0	43.5	-
2000	**12**	**0**	**12**	**0**	**0**	**0**	**0**	**0**	**0**	**0**	**0**	**0**	**0**	**0**	**0**	**0**	**0**	**0**	**0**	**21.5**	**39.2**
2100	1	0	1	0	0	0	0	0	0	0	0	0	0	0	0	0	0	0	0	43.7	-
2200	3	0	3	0	0	0	0	0	0	0	0	0	0	0	0	0	0	0	0	36.8	-
2300	0	0	0	0	0	0	0	0	0	0	0	0	0	0	0	0	0	0	0	-	-
07-19	**49**	**1**	**35**	**3**	**7**	**1**	**2**	**0**	**0**	**0**	**0**	**0**	**0**	**0**	**0**	**0**	**0**	**0**	**0**	**38.2**	**49.3**
06-22	**72**	**1**	**56**	**3**	**9**	**1**	**2**	**0**	**0**	**0**	**0**	**0**	**0**	**0**	**0**	**0**	**0**	**0**	**0**	**36.2**	**49.3**
06-00	**75**	**1**	**59**	**3**	**9**	**1**	**2**	**0**	**0**	**0**	**0**	**0**	**0**	**0**	**0**	**0**	**0**	**0**	**0**	**36.2**	**49.3**
00-00	**75**	**1**	**59**	**3**	**9**	**1**	**2**	**0**	**0**	**0**	**0**	**0**	**0**	**0**	**0**	**0**	**0**	**0**	**0**	**36.2**	**49.3**

DRAFT

Site 82
Location LP04010, Att - Telepole, Lat 54.04344, Long -6.81900
Direction Two way

3279 / Meath/Cavan/Monaghan ATC's
October 2013
Automatic Traffic Count

Wed, 9 October 2013

Time	Total	Classification												>PSL	>PSL%	>SL1	>SL1%	>SL2	>SL2%	Mean	Vpp
		1 MCL	2 SV	3 SVT	4 TB2	5 TB3	6 T4	7 ART3	8 ART4	9 ART5	10 ART6	11 BD	12 DRT	80	80	85 +5kph	85 +5kph	90 +10kph	90 +10kph		85
0000	1	0	1	0	0	0	0	0	0	0	0	0	0	0	0	0	0	0	0	40.8	-
0100	**23**	**0**	**23**	**0**	**0**	**0**	**0**	**0**	**0**	**0**	**0**	**0**	**0**	**0**	**0**	**0**	**0**	**0**	**0**	**12**	**12.6**
0200	0	0	0	0	0	0	0	0	0	0	0	0	0	0	0	0	0	0	0	-	-
0300	0	0	0	0	0	0	0	0	0	0	0	0	0	0	0	0	0	0	0	-	-
0400	0	0	0	0	0	0	0	0	0	0	0	0	0	0	0	0	0	0	0	-	-
0500	1	0	1	0	0	0	0	0	0	0	0	0	0	0	0	0	0	0	0	47.3	-
0600	0	0	0	0	0	0	0	0	0	0	0	0	0	0	0	0	0	0	0	-	-
0700	5	0	4	0	1	0	0	0	0	0	0	0	0	0	0	0	0	0	0	43.8	-
0800	5	0	3	0	1	0	0	0	1	0	0	0	0	0	0	0	0	0	0	39.8	-
0900	4	0	3	0	1	0	0	0	0	0	0	0	0	0	0	0	0	0	0	37.4	-
1000	4	0	4	0	0	0	0	0	0	0	0	0	0	0	0	0	0	0	0	43.9	-
1100	15	0	15	0	0	0	0	0	0	0	0	0	0	0	0	0	0	0	0	17.4	45.7
1200	13	0	11	0	1	0	1	0	0	0	0	0	0	0	0	0	0	0	0	18.1	36.4
1300	4	0	4	0	0	0	0	0	0	0	0	0	0	0	0	0	0	0	0	42	-
1400	5	0	3	0	2	0	0	0	0	0	0	0	0	0	0	0	0	0	0	34.4	-
1500	2	0	2	0	0	0	0	0	0	0	0	0	0	0	0	0	0	0	0	34.2	-
1600	8	0	5	0	3	0	0	0	0	0	0	0	0	0	0	0	0	0	0	47.3	-
1700	**14**	**0**	**8**	**0**	**5**	**0**	**0**	**0**	**1**	**0**	**0**	**0**	**0**	**0**	**0**	**0**	**0**	**0**	**0**	**39.6**	**49**
1800	1	0	1	0	0	0	0	0	0	0	0	0	0	0	0	0	0	0	0	37.5	-
1900	4	0	4	0	0	0	0	0	0	0	0	0	0	0	0	0	0	0	0	41	-
2000	2	0	1	0	1	0	0	0	0	0	0	0	0	0	0	0	0	0	0	42.2	-
2100	2	0	2	0	0	0	0	0	0	0	0	0	0	0	0	0	0	0	0	46.6	-
2200	0	0	0	0	0	0	0	0	0	0	0	0	0	0	0	0	0	0	0	-	-
2300	0	0	0	0	0	0	0	0	0	0	0	0	0	0	0	0	0	0	0	-	-
07-19	**80**	**0**	**63**	**0**	**14**	**0**	**1**	**0**	**2**	**0**	**0**	**0**	**0**	**0**	**0**	**0**	**0**	**0**	**0**	**32.7**	**48.6**
06-22	**88**	**0**	**70**	**0**	**15**	**0**	**1**	**0**	**2**	**0**	**0**	**0**	**0**	**0**	**0**	**0**	**0**	**0**	**0**	**33.6**	**49**
06-00	**88**	**0**	**70**	**0**	**15**	**0**	**1**	**0**	**2**	**0**	**0**	**0**	**0**	**0**	**0**	**0**	**0**	**0**	**0**	**33.6**	**49**
00-00	**113**	**0**	**95**	**0**	**15**	**0**	**1**	**0**	**2**	**0**	**0**	**0**	**0**	**0**	**0**	**0**	**0**	**0**	**0**	**29.4**	**47.9**

DRAFT

Site 82
Location LP04010, Att - Telepole, Lat 54.04344, Long -6.81900
Direction Two way

3279 / Meath/Cavan/Monaghan ATC's
October 2013
Automatic Traffic Count

Thu, 10 October 2013

Time	Total	Classification												>PSL	>PSL%	>SL1	>SL1%	>SL2	>SL2%	Mean	Vpp
		1 MCL	2 SV	3 SVT	4 TB2	5 TB3	6 T4	7 ART3	8 ART4	9 ART5	10 ART6	11 BD	12 DRT	80	80	85 +5kph	85 +5kph	90 +10kph	90 +10kph		85
0000	0	0	0	0	0	0	0	0	0	0	0	0	0	0	0	0	0	0	0	-	-
0100	0	0	0	0	0	0	0	0	0	0	0	0	0	0	0	0	0	0	0	-	-
0200	0	0	0	0	0	0	0	0	0	0	0	0	0	0	0	0	0	0	0	-	-
0300	0	0	0	0	0	0	0	0	0	0	0	0	0	0	0	0	0	0	0	-	-
0400	0	0	0	0	0	0	0	0	0	0	0	0	0	0	0	0	0	0	0	-	-
0500	2	0	1	0	1	0	0	0	0	0	0	0	0	0	0	0	0	0	0	47.8	-
0600	0	0	0	0	0	0	0	0	0	0	0	0	0	0	0	0	0	0	0	-	-
0700	3	0	1	0	2	0	0	0	0	0	0	0	0	0	0	0	0	0	0	41.4	-
0800	4	0	1	0	2	0	0	0	1	0	0	0	0	0	0	0	0	0	0	38	-
0900	**9**	**0**	**8**	**0**	**1**	**0**	**0**	**0**	**0**	**0**	**0**	**0**	**0**	**0**	**0**	**0**	**0**	**0**	**0**	**41.9**	**-**
1000	6	0	4	1	1	0	0	0	0	0	0	0	0	0	0	0	0	0	0	33.9	-
1100	4	0	4	0	0	0	0	0	0	0	0	0	0	0	0	0	0	0	0	26.6	-
1200	2	0	2	0	0	0	0	0	0	0	0	0	0	0	0	0	0	0	0	52.4	-
1300	4	0	2	1	1	0	0	0	0	0	0	0	0	0	0	0	0	0	0	46.7	-
1400	4	0	4	0	0	0	0	0	0	0	0	0	0	0	0	0	0	0	0	32.2	-
1500	2	0	2	0	0	0	0	0	0	0	0	0	0	0	0	0	0	0	0	42.2	-
1600	4	0	2	0	1	0	0	0	1	0	0	0	0	0	0	0	0	0	0	38.5	-
1700	3	0	2	1	0	0	0	0	0	0	0	0	0	0	0	0	0	0	0	45	-
1800	**10**	**1**	**8**	**0**	**1**	**0**	**0**	**0**	**0**	**0**	**0**	**0**	**0**	**0**	**0**	**0**	**0**	**0**	**0**	**38.9**	**-**
1900	5	0	3	0	2	0	0	0	0	0	0	0	0	0	0	0	0	0	0	49.2	-
2000	5	0	5	0	0	0	0	0	0	0	0	0	0	0	0	0	0	0	0	51.8	-
2100	4	0	3	1	0	0	0	0	0	0	0	0	0	0	0	0	0	0	0	40.3	-
2200	2	0	2	0	0	0	0	0	0	0	0	0	0	0	0	0	0	0	0	43	-
2300	3	0	3	0	0	0	0	0	0	0	0	0	0	0	0	0	0	0	0	37.1	-
07-19	**55**	**1**	**40**	**3**	**9**	**0**	**0**	**0**	**2**	**0**	**0**	**0**	**0**	**0**	**0**	**0**	**0**	**0**	**0**	**39**	**50.8**
06-22	**69**	**1**	**51**	**4**	**11**	**0**	**0**	**0**	**2**	**0**	**0**	**0**	**0**	**0**	**0**	**0**	**0**	**0**	**0**	**40.7**	**51.5**
06-00	**74**	**1**	**56**	**4**	**11**	**0**	**0**	**0**	**2**	**0**	**0**	**0**	**0**	**0**	**0**	**0**	**0**	**0**	**0**	**40.7**	**51.5**
00-00	**76**	**1**	**57**	**4**	**12**	**0**	**0**	**0**	**2**	**0**	**0**	**0**	**0**	**0**	**0**	**0**	**0**	**0**	**0**	**40.9**	**51.5**

DRAFT

Site 82
Location LP04010, Att - Telepole, Lat 54.04344, Long -6.81900
Direction Two way

3279 / Meath/Cavan/Monaghan ATC's
October 2013
Automatic Traffic Count

Fri, 11 October 2013

Time	Total	Classification												>PSL	>PSL%	>SL1	>SL1%	>SL2	>SL2%	Mean	Vpp
		1 MCL	2 SV	3 SVT	4 TB2	5 TB3	6 T4	7 ART3	8 ART4	9 ART5	10 ART6	11 BD	12 DRT	80	80	85 +5kph	85 +5kph	90 +10kph	90 +10kph		85
0000	2	0	2	0	0	0	0	0	0	0	0	0	0	0	0	0	0	0	0	41.5	-
0100	1	0	1	0	0	0	0	0	0	0	0	0	0	0	0	0	0	0	0	42	-
0200	0	0	0	0	0	0	0	0	0	0	0	0	0	0	0	0	0	0	0	-	-
0300	0	0	0	0	0	0	0	0	0	0	0	0	0	0	0	0	0	0	0	-	-
0400	2	0	2	0	0	0	0	0	0	0	0	0	0	0	0	0	0	0	0	42.1	-
0500	**3**	**0**	**3**	**0**	**0**	**0**	**0**	**0**	**0**	**0**	**0**	**0**	**0**	**0**	**0**	**0**	**0**	**0**	**0**	**34**	**-**
0600	0	0	0	0	0	0	0	0	0	0	0	0	0	0	0	0	0	0	0	-	-
0700	0	0	0	0	0	0	0	0	0	0	0	0	0	0	0	0	0	0	0	-	-
0800	0	0	0	0	0	0	0	0	0	0	0	0	0	0	0	0	0	0	0	-	-
0900	0	0	0	0	0	0	0	0	0	0	0	0	0	0	0	0	0	0	0	-	-
1000	0	0	0	0	0	0	0	0	0	0	0	0	0	0	0	0	0	0	0	-	-
1100	2	0	2	0	0	0	0	0	0	0	0	0	0	0	0	0	0	0	0	23.8	-
1200	1	0	1	0	0	0	0	0	0	0	0	0	0	0	0	0	0	0	0	26.9	-
1300	4	0	4	0	0	0	0	0	0	0	0	0	0	0	0	0	0	0	0	23.7	-
1400	6	0	5	0	1	0	0	0	0	0	0	0	0	0	0	0	0	0	0	34.2	-
1500	5	0	4	0	0	1	0	0	0	0	0	0	0	0	0	0	0	0	0	40.4	-
1600	7	0	5	0	1	1	0	0	0	0	0	0	0	0	0	0	0	0	0	43.6	-
1700	5	0	2	1	1	0	0	0	1	0	0	0	0	0	0	0	0	0	0	40	-
1800	7	0	5	1	1	0	0	0	0	0	0	0	0	0	0	0	0	0	0	41	-
1900	**10**	**0**	**7**	**1**	**2**	**0**	**0**	**0**	**0**	**0**	**0**	**0**	**0**	**0**	**0**	**0**	**0**	**0**	**0**	**43.6**	**-**
2000	2	0	2	0	0	0	0	0	0	0	0	0	0	0	0	0	0	0	0	46.9	-
2100	4	0	3	0	1	0	0	0	0	0	0	0	0	0	0	0	0	0	0	44	-
2200	0	0	0	0	0	0	0	0	0	0	0	0	0	0	0	0	0	0	0	-	-
2300	1	0	1	0	0	0	0	0	0	0	0	0	0	0	0	0	0	0	0	42.2	-
07-19	**37**	**0**	**28**	**2**	**4**	**2**	**0**	**0**	**1**	**0**	**0**	**0**	**0**	**0**	**0**	**0**	**0**	**0**	**0**	**37**	**46.1**
06-22	**53**	**0**	**40**	**3**	**7**	**2**	**0**	**0**	**1**	**0**	**0**	**0**	**0**	**0**	**0**	**0**	**0**	**0**	**0**	**39.2**	**55.1**
06-00	**54**	**0**	**41**	**3**	**7**	**2**	**0**	**0**	**1**	**0**	**0**	**0**	**0**	**0**	**0**	**0**	**0**	**0**	**0**	**39.2**	**55.1**
00-00	**62**	**0**	**49**	**3**	**7**	**2**	**0**	**0**	**1**	**0**	**0**	**0**	**0**	**0**	**0**	**0**	**0**	**0**	**0**	**39.2**	**52.2**

DRAFT

Site 82
Location LP04010, Att - Telepole, Lat 54.04344, Long -6.81900
Direction Two way

3279 / Meath/Cavan/Monaghan ATC's
October 2013
Automatic Traffic Count

Sat, 12 October 2013

Time	Total	Classification												>PSL	>PSL%	>SL1	>SL1%	>SL2	>SL2%	Mean	Vpp
		1 MCL	2 SV	3 SVT	4 TB2	5 TB3	6 T4	7 ART3	8 ART4	9 ART5	10 ART6	11 BD	12 DRT	80	80	85 +5kph	85 +5kph	90 +10kph	90 +10kph		85
0000	1	0	1	0	0	0	0	0	0	0	0	0	0	0	0	0	0	0	0	58.9	-
0100	2	0	1	0	1	0	0	0	0	0	0	0	0	0	0	0	0	0	0	55.7	-
0200	0	0	0	0	0	0	0	0	0	0	0	0	0	0	0	0	0	0	0	-	-
0300	0	0	0	0	0	0	0	0	0	0	0	0	0	0	0	0	0	0	0	-	-
0400	0	0	0	0	0	0	0	0	0	0	0	0	0	0	0	0	0	0	0	-	-
0500	0	0	0	0	0	0	0	0	0	0	0	0	0	0	0	0	0	0	0	-	-
0600	0	0	0	0	0	0	0	0	0	0	0	0	0	0	0	0	0	0	0	-	-
0700	2	0	0	2	0	0	0	0	0	0	0	0	0	0	0	0	0	0	0	39	-
0800	**11**	**0**	**8**	**0**	**2**	**0**	**1**	**0**	**0**	**0**	**0**	**0**	**0**	**0**	**0**	**0**	**0**	**0**	**0**	**36.6**	**42.5**
0900	9	0	8	0	0	0	1	0	0	0	0	0	0	0	0	0	0	0	0	42.6	-
1000	8	1	7	0	0	0	0	0	0	0	0	0	0	0	0	0	0	0	0	37.3	-
1100	8	0	8	0	0	0	0	0	0	0	0	0	0	0	0	0	0	0	0	38.4	-
1200	6	0	6	0	0	0	0	0	0	0	0	0	0	0	0	0	0	0	0	40	-
1300	5	0	1	1	2	0	1	0	0	0	0	0	0	0	0	0	0	0	0	35.6	-
1400	5	0	3	1	1	0	0	0	0	0	0	0	0	0	0	0	0	0	0	40.1	-
1500	9	0	7	0	1	0	1	0	0	0	0	0	0	0	0	0	0	0	0	43	-
1600	7	0	5	0	0	2	0	0	0	0	0	0	0	0	0	0	0	0	0	44	-
1700	3	0	1	1	0	1	0	0	0	0	0	0	0	0	0	0	0	0	0	39.9	-
1800	**13**	**0**	**9**	**0**	**3**	**0**	**0**	**0**	**1**	**0**	**0**	**0**	**0**	**0**	**0**	**0**	**0**	**0**	**0**	**38.4**	**41.8**
1900	5	0	3	0	2	0	0	0	0	0	0	0	0	0	0	0	0	0	0	52.9	-
2000	5	0	3	0	1	0	0	0	0	1	0	0	0	1	20	0	0	0	0	59.1	-
2100	6	0	4	0	0	2	0	0	0	0	0	0	0	0	0	0	0	0	0	48.8	-
2200	2	0	1	0	1	0	0	0	0	0	0	0	0	0	0	0	0	0	0	50.5	-
2300	1	0	1	0	0	0	0	0	0	0	0	0	0	0	0	0	0	0	0	39.8	-
07-19	**86**	**1**	**63**	**5**	**9**	**3**	**4**	**0**	**1**	**0**	**0**	**0**	**0**	**0**	**0**	**0**	**0**	**0**	**0**	**39.6**	**49.7**
06-22	**102**	**1**	**73**	**5**	**12**	**5**	**4**	**0**	**1**	**1**	**0**	**0**	**0**	**1**	**1**	**0**	**0**	**0**	**0**	**41.7**	**49.7**
06-00	**105**	**1**	**75**	**5**	**13**	**5**	**4**	**0**	**1**	**1**	**0**	**0**	**0**	**1**	**1**	**0**	**0**	**0**	**0**	**41.9**	**49.7**
00-00	**108**	**1**	**77**	**5**	**14**	**5**	**4**	**0**	**1**	**1**	**0**	**0**	**0**	**1**	**0.9**	**0**	**0**	**0**	**0**	**42.3**	**51.1**

DRAFT

Site 82
Location LP04010, Att - Telepole, Lat 54.04344, Long -6.81900
Direction Two way

3279 / Meath/Cavan/Monaghan ATC's
October 2013
Automatic Traffic Count

Sun, 13 October 2013

Time	Total	Classification												>PSL	>PSL%	>SL1	>SL1%	>SL2	>SL2%	Mean	Vpp
		1 MCL	2 SV	3 SVT	4 TB2	5 TB3	6 T4	7 ART3	8 ART4	9 ART5	10 ART6	11 BD	12 DRT	80	80	85 +5kph	85 +5kph	90 +10kph	90 +10kph		85
0000	1	0	0	0	1	0	0	0	0	0	0	0	0	0	0	0	0	0	0	22.7	-
0100	1	0	0	0	1	0	0	0	0	0	0	0	0	0	0	0	0	0	0	45.7	-
0200	1	0	0	0	1	0	0	0	0	0	0	0	0	1	100	1	100	1	100	95.5	-
0300	0	0	0	0	0	0	0	0	0	0	0	0	0	0	0	0	0	0	0	-	-
0400	2	0	2	0	0	0	0	0	0	0	0	0	0	0	0	0	0	0	0	69.4	-
0500	0	0	0	0	0	0	0	0	0	0	0	0	0	0	0	0	0	0	0	-	-
0600	0	0	0	0	0	0	0	0	0	0	0	0	0	0	0	0	0	0	0	-	-
0700	0	0	0	0	0	0	0	0	0	0	0	0	0	0	0	0	0	0	0	-	-
0800	0	0	0	0	0	0	0	0	0	0	0	0	0	0	0	0	0	0	0	-	-
0900	2	0	2	0	0	0	0	0	0	0	0	0	0	0	0	0	0	0	0	56.1	-
1000	3	0	2	0	1	0	0	0	0	0	0	0	0	0	0	0	0	0	0	60	-
1100	**10**	**0**	**6**	**0**	**0**	**4**	**0**	**0**	**0**	**0**	**0**	**0**	**0**	**0**	**0**	**0**	**0**	**0**	**0**	**31.8**	**-**
1200	11	0	9	1	1	0	0	0	0	0	0	0	0	0	0	0	0	0	0	32.2	36.7
1300	**14**	**0**	**10**	**1**	**2**	**1**	**0**	**0**	**0**	**0**	**0**	**0**	**0**	**0**	**0**	**0**	**0**	**0**	**0**	**34.7**	**34.6**
1400	9	0	4	0	1	2	1	0	0	0	0	0	1	0	0	0	0	0	0	32.8	-
1500	**14**	**0**	**12**	**0**	**1**	**1**	**0**	**0**	**0**	**0**	**0**	**0**	**0**	**0**	**0**	**0**	**0**	**0**	**0**	**31.8**	**33.5**
1600	11	1	6	1	0	1	0	1	0	1	0	0	0	0	0	0	0	0	0	28.8	30.6
1700	11	0	8	0	2	1	0	0	0	0	0	0	0	0	0	0	0	0	0	29.3	26.6
1800	9	0	5	0	2	2	0	0	0	0	0	0	0	0	0	0	0	0	0	37.6	-
1900	10	0	5	0	5	0	0	0	0	0	0	0	0	0	0	0	0	0	0	47.5	-
2000	3	0	2	0	1	0	0	0	0	0	0	0	0	0	0	0	0	0	0	44.1	-
2100	8	0	6	0	1	1	0	0	0	0	0	0	0	0	0	0	0	0	0	48.1	-
2200	4	0	4	0	0	0	0	0	0	0	0	0	0	0	0	0	0	0	0	46	-
2300	1	0	1	0	0	0	0	0	0	0	0	0	0	0	0	0	0	0	0	50.3	-
07-19	**94**	**1**	**64**	**3**	**10**	**12**	**1**	**1**	**0**	**1**	**0**	**0**	**1**	**0**	**0**	**0**	**0**	**0**	**0**	**33.7**	**46.8**
06-22	**115**	**1**	**77**	**3**	**17**	**13**	**1**	**1**	**0**	**1**	**0**	**0**	**1**	**0**	**0**	**0**	**0**	**0**	**0**	**36.2**	**49.7**
06-00	**120**	**1**	**82**	**3**	**17**	**13**	**1**	**1**	**0**	**1**	**0**	**0**	**1**	**0**	**0**	**0**	**0**	**0**	**0**	**36.6**	**50**
00-00	**125**	**1**	**84**	**3**	**20**	**13**	**1**	**1**	**0**	**1**	**0**	**0**	**1**	**1**	**0.8**	**1**	**0.8**	**1**	**0.8**	**37.6**	**51.5**

DRAFT

Site 82
Location LP04010, Att - Telepole, Lat 54.04344, Long -6.81900
Direction Two way

3279 / Meath/Cavan/Monaghan ATC's
October 2013
Automatic Traffic Count

Mon, 14 October 2013

Time	Total	Classification												>PSL	>PSL%	>SL1	>SL1%	>SL2	>SL2%	Mean	Vpp
		1 MCL	2 SV	3 SVT	4 TB2	5 TB3	6 T4	7 ART3	8 ART4	9 ART5	10 ART6	11 BD	12 DRT	80	80	85 +5kph	85 +5kph	90 +10kph	90 +10kph		85
0000	2	0	2	0	0	0	0	0	0	0	0	0	0	0	0	0	0	0	0	50.3	-
0100	1	0	0	0	1	0	0	0	0	0	0	0	0	0	0	0	0	0	0	68.7	-
0200	0	0	0	0	0	0	0	0	0	0	0	0	0	0	0	0	0	0	0	-	-
0300	0	0	0	0	0	0	0	0	0	0	0	0	0	0	0	0	0	0	0	-	-
0400	0	0	0	0	0	0	0	0	0	0	0	0	0	0	0	0	0	0	0	-	-
0500	1	0	1	0	0	0	0	0	0	0	0	0	0	0	0	0	0	0	0	63.3	-
0600	0	0	0	0	0	0	0	0	0	0	0	0	0	0	0	0	0	0	0	-	-
0700	7	0	6	0	1	0	0	0	0	0	0	0	0	0	0	0	0	0	0	45.7	-
0800	**13**	**1**	**8**	**0**	**4**	**0**	**0**	**0**	**0**	**0**	**0**	**0**	**0**	**0**	**0**	**0**	**0**	**0**	**0**	**43.3**	**45.7**
0900	10	0	8	0	1	0	1	0	0	0	0	0	0	0	0	0	0	0	0	39.4	-
1000	6	0	3	0	0	1	2	0	0	0	0	0	0	0	0	0	0	0	0	31.2	-
1100	6	0	4	1	0	0	1	0	0	0	0	0	0	0	0	0	0	0	0	29.1	-
1200	**11**	**0**	**11**	**0**	**0**	**0**	**0**	**0**	**0**	**0**	**0**	**0**	**0**	**0**	**0**	**0**	**0**	**0**	**0**	**28.1**	**29.5**
1300	6	0	4	1	0	0	1	0	0	0	0	0	0	0	0	0	0	0	0	34.3	-
1400	3	0	1	0	0	0	1	0	0	1	0	0	0	0	0	0	0	0	0	38.7	-
1500	5	0	5	0	0	0	0	0	0	0	0	0	0	0	0	0	0	0	0	41.6	-
1600	0	0	0	0	0	0	0	0	0	0	0	0	0	0	0	0	0	0	0	-	-
1700	1	0	0	0	0	0	1	0	0	0	0	0	0	0	0	0	0	0	0	24.8	-
1800	0	0	0	0	0	0	0	0	0	0	0	0	0	0	0	0	0	0	0	-	-
1900	0	0	0	0	0	0	0	0	0	0	0	0	0	0	0	0	0	0	0	-	-
2000	0	0	0	0	0	0	0	0	0	0	0	0	0	0	0	0	0	0	0	-	-
2100	1	0	1	0	0	0	0	0	0	0	0	0	0	0	0	0	0	0	0	26.4	-
2200	0	0	0	0	0	0	0	0	0	0	0	0	0	0	0	0	0	0	0	0	0
2300	0	0	0	0	0	0	0	0	0	0	0	0	0	0	0	0	0	0	0	0	0
07-19	**68**	**1**	**50**	**2**	**6**	**1**	**7**	**0**	**0**	**1**	**0**	**0**	**0**	**0**	**0**	**0**	**0**	**0**	**0**	**36.8**	**45.7**
06-22	**69**	**1**	**51**	**2**	**6**	**1**	**7**	**0**	**0**	**1**	**0**	**0**	**0**	**0**	**0**	**0**	**0**	**0**	**0**	**36.6**	**45.7**
06-00	**69**	**1**	**51**	**2**	**6**	**1**	**7**	**0**	**0**	**1**	**0**	**0**	**0**	**0**	**0**	**0**	**0**	**0**	**0**	**36.6**	**45.7**
00-00	**73**	**1**	**54**	**2**	**7**	**1**	**7**	**0**	**0**	**1**	**0**	**0**	**0**	**0**	**0**	**0**	**0**	**0**	**0**	**37.8**	**45.7**

DRAFT

Site 82
Location LP04010, Att - Telepole, Lat 54.04344, Long -6.81900
Direction Two way

3279 / Meath/Cavan/Monaghan ATC's
October 2013
Automatic Traffic Count

Virtual Day (Partial days = 6.54)

Time	Total	Classification												>PSL	>PSL%	>SL1	>SL1%	>SL2	>SL2%	Mean	Vpp
		1 MCL	2 SV	3 SVT	4 TB2	5 TB3	6 T4	7 ART3	8 ART4	9 ART5	10 ART6	11 BD	12 DRT	80	80	85 +5kph	85 +5kph	90 +10kph	90 +10kph		85
0000	1	0	1	0	0	0	0	0	0	0	0	0	0	0	0	0	0	0	0	43.7	-
0100	5	0	4	0	1	0	0	0	0	0	0	0	0	0	0	0	0	0	0	19.4	-
0200	0	0	0	0	0	0	0	0	0	0	0	0	0	0	100	0	100	0	100	95.5	-
0300	0	0	0	0	0	0	0	0	0	0	0	0	0	0	0	0	0	0	0	-	-
0400	1	0	1	0	0	0	0	0	0	0	0	0	0	0	0	0	0	0	0	55.8	-
0500	1	0	1	0	0	0	0	0	0	0	0	0	0	0	0	0	0	0	0	44	-
0600	0	0	0	0	0	0	0	0	0	0	0	0	0	0	0	0	0	0	0	-	-
0700	3	0	2	0	1	0	0	0	0	0	0	0	0	0	0	0	0	0	0	43.6	-
0800	6	0	3	0	2	0	0	0	0	0	0	0	0	0	0	0	0	0	0	39.9	-
0900	6	0	5	0	1	0	0	0	0	0	0	0	0	0	0	0	0	0	0	41.6	-
1000	5	0	3	0	0	0	0	0	0	0	0	0	0	0	0	0	0	0	0	38.7	-
1100	**7**	**0**	**6**	**0**	**0**	**1**	**0**	**0**	**0**	**0**	**0**	**0**	**0**	**0**	**0**	**0**	**0**	**0**	**0**	**27**	**-**
1200	**7**	**0**	**7**	**0**	**0**	**0**	**0**	**0**	**0**	**0**	**0**	**0**	**0**	**0**	**0**	**0**	**0**	**0**	**0**	**30.4**	**-**
1300	5	0	4	1	1	0	0	0	0	0	0	0	0	0	0	0	0	0	0	36.2	-
1400	6	0	4	0	1	0	0	0	0	0	0	0	0	0	0	0	0	0	0	35	-
1500	6	0	5	0	0	0	0	0	0	0	0	0	0	0	0	0	0	0	0	38.5	-
1600	6	0	4	0	1	1	0	0	0	0	0	0	0	0	0	0	0	0	0	39.5	-
1700	6	0	4	0	1	0	0	0	0	0	0	0	0	0	0	0	0	0	0	36.3	-
1800	**7**	**0**	**5**	**0**	**1**	**0**	**0**	**0**	**0**	**0**	**0**	**0**	**0**	**0**	**0**	**0**	**0**	**0**	**0**	**38.8**	**-**
1900	6	0	4	0	2	0	0	0	0	0	0	0	0	0	0	0	0	0	0	45.9	-
2000	4	0	4	0	0	0	0	0	0	0	0	0	0	0	3.4	0	0	0	0	38.7	-
2100	4	0	3	0	0	0	0	0	0	0	0	0	0	0	0	0	0	0	0	45.3	-
2200	2	0	1	0	0	0	0	0	0	0	0	0	0	0	0	0	0	0	0	43.8	-
2300	1	0	1	0	0	0	0	0	0	0	0	0	0	0	0	0	0	0	0	40.6	-
07-19	**70**	**0**	**52**	**1**	**9**	**2**	**0**	**0**	**0**	**0**	**0**	**0**	**0**	**0**	**0**	**0**	**0**	**0**	**0**	**38.6**	**#NUM!**
06-22	**84**	**0**	**63**	**1**	**11**	**2**	**0**	**0**	**0**	**0**	**0**	**0**	**0**	**0**	**0**	**0**	**0**	**0**	**0**	**38.7**	**#NUM!**
06-00	**87**	**0**	**65**	**1**	**11**	**2**	**0**	**0**	**0**	**0**	**0**	**0**	**0**	**0**	**0**	**0**	**0**	**0**	**0**	**38.8**	**#NUM!**
00-00	**95**	**0**	**72**	**1**	**12**	**2**	**0**	**0**	**0**	**0**	**0**	**0**	**0**	**0**	**0**	**0**	**0**	**0**	**0**	**39.7**	**#NUM!**

DRAFT

Site 82
Location LP04010, Att - Telepole, Lat 54.04344, Long -6.81900
Direction Two way

3279 / Meath/Cavan/Monaghan ATC's
October 2013
Automatic Traffic Count

Virtual Week (1)

Time	Total	Classification												>PSL	>PSL%	>SL1	>SL1%	>SL2	>SL2%	Mean	Vpp
		1 MCL	2 SV	3 SVT	4 TB2	5 TB3	6 T4	7 ART3	8 ART4	9 ART5	10 ART6	11 BD	12 DRT	80	80	85 +5kph	85 +5kph	90 +10kph	90 +10kph		85
Mon	73	1	54	2	7	1	7	0	0	1	0	0	0	0	0	0	0	0	0	37.8	45.7
Tue	75	1	59	3	9	1	2	0	0	0	0	0	0	0	0	0	0	0	0	36.2	49.3
Wed	113	0	95	0	15	0	1	0	2	0	0	0	0	0	0	0	0	0	0	29.4	47.9
Thu	76	1	57	4	12	0	0	0	2	0	0	0	0	0	0	0	0	0	0	40.9	51.5
Fri	62	0	49	3	7	2	0	0	1	0	0	0	0	0	0	0	0	0	0	39.2	52.2
| Sat	108	1	77	5	14	5	4	0	1	1	0	0	0	1	0.9	0	0	0	0	42.3	51.1
| Sun	125	1	84	3	20	13	1	1	0	1	0	0	1	1	0.8	1	0.8	1	0.8	37.6	51.5
5 Day Ave.	**80**	**1**	**63**	**2**	**10**	**1**	**2**	**0**	**1**	**0**	**0**	**0**	**0**	**0**	**0.0**	**0**	**0.0**	**0**	**0.0**	**36.7**	**49.3**
7 Day Ave.	**95**	**0**	**72**	**1**	**12**	**2**	**0**	**0**	**0**	**0**	**0**	**0**	**0**	**0**	**0.0**	**0**	**0.0**	**0**	**0.0**	**39.7**	**#NUM!**
--	**632**	**5**	**475**	**20**	**84**	**22**	**15**	**1**	**6**	**3**	**0**	**0**	**1**	**2**	**0.3**	**1**	**0.2**	**1**	**0.2**	**37.3**	**50.0**

Summary Graphs

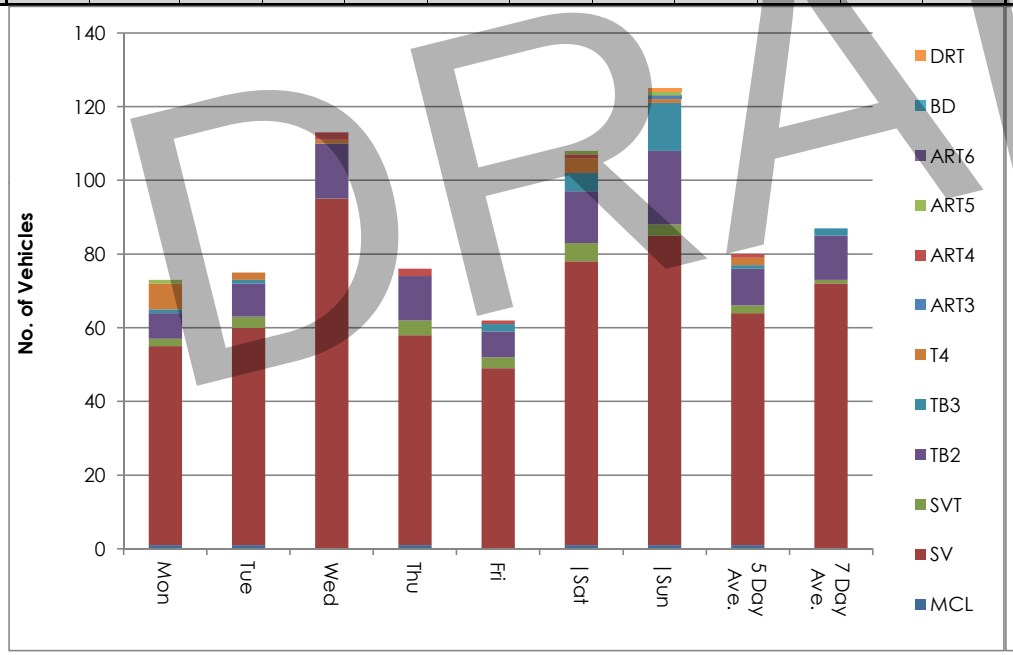

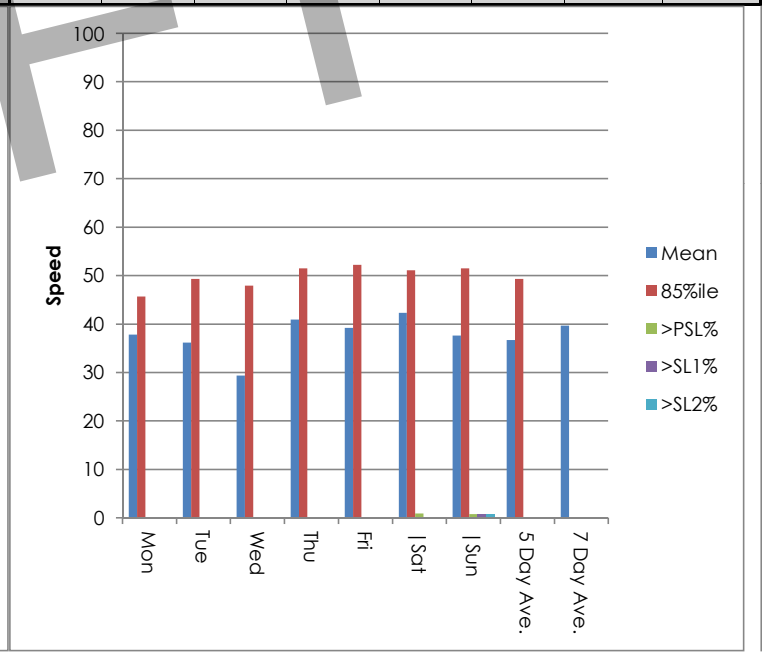

DRAFT

Site 82
Location LP04010, Att - Telepole, Lat 54.04344, Long -6.81900
Direction Two way

3279 / Meath/Cavan/Monaghan ATC's
October 2013
Automatic Traffic Count

Tue, 8 October 2013

Time	Total	Speed Bins (km/h)																											
		0 - 5	5 - 10	10 - 15	15 - 20	20 - 25	25 - 30	30 - 35	35 - 40	40 - 45	45 - 50	50 - 55	55 - 60	60 - 65	65 - 70	70 - 75	75 - 80	80 - 85	85 - 90	90 - 95	95 - 100	100 - 105	105 - 110	110 - 115	115 - 120	120 - 125	125 - 130	130 - 135	135 - 140
0000	0	0	0	0	0	0	0	0	0	0	0	0	0	0	0	0	0	0	0	0	0	0	0	0	0	0	0	0	0
0100	0	0	0	0	0	0	0	0	0	0	0	0	0	0	0	0	0	0	0	0	0	0	0	0	0	0	0	0	0
0200	0	0	0	0	0	0	0	0	0	0	0	0	0	0	0	0	0	0	0	0	0	0	0	0	0	0	0	0	0
0300	0	0	0	0	0	0	0	0	0	0	0	0	0	0	0	0	0	0	0	0	0	0	0	0	0	0	0	0	0
0400	0	0	0	0	0	0	0	0	0	0	0	0	0	0	0	0	0	0	0	0	0	0	0	0	0	0	0	0	0
0500	0	0	0	0	0	0	0	0	0	0	0	0	0	0	0	0	0	0	0	0	0	0	0	0	0	0	0	0	0
0600	0	0	0	0	0	0	0	0	0	0	0	0	0	0	0	0	0	0	0	0	0	0	0	0	0	0	0	0	0
0700	0	0	0	0	0	0	0	0	0	0	0	0	0	0	0	0	0	0	0	0	0	0	0	0	0	0	0	0	0
0800	0	0	0	0	0	0	0	0	0	0	0	0	0	0	0	0	0	0	0	0	0	0	0	0	0	0	0	0	0
0900	0	0	0	0	0	0	0	0	0	0	0	0	0	0	0	0	0	0	0	0	0	0	0	0	0	0	0	0	0
1000	0	0	0	0	0	0	0	0	0	0	0	0	0	0	0	0	0	0	0	0	0	0	0	0	0	0	0	0	0
1100	**2**	**0**	**0**	**0**	**0**	**0**	**2**	**0**	**0**	**0**	**0**	**0**	**0**	**0**	**0**	**0**	**0**	**0**	**0**	**0**	**0**	**0**	**0**	**0**	**0**	**0**	**0**	**0**	**0**
1200	8	0	0	0	0	1	2	0	1	1	1	2	0	0	0	0	0	0	0	0	0	0	0	0	0	0	0	0	0
1300	1	0	0	0	0	0	0	0	0	0	0	0	1	0	0	0	0	0	0	0	0	0	0	0	0	0	0	0	0
1400	8	0	0	0	1	1	1	0	2	2	1	0	0	0	0	0	0	0	0	0	0	0	0	0	0	0	0	0	0
1500	6	0	0	0	0	0	1	0	1	1	2	1	0	0	0	0	0	0	0	0	0	0	0	0	0	0	0	0	0
1600	7	0	0	0	0	0	0	1	2	4	0	0	0	0	0	0	0	0	0	0	0	0	0	0	0	0	0	0	0
1700	6	1	0	0	0	0	0	0	3	1	1	0	0	0	0	0	0	0	0	0	0	0	0	0	0	0	0	0	0
1800	11	0	1	0	0	1	1	0	2	2	1	2	1	0	0	0	0	0	0	0	0	0	0	0	0	0	0	0	0
1900	10	0	0	1	0	1	0	0	2	1	2	1	1	0	0	1	0	0	0	0	0	0	0	0	0	0	0	0	0
2000	**12**	**0**	**3**	**4**	**2**	**0**	**0**	**0**	**1**	**0**	**1**	**0**	**0**	**1**	**0**	**0**	**0**	**0**	**0**	**0**	**0**	**0**	**0**	**0**	**0**	**0**	**0**	**0**	**0**
2100	1	0	0	0	0	0	0	0	0	1	0	0	0	0	0	0	0	0	0	0	0	0	0	0	0	0	0	0	0
2200	3	0	0	0	0	0	1	0	0	2	0	0	0	0	0	0	0	0	0	0	0	0	0	0	0	0	0	0	0
2300	0	0	0	0	0	0	0	0	0	0	0	0	0	0	0	0	0	0	0	0	0	0	0	0	0	0	0	0	0
07-19	**49**	**1**	**1**	**0**	**1**	**3**	**7**	**1**	**11**	**11**	**6**	**5**	**2**	**0**	**0**	**0**	**0**	**0**	**0**	**0**	**0**	**0**	**0**	**0**	**0**	**0**	**0**	**0**	**0**
06-22	**72**	**1**	**4**	**5**	**3**	**4**	**7**	**1**	**14**	**13**	**9**	**6**	**3**	**1**	**0**	**1**	**0**	**0**	**0**	**0**	**0**	**0**	**0**	**0**	**0**	**0**	**0**	**0**	**0**
06-00	**75**	**1**	**4**	**5**	**3**	**4**	**8**	**1**	**14**	**15**	**9**	**6**	**3**	**1**	**0**	**1**	**0**	**0**	**0**	**0**	**0**	**0**	**0**	**0**	**0**	**0**	**0**	**0**	**0**
00-00	**75**	**1**	**4**	**5**	**3**	**4**	**8**	**1**	**14**	**15**	**9**	**6**	**3**	**1**	**0**	**1**	**0**	**0**	**0**	**0**	**0**	**0**	**0**	**0**	**0**	**0**	**0**	**0**	**0**

DRAFT

Site 82
Location LP04010, Att - Telepole, Lat 54.04344, Long -6.81900
Direction Two way

3279 / Meath/Cavan/Monaghan ATC's
October 2013
Automatic Traffic Count

Wed, 9 October 2013

Time	Total	Speed Bins (km/h)																											
		0 - 5	5 - 10	10 - 15	15 - 20	20 - 25	25 - 30	30 - 35	35 - 40	40 - 45	45 - 50	50 - 55	55 - 60	60 - 65	65 - 70	70 - 75	75 - 80	80 - 85	85 - 90	90 - 95	95 - 100	100 - 105	105 - 110	110 - 115	115 - 120	120 - 125	125 - 130	130 - 135	135 - 140
0000	1	0	0	0	0	0	0	0	0	1	0	0	0	0	0	0	0	0	0	0	0	0	0	0	0	0	0	0	0
0100	**23**	**0**	**3**	**19**	**0**	**1**	**0**	**0**	**0**	**0**	**0**	**0**	**0**	**0**	**0**	**0**	**0**	**0**	**0**	**0**	**0**	**0**	**0**	**0**	**0**	**0**	**0**	**0**	**0**
0200	0	0	0	0	0	0	0	0	0	0	0	0	0	0	0	0	0	0	0	0	0	0	0	0	0	0	0	0	0
0300	0	0	0	0	0	0	0	0	0	0	0	0	0	0	0	0	0	0	0	0	0	0	0	0	0	0	0	0	0
0400	0	0	0	0	0	0	0	0	0	0	0	0	0	0	0	0	0	0	0	0	0	0	0	0	0	0	0	0	0
0500	1	0	0	0	0	0	0	0	0	0	1	0	0	0	0	0	0	0	0	0	0	0	0	0	0	0	0	0	0
0600	0	0	0	0	0	0	0	0	0	0	0	0	0	0	0	0	0	0	0	0	0	0	0	0	0	0	0	0	0
0700	5	0	0	0	0	0	0	1	1	1	0	2	0	0	0	0	0	0	0	0	0	0	0	0	0	0	0	0	0
0800	5	0	0	0	0	0	0	1	2	1	1	0	0	0	0	0	0	0	0	0	0	0	0	0	0	0	0	0	0
0900	4	0	0	0	0	0	1	0	1	2	0	0	0	0	0	0	0	0	0	0	0	0	0	0	0	0	0	0	0
1000	4	0	0	0	0	0	0	0	1	2	0	1	0	0	0	0	0	0	0	0	0	0	0	0	0	0	0	0	0
1100	15	0	9	2	1	0	0	0	0	0	3	0	0	0	0	0	0	0	0	0	0	0	0	0	0	0	0	0	0
1200	13	0	7	2	0	0	0	1	1	1	1	0	0	0	0	0	0	0	0	0	0	0	0	0	0	0	0	0	0
1300	4	0	0	0	0	0	1	0	0	1	1	1	0	0	0	0	0	0	0	0	0	0	0	0	0	0	0	0	0
1400	5	0	0	0	0	0	2	1	0	2	0	0	0	0	0	0	0	0	0	0	0	0	0	0	0	0	0	0	0
1500	2	0	0	0	0	0	0	1	1	0	0	0	0	0	0	0	0	0	0	0	0	0	0	0	0	0	0	0	0
1600	8	0	0	0	0	0	0	0	1	2	2	3	0	0	0	0	0	0	0	0	0	0	0	0	0	0	0	0	0
1700	**14**	**0**	**0**	**0**	**0**	**1**	**0**	**4**	**3**	**2**	**3**	**0**	**1**	**0**	**0**	**0**	**0**	**0**	**0**	**0**	**0**	**0**	**0**	**0**	**0**	**0**	**0**	**0**	**0**
1800	1	0	0	0	0	0	0	0	1	0	0	0	0	0	0	0	0	0	0	0	0	0	0	0	0	0	0	0	0
1900	4	0	0	0	0	1	0	0	0	1	1	1	0	0	0	0	0	0	0	0	0	0	0	0	0	0	0	0	0
2000	2	0	0	0	0	0	0	1	0	0	1	0	0	0	0	0	0	0	0	0	0	0	0	0	0	0	0	0	0
2100	2	0	0	0	0	0	0	0	1	0	0	0	1	0	0	0	0	0	0	0	0	0	0	0	0	0	0	0	0
2200	0	0	0	0	0	0	0	0	0	0	0	0	0	0	0	0	0	0	0	0	0	0	0	0	0	0	0	0	0
2300	0	0	0	0	0	0	0	0	0	0	0	0	0	0	0	0	0	0	0	0	0	0	0	0	0	0	0	0	0
07-19	**80**	**0**	**16**	**4**	**1**	**1**	**4**	**9**	**12**	**14**	**11**	**7**	**1**	**0**	**0**	**0**	**0**	**0**	**0**	**0**	**0**	**0**	**0**	**0**	**0**	**0**	**0**	**0**	**0**
06-22	**88**	**0**	**16**	**4**	**1**	**2**	**4**	**10**	**13**	**15**	**13**	**8**	**2**	**0**	**0**	**0**	**0**	**0**	**0**	**0**	**0**	**0**	**0**	**0**	**0**	**0**	**0**	**0**	**0**
06-00	**88**	**0**	**16**	**4**	**1**	**2**	**4**	**10**	**13**	**15**	**13**	**8**	**2**	**0**	**0**	**0**	**0**	**0**	**0**	**0**	**0**	**0**	**0**	**0**	**0**	**0**	**0**	**0**	**0**
00-00	**113**	**0**	**19**	**23**	**1**	**3**	**4**	**10**	**13**	**16**	**14**	**8**	**2**	**0**	**0**	**0**	**0**	**0**	**0**	**0**	**0**	**0**	**0**	**0**	**0**	**0**	**0**	**0**	**0**

DRAFT

Site 82
Location LP04010, Att - Telepole, Lat 54.04344, Long -6.81900
Direction Two way

3279 / Meath/Cavan/Monaghan ATC's
October 2013
Automatic Traffic Count

Thu, 10 October 2013

Time	Total	Speed Bins (km/h)																											
		0 - 5	5 - 10	10 - 15	15 - 20	20 - 25	25 - 30	30 - 35	35 - 40	40 - 45	45 - 50	50 - 55	55 - 60	60 - 65	65 - 70	70 - 75	75 - 80	80 - 85	85 - 90	90 - 95	95 - 100	100 - 105	105 - 110	110 - 115	115 - 120	120 - 125	125 - 130	130 - 135	135 - 140
0000	0	0	0	0	0	0	0	0	0	0	0	0	0	0	0	0	0	0	0	0	0	0	0	0	0	0	0	0	0
0100	0	0	0	0	0	0	0	0	0	0	0	0	0	0	0	0	0	0	0	0	0	0	0	0	0	0	0	0	0
0200	0	0	0	0	0	0	0	0	0	0	0	0	0	0	0	0	0	0	0	0	0	0	0	0	0	0	0	0	0
0300	0	0	0	0	0	0	0	0	0	0	0	0	0	0	0	0	0	0	0	0	0	0	0	0	0	0	0	0	0
0400	0	0	0	0	0	0	0	0	0	0	0	0	0	0	0	0	0	0	0	0	0	0	0	0	0	0	0	0	0
0500	2	0	0	0	0	0	0	0	0	0	2	0	0	0	0	0	0	0	0	0	0	0	0	0	0	0	0	0	0
0600	0	0	0	0	0	0	0	0	0	0	0	0	0	0	0	0	0	0	0	0	0	0	0	0	0	0	0	0	0
0700	3	0	0	0	0	0	0	0	2	0	1	0	0	0	0	0	0	0	0	0	0	0	0	0	0	0	0	0	0
0800	4	0	0	0	0	0	0	2	1	0	1	0	0	0	0	0	0	0	0	0	0	0	0	0	0	0	0	0	0
0900	**9**	**0**	**0**	**0**	**0**	**0**	**1**	**0**	**3**	**1**	**3**	**1**	**0**	**0**	**0**	**0**	**0**	**0**	**0**	**0**	**0**	**0**	**0**	**0**	**0**	**0**	**0**	**0**	**0**
1000	6	0	0	0	1	1	0	0	2	1	0	1	0	0	0	0	0	0	0	0	0	0	0	0	0	0	0	0	0
1100	4	0	0	0	0	3	0	0	1	0	0	0	0	0	0	0	0	0	0	0	0	0	0	0	0	0	0	0	0
1200	2	0	0	0	0	0	0	0	0	0	0	2	0	0	0	0	0	0	0	0	0	0	0	0	0	0	0	0	0
1300	4	0	0	0	0	0	0	0	0	2	1	1	0	0	0	0	0	0	0	0	0	0	0	0	0	0	0	0	0
1400	4	0	0	0	1	0	1	0	0	2	0	0	0	0	0	0	0	0	0	0	0	0	0	0	0	0	0	0	0
1500	2	0	0	0	0	0	0	0	1	0	1	0	0	0	0	0	0	0	0	0	0	0	0	0	0	0	0	0	0
1600	4	0	0	0	0	0	0	2	1	0	0	1	0	0	0	0	0	0	0	0	0	0	0	0	0	0	0	0	0
1700	3	0	0	0	0	0	0	0	1	0	1	1	0	0	0	0	0	0	0	0	0	0	0	0	0	0	0	0	0
1800	**10**	**0**	**0**	**1**	**1**	**0**	**0**	**1**	**1**	**2**	**2**	**1**	**1**	**0**	**0**	**0**	**0**	**0**	**0**	**0**	**0**	**0**	**0**	**0**	**0**	**0**	**0**	**0**	**0**
1900	5	0	0	0	0	0	0	0	1	1	1	0	1	1	0	0	0	0	0	0	0	0	0	0	0	0	0	0	0
2000	5	0	0	0	0	0	0	0	1	1	0	0	3	0	0	0	0	0	0	0	0	0	0	0	0	0	0	0	0
2100	4	0	0	0	0	0	1	1	0	0	1	1	0	0	0	0	0	0	0	0	0	0	0	0	0	0	0	0	0
2200	2	0	0	0	0	0	0	0	1	0	1	0	0	0	0	0	0	0	0	0	0	0	0	0	0	0	0	0	0
2300	3	0	0	0	0	0	1	1	0	0	0	1	0	0	0	0	0	0	0	0	0	0	0	0	0	0	0	0	0
07-19	**55**	**0**	**0**	**1**	**3**	**4**	**2**	**5**	**13**	**8**	**10**	**8**	**1**	**0**	**0**	**0**	**0**	**0**	**0**	**0**	**0**	**0**	**0**	**0**	**0**	**0**	**0**	**0**	**0**
06-22	**69**	**0**	**0**	**1**	**3**	**4**	**3**	**6**	**15**	**10**	**12**	**9**	**5**	**1**	**0**	**0**	**0**	**0**	**0**	**0**	**0**	**0**	**0**	**0**	**0**	**0**	**0**	**0**	**0**
06-00	**74**	**0**	**0**	**1**	**3**	**4**	**4**	**7**	**16**	**10**	**13**	**10**	**5**	**1**	**0**	**0**	**0**	**0**	**0**	**0**	**0**	**0**	**0**	**0**	**0**	**0**	**0**	**0**	**0**
00-00	**76**	**0**	**0**	**1**	**3**	**4**	**4**	**7**	**16**	**10**	**15**	**10**	**5**	**1**	**0**	**0**	**0**	**0**	**0**	**0**	**0**	**0**	**0**	**0**	**0**	**0**	**0**	**0**	**0**

DRAFT

Site 82
Location LP04010, Att - Telepole, Lat 54.04344, Long -6.81900
Direction Two way

3279 / Meath/Cavan/Monaghan ATC's
October 2013
Automatic Traffic Count

Fri, 11 October 2013

Time	Total	Speed Bins (km/h)																											
		0 - 5	5 - 10	10 - 15	15 - 20	20 - 25	25 - 30	30 - 35	35 - 40	40 - 45	45 - 50	50 - 55	55 - 60	60 - 65	65 - 70	70 - 75	75 - 80	80 - 85	85 - 90	90 - 95	95 - 100	100 - 105	105 - 110	110 - 115	115 - 120	120 - 125	125 - 130	130 - 135	135 - 140
0000	2	0	0	0	0	0	0	1	0	0	0	1	0	0	0	0	0	0	0	0	0	0	0	0	0	0	0	0	0
0100	1	0	0	0	0	0	0	0	0	1	0	0	0	0	0	0	0	0	0	0	0	0	0	0	0	0	0	0	0
0200	0	0	0	0	0	0	0	0	0	0	0	0	0	0	0	0	0	0	0	0	0	0	0	0	0	0	0	0	0
0300	0	0	0	0	0	0	0	0	0	0	0	0	0	0	0	0	0	0	0	0	0	0	0	0	0	0	0	0	0
0400	2	0	0	0	0	0	0	0	1	0	1	0	0	0	0	0	0	0	0	0	0	0	0	0	0	0	0	0	0
0500	**3**	**0**	**1**	**0**	**0**	**0**	**0**	**0**	**0**	**1**	**0**	**1**	**0**	**0**	**0**	**0**	**0**	**0**	**0**	**0**	**0**	**0**	**0**	**0**	**0**	**0**	**0**	**0**	**0**
0600	0	0	0	0	0	0	0	0	0	0	0	0	0	0	0	0	0	0	0	0	0	0	0	0	0	0	0	0	0
0700	0	0	0	0	0	0	0	0	0	0	0	0	0	0	0	0	0	0	0	0	0	0	0	0	0	0	0	0	0
0800	0	0	0	0	0	0	0	0	0	0	0	0	0	0	0	0	0	0	0	0	0	0	0	0	0	0	0	0	0
0900	0	0	0	0	0	0	0	0	0	0	0	0	0	0	0	0	0	0	0	0	0	0	0	0	0	0	0	0	0
1000	0	0	0	0	0	0	0	0	0	0	0	0	0	0	0	0	0	0	0	0	0	0	0	0	0	0	0	0	0
1100	2	0	0	1	0	0	0	0	1	0	0	0	0	0	0	0	0	0	0	0	0	0	0	0	0	0	0	0	0
1200	1	0	0	0	0	0	1	0	0	0	0	0	0	0	0	0	0	0	0	0	0	0	0	0	0	0	0	0	0
1300	4	0	1	0	2	0	0	0	0	0	0	0	1	0	0	0	0	0	0	0	0	0	0	0	0	0	0	0	0
1400	6	0	0	0	0	0	1	3	1	1	0	0	0	0	0	0	0	0	0	0	0	0	0	0	0	0	0	0	0
1500	5	0	0	0	1	0	1	0	1	0	0	0	1	1	0	0	0	0	0	0	0	0	0	0	0	0	0	0	0
1600	7	0	0	0	0	0	0	0	4	1	0	0	1	1	0	0	0	0	0	0	0	0	0	0	0	0	0	0	0
1700	5	0	0	0	0	0	0	1	2	1	1	0	0	0	0	0	0	0	0	0	0	0	0	0	0	0	0	0	0
1800	7	0	0	0	0	2	0	0	0	1	3	0	0	0	1	0	0	0	0	0	0	0	0	0	0	0	0	0	0
1900	**10**	**0**	**0**	**0**	**1**	**0**	**0**	**1**	**2**	**0**	**4**	**0**	**0**	**2**	**0**	**0**	**0**	**0**	**0**	**0**	**0**	**0**	**0**	**0**	**0**	**0**	**0**	**0**	**0**
2000	2	0	0	0	0	0	0	0	1	0	0	0	1	0	0	0	0	0	0	0	0	0	0	0	0	0	0	0	0
2100	4	0	0	0	0	0	0	0	1	1	1	1	0	0	0	0	0	0	0	0	0	0	0	0	0	0	0	0	0
2200	0	0	0	0	0	0	0	0	0	0	0	0	0	0	0	0	0	0	0	0	0	0	0	0	0	0	0	0	0
2300	1	0	0	0	0	0	0	0	0	1	0	0	0	0	0	0	0	0	0	0	0	0	0	0	0	0	0	0	0
07-19	**37**	**0**	**1**	**1**	**3**	**2**	**3**	**4**	**9**	**4**	**4**	**0**	**3**	**2**	**1**	**0**	**0**	**0**	**0**	**0**	**0**	**0**	**0**	**0**	**0**	**0**	**0**	**0**	**0**
06-22	**53**	**0**	**1**	**1**	**4**	**2**	**3**	**5**	**13**	**5**	**9**	**1**	**4**	**4**	**1**	**0**	**0**	**0**	**0**	**0**	**0**	**0**	**0**	**0**	**0**	**0**	**0**	**0**	**0**
06-00	**54**	**0**	**1**	**1**	**4**	**2**	**3**	**5**	**13**	**6**	**9**	**1**	**4**	**4**	**1**	**0**	**0**	**0**	**0**	**0**	**0**	**0**	**0**	**0**	**0**	**0**	**0**	**0**	**0**
00-00	**62**	**0**	**2**	**1**	**4**	**2**	**3**	**6**	**14**	**8**	**10**	**3**	**4**	**4**	**1**	**0**	**0**	**0**	**0**	**0**	**0**	**0**	**0**	**0**	**0**	**0**	**0**	**0**	**0**

DRAFT

Site 82
Location LP04010, Att - Telepole, Lat 54.04344, Long -6.81900
Direction Two way

3279 / Meath/Cavan/Monaghan ATC's
October 2013
Automatic Traffic Count

Sat, 12 October 2013

Time	Total	Speed Bins (km/h)																												
		0 - 5	5 - 10	10 - 15	15 - 20	20 - 25	25 - 30	30 - 35	35 - 40	40 - 45	45 - 50	50 - 55	55 - 60	60 - 65	65 - 70	70 - 75	75 - 80	80 - 85	85 - 90	90 - 95	95 - 100	100 - 105	105 - 110	110 - 115	115 - 120	120 - 125	125 - 130	130 - 135	135 - 140
0000	1	0	0	0	0	0	0	0	0	0	0	0	1	0	0	0	0	0	0	0	0	0	0	0	0	0	0	0	0	0
0100	2	0	0	0	0	0	0	0	0	0	1	0	0	0	1	0	0	0	0	0	0	0	0	0	0	0	0	0	0	0
0200	0	0	0	0	0	0	0	0	0	0	0	0	0	0	0	0	0	0	0	0	0	0	0	0	0	0	0	0	0	0
0300	0	0	0	0	0	0	0	0	0	0	0	0	0	0	0	0	0	0	0	0	0	0	0	0	0	0	0	0	0	0
0400	0	0	0	0	0	0	0	0	0	0	0	0	0	0	0	0	0	0	0	0	0	0	0	0	0	0	0	0	0	0
0500	0	0	0	0	0	0	0	0	0	0	0	0	0	0	0	0	0	0	0	0	0	0	0	0	0	0	0	0	0	0
0600	0	0	0	0	0	0	0	0	0	0	0	0	0	0	0	0	0	0	0	0	0	0	0	0	0	0	0	0	0	0
0700	2	0	0	0	0	0	0	0	1	1	0	0	0	0	0	0	0	0	0	0	0	0	0	0	0	0	0	0	0	0
0800	**11**	**0**	**0**	**0**	**0**	**0**	**1**	**4**	**2**	**4**	**0**	**0**	**0**	**0**	**0**	**0**	**0**	**0**	**0**	**0**	**0**	**0**	**0**	**0**	**0**	**0**	**0**	**0**	**0**	**0**
0900	9	0	0	1	1	0	0	0	0	0	6	0	1	0	0	0	0	0	0	0	0	0	0	0	0	0	0	0	0	0
1000	8	0	0	0	0	1	3	0	0	0	4	0	0	0	0	0	0	0	0	0	0	0	0	0	0	0	0	0	0	0
1100	8	0	0	0	1	0	0	0	3	2	2	0	0	0	0	0	0	0	0	0	0	0	0	0	0	0	0	0	0	0
1200	6	0	0	0	0	0	0	3	0	0	3	0	0	0	0	0	0	0	0	0	0	0	0	0	0	0	0	0	0	0
1300	5	0	0	0	0	1	1	0	1	2	0	0	0	0	0	0	0	0	0	0	0	0	0	0	0	0	0	0	0	0
1400	5	0	0	0	0	0	2	0	0	1	1	0	1	0	0	0	0	0	0	0	0	0	0	0	0	0	0	0	0	0
1500	9	0	0	0	0	0	0	2	2	2	2	0	0	1	0	0	0	0	0	0	0	0	0	0	0	0	0	0	0	0
1600	7	0	0	0	0	0	0	1	1	1	3	1	0	0	0	0	0	0	0	0	0	0	0	0	0	0	0	0	0	0
1700	3	0	0	0	0	0	0	0	2	0	1	0	0	0	0	0	0	0	0	0	0	0	0	0	0	0	0	0	0	0
1800	**13**	**0**	**0**	**1**	**1**	**0**	**0**	**2**	**2**	**5**	**0**	**1**	**0**	**0**	**1**	**0**	**0**	**0**	**0**	**0**	**0**	**0**	**0**	**0**	**0**	**0**	**0**	**0**	**0**	**0**
1900	5	0	0	0	0	0	0	0	0	0	1	2	2	0	0	0	0	0	0	0	0	0	0	0	0	0	0	0	0	0
2000	5	0	0	0	0	0	0	0	0	1	0	2	1	0	0	0	0	1	0	0	0	0	0	0	0	0	0	0	0	0
2100	6	0	0	0	0	0	0	0	0	1	4	1	0	0	0	0	0	0	0	0	0	0	0	0	0	0	0	0	0	0
2200	2	0	0	0	0	0	1	0	0	0	0	0	0	0	0	1	0	0	0	0	0	0	0	0	0	0	0	0	0	0
2300	1	0	0	0	0	0	0	0	1	0	0	0	0	0	0	0	0	0	0	0	0	0	0	0	0	0	0	0	0	0
07-19	**86**	**0**	**0**	**2**	**3**	**2**	**7**	**12**	**14**	**18**	**22**	**2**	**2**	**1**	**1**	**0**	**0**	**0**	**0**	**0**	**0**	**0**	**0**	**0**	**0**	**0**	**0**	**0**	**0**	**0**
06-22	**102**	**0**	**0**	**2**	**3**	**2**	**7**	**12**	**14**	**20**	**27**	**7**	**5**	**1**	**1**	**0**	**0**	**1**	**0**	**0**	**0**	**0**	**0**	**0**	**0**	**0**	**0**	**0**	**0**	**0**
06-00	**105**	**0**	**0**	**2**	**3**	**2**	**8**	**12**	**15**	**20**	**27**	**7**	**5**	**1**	**1**	**1**	**0**	**1**	**0**	**0**	**0**	**0**	**0**	**0**	**0**	**0**	**0**	**0**	**0**	**0**
00-00	**108**	**0**	**0**	**2**	**3**	**2**	**8**	**12**	**15**	**20**	**28**	**7**	**6**	**1**	**2**	**1**	**0**	**1**	**0**	**0**	**0**	**0**	**0**	**0**	**0**	**0**	**0**	**0**	**0**	**0**

DRAFT

Site 82
Location LP04010, Att - Telepole, Lat 54.04344, Long -6.81900
Direction Two way

3279 / Meath/Cavan/Monaghan ATC's
October 2013
Automatic Traffic Count

Sun, 13 October 2013

Time	Total	Speed Bins (km/h)																											
		0 - 5	5 - 10	10 - 15	15 - 20	20 - 25	25 - 30	30 - 35	35 - 40	40 - 45	45 - 50	50 - 55	55 - 60	60 - 65	65 - 70	70 - 75	75 - 80	80 - 85	85 - 90	90 - 95	95 - 100	100 - 105	105 - 110	110 - 115	115 - 120	120 - 125	125 - 130	130 - 135	135 - 140
0000	1	0	0	0	0	1	0	0	0	0	0	0	0	0	0	0	0	0	0	0	0	0	0	0	0	0	0	0	0
0100	1	0	0	0	0	0	0	0	0	0	1	0	0	0	0	0	0	0	0	0	0	0	0	0	0	0	0	0	0
0200	1	0	0	0	0	0	0	0	0	0	0	0	0	0	0	0	0	0	0	0	1	0	0	0	0	0	0	0	0
0300	0	0	0	0	0	0	0	0	0	0	0	0	0	0	0	0	0	0	0	0	0	0	0	0	0	0	0	0	0
0400	2	0	0	0	0	0	0	0	0	0	0	0	0	0	2	0	0	0	0	0	0	0	0	0	0	0	0	0	0
0500	0	0	0	0	0	0	0	0	0	0	0	0	0	0	0	0	0	0	0	0	0	0	0	0	0	0	0	0	0
0600	0	0	0	0	0	0	0	0	0	0	0	0	0	0	0	0	0	0	0	0	0	0	0	0	0	0	0	0	0
0700	0	0	0	0	0	0	0	0	0	0	0	0	0	0	0	0	0	0	0	0	0	0	0	0	0	0	0	0	0
0800	0	0	0	0	0	0	0	0	0	0	0	0	0	0	0	0	0	0	0	0	0	0	0	0	0	0	0	0	0
0900	2	0	0	0	0	0	0	0	0	1	0	0	0	0	1	0	0	0	0	0	0	0	0	0	0	0	0	0	0
1000	3	0	0	0	0	0	0	0	0	0	1	1	0	0	0	0	1	0	0	0	0	0	0	0	0	0	0	0	0
1100	**10**	**0**	**0**	**0**	**0**	**2**	**5**	**2**	**0**	**0**	**0**	**0**	**1**	**0**	**0**	**0**	**0**	**0**	**0**	**0**	**0**	**0**	**0**	**0**	**0**	**0**	**0**	**0**	**0**
1200	11	0	0	1	0	1	1	4	3	0	0	1	0	0	0	0	0	0	0	0	0	0	0	0	0	0	0	0	0
1300	**14**	**0**	**0**	**0**	**0**	**1**	**1**	**10**	**0**	**0**	**1**	**1**	**0**	**0**	**0**	**0**	**0**	**0**	**0**	**0**	**0**	**0**	**0**	**0**	**0**	**0**	**0**	**0**	**0**
1400	9	0	0	0	0	2	4	0	1	0	0	2	0	0	0	0	0	0	0	0	0	0	0	0	0	0	0	0	0
1500	**14**	**0**	**0**	**0**	**0**	**1**	**6**	**6**	**0**	**0**	**0**	**1**	**0**	**0**	**0**	**0**	**0**	**0**	**0**	**0**	**0**	**0**	**0**	**0**	**0**	**0**	**0**	**0**	**0**
1600	11	0	0	0	0	3	4	3	0	1	0	0	0	0	0	0	0	0	0	0	0	0	0	0	0	0	0	0	0
1700	11	0	0	0	0	4	5	0	1	0	0	0	0	1	0	0	0	0	0	0	0	0	0	0	0	0	0	0	0
1800	9	0	0	0	1	2	0	0	1	1	3	1	0	0	0	0	0	0	0	0	0	0	0	0	0	0	0	0	0
1900	10	0	0	0	0	0	0	1	2	3	0	0	3	1	0	0	0	0	0	0	0	0	0	0	0	0	0	0	0
2000	3	0	0	0	0	0	0	0	1	0	2	0	0	0	0	0	0	0	0	0	0	0	0	0	0	0	0	0	0
2100	8	0	0	0	0	0	0	0	0	4	2	1	0	0	1	0	0	0	0	0	0	0	0	0	0	0	0	0	0
2200	4	0	0	0	0	0	0	1	0	0	0	3	0	0	0	0	0	0	0	0	0	0	0	0	0	0	0	0	0
2300	1	0	0	0	0	0	0	0	0	0	0	1	0	0	0	0	0	0	0	0	0	0	0	0	0	0	0	0	0
07-19	**94**	**0**	**0**	**1**	**1**	**16**	**26**	**25**	**6**	**3**	**5**	**7**	**1**	**1**	**1**	**0**	**1**	**0**	**0**	**0**	**0**	**0**	**0**	**0**	**0**	**0**	**0**	**0**	**0**
06-22	**115**	**0**	**0**	**1**	**1**	**16**	**26**	**26**	**9**	**10**	**9**	**8**	**4**	**2**	**2**	**0**	**1**	**0**	**0**	**0**	**0**	**0**	**0**	**0**	**0**	**0**	**0**	**0**	**0**
06-00	**120**	**0**	**0**	**1**	**1**	**16**	**26**	**27**	**9**	**10**	**9**	**12**	**4**	**2**	**2**	**0**	**1**	**0**	**0**	**0**	**0**	**0**	**0**	**0**	**0**	**0**	**0**	**0**	**0**
00-00	**125**	**0**	**0**	**1**	**1**	**17**	**26**	**27**	**9**	**10**	**10**	**12**	**4**	**2**	**4**	**0**	**1**	**0**	**0**	**0**	**1**	**0**	**0**	**0**	**0**	**0**	**0**	**0**	**0**

DRAFT

Site 82
Location LP04010, Att - Telepole, Lat 54.04344, Long -6.81900
Direction Two way

3279 / Meath/Cavan/Monaghan ATC's
October 2013
Automatic Traffic Count

Mon, 14 October 2013

Time	Total	Speed Bins (km/h)																											
		0 - 5	5 - 10	10 - 15	15 - 20	20 - 25	25 - 30	30 - 35	35 - 40	40 - 45	45 - 50	50 - 55	55 - 60	60 - 65	65 - 70	70 - 75	75 - 80	80 - 85	85 - 90	90 - 95	95 - 100	100 - 105	105 - 110	110 - 115	115 - 120	120 - 125	125 - 130	130 - 135	135 - 140
0000	2	0	0	0	0	0	0	0	0	0	0	2	0	0	0	0	0	0	0	0	0	0	0	0	0	0	0	0	0
0100	1	0	0	0	0	0	0	0	0	0	0	0	0	0	1	0	0	0	0	0	0	0	0	0	0	0	0	0	0
0200	0	0	0	0	0	0	0	0	0	0	0	0	0	0	0	0	0	0	0	0	0	0	0	0	0	0	0	0	0
0300	0	0	0	0	0	0	0	0	0	0	0	0	0	0	0	0	0	0	0	0	0	0	0	0	0	0	0	0	0
0400	0	0	0	0	0	0	0	0	0	0	0	0	0	0	0	0	0	0	0	0	0	0	0	0	0	0	0	0	0
0500	1	0	0	0	0	0	0	0	0	0	0	0	0	1	0	0	0	0	0	0	0	0	0	0	0	0	0	0	0
0600	0	0	0	0	0	0	0	0	0	0	0	0	0	0	0	0	0	0	0	0	0	0	0	0	0	0	0	0	0
0700	7	0	0	0	0	0	0	0	0	6	0	1	0	0	0	0	0	0	0	0	0	0	0	0	0	0	0	0	0
0800	**13**	**0**	**0**	**0**	**0**	**0**	**0**	**1**	**1**	**5**	**5**	**1**	**0**	**0**	**0**	**0**	**0**	**0**	**0**	**0**	**0**	**0**	**0**	**0**	**0**	**0**	**0**	**0**	**0**
0900	10	0	0	0	1	0	0	3	1	1	3	0	0	1	0	0	0	0	0	0	0	0	0	0	0	0	0	0	0
1000	6	0	0	0	1	1	1	2	0	0	1	0	0	0	0	0	0	0	0	0	0	0	0	0	0	0	0	0	0
1100	6	0	1	0	0	2	0	1	0	2	0	0	0	0	0	0	0	0	0	0	0	0	0	0	0	0	0	0	0
1200	**11**	**0**	**0**	**1**	**0**	**0**	**9**	**1**	**0**	**0**	**0**	**0**	**0**	**0**	**0**	**0**	**0**	**0**	**0**	**0**	**0**	**0**	**0**	**0**	**0**	**0**	**0**	**0**	**0**
1300	6	0	0	0	0	1	1	3	0	0	0	0	1	0	0	0	0	0	0	0	0	0	0	0	0	0	0	0	0
1400	3	0	0	0	0	0	0	0	2	1	0	0	0	0	0	0	0	0	0	0	0	0	0	0	0	0	0	0	0
1500	5	0	0	0	0	0	0	0	1	3	1	0	0	0	0	0	0	0	0	0	0	0	0	0	0	0	0	0	0
1600	0	0	0	0	0	0	0	0	0	0	0	0	0	0	0	0	0	0	0	0	0	0	0	0	0	0	0	0	0
1700	1	0	0	0	0	1	0	0	0	0	0	0	0	0	0	0	0	0	0	0	0	0	0	0	0	0	0	0	0
1800	0	0	0	0	0	0	0	0	0	0	0	0	0	0	0	0	0	0	0	0	0	0	0	0	0	0	0	0	0
1900	0	0	0	0	0	0	0	0	0	0	0	0	0	0	0	0	0	0	0	0	0	0	0	0	0	0	0	0	0
2000	0	0	0	0	0	0	0	0	0	0	0	0	0	0	0	0	0	0	0	0	0	0	0	0	0	0	0	0	0
2100	1	0	0	0	0	0	1	0	0	0	0	0	0	0	0	0	0	0	0	0	0	0	0	0	0	0	0	0	0
2200	0	0	0	0	0	0	0	0	0	0	0	0	0	0	0	0	0	0	0	0	0	0	0	0	0	0	0	0	0
2300	0	0	0	0	0	0	0	0	0	0	0	0	0	0	0	0	0	0	0	0	0	0	0	0	0	0	0	0	0
07-19	**68**	**0**	**1**	**1**	**2**	**5**	**11**	**11**	**5**	**18**	**10**	**2**	**1**	**1**	**0**	**0**	**0**	**0**	**0**	**0**	**0**	**0**	**0**	**0**	**0**	**0**	**0**	**0**	**0**
06-22	**69**	**0**	**1**	**1**	**2**	**5**	**12**	**11**	**5**	**18**	**10**	**2**	**1**	**1**	**0**	**0**	**0**	**0**	**0**	**0**	**0**	**0**	**0**	**0**	**0**	**0**	**0**	**0**	**0**
06-00	**69**	**0**	**1**	**1**	**2**	**5**	**12**	**11**	**5**	**18**	**10**	**2**	**1**	**1**	**0**	**0**	**0**	**0**	**0**	**0**	**0**	**0**	**0**	**0**	**0**	**0**	**0**	**0**	**0**
00-00	**73**	**0**	**1**	**1**	**2**	**5**	**12**	**11**	**5**	**18**	**10**	**4**	**1**	**2**	**1**	**0**	**0**	**0**	**0**	**0**	**0**	**0**	**0**	**0**	**0**	**0**	**0**	**0**	**0**

DRAFT

Site 82
Location LP04010, Att - Telepole, Lat 54.04344, Long -6.81900
Direction Two way

3279 / Meath/Cavan/Monaghan ATC's
October 2013
Automatic Traffic Count

Virtual Day (Partial days = 6.54)

Time	Total	Speed Bins (km/h)																												
		0 - 5	5 - 10	10 - 15	15 - 20	20 - 25	25 - 30	30 - 35	35 - 40	40 - 45	45 - 50	50 - 55	55 - 60	60 - 65	65 - 70	70 - 75	75 - 80	80 - 85	85 - 90	90 - 95	95 - 100	100 - 105	105 - 110	110 - 115	115 - 120	120 - 125	125 - 130	130 - 135	135 - 140
0000	1	0	0	0	0	0	0	0	0	0	0	1	0	0	0	0	0	0	0	0	0	0	0	0	0	0	0	0	0	0
0100	5	0	1	3	0	0	0	0	0	0	0	0	0	0	0	0	0	0	0	0	0	0	0	0	0	0	0	0	0	0
0200	0	0	0	0	0	0	0	0	0	0	0	0	0	0	0	0	0	0	0	0	0	0	0	0	0	0	0	0	0	0
0300	0	0	0	0	0	0	0	0	0	0	0	0	0	0	0	0	0	0	0	0	0	0	0	0	0	0	0	0	0	0
0400	1	0	0	0	0	0	0	0	0	0	0	0	0	0	0	0	0	0	0	0	0	0	0	0	0	0	0	0	0	0
0500	1	0	0	0	0	0	0	0	0	0	1	0	0	0	0	0	0	0	0	0	0	0	0	0	0	0	0	0	0	0
0600	0	0	0	0	0	0	0	0	0	0	0	0	0	0	0	0	0	0	0	0	0	0	0	0	0	0	0	0	0	0
0700	3	0	0	0	0	0	0	0	1	1	0	1	0	0	0	0	0	0	0	0	0	0	0	0	0	0	0	0	0	0
0800	6	0	0	0	0	0	0	1	1	2	1	0	0	0	0	0	0	0	0	0	0	0	0	0	0	0	0	0	0	0
0900	6	0	0	0	0	0	0	1	1	1	2	0	0	0	0	0	0	0	0	0	0	0	0	0	0	0	0	0	0	0
1000	5	0	0	0	0	1	1	0	1	1	1	1	0	0	0	0	0	0	0	0	0	0	0	0	0	0	0	0	0	0
1100	**7**	**0**	**1**	**0**	**0**	**1**	**1**	**0**	**1**	**1**	**1**	**0**	**0**	**0**	**0**	**0**	**0**	**0**	**0**	**0**	**0**	**0**	**0**	**0**	**0**	**0**	**0**	**0**	**0**	**0**
1200	**7**	**0**	**1**	**1**	**0**	**0**	**2**	**1**	**1**	**0**	**1**	**1**	**0**	**0**	**0**	**0**	**0**	**0**	**0**	**0**	**0**	**0**	**0**	**0**	**0**	**0**	**0**	**0**	**0**	**0**
1300	5	0	0	0	0	0	1	2	0	1	0	0	0	0	0	0	0	0	0	0	0	0	0	0	0	0	0	0	0	0
1400	6	0	0	0	0	0	2	1	1	1	0	0	0	0	0	0	0	0	0	0	0	0	0	0	0	0	0	0	0	0
1500	6	0	0	0	0	0	1	1	1	1	1	0	0	0	0	0	0	0	0	0	0	0	0	0	0	0	0	0	0	0
1600	6	0	0	0	0	0	1	1	1	1	1	1	0	0	0	0	0	0	0	0	0	0	0	0	0	0	0	0	0	0
1700	6	0	0	0	0	1	1	1	2	1	1	0	0	0	0	0	0	0	0	0	0	0	0	0	0	0	0	0	0	0
1800	**7**	**0**	**0**	**0**	**0**	**1**	**0**	**0**	**1**	**2**	**1**	**1**	**0**	**0**	**0**	**0**	**0**	**0**	**0**	**0**	**0**	**0**	**0**	**0**	**0**	**0**	**0**	**0**	**0**	**0**
1900	6	0	0	0	0	0	0	0	1	1	1	1	1	1	0	0	0	0	0	0	0	0	0	0	0	0	0	0	0	0
2000	4	0	0	1	0	0	0	0	1	0	1	0	1	0	0	0	0	0	0	0	0	0	0	0	0	0	0	0	0	0
2100	4	0	0	0	0	0	0	0	0	1	1	1	0	0	0	0	0	0	0	0	0	0	0	0	0	0	0	0	0	0
2200	2	0	0	0	0	0	0	0	0	0	0	0	0	0	0	0	0	0	0	0	0	0	0	0	0	0	0	0	0	0
2300	1	0	0	0	0	0	0	0	0	0	0	0	0	0	0	0	0	0	0	0	0	0	0	0	0	0	0	0	0	0
07-19	**70**	**0**	**2**	**1**	**0**	**4**	**10**	**9**	**12**	**13**	**10**	**5**	**0**	**0**	**0**	**0**	**0**	**0**	**0**	**0**	**0**	**0**	**0**	**0**	**0**	**0**	**0**	**0**	**0**	**0**
06-22	**84**	**0**	**2**	**2**	**0**	**4**	**10**	**9**	**14**	**15**	**13**	**7**	**2**	**1**	**0**	**0**	**0**	**0**	**0**	**0**	**0**	**0**	**0**	**0**	**0**	**0**	**0**	**0**	**0**	**0**
06-00	**87**	**0**	**2**	**2**	**0**	**4**	**10**	**9**	**14**	**15**	**13**	**7**	**2**	**1**	**0**	**0**	**0**	**0**	**0**	**0**	**0**	**0**	**0**	**0**	**0**	**0**	**0**	**0**	**0**	**0**
00-00	**95**	**0**	**3**	**5**	**0**	**4**	**10**	**9**	**14**	**15**	**14**	**8**	**2**	**1**	**0**	**0**	**0**	**0**	**0**	**0**	**0**	**0**	**0**	**0**	**0**	**0**	**0**	**0**	**0**	**0**

DRAFT

Site 82
Location LP04010, Att - Telepole, Lat 54.04344, Long -6.81900
Direction Two way

3279 / Meath/Cavan/Monaghan ATC's
October 2013
Automatic Traffic Count

Virtual Week (1)

Time	Total	Speed Bins (km/h)																											
		0 - 5	5 - 10	10 - 15	15 - 20	20 - 25	25 - 30	30 - 35	35 - 40	40 - 45	45 - 50	50 - 55	55 - 60	60 - 65	65 - 70	70 - 75	75 - 80	80 - 85	85 - 90	90 - 95	95 - 100	100 - 105	105 - 110	110 - 115	115 - 120	120 - 125	125 - 130	130 - 135	135 - 140
Mon	73	0	1	1	2	5	12	11	5	18	10	4	1	2	1	0	0	0	0	0	0	0	0	0	0	0	0	0	0
Tue	75	1	4	5	3	4	8	1	14	15	9	6	3	1	0	1	0	0	0	0	0	0	0	0	0	0	0	0	0
Wed	113	0	19	23	1	3	4	10	13	16	14	8	2	0	0	0	0	0	0	0	0	0	0	0	0	0	0	0	0
Thu	76	0	0	1	3	4	4	7	16	10	15	10	5	1	0	0	0	0	0	0	0	0	0	0	0	0	0	0	0
Fri	62	0	2	1	4	2	3	6	14	8	10	3	4	4	1	0	0	0	0	0	0	0	0	0	0	0	0	0	0
|Sat	108	0	0	2	3	2	8	12	15	20	28	7	6	1	2	1	0	1	0	0	0	0	0	0	0	0	0	0	0
|Sun	125	0	0	1	1	17	26	27	9	10	10	12	4	2	4	0	1	0	0	0	1	0	0	0	0	0	0	0	0
5 Day Ave.	**80**	**0**	**5**	**6**	**3**	**4**	**6**	**7**	**12**	**13**	**12**	**6**	**3**	**2**	**0**	**0**	**0**	**0**	**0**	**0**	**0**	**0**	**0**	**0**	**0**	**0**	**0**	**0**	**0**
7 Day Ave.	**95**	**0**	**3**	**5**	**0**	**4**	**10**	**9**	**14**	**15**	**14**	**8**	**2**	**1**	**0**	**0**	**0**	**0**	**0**	**0**	**0**	**0**	**0**	**0**	**0**	**0**	**0**	**0**	**0**
--	**632**	**1**	**26**	**34**	**17**	**37**	**65**	**74**	**86**	**97**	**96**	**50**	**25**	**11**	**8**	**2**	**1**	**1**	**0**	**0**	**1**	**0**	**0**	**0**	**0**	**0**	**0**	**0**	**0**

Summary Graphs

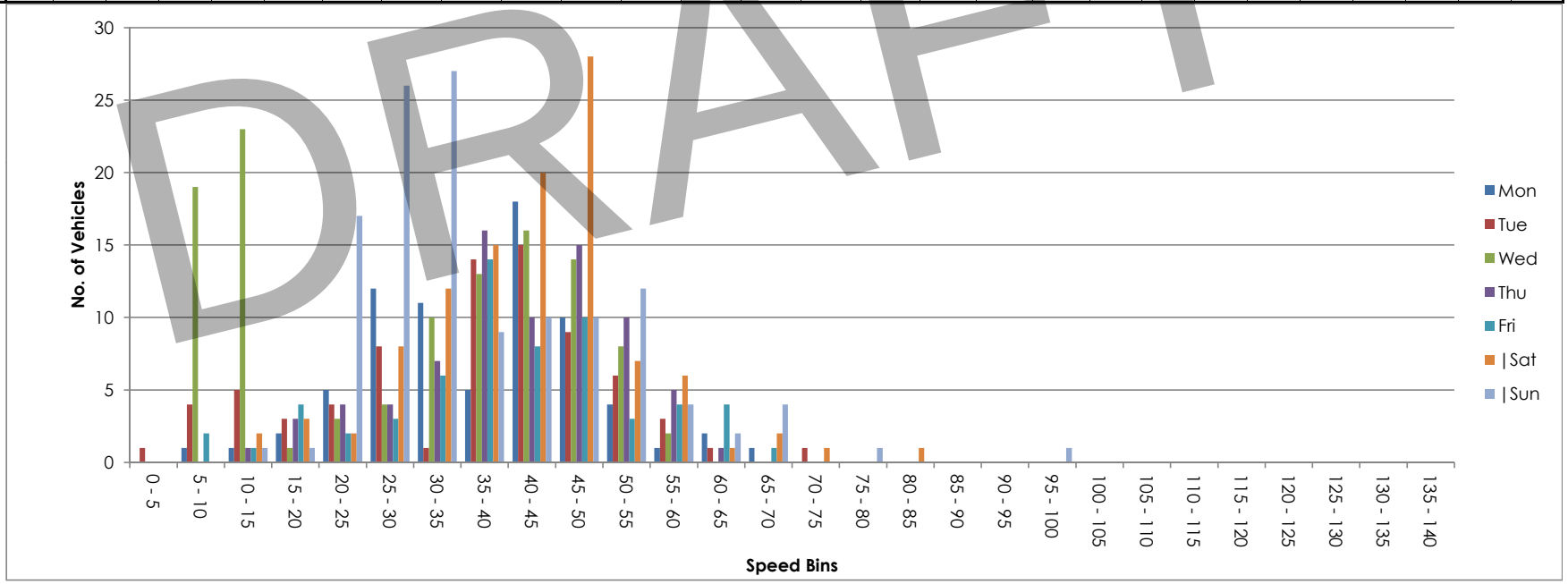

DRAFT



NDC NATIONWIDE DATA COLLECTION	**Site / Location:**	R180, Att - Telepole, Lat 54.0346, Long -6.78341	**Project No:**	3279	**Photo No:**	3279-83	**Drawn By:** MOR
	Survey Date:	Wed, 9 October 2013 to Tue, 15 October 2013	**Project Name:**		Meath/Cavan/Monaghan ATC'S		
	Survey Times:	00:00 to 00(24):00	**Title:**		Site Photograph		

Site No.	Location.	Direction.	Speed Limit - PSL (km/h)	Start Date.	End Date.	Total Vehicles.	5 Day Ave.	7 Day Ave.	No. > Speed Limit.	%. > Speed Limit.	No. > Speed Limit1 (+5km/h).	%. > Speed Limit1 (+5km/h).	No. > Speed Limit1 (+10km/h).	%. > Speed Limit1 (+10km/h).	Mean Speed	85%ile Speed
83	R180, Att - Telepole, Lat 54.0346, Long -6.78341	East	80	Wed, 9 October 2013	Tue, 15 October 2013	5403	822	772	2046	37.9	1215	22.5	663	12.3	75.7	88.2
		West	80	Wed, 9 October 2013	Tue, 15 October 2013	5447	838	778	1222	22.4	638	11.7	295	5.4	71.5	82.8
		Two way	80	Wed, 9 October 2013	Tue, 15 October 2013	10850	1660	1550	3268	30.1	1853	17.1	958	8.8	73.6	85.7

DRAFT

Site 83
Location R180, Att - Telepole, Lat 54.0346, Long -6.78341
Direction East

3279 / Meath/Cavan/Monaghan ATC's
October 2013
Automatic Traffic Count

Wed, 9 October 2013

Time	Total	Classification												>PSL	>PSL%	>SL1	>SL1%	>SL2	>SL2%	Mean	Vpp
		1 MCL	2 SV	3 SVT	4 TB2	5 TB3	6 T4	7 ART3	8 ART4	9 ART5	10 ART6	11 BD	12 DRT	80	80	85 +5kph	85 +5kph	90 +10kph	90 +10kph		85
0000	5	0	5	0	0	0	0	0	0	0	0	0	0	4	80	2	40	2	40	81.4	-
0100	1	0	0	0	1	0	0	0	0	0	0	0	0	0	0	0	0	0	0	62.8	-
0200	1	0	1	0	0	0	0	0	0	0	0	0	0	1	100	1	100	1	100	94.4	-
0300	5	0	3	0	0	0	0	0	0	2	0	0	0	2	40	1	20	1	20	75.8	-
0400	3	0	2	0	1	0	0	0	0	0	0	0	0	1	33.3	0	0	0	0	79.5	-
0500	12	0	7	0	3	0	0	0	0	2	0	0	0	6	50	3	25	2	16.7	81.7	88.9
0600	21	0	19	0	1	0	0	0	1	0	0	0	0	13	61.9	12	57.1	9	42.9	85	96.5
0700	55	0	38	1	11	0	0	0	2	2	1	0	0	22	40	15	27.3	9	16.4	77.6	90
0800	**79**	**0**	**68**	**1**	**8**	**1**	**0**	**0**	**0**	**1**	**0**	**0**	**0**	**45**	**57**	**29**	**36.7**	**17**	**21.5**	**80.2**	**91.1**
0900	55	0	46	0	5	0	0	0	2	1	1	0	0	18	32.7	11	20	5	9.1	74.4	86.8
1000	49	1	38	1	5	0	1	0	2	1	0	0	0	17	34.7	8	16.3	3	6.1	73.7	86.8
1100	27	1	14	0	8	1	0	0	3	0	0	0	0	8	29.6	2	7.4	0	0	71.6	82.1
1200	49	0	35	2	7	1	0	0	1	2	1	0	0	12	24.5	9	18.4	6	12.2	72.6	85.3
1300	37	0	28	0	5	0	0	0	3	1	0	0	0	14	37.8	7	18.9	5	13.5	76.4	86
1400	54	0	43	1	4	2	0	0	2	2	0	0	0	19	35.2	13	24.1	6	11.1	76.4	87.8
1500	**62**	**0**	**45**	**1**	**10**	**1**	**0**	**0**	**1**	**4**	**0**	**0**	**0**	**13**	**21**	**5**	**8.1**	**3**	**4.8**	**71.1**	**81.7**
1600	**62**	**0**	**51**	**1**	**6**	**0**	**0**	**0**	**2**	**2**	**0**	**0**	**0**	**27**	**43.5**	**16**	**25.8**	**7**	**11.3**	**77.2**	**87.8**
1700	59	0	50	0	7	0	0	0	2	0	0	0	0	29	49.2	16	27.1	9	15.3	76.8	89.6
1800	61	0	52	0	6	1	0	0	2	0	0	0	0	22	36.1	15	24.6	5	8.2	75.2	87.5
1900	35	0	35	0	0	0	0	0	0	0	0	0	0	26	74.3	19	54.3	10	28.6	84.4	93.2
2000	32	0	28	1	2	0	1	0	0	0	0	0	0	10	31.3	8	25	5	15.6	77.2	89.3
2100	30	0	27	0	3	0	0	0	0	0	0	0	0	13	43.3	8	26.7	3	10	78.7	87.5
2200	7	0	5	0	1	0	0	0	0	1	0	0	0	4	57.1	2	28.6	1	14.3	77.5	-
2300	5	0	5	0	0	0	0	0	0	0	0	0	0	1	20	0	0	0	0	70.3	-
07-19	**649**	**2**	**508**	**8**	**82**	**7**	**1**	**0**	**22**	**16**	**3**	**0**	**0**	**246**	**37.9**	**146**	**22.5**	**75**	**11.6**	**75.6**	**87.8**
06-22	**767**	**2**	**617**	**9**	**88**	**7**	**2**	**0**	**23**	**16**	**3**	**0**	**0**	**308**	**40.2**	**193**	**25.2**	**102**	**13.3**	**76.4**	**88.6**
06-00	**779**	**2**	**627**	**9**	**89**	**7**	**2**	**0**	**23**	**17**	**3**	**0**	**0**	**313**	**40.2**	**195**	**25**	**103**	**13.2**	**76.4**	**88.6**
00-00	**806**	**2**	**645**	**9**	**94**	**7**	**2**	**0**	**23**	**21**	**3**	**0**	**0**	**327**	**40.6**	**202**	**25.1**	**109**	**13.5**	**76.5**	**88.9**

DRAFT

Site 83
Location R180, Att - Telepole, Lat 54.0346, Long -6.78341
Direction East

3279 / Meath/Cavan/Monaghan ATC's
October 2013
Automatic Traffic Count

Thu, 10 October 2013

Time	Total	Classification												>PSL	>PSL%	>SL1	>SL1%	>SL2	>SL2%	Mean	Vpp
		1 MCL	2 SV	3 SVT	4 TB2	5 TB3	6 T4	7 ART3	8 ART4	9 ART5	10 ART6	11 BD	12 DRT	80	80	85 +5kph	85 +5kph	90 +10kph	90 +10kph		85
0000	5	0	4	0	1	0	0	0	0	0	0	0	0	3	60	3	60	1	20	84.9	-
0100	1	0	0	1	0	0	0	0	0	0	0	0	0	0	0	0	0	0	0	55.7	-
0200	3	0	3	0	0	0	0	0	0	0	0	0	0	2	66.7	2	66.7	1	33.3	83.6	-
0300	1	0	1	0	0	0	0	0	0	0	0	0	0	1	100	1	100	0	0	89	-
0400	5	0	2	0	1	0	0	0	0	1	1	0	0	2	40	1	20	1	20	70.7	-
0500	9	0	8	0	1	0	0	0	0	0	0	0	0	3	33.3	1	11.1	1	11.1	77.1	-
0600	26	0	20	0	3	1	0	0	0	2	0	0	0	19	73.1	13	50	12	46.2	86.9	95.8
0700	55	0	44	0	10	0	0	0	0	0	1	0	0	27	49.1	20	36.4	12	21.8	80.8	95
0800	**69**	**0**	**55**	**1**	**8**	**1**	**3**	**0**	**0**	**1**	**0**	**0**	**0**	**30**	**43.5**	**23**	**33.3**	**14**	**20.3**	**76.2**	**94**
0900	53	0	41	1	10	0	0	0	1	0	0	0	0	14	26.4	12	22.6	4	7.5	73.4	85.7
1000	53	0	36	0	10	0	0	0	5	2	0	0	0	19	35.8	11	20.8	7	13.2	76.7	88.9
1100	45	0	33	1	8	0	0	0	3	0	0	0	0	12	26.7	1	2.2	1	2.2	72	82.1
1200	40	0	28	0	10	0	1	0	0	0	1	0	0	15	37.5	7	17.5	4	10	76.1	85.3
1300	46	0	33	1	8	0	1	0	1	2	0	0	0	20	43.5	9	19.6	3	6.5	72.8	85.3
1400	52	0	40	0	8	0	0	0	1	2	1	0	0	17	32.7	8	15.4	2	3.8	73.6	83.9
1500	57	0	46	4	5	0	1	0	1	0	0	0	0	20	35.1	12	21.1	7	12.3	75.3	85.7
1600	55	0	43	0	9	1	0	0	0	0	2	0	0	16	29.1	9	16.4	8	14.5	75.6	87.5
1700	**71**	**0**	**56**	**3**	**8**	**0**	**0**	**0**	**3**	**1**	**0**	**0**	**0**	**24**	**33.8**	**15**	**21.1**	**10**	**14.1**	**74.5**	**87.5**
1800	59	0	51	2	4	1	0	0	1	0	0	0	0	26	44.1	11	18.6	7	11.9	76.3	86.4
1900	39	0	37	2	0	0	0	0	0	0	0	0	0	15	38.5	8	20.5	4	10.3	75.1	86.8
2000	19	0	17	0	2	0	0	0	0	0	0	0	0	10	52.6	6	31.6	3	15.8	80.2	86.8
2100	20	0	16	2	1	1	0	0	0	0	0	0	0	10	50	7	35	3	15	78.8	88.6
2200	26	0	20	2	2	0	0	0	1	1	0	0	0	10	38.5	5	19.2	4	15.4	75.6	86.8
2300	4	0	3	0	1	0	0	0	0	0	0	0	0	3	75	3	75	1	25	96.6	-
07-19	**655**	**0**	**506**	**13**	**98**	**3**	**6**	**0**	**16**	**8**	**5**	**0**	**0**	**240**	**36.6**	**138**	**21.1**	**79**	**12.1**	**75.3**	**88.2**
06-22	**759**	**0**	**596**	**17**	**104**	**5**	**6**	**0**	**16**	**10**	**5**	**0**	**0**	**294**	**38.7**	**172**	**22.7**	**101**	**13.3**	**75.9**	**88.6**
06-00	**789**	**0**	**619**	**19**	**107**	**5**	**6**	**0**	**17**	**11**	**5**	**0**	**0**	**307**	**38.9**	**180**	**22.8**	**106**	**13.4**	**76**	**88.9**
00-00	**813**	**0**	**637**	**20**	**110**	**5**	**6**	**0**	**17**	**12**	**6**	**0**	**0**	**318**	**39.1**	**188**	**23.1**	**110**	**13.5**	**76.1**	**88.9**

DRAFT

Site 83
Location R180, Att - Telepole, Lat 54.0346, Long -6.78341
Direction East

3279 / Meath/Cavan/Monaghan ATC's
October 2013
Automatic Traffic Count

Fri, 11 October 2013

Time	Total	Classification												>PSL	>PSL%	>SL1	>SL1%	>SL2	>SL2%	Mean	Vpp
		1 MCL	2 SV	3 SVT	4 TB2	5 TB3	6 T4	7 ART3	8 ART4	9 ART5	10 ART6	11 BD	12 DRT	80	80	85 +5kph	85 +5kph	90 +10kph	90 +10kph		85
0000	4	0	3	0	1	0	0	0	0	0	0	0	0	3	75	2	50	0	0	82.8	-
0100	4	0	4	0	0	0	0	0	0	0	0	0	0	2	50	0	0	0	0	72.9	-
0200	1	0	1	0	0	0	0	0	0	0	0	0	0	1	100	0	0	0	0	84.6	-
0300	5	0	2	0	0	0	0	0	1	2	0	0	0	1	20	1	20	1	20	74.8	-
0400	2	0	1	0	1	0	0	0	0	0	0	0	0	0	0	0	0	0	0	73.5	-
0500	9	0	5	0	3	0	0	0	0	1	0	0	0	4	44.4	3	33.3	3	33.3	80	-
0600	27	0	22	0	2	1	2	0	0	0	0	0	0	20	74.1	19	70.4	9	33.3	87.5	94.3
0700	58	1	44	0	10	1	1	0	0	0	1	0	0	16	27.6	6	10.3	3	5.2	73.6	83.5
0800	**73**	**0**	**59**	**0**	**9**	**2**	**0**	**0**	**1**	**2**	**0**	**0**	**0**	**31**	**42.5**	**23**	**31.5**	**15**	**20.5**	**77.4**	**91.1**
0900	62	0	52	0	7	0	0	0	2	1	0	0	0	26	41.9	14	22.6	8	12.9	77.6	87.5
1000	50	0	39	3	6	0	0	0	2	0	0	0	0	24	48	14	28	7	14	76.9	89.6
1100	47	0	38	1	6	0	0	0	1	1	0	0	0	17	36.2	10	21.3	4	8.5	75.5	86.4
1200	34	0	26	2	2	2	0	0	2	0	0	0	0	5	14.7	3	8.8	1	2.9	70.6	76.7
1300	45	1	38	0	5	0	0	0	0	1	0	0	0	17	37.8	10	22.2	5	11.1	75.6	88.2
1400	52	0	45	1	3	1	1	1	0	0	0	0	0	14	26.9	4	7.7	0	0	70	82.8
1500	61	0	47	3	8	1	0	0	1	1	0	0	0	20	32.8	14	23	7	11.5	74.7	88.2
1600	**79**	**0**	**65**	**2**	**8**	**1**	**0**	**0**	**2**	**1**	**0**	**0**	**0**	**20**	**25.3**	**13**	**16.5**	**9**	**11.4**	**73.2**	**85.3**
1700	74	1	65	4	3	1	0	0	0	0	0	0	0	22	29.7	13	17.6	6	8.1	73.8	86
1800	65	0	57	1	3	0	0	0	1	3	0	0	0	20	30.8	10	15.4	10	15.4	76.8	84.2
1900	40	0	34	1	4	0	0	0	1	0	0	0	0	9	22.5	6	15	4	10	74.8	82.4
2000	32	0	27	0	4	0	1	0	0	0	0	0	0	10	31.3	5	15.6	4	12.5	76	84.6
2100	21	0	19	1	1	0	0	0	0	0	0	0	0	9	42.9	8	38.1	7	33.3	82.5	100.8
2200	14	0	12	0	1	0	0	0	0	1	0	0	0	3	21.4	1	7.1	0	0	70.8	81.4
2300	7	0	6	0	1	0	0	0	0	0	0	0	0	1	14.3	0	0	0	0	74	-
07-19	**700**	**3**	**575**	**17**	**70**	**9**	**2**	**1**	**12**	**10**	**1**	**0**	**0**	**232**	**33.1**	**134**	**19.1**	**75**	**10.7**	**74.8**	**86.8**
06-22	**820**	**3**	**677**	**19**	**81**	**10**	**5**	**1**	**13**	**10**	**1**	**0**	**0**	**280**	**34.1**	**172**	**21**	**99**	**12.1**	**75.4**	**87.8**
06-00	**841**	**3**	**695**	**19**	**83**	**10**	**5**	**1**	**13**	**11**	**1**	**0**	**0**	**284**	**33.8**	**173**	**20.6**	**99**	**11.8**	**75.4**	**87.5**
00-00	**866**	**3**	**711**	**19**	**88**	**10**	**5**	**1**	**14**	**14**	**1**	**0**	**0**	**295**	**34.1**	**179**	**20.7**	**103**	**11.9**	**75.4**	**87.5**

DRAFT

Site 83
Location R180, Att - Telepole, Lat 54.0346, Long -6.78341
Direction East

3279 / Meath/Cavan/Monaghan ATC's
October 2013
Automatic Traffic Count

Sat, 12 October 2013

Time	Total	Classification												>PSL	>PSL%	>SL1	>SL1%	>SL2	>SL2%	Mean	Vpp
		1 MCL	2 SV	3 SVT	4 TB2	5 TB3	6 T4	7 ART3	8 ART4	9 ART5	10 ART6	11 BD	12 DRT	80	80	85 +5kph	85 +5kph	90 +10kph	90 +10kph		85
0000	4	0	3	0	1	0	0	0	0	0	0	0	0	3	75	2	50	1	25	85.2	-
0100	4	0	3	0	0	0	0	0	0	1	0	0	0	1	25	0	0	0	0	70.3	-
0200	5	0	5	0	0	0	0	0	0	0	0	0	0	0	0	0	0	0	0	70.8	-
0300	6	0	6	0	0	0	0	0	0	0	0	0	0	3	50	3	50	3	50	83.1	-
0400	3	0	2	0	0	0	0	0	0	1	0	0	0	1	33.3	1	33.3	0	0	72.4	-
0500	2	0	2	0	0	0	0	0	0	0	0	0	0	2	100	2	100	2	100	97.2	-
0600	13	0	10	0	2	0	0	0	0	1	0	0	0	10	76.9	8	61.5	6	46.2	87.1	94.7
0700	9	0	8	0	1	0	0	0	0	0	0	0	0	7	77.8	4	44.4	3	33.3	84.9	-
0800	23	0	15	3	2	1	1	0	0	1	0	0	0	10	43.5	5	21.7	4	17.4	77.4	90.7
0900	38	0	29	0	6	1	0	0	1	0	1	0	0	14	36.8	7	18.4	5	13.2	74.9	85
1000	**54**	**0**	**45**	**3**	**4**	**0**	**0**	**0**	**0**	**0**	**2**	**0**	**0**	**15**	**27.8**	**14**	**25.9**	**8**	**14.8**	**72.8**	**88.6**
1100	51	0	41	5	3	1	0	0	1	0	0	0	0	15	29.4	10	19.6	6	11.8	72.3	85.7
1200	57	0	48	3	4	0	0	0	1	1	0	0	0	21	36.8	10	17.5	5	8.8	75	85
1300	56	0	45	8	3	0	0	0	0	0	0	0	0	20	35.7	11	19.6	6	10.7	70.7	88.9
1400	45	0	36	4	5	0	0	0	0	0	0	0	0	20	44.4	11	24.4	6	13.3	76.5	89.3
1500	63	1	54	4	3	1	0	0	0	0	0	0	0	15	23.8	8	12.7	4	6.3	68.9	84.6
1600	55	0	51	1	2	1	0	0	0	0	0	0	0	25	45.5	11	20	4	7.3	77.7	87.8
1700	67	0	60	3	2	1	1	0	0	0	0	0	0	25	37.3	15	22.4	9	13.4	75.5	88.9
1800	**72**	**0**	**66**	**1**	**4**	**0**	**0**	**1**	**0**	**0**	**0**	**0**	**0**	**23**	**31.9**	**14**	**19.4**	**7**	**9.7**	**74.7**	**86**
1900	40	0	37	2	1	0	0	0	0	0	0	0	0	11	27.5	6	15	1	2.5	74	83.2
2000	25	1	22	1	0	0	0	0	1	0	0	0	0	13	52	5	20	4	16	79.2	85
2100	20	0	17	0	3	0	0	0	0	0	0	0	0	7	35	4	20	2	10	71.8	85.7
2200	7	0	7	0	0	0	0	0	0	0	0	0	0	1	14.3	0	0	0	0	75.8	-
2300	5	0	3	1	0	1	0	0	0	0	0	0	0	1	20	1	20	1	20	68.4	-
07-19	**590**	**1**	**498**	**35**	**39**	**6**	**2**	**1**	**3**	**2**	**3**	**0**	**0**	**210**	**35.6**	**120**	**20.3**	**67**	**11.4**	**74.1**	**88.2**
06-22	**688**	**2**	**584**	**38**	**45**	**6**	**2**	**1**	**4**	**3**	**3**	**0**	**0**	**251**	**36.5**	**143**	**20.8**	**80**	**11.6**	**74.5**	**88.2**
06-00	**700**	**2**	**594**	**39**	**45**	**7**	**2**	**1**	**4**	**3**	**3**	**0**	**0**	**253**	**36.1**	**144**	**20.6**	**81**	**11.6**	**74.5**	**88.2**
00-00	**724**	**2**	**615**	**39**	**46**	**7**	**2**	**1**	**4**	**5**	**3**	**0**	**0**	**263**	**36.3**	**152**	**21**	**87**	**12**	**74.6**	**88.2**

DRAFT

Site 83
Location R180, Att - Telepole, Lat 54.0346, Long -6.78341
Direction East

3279 / Meath/Cavan/Monaghan ATC's
October 2013
Automatic Traffic Count

Sun, 13 October 2013

Time	Total	Classification												>PSL	>PSL%	>SL1	>SL1%	>SL2	>SL2%	Mean	Vpp
		1 MCL	2 SV	3 SVT	4 TB2	5 TB3	6 T4	7 ART3	8 ART4	9 ART5	10 ART6	11 BD	12 DRT	80	80	85 +5kph	85 +5kph	90 +10kph	90 +10kph		85
0000	8	0	8	0	0	0	0	0	0	0	0	0	0	2	25	1	12.5	1	12.5	73.3	-
0100	2	0	1	0	1	0	0	0	0	0	0	0	0	0	0	0	0	0	0	69.4	-
0200	3	0	3	0	0	0	0	0	0	0	0	0	0	2	66.7	2	66.7	1	33.3	85.9	-
0300	1	0	0	0	1	0	0	0	0	0	0	0	0	1	100	0	0	0	0	80	-
0400	2	0	2	0	0	0	0	0	0	0	0	0	0	2	100	1	50	1	50	89.9	-
0500	3	0	3	0	0	0	0	0	0	0	0	0	0	1	33.3	1	33.3	0	0	80	-
0600	3	0	3	0	0	0	0	0	0	0	0	0	0	3	100	2	66.7	2	66.7	93.2	-
0700	5	0	4	0	1	0	0	0	0	0	0	0	0	2	40	1	20	1	20	84.7	-
0800	10	0	8	1	1	0	0	0	0	0	0	0	0	6	60	4	40	1	10	78.6	-
0900	18	0	16	0	0	0	0	0	1	1	0	0	0	7	38.9	5	27.8	3	16.7	78.5	88.6
1000	20	0	17	1	1	0	0	0	1	0	0	0	0	8	40	5	25	4	20	78.7	91.1
1100	**31**	**0**	**28**	**0**	**3**	**0**	**0**	**0**	**0**	**0**	**0**	**0**	**0**	**13**	**41.9**	**6**	**19.4**	**6**	**19.4**	**77.4**	**90**
1200	35	0	34	0	0	0	0	0	1	0	0	0	0	18	51.4	10	28.6	5	14.3	77.1	88.6
1300	35	0	35	0	0	0	0	0	0	0	0	0	0	13	37.1	7	20	3	8.6	76.6	86.4
1400	43	3	37	1	2	0	0	0	0	0	0	0	0	12	27.9	9	20.9	3	7	75.3	87.8
1500	42	0	42	0	0	0	0	0	0	0	0	0	0	25	59.5	15	35.7	6	14.3	80.7	89.6
1600	49	1	45	0	3	0	0	0	0	0	0	0	0	18	36.7	14	28.6	5	10.2	75.9	86.8
1700	**129**	**1**	**125**	**0**	**2**	**0**	**0**	**0**	**0**	**1**	**0**	**0**	**0**	**52**	**40.3**	**22**	**17.1**	**9**	**7**	**77.6**	**85**
1800	49	0	45	0	3	1	0	0	0	0	0	0	0	16	32.7	10	20.4	6	12.2	77	87.5
1900	44	1	41	1	1	0	0	0	0	0	0	0	0	17	38.6	10	22.7	5	11.4	75.5	87.8
2000	16	0	14	1	1	0	0	0	0	0	0	0	0	8	50	6	37.5	3	18.8	81.5	94
2100	10	0	10	0	0	0	0	0	0	0	0	0	0	3	30	2	20	2	20	74.4	-
2200	8	0	7	0	1	0	0	0	0	0	0	0	0	2	25	0	0	0	0	68.7	-
2300	4	0	4	0	0	0	0	0	0	0	0	0	0	0	0	0	0	0	0	69.6	-
07-19	**466**	**5**	**436**	**3**	**16**	**1**	**0**	**0**	**3**	**2**	**0**	**0**	**0**	**190**	**40.8**	**108**	**23.2**	**52**	**11.2**	**77.5**	**87.8**
06-22	**539**	**6**	**504**	**5**	**18**	**1**	**0**	**0**	**3**	**2**	**0**	**0**	**0**	**221**	**41**	**128**	**23.7**	**64**	**11.9**	**77.5**	**88.6**
06-00	**551**	**6**	**515**	**5**	**19**	**1**	**0**	**0**	**3**	**2**	**0**	**0**	**0**	**223**	**40.5**	**128**	**23.2**	**64**	**11.6**	**77.3**	**88.2**
00-00	**570**	**6**	**532**	**5**	**21**	**1**	**0**	**0**	**3**	**2**	**0**	**0**	**0**	**231**	**40.5**	**133**	**23.3**	**67**	**11.8**	**77.3**	**88.6**

DRAFT

Site 83
Location R180, Att - Telepole, Lat 54.0346, Long -6.78341
Direction East

3279 / Meath/Cavan/Monaghan ATC's
October 2013
Automatic Traffic Count

Mon, 14 October 2013

Time	Total	Classification												>PSL	>PSL%	>SL1	>SL1%	>SL2	>SL2%	Mean	Vpp
		1 MCL	2 SV	3 SVT	4 TB2	5 TB3	6 T4	7 ART3	8 ART4	9 ART5	10 ART6	11 BD	12 DRT	80	80	85 +5kph	85 +5kph	90 +10kph	90 +10kph		85
0000	5	0	4	0	1	0	0	0	0	0	0	0	0	3	60	1	20	1	20	81.2	-
0100	0	0	0	0	0	0	0	0	0	0	0	0	0	0	0	0	0	0	0	-	-
0200	0	0	0	0	0	0	0	0	0	0	0	0	0	0	0	0	0	0	0	-	-
0300	0	0	0	0	0	0	0	0	0	0	0	0	0	0	0	0	0	0	0	-	-
0400	8	0	5	0	2	0	0	0	0	1	0	0	0	4	50	3	37.5	2	25	79.8	-
0500	14	0	10	0	3	0	0	0	0	1	0	0	0	11	78.6	10	71.4	8	57.1	86.9	93.2
0600	20	0	18	0	1	1	0	0	0	0	0	0	0	15	75	13	65	7	35	89.4	103
0700	54	0	41	1	10	0	0	0	1	1	0	0	0	22	40.7	12	22.2	7	13	78.1	88.2
0800	70	0	57	1	7	1	1	0	1	1	1	0	0	44	62.9	27	38.6	16	22.9	79.8	92.2
0900	**74**	**0**	**58**	**2**	**10**	**0**	**1**	**0**	**1**	**0**	**2**	**0**	**0**	**29**	**39.2**	**16**	**21.6**	**6**	**8.1**	**73.2**	**86**
1000	42	0	33	2	4	1	0	0	1	1	0	0	0	16	38.1	7	16.7	3	7.1	73.9	85.3
1100	49	0	39	3	5	0	0	0	0	2	0	0	0	17	34.7	9	18.4	5	10.2	74	86.4
1200	51	0	38	3	5	0	1	0	2	2	0	0	0	13	25.5	5	9.8	2	3.9	67.8	83.5
1300	55	0	36	3	10	0	0	0	3	3	0	0	0	12	21.8	8	14.5	4	7.3	69.8	84.2
1400	39	0	30	1	5	1	0	0	1	1	0	0	0	11	28.2	6	15.4	1	2.6	72.9	82.1
1500	49	0	39	1	6	0	1	0	0	1	1	0	0	22	44.9	14	28.6	5	10.2	73.8	88.6
1600	54	0	42	3	7	0	1	0	1	0	0	0	0	17	31.5	10	18.5	4	7.4	74.1	85.3
1700	**67**	**0**	**59**	**0**	**6**	**1**	**0**	**0**	**0**	**1**	**0**	**0**	**0**	**26**	**38.8**	**15**	**22.4**	**9**	**13.4**	**75.8**	**87.1**
1800	**67**	**0**	**62**	**0**	**3**	**0**	**0**	**0**	**0**	**2**	**0**	**0**	**0**	**24**	**35.8**	**13**	**19.4**	**9**	**13.4**	**76.6**	**88.6**
1900	32	0	30	0	0	0	0	0	2	0	0	0	0	9	28.1	4	12.5	2	6.3	75.1	83.5
2000	30	0	29	0	1	0	0	0	0	0	0	0	0	10	33.3	7	23.3	3	10	75.4	86
2100	25	0	23	1	0	0	0	0	0	1	0	0	0	9	36	4	16	2	8	74.3	83.9
2200	13	0	11	0	1	0	0	0	0	1	0	0	0	4	30.8	3	23.1	2	15.4	72.4	85.7
2300	6	0	5	0	0	0	0	0	1	0	0	0	0	1	16.7	1	16.7	1	16.7	74.1	-
07-19	**671**	**0**	**534**	**20**	**78**	**4**	**5**	**0**	**11**	**15**	**4**	**0**	**0**	**253**	**37.7**	**142**	**21.2**	**71**	**10.6**	**74.4**	**87.5**
06-22	**778**	**0**	**634**	**21**	**80**	**5**	**5**	**0**	**13**	**16**	**4**	**0**	**0**	**296**	**38**	**170**	**21.9**	**85**	**10.9**	**74.8**	**87.5**
06-00	**797**	**0**	**650**	**21**	**81**	**5**	**5**	**0**	**14**	**17**	**4**	**0**	**0**	**301**	**37.8**	**174**	**21.8**	**88**	**11**	**74.8**	**87.5**
00-00	**824**	**0**	**669**	**21**	**87**	**5**	**5**	**0**	**14**	**19**	**4**	**0**	**0**	**319**	**38.7**	**188**	**22.8**	**99**	**12**	**75.1**	**87.8**

DRAFT

Site 83
Location R180, Att - Telepole, Lat 54.0346, Long -6.78341
Direction East

3279 / Meath/Cavan/Monaghan ATC's
October 2013
Automatic Traffic Count

Tue, 15 October 2013

Time	Total	Classification												>PSL	>PSL%	>SL1	>SL1%	>SL2	>SL2%	Mean	Vpp
		1 MCL	2 SV	3 SVT	4 TB2	5 TB3	6 T4	7 ART3	8 ART4	9 ART5	10 ART6	11 BD	12 DRT	80	80	85 +5kph	85 +5kph	90 +10kph	90 +10kph		85
0000	5	0	4	0	1	0	0	0	0	0	0	0	0	0	0	0	0	0	0	68.1	-
0100	1	0	1	0	0	0	0	0	0	0	0	0	0	0	0	0	0	0	0	73.7	-
0200	1	0	1	0	0	0	0	0	0	0	0	0	0	0	0	0	0	0	0	63.4	-
0300	2	0	1	0	0	0	0	0	0	1	0	0	0	0	0	0	0	0	0	55.7	-
0400	7	0	4	0	1	0	0	0	1	1	0	0	0	2	28.6	2	28.6	2	28.6	75.6	-
0500	13	0	11	0	1	0	0	0	0	1	0	0	0	9	69.2	7	53.8	5	38.5	85.9	96.5
0600	25	0	22	0	2	0	0	0	1	0	0	0	0	18	72	12	48	8	32	83.6	92.5
0700	49	0	44	1	3	1	0	0	0	0	0	0	0	23	46.9	13	26.5	7	14.3	79	89.6
0800	**77**	**0**	**68**	**0**	**8**	**1**	**0**	**0**	**0**	**0**	**0**	**0**	**0**	**42**	**54.5**	**25**	**32.5**	**13**	**16.9**	**80.8**	**90**
0900	74	0	51	1	14	1	2	1	4	0	0	0	0	15	20.3	8	10.8	6	8.1	71.8	82.4
1000	44	1	30	1	8	1	0	0	1	2	0	0	0	14	31.8	8	18.2	5	11.4	75.1	86
1100	30	0	24	0	4	0	0	0	1	0	1	0	0	10	33.3	6	20	2	6.7	73.4	85
1200	35	0	27	0	5	0	0	0	2	1	0	0	0	11	31.4	7	20	5	14.3	73.9	89.6
1300	44	1	28	2	10	1	0	0	0	2	0	0	0	8	18.2	2	4.5	0	0	70.5	80.3
1400	59	1	44	0	8	0	1	0	4	0	1	0	0	10	16.9	6	10.2	3	5.1	70.1	80.6
1500	63	0	49	2	11	0	0	0	1	0	0	0	0	18	28.6	12	19	4	6.3	73.1	85.7
1600	53	0	42	1	8	0	0	0	2	0	0	0	0	19	35.8	11	20.8	5	9.4	75.1	85.7
1700	**77**	**0**	**66**	**0**	**7**	**1**	**0**	**0**	**1**	**1**	**1**	**0**	**0**	**30**	**39**	**13**	**16.9**	**6**	**7.8**	**75.7**	**85**
1800	48	0	44	2	0	0	0	0	1	0	1	0	0	24	50	13	27.1	5	10.4	79.9	87.8
1900	40	0	34	2	1	1	0	0	2	0	0	0	0	16	40	8	20	2	5	72.9	87.8
2000	16	0	15	1	0	0	0	0	0	0	0	0	0	5	31.3	5	31.3	2	12.5	77	88.9
2100	18	0	17	1	0	0	0	0	0	0	0	0	0	9	50	7	38.9	3	16.7	79.4	88.6
2200	11	0	10	0	0	0	0	0	0	1	0	0	0	7	63.6	5	45.5	3	27.3	83.1	95.8
2300	8	0	8	0	0	0	0	0	0	0	0	0	0	3	37.5	3	37.5	2	25	78.6	-
07-19	**653**	**3**	**517**	**10**	**86**	**6**	**3**	**1**	**17**	**6**	**4**	**0**	**0**	**224**	**34.3**	**124**	**19**	**61**	**9.3**	**75**	**86.8**
06-22	**752**	**3**	**605**	**14**	**89**	**7**	**3**	**1**	**20**	**6**	**4**	**0**	**0**	**272**	**36.2**	**156**	**20.7**	**76**	**10.1**	**75.3**	**87.5**
06-00	**771**	**3**	**623**	**14**	**89**	**7**	**3**	**1**	**20**	**7**	**4**	**0**	**0**	**282**	**36.6**	**164**	**21.3**	**81**	**10.5**	**75.5**	**87.5**
00-00	**800**	**3**	**645**	**14**	**92**	**7**	**3**	**1**	**21**	**10**	**4**	**0**	**0**	**293**	**36.6**	**173**	**21.6**	**88**	**11**	**75.5**	**87.8**

DRAFT

Site 83
Location R180, Att - Telepole, Lat 54.0346, Long -6.78341
Direction East

3279 / Meath/Cavan/Monaghan ATC's
October 2013
Automatic Traffic Count

Virtual Day (7)

Time	Total	Classification												>PSL	>PSL%	>SL1	>SL1%	>SL2	>SL2%	Mean	Vpp
		1 MCL	2 SV	3 SVT	4 TB2	5 TB3	6 T4	7 ART3	8 ART4	9 ART5	10 ART6	11 BD	12 DRT	80	80	85 +5kph	85 +5kph	90 +10kph	90 +10kph		85
0000	5	0	4	0	1	0	0	0	0	0	0	0	0	3	50	2	30.6	1	16.7	78.8	-
0100	2	0	1	0	0	0	0	0	0	0	0	0	0	0	23.1	0	0	0	0	69.5	-
0200	2	0	2	0	0	0	0	0	0	0	0	0	0	1	42.9	1	35.7	0	21.4	78.9	-
0300	3	0	2	0	0	0	0	0	0	1	0	0	0	1	40	1	30	1	25	76.6	-
0400	4	0	3	0	1	0	0	0	0	1	0	0	0	2	40	1	26.7	1	20	76.8	-
0500	9	0	7	0	2	0	0	0	0	1	0	0	0	5	58.1	4	43.5	3	33.9	83.3	-
0600	19	0	16	0	2	0	0	0	0	0	0	0	0	14	72.6	11	58.5	8	39.3	86.6	97.6
0700	41	0	32	0	7	0	0	0	0	0	0	0	0	17	41.8	10	24.9	6	14.7	78.1	89.6
0800	**57**	**0**	**47**	**1**	**6**	**1**	**1**	**0**	**0**	**1**	**0**	**0**	**0**	**30**	**51.9**	**19**	**33.9**	**11**	**20**	**78.8**	**91.8**
0900	53	0	42	1	7	0	0	0	2	0	1	0	0	18	32.9	10	19.5	5	9.9	74.3	86.4
1000	45	0	34	2	5	0	0	0	2	1	0	0	0	16	36.2	10	21.5	5	11.9	75.1	87.8
1100	40	0	31	1	5	0	0	0	1	0	0	0	0	13	32.9	6	15.7	3	8.6	73.7	85
1200	43	0	34	1	5	0	0	0	1	1	0	0	0	14	31.6	7	16.9	4	9.3	73.2	85.3
1300	45	0	35	2	6	0	0	0	1	1	0	0	0	15	32.7	8	17	4	8.2	72.8	86
1400	49	1	39	1	5	1	0	0	1	1	0	0	0	15	29.9	8	16.6	3	6.1	73.4	85
1500	57	0	46	2	6	0	0	0	1	1	0	0	0	19	33.5	11	20.2	5	9.1	73.6	86.8
1600	58	0	48	1	6	0	0	0	1	0	0	0	0	20	34.9	12	20.6	6	10.3	75.4	86.8
1700	**78**	**0**	**69**	**1**	**5**	**1**	**0**	**0**	**1**	**1**	**0**	**0**	**0**	**30**	**38.2**	**16**	**20**	**8**	**10.7**	**75.8**	**86.8**
1800	60	0	54	1	3	0	0	0	1	1	0	0	0	22	36.8	12	20.4	7	11.6	76.5	87.5
1900	39	0	35	1	1	0	0	0	1	0	0	0	0	15	38.1	9	22.6	4	10.4	75.8	87.8
2000	24	0	22	1	1	0	0	0	0	0	0	0	0	9	38.8	6	24.7	3	14.1	77.7	89.3
2100	21	0	18	1	1	0	0	0	0	0	0	0	0	9	41.7	6	27.8	3	15.3	77.3	88.6
2200	12	0	10	0	1	0	0	0	0	1	0	0	0	4	36	2	18.6	1	11.6	74.8	86.8
2300	6	0	5	0	0	0	0	0	0	0	0	0	0	1	25.6	1	20.5	1	12.8	75.6	-
07-19	**626**	**2**	**511**	**15**	**67**	**5**	**3**	**0**	**12**	**8**	**3**	**0**	**0**	**228**	**36.4**	**130**	**20.8**	**69**	**10.9**	**75.2**	**87.5**
06-22	**729**	**2**	**602**	**18**	**72**	**6**	**3**	**0**	**13**	**9**	**3**	**0**	**0**	**275**	**37.7**	**162**	**22.2**	**87**	**11.9**	**75.6**	**87.8**
06-00	**747**	**2**	**618**	**18**	**73**	**6**	**3**	**0**	**13**	**10**	**3**	**0**	**0**	**280**	**37.5**	**165**	**22.1**	**89**	**11.9**	**75.6**	**87.8**
00-00	**772**	**2**	**636**	**18**	**77**	**6**	**3**	**0**	**14**	**12**	**3**	**0**	**0**	**292**	**37.9**	**174**	**22.5**	**95**	**12.3**	**75.7**	**88.2**

DRAFT

Site 83
Location R180, Att - Telepole, Lat 54.0346, Long -6.78341
Direction East

3279 / Meath/Cavan/Monaghan ATC's
October 2013
Automatic Traffic Count

Virtual Week (1)

Time	Total	Classification												>PSL	>PSL%	>SL1	>SL1%	>SL2	>SL2%	Mean	Vpp
		1 MCL	2 SV	3 SVT	4 TB2	5 TB3	6 T4	7 ART3	8 ART4	9 ART5	10 ART6	11 BD	12 DRT	80	80	85 +5kph	85 +5kph	90 +10kph	90 +10kph		85
Mon	824	0	669	21	87	5	5	0	14	19	4	0	0	319	38.7	188	22.8	99	12	75.1	87.8
Tue	800	3	645	14	92	7	3	1	21	10	4	0	0	293	36.6	173	21.6	88	11	75.5	87.8
Wed	806	2	645	9	94	7	2	0	23	21	3	0	0	327	40.6	202	25.1	109	13.5	76.5	88.9
Thu	813	0	637	20	110	5	6	0	17	12	6	0	0	318	39.1	188	23.1	110	13.5	76.1	88.9
Fri	866	3	711	19	88	10	5	1	14	14	1	0	0	295	34.1	179	20.7	103	11.9	75.4	87.5
| Sat	724	2	615	39	46	7	2	1	4	5	3	0	0	263	36.3	152	21	87	12	74.6	88.2
| Sun	570	6	532	5	21	1	0	0	3	2	0	0	0	231	40.5	133	23.3	67	11.8	77.3	88.6
5 Day Ave.	**822**	**2**	**661**	**17**	**94**	**7**	**4**	**0**	**18**	**15**	**4**	**0**	**0**	**310**	**37.7**	**186**	**22.6**	**102**	**12.4**	**75.7**	**88.2**
7 Day Ave.	**772**	**2**	**636**	**18**	**77**	**6**	**3**	**0**	**14**	**12**	**3**	**0**	**0**	**292**	**37.9**	**174**	**22.5**	**95**	**12.3**	**75.7**	**88.2**
--	**5403**	**16**	**4454**	**127**	**538**	**42**	**23**	**3**	**96**	**83**	**21**	**0**	**0**	**2046**	**37.9**	**1215**	**22.5**	**663**	**12.3**	**75.7**	**88.2**

Summary Graphs

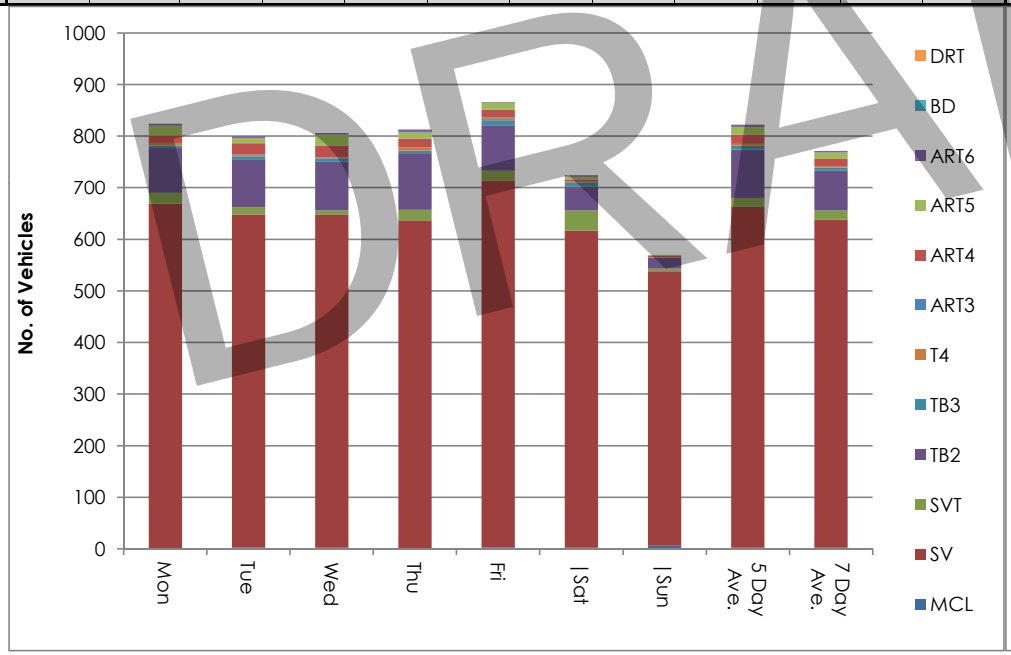

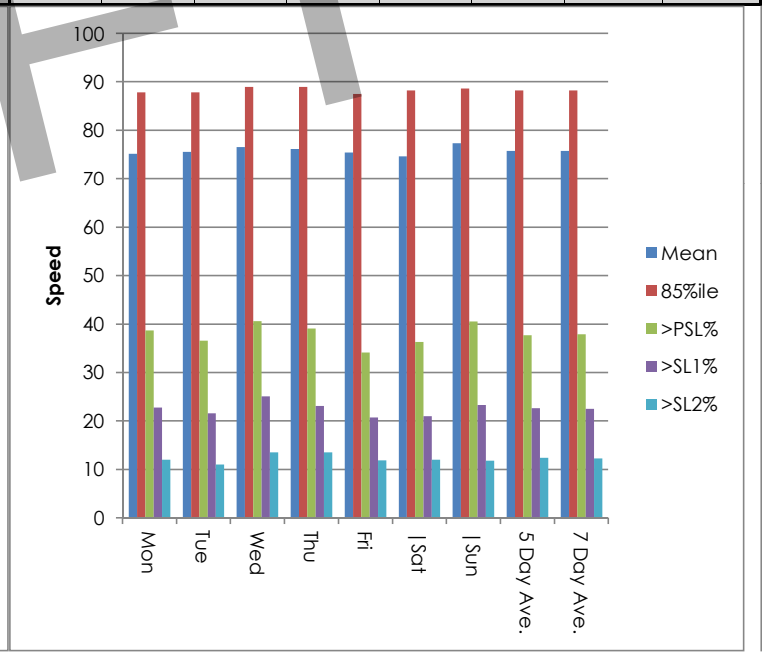

DRAFT

Site 83
Location R180, Att - Telepole, Lat 54.0346, Long -6.78341
Direction East

3279 / Meath/Cavan/Monaghan ATC's
October 2013
Automatic Traffic Count

Wed, 9 October 2013

Time	Total	Speed Bins (km/h)																												
		0 - 5	5 - 10	10 - 15	15 - 20	20 - 25	25 - 30	30 - 35	35 - 40	40 - 45	45 - 50	50 - 55	55 - 60	60 - 65	65 - 70	70 - 75	75 - 80	80 - 85	85 - 90	90 - 95	95 - 100	100 - 105	105 - 110	110 - 115	115 - 120	120 - 125	125 - 130	130 - 135	135 - 140
0000	5	0	0	0	0	0	0	0	0	0	0	0	1	0	0	0	0	2	0	2	0	0	0	0	0	0	0	0	0	0
0100	1	0	0	0	0	0	0	0	0	0	0	0	0	1	0	0	0	0	0	0	0	0	0	0	0	0	0	0	0	0
0200	1	0	0	0	0	0	0	0	0	0	0	0	0	0	0	0	0	0	0	1	0	0	0	0	0	0	0	0	0	0
0300	5	0	0	0	0	0	0	0	0	0	1	0	0	0	0	1	1	1	0	0	1	0	0	0	0	0	0	0	0	0
0400	3	0	0	0	0	0	0	0	0	0	0	0	0	0	0	0	2	1	0	0	0	0	0	0	0	0	0	0	0	0
0500	12	0	0	0	0	0	0	0	0	0	0	0	0	0	0	2	4	3	1	1	1	0	0	0	0	0	0	0	0	0
0600	21	0	0	0	0	0	0	0	0	0	0	0	0	2	0	3	3	1	3	5	4	0	0	0	0	0	0	0	0	0
0700	55	0	0	0	0	0	0	0	0	0	0	2	1	4	8	10	8	7	6	3	3	3	0	0	0	0	0	0	0	0
0800	**79**	**0**	**0**	**0**	**0**	**0**	**0**	**0**	**0**	**2**	**0**	**3**	**0**	**3**	**5**	**5**	**16**	**16**	**12**	**11**	**5**	**0**	**1**	**0**	**0**	**0**	**0**	**0**	**0**	**0**
0900	55	0	0	0	0	0	0	0	0	2	1	1	1	3	12	10	7	7	6	2	2	1	0	0	0	0	0	0	0	0
1000	49	0	0	0	0	0	0	0	0	0	0	1	4	10	7	4	6	9	5	2	0	0	1	0	0	0	0	0	0	0
1100	27	0	0	0	0	0	0	0	0	0	1	1	1	6	2	6	2	6	2	0	0	0	0	0	0	0	0	0	0	0
1200	49	0	0	0	0	0	0	0	0	0	1	3	8	8	1	6	10	3	3	2	1	2	0	0	0	1	0	0	0	0
1300	37	0	0	0	0	0	0	0	0	0	1	0	2	4	3	4	9	7	2	4	0	1	0	0	0	0	0	0	0	0
1400	54	0	0	0	0	0	0	0	0	0	0	1	4	4	4	11	11	6	7	3	2	0	1	0	0	0	0	0	0	0
1500	**62**	**0**	**0**	**0**	**0**	**0**	**0**	**1**	**0**	**0**	**0**	**2**	**8**	**7**	**9**	**9**	**13**	**8**	**2**	**2**	**1**	**0**	**0**	**0**	**0**	**0**	**0**	**0**	**0**	**0**
1600	**62**	**0**	**0**	**0**	**0**	**0**	**0**	**0**	**0**	**1**	**1**	**1**	**1**	**3**	**11**	**6**	**11**	**11**	**9**	**3**	**3**	**1**	**0**	**0**	**0**	**0**	**0**	**0**	**0**	**0**
1700	59	0	0	0	0	0	2	1	0	0	0	0	1	3	7	9	7	13	7	5	4	0	0	0	0	0	0	0	0	0
1800	61	0	0	0	0	0	0	0	0	0	1	0	2	5	16	8	7	7	10	4	1	0	0	0	0	0	0	0	0	0
1900	35	0	0	0	0	0	0	0	0	0	0	0	1	0	2	5	1	7	9	6	3	0	1	0	0	0	0	0	0	0
2000	32	0	0	0	0	0	0	0	0	0	0	0	1	2	9	4	6	2	3	3	1	0	0	0	1	0	0	0	0	0
2100	30	0	0	0	0	0	0	0	0	0	0	0	0	1	4	7	5	5	5	1	2	0	0	0	0	0	0	0	0	0
2200	7	0	0	0	0	0	0	0	0	0	0	0	1	1	0	1	0	2	1	1	0	0	0	0	0	0	0	0	0	0
2300	5	0	0	0	0	0	0	0	0	0	1	0	0	0	0	2	1	1	0	0	0	0	0	0	0	0	0	0	0	0
07-19	**649**	**0**	**0**	**0**	**0**	**0**	**2**	**2**	**0**	**5**	**6**	**15**	**33**	**60**	**85**	**88**	**107**	**100**	**71**	**41**	**22**	**8**	**3**	**0**	**0**	**1**	**0**	**0**	**0**	**0**
06-22	**767**	**0**	**0**	**0**	**0**	**0**	**2**	**2**	**0**	**5**	**6**	**15**	**35**	**65**	**100**	**107**	**122**	**115**	**91**	**56**	**32**	**8**	**4**	**0**	**1**	**1**	**0**	**0**	**0**	**0**
06-00	**779**	**0**	**0**	**0**	**0**	**0**	**2**	**2**	**0**	**5**	**7**	**15**	**36**	**66**	**100**	**110**	**123**	**118**	**92**	**57**	**32**	**8**	**4**	**0**	**1**	**1**	**0**	**0**	**0**	**0**
00-00	**806**	**0**	**0**	**0**	**0**	**0**	**2**	**2**	**0**	**5**	**8**	**15**	**37**	**67**	**100**	**113**	**130**	**125**	**93**	**61**	**34**	**8**	**4**	**0**	**1**	**1**	**0**	**0**	**0**	**0**

DRAFT

Site 83
Location R180, Att - Telepole, Lat 54.0346, Long -6.78341
Direction East

3279 / Meath/Cavan/Monaghan ATC's
October 2013
Automatic Traffic Count

Thu, 10 October 2013

Time	Total	Speed Bins (km/h)																											
		0 - 5	5 - 10	10 - 15	15 - 20	20 - 25	25 - 30	30 - 35	35 - 40	40 - 45	45 - 50	50 - 55	55 - 60	60 - 65	65 - 70	70 - 75	75 - 80	80 - 85	85 - 90	90 - 95	95 - 100	100 - 105	105 - 110	110 - 115	115 - 120	120 - 125	125 - 130	130 - 135	135 - 140
0000	5	0	0	0	0	0	0	0	0	0	0	0	0	1	0	1	0	0	2	0	0	0	0	0	1	0	0	0	0
0100	1	0	0	0	0	0	0	0	0	0	0	0	1	0	0	0	0	0	0	0	0	0	0	0	0	0	0	0	0
0200	3	0	0	0	0	0	0	0	0	0	0	0	0	1	0	0	0	0	1	0	1	0	0	0	0	0	0	0	0
0300	1	0	0	0	0	0	0	0	0	0	0	0	0	0	0	0	0	0	1	0	0	0	0	0	0	0	0	0	0
0400	5	0	0	0	0	0	0	0	0	0	0	1	1	0	0	1	0	1	0	1	0	0	0	0	0	0	0	0	0
0500	9	0	0	0	0	0	0	0	0	0	0	1	0	0	0	1	4	2	0	0	1	0	0	0	0	0	0	0	0
0600	26	0	0	0	0	0	0	0	0	0	0	0	0	0	2	2	3	6	1	4	5	1	1	1	0	0	0	0	0
0700	55	0	0	0	0	0	0	0	0	0	0	0	4	1	7	5	11	7	8	3	5	3	1	0	0	0	0	0	0
0800	**69**	**0**	**0**	**0**	**0**	**0**	**0**	**0**	**0**	**3**	**1**	**5**	**4**	**5**	**4**	**10**	**7**	**7**	**9**	**4**	**5**	**3**	**2**	**0**	**0**	**0**	**0**	**0**	**0**
0900	53	0	0	0	0	0	1	0	0	0	1	0	3	9	6	9	10	2	8	3	1	0	0	0	0	0	0	0	0
1000	53	0	0	0	0	0	0	0	0	0	0	1	4	6	5	9	9	8	4	3	2	0	1	1	0	0	0	0	0
1100	45	0	0	0	0	0	0	0	0	1	2	2	1	1	9	10	7	11	0	0	1	0	0	0	0	0	0	0	0
1200	40	0	0	0	0	0	0	0	0	0	0	2	2	2	4	8	7	8	3	3	0	0	1	0	0	0	0	0	0
1300	46	0	0	0	0	0	0	0	3	1	0	2	3	5	2	4	6	11	6	3	0	0	0	0	0	0	0	0	0
1400	52	0	0	0	0	0	0	0	0	0	0	5	4	4	6	7	9	9	6	1	0	1	0	0	0	0	0	0	0
1500	57	0	0	0	0	0	0	0	1	0	0	0	3	6	10	7	10	8	5	5	1	0	1	0	0	0	0	0	0
1600	55	0	0	0	0	0	2	0	0	0	0	0	2	3	7	10	15	7	1	4	0	3	0	1	0	0	0	0	0
1700	**71**	**0**	**0**	**0**	**0**	**0**	**1**	**0**	**1**	**1**	**1**	**0**	**7**	**4**	**10**	**7**	**15**	**9**	**5**	**6**	**2**	**1**	**0**	**0**	**1**	**0**	**0**	**0**	**0**
1800	59	0	0	0	0	0	0	1	1	1	1	1	0	1	13	5	9	15	4	2	1	2	2	0	0	0	0	0	0
1900	39	0	0	0	0	0	0	0	1	0	1	1	3	2	1	7	8	7	4	3	0	1	0	0	0	0	0	0	0
2000	19	0	0	0	0	0	0	0	0	0	0	0	1	0	3	2	3	4	3	1	1	0	1	0	0	0	0	0	0
2100	20	0	0	0	0	0	0	0	0	0	1	0	0	1	6	0	2	3	4	0	2	0	0	1	0	0	0	0	0
2200	26	0	0	0	0	0	0	0	1	0	0	0	3	2	2	6	2	5	1	2	1	0	1	0	0	0	0	0	0
2300	4	0	0	0	0	0	0	0	0	0	0	0	0	0	0	0	1	0	2	0	0	0	0	0	0	0	0	1	0
07-19	**655**	**0**	**0**	**0**	**0**	**0**	**4**	**1**	**6**	**7**	**6**	**18**	**37**	**47**	**83**	**91**	**115**	**102**	**59**	**37**	**18**	**13**	**8**	**2**	**1**	**0**	**0**	**0**	**0**
06-22	**759**	**0**	**0**	**0**	**0**	**0**	**4**	**1**	**7**	**7**	**8**	**19**	**41**	**50**	**95**	**102**	**131**	**122**	**71**	**45**	**26**	**15**	**10**	**4**	**1**	**0**	**0**	**0**	**0**
06-00	**789**	**0**	**0**	**0**	**0**	**0**	**4**	**1**	**8**	**7**	**8**	**19**	**44**	**52**	**97**	**108**	**134**	**127**	**74**	**47**	**27**	**15**	**11**	**4**	**1**	**0**	**0**	**1**	**0**
00-00	**813**	**0**	**0**	**0**	**0**	**0**	**4**	**1**	**8**	**7**	**8**	**21**	**46**	**54**	**97**	**111**	**138**	**130**	**78**	**48**	**29**	**15**	**11**	**4**	**2**	**0**	**0**	**1**	**0**

DRAFT

Site 83
Location R180, Att - Telepole, Lat 54.0346, Long -6.78341
Direction East

3279 / Meath/Cavan/Monaghan ATC's
October 2013
Automatic Traffic Count

Fri, 11 October 2013

Time	Total	Speed Bins (km/h)																											
		0 - 5	5 - 10	10 - 15	15 - 20	20 - 25	25 - 30	30 - 35	35 - 40	40 - 45	45 - 50	50 - 55	55 - 60	60 - 65	65 - 70	70 - 75	75 - 80	80 - 85	85 - 90	90 - 95	95 - 100	100 - 105	105 - 110	110 - 115	115 - 120	120 - 125	125 - 130	130 - 135	135 - 140
0000	4	0	0	0	0	0	0	0	0	0	0	0	0	0	0	1	0	1	2	0	0	0	0	0	0	0	0	0	0
0100	4	0	0	0	0	0	0	0	0	0	1	0	0	0	0	0	1	2	0	0	0	0	0	0	0	0	0	0	0
0200	1	0	0	0	0	0	0	0	0	0	0	0	0	0	0	0	0	1	0	0	0	0	0	0	0	0	0	0	0
0300	5	0	0	0	0	0	0	0	0	0	0	0	0	1	1	2	0	0	0	0	1	0	0	0	0	0	0	0	0
0400	2	0	0	0	0	0	0	0	0	0	0	0	0	0	0	2	0	0	0	0	0	0	0	0	0	0	0	0	0
0500	9	0	0	0	0	0	0	0	0	0	0	1	0	0	1	2	1	1	0	1	0	2	0	0	0	0	0	0	0
0600	27	0	0	0	0	0	0	0	0	0	0	0	0	0	1	3	3	1	10	5	0	1	2	1	0	0	0	0	0
0700	58	0	0	0	0	0	0	0	0	0	0	2	4	8	7	9	12	10	3	1	2	0	0	0	0	0	0	0	0
0800	**73**	**0**	**0**	**0**	**0**	**0**	**0**	**0**	**0**	**0**	**2**	**2**	**2**	**7**	**10**	**5**	**14**	**8**	**8**	**10**	**2**	**3**	**0**	**0**	**0**	**0**	**0**	**0**	**0**
0900	62	0	0	0	0	0	1	0	0	1	0	0	1	2	7	9	15	12	6	4	2	2	0	0	0	0	0	0	0
1000	50	0	0	0	0	0	0	0	0	0	0	1	4	5	10	2	4	10	7	3	2	0	1	1	0	0	0	0	0
1100	47	0	0	0	0	0	0	0	0	0	1	0	1	5	10	6	7	7	6	2	2	0	0	0	0	0	0	0	0
1200	34	0	0	0	0	0	0	0	0	0	0	2	4	4	7	7	5	2	2	0	0	0	0	1	0	0	0	0	0
1300	45	0	0	0	1	1	0	0	0	0	1	0	1	0	6	13	5	7	5	3	0	1	0	1	0	0	0	0	0
1400	52	0	0	0	0	0	0	0	0	3	3	1	4	3	8	12	4	10	4	0	0	0	0	0	0	0	0	0	0
1500	61	0	0	0	0	0	0	0	0	1	1	4	2	2	9	14	8	6	7	5	2	0	0	0	0	0	0	0	0
1600	**79**	**0**	**0**	**0**	**0**	**0**	**0**	**0**	**0**	**0**	**0**	**4**	**9**	**9**	**13**	**12**	**12**	**7**	**4**	**4**	**4**	**0**	**1**	**0**	**0**	**0**	**0**	**0**	**0**
1700	74	0	0	0	0	0	0	0	3	3	0	3	0	2	9	18	14	9	7	2	2	1	1	0	0	0	0	0	0
1800	65	0	0	0	0	0	0	0	0	0	1	1	0	6	9	11	17	10	0	5	4	1	0	0	0	0	0	0	0
1900	40	0	0	0	0	0	0	0	0	0	0	1	3	4	4	10	9	3	2	1	2	1	0	0	0	0	0	0	0
2000	32	0	0	0	0	0	0	0	0	0	0	0	4	1	4	7	6	5	1	0	3	1	0	0	0	0	0	0	0
2100	21	0	0	0	0	0	0	0	0	0	0	0	1	3	1	1	6	1	1	3	0	3	0	0	0	1	0	0	0
2200	14	0	0	0	0	0	0	0	0	1	0	0	1	1	4	2	2	2	1	0	0	0	0	0	0	0	0	0	0
2300	7	0	0	0	0	0	0	0	0	0	0	0	0	0	2	2	2	1	0	0	0	0	0	0	0	0	0	0	0
07-19	**700**	**0**	**0**	**0**	**1**	**1**	**1**	**0**	**3**	**8**	**9**	**20**	**32**	**53**	**105**	**118**	**117**	**98**	**59**	**39**	**22**	**8**	**3**	**3**	**0**	**0**	**0**	**0**	**0**
06-22	**820**	**0**	**0**	**0**	**1**	**1**	**1**	**0**	**3**	**8**	**9**	**21**	**40**	**61**	**115**	**139**	**141**	**108**	**73**	**48**	**27**	**14**	**5**	**4**	**0**	**1**	**0**	**0**	**0**
06-00	**841**	**0**	**0**	**0**	**1**	**1**	**1**	**0**	**3**	**9**	**9**	**21**	**41**	**62**	**121**	**143**	**145**	**111**	**74**	**48**	**27**	**14**	**5**	**4**	**0**	**1**	**0**	**0**	**0**
00-00	**866**	**0**	**0**	**0**	**1**	**1**	**1**	**0**	**3**	**9**	**10**	**22**	**41**	**63**	**123**	**150**	**147**	**116**	**76**	**49**	**28**	**16**	**5**	**4**	**0**	**1**	**0**	**0**	**0**

DRAFT

Site 83
Location R180, Att - Telepole, Lat 54.0346, Long -6.78341
Direction East

3279 / Meath/Cavan/Monaghan ATC's
October 2013
Automatic Traffic Count

Sat, 12 October 2013

Time	Total	Speed Bins (km/h)																											
		0 - 5	5 - 10	10 - 15	15 - 20	20 - 25	25 - 30	30 - 35	35 - 40	40 - 45	45 - 50	50 - 55	55 - 60	60 - 65	65 - 70	70 - 75	75 - 80	80 - 85	85 - 90	90 - 95	95 - 100	100 - 105	105 - 110	110 - 115	115 - 120	120 - 125	125 - 130	130 - 135	135 - 140
0000	4	0	0	0	0	0	0	0	0	0	0	0	0	0	0	0	1	1	1	0	1	0	0	0	0	0	0	0	0
0100	4	0	0	0	0	0	0	0	0	0	0	0	1	0	1	1	0	1	0	0	0	0	0	0	0	0	0	0	0
0200	5	0	0	0	0	0	0	0	0	0	0	0	0	1	1	2	1	0	0	0	0	0	0	0	0	0	0	0	0
0300	6	0	0	0	0	0	0	0	0	0	0	0	0	0	2	1	0	0	0	2	0	0	1	0	0	0	0	0	0
0400	3	0	0	0	0	0	0	0	0	0	0	0	1	0	0	1	0	0	1	0	0	0	0	0	0	0	0	0	0
0500	2	0	0	0	0	0	0	0	0	0	0	0	0	0	0	0	0	0	0	1	0	1	0	0	0	0	0	0	0
0600	13	0	0	0	0	0	0	0	0	0	0	0	0	0	1	2	0	2	2	4	0	1	0	1	0	0	0	0	0
0700	9	0	0	0	0	0	0	0	0	0	0	0	0	0	1	0	1	3	1	1	2	0	0	0	0	0	0	0	0
0800	23	0	0	0	0	0	0	0	0	0	1	0	2	0	2	4	4	5	1	3	0	1	0	0	0	0	0	0	0
0900	38	0	0	0	0	0	0	0	0	0	0	2	4	4	4	3	7	7	2	2	1	2	0	0	0	0	0	0	0
1000	**54**	**0**	**0**	**0**	**0**	**0**	**3**	**0**	**0**	**0**	**0**	**3**	**4**	**8**	**2**	**4**	**15**	**1**	**6**	**5**	**2**	**1**	**0**	**0**	**0**	**0**	**0**	**0**	**0**
1100	51	0	0	0	0	0	0	0	0	6	1	0	0	7	3	11	8	5	4	6	0	0	0	0	0	0	0	0	0
1200	57	0	0	0	0	0	0	1	1	0	0	3	1	5	4	9	12	11	5	4	0	0	1	0	0	0	0	0	0
1300	56	0	0	0	0	0	1	0	1	0	2	3	9	2	10	7	1	9	5	5	1	0	0	0	0	0	0	0	0
1400	45	0	0	0	0	0	0	0	0	0	0	2	0	5	10	4	4	9	5	3	3	0	0	0	0	0	0	0	0
1500	63	0	0	0	1	1	2	0	1	1	2	1	6	8	7	10	8	7	4	1	0	1	1	1	0	0	0	0	0
1600	55	0	0	0	0	0	0	0	0	0	0	0	1	6	4	10	9	14	7	3	0	1	0	0	0	0	0	0	0
1700	67	0	0	0	0	0	3	0	1	0	1	1	2	3	4	10	17	10	6	4	4	0	1	0	0	0	0	0	0
1800	**72**	**0**	**0**	**0**	**0**	**0**	**0**	**0**	**0**	**0**	**3**	**4**	**4**	**2**	**8**	**14**	**14**	**9**	**7**	**3**	**3**	**0**	**1**	**0**	**0**	**0**	**0**	**0**	**0**
1900	40	0	0	0	0	0	0	0	0	0	0	2	1	1	9	12	4	5	5	0	1	0	0	0	0	0	0	0	0
2000	25	0	0	0	0	0	0	0	0	0	0	0	2	2	3	2	3	8	1	1	0	1	2	0	0	0	0	0	0
2100	20	0	0	0	0	0	0	0	0	0	2	2	3	1	0	2	3	3	2	1	0	0	0	0	1	0	0	0	0
2200	7	0	0	0	0	0	0	0	0	0	0	0	0	0	0	3	3	1	0	0	0	0	0	0	0	0	0	0	0
2300	5	0	0	0	0	0	0	0	0	1	0	0	0	1	1	1	0	0	0	0	1	0	0	0	0	0	0	0	0
07-19	**590**	**0**	**0**	**0**	**1**	**1**	**9**	**1**	**4**	**7**	**10**	**19**	**33**	**50**	**59**	**86**	**100**	**90**	**53**	**40**	**16**	**6**	**4**	**1**	**0**	**0**	**0**	**0**	**0**
06-22	**688**	**0**	**0**	**0**	**1**	**1**	**9**	**1**	**4**	**7**	**12**	**23**	**39**	**54**	**72**	**104**	**110**	**108**	**63**	**46**	**17**	**8**	**6**	**2**	**1**	**0**	**0**	**0**	**0**
06-00	**700**	**0**	**0**	**0**	**1**	**1**	**9**	**1**	**4**	**8**	**12**	**23**	**39**	**55**	**73**	**108**	**113**	**109**	**63**	**46**	**18**	**8**	**6**	**2**	**1**	**0**	**0**	**0**	**0**
00-00	**724**	**0**	**0**	**0**	**1**	**1**	**9**	**1**	**4**	**8**	**12**	**23**	**41**	**56**	**77**	**113**	**115**	**111**	**65**	**49**	**19**	**9**	**7**	**2**	**1**	**0**	**0**	**0**	**0**

DRAFT

Site 83
Location R180, Att - Telepole, Lat 54.0346, Long -6.78341
Direction East

3279 / Meath/Cavan/Monaghan ATC's
October 2013
Automatic Traffic Count

Sun, 13 October 2013

Time	Total	Speed Bins (km/h)																												
		0 - 5	5 - 10	10 - 15	15 - 20	20 - 25	25 - 30	30 - 35	35 - 40	40 - 45	45 - 50	50 - 55	55 - 60	60 - 65	65 - 70	70 - 75	75 - 80	80 - 85	85 - 90	90 - 95	95 - 100	100 - 105	105 - 110	110 - 115	115 - 120	120 - 125	125 - 130	130 - 135	135 - 140
0000	8	0	0	0	0	0	0	0	0	0	0	0	0	2	1	3	0	1	0	0	1	0	0	0	0	0	0	0	0	0
0100	2	0	0	0	0	0	0	0	0	0	0	0	0	1	0	0	1	0	0	0	0	0	0	0	0	0	0	0	0	0
0200	3	0	0	0	0	0	0	0	0	0	0	0	0	1	0	0	0	0	1	0	0	0	1	0	0	0	0	0	0	0
0300	1	0	0	0	0	0	0	0	0	0	0	0	0	0	0	0	0	1	0	0	0	0	0	0	0	0	0	0	0	0
0400	2	0	0	0	0	0	0	0	0	0	0	0	0	0	0	0	0	1	0	0	1	0	0	0	0	0	0	0	0	0
0500	3	0	0	0	0	0	0	0	0	0	0	0	0	0	0	1	1	0	1	0	0	0	0	0	0	0	0	0	0	0
0600	3	0	0	0	0	0	0	0	0	0	0	0	0	0	0	0	0	1	0	0	1	1	0	0	0	0	0	0	0	0
0700	5	0	0	0	0	0	0	0	0	0	0	0	0	0	0	0	3	1	0	0	0	1	0	0	0	0	0	0	0	0
0800	10	0	0	0	0	0	0	0	0	0	0	0	1	1	1	0	1	2	3	0	1	0	0	0	0	0	0	0	0	0
0900	18	0	0	0	0	0	0	0	0	0	0	0	2	1	0	4	4	2	2	0	3	0	0	0	0	0	0	0	0	0
1000	20	0	0	0	0	0	0	0	1	0	0	0	0	2	5	1	3	3	1	1	0	1	0	0	2	0	0	0	0	0
1100	**31**	**0**	**0**	**0**	**0**	**0**	**0**	**0**	**0**	**0**	**0**	**0**	**0**	**4**	**6**	**4**	**4**	**7**	**0**	**5**	**0**	**1**	**0**	**0**	**0**	**0**	**0**	**0**	**0**	**0**
1200	35	0	0	0	0	0	0	0	0	0	1	0	4	2	4	2	4	8	5	2	3	0	0	0	0	0	0	0	0	0
1300	35	0	0	0	0	0	0	0	0	0	0	0	3	1	7	4	7	6	4	0	3	0	0	0	0	0	0	0	0	0
1400	43	0	0	0	0	0	0	1	0	0	2	0	0	2	3	13	10	3	6	2	0	1	0	0	0	0	0	0	0	0
1500	42	0	0	0	0	0	0	0	0	0	1	0	1	0	4	9	2	10	9	3	2	1	0	0	0	0	0	0	0	0
1600	49	0	0	0	0	0	1	0	0	0	0	0	1	6	6	10	7	4	9	4	1	0	0	0	0	0	0	0	0	0
1700	**129**	**0**	**0**	**0**	**0**	**0**	**0**	**0**	**0**	**0**	**0**	**1**	**3**	**7**	**11**	**22**	**33**	**30**	**13**	**5**	**2**	**1**	**1**	**0**	**0**	**0**	**0**	**0**	**0**	**0**
1800	49	0	0	0	0	0	0	0	0	0	0	0	2	2	10	8	11	6	4	3	2	0	0	1	0	0	0	0	0	0
1900	44	0	0	0	0	0	0	0	0	2	0	2	3	3	3	8	6	7	5	2	1	1	0	0	1	0	0	0	0	0
2000	16	0	0	0	0	0	0	0	0	0	1	0	0	0	0	1	6	2	3	1	2	0	0	0	0	0	0	0	0	0
2100	10	0	0	0	0	0	0	0	0	0	0	0	0	3	1	2	1	1	0	2	0	0	0	0	0	0	0	0	0	0
2200	8	0	0	0	0	0	0	0	0	0	0	1	1	1	1	1	1	2	0	0	0	0	0	0	0	0	0	0	0	0
2300	4	0	0	0	0	0	0	0	0	0	0	0	0	2	0	1	1	0	0	0	0	0	0	0	0	0	0	0	0	0
07-19	**466**	**0**	**0**	**0**	**0**	**0**	**1**	**1**	**1**	**0**	**4**	**1**	**17**	**28**	**57**	**77**	**89**	**82**	**56**	**25**	**17**	**6**	**1**	**1**	**2**	**0**	**0**	**0**	**0**	**0**
06-22	**539**	**0**	**0**	**0**	**0**	**0**	**1**	**1**	**1**	**2**	**5**	**3**	**20**	**34**	**61**	**88**	**102**	**93**	**64**	**30**	**21**	**8**	**1**	**1**	**3**	**0**	**0**	**0**	**0**	**0**
06-00	**551**	**0**	**0**	**0**	**0**	**0**	**1**	**1**	**1**	**2**	**5**	**4**	**21**	**37**	**62**	**90**	**104**	**95**	**64**	**30**	**21**	**8**	**1**	**1**	**3**	**0**	**0**	**0**	**0**	**0**
00-00	**570**	**0**	**0**	**0**	**0**	**0**	**1**	**1**	**1**	**2**	**5**	**4**	**21**	**41**	**63**	**94**	**106**	**98**	**66**	**30**	**23**	**8**	**2**	**1**	**3**	**0**	**0**	**0**	**0**	**0**

DRAFT

Site 83
Location R180, Att - Telepole, Lat 54.0346, Long -6.78341
Direction East

3279 / Meath/Cavan/Monaghan ATC's
October 2013
Automatic Traffic Count

Mon, 14 October 2013

Time	Total	Speed Bins (km/h)																											
		0 - 5	5 - 10	10 - 15	15 - 20	20 - 25	25 - 30	30 - 35	35 - 40	40 - 45	45 - 50	50 - 55	55 - 60	60 - 65	65 - 70	70 - 75	75 - 80	80 - 85	85 - 90	90 - 95	95 - 100	100 - 105	105 - 110	110 - 115	115 - 120	120 - 125	125 - 130	130 - 135	135 - 140
0000	5	0	0	0	0	0	0	0	0	0	0	0	0	0	1	0	1	2	0	1	0	0	0	0	0	0	0	0	0
0100	0	0	0	0	0	0	0	0	0	0	0	0	0	0	0	0	0	0	0	0	0	0	0	0	0	0	0	0	0
0200	0	0	0	0	0	0	0	0	0	0	0	0	0	0	0	0	0	0	0	0	0	0	0	0	0	0	0	0	0
0300	0	0	0	0	0	0	0	0	0	0	0	0	0	0	0	0	0	0	0	0	0	0	0	0	0	0	0	0	0
0400	8	0	0	0	0	0	0	0	0	0	0	0	1	0	1	1	1	1	1	1	0	1	0	0	0	0	0	0	0
0500	14	0	0	0	0	0	0	0	0	0	0	0	0	2	0	1	0	1	2	6	0	1	1	0	0	0	0	0	0
0600	20	0	0	0	0	0	0	0	0	0	0	0	0	0	0	1	4	2	6	2	0	2	2	0	1	0	0	0	0
0700	54	0	0	0	0	0	0	0	0	0	0	0	3	0	6	12	11	10	5	5	2	0	0	0	0	0	0	0	0
0800	70	0	0	0	0	0	0	0	0	0	2	5	2	2	5	4	6	17	11	12	1	2	1	0	0	0	0	0	0
0900	**74**	**0**	**0**	**0**	**0**	**0**	**0**	**0**	**2**	**3**	**1**	**1**	**7**	**7**	**6**	**8**	**10**	**13**	**10**	**2**	**3**	**1**	**0**	**0**	**0**	**0**	**0**	**0**	**0**
1000	42	0	0	0	0	0	0	1	0	2	0	0	1	4	7	7	4	9	4	0	3	0	0	0	0	0	0	0	0
1100	49	0	0	0	0	0	0	0	1	1	0	2	0	4	5	13	6	8	4	5	0	0	0	0	0	0	0	0	0
1200	51	0	0	0	0	0	2	0	0	4	1	2	5	8	5	5	6	8	3	1	1	0	0	0	0	0	0	0	0
1300	55	0	0	0	0	0	0	0	1	1	0	2	5	7	18	6	3	4	4	3	1	0	0	0	0	0	0	0	0
1400	39	0	0	0	0	0	0	0	1	1	0	1	4	2	1	10	8	5	5	0	0	1	0	0	0	0	0	0	0
1500	49	0	0	0	0	0	0	0	0	0	0	2	9	7	3	4	2	8	9	4	1	0	0	0	0	0	0	0	0
1600	54	0	0	0	0	0	0	0	0	0	1	2	2	6	10	11	5	7	6	2	0	1	0	1	0	0	0	0	0
1700	**67**	**0**	**0**	**0**	**0**	**0**	**0**	**0**	**0**	**0**	**0**	**2**	**5**	**7**	**8**	**12**	**7**	**11**	**6**	**6**	**1**	**2**	**0**	**0**	**0**	**0**	**0**	**0**	**0**
1800	**67**	**0**	**0**	**0**	**0**	**0**	**0**	**0**	**0**	**0**	**0**	**2**	**4**	**3**	**12**	**10**	**12**	**11**	**4**	**4**	**4**	**0**	**1**	**0**	**0**	**0**	**0**	**0**	**0**
1900	32	0	0	0	0	0	0	0	0	0	0	0	2	3	4	8	6	5	2	1	1	0	0	0	0	0	0	0	0
2000	30	0	0	0	0	0	0	0	0	0	0	0	5	2	2	6	5	3	4	1	1	0	0	1	0	0	0	0	0
2100	25	0	0	0	0	0	0	0	0	0	1	1	2	1	5	3	3	5	2	1	0	0	1	0	0	0	0	0	0
2200	13	0	0	0	0	0	0	0	0	0	0	0	2	3	2	2	0	1	1	2	0	0	0	0	0	0	0	0	0
2300	6	0	0	0	0	0	0	0	0	0	0	0	0	1	1	2	1	0	0	1	0	0	0	0	0	0	0	0	0
07-19	**671**	**0**	**0**	**0**	**0**	**0**	**2**	**1**	**5**	**12**	**5**	**21**	**47**	**57**	**86**	**102**	**80**	**111**	**71**	**44**	**17**	**7**	**2**	**1**	**0**	**0**	**0**	**0**	**0**
06-22	**778**	**0**	**0**	**0**	**0**	**0**	**2**	**1**	**5**	**12**	**6**	**22**	**56**	**63**	**97**	**120**	**98**	**126**	**85**	**49**	**19**	**9**	**5**	**2**	**1**	**0**	**0**	**0**	**0**
06-00	**797**	**0**	**0**	**0**	**0**	**0**	**2**	**1**	**5**	**12**	**6**	**22**	**58**	**67**	**100**	**124**	**99**	**127**	**86**	**52**	**19**	**9**	**5**	**2**	**1**	**0**	**0**	**0**	**0**
00-00	**824**	**0**	**0**	**0**	**0**	**0**	**2**	**1**	**5**	**12**	**6**	**22**	**59**	**69**	**102**	**126**	**101**	**131**	**89**	**60**	**19**	**11**	**6**	**2**	**1**	**0**	**0**	**0**	**0**

DRAFT

Site 83
Location R180, Att - Telepole, Lat 54.0346, Long -6.78341
Direction East

3279 / Meath/Cavan/Monaghan ATC's
October 2013
Automatic Traffic Count

Tue, 15 October 2013

Time	Total	Speed Bins (km/h)																											
		0 - 5	5 - 10	10 - 15	15 - 20	20 - 25	25 - 30	30 - 35	35 - 40	40 - 45	45 - 50	50 - 55	55 - 60	60 - 65	65 - 70	70 - 75	75 - 80	80 - 85	85 - 90	90 - 95	95 - 100	100 - 105	105 - 110	110 - 115	115 - 120	120 - 125	125 - 130	130 - 135	135 - 140
0000	5	0	0	0	0	0	0	0	0	0	0	1	0	0	2	0	2	0	0	0	0	0	0	0	0	0	0	0	0
0100	1	0	0	0	0	0	0	0	0	0	0	0	0	0	0	1	0	0	0	0	0	0	0	0	0	0	0	0	0
0200	1	0	0	0	0	0	0	0	0	0	0	0	0	1	0	0	0	0	0	0	0	0	0	0	0	0	0	0	0
0300	2	0	0	0	0	0	0	0	0	0	0	1	0	1	0	0	0	0	0	0	0	0	0	0	0	0	0	0	0
0400	7	0	0	0	0	0	0	0	0	0	0	0	0	2	1	1	1	0	0	2	0	0	0	0	0	0	0	0	0
0500	13	0	0	0	0	0	0	0	0	0	0	0	0	1	0	1	2	2	2	2	1	2	0	0	0	0	0	0	0
0600	25	0	0	0	0	0	0	0	0	0	0	0	0	3	2	1	1	6	4	4	2	2	0	0	0	0	0	0	0
0700	49	0	0	0	0	0	0	0	0	0	0	0	0	4	6	11	5	10	6	4	2	1	0	0	0	0	0	0	0
0800	**77**	**0**	**0**	**0**	**0**	**0**	**0**	**0**	**0**	**0**	**0**	**0**	**1**	**4**	**9**	**9**	**12**	**17**	**12**	**7**	**3**	**2**	**0**	**1**	**0**	**0**	**0**	**0**	**0**
0900	74	0	0	0	0	0	0	0	1	0	0	7	9	5	6	14	17	7	2	3	3	0	0	0	0	0	0	0	0
1000	44	0	0	0	0	0	1	0	0	0	1	0	1	3	6	11	7	6	3	3	1	1	0	0	0	0	0	0	0
1100	30	0	0	0	0	0	0	0	0	0	0	2	2	5	5	3	3	4	4	1	0	1	0	0	0	0	0	0	0
1200	35	0	0	0	0	0	0	0	0	1	0	4	0	1	9	6	3	4	2	2	3	0	0	0	0	0	0	0	0
1300	44	0	0	0	0	0	1	0	0	0	0	0	2	6	13	9	5	6	2	0	0	0	0	0	0	0	0	0	0
1400	59	0	0	1	0	0	0	0	1	1	1	4	2	8	4	14	13	4	3	1	0	2	0	0	0	0	0	0	0
1500	63	0	0	0	0	1	1	0	0	0	0	2	3	8	4	16	10	6	8	3	0	1	0	0	0	0	0	0	0
1600	53	0	0	0	0	0	0	0	0	1	1	3	2	4	7	10	6	8	6	1	3	0	0	1	0	0	0	0	0
1700	**77**	**0**	**0**	**0**	**0**	**0**	**0**	**0**	**0**	**0**	**0**	**4**	**4**	**8**	**5**	**11**	**15**	**17**	**7**	**3**	**1**	**1**	**0**	**0**	**1**	**0**	**0**	**0**	**0**
1800	48	0	0	0	0	0	0	0	0	0	0	0	0	2	5	8	9	11	8	3	1	0	0	1	0	0	0	0	0
1900	40	0	0	0	0	0	0	0	0	3	1	1	3	5	3	3	5	8	6	1	0	1	0	0	0	0	0	0	0
2000	16	0	0	0	0	0	0	0	0	0	1	0	0	0	2	4	4	0	3	1	0	1	0	0	0	0	0	0	0
2100	18	0	0	0	0	0	0	0	0	0	0	0	2	0	1	2	4	2	4	3	0	0	0	0	0	0	0	0	0
2200	11	0	0	0	0	0	0	0	0	0	0	0	0	2	0	1	1	2	2	0	2	0	1	0	0	0	0	0	0
2300	8	0	0	0	0	0	0	0	0	0	0	0	1	1	1	1	1	0	1	0	0	1	1	0	0	0	0	0	0
07-19	**653**	**0**	**0**	**1**	**0**	**1**	**3**	**0**	**2**	**3**	**3**	**26**	**26**	**58**	**79**	**122**	**105**	**100**	**63**	**31**	**17**	**9**	**0**	**3**	**1**	**0**	**0**	**0**	**0**
06-22	**752**	**0**	**0**	**1**	**0**	**1**	**3**	**0**	**2**	**6**	**5**	**27**	**31**	**66**	**87**	**132**	**119**	**116**	**80**	**40**	**19**	**13**	**0**	**3**	**1**	**0**	**0**	**0**	**0**
06-00	**771**	**0**	**0**	**1**	**0**	**1**	**3**	**0**	**2**	**6**	**5**	**27**	**32**	**69**	**88**	**134**	**121**	**118**	**83**	**40**	**21**	**14**	**2**	**3**	**1**	**0**	**0**	**0**	**0**
00-00	**800**	**0**	**0**	**1**	**0**	**1**	**3**	**0**	**2**	**6**	**5**	**29**	**32**	**74**	**91**	**137**	**126**	**120**	**85**	**44**	**22**	**16**	**2**	**3**	**1**	**0**	**0**	**0**	**0**

DRAFT

Site 83
Location R180, Att - Telepole, Lat 54.0346, Long -6.78341
Direction East

3279 / Meath/Cavan/Monaghan ATC's
October 2013
Automatic Traffic Count

Virtual Day (7)

Time	Total	Speed Bins (km/h)																											
		0 - 5	5 - 10	10 - 15	15 - 20	20 - 25	25 - 30	30 - 35	35 - 40	40 - 45	45 - 50	50 - 55	55 - 60	60 - 65	65 - 70	70 - 75	75 - 80	80 - 85	85 - 90	90 - 95	95 - 100	100 - 105	105 - 110	110 - 115	115 - 120	120 - 125	125 - 130	130 - 135	135 - 140
0000	5	0	0	0	0	0	0	0	0	0	0	0	0	0	1	1	1	1	1	0	0	0	0	0	0	0	0	0	0
0100	2	0	0	0	0	0	0	0	0	0	0	0	0	0	0	0	0	0	0	0	0	0	0	0	0	0	0	0	0
0200	2	0	0	0	0	0	0	0	0	0	0	0	0	1	0	0	0	0	0	0	0	0	0	0	0	0	0	0	0
0300	3	0	0	0	0	0	0	0	0	0	0	0	0	0	0	1	0	0	0	0	0	0	0	0	0	0	0	0	0
0400	4	0	0	0	0	0	0	0	0	0	0	0	0	0	0	1	1	1	0	1	0	0	0	0	0	0	0	0	0
0500	9	0	0	0	0	0	0	0	0	0	0	0	0	0	0	1	2	1	1	2	0	1	0	0	0	0	0	0	0
0600	19	0	0	0	0	0	0	0	0	0	0	0	0	1	1	2	2	3	4	3	2	1	1	0	0	0	0	0	0
0700	41	0	0	0	0	0	0	0	0	0	0	1	2	2	5	7	7	7	4	2	2	1	0	0	0	0	0	0	0
0800	**57**	**0**	**0**	**0**	**0**	**0**	**0**	**0**	**0**	**1**	**1**	**2**	**2**	**3**	**5**	**5**	**9**	**10**	**8**	**7**	**2**	**2**	**1**	**0**	**0**	**0**	**0**	**0**	**0**
0900	53	0	0	0	0	0	0	0	0	1	0	2	4	4	6	8	10	7	5	2	2	1	0	0	0	0	0	0	0
1000	45	0	0	0	0	0	1	0	0	0	0	1	3	5	6	5	7	7	4	2	1	0	0	0	0	0	0	0	0
1100	40	0	0	0	0	0	0	0	0	1	1	1	1	5	6	8	5	7	3	3	0	0	0	0	0	0	0	0	0
1200	43	0	0	0	0	0	0	0	0	1	0	2	3	4	5	6	7	6	3	2	1	0	0	0	0	0	0	0	0
1300	45	0	0	0	0	0	0	0	1	0	1	1	4	4	8	7	5	7	4	3	1	0	0	0	0	0	0	0	0
1400	49	0	0	0	0	0	0	0	0	1	1	2	3	4	5	10	8	7	5	1	1	1	0	0	0	0	0	0	0
1500	57	0	0	0	0	0	0	0	0	0	1	2	5	5	7	10	8	8	6	3	1	0	0	0	0	0	0	0	0
1600	58	0	0	0	0	0	0	0	0	0	0	1	3	5	8	10	9	8	6	3	2	1	0	0	0	0	0	0	0
1700	**78**	**0**	**0**	**0**	**0**	**0**	**1**	**0**	**1**	**1**	**0**	**2**	**3**	**5**	**8**	**13**	**15**	**14**	**7**	**4**	**2**	**1**	**0**	**0**	**0**	**0**	**0**	**0**	**0**
1800	60	0	0	0	0	0	0	0	0	0	1	1	2	3	10	9	11	10	5	3	2	0	1	0	0	0	0	0	0
1900	39	0	0	0	0	0	0	0	0	1	0	1	2	3	4	8	6	6	5	2	1	1	0	0	0	0	0	0	0
2000	24	0	0	0	0	0	0	0	0	0	0	0	2	1	3	4	5	3	3	1	1	0	0	0	0	0	0	0	0
2100	21	0	0	0	0	0	0	0	0	0	1	0	1	1	3	2	3	3	3	2	1	0	0	0	0	0	0	0	0
2200	12	0	0	0	0	0	0	0	0	0	0	0	1	1	1	2	1	2	1	1	0	0	0	0	0	0	0	0	0
2300	6	0	0	0	0	0	0	0	0	0	0	0	0	1	1	1	1	0	0	0	0	0	0	0	0	0	0	0	0
07-19	**626**	**0**	**0**	**0**	**0**	**0**	**3**	**1**	**3**	**6**	**6**	**17**	**32**	**50**	**79**	**98**	**102**	**98**	**62**	**37**	**18**	**8**	**3**	**2**	**1**	**0**	**0**	**0**	**0**
06-22	**729**	**0**	**0**	**0**	**0**	**0**	**3**	**1**	**3**	**7**	**7**	**19**	**37**	**56**	**90**	**113**	**118**	**113**	**75**	**45**	**23**	**11**	**4**	**2**	**1**	**0**	**0**	**0**	**0**
06-00	**747**	**0**	**0**	**0**	**0**	**0**	**3**	**1**	**3**	**7**	**7**	**19**	**39**	**58**	**92**	**117**	**120**	**115**	**77**	**46**	**24**	**11**	**5**	**2**	**1**	**0**	**0**	**0**	**0**
00-00	**772**	**0**	**0**	**0**	**0**	**0**	**3**	**1**	**3**	**7**	**8**	**19**	**40**	**61**	**93**	**121**	**123**	**119**	**79**	**49**	**25**	**12**	**5**	**2**	**1**	**0**	**0**	**0**	**0**

DRAFT

Site 83
Location R180, Att - Telepole, Lat 54.0346, Long -6.78341
Direction East

3279 / Meath/Cavan/Monaghan ATC's
October 2013
Automatic Traffic Count

Virtual Week (1)

Time	Total	Speed Bins (km/h)																											
		0 - 5	5 - 10	10 - 15	15 - 20	20 - 25	25 - 30	30 - 35	35 - 40	40 - 45	45 - 50	50 - 55	55 - 60	60 - 65	65 - 70	70 - 75	75 - 80	80 - 85	85 - 90	90 - 95	95 - 100	100 - 105	105 - 110	110 - 115	115 - 120	120 - 125	125 - 130	130 - 135	135 - 140
Mon	824	0	0	0	0	0	2	1	5	12	6	22	59	69	102	126	101	131	89	60	19	11	6	2	1	0	0	0	0
Tue	800	0	0	1	0	1	3	0	2	6	5	29	32	74	91	137	126	120	85	44	22	16	2	3	1	0	0	0	0
Wed	806	0	0	0	0	0	2	2	0	5	8	15	37	67	100	113	130	125	93	61	34	8	4	0	1	1	0	0	0
Thu	813	0	0	0	0	0	4	1	8	7	8	21	46	54	97	111	138	130	78	48	29	15	11	4	2	0	0	1	0
Fri	866	0	0	0	1	1	1	0	3	9	10	22	41	63	123	150	147	116	76	49	28	16	5	4	0	1	0	0	0
|Sat	724	0	0	0	1	1	9	1	4	8	12	23	41	56	77	113	115	111	65	49	19	9	7	2	1	0	0	0	0
|Sun	570	0	0	0	0	0	1	1	1	2	5	4	21	41	63	94	106	98	66	30	23	8	2	1	3	0	0	0	0
5 Day Ave.	**822**	**0**	**0**	**0**	**0**	**0**	**2**	**1**	**4**	**8**	**7**	**22**	**43**	**65**	**103**	**127**	**128**	**124**	**84**	**52**	**26**	**13**	**6**	**3**	**1**	**0**	**0**	**0**	**0**
7 Day Ave.	**772**	**0**	**0**	**0**	**0**	**0**	**3**	**1**	**3**	**7**	**8**	**19**	**40**	**61**	**93**	**121**	**123**	**119**	**79**	**49**	**25**	**12**	**5**	**2**	**1**	**0**	**0**	**0**	**0**
--	**5403**	**0**	**0**	**1**	**2**	**3**	**22**	**6**	**23**	**49**	**54**	**136**	**277**	**424**	**653**	**844**	**863**	**831**	**552**	**341**	**174**	**83**	**37**	**16**	**9**	**2**	**0**	**1**	**0**

Summary Graphs

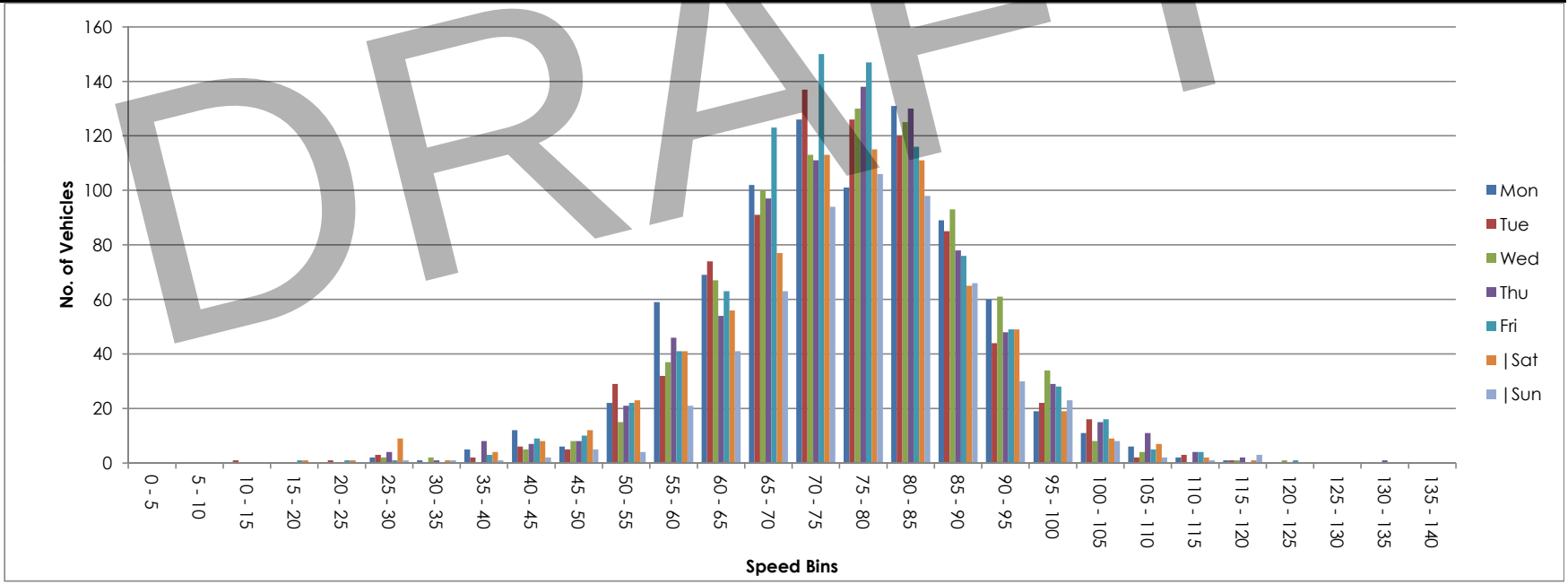

DRAFT

Site 83
Location R180, Att - Telepole, Lat 54.0346, Long -6.78341
Direction West

3279 / Meath/Cavan/Monaghan ATC's
October 2013
Automatic Traffic Count

Wed, 9 October 2013

Time	Total	Classification												>PSL	>PSL%	>SL1	>SL1%	>SL2	>SL2%	Mean	Vpp
		1 MCL	2 SV	3 SVT	4 TB2	5 TB3	6 T4	7 ART3	8 ART4	9 ART5	10 ART6	11 BD	12 DRT	80	80	85 +5kph	85 +5kph	90 +10kph	90 +10kph		85
0000	3	0	3	0	0	0	0	0	0	0	0	0	0	0	0	0	0	0	0	67.2	-
0100	3	0	2	0	0	0	0	0	0	0	1	0	0	0	0	0	0	0	0	58.8	-
0200	2	0	2	0	0	0	0	0	0	0	0	0	0	1	50	1	50	1	50	81.9	-
0300	0	0	0	0	0	0	0	0	0	0	0	0	0	0	0	0	0	0	0	-	-
0400	3	0	3	0	0	0	0	0	0	0	0	0	0	2	66.7	1	33.3	1	33.3	87.2	-
0500	12	0	10	0	2	0	0	0	0	0	0	0	0	7	58.3	6	50	4	33.3	81.6	92.9
0600	8	0	8	0	0	0	0	0	0	0	0	0	0	4	50	2	25	1	12.5	80.3	-
0700	39	0	26	0	11	0	0	0	1	1	0	0	0	8	20.5	4	10.3	2	5.1	70.4	81
0800	**72**	**0**	**57**	**0**	**10**	**1**	**3**	**0**	**0**	**1**	**0**	**0**	**0**	**16**	**22.2**	**10**	**13.9**	**3**	**4.2**	**67.7**	**82.8**
0900	48	0	41	0	4	0	0	0	0	1	2	0	0	12	25	5	10.4	2	4.2	72.7	80.6
1000	39	0	27	0	9	0	1	0	0	0	2	0	0	7	17.9	1	2.6	0	0	64.8	79.9
1100	50	0	32	2	9	1	0	0	3	2	1	0	0	5	10	1	2	0	0	65.5	76
1200	52	0	39	2	4	1	1	0	1	1	3	0	0	5	9.6	1	1.9	1	1.9	66.8	76
1300	35	0	24	3	4	0	0	0	0	3	1	0	0	5	14.3	2	5.7	2	5.7	69.7	78.8
1400	46	0	39	2	4	0	0	0	0	1	0	0	0	5	10.9	2	4.3	0	0	68.9	78.1
1500	47	0	38	0	6	1	0	0	1	0	1	0	0	11	23.4	3	6.4	0	0	70.7	81
1600	70	0	60	1	6	0	0	0	1	1	1	0	0	17	24.3	10	14.3	4	5.7	68.3	83.5
1700	**84**	**0**	**65**	**0**	**14**	**0**	**0**	**0**	**0**	**3**	**2**	**0**	**0**	**13**	**15.5**	**4**	**4.8**	**2**	**2.4**	**71.4**	**79.9**
1800	72	1	60	1	6	0	0	0	1	2	1	0	0	23	31.9	11	15.3	3	4.2	73.7	84.6
1900	57	0	51	1	4	1	0	0	0	0	0	0	0	12	21.1	4	7	3	5.3	72	82.4
2000	38	0	35	0	3	0	0	0	0	0	0	0	0	10	26.3	7	18.4	4	10.5	74.9	85.3
2100	23	0	20	0	0	0	0	0	0	1	1	1	0	8	34.8	4	17.4	3	13	72.8	87.8
2200	16	0	13	0	2	0	0	0	0	0	1	0	0	3	18.8	2	12.5	1	6.3	72.4	84.6
2300	6	0	6	0	0	0	0	0	0	0	0	0	0	3	50	3	50	2	33.3	82.8	-
07-19	**654**	**1**	**508**	**11**	**87**	**4**	**5**	**0**	**8**	**16**	**14**	**0**	**0**	**127**	**19.4**	**54**	**8.3**	**19**	**2.9**	**69.4**	**81**
06-22	**780**	**1**	**622**	**12**	**94**	**5**	**5**	**0**	**8**	**17**	**15**	**1**	**0**	**161**	**20.6**	**71**	**9.1**	**30**	**3.8**	**70.1**	**81.7**
06-00	**802**	**1**	**641**	**12**	**96**	**5**	**5**	**0**	**8**	**17**	**16**	**1**	**0**	**167**	**20.8**	**76**	**9.5**	**33**	**4.1**	**70.2**	**81.7**
00-00	**825**	**1**	**661**	**12**	**98**	**5**	**5**	**0**	**8**	**17**	**17**	**1**	**0**	**177**	**21.5**	**84**	**10.2**	**39**	**4.7**	**70.4**	**82.1**

DRAFT

Site 83
Location R180, Att - Telepole, Lat 54.0346, Long -6.78341
Direction West

3279 / Meath/Cavan/Monaghan ATC's
October 2013
Automatic Traffic Count

Thu, 10 October 2013

Time	Total	Classification												>PSL	>PSL%	>SL1	>SL1%	>SL2	>SL2%	Mean	Vpp
		1 MCL	2 SV	3 SVT	4 TB2	5 TB3	6 T4	7 ART3	8 ART4	9 ART5	10 ART6	11 BD	12 DRT	80	80	85 +5kph	85 +5kph	90 +10kph	90 +10kph		85
0000	3	0	3	0	0	0	0	0	0	0	0	0	0	1	33.3	0	0	0	0	71.6	-
0100	3	0	3	0	0	0	0	0	0	0	0	0	0	1	33.3	0	0	0	0	77.9	-
0200	1	0	1	0	0	0	0	0	0	0	0	0	0	1	100	1	100	0	0	85.7	-
0300	1	0	0	0	0	0	0	0	0	1	0	0	0	0	0	0	0	0	0	53.9	-
0400	5	0	5	0	0	0	0	0	0	0	0	0	0	2	40	2	40	2	40	85.9	-
0500	10	0	9	0	1	0	0	0	0	0	0	0	0	3	30	2	20	0	0	74.5	-
0600	14	0	13	0	1	0	0	0	0	0	0	0	0	8	57.1	4	28.6	2	14.3	80.2	88.6
0700	40	0	28	0	9	1	1	0	0	1	0	0	0	10	25	4	10	1	2.5	73.5	82.8
0800	**61**	**0**	**53**	**0**	**5**	**0**	**0**	**0**	**0**	**3**	**0**	**0**	**0**	**15**	**24.6**	**7**	**11.5**	**4**	**6.6**	**74.3**	**82.1**
0900	53	0	42	0	8	1	0	0	0	1	1	0	0	19	35.8	9	17	3	5.7	75.2	85
1000	34	0	24	2	3	1	0	0	0	2	2	0	0	5	14.7	2	5.9	1	2.9	65.7	77.4
1100	40	0	27	3	7	0	0	0	2	1	0	0	0	6	15	3	7.5	2	5	70	79.6
1200	54	0	44	0	4	0	0	0	0	2	4	0	0	11	20.4	4	7.4	1	1.9	67.9	82.4
1300	53	0	34	2	11	0	1	0	0	3	2	0	0	5	9.4	2	3.8	1	1.9	67.3	76.3
1400	52	0	36	1	7	0	2	1	1	3	1	0	0	7	13.5	4	7.7	3	5.8	67.5	78.1
1500	52	0	41	1	5	0	1	0	0	2	2	0	0	8	15.4	6	11.5	5	9.6	68.5	79.6
1600	80	0	67	2	7	0	1	0	0	1	2	0	0	15	18.8	11	13.8	6	7.5	72.3	82.8
1700	**94**	**0**	**78**	**2**	**12**	**0**	**0**	**0**	**1**	**1**	**0**	**0**	**0**	**14**	**14.9**	**3**	**3.2**	**2**	**2.1**	**68.8**	**79.9**
1800	86	0	76	2	8	0	0	0	0	0	0	0	0	10	11.6	7	8.1	4	4.7	70.6	78.1
1900	41	0	29	1	9	1	1	0	0	0	0	0	0	8	19.5	4	9.8	2	4.9	70.6	81.4
2000	32	0	25	1	3	0	0	0	1	1	1	0	0	10	31.3	6	18.8	3	9.4	73.3	86
2100	30	0	29	0	0	0	0	0	0	0	1	0	0	8	26.7	2	6.7	0	0	72.3	81.7
2200	10	0	10	0	0	0	0	0	0	0	0	0	0	5	50	5	50	4	40	76.1	-
2300	11	0	11	0	0	0	0	0	0	0	0	0	0	5	45.5	3	27.3	1	9.1	78.6	87.1
07-19	**699**	**0**	**550**	**15**	**86**	**3**	**6**	**1**	**4**	**20**	**14**	**0**	**0**	**125**	**17.9**	**62**	**8.9**	**33**	**4.7**	**70.3**	**81.4**
06-22	**816**	**0**	**646**	**17**	**99**	**4**	**7**	**1**	**5**	**21**	**16**	**0**	**0**	**159**	**19.5**	**78**	**9.6**	**40**	**4.9**	**70.7**	**81.7**
06-00	**837**	**0**	**667**	**17**	**99**	**4**	**7**	**1**	**5**	**21**	**16**	**0**	**0**	**169**	**20.2**	**86**	**10.3**	**45**	**5.4**	**70.8**	**81.7**
00-00	**860**	**0**	**688**	**17**	**100**	**4**	**7**	**1**	**5**	**22**	**16**	**0**	**0**	**177**	**20.6**	**91**	**10.6**	**47**	**5.5**	**71**	**82.1**

DRAFT

Site 83
Location R180, Att - Telepole, Lat 54.0346, Long -6.78341
Direction West

3279 / Meath/Cavan/Monaghan ATC's
October 2013
Automatic Traffic Count

Fri, 11 October 2013

Time	Total	Classification												>PSL	>PSL%	>SL1	>SL1%	>SL2	>SL2%	Mean	Vpp
		1 MCL	2 SV	3 SVT	4 TB2	5 TB3	6 T4	7 ART3	8 ART4	9 ART5	10 ART6	11 BD	12 DRT	80	80	85 +5kph	85 +5kph	90 +10kph	90 +10kph		85
0000	9	0	9	0	0	0	0	0	0	0	0	0	0	5	55.6	5	55.6	3	33.3	81.9	-
0100	4	0	3	0	1	0	0	0	0	0	0	0	0	0	0	0	0	0	0	76.6	-
0200	1	0	0	0	0	0	0	0	0	1	0	0	0	0	0	0	0	0	0	46.3	-
0300	2	0	1	0	1	0	0	0	0	0	0	0	0	0	0	0	0	0	0	61	-
0400	4	0	3	0	1	0	0	0	0	0	0	0	0	3	75	2	50	2	50	91.7	-
0500	8	0	7	0	1	0	0	0	0	0	0	0	0	5	62.5	2	25	2	25	80.6	-
0600	7	0	7	0	0	0	0	0	0	0	0	0	0	3	42.9	3	42.9	1	14.3	80.9	-
0700	43	0	34	0	7	1	0	0	1	0	0	0	0	11	25.6	4	9.3	1	2.3	71	81.4
0800	**63**	**0**	**53**	**0**	**8**	**0**	**0**	**1**	**0**	**0**	**0**	**1**	**0**	**22**	**34.9**	**13**	**20.6**	**7**	**11.1**	**77.2**	**87.1**
0900	53	0	43	1	5	1	0	0	0	3	0	0	0	14	26.4	8	15.1	4	7.5	73.1	84.6
1000	41	0	25	3	10	0	0	0	1	1	1	0	0	10	24.4	6	14.6	2	4.9	71.6	84.6
1100	37	0	29	1	5	0	0	0	1	0	1	0	0	9	24.3	6	16.2	4	10.8	73.6	84.2
1200	52	1	38	0	8	1	0	0	0	3	1	0	0	11	21.2	6	11.5	4	7.7	72.6	81.4
1300	57	0	37	2	13	0	1	0	0	4	0	0	0	9	15.8	4	7	2	3.5	70.7	79.9
1400	53	0	42	2	5	0	0	0	0	2	2	0	0	7	13.2	3	5.7	0	0	69.5	79.6
1500	**84**	**0**	**67**	**4**	**4**	**2**	**0**	**0**	**2**	**2**	**3**	**0**	**0**	**19**	**22.6**	**9**	**10.7**	**3**	**3.6**	**72.3**	**82.4**
1600	77	0	66	0	5	2	0	0	0	2	2	0	0	20	26	12	15.6	5	6.5	73.1	84.2
1700	81	0	68	2	6	0	0	1	3	0	1	0	0	21	25.9	8	9.9	3	3.7	73.2	83.2
1800	82	0	73	2	4	0	0	0	0	2	1	0	0	19	23.2	10	12.2	3	3.7	73.4	83.5
1900	49	0	43	1	5	0	0	0	0	0	0	0	0	11	22.4	4	8.2	1	2	71.7	82.1
2000	51	1	43	2	2	1	0	0	0	2	0	0	0	9	17.6	4	7.8	2	3.9	70.9	81.4
2100	31	0	28	0	2	0	0	0	1	0	0	0	0	4	12.9	3	9.7	2	6.5	71.6	77.8
2200	17	0	16	1	0	0	0	0	0	0	0	0	0	5	29.4	5	29.4	2	11.8	71.1	86.8
2300	16	0	16	0	0	0	0	0	0	0	0	0	0	1	6.3	1	6.3	1	6.3	70.1	76
07-19	**723**	**1**	**575**	**17**	**80**	**7**	**1**	**2**	**8**	**19**	**12**	**1**	**0**	**172**	**23.8**	**89**	**12.3**	**38**	**5.3**	**72.7**	**83.9**
06-22	**861**	**2**	**696**	**20**	**89**	**8**	**1**	**2**	**9**	**21**	**12**	**1**	**0**	**199**	**23.1**	**103**	**12**	**44**	**5.1**	**72.6**	**83.5**
06-00	**894**	**2**	**728**	**21**	**89**	**8**	**1**	**2**	**9**	**21**	**12**	**1**	**0**	**205**	**22.9**	**109**	**12.2**	**47**	**5.3**	**72.5**	**83.5**
00-00	**922**	**2**	**751**	**21**	**93**	**8**	**1**	**2**	**9**	**22**	**12**	**1**	**0**	**218**	**23.6**	**118**	**12.8**	**54**	**5.9**	**72.7**	**83.9**

DRAFT

Site 83
Location R180, Att - Telepole, Lat 54.0346, Long -6.78341
Direction West

3279 / Meath/Cavan/Monaghan ATC's
October 2013
Automatic Traffic Count

Sat, 12 October 2013

Time	Total	Classification												>PSL	>PSL%	>SL1	>SL1%	>SL2	>SL2%	Mean	Vpp
		1 MCL	2 SV	3 SVT	4 TB2	5 TB3	6 T4	7 ART3	8 ART4	9 ART5	10 ART6	11 BD	12 DRT	80	80	85 +5kph	85 +5kph	90 +10kph	90 +10kph		85
0000	6	0	6	0	0	0	0	0	0	0	0	0	0	1	16.7	1	16.7	1	16.7	72.9	-
0100	6	0	6	0	0	0	0	0	0	0	0	0	0	1	16.7	1	16.7	0	0	74.4	-
0200	3	0	1	0	0	0	0	0	0	2	0	0	0	0	0	0	0	0	0	56.6	-
0300	2	0	2	0	0	0	0	0	0	0	0	0	0	2	100	2	100	0	0	88.3	-
0400	0	0	0	0	0	0	0	0	0	0	0	0	0	0	0	0	0	0	0	-	-
0500	5	0	4	0	0	1	0	0	0	0	0	0	0	1	20	0	0	0	0	73.7	-
0600	4	0	4	0	0	0	0	0	0	0	0	0	0	2	50	2	50	0	0	77.9	-
0700	14	0	11	1	2	0	0	0	0	0	0	0	0	2	14.3	2	14.3	1	7.1	73.5	77.4
0800	20	0	13	5	1	0	0	1	0	0	0	0	0	6	30	3	15	2	10	70.9	83.2
0900	30	0	25	2	1	1	0	0	0	0	1	0	0	9	30	6	20	1	3.3	75	85.3
1000	**49**	**0**	**37**	**4**	**4**	**1**	**0**	**0**	**0**	**3**	**0**	**0**	**0**	**5**	**10.2**	**2**	**4.1**	**0**	**0**	**66.8**	**77**
1100	47	0	37	5	5	0	0	0	0	0	0	0	0	9	19.1	1	2.1	0	0	68.2	80.3
1200	58	1	42	4	8	0	1	0	0	2	0	0	0	7	12.1	4	6.9	1	1.7	68.2	78.5
1300	38	0	30	5	1	0	0	0	0	1	1	0	0	8	21.1	5	13.2	3	7.9	71.2	80.3
1400	67	0	62	0	5	0	0	0	0	0	0	0	0	8	11.9	6	9	3	4.5	69.2	78.1
1500	**70**	**0**	**60**	**5**	**4**	**0**	**0**	**0**	**0**	**1**	**0**	**0**	**0**	**20**	**28.6**	**9**	**12.9**	**4**	**5.7**	**70.2**	**83.9**
1600	53	0	47	1	4	0	0	0	0	1	0	0	0	11	20.8	7	13.2	2	3.8	70.4	83.2
1700	36	1	27	2	5	0	0	0	0	0	1	0	0	10	27.8	7	19.4	3	8.3	73.9	86.4
1800	42	0	35	1	5	1	0	0	0	0	0	0	0	5	11.9	4	9.5	1	2.4	71.1	79.2
1900	42	0	39	0	3	0	0	0	0	0	0	0	0	7	16.7	6	14.3	3	7.1	70.7	80.3
2000	43	0	39	1	3	0	0	0	0	0	0	0	0	8	18.6	5	11.6	3	7	72.4	81.7
2100	32	0	30	1	1	0	0	0	0	0	0	0	0	8	25	5	15.6	4	12.5	73.2	82.8
2200	17	0	17	0	0	0	0	0	0	0	0	0	0	3	17.6	1	5.9	0	0	69.8	78.5
2300	8	0	7	0	1	0	0	0	0	0	0	0	0	2	25	1	12.5	0	0	73.1	-
07-19	**524**	**2**	**426**	**35**	**45**	**3**	**1**	**1**	**0**	**8**	**3**	**0**	**0**	**100**	**19.1**	**56**	**10.7**	**21**	**4**	**70.2**	**81.4**
06-22	**645**	**2**	**538**	**37**	**52**	**3**	**1**	**1**	**0**	**8**	**3**	**0**	**0**	**125**	**19.4**	**74**	**11.5**	**31**	**4.8**	**70.6**	**81.7**
06-00	**670**	**2**	**562**	**37**	**53**	**3**	**1**	**1**	**0**	**8**	**3**	**0**	**0**	**130**	**19.4**	**76**	**11.3**	**31**	**4.6**	**70.6**	**81.7**
00-00	**692**	**2**	**581**	**37**	**53**	**4**	**1**	**1**	**0**	**10**	**3**	**0**	**0**	**135**	**19.5**	**80**	**11.6**	**32**	**4.6**	**70.6**	**81.7**

DRAFT

Site 83
Location R180, Att - Telepole, Lat 54.0346, Long -6.78341
Direction West

3279 / Meath/Cavan/Monaghan ATC's
October 2013
Automatic Traffic Count

Sun, 13 October 2013

Time	Total	Classification												>PSL	>PSL%	>SL1	>SL1%	>SL2	>SL2%	Mean	Vpp
		1 MCL	2 SV	3 SVT	4 TB2	5 TB3	6 T4	7 ART3	8 ART4	9 ART5	10 ART6	11 BD	12 DRT	80	80	85 +5kph	85 +5kph	90 +10kph	90 +10kph		85
0000	13	0	13	0	0	0	0	0	0	0	0	0	0	4	30.8	1	7.7	0	0	74.2	83.9
0100	6	0	6	0	0	0	0	0	0	0	0	0	0	3	50	3	50	3	50	88.1	-
0200	3	0	3	0	0	0	0	0	0	0	0	0	0	1	33.3	1	33.3	0	0	75	-
0300	8	1	5	0	2	0	0	0	0	0	0	0	0	2	25	1	12.5	0	0	74.1	-
0400	2	0	2	0	0	0	0	0	0	0	0	0	0	1	50	1	50	1	50	79.2	-
0500	7	0	5	0	2	0	0	0	0	0	0	0	0	1	14.3	1	14.3	1	14.3	78.7	-
0600	4	0	4	0	0	0	0	0	0	0	0	0	0	1	25	1	25	0	0	79.1	-
0700	4	0	4	0	0	0	0	0	0	0	0	0	0	1	25	0	0	0	0	73.3	-
0800	12	0	10	0	1	0	0	0	0	0	0	1	0	6	50	1	8.3	0	0	75.1	83.2
0900	12	0	11	0	0	0	0	0	1	0	0	0	0	2	16.7	2	16.7	2	16.7	72.8	79.6
1000	23	0	22	0	1	0	0	0	0	0	0	0	0	6	26.1	4	17.4	3	13	73.4	88.6
1100	**46**	**0**	**43**	**1**	**0**	**0**	**0**	**1**	**0**	**0**	**1**	**0**	**0**	**7**	**15.2**	**3**	**6.5**	**2**	**4.3**	**72.6**	**78.8**
1200	**108**	**0**	**108**	**0**	**0**	**0**	**0**	**0**	**0**	**0**	**0**	**0**	**0**	**25**	**23.1**	**9**	**8.3**	**3**	**2.8**	**71.5**	**82.1**
1300	50	0	47	1	2	0	0	0	0	0	0	0	0	16	32	7	14	3	6	74.2	82.8
1400	31	0	29	1	1	0	0	0	0	0	0	0	0	10	32.3	6	19.4	3	9.7	73.9	85
1500	33	0	33	0	0	0	0	0	0	0	0	0	0	7	21.2	4	12.1	1	3	64.9	83.2
1600	30	0	30	0	0	0	0	0	0	0	0	0	0	8	26.7	5	16.7	2	6.7	72.6	85.7
1700	38	0	35	1	2	0	0	0	0	0	0	0	0	8	21.1	4	10.5	2	5.3	74.3	81.4
1800	38	0	37	1	0	0	0	0	0	0	0	0	0	6	15.8	4	10.5	2	5.3	72	79.6
1900	35	0	32	0	3	0	0	0	0	0	0	0	0	11	31.4	5	14.3	3	8.6	74.3	83.2
2000	27	0	27	0	0	0	0	0	0	0	0	0	0	5	18.5	2	7.4	0	0	69.4	79.9
2100	18	0	18	0	0	0	0	0	0	0	0	0	0	3	16.7	1	5.6	0	0	70.9	76.7
2200	7	0	6	0	0	0	0	0	0	1	0	0	0	3	42.9	1	14.3	1	14.3	73.6	-
2300	11	0	11	0	0	0	0	0	0	0	0	0	0	5	45.5	2	18.2	0	0	78.3	83.2
07-19	**425**	**0**	**409**	**5**	**7**	**0**	**0**	**1**	**1**	**0**	**1**	**1**	**0**	**102**	**24**	**49**	**11.5**	**23**	**5.4**	**72.2**	**83.2**
06-22	**509**	**0**	**490**	**5**	**10**	**0**	**0**	**1**	**1**	**0**	**1**	**1**	**0**	**122**	**24**	**58**	**11.4**	**26**	**5.1**	**72.2**	**82.8**
06-00	**527**	**0**	**507**	**5**	**10**	**0**	**0**	**1**	**1**	**1**	**1**	**1**	**0**	**130**	**24.7**	**61**	**11.6**	**27**	**5.1**	**72.4**	**83.2**
00-00	**566**	**1**	**541**	**5**	**14**	**0**	**0**	**1**	**1**	**1**	**1**	**1**	**0**	**142**	**25.1**	**69**	**12.2**	**32**	**5.7**	**72.7**	**83.2**

DRAFT

Site 83
Location R180, Att - Telepole, Lat 54.0346, Long -6.78341
Direction West

3279 / Meath/Cavan/Monaghan ATC's
October 2013
Automatic Traffic Count

Mon, 14 October 2013

Time	Total	Classification												>PSL	>PSL%	>SL1	>SL1%	>SL2	>SL2%	Mean	Vpp
		1 MCL	2 SV	3 SVT	4 TB2	5 TB3	6 T4	7 ART3	8 ART4	9 ART5	10 ART6	11 BD	12 DRT	80	80	85 +5kph	85 +5kph	90 +10kph	90 +10kph		85
0000	1	0	1	0	0	0	0	0	0	0	0	0	0	0	0	0	0	0	0	63	-
0100	2	1	1	0	0	0	0	0	0	0	0	0	0	2	100	1	50	1	50	86.7	-
0200	0	0	0	0	0	0	0	0	0	0	0	0	0	0	0	0	0	0	0	-	-
0300	0	0	0	0	0	0	0	0	0	0	0	0	0	0	0	0	0	0	0	-	-
0400	2	0	2	0	0	0	0	0	0	0	0	0	0	2	100	2	100	2	100	100.5	-
0500	14	0	13	0	1	0	0	0	0	0	0	0	0	8	57.1	6	42.9	2	14.3	81.6	89.6
0600	7	0	6	0	0	1	0	0	0	0	0	0	0	3	42.9	1	14.3	0	0	77.8	-
0700	35	0	30	0	5	0	0	0	0	0	0	0	0	13	37.1	4	11.4	3	8.6	74.4	84.2
0800	**75**	**0**	**65**	**0**	**7**	**0**	**0**	**0**	**1**	**1**	**1**	**0**	**0**	**21**	**28**	**14**	**18.7**	**7**	**9.3**	**73.2**	**85**
0900	53	0	40	1	7	0	0	0	0	3	2	0	0	7	13.2	5	9.4	3	5.7	68.8	78.5
1000	46	1	28	0	10	0	1	0	1	2	3	0	0	6	13	3	6.5	1	2.2	68.5	79.2
1100	34	0	25	2	4	0	0	0	1	1	1	0	0	10	29.4	5	14.7	3	8.8	74.1	84.6
1200	48	1	31	3	7	0	0	0	0	4	2	0	0	7	14.6	5	10.4	1	2.1	67.7	79.2
1300	37	0	24	4	6	0	1	0	1	1	0	0	0	5	13.5	1	2.7	1	2.7	68.8	78.5
1400	58	0	47	0	6	0	2	0	0	2	1	0	0	10	17.2	4	6.9	3	5.2	69.9	79.9
1500	49	0	36	1	7	1	1	0	0	1	2	0	0	12	24.5	5	10.2	1	2	72.1	82.1
1600	**76**	**0**	**62**	**1**	**8**	**0**	**2**	**0**	**1**	**1**	**1**	**0**	**0**	**19**	**25**	**6**	**7.9**	**1**	**1.3**	**69.6**	**82.1**
1700	68	0	53	2	9	0	1	0	2	0	1	0	0	13	19.1	8	11.8	3	4.4	72.6	82.1
1800	73	0	64	1	4	1	0	0	1	2	0	0	0	14	19.2	6	8.2	3	4.1	70.3	81.7
1900	35	0	27	2	4	1	0	0	0	0	1	0	0	13	37.1	8	22.9	4	11.4	73.1	88.2
2000	32	0	29	0	1	0	0	0	0	2	0	0	0	13	40.6	8	25	4	12.5	74.9	87.1
2100	31	0	30	0	1	0	0	0	0	0	0	0	0	7	22.6	4	12.9	2	6.5	73.9	81
2200	23	0	22	0	0	0	0	0	0	1	0	0	0	4	17.4	2	8.7	1	4.3	72.6	81.4
2300	2	0	2	0	0	0	0	0	0	0	0	0	0	0	0	0	0	0	0	73.3	-
07-19	**652**	**2**	**505**	**15**	**80**	**2**	**8**	**0**	**8**	**18**	**14**	**0**	**0**	**137**	**21**	**66**	**10.1**	**30**	**4.6**	**70.8**	**82.1**
06-22	**757**	**2**	**597**	**17**	**86**	**4**	**8**	**0**	**8**	**20**	**15**	**0**	**0**	**173**	**22.9**	**87**	**11.5**	**40**	**5.3**	**71.2**	**82.8**
06-00	**782**	**2**	**621**	**17**	**86**	**4**	**8**	**0**	**8**	**21**	**15**	**0**	**0**	**177**	**22.6**	**89**	**11.4**	**41**	**5.2**	**71.3**	**82.8**
00-00	**801**	**3**	**638**	**17**	**87**	**4**	**8**	**0**	**8**	**21**	**15**	**0**	**0**	**189**	**23.6**	**98**	**12.2**	**46**	**5.7**	**71.6**	**83.2**

DRAFT

Site 83
Location R180, Att - Telepole, Lat 54.0346, Long -6.78341
Direction West

3279 / Meath/Cavan/Monaghan ATC's
October 2013
Automatic Traffic Count

Tue, 15 October 2013

Time	Total	Classification												>PSL	>PSL%	>SL1	>SL1%	>SL2	>SL2%	Mean	Vpp
		1 MCL	2 SV	3 SVT	4 TB2	5 TB3	6 T4	7 ART3	8 ART4	9 ART5	10 ART6	11 BD	12 DRT	80	80	85 +5kph	85 +5kph	90 +10kph	90 +10kph		85
0000	1	0	1	0	0	0	0	0	0	0	0	0	0	0	0	0	0	0	0	67.5	-
0100	2	0	2	0	0	0	0	0	0	0	0	0	0	0	0	0	0	0	0	66.4	-
0200	2	0	1	0	0	0	0	0	0	1	0	0	0	0	0	0	0	0	0	57.7	-
0300	3	0	3	0	0	0	0	0	0	0	0	0	0	0	0	0	0	0	0	62.2	-
0400	3	0	3	0	0	0	0	0	0	0	0	0	0	1	33.3	1	33.3	1	33.3	83.5	-
0500	10	0	9	0	1	0	0	0	0	0	0	0	0	5	50	2	20	1	10	79.3	-
0600	12	0	12	0	0	0	0	0	0	0	0	0	0	5	41.7	4	33.3	2	16.7	79.9	87.5
0700	46	0	36	0	7	1	0	0	0	1	1	0	0	8	17.4	0	0	0	0	69.4	79.9
0800	**70**	**0**	**57**	**0**	**8**	**1**	**2**	**0**	**0**	**1**	**1**	**0**	**0**	**14**	**20**	**6**	**8.6**	**3**	**4.3**	**73.2**	**81.4**
0900	54	0	39	2	9	0	1	0	0	1	2	0	0	8	14.8	3	5.6	1	1.9	69	78.8
1000	35	0	25	1	6	2	0	0	0	1	0	0	0	9	25.7	4	11.4	2	5.7	72.5	81.4
1100	35	0	21	3	7	1	0	0	1	1	1	0	0	11	31.4	4	11.4	3	8.6	72	82.1
1200	45	0	33	0	6	1	0	0	1	2	2	0	0	5	11.1	2	4.4	1	2.2	68.5	77.4
1300	38	0	27	0	5	0	1	0	1	1	2	1	0	7	18.4	5	13.2	1	2.6	66.5	83.2
1400	51	0	41	0	6	0	0	0	0	3	1	0	0	14	27.5	6	11.8	3	5.9	72.7	82.8
1500	53	0	43	1	6	0	1	0	1	0	1	0	0	15	28.3	10	18.9	3	5.7	68	85.7
1600	65	0	58	0	5	0	0	1	0	0	1	0	0	18	27.7	13	20	6	9.2	73.7	85.7
1700	**88**	**0**	**75**	**2**	**5**	**0**	**1**	**0**	**2**	**2**	**1**	**0**	**0**	**25**	**28.4**	**15**	**17**	**6**	**6.8**	**74.5**	**85.3**
1800	63	0	51	4	5	0	0	0	0	2	1	0	0	12	19	7	11.1	4	6.3	71.2	82.8
1900	40	0	33	0	3	2	0	1	0	1	0	0	0	11	27.5	9	22.5	4	10	70.8	85.3
2000	24	0	24	0	0	0	0	0	0	0	0	0	0	9	37.5	5	20.8	2	8.3	77.5	87.8
2100	23	0	19	0	3	0	0	0	0	1	0	0	0	4	17.4	1	4.3	1	4.3	74	81.4
2200	9	0	7	0	0	1	0	0	0	0	1	0	0	1	11.1	0	0	0	0	66.9	-
2300	9	0	9	0	0	0	0	0	0	0	0	0	0	2	22.2	1	11.1	1	11.1	75.1	-
07-19	**643**	**0**	**506**	**13**	**75**	**6**	**6**	**1**	**6**	**15**	**14**	**1**	**0**	**146**	**22.7**	**75**	**11.7**	**33**	**5.1**	**71.3**	**83.2**
06-22	**742**	**0**	**594**	**13**	**81**	**8**	**6**	**2**	**6**	**17**	**14**	**1**	**0**	**175**	**23.6**	**94**	**12.7**	**42**	**5.7**	**71.7**	**83.9**
06-00	**760**	**0**	**610**	**13**	**81**	**9**	**6**	**2**	**6**	**17**	**15**	**1**	**0**	**178**	**23.4**	**95**	**12.5**	**43**	**5.7**	**71.7**	**83.5**
00-00	**781**	**0**	**629**	**13**	**82**	**9**	**6**	**2**	**6**	**18**	**15**	**1**	**0**	**184**	**23.6**	**98**	**12.5**	**45**	**5.8**	**71.7**	**83.5**

DRAFT

Site 83
Location R180, Att - Telepole, Lat 54.0346, Long -6.78341
Direction West

3279 / Meath/Cavan/Monaghan ATC's
October 2013
Automatic Traffic Count

Virtual Day (7)

Time	Total	Classification												>PSL	>PSL%	>SL1	>SL1%	>SL2	>SL2%	Mean	Vpp
		1 MCL	2 SV	3 SVT	4 TB2	5 TB3	6 T4	7 ART3	8 ART4	9 ART5	10 ART6	11 BD	12 DRT	80	80	85 +5kph	85 +5kph	90 +10kph	90 +10kph		85
0000	5	0	5	0	0	0	0	0	0	0	0	0	0	2	30.6	1	19.4	1	11.1	74.6	-
0100	4	0	3	0	0	0	0	0	0	0	0	0	0	1	26.9	1	19.2	1	15.4	76.9	-
0200	2	0	1	0	0	0	0	0	0	1	0	0	0	0	25	0	25	0	8.3	67.2	-
0300	2	0	2	0	0	0	0	0	0	0	0	0	0	1	25	0	18.8	0	0	70.8	-
0400	3	0	3	0	0	0	0	0	0	0	0	0	0	2	57.9	1	47.4	1	47.4	87.8	-
0500	9	0	8	0	1	0	0	0	0	0	0	0	0	4	45.5	3	28.8	1	15.2	79.2	-
0600	8	0	8	0	0	0	0	0	0	0	0	0	0	4	46.4	2	30.4	1	10.7	79.7	-
0700	32	0	24	0	6	0	0	0	0	0	0	0	0	8	24	3	8.1	1	3.6	71.8	82.1
0800	**53**	**0**	**44**	**1**	**6**	**0**	**1**	**0**	**0**	**1**	**0**	**0**	**0**	**14**	**26.8**	**8**	**14.5**	**4**	**7**	**72.9**	**84.2**
0900	43	0	34	1	5	0	0	0	0	1	1	0	0	10	23.4	5	12.5	2	5.3	72.1	82.8
1000	38	0	27	1	6	1	0	0	0	1	1	0	0	7	18	3	8.2	1	3.4	68.7	80.6
1100	41	0	31	2	5	0	0	0	1	1	1	0	0	8	19.7	3	8	2	4.8	70.5	81.4
1200	60	0	48	1	5	0	0	0	0	2	2	0	0	10	17	4	7.4	2	2.9	69.4	80.3
1300	44	0	32	2	6	0	1	0	0	2	1	0	0	8	17.9	4	8.4	2	4.2	69.9	80.6
1400	51	0	42	1	5	0	1	0	0	2	1	0	0	9	17	4	8.7	2	4.2	70	80.6
1500	55	0	45	2	5	1	0	0	1	1	1	0	0	13	23.7	7	11.9	2	4.4	70	83.2
1600	64	0	56	1	5	0	0	0	0	1	1	0	0	15	23.9	9	14.2	4	5.8	71.4	84.2
1700	**70**	**0**	**57**	**2**	**8**	**0**	**0**	**0**	**1**	**1**	**1**	**0**	**0**	**15**	**21.3**	**7**	**10**	**3**	**4.3**	**72.3**	**82.1**
1800	65	0	57	2	5	0	0	0	0	1	0	0	0	13	19.5	7	10.7	3	4.4	71.8	82.1
1900	43	0	36	1	4	1	0	0	0	0	0	0	0	10	24.4	6	13.4	3	6.7	71.8	83.2
2000	35	0	32	1	2	0	0	0	0	1	0	0	0	9	25.9	5	15	3	7.3	73.1	85
2100	27	0	25	0	1	0	0	0	0	0	0	0	0	6	22.3	3	10.6	2	6.4	72.7	82.1
2200	14	0	13	0	0	0	0	0	0	0	0	0	0	3	24.2	2	16.2	1	9.1	71.7	85
2300	9	0	9	0	0	0	0	0	0	0	0	0	0	3	28.6	2	17.5	1	7.9	75.4	-
07-19	**617**	**1**	**497**	**16**	**66**	**4**	**4**	**1**	**5**	**14**	**10**	**0**	**0**	**130**	**21**	**64**	**10.4**	**28**	**4.6**	**71**	**82.1**
06-22	**730**	**1**	**598**	**17**	**73**	**5**	**4**	**1**	**5**	**15**	**11**	**1**	**0**	**159**	**21.8**	**81**	**11.1**	**36**	**5**	**71.3**	**82.4**
06-00	**753**	**1**	**619**	**17**	**73**	**5**	**4**	**1**	**5**	**15**	**11**	**1**	**0**	**165**	**21.9**	**85**	**11.2**	**38**	**5.1**	**71.3**	**82.8**
00-00	**778**	**1**	**641**	**17**	**75**	**5**	**4**	**1**	**5**	**16**	**11**	**1**	**0**	**175**	**22.4**	**91**	**11.7**	**42**	**5.4**	**71.5**	**82.8**

DRAFT

Site 83
Location R180, Att - Telepole, Lat 54.0346, Long -6.78341
Direction West

3279 / Meath/Cavan/Monaghan ATC's
October 2013
Automatic Traffic Count

Virtual Week (1)

Time	Total	Classification												>PSL	>PSL%	>SL1	>SL1%	>SL2	>SL2%	Mean	Vpp
		1 MCL	2 SV	3 SVT	4 TB2	5 TB3	6 T4	7 ART3	8 ART4	9 ART5	10 ART6	11 BD	12 DRT	80	80	85 +5kph	85 +5kph	90 +10kph	90 +10kph		85
Mon	801	3	638	17	87	4	8	0	8	21	15	0	0	189	23.6	98	12.2	46	5.7	71.6	83.2
Tue	781	0	629	13	82	9	6	2	6	18	15	1	0	184	23.6	98	12.5	45	5.8	71.7	83.5
Wed	825	1	661	12	98	5	5	0	8	17	17	1	0	177	21.5	84	10.2	39	4.7	70.4	82.1
Thu	860	0	688	17	100	4	7	1	5	22	16	0	0	177	20.6	91	10.6	47	5.5	71	82.1
Fri	922	2	751	21	93	8	1	2	9	22	12	1	0	218	23.6	118	12.8	54	5.9	72.7	83.9
| Sat	692	2	581	37	53	4	1	1	0	10	3	0	0	135	19.5	80	11.6	32	4.6	70.6	81.7
| Sun	566	1	541	5	14	0	0	1	1	1	1	1	0	142	25.1	69	12.2	32	5.7	72.7	83.2
5 Day Ave.	**838**	**1**	**673**	**16**	**92**	**6**	**5**	**1**	**7**	**20**	**15**	**1**	**0**	**189**	**22.6**	**98**	**11.7**	**46**	**5.5**	**71.5**	**83.0**
7 Day Ave.	**778**	**1**	**641**	**17**	**75**	**5**	**4**	**1**	**5**	**16**	**11**	**1**	**0**	**175**	**22.4**	**91**	**11.7**	**42**	**5.4**	**71.5**	**82.8**
--	**5447**	**9**	**4489**	**122**	**527**	**34**	**28**	**7**	**37**	**111**	**79**	**4**	**0**	**1222**	**22.4**	**638**	**11.7**	**295**	**5.4**	**71.5**	**82.8**

Summary Graphs

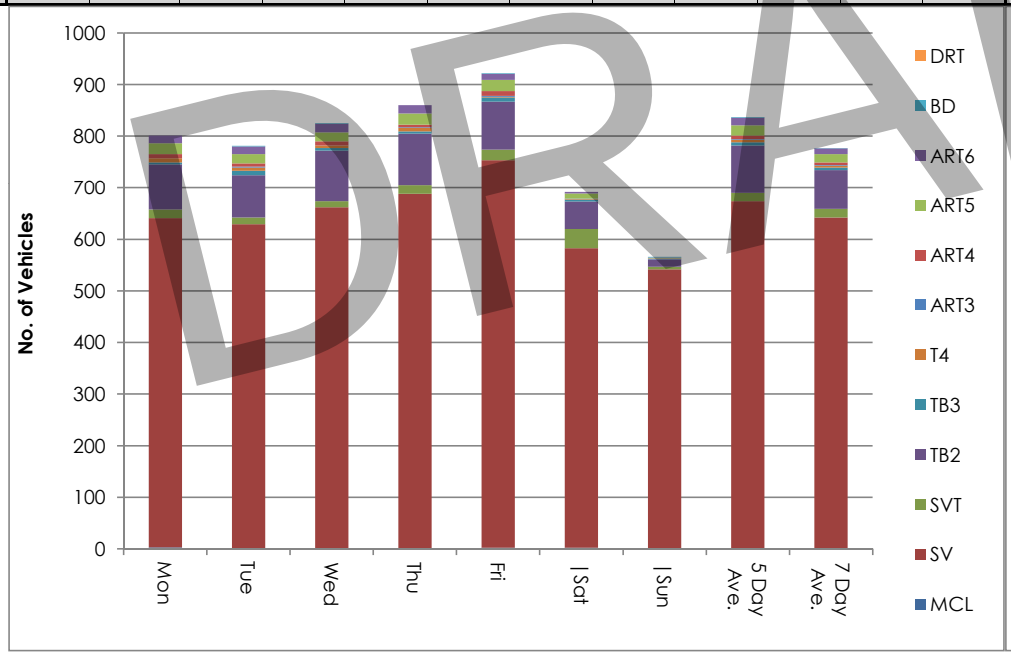

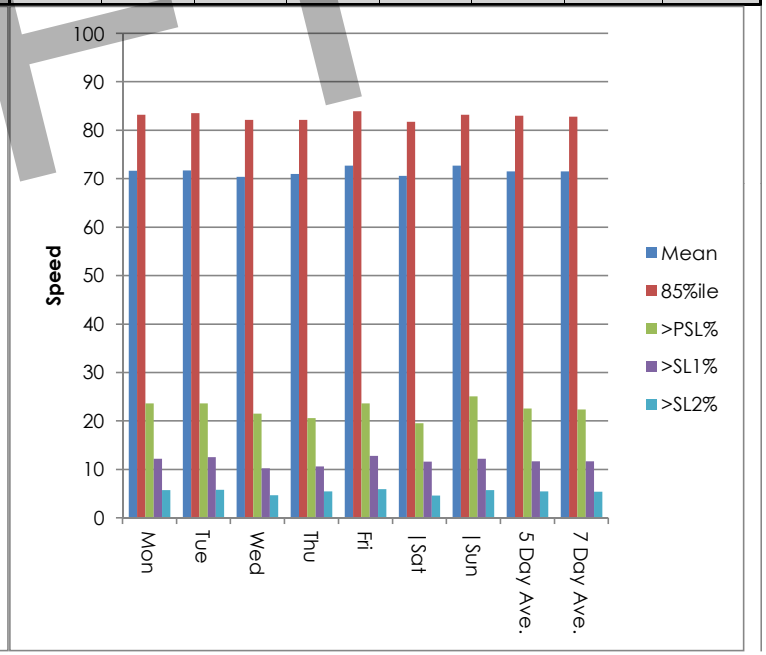

DRAFT

Site 83
Location R180, Att - Telepole, Lat 54.0346, Long -6.78341
Direction West

3279 / Meath/Cavan/Monaghan ATC's
October 2013
Automatic Traffic Count

Wed, 9 October 2013

Time	Total	Speed Bins (km/h)																											
		0 - 5	5 - 10	10 - 15	15 - 20	20 - 25	25 - 30	30 - 35	35 - 40	40 - 45	45 - 50	50 - 55	55 - 60	60 - 65	65 - 70	70 - 75	75 - 80	80 - 85	85 - 90	90 - 95	95 - 100	100 - 105	105 - 110	110 - 115	115 - 120	120 - 125	125 - 130	130 - 135	135 - 140
0000	3	0	0	0	0	0	0	0	0	0	0	0	0	1	0	2	0	0	0	0	0	0	0	0	0	0	0	0	0
0100	3	0	0	0	0	0	0	0	0	0	1	0	1	0	1	0	0	0	0	0	0	0	0	0	0	0	0	0	0
0200	2	0	0	0	0	0	0	0	0	0	0	0	0	0	0	1	0	0	0	1	0	0	0	0	0	0	0	0	0
0300	0	0	0	0	0	0	0	0	0	0	0	0	0	0	0	0	0	0	0	0	0	0	0	0	0	0	0	0	0
0400	3	0	0	0	0	0	0	0	0	0	0	0	0	0	0	1	0	1	0	0	0	0	1	0	0	0	0	0	0
0500	12	0	0	0	0	0	0	0	0	0	0	0	1	0	1	3	0	1	2	2	1	1	0	0	0	0	0	0	0
0600	8	0	0	0	0	0	0	0	0	0	0	0	0	0	0	1	3	2	1	1	0	0	0	0	0	0	0	0	0
0700	39	0	0	0	0	0	0	0	0	0	2	2	6	1	7	8	5	4	2	1	1	0	0	0	0	0	0	0	0
0800	**72**	**0**	**0**	**0**	**0**	**0**	**0**	**2**	**6**	**0**	**0**	**6**	**4**	**9**	**8**	**14**	**7**	**6**	**7**	**2**	**1**	**0**	**0**	**0**	**0**	**0**	**0**	**0**	**0**
0900	48	0	0	0	0	0	0	0	0	0	0	4	2	6	4	11	9	7	3	1	1	0	0	0	0	0	0	0	0
1000	39	0	0	0	0	0	0	0	0	3	4	3	1	10	4	2	5	6	1	0	0	0	0	0	0	0	0	0	0
1100	50	0	0	0	0	0	0	0	2	0	2	4	10	7	5	11	4	4	1	0	0	0	0	0	0	0	0	0	0
1200	52	0	0	0	0	1	0	0	0	1	3	0	5	8	15	9	5	4	0	0	1	0	0	0	0	0	0	0	0
1300	35	0	0	0	0	0	1	0	0	1	0	1	2	4	9	7	5	3	0	0	2	0	0	0	0	0	0	0	0
1400	46	0	0	0	0	0	0	0	0	0	0	6	5	6	7	9	8	3	2	0	0	0	0	0	0	0	0	0	0
1500	47	0	0	0	0	0	0	0	0	0	2	2	4	4	8	9	7	8	3	0	0	0	0	0	0	0	0	0	0
1600	70	0	0	0	1	1	1	0	1	1	5	2	1	10	14	11	5	7	6	3	1	0	0	0	0	0	0	0	0
1700	**84**	**0**	**0**	**0**	**0**	**0**	**0**	**0**	**1**	**0**	**0**	**2**	**3**	**13**	**17**	**15**	**20**	**9**	**2**	**0**	**1**	**1**	**0**	**0**	**0**	**0**	**0**	**0**	**0**
1800	72	0	0	0	0	0	0	1	0	0	1	2	3	6	13	13	10	12	8	1	2	0	0	0	0	0	0	0	0
1900	57	0	0	0	0	0	0	0	1	0	0	1	7	5	9	11	11	8	1	2	0	1	0	0	0	0	0	0	0
2000	38	0	0	0	0	0	0	0	0	0	0	0	4	5	2	10	7	3	3	3	1	0	0	0	0	0	0	0	0
2100	23	0	0	0	0	0	0	0	0	0	0	5	0	4	1	2	3	4	1	1	0	1	1	0	0	0	0	0	0
2200	16	0	0	0	0	0	0	0	0	0	0	1	2	1	2	3	4	1	1	0	1	0	0	0	0	0	0	0	0
2300	6	0	0	0	0	0	0	0	0	0	0	0	0	1	0	1	1	0	1	1	0	0	1	0	0	0	0	0	0
07-19	**654**	**0**	**0**	**0**	**1**	**2**	**2**	**3**	**10**	**6**	**19**	**34**	**46**	**84**	**111**	**119**	**90**	**73**	**35**	**8**	**10**	**1**	**0**	**0**	**0**	**0**	**0**	**0**	**0**
06-22	**780**	**0**	**0**	**0**	**1**	**2**	**2**	**3**	**11**	**6**	**19**	**40**	**57**	**98**	**123**	**143**	**114**	**90**	**41**	**15**	**11**	**3**	**1**	**0**	**0**	**0**	**0**	**0**	**0**
06-00	**802**	**0**	**0**	**0**	**1**	**2**	**2**	**3**	**11**	**6**	**19**	**41**	**59**	**100**	**125**	**147**	**119**	**91**	**43**	**16**	**12**	**3**	**2**	**0**	**0**	**0**	**0**	**0**	**0**
00-00	**825**	**0**	**0**	**0**	**1**	**2**	**2**	**3**	**11**	**6**	**20**	**41**	**61**	**101**	**127**	**154**	**119**	**93**	**45**	**19**	**13**	**4**	**3**	**0**	**0**	**0**	**0**	**0**	**0**

DRAFT

Site 83
Location R180, Att - Telepole, Lat 54.0346, Long -6.78341
Direction West

3279 / Meath/Cavan/Monaghan ATC's
October 2013
Automatic Traffic Count

Thu, 10 October 2013

Time	Total	Speed Bins (km/h)																											
		0 - 5	5 - 10	10 - 15	15 - 20	20 - 25	25 - 30	30 - 35	35 - 40	40 - 45	45 - 50	50 - 55	55 - 60	60 - 65	65 - 70	70 - 75	75 - 80	80 - 85	85 - 90	90 - 95	95 - 100	100 - 105	105 - 110	110 - 115	115 - 120	120 - 125	125 - 130	130 - 135	135 - 140
0000	3	0	0	0	0	0	0	0	0	0	0	0	0	0	2	0	0	1	0	0	0	0	0	0	0	0	0	0	0
0100	3	0	0	0	0	0	0	0	0	0	0	0	0	0	0	1	1	1	0	0	0	0	0	0	0	0	0	0	0
0200	1	0	0	0	0	0	0	0	0	0	0	0	0	0	0	0	0	0	1	0	0	0	0	0	0	0	0	0	0
0300	1	0	0	0	0	0	0	0	0	0	0	1	0	0	0	0	0	0	0	0	0	0	0	0	0	0	0	0	0
0400	5	0	0	0	0	0	0	0	0	0	0	0	0	0	0	1	2	0	0	1	0	0	1	0	0	0	0	0	0
0500	10	0	0	0	0	0	0	0	0	1	0	0	0	0	2	1	3	1	2	0	0	0	0	0	0	0	0	0	0	0
0600	14	0	0	0	0	0	0	0	0	0	0	0	0	0	3	0	3	4	2	2	0	0	0	0	0	0	0	0	0	0
0700	40	0	0	0	0	0	0	0	0	0	1	0	5	3	6	3	12	6	3	1	0	0	0	0	0	0	0	0	0	0
0800	**61**	**0**	**0**	**0**	**0**	**0**	**0**	**0**	**0**	**0**	**0**	**0**	**6**	**3**	**11**	**12**	**14**	**8**	**3**	**1**	**3**	**0**	**0**	**0**	**0**	**0**	**0**	**0**	**0**	**0**
0900	53	0	0	0	0	0	0	0	0	0	0	3	2	3	5	14	7	10	6	1	2	0	0	0	0	0	0	0	0	0
1000	34	0	0	0	0	0	0	0	0	2	2	2	4	7	4	6	2	3	1	1	0	0	0	0	0	0	0	0	0	0
1100	40	0	0	0	0	0	0	0	0	0	0	2	5	7	8	4	8	3	1	1	1	0	0	0	0	0	0	0	0	0
1200	54	0	0	0	0	1	0	0	0	3	2	3	5	5	7	9	8	7	3	1	0	0	0	0	0	0	0	0	0	0
1300	53	0	0	0	0	0	0	0	0	2	2	3	7	4	10	15	5	3	1	1	0	0	0	0	0	0	0	0	0	0
1400	52	0	0	0	0	0	0	1	0	0	1	2	4	18	10	5	4	3	1	0	1	2	0	0	0	0	0	0	0	0
1500	52	0	0	0	0	0	2	0	0	1	0	4	5	7	4	13	8	2	1	3	2	0	0	0	0	0	0	0	0	0
1600	80	0	0	0	0	0	0	0	0	0	0	7	4	5	14	25	10	4	5	3	2	1	0	0	0	0	0	0	0	0
1700	**94**	**0**	**0**	**0**	**0**	**0**	**4**	**0**	**1**	**0**	**0**	**4**	**9**	**8**	**18**	**20**	**16**	**11**	**1**	**1**	**1**	**0**	**0**	**0**	**0**	**0**	**0**	**0**	**0**	**0**
1800	86	0	0	0	0	0	0	0	0	1	3	4	6	5	18	22	17	3	3	1	3	0	0	0	0	0	0	0	0	0
1900	41	0	0	0	0	0	0	0	0	1	1	0	3	6	8	10	4	4	2	1	1	0	0	0	0	0	0	0	0	0
2000	32	0	0	0	0	0	0	0	0	0	1	3	1	3	6	3	5	4	3	1	1	0	0	1	0	0	0	0	0	0
2100	30	0	0	0	0	0	0	0	0	0	1	1	4	1	3	6	6	6	2	0	0	0	0	0	0	0	0	0	0	0
2200	10	0	0	0	0	0	0	0	0	1	1	0	0	1	0	1	1	0	1	3	1	0	0	0	0	0	0	0	0	0
2300	11	0	0	0	0	0	0	0	0	0	0	0	0	0	3	1	2	2	2	1	0	0	0	0	0	0	0	0	0	0
07-19	**699**	**0**	**0**	**0**	**0**	**1**	**6**	**1**	**1**	**9**	**11**	**34**	**62**	**75**	**115**	**148**	**111**	**63**	**29**	**15**	**15**	**3**	**0**	**0**	**0**	**0**	**0**	**0**	**0**	**0**
06-22	**816**	**0**	**0**	**0**	**0**	**1**	**6**	**1**	**1**	**10**	**14**	**38**	**70**	**85**	**135**	**167**	**129**	**81**	**38**	**19**	**17**	**3**	**0**	**1**	**0**	**0**	**0**	**0**	**0**	**0**
06-00	**837**	**0**	**0**	**0**	**0**	**1**	**6**	**1**	**1**	**11**	**15**	**38**	**70**	**86**	**138**	**169**	**132**	**83**	**41**	**23**	**18**	**3**	**0**	**1**	**0**	**0**	**0**	**0**	**0**	**0**
00-00	**860**	**0**	**0**	**0**	**0**	**1**	**6**	**1**	**1**	**12**	**15**	**39**	**70**	**86**	**142**	**172**	**138**	**86**	**44**	**24**	**18**	**3**	**1**	**1**	**0**	**0**	**0**	**0**	**0**	**0**

DRAFT

Site 83
Location R180, Att - Telepole, Lat 54.0346, Long -6.78341
Direction West

3279 / Meath/Cavan/Monaghan ATC's
October 2013
Automatic Traffic Count

Fri, 11 October 2013

Time	Total	Speed Bins (km/h)																											
		0 - 5	5 - 10	10 - 15	15 - 20	20 - 25	25 - 30	30 - 35	35 - 40	40 - 45	45 - 50	50 - 55	55 - 60	60 - 65	65 - 70	70 - 75	75 - 80	80 - 85	85 - 90	90 - 95	95 - 100	100 - 105	105 - 110	110 - 115	115 - 120	120 - 125	125 - 130	130 - 135	135 - 140
0000	9	0	0	0	0	0	0	0	0	0	0	1	0	0	0	2	1	0	2	1	1	1	0	0	0	0	0	0	0
0100	4	0	0	0	0	0	0	0	0	0	0	0	0	0	0	1	3	0	0	0	0	0	0	0	0	0	0	0	0
0200	1	0	0	0	0	0	0	0	0	0	1	0	0	0	0	0	0	0	0	0	0	0	0	0	0	0	0	0	0
0300	2	0	0	0	0	0	0	0	0	0	0	0	0	2	0	0	0	0	0	0	0	0	0	0	0	0	0	0	0
0400	4	0	0	0	0	0	0	0	0	0	0	0	0	0	0	0	1	1	0	0	0	2	0	0	0	0	0	0	0
0500	8	0	0	0	0	0	0	0	0	0	0	0	1	1	0	0	1	3	0	1	0	0	1	0	0	0	0	0	0
0600	7	0	0	0	0	0	0	0	0	0	0	0	0	0	1	1	2	0	2	1	0	0	0	0	0	0	0	0	0
0700	43	0	0	0	0	0	0	0	0	0	0	3	7	6	4	5	7	7	3	0	1	0	0	0	0	0	0	0	0
0800	**63**	**0**	**0**	**0**	**0**	**0**	**0**	**0**	**0**	**0**	**0**	**0**	**2**	**5**	**5**	**14**	**15**	**9**	**6**	**6**	**1**	**0**	**0**	**0**	**0**	**0**	**0**	**0**	**0**
0900	53	0	0	0	0	0	0	0	0	0	0	1	5	6	11	8	8	6	4	4	0	0	0	0	0	0	0	0	0
1000	41	0	0	0	0	0	0	1	1	0	0	1	3	4	9	5	7	4	4	1	1	0	0	0	0	0	0	0	0
1100	37	0	0	0	0	0	0	0	0	1	0	1	2	7	3	9	5	3	2	2	0	0	1	0	0	1	0	0	0
1200	52	0	0	0	0	1	0	0	0	0	2	1	4	6	7	5	15	5	2	2	0	0	0	1	0	0	1	0	0
1300	57	0	0	0	0	0	0	0	1	0	0	1	7	7	10	11	11	5	2	1	0	0	1	0	0	0	0	0	0
1400	53	0	0	0	0	0	0	0	0	0	0	8	4	5	8	12	9	4	3	0	0	0	0	0	0	0	0	0	0
1500	**84**	**0**	**0**	**0**	**0**	**0**	**0**	**0**	**1**	**1**	**1**	**2**	**6**	**10**	**10**	**16**	**18**	**10**	**6**	**2**	**0**	**0**	**0**	**1**	**0**	**0**	**0**	**0**	**0**
1600	77	0	0	0	0	0	0	0	0	0	0	1	2	15	16	14	9	8	7	3	2	0	0	0	0	0	0	0	0
1700	81	0	0	0	0	0	1	0	0	0	0	1	5	7	12	21	13	13	5	2	0	1	0	0	0	0	0	0	0
1800	82	0	0	0	0	0	0	0	0	0	2	3	5	10	9	12	22	9	7	2	1	0	0	0	0	0	0	0	0
1900	49	0	0	0	0	0	0	0	0	0	0	1	7	6	8	9	7	7	3	1	0	0	0	0	0	0	0	0	0
2000	51	0	0	0	0	0	0	0	0	0	0	7	2	3	8	16	6	5	2	0	2	0	0	0	0	0	0	0	0
2100	31	0	0	0	0	0	0	0	0	0	0	0	4	4	6	6	7	1	1	1	1	0	0	0	0	0	0	0	0
2200	17	0	0	0	0	0	0	0	1	1	0	1	2	2	2	2	1	0	3	1	0	0	0	0	1	0	0	0	0
2300	16	0	0	0	0	0	0	0	0	0	1	0	0	3	4	4	3	0	0	1	0	0	0	0	0	0	0	0	0
07-19	**723**	**0**	**0**	**0**	**0**	**1**	**1**	**1**	**3**	**2**	**5**	**23**	**52**	**88**	**104**	**132**	**139**	**83**	**51**	**25**	**6**	**1**	**2**	**2**	**0**	**1**	**1**	**0**	**0**
06-22	**861**	**0**	**0**	**0**	**0**	**1**	**1**	**1**	**3**	**2**	**5**	**31**	**65**	**101**	**127**	**164**	**161**	**96**	**59**	**28**	**9**	**1**	**2**	**2**	**0**	**1**	**1**	**0**	**0**
06-00	**894**	**0**	**0**	**0**	**0**	**1**	**1**	**1**	**4**	**3**	**6**	**32**	**67**	**106**	**133**	**170**	**165**	**96**	**62**	**30**	**9**	**1**	**2**	**2**	**1**	**1**	**1**	**0**	**0**
00-00	**922**	**0**	**0**	**0**	**0**	**1**	**1**	**1**	**4**	**3**	**7**	**33**	**68**	**109**	**133**	**173**	**171**	**100**	**64**	**32**	**10**	**4**	**3**	**2**	**1**	**1**	**1**	**0**	**0**

DRAFT

Site 83
Location R180, Att - Telepole, Lat 54.0346, Long -6.78341
Direction West

3279 / Meath/Cavan/Monaghan ATC's
October 2013
Automatic Traffic Count

Sat, 12 October 2013

Time	Total	Speed Bins (km/h)																											
		0 - 5	5 - 10	10 - 15	15 - 20	20 - 25	25 - 30	30 - 35	35 - 40	40 - 45	45 - 50	50 - 55	55 - 60	60 - 65	65 - 70	70 - 75	75 - 80	80 - 85	85 - 90	90 - 95	95 - 100	100 - 105	105 - 110	110 - 115	115 - 120	120 - 125	125 - 130	130 - 135	135 - 140
0000	6	0	0	0	0	0	0	0	0	0	0	0	1	1	1	0	2	0	0	1	0	0	0	0	0	0	0	0	0
0100	6	0	0	0	0	0	0	0	0	0	0	0	1	0	0	2	2	0	1	0	0	0	0	0	0	0	0	0	0
0200	3	0	0	0	0	0	0	0	0	0	1	0	1	1	0	0	0	0	0	0	0	0	0	0	0	0	0	0	0
0300	2	0	0	0	0	0	0	0	0	0	0	0	0	0	0	0	0	0	2	0	0	0	0	0	0	0	0	0	0
0400	0	0	0	0	0	0	0	0	0	0	0	0	0	0	0	0	0	0	0	0	0	0	0	0	0	0	0	0	0
0500	5	0	0	0	0	0	0	0	0	0	0	0	0	0	1	3	0	1	0	0	0	0	0	0	0	0	0	0	0
0600	4	0	0	0	0	0	0	0	0	0	0	0	0	1	0	1	0	0	2	0	0	0	0	0	0	0	0	0	0
0700	14	0	0	0	0	0	0	0	0	0	0	1	1	0	2	4	4	0	1	1	0	0	0	0	0	0	0	0	0
0800	20	0	0	0	0	0	0	0	0	0	1	1	1	4	4	1	2	3	1	2	0	0	0	0	0	0	0	0	0
0900	30	0	0	0	0	0	0	0	0	0	0	0	2	4	3	5	7	3	5	0	1	0	0	0	0	0	0	0	0
1000	**49**	**0**	**0**	**0**	**0**	**0**	**0**	**0**	**0**	**2**	**2**	**4**	**5**	**8**	**8**	**7**	**8**	**3**	**2**	**0**	**0**	**0**	**0**	**0**	**0**	**0**	**0**	**0**	**0**
1100	47	0	0	0	0	1	0	0	0	1	2	0	1	9	12	8	4	8	1	0	0	0	0	0	0	0	0	0	0
1200	58	0	0	0	0	0	1	0	2	1	1	2	1	12	9	11	11	3	3	1	0	0	0	0	0	0	0	0	0
1300	38	0	0	0	0	0	0	1	0	0	1	1	1	6	8	7	5	3	2	1	2	0	0	0	0	0	0	0	0
1400	67	0	0	0	0	2	0	0	0	2	1	2	2	13	7	16	14	2	3	2	0	1	0	0	0	0	0	0	0
1500	**70**	**0**	**0**	**0**	**0**	**0**	**3**	**0**	**0**	**0**	**2**	**3**	**6**	**10**	**10**	**7**	**9**	**11**	**5**	**4**	**0**	**0**	**0**	**0**	**0**	**0**	**0**	**0**	**0**
1600	53	0	0	0	1	1	0	0	0	0	1	1	1	11	9	7	10	4	5	2	0	0	0	0	0	0	0	0	0
1700	36	0	0	0	0	0	0	1	0	0	1	0	1	5	4	7	7	3	4	2	0	0	1	0	0	0	0	0	0
1800	42	0	0	0	0	0	0	1	0	1	0	1	1	2	12	11	8	1	3	0	0	1	0	0	0	0	0	0	0
1900	42	0	0	0	0	0	0	3	0	0	1	0	0	5	8	12	6	1	3	2	1	0	0	0	0	0	0	0	0
2000	43	0	0	0	0	0	0	0	0	0	0	0	5	6	8	7	9	3	2	2	1	0	0	0	0	0	0	0	0
2100	32	0	0	0	0	0	0	0	0	3	0	1	1	1	3	8	7	3	1	3	0	1	0	0	0	0	0	0	0
2200	17	0	0	0	0	0	0	0	0	0	0	1	2	3	3	2	3	2	1	0	0	0	0	0	0	0	0	0	0
2300	8	0	0	0	0	0	0	0	0	0	0	0	0	2	2	0	2	1	1	0	0	0	0	0	0	0	0	0	0
07-19	**524**	**0**	**0**	**0**	**1**	**4**	**4**	**3**	**2**	**7**	**12**	**16**	**23**	**84**	**88**	**91**	**89**	**44**	**35**	**15**	**3**	**2**	**1**	**0**	**0**	**0**	**0**	**0**	**0**
06-22	**645**	**0**	**0**	**0**	**1**	**4**	**4**	**6**	**2**	**10**	**13**	**17**	**29**	**97**	**107**	**119**	**111**	**51**	**43**	**22**	**5**	**3**	**1**	**0**	**0**	**0**	**0**	**0**	**0**
06-00	**670**	**0**	**0**	**0**	**1**	**4**	**4**	**6**	**2**	**10**	**13**	**18**	**31**	**102**	**112**	**121**	**116**	**54**	**45**	**22**	**5**	**3**	**1**	**0**	**0**	**0**	**0**	**0**	**0**
00-00	**692**	**0**	**0**	**0**	**1**	**4**	**4**	**6**	**2**	**10**	**14**	**18**	**34**	**104**	**114**	**126**	**120**	**55**	**48**	**23**	**5**	**3**	**1**	**0**	**0**	**0**	**0**	**0**	**0**

DRAFT

Site 83
Location R180, Att - Telepole, Lat 54.0346, Long -6.78341
Direction West

3279 / Meath/Cavan/Monaghan ATC's
October 2013
Automatic Traffic Count

Sun, 13 October 2013

Time	Total	Speed Bins (km/h)																											
		0 - 5	5 - 10	10 - 15	15 - 20	20 - 25	25 - 30	30 - 35	35 - 40	40 - 45	45 - 50	50 - 55	55 - 60	60 - 65	65 - 70	70 - 75	75 - 80	80 - 85	85 - 90	90 - 95	95 - 100	100 - 105	105 - 110	110 - 115	115 - 120	120 - 125	125 - 130	130 - 135	135 - 140
0000	13	0	0	0	0	0	0	0	0	0	0	1	0	1	2	3	2	3	1	0	0	0	0	0	0	0	0	0	0
0100	6	0	0	0	0	0	0	0	0	0	0	0	0	0	0	1	2	0	0	1	0	2	0	0	0	0	0	0	0
0200	3	0	0	0	0	0	0	0	0	0	0	0	0	1	0	1	0	0	1	0	0	0	0	0	0	0	0	0	0
0300	8	0	0	0	0	0	0	0	0	0	0	0	1	0	1	2	2	1	1	0	0	0	0	0	0	0	0	0	0
0400	2	0	0	0	0	0	0	0	0	0	0	0	0	0	1	0	0	0	0	1	0	0	0	0	0	0	0	0	0
0500	7	0	0	0	0	0	0	0	0	0	0	0	0	0	0	2	4	0	0	1	0	0	0	0	0	0	0	0	0
0600	4	0	0	0	0	0	0	0	0	0	0	0	0	0	0	0	3	0	1	0	0	0	0	0	0	0	0	0	0
0700	4	0	0	0	0	0	0	0	0	0	0	0	0	1	0	1	1	1	0	0	0	0	0	0	0	0	0	0	0
0800	12	0	0	0	0	0	0	0	0	0	1	0	0	1	2	0	2	5	1	0	0	0	0	0	0	0	0	0	0
0900	12	0	0	0	0	0	0	0	0	0	1	0	1	1	3	2	2	0	0	1	1	0	0	0	0	0	0	0	0
1000	23	0	0	0	0	0	0	0	0	0	0	0	3	6	2	4	2	2	1	2	0	0	0	0	1	0	0	0	0
1100	**46**	**0**	**0**	**0**	**0**	**0**	**0**	**0**	**0**	**1**	**1**	**0**	**1**	**5**	**7**	**9**	**15**	**4**	**1**	**2**	**0**	**0**	**0**	**0**	**0**	**0**	**0**	**0**	**0**
1200	**108**	**0**	**0**	**0**	**1**	**0**	**0**	**0**	**0**	**1**	**3**	**6**	**4**	**8**	**22**	**16**	**22**	**16**	**6**	**1**	**1**	**1**	**0**	**0**	**0**	**0**	**0**	**0**	**0**
1300	50	0	0	0	0	0	0	0	0	0	0	0	6	5	5	9	9	9	4	3	0	0	0	0	0	0	0	0	0
1400	31	0	0	0	0	0	0	1	0	0	1	0	0	2	6	7	4	4	3	2	1	0	0	0	0	0	0	0	0
1500	33	0	0	0	0	0	2	0	0	1	6	2	0	2	5	8	0	3	3	0	0	1	0	0	0	0	0	0	0
1600	30	0	0	0	0	0	0	0	1	0	0	0	3	2	6	6	4	3	3	1	0	1	0	0	0	0	0	0	0
1700	38	0	0	0	0	0	0	0	1	0	0	1	1	4	4	8	11	4	2	0	0	0	1	1	0	0	0	0	0
1800	38	0	0	0	0	0	0	0	0	0	0	1	2	5	8	8	8	2	2	2	0	0	0	0	0	0	0	0	0
1900	35	0	0	0	0	0	0	0	0	0	0	3	2	3	3	3	10	6	2	2	1	0	0	0	0	0	0	0	0
2000	27	0	0	0	0	0	0	0	0	0	3	2	1	2	3	5	6	3	2	0	0	0	0	0	0	0	0	0	0
2100	18	0	0	0	0	0	0	0	0	0	0	1	1	3	3	4	3	2	1	0	0	0	0	0	0	0	0	0	0
2200	7	0	0	0	0	0	0	0	0	0	0	0	1	2	1	0	0	2	0	0	0	0	1	0	0	0	0	0	0
2300	11	0	0	0	0	0	0	0	0	0	0	0	0	0	1	2	3	3	2	0	0	0	0	0	0	0	0	0	0
07-19	**425**	**0**	**0**	**0**	**1**	**0**	**2**	**1**	**2**	**3**	**13**	**10**	**21**	**42**	**70**	**78**	**80**	**53**	**26**	**14**	**3**	**3**	**1**	**1**	**1**	**0**	**0**	**0**	**0**
06-22	**509**	**0**	**0**	**0**	**1**	**0**	**2**	**1**	**2**	**3**	**16**	**16**	**25**	**50**	**79**	**90**	**102**	**64**	**32**	**16**	**4**	**3**	**1**	**1**	**1**	**0**	**0**	**0**	**0**
06-00	**527**	**0**	**0**	**0**	**1**	**0**	**2**	**1**	**2**	**3**	**16**	**16**	**26**	**52**	**81**	**92**	**105**	**69**	**34**	**16**	**4**	**3**	**2**	**1**	**1**	**0**	**0**	**0**	**0**
00-00	**566**	**0**	**0**	**0**	**1**	**0**	**2**	**1**	**2**	**3**	**16**	**17**	**27**	**54**	**85**	**101**	**115**	**73**	**37**	**19**	**4**	**5**	**2**	**1**	**1**	**0**	**0**	**0**	**0**

DRAFT

Site 83
Location R180, Att - Telepole, Lat 54.0346, Long -6.78341
Direction West

3279 / Meath/Cavan/Monaghan ATC's
October 2013
Automatic Traffic Count

Mon, 14 October 2013

Time	Total	Speed Bins (km/h)																											
		0 - 5	5 - 10	10 - 15	15 - 20	20 - 25	25 - 30	30 - 35	35 - 40	40 - 45	45 - 50	50 - 55	55 - 60	60 - 65	65 - 70	70 - 75	75 - 80	80 - 85	85 - 90	90 - 95	95 - 100	100 - 105	105 - 110	110 - 115	115 - 120	120 - 125	125 - 130	130 - 135	135 - 140
0000	1	0	0	0	0	0	0	0	0	0	0	0	0	1	0	0	0	0	0	0	0	0	0	0	0	0	0	0	0
0100	2	0	0	0	0	0	0	0	0	0	0	0	0	0	0	0	0	1	0	1	0	0	0	0	0	0	0	0	0
0200	0	0	0	0	0	0	0	0	0	0	0	0	0	0	0	0	0	0	0	0	0	0	0	0	0	0	0	0	0
0300	0	0	0	0	0	0	0	0	0	0	0	0	0	0	0	0	0	0	0	0	0	0	0	0	0	0	0	0	0
0400	2	0	0	0	0	0	0	0	0	0	0	0	0	0	0	0	0	0	0	0	1	1	0	0	0	0	0	0	0
0500	14	0	0	0	0	0	0	0	0	0	0	0	0	0	1	3	2	2	4	0	2	0	0	0	0	0	0	0	0
0600	7	0	0	0	0	0	0	0	0	0	0	0	0	0	1	2	1	2	1	0	0	0	0	0	0	0	0	0	0
0700	35	0	0	0	0	0	0	0	0	0	1	3	1	2	2	5	8	9	1	2	1	0	0	0	0	0	0	0	0
0800	**75**	**0**	**0**	**0**	**0**	**0**	**3**	**0**	**0**	**0**	**2**	**1**	**3**	**6**	**9**	**16**	**14**	**7**	**7**	**6**	**0**	**1**	**0**	**0**	**0**	**0**	**0**	**0**	**0**
0900	53	0	0	0	0	1	1	1	0	0	2	2	3	3	10	13	10	2	2	3	0	0	0	0	0	0	0	0	0
1000	46	0	0	0	0	0	1	0	1	0	0	3	6	6	6	8	9	3	2	0	0	1	0	0	0	0	0	0	0
1100	34	0	0	0	0	0	0	0	1	0	0	1	2	1	6	9	4	5	2	0	2	1	0	0	0	0	0	0	0
1200	48	0	0	0	0	0	0	0	3	0	0	6	4	3	12	8	5	2	4	0	1	0	0	0	0	0	0	0	0
1300	37	0	0	0	0	0	1	1	2	0	0	0	1	4	8	7	8	4	0	0	1	0	0	0	0	0	0	0	0
1400	58	0	0	0	0	0	0	1	0	0	2	3	1	15	6	12	8	6	1	2	0	0	1	0	0	0	0	0	0
1500	49	0	0	0	0	0	0	0	0	0	1	2	4	4	7	13	6	7	4	1	0	0	0	0	0	0	0	0	0
1600	**76**	**0**	**0**	**0**	**0**	**0**	**1**	**4**	**0**	**1**	**2**	**2**	**2**	**7**	**14**	**13**	**11**	**13**	**5**	**1**	**0**	**0**	**0**	**0**	**0**	**0**	**0**	**0**	**0**
1700	68	0	0	0	0	0	0	0	0	1	1	3	4	5	10	15	16	5	5	1	1	0	1	0	0	0	0	0	0
1800	73	0	0	0	0	0	0	0	0	1	1	6	2	8	19	12	10	8	3	2	1	0	0	0	0	0	0	0	0
1900	35	0	0	0	0	0	0	0	1	1	1	2	2	2	4	7	2	5	4	2	1	1	0	0	0	0	0	0	0
2000	32	0	0	0	0	0	0	0	0	0	0	1	1	5	8	3	1	5	4	1	2	1	0	0	0	0	0	0	0
2100	31	0	0	0	0	0	0	0	0	0	0	1	1	3	6	7	6	3	2	1	1	0	0	0	0	0	0	0	0
2200	23	0	0	0	0	0	0	0	0	1	1	1	0	0	3	5	8	2	1	1	0	0	0	0	0	0	0	0	0
2300	2	0	0	0	0	0	0	0	0	0	0	0	0	0	1	0	1	0	0	0	0	0	0	0	0	0	0	0	0
07-19	**652**	**0**	**0**	**0**	**0**	**1**	**7**	**7**	**7**	**3**	**12**	**32**	**33**	**64**	**109**	**131**	**109**	**71**	**36**	**18**	**7**	**3**	**2**	**0**	**0**	**0**	**0**	**0**	**0**
06-22	**757**	**0**	**0**	**0**	**0**	**1**	**7**	**7**	**8**	**4**	**13**	**36**	**37**	**74**	**128**	**150**	**119**	**86**	**47**	**22**	**11**	**5**	**2**	**0**	**0**	**0**	**0**	**0**	**0**
06-00	**782**	**0**	**0**	**0**	**0**	**1**	**7**	**7**	**8**	**5**	**14**	**37**	**37**	**74**	**132**	**155**	**128**	**88**	**48**	**23**	**11**	**5**	**2**	**0**	**0**	**0**	**0**	**0**	**0**
00-00	**801**	**0**	**0**	**0**	**0**	**1**	**7**	**7**	**8**	**5**	**14**	**37**	**37**	**75**	**133**	**158**	**130**	**91**	**52**	**24**	**14**	**6**	**2**	**0**	**0**	**0**	**0**	**0**	**0**

DRAFT

Site 83
Location R180, Att - Telepole, Lat 54.0346, Long -6.78341
Direction West

3279 / Meath/Cavan/Monaghan ATC's
October 2013
Automatic Traffic Count

Tue, 15 October 2013

Time	Total	Speed Bins (km/h)																												
		0 - 5	5 - 10	10 - 15	15 - 20	20 - 25	25 - 30	30 - 35	35 - 40	40 - 45	45 - 50	50 - 55	55 - 60	60 - 65	65 - 70	70 - 75	75 - 80	80 - 85	85 - 90	90 - 95	95 - 100	100 - 105	105 - 110	110 - 115	115 - 120	120 - 125	125 - 130	130 - 135	135 - 140
0000	1	0	0	0	0	0	0	0	0	0	0	0	0	0	1	0	0	0	0	0	0	0	0	0	0	0	0	0	0	0
0100	2	0	0	0	0	0	0	0	0	0	0	0	0	1	1	0	0	0	0	0	0	0	0	0	0	0	0	0	0	0
0200	2	0	0	0	0	0	0	0	0	0	0	1	0	1	0	0	0	0	0	0	0	0	0	0	0	0	0	0	0	0
0300	3	0	0	0	0	0	0	0	0	0	0	0	0	3	0	0	0	0	0	0	0	0	0	0	0	0	0	0	0	0
0400	3	0	0	0	0	0	0	0	0	0	0	0	0	0	0	1	1	0	0	0	1	0	0	0	0	0	0	0	0	0
0500	10	0	0	0	0	0	0	0	0	0	0	0	0	1	1	0	3	3	1	0	0	1	0	0	0	0	0	0	0	0
0600	12	0	0	0	0	0	0	0	0	0	0	0	1	0	1	0	5	1	2	2	0	0	0	0	0	0	0	0	0	0
0700	46	0	0	0	0	0	0	0	0	0	0	2	5	6	13	10	2	8	0	0	0	0	0	0	0	0	0	0	0	0
0800	**70**	**0**	**0**	**0**	**0**	**0**	**0**	**0**	**0**	**0**	**0**	**3**	**3**	**10**	**4**	**15**	**21**	**8**	**3**	**3**	**0**	**0**	**0**	**0**	**0**	**0**	**0**	**0**	**0**	**0**
0900	54	0	0	0	0	0	0	0	0	0	2	4	2	8	12	13	5	5	2	1	0	0	0	0	0	0	0	0	0	0
1000	35	0	0	0	0	0	0	0	0	0	0	1	2	7	7	5	4	5	2	0	1	0	1	0	0	0	0	0	0	0
1100	35	0	0	0	0	0	0	1	0	0	1	2	2	4	5	2	7	7	1	2	0	1	0	0	0	0	0	0	0	0
1200	45	0	0	0	0	0	0	0	0	0	3	4	0	10	8	4	11	3	1	1	0	0	0	0	0	0	0	0	0	0
1300	38	0	0	0	0	0	1	2	2	1	0	0	3	7	5	3	7	2	4	0	1	0	0	0	0	0	0	0	0	0
1400	51	0	0	0	0	0	0	0	0	0	2	1	3	5	9	9	8	8	3	2	1	0	0	0	0	0	0	0	0	0
1500	53	0	0	0	0	1	0	0	0	3	2	8	4	2	8	5	5	5	7	3	0	0	0	0	0	0	0	0	0	0
1600	65	0	0	0	0	0	0	0	0	0	0	3	8	6	6	12	12	5	7	4	1	1	0	0	0	0	0	0	0	0
1700	**88**	**0**	**0**	**0**	**0**	**0**	**0**	**0**	**1**	**0**	**2**	**2**	**2**	**7**	**15**	**16**	**18**	**10**	**9**	**2**	**3**	**1**	**0**	**0**	**0**	**0**	**0**	**0**	**0**	**0**
1800	63	0	0	0	0	0	1	1	0	0	0	4	6	7	5	16	11	5	3	2	1	1	0	0	0	0	0	0	0	0
1900	40	0	0	0	0	2	0	0	1	0	0	0	5	3	5	10	3	2	5	1	3	0	0	0	0	0	0	0	0	0
2000	24	0	0	0	0	0	0	0	0	0	0	0	1	2	2	5	5	4	3	0	2	0	0	0	0	0	0	0	0	0
2100	23	0	0	0	0	0	0	0	0	0	1	0	3	0	1	6	8	3	0	0	0	1	0	0	0	0	0	0	0	0
2200	9	0	0	0	0	0	0	0	0	0	0	2	1	0	2	2	1	1	0	0	0	0	0	0	0	0	0	0	0	0
2300	9	0	0	0	0	0	0	0	0	0	0	0	0	0	3	2	2	1	0	0	1	0	0	0	0	0	0	0	0	0
07-19	**643**	**0**	**0**	**0**	**0**	**1**	**2**	**4**	**3**	**4**	**12**	**34**	**40**	**79**	**97**	**110**	**111**	**71**	**42**	**20**	**8**	**4**	**1**	**0**	**0**	**0**	**0**	**0**	**0**	**0**
06-22	**742**	**0**	**0**	**0**	**0**	**3**	**2**	**4**	**4**	**4**	**13**	**34**	**50**	**84**	**106**	**131**	**132**	**81**	**52**	**23**	**13**	**5**	**1**	**0**	**0**	**0**	**0**	**0**	**0**	**0**
06-00	**760**	**0**	**0**	**0**	**0**	**3**	**2**	**4**	**4**	**4**	**13**	**36**	**51**	**84**	**111**	**135**	**135**	**83**	**52**	**23**	**14**	**5**	**1**	**0**	**0**	**0**	**0**	**0**	**0**	**0**
00-00	**781**	**0**	**0**	**0**	**0**	**3**	**2**	**4**	**4**	**4**	**13**	**37**	**51**	**90**	**114**	**136**	**139**	**86**	**53**	**23**	**15**	**6**	**1**	**0**	**0**	**0**	**0**	**0**	**0**	**0**

DRAFT

Site 83
Location R180, Att - Telepole, Lat 54.0346, Long -6.78341
Direction West

3279 / Meath/Cavan/Monaghan ATC's
October 2013
Automatic Traffic Count

Virtual Day (7)

Time	Total	Speed Bins (km/h)																											
		0 - 5	5 - 10	10 - 15	15 - 20	20 - 25	25 - 30	30 - 35	35 - 40	40 - 45	45 - 50	50 - 55	55 - 60	60 - 65	65 - 70	70 - 75	75 - 80	80 - 85	85 - 90	90 - 95	95 - 100	100 - 105	105 - 110	110 - 115	115 - 120	120 - 125	125 - 130	130 - 135	135 - 140
0000	5	0	0	0	0	0	0	0	0	0	0	0	0	1	1	1	1	1	0	0	0	0	0	0	0	0	0	0	0
0100	4	0	0	0	0	0	0	0	0	0	0	0	0	0	0	1	1	0	0	0	0	0	0	0	0	0	0	0	0
0200	2	0	0	0	0	0	0	0	0	0	0	0	0	0	0	0	0	0	0	0	0	0	0	0	0	0	0	0	0
0300	2	0	0	0	0	0	0	0	0	0	0	0	0	1	0	0	0	0	0	0	0	0	0	0	0	0	0	0	0
0400	3	0	0	0	0	0	0	0	0	0	0	0	0	0	0	0	1	0	0	0	0	0	0	0	0	0	0	0	0
0500	9	0	0	0	0	0	0	0	0	0	0	0	0	0	1	2	2	2	1	1	0	0	0	0	0	0	0	0	0
0600	8	0	0	0	0	0	0	0	0	0	0	0	0	0	1	1	2	1	2	1	0	0	0	0	0	0	0	0	0
0700	32	0	0	0	0	0	0	0	0	0	1	2	4	3	5	5	6	5	1	1	0	0	0	0	0	0	0	0	0
0800	**53**	**0**	**0**	**0**	**0**	**0**	**0**	**0**	**1**	**0**	**1**	**2**	**3**	**5**	**6**	**10**	**11**	**7**	**4**	**3**	**1**	**0**	**0**	**0**	**0**	**0**	**0**	**0**	**0**
0900	43	0	0	0	0	0	0	0	0	0	1	2	2	4	7	9	7	5	3	2	1	0	0	0	0	0	0	0	0
1000	38	0	0	0	0	0	0	0	0	1	1	2	3	7	6	5	5	4	2	1	0	0	0	0	0	0	0	0	0
1100	41	0	0	0	0	0	0	0	0	0	1	1	3	6	7	7	7	5	1	1	0	0	0	0	0	0	0	0	0
1200	60	0	0	0	0	0	0	0	1	1	2	3	3	7	11	9	11	6	3	1	0	0	0	0	0	0	0	0	0
1300	44	0	0	0	0	0	0	1	1	1	0	1	4	5	8	8	7	4	2	1	1	0	0	0	0	0	0	0	0
1400	51	0	0	0	0	0	0	0	0	0	1	3	3	9	8	10	8	4	2	1	0	0	0	0	0	0	0	0	0
1500	55	0	0	0	0	0	1	0	0	1	2	3	4	6	7	10	8	7	4	2	0	0	0	0	0	0	0	0	0
1600	64	0	0	0	0	0	0	1	0	0	1	2	3	8	11	13	9	6	5	2	1	0	0	0	0	0	0	0	0
1700	**70**	**0**	**0**	**0**	**0**	**0**	**1**	**0**	**1**	**0**	**1**	**2**	**4**	**7**	**11**	**15**	**14**	**8**	**4**	**1**	**1**	**0**	**0**	**0**	**0**	**0**	**0**	**0**	**0**
1800	65	0	0	0	0	0	0	0	0	0	1	3	4	6	12	13	12	6	4	1	1	0	0	0	0	0	0	0	0
1900	43	0	0	0	0	0	0	0	0	0	0	1	4	4	6	9	6	5	3	2	1	0	0	0	0	0	0	0	0
2000	35	0	0	0	0	0	0	0	0	0	1	2	2	4	5	7	6	4	3	1	1	0	0	0	0	0	0	0	0
2100	27	0	0	0	0	0	0	0	0	0	0	1	2	2	3	6	6	3	1	1	0	0	0	0	0	0	0	0	0
2200	14	0	0	0	0	0	0	0	0	0	0	1	1	1	2	2	3	1	1	1	0	0	0	0	0	0	0	0	0
2300	9	0	0	0	0	0	0	0	0	0	0	0	0	1	2	1	2	1	1	0	0	0	0	0	0	0	0	0	0
07-19	**617**	**0**	**0**	**0**	**0**	**1**	**3**	**3**	**4**	**5**	**12**	**26**	**40**	**74**	**99**	**116**	**104**	**65**	**36**	**16**	**7**	**2**	**1**	**0**	**0**	**0**	**0**	**0**	**0**
06-22	**730**	**0**	**0**	**0**	**0**	**2**	**3**	**3**	**4**	**6**	**13**	**30**	**48**	**84**	**115**	**138**	**124**	**78**	**45**	**21**	**10**	**3**	**1**	**1**	**0**	**0**	**0**	**0**	**0**
06-00	**753**	**0**	**0**	**0**	**0**	**2**	**3**	**3**	**5**	**6**	**14**	**31**	**49**	**86**	**119**	**141**	**129**	**81**	**46**	**22**	**10**	**3**	**1**	**1**	**0**	**0**	**0**	**0**	**0**
00-00	**778**	**0**	**0**	**0**	**0**	**2**	**3**	**3**	**5**	**6**	**14**	**32**	**50**	**88**	**121**	**146**	**133**	**83**	**49**	**23**	**11**	**4**	**2**	**1**	**0**	**0**	**0**	**0**	**0**

DRAFT

Site 83
Location R180, Att - Telepole, Lat 54.0346, Long -6.78341
Direction West

3279 / Meath/Cavan/Monaghan ATC's
October 2013
Automatic Traffic Count

Virtual Week (1)

Time	Total	Speed Bins (km/h)																											
		0 - 5	5 - 10	10 - 15	15 - 20	20 - 25	25 - 30	30 - 35	35 - 40	40 - 45	45 - 50	50 - 55	55 - 60	60 - 65	65 - 70	70 - 75	75 - 80	80 - 85	85 - 90	90 - 95	95 - 100	100 - 105	105 - 110	110 - 115	115 - 120	120 - 125	125 - 130	130 - 135	135 - 140
Mon	801	0	0	0	0	1	7	7	8	5	14	37	37	75	133	158	130	91	52	24	14	6	2	0	0	0	0	0	0
Tue	781	0	0	0	0	3	2	4	4	4	13	37	51	90	114	136	139	86	53	23	15	6	1	0	0	0	0	0	0
Wed	825	0	0	0	1	2	2	3	11	6	20	41	61	101	127	154	119	93	45	19	13	4	3	0	0	0	0	0	0
Thu	860	0	0	0	0	1	6	1	1	12	15	39	70	86	142	172	138	86	44	24	18	3	1	1	0	0	0	0	0
Fri	922	0	0	0	0	1	1	1	4	3	7	33	68	109	133	173	171	100	64	32	10	4	3	2	1	1	1	0	0
|Sat	692	0	0	0	1	4	4	6	2	10	14	18	34	104	114	126	120	55	48	23	5	3	1	0	0	0	0	0	0
|Sun	566	0	0	0	1	0	2	1	2	3	16	17	27	54	85	101	115	73	37	19	4	5	2	1	1	0	0	0	0
5 Day Ave.	**838**	**0**	**0**	**0**	**0**	**2**	**4**	**3**	**6**	**6**	**14**	**37**	**57**	**92**	**130**	**159**	**139**	**91**	**52**	**24**	**14**	**5**	**2**	**1**	**0**	**0**	**0**	**0**	**0**
7 Day Ave.	**778**	**0**	**0**	**0**	**0**	**2**	**3**	**3**	**5**	**6**	**14**	**32**	**50**	**88**	**121**	**146**	**133**	**83**	**49**	**23**	**11**	**4**	**2**	**1**	**0**	**0**	**0**	**0**	**0**
--	**5447**	**0**	**0**	**0**	**3**	**12**	**24**	**23**	**32**	**43**	**99**	**222**	**348**	**619**	**848**	**1020**	**932**	**584**	**343**	**164**	**79**	**31**	**13**	**4**	**2**	**1**	**1**	**0**	**0**

Summary Graphs

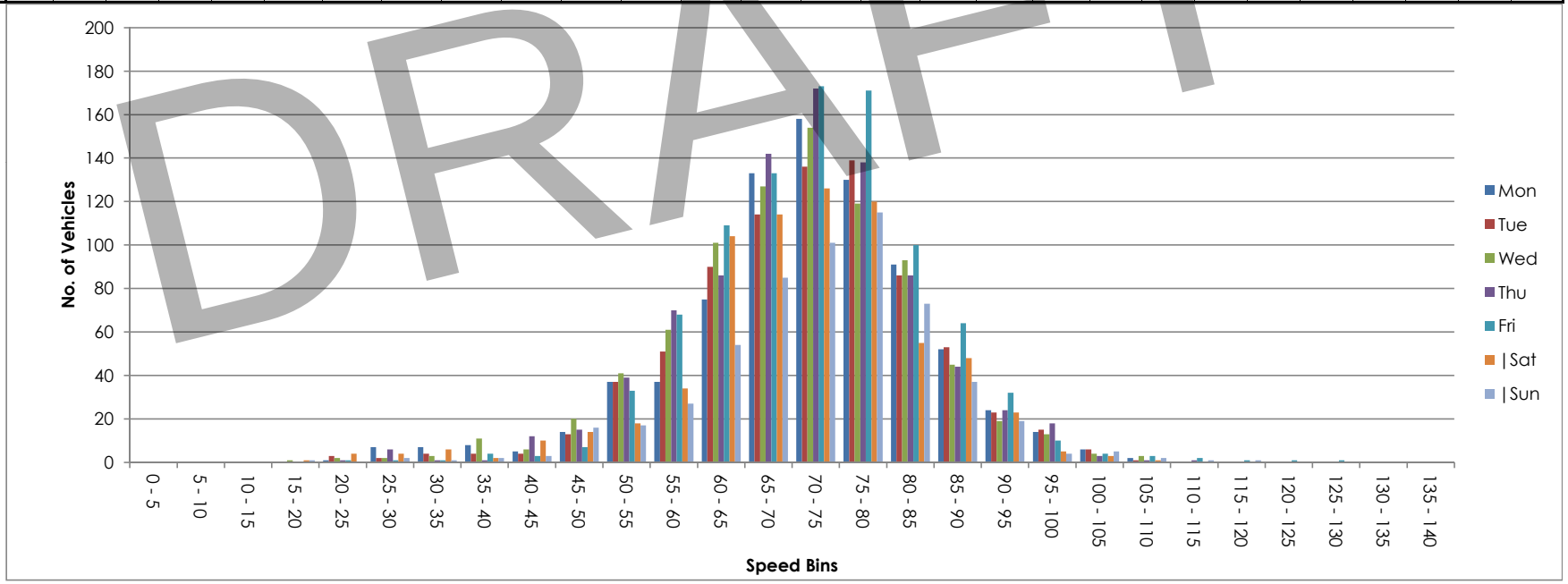

DRAFT

Nationwide Data Collection
for
Tobin Consulting Engineers

Site 83
Location R180, Att - Telepole, Lat 54.0346, Long -6.78341
Direction Two way

3279 / Meath/Cavan/Monaghan ATC's
October 2013
Automatic Traffic Count

Wed, 9 October 2013

Time	Total	Classification												>PSL	>PSL%	>SL1	>SL1%	>SL2	>SL2%	Mean	Vpp
		1 MCL	2 SV	3 SVT	4 TB2	5 TB3	6 T4	7 ART3	8 ART4	9 ART5	10 ART6	11 BD	12 DRT	80	80	85 +5kph	85 +5kph	90 +10kph	90 +10kph		85
0000	8	0	8	0	0	0	0	0	0	0	0	0	0	4	50	2	25	2	25	76	-
0100	4	0	2	0	1	0	0	0	0	0	1	0	0	0	0	0	0	0	0	59.8	-
0200	3	0	3	0	0	0	0	0	0	0	0	0	0	2	66.7	2	66.7	2	66.7	86.1	-
0300	5	0	3	0	0	0	0	0	0	2	0	0	0	2	40	1	20	1	20	75.8	-
0400	6	0	5	0	1	0	0	0	0	0	0	0	0	3	50	1	16.7	1	16.7	83.4	-
0500	24	0	17	0	5	0	0	0	0	2	0	0	0	13	54.2	9	37.5	6	25	81.6	90.7
0600	29	0	27	0	1	0	0	0	1	0	0	0	0	17	58.6	14	48.3	10	34.5	83.7	94
0700	94	0	64	1	22	0	0	0	3	3	1	0	0	30	31.9	19	20.2	11	11.7	74.6	86.8
0800	**151**	**0**	**125**	**1**	**18**	**2**	**3**	**0**	**0**	**2**	**0**	**0**	**0**	**61**	**40.4**	**39**	**25.8**	**20**	**13.2**	**74.2**	**88.6**
0900	103	0	87	0	9	0	0	0	2	2	3	0	0	30	29.1	16	15.5	7	6.8	73.6	85.7
1000	88	1	65	1	14	0	2	0	2	1	2	0	0	24	27.3	9	10.2	3	3.4	69.8	83.2
1100	77	1	46	2	17	2	0	0	6	2	1	0	0	13	16.9	3	3.9	0	0	67.6	79.9
1200	101	0	74	4	11	2	1	0	2	3	4	0	0	17	16.8	10	9.9	7	6.9	69.6	81.4
1300	72	0	52	3	9	0	0	0	3	4	1	0	0	19	26.4	9	12.5	7	9.7	73.1	83.2
1400	100	0	82	3	8	2	0	0	2	3	0	0	0	24	24	15	15	6	6	72.9	84.2
1500	109	0	83	1	16	2	0	0	2	4	1	0	0	24	22	8	7.3	3	2.8	70.9	81.7
1600	132	0	111	2	12	0	0	0	3	3	1	0	0	44	33.3	26	19.7	11	8.3	72.5	85.3
1700	**143**	**0**	**115**	**0**	**21**	**0**	**0**	**0**	**2**	**3**	**2**	**0**	**0**	**42**	**29.4**	**20**	**14**	**11**	**7.7**	**73.6**	**84.2**
1800	133	1	112	1	12	1	0	0	3	2	1	0	0	45	33.8	26	19.5	8	6	74.4	86.8
1900	92	0	86	1	4	1	0	0	0	0	0	0	0	38	41.3	23	25	13	14.1	76.7	88.9
2000	70	0	63	1	5	0	1	0	0	0	0	0	0	20	28.6	15	21.4	9	12.9	76	87.8
2100	53	0	47	0	3	0	0	0	0	1	1	1	0	21	39.6	12	22.6	6	11.3	76.1	87.5
2200	23	0	18	0	3	0	0	0	0	1	1	0	0	7	30.4	4	17.4	2	8.7	74	86.8
2300	11	0	11	0	0	0	0	0	0	0	0	0	0	4	36.4	3	27.3	2	18.2	77.1	86
07-19	**1303**	**3**	**1016**	**19**	**169**	**11**	**6**	**0**	**30**	**32**	**17**	**0**	**0**	**373**	**28.6**	**200**	**15.3**	**94**	**7.2**	**72.5**	**85**
06-22	**1547**	**3**	**1239**	**21**	**182**	**12**	**7**	**0**	**31**	**33**	**18**	**1**	**0**	**469**	**30.3**	**264**	**17.1**	**132**	**8.5**	**73.2**	**86**
06-00	**1581**	**3**	**1268**	**21**	**185**	**12**	**7**	**0**	**31**	**34**	**19**	**1**	**0**	**480**	**30.4**	**271**	**17.1**	**136**	**8.6**	**73.3**	**86**
00-00	**1631**	**3**	**1306**	**21**	**192**	**12**	**7**	**0**	**31**	**38**	**20**	**1**	**0**	**504**	**30.9**	**286**	**17.5**	**148**	**9.1**	**73.4**	**86**

DRAFT

Site 83
Location R180, Att - Telepole, Lat 54.0346, Long -6.78341
Direction Two way

3279 / Meath/Cavan/Monaghan ATC's
October 2013
Automatic Traffic Count

Thu, 10 October 2013

Time	Total	Classification												>PSL	>PSL%	>SL1	>SL1%	>SL2	>SL2%	Mean	Vpp
		1 MCL	2 SV	3 SVT	4 TB2	5 TB3	6 T4	7 ART3	8 ART4	9 ART5	10 ART6	11 BD	12 DRT	80	80	85 +5kph	85 +5kph	90 +10kph	90 +10kph		85
0000	8	0	7	0	1	0	0	0	0	0	0	0	0	4	50	3	37.5	1	12.5	79.9	-
0100	4	0	3	1	0	0	0	0	0	0	0	0	0	1	25	0	0	0	0	72.4	-
0200	4	0	4	0	0	0	0	0	0	0	0	0	0	3	75	3	75	1	25	84.1	-
0300	2	0	1	0	0	0	0	0	0	1	0	0	0	1	50	1	50	0	0	71.5	-
0400	10	0	7	0	1	0	0	0	0	1	1	0	0	4	40	3	30	3	30	78.3	-
0500	19	0	17	0	2	0	0	0	0	0	0	0	0	6	31.6	3	15.8	1	5.3	75.7	83.9
0600	40	0	33	0	4	1	0	0	0	2	0	0	0	27	67.5	17	42.5	14	35	84.5	95.4
0700	95	0	72	0	19	1	1	0	0	1	1	0	0	37	38.9	24	25.3	13	13.7	77.7	88.9
0800	**130**	**0**	**108**	**1**	**13**	**1**	**3**	**0**	**0**	**4**	**0**	**0**	**0**	**45**	**34.6**	**30**	**23.1**	**18**	**13.8**	**75.3**	**88.6**
0900	106	0	83	1	18	1	0	0	1	1	1	0	0	33	31.1	21	19.8	7	6.6	74.3	85.3
1000	87	0	60	2	13	1	0	0	5	4	2	0	0	24	27.6	13	14.9	8	9.2	72.4	84.6
1100	85	0	60	4	15	0	0	0	5	1	0	0	0	18	21.2	4	4.7	3	3.5	71	81.4
1200	94	0	72	0	14	0	1	0	0	2	5	0	0	26	27.7	11	11.7	5	5.3	71.4	83.5
1300	99	0	67	3	19	0	2	0	1	5	2	0	0	25	25.3	11	11.1	4	4	69.9	83.2
1400	104	0	76	1	15	0	2	1	2	5	2	0	0	24	23.1	12	11.5	5	4.8	70.6	82.4
1500	109	0	87	5	10	0	2	0	1	2	2	0	0	28	25.7	18	16.5	12	11	72.1	85
1600	135	0	110	2	16	1	1	0	0	1	4	0	0	31	23	20	14.8	14	10.4	73.6	83.9
1700	**165**	**0**	**134**	**5**	**20**	**0**	**0**	**0**	**4**	**2**	**0**	**0**	**0**	**38**	**23**	**18**	**10.9**	**12**	**7.3**	**71.2**	**82.4**
1800	145	0	127	4	12	1	0	0	1	0	0	0	0	36	24.8	18	12.4	11	7.6	72.9	82.8
1900	80	0	66	3	9	1	1	0	0	0	0	0	0	23	28.8	12	15	6	7.5	72.8	84.6
2000	51	0	42	1	5	0	0	0	1	1	1	0	0	20	39.2	12	23.5	6	11.8	75.9	86.8
2100	50	0	45	2	1	1	0	0	0	0	1	0	0	18	36	9	18	3	6	74.9	86
2200	36	0	30	2	2	0	0	0	1	1	0	0	0	15	41.7	10	27.8	8	22.2	75.7	91.1
2300	15	0	14	0	1	0	0	0	0	0	0	0	0	8	53.3	6	40	2	13.3	83.4	88.2
07-19	**1354**	**0**	**1056**	**28**	**184**	**6**	**12**	**1**	**20**	**28**	**19**	**0**	**0**	**365**	**27**	**200**	**14.8**	**112**	**8.3**	**72.7**	**84.6**
06-22	**1575**	**0**	**1242**	**34**	**203**	**9**	**13**	**1**	**21**	**31**	**21**	**0**	**0**	**453**	**28.8**	**250**	**15.9**	**141**	**9**	**73.2**	**85.3**
06-00	**1626**	**0**	**1286**	**36**	**206**	**9**	**13**	**1**	**22**	**32**	**21**	**0**	**0**	**476**	**29.3**	**266**	**16.4**	**151**	**9.3**	**73.4**	**85.7**
00-00	**1673**	**0**	**1325**	**37**	**210**	**9**	**13**	**1**	**22**	**34**	**22**	**0**	**0**	**495**	**29.6**	**279**	**16.7**	**157**	**9.4**	**73.5**	**85.7**

DRAFT

Site 83
Location R180, Att - Telepole, Lat 54.0346, Long -6.78341
Direction Two way

3279 / Meath/Cavan/Monaghan ATC's
October 2013
Automatic Traffic Count

Fri, 11 October 2013

Time	Total	Classification												>PSL	>PSL%	>SL1	>SL1%	>SL2	>SL2%	Mean	Vpp
		1 MCL	2 SV	3 SVT	4 TB2	5 TB3	6 T4	7 ART3	8 ART4	9 ART5	10 ART6	11 BD	12 DRT	80	80	85 +5kph	85 +5kph	90 +10kph	90 +10kph		85
0000	13	0	12	0	1	0	0	0	0	0	0	0	0	8	61.5	7	53.8	3	23.1	82.2	90.4
0100	8	0	7	0	1	0	0	0	0	0	0	0	0	2	25	0	0	0	0	74.8	-
0200	2	0	1	0	0	0	0	0	0	1	0	0	0	1	50	0	0	0	0	65.5	-
0300	7	0	3	0	1	0	0	0	1	2	0	0	0	1	14.3	1	14.3	1	14.3	70.8	-
0400	6	0	4	0	2	0	0	0	0	0	0	0	0	3	50	2	33.3	2	33.3	85.6	-
0500	17	0	12	0	4	0	0	0	0	1	0	0	0	9	52.9	5	29.4	5	29.4	80.3	93.6
0600	34	0	29	0	2	1	2	0	0	0	0	0	0	23	67.6	22	64.7	10	29.4	86.2	92.5
0700	101	1	78	0	17	2	1	0	1	0	1	0	0	27	26.7	10	9.9	4	4	72.5	83.2
0800	**136**	**0**	**112**	**0**	**17**	**2**	**0**	**1**	**1**	**2**	**0**	**1**	**0**	**53**	**39**	**36**	**26.5**	**22**	**16.2**	**77.3**	**90.4**
0900	115	0	95	1	12	1	0	0	2	4	0	0	0	40	34.8	22	19.1	12	10.4	75.5	86.8
1000	91	0	64	6	16	0	0	0	3	1	1	0	0	34	37.4	20	22	9	9.9	74.5	87.8
1100	84	0	67	2	11	0	0	0	2	1	1	0	0	26	31	16	19	8	9.5	74.6	86.4
1200	86	1	64	2	10	3	0	0	2	3	1	0	0	16	18.6	9	10.5	5	5.8	71.8	81.4
1300	102	1	75	2	18	0	1	0	0	5	0	0	0	26	25.5	14	13.7	7	6.9	72.9	83.5
1400	105	0	87	3	8	1	1	1	0	2	2	0	0	21	20	7	6.7	0	0	69.8	82.4
1500	145	0	114	7	12	3	0	0	3	3	3	0	0	39	26.9	23	15.9	10	6.9	73.3	85
1600	**156**	**0**	**131**	**2**	**13**	**3**	**0**	**0**	**2**	**3**	**2**	**0**	**0**	**40**	**25.6**	**25**	**16**	**14**	**9**	**73.1**	**85.3**
1700	155	1	133	6	9	1	0	1	3	0	1	0	0	43	27.7	21	13.5	9	5.8	73.4	83.9
1800	147	0	130	3	7	0	0	0	1	5	1	0	0	39	26.5	20	13.6	13	8.8	74.9	83.9
1900	89	0	77	2	9	0	0	0	1	0	0	0	0	20	22.5	10	11.2	5	5.6	73.1	82.4
2000	83	1	70	2	6	1	1	0	0	2	0	0	0	19	22.9	9	10.8	6	7.2	72.9	83.2
2100	52	0	47	1	3	0	0	0	1	0	0	0	0	13	25	11	21.2	9	17.3	76	90
2200	31	0	28	1	1	0	0	0	0	1	0	0	0	8	25.8	6	19.4	2	6.5	71	85
2300	23	0	22	0	1	0	0	0	0	0	0	0	0	2	8.7	1	4.3	1	4.3	71.3	76.7
07-19	**1423**	**4**	**1150**	**34**	**150**	**16**	**3**	**3**	**20**	**29**	**13**	**1**	**0**	**404**	**28.4**	**223**	**15.7**	**113**	**7.9**	**73.7**	**85**
06-22	**1681**	**5**	**1373**	**39**	**170**	**18**	**6**	**3**	**22**	**31**	**13**	**1**	**0**	**479**	**28.5**	**275**	**16.4**	**143**	**8.5**	**74**	**85.7**
06-00	**1735**	**5**	**1423**	**40**	**172**	**18**	**6**	**3**	**22**	**32**	**13**	**1**	**0**	**489**	**28.2**	**282**	**16.3**	**146**	**8.4**	**73.9**	**85.7**
00-00	**1788**	**5**	**1462**	**40**	**181**	**18**	**6**	**3**	**23**	**36**	**13**	**1**	**0**	**513**	**28.7**	**297**	**16.6**	**157**	**8.8**	**74**	**85.7**

DRAFT

Site 83
Location R180, Att - Telepole, Lat 54.0346, Long -6.78341
Direction Two way

3279 / Meath/Cavan/Monaghan ATC's
October 2013
Automatic Traffic Count

Sat, 12 October 2013

Time	Total	Classification												>PSL	>PSL%	>SL1	>SL1%	>SL2	>SL2%	Mean	Vpp
		1 MCL	2 SV	3 SVT	4 TB2	5 TB3	6 T4	7 ART3	8 ART4	9 ART5	10 ART6	11 BD	12 DRT	80	80	85 +5kph	85 +5kph	90 +10kph	90 +10kph		85
0000	10	0	9	0	1	0	0	0	0	0	0	0	0	4	40	3	30	2	20	77.8	-
0100	10	0	9	0	0	0	0	0	0	1	0	0	0	2	20	1	10	0	0	72.8	-
0200	8	0	6	0	0	0	0	0	0	2	0	0	0	0	0	0	0	0	0	65.4	-
0300	8	0	8	0	0	0	0	0	0	0	0	0	0	5	62.5	5	62.5	3	37.5	84.4	-
0400	3	0	2	0	0	0	0	0	0	1	0	0	0	1	33.3	1	33.3	0	0	72.4	-
0500	7	0	6	0	0	1	0	0	0	0	0	0	0	3	42.9	2	28.6	2	28.6	80.4	-
0600	17	0	14	0	2	0	0	0	0	1	0	0	0	12	70.6	10	58.8	6	35.3	84.9	92.9
0700	23	0	19	1	3	0	0	0	0	0	0	0	0	9	39.1	6	26.1	4	17.4	78	90.4
0800	43	0	28	8	3	1	1	1	0	1	0	0	0	16	37.2	8	18.6	6	14	74.4	88.6
0900	68	0	54	2	7	2	0	0	1	0	2	0	0	23	33.8	13	19.1	6	8.8	75	85.3
1000	**103**	**0**	**82**	**7**	**8**	**1**	**0**	**0**	**0**	**3**	**2**	**0**	**0**	**20**	**19.4**	**16**	**15.5**	**8**	**7.8**	**69.9**	**85**
1100	98	0	78	10	8	1	0	0	1	0	0	0	0	24	24.5	11	11.2	6	6.1	70.3	82.1
1200	115	1	90	7	12	0	1	0	1	3	0	0	0	28	24.3	14	12.2	6	5.2	71.6	82.4
1300	94	0	75	13	4	0	0	0	0	1	1	0	0	28	29.8	16	17	9	9.6	70.9	87.5
1400	112	0	98	4	10	0	0	0	0	0	0	0	0	28	25	17	15.2	9	8	72.1	83.5
1500	**133**	**1**	**114**	**9**	**7**	**1**	**0**	**0**	**0**	**1**	**0**	**0**	**0**	**35**	**26.3**	**17**	**12.8**	**8**	**6**	**69.6**	**84.2**
1600	108	0	98	2	6	1	0	0	0	1	0	0	0	36	33.3	18	16.7	6	5.6	74.1	86.8
1700	103	1	87	5	7	1	1	0	0	0	1	0	0	35	34	22	21.4	12	11.7	74.9	88.6
1800	114	0	101	2	9	1	0	1	0	0	0	0	0	28	24.6	18	15.8	8	7	73.4	85
1900	82	0	76	2	4	0	0	0	0	0	0	0	0	18	22	12	14.6	4	4.9	72.3	83.2
2000	68	1	61	2	3	0	0	0	1	0	0	0	0	21	30.9	10	14.7	7	10.3	74.9	85
2100	52	0	47	1	4	0	0	0	0	0	0	0	0	15	28.8	9	17.3	6	11.5	72.7	85.7
2200	24	0	24	0	0	0	0	0	0	0	0	0	0	4	16.7	1	4.2	0	0	71.5	78.8
2300	13	0	10	1	1	1	0	0	0	0	0	0	0	3	23.1	2	15.4	1	7.7	71.3	80.3
07-19	**1114**	**3**	**924**	**70**	**84**	**9**	**3**	**2**	**3**	**10**	**6**	**0**	**0**	**310**	**27.8**	**176**	**15.8**	**88**	**7.9**	**72.3**	**85**
06-22	**1333**	**4**	**1122**	**75**	**97**	**9**	**3**	**2**	**4**	**11**	**6**	**0**	**0**	**376**	**28.2**	**217**	**16.3**	**111**	**8.3**	**72.6**	**85.3**
06-00	**1370**	**4**	**1156**	**76**	**98**	**10**	**3**	**2**	**4**	**11**	**6**	**0**	**0**	**383**	**28**	**220**	**16.1**	**112**	**8.2**	**72.5**	**85**
00-00	**1416**	**4**	**1196**	**76**	**99**	**11**	**3**	**2**	**4**	**15**	**6**	**0**	**0**	**398**	**28.1**	**232**	**16.4**	**119**	**8.4**	**72.7**	**85.3**

DRAFT

Site 83
Location R180, Att - Telepole, Lat 54.0346, Long -6.78341
Direction Two way

3279 / Meath/Cavan/Monaghan ATC's
October 2013
Automatic Traffic Count

Sun, 13 October 2013

Time	Total	Classification												>PSL	>PSL%	>SL1	>SL1%	>SL2	>SL2%	Mean	Vpp
		1 MCL	2 SV	3 SVT	4 TB2	5 TB3	6 T4	7 ART3	8 ART4	9 ART5	10 ART6	11 BD	12 DRT	80	80	85 +5kph	85 +5kph	90 +10kph	90 +10kph		85
0000	21	0	21	0	0	0	0	0	0	0	0	0	0	6	28.6	2	9.5	1	4.8	73.9	83.9
0100	8	0	7	0	1	0	0	0	0	0	0	0	0	3	37.5	3	37.5	3	37.5	83.4	-
0200	6	0	6	0	0	0	0	0	0	0	0	0	0	3	50	3	50	1	16.7	80.5	-
0300	9	1	5	0	3	0	0	0	0	0	0	0	0	3	33.3	1	11.1	0	0	74.8	-
0400	4	0	4	0	0	0	0	0	0	0	0	0	0	3	75	2	50	2	50	84.6	-
0500	10	0	8	0	2	0	0	0	0	0	0	0	0	2	20	2	20	1	10	79	-
0600	7	0	7	0	0	0	0	0	0	0	0	0	0	4	57.1	3	42.9	2	28.6	85.2	-
0700	9	0	8	0	1	0	0	0	0	0	0	0	0	3	33.3	1	11.1	1	11.1	79.6	-
0800	22	0	18	1	2	0	0	0	0	0	0	1	0	12	54.5	5	22.7	1	4.5	76.6	86
0900	30	0	27	0	0	0	0	0	2	1	0	0	0	9	30	7	23.3	5	16.7	76.2	93.2
1000	43	0	39	1	2	0	0	0	1	0	0	0	0	14	32.6	9	20.9	7	16.3	75.9	91.1
1100	**77**	**0**	**71**	**1**	**3**	**0**	**0**	**1**	**0**	**0**	**1**	**0**	**0**	**20**	**26**	**9**	**11.7**	**8**	**10.4**	**74.5**	**83.5**
1200	143	0	142	0	0	0	0	0	1	0	0	0	0	43	30.1	19	13.3	8	5.6	72.9	83.9
1300	85	0	82	1	2	0	0	0	0	0	0	0	0	29	34.1	14	16.5	6	7.1	75.2	85
1400	74	3	66	2	3	0	0	0	0	0	0	0	0	22	29.7	15	20.3	6	8.1	74.7	86.4
1500	75	0	75	0	0	0	0	0	0	0	0	0	0	32	42.7	19	25.3	7	9.3	73.7	87.5
1600	79	1	75	0	3	0	0	0	0	0	0	0	0	26	32.9	19	24.1	7	8.9	74.6	86.8
1700	**167**	**1**	**160**	**1**	**4**	**0**	**0**	**0**	**0**	**1**	**0**	**0**	**0**	**60**	**35.9**	**26**	**15.6**	**11**	**6.6**	**76.9**	**85**
1800	87	0	82	1	3	1	0	0	0	0	0	0	0	22	25.3	14	16.1	8	9.2	74.8	85.3
1900	79	1	73	1	4	0	0	0	0	0	0	0	0	28	35.4	15	19	8	10.1	75	85.7
2000	43	0	41	1	1	0	0	0	0	0	0	0	0	13	30.2	8	18.6	3	7	73.9	85
2100	28	0	28	0	0	0	0	0	0	0	0	0	0	6	21.4	3	10.7	2	7.1	72.2	81.7
2200	15	0	13	0	1	0	0	0	0	1	0	0	0	5	33.3	1	6.7	1	6.7	71	82.1
2300	15	0	15	0	0	0	0	0	0	0	0	0	0	5	33.3	2	13.3	0	0	76	83.2
07-19	**891**	**5**	**845**	**8**	**23**	**1**	**0**	**1**	**4**	**2**	**1**	**1**	**0**	**292**	**32.8**	**157**	**17.6**	**75**	**8.4**	**75**	**86**
06-22	**1048**	**6**	**994**	**10**	**28**	**1**	**0**	**1**	**4**	**2**	**1**	**1**	**0**	**343**	**32.7**	**186**	**17.7**	**90**	**8.6**	**74.9**	**86**
06-00	**1078**	**6**	**1022**	**10**	**29**	**1**	**0**	**1**	**4**	**3**	**1**	**1**	**0**	**353**	**32.7**	**189**	**17.5**	**91**	**8.4**	**74.9**	**85.7**
00-00	**1136**	**7**	**1073**	**10**	**35**	**1**	**0**	**1**	**4**	**3**	**1**	**1**	**0**	**373**	**32.8**	**202**	**17.8**	**99**	**8.7**	**75**	**86**

DRAFT

Site 83
Location R180, Att - Telepole, Lat 54.0346, Long -6.78341
Direction Two way

3279 / Meath/Cavan/Monaghan ATC's
October 2013
Automatic Traffic Count

Mon, 14 October 2013

Time	Total	Classification												>PSL	>PSL%	>SL1	>SL1%	>SL2	>SL2%	Mean	Vpp
		1 MCL	2 SV	3 SVT	4 TB2	5 TB3	6 T4	7 ART3	8 ART4	9 ART5	10 ART6	11 BD	12 DRT	80	80	85 +5kph	85 +5kph	90 +10kph	90 +10kph		85
0000	6	0	5	0	1	0	0	0	0	0	0	0	0	3	50	1	16.7	1	16.7	78.2	-
0100	2	1	1	0	0	0	0	0	0	0	0	0	0	2	100	1	50	1	50	86.7	-
0200	0	0	0	0	0	0	0	0	0	0	0	0	0	0	0	0	0	0	0	-	-
0300	0	0	0	0	0	0	0	0	0	0	0	0	0	0	0	0	0	0	0	-	-
0400	10	0	7	0	2	0	0	0	0	1	0	0	0	6	60	5	50	4	40	83.9	-
0500	28	0	23	0	4	0	0	0	0	1	0	0	0	19	67.9	16	57.1	10	35.7	84.3	93.2
0600	27	0	24	0	1	2	0	0	0	0	0	0	0	18	66.7	14	51.9	7	25.9	86.4	100.4
0700	89	0	71	1	15	0	0	0	1	1	0	0	0	35	39.3	16	18	10	11.2	76.7	87.8
0800	**145**	**0**	**122**	**1**	**14**	**1**	**1**	**0**	**2**	**2**	**2**	**0**	**0**	**65**	**44.8**	**41**	**28.3**	**23**	**15.9**	**76.4**	**90**
0900	127	0	98	3	17	0	1	0	1	3	4	0	0	36	28.3	21	16.5	9	7.1	71.4	85.3
1000	88	1	61	2	14	1	1	0	2	3	3	0	0	22	25	10	11.4	4	4.5	71.1	83.2
1100	83	0	64	5	9	0	0	0	1	3	1	0	0	27	32.5	14	16.9	8	9.6	74	86
1200	99	1	69	6	12	0	1	0	2	6	2	0	0	20	20.2	10	10.1	3	3	67.7	82.8
1300	92	0	60	7	16	0	1	0	4	4	0	0	0	17	18.5	9	9.8	5	5.4	69.4	81.4
1400	97	0	77	1	11	1	2	0	1	3	1	0	0	21	21.6	10	10.3	4	4.1	71.1	81.4
1500	98	0	75	2	13	1	2	0	0	2	3	0	0	34	34.7	19	19.4	6	6.1	73	85.7
1600	130	0	104	4	15	0	3	0	2	1	1	0	0	36	27.7	16	12.3	5	3.8	71.5	83.5
1700	135	0	112	2	15	1	1	0	2	1	1	0	0	39	28.9	23	17	12	8.9	74.2	85
1800	**140**	**0**	**126**	**1**	**7**	**1**	**0**	**0**	**1**	**4**	**0**	**0**	**0**	**38**	**27.1**	**19**	**13.6**	**12**	**8.6**	**73.3**	**84.2**
1900	67	0	57	2	4	1	0	0	2	0	1	0	0	22	32.8	12	17.9	6	9	74.1	86
2000	62	0	58	0	2	0	0	0	0	2	0	0	0	23	37.1	15	24.2	7	11.3	75.1	86.8
2100	56	0	53	1	1	0	0	0	0	1	0	0	0	16	28.6	8	14.3	4	7.1	74	83.9
2200	36	0	33	0	1	0	0	0	0	2	0	0	0	8	22.2	5	13.9	3	8.3	72.5	82.8
2300	8	0	7	0	0	0	0	0	1	0	0	0	0	1	12.5	1	12.5	1	12.5	73.9	-
07-19	**1323**	**2**	**1039**	**35**	**158**	**6**	**13**	**0**	**19**	**33**	**18**	**0**	**0**	**390**	**29.5**	**208**	**15.7**	**101**	**7.6**	**72.6**	**85**
06-22	**1535**	**2**	**1231**	**38**	**166**	**9**	**13**	**0**	**21**	**36**	**19**	**0**	**0**	**469**	**30.6**	**257**	**16.7**	**125**	**8.1**	**73.1**	**85.3**
06-00	**1579**	**2**	**1271**	**38**	**167**	**9**	**13**	**0**	**22**	**38**	**19**	**0**	**0**	**478**	**30.3**	**263**	**16.7**	**129**	**8.2**	**73.1**	**85.3**
00-00	**1625**	**3**	**1307**	**38**	**174**	**9**	**13**	**0**	**22**	**40**	**19**	**0**	**0**	**508**	**31.3**	**286**	**17.6**	**145**	**8.9**	**73.4**	**85.7**

DRAFT

Site 83
Location R180, Att - Telepole, Lat 54.0346, Long -6.78341
Direction Two way

3279 / Meath/Cavan/Monaghan ATC's
October 2013
Automatic Traffic Count

Tue, 15 October 2013

Time	Total	Classification												>PSL	>PSL%	>SL1	>SL1%	>SL2	>SL2%	Mean	Vpp
		1 MCL	2 SV	3 SVT	4 TB2	5 TB3	6 T4	7 ART3	8 ART4	9 ART5	10 ART6	11 BD	12 DRT	80	80	85 +5kph	85 +5kph	90 +10kph	90 +10kph		85
0000	6	0	5	0	1	0	0	0	0	0	0	0	0	0	0	0	0	0	0	68	-
0100	3	0	3	0	0	0	0	0	0	0	0	0	0	0	0	0	0	0	0	68.8	-
0200	3	0	2	0	0	0	0	0	0	1	0	0	0	0	0	0	0	0	0	59.6	-
0300	5	0	4	0	0	0	0	0	0	1	0	0	0	0	0	0	0	0	0	59.6	-
0400	10	0	7	0	1	0	0	0	1	1	0	0	0	3	30	3	30	3	30	77.9	-
0500	23	0	20	0	2	0	0	0	0	1	0	0	0	14	60.9	9	39.1	6	26.1	83.1	96.5
0600	37	0	34	0	2	0	0	0	1	0	0	0	0	23	62.2	16	43.2	10	27	82.4	91.4
0700	95	0	80	1	10	2	0	0	0	1	1	0	0	31	32.6	13	13.7	7	7.4	74.4	84.6
0800	**147**	**0**	**125**	**0**	**16**	**2**	**2**	**0**	**0**	**1**	**1**	**0**	**0**	**56**	**38.1**	**31**	**21.1**	**16**	**10.9**	**77.2**	**87.1**
0900	128	0	90	3	23	1	3	1	4	1	2	0	0	23	18	11	8.6	7	5.5	70.6	81.7
1000	79	1	55	2	14	3	0	0	1	3	0	0	0	23	29.1	12	15.2	7	8.9	74	83.2
1100	65	0	45	3	11	1	0	0	2	1	2	0	0	21	32.3	10	15.4	5	7.7	72.6	84.6
1200	80	0	60	0	11	1	0	0	3	3	2	0	0	16	20	9	11.3	6	7.5	70.9	83.2
1300	82	1	55	2	15	1	1	0	1	3	2	1	0	15	18.3	7	8.5	1	1.2	68.6	81.7
1400	110	1	85	0	14	0	1	0	4	3	2	0	0	24	21.8	12	10.9	6	5.5	71.3	82.1
1500	116	0	92	3	17	0	1	0	2	0	1	0	0	33	28.4	22	19	7	6	70.8	85.7
1600	118	0	100	1	13	0	0	1	2	0	1	0	0	37	31.4	24	20.3	11	9.3	74.3	85.7
1700	**165**	**0**	**141**	**2**	**12**	**1**	**1**	**0**	**3**	**3**	**2**	**0**	**0**	**55**	**33.3**	**28**	**17**	**12**	**7.3**	**75**	**85.3**
1800	111	0	95	6	5	0	0	0	1	2	2	0	0	36	32.4	20	18	9	8.1	74.9	87.5
1900	80	0	67	2	4	3	0	1	2	1	0	0	0	27	33.8	17	21.3	6	7.5	71.8	86.8
2000	40	0	39	1	0	0	0	0	0	0	0	0	0	14	35	10	25	4	10	77.3	88.6
2100	41	0	36	1	3	0	0	0	0	1	0	0	0	13	31.7	8	19.5	4	9.8	76.4	86.8
2200	20	0	17	0	0	1	0	0	0	1	1	0	0	8	40	5	25	3	15	75.8	87.1
2300	17	0	17	0	0	0	0	0	0	0	0	0	0	5	29.4	4	23.5	3	17.6	76.7	86
07-19	**1296**	**3**	**1023**	**23**	**161**	**12**	**9**	**2**	**23**	**21**	**18**	**1**	**0**	**370**	**28.5**	**199**	**15.4**	**94**	**7.3**	**73.2**	**85**
06-22	**1494**	**3**	**1199**	**27**	**170**	**15**	**9**	**3**	**26**	**23**	**18**	**1**	**0**	**447**	**29.9**	**250**	**16.7**	**118**	**7.9**	**73.5**	**85.3**
06-00	**1531**	**3**	**1233**	**27**	**170**	**16**	**9**	**3**	**26**	**24**	**19**	**1**	**0**	**460**	**30**	**259**	**16.9**	**124**	**8.1**	**73.6**	**85.3**
00-00	**1581**	**3**	**1274**	**27**	**174**	**16**	**9**	**3**	**27**	**28**	**19**	**1**	**0**	**477**	**30.2**	**271**	**17.1**	**133**	**8.4**	**73.7**	**85.7**

DRAFT

Site 83
Location R180, Att - Telepole, Lat 54.0346, Long -6.78341
Direction Two way

3279 / Meath/Cavan/Monaghan ATC's
October 2013
Automatic Traffic Count

Virtual Day (7)

Time	Total	Classification												>PSL	>PSL%	>SL1	>SL1%	>SL2	>SL2%	Mean	Vpp
		1 MCL	2 SV	3 SVT	4 TB2	5 TB3	6 T4	7 ART3	8 ART4	9 ART5	10 ART6	11 BD	12 DRT	80	80	85 +5kph	85 +5kph	90 +10kph	90 +10kph		85
0000	10	0	10	0	1	0	0	0	0	0	0	0	0	4	40.3	3	25	1	13.9	76.7	89.3
0100	6	0	5	0	0	0	0	0	0	0	0	0	0	1	25.6	1	12.8	1	10.3	74.4	-
0200	4	0	3	0	0	0	0	0	0	1	0	0	0	1	34.6	1	30.8	1	15.4	73.5	-
0300	5	0	3	0	1	0	0	0	0	1	0	0	0	2	33.3	1	25	1	13.9	74	-
0400	7	0	5	0	1	0	0	0	0	1	0	0	0	3	46.9	2	34.7	2	30.6	81	-
0500	18	0	15	0	3	0	0	0	0	1	0	0	0	9	51.6	7	35.9	4	24.2	81.1	93.2
0600	27	0	24	0	2	1	0	0	0	0	0	0	0	18	64.9	14	50.3	8	30.9	84.6	94.7
0700	72	0	56	1	12	1	0	0	1	1	1	0	0	25	34	13	17.6	7	9.9	75.3	86.8
0800	**111**	**0**	**91**	**2**	**12**	**1**	**1**	**0**	**0**	**2**	**0**	**0**	**0**	**44**	**39.8**	**27**	**24.5**	**15**	**13.7**	**76**	**88.9**
0900	97	0	76	1	12	1	1	0	2	2	2	0	0	28	28.7	16	16.4	8	7.8	73.3	85.3
1000	83	0	61	3	12	1	0	0	2	2	1	0	0	23	27.8	13	15.4	7	7.9	72.2	85
1100	81	0	62	4	11	1	0	0	2	1	1	0	0	21	26.2	10	11.8	5	6.7	72.1	83.5
1200	103	0	82	3	10	1	1	0	2	3	2	0	0	24	23.1	12	11.4	6	5.6	71	83.2
1300	89	0	67	4	12	0	1	0	1	3	1	0	0	23	25.4	11	12.8	6	6.2	71.4	83.5
1400	100	1	82	2	10	1	1	0	1	2	1	0	0	23	23.4	13	12.5	5	5.1	71.7	83.5
1500	112	0	91	4	11	1	1	0	1	2	1	0	0	32	28.7	18	16.1	8	6.8	71.8	85
1600	123	0	104	2	11	1	1	0	1	1	1	0	0	36	29.1	21	17.2	10	7.9	73.3	85.7
1700	**148**	**0**	**126**	**3**	**13**	**1**	**0**	**0**	**2**	**1**	**1**	**0**	**0**	**45**	**30.2**	**23**	**15.3**	**11**	**7.6**	**74.2**	**85**
1800	125	0	110	3	8	1	0	0	1	2	1	0	0	35	27.8	19	15.4	10	7.9	74	85
1900	81	0	72	2	5	1	0	0	1	0	0	0	0	25	30.9	14	17.8	7	8.4	73.7	86
2000	60	0	53	1	3	0	0	0	0	1	0	0	0	19	31.2	11	18.9	6	10.1	75	86.4
2100	47	0	43	1	2	0	0	0	0	0	0	0	0	15	30.7	9	18.1	5	10.2	74.7	86.8
2200	26	0	23	0	1	0	0	0	0	1	0	0	0	8	29.7	5	17.3	3	10.3	73.2	85.7
2300	15	0	14	0	0	0	0	0	0	0	0	0	0	4	27.5	3	18.6	1	9.8	75.5	86
07-19	**1243**	**3**	**1008**	**31**	**133**	**9**	**7**	**1**	**17**	**22**	**13**	**0**	**0**	**358**	**28.8**	**195**	**15.7**	**97**	**7.8**	**73.1**	**85**
06-22	**1459**	**3**	**1200**	**35**	**145**	**10**	**7**	**1**	**18**	**24**	**14**	**1**	**0**	**434**	**29.7**	**243**	**16.6**	**123**	**8.4**	**73.5**	**85.3**
06-00	**1500**	**3**	**1237**	**35**	**147**	**11**	**7**	**1**	**19**	**25**	**14**	**1**	**0**	**446**	**29.7**	**250**	**16.7**	**127**	**8.5**	**73.5**	**85.7**
00-00	**1550**	**4**	**1278**	**36**	**152**	**11**	**7**	**1**	**19**	**28**	**14**	**1**	**0**	**467**	**30.1**	**265**	**17.1**	**137**	**8.8**	**73.6**	**85.7**

DRAFT

Site 83
Location R180, Att - Telepole, Lat 54.0346, Long -6.78341
Direction Two way

3279 / Meath/Cavan/Monaghan ATC's
October 2013
Automatic Traffic Count

Virtual Week (1)

Time	Total	Classification												>PSL	>PSL%	>SL1	>SL1%	>SL2	>SL2%	Mean	Vpp
		1 MCL	2 SV	3 SVT	4 TB2	5 TB3	6 T4	7 ART3	8 ART4	9 ART5	10 ART6	11 BD	12 DRT	80	80	85 +5kph	85 +5kph	90 +10kph	90 +10kph		85
Mon	1625	3	1307	38	174	9	13	0	22	40	19	0	0	508	31.3	286	17.6	145	8.9	73.4	85.7
Tue	1581	3	1274	27	174	16	9	3	27	28	19	1	0	477	30.2	271	17.1	133	8.4	73.7	85.7
Wed	1631	3	1306	21	192	12	7	0	31	38	20	1	0	504	30.9	286	17.5	148	9.1	73.4	86
Thu	1673	0	1325	37	210	9	13	1	22	34	22	0	0	495	29.6	279	16.7	157	9.4	73.5	85.7
Fri	1788	5	1462	40	181	18	6	3	23	36	13	1	0	513	28.7	297	16.6	157	8.8	74	85.7
|Sat	1416	4	1196	76	99	11	3	2	4	15	6	0	0	398	28.1	232	16.4	119	8.4	72.7	85.3
|Sun	1136	7	1073	10	35	1	0	1	4	3	1	1	0	373	32.8	202	17.8	99	8.7	75	86
5 Day Ave.	**1660**	**3**	**1335**	**33**	**186**	**13**	**10**	**1**	**25**	**35**	**19**	**1**	**0**	**499**	**30.1**	**284**	**17.1**	**148**	**8.9**	**73.6**	**85.8**
7 Day Ave.	**1550**	**4**	**1278**	**36**	**152**	**11**	**7**	**1**	**19**	**28**	**14**	**1**	**0**	**467**	**30.1**	**265**	**17.1**	**137**	**8.8**	**73.6**	**85.7**
--	**10850**	**25**	**8943**	**249**	**1065**	**76**	**51**	**10**	**133**	**194**	**100**	**4**	**0**	**3268**	**30.1**	**1853**	**17.1**	**958**	**8.8**	**73.6**	**85.7**

Summary Graphs

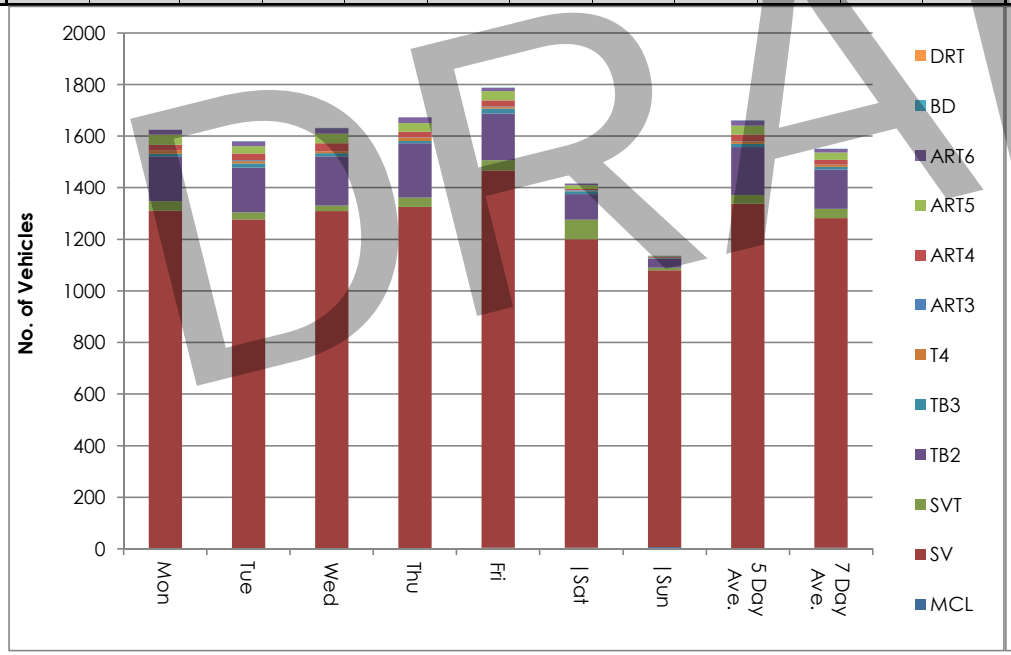

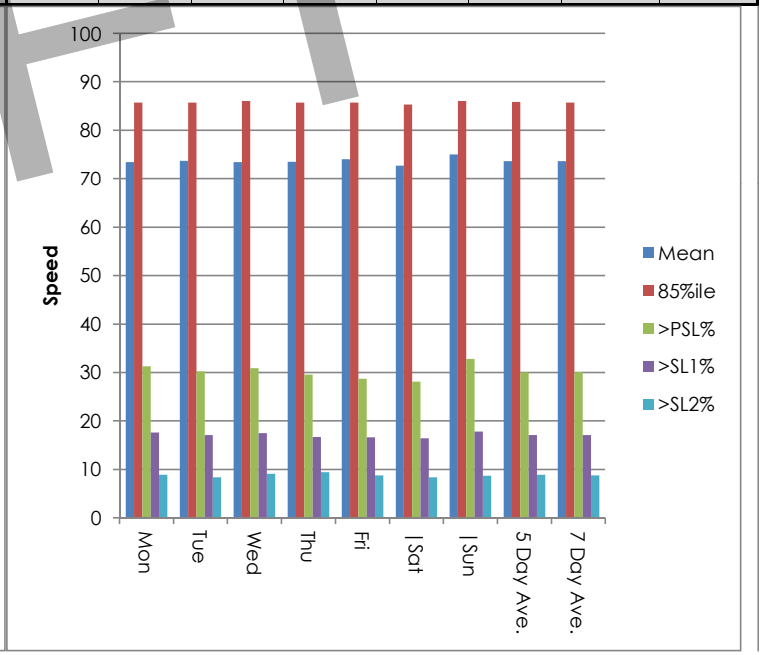

DRAFT

Site 83
Location R180, Att - Telepole, Lat 54.0346, Long -6.78341
Direction Two way

3279 / Meath/Cavan/Monaghan ATC's
October 2013
Automatic Traffic Count

Wed, 9 October 2013

Time	Total	Speed Bins (km/h)																												
		0 - 5	5 - 10	10 - 15	15 - 20	20 - 25	25 - 30	30 - 35	35 - 40	40 - 45	45 - 50	50 - 55	55 - 60	60 - 65	65 - 70	70 - 75	75 - 80	80 - 85	85 - 90	90 - 95	95 - 100	100 - 105	105 - 110	110 - 115	115 - 120	120 - 125	125 - 130	130 - 135	135 - 140
0000	8	0	0	0	0	0	0	0	0	0	0	0	1	1	0	2	0	2	0	2	0	0	0	0	0	0	0	0	0	0
0100	4	0	0	0	0	0	0	0	0	0	1	0	1	1	1	0	0	0	0	0	0	0	0	0	0	0	0	0	0	0
0200	3	0	0	0	0	0	0	0	0	0	0	0	0	0	0	1	0	0	0	2	0	0	0	0	0	0	0	0	0	0
0300	5	0	0	0	0	0	0	0	0	0	1	0	0	0	0	1	1	1	0	0	1	0	0	0	0	0	0	0	0	0
0400	6	0	0	0	0	0	0	0	0	0	0	0	0	0	0	1	2	2	0	0	0	0	1	0	0	0	0	0	0	0
0500	24	0	0	0	0	0	0	0	0	0	0	0	1	0	1	5	4	4	3	3	2	1	0	0	0	0	0	0	0	0
0600	29	0	0	0	0	0	0	0	0	0	0	0	0	2	0	4	6	3	4	6	4	0	0	0	0	0	0	0	0	0
0700	94	0	0	0	0	0	0	0	0	0	2	4	7	5	15	18	13	11	8	4	4	3	0	0	0	0	0	0	0	0
0800	**151**	**0**	**0**	**0**	**0**	**0**	**0**	**2**	**6**	**2**	**0**	**9**	**4**	**12**	**13**	**19**	**23**	**22**	**19**	**13**	**6**	**0**	**1**	**0**	**0**	**0**	**0**	**0**	**0**	**0**
0900	103	0	0	0	0	0	0	0	0	2	1	5	3	9	16	21	16	14	9	3	3	1	0	0	0	0	0	0	0	0
1000	88	0	0	0	0	0	0	0	0	3	4	4	5	20	11	6	11	15	6	2	0	0	1	0	0	0	0	0	0	0
1100	77	0	0	0	0	0	0	0	2	0	3	5	11	13	7	17	6	10	3	0	0	0	0	0	0	0	0	0	0	0
1200	101	0	0	0	0	1	0	0	0	1	4	3	13	16	16	15	15	7	3	2	2	2	0	0	0	1	0	0	0	0
1300	72	0	0	0	0	0	1	0	0	1	1	1	4	8	12	11	14	10	2	4	2	1	0	0	0	0	0	0	0	0
1400	100	0	0	0	0	0	0	0	0	0	0	7	9	10	11	20	19	9	9	3	2	0	1	0	0	0	0	0	0	0
1500	109	0	0	0	0	0	0	1	0	0	2	4	12	11	17	18	20	16	5	2	1	0	0	0	0	0	0	0	0	0
1600	132	0	0	0	1	1	1	0	1	2	6	3	2	13	25	17	16	18	15	6	4	1	0	0	0	0	0	0	0	0
1700	**143**	**0**	**0**	**0**	**0**	**0**	**2**	**1**	**1**	**0**	**0**	**2**	**4**	**16**	**24**	**24**	**27**	**22**	**9**	**5**	**5**	**1**	**0**	**0**	**0**	**0**	**0**	**0**	**0**	**0**
1800	133	0	0	0	0	0	0	1	0	0	2	2	5	11	29	21	17	19	18	5	3	0	0	0	0	0	0	0	0	0
1900	92	0	0	0	0	0	0	0	1	0	0	1	8	5	11	16	12	15	10	8	3	1	1	0	0	0	0	0	0	0
2000	70	0	0	0	0	0	0	0	0	0	0	0	5	7	11	14	13	5	6	6	2	0	0	0	1	0	0	0	0	0
2100	53	0	0	0	0	0	0	0	0	0	0	5	0	5	5	9	8	9	6	2	2	1	1	0	0	0	0	0	0	0
2200	23	0	0	0	0	0	0	0	0	0	0	1	3	2	2	4	4	3	2	1	1	0	0	0	0	0	0	0	0	0
2300	11	0	0	0	0	0	0	0	0	0	1	0	0	1	0	3	2	1	1	1	0	0	1	0	0	0	0	0	0	0
07-19	**1303**	**0**	**0**	**0**	**1**	**2**	**4**	**5**	**10**	**11**	**25**	**49**	**79**	**144**	**196**	**207**	**197**	**173**	**106**	**49**	**32**	**9**	**3**	**0**	**0**	**1**	**0**	**0**	**0**	**0**
06-22	**1547**	**0**	**0**	**0**	**1**	**2**	**4**	**5**	**11**	**11**	**25**	**55**	**92**	**163**	**223**	**250**	**236**	**205**	**132**	**71**	**43**	**11**	**5**	**0**	**1**	**1**	**0**	**0**	**0**	**0**
06-00	**1581**	**0**	**0**	**0**	**1**	**2**	**4**	**5**	**11**	**11**	**26**	**56**	**95**	**166**	**225**	**257**	**242**	**209**	**135**	**73**	**44**	**11**	**6**	**0**	**1**	**1**	**0**	**0**	**0**	**0**
00-00	**1631**	**0**	**0**	**0**	**1**	**2**	**4**	**5**	**11**	**11**	**28**	**56**	**98**	**168**	**227**	**267**	**249**	**218**	**138**	**80**	**47**	**12**	**7**	**0**	**1**	**1**	**0**	**0**	**0**	**0**

DRAFT

Site 83
Location R180, Att - Telepole, Lat 54.0346, Long -6.78341
Direction Two way

3279 / Meath/Cavan/Monaghan ATC's
October 2013
Automatic Traffic Count

Thu, 10 October 2013

Time	Total	Speed Bins (km/h)																												
		0 - 5	5 - 10	10 - 15	15 - 20	20 - 25	25 - 30	30 - 35	35 - 40	40 - 45	45 - 50	50 - 55	55 - 60	60 - 65	65 - 70	70 - 75	75 - 80	80 - 85	85 - 90	90 - 95	95 - 100	100 - 105	105 - 110	110 - 115	115 - 120	120 - 125	125 - 130	130 - 135	135 - 140
0000	8	0	0	0	0	0	0	0	0	0	0	0	0	1	2	1	0	1	2	0	0	0	0	0	1	0	0	0	0
0100	4	0	0	0	0	0	0	0	0	0	0	0	1	0	0	1	1	1	0	0	0	0	0	0	0	0	0	0	0	0
0200	4	0	0	0	0	0	0	0	0	0	0	0	0	1	0	0	0	0	2	0	1	0	0	0	0	0	0	0	0	0
0300	2	0	0	0	0	0	0	0	0	0	0	1	0	0	0	0	0	0	1	0	0	0	0	0	0	0	0	0	0	0
0400	10	0	0	0	0	0	0	0	0	0	0	1	1	0	0	2	2	1	0	2	0	0	1	0	0	0	0	0	0	0
0500	19	0	0	0	0	0	0	0	0	1	0	1	0	0	2	2	7	3	2	0	1	0	0	0	0	0	0	0	0	0
0600	40	0	0	0	0	0	0	0	0	0	0	0	0	0	5	2	6	10	3	6	5	1	1	1	0	0	0	0	0	0
0700	95	0	0	0	0	0	0	0	0	0	1	0	9	4	13	8	23	13	11	4	5	3	1	0	0	0	0	0	0	0
0800	**130**	**0**	**0**	**0**	**0**	**0**	**0**	**0**	**0**	**3**	**1**	**5**	**10**	**8**	**15**	**22**	**21**	**15**	**12**	**5**	**8**	**3**	**2**	**0**	**0**	**0**	**0**	**0**	**0**	**0**
0900	106	0	0	0	0	0	1	0	0	0	1	3	5	12	11	23	17	12	14	4	3	0	0	0	0	0	0	0	0	0
1000	87	0	0	0	0	0	0	0	0	2	2	3	8	13	9	15	11	11	5	4	2	0	1	1	0	0	0	0	0	0
1100	85	0	0	0	0	0	0	0	0	1	2	4	6	8	17	14	15	14	1	1	2	0	0	0	0	0	0	0	0	0
1200	94	0	0	0	0	1	0	0	0	3	2	5	7	7	11	17	15	15	6	4	0	0	1	0	0	0	0	0	0	0
1300	99	0	0	0	0	0	0	0	3	3	2	5	10	9	12	19	11	14	7	4	0	0	0	0	0	0	0	0	0	0
1400	104	0	0	0	0	0	0	1	0	0	1	7	8	22	16	12	13	12	7	1	1	3	0	0	0	0	0	0	0	0
1500	109	0	0	0	0	0	2	0	1	1	0	4	8	13	14	20	18	10	6	8	3	0	1	0	0	0	0	0	0	0
1600	135	0	0	0	0	0	2	0	0	0	0	7	6	8	21	35	25	11	6	7	2	4	0	1	0	0	0	0	0	0
1700	**165**	**0**	**0**	**0**	**0**	**0**	**5**	**0**	**2**	**1**	**1**	**4**	**16**	**12**	**28**	**27**	**31**	**20**	**6**	**7**	**3**	**1**	**0**	**0**	**1**	**0**	**0**	**0**	**0**	**0**
1800	145	0	0	0	0	0	0	1	1	2	4	5	6	6	31	27	26	18	7	3	4	2	2	0	0	0	0	0	0	0
1900	80	0	0	0	0	0	0	0	1	1	2	1	6	8	9	17	12	11	6	4	1	1	0	0	0	0	0	0	0	0
2000	51	0	0	0	0	0	0	0	0	0	1	3	2	3	9	5	8	8	6	2	2	0	1	1	0	0	0	0	0	0
2100	50	0	0	0	0	0	0	0	0	0	2	1	4	2	9	6	8	9	6	0	2	0	0	1	0	0	0	0	0	0
2200	36	0	0	0	0	0	0	0	1	1	1	0	3	3	2	7	3	5	2	5	2	0	1	0	0	0	0	0	0	0
2300	15	0	0	0	0	0	0	0	0	0	0	0	0	0	3	1	3	2	4	1	0	0	0	0	0	0	0	1	0	0
07-19	**1354**	**0**	**0**	**0**	**0**	**1**	**10**	**2**	**7**	**16**	**17**	**52**	**99**	**122**	**198**	**239**	**226**	**165**	**88**	**52**	**33**	**16**	**8**	**2**	**1**	**0**	**0**	**0**	**0**	**0**
06-22	**1575**	**0**	**0**	**0**	**0**	**1**	**10**	**2**	**8**	**17**	**22**	**57**	**111**	**135**	**230**	**269**	**260**	**203**	**109**	**64**	**43**	**18**	**10**	**5**	**1**	**0**	**0**	**0**	**0**	**0**
06-00	**1626**	**0**	**0**	**0**	**0**	**1**	**10**	**2**	**9**	**18**	**23**	**57**	**114**	**138**	**235**	**277**	**266**	**210**	**115**	**70**	**45**	**18**	**11**	**5**	**1**	**0**	**0**	**1**	**0**	**0**
00-00	**1673**	**0**	**0**	**0**	**0**	**1**	**10**	**2**	**9**	**19**	**23**	**60**	**116**	**140**	**239**	**283**	**276**	**216**	**122**	**72**	**47**	**18**	**12**	**5**	**2**	**0**	**0**	**1**	**0**	**0**

DRAFT

Site 83
Location R180, Att - Telepole, Lat 54.0346, Long -6.78341
Direction Two way

3279 / Meath/Cavan/Monaghan ATC's
October 2013
Automatic Traffic Count

Fri, 11 October 2013

Time	Total	Speed Bins (km/h)																												
		0 - 5	5 - 10	10 - 15	15 - 20	20 - 25	25 - 30	30 - 35	35 - 40	40 - 45	45 - 50	50 - 55	55 - 60	60 - 65	65 - 70	70 - 75	75 - 80	80 - 85	85 - 90	90 - 95	95 - 100	100 - 105	105 - 110	110 - 115	115 - 120	120 - 125	125 - 130	130 - 135	135 - 140
0000	13	0	0	0	0	0	0	0	0	0	0	1	0	0	0	3	1	1	4	1	1	1	0	0	0	0	0	0	0	0
0100	8	0	0	0	0	0	0	0	0	0	1	0	0	0	0	1	4	2	0	0	0	0	0	0	0	0	0	0	0	0
0200	2	0	0	0	0	0	0	0	0	0	1	0	0	0	0	0	0	1	0	0	0	0	0	0	0	0	0	0	0	0
0300	7	0	0	0	0	0	0	0	0	0	0	0	0	3	1	2	0	0	0	0	1	0	0	0	0	0	0	0	0	0
0400	6	0	0	0	0	0	0	0	0	0	0	0	0	0	0	2	1	1	0	0	0	2	0	0	0	0	0	0	0	0
0500	17	0	0	0	0	0	0	0	0	0	0	1	1	1	1	2	2	4	0	2	0	2	1	0	0	0	0	0	0	0
0600	34	0	0	0	0	0	0	0	0	0	0	0	0	0	2	4	5	1	12	6	0	1	2	1	0	0	0	0	0	0
0700	101	0	0	0	0	0	0	0	0	0	0	5	11	14	11	14	19	17	6	1	3	0	0	0	0	0	0	0	0	0
0800	**136**	**0**	**0**	**0**	**0**	**0**	**0**	**0**	**0**	**0**	**2**	**2**	**4**	**12**	**15**	**19**	**29**	**17**	**14**	**16**	**3**	**3**	**0**	**0**	**0**	**0**	**0**	**0**	**0**	**0**
0900	115	0	0	0	0	0	1	0	0	1	0	1	6	8	18	17	23	18	10	8	2	2	0	0	0	0	0	0	0	0
1000	91	0	0	0	0	0	0	1	1	0	0	2	7	9	19	7	11	14	11	4	3	0	1	1	0	0	0	0	0	0
1100	84	0	0	0	0	0	0	0	0	1	1	1	3	12	13	15	12	10	8	4	2	0	1	0	0	1	0	0	0	0
1200	86	0	0	0	0	1	0	0	0	0	2	3	8	10	14	12	20	7	4	2	0	0	0	2	0	0	1	0	0	0
1300	102	0	0	0	1	1	0	0	1	0	1	1	8	7	16	24	16	12	7	4	0	1	1	1	0	0	0	0	0	0
1400	105	0	0	0	0	0	0	0	0	3	3	9	8	8	16	24	13	14	7	0	0	0	0	0	0	0	0	0	0	0
1500	145	0	0	0	0	0	0	0	1	2	2	6	8	12	19	30	26	16	13	7	2	0	0	1	0	0	0	0	0	0
1600	**156**	**0**	**0**	**0**	**0**	**0**	**0**	**0**	**0**	**0**	**0**	**5**	**11**	**24**	**29**	**26**	**21**	**15**	**11**	**7**	**6**	**0**	**1**	**0**	**0**	**0**	**0**	**0**	**0**	**0**
1700	155	0	0	0	0	0	1	0	3	3	0	4	5	9	21	39	27	22	12	4	2	2	1	0	0	0	0	0	0	0
1800	147	0	0	0	0	0	0	0	0	0	3	4	5	16	18	23	39	19	7	7	5	1	0	0	0	0	0	0	0	0
1900	89	0	0	0	0	0	0	0	0	0	0	2	10	10	12	19	16	10	5	2	2	1	0	0	0	0	0	0	0	0
2000	83	0	0	0	0	0	0	0	0	0	0	7	6	4	12	23	12	10	3	0	5	1	0	0	0	0	0	0	0	0
2100	52	0	0	0	0	0	0	0	0	0	0	0	5	7	7	7	13	2	2	4	1	3	0	0	0	1	0	0	0	0
2200	31	0	0	0	0	0	0	0	1	2	0	1	3	3	6	4	3	2	4	1	0	0	0	0	1	0	0	0	0	0
2300	23	0	0	0	0	0	0	0	0	0	1	0	0	3	6	6	5	1	0	1	0	0	0	0	0	0	0	0	0	0
07-19	**1423**	**0**	**0**	**0**	**1**	**2**	**2**	**1**	**6**	**10**	**14**	**43**	**84**	**141**	**209**	**250**	**256**	**181**	**110**	**64**	**28**	**9**	**5**	**5**	**0**	**1**	**1**	**0**	**0**	
06-22	**1681**	**0**	**0**	**0**	**1**	**2**	**2**	**1**	**6**	**10**	**14**	**52**	**105**	**162**	**242**	**303**	**302**	**204**	**132**	**76**	**36**	**15**	**7**	**6**	**0**	**2**	**1**	**0**	**0**	
06-00	**1735**	**0**	**0**	**0**	**1**	**2**	**2**	**1**	**7**	**12**	**15**	**53**	**108**	**168**	**254**	**313**	**310**	**207**	**136**	**78**	**36**	**15**	**7**	**6**	**1**	**2**	**1**	**0**	**0**	
00-00	**1788**	**0**	**0**	**0**	**1**	**2**	**2**	**1**	**7**	**12**	**17**	**55**	**109**	**172**	**256**	**323**	**318**	**216**	**140**	**81**	**38**	**20**	**8**	**6**	**1**	**2**	**1**	**0**	**0**	

DRAFT

Site 83
Location R180, Att - Telepole, Lat 54.0346, Long -6.78341
Direction Two way

3279 / Meath/Cavan/Monaghan ATC's
October 2013
Automatic Traffic Count

Sat, 12 October 2013

Time	Total	Speed Bins (km/h)																											
		0 - 5	5 - 10	10 - 15	15 - 20	20 - 25	25 - 30	30 - 35	35 - 40	40 - 45	45 - 50	50 - 55	55 - 60	60 - 65	65 - 70	70 - 75	75 - 80	80 - 85	85 - 90	90 - 95	95 - 100	100 - 105	105 - 110	110 - 115	115 - 120	120 - 125	125 - 130	130 - 135	135 - 140
0000	10	0	0	0	0	0	0	0	0	0	0	0	1	1	1	0	3	1	1	1	1	0	0	0	0	0	0	0	0
0100	10	0	0	0	0	0	0	0	0	0	0	0	2	0	1	3	2	1	1	0	0	0	0	0	0	0	0	0	0
0200	8	0	0	0	0	0	0	0	0	0	1	0	1	2	1	2	1	0	0	0	0	0	0	0	0	0	0	0	0
0300	8	0	0	0	0	0	0	0	0	0	0	0	0	0	2	1	0	0	2	2	0	0	1	0	0	0	0	0	0
0400	3	0	0	0	0	0	0	0	0	0	0	0	1	0	0	1	0	0	1	0	0	0	0	0	0	0	0	0	0
0500	7	0	0	0	0	0	0	0	0	0	0	0	0	0	1	3	0	1	0	1	0	1	0	0	0	0	0	0	0
0600	17	0	0	0	0	0	0	0	0	0	0	0	0	1	1	3	0	2	4	4	0	1	0	1	0	0	0	0	0
0700	23	0	0	0	0	0	0	0	0	0	0	1	1	0	3	4	5	3	2	2	2	0	0	0	0	0	0	0	0
0800	43	0	0	0	0	0	0	0	0	0	2	1	3	4	6	5	6	8	2	5	0	1	0	0	0	0	0	0	0
0900	68	0	0	0	0	0	0	0	0	0	0	2	6	8	7	8	14	10	7	2	2	2	0	0	0	0	0	0	0
1000	**103**	**0**	**0**	**0**	**0**	**0**	**3**	**0**	**0**	**2**	**2**	**7**	**9**	**16**	**10**	**11**	**23**	**4**	**8**	**5**	**2**	**1**	**0**	**0**	**0**	**0**	**0**	**0**	**0**
1100	98	0	0	0	0	1	0	0	0	7	3	0	1	16	15	19	12	13	5	6	0	0	0	0	0	0	0	0	0
1200	115	0	0	0	0	0	1	1	3	1	1	5	2	17	13	20	23	14	8	5	0	0	1	0	0	0	0	0	0
1300	94	0	0	0	0	0	1	1	1	0	3	4	10	8	18	14	6	12	7	6	3	0	0	0	0	0	0	0	0
1400	112	0	0	0	0	2	0	0	0	2	1	4	2	18	17	20	18	11	8	5	3	1	0	0	0	0	0	0	0
1500	**133**	**0**	**0**	**0**	**1**	**1**	**5**	**0**	**1**	**1**	**4**	**4**	**12**	**18**	**17**	**17**	**17**	**18**	**9**	**5**	**0**	**1**	**1**	**1**	**0**	**0**	**0**	**0**	**0**
1600	108	0	0	0	1	1	0	0	0	0	1	1	2	17	13	17	19	18	12	5	0	1	0	0	0	0	0	0	0
1700	103	0	0	0	0	0	3	1	1	0	2	1	3	8	8	17	24	13	10	6	4	0	2	0	0	0	0	0	0
1800	114	0	0	0	0	0	0	1	0	1	3	5	5	4	20	25	22	10	10	3	3	1	1	0	0	0	0	0	0
1900	82	0	0	0	0	0	0	3	0	0	1	2	1	6	17	24	10	6	8	2	2	0	0	0	0	0	0	0	0
2000	68	0	0	0	0	0	0	0	0	0	0	0	7	8	11	9	12	11	3	3	1	1	2	0	0	0	0	0	0
2100	52	0	0	0	0	0	0	0	0	3	2	3	4	2	3	10	10	6	3	4	0	1	0	0	1	0	0	0	0
2200	24	0	0	0	0	0	0	0	0	0	0	1	2	3	3	5	6	3	1	0	0	0	0	0	0	0	0	0	0
2300	13	0	0	0	0	0	0	0	0	1	0	0	0	3	3	1	2	1	1	0	1	0	0	0	0	0	0	0	0
07-19	**1114**	**0**	**0**	**0**	**2**	**5**	**13**	**4**	**6**	**14**	**22**	**35**	**56**	**134**	**147**	**177**	**189**	**134**	**88**	**55**	**19**	**8**	**5**	**1**	**0**	**0**	**0**	**0**	**0**
06-22	**1333**	**0**	**0**	**0**	**2**	**5**	**13**	**7**	**6**	**17**	**25**	**40**	**68**	**151**	**179**	**223**	**221**	**159**	**106**	**68**	**22**	**11**	**7**	**2**	**1**	**0**	**0**	**0**	**0**
06-00	**1370**	**0**	**0**	**0**	**2**	**5**	**13**	**7**	**6**	**18**	**25**	**41**	**70**	**157**	**185**	**229**	**229**	**163**	**108**	**68**	**23**	**11**	**7**	**2**	**1**	**0**	**0**	**0**	**0**
00-00	**1416**	**0**	**0**	**0**	**2**	**5**	**13**	**7**	**6**	**18**	**26**	**41**	**75**	**160**	**191**	**239**	**235**	**166**	**113**	**72**	**24**	**12**	**8**	**2**	**1**	**0**	**0**	**0**	**0**

DRAFT

Site 83
Location R180, Att - Telepole, Lat 54.0346, Long -6.78341
Direction Two way

3279 / Meath/Cavan/Monaghan ATC's
October 2013
Automatic Traffic Count

Sun, 13 October 2013

Time	Total	Speed Bins (km/h)																											
		0 - 5	5 - 10	10 - 15	15 - 20	20 - 25	25 - 30	30 - 35	35 - 40	40 - 45	45 - 50	50 - 55	55 - 60	60 - 65	65 - 70	70 - 75	75 - 80	80 - 85	85 - 90	90 - 95	95 - 100	100 - 105	105 - 110	110 - 115	115 - 120	120 - 125	125 - 130	130 - 135	135 - 140
0000	21	0	0	0	0	0	0	0	0	0	0	1	0	3	3	6	2	4	1	0	1	0	0	0	0	0	0	0	0
0100	8	0	0	0	0	0	0	0	0	0	0	0	0	1	0	1	3	0	0	1	0	2	0	0	0	0	0	0	0
0200	6	0	0	0	0	0	0	0	0	0	0	0	0	2	0	1	0	0	2	0	0	0	1	0	0	0	0	0	0
0300	9	0	0	0	0	0	0	0	0	0	0	0	1	0	1	2	2	2	1	0	0	0	0	0	0	0	0	0	0
0400	4	0	0	0	0	0	0	0	0	0	0	0	0	0	1	0	0	1	0	1	1	0	0	0	0	0	0	0	0
0500	10	0	0	0	0	0	0	0	0	0	0	0	0	0	0	3	5	0	1	1	0	0	0	0	0	0	0	0	0
0600	7	0	0	0	0	0	0	0	0	0	0	0	0	0	0	0	3	1	1	0	1	1	0	0	0	0	0	0	0
0700	9	0	0	0	0	0	0	0	0	0	0	0	0	1	0	1	4	2	0	0	0	1	0	0	0	0	0	0	0
0800	22	0	0	0	0	0	0	0	0	0	1	0	1	2	3	0	3	7	4	0	1	0	0	0	0	0	0	0	0
0900	30	0	0	0	0	0	0	0	0	0	1	0	3	2	3	6	6	2	2	1	4	0	0	0	0	0	0	0	0
1000	43	0	0	0	0	0	0	0	1	0	0	0	3	8	7	5	5	5	2	3	0	1	0	0	3	0	0	0	0
1100	**77**	**0**	**0**	**0**	**0**	**0**	**0**	**0**	**0**	**1**	**1**	**0**	**1**	**9**	**13**	**13**	**19**	**11**	**1**	**7**	**0**	**1**	**0**	**0**	**0**	**0**	**0**	**0**	**0**
1200	143	0	0	0	1	0	0	0	0	1	4	6	8	10	26	18	26	24	11	3	4	1	0	0	0	0	0	0	0
1300	85	0	0	0	0	0	0	0	0	0	0	0	9	6	12	13	16	15	8	3	3	0	0	0	0	0	0	0	0
1400	74	0	0	0	0	0	0	2	0	0	3	0	0	4	9	20	14	7	9	4	1	1	0	0	0	0	0	0	0
1500	75	0	0	0	0	0	2	0	0	1	7	2	1	2	9	17	2	13	12	3	2	2	0	0	0	0	0	0	0
1600	79	0	0	0	0	0	1	0	1	0	0	0	4	8	12	16	11	7	12	5	1	1	0	0	0	0	0	0	0
1700	**167**	**0**	**0**	**0**	**0**	**0**	**0**	**0**	**1**	**0**	**0**	**2**	**4**	**11**	**15**	**30**	**44**	**34**	**15**	**5**	**2**	**1**	**2**	**1**	**0**	**0**	**0**	**0**	**0**
1800	87	0	0	0	0	0	0	0	0	0	0	1	4	7	18	16	19	8	6	5	2	0	0	1	0	0	0	0	0
1900	79	0	0	0	0	0	0	0	0	2	0	5	5	6	6	11	16	13	7	4	2	1	0	0	1	0	0	0	0
2000	43	0	0	0	0	0	0	0	0	0	4	2	1	2	3	6	12	5	5	1	2	0	0	0	0	0	0	0	0
2100	28	0	0	0	0	0	0	0	0	0	0	1	1	6	4	6	4	3	1	2	0	0	0	0	0	0	0	0	0
2200	15	0	0	0	0	0	0	0	0	0	0	1	2	3	2	1	1	4	0	0	0	0	1	0	0	0	0	0	0
2300	15	0	0	0	0	0	0	0	0	0	0	0	0	2	1	3	4	3	2	0	0	0	0	0	0	0	0	0	0
07-19	**891**	**0**	**0**	**0**	**1**	**0**	**3**	**2**	**3**	**3**	**17**	**11**	**38**	**70**	**127**	**155**	**169**	**135**	**82**	**39**	**20**	**9**	**2**	**2**	**3**	**0**	**0**	**0**	**0**
06-22	**1048**	**0**	**0**	**0**	**1**	**0**	**3**	**2**	**3**	**5**	**21**	**19**	**45**	**84**	**140**	**178**	**204**	**157**	**96**	**46**	**25**	**11**	**2**	**2**	**4**	**0**	**0**	**0**	**0**
06-00	**1078**	**0**	**0**	**0**	**1**	**0**	**3**	**2**	**3**	**5**	**21**	**20**	**47**	**89**	**143**	**182**	**209**	**164**	**98**	**46**	**25**	**11**	**3**	**2**	**4**	**0**	**0**	**0**	**0**
00-00	**1136**	**0**	**0**	**0**	**1**	**0**	**3**	**2**	**3**	**5**	**21**	**21**	**48**	**95**	**148**	**195**	**221**	**171**	**103**	**49**	**27**	**13**	**4**	**2**	**4**	**0**	**0**	**0**	**0**

DRAFT

Site 83
Location R180, Att - Telepole, Lat 54.0346, Long -6.78341
Direction Two way

3279 / Meath/Cavan/Monaghan ATC's
October 2013
Automatic Traffic Count

Mon, 14 October 2013

Time	Total	Speed Bins (km/h)																												
		0 - 5	5 - 10	10 - 15	15 - 20	20 - 25	25 - 30	30 - 35	35 - 40	40 - 45	45 - 50	50 - 55	55 - 60	60 - 65	65 - 70	70 - 75	75 - 80	80 - 85	85 - 90	90 - 95	95 - 100	100 - 105	105 - 110	110 - 115	115 - 120	120 - 125	125 - 130	130 - 135	135 - 140
0000	6	0	0	0	0	0	0	0	0	0	0	0	0	1	1	0	1	2	0	1	0	0	0	0	0	0	0	0	0	0
0100	2	0	0	0	0	0	0	0	0	0	0	0	0	0	0	0	0	1	0	1	0	0	0	0	0	0	0	0	0	0
0200	0	0	0	0	0	0	0	0	0	0	0	0	0	0	0	0	0	0	0	0	0	0	0	0	0	0	0	0	0	0
0300	0	0	0	0	0	0	0	0	0	0	0	0	0	0	0	0	0	0	0	0	0	0	0	0	0	0	0	0	0	0
0400	10	0	0	0	0	0	0	0	0	0	0	0	1	0	1	1	1	1	1	1	1	2	0	0	0	0	0	0	0	0
0500	28	0	0	0	0	0	0	0	0	0	0	0	0	2	1	4	2	3	6	6	2	1	1	0	0	0	0	0	0	0
0600	27	0	0	0	0	0	0	0	0	0	0	0	0	0	1	3	5	4	7	2	0	2	2	0	1	0	0	0	0	0
0700	89	0	0	0	0	0	0	0	0	0	1	3	4	2	8	17	19	19	6	7	3	0	0	0	0	0	0	0	0	0
0800	**145**	**0**	**0**	**0**	**0**	**0**	**3**	**0**	**0**	**0**	**4**	**6**	**5**	**8**	**14**	**20**	**20**	**24**	**18**	**18**	**1**	**3**	**1**	**0**	**0**	**0**	**0**	**0**	**0**	**0**
0900	127	0	0	0	0	1	1	1	2	3	3	3	10	10	16	21	20	15	12	5	3	1	0	0	0	0	0	0	0	0
1000	88	0	0	0	0	0	1	1	1	2	0	3	7	10	13	15	13	12	6	0	3	1	0	0	0	0	0	0	0	0
1100	83	0	0	0	0	0	0	0	2	1	0	3	2	5	11	22	10	13	6	5	2	1	0	0	0	0	0	0	0	0
1200	99	0	0	0	0	0	2	0	3	4	1	8	9	11	17	13	11	10	7	1	2	0	0	0	0	0	0	0	0	0
1300	92	0	0	0	0	0	1	1	3	1	0	2	6	11	26	13	11	8	4	3	2	0	0	0	0	0	0	0	0	0
1400	97	0	0	0	0	0	0	1	1	1	2	4	5	17	7	22	16	11	6	2	0	1	1	0	0	0	0	0	0	0
1500	98	0	0	0	0	0	0	0	0	0	1	4	13	11	10	17	8	15	13	5	1	0	0	0	0	0	0	0	0	0
1600	130	0	0	0	0	0	1	4	0	1	3	4	4	13	24	24	16	20	11	3	0	1	0	1	0	0	0	0	0	0
1700	135	0	0	0	0	0	0	0	0	1	1	5	9	12	18	27	23	16	11	7	2	2	1	0	0	0	0	0	0	0
1800	**140**	**0**	**0**	**0**	**0**	**0**	**0**	**0**	**0**	**1**	**1**	**8**	**6**	**11**	**31**	**22**	**22**	**19**	**7**	**6**	**5**	**0**	**1**	**0**	**0**	**0**	**0**	**0**	**0**	**0**
1900	67	0	0	0	0	0	0	0	1	1	1	2	4	5	8	15	8	10	6	3	2	1	0	0	0	0	0	0	0	0
2000	62	0	0	0	0	0	0	0	0	0	0	1	6	7	10	9	6	8	8	2	3	1	0	1	0	0	0	0	0	0
2100	56	0	0	0	0	0	0	0	0	0	1	2	3	4	11	10	9	8	4	2	1	0	1	0	0	0	0	0	0	0
2200	36	0	0	0	0	0	0	0	0	1	1	1	2	3	5	7	8	3	2	3	0	0	0	0	0	0	0	0	0	0
2300	8	0	0	0	0	0	0	0	0	0	0	0	0	1	2	2	2	0	0	1	0	0	0	0	0	0	0	0	0	0
07-19	**1323**	**0**	**0**	**0**	**0**	**1**	**9**	**8**	**12**	**15**	**17**	**53**	**80**	**121**	**195**	**233**	**189**	**182**	**107**	**62**	**24**	**10**	**4**	**1**	**0**	**0**	**0**	**0**	**0**	**0**
06-22	**1535**	**0**	**0**	**0**	**0**	**1**	**9**	**8**	**13**	**16**	**19**	**58**	**93**	**137**	**225**	**270**	**217**	**212**	**132**	**71**	**30**	**14**	**7**	**2**	**1**	**0**	**0**	**0**	**0**	**0**
06-00	**1579**	**0**	**0**	**0**	**0**	**1**	**9**	**8**	**13**	**17**	**20**	**59**	**95**	**141**	**232**	**279**	**227**	**215**	**134**	**75**	**30**	**14**	**7**	**2**	**1**	**0**	**0**	**0**	**0**	**0**
00-00	**1625**	**0**	**0**	**0**	**0**	**1**	**9**	**8**	**13**	**17**	**20**	**59**	**96**	**144**	**235**	**284**	**231**	**222**	**141**	**84**	**33**	**17**	**8**	**2**	**1**	**0**	**0**	**0**	**0**	**0**

DRAFT

Site 83
Location R180, Att - Telepole, Lat 54.0346, Long -6.78341
Direction Two way

3279 / Meath/Cavan/Monaghan ATC's
October 2013
Automatic Traffic Count

Tue, 15 October 2013

Time	Total	Speed Bins (km/h)																												
		0 - 5	5 - 10	10 - 15	15 - 20	20 - 25	25 - 30	30 - 35	35 - 40	40 - 45	45 - 50	50 - 55	55 - 60	60 - 65	65 - 70	70 - 75	75 - 80	80 - 85	85 - 90	90 - 95	95 - 100	100 - 105	105 - 110	110 - 115	115 - 120	120 - 125	125 - 130	130 - 135	135 - 140
0000	6	0	0	0	0	0	0	0	0	0	0	1	0	0	3	0	2	0	0	0	0	0	0	0	0	0	0	0	0	0
0100	3	0	0	0	0	0	0	0	0	0	0	0	0	1	1	1	0	0	0	0	0	0	0	0	0	0	0	0	0	0
0200	3	0	0	0	0	0	0	0	0	0	0	1	0	2	0	0	0	0	0	0	0	0	0	0	0	0	0	0	0	0
0300	5	0	0	0	0	0	0	0	0	0	0	1	0	4	0	0	0	0	0	0	0	0	0	0	0	0	0	0	0	0
0400	10	0	0	0	0	0	0	0	0	0	0	0	0	2	1	2	2	0	0	2	1	0	0	0	0	0	0	0	0	0
0500	23	0	0	0	0	0	0	0	0	0	0	0	0	2	1	1	5	5	3	2	1	3	0	0	0	0	0	0	0	0
0600	37	0	0	0	0	0	0	0	0	0	0	0	1	3	3	1	6	7	6	6	2	2	0	0	0	0	0	0	0	0
0700	95	0	0	0	0	0	0	0	0	0	0	2	5	10	19	21	7	18	6	4	2	1	0	0	0	0	0	0	0	0
0800	**147**	**0**	**0**	**0**	**0**	**0**	**0**	**0**	**0**	**0**	**0**	**3**	**4**	**14**	**13**	**24**	**33**	**25**	**15**	**10**	**3**	**2**	**0**	**1**	**0**	**0**	**0**	**0**	**0**	**0**
0900	128	0	0	0	0	0	0	0	1	0	2	11	11	13	18	27	22	12	4	4	3	0	0	0	0	0	0	0	0	0
1000	79	0	0	0	0	0	1	0	0	0	1	1	3	10	13	16	11	11	5	3	2	1	1	0	0	0	0	0	0	0
1100	65	0	0	0	0	0	0	1	0	0	1	4	4	9	10	5	10	11	5	3	0	2	0	0	0	0	0	0	0	0
1200	80	0	0	0	0	0	0	0	0	1	3	8	0	11	17	10	14	7	3	3	3	0	0	0	0	0	0	0	0	0
1300	82	0	0	0	0	0	2	2	2	1	0	0	5	13	18	12	12	8	6	0	1	0	0	0	0	0	0	0	0	0
1400	110	0	0	1	0	0	0	0	1	1	3	5	5	13	13	23	21	12	6	3	1	2	0	0	0	0	0	0	0	0
1500	116	0	0	0	0	2	1	0	0	3	2	10	7	10	12	21	15	11	15	6	0	1	0	0	0	0	0	0	0	0
1600	118	0	0	0	0	0	0	0	0	1	1	6	10	10	13	22	18	13	13	5	4	1	0	1	0	0	0	0	0	0
1700	**165**	**0**	**0**	**0**	**0**	**0**	**0**	**0**	**1**	**0**	**2**	**6**	**6**	**15**	**20**	**27**	**33**	**27**	**16**	**5**	**4**	**2**	**0**	**0**	**1**	**0**	**0**	**0**	**0**	**0**
1800	111	0	0	0	0	0	1	1	0	0	0	4	6	9	10	24	20	16	11	5	2	1	0	1	0	0	0	0	0	0
1900	80	0	0	0	0	2	0	0	1	3	1	1	8	8	8	13	8	10	11	2	3	1	0	0	0	0	0	0	0	0
2000	40	0	0	0	0	0	0	0	0	0	1	0	1	2	4	9	9	4	6	1	2	1	0	0	0	0	0	0	0	0
2100	41	0	0	0	0	0	0	0	0	0	1	0	5	0	2	8	12	5	4	3	0	1	0	0	0	0	0	0	0	0
2200	20	0	0	0	0	0	0	0	0	0	0	2	1	2	2	3	2	3	2	0	2	0	1	0	0	0	0	0	0	0
2300	17	0	0	0	0	0	0	0	0	0	0	0	1	1	4	3	3	1	1	0	1	1	1	0	0	0	0	0	0	0
07-19	**1296**	**0**	**0**	**1**	**0**	**2**	**5**	**4**	**5**	**7**	**15**	**60**	**66**	**137**	**176**	**232**	**216**	**171**	**105**	**51**	**25**	**13**	**1**	**3**	**1**	**0**	**0**	**0**	**0**	**0**
06-22	**1494**	**0**	**0**	**1**	**0**	**4**	**5**	**4**	**6**	**10**	**18**	**61**	**81**	**150**	**193**	**263**	**251**	**197**	**132**	**63**	**32**	**18**	**1**	**3**	**1**	**0**	**0**	**0**	**0**	**0**
06-00	**1531**	**0**	**0**	**1**	**0**	**4**	**5**	**4**	**6**	**10**	**18**	**63**	**83**	**153**	**199**	**269**	**256**	**201**	**135**	**63**	**35**	**19**	**3**	**3**	**1**	**0**	**0**	**0**	**0**	**0**
00-00	**1581**	**0**	**0**	**1**	**0**	**4**	**5**	**4**	**6**	**10**	**18**	**66**	**83**	**164**	**205**	**273**	**265**	**206**	**138**	**67**	**37**	**22**	**3**	**3**	**1**	**0**	**0**	**0**	**0**	**0**

DRAFT

Site 83
Location R180, Att - Telepole, Lat 54.0346, Long -6.78341
Direction Two way

3279 / Meath/Cavan/Monaghan ATC's
October 2013
Automatic Traffic Count

Virtual Day (7)

Time	Total	Speed Bins (km/h)																												
		0 - 5	5 - 10	10 - 15	15 - 20	20 - 25	25 - 30	30 - 35	35 - 40	40 - 45	45 - 50	50 - 55	55 - 60	60 - 65	65 - 70	70 - 75	75 - 80	80 - 85	85 - 90	90 - 95	95 - 100	100 - 105	105 - 110	110 - 115	115 - 120	120 - 125	125 - 130	130 - 135	135 - 140
0000	10	0	0	0	0	0	0	0	0	0	0	0	0	1	1	2	1	2	1	1	0	0	0	0	0	0	0	0	0	0
0100	6	0	0	0	0	0	0	0	0	0	0	0	1	0	0	1	1	1	0	0	0	0	0	0	0	0	0	0	0	0
0200	4	0	0	0	0	0	0	0	0	0	0	0	0	1	0	1	0	0	1	0	0	0	0	0	0	0	0	0	0	0
0300	5	0	0	0	0	0	0	0	0	0	0	0	0	1	1	1	0	0	1	0	0	0	0	0	0	0	0	0	0	0
0400	7	0	0	0	0	0	0	0	0	0	0	0	0	0	0	1	1	1	0	1	0	1	0	0	0	0	0	0	0	0
0500	18	0	0	0	0	0	0	0	0	0	0	0	0	1	1	3	4	3	2	2	1	1	0	0	0	0	0	0	0	0
0600	27	0	0	0	0	0	0	0	0	0	0	0	0	1	2	2	4	4	5	4	2	1	1	0	0	0	0	0	0	0
0700	72	0	0	0	0	0	0	0	0	0	1	2	5	5	10	12	13	12	6	3	3	1	0	0	0	0	0	0	0	0
0800	**111**	**0**	**0**	**0**	**0**	**0**	**0**	**0**	**1**	**1**	**1**	**4**	**4**	**9**	**11**	**16**	**19**	**17**	**12**	**10**	**3**	**2**	**1**	**0**	**0**	**0**	**0**	**0**	**0**	**0**
0900	97	0	0	0	0	0	0	0	0	1	1	4	6	9	13	18	17	12	8	4	3	1	0	0	0	0	0	0	0	0
1000	83	0	0	0	0	0	1	0	0	1	1	3	6	12	12	11	12	10	6	3	2	1	1	0	0	0	0	0	0	0
1100	81	0	0	0	0	0	0	0	1	2	2	2	4	10	12	15	12	12	4	4	1	1	0	0	0	0	0	0	0	0
1200	103	0	0	0	0	0	0	0	1	2	2	5	7	12	16	15	18	12	6	3	2	0	0	0	0	0	0	0	0	0
1300	89	0	0	0	0	0	1	1	1	1	1	2	7	9	16	15	12	11	6	3	2	0	0	0	0	0	0	0	0	0
1400	100	0	0	0	0	0	0	1	0	1	2	5	5	13	13	20	16	11	7	3	1	1	0	0	0	0	0	0	0	0
1500	112	0	0	0	0	0	1	0	0	1	3	5	9	11	14	20	15	14	10	5	1	1	0	0	0	0	0	0	0	0
1600	123	0	0	0	0	0	1	1	0	1	2	4	6	13	20	22	18	15	11	5	2	1	0	0	0	0	0	0	0	0
1700	**148**	**0**	**0**	**0**	**0**	**0**	**2**	**0**	**1**	**1**	**1**	**3**	**7**	**12**	**19**	**27**	**30**	**22**	**11**	**6**	**3**	**1**	**1**	**0**	**0**	**0**	**0**	**0**	**0**	**0**
1800	125	0	0	0	0	0	0	1	0	1	2	4	5	9	22	23	24	16	9	5	3	1	1	0	0	0	0	0	0	0
1900	81	0	0	0	0	0	0	0	1	1	1	2	6	7	10	16	12	11	8	4	2	1	0	0	0	0	0	0	0	0
2000	60	0	0	0	0	0	0	0	0	0	1	2	4	5	9	11	10	7	5	2	2	1	0	0	0	0	0	0	0	0
2100	47	0	0	0	0	0	0	0	0	0	1	2	3	4	6	8	9	6	4	2	1	1	0	0	0	0	0	0	0	0
2200	26	0	0	0	0	0	0	0	0	1	0	1	2	3	3	4	4	3	2	1	1	0	0	0	0	0	0	0	0	0
2300	15	0	0	0	0	0	0	0	0	0	0	0	0	2	3	3	3	1	1	1	0	0	0	0	0	0	0	0	0	0
07-19	**1243**	**0**	**0**	**0**	**1**	**2**	**7**	**4**	**7**	**11**	**18**	**43**	**72**	**124**	**178**	**213**	**206**	**163**	**98**	**53**	**26**	**11**	**4**	**2**	**1**	**0**	**0**	**0**	**0**	**0**
06-22	**1459**	**0**	**0**	**0**	**1**	**2**	**7**	**4**	**8**	**12**	**21**	**49**	**85**	**140**	**205**	**251**	**242**	**191**	**120**	**66**	**33**	**14**	**6**	**3**	**1**	**0**	**0**	**0**	**0**	**0**
06-00	**1500**	**0**	**0**	**0**	**1**	**2**	**7**	**4**	**8**	**13**	**21**	**50**	**87**	**145**	**210**	**258**	**248**	**196**	**123**	**68**	**34**	**14**	**6**	**3**	**1**	**0**	**0**	**0**	**0**	**0**
00-00	**1550**	**0**	**0**	**0**	**1**	**2**	**7**	**4**	**8**	**13**	**22**	**51**	**89**	**149**	**214**	**266**	**256**	**202**	**128**	**72**	**36**	**16**	**7**	**3**	**2**	**0**	**0**	**0**	**0**	**0**

DRAFT

Site 83
Location R180, Att - Telepole, Lat 54.0346, Long -6.78341
Direction Two way

3279 / Meath/Cavan/Monaghan ATC's
October 2013
Automatic Traffic Count

Virtual Week (1)

Time	Total	Speed Bins (km/h)																											
		0 - 5	5 - 10	10 - 15	15 - 20	20 - 25	25 - 30	30 - 35	35 - 40	40 - 45	45 - 50	50 - 55	55 - 60	60 - 65	65 - 70	70 - 75	75 - 80	80 - 85	85 - 90	90 - 95	95 - 100	100 - 105	105 - 110	110 - 115	115 - 120	120 - 125	125 - 130	130 - 135	135 - 140
Mon	1625	0	0	0	0	1	9	8	13	17	20	59	96	144	235	284	231	222	141	84	33	17	8	2	1	0	0	0	0
Tue	1581	0	0	1	0	4	5	4	6	10	18	66	83	164	205	273	265	206	138	67	37	22	3	3	1	0	0	0	0
Wed	1631	0	0	0	1	2	4	5	11	11	28	56	98	168	227	267	249	218	138	80	47	12	7	0	1	1	0	0	0
Thu	1673	0	0	0	0	1	10	2	9	19	23	60	116	140	239	283	276	216	122	72	47	18	12	5	2	0	0	1	0
Fri	1788	0	0	0	1	2	2	1	7	12	17	55	109	172	256	323	318	216	140	81	38	20	8	6	1	2	1	0	0
|Sat	1416	0	0	0	2	5	13	7	6	18	26	41	75	160	191	239	235	166	113	72	24	12	8	2	1	0	0	0	0
|Sun	1136	0	0	0	1	0	3	2	3	5	21	21	48	95	148	195	221	171	103	49	27	13	4	2	4	0	0	0	0
5 Day Ave.	**1660**	**0**	**0**	**0**	**0**	**2**	**6**	**4**	**9**	**14**	**21**	**59**	**100**	**158**	**232**	**286**	**268**	**216**	**136**	**77**	**40**	**18**	**8**	**3**	**1**	**1**	**0**	**0**	**0**
7 Day Ave.	**1550**	**0**	**0**	**0**	**1**	**2**	**7**	**4**	**8**	**13**	**22**	**51**	**89**	**149**	**214**	**266**	**256**	**202**	**128**	**72**	**36**	**16**	**7**	**3**	**2**	**0**	**0**	**0**	**0**
--	**10850**	**0**	**0**	**1**	**5**	**15**	**46**	**29**	**55**	**92**	**153**	**358**	**625**	**1043**	**1501**	**1864**	**1795**	**1415**	**895**	**505**	**253**	**114**	**50**	**20**	**11**	**3**	**1**	**1**	**0**

Summary Graphs

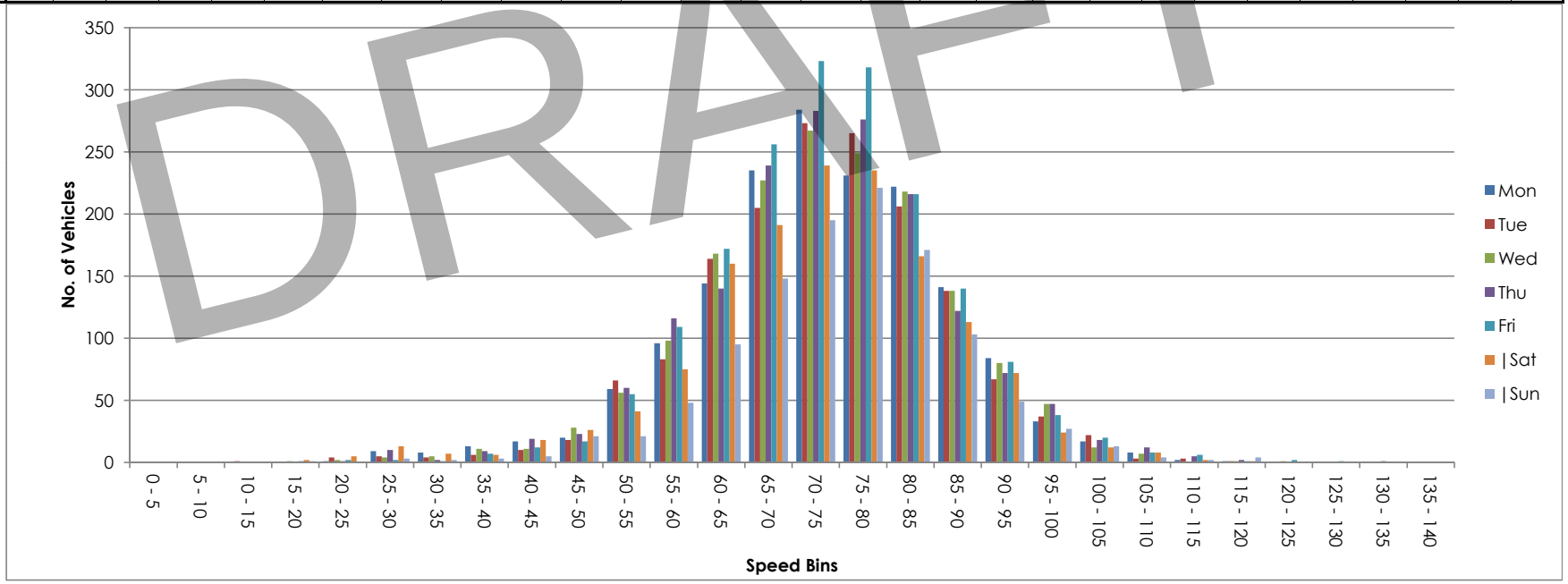

DRAFT

Nationwide Data Collection
for
Tobin Consulting Engineers



NDC NATIONWIDE DATA COLLECTION	**Site / Location:**	Unamed Road, Att - TP, Lat 54.05366, Long -6.82677	**Project No:**	3279	**Photo No:**	3279-84	**Drawn By:** MOR
	Survey Date:	Wed, 9 October 2013 to Tue, 15 October 2013	**Project Name:**		Meath/Cavan/Monaghan ATC'S		
	Survey Times:	00:00 to 00(24):00	**Title:**		Site Photograph		

Site No.	Location.	Direction.	Speed Limit - PSL (km/h)	Start Date.	End Date.	Total Vehicles.	5 Day Ave.	7 Day Ave.	No. > Speed Limit.	%. > Speed Limit.	No. > Speed Limit1 (+5km/h).	%. > Speed Limit1 (+5km/h).	No. > Speed Limit1 (+10km/h).	%. > Speed Limit1 (+10km/h).	Mean Speed	85%ile Speed
84	Unamed Road, Att - TP, Lat 54.05366, Long -6.82677	North	80	Wed, 9 October 2013	Tue, 15 October 2013	112	16	16	0	0.0	0	0.0	0	0.0	27.2	37.1
		South	80	Wed, 9 October 2013	Tue, 15 October 2013	121	16	17	0	0.0	0	0.0	0	0.0	27.5	40.7
		Two way	80	Wed, 9 October 2013	Tue, 15 October 2013	233	32	33	0	0.0	0	0.0	0	0.0	27.4	39.2

DRAFT

Site 84
Location Unamed Road, Att - TP, Lat 54.05366, Long -6.82677
Direction North

3279 / Meath/Cavan/Monaghan ATC's
October 2013
Automatic Traffic Count

Wed, 9 October 2013

Time	Total	Classification												>PSL	>PSL%	>SL1	>SL1%	>SL2	>SL2%	Mean	Vpp
		1 MCL	2 SV	3 SVT	4 TB2	5 TB3	6 T4	7 ART3	8 ART4	9 ART5	10 ART6	11 BD	12 DRT	80	80	85 +5kph	85 +5kph	90 +10kph	90 +10kph		85
0000	0	0	0	0	0	0	0	0	0	0	0	0	0	0	0	0	0	0	0	-	-
0100	0	0	0	0	0	0	0	0	0	0	0	0	0	0	0	0	0	0	0	-	-
0200	0	0	0	0	0	0	0	0	0	0	0	0	0	0	0	0	0	0	0	-	-
0300	0	0	0	0	0	0	0	0	0	0	0	0	0	0	0	0	0	0	0	-	-
0400	0	0	0	0	0	0	0	0	0	0	0	0	0	0	0	0	0	0	0	-	-
0500	0	0	0	0	0	0	0	0	0	0	0	0	0	0	0	0	0	0	0	-	-
0600	0	0	0	0	0	0	0	0	0	0	0	0	0	0	0	0	0	0	0	-	-
0700	0	0	0	0	0	0	0	0	0	0	0	0	0	0	0	0	0	0	0	-	-
0800	2	0	2	0	0	0	0	0	0	0	0	0	0	0	0	0	0	0	0	39	-
0900	2	0	2	0	0	0	0	0	0	0	0	0	0	0	0	0	0	0	0	36.8	-
1000	1	0	1	0	0	0	0	0	0	0	0	0	0	0	0	0	0	0	0	19.9	-
1100	**3**	**0**	**2**	**0**	**1**	**0**	**0**	**0**	**0**	**0**	**0**	**0**	**0**	**0**	**0**	**0**	**0**	**0**	**0**	**26.5**	**-**
1200	0	0	0	0	0	0	0	0	0	0	0	0	0	0	0	0	0	0	0	-	-
1300	1	0	1	0	0	0	0	0	0	0	0	0	0	0	0	0	0	0	0	26.1	-
1400	**3**	**0**	**3**	**0**	**0**	**0**	**0**	**0**	**0**	**0**	**0**	**0**	**0**	**0**	**0**	**0**	**0**	**0**	**0**	**27.4**	**-**
1500	1	0	1	0	0	0	0	0	0	0	0	0	0	0	0	0	0	0	0	17.6	-
1600	0	0	0	0	0	0	0	0	0	0	0	0	0	0	0	0	0	0	0	-	-
1700	0	0	0	0	0	0	0	0	0	0	0	0	0	0	0	0	0	0	0	-	-
1800	1	0	1	0	0	0	0	0	0	0	0	0	0	0	0	0	0	0	0	30.6	-
1900	0	0	0	0	0	0	0	0	0	0	0	0	0	0	0	0	0	0	0	-	-
2000	1	0	1	0	0	0	0	0	0	0	0	0	0	0	0	0	0	0	0	28.8	-
2100	0	0	0	0	0	0	0	0	0	0	0	0	0	0	0	0	0	0	0	-	-
2200	0	0	0	0	0	0	0	0	0	0	0	0	0	0	0	0	0	0	0	-	-
2300	0	0	0	0	0	0	0	0	0	0	0	0	0	0	0	0	0	0	0	-	-
07-19	**14**	**0**	**13**	**0**	**1**	**0**	**0**	**0**	**0**	**0**	**0**	**0**	**0**	**0**	**0**	**0**	**0**	**0**	**0**	**29.1**	**35.3**
06-22	**15**	**0**	**14**	**0**	**1**	**0**	**0**	**0**	**0**	**0**	**0**	**0**	**0**	**0**	**0**	**0**	**0**	**0**	**0**	**29.1**	**35.3**
06-00	**15**	**0**	**14**	**0**	**1**	**0**	**0**	**0**	**0**	**0**	**0**	**0**	**0**	**0**	**0**	**0**	**0**	**0**	**0**	**29.1**	**35.3**
00-00	**15**	**0**	**14**	**0**	**1**	**0**	**0**	**0**	**0**	**0**	**0**	**0**	**0**	**0**	**0**	**0**	**0**	**0**	**0**	**29.1**	**35.3**

DRAFT

Site 84
Location Unamed Road, Att - TP, Lat 54.05366, Long -6.82677
Direction North

3279 / Meath/Cavan/Monaghan ATC's
October 2013
Automatic Traffic Count

Thu, 10 October 2013

Time	Total	Classification												>PSL	>PSL%	>SL1	>SL1%	>SL2	>SL2%	Mean	Vpp
		1 MCL	2 SV	3 SVT	4 TB2	5 TB3	6 T4	7 ART3	8 ART4	9 ART5	10 ART6	11 BD	12 DRT	80	80	85 +5kph	85 +5kph	90 +10kph	90 +10kph		85
0000	0	0	0	0	0	0	0	0	0	0	0	0	0	0	0	0	0	0	0	-	-
0100	0	0	0	0	0	0	0	0	0	0	0	0	0	0	0	0	0	0	0	-	-
0200	0	0	0	0	0	0	0	0	0	0	0	0	0	0	0	0	0	0	0	-	-
0300	0	0	0	0	0	0	0	0	0	0	0	0	0	0	0	0	0	0	0	-	-
0400	0	0	0	0	0	0	0	0	0	0	0	0	0	0	0	0	0	0	0	-	-
0500	0	0	0	0	0	0	0	0	0	0	0	0	0	0	0	0	0	0	0	-	-
0600	0	0	0	0	0	0	0	0	0	0	0	0	0	0	0	0	0	0	0	-	-
0700	**2**	**0**	**2**	**0**	**0**	**0**	**0**	**0**	**0**	**0**	**0**	**0**	**0**	**0**	**0**	**0**	**0**	**0**	**0**	**36.2**	**-**
0800	1	0	1	0	0	0	0	0	0	0	0	0	0	0	0	0	0	0	0	32.4	-
0900	1	0	1	0	0	0	0	0	0	0	0	0	0	0	0	0	0	0	0	37.3	-
1000	**2**	**0**	**2**	**0**	**0**	**0**	**0**	**0**	**0**	**0**	**0**	**0**	**0**	**0**	**0**	**0**	**0**	**0**	**0**	**33**	**-**
1100	**2**	**0**	**2**	**0**	**0**	**0**	**0**	**0**	**0**	**0**	**0**	**0**	**0**	**0**	**0**	**0**	**0**	**0**	**0**	**27.3**	**-**
1200	1	0	0	0	0	0	0	0	0	1	0	0	0	0	0	0	0	0	0	32.7	-
1300	1	0	1	0	0	0	0	0	0	0	0	0	0	0	0	0	0	0	0	33.9	-
1400	1	0	1	0	0	0	0	0	0	0	0	0	0	0	0	0	0	0	0	33.2	-
1500	**2**	**0**	**2**	**0**	**0**	**0**	**0**	**0**	**0**	**0**	**0**	**0**	**0**	**0**	**0**	**0**	**0**	**0**	**0**	**19**	**-**
1600	**2**	**0**	**2**	**0**	**0**	**0**	**0**	**0**	**0**	**0**	**0**	**0**	**0**	**0**	**0**	**0**	**0**	**0**	**0**	**29.1**	**-**
1700	1	0	1	0	0	0	0	0	0	0	0	0	0	0	0	0	0	0	0	36.1	-
1800	1	0	1	0	0	0	0	0	0	0	0	0	0	0	0	0	0	0	0	36.4	-
1900	0	0	0	0	0	0	0	0	0	0	0	0	0	0	0	0	0	0	0	-	-
2000	**2**	**1**	**1**	**0**	**0**	**0**	**0**	**0**	**0**	**0**	**0**	**0**	**0**	**0**	**0**	**0**	**0**	**0**	**0**	**25.3**	**-**
2100	0	0	0	0	0	0	0	0	0	0	0	0	0	0	0	0	0	0	0	-	-
2200	0	0	0	0	0	0	0	0	0	0	0	0	0	0	0	0	0	0	0	-	-
2300	0	0	0	0	0	0	0	0	0	0	0	0	0	0	0	0	0	0	0	-	-
07-19	**17**	**0**	**16**	**0**	**0**	**0**	**0**	**0**	**0**	**1**	**0**	**0**	**0**	**0**	**0**	**0**	**0**	**0**	**0**	**31.2**	**36**
06-22	**19**	**1**	**17**	**0**	**0**	**0**	**0**	**0**	**0**	**1**	**0**	**0**	**0**	**0**	**0**	**0**	**0**	**0**	**0**	**30.6**	**36**
06-00	**19**	**1**	**17**	**0**	**0**	**0**	**0**	**0**	**0**	**1**	**0**	**0**	**0**	**0**	**0**	**0**	**0**	**0**	**0**	**30.6**	**36**
00-00	**19**	**1**	**17**	**0**	**0**	**0**	**0**	**0**	**0**	**1**	**0**	**0**	**0**	**0**	**0**	**0**	**0**	**0**	**0**	**30.6**	**36**

DRAFT

Site 84
Location Unamed Road, Att - TP, Lat 54.05366, Long -6.82677
Direction North

3279 / Meath/Cavan/Monaghan ATC's
October 2013
Automatic Traffic Count

Fri, 11 October 2013

Time	Total	Classification												>PSL	>PSL%	>SL1	>SL1%	>SL2	>SL2%	Mean	Vpp
		1 MCL	2 SV	3 SVT	4 TB2	5 TB3	6 T4	7 ART3	8 ART4	9 ART5	10 ART6	11 BD	12 DRT	80	80	85 +5kph	85 +5kph	90 +10kph	90 +10kph		85
0000	**0**	**0**	**0**	**0**	**0**	**0**	**0**	**0**	**0**	**0**	**0**	**0**	**0**	**0**	**0**	**0**	**0**	**0**	**0**	**-**	**-**
0100	**0**	**0**	**0**	**0**	**0**	**0**	**0**	**0**	**0**	**0**	**0**	**0**	**0**	**0**	**0**	**0**	**0**	**0**	**0**	**-**	**-**
0200	**0**	**0**	**0**	**0**	**0**	**0**	**0**	**0**	**0**	**0**	**0**	**0**	**0**	**0**	**0**	**0**	**0**	**0**	**0**	**-**	**-**
0300	**0**	**0**	**0**	**0**	**0**	**0**	**0**	**0**	**0**	**0**	**0**	**0**	**0**	**0**	**0**	**0**	**0**	**0**	**0**	**-**	**-**
0400	**0**	**0**	**0**	**0**	**0**	**0**	**0**	**0**	**0**	**0**	**0**	**0**	**0**	**0**	**0**	**0**	**0**	**0**	**0**	**-**	**-**
0500	**0**	**0**	**0**	**0**	**0**	**0**	**0**	**0**	**0**	**0**	**0**	**0**	**0**	**0**	**0**	**0**	**0**	**0**	**0**	**-**	**-**
0600	**0**	**0**	**0**	**0**	**0**	**0**	**0**	**0**	**0**	**0**	**0**	**0**	**0**	**0**	**0**	**0**	**0**	**0**	**0**	**-**	**-**
0700	**0**	**0**	**0**	**0**	**0**	**0**	**0**	**0**	**0**	**0**	**0**	**0**	**0**	**0**	**0**	**0**	**0**	**0**	**0**	**-**	**-**
0800	**0**	**0**	**0**	**0**	**0**	**0**	**0**	**0**	**0**	**0**	**0**	**0**	**0**	**0**	**0**	**0**	**0**	**0**	**0**	**-**	**-**
0900	**0**	**0**	**0**	**0**	**0**	**0**	**0**	**0**	**0**	**0**	**0**	**0**	**0**	**0**	**0**	**0**	**0**	**0**	**0**	**-**	**-**
1000	**0**	**0**	**0**	**0**	**0**	**0**	**0**	**0**	**0**	**0**	**0**	**0**	**0**	**0**	**0**	**0**	**0**	**0**	**0**	**-**	**-**
1100	**0**	**0**	**0**	**0**	**0**	**0**	**0**	**0**	**0**	**0**	**0**	**0**	**0**	**0**	**0**	**0**	**0**	**0**	**0**	**-**	**-**
1200	0	0	0	0	0	0	0	0	0	0	0	0	0	0	0	0	0	0	0	-	-
1300	0	0	0	0	0	0	0	0	0	0	0	0	0	0	0	0	0	0	0	-	-
1400	0	0	0	0	0	0	0	0	0	0	0	0	0	0	0	0	0	0	0	-	-
1500	**1**	**0**	**1**	**0**	**0**	**0**	**0**	**0**	**0**	**0**	**0**	**0**	**0**	**0**	**0**	**0**	**0**	**0**	**0**	**11.9**	**-**
1600	0	0	0	0	0	0	0	0	0	0	0	0	0	0	0	0	0	0	0	-	-
1700	0	0	0	0	0	0	0	0	0	0	0	0	0	0	0	0	0	0	0	-	-
1800	0	0	0	0	0	0	0	0	0	0	0	0	0	0	0	0	0	0	0	-	-
1900	0	0	0	0	0	0	0	0	0	0	0	0	0	0	0	0	0	0	0	-	-
2000	0	0	0	0	0	0	0	0	0	0	0	0	0	0	0	0	0	0	0	-	-
2100	0	0	0	0	0	0	0	0	0	0	0	0	0	0	0	0	0	0	0	-	-
2200	0	0	0	0	0	0	0	0	0	0	0	0	0	0	0	0	0	0	0	-	-
2300	0	0	0	0	0	0	0	0	0	0	0	0	0	0	0	0	0	0	0	-	-
07-19	**1**	**0**	**1**	**0**	**0**	**0**	**0**	**0**	**0**	**0**	**0**	**0**	**0**	**0**	**0**	**0**	**0**	**0**	**0**	**11.9**	**-**
06-22	**1**	**0**	**1**	**0**	**0**	**0**	**0**	**0**	**0**	**0**	**0**	**0**	**0**	**0**	**0**	**0**	**0**	**0**	**0**	**11.9**	**-**
06-00	**1**	**0**	**1**	**0**	**0**	**0**	**0**	**0**	**0**	**0**	**0**	**0**	**0**	**0**	**0**	**0**	**0**	**0**	**0**	**11.9**	**-**
00-00	**1**	**0**	**1**	**0**	**0**	**0**	**0**	**0**	**0**	**0**	**0**	**0**	**0**	**0**	**0**	**0**	**0**	**0**	**0**	**11.9**	**-**

DRAFT

Site 84
Location Unamed Road, Att - TP, Lat 54.05366, Long -6.82677
Direction North

3279 / Meath/Cavan/Monaghan ATC's
October 2013
Automatic Traffic Count

Sat, 12 October 2013

Time	Total	Classification												>PSL	>PSL%	>SL1	>SL1%	>SL2	>SL2%	Mean	Vpp
		1 MCL	2 SV	3 SVT	4 TB2	5 TB3	6 T4	7 ART3	8 ART4	9 ART5	10 ART6	11 BD	12 DRT	80	80	85 +5kph	85 +5kph	90 +10kph	90 +10kph		85
0000	**0**	**0**	**0**	**0**	**0**	**0**	**0**	**0**	**0**	**0**	**0**	**0**	**0**	**0**	**0**	**0**	**0**	**0**	**0**	**-**	**-**
0100	**0**	**0**	**0**	**0**	**0**	**0**	**0**	**0**	**0**	**0**	**0**	**0**	**0**	**0**	**0**	**0**	**0**	**0**	**0**	**-**	**-**
0200	**0**	**0**	**0**	**0**	**0**	**0**	**0**	**0**	**0**	**0**	**0**	**0**	**0**	**0**	**0**	**0**	**0**	**0**	**0**	**-**	**-**
0300	**0**	**0**	**0**	**0**	**0**	**0**	**0**	**0**	**0**	**0**	**0**	**0**	**0**	**0**	**0**	**0**	**0**	**0**	**0**	**-**	**-**
0400	**0**	**0**	**0**	**0**	**0**	**0**	**0**	**0**	**0**	**0**	**0**	**0**	**0**	**0**	**0**	**0**	**0**	**0**	**0**	**-**	**-**
0500	**0**	**0**	**0**	**0**	**0**	**0**	**0**	**0**	**0**	**0**	**0**	**0**	**0**	**0**	**0**	**0**	**0**	**0**	**0**	**-**	**-**
0600	**0**	**0**	**0**	**0**	**0**	**0**	**0**	**0**	**0**	**0**	**0**	**0**	**0**	**0**	**0**	**0**	**0**	**0**	**0**	**-**	**-**
0700	**0**	**0**	**0**	**0**	**0**	**0**	**0**	**0**	**0**	**0**	**0**	**0**	**0**	**0**	**0**	**0**	**0**	**0**	**0**	**-**	**-**
0800	**0**	**0**	**0**	**0**	**0**	**0**	**0**	**0**	**0**	**0**	**0**	**0**	**0**	**0**	**0**	**0**	**0**	**0**	**0**	**-**	**-**
0900	**0**	**0**	**0**	**0**	**0**	**0**	**0**	**0**	**0**	**0**	**0**	**0**	**0**	**0**	**0**	**0**	**0**	**0**	**0**	**-**	**-**
1000	**0**	**0**	**0**	**0**	**0**	**0**	**0**	**0**	**0**	**0**	**0**	**0**	**0**	**0**	**0**	**0**	**0**	**0**	**0**	**-**	**-**
1100	**0**	**0**	**0**	**0**	**0**	**0**	**0**	**0**	**0**	**0**	**0**	**0**	**0**	**0**	**0**	**0**	**0**	**0**	**0**	**-**	**-**
1200	0	0	0	0	0	0	0	0	0	0	0	0	0	0	0	0	0	0	0	-	-
1300	0	0	0	0	0	0	0	0	0	0	0	0	0	0	0	0	0	0	0	-	-
1400	0	0	0	0	0	0	0	0	0	0	0	0	0	0	0	0	0	0	0	-	-
1500	0	0	0	0	0	0	0	0	0	0	0	0	0	0	0	0	0	0	0	-	-
1600	0	0	0	0	0	0	0	0	0	0	0	0	0	0	0	0	0	0	0	-	-
1700	0	0	0	0	0	0	0	0	0	0	0	0	0	0	0	0	0	0	0	-	-
1800	0	0	0	0	0	0	0	0	0	0	0	0	0	0	0	0	0	0	0	-	-
1900	**2**	**0**	**1**	**0**	**1**	**0**	**0**	**0**	**0**	**0**	**0**	**0**	**0**	**0**	**0**	**0**	**0**	**0**	**0**	**38.7**	**-**
2000	0	0	0	0	0	0	0	0	0	0	0	0	0	0	0	0	0	0	0	-	-
2100	0	0	0	0	0	0	0	0	0	0	0	0	0	0	0	0	0	0	0	-	-
2200	0	0	0	0	0	0	0	0	0	0	0	0	0	0	0	0	0	0	0	-	-
2300	0	0	0	0	0	0	0	0	0	0	0	0	0	0	0	0	0	0	0	-	-
07-19	**0**	**0**	**0**	**0**	**0**	**0**	**0**	**0**	**0**	**0**	**0**	**0**	**0**	**0**	**0**	**0**	**0**	**0**	**0**	**-**	**-**
06-22	**2**	**0**	**1**	**0**	**1**	**0**	**0**	**0**	**0**	**0**	**0**	**0**	**0**	**0**	**0**	**0**	**0**	**0**	**0**	**38.7**	**-**
06-00	**2**	**0**	**1**	**0**	**1**	**0**	**0**	**0**	**0**	**0**	**0**	**0**	**0**	**0**	**0**	**0**	**0**	**0**	**0**	**38.7**	**-**
00-00	**2**	**0**	**1**	**0**	**1**	**0**	**0**	**0**	**0**	**0**	**0**	**0**	**0**	**0**	**0**	**0**	**0**	**0**	**0**	**38.7**	**-**

DRAFT

Site 84
Location Unamed Road, Att - TP, Lat 54.05366, Long -6.82677
Direction North

3279 / Meath/Cavan/Monaghan ATC's
October 2013
Automatic Traffic Count

Sun, 13 October 2013

Time	Total	Classification												>PSL	>PSL%	>SL1	>SL1%	>SL2	>SL2%	Mean	Vpp
		1 MCL	2 SV	3 SVT	4 TB2	5 TB3	6 T4	7 ART3	8 ART4	9 ART5	10 ART6	11 BD	12 DRT	80	80	85 +5kph	85 +5kph	90 +10kph	90 +10kph		85
0000	0	0	0	0	0	0	0	0	0	0	0	0	0	0	0	0	0	0	0	-	-
0100	0	0	0	0	0	0	0	0	0	0	0	0	0	0	0	0	0	0	0	-	-
0200	0	0	0	0	0	0	0	0	0	0	0	0	0	0	0	0	0	0	0	-	-
0300	0	0	0	0	0	0	0	0	0	0	0	0	0	0	0	0	0	0	0	-	-
0400	0	0	0	0	0	0	0	0	0	0	0	0	0	0	0	0	0	0	0	-	-
0500	0	0	0	0	0	0	0	0	0	0	0	0	0	0	0	0	0	0	0	-	-
0600	0	0	0	0	0	0	0	0	0	0	0	0	0	0	0	0	0	0	0	-	-
0700	0	0	0	0	0	0	0	0	0	0	0	0	0	0	0	0	0	0	0	-	-
0800	0	0	0	0	0	0	0	0	0	0	0	0	0	0	0	0	0	0	0	-	-
0900	0	0	0	0	0	0	0	0	0	0	0	0	0	0	0	0	0	0	0	-	-
1000	**11**	**0**	**11**	**0**	**0**	**0**	**0**	**0**	**0**	**0**	**0**	**0**	**0**	**0**	**0**	**0**	**0**	**0**	**0**	**8.7**	**9.4**
1100	2	0	1	0	1	0	0	0	0	0	0	0	0	0	0	0	0	0	0	12	-
1200	2	0	2	0	0	0	0	0	0	0	0	0	0	0	0	0	0	0	0	15.8	-
1300	2	0	2	0	0	0	0	0	0	0	0	0	0	0	0	0	0	0	0	45.8	-
1400	2	0	2	0	0	0	0	0	0	0	0	0	0	0	0	0	0	0	0	33.8	-
1500	1	0	1	0	0	0	0	0	0	0	0	0	0	0	0	0	0	0	0	32.7	-
1600	3	0	3	0	0	0	0	0	0	0	0	0	0	0	0	0	0	0	0	8.9	-
1700	0	0	0	0	0	0	0	0	0	0	0	0	0	0	0	0	0	0	0	-	-
1800	**4**	**0**	**4**	**0**	**0**	**0**	**0**	**0**	**0**	**0**	**0**	**0**	**0**	**0**	**0**	**0**	**0**	**0**	**0**	**26.1**	**-**
1900	3	0	3	0	0	0	0	0	0	0	0	0	0	0	0	0	0	0	0	26.6	-
2000	0	0	0	0	0	0	0	0	0	0	0	0	0	0	0	0	0	0	0	-	-
2100	0	0	0	0	0	0	0	0	0	0	0	0	0	0	0	0	0	0	0	-	-
2200	0	0	0	0	0	0	0	0	0	0	0	0	0	0	0	0	0	0	0	-	-
2300	0	0	0	0	0	0	0	0	0	0	0	0	0	0	0	0	0	0	0	-	-
07-19	**27**	**0**	**26**	**0**	**1**	**0**	**0**	**0**	**0**	**0**	**0**	**0**	**0**	**0**	**0**	**0**	**0**	**0**	**0**	**17.5**	**31.7**
06-22	**30**	**0**	**29**	**0**	**1**	**0**	**0**	**0**	**0**	**0**	**0**	**0**	**0**	**0**	**0**	**0**	**0**	**0**	**0**	**18.5**	**32.4**
06-00	**30**	**0**	**29**	**0**	**1**	**0**	**0**	**0**	**0**	**0**	**0**	**0**	**0**	**0**	**0**	**0**	**0**	**0**	**0**	**18.5**	**32.4**
00-00	**30**	**0**	**29**	**0**	**1**	**0**	**0**	**0**	**0**	**0**	**0**	**0**	**0**	**0**	**0**	**0**	**0**	**0**	**0**	**18.5**	**32.4**

DRAFT

Site 84
Location Unamed Road, Att - TP, Lat 54.05366, Long -6.82677
Direction North

3279 / Meath/Cavan/Monaghan ATC's
October 2013
Automatic Traffic Count

Mon, 14 October 2013

Time	Total	Classification												>PSL	>PSL%	>SL1	>SL1%	>SL2	>SL2%	Mean	Vpp
		1 MCL	2 SV	3 SVT	4 TB2	5 TB3	6 T4	7 ART3	8 ART4	9 ART5	10 ART6	11 BD	12 DRT	80	80	85 +5kph	85 +5kph	90 +10kph	90 +10kph		85
0000	0	0	0	0	0	0	0	0	0	0	0	0	0	0	0	0	0	0	0	-	-
0100	0	0	0	0	0	0	0	0	0	0	0	0	0	0	0	0	0	0	0	-	-
0200	0	0	0	0	0	0	0	0	0	0	0	0	0	0	0	0	0	0	0	-	-
0300	0	0	0	0	0	0	0	0	0	0	0	0	0	0	0	0	0	0	0	-	-
0400	0	0	0	0	0	0	0	0	0	0	0	0	0	0	0	0	0	0	0	-	-
0500	0	0	0	0	0	0	0	0	0	0	0	0	0	0	0	0	0	0	0	-	-
0600	0	0	0	0	0	0	0	0	0	0	0	0	0	0	0	0	0	0	0	-	-
0700	0	0	0	0	0	0	0	0	0	0	0	0	0	0	0	0	0	0	0	-	-
0800	**3**	**0**	**3**	**0**	**0**	**0**	**0**	**0**	**0**	**0**	**0**	**0**	**0**	**0**	**0**	**0**	**0**	**0**	**0**	**37.8**	**-**
0900	**3**	**0**	**3**	**0**	**0**	**0**	**0**	**0**	**0**	**0**	**0**	**0**	**0**	**0**	**0**	**0**	**0**	**0**	**0**	**38.3**	**-**
1000	0	0	0	0	0	0	0	0	0	0	0	0	0	0	0	0	0	0	0	-	-
1100	1	0	0	0	0	0	0	0	1	0	0	0	0	0	0	0	0	0	0	30.6	-
1200	1	0	1	0	0	0	0	0	0	0	0	0	0	0	0	0	0	0	0	23.2	-
1300	**2**	**1**	**1**	**0**	**0**	**0**	**0**	**0**	**0**	**0**	**0**	**0**	**0**	**0**	**0**	**0**	**0**	**0**	**0**	**18.7**	**-**
1400	0	0	0	0	0	0	0	0	0	0	0	0	0	0	0	0	0	0	0	-	-
1500	1	0	1	0	0	0	0	0	0	0	0	0	0	0	0	0	0	0	0	42.1	-
1600	**2**	**0**	**2**	**0**	**0**	**0**	**0**	**0**	**0**	**0**	**0**	**0**	**0**	**0**	**0**	**0**	**0**	**0**	**0**	**39.7**	**-**
1700	**2**	**0**	**2**	**0**	**0**	**0**	**0**	**0**	**0**	**0**	**0**	**0**	**0**	**0**	**0**	**0**	**0**	**0**	**0**	**21.2**	**-**
1800	1	0	1	0	0	0	0	0	0	0	0	0	0	0	0	0	0	0	0	30.2	-
1900	**2**	**1**	**1**	**0**	**0**	**0**	**0**	**0**	**0**	**0**	**0**	**0**	**0**	**0**	**0**	**0**	**0**	**0**	**0**	**19.6**	**-**
2000	1	0	1	0	0	0	0	0	0	0	0	0	0	0	0	0	0	0	0	19.5	-
2100	0	0	0	0	0	0	0	0	0	0	0	0	0	0	0	0	0	0	0	-	-
2200	0	0	0	0	0	0	0	0	0	0	0	0	0	0	0	0	0	0	0	-	-
2300	0	0	0	0	0	0	0	0	0	0	0	0	0	0	0	0	0	0	0	-	-
07-19	**16**	**1**	**14**	**0**	**0**	**0**	**0**	**0**	**1**	**0**	**0**	**0**	**0**	**0**	**0**	**0**	**0**	**0**	**0**	**32.1**	**42.1**
06-22	**19**	**2**	**16**	**0**	**0**	**0**	**0**	**0**	**1**	**0**	**0**	**0**	**0**	**0**	**0**	**0**	**0**	**0**	**0**	**30.1**	**38.2**
06-00	**19**	**2**	**16**	**0**	**0**	**0**	**0**	**0**	**1**	**0**	**0**	**0**	**0**	**0**	**0**	**0**	**0**	**0**	**0**	**30.1**	**38.2**
00-00	**19**	**2**	**16**	**0**	**0**	**0**	**0**	**0**	**1**	**0**	**0**	**0**	**0**	**0**	**0**	**0**	**0**	**0**	**0**	**30.1**	**38.2**

DRAFT

Site 84
Location Unamed Road, Att - TP, Lat 54.05366, Long -6.82677
Direction North

3279 / Meath/Cavan/Monaghan ATC's
October 2013
Automatic Traffic Count

Tue, 15 October 2013

Time	Total	Classification												>PSL	>PSL%	>SL1	>SL1%	>SL2	>SL2%	Mean	Vpp
		1 MCL	2 SV	3 SVT	4 TB2	5 TB3	6 T4	7 ART3	8 ART4	9 ART5	10 ART6	11 BD	12 DRT	80	80	85 +5kph	85 +5kph	90 +10kph	90 +10kph		85
0000	0	0	0	0	0	0	0	0	0	0	0	0	0	0	0	0	0	0	0	-	-
0100	0	0	0	0	0	0	0	0	0	0	0	0	0	0	0	0	0	0	0	-	-
0200	0	0	0	0	0	0	0	0	0	0	0	0	0	0	0	0	0	0	0	-	-
0300	0	0	0	0	0	0	0	0	0	0	0	0	0	0	0	0	0	0	0	-	-
0400	0	0	0	0	0	0	0	0	0	0	0	0	0	0	0	0	0	0	0	-	-
0500	0	0	0	0	0	0	0	0	0	0	0	0	0	0	0	0	0	0	0	-	-
0600	1	0	1	0	0	0	0	0	0	0	0	0	0	0	0	0	0	0	0	44.6	-
0700	0	0	0	0	0	0	0	0	0	0	0	0	0	0	0	0	0	0	0	-	-
0800	**3**	**0**	**3**	**0**	**0**	**0**	**0**	**0**	**0**	**0**	**0**	**0**	**0**	**0**	**0**	**0**	**0**	**0**	**0**	**37.4**	**-**
0900	2	1	1	0	0	0	0	0	0	0	0	0	0	0	0	0	0	0	0	25.5	-
1000	2	0	1	0	1	0	0	0	0	0	0	0	0	0	0	0	0	0	0	28.5	-
1100	2	0	2	0	0	0	0	0	0	0	0	0	0	0	0	0	0	0	0	26.3	-
1200	1	0	0	0	1	0	0	0	0	0	0	0	0	0	0	0	0	0	0	23.5	-
1300	1	0	1	0	0	0	0	0	0	0	0	0	0	0	0	0	0	0	0	29.9	-
1400	0	0	0	0	0	0	0	0	0	0	0	0	0	0	0	0	0	0	0	-	-
1500	**3**	**0**	**3**	**0**	**0**	**0**	**0**	**0**	**0**	**0**	**0**	**0**	**0**	**0**	**0**	**0**	**0**	**0**	**0**	**28.5**	**-**
1600	2	0	1	0	0	0	0	0	0	0	1	0	0	0	0	0	0	0	0	28.4	-
1700	2	0	2	0	0	0	0	0	0	0	0	0	0	0	0	0	0	0	0	36.3	-
1800	2	0	2	0	0	0	0	0	0	0	0	0	0	0	0	0	0	0	0	36.1	-
1900	1	0	1	0	0	0	0	0	0	0	0	0	0	0	0	0	0	0	0	32.5	-
2000	2	0	2	0	0	0	0	0	0	0	0	0	0	0	0	0	0	0	0	34.1	-
2100	1	0	1	0	0	0	0	0	0	0	0	0	0	0	0	0	0	0	0	32.6	-
2200	0	0	0	0	0	0	0	0	0	0	0	0	0	0	0	0	0	0	0	-	-
2300	1	0	1	0	0	0	0	0	0	0	0	0	0	0	0	0	0	0	0	24.6	-
07-19	**20**	**1**	**16**	**0**	**2**	**0**	**0**	**0**	**0**	**0**	**1**	**0**	**0**	**0**	**0**	**0**	**0**	**0**	**0**	**30.7**	**37.4**
06-22	**25**	**1**	**21**	**0**	**2**	**0**	**0**	**0**	**0**	**0**	**1**	**0**	**0**	**0**	**0**	**0**	**0**	**0**	**0**	**31.7**	**37.8**
06-00	**26**	**1**	**22**	**0**	**2**	**0**	**0**	**0**	**0**	**0**	**1**	**0**	**0**	**0**	**0**	**0**	**0**	**0**	**0**	**31.4**	**37.8**
00-00	**26**	**1**	**22**	**0**	**2**	**0**	**0**	**0**	**0**	**0**	**1**	**0**	**0**	**0**	**0**	**0**	**0**	**0**	**0**	**31.4**	**37.8**

DRAFT

Site 84
Location Unamed Road, Att - TP, Lat 54.05366, Long -6.82677
Direction North

3279 / Meath/Cavan/Monaghan ATC's
October 2013
Automatic Traffic Count

Virtual Day (7)

Time	Total	Classification												>PSL	>PSL%	>SL1	>SL1%	>SL2	>SL2%	Mean	Vpp
		1 MCL	2 SV	3 SVT	4 TB2	5 TB3	6 T4	7 ART3	8 ART4	9 ART5	10 ART6	11 BD	12 DRT	80	80	85 +5kph	85 +5kph	90 +10kph	90 +10kph		85
0000	0	0	0	0	0	0	0	0	0	0	0	0	0	0	0	0	0	0	0	-	-
0100	0	0	0	0	0	0	0	0	0	0	0	0	0	0	0	0	0	0	0	-	-
0200	0	0	0	0	0	0	0	0	0	0	0	0	0	0	0	0	0	0	0	-	-
0300	0	0	0	0	0	0	0	0	0	0	0	0	0	0	0	0	0	0	0	-	-
0400	0	0	0	0	0	0	0	0	0	0	0	0	0	0	0	0	0	0	0	-	-
0500	0	0	0	0	0	0	0	0	0	0	0	0	0	0	0	0	0	0	0	-	-
0600	0	0	0	0	0	0	0	0	0	0	0	0	0	0	0	0	0	0	0	44.6	-
0700	0	0	0	0	0	0	0	0	0	0	0	0	0	0	0	0	0	0	0	36.2	-
0800	1	0	1	0	0	0	0	0	0	0	0	0	0	0	0	0	0	0	0	37.4	-
0900	1	0	1	0	0	0	0	0	0	0	0	0	0	0	0	0	0	0	0	34.6	-
1000	**2**	**0**	**2**	**0**	**0**	**0**	**0**	**0**	**0**	**0**	**0**	**0**	**0**	**0**	**0**	**0**	**0**	**0**	**0**	**14.9**	**-**
1100	1	0	1	0	0	0	0	0	0	0	0	0	0	0	0	0	0	0	0	24.1	-
1200	**1**	**0**	**0**	**0**	**0**	**0**	**0**	**0**	**0**	**0**	**0**	**0**	**0**	**0**	**0**	**0**	**0**	**0**	**0**	**22.2**	**-**
1300	**1**	**0**	**1**	**0**	**0**	**0**	**0**	**0**	**0**	**0**	**0**	**0**	**0**	**0**	**0**	**0**	**0**	**0**	**0**	**31.3**	**-**
1400	**1**	**0**	**1**	**0**	**0**	**0**	**0**	**0**	**0**	**0**	**0**	**0**	**0**	**0**	**0**	**0**	**0**	**0**	**0**	**30.5**	**-**
1500	**1**	**0**	**1**	**0**	**0**	**0**	**0**	**0**	**0**	**0**	**0**	**0**	**0**	**0**	**0**	**0**	**0**	**0**	**0**	**25.3**	**-**
1600	**1**	**0**	**1**	**0**	**0**	**0**	**0**	**0**	**0**	**0**	**0**	**0**	**0**	**0**	**0**	**0**	**0**	**0**	**0**	**24.6**	**-**
1700	**1**	**0**	**1**	**0**	**0**	**0**	**0**	**0**	**0**	**0**	**0**	**0**	**0**	**0**	**0**	**0**	**0**	**0**	**0**	**30.2**	**-**
1800	**1**	**0**	**1**	**0**	**0**	**0**	**0**	**0**	**0**	**0**	**0**	**0**	**0**	**0**	**0**	**0**	**0**	**0**	**0**	**30.4**	**-**
1900	**1**	**0**	**1**	**0**	**0**	**0**	**0**	**0**	**0**	**0**	**0**	**0**	**0**	**0**	**0**	**0**	**0**	**0**	**0**	**28.6**	**-**
2000	**1**	**0**	**1**	**0**	**0**	**0**	**0**	**0**	**0**	**0**	**0**	**0**	**0**	**0**	**0**	**0**	**0**	**0**	**0**	**27.9**	**-**
2100	0	0	0	0	0	0	0	0	0	0	0	0	0	0	0	0	0	0	0	32.6	-
2200	0	0	0	0	0	0	0	0	0	0	0	0	0	0	0	0	0	0	0	-	-
2300	0	0	0	0	0	0	0	0	0	0	0	0	0	0	0	0	0	0	0	24.6	-
07-19	**14**	**0**	**12**	**0**	**1**	**0**	**0**	**0**	**0**	**0**	**0**	**0**	**0**	**0**	**0**	**0**	**0**	**0**	**0**	**26.9**	**37.1**
06-22	**16**	**1**	**14**	**0**	**1**	**0**	**0**	**0**	**0**	**0**	**0**	**0**	**0**	**0**	**0**	**0**	**0**	**0**	**0**	**27.3**	**37.1**
06-00	**16**	**1**	**14**	**0**	**1**	**0**	**0**	**0**	**0**	**0**	**0**	**0**	**0**	**0**	**0**	**0**	**0**	**0**	**0**	**27.2**	**37.1**
00-00	**16**	**1**	**14**	**0**	**1**	**0**	**0**	**0**	**0**	**0**	**0**	**0**	**0**	**0**	**0**	**0**	**0**	**0**	**0**	**27.2**	**37.1**

DRAFT

Site 84
Location Unamed Road, Att - TP, Lat 54.05366, Long -6.82677
Direction North

3279 / Meath/Cavan/Monaghan ATC's
October 2013
Automatic Traffic Count

Virtual Week (1)

Time	Total	Classification												>PSL	>PSL%	>SL1	>SL1%	>SL2	>SL2%	Mean	Vpp
		1 MCL	2 SV	3 SVT	4 TB2	5 TB3	6 T4	7 ART3	8 ART4	9 ART5	10 ART6	11 BD	12 DRT	80	80	85 +5kph	85 +5kph	90 +10kph	90 +10kph		85
Mon	19	2	16	0	0	0	0	0	1	0	0	0	0	0	0	0	0	0	0	30.1	38.2
Tue	26	1	22	0	2	0	0	0	0	0	1	0	0	0	0	0	0	0	0	31.4	37.8
Wed	15	0	14	0	1	0	0	0	0	0	0	0	0	0	0	0	0	0	0	29.1	35.3
Thu	19	1	17	0	0	0	0	0	0	1	0	0	0	0	0	0	0	0	0	30.6	36
Fri	1	0	1	0	0	0	0	0	0	0	0	0	0	0	0	0	0	0	0	11.9	-
| Sat	2	0	1	0	1	0	0	0	0	0	0	0	0	0	0	0	0	0	0	38.7	-
| Sun	30	0	29	0	1	0	0	0	0	0	0	0	0	0	0	0	0	0	0	18.5	32.4
5 Day Ave.	**16**	**1**	**14**	**0**	**1**	**0**	**0**	**0**	**0**	**0**	**0**	**0**	**0**	**0**	**0.0**	**0**	**0.0**	**0**	**0.0**	**26.6**	**29.5**
7 Day Ave.	**16**	**1**	**14**	**0**	**1**	**0**	**0**	**0**	**0**	**0**	**0**	**0**	**0**	**0**	**0.0**	**0**	**0.0**	**0**	**0.0**	**27.2**	**37.1**
--	**112**	**4**	**100**	**0**	**5**	**0**	**0**	**0**	**1**	**1**	**1**	**0**	**0**	**0**	**0.0**	**0**	**0.0**	**0**	**0.0**	**27.2**	**37.1**

Summary Graphs

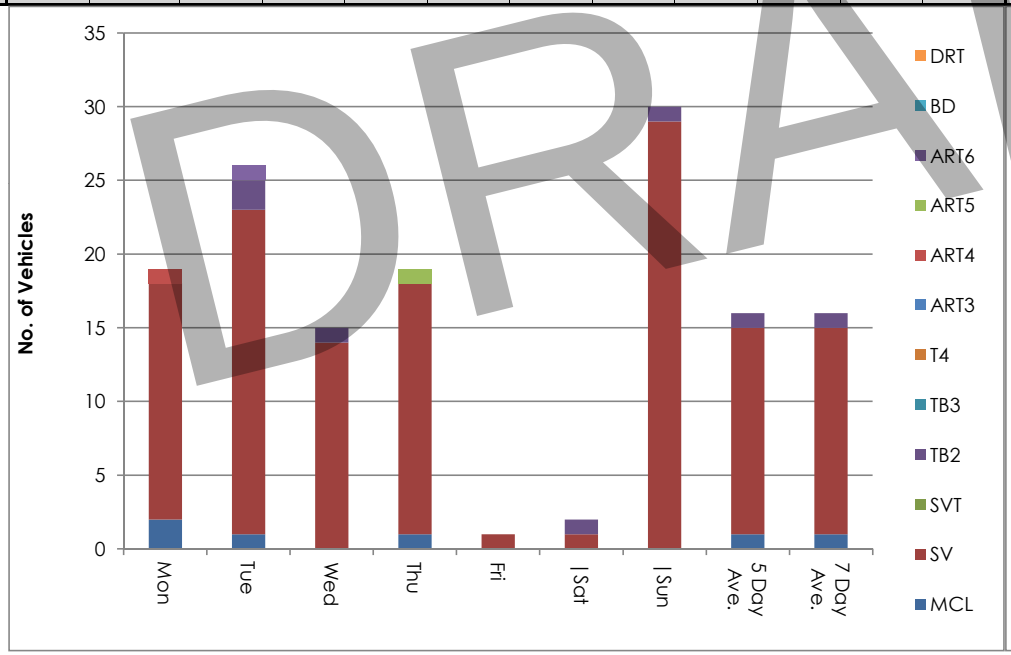

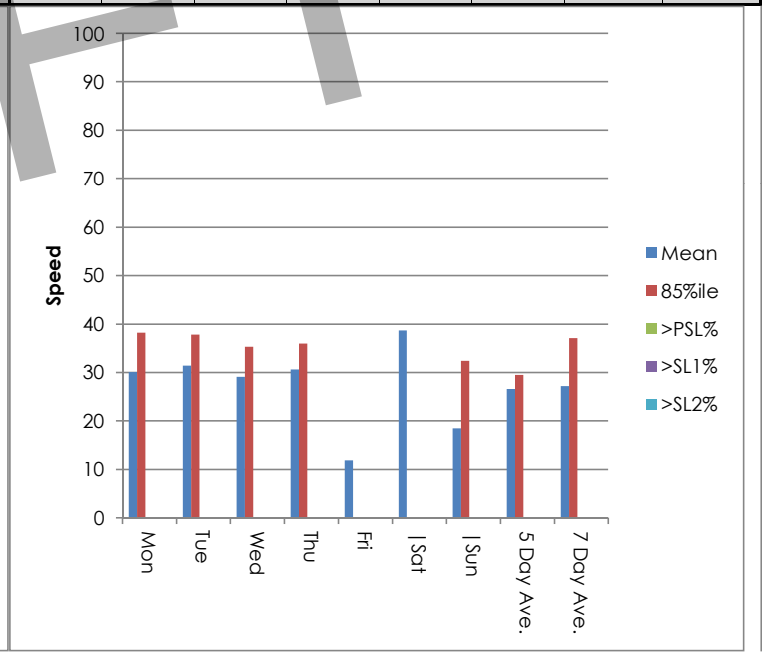

DRAFT

Site 84
Location Unamed Road, Att - TP, Lat 54.05366, Long -6.82677
Direction North

3279 / Meath/Cavan/Monaghan ATC's
October 2013
Automatic Traffic Count

Wed, 9 October 2013

Time	Total	Speed Bins (km/h)																											
		0 - 5	5 - 10	10 - 15	15 - 20	20 - 25	25 - 30	30 - 35	35 - 40	40 - 45	45 - 50	50 - 55	55 - 60	60 - 65	65 - 70	70 - 75	75 - 80	80 - 85	85 - 90	90 - 95	95 - 100	100 - 105	105 - 110	110 - 115	115 - 120	120 - 125	125 - 130	130 - 135	135 - 140
0000	0	0	0	0	0	0	0	0	0	0	0	0	0	0	0	0	0	0	0	0	0	0	0	0	0	0	0	0	0
0100	0	0	0	0	0	0	0	0	0	0	0	0	0	0	0	0	0	0	0	0	0	0	0	0	0	0	0	0	0
0200	0	0	0	0	0	0	0	0	0	0	0	0	0	0	0	0	0	0	0	0	0	0	0	0	0	0	0	0	0
0300	0	0	0	0	0	0	0	0	0	0	0	0	0	0	0	0	0	0	0	0	0	0	0	0	0	0	0	0	0
0400	0	0	0	0	0	0	0	0	0	0	0	0	0	0	0	0	0	0	0	0	0	0	0	0	0	0	0	0	0
0500	0	0	0	0	0	0	0	0	0	0	0	0	0	0	0	0	0	0	0	0	0	0	0	0	0	0	0	0	0
0600	0	0	0	0	0	0	0	0	0	0	0	0	0	0	0	0	0	0	0	0	0	0	0	0	0	0	0	0	0
0700	0	0	0	0	0	0	0	0	0	0	0	0	0	0	0	0	0	0	0	0	0	0	0	0	0	0	0	0	0
0800	2	0	0	0	0	0	0	1	0	1	0	0	0	0	0	0	0	0	0	0	0	0	0	0	0	0	0	0	0
0900	2	0	0	0	0	1	0	0	0	0	1	0	0	0	0	0	0	0	0	0	0	0	0	0	0	0	0	0	0
1000	1	0	0	0	1	0	0	0	0	0	0	0	0	0	0	0	0	0	0	0	0	0	0	0	0	0	0	0	0
1100	**3**	**0**	**0**	**1**	**0**	**0**	**0**	**1**	**1**	**0**	**0**	**0**	**0**	**0**	**0**	**0**	**0**	**0**	**0**	**0**	**0**	**0**	**0**	**0**	**0**	**0**	**0**	**0**	**0**
1200	0	0	0	0	0	0	0	0	0	0	0	0	0	0	0	0	0	0	0	0	0	0	0	0	0	0	0	0	0
1300	1	0	0	0	0	0	1	0	0	0	0	0	0	0	0	0	0	0	0	0	0	0	0	0	0	0	0	0	0
1400	**3**	**0**	**0**	**0**	**1**	**0**	**0**	**2**	**0**	**0**	**0**	**0**	**0**	**0**	**0**	**0**	**0**	**0**	**0**	**0**	**0**	**0**	**0**	**0**	**0**	**0**	**0**	**0**	**0**
1500	1	0	0	0	1	0	0	0	0	0	0	0	0	0	0	0	0	0	0	0	0	0	0	0	0	0	0	0	0
1600	0	0	0	0	0	0	0	0	0	0	0	0	0	0	0	0	0	0	0	0	0	0	0	0	0	0	0	0	0
1700	0	0	0	0	0	0	0	0	0	0	0	0	0	0	0	0	0	0	0	0	0	0	0	0	0	0	0	0	0
1800	1	0	0	0	0	0	0	1	0	0	0	0	0	0	0	0	0	0	0	0	0	0	0	0	0	0	0	0	0
1900	0	0	0	0	0	0	0	0	0	0	0	0	0	0	0	0	0	0	0	0	0	0	0	0	0	0	0	0	0
2000	1	0	0	0	0	0	1	0	0	0	0	0	0	0	0	0	0	0	0	0	0	0	0	0	0	0	0	0	0
2100	0	0	0	0	0	0	0	0	0	0	0	0	0	0	0	0	0	0	0	0	0	0	0	0	0	0	0	0	0
2200	0	0	0	0	0	0	0	0	0	0	0	0	0	0	0	0	0	0	0	0	0	0	0	0	0	0	0	0	0
2300	0	0	0	0	0	0	0	0	0	0	0	0	0	0	0	0	0	0	0	0	0	0	0	0	0	0	0	0	0
07-19	**14**	**0**	**0**	**1**	**3**	**1**	**1**	**5**	**1**	**1**	**1**	**0**	**0**	**0**	**0**	**0**	**0**	**0**	**0**	**0**	**0**	**0**	**0**	**0**	**0**	**0**	**0**	**0**	**0**
06-22	**15**	**0**	**0**	**1**	**3**	**1**	**2**	**5**	**1**	**1**	**1**	**0**	**0**	**0**	**0**	**0**	**0**	**0**	**0**	**0**	**0**	**0**	**0**	**0**	**0**	**0**	**0**	**0**	**0**
06-00	**15**	**0**	**0**	**1**	**3**	**1**	**2**	**5**	**1**	**1**	**1**	**0**	**0**	**0**	**0**	**0**	**0**	**0**	**0**	**0**	**0**	**0**	**0**	**0**	**0**	**0**	**0**	**0**	**0**
00-00	**15**	**0**	**0**	**1**	**3**	**1**	**2**	**5**	**1**	**1**	**1**	**0**	**0**	**0**	**0**	**0**	**0**	**0**	**0**	**0**	**0**	**0**	**0**	**0**	**0**	**0**	**0**	**0**	**0**

DRAFT

Site 84
Location Unamed Road, Att - TP, Lat 54.05366, Long -6.82677
Direction North

3279 / Meath/Cavan/Monaghan ATC's
October 2013
Automatic Traffic Count

Thu, 10 October 2013

Time	Total	Speed Bins (km/h)																											
		0 - 5	5 - 10	10 - 15	15 - 20	20 - 25	25 - 30	30 - 35	35 - 40	40 - 45	45 - 50	50 - 55	55 - 60	60 - 65	65 - 70	70 - 75	75 - 80	80 - 85	85 - 90	90 - 95	95 - 100	100 - 105	105 - 110	110 - 115	115 - 120	120 - 125	125 - 130	130 - 135	135 - 140
0000	0	0	0	0	0	0	0	0	0	0	0	0	0	0	0	0	0	0	0	0	0	0	0	0	0	0	0	0	0
0100	0	0	0	0	0	0	0	0	0	0	0	0	0	0	0	0	0	0	0	0	0	0	0	0	0	0	0	0	0
0200	0	0	0	0	0	0	0	0	0	0	0	0	0	0	0	0	0	0	0	0	0	0	0	0	0	0	0	0	0
0300	0	0	0	0	0	0	0	0	0	0	0	0	0	0	0	0	0	0	0	0	0	0	0	0	0	0	0	0	0
0400	0	0	0	0	0	0	0	0	0	0	0	0	0	0	0	0	0	0	0	0	0	0	0	0	0	0	0	0	0
0500	0	0	0	0	0	0	0	0	0	0	0	0	0	0	0	0	0	0	0	0	0	0	0	0	0	0	0	0	0
0600	0	0	0	0	0	0	0	0	0	0	0	0	0	0	0	0	0	0	0	0	0	0	0	0	0	0	0	0	0
0700	**2**	**0**	**0**	**0**	**0**	**0**	**0**	**1**	**0**	**1**	**0**	**0**	**0**	**0**	**0**	**0**	**0**	**0**	**0**	**0**	**0**	**0**	**0**	**0**	**0**	**0**	**0**	**0**	**0**
0800	1	0	0	0	0	0	0	1	0	0	0	0	0	0	0	0	0	0	0	0	0	0	0	0	0	0	0	0	0
0900	1	0	0	0	0	0	0	0	1	0	0	0	0	0	0	0	0	0	0	0	0	0	0	0	0	0	0	0	0
1000	**2**	**0**	**0**	**0**	**0**	**0**	**0**	**1**	**1**	**0**	**0**	**0**	**0**	**0**	**0**	**0**	**0**	**0**	**0**	**0**	**0**	**0**	**0**	**0**	**0**	**0**	**0**	**0**	**0**
1100	**2**	**0**	**0**	**0**	**1**	**0**	**0**	**1**	**0**	**0**	**0**	**0**	**0**	**0**	**0**	**0**	**0**	**0**	**0**	**0**	**0**	**0**	**0**	**0**	**0**	**0**	**0**	**0**	**0**
1200	1	0	0	0	0	0	0	1	0	0	0	0	0	0	0	0	0	0	0	0	0	0	0	0	0	0	0	0	0
1300	1	0	0	0	0	0	0	1	0	0	0	0	0	0	0	0	0	0	0	0	0	0	0	0	0	0	0	0	0
1400	1	0	0	0	0	0	0	1	0	0	0	0	0	0	0	0	0	0	0	0	0	0	0	0	0	0	0	0	0
1500	**2**	**0**	**0**	**0**	**1**	**1**	**0**	**0**	**0**	**0**	**0**	**0**	**0**	**0**	**0**	**0**	**0**	**0**	**0**	**0**	**0**	**0**	**0**	**0**	**0**	**0**	**0**	**0**	**0**
1600	**2**	**0**	**0**	**0**	**0**	**1**	**0**	**0**	**1**	**0**	**0**	**0**	**0**	**0**	**0**	**0**	**0**	**0**	**0**	**0**	**0**	**0**	**0**	**0**	**0**	**0**	**0**	**0**	**0**
1700	1	0	0	0	0	0	0	0	1	0	0	0	0	0	0	0	0	0	0	0	0	0	0	0	0	0	0	0	0
1800	1	0	0	0	0	0	0	0	1	0	0	0	0	0	0	0	0	0	0	0	0	0	0	0	0	0	0	0	0
1900	0	0	0	0	0	0	0	0	0	0	0	0	0	0	0	0	0	0	0	0	0	0	0	0	0	0	0	0	0
2000	**2**	**0**	**0**	**0**	**1**	**0**	**0**	**1**	**0**	**0**	**0**	**0**	**0**	**0**	**0**	**0**	**0**	**0**	**0**	**0**	**0**	**0**	**0**	**0**	**0**	**0**	**0**	**0**	**0**
2100	0	0	0	0	0	0	0	0	0	0	0	0	0	0	0	0	0	0	0	0	0	0	0	0	0	0	0	0	0
2200	0	0	0	0	0	0	0	0	0	0	0	0	0	0	0	0	0	0	0	0	0	0	0	0	0	0	0	0	0
2300	0	0	0	0	0	0	0	0	0	0	0	0	0	0	0	0	0	0	0	0	0	0	0	0	0	0	0	0	0
07-19	**17**	**0**	**0**	**0**	**2**	**2**	**0**	**7**	**5**	**1**	**0**	**0**	**0**	**0**	**0**	**0**	**0**	**0**	**0**	**0**	**0**	**0**	**0**	**0**	**0**	**0**	**0**	**0**	**0**
06-22	**19**	**0**	**0**	**0**	**3**	**2**	**0**	**8**	**5**	**1**	**0**	**0**	**0**	**0**	**0**	**0**	**0**	**0**	**0**	**0**	**0**	**0**	**0**	**0**	**0**	**0**	**0**	**0**	**0**
06-00	**19**	**0**	**0**	**0**	**3**	**2**	**0**	**8**	**5**	**1**	**0**	**0**	**0**	**0**	**0**	**0**	**0**	**0**	**0**	**0**	**0**	**0**	**0**	**0**	**0**	**0**	**0**	**0**	**0**
00-00	**19**	**0**	**0**	**0**	**3**	**2**	**0**	**8**	**5**	**1**	**0**	**0**	**0**	**0**	**0**	**0**	**0**	**0**	**0**	**0**	**0**	**0**	**0**	**0**	**0**	**0**	**0**	**0**	**0**

DRAFT

Site 84
Location Unamed Road, Att - TP, Lat 54.05366, Long -6.82677
Direction North

3279 / Meath/Cavan/Monaghan ATC's
October 2013
Automatic Traffic Count

Fri, 11 October 2013

Time	Total	Speed Bins (km/h)																											
		0 - 5	5 - 10	10 - 15	15 - 20	20 - 25	25 - 30	30 - 35	35 - 40	40 - 45	45 - 50	50 - 55	55 - 60	60 - 65	65 - 70	70 - 75	75 - 80	80 - 85	85 - 90	90 - 95	95 - 100	100 - 105	105 - 110	110 - 115	115 - 120	120 - 125	125 - 130	130 - 135	135 - 140
0000	**0**	**0**	**0**	**0**	**0**	**0**	**0**	**0**	**0**	**0**	**0**	**0**	**0**	**0**	**0**	**0**	**0**	**0**	**0**	**0**	**0**	**0**	**0**	**0**	**0**	**0**	**0**	**0**	**0**
0100	**0**	**0**	**0**	**0**	**0**	**0**	**0**	**0**	**0**	**0**	**0**	**0**	**0**	**0**	**0**	**0**	**0**	**0**	**0**	**0**	**0**	**0**	**0**	**0**	**0**	**0**	**0**	**0**	**0**
0200	**0**	**0**	**0**	**0**	**0**	**0**	**0**	**0**	**0**	**0**	**0**	**0**	**0**	**0**	**0**	**0**	**0**	**0**	**0**	**0**	**0**	**0**	**0**	**0**	**0**	**0**	**0**	**0**	**0**
0300	**0**	**0**	**0**	**0**	**0**	**0**	**0**	**0**	**0**	**0**	**0**	**0**	**0**	**0**	**0**	**0**	**0**	**0**	**0**	**0**	**0**	**0**	**0**	**0**	**0**	**0**	**0**	**0**	**0**
0400	**0**	**0**	**0**	**0**	**0**	**0**	**0**	**0**	**0**	**0**	**0**	**0**	**0**	**0**	**0**	**0**	**0**	**0**	**0**	**0**	**0**	**0**	**0**	**0**	**0**	**0**	**0**	**0**	**0**
0500	**0**	**0**	**0**	**0**	**0**	**0**	**0**	**0**	**0**	**0**	**0**	**0**	**0**	**0**	**0**	**0**	**0**	**0**	**0**	**0**	**0**	**0**	**0**	**0**	**0**	**0**	**0**	**0**	**0**
0600	**0**	**0**	**0**	**0**	**0**	**0**	**0**	**0**	**0**	**0**	**0**	**0**	**0**	**0**	**0**	**0**	**0**	**0**	**0**	**0**	**0**	**0**	**0**	**0**	**0**	**0**	**0**	**0**	**0**
0700	**0**	**0**	**0**	**0**	**0**	**0**	**0**	**0**	**0**	**0**	**0**	**0**	**0**	**0**	**0**	**0**	**0**	**0**	**0**	**0**	**0**	**0**	**0**	**0**	**0**	**0**	**0**	**0**	**0**
0800	**0**	**0**	**0**	**0**	**0**	**0**	**0**	**0**	**0**	**0**	**0**	**0**	**0**	**0**	**0**	**0**	**0**	**0**	**0**	**0**	**0**	**0**	**0**	**0**	**0**	**0**	**0**	**0**	**0**
0900	**0**	**0**	**0**	**0**	**0**	**0**	**0**	**0**	**0**	**0**	**0**	**0**	**0**	**0**	**0**	**0**	**0**	**0**	**0**	**0**	**0**	**0**	**0**	**0**	**0**	**0**	**0**	**0**	**0**
1000	**0**	**0**	**0**	**0**	**0**	**0**	**0**	**0**	**0**	**0**	**0**	**0**	**0**	**0**	**0**	**0**	**0**	**0**	**0**	**0**	**0**	**0**	**0**	**0**	**0**	**0**	**0**	**0**	**0**
1100	**0**	**0**	**0**	**0**	**0**	**0**	**0**	**0**	**0**	**0**	**0**	**0**	**0**	**0**	**0**	**0**	**0**	**0**	**0**	**0**	**0**	**0**	**0**	**0**	**0**	**0**	**0**	**0**	**0**
1200	0	0	0	0	0	0	0	0	0	0	0	0	0	0	0	0	0	0	0	0	0	0	0	0	0	0	0	0	0
1300	0	0	0	0	0	0	0	0	0	0	0	0	0	0	0	0	0	0	0	0	0	0	0	0	0	0	0	0	0
1400	0	0	0	0	0	0	0	0	0	0	0	0	0	0	0	0	0	0	0	0	0	0	0	0	0	0	0	0	0
1500	**1**	**0**	**0**	**1**	**0**	**0**	**0**	**0**	**0**	**0**	**0**	**0**	**0**	**0**	**0**	**0**	**0**	**0**	**0**	**0**	**0**	**0**	**0**	**0**	**0**	**0**	**0**	**0**	**0**
1600	0	0	0	0	0	0	0	0	0	0	0	0	0	0	0	0	0	0	0	0	0	0	0	0	0	0	0	0	0
1700	0	0	0	0	0	0	0	0	0	0	0	0	0	0	0	0	0	0	0	0	0	0	0	0	0	0	0	0	0
1800	0	0	0	0	0	0	0	0	0	0	0	0	0	0	0	0	0	0	0	0	0	0	0	0	0	0	0	0	0
1900	0	0	0	0	0	0	0	0	0	0	0	0	0	0	0	0	0	0	0	0	0	0	0	0	0	0	0	0	0
2000	0	0	0	0	0	0	0	0	0	0	0	0	0	0	0	0	0	0	0	0	0	0	0	0	0	0	0	0	0
2100	0	0	0	0	0	0	0	0	0	0	0	0	0	0	0	0	0	0	0	0	0	0	0	0	0	0	0	0	0
2200	0	0	0	0	0	0	0	0	0	0	0	0	0	0	0	0	0	0	0	0	0	0	0	0	0	0	0	0	0
2300	0	0	0	0	0	0	0	0	0	0	0	0	0	0	0	0	0	0	0	0	0	0	0	0	0	0	0	0	0
07-19	**1**	**0**	**0**	**1**	**0**	**0**	**0**	**0**	**0**	**0**	**0**	**0**	**0**	**0**	**0**	**0**	**0**	**0**	**0**	**0**	**0**	**0**	**0**	**0**	**0**	**0**	**0**	**0**	**0**
06-22	**1**	**0**	**0**	**1**	**0**	**0**	**0**	**0**	**0**	**0**	**0**	**0**	**0**	**0**	**0**	**0**	**0**	**0**	**0**	**0**	**0**	**0**	**0**	**0**	**0**	**0**	**0**	**0**	**0**
06-00	**1**	**0**	**0**	**1**	**0**	**0**	**0**	**0**	**0**	**0**	**0**	**0**	**0**	**0**	**0**	**0**	**0**	**0**	**0**	**0**	**0**	**0**	**0**	**0**	**0**	**0**	**0**	**0**	**0**
00-00	**1**	**0**	**0**	**1**	**0**	**0**	**0**	**0**	**0**	**0**	**0**	**0**	**0**	**0**	**0**	**0**	**0**	**0**	**0**	**0**	**0**	**0**	**0**	**0**	**0**	**0**	**0**	**0**	**0**

DRAFT

Site 84
Location Unamed Road, Att - TP, Lat 54.05366, Long -6.82677
Direction North

3279 / Meath/Cavan/Monaghan ATC's
October 2013
Automatic Traffic Count

Sat, 12 October 2013

Time	Total	Speed Bins (km/h)																											
		0 - 5	5 - 10	10 - 15	15 - 20	20 - 25	25 - 30	30 - 35	35 - 40	40 - 45	45 - 50	50 - 55	55 - 60	60 - 65	65 - 70	70 - 75	75 - 80	80 - 85	85 - 90	90 - 95	95 - 100	100 - 105	105 - 110	110 - 115	115 - 120	120 - 125	125 - 130	130 - 135	135 - 140
0000	**0**	**0**	**0**	**0**	**0**	**0**	**0**	**0**	**0**	**0**	**0**	**0**	**0**	**0**	**0**	**0**	**0**	**0**	**0**	**0**	**0**	**0**	**0**	**0**	**0**	**0**	**0**	**0**	**0**
0100	**0**	**0**	**0**	**0**	**0**	**0**	**0**	**0**	**0**	**0**	**0**	**0**	**0**	**0**	**0**	**0**	**0**	**0**	**0**	**0**	**0**	**0**	**0**	**0**	**0**	**0**	**0**	**0**	**0**
0200	**0**	**0**	**0**	**0**	**0**	**0**	**0**	**0**	**0**	**0**	**0**	**0**	**0**	**0**	**0**	**0**	**0**	**0**	**0**	**0**	**0**	**0**	**0**	**0**	**0**	**0**	**0**	**0**	**0**
0300	**0**	**0**	**0**	**0**	**0**	**0**	**0**	**0**	**0**	**0**	**0**	**0**	**0**	**0**	**0**	**0**	**0**	**0**	**0**	**0**	**0**	**0**	**0**	**0**	**0**	**0**	**0**	**0**	**0**
0400	**0**	**0**	**0**	**0**	**0**	**0**	**0**	**0**	**0**	**0**	**0**	**0**	**0**	**0**	**0**	**0**	**0**	**0**	**0**	**0**	**0**	**0**	**0**	**0**	**0**	**0**	**0**	**0**	**0**
0500	**0**	**0**	**0**	**0**	**0**	**0**	**0**	**0**	**0**	**0**	**0**	**0**	**0**	**0**	**0**	**0**	**0**	**0**	**0**	**0**	**0**	**0**	**0**	**0**	**0**	**0**	**0**	**0**	**0**
0600	**0**	**0**	**0**	**0**	**0**	**0**	**0**	**0**	**0**	**0**	**0**	**0**	**0**	**0**	**0**	**0**	**0**	**0**	**0**	**0**	**0**	**0**	**0**	**0**	**0**	**0**	**0**	**0**	**0**
0700	**0**	**0**	**0**	**0**	**0**	**0**	**0**	**0**	**0**	**0**	**0**	**0**	**0**	**0**	**0**	**0**	**0**	**0**	**0**	**0**	**0**	**0**	**0**	**0**	**0**	**0**	**0**	**0**	**0**
0800	**0**	**0**	**0**	**0**	**0**	**0**	**0**	**0**	**0**	**0**	**0**	**0**	**0**	**0**	**0**	**0**	**0**	**0**	**0**	**0**	**0**	**0**	**0**	**0**	**0**	**0**	**0**	**0**	**0**
0900	**0**	**0**	**0**	**0**	**0**	**0**	**0**	**0**	**0**	**0**	**0**	**0**	**0**	**0**	**0**	**0**	**0**	**0**	**0**	**0**	**0**	**0**	**0**	**0**	**0**	**0**	**0**	**0**	**0**
1000	**0**	**0**	**0**	**0**	**0**	**0**	**0**	**0**	**0**	**0**	**0**	**0**	**0**	**0**	**0**	**0**	**0**	**0**	**0**	**0**	**0**	**0**	**0**	**0**	**0**	**0**	**0**	**0**	**0**
1100	**0**	**0**	**0**	**0**	**0**	**0**	**0**	**0**	**0**	**0**	**0**	**0**	**0**	**0**	**0**	**0**	**0**	**0**	**0**	**0**	**0**	**0**	**0**	**0**	**0**	**0**	**0**	**0**	**0**
1200	0	0	0	0	0	0	0	0	0	0	0	0	0	0	0	0	0	0	0	0	0	0	0	0	0	0	0	0	0
1300	0	0	0	0	0	0	0	0	0	0	0	0	0	0	0	0	0	0	0	0	0	0	0	0	0	0	0	0	0
1400	0	0	0	0	0	0	0	0	0	0	0	0	0	0	0	0	0	0	0	0	0	0	0	0	0	0	0	0	0
1500	0	0	0	0	0	0	0	0	0	0	0	0	0	0	0	0	0	0	0	0	0	0	0	0	0	0	0	0	0
1600	0	0	0	0	0	0	0	0	0	0	0	0	0	0	0	0	0	0	0	0	0	0	0	0	0	0	0	0	0
1700	0	0	0	0	0	0	0	0	0	0	0	0	0	0	0	0	0	0	0	0	0	0	0	0	0	0	0	0	0
1800	0	0	0	0	0	0	0	0	0	0	0	0	0	0	0	0	0	0	0	0	0	0	0	0	0	0	0	0	0
1900	**2**	**0**	**0**	**0**	**0**	**0**	**0**	**0**	**1**	**1**	**0**	**0**	**0**	**0**	**0**	**0**	**0**	**0**	**0**	**0**	**0**	**0**	**0**	**0**	**0**	**0**	**0**	**0**	**0**
2000	0	0	0	0	0	0	0	0	0	0	0	0	0	0	0	0	0	0	0	0	0	0	0	0	0	0	0	0	0
2100	0	0	0	0	0	0	0	0	0	0	0	0	0	0	0	0	0	0	0	0	0	0	0	0	0	0	0	0	0
2200	0	0	0	0	0	0	0	0	0	0	0	0	0	0	0	0	0	0	0	0	0	0	0	0	0	0	0	0	0
2300	0	0	0	0	0	0	0	0	0	0	0	0	0	0	0	0	0	0	0	0	0	0	0	0	0	0	0	0	0
07-19	**0**	**0**	**0**	**0**	**0**	**0**	**0**	**0**	**0**	**0**	**0**	**0**	**0**	**0**	**0**	**0**	**0**	**0**	**0**	**0**	**0**	**0**	**0**	**0**	**0**	**0**	**0**	**0**	**0**
06-22	**2**	**0**	**0**	**0**	**0**	**0**	**0**	**0**	**1**	**1**	**0**	**0**	**0**	**0**	**0**	**0**	**0**	**0**	**0**	**0**	**0**	**0**	**0**	**0**	**0**	**0**	**0**	**0**	**0**
06-00	**2**	**0**	**0**	**0**	**0**	**0**	**0**	**0**	**1**	**1**	**0**	**0**	**0**	**0**	**0**	**0**	**0**	**0**	**0**	**0**	**0**	**0**	**0**	**0**	**0**	**0**	**0**	**0**	**0**
00-00	**2**	**0**	**0**	**0**	**0**	**0**	**0**	**0**	**1**	**1**	**0**	**0**	**0**	**0**	**0**	**0**	**0**	**0**	**0**	**0**	**0**	**0**	**0**	**0**	**0**	**0**	**0**	**0**	**0**

DRAFT

Site 84
Location Unamed Road, Att - TP, Lat 54.05366, Long -6.82677
Direction North

3279 / Meath/Cavan/Monaghan ATC's
October 2013
Automatic Traffic Count

Sun, 13 October 2013

Time	Total	Speed Bins (km/h)																											
		0 - 5	5 - 10	10 - 15	15 - 20	20 - 25	25 - 30	30 - 35	35 - 40	40 - 45	45 - 50	50 - 55	55 - 60	60 - 65	65 - 70	70 - 75	75 - 80	80 - 85	85 - 90	90 - 95	95 - 100	100 - 105	105 - 110	110 - 115	115 - 120	120 - 125	125 - 130	130 - 135	135 - 140
0000	0	0	0	0	0	0	0	0	0	0	0	0	0	0	0	0	0	0	0	0	0	0	0	0	0	0	0	0	0
0100	0	0	0	0	0	0	0	0	0	0	0	0	0	0	0	0	0	0	0	0	0	0	0	0	0	0	0	0	0
0200	0	0	0	0	0	0	0	0	0	0	0	0	0	0	0	0	0	0	0	0	0	0	0	0	0	0	0	0	0
0300	0	0	0	0	0	0	0	0	0	0	0	0	0	0	0	0	0	0	0	0	0	0	0	0	0	0	0	0	0
0400	0	0	0	0	0	0	0	0	0	0	0	0	0	0	0	0	0	0	0	0	0	0	0	0	0	0	0	0	0
0500	0	0	0	0	0	0	0	0	0	0	0	0	0	0	0	0	0	0	0	0	0	0	0	0	0	0	0	0	0
0600	0	0	0	0	0	0	0	0	0	0	0	0	0	0	0	0	0	0	0	0	0	0	0	0	0	0	0	0	0
0700	0	0	0	0	0	0	0	0	0	0	0	0	0	0	0	0	0	0	0	0	0	0	0	0	0	0	0	0	0
0800	0	0	0	0	0	0	0	0	0	0	0	0	0	0	0	0	0	0	0	0	0	0	0	0	0	0	0	0	0
0900	0	0	0	0	0	0	0	0	0	0	0	0	0	0	0	0	0	0	0	0	0	0	0	0	0	0	0	0	0
1000	**11**	**0**	**9**	**2**	**0**	**0**	**0**	**0**	**0**	**0**	**0**	**0**	**0**	**0**	**0**	**0**	**0**	**0**	**0**	**0**	**0**	**0**	**0**	**0**	**0**	**0**	**0**	**0**	**0**
1100	2	0	0	2	0	0	0	0	0	0	0	0	0	0	0	0	0	0	0	0	0	0	0	0	0	0	0	0	0
1200	2	0	1	0	0	1	0	0	0	0	0	0	0	0	0	0	0	0	0	0	0	0	0	0	0	0	0	0	0
1300	2	0	0	0	0	0	0	0	1	0	0	1	0	0	0	0	0	0	0	0	0	0	0	0	0	0	0	0	0
1400	2	0	0	0	0	0	0	1	1	0	0	0	0	0	0	0	0	0	0	0	0	0	0	0	0	0	0	0	0
1500	1	0	0	0	0	0	0	1	0	0	0	0	0	0	0	0	0	0	0	0	0	0	0	0	0	0	0	0	0
1600	3	0	3	0	0	0	0	0	0	0	0	0	0	0	0	0	0	0	0	0	0	0	0	0	0	0	0	0	0
1700	0	0	0	0	0	0	0	0	0	0	0	0	0	0	0	0	0	0	0	0	0	0	0	0	0	0	0	0	0
1800	**4**	**0**	**0**	**0**	**0**	**1**	**3**	**0**	**0**	**0**	**0**	**0**	**0**	**0**	**0**	**0**	**0**	**0**	**0**	**0**	**0**	**0**	**0**	**0**	**0**	**0**	**0**	**0**	**0**
1900	3	0	0	1	0	0	1	0	1	0	0	0	0	0	0	0	0	0	0	0	0	0	0	0	0	0	0	0	0
2000	0	0	0	0	0	0	0	0	0	0	0	0	0	0	0	0	0	0	0	0	0	0	0	0	0	0	0	0	0
2100	0	0	0	0	0	0	0	0	0	0	0	0	0	0	0	0	0	0	0	0	0	0	0	0	0	0	0	0	0
2200	0	0	0	0	0	0	0	0	0	0	0	0	0	0	0	0	0	0	0	0	0	0	0	0	0	0	0	0	0
2300	0	0	0	0	0	0	0	0	0	0	0	0	0	0	0	0	0	0	0	0	0	0	0	0	0	0	0	0	0
07-19	**27**	**0**	**13**	**4**	**0**	**2**	**3**	**2**	**2**	**0**	**0**	**1**	**0**	**0**	**0**	**0**	**0**	**0**	**0**	**0**	**0**	**0**	**0**	**0**	**0**	**0**	**0**	**0**	**0**
06-22	**30**	**0**	**13**	**5**	**0**	**2**	**4**	**2**	**3**	**0**	**0**	**1**	**0**	**0**	**0**	**0**	**0**	**0**	**0**	**0**	**0**	**0**	**0**	**0**	**0**	**0**	**0**	**0**	**0**
06-00	**30**	**0**	**13**	**5**	**0**	**2**	**4**	**2**	**3**	**0**	**0**	**1**	**0**	**0**	**0**	**0**	**0**	**0**	**0**	**0**	**0**	**0**	**0**	**0**	**0**	**0**	**0**	**0**	**0**
00-00	**30**	**0**	**13**	**5**	**0**	**2**	**4**	**2**	**3**	**0**	**0**	**1**	**0**	**0**	**0**	**0**	**0**	**0**	**0**	**0**	**0**	**0**	**0**	**0**	**0**	**0**	**0**	**0**	**0**

DRAFT

Site 84
Location Unamed Road, Att - TP, Lat 54.05366, Long -6.82677
Direction North

3279 / Meath/Cavan/Monaghan ATC's
October 2013
Automatic Traffic Count

Mon, 14 October 2013

Time	Total	Speed Bins (km/h)																											
		0 - 5	5 - 10	10 - 15	15 - 20	20 - 25	25 - 30	30 - 35	35 - 40	40 - 45	45 - 50	50 - 55	55 - 60	60 - 65	65 - 70	70 - 75	75 - 80	80 - 85	85 - 90	90 - 95	95 - 100	100 - 105	105 - 110	110 - 115	115 - 120	120 - 125	125 - 130	130 - 135	135 - 140
0000	0	0	0	0	0	0	0	0	0	0	0	0	0	0	0	0	0	0	0	0	0	0	0	0	0	0	0	0	0
0100	0	0	0	0	0	0	0	0	0	0	0	0	0	0	0	0	0	0	0	0	0	0	0	0	0	0	0	0	0
0200	0	0	0	0	0	0	0	0	0	0	0	0	0	0	0	0	0	0	0	0	0	0	0	0	0	0	0	0	0
0300	0	0	0	0	0	0	0	0	0	0	0	0	0	0	0	0	0	0	0	0	0	0	0	0	0	0	0	0	0
0400	0	0	0	0	0	0	0	0	0	0	0	0	0	0	0	0	0	0	0	0	0	0	0	0	0	0	0	0	0
0500	0	0	0	0	0	0	0	0	0	0	0	0	0	0	0	0	0	0	0	0	0	0	0	0	0	0	0	0	0
0600	0	0	0	0	0	0	0	0	0	0	0	0	0	0	0	0	0	0	0	0	0	0	0	0	0	0	0	0	0
0700	0	0	0	0	0	0	0	0	0	0	0	0	0	0	0	0	0	0	0	0	0	0	0	0	0	0	0	0	0
0800	**3**	**0**	**0**	**0**	**0**	**0**	**0**	**1**	**1**	**1**	**0**	**0**	**0**	**0**	**0**	**0**	**0**	**0**	**0**	**0**	**0**	**0**	**0**	**0**	**0**	**0**	**0**	**0**	**0**
0900	**3**	**0**	**0**	**0**	**0**	**0**	**0**	**0**	**3**	**0**	**0**	**0**	**0**	**0**	**0**	**0**	**0**	**0**	**0**	**0**	**0**	**0**	**0**	**0**	**0**	**0**	**0**	**0**	**0**
1000	0	0	0	0	0	0	0	0	0	0	0	0	0	0	0	0	0	0	0	0	0	0	0	0	0	0	0	0	0
1100	1	0	0	0	0	0	0	1	0	0	0	0	0	0	0	0	0	0	0	0	0	0	0	0	0	0	0	0	0
1200	1	0	0	0	0	1	0	0	0	0	0	0	0	0	0	0	0	0	0	0	0	0	0	0	0	0	0	0	0
1300	**2**	**0**	**0**	**0**	**1**	**1**	**0**	**0**	**0**	**0**	**0**	**0**	**0**	**0**	**0**	**0**	**0**	**0**	**0**	**0**	**0**	**0**	**0**	**0**	**0**	**0**	**0**	**0**	**0**
1400	0	0	0	0	0	0	0	0	0	0	0	0	0	0	0	0	0	0	0	0	0	0	0	0	0	0	0	0	0
1500	1	0	0	0	0	0	0	0	0	1	0	0	0	0	0	0	0	0	0	0	0	0	0	0	0	0	0	0	0
1600	**2**	**0**	**0**	**0**	**0**	**0**	**0**	**0**	**1**	**1**	**0**	**0**	**0**	**0**	**0**	**0**	**0**	**0**	**0**	**0**	**0**	**0**	**0**	**0**	**0**	**0**	**0**	**0**	**0**
1700	**2**	**0**	**0**	**0**	**1**	**0**	**1**	**0**	**0**	**0**	**0**	**0**	**0**	**0**	**0**	**0**	**0**	**0**	**0**	**0**	**0**	**0**	**0**	**0**	**0**	**0**	**0**	**0**	**0**
1800	1	0	0	0	0	0	0	1	0	0	0	0	0	0	0	0	0	0	0	0	0	0	0	0	0	0	0	0	0
1900	**2**	**0**	**0**	**0**	**1**	**1**	**0**	**0**	**0**	**0**	**0**	**0**	**0**	**0**	**0**	**0**	**0**	**0**	**0**	**0**	**0**	**0**	**0**	**0**	**0**	**0**	**0**	**0**	**0**
2000	1	0	0	0	1	0	0	0	0	0	0	0	0	0	0	0	0	0	0	0	0	0	0	0	0	0	0	0	0
2100	0	0	0	0	0	0	0	0	0	0	0	0	0	0	0	0	0	0	0	0	0	0	0	0	0	0	0	0	0
2200	0	0	0	0	0	0	0	0	0	0	0	0	0	0	0	0	0	0	0	0	0	0	0	0	0	0	0	0	0
2300	0	0	0	0	0	0	0	0	0	0	0	0	0	0	0	0	0	0	0	0	0	0	0	0	0	0	0	0	0
07-19	**16**	**0**	**0**	**0**	**2**	**2**	**1**	**3**	**5**	**3**	**0**	**0**	**0**	**0**	**0**	**0**	**0**	**0**	**0**	**0**	**0**	**0**	**0**	**0**	**0**	**0**	**0**	**0**	**0**
06-22	**19**	**0**	**0**	**0**	**4**	**3**	**1**	**3**	**5**	**3**	**0**	**0**	**0**	**0**	**0**	**0**	**0**	**0**	**0**	**0**	**0**	**0**	**0**	**0**	**0**	**0**	**0**	**0**	**0**
06-00	**19**	**0**	**0**	**0**	**4**	**3**	**1**	**3**	**5**	**3**	**0**	**0**	**0**	**0**	**0**	**0**	**0**	**0**	**0**	**0**	**0**	**0**	**0**	**0**	**0**	**0**	**0**	**0**	**0**
00-00	**19**	**0**	**0**	**0**	**4**	**3**	**1**	**3**	**5**	**3**	**0**	**0**	**0**	**0**	**0**	**0**	**0**	**0**	**0**	**0**	**0**	**0**	**0**	**0**	**0**	**0**	**0**	**0**	**0**

DRAFT

Site 84
Location Unamed Road, Att - TP, Lat 54.05366, Long -6.82677
Direction North

3279 / Meath/Cavan/Monaghan ATC's
October 2013
Automatic Traffic Count

Tue, 15 October 2013

Time	Total	Speed Bins (km/h)																											
		0 - 5	5 - 10	10 - 15	15 - 20	20 - 25	25 - 30	30 - 35	35 - 40	40 - 45	45 - 50	50 - 55	55 - 60	60 - 65	65 - 70	70 - 75	75 - 80	80 - 85	85 - 90	90 - 95	95 - 100	100 - 105	105 - 110	110 - 115	115 - 120	120 - 125	125 - 130	130 - 135	135 - 140
0000	0	0	0	0	0	0	0	0	0	0	0	0	0	0	0	0	0	0	0	0	0	0	0	0	0	0	0	0	0
0100	0	0	0	0	0	0	0	0	0	0	0	0	0	0	0	0	0	0	0	0	0	0	0	0	0	0	0	0	0
0200	0	0	0	0	0	0	0	0	0	0	0	0	0	0	0	0	0	0	0	0	0	0	0	0	0	0	0	0	0
0300	0	0	0	0	0	0	0	0	0	0	0	0	0	0	0	0	0	0	0	0	0	0	0	0	0	0	0	0	0
0400	0	0	0	0	0	0	0	0	0	0	0	0	0	0	0	0	0	0	0	0	0	0	0	0	0	0	0	0	0
0500	0	0	0	0	0	0	0	0	0	0	0	0	0	0	0	0	0	0	0	0	0	0	0	0	0	0	0	0	0
0600	1	0	0	0	0	0	0	0	0	1	0	0	0	0	0	0	0	0	0	0	0	0	0	0	0	0	0	0	0
0700	0	0	0	0	0	0	0	0	0	0	0	0	0	0	0	0	0	0	0	0	0	0	0	0	0	0	0	0	0
0800	**3**	**0**	**0**	**0**	**0**	**0**	**1**	**0**	**0**	**2**	**0**	**0**	**0**	**0**	**0**	**0**	**0**	**0**	**0**	**0**	**0**	**0**	**0**	**0**	**0**	**0**	**0**	**0**	**0**
0900	2	0	0	0	1	0	0	1	0	0	0	0	0	0	0	0	0	0	0	0	0	0	0	0	0	0	0	0	0
1000	2	0	0	0	0	0	2	0	0	0	0	0	0	0	0	0	0	0	0	0	0	0	0	0	0	0	0	0	0
1100	2	0	0	0	1	0	0	0	1	0	0	0	0	0	0	0	0	0	0	0	0	0	0	0	0	0	0	0	0
1200	1	0	0	0	0	1	0	0	0	0	0	0	0	0	0	0	0	0	0	0	0	0	0	0	0	0	0	0	0
1300	1	0	0	0	0	0	1	0	0	0	0	0	0	0	0	0	0	0	0	0	0	0	0	0	0	0	0	0	0
1400	0	0	0	0	0	0	0	0	0	0	0	0	0	0	0	0	0	0	0	0	0	0	0	0	0	0	0	0	0
1500	**3**	**0**	**0**	**0**	**0**	**1**	**1**	**0**	**1**	**0**	**0**	**0**	**0**	**0**	**0**	**0**	**0**	**0**	**0**	**0**	**0**	**0**	**0**	**0**	**0**	**0**	**0**	**0**	**0**
1600	2	0	0	0	0	1	0	1	0	0	0	0	0	0	0	0	0	0	0	0	0	0	0	0	0	0	0	0	0
1700	2	0	0	0	0	0	0	1	1	0	0	0	0	0	0	0	0	0	0	0	0	0	0	0	0	0	0	0	0
1800	2	0	0	0	0	0	0	0	2	0	0	0	0	0	0	0	0	0	0	0	0	0	0	0	0	0	0	0	0
1900	1	0	0	0	0	0	0	1	0	0	0	0	0	0	0	0	0	0	0	0	0	0	0	0	0	0	0	0	0
2000	2	0	0	0	0	0	0	1	1	0	0	0	0	0	0	0	0	0	0	0	0	0	0	0	0	0	0	0	0
2100	1	0	0	0	0	0	0	1	0	0	0	0	0	0	0	0	0	0	0	0	0	0	0	0	0	0	0	0	0
2200	0	0	0	0	0	0	0	0	0	0	0	0	0	0	0	0	0	0	0	0	0	0	0	0	0	0	0	0	0
2300	1	0	0	0	0	1	0	0	0	0	0	0	0	0	0	0	0	0	0	0	0	0	0	0	0	0	0	0	0
07-19	**20**	**0**	**0**	**0**	**2**	**3**	**5**	**3**	**5**	**2**	**0**	**0**	**0**	**0**	**0**	**0**	**0**	**0**	**0**	**0**	**0**	**0**	**0**	**0**	**0**	**0**	**0**	**0**	**0**
06-22	**25**	**0**	**0**	**0**	**2**	**3**	**5**	**6**	**6**	**3**	**0**	**0**	**0**	**0**	**0**	**0**	**0**	**0**	**0**	**0**	**0**	**0**	**0**	**0**	**0**	**0**	**0**	**0**	**0**
06-00	**26**	**0**	**0**	**0**	**2**	**4**	**5**	**6**	**6**	**3**	**0**	**0**	**0**	**0**	**0**	**0**	**0**	**0**	**0**	**0**	**0**	**0**	**0**	**0**	**0**	**0**	**0**	**0**	**0**
00-00	**26**	**0**	**0**	**0**	**2**	**4**	**5**	**6**	**6**	**3**	**0**	**0**	**0**	**0**	**0**	**0**	**0**	**0**	**0**	**0**	**0**	**0**	**0**	**0**	**0**	**0**	**0**	**0**	**0**

DRAFT

Site 84
Location Unamed Road, Att - TP, Lat 54.05366, Long -6.82677
Direction North

3279 / Meath/Cavan/Monaghan ATC's
October 2013
Automatic Traffic Count

Virtual Day (7)

Time	Total	Speed Bins (km/h)																											
		0 - 5	5 - 10	10 - 15	15 - 20	20 - 25	25 - 30	30 - 35	35 - 40	40 - 45	45 - 50	50 - 55	55 - 60	60 - 65	65 - 70	70 - 75	75 - 80	80 - 85	85 - 90	90 - 95	95 - 100	100 - 105	105 - 110	110 - 115	115 - 120	120 - 125	125 - 130	130 - 135	135 - 140
0000	0	0	0	0	0	0	0	0	0	0	0	0	0	0	0	0	0	0	0	0	0	0	0	0	0	0	0	0	0
0100	0	0	0	0	0	0	0	0	0	0	0	0	0	0	0	0	0	0	0	0	0	0	0	0	0	0	0	0	0
0200	0	0	0	0	0	0	0	0	0	0	0	0	0	0	0	0	0	0	0	0	0	0	0	0	0	0	0	0	0
0300	0	0	0	0	0	0	0	0	0	0	0	0	0	0	0	0	0	0	0	0	0	0	0	0	0	0	0	0	0
0400	0	0	0	0	0	0	0	0	0	0	0	0	0	0	0	0	0	0	0	0	0	0	0	0	0	0	0	0	0
0500	0	0	0	0	0	0	0	0	0	0	0	0	0	0	0	0	0	0	0	0	0	0	0	0	0	0	0	0	0
0600	0	0	0	0	0	0	0	0	0	0	0	0	0	0	0	0	0	0	0	0	0	0	0	0	0	0	0	0	0
0700	0	0	0	0	0	0	0	0	0	0	0	0	0	0	0	0	0	0	0	0	0	0	0	0	0	0	0	0	0
0800	1	0	0	0	0	0	0	0	0	1	0	0	0	0	0	0	0	0	0	0	0	0	0	0	0	0	0	0	0
0900	1	0	0	0	0	0	0	0	1	0	0	0	0	0	0	0	0	0	0	0	0	0	0	0	0	0	0	0	0
1000	**2**	**0**	**1**	**0**	**0**	**0**	**0**	**0**	**0**	**0**	**0**	**0**	**0**	**0**	**0**	**0**	**0**	**0**	**0**	**0**	**0**	**0**	**0**	**0**	**0**	**0**	**0**	**0**	**0**
1100	1	0	0	0	0	0	0	0	0	0	0	0	0	0	0	0	0	0	0	0	0	0	0	0	0	0	0	0	0
1200	**1**	**0**	**0**	**0**	**0**	**0**	**0**	**0**	**0**	**0**	**0**	**0**	**0**	**0**	**0**	**0**	**0**	**0**	**0**	**0**	**0**	**0**	**0**	**0**	**0**	**0**	**0**	**0**	**0**
1300	**1**	**0**	**0**	**0**	**0**	**0**	**0**	**0**	**0**	**0**	**0**	**0**	**0**	**0**	**0**	**0**	**0**	**0**	**0**	**0**	**0**	**0**	**0**	**0**	**0**	**0**	**0**	**0**	**0**
1400	**1**	**0**	**0**	**0**	**0**	**0**	**0**	**1**	**0**	**0**	**0**	**0**	**0**	**0**	**0**	**0**	**0**	**0**	**0**	**0**	**0**	**0**	**0**	**0**	**0**	**0**	**0**	**0**	**0**
1500	**1**	**0**	**0**	**0**	**0**	**0**	**0**	**0**	**0**	**0**	**0**	**0**	**0**	**0**	**0**	**0**	**0**	**0**	**0**	**0**	**0**	**0**	**0**	**0**	**0**	**0**	**0**	**0**	**0**
1600	**1**	**0**	**0**	**0**	**0**	**0**	**0**	**0**	**0**	**0**	**0**	**0**	**0**	**0**	**0**	**0**	**0**	**0**	**0**	**0**	**0**	**0**	**0**	**0**	**0**	**0**	**0**	**0**	**0**
1700	**1**	**0**	**0**	**0**	**0**	**0**	**0**	**0**	**0**	**0**	**0**	**0**	**0**	**0**	**0**	**0**	**0**	**0**	**0**	**0**	**0**	**0**	**0**	**0**	**0**	**0**	**0**	**0**	**0**
1800	**1**	**0**	**0**	**0**	**0**	**0**	**0**	**0**	**0**	**0**	**0**	**0**	**0**	**0**	**0**	**0**	**0**	**0**	**0**	**0**	**0**	**0**	**0**	**0**	**0**	**0**	**0**	**0**	**0**
1900	**1**	**0**	**0**	**0**	**0**	**0**	**0**	**0**	**0**	**0**	**0**	**0**	**0**	**0**	**0**	**0**	**0**	**0**	**0**	**0**	**0**	**0**	**0**	**0**	**0**	**0**	**0**	**0**	**0**
2000	**1**	**0**	**0**	**0**	**0**	**0**	**0**	**0**	**0**	**0**	**0**	**0**	**0**	**0**	**0**	**0**	**0**	**0**	**0**	**0**	**0**	**0**	**0**	**0**	**0**	**0**	**0**	**0**	**0**
2100	0	0	0	0	0	0	0	0	0	0	0	0	0	0	0	0	0	0	0	0	0	0	0	0	0	0	0	0	0
2200	0	0	0	0	0	0	0	0	0	0	0	0	0	0	0	0	0	0	0	0	0	0	0	0	0	0	0	0	0
2300	0	0	0	0	0	0	0	0	0	0	0	0	0	0	0	0	0	0	0	0	0	0	0	0	0	0	0	0	0
07-19	**14**	**0**	**2**	**1**	**1**	**1**	**1**	**3**	**3**	**1**	**0**	**0**	**0**	**0**	**0**	**0**	**0**	**0**	**0**	**0**	**0**	**0**	**0**	**0**	**0**	**0**	**0**	**0**	**0**
06-22	**16**	**0**	**2**	**1**	**2**	**2**	**2**	**3**	**3**	**1**	**0**	**0**	**0**	**0**	**0**	**0**	**0**	**0**	**0**	**0**	**0**	**0**	**0**	**0**	**0**	**0**	**0**	**0**	**0**
06-00	**16**	**0**	**2**	**1**	**2**	**2**	**2**	**3**	**3**	**1**	**0**	**0**	**0**	**0**	**0**	**0**	**0**	**0**	**0**	**0**	**0**	**0**	**0**	**0**	**0**	**0**	**0**	**0**	**0**
00-00	**16**	**0**	**2**	**1**	**2**	**2**	**2**	**3**	**3**	**1**	**0**	**0**	**0**	**0**	**0**	**0**	**0**	**0**	**0**	**0**	**0**	**0**	**0**	**0**	**0**	**0**	**0**	**0**	**0**

DRAFT

Site 84
Location Unamed Road, Att - TP, Lat 54.05366, Long -6.82677
Direction North

3279 / Meath/Cavan/Monaghan ATC's
October 2013
Automatic Traffic Count

Virtual Week (1)

Time	Total	Speed Bins (km/h)																											
		0 - 5	5 - 10	10 - 15	15 - 20	20 - 25	25 - 30	30 - 35	35 - 40	40 - 45	45 - 50	50 - 55	55 - 60	60 - 65	65 - 70	70 - 75	75 - 80	80 - 85	85 - 90	90 - 95	95 - 100	100 - 105	105 - 110	110 - 115	115 - 120	120 - 125	125 - 130	130 - 135	135 - 140
Mon	19	0	0	0	4	3	1	3	5	3	0	0	0	0	0	0	0	0	0	0	0	0	0	0	0	0	0	0	0
Tue	26	0	0	0	2	4	5	6	6	3	0	0	0	0	0	0	0	0	0	0	0	0	0	0	0	0	0	0	0
Wed	15	0	0	1	3	1	2	5	1	1	1	0	0	0	0	0	0	0	0	0	0	0	0	0	0	0	0	0	0
Thu	19	0	0	0	3	2	0	8	5	1	0	0	0	0	0	0	0	0	0	0	0	0	0	0	0	0	0	0	0
Fri	1	0	0	1	0	0	0	0	0	0	0	0	0	0	0	0	0	0	0	0	0	0	0	0	0	0	0	0	0
|Sat	2	0	0	0	0	0	0	0	1	1	0	0	0	0	0	0	0	0	0	0	0	0	0	0	0	0	0	0	0
|Sun	30	0	13	5	0	2	4	2	3	0	0	1	0	0	0	0	0	0	0	0	0	0	0	0	0	0	0	0	0
5 Day Ave.	**16**	**0**	**0**	**0**	**2**	**2**	**2**	**4**	**3**	**2**	**0**	**0**	**0**	**0**	**0**	**0**	**0**	**0**	**0**	**0**	**0**	**0**	**0**	**0**	**0**	**0**	**0**	**0**	**0**
7 Day Ave.	**16**	**0**	**2**	**1**	**2**	**2**	**2**	**3**	**3**	**1**	**0**	**0**	**0**	**0**	**0**	**0**	**0**	**0**	**0**	**0**	**0**	**0**	**0**	**0**	**0**	**0**	**0**	**0**	**0**
--	**112**	**0**	**13**	**7**	**12**	**12**	**12**	**24**	**21**	**9**	**1**	**1**	**0**	**0**	**0**	**0**	**0**	**0**	**0**	**0**	**0**	**0**	**0**	**0**	**0**	**0**	**0**	**0**	**0**

Summary Graphs

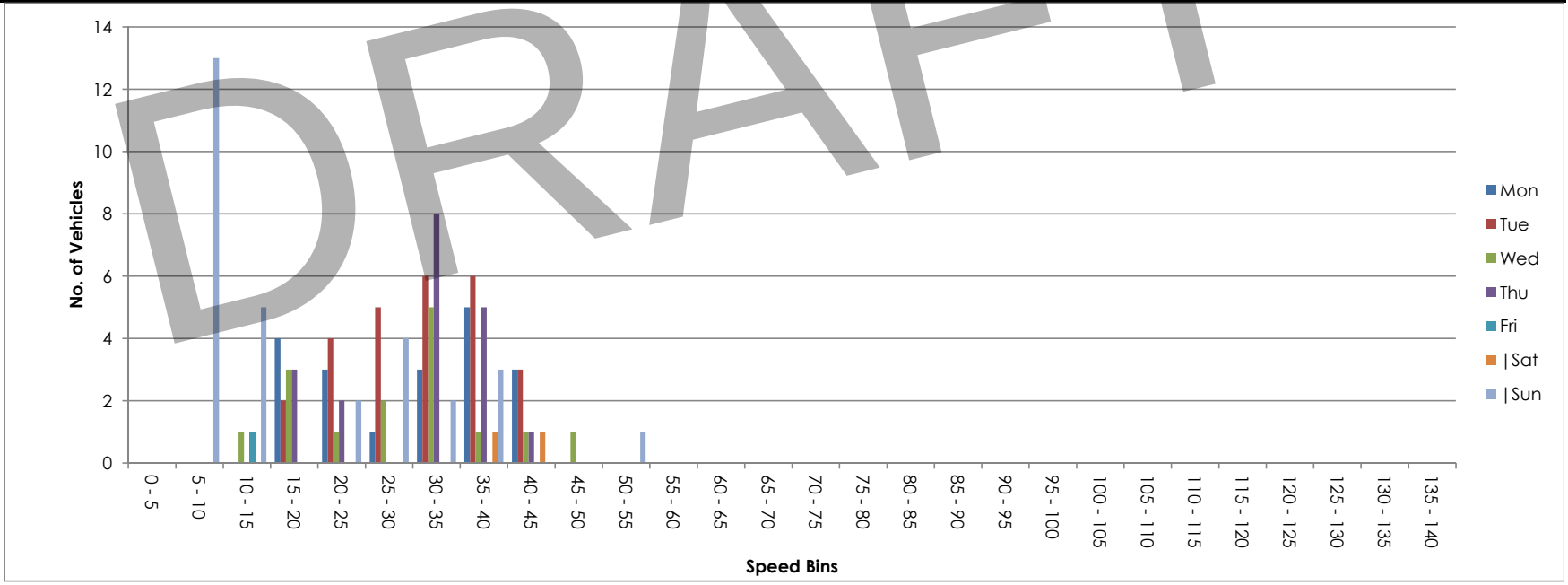

DRAFT

Site 84
Location Unamed Road, Att - TP, Lat 54.05366, Long -6.82677
Direction South

3279 / Meath/Cavan/Monaghan ATC's
October 2013
Automatic Traffic Count

Wed, 9 October 2013

Time	Total	Classification												>PSL	>PSL%	>SL1	>SL1%	>SL2	>SL2%	Mean	Vpp
		1 MCL	2 SV	3 SVT	4 TB2	5 TB3	6 T4	7 ART3	8 ART4	9 ART5	10 ART6	11 BD	12 DRT	80	80	85 +5kph	85 +5kph	90 +10kph	90 +10kph		85
0000	0	0	0	0	0	0	0	0	0	0	0	0	0	0	0	0	0	0	0	-	-
0100	0	0	0	0	0	0	0	0	0	0	0	0	0	0	0	0	0	0	0	-	-
0200	0	0	0	0	0	0	0	0	0	0	0	0	0	0	0	0	0	0	0	-	-
0300	0	0	0	0	0	0	0	0	0	0	0	0	0	0	0	0	0	0	0	-	-
0400	0	0	0	0	0	0	0	0	0	0	0	0	0	0	0	0	0	0	0	-	-
0500	0	0	0	0	0	0	0	0	0	0	0	0	0	0	0	0	0	0	0	-	-
0600	0	0	0	0	0	0	0	0	0	0	0	0	0	0	0	0	0	0	0	-	-
0700	2	1	1	0	0	0	0	0	0	0	0	0	0	0	0	0	0	0	0	21.4	-
0800	1	0	1	0	0	0	0	0	0	0	0	0	0	0	0	0	0	0	0	40.3	-
0900	0	0	0	0	0	0	0	0	0	0	0	0	0	0	0	0	0	0	0	-	-
1000	**3**	**0**	**3**	**0**	**0**	**0**	**0**	**0**	**0**	**0**	**0**	**0**	**0**	**0**	**0**	**0**	**0**	**0**	**0**	**27.7**	**-**
1100	0	0	0	0	0	0	0	0	0	0	0	0	0	0	0	0	0	0	0	-	-
1200	2	0	2	0	0	0	0	0	0	0	0	0	0	0	0	0	0	0	0	21	-
1300	0	0	0	0	0	0	0	0	0	0	0	0	0	0	0	0	0	0	0	-	-
1400	**3**	**0**	**3**	**0**	**0**	**0**	**0**	**0**	**0**	**0**	**0**	**0**	**0**	**0**	**0**	**0**	**0**	**0**	**0**	**31.1**	**-**
1500	0	0	0	0	0	0	0	0	0	0	0	0	0	0	0	0	0	0	0	-	-
1600	0	0	0	0	0	0	0	0	0	0	0	0	0	0	0	0	0	0	0	-	-
1700	2	0	2	0	0	0	0	0	0	0	0	0	0	0	0	0	0	0	0	36.4	-
1800	2	0	2	0	0	0	0	0	0	0	0	0	0	0	0	0	0	0	0	32.9	-
1900	0	0	0	0	0	0	0	0	0	0	0	0	0	0	0	0	0	0	0	-	-
2000	0	0	0	0	0	0	0	0	0	0	0	0	0	0	0	0	0	0	0	-	-
2100	0	0	0	0	0	0	0	0	0	0	0	0	0	0	0	0	0	0	0	-	-
2200	0	0	0	0	0	0	0	0	0	0	0	0	0	0	0	0	0	0	0	-	-
2300	0	0	0	0	0	0	0	0	0	0	0	0	0	0	0	0	0	0	0	-	-
07-19	**15**	**1**	**14**	**0**	**0**	**0**	**0**	**0**	**0**	**0**	**0**	**0**	**0**	**0**	**0**	**0**	**0**	**0**	**0**	**29.3**	**40**
06-22	**15**	**1**	**14**	**0**	**0**	**0**	**0**	**0**	**0**	**0**	**0**	**0**	**0**	**0**	**0**	**0**	**0**	**0**	**0**	**29.3**	**40**
06-00	**15**	**1**	**14**	**0**	**0**	**0**	**0**	**0**	**0**	**0**	**0**	**0**	**0**	**0**	**0**	**0**	**0**	**0**	**0**	**29.3**	**40**
00-00	**15**	**1**	**14**	**0**	**0**	**0**	**0**	**0**	**0**	**0**	**0**	**0**	**0**	**0**	**0**	**0**	**0**	**0**	**0**	**29.3**	**40**

DRAFT

Site 84
Location Unamed Road, Att - TP, Lat 54.05366, Long -6.82677
Direction South

3279 / Meath/Cavan/Monaghan ATC's
October 2013
Automatic Traffic Count

Thu, 10 October 2013

Time	Total	Classification												>PSL	>PSL%	>SL1	>SL1%	>SL2	>SL2%	Mean	Vpp
		1 MCL	2 SV	3 SVT	4 TB2	5 TB3	6 T4	7 ART3	8 ART4	9 ART5	10 ART6	11 BD	12 DRT	80	80	85 +5kph	85 +5kph	90 +10kph	90 +10kph		85
0000	0	0	0	0	0	0	0	0	0	0	0	0	0	0	0	0	0	0	0	-	-
0100	0	0	0	0	0	0	0	0	0	0	0	0	0	0	0	0	0	0	0	-	-
0200	0	0	0	0	0	0	0	0	0	0	0	0	0	0	0	0	0	0	0	-	-
0300	0	0	0	0	0	0	0	0	0	0	0	0	0	0	0	0	0	0	0	-	-
0400	0	0	0	0	0	0	0	0	0	0	0	0	0	0	0	0	0	0	0	-	-
0500	0	0	0	0	0	0	0	0	0	0	0	0	0	0	0	0	0	0	0	-	-
0600	0	0	0	0	0	0	0	0	0	0	0	0	0	0	0	0	0	0	0	-	-
0700	1	0	1	0	0	0	0	0	0	0	0	0	0	0	0	0	0	0	0	33.6	-
0800	**2**	**0**	**2**	**0**	**0**	**0**	**0**	**0**	**0**	**0**	**0**	**0**	**0**	**0**	**0**	**0**	**0**	**0**	**0**	**35.9**	**-**
0900	1	0	1	0	0	0	0	0	0	0	0	0	0	0	0	0	0	0	0	38.5	-
1000	0	0	0	0	0	0	0	0	0	0	0	0	0	0	0	0	0	0	0	-	-
1100	**2**	**0**	**2**	**0**	**0**	**0**	**0**	**0**	**0**	**0**	**0**	**0**	**0**	**0**	**0**	**0**	**0**	**0**	**0**	**36.8**	**-**
1200	**2**	**0**	**1**	**0**	**0**	**0**	**0**	**0**	**1**	**0**	**0**	**0**	**0**	**0**	**0**	**0**	**0**	**0**	**0**	**31**	**-**
1300	0	0	0	0	0	0	0	0	0	0	0	0	0	0	0	0	0	0	0	-	-
1400	1	0	1	0	0	0	0	0	0	0	0	0	0	0	0	0	0	0	0	35	-
1500	**2**	**0**	**2**	**0**	**0**	**0**	**0**	**0**	**0**	**0**	**0**	**0**	**0**	**0**	**0**	**0**	**0**	**0**	**0**	**18.5**	**-**
1600	1	0	1	0	0	0	0	0	0	0	0	0	0	0	0	0	0	0	0	43.2	-
1700	1	0	0	0	1	0	0	0	0	0	0	0	0	0	0	0	0	0	0	5.3	-
1800	**2**	**0**	**2**	**0**	**0**	**0**	**0**	**0**	**0**	**0**	**0**	**0**	**0**	**0**	**0**	**0**	**0**	**0**	**0**	**32.5**	**-**
1900	0	0	0	0	0	0	0	0	0	0	0	0	0	0	0	0	0	0	0	-	-
2000	0	0	0	0	0	0	0	0	0	0	0	0	0	0	0	0	0	0	0	-	-
2100	0	0	0	0	0	0	0	0	0	0	0	0	0	0	0	0	0	0	0	-	-
2200	0	0	0	0	0	0	0	0	0	0	0	0	0	0	0	0	0	0	0	-	-
2300	0	0	0	0	0	0	0	0	0	0	0	0	0	0	0	0	0	0	0	-	-
07-19	**15**	**0**	**13**	**0**	**1**	**0**	**0**	**0**	**1**	**0**	**0**	**0**	**0**	**0**	**0**	**0**	**0**	**0**	**0**	**31**	**40.7**
06-22	**15**	**0**	**13**	**0**	**1**	**0**	**0**	**0**	**1**	**0**	**0**	**0**	**0**	**0**	**0**	**0**	**0**	**0**	**0**	**31**	**40.7**
06-00	**15**	**0**	**13**	**0**	**1**	**0**	**0**	**0**	**1**	**0**	**0**	**0**	**0**	**0**	**0**	**0**	**0**	**0**	**0**	**31**	**40.7**
00-00	**15**	**0**	**13**	**0**	**1**	**0**	**0**	**0**	**1**	**0**	**0**	**0**	**0**	**0**	**0**	**0**	**0**	**0**	**0**	**31**	**40.7**

DRAFT

Site 84
Location Unamed Road, Att - TP, Lat 54.05366, Long -6.82677
Direction South

3279 / Meath/Cavan/Monaghan ATC's
October 2013
Automatic Traffic Count

Fri, 11 October 2013

Time	Total	Classification												>PSL	>PSL%	>SL1	>SL1%	>SL2	>SL2%	Mean	Vpp
		1 MCL	2 SV	3 SVT	4 TB2	5 TB3	6 T4	7 ART3	8 ART4	9 ART5	10 ART6	11 BD	12 DRT	80	80	85 +5kph	85 +5kph	90 +10kph	90 +10kph		85
0000	**1**	**0**	**1**	**0**	**0**	**0**	**0**	**0**	**0**	**0**	**0**	**0**	**0**	**0**	**0**	**0**	**0**	**0**	**0**	**41.7**	**-**
0100	0	0	0	0	0	0	0	0	0	0	0	0	0	0	0	0	0	0	0	-	-
0200	0	0	0	0	0	0	0	0	0	0	0	0	0	0	0	0	0	0	0	-	-
0300	0	0	0	0	0	0	0	0	0	0	0	0	0	0	0	0	0	0	0	-	-
0400	0	0	0	0	0	0	0	0	0	0	0	0	0	0	0	0	0	0	0	-	-
0500	0	0	0	0	0	0	0	0	0	0	0	0	0	0	0	0	0	0	0	-	-
0600	0	0	0	0	0	0	0	0	0	0	0	0	0	0	0	0	0	0	0	-	-
0700	0	0	0	0	0	0	0	0	0	0	0	0	0	0	0	0	0	0	0	-	-
0800	0	0	0	0	0	0	0	0	0	0	0	0	0	0	0	0	0	0	0	-	-
0900	0	0	0	0	0	0	0	0	0	0	0	0	0	0	0	0	0	0	0	-	-
1000	0	0	0	0	0	0	0	0	0	0	0	0	0	0	0	0	0	0	0	-	-
1100	0	0	0	0	0	0	0	0	0	0	0	0	0	0	0	0	0	0	0	-	-
1200	**1**	**0**	**1**	**0**	**0**	**0**	**0**	**0**	**0**	**0**	**0**	**0**	**0**	**0**	**0**	**0**	**0**	**0**	**0**	**24.5**	**-**
1300	0	0	0	0	0	0	0	0	0	0	0	0	0	0	0	0	0	0	0	-	-
1400	**1**	**0**	**1**	**0**	**0**	**0**	**0**	**0**	**0**	**0**	**0**	**0**	**0**	**0**	**0**	**0**	**0**	**0**	**0**	**12.7**	**-**
1500	0	0	0	0	0	0	0	0	0	0	0	0	0	0	0	0	0	0	0	-	-
1600	0	0	0	0	0	0	0	0	0	0	0	0	0	0	0	0	0	0	0	-	-
1700	0	0	0	0	0	0	0	0	0	0	0	0	0	0	0	0	0	0	0	-	-
1800	0	0	0	0	0	0	0	0	0	0	0	0	0	0	0	0	0	0	0	-	-
1900	0	0	0	0	0	0	0	0	0	0	0	0	0	0	0	0	0	0	0	-	-
2000	0	0	0	0	0	0	0	0	0	0	0	0	0	0	0	0	0	0	0	-	-
2100	0	0	0	0	0	0	0	0	0	0	0	0	0	0	0	0	0	0	0	-	-
2200	0	0	0	0	0	0	0	0	0	0	0	0	0	0	0	0	0	0	0	-	-
2300	0	0	0	0	0	0	0	0	0	0	0	0	0	0	0	0	0	0	0	-	-
07-19	**2**	**0**	**2**	**0**	**0**	**0**	**0**	**0**	**0**	**0**	**0**	**0**	**0**	**0**	**0**	**0**	**0**	**0**	**0**	**18.6**	**-**
06-22	**2**	**0**	**2**	**0**	**0**	**0**	**0**	**0**	**0**	**0**	**0**	**0**	**0**	**0**	**0**	**0**	**0**	**0**	**0**	**18.6**	**-**
06-00	**2**	**0**	**2**	**0**	**0**	**0**	**0**	**0**	**0**	**0**	**0**	**0**	**0**	**0**	**0**	**0**	**0**	**0**	**0**	**18.6**	**-**
00-00	**3**	**0**	**3**	**0**	**0**	**0**	**0**	**0**	**0**	**0**	**0**	**0**	**0**	**0**	**0**	**0**	**0**	**0**	**0**	**26.3**	**-**

DRAFT

Site 84
Location Unamed Road, Att - TP, Lat 54.05366, Long -6.82677
Direction South

3279 / Meath/Cavan/Monaghan ATC's
October 2013
Automatic Traffic Count

Sat, 12 October 2013

Time	Total	Classification												>PSL	>PSL%	>SL1	>SL1%	>SL2	>SL2%	Mean	Vpp
		1 MCL	2 SV	3 SVT	4 TB2	5 TB3	6 T4	7 ART3	8 ART4	9 ART5	10 ART6	11 BD	12 DRT	80	80	85 +5kph	85 +5kph	90 +10kph	90 +10kph		85
0000	0	0	0	0	0	0	0	0	0	0	0	0	0	0	0	0	0	0	0	-	-
0100	0	0	0	0	0	0	0	0	0	0	0	0	0	0	0	0	0	0	0	-	-
0200	0	0	0	0	0	0	0	0	0	0	0	0	0	0	0	0	0	0	0	-	-
0300	0	0	0	0	0	0	0	0	0	0	0	0	0	0	0	0	0	0	0	-	-
0400	0	0	0	0	0	0	0	0	0	0	0	0	0	0	0	0	0	0	0	-	-
0500	0	0	0	0	0	0	0	0	0	0	0	0	0	0	0	0	0	0	0	-	-
0600	0	0	0	0	0	0	0	0	0	0	0	0	0	0	0	0	0	0	0	-	-
0700	0	0	0	0	0	0	0	0	0	0	0	0	0	0	0	0	0	0	0	-	-
0800	0	0	0	0	0	0	0	0	0	0	0	0	0	0	0	0	0	0	0	-	-
0900	0	0	0	0	0	0	0	0	0	0	0	0	0	0	0	0	0	0	0	-	-
1000	0	0	0	0	0	0	0	0	0	0	0	0	0	0	0	0	0	0	0	-	-
1100	**2**	**0**	**2**	**0**	**0**	**0**	**0**	**0**	**0**	**0**	**0**	**0**	**0**	**0**	**0**	**0**	**0**	**0**	**0**	**11.1**	**-**
1200	**0**	**0**	**0**	**0**	**0**	**0**	**0**	**0**	**0**	**0**	**0**	**0**	**0**	**0**	**0**	**0**	**0**	**0**	**0**	**-**	**-**
1300	**0**	**0**	**0**	**0**	**0**	**0**	**0**	**0**	**0**	**0**	**0**	**0**	**0**	**0**	**0**	**0**	**0**	**0**	**0**	**-**	**-**
1400	**0**	**0**	**0**	**0**	**0**	**0**	**0**	**0**	**0**	**0**	**0**	**0**	**0**	**0**	**0**	**0**	**0**	**0**	**0**	**-**	**-**
1500	**0**	**0**	**0**	**0**	**0**	**0**	**0**	**0**	**0**	**0**	**0**	**0**	**0**	**0**	**0**	**0**	**0**	**0**	**0**	**-**	**-**
1600	**0**	**0**	**0**	**0**	**0**	**0**	**0**	**0**	**0**	**0**	**0**	**0**	**0**	**0**	**0**	**0**	**0**	**0**	**0**	**-**	**-**
1700	**0**	**0**	**0**	**0**	**0**	**0**	**0**	**0**	**0**	**0**	**0**	**0**	**0**	**0**	**0**	**0**	**0**	**0**	**0**	**-**	**-**
1800	**0**	**0**	**0**	**0**	**0**	**0**	**0**	**0**	**0**	**0**	**0**	**0**	**0**	**0**	**0**	**0**	**0**	**0**	**0**	**-**	**-**
1900	**0**	**0**	**0**	**0**	**0**	**0**	**0**	**0**	**0**	**0**	**0**	**0**	**0**	**0**	**0**	**0**	**0**	**0**	**0**	**-**	**-**
2000	**0**	**0**	**0**	**0**	**0**	**0**	**0**	**0**	**0**	**0**	**0**	**0**	**0**	**0**	**0**	**0**	**0**	**0**	**0**	**-**	**-**
2100	**0**	**0**	**0**	**0**	**0**	**0**	**0**	**0**	**0**	**0**	**0**	**0**	**0**	**0**	**0**	**0**	**0**	**0**	**0**	**-**	**-**
2200	**0**	**0**	**0**	**0**	**0**	**0**	**0**	**0**	**0**	**0**	**0**	**0**	**0**	**0**	**0**	**0**	**0**	**0**	**0**	**-**	**-**
2300	**0**	**0**	**0**	**0**	**0**	**0**	**0**	**0**	**0**	**0**	**0**	**0**	**0**	**0**	**0**	**0**	**0**	**0**	**0**	**-**	**-**
07-19	**2**	**0**	**2**	**0**	**0**	**0**	**0**	**0**	**0**	**0**	**0**	**0**	**0**	**0**	**0**	**0**	**0**	**0**	**0**	**11.1**	**-**
06-22	**2**	**0**	**2**	**0**	**0**	**0**	**0**	**0**	**0**	**0**	**0**	**0**	**0**	**0**	**0**	**0**	**0**	**0**	**0**	**11.1**	**-**
06-00	**2**	**0**	**2**	**0**	**0**	**0**	**0**	**0**	**0**	**0**	**0**	**0**	**0**	**0**	**0**	**0**	**0**	**0**	**0**	**11.1**	**-**
00-00	**2**	**0**	**2**	**0**	**0**	**0**	**0**	**0**	**0**	**0**	**0**	**0**	**0**	**0**	**0**	**0**	**0**	**0**	**0**	**11.1**	**-**

DRAFT

Site 84
Location Unamed Road, Att - TP, Lat 54.05366, Long -6.82677
Direction South

3279 / Meath/Cavan/Monaghan ATC's
October 2013
Automatic Traffic Count

Sun, 13 October 2013

Time	Total	Classification												>PSL	>PSL%	>SL1	>SL1%	>SL2	>SL2%	Mean	Vpp
		1 MCL	2 SV	3 SVT	4 TB2	5 TB3	6 T4	7 ART3	8 ART4	9 ART5	10 ART6	11 BD	12 DRT	80	80	85 +5kph	85 +5kph	90 +10kph	90 +10kph		85
0000	0	0	0	0	0	0	0	0	0	0	0	0	0	0	0	0	0	0	0	-	-
0100	0	0	0	0	0	0	0	0	0	0	0	0	0	0	0	0	0	0	0	-	-
0200	0	0	0	0	0	0	0	0	0	0	0	0	0	0	0	0	0	0	0	-	-
0300	0	0	0	0	0	0	0	0	0	0	0	0	0	0	0	0	0	0	0	-	-
0400	0	0	0	0	0	0	0	0	0	0	0	0	0	0	0	0	0	0	0	-	-
0500	0	0	0	0	0	0	0	0	0	0	0	0	0	0	0	0	0	0	0	-	-
0600	0	0	0	0	0	0	0	0	0	0	0	0	0	0	0	0	0	0	0	-	-
0700	0	0	0	0	0	0	0	0	0	0	0	0	0	0	0	0	0	0	0	-	-
0800	0	0	0	0	0	0	0	0	0	0	0	0	0	0	0	0	0	0	0	-	-
0900	1	0	1	0	0	0	0	0	0	0	0	0	0	0	0	0	0	0	0	16.4	-
1000	**15**	**0**	**15**	**0**	**0**	**0**	**0**	**0**	**0**	**0**	**0**	**0**	**0**	**0**	**0**	**0**	**0**	**0**	**0**	**8.3**	**9**
1100	3	0	3	0	0	0	0	0	0	0	0	0	0	0	0	0	0	0	0	12	-
1200	0	0	0	0	0	0	0	0	0	0	0	0	0	0	0	0	0	0	0	-	-
1300	0	0	0	0	0	0	0	0	0	0	0	0	0	0	0	0	0	0	0	-	-
1400	3	0	3	0	0	0	0	0	0	0	0	0	0	0	0	0	0	0	0	36.3	-
1500	3	0	3	0	0	0	0	0	0	0	0	0	0	0	0	0	0	0	0	22.4	-
1600	1	0	1	0	0	0	0	0	0	0	0	0	0	0	0	0	0	0	0	14.2	-
1700	2	0	2	0	0	0	0	0	0	0	0	0	0	0	0	0	0	0	0	30.7	-
1800	**6**	**0**	**6**	**0**	**0**	**0**	**0**	**0**	**0**	**0**	**0**	**0**	**0**	**0**	**0**	**0**	**0**	**0**	**0**	**28.8**	**-**
1900	1	0	1	0	0	0	0	0	0	0	0	0	0	0	0	0	0	0	0	21.7	-
2000	1	0	1	0	0	0	0	0	0	0	0	0	0	0	0	0	0	0	0	31.8	-
2100	0	0	0	0	0	0	0	0	0	0	0	0	0	0	0	0	0	0	0	-	-
2200	1	0	1	0	0	0	0	0	0	0	0	0	0	0	0	0	0	0	0	37.5	-
2300	0	0	0	0	0	0	0	0	0	0	0	0	0	0	0	0	0	0	0	-	-
07-19	**34**	**0**	**34**	**0**	**0**	**0**	**0**	**0**	**0**	**0**	**0**	**0**	**0**	**0**	**0**	**0**	**0**	**0**	**0**	**17.7**	**29.5**
06-22	**36**	**0**	**36**	**0**	**0**	**0**	**0**	**0**	**0**	**0**	**0**	**0**	**0**	**0**	**0**	**0**	**0**	**0**	**0**	**18.2**	**31.7**
06-00	**37**	**0**	**37**	**0**	**0**	**0**	**0**	**0**	**0**	**0**	**0**	**0**	**0**	**0**	**0**	**0**	**0**	**0**	**0**	**18.7**	**31.7**
00-00	**37**	**0**	**37**	**0**	**0**	**0**	**0**	**0**	**0**	**0**	**0**	**0**	**0**	**0**	**0**	**0**	**0**	**0**	**0**	**18.7**	**31.7**

DRAFT

Site 84
Location Unamed Road, Att - TP, Lat 54.05366, Long -6.82677
Direction South

3279 / Meath/Cavan/Monaghan ATC's
October 2013
Automatic Traffic Count

Mon, 14 October 2013

Time	Total	Classification												>PSL	>PSL%	>SL1	>SL1%	>SL2	>SL2%	Mean	Vpp
		1 MCL	2 SV	3 SVT	4 TB2	5 TB3	6 T4	7 ART3	8 ART4	9 ART5	10 ART6	11 BD	12 DRT	80	80	85 +5kph	85 +5kph	90 +10kph	90 +10kph		85
0000	0	0	0	0	0	0	0	0	0	0	0	0	0	0	0	0	0	0	0	-	-
0100	0	0	0	0	0	0	0	0	0	0	0	0	0	0	0	0	0	0	0	-	-
0200	0	0	0	0	0	0	0	0	0	0	0	0	0	0	0	0	0	0	0	-	-
0300	0	0	0	0	0	0	0	0	0	0	0	0	0	0	0	0	0	0	0	-	-
0400	0	0	0	0	0	0	0	0	0	0	0	0	0	0	0	0	0	0	0	-	-
0500	0	0	0	0	0	0	0	0	0	0	0	0	0	0	0	0	0	0	0	-	-
0600	**3**	**0**	**3**	**0**	**0**	**0**	**0**	**0**	**0**	**0**	**0**	**0**	**0**	**0**	**0**	**0**	**0**	**0**	**0**	**33.2**	**-**
0700	1	0	1	0	0	0	0	0	0	0	0	0	0	0	0	0	0	0	0	26.2	-
0800	1	0	1	0	0	0	0	0	0	0	0	0	0	0	0	0	0	0	0	33.7	-
0900	0	0	0	0	0	0	0	0	0	0	0	0	0	0	0	0	0	0	0	-	-
1000	1	0	1	0	0	0	0	0	0	0	0	0	0	0	0	0	0	0	0	31.7	-
1100	2	0	1	0	0	0	0	0	0	1	0	0	0	0	0	0	0	0	0	40.8	-
1200	1	0	1	0	0	0	0	0	0	0	0	0	0	0	0	0	0	0	0	22.7	-
1300	0	0	0	0	0	0	0	0	0	0	0	0	0	0	0	0	0	0	0	-	-
1400	1	0	1	0	0	0	0	0	0	0	0	0	0	0	0	0	0	0	0	44.1	-
1500	1	0	1	0	0	0	0	0	0	0	0	0	0	0	0	0	0	0	0	44.4	-
1600	**5**	**0**	**5**	**0**	**0**	**0**	**0**	**0**	**0**	**0**	**0**	**0**	**0**	**0**	**0**	**0**	**0**	**0**	**0**	**36.3**	**-**
1700	2	1	1	0	0	0	0	0	0	0	0	0	0	0	0	0	0	0	0	29.6	-
1800	1	0	1	0	0	0	0	0	0	0	0	0	0	0	0	0	0	0	0	38.4	-
1900	4	0	4	0	0	0	0	0	0	0	0	0	0	0	0	0	0	0	0	25.8	-
2000	0	0	0	0	0	0	0	0	0	0	0	0	0	0	0	0	0	0	0	-	-
2100	1	0	1	0	0	0	0	0	0	0	0	0	0	0	0	0	0	0	0	39.5	-
2200	0	0	0	0	0	0	0	0	0	0	0	0	0	0	0	0	0	0	0	-	-
2300	1	0	1	0	0	0	0	0	0	0	0	0	0	0	0	0	0	0	0	24.3	-
07-19	**16**	**1**	**14**	**0**	**0**	**0**	**0**	**0**	**0**	**1**	**0**	**0**	**0**	**0**	**0**	**0**	**0**	**0**	**0**	**35.2**	**43.9**
06-22	**24**	**1**	**22**	**0**	**0**	**0**	**0**	**0**	**0**	**1**	**0**	**0**	**0**	**0**	**0**	**0**	**0**	**0**	**0**	**33.6**	**40.7**
06-00	**25**	**1**	**23**	**0**	**0**	**0**	**0**	**0**	**0**	**1**	**0**	**0**	**0**	**0**	**0**	**0**	**0**	**0**	**0**	**33.2**	**40.7**
00-00	**25**	**1**	**23**	**0**	**0**	**0**	**0**	**0**	**0**	**1**	**0**	**0**	**0**	**0**	**0**	**0**	**0**	**0**	**0**	**33.2**	**40.7**

DRAFT

Site 84
Location Unamed Road, Att - TP, Lat 54.05366, Long -6.82677
Direction South

3279 / Meath/Cavan/Monaghan ATC's
October 2013
Automatic Traffic Count

Tue, 15 October 2013

Time	Total	Classification												>PSL	>PSL%	>SL1	>SL1%	>SL2	>SL2%	Mean	Vpp
		1 MCL	2 SV	3 SVT	4 TB2	5 TB3	6 T4	7 ART3	8 ART4	9 ART5	10 ART6	11 BD	12 DRT	80	80	85 +5kph	85 +5kph	90 +10kph	90 +10kph		85
0000	0	0	0	0	0	0	0	0	0	0	0	0	0	0	0	0	0	0	0	-	-
0100	0	0	0	0	0	0	0	0	0	0	0	0	0	0	0	0	0	0	0	-	-
0200	0	0	0	0	0	0	0	0	0	0	0	0	0	0	0	0	0	0	0	-	-
0300	0	0	0	0	0	0	0	0	0	0	0	0	0	0	0	0	0	0	0	-	-
0400	0	0	0	0	0	0	0	0	0	0	0	0	0	0	0	0	0	0	0	-	-
0500	0	0	0	0	0	0	0	0	0	0	0	0	0	0	0	0	0	0	0	-	-
0600	0	0	0	0	0	0	0	0	0	0	0	0	0	0	0	0	0	0	0	-	-
0700	2	1	1	0	0	0	0	0	0	0	0	0	0	0	0	0	0	0	0	28.8	-
0800	1	0	1	0	0	0	0	0	0	0	0	0	0	0	0	0	0	0	0	25.1	-
0900	0	0	0	0	0	0	0	0	0	0	0	0	0	0	0	0	0	0	0	-	-
1000	**3**	**0**	**2**	**0**	**1**	**0**	**0**	**0**	**0**	**0**	**0**	**0**	**0**	**0**	**0**	**0**	**0**	**0**	**0**	**28.7**	**-**
1100	0	0	0	0	0	0	0	0	0	0	0	0	0	0	0	0	0	0	0	-	-
1200	1	0	0	0	1	0	0	0	0	0	0	0	0	0	0	0	0	0	0	29.6	-
1300	1	0	1	0	0	0	0	0	0	0	0	0	0	0	0	0	0	0	0	41.3	-
1400	1	0	0	0	1	0	0	0	0	0	0	0	0	0	0	0	0	0	0	21.1	-
1500	3	0	3	0	0	0	0	0	0	0	0	0	0	0	0	0	0	0	0	26.1	-
1600	3	0	1	0	1	0	0	0	0	0	1	0	0	0	0	0	0	0	0	36.1	-
1700	1	0	1	0	0	0	0	0	0	0	0	0	0	0	0	0	0	0	0	19.2	-
1800	**5**	**0**	**5**	**0**	**0**	**0**	**0**	**0**	**0**	**0**	**0**	**0**	**0**	**0**	**0**	**0**	**0**	**0**	**0**	**40.5**	**-**
1900	1	0	1	0	0	0	0	0	0	0	0	0	0	0	0	0	0	0	0	42.1	-
2000	2	0	2	0	0	0	0	0	0	0	0	0	0	0	0	0	0	0	0	43.1	-
2100	0	0	0	0	0	0	0	0	0	0	0	0	0	0	0	0	0	0	0	0	0
2200	0	0	0	0	0	0	0	0	0	0	0	0	0	0	0	0	0	0	0	0	0
2300	0	0	0	0	0	0	0	0	0	0	0	0	0	0	0	0	0	0	0	0	0
07-19	**21**	**1**	**15**	**0**	**4**	**0**	**0**	**0**	**0**	**0**	**1**	**0**	**0**	**0**	**0**	**0**	**0**	**0**	**0**	**31.9**	**41.4**
06-22	**24**	**1**	**18**	**0**	**4**	**0**	**0**	**0**	**0**	**0**	**1**	**0**	**0**	**0**	**0**	**0**	**0**	**0**	**0**	**33.2**	**41.8**
06-00	**24**	**1**	**18**	**0**	**4**	**0**	**0**	**0**	**0**	**0**	**1**	**0**	**0**	**0**	**0**	**0**	**0**	**0**	**0**	**33.2**	**41.8**
00-00	**24**	**1**	**18**	**0**	**4**	**0**	**0**	**0**	**0**	**0**	**1**	**0**	**0**	**0**	**0**	**0**	**0**	**0**	**0**	**33.2**	**41.8**

DRAFT

Site 84
Location Unamed Road, Att - TP, Lat 54.05366, Long -6.82677
Direction South

3279 / Meath/Cavan/Monaghan ATC's
October 2013
Automatic Traffic Count

Virtual Day (7)

Time	Total	Classification												>PSL	>PSL%	>SL1	>SL1%	>SL2	>SL2%	Mean	Vpp
		1 MCL	2 SV	3 SVT	4 TB2	5 TB3	6 T4	7 ART3	8 ART4	9 ART5	10 ART6	11 BD	12 DRT	80	80	85 +5kph	85 +5kph	90 +10kph	90 +10kph		85
0000	0	0	0	0	0	0	0	0	0	0	0	0	0	0	0	0	0	0	0	41.7	-
0100	0	0	0	0	0	0	0	0	0	0	0	0	0	0	0	0	0	0	0	-	-
0200	0	0	0	0	0	0	0	0	0	0	0	0	0	0	0	0	0	0	0	-	-
0300	0	0	0	0	0	0	0	0	0	0	0	0	0	0	0	0	0	0	0	-	-
0400	0	0	0	0	0	0	0	0	0	0	0	0	0	0	0	0	0	0	0	-	-
0500	0	0	0	0	0	0	0	0	0	0	0	0	0	0	0	0	0	0	0	-	-
0600	0	0	0	0	0	0	0	0	0	0	0	0	0	0	0	0	0	0	0	33.2	-
0700	1	0	1	0	0	0	0	0	0	0	0	0	0	0	0	0	0	0	0	26.7	-
0800	1	0	1	0	0	0	0	0	0	0	0	0	0	0	0	0	0	0	0	34.2	-
0900	0	0	0	0	0	0	0	0	0	0	0	0	0	0	0	0	0	0	0	27.4	-
1000	**3**	**0**	**3**	**0**	**0**	**0**	**0**	**0**	**0**	**0**	**0**	**0**	**0**	**0**	**0**	**0**	**0**	**0**	**0**	**14.8**	**-**
1100	1	0	1	0	0	0	0	0	0	0	0	0	0	0	0	0	0	0	0	23.7	-
1200	1	0	1	0	0	0	0	0	0	0	0	0	0	0	0	0	0	0	0	25.8	-
1300	0	0	0	0	0	0	0	0	0	0	0	0	0	0	0	0	0	0	0	41.3	-
1400	1	0	1	0	0	0	0	0	0	0	0	0	0	0	0	0	0	0	0	31.5	-
1500	1	0	1	0	0	0	0	0	0	0	0	0	0	0	0	0	0	0	0	25.2	-
1600	1	0	1	0	0	0	0	0	0	0	0	0	0	0	0	0	0	0	0	34.7	-
1700	1	0	1	0	0	0	0	0	0	0	0	0	0	0	0	0	0	0	0	27.2	-
1800	**2**	**0**	**2**	**0**	**0**	**0**	**0**	**0**	**0**	**0**	**0**	**0**	**0**	**0**	**0**	**0**	**0**	**0**	**0**	**34**	**-**
1900	1	0	1	0	0	0	0	0	0	0	0	0	0	0	0	0	0	0	0	27.8	-
2000	0	0	0	0	0	0	0	0	0	0	0	0	0	0	0	0	0	0	0	39.3	-
2100	0	0	0	0	0	0	0	0	0	0	0	0	0	0	0	0	0	0	0	39.5	-
2200	0	0	0	0	0	0	0	0	0	0	0	0	0	0	0	0	0	0	0	37.5	-
2300	0	0	0	0	0	0	0	0	0	0	0	0	0	0	0	0	0	0	0	24.3	-
07-19	**15**	**0**	**13**	**0**	**1**	**0**	**0**	**0**	**0**	**0**	**0**	**0**	**0**	**0**	**0**	**0**	**0**	**0**	**0**	**26.7**	**40**
06-22	**17**	**0**	**15**	**0**	**1**	**0**	**0**	**0**	**0**	**0**	**0**	**0**	**0**	**0**	**0**	**0**	**0**	**0**	**0**	**27.3**	**40.7**
06-00	**17**	**0**	**16**	**0**	**1**	**0**	**0**	**0**	**0**	**0**	**0**	**0**	**0**	**0**	**0**	**0**	**0**	**0**	**0**	**27.4**	**40.7**
00-00	**17**	**0**	**16**	**0**	**1**	**0**	**0**	**0**	**0**	**0**	**0**	**0**	**0**	**0**	**0**	**0**	**0**	**0**	**0**	**27.5**	**40.7**

DRAFT

Site 84
Location Unamed Road, Att - TP, Lat 54.05366, Long -6.82677
Direction South

3279 / Meath/Cavan/Monaghan ATC's
October 2013
Automatic Traffic Count

Virtual Week (1)

Time	Total	Classification												>PSL	>PSL%	>SL1	>SL1%	>SL2	>SL2%	Mean	Vpp
		1 MCL	2 SV	3 SVT	4 TB2	5 TB3	6 T4	7 ART3	8 ART4	9 ART5	10 ART6	11 BD	12 DRT	80	80	85 +5kph	85 +5kph	90 +10kph	90 +10kph		85
Mon	25	1	23	0	0	0	0	0	0	1	0	0	0	0	0	0	0	0	0	33.2	40.7
Tue	24	1	18	0	4	0	0	0	0	0	1	0	0	0	0	0	0	0	0	33.2	41.8
Wed	15	1	14	0	0	0	0	0	0	0	0	0	0	0	0	0	0	0	0	29.3	40
Thu	15	0	13	0	1	0	0	0	1	0	0	0	0	0	0	0	0	0	0	31	40.7
Fri	3	0	3	0	0	0	0	0	0	0	0	0	0	0	0	0	0	0	0	26.3	-
|Sat	2	0	2	0	0	0	0	0	0	0	0	0	0	0	0	0	0	0	0	11.1	-
|Sun	37	0	37	0	0	0	0	0	0	0	0	0	0	0	0	0	0	0	0	18.7	31.7
5 Day Ave.	**16**	**1**	**14**	**0**	**1**	**0**	**0**	**0**	**0**	**0**	**0**	**0**	**0**	**0**	**0.0**	**0**	**0.0**	**0**	**0.0**	**30.6**	**32.6**
7 Day Ave.	**17**	**0**	**16**	**0**	**1**	**0**	**0**	**0**	**0**	**0**	**0**	**0**	**0**	**0**	**0.0**	**0**	**0.0**	**0**	**0.0**	**27.5**	**40.7**
--	**121**	**3**	**110**	**0**	**5**	**0**	**0**	**0**	**1**	**1**	**1**	**0**	**0**	**0**	**0.0**	**0**	**0.0**	**0**	**0.0**	**27.5**	**40.7**

Summary Graphs

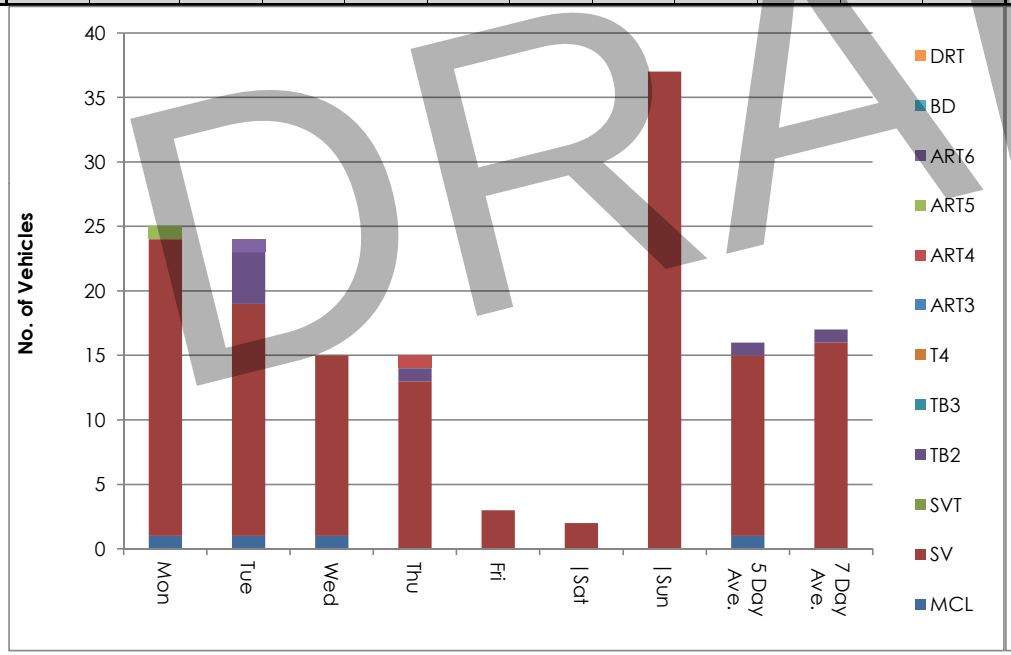

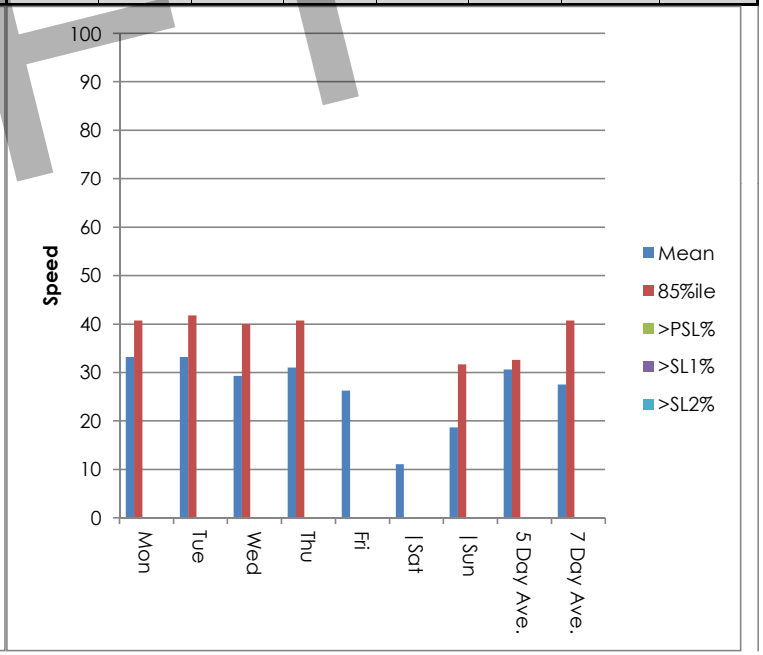

DRAFT

Site 84
Location Unamed Road, Att - TP, Lat 54.05366, Long -6.82677
Direction South

3279 / Meath/Cavan/Monaghan ATC's
October 2013
Automatic Traffic Count

Wed, 9 October 2013

Time	Total	Speed Bins (km/h)																											
		0 - 5	5 - 10	10 - 15	15 - 20	20 - 25	25 - 30	30 - 35	35 - 40	40 - 45	45 - 50	50 - 55	55 - 60	60 - 65	65 - 70	70 - 75	75 - 80	80 - 85	85 - 90	90 - 95	95 - 100	100 - 105	105 - 110	110 - 115	115 - 120	120 - 125	125 - 130	130 - 135	135 - 140
0000	0	0	0	0	0	0	0	0	0	0	0	0	0	0	0	0	0	0	0	0	0	0	0	0	0	0	0	0	0
0100	0	0	0	0	0	0	0	0	0	0	0	0	0	0	0	0	0	0	0	0	0	0	0	0	0	0	0	0	0
0200	0	0	0	0	0	0	0	0	0	0	0	0	0	0	0	0	0	0	0	0	0	0	0	0	0	0	0	0	0
0300	0	0	0	0	0	0	0	0	0	0	0	0	0	0	0	0	0	0	0	0	0	0	0	0	0	0	0	0	0
0400	0	0	0	0	0	0	0	0	0	0	0	0	0	0	0	0	0	0	0	0	0	0	0	0	0	0	0	0	0
0500	0	0	0	0	0	0	0	0	0	0	0	0	0	0	0	0	0	0	0	0	0	0	0	0	0	0	0	0	0
0600	0	0	0	0	0	0	0	0	0	0	0	0	0	0	0	0	0	0	0	0	0	0	0	0	0	0	0	0	0
0700	2	0	0	0	1	0	1	0	0	0	0	0	0	0	0	0	0	0	0	0	0	0	0	0	0	0	0	0	0
0800	1	0	0	0	0	0	0	0	0	1	0	0	0	0	0	0	0	0	0	0	0	0	0	0	0	0	0	0	0
0900	0	0	0	0	0	0	0	0	0	0	0	0	0	0	0	0	0	0	0	0	0	0	0	0	0	0	0	0	0
1000	**3**	**0**	**0**	**1**	**0**	**0**	**0**	**1**	**1**	**0**	**0**	**0**	**0**	**0**	**0**	**0**	**0**	**0**	**0**	**0**	**0**	**0**	**0**	**0**	**0**	**0**	**0**	**0**	**0**
1100	0	0	0	0	0	0	0	0	0	0	0	0	0	0	0	0	0	0	0	0	0	0	0	0	0	0	0	0	0
1200	2	0	0	1	0	0	1	0	0	0	0	0	0	0	0	0	0	0	0	0	0	0	0	0	0	0	0	0	0
1300	0	0	0	0	0	0	0	0	0	0	0	0	0	0	0	0	0	0	0	0	0	0	0	0	0	0	0	0	0
1400	**3**	**0**	**0**	**1**	**0**	**0**	**0**	**0**	**1**	**1**	**0**	**0**	**0**	**0**	**0**	**0**	**0**	**0**	**0**	**0**	**0**	**0**	**0**	**0**	**0**	**0**	**0**	**0**	**0**
1500	0	0	0	0	0	0	0	0	0	0	0	0	0	0	0	0	0	0	0	0	0	0	0	0	0	0	0	0	0
1600	0	0	0	0	0	0	0	0	0	0	0	0	0	0	0	0	0	0	0	0	0	0	0	0	0	0	0	0	0
1700	2	0	0	0	0	0	1	0	0	0	1	0	0	0	0	0	0	0	0	0	0	0	0	0	0	0	0	0	0
1800	2	0	0	0	0	0	1	0	1	0	0	0	0	0	0	0	0	0	0	0	0	0	0	0	0	0	0	0	0
1900	0	0	0	0	0	0	0	0	0	0	0	0	0	0	0	0	0	0	0	0	0	0	0	0	0	0	0	0	0
2000	0	0	0	0	0	0	0	0	0	0	0	0	0	0	0	0	0	0	0	0	0	0	0	0	0	0	0	0	0
2100	0	0	0	0	0	0	0	0	0	0	0	0	0	0	0	0	0	0	0	0	0	0	0	0	0	0	0	0	0
2200	0	0	0	0	0	0	0	0	0	0	0	0	0	0	0	0	0	0	0	0	0	0	0	0	0	0	0	0	0
2300	0	0	0	0	0	0	0	0	0	0	0	0	0	0	0	0	0	0	0	0	0	0	0	0	0	0	0	0	0
07-19	**15**	**0**	**0**	**3**	**1**	**0**	**4**	**1**	**3**	**2**	**1**	**0**	**0**	**0**	**0**	**0**	**0**	**0**	**0**	**0**	**0**	**0**	**0**	**0**	**0**	**0**	**0**	**0**	**0**
06-22	**15**	**0**	**0**	**3**	**1**	**0**	**4**	**1**	**3**	**2**	**1**	**0**	**0**	**0**	**0**	**0**	**0**	**0**	**0**	**0**	**0**	**0**	**0**	**0**	**0**	**0**	**0**	**0**	**0**
06-00	**15**	**0**	**0**	**3**	**1**	**0**	**4**	**1**	**3**	**2**	**1**	**0**	**0**	**0**	**0**	**0**	**0**	**0**	**0**	**0**	**0**	**0**	**0**	**0**	**0**	**0**	**0**	**0**	**0**
00-00	**15**	**0**	**0**	**3**	**1**	**0**	**4**	**1**	**3**	**2**	**1**	**0**	**0**	**0**	**0**	**0**	**0**	**0**	**0**	**0**	**0**	**0**	**0**	**0**	**0**	**0**	**0**	**0**	**0**

DRAFT

Site 84
Location Unamed Road, Att - TP, Lat 54.05366, Long -6.82677
Direction South

3279 / Meath/Cavan/Monaghan ATC's
October 2013
Automatic Traffic Count

Thu, 10 October 2013

Time	Total	Speed Bins (km/h)																											
		0 - 5	5 - 10	10 - 15	15 - 20	20 - 25	25 - 30	30 - 35	35 - 40	40 - 45	45 - 50	50 - 55	55 - 60	60 - 65	65 - 70	70 - 75	75 - 80	80 - 85	85 - 90	90 - 95	95 - 100	100 - 105	105 - 110	110 - 115	115 - 120	120 - 125	125 - 130	130 - 135	135 - 140
0000	0	0	0	0	0	0	0	0	0	0	0	0	0	0	0	0	0	0	0	0	0	0	0	0	0	0	0	0	0
0100	0	0	0	0	0	0	0	0	0	0	0	0	0	0	0	0	0	0	0	0	0	0	0	0	0	0	0	0	0
0200	0	0	0	0	0	0	0	0	0	0	0	0	0	0	0	0	0	0	0	0	0	0	0	0	0	0	0	0	0
0300	0	0	0	0	0	0	0	0	0	0	0	0	0	0	0	0	0	0	0	0	0	0	0	0	0	0	0	0	0
0400	0	0	0	0	0	0	0	0	0	0	0	0	0	0	0	0	0	0	0	0	0	0	0	0	0	0	0	0	0
0500	0	0	0	0	0	0	0	0	0	0	0	0	0	0	0	0	0	0	0	0	0	0	0	0	0	0	0	0	0
0600	0	0	0	0	0	0	0	0	0	0	0	0	0	0	0	0	0	0	0	0	0	0	0	0	0	0	0	0	0
0700	1	0	0	0	0	0	0	1	0	0	0	0	0	0	0	0	0	0	0	0	0	0	0	0	0	0	0	0	0
0800	**2**	**0**	**0**	**0**	**0**	**0**	**0**	**1**	**1**	**0**	**0**	**0**	**0**	**0**	**0**	**0**	**0**	**0**	**0**	**0**	**0**	**0**	**0**	**0**	**0**	**0**	**0**	**0**	**0**
0900	1	0	0	0	0	0	0	0	1	0	0	0	0	0	0	0	0	0	0	0	0	0	0	0	0	0	0	0	0
1000	0	0	0	0	0	0	0	0	0	0	0	0	0	0	0	0	0	0	0	0	0	0	0	0	0	0	0	0	0
1100	**2**	**0**	**0**	**0**	**0**	**0**	**0**	**0**	**2**	**0**	**0**	**0**	**0**	**0**	**0**	**0**	**0**	**0**	**0**	**0**	**0**	**0**	**0**	**0**	**0**	**0**	**0**	**0**	**0**
1200	**2**	**0**	**0**	**0**	**0**	**1**	**0**	**0**	**0**	**1**	**0**	**0**	**0**	**0**	**0**	**0**	**0**	**0**	**0**	**0**	**0**	**0**	**0**	**0**	**0**	**0**	**0**	**0**	**0**
1300	0	0	0	0	0	0	0	0	0	0	0	0	0	0	0	0	0	0	0	0	0	0	0	0	0	0	0	0	0
1400	1	0	0	0	0	0	0	1	0	0	0	0	0	0	0	0	0	0	0	0	0	0	0	0	0	0	0	0	0
1500	**2**	**0**	**0**	**1**	**0**	**1**	**0**	**0**	**0**	**0**	**0**	**0**	**0**	**0**	**0**	**0**	**0**	**0**	**0**	**0**	**0**	**0**	**0**	**0**	**0**	**0**	**0**	**0**	**0**
1600	1	0	0	0	0	0	0	0	0	1	0	0	0	0	0	0	0	0	0	0	0	0	0	0	0	0	0	0	0
1700	1	0	1	0	0	0	0	0	0	0	0	0	0	0	0	0	0	0	0	0	0	0	0	0	0	0	0	0	0
1800	**2**	**0**	**0**	**0**	**0**	**1**	**0**	**0**	**0**	**1**	**0**	**0**	**0**	**0**	**0**	**0**	**0**	**0**	**0**	**0**	**0**	**0**	**0**	**0**	**0**	**0**	**0**	**0**	**0**
1900	0	0	0	0	0	0	0	0	0	0	0	0	0	0	0	0	0	0	0	0	0	0	0	0	0	0	0	0	0
2000	0	0	0	0	0	0	0	0	0	0	0	0	0	0	0	0	0	0	0	0	0	0	0	0	0	0	0	0	0
2100	0	0	0	0	0	0	0	0	0	0	0	0	0	0	0	0	0	0	0	0	0	0	0	0	0	0	0	0	0
2200	0	0	0	0	0	0	0	0	0	0	0	0	0	0	0	0	0	0	0	0	0	0	0	0	0	0	0	0	0
2300	0	0	0	0	0	0	0	0	0	0	0	0	0	0	0	0	0	0	0	0	0	0	0	0	0	0	0	0	0
07-19	**15**	**0**	**1**	**1**	**0**	**3**	**0**	**3**	**4**	**3**	**0**	**0**	**0**	**0**	**0**	**0**	**0**	**0**	**0**	**0**	**0**	**0**	**0**	**0**	**0**	**0**	**0**	**0**	**0**
06-22	**15**	**0**	**1**	**1**	**0**	**3**	**0**	**3**	**4**	**3**	**0**	**0**	**0**	**0**	**0**	**0**	**0**	**0**	**0**	**0**	**0**	**0**	**0**	**0**	**0**	**0**	**0**	**0**	**0**
06-00	**15**	**0**	**1**	**1**	**0**	**3**	**0**	**3**	**4**	**3**	**0**	**0**	**0**	**0**	**0**	**0**	**0**	**0**	**0**	**0**	**0**	**0**	**0**	**0**	**0**	**0**	**0**	**0**	**0**
00-00	**15**	**0**	**1**	**1**	**0**	**3**	**0**	**3**	**4**	**3**	**0**	**0**	**0**	**0**	**0**	**0**	**0**	**0**	**0**	**0**	**0**	**0**	**0**	**0**	**0**	**0**	**0**	**0**	**0**

DRAFT

Site 84
Location Unamed Road, Att - TP, Lat 54.05366, Long -6.82677
Direction South

3279 / Meath/Cavan/Monaghan ATC's
October 2013
Automatic Traffic Count

Fri, 11 October 2013

Time	Total	Speed Bins (km/h)																											
		0 - 5	5 - 10	10 - 15	15 - 20	20 - 25	25 - 30	30 - 35	35 - 40	40 - 45	45 - 50	50 - 55	55 - 60	60 - 65	65 - 70	70 - 75	75 - 80	80 - 85	85 - 90	90 - 95	95 - 100	100 - 105	105 - 110	110 - 115	115 - 120	120 - 125	125 - 130	130 - 135	135 - 140
0000	**1**	**0**	**0**	**0**	**0**	**0**	**0**	**0**	**0**	**1**	**0**	**0**	**0**	**0**	**0**	**0**	**0**	**0**	**0**	**0**	**0**	**0**	**0**	**0**	**0**	**0**	**0**	**0**	**0**
0100	0	0	0	0	0	0	0	0	0	0	0	0	0	0	0	0	0	0	0	0	0	0	0	0	0	0	0	0	0
0200	0	0	0	0	0	0	0	0	0	0	0	0	0	0	0	0	0	0	0	0	0	0	0	0	0	0	0	0	0
0300	0	0	0	0	0	0	0	0	0	0	0	0	0	0	0	0	0	0	0	0	0	0	0	0	0	0	0	0	0
0400	0	0	0	0	0	0	0	0	0	0	0	0	0	0	0	0	0	0	0	0	0	0	0	0	0	0	0	0	0
0500	0	0	0	0	0	0	0	0	0	0	0	0	0	0	0	0	0	0	0	0	0	0	0	0	0	0	0	0	0
0600	0	0	0	0	0	0	0	0	0	0	0	0	0	0	0	0	0	0	0	0	0	0	0	0	0	0	0	0	0
0700	0	0	0	0	0	0	0	0	0	0	0	0	0	0	0	0	0	0	0	0	0	0	0	0	0	0	0	0	0
0800	0	0	0	0	0	0	0	0	0	0	0	0	0	0	0	0	0	0	0	0	0	0	0	0	0	0	0	0	0
0900	0	0	0	0	0	0	0	0	0	0	0	0	0	0	0	0	0	0	0	0	0	0	0	0	0	0	0	0	0
1000	0	0	0	0	0	0	0	0	0	0	0	0	0	0	0	0	0	0	0	0	0	0	0	0	0	0	0	0	0
1100	0	0	0	0	0	0	0	0	0	0	0	0	0	0	0	0	0	0	0	0	0	0	0	0	0	0	0	0	0
1200	**1**	**0**	**0**	**0**	**0**	**1**	**0**	**0**	**0**	**0**	**0**	**0**	**0**	**0**	**0**	**0**	**0**	**0**	**0**	**0**	**0**	**0**	**0**	**0**	**0**	**0**	**0**	**0**	**0**
1300	0	0	0	0	0	0	0	0	0	0	0	0	0	0	0	0	0	0	0	0	0	0	0	0	0	0	0	0	0
1400	**1**	**0**	**0**	**1**	**0**	**0**	**0**	**0**	**0**	**0**	**0**	**0**	**0**	**0**	**0**	**0**	**0**	**0**	**0**	**0**	**0**	**0**	**0**	**0**	**0**	**0**	**0**	**0**	**0**
1500	0	0	0	0	0	0	0	0	0	0	0	0	0	0	0	0	0	0	0	0	0	0	0	0	0	0	0	0	0
1600	0	0	0	0	0	0	0	0	0	0	0	0	0	0	0	0	0	0	0	0	0	0	0	0	0	0	0	0	0
1700	0	0	0	0	0	0	0	0	0	0	0	0	0	0	0	0	0	0	0	0	0	0	0	0	0	0	0	0	0
1800	0	0	0	0	0	0	0	0	0	0	0	0	0	0	0	0	0	0	0	0	0	0	0	0	0	0	0	0	0
1900	0	0	0	0	0	0	0	0	0	0	0	0	0	0	0	0	0	0	0	0	0	0	0	0	0	0	0	0	0
2000	0	0	0	0	0	0	0	0	0	0	0	0	0	0	0	0	0	0	0	0	0	0	0	0	0	0	0	0	0
2100	0	0	0	0	0	0	0	0	0	0	0	0	0	0	0	0	0	0	0	0	0	0	0	0	0	0	0	0	0
2200	0	0	0	0	0	0	0	0	0	0	0	0	0	0	0	0	0	0	0	0	0	0	0	0	0	0	0	0	0
2300	0	0	0	0	0	0	0	0	0	0	0	0	0	0	0	0	0	0	0	0	0	0	0	0	0	0	0	0	0
07-19	**2**	**0**	**0**	**1**	**0**	**1**	**0**	**0**	**0**	**0**	**0**	**0**	**0**	**0**	**0**	**0**	**0**	**0**	**0**	**0**	**0**	**0**	**0**	**0**	**0**	**0**	**0**	**0**	**0**
06-22	**2**	**0**	**0**	**1**	**0**	**1**	**0**	**0**	**0**	**0**	**0**	**0**	**0**	**0**	**0**	**0**	**0**	**0**	**0**	**0**	**0**	**0**	**0**	**0**	**0**	**0**	**0**	**0**	**0**
06-00	**2**	**0**	**0**	**1**	**0**	**1**	**0**	**0**	**0**	**0**	**0**	**0**	**0**	**0**	**0**	**0**	**0**	**0**	**0**	**0**	**0**	**0**	**0**	**0**	**0**	**0**	**0**	**0**	**0**
00-00	**3**	**0**	**0**	**1**	**0**	**1**	**0**	**0**	**0**	**1**	**0**	**0**	**0**	**0**	**0**	**0**	**0**	**0**	**0**	**0**	**0**	**0**	**0**	**0**	**0**	**0**	**0**	**0**	**0**

DRAFT

Site 84
Location Unamed Road, Att - TP, Lat 54.05366, Long -6.82677
Direction South

3279 / Meath/Cavan/Monaghan ATC's
October 2013
Automatic Traffic Count

Sat, 12 October 2013

Time	Total	Speed Bins (km/h)																											
		0 - 5	5 - 10	10 - 15	15 - 20	20 - 25	25 - 30	30 - 35	35 - 40	40 - 45	45 - 50	50 - 55	55 - 60	60 - 65	65 - 70	70 - 75	75 - 80	80 - 85	85 - 90	90 - 95	95 - 100	100 - 105	105 - 110	110 - 115	115 - 120	120 - 125	125 - 130	130 - 135	135 - 140
0000	0	0	0	0	0	0	0	0	0	0	0	0	0	0	0	0	0	0	0	0	0	0	0	0	0	0	0	0	0
0100	0	0	0	0	0	0	0	0	0	0	0	0	0	0	0	0	0	0	0	0	0	0	0	0	0	0	0	0	0
0200	0	0	0	0	0	0	0	0	0	0	0	0	0	0	0	0	0	0	0	0	0	0	0	0	0	0	0	0	0
0300	0	0	0	0	0	0	0	0	0	0	0	0	0	0	0	0	0	0	0	0	0	0	0	0	0	0	0	0	0
0400	0	0	0	0	0	0	0	0	0	0	0	0	0	0	0	0	0	0	0	0	0	0	0	0	0	0	0	0	0
0500	0	0	0	0	0	0	0	0	0	0	0	0	0	0	0	0	0	0	0	0	0	0	0	0	0	0	0	0	0
0600	0	0	0	0	0	0	0	0	0	0	0	0	0	0	0	0	0	0	0	0	0	0	0	0	0	0	0	0	0
0700	0	0	0	0	0	0	0	0	0	0	0	0	0	0	0	0	0	0	0	0	0	0	0	0	0	0	0	0	0
0800	0	0	0	0	0	0	0	0	0	0	0	0	0	0	0	0	0	0	0	0	0	0	0	0	0	0	0	0	0
0900	0	0	0	0	0	0	0	0	0	0	0	0	0	0	0	0	0	0	0	0	0	0	0	0	0	0	0	0	0
1000	0	0	0	0	0	0	0	0	0	0	0	0	0	0	0	0	0	0	0	0	0	0	0	0	0	0	0	0	0
1100	**2**	**0**	**0**	**2**	**0**	**0**	**0**	**0**	**0**	**0**	**0**	**0**	**0**	**0**	**0**	**0**	**0**	**0**	**0**	**0**	**0**	**0**	**0**	**0**	**0**	**0**	**0**	**0**	**0**
1200	**0**	**0**	**0**	**0**	**0**	**0**	**0**	**0**	**0**	**0**	**0**	**0**	**0**	**0**	**0**	**0**	**0**	**0**	**0**	**0**	**0**	**0**	**0**	**0**	**0**	**0**	**0**	**0**	**0**
1300	**0**	**0**	**0**	**0**	**0**	**0**	**0**	**0**	**0**	**0**	**0**	**0**	**0**	**0**	**0**	**0**	**0**	**0**	**0**	**0**	**0**	**0**	**0**	**0**	**0**	**0**	**0**	**0**	**0**
1400	**0**	**0**	**0**	**0**	**0**	**0**	**0**	**0**	**0**	**0**	**0**	**0**	**0**	**0**	**0**	**0**	**0**	**0**	**0**	**0**	**0**	**0**	**0**	**0**	**0**	**0**	**0**	**0**	**0**
1500	**0**	**0**	**0**	**0**	**0**	**0**	**0**	**0**	**0**	**0**	**0**	**0**	**0**	**0**	**0**	**0**	**0**	**0**	**0**	**0**	**0**	**0**	**0**	**0**	**0**	**0**	**0**	**0**	**0**
1600	**0**	**0**	**0**	**0**	**0**	**0**	**0**	**0**	**0**	**0**	**0**	**0**	**0**	**0**	**0**	**0**	**0**	**0**	**0**	**0**	**0**	**0**	**0**	**0**	**0**	**0**	**0**	**0**	**0**
1700	**0**	**0**	**0**	**0**	**0**	**0**	**0**	**0**	**0**	**0**	**0**	**0**	**0**	**0**	**0**	**0**	**0**	**0**	**0**	**0**	**0**	**0**	**0**	**0**	**0**	**0**	**0**	**0**	**0**
1800	**0**	**0**	**0**	**0**	**0**	**0**	**0**	**0**	**0**	**0**	**0**	**0**	**0**	**0**	**0**	**0**	**0**	**0**	**0**	**0**	**0**	**0**	**0**	**0**	**0**	**0**	**0**	**0**	**0**
1900	**0**	**0**	**0**	**0**	**0**	**0**	**0**	**0**	**0**	**0**	**0**	**0**	**0**	**0**	**0**	**0**	**0**	**0**	**0**	**0**	**0**	**0**	**0**	**0**	**0**	**0**	**0**	**0**	**0**
2000	**0**	**0**	**0**	**0**	**0**	**0**	**0**	**0**	**0**	**0**	**0**	**0**	**0**	**0**	**0**	**0**	**0**	**0**	**0**	**0**	**0**	**0**	**0**	**0**	**0**	**0**	**0**	**0**	**0**
2100	**0**	**0**	**0**	**0**	**0**	**0**	**0**	**0**	**0**	**0**	**0**	**0**	**0**	**0**	**0**	**0**	**0**	**0**	**0**	**0**	**0**	**0**	**0**	**0**	**0**	**0**	**0**	**0**	**0**
2200	**0**	**0**	**0**	**0**	**0**	**0**	**0**	**0**	**0**	**0**	**0**	**0**	**0**	**0**	**0**	**0**	**0**	**0**	**0**	**0**	**0**	**0**	**0**	**0**	**0**	**0**	**0**	**0**	**0**
2300	**0**	**0**	**0**	**0**	**0**	**0**	**0**	**0**	**0**	**0**	**0**	**0**	**0**	**0**	**0**	**0**	**0**	**0**	**0**	**0**	**0**	**0**	**0**	**0**	**0**	**0**	**0**	**0**	**0**
07-19	**2**	**0**	**0**	**2**	**0**	**0**	**0**	**0**	**0**	**0**	**0**	**0**	**0**	**0**	**0**	**0**	**0**	**0**	**0**	**0**	**0**	**0**	**0**	**0**	**0**	**0**	**0**	**0**	**0**
06-22	**2**	**0**	**0**	**2**	**0**	**0**	**0**	**0**	**0**	**0**	**0**	**0**	**0**	**0**	**0**	**0**	**0**	**0**	**0**	**0**	**0**	**0**	**0**	**0**	**0**	**0**	**0**	**0**	**0**
06-00	**2**	**0**	**0**	**2**	**0**	**0**	**0**	**0**	**0**	**0**	**0**	**0**	**0**	**0**	**0**	**0**	**0**	**0**	**0**	**0**	**0**	**0**	**0**	**0**	**0**	**0**	**0**	**0**	**0**
00-00	**2**	**0**	**0**	**2**	**0**	**0**	**0**	**0**	**0**	**0**	**0**	**0**	**0**	**0**	**0**	**0**	**0**	**0**	**0**	**0**	**0**	**0**	**0**	**0**	**0**	**0**	**0**	**0**	**0**

DRAFT

Site 84
Location Unamed Road, Att - TP, Lat 54.05366, Long -6.82677
Direction South

3279 / Meath/Cavan/Monaghan ATC's
October 2013
Automatic Traffic Count

Sun, 13 October 2013

Time	Total	Speed Bins (km/h)																											
		0 - 5	5 - 10	10 - 15	15 - 20	20 - 25	25 - 30	30 - 35	35 - 40	40 - 45	45 - 50	50 - 55	55 - 60	60 - 65	65 - 70	70 - 75	75 - 80	80 - 85	85 - 90	90 - 95	95 - 100	100 - 105	105 - 110	110 - 115	115 - 120	120 - 125	125 - 130	130 - 135	135 - 140
0000	0	0	0	0	0	0	0	0	0	0	0	0	0	0	0	0	0	0	0	0	0	0	0	0	0	0	0	0	0
0100	0	0	0	0	0	0	0	0	0	0	0	0	0	0	0	0	0	0	0	0	0	0	0	0	0	0	0	0	0
0200	0	0	0	0	0	0	0	0	0	0	0	0	0	0	0	0	0	0	0	0	0	0	0	0	0	0	0	0	0
0300	0	0	0	0	0	0	0	0	0	0	0	0	0	0	0	0	0	0	0	0	0	0	0	0	0	0	0	0	0
0400	0	0	0	0	0	0	0	0	0	0	0	0	0	0	0	0	0	0	0	0	0	0	0	0	0	0	0	0	0
0500	0	0	0	0	0	0	0	0	0	0	0	0	0	0	0	0	0	0	0	0	0	0	0	0	0	0	0	0	0
0600	0	0	0	0	0	0	0	0	0	0	0	0	0	0	0	0	0	0	0	0	0	0	0	0	0	0	0	0	0
0700	0	0	0	0	0	0	0	0	0	0	0	0	0	0	0	0	0	0	0	0	0	0	0	0	0	0	0	0	0
0800	0	0	0	0	0	0	0	0	0	0	0	0	0	0	0	0	0	0	0	0	0	0	0	0	0	0	0	0	0
0900	1	0	0	0	1	0	0	0	0	0	0	0	0	0	0	0	0	0	0	0	0	0	0	0	0	0	0	0	0
1000	**15**	**0**	**14**	**0**	**1**	**0**	**0**	**0**	**0**	**0**	**0**	**0**	**0**	**0**	**0**	**0**	**0**	**0**	**0**	**0**	**0**	**0**	**0**	**0**	**0**	**0**	**0**	**0**	**0**
1100	3	0	1	1	1	0	0	0	0	0	0	0	0	0	0	0	0	0	0	0	0	0	0	0	0	0	0	0	0
1200	0	0	0	0	0	0	0	0	0	0	0	0	0	0	0	0	0	0	0	0	0	0	0	0	0	0	0	0	0
1300	0	0	0	0	0	0	0	0	0	0	0	0	0	0	0	0	0	0	0	0	0	0	0	0	0	0	0	0	0
1400	3	0	0	0	0	0	1	0	1	1	0	0	0	0	0	0	0	0	0	0	0	0	0	0	0	0	0	0	0
1500	3	0	0	0	1	2	0	0	0	0	0	0	0	0	0	0	0	0	0	0	0	0	0	0	0	0	0	0	0
1600	1	0	0	1	0	0	0	0	0	0	0	0	0	0	0	0	0	0	0	0	0	0	0	0	0	0	0	0	0
1700	2	0	0	0	0	1	0	0	1	0	0	0	0	0	0	0	0	0	0	0	0	0	0	0	0	0	0	0	0
1800	**6**	**0**	**0**	**0**	**1**	**0**	**3**	**2**	**0**	**0**	**0**	**0**	**0**	**0**	**0**	**0**	**0**	**0**	**0**	**0**	**0**	**0**	**0**	**0**	**0**	**0**	**0**	**0**	**0**
1900	1	0	0	0	0	1	0	0	0	0	0	0	0	0	0	0	0	0	0	0	0	0	0	0	0	0	0	0	0
2000	1	0	0	0	0	0	0	1	0	0	0	0	0	0	0	0	0	0	0	0	0	0	0	0	0	0	0	0	0
2100	0	0	0	0	0	0	0	0	0	0	0	0	0	0	0	0	0	0	0	0	0	0	0	0	0	0	0	0	0
2200	1	0	0	0	0	0	0	0	1	0	0	0	0	0	0	0	0	0	0	0	0	0	0	0	0	0	0	0	0
2300	0	0	0	0	0	0	0	0	0	0	0	0	0	0	0	0	0	0	0	0	0	0	0	0	0	0	0	0	0
07-19	**34**	**0**	**15**	**2**	**5**	**3**	**4**	**2**	**2**	**1**	**0**	**0**	**0**	**0**	**0**	**0**	**0**	**0**	**0**	**0**	**0**	**0**	**0**	**0**	**0**	**0**	**0**	**0**	**0**
06-22	**36**	**0**	**15**	**2**	**5**	**4**	**4**	**3**	**2**	**1**	**0**	**0**	**0**	**0**	**0**	**0**	**0**	**0**	**0**	**0**	**0**	**0**	**0**	**0**	**0**	**0**	**0**	**0**	**0**
06-00	**37**	**0**	**15**	**2**	**5**	**4**	**4**	**3**	**3**	**1**	**0**	**0**	**0**	**0**	**0**	**0**	**0**	**0**	**0**	**0**	**0**	**0**	**0**	**0**	**0**	**0**	**0**	**0**	**0**
00-00	**37**	**0**	**15**	**2**	**5**	**4**	**4**	**3**	**3**	**1**	**0**	**0**	**0**	**0**	**0**	**0**	**0**	**0**	**0**	**0**	**0**	**0**	**0**	**0**	**0**	**0**	**0**	**0**	**0**

DRAFT

Site 84
Location Unamed Road, Att - TP, Lat 54.05366, Long -6.82677
Direction South

3279 / Meath/Cavan/Monaghan ATC's
October 2013
Automatic Traffic Count

Mon, 14 October 2013

Time	Total	Speed Bins (km/h)																											
		0 - 5	5 - 10	10 - 15	15 - 20	20 - 25	25 - 30	30 - 35	35 - 40	40 - 45	45 - 50	50 - 55	55 - 60	60 - 65	65 - 70	70 - 75	75 - 80	80 - 85	85 - 90	90 - 95	95 - 100	100 - 105	105 - 110	110 - 115	115 - 120	120 - 125	125 - 130	130 - 135	135 - 140
0000	0	0	0	0	0	0	0	0	0	0	0	0	0	0	0	0	0	0	0	0	0	0	0	0	0	0	0	0	0
0100	0	0	0	0	0	0	0	0	0	0	0	0	0	0	0	0	0	0	0	0	0	0	0	0	0	0	0	0	0
0200	0	0	0	0	0	0	0	0	0	0	0	0	0	0	0	0	0	0	0	0	0	0	0	0	0	0	0	0	0
0300	0	0	0	0	0	0	0	0	0	0	0	0	0	0	0	0	0	0	0	0	0	0	0	0	0	0	0	0	0
0400	0	0	0	0	0	0	0	0	0	0	0	0	0	0	0	0	0	0	0	0	0	0	0	0	0	0	0	0	0
0500	0	0	0	0	0	0	0	0	0	0	0	0	0	0	0	0	0	0	0	0	0	0	0	0	0	0	0	0	0
0600	**3**	**0**	**0**	**0**	**0**	**0**	**0**	**3**	**0**	**0**	**0**	**0**	**0**	**0**	**0**	**0**	**0**	**0**	**0**	**0**	**0**	**0**	**0**	**0**	**0**	**0**	**0**	**0**	**0**
0700	1	0	0	0	0	0	1	0	0	0	0	0	0	0	0	0	0	0	0	0	0	0	0	0	0	0	0	0	0
0800	1	0	0	0	0	0	0	1	0	0	0	0	0	0	0	0	0	0	0	0	0	0	0	0	0	0	0	0	0
0900	0	0	0	0	0	0	0	0	0	0	0	0	0	0	0	0	0	0	0	0	0	0	0	0	0	0	0	0	0
1000	1	0	0	0	0	0	0	1	0	0	0	0	0	0	0	0	0	0	0	0	0	0	0	0	0	0	0	0	0
1100	2	0	0	0	0	0	0	1	0	0	1	0	0	0	0	0	0	0	0	0	0	0	0	0	0	0	0	0	0
1200	1	0	0	0	0	1	0	0	0	0	0	0	0	0	0	0	0	0	0	0	0	0	0	0	0	0	0	0	0
1300	0	0	0	0	0	0	0	0	0	0	0	0	0	0	0	0	0	0	0	0	0	0	0	0	0	0	0	0	0
1400	1	0	0	0	0	0	0	0	0	1	0	0	0	0	0	0	0	0	0	0	0	0	0	0	0	0	0	0	0
1500	1	0	0	0	0	0	0	0	0	1	0	0	0	0	0	0	0	0	0	0	0	0	0	0	0	0	0	0	0
1600	**5**	**0**	**0**	**0**	**0**	**0**	**0**	**2**	**2**	**1**	**0**	**0**	**0**	**0**	**0**	**0**	**0**	**0**	**0**	**0**	**0**	**0**	**0**	**0**	**0**	**0**	**0**	**0**	**0**
1700	2	0	0	0	0	0	1	1	0	0	0	0	0	0	0	0	0	0	0	0	0	0	0	0	0	0	0	0	0
1800	1	0	0	0	0	0	0	0	1	0	0	0	0	0	0	0	0	0	0	0	0	0	0	0	0	0	0	0	0
1900	4	0	0	0	0	3	0	0	0	1	0	0	0	0	0	0	0	0	0	0	0	0	0	0	0	0	0	0	0
2000	0	0	0	0	0	0	0	0	0	0	0	0	0	0	0	0	0	0	0	0	0	0	0	0	0	0	0	0	0
2100	1	0	0	0	0	0	0	0	1	0	0	0	0	0	0	0	0	0	0	0	0	0	0	0	0	0	0	0	0
2200	0	0	0	0	0	0	0	0	0	0	0	0	0	0	0	0	0	0	0	0	0	0	0	0	0	0	0	0	0
2300	1	0	0	0	0	1	0	0	0	0	0	0	0	0	0	0	0	0	0	0	0	0	0	0	0	0	0	0	0
07-19	**16**	**0**	**0**	**0**	**0**	**1**	**2**	**6**	**3**	**3**	**1**	**0**	**0**	**0**	**0**	**0**	**0**	**0**	**0**	**0**	**0**	**0**	**0**	**0**	**0**	**0**	**0**	**0**	**0**
06-22	**24**	**0**	**0**	**0**	**0**	**4**	**2**	**9**	**4**	**4**	**1**	**0**	**0**	**0**	**0**	**0**	**0**	**0**	**0**	**0**	**0**	**0**	**0**	**0**	**0**	**0**	**0**	**0**	**0**
06-00	**25**	**0**	**0**	**0**	**0**	**5**	**2**	**9**	**4**	**4**	**1**	**0**	**0**	**0**	**0**	**0**	**0**	**0**	**0**	**0**	**0**	**0**	**0**	**0**	**0**	**0**	**0**	**0**	**0**
00-00	**25**	**0**	**0**	**0**	**0**	**5**	**2**	**9**	**4**	**4**	**1**	**0**	**0**	**0**	**0**	**0**	**0**	**0**	**0**	**0**	**0**	**0**	**0**	**0**	**0**	**0**	**0**	**0**	**0**

DRAFT

Site 84
Location Unamed Road, Att - TP, Lat 54.05366, Long -6.82677
Direction South

3279 / Meath/Cavan/Monaghan ATC's
October 2013
Automatic Traffic Count

Tue, 15 October 2013

Time	Total	Speed Bins (km/h)																											
		0 - 5	5 - 10	10 - 15	15 - 20	20 - 25	25 - 30	30 - 35	35 - 40	40 - 45	45 - 50	50 - 55	55 - 60	60 - 65	65 - 70	70 - 75	75 - 80	80 - 85	85 - 90	90 - 95	95 - 100	100 - 105	105 - 110	110 - 115	115 - 120	120 - 125	125 - 130	130 - 135	135 - 140
0000	0	0	0	0	0	0	0	0	0	0	0	0	0	0	0	0	0	0	0	0	0	0	0	0	0	0	0	0	0
0100	0	0	0	0	0	0	0	0	0	0	0	0	0	0	0	0	0	0	0	0	0	0	0	0	0	0	0	0	0
0200	0	0	0	0	0	0	0	0	0	0	0	0	0	0	0	0	0	0	0	0	0	0	0	0	0	0	0	0	0
0300	0	0	0	0	0	0	0	0	0	0	0	0	0	0	0	0	0	0	0	0	0	0	0	0	0	0	0	0	0
0400	0	0	0	0	0	0	0	0	0	0	0	0	0	0	0	0	0	0	0	0	0	0	0	0	0	0	0	0	0
0500	0	0	0	0	0	0	0	0	0	0	0	0	0	0	0	0	0	0	0	0	0	0	0	0	0	0	0	0	0
0600	0	0	0	0	0	0	0	0	0	0	0	0	0	0	0	0	0	0	0	0	0	0	0	0	0	0	0	0	0
0700	2	0	0	0	0	0	2	0	0	0	0	0	0	0	0	0	0	0	0	0	0	0	0	0	0	0	0	0	0
0800	1	0	0	0	0	0	1	0	0	0	0	0	0	0	0	0	0	0	0	0	0	0	0	0	0	0	0	0	0
0900	0	0	0	0	0	0	0	0	0	0	0	0	0	0	0	0	0	0	0	0	0	0	0	0	0	0	0	0	0
1000	**3**	**0**	**0**	**0**	**0**	**1**	**1**	**0**	**1**	**0**	**0**	**0**	**0**	**0**	**0**	**0**	**0**	**0**	**0**	**0**	**0**	**0**	**0**	**0**	**0**	**0**	**0**	**0**	**0**
1100	0	0	0	0	0	0	0	0	0	0	0	0	0	0	0	0	0	0	0	0	0	0	0	0	0	0	0	0	0
1200	1	0	0	0	0	0	1	0	0	0	0	0	0	0	0	0	0	0	0	0	0	0	0	0	0	0	0	0	0
1300	1	0	0	0	0	0	0	0	0	1	0	0	0	0	0	0	0	0	0	0	0	0	0	0	0	0	0	0	0
1400	1	0	0	0	0	1	0	0	0	0	0	0	0	0	0	0	0	0	0	0	0	0	0	0	0	0	0	0	0
1500	3	0	0	1	0	1	0	0	0	1	0	0	0	0	0	0	0	0	0	0	0	0	0	0	0	0	0	0	0
1600	3	0	0	0	0	0	0	1	1	1	0	0	0	0	0	0	0	0	0	0	0	0	0	0	0	0	0	0	0
1700	1	0	0	0	1	0	0	0	0	0	0	0	0	0	0	0	0	0	0	0	0	0	0	0	0	0	0	0	0
1800	**5**	**0**	**0**	**0**	**0**	**0**	**0**	**0**	**2**	**2**	**1**	**0**	**0**	**0**	**0**	**0**	**0**	**0**	**0**	**0**	**0**	**0**	**0**	**0**	**0**	**0**	**0**	**0**	**0**
1900	1	0	0	0	0	0	0	0	0	1	0	0	0	0	0	0	0	0	0	0	0	0	0	0	0	0	0	0	0
2000	2	0	0	0	0	0	0	0	1	0	1	0	0	0	0	0	0	0	0	0	0	0	0	0	0	0	0	0	0
2100	0	0	0	0	0	0	0	0	0	0	0	0	0	0	0	0	0	0	0	0	0	0	0	0	0	0	0	0	0
2200	0	0	0	0	0	0	0	0	0	0	0	0	0	0	0	0	0	0	0	0	0	0	0	0	0	0	0	0	0
2300	0	0	0	0	0	0	0	0	0	0	0	0	0	0	0	0	0	0	0	0	0	0	0	0	0	0	0	0	0
07-19	**21**	**0**	**0**	**1**	**1**	**3**	**5**	**1**	**4**	**5**	**1**	**0**	**0**	**0**	**0**	**0**	**0**	**0**	**0**	**0**	**0**	**0**	**0**	**0**	**0**	**0**	**0**	**0**	**0**
06-22	**24**	**0**	**0**	**1**	**1**	**3**	**5**	**1**	**5**	**6**	**2**	**0**	**0**	**0**	**0**	**0**	**0**	**0**	**0**	**0**	**0**	**0**	**0**	**0**	**0**	**0**	**0**	**0**	**0**
06-00	**24**	**0**	**0**	**1**	**1**	**3**	**5**	**1**	**5**	**6**	**2**	**0**	**0**	**0**	**0**	**0**	**0**	**0**	**0**	**0**	**0**	**0**	**0**	**0**	**0**	**0**	**0**	**0**	**0**
00-00	**24**	**0**	**0**	**1**	**1**	**3**	**5**	**1**	**5**	**6**	**2**	**0**	**0**	**0**	**0**	**0**	**0**	**0**	**0**	**0**	**0**	**0**	**0**	**0**	**0**	**0**	**0**	**0**	**0**

DRAFT

Site 84
Location Unamed Road, Att - TP, Lat 54.05366, Long -6.82677
Direction South

3279 / Meath/Cavan/Monaghan ATC's
October 2013
Automatic Traffic Count

Virtual Day (7)

Time	Total	Speed Bins (km/h)																											
		0 - 5	5 - 10	10 - 15	15 - 20	20 - 25	25 - 30	30 - 35	35 - 40	40 - 45	45 - 50	50 - 55	55 - 60	60 - 65	65 - 70	70 - 75	75 - 80	80 - 85	85 - 90	90 - 95	95 - 100	100 - 105	105 - 110	110 - 115	115 - 120	120 - 125	125 - 130	130 - 135	135 - 140
0000	0	0	0	0	0	0	0	0	0	0	0	0	0	0	0	0	0	0	0	0	0	0	0	0	0	0	0	0	0
0100	0	0	0	0	0	0	0	0	0	0	0	0	0	0	0	0	0	0	0	0	0	0	0	0	0	0	0	0	0
0200	0	0	0	0	0	0	0	0	0	0	0	0	0	0	0	0	0	0	0	0	0	0	0	0	0	0	0	0	0
0300	0	0	0	0	0	0	0	0	0	0	0	0	0	0	0	0	0	0	0	0	0	0	0	0	0	0	0	0	0
0400	0	0	0	0	0	0	0	0	0	0	0	0	0	0	0	0	0	0	0	0	0	0	0	0	0	0	0	0	0
0500	0	0	0	0	0	0	0	0	0	0	0	0	0	0	0	0	0	0	0	0	0	0	0	0	0	0	0	0	0
0600	0	0	0	0	0	0	0	0	0	0	0	0	0	0	0	0	0	0	0	0	0	0	0	0	0	0	0	0	0
0700	1	0	0	0	0	0	1	0	0	0	0	0	0	0	0	0	0	0	0	0	0	0	0	0	0	0	0	0	0
0800	1	0	0	0	0	0	0	0	0	0	0	0	0	0	0	0	0	0	0	0	0	0	0	0	0	0	0	0	0
0900	0	0	0	0	0	0	0	0	0	0	0	0	0	0	0	0	0	0	0	0	0	0	0	0	0	0	0	0	0
1000	**3**	**0**	**2**	**0**	**0**	**0**	**0**	**0**	**0**	**0**	**0**	**0**	**0**	**0**	**0**	**0**	**0**	**0**	**0**	**0**	**0**	**0**	**0**	**0**	**0**	**0**	**0**	**0**	**0**
1100	1	0	0	0	0	0	0	0	0	0	0	0	0	0	0	0	0	0	0	0	0	0	0	0	0	0	0	0	0
1200	1	0	0	0	0	0	0	0	0	0	0	0	0	0	0	0	0	0	0	0	0	0	0	0	0	0	0	0	0
1300	0	0	0	0	0	0	0	0	0	0	0	0	0	0	0	0	0	0	0	0	0	0	0	0	0	0	0	0	0
1400	1	0	0	0	0	0	0	0	0	0	0	0	0	0	0	0	0	0	0	0	0	0	0	0	0	0	0	0	0
1500	1	0	0	0	0	1	0	0	0	0	0	0	0	0	0	0	0	0	0	0	0	0	0	0	0	0	0	0	0
1600	1	0	0	0	0	0	0	0	0	0	0	0	0	0	0	0	0	0	0	0	0	0	0	0	0	0	0	0	0
1700	1	0	0	0	0	0	0	0	0	0	0	0	0	0	0	0	0	0	0	0	0	0	0	0	0	0	0	0	0
1800	**2**	**0**	**0**	**0**	**0**	**0**	**1**	**0**	**1**	**0**	**0**	**0**	**0**	**0**	**0**	**0**	**0**	**0**	**0**	**0**	**0**	**0**	**0**	**0**	**0**	**0**	**0**	**0**	**0**
1900	1	0	0	0	0	1	0	0	0	0	0	0	0	0	0	0	0	0	0	0	0	0	0	0	0	0	0	0	0
2000	0	0	0	0	0	0	0	0	0	0	0	0	0	0	0	0	0	0	0	0	0	0	0	0	0	0	0	0	0
2100	0	0	0	0	0	0	0	0	0	0	0	0	0	0	0	0	0	0	0	0	0	0	0	0	0	0	0	0	0
2200	0	0	0	0	0	0	0	0	0	0	0	0	0	0	0	0	0	0	0	0	0	0	0	0	0	0	0	0	0
2300	0	0	0	0	0	0	0	0	0	0	0	0	0	0	0	0	0	0	0	0	0	0	0	0	0	0	0	0	0
07-19	**15**	**0**	**2**	**1**	**1**	**2**	**2**	**2**	**2**	**2**	**0**	**0**	**0**	**0**	**0**	**0**	**0**	**0**	**0**	**0**	**0**	**0**	**0**	**0**	**0**	**0**	**0**	**0**	**0**
06-22	**17**	**0**	**2**	**1**	**1**	**2**	**2**	**2**	**3**	**2**	**1**	**0**	**0**	**0**	**0**	**0**	**0**	**0**	**0**	**0**	**0**	**0**	**0**	**0**	**0**	**0**	**0**	**0**	**0**
06-00	**17**	**0**	**2**	**1**	**1**	**2**	**2**	**2**	**3**	**2**	**1**	**0**	**0**	**0**	**0**	**0**	**0**	**0**	**0**	**0**	**0**	**0**	**0**	**0**	**0**	**0**	**0**	**0**	**0**
00-00	**17**	**0**	**2**	**1**	**1**	**2**	**2**	**2**	**3**	**2**	**1**	**0**	**0**	**0**	**0**	**0**	**0**	**0**	**0**	**0**	**0**	**0**	**0**	**0**	**0**	**0**	**0**	**0**	**0**

DRAFT

Site 84
Location Unamed Road, Att - TP, Lat 54.05366, Long -6.82677
Direction South

3279 / Meath/Cavan/Monaghan ATC's
October 2013
Automatic Traffic Count

Virtual Week (1)

Time	Total	Speed Bins (km/h)																											
		0 - 5	5 - 10	10 - 15	15 - 20	20 - 25	25 - 30	30 - 35	35 - 40	40 - 45	45 - 50	50 - 55	55 - 60	60 - 65	65 - 70	70 - 75	75 - 80	80 - 85	85 - 90	90 - 95	95 - 100	100 - 105	105 - 110	110 - 115	115 - 120	120 - 125	125 - 130	130 - 135	135 - 140
Mon	25	0	0	0	0	5	2	9	4	4	1	0	0	0	0	0	0	0	0	0	0	0	0	0	0	0	0	0	0
Tue	24	0	0	1	1	3	5	1	5	6	2	0	0	0	0	0	0	0	0	0	0	0	0	0	0	0	0	0	0
Wed	15	0	0	3	1	0	4	1	3	2	1	0	0	0	0	0	0	0	0	0	0	0	0	0	0	0	0	0	0
Thu	15	0	1	1	0	3	0	3	4	3	0	0	0	0	0	0	0	0	0	0	0	0	0	0	0	0	0	0	0
Fri	3	0	0	1	0	1	0	0	0	1	0	0	0	0	0	0	0	0	0	0	0	0	0	0	0	0	0	0	0
|Sat	2	0	0	2	0	0	0	0	0	0	0	0	0	0	0	0	0	0	0	0	0	0	0	0	0	0	0	0	0
|Sun	37	0	15	2	5	4	4	3	3	1	0	0	0	0	0	0	0	0	0	0	0	0	0	0	0	0	0	0	0
5 Day Ave.	**16**	**0**	**0**	**1**	**0**	**2**	**2**	**3**	**3**	**3**	**1**	**0**	**0**	**0**	**0**	**0**	**0**	**0**	**0**	**0**	**0**	**0**	**0**	**0**	**0**	**0**	**0**	**0**	**0**
7 Day Ave.	**17**	**0**	**2**	**1**	**1**	**2**	**2**	**2**	**3**	**2**	**1**	**0**	**0**	**0**	**0**	**0**	**0**	**0**	**0**	**0**	**0**	**0**	**0**	**0**	**0**	**0**	**0**	**0**	**0**
--	**121**	**0**	**16**	**10**	**7**	**16**	**15**	**17**	**19**	**17**	**4**	**0**	**0**	**0**	**0**	**0**	**0**	**0**	**0**	**0**	**0**	**0**	**0**	**0**	**0**	**0**	**0**	**0**	**0**

Summary Graphs

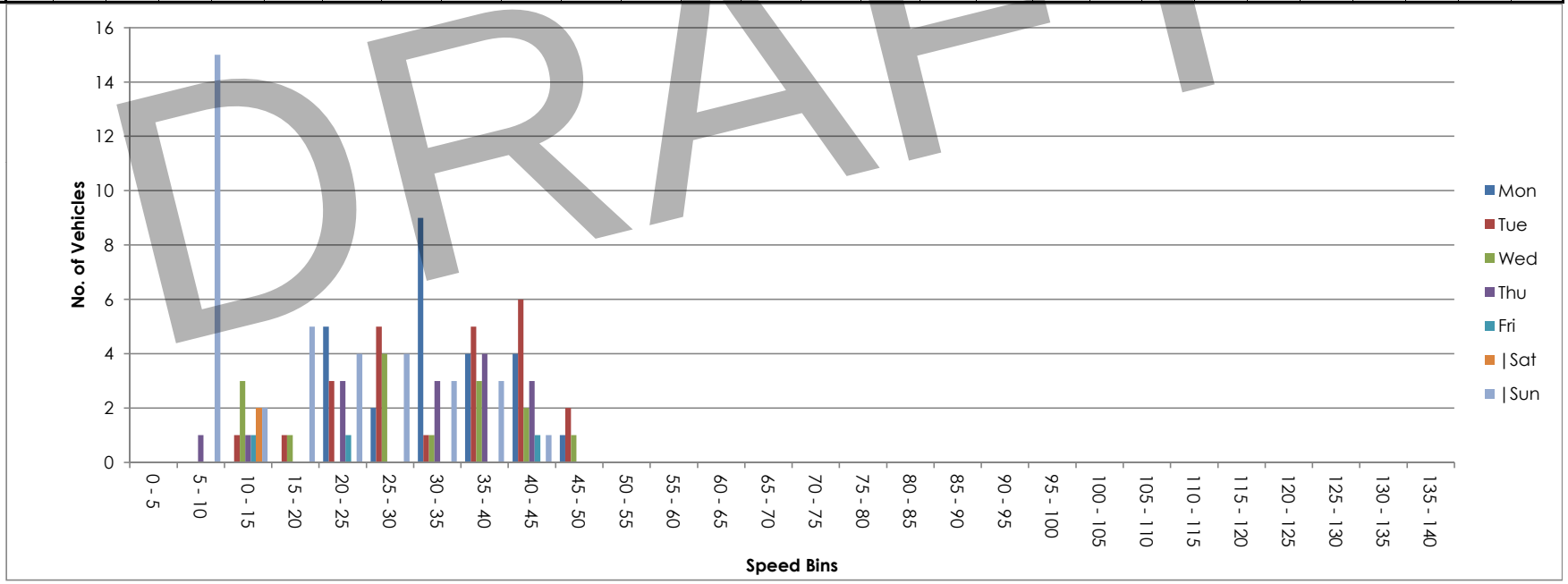

DRAFT

Site 84
Location Unamed Road, Att - TP, Lat 54.05366, Long -6.82677
Direction Two way

3279 / Meath/Cavan/Monaghan ATC's
October 2013
Automatic Traffic Count

Wed, 9 October 2013

Time	Total	Classification												>PSL	>PSL%	>SL1	>SL1%	>SL2	>SL2%	Mean	Vpp
		1 MCL	2 SV	3 SVT	4 TB2	5 TB3	6 T4	7 ART3	8 ART4	9 ART5	10 ART6	11 BD	12 DRT	80	80	85 +5kph	85 +5kph	90 +10kph	90 +10kph		85
0000	0	0	0	0	0	0	0	0	0	0	0	0	0	0	0	0	0	0	0	-	-
0100	0	0	0	0	0	0	0	0	0	0	0	0	0	0	0	0	0	0	0	-	-
0200	0	0	0	0	0	0	0	0	0	0	0	0	0	0	0	0	0	0	0	-	-
0300	0	0	0	0	0	0	0	0	0	0	0	0	0	0	0	0	0	0	0	-	-
0400	0	0	0	0	0	0	0	0	0	0	0	0	0	0	0	0	0	0	0	-	-
0500	0	0	0	0	0	0	0	0	0	0	0	0	0	0	0	0	0	0	0	-	-
0600	0	0	0	0	0	0	0	0	0	0	0	0	0	0	0	0	0	0	0	-	-
0700	2	1	1	0	0	0	0	0	0	0	0	0	0	0	0	0	0	0	0	21.4	-
0800	3	0	3	0	0	0	0	0	0	0	0	0	0	0	0	0	0	0	0	39.4	-
0900	2	0	2	0	0	0	0	0	0	0	0	0	0	0	0	0	0	0	0	36.8	-
1000	**4**	**0**	**4**	**0**	**0**	**0**	**0**	**0**	**0**	**0**	**0**	**0**	**0**	**0**	**0**	**0**	**0**	**0**	**0**	**25.8**	**-**
1100	3	0	2	0	1	0	0	0	0	0	0	0	0	0	0	0	0	0	0	26.5	-
1200	2	0	2	0	0	0	0	0	0	0	0	0	0	0	0	0	0	0	0	21	-
1300	1	0	1	0	0	0	0	0	0	0	0	0	0	0	0	0	0	0	0	26.1	-
1400	**6**	**0**	**6**	**0**	**0**	**0**	**0**	**0**	**0**	**0**	**0**	**0**	**0**	**0**	**0**	**0**	**0**	**0**	**0**	**29.2**	**-**
1500	1	0	1	0	0	0	0	0	0	0	0	0	0	0	0	0	0	0	0	17.6	-
1600	0	0	0	0	0	0	0	0	0	0	0	0	0	0	0	0	0	0	0	-	-
1700	2	0	2	0	0	0	0	0	0	0	0	0	0	0	0	0	0	0	0	36.4	-
1800	3	0	3	0	0	0	0	0	0	0	0	0	0	0	0	0	0	0	0	32.1	-
1900	0	0	0	0	0	0	0	0	0	0	0	0	0	0	0	0	0	0	0	-	-
2000	1	0	1	0	0	0	0	0	0	0	0	0	0	0	0	0	0	0	0	28.8	-
2100	0	0	0	0	0	0	0	0	0	0	0	0	0	0	0	0	0	0	0	-	-
2200	0	0	0	0	0	0	0	0	0	0	0	0	0	0	0	0	0	0	0	-	-
2300	0	0	0	0	0	0	0	0	0	0	0	0	0	0	0	0	0	0	0	-	-
07-19	**29**	**1**	**27**	**0**	**1**	**0**	**0**	**0**	**0**	**0**	**0**	**0**	**0**	**0**	**0**	**0**	**0**	**0**	**0**	**29.2**	**40**
06-22	**30**	**1**	**28**	**0**	**1**	**0**	**0**	**0**	**0**	**0**	**0**	**0**	**0**	**0**	**0**	**0**	**0**	**0**	**0**	**29.2**	**40**
06-00	**30**	**1**	**28**	**0**	**1**	**0**	**0**	**0**	**0**	**0**	**0**	**0**	**0**	**0**	**0**	**0**	**0**	**0**	**0**	**29.2**	**40**
00-00	**30**	**1**	**28**	**0**	**1**	**0**	**0**	**0**	**0**	**0**	**0**	**0**	**0**	**0**	**0**	**0**	**0**	**0**	**0**	**29.2**	**40**

DRAFT

Site 84
Location Unamed Road, Att - TP, Lat 54.05366, Long -6.82677
Direction Two way

3279 / Meath/Cavan/Monaghan ATC's
October 2013
Automatic Traffic Count

Thu, 10 October 2013

Time	Total	Classification												>PSL	>PSL%	>SL1	>SL1%	>SL2	>SL2%	Mean	Vpp
		1 MCL	2 SV	3 SVT	4 TB2	5 TB3	6 T4	7 ART3	8 ART4	9 ART5	10 ART6	11 BD	12 DRT	80	80	85 +5kph	85 +5kph	90 +10kph	90 +10kph		85
0000	0	0	0	0	0	0	0	0	0	0	0	0	0	0	0	0	0	0	0	-	-
0100	0	0	0	0	0	0	0	0	0	0	0	0	0	0	0	0	0	0	0	-	-
0200	0	0	0	0	0	0	0	0	0	0	0	0	0	0	0	0	0	0	0	-	-
0300	0	0	0	0	0	0	0	0	0	0	0	0	0	0	0	0	0	0	0	-	-
0400	0	0	0	0	0	0	0	0	0	0	0	0	0	0	0	0	0	0	0	-	-
0500	0	0	0	0	0	0	0	0	0	0	0	0	0	0	0	0	0	0	0	-	-
0600	0	0	0	0	0	0	0	0	0	0	0	0	0	0	0	0	0	0	0	-	-
0700	3	0	3	0	0	0	0	0	0	0	0	0	0	0	0	0	0	0	0	35.3	-
0800	3	0	3	0	0	0	0	0	0	0	0	0	0	0	0	0	0	0	0	34.7	-
0900	2	0	2	0	0	0	0	0	0	0	0	0	0	0	0	0	0	0	0	37.9	-
1000	2	0	2	0	0	0	0	0	0	0	0	0	0	0	0	0	0	0	0	33	-
1100	**4**	**0**	**4**	**0**	**0**	**0**	**0**	**0**	**0**	**0**	**0**	**0**	**0**	**0**	**0**	**0**	**0**	**0**	**0**	**32.1**	**-**
1200	3	0	1	0	0	0	0	0	1	1	0	0	0	0	0	0	0	0	0	31.6	-
1300	1	0	1	0	0	0	0	0	0	0	0	0	0	0	0	0	0	0	0	33.9	-
1400	2	0	2	0	0	0	0	0	0	0	0	0	0	0	0	0	0	0	0	34.1	-
1500	**4**	**0**	**4**	**0**	**0**	**0**	**0**	**0**	**0**	**0**	**0**	**0**	**0**	**0**	**0**	**0**	**0**	**0**	**0**	**18.8**	**-**
1600	3	0	3	0	0	0	0	0	0	0	0	0	0	0	0	0	0	0	0	33.8	-
1700	2	0	1	0	1	0	0	0	0	0	0	0	0	0	0	0	0	0	0	20.7	-
1800	3	0	3	0	0	0	0	0	0	0	0	0	0	0	0	0	0	0	0	33.8	-
1900	0	0	0	0	0	0	0	0	0	0	0	0	0	0	0	0	0	0	0	-	-
2000	2	1	1	0	0	0	0	0	0	0	0	0	0	0	0	0	0	0	0	25.3	-
2100	0	0	0	0	0	0	0	0	0	0	0	0	0	0	0	0	0	0	0	-	-
2200	0	0	0	0	0	0	0	0	0	0	0	0	0	0	0	0	0	0	0	-	-
2300	0	0	0	0	0	0	0	0	0	0	0	0	0	0	0	0	0	0	0	-	-
07-19	**32**	**0**	**29**	**0**	**1**	**0**	**0**	**0**	**1**	**1**	**0**	**0**	**0**	**0**	**0**	**0**	**0**	**0**	**0**	**31.1**	**38.2**
06-22	**34**	**1**	**30**	**0**	**1**	**0**	**0**	**0**	**1**	**1**	**0**	**0**	**0**	**0**	**0**	**0**	**0**	**0**	**0**	**30.8**	**38.2**
06-00	**34**	**1**	**30**	**0**	**1**	**0**	**0**	**0**	**1**	**1**	**0**	**0**	**0**	**0**	**0**	**0**	**0**	**0**	**0**	**30.8**	**38.2**
00-00	**34**	**1**	**30**	**0**	**1**	**0**	**0**	**0**	**1**	**1**	**0**	**0**	**0**	**0**	**0**	**0**	**0**	**0**	**0**	**30.8**	**38.2**

DRAFT

Site 84
Location Unamed Road, Att - TP, Lat 54.05366, Long -6.82677
Direction Two way

3279 / Meath/Cavan/Monaghan ATC's
October 2013
Automatic Traffic Count

Fri, 11 October 2013

Time	Total	Classification												>PSL	>PSL%	>SL1	>SL1%	>SL2	>SL2%	Mean	Vpp
		1 MCL	2 SV	3 SVT	4 TB2	5 TB3	6 T4	7 ART3	8 ART4	9 ART5	10 ART6	11 BD	12 DRT	80	80	85 +5kph	85 +5kph	90 +10kph	90 +10kph		85
0000	**1**	**0**	**1**	**0**	**0**	**0**	**0**	**0**	**0**	**0**	**0**	**0**	**0**	**0**	**0**	**0**	**0**	**0**	**0**	**41.7**	**-**
0100	0	0	0	0	0	0	0	0	0	0	0	0	0	0	0	0	0	0	0	-	-
0200	0	0	0	0	0	0	0	0	0	0	0	0	0	0	0	0	0	0	0	-	-
0300	0	0	0	0	0	0	0	0	0	0	0	0	0	0	0	0	0	0	0	-	-
0400	0	0	0	0	0	0	0	0	0	0	0	0	0	0	0	0	0	0	0	-	-
0500	0	0	0	0	0	0	0	0	0	0	0	0	0	0	0	0	0	0	0	-	-
0600	0	0	0	0	0	0	0	0	0	0	0	0	0	0	0	0	0	0	0	-	-
0700	0	0	0	0	0	0	0	0	0	0	0	0	0	0	0	0	0	0	0	-	-
0800	0	0	0	0	0	0	0	0	0	0	0	0	0	0	0	0	0	0	0	-	-
0900	0	0	0	0	0	0	0	0	0	0	0	0	0	0	0	0	0	0	0	-	-
1000	0	0	0	0	0	0	0	0	0	0	0	0	0	0	0	0	0	0	0	-	-
1100	0	0	0	0	0	0	0	0	0	0	0	0	0	0	0	0	0	0	0	-	-
1200	**1**	**0**	**1**	**0**	**0**	**0**	**0**	**0**	**0**	**0**	**0**	**0**	**0**	**0**	**0**	**0**	**0**	**0**	**0**	**24.5**	**-**
1300	0	0	0	0	0	0	0	0	0	0	0	0	0	0	0	0	0	0	0	-	-
1400	**1**	**0**	**1**	**0**	**0**	**0**	**0**	**0**	**0**	**0**	**0**	**0**	**0**	**0**	**0**	**0**	**0**	**0**	**0**	**12.7**	**-**
1500	**1**	**0**	**1**	**0**	**0**	**0**	**0**	**0**	**0**	**0**	**0**	**0**	**0**	**0**	**0**	**0**	**0**	**0**	**0**	**11.9**	**-**
1600	0	0	0	0	0	0	0	0	0	0	0	0	0	0	0	0	0	0	0	-	-
1700	0	0	0	0	0	0	0	0	0	0	0	0	0	0	0	0	0	0	0	-	-
1800	0	0	0	0	0	0	0	0	0	0	0	0	0	0	0	0	0	0	0	-	-
1900	0	0	0	0	0	0	0	0	0	0	0	0	0	0	0	0	0	0	0	-	-
2000	0	0	0	0	0	0	0	0	0	0	0	0	0	0	0	0	0	0	0	-	-
2100	0	0	0	0	0	0	0	0	0	0	0	0	0	0	0	0	0	0	0	-	-
2200	0	0	0	0	0	0	0	0	0	0	0	0	0	0	0	0	0	0	0	-	-
2300	0	0	0	0	0	0	0	0	0	0	0	0	0	0	0	0	0	0	0	-	-
07-19	**3**	**0**	**3**	**0**	**0**	**0**	**0**	**0**	**0**	**0**	**0**	**0**	**0**	**0**	**0**	**0**	**0**	**0**	**0**	**16.4**	**-**
06-22	**3**	**0**	**3**	**0**	**0**	**0**	**0**	**0**	**0**	**0**	**0**	**0**	**0**	**0**	**0**	**0**	**0**	**0**	**0**	**16.4**	**-**
06-00	**3**	**0**	**3**	**0**	**0**	**0**	**0**	**0**	**0**	**0**	**0**	**0**	**0**	**0**	**0**	**0**	**0**	**0**	**0**	**16.4**	**-**
00-00	**4**	**0**	**4**	**0**	**0**	**0**	**0**	**0**	**0**	**0**	**0**	**0**	**0**	**0**	**0**	**0**	**0**	**0**	**0**	**22.7**	**-**

DRAFT

Site 84
Location Unamed Road, Att - TP, Lat 54.05366, Long -6.82677
Direction Two way

3279 / Meath/Cavan/Monaghan ATC's
October 2013
Automatic Traffic Count

Sat, 12 October 2013

Time	Total	Classification												>PSL	>PSL%	>SL1	>SL1%	>SL2	>SL2%	Mean	Vpp
		1 MCL	2 SV	3 SVT	4 TB2	5 TB3	6 T4	7 ART3	8 ART4	9 ART5	10 ART6	11 BD	12 DRT	80	80	85 +5kph	85 +5kph	90 +10kph	90 +10kph		85
0000	0	0	0	0	0	0	0	0	0	0	0	0	0	0	0	0	0	0	0	-	-
0100	0	0	0	0	0	0	0	0	0	0	0	0	0	0	0	0	0	0	0	-	-
0200	0	0	0	0	0	0	0	0	0	0	0	0	0	0	0	0	0	0	0	-	-
0300	0	0	0	0	0	0	0	0	0	0	0	0	0	0	0	0	0	0	0	-	-
0400	0	0	0	0	0	0	0	0	0	0	0	0	0	0	0	0	0	0	0	-	-
0500	0	0	0	0	0	0	0	0	0	0	0	0	0	0	0	0	0	0	0	-	-
0600	0	0	0	0	0	0	0	0	0	0	0	0	0	0	0	0	0	0	0	-	-
0700	0	0	0	0	0	0	0	0	0	0	0	0	0	0	0	0	0	0	0	-	-
0800	0	0	0	0	0	0	0	0	0	0	0	0	0	0	0	0	0	0	0	-	-
0900	0	0	0	0	0	0	0	0	0	0	0	0	0	0	0	0	0	0	0	-	-
1000	0	0	0	0	0	0	0	0	0	0	0	0	0	0	0	0	0	0	0	-	-
1100	**2**	**0**	**2**	**0**	**0**	**0**	**0**	**0**	**0**	**0**	**0**	**0**	**0**	**0**	**0**	**0**	**0**	**0**	**0**	**11.1**	**-**
1200	0	0	0	0	0	0	0	0	0	0	0	0	0	0	0	0	0	0	0	-	-
1300	0	0	0	0	0	0	0	0	0	0	0	0	0	0	0	0	0	0	0	-	-
1400	0	0	0	0	0	0	0	0	0	0	0	0	0	0	0	0	0	0	0	-	-
1500	0	0	0	0	0	0	0	0	0	0	0	0	0	0	0	0	0	0	0	-	-
1600	0	0	0	0	0	0	0	0	0	0	0	0	0	0	0	0	0	0	0	-	-
1700	0	0	0	0	0	0	0	0	0	0	0	0	0	0	0	0	0	0	0	-	-
1800	0	0	0	0	0	0	0	0	0	0	0	0	0	0	0	0	0	0	0	-	-
1900	**2**	**0**	**1**	**0**	**1**	**0**	**0**	**0**	**0**	**0**	**0**	**0**	**0**	**0**	**0**	**0**	**0**	**0**	**0**	**38.7**	**-**
2000	0	0	0	0	0	0	0	0	0	0	0	0	0	0	0	0	0	0	0	-	-
2100	0	0	0	0	0	0	0	0	0	0	0	0	0	0	0	0	0	0	0	-	-
2200	0	0	0	0	0	0	0	0	0	0	0	0	0	0	0	0	0	0	0	-	-
2300	0	0	0	0	0	0	0	0	0	0	0	0	0	0	0	0	0	0	0	-	-
07-19	**2**	**0**	**2**	**0**	**0**	**0**	**0**	**0**	**0**	**0**	**0**	**0**	**0**	**0**	**0**	**0**	**0**	**0**	**0**	**11.1**	**-**
06-22	**4**	**0**	**3**	**0**	**1**	**0**	**0**	**0**	**0**	**0**	**0**	**0**	**0**	**0**	**0**	**0**	**0**	**0**	**0**	**24.9**	**-**
06-00	**4**	**0**	**3**	**0**	**1**	**0**	**0**	**0**	**0**	**0**	**0**	**0**	**0**	**0**	**0**	**0**	**0**	**0**	**0**	**24.9**	**-**
00-00	**4**	**0**	**3**	**0**	**1**	**0**	**0**	**0**	**0**	**0**	**0**	**0**	**0**	**0**	**0**	**0**	**0**	**0**	**0**	**24.9**	**-**

DRAFT

Site 84
Location Unamed Road, Att - TP, Lat 54.05366, Long -6.82677
Direction Two way

3279 / Meath/Cavan/Monaghan ATC's
October 2013
Automatic Traffic Count

Sun, 13 October 2013

Time	Total	Classification												>PSL	>PSL%	>SL1	>SL1%	>SL2	>SL2%	Mean	Vpp
		1 MCL	2 SV	3 SVT	4 TB2	5 TB3	6 T4	7 ART3	8 ART4	9 ART5	10 ART6	11 BD	12 DRT	80	80	85 +5kph	85 +5kph	90 +10kph	90 +10kph		85
0000	0	0	0	0	0	0	0	0	0	0	0	0	0	0	0	0	0	0	0	-	-
0100	0	0	0	0	0	0	0	0	0	0	0	0	0	0	0	0	0	0	0	-	-
0200	0	0	0	0	0	0	0	0	0	0	0	0	0	0	0	0	0	0	0	-	-
0300	0	0	0	0	0	0	0	0	0	0	0	0	0	0	0	0	0	0	0	-	-
0400	0	0	0	0	0	0	0	0	0	0	0	0	0	0	0	0	0	0	0	-	-
0500	0	0	0	0	0	0	0	0	0	0	0	0	0	0	0	0	0	0	0	-	-
0600	0	0	0	0	0	0	0	0	0	0	0	0	0	0	0	0	0	0	0	-	-
0700	0	0	0	0	0	0	0	0	0	0	0	0	0	0	0	0	0	0	0	-	-
0800	0	0	0	0	0	0	0	0	0	0	0	0	0	0	0	0	0	0	0	-	-
0900	1	0	1	0	0	0	0	0	0	0	0	0	0	0	0	0	0	0	0	16.4	-
1000	**26**	**0**	**26**	**0**	**0**	**0**	**0**	**0**	**0**	**0**	**0**	**0**	**0**	**0**	**0**	**0**	**0**	**0**	**0**	**8.5**	**9.4**
1100	5	0	4	0	1	0	0	0	0	0	0	0	0	0	0	0	0	0	0	12	-
1200	2	0	2	0	0	0	0	0	0	0	0	0	0	0	0	0	0	0	0	15.8	-
1300	2	0	2	0	0	0	0	0	0	0	0	0	0	0	0	0	0	0	0	45.8	-
1400	5	0	5	0	0	0	0	0	0	0	0	0	0	0	0	0	0	0	0	35.3	-
1500	4	0	4	0	0	0	0	0	0	0	0	0	0	0	0	0	0	0	0	24.9	-
1600	4	0	4	0	0	0	0	0	0	0	0	0	0	0	0	0	0	0	0	10.2	-
1700	2	0	2	0	0	0	0	0	0	0	0	0	0	0	0	0	0	0	0	30.7	-
1800	**10**	**0**	**10**	**0**	**0**	**0**	**0**	**0**	**0**	**0**	**0**	**0**	**0**	**0**	**0**	**0**	**0**	**0**	**0**	**27.7**	**-**
1900	4	0	4	0	0	0	0	0	0	0	0	0	0	0	0	0	0	0	0	25.4	-
2000	1	0	1	0	0	0	0	0	0	0	0	0	0	0	0	0	0	0	0	31.8	-
2100	0	0	0	0	0	0	0	0	0	0	0	0	0	0	0	0	0	0	0	-	-
2200	1	0	1	0	0	0	0	0	0	0	0	0	0	0	0	0	0	0	0	37.5	-
2300	0	0	0	0	0	0	0	0	0	0	0	0	0	0	0	0	0	0	0	-	-
07-19	**61**	**0**	**60**	**0**	**1**	**0**	**0**	**0**	**0**	**0**	**0**	**0**	**0**	**0**	**0**	**0**	**0**	**0**	**0**	**17.6**	**31.7**
06-22	**66**	**0**	**65**	**0**	**1**	**0**	**0**	**0**	**0**	**0**	**0**	**0**	**0**	**0**	**0**	**0**	**0**	**0**	**0**	**18.3**	**31.7**
06-00	**67**	**0**	**66**	**0**	**1**	**0**	**0**	**0**	**0**	**0**	**0**	**0**	**0**	**0**	**0**	**0**	**0**	**0**	**0**	**18.6**	**32.4**
00-00	**67**	**0**	**66**	**0**	**1**	**0**	**0**	**0**	**0**	**0**	**0**	**0**	**0**	**0**	**0**	**0**	**0**	**0**	**0**	**18.6**	**32.4**

DRAFT

Site 84
Location Unamed Road, Att - TP, Lat 54.05366, Long -6.82677
Direction Two way

3279 / Meath/Cavan/Monaghan ATC's
October 2013
Automatic Traffic Count

Mon, 14 October 2013

Time	Total	Classification												>PSL	>PSL%	>SL1	>SL1%	>SL2	>SL2%	Mean	Vpp
		1 MCL	2 SV	3 SVT	4 TB2	5 TB3	6 T4	7 ART3	8 ART4	9 ART5	10 ART6	11 BD	12 DRT	80	80	85 +5kph	85 +5kph	90 +10kph	90 +10kph		85
0000	0	0	0	0	0	0	0	0	0	0	0	0	0	0	0	0	0	0	0	-	-
0100	0	0	0	0	0	0	0	0	0	0	0	0	0	0	0	0	0	0	0	-	-
0200	0	0	0	0	0	0	0	0	0	0	0	0	0	0	0	0	0	0	0	-	-
0300	0	0	0	0	0	0	0	0	0	0	0	0	0	0	0	0	0	0	0	-	-
0400	0	0	0	0	0	0	0	0	0	0	0	0	0	0	0	0	0	0	0	-	-
0500	0	0	0	0	0	0	0	0	0	0	0	0	0	0	0	0	0	0	0	-	-
0600	3	0	3	0	0	0	0	0	0	0	0	0	0	0	0	0	0	0	0	33.2	-
0700	1	0	1	0	0	0	0	0	0	0	0	0	0	0	0	0	0	0	0	26.2	-
0800	**4**	**0**	**4**	**0**	**0**	**0**	**0**	**0**	**0**	**0**	**0**	**0**	**0**	**0**	**0**	**0**	**0**	**0**	**0**	**36.8**	**-**
0900	3	0	3	0	0	0	0	0	0	0	0	0	0	0	0	0	0	0	0	38.3	-
1000	1	0	1	0	0	0	0	0	0	0	0	0	0	0	0	0	0	0	0	31.7	-
1100	3	0	1	0	0	0	0	0	1	1	0	0	0	0	0	0	0	0	0	37.4	-
1200	2	0	2	0	0	0	0	0	0	0	0	0	0	0	0	0	0	0	0	22.9	-
1300	2	1	1	0	0	0	0	0	0	0	0	0	0	0	0	0	0	0	0	18.7	-
1400	1	0	1	0	0	0	0	0	0	0	0	0	0	0	0	0	0	0	0	44.1	-
1500	2	0	2	0	0	0	0	0	0	0	0	0	0	0	0	0	0	0	0	43.3	-
1600	**7**	**0**	**7**	**0**	**0**	**0**	**0**	**0**	**0**	**0**	**0**	**0**	**0**	**0**	**0**	**0**	**0**	**0**	**0**	**37.3**	**-**
1700	4	1	3	0	0	0	0	0	0	0	0	0	0	0	0	0	0	0	0	25.4	-
1800	2	0	2	0	0	0	0	0	0	0	0	0	0	0	0	0	0	0	0	34.3	-
1900	6	1	5	0	0	0	0	0	0	0	0	0	0	0	0	0	0	0	0	23.7	-
2000	1	0	1	0	0	0	0	0	0	0	0	0	0	0	0	0	0	0	0	19.5	-
2100	1	0	1	0	0	0	0	0	0	0	0	0	0	0	0	0	0	0	0	39.5	-
2200	0	0	0	0	0	0	0	0	0	0	0	0	0	0	0	0	0	0	0	-	-
2300	1	0	1	0	0	0	0	0	0	0	0	0	0	0	0	0	0	0	0	24.3	-
07-19	**32**	**2**	**28**	**0**	**0**	**0**	**0**	**0**	**1**	**1**	**0**	**0**	**0**	**0**	**0**	**0**	**0**	**0**	**0**	**33.7**	**42.8**
06-22	**43**	**3**	**38**	**0**	**0**	**0**	**0**	**0**	**1**	**1**	**0**	**0**	**0**	**0**	**0**	**0**	**0**	**0**	**0**	**32.1**	**42.1**
06-00	**44**	**3**	**39**	**0**	**0**	**0**	**0**	**0**	**1**	**1**	**0**	**0**	**0**	**0**	**0**	**0**	**0**	**0**	**0**	**31.9**	**40.7**
00-00	**44**	**3**	**39**	**0**	**0**	**0**	**0**	**0**	**1**	**1**	**0**	**0**	**0**	**0**	**0**	**0**	**0**	**0**	**0**	**31.9**	**40.7**

DRAFT

Site 84
Location Unamed Road, Att - TP, Lat 54.05366, Long -6.82677
Direction Two way

3279 / Meath/Cavan/Monaghan ATC's
October 2013
Automatic Traffic Count

Tue, 15 October 2013

Time	Total	Classification												>PSL	>PSL%	>SL1	>SL1%	>SL2	>SL2%	Mean	Vpp
		1 MCL	2 SV	3 SVT	4 TB2	5 TB3	6 T4	7 ART3	8 ART4	9 ART5	10 ART6	11 BD	12 DRT	80	80	85 +5kph	85 +5kph	90 +10kph	90 +10kph		85
0000	0	0	0	0	0	0	0	0	0	0	0	0	0	0	0	0	0	0	0	-	-
0100	0	0	0	0	0	0	0	0	0	0	0	0	0	0	0	0	0	0	0	-	-
0200	0	0	0	0	0	0	0	0	0	0	0	0	0	0	0	0	0	0	0	-	-
0300	0	0	0	0	0	0	0	0	0	0	0	0	0	0	0	0	0	0	0	-	-
0400	0	0	0	0	0	0	0	0	0	0	0	0	0	0	0	0	0	0	0	-	-
0500	0	0	0	0	0	0	0	0	0	0	0	0	0	0	0	0	0	0	0	-	-
0600	1	0	1	0	0	0	0	0	0	0	0	0	0	0	0	0	0	0	0	44.6	-
0700	2	1	1	0	0	0	0	0	0	0	0	0	0	0	0	0	0	0	0	28.8	-
0800	4	0	4	0	0	0	0	0	0	0	0	0	0	0	0	0	0	0	0	34.3	-
0900	2	1	1	0	0	0	0	0	0	0	0	0	0	0	0	0	0	0	0	25.5	-
1000	**5**	**0**	**3**	**0**	**2**	**0**	**0**	**0**	**0**	**0**	**0**	**0**	**0**	**0**	**0**	**0**	**0**	**0**	**0**	**28.6**	**-**
1100	2	0	2	0	0	0	0	0	0	0	0	0	0	0	0	0	0	0	0	26.3	-
1200	2	0	0	0	2	0	0	0	0	0	0	0	0	0	0	0	0	0	0	26.5	-
1300	2	0	2	0	0	0	0	0	0	0	0	0	0	0	0	0	0	0	0	35.6	-
1400	1	0	0	0	1	0	0	0	0	0	0	0	0	0	0	0	0	0	0	21.1	-
1500	6	0	6	0	0	0	0	0	0	0	0	0	0	0	0	0	0	0	0	27.3	-
1600	5	0	2	0	1	0	0	0	0	0	2	0	0	0	0	0	0	0	0	33	-
1700	3	0	3	0	0	0	0	0	0	0	0	0	0	0	0	0	0	0	0	30.6	-
1800	**7**	**0**	**7**	**0**	**0**	**0**	**0**	**0**	**0**	**0**	**0**	**0**	**0**	**0**	**0**	**0**	**0**	**0**	**0**	**39.2**	**-**
1900	2	0	2	0	0	0	0	0	0	0	0	0	0	0	0	0	0	0	0	37.3	-
2000	4	0	4	0	0	0	0	0	0	0	0	0	0	0	0	0	0	0	0	38.6	-
2100	1	0	1	0	0	0	0	0	0	0	0	0	0	0	0	0	0	0	0	32.6	-
2200	0	0	0	0	0	0	0	0	0	0	0	0	0	0	0	0	0	0	0	-	-
2300	1	0	1	0	0	0	0	0	0	0	0	0	0	0	0	0	0	0	0	24.6	-
07-19	**41**	**2**	**31**	**0**	**6**	**0**	**0**	**0**	**0**	**0**	**2**	**0**	**0**	**0**	**0**	**0**	**0**	**0**	**0**	**31.3**	**41**
06-22	**49**	**2**	**39**	**0**	**6**	**0**	**0**	**0**	**0**	**0**	**2**	**0**	**0**	**0**	**0**	**0**	**0**	**0**	**0**	**32.4**	**41.4**
06-00	**50**	**2**	**40**	**0**	**6**	**0**	**0**	**0**	**0**	**0**	**2**	**0**	**0**	**0**	**0**	**0**	**0**	**0**	**0**	**32.3**	**41.4**
00-00	**50**	**2**	**40**	**0**	**6**	**0**	**0**	**0**	**0**	**0**	**2**	**0**	**0**	**0**	**0**	**0**	**0**	**0**	**0**	**32.3**	**41.4**

DRAFT

Site 84
Location Unamed Road, Att - TP, Lat 54.05366, Long -6.82677
Direction Two way

3279 / Meath/Cavan/Monaghan ATC's
October 2013
Automatic Traffic Count

Virtual Day (7)

Time	Total	Classification												>PSL	>PSL%	>SL1	>SL1%	>SL2	>SL2%	Mean	Vpp
		1 MCL	2 SV	3 SVT	4 TB2	5 TB3	6 T4	7 ART3	8 ART4	9 ART5	10 ART6	11 BD	12 DRT	80	80	85 +5kph	85 +5kph	90 +10kph	90 +10kph		85
0000	0	0	0	0	0	0	0	0	0	0	0	0	0	0	0	0	0	0	0	41.7	-
0100	0	0	0	0	0	0	0	0	0	0	0	0	0	0	0	0	0	0	0	-	-
0200	0	0	0	0	0	0	0	0	0	0	0	0	0	0	0	0	0	0	0	-	-
0300	0	0	0	0	0	0	0	0	0	0	0	0	0	0	0	0	0	0	0	-	-
0400	0	0	0	0	0	0	0	0	0	0	0	0	0	0	0	0	0	0	0	-	-
0500	0	0	0	0	0	0	0	0	0	0	0	0	0	0	0	0	0	0	0	-	-
0600	1	0	1	0	0	0	0	0	0	0	0	0	0	0	0	0	0	0	0	36.1	-
0700	1	0	1	0	0	0	0	0	0	0	0	0	0	0	0	0	0	0	0	29.1	-
0800	2	0	2	0	0	0	0	0	0	0	0	0	0	0	0	0	0	0	0	36.2	-
0900	1	0	1	0	0	0	0	0	0	0	0	0	0	0	0	0	0	0	0	33.2	-
1000	**5**	**0**	**5**	**0**	**0**	**0**	**0**	**0**	**0**	**0**	**0**	**0**	**0**	**0**	**0**	**0**	**0**	**0**	**0**	**14.9**	**-**
1100	3	0	2	0	0	0	0	0	0	0	0	0	0	0	0	0	0	0	0	23.9	-
1200	2	0	1	0	0	0	0	0	0	0	0	0	0	0	0	0	0	0	0	24.3	-
1300	1	0	1	0	0	0	0	0	0	0	0	0	0	0	0	0	0	0	0	32.5	-
1400	2	0	2	0	0	0	0	0	0	0	0	0	0	0	0	0	0	0	0	31.1	-
1500	3	0	3	0	0	0	0	0	0	0	0	0	0	0	0	0	0	0	0	25.3	-
1600	3	0	2	0	0	0	0	0	0	0	0	0	0	0	0	0	0	0	0	29.9	-
1700	2	0	2	0	0	0	0	0	0	0	0	0	0	0	0	0	0	0	0	28.4	-
1800	**4**	**0**	**4**	**0**	**0**	**0**	**0**	**0**	**0**	**0**	**0**	**0**	**0**	**0**	**0**	**0**	**0**	**0**	**0**	**32.7**	**-**
1900	2	0	2	0	0	0	0	0	0	0	0	0	0	0	0	0	0	0	0	28.3	-
2000	1	0	1	0	0	0	0	0	0	0	0	0	0	0	0	0	0	0	0	31.7	-
2100	0	0	0	0	0	0	0	0	0	0	0	0	0	0	0	0	0	0	0	36.1	-
2200	0	0	0	0	0	0	0	0	0	0	0	0	0	0	0	0	0	0	0	37.5	-
2300	0	0	0	0	0	0	0	0	0	0	0	0	0	0	0	0	0	0	0	24.5	-
07-19	**29**	**1**	**26**	**0**	**1**	**0**	**0**	**0**	**0**	**0**	**0**	**0**	**0**	**0**	**0**	**0**	**0**	**0**	**0**	**26.8**	**38.2**
06-22	**33**	**1**	**29**	**0**	**1**	**0**	**0**	**0**	**0**	**0**	**0**	**0**	**0**	**0**	**0**	**0**	**0**	**0**	**0**	**27.3**	**39.2**
06-00	**33**	**1**	**30**	**0**	**1**	**0**	**0**	**0**	**0**	**0**	**0**	**0**	**0**	**0**	**0**	**0**	**0**	**0**	**0**	**27.3**	**38.2**
00-00	**33**	**1**	**30**	**0**	**1**	**0**	**0**	**0**	**0**	**0**	**0**	**0**	**0**	**0**	**0**	**0**	**0**	**0**	**0**	**27.4**	**39.2**

DRAFT

Site 84
Location Unamed Road, Att - TP, Lat 54.05366, Long -6.82677
Direction Two way

3279 / Meath/Cavan/Monaghan ATC's
October 2013
Automatic Traffic Count

Virtual Week (1)

Time	Total	Classification												>PSL	>PSL%	>SL1	>SL1%	>SL2	>SL2%	Mean	Vpp
		1 MCL	2 SV	3 SVT	4 TB2	5 TB3	6 T4	7 ART3	8 ART4	9 ART5	10 ART6	11 BD	12 DRT	80	80	85 +5kph	85 +5kph	90 +10kph	90 +10kph		85
Mon	44	3	39	0	0	0	0	0	1	1	0	0	0	0	0	0	0	0	0	31.9	40.7
Tue	50	2	40	0	6	0	0	0	0	0	2	0	0	0	0	0	0	0	0	32.3	41.4
Wed	30	1	28	0	1	0	0	0	0	0	0	0	0	0	0	0	0	0	0	29.2	40
Thu	34	1	30	0	1	0	0	0	1	1	0	0	0	0	0	0	0	0	0	30.8	38.2
Fri	4	0	4	0	0	0	0	0	0	0	0	0	0	0	0	0	0	0	0	22.7	-
| Sat	4	0	3	0	1	0	0	0	0	0	0	0	0	0	0	0	0	0	0	24.9	-
| Sun	67	0	66	0	1	0	0	0	0	0	0	0	0	0	0	0	0	0	0	18.6	32.4
5 Day Ave.	**32**	**1**	**28**	**0**	**2**	**0**	**0**	**0**	**0**	**0**	**0**	**0**	**0**	**0**	**0.0**	**0**	**0.0**	**0**	**0.0**	**29.4**	**32.1**
7 Day Ave.	**33**	**1**	**30**	**0**	**1**	**0**	**0**	**0**	**0**	**0**	**0**	**0**	**0**	**0**	**0.0**	**0**	**0.0**	**0**	**0.0**	**27.4**	**39.2**
--	**233**	**7**	**210**	**0**	**10**	**0**	**0**	**0**	**2**	**2**	**2**	**0**	**0**	**0**	**0.0**	**0**	**0.0**	**0**	**0.0**	**27.4**	**39.2**

Summary Graphs

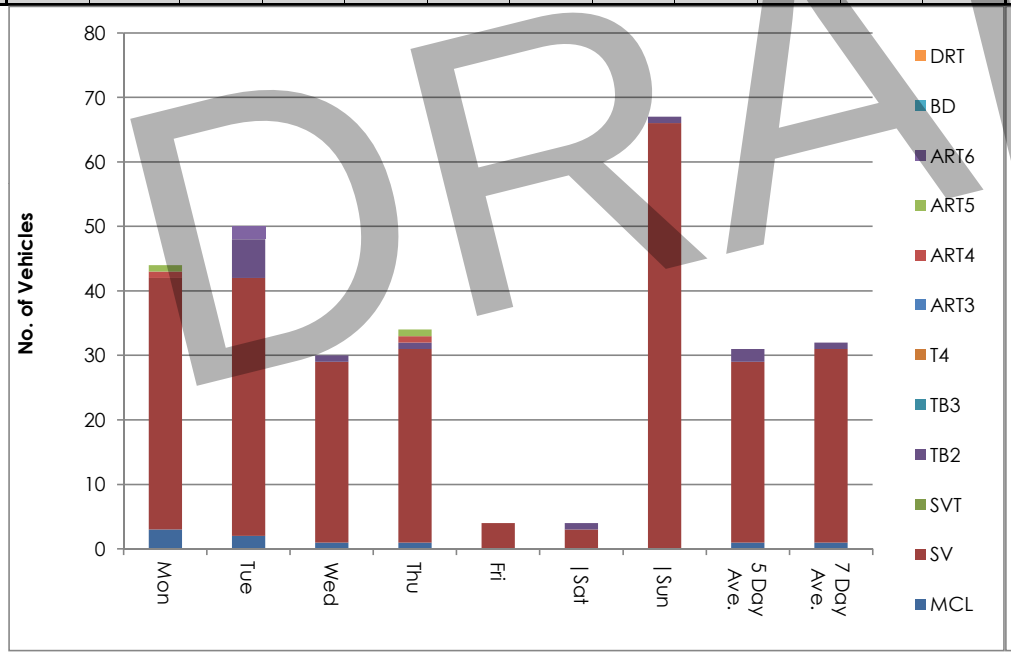

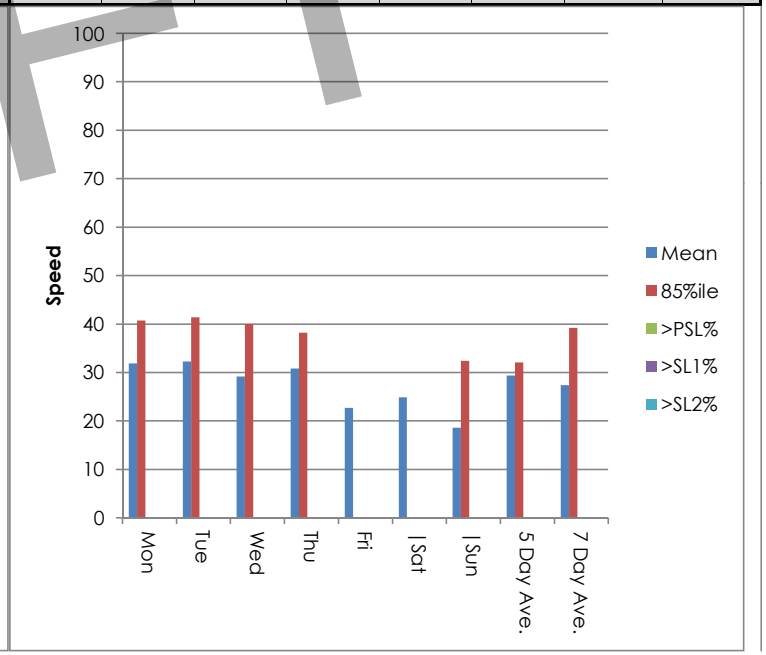

DRAFT

Site 84
Location Unamed Road, Att - TP, Lat 54.05366, Long -6.82677
Direction Two way

3279 / Meath/Cavan/Monaghan ATC's
October 2013
Automatic Traffic Count

Wed, 9 October 2013

Time	Total	Speed Bins (km/h)																											
		0 - 5	5 - 10	10 - 15	15 - 20	20 - 25	25 - 30	30 - 35	35 - 40	40 - 45	45 - 50	50 - 55	55 - 60	60 - 65	65 - 70	70 - 75	75 - 80	80 - 85	85 - 90	90 - 95	95 - 100	100 - 105	105 - 110	110 - 115	115 - 120	120 - 125	125 - 130	130 - 135	135 - 140
0000	0	0	0	0	0	0	0	0	0	0	0	0	0	0	0	0	0	0	0	0	0	0	0	0	0	0	0	0	0
0100	0	0	0	0	0	0	0	0	0	0	0	0	0	0	0	0	0	0	0	0	0	0	0	0	0	0	0	0	0
0200	0	0	0	0	0	0	0	0	0	0	0	0	0	0	0	0	0	0	0	0	0	0	0	0	0	0	0	0	0
0300	0	0	0	0	0	0	0	0	0	0	0	0	0	0	0	0	0	0	0	0	0	0	0	0	0	0	0	0	0
0400	0	0	0	0	0	0	0	0	0	0	0	0	0	0	0	0	0	0	0	0	0	0	0	0	0	0	0	0	0
0500	0	0	0	0	0	0	0	0	0	0	0	0	0	0	0	0	0	0	0	0	0	0	0	0	0	0	0	0	0
0600	0	0	0	0	0	0	0	0	0	0	0	0	0	0	0	0	0	0	0	0	0	0	0	0	0	0	0	0	0
0700	2	0	0	0	1	0	1	0	0	0	0	0	0	0	0	0	0	0	0	0	0	0	0	0	0	0	0	0	0
0800	3	0	0	0	0	0	0	1	0	2	0	0	0	0	0	0	0	0	0	0	0	0	0	0	0	0	0	0	0
0900	2	0	0	0	0	1	0	0	0	0	1	0	0	0	0	0	0	0	0	0	0	0	0	0	0	0	0	0	0
1000	**4**	**0**	**0**	**1**	**1**	**0**	**0**	**1**	**1**	**0**	**0**	**0**	**0**	**0**	**0**	**0**	**0**	**0**	**0**	**0**	**0**	**0**	**0**	**0**	**0**	**0**	**0**	**0**	**0**
1100	3	0	0	1	0	0	0	1	1	0	0	0	0	0	0	0	0	0	0	0	0	0	0	0	0	0	0	0	0
1200	2	0	0	1	0	0	1	0	0	0	0	0	0	0	0	0	0	0	0	0	0	0	0	0	0	0	0	0	0
1300	1	0	0	0	0	0	1	0	0	0	0	0	0	0	0	0	0	0	0	0	0	0	0	0	0	0	0	0	0
1400	**6**	**0**	**0**	**1**	**1**	**0**	**0**	**2**	**1**	**1**	**0**	**0**	**0**	**0**	**0**	**0**	**0**	**0**	**0**	**0**	**0**	**0**	**0**	**0**	**0**	**0**	**0**	**0**	**0**
1500	1	0	0	0	1	0	0	0	0	0	0	0	0	0	0	0	0	0	0	0	0	0	0	0	0	0	0	0	0
1600	0	0	0	0	0	0	0	0	0	0	0	0	0	0	0	0	0	0	0	0	0	0	0	0	0	0	0	0	0
1700	2	0	0	0	0	0	1	0	0	0	1	0	0	0	0	0	0	0	0	0	0	0	0	0	0	0	0	0	0
1800	3	0	0	0	0	0	1	1	1	0	0	0	0	0	0	0	0	0	0	0	0	0	0	0	0	0	0	0	0
1900	0	0	0	0	0	0	0	0	0	0	0	0	0	0	0	0	0	0	0	0	0	0	0	0	0	0	0	0	0
2000	1	0	0	0	0	0	1	0	0	0	0	0	0	0	0	0	0	0	0	0	0	0	0	0	0	0	0	0	0
2100	0	0	0	0	0	0	0	0	0	0	0	0	0	0	0	0	0	0	0	0	0	0	0	0	0	0	0	0	0
2200	0	0	0	0	0	0	0	0	0	0	0	0	0	0	0	0	0	0	0	0	0	0	0	0	0	0	0	0	0
2300	0	0	0	0	0	0	0	0	0	0	0	0	0	0	0	0	0	0	0	0	0	0	0	0	0	0	0	0	0
07-19	**29**	**0**	**0**	**4**	**4**	**1**	**5**	**6**	**4**	**3**	**2**	**0**	**0**	**0**	**0**	**0**	**0**	**0**	**0**	**0**	**0**	**0**	**0**	**0**	**0**	**0**	**0**	**0**	**0**
06-22	**30**	**0**	**0**	**4**	**4**	**1**	**6**	**6**	**4**	**3**	**2**	**0**	**0**	**0**	**0**	**0**	**0**	**0**	**0**	**0**	**0**	**0**	**0**	**0**	**0**	**0**	**0**	**0**	**0**
06-00	**30**	**0**	**0**	**4**	**4**	**1**	**6**	**6**	**4**	**3**	**2**	**0**	**0**	**0**	**0**	**0**	**0**	**0**	**0**	**0**	**0**	**0**	**0**	**0**	**0**	**0**	**0**	**0**	**0**
00-00	**30**	**0**	**0**	**4**	**4**	**1**	**6**	**6**	**4**	**3**	**2**	**0**	**0**	**0**	**0**	**0**	**0**	**0**	**0**	**0**	**0**	**0**	**0**	**0**	**0**	**0**	**0**	**0**	**0**

DRAFT

Site 84
Location Unamed Road, Att - TP, Lat 54.05366, Long -6.82677
Direction Two way

3279 / Meath/Cavan/Monaghan ATC's
October 2013
Automatic Traffic Count

Thu, 10 October 2013

Time	Total	Speed Bins (km/h)																											
		0 - 5	5 - 10	10 - 15	15 - 20	20 - 25	25 - 30	30 - 35	35 - 40	40 - 45	45 - 50	50 - 55	55 - 60	60 - 65	65 - 70	70 - 75	75 - 80	80 - 85	85 - 90	90 - 95	95 - 100	100 - 105	105 - 110	110 - 115	115 - 120	120 - 125	125 - 130	130 - 135	135 - 140
0000	0	0	0	0	0	0	0	0	0	0	0	0	0	0	0	0	0	0	0	0	0	0	0	0	0	0	0	0	0
0100	0	0	0	0	0	0	0	0	0	0	0	0	0	0	0	0	0	0	0	0	0	0	0	0	0	0	0	0	0
0200	0	0	0	0	0	0	0	0	0	0	0	0	0	0	0	0	0	0	0	0	0	0	0	0	0	0	0	0	0
0300	0	0	0	0	0	0	0	0	0	0	0	0	0	0	0	0	0	0	0	0	0	0	0	0	0	0	0	0	0
0400	0	0	0	0	0	0	0	0	0	0	0	0	0	0	0	0	0	0	0	0	0	0	0	0	0	0	0	0	0
0500	0	0	0	0	0	0	0	0	0	0	0	0	0	0	0	0	0	0	0	0	0	0	0	0	0	0	0	0	0
0600	0	0	0	0	0	0	0	0	0	0	0	0	0	0	0	0	0	0	0	0	0	0	0	0	0	0	0	0	0
0700	3	0	0	0	0	0	0	2	0	1	0	0	0	0	0	0	0	0	0	0	0	0	0	0	0	0	0	0	0
0800	3	0	0	0	0	0	0	2	1	0	0	0	0	0	0	0	0	0	0	0	0	0	0	0	0	0	0	0	0
0900	2	0	0	0	0	0	0	0	2	0	0	0	0	0	0	0	0	0	0	0	0	0	0	0	0	0	0	0	0
1000	2	0	0	0	0	0	0	1	1	0	0	0	0	0	0	0	0	0	0	0	0	0	0	0	0	0	0	0	0
1100	**4**	**0**	**0**	**0**	**1**	**0**	**0**	**1**	**2**	**0**	**0**	**0**	**0**	**0**	**0**	**0**	**0**	**0**	**0**	**0**	**0**	**0**	**0**	**0**	**0**	**0**	**0**	**0**	**0**
1200	3	0	0	0	0	1	0	1	0	1	0	0	0	0	0	0	0	0	0	0	0	0	0	0	0	0	0	0	0
1300	1	0	0	0	0	0	0	1	0	0	0	0	0	0	0	0	0	0	0	0	0	0	0	0	0	0	0	0	0
1400	2	0	0	0	0	0	0	2	0	0	0	0	0	0	0	0	0	0	0	0	0	0	0	0	0	0	0	0	0
1500	**4**	**0**	**0**	**1**	**1**	**2**	**0**	**0**	**0**	**0**	**0**	**0**	**0**	**0**	**0**	**0**	**0**	**0**	**0**	**0**	**0**	**0**	**0**	**0**	**0**	**0**	**0**	**0**	**0**
1600	3	0	0	0	0	1	0	0	1	1	0	0	0	0	0	0	0	0	0	0	0	0	0	0	0	0	0	0	0
1700	2	0	1	0	0	0	0	0	1	0	0	0	0	0	0	0	0	0	0	0	0	0	0	0	0	0	0	0	0
1800	3	0	0	0	0	1	0	0	1	1	0	0	0	0	0	0	0	0	0	0	0	0	0	0	0	0	0	0	0
1900	0	0	0	0	0	0	0	0	0	0	0	0	0	0	0	0	0	0	0	0	0	0	0	0	0	0	0	0	0
2000	2	0	0	0	1	0	0	1	0	0	0	0	0	0	0	0	0	0	0	0	0	0	0	0	0	0	0	0	0
2100	0	0	0	0	0	0	0	0	0	0	0	0	0	0	0	0	0	0	0	0	0	0	0	0	0	0	0	0	0
2200	0	0	0	0	0	0	0	0	0	0	0	0	0	0	0	0	0	0	0	0	0	0	0	0	0	0	0	0	0
2300	0	0	0	0	0	0	0	0	0	0	0	0	0	0	0	0	0	0	0	0	0	0	0	0	0	0	0	0	0
07-19	**32**	**0**	**1**	**1**	**2**	**5**	**0**	**10**	**9**	**4**	**0**	**0**	**0**	**0**	**0**	**0**	**0**	**0**	**0**	**0**	**0**	**0**	**0**	**0**	**0**	**0**	**0**	**0**	**0**
06-22	**34**	**0**	**1**	**1**	**3**	**5**	**0**	**11**	**9**	**4**	**0**	**0**	**0**	**0**	**0**	**0**	**0**	**0**	**0**	**0**	**0**	**0**	**0**	**0**	**0**	**0**	**0**	**0**	**0**
06-00	**34**	**0**	**1**	**1**	**3**	**5**	**0**	**11**	**9**	**4**	**0**	**0**	**0**	**0**	**0**	**0**	**0**	**0**	**0**	**0**	**0**	**0**	**0**	**0**	**0**	**0**	**0**	**0**	**0**
00-00	**34**	**0**	**1**	**1**	**3**	**5**	**0**	**11**	**9**	**4**	**0**	**0**	**0**	**0**	**0**	**0**	**0**	**0**	**0**	**0**	**0**	**0**	**0**	**0**	**0**	**0**	**0**	**0**	**0**

DRAFT

Site 84
Location Unamed Road, Att - TP, Lat 54.05366, Long -6.82677
Direction Two way

3279 / Meath/Cavan/Monaghan ATC's
October 2013
Automatic Traffic Count

Fri, 11 October 2013

Time	Total	Speed Bins (km/h)																											
		0 - 5	5 - 10	10 - 15	15 - 20	20 - 25	25 - 30	30 - 35	35 - 40	40 - 45	45 - 50	50 - 55	55 - 60	60 - 65	65 - 70	70 - 75	75 - 80	80 - 85	85 - 90	90 - 95	95 - 100	100 - 105	105 - 110	110 - 115	115 - 120	120 - 125	125 - 130	130 - 135	135 - 140
0000	**1**	**0**	**0**	**0**	**0**	**0**	**0**	**0**	**0**	**1**	**0**	**0**	**0**	**0**	**0**	**0**	**0**	**0**	**0**	**0**	**0**	**0**	**0**	**0**	**0**	**0**	**0**	**0**	**0**
0100	0	0	0	0	0	0	0	0	0	0	0	0	0	0	0	0	0	0	0	0	0	0	0	0	0	0	0	0	0
0200	0	0	0	0	0	0	0	0	0	0	0	0	0	0	0	0	0	0	0	0	0	0	0	0	0	0	0	0	0
0300	0	0	0	0	0	0	0	0	0	0	0	0	0	0	0	0	0	0	0	0	0	0	0	0	0	0	0	0	0
0400	0	0	0	0	0	0	0	0	0	0	0	0	0	0	0	0	0	0	0	0	0	0	0	0	0	0	0	0	0
0500	0	0	0	0	0	0	0	0	0	0	0	0	0	0	0	0	0	0	0	0	0	0	0	0	0	0	0	0	0
0600	0	0	0	0	0	0	0	0	0	0	0	0	0	0	0	0	0	0	0	0	0	0	0	0	0	0	0	0	0
0700	0	0	0	0	0	0	0	0	0	0	0	0	0	0	0	0	0	0	0	0	0	0	0	0	0	0	0	0	0
0800	0	0	0	0	0	0	0	0	0	0	0	0	0	0	0	0	0	0	0	0	0	0	0	0	0	0	0	0	0
0900	0	0	0	0	0	0	0	0	0	0	0	0	0	0	0	0	0	0	0	0	0	0	0	0	0	0	0	0	0
1000	0	0	0	0	0	0	0	0	0	0	0	0	0	0	0	0	0	0	0	0	0	0	0	0	0	0	0	0	0
1100	0	0	0	0	0	0	0	0	0	0	0	0	0	0	0	0	0	0	0	0	0	0	0	0	0	0	0	0	0
1200	**1**	**0**	**0**	**0**	**0**	**1**	**0**	**0**	**0**	**0**	**0**	**0**	**0**	**0**	**0**	**0**	**0**	**0**	**0**	**0**	**0**	**0**	**0**	**0**	**0**	**0**	**0**	**0**	**0**
1300	0	0	0	0	0	0	0	0	0	0	0	0	0	0	0	0	0	0	0	0	0	0	0	0	0	0	0	0	0
1400	**1**	**0**	**0**	**1**	**0**	**0**	**0**	**0**	**0**	**0**	**0**	**0**	**0**	**0**	**0**	**0**	**0**	**0**	**0**	**0**	**0**	**0**	**0**	**0**	**0**	**0**	**0**	**0**	**0**
1500	**1**	**0**	**0**	**1**	**0**	**0**	**0**	**0**	**0**	**0**	**0**	**0**	**0**	**0**	**0**	**0**	**0**	**0**	**0**	**0**	**0**	**0**	**0**	**0**	**0**	**0**	**0**	**0**	**0**
1600	0	0	0	0	0	0	0	0	0	0	0	0	0	0	0	0	0	0	0	0	0	0	0	0	0	0	0	0	0
1700	0	0	0	0	0	0	0	0	0	0	0	0	0	0	0	0	0	0	0	0	0	0	0	0	0	0	0	0	0
1800	0	0	0	0	0	0	0	0	0	0	0	0	0	0	0	0	0	0	0	0	0	0	0	0	0	0	0	0	0
1900	0	0	0	0	0	0	0	0	0	0	0	0	0	0	0	0	0	0	0	0	0	0	0	0	0	0	0	0	0
2000	0	0	0	0	0	0	0	0	0	0	0	0	0	0	0	0	0	0	0	0	0	0	0	0	0	0	0	0	0
2100	0	0	0	0	0	0	0	0	0	0	0	0	0	0	0	0	0	0	0	0	0	0	0	0	0	0	0	0	0
2200	0	0	0	0	0	0	0	0	0	0	0	0	0	0	0	0	0	0	0	0	0	0	0	0	0	0	0	0	0
2300	0	0	0	0	0	0	0	0	0	0	0	0	0	0	0	0	0	0	0	0	0	0	0	0	0	0	0	0	0
07-19	**3**	**0**	**0**	**2**	**0**	**1**	**0**	**0**	**0**	**0**	**0**	**0**	**0**	**0**	**0**	**0**	**0**	**0**	**0**	**0**	**0**	**0**	**0**	**0**	**0**	**0**	**0**	**0**	**0**
06-22	**3**	**0**	**0**	**2**	**0**	**1**	**0**	**0**	**0**	**0**	**0**	**0**	**0**	**0**	**0**	**0**	**0**	**0**	**0**	**0**	**0**	**0**	**0**	**0**	**0**	**0**	**0**	**0**	**0**
06-00	**3**	**0**	**0**	**2**	**0**	**1**	**0**	**0**	**0**	**0**	**0**	**0**	**0**	**0**	**0**	**0**	**0**	**0**	**0**	**0**	**0**	**0**	**0**	**0**	**0**	**0**	**0**	**0**	**0**
00-00	**4**	**0**	**0**	**2**	**0**	**1**	**0**	**0**	**0**	**1**	**0**	**0**	**0**	**0**	**0**	**0**	**0**	**0**	**0**	**0**	**0**	**0**	**0**	**0**	**0**	**0**	**0**	**0**	**0**

DRAFT

Site 84
Location Unamed Road, Att - TP, Lat 54.05366, Long -6.82677
Direction Two way

3279 / Meath/Cavan/Monaghan ATC's
October 2013
Automatic Traffic Count

Sat, 12 October 2013

Time	Total	Speed Bins (km/h)																											
		0 - 5	5 - 10	10 - 15	15 - 20	20 - 25	25 - 30	30 - 35	35 - 40	40 - 45	45 - 50	50 - 55	55 - 60	60 - 65	65 - 70	70 - 75	75 - 80	80 - 85	85 - 90	90 - 95	95 - 100	100 - 105	105 - 110	110 - 115	115 - 120	120 - 125	125 - 130	130 - 135	135 - 140
0000	0	0	0	0	0	0	0	0	0	0	0	0	0	0	0	0	0	0	0	0	0	0	0	0	0	0	0	0	0
0100	0	0	0	0	0	0	0	0	0	0	0	0	0	0	0	0	0	0	0	0	0	0	0	0	0	0	0	0	0
0200	0	0	0	0	0	0	0	0	0	0	0	0	0	0	0	0	0	0	0	0	0	0	0	0	0	0	0	0	0
0300	0	0	0	0	0	0	0	0	0	0	0	0	0	0	0	0	0	0	0	0	0	0	0	0	0	0	0	0	0
0400	0	0	0	0	0	0	0	0	0	0	0	0	0	0	0	0	0	0	0	0	0	0	0	0	0	0	0	0	0
0500	0	0	0	0	0	0	0	0	0	0	0	0	0	0	0	0	0	0	0	0	0	0	0	0	0	0	0	0	0
0600	0	0	0	0	0	0	0	0	0	0	0	0	0	0	0	0	0	0	0	0	0	0	0	0	0	0	0	0	0
0700	0	0	0	0	0	0	0	0	0	0	0	0	0	0	0	0	0	0	0	0	0	0	0	0	0	0	0	0	0
0800	0	0	0	0	0	0	0	0	0	0	0	0	0	0	0	0	0	0	0	0	0	0	0	0	0	0	0	0	0
0900	0	0	0	0	0	0	0	0	0	0	0	0	0	0	0	0	0	0	0	0	0	0	0	0	0	0	0	0	0
1000	0	0	0	0	0	0	0	0	0	0	0	0	0	0	0	0	0	0	0	0	0	0	0	0	0	0	0	0	0
1100	**2**	**0**	**0**	**2**	**0**	**0**	**0**	**0**	**0**	**0**	**0**	**0**	**0**	**0**	**0**	**0**	**0**	**0**	**0**	**0**	**0**	**0**	**0**	**0**	**0**	**0**	**0**	**0**	**0**
1200	0	0	0	0	0	0	0	0	0	0	0	0	0	0	0	0	0	0	0	0	0	0	0	0	0	0	0	0	0
1300	0	0	0	0	0	0	0	0	0	0	0	0	0	0	0	0	0	0	0	0	0	0	0	0	0	0	0	0	0
1400	0	0	0	0	0	0	0	0	0	0	0	0	0	0	0	0	0	0	0	0	0	0	0	0	0	0	0	0	0
1500	0	0	0	0	0	0	0	0	0	0	0	0	0	0	0	0	0	0	0	0	0	0	0	0	0	0	0	0	0
1600	0	0	0	0	0	0	0	0	0	0	0	0	0	0	0	0	0	0	0	0	0	0	0	0	0	0	0	0	0
1700	0	0	0	0	0	0	0	0	0	0	0	0	0	0	0	0	0	0	0	0	0	0	0	0	0	0	0	0	0
1800	0	0	0	0	0	0	0	0	0	0	0	0	0	0	0	0	0	0	0	0	0	0	0	0	0	0	0	0	0
1900	**2**	**0**	**0**	**0**	**0**	**0**	**0**	**0**	**1**	**1**	**0**	**0**	**0**	**0**	**0**	**0**	**0**	**0**	**0**	**0**	**0**	**0**	**0**	**0**	**0**	**0**	**0**	**0**	**0**
2000	0	0	0	0	0	0	0	0	0	0	0	0	0	0	0	0	0	0	0	0	0	0	0	0	0	0	0	0	0
2100	0	0	0	0	0	0	0	0	0	0	0	0	0	0	0	0	0	0	0	0	0	0	0	0	0	0	0	0	0
2200	0	0	0	0	0	0	0	0	0	0	0	0	0	0	0	0	0	0	0	0	0	0	0	0	0	0	0	0	0
2300	0	0	0	0	0	0	0	0	0	0	0	0	0	0	0	0	0	0	0	0	0	0	0	0	0	0	0	0	0
07-19	**2**	**0**	**0**	**2**	**0**	**0**	**0**	**0**	**0**	**0**	**0**	**0**	**0**	**0**	**0**	**0**	**0**	**0**	**0**	**0**	**0**	**0**	**0**	**0**	**0**	**0**	**0**	**0**	**0**
06-22	**4**	**0**	**0**	**2**	**0**	**0**	**0**	**0**	**1**	**1**	**0**	**0**	**0**	**0**	**0**	**0**	**0**	**0**	**0**	**0**	**0**	**0**	**0**	**0**	**0**	**0**	**0**	**0**	**0**
06-00	**4**	**0**	**0**	**2**	**0**	**0**	**0**	**0**	**1**	**1**	**0**	**0**	**0**	**0**	**0**	**0**	**0**	**0**	**0**	**0**	**0**	**0**	**0**	**0**	**0**	**0**	**0**	**0**	**0**
00-00	**4**	**0**	**0**	**2**	**0**	**0**	**0**	**0**	**1**	**1**	**0**	**0**	**0**	**0**	**0**	**0**	**0**	**0**	**0**	**0**	**0**	**0**	**0**	**0**	**0**	**0**	**0**	**0**	**0**

DRAFT

Site 84
Location Unamed Road, Att - TP, Lat 54.05366, Long -6.82677
Direction Two way

3279 / Meath/Cavan/Monaghan ATC's
October 2013
Automatic Traffic Count

Sun, 13 October 2013

Time	Total	Speed Bins (km/h)																											
		0 - 5	5 - 10	10 - 15	15 - 20	20 - 25	25 - 30	30 - 35	35 - 40	40 - 45	45 - 50	50 - 55	55 - 60	60 - 65	65 - 70	70 - 75	75 - 80	80 - 85	85 - 90	90 - 95	95 - 100	100 - 105	105 - 110	110 - 115	115 - 120	120 - 125	125 - 130	130 - 135	135 - 140
0000	0	0	0	0	0	0	0	0	0	0	0	0	0	0	0	0	0	0	0	0	0	0	0	0	0	0	0	0	0
0100	0	0	0	0	0	0	0	0	0	0	0	0	0	0	0	0	0	0	0	0	0	0	0	0	0	0	0	0	0
0200	0	0	0	0	0	0	0	0	0	0	0	0	0	0	0	0	0	0	0	0	0	0	0	0	0	0	0	0	0
0300	0	0	0	0	0	0	0	0	0	0	0	0	0	0	0	0	0	0	0	0	0	0	0	0	0	0	0	0	0
0400	0	0	0	0	0	0	0	0	0	0	0	0	0	0	0	0	0	0	0	0	0	0	0	0	0	0	0	0	0
0500	0	0	0	0	0	0	0	0	0	0	0	0	0	0	0	0	0	0	0	0	0	0	0	0	0	0	0	0	0
0600	0	0	0	0	0	0	0	0	0	0	0	0	0	0	0	0	0	0	0	0	0	0	0	0	0	0	0	0	0
0700	0	0	0	0	0	0	0	0	0	0	0	0	0	0	0	0	0	0	0	0	0	0	0	0	0	0	0	0	0
0800	0	0	0	0	0	0	0	0	0	0	0	0	0	0	0	0	0	0	0	0	0	0	0	0	0	0	0	0	0
0900	1	0	0	0	1	0	0	0	0	0	0	0	0	0	0	0	0	0	0	0	0	0	0	0	0	0	0	0	0
1000	**26**	**0**	**23**	**2**	**1**	**0**	**0**	**0**	**0**	**0**	**0**	**0**	**0**	**0**	**0**	**0**	**0**	**0**	**0**	**0**	**0**	**0**	**0**	**0**	**0**	**0**	**0**	**0**	**0**
1100	5	0	1	3	1	0	0	0	0	0	0	0	0	0	0	0	0	0	0	0	0	0	0	0	0	0	0	0	0
1200	2	0	1	0	0	1	0	0	0	0	0	0	0	0	0	0	0	0	0	0	0	0	0	0	0	0	0	0	0
1300	2	0	0	0	0	0	0	0	1	0	0	1	0	0	0	0	0	0	0	0	0	0	0	0	0	0	0	0	0
1400	5	0	0	0	0	0	1	1	2	1	0	0	0	0	0	0	0	0	0	0	0	0	0	0	0	0	0	0	0
1500	4	0	0	0	1	2	0	1	0	0	0	0	0	0	0	0	0	0	0	0	0	0	0	0	0	0	0	0	0
1600	4	0	3	1	0	0	0	0	0	0	0	0	0	0	0	0	0	0	0	0	0	0	0	0	0	0	0	0	0
1700	2	0	0	0	0	1	0	0	1	0	0	0	0	0	0	0	0	0	0	0	0	0	0	0	0	0	0	0	0
1800	**10**	**0**	**0**	**0**	**1**	**1**	**6**	**2**	**0**	**0**	**0**	**0**	**0**	**0**	**0**	**0**	**0**	**0**	**0**	**0**	**0**	**0**	**0**	**0**	**0**	**0**	**0**	**0**	**0**
1900	4	0	0	1	0	1	1	0	1	0	0	0	0	0	0	0	0	0	0	0	0	0	0	0	0	0	0	0	0
2000	1	0	0	0	0	0	0	1	0	0	0	0	0	0	0	0	0	0	0	0	0	0	0	0	0	0	0	0	0
2100	0	0	0	0	0	0	0	0	0	0	0	0	0	0	0	0	0	0	0	0	0	0	0	0	0	0	0	0	0
2200	1	0	0	0	0	0	0	0	1	0	0	0	0	0	0	0	0	0	0	0	0	0	0	0	0	0	0	0	0
2300	0	0	0	0	0	0	0	0	0	0	0	0	0	0	0	0	0	0	0	0	0	0	0	0	0	0	0	0	0
07-19	**61**	**0**	**28**	**6**	**5**	**5**	**7**	**4**	**4**	**1**	**0**	**1**	**0**	**0**	**0**	**0**	**0**	**0**	**0**	**0**	**0**	**0**	**0**	**0**	**0**	**0**	**0**	**0**	**0**
06-22	**66**	**0**	**28**	**7**	**5**	**6**	**8**	**5**	**5**	**1**	**0**	**1**	**0**	**0**	**0**	**0**	**0**	**0**	**0**	**0**	**0**	**0**	**0**	**0**	**0**	**0**	**0**	**0**	**0**
06-00	**67**	**0**	**28**	**7**	**5**	**6**	**8**	**5**	**6**	**1**	**0**	**1**	**0**	**0**	**0**	**0**	**0**	**0**	**0**	**0**	**0**	**0**	**0**	**0**	**0**	**0**	**0**	**0**	**0**
00-00	**67**	**0**	**28**	**7**	**5**	**6**	**8**	**5**	**6**	**1**	**0**	**1**	**0**	**0**	**0**	**0**	**0**	**0**	**0**	**0**	**0**	**0**	**0**	**0**	**0**	**0**	**0**	**0**	**0**

DRAFT

Site 84
Location Unamed Road, Att - TP, Lat 54.05366, Long -6.82677
Direction Two way

3279 / Meath/Cavan/Monaghan ATC's
October 2013
Automatic Traffic Count

Mon, 14 October 2013

Time	Total	Speed Bins (km/h)																											
		0 - 5	5 - 10	10 - 15	15 - 20	20 - 25	25 - 30	30 - 35	35 - 40	40 - 45	45 - 50	50 - 55	55 - 60	60 - 65	65 - 70	70 - 75	75 - 80	80 - 85	85 - 90	90 - 95	95 - 100	100 - 105	105 - 110	110 - 115	115 - 120	120 - 125	125 - 130	130 - 135	135 - 140
0000	0	0	0	0	0	0	0	0	0	0	0	0	0	0	0	0	0	0	0	0	0	0	0	0	0	0	0	0	0
0100	0	0	0	0	0	0	0	0	0	0	0	0	0	0	0	0	0	0	0	0	0	0	0	0	0	0	0	0	0
0200	0	0	0	0	0	0	0	0	0	0	0	0	0	0	0	0	0	0	0	0	0	0	0	0	0	0	0	0	0
0300	0	0	0	0	0	0	0	0	0	0	0	0	0	0	0	0	0	0	0	0	0	0	0	0	0	0	0	0	0
0400	0	0	0	0	0	0	0	0	0	0	0	0	0	0	0	0	0	0	0	0	0	0	0	0	0	0	0	0	0
0500	0	0	0	0	0	0	0	0	0	0	0	0	0	0	0	0	0	0	0	0	0	0	0	0	0	0	0	0	0
0600	3	0	0	0	0	0	0	3	0	0	0	0	0	0	0	0	0	0	0	0	0	0	0	0	0	0	0	0	0
0700	1	0	0	0	0	0	1	0	0	0	0	0	0	0	0	0	0	0	0	0	0	0	0	0	0	0	0	0	0
0800	**4**	**0**	**0**	**0**	**0**	**0**	**0**	**2**	**1**	**1**	**0**	**0**	**0**	**0**	**0**	**0**	**0**	**0**	**0**	**0**	**0**	**0**	**0**	**0**	**0**	**0**	**0**	**0**	**0**
0900	3	0	0	0	0	0	0	0	3	0	0	0	0	0	0	0	0	0	0	0	0	0	0	0	0	0	0	0	0
1000	1	0	0	0	0	0	0	1	0	0	0	0	0	0	0	0	0	0	0	0	0	0	0	0	0	0	0	0	0
1100	3	0	0	0	0	0	0	2	0	0	1	0	0	0	0	0	0	0	0	0	0	0	0	0	0	0	0	0	0
1200	2	0	0	0	0	2	0	0	0	0	0	0	0	0	0	0	0	0	0	0	0	0	0	0	0	0	0	0	0
1300	2	0	0	0	1	1	0	0	0	0	0	0	0	0	0	0	0	0	0	0	0	0	0	0	0	0	0	0	0
1400	1	0	0	0	0	0	0	0	0	1	0	0	0	0	0	0	0	0	0	0	0	0	0	0	0	0	0	0	0
1500	2	0	0	0	0	0	0	0	0	2	0	0	0	0	0	0	0	0	0	0	0	0	0	0	0	0	0	0	0
1600	**7**	**0**	**0**	**0**	**0**	**0**	**0**	**2**	**3**	**2**	**0**	**0**	**0**	**0**	**0**	**0**	**0**	**0**	**0**	**0**	**0**	**0**	**0**	**0**	**0**	**0**	**0**	**0**	**0**
1700	4	0	0	0	1	0	2	1	0	0	0	0	0	0	0	0	0	0	0	0	0	0	0	0	0	0	0	0	0
1800	2	0	0	0	0	0	0	1	1	0	0	0	0	0	0	0	0	0	0	0	0	0	0	0	0	0	0	0	0
1900	6	0	0	0	1	4	0	0	0	1	0	0	0	0	0	0	0	0	0	0	0	0	0	0	0	0	0	0	0
2000	1	0	0	0	1	0	0	0	0	0	0	0	0	0	0	0	0	0	0	0	0	0	0	0	0	0	0	0	0
2100	1	0	0	0	0	0	0	0	1	0	0	0	0	0	0	0	0	0	0	0	0	0	0	0	0	0	0	0	0
2200	0	0	0	0	0	0	0	0	0	0	0	0	0	0	0	0	0	0	0	0	0	0	0	0	0	0	0	0	0
2300	1	0	0	0	0	1	0	0	0	0	0	0	0	0	0	0	0	0	0	0	0	0	0	0	0	0	0	0	0
07-19	**32**	**0**	**0**	**0**	**2**	**3**	**3**	**9**	**8**	**6**	**1**	**0**	**0**	**0**	**0**	**0**	**0**	**0**	**0**	**0**	**0**	**0**	**0**	**0**	**0**	**0**	**0**	**0**	**0**
06-22	**43**	**0**	**0**	**0**	**4**	**7**	**3**	**12**	**9**	**7**	**1**	**0**	**0**	**0**	**0**	**0**	**0**	**0**	**0**	**0**	**0**	**0**	**0**	**0**	**0**	**0**	**0**	**0**	**0**
06-00	**44**	**0**	**0**	**0**	**4**	**8**	**3**	**12**	**9**	**7**	**1**	**0**	**0**	**0**	**0**	**0**	**0**	**0**	**0**	**0**	**0**	**0**	**0**	**0**	**0**	**0**	**0**	**0**	**0**
00-00	**44**	**0**	**0**	**0**	**4**	**8**	**3**	**12**	**9**	**7**	**1**	**0**	**0**	**0**	**0**	**0**	**0**	**0**	**0**	**0**	**0**	**0**	**0**	**0**	**0**	**0**	**0**	**0**	**0**

DRAFT

Site 84
Location Unamed Road, Att - TP, Lat 54.05366, Long -6.82677
Direction Two way

3279 / Meath/Cavan/Monaghan ATC's
October 2013
Automatic Traffic Count

Tue, 15 October 2013

Time	Total	Speed Bins (km/h)																											
		0 - 5	5 - 10	10 - 15	15 - 20	20 - 25	25 - 30	30 - 35	35 - 40	40 - 45	45 - 50	50 - 55	55 - 60	60 - 65	65 - 70	70 - 75	75 - 80	80 - 85	85 - 90	90 - 95	95 - 100	100 - 105	105 - 110	110 - 115	115 - 120	120 - 125	125 - 130	130 - 135	135 - 140
0000	0	0	0	0	0	0	0	0	0	0	0	0	0	0	0	0	0	0	0	0	0	0	0	0	0	0	0	0	0
0100	0	0	0	0	0	0	0	0	0	0	0	0	0	0	0	0	0	0	0	0	0	0	0	0	0	0	0	0	0
0200	0	0	0	0	0	0	0	0	0	0	0	0	0	0	0	0	0	0	0	0	0	0	0	0	0	0	0	0	0
0300	0	0	0	0	0	0	0	0	0	0	0	0	0	0	0	0	0	0	0	0	0	0	0	0	0	0	0	0	0
0400	0	0	0	0	0	0	0	0	0	0	0	0	0	0	0	0	0	0	0	0	0	0	0	0	0	0	0	0	0
0500	0	0	0	0	0	0	0	0	0	0	0	0	0	0	0	0	0	0	0	0	0	0	0	0	0	0	0	0	0
0600	1	0	0	0	0	0	0	0	0	1	0	0	0	0	0	0	0	0	0	0	0	0	0	0	0	0	0	0	0
0700	2	0	0	0	0	0	2	0	0	0	0	0	0	0	0	0	0	0	0	0	0	0	0	0	0	0	0	0	0
0800	4	0	0	0	0	0	2	0	0	2	0	0	0	0	0	0	0	0	0	0	0	0	0	0	0	0	0	0	0
0900	2	0	0	0	1	0	0	1	0	0	0	0	0	0	0	0	0	0	0	0	0	0	0	0	0	0	0	0	0
1000	**5**	**0**	**0**	**0**	**0**	**1**	**3**	**0**	**1**	**0**	**0**	**0**	**0**	**0**	**0**	**0**	**0**	**0**	**0**	**0**	**0**	**0**	**0**	**0**	**0**	**0**	**0**	**0**	**0**
1100	2	0	0	0	1	0	0	0	1	0	0	0	0	0	0	0	0	0	0	0	0	0	0	0	0	0	0	0	0
1200	2	0	0	0	0	1	1	0	0	0	0	0	0	0	0	0	0	0	0	0	0	0	0	0	0	0	0	0	0
1300	2	0	0	0	0	0	1	0	0	1	0	0	0	0	0	0	0	0	0	0	0	0	0	0	0	0	0	0	0
1400	1	0	0	0	0	1	0	0	0	0	0	0	0	0	0	0	0	0	0	0	0	0	0	0	0	0	0	0	0
1500	6	0	0	1	0	2	1	0	1	1	0	0	0	0	0	0	0	0	0	0	0	0	0	0	0	0	0	0	0
1600	5	0	0	0	0	1	0	2	1	1	0	0	0	0	0	0	0	0	0	0	0	0	0	0	0	0	0	0	0
1700	3	0	0	0	1	0	0	1	1	0	0	0	0	0	0	0	0	0	0	0	0	0	0	0	0	0	0	0	0
1800	**7**	**0**	**0**	**0**	**0**	**0**	**0**	**0**	**4**	**2**	**1**	**0**	**0**	**0**	**0**	**0**	**0**	**0**	**0**	**0**	**0**	**0**	**0**	**0**	**0**	**0**	**0**	**0**	**0**
1900	2	0	0	0	0	0	0	1	0	1	0	0	0	0	0	0	0	0	0	0	0	0	0	0	0	0	0	0	0
2000	4	0	0	0	0	0	0	1	2	0	1	0	0	0	0	0	0	0	0	0	0	0	0	0	0	0	0	0	0
2100	1	0	0	0	0	0	0	1	0	0	0	0	0	0	0	0	0	0	0	0	0	0	0	0	0	0	0	0	0
2200	0	0	0	0	0	0	0	0	0	0	0	0	0	0	0	0	0	0	0	0	0	0	0	0	0	0	0	0	0
2300	1	0	0	0	0	1	0	0	0	0	0	0	0	0	0	0	0	0	0	0	0	0	0	0	0	0	0	0	0
07-19	**41**	**0**	**0**	**1**	**3**	**6**	**10**	**4**	**9**	**7**	**1**	**0**	**0**	**0**	**0**	**0**	**0**	**0**	**0**	**0**	**0**	**0**	**0**	**0**	**0**	**0**	**0**	**0**	**0**
06-22	**49**	**0**	**0**	**1**	**3**	**6**	**10**	**7**	**11**	**9**	**2**	**0**	**0**	**0**	**0**	**0**	**0**	**0**	**0**	**0**	**0**	**0**	**0**	**0**	**0**	**0**	**0**	**0**	**0**
06-00	**50**	**0**	**0**	**1**	**3**	**7**	**10**	**7**	**11**	**9**	**2**	**0**	**0**	**0**	**0**	**0**	**0**	**0**	**0**	**0**	**0**	**0**	**0**	**0**	**0**	**0**	**0**	**0**	**0**
00-00	**50**	**0**	**0**	**1**	**3**	**7**	**10**	**7**	**11**	**9**	**2**	**0**	**0**	**0**	**0**	**0**	**0**	**0**	**0**	**0**	**0**	**0**	**0**	**0**	**0**	**0**	**0**	**0**	**0**

DRAFT

Site 84
Location Unamed Road, Att - TP, Lat 54.05366, Long -6.82677
Direction Two way

3279 / Meath/Cavan/Monaghan ATC's
October 2013
Automatic Traffic Count

Virtual Day (7)

Time	Total	Speed Bins (km/h)																											
		0 - 5	5 - 10	10 - 15	15 - 20	20 - 25	25 - 30	30 - 35	35 - 40	40 - 45	45 - 50	50 - 55	55 - 60	60 - 65	65 - 70	70 - 75	75 - 80	80 - 85	85 - 90	90 - 95	95 - 100	100 - 105	105 - 110	110 - 115	115 - 120	120 - 125	125 - 130	130 - 135	135 - 140
0000	0	0	0	0	0	0	0	0	0	0	0	0	0	0	0	0	0	0	0	0	0	0	0	0	0	0	0	0	0
0100	0	0	0	0	0	0	0	0	0	0	0	0	0	0	0	0	0	0	0	0	0	0	0	0	0	0	0	0	0
0200	0	0	0	0	0	0	0	0	0	0	0	0	0	0	0	0	0	0	0	0	0	0	0	0	0	0	0	0	0
0300	0	0	0	0	0	0	0	0	0	0	0	0	0	0	0	0	0	0	0	0	0	0	0	0	0	0	0	0	0
0400	0	0	0	0	0	0	0	0	0	0	0	0	0	0	0	0	0	0	0	0	0	0	0	0	0	0	0	0	0
0500	0	0	0	0	0	0	0	0	0	0	0	0	0	0	0	0	0	0	0	0	0	0	0	0	0	0	0	0	0
0600	1	0	0	0	0	0	0	0	0	0	0	0	0	0	0	0	0	0	0	0	0	0	0	0	0	0	0	0	0
0700	1	0	0	0	0	0	1	0	0	0	0	0	0	0	0	0	0	0	0	0	0	0	0	0	0	0	0	0	0
0800	2	0	0	0	0	0	0	1	0	1	0	0	0	0	0	0	0	0	0	0	0	0	0	0	0	0	0	0	0
0900	1	0	0	0	0	0	0	0	1	0	0	0	0	0	0	0	0	0	0	0	0	0	0	0	0	0	0	0	0
1000	**5**	**0**	**3**	**0**	**0**	**0**	**0**	**0**	**0**	**0**	**0**	**0**	**0**	**0**	**0**	**0**	**0**	**0**	**0**	**0**	**0**	**0**	**0**	**0**	**0**	**0**	**0**	**0**	**0**
1100	3	0	0	1	0	0	0	1	1	0	0	0	0	0	0	0	0	0	0	0	0	0	0	0	0	0	0	0	0
1200	2	0	0	0	0	1	0	0	0	0	0	0	0	0	0	0	0	0	0	0	0	0	0	0	0	0	0	0	0
1300	1	0	0	0	0	0	0	0	0	0	0	0	0	0	0	0	0	0	0	0	0	0	0	0	0	0	0	0	0
1400	2	0	0	0	0	0	0	1	0	0	0	0	0	0	0	0	0	0	0	0	0	0	0	0	0	0	0	0	0
1500	3	0	0	0	0	1	0	0	0	0	0	0	0	0	0	0	0	0	0	0	0	0	0	0	0	0	0	0	0
1600	3	0	0	0	0	0	0	1	1	1	0	0	0	0	0	0	0	0	0	0	0	0	0	0	0	0	0	0	0
1700	2	0	0	0	0	0	0	0	0	0	0	0	0	0	0	0	0	0	0	0	0	0	0	0	0	0	0	0	0
1800	**4**	**0**	**0**	**0**	**0**	**0**	**1**	**1**	**1**	**0**	**0**	**0**	**0**	**0**	**0**	**0**	**0**	**0**	**0**	**0**	**0**	**0**	**0**	**0**	**0**	**0**	**0**	**0**	**0**
1900	2	0	0	0	0	1	0	0	0	0	0	0	0	0	0	0	0	0	0	0	0	0	0	0	0	0	0	0	0
2000	1	0	0	0	0	0	0	0	0	0	0	0	0	0	0	0	0	0	0	0	0	0	0	0	0	0	0	0	0
2100	0	0	0	0	0	0	0	0	0	0	0	0	0	0	0	0	0	0	0	0	0	0	0	0	0	0	0	0	0
2200	0	0	0	0	0	0	0	0	0	0	0	0	0	0	0	0	0	0	0	0	0	0	0	0	0	0	0	0	0
2300	0	0	0	0	0	0	0	0	0	0	0	0	0	0	0	0	0	0	0	0	0	0	0	0	0	0	0	0	0
07-19	**29**	**0**	**4**	**2**	**2**	**3**	**4**	**5**	**5**	**3**	**1**	**0**	**0**	**0**	**0**	**0**	**0**	**0**	**0**	**0**	**0**	**0**	**0**	**0**	**0**	**0**	**0**	**0**	**0**
06-22	**33**	**0**	**4**	**2**	**3**	**4**	**4**	**6**	**6**	**4**	**1**	**0**	**0**	**0**	**0**	**0**	**0**	**0**	**0**	**0**	**0**	**0**	**0**	**0**	**0**	**0**	**0**	**0**	**0**
06-00	**33**	**0**	**4**	**2**	**3**	**4**	**4**	**6**	**6**	**4**	**1**	**0**	**0**	**0**	**0**	**0**	**0**	**0**	**0**	**0**	**0**	**0**	**0**	**0**	**0**	**0**	**0**	**0**	**0**
00-00	**33**	**0**	**4**	**2**	**3**	**4**	**4**	**6**	**6**	**4**	**1**	**0**	**0**	**0**	**0**	**0**	**0**	**0**	**0**	**0**	**0**	**0**	**0**	**0**	**0**	**0**	**0**	**0**	**0**

DRAFT

Site 84
Location Unamed Road, Att - TP, Lat 54.05366, Long -6.82677
Direction Two way

3279 / Meath/Cavan/Monaghan ATC's
October 2013
Automatic Traffic Count

Virtual Week (1)

Time	Total	Speed Bins (km/h)																											
		0 - 5	5 - 10	10 - 15	15 - 20	20 - 25	25 - 30	30 - 35	35 - 40	40 - 45	45 - 50	50 - 55	55 - 60	60 - 65	65 - 70	70 - 75	75 - 80	80 - 85	85 - 90	90 - 95	95 - 100	100 - 105	105 - 110	110 - 115	115 - 120	120 - 125	125 - 130	130 - 135	135 - 140
Mon	44	0	0	0	4	8	3	12	9	7	1	0	0	0	0	0	0	0	0	0	0	0	0	0	0	0	0	0	0
Tue	50	0	0	1	3	7	10	7	11	9	2	0	0	0	0	0	0	0	0	0	0	0	0	0	0	0	0	0	0
Wed	30	0	0	4	4	1	6	6	4	3	2	0	0	0	0	0	0	0	0	0	0	0	0	0	0	0	0	0	0
Thu	34	0	1	1	3	5	0	11	9	4	0	0	0	0	0	0	0	0	0	0	0	0	0	0	0	0	0	0	0
Fri	4	0	0	2	0	1	0	0	0	1	0	0	0	0	0	0	0	0	0	0	0	0	0	0	0	0	0	0	0
|Sat	4	0	0	2	0	0	0	0	1	1	0	0	0	0	0	0	0	0	0	0	0	0	0	0	0	0	0	0	0
|Sun	67	0	28	7	5	6	8	5	6	1	0	1	0	0	0	0	0	0	0	0	0	0	0	0	0	0	0	0	0
5 Day Ave.	**32**	**0**	**0**	**2**	**3**	**4**	**4**	**7**	**7**	**5**	**1**	**0**	**0**	**0**	**0**	**0**	**0**	**0**	**0**	**0**	**0**	**0**	**0**	**0**	**0**	**0**	**0**	**0**	**0**
7 Day Ave.	**33**	**0**	**4**	**2**	**3**	**4**	**4**	**6**	**6**	**4**	**1**	**0**	**0**	**0**	**0**	**0**	**0**	**0**	**0**	**0**	**0**	**0**	**0**	**0**	**0**	**0**	**0**	**0**	**0**
--	**233**	**0**	**29**	**17**	**19**	**28**	**27**	**41**	**40**	**26**	**5**	**1**	**0**	**0**	**0**	**0**	**0**	**0**	**0**	**0**	**0**	**0**	**0**	**0**	**0**	**0**	**0**	**0**	**0**

Summary Graphs

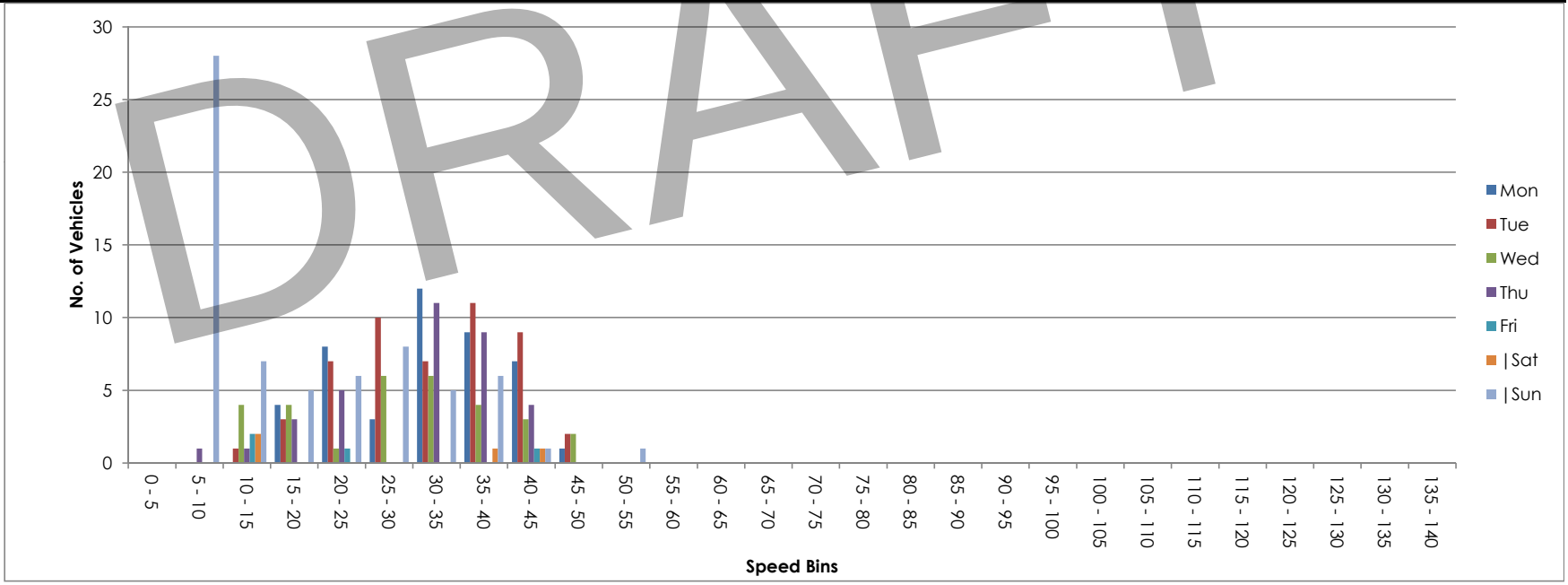

DRAFT



NDC NATIONWIDE DATA COLLECTION	**Site / Location:**	R181, Att - Telepole, Lat 54.0563, Long -6.83765	**Project No:**	3279	**Photo No:**	3279-85	**Drawn By:** MOR
	Survey Date:	Tue, 8 October 2013 to Thu, 10 October 2013	**Project Name:**		Meath/Cavan/Monaghan ATC'S		
	Survey Times:	00:00 to 00(24):00	**Title:**		Site Photograph		

Site No.	Location.	Direction.	Speed Limit (km/h)	Start Date.	End Date.	Total Vehicles.	5 Day Ave.	7 Day Ave.	No. > Speed Limit.	%. > Speed Limit.	No. > Speed Limit1 (+5km/h).	%. > Speed Limit1 (+5km/h).	No. > Speed Limit1 (+10km/h).	%. > Speed Limit1 (+10km/h).	Mean Speed	85%ile Speed
85	R181, Att - Telepole, Lat 54.0563, Long -6.83765	East	80	Tue, 8 October 2013	Thu, 10 October 2013	1826	609	692	994	54.4	681	37.3	409	22.4	81.2	93.6
		West	80	Tue, 8 October 2013	Thu, 10 October 2013	1898	633	698	952	50.2	645	34.0	388	20.4	80.3	92.5
		Two way	80	Tue, 8 October 2013	Thu, 10 October 2013	3724	1241	1384	1946	52.3	1326	35.6	797	21.4	80.7	92.9

DRAFT

Site 85
Location R181, Att - Telepole, Lat 54.0563, Long -6.83765
Direction East

3279 / Meath/Cavan/Monaghan ATC's
October 2013
Automatic Traffic Count

Tue, 8 October 2013

Time	Total	Classification												>PSL	>PSL%	>SL1	>SL1%	>SL2	>SL2%	Mean	Vpp
		1 MCL	2 SV	3 SVT	4 TB2	5 TB3	6 T4	7 ART3	8 ART4	9 ART5	10 ART6	11 BD	12 DRT	80	80	85 +5kph	85 +5kph	90 +10kph	90 +10kph		85
0000	0	0	0	0	0	0	0	0	0	0	0	0	0	0	0	0	0	0	0	0	0
0100	0	0	0	0	0	0	0	0	0	0	0	0	0	0	0	0	0	0	0	0	0
0200	0	0	0	0	0	0	0	0	0	0	0	0	0	0	0	0	0	0	0	0	0
0300	0	0	0	0	0	0	0	0	0	0	0	0	0	0	0	0	0	0	0	0	0
0400	0	0	0	0	0	0	0	0	0	0	0	0	0	0	0	0	0	0	0	0	0
0500	0	0	0	0	0	0	0	0	0	0	0	0	0	0	0	0	0	0	0	0	0
0600	0	0	0	0	0	0	0	0	0	0	0	0	0	0	0	0	0	0	0	0	0
0700	0	0	0	0	0	0	0	0	0	0	0	0	0	0	0	0	0	0	0	0	0
0800	0	0	0	0	0	0	0	0	0	0	0	0	0	0	0	0	0	0	0	0	0
0900	0	0	0	0	0	0	0	0	0	0	0	0	0	0	0	0	0	0	0	0	0
1000	0	0	0	0	0	0	0	0	0	0	0	0	0	0	0	0	0	0	0	0	0
1100	**45**	**0**	**29**	**2**	**10**	**0**	**1**	**0**	**2**	**0**	**1**	**0**	**0**	**25**	**55.6**	**15**	**33.3**	**10**	**22.2**	**81.2**	**93.6**
1200	36	0	25	3	1	0	0	0	2	4	1	0	0	12	33.3	7	19.4	3	8.3	74.4	86
1300	42	1	30	5	3	1	1	0	1	0	0	0	0	20	47.6	10	23.8	3	7.1	76.8	86.4
1400	46	0	31	1	5	1	3	0	1	3	1	0	0	24	52.2	18	39.1	13	28.3	78.9	93.6
1500	45	0	33	0	8	1	1	0	0	2	0	0	0	23	51.1	16	35.6	8	17.8	79.2	91.4
1600	47	0	39	1	1	0	1	0	0	4	1	0	0	38	80.9	27	57.4	14	29.8	84.9	95.4
1700	41	1	30	1	6	0	1	0	1	1	0	0	0	25	61	16	39	9	22	82	95
1800	**51**	**0**	**42**	**2**	**3**	**1**	**0**	**0**	**2**	**0**	**1**	**0**	**0**	**29**	**56.9**	**23**	**45.1**	**18**	**35.3**	**81.6**	**96.5**
1900	31	0	23	0	5	0	0	0	2	1	0	0	0	19	61.3	12	38.7	8	25.8	82.5	91.8
2000	30	0	24	1	2	0	0	0	2	0	1	0	0	13	43.3	9	30	8	26.7	79.9	95.8
2100	12	0	11	0	0	0	0	0	0	1	0	0	0	7	58.3	4	33.3	3	25	82.8	97.9
2200	15	0	14	0	0	0	0	0	0	0	1	0	0	6	40	1	6.7	0	0	75.2	82.4
2300	3	0	2	0	1	0	0	0	0	0	0	0	0	2	66.7	1	33.3	1	33.3	80.3	-
07-19	**353**	**2**	**259**	**15**	**37**	**4**	**8**	**0**	**9**	**14**	**5**	**0**	**0**	**196**	**55.5**	**132**	**37.4**	**78**	**22.1**	**80.1**	**93.2**
06-22	**426**	**2**	**317**	**16**	**44**	**4**	**8**	**0**	**13**	**16**	**6**	**0**	**0**	**235**	**55.2**	**157**	**36.9**	**97**	**22.8**	**80.3**	**93.6**
06-00	**444**	**2**	**333**	**16**	**45**	**4**	**8**	**0**	**13**	**16**	**7**	**0**	**0**	**243**	**54.7**	**159**	**35.8**	**98**	**22.1**	**80.2**	**92.9**
00-00	**444**	**2**	**333**	**16**	**45**	**4**	**8**	**0**	**13**	**16**	**7**	**0**	**0**	**243**	**54.7**	**159**	**35.8**	**98**	**22.1**	**80.2**	**92.9**

DRAFT

Site 85
Location R181, Att - Telepole, Lat 54.0563, Long -6.83765
Direction East

3279 / Meath/Cavan/Monaghan ATC's
October 2013
Automatic Traffic Count

Wed, 9 October 2013

Time	Total	Classification												>PSL	>PSL%	>SL1	>SL1%	>SL2	>SL2%	Mean	Vpp
		1 MCL	2 SV	3 SVT	4 TB2	5 TB3	6 T4	7 ART3	8 ART4	9 ART5	10 ART6	11 BD	12 DRT	80	80	85 +5kph	85 +5kph	90 +10kph	90 +10kph		85
0000	6	0	4	0	0	0	0	0	0	1	1	0	0	0	0	0	0	0	0	72.7	-
0100	6	0	3	0	1	0	0	0	0	1	1	0	0	1	16.7	1	16.7	1	16.7	77.5	-
0200	5	0	5	0	0	0	0	0	0	0	0	0	0	5	100	5	100	1	20	89.6	-
0300	1	0	0	0	0	0	0	0	0	1	0	0	0	1	100	0	0	0	0	81	-
0400	1	0	0	0	0	0	0	0	0	0	1	0	0	0	0	0	0	0	0	70.8	-
0500	8	0	6	0	2	0	0	0	0	0	0	0	0	7	87.5	6	75	4	50	93.5	-
0600	9	0	7	0	0	1	0	0	1	0	0	0	0	7	77.8	5	55.6	1	11.1	84.7	-
0700	33	0	27	2	1	0	0	0	0	1	2	0	0	24	72.7	22	66.7	14	42.4	89.9	105.8
0800	**67**	**0**	**54**	**1**	**9**	**0**	**0**	**0**	**1**	**0**	**2**	**0**	**0**	**42**	**62.7**	**26**	**38.8**	**12**	**17.9**	**82.9**	**90.4**
0900	58	0	50	1	3	1	1	0	1	0	1	0	0	28	48.3	15	25.9	9	15.5	80.2	88.6
1000	40	0	31	1	2	2	1	0	0	1	2	0	0	17	42.5	12	30	8	20	78.9	91.1
1100	36	0	26	0	2	1	1	0	0	3	3	0	0	15	41.7	7	19.4	3	8.3	79.5	85.7
1200	37	0	30	1	2	0	0	0	0	3	1	0	0	14	37.8	8	21.6	6	16.2	76.7	86
1300	42	0	27	3	4	1	2	0	1	2	2	0	0	22	52.4	19	45.2	11	26.2	82.3	97.6
1400	45	0	37	4	2	1	0	0	0	0	1	0	0	32	71.1	25	55.6	16	35.6	84.9	93.6
1500	43	0	30	1	9	0	0	0	0	2	1	0	0	18	41.9	12	27.9	8	18.6	81.1	91.8
1600	43	0	28	2	5	1	0	1	3	2	1	0	0	22	51.2	16	37.2	11	25.6	79.5	94
1700	39	0	32	1	5	0	0	0	1	0	0	0	0	23	59	18	46.2	11	28.2	84.7	93.6
1800	**53**	**0**	**43**	**0**	**6**	**0**	**2**	**0**	**1**	**0**	**1**	**0**	**0**	**29**	**54.7**	**20**	**37.7**	**11**	**20.8**	**82.3**	**94.3**
1900	46	0	38	0	4	0	1	0	2	0	1	0	0	27	58.7	18	39.1	12	26.1	81.6	96.1
2000	30	0	25	2	1	0	0	0	0	2	0	0	0	14	46.7	9	30	9	30	78.6	95
2100	18	0	17	0	0	0	0	0	1	0	0	0	0	7	38.9	5	27.8	4	22.2	79.8	91.1
2200	22	0	20	0	1	0	0	0	0	0	1	0	0	12	54.5	7	31.8	2	9.1	79.2	88.2
2300	8	0	5	0	2	0	0	0	0	1	0	0	0	6	75	2	25	1	12.5	81.2	-
07-19	**536**	**0**	**415**	**17**	**50**	**7**	**7**	**1**	**8**	**14**	**17**	**0**	**0**	**286**	**53.4**	**200**	**37.3**	**120**	**22.4**	**81.9**	**93.6**
06-22	**639**	**0**	**502**	**19**	**55**	**8**	**8**	**1**	**12**	**16**	**18**	**0**	**0**	**341**	**53.4**	**237**	**37.1**	**146**	**22.8**	**81.7**	**93.6**
06-00	**669**	**0**	**527**	**19**	**58**	**8**	**8**	**1**	**12**	**17**	**19**	**0**	**0**	**359**	**53.7**	**246**	**36.8**	**149**	**22.3**	**81.6**	**93.6**
00-00	**696**	**0**	**545**	**19**	**61**	**8**	**8**	**1**	**12**	**20**	**22**	**0**	**0**	**373**	**53.6**	**258**	**37.1**	**155**	**22.3**	**81.7**	**93.6**

DRAFT

Site 85
Location R181, Att - Telepole, Lat 54.0563, Long -6.83765
Direction East

3279 / Meath/Cavan/Monaghan ATC's
October 2013
Automatic Traffic Count

Thu, 10 October 2013

Time	Total	Classification												>PSL	>PSL%	>SL1	>SL1%	>SL2	>SL2%	Mean	Vpp
		1 MCL	2 SV	3 SVT	4 TB2	5 TB3	6 T4	7 ART3	8 ART4	9 ART5	10 ART6	11 BD	12 DRT	80	80	85 +5kph	85 +5kph	90 +10kph	90 +10kph		85
0000	4	1	2	0	0	0	0	0	0	0	1	0	0	1	25	1	25	1	25	85.9	-
0100	3	0	1	0	1	0	0	0	0	1	0	0	0	2	66.7	1	33.3	1	33.3	85.3	-
0200	2	0	1	0	0	0	0	0	0	0	1	0	0	1	50	1	50	1	50	90.6	-
0300	2	0	1	0	0	0	0	0	0	1	0	0	0	1	50	1	50	1	50	83.2	-
0400	4	0	3	0	0	0	0	0	0	1	0	0	0	3	75	0	0	0	0	80.6	-
0500	9	0	7	0	0	0	0	0	0	2	0	0	0	7	77.8	7	77.8	5	55.6	91.5	-
0600	11	0	10	0	0	0	0	0	0	0	1	0	0	8	72.7	8	72.7	5	45.5	87.6	92.2
0700	44	0	36	0	2	1	0	0	1	1	3	0	0	18	40.9	9	20.5	7	15.9	78.8	86.8
0800	**68**	**1**	**57**	**0**	**7**	**0**	**0**	**0**	**0**	**1**	**2**	**0**	**0**	**40**	**58.8**	**26**	**38.2**	**19**	**27.9**	**83.8**	**95**
0900	49	0	38	1	6	0	0	0	0	3	1	0	0	28	57.1	17	34.7	5	10.2	79.7	89.3
1000	41	1	32	0	3	0	1	0	0	1	3	0	0	18	43.9	7	17.1	5	12.2	76.4	85
1100	36	0	27	1	4	0	1	1	1	0	1	0	0	13	36.1	10	27.8	6	16.7	76.9	90.7
1200	28	0	19	1	5	1	0	0	1	0	1	0	0	18	64.3	11	39.3	6	21.4	83.2	92.2
1300	33	0	25	2	1	1	0	0	1	2	1	0	0	21	63.6	13	39.4	7	21.2	82.9	92.2
1400	38	0	26	3	5	0	0	0	3	0	1	0	0	18	47.4	15	39.5	10	26.3	79.3	95.8
1500	51	0	38	0	11	0	0	0	0	2	0	0	0	28	54.9	17	33.3	9	17.6	81.7	90
1600	**55**	**0**	**46**	**1**	**3**	**1**	**0**	**0**	**2**	**1**	**1**	**0**	**0**	**33**	**60**	**26**	**47.3**	**13**	**23.6**	**78.3**	**90.7**
1700	41	0	38	0	2	0	0	0	0	0	1	0	0	24	58.5	18	43.9	13	31.7	83.5	96.1
1800	**55**	**0**	**46**	**2**	**3**	**0**	**1**	**0**	**2**	**1**	**0**	**0**	**0**	**31**	**56.4**	**21**	**38.2**	**12**	**21.8**	**82.9**	**94.7**
1900	45	0	37	2	4	0	0	0	1	1	0	0	0	26	57.8	22	48.9	13	28.9	82.2	91.8
2000	23	0	20	1	1	0	0	0	0	1	0	0	0	11	47.8	9	39.1	4	17.4	79.6	90
2100	23	0	19	1	1	0	0	0	0	2	0	0	0	13	56.5	11	47.8	4	17.4	83.2	94
2200	14	0	13	1	0	0	0	0	0	0	0	0	0	11	78.6	10	71.4	6	42.9	89.1	96.1
2300	7	0	7	0	0	0	0	0	0	0	0	0	0	4	57.1	3	42.9	3	42.9	85	-
07-19	**539**	**2**	**428**	**11**	**52**	**4**	**3**	**1**	**11**	**12**	**15**	**0**	**0**	**290**	**53.8**	**190**	**35.3**	**112**	**20.8**	**80.7**	**92.5**
06-22	**641**	**2**	**514**	**15**	**58**	**4**	**3**	**1**	**12**	**16**	**16**	**0**	**0**	**348**	**54.3**	**240**	**37.4**	**138**	**21.5**	**81**	**92.5**
06-00	**662**	**2**	**534**	**16**	**58**	**4**	**3**	**1**	**12**	**16**	**16**	**0**	**0**	**363**	**54.8**	**253**	**38.2**	**147**	**22.2**	**81.2**	**93.2**
00-00	**686**	**3**	**549**	**16**	**59**	**4**	**3**	**1**	**12**	**21**	**18**	**0**	**0**	**378**	**55.1**	**264**	**38.5**	**156**	**22.7**	**81.4**	**93.2**

DRAFT

Site 85
Location R181, Att - Telepole, Lat 54.0563, Long -6.83765
Direction East

3279 / Meath/Cavan/Monaghan ATC's
October 2013
Automatic Traffic Count

Virtual Day (Partial days = 2.54)

Time	Total	Classification												>PSL	>PSL%	>SL1	>SL1%	>SL2	>SL2%	Mean	Vpp
		1 MCL	2 SV	3 SVT	4 TB2	5 TB3	6 T4	7 ART3	8 ART4	9 ART5	10 ART6	11 BD	12 DRT	80	80	85 +5kph	85 +5kph	90 +10kph	90 +10kph		85
0000	5	1	3	0	0	0	0	0	0	1	1	0	0	1	10	1	10	1	10	78	-
0100	5	0	2	0	1	0	0	0	0	1	1	0	0	2	33.3	1	22.2	1	22.2	80.1	-
0200	4	0	3	0	0	0	0	0	0	0	1	0	0	3	85.7	3	85.7	1	28.6	89.9	-
0300	2	0	1	0	0	0	0	0	0	1	0	0	0	1	66.7	1	33.3	1	33.3	82.5	-
0400	3	0	2	0	0	0	0	0	0	1	1	0	0	2	60	0	0	0	0	78.7	-
0500	9	0	7	0	1	0	0	0	0	1	0	0	0	7	82.4	7	76.5	5	52.9	92.5	-
0600	10	0	9	0	0	1	0	0	1	0	1	0	0	8	75	7	65	3	30	86.3	-
0700	39	0	32	1	2	1	0	0	1	1	3	0	0	21	54.5	16	40.3	11	27.3	83.6	100.1
0800	**68**	**1**	**56**	**1**	**8**	**0**	**0**	**0**	**1**	**1**	**2**	**0**	**0**	**41**	**60.7**	**26**	**38.5**	**16**	**23**	**83.4**	**94.7**
0900	54	0	44	1	5	1	1	0	1	2	1	0	0	28	52.3	16	29.9	7	13.1	80	89.3
1000	41	1	32	1	3	1	1	0	0	1	3	0	0	18	43.2	10	23.5	7	16	77.6	90.4
1100	39	0	27	1	5	0	1	0	1	1	2	0	0	18	45.3	11	27.4	6	16.2	79.3	90
1200	34	0	25	2	3	0	0	0	1	2	1	0	0	15	43.6	9	25.7	5	14.9	77.7	89.3
1300	39	0	27	3	3	1	1	0	1	1	1	0	0	21	53.8	14	35.9	7	17.9	80.5	90.7
1400	43	0	31	3	4	1	1	0	1	1	1	0	0	25	57.4	19	45	13	30.2	81.1	95.4
1500	46	0	34	0	9	0	0	0	0	2	0	0	0	23	49.6	15	32.4	8	18	80.7	91.4
1600	48	0	38	1	3	1	0	0	2	2	1	0	0	31	64.1	23	47.6	13	26.2	80.8	94
1700	40	0	33	1	4	0	0	0	1	0	0	0	0	24	59.5	17	43	11	27.3	83.4	95.4
1800	**53**	**0**	**44**	**1**	**4**	**0**	**1**	**0**	**2**	**0**	**1**	**0**	**0**	**30**	**56**	**21**	**40.3**	**14**	**25.8**	**82.3**	**95.4**
1900	41	0	33	1	4	0	0	0	2	1	0	0	0	24	59	17	42.6	11	27	82.1	94.3
2000	28	0	23	1	1	0	0	0	1	1	0	0	0	13	45.8	9	32.5	7	25.3	79.4	94.7
2100	18	0	16	0	0	0	0	0	0	1	0	0	0	9	50.9	7	37.7	4	20.8	81.9	94.3
2200	17	0	16	0	0	0	0	0	0	0	1	0	0	10	56.9	6	35.3	3	15.7	80.8	89.3
2300	6	0	5	0	1	0	0	0	0	0	0	0	0	4	66.7	2	33.3	2	27.8	82.5	-
07-19	**544**	**2**	**423**	**16**	**53**	**6**	**6**	**0**	**12**	**14**	**16**	**0**	**0**	**295**	**54.2279**	**197**	**36.2132**	**118**	**21.6912**	**80.75**	**92.7**
06-22	**641**	**2**	**504**	**18**	**58**	**7**	**6**	**0**	**16**	**17**	**17**	**0**	**0**	**349**	**54.4462**	**237**	**36.9735**	**143**	**22.3089**	**80.95**	**94.3**
06-00	**664**	**2**	**525**	**18**	**59**	**7**	**6**	**0**	**16**	**17**	**18**	**0**	**0**	**363**	**54.6687**	**245**	**36.8976**	**148**	**22.2892**	**80.95**	**94.15**
00-00	**692**	**3**	**543**	**18**	**61**	**7**	**6**	**0**	**16**	**22**	**22**	**0**	**0**	**379**	**54.7688**	**258**	**37.2832**	**157**	**22.6879**	**80.95**	**94.15**

DRAFT

Site 85
Location R181, Att - Telepole, Lat 54.0563, Long -6.83765
Direction East

3279 / Meath/Cavan/Monaghan ATC's
October 2013
Automatic Traffic Count

Virtual Week (1)

Time	Total	Classification												>PSL	>PSL%	>SL1	>SL1%	>SL2	>SL2%	Mean	Vpp
		1 MCL	2 SV	3 SVT	4 TB2	5 TB3	6 T4	7 ART3	8 ART4	9 ART5	10 ART6	11 BD	12 DRT	80	80	85 +5kph	85 +5kph	90 +10kph	90 +10kph		85
Mon	0	0	0	0	0	0	0	0	0	0	0	0	0	0	0	0	0	0	0	-	-
Tue	444	2	333	16	45	4	8	0	13	16	7	0	0	243	54.7	159	35.8	98	22.1	80.2	92.9
Wed	696	0	545	19	61	8	8	1	12	20	22	0	0	373	53.6	258	37.1	155	22.3	81.7	93.6
Thu	686	3	549	16	59	4	3	1	12	21	18	0	0	378	55.1	264	38.5	156	22.7	81.4	93.2
Fri	0	0	0	0	0	0	0	0	0	0	0	0	0	0	0	0	0	0	0	-	-
| Sat	0	0	0	0	0	0	0	0	0	0	0	0	0	0	0	0	0	0	0	-	-
| Sun	0	0	0	0	0	0	0	0	0	0	0	0	0	0	0	0	0	0	0	-	-
5 Day Ave.	**609**	**2**	**476**	**17**	**55**	**5**	**6**	**1**	**12**	**19**	**16**	**0**	**0**	**331**	**54.4**	**227**	**37.3**	**136**	**22.3**	**81.1**	**93.2**
7 Day Ave.	**692**	**3**	**543**	**18**	**61**	**7**	**6**	**0**	**16**	**22**	**22**	**0**	**0**	**379**	**54.8**	**258**	**37.3**	**157**	**22.7**	**81.0**	**94.2**
Total	**1826**	**5**	**1427**	**51**	**165**	**16**	**19**	**2**	**37**	**57**	**47**	**0**	**0**	**994**	**54.4**	**681**	**37.3**	**409**	**22.4**	**81.2**	**93.6**

Summary Graphs

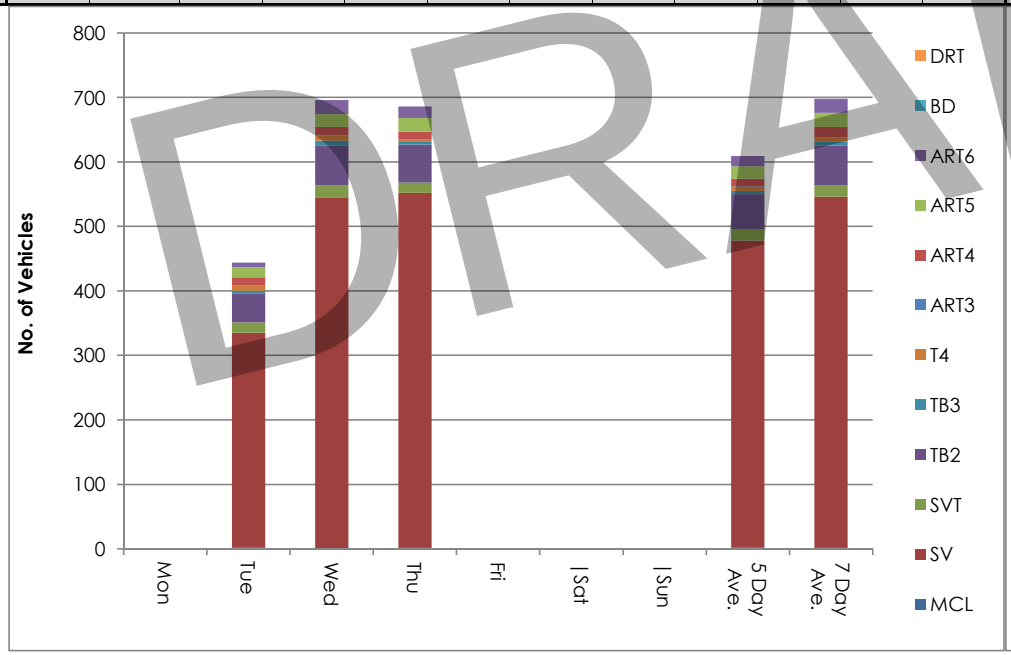

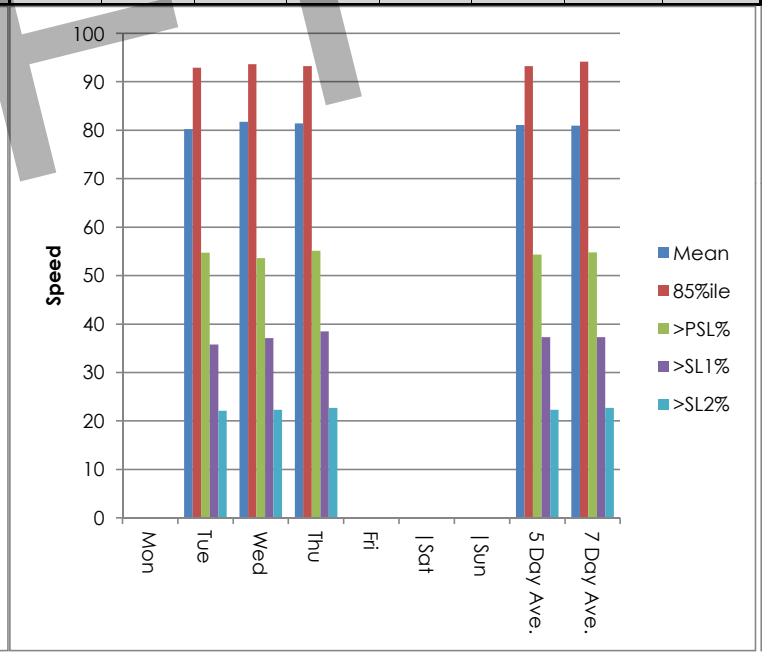

DRAFT

Site 85
Location R181, Att - Telepole, Lat 54.0563, Long -6.83765
Direction East

3279 / Meath/Cavan/Monaghan ATC's
October 2013
Automatic Traffic Count

Tue, 8 October 2013

Time	Total	Speed Bins (km/h)																											
		0 - 5	5 - 10	10 - 15	15 - 20	20 - 25	25 - 30	30 - 35	35 - 40	40 - 45	45 - 50	50 - 55	55 - 60	60 - 65	65 - 70	70 - 75	75 - 80	80 - 85	85 - 90	90 - 95	95 - 100	100 - 105	105 - 110	110 - 115	115 - 120	120 - 125	125 - 130	130 - 135	135 - 140
0000	0	0	0	0	0	0	0	0	0	0	0	0	0	0	0	0	0	0	0	0	0	0	0	0	0	0	0	0	0
0100	0	0	0	0	0	0	0	0	0	0	0	0	0	0	0	0	0	0	0	0	0	0	0	0	0	0	0	0	0
0200	0	0	0	0	0	0	0	0	0	0	0	0	0	0	0	0	0	0	0	0	0	0	0	0	0	0	0	0	0
0300	0	0	0	0	0	0	0	0	0	0	0	0	0	0	0	0	0	0	0	0	0	0	0	0	0	0	0	0	0
0400	0	0	0	0	0	0	0	0	0	0	0	0	0	0	0	0	0	0	0	0	0	0	0	0	0	0	0	0	0
0500	0	0	0	0	0	0	0	0	0	0	0	0	0	0	0	0	0	0	0	0	0	0	0	0	0	0	0	0	0
0600	0	0	0	0	0	0	0	0	0	0	0	0	0	0	0	0	0	0	0	0	0	0	0	0	0	0	0	0	0
0700	0	0	0	0	0	0	0	0	0	0	0	0	0	0	0	0	0	0	0	0	0	0	0	0	0	0	0	0	0
0800	0	0	0	0	0	0	0	0	0	0	0	0	0	0	0	0	0	0	0	0	0	0	0	0	0	0	0	0	0
0900	0	0	0	0	0	0	0	0	0	0	0	0	0	0	0	0	0	0	0	0	0	0	0	0	0	0	0	0	0
1000	0	0	0	0	0	0	0	0	0	0	0	0	0	0	0	0	0	0	0	0	0	0	0	0	0	0	0	0	0
1100	**45**	**0**	**0**	**0**	**0**	**0**	**0**	**0**	**0**	**0**	**0**	**0**	**2**	**1**	**5**	**5**	**7**	**10**	**5**	**3**	**3**	**4**	**0**	**0**	**0**	**0**	**0**	**0**	**0**
1200	36	0	0	0	0	0	2	0	0	1	0	0	0	4	1	7	9	5	4	2	0	1	0	0	0	0	0	0	0
1300	42	0	0	0	1	0	0	0	0	1	0	1	1	1	2	6	9	10	7	1	1	1	0	0	0	0	0	0	0
1400	46	0	0	1	1	0	0	0	0	0	0	0	1	4	4	6	5	6	5	7	3	1	2	0	0	0	0	0	0
1500	45	0	0	0	0	1	0	0	0	0	1	0	1	3	2	6	8	7	8	4	3	1	0	0	0	0	0	0	0
1600	47	0	0	0	0	0	0	1	0	1	0	0	0	0	1	4	2	11	13	6	3	3	2	0	0	0	0	0	0
1700	41	0	0	0	0	0	0	0	0	1	0	1	1	1	3	3	6	9	7	2	3	3	0	1	0	0	0	0	0
1800	**51**	**0**	**0**	**0**	**0**	**0**	**0**	**0**	**0**	**2**	**1**	**0**	**0**	**4**	**5**	**7**	**3**	**6**	**5**	**6**	**7**	**4**	**0**	**0**	**0**	**1**	**0**	**0**	**0**
1900	31	0	0	0	0	0	0	0	0	0	1	0	1	0	2	5	3	7	4	3	2	1	1	0	1	0	0	0	0
2000	30	0	0	0	0	0	0	0	0	0	0	0	1	0	6	6	4	4	1	3	3	1	1	0	0	0	0	0	0
2100	12	0	0	0	0	0	0	0	0	0	0	0	1	0	1	2	1	3	1	0	1	1	0	1	0	0	0	0	0
2200	15	0	0	0	0	0	0	0	0	0	0	0	0	2	1	4	2	5	1	0	0	0	0	0	0	0	0	0	0
2300	3	0	0	0	0	0	0	0	0	0	0	0	0	0	1	0	0	1	0	1	0	0	0	0	0	0	0	0	0
07-19	**353**	**0**	**0**	**1**	**2**	**1**	**2**	**1**	**0**	**6**	**2**	**2**	**6**	**18**	**23**	**44**	**49**	**64**	**54**	**31**	**23**	**18**	**4**	**1**	**0**	**1**	**0**	**0**	**0**
06-22	**426**	**0**	**0**	**1**	**2**	**1**	**2**	**1**	**0**	**6**	**3**	**2**	**9**	**18**	**32**	**57**	**57**	**78**	**60**	**37**	**29**	**21**	**6**	**2**	**1**	**1**	**0**	**0**	**0**
06-00	**444**	**0**	**0**	**1**	**2**	**1**	**2**	**1**	**0**	**6**	**3**	**2**	**9**	**20**	**34**	**61**	**59**	**84**	**61**	**38**	**29**	**21**	**6**	**2**	**1**	**1**	**0**	**0**	**0**
00-00	**444**	**0**	**0**	**1**	**2**	**1**	**2**	**1**	**0**	**6**	**3**	**2**	**9**	**20**	**34**	**61**	**59**	**84**	**61**	**38**	**29**	**21**	**6**	**2**	**1**	**1**	**0**	**0**	**0**

DRAFT

Site 85
Location R181, Att - Telepole, Lat 54.0563, Long -6.83765
Direction East

3279 / Meath/Cavan/Monaghan ATC's
October 2013
Automatic Traffic Count

Wed, 9 October 2013

Time	Total	Speed Bins (km/h)																											
		0 - 5	5 - 10	10 - 15	15 - 20	20 - 25	25 - 30	30 - 35	35 - 40	40 - 45	45 - 50	50 - 55	55 - 60	60 - 65	65 - 70	70 - 75	75 - 80	80 - 85	85 - 90	90 - 95	95 - 100	100 - 105	105 - 110	110 - 115	115 - 120	120 - 125	125 - 130	130 - 135	135 - 140
0000	6	0	0	0	0	0	0	0	0	0	0	0	0	0	2	2	2	0	0	0	0	0	0	0	0	0	0	0	0
0100	6	0	0	0	0	0	0	0	0	0	0	0	0	0	2	0	3	0	0	0	0	1	0	0	0	0	0	0	0
0200	5	0	0	0	0	0	0	0	0	0	0	0	0	0	0	0	0	0	4	0	0	1	0	0	0	0	0	0	0
0300	1	0	0	0	0	0	0	0	0	0	0	0	0	0	0	0	0	1	0	0	0	0	0	0	0	0	0	0	0
0400	1	0	0	0	0	0	0	0	0	0	0	0	0	0	0	1	0	0	0	0	0	0	0	0	0	0	0	0	0
0500	8	0	0	0	0	0	0	0	0	0	0	0	0	0	0	0	1	1	2	1	1	0	0	1	0	1	0	0	0
0600	9	0	0	0	0	0	0	0	0	0	0	0	0	1	0	0	1	2	4	0	0	1	0	0	0	0	0	0	0
0700	33	0	0	0	0	0	0	0	0	0	0	0	0	0	2	2	5	2	8	3	1	4	3	2	1	0	0	0	0
0800	**67**	**0**	**0**	**0**	**0**	**0**	**0**	**0**	**0**	**0**	**1**	**0**	**0**	**2**	**2**	**6**	**14**	**16**	**14**	**4**	**3**	**3**	**0**	**1**	**1**	**0**	**0**	**0**	**0**
0900	58	0	0	0	0	0	0	0	0	0	1	0	0	0	5	11	13	13	6	7	0	1	1	0	0	0	0	0	0
1000	40	0	0	0	0	0	0	0	0	0	0	1	0	4	8	2	8	5	4	2	2	4	0	0	0	0	0	0	0
1100	36	0	0	0	0	0	0	0	0	0	0	0	0	1	3	6	11	8	4	2	0	1	0	0	0	0	0	0	0
1200	37	0	0	0	0	0	0	0	0	0	0	1	2	3	2	7	8	6	2	5	0	1	0	0	0	0	0	0	0
1300	42	0	0	0	0	1	0	0	0	0	0	0	1	0	2	7	9	3	8	3	3	3	1	1	0	0	0	0	0
1400	45	0	0	0	0	0	0	0	0	0	0	1	0	1	2	3	6	7	9	9	4	2	0	0	0	1	0	0	0
1500	43	0	0	0	0	0	0	0	0	0	0	0	0	0	3	6	16	6	4	4	3	1	0	0	0	0	0	0	0
1600	43	0	0	0	0	0	0	0	0	0	0	1	1	2	10	5	2	6	5	7	2	2	0	0	0	0	0	0	0
1700	39	0	0	0	0	0	0	0	0	0	0	0	1	0	1	4	10	5	7	5	4	0	0	2	0	0	0	0	0
1800	**53**	**0**	**0**	**0**	**0**	**0**	**0**	**0**	**0**	**1**	**0**	**0**	**2**	**0**	**4**	**7**	**10**	**9**	**9**	**4**	**1**	**3**	**1**	**1**	**1**	**0**	**0**	**0**	**0**
1900	46	0	0	0	0	0	0	0	0	0	1	0	1	6	3	3	5	9	6	4	3	3	1	1	0	0	0	0	0
2000	30	0	0	0	0	0	0	0	0	0	1	1	3	1	3	4	3	5	0	4	2	2	0	1	0	0	0	0	0
2100	18	0	0	0	0	0	0	0	0	0	0	0	0	4	0	4	3	2	1	1	0	2	1	0	0	0	0	0	0
2200	22	0	0	0	0	0	0	0	0	0	0	0	1	1	2	3	3	5	5	1	1	0	0	0	0	0	0	0	0
2300	8	0	0	0	0	0	0	0	0	0	0	0	0	0	0	1	1	4	1	1	0	0	0	0	0	0	0	0	0
07-19	**536**	**0**	**0**	**0**	**0**	**1**	**0**	**0**	**0**	**1**	**2**	**4**	**7**	**13**	**44**	**66**	**112**	**86**	**80**	**55**	**23**	**25**	**6**	**7**	**3**	**1**	**0**	**0**	**0**
06-22	**639**	**0**	**0**	**0**	**0**	**1**	**0**	**0**	**0**	**1**	**4**	**5**	**11**	**25**	**50**	**77**	**124**	**104**	**91**	**64**	**28**	**33**	**8**	**9**	**3**	**1**	**0**	**0**	**0**
06-00	**669**	**0**	**0**	**0**	**0**	**1**	**0**	**0**	**0**	**1**	**4**	**5**	**12**	**26**	**52**	**81**	**128**	**113**	**97**	**66**	**29**	**33**	**8**	**9**	**3**	**1**	**0**	**0**	**0**
00-00	**696**	**0**	**0**	**0**	**0**	**1**	**0**	**0**	**0**	**1**	**4**	**5**	**12**	**26**	**56**	**84**	**134**	**115**	**103**	**67**	**30**	**35**	**8**	**10**	**3**	**2**	**0**	**0**	**0**

DRAFT

Site 85
Location R181, Att - Telepole, Lat 54.0563, Long -6.83765
Direction East

3279 / Meath/Cavan/Monaghan ATC's
October 2013
Automatic Traffic Count

Thu, 10 October 2013

Time	Total	Speed Bins (km/h)																												
		0 - 5	5 - 10	10 - 15	15 - 20	20 - 25	25 - 30	30 - 35	35 - 40	40 - 45	45 - 50	50 - 55	55 - 60	60 - 65	65 - 70	70 - 75	75 - 80	80 - 85	85 - 90	90 - 95	95 - 100	100 - 105	105 - 110	110 - 115	115 - 120	120 - 125	125 - 130	130 - 135	135 - 140
0000	4	0	0	0	0	0	0	0	0	0	0	0	0	0	0	1	2	0	0	0	0	0	0	0	1	0	0	0	0
0100	3	0	0	0	0	0	0	0	0	0	0	0	0	0	0	0	1	1	0	1	0	0	0	0	0	0	0	0	0	0
0200	2	0	0	0	0	0	0	0	0	0	0	0	0	0	0	1	0	0	0	0	0	0	1	0	0	0	0	0	0	0
0300	2	0	0	0	0	0	0	0	0	0	0	0	0	0	0	1	0	0	0	1	0	0	0	0	0	0	0	0	0	0
0400	4	0	0	0	0	0	0	0	0	0	0	0	0	0	0	0	1	3	0	0	0	0	0	0	0	0	0	0	0	0
0500	9	0	0	0	0	0	0	0	0	0	0	0	0	0	0	0	2	0	2	2	0	3	0	0	0	0	0	0	0	0
0600	11	0	0	0	0	0	0	0	0	0	0	0	0	1	1	1	0	0	3	3	0	0	2	0	0	0	0	0	0	0
0700	44	0	0	0	0	0	0	0	0	0	0	1	0	5	3	8	9	9	2	2	1	2	0	2	0	0	0	0	0	0
0800	**68**	**0**	**0**	**0**	**0**	**0**	**0**	**0**	**1**	**0**	**0**	**0**	**0**	**0**	**7**	**8**	**12**	**14**	**7**	**6**	**4**	**3**	**0**	**5**	**1**	**0**	**0**	**0**	**0**	**0**
0900	49	0	0	0	0	0	0	1	0	0	0	1	0	4	2	5	8	11	12	2	2	1	0	0	0	0	0	0	0	0
1000	41	0	0	0	0	0	0	0	0	0	0	0	2	3	10	4	4	11	2	3	1	0	1	0	0	0	0	0	0	0
1100	36	0	0	0	0	0	0	1	0	0	0	0	0	1	10	6	5	3	4	3	2	1	0	0	0	0	0	0	0	0
1200	28	0	0	0	0	0	0	0	0	0	0	0	0	0	2	6	2	7	5	4	1	0	0	1	0	0	0	0	0	0
1300	33	0	0	0	0	0	0	0	0	0	0	0	0	0	4	5	3	8	6	3	1	2	0	1	0	0	0	0	0	0
1400	38	0	0	0	0	0	0	0	0	1	0	1	1	5	4	2	6	3	5	2	4	2	2	0	0	0	0	0	0	0
1500	51	0	0	0	0	0	0	0	0	0	1	0	0	1	4	5	12	11	8	5	1	1	0	2	0	0	0	0	0	0
1600	**55**	**0**	**0**	**0**	**0**	**2**	**0**	**0**	**1**	**2**	**0**	**2**	**1**	**2**	**4**	**1**	**7**	**7**	**13**	**6**	**3**	**2**	**2**	**0**	**0**	**0**	**0**	**0**	**0**	**0**
1700	41	0	0	0	0	0	0	0	0	0	0	1	0	2	4	2	8	6	5	6	5	0	1	0	1	0	0	0	0	0
1800	**55**	**0**	**0**	**0**	**0**	**0**	**0**	**0**	**0**	**0**	**0**	**1**	**2**	**0**	**4**	**4**	**13**	**10**	**9**	**4**	**2**	**3**	**1**	**1**	**1**	**0**	**0**	**0**	**0**	**0**
1900	45	0	0	0	0	0	0	0	0	1	0	0	0	1	5	6	6	4	9	9	1	0	2	0	1	0	0	0	0	0
2000	23	0	0	0	0	0	0	0	0	0	0	0	1	4	3	2	2	2	5	2	0	1	0	0	0	0	0	1	0	0
2100	23	0	0	0	0	0	0	0	0	0	0	0	0	0	2	2	6	2	7	2	2	0	0	0	0	0	0	0	0	0
2200	14	0	0	0	0	0	0	0	0	0	0	0	0	0	1	0	2	1	4	3	1	1	0	0	1	0	0	0	0	0
2300	7	0	0	0	0	0	0	0	0	0	0	0	0	0	1	0	2	1	0	0	3	0	0	0	0	0	0	0	0	0
07-19	**539**	**0**	**0**	**0**	**0**	**2**	**0**	**2**	**2**	**3**	**1**	**7**	**6**	**23**	**58**	**56**	**89**	**100**	**78**	**46**	**27**	**17**	**7**	**12**	**3**	**0**	**0**	**0**	**0**	**0**
06-22	**641**	**0**	**0**	**0**	**0**	**2**	**0**	**2**	**2**	**4**	**1**	**7**	**7**	**29**	**69**	**67**	**103**	**108**	**102**	**62**	**30**	**18**	**11**	**12**	**4**	**0**	**0**	**1**	**0**	**0**
06-00	**662**	**0**	**0**	**0**	**0**	**2**	**0**	**2**	**2**	**4**	**1**	**7**	**7**	**29**	**71**	**67**	**107**	**110**	**106**	**65**	**34**	**19**	**11**	**12**	**5**	**0**	**0**	**1**	**0**	**0**
00-00	**686**	**0**	**0**	**0**	**0**	**2**	**0**	**2**	**2**	**4**	**1**	**7**	**7**	**29**	**71**	**70**	**113**	**114**	**108**	**69**	**34**	**22**	**12**	**12**	**6**	**0**	**0**	**1**	**0**	**0**

DRAFT

Site 85
Location R181, Att - Telepole, Lat 54.0563, Long -6.83765
Direction East

3279 / Meath/Cavan/Monaghan ATC's
October 2013
Automatic Traffic Count

Virtual Day (Partial days = 2.54)

Time	Total	Speed Bins (km/h)																											
		0 - 5	5 - 10	10 - 15	15 - 20	20 - 25	25 - 30	30 - 35	35 - 40	40 - 45	45 - 50	50 - 55	55 - 60	60 - 65	65 - 70	70 - 75	75 - 80	80 - 85	85 - 90	90 - 95	95 - 100	100 - 105	105 - 110	110 - 115	115 - 120	120 - 125	125 - 130	130 - 135	135 - 140
0000	5	0	0	0	0	0	0	0	0	0	0	0	0	0	1	2	2	0	0	0	0	0	0	0	1	0	0	0	0
0100	5	0	0	0	0	0	0	0	0	0	0	0	0	0	1	0	2	1	0	1	0	1	0	0	0	0	0	0	0
0200	4	0	0	0	0	0	0	0	0	0	0	0	0	0	0	1	0	0	2	0	0	1	1	0	0	0	0	0	0
0300	2	0	0	0	0	0	0	0	0	0	0	0	0	0	0	1	0	1	0	1	0	0	0	0	0	0	0	0	0
0400	3	0	0	0	0	0	0	0	0	0	0	0	0	0	0	1	1	2	0	0	0	0	0	0	0	0	0	0	0
0500	9	0	0	0	0	0	0	0	0	0	0	0	0	0	0	0	2	1	2	2	1	2	0	1	0	1	0	0	0
0600	10	0	0	0	0	0	0	0	0	0	0	0	0	1	1	1	1	1	4	2	0	1	1	0	0	0	0	0	0
0700	39	0	0	0	0	0	0	0	0	0	0	1	0	3	3	5	7	6	5	3	1	3	2	2	1	0	0	0	0
0800	**68**	**0**	**0**	**0**	**0**	**0**	**0**	**0**	**1**	**0**	**1**	**0**	**0**	**1**	**5**	**7**	**13**	**15**	**11**	**5**	**4**	**3**	**0**	**3**	**1**	**0**	**0**	**0**	**0**
0900	54	0	0	0	0	0	0	1	0	0	1	1	0	2	4	8	11	12	9	5	1	1	1	0	0	0	0	0	0
1000	41	0	0	0	0	0	0	0	0	0	0	1	1	4	9	3	6	8	3	3	2	2	1	0	0	0	0	0	0
1100	39	0	0	0	0	0	0	0	0	0	0	0	1	1	6	6	8	7	4	3	2	2	0	0	0	0	0	0	0
1200	34	0	0	0	0	0	1	0	0	0	0	0	1	2	2	7	6	6	4	4	0	1	0	0	0	0	0	0	0
1300	39	0	0	0	0	0	0	0	0	0	0	0	1	0	3	6	7	7	7	2	2	2	0	1	0	0	0	0	0
1400	43	0	0	0	0	0	0	0	0	0	0	1	1	3	3	4	6	5	6	6	4	2	1	0	0	0	0	0	0
1500	46	0	0	0	0	0	0	0	0	0	1	0	0	1	3	6	12	8	7	4	2	1	0	1	0	0	0	0	0
1600	48	0	0	0	0	1	0	0	0	1	0	1	1	1	5	3	4	8	10	6	3	2	1	0	0	0	0	0	0
1700	40	0	0	0	0	0	0	0	0	0	0	1	1	1	3	3	8	7	6	4	4	1	0	1	0	0	0	0	0
1800	**53**	**0**	**0**	**0**	**0**	**0**	**0**	**0**	**0**	**1**	**0**	**0**	**1**	**1**	**4**	**6**	**9**	**8**	**8**	**5**	**3**	**3**	**1**	**1**	**1**	**0**	**0**	**0**	**0**
1900	41	0	0	0	0	0	0	0	0	0	1	0	1	2	3	5	5	7	6	5	2	1	1	0	1	0	0	0	0
2000	28	0	0	0	0	0	0	0	0	0	0	0	2	2	4	4	3	4	2	3	2	1	0	0	0	0	0	0	0
2100	18	0	0	0	0	0	0	0	0	0	0	0	0	1	1	3	3	2	3	1	1	1	0	0	0	0	0	0	0
2200	17	0	0	0	0	0	0	0	0	0	0	0	0	1	1	2	2	4	3	1	1	0	0	0	0	0	0	0	0
2300	6	0	0	0	0	0	0	0	0	0	0	0	0	0	1	0	1	2	0	1	1	0	0	0	0	0	0	0	0
07-19	**544**	**0**	**0**	**0**	**0**	**1**	**1**	**1**	**1**	**2**	**3**	**6**	**8**	**20**	**50**	**64**	**97**	**97**	**80**	**50**	**28**	**23**	**7**	**9**	**3**	**0**	**0**	**0**	**0**
06-22	**641**	**0**	**0**	**0**	**0**	**1**	**1**	**1**	**1**	**2**	**4**	**6**	**11**	**26**	**59**	**77**	**109**	**111**	**95**	**61**	**33**	**27**	**9**	**9**	**4**	**0**	**0**	**0**	**0**
06-00	**664**	**0**	**0**	**0**	**0**	**1**	**1**	**1**	**1**	**2**	**4**	**6**	**11**	**27**	**61**	**79**	**112**	**117**	**98**	**63**	**35**	**27**	**9**	**9**	**4**	**0**	**0**	**0**	**0**
00-00	**692**	**0**	**0**	**0**	**0**	**1**	**1**	**1**	**1**	**2**	**4**	**6**	**11**	**27**	**63**	**84**	**119**	**122**	**102**	**67**	**36**	**31**	**10**	**10**	**5**	**1**	**0**	**0**	**0**

DRAFT

Site 85
Location R181, Att - Telepole, Lat 54.0563, Long -6.83765
Direction East

3279 / Meath/Cavan/Monaghan ATC's
October 2013
Automatic Traffic Count

Virtual Week (1)

Time	Total	Speed Bins (km/h)																											
		0 - 5	5 - 10	10 - 15	15 - 20	20 - 25	25 - 30	30 - 35	35 - 40	40 - 45	45 - 50	50 - 55	55 - 60	60 - 65	65 - 70	70 - 75	75 - 80	80 - 85	85 - 90	90 - 95	95 - 100	100 - 105	105 - 110	110 - 115	115 - 120	120 - 125	125 - 130	130 - 135	135 - 140
Mon	0	0	0	0	0	0	0	0	0	0	0	0	0	0	0	0	0	0	0	0	0	0	0	0	0	0	0	0	0
Tue	444	0	0	1	2	1	2	1	0	6	3	2	9	20	34	61	59	84	61	38	29	21	6	2	1	1	0	0	0
Wed	696	0	0	0	0	1	0	0	0	1	4	5	12	26	56	84	134	115	103	67	30	35	8	10	3	2	0	0	0
Thu	686	0	0	0	0	2	0	2	2	4	1	7	7	29	71	70	113	114	108	69	34	22	12	12	6	0	0	1	0
Fri	0	0	0	0	0	0	0	0	0	0	0	0	0	0	0	0	0	0	0	0	0	0	0	0	0	0	0	0	0
|Sat	0	0	0	0	0	0	0	0	0	0	0	0	0	0	0	0	0	0	0	0	0	0	0	0	0	0	0	0	0
|Sun	0	0	0	0	0	0	0	0	0	0	0	0	0	0	0	0	0	0	0	0	0	0	0	0	0	0	0	0	0
5 Day Ave.	**609**	**0**	**0**	**0**	**1**	**1**	**1**	**1**	**1**	**4**	**3**	**5**	**9**	**25**	**54**	**72**	**102**	**104**	**91**	**58**	**31**	**26**	**9**	**8**	**3**	**1**	**0**	**0**	**0**
7 Day Ave.	**692**	**0**	**0**	**0**	**0**	**1**	**1**	**1**	**1**	**2**	**4**	**6**	**11**	**27**	**63**	**84**	**119**	**122**	**102**	**67**	**36**	**31**	**10**	**10**	**5**	**1**	**0**	**0**	**0**
Total	**1826**	**0**	**0**	**1**	**2**	**4**	**2**	**3**	**2**	**11**	**8**	**14**	**28**	**75**	**161**	**215**	**306**	**313**	**272**	**174**	**93**	**78**	**26**	**24**	**10**	**3**	**0**	**1**	**0**

Summary Graphs

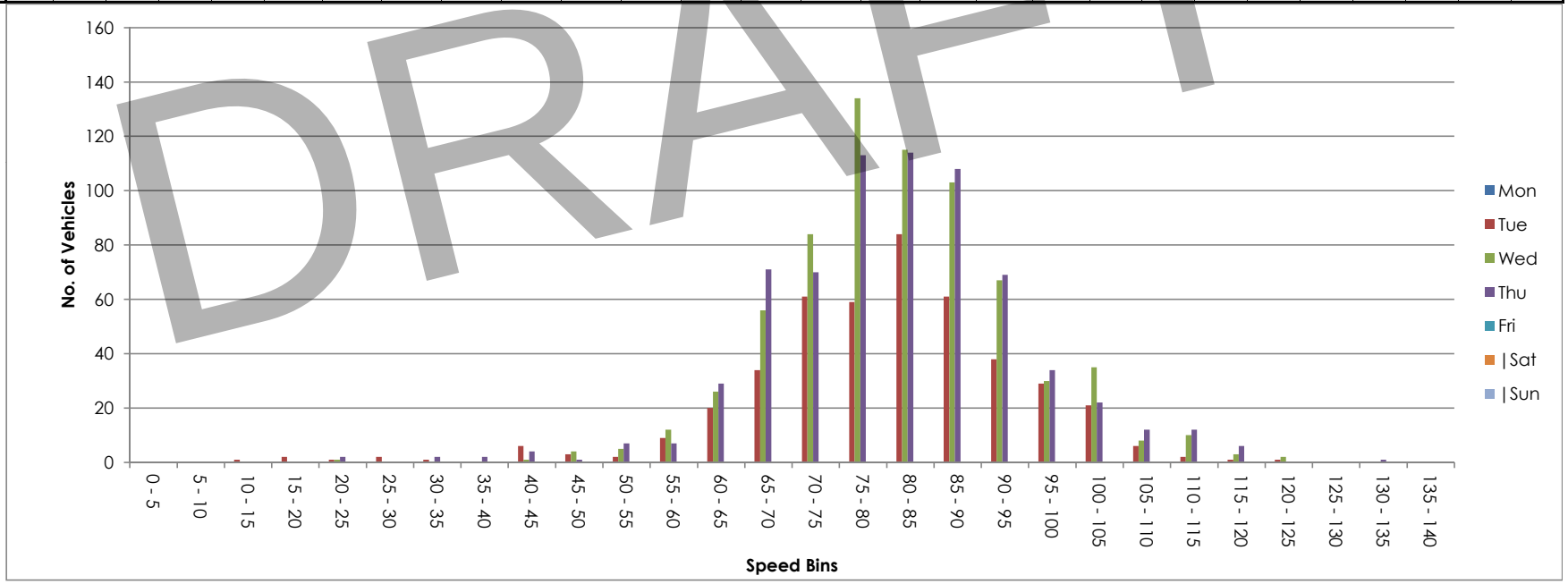

DRAFT

Site 85
Location R181, Att - Telepole, Lat 54.0563, Long -6.83765
Direction West

3279 / Meath/Cavan/Monaghan ATC's
October 2013
Automatic Traffic Count

Tue, 8 October 2013

Time	Total	Classification												>PSL	>PSL%	>SL1	>SL1%	>SL2	>SL2%	Mean	Vpp
		1 MCL	2 SV	3 SVT	4 TB2	5 TB3	6 T4	7 ART3	8 ART4	9 ART5	10 ART6	11 BD	12 DRT	80	80	85 +5kph	85 +5kph	90 +10kph	90 +10kph		85
0000	0	0	0	0	0	0	0	0	0	0	0	0	0	0	0	0	0	0	0	0	0
0100	0	0	0	0	0	0	0	0	0	0	0	0	0	0	0	0	0	0	0	0	0
0200	0	0	0	0	0	0	0	0	0	0	0	0	0	0	0	0	0	0	0	0	0
0300	0	0	0	0	0	0	0	0	0	0	0	0	0	0	0	0	0	0	0	0	0
0400	0	0	0	0	0	0	0	0	0	0	0	0	0	0	0	0	0	0	0	0	0
0500	0	0	0	0	0	0	0	0	0	0	0	0	0	0	0	0	0	0	0	0	0
0600	0	0	0	0	0	0	0	0	0	0	0	0	0	0	0	0	0	0	0	0	0
0700	0	0	0	0	0	0	0	0	0	0	0	0	0	0	0	0	0	0	0	0	0
0800	0	0	0	0	0	0	0	0	0	0	0	0	0	0	0	0	0	0	0	0	0
0900	0	0	0	0	0	0	0	0	0	0	0	0	0	0	0	0	0	0	0	0	0
1000	0	0	0	0	0	0	0	0	0	0	0	0	0	0	0	0	0	0	0	0	0
1100	**24**	**1**	**18**	**0**	**4**	**0**	**0**	**0**	**1**	**0**	**0**	**0**	**0**	**10**	**41.7**	**7**	**29.2**	**4**	**16.7**	**76.8**	**89.3**
1200	55	0	38	5	2	1	3	0	0	6	0	0	0	24	43.6	12	21.8	6	10.9	77.1	87.5
1300	41	0	29	2	5	0	1	0	2	0	2	0	0	22	53.7	16	39	8	19.5	82.1	97.6
1400	35	0	24	0	8	0	0	0	1	1	1	0	0	20	57.1	14	40	7	20	82.8	97.6
1500	59	0	44	0	7	1	2	0	1	2	2	0	0	22	37.3	15	25.4	4	6.8	76.1	87.5
1600	58	0	46	2	6	0	0	0	2	1	1	0	0	34	58.6	24	41.4	13	22.4	81.6	93.6
1700	**65**	**0**	**56**	**0**	**3**	**0**	**1**	**0**	**1**	**2**	**2**	**0**	**0**	**34**	**52.3**	**22**	**33.8**	**13**	**20**	**80.8**	**91.1**
1800	45	0	43	1	1	0	0	0	0	0	0	0	0	26	57.8	16	35.6	10	22.2	81.1	96.1
1900	36	0	32	0	3	1	0	0	0	0	0	0	0	19	52.8	11	30.6	8	22.2	80.6	93.6
2000	20	0	18	1	0	0	0	0	1	0	0	0	0	10	50	10	50	8	40	85.5	101.9
2100	22	0	21	0	0	0	0	0	1	0	0	0	0	10	45.5	3	13.6	2	9.1	77.8	84.6
2200	25	0	24	0	1	0	0	0	0	0	0	0	0	10	40	4	16	3	12	76.3	84.2
2300	2	0	1	0	0	0	0	0	1	0	0	0	0	1	50	1	50	1	50	89.7	-
07-19	**382**	**1**	**298**	**10**	**36**	**2**	**7**	**0**	**8**	**12**	**8**	**0**	**0**	**192**	**50.3**	**126**	**33**	**65**	**17**	**79.8**	**91.1**
06-22	**460**	**1**	**369**	**11**	**39**	**3**	**7**	**0**	**10**	**12**	**8**	**0**	**0**	**231**	**50.2**	**150**	**32.6**	**83**	**18**	**80**	**91.4**
06-00	**487**	**1**	**394**	**11**	**40**	**3**	**7**	**0**	**11**	**12**	**8**	**0**	**0**	**242**	**49.7**	**155**	**31.8**	**87**	**17.9**	**79.8**	**91.4**
00-00	**487**	**1**	**394**	**11**	**40**	**3**	**7**	**0**	**11**	**12**	**8**	**0**	**0**	**242**	**49.7**	**155**	**31.8**	**87**	**17.9**	**79.8**	**91.4**

DRAFT

Site 85
Location R181, Att - Telepole, Lat 54.0563, Long -6.83765
Direction West

3279 / Meath/Cavan/Monaghan ATC's
October 2013
Automatic Traffic Count

Wed, 9 October 2013

Time	Total	Classification												>PSL	>PSL%	>SL1	>SL1%	>SL2	>SL2%	Mean	Vpp
		1 MCL	2 SV	3 SVT	4 TB2	5 TB3	6 T4	7 ART3	8 ART4	9 ART5	10 ART6	11 BD	12 DRT	80	80	85 +5kph	85 +5kph	90 +10kph	90 +10kph		85
0000	8	0	5	0	1	0	0	0	1	1	0	0	0	2	25	1	12.5	1	12.5	75.9	-
0100	3	0	0	0	1	0	0	0	1	1	0	0	0	1	33.3	0	0	0	0	74.2	-
0200	1	0	1	0	0	0	0	0	0	0	0	0	0	1	100	0	0	0	0	80	-
0300	1	0	0	0	0	0	0	0	1	0	0	0	0	0	0	0	0	0	0	73.4	-
0400	5	0	3	0	0	1	0	0	0	1	0	0	0	1	20	1	20	0	0	72	-
0500	5	0	3	0	0	0	0	0	0	0	2	0	0	5	100	4	80	3	60	89.7	-
0600	5	0	1	0	2	0	0	0	0	1	1	0	0	5	100	3	60	3	60	89.8	-
0700	17	0	12	0	3	0	0	0	1	1	0	0	0	12	70.6	9	52.9	7	41.2	87.8	97.2
0800	44	0	33	0	4	0	1	0	3	1	2	0	0	24	54.5	18	40.9	8	18.2	81.7	90.7
0900	41	0	29	0	9	0	1	0	0	2	0	0	0	19	46.3	15	36.6	8	19.5	79.4	92.2
1000	**45**	**0**	**33**	**3**	**3**	**2**	**1**	**0**	**2**	**0**	**1**	**0**	**0**	**15**	**33.3**	**9**	**20**	**8**	**17.8**	**73.7**	**90.7**
1100	36	0	20	4	4	1	0	0	2	3	2	0	0	13	36.1	9	25	6	16.7	76	90
1200	49	0	31	1	9	0	1	0	0	3	4	0	0	18	36.7	15	30.6	7	14.3	76.3	89.3
1300	35	0	29	0	2	0	2	0	0	1	1	0	0	17	48.6	13	37.1	7	20	81.3	96.1
1400	42	0	25	1	7	1	2	0	3	1	2	0	0	14	33.3	12	28.6	6	14.3	78.1	89.6
1500	56	0	47	1	3	2	0	0	0	2	1	0	0	25	44.6	15	26.8	9	16.1	78.4	91.4
1600	40	0	33	2	4	0	0	0	1	0	0	0	0	23	57.5	17	42.5	10	25	81.8	92.5
1700	59	0	44	1	8	0	1	0	1	1	3	0	0	36	61	19	32.2	14	23.7	81.6	95
1800	**64**	**0**	**52**	**0**	**10**	**0**	**0**	**0**	**2**	**0**	**0**	**0**	**0**	**37**	**57.8**	**27**	**42.2**	**20**	**31.3**	**82.2**	**95**
1900	31	1	23	1	5	0	0	1	0	0	0	0	0	21	67.7	15	48.4	8	25.8	83.3	99
2000	35	0	33	0	2	0	0	0	0	0	0	0	0	16	45.7	12	34.3	6	17.1	80.7	95.4
2100	35	0	33	0	1	0	0	0	1	0	0	0	0	12	34.3	7	20	4	11.4	75.6	88.9
2200	23	0	19	0	2	0	0	0	1	1	0	0	0	10	43.5	7	30.4	4	17.4	80	90
2300	9	0	6	0	0	0	0	0	1	1	1	0	0	5	55.6	4	44.4	1	11.1	84.9	-
07-19	**528**	**0**	**388**	**13**	**66**	**6**	**9**	**0**	**15**	**15**	**16**	**0**	**0**	**253**	**47.9**	**178**	**33.7**	**110**	**20.8**	**79.5**	**93.2**
06-22	**634**	**1**	**478**	**14**	**76**	**6**	**9**	**1**	**16**	**16**	**17**	**0**	**0**	**307**	**48.4**	**215**	**33.9**	**131**	**20.7**	**79.6**	**93.6**
06-00	**666**	**1**	**503**	**14**	**78**	**6**	**9**	**1**	**18**	**18**	**18**	**0**	**0**	**322**	**48.3**	**226**	**33.9**	**136**	**20.4**	**79.7**	**93.2**
00-00	**689**	**1**	**515**	**14**	**80**	**7**	**9**	**1**	**21**	**21**	**20**	**0**	**0**	**332**	**48.2**	**232**	**33.7**	**140**	**20.3**	**79.7**	**93.2**

DRAFT

Site 85
Location R181, Att - Telepole, Lat 54.0563, Long -6.83765
Direction West

3279 / Meath/Cavan/Monaghan ATC's
October 2013
Automatic Traffic Count

Thu, 10 October 2013

Time	Total	Classification												>PSL	>PSL%	>SL1	>SL1%	>SL2	>SL2%	Mean	Vpp
		1 MCL	2 SV	3 SVT	4 TB2	5 TB3	6 T4	7 ART3	8 ART4	9 ART5	10 ART6	11 BD	12 DRT	80	80	85 +5kph	85 +5kph	90 +10kph	90 +10kph		85
0000	13	0	11	0	2	0	0	0	0	0	0	0	0	8	61.5	4	30.8	2	15.4	80.5	89.6
0100	5	0	3	0	0	0	0	0	1	1	0	0	0	2	40	1	20	0	0	78.1	-
0200	2	0	0	0	1	0	0	0	1	0	0	0	0	1	50	0	0	0	0	81.3	-
0300	1	0	0	0	0	0	0	0	1	0	0	0	0	1	100	1	100	0	0	86.9	-
0400	4	0	0	0	0	2	0	0	1	0	1	0	0	2	50	1	25	0	0	78.6	-
0500	8	0	6	0	0	0	0	0	0	1	0	0	1	6	75	5	62.5	3	37.5	86.2	-
0600	9	0	4	0	3	0	0	0	1	1	0	0	0	4	44.4	2	22.2	2	22.2	82.4	-
0700	25	0	19	0	2	0	1	0	2	0	1	0	0	18	72	12	48	8	32	86	92.5
0800	**49**	**0**	**40**	**0**	**6**	**0**	**0**	**0**	**2**	**1**	**0**	**0**	**0**	**33**	**67.3**	**21**	**42.9**	**16**	**32.7**	**85.2**	**97.2**
0900	40	0	24	2	7	0	1	0	1	3	2	0	0	14	35	8	20	5	12.5	77.3	88.6
1000	39	1	21	1	7	0	0	0	0	5	4	0	0	15	38.5	11	28.2	7	17.9	79.5	91.1
1100	24	0	16	1	3	1	0	0	1	1	1	0	0	7	29.2	5	20.8	3	12.5	74.4	87.1
1200	30	0	23	1	3	1	1	0	0	1	0	0	0	13	43.3	13	43.3	5	16.7	79.7	93.6
1300	44	0	30	1	4	0	0	1	3	3	2	0	0	19	43.2	11	25	10	22.7	80.4	90.4
1400	48	0	36	1	6	0	2	0	1	2	0	0	0	19	39.6	17	35.4	11	22.9	80.4	92.5
1500	50	0	37	0	5	1	0	0	2	2	3	0	0	23	46	17	34	13	26	78.5	94.3
1600	64	0	50	2	6	0	0	0	3	3	0	0	0	35	54.7	22	34.4	8	12.5	80.8	88.6
1700	**69**	**0**	**64**	**0**	**3**	**0**	**0**	**0**	**1**	**1**	**0**	**0**	**0**	**35**	**50.7**	**23**	**33.3**	**11**	**15.9**	**79.3**	**91.8**
1800	61	1	51	1	4	0	0	0	1	1	2	0	0	41	67.2	30	49.2	17	27.9	82.7	93.2
1900	51	0	46	2	2	0	0	0	1	0	0	0	0	32	62.7	21	41.2	18	35.3	84	100.8
2000	22	0	21	0	0	0	0	0	1	0	0	0	0	7	31.8	5	22.7	1	4.5	76.7	86.8
2100	25	0	23	0	1	0	0	0	0	1	0	0	0	18	72	14	56	8	32	87.7	101.5
2200	24	0	20	1	2	0	0	0	1	0	0	0	0	16	66.7	9	37.5	8	33.3	85	93.2
2300	15	0	13	0	0	0	0	0	2	0	0	0	0	9	60	5	33.3	5	33.3	84.3	101.2
07-19	**543**	**2**	**411**	**10**	**56**	**3**	**5**	**1**	**17**	**23**	**15**	**0**	**0**	**272**	**50.1**	**190**	**35**	**114**	**21**	**80.5**	**92.2**
06-22	**650**	**2**	**505**	**12**	**62**	**3**	**5**	**1**	**20**	**25**	**15**	**0**	**0**	**333**	**51.2**	**232**	**35.7**	**143**	**22**	**80.9**	**92.9**
06-00	**689**	**2**	**538**	**13**	**64**	**3**	**5**	**1**	**23**	**25**	**15**	**0**	**0**	**358**	**52**	**246**	**35.7**	**156**	**22.6**	**81.1**	**92.9**
00-00	**722**	**2**	**558**	**13**	**67**	**5**	**5**	**1**	**27**	**27**	**16**	**0**	**1**	**378**	**52.4**	**258**	**35.7**	**161**	**22.3**	**81.2**	**92.9**

DRAFT

Site 85
Location R181, Att - Telepole, Lat 54.0563, Long -6.83765
Direction West

3279 / Meath/Cavan/Monaghan ATC's
October 2013
Automatic Traffic Count

Virtual Day (Partial days = 2.54)

Time	Total	Classification												>PSL	>PSL%	>SL1	>SL1%	>SL2	>SL2%	Mean	Vpp
		1 MCL	2 SV	3 SVT	4 TB2	5 TB3	6 T4	7 ART3	8 ART4	9 ART5	10 ART6	11 BD	12 DRT	80	80	85 +5kph	85 +5kph	90 +10kph	90 +10kph		85
0000	11	0	8	0	2	0	0	0	1	1	0	0	0	5	47.6	3	23.8	2	14.3	78.7	89.6
0100	4	0	2	0	1	0	0	0	1	1	0	0	0	2	37.5	1	12.5	0	0	76.7	-
0200	2	0	1	0	1	0	0	0	1	0	0	0	0	1	66.7	0	0	0	0	80.9	-
0300	1	0	0	0	0	0	0	0	1	0	0	0	0	1	50	1	50	0	0	80.2	-
0400	5	0	2	0	0	2	0	0	1	1	1	0	0	2	33.3	1	22.2	0	0	74.9	-
0500	7	0	5	0	0	0	0	0	0	1	1	0	1	6	84.6	5	69.2	3	46.2	87.6	-
0600	7	0	3	0	3	0	0	0	1	1	1	0	0	5	64.3	3	35.7	3	35.7	85	-
0700	21	0	16	0	3	0	1	0	2	1	1	0	0	15	71.4	11	50	8	35.7	86.8	99.4
0800	**47**	**0**	**37**	**0**	**5**	**0**	**1**	**0**	**3**	**1**	**1**	**0**	**0**	**29**	**61.3**	**20**	**41.9**	**12**	**25.8**	**83.5**	**93.6**
0900	41	0	27	1	8	0	1	0	1	3	1	0	0	17	40.7	12	28.4	7	16	78.4	90
1000	42	1	27	2	5	1	1	0	1	3	3	0	0	15	35.7	10	23.8	8	17.9	76.4	91.1
1100	28	0	18	2	4	1	0	0	1	1	1	0	0	10	35.7	7	25	4	15.5	75.8	89.6
1200	45	0	31	2	5	1	2	0	0	3	1	0	0	18	41	13	29.9	6	13.4	77.4	89.3
1300	40	0	29	1	4	0	1	0	2	1	2	0	0	19	48.3	13	33.3	8	20.8	81.3	93.6
1400	42	0	28	1	7	0	1	0	2	1	1	0	0	18	42.4	14	34.4	8	19.2	80.3	91.8
1500	55	0	43	0	5	1	1	0	1	2	2	0	0	23	42.4	16	28.5	9	15.8	77.6	90.7
1600	54	0	43	2	5	0	0	0	2	1	0	0	0	31	56.8	21	38.9	10	19.1	81.3	91.8
1700	**64**	**0**	**55**	**0**	**5**	**0**	**1**	**0**	**1**	**1**	**2**	**0**	**0**	**35**	**54.4**	**21**	**33.2**	**13**	**19.7**	**80.5**	**92.9**
1800	57	0	49	1	5	0	0	0	1	0	1	0	0	35	61.2	24	42.9	16	27.6	82.1	95
1900	39	0	34	1	3	0	0	0	0	0	0	0	0	24	61	16	39.8	11	28.8	82.8	96.8
2000	26	0	24	0	1	0	0	0	1	0	0	0	0	11	42.9	9	35.1	5	19.5	80.8	92.2
2100	27	0	26	0	1	0	0	0	1	0	0	0	0	13	48.8	8	29.3	5	17.1	79.9	93.6
2200	24	0	21	0	2	0	0	0	1	0	0	0	0	12	50	7	27.8	5	20.8	80.4	90.7
2300	9	0	7	0	0	0	0	0	1	0	0	0	0	5	57.7	3	38.5	2	26.9	84.9	-
07-19	**536**	**1**	**403**	**12**	**61**	**4**	**10**	**0**	**17**	**18**	**16**	**0**	**0**	**265**	**49.4403**	**182**	**33.9552**	**109**	**20.3358**	**80.4**	**91.8**
06-22	**635**	**1**	**490**	**13**	**69**	**4**	**10**	**0**	**20**	**19**	**17**	**0**	**0**	**318**	**50.0787**	**218**	**34.3307**	**133**	**20.9449**	**80.65**	**92.2**
06-00	**668**	**1**	**518**	**13**	**71**	**4**	**10**	**0**	**22**	**19**	**17**	**0**	**0**	**335**	**50.1497**	**228**	**34.1317**	**140**	**20.9581**	**80.65**	**92**
00-00	**698**	**1**	**536**	**13**	**75**	**6**	**10**	**0**	**27**	**23**	**19**	**0**	**1**	**352**	**50.4298**	**239**	**34.2407**	**145**	**20.7736**	**80.45**	**91.8**

DRAFT

Site 85
Location R181, Att - Telepole, Lat 54.0563, Long -6.83765
Direction West

3279 / Meath/Cavan/Monaghan ATC's
October 2013
Automatic Traffic Count

Virtual Week (1)

Time	Total	Classification												>PSL	>PSL%	>SL1	>SL1%	>SL2	>SL2%	Mean	Vpp
		1 MCL	2 SV	3 SVT	4 TB2	5 TB3	6 T4	7 ART3	8 ART4	9 ART5	10 ART6	11 BD	12 DRT	80	80	85 +5kph	85 +5kph	90 +10kph	90 +10kph		85
Mon	0	0	0	0	0	0	0	0	0	0	0	0	0	0	0	0	0	0	0	-	-
Tue	487	1	394	11	40	3	7	0	11	12	8	0	0	242	49.7	155	31.8	87	17.9	79.8	91.4
Wed	689	1	515	14	80	7	9	1	21	21	20	0	0	332	48.2	232	33.7	140	20.3	79.7	93.2
Thu	722	2	558	13	67	5	5	1	27	27	16	0	1	378	52.4	258	35.7	161	22.3	81.2	92.9
Fri	0	0	0	0	0	0	0	0	0	0	0	0	0	0	0	0	0	0	0	-	-
| Sat	0	0	0	0	0	0	0	0	0	0	0	0	0	0	0	0	0	0	0	-	-
| Sun	0	0	0	0	0	0	0	0	0	0	0	0	0	0	0	0	0	0	0	-	-
5 Day Ave.	**633**	**1**	**489**	**13**	**62**	**5**	**7**	**1**	**20**	**20**	**15**	**0**	**0**	**317**	**50.1**	**215**	**34.0**	**129**	**20.4**	**80.2**	**92.5**
7 Day Ave.	**698**	**1**	**536**	**13**	**75**	**6**	**10**	**0**	**27**	**23**	**19**	**0**	**1**	**352**	**50.4**	**239**	**34.2**	**145**	**20.8**	**80.5**	**91.8**
Total	**1898**	**4**	**1467**	**38**	**187**	**15**	**21**	**2**	**59**	**60**	**44**	**0**	**1**	**952**	**50.2**	**645**	**34.0**	**388**	**20.4**	**80.3**	**92.5**

Summary Graphs

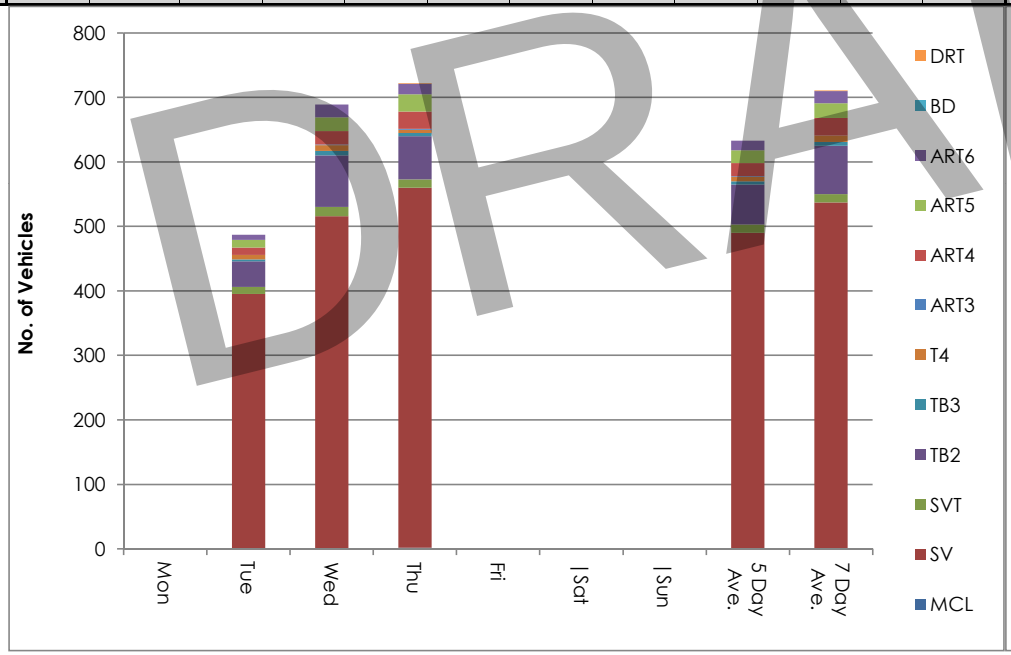

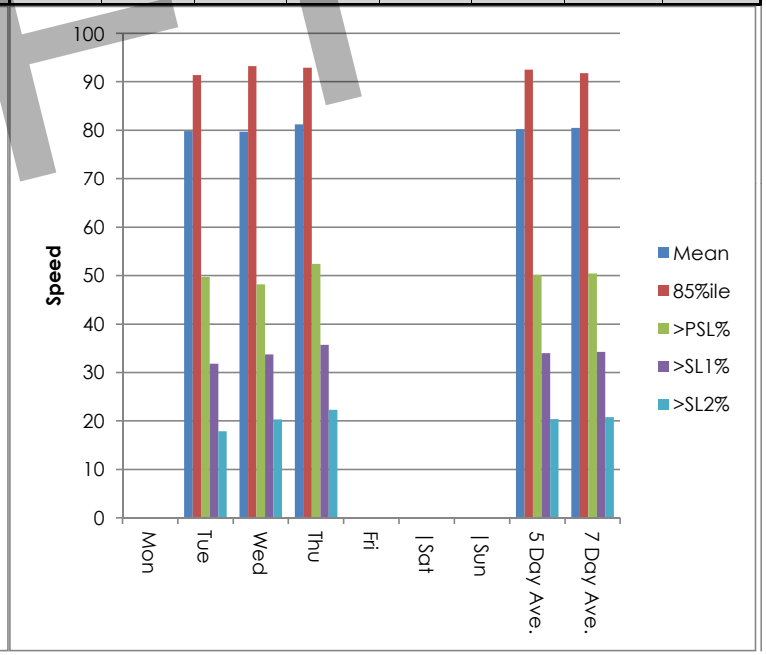

DRAFT

Site 85
Location R181, Att - Telepole, Lat 54.0563, Long -6.83765
Direction West

3279 / Meath/Cavan/Monaghan ATC's
October 2013
Automatic Traffic Count

Tue, 8 October 2013

Time	Total	Speed Bins (km/h)																											
		0 - 5	5 - 10	10 - 15	15 - 20	20 - 25	25 - 30	30 - 35	35 - 40	40 - 45	45 - 50	50 - 55	55 - 60	60 - 65	65 - 70	70 - 75	75 - 80	80 - 85	85 - 90	90 - 95	95 - 100	100 - 105	105 - 110	110 - 115	115 - 120	120 - 125	125 - 130	130 - 135	135 - 140
0000	0	0	0	0	0	0	0	0	0	0	0	0	0	0	0	0	0	0	0	0	0	0	0	0	0	0	0	0	0
0100	0	0	0	0	0	0	0	0	0	0	0	0	0	0	0	0	0	0	0	0	0	0	0	0	0	0	0	0	0
0200	0	0	0	0	0	0	0	0	0	0	0	0	0	0	0	0	0	0	0	0	0	0	0	0	0	0	0	0	0
0300	0	0	0	0	0	0	0	0	0	0	0	0	0	0	0	0	0	0	0	0	0	0	0	0	0	0	0	0	0
0400	0	0	0	0	0	0	0	0	0	0	0	0	0	0	0	0	0	0	0	0	0	0	0	0	0	0	0	0	0
0500	0	0	0	0	0	0	0	0	0	0	0	0	0	0	0	0	0	0	0	0	0	0	0	0	0	0	0	0	0
0600	0	0	0	0	0	0	0	0	0	0	0	0	0	0	0	0	0	0	0	0	0	0	0	0	0	0	0	0	0
0700	0	0	0	0	0	0	0	0	0	0	0	0	0	0	0	0	0	0	0	0	0	0	0	0	0	0	0	0	0
0800	0	0	0	0	0	0	0	0	0	0	0	0	0	0	0	0	0	0	0	0	0	0	0	0	0	0	0	0	0
0900	0	0	0	0	0	0	0	0	0	0	0	0	0	0	0	0	0	0	0	0	0	0	0	0	0	0	0	0	0
1000	0	0	0	0	0	0	0	0	0	0	0	0	0	0	0	0	0	0	0	0	0	0	0	0	0	0	0	0	0
1100	**24**	**0**	**0**	**0**	**0**	**1**	**0**	**0**	**0**	**0**	**0**	**0**	**0**	**2**	**3**	**1**	**7**	**3**	**3**	**4**	**0**	**0**	**0**	**0**	**0**	**0**	**0**	**0**	**0**
1200	55	0	0	1	0	0	0	0	0	1	0	1	1	2	7	5	13	12	6	1	3	1	0	1	0	0	0	0	0
1300	41	0	0	0	0	0	0	0	0	0	0	2	3	1	3	4	6	6	8	1	1	1	1	2	0	1	1	0	0
1400	35	0	0	0	0	0	0	0	0	0	0	1	0	0	5	3	6	6	7	1	3	1	1	1	0	0	0	0	0
1500	59	0	0	0	1	0	0	0	0	0	0	0	1	5	10	9	11	7	11	3	0	1	0	0	0	0	0	0	0
1600	58	0	0	0	0	1	0	0	0	0	0	0	2	1	4	8	8	10	11	4	7	1	0	0	0	1	0	0	0
1700	**65**	**0**	**0**	**0**	**0**	**0**	**0**	**0**	**0**	**0**	**0**	**1**	**0**	**3**	**11**	**6**	**10**	**12**	**9**	**6**	**2**	**4**	**0**	**0**	**0**	**0**	**1**	**0**	**0**
1800	45	0	0	0	0	0	0	0	0	1	1	0	2	1	2	6	6	10	6	2	3	4	1	0	0	0	0	0	0
1900	36	0	0	0	0	0	0	1	0	0	0	0	0	1	1	6	8	8	3	5	2	1	0	0	0	0	0	0	0
2000	20	0	0	0	0	0	0	0	0	0	0	1	0	1	0	5	3	0	2	2	1	3	0	1	1	0	0	0	0
2100	22	0	0	0	0	0	0	0	0	0	1	0	1	0	3	5	2	7	1	0	0	0	1	1	0	0	0	0	0
2200	25	0	0	0	0	0	0	0	0	0	1	0	0	7	1	2	4	6	1	1	0	1	1	0	0	0	0	0	0
2300	2	0	0	0	0	0	0	0	0	0	0	0	0	0	0	1	0	0	0	0	0	0	1	0	0	0	0	0	0
07-19	**382**	**0**	**0**	**1**	**1**	**2**	**0**	**0**	**0**	**2**	**1**	**5**	**9**	**15**	**45**	**42**	**67**	**66**	**61**	**22**	**19**	**13**	**3**	**4**	**0**	**2**	**2**	**0**	**0**
06-22	**460**	**0**	**0**	**1**	**1**	**2**	**0**	**1**	**0**	**2**	**2**	**6**	**10**	**17**	**49**	**58**	**80**	**81**	**67**	**29**	**22**	**17**	**4**	**6**	**1**	**2**	**2**	**0**	**0**
06-00	**487**	**0**	**0**	**1**	**1**	**2**	**0**	**1**	**0**	**2**	**3**	**6**	**10**	**24**	**50**	**61**	**84**	**87**	**68**	**30**	**22**	**18**	**6**	**6**	**1**	**2**	**2**	**0**	**0**
00-00	**487**	**0**	**0**	**1**	**1**	**2**	**0**	**1**	**0**	**2**	**3**	**6**	**10**	**24**	**50**	**61**	**84**	**87**	**68**	**30**	**22**	**18**	**6**	**6**	**1**	**2**	**2**	**0**	**0**

DRAFT

Site 85
Location R181, Att - Telepole, Lat 54.0563, Long -6.83765
Direction West

3279 / Meath/Cavan/Monaghan ATC's
October 2013
Automatic Traffic Count

Wed, 9 October 2013

Time	Total	Speed Bins (km/h)																												
		0 - 5	5 - 10	10 - 15	15 - 20	20 - 25	25 - 30	30 - 35	35 - 40	40 - 45	45 - 50	50 - 55	55 - 60	60 - 65	65 - 70	70 - 75	75 - 80	80 - 85	85 - 90	90 - 95	95 - 100	100 - 105	105 - 110	110 - 115	115 - 120	120 - 125	125 - 130	130 - 135	135 - 140
0000	8	0	0	0	0	0	0	0	0	0	0	0	1	0	1	0	4	1	0	0	1	0	0	0	0	0	0	0	0	0
0100	3	0	0	0	0	0	0	0	0	0	0	0	0	0	1	1	0	1	0	0	0	0	0	0	0	0	0	0	0	0
0200	1	0	0	0	0	0	0	0	0	0	0	0	0	0	0	0	0	1	0	0	0	0	0	0	0	0	0	0	0	0
0300	1	0	0	0	0	0	0	0	0	0	0	0	0	0	0	1	0	0	0	0	0	0	0	0	0	0	0	0	0	0
0400	5	0	0	0	0	0	0	0	0	0	0	0	0	0	2	2	0	0	1	0	0	0	0	0	0	0	0	0	0	0
0500	5	0	0	0	0	0	0	0	0	0	0	0	0	0	0	0	0	1	1	2	1	0	0	0	0	0	0	0	0	0
0600	5	0	0	0	0	0	0	0	0	0	0	0	0	0	0	0	0	2	0	1	2	0	0	0	0	0	0	0	0	0
0700	17	0	0	0	0	0	0	0	0	0	0	0	0	0	1	1	3	3	2	1	3	0	3	0	0	0	0	0	0	0
0800	44	0	0	0	0	0	0	0	0	0	0	0	0	2	4	6	8	6	10	5	1	2	0	0	0	0	0	0	0	0
0900	41	0	0	0	0	0	0	0	0	0	0	1	1	5	4	5	6	4	7	3	1	3	1	0	0	0	0	0	0	0
1000	**45**	**0**	**2**	**0**	**0**	**0**	**0**	**0**	**0**	**0**	**0**	**0**	**2**	**2**	**13**	**8**	**3**	**6**	**1**	**4**	**3**	**0**	**0**	**1**	**0**	**0**	**0**	**0**	**0**	**0**
1100	36	0	0	0	0	0	0	0	0	0	0	0	5	2	3	8	5	4	3	2	4	0	0	0	0	0	0	0	0	0
1200	49	0	0	0	0	0	0	0	0	1	0	1	4	3	9	4	9	3	8	3	1	3	0	0	0	0	0	0	0	0
1300	35	0	0	0	0	0	0	0	0	0	0	0	1	1	5	9	2	4	6	0	4	1	0	1	0	1	0	0	0	0
1400	42	0	0	0	0	0	0	0	0	0	0	0	3	1	8	6	10	2	6	2	1	2	0	1	0	0	0	0	0	0
1500	56	0	0	0	1	0	1	0	0	0	0	1	0	3	4	8	13	10	6	3	4	1	1	0	0	0	0	0	0	0
1600	40	0	0	0	0	0	0	0	0	0	0	0	2	3	3	3	6	6	7	6	1	0	2	1	0	0	0	0	0	0
1700	59	0	0	0	0	0	0	0	0	0	0	1	5	3	1	5	8	17	5	4	4	3	2	1	0	0	0	0	0	0
1800	**64**	**0**	**0**	**0**	**0**	**0**	**0**	**0**	**0**	**1**	**0**	**0**	**3**	**2**	**6**	**8**	**7**	**10**	**7**	**9**	**8**	**1**	**0**	**0**	**2**	**0**	**0**	**0**	**0**	**0**
1900	31	0	0	0	0	1	0	0	0	0	0	0	1	0	2	1	5	6	7	1	3	3	1	0	0	0	0	0	0	0
2000	35	0	0	0	0	0	0	0	0	0	0	0	0	2	6	6	5	4	6	0	4	1	0	0	0	0	0	0	0	1
2100	35	0	0	0	0	0	0	0	0	0	1	2	1	4	4	3	8	5	3	2	0	0	1	1	0	0	0	0	0	0
2200	23	0	0	0	0	0	0	0	0	0	0	0	1	2	1	4	5	3	3	3	0	0	0	0	0	1	0	0	0	0
2300	9	0	0	0	0	0	0	0	0	0	0	0	0	0	2	2	0	1	3	0	0	0	0	0	0	0	0	0	1	0
07-19	**528**	**0**	**2**	**0**	**1**	**0**	**1**	**0**	**0**	**2**	**0**	**4**	**26**	**27**	**61**	**71**	**80**	**75**	**68**	**42**	**35**	**16**	**9**	**5**	**2**	**1**	**0**	**0**	**0**	**0**
06-22	**634**	**0**	**2**	**0**	**1**	**1**	**1**	**0**	**0**	**2**	**1**	**6**	**28**	**33**	**73**	**81**	**98**	**92**	**84**	**46**	**44**	**20**	**11**	**6**	**2**	**1**	**0**	**0**	**1**	**0**
06-00	**666**	**0**	**2**	**0**	**1**	**1**	**1**	**0**	**0**	**2**	**1**	**6**	**29**	**35**	**76**	**87**	**103**	**96**	**90**	**49**	**44**	**20**	**11**	**6**	**2**	**2**	**0**	**1**	**1**	**0**
00-00	**689**	**0**	**2**	**0**	**1**	**1**	**1**	**0**	**0**	**2**	**1**	**6**	**30**	**35**	**80**	**91**	**107**	**100**	**92**	**51**	**46**	**20**	**11**	**6**	**2**	**2**	**0**	**1**	**1**	**0**

DRAFT

Site 85
Location R181, Att - Telepole, Lat 54.0563, Long -6.83765
Direction West

3279 / Meath/Cavan/Monaghan ATC's
October 2013
Automatic Traffic Count

Thu, 10 October 2013

Time	Total	Speed Bins (km/h)																												
		0 - 5	5 - 10	10 - 15	15 - 20	20 - 25	25 - 30	30 - 35	35 - 40	40 - 45	45 - 50	50 - 55	55 - 60	60 - 65	65 - 70	70 - 75	75 - 80	80 - 85	85 - 90	90 - 95	95 - 100	100 - 105	105 - 110	110 - 115	115 - 120	120 - 125	125 - 130	130 - 135	135 - 140
0000	13	0	0	0	0	0	0	0	0	0	0	0	0	1	1	2	1	4	2	1	1	0	0	0	0	0	0	0	0	0
0100	5	0	0	0	0	0	0	0	0	0	0	0	0	0	1	1	1	1	1	0	0	0	0	0	0	0	0	0	0	0
0200	2	0	0	0	0	0	0	0	0	0	0	0	0	0	0	0	1	1	0	0	0	0	0	0	0	0	0	0	0	0
0300	1	0	0	0	0	0	0	0	0	0	0	0	0	0	0	0	0	0	1	0	0	0	0	0	0	0	0	0	0	0
0400	4	0	0	0	0	0	0	0	0	0	0	0	0	0	1	0	1	1	1	0	0	0	0	0	0	0	0	0	0	0
0500	8	0	0	0	0	0	0	0	0	0	0	0	0	1	1	0	0	1	2	1	1	0	0	1	0	0	0	0	0	0
0600	9	0	0	0	0	0	0	0	0	0	0	0	0	0	0	1	4	2	0	0	1	1	0	0	0	0	0	0	0	0
0700	25	0	0	0	0	0	0	0	0	0	0	0	0	0	0	5	2	6	4	4	1	1	1	1	0	0	0	0	0	0
0800	**49**	**0**	**0**	**0**	**0**	**0**	**0**	**0**	**0**	**0**	**0**	**0**	**0**	**1**	**4**	**6**	**5**	**12**	**5**	**6**	**4**	**3**	**1**	**1**	**1**	**0**	**0**	**0**	**0**	**0**
0900	40	0	0	0	0	0	0	0	0	0	0	0	3	0	6	6	11	6	3	4	0	1	0	0	0	0	0	0	0	0
1000	39	0	0	0	0	0	0	0	0	0	0	2	0	3	2	6	11	4	4	3	1	1	1	1	0	0	0	0	0	0
1100	24	0	0	0	0	0	0	0	1	1	0	1	1	0	4	2	7	2	2	2	0	0	1	0	0	0	0	0	0	0
1200	30	0	0	0	0	0	0	0	0	0	0	0	2	3	3	1	8	0	8	1	3	0	1	0	0	0	0	0	0	0
1300	44	0	0	0	0	0	0	0	0	0	0	0	0	2	2	9	12	8	1	6	2	1	1	0	0	0	0	0	0	0
1400	48	0	0	0	0	0	1	0	0	0	0	1	1	2	4	9	11	2	6	5	1	2	0	0	2	0	0	1	0	0
1500	50	0	0	0	0	0	0	1	0	0	0	1	3	2	6	10	4	6	4	6	3	4	0	0	0	0	0	0	0	0
1600	64	0	0	0	0	0	0	0	1	0	0	0	0	1	3	11	13	13	14	6	0	0	2	0	0	0	0	0	0	0
1700	**69**	**0**	**0**	**0**	**0**	**0**	**0**	**0**	**0**	**0**	**0**	**5**	**2**	**1**	**8**	**7**	**11**	**12**	**12**	**6**	**1**	**1**	**1**	**2**	**0**	**0**	**0**	**0**	**0**	**0**
1800	61	0	0	0	0	1	0	0	0	1	0	0	2	2	2	7	5	11	13	9	3	1	3	0	1	0	0	0	0	0
1900	51	0	0	0	0	0	0	1	0	0	0	4	1	0	3	4	6	11	3	6	3	2	5	0	0	0	0	1	1	0
2000	22	0	0	0	0	0	0	0	0	0	0	0	0	0	5	4	6	2	4	1	0	0	0	0	0	0	0	0	0	0
2100	25	0	0	0	0	0	0	0	0	0	0	0	0	0	1	3	3	4	6	0	2	3	2	0	1	0	0	0	0	0
2200	24	0	0	0	0	0	0	0	0	0	0	0	0	1	1	3	3	7	1	4	1	1	1	0	0	1	0	0	0	0
2300	15	0	0	0	0	0	0	0	0	0	0	0	0	0	2	1	3	4	0	1	1	3	0	0	0	0	0	0	0	0
07-19	**543**	**0**	**0**	**0**	**0**	**1**	**1**	**1**	**2**	**2**	**0**	**10**	**14**	**17**	**44**	**79**	**100**	**82**	**76**	**58**	**19**	**15**	**12**	**5**	**4**	**0**	**0**	**1**	**0**	
06-22	**650**	**0**	**0**	**0**	**0**	**1**	**1**	**2**	**2**	**2**	**0**	**14**	**15**	**17**	**53**	**91**	**119**	**101**	**89**	**65**	**25**	**21**	**19**	**5**	**5**	**0**	**0**	**2**	**1**	
06-00	**689**	**0**	**0**	**0**	**0**	**1**	**1**	**2**	**2**	**2**	**0**	**14**	**15**	**18**	**56**	**95**	**125**	**112**	**90**	**70**	**27**	**25**	**20**	**5**	**5**	**1**	**0**	**2**	**1**	
00-00	**722**	**0**	**0**	**0**	**0**	**1**	**1**	**2**	**2**	**2**	**0**	**14**	**15**	**20**	**60**	**98**	**129**	**120**	**97**	**72**	**29**	**25**	**20**	**6**	**5**	**1**	**0**	**2**	**1**	

DRAFT

Site 85
Location R181, Att - Telepole, Lat 54.0563, Long -6.83765
Direction West

3279 / Meath/Cavan/Monaghan ATC's
October 2013
Automatic Traffic Count

Virtual Day (Partial days = 2.54)

Time	Total	Speed Bins (km/h)																											
		0 - 5	5 - 10	10 - 15	15 - 20	20 - 25	25 - 30	30 - 35	35 - 40	40 - 45	45 - 50	50 - 55	55 - 60	60 - 65	65 - 70	70 - 75	75 - 80	80 - 85	85 - 90	90 - 95	95 - 100	100 - 105	105 - 110	110 - 115	115 - 120	120 - 125	125 - 130	130 - 135	135 - 140
0000	11	0	0	0	0	0	0	0	0	0	0	0	1	1	1	1	3	3	1	1	1	0	0	0	0	0	0	0	0
0100	4	0	0	0	0	0	0	0	0	0	0	0	0	0	1	1	1	1	1	0	0	0	0	0	0	0	0	0	0
0200	2	0	0	0	0	0	0	0	0	0	0	0	0	0	0	0	1	1	0	0	0	0	0	0	0	0	0	0	0
0300	1	0	0	0	0	0	0	0	0	0	0	0	0	0	0	1	0	0	1	0	0	0	0	0	0	0	0	0	0
0400	5	0	0	0	0	0	0	0	0	0	0	0	0	0	2	1	1	1	1	0	0	0	0	0	0	0	0	0	0
0500	7	0	0	0	0	0	0	0	0	0	0	0	0	1	1	0	0	1	2	2	1	0	0	1	0	0	0	0	0
0600	7	0	0	0	0	0	0	0	0	0	0	0	0	0	0	1	2	2	0	1	2	1	0	0	0	0	0	0	0
0700	21	0	0	0	0	0	0	0	0	0	0	0	0	0	1	3	3	5	3	3	2	1	2	1	0	0	0	0	0
0800	**47**	**0**	**0**	**0**	**0**	**0**	**0**	**0**	**0**	**0**	**0**	**0**	**0**	**2**	**4**	**6**	**7**	**9**	**8**	**6**	**3**	**3**	**1**	**1**	**1**	**0**	**0**	**0**	**0**
0900	41	0	0	0	0	0	0	0	0	0	0	1	2	3	5	6	9	5	5	4	1	2	1	0	0	0	0	0	0
1000	42	0	1	0	0	0	0	0	0	0	0	1	1	3	8	7	7	5	3	4	2	1	1	1	0	0	0	0	0
1100	28	0	0	0	0	0	0	0	0	0	0	0	2	1	3	4	6	3	3	3	1	0	0	0	0	0	0	0	0
1200	45	0	0	0	0	0	0	0	0	1	0	1	2	3	6	3	10	5	7	2	2	1	0	0	0	0	0	0	0
1300	40	0	0	0	0	0	0	0	0	0	0	1	1	1	3	7	7	6	5	2	2	1	1	1	0	1	0	0	0
1400	42	0	0	0	0	0	0	0	0	0	0	1	1	1	6	6	9	3	6	3	2	2	0	1	1	0	0	0	0
1500	55	0	0	0	1	0	0	0	0	0	0	1	1	3	7	9	9	8	7	4	2	2	0	0	0	0	0	0	0
1600	54	0	0	0	0	0	0	0	0	0	0	0	1	2	3	7	9	10	11	5	3	0	1	0	0	0	0	0	0
1700	**64**	**0**	**0**	**0**	**0**	**0**	**0**	**0**	**0**	**0**	**0**	**2**	**2**	**2**	**7**	**6**	**10**	**14**	**9**	**5**	**2**	**3**	**1**	**1**	**0**	**0**	**0**	**0**	**0**
1800	57	0	0	0	0	0	0	0	0	1	0	0	2	2	3	7	6	10	9	7	5	2	1	0	1	0	0	0	0
1900	39	0	0	0	0	0	0	1	0	0	0	1	1	0	2	4	6	8	4	4	3	2	2	0	0	0	0	0	0
2000	26	0	0	0	0	0	0	0	0	0	0	0	0	1	4	5	5	2	4	1	2	1	0	0	0	0	0	0	0
2100	27	0	0	0	0	0	0	0	0	0	1	1	1	1	3	4	4	5	3	1	1	1	1	1	0	0	0	0	0
2200	24	0	0	0	0	0	0	0	0	0	0	0	0	3	1	3	4	5	2	3	0	1	1	0	0	1	0	0	0
2300	9	0	0	0	0	0	0	0	0	0	0	0	0	0	1	1	1	2	1	0	0	1	0	0	0	0	0	0	0
07-19	**536**	**0**	**1**	**0**	**1**	**0**	**0**	**0**	**0**	**2**	**0**	**8**	**15**	**23**	**56**	**71**	**92**	**83**	**76**	**48**	**27**	**18**	**9**	**6**	**3**	**1**	**0**	**0**	**0**
06-22	**635**	**0**	**1**	**0**	**1**	**0**	**0**	**1**	**0**	**2**	**1**	**10**	**17**	**25**	**65**	**85**	**109**	**100**	**87**	**55**	**35**	**23**	**12**	**7**	**3**	**1**	**0**	**0**	**0**
06-00	**668**	**0**	**1**	**0**	**1**	**0**	**0**	**1**	**0**	**2**	**1**	**10**	**17**	**28**	**67**	**89**	**114**	**107**	**90**	**58**	**35**	**25**	**13**	**7**	**3**	**2**	**0**	**0**	**0**
00-00	**698**	**0**	**1**	**0**	**1**	**0**	**0**	**1**	**0**	**2**	**1**	**10**	**18**	**30**	**72**	**93**	**120**	**114**	**96**	**61**	**37**	**25**	**13**	**8**	**3**	**2**	**0**	**0**	**0**

DRAFT

Site 85
Location R181, Att - Telepole, Lat 54.0563, Long -6.83765
Direction West

3279 / Meath/Cavan/Monaghan ATC's
October 2013
Automatic Traffic Count

Virtual Week (1)

Time	Total	Speed Bins (km/h)																											
		0 - 5	5 - 10	10 - 15	15 - 20	20 - 25	25 - 30	30 - 35	35 - 40	40 - 45	45 - 50	50 - 55	55 - 60	60 - 65	65 - 70	70 - 75	75 - 80	80 - 85	85 - 90	90 - 95	95 - 100	100 - 105	105 - 110	110 - 115	115 - 120	120 - 125	125 - 130	130 - 135	135 - 140
Mon	0	0	0	0	0	0	0	0	0	0	0	0	0	0	0	0	0	0	0	0	0	0	0	0	0	0	0	0	0
Tue	487	0	0	1	1	2	0	1	0	2	3	6	10	24	50	61	84	87	68	30	22	18	6	6	1	2	2	0	0
Wed	689	0	2	0	1	1	1	0	0	2	1	6	30	35	80	91	107	100	92	51	46	20	11	6	2	2	0	1	1
Thu	722	0	0	0	0	1	1	2	2	2	0	14	15	20	60	98	129	120	97	72	29	25	20	6	5	1	0	2	1
Fri	0	0	0	0	0	0	0	0	0	0	0	0	0	0	0	0	0	0	0	0	0	0	0	0	0	0	0	0	0
|Sat	0	0	0	0	0	0	0	0	0	0	0	0	0	0	0	0	0	0	0	0	0	0	0	0	0	0	0	0	0
|Sun	0	0	0	0	0	0	0	0	0	0	0	0	0	0	0	0	0	0	0	0	0	0	0	0	0	0	0	0	0
5 Day Ave.	**633**	**0**	**1**	**0**	**1**	**1**	**1**	**1**	**1**	**2**	**1**	**9**	**18**	**26**	**63**	**83**	**107**	**102**	**86**	**51**	**32**	**21**	**12**	**6**	**3**	**2**	**1**	**1**	**1**
7 Day Ave.	**698**	**0**	**1**	**0**	**1**	**0**	**0**	**1**	**0**	**2**	**1**	**10**	**18**	**30**	**72**	**93**	**120**	**114**	**96**	**61**	**37**	**25**	**13**	**8**	**3**	**2**	**0**	**0**	**0**
Total	**1898**	**0**	**2**	**1**	**2**	**4**	**2**	**3**	**2**	**6**	**4**	**26**	**55**	**79**	**190**	**250**	**320**	**307**	**257**	**153**	**97**	**63**	**37**	**18**	**8**	**5**	**2**	**3**	**2**

Summary Graphs

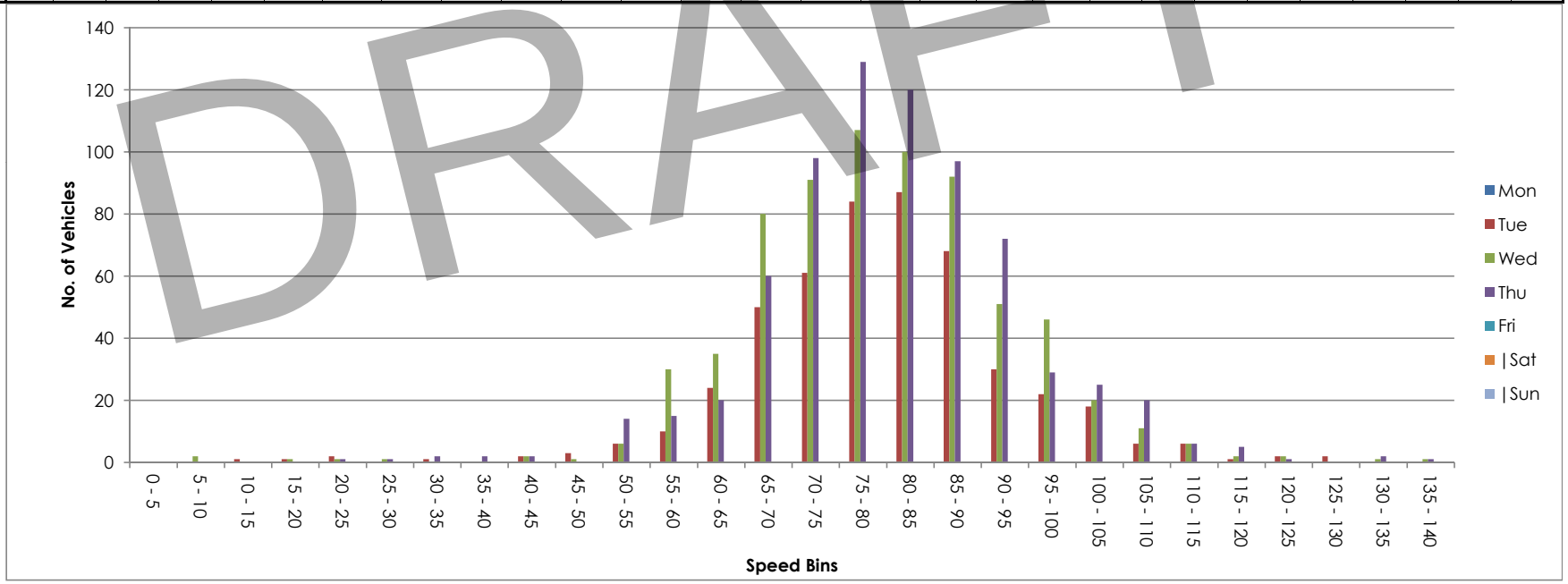

DRAFT

Site 85
Location R181, Att - Telepole, Lat 54.0563, Long -6.83765
Direction Two way

3279 / Meath/Cavan/Monaghan ATC's
October 2013
Automatic Traffic Count

Tue, 8 October 2013

Time	Total	Classification												>PSL	>PSL%	>SL1	>SL1%	>SL2	>SL2%	Mean	Vpp
		1 MCL	2 SV	3 SVT	4 TB2	5 TB3	6 T4	7 ART3	8 ART4	9 ART5	10 ART6	11 BD	12 DRT	80	80	85 +5kph	85 +5kph	90 +10kph	90 +10kph		85
0000	0	0	0	0	0	0	0	0	0	0	0	0	0	0	0	0	0	0	0	0	0
0100	0	0	0	0	0	0	0	0	0	0	0	0	0	0	0	0	0	0	0	0	0
0200	0	0	0	0	0	0	0	0	0	0	0	0	0	0	0	0	0	0	0	0	0
0300	0	0	0	0	0	0	0	0	0	0	0	0	0	0	0	0	0	0	0	0	0
0400	0	0	0	0	0	0	0	0	0	0	0	0	0	0	0	0	0	0	0	0	0
0500	0	0	0	0	0	0	0	0	0	0	0	0	0	0	0	0	0	0	0	0	0
0600	0	0	0	0	0	0	0	0	0	0	0	0	0	0	0	0	0	0	0	0	0
0700	0	0	0	0	0	0	0	0	0	0	0	0	0	0	0	0	0	0	0	0	0
0800	0	0	0	0	0	0	0	0	0	0	0	0	0	0	0	0	0	0	0	0	0
0900	0	0	0	0	0	0	0	0	0	0	0	0	0	0	0	0	0	0	0	0	0
1000	0	0	0	0	0	0	0	0	0	0	0	0	0	0	0	0	0	0	0	0	0
1100	**69**	**1**	**47**	**2**	**14**	**0**	**1**	**0**	**3**	**0**	**1**	**0**	**0**	**35**	**50.7**	**22**	**31.9**	**14**	**20.3**	**79.7**	**91.8**
1200	91	0	63	8	3	1	3	0	2	10	1	0	0	36	39.6	19	20.9	9	9.9	76	86
1300	83	1	59	7	8	1	2	0	3	0	2	0	0	42	50.6	26	31.3	11	13.3	79.4	88.9
1400	81	0	55	1	13	1	3	0	2	4	2	0	0	44	54.3	32	39.5	20	24.7	80.6	94.3
1500	104	0	77	0	15	2	3	0	1	4	2	0	0	45	43.3	31	29.8	12	11.5	77.4	88.9
1600	105	0	85	3	7	0	1	0	2	5	2	0	0	72	68.6	51	48.6	27	25.7	83.1	95
1700	**106**	**1**	**86**	**1**	**9**	**0**	**2**	**0**	**2**	**3**	**2**	**0**	**0**	**59**	**55.7**	**38**	**35.8**	**22**	**20.8**	**81.3**	**92.9**
1800	96	0	85	3	4	1	0	0	2	0	1	0	0	55	57.3	39	40.6	28	29.2	81.4	96.8
1900	67	0	55	0	8	1	0	0	2	1	0	0	0	38	56.7	23	34.3	16	23.9	81.5	93.6
2000	50	0	42	2	2	0	0	0	3	0	1	0	0	23	46	19	38	16	32	82.1	99
2100	34	0	32	0	0	0	0	0	1	1	0	0	0	17	50	7	20.6	5	14.7	79.6	87.8
2200	40	0	38	0	1	0	0	0	0	0	1	0	0	16	40	5	12.5	3	7.5	75.9	84.2
2300	5	0	3	0	1	0	0	0	1	0	0	0	0	3	60	2	40	2	40	84.1	-
07-19	**735**	**3**	**557**	**25**	**73**	**6**	**15**	**0**	**17**	**26**	**13**	**0**	**0**	**388**	**52.8**	**258**	**35.1**	**143**	**19.5**	**79.9**	**92.2**
06-22	**886**	**3**	**686**	**27**	**83**	**7**	**15**	**0**	**23**	**28**	**14**	**0**	**0**	**466**	**52.6**	**307**	**34.7**	**180**	**20.3**	**80.1**	**92.9**
06-00	**931**	**3**	**727**	**27**	**85**	**7**	**15**	**0**	**24**	**28**	**15**	**0**	**0**	**485**	**52.1**	**314**	**33.7**	**185**	**19.9**	**80**	**92.2**
00-00	**931**	**3**	**727**	**27**	**85**	**7**	**15**	**0**	**24**	**28**	**15**	**0**	**0**	**485**	**52.1**	**314**	**33.7**	**185**	**19.9**	**80**	**92.2**

DRAFT

Site 85
Location R181, Att - Telepole, Lat 54.0563, Long -6.83765
Direction Two way

3279 / Meath/Cavan/Monaghan ATC's
October 2013
Automatic Traffic Count

Wed, 9 October 2013

Time	Total	Classification												>PSL	>PSL%	>SL1	>SL1%	>SL2	>SL2%	Mean	Vpp
		1 MCL	2 SV	3 SVT	4 TB2	5 TB3	6 T4	7 ART3	8 ART4	9 ART5	10 ART6	11 BD	12 DRT	80	80	85 +5kph	85 +5kph	90 +10kph	90 +10kph		85
0000	14	0	9	0	1	0	0	0	1	2	1	0	0	2	14.3	1	7.1	1	7.1	74.5	78.8
0100	9	0	3	0	2	0	0	0	1	2	1	0	0	2	22.2	1	11.1	1	11.1	76.4	-
0200	6	0	6	0	0	0	0	0	0	0	0	0	0	6	100	5	83.3	1	16.7	88	-
0300	2	0	0	0	0	0	0	0	1	1	0	0	0	1	50	0	0	0	0	77.2	-
0400	6	0	3	0	0	1	0	0	0	1	1	0	0	1	16.7	1	16.7	0	0	71.8	-
0500	13	0	9	0	2	0	0	0	0	0	2	0	0	12	92.3	10	76.9	7	53.8	92.1	95.8
0600	14	0	8	0	2	1	0	0	1	1	1	0	0	12	85.7	8	57.1	4	28.6	86.5	96.5
0700	50	0	39	2	4	0	0	0	1	2	2	0	0	36	72	31	62	21	42	89.2	105.5
0800	**111**	**0**	**87**	**1**	**13**	**0**	**1**	**0**	**4**	**1**	**4**	**0**	**0**	**66**	**59.5**	**44**	**39.6**	**20**	**18**	**82.4**	**90.7**
0900	99	0	79	1	12	1	2	0	1	2	1	0	0	47	47.5	30	30.3	17	17.2	79.9	90
1000	85	0	64	4	5	4	2	0	2	1	3	0	0	32	37.6	21	24.7	16	18.8	76.2	91.1
1100	72	0	46	4	6	2	1	0	2	6	5	0	0	28	38.9	16	22.2	9	12.5	77.8	87.1
1200	86	0	61	2	11	0	1	0	0	6	5	0	0	32	37.2	23	26.7	13	15.1	76.5	89.3
1300	77	0	56	3	6	1	4	0	1	3	3	0	0	39	50.6	32	41.6	18	23.4	81.8	96.1
1400	87	0	62	5	9	2	2	0	3	1	3	0	0	46	52.9	37	42.5	22	25.3	81.6	91.8
1500	99	0	77	2	12	2	0	0	0	4	2	0	0	43	43.4	27	27.3	17	17.2	79.6	91.4
1600	83	0	61	4	9	1	0	1	4	2	1	0	0	45	54.2	33	39.8	21	25.3	80.6	93.6
1700	98	0	76	2	13	0	1	0	2	1	3	0	0	59	60.2	37	37.8	25	25.5	82.8	95
1800	**117**	**0**	**95**	**0**	**16**	**0**	**2**	**0**	**3**	**0**	**1**	**0**	**0**	**66**	**56.4**	**47**	**40.2**	**31**	**26.5**	**82.2**	**94.7**
1900	77	1	61	1	9	0	1	1	2	0	1	0	0	48	62.3	33	42.9	20	26	82.3	96.8
2000	65	0	58	2	3	0	0	0	0	2	0	0	0	30	46.2	21	32.3	15	23.1	79.7	95
2100	53	0	50	0	1	0	0	0	2	0	0	0	0	19	35.8	12	22.6	8	15.1	77.1	89.6
2200	45	0	39	0	3	0	0	0	1	1	1	0	0	22	48.9	14	31.1	6	13.3	79.6	88.9
2300	17	0	11	0	2	0	0	0	1	2	1	0	0	11	64.7	6	35.3	2	11.8	83.2	88.2
07-19	**1064**	**0**	**803**	**30**	**116**	**13**	**16**	**1**	**23**	**29**	**33**	**0**	**0**	**539**	**50.7**	**378**	**35.5**	**230**	**21.6**	**80.7**	**93.2**
06-22	**1273**	**1**	**980**	**33**	**131**	**14**	**17**	**2**	**28**	**32**	**35**	**0**	**0**	**648**	**50.9**	**452**	**35.5**	**277**	**21.8**	**80.7**	**93.6**
06-00	**1335**	**1**	**1030**	**33**	**136**	**14**	**17**	**2**	**30**	**35**	**37**	**0**	**0**	**681**	**51**	**472**	**35.4**	**285**	**21.3**	**80.7**	**93.6**
00-00	**1385**	**1**	**1060**	**33**	**141**	**15**	**17**	**2**	**33**	**41**	**42**	**0**	**0**	**705**	**50.9**	**490**	**35.4**	**295**	**21.3**	**80.7**	**93.2**

DRAFT

Site 85
Location R181, Att - Telepole, Lat 54.0563, Long -6.83765
Direction Two way

3279 / Meath/Cavan/Monaghan ATC's
October 2013
Automatic Traffic Count

Thu, 10 October 2013

Time	Total	Classification												>PSL	>PSL%	>SL1	>SL1%	>SL2	>SL2%	Mean	Vpp
		1 MCL	2 SV	3 SVT	4 TB2	5 TB3	6 T4	7 ART3	8 ART4	9 ART5	10 ART6	11 BD	12 DRT	80	80	85 +5kph	85 +5kph	90 +10kph	90 +10kph		85
0000	17	1	13	0	2	0	0	0	0	0	1	0	0	9	52.9	5	29.4	3	17.6	81.8	89.6
0100	8	0	4	0	1	0	0	0	1	2	0	0	0	4	50	2	25	1	12.5	80.8	-
0200	4	0	1	0	1	0	0	0	1	0	1	0	0	2	50	1	25	1	25	86	-
0300	3	0	1	0	0	0	0	0	1	1	0	0	0	2	66.7	2	66.7	1	33.3	84.5	-
0400	8	0	3	0	0	2	0	0	1	1	1	0	0	5	62.5	1	12.5	0	0	79.6	-
0500	17	0	13	0	0	0	0	0	0	3	0	0	1	13	76.5	12	70.6	8	47.1	89	100.1
0600	20	0	14	0	3	0	0	0	1	1	1	0	0	12	60	10	50	7	35	85.2	95.4
0700	69	0	55	0	4	1	1	0	3	1	4	0	0	36	52.2	21	30.4	15	21.7	81.4	92.5
0800	**117**	**1**	**97**	**0**	**13**	**0**	**0**	**0**	**2**	**2**	**2**	**0**	**0**	**73**	**62.4**	**47**	**40.2**	**35**	**29.9**	**84.4**	**96.8**
0900	89	0	62	3	13	0	1	0	1	6	3	0	0	42	47.2	25	28.1	10	11.2	78.6	88.9
1000	80	2	53	1	10	0	1	0	0	6	7	0	0	33	41.3	18	22.5	12	15	77.9	88.2
1100	60	0	43	2	7	1	1	1	2	1	2	0	0	20	33.3	15	25	9	15	75.9	89.6
1200	58	0	42	2	8	2	1	0	1	1	1	0	0	31	53.4	24	41.4	11	19	81.4	92.2
1300	77	0	55	3	5	1	0	1	4	5	3	0	0	40	51.9	24	31.2	17	22.1	81.5	90.4
1400	86	0	62	4	11	0	2	0	4	2	1	0	0	37	43	32	37.2	21	24.4	80	95.4
1500	101	0	75	0	16	1	0	0	2	4	3	0	0	51	50.5	34	33.7	22	21.8	80.1	92.5
1600	**119**	**0**	**96**	**3**	**9**	**1**	**0**	**0**	**5**	**4**	**1**	**0**	**0**	**68**	**57.1**	**48**	**40.3**	**21**	**17.6**	**79.7**	**90**
1700	110	0	102	0	5	0	0	0	1	1	1	0	0	59	53.6	41	37.3	24	21.8	80.9	92.9
1800	116	1	97	3	7	0	1	0	3	2	2	0	0	72	62.1	51	44	29	25	82.8	93.2
1900	96	0	83	4	6	0	0	0	2	1	0	0	0	58	60.4	43	44.8	31	32.3	83.1	96.8
2000	45	0	41	1	1	0	0	0	1	1	0	0	0	18	40	14	31.1	5	11.1	78.2	87.5
2100	48	0	42	1	2	0	0	0	0	3	0	0	0	31	64.6	25	52.1	12	25	85.5	97.9
2200	38	0	33	2	2	0	0	0	1	0	0	0	0	27	71.1	19	50	14	36.8	86.5	96.1
2300	22	0	20	0	0	0	0	0	2	0	0	0	0	13	59.1	8	36.4	8	36.4	84.5	97.9
07-19	**1082**	**4**	**839**	**21**	**108**	**7**	**8**	**2**	**28**	**35**	**30**	**0**	**0**	**562**	**51.9**	**380**	**35.1**	**226**	**20.9**	**80.6**	**92.2**
06-22	**1291**	**4**	**1019**	**27**	**120**	**7**	**8**	**2**	**32**	**41**	**31**	**0**	**0**	**681**	**52.7**	**472**	**36.6**	**281**	**21.8**	**81**	**92.9**
06-00	**1351**	**4**	**1072**	**29**	**122**	**7**	**8**	**2**	**35**	**41**	**31**	**0**	**0**	**721**	**53.4**	**499**	**36.9**	**303**	**22.4**	**81.2**	**92.9**
00-00	**1408**	**5**	**1107**	**29**	**126**	**9**	**8**	**2**	**39**	**48**	**34**	**0**	**1**	**756**	**53.7**	**522**	**37.1**	**317**	**22.5**	**81.3**	**93.2**

DRAFT

Site 85
Location R181, Att - Telepole, Lat 54.0563, Long -6.83765
Direction Two way

3279 / Meath/Cavan/Monaghan ATC's
October 2013
Automatic Traffic Count

Virtual Day (Partial days = 2.54)

Time	Total	Classification												>PSL	>PSL%	>SL1	>SL1%	>SL2	>SL2%	Mean	Vpp
		1 MCL	2 SV	3 SVT	4 TB2	5 TB3	6 T4	7 ART3	8 ART4	9 ART5	10 ART6	11 BD	12 DRT	80	80	85 +5kph	85 +5kph	90 +10kph	90 +10kph		85
0000	16	1	11	0	2	0	0	0	1	1	1	0	0	6	35.5	3	19.4	2	12.9	78.5	88.9
0100	9	0	4	0	2	0	0	0	1	2	1	0	0	3	35.3	2	17.6	1	11.8	78.5	-
0200	5	0	4	0	1	0	0	0	1	0	1	0	0	4	80	3	60	1	20	87.2	-
0300	3	0	1	0	0	0	0	0	1	1	0	0	0	2	60	1	40	1	20	81.6	-
0400	7	0	3	0	0	2	0	0	1	1	1	0	0	3	42.9	1	14.3	0	0	76.3	-
0500	15	0	11	0	1	0	0	0	0	2	1	0	1	13	83.3	11	73.3	8	50	90.3	101.5
0600	17	0	11	0	3	1	0	0	1	1	1	0	0	12	70.6	9	52.9	6	32.4	85.8	96.5
0700	60	0	47	1	4	1	1	0	2	2	3	0	0	36	60.5	26	43.7	18	30.3	84.7	100.1
0800	**114**	**1**	**92**	**1**	**13**	**0**	**1**	**0**	**3**	**2**	**3**	**0**	**0**	**70**	**61**	**46**	**39.9**	**28**	**24.1**	**83.4**	**94.3**
0900	94	0	71	2	13	1	2	0	1	4	2	0	0	45	47.3	28	29.3	14	14.4	79.3	89.6
1000	83	1	59	3	8	2	2	0	1	4	5	0	0	33	39.4	20	23.6	14	17	77	90.7
1100	67	0	45	3	9	1	1	0	2	2	3	0	0	28	41.3	18	26.4	11	15.9	77.9	90
1200	78	0	55	4	7	1	2	0	1	6	2	0	0	33	42.1	22	28.1	11	14	77.5	89.3
1300	79	0	57	4	6	1	2	0	3	3	3	0	0	40	51.1	27	34.6	15	19.4	80.9	92.2
1400	85	0	60	3	11	1	2	0	3	2	2	0	0	42	50	34	39.8	21	24.8	80.7	93.6
1500	101	0	76	1	14	2	1	0	1	4	2	0	0	46	45.7	31	30.3	17	16.8	79	91.1
1600	102	0	81	3	8	1	0	0	4	4	1	0	0	62	60.3	44	43	23	22.5	81.1	92.5
1700	105	0	88	1	9	0	1	0	2	2	2	0	0	59	56.4	39	36.9	24	22.6	81.6	93.6
1800	**110**	**0**	**92**	**2**	**9**	**0**	**1**	**0**	**3**	**1**	**1**	**0**	**0**	**64**	**58.7**	**46**	**41.6**	**29**	**26.7**	**82.2**	**95.4**
1900	80	0	66	2	8	0	0	0	2	1	0	0	0	48	60	33	41.3	22	27.9	82.4	95.8
2000	53	0	47	2	2	0	0	0	1	1	0	0	0	24	44.4	18	33.8	12	22.5	80.1	94.7
2100	45	0	41	0	1	0	0	0	1	1	0	0	0	22	49.6	15	32.6	8	18.5	80.7	94.3
2200	41	0	37	1	2	0	0	0	1	0	1	0	0	22	52.8	13	30.9	8	18.7	80.5	90.7
2300	15	0	11	0	1	0	0	0	1	1	0	0	0	9	61.4	5	36.4	4	27.3	83.9	95
07-19	**1078**	**2**	**823**	**28**	**111**	**11**	**16**	**0**	**26**	**36**	**29**	**0**	**0**	**558**	**51.7625**	**381**	**35.3432**	**225**	**20.872**	**80.8**	**92.35**
06-22	**1273**	**2**	**988**	**32**	**125**	**12**	**16**	**0**	**31**	**40**	**30**	**0**	**0**	**664**	**52.1603**	**456**	**35.8209**	**273**	**21.4454**	**80.8**	**93.6**
06-00	**1329**	**2**	**1036**	**33**	**128**	**12**	**16**	**0**	**33**	**41**	**31**	**0**	**0**	**695**	**52.295**	**474**	**35.6659**	**285**	**21.4447**	**80.8**	**93.6**
00-00	**1384**	**3**	**1070**	**33**	**134**	**14**	**16**	**0**	**38**	**48**	**36**	**0**	**1**	**726**	**52.4566**	**495**	**35.7659**	**298**	**21.5318**	**80.8**	**93.6**

DRAFT

Site 85
Location R181, Att - Telepole, Lat 54.0563, Long -6.83765
Direction Two way

3279 / Meath/Cavan/Monaghan ATC's
October 2013
Automatic Traffic Count

Virtual Week (1)

Time	Total	Classification												>PSL	>PSL%	>SL1	>SL1%	>SL2	>SL2%	Mean	Vpp
		1 MCL	2 SV	3 SVT	4 TB2	5 TB3	6 T4	7 ART3	8 ART4	9 ART5	10 ART6	11 BD	12 DRT	80	80	85 +5kph	85 +5kph	90 +10kph	90 +10kph		85
Mon	0	0	0	0	0	0	0	0	0	0	0	0	0	0	0	0	0	0	0	-	-
Tue	931	3	727	27	85	7	15	0	24	28	15	0	0	485	52.1	314	33.7	185	19.9	80	92.2
Wed	1385	1	1060	33	141	15	17	2	33	41	42	0	0	705	50.9	490	35.4	295	21.3	80.7	93.2
Thu	1408	5	1107	29	126	9	8	2	39	48	34	0	1	756	53.7	522	37.1	317	22.5	81.3	93.2
Fri	0	0	0	0	0	0	0	0	0	0	0	0	0	0	0	0	0	0	0	-	-
| Sat	0	0	0	0	0	0	0	0	0	0	0	0	0	0	0	0	0	0	0	-	-
| Sun	0	0	0	0	0	0	0	0	0	0	0	0	0	0	0	0	0	0	0	-	-
5 Day Ave.	**1241**	**3**	**965**	**30**	**117**	**10**	**13**	**1**	**32**	**39**	**30**	**0**	**0**	**649**	**52.3**	**442**	**35.6**	**266**	**21.4**	**80.7**	**92.9**
7 Day Ave.	**1384**	**3**	**1070**	**33**	**134**	**14**	**16**	**0**	**38**	**48**	**36**	**0**	**1**	**726**	**52.5**	**495**	**35.8**	**298**	**21.5**	**80.8**	**93.6**
Total	**3724**	**9**	**2894**	**89**	**352**	**31**	**40**	**4**	**96**	**117**	**91**	**0**	**1**	**1946**	**52.3**	**1326**	**35.6**	**797**	**21.4**	**80.7**	**92.9**

Summary Graphs

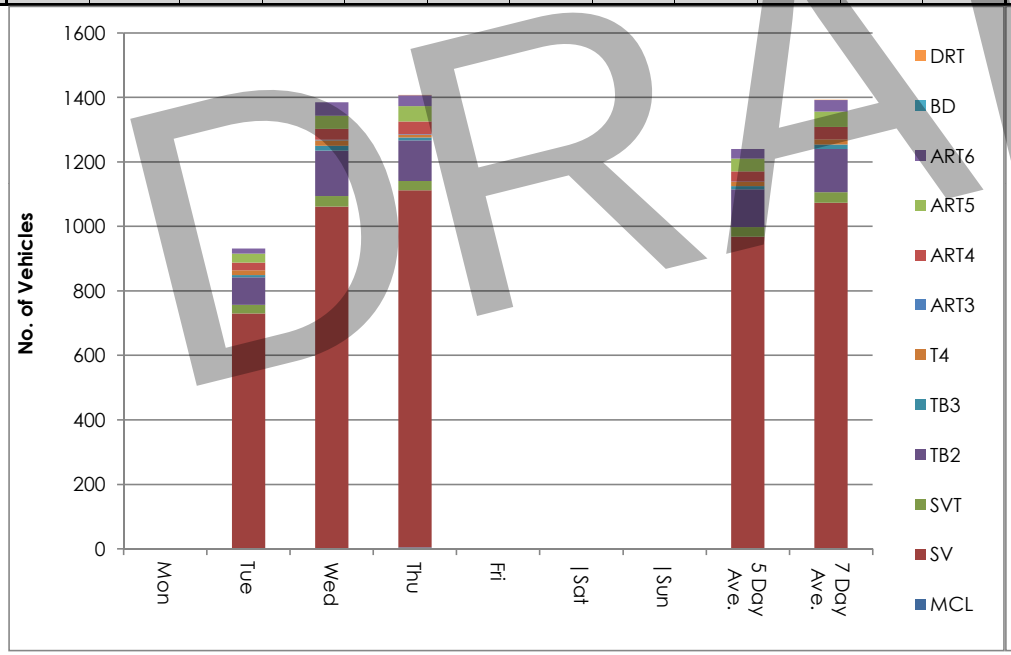

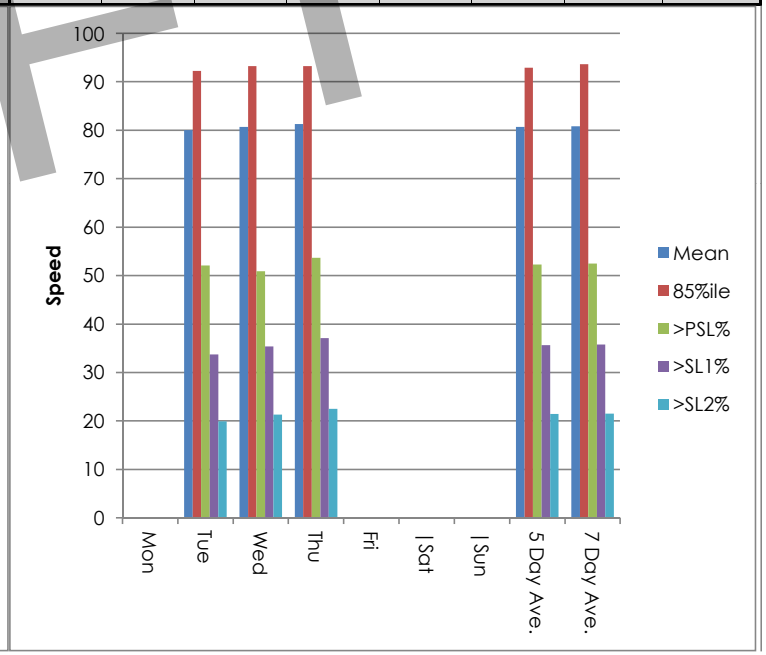

DRAFT

Site 85
Location R181, Att - Telepole, Lat 54.0563, Long -6.83765
Direction Two way

3279 / Meath/Cavan/Monaghan ATC's
October 2013
Automatic Traffic Count

Tue, 8 October 2013

Time	Total	Speed Bins (km/h)																											
		0 - 5	5 - 10	10 - 15	15 - 20	20 - 25	25 - 30	30 - 35	35 - 40	40 - 45	45 - 50	50 - 55	55 - 60	60 - 65	65 - 70	70 - 75	75 - 80	80 - 85	85 - 90	90 - 95	95 - 100	100 - 105	105 - 110	110 - 115	115 - 120	120 - 125	125 - 130	130 - 135	135 - 140
0000	0	0	0	0	0	0	0	0	0	0	0	0	0	0	0	0	0	0	0	0	0	0	0	0	0	0	0	0	0
0100	0	0	0	0	0	0	0	0	0	0	0	0	0	0	0	0	0	0	0	0	0	0	0	0	0	0	0	0	0
0200	0	0	0	0	0	0	0	0	0	0	0	0	0	0	0	0	0	0	0	0	0	0	0	0	0	0	0	0	0
0300	0	0	0	0	0	0	0	0	0	0	0	0	0	0	0	0	0	0	0	0	0	0	0	0	0	0	0	0	0
0400	0	0	0	0	0	0	0	0	0	0	0	0	0	0	0	0	0	0	0	0	0	0	0	0	0	0	0	0	0
0500	0	0	0	0	0	0	0	0	0	0	0	0	0	0	0	0	0	0	0	0	0	0	0	0	0	0	0	0	0
0600	0	0	0	0	0	0	0	0	0	0	0	0	0	0	0	0	0	0	0	0	0	0	0	0	0	0	0	0	0
0700	0	0	0	0	0	0	0	0	0	0	0	0	0	0	0	0	0	0	0	0	0	0	0	0	0	0	0	0	0
0800	0	0	0	0	0	0	0	0	0	0	0	0	0	0	0	0	0	0	0	0	0	0	0	0	0	0	0	0	0
0900	0	0	0	0	0	0	0	0	0	0	0	0	0	0	0	0	0	0	0	0	0	0	0	0	0	0	0	0	0
1000	0	0	0	0	0	0	0	0	0	0	0	0	0	0	0	0	0	0	0	0	0	0	0	0	0	0	0	0	0
1100	**69**	**0**	**0**	**0**	**0**	**1**	**0**	**0**	**0**	**0**	**0**	**0**	**2**	**3**	**8**	**6**	**14**	**13**	**8**	**7**	**3**	**4**	**0**	**0**	**0**	**0**	**0**	**0**	**0**
1200	91	0	0	1	0	0	2	0	0	2	0	1	1	6	8	12	22	17	10	3	3	2	0	1	0	0	0	0	0
1300	83	0	0	0	1	0	0	0	0	1	0	3	4	2	5	10	15	16	15	2	2	2	1	2	0	1	1	0	0
1400	81	0	0	1	1	0	0	0	0	0	0	1	1	4	9	9	11	12	12	8	6	2	3	1	0	0	0	0	0
1500	104	0	0	0	1	1	0	0	0	0	1	0	2	8	12	15	19	14	19	7	3	2	0	0	0	0	0	0	0
1600	105	0	0	0	0	1	0	1	0	1	0	0	2	1	5	12	10	21	24	10	10	4	2	0	0	1	0	0	0
1700	**106**	**0**	**0**	**0**	**0**	**0**	**0**	**0**	**0**	**1**	**0**	**2**	**1**	**4**	**14**	**9**	**16**	**21**	**16**	**8**	**5**	**7**	**0**	**1**	**0**	**0**	**1**	**0**	**0**
1800	96	0	0	0	0	0	0	0	0	3	2	0	2	5	7	13	9	16	11	8	10	8	1	0	0	1	0	0	0
1900	67	0	0	0	0	0	0	1	0	0	1	0	1	1	3	11	11	15	7	8	4	2	1	0	1	0	0	0	0
2000	50	0	0	0	0	0	0	0	0	0	0	1	1	1	6	11	7	4	3	5	4	4	1	1	1	0	0	0	0
2100	34	0	0	0	0	0	0	0	0	0	1	0	2	0	4	7	3	10	2	0	1	1	1	2	0	0	0	0	0
2200	40	0	0	0	0	0	0	0	0	0	1	0	0	9	2	6	6	11	2	1	0	1	1	0	0	0	0	0	0
2300	5	0	0	0	0	0	0	0	0	0	0	0	0	0	1	1	0	1	0	1	0	0	1	0	0	0	0	0	0
07-19	**735**	**0**	**0**	**2**	**3**	**3**	**2**	**1**	**0**	**8**	**3**	**7**	**15**	**33**	**68**	**86**	**116**	**130**	**115**	**53**	**42**	**31**	**7**	**5**	**0**	**3**	**2**	**0**	**0**
06-22	**886**	**0**	**0**	**2**	**3**	**3**	**2**	**2**	**0**	**8**	**5**	**8**	**19**	**35**	**81**	**115**	**137**	**159**	**127**	**66**	**51**	**38**	**10**	**8**	**2**	**3**	**2**	**0**	**0**
06-00	**931**	**0**	**0**	**2**	**3**	**3**	**2**	**2**	**0**	**8**	**6**	**8**	**19**	**44**	**84**	**122**	**143**	**171**	**129**	**68**	**51**	**39**	**12**	**8**	**2**	**3**	**2**	**0**	**0**
00-00	**931**	**0**	**0**	**2**	**3**	**3**	**2**	**2**	**0**	**8**	**6**	**8**	**19**	**44**	**84**	**122**	**143**	**171**	**129**	**68**	**51**	**39**	**12**	**8**	**2**	**3**	**2**	**0**	**0**

DRAFT

Site 85
Location R181, Att - Telepole, Lat 54.0563, Long -6.83765
Direction Two way

3279 / Meath/Cavan/Monaghan ATC's
October 2013
Automatic Traffic Count

Wed, 9 October 2013

Time	Total	Speed Bins (km/h)																												
		0 - 5	5 - 10	10 - 15	15 - 20	20 - 25	25 - 30	30 - 35	35 - 40	40 - 45	45 - 50	50 - 55	55 - 60	60 - 65	65 - 70	70 - 75	75 - 80	80 - 85	85 - 90	90 - 95	95 - 100	100 - 105	105 - 110	110 - 115	115 - 120	120 - 125	125 - 130	130 - 135	135 - 140
0000	14	0	0	0	0	0	0	0	0	0	0	0	1	0	3	2	6	1	0	0	1	0	0	0	0	0	0	0	0	0
0100	9	0	0	0	0	0	0	0	0	0	0	0	0	0	3	1	3	1	0	0	0	1	0	0	0	0	0	0	0	0
0200	6	0	0	0	0	0	0	0	0	0	0	0	0	0	0	0	0	1	4	0	0	1	0	0	0	0	0	0	0	0
0300	2	0	0	0	0	0	0	0	0	0	0	0	0	0	0	1	0	1	0	0	0	0	0	0	0	0	0	0	0	0
0400	6	0	0	0	0	0	0	0	0	0	0	0	0	0	2	3	0	0	1	0	0	0	0	0	0	0	0	0	0	0
0500	13	0	0	0	0	0	0	0	0	0	0	0	0	0	0	0	1	2	3	3	2	0	0	1	0	1	0	0	0	0
0600	14	0	0	0	0	0	0	0	0	0	0	0	0	1	0	0	1	4	4	1	2	1	0	0	0	0	0	0	0	0
0700	50	0	0	0	0	0	0	0	0	0	0	0	0	0	3	3	8	5	10	4	4	4	6	2	1	0	0	0	0	0
0800	**111**	**0**	**0**	**0**	**0**	**0**	**0**	**0**	**0**	**0**	**1**	**0**	**0**	**4**	**6**	**12**	**22**	**22**	**24**	**9**	**4**	**5**	**0**	**1**	**1**	**0**	**0**	**0**	**0**	**0**
0900	99	0	0	0	0	0	0	0	0	0	1	1	1	5	9	16	19	17	13	10	1	4	2	0	0	0	0	0	0	0
1000	85	0	2	0	0	0	0	0	0	0	0	1	2	6	21	10	11	11	5	6	5	4	0	1	0	0	0	0	0	0
1100	72	0	0	0	0	0	0	0	0	0	0	0	5	3	6	14	16	12	7	4	4	1	0	0	0	0	0	0	0	0
1200	86	0	0	0	0	0	0	0	0	1	0	2	6	6	11	11	17	9	10	8	1	4	0	0	0	0	0	0	0	0
1300	77	0	0	0	0	1	0	0	0	0	0	0	2	1	7	16	11	7	14	3	7	4	1	2	0	1	0	0	0	0
1400	87	0	0	0	0	0	0	0	0	0	0	1	3	2	10	9	16	9	15	11	5	4	0	1	0	1	0	0	0	0
1500	99	0	0	0	1	0	1	0	0	0	0	1	0	3	7	14	29	16	10	7	7	2	1	0	0	0	0	0	0	0
1600	83	0	0	0	0	0	0	0	0	0	0	1	3	5	13	8	8	12	12	13	3	2	2	1	0	0	0	0	0	0
1700	98	0	0	0	0	0	0	0	0	0	0	1	6	3	2	9	18	22	12	9	8	3	2	3	0	0	0	0	0	0
1800	**117**	**0**	**0**	**0**	**0**	**0**	**0**	**0**	**0**	**2**	**0**	**0**	**5**	**2**	**10**	**15**	**17**	**19**	**16**	**13**	**9**	**4**	**1**	**1**	**3**	**0**	**0**	**0**	**0**	**0**
1900	77	0	0	0	0	1	0	0	0	0	1	0	2	6	5	4	10	15	13	5	6	6	2	1	0	0	0	0	0	0
2000	65	0	0	0	0	0	0	0	0	0	1	1	3	3	9	10	8	9	6	4	6	3	0	1	0	0	0	0	0	1
2100	53	0	0	0	0	0	0	0	0	0	1	2	1	8	4	7	11	7	4	3	0	2	2	1	0	0	0	0	0	0
2200	45	0	0	0	0	0	0	0	0	0	0	0	2	3	3	7	8	8	8	4	1	0	0	0	0	1	0	0	0	0
2300	17	0	0	0	0	0	0	0	0	0	0	0	0	0	2	3	1	5	4	1	0	0	0	0	0	0	0	1	0	0
07-19	**1064**	**0**	**2**	**0**	**1**	**1**	**1**	**0**	**0**	**3**	**2**	**8**	**33**	**40**	**105**	**137**	**192**	**161**	**148**	**97**	**58**	**41**	**15**	**12**	**5**	**2**	**0**	**0**	**0**	**0**
06-22	**1273**	**0**	**2**	**0**	**1**	**2**	**1**	**0**	**0**	**3**	**5**	**11**	**39**	**58**	**123**	**158**	**222**	**196**	**175**	**110**	**72**	**53**	**19**	**15**	**5**	**2**	**0**	**0**	**1**	**0**
06-00	**1335**	**0**	**2**	**0**	**1**	**2**	**1**	**0**	**0**	**3**	**5**	**11**	**41**	**61**	**128**	**168**	**231**	**209**	**187**	**115**	**73**	**53**	**19**	**15**	**5**	**3**	**0**	**1**	**1**	**0**
00-00	**1385**	**0**	**2**	**0**	**1**	**2**	**1**	**0**	**0**	**3**	**5**	**11**	**42**	**61**	**136**	**175**	**241**	**215**	**195**	**118**	**76**	**55**	**19**	**16**	**5**	**4**	**0**	**1**	**1**	**0**

DRAFT

Site 85
Location R181, Att - Telepole, Lat 54.0563, Long -6.83765
Direction Two way

3279 / Meath/Cavan/Monaghan ATC's
October 2013
Automatic Traffic Count

Thu, 10 October 2013

Time	Total	Speed Bins (km/h)																												
		0 - 5	5 - 10	10 - 15	15 - 20	20 - 25	25 - 30	30 - 35	35 - 40	40 - 45	45 - 50	50 - 55	55 - 60	60 - 65	65 - 70	70 - 75	75 - 80	80 - 85	85 - 90	90 - 95	95 - 100	100 - 105	105 - 110	110 - 115	115 - 120	120 - 125	125 - 130	130 - 135	135 - 140
0000	17	0	0	0	0	0	0	0	0	0	0	0	0	1	1	3	3	4	2	1	1	0	0	0	1	0	0	0	0
0100	8	0	0	0	0	0	0	0	0	0	0	0	0	0	1	1	2	2	1	1	0	0	0	0	0	0	0	0	0	0
0200	4	0	0	0	0	0	0	0	0	0	0	0	0	0	0	1	1	1	0	0	0	0	1	0	0	0	0	0	0	0
0300	3	0	0	0	0	0	0	0	0	0	0	0	0	0	0	1	0	0	1	1	0	0	0	0	0	0	0	0	0	0
0400	8	0	0	0	0	0	0	0	0	0	0	0	0	0	1	0	2	4	1	0	0	0	0	0	0	0	0	0	0	0
0500	17	0	0	0	0	0	0	0	0	0	0	0	0	1	1	0	2	1	4	3	1	3	0	1	0	0	0	0	0	0
0600	20	0	0	0	0	0	0	0	0	0	0	0	0	1	1	2	4	2	3	3	1	1	2	0	0	0	0	0	0	0
0700	69	0	0	0	0	0	0	0	0	0	0	1	0	5	3	13	11	15	6	6	2	3	1	3	0	0	0	0	0	0
0800	**117**	**0**	**0**	**0**	**0**	**0**	**0**	**0**	**1**	**0**	**0**	**0**	**0**	**1**	**11**	**14**	**17**	**26**	**12**	**12**	**8**	**6**	**1**	**6**	**2**	**0**	**0**	**0**	**0**	**0**
0900	89	0	0	0	0	0	0	1	0	0	0	1	3	4	8	11	19	17	15	6	2	2	0	0	0	0	0	0	0	0
1000	80	0	0	0	0	0	0	0	0	0	0	2	2	6	12	10	15	15	6	6	2	1	2	1	0	0	0	0	0	0
1100	60	0	0	0	0	0	0	1	1	1	0	1	1	1	14	8	12	5	6	5	2	1	1	0	0	0	0	0	0	0
1200	58	0	0	0	0	0	0	0	0	0	0	0	2	3	5	7	10	7	13	5	4	0	1	1	0	0	0	0	0	0
1300	77	0	0	0	0	0	0	0	0	0	0	0	0	2	6	14	15	16	7	9	3	3	1	1	0	0	0	0	0	0
1400	86	0	0	0	0	0	1	0	0	1	0	2	2	7	8	11	17	5	11	7	5	4	2	0	2	0	0	1	0	0
1500	101	0	0	0	0	0	0	1	0	0	1	1	3	3	10	15	16	17	12	11	4	5	0	2	0	0	0	0	0	0
1600	**119**	**0**	**0**	**0**	**0**	**2**	**0**	**0**	**2**	**2**	**0**	**2**	**1**	**3**	**7**	**12**	**20**	**20**	**27**	**12**	**3**	**2**	**4**	**0**	**0**	**0**	**0**	**0**	**0**	**0**
1700	110	0	0	0	0	0	0	0	0	0	0	6	2	3	12	9	19	18	17	12	6	1	2	2	1	0	0	0	0	0
1800	116	0	0	0	0	1	0	0	0	1	0	1	4	2	6	11	18	21	22	13	5	4	4	1	2	0	0	0	0	0
1900	96	0	0	0	0	0	0	1	0	1	0	4	1	1	8	10	12	15	12	15	4	2	7	0	1	0	0	1	1	0
2000	45	0	0	0	0	0	0	0	0	0	0	0	1	4	8	6	8	4	9	3	0	1	0	0	0	0	0	1	0	0
2100	48	0	0	0	0	0	0	0	0	0	0	0	0	0	3	5	9	6	13	2	4	3	2	0	1	0	0	0	0	0
2200	38	0	0	0	0	0	0	0	0	0	0	0	0	1	2	3	5	8	5	7	2	2	1	0	1	1	0	0	0	0
2300	22	0	0	0	0	0	0	0	0	0	0	0	0	0	3	1	5	5	0	1	4	3	0	0	0	0	0	0	0	0
07-19	**1082**	**0**	**0**	**0**	**0**	**3**	**1**	**3**	**4**	**5**	**1**	**17**	**20**	**40**	**102**	**135**	**189**	**182**	**154**	**104**	**46**	**32**	**19**	**17**	**7**	**0**	**0**	**1**	**0**	
06-22	**1291**	**0**	**0**	**0**	**0**	**3**	**1**	**4**	**4**	**6**	**1**	**21**	**22**	**46**	**122**	**158**	**222**	**209**	**191**	**127**	**55**	**39**	**30**	**17**	**9**	**0**	**0**	**3**	**1**	
06-00	**1351**	**0**	**0**	**0**	**0**	**3**	**1**	**4**	**4**	**6**	**1**	**21**	**22**	**47**	**127**	**162**	**232**	**222**	**196**	**135**	**61**	**44**	**31**	**17**	**10**	**1**	**0**	**3**	**1**	
00-00	**1408**	**0**	**0**	**0**	**0**	**3**	**1**	**4**	**4**	**6**	**1**	**21**	**22**	**49**	**131**	**168**	**242**	**234**	**205**	**141**	**63**	**47**	**32**	**18**	**11**	**1**	**0**	**3**	**1**	

DRAFT

Site 85
Location R181, Att - Telepole, Lat 54.0563, Long -6.83765
Direction Two way

3279 / Meath/Cavan/Monaghan ATC's
October 2013
Automatic Traffic Count

Virtual Day (Partial days = 2.54)

Time	Total	Speed Bins (km/h)																												
		0 - 5	5 - 10	10 - 15	15 - 20	20 - 25	25 - 30	30 - 35	35 - 40	40 - 45	45 - 50	50 - 55	55 - 60	60 - 65	65 - 70	70 - 75	75 - 80	80 - 85	85 - 90	90 - 95	95 - 100	100 - 105	105 - 110	110 - 115	115 - 120	120 - 125	125 - 130	130 - 135	135 - 140
0000	16	0	0	0	0	0	0	0	0	0	0	0	1	1	2	3	5	3	1	1	1	0	0	0	1	0	0	0	0
0100	9	0	0	0	0	0	0	0	0	0	0	0	0	0	2	1	3	2	1	1	0	1	0	0	0	0	0	0	0
0200	5	0	0	0	0	0	0	0	0	0	0	0	0	0	0	1	1	1	2	0	0	1	1	0	0	0	0	0	0
0300	3	0	0	0	0	0	0	0	0	0	0	0	0	0	0	1	0	1	1	1	0	0	0	0	0	0	0	0	0
0400	7	0	0	0	0	0	0	0	0	0	0	0	0	0	2	2	1	2	1	0	0	0	0	0	0	0	0	0	0
0500	15	0	0	0	0	0	0	0	0	0	0	0	0	1	1	0	2	2	4	3	2	2	0	1	0	1	0	0	0
0600	17	0	0	0	0	0	0	0	0	0	0	0	0	1	1	1	3	3	4	2	2	1	1	0	0	0	0	0	0
0700	60	0	0	0	0	0	0	0	0	0	0	1	0	3	3	8	10	10	8	5	3	4	4	3	1	0	0	0	0
0800	**114**	**0**	**0**	**0**	**0**	**0**	**0**	**0**	**1**	**0**	**1**	**0**	**0**	**3**	**9**	**13**	**20**	**24**	**18**	**11**	**6**	**6**	**1**	**4**	**2**	**0**	**0**	**0**	**0**
0900	94	0	0	0	0	0	0	1	0	0	1	1	2	5	9	14	19	17	14	8	2	3	1	0	0	0	0	0	0
1000	83	0	1	0	0	0	0	0	0	0	0	2	2	6	17	10	13	13	6	6	4	3	1	1	0	0	0	0	0
1100	67	0	0	0	0	0	0	0	0	0	0	0	3	2	9	9	14	10	7	5	3	2	0	0	0	0	0	0	0
1200	78	0	0	0	0	0	1	0	0	1	0	1	3	5	8	10	16	11	11	5	3	2	0	1	0	0	0	0	0
1300	79	0	0	0	0	0	0	0	0	0	0	1	2	2	6	13	14	13	12	5	4	3	1	2	0	1	0	0	0
1400	85	0	0	0	0	0	0	0	0	0	0	1	2	4	9	10	15	9	13	9	5	3	2	1	1	0	0	0	0
1500	101	0	0	0	1	0	0	0	0	0	1	1	2	5	10	15	21	16	14	8	5	3	0	1	0	0	0	0	0
1600	102	0	0	0	0	1	0	0	1	1	0	1	2	3	8	11	13	18	21	12	5	3	3	0	0	0	0	0	0
1700	105	0	0	0	0	0	0	0	0	0	0	3	3	3	9	9	18	20	15	10	6	4	1	2	0	0	0	0	0
1800	**110**	**0**	**0**	**0**	**0**	**0**	**0**	**0**	**0**	**2**	**1**	**0**	**4**	**3**	**8**	**13**	**15**	**19**	**16**	**11**	**8**	**5**	**2**	**1**	**2**	**0**	**0**	**0**	**0**
1900	80	0	0	0	0	0	0	1	0	0	1	1	1	3	5	8	11	15	11	9	5	3	3	0	1	0	0	0	0
2000	53	0	0	0	0	0	0	0	0	0	0	1	2	3	8	9	8	6	6	4	3	3	0	1	0	0	0	0	0
2100	45	0	0	0	0	0	0	0	0	0	1	1	1	3	4	6	8	8	6	2	2	2	2	1	0	0	0	0	0
2200	41	0	0	0	0	0	0	0	0	0	0	0	1	4	2	5	6	9	5	4	1	1	1	0	0	1	0	0	0
2300	15	0	0	0	0	0	0	0	0	0	0	0	0	0	2	2	2	4	1	1	1	1	0	0	0	0	0	0	0
07-19	**1078**	**0**	**1**	**0**	**1**	**1**	**1**	**1**	**2**	**4**	**4**	**12**	**25**	**44**	**105**	**135**	**188**	**180**	**155**	**95**	**54**	**41**	**16**	**16**	**6**	**1**	**0**	**0**	**0**
06-22	**1273**	**0**	**1**	**0**	**1**	**1**	**1**	**2**	**2**	**4**	**6**	**15**	**29**	**54**	**123**	**159**	**218**	**212**	**182**	**112**	**66**	**50**	**22**	**18**	**7**	**1**	**0**	**0**	**0**
06-00	**1329**	**0**	**1**	**0**	**1**	**1**	**1**	**2**	**2**	**4**	**6**	**15**	**30**	**58**	**127**	**166**	**226**	**225**	**188**	**117**	**68**	**52**	**23**	**18**	**7**	**2**	**0**	**0**	**0**
00-00	**1384**	**0**	**1**	**0**	**1**	**1**	**1**	**2**	**2**	**4**	**6**	**15**	**31**	**60**	**134**	**174**	**238**	**236**	**198**	**123**	**71**	**56**	**24**	**19**	**8**	**3**	**0**	**0**	**0**

DRAFT

Site 85
Location R181, Att - Telepole, Lat 54.0563, Long -6.83765
Direction Two way

3279 / Meath/Cavan/Monaghan ATC's
October 2013
Automatic Traffic Count

Virtual Week (1)

Time	Total	Speed Bins (km/h)																											
		0 - 5	5 - 10	10 - 15	15 - 20	20 - 25	25 - 30	30 - 35	35 - 40	40 - 45	45 - 50	50 - 55	55 - 60	60 - 65	65 - 70	70 - 75	75 - 80	80 - 85	85 - 90	90 - 95	95 - 100	100 - 105	105 - 110	110 - 115	115 - 120	120 - 125	125 - 130	130 - 135	135 - 140
Mon	0	0	0	0	0	0	0	0	0	0	0	0	0	0	0	0	0	0	0	0	0	0	0	0	0	0	0	0	0
Tue	931	0	0	2	3	3	2	2	0	8	6	8	19	44	84	122	143	171	129	68	51	39	12	8	2	3	2	0	0
Wed	1385	0	2	0	1	2	1	0	0	3	5	11	42	61	136	175	241	215	195	118	76	55	19	16	5	4	0	1	1
Thu	1408	0	0	0	0	3	1	4	4	6	1	21	22	49	131	168	242	234	205	141	63	47	32	18	11	1	0	3	1
Fri	0	0	0	0	0	0	0	0	0	0	0	0	0	0	0	0	0	0	0	0	0	0	0	0	0	0	0	0	0
|Sat	0	0	0	0	0	0	0	0	0	0	0	0	0	0	0	0	0	0	0	0	0	0	0	0	0	0	0	0	0
|Sun	0	0	0	0	0	0	0	0	0	0	0	0	0	0	0	0	0	0	0	0	0	0	0	0	0	0	0	0	0
5 Day Ave.	**1241**	**0**	**1**	**1**	**1**	**3**	**1**	**2**	**1**	**6**	**4**	**13**	**28**	**51**	**117**	**155**	**209**	**207**	**176**	**109**	**63**	**47**	**21**	**14**	**6**	**3**	**1**	**1**	**1**
7 Day Ave.	**1384**	**0**	**1**	**0**	**1**	**1**	**1**	**2**	**2**	**4**	**6**	**15**	**31**	**60**	**134**	**174**	**238**	**236**	**198**	**123**	**71**	**56**	**24**	**19**	**8**	**3**	**0**	**0**	**0**
Total	**3724**	**0**	**2**	**2**	**4**	**8**	**4**	**6**	**4**	**17**	**12**	**40**	**83**	**154**	**351**	**465**	**626**	**620**	**529**	**327**	**190**	**141**	**63**	**42**	**18**	**8**	**2**	**4**	**2**

Summary Graphs

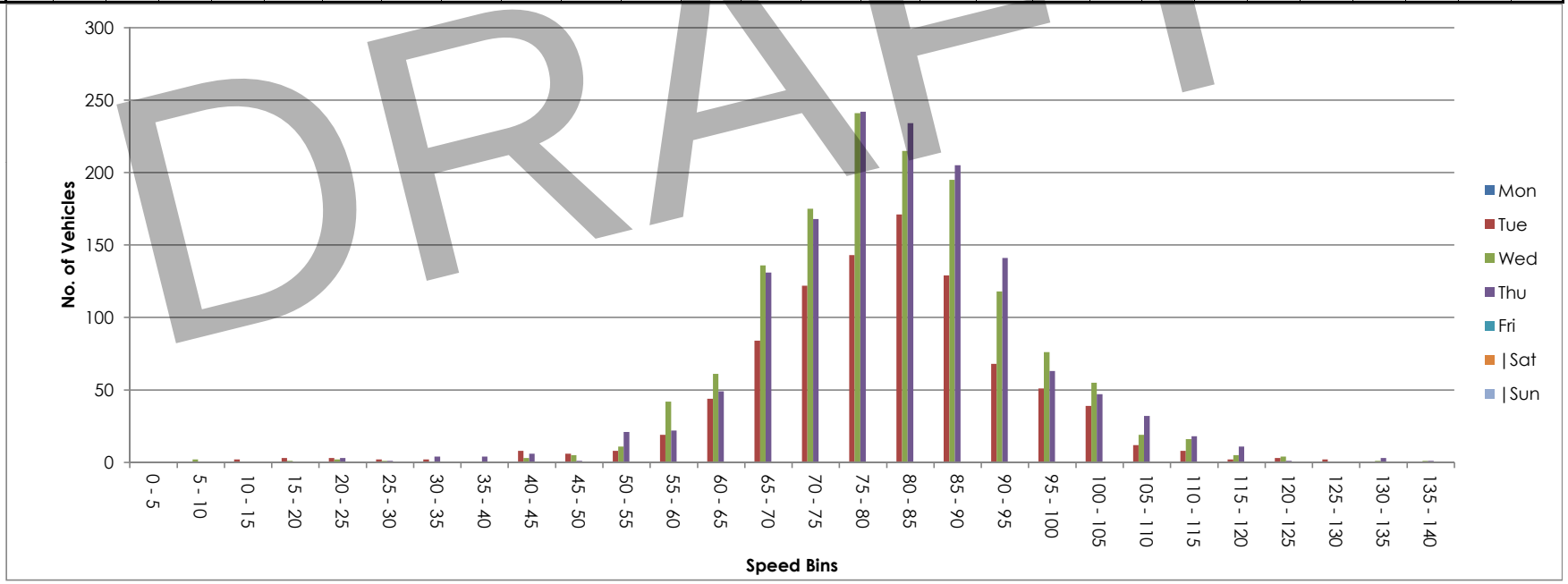

DRAFT



NDC NATIONWIDE DATA COLLECTION	**Site / Location:**	LP04210, Att - TP, Lat 54.0853, Long -6.82037	**Project No:**	3279	**Photo No:**	3279-86	**Drawn By:** MOR
	Survey Date:	Tue, 8 October 2013 to Thu, 10 October 2013	**Project Name:**		Meath/Cavan/Monaghan ATC'S		
	Survey Times:	00:00 to 00(24):00	**Title:**		Site Photograph		

Site No.	Location.	Direction.	Speed Limit (km/h)	Start Date.	End Date.	Total Vehicles.	5 Day Ave.	7 Day Ave.	No. > Speed Limit.	%. > Speed Limit.	No. > Speed Limit1 (+5km/h).	%. > Speed Limit1 (+5km/h).	No. > Speed Limit1 (+10km/h).	%. > Speed Limit1 (+10km/h).	Mean Speed	85%ile Speed
86	LP04210, Att - TP, Lat 54.0853, Long -6.82037	East	80	Tue, 8 October 2013	Thu, 10 October 2013	845	282	320	142	16.8	70	8.3	35	4.1	67.7	80.3
		West	80	Tue, 8 October 2013	Thu, 10 October 2013	805	268	299	131	16.3	63	7.8	36	4.5	67.2	80.3
		Two way	80	Tue, 8 October 2013	Thu, 10 October 2013	1650	550	619	273	16.5	133	8.1	71	4.3	67.5	80.3

DRAFT

Site 86
Location LP04210, Att - TP, Lat 54.0853, Long -6.82037
Direction East

3279 / Meath/Cavan/Monaghan ATC's
October 2013
Automatic Traffic Count

Tue, 8 October 2013

Time	Total	Classification												>PSL	>PSL%	>SL1	>SL1%	>SL2	>SL2%	Mean	Vpp
		1 MCL	2 SV	3 SVT	4 TB2	5 TB3	6 T4	7 ART3	8 ART4	9 ART5	10 ART6	11 BD	12 DRT	80	80	85 +5kph	85 +5kph	90 +10kph	90 +10kph		85
0000	0	0	0	0	0	0	0	0	0	0	0	0	0	0	0	0	0	0	0	0	0
0100	0	0	0	0	0	0	0	0	0	0	0	0	0	0	0	0	0	0	0	0	0
0200	0	0	0	0	0	0	0	0	0	0	0	0	0	0	0	0	0	0	0	0	0
0300	0	0	0	0	0	0	0	0	0	0	0	0	0	0	0	0	0	0	0	0	0
0400	0	0	0	0	0	0	0	0	0	0	0	0	0	0	0	0	0	0	0	0	0
0500	0	0	0	0	0	0	0	0	0	0	0	0	0	0	0	0	0	0	0	0	0
0600	0	0	0	0	0	0	0	0	0	0	0	0	0	0	0	0	0	0	0	0	0
0700	0	0	0	0	0	0	0	0	0	0	0	0	0	0	0	0	0	0	0	0	0
0800	0	0	0	0	0	0	0	0	0	0	0	0	0	0	0	0	0	0	0	0	0
0900	0	0	0	0	0	0	0	0	0	0	0	0	0	0	0	0	0	0	0	0	0
1000	4	0	4	0	0	0	0	0	0	0	0	0	0	0	0	0	0	0	0	54	-
1100	**14**	**0**	**10**	**0**	**3**	**1**	**0**	**0**	**0**	**0**	**0**	**0**	**0**	**1**	**7.1**	**0**	**0**	**0**	**0**	**64**	**77.8**
1200	24	0	21	1	2	0	0	0	0	0	0	0	0	2	8.3	2	8.3	0	0	62.2	71.6
1300	20	0	17	1	2	0	0	0	0	0	0	0	0	0	0	0	0	0	0	58.5	68
1400	34	0	32	0	2	0	0	0	0	0	0	0	0	7	20.6	3	8.8	0	0	69	80.3
1500	**42**	**0**	**37**	**2**	**3**	**0**	**0**	**0**	**0**	**0**	**0**	**0**	**0**	**3**	**7.1**	**2**	**4.8**	**2**	**4.8**	**66.8**	**75.6**
1600	24	0	21	1	1	0	1	0	0	0	0	0	0	3	12.5	3	12.5	1	4.2	63.9	73.1
1700	35	0	29	2	4	0	0	0	0	0	0	0	0	3	8.6	2	5.7	2	5.7	63.7	75.2
1800	33	0	27	1	4	0	0	0	0	1	0	0	0	5	15.2	5	15.2	3	9.1	67.7	79.2
1900	24	0	21	1	1	0	0	0	0	1	0	0	0	3	12.5	0	0	0	0	63.6	73.8
2000	15	0	14	0	1	0	0	0	0	0	0	0	0	3	20	2	13.3	2	13.3	66.3	79.9
2100	10	0	6	0	4	0	0	0	0	0	0	0	0	2	20	1	10	1	10	64.7	-
2200	3	0	3	0	0	0	0	0	0	0	0	0	0	1	33.3	1	33.3	1	33.3	71.2	-
2300	4	0	3	0	1	0	0	0	0	0	0	0	0	1	25	1	25	1	25	72.8	-
07-19	**230**	**0**	**198**	**8**	**21**	**1**	**1**	**0**	**0**	**1**	**0**	**0**	**0**	**24**	**10.4**	**17**	**7.4**	**8**	**3.5**	**64.9**	**75.6**
06-22	**279**	**0**	**239**	**9**	**27**	**1**	**1**	**0**	**0**	**2**	**0**	**0**	**0**	**32**	**11.5**	**20**	**7.2**	**11**	**3.9**	**64.8**	**77.4**
06-00	**286**	**0**	**245**	**9**	**28**	**1**	**1**	**0**	**0**	**2**	**0**	**0**	**0**	**34**	**11.9**	**22**	**7.7**	**13**	**4.5**	**65**	**77.4**
00-00	**286**	**0**	**245**	**9**	**28**	**1**	**1**	**0**	**0**	**2**	**0**	**0**	**0**	**34**	**11.9**	**22**	**7.7**	**13**	**4.5**	**65**	**77.4**

DRAFT

Site 86
Location LP04210, Att - TP, Lat 54.0853, Long -6.82037
Direction East

3279 / Meath/Cavan/Monaghan ATC's
October 2013
Automatic Traffic Count

Wed, 9 October 2013

Time	Total	Classification												>PSL	>PSL%	>SL1	>SL1%	>SL2	>SL2%	Mean	Vpp
		1 MCL	2 SV	3 SVT	4 TB2	5 TB3	6 T4	7 ART3	8 ART4	9 ART5	10 ART6	11 BD	12 DRT	80	80	85 +5kph	85 +5kph	90 +10kph	90 +10kph		85
0000	2	0	2	0	0	0	0	0	0	0	0	0	0	1	50	1	50	0	0	77.6	-
0100	1	0	1	0	0	0	0	0	0	0	0	0	0	0	0	0	0	0	0	43.8	-
0200	0	0	0	0	0	0	0	0	0	0	0	0	0	0	0	0	0	0	0	-	-
0300	0	0	0	0	0	0	0	0	0	0	0	0	0	0	0	0	0	0	0	-	-
0400	1	0	1	0	0	0	0	0	0	0	0	0	0	1	100	1	100	1	100	92.4	-
0500	5	0	4	0	1	0	0	0	0	0	0	0	0	1	20	1	20	1	20	68.2	-
0600	9	0	9	0	0	0	0	0	0	0	0	0	0	5	55.6	3	33.3	2	22.2	81.9	-
0700	15	0	11	0	4	0	0	0	0	0	0	0	0	2	13.3	1	6.7	0	0	69.7	77.4
0800	31	0	29	1	0	0	0	0	0	1	0	0	0	3	9.7	2	6.5	1	3.2	70.2	78.1
0900	**40**	**0**	**37**	**0**	**3**	**0**	**0**	**0**	**0**	**0**	**0**	**0**	**0**	**7**	**17.5**	**2**	**5**	**1**	**2.5**	**68.5**	**80.3**
1000	18	0	16	1	0	1	0	0	0	0	0	0	0	2	11.1	1	5.6	0	0	64.5	77.4
1100	16	0	15	0	1	0	0	0	0	0	0	0	0	2	12.5	0	0	0	0	62.8	79.6
1200	19	0	16	1	2	0	0	0	0	0	0	0	0	1	5.3	1	5.3	0	0	65.7	74.2
1300	25	0	23	0	1	0	0	0	0	1	0	0	0	7	28	2	8	1	4	70.7	81.7
1400	31	0	31	0	0	0	0	0	0	0	0	0	0	5	16.1	1	3.2	0	0	67.3	79.6
1500	**47**	**0**	**43**	**2**	**2**	**0**	**0**	**0**	**0**	**0**	**0**	**0**	**0**	**14**	**29.8**	**5**	**10.6**	**2**	**4.3**	**69.6**	**83.9**
1600	21	0	19	1	0	0	1	0	0	0	0	0	0	2	9.5	0	0	0	0	65.9	78.1
1700	27	0	23	1	2	0	0	0	0	1	0	0	0	7	25.9	4	14.8	1	3.7	71.1	82.1
1800	40	0	36	0	4	0	0	0	0	0	0	0	0	12	30	5	12.5	4	10	72.6	83.5
1900	24	0	22	0	1	1	0	0	0	0	0	0	0	4	16.7	0	0	0	0	65.6	79.6
2000	14	0	12	1	1	0	0	0	0	0	0	0	0	4	28.6	3	21.4	3	21.4	72.9	91.1
2100	8	0	7	0	1	0	0	0	0	0	0	0	0	2	25	2	25	1	12.5	74.5	-
2200	15	0	15	0	0	0	0	0	0	0	0	0	0	1	6.7	1	6.7	1	6.7	68.4	77
2300	2	0	2	0	0	0	0	0	0	0	0	0	0	1	50	0	0	0	0	78.2	-
07-19	**330**	**0**	**299**	**7**	**19**	**1**	**1**	**0**	**0**	**3**	**0**	**0**	**0**	**64**	**19.4**	**24**	**7.3**	**10**	**3**	**68.8**	**81**
06-22	**385**	**0**	**349**	**8**	**22**	**2**	**1**	**0**	**0**	**3**	**0**	**0**	**0**	**79**	**20.5**	**32**	**8.3**	**16**	**4.2**	**69.2**	**81.7**
06-00	**402**	**0**	**366**	**8**	**22**	**2**	**1**	**0**	**0**	**3**	**0**	**0**	**0**	**81**	**20.1**	**33**	**8.2**	**17**	**4.2**	**69.2**	**81.7**
00-00	**411**	**0**	**374**	**8**	**23**	**2**	**1**	**0**	**0**	**3**	**0**	**0**	**0**	**84**	**20.4**	**36**	**8.8**	**19**	**4.6**	**69.2**	**81.7**

DRAFT

Site 86
Location LP04210, Att - TP, Lat 54.0853, Long -6.82037
Direction East

3279 / Meath/Cavan/Monaghan ATC's
October 2013
Automatic Traffic Count

Thu, 10 October 2013

Time	Total	Classification												>PSL	>PSL%	>SL1	>SL1%	>SL2	>SL2%	Mean	Vpp
		1 MCL	2 SV	3 SVT	4 TB2	5 TB3	6 T4	7 ART3	8 ART4	9 ART5	10 ART6	11 BD	12 DRT	80	80	85 +5kph	85 +5kph	90 +10kph	90 +10kph		85
0000	0	0	0	0	0	0	0	0	0	0	0	0	0	0	0	0	0	0	0	-	-
0100	0	0	0	0	0	0	0	0	0	0	0	0	0	0	0	0	0	0	0	-	-
0200	0	0	0	0	0	0	0	0	0	0	0	0	0	0	0	0	0	0	0	-	-
0300	0	0	0	0	0	0	0	0	0	0	0	0	0	0	0	0	0	0	0	-	-
0400	0	0	0	0	0	0	0	0	0	0	0	0	0	0	0	0	0	0	0	-	-
0500	2	0	2	0	0	0	0	0	0	0	0	0	0	1	50	1	50	0	0	82	-
0600	9	0	8	0	1	0	0	0	0	0	0	0	0	3	33.3	0	0	0	0	72.5	-
0700	13	0	12	0	1	0	0	0	0	0	0	0	0	1	7.7	1	7.7	0	0	71.3	78.1
0800	39	0	37	0	2	0	0	0	0	0	0	0	0	6	15.4	3	7.7	1	2.6	71.7	79.6
0900	**42**	**0**	**39**	**0**	**3**	**0**	**0**	**0**	**0**	**0**	**0**	**0**	**0**	**7**	**16.7**	**4**	**9.5**	**1**	**2.4**	**69.9**	**81.4**
1000	19	0	19	0	0	0	0	0	0	0	0	0	0	5	26.3	3	15.8	1	5.3	70.3	84.2
1100	20	0	19	0	0	1	0	0	0	0	0	0	0	1	5	0	0	0	0	62.1	74.9
1200	**4**	**0**	**3**	**1**	**0**	**0**	**0**	**0**	**0**	**0**	**0**	**0**	**0**	**0**	**0**	**0**	**0**	**0**	**0**	**31.9**	**-**
1300	0	0	0	0	0	0	0	0	0	0	0	0	0	0	0	0	0	0	0	0	0
1400	0	0	0	0	0	0	0	0	0	0	0	0	0	0	0	0	0	0	0	0	0
1500	0	0	0	0	0	0	0	0	0	0	0	0	0	0	0	0	0	0	0	0	0
1600	0	0	0	0	0	0	0	0	0	0	0	0	0	0	0	0	0	0	0	0	0
1700	0	0	0	0	0	0	0	0	0	0	0	0	0	0	0	0	0	0	0	0	0
1800	0	0	0	0	0	0	0	0	0	0	0	0	0	0	0	0	0	0	0	0	0
1900	0	0	0	0	0	0	0	0	0	0	0	0	0	0	0	0	0	0	0	0	0
2000	0	0	0	0	0	0	0	0	0	0	0	0	0	0	0	0	0	0	0	0	0
2100	0	0	0	0	0	0	0	0	0	0	0	0	0	0	0	0	0	0	0	0	0
2200	0	0	0	0	0	0	0	0	0	0	0	0	0	0	0	0	0	0	0	0	0
2300	0	0	0	0	0	0	0	0	0	0	0	0	0	0	0	0	0	0	0	0	0
07-19	**137**	**0**	**129**	**1**	**6**	**1**	**0**	**0**	**0**	**0**	**0**	**0**	**0**	**20**	**14.6**	**11**	**8**	**3**	**2.2**	**68.4**	**79.2**
06-22	**146**	**0**	**137**	**1**	**7**	**1**	**0**	**0**	**0**	**0**	**0**	**0**	**0**	**23**	**15.8**	**11**	**7.5**	**3**	**2.1**	**68.6**	**79.9**
06-00	**146**	**0**	**137**	**1**	**7**	**1**	**0**	**0**	**0**	**0**	**0**	**0**	**0**	**23**	**15.8**	**11**	**7.5**	**3**	**2.1**	**68.6**	**79.9**
00-00	**148**	**0**	**139**	**1**	**7**	**1**	**0**	**0**	**0**	**0**	**0**	**0**	**0**	**24**	**16.2**	**12**	**8.1**	**3**	**2**	**68.8**	**80.3**

DRAFT

Site 86
Location LP04210, Att - TP, Lat 54.0853, Long -6.82037
Direction East

3279 / Meath/Cavan/Monaghan ATC's
October 2013
Automatic Traffic Count

Virtual Day (Partial days = 2.58)

Time	Total	Classification												>PSL	>PSL%	>SL1	>SL1%	>SL2	>SL2%	Mean	Vpp
		1 MCL	2 SV	3 SVT	4 TB2	5 TB3	6 T4	7 ART3	8 ART4	9 ART5	10 ART6	11 BD	12 DRT	80	80	85 +5kph	85 +5kph	90 +10kph	90 +10kph		85
0000	1	0	1	0	0	0	0	0	0	0	0	0	0	1	50	1	50	0	0	77.6	-
0100	1	0	1	0	0	0	0	0	0	0	0	0	0	0	0	0	0	0	0	43.8	-
0200	0	0	0	0	0	0	0	0	0	0	0	0	0	0	0	0	0	0	0	-	-
0300	0	0	0	0	0	0	0	0	0	0	0	0	0	0	0	0	0	0	0	-	-
0400	1	0	1	0	0	0	0	0	0	0	0	0	0	1	100	1	100	1	100	92.4	-
0500	4	0	3	0	1	0	0	0	0	0	0	0	0	1	28.6	1	28.6	1	14.3	72.1	-
0600	9	0	9	0	1	0	0	0	0	0	0	0	0	4	44.4	2	16.7	1	11.1	77.2	-
0700	14	0	12	0	3	0	0	0	0	0	0	0	0	2	10.7	1	7.1	0	0	70.5	78.1
0800	35	0	33	1	1	0	0	0	0	1	0	0	0	5	12.9	3	7.1	1	2.9	71	79.6
0900	**41**	**0**	**38**	**0**	**3**	**0**	**0**	**0**	**0**	**0**	**0**	**0**	**0**	**7**	**17.1**	**3**	**7.3**	**1**	**2.4**	**69.2**	**80.3**
1000	14	0	13	0	0	0	0	0	0	0	0	0	0	2	17.1	1	9.8	0	2.4	66.2	79.9
1100	17	0	15	0	1	1	0	0	0	0	0	0	0	1	8	0	0	0	0	62.9	77
1200	16	0	13	1	1	0	0	0	0	0	0	0	0	1	6.4	1	6.4	0	0	61	74.2
1300	15	0	13	0	1	0	0	0	0	0	0	0	0	2	15.6	1	4.4	0	2.2	65.3	79.6
1400	22	0	21	0	1	0	0	0	0	0	0	0	0	4	18.5	1	6.2	0	0	68.2	79.9
1500	**30**	**0**	**27**	**1**	**2**	**0**	**0**	**0**	**0**	**0**	**0**	**0**	**0**	**6**	**19.1**	**2**	**7.9**	**1**	**4.5**	**68.3**	**81.7**
1600	15	0	13	1	0	0	1	0	0	0	0	0	0	2	11.1	1	6.7	0	2.2	64.8	76.7
1700	21	0	17	1	2	0	0	0	0	0	0	0	0	3	16.1	2	9.7	1	4.8	66.9	80.3
1800	24	0	21	0	3	0	0	0	0	0	0	0	0	6	23.3	3	13.7	2	9.6	70.4	83.5
1900	16	0	14	0	1	0	0	0	0	0	0	0	0	2	14.6	0	0	0	0	64.6	79.6
2000	10	0	9	0	1	0	0	0	0	0	0	0	0	2	24.1	2	17.2	2	17.2	69.5	-
2100	6	0	4	0	2	0	0	0	0	0	0	0	0	1	22.2	1	16.7	1	11.1	69	-
2200	6	0	6	0	0	0	0	0	0	0	0	0	0	1	11.1	1	11.1	1	11.1	68.8	-
2300	2	0	2	0	0	0	0	0	0	0	0	0	0	1	33.3	0	16.7	0	16.7	74.6	-
07-19	**264**	**0**	**236**	**5**	**18**	**1**	**1**	**0**	**0**	**1**	**0**	**0**	**0**	**41**	**15.5303**	**19**	**7.19697**	**6**	**2.27273**	**67.55**	**79.75**
06-22	**305**	**0**	**272**	**5**	**23**	**1**	**1**	**0**	**0**	**1**	**0**	**0**	**0**	**50**	**16.3934**	**24**	**7.86885**	**10**	**3.27869**	**68.25**	**79.6**
06-00	**313**	**0**	**280**	**5**	**23**	**1**	**1**	**0**	**0**	**1**	**0**	**0**	**0**	**52**	**16.6134**	**25**	**7.98722**	**11**	**3.51438**	**68.55**	**79.6**
00-00	**320**	**0**	**286**	**5**	**24**	**1**	**1**	**0**	**0**	**1**	**0**	**0**	**0**	**55**	**17.1875**	**28**	**8.75**	**13**	**4.0625**	**68.9**	**79.6**

DRAFT

Site 86
Location LP04210, Att - TP, Lat 54.0853, Long -6.82037
Direction East

3279 / Meath/Cavan/Monaghan ATC's
October 2013
Automatic Traffic Count

Virtual Week (1)

Time	Total	Classification												>PSL	>PSL%	>SL1	>SL1%	>SL2	>SL2%	Mean	Vpp
		1 MCL	2 SV	3 SVT	4 TB2	5 TB3	6 T4	7 ART3	8 ART4	9 ART5	10 ART6	11 BD	12 DRT	80	80	85 +5kph	85 +5kph	90 +10kph	90 +10kph		85
Mon	0	0	0	0	0	0	0	0	0	0	0	0	0	0	0	0	0	0	0	-	-
Tue	286	0	245	9	28	1	1	0	0	2	0	0	0	34	11.9	22	7.7	13	4.5	65	77.4
Wed	411	0	374	8	23	2	1	0	0	3	0	0	0	84	20.4	36	8.8	19	4.6	69.2	81.7
Thu	148	0	139	1	7	1	0	0	0	0	0	0	0	24	16.2	12	8.1	3	2	68.8	80.3
Fri	0	0	0	0	0	0	0	0	0	0	0	0	0	0	0	0	0	0	0	-	-
| Sat	0	0	0	0	0	0	0	0	0	0	0	0	0	0	0	0	0	0	0	-	-
| Sun	0	0	0	0	0	0	0	0	0	0	0	0	0	0	0	0	0	0	0	-	-
5 Day Ave.	**282**	**0**	**253**	**6**	**19**	**1**	**1**	**0**	**0**	**2**	**0**	**0**	**0**	**47**	**16.7**	**23**	**8.2**	**12**	**4.3**	**67.7**	**79.8**
7 Day Ave.	**320**	**0**	**286**	**5**	**24**	**1**	**1**	**0**	**0**	**1**	**0**	**0**	**0**	**55**	**17.2**	**28**	**8.8**	**13**	**4.1**	**68.9**	**79.6**
Total	**845**	**0**	**758**	**18**	**58**	**4**	**2**	**0**	**0**	**5**	**0**	**0**	**0**	**142**	**16.8**	**70**	**8.3**	**35**	**4.1**	**67.7**	**80.3**

Summary Graphs

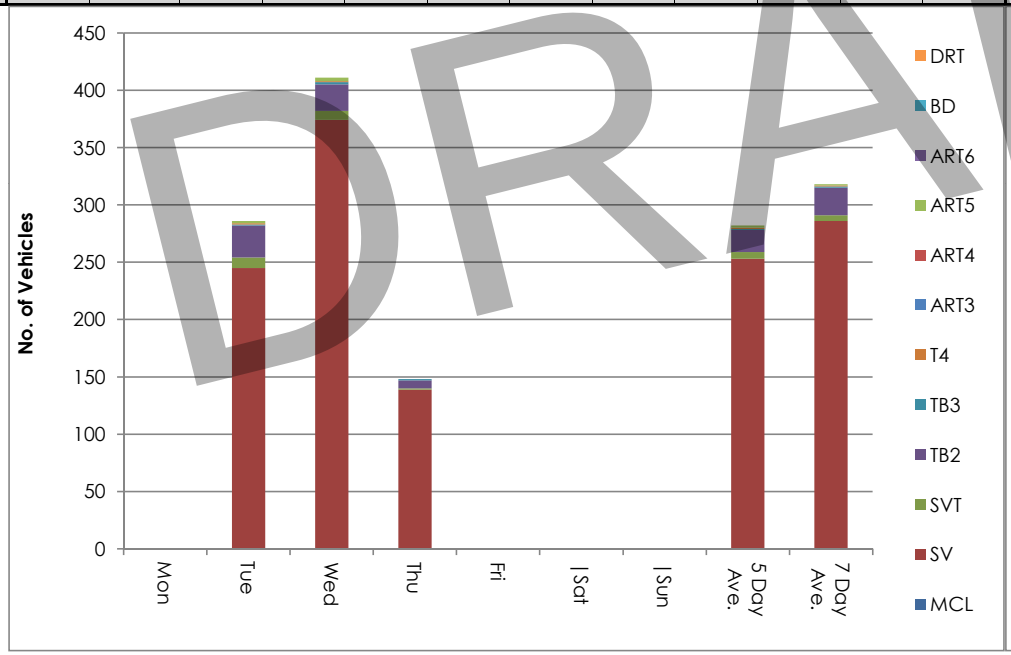

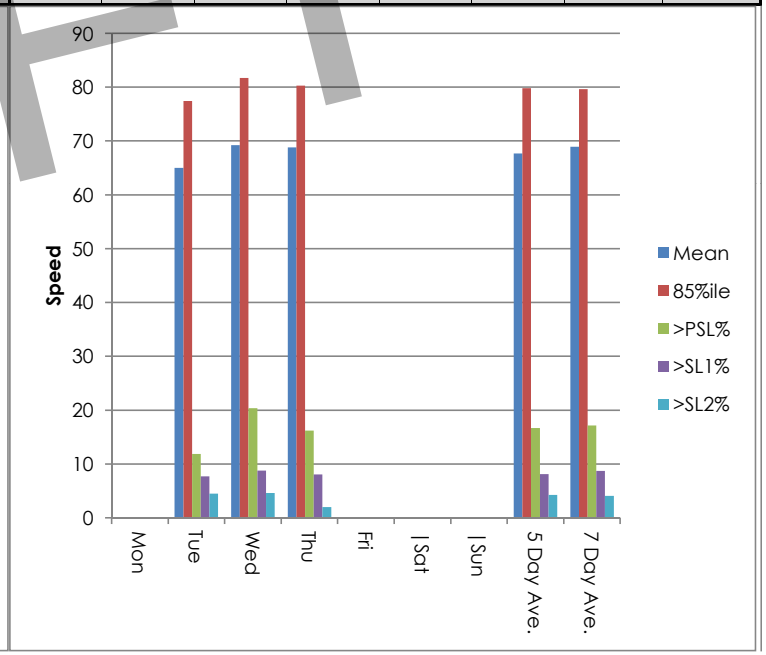

DRAFT

Site 86
Location LP04210, Att - TP, Lat 54.0853, Long -6.82037
Direction East

3279 / Meath/Cavan/Monaghan ATC's
October 2013
Automatic Traffic Count

Tue, 8 October 2013

Time	Total	Speed Bins (km/h)																											
		0 - 5	5 - 10	10 - 15	15 - 20	20 - 25	25 - 30	30 - 35	35 - 40	40 - 45	45 - 50	50 - 55	55 - 60	60 - 65	65 - 70	70 - 75	75 - 80	80 - 85	85 - 90	90 - 95	95 - 100	100 - 105	105 - 110	110 - 115	115 - 120	120 - 125	125 - 130	130 - 135	135 - 140
0000	0	0	0	0	0	0	0	0	0	0	0	0	0	0	0	0	0	0	0	0	0	0	0	0	0	0	0	0	0
0100	0	0	0	0	0	0	0	0	0	0	0	0	0	0	0	0	0	0	0	0	0	0	0	0	0	0	0	0	0
0200	0	0	0	0	0	0	0	0	0	0	0	0	0	0	0	0	0	0	0	0	0	0	0	0	0	0	0	0	0
0300	0	0	0	0	0	0	0	0	0	0	0	0	0	0	0	0	0	0	0	0	0	0	0	0	0	0	0	0	0
0400	0	0	0	0	0	0	0	0	0	0	0	0	0	0	0	0	0	0	0	0	0	0	0	0	0	0	0	0	0
0500	0	0	0	0	0	0	0	0	0	0	0	0	0	0	0	0	0	0	0	0	0	0	0	0	0	0	0	0	0
0600	0	0	0	0	0	0	0	0	0	0	0	0	0	0	0	0	0	0	0	0	0	0	0	0	0	0	0	0	0
0700	0	0	0	0	0	0	0	0	0	0	0	0	0	0	0	0	0	0	0	0	0	0	0	0	0	0	0	0	0
0800	0	0	0	0	0	0	0	0	0	0	0	0	0	0	0	0	0	0	0	0	0	0	0	0	0	0	0	0	0
0900	0	0	0	0	0	0	0	0	0	0	0	0	0	0	0	0	0	0	0	0	0	0	0	0	0	0	0	0	0
1000	4	0	0	0	0	1	0	0	0	0	0	0	0	2	1	0	0	0	0	0	0	0	0	0	0	0	0	0	0
1100	**14**	**0**	**0**	**0**	**0**	**0**	**0**	**0**	**0**	**0**	**0**	**2**	**5**	**2**	**0**	**2**	**2**	**1**	**0**	**0**	**0**	**0**	**0**	**0**	**0**	**0**	**0**	**0**	**0**
1200	24	0	0	0	0	0	1	0	0	1	0	4	4	6	3	1	2	0	2	0	0	0	0	0	0	0	0	0	0
1300	20	0	0	0	1	0	0	0	0	1	1	4	2	4	4	2	1	0	0	0	0	0	0	0	0	0	0	0	0
1400	34	0	0	0	0	0	0	0	0	1	0	2	4	4	5	11	0	4	3	0	0	0	0	0	0	0	0	0	0
1500	**42**	**0**	**0**	**0**	**0**	**0**	**0**	**1**	**0**	**2**	**2**	**1**	**3**	**7**	**9**	**8**	**6**	**1**	**0**	**2**	**0**	**0**	**0**	**0**	**0**	**0**	**0**	**0**	**0**
1600	24	0	0	0	0	0	2	0	0	0	3	1	0	5	5	4	1	0	2	1	0	0	0	0	0	0	0	0	0
1700	35	0	0	0	0	0	0	0	1	2	4	2	5	6	2	7	3	1	0	1	1	0	0	0	0	0	0	0	0
1800	33	0	0	0	0	0	0	0	0	1	2	3	2	8	5	4	3	0	2	2	1	0	0	0	0	0	0	0	0
1900	24	0	0	0	0	0	0	0	1	0	1	2	6	4	4	2	1	3	0	0	0	0	0	0	0	0	0	0	0
2000	15	0	0	0	0	0	0	0	0	0	2	2	1	3	2	1	1	1	0	2	0	0	0	0	0	0	0	0	0
2100	10	0	0	0	0	0	0	0	0	1	1	3	0	1	1	0	1	1	0	0	0	0	1	0	0	0	0	0	0
2200	3	0	0	0	0	0	0	0	0	0	0	1	0	0	1	0	0	0	0	1	0	0	0	0	0	0	0	0	0
2300	4	0	0	0	0	0	0	0	0	0	0	0	1	1	0	0	1	0	0	1	0	0	0	0	0	0	0	0	0
07-19	**230**	**0**	**0**	**0**	**1**	**1**	**3**	**1**	**1**	**8**	**12**	**19**	**25**	**44**	**34**	**39**	**18**	**7**	**9**	**6**	**2**	**0**	**0**	**0**	**0**	**0**	**0**	**0**	**0**
06-22	**279**	**0**	**0**	**0**	**1**	**1**	**3**	**1**	**2**	**9**	**16**	**26**	**32**	**52**	**41**	**42**	**21**	**12**	**9**	**8**	**2**	**0**	**1**	**0**	**0**	**0**	**0**	**0**	**0**
06-00	**286**	**0**	**0**	**0**	**1**	**1**	**3**	**1**	**2**	**9**	**16**	**27**	**33**	**53**	**42**	**42**	**22**	**12**	**9**	**10**	**2**	**0**	**1**	**0**	**0**	**0**	**0**	**0**	**0**
00-00	**286**	**0**	**0**	**0**	**1**	**1**	**3**	**1**	**2**	**9**	**16**	**27**	**33**	**53**	**42**	**42**	**22**	**12**	**9**	**10**	**2**	**0**	**1**	**0**	**0**	**0**	**0**	**0**	**0**

DRAFT

Site 86
Location LP04210, Att - TP, Lat 54.0853, Long -6.82037
Direction East

3279 / Meath/Cavan/Monaghan ATC's
October 2013
Automatic Traffic Count

Wed, 9 October 2013

Time	Total	Speed Bins (km/h)																											
		0 - 5	5 - 10	10 - 15	15 - 20	20 - 25	25 - 30	30 - 35	35 - 40	40 - 45	45 - 50	50 - 55	55 - 60	60 - 65	65 - 70	70 - 75	75 - 80	80 - 85	85 - 90	90 - 95	95 - 100	100 - 105	105 - 110	110 - 115	115 - 120	120 - 125	125 - 130	130 - 135	135 - 140
0000	2	0	0	0	0	0	0	0	0	0	0	0	0	0	1	0	0	0	1	0	0	0	0	0	0	0	0	0	0
0100	1	0	0	0	0	0	0	0	0	1	0	0	0	0	0	0	0	0	0	0	0	0	0	0	0	0	0	0	0
0200	0	0	0	0	0	0	0	0	0	0	0	0	0	0	0	0	0	0	0	0	0	0	0	0	0	0	0	0	0
0300	0	0	0	0	0	0	0	0	0	0	0	0	0	0	0	0	0	0	0	0	0	0	0	0	0	0	0	0	0
0400	1	0	0	0	0	0	0	0	0	0	0	0	0	0	0	0	0	0	0	1	0	0	0	0	0	0	0	0	0
0500	5	0	0	0	0	0	0	0	0	0	0	1	1	0	1	0	1	0	0	1	0	0	0	0	0	0	0	0	0
0600	9	0	0	0	0	0	0	0	0	0	0	0	0	0	1	1	2	2	1	0	2	0	0	0	0	0	0	0	0
0700	15	0	0	0	0	0	0	0	0	0	0	0	1	2	7	2	1	1	1	0	0	0	0	0	0	0	0	0	0
0800	31	0	0	0	0	0	0	0	0	0	1	1	3	6	3	8	6	1	1	0	0	1	0	0	0	0	0	0	0
0900	**40**	**0**	**0**	**0**	**0**	**0**	**0**	**0**	**0**	**0**	**3**	**2**	**4**	**7**	**2**	**10**	**5**	**5**	**1**	**1**	**0**	**0**	**0**	**0**	**0**	**0**	**0**	**0**	**0**
1000	18	0	0	0	0	0	1	0	0	1	1	0	2	4	2	3	2	1	1	0	0	0	0	0	0	0	0	0	0
1100	16	0	0	0	0	0	0	0	0	0	1	4	3	4	0	1	1	2	0	0	0	0	0	0	0	0	0	0	0
1200	19	0	0	0	0	0	0	0	0	0	1	2	2	3	4	5	1	0	1	0	0	0	0	0	0	0	0	0	0
1300	25	0	0	0	0	0	0	1	0	0	0	0	4	4	3	1	5	5	1	1	0	0	0	0	0	0	0	0	0
1400	31	0	0	0	0	0	0	0	0	1	2	2	4	3	6	3	5	4	1	0	0	0	0	0	0	0	0	0	0
1500	**47**	**0**	**0**	**0**	**0**	**0**	**0**	**0**	**3**	**0**	**1**	**4**	**4**	**3**	**9**	**5**	**4**	**9**	**3**	**1**	**0**	**0**	**1**	**0**	**0**	**0**	**0**	**0**	**0**
1600	21	0	0	0	0	0	0	0	0	1	2	1	1	4	4	3	3	2	0	0	0	0	0	0	0	0	0	0	0
1700	27	0	0	0	0	0	0	0	1	0	1	0	2	2	5	7	2	3	3	1	0	0	0	0	0	0	0	0	0
1800	40	0	0	0	0	0	0	0	0	0	1	3	5	3	5	3	8	7	1	3	1	0	0	0	0	0	0	0	0
1900	24	0	0	0	0	0	0	0	1	1	1	1	5	2	4	3	2	4	0	0	0	0	0	0	0	0	0	0	0
2000	14	0	0	0	0	0	0	0	1	0	0	0	2	2	2	2	1	1	0	1	1	0	0	1	0	0	0	0	0
2100	8	0	0	0	0	0	0	0	0	0	0	0	2	0	2	1	1	0	1	0	0	0	1	0	0	0	0	0	0
2200	15	0	0	0	0	0	0	0	1	0	0	0	2	4	1	2	4	0	0	1	0	0	0	0	0	0	0	0	0
2300	2	0	0	0	0	0	0	0	0	0	0	0	0	0	0	1	0	1	0	0	0	0	0	0	0	0	0	0	0
07-19	**330**	**0**	**0**	**0**	**0**	**0**	**1**	**1**	**4**	**3**	**14**	**19**	**35**	**45**	**50**	**51**	**43**	**40**	**14**	**7**	**1**	**1**	**1**	**0**	**0**	**0**	**0**	**0**	**0**
06-22	**385**	**0**	**0**	**0**	**0**	**0**	**1**	**1**	**6**	**4**	**15**	**20**	**44**	**49**	**59**	**58**	**49**	**47**	**16**	**8**	**4**	**1**	**2**	**1**	**0**	**0**	**0**	**0**	**0**
06-00	**402**	**0**	**0**	**0**	**0**	**0**	**1**	**1**	**7**	**4**	**15**	**20**	**46**	**53**	**60**	**61**	**53**	**48**	**16**	**9**	**4**	**1**	**2**	**1**	**0**	**0**	**0**	**0**	**0**
00-00	**411**	**0**	**0**	**0**	**0**	**0**	**1**	**1**	**7**	**5**	**15**	**21**	**47**	**53**	**62**	**61**	**54**	**48**	**17**	**11**	**4**	**1**	**2**	**1**	**0**	**0**	**0**	**0**	**0**

DRAFT

Site 86
Location LP04210, Att - TP, Lat 54.0853, Long -6.82037
Direction East

3279 / Meath/Cavan/Monaghan ATC's
October 2013
Automatic Traffic Count

Thu, 10 October 2013

Time	Total	Speed Bins (km/h)																											
		0 - 5	5 - 10	10 - 15	15 - 20	20 - 25	25 - 30	30 - 35	35 - 40	40 - 45	45 - 50	50 - 55	55 - 60	60 - 65	65 - 70	70 - 75	75 - 80	80 - 85	85 - 90	90 - 95	95 - 100	100 - 105	105 - 110	110 - 115	115 - 120	120 - 125	125 - 130	130 - 135	135 - 140
0000	0	0	0	0	0	0	0	0	0	0	0	0	0	0	0	0	0	0	0	0	0	0	0	0	0	0	0	0	0
0100	0	0	0	0	0	0	0	0	0	0	0	0	0	0	0	0	0	0	0	0	0	0	0	0	0	0	0	0	0
0200	0	0	0	0	0	0	0	0	0	0	0	0	0	0	0	0	0	0	0	0	0	0	0	0	0	0	0	0	0
0300	0	0	0	0	0	0	0	0	0	0	0	0	0	0	0	0	0	0	0	0	0	0	0	0	0	0	0	0	0
0400	0	0	0	0	0	0	0	0	0	0	0	0	0	0	0	0	0	0	0	0	0	0	0	0	0	0	0	0	0
0500	2	0	0	0	0	0	0	0	0	0	0	0	0	0	0	1	0	0	1	0	0	0	0	0	0	0	0	0	0
0600	9	0	0	0	0	0	0	0	0	0	0	0	0	2	3	0	1	3	0	0	0	0	0	0	0	0	0	0	0
0700	13	0	0	0	0	0	0	0	0	0	0	0	1	3	1	5	2	0	1	0	0	0	0	0	0	0	0	0	0
0800	39	0	0	0	0	0	0	0	0	0	0	1	4	3	6	12	7	3	2	1	0	0	0	0	0	0	0	0	0
0900	**42**	**0**	**0**	**0**	**0**	**0**	**0**	**0**	**1**	**0**	**1**	**0**	**6**	**8**	**6**	**4**	**9**	**3**	**3**	**0**	**1**	**0**	**0**	**0**	**0**	**0**	**0**	**0**	**0**
1000	19	0	0	0	0	0	0	0	0	0	0	1	2	3	6	2	0	2	2	0	1	0	0	0	0	0	0	0	0
1100	20	0	0	0	1	0	0	0	0	2	0	1	2	6	0	4	3	1	0	0	0	0	0	0	0	0	0	0	0
1200	**4**	**0**	**0**	**0**	**1**	**0**	**1**	**1**	**0**	**0**	**1**	**0**	**0**	**0**	**0**	**0**	**0**	**0**	**0**	**0**	**0**	**0**	**0**	**0**	**0**	**0**	**0**	**0**	**0**
1300	0	0	0	0	0	0	0	0	0	0	0	0	0	0	0	0	0	0	0	0	0	0	0	0	0	0	0	0	0
1400	0	0	0	0	0	0	0	0	0	0	0	0	0	0	0	0	0	0	0	0	0	0	0	0	0	0	0	0	0
1500	0	0	0	0	0	0	0	0	0	0	0	0	0	0	0	0	0	0	0	0	0	0	0	0	0	0	0	0	0
1600	0	0	0	0	0	0	0	0	0	0	0	0	0	0	0	0	0	0	0	0	0	0	0	0	0	0	0	0	0
1700	0	0	0	0	0	0	0	0	0	0	0	0	0	0	0	0	0	0	0	0	0	0	0	0	0	0	0	0	0
1800	0	0	0	0	0	0	0	0	0	0	0	0	0	0	0	0	0	0	0	0	0	0	0	0	0	0	0	0	0
1900	0	0	0	0	0	0	0	0	0	0	0	0	0	0	0	0	0	0	0	0	0	0	0	0	0	0	0	0	0
2000	0	0	0	0	0	0	0	0	0	0	0	0	0	0	0	0	0	0	0	0	0	0	0	0	0	0	0	0	0
2100	0	0	0	0	0	0	0	0	0	0	0	0	0	0	0	0	0	0	0	0	0	0	0	0	0	0	0	0	0
2200	0	0	0	0	0	0	0	0	0	0	0	0	0	0	0	0	0	0	0	0	0	0	0	0	0	0	0	0	0
2300	0	0	0	0	0	0	0	0	0	0	0	0	0	0	0	0	0	0	0	0	0	0	0	0	0	0	0	0	0
07-19	**137**	**0**	**0**	**0**	**2**	**0**	**1**	**1**	**1**	**2**	**2**	**3**	**15**	**23**	**19**	**27**	**21**	**9**	**8**	**1**	**2**	**0**	**0**	**0**	**0**	**0**	**0**	**0**	**0**
06-22	**146**	**0**	**0**	**0**	**2**	**0**	**1**	**1**	**1**	**2**	**2**	**3**	**15**	**25**	**22**	**27**	**22**	**12**	**8**	**1**	**2**	**0**	**0**	**0**	**0**	**0**	**0**	**0**	**0**
06-00	**146**	**0**	**0**	**0**	**2**	**0**	**1**	**1**	**1**	**2**	**2**	**3**	**15**	**25**	**22**	**27**	**22**	**12**	**8**	**1**	**2**	**0**	**0**	**0**	**0**	**0**	**0**	**0**	**0**
00-00	**148**	**0**	**0**	**0**	**2**	**0**	**1**	**1**	**1**	**2**	**2**	**3**	**15**	**25**	**22**	**28**	**22**	**12**	**9**	**1**	**2**	**0**	**0**	**0**	**0**	**0**	**0**	**0**	**0**

DRAFT

Site 86
Location LP04210, Att - TP, Lat 54.0853, Long -6.82037
Direction East

3279 / Meath/Cavan/Monaghan ATC's
October 2013
Automatic Traffic Count

Virtual Day (Partial days = 2.58)

Time	Total	Speed Bins (km/h)																											
		0 - 5	5 - 10	10 - 15	15 - 20	20 - 25	25 - 30	30 - 35	35 - 40	40 - 45	45 - 50	50 - 55	55 - 60	60 - 65	65 - 70	70 - 75	75 - 80	80 - 85	85 - 90	90 - 95	95 - 100	100 - 105	105 - 110	110 - 115	115 - 120	120 - 125	125 - 130	130 - 135	135 - 140
0000	1	0	0	0	0	0	0	0	0	0	0	0	0	0	1	0	0	0	1	0	0	0	0	0	0	0	0	0	0
0100	1	0	0	0	0	0	0	0	0	1	0	0	0	0	0	0	0	0	0	0	0	0	0	0	0	0	0	0	0
0200	0	0	0	0	0	0	0	0	0	0	0	0	0	0	0	0	0	0	0	0	0	0	0	0	0	0	0	0	0
0300	0	0	0	0	0	0	0	0	0	0	0	0	0	0	0	0	0	0	0	0	0	0	0	0	0	0	0	0	0
0400	1	0	0	0	0	0	0	0	0	0	0	0	0	0	0	0	0	0	0	1	0	0	0	0	0	0	0	0	0
0500	4	0	0	0	0	0	0	0	0	0	0	1	1	0	1	1	1	0	1	1	0	0	0	0	0	0	0	0	0
0600	9	0	0	0	0	0	0	0	0	0	0	0	0	1	2	1	2	3	1	0	1	0	0	0	0	0	0	0	0
0700	14	0	0	0	0	0	0	0	0	0	0	0	1	3	4	4	2	1	1	0	0	0	0	0	0	0	0	0	0
0800	35	0	0	0	0	0	0	0	0	0	1	1	4	5	5	10	7	2	2	1	0	1	0	0	0	0	0	0	0
0900	**41**	**0**	**0**	**0**	**0**	**0**	**0**	**0**	**1**	**0**	**2**	**1**	**5**	**8**	**4**	**7**	**7**	**4**	**2**	**1**	**1**	**0**	**0**	**0**	**0**	**0**	**0**	**0**	**0**
1000	14	0	0	0	0	0	0	0	0	0	0	0	1	3	3	2	1	1	1	0	0	0	0	0	0	0	0	0	0
1100	17	0	0	0	0	0	0	0	0	1	0	2	3	4	0	2	2	1	0	0	0	0	0	0	0	0	0	0	0
1200	16	0	0	0	0	0	1	0	0	0	1	2	2	3	2	2	1	0	1	0	0	0	0	0	0	0	0	0	0
1300	15	0	0	0	0	0	0	0	0	0	0	1	2	3	2	1	2	2	0	0	0	0	0	0	0	0	0	0	0
1400	22	0	0	0	0	0	0	0	0	1	1	1	3	2	4	5	2	3	1	0	0	0	0	0	0	0	0	0	0
1500	**30**	**0**	**0**	**0**	**0**	**0**	**0**	**0**	**1**	**1**	**1**	**2**	**2**	**3**	**6**	**4**	**3**	**3**	**1**	**1**	**0**	**0**	**0**	**0**	**0**	**0**	**0**	**0**	**0**
1600	15	0	0	0	0	0	1	0	0	0	2	1	0	3	3	2	1	1	1	0	0	0	0	0	0	0	0	0	0
1700	21	0	0	0	0	0	0	0	1	1	2	1	2	3	2	5	2	1	1	1	0	0	0	0	0	0	0	0	0
1800	24	0	0	0	0	0	0	0	0	0	1	2	2	4	3	2	4	2	1	2	1	0	0	0	0	0	0	0	0
1900	16	0	0	0	0	0	0	0	1	0	1	1	4	2	3	2	1	2	0	0	0	0	0	0	0	0	0	0	0
2000	10	0	0	0	0	0	0	0	0	0	1	1	1	2	1	1	1	1	0	1	0	0	0	0	0	0	0	0	0
2100	6	0	0	0	0	0	0	0	0	0	0	1	1	0	1	0	1	0	0	0	0	0	1	0	0	0	0	0	0
2200	6	0	0	0	0	0	0	0	0	0	0	0	1	1	1	1	1	0	0	1	0	0	0	0	0	0	0	0	0
2300	2	0	0	0	0	0	0	0	0	0	0	0	0	0	0	0	0	0	0	0	0	0	0	0	0	0	0	0	0
07-19	**264**	**0**	**0**	**0**	**0**	**0**	**2**	**0**	**3**	**4**	**11**	**14**	**27**	**44**	**38**	**46**	**34**	**21**	**12**	**6**	**2**	**1**	**0**	**0**	**0**	**0**	**0**	**0**	**0**
06-22	**305**	**0**	**0**	**0**	**0**	**0**	**2**	**0**	**4**	**4**	**13**	**17**	**33**	**49**	**45**	**50**	**39**	**27**	**13**	**7**	**3**	**1**	**1**	**0**	**0**	**0**	**0**	**0**	**0**
06-00	**313**	**0**	**0**	**0**	**0**	**0**	**2**	**0**	**4**	**4**	**13**	**17**	**34**	**50**	**46**	**51**	**40**	**27**	**13**	**8**	**3**	**1**	**1**	**0**	**0**	**0**	**0**	**0**	**0**
00-00	**320**	**0**	**0**	**0**	**0**	**0**	**2**	**0**	**4**	**5**	**13**	**18**	**35**	**50**	**48**	**52**	**41**	**27**	**15**	**10**	**3**	**1**	**1**	**0**	**0**	**0**	**0**	**0**	**0**

DRAFT

Site 86
Location LP04210, Att - TP, Lat 54.0853, Long -6.82037
Direction East

3279 / Meath/Cavan/Monaghan ATC's
October 2013
Automatic Traffic Count

Virtual Week (1)

Time	Total	Speed Bins (km/h)																											
		0 - 5	5 - 10	10 - 15	15 - 20	20 - 25	25 - 30	30 - 35	35 - 40	40 - 45	45 - 50	50 - 55	55 - 60	60 - 65	65 - 70	70 - 75	75 - 80	80 - 85	85 - 90	90 - 95	95 - 100	100 - 105	105 - 110	110 - 115	115 - 120	120 - 125	125 - 130	130 - 135	135 - 140
Mon	0	0	0	0	0	0	0	0	0	0	0	0	0	0	0	0	0	0	0	0	0	0	0	0	0	0	0	0	0
Tue	286	0	0	0	1	1	3	1	2	9	16	27	33	53	42	42	22	12	9	10	2	0	1	0	0	0	0	0	0
Wed	411	0	0	0	0	0	1	1	7	5	15	21	47	53	62	61	54	48	17	11	4	1	2	1	0	0	0	0	0
Thu	148	0	0	0	2	0	1	1	1	2	2	3	15	25	22	28	22	12	9	1	2	0	0	0	0	0	0	0	0
Fri	0	0	0	0	0	0	0	0	0	0	0	0	0	0	0	0	0	0	0	0	0	0	0	0	0	0	0	0	0
|Sat	0	0	0	0	0	0	0	0	0	0	0	0	0	0	0	0	0	0	0	0	0	0	0	0	0	0	0	0	0
|Sun	0	0	0	0	0	0	0	0	0	0	0	0	0	0	0	0	0	0	0	0	0	0	0	0	0	0	0	0	0
5 Day Ave.	**282**	**0**	**0**	**0**	**1**	**0**	**2**	**1**	**3**	**5**	**11**	**17**	**32**	**44**	**42**	**44**	**33**	**24**	**12**	**7**	**3**	**0**	**1**	**0**	**0**	**0**	**0**	**0**	**0**
7 Day Ave.	**320**	**0**	**0**	**0**	**0**	**0**	**2**	**0**	**4**	**5**	**13**	**18**	**35**	**50**	**48**	**52**	**41**	**27**	**15**	**10**	**3**	**1**	**1**	**0**	**0**	**0**	**0**	**0**	**0**
Total	**845**	**0**	**0**	**0**	**3**	**1**	**5**	**3**	**10**	**16**	**33**	**51**	**95**	**131**	**126**	**131**	**98**	**72**	**35**	**22**	**8**	**1**	**3**	**1**	**0**	**0**	**0**	**0**	**0**

Summary Graphs

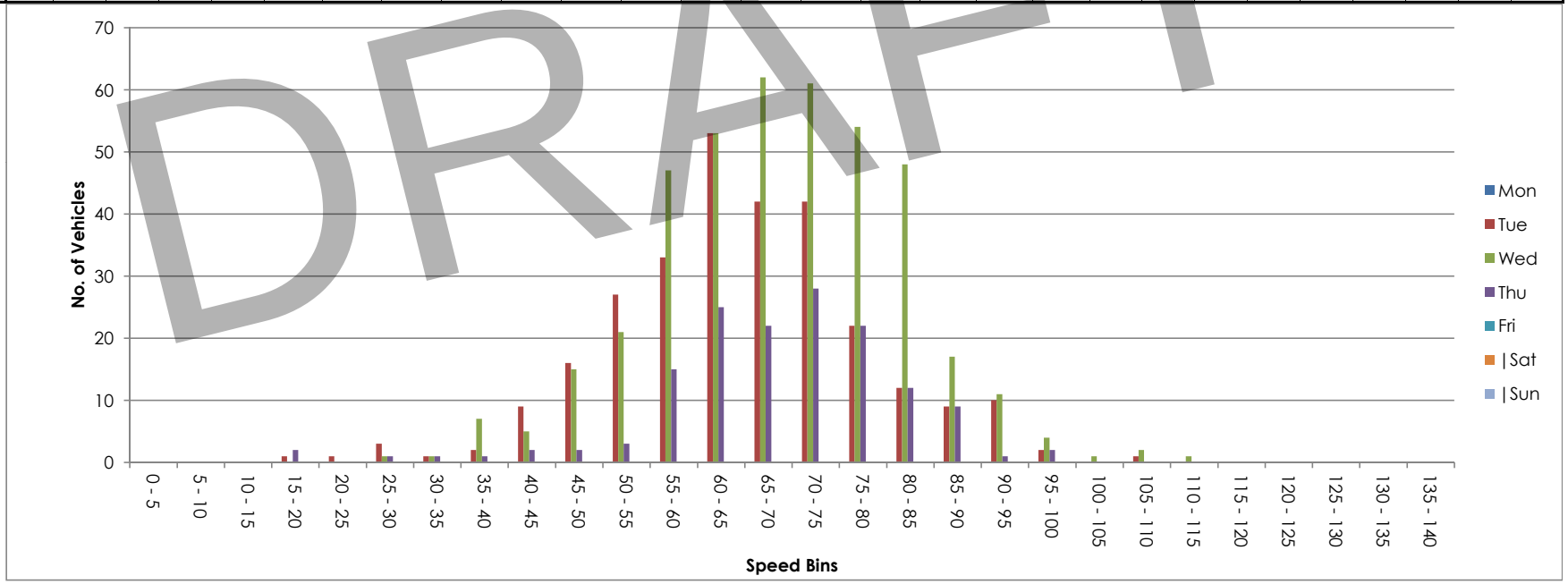

DRAFT

Nationwide Data Collection
for
Tobin Consulting Engineers

Site 86
Location LP04210, Att - TP, Lat 54.0853, Long -6.82037
Direction West

3279 / Meath/Cavan/Monaghan ATC's
October 2013
Automatic Traffic Count

Tue, 8 October 2013

Time	Total	Classification												>PSL	>PSL%	>SL1	>SL1%	>SL2	>SL2%	Mean	Vpp
		1 MCL	2 SV	3 SVT	4 TB2	5 TB3	6 T4	7 ART3	8 ART4	9 ART5	10 ART6	11 BD	12 DRT	80	80	85 +5kph	85 +5kph	90 +10kph	90 +10kph		85
0000	0	0	0	0	0	0	0	0	0	0	0	0	0	0	0	0	0	0	0	0	0
0100	0	0	0	0	0	0	0	0	0	0	0	0	0	0	0	0	0	0	0	0	0
0200	0	0	0	0	0	0	0	0	0	0	0	0	0	0	0	0	0	0	0	0	0
0300	0	0	0	0	0	0	0	0	0	0	0	0	0	0	0	0	0	0	0	0	0
0400	0	0	0	0	0	0	0	0	0	0	0	0	0	0	0	0	0	0	0	0	0
0500	0	0	0	0	0	0	0	0	0	0	0	0	0	0	0	0	0	0	0	0	0
0600	0	0	0	0	0	0	0	0	0	0	0	0	0	0	0	0	0	0	0	0	0
0700	0	0	0	0	0	0	0	0	0	0	0	0	0	0	0	0	0	0	0	0	0
0800	0	0	0	0	0	0	0	0	0	0	0	0	0	0	0	0	0	0	0	0	0
0900	0	0	0	0	0	0	0	0	0	0	0	0	0	0	0	0	0	0	0	0	0
1000	3	0	3	0	0	0	0	0	0	0	0	0	0	0	0	0	0	0	0	61.1	-
1100	**13**	**0**	**10**	**0**	**1**	**1**	**1**	**0**	**0**	**0**	**0**	**0**	**0**	**1**	**7.7**	**0**	**0**	**0**	**0**	**58.9**	**75.2**
1200	21	0	20	0	1	0	0	0	0	0	0	0	0	4	19	2	9.5	1	4.8	67.7	80.3
1300	**36**	**0**	**29**	**1**	**4**	**1**	**1**	**0**	**0**	**0**	**0**	**0**	**0**	**2**	**5.6**	**1**	**2.8**	**0**	**0**	**61.3**	**74.9**
1400	28	0	26	0	2	0	0	0	0	0	0	0	0	1	3.6	1	3.6	1	3.6	65.9	74.5
1500	28	0	24	2	2	0	0	0	0	0	0	0	0	3	10.7	2	7.1	1	3.6	66.5	77
1600	24	0	19	2	2	0	1	0	0	0	0	0	0	4	16.7	3	12.5	2	8.3	65	75.2
1700	31	0	31	0	0	0	0	0	0	0	0	0	0	6	19.4	4	12.9	2	6.5	67.5	79.9
1800	29	0	29	0	0	0	0	0	0	0	0	0	0	4	13.8	2	6.9	1	3.4	64.9	78.5
1900	24	0	23	1	0	0	0	0	0	0	0	0	0	5	20.8	3	12.5	2	8.3	68.8	80.3
2000	18	0	16	0	2	0	0	0	0	0	0	0	0	1	5.6	0	0	0	0	67	74.2
2100	12	0	10	0	2	0	0	0	0	0	0	0	0	4	33.3	2	16.7	0	0	71	83.9
2200	7	0	7	0	0	0	0	0	0	0	0	0	0	1	14.3	1	14.3	1	14.3	64.7	-
2300	2	0	2	0	0	0	0	0	0	0	0	0	0	2	100	2	100	2	100	97.9	-
07-19	**213**	**0**	**191**	**5**	**12**	**2**	**3**	**0**	**0**	**0**	**0**	**0**	**0**	**25**	**11.7**	**15**	**7**	**8**	**3.8**	**64.9**	**77**
06-22	**267**	**0**	**240**	**6**	**16**	**2**	**3**	**0**	**0**	**0**	**0**	**0**	**0**	**35**	**13.1**	**20**	**7.5**	**10**	**3.7**	**65.6**	**78.5**
06-00	**276**	**0**	**249**	**6**	**16**	**2**	**3**	**0**	**0**	**0**	**0**	**0**	**0**	**38**	**13.8**	**23**	**8.3**	**13**	**4.7**	**65.8**	**78.5**
00-00	**276**	**0**	**249**	**6**	**16**	**2**	**3**	**0**	**0**	**0**	**0**	**0**	**0**	**38**	**13.8**	**23**	**8.3**	**13**	**4.7**	**65.8**	**78.5**

DRAFT

Site 86
Location LP04210, Att - TP, Lat 54.0853, Long -6.82037
Direction West

3279 / Meath/Cavan/Monaghan ATC's
October 2013
Automatic Traffic Count

Wed, 9 October 2013

Time	Total	Classification												>PSL	>PSL%	>SL1	>SL1%	>SL2	>SL2%	Mean	Vpp
		1 MCL	2 SV	3 SVT	4 TB2	5 TB3	6 T4	7 ART3	8 ART4	9 ART5	10 ART6	11 BD	12 DRT	80	80	85 +5kph	85 +5kph	90 +10kph	90 +10kph		85
0000	1	0	1	0	0	0	0	0	0	0	0	0	0	0	0	0	0	0	0	71	-
0100	1	0	1	0	0	0	0	0	0	0	0	0	0	0	0	0	0	0	0	56.6	-
0200	0	0	0	0	0	0	0	0	0	0	0	0	0	0	0	0	0	0	0	-	-
0300	0	0	0	0	0	0	0	0	0	0	0	0	0	0	0	0	0	0	0	-	-
0400	0	0	0	0	0	0	0	0	0	0	0	0	0	0	0	0	0	0	0	-	-
0500	2	0	2	0	0	0	0	0	0	0	0	0	0	0	0	0	0	0	0	65.1	-
0600	2	0	1	0	0	0	1	0	0	0	0	0	0	0	0	0	0	0	0	64.7	-
0700	10	0	9	0	1	0	0	0	0	0	0	0	0	1	10	0	0	0	0	70.9	-
0800	**41**	**0**	**32**	**0**	**6**	**2**	**0**	**0**	**0**	**1**	**0**	**0**	**0**	**4**	**9.8**	**3**	**7.3**	**1**	**2.4**	**66.5**	**78.8**
0900	38	0	36	1	1	0	0	0	0	0	0	0	0	3	7.9	1	2.6	0	0	63.8	75.2
1000	16	0	13	0	3	0	0	0	0	0	0	0	0	3	18.8	1	6.3	1	6.3	67.7	83.2
1100	16	0	14	0	2	0	0	0	0	0	0	0	0	3	18.8	3	18.8	2	12.5	70.2	88.2
1200	28	0	22	3	3	0	0	0	0	0	0	0	0	6	21.4	4	14.3	2	7.1	69.8	84.6
1300	31	0	29	1	0	0	0	0	1	0	0	0	0	8	25.8	4	12.9	1	3.2	65.8	82.4
1400	20	0	16	1	2	0	0	0	1	0	0	0	0	4	20	0	0	0	0	65.2	80.6
1500	30	0	25	1	2	1	0	0	1	0	0	0	0	4	13.3	2	6.7	1	3.3	68	78.5
1600	30	0	27	0	2	0	1	0	0	0	0	0	0	4	13.3	3	10	3	10	67	77.4
1700	**33**	**0**	**30**	**1**	**1**	**0**	**0**	**0**	**0**	**0**	**1**	**0**	**0**	**7**	**21.2**	**2**	**6.1**	**1**	**3**	**70.8**	**82.1**
1800	24	0	23	0	1	0	0	0	0	0	0	0	0	4	16.7	2	8.3	1	4.2	67.5	78.8
1900	27	0	25	1	1	0	0	0	0	0	0	0	0	1	3.7	0	0	0	0	65.4	77
2000	18	0	18	0	0	0	0	0	0	0	0	0	0	4	22.2	0	0	0	0	70.5	80.3
2100	16	0	15	1	0	0	0	0	0	0	0	0	0	7	43.8	5	31.3	3	18.8	74.4	92.9
2200	5	0	5	0	0	0	0	0	0	0	0	0	0	3	60	1	20	0	0	76.1	-
2300	4	0	4	0	0	0	0	0	0	0	0	0	0	3	75	1	25	1	25	82.8	-
07-19	**317**	**0**	**276**	**8**	**24**	**3**	**1**	**0**	**3**	**1**	**1**	**0**	**0**	**51**	**16.1**	**25**	**7.9**	**13**	**4.1**	**67.4**	**80.3**
06-22	**380**	**0**	**335**	**10**	**25**	**3**	**2**	**0**	**3**	**1**	**1**	**0**	**0**	**63**	**16.6**	**30**	**7.9**	**16**	**4.2**	**67.7**	**80.6**
06-00	**389**	**0**	**344**	**10**	**25**	**3**	**2**	**0**	**3**	**1**	**1**	**0**	**0**	**69**	**17.7**	**32**	**8.2**	**17**	**4.4**	**68**	**81.4**
00-00	**393**	**0**	**348**	**10**	**25**	**3**	**2**	**0**	**3**	**1**	**1**	**0**	**0**	**69**	**17.6**	**32**	**8.1**	**17**	**4.3**	**67.9**	**81**

DRAFT

Site 86
Location LP04210, Att - TP, Lat 54.0853, Long -6.82037
Direction West

3279 / Meath/Cavan/Monaghan ATC's
October 2013
Automatic Traffic Count

Thu, 10 October 2013

Time	Total	Classification												>PSL	>PSL%	>SL1	>SL1%	>SL2	>SL2%	Mean	Vpp
		1 MCL	2 SV	3 SVT	4 TB2	5 TB3	6 T4	7 ART3	8 ART4	9 ART5	10 ART6	11 BD	12 DRT	80	80	85 +5kph	85 +5kph	90 +10kph	90 +10kph		85
0000	3	0	3	0	0	0	0	0	0	0	0	0	0	1	33.3	0	0	0	0	72.4	-
0100	1	0	1	0	0	0	0	0	0	0	0	0	0	0	0	0	0	0	0	66.1	-
0200	0	0	0	0	0	0	0	0	0	0	0	0	0	0	0	0	0	0	0	-	-
0300	0	0	0	0	0	0	0	0	0	0	0	0	0	0	0	0	0	0	0	-	-
0400	0	0	0	0	0	0	0	0	0	0	0	0	0	0	0	0	0	0	0	-	-
0500	2	0	2	0	0	0	0	0	0	0	0	0	0	1	50	0	0	0	0	71.9	-
0600	1	0	1	0	0	0	0	0	0	0	0	0	0	1	100	0	0	0	0	81.1	-
0700	9	0	7	0	2	0	0	0	0	0	0	0	0	3	33.3	2	22.2	2	22.2	77.1	-
0800	35	0	30	0	4	0	0	0	0	1	0	0	0	4	11.4	0	0	0	0	67.8	78.8
0900	**41**	**0**	**39**	**0**	**2**	**0**	**0**	**0**	**0**	**0**	**0**	**0**	**0**	**4**	**9.8**	**2**	**4.9**	**2**	**4.9**	**65.3**	**75.6**
1000	12	0	11	0	0	1	0	0	0	0	0	0	0	5	41.7	1	8.3	0	0	72.2	83.9
1100	26	0	25	0	1	0	0	0	0	0	0	0	0	5	19.2	3	11.5	2	7.7	70.3	79.9
1200	**5**	**0**	**5**	**0**	**0**	**0**	**0**	**0**	**0**	**0**	**0**	**0**	**0**	**0**	**0**	**0**	**0**	**0**	**0**	**53.4**	**-**
1300	0	0	0	0	0	0	0	0	0	0	0	0	0	0	0	0	0	0	0	-	-
1400	0	0	0	0	0	0	0	0	0	0	0	0	0	0	0	0	0	0	0	-	-
1500	0	0	0	0	0	0	0	0	0	0	0	0	0	0	0	0	0	0	0	-	-
1600	1	0	1	0	0	0	0	0	0	0	0	0	0	0	0	0	0	0	0	43	-
1700	0	0	0	0	0	0	0	0	0	0	0	0	0	0	0	0	0	0	0	0	0
1800	0	0	0	0	0	0	0	0	0	0	0	0	0	0	0	0	0	0	0	0	0
1900	0	0	0	0	0	0	0	0	0	0	0	0	0	0	0	0	0	0	0	0	0
2000	0	0	0	0	0	0	0	0	0	0	0	0	0	0	0	0	0	0	0	0	0
2100	0	0	0	0	0	0	0	0	0	0	0	0	0	0	0	0	0	0	0	0	0
2200	0	0	0	0	0	0	0	0	0	0	0	0	0	0	0	0	0	0	0	0	0
2300	0	0	0	0	0	0	0	0	0	0	0	0	0	0	0	0	0	0	0	0	0
07-19	**129**	**0**	**118**	**0**	**9**	**1**	**0**	**0**	**0**	**1**	**0**	**0**	**0**	**21**	**16.3**	**8**	**6.2**	**6**	**4.7**	**67.8**	**79.9**
06-22	**130**	**0**	**119**	**0**	**9**	**1**	**0**	**0**	**0**	**1**	**0**	**0**	**0**	**22**	**16.9**	**8**	**6.2**	**6**	**4.6**	**67.9**	**79.9**
06-00	**130**	**0**	**119**	**0**	**9**	**1**	**0**	**0**	**0**	**1**	**0**	**0**	**0**	**22**	**16.9**	**8**	**6.2**	**6**	**4.6**	**67.9**	**79.9**
00-00	**136**	**0**	**125**	**0**	**9**	**1**	**0**	**0**	**0**	**1**	**0**	**0**	**0**	**24**	**17.6**	**8**	**5.9**	**6**	**4.4**	**68.1**	**80.3**

DRAFT

Site 86
Location LP04210, Att - TP, Lat 54.0853, Long -6.82037
Direction West

3279 / Meath/Cavan/Monaghan ATC's
October 2013
Automatic Traffic Count

Virtual Day (Partial days = 2.58)

Time	Total	Classification												>PSL	>PSL%	>SL1	>SL1%	>SL2	>SL2%	Mean	Vpp
		1 MCL	2 SV	3 SVT	4 TB2	5 TB3	6 T4	7 ART3	8 ART4	9 ART5	10 ART6	11 BD	12 DRT	80	80	85 +5kph	85 +5kph	90 +10kph	90 +10kph		85
0000	2	0	2	0	0	0	0	0	0	0	0	0	0	1	25	0	0	0	0	72.1	-
0100	1	0	1	0	0	0	0	0	0	0	0	0	0	0	0	0	0	0	0	61.4	-
0200	0	0	0	0	0	0	0	0	0	0	0	0	0	0	0	0	0	0	0	-	-
0300	0	0	0	0	0	0	0	0	0	0	0	0	0	0	0	0	0	0	0	-	-
0400	0	0	0	0	0	0	0	0	0	0	0	0	0	0	0	0	0	0	0	-	-
0500	2	0	2	0	0	0	0	0	0	0	0	0	0	1	25	0	0	0	0	68.5	-
0600	2	0	1	0	0	0	1	0	0	0	0	0	0	1	33.3	0	0	0	0	70.2	-
0700	10	0	8	0	2	0	0	0	0	0	0	0	0	2	21.1	1	10.5	1	10.5	73.9	-
0800	38	0	31	0	5	1	0	0	0	1	0	0	0	4	10.5	2	3.9	1	1.3	67.1	78.8
0900	**40**	**0**	**38**	**1**	**2**	**0**	**0**	**0**	**0**	**0**	**0**	**0**	**0**	**4**	**8.9**	**2**	**3.8**	**1**	**2.5**	**64.6**	**75.6**
1000	10	0	9	0	1	0	0	0	0	0	0	0	0	3	25.8	1	6.5	0	3.2	68.8	83.5
1100	18	0	16	0	1	0	0	0	0	0	0	0	0	3	16.4	2	10.9	1	7.3	67.6	79.9
1200	18	0	16	1	1	0	0	0	0	0	0	0	0	3	18.5	2	11.1	1	5.6	67.5	81.4
1300	**22**	**0**	**19**	**1**	**1**	**0**	**0**	**0**	**0**	**0**	**0**	**0**	**0**	**3**	**14.9**	**2**	**7.5**	**0**	**1.5**	**63.4**	**79.6**
1400	16	0	14	0	1	0	0	0	0	0	0	0	0	2	10.4	0	2.1	0	2.1	65.6	76
1500	19	0	16	1	1	0	0	0	0	0	0	0	0	2	12.1	1	6.9	1	3.4	67.3	78.1
1600	18	0	16	1	1	0	1	0	0	0	0	0	0	3	14.5	2	10.9	2	9.1	65.7	77.4
1700	21	0	20	0	0	0	0	0	0	0	0	0	0	4	20.3	2	9.4	1	4.7	69.2	81
1800	18	0	17	0	0	0	0	0	0	0	0	0	0	3	15.1	1	7.5	1	3.8	66.1	78.8
1900	17	0	16	1	0	0	0	0	0	0	0	0	0	2	11.8	1	5.9	1	3.9	67	77.4
2000	12	0	11	0	1	0	0	0	0	0	0	0	0	2	13.9	0	0	0	0	68.8	79.6
2100	9	0	8	0	1	0	0	0	0	0	0	0	0	4	39.3	2	25	1	10.7	72.9	-
2200	4	0	4	0	0	0	0	0	0	0	0	0	0	1	33.3	1	16.7	0	8.3	69.5	-
2300	2	0	2	0	0	0	0	0	0	0	0	0	0	2	83.3	1	50	1	50	87.8	-
07-19	**248**	**0**	**220**	**5**	**16**	**1**	**1**	**0**	**0**	**1**	**0**	**0**	**0**	**36**	**14.5161**	**18**	**7.25806**	**10**	**4.03226**	**67.2**	**78.8**
06-22	**288**	**0**	**256**	**6**	**18**	**1**	**2**	**0**	**0**	**1**	**0**	**0**	**0**	**45**	**15.625**	**21**	**7.29167**	**12**	**4.16667**	**67.4**	**78.8**
06-00	**294**	**0**	**262**	**6**	**18**	**1**	**2**	**0**	**0**	**1**	**0**	**0**	**0**	**48**	**16.3265**	**23**	**7.82313**	**13**	**4.42177**	**67.55**	**78.8**
00-00	**299**	**0**	**267**	**6**	**18**	**1**	**2**	**0**	**0**	**1**	**0**	**0**	**0**	**50**	**16.7224**	**23**	**7.69231**	**13**	**4.34783**	**67.6**	**78.8**

DRAFT

Site 86
Location LP04210, Att - TP, Lat 54.0853, Long -6.82037
Direction West

3279 / Meath/Cavan/Monaghan ATC's
October 2013
Automatic Traffic Count

Virtual Week (1)

Time	Total	Classification												>PSL	>PSL%	>SL1	>SL1%	>SL2	>SL2%	Mean	Vpp
		1 MCL	2 SV	3 SVT	4 TB2	5 TB3	6 T4	7 ART3	8 ART4	9 ART5	10 ART6	11 BD	12 DRT	80	80	85 +5kph	85 +5kph	90 +10kph	90 +10kph		85
Mon	0	0	0	0	0	0	0	0	0	0	0	0	0	0	0	0	0	0	0	-	-
Tue	276	0	249	6	16	2	3	0	0	0	0	0	0	38	13.8	23	8.3	13	4.7	65.8	78.5
Wed	393	0	348	10	25	3	2	0	3	1	1	0	0	69	17.6	32	8.1	17	4.3	67.9	81
Thu	136	0	125	0	9	1	0	0	0	1	0	0	0	24	17.6	8	5.9	6	4.4	68.1	80.3
Fri	0	0	0	0	0	0	0	0	0	0	0	0	0	0	0	0	0	0	0	-	-
| Sat	0	0	0	0	0	0	0	0	0	0	0	0	0	0	0	0	0	0	0	-	-
| Sun	0	0	0	0	0	0	0	0	0	0	0	0	0	0	0	0	0	0	0	-	-
5 Day Ave.	**268**	**0**	**241**	**5**	**17**	**2**	**2**	**0**	**1**	**1**	**0**	**0**	**0**	**44**	**16.4**	**21**	**7.8**	**12**	**4.5**	**67.3**	**79.9**
7 Day Ave.	**299**	**0**	**267**	**6**	**18**	**1**	**2**	**0**	**0**	**1**	**0**	**0**	**0**	**50**	**16.7**	**23**	**7.7**	**13**	**4.3**	**67.6**	**78.8**
Total	**805**	**0**	**722**	**16**	**50**	**6**	**5**	**0**	**3**	**2**	**1**	**0**	**0**	**131**	**16.3**	**63**	**7.8**	**36**	**4.5**	**67.2**	**80.3**

Summary Graphs

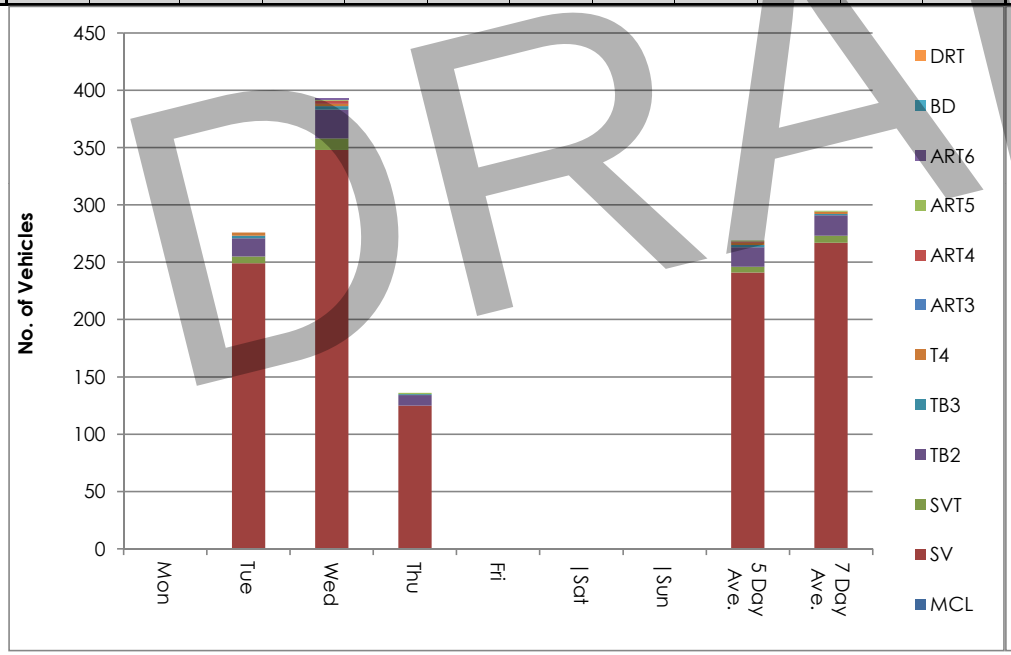

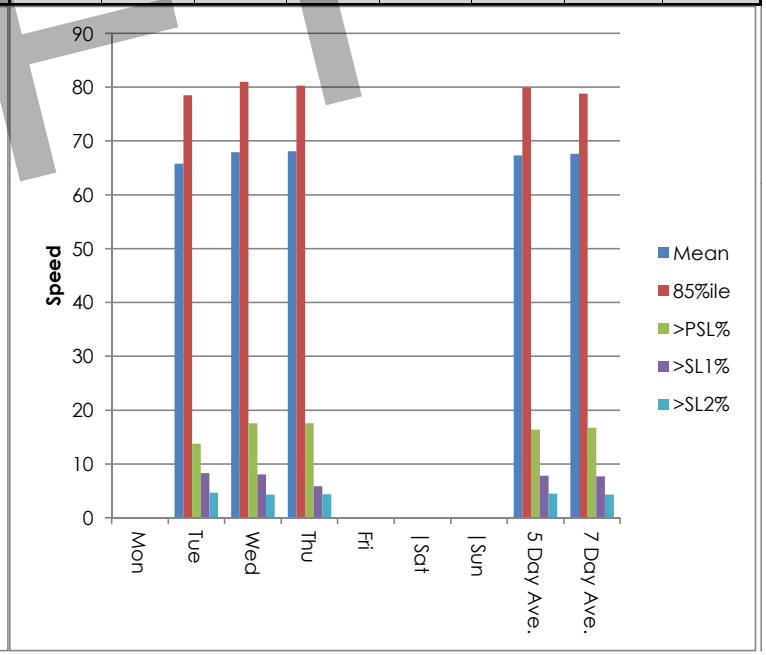

DRAFT

Site 86
Location LP04210, Att - TP, Lat 54.0853, Long -6.82037
Direction West

3279 / Meath/Cavan/Monaghan ATC's
October 2013
Automatic Traffic Count

Tue, 8 October 2013

Time	Total	Speed Bins (km/h)																											
		0 - 5	5 - 10	10 - 15	15 - 20	20 - 25	25 - 30	30 - 35	35 - 40	40 - 45	45 - 50	50 - 55	55 - 60	60 - 65	65 - 70	70 - 75	75 - 80	80 - 85	85 - 90	90 - 95	95 - 100	100 - 105	105 - 110	110 - 115	115 - 120	120 - 125	125 - 130	130 - 135	135 - 140
0000	0	0	0	0	0	0	0	0	0	0	0	0	0	0	0	0	0	0	0	0	0	0	0	0	0	0	0	0	0
0100	0	0	0	0	0	0	0	0	0	0	0	0	0	0	0	0	0	0	0	0	0	0	0	0	0	0	0	0	0
0200	0	0	0	0	0	0	0	0	0	0	0	0	0	0	0	0	0	0	0	0	0	0	0	0	0	0	0	0	0
0300	0	0	0	0	0	0	0	0	0	0	0	0	0	0	0	0	0	0	0	0	0	0	0	0	0	0	0	0	0
0400	0	0	0	0	0	0	0	0	0	0	0	0	0	0	0	0	0	0	0	0	0	0	0	0	0	0	0	0	0
0500	0	0	0	0	0	0	0	0	0	0	0	0	0	0	0	0	0	0	0	0	0	0	0	0	0	0	0	0	0
0600	0	0	0	0	0	0	0	0	0	0	0	0	0	0	0	0	0	0	0	0	0	0	0	0	0	0	0	0	0
0700	0	0	0	0	0	0	0	0	0	0	0	0	0	0	0	0	0	0	0	0	0	0	0	0	0	0	0	0	0
0800	0	0	0	0	0	0	0	0	0	0	0	0	0	0	0	0	0	0	0	0	0	0	0	0	0	0	0	0	0
0900	0	0	0	0	0	0	0	0	0	0	0	0	0	0	0	0	0	0	0	0	0	0	0	0	0	0	0	0	0
1000	3	0	0	0	0	0	0	0	0	0	0	1	2	0	0	0	0	0	0	0	0	0	0	0	0	0	0	0	0
1100	**13**	**0**	**0**	**0**	**1**	**0**	**0**	**1**	**0**	**1**	**1**	**0**	**1**	**2**	**2**	**1**	**2**	**1**	**0**	**0**	**0**	**0**	**0**	**0**	**0**	**0**	**0**	**0**	**0**
1200	21	0	0	0	0	1	1	0	0	0	1	3	2	1	6	2	2	1	1	0	0	0	0	0	0	0	0	0	0
1300	**36**	**0**	**0**	**0**	**0**	**1**	**0**	**1**	**0**	**3**	**3**	**5**	**3**	**2**	**5**	**8**	**3**	**1**	**1**	**0**	**0**	**0**	**0**	**0**	**0**	**0**	**0**	**0**	**0**
1400	28	0	0	0	0	0	0	0	0	0	3	4	0	4	6	7	3	0	0	1	0	0	0	0	0	0	0	0	0
1500	28	0	0	0	0	0	0	1	1	0	1	2	1	4	7	5	3	1	1	1	0	0	0	0	0	0	0	0	0
1600	24	0	0	0	1	0	0	1	1	0	1	1	1	4	5	4	1	1	1	0	2	0	0	0	0	0	0	0	0
1700	31	0	0	0	0	1	0	0	1	0	3	0	2	5	4	5	4	2	2	1	0	1	0	0	0	0	0	0	0
1800	29	0	0	0	0	0	0	1	0	2	1	6	2	2	3	3	5	2	1	0	1	0	0	0	0	0	0	0	0
1900	24	0	0	0	0	0	0	0	2	0	0	1	3	4	2	5	2	2	1	1	1	0	0	0	0	0	0	0	0
2000	18	0	0	0	0	0	0	1	0	0	1	1	0	1	6	5	2	1	0	0	0	0	0	0	0	0	0	0	0
2100	12	0	0	0	0	0	0	0	0	0	1	1	1	1	0	3	1	2	2	0	0	0	0	0	0	0	0	0	0
2200	7	0	0	0	0	0	0	0	0	1	0	1	1	0	2	1	0	0	0	1	0	0	0	0	0	0	0	0	0
2300	2	0	0	0	0	0	0	0	0	0	0	0	0	0	0	0	0	0	0	1	0	1	0	0	0	0	0	0	0
07-19	**213**	**0**	**0**	**0**	**2**	**2**	**1**	**6**	**3**	**6**	**13**	**19**	**14**	**27**	**33**	**39**	**23**	**10**	**7**	**4**	**3**	**1**	**0**	**0**	**0**	**0**	**0**	**0**	**0**
06-22	**267**	**0**	**0**	**0**	**2**	**2**	**1**	**7**	**5**	**6**	**15**	**22**	**18**	**33**	**41**	**52**	**28**	**15**	**10**	**5**	**4**	**1**	**0**	**0**	**0**	**0**	**0**	**0**	**0**
06-00	**276**	**0**	**0**	**0**	**2**	**2**	**1**	**7**	**5**	**7**	**15**	**23**	**19**	**33**	**43**	**53**	**28**	**15**	**10**	**7**	**4**	**2**	**0**	**0**	**0**	**0**	**0**	**0**	**0**
00-00	**276**	**0**	**0**	**0**	**2**	**2**	**1**	**7**	**5**	**7**	**15**	**23**	**19**	**33**	**43**	**53**	**28**	**15**	**10**	**7**	**4**	**2**	**0**	**0**	**0**	**0**	**0**	**0**	**0**

DRAFT

Site 86
Location LP04210, Att - TP, Lat 54.0853, Long -6.82037
Direction West

3279 / Meath/Cavan/Monaghan ATC's
October 2013
Automatic Traffic Count

Wed, 9 October 2013

Time	Total	Speed Bins (km/h)																											
		0 - 5	5 - 10	10 - 15	15 - 20	20 - 25	25 - 30	30 - 35	35 - 40	40 - 45	45 - 50	50 - 55	55 - 60	60 - 65	65 - 70	70 - 75	75 - 80	80 - 85	85 - 90	90 - 95	95 - 100	100 - 105	105 - 110	110 - 115	115 - 120	120 - 125	125 - 130	130 - 135	135 - 140
0000	1	0	0	0	0	0	0	0	0	0	0	0	0	0	0	1	0	0	0	0	0	0	0	0	0	0	0	0	0
0100	1	0	0	0	0	0	0	0	0	0	0	0	1	0	0	0	0	0	0	0	0	0	0	0	0	0	0	0	0
0200	0	0	0	0	0	0	0	0	0	0	0	0	0	0	0	0	0	0	0	0	0	0	0	0	0	0	0	0	0
0300	0	0	0	0	0	0	0	0	0	0	0	0	0	0	0	0	0	0	0	0	0	0	0	0	0	0	0	0	0
0400	0	0	0	0	0	0	0	0	0	0	0	0	0	0	0	0	0	0	0	0	0	0	0	0	0	0	0	0	0
0500	2	0	0	0	0	0	0	0	0	0	0	0	1	0	0	1	0	0	0	0	0	0	0	0	0	0	0	0	0
0600	2	0	0	0	0	0	0	0	0	0	0	0	1	0	0	1	0	0	0	0	0	0	0	0	0	0	0	0	0
0700	10	0	0	0	0	0	0	0	0	0	0	0	2	0	0	5	2	1	0	0	0	0	0	0	0	0	0	0	0
0800	**41**	**0**	**0**	**0**	**0**	**0**	**0**	**0**	**1**	**1**	**1**	**3**	**2**	**10**	**11**	**2**	**6**	**1**	**2**	**0**	**0**	**0**	**1**	**0**	**0**	**0**	**0**	**0**	**0**
0900	38	0	0	0	0	0	0	0	0	3	3	1	6	8	6	4	4	2	1	0	0	0	0	0	0	0	0	0	0
1000	16	0	0	0	0	0	0	0	0	1	0	0	4	2	2	4	0	2	0	1	0	0	0	0	0	0	0	0	0
1100	16	0	0	0	0	0	1	0	0	0	0	1	1	1	3	5	1	0	1	1	1	0	0	0	0	0	0	0	0
1200	28	0	0	0	0	0	0	0	0	1	1	1	3	5	3	5	3	2	2	1	1	0	0	0	0	0	0	0	0
1300	31	0	0	0	1	0	0	1	1	1	2	2	2	3	4	2	4	4	3	1	0	0	0	0	0	0	0	0	0
1400	20	0	0	0	0	0	0	1	0	1	0	0	6	1	2	4	1	4	0	0	0	0	0	0	0	0	0	0	0
1500	30	0	0	0	0	0	0	0	0	0	3	1	3	6	6	1	6	2	1	1	0	0	0	0	0	0	0	0	0
1600	30	0	0	0	0	0	0	1	1	0	1	1	2	7	6	3	4	1	0	2	1	0	0	0	0	0	0	0	0
1700	**33**	**0**	**0**	**0**	**0**	**0**	**0**	**0**	**0**	**0**	**1**	**2**	**2**	**5**	**5**	**6**	**5**	**5**	**1**	**1**	**0**	**0**	**0**	**0**	**0**	**0**	**0**	**0**	**0**
1800	24	0	0	0	0	0	0	1	0	0	0	3	4	1	6	1	4	2	1	0	1	0	0	0	0	0	0	0	0
1900	27	0	0	0	0	0	0	0	0	1	3	0	2	7	4	4	5	1	0	0	0	0	0	0	0	0	0	0	0
2000	18	0	0	0	0	0	0	1	0	0	0	1	0	2	2	5	3	4	0	0	0	0	0	0	0	0	0	0	0
2100	16	0	0	0	0	0	0	0	1	0	0	2	0	2	1	1	2	2	2	2	1	0	0	0	0	0	0	0	0
2200	5	0	0	0	0	0	0	0	0	0	0	0	1	0	0	1	0	2	1	0	0	0	0	0	0	0	0	0	0
2300	4	0	0	0	0	0	0	0	0	0	0	0	0	0	0	1	0	2	0	1	0	0	0	0	0	0	0	0	0
07-19	**317**	**0**	**0**	**0**	**1**	**0**	**1**	**4**	**3**	**8**	**12**	**15**	**37**	**49**	**54**	**42**	**40**	**26**	**12**	**8**	**4**	**0**	**1**	**0**	**0**	**0**	**0**	**0**	**0**
06-22	**380**	**0**	**0**	**0**	**1**	**0**	**1**	**5**	**4**	**9**	**15**	**18**	**40**	**60**	**61**	**53**	**50**	**33**	**14**	**10**	**5**	**0**	**1**	**0**	**0**	**0**	**0**	**0**	**0**
06-00	**389**	**0**	**0**	**0**	**1**	**0**	**1**	**5**	**4**	**9**	**15**	**18**	**41**	**60**	**61**	**55**	**50**	**37**	**15**	**11**	**5**	**0**	**1**	**0**	**0**	**0**	**0**	**0**	**0**
00-00	**393**	**0**	**0**	**0**	**1**	**0**	**1**	**5**	**4**	**9**	**15**	**18**	**43**	**60**	**61**	**57**	**50**	**37**	**15**	**11**	**5**	**0**	**1**	**0**	**0**	**0**	**0**	**0**	**0**

DRAFT

Site 86
Location LP04210, Att - TP, Lat 54.0853, Long -6.82037
Direction West

3279 / Meath/Cavan/Monaghan ATC's
October 2013
Automatic Traffic Count

Thu, 10 October 2013

Time	Total	Speed Bins (km/h)																											
		0 - 5	5 - 10	10 - 15	15 - 20	20 - 25	25 - 30	30 - 35	35 - 40	40 - 45	45 - 50	50 - 55	55 - 60	60 - 65	65 - 70	70 - 75	75 - 80	80 - 85	85 - 90	90 - 95	95 - 100	100 - 105	105 - 110	110 - 115	115 - 120	120 - 125	125 - 130	130 - 135	135 - 140
0000	3	0	0	0	0	0	0	0	0	0	0	0	0	1	0	1	0	1	0	0	0	0	0	0	0	0	0	0	0
0100	1	0	0	0	0	0	0	0	0	0	0	0	0	0	1	0	0	0	0	0	0	0	0	0	0	0	0	0	0
0200	0	0	0	0	0	0	0	0	0	0	0	0	0	0	0	0	0	0	0	0	0	0	0	0	0	0	0	0	0
0300	0	0	0	0	0	0	0	0	0	0	0	0	0	0	0	0	0	0	0	0	0	0	0	0	0	0	0	0	0
0400	0	0	0	0	0	0	0	0	0	0	0	0	0	0	0	0	0	0	0	0	0	0	0	0	0	0	0	0	0
0500	2	0	0	0	0	0	0	0	0	0	0	0	0	1	0	0	0	1	0	0	0	0	0	0	0	0	0	0	0
0600	1	0	0	0	0	0	0	0	0	0	0	0	0	0	0	0	0	1	0	0	0	0	0	0	0	0	0	0	0
0700	9	0	0	0	0	0	0	0	0	0	0	1	1	0	1	2	1	1	0	0	0	1	1	0	0	0	0	0	0
0800	35	0	0	0	0	0	0	0	0	0	2	2	4	5	7	4	7	4	0	0	0	0	0	0	0	0	0	0	0
0900	**41**	**0**	**0**	**0**	**0**	**0**	**0**	**0**	**1**	**2**	**3**	**2**	**4**	**3**	**13**	**4**	**5**	**2**	**0**	**2**	**0**	**0**	**0**	**0**	**0**	**0**	**0**	**0**	**0**
1000	12	0	0	0	0	0	0	0	0	1	0	1	1	0	0	4	0	4	1	0	0	0	0	0	0	0	0	0	0
1100	26	0	0	0	0	0	0	0	0	0	1	1	2	3	8	3	3	2	1	2	0	0	0	0	0	0	0	0	0
1200	**5**	**0**	**0**	**0**	**0**	**0**	**0**	**0**	**1**	**0**	**0**	**1**	**1**	**2**	**0**	**0**	**0**	**0**	**0**	**0**	**0**	**0**	**0**	**0**	**0**	**0**	**0**	**0**	**0**
1300	0	0	0	0	0	0	0	0	0	0	0	0	0	0	0	0	0	0	0	0	0	0	0	0	0	0	0	0	0
1400	0	0	0	0	0	0	0	0	0	0	0	0	0	0	0	0	0	0	0	0	0	0	0	0	0	0	0	0	0
1500	0	0	0	0	0	0	0	0	0	0	0	0	0	0	0	0	0	0	0	0	0	0	0	0	0	0	0	0	0
1600	1	0	0	0	0	0	0	0	0	1	0	0	0	0	0	0	0	0	0	0	0	0	0	0	0	0	0	0	0
1700	0	0	0	0	0	0	0	0	0	0	0	0	0	0	0	0	0	0	0	0	0	0	0	0	0	0	0	0	0
1800	0	0	0	0	0	0	0	0	0	0	0	0	0	0	0	0	0	0	0	0	0	0	0	0	0	0	0	0	0
1900	0	0	0	0	0	0	0	0	0	0	0	0	0	0	0	0	0	0	0	0	0	0	0	0	0	0	0	0	0
2000	0	0	0	0	0	0	0	0	0	0	0	0	0	0	0	0	0	0	0	0	0	0	0	0	0	0	0	0	0
2100	0	0	0	0	0	0	0	0	0	0	0	0	0	0	0	0	0	0	0	0	0	0	0	0	0	0	0	0	0
2200	0	0	0	0	0	0	0	0	0	0	0	0	0	0	0	0	0	0	0	0	0	0	0	0	0	0	0	0	0
2300	0	0	0	0	0	0	0	0	0	0	0	0	0	0	0	0	0	0	0	0	0	0	0	0	0	0	0	0	0
07-19	**129**	**0**	**0**	**0**	**0**	**0**	**0**	**0**	**2**	**4**	**6**	**8**	**13**	**13**	**29**	**17**	**16**	**13**	**2**	**4**	**0**	**1**	**1**	**0**	**0**	**0**	**0**	**0**	**0**
06-22	**130**	**0**	**0**	**0**	**0**	**0**	**0**	**0**	**2**	**4**	**6**	**8**	**13**	**13**	**29**	**17**	**16**	**14**	**2**	**4**	**0**	**1**	**1**	**0**	**0**	**0**	**0**	**0**	**0**
06-00	**130**	**0**	**0**	**0**	**0**	**0**	**0**	**0**	**2**	**4**	**6**	**8**	**13**	**13**	**29**	**17**	**16**	**14**	**2**	**4**	**0**	**1**	**1**	**0**	**0**	**0**	**0**	**0**	**0**
00-00	**136**	**0**	**0**	**0**	**0**	**0**	**0**	**0**	**2**	**4**	**6**	**8**	**13**	**15**	**30**	**18**	**16**	**16**	**2**	**4**	**0**	**1**	**1**	**0**	**0**	**0**	**0**	**0**	**0**

DRAFT

Site 86
Location LP04210, Att - TP, Lat 54.0853, Long -6.82037
Direction West

3279 / Meath/Cavan/Monaghan ATC's
October 2013
Automatic Traffic Count

Virtual Day (Partial days = 2.58)

Time	Total	Speed Bins (km/h)																											
		0 - 5	5 - 10	10 - 15	15 - 20	20 - 25	25 - 30	30 - 35	35 - 40	40 - 45	45 - 50	50 - 55	55 - 60	60 - 65	65 - 70	70 - 75	75 - 80	80 - 85	85 - 90	90 - 95	95 - 100	100 - 105	105 - 110	110 - 115	115 - 120	120 - 125	125 - 130	130 - 135	135 - 140
0000	2	0	0	0	0	0	0	0	0	0	0	0	0	1	0	1	0	1	0	0	0	0	0	0	0	0	0	0	0
0100	1	0	0	0	0	0	0	0	0	0	0	0	1	0	1	0	0	0	0	0	0	0	0	0	0	0	0	0	0
0200	0	0	0	0	0	0	0	0	0	0	0	0	0	0	0	0	0	0	0	0	0	0	0	0	0	0	0	0	0
0300	0	0	0	0	0	0	0	0	0	0	0	0	0	0	0	0	0	0	0	0	0	0	0	0	0	0	0	0	0
0400	0	0	0	0	0	0	0	0	0	0	0	0	0	0	0	0	0	0	0	0	0	0	0	0	0	0	0	0	0
0500	2	0	0	0	0	0	0	0	0	0	0	0	1	1	0	1	0	1	0	0	0	0	0	0	0	0	0	0	0
0600	2	0	0	0	0	0	0	0	0	0	0	0	1	0	0	1	0	1	0	0	0	0	0	0	0	0	0	0	0
0700	10	0	0	0	0	0	0	0	0	0	0	1	2	0	1	4	2	1	0	0	0	1	1	0	0	0	0	0	0
0800	38	0	0	0	0	0	0	0	1	1	2	3	3	8	9	3	7	3	1	0	0	0	1	0	0	0	0	0	0
0900	**40**	**0**	**0**	**0**	**0**	**0**	**0**	**0**	**1**	**3**	**3**	**2**	**5**	**6**	**10**	**4**	**5**	**2**	**1**	**1**	**0**	**0**	**0**	**0**	**0**	**0**	**0**	**0**	**0**
1000	10	0	0	0	0	0	0	0	0	1	0	0	2	1	1	3	0	2	0	0	0	0	0	0	0	0	0	0	0
1100	18	0	0	0	0	0	0	0	0	0	1	1	1	2	4	3	2	1	1	1	0	0	0	0	0	0	0	0	0
1200	18	0	0	0	0	0	0	0	0	0	0	1	2	3	1	4	2	1	1	1	0	0	0	0	0	0	0	0	0
1300	**22**	**0**	**0**	**0**	**0**	**0**	**0**	**1**	**0**	**1**	**2**	**2**	**2**	**2**	**3**	**3**	**2**	**2**	**1**	**0**	**0**	**0**	**0**	**0**	**0**	**0**	**0**	**0**	**0**
1400	16	0	0	0	0	0	0	0	0	0	1	1	2	2	3	4	1	1	0	0	0	0	0	0	0	0	0	0	0
1500	19	0	0	0	0	0	0	0	0	0	1	1	1	3	4	2	3	1	1	1	0	0	0	0	0	0	0	0	0
1600	18	0	0	0	0	0	0	1	1	0	1	1	1	4	4	2	2	1	0	1	1	0	0	0	0	0	0	0	0
1700	21	0	0	0	0	0	0	0	0	0	1	1	1	3	3	4	3	2	1	1	0	0	0	0	0	0	0	0	0
1800	18	0	0	0	0	0	0	1	0	1	0	3	2	1	3	1	3	1	1	0	1	0	0	0	0	0	0	0	0
1900	17	0	0	0	0	0	0	0	1	0	1	0	2	4	2	3	2	1	0	0	0	0	0	0	0	0	0	0	0
2000	12	0	0	0	0	0	0	1	0	0	0	1	0	1	3	3	2	2	0	0	0	0	0	0	0	0	0	0	0
2100	9	0	0	0	0	0	0	0	0	0	0	1	0	1	0	1	1	1	1	1	0	0	0	0	0	0	0	0	0
2200	4	0	0	0	0	0	0	0	0	0	0	0	1	0	1	1	0	1	0	0	0	0	0	0	0	0	0	0	0
2300	2	0	0	0	0	0	0	0	0	0	0	0	0	0	0	0	0	1	0	1	0	0	0	0	0	0	0	0	0
07-19	**248**	**0**	**0**	**0**	**0**	**0**	**0**	**3**	**3**	**7**	**12**	**17**	**24**	**35**	**46**	**37**	**32**	**18**	**8**	**6**	**2**	**1**	**2**	**0**	**0**	**0**	**0**	**0**	**0**
06-22	**288**	**0**	**0**	**0**	**0**	**0**	**0**	**4**	**4**	**7**	**13**	**19**	**27**	**41**	**51**	**45**	**37**	**23**	**9**	**7**	**2**	**1**	**2**	**0**	**0**	**0**	**0**	**0**	**0**
06-00	**294**	**0**	**0**	**0**	**0**	**0**	**0**	**4**	**4**	**7**	**13**	**19**	**28**	**41**	**52**	**46**	**37**	**25**	**9**	**8**	**2**	**1**	**2**	**0**	**0**	**0**	**0**	**0**	**0**
00-00	**299**	**0**	**0**	**0**	**0**	**0**	**0**	**4**	**4**	**7**	**13**	**19**	**30**	**43**	**53**	**48**	**37**	**27**	**9**	**8**	**2**	**1**	**2**	**0**	**0**	**0**	**0**	**0**	**0**

DRAFT

Site 86
Location LP04210, Att - TP, Lat 54.0853, Long -6.82037
Direction West

3279 / Meath/Cavan/Monaghan ATC's
October 2013
Automatic Traffic Count

Virtual Week (1)

Time	Total	Speed Bins (km/h)																											
		0 - 5	5 - 10	10 - 15	15 - 20	20 - 25	25 - 30	30 - 35	35 - 40	40 - 45	45 - 50	50 - 55	55 - 60	60 - 65	65 - 70	70 - 75	75 - 80	80 - 85	85 - 90	90 - 95	95 - 100	100 - 105	105 - 110	110 - 115	115 - 120	120 - 125	125 - 130	130 - 135	135 - 140
Mon	0	0	0	0	0	0	0	0	0	0	0	0	0	0	0	0	0	0	0	0	0	0	0	0	0	0	0	0	0
Tue	276	0	0	0	2	2	1	7	5	7	15	23	19	33	43	53	28	15	10	7	4	2	0	0	0	0	0	0	0
Wed	393	0	0	0	1	0	1	5	4	9	15	18	43	60	61	57	50	37	15	11	5	0	1	0	0	0	0	0	0
Thu	136	0	0	0	0	0	0	0	2	4	6	8	13	15	30	18	16	16	2	4	0	1	1	0	0	0	0	0	0
Fri	0	0	0	0	0	0	0	0	0	0	0	0	0	0	0	0	0	0	0	0	0	0	0	0	0	0	0	0	0
|Sat	0	0	0	0	0	0	0	0	0	0	0	0	0	0	0	0	0	0	0	0	0	0	0	0	0	0	0	0	0
|Sun	0	0	0	0	0	0	0	0	0	0	0	0	0	0	0	0	0	0	0	0	0	0	0	0	0	0	0	0	0
5 Day Ave.	**268**	**0**	**0**	**0**	**1**	**1**	**1**	**4**	**4**	**7**	**12**	**16**	**25**	**36**	**45**	**43**	**31**	**23**	**9**	**7**	**3**	**1**	**1**	**0**	**0**	**0**	**0**	**0**	**0**
7 Day Ave.	**299**	**0**	**0**	**0**	**0**	**0**	**0**	**4**	**4**	**7**	**13**	**19**	**30**	**43**	**53**	**48**	**37**	**27**	**9**	**8**	**2**	**1**	**2**	**0**	**0**	**0**	**0**	**0**	**0**
Total	**805**	**0**	**0**	**0**	**3**	**2**	**2**	**12**	**11**	**20**	**36**	**49**	**75**	**108**	**134**	**128**	**94**	**68**	**27**	**22**	**9**	**3**	**2**	**0**	**0**	**0**	**0**	**0**	**0**

Summary Graphs

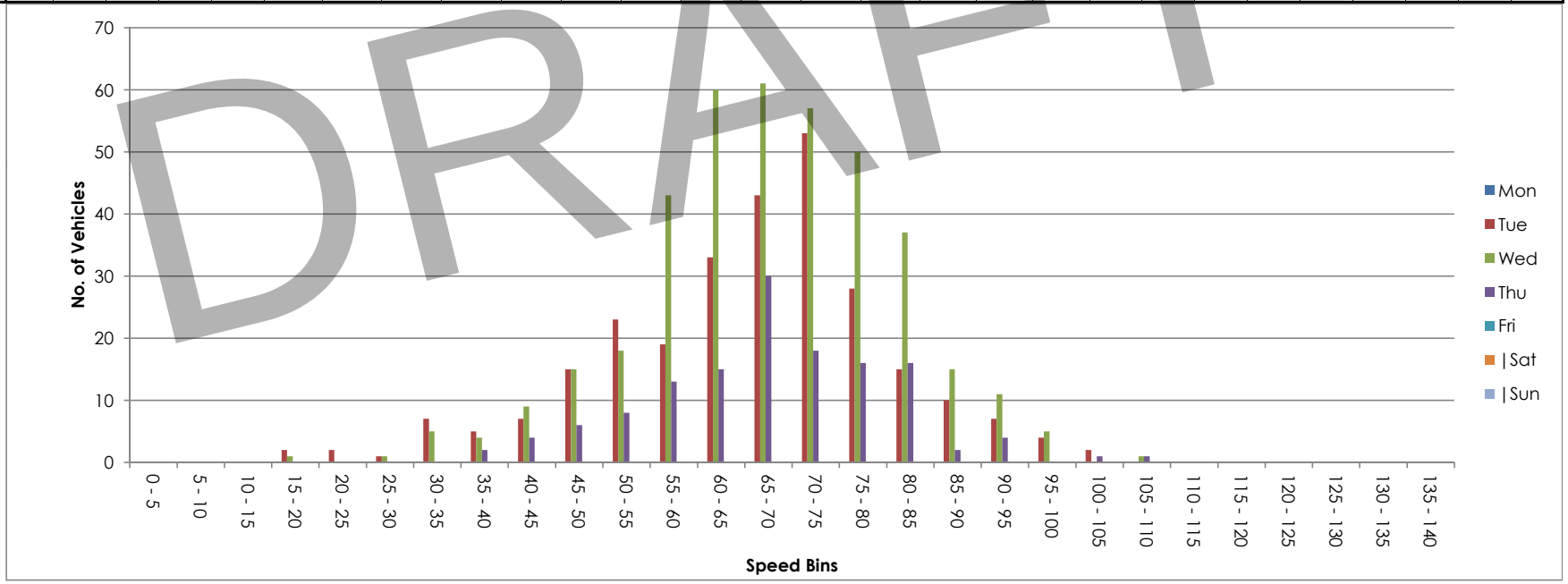

DRAFT

Site 86
Location LP04210, Att - TP, Lat 54.0853, Long -6.82037
Direction Two way

3279 / Meath/Cavan/Monaghan ATC's
October 2013
Automatic Traffic Count

Tue, 8 October 2013

Time	Total	Classification												>PSL	>PSL%	>SL1	>SL1%	>SL2	>SL2%	Mean	Vpp
		1 MCL	2 SV	3 SVT	4 TB2	5 TB3	6 T4	7 ART3	8 ART4	9 ART5	10 ART6	11 BD	12 DRT	80	80	85 +5kph	85 +5kph	90 +10kph	90 +10kph		85
0000	0	0	0	0	0	0	0	0	0	0	0	0	0	0	0	0	0	0	0	0	0
0100	0	0	0	0	0	0	0	0	0	0	0	0	0	0	0	0	0	0	0	0	0
0200	0	0	0	0	0	0	0	0	0	0	0	0	0	0	0	0	0	0	0	0	0
0300	0	0	0	0	0	0	0	0	0	0	0	0	0	0	0	0	0	0	0	0	0
0400	0	0	0	0	0	0	0	0	0	0	0	0	0	0	0	0	0	0	0	0	0
0500	0	0	0	0	0	0	0	0	0	0	0	0	0	0	0	0	0	0	0	0	0
0600	0	0	0	0	0	0	0	0	0	0	0	0	0	0	0	0	0	0	0	0	0
0700	0	0	0	0	0	0	0	0	0	0	0	0	0	0	0	0	0	0	0	0	0
0800	0	0	0	0	0	0	0	0	0	0	0	0	0	0	0	0	0	0	0	0	0
0900	0	0	0	0	0	0	0	0	0	0	0	0	0	0	0	0	0	0	0	0	0
1000	7	0	7	0	0	0	0	0	0	0	0	0	0	0	0	0	0	0	0	57	-
1100	**27**	**0**	**20**	**0**	**4**	**2**	**1**	**0**	**0**	**0**	**0**	**0**	**0**	**2**	**7.4**	**0**	**0**	**0**	**0**	**61.6**	**76**
1200	45	0	41	1	3	0	0	0	0	0	0	0	0	6	13.3	4	8.9	1	2.2	64.7	78.5
1300	56	0	46	2	6	1	1	0	0	0	0	0	0	2	3.6	1	1.8	0	0	60.3	74.5
1400	62	0	58	0	4	0	0	0	0	0	0	0	0	8	12.9	4	6.5	1	1.6	67.6	76.7
1500	**70**	**0**	**61**	**4**	**5**	**0**	**0**	**0**	**0**	**0**	**0**	**0**	**0**	**6**	**8.6**	**4**	**5.7**	**3**	**4.3**	**66.7**	**77**
1600	48	0	40	3	3	0	2	0	0	0	0	0	0	7	14.6	6	12.5	3	6.3	64.4	75.2
1700	66	0	60	2	4	0	0	0	0	0	0	0	0	9	13.6	6	9.1	4	6.1	65.5	77.8
1800	62	0	56	1	4	0	0	0	0	1	0	0	0	9	14.5	7	11.3	4	6.5	66.4	79.2
1900	48	0	44	2	1	0	0	0	0	1	0	0	0	8	16.7	3	6.3	2	4.2	66.2	79.9
2000	33	0	30	0	3	0	0	0	0	0	0	0	0	4	12.1	2	6.1	2	6.1	66.7	77.8
2100	22	0	16	0	6	0	0	0	0	0	0	0	0	6	27.3	3	13.6	1	4.5	68.1	83.9
2200	10	0	10	0	0	0	0	0	0	0	0	0	0	2	20	2	20	2	20	66.7	-
2300	6	0	5	0	1	0	0	0	0	0	0	0	0	3	50	3	50	3	50	81.1	-
07-19	**443**	**0**	**389**	**13**	**33**	**3**	**4**	**0**	**0**	**1**	**0**	**0**	**0**	**49**	**11.1**	**32**	**7.2**	**16**	**3.6**	**64.9**	**77**
06-22	**546**	**0**	**479**	**15**	**43**	**3**	**4**	**0**	**0**	**2**	**0**	**0**	**0**	**67**	**12.3**	**40**	**7.3**	**21**	**3.8**	**65.2**	**77.8**
06-00	**562**	**0**	**494**	**15**	**44**	**3**	**4**	**0**	**0**	**2**	**0**	**0**	**0**	**72**	**12.8**	**45**	**8**	**26**	**4.6**	**65.4**	**78.1**
00-00	**562**	**0**	**494**	**15**	**44**	**3**	**4**	**0**	**0**	**2**	**0**	**0**	**0**	**72**	**12.8**	**45**	**8**	**26**	**4.6**	**65.4**	**78.1**

DRAFT

Site 86
Location LP04210, Att - TP, Lat 54.0853, Long -6.82037
Direction Two way

3279 / Meath/Cavan/Monaghan ATC's
October 2013
Automatic Traffic Count

Wed, 9 October 2013

Time	Total	Classification												>PSL	>PSL%	>SL1	>SL1%	>SL2	>SL2%	Mean	Vpp
		1 MCL	2 SV	3 SVT	4 TB2	5 TB3	6 T4	7 ART3	8 ART4	9 ART5	10 ART6	11 BD	12 DRT	80	80	85 +5kph	85 +5kph	90 +10kph	90 +10kph		85
0000	3	0	3	0	0	0	0	0	0	0	0	0	0	1	33.3	1	33.3	0	0	75.4	-
0100	2	0	2	0	0	0	0	0	0	0	0	0	0	0	0	0	0	0	0	50.2	-
0200	0	0	0	0	0	0	0	0	0	0	0	0	0	0	0	0	0	0	0	-	-
0300	0	0	0	0	0	0	0	0	0	0	0	0	0	0	0	0	0	0	0	-	-
0400	1	0	1	0	0	0	0	0	0	0	0	0	0	1	100	1	100	1	100	92.4	-
0500	7	0	6	0	1	0	0	0	0	0	0	0	0	1	14.3	1	14.3	1	14.3	67.3	-
0600	11	0	10	0	0	0	1	0	0	0	0	0	0	5	45.5	3	27.3	2	18.2	78.8	88.9
0700	25	0	20	0	5	0	0	0	0	0	0	0	0	3	12	1	4	0	0	70.2	77.4
0800	72	0	61	1	6	2	0	0	0	2	0	0	0	7	9.7	5	6.9	2	2.8	68	78.8
0900	**78**	**0**	**73**	**1**	**4**	**0**	**0**	**0**	**0**	**0**	**0**	**0**	**0**	**10**	**12.8**	**3**	**3.8**	**1**	**1.3**	**66.2**	**79.2**
1000	34	0	29	1	3	1	0	0	0	0	0	0	0	5	14.7	2	5.9	1	2.9	66	78.1
1100	32	0	29	0	3	0	0	0	0	0	0	0	0	5	15.6	3	9.4	2	6.3	66.5	79.6
1200	47	0	38	4	5	0	0	0	0	0	0	0	0	7	14.9	5	10.6	2	4.3	68.2	78.1
1300	56	0	52	1	1	0	0	0	1	1	0	0	0	15	26.8	6	10.7	2	3.6	68	83.9
1400	51	0	47	1	2	0	0	0	1	0	0	0	0	9	17.6	1	2	0	0	66.5	79.9
1500	**77**	**0**	**68**	**3**	**4**	**1**	**0**	**0**	**1**	**0**	**0**	**0**	**0**	**18**	**23.4**	**7**	**9.1**	**3**	**3.9**	**69**	**81.7**
1600	51	0	46	1	2	0	2	0	0	0	0	0	0	6	11.8	3	5.9	3	5.9	66.5	77.4
1700	60	0	53	2	3	0	0	0	0	1	1	0	0	14	23.3	6	10	2	3.3	70.9	82.1
1800	64	0	59	0	5	0	0	0	0	0	0	0	0	16	25	7	10.9	5	7.8	70.7	83.2
1900	51	0	47	1	2	1	0	0	0	0	0	0	0	5	9.8	0	0	0	0	65.5	77.8
2000	32	0	30	1	1	0	0	0	0	0	0	0	0	8	25	3	9.4	3	9.4	71.6	81.7
2100	24	0	22	1	1	0	0	0	0	0	0	0	0	9	37.5	7	29.2	4	16.7	74.4	88.6
2200	20	0	20	0	0	0	0	0	0	0	0	0	0	4	20	2	10	1	5	70.3	81.4
2300	6	0	6	0	0	0	0	0	0	0	0	0	0	4	66.7	1	16.7	1	16.7	81.2	-
07-19	**647**	**0**	**575**	**15**	**43**	**4**	**2**	**0**	**3**	**4**	**1**	**0**	**0**	**115**	**17.8**	**49**	**7.6**	**23**	**3.6**	**68.1**	**80.6**
06-22	**765**	**0**	**684**	**18**	**47**	**5**	**3**	**0**	**3**	**4**	**1**	**0**	**0**	**142**	**18.6**	**62**	**8.1**	**32**	**4.2**	**68.4**	**81**
06-00	**791**	**0**	**710**	**18**	**47**	**5**	**3**	**0**	**3**	**4**	**1**	**0**	**0**	**150**	**19**	**65**	**8.2**	**34**	**4.3**	**68.6**	**81.7**
00-00	**804**	**0**	**722**	**18**	**48**	**5**	**3**	**0**	**3**	**4**	**1**	**0**	**0**	**153**	**19**	**68**	**8.5**	**36**	**4.5**	**68.6**	**81.7**

DRAFT

Site 86
Location LP04210, Att - TP, Lat 54.0853, Long -6.82037
Direction Two way

3279 / Meath/Cavan/Monaghan ATC's
October 2013
Automatic Traffic Count

Thu, 10 October 2013

Time	Total	Classification												>PSL	>PSL%	>SL1	>SL1%	>SL2	>SL2%	Mean	Vpp
		1 MCL	2 SV	3 SVT	4 TB2	5 TB3	6 T4	7 ART3	8 ART4	9 ART5	10 ART6	11 BD	12 DRT	80	80	85 +5kph	85 +5kph	90 +10kph	90 +10kph		85
0000	3	0	3	0	0	0	0	0	0	0	0	0	0	1	33.3	0	0	0	0	72.4	-
0100	1	0	1	0	0	0	0	0	0	0	0	0	0	0	0	0	0	0	0	66.1	-
0200	0	0	0	0	0	0	0	0	0	0	0	0	0	0	0	0	0	0	0	-	-
0300	0	0	0	0	0	0	0	0	0	0	0	0	0	0	0	0	0	0	0	-	-
0400	0	0	0	0	0	0	0	0	0	0	0	0	0	0	0	0	0	0	0	-	-
0500	4	0	4	0	0	0	0	0	0	0	0	0	0	2	50	1	25	0	0	77	-
0600	10	0	9	0	1	0	0	0	0	0	0	0	0	4	40	0	0	0	0	73.4	-
0700	22	0	19	0	3	0	0	0	0	0	0	0	0	4	18.2	3	13.6	2	9.1	73.7	82.4
0800	74	0	67	0	6	0	0	0	0	1	0	0	0	10	13.5	3	4.1	1	1.4	69.8	79.2
0900	**83**	**0**	**78**	**0**	**5**	**0**	**0**	**0**	**0**	**0**	**0**	**0**	**0**	**11**	**13.3**	**6**	**7.2**	**3**	**3.6**	**67.6**	**79.2**
1000	31	0	30	0	0	1	0	0	0	0	0	0	0	10	32.3	4	12.9	1	3.2	71	84.2
1100	46	0	44	0	1	1	0	0	0	0	0	0	0	6	13	3	6.5	2	4.3	66.7	77
1200	**9**	**0**	**8**	**1**	**0**	**0**	**0**	**0**	**0**	**0**	**0**	**0**	**0**	**0**	**0**	**0**	**0**	**0**	**0**	**43.8**	**-**
1300	0	0	0	0	0	0	0	0	0	0	0	0	0	0	0	0	0	0	0	-	-
1400	0	0	0	0	0	0	0	0	0	0	0	0	0	0	0	0	0	0	0	-	-
1500	0	0	0	0	0	0	0	0	0	0	0	0	0	0	0	0	0	0	0	-	-
1600	1	0	1	0	0	0	0	0	0	0	0	0	0	0	0	0	0	0	0	43	-
1700	0	0	0	0	0	0	0	0	0	0	0	0	0	0	0	0	0	0	0	0	0
1800	0	0	0	0	0	0	0	0	0	0	0	0	0	0	0	0	0	0	0	0	0
1900	0	0	0	0	0	0	0	0	0	0	0	0	0	0	0	0	0	0	0	0	0
2000	0	0	0	0	0	0	0	0	0	0	0	0	0	0	0	0	0	0	0	0	0
2100	0	0	0	0	0	0	0	0	0	0	0	0	0	0	0	0	0	0	0	0	0
2200	0	0	0	0	0	0	0	0	0	0	0	0	0	0	0	0	0	0	0	0	0
2300	0	0	0	0	0	0	0	0	0	0	0	0	0	0	0	0	0	0	0	0	0
07-19	**266**	**0**	**247**	**1**	**15**	**2**	**0**	**0**	**0**	**1**	**0**	**0**	**0**	**41**	**15.4**	**19**	**7.1**	**9**	**3.4**	**68.1**	**79.9**
06-22	**276**	**0**	**256**	**1**	**16**	**2**	**0**	**0**	**0**	**1**	**0**	**0**	**0**	**45**	**16.3**	**19**	**6.9**	**9**	**3.3**	**68.3**	**79.9**
06-00	**276**	**0**	**256**	**1**	**16**	**2**	**0**	**0**	**0**	**1**	**0**	**0**	**0**	**45**	**16.3**	**19**	**6.9**	**9**	**3.3**	**68.3**	**79.9**
00-00	**284**	**0**	**264**	**1**	**16**	**2**	**0**	**0**	**0**	**1**	**0**	**0**	**0**	**48**	**16.9**	**20**	**7**	**9**	**3.2**	**68.4**	**80.3**

DRAFT

Site 86
Location LP04210, Att - TP, Lat 54.0853, Long -6.82037
Direction Two way

3279 / Meath/Cavan/Monaghan ATC's
October 2013
Automatic Traffic Count

Virtual Day (Partial days = 2.58)

Time	Total	Classification												>PSL	>PSL%	>SL1	>SL1%	>SL2	>SL2%	Mean	Vpp
		1 MCL	2 SV	3 SVT	4 TB2	5 TB3	6 T4	7 ART3	8 ART4	9 ART5	10 ART6	11 BD	12 DRT	80	80	85 +5kph	85 +5kph	90 +10kph	90 +10kph		85
0000	3	0	3	0	0	0	0	0	0	0	0	0	0	1	33.3	1	16.7	0	0	73.9	-
0100	2	0	2	0	0	0	0	0	0	0	0	0	0	0	0	0	0	0	0	55.5	-
0200	0	0	0	0	0	0	0	0	0	0	0	0	0	0	0	0	0	0	0	-	-
0300	0	0	0	0	0	0	0	0	0	0	0	0	0	0	0	0	0	0	0	-	-
0400	1	0	1	0	0	0	0	0	0	0	0	0	0	1	100	1	100	1	100	92.4	-
0500	6	0	5	0	1	0	0	0	0	0	0	0	0	2	27.3	1	18.2	1	9.1	70.8	-
0600	11	0	10	0	1	0	1	0	0	0	0	0	0	5	42.9	2	14.3	1	9.5	76.2	83.9
0700	24	0	20	0	4	0	0	0	0	0	0	0	0	4	14.9	2	8.5	1	4.3	71.8	79.6
0800	73	0	64	1	6	1	0	0	0	2	0	0	0	9	11.6	4	5.5	2	2.1	69	79.2
0900	**81**	**0**	**76**	**1**	**5**	**0**	**0**	**0**	**0**	**0**	**0**	**0**	**0**	**11**	**13**	**5**	**5.6**	**2**	**2.5**	**66.9**	**79.2**
1000	24	0	22	0	1	1	0	0	0	0	0	0	0	5	20.8	2	8.3	1	2.8	67.3	83.5
1100	35	0	31	0	3	1	0	0	0	0	0	0	0	4	12.4	2	5.7	1	3.8	65.3	77.8
1200	34	0	29	2	3	0	0	0	0	0	0	0	0	4	12.9	3	8.9	1	3	64.5	78.1
1300	37	0	33	1	2	0	0	0	0	0	0	0	0	6	15.2	2	6.3	1	1.8	64.1	79.6
1400	38	0	35	0	2	0	0	0	0	0	0	0	0	6	15	2	4.4	0	0.9	67.1	79.6
1500	**49**	**0**	**43**	**2**	**3**	**0**	**0**	**0**	**0**	**0**	**0**	**0**	**0**	**8**	**16.3**	**4**	**7.5**	**2**	**4.1**	**67.9**	**80.3**
1600	33	0	29	1	2	0	1	0	0	0	0	0	0	4	13	3	9	2	6	65.3	77.4
1700	42	0	38	1	2	0	0	0	0	0	0	0	0	8	18.3	4	9.5	2	4.8	68.1	80.6
1800	42	0	38	0	3	0	0	0	0	0	0	0	0	8	19.8	5	11.1	3	7.1	68.6	82.1
1900	33	0	30	1	1	0	0	0	0	0	0	0	0	4	13.1	1	3	1	2	65.8	78.1
2000	22	0	20	0	1	0	0	0	0	0	0	0	0	4	18.5	2	7.7	2	7.7	69.1	80.3
2100	15	0	13	0	2	0	0	0	0	0	0	0	0	5	32.6	3	21.7	2	10.9	71.4	87.5
2200	10	0	10	0	0	0	0	0	0	0	0	0	0	2	20	1	13.3	1	10	69.1	-
2300	4	0	4	0	0	0	0	0	0	0	0	0	0	2	58.3	1	33.3	1	33.3	81.2	-
07-19	**512**	**0**	**458**	**9**	**36**	**3**	**1**	**0**	**0**	**2**	**0**	**0**	**0**	**77**	**15.0391**	**38**	**7.42188**	**18**	**3.51563**	**67.2**	**79.6**
06-22	**593**	**0**	**531**	**10**	**41**	**3**	**2**	**0**	**0**	**2**	**0**	**0**	**0**	**95**	**16.0202**	**46**	**7.75717**	**24**	**4.04722**	**67.6**	**79.6**
06-00	**607**	**0**	**545**	**10**	**41**	**3**	**2**	**0**	**0**	**2**	**0**	**0**	**0**	**99**	**16.3097**	**48**	**7.90774**	**26**	**4.28336**	**68**	**79.6**
00-00	**619**	**0**	**556**	**10**	**42**	**3**	**2**	**0**	**0**	**2**	**0**	**0**	**0**	**103**	**16.6397**	**51**	**8.2391**	**28**	**4.52342**	**68.35**	**79.6**

DRAFT

Site 86
Location LP04210, Att - TP, Lat 54.0853, Long -6.82037
Direction Two way

3279 / Meath/Cavan/Monaghan ATC's
October 2013
Automatic Traffic Count

Virtual Week (1)

Time	Total	Classification												>PSL	>PSL%	>SL1	>SL1%	>SL2	>SL2%	Mean	Vpp
		1 MCL	2 SV	3 SVT	4 TB2	5 TB3	6 T4	7 ART3	8 ART4	9 ART5	10 ART6	11 BD	12 DRT	80	80	85 +5kph	85 +5kph	90 +10kph	90 +10kph		85
Mon	0	0	0	0	0	0	0	0	0	0	0	0	0	0	0	0	0	0	0	-	-
Tue	562	0	494	15	44	3	4	0	0	2	0	0	0	72	12.8	45	8	26	4.6	65.4	78.1
Wed	804	0	722	18	48	5	3	0	3	4	1	0	0	153	19	68	8.5	36	4.5	68.6	81.7
Thu	284	0	264	1	16	2	0	0	0	1	0	0	0	48	16.9	20	7	9	3.2	68.4	80.3
Fri	0	0	0	0	0	0	0	0	0	0	0	0	0	0	0	0	0	0	0	-	-
| Sat	0	0	0	0	0	0	0	0	0	0	0	0	0	0	0	0	0	0	0	-	-
| Sun	0	0	0	0	0	0	0	0	0	0	0	0	0	0	0	0	0	0	0	-	-
5 Day Ave.	**550**	**0**	**493**	**11**	**36**	**3**	**2**	**0**	**1**	**2**	**0**	**0**	**0**	**91**	**16.5**	**44**	**8.0**	**24**	**4.4**	**67.5**	**80.0**
7 Day Ave.	**619**	**0**	**556**	**10**	**42**	**3**	**2**	**0**	**0**	**2**	**0**	**0**	**0**	**103**	**16.6**	**51**	**8.2**	**28**	**4.5**	**68.4**	**79.6**
Total	**1650**	**0**	**1480**	**34**	**108**	**10**	**7**	**0**	**3**	**7**	**1**	**0**	**0**	**273**	**16.5**	**133**	**8.1**	**71**	**4.3**	**67.5**	**80.3**

Summary Graphs

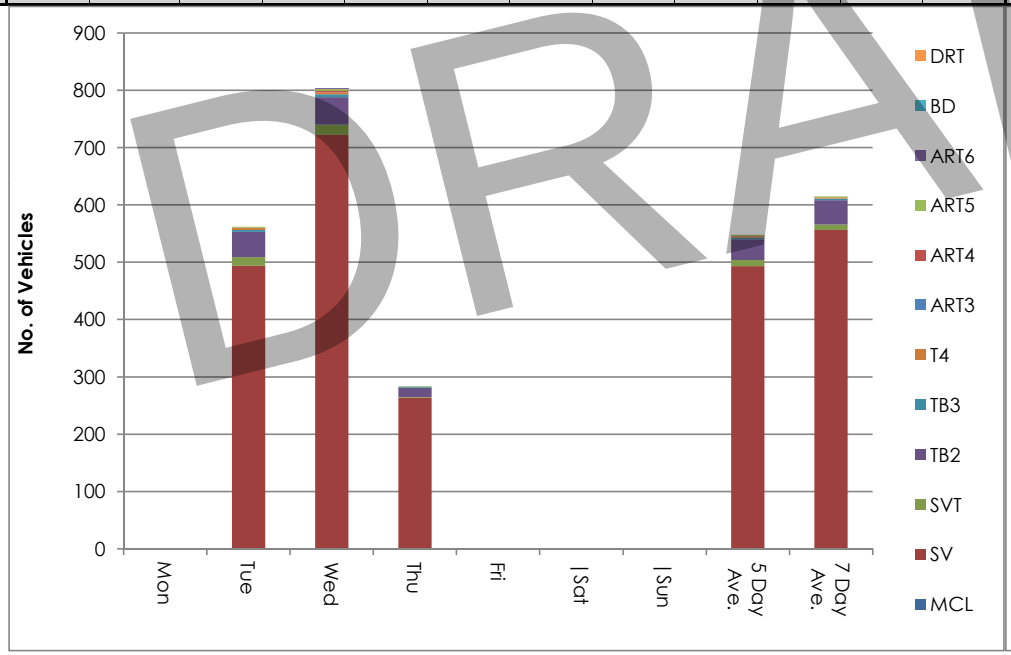

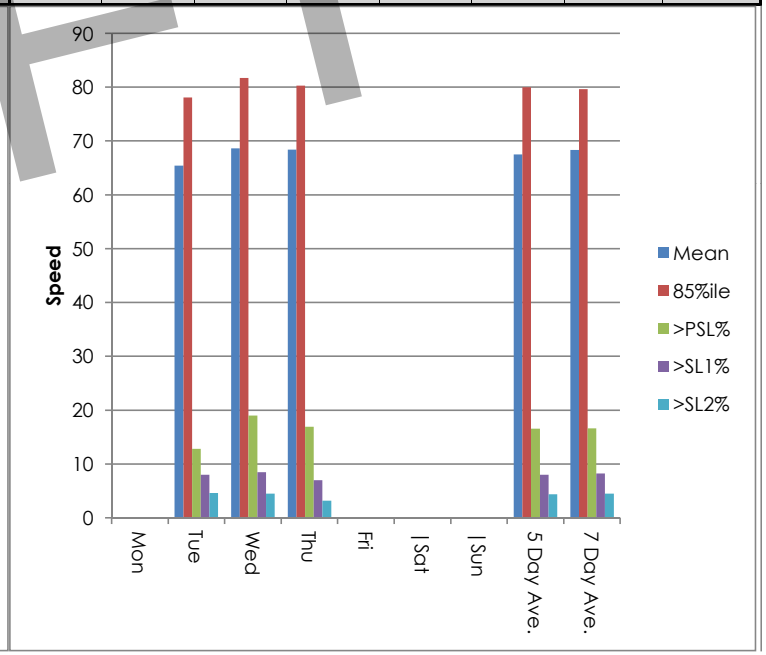

DRAFT

Site 86
Location LP04210, Att - TP, Lat 54.0853, Long -6.82037
Direction Two way

3279 / Meath/Cavan/Monaghan ATC's
October 2013
Automatic Traffic Count

Tue, 8 October 2013

Time	Total	Speed Bins (km/h)																											
		0 - 5	5 - 10	10 - 15	15 - 20	20 - 25	25 - 30	30 - 35	35 - 40	40 - 45	45 - 50	50 - 55	55 - 60	60 - 65	65 - 70	70 - 75	75 - 80	80 - 85	85 - 90	90 - 95	95 - 100	100 - 105	105 - 110	110 - 115	115 - 120	120 - 125	125 - 130	130 - 135	135 - 140
0000	0	0	0	0	0	0	0	0	0	0	0	0	0	0	0	0	0	0	0	0	0	0	0	0	0	0	0	0	0
0100	0	0	0	0	0	0	0	0	0	0	0	0	0	0	0	0	0	0	0	0	0	0	0	0	0	0	0	0	0
0200	0	0	0	0	0	0	0	0	0	0	0	0	0	0	0	0	0	0	0	0	0	0	0	0	0	0	0	0	0
0300	0	0	0	0	0	0	0	0	0	0	0	0	0	0	0	0	0	0	0	0	0	0	0	0	0	0	0	0	0
0400	0	0	0	0	0	0	0	0	0	0	0	0	0	0	0	0	0	0	0	0	0	0	0	0	0	0	0	0	0
0500	0	0	0	0	0	0	0	0	0	0	0	0	0	0	0	0	0	0	0	0	0	0	0	0	0	0	0	0	0
0600	0	0	0	0	0	0	0	0	0	0	0	0	0	0	0	0	0	0	0	0	0	0	0	0	0	0	0	0	0
0700	0	0	0	0	0	0	0	0	0	0	0	0	0	0	0	0	0	0	0	0	0	0	0	0	0	0	0	0	0
0800	0	0	0	0	0	0	0	0	0	0	0	0	0	0	0	0	0	0	0	0	0	0	0	0	0	0	0	0	0
0900	0	0	0	0	0	0	0	0	0	0	0	0	0	0	0	0	0	0	0	0	0	0	0	0	0	0	0	0	0
1000	7	0	0	0	0	1	0	0	0	0	0	0	1	4	1	0	0	0	0	0	0	0	0	0	0	0	0	0	0
1100	**27**	**0**	**0**	**0**	**1**	**0**	**0**	**1**	**0**	**1**	**1**	**2**	**6**	**4**	**2**	**3**	**4**	**2**	**0**	**0**	**0**	**0**	**0**	**0**	**0**	**0**	**0**	**0**	**0**
1200	45	0	0	0	0	0	2	1	0	1	0	5	7	8	4	7	4	2	3	1	0	0	0	0	0	0	0	0	0
1300	56	0	0	0	1	1	0	1	0	4	4	9	5	6	9	10	4	1	1	0	0	0	0	0	0	0	0	0	0
1400	62	0	0	0	0	0	0	0	0	1	3	6	4	8	11	18	3	4	3	1	0	0	0	0	0	0	0	0	0
1500	**70**	**0**	**0**	**0**	**0**	**0**	**0**	**2**	**1**	**2**	**3**	**3**	**4**	**11**	**16**	**13**	**9**	**2**	**1**	**3**	**0**	**0**	**0**	**0**	**0**	**0**	**0**	**0**	**0**
1600	48	0	0	0	1	0	2	1	1	0	4	2	1	9	10	8	2	1	3	1	2	0	0	0	0	0	0	0	0
1700	66	0	0	0	0	1	0	0	2	2	7	2	7	11	6	12	7	3	2	2	1	1	0	0	0	0	0	0	0
1800	62	0	0	0	0	0	0	1	0	3	3	9	4	10	8	7	8	2	3	2	2	0	0	0	0	0	0	0	0
1900	48	0	0	0	0	0	0	0	3	0	1	3	9	8	6	7	3	5	1	1	1	0	0	0	0	0	0	0	0
2000	33	0	0	0	0	0	0	1	0	0	3	3	1	4	8	6	3	2	0	2	0	0	0	0	0	0	0	0	0
2100	22	0	0	0	0	0	0	0	0	1	2	4	1	2	1	3	2	3	2	0	0	0	1	0	0	0	0	0	0
2200	10	0	0	0	0	0	0	0	0	1	0	2	1	0	3	1	0	0	0	2	0	0	0	0	0	0	0	0	0
2300	6	0	0	0	0	0	0	0	0	0	0	0	1	1	0	0	1	0	0	2	0	1	0	0	0	0	0	0	0
07-19	**443**	**0**	**0**	**0**	**3**	**3**	**4**	**7**	**4**	**14**	**25**	**38**	**39**	**71**	**67**	**78**	**41**	**17**	**16**	**10**	**5**	**1**	**0**	**0**	**0**	**0**	**0**	**0**	**0**
06-22	**546**	**0**	**0**	**0**	**3**	**3**	**4**	**8**	**7**	**15**	**31**	**48**	**50**	**85**	**82**	**94**	**49**	**27**	**19**	**13**	**6**	**1**	**1**	**0**	**0**	**0**	**0**	**0**	**0**
06-00	**562**	**0**	**0**	**0**	**3**	**3**	**4**	**8**	**7**	**16**	**31**	**50**	**52**	**86**	**85**	**95**	**50**	**27**	**19**	**17**	**6**	**2**	**1**	**0**	**0**	**0**	**0**	**0**	**0**
00-00	**562**	**0**	**0**	**0**	**3**	**3**	**4**	**8**	**7**	**16**	**31**	**50**	**52**	**86**	**85**	**95**	**50**	**27**	**19**	**17**	**6**	**2**	**1**	**0**	**0**	**0**	**0**	**0**	**0**

DRAFT

Site 86
Location LP04210, Att - TP, Lat 54.0853, Long -6.82037
Direction Two way

3279 / Meath/Cavan/Monaghan ATC's
October 2013
Automatic Traffic Count

Wed, 9 October 2013

Time	Total	Speed Bins (km/h)																											
		0 - 5	5 - 10	10 - 15	15 - 20	20 - 25	25 - 30	30 - 35	35 - 40	40 - 45	45 - 50	50 - 55	55 - 60	60 - 65	65 - 70	70 - 75	75 - 80	80 - 85	85 - 90	90 - 95	95 - 100	100 - 105	105 - 110	110 - 115	115 - 120	120 - 125	125 - 130	130 - 135	135 - 140
0000	3	0	0	0	0	0	0	0	0	0	0	0	0	0	1	1	0	0	1	0	0	0	0	0	0	0	0	0	0
0100	2	0	0	0	0	0	0	0	0	1	0	0	1	0	0	0	0	0	0	0	0	0	0	0	0	0	0	0	0
0200	0	0	0	0	0	0	0	0	0	0	0	0	0	0	0	0	0	0	0	0	0	0	0	0	0	0	0	0	0
0300	0	0	0	0	0	0	0	0	0	0	0	0	0	0	0	0	0	0	0	0	0	0	0	0	0	0	0	0	0
0400	1	0	0	0	0	0	0	0	0	0	0	0	0	0	0	0	0	0	0	1	0	0	0	0	0	0	0	0	0
0500	7	0	0	0	0	0	0	0	0	0	0	1	2	0	1	1	1	0	0	1	0	0	0	0	0	0	0	0	0
0600	11	0	0	0	0	0	0	0	0	0	0	0	1	0	1	2	2	2	1	0	2	0	0	0	0	0	0	0	0
0700	25	0	0	0	0	0	0	0	0	0	0	0	3	2	7	7	3	2	1	0	0	0	0	0	0	0	0	0	0
0800	72	0	0	0	0	0	0	0	1	1	2	4	5	16	14	10	12	2	3	0	0	1	1	0	0	0	0	0	0
0900	**78**	**0**	**0**	**0**	**0**	**0**	**0**	**0**	**0**	**3**	**6**	**3**	**10**	**15**	**8**	**14**	**9**	**7**	**2**	**1**	**0**	**0**	**0**	**0**	**0**	**0**	**0**	**0**	**0**
1000	34	0	0	0	0	0	1	0	0	2	1	0	6	6	4	7	2	3	1	1	0	0	0	0	0	0	0	0	0
1100	32	0	0	0	0	0	1	0	0	0	1	5	4	5	3	6	2	2	1	1	1	0	0	0	0	0	0	0	0
1200	47	0	0	0	0	0	0	0	0	1	2	3	5	8	7	10	4	2	3	1	1	0	0	0	0	0	0	0	0
1300	56	0	0	0	1	0	0	2	1	1	2	2	6	7	7	3	9	9	4	2	0	0	0	0	0	0	0	0	0
1400	51	0	0	0	0	0	0	1	0	2	2	2	10	4	8	7	6	8	1	0	0	0	0	0	0	0	0	0	0
1500	**77**	**0**	**0**	**0**	**0**	**0**	**0**	**0**	**3**	**0**	**4**	**5**	**7**	**9**	**15**	**6**	**10**	**11**	**4**	**2**	**0**	**0**	**1**	**0**	**0**	**0**	**0**	**0**	**0**
1600	51	0	0	0	0	0	0	1	1	1	3	2	3	11	10	6	7	3	0	2	1	0	0	0	0	0	0	0	0
1700	60	0	0	0	0	0	0	0	1	0	2	2	4	7	10	13	7	8	4	2	0	0	0	0	0	0	0	0	0
1800	64	0	0	0	0	0	0	1	0	0	1	6	9	4	11	4	12	9	2	3	2	0	0	0	0	0	0	0	0
1900	51	0	0	0	0	0	0	0	1	2	4	1	7	9	8	7	7	5	0	0	0	0	0	0	0	0	0	0	0
2000	32	0	0	0	0	0	0	1	1	0	0	1	2	4	4	7	4	5	0	1	1	0	0	1	0	0	0	0	0
2100	24	0	0	0	0	0	0	0	1	0	0	2	2	2	3	2	3	2	3	2	1	0	1	0	0	0	0	0	0
2200	20	0	0	0	0	0	0	0	1	0	0	0	3	4	1	3	4	2	1	1	0	0	0	0	0	0	0	0	0
2300	6	0	0	0	0	0	0	0	0	0	0	0	0	0	0	2	0	3	0	1	0	0	0	0	0	0	0	0	0
07-19	**647**	**0**	**0**	**0**	**1**	**0**	**2**	**5**	**7**	**11**	**26**	**34**	**72**	**94**	**104**	**93**	**83**	**66**	**26**	**15**	**5**	**1**	**2**	**0**	**0**	**0**	**0**	**0**	**0**
06-22	**765**	**0**	**0**	**0**	**1**	**0**	**2**	**6**	**10**	**13**	**30**	**38**	**84**	**109**	**120**	**111**	**99**	**80**	**30**	**18**	**9**	**1**	**3**	**1**	**0**	**0**	**0**	**0**	**0**
06-00	**791**	**0**	**0**	**0**	**1**	**0**	**2**	**6**	**11**	**13**	**30**	**38**	**87**	**113**	**121**	**116**	**103**	**85**	**31**	**20**	**9**	**1**	**3**	**1**	**0**	**0**	**0**	**0**	**0**
00-00	**804**	**0**	**0**	**0**	**1**	**0**	**2**	**6**	**11**	**14**	**30**	**39**	**90**	**113**	**123**	**118**	**104**	**85**	**32**	**22**	**9**	**1**	**3**	**1**	**0**	**0**	**0**	**0**	**0**

DRAFT

Site 86
Location LP04210, Att - TP, Lat 54.0853, Long -6.82037
Direction Two way

3279 / Meath/Cavan/Monaghan ATC's
October 2013
Automatic Traffic Count

Thu, 10 October 2013

Time	Total	Speed Bins (km/h)																											
		0 - 5	5 - 10	10 - 15	15 - 20	20 - 25	25 - 30	30 - 35	35 - 40	40 - 45	45 - 50	50 - 55	55 - 60	60 - 65	65 - 70	70 - 75	75 - 80	80 - 85	85 - 90	90 - 95	95 - 100	100 - 105	105 - 110	110 - 115	115 - 120	120 - 125	125 - 130	130 - 135	135 - 140
0000	3	0	0	0	0	0	0	0	0	0	0	0	0	1	0	1	0	1	0	0	0	0	0	0	0	0	0	0	0
0100	1	0	0	0	0	0	0	0	0	0	0	0	0	0	1	0	0	0	0	0	0	0	0	0	0	0	0	0	0
0200	0	0	0	0	0	0	0	0	0	0	0	0	0	0	0	0	0	0	0	0	0	0	0	0	0	0	0	0	0
0300	0	0	0	0	0	0	0	0	0	0	0	0	0	0	0	0	0	0	0	0	0	0	0	0	0	0	0	0	0
0400	0	0	0	0	0	0	0	0	0	0	0	0	0	0	0	0	0	0	0	0	0	0	0	0	0	0	0	0	0
0500	4	0	0	0	0	0	0	0	0	0	0	0	0	1	0	1	0	1	1	0	0	0	0	0	0	0	0	0	0
0600	10	0	0	0	0	0	0	0	0	0	0	0	0	2	3	0	1	4	0	0	0	0	0	0	0	0	0	0	0
0700	22	0	0	0	0	0	0	0	0	0	0	1	2	3	2	7	3	1	1	0	0	1	1	0	0	0	0	0	0
0800	74	0	0	0	0	0	0	0	0	0	2	3	8	8	13	16	14	7	2	1	0	0	0	0	0	0	0	0	0
0900	**83**	**0**	**0**	**0**	**0**	**0**	**0**	**0**	**2**	**2**	**4**	**2**	**10**	**11**	**19**	**8**	**14**	**5**	**3**	**2**	**1**	**0**	**0**	**0**	**0**	**0**	**0**	**0**	**0**
1000	31	0	0	0	0	0	0	0	0	1	0	2	3	3	6	6	0	6	3	0	1	0	0	0	0	0	0	0	0
1100	46	0	0	0	1	0	0	0	0	2	1	2	4	9	8	7	6	3	1	2	0	0	0	0	0	0	0	0	0
1200	**9**	**0**	**0**	**0**	**1**	**0**	**1**	**1**	**1**	**0**	**1**	**1**	**1**	**2**	**0**	**0**	**0**	**0**	**0**	**0**	**0**	**0**	**0**	**0**	**0**	**0**	**0**	**0**	**0**
1300	0	0	0	0	0	0	0	0	0	0	0	0	0	0	0	0	0	0	0	0	0	0	0	0	0	0	0	0	0
1400	0	0	0	0	0	0	0	0	0	0	0	0	0	0	0	0	0	0	0	0	0	0	0	0	0	0	0	0	0
1500	0	0	0	0	0	0	0	0	0	0	0	0	0	0	0	0	0	0	0	0	0	0	0	0	0	0	0	0	0
1600	1	0	0	0	0	0	0	0	0	1	0	0	0	0	0	0	0	0	0	0	0	0	0	0	0	0	0	0	0
1700	0	0	0	0	0	0	0	0	0	0	0	0	0	0	0	0	0	0	0	0	0	0	0	0	0	0	0	0	0
1800	0	0	0	0	0	0	0	0	0	0	0	0	0	0	0	0	0	0	0	0	0	0	0	0	0	0	0	0	0
1900	0	0	0	0	0	0	0	0	0	0	0	0	0	0	0	0	0	0	0	0	0	0	0	0	0	0	0	0	0
2000	0	0	0	0	0	0	0	0	0	0	0	0	0	0	0	0	0	0	0	0	0	0	0	0	0	0	0	0	0
2100	0	0	0	0	0	0	0	0	0	0	0	0	0	0	0	0	0	0	0	0	0	0	0	0	0	0	0	0	0
2200	0	0	0	0	0	0	0	0	0	0	0	0	0	0	0	0	0	0	0	0	0	0	0	0	0	0	0	0	0
2300	0	0	0	0	0	0	0	0	0	0	0	0	0	0	0	0	0	0	0	0	0	0	0	0	0	0	0	0	0
07-19	**266**	**0**	**0**	**0**	**2**	**0**	**1**	**1**	**3**	**6**	**8**	**11**	**28**	**36**	**48**	**44**	**37**	**22**	**10**	**5**	**2**	**1**	**1**	**0**	**0**	**0**	**0**	**0**	**0**
06-22	**276**	**0**	**0**	**0**	**2**	**0**	**1**	**1**	**3**	**6**	**8**	**11**	**28**	**38**	**51**	**44**	**38**	**26**	**10**	**5**	**2**	**1**	**1**	**0**	**0**	**0**	**0**	**0**	**0**
06-00	**276**	**0**	**0**	**0**	**2**	**0**	**1**	**1**	**3**	**6**	**8**	**11**	**28**	**38**	**51**	**44**	**38**	**26**	**10**	**5**	**2**	**1**	**1**	**0**	**0**	**0**	**0**	**0**	**0**
00-00	**284**	**0**	**0**	**0**	**2**	**0**	**1**	**1**	**3**	**6**	**8**	**11**	**28**	**40**	**52**	**46**	**38**	**28**	**11**	**5**	**2**	**1**	**1**	**0**	**0**	**0**	**0**	**0**	**0**

DRAFT

Site 86
Location LP04210, Att - TP, Lat 54.0853, Long -6.82037
Direction Two way

3279 / Meath/Cavan/Monaghan ATC's
October 2013
Automatic Traffic Count

Virtual Day (Partial days = 2.58)

Time	Total	Speed Bins (km/h)																											
		0 - 5	5 - 10	10 - 15	15 - 20	20 - 25	25 - 30	30 - 35	35 - 40	40 - 45	45 - 50	50 - 55	55 - 60	60 - 65	65 - 70	70 - 75	75 - 80	80 - 85	85 - 90	90 - 95	95 - 100	100 - 105	105 - 110	110 - 115	115 - 120	120 - 125	125 - 130	130 - 135	135 - 140
0000	3	0	0	0	0	0	0	0	0	0	0	0	0	1	1	1	0	1	1	0	0	0	0	0	0	0	0	0	0
0100	2	0	0	0	0	0	0	0	0	1	0	0	1	0	1	0	0	0	0	0	0	0	0	0	0	0	0	0	0
0200	0	0	0	0	0	0	0	0	0	0	0	0	0	0	0	0	0	0	0	0	0	0	0	0	0	0	0	0	0
0300	0	0	0	0	0	0	0	0	0	0	0	0	0	0	0	0	0	0	0	0	0	0	0	0	0	0	0	0	0
0400	1	0	0	0	0	0	0	0	0	0	0	0	0	0	0	0	0	0	0	1	0	0	0	0	0	0	0	0	0
0500	6	0	0	0	0	0	0	0	0	0	0	1	1	1	1	1	1	1	1	1	0	0	0	0	0	0	0	0	0
0600	11	0	0	0	0	0	0	0	0	0	0	0	1	1	2	1	2	3	1	0	1	0	0	0	0	0	0	0	0
0700	24	0	0	0	0	0	0	0	0	0	0	1	3	3	5	7	3	2	1	0	0	1	1	0	0	0	0	0	0
0800	73	0	0	0	0	0	0	0	1	1	2	4	7	12	14	13	13	5	3	1	0	1	1	0	0	0	0	0	0
0900	**81**	**0**	**0**	**0**	**0**	**0**	**0**	**0**	**1**	**3**	**5**	**3**	**10**	**13**	**14**	**11**	**12**	**6**	**3**	**2**	**1**	**0**	**0**	**0**	**0**	**0**	**0**	**0**	**0**
1000	24	0	0	0	0	0	0	0	0	1	0	1	3	4	4	4	1	3	1	0	0	0	0	0	0	0	0	0	0
1100	35	0	0	0	1	0	0	0	0	1	1	3	5	6	4	5	4	2	1	1	0	0	0	0	0	0	0	0	0
1200	34	0	0	0	0	0	1	1	0	1	1	3	4	6	4	6	3	1	2	1	0	0	0	0	0	0	0	0	0
1300	37	0	0	0	1	0	0	1	0	2	2	4	4	4	5	4	4	3	2	1	0	0	0	0	0	0	0	0	0
1400	38	0	0	0	0	0	0	0	0	1	2	3	5	4	6	8	3	4	1	0	0	0	0	0	0	0	0	0	0
1500	**49**	**0**	**0**	**0**	**0**	**0**	**0**	**1**	**1**	**1**	**2**	**3**	**4**	**7**	**10**	**6**	**6**	**4**	**2**	**2**	**0**	**0**	**0**	**0**	**0**	**0**	**0**	**0**	**0**
1600	33	0	0	0	0	0	1	1	1	1	2	1	1	7	7	5	3	1	1	1	1	0	0	0	0	0	0	0	0
1700	42	0	0	0	0	0	0	0	1	1	3	1	4	6	5	8	5	4	2	1	0	0	0	0	0	0	0	0	0
1800	42	0	0	0	0	0	0	1	0	1	1	5	4	5	6	4	7	4	2	2	1	0	0	0	0	0	0	0	0
1900	33	0	0	0	0	0	0	0	1	1	2	1	5	6	5	5	3	3	0	0	0	0	0	0	0	0	0	0	0
2000	22	0	0	0	0	0	0	1	0	0	1	1	1	3	4	4	2	2	0	1	0	0	0	0	0	0	0	0	0
2100	15	0	0	0	0	0	0	0	0	0	1	2	1	1	1	2	2	2	2	1	0	0	1	0	0	0	0	0	0
2200	10	0	0	0	0	0	0	0	0	0	0	1	1	1	1	1	1	1	0	1	0	0	0	0	0	0	0	0	0
2300	4	0	0	0	0	0	0	0	0	0	0	0	0	0	0	1	0	1	0	1	0	0	0	0	0	0	0	0	0
07-19	**512**	**0**	**0**	**0**	**2**	**0**	**2**	**5**	**5**	**14**	**21**	**32**	**54**	**77**	**84**	**81**	**64**	**39**	**21**	**12**	**3**	**2**	**2**	**0**	**0**	**0**	**0**	**0**	**0**
06-22	**593**	**0**	**0**	**0**	**2**	**0**	**2**	**6**	**6**	**15**	**25**	**36**	**62**	**88**	**96**	**93**	**73**	**49**	**24**	**14**	**4**	**2**	**3**	**0**	**0**	**0**	**0**	**0**	**0**
06-00	**607**	**0**	**0**	**0**	**2**	**0**	**2**	**6**	**6**	**15**	**25**	**37**	**63**	**89**	**97**	**95**	**74**	**51**	**24**	**16**	**4**	**2**	**3**	**0**	**0**	**0**	**0**	**0**	**0**
00-00	**619**	**0**	**0**	**0**	**2**	**0**	**2**	**6**	**6**	**16**	**25**	**38**	**65**	**91**	**100**	**97**	**75**	**53**	**26**	**18**	**4**	**2**	**3**	**0**	**0**	**0**	**0**	**0**	**0**

DRAFT

Site 86
Location LP04210, Att - TP, Lat 54.0853, Long -6.82037
Direction Two way

3279 / Meath/Cavan/Monaghan ATC's
October 2013
Automatic Traffic Count

Virtual Week (1)

Time	Total	Speed Bins (km/h)																											
		0 - 5	5 - 10	10 - 15	15 - 20	20 - 25	25 - 30	30 - 35	35 - 40	40 - 45	45 - 50	50 - 55	55 - 60	60 - 65	65 - 70	70 - 75	75 - 80	80 - 85	85 - 90	90 - 95	95 - 100	100 - 105	105 - 110	110 - 115	115 - 120	120 - 125	125 - 130	130 - 135	135 - 140
Mon	0	0	0	0	0	0	0	0	0	0	0	0	0	0	0	0	0	0	0	0	0	0	0	0	0	0	0	0	0
Tue	562	0	0	0	3	3	4	8	7	16	31	50	52	86	85	95	50	27	19	17	6	2	1	0	0	0	0	0	0
Wed	804	0	0	0	1	0	2	6	11	14	30	39	90	113	123	118	104	85	32	22	9	1	3	1	0	0	0	0	0
Thu	284	0	0	0	2	0	1	1	3	6	8	11	28	40	52	46	38	28	11	5	2	1	1	0	0	0	0	0	0
Fri	0	0	0	0	0	0	0	0	0	0	0	0	0	0	0	0	0	0	0	0	0	0	0	0	0	0	0	0	0
|Sat	0	0	0	0	0	0	0	0	0	0	0	0	0	0	0	0	0	0	0	0	0	0	0	0	0	0	0	0	0
|Sun	0	0	0	0	0	0	0	0	0	0	0	0	0	0	0	0	0	0	0	0	0	0	0	0	0	0	0	0	0
5 Day Ave.	**550**	**0**	**0**	**0**	**2**	**1**	**2**	**5**	**7**	**12**	**23**	**33**	**57**	**80**	**87**	**86**	**64**	**47**	**21**	**15**	**6**	**1**	**2**	**0**	**0**	**0**	**0**	**0**	**0**
7 Day Ave.	**619**	**0**	**0**	**0**	**2**	**0**	**2**	**6**	**6**	**16**	**25**	**38**	**65**	**91**	**100**	**97**	**75**	**53**	**26**	**18**	**4**	**2**	**3**	**0**	**0**	**0**	**0**	**0**	**0**
Total	**1650**	**0**	**0**	**0**	**6**	**3**	**7**	**15**	**21**	**36**	**69**	**100**	**170**	**239**	**260**	**259**	**192**	**140**	**62**	**44**	**17**	**4**	**5**	**1**	**0**	**0**	**0**	**0**	**0**

Summary Graphs

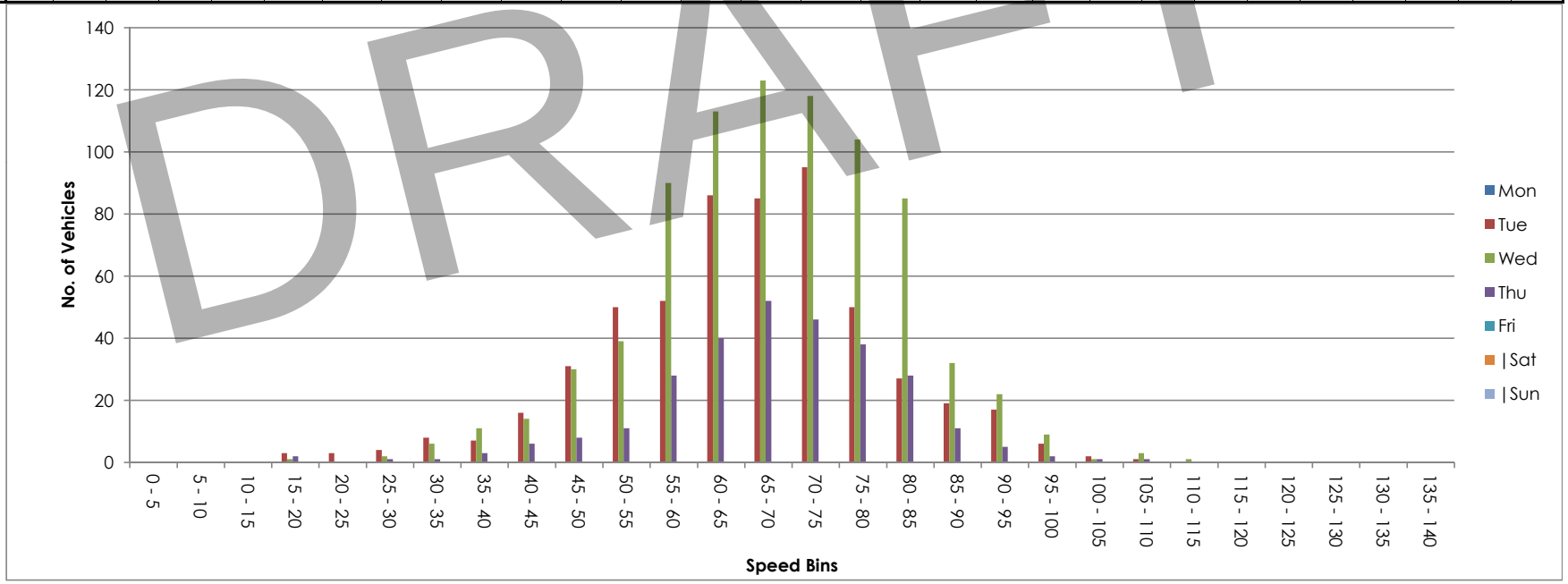

DRAFT



NDC NATIONWIDE DATA COLLECTION	**Site / Location:**	LP03201, Att - TP, Lat 54.0964, Long -6.82082	**Project No:**	3279	**Photo No:**	3279-87	**Drawn By:** MOR
	Survey Date:	Wed, 9 October 2013 to Tue, 15 October 2013	**Project Name:**		Meath/Cavan/Monaghan ATC'S		
	Survey Times:	00:00 to 00(24):00	**Title:**		Site Photograph		

Site No.	Location.	Direction.	Speed Limit - PSL (km/h)	Start Date.	End Date.	Total Vehicles.	5 Day Ave.	7 Day Ave.	No. > Speed Limit.	%. > Speed Limit.	No. > Speed Limit1 (+5km/h).	%. > Speed Limit1 (+5km/h).	No. > Speed Limit1 (+10km/h).	%. > Speed Limit1 (+10km/h).	Mean Speed	85%ile Speed
87	LP03201, Att - TP, Lat 54.0964, Long -6.82082	North	80	Wed, 9 October 2013	Tue, 15 October 2013	447	68	64	51	11.4	23	5.1	7	1.6	62.0	77.4
		South	80	Wed, 9 October 2013	Tue, 15 October 2013	449	68	64	43	9.6	22	4.9	12	2.7	59.1	76.0
		Two way	80	Wed, 9 October 2013	Tue, 15 October 2013	896	136	128	94	10.5	45	5.0	19	2.1	60.5	76.7

DRAFT

Site 87
Location LP03201, Att - TP, Lat 54.0964, Long -6.82082
Direction North

3279 / Meath/Cavan/Monaghan ATC's
October 2013
Automatic Traffic Count

Wed, 9 October 2013

Time	Total	Classification												>PSL	>PSL%	>SL1	>SL1%	>SL2	>SL2%	Mean	Vpp
		1 MCL	2 SV	3 SVT	4 TB2	5 TB3	6 T4	7 ART3	8 ART4	9 ART5	10 ART6	11 BD	12 DRT	80	80	85 +5kph	85 +5kph	90 +10kph	90 +10kph		85
0000	0	0	0	0	0	0	0	0	0	0	0	0	0	0	0	0	0	0	0	-	-
0100	0	0	0	0	0	0	0	0	0	0	0	0	0	0	0	0	0	0	0	-	-
0200	0	0	0	0	0	0	0	0	0	0	0	0	0	0	0	0	0	0	0	-	-
0300	0	0	0	0	0	0	0	0	0	0	0	0	0	0	0	0	0	0	0	-	-
0400	0	0	0	0	0	0	0	0	0	0	0	0	0	0	0	0	0	0	0	-	-
0500	0	0	0	0	0	0	0	0	0	0	0	0	0	0	0	0	0	0	0	-	-
0600	0	0	0	0	0	0	0	0	0	0	0	0	0	0	0	0	0	0	0	-	-
0700	1	0	1	0	0	0	0	0	0	0	0	0	0	0	0	0	0	0	0	48	-
0800	**6**	**0**	**5**	**1**	**0**	**0**	**0**	**0**	**0**	**0**	**0**	**0**	**0**	**1**	**16.7**	**0**	**0**	**0**	**0**	**64.6**	**-**
0900	4	0	1	2	0	0	0	0	0	1	0	0	0	1	25	0	0	0	0	63.1	-
1000	4	0	3	1	0	0	0	0	0	0	0	0	0	0	0	0	0	0	0	62	-
1100	3	0	3	0	0	0	0	0	0	0	0	0	0	0	0	0	0	0	0	49.5	-
1200	2	0	2	0	0	0	0	0	0	0	0	0	0	0	0	0	0	0	0	46.6	-
1300	5	0	4	0	0	0	0	0	1	0	0	0	0	1	20	0	0	0	0	61	-
1400	2	0	2	0	0	0	0	0	0	0	0	0	0	1	50	0	0	0	0	78.1	-
1500	5	0	4	1	0	0	0	0	0	0	0	0	0	0	0	0	0	0	0	57.3	-
1600	5	0	2	1	1	0	0	0	1	0	0	0	0	1	20	1	20	0	0	71.6	-
1700	1	0	1	0	0	0	0	0	0	0	0	0	0	0	0	0	0	0	0	70.6	-
1800	**6**	**0**	**5**	**0**	**1**	**0**	**0**	**0**	**0**	**0**	**0**	**0**	**0**	**1**	**16.7**	**0**	**0**	**0**	**0**	**64.5**	**-**
1900	5	1	4	0	0	0	0	0	0	0	0	0	0	0	0	0	0	0	0	55.5	-
2000	5	0	4	0	1	0	0	0	0	0	0	0	0	2	40	1	20	1	20	73.8	-
2100	0	0	0	0	0	0	0	0	0	0	0	0	0	0	0	0	0	0	0	-	-
2200	3	0	3	0	0	0	0	0	0	0	0	0	0	1	33.3	0	0	0	0	67.8	-
2300	2	0	2	0	0	0	0	0	0	0	0	0	0	0	0	0	0	0	0	67.5	-
07-19	**44**	**0**	**33**	**6**	**2**	**0**	**0**	**0**	**2**	**1**	**0**	**0**	**0**	**6**	**13.6**	**1**	**2.3**	**0**	**0**	**62.3**	**78.8**
06-22	**54**	**1**	**41**	**6**	**3**	**0**	**0**	**0**	**2**	**1**	**0**	**0**	**0**	**8**	**14.8**	**2**	**3.7**	**1**	**1.9**	**62.7**	**79.9**
06-00	**59**	**1**	**46**	**6**	**3**	**0**	**0**	**0**	**2**	**1**	**0**	**0**	**0**	**9**	**15.3**	**2**	**3.4**	**1**	**1.7**	**63.2**	**79.9**
00-00	**59**	**1**	**46**	**6**	**3**	**0**	**0**	**0**	**2**	**1**	**0**	**0**	**0**	**9**	**15.3**	**2**	**3.4**	**1**	**1.7**	**63.2**	**79.9**

DRAFT

Site 87
Location LP03201, Att - TP, Lat 54.0964, Long -6.82082
Direction North

3279 / Meath/Cavan/Monaghan ATC's
October 2013
Automatic Traffic Count

Thu, 10 October 2013

Time	Total	Classification												>PSL	>PSL%	>SL1	>SL1%	>SL2	>SL2%	Mean	Vpp
		1 MCL	2 SV	3 SVT	4 TB2	5 TB3	6 T4	7 ART3	8 ART4	9 ART5	10 ART6	11 BD	12 DRT	80	80	85 +5kph	85 +5kph	90 +10kph	90 +10kph		85
0000	0	0	0	0	0	0	0	0	0	0	0	0	0	0	0	0	0	0	0	-	-
0100	0	0	0	0	0	0	0	0	0	0	0	0	0	0	0	0	0	0	0	-	-
0200	0	0	0	0	0	0	0	0	0	0	0	0	0	0	0	0	0	0	0	-	-
0300	0	0	0	0	0	0	0	0	0	0	0	0	0	0	0	0	0	0	0	-	-
0400	0	0	0	0	0	0	0	0	0	0	0	0	0	0	0	0	0	0	0	-	-
0500	0	0	0	0	0	0	0	0	0	0	0	0	0	0	0	0	0	0	0	-	-
0600	0	0	0	0	0	0	0	0	0	0	0	0	0	0	0	0	0	0	0	-	-
0700	1	0	1	0	0	0	0	0	0	0	0	0	0	1	100	1	100	0	0	85.8	-
0800	**4**	**0**	**4**	**0**	**0**	**0**	**0**	**0**	**0**	**0**	**0**	**0**	**0**	**2**	**50**	**0**	**0**	**0**	**0**	**69.1**	**-**
0900	**4**	**0**	**4**	**0**	**0**	**0**	**0**	**0**	**0**	**0**	**0**	**0**	**0**	**1**	**25**	**1**	**25**	**0**	**0**	**66.9**	**-**
1000	**4**	**0**	**3**	**1**	**0**	**0**	**0**	**0**	**0**	**0**	**0**	**0**	**0**	**0**	**0**	**0**	**0**	**0**	**0**	**62.5**	**-**
1100	3	0	2	0	0	0	0	0	0	1	0	0	0	0	0	0	0	0	0	50.8	-
1200	3	0	0	3	0	0	0	0	0	0	0	0	0	0	0	0	0	0	0	45.6	-
1300	6	0	3	3	0	0	0	0	0	0	0	0	0	0	0	0	0	0	0	37.6	-
1400	5	0	3	1	0	0	0	0	0	1	0	0	0	0	0	0	0	0	0	49	-
1500	8	0	3	4	0	1	0	0	0	0	0	0	0	0	0	0	0	0	0	50.9	-
1600	7	0	3	4	0	0	0	0	0	0	0	0	0	1	14.3	1	14.3	0	0	55.2	-
1700	10	0	9	1	0	0	0	0	0	0	0	0	0	0	0	0	0	0	0	58.2	-
1800	**11**	**0**	**8**	**2**	**0**	**1**	**0**	**0**	**0**	**0**	**0**	**0**	**0**	**0**	**0**	**0**	**0**	**0**	**0**	**64.6**	**65.2**
1900	5	0	5	0	0	0	0	0	0	0	0	0	0	1	20	0	0	0	0	65.2	-
2000	0	0	0	0	0	0	0	0	0	0	0	0	0	0	0	0	0	0	0	-	-
2100	4	1	3	0	0	0	0	0	0	0	0	0	0	1	25	1	25	0	0	63.9	-
2200	1	0	0	0	0	1	0	0	0	0	0	0	0	0	0	0	0	0	0	53.7	-
2300	1	0	1	0	0	0	0	0	0	0	0	0	0	0	0	0	0	0	0	73.9	-
07-19	**66**	**0**	**43**	**19**	**0**	**2**	**0**	**0**	**0**	**2**	**0**	**0**	**0**	**5**	**7.6**	**3**	**4.5**	**0**	**0**	**56.4**	**71.3**
06-22	**75**	**1**	**51**	**19**	**0**	**2**	**0**	**0**	**0**	**2**	**0**	**0**	**0**	**7**	**9.3**	**4**	**5.3**	**0**	**0**	**57.4**	**73.1**
06-00	**77**	**1**	**52**	**19**	**0**	**3**	**0**	**0**	**0**	**2**	**0**	**0**	**0**	**7**	**9.1**	**4**	**5.2**	**0**	**0**	**57.6**	**73.1**
00-00	**77**	**1**	**52**	**19**	**0**	**3**	**0**	**0**	**0**	**2**	**0**	**0**	**0**	**7**	**9.1**	**4**	**5.2**	**0**	**0**	**57.6**	**73.1**

DRAFT

Site 87
Location LP03201, Att - TP, Lat 54.0964, Long -6.82082
Direction North

3279 / Meath/Cavan/Monaghan ATC's
October 2013
Automatic Traffic Count

Fri, 11 October 2013

Time	Total	Classification												>PSL	>PSL%	>SL1	>SL1%	>SL2	>SL2%	Mean	Vpp
		1 MCL	2 SV	3 SVT	4 TB2	5 TB3	6 T4	7 ART3	8 ART4	9 ART5	10 ART6	11 BD	12 DRT	80	80	85 +5kph	85 +5kph	90 +10kph	90 +10kph		85
0000	1	0	1	0	0	0	0	0	0	0	0	0	0	0	0	0	0	0	0	57	-
0100	0	0	0	0	0	0	0	0	0	0	0	0	0	0	0	0	0	0	0	-	-
0200	0	0	0	0	0	0	0	0	0	0	0	0	0	0	0	0	0	0	0	-	-
0300	0	0	0	0	0	0	0	0	0	0	0	0	0	0	0	0	0	0	0	-	-
0400	0	0	0	0	0	0	0	0	0	0	0	0	0	0	0	0	0	0	0	-	-
0500	0	0	0	0	0	0	0	0	0	0	0	0	0	0	0	0	0	0	0	-	-
0600	0	0	0	0	0	0	0	0	0	0	0	0	0	0	0	0	0	0	0	-	-
0700	1	0	1	0	0	0	0	0	0	0	0	0	0	1	100	0	0	0	0	83.2	-
0800	5	0	5	0	0	0	0	0	0	0	0	0	0	0	0	0	0	0	0	64.5	-
0900	3	0	3	0	0	0	0	0	0	0	0	0	0	0	0	0	0	0	0	65.7	-
1000	2	0	1	0	0	0	0	0	0	1	0	0	0	0	0	0	0	0	0	54.7	-
1100	**7**	**0**	**3**	**1**	**1**	**1**	**0**	**0**	**0**	**1**	**0**	**0**	**0**	**0**	**0**	**0**	**0**	**0**	**0**	**47**	**-**
1200	7	0	3	2	1	0	0	0	0	1	0	0	0	1	14.3	0	0	0	0	53.6	-
1300	4	0	2	2	0	0	0	0	0	0	0	0	0	2	50	1	25	0	0	62.1	-
1400	7	0	4	2	0	0	0	0	0	1	0	0	0	0	0	0	0	0	0	51.5	-
1500	6	0	6	0	0	0	0	0	0	0	0	0	0	0	0	0	0	0	0	58.1	-
1600	4	0	4	0	0	0	0	0	0	0	0	0	0	1	25	0	0	0	0	78.3	-
1700	9	0	9	0	0	0	0	0	0	0	0	0	0	2	22.2	1	11.1	0	0	70.7	-
1800	**11**	**0**	**9**	**1**	**0**	**1**	**0**	**0**	**0**	**0**	**0**	**0**	**0**	**0**	**0**	**0**	**0**	**0**	**0**	**56.6**	**71.3**
1900	3	0	3	0	0	0	0	0	0	0	0	0	0	1	33.3	0	0	0	0	76	-
2000	**11**	**1**	**10**	**0**	**0**	**0**	**0**	**0**	**0**	**0**	**0**	**0**	**0**	**2**	**18.2**	**2**	**18.2**	**0**	**0**	**63**	**79.2**
2100	3	0	3	0	0	0	0	0	0	0	0	0	0	1	33.3	1	33.3	1	33.3	76.7	-
2200	0	0	0	0	0	0	0	0	0	0	0	0	0	0	0	0	0	0	0	-	-
2300	1	0	1	0	0	0	0	0	0	0	0	0	0	0	0	0	0	0	0	43	-
07-19	**66**	**0**	**50**	**8**	**2**	**2**	**0**	**0**	**0**	**4**	**0**	**0**	**0**	**7**	**10.6**	**2**	**3**	**0**	**0**	**59.8**	**75.6**
06-22	**83**	**1**	**66**	**8**	**2**	**2**	**0**	**0**	**0**	**4**	**0**	**0**	**0**	**11**	**13.3**	**5**	**6**	**1**	**1.2**	**61.4**	**78.8**
06-00	**84**	**1**	**67**	**8**	**2**	**2**	**0**	**0**	**0**	**4**	**0**	**0**	**0**	**11**	**13.1**	**5**	**6**	**1**	**1.2**	**61.2**	**78.8**
00-00	**85**	**1**	**68**	**8**	**2**	**2**	**0**	**0**	**0**	**4**	**0**	**0**	**0**	**11**	**12.9**	**5**	**5.9**	**1**	**1.2**	**61.1**	**78.8**

DRAFT

Site 87
Location LP03201, Att - TP, Lat 54.0964, Long -6.82082
Direction North

3279 / Meath/Cavan/Monaghan ATC's
October 2013
Automatic Traffic Count

Sat, 12 October 2013

Time	Total	Classification												>PSL	>PSL%	>SL1	>SL1%	>SL2	>SL2%	Mean	Vpp
		1 MCL	2 SV	3 SVT	4 TB2	5 TB3	6 T4	7 ART3	8 ART4	9 ART5	10 ART6	11 BD	12 DRT	80	80	85 +5kph	85 +5kph	90 +10kph	90 +10kph		85
0000	1	0	1	0	0	0	0	0	0	0	0	0	0	0	0	0	0	0	0	63.8	-
0100	1	0	1	0	0	0	0	0	0	0	0	0	0	0	0	0	0	0	0	48	-
0200	1	0	1	0	0	0	0	0	0	0	0	0	0	0	0	0	0	0	0	70.5	-
0300	1	0	1	0	0	0	0	0	0	0	0	0	0	0	0	0	0	0	0	60.2	-
0400	0	0	0	0	0	0	0	0	0	0	0	0	0	0	0	0	0	0	0	-	-
0500	0	0	0	0	0	0	0	0	0	0	0	0	0	0	0	0	0	0	0	-	-
0600	0	0	0	0	0	0	0	0	0	0	0	0	0	0	0	0	0	0	0	-	-
0700	0	0	0	0	0	0	0	0	0	0	0	0	0	0	0	0	0	0	0	-	-
0800	1	0	0	0	1	0	0	0	0	0	0	0	0	0	0	0	0	0	0	75.7	-
0900	**7**	**0**	**4**	**2**	**1**	**0**	**0**	**0**	**0**	**0**	**0**	**0**	**0**	**1**	**14.3**	**0**	**0**	**0**	**0**	**50.5**	**-**
1000	2	0	1	1	0	0	0	0	0	0	0	0	0	0	0	0	0	0	0	62.2	-
1100	2	0	2	0	0	0	0	0	0	0	0	0	0	0	0	0	0	0	0	67.6	-
1200	5	0	5	0	0	0	0	0	0	0	0	0	0	0	0	0	0	0	0	69.1	-
1300	4	0	3	1	0	0	0	0	0	0	0	0	0	1	25	0	0	0	0	59.8	-
1400	**7**	**0**	**7**	**0**	**0**	**0**	**0**	**0**	**0**	**0**	**0**	**0**	**0**	**0**	**0**	**0**	**0**	**0**	**0**	**57.3**	**-**
1500	5	0	3	2	0	0	0	0	0	0	0	0	0	0	0	0	0	0	0	61.9	-
1600	4	0	3	0	1	0	0	0	0	0	0	0	0	0	0	0	0	0	0	56	-
1700	**7**	**0**	**6**	**0**	**1**	**0**	**0**	**0**	**0**	**0**	**0**	**0**	**0**	**0**	**0**	**0**	**0**	**0**	**0**	**67**	**-**
1800	3	0	3	0	0	0	0	0	0	0	0	0	0	0	0	0	0	0	0	69.6	-
1900	3	0	3	0	0	0	0	0	0	0	0	0	0	1	33.3	1	33.3	1	33.3	75	-
2000	1	0	1	0	0	0	0	0	0	0	0	0	0	1	100	1	100	0	0	87.9	-
2100	1	0	1	0	0	0	0	0	0	0	0	0	0	1	100	0	0	0	0	83.8	-
2200	2	0	2	0	0	0	0	0	0	0	0	0	0	0	0	0	0	0	0	71.7	-
2300	1	0	1	0	0	0	0	0	0	0	0	0	0	0	0	0	0	0	0	77.5	-
07-19	**47**	**0**	**37**	**6**	**4**	**0**	**0**	**0**	**0**	**0**	**0**	**0**	**0**	**2**	**4.3**	**0**	**0**	**0**	**0**	**61.4**	**74.9**
06-22	**52**	**0**	**42**	**6**	**4**	**0**	**0**	**0**	**0**	**0**	**0**	**0**	**0**	**5**	**9.6**	**2**	**3.8**	**1**	**1.9**	**63.1**	**75.6**
06-00	**55**	**0**	**45**	**6**	**4**	**0**	**0**	**0**	**0**	**0**	**0**	**0**	**0**	**5**	**9.1**	**2**	**3.6**	**1**	**1.8**	**63.7**	**76.3**
00-00	**59**	**0**	**49**	**6**	**4**	**0**	**0**	**0**	**0**	**0**	**0**	**0**	**0**	**5**	**8.5**	**2**	**3.4**	**1**	**1.7**	**63.5**	**75.6**

DRAFT

Site 87
Location LP03201, Att - TP, Lat 54.0964, Long -6.82082
Direction North

3279 / Meath/Cavan/Monaghan ATC's
October 2013
Automatic Traffic Count

Sun, 13 October 2013

Time	Total	Classification												>PSL	>PSL%	>SL1	>SL1%	>SL2	>SL2%	Mean	Vpp
		1 MCL	2 SV	3 SVT	4 TB2	5 TB3	6 T4	7 ART3	8 ART4	9 ART5	10 ART6	11 BD	12 DRT	80	80	85 +5kph	85 +5kph	90 +10kph	90 +10kph		85
0000	0	0	0	0	0	0	0	0	0	0	0	0	0	0	0	0	0	0	0	-	-
0100	1	0	0	0	1	0	0	0	0	0	0	0	0	0	0	0	0	0	0	55.5	-
0200	0	0	0	0	0	0	0	0	0	0	0	0	0	0	0	0	0	0	0	-	-
0300	0	0	0	0	0	0	0	0	0	0	0	0	0	0	0	0	0	0	0	-	-
0400	1	0	1	0	0	0	0	0	0	0	0	0	0	0	0	0	0	0	0	51.1	-
0500	0	0	0	0	0	0	0	0	0	0	0	0	0	0	0	0	0	0	0	-	-
0600	0	0	0	0	0	0	0	0	0	0	0	0	0	0	0	0	0	0	0	-	-
0700	2	0	2	0	0	0	0	0	0	0	0	0	0	0	0	0	0	0	0	62	-
0800	1	0	1	0	0	0	0	0	0	0	0	0	0	1	100	1	100	1	100	100.2	-
0900	2	0	2	0	0	0	0	0	0	0	0	0	0	0	0	0	0	0	0	64.3	-
1000	**11**	**0**	**11**	**0**	**0**	**0**	**0**	**0**	**0**	**0**	**0**	**0**	**0**	**1**	**9.1**	**0**	**0**	**0**	**0**	**63.8**	**69.5**
1100	3	0	2	0	0	0	0	0	1	0	0	0	0	0	0	0	0	0	0	65.5	-
1200	0	0	0	0	0	0	0	0	0	0	0	0	0	0	0	0	0	0	0	-	-
1300	3	0	3	0	0	0	0	0	0	0	0	0	0	1	33.3	0	0	0	0	65	-
1400	3	0	3	0	0	0	0	0	0	0	0	0	0	0	0	0	0	0	0	53.7	-
1500	3	0	2	1	0	0	0	0	0	0	0	0	0	0	0	0	0	0	0	60.7	-
1600	1	1	0	0	0	0	0	0	0	0	0	0	0	0	0	0	0	0	0	19.9	-
1700	**6**	**2**	**4**	**0**	**0**	**0**	**0**	**0**	**0**	**0**	**0**	**0**	**0**	**0**	**0**	**0**	**0**	**0**	**0**	**42**	**-**
1800	4	0	4	0	0	0	0	0	0	0	0	0	0	1	25	0	0	0	0	67	-
1900	2	0	2	0	0	0	0	0	0	0	0	0	0	0	0	0	0	0	0	51.5	-
2000	2	0	2	0	0	0	0	0	0	0	0	0	0	0	0	0	0	0	0	72.1	-
2100	3	0	3	0	0	0	0	0	0	0	0	0	0	1	33.3	0	0	0	0	77.4	-
2200	0	0	0	0	0	0	0	0	0	0	0	0	0	0	0	0	0	0	0	-	-
2300	2	0	2	0	0	0	0	0	0	0	0	0	0	1	50	0	0	0	0	70.8	-
07-19	**39**	**3**	**34**	**1**	**0**	**0**	**0**	**0**	**1**	**0**	**0**	**0**	**0**	**4**	**10.3**	**1**	**2.6**	**1**	**2.6**	**59.7**	**73.1**
06-22	**46**	**3**	**41**	**1**	**0**	**0**	**0**	**0**	**1**	**0**	**0**	**0**	**0**	**5**	**10.9**	**1**	**2.2**	**1**	**2.2**	**61.1**	**75.6**
06-00	**48**	**3**	**43**	**1**	**0**	**0**	**0**	**0**	**1**	**0**	**0**	**0**	**0**	**6**	**12.5**	**1**	**2.1**	**1**	**2.1**	**61.5**	**77.4**
00-00	**50**	**3**	**44**	**1**	**1**	**0**	**0**	**0**	**1**	**0**	**0**	**0**	**0**	**6**	**12**	**1**	**2**	**1**	**2**	**61.1**	**77.4**

DRAFT

Site 87
Location LP03201, Att - TP, Lat 54.0964, Long -6.82082
Direction North

3279 / Meath/Cavan/Monaghan ATC's
October 2013
Automatic Traffic Count

Mon, 14 October 2013

Time	Total	Classification												>PSL	>PSL%	>SL1	>SL1%	>SL2	>SL2%	Mean	Vpp
		1 MCL	2 SV	3 SVT	4 TB2	5 TB3	6 T4	7 ART3	8 ART4	9 ART5	10 ART6	11 BD	12 DRT	80	80	85 +5kph	85 +5kph	90 +10kph	90 +10kph		85
0000	1	0	0	0	1	0	0	0	0	0	0	0	0	0	0	0	0	0	0	77.8	-
0100	0	0	0	0	0	0	0	0	0	0	0	0	0	0	0	0	0	0	0	-	-
0200	0	0	0	0	0	0	0	0	0	0	0	0	0	0	0	0	0	0	0	-	-
0300	0	0	0	0	0	0	0	0	0	0	0	0	0	0	0	0	0	0	0	-	-
0400	0	0	0	0	0	0	0	0	0	0	0	0	0	0	0	0	0	0	0	-	-
0500	0	0	0	0	0	0	0	0	0	0	0	0	0	0	0	0	0	0	0	-	-
0600	0	0	0	0	0	0	0	0	0	0	0	0	0	0	0	0	0	0	0	-	-
0700	1	0	1	0	0	0	0	0	0	0	0	0	0	1	100	1	100	0	0	89.6	-
0800	5	0	3	1	1	0	0	0	0	0	0	0	0	2	40	1	20	0	0	71.2	-
0900	**7**	**0**	**6**	**0**	**0**	**1**	**0**	**0**	**0**	**0**	**0**	**0**	**0**	**1**	**14.3**	**0**	**0**	**0**	**0**	**57.1**	**-**
1000	3	0	3	0	0	0	0	0	0	0	0	0	0	0	0	0	0	0	0	59	-
1100	1	0	1	0	0	0	0	0	0	0	0	0	0	0	0	0	0	0	0	67.4	-
1200	3	0	3	0	0	0	0	0	0	0	0	0	0	0	0	0	0	0	0	66.8	-
1300	2	0	2	0	0	0	0	0	0	0	0	0	0	0	0	0	0	0	0	55.8	-
1400	5	0	4	1	0	0	0	0	0	0	0	0	0	0	0	0	0	0	0	60.4	-
1500	5	0	4	0	1	0	0	0	0	0	0	0	0	0	0	0	0	0	0	58.8	-
1600	3	0	2	0	1	0	0	0	0	0	0	0	0	0	0	0	0	0	0	72.1	-
1700	5	0	5	0	0	0	0	0	0	0	0	0	0	1	20	0	0	0	0	63.6	-
1800	**7**	**0**	**6**	**0**	**1**	**0**	**0**	**0**	**0**	**0**	**0**	**0**	**0**	**1**	**14.3**	**1**	**14.3**	**0**	**0**	**70.6**	**-**
1900	3	0	3	0	0	0	0	0	0	0	0	0	0	0	0	0	0	0	0	62	-
2000	4	1	3	0	0	0	0	0	0	0	0	0	0	0	0	0	0	0	0	53.7	-
2100	4	0	4	0	0	0	0	0	0	0	0	0	0	0	0	0	0	0	0	60.7	-
2200	1	0	1	0	0	0	0	0	0	0	0	0	0	1	100	1	100	0	0	89.4	-
2300	0	0	0	0	0	0	0	0	0	0	0	0	0	0	0	0	0	0	0	-	-
07-19	**47**	**0**	**40**	**2**	**4**	**1**	**0**	**0**	**0**	**0**	**0**	**0**	**0**	**6**	**12.8**	**3**	**6.4**	**0**	**0**	**64.4**	**79.2**
06-22	**58**	**1**	**50**	**2**	**4**	**1**	**0**	**0**	**0**	**0**	**0**	**0**	**0**	**6**	**10.3**	**3**	**5.2**	**0**	**0**	**63.3**	**76.3**
06-00	**59**	**1**	**51**	**2**	**4**	**1**	**0**	**0**	**0**	**0**	**0**	**0**	**0**	**7**	**11.9**	**4**	**6.8**	**0**	**0**	**63.7**	**78.1**
00-00	**60**	**1**	**51**	**2**	**5**	**1**	**0**	**0**	**0**	**0**	**0**	**0**	**0**	**7**	**11.7**	**4**	**6.7**	**0**	**0**	**63.9**	**78.1**

DRAFT

Site 87
Location LP03201, Att - TP, Lat 54.0964, Long -6.82082
Direction North

3279 / Meath/Cavan/Monaghan ATC's
October 2013
Automatic Traffic Count

Tue, 15 October 2013

Time	Total	Classification												>PSL	>PSL%	>SL1	>SL1%	>SL2	>SL2%	Mean	Vpp
		1 MCL	2 SV	3 SVT	4 TB2	5 TB3	6 T4	7 ART3	8 ART4	9 ART5	10 ART6	11 BD	12 DRT	80	80	85 +5kph	85 +5kph	90 +10kph	90 +10kph		85
0000	0	0	0	0	0	0	0	0	0	0	0	0	0	0	0	0	0	0	0	-	-
0100	0	0	0	0	0	0	0	0	0	0	0	0	0	0	0	0	0	0	0	-	-
0200	0	0	0	0	0	0	0	0	0	0	0	0	0	0	0	0	0	0	0	-	-
0300	1	0	1	0	0	0	0	0	0	0	0	0	0	0	0	0	0	0	0	44.6	-
0400	0	0	0	0	0	0	0	0	0	0	0	0	0	0	0	0	0	0	0	-	-
0500	0	0	0	0	0	0	0	0	0	0	0	0	0	0	0	0	0	0	0	-	-
0600	0	0	0	0	0	0	0	0	0	0	0	0	0	0	0	0	0	0	0	-	-
0700	**3**	**0**	**3**	**0**	**0**	**0**	**0**	**0**	**0**	**0**	**0**	**0**	**0**	**1**	**33.3**	**1**	**33.3**	**0**	**0**	**67.1**	**-**
0800	**3**	**0**	**2**	**1**	**0**	**0**	**0**	**0**	**0**	**0**	**0**	**0**	**0**	**1**	**33.3**	**0**	**0**	**0**	**0**	**67.2**	**-**
0900	2	0	2	0	0	0	0	0	0	0	0	0	0	1	50	1	50	1	50	84.7	-
1000	**3**	**0**	**2**	**0**	**1**	**0**	**0**	**0**	**0**	**0**	**0**	**0**	**0**	**0**	**0**	**0**	**0**	**0**	**0**	**65**	**-**
1100	2	0	2	0	0	0	0	0	0	0	0	0	0	0	0	0	0	0	0	51.8	-
1200	3	0	2	1	0	0	0	0	0	0	0	0	0	0	0	0	0	0	0	63.7	-
1300	4	0	3	0	0	0	0	0	0	1	0	0	0	0	0	0	0	0	0	60.8	-
1400	**6**	**0**	**4**	**0**	**1**	**0**	**0**	**0**	**1**	**0**	**0**	**0**	**0**	**1**	**16.7**	**1**	**16.7**	**0**	**0**	**59.9**	**-**
1500	2	0	2	0	0	0	0	0	0	0	0	0	0	0	0	0	0	0	0	64.2	-
1600	3	0	1	1	1	0	0	0	0	0	0	0	0	0	0	0	0	0	0	67.9	-
1700	3	0	3	0	0	0	0	0	0	0	0	0	0	0	0	0	0	0	0	62.5	-
1800	4	0	4	0	0	0	0	0	0	0	0	0	0	0	0	0	0	0	0	59.6	-
1900	4	0	4	0	0	0	0	0	0	0	0	0	0	1	25	1	25	1	25	75.6	-
2000	4	0	4	0	0	0	0	0	0	0	0	0	0	0	0	0	0	0	0	63	-
2100	3	0	3	0	0	0	0	0	0	0	0	0	0	0	0	0	0	0	0	60.5	-
2200	**6**	**0**	**6**	**0**	**0**	**0**	**0**	**0**	**0**	**0**	**0**	**0**	**0**	**0**	**0**	**0**	**0**	**0**	**0**	**63.1**	**-**
2300	1	0	1	0	0	0	0	0	0	0	0	0	0	1	100	1	100	1	100	119.2	-
07-19	**38**	**0**	**30**	**3**	**3**	**0**	**0**	**0**	**1**	**1**	**0**	**0**	**0**	**4**	**10.5**	**3**	**7.9**	**1**	**2.6**	**63.8**	**72.7**
06-22	**49**	**0**	**41**	**3**	**3**	**0**	**0**	**0**	**1**	**1**	**0**	**0**	**0**	**5**	**10.2**	**4**	**8.2**	**2**	**4.1**	**64.5**	**75.6**
06-00	**56**	**0**	**48**	**3**	**3**	**0**	**0**	**0**	**1**	**1**	**0**	**0**	**0**	**6**	**10.7**	**5**	**8.9**	**3**	**5.4**	**65.3**	**76.3**
00-00	**57**	**0**	**49**	**3**	**3**	**0**	**0**	**0**	**1**	**1**	**0**	**0**	**0**	**6**	**10.5**	**5**	**8.8**	**3**	**5.3**	**64.9**	**75.6**

DRAFT

Site 87
Location LP03201, Att - TP, Lat 54.0964, Long -6.82082
Direction North

3279 / Meath/Cavan/Monaghan ATC's
October 2013
Automatic Traffic Count

Virtual Day (7)

Time	Total	Classification												>PSL	>PSL%	>SL1	>SL1%	>SL2	>SL2%	Mean	Vpp
		1 MCL	2 SV	3 SVT	4 TB2	5 TB3	6 T4	7 ART3	8 ART4	9 ART5	10 ART6	11 BD	12 DRT	80	80	85 +5kph	85 +5kph	90 +10kph	90 +10kph		85
0000	0	0	0	0	0	0	0	0	0	0	0	0	0	0	0	0	0	0	0	66.2	-
0100	0	0	0	0	0	0	0	0	0	0	0	0	0	0	0	0	0	0	0	51.7	-
0200	0	0	0	0	0	0	0	0	0	0	0	0	0	0	0	0	0	0	0	70.5	-
0300	0	0	0	0	0	0	0	0	0	0	0	0	0	0	0	0	0	0	0	52.4	-
0400	0	0	0	0	0	0	0	0	0	0	0	0	0	0	0	0	0	0	0	51.1	-
0500	0	0	0	0	0	0	0	0	0	0	0	0	0	0	0	0	0	0	0	-	-
0600	0	0	0	0	0	0	0	0	0	0	0	0	0	0	0	0	0	0	0	-	-
0700	1	0	1	0	0	0	0	0	0	0	0	0	0	1	44.4	0	33.3	0	0	70.2	-
0800	**4**	**0**	**3**	**0**	**0**	**0**	**0**	**0**	**0**	**0**	**0**	**0**	**0**	**1**	**28**	**0**	**8**	**0**	**4**	**68.8**	**-**
0900	**4**	**0**	**3**	**1**	**0**	**0**	**0**	**0**	**0**	**0**	**0**	**0**	**0**	**1**	**17.2**	**0**	**6.9**	**0**	**3.4**	**61**	**-**
1000	**4**	**0**	**3**	**0**	**0**	**0**	**0**	**0**	**0**	**0**	**0**	**0**	**0**	**0**	**3.4**	**0**	**0**	**0**	**0**	**62.3**	**-**
1100	3	0	2	0	0	0	0	0	0	0	0	0	0	0	0	0	0	0	0	53.9	-
1200	3	0	2	1	0	0	0	0	0	0	0	0	0	0	4.3	0	0	0	0	58.4	-
1300	4	0	3	1	0	0	0	0	0	0	0	0	0	1	17.9	0	3.6	0	0	56	-
1400	5	0	4	1	0	0	0	0	0	0	0	0	0	0	5.7	0	2.9	0	0	56.7	-
1500	5	0	3	1	0	0	0	0	0	0	0	0	0	0	0	0	0	0	0	57.5	-
1600	4	0	2	1	1	0	0	0	0	0	0	0	0	0	11.1	0	7.4	0	0	63.8	-
1700	6	0	5	0	0	0	0	0	0	0	0	0	0	0	7.3	0	2.4	0	0	61.3	-
1800	**7**	**0**	**6**	**0**	**0**	**0**	**0**	**0**	**0**	**0**	**0**	**0**	**0**	**0**	**6.5**	**0**	**2.2**	**0**	**0**	**63.7**	**-**
1900	4	0	3	0	0	0	0	0	0	0	0	0	0	1	16	0	8	0	8	65.9	-
2000	4	0	3	0	0	0	0	0	0	0	0	0	0	1	18.5	1	14.8	0	3.7	65.2	-
2100	3	0	2	0	0	0	0	0	0	0	0	0	0	1	22.2	0	11.1	0	5.6	68.1	-
2200	2	0	2	0	0	0	0	0	0	0	0	0	0	0	15.4	0	7.7	0	0	66.8	-
2300	1	0	1	0	0	0	0	0	0	0	0	0	0	0	25	0	12.5	0	12.5	73.8	-
07-19	**50**	**0**	**38**	**6**	**2**	**1**	**0**	**0**	**1**	**1**	**0**	**0**	**0**	**5**	**9.8**	**2**	**3.7**	**0**	**0.6**	**60.7**	**76.3**
06-22	**60**	**1**	**47**	**6**	**2**	**1**	**0**	**0**	**1**	**1**	**0**	**0**	**0**	**7**	**11.3**	**3**	**5**	**1**	**1.4**	**61.7**	**77.4**
06-00	**63**	**1**	**50**	**6**	**2**	**1**	**0**	**0**	**1**	**1**	**0**	**0**	**0**	**7**	**11.6**	**3**	**5.3**	**1**	**1.6**	**62**	**77.4**
00-00	**64**	**1**	**51**	**6**	**3**	**1**	**0**	**0**	**1**	**1**	**0**	**0**	**0**	**7**	**11.4**	**3**	**5.1**	**1**	**1.6**	**62**	**77.4**

DRAFT

Site 87
Location LP03201, Att - TP, Lat 54.0964, Long -6.82082
Direction North

3279 / Meath/Cavan/Monaghan ATC's
October 2013
Automatic Traffic Count

Virtual Week (1)

Time	Total	Classification												>PSL	>PSL%	>SL1	>SL1%	>SL2	>SL2%	Mean	Vpp
		1 MCL	2 SV	3 SVT	4 TB2	5 TB3	6 T4	7 ART3	8 ART4	9 ART5	10 ART6	11 BD	12 DRT	80	80	85 +5kph	85 +5kph	90 +10kph	90 +10kph		85
Mon	60	1	51	2	5	1	0	0	0	0	0	0	0	7	11.7	4	6.7	0	0	63.9	78.1
Tue	57	0	49	3	3	0	0	0	1	1	0	0	0	6	10.5	5	8.8	3	5.3	64.9	75.6
Wed	59	1	46	6	3	0	0	0	2	1	0	0	0	9	15.3	2	3.4	1	1.7	63.2	79.9
Thu	77	1	52	19	0	3	0	0	0	2	0	0	0	7	9.1	4	5.2	0	0	57.6	73.1
Fri	85	1	68	8	2	2	0	0	0	4	0	0	0	11	12.9	5	5.9	1	1.2	61.1	78.8
| Sat	59	0	49	6	4	0	0	0	0	0	0	0	0	5	8.5	2	3.4	1	1.7	63.5	75.6
| Sun	50	3	44	1	1	0	0	0	1	0	0	0	0	6	12	1	2	1	2	61.1	77.4
5 Day Ave.	**68**	**1**	**53**	**8**	**3**	**1**	**0**	**0**	**1**	**2**	**0**	**0**	**0**	**8**	**11.8**	**4**	**5.9**	**1**	**1.5**	**62.1**	**77.1**
7 Day Ave.	**64**	**1**	**51**	**6**	**3**	**1**	**0**	**0**	**1**	**1**	**0**	**0**	**0**	**7**	**11.4**	**3**	**5.1**	**1**	**1.6**	**62.0**	**77.4**
--	**447**	**7**	**359**	**45**	**18**	**6**	**0**	**0**	**4**	**8**	**0**	**0**	**0**	**51**	**11.4**	**23**	**5.1**	**7**	**1.6**	**62.0**	**77.4**

Summary Graphs

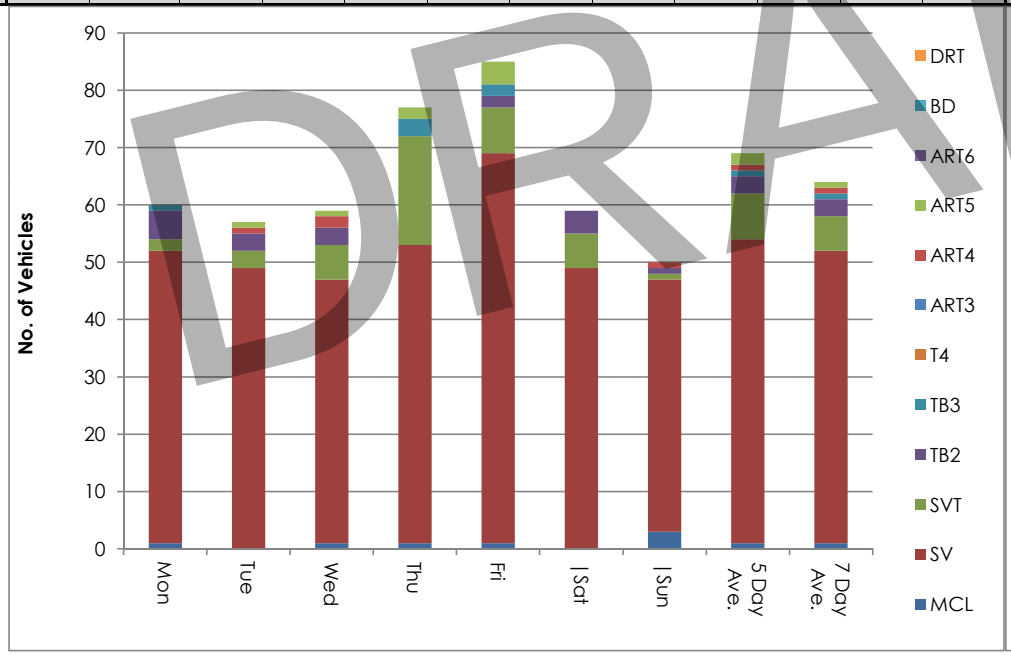

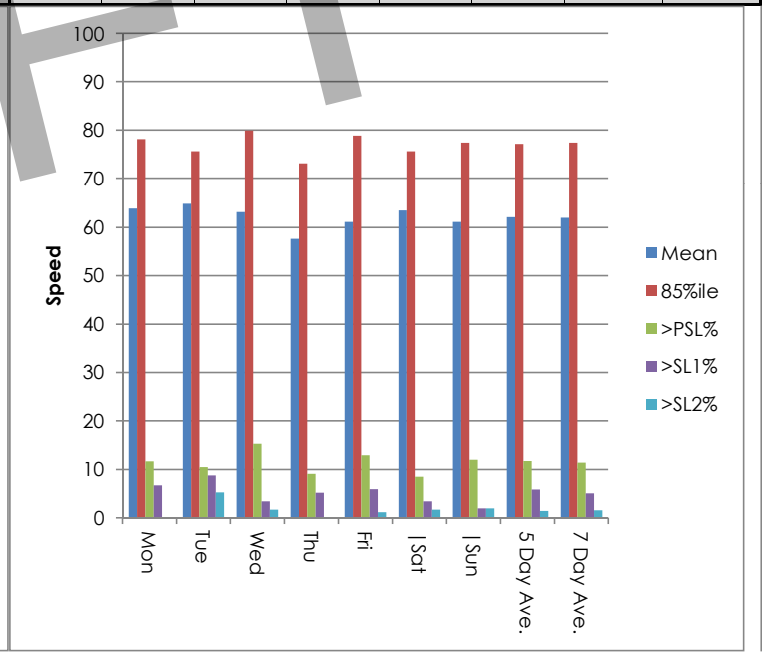

DRAFT

Site 87
Location LP03201, Att - TP, Lat 54.0964, Long -6.82082
Direction North

3279 / Meath/Cavan/Monaghan ATC's
October 2013
Automatic Traffic Count

Wed, 9 October 2013

Time	Total	Speed Bins (km/h)																											
		0 - 5	5 - 10	10 - 15	15 - 20	20 - 25	25 - 30	30 - 35	35 - 40	40 - 45	45 - 50	50 - 55	55 - 60	60 - 65	65 - 70	70 - 75	75 - 80	80 - 85	85 - 90	90 - 95	95 - 100	100 - 105	105 - 110	110 - 115	115 - 120	120 - 125	125 - 130	130 - 135	135 - 140
0000	0	0	0	0	0	0	0	0	0	0	0	0	0	0	0	0	0	0	0	0	0	0	0	0	0	0	0	0	0
0100	0	0	0	0	0	0	0	0	0	0	0	0	0	0	0	0	0	0	0	0	0	0	0	0	0	0	0	0	0
0200	0	0	0	0	0	0	0	0	0	0	0	0	0	0	0	0	0	0	0	0	0	0	0	0	0	0	0	0	0
0300	0	0	0	0	0	0	0	0	0	0	0	0	0	0	0	0	0	0	0	0	0	0	0	0	0	0	0	0	0
0400	0	0	0	0	0	0	0	0	0	0	0	0	0	0	0	0	0	0	0	0	0	0	0	0	0	0	0	0	0
0500	0	0	0	0	0	0	0	0	0	0	0	0	0	0	0	0	0	0	0	0	0	0	0	0	0	0	0	0	0
0600	0	0	0	0	0	0	0	0	0	0	0	0	0	0	0	0	0	0	0	0	0	0	0	0	0	0	0	0	0
0700	1	0	0	0	0	0	0	0	0	0	1	0	0	0	0	0	0	0	0	0	0	0	0	0	0	0	0	0	0
0800	**6**	**0**	**0**	**0**	**0**	**0**	**0**	**0**	**0**	**0**	**1**	**1**	**1**	**0**	**0**	**1**	**1**	**1**	**0**	**0**	**0**	**0**	**0**	**0**	**0**	**0**	**0**	**0**	**0**
0900	4	0	0	0	0	0	0	0	0	1	0	0	1	0	0	1	0	1	0	0	0	0	0	0	0	0	0	0	0
1000	4	0	0	0	0	0	0	0	0	0	0	1	2	0	0	0	1	0	0	0	0	0	0	0	0	0	0	0	0
1100	3	0	0	0	1	0	0	0	0	0	0	1	0	0	0	0	1	0	0	0	0	0	0	0	0	0	0	0	0
1200	2	0	0	0	0	0	0	0	1	0	0	1	0	0	0	0	0	0	0	0	0	0	0	0	0	0	0	0	0
1300	5	0	0	0	0	0	0	0	1	0	0	2	0	0	0	0	1	1	0	0	0	0	0	0	0	0	0	0	0
1400	2	0	0	0	0	0	0	0	0	0	0	0	0	0	0	0	1	1	0	0	0	0	0	0	0	0	0	0	0
1500	5	0	0	0	0	0	0	0	1	0	0	1	2	0	0	0	1	0	0	0	0	0	0	0	0	0	0	0	0
1600	5	0	0	0	0	0	0	0	0	0	0	0	0	2	1	0	1	0	1	0	0	0	0	0	0	0	0	0	0
1700	1	0	0	0	0	0	0	0	0	0	0	0	0	0	0	1	0	0	0	0	0	0	0	0	0	0	0	0	0
1800	**6**	**0**	**0**	**0**	**0**	**0**	**0**	**0**	**1**	**0**	**0**	**0**	**0**	**2**	**1**	**1**	**0**	**1**	**0**	**0**	**0**	**0**	**0**	**0**	**0**	**0**	**0**	**0**	**0**
1900	5	0	0	0	1	0	0	0	0	0	0	0	1	1	2	0	0	0	0	0	0	0	0	0	0	0	0	0	0
2000	5	0	0	0	0	0	0	0	0	0	0	0	2	0	1	0	0	1	0	0	1	0	0	0	0	0	0	0	0
2100	0	0	0	0	0	0	0	0	0	0	0	0	0	0	0	0	0	0	0	0	0	0	0	0	0	0	0	0	0
2200	3	0	0	0	0	0	0	0	0	0	0	1	0	0	1	0	0	1	0	0	0	0	0	0	0	0	0	0	0
2300	2	0	0	0	0	0	0	0	0	0	0	0	0	0	2	0	0	0	0	0	0	0	0	0	0	0	0	0	0
07-19	**44**	**0**	**0**	**0**	**1**	**0**	**0**	**0**	**4**	**1**	**2**	**7**	**6**	**4**	**2**	**4**	**7**	**5**	**1**	**0**	**0**	**0**	**0**	**0**	**0**	**0**	**0**	**0**	**0**
06-22	**54**	**0**	**0**	**0**	**2**	**0**	**0**	**0**	**4**	**1**	**2**	**7**	**9**	**5**	**5**	**4**	**7**	**6**	**1**	**0**	**1**	**0**	**0**	**0**	**0**	**0**	**0**	**0**	**0**
06-00	**59**	**0**	**0**	**0**	**2**	**0**	**0**	**0**	**4**	**1**	**2**	**8**	**9**	**5**	**8**	**4**	**7**	**7**	**1**	**0**	**1**	**0**	**0**	**0**	**0**	**0**	**0**	**0**	**0**
00-00	**59**	**0**	**0**	**0**	**2**	**0**	**0**	**0**	**4**	**1**	**2**	**8**	**9**	**5**	**8**	**4**	**7**	**7**	**1**	**0**	**1**	**0**	**0**	**0**	**0**	**0**	**0**	**0**	**0**

DRAFT

Site 87
Location LP03201, Att - TP, Lat 54.0964, Long -6.82082
Direction North

3279 / Meath/Cavan/Monaghan ATC's
October 2013
Automatic Traffic Count

Thu, 10 October 2013

Time	Total	Speed Bins (km/h)																											
		0 - 5	5 - 10	10 - 15	15 - 20	20 - 25	25 - 30	30 - 35	35 - 40	40 - 45	45 - 50	50 - 55	55 - 60	60 - 65	65 - 70	70 - 75	75 - 80	80 - 85	85 - 90	90 - 95	95 - 100	100 - 105	105 - 110	110 - 115	115 - 120	120 - 125	125 - 130	130 - 135	135 - 140
0000	0	0	0	0	0	0	0	0	0	0	0	0	0	0	0	0	0	0	0	0	0	0	0	0	0	0	0	0	0
0100	0	0	0	0	0	0	0	0	0	0	0	0	0	0	0	0	0	0	0	0	0	0	0	0	0	0	0	0	0
0200	0	0	0	0	0	0	0	0	0	0	0	0	0	0	0	0	0	0	0	0	0	0	0	0	0	0	0	0	0
0300	0	0	0	0	0	0	0	0	0	0	0	0	0	0	0	0	0	0	0	0	0	0	0	0	0	0	0	0	0
0400	0	0	0	0	0	0	0	0	0	0	0	0	0	0	0	0	0	0	0	0	0	0	0	0	0	0	0	0	0
0500	0	0	0	0	0	0	0	0	0	0	0	0	0	0	0	0	0	0	0	0	0	0	0	0	0	0	0	0	0
0600	0	0	0	0	0	0	0	0	0	0	0	0	0	0	0	0	0	0	0	0	0	0	0	0	0	0	0	0	0
0700	1	0	0	0	0	0	0	0	0	0	0	0	0	0	0	0	0	1	0	0	0	0	0	0	0	0	0	0	0
0800	**4**	**0**	**0**	**0**	**0**	**0**	**0**	**0**	**0**	**0**	**0**	**0**	**2**	**0**	**0**	**0**	**0**	**2**	**0**	**0**	**0**	**0**	**0**	**0**	**0**	**0**	**0**	**0**	**0**
0900	**4**	**0**	**0**	**0**	**0**	**0**	**0**	**0**	**0**	**1**	**0**	**0**	**0**	**1**	**0**	**1**	**0**	**0**	**1**	**0**	**0**	**0**	**0**	**0**	**0**	**0**	**0**	**0**	**0**
1000	**4**	**0**	**0**	**0**	**0**	**0**	**0**	**0**	**0**	**0**	**0**	**1**	**1**	**0**	**1**	**1**	**0**	**0**	**0**	**0**	**0**	**0**	**0**	**0**	**0**	**0**	**0**	**0**	**0**
1100	3	0	0	0	0	0	0	0	0	2	0	0	0	0	0	1	0	0	0	0	0	0	0	0	0	0	0	0	0
1200	3	0	0	0	0	0	0	0	1	1	0	1	0	0	0	0	0	0	0	0	0	0	0	0	0	0	0	0	0
1300	6	0	0	0	0	0	0	3	0	2	1	0	0	0	0	0	0	0	0	0	0	0	0	0	0	0	0	0	0
1400	5	0	0	0	0	0	0	0	1	1	1	1	0	1	0	0	0	0	0	0	0	0	0	0	0	0	0	0	0
1500	8	0	0	0	0	0	1	0	1	1	2	0	0	0	2	1	0	0	0	0	0	0	0	0	0	0	0	0	0
1600	7	0	0	0	0	0	0	0	1	3	0	0	0	0	2	0	0	0	1	0	0	0	0	0	0	0	0	0	0
1700	10	0	0	0	0	0	0	0	1	2	2	0	0	0	2	2	1	0	0	0	0	0	0	0	0	0	0	0	0
1800	**11**	**0**	**0**	**0**	**0**	**0**	**0**	**0**	**0**	**0**	**0**	**0**	**1**	**3**	**6**	**1**	**0**	**0**	**0**	**0**	**0**	**0**	**0**	**0**	**0**	**0**	**0**	**0**	**0**
1900	5	0	0	0	0	0	0	0	1	0	0	1	0	0	0	0	2	1	0	0	0	0	0	0	0	0	0	0	0
2000	0	0	0	0	0	0	0	0	0	0	0	0	0	0	0	0	0	0	0	0	0	0	0	0	0	0	0	0	0
2100	4	0	0	0	0	1	0	0	0	0	0	0	0	0	0	2	0	0	1	0	0	0	0	0	0	0	0	0	0
2200	1	0	0	0	0	0	0	0	0	0	0	1	0	0	0	0	0	0	0	0	0	0	0	0	0	0	0	0	0
2300	1	0	0	0	0	0	0	0	0	0	0	0	0	0	0	1	0	0	0	0	0	0	0	0	0	0	0	0	0
07-19	**66**	**0**	**0**	**0**	**0**	**0**	**1**	**3**	**5**	**13**	**6**	**3**	**4**	**5**	**13**	**7**	**1**	**2**	**3**	**0**	**0**	**0**	**0**	**0**	**0**	**0**	**0**	**0**	**0**
06-22	**75**	**0**	**0**	**0**	**0**	**1**	**1**	**3**	**6**	**13**	**6**	**4**	**4**	**5**	**13**	**9**	**3**	**3**	**4**	**0**	**0**	**0**	**0**	**0**	**0**	**0**	**0**	**0**	**0**
06-00	**77**	**0**	**0**	**0**	**0**	**1**	**1**	**3**	**6**	**13**	**6**	**5**	**4**	**5**	**13**	**10**	**3**	**3**	**4**	**0**	**0**	**0**	**0**	**0**	**0**	**0**	**0**	**0**	**0**
00-00	**77**	**0**	**0**	**0**	**0**	**1**	**1**	**3**	**6**	**13**	**6**	**5**	**4**	**5**	**13**	**10**	**3**	**3**	**4**	**0**	**0**	**0**	**0**	**0**	**0**	**0**	**0**	**0**	**0**

DRAFT

Site 87
Location LP03201, Att - TP, Lat 54.0964, Long -6.82082
Direction North

3279 / Meath/Cavan/Monaghan ATC's
October 2013
Automatic Traffic Count

Fri, 11 October 2013

Time	Total	Speed Bins (km/h)																												
		0 - 5	5 - 10	10 - 15	15 - 20	20 - 25	25 - 30	30 - 35	35 - 40	40 - 45	45 - 50	50 - 55	55 - 60	60 - 65	65 - 70	70 - 75	75 - 80	80 - 85	85 - 90	90 - 95	95 - 100	100 - 105	105 - 110	110 - 115	115 - 120	120 - 125	125 - 130	130 - 135	135 - 140
0000	1	0	0	0	0	0	0	0	0	0	0	0	1	0	0	0	0	0	0	0	0	0	0	0	0	0	0	0	0	0
0100	0	0	0	0	0	0	0	0	0	0	0	0	0	0	0	0	0	0	0	0	0	0	0	0	0	0	0	0	0	0
0200	0	0	0	0	0	0	0	0	0	0	0	0	0	0	0	0	0	0	0	0	0	0	0	0	0	0	0	0	0	0
0300	0	0	0	0	0	0	0	0	0	0	0	0	0	0	0	0	0	0	0	0	0	0	0	0	0	0	0	0	0	0
0400	0	0	0	0	0	0	0	0	0	0	0	0	0	0	0	0	0	0	0	0	0	0	0	0	0	0	0	0	0	0
0500	0	0	0	0	0	0	0	0	0	0	0	0	0	0	0	0	0	0	0	0	0	0	0	0	0	0	0	0	0	0
0600	0	0	0	0	0	0	0	0	0	0	0	0	0	0	0	0	0	0	0	0	0	0	0	0	0	0	0	0	0	0
0700	1	0	0	0	0	0	0	0	0	0	0	0	0	0	0	0	0	1	0	0	0	0	0	0	0	0	0	0	0	0
0800	5	0	0	0	0	0	0	0	0	0	0	0	3	0	0	2	0	0	0	0	0	0	0	0	0	0	0	0	0	0
0900	3	0	0	0	0	0	0	0	0	0	0	0	0	1	2	0	0	0	0	0	0	0	0	0	0	0	0	0	0	0
1000	2	0	0	0	0	0	0	0	0	1	0	0	0	0	1	0	0	0	0	0	0	0	0	0	0	0	0	0	0	0
1100	**7**	**0**	**0**	**0**	**0**	**1**	**0**	**0**	**0**	**1**	**3**	**0**	**1**	**1**	**0**	**0**	**0**	**0**	**0**	**0**	**0**	**0**	**0**	**0**	**0**	**0**	**0**	**0**	**0**	**0**
1200	7	0	0	0	0	0	0	0	2	2	0	0	1	0	0	0	1	1	0	0	0	0	0	0	0	0	0	0	0	0
1300	4	0	0	0	0	0	0	0	1	1	0	0	0	0	0	0	0	1	1	0	0	0	0	0	0	0	0	0	0	0
1400	7	0	0	0	0	1	0	0	1	1	0	1	1	0	1	1	0	0	0	0	0	0	0	0	0	0	0	0	0	0
1500	6	0	0	0	0	0	0	0	0	0	0	3	2	0	0	0	1	0	0	0	0	0	0	0	0	0	0	0	0	0
1600	4	0	0	0	0	0	0	0	0	0	0	0	0	0	0	0	3	1	0	0	0	0	0	0	0	0	0	0	0	0
1700	9	0	0	0	0	0	0	0	0	0	0	1	1	1	1	2	1	1	1	0	0	0	0	0	0	0	0	0	0	0
1800	**11**	**0**	**0**	**0**	**0**	**1**	**0**	**1**	**0**	**1**	**0**	**0**	**3**	**0**	**2**	**3**	**0**	**0**	**0**	**0**	**0**	**0**	**0**	**0**	**0**	**0**	**0**	**0**	**0**	**0**
1900	3	0	0	0	0	0	0	0	0	0	0	0	0	0	1	0	1	1	0	0	0	0	0	0	0	0	0	0	0	0
2000	**11**	**0**	**0**	**0**	**0**	**2**	**0**	**0**	**0**	**0**	**0**	**0**	**2**	**1**	**1**	**1**	**2**	**0**	**2**	**0**	**0**	**0**	**0**	**0**	**0**	**0**	**0**	**0**	**0**	**0**
2100	3	0	0	0	0	0	0	0	0	0	0	0	0	1	0	1	0	0	0	1	0	0	0	0	0	0	0	0	0	0
2200	0	0	0	0	0	0	0	0	0	0	0	0	0	0	0	0	0	0	0	0	0	0	0	0	0	0	0	0	0	0
2300	1	0	0	0	0	0	0	0	0	1	0	0	0	0	0	0	0	0	0	0	0	0	0	0	0	0	0	0	0	0
07-19	**66**	**0**	**0**	**0**	**0**	**3**	**0**	**1**	**4**	**7**	**3**	**5**	**12**	**3**	**7**	**8**	**6**	**5**	**2**	**0**	**0**	**0**	**0**	**0**	**0**	**0**	**0**	**0**	**0**	**0**
06-22	**83**	**0**	**0**	**0**	**0**	**5**	**0**	**1**	**4**	**7**	**3**	**5**	**14**	**5**	**9**	**10**	**9**	**6**	**4**	**1**	**0**	**0**	**0**	**0**	**0**	**0**	**0**	**0**	**0**	**0**
06-00	**84**	**0**	**0**	**0**	**0**	**5**	**0**	**1**	**4**	**8**	**3**	**5**	**14**	**5**	**9**	**10**	**9**	**6**	**4**	**1**	**0**	**0**	**0**	**0**	**0**	**0**	**0**	**0**	**0**	**0**
00-00	**85**	**0**	**0**	**0**	**0**	**5**	**0**	**1**	**4**	**8**	**3**	**5**	**15**	**5**	**9**	**10**	**9**	**6**	**4**	**1**	**0**	**0**	**0**	**0**	**0**	**0**	**0**	**0**	**0**	**0**

DRAFT

Site 87
Location LP03201, Att - TP, Lat 54.0964, Long -6.82082
Direction North

3279 / Meath/Cavan/Monaghan ATC's
October 2013
Automatic Traffic Count

Sat, 12 October 2013

Time	Total	Speed Bins (km/h)																											
		0 - 5	5 - 10	10 - 15	15 - 20	20 - 25	25 - 30	30 - 35	35 - 40	40 - 45	45 - 50	50 - 55	55 - 60	60 - 65	65 - 70	70 - 75	75 - 80	80 - 85	85 - 90	90 - 95	95 - 100	100 - 105	105 - 110	110 - 115	115 - 120	120 - 125	125 - 130	130 - 135	135 - 140
0000	1	0	0	0	0	0	0	0	0	0	0	0	0	1	0	0	0	0	0	0	0	0	0	0	0	0	0	0	0
0100	1	0	0	0	0	0	0	0	0	0	1	0	0	0	0	0	0	0	0	0	0	0	0	0	0	0	0	0	0
0200	1	0	0	0	0	0	0	0	0	0	0	0	0	0	0	1	0	0	0	0	0	0	0	0	0	0	0	0	0
0300	1	0	0	0	0	0	0	0	0	0	0	0	0	1	0	0	0	0	0	0	0	0	0	0	0	0	0	0	0
0400	0	0	0	0	0	0	0	0	0	0	0	0	0	0	0	0	0	0	0	0	0	0	0	0	0	0	0	0	0
0500	0	0	0	0	0	0	0	0	0	0	0	0	0	0	0	0	0	0	0	0	0	0	0	0	0	0	0	0	0
0600	0	0	0	0	0	0	0	0	0	0	0	0	0	0	0	0	0	0	0	0	0	0	0	0	0	0	0	0	0
0700	0	0	0	0	0	0	0	0	0	0	0	0	0	0	0	0	0	0	0	0	0	0	0	0	0	0	0	0	0
0800	1	0	0	0	0	0	0	0	0	0	0	0	0	0	0	0	1	0	0	0	0	0	0	0	0	0	0	0	0
0900	**7**	**0**	**0**	**0**	**2**	**0**	**0**	**0**	**0**	**1**	**0**	**0**	**0**	**1**	**2**	**0**	**0**	**1**	**0**	**0**	**0**	**0**	**0**	**0**	**0**	**0**	**0**	**0**	**0**
1000	2	0	0	0	0	0	0	0	0	0	1	0	0	0	0	1	0	0	0	0	0	0	0	0	0	0	0	0	0
1100	2	0	0	0	0	0	0	0	0	0	0	0	0	1	0	1	0	0	0	0	0	0	0	0	0	0	0	0	0
1200	5	0	0	0	0	0	0	0	0	0	0	1	0	0	1	1	2	0	0	0	0	0	0	0	0	0	0	0	0
1300	4	0	0	0	0	0	0	0	0	1	0	1	0	1	0	0	0	1	0	0	0	0	0	0	0	0	0	0	0
1400	**7**	**0**	**0**	**0**	**0**	**0**	**0**	**0**	**2**	**0**	**0**	**1**	**1**	**0**	**1**	**2**	**0**	**0**	**0**	**0**	**0**	**0**	**0**	**0**	**0**	**0**	**0**	**0**	**0**
1500	5	0	0	0	0	0	0	0	1	0	0	0	1	0	1	1	1	0	0	0	0	0	0	0	0	0	0	0	0
1600	4	0	0	0	1	0	0	0	0	0	0	0	0	0	2	1	0	0	0	0	0	0	0	0	0	0	0	0	0
1700	**7**	**0**	**0**	**0**	**0**	**0**	**0**	**0**	**0**	**0**	**0**	**0**	**1**	**2**	**1**	**3**	**0**	**0**	**0**	**0**	**0**	**0**	**0**	**0**	**0**	**0**	**0**	**0**	**0**
1800	3	0	0	0	0	0	0	0	0	0	0	0	0	0	2	1	0	0	0	0	0	0	0	0	0	0	0	0	0
1900	3	0	0	0	0	0	0	0	0	0	1	0	0	0	1	0	0	0	0	0	0	0	1	0	0	0	0	0	0
2000	1	0	0	0	0	0	0	0	0	0	0	0	0	0	0	0	0	0	1	0	0	0	0	0	0	0	0	0	0
2100	1	0	0	0	0	0	0	0	0	0	0	0	0	0	0	0	0	1	0	0	0	0	0	0	0	0	0	0	0
2200	2	0	0	0	0	0	0	0	0	0	0	0	0	0	1	1	0	0	0	0	0	0	0	0	0	0	0	0	0
2300	1	0	0	0	0	0	0	0	0	0	0	0	0	0	0	0	1	0	0	0	0	0	0	0	0	0	0	0	0
07-19	**47**	**0**	**0**	**0**	**3**	**0**	**0**	**0**	**3**	**2**	**1**	**3**	**3**	**5**	**10**	**11**	**4**	**2**	**0**	**0**	**0**	**0**	**0**	**0**	**0**	**0**	**0**	**0**	**0**
06-22	**52**	**0**	**0**	**0**	**3**	**0**	**0**	**0**	**3**	**2**	**2**	**3**	**3**	**5**	**11**	**11**	**4**	**3**	**1**	**0**	**0**	**0**	**1**	**0**	**0**	**0**	**0**	**0**	**0**
06-00	**55**	**0**	**0**	**0**	**3**	**0**	**0**	**0**	**3**	**2**	**2**	**3**	**3**	**5**	**12**	**12**	**5**	**3**	**1**	**0**	**0**	**0**	**1**	**0**	**0**	**0**	**0**	**0**	**0**
00-00	**59**	**0**	**0**	**0**	**3**	**0**	**0**	**0**	**3**	**2**	**3**	**3**	**3**	**7**	**12**	**13**	**5**	**3**	**1**	**0**	**0**	**0**	**1**	**0**	**0**	**0**	**0**	**0**	**0**

DRAFT

Site 87
Location LP03201, Att - TP, Lat 54.0964, Long -6.82082
Direction North

3279 / Meath/Cavan/Monaghan ATC's
October 2013
Automatic Traffic Count

Sun, 13 October 2013

Time	Total	Speed Bins (km/h)																											
		0 - 5	5 - 10	10 - 15	15 - 20	20 - 25	25 - 30	30 - 35	35 - 40	40 - 45	45 - 50	50 - 55	55 - 60	60 - 65	65 - 70	70 - 75	75 - 80	80 - 85	85 - 90	90 - 95	95 - 100	100 - 105	105 - 110	110 - 115	115 - 120	120 - 125	125 - 130	130 - 135	135 - 140
0000	0	0	0	0	0	0	0	0	0	0	0	0	0	0	0	0	0	0	0	0	0	0	0	0	0	0	0	0	0
0100	1	0	0	0	0	0	0	0	0	0	0	0	1	0	0	0	0	0	0	0	0	0	0	0	0	0	0	0	0
0200	0	0	0	0	0	0	0	0	0	0	0	0	0	0	0	0	0	0	0	0	0	0	0	0	0	0	0	0	0
0300	0	0	0	0	0	0	0	0	0	0	0	0	0	0	0	0	0	0	0	0	0	0	0	0	0	0	0	0	0
0400	1	0	0	0	0	0	0	0	0	0	0	1	0	0	0	0	0	0	0	0	0	0	0	0	0	0	0	0	0
0500	0	0	0	0	0	0	0	0	0	0	0	0	0	0	0	0	0	0	0	0	0	0	0	0	0	0	0	0	0
0600	0	0	0	0	0	0	0	0	0	0	0	0	0	0	0	0	0	0	0	0	0	0	0	0	0	0	0	0	0
0700	2	0	0	0	0	0	0	0	0	0	0	0	0	2	0	0	0	0	0	0	0	0	0	0	0	0	0	0	0
0800	1	0	0	0	0	0	0	0	0	0	0	0	0	0	0	0	0	0	0	0	0	1	0	0	0	0	0	0	0
0900	2	0	0	0	0	0	0	0	0	0	0	0	0	1	1	0	0	0	0	0	0	0	0	0	0	0	0	0	0
1000	**11**	**0**	**0**	**0**	**0**	**0**	**0**	**0**	**0**	**0**	**2**	**0**	**1**	**3**	**3**	**0**	**1**	**1**	**0**	**0**	**0**	**0**	**0**	**0**	**0**	**0**	**0**	**0**	**0**
1100	3	0	0	0	0	0	0	0	0	0	0	0	2	0	0	0	1	0	0	0	0	0	0	0	0	0	0	0	0
1200	0	0	0	0	0	0	0	0	0	0	0	0	0	0	0	0	0	0	0	0	0	0	0	0	0	0	0	0	0
1300	3	0	0	0	0	0	0	0	0	0	1	0	0	1	0	0	0	1	0	0	0	0	0	0	0	0	0	0	0
1400	3	0	0	0	0	0	0	0	1	0	0	0	1	0	1	0	0	0	0	0	0	0	0	0	0	0	0	0	0
1500	3	0	0	0	0	0	0	0	0	0	0	0	1	2	0	0	0	0	0	0	0	0	0	0	0	0	0	0	0
1600	1	0	0	0	1	0	0	0	0	0	0	0	0	0	0	0	0	0	0	0	0	0	0	0	0	0	0	0	0
1700	**6**	**0**	**0**	**0**	**1**	**1**	**0**	**0**	**0**	**0**	**2**	**1**	**0**	**0**	**1**	**0**	**0**	**0**	**0**	**0**	**0**	**0**	**0**	**0**	**0**	**0**	**0**	**0**	**0**
1800	4	0	0	0	0	0	0	0	0	1	0	0	0	0	1	1	0	1	0	0	0	0	0	0	0	0	0	0	0
1900	2	0	0	0	0	0	0	0	0	1	0	0	1	0	0	0	0	0	0	0	0	0	0	0	0	0	0	0	0
2000	2	0	0	0	0	0	0	0	0	0	0	0	0	0	0	2	0	0	0	0	0	0	0	0	0	0	0	0	0
2100	3	0	0	0	0	0	0	0	0	0	0	0	0	0	0	1	1	1	0	0	0	0	0	0	0	0	0	0	0
2200	0	0	0	0	0	0	0	0	0	0	0	0	0	0	0	0	0	0	0	0	0	0	0	0	0	0	0	0	0
2300	2	0	0	0	0	0	0	0	0	0	0	0	1	0	0	0	0	1	0	0	0	0	0	0	0	0	0	0	0
07-19	**39**	**0**	**0**	**0**	**2**	**1**	**0**	**0**	**1**	**1**	**5**	**1**	**5**	**9**	**7**	**1**	**2**	**3**	**0**	**0**	**0**	**1**	**0**	**0**	**0**	**0**	**0**	**0**	**0**
06-22	**46**	**0**	**0**	**0**	**2**	**1**	**0**	**0**	**1**	**2**	**5**	**1**	**6**	**9**	**7**	**4**	**3**	**4**	**0**	**0**	**0**	**1**	**0**	**0**	**0**	**0**	**0**	**0**	**0**
06-00	**48**	**0**	**0**	**0**	**2**	**1**	**0**	**0**	**1**	**2**	**5**	**1**	**7**	**9**	**7**	**4**	**3**	**5**	**0**	**0**	**0**	**1**	**0**	**0**	**0**	**0**	**0**	**0**	**0**
00-00	**50**	**0**	**0**	**0**	**2**	**1**	**0**	**0**	**1**	**2**	**5**	**2**	**8**	**9**	**7**	**4**	**3**	**5**	**0**	**0**	**0**	**1**	**0**	**0**	**0**	**0**	**0**	**0**	**0**

DRAFT

Site 87
Location LP03201, Att - TP, Lat 54.0964, Long -6.82082
Direction North

3279 / Meath/Cavan/Monaghan ATC's
October 2013
Automatic Traffic Count

Mon, 14 October 2013

Time	Total	Speed Bins (km/h)																											
		0 - 5	5 - 10	10 - 15	15 - 20	20 - 25	25 - 30	30 - 35	35 - 40	40 - 45	45 - 50	50 - 55	55 - 60	60 - 65	65 - 70	70 - 75	75 - 80	80 - 85	85 - 90	90 - 95	95 - 100	100 - 105	105 - 110	110 - 115	115 - 120	120 - 125	125 - 130	130 - 135	135 - 140
0000	1	0	0	0	0	0	0	0	0	0	0	0	0	0	0	0	1	0	0	0	0	0	0	0	0	0	0	0	0
0100	0	0	0	0	0	0	0	0	0	0	0	0	0	0	0	0	0	0	0	0	0	0	0	0	0	0	0	0	0
0200	0	0	0	0	0	0	0	0	0	0	0	0	0	0	0	0	0	0	0	0	0	0	0	0	0	0	0	0	0
0300	0	0	0	0	0	0	0	0	0	0	0	0	0	0	0	0	0	0	0	0	0	0	0	0	0	0	0	0	0
0400	0	0	0	0	0	0	0	0	0	0	0	0	0	0	0	0	0	0	0	0	0	0	0	0	0	0	0	0	0
0500	0	0	0	0	0	0	0	0	0	0	0	0	0	0	0	0	0	0	0	0	0	0	0	0	0	0	0	0	0
0600	0	0	0	0	0	0	0	0	0	0	0	0	0	0	0	0	0	0	0	0	0	0	0	0	0	0	0	0	0
0700	1	0	0	0	0	0	0	0	0	0	0	0	0	0	0	0	0	1	0	0	0	0	0	0	0	0	0	0	0
0800	5	0	0	0	0	0	0	0	0	0	0	0	2	0	0	1	0	1	1	0	0	0	0	0	0	0	0	0	0	0
0900	**7**	**0**	**0**	**0**	**0**	**0**	**0**	**0**	**1**	**0**	**2**	**1**	**0**	**0**	**2**	**0**	**0**	**1**	**0**	**0**	**0**	**0**	**0**	**0**	**0**	**0**	**0**	**0**	**0**	**0**
1000	3	0	0	0	0	0	0	0	0	1	0	0	0	1	0	0	1	0	0	0	0	0	0	0	0	0	0	0	0	0
1100	1	0	0	0	0	0	0	0	0	0	0	0	0	0	1	0	0	0	0	0	0	0	0	0	0	0	0	0	0	0
1200	3	0	0	0	0	0	0	0	0	0	0	1	0	0	1	0	1	0	0	0	0	0	0	0	0	0	0	0	0	0
1300	2	0	0	0	0	0	0	0	0	1	0	0	0	0	1	0	0	0	0	0	0	0	0	0	0	0	0	0	0	0
1400	5	0	0	0	0	0	0	0	0	1	1	0	0	1	0	1	1	0	0	0	0	0	0	0	0	0	0	0	0	0
1500	5	0	0	0	0	0	0	0	0	0	2	0	1	0	1	1	0	0	0	0	0	0	0	0	0	0	0	0	0	0
1600	3	0	0	0	0	0	0	0	0	0	0	0	0	0	0	3	0	0	0	0	0	0	0	0	0	0	0	0	0	0
1700	5	0	0	0	0	1	0	0	0	0	0	0	0	0	2	0	1	1	0	0	0	0	0	0	0	0	0	0	0	0
1800	**7**	**0**	**0**	**0**	**0**	**0**	**0**	**0**	**0**	**0**	**1**	**0**	**1**	**0**	**0**	**2**	**2**	**0**	**1**	**0**	**0**	**0**	**0**	**0**	**0**	**0**	**0**	**0**	**0**	**0**
1900	3	0	0	0	0	0	0	0	0	0	0	0	2	0	1	0	0	0	0	0	0	0	0	0	0	0	0	0	0	0
2000	4	0	0	0	0	1	0	0	0	0	0	1	0	1	0	1	0	0	0	0	0	0	0	0	0	0	0	0	0	0
2100	4	0	0	0	0	0	0	0	0	0	0	0	2	1	1	0	0	0	0	0	0	0	0	0	0	0	0	0	0	0
2200	1	0	0	0	0	0	0	0	0	0	0	0	0	0	0	0	0	0	1	0	0	0	0	0	0	0	0	0	0	0
2300	0	0	0	0	0	0	0	0	0	0	0	0	0	0	0	0	0	0	0	0	0	0	0	0	0	0	0	0	0	0
07-19	**47**	**0**	**0**	**0**	**0**	**1**	**0**	**0**	**1**	**3**	**6**	**2**	**4**	**2**	**8**	**8**	**6**	**3**	**3**	**0**	**0**	**0**	**0**	**0**	**0**	**0**	**0**	**0**	**0**	**0**
06-22	**58**	**0**	**0**	**0**	**0**	**2**	**0**	**0**	**1**	**3**	**6**	**3**	**8**	**4**	**10**	**9**	**6**	**3**	**3**	**0**	**0**	**0**	**0**	**0**	**0**	**0**	**0**	**0**	**0**	**0**
06-00	**59**	**0**	**0**	**0**	**0**	**2**	**0**	**0**	**1**	**3**	**6**	**3**	**8**	**4**	**10**	**9**	**6**	**3**	**4**	**0**	**0**	**0**	**0**	**0**	**0**	**0**	**0**	**0**	**0**	**0**
00-00	**60**	**0**	**0**	**0**	**0**	**2**	**0**	**0**	**1**	**3**	**6**	**3**	**8**	**4**	**10**	**9**	**7**	**3**	**4**	**0**	**0**	**0**	**0**	**0**	**0**	**0**	**0**	**0**	**0**	**0**

DRAFT

Site 87
Location LP03201, Att - TP, Lat 54.0964, Long -6.82082
Direction North

3279 / Meath/Cavan/Monaghan ATC's
October 2013
Automatic Traffic Count

Tue, 15 October 2013

Time	Total	Speed Bins (km/h)																											
		0 - 5	5 - 10	10 - 15	15 - 20	20 - 25	25 - 30	30 - 35	35 - 40	40 - 45	45 - 50	50 - 55	55 - 60	60 - 65	65 - 70	70 - 75	75 - 80	80 - 85	85 - 90	90 - 95	95 - 100	100 - 105	105 - 110	110 - 115	115 - 120	120 - 125	125 - 130	130 - 135	135 - 140
0000	0	0	0	0	0	0	0	0	0	0	0	0	0	0	0	0	0	0	0	0	0	0	0	0	0	0	0	0	0
0100	0	0	0	0	0	0	0	0	0	0	0	0	0	0	0	0	0	0	0	0	0	0	0	0	0	0	0	0	0
0200	0	0	0	0	0	0	0	0	0	0	0	0	0	0	0	0	0	0	0	0	0	0	0	0	0	0	0	0	0
0300	1	0	0	0	0	0	0	0	0	1	0	0	0	0	0	0	0	0	0	0	0	0	0	0	0	0	0	0	0
0400	0	0	0	0	0	0	0	0	0	0	0	0	0	0	0	0	0	0	0	0	0	0	0	0	0	0	0	0	0
0500	0	0	0	0	0	0	0	0	0	0	0	0	0	0	0	0	0	0	0	0	0	0	0	0	0	0	0	0	0
0600	0	0	0	0	0	0	0	0	0	0	0	0	0	0	0	0	0	0	0	0	0	0	0	0	0	0	0	0	0
0700	**3**	**0**	**0**	**0**	**0**	**0**	**0**	**0**	**0**	**0**	**0**	**0**	**2**	**0**	**0**	**0**	**0**	**0**	**1**	**0**	**0**	**0**	**0**	**0**	**0**	**0**	**0**	**0**	**0**
0800	**3**	**0**	**0**	**0**	**0**	**0**	**0**	**0**	**0**	**0**	**0**	**0**	**1**	**1**	**0**	**0**	**0**	**1**	**0**	**0**	**0**	**0**	**0**	**0**	**0**	**0**	**0**	**0**	**0**
0900	2	0	0	0	0	0	0	0	0	0	0	0	0	0	0	1	0	0	0	1	0	0	0	0	0	0	0	0	0
1000	**3**	**0**	**0**	**0**	**0**	**0**	**0**	**0**	**0**	**0**	**0**	**1**	**0**	**1**	**0**	**0**	**1**	**0**	**0**	**0**	**0**	**0**	**0**	**0**	**0**	**0**	**0**	**0**	**0**
1100	2	0	0	0	0	0	0	0	0	0	1	1	0	0	0	0	0	0	0	0	0	0	0	0	0	0	0	0	0
1200	3	0	0	0	0	0	0	0	0	0	0	0	0	2	1	0	0	0	0	0	0	0	0	0	0	0	0	0	0
1300	4	0	0	0	0	0	0	0	0	0	0	1	0	2	1	0	0	0	0	0	0	0	0	0	0	0	0	0	0
1400	**6**	**0**	**1**	**0**	**0**	**0**	**0**	**0**	**0**	**0**	**0**	**0**	**0**	**2**	**1**	**1**	**0**	**0**	**1**	**0**	**0**	**0**	**0**	**0**	**0**	**0**	**0**	**0**	**0**
1500	2	0	0	0	0	0	0	0	0	0	0	0	1	0	0	1	0	0	0	0	0	0	0	0	0	0	0	0	0
1600	3	0	0	0	0	0	0	0	0	0	0	0	1	0	0	2	0	0	0	0	0	0	0	0	0	0	0	0	0
1700	3	0	0	0	0	0	0	0	0	0	0	0	2	0	0	1	0	0	0	0	0	0	0	0	0	0	0	0	0
1800	4	0	0	0	0	0	0	0	0	0	0	1	1	2	0	0	0	0	0	0	0	0	0	0	0	0	0	0	0
1900	4	0	0	0	0	0	0	0	0	0	0	0	0	1	1	0	1	0	0	1	0	0	0	0	0	0	0	0	0
2000	4	0	0	0	0	0	0	0	0	0	1	0	1	0	1	0	1	0	0	0	0	0	0	0	0	0	0	0	0
2100	3	0	0	0	0	0	0	0	0	0	1	0	0	1	1	0	0	0	0	0	0	0	0	0	0	0	0	0	0
2200	**6**	**0**	**0**	**0**	**0**	**0**	**0**	**0**	**0**	**1**	**0**	**0**	**1**	**1**	**1**	**1**	**1**	**0**	**0**	**0**	**0**	**0**	**0**	**0**	**0**	**0**	**0**	**0**	**0**
2300	1	0	0	0	0	0	0	0	0	0	0	0	0	0	0	0	0	0	0	0	0	0	0	0	1	0	0	0	0
07-19	**38**	**0**	**1**	**0**	**0**	**0**	**0**	**0**	**0**	**0**	**1**	**4**	**8**	**10**	**3**	**6**	**1**	**1**	**2**	**1**	**0**	**0**	**0**	**0**	**0**	**0**	**0**	**0**	**0**
06-22	**49**	**0**	**1**	**0**	**0**	**0**	**0**	**0**	**0**	**0**	**3**	**4**	**9**	**12**	**6**	**6**	**3**	**1**	**2**	**2**	**0**	**0**	**0**	**0**	**0**	**0**	**0**	**0**	**0**
06-00	**56**	**0**	**1**	**0**	**0**	**0**	**0**	**0**	**0**	**1**	**3**	**4**	**10**	**13**	**7**	**7**	**4**	**1**	**2**	**2**	**0**	**0**	**0**	**0**	**1**	**0**	**0**	**0**	**0**
00-00	**57**	**0**	**1**	**0**	**0**	**0**	**0**	**0**	**0**	**2**	**3**	**4**	**10**	**13**	**7**	**7**	**4**	**1**	**2**	**2**	**0**	**0**	**0**	**0**	**1**	**0**	**0**	**0**	**0**

DRAFT

Site 87
Location LP03201, Att - TP, Lat 54.0964, Long -6.82082
Direction North

3279 / Meath/Cavan/Monaghan ATC's
October 2013
Automatic Traffic Count

Virtual Day (7)

Time	Total	Speed Bins (km/h)																											
		0 - 5	5 - 10	10 - 15	15 - 20	20 - 25	25 - 30	30 - 35	35 - 40	40 - 45	45 - 50	50 - 55	55 - 60	60 - 65	65 - 70	70 - 75	75 - 80	80 - 85	85 - 90	90 - 95	95 - 100	100 - 105	105 - 110	110 - 115	115 - 120	120 - 125	125 - 130	130 - 135	135 - 140
0000	0	0	0	0	0	0	0	0	0	0	0	0	0	0	0	0	0	0	0	0	0	0	0	0	0	0	0	0	0
0100	0	0	0	0	0	0	0	0	0	0	0	0	0	0	0	0	0	0	0	0	0	0	0	0	0	0	0	0	0
0200	0	0	0	0	0	0	0	0	0	0	0	0	0	0	0	0	0	0	0	0	0	0	0	0	0	0	0	0	0
0300	0	0	0	0	0	0	0	0	0	0	0	0	0	0	0	0	0	0	0	0	0	0	0	0	0	0	0	0	0
0400	0	0	0	0	0	0	0	0	0	0	0	0	0	0	0	0	0	0	0	0	0	0	0	0	0	0	0	0	0
0500	0	0	0	0	0	0	0	0	0	0	0	0	0	0	0	0	0	0	0	0	0	0	0	0	0	0	0	0	0
0600	0	0	0	0	0	0	0	0	0	0	0	0	0	0	0	0	0	0	0	0	0	0	0	0	0	0	0	0	0
0700	1	0	0	0	0	0	0	0	0	0	0	0	0	0	0	0	0	0	0	0	0	0	0	0	0	0	0	0	0
0800	**4**	**0**	**0**	**0**	**0**	**0**	**0**	**0**	**0**	**0**	**0**	**0**	**1**	**0**	**0**	**1**	**0**	**1**	**0**	**0**	**0**	**0**	**0**	**0**	**0**	**0**	**0**	**0**	**0**
0900	**4**	**0**	**0**	**0**	**0**	**0**	**0**	**0**	**0**	**0**	**0**	**0**	**0**	**1**	**1**	**0**	**0**	**0**	**0**	**0**	**0**	**0**	**0**	**0**	**0**	**0**	**0**	**0**	**0**
1000	**4**	**0**	**0**	**0**	**0**	**0**	**0**	**0**	**0**	**0**	**0**	**0**	**1**	**1**	**1**	**0**	**1**	**0**	**0**	**0**	**0**	**0**	**0**	**0**	**0**	**0**	**0**	**0**	**0**
1100	3	0	0	0	0	0	0	0	0	0	1	0	0	0	0	0	0	0	0	0	0	0	0	0	0	0	0	0	0
1200	3	0	0	0	0	0	0	0	1	0	0	1	0	0	0	0	1	0	0	0	0	0	0	0	0	0	0	0	0
1300	4	0	0	0	0	0	0	0	0	1	0	1	0	1	0	0	0	1	0	0	0	0	0	0	0	0	0	0	0
1400	5	0	0	0	0	0	0	0	1	0	0	0	0	1	1	1	0	0	0	0	0	0	0	0	0	0	0	0	0
1500	5	0	0	0	0	0	0	0	0	0	1	1	1	0	1	1	0	0	0	0	0	0	0	0	0	0	0	0	0
1600	4	0	0	0	0	0	0	0	0	0	0	0	0	0	1	1	1	0	0	0	0	0	0	0	0	0	0	0	0
1700	6	0	0	0	0	0	0	0	0	0	1	0	1	0	1	1	0	0	0	0	0	0	0	0	0	0	0	0	0
1800	**7**	**0**	**0**	**0**	**0**	**0**	**0**	**0**	**0**	**0**	**0**	**0**	**1**	**1**	**2**	**1**	**0**	**0**	**0**	**0**	**0**	**0**	**0**	**0**	**0**	**0**	**0**	**0**	**0**
1900	4	0	0	0	0	0	0	0	0	0	0	0	1	0	1	0	1	0	0	0	0	0	0	0	0	0	0	0	0
2000	4	0	0	0	0	0	0	0	0	0	0	0	1	0	0	1	0	0	0	0	0	0	0	0	0	0	0	0	0
2100	3	0	0	0	0	0	0	0	0	0	0	0	0	0	0	1	0	0	0	0	0	0	0	0	0	0	0	0	0
2200	2	0	0	0	0	0	0	0	0	0	0	0	0	0	0	0	0	0	0	0	0	0	0	0	0	0	0	0	0
2300	1	0	0	0	0	0	0	0	0	0	0	0	0	0	0	0	0	0	0	0	0	0	0	0	0	0	0	0	0
07-19	**50**	**0**	**0**	**0**	**1**	**1**	**0**	**1**	**3**	**4**	**3**	**4**	**6**	**5**	**7**	**6**	**4**	**3**	**2**	**0**	**0**	**0**	**0**	**0**	**0**	**0**	**0**	**0**	**0**
06-22	**60**	**0**	**0**	**0**	**1**	**1**	**0**	**1**	**3**	**4**	**4**	**4**	**8**	**6**	**9**	**8**	**5**	**4**	**2**	**0**	**0**	**0**	**0**	**0**	**0**	**0**	**0**	**0**	**0**
06-00	**63**	**0**	**0**	**0**	**1**	**1**	**0**	**1**	**3**	**4**	**4**	**4**	**8**	**7**	**9**	**8**	**5**	**4**	**2**	**0**	**0**	**0**	**0**	**0**	**0**	**0**	**0**	**0**	**0**
00-00	**64**	**0**	**0**	**0**	**1**	**1**	**0**	**1**	**3**	**4**	**4**	**4**	**8**	**7**	**9**	**8**	**5**	**4**	**2**	**0**	**0**	**0**	**0**	**0**	**0**	**0**	**0**	**0**	**0**

DRAFT

Site 87
Location LP03201, Att - TP, Lat 54.0964, Long -6.82082
Direction North

3279 / Meath/Cavan/Monaghan ATC's
October 2013
Automatic Traffic Count

Virtual Week (1)

Time	Total	Speed Bins (km/h)																											
		0 - 5	5 - 10	10 - 15	15 - 20	20 - 25	25 - 30	30 - 35	35 - 40	40 - 45	45 - 50	50 - 55	55 - 60	60 - 65	65 - 70	70 - 75	75 - 80	80 - 85	85 - 90	90 - 95	95 - 100	100 - 105	105 - 110	110 - 115	115 - 120	120 - 125	125 - 130	130 - 135	135 - 140
Mon	60	0	0	0	0	2	0	0	1	3	6	3	8	4	10	9	7	3	4	0	0	0	0	0	0	0	0	0	0
Tue	57	0	1	0	0	0	0	0	0	2	3	4	10	13	7	7	4	1	2	2	0	0	0	0	1	0	0	0	0
Wed	59	0	0	0	2	0	0	0	4	1	2	8	9	5	8	4	7	7	1	0	1	0	0	0	0	0	0	0	0
Thu	77	0	0	0	0	1	1	3	6	13	6	5	4	5	13	10	3	3	4	0	0	0	0	0	0	0	0	0	0
Fri	85	0	0	0	0	5	0	1	4	8	3	5	15	5	9	10	9	6	4	1	0	0	0	0	0	0	0	0	0
|Sat	59	0	0	0	3	0	0	0	3	2	3	3	3	7	12	13	5	3	1	0	0	0	1	0	0	0	0	0	0
|Sun	50	0	0	0	2	1	0	0	1	2	5	2	8	9	7	4	3	5	0	0	0	1	0	0	0	0	0	0	0
5 Day Ave.	**68**	**0**	**0**	**0**	**0**	**2**	**0**	**1**	**3**	**5**	**4**	**5**	**9**	**6**	**9**	**8**	**6**	**4**	**3**	**1**	**0**	**0**	**0**	**0**	**0**	**0**	**0**	**0**	**0**
7 Day Ave.	**64**	**0**	**0**	**0**	**1**	**1**	**0**	**1**	**3**	**4**	**4**	**4**	**8**	**7**	**9**	**8**	**5**	**4**	**2**	**0**	**0**	**0**	**0**	**0**	**0**	**0**	**0**	**0**	**0**
--	**447**	**0**	**1**	**0**	**7**	**9**	**1**	**4**	**19**	**31**	**28**	**30**	**57**	**48**	**66**	**57**	**38**	**28**	**16**	**3**	**1**	**1**	**1**	**0**	**1**	**0**	**0**	**0**	**0**

Summary Graphs

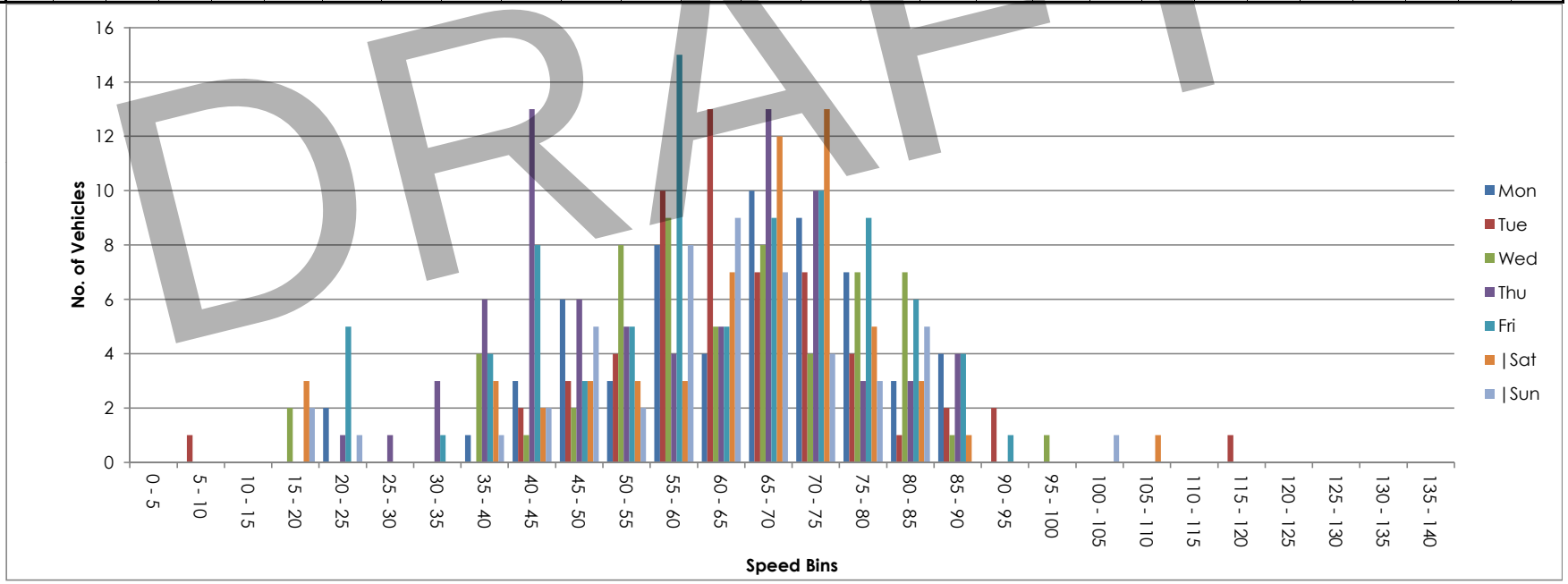

DRAFT

Site 87
Location LP03201, Att - TP, Lat 54.0964, Long -6.82082
Direction South

3279 / Meath/Cavan/Monaghan ATC's
October 2013
Automatic Traffic Count

Wed, 9 October 2013

Time	Total	Classification												>PSL	>PSL%	>SL1	>SL1%	>SL2	>SL2%	Mean	Vpp
		1 MCL	2 SV	3 SVT	4 TB2	5 TB3	6 T4	7 ART3	8 ART4	9 ART5	10 ART6	11 BD	12 DRT	80	80	85 +5kph	85 +5kph	90 +10kph	90 +10kph		85
0000	1	0	1	0	0	0	0	0	0	0	0	0	0	0	0	0	0	0	0	72.7	-
0100	1	0	0	0	0	0	0	0	0	1	0	0	0	0	0	0	0	0	0	63.5	-
0200	0	0	0	0	0	0	0	0	0	0	0	0	0	0	0	0	0	0	0	-	-
0300	0	0	0	0	0	0	0	0	0	0	0	0	0	0	0	0	0	0	0	-	-
0400	0	0	0	0	0	0	0	0	0	0	0	0	0	0	0	0	0	0	0	-	-
0500	0	0	0	0	0	0	0	0	0	0	0	0	0	0	0	0	0	0	0	-	-
0600	1	0	1	0	0	0	0	0	0	0	0	0	0	0	0	0	0	0	0	61.9	-
0700	1	0	0	0	0	1	0	0	0	0	0	0	0	0	0	0	0	0	0	35.5	-
0800	**6**	**0**	**4**	**1**	**0**	**0**	**0**	**0**	**0**	**1**	**0**	**0**	**0**	**2**	**33.3**	**2**	**33.3**	**1**	**16.7**	**64.8**	**-**
0900	5	0	2	2	0	0	0	0	0	0	1	0	0	0	0	0	0	0	0	42.8	-
1000	2	0	2	0	0	0	0	0	0	0	0	0	0	0	0	0	0	0	0	51.7	-
1100	3	0	2	1	0	0	0	0	0	0	0	0	0	0	0	0	0	0	0	54.4	-
1200	2	0	2	0	0	0	0	0	0	0	0	0	0	0	0	0	0	0	0	50.8	-
1300	4	0	3	0	0	0	0	0	0	1	0	0	0	0	0	0	0	0	0	40.5	-
1400	5	0	4	0	1	0	0	0	0	0	0	0	0	0	0	0	0	0	0	65.1	-
1500	4	0	4	0	0	0	0	0	0	0	0	0	0	1	25	0	0	0	0	66.5	-
1600	**6**	**0**	**3**	**1**	**0**	**1**	**0**	**0**	**1**	**0**	**0**	**0**	**0**	**0**	**0**	**0**	**0**	**0**	**0**	**56.6**	**-**
1700	2	1	1	0	0	0	0	0	0	0	0	0	0	0	0	0	0	0	0	26.2	-
1800	3	0	3	0	0	0	0	0	0	0	0	0	0	0	0	0	0	0	0	60.4	-
1900	4	1	2	0	1	0	0	0	0	0	0	0	0	0	0	0	0	0	0	51.4	-
2000	5	0	5	0	0	0	0	0	0	0	0	0	0	2	40	1	20	1	20	57.6	-
2100	3	0	1	1	1	0	0	0	0	0	0	0	0	0	0	0	0	0	0	64	-
2200	1	0	1	0	0	0	0	0	0	0	0	0	0	0	0	0	0	0	0	53.9	-
2300	1	0	1	0	0	0	0	0	0	0	0	0	0	0	0	0	0	0	0	41.4	-
07-19	**43**	**1**	**30**	**5**	**1**	**2**	**0**	**0**	**1**	**2**	**1**	**0**	**0**	**3**	**7**	**2**	**4.7**	**1**	**2.3**	**54.3**	**72**
06-22	**56**	**2**	**39**	**6**	**3**	**2**	**0**	**0**	**1**	**2**	**1**	**0**	**0**	**5**	**8.9**	**3**	**5.4**	**2**	**3.6**	**55**	**74.2**
06-00	**58**	**2**	**41**	**6**	**3**	**2**	**0**	**0**	**1**	**2**	**1**	**0**	**0**	**5**	**8.6**	**3**	**5.2**	**2**	**3.4**	**54.8**	**73.4**
00-00	**60**	**2**	**42**	**6**	**3**	**2**	**0**	**0**	**1**	**3**	**1**	**0**	**0**	**5**	**8.3**	**3**	**5**	**2**	**3.3**	**55.2**	**73.4**

DRAFT

Site 87
Location LP03201, Att - TP, Lat 54.0964, Long -6.82082
Direction South

3279 / Meath/Cavan/Monaghan ATC's
October 2013
Automatic Traffic Count

Thu, 10 October 2013

Time	Total	Classification												>PSL	>PSL%	>SL1	>SL1%	>SL2	>SL2%	Mean	Vpp
		1 MCL	2 SV	3 SVT	4 TB2	5 TB3	6 T4	7 ART3	8 ART4	9 ART5	10 ART6	11 BD	12 DRT	80	80	85 +5kph	85 +5kph	90 +10kph	90 +10kph		85
0000	1	0	0	0	1	0	0	0	0	0	0	0	0	0	0	0	0	0	0	71.2	-
0100	0	0	0	0	0	0	0	0	0	0	0	0	0	0	0	0	0	0	0	-	-
0200	0	0	0	0	0	0	0	0	0	0	0	0	0	0	0	0	0	0	0	-	-
0300	0	0	0	0	0	0	0	0	0	0	0	0	0	0	0	0	0	0	0	-	-
0400	0	0	0	0	0	0	0	0	0	0	0	0	0	0	0	0	0	0	0	-	-
0500	0	0	0	0	0	0	0	0	0	0	0	0	0	0	0	0	0	0	0	-	-
0600	1	0	1	0	0	0	0	0	0	0	0	0	0	0	0	0	0	0	0	75.6	-
0700	1	0	0	0	1	0	0	0	0	0	0	0	0	0	0	0	0	0	0	61	-
0800	6	0	6	0	0	0	0	0	0	0	0	0	0	0	0	0	0	0	0	66.4	-
0900	2	0	2	0	0	0	0	0	0	0	0	0	0	0	0	0	0	0	0	60.8	-
1000	1	0	0	0	1	0	0	0	0	0	0	0	0	0	0	0	0	0	0	75.5	-
1100	**7**	**0**	**5**	**1**	**0**	**1**	**0**	**0**	**0**	**0**	**0**	**0**	**0**	**0**	**0**	**0**	**0**	**0**	**0**	**60.2**	**-**
1200	7	0	5	0	0	0	0	0	0	1	1	0	0	0	0	0	0	0	0	39.2	-
1300	2	0	0	0	0	0	0	0	0	1	1	0	0	0	0	0	0	0	0	38.4	-
1400	11	0	9	2	0	0	0	0	0	0	0	0	0	0	0	0	0	0	0	52.9	59
1500	**14**	**0**	**13**	**1**	**0**	**0**	**0**	**0**	**0**	**0**	**0**	**0**	**0**	**0**	**0**	**0**	**0**	**0**	**0**	**58.8**	**64.4**
1600	7	0	5	0	0	0	0	0	0	1	1	0	0	0	0	0	0	0	0	37.4	-
1700	10	0	6	4	0	0	0	0	0	0	0	0	0	0	0	0	0	0	0	44.1	-
1800	3	0	3	0	0	0	0	0	0	0	0	0	0	0	0	0	0	0	0	55.6	-
1900	6	0	6	0	0	0	0	0	0	0	0	0	0	0	0	0	0	0	0	58.7	-
2000	2	0	2	0	0	0	0	0	0	0	0	0	0	0	0	0	0	0	0	75.1	-
2100	6	0	6	0	0	0	0	0	0	0	0	0	0	2	33.3	1	16.7	1	16.7	74.2	-
2200	2	0	2	0	0	0	0	0	0	0	0	0	0	0	0	0	0	0	0	66.1	-
2300	1	0	1	0	0	0	0	0	0	0	0	0	0	0	0	0	0	0	0	71.2	-
07-19	**71**	**0**	**54**	**8**	**2**	**1**	**0**	**0**	**0**	**3**	**3**	**0**	**0**	**0**	**0**	**0**	**0**	**0**	**0**	**52.2**	**65.5**
06-22	**86**	**0**	**69**	**8**	**2**	**1**	**0**	**0**	**0**	**3**	**3**	**0**	**0**	**2**	**2.3**	**1**	**1.2**	**1**	**1.2**	**55**	**68**
06-00	**89**	**0**	**72**	**8**	**2**	**1**	**0**	**0**	**0**	**3**	**3**	**0**	**0**	**2**	**2.2**	**1**	**1.1**	**1**	**1.1**	**55.4**	**68.4**
00-00	**90**	**0**	**72**	**8**	**3**	**1**	**0**	**0**	**0**	**3**	**3**	**0**	**0**	**2**	**2.2**	**1**	**1.1**	**1**	**1.1**	**55.6**	**70.9**

DRAFT

Site 87
Location LP03201, Att - TP, Lat 54.0964, Long -6.82082
Direction South

3279 / Meath/Cavan/Monaghan ATC's
October 2013
Automatic Traffic Count

Fri, 11 October 2013

Time	Total	Classification												>PSL	>PSL%	>SL1	>SL1%	>SL2	>SL2%	Mean	Vpp
		1 MCL	2 SV	3 SVT	4 TB2	5 TB3	6 T4	7 ART3	8 ART4	9 ART5	10 ART6	11 BD	12 DRT	80	80	85 +5kph	85 +5kph	90 +10kph	90 +10kph		85
0000	1	0	1	0	0	0	0	0	0	0	0	0	0	0	0	0	0	0	0	50.5	-
0100	0	0	0	0	0	0	0	0	0	0	0	0	0	0	0	0	0	0	0	-	-
0200	0	0	0	0	0	0	0	0	0	0	0	0	0	0	0	0	0	0	0	-	-
0300	0	0	0	0	0	0	0	0	0	0	0	0	0	0	0	0	0	0	0	-	-
0400	0	0	0	0	0	0	0	0	0	0	0	0	0	0	0	0	0	0	0	-	-
0500	0	0	0	0	0	0	0	0	0	0	0	0	0	0	0	0	0	0	0	-	-
0600	0	0	0	0	0	0	0	0	0	0	0	0	0	0	0	0	0	0	0	-	-
0700	2	0	1	0	1	0	0	0	0	0	0	0	0	0	0	0	0	0	0	61.5	-
0800	**7**	**0**	**7**	**0**	**0**	**0**	**0**	**0**	**0**	**0**	**0**	**0**	**0**	**2**	**28.6**	**1**	**14.3**	**0**	**0**	**72.5**	**-**
0900	1	0	0	1	0	0	0	0	0	0	0	0	0	0	0	0	0	0	0	41	-
1000	3	0	3	0	0	0	0	0	0	0	0	0	0	1	33.3	0	0	0	0	52.9	-
1100	4	0	2	1	0	0	0	0	0	1	0	0	0	0	0	0	0	0	0	51.9	-
1200	5	0	1	2	1	1	0	0	0	0	0	0	0	0	0	0	0	0	0	43.2	-
1300	9	0	5	1	1	0	0	0	0	2	0	0	0	0	0	0	0	0	0	43.6	-
1400	8	0	5	0	0	1	0	0	0	2	0	0	0	1	12.5	1	12.5	0	0	53	-
1500	**10**	**0**	**8**	**0**	**2**	**0**	**0**	**0**	**0**	**0**	**0**	**0**	**0**	**1**	**10**	**0**	**0**	**0**	**0**	**61.3**	**-**
1600	5	0	4	1	0	0	0	0	0	0	0	0	0	0	0	0	0	0	0	58.2	-
1700	**10**	**1**	**9**	**0**	**0**	**0**	**0**	**0**	**0**	**0**	**0**	**0**	**0**	**0**	**0**	**0**	**0**	**0**	**0**	**54.9**	**-**
1800	3	0	2	1	0	0	0	0	0	0	0	0	0	0	0	0	0	0	0	57	-
1900	4	0	3	0	0	1	0	0	0	0	0	0	0	0	0	0	0	0	0	70.4	-
2000	3	1	2	0	0	0	0	0	0	0	0	0	0	1	33.3	1	33.3	0	0	52.1	-
2100	2	0	2	0	0	0	0	0	0	0	0	0	0	0	0	0	0	0	0	58.5	-
2200	2	0	2	0	0	0	0	0	0	0	0	0	0	1	50	0	0	0	0	60.8	-
2300	4	0	2	0	2	0	0	0	0	0	0	0	0	0	0	0	0	0	0	67.4	-
07-19	**67**	**1**	**47**	**7**	**5**	**2**	**0**	**0**	**0**	**5**	**0**	**0**	**0**	**5**	**7.5**	**2**	**3**	**0**	**0**	**55.2**	**69.5**
06-22	**76**	**2**	**54**	**7**	**5**	**3**	**0**	**0**	**0**	**5**	**0**	**0**	**0**	**6**	**7.9**	**3**	**3.9**	**0**	**0**	**55.9**	**70.6**
06-00	**82**	**2**	**58**	**7**	**7**	**3**	**0**	**0**	**0**	**5**	**0**	**0**	**0**	**7**	**8.5**	**3**	**3.7**	**0**	**0**	**56.6**	**72.7**
00-00	**83**	**2**	**59**	**7**	**7**	**3**	**0**	**0**	**0**	**5**	**0**	**0**	**0**	**7**	**8.4**	**3**	**3.6**	**0**	**0**	**56.5**	**72.7**

DRAFT

Site 87
Location LP03201, Att - TP, Lat 54.0964, Long -6.82082
Direction South

3279 / Meath/Cavan/Monaghan ATC's
October 2013
Automatic Traffic Count

Sat, 12 October 2013

Time	Total	Classification												>PSL	>PSL%	>SL1	>SL1%	>SL2	>SL2%	Mean	Vpp
		1 MCL	2 SV	3 SVT	4 TB2	5 TB3	6 T4	7 ART3	8 ART4	9 ART5	10 ART6	11 BD	12 DRT	80	80	85 +5kph	85 +5kph	90 +10kph	90 +10kph		85
0000	**4**	**0**	**4**	**0**	**0**	**0**	**0**	**0**	**0**	**0**	**0**	**0**	**0**	**0**	**0**	**0**	**0**	**0**	**0**	**68.6**	**-**
0100	2	0	2	0	0	0	0	0	0	0	0	0	0	1	50	0	0	0	0	70.2	-
0200	0	0	0	0	0	0	0	0	0	0	0	0	0	0	0	0	0	0	0	-	-
0300	1	0	1	0	0	0	0	0	0	0	0	0	0	0	0	0	0	0	0	74.4	-
0400	0	0	0	0	0	0	0	0	0	0	0	0	0	0	0	0	0	0	0	-	-
0500	0	0	0	0	0	0	0	0	0	0	0	0	0	0	0	0	0	0	0	-	-
0600	0	0	0	0	0	0	0	0	0	0	0	0	0	0	0	0	0	0	0	-	-
0700	0	0	0	0	0	0	0	0	0	0	0	0	0	0	0	0	0	0	0	-	-
0800	2	0	2	0	0	0	0	0	0	0	0	0	0	2	100	1	50	1	50	97.1	-
0900	**4**	**0**	**2**	**2**	**0**	**0**	**0**	**0**	**0**	**0**	**0**	**0**	**0**	**1**	**25**	**0**	**0**	**0**	**0**	**65.4**	**-**
1000	3	0	3	0	0	0	0	0	0	0	0	0	0	1	33.3	0	0	0	0	66.2	-
1100	2	0	2	0	0	0	0	0	0	0	0	0	0	0	0	0	0	0	0	73.5	-
1200	5	1	3	1	0	0	0	0	0	0	0	0	0	1	20	0	0	0	0	54	-
1300	5	0	5	0	0	0	0	0	0	0	0	0	0	0	0	0	0	0	0	52	-
1400	6	0	6	0	0	0	0	0	0	0	0	0	0	2	33.3	0	0	0	0	63.4	-
1500	**9**	**0**	**9**	**0**	**0**	**0**	**0**	**0**	**0**	**0**	**0**	**0**	**0**	**0**	**0**	**0**	**0**	**0**	**0**	**50.2**	**-**
1600	3	0	3	0	0	0	0	0	0	0	0	0	0	0	0	0	0	0	0	60.5	-
1700	7	0	6	0	0	1	0	0	0	0	0	0	0	0	0	0	0	0	0	58.8	-
1800	4	1	3	0	0	0	0	0	0	0	0	0	0	1	25	1	25	0	0	55.5	-
1900	4	0	4	0	0	0	0	0	0	0	0	0	0	0	0	0	0	0	0	49.1	-
2000	0	0	0	0	0	0	0	0	0	0	0	0	0	0	0	0	0	0	0	-	-
2100	1	0	1	0	0	0	0	0	0	0	0	0	0	0	0	0	0	0	0	70.9	-
2200	2	0	2	0	0	0	0	0	0	0	0	0	0	0	0	0	0	0	0	62.2	-
2300	1	0	1	0	0	0	0	0	0	0	0	0	0	1	100	1	100	1	100	94	-
07-19	**50**	**2**	**44**	**3**	**0**	**1**	**0**	**0**	**0**	**0**	**0**	**0**	**0**	**8**	**16**	**2**	**4**	**1**	**2**	**59.6**	**81.4**
06-22	**55**	**2**	**49**	**3**	**0**	**1**	**0**	**0**	**0**	**0**	**0**	**0**	**0**	**8**	**14.5**	**2**	**3.6**	**1**	**1.8**	**59**	**78.1**
06-00	**58**	**2**	**52**	**3**	**0**	**1**	**0**	**0**	**0**	**0**	**0**	**0**	**0**	**9**	**15.5**	**3**	**5.2**	**2**	**3.4**	**59.7**	**78.1**
00-00	**65**	**2**	**59**	**3**	**0**	**1**	**0**	**0**	**0**	**0**	**0**	**0**	**0**	**10**	**15.4**	**3**	**4.6**	**2**	**3.1**	**60.8**	**78.1**

DRAFT

Site 87
Location LP03201, Att - TP, Lat 54.0964, Long -6.82082
Direction South

3279 / Meath/Cavan/Monaghan ATC's
October 2013
Automatic Traffic Count

Sun, 13 October 2013

Time	Total	Classification												>PSL	>PSL%	>SL1	>SL1%	>SL2	>SL2%	Mean	Vpp
		1 MCL	2 SV	3 SVT	4 TB2	5 TB3	6 T4	7 ART3	8 ART4	9 ART5	10 ART6	11 BD	12 DRT	80	80	85 +5kph	85 +5kph	90 +10kph	90 +10kph		85
0000	0	0	0	0	0	0	0	0	0	0	0	0	0	0	0	0	0	0	0	-	-
0100	1	0	0	0	0	1	0	0	0	0	0	0	0	0	0	0	0	0	0	50.1	-
0200	0	0	0	0	0	0	0	0	0	0	0	0	0	0	0	0	0	0	0	-	-
0300	0	0	0	0	0	0	0	0	0	0	0	0	0	0	0	0	0	0	0	-	-
0400	0	0	0	0	0	0	0	0	0	0	0	0	0	0	0	0	0	0	0	-	-
0500	0	0	0	0	0	0	0	0	0	0	0	0	0	0	0	0	0	0	0	-	-
0600	0	0	0	0	0	0	0	0	0	0	0	0	0	0	0	0	0	0	0	-	-
0700	0	0	0	0	0	0	0	0	0	0	0	0	0	0	0	0	0	0	0	-	-
0800	0	0	0	0	0	0	0	0	0	0	0	0	0	0	0	0	0	0	0	-	-
0900	3	0	3	0	0	0	0	0	0	0	0	0	0	2	66.7	2	66.7	1	33.3	84.3	-
1000	1	0	1	0	0	0	0	0	0	0	0	0	0	0	0	0	0	0	0	47.2	-
1100	**5**	**0**	**4**	**0**	**0**	**0**	**0**	**0**	**0**	**1**	**0**	**0**	**0**	**0**	**0**	**0**	**0**	**0**	**0**	**71.2**	**-**
1200	**13**	**0**	**13**	**0**	**0**	**0**	**0**	**0**	**0**	**0**	**0**	**0**	**0**	**1**	**7.7**	**0**	**0**	**0**	**0**	**58.6**	**67.3**
1300	2	0	2	0	0	0	0	0	0	0	0	0	0	0	0	0	0	0	0	68.4	-
1400	2	1	1	0	0	0	0	0	0	0	0	0	0	0	0	0	0	0	0	28.8	-
1500	2	0	2	0	0	0	0	0	0	0	0	0	0	0	0	0	0	0	0	52.4	-
1600	1	0	1	0	0	0	0	0	0	0	0	0	0	0	0	0	0	0	0	42.8	-
1700	3	0	3	0	0	0	0	0	0	0	0	0	0	0	0	0	0	0	0	59.6	-
1800	1	0	1	0	0	0	0	0	0	0	0	0	0	0	0	0	0	0	0	58.9	-
1900	1	0	1	0	0	0	0	0	0	0	0	0	0	0	0	0	0	0	0	72.1	-
2000	1	0	1	0	0	0	0	0	0	0	0	0	0	0	0	0	0	0	0	58.8	-
2100	3	0	3	0	0	0	0	0	0	0	0	0	0	0	0	0	0	0	0	57.8	-
2200	2	0	2	0	0	0	0	0	0	0	0	0	0	0	0	0	0	0	0	71.2	-
2300	1	0	1	0	0	0	0	0	0	0	0	0	0	0	0	0	0	0	0	54.4	-
07-19	**33**	**1**	**31**	**0**	**0**	**0**	**0**	**0**	**0**	**1**	**0**	**0**	**0**	**3**	**9.1**	**2**	**6.1**	**1**	**3**	**60.5**	**77**
06-22	**38**	**1**	**36**	**0**	**0**	**0**	**0**	**0**	**0**	**1**	**0**	**0**	**0**	**3**	**7.9**	**2**	**5.3**	**1**	**2.6**	**60.6**	**76**
06-00	**41**	**1**	**39**	**0**	**0**	**0**	**0**	**0**	**0**	**1**	**0**	**0**	**0**	**3**	**7.3**	**2**	**4.9**	**1**	**2.4**	**60.9**	**76**
00-00	**42**	**1**	**39**	**0**	**0**	**1**	**0**	**0**	**0**	**1**	**0**	**0**	**0**	**3**	**7.1**	**2**	**4.8**	**1**	**2.4**	**60.7**	**76**

DRAFT

Site 87
Location LP03201, Att - TP, Lat 54.0964, Long -6.82082
Direction South

3279 / Meath/Cavan/Monaghan ATC's
October 2013
Automatic Traffic Count

Mon, 14 October 2013

Time	Total	Classification												>PSL	>PSL%	>SL1	>SL1%	>SL2	>SL2%	Mean	Vpp
		1 MCL	2 SV	3 SVT	4 TB2	5 TB3	6 T4	7 ART3	8 ART4	9 ART5	10 ART6	11 BD	12 DRT	80	80	85 +5kph	85 +5kph	90 +10kph	90 +10kph		85
0000	1	0	1	0	0	0	0	0	0	0	0	0	0	0	0	0	0	0	0	60.3	-
0100	0	0	0	0	0	0	0	0	0	0	0	0	0	0	0	0	0	0	0	-	-
0200	0	0	0	0	0	0	0	0	0	0	0	0	0	0	0	0	0	0	0	-	-
0300	0	0	0	0	0	0	0	0	0	0	0	0	0	0	0	0	0	0	0	-	-
0400	0	0	0	0	0	0	0	0	0	0	0	0	0	0	0	0	0	0	0	-	-
0500	0	0	0	0	0	0	0	0	0	0	0	0	0	0	0	0	0	0	0	-	-
0600	4	0	2	1	1	0	0	0	0	0	0	0	0	1	25	0	0	0	0	75.5	-
0700	1	0	0	0	1	0	0	0	0	0	0	0	0	0	0	0	0	0	0	63.7	-
0800	6	0	5	0	1	0	0	0	0	0	0	0	0	2	33.3	1	16.7	0	0	70.4	-
0900	4	0	4	0	0	0	0	0	0	0	0	0	0	1	25	1	25	1	25	64.3	-
1000	**7**	**0**	**5**	**0**	**2**	**0**	**0**	**0**	**0**	**0**	**0**	**0**	**0**	**0**	**0**	**0**	**0**	**0**	**0**	**56.5**	**-**
1100	2	0	2	0	0	0	0	0	0	0	0	0	0	1	50	1	50	1	50	80.4	-
1200	2	0	2	0	0	0	0	0	0	0	0	0	0	0	0	0	0	0	0	48.7	-
1300	2	0	2	0	0	0	0	0	0	0	0	0	0	0	0	0	0	0	0	56.1	-
1400	2	0	1	0	0	1	0	0	0	0	0	0	0	0	0	0	0	0	0	45.6	-
1500	**7**	**0**	**5**	**2**	**0**	**0**	**0**	**0**	**0**	**0**	**0**	**0**	**0**	**1**	**14.3**	**1**	**14.3**	**0**	**0**	**61.1**	**-**
1600	3	0	2	0	1	0	0	0	0	0	0	0	0	0	0	0	0	0	0	65.4	-
1700	3	0	3	0	0	0	0	0	0	0	0	0	0	1	33.3	1	33.3	1	33.3	80.2	-
1800	4	0	4	0	0	0	0	0	0	0	0	0	0	0	0	0	0	0	0	53	-
1900	0	0	0	0	0	0	0	0	0	0	0	0	0	0	0	0	0	0	0	-	-
2000	1	0	1	0	0	0	0	0	0	0	0	0	0	0	0	0	0	0	0	53.7	-
2100	2	0	2	0	0	0	0	0	0	0	0	0	0	1	50	0	0	0	0	71.1	-
2200	1	0	1	0	0	0	0	0	0	0	0	0	0	0	0	0	0	0	0	62.2	-
2300	1	0	1	0	0	0	0	0	0	0	0	0	0	0	0	0	0	0	0	55.3	-
07-19	**43**	**0**	**35**	**2**	**5**	**1**	**0**	**0**	**0**	**0**	**0**	**0**	**0**	**6**	**14**	**5**	**11.6**	**3**	**7**	**62.3**	**78.1**
06-22	**50**	**0**	**40**	**3**	**6**	**1**	**0**	**0**	**0**	**0**	**0**	**0**	**0**	**8**	**16**	**5**	**10**	**3**	**6**	**63.5**	**82.8**
06-00	**52**	**0**	**42**	**3**	**6**	**1**	**0**	**0**	**0**	**0**	**0**	**0**	**0**	**8**	**15.4**	**5**	**9.6**	**3**	**5.8**	**63.3**	**79.6**
00-00	**53**	**0**	**43**	**3**	**6**	**1**	**0**	**0**	**0**	**0**	**0**	**0**	**0**	**8**	**15.1**	**5**	**9.4**	**3**	**5.7**	**63.3**	**79.6**

DRAFT

Site 87
Location LP03201, Att - TP, Lat 54.0964, Long -6.82082
Direction South

3279 / Meath/Cavan/Monaghan ATC's
October 2013
Automatic Traffic Count

Tue, 15 October 2013

Time	Total	Classification												>PSL	>PSL%	>SL1	>SL1%	>SL2	>SL2%	Mean	Vpp
		1 MCL	2 SV	3 SVT	4 TB2	5 TB3	6 T4	7 ART3	8 ART4	9 ART5	10 ART6	11 BD	12 DRT	80	80	85 +5kph	85 +5kph	90 +10kph	90 +10kph		85
0000	0	0	0	0	0	0	0	0	0	0	0	0	0	0	0	0	0	0	0	-	-
0100	1	0	1	0	0	0	0	0	0	0	0	0	0	0	0	0	0	0	0	63.6	-
0200	0	0	0	0	0	0	0	0	0	0	0	0	0	0	0	0	0	0	0	-	-
0300	0	0	0	0	0	0	0	0	0	0	0	0	0	0	0	0	0	0	0	-	-
0400	0	0	0	0	0	0	0	0	0	0	0	0	0	0	0	0	0	0	0	-	-
0500	1	0	1	0	0	0	0	0	0	0	0	0	0	1	100	1	100	1	100	97.9	-
0600	2	0	1	0	1	0	0	0	0	0	0	0	0	1	50	1	50	0	0	69.5	-
0700	1	0	0	0	1	0	0	0	0	0	0	0	0	0	0	0	0	0	0	74.2	-
0800	**7**	**0**	**7**	**0**	**0**	**0**	**0**	**0**	**0**	**0**	**0**	**0**	**0**	**2**	**28.6**	**1**	**14.3**	**1**	**14.3**	**70**	**-**
0900	4	0	3	1	0	0	0	0	0	0	0	0	0	1	25	0	0	0	0	58	-
1000	2	0	1	0	0	1	0	0	0	0	0	0	0	0	0	0	0	0	0	48.6	-
1100	3	0	3	0	0	0	0	0	0	0	0	0	0	0	0	0	0	0	0	64.8	-
1200	3	0	3	0	0	0	0	0	0	0	0	0	0	0	0	0	0	0	0	71.1	-
1300	4	0	3	0	0	0	0	0	0	1	0	0	0	1	25	1	25	1	25	72.1	-
1400	1	0	1	0	0	0	0	0	0	0	0	0	0	0	0	0	0	0	0	69.2	-
1500	3	0	1	1	1	0	0	0	0	0	0	0	0	0	0	0	0	0	0	66.8	-
1600	3	0	3	0	0	0	0	0	0	0	0	0	0	0	0	0	0	0	0	71	-
1700	**5**	**0**	**4**	**0**	**0**	**0**	**1**	**0**	**0**	**0**	**0**	**0**	**0**	**0**	**0**	**0**	**0**	**0**	**0**	**59.8**	**-**
1800	2	0	2	0	0	0	0	0	0	0	0	0	0	0	0	0	0	0	0	65.2	-
1900	2	0	2	0	0	0	0	0	0	0	0	0	0	0	0	0	0	0	0	67.3	-
2000	2	0	2	0	0	0	0	0	0	0	0	0	0	1	50	0	0	0	0	71.5	-
2100	**5**	**0**	**5**	**0**	**0**	**0**	**0**	**0**	**0**	**0**	**0**	**0**	**0**	**1**	**20**	**1**	**20**	**0**	**0**	**68.7**	**-**
2200	3	0	3	0	0	0	0	0	0	0	0	0	0	0	0	0	0	0	0	54.5	-
2300	2	0	2	0	0	0	0	0	0	0	0	0	0	0	0	0	0	0	0	52.1	-
07-19	**38**	**0**	**31**	**2**	**2**	**1**	**1**	**0**	**0**	**1**	**0**	**0**	**0**	**4**	**10.5**	**2**	**5.3**	**2**	**5.3**	**65.8**	**76.3**
06-22	**49**	**0**	**41**	**2**	**3**	**1**	**1**	**0**	**0**	**1**	**0**	**0**	**0**	**7**	**14.3**	**4**	**8.2**	**2**	**4.1**	**66.6**	**79.2**
06-00	**54**	**0**	**46**	**2**	**3**	**1**	**1**	**0**	**0**	**1**	**0**	**0**	**0**	**7**	**13**	**4**	**7.4**	**2**	**3.7**	**65.4**	**78.8**
00-00	**56**	**0**	**48**	**2**	**3**	**1**	**1**	**0**	**0**	**1**	**0**	**0**	**0**	**8**	**14.3**	**5**	**8.9**	**3**	**5.4**	**65.9**	**79.2**

DRAFT

Site 87
Location LP03201, Att - TP, Lat 54.0964, Long -6.82082
Direction South

3279 / Meath/Cavan/Monaghan ATC's
October 2013
Automatic Traffic Count

Virtual Day (7)

Time	Total	Classification												>PSL	>PSL%	>SL1	>SL1%	>SL2	>SL2%	Mean	Vpp
		1 MCL	2 SV	3 SVT	4 TB2	5 TB3	6 T4	7 ART3	8 ART4	9 ART5	10 ART6	11 BD	12 DRT	80	80	85 +5kph	85 +5kph	90 +10kph	90 +10kph		85
0000	1	0	1	0	0	0	0	0	0	0	0	0	0	0	0	0	0	0	0	66.1	-
0100	1	0	0	0	0	0	0	0	0	0	0	0	0	0	20	0	0	0	0	63.5	-
0200	0	0	0	0	0	0	0	0	0	0	0	0	0	0	0	0	0	0	0	-	-
0300	0	0	0	0	0	0	0	0	0	0	0	0	0	0	0	0	0	0	0	74.4	-
0400	0	0	0	0	0	0	0	0	0	0	0	0	0	0	0	0	0	0	0	-	-
0500	0	0	0	0	0	0	0	0	0	0	0	0	0	0	100	0	100	0	100	97.9	-
0600	1	0	1	0	0	0	0	0	0	0	0	0	0	0	25	0	12.5	0	0	72.3	-
0700	1	0	0	0	1	0	0	0	0	0	0	0	0	0	0	0	0	0	0	59.6	-
0800	**5**	**0**	**4**	**0**	**0**	**0**	**0**	**0**	**0**	**0**	**0**	**0**	**0**	**1**	**29.4**	**1**	**17.6**	**0**	**8.8**	**70.6**	**-**
0900	3	0	2	1	0	0	0	0	0	0	0	0	0	1	21.7	0	13	0	8.7	60	-
1000	3	0	2	0	0	0	0	0	0	0	0	0	0	0	10.5	0	0	0	0	56.6	-
1100	4	0	3	0	0	0	0	0	0	0	0	0	0	0	3.8	0	3.8	0	3.8	63.5	-
1200	5	0	4	0	0	0	0	0	0	0	0	0	0	0	5.4	0	0	0	0	52.3	-
1300	4	0	3	0	0	0	0	0	0	1	0	0	0	0	3.6	0	3.6	0	3.6	51	-
1400	5	0	4	0	0	0	0	0	0	0	0	0	0	0	8.6	0	2.9	0	0	55.2	-
1500	**7**	**0**	**6**	**1**	**0**	**0**	**0**	**0**	**0**	**0**	**0**	**0**	**0**	**0**	**6.1**	**0**	**2**	**0**	**0**	**58.9**	**-**
1600	4	0	3	0	0	0	0	0	0	0	0	0	0	0	0	0	0	0	0	54.5	-
1700	6	0	5	1	0	0	0	0	0	0	0	0	0	0	2.5	0	2.5	0	2.5	54.3	-
1800	3	0	3	0	0	0	0	0	0	0	0	0	0	0	5	0	5	0	0	57.1	-
1900	3	0	3	0	0	0	0	0	0	0	0	0	0	0	0	0	0	0	0	59.2	-
2000	2	0	2	0	0	0	0	0	0	0	0	0	0	1	28.6	0	14.3	0	7.1	60.7	-
2100	3	0	3	0	0	0	0	0	0	0	0	0	0	1	18.2	0	9.1	0	4.5	67.5	-
2200	2	0	2	0	0	0	0	0	0	0	0	0	0	0	7.7	0	0	0	0	61.6	-
2300	2	0	1	0	0	0	0	0	0	0	0	0	0	0	9.1	0	9.1	0	9.1	62.7	-
07-19	**49**	**1**	**39**	**4**	**2**	**1**	**0**	**0**	**0**	**2**	**1**	**0**	**0**	**4**	**8.4**	**2**	**4.3**	**1**	**2.3**	**57.6**	**74.2**
06-22	**59**	**1**	**47**	**4**	**3**	**1**	**0**	**0**	**0**	**2**	**1**	**0**	**0**	**6**	**9.5**	**3**	**4.9**	**1**	**2.4**	**58.6**	**76**
06-00	**62**	**1**	**50**	**4**	**3**	**1**	**0**	**0**	**0**	**2**	**1**	**0**	**0**	**6**	**9.4**	**3**	**4.8**	**2**	**2.5**	**58.8**	**76**
00-00	**64**	**1**	**52**	**4**	**3**	**1**	**0**	**0**	**0**	**2**	**1**	**0**	**0**	**6**	**9.6**	**3**	**4.9**	**2**	**2.7**	**59.1**	**76**

DRAFT

Site 87
Location LP03201, Att - TP, Lat 54.0964, Long -6.82082
Direction South

3279 / Meath/Cavan/Monaghan ATC's
October 2013
Automatic Traffic Count

Virtual Week (1)

Time	Total	Classification												>PSL	>PSL%	>SL1	>SL1%	>SL2	>SL2%	Mean	Vpp
		1 MCL	2 SV	3 SVT	4 TB2	5 TB3	6 T4	7 ART3	8 ART4	9 ART5	10 ART6	11 BD	12 DRT	80	80	85 +5kph	85 +5kph	90 +10kph	90 +10kph		85
Mon	53	0	43	3	6	1	0	0	0	0	0	0	0	8	15.1	5	9.4	3	5.7	63.3	79.6
Tue	56	0	48	2	3	1	1	0	0	1	0	0	0	8	14.3	5	8.9	3	5.4	65.9	79.2
Wed	60	2	42	6	3	2	0	0	1	3	1	0	0	5	8.3	3	5	2	3.3	55.2	73.4
Thu	90	0	72	8	3	1	0	0	0	3	3	0	0	2	2.2	1	1.1	1	1.1	55.6	70.9
Fri	83	2	59	7	7	3	0	0	0	5	0	0	0	7	8.4	3	3.6	0	0	56.5	72.7
| Sat	65	2	59	3	0	1	0	0	0	0	0	0	0	10	15.4	3	4.6	2	3.1	60.8	78.1
| Sun	42	1	39	0	0	1	0	0	0	1	0	0	0	3	7.1	2	4.8	1	2.4	60.7	76
5 Day Ave.	**68**	**1**	**53**	**5**	**4**	**2**	**0**	**0**	**0**	**2**	**1**	**0**	**0**	**6**	**8.8**	**3**	**4.4**	**2**	**2.9**	**59.3**	**75.2**
7 Day Ave.	**64**	**1**	**52**	**4**	**3**	**1**	**0**	**0**	**0**	**2**	**1**	**0**	**0**	**6**	**9.6**	**3**	**4.9**	**2**	**2.7**	**59.1**	**76.0**
--	**449**	**7**	**362**	**29**	**22**	**10**	**1**	**0**	**1**	**13**	**4**	**0**	**0**	**43**	**9.6**	**22**	**4.9**	**12**	**2.7**	**59.1**	**76.0**

Summary Graphs

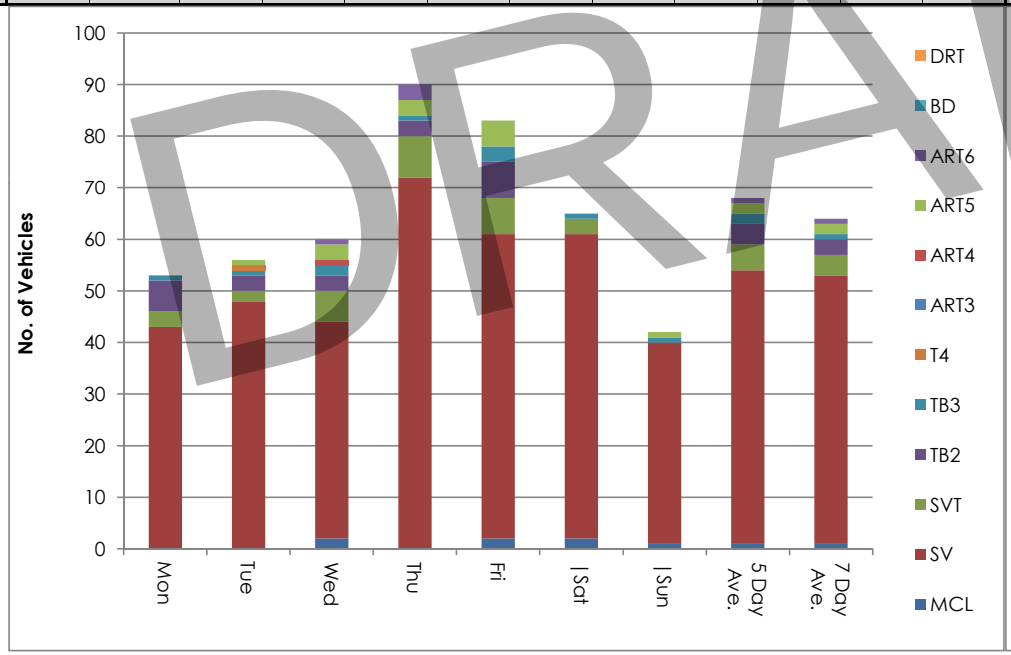

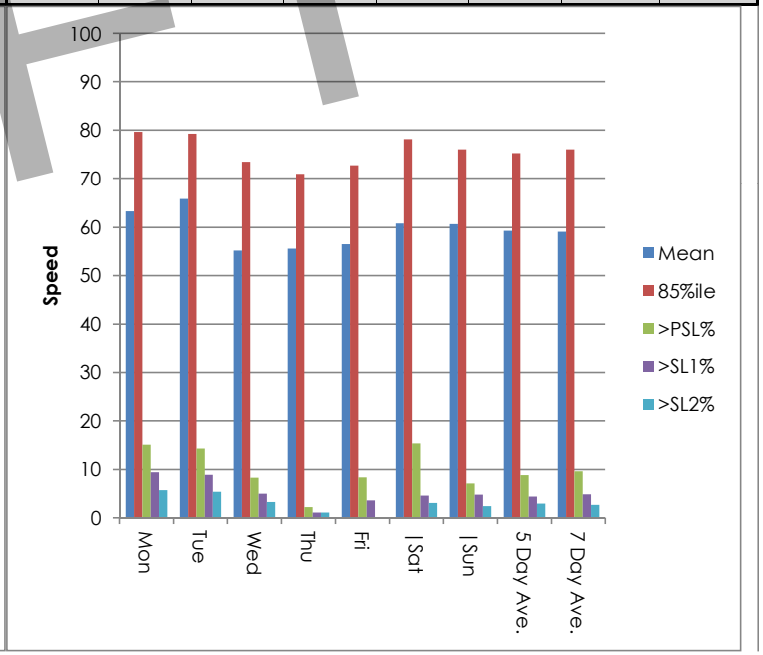

DRAFT

Site 87
Location LP03201, Att - TP, Lat 54.0964, Long -6.82082
Direction South

3279 / Meath/Cavan/Monaghan ATC's
October 2013
Automatic Traffic Count

Wed, 9 October 2013

Time	Total	Speed Bins (km/h)																											
		0 - 5	5 - 10	10 - 15	15 - 20	20 - 25	25 - 30	30 - 35	35 - 40	40 - 45	45 - 50	50 - 55	55 - 60	60 - 65	65 - 70	70 - 75	75 - 80	80 - 85	85 - 90	90 - 95	95 - 100	100 - 105	105 - 110	110 - 115	115 - 120	120 - 125	125 - 130	130 - 135	135 - 140
0000	1	0	0	0	0	0	0	0	0	0	0	0	0	0	0	1	0	0	0	0	0	0	0	0	0	0	0	0	0
0100	1	0	0	0	0	0	0	0	0	0	0	0	0	1	0	0	0	0	0	0	0	0	0	0	0	0	0	0	0
0200	0	0	0	0	0	0	0	0	0	0	0	0	0	0	0	0	0	0	0	0	0	0	0	0	0	0	0	0	0
0300	0	0	0	0	0	0	0	0	0	0	0	0	0	0	0	0	0	0	0	0	0	0	0	0	0	0	0	0	0
0400	0	0	0	0	0	0	0	0	0	0	0	0	0	0	0	0	0	0	0	0	0	0	0	0	0	0	0	0	0
0500	0	0	0	0	0	0	0	0	0	0	0	0	0	0	0	0	0	0	0	0	0	0	0	0	0	0	0	0	0
0600	1	0	0	0	0	0	0	0	0	0	0	0	0	1	0	0	0	0	0	0	0	0	0	0	0	0	0	0	0
0700	1	0	0	0	0	0	0	0	1	0	0	0	0	0	0	0	0	0	0	0	0	0	0	0	0	0	0	0	0
0800	**6**	**0**	**0**	**0**	**0**	**0**	**0**	**1**	**0**	**1**	**0**	**0**	**1**	**0**	**0**	**0**	**1**	**0**	**1**	**1**	**0**	**0**	**0**	**0**	**0**	**0**	**0**	**0**	**0**
0900	5	0	0	0	0	1	0	0	1	1	1	0	1	0	0	0	0	0	0	0	0	0	0	0	0	0	0	0	0
1000	2	0	0	0	0	0	0	0	0	0	1	1	0	0	0	0	0	0	0	0	0	0	0	0	0	0	0	0	0
1100	3	0	0	0	0	0	0	0	0	0	2	0	0	0	1	0	0	0	0	0	0	0	0	0	0	0	0	0	0
1200	2	0	0	0	0	0	0	0	0	0	0	2	0	0	0	0	0	0	0	0	0	0	0	0	0	0	0	0	0
1300	4	0	0	0	1	0	0	0	2	0	0	0	0	0	0	1	0	0	0	0	0	0	0	0	0	0	0	0	0
1400	5	0	0	0	0	0	0	0	0	0	1	0	1	0	1	0	2	0	0	0	0	0	0	0	0	0	0	0	0
1500	4	0	0	0	0	0	0	0	1	0	0	0	0	0	0	2	0	1	0	0	0	0	0	0	0	0	0	0	0
1600	**6**	**0**	**0**	**0**	**0**	**0**	**0**	**0**	**0**	**1**	**0**	**2**	**1**	**0**	**1**	**1**	**0**	**0**	**0**	**0**	**0**	**0**	**0**	**0**	**0**	**0**	**0**	**0**	**0**
1700	2	0	0	0	1	0	0	1	0	0	0	0	0	0	0	0	0	0	0	0	0	0	0	0	0	0	0	0	0
1800	3	0	0	0	0	0	0	0	0	1	0	0	0	1	0	1	0	0	0	0	0	0	0	0	0	0	0	0	0
1900	4	0	0	0	1	0	0	0	0	0	0	1	1	0	0	1	0	0	0	0	0	0	0	0	0	0	0	0	0
2000	5	0	0	1	0	0	0	1	0	0	1	0	0	0	0	0	0	1	0	0	0	0	0	1	0	0	0	0	0
2100	3	0	0	0	0	0	0	0	0	0	0	1	0	0	1	1	0	0	0	0	0	0	0	0	0	0	0	0	0
2200	1	0	0	0	0	0	0	0	0	0	0	1	0	0	0	0	0	0	0	0	0	0	0	0	0	0	0	0	0
2300	1	0	0	0	0	0	0	0	0	1	0	0	0	0	0	0	0	0	0	0	0	0	0	0	0	0	0	0	0
07-19	**43**	**0**	**0**	**0**	**2**	**1**	**0**	**2**	**5**	**4**	**5**	**5**	**4**	**1**	**3**	**5**	**3**	**1**	**1**	**1**	**0**	**0**	**0**	**0**	**0**	**0**	**0**	**0**	**0**
06-22	**56**	**0**	**0**	**1**	**3**	**1**	**0**	**3**	**5**	**4**	**6**	**7**	**5**	**2**	**4**	**7**	**3**	**2**	**1**	**1**	**0**	**0**	**0**	**1**	**0**	**0**	**0**	**0**	**0**
06-00	**58**	**0**	**0**	**1**	**3**	**1**	**0**	**3**	**5**	**5**	**6**	**8**	**5**	**2**	**4**	**7**	**3**	**2**	**1**	**1**	**0**	**0**	**0**	**1**	**0**	**0**	**0**	**0**	**0**
00-00	**60**	**0**	**0**	**1**	**3**	**1**	**0**	**3**	**5**	**5**	**6**	**8**	**5**	**3**	**4**	**8**	**3**	**2**	**1**	**1**	**0**	**0**	**0**	**1**	**0**	**0**	**0**	**0**	**0**

DRAFT

Site 87
Location LP03201, Att - TP, Lat 54.0964, Long -6.82082
Direction South

3279 / Meath/Cavan/Monaghan ATC's
October 2013
Automatic Traffic Count

Thu, 10 October 2013

Time	Total	Speed Bins (km/h)																											
		0 - 5	5 - 10	10 - 15	15 - 20	20 - 25	25 - 30	30 - 35	35 - 40	40 - 45	45 - 50	50 - 55	55 - 60	60 - 65	65 - 70	70 - 75	75 - 80	80 - 85	85 - 90	90 - 95	95 - 100	100 - 105	105 - 110	110 - 115	115 - 120	120 - 125	125 - 130	130 - 135	135 - 140
0000	1	0	0	0	0	0	0	0	0	0	0	0	0	0	0	1	0	0	0	0	0	0	0	0	0	0	0	0	0
0100	0	0	0	0	0	0	0	0	0	0	0	0	0	0	0	0	0	0	0	0	0	0	0	0	0	0	0	0	0
0200	0	0	0	0	0	0	0	0	0	0	0	0	0	0	0	0	0	0	0	0	0	0	0	0	0	0	0	0	0
0300	0	0	0	0	0	0	0	0	0	0	0	0	0	0	0	0	0	0	0	0	0	0	0	0	0	0	0	0	0
0400	0	0	0	0	0	0	0	0	0	0	0	0	0	0	0	0	0	0	0	0	0	0	0	0	0	0	0	0	0
0500	0	0	0	0	0	0	0	0	0	0	0	0	0	0	0	0	0	0	0	0	0	0	0	0	0	0	0	0	0
0600	1	0	0	0	0	0	0	0	0	0	0	0	0	0	0	1	0	0	0	0	0	0	0	0	0	0	0	0	0
0700	1	0	0	0	0	0	0	0	0	0	0	0	1	0	0	0	0	0	0	0	0	0	0	0	0	0	0	0	0
0800	6	0	0	0	0	0	0	0	0	0	0	0	1	2	1	2	0	0	0	0	0	0	0	0	0	0	0	0	0
0900	2	0	0	0	0	0	0	0	0	0	0	0	0	2	0	0	0	0	0	0	0	0	0	0	0	0	0	0	0
1000	1	0	0	0	0	0	0	0	0	0	0	0	0	0	0	0	1	0	0	0	0	0	0	0	0	0	0	0	0
1100	**7**	**0**	**0**	**0**	**0**	**0**	**0**	**0**	**0**	**0**	**2**	**0**	**2**	**0**	**2**	**0**	**1**	**0**	**0**	**0**	**0**	**0**	**0**	**0**	**0**	**0**	**0**	**0**	**0**
1200	7	0	0	0	0	0	0	4	1	1	0	0	0	0	1	0	0	0	0	0	0	0	0	0	0	0	0	0	0
1300	2	0	0	0	0	0	0	0	2	0	0	0	0	0	0	0	0	0	0	0	0	0	0	0	0	0	0	0	0
1400	11	0	0	0	0	0	0	0	1	3	0	0	5	1	0	0	1	0	0	0	0	0	0	0	0	0	0	0	0
1500	**14**	**0**	**0**	**0**	**0**	**0**	**0**	**0**	**0**	**1**	**0**	**3**	**0**	**8**	**2**	**0**	**0**	**0**	**0**	**0**	**0**	**0**	**0**	**0**	**0**	**0**	**0**	**0**	**0**
1600	7	0	0	0	0	0	1	1	4	0	0	0	1	0	0	0	0	0	0	0	0	0	0	0	0	0	0	0	0
1700	10	0	0	0	0	0	0	2	2	3	0	1	1	0	1	0	0	0	0	0	0	0	0	0	0	0	0	0	0
1800	3	0	0	0	0	0	0	0	0	1	1	0	0	0	0	0	1	0	0	0	0	0	0	0	0	0	0	0	0
1900	6	0	0	0	0	0	0	0	0	0	1	0	4	0	1	0	0	0	0	0	0	0	0	0	0	0	0	0	0
2000	2	0	0	0	0	0	0	0	0	0	0	0	0	0	0	1	1	0	0	0	0	0	0	0	0	0	0	0	0
2100	6	0	0	0	0	0	0	0	0	0	0	0	1	1	1	0	1	1	0	1	0	0	0	0	0	0	0	0	0
2200	2	0	0	0	0	0	0	0	0	0	0	0	0	0	2	0	0	0	0	0	0	0	0	0	0	0	0	0	0
2300	1	0	0	0	0	0	0	0	0	0	0	0	0	0	0	1	0	0	0	0	0	0	0	0	0	0	0	0	0
07-19	**71**	**0**	**0**	**0**	**0**	**0**	**1**	**7**	**10**	**9**	**3**	**4**	**10**	**14**	**7**	**2**	**4**	**0**	**0**	**0**	**0**	**0**	**0**	**0**	**0**	**0**	**0**	**0**	**0**
06-22	**86**	**0**	**0**	**0**	**0**	**0**	**1**	**7**	**10**	**9**	**4**	**4**	**15**	**15**	**9**	**3**	**7**	**1**	**0**	**1**	**0**	**0**	**0**	**0**	**0**	**0**	**0**	**0**	**0**
06-00	**89**	**0**	**0**	**0**	**0**	**0**	**1**	**7**	**10**	**9**	**4**	**4**	**15**	**15**	**11**	**4**	**7**	**1**	**0**	**1**	**0**	**0**	**0**	**0**	**0**	**0**	**0**	**0**	**0**
00-00	**90**	**0**	**0**	**0**	**0**	**0**	**1**	**7**	**10**	**9**	**4**	**4**	**15**	**15**	**11**	**5**	**7**	**1**	**0**	**1**	**0**	**0**	**0**	**0**	**0**	**0**	**0**	**0**	**0**

DRAFT

Site 87
Location LP03201, Att - TP, Lat 54.0964, Long -6.82082
Direction South

3279 / Meath/Cavan/Monaghan ATC's
October 2013
Automatic Traffic Count

Fri, 11 October 2013

Time	Total	Speed Bins (km/h)																											
		0 - 5	5 - 10	10 - 15	15 - 20	20 - 25	25 - 30	30 - 35	35 - 40	40 - 45	45 - 50	50 - 55	55 - 60	60 - 65	65 - 70	70 - 75	75 - 80	80 - 85	85 - 90	90 - 95	95 - 100	100 - 105	105 - 110	110 - 115	115 - 120	120 - 125	125 - 130	130 - 135	135 - 140
0000	1	0	0	0	0	0	0	0	0	0	0	1	0	0	0	0	0	0	0	0	0	0	0	0	0	0	0	0	0
0100	0	0	0	0	0	0	0	0	0	0	0	0	0	0	0	0	0	0	0	0	0	0	0	0	0	0	0	0	0
0200	0	0	0	0	0	0	0	0	0	0	0	0	0	0	0	0	0	0	0	0	0	0	0	0	0	0	0	0	0
0300	0	0	0	0	0	0	0	0	0	0	0	0	0	0	0	0	0	0	0	0	0	0	0	0	0	0	0	0	0
0400	0	0	0	0	0	0	0	0	0	0	0	0	0	0	0	0	0	0	0	0	0	0	0	0	0	0	0	0	0
0500	0	0	0	0	0	0	0	0	0	0	0	0	0	0	0	0	0	0	0	0	0	0	0	0	0	0	0	0	0
0600	0	0	0	0	0	0	0	0	0	0	0	0	0	0	0	0	0	0	0	0	0	0	0	0	0	0	0	0	0
0700	2	0	0	0	0	0	0	0	0	0	0	0	0	2	0	0	0	0	0	0	0	0	0	0	0	0	0	0	0
0800	**7**	**0**	**0**	**0**	**0**	**0**	**0**	**0**	**0**	**0**	**0**	**0**	**0**	**3**	**1**	**0**	**1**	**1**	**1**	**0**	**0**	**0**	**0**	**0**	**0**	**0**	**0**	**0**	**0**
0900	1	0	0	0	0	0	0	0	0	1	0	0	0	0	0	0	0	0	0	0	0	0	0	0	0	0	0	0	0
1000	3	0	0	0	1	0	0	0	0	0	0	0	1	0	0	0	0	1	0	0	0	0	0	0	0	0	0	0	0
1100	4	0	0	0	0	0	0	0	2	0	0	0	0	0	2	0	0	0	0	0	0	0	0	0	0	0	0	0	0
1200	5	0	0	1	0	0	0	1	0	0	0	1	1	1	0	0	0	0	0	0	0	0	0	0	0	0	0	0	0
1300	9	0	0	0	0	0	0	0	4	2	1	1	1	0	0	0	0	0	0	0	0	0	0	0	0	0	0	0	0
1400	8	0	0	0	0	1	0	0	2	0	1	0	0	2	0	1	0	0	1	0	0	0	0	0	0	0	0	0	0
1500	**10**	**0**	**0**	**0**	**0**	**0**	**0**	**0**	**0**	**0**	**1**	**1**	**2**	**5**	**0**	**0**	**0**	**1**	**0**	**0**	**0**	**0**	**0**	**0**	**0**	**0**	**0**	**0**	**0**
1600	5	0	0	0	0	0	0	1	0	0	0	0	0	2	2	0	0	0	0	0	0	0	0	0	0	0	0	0	0
1700	**10**	**0**	**0**	**1**	**0**	**0**	**1**	**0**	**0**	**0**	**0**	**1**	**1**	**4**	**0**	**2**	**0**	**0**	**0**	**0**	**0**	**0**	**0**	**0**	**0**	**0**	**0**	**0**	**0**
1800	3	0	0	0	0	0	0	0	1	0	0	0	0	1	0	1	0	0	0	0	0	0	0	0	0	0	0	0	0
1900	4	0	0	0	0	0	0	0	0	0	0	0	0	1	0	2	1	0	0	0	0	0	0	0	0	0	0	0	0
2000	3	0	0	0	1	0	0	0	0	0	0	1	0	0	0	0	0	0	1	0	0	0	0	0	0	0	0	0	0
2100	2	0	0	0	0	0	0	0	0	0	1	0	0	0	0	1	0	0	0	0	0	0	0	0	0	0	0	0	0
2200	2	0	0	0	0	0	0	0	1	0	0	0	0	0	0	0	0	1	0	0	0	0	0	0	0	0	0	0	0
2300	4	0	0	0	0	0	0	0	0	0	0	1	0	1	0	0	2	0	0	0	0	0	0	0	0	0	0	0	0
07-19	**67**	**0**	**0**	**2**	**1**	**1**	**1**	**2**	**9**	**3**	**3**	**4**	**6**	**20**	**5**	**4**	**1**	**3**	**2**	**0**	**0**	**0**	**0**	**0**	**0**	**0**	**0**	**0**	**0**
06-22	**76**	**0**	**0**	**2**	**2**	**1**	**1**	**2**	**9**	**3**	**4**	**5**	**6**	**21**	**5**	**7**	**2**	**3**	**3**	**0**	**0**	**0**	**0**	**0**	**0**	**0**	**0**	**0**	**0**
06-00	**82**	**0**	**0**	**2**	**2**	**1**	**1**	**2**	**10**	**3**	**4**	**6**	**6**	**22**	**5**	**7**	**4**	**4**	**3**	**0**	**0**	**0**	**0**	**0**	**0**	**0**	**0**	**0**	**0**
00-00	**83**	**0**	**0**	**2**	**2**	**1**	**1**	**2**	**10**	**3**	**4**	**7**	**6**	**22**	**5**	**7**	**4**	**4**	**3**	**0**	**0**	**0**	**0**	**0**	**0**	**0**	**0**	**0**	**0**

DRAFT

Site 87
Location LP03201, Att - TP, Lat 54.0964, Long -6.82082
Direction South

3279 / Meath/Cavan/Monaghan ATC's
October 2013
Automatic Traffic Count

Sat, 12 October 2013

Time	Total	Speed Bins (km/h)																											
		0 - 5	5 - 10	10 - 15	15 - 20	20 - 25	25 - 30	30 - 35	35 - 40	40 - 45	45 - 50	50 - 55	55 - 60	60 - 65	65 - 70	70 - 75	75 - 80	80 - 85	85 - 90	90 - 95	95 - 100	100 - 105	105 - 110	110 - 115	115 - 120	120 - 125	125 - 130	130 - 135	135 - 140
0000	**4**	**0**	**0**	**0**	**0**	**0**	**0**	**0**	**0**	**0**	**0**	**0**	**0**	**0**	**3**	**1**	**0**	**0**	**0**	**0**	**0**	**0**	**0**	**0**	**0**	**0**	**0**	**0**	**0**
0100	2	0	0	0	0	0	0	0	0	0	0	0	1	0	0	0	0	1	0	0	0	0	0	0	0	0	0	0	0
0200	0	0	0	0	0	0	0	0	0	0	0	0	0	0	0	0	0	0	0	0	0	0	0	0	0	0	0	0	0
0300	1	0	0	0	0	0	0	0	0	0	0	0	0	0	0	1	0	0	0	0	0	0	0	0	0	0	0	0	0
0400	0	0	0	0	0	0	0	0	0	0	0	0	0	0	0	0	0	0	0	0	0	0	0	0	0	0	0	0	0
0500	0	0	0	0	0	0	0	0	0	0	0	0	0	0	0	0	0	0	0	0	0	0	0	0	0	0	0	0	0
0600	0	0	0	0	0	0	0	0	0	0	0	0	0	0	0	0	0	0	0	0	0	0	0	0	0	0	0	0	0
0700	0	0	0	0	0	0	0	0	0	0	0	0	0	0	0	0	0	0	0	0	0	0	0	0	0	0	0	0	0
0800	2	0	0	0	0	0	0	0	0	0	0	0	0	0	0	0	1	0	0	0	0	0	1	0	0	0	0	0	0
0900	**4**	**0**	**0**	**0**	**0**	**0**	**0**	**0**	**0**	**0**	**1**	**0**	**1**	**0**	**0**	**1**	**0**	**1**	**0**	**0**	**0**	**0**	**0**	**0**	**0**	**0**	**0**	**0**	**0**
1000	3	0	0	0	0	0	0	0	0	0	0	1	0	1	0	0	0	1	0	0	0	0	0	0	0	0	0	0	0
1100	2	0	0	0	0	0	0	0	0	0	0	0	0	0	1	0	1	0	0	0	0	0	0	0	0	0	0	0	0
1200	5	0	0	0	0	1	0	0	0	0	0	2	0	1	0	0	0	1	0	0	0	0	0	0	0	0	0	0	0
1300	5	0	0	0	0	0	0	0	1	0	0	3	0	1	0	0	0	0	0	0	0	0	0	0	0	0	0	0	0
1400	6	0	0	0	1	0	0	0	0	0	0	0	0	2	0	1	0	2	0	0	0	0	0	0	0	0	0	0	0
1500	**9**	**0**	**0**	**0**	**0**	**0**	**1**	**0**	**4**	**0**	**0**	**0**	**0**	**1**	**2**	**1**	**0**	**0**	**0**	**0**	**0**	**0**	**0**	**0**	**0**	**0**	**0**	**0**	**0**
1600	3	0	0	0	0	0	0	0	0	0	1	0	0	0	2	0	0	0	0	0	0	0	0	0	0	0	0	0	0
1700	7	0	0	0	0	0	0	1	1	0	0	0	0	1	3	0	1	0	0	0	0	0	0	0	0	0	0	0	0
1800	4	0	0	0	1	0	0	0	0	1	0	0	0	0	0	0	1	0	1	0	0	0	0	0	0	0	0	0	0
1900	4	0	0	0	0	0	0	0	0	3	0	0	0	1	0	0	0	0	0	0	0	0	0	0	0	0	0	0	0
2000	0	0	0	0	0	0	0	0	0	0	0	0	0	0	0	0	0	0	0	0	0	0	0	0	0	0	0	0	0
2100	1	0	0	0	0	0	0	0	0	0	0	0	0	0	0	1	0	0	0	0	0	0	0	0	0	0	0	0	0
2200	2	0	0	0	0	0	0	0	0	0	0	0	1	1	0	0	0	0	0	0	0	0	0	0	0	0	0	0	0
2300	1	0	0	0	0	0	0	0	0	0	0	0	0	0	0	0	0	0	0	1	0	0	0	0	0	0	0	0	0
07-19	**50**	**0**	**0**	**0**	**2**	**1**	**1**	**1**	**6**	**1**	**2**	**6**	**1**	**7**	**8**	**3**	**3**	**6**	**1**	**0**	**0**	**0**	**0**	**1**	**0**	**0**	**0**	**0**	**0**
06-22	**55**	**0**	**0**	**0**	**2**	**1**	**1**	**1**	**6**	**4**	**2**	**6**	**1**	**8**	**8**	**4**	**3**	**6**	**1**	**0**	**0**	**0**	**0**	**1**	**0**	**0**	**0**	**0**	**0**
06-00	**58**	**0**	**0**	**0**	**2**	**1**	**1**	**1**	**6**	**4**	**2**	**6**	**2**	**9**	**8**	**4**	**3**	**6**	**1**	**1**	**0**	**0**	**0**	**1**	**0**	**0**	**0**	**0**	**0**
00-00	**65**	**0**	**0**	**0**	**2**	**1**	**1**	**1**	**6**	**4**	**2**	**6**	**3**	**9**	**11**	**6**	**3**	**7**	**1**	**1**	**0**	**0**	**0**	**1**	**0**	**0**	**0**	**0**	**0**

DRAFT

Site 87
Location LP03201, Att - TP, Lat 54.0964, Long -6.82082
Direction South

3279 / Meath/Cavan/Monaghan ATC's
October 2013
Automatic Traffic Count

Sun, 13 October 2013

Time	Total	Speed Bins (km/h)																											
		0 - 5	5 - 10	10 - 15	15 - 20	20 - 25	25 - 30	30 - 35	35 - 40	40 - 45	45 - 50	50 - 55	55 - 60	60 - 65	65 - 70	70 - 75	75 - 80	80 - 85	85 - 90	90 - 95	95 - 100	100 - 105	105 - 110	110 - 115	115 - 120	120 - 125	125 - 130	130 - 135	135 - 140
0000	0	0	0	0	0	0	0	0	0	0	0	0	0	0	0	0	0	0	0	0	0	0	0	0	0	0	0	0	0
0100	1	0	0	0	0	0	0	0	0	0	0	1	0	0	0	0	0	0	0	0	0	0	0	0	0	0	0	0	0
0200	0	0	0	0	0	0	0	0	0	0	0	0	0	0	0	0	0	0	0	0	0	0	0	0	0	0	0	0	0
0300	0	0	0	0	0	0	0	0	0	0	0	0	0	0	0	0	0	0	0	0	0	0	0	0	0	0	0	0	0
0400	0	0	0	0	0	0	0	0	0	0	0	0	0	0	0	0	0	0	0	0	0	0	0	0	0	0	0	0	0
0500	0	0	0	0	0	0	0	0	0	0	0	0	0	0	0	0	0	0	0	0	0	0	0	0	0	0	0	0	0
0600	0	0	0	0	0	0	0	0	0	0	0	0	0	0	0	0	0	0	0	0	0	0	0	0	0	0	0	0	0
0700	0	0	0	0	0	0	0	0	0	0	0	0	0	0	0	0	0	0	0	0	0	0	0	0	0	0	0	0	0
0800	0	0	0	0	0	0	0	0	0	0	0	0	0	0	0	0	0	0	0	0	0	0	0	0	0	0	0	0	0
0900	3	0	0	0	0	0	0	0	0	0	0	0	0	0	1	0	0	0	1	0	0	1	0	0	0	0	0	0	0
1000	1	0	0	0	0	0	0	0	0	0	1	0	0	0	0	0	0	0	0	0	0	0	0	0	0	0	0	0	0
1100	**5**	**0**	**0**	**0**	**0**	**0**	**0**	**0**	**0**	**0**	**0**	**0**	**1**	**1**	**0**	**0**	**3**	**0**	**0**	**0**	**0**	**0**	**0**	**0**	**0**	**0**	**0**	**0**	**0**
1200	**13**	**0**	**0**	**0**	**0**	**0**	**0**	**0**	**1**	**0**	**2**	**3**	**0**	**4**	**1**	**0**	**1**	**1**	**0**	**0**	**0**	**0**	**0**	**0**	**0**	**0**	**0**	**0**	**0**
1300	2	0	0	0	0	0	0	0	0	0	0	0	0	0	2	0	0	0	0	0	0	0	0	0	0	0	0	0	0
1400	2	0	0	0	1	0	0	0	0	1	0	0	0	0	0	0	0	0	0	0	0	0	0	0	0	0	0	0	0
1500	2	0	0	0	0	0	0	0	0	1	0	0	0	1	0	0	0	0	0	0	0	0	0	0	0	0	0	0	0
1600	1	0	0	0	0	0	0	0	0	1	0	0	0	0	0	0	0	0	0	0	0	0	0	0	0	0	0	0	0
1700	3	0	0	0	0	0	0	0	0	0	0	0	2	0	1	0	0	0	0	0	0	0	0	0	0	0	0	0	0
1800	1	0	0	0	0	0	0	0	0	0	0	0	1	0	0	0	0	0	0	0	0	0	0	0	0	0	0	0	0
1900	1	0	0	0	0	0	0	0	0	0	0	0	0	0	0	1	0	0	0	0	0	0	0	0	0	0	0	0	0
2000	1	0	0	0	0	0	0	0	0	0	0	0	1	0	0	0	0	0	0	0	0	0	0	0	0	0	0	0	0
2100	3	0	0	0	0	0	0	0	0	1	0	0	1	0	0	1	0	0	0	0	0	0	0	0	0	0	0	0	0
2200	2	0	0	0	0	0	0	0	0	0	0	0	0	0	1	1	0	0	0	0	0	0	0	0	0	0	0	0	0
2300	1	0	0	0	0	0	0	0	0	0	0	1	0	0	0	0	0	0	0	0	0	0	0	0	0	0	0	0	0
07-19	**33**	**0**	**0**	**0**	**1**	**0**	**0**	**0**	**1**	**3**	**3**	**3**	**4**	**6**	**5**	**0**	**4**	**1**	**1**	**0**	**0**	**1**	**0**	**0**	**0**	**0**	**0**	**0**	**0**
06-22	**38**	**0**	**0**	**0**	**1**	**0**	**0**	**0**	**1**	**4**	**3**	**3**	**6**	**6**	**5**	**2**	**4**	**1**	**1**	**0**	**0**	**1**	**0**	**0**	**0**	**0**	**0**	**0**	**0**
06-00	**41**	**0**	**0**	**0**	**1**	**0**	**0**	**0**	**1**	**4**	**3**	**4**	**6**	**6**	**6**	**3**	**4**	**1**	**1**	**0**	**0**	**1**	**0**	**0**	**0**	**0**	**0**	**0**	**0**
00-00	**42**	**0**	**0**	**0**	**1**	**0**	**0**	**0**	**1**	**4**	**3**	**5**	**6**	**6**	**6**	**3**	**4**	**1**	**1**	**0**	**0**	**1**	**0**	**0**	**0**	**0**	**0**	**0**	**0**

DRAFT

Site 87
Location LP03201, Att - TP, Lat 54.0964, Long -6.82082
Direction South

3279 / Meath/Cavan/Monaghan ATC's
October 2013
Automatic Traffic Count

Mon, 14 October 2013

Time	Total	Speed Bins (km/h)																											
		0 - 5	5 - 10	10 - 15	15 - 20	20 - 25	25 - 30	30 - 35	35 - 40	40 - 45	45 - 50	50 - 55	55 - 60	60 - 65	65 - 70	70 - 75	75 - 80	80 - 85	85 - 90	90 - 95	95 - 100	100 - 105	105 - 110	110 - 115	115 - 120	120 - 125	125 - 130	130 - 135	135 - 140
0000	1	0	0	0	0	0	0	0	0	0	0	0	0	1	0	0	0	0	0	0	0	0	0	0	0	0	0	0	0
0100	0	0	0	0	0	0	0	0	0	0	0	0	0	0	0	0	0	0	0	0	0	0	0	0	0	0	0	0	0
0200	0	0	0	0	0	0	0	0	0	0	0	0	0	0	0	0	0	0	0	0	0	0	0	0	0	0	0	0	0
0300	0	0	0	0	0	0	0	0	0	0	0	0	0	0	0	0	0	0	0	0	0	0	0	0	0	0	0	0	0
0400	0	0	0	0	0	0	0	0	0	0	0	0	0	0	0	0	0	0	0	0	0	0	0	0	0	0	0	0	0
0500	0	0	0	0	0	0	0	0	0	0	0	0	0	0	0	0	0	0	0	0	0	0	0	0	0	0	0	0	0
0600	4	0	0	0	0	0	0	0	0	0	0	0	0	1	0	0	2	1	0	0	0	0	0	0	0	0	0	0	0
0700	1	0	0	0	0	0	0	0	0	0	0	0	0	1	0	0	0	0	0	0	0	0	0	0	0	0	0	0	0
0800	6	0	0	0	0	0	0	0	0	0	1	0	1	0	1	0	1	1	1	0	0	0	0	0	0	0	0	0	0
0900	4	0	0	0	0	0	0	0	1	0	0	0	1	0	0	1	0	0	0	1	0	0	0	0	0	0	0	0	0
1000	**7**	**0**	**0**	**0**	**0**	**0**	**0**	**1**	**0**	**0**	**1**	**1**	**1**	**1**	**2**	**0**	**0**	**0**	**0**	**0**	**0**	**0**	**0**	**0**	**0**	**0**	**0**	**0**	**0**
1100	2	0	0	0	0	0	0	0	0	0	0	0	0	0	0	1	0	0	0	1	0	0	0	0	0	0	0	0	0
1200	2	0	0	0	0	0	0	0	0	1	0	1	0	0	0	0	0	0	0	0	0	0	0	0	0	0	0	0	0
1300	2	0	0	0	0	0	0	0	1	0	0	0	0	0	0	0	1	0	0	0	0	0	0	0	0	0	0	0	0
1400	2	0	0	0	0	1	0	0	0	0	0	0	0	0	1	0	0	0	0	0	0	0	0	0	0	0	0	0	0
1500	**7**	**0**	**0**	**0**	**0**	**0**	**0**	**0**	**0**	**1**	**1**	**1**	**0**	**2**	**0**	**1**	**0**	**0**	**1**	**0**	**0**	**0**	**0**	**0**	**0**	**0**	**0**	**0**	**0**
1600	3	0	0	0	0	0	0	0	0	0	1	0	0	0	0	1	1	0	0	0	0	0	0	0	0	0	0	0	0
1700	3	0	0	0	0	0	0	0	0	0	0	0	0	0	1	0	1	0	0	1	0	0	0	0	0	0	0	0	0
1800	4	0	0	0	0	0	0	0	0	1	0	0	3	0	0	0	0	0	0	0	0	0	0	0	0	0	0	0	0
1900	0	0	0	0	0	0	0	0	0	0	0	0	0	0	0	0	0	0	0	0	0	0	0	0	0	0	0	0	0
2000	1	0	0	0	0	0	0	0	0	0	0	1	0	0	0	0	0	0	0	0	0	0	0	0	0	0	0	0	0
2100	2	0	0	0	0	0	0	0	0	0	0	0	1	0	0	0	0	1	0	0	0	0	0	0	0	0	0	0	0
2200	1	0	0	0	0	0	0	0	0	0	0	0	0	1	0	0	0	0	0	0	0	0	0	0	0	0	0	0	0
2300	1	0	0	0	0	0	0	0	0	0	0	0	1	0	0	0	0	0	0	0	0	0	0	0	0	0	0	0	0
07-19	**43**	**0**	**0**	**0**	**0**	**1**	**0**	**1**	**2**	**3**	**4**	**3**	**6**	**4**	**5**	**4**	**4**	**1**	**2**	**3**	**0**	**0**	**0**	**0**	**0**	**0**	**0**	**0**	**0**
06-22	**50**	**0**	**0**	**0**	**0**	**1**	**0**	**1**	**2**	**3**	**4**	**4**	**7**	**5**	**5**	**4**	**6**	**3**	**2**	**3**	**0**	**0**	**0**	**0**	**0**	**0**	**0**	**0**	**0**
06-00	**52**	**0**	**0**	**0**	**0**	**1**	**0**	**1**	**2**	**3**	**4**	**4**	**8**	**6**	**5**	**4**	**6**	**3**	**2**	**3**	**0**	**0**	**0**	**0**	**0**	**0**	**0**	**0**	**0**
00-00	**53**	**0**	**0**	**0**	**0**	**1**	**0**	**1**	**2**	**3**	**4**	**4**	**8**	**7**	**5**	**4**	**6**	**3**	**2**	**3**	**0**	**0**	**0**	**0**	**0**	**0**	**0**	**0**	**0**

DRAFT

Site 87
Location LP03201, Att - TP, Lat 54.0964, Long -6.82082
Direction South

3279 / Meath/Cavan/Monaghan ATC's
October 2013
Automatic Traffic Count

Tue, 15 October 2013

Time	Total	Speed Bins (km/h)																											
		0 - 5	5 - 10	10 - 15	15 - 20	20 - 25	25 - 30	30 - 35	35 - 40	40 - 45	45 - 50	50 - 55	55 - 60	60 - 65	65 - 70	70 - 75	75 - 80	80 - 85	85 - 90	90 - 95	95 - 100	100 - 105	105 - 110	110 - 115	115 - 120	120 - 125	125 - 130	130 - 135	135 - 140
0000	0	0	0	0	0	0	0	0	0	0	0	0	0	0	0	0	0	0	0	0	0	0	0	0	0	0	0	0	0
0100	1	0	0	0	0	0	0	0	0	0	0	0	0	1	0	0	0	0	0	0	0	0	0	0	0	0	0	0	0
0200	0	0	0	0	0	0	0	0	0	0	0	0	0	0	0	0	0	0	0	0	0	0	0	0	0	0	0	0	0
0300	0	0	0	0	0	0	0	0	0	0	0	0	0	0	0	0	0	0	0	0	0	0	0	0	0	0	0	0	0
0400	0	0	0	0	0	0	0	0	0	0	0	0	0	0	0	0	0	0	0	0	0	0	0	0	0	0	0	0	0
0500	1	0	0	0	0	0	0	0	0	0	0	0	0	0	0	0	0	0	0	0	1	0	0	0	0	0	0	0	0
0600	2	0	0	0	0	0	0	0	0	0	0	1	0	0	0	0	0	0	1	0	0	0	0	0	0	0	0	0	0
0700	1	0	0	0	0	0	0	0	0	0	0	0	0	0	0	1	0	0	0	0	0	0	0	0	0	0	0	0	0
0800	**7**	**0**	**0**	**0**	**0**	**0**	**0**	**0**	**0**	**0**	**1**	**0**	**0**	**1**	**3**	**0**	**0**	**1**	**0**	**0**	**1**	**0**	**0**	**0**	**0**	**0**	**0**	**0**	**0**
0900	4	0	0	0	0	0	0	0	1	0	0	1	0	1	0	0	0	1	0	0	0	0	0	0	0	0	0	0	0
1000	2	0	0	0	0	0	0	0	0	1	0	1	0	0	0	0	0	0	0	0	0	0	0	0	0	0	0	0	0
1100	3	0	0	0	0	0	0	0	0	0	0	0	1	1	0	1	0	0	0	0	0	0	0	0	0	0	0	0	0
1200	3	0	0	0	0	0	0	0	0	0	0	0	0	0	2	0	1	0	0	0	0	0	0	0	0	0	0	0	0
1300	4	0	0	0	0	0	0	0	0	0	0	1	0	2	0	0	0	0	0	0	0	0	0	1	0	0	0	0	0
1400	1	0	0	0	0	0	0	0	0	0	0	0	0	0	1	0	0	0	0	0	0	0	0	0	0	0	0	0	0
1500	3	0	0	0	0	0	0	0	0	0	0	0	1	0	1	0	1	0	0	0	0	0	0	0	0	0	0	0	0
1600	3	0	0	0	0	0	0	0	0	0	0	0	0	1	0	1	1	0	0	0	0	0	0	0	0	0	0	0	0
1700	**5**	**0**	**0**	**0**	**0**	**0**	**0**	**0**	**0**	**0**	**0**	**2**	**1**	**1**	**0**	**0**	**1**	**0**	**0**	**0**	**0**	**0**	**0**	**0**	**0**	**0**	**0**	**0**	**0**
1800	2	0	0	0	0	0	0	0	0	0	0	0	0	1	1	0	0	0	0	0	0	0	0	0	0	0	0	0	0
1900	2	0	0	0	0	0	0	0	0	0	0	0	0	1	0	1	0	0	0	0	0	0	0	0	0	0	0	0	0
2000	2	0	0	0	0	0	0	0	0	0	0	0	0	1	0	0	0	1	0	0	0	0	0	0	0	0	0	0	0
2100	**5**	**0**	**0**	**0**	**0**	**0**	**0**	**0**	**0**	**0**	**1**	**0**	**0**	**0**	**3**	**0**	**0**	**0**	**1**	**0**	**0**	**0**	**0**	**0**	**0**	**0**	**0**	**0**	**0**
2200	3	0	0	0	0	0	0	0	0	0	1	0	2	0	0	0	0	0	0	0	0	0	0	0	0	0	0	0	0
2300	2	0	0	0	0	0	0	0	0	1	0	0	0	1	0	0	0	0	0	0	0	0	0	0	0	0	0	0	0
07-19	**38**	**0**	**0**	**0**	**0**	**0**	**0**	**0**	**1**	**1**	**1**	**5**	**3**	**8**	**8**	**3**	**4**	**2**	**0**	**0**	**1**	**0**	**0**	**1**	**0**	**0**	**0**	**0**	**0**
06-22	**49**	**0**	**0**	**0**	**0**	**0**	**0**	**0**	**1**	**1**	**2**	**6**	**3**	**10**	**11**	**4**	**4**	**3**	**2**	**0**	**1**	**0**	**0**	**1**	**0**	**0**	**0**	**0**	**0**
06-00	**54**	**0**	**0**	**0**	**0**	**0**	**0**	**0**	**1**	**2**	**3**	**6**	**5**	**11**	**11**	**4**	**4**	**3**	**2**	**0**	**1**	**0**	**0**	**1**	**0**	**0**	**0**	**0**	**0**
00-00	**56**	**0**	**0**	**0**	**0**	**0**	**0**	**0**	**1**	**2**	**3**	**6**	**5**	**12**	**11**	**4**	**4**	**3**	**2**	**0**	**2**	**0**	**0**	**1**	**0**	**0**	**0**	**0**	**0**

DRAFT

Site 87
Location LP03201, Att - TP, Lat 54.0964, Long -6.82082
Direction South

3279 / Meath/Cavan/Monaghan ATC's
October 2013
Automatic Traffic Count

Virtual Day (7)

Time	Total	Speed Bins (km/h)																											
		0 - 5	5 - 10	10 - 15	15 - 20	20 - 25	25 - 30	30 - 35	35 - 40	40 - 45	45 - 50	50 - 55	55 - 60	60 - 65	65 - 70	70 - 75	75 - 80	80 - 85	85 - 90	90 - 95	95 - 100	100 - 105	105 - 110	110 - 115	115 - 120	120 - 125	125 - 130	130 - 135	135 - 140
0000	1	0	0	0	0	0	0	0	0	0	0	0	0	0	0	0	0	0	0	0	0	0	0	0	0	0	0	0	0
0100	1	0	0	0	0	0	0	0	0	0	0	0	0	0	0	0	0	0	0	0	0	0	0	0	0	0	0	0	0
0200	0	0	0	0	0	0	0	0	0	0	0	0	0	0	0	0	0	0	0	0	0	0	0	0	0	0	0	0	0
0300	0	0	0	0	0	0	0	0	0	0	0	0	0	0	0	0	0	0	0	0	0	0	0	0	0	0	0	0	0
0400	0	0	0	0	0	0	0	0	0	0	0	0	0	0	0	0	0	0	0	0	0	0	0	0	0	0	0	0	0
0500	0	0	0	0	0	0	0	0	0	0	0	0	0	0	0	0	0	0	0	0	0	0	0	0	0	0	0	0	0
0600	1	0	0	0	0	0	0	0	0	0	0	0	0	0	0	0	0	0	0	0	0	0	0	0	0	0	0	0	0
0700	1	0	0	0	0	0	0	0	0	0	0	0	0	1	0	0	0	0	0	0	0	0	0	0	0	0	0	0	0
0800	**5**	**0**	**0**	**0**	**0**	**0**	**0**	**0**	**0**	**0**	**0**	**0**	**0**	**1**	**1**	**0**	**0**	**1**	**0**	**0**	**0**	**0**	**0**	**0**	**0**	**0**	**0**	**0**	**0**
0900	3	0	0	0	0	0	0	0	0	0	0	0	0	0	0	0	0	0	0	0	0	0	0	0	0	0	0	0	0
1000	3	0	0	0	0	0	0	0	0	0	0	1	0	0	0	0	0	0	0	0	0	0	0	0	0	0	0	0	0
1100	4	0	0	0	0	0	0	0	0	0	1	0	1	0	1	0	1	0	0	0	0	0	0	0	0	0	0	0	0
1200	5	0	0	0	0	0	0	1	0	0	0	1	0	1	1	0	0	0	0	0	0	0	0	0	0	0	0	0	0
1300	4	0	0	0	0	0	0	0	1	0	0	1	0	0	0	0	0	0	0	0	0	0	0	0	0	0	0	0	0
1400	5	0	0	0	0	0	0	0	0	1	0	0	1	1	0	0	0	0	0	0	0	0	0	0	0	0	0	0	0
1500	**7**	**0**	**0**	**0**	**0**	**0**	**0**	**0**	**1**	**0**	**0**	**1**	**0**	**2**	**1**	**1**	**0**	**0**	**0**	**0**	**0**	**0**	**0**	**0**	**0**	**0**	**0**	**0**	**0**
1600	4	0	0	0	0	0	0	0	1	0	0	0	0	0	1	0	0	0	0	0	0	0	0	0	0	0	0	0	0
1700	6	0	0	0	0	0	0	1	0	0	0	1	1	1	1	0	0	0	0	0	0	0	0	0	0	0	0	0	0
1800	3	0	0	0	0	0	0	0	0	1	0	0	1	0	0	0	0	0	0	0	0	0	0	0	0	0	0	0	0
1900	3	0	0	0	0	0	0	0	0	0	0	0	1	0	0	1	0	0	0	0	0	0	0	0	0	0	0	0	0
2000	2	0	0	0	0	0	0	0	0	0	0	0	0	0	0	0	0	0	0	0	0	0	0	0	0	0	0	0	0
2100	3	0	0	0	0	0	0	0	0	0	0	0	0	0	1	1	0	0	0	0	0	0	0	0	0	0	0	0	0
2200	2	0	0	0	0	0	0	0	0	0	0	0	0	0	0	0	0	0	0	0	0	0	0	0	0	0	0	0	0
2300	2	0	0	0	0	0	0	0	0	0	0	0	0	0	0	0	0	0	0	0	0	0	0	0	0	0	0	0	0
07-19	**49**	**0**	**0**	**0**	**1**	**1**	**0**	**2**	**5**	**3**	**3**	**4**	**5**	**9**	**6**	**3**	**3**	**2**	**1**	**1**	**0**	**0**	**0**	**0**	**0**	**0**	**0**	**0**	**0**
06-22	**59**	**0**	**0**	**0**	**1**	**1**	**0**	**2**	**5**	**4**	**4**	**5**	**6**	**10**	**7**	**4**	**4**	**3**	**1**	**1**	**0**	**0**	**0**	**0**	**0**	**0**	**0**	**0**	**0**
06-00	**62**	**0**	**0**	**0**	**1**	**1**	**0**	**2**	**5**	**4**	**4**	**5**	**7**	**10**	**7**	**5**	**4**	**3**	**1**	**1**	**0**	**0**	**0**	**0**	**0**	**0**	**0**	**0**	**0**
00-00	**64**	**0**	**0**	**0**	**1**	**1**	**0**	**2**	**5**	**4**	**4**	**6**	**7**	**11**	**8**	**5**	**4**	**3**	**1**	**1**	**0**	**0**	**0**	**0**	**0**	**0**	**0**	**0**	**0**

DRAFT

Site 87
Location LP03201, Att - TP, Lat 54.0964, Long -6.82082
Direction South

3279 / Meath/Cavan/Monaghan ATC's
October 2013
Automatic Traffic Count

Virtual Week (1)

Time	Total	Speed Bins (km/h)																												
		0 - 5	5 - 10	10 - 15	15 - 20	20 - 25	25 - 30	30 - 35	35 - 40	40 - 45	45 - 50	50 - 55	55 - 60	60 - 65	65 - 70	70 - 75	75 - 80	80 - 85	85 - 90	90 - 95	95 - 100	100 - 105	105 - 110	110 - 115	115 - 120	120 - 125	125 - 130	130 - 135	135 - 140
Mon	53	0	0	0	0	1	0	1	2	3	4	4	8	7	5	4	6	3	2	3	0	0	0	0	0	0	0	0	0	0
Tue	56	0	0	0	0	0	0	0	1	2	3	6	5	12	11	4	4	3	2	0	2	0	0	1	0	0	0	0	0	0
Wed	60	0	0	1	3	1	0	3	5	5	6	8	5	3	4	8	3	2	1	1	0	0	0	1	0	0	0	0	0	0
Thu	90	0	0	0	0	0	1	7	10	9	4	4	15	15	11	5	7	1	0	1	0	0	0	0	0	0	0	0	0	0
Fri	83	0	0	2	2	1	1	2	10	3	4	7	6	22	5	7	4	4	3	0	0	0	0	0	0	0	0	0	0	0
|Sat	65	0	0	0	2	1	1	1	6	4	2	6	3	9	11	6	3	7	1	1	0	0	0	1	0	0	0	0	0	0
|Sun	42	0	0	0	1	0	0	0	1	4	3	5	6	6	6	3	4	1	1	0	0	1	0	0	0	0	0	0	0	0
5 Day Ave.	**68**	**0**	**0**	**1**	**1**	**1**	**0**	**3**	**6**	**4**	**4**	**6**	**8**	**12**	**7**	**6**	**5**	**3**	**2**	**1**	**0**	**0**	**0**	**0**	**0**	**0**	**0**	**0**	**0**	**0**
7 Day Ave.	**64**	**0**	**0**	**0**	**1**	**1**	**0**	**2**	**5**	**4**	**4**	**6**	**7**	**11**	**8**	**5**	**4**	**3**	**1**	**1**	**0**	**0**	**0**	**0**	**0**	**0**	**0**	**0**	**0**	**0**
--	**449**	**0**	**0**	**3**	**8**	**4**	**3**	**14**	**35**	**30**	**26**	**40**	**48**	**74**	**53**	**37**	**31**	**21**	**10**	**6**	**2**	**1**	**0**	**3**	**0**	**0**	**0**	**0**	**0**	**0**

Summary Graphs

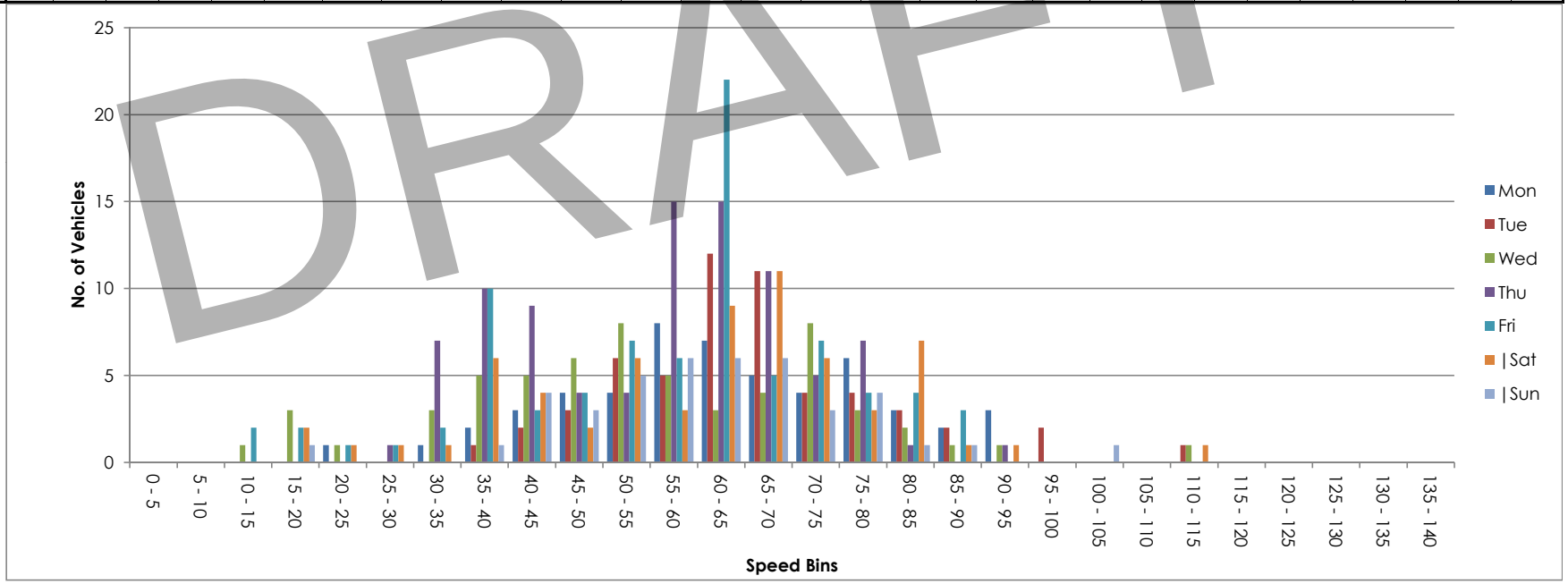

DRAFT

Nationwide Data Collection
for
Tobin Consulting Engineers

Site 87
Location LP03201, Att - TP, Lat 54.0964, Long -6.82082
Direction Two way

3279 / Meath/Cavan/Monaghan ATC's
October 2013
Automatic Traffic Count

Wed, 9 October 2013

Time	Total	Classification												>PSL	>PSL%	>SL1	>SL1%	>SL2	>SL2%	Mean	Vpp
		1 MCL	2 SV	3 SVT	4 TB2	5 TB3	6 T4	7 ART3	8 ART4	9 ART5	10 ART6	11 BD	12 DRT	80	80	85 +5kph	85 +5kph	90 +10kph	90 +10kph		85
0000	1	0	1	0	0	0	0	0	0	0	0	0	0	0	0	0	0	0	0	72.7	-
0100	1	0	0	0	0	0	0	0	0	1	0	0	0	0	0	0	0	0	0	63.5	-
0200	0	0	0	0	0	0	0	0	0	0	0	0	0	0	0	0	0	0	0	-	-
0300	0	0	0	0	0	0	0	0	0	0	0	0	0	0	0	0	0	0	0	-	-
0400	0	0	0	0	0	0	0	0	0	0	0	0	0	0	0	0	0	0	0	-	-
0500	0	0	0	0	0	0	0	0	0	0	0	0	0	0	0	0	0	0	0	-	-
0600	1	0	1	0	0	0	0	0	0	0	0	0	0	0	0	0	0	0	0	61.9	-
0700	2	0	1	0	0	1	0	0	0	0	0	0	0	0	0	0	0	0	0	41.7	-
0800	**12**	**0**	**9**	**2**	**0**	**0**	**0**	**0**	**0**	**1**	**0**	**0**	**0**	**3**	**25**	**2**	**16.7**	**1**	**8.3**	**64.7**	**80.3**
0900	9	0	3	4	0	0	0	0	0	1	1	0	0	1	11.1	0	0	0	0	51.8	-
1000	6	0	5	1	0	0	0	0	0	0	0	0	0	0	0	0	0	0	0	58.6	-
1100	6	0	5	1	0	0	0	0	0	0	0	0	0	0	0	0	0	0	0	51.9	-
1200	4	0	4	0	0	0	0	0	0	0	0	0	0	0	0	0	0	0	0	48.7	-
1300	9	0	7	0	0	0	0	0	1	1	0	0	0	1	11.1	0	0	0	0	51.9	-
1400	7	0	6	0	1	0	0	0	0	0	0	0	0	1	14.3	0	0	0	0	68.8	-
1500	9	0	8	1	0	0	0	0	0	0	0	0	0	1	11.1	0	0	0	0	61.4	-
1600	**11**	**0**	**5**	**2**	**1**	**1**	**0**	**0**	**2**	**0**	**0**	**0**	**0**	**1**	**9.1**	**1**	**9.1**	**0**	**0**	**63.4**	**70.2**
1700	3	1	2	0	0	0	0	0	0	0	0	0	0	0	0	0	0	0	0	41	-
1800	9	0	8	0	1	0	0	0	0	0	0	0	0	1	11.1	0	0	0	0	63.1	-
1900	9	2	6	0	1	0	0	0	0	0	0	0	0	0	0	0	0	0	0	53.7	-
2000	10	0	9	0	1	0	0	0	0	0	0	0	0	4	40	2	20	2	20	65.7	-
2100	3	0	1	1	1	0	0	0	0	0	0	0	0	0	0	0	0	0	0	64	-
2200	4	0	4	0	0	0	0	0	0	0	0	0	0	1	25	0	0	0	0	64.3	-
2300	3	0	3	0	0	0	0	0	0	0	0	0	0	0	0	0	0	0	0	58.8	-
07-19	**87**	**1**	**63**	**11**	**3**	**2**	**0**	**0**	**3**	**3**	**1**	**0**	**0**	**9**	**10.3**	**3**	**3.4**	**1**	**1.1**	**58.3**	**78.5**
06-22	**110**	**3**	**80**	**12**	**6**	**2**	**0**	**0**	**3**	**3**	**1**	**0**	**0**	**13**	**11.8**	**5**	**4.5**	**3**	**2.7**	**58.8**	**78.8**
06-00	**117**	**3**	**87**	**12**	**6**	**2**	**0**	**0**	**3**	**3**	**1**	**0**	**0**	**14**	**12**	**5**	**4.3**	**3**	**2.6**	**59**	**78.5**
00-00	**119**	**3**	**88**	**12**	**6**	**2**	**0**	**0**	**3**	**4**	**1**	**0**	**0**	**14**	**11.8**	**5**	**4.2**	**3**	**2.5**	**59.2**	**78.5**

DRAFT

Site 87
Location LP03201, Att - TP, Lat 54.0964, Long -6.82082
Direction Two way

3279 / Meath/Cavan/Monaghan ATC's
October 2013
Automatic Traffic Count

Thu, 10 October 2013

Time	Total	Classification												>PSL	>PSL%	>SL1	>SL1%	>SL2	>SL2%	Mean	Vpp
		1 MCL	2 SV	3 SVT	4 TB2	5 TB3	6 T4	7 ART3	8 ART4	9 ART5	10 ART6	11 BD	12 DRT	80	80	85 +5kph	85 +5kph	90 +10kph	90 +10kph		85
0000	1	0	0	0	1	0	0	0	0	0	0	0	0	0	0	0	0	0	0	71.2	-
0100	0	0	0	0	0	0	0	0	0	0	0	0	0	0	0	0	0	0	0	-	-
0200	0	0	0	0	0	0	0	0	0	0	0	0	0	0	0	0	0	0	0	-	-
0300	0	0	0	0	0	0	0	0	0	0	0	0	0	0	0	0	0	0	0	-	-
0400	0	0	0	0	0	0	0	0	0	0	0	0	0	0	0	0	0	0	0	-	-
0500	0	0	0	0	0	0	0	0	0	0	0	0	0	0	0	0	0	0	0	-	-
0600	1	0	1	0	0	0	0	0	0	0	0	0	0	0	0	0	0	0	0	75.6	-
0700	2	0	1	0	1	0	0	0	0	0	0	0	0	1	50	1	50	0	0	73.4	-
0800	**10**	**0**	**10**	**0**	**0**	**0**	**0**	**0**	**0**	**0**	**0**	**0**	**0**	**2**	**20**	**0**	**0**	**0**	**0**	**67.5**	**-**
0900	6	0	6	0	0	0	0	0	0	0	0	0	0	1	16.7	1	16.7	0	0	64.9	-
1000	5	0	3	1	1	0	0	0	0	0	0	0	0	0	0	0	0	0	0	65.1	-
1100	**10**	**0**	**7**	**1**	**0**	**1**	**0**	**0**	**0**	**1**	**0**	**0**	**0**	**0**	**0**	**0**	**0**	**0**	**0**	**57.4**	**-**
1200	10	0	5	3	0	0	0	0	0	1	1	0	0	0	0	0	0	0	0	41.1	-
1300	8	0	3	3	0	0	0	0	0	1	1	0	0	0	0	0	0	0	0	37.8	-
1400	16	0	12	3	0	0	0	0	0	1	0	0	0	0	0	0	0	0	0	51.7	60.5
1500	**22**	**0**	**16**	**5**	**0**	**1**	**0**	**0**	**0**	**0**	**0**	**0**	**0**	**0**	**0**	**0**	**0**	**0**	**0**	**55.9**	**65.5**
1600	14	0	8	4	0	0	0	0	0	1	1	0	0	1	7.1	1	7.1	0	0	46.3	67.7
1700	20	0	15	5	0	0	0	0	0	0	0	0	0	0	0	0	0	0	0	51.2	69.1
1800	14	0	11	2	0	1	0	0	0	0	0	0	0	0	0	0	0	0	0	62.6	67
1900	11	0	11	0	0	0	0	0	0	0	0	0	0	1	9.1	0	0	0	0	61.7	76.3
2000	2	0	2	0	0	0	0	0	0	0	0	0	0	0	0	0	0	0	0	75.1	-
2100	10	1	9	0	0	0	0	0	0	0	0	0	0	3	30	2	20	1	10	70.1	-
2200	3	0	2	0	0	1	0	0	0	0	0	0	0	0	0	0	0	0	0	62	-
2300	2	0	2	0	0	0	0	0	0	0	0	0	0	0	0	0	0	0	0	72.6	-
07-19	**137**	**0**	**97**	**27**	**2**	**3**	**0**	**0**	**0**	**5**	**3**	**0**	**0**	**5**	**3.6**	**3**	**2.2**	**0**	**0**	**54.2**	**68**
06-22	**161**	**1**	**120**	**27**	**2**	**3**	**0**	**0**	**0**	**5**	**3**	**0**	**0**	**9**	**5.6**	**5**	**3.1**	**1**	**0.6**	**56.1**	**73.1**
06-00	**166**	**1**	**124**	**27**	**2**	**4**	**0**	**0**	**0**	**5**	**3**	**0**	**0**	**9**	**5.4**	**5**	**3**	**1**	**0.6**	**56.4**	**73.1**
00-00	**167**	**1**	**124**	**27**	**3**	**4**	**0**	**0**	**0**	**5**	**3**	**0**	**0**	**9**	**5.4**	**5**	**3**	**1**	**0.6**	**56.5**	**73.1**

DRAFT

Site 87
Location LP03201, Att - TP, Lat 54.0964, Long -6.82082
Direction Two way

3279 / Meath/Cavan/Monaghan ATC's
October 2013
Automatic Traffic Count

Fri, 11 October 2013

Time	Total	Classification												>PSL	>PSL%	>SL1	>SL1%	>SL2	>SL2%	Mean	Vpp
		1 MCL	2 SV	3 SVT	4 TB2	5 TB3	6 T4	7 ART3	8 ART4	9 ART5	10 ART6	11 BD	12 DRT	80	80	85 +5kph	85 +5kph	90 +10kph	90 +10kph		85
0000	2	0	2	0	0	0	0	0	0	0	0	0	0	0	0	0	0	0	0	53.7	-
0100	0	0	0	0	0	0	0	0	0	0	0	0	0	0	0	0	0	0	0	-	-
0200	0	0	0	0	0	0	0	0	0	0	0	0	0	0	0	0	0	0	0	-	-
0300	0	0	0	0	0	0	0	0	0	0	0	0	0	0	0	0	0	0	0	-	-
0400	0	0	0	0	0	0	0	0	0	0	0	0	0	0	0	0	0	0	0	-	-
0500	0	0	0	0	0	0	0	0	0	0	0	0	0	0	0	0	0	0	0	-	-
0600	0	0	0	0	0	0	0	0	0	0	0	0	0	0	0	0	0	0	0	-	-
0700	3	0	2	0	1	0	0	0	0	0	0	0	0	1	33.3	0	0	0	0	68.8	-
0800	**12**	**0**	**12**	**0**	**0**	**0**	**0**	**0**	**0**	**0**	**0**	**0**	**0**	**2**	**16.7**	**1**	**8.3**	**0**	**0**	**69.2**	**79.6**
0900	4	0	3	1	0	0	0	0	0	0	0	0	0	0	0	0	0	0	0	59.5	-
1000	5	0	4	0	0	0	0	0	0	1	0	0	0	1	20	0	0	0	0	53.6	-
1100	11	0	5	2	1	1	0	0	0	2	0	0	0	0	0	0	0	0	0	48.8	61.9
1200	12	0	4	4	2	1	0	0	0	1	0	0	0	1	8.3	0	0	0	0	49.3	63
1300	13	0	7	3	1	0	0	0	0	2	0	0	0	2	15.4	1	7.7	0	0	49.3	58
1400	15	0	9	2	0	1	0	0	0	3	0	0	0	1	6.7	1	6.7	0	0	52.3	72.7
1500	16	0	14	0	2	0	0	0	0	0	0	0	0	1	6.3	0	0	0	0	60.1	63.7
1600	9	0	8	1	0	0	0	0	0	0	0	0	0	1	11.1	0	0	0	0	67.1	-
1700	**19**	**1**	**18**	**0**	**0**	**0**	**0**	**0**	**0**	**0**	**0**	**0**	**0**	**2**	**10.5**	**1**	**5.3**	**0**	**0**	**62.4**	**73.4**
1800	14	0	11	2	0	1	0	0	0	0	0	0	0	0	0	0	0	0	0	56.7	71.3
1900	7	0	6	0	0	1	0	0	0	0	0	0	0	1	14.3	0	0	0	0	72.8	-
2000	14	2	12	0	0	0	0	0	0	0	0	0	0	3	21.4	3	21.4	0	0	60.7	85.3
2100	5	0	5	0	0	0	0	0	0	0	0	0	0	1	20	1	20	1	20	69.4	-
2200	2	0	2	0	0	0	0	0	0	0	0	0	0	1	50	0	0	0	0	60.8	-
2300	5	0	3	0	2	0	0	0	0	0	0	0	0	0	0	0	0	0	0	62.5	-
07-19	**133**	**1**	**97**	**15**	**7**	**4**	**0**	**0**	**0**	**9**	**0**	**0**	**0**	**12**	**9**	**4**	**3**	**0**	**0**	**57.5**	**74.5**
06-22	**159**	**3**	**120**	**15**	**7**	**5**	**0**	**0**	**0**	**9**	**0**	**0**	**0**	**17**	**10.7**	**8**	**5**	**1**	**0.6**	**58.8**	**76.3**
06-00	**166**	**3**	**125**	**15**	**9**	**5**	**0**	**0**	**0**	**9**	**0**	**0**	**0**	**18**	**10.8**	**8**	**4.8**	**1**	**0.6**	**58.9**	**76.7**
00-00	**168**	**3**	**127**	**15**	**9**	**5**	**0**	**0**	**0**	**9**	**0**	**0**	**0**	**18**	**10.7**	**8**	**4.8**	**1**	**0.6**	**58.9**	**76.7**

DRAFT

Site 87
Location LP03201, Att - TP, Lat 54.0964, Long -6.82082
Direction Two way

3279 / Meath/Cavan/Monaghan ATC's
October 2013
Automatic Traffic Count

Sat, 12 October 2013

Time	Total	Classification												>PSL	>PSL%	>SL1	>SL1%	>SL2	>SL2%	Mean	Vpp
		1 MCL	2 SV	3 SVT	4 TB2	5 TB3	6 T4	7 ART3	8 ART4	9 ART5	10 ART6	11 BD	12 DRT	80	80	85 +5kph	85 +5kph	90 +10kph	90 +10kph		85
0000	5	0	5	0	0	0	0	0	0	0	0	0	0	0	0	0	0	0	0	67.6	-
0100	3	0	3	0	0	0	0	0	0	0	0	0	0	1	33.3	0	0	0	0	62.8	-
0200	1	0	1	0	0	0	0	0	0	0	0	0	0	0	0	0	0	0	0	70.5	-
0300	2	0	2	0	0	0	0	0	0	0	0	0	0	0	0	0	0	0	0	67.3	-
0400	0	0	0	0	0	0	0	0	0	0	0	0	0	0	0	0	0	0	0	-	-
0500	0	0	0	0	0	0	0	0	0	0	0	0	0	0	0	0	0	0	0	-	-
0600	0	0	0	0	0	0	0	0	0	0	0	0	0	0	0	0	0	0	0	-	-
0700	0	0	0	0	0	0	0	0	0	0	0	0	0	0	0	0	0	0	0	-	-
0800	3	0	2	0	1	0	0	0	0	0	0	0	0	2	66.7	1	33.3	1	33.3	90	-
0900	**11**	**0**	**6**	**4**	**1**	**0**	**0**	**0**	**0**	**0**	**0**	**0**	**0**	**2**	**18.2**	**0**	**0**	**0**	**0**	**55.9**	**73.8**
1000	5	0	4	1	0	0	0	0	0	0	0	0	0	1	20	0	0	0	0	64.6	-
1100	4	0	4	0	0	0	0	0	0	0	0	0	0	0	0	0	0	0	0	70.6	-
1200	10	1	8	1	0	0	0	0	0	0	0	0	0	1	10	0	0	0	0	61.6	-
1300	9	0	8	1	0	0	0	0	0	0	0	0	0	1	11.1	0	0	0	0	55.5	-
1400	13	0	13	0	0	0	0	0	0	0	0	0	0	2	15.4	0	0	0	0	60.2	74.9
1500	**14**	**0**	**12**	**2**	**0**	**0**	**0**	**0**	**0**	**0**	**0**	**0**	**0**	**0**	**0**	**0**	**0**	**0**	**0**	**54.4**	**72.4**
1600	7	0	6	0	1	0	0	0	0	0	0	0	0	0	0	0	0	0	0	57.9	-
1700	**14**	**0**	**12**	**0**	**1**	**1**	**0**	**0**	**0**	**0**	**0**	**0**	**0**	**0**	**0**	**0**	**0**	**0**	**0**	**62.9**	**74.5**
1800	7	1	6	0	0	0	0	0	0	0	0	0	0	1	14.3	1	14.3	0	0	61.5	-
1900	7	0	7	0	0	0	0	0	0	0	0	0	0	1	14.3	1	14.3	1	14.3	60.2	-
2000	1	0	1	0	0	0	0	0	0	0	0	0	0	1	100	1	100	0	0	87.9	-
2100	2	0	2	0	0	0	0	0	0	0	0	0	0	1	50	0	0	0	0	77.4	-
2200	4	0	4	0	0	0	0	0	0	0	0	0	0	0	0	0	0	0	0	67	-
2300	2	0	2	0	0	0	0	0	0	0	0	0	0	1	50	1	50	1	50	85.7	-
07-19	**97**	**2**	**81**	**9**	**4**	**1**	**0**	**0**	**0**	**0**	**0**	**0**	**0**	**10**	**10.3**	**2**	**2.1**	**1**	**1**	**60.5**	**76.3**
06-22	**107**	**2**	**91**	**9**	**4**	**1**	**0**	**0**	**0**	**0**	**0**	**0**	**0**	**13**	**12.1**	**4**	**3.7**	**2**	**1.9**	**61**	**77**
06-00	**113**	**2**	**97**	**9**	**4**	**1**	**0**	**0**	**0**	**0**	**0**	**0**	**0**	**14**	**12.4**	**5**	**4.4**	**3**	**2.7**	**61.7**	**77.4**
00-00	**124**	**2**	**108**	**9**	**4**	**1**	**0**	**0**	**0**	**0**	**0**	**0**	**0**	**15**	**12.1**	**5**	**4**	**3**	**2.4**	**62.1**	**77**

DRAFT

Site 87
Location LP03201, Att - TP, Lat 54.0964, Long -6.82082
Direction Two way

3279 / Meath/Cavan/Monaghan ATC's
October 2013
Automatic Traffic Count

Sun, 13 October 2013

Time	Total	Classification												>PSL	>PSL%	>SL1	>SL1%	>SL2	>SL2%	Mean	Vpp
		1 MCL	2 SV	3 SVT	4 TB2	5 TB3	6 T4	7 ART3	8 ART4	9 ART5	10 ART6	11 BD	12 DRT	80	80	85 +5kph	85 +5kph	90 +10kph	90 +10kph		85
0000	0	0	0	0	0	0	0	0	0	0	0	0	0	0	0	0	0	0	0	-	-
0100	2	0	0	0	1	1	0	0	0	0	0	0	0	0	0	0	0	0	0	52.8	-
0200	0	0	0	0	0	0	0	0	0	0	0	0	0	0	0	0	0	0	0	-	-
0300	0	0	0	0	0	0	0	0	0	0	0	0	0	0	0	0	0	0	0	-	-
0400	1	0	1	0	0	0	0	0	0	0	0	0	0	0	0	0	0	0	0	51.1	-
0500	0	0	0	0	0	0	0	0	0	0	0	0	0	0	0	0	0	0	0	-	-
0600	0	0	0	0	0	0	0	0	0	0	0	0	0	0	0	0	0	0	0	-	-
0700	2	0	2	0	0	0	0	0	0	0	0	0	0	0	0	0	0	0	0	62	-
0800	1	0	1	0	0	0	0	0	0	0	0	0	0	1	100	1	100	1	100	100.2	-
0900	5	0	5	0	0	0	0	0	0	0	0	0	0	2	40	2	40	1	20	76.3	-
1000	**12**	**0**	**12**	**0**	**0**	**0**	**0**	**0**	**0**	**0**	**0**	**0**	**0**	**1**	**8.3**	**0**	**0**	**0**	**0**	**62.4**	**69.5**
1100	8	0	6	0	0	0	0	0	1	1	0	0	0	0	0	0	0	0	0	69	-
1200	**13**	**0**	**13**	**0**	**0**	**0**	**0**	**0**	**0**	**0**	**0**	**0**	**0**	**1**	**7.7**	**0**	**0**	**0**	**0**	**58.6**	**67.3**
1300	5	0	5	0	0	0	0	0	0	0	0	0	0	1	20	0	0	0	0	66.4	-
1400	5	1	4	0	0	0	0	0	0	0	0	0	0	0	0	0	0	0	0	43.7	-
1500	5	0	4	1	0	0	0	0	0	0	0	0	0	0	0	0	0	0	0	57.4	-
1600	2	1	1	0	0	0	0	0	0	0	0	0	0	0	0	0	0	0	0	31.4	-
1700	9	2	7	0	0	0	0	0	0	0	0	0	0	0	0	0	0	0	0	47.9	-
1800	5	0	5	0	0	0	0	0	0	0	0	0	0	1	20	0	0	0	0	65.4	-
1900	3	0	3	0	0	0	0	0	0	0	0	0	0	0	0	0	0	0	0	58.3	-
2000	3	0	3	0	0	0	0	0	0	0	0	0	0	0	0	0	0	0	0	67.6	-
2100	6	0	6	0	0	0	0	0	0	0	0	0	0	1	16.7	0	0	0	0	67.6	-
2200	2	0	2	0	0	0	0	0	0	0	0	0	0	0	0	0	0	0	0	71.2	-
2300	3	0	3	0	0	0	0	0	0	0	0	0	0	1	33.3	0	0	0	0	65.3	-
07-19	**72**	**4**	**65**	**1**	**0**	**0**	**0**	**0**	**1**	**1**	**0**	**0**	**0**	**7**	**9.7**	**3**	**4.2**	**2**	**2.8**	**60.1**	**76**
06-22	**84**	**4**	**77**	**1**	**0**	**0**	**0**	**0**	**1**	**1**	**0**	**0**	**0**	**8**	**9.5**	**3**	**3.6**	**2**	**2.4**	**60.8**	**76**
06-00	**89**	**4**	**82**	**1**	**0**	**0**	**0**	**0**	**1**	**1**	**0**	**0**	**0**	**9**	**10.1**	**3**	**3.4**	**2**	**2.2**	**61.2**	**77**
00-00	**92**	**4**	**83**	**1**	**1**	**1**	**0**	**0**	**1**	**1**	**0**	**0**	**0**	**9**	**9.8**	**3**	**3.3**	**2**	**2.2**	**60.9**	**76**

DRAFT

Site 87
Location LP03201, Att - TP, Lat 54.0964, Long -6.82082
Direction Two way

3279 / Meath/Cavan/Monaghan ATC's
October 2013
Automatic Traffic Count

Mon, 14 October 2013

Time	Total	Classification												>PSL	>PSL%	>SL1	>SL1%	>SL2	>SL2%	Mean	Vpp
		1 MCL	2 SV	3 SVT	4 TB2	5 TB3	6 T4	7 ART3	8 ART4	9 ART5	10 ART6	11 BD	12 DRT	80	80	85 +5kph	85 +5kph	90 +10kph	90 +10kph		85
0000	2	0	1	0	1	0	0	0	0	0	0	0	0	0	0	0	0	0	0	69.1	-
0100	0	0	0	0	0	0	0	0	0	0	0	0	0	0	0	0	0	0	0	-	-
0200	0	0	0	0	0	0	0	0	0	0	0	0	0	0	0	0	0	0	0	-	-
0300	0	0	0	0	0	0	0	0	0	0	0	0	0	0	0	0	0	0	0	-	-
0400	0	0	0	0	0	0	0	0	0	0	0	0	0	0	0	0	0	0	0	-	-
0500	0	0	0	0	0	0	0	0	0	0	0	0	0	0	0	0	0	0	0	-	-
0600	4	0	2	1	1	0	0	0	0	0	0	0	0	1	25	0	0	0	0	75.5	-
0700	2	0	1	0	1	0	0	0	0	0	0	0	0	1	50	1	50	0	0	76.6	-
0800	**11**	**0**	**8**	**1**	**2**	**0**	**0**	**0**	**0**	**0**	**0**	**0**	**0**	**4**	**36.4**	**2**	**18.2**	**0**	**0**	**70.8**	**83.5**
0900	**11**	**0**	**10**	**0**	**0**	**1**	**0**	**0**	**0**	**0**	**0**	**0**	**0**	**2**	**18.2**	**1**	**9.1**	**1**	**9.1**	**59.7**	**70.9**
1000	10	0	8	0	2	0	0	0	0	0	0	0	0	0	0	0	0	0	0	57.3	-
1100	3	0	3	0	0	0	0	0	0	0	0	0	0	1	33.3	1	33.3	1	33.3	76	-
1200	5	0	5	0	0	0	0	0	0	0	0	0	0	0	0	0	0	0	0	59.6	-
1300	4	0	4	0	0	0	0	0	0	0	0	0	0	0	0	0	0	0	0	56	-
1400	7	0	5	1	0	1	0	0	0	0	0	0	0	0	0	0	0	0	0	56.2	-
1500	**12**	**0**	**9**	**2**	**1**	**0**	**0**	**0**	**0**	**0**	**0**	**0**	**0**	**1**	**8.3**	**1**	**8.3**	**0**	**0**	**60.1**	**70.2**
1600	6	0	4	0	2	0	0	0	0	0	0	0	0	0	0	0	0	0	0	68.8	-
1700	8	0	8	0	0	0	0	0	0	0	0	0	0	2	25	1	12.5	1	12.5	69.8	-
1800	11	0	10	0	1	0	0	0	0	0	0	0	0	1	9.1	1	9.1	0	0	64.2	78.1
1900	3	0	3	0	0	0	0	0	0	0	0	0	0	0	0	0	0	0	0	62	-
2000	5	1	4	0	0	0	0	0	0	0	0	0	0	0	0	0	0	0	0	53.7	-
2100	6	0	6	0	0	0	0	0	0	0	0	0	0	1	16.7	0	0	0	0	64.2	-
2200	2	0	2	0	0	0	0	0	0	0	0	0	0	1	50	1	50	0	0	75.8	-
2300	1	0	1	0	0	0	0	0	0	0	0	0	0	0	0	0	0	0	0	55.3	-
07-19	**90**	**0**	**75**	**4**	**9**	**2**	**0**	**0**	**0**	**0**	**0**	**0**	**0**	**12**	**13.3**	**8**	**8.9**	**3**	**3.3**	**63.4**	**79.2**
06-22	**108**	**1**	**90**	**5**	**10**	**2**	**0**	**0**	**0**	**0**	**0**	**0**	**0**	**14**	**13**	**8**	**7.4**	**3**	**2.8**	**63.4**	**79.2**
06-00	**111**	**1**	**93**	**5**	**10**	**2**	**0**	**0**	**0**	**0**	**0**	**0**	**0**	**15**	**13.5**	**9**	**8.1**	**3**	**2.7**	**63.5**	**79.2**
00-00	**113**	**1**	**94**	**5**	**11**	**2**	**0**	**0**	**0**	**0**	**0**	**0**	**0**	**15**	**13.3**	**9**	**8**	**3**	**2.7**	**63.6**	**79.2**

DRAFT

Site 87
Location LP03201, Att - TP, Lat 54.0964, Long -6.82082
Direction Two way

3279 / Meath/Cavan/Monaghan ATC's
October 2013
Automatic Traffic Count

Tue, 15 October 2013

Time	Total	Classification												>PSL	>PSL%	>SL1	>SL1%	>SL2	>SL2%	Mean	Vpp
		1 MCL	2 SV	3 SVT	4 TB2	5 TB3	6 T4	7 ART3	8 ART4	9 ART5	10 ART6	11 BD	12 DRT	80	80	85 +5kph	85 +5kph	90 +10kph	90 +10kph		85
0000	0	0	0	0	0	0	0	0	0	0	0	0	0	0	0	0	0	0	0	-	-
0100	1	0	1	0	0	0	0	0	0	0	0	0	0	0	0	0	0	0	0	63.6	-
0200	0	0	0	0	0	0	0	0	0	0	0	0	0	0	0	0	0	0	0	-	-
0300	1	0	1	0	0	0	0	0	0	0	0	0	0	0	0	0	0	0	0	44.6	-
0400	0	0	0	0	0	0	0	0	0	0	0	0	0	0	0	0	0	0	0	-	-
0500	1	0	1	0	0	0	0	0	0	0	0	0	0	1	100	1	100	1	100	97.9	-
0600	2	0	1	0	1	0	0	0	0	0	0	0	0	1	50	1	50	0	0	69.5	-
0700	4	0	3	0	1	0	0	0	0	0	0	0	0	1	25	1	25	0	0	68.9	-
0800	**10**	**0**	**9**	**1**	**0**	**0**	**0**	**0**	**0**	**0**	**0**	**0**	**0**	**3**	**30**	**1**	**10**	**1**	**10**	**69.2**	**-**
0900	6	0	5	1	0	0	0	0	0	0	0	0	0	2	33.3	1	16.7	1	16.7	66.9	-
1000	5	0	3	0	1	1	0	0	0	0	0	0	0	0	0	0	0	0	0	58.5	-
1100	5	0	5	0	0	0	0	0	0	0	0	0	0	0	0	0	0	0	0	59.6	-
1200	6	0	5	1	0	0	0	0	0	0	0	0	0	0	0	0	0	0	0	67.4	-
1300	8	0	6	0	0	0	0	0	0	2	0	0	0	1	12.5	1	12.5	1	12.5	66.5	-
1400	7	0	5	0	1	0	0	0	1	0	0	0	0	1	14.3	1	14.3	0	0	61.2	-
1500	5	0	3	1	1	0	0	0	0	0	0	0	0	0	0	0	0	0	0	65.8	-
1600	6	0	4	1	1	0	0	0	0	0	0	0	0	0	0	0	0	0	0	69.5	-
1700	8	0	7	0	0	0	1	0	0	0	0	0	0	0	0	0	0	0	0	60.8	-
1800	6	0	6	0	0	0	0	0	0	0	0	0	0	0	0	0	0	0	0	61.5	-
1900	6	0	6	0	0	0	0	0	0	0	0	0	0	1	16.7	1	16.7	1	16.7	72.8	-
2000	6	0	6	0	0	0	0	0	0	0	0	0	0	1	16.7	0	0	0	0	65.9	-
2100	8	0	8	0	0	0	0	0	0	0	0	0	0	1	12.5	1	12.5	0	0	65.6	-
2200	**9**	**0**	**9**	**0**	**0**	**0**	**0**	**0**	**0**	**0**	**0**	**0**	**0**	**0**	**0**	**0**	**0**	**0**	**0**	**60.2**	**-**
2300	3	0	3	0	0	0	0	0	0	0	0	0	0	1	33.3	1	33.3	1	33.3	74.5	-
07-19	**76**	**0**	**61**	**5**	**5**	**1**	**1**	**0**	**1**	**2**	**0**	**0**	**0**	**8**	**10.5**	**5**	**6.6**	**3**	**3.9**	**64.8**	**76.3**
06-22	**98**	**0**	**82**	**5**	**6**	**1**	**1**	**0**	**1**	**2**	**0**	**0**	**0**	**12**	**12.2**	**8**	**8.2**	**4**	**4.1**	**65.5**	**76.3**
06-00	**110**	**0**	**94**	**5**	**6**	**1**	**1**	**0**	**1**	**2**	**0**	**0**	**0**	**13**	**11.8**	**9**	**8.2**	**5**	**4.5**	**65.3**	**77.4**
00-00	**113**	**0**	**97**	**5**	**6**	**1**	**1**	**0**	**1**	**2**	**0**	**0**	**0**	**14**	**12.4**	**10**	**8.8**	**6**	**5.3**	**65.4**	**77.4**

DRAFT

Site 87
Location LP03201, Att - TP, Lat 54.0964, Long -6.82082
Direction Two way

3279 / Meath/Cavan/Monaghan ATC's
October 2013
Automatic Traffic Count

Virtual Day (7)

Time	Total	Classification												>PSL	>PSL%	>SL1	>SL1%	>SL2	>SL2%	Mean	Vpp
		1 MCL	2 SV	3 SVT	4 TB2	5 TB3	6 T4	7 ART3	8 ART4	9 ART5	10 ART6	11 BD	12 DRT	80	80	85 +5kph	85 +5kph	90 +10kph	90 +10kph		85
0000	2	0	1	0	0	0	0	0	0	0	0	0	0	0	0	0	0	0	0	66.1	-
0100	1	0	1	0	0	0	0	0	0	0	0	0	0	0	14.3	0	0	0	0	60.2	-
0200	0	0	0	0	0	0	0	0	0	0	0	0	0	0	0	0	0	0	0	70.5	-
0300	0	0	0	0	0	0	0	0	0	0	0	0	0	0	0	0	0	0	0	59.7	-
0400	0	0	0	0	0	0	0	0	0	0	0	0	0	0	0	0	0	0	0	51.1	-
0500	0	0	0	0	0	0	0	0	0	0	0	0	0	0	100	0	100	0	100	97.9	-
0600	1	0	1	0	0	0	0	0	0	0	0	0	0	0	25	0	12.5	0	0	72.3	-
0700	2	0	1	0	1	0	0	0	0	0	0	0	0	1	26.7	0	20	0	0	66	-
0800	**8**	**0**	**7**	**1**	**0**	**0**	**0**	**0**	**0**	**0**	**0**	**0**	**0**	**2**	**28.8**	**1**	**13.6**	**1**	**6.8**	**69.9**	**-**
0900	7	0	5	1	0	0	0	0	0	0	0	0	0	1	19.2	1	9.6	0	5.8	60.6	-
1000	7	0	6	0	1	0	0	0	0	0	0	0	0	0	6.3	0	0	0	0	60	-
1100	7	0	5	1	0	0	0	0	0	1	0	0	0	0	2.1	0	2.1	0	2.1	59.2	-
1200	9	0	6	1	0	0	0	0	0	0	0	0	0	0	5	0	0	0	0	54.6	-
1300	8	0	6	1	0	0	0	0	0	1	0	0	0	1	10.7	0	3.6	0	1.8	53.5	-
1400	10	0	8	1	0	0	0	0	0	1	0	0	0	1	7.1	0	2.9	0	0	55.9	-
1500	**12**	**0**	**9**	**2**	**1**	**0**	**0**	**0**	**0**	**0**	**0**	**0**	**0**	**0**	**3.6**	**0**	**1.2**	**0**	**0**	**58.4**	**71.3**
1600	8	0	5	1	1	0	0	0	0	0	0	0	0	0	5.5	0	3.6	0	0	59	-
1700	**12**	**1**	**10**	**1**	**0**	**0**	**0**	**0**	**0**	**0**	**0**	**0**	**0**	**1**	**4.9**	**0**	**2.5**	**0**	**1.2**	**57.9**	**74.2**
1800	9	0	8	1	0	0	0	0	0	0	0	0	0	1	6.1	0	3	0	0	61.7	-
1900	7	0	6	0	0	0	0	0	0	0	0	0	0	1	8.7	0	4.3	0	4.3	62.8	-
2000	6	0	5	0	0	0	0	0	0	0	0	0	0	1	22	1	14.6	0	4.9	63.7	-
2100	6	0	5	0	0	0	0	0	0	0	0	0	0	1	20	1	10	0	5	67.7	-
2200	4	0	4	0	0	0	0	0	0	0	0	0	0	0	11.5	0	3.8	0	0	64.2	-
2300	3	0	2	0	0	0	0	0	0	0	0	0	0	0	15.8	0	10.5	0	10.5	67.4	-
07-19	**99**	**1**	**77**	**10**	**4**	**2**	**0**	**0**	**1**	**3**	**1**	**0**	**0**	**9**	**9.1**	**4**	**4**	**1**	**1.4**	**59.2**	**75.6**
06-22	**118**	**2**	**94**	**11**	**5**	**2**	**0**	**0**	**1**	**3**	**1**	**0**	**0**	**12**	**10.4**	**6**	**5**	**2**	**1.9**	**60.2**	**76.3**
06-00	**125**	**2**	**100**	**11**	**5**	**2**	**0**	**0**	**1**	**3**	**1**	**0**	**0**	**13**	**10.6**	**6**	**5**	**3**	**2.1**	**60.4**	**76.7**
00-00	**128**	**2**	**103**	**11**	**6**	**2**	**0**	**0**	**1**	**3**	**1**	**0**	**0**	**13**	**10.5**	**6**	**5**	**3**	**2.1**	**60.5**	**76.7**

DRAFT

Site 87
Location LP03201, Att - TP, Lat 54.0964, Long -6.82082
Direction Two way

3279 / Meath/Cavan/Monaghan ATC's
October 2013
Automatic Traffic Count

Virtual Week (1)

Time	Total	Classification												>PSL	>PSL%	>SL1	>SL1%	>SL2	>SL2%	Mean	Vpp
		1 MCL	2 SV	3 SVT	4 TB2	5 TB3	6 T4	7 ART3	8 ART4	9 ART5	10 ART6	11 BD	12 DRT	80	80	85 +5kph	85 +5kph	90 +10kph	90 +10kph		85
Mon	113	1	94	5	11	2	0	0	0	0	0	0	0	15	13.3	9	8	3	2.7	63.6	79.2
Tue	113	0	97	5	6	1	1	0	1	2	0	0	0	14	12.4	10	8.8	6	5.3	65.4	77.4
Wed	119	3	88	12	6	2	0	0	3	4	1	0	0	14	11.8	5	4.2	3	2.5	59.2	78.5
Thu	167	1	124	27	3	4	0	0	0	5	3	0	0	9	5.4	5	3	1	0.6	56.5	73.1
Fri	168	3	127	15	9	5	0	0	0	9	0	0	0	18	10.7	8	4.8	1	0.6	58.9	76.7
| Sat	124	2	108	9	4	1	0	0	0	0	0	0	0	15	12.1	5	4	3	2.4	62.1	77
| Sun	92	4	83	1	1	1	0	0	1	1	0	0	0	9	9.8	3	3.3	2	2.2	60.9	76
5 Day Ave.	**136**	**2**	**106**	**13**	**7**	**3**	**0**	**0**	**1**	**4**	**1**	**0**	**0**	**14**	**10.3**	**7**	**5.1**	**3**	**2.2**	**60.7**	**77.0**
7 Day Ave.	**128**	**2**	**103**	**11**	**6**	**2**	**0**	**0**	**1**	**3**	**1**	**0**	**0**	**13**	**10.5**	**6**	**5.0**	**3**	**2.1**	**60.5**	**76.7**
--	**896**	**14**	**721**	**74**	**40**	**16**	**1**	**0**	**5**	**21**	**4**	**0**	**0**	**94**	**10.5**	**45**	**5.0**	**19**	**2.1**	**60.5**	**76.7**

Summary Graphs

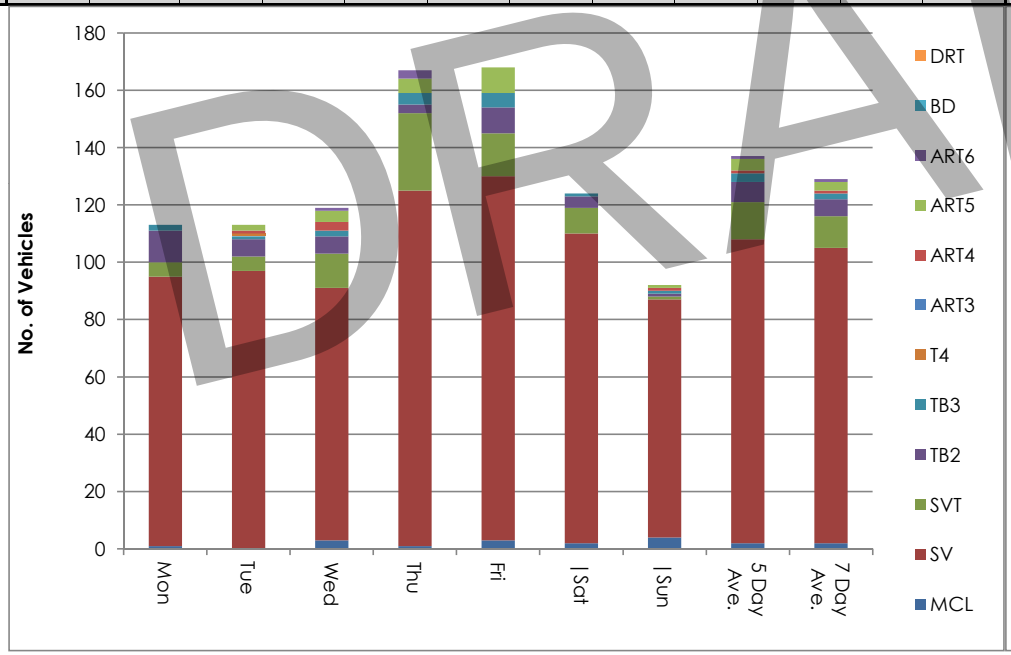

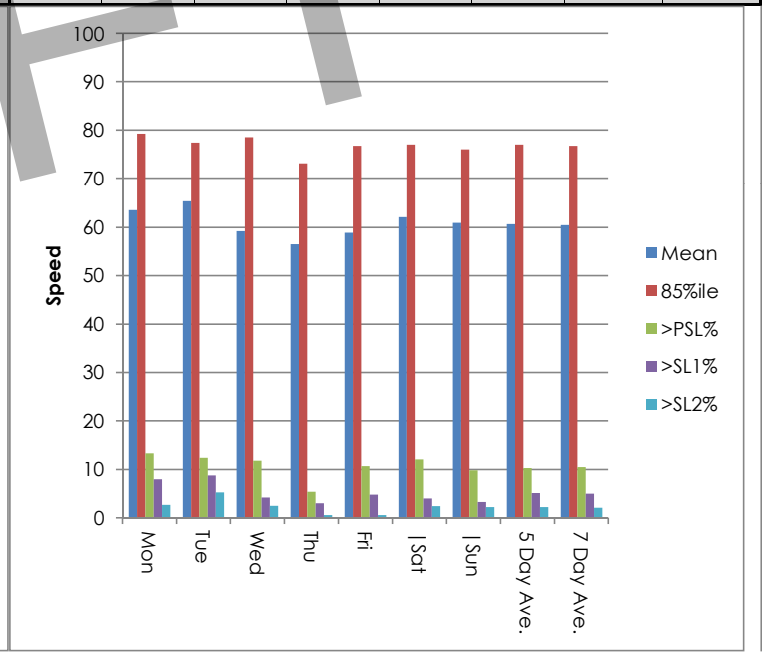

DRAFT

Site 87
Location LP03201, Att - TP, Lat 54.0964, Long -6.82082
Direction Two way

3279 / Meath/Cavan/Monaghan ATC's
October 2013
Automatic Traffic Count

Wed, 9 October 2013

Time	Total	Speed Bins (km/h)																											
		0 - 5	5 - 10	10 - 15	15 - 20	20 - 25	25 - 30	30 - 35	35 - 40	40 - 45	45 - 50	50 - 55	55 - 60	60 - 65	65 - 70	70 - 75	75 - 80	80 - 85	85 - 90	90 - 95	95 - 100	100 - 105	105 - 110	110 - 115	115 - 120	120 - 125	125 - 130	130 - 135	135 - 140
0000	1	0	0	0	0	0	0	0	0	0	0	0	0	0	0	1	0	0	0	0	0	0	0	0	0	0	0	0	0
0100	1	0	0	0	0	0	0	0	0	0	0	0	0	1	0	0	0	0	0	0	0	0	0	0	0	0	0	0	0
0200	0	0	0	0	0	0	0	0	0	0	0	0	0	0	0	0	0	0	0	0	0	0	0	0	0	0	0	0	0
0300	0	0	0	0	0	0	0	0	0	0	0	0	0	0	0	0	0	0	0	0	0	0	0	0	0	0	0	0	0
0400	0	0	0	0	0	0	0	0	0	0	0	0	0	0	0	0	0	0	0	0	0	0	0	0	0	0	0	0	0
0500	0	0	0	0	0	0	0	0	0	0	0	0	0	0	0	0	0	0	0	0	0	0	0	0	0	0	0	0	0
0600	1	0	0	0	0	0	0	0	0	0	0	0	0	1	0	0	0	0	0	0	0	0	0	0	0	0	0	0	0
0700	2	0	0	0	0	0	0	0	1	0	1	0	0	0	0	0	0	0	0	0	0	0	0	0	0	0	0	0	0
0800	**12**	**0**	**0**	**0**	**0**	**0**	**0**	**1**	**0**	**1**	**1**	**1**	**2**	**0**	**0**	**1**	**2**	**1**	**1**	**1**	**0**	**0**	**0**	**0**	**0**	**0**	**0**	**0**	**0**
0900	9	0	0	0	0	1	0	0	1	2	1	0	2	0	0	1	0	1	0	0	0	0	0	0	0	0	0	0	0
1000	6	0	0	0	0	0	0	0	0	0	1	2	2	0	0	0	1	0	0	0	0	0	0	0	0	0	0	0	0
1100	6	0	0	0	1	0	0	0	0	0	2	1	0	0	1	0	1	0	0	0	0	0	0	0	0	0	0	0	0
1200	4	0	0	0	0	0	0	0	1	0	0	3	0	0	0	0	0	0	0	0	0	0	0	0	0	0	0	0	0
1300	9	0	0	0	1	0	0	0	3	0	0	2	0	0	0	1	1	1	0	0	0	0	0	0	0	0	0	0	0
1400	7	0	0	0	0	0	0	0	0	0	1	0	1	0	1	0	3	1	0	0	0	0	0	0	0	0	0	0	0
1500	9	0	0	0	0	0	0	0	2	0	0	1	2	0	0	2	1	1	0	0	0	0	0	0	0	0	0	0	0
1600	**11**	**0**	**0**	**0**	**0**	**0**	**0**	**0**	**0**	**1**	**0**	**2**	**1**	**2**	**2**	**1**	**1**	**0**	**1**	**0**	**0**	**0**	**0**	**0**	**0**	**0**	**0**	**0**	**0**
1700	3	0	0	0	1	0	0	1	0	0	0	0	0	0	0	1	0	0	0	0	0	0	0	0	0	0	0	0	0
1800	9	0	0	0	0	0	0	0	1	1	0	0	0	3	1	2	0	1	0	0	0	0	0	0	0	0	0	0	0
1900	9	0	0	0	2	0	0	0	0	0	0	1	2	1	2	1	0	0	0	0	0	0	0	0	0	0	0	0	0
2000	10	0	0	1	0	0	0	1	0	0	1	0	2	0	1	0	0	2	0	0	1	0	0	1	0	0	0	0	0
2100	3	0	0	0	0	0	0	0	0	0	0	1	0	0	1	1	0	0	0	0	0	0	0	0	0	0	0	0	0
2200	4	0	0	0	0	0	0	0	0	0	0	2	0	0	1	0	0	1	0	0	0	0	0	0	0	0	0	0	0
2300	3	0	0	0	0	0	0	0	0	1	0	0	0	0	2	0	0	0	0	0	0	0	0	0	0	0	0	0	0
07-19	**87**	**0**	**0**	**0**	**3**	**1**	**0**	**2**	**9**	**5**	**7**	**12**	**10**	**5**	**5**	**9**	**10**	**6**	**2**	**1**	**0**	**0**	**0**	**0**	**0**	**0**	**0**	**0**	**0**
06-22	**110**	**0**	**0**	**1**	**5**	**1**	**0**	**3**	**9**	**5**	**8**	**14**	**14**	**7**	**9**	**11**	**10**	**8**	**2**	**1**	**1**	**0**	**0**	**1**	**0**	**0**	**0**	**0**	**0**
06-00	**117**	**0**	**0**	**1**	**5**	**1**	**0**	**3**	**9**	**6**	**8**	**16**	**14**	**7**	**12**	**11**	**10**	**9**	**2**	**1**	**1**	**0**	**0**	**1**	**0**	**0**	**0**	**0**	**0**
00-00	**119**	**0**	**0**	**1**	**5**	**1**	**0**	**3**	**9**	**6**	**8**	**16**	**14**	**8**	**12**	**12**	**10**	**9**	**2**	**1**	**1**	**0**	**0**	**1**	**0**	**0**	**0**	**0**	**0**

DRAFT

Site 87
Location LP03201, Att - TP, Lat 54.0964, Long -6.82082
Direction Two way

3279 / Meath/Cavan/Monaghan ATC's
October 2013
Automatic Traffic Count

Thu, 10 October 2013

Time	Total	Speed Bins (km/h)																											
		0 - 5	5 - 10	10 - 15	15 - 20	20 - 25	25 - 30	30 - 35	35 - 40	40 - 45	45 - 50	50 - 55	55 - 60	60 - 65	65 - 70	70 - 75	75 - 80	80 - 85	85 - 90	90 - 95	95 - 100	100 - 105	105 - 110	110 - 115	115 - 120	120 - 125	125 - 130	130 - 135	135 - 140
0000	1	0	0	0	0	0	0	0	0	0	0	0	0	0	0	1	0	0	0	0	0	0	0	0	0	0	0	0	0
0100	0	0	0	0	0	0	0	0	0	0	0	0	0	0	0	0	0	0	0	0	0	0	0	0	0	0	0	0	0
0200	0	0	0	0	0	0	0	0	0	0	0	0	0	0	0	0	0	0	0	0	0	0	0	0	0	0	0	0	0
0300	0	0	0	0	0	0	0	0	0	0	0	0	0	0	0	0	0	0	0	0	0	0	0	0	0	0	0	0	0
0400	0	0	0	0	0	0	0	0	0	0	0	0	0	0	0	0	0	0	0	0	0	0	0	0	0	0	0	0	0
0500	0	0	0	0	0	0	0	0	0	0	0	0	0	0	0	0	0	0	0	0	0	0	0	0	0	0	0	0	0
0600	1	0	0	0	0	0	0	0	0	0	0	0	0	0	0	1	0	0	0	0	0	0	0	0	0	0	0	0	0
0700	2	0	0	0	0	0	0	0	0	0	0	0	1	0	0	0	0	1	0	0	0	0	0	0	0	0	0	0	0
0800	**10**	**0**	**0**	**0**	**0**	**0**	**0**	**0**	**0**	**0**	**0**	**0**	**3**	**2**	**1**	**2**	**0**	**2**	**0**	**0**	**0**	**0**	**0**	**0**	**0**	**0**	**0**	**0**	**0**
0900	6	0	0	0	0	0	0	0	0	1	0	0	0	3	0	1	0	0	1	0	0	0	0	0	0	0	0	0	0
1000	5	0	0	0	0	0	0	0	0	0	0	1	1	0	1	1	1	0	0	0	0	0	0	0	0	0	0	0	0
1100	**10**	**0**	**0**	**0**	**0**	**0**	**0**	**0**	**0**	**2**	**2**	**0**	**2**	**0**	**2**	**1**	**1**	**0**	**0**	**0**	**0**	**0**	**0**	**0**	**0**	**0**	**0**	**0**	**0**
1200	10	0	0	0	0	0	0	4	2	2	0	1	0	0	1	0	0	0	0	0	0	0	0	0	0	0	0	0	0
1300	8	0	0	0	0	0	0	3	2	2	1	0	0	0	0	0	0	0	0	0	0	0	0	0	0	0	0	0	0
1400	16	0	0	0	0	0	0	0	2	4	1	1	5	2	0	0	1	0	0	0	0	0	0	0	0	0	0	0	0
1500	**22**	**0**	**0**	**0**	**0**	**0**	**1**	**0**	**1**	**2**	**2**	**3**	**0**	**8**	**4**	**1**	**0**	**0**	**0**	**0**	**0**	**0**	**0**	**0**	**0**	**0**	**0**	**0**	**0**
1600	14	0	0	0	0	0	1	1	5	3	0	0	1	0	2	0	0	0	1	0	0	0	0	0	0	0	0	0	0
1700	20	0	0	0	0	0	0	2	3	5	2	1	1	0	3	2	1	0	0	0	0	0	0	0	0	0	0	0	0
1800	14	0	0	0	0	0	0	0	0	1	1	0	1	3	6	1	1	0	0	0	0	0	0	0	0	0	0	0	0
1900	11	0	0	0	0	0	0	0	1	0	1	1	4	0	1	0	2	1	0	0	0	0	0	0	0	0	0	0	0
2000	2	0	0	0	0	0	0	0	0	0	0	0	0	0	0	1	1	0	0	0	0	0	0	0	0	0	0	0	0
2100	10	0	0	0	0	1	0	0	0	0	0	0	1	1	1	2	1	1	1	1	0	0	0	0	0	0	0	0	0
2200	3	0	0	0	0	0	0	0	0	0	0	1	0	0	2	0	0	0	0	0	0	0	0	0	0	0	0	0	0
2300	2	0	0	0	0	0	0	0	0	0	0	0	0	0	0	2	0	0	0	0	0	0	0	0	0	0	0	0	0
07-19	**137**	**0**	**0**	**0**	**0**	**0**	**2**	**10**	**15**	**22**	**9**	**7**	**14**	**19**	**20**	**9**	**5**	**2**	**3**	**0**	**0**	**0**	**0**	**0**	**0**	**0**	**0**	**0**	**0**
06-22	**161**	**0**	**0**	**0**	**0**	**1**	**2**	**10**	**16**	**22**	**10**	**8**	**19**	**20**	**22**	**12**	**10**	**4**	**4**	**1**	**0**	**0**	**0**	**0**	**0**	**0**	**0**	**0**	**0**
06-00	**166**	**0**	**0**	**0**	**0**	**1**	**2**	**10**	**16**	**22**	**10**	**9**	**19**	**20**	**24**	**14**	**10**	**4**	**4**	**1**	**0**	**0**	**0**	**0**	**0**	**0**	**0**	**0**	**0**
00-00	**167**	**0**	**0**	**0**	**0**	**1**	**2**	**10**	**16**	**22**	**10**	**9**	**19**	**20**	**24**	**15**	**10**	**4**	**4**	**1**	**0**	**0**	**0**	**0**	**0**	**0**	**0**	**0**	**0**

DRAFT

Site 87
Location LP03201, Att - TP, Lat 54.0964, Long -6.82082
Direction Two way

3279 / Meath/Cavan/Monaghan ATC's
October 2013
Automatic Traffic Count

Fri, 11 October 2013

Time	Total	Speed Bins (km/h)																												
		0 - 5	5 - 10	10 - 15	15 - 20	20 - 25	25 - 30	30 - 35	35 - 40	40 - 45	45 - 50	50 - 55	55 - 60	60 - 65	65 - 70	70 - 75	75 - 80	80 - 85	85 - 90	90 - 95	95 - 100	100 - 105	105 - 110	110 - 115	115 - 120	120 - 125	125 - 130	130 - 135	135 - 140
0000	2	0	0	0	0	0	0	0	0	0	0	1	1	0	0	0	0	0	0	0	0	0	0	0	0	0	0	0	0	0
0100	0	0	0	0	0	0	0	0	0	0	0	0	0	0	0	0	0	0	0	0	0	0	0	0	0	0	0	0	0	0
0200	0	0	0	0	0	0	0	0	0	0	0	0	0	0	0	0	0	0	0	0	0	0	0	0	0	0	0	0	0	0
0300	0	0	0	0	0	0	0	0	0	0	0	0	0	0	0	0	0	0	0	0	0	0	0	0	0	0	0	0	0	0
0400	0	0	0	0	0	0	0	0	0	0	0	0	0	0	0	0	0	0	0	0	0	0	0	0	0	0	0	0	0	0
0500	0	0	0	0	0	0	0	0	0	0	0	0	0	0	0	0	0	0	0	0	0	0	0	0	0	0	0	0	0	0
0600	0	0	0	0	0	0	0	0	0	0	0	0	0	0	0	0	0	0	0	0	0	0	0	0	0	0	0	0	0	0
0700	3	0	0	0	0	0	0	0	0	0	0	0	0	2	0	0	0	1	0	0	0	0	0	0	0	0	0	0	0	0
0800	**12**	**0**	**0**	**0**	**0**	**0**	**0**	**0**	**0**	**0**	**0**	**0**	**3**	**3**	**1**	**2**	**1**	**1**	**1**	**0**	**0**	**0**	**0**	**0**	**0**	**0**	**0**	**0**	**0**	**0**
0900	4	0	0	0	0	0	0	0	0	1	0	0	0	1	2	0	0	0	0	0	0	0	0	0	0	0	0	0	0	0
1000	5	0	0	0	1	0	0	0	0	1	0	0	1	0	1	0	0	1	0	0	0	0	0	0	0	0	0	0	0	0
1100	11	0	0	0	0	1	0	0	2	1	3	0	1	1	2	0	0	0	0	0	0	0	0	0	0	0	0	0	0	0
1200	12	0	0	1	0	0	0	1	2	2	0	1	2	1	0	0	1	1	0	0	0	0	0	0	0	0	0	0	0	0
1300	13	0	0	0	0	0	0	0	5	3	1	1	1	0	0	0	0	1	1	0	0	0	0	0	0	0	0	0	0	0
1400	15	0	0	0	0	2	0	0	3	1	1	1	1	2	1	2	0	0	1	0	0	0	0	0	0	0	0	0	0	0
1500	16	0	0	0	0	0	0	0	0	0	1	4	4	5	0	0	1	1	0	0	0	0	0	0	0	0	0	0	0	0
1600	9	0	0	0	0	0	0	1	0	0	0	0	0	2	2	0	3	1	0	0	0	0	0	0	0	0	0	0	0	0
1700	**19**	**0**	**0**	**1**	**0**	**0**	**1**	**0**	**0**	**0**	**0**	**2**	**2**	**5**	**1**	**4**	**1**	**1**	**1**	**0**	**0**	**0**	**0**	**0**	**0**	**0**	**0**	**0**	**0**	**0**
1800	14	0	0	0	0	1	0	1	1	1	0	0	3	1	2	4	0	0	0	0	0	0	0	0	0	0	0	0	0	0
1900	7	0	0	0	0	0	0	0	0	0	0	0	0	1	1	2	2	1	0	0	0	0	0	0	0	0	0	0	0	0
2000	14	0	0	0	1	2	0	0	0	0	0	1	2	1	1	1	2	0	3	0	0	0	0	0	0	0	0	0	0	0
2100	5	0	0	0	0	0	0	0	0	0	1	0	0	1	0	2	0	0	0	1	0	0	0	0	0	0	0	0	0	0
2200	2	0	0	0	0	0	0	0	1	0	0	0	0	0	0	0	0	1	0	0	0	0	0	0	0	0	0	0	0	0
2300	5	0	0	0	0	0	0	0	0	1	0	1	0	1	0	0	2	0	0	0	0	0	0	0	0	0	0	0	0	0
07-19	**133**	**0**	**0**	**2**	**1**	**4**	**1**	**3**	**13**	**10**	**6**	**9**	**18**	**23**	**12**	**12**	**7**	**8**	**4**	**0**	**0**	**0**	**0**	**0**	**0**	**0**	**0**	**0**	**0**	**0**
06-22	**159**	**0**	**0**	**2**	**2**	**6**	**1**	**3**	**13**	**10**	**7**	**10**	**20**	**26**	**14**	**17**	**11**	**9**	**7**	**1**	**0**	**0**	**0**	**0**	**0**	**0**	**0**	**0**	**0**	**0**
06-00	**166**	**0**	**0**	**2**	**2**	**6**	**1**	**3**	**14**	**11**	**7**	**11**	**20**	**27**	**14**	**17**	**13**	**10**	**7**	**1**	**0**	**0**	**0**	**0**	**0**	**0**	**0**	**0**	**0**	**0**
00-00	**168**	**0**	**0**	**2**	**2**	**6**	**1**	**3**	**14**	**11**	**7**	**12**	**21**	**27**	**14**	**17**	**13**	**10**	**7**	**1**	**0**	**0**	**0**	**0**	**0**	**0**	**0**	**0**	**0**	**0**

DRAFT

Site 87
Location LP03201, Att - TP, Lat 54.0964, Long -6.82082
Direction Two way

3279 / Meath/Cavan/Monaghan ATC's
October 2013
Automatic Traffic Count

Sat, 12 October 2013

Time	Total	Speed Bins (km/h)																											
		0 - 5	5 - 10	10 - 15	15 - 20	20 - 25	25 - 30	30 - 35	35 - 40	40 - 45	45 - 50	50 - 55	55 - 60	60 - 65	65 - 70	70 - 75	75 - 80	80 - 85	85 - 90	90 - 95	95 - 100	100 - 105	105 - 110	110 - 115	115 - 120	120 - 125	125 - 130	130 - 135	135 - 140
0000	5	0	0	0	0	0	0	0	0	0	0	0	0	1	3	1	0	0	0	0	0	0	0	0	0	0	0	0	0
0100	3	0	0	0	0	0	0	0	0	0	1	0	1	0	0	0	0	1	0	0	0	0	0	0	0	0	0	0	0
0200	1	0	0	0	0	0	0	0	0	0	0	0	0	0	0	1	0	0	0	0	0	0	0	0	0	0	0	0	0
0300	2	0	0	0	0	0	0	0	0	0	0	0	0	1	0	1	0	0	0	0	0	0	0	0	0	0	0	0	0
0400	0	0	0	0	0	0	0	0	0	0	0	0	0	0	0	0	0	0	0	0	0	0	0	0	0	0	0	0	0
0500	0	0	0	0	0	0	0	0	0	0	0	0	0	0	0	0	0	0	0	0	0	0	0	0	0	0	0	0	0
0600	0	0	0	0	0	0	0	0	0	0	0	0	0	0	0	0	0	0	0	0	0	0	0	0	0	0	0	0	0
0700	0	0	0	0	0	0	0	0	0	0	0	0	0	0	0	0	0	0	0	0	0	0	0	0	0	0	0	0	0
0800	3	0	0	0	0	0	0	0	0	0	0	0	0	0	0	0	1	1	0	0	0	0	0	1	0	0	0	0	0
0900	**11**	**0**	**0**	**0**	**2**	**0**	**0**	**0**	**0**	**1**	**1**	**0**	**1**	**1**	**2**	**1**	**0**	**2**	**0**	**0**	**0**	**0**	**0**	**0**	**0**	**0**	**0**	**0**	**0**
1000	5	0	0	0	0	0	0	0	0	0	1	1	0	1	0	1	0	1	0	0	0	0	0	0	0	0	0	0	0
1100	4	0	0	0	0	0	0	0	0	0	0	0	0	1	1	1	1	0	0	0	0	0	0	0	0	0	0	0	0
1200	10	0	0	0	0	1	0	0	0	0	0	3	0	1	1	1	2	1	0	0	0	0	0	0	0	0	0	0	0
1300	9	0	0	0	0	0	0	0	1	1	0	4	0	2	0	0	0	1	0	0	0	0	0	0	0	0	0	0	0
1400	13	0	0	0	1	0	0	0	2	0	0	1	1	2	1	3	0	2	0	0	0	0	0	0	0	0	0	0	0
1500	**14**	**0**	**0**	**0**	**0**	**0**	**1**	**0**	**5**	**0**	**0**	**0**	**1**	**1**	**3**	**2**	**1**	**0**	**0**	**0**	**0**	**0**	**0**	**0**	**0**	**0**	**0**	**0**	**0**
1600	7	0	0	0	1	0	0	0	0	0	1	0	0	0	4	1	0	0	0	0	0	0	0	0	0	0	0	0	0
1700	**14**	**0**	**0**	**0**	**0**	**0**	**0**	**1**	**1**	**0**	**0**	**0**	**1**	**3**	**4**	**3**	**1**	**0**	**0**	**0**	**0**	**0**	**0**	**0**	**0**	**0**	**0**	**0**	**0**
1800	7	0	0	0	1	0	0	0	0	1	0	0	0	0	2	1	1	0	1	0	0	0	0	0	0	0	0	0	0
1900	7	0	0	0	0	0	0	0	0	3	1	0	0	1	1	0	0	0	0	0	0	0	1	0	0	0	0	0	0
2000	1	0	0	0	0	0	0	0	0	0	0	0	0	0	0	0	0	0	1	0	0	0	0	0	0	0	0	0	0
2100	2	0	0	0	0	0	0	0	0	0	0	0	0	0	0	1	0	1	0	0	0	0	0	0	0	0	0	0	0
2200	4	0	0	0	0	0	0	0	0	0	0	0	1	1	1	1	0	0	0	0	0	0	0	0	0	0	0	0	0
2300	2	0	0	0	0	0	0	0	0	0	0	0	0	0	0	0	1	0	0	1	0	0	0	0	0	0	0	0	0
07-19	**97**	**0**	**0**	**0**	**5**	**1**	**1**	**1**	**9**	**3**	**3**	**9**	**4**	**12**	**18**	**14**	**7**	**8**	**1**	**0**	**0**	**0**	**0**	**1**	**0**	**0**	**0**	**0**	**0**
06-22	**107**	**0**	**0**	**0**	**5**	**1**	**1**	**1**	**9**	**6**	**4**	**9**	**4**	**13**	**19**	**15**	**7**	**9**	**2**	**0**	**0**	**0**	**1**	**1**	**0**	**0**	**0**	**0**	**0**
06-00	**113**	**0**	**0**	**0**	**5**	**1**	**1**	**1**	**9**	**6**	**4**	**9**	**5**	**14**	**20**	**16**	**8**	**9**	**2**	**1**	**0**	**0**	**1**	**1**	**0**	**0**	**0**	**0**	**0**
00-00	**124**	**0**	**0**	**0**	**5**	**1**	**1**	**1**	**9**	**6**	**5**	**9**	**6**	**16**	**23**	**19**	**8**	**10**	**2**	**1**	**0**	**0**	**1**	**1**	**0**	**0**	**0**	**0**	**0**

DRAFT

Site 87
Location LP03201, Att - TP, Lat 54.0964, Long -6.82082
Direction Two way

3279 / Meath/Cavan/Monaghan ATC's
October 2013
Automatic Traffic Count

Sun, 13 October 2013

Time	Total	Speed Bins (km/h)																											
		0 - 5	5 - 10	10 - 15	15 - 20	20 - 25	25 - 30	30 - 35	35 - 40	40 - 45	45 - 50	50 - 55	55 - 60	60 - 65	65 - 70	70 - 75	75 - 80	80 - 85	85 - 90	90 - 95	95 - 100	100 - 105	105 - 110	110 - 115	115 - 120	120 - 125	125 - 130	130 - 135	135 - 140
0000	0	0	0	0	0	0	0	0	0	0	0	0	0	0	0	0	0	0	0	0	0	0	0	0	0	0	0	0	0
0100	2	0	0	0	0	0	0	0	0	0	0	1	1	0	0	0	0	0	0	0	0	0	0	0	0	0	0	0	0
0200	0	0	0	0	0	0	0	0	0	0	0	0	0	0	0	0	0	0	0	0	0	0	0	0	0	0	0	0	0
0300	0	0	0	0	0	0	0	0	0	0	0	0	0	0	0	0	0	0	0	0	0	0	0	0	0	0	0	0	0
0400	1	0	0	0	0	0	0	0	0	0	0	1	0	0	0	0	0	0	0	0	0	0	0	0	0	0	0	0	0
0500	0	0	0	0	0	0	0	0	0	0	0	0	0	0	0	0	0	0	0	0	0	0	0	0	0	0	0	0	0
0600	0	0	0	0	0	0	0	0	0	0	0	0	0	0	0	0	0	0	0	0	0	0	0	0	0	0	0	0	0
0700	2	0	0	0	0	0	0	0	0	0	0	0	0	2	0	0	0	0	0	0	0	0	0	0	0	0	0	0	0
0800	1	0	0	0	0	0	0	0	0	0	0	0	0	0	0	0	0	0	0	0	0	1	0	0	0	0	0	0	0
0900	5	0	0	0	0	0	0	0	0	0	0	0	0	1	2	0	0	0	1	0	0	1	0	0	0	0	0	0	0
1000	**12**	**0**	**0**	**0**	**0**	**0**	**0**	**0**	**0**	**0**	**3**	**0**	**1**	**3**	**3**	**0**	**1**	**1**	**0**	**0**	**0**	**0**	**0**	**0**	**0**	**0**	**0**	**0**	**0**
1100	8	0	0	0	0	0	0	0	0	0	0	0	3	1	0	0	4	0	0	0	0	0	0	0	0	0	0	0	0
1200	**13**	**0**	**0**	**0**	**0**	**0**	**0**	**0**	**1**	**0**	**2**	**3**	**0**	**4**	**1**	**0**	**1**	**1**	**0**	**0**	**0**	**0**	**0**	**0**	**0**	**0**	**0**	**0**	**0**
1300	5	0	0	0	0	0	0	0	0	0	1	0	0	1	2	0	0	1	0	0	0	0	0	0	0	0	0	0	0
1400	5	0	0	0	1	0	0	0	1	1	0	0	1	0	1	0	0	0	0	0	0	0	0	0	0	0	0	0	0
1500	5	0	0	0	0	0	0	0	0	1	0	0	1	3	0	0	0	0	0	0	0	0	0	0	0	0	0	0	0
1600	2	0	0	0	1	0	0	0	0	1	0	0	0	0	0	0	0	0	0	0	0	0	0	0	0	0	0	0	0
1700	9	0	0	0	1	1	0	0	0	0	2	1	2	0	2	0	0	0	0	0	0	0	0	0	0	0	0	0	0
1800	5	0	0	0	0	0	0	0	0	1	0	0	1	0	1	1	0	1	0	0	0	0	0	0	0	0	0	0	0
1900	3	0	0	0	0	0	0	0	0	1	0	0	1	0	0	1	0	0	0	0	0	0	0	0	0	0	0	0	0
2000	3	0	0	0	0	0	0	0	0	0	0	0	1	0	0	2	0	0	0	0	0	0	0	0	0	0	0	0	0
2100	6	0	0	0	0	0	0	0	0	1	0	0	1	0	0	2	1	1	0	0	0	0	0	0	0	0	0	0	0
2200	2	0	0	0	0	0	0	0	0	0	0	0	0	0	1	1	0	0	0	0	0	0	0	0	0	0	0	0	0
2300	3	0	0	0	0	0	0	0	0	0	0	1	1	0	0	0	0	1	0	0	0	0	0	0	0	0	0	0	0
07-19	**72**	**0**	**0**	**0**	**3**	**1**	**0**	**0**	**2**	**4**	**8**	**4**	**9**	**15**	**12**	**1**	**6**	**4**	**1**	**0**	**0**	**2**	**0**	**0**	**0**	**0**	**0**	**0**	**0**
06-22	**84**	**0**	**0**	**0**	**3**	**1**	**0**	**0**	**2**	**6**	**8**	**4**	**12**	**15**	**12**	**6**	**7**	**5**	**1**	**0**	**0**	**2**	**0**	**0**	**0**	**0**	**0**	**0**	**0**
06-00	**89**	**0**	**0**	**0**	**3**	**1**	**0**	**0**	**2**	**6**	**8**	**5**	**13**	**15**	**13**	**7**	**7**	**6**	**1**	**0**	**0**	**2**	**0**	**0**	**0**	**0**	**0**	**0**	**0**
00-00	**92**	**0**	**0**	**0**	**3**	**1**	**0**	**0**	**2**	**6**	**8**	**7**	**14**	**15**	**13**	**7**	**7**	**6**	**1**	**0**	**0**	**2**	**0**	**0**	**0**	**0**	**0**	**0**	**0**

DRAFT

Site 87
Location LP03201, Att - TP, Lat 54.0964, Long -6.82082
Direction Two way

3279 / Meath/Cavan/Monaghan ATC's
October 2013
Automatic Traffic Count

Mon, 14 October 2013

Time	Total	Speed Bins (km/h)																											
		0 - 5	5 - 10	10 - 15	15 - 20	20 - 25	25 - 30	30 - 35	35 - 40	40 - 45	45 - 50	50 - 55	55 - 60	60 - 65	65 - 70	70 - 75	75 - 80	80 - 85	85 - 90	90 - 95	95 - 100	100 - 105	105 - 110	110 - 115	115 - 120	120 - 125	125 - 130	130 - 135	135 - 140
0000	2	0	0	0	0	0	0	0	0	0	0	0	0	1	0	0	1	0	0	0	0	0	0	0	0	0	0	0	0
0100	0	0	0	0	0	0	0	0	0	0	0	0	0	0	0	0	0	0	0	0	0	0	0	0	0	0	0	0	0
0200	0	0	0	0	0	0	0	0	0	0	0	0	0	0	0	0	0	0	0	0	0	0	0	0	0	0	0	0	0
0300	0	0	0	0	0	0	0	0	0	0	0	0	0	0	0	0	0	0	0	0	0	0	0	0	0	0	0	0	0
0400	0	0	0	0	0	0	0	0	0	0	0	0	0	0	0	0	0	0	0	0	0	0	0	0	0	0	0	0	0
0500	0	0	0	0	0	0	0	0	0	0	0	0	0	0	0	0	0	0	0	0	0	0	0	0	0	0	0	0	0
0600	4	0	0	0	0	0	0	0	0	0	0	0	0	1	0	0	2	1	0	0	0	0	0	0	0	0	0	0	0
0700	2	0	0	0	0	0	0	0	0	0	0	0	0	1	0	0	0	0	1	0	0	0	0	0	0	0	0	0	0
0800	**11**	**0**	**0**	**0**	**0**	**0**	**0**	**0**	**0**	**0**	**1**	**0**	**3**	**0**	**1**	**1**	**1**	**2**	**2**	**0**	**0**	**0**	**0**	**0**	**0**	**0**	**0**	**0**	**0**
0900	**11**	**0**	**0**	**0**	**0**	**0**	**0**	**0**	**2**	**0**	**2**	**1**	**1**	**0**	**2**	**1**	**0**	**1**	**0**	**1**	**0**	**0**	**0**	**0**	**0**	**0**	**0**	**0**	**0**
1000	10	0	0	0	0	0	0	1	0	1	1	1	1	2	2	0	1	0	0	0	0	0	0	0	0	0	0	0	0
1100	3	0	0	0	0	0	0	0	0	0	0	0	0	0	1	1	0	0	0	1	0	0	0	0	0	0	0	0	0
1200	5	0	0	0	0	0	0	0	0	1	0	2	0	0	1	0	1	0	0	0	0	0	0	0	0	0	0	0	0
1300	4	0	0	0	0	0	0	0	1	1	0	0	0	0	1	0	1	0	0	0	0	0	0	0	0	0	0	0	0
1400	7	0	0	0	0	1	0	0	0	1	1	0	0	1	1	1	1	0	0	0	0	0	0	0	0	0	0	0	0
1500	**12**	**0**	**0**	**0**	**0**	**0**	**0**	**0**	**0**	**1**	**3**	**1**	**1**	**2**	**1**	**2**	**0**	**0**	**1**	**0**	**0**	**0**	**0**	**0**	**0**	**0**	**0**	**0**	**0**
1600	6	0	0	0	0	0	0	0	0	0	1	0	0	0	0	4	1	0	0	0	0	0	0	0	0	0	0	0	0
1700	8	0	0	0	0	1	0	0	0	0	0	0	0	0	3	0	2	1	0	1	0	0	0	0	0	0	0	0	0
1800	11	0	0	0	0	0	0	0	0	1	1	0	4	0	0	2	2	0	1	0	0	0	0	0	0	0	0	0	0
1900	3	0	0	0	0	0	0	0	0	0	0	0	2	0	1	0	0	0	0	0	0	0	0	0	0	0	0	0	0
2000	5	0	0	0	0	1	0	0	0	0	0	2	0	1	0	1	0	0	0	0	0	0	0	0	0	0	0	0	0
2100	6	0	0	0	0	0	0	0	0	0	0	0	3	1	1	0	0	1	0	0	0	0	0	0	0	0	0	0	0
2200	2	0	0	0	0	0	0	0	0	0	0	0	0	1	0	0	0	0	1	0	0	0	0	0	0	0	0	0	0
2300	1	0	0	0	0	0	0	0	0	0	0	0	1	0	0	0	0	0	0	0	0	0	0	0	0	0	0	0	0
07-19	**90**	**0**	**0**	**0**	**0**	**2**	**0**	**1**	**3**	**6**	**10**	**5**	**10**	**6**	**13**	**12**	**10**	**4**	**5**	**3**	**0**	**0**	**0**	**0**	**0**	**0**	**0**	**0**	**0**
06-22	**108**	**0**	**0**	**0**	**0**	**3**	**0**	**1**	**3**	**6**	**10**	**7**	**15**	**9**	**15**	**13**	**12**	**6**	**5**	**3**	**0**	**0**	**0**	**0**	**0**	**0**	**0**	**0**	**0**
06-00	**111**	**0**	**0**	**0**	**0**	**3**	**0**	**1**	**3**	**6**	**10**	**7**	**16**	**10**	**15**	**13**	**12**	**6**	**6**	**3**	**0**	**0**	**0**	**0**	**0**	**0**	**0**	**0**	**0**
00-00	**113**	**0**	**0**	**0**	**0**	**3**	**0**	**1**	**3**	**6**	**10**	**7**	**16**	**11**	**15**	**13**	**13**	**6**	**6**	**3**	**0**	**0**	**0**	**0**	**0**	**0**	**0**	**0**	**0**

DRAFT

Site 87
Location LP03201, Att - TP, Lat 54.0964, Long -6.82082
Direction Two way

3279 / Meath/Cavan/Monaghan ATC's
October 2013
Automatic Traffic Count

Tue, 15 October 2013

Time	Total	Speed Bins (km/h)																											
		0 - 5	5 - 10	10 - 15	15 - 20	20 - 25	25 - 30	30 - 35	35 - 40	40 - 45	45 - 50	50 - 55	55 - 60	60 - 65	65 - 70	70 - 75	75 - 80	80 - 85	85 - 90	90 - 95	95 - 100	100 - 105	105 - 110	110 - 115	115 - 120	120 - 125	125 - 130	130 - 135	135 - 140
0000	0	0	0	0	0	0	0	0	0	0	0	0	0	0	0	0	0	0	0	0	0	0	0	0	0	0	0	0	0
0100	1	0	0	0	0	0	0	0	0	0	0	0	0	1	0	0	0	0	0	0	0	0	0	0	0	0	0	0	0
0200	0	0	0	0	0	0	0	0	0	0	0	0	0	0	0	0	0	0	0	0	0	0	0	0	0	0	0	0	0
0300	1	0	0	0	0	0	0	0	0	1	0	0	0	0	0	0	0	0	0	0	0	0	0	0	0	0	0	0	0
0400	0	0	0	0	0	0	0	0	0	0	0	0	0	0	0	0	0	0	0	0	0	0	0	0	0	0	0	0	0
0500	1	0	0	0	0	0	0	0	0	0	0	0	0	0	0	0	0	0	0	0	1	0	0	0	0	0	0	0	0
0600	2	0	0	0	0	0	0	0	0	0	0	1	0	0	0	0	0	0	1	0	0	0	0	0	0	0	0	0	0
0700	4	0	0	0	0	0	0	0	0	0	0	0	2	0	0	1	0	0	1	0	0	0	0	0	0	0	0	0	0
0800	**10**	**0**	**0**	**0**	**0**	**0**	**0**	**0**	**0**	**0**	**1**	**0**	**1**	**2**	**3**	**0**	**0**	**2**	**0**	**0**	**1**	**0**	**0**	**0**	**0**	**0**	**0**	**0**	**0**
0900	6	0	0	0	0	0	0	0	1	0	0	1	0	1	0	1	0	1	0	1	0	0	0	0	0	0	0	0	0
1000	5	0	0	0	0	0	0	0	0	1	0	2	0	1	0	0	1	0	0	0	0	0	0	0	0	0	0	0	0
1100	5	0	0	0	0	0	0	0	0	0	1	1	1	1	0	1	0	0	0	0	0	0	0	0	0	0	0	0	0
1200	6	0	0	0	0	0	0	0	0	0	0	0	0	2	3	0	1	0	0	0	0	0	0	0	0	0	0	0	0
1300	8	0	0	0	0	0	0	0	0	0	0	2	0	4	1	0	0	0	0	0	0	0	0	1	0	0	0	0	0
1400	7	0	1	0	0	0	0	0	0	0	0	0	0	2	2	1	0	0	1	0	0	0	0	0	0	0	0	0	0
1500	5	0	0	0	0	0	0	0	0	0	0	0	2	0	1	1	1	0	0	0	0	0	0	0	0	0	0	0	0
1600	6	0	0	0	0	0	0	0	0	0	0	0	1	1	0	3	1	0	0	0	0	0	0	0	0	0	0	0	0
1700	8	0	0	0	0	0	0	0	0	0	0	2	3	1	0	1	1	0	0	0	0	0	0	0	0	0	0	0	0
1800	6	0	0	0	0	0	0	0	0	0	0	1	1	3	1	0	0	0	0	0	0	0	0	0	0	0	0	0	0
1900	6	0	0	0	0	0	0	0	0	0	0	0	0	2	1	1	1	0	0	1	0	0	0	0	0	0	0	0	0
2000	6	0	0	0	0	0	0	0	0	0	1	0	1	1	1	0	1	1	0	0	0	0	0	0	0	0	0	0	0
2100	8	0	0	0	0	0	0	0	0	0	2	0	0	1	4	0	0	0	1	0	0	0	0	0	0	0	0	0	0
2200	**9**	**0**	**0**	**0**	**0**	**0**	**0**	**0**	**0**	**1**	**1**	**0**	**3**	**1**	**1**	**1**	**1**	**0**	**0**	**0**	**0**	**0**	**0**	**0**	**0**	**0**	**0**	**0**	**0**
2300	3	0	0	0	0	0	0	0	0	1	0	0	0	1	0	0	0	0	0	0	0	0	0	0	1	0	0	0	0
07-19	**76**	**0**	**1**	**0**	**0**	**0**	**0**	**0**	**1**	**1**	**2**	**9**	**11**	**18**	**11**	**9**	**5**	**3**	**2**	**1**	**1**	**0**	**0**	**1**	**0**	**0**	**0**	**0**	**0**
06-22	**98**	**0**	**1**	**0**	**0**	**0**	**0**	**0**	**1**	**1**	**5**	**10**	**12**	**22**	**17**	**10**	**7**	**4**	**4**	**2**	**1**	**0**	**0**	**1**	**0**	**0**	**0**	**0**	**0**
06-00	**110**	**0**	**1**	**0**	**0**	**0**	**0**	**0**	**1**	**3**	**6**	**10**	**15**	**24**	**18**	**11**	**8**	**4**	**4**	**2**	**1**	**0**	**0**	**1**	**1**	**0**	**0**	**0**	**0**
00-00	**113**	**0**	**1**	**0**	**0**	**0**	**0**	**0**	**1**	**4**	**6**	**10**	**15**	**25**	**18**	**11**	**8**	**4**	**4**	**2**	**2**	**0**	**0**	**1**	**1**	**0**	**0**	**0**	**0**

DRAFT

Site 87
Location LP03201, Att - TP, Lat 54.0964, Long -6.82082
Direction Two way

3279 / Meath/Cavan/Monaghan ATC's
October 2013
Automatic Traffic Count

Virtual Day (7)

Time	Total	Speed Bins (km/h)																											
		0 - 5	5 - 10	10 - 15	15 - 20	20 - 25	25 - 30	30 - 35	35 - 40	40 - 45	45 - 50	50 - 55	55 - 60	60 - 65	65 - 70	70 - 75	75 - 80	80 - 85	85 - 90	90 - 95	95 - 100	100 - 105	105 - 110	110 - 115	115 - 120	120 - 125	125 - 130	130 - 135	135 - 140
0000	2	0	0	0	0	0	0	0	0	0	0	0	0	0	0	0	0	0	0	0	0	0	0	0	0	0	0	0	0
0100	1	0	0	0	0	0	0	0	0	0	0	0	0	0	0	0	0	0	0	0	0	0	0	0	0	0	0	0	0
0200	0	0	0	0	0	0	0	0	0	0	0	0	0	0	0	0	0	0	0	0	0	0	0	0	0	0	0	0	0
0300	0	0	0	0	0	0	0	0	0	0	0	0	0	0	0	0	0	0	0	0	0	0	0	0	0	0	0	0	0
0400	0	0	0	0	0	0	0	0	0	0	0	0	0	0	0	0	0	0	0	0	0	0	0	0	0	0	0	0	0
0500	0	0	0	0	0	0	0	0	0	0	0	0	0	0	0	0	0	0	0	0	0	0	0	0	0	0	0	0	0
0600	1	0	0	0	0	0	0	0	0	0	0	0	0	0	0	0	0	0	0	0	0	0	0	0	0	0	0	0	0
0700	2	0	0	0	0	0	0	0	0	0	0	0	0	1	0	0	0	0	0	0	0	0	0	0	0	0	0	0	0
0800	**8**	**0**	**0**	**0**	**0**	**0**	**0**	**0**	**0**	**0**	**0**	**0**	**2**	**1**	**1**	**1**	**1**	**1**	**1**	**0**	**0**	**0**	**0**	**0**	**0**	**0**	**0**	**0**	**0**
0900	7	0	0	0	0	0	0	0	1	1	1	0	1	1	1	1	0	1	0	0	0	0	0	0	0	0	0	0	0
1000	7	0	0	0	0	0	0	0	0	0	1	1	1	1	1	0	1	0	0	0	0	0	0	0	0	0	0	0	0
1100	7	0	0	0	0	0	0	0	0	0	1	0	1	1	1	1	1	0	0	0	0	0	0	0	0	0	0	0	0
1200	9	0	0	0	0	0	0	1	1	1	0	2	0	1	1	0	1	0	0	0	0	0	0	0	0	0	0	0	0
1300	8	0	0	0	0	0	0	0	2	1	0	1	0	1	1	0	0	1	0	0	0	0	0	0	0	0	0	0	0
1400	10	0	0	0	0	0	0	0	1	1	1	0	1	1	1	1	1	0	0	0	0	0	0	0	0	0	0	0	0
1500	**12**	**0**	**0**	**0**	**0**	**0**	**0**	**0**	**1**	**1**	**1**	**1**	**2**	**3**	**1**	**1**	**1**	**0**	**0**	**0**	**0**	**0**	**0**	**0**	**0**	**0**	**0**	**0**	**0**
1600	8	0	0	0	0	0	0	0	1	1	0	0	0	1	1	1	1	0	0	0	0	0	0	0	0	0	0	0	0
1700	**12**	**0**	**0**	**0**	**0**	**0**	**0**	**1**	**1**	**1**	**1**	**1**	**1**	**1**	**2**	**2**	**1**	**0**	**0**	**0**	**0**	**0**	**0**	**0**	**0**	**0**	**0**	**0**	**0**
1800	9	0	0	0	0	0	0	0	0	1	0	0	1	1	2	2	1	0	0	0	0	0	0	0	0	0	0	0	0
1900	7	0	0	0	0	0	0	0	0	1	0	0	1	1	1	1	1	0	0	0	0	0	0	0	0	0	0	0	0
2000	6	0	0	0	0	0	0	0	0	0	0	0	1	0	0	1	1	0	1	0	0	0	0	0	0	0	0	0	0
2100	6	0	0	0	0	0	0	0	0	0	0	0	1	1	1	1	0	1	0	0	0	0	0	0	0	0	0	0	0
2200	4	0	0	0	0	0	0	0	0	0	0	0	1	0	1	0	0	0	0	0	0	0	0	0	0	0	0	0	0
2300	3	0	0	0	0	0	0	0	0	0	0	0	0	0	0	0	0	0	0	0	0	0	0	0	0	0	0	0	0
07-19	**99**	**0**	**0**	**0**	**2**	**1**	**1**	**2**	**7**	**7**	**6**	**8**	**11**	**14**	**13**	**9**	**7**	**5**	**3**	**1**	**0**	**0**	**0**	**0**	**0**	**0**	**0**	**0**	**0**
06-22	**118**	**0**	**0**	**0**	**2**	**2**	**1**	**3**	**8**	**8**	**7**	**9**	**14**	**16**	**15**	**12**	**9**	**6**	**4**	**1**	**0**	**0**	**0**	**0**	**0**	**0**	**0**	**0**	**0**
06-00	**125**	**0**	**0**	**0**	**2**	**2**	**1**	**3**	**8**	**9**	**8**	**10**	**15**	**17**	**17**	**13**	**10**	**7**	**4**	**1**	**0**	**0**	**0**	**0**	**0**	**0**	**0**	**0**	**0**
00-00	**128**	**0**	**0**	**0**	**2**	**2**	**1**	**3**	**8**	**9**	**8**	**10**	**15**	**17**	**17**	**13**	**10**	**7**	**4**	**1**	**0**	**0**	**0**	**0**	**0**	**0**	**0**	**0**	**0**

DRAFT

Site 87
Location LP03201, Att - TP, Lat 54.0964, Long -6.82082
Direction Two way

3279 / Meath/Cavan/Monaghan ATC's
October 2013
Automatic Traffic Count

Virtual Week (1)

Time	Total	Speed Bins (km/h)																												
		0 - 5	5 - 10	10 - 15	15 - 20	20 - 25	25 - 30	30 - 35	35 - 40	40 - 45	45 - 50	50 - 55	55 - 60	60 - 65	65 - 70	70 - 75	75 - 80	80 - 85	85 - 90	90 - 95	95 - 100	100 - 105	105 - 110	110 - 115	115 - 120	120 - 125	125 - 130	130 - 135	135 - 140
Mon	113	0	0	0	0	3	0	1	3	6	10	7	16	11	15	13	13	6	6	3	0	0	0	0	0	0	0	0	0	0
Tue	113	0	1	0	0	0	0	0	1	4	6	10	15	25	18	11	8	4	4	2	2	0	0	1	1	0	0	0	0	0
Wed	119	0	0	1	5	1	0	3	9	6	8	16	14	8	12	12	10	9	2	1	1	0	0	1	0	0	0	0	0	0
Thu	167	0	0	0	0	1	2	10	16	22	10	9	19	20	24	15	10	4	4	1	0	0	0	0	0	0	0	0	0	0
Fri	168	0	0	2	2	6	1	3	14	11	7	12	21	27	14	17	13	10	7	1	0	0	0	0	0	0	0	0	0	0
| Sat	124	0	0	0	5	1	1	1	9	6	5	9	6	16	23	19	8	10	2	1	0	0	1	1	0	0	0	0	0	0
| Sun	92	0	0	0	3	1	0	0	2	6	8	7	14	15	13	7	7	6	1	0	0	2	0	0	0	0	0	0	0	0
5 Day Ave.	**136**	**0**	**0**	**1**	**1**	**2**	**1**	**3**	**9**	**10**	**8**	**11**	**17**	**18**	**17**	**14**	**11**	**7**	**5**	**2**	**1**	**0**	**0**	**0**	**0**	**0**	**0**	**0**	**0**	**0**
7 Day Ave.	**128**	**0**	**0**	**0**	**2**	**2**	**1**	**3**	**8**	**9**	**8**	**10**	**15**	**17**	**17**	**13**	**10**	**7**	**4**	**1**	**0**	**0**	**0**	**0**	**0**	**0**	**0**	**0**	**0**	**0**
--	**896**	**0**	**1**	**3**	**15**	**13**	**4**	**18**	**54**	**61**	**54**	**70**	**105**	**122**	**119**	**94**	**69**	**49**	**26**	**9**	**3**	**2**	**1**	**3**	**1**	**0**	**0**	**0**	**0**	**0**

Summary Graphs

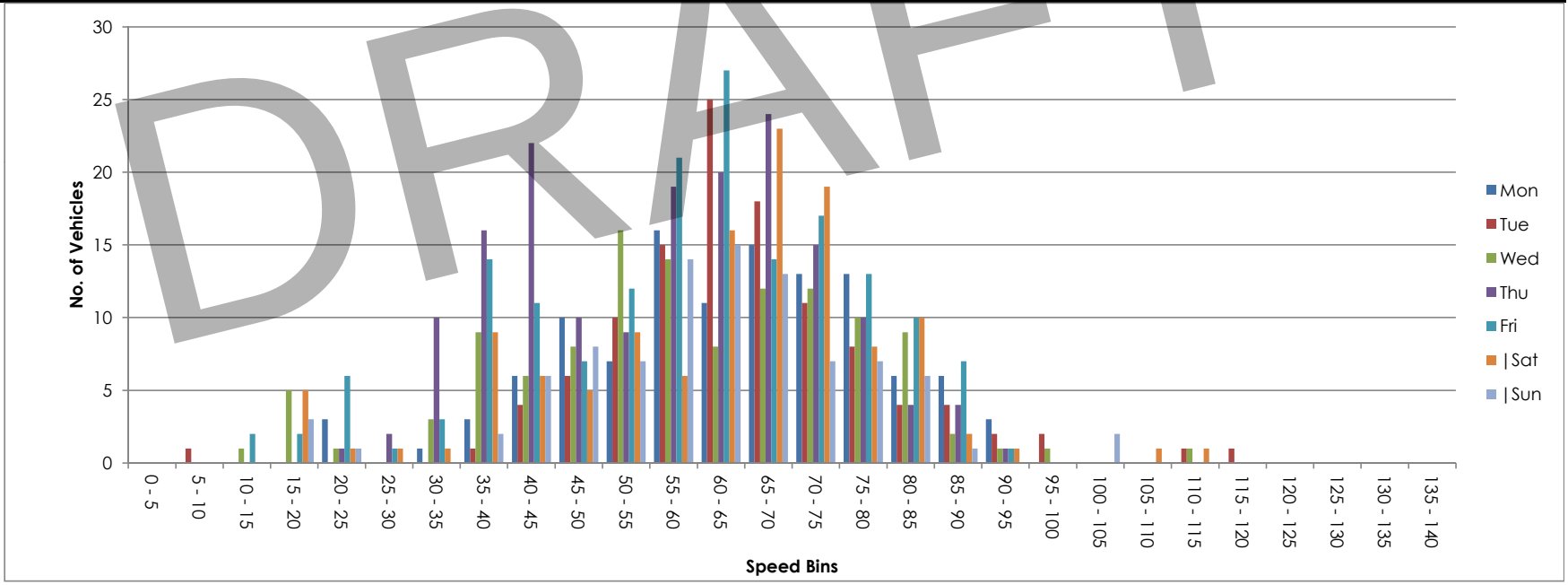

DRAFT



NDC NATIONWIDE DATA COLLECTION	**Site / Location:**	LS07211, Att - TP, Lat 54.1040, Long -6.82005	**Project No:**	3279	**Photo No:**	3279-88	**Drawn By:** MOR
	Survey Date:	Wed, 9 October 2013 to Tue, 15 October 2013	**Project Name:**		Meath/Cavan/Monaghan ATC'S		
	Survey Times:	00:00 to 00(24):00	**Title:**		Site Photograph		

Site No.	Location.	Direction.	Speed Limit - PSL (km/h)	Start Date.	End Date.	Total Vehicles.	5 Day Ave.	7 Day Ave.	No. > Speed Limit.	%. > Speed Limit.	No. > Speed Limit1 (+5km/h).	%. > Speed Limit1 (+5km/h).	No. > Speed Limit1 (+10km/h).	%. > Speed Limit1 (+10km/h).	Mean Speed	85%ile Speed
88	LS07211, Att - TP, Lat 54.1040, Long -6.82005	East	80	Wed, 9 October 2013	Tue, 15 October 2013	532	75	76	1	0.2	1	0.2	0	0.0	46.5	60.1
		West	80	Wed, 9 October 2013	Tue, 15 October 2013	492	71	70	0	0.0	0	0.0	0	0.0	49.8	63.0
		Two way	80	Wed, 9 October 2013	Tue, 15 October 2013	1024	146	146	1	0.1	1	0.1	0	0.0	48.1	61.6

DRAFT

Site 88
Location LS07211, Att - TP, Lat 54.1040, Long -6.82005
Direction East

3279 / Meath/Cavan/Monaghan ATC's
October 2013
Automatic Traffic Count

Wed, 9 October 2013

Time	Total	Classification												>PSL	>PSL%	>SL1	>SL1%	>SL2	>SL2%	Mean	Vpp
		1 MCL	2 SV	3 SVT	4 TB2	5 TB3	6 T4	7 ART3	8 ART4	9 ART5	10 ART6	11 BD	12 DRT	80	80	85 +5kph	85 +5kph	90 +10kph	90 +10kph		85
0000	0	0	0	0	0	0	0	0	0	0	0	0	0	0	0	0	0	0	0	-	-
0100	0	0	0	0	0	0	0	0	0	0	0	0	0	0	0	0	0	0	0	-	-
0200	0	0	0	0	0	0	0	0	0	0	0	0	0	0	0	0	0	0	0	-	-
0300	0	0	0	0	0	0	0	0	0	0	0	0	0	0	0	0	0	0	0	-	-
0400	0	0	0	0	0	0	0	0	0	0	0	0	0	0	0	0	0	0	0	-	-
0500	0	0	0	0	0	0	0	0	0	0	0	0	0	0	0	0	0	0	0	-	-
0600	0	0	0	0	0	0	0	0	0	0	0	0	0	0	0	0	0	0	0	-	-
0700	1	0	1	0	0	0	0	0	0	0	0	0	0	0	0	0	0	0	0	47.2	-
0800	**8**	**0**	**7**	**0**	**1**	**0**	**0**	**0**	**0**	**0**	**0**	**0**	**0**	**0**	**0**	**0**	**0**	**0**	**0**	**51**	**-**
0900	1	0	1	0	0	0	0	0	0	0	0	0	0	0	0	0	0	0	0	47.2	-
1000	4	0	4	0	0	0	0	0	0	0	0	0	0	0	0	0	0	0	0	47.6	-
1100	1	0	1	0	0	0	0	0	0	0	0	0	0	0	0	0	0	0	0	50	-
1200	3	0	3	0	0	0	0	0	0	0	0	0	0	0	0	0	0	0	0	44.4	-
1300	**8**	**0**	**6**	**1**	**1**	**0**	**0**	**0**	**0**	**0**	**0**	**0**	**0**	**0**	**0**	**0**	**0**	**0**	**0**	**48.8**	**-**
1400	5	0	5	0	0	0	0	0	0	0	0	0	0	0	0	0	0	0	0	43.5	-
1500	4	0	3	0	1	0	0	0	0	0	0	0	0	0	0	0	0	0	0	47.9	-
1600	6	0	6	0	0	0	0	0	0	0	0	0	0	0	0	0	0	0	0	37.7	-
1700	5	0	5	0	0	0	0	0	0	0	0	0	0	0	0	0	0	0	0	56.3	-
1800	3	0	3	0	0	0	0	0	0	0	0	0	0	0	0	0	0	0	0	51.3	-
1900	6	0	6	0	0	0	0	0	0	0	0	0	0	0	0	0	0	0	0	58.9	-
2000	5	0	5	0	0	0	0	0	0	0	0	0	0	0	0	0	0	0	0	64	-
2100	1	0	1	0	0	0	0	0	0	0	0	0	0	0	0	0	0	0	0	50.2	-
2200	2	0	2	0	0	0	0	0	0	0	0	0	0	0	0	0	0	0	0	56.7	-
2300	0	0	0	0	0	0	0	0	0	0	0	0	0	0	0	0	0	0	0	-	-
07-19	**49**	**0**	**45**	**1**	**3**	**0**	**0**	**0**	**0**	**0**	**0**	**0**	**0**	**0**	**0**	**0**	**0**	**0**	**0**	**47.7**	**60.5**
06-22	**61**	**0**	**57**	**1**	**3**	**0**	**0**	**0**	**0**	**0**	**0**	**0**	**0**	**0**	**0**	**0**	**0**	**0**	**0**	**50.2**	**61.9**
06-00	**63**	**0**	**59**	**1**	**3**	**0**	**0**	**0**	**0**	**0**	**0**	**0**	**0**	**0**	**0**	**0**	**0**	**0**	**0**	**50.4**	**61.9**
00-00	**63**	**0**	**59**	**1**	**3**	**0**	**0**	**0**	**0**	**0**	**0**	**0**	**0**	**0**	**0**	**0**	**0**	**0**	**0**	**50.4**	**61.9**

DRAFT

Site 88
Location LS07211, Att - TP, Lat 54.1040, Long -6.82005
Direction East

3279 / Meath/Cavan/Monaghan ATC's
October 2013
Automatic Traffic Count

Thu, 10 October 2013

Time	Total	Classification												>PSL	>PSL%	>SL1	>SL1%	>SL2	>SL2%	Mean	Vpp
		1 MCL	2 SV	3 SVT	4 TB2	5 TB3	6 T4	7 ART3	8 ART4	9 ART5	10 ART6	11 BD	12 DRT	80	80	85 +5kph	85 +5kph	90 +10kph	90 +10kph		85
0000	0	0	0	0	0	0	0	0	0	0	0	0	0	0	0	0	0	0	0	-	-
0100	0	0	0	0	0	0	0	0	0	0	0	0	0	0	0	0	0	0	0	-	-
0200	0	0	0	0	0	0	0	0	0	0	0	0	0	0	0	0	0	0	0	-	-
0300	0	0	0	0	0	0	0	0	0	0	0	0	0	0	0	0	0	0	0	-	-
0400	0	0	0	0	0	0	0	0	0	0	0	0	0	0	0	0	0	0	0	-	-
0500	0	0	0	0	0	0	0	0	0	0	0	0	0	0	0	0	0	0	0	-	-
0600	0	0	0	0	0	0	0	0	0	0	0	0	0	0	0	0	0	0	0	-	-
0700	3	0	3	0	0	0	0	0	0	0	0	0	0	0	0	0	0	0	0	58.1	-
0800	**7**	**0**	**6**	**0**	**1**	**0**	**0**	**0**	**0**	**0**	**0**	**0**	**0**	**0**	**0**	**0**	**0**	**0**	**0**	**45**	**-**
0900	3	0	3	0	0	0	0	0	0	0	0	0	0	0	0	0	0	0	0	44.7	-
1000	1	0	1	0	0	0	0	0	0	0	0	0	0	0	0	0	0	0	0	51.5	-
1100	6	0	6	0	0	0	0	0	0	0	0	0	0	0	0	0	0	0	0	26.7	-
1200	11	1	9	0	1	0	0	0	0	0	0	0	0	0	0	0	0	0	0	36.1	50.4
1300	5	0	2	1	1	1	0	0	0	0	0	0	0	0	0	0	0	0	0	31.1	-
1400	**14**	**0**	**14**	**0**	**0**	**0**	**0**	**0**	**0**	**0**	**0**	**0**	**0**	**0**	**0**	**0**	**0**	**0**	**0**	**36.6**	**41.8**
1500	8	0	7	0	1	0	0	0	0	0	0	0	0	0	0	0	0	0	0	32.6	-
1600	5	0	5	0	0	0	0	0	0	0	0	0	0	0	0	0	0	0	0	40.1	-
1700	5	0	3	0	1	1	0	0	0	0	0	0	0	0	0	0	0	0	0	37.1	-
1800	4	0	2	1	1	0	0	0	0	0	0	0	0	0	0	0	0	0	0	47.6	-
1900	7	0	6	0	1	0	0	0	0	0	0	0	0	0	0	0	0	0	0	48.4	-
2000	1	0	1	0	0	0	0	0	0	0	0	0	0	0	0	0	0	0	0	46.3	-
2100	1	0	1	0	0	0	0	0	0	0	0	0	0	0	0	0	0	0	0	49.4	-
2200	2	0	2	0	0	0	0	0	0	0	0	0	0	0	0	0	0	0	0	51.3	-
2300	0	0	0	0	0	0	0	0	0	0	0	0	0	0	0	0	0	0	0	-	-
07-19	**72**	**1**	**61**	**2**	**6**	**2**	**0**	**0**	**0**	**0**	**0**	**0**	**0**	**0**	**0**	**0**	**0**	**0**	**0**	**38**	**51.5**
06-22	**81**	**1**	**69**	**2**	**7**	**2**	**0**	**0**	**0**	**0**	**0**	**0**	**0**	**0**	**0**	**0**	**0**	**0**	**0**	**39.1**	**51.8**
06-00	**83**	**1**	**71**	**2**	**7**	**2**	**0**	**0**	**0**	**0**	**0**	**0**	**0**	**0**	**0**	**0**	**0**	**0**	**0**	**39.4**	**52.2**
00-00	**83**	**1**	**71**	**2**	**7**	**2**	**0**	**0**	**0**	**0**	**0**	**0**	**0**	**0**	**0**	**0**	**0**	**0**	**0**	**39.4**	**52.2**

DRAFT

Site 88
Location LS07211, Att - TP, Lat 54.1040, Long -6.82005
Direction East

3279 / Meath/Cavan/Monaghan ATC's
October 2013
Automatic Traffic Count

Fri, 11 October 2013

Time	Total	Classification												>PSL	>PSL%	>SL1	>SL1%	>SL2	>SL2%	Mean	Vpp
		1 MCL	2 SV	3 SVT	4 TB2	5 TB3	6 T4	7 ART3	8 ART4	9 ART5	10 ART6	11 BD	12 DRT	80	80	85 +5kph	85 +5kph	90 +10kph	90 +10kph		85
0000	0	0	0	0	0	0	0	0	0	0	0	0	0	0	0	0	0	0	0	-	-
0100	0	0	0	0	0	0	0	0	0	0	0	0	0	0	0	0	0	0	0	-	-
0200	0	0	0	0	0	0	0	0	0	0	0	0	0	0	0	0	0	0	0	-	-
0300	0	0	0	0	0	0	0	0	0	0	0	0	0	0	0	0	0	0	0	-	-
0400	0	0	0	0	0	0	0	0	0	0	0	0	0	0	0	0	0	0	0	-	-
0500	0	0	0	0	0	0	0	0	0	0	0	0	0	0	0	0	0	0	0	-	-
0600	1	0	1	0	0	0	0	0	0	0	0	0	0	0	0	0	0	0	0	38.2	-
0700	1	0	1	0	0	0	0	0	0	0	0	0	0	0	0	0	0	0	0	40.1	-
0800	**10**	**0**	**9**	**0**	**1**	**0**	**0**	**0**	**0**	**0**	**0**	**0**	**0**	**0**	**0**	**0**	**0**	**0**	**0**	**45**	**-**
0900	3	0	3	0	0	0	0	0	0	0	0	0	0	0	0	0	0	0	0	42.9	-
1000	4	0	4	0	0	0	0	0	0	0	0	0	0	0	0	0	0	0	0	41.1	-
1100	4	0	4	0	0	0	0	0	0	0	0	0	0	0	0	0	0	0	0	38.2	-
1200	8	0	6	0	1	1	0	0	0	0	0	0	0	0	0	0	0	0	0	39.4	-
1300	2	0	2	0	0	0	0	0	0	0	0	0	0	0	0	0	0	0	0	38.5	-
1400	6	0	6	0	0	0	0	0	0	0	0	0	0	0	0	0	0	0	0	36.5	-
1500	9	0	9	0	0	0	0	0	0	0	0	0	0	0	0	0	0	0	0	36.9	-
1600	7	0	5	0	2	0	0	0	0	0	0	0	0	0	0	0	0	0	0	45.2	-
1700	5	0	5	0	0	0	0	0	0	0	0	0	0	0	0	0	0	0	0	43.1	-
1800	9	0	9	0	0	0	0	0	0	0	0	0	0	0	0	0	0	0	0	39.8	-
1900	**16**	**0**	**15**	**1**	**0**	**0**	**0**	**0**	**0**	**0**	**0**	**0**	**0**	**0**	**0**	**0**	**0**	**0**	**0**	**42.8**	**52.6**
2000	7	0	7	0	0	0	0	0	0	0	0	0	0	0	0	0	0	0	0	52.2	-
2100	2	0	2	0	0	0	0	0	0	0	0	0	0	0	0	0	0	0	0	48.1	-
2200	1	0	1	0	0	0	0	0	0	0	0	0	0	0	0	0	0	0	0	57.6	-
2300	2	0	2	0	0	0	0	0	0	0	0	0	0	0	0	0	0	0	0	52	-
07-19	**68**	**0**	**63**	**0**	**4**	**1**	**0**	**0**	**0**	**0**	**0**	**0**	**0**	**0**	**0**	**0**	**0**	**0**	**0**	**40.7**	**50**
06-22	**94**	**0**	**88**	**1**	**4**	**1**	**0**	**0**	**0**	**0**	**0**	**0**	**0**	**0**	**0**	**0**	**0**	**0**	**0**	**42.1**	**52.6**
06-00	**97**	**0**	**91**	**1**	**4**	**1**	**0**	**0**	**0**	**0**	**0**	**0**	**0**	**0**	**0**	**0**	**0**	**0**	**0**	**42.4**	**52.6**
00-00	**97**	**0**	**91**	**1**	**4**	**1**	**0**	**0**	**0**	**0**	**0**	**0**	**0**	**0**	**0**	**0**	**0**	**0**	**0**	**42.4**	**52.6**

DRAFT

Site 88
Location LS07211, Att - TP, Lat 54.1040, Long -6.82005
Direction East

3279 / Meath/Cavan/Monaghan ATC's
October 2013
Automatic Traffic Count

Sat, 12 October 2013

Time	Total	Classification												>PSL	>PSL%	>SL1	>SL1%	>SL2	>SL2%	Mean	Vpp
		1 MCL	2 SV	3 SVT	4 TB2	5 TB3	6 T4	7 ART3	8 ART4	9 ART5	10 ART6	11 BD	12 DRT	80	80	85 +5kph	85 +5kph	90 +10kph	90 +10kph		85
0000	**15**	**0**	**15**	**0**	**0**	**0**	**0**	**0**	**0**	**0**	**0**	**0**	**0**	**0**	**0**	**0**	**0**	**0**	**0**	**54.2**	**63.7**
0100	3	0	3	0	0	0	0	0	0	0	0	0	0	0	0	0	0	0	0	51.2	-
0200	0	0	0	0	0	0	0	0	0	0	0	0	0	0	0	0	0	0	0	-	-
0300	0	0	0	0	0	0	0	0	0	0	0	0	0	0	0	0	0	0	0	-	-
0400	1	0	0	0	1	0	0	0	0	0	0	0	0	0	0	0	0	0	0	47.8	-
0500	0	0	0	0	0	0	0	0	0	0	0	0	0	0	0	0	0	0	0	-	-
0600	1	0	1	0	0	0	0	0	0	0	0	0	0	1	100	1	100	0	0	88.3	-
0700	0	0	0	0	0	0	0	0	0	0	0	0	0	0	0	0	0	0	0	-	-
0800	4	0	3	0	1	0	0	0	0	0	0	0	0	0	0	0	0	0	0	52.4	-
0900	7	0	6	1	0	0	0	0	0	0	0	0	0	0	0	0	0	0	0	47.9	-
1000	5	0	5	0	0	0	0	0	0	0	0	0	0	0	0	0	0	0	0	42	-
1100	5	0	5	0	0	0	0	0	0	0	0	0	0	0	0	0	0	0	0	57.1	-
1200	9	0	8	0	0	0	0	0	0	1	0	0	0	0	0	0	0	0	0	51.5	-
1300	3	0	3	0	0	0	0	0	0	0	0	0	0	0	0	0	0	0	0	48.9	-
1400	3	0	3	0	0	0	0	0	0	0	0	0	0	0	0	0	0	0	0	43.8	-
1500	6	0	6	0	0	0	0	0	0	0	0	0	0	0	0	0	0	0	0	47.4	-
1600	**10**	**0**	**10**	**0**	**0**	**0**	**0**	**0**	**0**	**0**	**0**	**0**	**0**	**0**	**0**	**0**	**0**	**0**	**0**	**55.7**	**-**
1700	4	0	4	0	0	0	0	0	0	0	0	0	0	0	0	0	0	0	0	48.4	-
1800	3	0	3	0	0	0	0	0	0	0	0	0	0	0	0	0	0	0	0	54.6	-
1900	5	0	5	0	0	0	0	0	0	0	0	0	0	0	0	0	0	0	0	57.8	-
2000	2	0	2	0	0	0	0	0	0	0	0	0	0	0	0	0	0	0	0	47.1	-
2100	2	0	2	0	0	0	0	0	0	0	0	0	0	0	0	0	0	0	0	58	-
2200	2	0	2	0	0	0	0	0	0	0	0	0	0	0	0	0	0	0	0	53.7	-
2300	1	0	1	0	0	0	0	0	0	0	0	0	0	0	0	0	0	0	0	68.9	-
07-19	**59**	**0**	**56**	**1**	**1**	**0**	**0**	**0**	**0**	**1**	**0**	**0**	**0**	**0**	**0**	**0**	**0**	**0**	**0**	**50.5**	**63.7**
06-22	**69**	**0**	**66**	**1**	**1**	**0**	**0**	**0**	**0**	**1**	**0**	**0**	**0**	**1**	**1.4**	**1**	**1.4**	**0**	**0**	**51.7**	**64.1**
06-00	**72**	**0**	**69**	**1**	**1**	**0**	**0**	**0**	**0**	**1**	**0**	**0**	**0**	**1**	**1.4**	**1**	**1.4**	**0**	**0**	**52**	**64.1**
00-00	**91**	**0**	**87**	**1**	**2**	**0**	**0**	**0**	**0**	**1**	**0**	**0**	**0**	**1**	**1.1**	**1**	**1.1**	**0**	**0**	**52.3**	**63.7**

DRAFT

Site 88
Location LS07211, Att - TP, Lat 54.1040, Long -6.82005
Direction East

3279 / Meath/Cavan/Monaghan ATC's
October 2013
Automatic Traffic Count

Sun, 13 October 2013

Time	Total	Classification												>PSL	>PSL%	>SL1	>SL1%	>SL2	>SL2%	Mean	Vpp
		1 MCL	2 SV	3 SVT	4 TB2	5 TB3	6 T4	7 ART3	8 ART4	9 ART5	10 ART6	11 BD	12 DRT	80	80	85 +5kph	85 +5kph	90 +10kph	90 +10kph		85
0000	2	0	2	0	0	0	0	0	0	0	0	0	0	0	0	0	0	0	0	45.6	-
0100	0	0	0	0	0	0	0	0	0	0	0	0	0	0	0	0	0	0	0	-	-
0200	0	0	0	0	0	0	0	0	0	0	0	0	0	0	0	0	0	0	0	-	-
0300	0	0	0	0	0	0	0	0	0	0	0	0	0	0	0	0	0	0	0	-	-
0400	0	0	0	0	0	0	0	0	0	0	0	0	0	0	0	0	0	0	0	-	-
0500	0	0	0	0	0	0	0	0	0	0	0	0	0	0	0	0	0	0	0	-	-
0600	1	0	1	0	0	0	0	0	0	0	0	0	0	0	0	0	0	0	0	50.8	-
0700	0	0	0	0	0	0	0	0	0	0	0	0	0	0	0	0	0	0	0	-	-
0800	2	0	2	0	0	0	0	0	0	0	0	0	0	0	0	0	0	0	0	34.6	-
0900	0	0	0	0	0	0	0	0	0	0	0	0	0	0	0	0	0	0	0	-	-
1000	1	0	1	0	0	0	0	0	0	0	0	0	0	0	0	0	0	0	0	58.3	-
1100	**5**	**0**	**5**	**0**	**0**	**0**	**0**	**0**	**0**	**0**	**0**	**0**	**0**	**0**	**0**	**0**	**0**	**0**	**0**	**49**	**-**
1200	**10**	**0**	**10**	**0**	**0**	**0**	**0**	**0**	**0**	**0**	**0**	**0**	**0**	**0**	**0**	**0**	**0**	**0**	**0**	**54.3**	**-**
1300	**10**	**0**	**10**	**0**	**0**	**0**	**0**	**0**	**0**	**0**	**0**	**0**	**0**	**0**	**0**	**0**	**0**	**0**	**0**	**52.5**	**-**
1400	4	0	4	0	0	0	0	0	0	0	0	0	0	0	0	0	0	0	0	56.6	-
1500	6	0	6	0	0	0	0	0	0	0	0	0	0	0	0	0	0	0	0	38.5	-
1600	3	0	3	0	0	0	0	0	0	0	0	0	0	0	0	0	0	0	0	46.4	-
1700	2	0	2	0	0	0	0	0	0	0	0	0	0	0	0	0	0	0	0	47.6	-
1800	8	0	8	0	0	0	0	0	0	0	0	0	0	0	0	0	0	0	0	50.5	-
1900	3	0	3	0	0	0	0	0	0	0	0	0	0	0	0	0	0	0	0	57.2	-
2000	6	0	6	0	0	0	0	0	0	0	0	0	0	0	0	0	0	0	0	53.7	-
2100	2	0	1	0	1	0	0	0	0	0	0	0	0	0	0	0	0	0	0	58	-
2200	1	0	1	0	0	0	0	0	0	0	0	0	0	0	0	0	0	0	0	54.7	-
2300	0	0	0	0	0	0	0	0	0	0	0	0	0	0	0	0	0	0	0	-	-
07-19	**51**	**0**	**51**	**0**	**0**	**0**	**0**	**0**	**0**	**0**	**0**	**0**	**0**	**0**	**0**	**0**	**0**	**0**	**0**	**49.7**	**60.1**
06-22	**63**	**0**	**62**	**0**	**1**	**0**	**0**	**0**	**0**	**0**	**0**	**0**	**0**	**0**	**0**	**0**	**0**	**0**	**0**	**50.7**	**61.9**
06-00	**64**	**0**	**63**	**0**	**1**	**0**	**0**	**0**	**0**	**0**	**0**	**0**	**0**	**0**	**0**	**0**	**0**	**0**	**0**	**50.8**	**60.5**
00-00	**66**	**0**	**65**	**0**	**1**	**0**	**0**	**0**	**0**	**0**	**0**	**0**	**0**	**0**	**0**	**0**	**0**	**0**	**0**	**50.6**	**60.5**

DRAFT

Site 88
Location LS07211, Att - TP, Lat 54.1040, Long -6.82005
Direction East

3279 / Meath/Cavan/Monaghan ATC's
October 2013
Automatic Traffic Count

Mon, 14 October 2013

Time	Total	Classification												>PSL	>PSL%	>SL1	>SL1%	>SL2	>SL2%	Mean	Vpp
		1 MCL	2 SV	3 SVT	4 TB2	5 TB3	6 T4	7 ART3	8 ART4	9 ART5	10 ART6	11 BD	12 DRT	80	80	85 +5kph	85 +5kph	90 +10kph	90 +10kph		85
0000	0	0	0	0	0	0	0	0	0	0	0	0	0	0	0	0	0	0	0	-	-
0100	0	0	0	0	0	0	0	0	0	0	0	0	0	0	0	0	0	0	0	-	-
0200	0	0	0	0	0	0	0	0	0	0	0	0	0	0	0	0	0	0	0	-	-
0300	0	0	0	0	0	0	0	0	0	0	0	0	0	0	0	0	0	0	0	-	-
0400	0	0	0	0	0	0	0	0	0	0	0	0	0	0	0	0	0	0	0	-	-
0500	0	0	0	0	0	0	0	0	0	0	0	0	0	0	0	0	0	0	0	-	-
0600	1	0	1	0	0	0	0	0	0	0	0	0	0	0	0	0	0	0	0	49.4	-
0700	3	0	3	0	0	0	0	0	0	0	0	0	0	0	0	0	0	0	0	49.1	-
0800	**8**	**0**	**7**	**0**	**1**	**0**	**0**	**0**	**0**	**0**	**0**	**0**	**0**	**0**	**0**	**0**	**0**	**0**	**0**	**49.9**	**-**
0900	5	0	3	2	0	0	0	0	0	0	0	0	0	0	0	0	0	0	0	34	-
1000	2	0	1	0	0	1	0	0	0	0	0	0	0	0	0	0	0	0	0	37.8	-
1100	3	0	2	1	0	0	0	0	0	0	0	0	0	0	0	0	0	0	0	49.9	-
1200	3	0	2	0	0	0	0	0	0	1	0	0	0	0	0	0	0	0	0	45	-
1300	6	0	6	0	0	0	0	0	0	0	0	0	0	0	0	0	0	0	0	41.6	-
1400	4	0	3	0	1	0	0	0	0	0	0	0	0	0	0	0	0	0	0	43.9	-
1500	6	0	6	0	0	0	0	0	0	0	0	0	0	0	0	0	0	0	0	44.7	-
1600	3	1	2	0	0	0	0	0	0	0	0	0	0	0	0	0	0	0	0	42.2	-
1700	5	0	4	1	0	0	0	0	0	0	0	0	0	0	0	0	0	0	0	49.5	-
1800	2	0	2	0	0	0	0	0	0	0	0	0	0	0	0	0	0	0	0	53.2	-
1900	2	0	2	0	0	0	0	0	0	0	0	0	0	0	0	0	0	0	0	55.5	-
2000	5	0	5	0	0	0	0	0	0	0	0	0	0	0	0	0	0	0	0	54.6	-
2100	**9**	**0**	**9**	**0**	**0**	**0**	**0**	**0**	**0**	**0**	**0**	**0**	**0**	**0**	**0**	**0**	**0**	**0**	**0**	**52**	**-**
2200	4	0	4	0	0	0	0	0	0	0	0	0	0	0	0	0	0	0	0	60.5	-
2300	0	0	0	0	0	0	0	0	0	0	0	0	0	0	0	0	0	0	0	-	-
07-19	**50**	**1**	**41**	**4**	**2**	**1**	**0**	**0**	**0**	**1**	**0**	**0**	**0**	**0**	**0**	**0**	**0**	**0**	**0**	**45**	**59.4**
06-22	**67**	**1**	**58**	**4**	**2**	**1**	**0**	**0**	**0**	**1**	**0**	**0**	**0**	**0**	**0**	**0**	**0**	**0**	**0**	**47.1**	**60.1**
06-00	**71**	**1**	**62**	**4**	**2**	**1**	**0**	**0**	**0**	**1**	**0**	**0**	**0**	**0**	**0**	**0**	**0**	**0**	**0**	**47.8**	**60.1**
00-00	**71**	**1**	**62**	**4**	**2**	**1**	**0**	**0**	**0**	**1**	**0**	**0**	**0**	**0**	**0**	**0**	**0**	**0**	**0**	**47.8**	**60.1**

DRAFT

Site 88
Location LS07211, Att - TP, Lat 54.1040, Long -6.82005
Direction East

3279 / Meath/Cavan/Monaghan ATC's
October 2013
Automatic Traffic Count

Tue, 15 October 2013

Time	Total	Classification												>PSL	>PSL%	>SL1	>SL1%	>SL2	>SL2%	Mean	Vpp
		1 MCL	2 SV	3 SVT	4 TB2	5 TB3	6 T4	7 ART3	8 ART4	9 ART5	10 ART6	11 BD	12 DRT	80	80	85 +5kph	85 +5kph	90 +10kph	90 +10kph		85
0000	0	0	0	0	0	0	0	0	0	0	0	0	0	0	0	0	0	0	0	-	-
0100	0	0	0	0	0	0	0	0	0	0	0	0	0	0	0	0	0	0	0	-	-
0200	0	0	0	0	0	0	0	0	0	0	0	0	0	0	0	0	0	0	0	-	-
0300	0	0	0	0	0	0	0	0	0	0	0	0	0	0	0	0	0	0	0	-	-
0400	0	0	0	0	0	0	0	0	0	0	0	0	0	0	0	0	0	0	0	-	-
0500	0	0	0	0	0	0	0	0	0	0	0	0	0	0	0	0	0	0	0	-	-
0600	2	0	2	0	0	0	0	0	0	0	0	0	0	0	0	0	0	0	0	46.1	-
0700	2	0	2	0	0	0	0	0	0	0	0	0	0	0	0	0	0	0	0	54.9	-
0800	**8**	**0**	**7**	**0**	**1**	**0**	**0**	**0**	**0**	**0**	**0**	**0**	**0**	**0**	**0**	**0**	**0**	**0**	**0**	**48.8**	**-**
0900	2	0	2	0	0	0	0	0	0	0	0	0	0	0	0	0	0	0	0	49	-
1000	3	0	2	0	1	0	0	0	0	0	0	0	0	0	0	0	0	0	0	57.2	-
1100	5	0	5	0	0	0	0	0	0	0	0	0	0	0	0	0	0	0	0	39.4	-
1200	0	0	0	0	0	0	0	0	0	0	0	0	0	0	0	0	0	0	0	-	-
1300	5	0	4	0	0	1	0	0	0	0	0	0	0	0	0	0	0	0	0	31.5	-
1400	**6**	**0**	**4**	**0**	**2**	**0**	**0**	**0**	**0**	**0**	**0**	**0**	**0**	**0**	**0**	**0**	**0**	**0**	**0**	**44.1**	**-**
1500	4	0	4	0	0	0	0	0	0	0	0	0	0	0	0	0	0	0	0	41.5	-
1600	4	0	3	0	1	0	0	0	0	0	0	0	0	0	0	0	0	0	0	30.4	-
1700	4	0	4	0	0	0	0	0	0	0	0	0	0	0	0	0	0	0	0	44.6	-
1800	3	0	3	0	0	0	0	0	0	0	0	0	0	0	0	0	0	0	0	23.6	-
1900	3	0	3	0	0	0	0	0	0	0	0	0	0	0	0	0	0	0	0	55.4	-
2000	2	0	2	0	0	0	0	0	0	0	0	0	0	0	0	0	0	0	0	54.6	-
2100	3	0	3	0	0	0	0	0	0	0	0	0	0	0	0	0	0	0	0	51.2	-
2200	4	0	4	0	0	0	0	0	0	0	0	0	0	0	0	0	0	0	0	47.3	-
2300	1	0	1	0	0	0	0	0	0	0	0	0	0	0	0	0	0	0	0	59.6	-
07-19	**46**	**0**	**40**	**0**	**5**	**1**	**0**	**0**	**0**	**0**	**0**	**0**	**0**	**0**	**0**	**0**	**0**	**0**	**0**	**41.9**	**56.2**
06-22	**56**	**0**	**50**	**0**	**5**	**1**	**0**	**0**	**0**	**0**	**0**	**0**	**0**	**0**	**0**	**0**	**0**	**0**	**0**	**43.7**	**58**
06-00	**61**	**0**	**55**	**0**	**5**	**1**	**0**	**0**	**0**	**0**	**0**	**0**	**0**	**0**	**0**	**0**	**0**	**0**	**0**	**44.2**	**58**
00-00	**61**	**0**	**55**	**0**	**5**	**1**	**0**	**0**	**0**	**0**	**0**	**0**	**0**	**0**	**0**	**0**	**0**	**0**	**0**	**44.2**	**58**

DRAFT

Site 88
Location LS07211, Att - TP, Lat 54.1040, Long -6.82005
Direction East

3279 / Meath/Cavan/Monaghan ATC's
October 2013
Automatic Traffic Count

Virtual Day (7)

Time	Total	Classification												>PSL	>PSL%	>SL1	>SL1%	>SL2	>SL2%	Mean	Vpp
		1 MCL	2 SV	3 SVT	4 TB2	5 TB3	6 T4	7 ART3	8 ART4	9 ART5	10 ART6	11 BD	12 DRT	80	80	85 +5kph	85 +5kph	90 +10kph	90 +10kph		85
0000	2	0	2	0	0	0	0	0	0	0	0	0	0	0	0	0	0	0	0	53.2	-
0100	0	0	0	0	0	0	0	0	0	0	0	0	0	0	0	0	0	0	0	51.2	-
0200	0	0	0	0	0	0	0	0	0	0	0	0	0	0	0	0	0	0	0	-	-
0300	0	0	0	0	0	0	0	0	0	0	0	0	0	0	0	0	0	0	0	-	-
0400	0	0	0	0	0	0	0	0	0	0	0	0	0	0	0	0	0	0	0	47.8	-
0500	0	0	0	0	0	0	0	0	0	0	0	0	0	0	0	0	0	0	0	-	-
0600	1	0	1	0	0	0	0	0	0	0	0	0	0	0	16.7	0	16.7	0	0	53.1	-
0700	1	0	1	0	0	0	0	0	0	0	0	0	0	0	0	0	0	0	0	51.8	-
0800	**7**	**0**	**6**	**0**	**1**	**0**	**0**	**0**	**0**	**0**	**0**	**0**	**0**	**0**	**0**	**0**	**0**	**0**	**0**	**47.7**	**-**
0900	3	0	3	0	0	0	0	0	0	0	0	0	0	0	0	0	0	0	0	43.5	-
1000	3	0	3	0	0	0	0	0	0	0	0	0	0	0	0	0	0	0	0	46.1	-
1100	4	0	4	0	0	0	0	0	0	0	0	0	0	0	0	0	0	0	0	42.8	-
1200	**6**	**0**	**5**	**0**	**0**	**0**	**0**	**0**	**0**	**0**	**0**	**0**	**0**	**0**	**0**	**0**	**0**	**0**	**0**	**45.1**	**-**
1300	**6**	**0**	**5**	**0**	**0**	**0**	**0**	**0**	**0**	**0**	**0**	**0**	**0**	**0**	**0**	**0**	**0**	**0**	**0**	**43.6**	**-**
1400	**6**	**0**	**6**	**0**	**0**	**0**	**0**	**0**	**0**	**0**	**0**	**0**	**0**	**0**	**0**	**0**	**0**	**0**	**0**	**41.6**	**-**
1500	**6**	**0**	**6**	**0**	**0**	**0**	**0**	**0**	**0**	**0**	**0**	**0**	**0**	**0**	**0**	**0**	**0**	**0**	**0**	**40.4**	**-**
1600	5	0	5	0	0	0	0	0	0	0	0	0	0	0	0	0	0	0	0	44.4	-
1700	4	0	4	0	0	0	0	0	0	0	0	0	0	0	0	0	0	0	0	46.6	-
1800	5	0	4	0	0	0	0	0	0	0	0	0	0	0	0	0	0	0	0	45.2	-
1900	**6**	**0**	**6**	**0**	**0**	**0**	**0**	**0**	**0**	**0**	**0**	**0**	**0**	**0**	**0**	**0**	**0**	**0**	**0**	**50.4**	**-**
2000	4	0	4	0	0	0	0	0	0	0	0	0	0	0	0	0	0	0	0	54.6	-
2100	3	0	3	0	0	0	0	0	0	0	0	0	0	0	0	0	0	0	0	52.5	-
2200	2	0	2	0	0	0	0	0	0	0	0	0	0	0	0	0	0	0	0	54.2	-
2300	1	0	1	0	0	0	0	0	0	0	0	0	0	0	0	0	0	0	0	58.1	-
07-19	**56**	**0**	**51**	**1**	**3**	**1**	**0**	**0**	**0**	**0**	**0**	**0**	**0**	**0**	**0**	**0**	**0**	**0**	**0**	**44.4**	**58**
06-22	**70**	**0**	**64**	**1**	**3**	**1**	**0**	**0**	**0**	**0**	**0**	**0**	**0**	**0**	**0.2**	**0**	**0.2**	**0**	**0**	**45.9**	**59.8**
06-00	**73**	**0**	**67**	**1**	**3**	**1**	**0**	**0**	**0**	**0**	**0**	**0**	**0**	**0**	**0.2**	**0**	**0.2**	**0**	**0**	**46.3**	**60.1**
00-00	**76**	**0**	**70**	**1**	**3**	**1**	**0**	**0**	**0**	**0**	**0**	**0**	**0**	**0**	**0.2**	**0**	**0.2**	**0**	**0**	**46.5**	**60.1**

DRAFT

Site 88
Location LS07211, Att - TP, Lat 54.1040, Long -6.82005
Direction East

3279 / Meath/Cavan/Monaghan ATC's
October 2013
Automatic Traffic Count

Virtual Week (1)

Time	Total	Classification												>PSL	>PSL%	>SL1	>SL1%	>SL2	>SL2%	Mean	Vpp
		1 MCL	2 SV	3 SVT	4 TB2	5 TB3	6 T4	7 ART3	8 ART4	9 ART5	10 ART6	11 BD	12 DRT	80	80	85 +5kph	85 +5kph	90 +10kph	90 +10kph		85
Mon	71	1	62	4	2	1	0	0	0	1	0	0	0	0	0	0	0	0	0	47.8	60.1
Tue	61	0	55	0	5	1	0	0	0	0	0	0	0	0	0	0	0	0	0	44.2	58
Wed	63	0	59	1	3	0	0	0	0	0	0	0	0	0	0	0	0	0	0	50.4	61.9
Thu	83	1	71	2	7	2	0	0	0	0	0	0	0	0	0	0	0	0	0	39.4	52.2
Fri	97	0	91	1	4	1	0	0	0	0	0	0	0	0	0	0	0	0	0	42.4	52.6
| Sat	91	0	87	1	2	0	0	0	0	1	0	0	0	1	1.1	1	1.1	0	0	52.3	63.7
| Sun	66	0	65	0	1	0	0	0	0	0	0	0	0	0	0	0	0	0	0	50.6	60.5
5 Day Ave.	**75**	**0**	**68**	**2**	**4**	**1**	**0**	**0**	**0**	**0**	**0**	**0**	**0**	**0**	**0.0**	**0**	**0.0**	**0**	**0.0**	**44.8**	**57.0**
7 Day Ave.	**76**	**0**	**70**	**1**	**3**	**1**	**0**	**0**	**0**	**0**	**0**	**0**	**0**	**0**	**0.2**	**0**	**0.2**	**0**	**0.0**	**46.5**	**60.1**
--	**532**	**2**	**490**	**9**	**24**	**5**	**0**	**0**	**0**	**2**	**0**	**0**	**0**	**1**	**0.2**	**1**	**0.2**	**0**	**0.0**	**46.5**	**60.1**

Summary Graphs

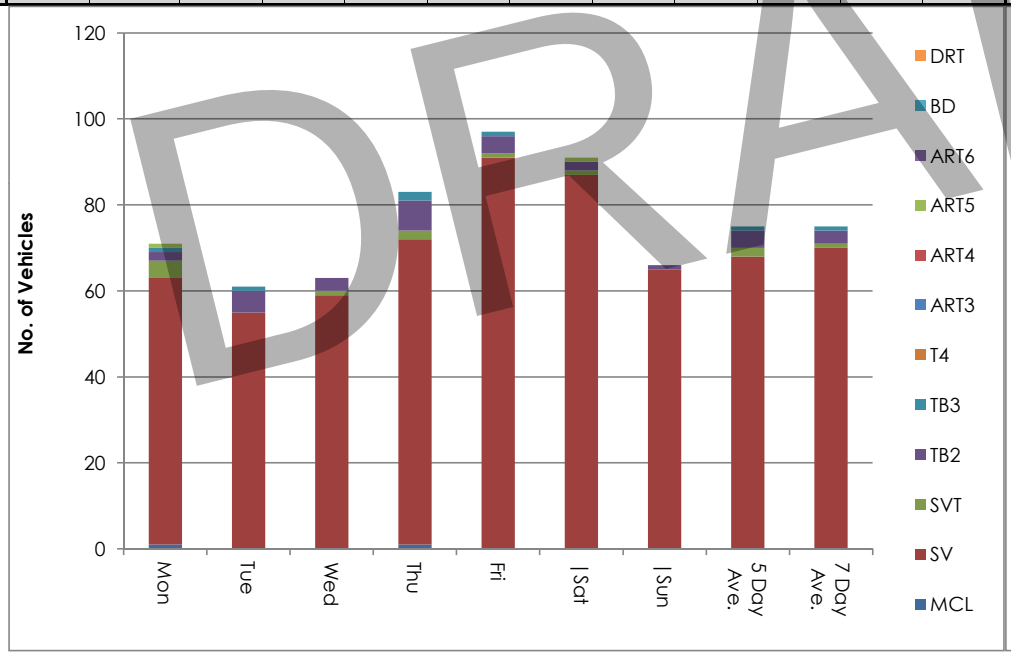

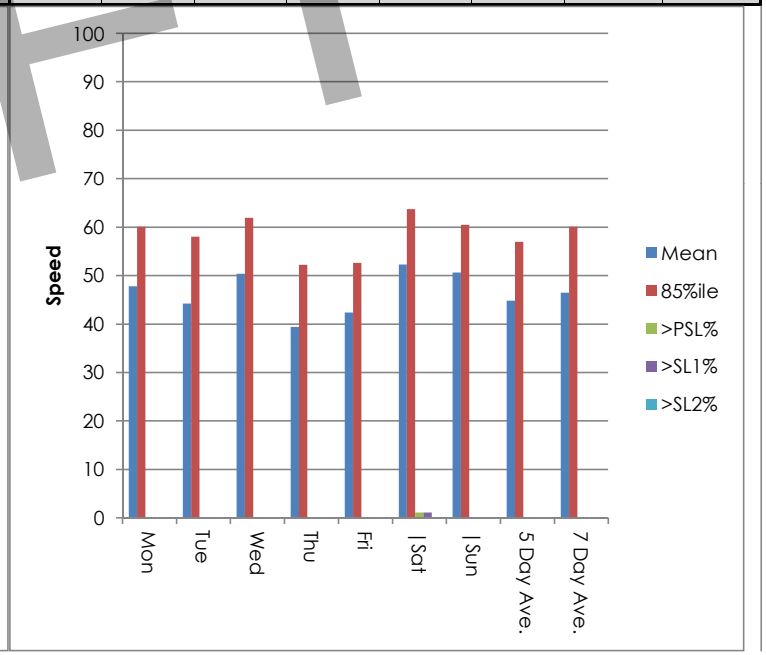

DRAFT

Site 88
Location LS07211, Att - TP, Lat 54.1040, Long -6.82005
Direction East

3279 / Meath/Cavan/Monaghan ATC's
October 2013
Automatic Traffic Count

Wed, 9 October 2013

Time	Total	Speed Bins (km/h)																											
		0 - 5	5 - 10	10 - 15	15 - 20	20 - 25	25 - 30	30 - 35	35 - 40	40 - 45	45 - 50	50 - 55	55 - 60	60 - 65	65 - 70	70 - 75	75 - 80	80 - 85	85 - 90	90 - 95	95 - 100	100 - 105	105 - 110	110 - 115	115 - 120	120 - 125	125 - 130	130 - 135	135 - 140
0000	0	0	0	0	0	0	0	0	0	0	0	0	0	0	0	0	0	0	0	0	0	0	0	0	0	0	0	0	0
0100	0	0	0	0	0	0	0	0	0	0	0	0	0	0	0	0	0	0	0	0	0	0	0	0	0	0	0	0	0
0200	0	0	0	0	0	0	0	0	0	0	0	0	0	0	0	0	0	0	0	0	0	0	0	0	0	0	0	0	0
0300	0	0	0	0	0	0	0	0	0	0	0	0	0	0	0	0	0	0	0	0	0	0	0	0	0	0	0	0	0
0400	0	0	0	0	0	0	0	0	0	0	0	0	0	0	0	0	0	0	0	0	0	0	0	0	0	0	0	0	0
0500	0	0	0	0	0	0	0	0	0	0	0	0	0	0	0	0	0	0	0	0	0	0	0	0	0	0	0	0	0
0600	0	0	0	0	0	0	0	0	0	0	0	0	0	0	0	0	0	0	0	0	0	0	0	0	0	0	0	0	0
0700	1	0	0	0	0	0	0	0	0	0	1	0	0	0	0	0	0	0	0	0	0	0	0	0	0	0	0	0	0
0800	**8**	**0**	**0**	**0**	**1**	**0**	**0**	**0**	**0**	**1**	**1**	**3**	**0**	**0**	**1**	**1**	**0**	**0**	**0**	**0**	**0**	**0**	**0**	**0**	**0**	**0**	**0**	**0**	**0**
0900	1	0	0	0	0	0	0	0	0	0	1	0	0	0	0	0	0	0	0	0	0	0	0	0	0	0	0	0	0
1000	4	0	0	0	0	1	0	0	0	0	1	0	0	2	0	0	0	0	0	0	0	0	0	0	0	0	0	0	0
1100	1	0	0	0	0	0	0	0	0	0	1	0	0	0	0	0	0	0	0	0	0	0	0	0	0	0	0	0	0
1200	3	0	0	0	0	0	0	0	0	2	1	0	0	0	0	0	0	0	0	0	0	0	0	0	0	0	0	0	0
1300	**8**	**0**	**0**	**0**	**0**	**0**	**0**	**1**	**1**	**1**	**2**	**0**	**2**	**0**	**1**	**0**	**0**	**0**	**0**	**0**	**0**	**0**	**0**	**0**	**0**	**0**	**0**	**0**	**0**
1400	5	0	0	0	0	0	1	1	0	1	0	1	0	1	0	0	0	0	0	0	0	0	0	0	0	0	0	0	0
1500	4	0	0	0	0	0	0	0	0	2	0	2	0	0	0	0	0	0	0	0	0	0	0	0	0	0	0	0	0
1600	6	0	0	0	2	0	0	0	0	0	3	1	0	0	0	0	0	0	0	0	0	0	0	0	0	0	0	0	0
1700	5	0	0	0	0	0	0	0	0	0	1	0	2	2	0	0	0	0	0	0	0	0	0	0	0	0	0	0	0
1800	3	0	0	0	0	0	0	0	0	0	2	0	0	1	0	0	0	0	0	0	0	0	0	0	0	0	0	0	0
1900	6	0	0	0	0	0	0	0	1	0	0	1	0	2	1	1	0	0	0	0	0	0	0	0	0	0	0	0	0
2000	5	0	0	0	0	0	0	0	0	0	0	0	2	2	0	0	1	0	0	0	0	0	0	0	0	0	0	0	0
2100	1	0	0	0	0	0	0	0	0	0	0	1	0	0	0	0	0	0	0	0	0	0	0	0	0	0	0	0	0
2200	2	0	0	0	0	0	0	0	1	0	0	0	0	0	0	0	1	0	0	0	0	0	0	0	0	0	0	0	0
2300	0	0	0	0	0	0	0	0	0	0	0	0	0	0	0	0	0	0	0	0	0	0	0	0	0	0	0	0	0
07-19	**49**	**0**	**0**	**0**	**3**	**1**	**1**	**2**	**1**	**7**	**14**	**7**	**4**	**6**	**2**	**1**	**0**	**0**	**0**	**0**	**0**	**0**	**0**	**0**	**0**	**0**	**0**	**0**	**0**
06-22	**61**	**0**	**0**	**0**	**3**	**1**	**1**	**2**	**2**	**7**	**14**	**9**	**6**	**10**	**3**	**2**	**1**	**0**	**0**	**0**	**0**	**0**	**0**	**0**	**0**	**0**	**0**	**0**	**0**
06-00	**63**	**0**	**0**	**0**	**3**	**1**	**1**	**2**	**3**	**7**	**14**	**9**	**6**	**10**	**3**	**2**	**2**	**0**	**0**	**0**	**0**	**0**	**0**	**0**	**0**	**0**	**0**	**0**	**0**
00-00	**63**	**0**	**0**	**0**	**3**	**1**	**1**	**2**	**3**	**7**	**14**	**9**	**6**	**10**	**3**	**2**	**2**	**0**	**0**	**0**	**0**	**0**	**0**	**0**	**0**	**0**	**0**	**0**	**0**

DRAFT

Site 88
Location LS07211, Att - TP, Lat 54.1040, Long -6.82005
Direction East

3279 / Meath/Cavan/Monaghan ATC's
October 2013
Automatic Traffic Count

Thu, 10 October 2013

Time	Total	Speed Bins (km/h)																											
		0 - 5	5 - 10	10 - 15	15 - 20	20 - 25	25 - 30	30 - 35	35 - 40	40 - 45	45 - 50	50 - 55	55 - 60	60 - 65	65 - 70	70 - 75	75 - 80	80 - 85	85 - 90	90 - 95	95 - 100	100 - 105	105 - 110	110 - 115	115 - 120	120 - 125	125 - 130	130 - 135	135 - 140
0000	0	0	0	0	0	0	0	0	0	0	0	0	0	0	0	0	0	0	0	0	0	0	0	0	0	0	0	0	0
0100	0	0	0	0	0	0	0	0	0	0	0	0	0	0	0	0	0	0	0	0	0	0	0	0	0	0	0	0	0
0200	0	0	0	0	0	0	0	0	0	0	0	0	0	0	0	0	0	0	0	0	0	0	0	0	0	0	0	0	0
0300	0	0	0	0	0	0	0	0	0	0	0	0	0	0	0	0	0	0	0	0	0	0	0	0	0	0	0	0	0
0400	0	0	0	0	0	0	0	0	0	0	0	0	0	0	0	0	0	0	0	0	0	0	0	0	0	0	0	0	0
0500	0	0	0	0	0	0	0	0	0	0	0	0	0	0	0	0	0	0	0	0	0	0	0	0	0	0	0	0	0
0600	0	0	0	0	0	0	0	0	0	0	0	0	0	0	0	0	0	0	0	0	0	0	0	0	0	0	0	0	0
0700	3	0	0	0	0	0	0	0	0	0	1	0	1	0	1	0	0	0	0	0	0	0	0	0	0	0	0	0	0
0800	**7**	**0**	**0**	**0**	**1**	**0**	**0**	**0**	**1**	**1**	**0**	**3**	**0**	**1**	**0**	**0**	**0**	**0**	**0**	**0**	**0**	**0**	**0**	**0**	**0**	**0**	**0**	**0**	**0**
0900	3	0	0	0	0	0	0	0	0	2	1	0	0	0	0	0	0	0	0	0	0	0	0	0	0	0	0	0	0
1000	1	0	0	0	0	0	0	0	0	0	0	1	0	0	0	0	0	0	0	0	0	0	0	0	0	0	0	0	0
1100	6	0	0	0	3	0	1	1	0	0	0	1	0	0	0	0	0	0	0	0	0	0	0	0	0	0	0	0	0
1200	11	0	0	1	0	2	0	3	1	1	0	2	1	0	0	0	0	0	0	0	0	0	0	0	0	0	0	0	0
1300	5	0	0	1	0	2	0	0	0	1	0	1	0	0	0	0	0	0	0	0	0	0	0	0	0	0	0	0	0
1400	**14**	**0**	**0**	**0**	**1**	**0**	**0**	**4**	**6**	**2**	**0**	**1**	**0**	**0**	**0**	**0**	**0**	**0**	**0**	**0**	**0**	**0**	**0**	**0**	**0**	**0**	**0**	**0**	**0**
1500	8	0	0	0	0	3	0	3	0	0	0	2	0	0	0	0	0	0	0	0	0	0	0	0	0	0	0	0	0
1600	5	0	0	0	0	0	0	1	1	2	1	0	0	0	0	0	0	0	0	0	0	0	0	0	0	0	0	0	0
1700	5	0	0	2	0	0	0	0	0	1	0	1	0	0	1	0	0	0	0	0	0	0	0	0	0	0	0	0	0
1800	4	0	0	0	0	0	0	0	0	1	2	1	0	0	0	0	0	0	0	0	0	0	0	0	0	0	0	0	0
1900	7	0	0	0	0	0	1	0	0	2	1	1	0	1	1	0	0	0	0	0	0	0	0	0	0	0	0	0	0
2000	1	0	0	0	0	0	0	0	0	0	1	0	0	0	0	0	0	0	0	0	0	0	0	0	0	0	0	0	0
2100	1	0	0	0	0	0	0	0	0	0	1	0	0	0	0	0	0	0	0	0	0	0	0	0	0	0	0	0	0
2200	2	0	0	0	0	0	0	0	0	1	0	0	0	1	0	0	0	0	0	0	0	0	0	0	0	0	0	0	0
2300	0	0	0	0	0	0	0	0	0	0	0	0	0	0	0	0	0	0	0	0	0	0	0	0	0	0	0	0	0
07-19	**72**	**0**	**0**	**4**	**5**	**7**	**1**	**12**	**9**	**11**	**5**	**13**	**2**	**1**	**2**	**0**	**0**	**0**	**0**	**0**	**0**	**0**	**0**	**0**	**0**	**0**	**0**	**0**	**0**
06-22	**81**	**0**	**0**	**4**	**5**	**7**	**2**	**12**	**9**	**13**	**8**	**14**	**2**	**2**	**3**	**0**	**0**	**0**	**0**	**0**	**0**	**0**	**0**	**0**	**0**	**0**	**0**	**0**	**0**
06-00	**83**	**0**	**0**	**4**	**5**	**7**	**2**	**12**	**9**	**14**	**8**	**14**	**2**	**3**	**3**	**0**	**0**	**0**	**0**	**0**	**0**	**0**	**0**	**0**	**0**	**0**	**0**	**0**	**0**
00-00	**83**	**0**	**0**	**4**	**5**	**7**	**2**	**12**	**9**	**14**	**8**	**14**	**2**	**3**	**3**	**0**	**0**	**0**	**0**	**0**	**0**	**0**	**0**	**0**	**0**	**0**	**0**	**0**	**0**

DRAFT

Site 88
Location LS07211, Att - TP, Lat 54.1040, Long -6.82005
Direction East

3279 / Meath/Cavan/Monaghan ATC's
October 2013
Automatic Traffic Count

Fri, 11 October 2013

Time	Total	Speed Bins (km/h)																											
		0 - 5	5 - 10	10 - 15	15 - 20	20 - 25	25 - 30	30 - 35	35 - 40	40 - 45	45 - 50	50 - 55	55 - 60	60 - 65	65 - 70	70 - 75	75 - 80	80 - 85	85 - 90	90 - 95	95 - 100	100 - 105	105 - 110	110 - 115	115 - 120	120 - 125	125 - 130	130 - 135	135 - 140
0000	0	0	0	0	0	0	0	0	0	0	0	0	0	0	0	0	0	0	0	0	0	0	0	0	0	0	0	0	0
0100	0	0	0	0	0	0	0	0	0	0	0	0	0	0	0	0	0	0	0	0	0	0	0	0	0	0	0	0	0
0200	0	0	0	0	0	0	0	0	0	0	0	0	0	0	0	0	0	0	0	0	0	0	0	0	0	0	0	0	0
0300	0	0	0	0	0	0	0	0	0	0	0	0	0	0	0	0	0	0	0	0	0	0	0	0	0	0	0	0	0
0400	0	0	0	0	0	0	0	0	0	0	0	0	0	0	0	0	0	0	0	0	0	0	0	0	0	0	0	0	0
0500	0	0	0	0	0	0	0	0	0	0	0	0	0	0	0	0	0	0	0	0	0	0	0	0	0	0	0	0	0
0600	1	0	0	0	0	0	0	0	1	0	0	0	0	0	0	0	0	0	0	0	0	0	0	0	0	0	0	0	0
0700	1	0	0	0	0	0	0	0	0	1	0	0	0	0	0	0	0	0	0	0	0	0	0	0	0	0	0	0	0
0800	**10**	**0**	**0**	**0**	**1**	**0**	**0**	**1**	**2**	**0**	**2**	**2**	**0**	**1**	**1**	**0**	**0**	**0**	**0**	**0**	**0**	**0**	**0**	**0**	**0**	**0**	**0**	**0**	**0**
0900	3	0	0	0	0	0	0	0	1	1	1	0	0	0	0	0	0	0	0	0	0	0	0	0	0	0	0	0	0
1000	4	0	0	0	0	0	1	0	1	0	1	1	0	0	0	0	0	0	0	0	0	0	0	0	0	0	0	0	0
1100	4	0	0	0	0	0	1	0	1	1	1	0	0	0	0	0	0	0	0	0	0	0	0	0	0	0	0	0	0
1200	8	0	0	0	0	0	1	0	4	2	1	0	0	0	0	0	0	0	0	0	0	0	0	0	0	0	0	0	0
1300	2	0	0	0	0	0	0	0	2	0	0	0	0	0	0	0	0	0	0	0	0	0	0	0	0	0	0	0	0
1400	6	0	0	0	1	0	1	0	0	3	1	0	0	0	0	0	0	0	0	0	0	0	0	0	0	0	0	0	0
1500	9	0	0	2	0	0	2	0	0	1	2	2	0	0	0	0	0	0	0	0	0	0	0	0	0	0	0	0	0
1600	7	0	0	0	0	0	0	0	1	2	3	1	0	0	0	0	0	0	0	0	0	0	0	0	0	0	0	0	0
1700	5	0	0	0	0	0	0	2	0	1	0	1	1	0	0	0	0	0	0	0	0	0	0	0	0	0	0	0	0
1800	9	0	0	0	0	1	1	0	3	0	3	1	0	0	0	0	0	0	0	0	0	0	0	0	0	0	0	0	0
1900	**16**	**0**	**0**	**0**	**0**	**0**	**1**	**3**	**4**	**2**	**2**	**2**	**1**	**1**	**0**	**0**	**0**	**0**	**0**	**0**	**0**	**0**	**0**	**0**	**0**	**0**	**0**	**0**	**0**
2000	7	0	0	0	1	0	0	0	0	1	2	0	0	1	0	2	0	0	0	0	0	0	0	0	0	0	0	0	0
2100	2	0	0	0	0	0	0	0	0	1	0	1	0	0	0	0	0	0	0	0	0	0	0	0	0	0	0	0	0
2200	1	0	0	0	0	0	0	0	0	0	0	0	1	0	0	0	0	0	0	0	0	0	0	0	0	0	0	0	0
2300	2	0	0	0	0	0	0	0	1	0	0	0	0	1	0	0	0	0	0	0	0	0	0	0	0	0	0	0	0
07-19	**68**	**0**	**0**	**2**	**2**	**1**	**7**	**3**	**15**	**12**	**15**	**8**	**1**	**1**	**1**	**0**	**0**	**0**	**0**	**0**	**0**	**0**	**0**	**0**	**0**	**0**	**0**	**0**	**0**
06-22	**94**	**0**	**0**	**2**	**3**	**1**	**8**	**6**	**20**	**16**	**19**	**11**	**2**	**3**	**1**	**2**	**0**	**0**	**0**	**0**	**0**	**0**	**0**	**0**	**0**	**0**	**0**	**0**	**0**
06-00	**97**	**0**	**0**	**2**	**3**	**1**	**8**	**6**	**21**	**16**	**19**	**11**	**3**	**4**	**1**	**2**	**0**	**0**	**0**	**0**	**0**	**0**	**0**	**0**	**0**	**0**	**0**	**0**	**0**
00-00	**97**	**0**	**0**	**2**	**3**	**1**	**8**	**6**	**21**	**16**	**19**	**11**	**3**	**4**	**1**	**2**	**0**	**0**	**0**	**0**	**0**	**0**	**0**	**0**	**0**	**0**	**0**	**0**	**0**

DRAFT

Site 88
Location LS07211, Att - TP, Lat 54.1040, Long -6.82005
Direction East

3279 / Meath/Cavan/Monaghan ATC's
October 2013
Automatic Traffic Count

Sat, 12 October 2013

Time	Total	Speed Bins (km/h)																											
		0 - 5	5 - 10	10 - 15	15 - 20	20 - 25	25 - 30	30 - 35	35 - 40	40 - 45	45 - 50	50 - 55	55 - 60	60 - 65	65 - 70	70 - 75	75 - 80	80 - 85	85 - 90	90 - 95	95 - 100	100 - 105	105 - 110	110 - 115	115 - 120	120 - 125	125 - 130	130 - 135	135 - 140
0000	**15**	**0**	**0**	**0**	**0**	**0**	**0**	**0**	**2**	**1**	**2**	**4**	**2**	**2**	**0**	**1**	**1**	**0**	**0**	**0**	**0**	**0**	**0**	**0**	**0**	**0**	**0**	**0**	**0**
0100	3	0	0	0	0	0	0	0	0	0	2	0	1	0	0	0	0	0	0	0	0	0	0	0	0	0	0	0	0
0200	0	0	0	0	0	0	0	0	0	0	0	0	0	0	0	0	0	0	0	0	0	0	0	0	0	0	0	0	0
0300	0	0	0	0	0	0	0	0	0	0	0	0	0	0	0	0	0	0	0	0	0	0	0	0	0	0	0	0	0
0400	1	0	0	0	0	0	0	0	0	0	1	0	0	0	0	0	0	0	0	0	0	0	0	0	0	0	0	0	0
0500	0	0	0	0	0	0	0	0	0	0	0	0	0	0	0	0	0	0	0	0	0	0	0	0	0	0	0	0	0
0600	1	0	0	0	0	0	0	0	0	0	0	0	0	0	0	0	0	1	0	0	0	0	0	0	0	0	0	0	0
0700	0	0	0	0	0	0	0	0	0	0	0	0	0	0	0	0	0	0	0	0	0	0	0	0	0	0	0	0	0
0800	4	0	0	0	0	0	0	0	0	1	1	1	0	0	1	0	0	0	0	0	0	0	0	0	0	0	0	0	0
0900	7	0	0	0	0	0	0	0	1	4	0	1	0	0	0	0	1	0	0	0	0	0	0	0	0	0	0	0	0
1000	5	0	0	0	1	0	0	0	1	1	0	1	0	1	0	0	0	0	0	0	0	0	0	0	0	0	0	0	0
1100	5	0	0	0	0	0	0	0	0	0	1	3	0	0	0	1	0	0	0	0	0	0	0	0	0	0	0	0	0
1200	9	0	0	0	0	0	0	1	2	0	0	3	0	1	2	0	0	0	0	0	0	0	0	0	0	0	0	0	0
1300	3	0	0	0	0	0	0	0	0	2	0	0	0	1	0	0	0	0	0	0	0	0	0	0	0	0	0	0	0
1400	3	0	0	0	0	0	0	0	0	2	1	0	0	0	0	0	0	0	0	0	0	0	0	0	0	0	0	0	0
1500	6	0	0	0	0	0	0	0	2	0	2	0	2	0	0	0	0	0	0	0	0	0	0	0	0	0	0	0	0
1600	**10**	**0**	**0**	**0**	**0**	**0**	**1**	**0**	**0**	**0**	**2**	**1**	**2**	**3**	**0**	**1**	**0**	**0**	**0**	**0**	**0**	**0**	**0**	**0**	**0**	**0**	**0**	**0**	**0**
1700	4	0	0	0	0	0	0	0	0	2	0	2	0	0	0	0	0	0	0	0	0	0	0	0	0	0	0	0	0
1800	3	0	0	0	0	0	0	0	0	0	1	1	0	1	0	0	0	0	0	0	0	0	0	0	0	0	0	0	0
1900	5	0	0	0	0	0	0	0	0	0	1	1	1	1	1	0	0	0	0	0	0	0	0	0	0	0	0	0	0
2000	2	0	0	0	0	0	0	0	1	0	0	0	1	0	0	0	0	0	0	0	0	0	0	0	0	0	0	0	0
2100	2	0	0	0	0	0	0	0	0	0	0	1	0	1	0	0	0	0	0	0	0	0	0	0	0	0	0	0	0
2200	2	0	0	0	0	0	0	0	0	0	1	0	0	1	0	0	0	0	0	0	0	0	0	0	0	0	0	0	0
2300	1	0	0	0	0	0	0	0	0	0	0	0	0	0	1	0	0	0	0	0	0	0	0	0	0	0	0	0	0
07-19	**59**	**0**	**0**	**0**	**1**	**0**	**1**	**1**	**6**	**12**	**8**	**13**	**4**	**7**	**3**	**2**	**1**	**0**	**0**	**0**	**0**	**0**	**0**	**0**	**0**	**0**	**0**	**0**	**0**
06-22	**69**	**0**	**0**	**0**	**1**	**0**	**1**	**1**	**7**	**12**	**9**	**15**	**6**	**9**	**4**	**2**	**1**	**0**	**1**	**0**	**0**	**0**	**0**	**0**	**0**	**0**	**0**	**0**	**0**
06-00	**72**	**0**	**0**	**0**	**1**	**0**	**1**	**1**	**7**	**12**	**10**	**15**	**6**	**10**	**5**	**2**	**1**	**0**	**1**	**0**	**0**	**0**	**0**	**0**	**0**	**0**	**0**	**0**	**0**
00-00	**91**	**0**	**0**	**0**	**1**	**0**	**1**	**1**	**9**	**13**	**15**	**19**	**9**	**12**	**5**	**3**	**2**	**0**	**1**	**0**	**0**	**0**	**0**	**0**	**0**	**0**	**0**	**0**	**0**

DRAFT

Site 88
Location LS07211, Att - TP, Lat 54.1040, Long -6.82005
Direction East

3279 / Meath/Cavan/Monaghan ATC's
October 2013
Automatic Traffic Count

Sun, 13 October 2013

Time	Total	Speed Bins (km/h)																											
		0 - 5	5 - 10	10 - 15	15 - 20	20 - 25	25 - 30	30 - 35	35 - 40	40 - 45	45 - 50	50 - 55	55 - 60	60 - 65	65 - 70	70 - 75	75 - 80	80 - 85	85 - 90	90 - 95	95 - 100	100 - 105	105 - 110	110 - 115	115 - 120	120 - 125	125 - 130	130 - 135	135 - 140
0000	2	0	0	0	0	0	0	0	1	0	0	1	0	0	0	0	0	0	0	0	0	0	0	0	0	0	0	0	0
0100	0	0	0	0	0	0	0	0	0	0	0	0	0	0	0	0	0	0	0	0	0	0	0	0	0	0	0	0	0
0200	0	0	0	0	0	0	0	0	0	0	0	0	0	0	0	0	0	0	0	0	0	0	0	0	0	0	0	0	0
0300	0	0	0	0	0	0	0	0	0	0	0	0	0	0	0	0	0	0	0	0	0	0	0	0	0	0	0	0	0
0400	0	0	0	0	0	0	0	0	0	0	0	0	0	0	0	0	0	0	0	0	0	0	0	0	0	0	0	0	0
0500	0	0	0	0	0	0	0	0	0	0	0	0	0	0	0	0	0	0	0	0	0	0	0	0	0	0	0	0	0
0600	1	0	0	0	0	0	0	0	0	0	0	1	0	0	0	0	0	0	0	0	0	0	0	0	0	0	0	0	0
0700	0	0	0	0	0	0	0	0	0	0	0	0	0	0	0	0	0	0	0	0	0	0	0	0	0	0	0	0	0
0800	2	0	0	0	1	0	0	0	0	0	0	1	0	0	0	0	0	0	0	0	0	0	0	0	0	0	0	0	0
0900	0	0	0	0	0	0	0	0	0	0	0	0	0	0	0	0	0	0	0	0	0	0	0	0	0	0	0	0	0
1000	1	0	0	0	0	0	0	0	0	0	0	0	1	0	0	0	0	0	0	0	0	0	0	0	0	0	0	0	0
1100	**5**	**0**	**0**	**0**	**0**	**0**	**0**	**0**	**1**	**0**	**2**	**1**	**1**	**0**	**0**	**0**	**0**	**0**	**0**	**0**	**0**	**0**	**0**	**0**	**0**	**0**	**0**	**0**	**0**
1200	**10**	**0**	**0**	**0**	**0**	**0**	**0**	**0**	**0**	**4**	**0**	**1**	**2**	**1**	**2**	**0**	**0**	**0**	**0**	**0**	**0**	**0**	**0**	**0**	**0**	**0**	**0**	**0**	**0**
1300	**10**	**0**	**0**	**0**	**0**	**0**	**0**	**0**	**1**	**1**	**1**	**3**	**1**	**3**	**0**	**0**	**0**	**0**	**0**	**0**	**0**	**0**	**0**	**0**	**0**	**0**	**0**	**0**	**0**
1400	4	0	0	0	0	0	0	0	0	0	0	2	1	1	0	0	0	0	0	0	0	0	0	0	0	0	0	0	0
1500	6	0	0	0	1	0	0	0	1	2	2	0	0	0	0	0	0	0	0	0	0	0	0	0	0	0	0	0	0
1600	3	0	0	0	1	0	0	0	0	0	0	0	1	1	0	0	0	0	0	0	0	0	0	0	0	0	0	0	0
1700	2	0	0	0	0	0	0	0	0	1	0	1	0	0	0	0	0	0	0	0	0	0	0	0	0	0	0	0	0
1800	8	0	0	0	0	0	0	1	0	1	1	2	2	1	0	0	0	0	0	0	0	0	0	0	0	0	0	0	0
1900	3	0	0	0	0	0	0	0	0	0	1	0	1	0	1	0	0	0	0	0	0	0	0	0	0	0	0	0	0
2000	6	0	0	0	0	0	0	0	0	1	1	2	0	1	1	0	0	0	0	0	0	0	0	0	0	0	0	0	0
2100	2	0	0	0	0	0	0	0	0	0	0	0	2	0	0	0	0	0	0	0	0	0	0	0	0	0	0	0	0
2200	1	0	0	0	0	0	0	0	0	0	0	1	0	0	0	0	0	0	0	0	0	0	0	0	0	0	0	0	0
2300	0	0	0	0	0	0	0	0	0	0	0	0	0	0	0	0	0	0	0	0	0	0	0	0	0	0	0	0	0
07-19	**51**	**0**	**0**	**0**	**3**	**0**	**0**	**1**	**3**	**9**	**6**	**11**	**9**	**7**	**2**	**0**	**0**	**0**	**0**	**0**	**0**	**0**	**0**	**0**	**0**	**0**	**0**	**0**	**0**
06-22	**63**	**0**	**0**	**0**	**3**	**0**	**0**	**1**	**3**	**10**	**8**	**14**	**12**	**8**	**4**	**0**	**0**	**0**	**0**	**0**	**0**	**0**	**0**	**0**	**0**	**0**	**0**	**0**	**0**
06-00	**64**	**0**	**0**	**0**	**3**	**0**	**0**	**1**	**3**	**10**	**8**	**15**	**12**	**8**	**4**	**0**	**0**	**0**	**0**	**0**	**0**	**0**	**0**	**0**	**0**	**0**	**0**	**0**	**0**
00-00	**66**	**0**	**0**	**0**	**3**	**0**	**0**	**1**	**4**	**10**	**8**	**16**	**12**	**8**	**4**	**0**	**0**	**0**	**0**	**0**	**0**	**0**	**0**	**0**	**0**	**0**	**0**	**0**	**0**

DRAFT

Site 88
Location LS07211, Att - TP, Lat 54.1040, Long -6.82005
Direction East

3279 / Meath/Cavan/Monaghan ATC's
October 2013
Automatic Traffic Count

Mon, 14 October 2013

Time	Total	Speed Bins (km/h)																											
		0 - 5	5 - 10	10 - 15	15 - 20	20 - 25	25 - 30	30 - 35	35 - 40	40 - 45	45 - 50	50 - 55	55 - 60	60 - 65	65 - 70	70 - 75	75 - 80	80 - 85	85 - 90	90 - 95	95 - 100	100 - 105	105 - 110	110 - 115	115 - 120	120 - 125	125 - 130	130 - 135	135 - 140
0000	0	0	0	0	0	0	0	0	0	0	0	0	0	0	0	0	0	0	0	0	0	0	0	0	0	0	0	0	0
0100	0	0	0	0	0	0	0	0	0	0	0	0	0	0	0	0	0	0	0	0	0	0	0	0	0	0	0	0	0
0200	0	0	0	0	0	0	0	0	0	0	0	0	0	0	0	0	0	0	0	0	0	0	0	0	0	0	0	0	0
0300	0	0	0	0	0	0	0	0	0	0	0	0	0	0	0	0	0	0	0	0	0	0	0	0	0	0	0	0	0
0400	0	0	0	0	0	0	0	0	0	0	0	0	0	0	0	0	0	0	0	0	0	0	0	0	0	0	0	0	0
0500	0	0	0	0	0	0	0	0	0	0	0	0	0	0	0	0	0	0	0	0	0	0	0	0	0	0	0	0	0
0600	1	0	0	0	0	0	0	0	0	0	1	0	0	0	0	0	0	0	0	0	0	0	0	0	0	0	0	0	0
0700	3	0	0	0	0	0	0	0	0	0	2	1	0	0	0	0	0	0	0	0	0	0	0	0	0	0	0	0	0
0800	**8**	**0**	**0**	**0**	**1**	**0**	**0**	**0**	**0**	**1**	**1**	**1**	**2**	**1**	**1**	**0**	**0**	**0**	**0**	**0**	**0**	**0**	**0**	**0**	**0**	**0**	**0**	**0**	**0**
0900	5	0	0	0	0	1	1	1	1	0	1	0	0	0	0	0	0	0	0	0	0	0	0	0	0	0	0	0	0
1000	2	0	0	0	0	0	0	1	0	1	0	0	0	0	0	0	0	0	0	0	0	0	0	0	0	0	0	0	0
1100	3	0	0	0	0	0	0	1	1	0	0	0	0	0	0	0	1	0	0	0	0	0	0	0	0	0	0	0	0
1200	3	0	0	0	0	0	0	0	1	0	1	1	0	0	0	0	0	0	0	0	0	0	0	0	0	0	0	0	0
1300	6	0	0	0	0	0	1	2	0	1	0	1	0	1	0	0	0	0	0	0	0	0	0	0	0	0	0	0	0
1400	4	0	0	0	0	0	1	0	0	0	2	0	1	0	0	0	0	0	0	0	0	0	0	0	0	0	0	0	0
1500	6	0	0	0	1	0	0	1	1	0	0	0	2	1	0	0	0	0	0	0	0	0	0	0	0	0	0	0	0
1600	3	0	0	0	0	0	1	0	0	1	0	0	1	0	0	0	0	0	0	0	0	0	0	0	0	0	0	0	0
1700	5	0	0	0	0	0	0	1	0	1	1	0	0	2	0	0	0	0	0	0	0	0	0	0	0	0	0	0	0
1800	2	0	0	0	0	0	0	0	0	0	1	0	1	0	0	0	0	0	0	0	0	0	0	0	0	0	0	0	0
1900	2	0	0	0	0	0	0	0	0	0	1	0	0	1	0	0	0	0	0	0	0	0	0	0	0	0	0	0	0
2000	5	0	0	0	0	0	0	0	0	0	2	1	1	1	0	0	0	0	0	0	0	0	0	0	0	0	0	0	0
2100	**9**	**0**	**0**	**0**	**0**	**0**	**0**	**1**	**0**	**1**	**1**	**1**	**3**	**2**	**0**	**0**	**0**	**0**	**0**	**0**	**0**	**0**	**0**	**0**	**0**	**0**	**0**	**0**	**0**
2200	4	0	0	0	0	0	0	0	1	0	0	0	0	1	0	2	0	0	0	0	0	0	0	0	0	0	0	0	0
2300	0	0	0	0	0	0	0	0	0	0	0	0	0	0	0	0	0	0	0	0	0	0	0	0	0	0	0	0	0
07-19	**50**	**0**	**0**	**0**	**2**	**1**	**4**	**7**	**4**	**5**	**9**	**4**	**7**	**5**	**1**	**0**	**1**	**0**	**0**	**0**	**0**	**0**	**0**	**0**	**0**	**0**	**0**	**0**	**0**
06-22	**67**	**0**	**0**	**0**	**2**	**1**	**4**	**8**	**4**	**6**	**14**	**6**	**11**	**9**	**1**	**0**	**1**	**0**	**0**	**0**	**0**	**0**	**0**	**0**	**0**	**0**	**0**	**0**	**0**
06-00	**71**	**0**	**0**	**0**	**2**	**1**	**4**	**8**	**5**	**6**	**14**	**6**	**11**	**10**	**1**	**2**	**1**	**0**	**0**	**0**	**0**	**0**	**0**	**0**	**0**	**0**	**0**	**0**	**0**
00-00	**71**	**0**	**0**	**0**	**2**	**1**	**4**	**8**	**5**	**6**	**14**	**6**	**11**	**10**	**1**	**2**	**1**	**0**	**0**	**0**	**0**	**0**	**0**	**0**	**0**	**0**	**0**	**0**	**0**

DRAFT

Site 88
Location LS07211, Att - TP, Lat 54.1040, Long -6.82005
Direction East

3279 / Meath/Cavan/Monaghan ATC's
October 2013
Automatic Traffic Count

Tue, 15 October 2013

Time	Total	Speed Bins (km/h)																											
		0 - 5	5 - 10	10 - 15	15 - 20	20 - 25	25 - 30	30 - 35	35 - 40	40 - 45	45 - 50	50 - 55	55 - 60	60 - 65	65 - 70	70 - 75	75 - 80	80 - 85	85 - 90	90 - 95	95 - 100	100 - 105	105 - 110	110 - 115	115 - 120	120 - 125	125 - 130	130 - 135	135 - 140
0000	0	0	0	0	0	0	0	0	0	0	0	0	0	0	0	0	0	0	0	0	0	0	0	0	0	0	0	0	0
0100	0	0	0	0	0	0	0	0	0	0	0	0	0	0	0	0	0	0	0	0	0	0	0	0	0	0	0	0	0
0200	0	0	0	0	0	0	0	0	0	0	0	0	0	0	0	0	0	0	0	0	0	0	0	0	0	0	0	0	0
0300	0	0	0	0	0	0	0	0	0	0	0	0	0	0	0	0	0	0	0	0	0	0	0	0	0	0	0	0	0
0400	0	0	0	0	0	0	0	0	0	0	0	0	0	0	0	0	0	0	0	0	0	0	0	0	0	0	0	0	0
0500	0	0	0	0	0	0	0	0	0	0	0	0	0	0	0	0	0	0	0	0	0	0	0	0	0	0	0	0	0
0600	2	0	0	0	0	0	0	0	0	1	1	0	0	0	0	0	0	0	0	0	0	0	0	0	0	0	0	0	0
0700	2	0	0	0	0	0	0	0	0	0	0	1	1	0	0	0	0	0	0	0	0	0	0	0	0	0	0	0	0
0800	**8**	**0**	**0**	**0**	**1**	**0**	**0**	**0**	**0**	**2**	**0**	**3**	**1**	**0**	**1**	**0**	**0**	**0**	**0**	**0**	**0**	**0**	**0**	**0**	**0**	**0**	**0**	**0**	**0**
0900	2	0	0	0	0	0	0	1	0	0	0	0	0	1	0	0	0	0	0	0	0	0	0	0	0	0	0	0	0
1000	3	0	0	0	0	0	0	0	0	0	0	1	2	0	0	0	0	0	0	0	0	0	0	0	0	0	0	0	0
1100	5	0	0	0	0	0	1	1	1	1	0	0	1	0	0	0	0	0	0	0	0	0	0	0	0	0	0	0	0
1200	0	0	0	0	0	0	0	0	0	0	0	0	0	0	0	0	0	0	0	0	0	0	0	0	0	0	0	0	0
1300	5	0	0	0	1	2	0	0	0	0	1	1	0	0	0	0	0	0	0	0	0	0	0	0	0	0	0	0	0
1400	**6**	**0**	**0**	**0**	**0**	**0**	**0**	**2**	**0**	**1**	**2**	**0**	**1**	**0**	**0**	**0**	**0**	**0**	**0**	**0**	**0**	**0**	**0**	**0**	**0**	**0**	**0**	**0**	**0**
1500	4	0	0	0	0	0	0	1	0	1	2	0	0	0	0	0	0	0	0	0	0	0	0	0	0	0	0	0	0
1600	4	0	0	0	1	0	1	0	2	0	0	0	0	0	0	0	0	0	0	0	0	0	0	0	0	0	0	0	0
1700	4	0	0	0	0	0	0	0	0	2	2	0	0	0	0	0	0	0	0	0	0	0	0	0	0	0	0	0	0
1800	3	0	0	0	1	1	0	1	0	0	0	0	0	0	0	0	0	0	0	0	0	0	0	0	0	0	0	0	0
1900	3	0	0	0	0	0	0	0	0	0	1	1	0	0	1	0	0	0	0	0	0	0	0	0	0	0	0	0	0
2000	2	0	0	0	0	0	0	0	0	0	0	1	1	0	0	0	0	0	0	0	0	0	0	0	0	0	0	0	0
2100	3	0	0	0	0	1	0	0	0	0	0	0	0	1	1	0	0	0	0	0	0	0	0	0	0	0	0	0	0
2200	4	0	0	0	0	0	0	1	0	0	1	1	1	0	0	0	0	0	0	0	0	0	0	0	0	0	0	0	0
2300	1	0	0	0	0	0	0	0	0	0	0	0	1	0	0	0	0	0	0	0	0	0	0	0	0	0	0	0	0
07-19	**46**	**0**	**0**	**0**	**4**	**3**	**2**	**6**	**3**	**7**	**7**	**6**	**6**	**1**	**1**	**0**	**0**	**0**	**0**	**0**	**0**	**0**	**0**	**0**	**0**	**0**	**0**	**0**	**0**
06-22	**56**	**0**	**0**	**0**	**4**	**4**	**2**	**6**	**3**	**8**	**9**	**8**	**7**	**2**	**3**	**0**	**0**	**0**	**0**	**0**	**0**	**0**	**0**	**0**	**0**	**0**	**0**	**0**	**0**
06-00	**61**	**0**	**0**	**0**	**4**	**4**	**2**	**7**	**3**	**8**	**10**	**9**	**9**	**2**	**3**	**0**	**0**	**0**	**0**	**0**	**0**	**0**	**0**	**0**	**0**	**0**	**0**	**0**	**0**
00-00	**61**	**0**	**0**	**0**	**4**	**4**	**2**	**7**	**3**	**8**	**10**	**9**	**9**	**2**	**3**	**0**	**0**	**0**	**0**	**0**	**0**	**0**	**0**	**0**	**0**	**0**	**0**	**0**	**0**

DRAFT

Site 88
Location LS07211, Att - TP, Lat 54.1040, Long -6.82005
Direction East

3279 / Meath/Cavan/Monaghan ATC's
October 2013
Automatic Traffic Count

Virtual Day (7)

Time	Total	Speed Bins (km/h)																											
		0 - 5	5 - 10	10 - 15	15 - 20	20 - 25	25 - 30	30 - 35	35 - 40	40 - 45	45 - 50	50 - 55	55 - 60	60 - 65	65 - 70	70 - 75	75 - 80	80 - 85	85 - 90	90 - 95	95 - 100	100 - 105	105 - 110	110 - 115	115 - 120	120 - 125	125 - 130	130 - 135	135 - 140
0000	2	0	0	0	0	0	0	0	0	0	0	1	0	0	0	0	0	0	0	0	0	0	0	0	0	0	0	0	0
0100	0	0	0	0	0	0	0	0	0	0	0	0	0	0	0	0	0	0	0	0	0	0	0	0	0	0	0	0	0
0200	0	0	0	0	0	0	0	0	0	0	0	0	0	0	0	0	0	0	0	0	0	0	0	0	0	0	0	0	0
0300	0	0	0	0	0	0	0	0	0	0	0	0	0	0	0	0	0	0	0	0	0	0	0	0	0	0	0	0	0
0400	0	0	0	0	0	0	0	0	0	0	0	0	0	0	0	0	0	0	0	0	0	0	0	0	0	0	0	0	0
0500	0	0	0	0	0	0	0	0	0	0	0	0	0	0	0	0	0	0	0	0	0	0	0	0	0	0	0	0	0
0600	1	0	0	0	0	0	0	0	0	0	0	0	0	0	0	0	0	0	0	0	0	0	0	0	0	0	0	0	0
0700	1	0	0	0	0	0	0	0	0	0	1	0	0	0	0	0	0	0	0	0	0	0	0	0	0	0	0	0	0
0800	**7**	**0**	**0**	**0**	**1**	**0**	**0**	**0**	**0**	**1**	**1**	**2**	**0**	**0**	**1**	**0**	**0**	**0**	**0**	**0**	**0**	**0**	**0**	**0**	**0**	**0**	**0**	**0**	**0**
0900	3	0	0	0	0	0	0	0	0	1	1	0	0	0	0	0	0	0	0	0	0	0	0	0	0	0	0	0	0
1000	3	0	0	0	0	0	0	0	0	0	0	1	0	0	0	0	0	0	0	0	0	0	0	0	0	0	0	0	0
1100	4	0	0	0	0	0	0	0	1	0	1	1	0	0	0	0	0	0	0	0	0	0	0	0	0	0	0	0	0
1200	**6**	**0**	**0**	**0**	**0**	**0**	**0**	**1**	**1**	**1**	**0**	**1**	**0**	**0**	**1**	**0**	**0**	**0**	**0**	**0**	**0**	**0**	**0**	**0**	**0**	**0**	**0**	**0**	**0**
1300	**6**	**0**	**0**	**0**	**0**	**1**	**0**	**0**	**1**	**1**	**1**	**1**	**0**	**1**	**0**	**0**	**0**	**0**	**0**	**0**	**0**	**0**	**0**	**0**	**0**	**0**	**0**	**0**	**0**
1400	**6**	**0**	**0**	**0**	**0**	**0**	**0**	**1**	**1**	**1**	**1**	**1**	**0**	**0**	**0**	**0**	**0**	**0**	**0**	**0**	**0**	**0**	**0**	**0**	**0**	**0**	**0**	**0**	**0**
1500	**6**	**0**	**0**	**0**	**0**	**0**	**0**	**1**	**1**	**1**	**1**	**1**	**1**	**0**	**0**	**0**	**0**	**0**	**0**	**0**	**0**	**0**	**0**	**0**	**0**	**0**	**0**	**0**	**0**
1600	5	0	0	0	1	0	0	0	1	1	1	0	1	1	0	0	0	0	0	0	0	0	0	0	0	0	0	0	0
1700	4	0	0	0	0	0	0	0	0	1	1	1	0	1	0	0	0	0	0	0	0	0	0	0	0	0	0	0	0
1800	5	0	0	0	0	0	0	0	0	0	1	1	0	0	0	0	0	0	0	0	0	0	0	0	0	0	0	0	0
1900	**6**	**0**	**0**	**0**	**0**	**0**	**0**	**0**	**1**	**1**	**1**	**1**	**0**	**1**	**1**	**0**	**0**	**0**	**0**	**0**	**0**	**0**	**0**	**0**	**0**	**0**	**0**	**0**	**0**
2000	4	0	0	0	0	0	0	0	0	0	1	1	1	1	0	0	0	0	0	0	0	0	0	0	0	0	0	0	0
2100	3	0	0	0	0	0	0	0	0	0	0	1	1	1	0	0	0	0	0	0	0	0	0	0	0	0	0	0	0
2200	2	0	0	0	0	0	0	0	0	0	0	0	0	0	0	0	0	0	0	0	0	0	0	0	0	0	0	0	0
2300	1	0	0	0	0	0	0	0	0	0	0	0	0	0	0	0	0	0	0	0	0	0	0	0	0	0	0	0	0
07-19	**56**	**0**	**0**	**1**	**3**	**2**	**2**	**5**	**6**	**9**	**9**	**9**	**5**	**4**	**2**	**0**	**0**	**0**	**0**	**0**	**0**	**0**	**0**	**0**	**0**	**0**	**0**	**0**	**0**
06-22	**70**	**0**	**0**	**1**	**3**	**2**	**3**	**5**	**7**	**10**	**12**	**11**	**7**	**6**	**3**	**1**	**0**	**0**	**0**	**0**	**0**	**0**	**0**	**0**	**0**	**0**	**0**	**0**	**0**
06-00	**73**	**0**	**0**	**1**	**3**	**2**	**3**	**5**	**7**	**10**	**12**	**11**	**7**	**7**	**3**	**1**	**1**	**0**	**0**	**0**	**0**	**0**	**0**	**0**	**0**	**0**	**0**	**0**	**0**
00-00	**76**	**0**	**0**	**1**	**3**	**2**	**3**	**5**	**8**	**11**	**13**	**12**	**7**	**7**	**3**	**1**	**1**	**0**	**0**	**0**	**0**	**0**	**0**	**0**	**0**	**0**	**0**	**0**	**0**

DRAFT

Site 88
Location LS07211, Att - TP, Lat 54.1040, Long -6.82005
Direction East

3279 / Meath/Cavan/Monaghan ATC's
October 2013
Automatic Traffic Count

Virtual Week (1)

Time	Total	Speed Bins (km/h)																											
		0 - 5	5 - 10	10 - 15	15 - 20	20 - 25	25 - 30	30 - 35	35 - 40	40 - 45	45 - 50	50 - 55	55 - 60	60 - 65	65 - 70	70 - 75	75 - 80	80 - 85	85 - 90	90 - 95	95 - 100	100 - 105	105 - 110	110 - 115	115 - 120	120 - 125	125 - 130	130 - 135	135 - 140
Mon	71	0	0	0	2	1	4	8	5	6	14	6	11	10	1	2	1	0	0	0	0	0	0	0	0	0	0	0	0
Tue	61	0	0	0	4	4	2	7	3	8	10	9	9	2	3	0	0	0	0	0	0	0	0	0	0	0	0	0	0
Wed	63	0	0	0	3	1	1	2	3	7	14	9	6	10	3	2	2	0	0	0	0	0	0	0	0	0	0	0	0
Thu	83	0	0	4	5	7	2	12	9	14	8	14	2	3	3	0	0	0	0	0	0	0	0	0	0	0	0	0	0
Fri	97	0	0	2	3	1	8	6	21	16	19	11	3	4	1	2	0	0	0	0	0	0	0	0	0	0	0	0	0
|Sat	91	0	0	0	1	0	1	1	9	13	15	19	9	12	5	3	2	0	1	0	0	0	0	0	0	0	0	0	0
|Sun	66	0	0	0	3	0	0	1	4	10	8	16	12	8	4	0	0	0	0	0	0	0	0	0	0	0	0	0	0
5 Day Ave.	**75**	**0**	**0**	**1**	**3**	**3**	**3**	**7**	**8**	**10**	**13**	**10**	**6**	**6**	**2**	**1**	**1**	**0**	**0**	**0**	**0**	**0**	**0**	**0**	**0**	**0**	**0**	**0**	**0**
7 Day Ave.	**76**	**0**	**0**	**1**	**3**	**2**	**3**	**5**	**8**	**11**	**13**	**12**	**7**	**7**	**3**	**1**	**1**	**0**	**0**	**0**	**0**	**0**	**0**	**0**	**0**	**0**	**0**	**0**	**0**
--	**532**	**0**	**0**	**6**	**21**	**14**	**18**	**37**	**54**	**74**	**88**	**84**	**52**	**49**	**20**	**9**	**5**	**0**	**1**	**0**	**0**	**0**	**0**	**0**	**0**	**0**	**0**	**0**	**0**

Summary Graphs

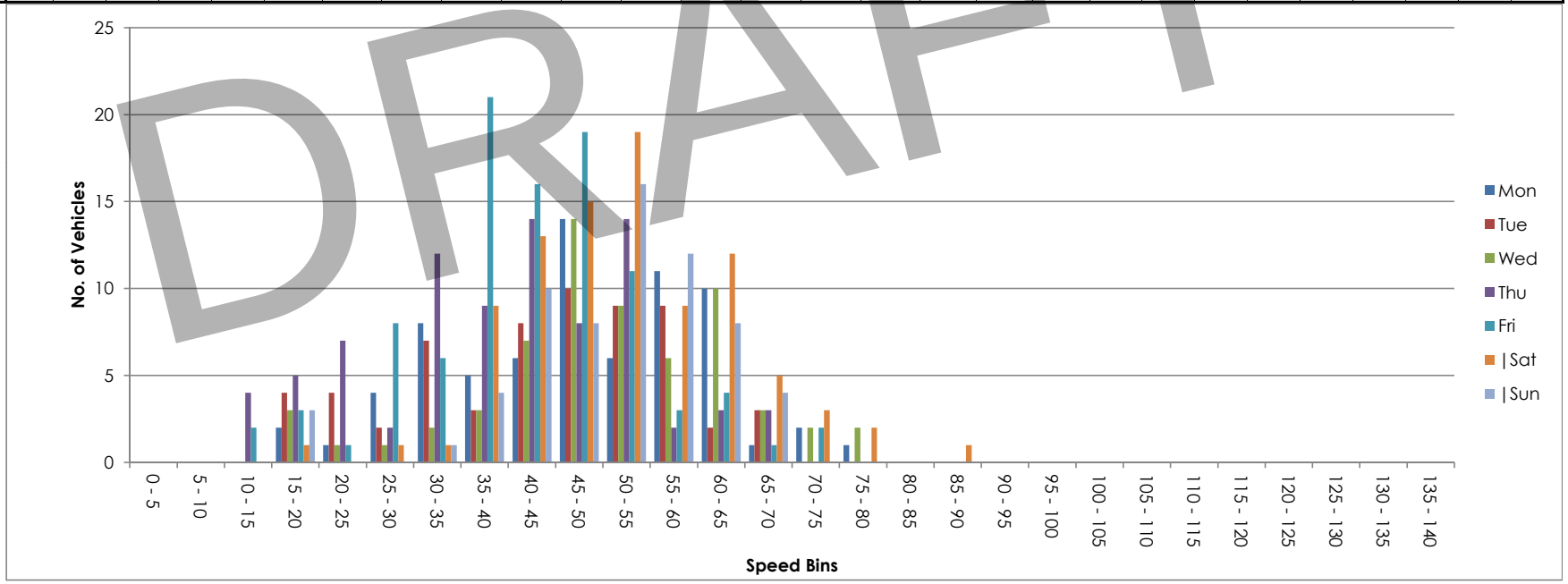

DRAFT

Site 88
Location LS07211, Att - TP, Lat 54.1040, Long -6.82005
Direction West

3279 / Meath/Cavan/Monaghan ATC's
October 2013
Automatic Traffic Count

Wed, 9 October 2013

Time	Total	Classification												>PSL	>PSL%	>SL1	>SL1%	>SL2	>SL2%	Mean	Vpp
		1 MCL	2 SV	3 SVT	4 TB2	5 TB3	6 T4	7 ART3	8 ART4	9 ART5	10 ART6	11 BD	12 DRT	80	80	85 +5kph	85 +5kph	90 +10kph	90 +10kph		85
0000	2	0	2	0	0	0	0	0	0	0	0	0	0	0	0	0	0	0	0	52.9	-
0100	0	0	0	0	0	0	0	0	0	0	0	0	0	0	0	0	0	0	0	-	-
0200	0	0	0	0	0	0	0	0	0	0	0	0	0	0	0	0	0	0	0	-	-
0300	0	0	0	0	0	0	0	0	0	0	0	0	0	0	0	0	0	0	0	-	-
0400	0	0	0	0	0	0	0	0	0	0	0	0	0	0	0	0	0	0	0	-	-
0500	0	0	0	0	0	0	0	0	0	0	0	0	0	0	0	0	0	0	0	-	-
0600	0	0	0	0	0	0	0	0	0	0	0	0	0	0	0	0	0	0	0	-	-
0700	2	0	2	0	0	0	0	0	0	0	0	0	0	0	0	0	0	0	0	62.5	-
0800	**4**	**0**	**4**	**0**	**0**	**0**	**0**	**0**	**0**	**0**	**0**	**0**	**0**	**0**	**0**	**0**	**0**	**0**	**0**	**51.3**	**-**
0900	1	0	0	0	0	1	0	0	0	0	0	0	0	0	0	0	0	0	0	24.1	-
1000	3	0	3	0	0	0	0	0	0	0	0	0	0	0	0	0	0	0	0	52.7	-
1100	3	0	3	0	0	0	0	0	0	0	0	0	0	0	0	0	0	0	0	45.8	-
1200	3	0	3	0	0	0	0	0	0	0	0	0	0	0	0	0	0	0	0	42.4	-
1300	4	0	4	0	0	0	0	0	0	0	0	0	0	0	0	0	0	0	0	45.9	-
1400	4	0	2	0	1	1	0	0	0	0	0	0	0	0	0	0	0	0	0	37.9	-
1500	5	0	5	0	0	0	0	0	0	0	0	0	0	0	0	0	0	0	0	59.7	-
1600	**7**	**0**	**7**	**0**	**0**	**0**	**0**	**0**	**0**	**0**	**0**	**0**	**0**	**0**	**0**	**0**	**0**	**0**	**0**	**42.2**	**-**
1700	4	1	3	0	0	0	0	0	0	0	0	0	0	0	0	0	0	0	0	47.3	-
1800	4	0	4	0	0	0	0	0	0	0	0	0	0	0	0	0	0	0	0	53.2	-
1900	5	0	5	0	0	0	0	0	0	0	0	0	0	0	0	0	0	0	0	52.1	-
2000	3	0	3	0	0	0	0	0	0	0	0	0	0	0	0	0	0	0	0	62.2	-
2100	2	0	2	0	0	0	0	0	0	0	0	0	0	0	0	0	0	0	0	56.6	-
2200	2	0	2	0	0	0	0	0	0	0	0	0	0	0	0	0	0	0	0	59.4	-
2300	0	0	0	0	0	0	0	0	0	0	0	0	0	0	0	0	0	0	0	-	-
07-19	**44**	**1**	**40**	**0**	**1**	**2**	**0**	**0**	**0**	**0**	**0**	**0**	**0**	**0**	**0**	**0**	**0**	**0**	**0**	**47.9**	**63**
06-22	**54**	**1**	**50**	**0**	**1**	**2**	**0**	**0**	**0**	**0**	**0**	**0**	**0**	**0**	**0**	**0**	**0**	**0**	**0**	**49.4**	**63**
06-00	**56**	**1**	**52**	**0**	**1**	**2**	**0**	**0**	**0**	**0**	**0**	**0**	**0**	**0**	**0**	**0**	**0**	**0**	**0**	**49.8**	**63**
00-00	**58**	**1**	**54**	**0**	**1**	**2**	**0**	**0**	**0**	**0**	**0**	**0**	**0**	**0**	**0**	**0**	**0**	**0**	**0**	**49.9**	**63**

DRAFT

Site 88
Location LS07211, Att - TP, Lat 54.1040, Long -6.82005
Direction West

3279 / Meath/Cavan/Monaghan ATC's
October 2013
Automatic Traffic Count

Thu, 10 October 2013

Time	Total	Classification												>PSL	>PSL%	>SL1	>SL1%	>SL2	>SL2%	Mean	Vpp
		1 MCL	2 SV	3 SVT	4 TB2	5 TB3	6 T4	7 ART3	8 ART4	9 ART5	10 ART6	11 BD	12 DRT	80	80	85 +5kph	85 +5kph	90 +10kph	90 +10kph		85
0000	1	0	1	0	0	0	0	0	0	0	0	0	0	0	0	0	0	0	0	54.2	-
0100	0	0	0	0	0	0	0	0	0	0	0	0	0	0	0	0	0	0	0	-	-
0200	1	0	1	0	0	0	0	0	0	0	0	0	0	0	0	0	0	0	0	52	-
0300	0	0	0	0	0	0	0	0	0	0	0	0	0	0	0	0	0	0	0	-	-
0400	0	0	0	0	0	0	0	0	0	0	0	0	0	0	0	0	0	0	0	-	-
0500	0	0	0	0	0	0	0	0	0	0	0	0	0	0	0	0	0	0	0	-	-
0600	0	0	0	0	0	0	0	0	0	0	0	0	0	0	0	0	0	0	0	-	-
0700	1	0	1	0	0	0	0	0	0	0	0	0	0	0	0	0	0	0	0	59.1	-
0800	3	0	3	0	0	0	0	0	0	0	0	0	0	0	0	0	0	0	0	49	-
0900	1	0	1	0	0	0	0	0	0	0	0	0	0	0	0	0	0	0	0	65.8	-
1000	6	0	5	1	0	0	0	0	0	0	0	0	0	0	0	0	0	0	0	50.7	-
1100	**10**	**0**	**9**	**0**	**0**	**0**	**0**	**0**	**0**	**1**	**0**	**0**	**0**	**0**	**0**	**0**	**0**	**0**	**0**	**47.8**	**-**
1200	3	0	3	0	0	0	0	0	0	0	0	0	0	0	0	0	0	0	0	32.2	-
1300	7	0	6	0	1	0	0	0	0	0	0	0	0	0	0	0	0	0	0	43.7	-
1400	**8**	**0**	**8**	**0**	**0**	**0**	**0**	**0**	**0**	**0**	**0**	**0**	**0**	**0**	**0**	**0**	**0**	**0**	**0**	**52.9**	**-**
1500	6	0	6	0	0	0	0	0	0	0	0	0	0	0	0	0	0	0	0	31	-
1600	6	0	6	0	0	0	0	0	0	0	0	0	0	0	0	0	0	0	0	46.9	-
1700	6	0	6	0	0	0	0	0	0	0	0	0	0	0	0	0	0	0	0	45	-
1800	5	1	4	0	0	0	0	0	0	0	0	0	0	0	0	0	0	0	0	47.8	-
1900	7	0	6	0	1	0	0	0	0	0	0	0	0	0	0	0	0	0	0	54.2	-
2000	3	0	2	0	1	0	0	0	0	0	0	0	0	0	0	0	0	0	0	58.7	-
2100	4	0	4	0	0	0	0	0	0	0	0	0	0	0	0	0	0	0	0	62.2	-
2200	2	0	2	0	0	0	0	0	0	0	0	0	0	0	0	0	0	0	0	54.5	-
2300	0	0	0	0	0	0	0	0	0	0	0	0	0	0	0	0	0	0	0	-	-
07-19	**62**	**1**	**58**	**1**	**1**	**0**	**0**	**0**	**0**	**1**	**0**	**0**	**0**	**0**	**0**	**0**	**0**	**0**	**0**	**46.1**	**61.9**
06-22	**76**	**1**	**70**	**1**	**3**	**0**	**0**	**0**	**0**	**1**	**0**	**0**	**0**	**0**	**0**	**0**	**0**	**0**	**0**	**48.2**	**63.4**
06-00	**78**	**1**	**72**	**1**	**3**	**0**	**0**	**0**	**0**	**1**	**0**	**0**	**0**	**0**	**0**	**0**	**0**	**0**	**0**	**48.3**	**63**
00-00	**80**	**1**	**74**	**1**	**3**	**0**	**0**	**0**	**0**	**1**	**0**	**0**	**0**	**0**	**0**	**0**	**0**	**0**	**0**	**48.4**	**63**

DRAFT

Site 88
Location LS07211, Att - TP, Lat 54.1040, Long -6.82005
Direction West

3279 / Meath/Cavan/Monaghan ATC's
October 2013
Automatic Traffic Count

Fri, 11 October 2013

Time	Total	Classification												>PSL	>PSL%	>SL1	>SL1%	>SL2	>SL2%	Mean	Vpp
		1 MCL	2 SV	3 SVT	4 TB2	5 TB3	6 T4	7 ART3	8 ART4	9 ART5	10 ART6	11 BD	12 DRT	80	80	85 +5kph	85 +5kph	90 +10kph	90 +10kph		85
0000	1	0	1	0	0	0	0	0	0	0	0	0	0	0	0	0	0	0	0	54.1	-
0100	0	0	0	0	0	0	0	0	0	0	0	0	0	0	0	0	0	0	0	-	-
0200	0	0	0	0	0	0	0	0	0	0	0	0	0	0	0	0	0	0	0	-	-
0300	0	0	0	0	0	0	0	0	0	0	0	0	0	0	0	0	0	0	0	-	-
0400	0	0	0	0	0	0	0	0	0	0	0	0	0	0	0	0	0	0	0	-	-
0500	0	0	0	0	0	0	0	0	0	0	0	0	0	0	0	0	0	0	0	-	-
0600	0	0	0	0	0	0	0	0	0	0	0	0	0	0	0	0	0	0	0	-	-
0700	2	0	2	0	0	0	0	0	0	0	0	0	0	0	0	0	0	0	0	54	-
0800	2	0	2	0	0	0	0	0	0	0	0	0	0	0	0	0	0	0	0	56.4	-
0900	**6**	**0**	**6**	**0**	**0**	**0**	**0**	**0**	**0**	**0**	**0**	**0**	**0**	**0**	**0**	**0**	**0**	**0**	**0**	**54.9**	**-**
1000	1	0	0	0	1	0	0	0	0	0	0	0	0	0	0	0	0	0	0	45.7	-
1100	5	0	5	0	0	0	0	0	0	0	0	0	0	0	0	0	0	0	0	42.3	-
1200	4	0	4	0	0	0	0	0	0	0	0	0	0	0	0	0	0	0	0	41.5	-
1300	4	0	4	0	0	0	0	0	0	0	0	0	0	0	0	0	0	0	0	46.3	-
1400	2	0	2	0	0	0	0	0	0	0	0	0	0	0	0	0	0	0	0	48.1	-
1500	7	0	6	0	0	1	0	0	0	0	0	0	0	0	0	0	0	0	0	42.4	-
1600	3	0	3	0	0	0	0	0	0	0	0	0	0	0	0	0	0	0	0	45.3	-
1700	10	1	9	0	0	0	0	0	0	0	0	0	0	0	0	0	0	0	0	43.9	-
1800	**15**	**0**	**14**	**0**	**0**	**1**	**0**	**0**	**0**	**0**	**0**	**0**	**0**	**0**	**0**	**0**	**0**	**0**	**0**	**37.7**	**46.4**
1900	12	0	11	0	0	0	0	0	0	0	1	0	0	0	0	0	0	0	0	36	50.8
2000	11	0	11	0	0	0	0	0	0	0	0	0	0	0	0	0	0	0	0	47.8	55.8
2100	11	0	11	0	0	0	0	0	0	0	0	0	0	0	0	0	0	0	0	54.5	64.4
2200	1	0	1	0	0	0	0	0	0	0	0	0	0	0	0	0	0	0	0	59.1	-
2300	0	0	0	0	0	0	0	0	0	0	0	0	0	0	0	0	0	0	0	-	-
07-19	**61**	**1**	**57**	**0**	**1**	**2**	**0**	**0**	**0**	**0**	**0**	**0**	**0**	**0**	**0**	**0**	**0**	**0**	**0**	**44.1**	**52.2**
06-22	**95**	**1**	**90**	**0**	**1**	**2**	**0**	**0**	**0**	**0**	**1**	**0**	**0**	**0**	**0**	**0**	**0**	**0**	**0**	**44.7**	**56.2**
06-00	**96**	**1**	**91**	**0**	**1**	**2**	**0**	**0**	**0**	**0**	**1**	**0**	**0**	**0**	**0**	**0**	**0**	**0**	**0**	**44.9**	**57.6**
00-00	**97**	**1**	**92**	**0**	**1**	**2**	**0**	**0**	**0**	**0**	**1**	**0**	**0**	**0**	**0**	**0**	**0**	**0**	**0**	**45**	**56.2**

DRAFT

Site 88
Location LS07211, Att - TP, Lat 54.1040, Long -6.82005
Direction West

3279 / Meath/Cavan/Monaghan ATC's
October 2013
Automatic Traffic Count

Sat, 12 October 2013

Time	Total	Classification												>PSL	>PSL%	>SL1	>SL1%	>SL2	>SL2%	Mean	Vpp
		1 MCL	2 SV	3 SVT	4 TB2	5 TB3	6 T4	7 ART3	8 ART4	9 ART5	10 ART6	11 BD	12 DRT	80	80	85 +5kph	85 +5kph	90 +10kph	90 +10kph		85
0000	0	0	0	0	0	0	0	0	0	0	0	0	0	0	0	0	0	0	0	-	-
0100	0	0	0	0	0	0	0	0	0	0	0	0	0	0	0	0	0	0	0	-	-
0200	1	0	0	0	1	0	0	0	0	0	0	0	0	0	0	0	0	0	0	48.5	-
0300	0	0	0	0	0	0	0	0	0	0	0	0	0	0	0	0	0	0	0	-	-
0400	1	0	0	0	1	0	0	0	0	0	0	0	0	0	0	0	0	0	0	59.5	-
0500	0	0	0	0	0	0	0	0	0	0	0	0	0	0	0	0	0	0	0	-	-
0600	0	0	0	0	0	0	0	0	0	0	0	0	0	0	0	0	0	0	0	-	-
0700	2	0	2	0	0	0	0	0	0	0	0	0	0	0	0	0	0	0	0	58.1	-
0800	1	0	1	0	0	0	0	0	0	0	0	0	0	0	0	0	0	0	0	52.3	-
0900	6	0	5	1	0	0	0	0	0	0	0	0	0	0	0	0	0	0	0	53.6	-
1000	5	0	5	0	0	0	0	0	0	0	0	0	0	0	0	0	0	0	0	55.3	-
1100	**7**	**0**	**6**	**0**	**0**	**0**	**0**	**0**	**1**	**0**	**0**	**0**	**0**	**0**	**0**	**0**	**0**	**0**	**0**	**44.3**	**-**
1200	**8**	**0**	**7**	**0**	**0**	**0**	**0**	**0**	**0**	**1**	**0**	**0**	**0**	**0**	**0**	**0**	**0**	**0**	**0**	**51.9**	**-**
1300	3	0	3	0	0	0	0	0	0	0	0	0	0	0	0	0	0	0	0	57.8	-
1400	4	0	3	0	1	0	0	0	0	0	0	0	0	0	0	0	0	0	0	60.2	-
1500	5	0	5	0	0	0	0	0	0	0	0	0	0	0	0	0	0	0	0	60.1	-
1600	**8**	**0**	**8**	**0**	**0**	**0**	**0**	**0**	**0**	**0**	**0**	**0**	**0**	**0**	**0**	**0**	**0**	**0**	**0**	**59.9**	**-**
1700	4	0	3	0	0	1	0	0	0	0	0	0	0	0	0	0	0	0	0	39.4	-
1800	5	0	4	1	0	0	0	0	0	0	0	0	0	0	0	0	0	0	0	51.5	-
1900	2	0	2	0	0	0	0	0	0	0	0	0	0	0	0	0	0	0	0	59.5	-
2000	3	0	3	0	0	0	0	0	0	0	0	0	0	0	0	0	0	0	0	65.5	-
2100	0	0	0	0	0	0	0	0	0	0	0	0	0	0	0	0	0	0	0	-	-
2200	2	0	2	0	0	0	0	0	0	0	0	0	0	0	0	0	0	0	0	56.8	-
2300	1	0	1	0	0	0	0	0	0	0	0	0	0	0	0	0	0	0	0	60.3	-
07-19	**58**	**0**	**52**	**2**	**1**	**1**	**0**	**0**	**1**	**1**	**0**	**0**	**0**	**0**	**0**	**0**	**0**	**0**	**0**	**53.5**	**64.1**
06-22	**63**	**0**	**57**	**2**	**1**	**1**	**0**	**0**	**1**	**1**	**0**	**0**	**0**	**0**	**0**	**0**	**0**	**0**	**0**	**54.2**	**64.8**
06-00	**66**	**0**	**60**	**2**	**1**	**1**	**0**	**0**	**1**	**1**	**0**	**0**	**0**	**0**	**0**	**0**	**0**	**0**	**0**	**54.4**	**64.4**
00-00	**68**	**0**	**60**	**2**	**3**	**1**	**0**	**0**	**1**	**1**	**0**	**0**	**0**	**0**	**0**	**0**	**0**	**0**	**0**	**54.4**	**64.4**

DRAFT

Site 88
Location LS07211, Att - TP, Lat 54.1040, Long -6.82005
Direction West

3279 / Meath/Cavan/Monaghan ATC's
October 2013
Automatic Traffic Count

Sun, 13 October 2013

Time	Total	Classification												>PSL	>PSL%	>SL1	>SL1%	>SL2	>SL2%	Mean	Vpp
		1 MCL	2 SV	3 SVT	4 TB2	5 TB3	6 T4	7 ART3	8 ART4	9 ART5	10 ART6	11 BD	12 DRT	80	80	85 +5kph	85 +5kph	90 +10kph	90 +10kph		85
0000	2	0	2	0	0	0	0	0	0	0	0	0	0	0	0	0	0	0	0	48.5	-
0100	1	0	1	0	0	0	0	0	0	0	0	0	0	0	0	0	0	0	0	54.6	-
0200	2	0	2	0	0	0	0	0	0	0	0	0	0	0	0	0	0	0	0	48.5	-
0300	0	0	0	0	0	0	0	0	0	0	0	0	0	0	0	0	0	0	0	-	-
0400	0	0	0	0	0	0	0	0	0	0	0	0	0	0	0	0	0	0	0	-	-
0500	0	0	0	0	0	0	0	0	0	0	0	0	0	0	0	0	0	0	0	-	-
0600	0	0	0	0	0	0	0	0	0	0	0	0	0	0	0	0	0	0	0	-	-
0700	0	0	0	0	0	0	0	0	0	0	0	0	0	0	0	0	0	0	0	-	-
0800	0	0	0	0	0	0	0	0	0	0	0	0	0	0	0	0	0	0	0	-	-
0900	2	0	2	0	0	0	0	0	0	0	0	0	0	0	0	0	0	0	0	38	-
1000	**13**	**0**	**13**	**0**	**0**	**0**	**0**	**0**	**0**	**0**	**0**	**0**	**0**	**0**	**0**	**0**	**0**	**0**	**0**	**52**	**60.5**
1100	1	0	1	0	0	0	0	0	0	0	0	0	0	0	0	0	0	0	0	42.1	-
1200	3	0	3	0	0	0	0	0	0	0	0	0	0	0	0	0	0	0	0	58.7	-
1300	7	1	5	1	0	0	0	0	0	0	0	0	0	0	0	0	0	0	0	48	-
1400	5	0	5	0	0	0	0	0	0	0	0	0	0	0	0	0	0	0	0	49.8	-
1500	2	0	2	0	0	0	0	0	0	0	0	0	0	0	0	0	0	0	0	42.9	-
1600	2	0	2	0	0	0	0	0	0	0	0	0	0	0	0	0	0	0	0	63.6	-
1700	4	0	4	0	0	0	0	0	0	0	0	0	0	0	0	0	0	0	0	55.3	-
1800	**10**	**0**	**10**	**0**	**0**	**0**	**0**	**0**	**0**	**0**	**0**	**0**	**0**	**0**	**0**	**0**	**0**	**0**	**0**	**48.5**	**-**
1900	5	0	5	0	0	0	0	0	0	0	0	0	0	0	0	0	0	0	0	62.6	-
2000	3	0	3	0	0	0	0	0	0	0	0	0	0	0	0	0	0	0	0	57.4	-
2100	4	0	4	0	0	0	0	0	0	0	0	0	0	0	0	0	0	0	0	60.3	-
2200	2	0	2	0	0	0	0	0	0	0	0	0	0	0	0	0	0	0	0	48.1	-
2300	2	0	2	0	0	0	0	0	0	0	0	0	0	0	0	0	0	0	0	57.3	-
07-19	**49**	**1**	**47**	**1**	**0**	**0**	**0**	**0**	**0**	**0**	**0**	**0**	**0**	**0**	**0**	**0**	**0**	**0**	**0**	**50.5**	**60.8**
06-22	**61**	**1**	**59**	**1**	**0**	**0**	**0**	**0**	**0**	**0**	**0**	**0**	**0**	**0**	**0**	**0**	**0**	**0**	**0**	**52.5**	**64.1**
06-00	**65**	**1**	**63**	**1**	**0**	**0**	**0**	**0**	**0**	**0**	**0**	**0**	**0**	**0**	**0**	**0**	**0**	**0**	**0**	**52.5**	**63.7**
00-00	**70**	**1**	**68**	**1**	**0**	**0**	**0**	**0**	**0**	**0**	**0**	**0**	**0**	**0**	**0**	**0**	**0**	**0**	**0**	**52.3**	**63.7**

DRAFT

Site 88
Location LS07211, Att - TP, Lat 54.1040, Long -6.82005
Direction West

3279 / Meath/Cavan/Monaghan ATC's
October 2013
Automatic Traffic Count

Mon, 14 October 2013

Time	Total	Classification												>PSL	>PSL%	>SL1	>SL1%	>SL2	>SL2%	Mean	Vpp
		1 MCL	2 SV	3 SVT	4 TB2	5 TB3	6 T4	7 ART3	8 ART4	9 ART5	10 ART6	11 BD	12 DRT	80	80	85 +5kph	85 +5kph	90 +10kph	90 +10kph		85
0000	0	0	0	0	0	0	0	0	0	0	0	0	0	0	0	0	0	0	0	-	-
0100	0	0	0	0	0	0	0	0	0	0	0	0	0	0	0	0	0	0	0	-	-
0200	0	0	0	0	0	0	0	0	0	0	0	0	0	0	0	0	0	0	0	-	-
0300	0	0	0	0	0	0	0	0	0	0	0	0	0	0	0	0	0	0	0	-	-
0400	0	0	0	0	0	0	0	0	0	0	0	0	0	0	0	0	0	0	0	-	-
0500	0	0	0	0	0	0	0	0	0	0	0	0	0	0	0	0	0	0	0	-	-
0600	0	0	0	0	0	0	0	0	0	0	0	0	0	0	0	0	0	0	0	-	-
0700	2	0	2	0	0	0	0	0	0	0	0	0	0	0	0	0	0	0	0	60.5	-
0800	**4**	**0**	**4**	**0**	**0**	**0**	**0**	**0**	**0**	**0**	**0**	**0**	**0**	**0**	**0**	**0**	**0**	**0**	**0**	**47.6**	**-**
0900	2	0	2	0	0	0	0	0	0	0	0	0	0	0	0	0	0	0	0	42.1	-
1000	**4**	**0**	**4**	**0**	**0**	**0**	**0**	**0**	**0**	**0**	**0**	**0**	**0**	**0**	**0**	**0**	**0**	**0**	**0**	**54.3**	**-**
1100	**4**	**0**	**3**	**0**	**0**	**0**	**0**	**0**	**0**	**1**	**0**	**0**	**0**	**0**	**0**	**0**	**0**	**0**	**0**	**46.3**	**-**
1200	2	0	1	1	0	0	0	0	0	0	0	0	0	0	0	0	0	0	0	42.1	-
1300	0	0	0	0	0	0	0	0	0	0	0	0	0	0	0	0	0	0	0	-	-
1400	4	0	4	0	0	0	0	0	0	0	0	0	0	0	0	0	0	0	0	59.4	-
1500	4	0	4	0	0	0	0	0	0	0	0	0	0	0	0	0	0	0	0	47.3	-
1600	**7**	**0**	**6**	**0**	**0**	**0**	**0**	**0**	**1**	**0**	**0**	**0**	**0**	**0**	**0**	**0**	**0**	**0**	**0**	**43.4**	**-**
1700	2	0	2	0	0	0	0	0	0	0	0	0	0	0	0	0	0	0	0	47.9	-
1800	4	0	3	0	1	0	0	0	0	0	0	0	0	0	0	0	0	0	0	59.3	-
1900	5	0	5	0	0	0	0	0	0	0	0	0	0	0	0	0	0	0	0	62.4	-
2000	5	0	5	0	0	0	0	0	0	0	0	0	0	0	0	0	0	0	0	60.4	-
2100	5	0	5	0	0	0	0	0	0	0	0	0	0	0	0	0	0	0	0	55.7	-
2200	2	0	2	0	0	0	0	0	0	0	0	0	0	0	0	0	0	0	0	60.2	-
2300	0	0	0	0	0	0	0	0	0	0	0	0	0	0	0	0	0	0	0	-	-
07-19	**39**	**0**	**35**	**1**	**1**	**0**	**0**	**0**	**1**	**1**	**0**	**0**	**0**	**0**	**0**	**0**	**0**	**0**	**0**	**49.9**	**61.9**
06-22	**54**	**0**	**50**	**1**	**1**	**0**	**0**	**0**	**1**	**1**	**0**	**0**	**0**	**0**	**0**	**0**	**0**	**0**	**0**	**52.6**	**65.9**
06-00	**56**	**0**	**52**	**1**	**1**	**0**	**0**	**0**	**1**	**1**	**0**	**0**	**0**	**0**	**0**	**0**	**0**	**0**	**0**	**52.8**	**65.9**
00-00	**56**	**0**	**52**	**1**	**1**	**0**	**0**	**0**	**1**	**1**	**0**	**0**	**0**	**0**	**0**	**0**	**0**	**0**	**0**	**52.8**	**65.9**

DRAFT

Site 88
Location LS07211, Att - TP, Lat 54.1040, Long -6.82005
Direction West

3279 / Meath/Cavan/Monaghan ATC's
October 2013
Automatic Traffic Count

Tue, 15 October 2013

Time	Total	Classification												>PSL	>PSL%	>SL1	>SL1%	>SL2	>SL2%	Mean	Vpp
		1 MCL	2 SV	3 SVT	4 TB2	5 TB3	6 T4	7 ART3	8 ART4	9 ART5	10 ART6	11 BD	12 DRT	80	80	85 +5kph	85 +5kph	90 +10kph	90 +10kph		85
0000	1	0	1	0	0	0	0	0	0	0	0	0	0	0	0	0	0	0	0	61.7	-
0100	0	0	0	0	0	0	0	0	0	0	0	0	0	0	0	0	0	0	0	-	-
0200	0	0	0	0	0	0	0	0	0	0	0	0	0	0	0	0	0	0	0	-	-
0300	0	0	0	0	0	0	0	0	0	0	0	0	0	0	0	0	0	0	0	-	-
0400	0	0	0	0	0	0	0	0	0	0	0	0	0	0	0	0	0	0	0	-	-
0500	0	0	0	0	0	0	0	0	0	0	0	0	0	0	0	0	0	0	0	-	-
0600	0	0	0	0	0	0	0	0	0	0	0	0	0	0	0	0	0	0	0	-	-
0700	1	0	1	0	0	0	0	0	0	0	0	0	0	0	0	0	0	0	0	61.8	-
0800	**7**	**0**	**7**	**0**	**0**	**0**	**0**	**0**	**0**	**0**	**0**	**0**	**0**	**0**	**0**	**0**	**0**	**0**	**0**	**50.7**	**-**
0900	3	0	2	0	0	1	0	0	0	0	0	0	0	0	0	0	0	0	0	49.3	-
1000	3	0	3	0	0	0	0	0	0	0	0	0	0	0	0	0	0	0	0	54.3	-
1100	3	0	3	0	0	0	0	0	0	0	0	0	0	0	0	0	0	0	0	45.9	-
1200	**6**	**0**	**6**	**0**	**0**	**0**	**0**	**0**	**0**	**0**	**0**	**0**	**0**	**0**	**0**	**0**	**0**	**0**	**0**	**33.6**	**-**
1300	3	0	3	0	0	0	0	0	0	0	0	0	0	0	0	0	0	0	0	51.7	-
1400	5	0	4	0	1	0	0	0	0	0	0	0	0	0	0	0	0	0	0	59	-
1500	4	0	3	0	1	0	0	0	0	0	0	0	0	0	0	0	0	0	0	39.2	-
1600	4	0	4	0	0	0	0	0	0	0	0	0	0	0	0	0	0	0	0	28.7	-
1700	4	0	4	0	0	0	0	0	0	0	0	0	0	0	0	0	0	0	0	49.3	-
1800	**6**	**0**	**6**	**0**	**0**	**0**	**0**	**0**	**0**	**0**	**0**	**0**	**0**	**0**	**0**	**0**	**0**	**0**	**0**	**44.7**	**-**
1900	3	0	3	0	0	0	0	0	0	0	0	0	0	0	0	0	0	0	0	58.6	-
2000	4	0	4	0	0	0	0	0	0	0	0	0	0	0	0	0	0	0	0	51.3	-
2100	1	0	1	0	0	0	0	0	0	0	0	0	0	0	0	0	0	0	0	68	-
2200	4	0	4	0	0	0	0	0	0	0	0	0	0	0	0	0	0	0	0	55.2	-
2300	1	0	1	0	0	0	0	0	0	0	0	0	0	0	0	0	0	0	0	49.9	-
07-19	**49**	**0**	**46**	**0**	**2**	**1**	**0**	**0**	**0**	**0**	**0**	**0**	**0**	**0**	**0**	**0**	**0**	**0**	**0**	**46**	**60.1**
06-22	**57**	**0**	**54**	**0**	**2**	**1**	**0**	**0**	**0**	**0**	**0**	**0**	**0**	**0**	**0**	**0**	**0**	**0**	**0**	**47.4**	**61.2**
06-00	**62**	**0**	**59**	**0**	**2**	**1**	**0**	**0**	**0**	**0**	**0**	**0**	**0**	**0**	**0**	**0**	**0**	**0**	**0**	**47.9**	**61.6**
00-00	**63**	**0**	**60**	**0**	**2**	**1**	**0**	**0**	**0**	**0**	**0**	**0**	**0**	**0**	**0**	**0**	**0**	**0**	**0**	**48.2**	**61.6**

DRAFT

Site 88
Location LS07211, Att - TP, Lat 54.1040, Long -6.82005
Direction West

3279 / Meath/Cavan/Monaghan ATC's
October 2013
Automatic Traffic Count

Virtual Day (7)

Time	Total	Classification												>PSL	>PSL%	>SL1	>SL1%	>SL2	>SL2%	Mean	Vpp
		1 MCL	2 SV	3 SVT	4 TB2	5 TB3	6 T4	7 ART3	8 ART4	9 ART5	10 ART6	11 BD	12 DRT	80	80	85 +5kph	85 +5kph	90 +10kph	90 +10kph		85
0000	1	0	1	0	0	0	0	0	0	0	0	0	0	0	0	0	0	0	0	53.3	-
0100	0	0	0	0	0	0	0	0	0	0	0	0	0	0	0	0	0	0	0	54.6	-
0200	1	0	0	0	0	0	0	0	0	0	0	0	0	0	0	0	0	0	0	49.4	-
0300	0	0	0	0	0	0	0	0	0	0	0	0	0	0	0	0	0	0	0	-	-
0400	0	0	0	0	0	0	0	0	0	0	0	0	0	0	0	0	0	0	0	59.5	-
0500	0	0	0	0	0	0	0	0	0	0	0	0	0	0	0	0	0	0	0	-	-
0600	0	0	0	0	0	0	0	0	0	0	0	0	0	0	0	0	0	0	0	-	-
0700	1	0	1	0	0	0	0	0	0	0	0	0	0	0	0	0	0	0	0	59.1	-
0800	3	0	3	0	0	0	0	0	0	0	0	0	0	0	0	0	0	0	0	50.6	-
0900	3	0	3	0	0	0	0	0	0	0	0	0	0	0	0	0	0	0	0	50	-
1000	**5**	**0**	**5**	**0**	**0**	**0**	**0**	**0**	**0**	**0**	**0**	**0**	**0**	**0**	**0**	**0**	**0**	**0**	**0**	**52.6**	**-**
1100	**5**	**0**	**4**	**0**	**0**	**0**	**0**	**0**	**0**	**0**	**0**	**0**	**0**	**0**	**0**	**0**	**0**	**0**	**0**	**45.5**	**-**
1200	4	0	4	0	0	0	0	0	0	0	0	0	0	0	0	0	0	0	0	43.7	-
1300	4	0	4	0	0	0	0	0	0	0	0	0	0	0	0	0	0	0	0	47.8	-
1400	5	0	4	0	0	0	0	0	0	0	0	0	0	0	0	0	0	0	0	52.9	-
1500	5	0	4	0	0	0	0	0	0	0	0	0	0	0	0	0	0	0	0	45.9	-
1600	5	0	5	0	0	0	0	0	0	0	0	0	0	0	0	0	0	0	0	46.9	-
1700	5	0	4	0	0	0	0	0	0	0	0	0	0	0	0	0	0	0	0	46.2	-
1800	**7**	**0**	**6**	**0**	**0**	**0**	**0**	**0**	**0**	**0**	**0**	**0**	**0**	**0**	**0**	**0**	**0**	**0**	**0**	**46.2**	**-**
1900	6	0	5	0	0	0	0	0	0	0	0	0	0	0	0	0	0	0	0	51.1	-
2000	5	0	4	0	0	0	0	0	0	0	0	0	0	0	0	0	0	0	0	55.1	-
2100	4	0	4	0	0	0	0	0	0	0	0	0	0	0	0	0	0	0	0	57.4	-
2200	2	0	2	0	0	0	0	0	0	0	0	0	0	0	0	0	0	0	0	55.9	-
2300	1	0	1	0	0	0	0	0	0	0	0	0	0	0	0	0	0	0	0	56.2	-
07-19	**52**	**1**	**48**	**1**	**1**	**1**	**0**	**0**	**0**	**0**	**0**	**0**	**0**	**0**	**0**	**0**	**0**	**0**	**0**	**48.1**	**61.6**
06-22	**66**	**1**	**61**	**1**	**1**	**1**	**0**	**0**	**0**	**0**	**0**	**0**	**0**	**0**	**0**	**0**	**0**	**0**	**0**	**49.4**	**63.7**
06-00	**68**	**1**	**64**	**1**	**1**	**1**	**0**	**0**	**0**	**0**	**0**	**0**	**0**	**0**	**0**	**0**	**0**	**0**	**0**	**49.7**	**63.4**
00-00	**70**	**1**	**66**	**1**	**2**	**1**	**0**	**0**	**0**	**0**	**0**	**0**	**0**	**0**	**0**	**0**	**0**	**0**	**0**	**49.8**	**63**

DRAFT

Site 88
Location LS07211, Att - TP, Lat 54.1040, Long -6.82005
Direction West

3279 / Meath/Cavan/Monaghan ATC's
October 2013
Automatic Traffic Count

Virtual Week (1)

Time	Total	Classification												>PSL	>PSL%	>SL1	>SL1%	>SL2	>SL2%	Mean	Vpp
		1 MCL	2 SV	3 SVT	4 TB2	5 TB3	6 T4	7 ART3	8 ART4	9 ART5	10 ART6	11 BD	12 DRT	80	80	85 +5kph	85 +5kph	90 +10kph	90 +10kph		85
Mon	56	0	52	1	1	0	0	0	1	1	0	0	0	0	0	0	0	0	0	52.8	65.9
Tue	63	0	60	0	2	1	0	0	0	0	0	0	0	0	0	0	0	0	0	48.2	61.6
Wed	58	1	54	0	1	2	0	0	0	0	0	0	0	0	0	0	0	0	0	49.9	63
Thu	80	1	74	1	3	0	0	0	0	1	0	0	0	0	0	0	0	0	0	48.4	63
Fri	97	1	92	0	1	2	0	0	0	0	1	0	0	0	0	0	0	0	0	45	56.2
| Sat	68	0	60	2	3	1	0	0	1	1	0	0	0	0	0	0	0	0	0	54.4	64.4
| Sun	70	1	68	1	0	0	0	0	0	0	0	0	0	0	0	0	0	0	0	52.3	63.7
5 Day Ave.	**71**	**1**	**66**	**0**	**2**	**1**	**0**	**0**	**0**	**0**	**0**	**0**	**0**	**0**	**0.0**	**0**	**0.0**	**0**	**0.0**	**48.9**	**61.9**
7 Day Ave.	**70**	**1**	**66**	**1**	**2**	**1**	**0**	**0**	**0**	**0**	**0**	**0**	**0**	**0**	**0.0**	**0**	**0.0**	**0**	**0.0**	**49.8**	**63.0**
--	**492**	**4**	**460**	**5**	**11**	**6**	**0**	**0**	**2**	**3**	**1**	**0**	**0**	**0**	**0.0**	**0**	**0.0**	**0**	**0.0**	**49.8**	**63.0**

Summary Graphs

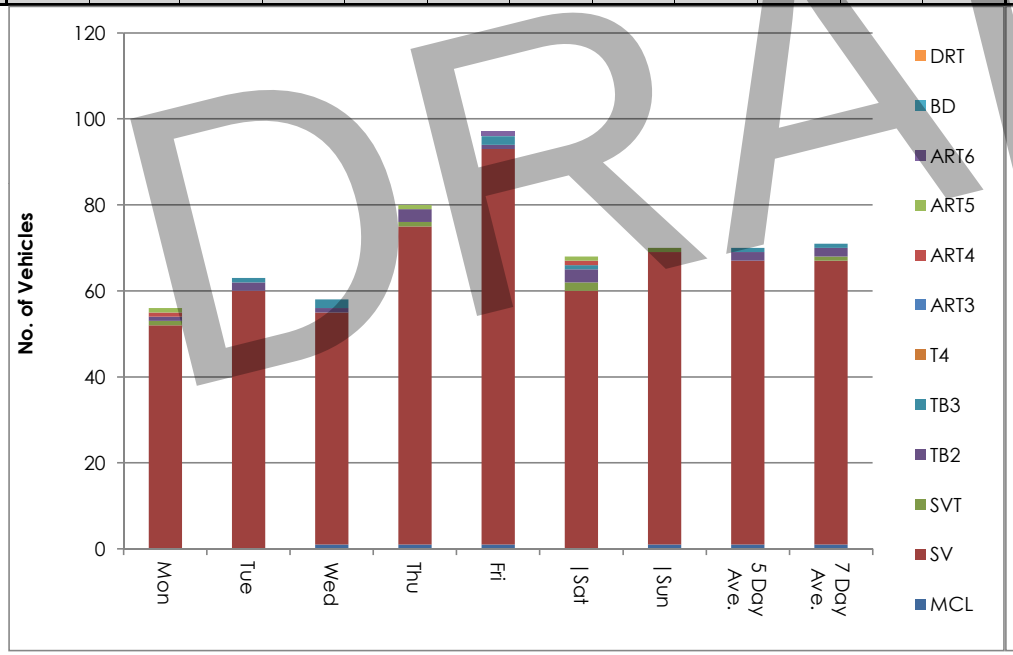

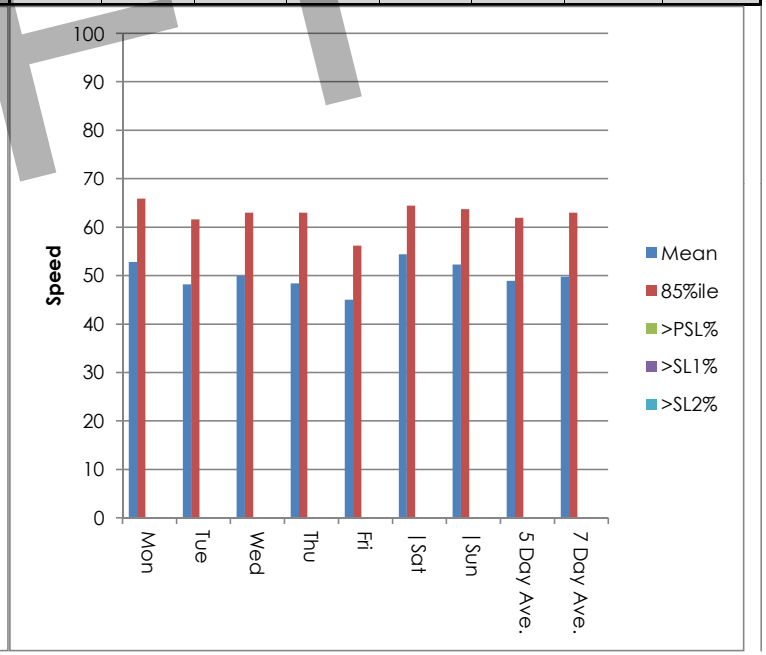

DRAFT

Site 88
Location LS07211, Att - TP, Lat 54.1040, Long -6.82005
Direction West

3279 / Meath/Cavan/Monaghan ATC's
October 2013
Automatic Traffic Count

Wed, 9 October 2013

Time	Total	Speed Bins (km/h)																											
		0 - 5	5 - 10	10 - 15	15 - 20	20 - 25	25 - 30	30 - 35	35 - 40	40 - 45	45 - 50	50 - 55	55 - 60	60 - 65	65 - 70	70 - 75	75 - 80	80 - 85	85 - 90	90 - 95	95 - 100	100 - 105	105 - 110	110 - 115	115 - 120	120 - 125	125 - 130	130 - 135	135 - 140
0000	2	0	0	0	0	0	0	0	0	0	0	2	0	0	0	0	0	0	0	0	0	0	0	0	0	0	0	0	0
0100	0	0	0	0	0	0	0	0	0	0	0	0	0	0	0	0	0	0	0	0	0	0	0	0	0	0	0	0	0
0200	0	0	0	0	0	0	0	0	0	0	0	0	0	0	0	0	0	0	0	0	0	0	0	0	0	0	0	0	0
0300	0	0	0	0	0	0	0	0	0	0	0	0	0	0	0	0	0	0	0	0	0	0	0	0	0	0	0	0	0
0400	0	0	0	0	0	0	0	0	0	0	0	0	0	0	0	0	0	0	0	0	0	0	0	0	0	0	0	0	0
0500	0	0	0	0	0	0	0	0	0	0	0	0	0	0	0	0	0	0	0	0	0	0	0	0	0	0	0	0	0
0600	0	0	0	0	0	0	0	0	0	0	0	0	0	0	0	0	0	0	0	0	0	0	0	0	0	0	0	0	0
0700	2	0	0	0	0	0	0	0	0	0	0	0	1	0	1	0	0	0	0	0	0	0	0	0	0	0	0	0	0
0800	**4**	**0**	**0**	**0**	**1**	**0**	**0**	**0**	**0**	**0**	**0**	**0**	**1**	**1**	**1**	**0**	**0**	**0**	**0**	**0**	**0**	**0**	**0**	**0**	**0**	**0**	**0**	**0**	**0**
0900	1	0	0	0	0	1	0	0	0	0	0	0	0	0	0	0	0	0	0	0	0	0	0	0	0	0	0	0	0
1000	3	0	0	0	0	0	0	0	0	0	2	0	0	0	1	0	0	0	0	0	0	0	0	0	0	0	0	0	0
1100	3	0	0	0	0	0	0	0	1	0	1	0	1	0	0	0	0	0	0	0	0	0	0	0	0	0	0	0	0
1200	3	0	0	0	0	0	0	0	0	3	0	0	0	0	0	0	0	0	0	0	0	0	0	0	0	0	0	0	0
1300	4	0	0	0	0	0	0	1	0	1	0	2	0	0	0	0	0	0	0	0	0	0	0	0	0	0	0	0	0
1400	4	0	0	0	0	0	1	0	0	3	0	0	0	0	0	0	0	0	0	0	0	0	0	0	0	0	0	0	0
1500	5	0	0	0	0	0	0	0	0	1	0	0	0	3	0	1	0	0	0	0	0	0	0	0	0	0	0	0	0
1600	**7**	**0**	**0**	**3**	**0**	**0**	**0**	**0**	**0**	**0**	**0**	**0**	**0**	**3**	**1**	**0**	**0**	**0**	**0**	**0**	**0**	**0**	**0**	**0**	**0**	**0**	**0**	**0**	**0**
1700	4	0	0	0	1	0	0	0	0	0	0	0	3	0	0	0	0	0	0	0	0	0	0	0	0	0	0	0	0
1800	4	0	0	0	0	0	0	0	0	1	0	2	0	1	0	0	0	0	0	0	0	0	0	0	0	0	0	0	0
1900	5	0	0	0	0	0	0	0	0	0	1	3	1	0	0	0	0	0	0	0	0	0	0	0	0	0	0	0	0
2000	3	0	0	0	0	0	0	0	0	0	0	0	1	2	0	0	0	0	0	0	0	0	0	0	0	0	0	0	0
2100	2	0	0	0	0	0	0	0	0	0	0	1	0	1	0	0	0	0	0	0	0	0	0	0	0	0	0	0	0
2200	2	0	0	0	0	0	0	0	0	0	0	0	1	1	0	0	0	0	0	0	0	0	0	0	0	0	0	0	0
2300	0	0	0	0	0	0	0	0	0	0	0	0	0	0	0	0	0	0	0	0	0	0	0	0	0	0	0	0	0
07-19	**44**	**0**	**0**	**3**	**2**	**1**	**1**	**1**	**1**	**9**	**3**	**4**	**6**	**8**	**4**	**1**	**0**	**0**	**0**	**0**	**0**	**0**	**0**	**0**	**0**	**0**	**0**	**0**	**0**
06-22	**54**	**0**	**0**	**3**	**2**	**1**	**1**	**1**	**1**	**9**	**4**	**8**	**8**	**11**	**4**	**1**	**0**	**0**	**0**	**0**	**0**	**0**	**0**	**0**	**0**	**0**	**0**	**0**	**0**
06-00	**56**	**0**	**0**	**3**	**2**	**1**	**1**	**1**	**1**	**9**	**4**	**8**	**9**	**12**	**4**	**1**	**0**	**0**	**0**	**0**	**0**	**0**	**0**	**0**	**0**	**0**	**0**	**0**	**0**
00-00	**58**	**0**	**0**	**3**	**2**	**1**	**1**	**1**	**1**	**9**	**4**	**10**	**9**	**12**	**4**	**1**	**0**	**0**	**0**	**0**	**0**	**0**	**0**	**0**	**0**	**0**	**0**	**0**	**0**

DRAFT

Site 88
Location LS07211, Att - TP, Lat 54.1040, Long -6.82005
Direction West

3279 / Meath/Cavan/Monaghan ATC's
October 2013
Automatic Traffic Count

Thu, 10 October 2013

Time	Total	Speed Bins (km/h)																											
		0 - 5	5 - 10	10 - 15	15 - 20	20 - 25	25 - 30	30 - 35	35 - 40	40 - 45	45 - 50	50 - 55	55 - 60	60 - 65	65 - 70	70 - 75	75 - 80	80 - 85	85 - 90	90 - 95	95 - 100	100 - 105	105 - 110	110 - 115	115 - 120	120 - 125	125 - 130	130 - 135	135 - 140
0000	1	0	0	0	0	0	0	0	0	0	0	1	0	0	0	0	0	0	0	0	0	0	0	0	0	0	0	0	0
0100	0	0	0	0	0	0	0	0	0	0	0	0	0	0	0	0	0	0	0	0	0	0	0	0	0	0	0	0	0
0200	1	0	0	0	0	0	0	0	0	0	0	1	0	0	0	0	0	0	0	0	0	0	0	0	0	0	0	0	0
0300	0	0	0	0	0	0	0	0	0	0	0	0	0	0	0	0	0	0	0	0	0	0	0	0	0	0	0	0	0
0400	0	0	0	0	0	0	0	0	0	0	0	0	0	0	0	0	0	0	0	0	0	0	0	0	0	0	0	0	0
0500	0	0	0	0	0	0	0	0	0	0	0	0	0	0	0	0	0	0	0	0	0	0	0	0	0	0	0	0	0
0600	0	0	0	0	0	0	0	0	0	0	0	0	0	0	0	0	0	0	0	0	0	0	0	0	0	0	0	0	0
0700	1	0	0	0	0	0	0	0	0	0	0	0	1	0	0	0	0	0	0	0	0	0	0	0	0	0	0	0	0
0800	3	0	0	0	1	0	0	0	0	0	0	0	0	1	1	0	0	0	0	0	0	0	0	0	0	0	0	0	0
0900	1	0	0	0	0	0	0	0	0	0	0	0	0	0	1	0	0	0	0	0	0	0	0	0	0	0	0	0	0
1000	6	0	0	0	0	0	0	0	0	2	1	2	0	0	1	0	0	0	0	0	0	0	0	0	0	0	0	0	0
1100	**10**	**0**	**0**	**0**	**0**	**1**	**0**	**2**	**0**	**1**	**1**	**1**	**1**	**3**	**0**	**0**	**0**	**0**	**0**	**0**	**0**	**0**	**0**	**0**	**0**	**0**	**0**	**0**	**0**
1200	3	0	1	0	0	0	0	0	1	0	0	1	0	0	0	0	0	0	0	0	0	0	0	0	0	0	0	0	0
1300	7	0	0	0	0	0	1	3	0	0	0	1	0	1	1	0	0	0	0	0	0	0	0	0	0	0	0	0	0
1400	**8**	**0**	**0**	**0**	**0**	**0**	**0**	**0**	**0**	**0**	**2**	**3**	**2**	**1**	**0**	**0**	**0**	**0**	**0**	**0**	**0**	**0**	**0**	**0**	**0**	**0**	**0**	**0**	**0**
1500	6	0	0	0	2	2	0	0	1	0	0	0	0	1	0	0	0	0	0	0	0	0	0	0	0	0	0	0	0
1600	6	0	0	0	0	0	1	0	1	0	0	3	1	0	0	0	0	0	0	0	0	0	0	0	0	0	0	0	0
1700	6	0	0	0	0	0	0	0	4	0	0	0	1	0	1	0	0	0	0	0	0	0	0	0	0	0	0	0	0
1800	5	0	0	0	1	0	0	0	0	1	0	1	0	1	1	0	0	0	0	0	0	0	0	0	0	0	0	0	0
1900	7	0	0	0	0	0	0	0	1	1	1	0	2	1	1	0	0	0	0	0	0	0	0	0	0	0	0	0	0
2000	3	0	0	0	0	0	0	0	0	0	0	1	1	0	1	0	0	0	0	0	0	0	0	0	0	0	0	0	0
2100	4	0	0	0	0	0	0	0	0	0	0	1	0	2	0	1	0	0	0	0	0	0	0	0	0	0	0	0	0
2200	2	0	0	0	0	0	0	0	0	0	1	0	0	1	0	0	0	0	0	0	0	0	0	0	0	0	0	0	0
2300	0	0	0	0	0	0	0	0	0	0	0	0	0	0	0	0	0	0	0	0	0	0	0	0	0	0	0	0	0
07-19	**62**	**0**	**1**	**0**	**4**	**3**	**2**	**5**	**7**	**4**	**4**	**12**	**6**	**8**	**6**	**0**	**0**	**0**	**0**	**0**	**0**	**0**	**0**	**0**	**0**	**0**	**0**	**0**	**0**
06-22	**76**	**0**	**1**	**0**	**4**	**3**	**2**	**5**	**8**	**5**	**5**	**14**	**9**	**11**	**8**	**1**	**0**	**0**	**0**	**0**	**0**	**0**	**0**	**0**	**0**	**0**	**0**	**0**	**0**
06-00	**78**	**0**	**1**	**0**	**4**	**3**	**2**	**5**	**8**	**5**	**6**	**14**	**9**	**12**	**8**	**1**	**0**	**0**	**0**	**0**	**0**	**0**	**0**	**0**	**0**	**0**	**0**	**0**	**0**
00-00	**80**	**0**	**1**	**0**	**4**	**3**	**2**	**5**	**8**	**5**	**6**	**16**	**9**	**12**	**8**	**1**	**0**	**0**	**0**	**0**	**0**	**0**	**0**	**0**	**0**	**0**	**0**	**0**	**0**

DRAFT

Site 88
Location LS07211, Att - TP, Lat 54.1040, Long -6.82005
Direction West

3279 / Meath/Cavan/Monaghan ATC's
October 2013
Automatic Traffic Count

Fri, 11 October 2013

Time	Total	Speed Bins (km/h)																											
		0 - 5	5 - 10	10 - 15	15 - 20	20 - 25	25 - 30	30 - 35	35 - 40	40 - 45	45 - 50	50 - 55	55 - 60	60 - 65	65 - 70	70 - 75	75 - 80	80 - 85	85 - 90	90 - 95	95 - 100	100 - 105	105 - 110	110 - 115	115 - 120	120 - 125	125 - 130	130 - 135	135 - 140
0000	1	0	0	0	0	0	0	0	0	0	0	1	0	0	0	0	0	0	0	0	0	0	0	0	0	0	0	0	0
0100	0	0	0	0	0	0	0	0	0	0	0	0	0	0	0	0	0	0	0	0	0	0	0	0	0	0	0	0	0
0200	0	0	0	0	0	0	0	0	0	0	0	0	0	0	0	0	0	0	0	0	0	0	0	0	0	0	0	0	0
0300	0	0	0	0	0	0	0	0	0	0	0	0	0	0	0	0	0	0	0	0	0	0	0	0	0	0	0	0	0
0400	0	0	0	0	0	0	0	0	0	0	0	0	0	0	0	0	0	0	0	0	0	0	0	0	0	0	0	0	0
0500	0	0	0	0	0	0	0	0	0	0	0	0	0	0	0	0	0	0	0	0	0	0	0	0	0	0	0	0	0
0600	0	0	0	0	0	0	0	0	0	0	0	0	0	0	0	0	0	0	0	0	0	0	0	0	0	0	0	0	0
0700	2	0	0	0	0	0	0	0	0	0	1	0	1	0	0	0	0	0	0	0	0	0	0	0	0	0	0	0	0
0800	2	0	0	0	0	0	0	0	0	1	0	0	0	0	1	0	0	0	0	0	0	0	0	0	0	0	0	0	0
0900	**6**	**0**	**0**	**0**	**0**	**0**	**0**	**0**	**0**	**0**	**2**	**2**	**0**	**0**	**2**	**0**	**0**	**0**	**0**	**0**	**0**	**0**	**0**	**0**	**0**	**0**	**0**	**0**	**0**
1000	1	0	0	0	0	0	0	0	0	0	1	0	0	0	0	0	0	0	0	0	0	0	0	0	0	0	0	0	0
1100	5	0	0	0	0	0	0	0	1	3	1	0	0	0	0	0	0	0	0	0	0	0	0	0	0	0	0	0	0
1200	4	0	0	0	0	0	0	0	0	4	0	0	0	0	0	0	0	0	0	0	0	0	0	0	0	0	0	0	0
1300	4	0	0	0	0	0	0	0	0	2	1	1	0	0	0	0	0	0	0	0	0	0	0	0	0	0	0	0	0
1400	2	0	0	0	0	0	0	0	0	1	0	1	0	0	0	0	0	0	0	0	0	0	0	0	0	0	0	0	0
1500	7	0	0	0	0	0	0	2	2	0	1	2	0	0	0	0	0	0	0	0	0	0	0	0	0	0	0	0	0
1600	3	0	0	0	0	0	0	0	1	1	0	0	1	0	0	0	0	0	0	0	0	0	0	0	0	0	0	0	0
1700	10	0	0	0	1	0	1	0	1	3	0	2	1	0	1	0	0	0	0	0	0	0	0	0	0	0	0	0	0
1800	**15**	**0**	**0**	**0**	**1**	**2**	**2**	**2**	**1**	**1**	**4**	**1**	**1**	**0**	**0**	**0**	**0**	**0**	**0**	**0**	**0**	**0**	**0**	**0**	**0**	**0**	**0**	**0**	**0**
1900	12	0	0	0	0	2	3	2	2	0	0	1	1	1	0	0	0	0	0	0	0	0	0	0	0	0	0	0	0
2000	11	0	0	0	0	0	0	3	0	0	3	2	2	0	1	0	0	0	0	0	0	0	0	0	0	0	0	0	0
2100	11	0	0	0	0	0	0	1	0	2	2	0	2	2	1	1	0	0	0	0	0	0	0	0	0	0	0	0	0
2200	1	0	0	0	0	0	0	0	0	0	0	0	1	0	0	0	0	0	0	0	0	0	0	0	0	0	0	0	0
2300	0	0	0	0	0	0	0	0	0	0	0	0	0	0	0	0	0	0	0	0	0	0	0	0	0	0	0	0	0
07-19	**61**	**0**	**0**	**0**	**2**	**2**	**3**	**4**	**6**	**16**	**11**	**9**	**4**	**0**	**4**	**0**	**0**	**0**	**0**	**0**	**0**	**0**	**0**	**0**	**0**	**0**	**0**	**0**	**0**
06-22	**95**	**0**	**0**	**0**	**2**	**4**	**6**	**10**	**8**	**18**	**16**	**12**	**9**	**3**	**6**	**1**	**0**	**0**	**0**	**0**	**0**	**0**	**0**	**0**	**0**	**0**	**0**	**0**	**0**
06-00	**96**	**0**	**0**	**0**	**2**	**4**	**6**	**10**	**8**	**18**	**16**	**12**	**10**	**3**	**6**	**1**	**0**	**0**	**0**	**0**	**0**	**0**	**0**	**0**	**0**	**0**	**0**	**0**	**0**
00-00	**97**	**0**	**0**	**0**	**2**	**4**	**6**	**10**	**8**	**18**	**16**	**13**	**10**	**3**	**6**	**1**	**0**	**0**	**0**	**0**	**0**	**0**	**0**	**0**	**0**	**0**	**0**	**0**	**0**

DRAFT

Site 88
Location LS07211, Att - TP, Lat 54.1040, Long -6.82005
Direction West

3279 / Meath/Cavan/Monaghan ATC's
October 2013
Automatic Traffic Count

Sat, 12 October 2013

Time	Total	Speed Bins (km/h)																											
		0 - 5	5 - 10	10 - 15	15 - 20	20 - 25	25 - 30	30 - 35	35 - 40	40 - 45	45 - 50	50 - 55	55 - 60	60 - 65	65 - 70	70 - 75	75 - 80	80 - 85	85 - 90	90 - 95	95 - 100	100 - 105	105 - 110	110 - 115	115 - 120	120 - 125	125 - 130	130 - 135	135 - 140
0000	0	0	0	0	0	0	0	0	0	0	0	0	0	0	0	0	0	0	0	0	0	0	0	0	0	0	0	0	0
0100	0	0	0	0	0	0	0	0	0	0	0	0	0	0	0	0	0	0	0	0	0	0	0	0	0	0	0	0	0
0200	1	0	0	0	0	0	0	0	0	0	1	0	0	0	0	0	0	0	0	0	0	0	0	0	0	0	0	0	0
0300	0	0	0	0	0	0	0	0	0	0	0	0	0	0	0	0	0	0	0	0	0	0	0	0	0	0	0	0	0
0400	1	0	0	0	0	0	0	0	0	0	0	0	1	0	0	0	0	0	0	0	0	0	0	0	0	0	0	0	0
0500	0	0	0	0	0	0	0	0	0	0	0	0	0	0	0	0	0	0	0	0	0	0	0	0	0	0	0	0	0
0600	0	0	0	0	0	0	0	0	0	0	0	0	0	0	0	0	0	0	0	0	0	0	0	0	0	0	0	0	0
0700	2	0	0	0	0	0	0	0	0	0	0	0	2	0	0	0	0	0	0	0	0	0	0	0	0	0	0	0	0
0800	1	0	0	0	0	0	0	0	0	0	0	1	0	0	0	0	0	0	0	0	0	0	0	0	0	0	0	0	0
0900	6	0	0	0	0	0	0	0	1	0	2	0	1	1	1	0	0	0	0	0	0	0	0	0	0	0	0	0	0
1000	5	0	0	0	0	0	0	0	0	1	1	0	1	1	1	0	0	0	0	0	0	0	0	0	0	0	0	0	0
1100	**7**	**0**	**0**	**0**	**0**	**0**	**1**	**0**	**0**	**3**	**2**	**0**	**1**	**0**	**0**	**0**	**0**	**0**	**0**	**0**	**0**	**0**	**0**	**0**	**0**	**0**	**0**	**0**	**0**
1200	**8**	**0**	**0**	**0**	**0**	**0**	**1**	**1**	**0**	**0**	**0**	**2**	**1**	**2**	**1**	**0**	**0**	**0**	**0**	**0**	**0**	**0**	**0**	**0**	**0**	**0**	**0**	**0**	**0**
1300	3	0	0	0	0	0	1	0	0	0	0	0	0	0	1	0	1	0	0	0	0	0	0	0	0	0	0	0	0
1400	4	0	0	0	0	0	0	0	0	0	0	1	2	0	0	1	0	0	0	0	0	0	0	0	0	0	0	0	0
1500	5	0	0	0	0	0	0	0	0	0	1	0	2	1	0	0	1	0	0	0	0	0	0	0	0	0	0	0	0
1600	**8**	**0**	**0**	**0**	**0**	**0**	**0**	**0**	**0**	**0**	**0**	**1**	**4**	**2**	**0**	**1**	**0**	**0**	**0**	**0**	**0**	**0**	**0**	**0**	**0**	**0**	**0**	**0**	**0**
1700	4	0	0	0	0	0	2	0	0	0	1	1	0	0	0	0	0	0	0	0	0	0	0	0	0	0	0	0	0
1800	5	0	0	0	0	0	0	0	0	1	1	2	0	1	0	0	0	0	0	0	0	0	0	0	0	0	0	0	0
1900	2	0	0	0	0	0	0	0	0	0	0	0	1	1	0	0	0	0	0	0	0	0	0	0	0	0	0	0	0
2000	3	0	0	0	0	0	0	0	0	0	0	0	0	2	0	1	0	0	0	0	0	0	0	0	0	0	0	0	0
2100	0	0	0	0	0	0	0	0	0	0	0	0	0	0	0	0	0	0	0	0	0	0	0	0	0	0	0	0	0
2200	2	0	0	0	0	0	0	0	0	0	0	1	1	0	0	0	0	0	0	0	0	0	0	0	0	0	0	0	0
2300	1	0	0	0	0	0	0	0	0	0	0	0	0	1	0	0	0	0	0	0	0	0	0	0	0	0	0	0	0
07-19	**58**	**0**	**0**	**0**	**0**	**0**	**5**	**1**	**1**	**5**	**8**	**8**	**14**	**8**	**4**	**2**	**2**	**0**	**0**	**0**	**0**	**0**	**0**	**0**	**0**	**0**	**0**	**0**	**0**
06-22	**63**	**0**	**0**	**0**	**0**	**0**	**5**	**1**	**1**	**5**	**8**	**8**	**15**	**11**	**4**	**3**	**2**	**0**	**0**	**0**	**0**	**0**	**0**	**0**	**0**	**0**	**0**	**0**	**0**
06-00	**66**	**0**	**0**	**0**	**0**	**0**	**5**	**1**	**1**	**5**	**8**	**9**	**16**	**12**	**4**	**3**	**2**	**0**	**0**	**0**	**0**	**0**	**0**	**0**	**0**	**0**	**0**	**0**	**0**
00-00	**68**	**0**	**0**	**0**	**0**	**0**	**5**	**1**	**1**	**5**	**9**	**9**	**17**	**12**	**4**	**3**	**2**	**0**	**0**	**0**	**0**	**0**	**0**	**0**	**0**	**0**	**0**	**0**	**0**

DRAFT

Site 88
Location LS07211, Att - TP, Lat 54.1040, Long -6.82005
Direction West

3279 / Meath/Cavan/Monaghan ATC's
October 2013
Automatic Traffic Count

Sun, 13 October 2013

Time	Total	Speed Bins (km/h)																											
		0 - 5	5 - 10	10 - 15	15 - 20	20 - 25	25 - 30	30 - 35	35 - 40	40 - 45	45 - 50	50 - 55	55 - 60	60 - 65	65 - 70	70 - 75	75 - 80	80 - 85	85 - 90	90 - 95	95 - 100	100 - 105	105 - 110	110 - 115	115 - 120	120 - 125	125 - 130	130 - 135	135 - 140
0000	2	0	0	0	0	0	0	0	0	0	2	0	0	0	0	0	0	0	0	0	0	0	0	0	0	0	0	0	0
0100	1	0	0	0	0	0	0	0	0	0	0	1	0	0	0	0	0	0	0	0	0	0	0	0	0	0	0	0	0
0200	2	0	0	0	0	0	0	0	0	1	0	0	1	0	0	0	0	0	0	0	0	0	0	0	0	0	0	0	0
0300	0	0	0	0	0	0	0	0	0	0	0	0	0	0	0	0	0	0	0	0	0	0	0	0	0	0	0	0	0
0400	0	0	0	0	0	0	0	0	0	0	0	0	0	0	0	0	0	0	0	0	0	0	0	0	0	0	0	0	0
0500	0	0	0	0	0	0	0	0	0	0	0	0	0	0	0	0	0	0	0	0	0	0	0	0	0	0	0	0	0
0600	0	0	0	0	0	0	0	0	0	0	0	0	0	0	0	0	0	0	0	0	0	0	0	0	0	0	0	0	0
0700	0	0	0	0	0	0	0	0	0	0	0	0	0	0	0	0	0	0	0	0	0	0	0	0	0	0	0	0	0
0800	0	0	0	0	0	0	0	0	0	0	0	0	0	0	0	0	0	0	0	0	0	0	0	0	0	0	0	0	0
0900	2	0	0	0	1	0	0	0	0	0	0	0	1	0	0	0	0	0	0	0	0	0	0	0	0	0	0	0	0
1000	**13**	**0**	**0**	**0**	**0**	**0**	**0**	**1**	**0**	**1**	**3**	**3**	**2**	**3**	**0**	**0**	**0**	**0**	**0**	**0**	**0**	**0**	**0**	**0**	**0**	**0**	**0**	**0**	**0**
1100	1	0	0	0	0	0	0	0	0	1	0	0	0	0	0	0	0	0	0	0	0	0	0	0	0	0	0	0	0
1200	3	0	0	0	0	0	0	0	1	0	0	0	0	0	2	0	0	0	0	0	0	0	0	0	0	0	0	0	0
1300	7	0	0	0	1	0	0	0	0	0	3	1	1	0	1	0	0	0	0	0	0	0	0	0	0	0	0	0	0
1400	5	0	0	0	0	0	0	0	0	2	1	0	1	1	0	0	0	0	0	0	0	0	0	0	0	0	0	0	0
1500	2	0	0	0	0	0	0	1	0	0	0	1	0	0	0	0	0	0	0	0	0	0	0	0	0	0	0	0	0
1600	2	0	0	0	0	0	0	0	0	0	0	0	1	0	0	1	0	0	0	0	0	0	0	0	0	0	0	0	0
1700	4	0	0	0	0	0	0	0	0	0	1	0	3	0	0	0	0	0	0	0	0	0	0	0	0	0	0	0	0
1800	**10**	**0**	**0**	**1**	**0**	**0**	**0**	**1**	**0**	**1**	**0**	**4**	**1**	**1**	**1**	**0**	**0**	**0**	**0**	**0**	**0**	**0**	**0**	**0**	**0**	**0**	**0**	**0**	**0**
1900	5	0	0	0	0	0	0	0	0	0	0	0	1	3	1	0	0	0	0	0	0	0	0	0	0	0	0	0	0
2000	3	0	0	0	0	0	0	0	0	1	0	0	0	1	1	0	0	0	0	0	0	0	0	0	0	0	0	0	0
2100	4	0	0	0	0	0	0	0	0	0	0	1	0	3	0	0	0	0	0	0	0	0	0	0	0	0	0	0	0
2200	2	0	0	0	0	0	0	0	0	1	0	1	0	0	0	0	0	0	0	0	0	0	0	0	0	0	0	0	0
2300	2	0	0	0	0	0	0	0	0	0	0	1	0	1	0	0	0	0	0	0	0	0	0	0	0	0	0	0	0
07-19	**49**	**0**	**0**	**1**	**2**	**0**	**0**	**3**	**1**	**5**	**8**	**9**	**10**	**5**	**4**	**1**	**0**	**0**	**0**	**0**	**0**	**0**	**0**	**0**	**0**	**0**	**0**	**0**	**0**
06-22	**61**	**0**	**0**	**1**	**2**	**0**	**0**	**3**	**1**	**6**	**8**	**10**	**11**	**12**	**6**	**1**	**0**	**0**	**0**	**0**	**0**	**0**	**0**	**0**	**0**	**0**	**0**	**0**	**0**
06-00	**65**	**0**	**0**	**1**	**2**	**0**	**0**	**3**	**1**	**7**	**8**	**12**	**11**	**13**	**6**	**1**	**0**	**0**	**0**	**0**	**0**	**0**	**0**	**0**	**0**	**0**	**0**	**0**	**0**
00-00	**70**	**0**	**0**	**1**	**2**	**0**	**0**	**3**	**1**	**8**	**10**	**13**	**12**	**13**	**6**	**1**	**0**	**0**	**0**	**0**	**0**	**0**	**0**	**0**	**0**	**0**	**0**	**0**	**0**

DRAFT

Site 88
Location LS07211, Att - TP, Lat 54.1040, Long -6.82005
Direction West

3279 / Meath/Cavan/Monaghan ATC's
October 2013
Automatic Traffic Count

Mon, 14 October 2013

Time	Total	Speed Bins (km/h)																											
		0 - 5	5 - 10	10 - 15	15 - 20	20 - 25	25 - 30	30 - 35	35 - 40	40 - 45	45 - 50	50 - 55	55 - 60	60 - 65	65 - 70	70 - 75	75 - 80	80 - 85	85 - 90	90 - 95	95 - 100	100 - 105	105 - 110	110 - 115	115 - 120	120 - 125	125 - 130	130 - 135	135 - 140
0000	0	0	0	0	0	0	0	0	0	0	0	0	0	0	0	0	0	0	0	0	0	0	0	0	0	0	0	0	0
0100	0	0	0	0	0	0	0	0	0	0	0	0	0	0	0	0	0	0	0	0	0	0	0	0	0	0	0	0	0
0200	0	0	0	0	0	0	0	0	0	0	0	0	0	0	0	0	0	0	0	0	0	0	0	0	0	0	0	0	0
0300	0	0	0	0	0	0	0	0	0	0	0	0	0	0	0	0	0	0	0	0	0	0	0	0	0	0	0	0	0
0400	0	0	0	0	0	0	0	0	0	0	0	0	0	0	0	0	0	0	0	0	0	0	0	0	0	0	0	0	0
0500	0	0	0	0	0	0	0	0	0	0	0	0	0	0	0	0	0	0	0	0	0	0	0	0	0	0	0	0	0
0600	0	0	0	0	0	0	0	0	0	0	0	0	0	0	0	0	0	0	0	0	0	0	0	0	0	0	0	0	0
0700	2	0	0	0	0	0	0	0	0	0	0	0	2	0	0	0	0	0	0	0	0	0	0	0	0	0	0	0	0
0800	**4**	**0**	**0**	**0**	**1**	**0**	**0**	**0**	**0**	**0**	**1**	**1**	**0**	**0**	**0**	**1**	**0**	**0**	**0**	**0**	**0**	**0**	**0**	**0**	**0**	**0**	**0**	**0**	**0**
0900	2	0	0	0	0	0	0	0	1	0	1	0	0	0	0	0	0	0	0	0	0	0	0	0	0	0	0	0	0
1000	**4**	**0**	**0**	**0**	**0**	**0**	**0**	**0**	**0**	**2**	**0**	**0**	**0**	**1**	**1**	**0**	**0**	**0**	**0**	**0**	**0**	**0**	**0**	**0**	**0**	**0**	**0**	**0**	**0**
1100	**4**	**0**	**0**	**0**	**0**	**0**	**0**	**0**	**1**	**2**	**0**	**0**	**0**	**1**	**0**	**0**	**0**	**0**	**0**	**0**	**0**	**0**	**0**	**0**	**0**	**0**	**0**	**0**	**0**
1200	2	0	0	0	0	0	0	1	0	0	0	1	0	0	0	0	0	0	0	0	0	0	0	0	0	0	0	0	0
1300	0	0	0	0	0	0	0	0	0	0	0	0	0	0	0	0	0	0	0	0	0	0	0	0	0	0	0	0	0
1400	4	0	0	0	0	0	0	0	0	0	1	0	1	1	0	1	0	0	0	0	0	0	0	0	0	0	0	0	0
1500	4	0	0	0	0	0	1	0	0	0	1	0	2	0	0	0	0	0	0	0	0	0	0	0	0	0	0	0	0
1600	**7**	**0**	**0**	**1**	**0**	**0**	**0**	**0**	**1**	**1**	**1**	**2**	**1**	**0**	**0**	**0**	**0**	**0**	**0**	**0**	**0**	**0**	**0**	**0**	**0**	**0**	**0**	**0**	**0**
1700	2	0	0	0	0	0	0	0	0	0	2	0	0	0	0	0	0	0	0	0	0	0	0	0	0	0	0	0	0
1800	4	0	0	0	0	0	0	0	0	0	0	1	2	0	1	0	0	0	0	0	0	0	0	0	0	0	0	0	0
1900	5	0	0	0	0	0	0	0	0	1	0	0	0	1	2	0	1	0	0	0	0	0	0	0	0	0	0	0	0
2000	5	0	0	0	0	0	0	0	0	0	1	0	1	1	2	0	0	0	0	0	0	0	0	0	0	0	0	0	0
2100	5	0	0	0	0	0	0	0	0	1	0	1	1	2	0	0	0	0	0	0	0	0	0	0	0	0	0	0	0
2200	2	0	0	0	0	0	0	0	0	0	0	0	1	1	0	0	0	0	0	0	0	0	0	0	0	0	0	0	0
2300	0	0	0	0	0	0	0	0	0	0	0	0	0	0	0	0	0	0	0	0	0	0	0	0	0	0	0	0	0
07-19	**39**	**0**	**0**	**1**	**1**	**0**	**1**	**1**	**3**	**5**	**7**	**5**	**6**	**5**	**2**	**2**	**0**	**0**	**0**	**0**	**0**	**0**	**0**	**0**	**0**	**0**	**0**	**0**	**0**
06-22	**54**	**0**	**0**	**1**	**1**	**0**	**1**	**1**	**3**	**7**	**8**	**6**	**8**	**9**	**6**	**2**	**1**	**0**	**0**	**0**	**0**	**0**	**0**	**0**	**0**	**0**	**0**	**0**	**0**
06-00	**56**	**0**	**0**	**1**	**1**	**0**	**1**	**1**	**3**	**7**	**8**	**6**	**9**	**10**	**6**	**2**	**1**	**0**	**0**	**0**	**0**	**0**	**0**	**0**	**0**	**0**	**0**	**0**	**0**
00-00	**56**	**0**	**0**	**1**	**1**	**0**	**1**	**1**	**3**	**7**	**8**	**6**	**9**	**10**	**6**	**2**	**1**	**0**	**0**	**0**	**0**	**0**	**0**	**0**	**0**	**0**	**0**	**0**	**0**

DRAFT

Site 88
Location LS07211, Att - TP, Lat 54.1040, Long -6.82005
Direction West

3279 / Meath/Cavan/Monaghan ATC's
October 2013
Automatic Traffic Count

Tue, 15 October 2013

Time	Total	Speed Bins (km/h)																											
		0 - 5	5 - 10	10 - 15	15 - 20	20 - 25	25 - 30	30 - 35	35 - 40	40 - 45	45 - 50	50 - 55	55 - 60	60 - 65	65 - 70	70 - 75	75 - 80	80 - 85	85 - 90	90 - 95	95 - 100	100 - 105	105 - 110	110 - 115	115 - 120	120 - 125	125 - 130	130 - 135	135 - 140
0000	1	0	0	0	0	0	0	0	0	0	0	0	0	1	0	0	0	0	0	0	0	0	0	0	0	0	0	0	0
0100	0	0	0	0	0	0	0	0	0	0	0	0	0	0	0	0	0	0	0	0	0	0	0	0	0	0	0	0	0
0200	0	0	0	0	0	0	0	0	0	0	0	0	0	0	0	0	0	0	0	0	0	0	0	0	0	0	0	0	0
0300	0	0	0	0	0	0	0	0	0	0	0	0	0	0	0	0	0	0	0	0	0	0	0	0	0	0	0	0	0
0400	0	0	0	0	0	0	0	0	0	0	0	0	0	0	0	0	0	0	0	0	0	0	0	0	0	0	0	0	0
0500	0	0	0	0	0	0	0	0	0	0	0	0	0	0	0	0	0	0	0	0	0	0	0	0	0	0	0	0	0
0600	0	0	0	0	0	0	0	0	0	0	0	0	0	0	0	0	0	0	0	0	0	0	0	0	0	0	0	0	0
0700	1	0	0	0	0	0	0	0	0	0	0	0	0	1	0	0	0	0	0	0	0	0	0	0	0	0	0	0	0
0800	**7**	**0**	**0**	**0**	**0**	**0**	**0**	**1**	**0**	**1**	**2**	**1**	**1**	**0**	**1**	**0**	**0**	**0**	**0**	**0**	**0**	**0**	**0**	**0**	**0**	**0**	**0**	**0**	**0**
0900	3	0	0	0	0	0	1	0	0	0	0	0	1	1	0	0	0	0	0	0	0	0	0	0	0	0	0	0	0
1000	3	0	0	0	0	0	0	1	0	0	0	0	1	0	0	1	0	0	0	0	0	0	0	0	0	0	0	0	0
1100	3	0	0	0	0	0	0	1	1	0	0	0	0	0	1	0	0	0	0	0	0	0	0	0	0	0	0	0	0
1200	**6**	**0**	**0**	**2**	**0**	**0**	**0**	**1**	**0**	**2**	**0**	**0**	**1**	**0**	**0**	**0**	**0**	**0**	**0**	**0**	**0**	**0**	**0**	**0**	**0**	**0**	**0**	**0**	**0**
1300	3	0	0	0	0	0	0	0	1	0	0	0	1	1	0	0	0	0	0	0	0	0	0	0	0	0	0	0	0
1400	5	0	0	0	0	0	0	0	0	0	0	1	3	0	1	0	0	0	0	0	0	0	0	0	0	0	0	0	0
1500	4	0	0	0	0	0	1	1	1	0	0	0	1	0	0	0	0	0	0	0	0	0	0	0	0	0	0	0	0
1600	4	0	0	2	0	0	0	1	0	0	0	1	0	0	0	0	0	0	0	0	0	0	0	0	0	0	0	0	0
1700	4	0	0	0	0	0	0	1	0	1	0	1	0	0	0	1	0	0	0	0	0	0	0	0	0	0	0	0	0
1800	**6**	**0**	**0**	**0**	**1**	**0**	**0**	**0**	**0**	**1**	**2**	**0**	**2**	**0**	**0**	**0**	**0**	**0**	**0**	**0**	**0**	**0**	**0**	**0**	**0**	**0**	**0**	**0**	**0**
1900	3	0	0	0	0	0	0	0	0	0	0	2	0	0	1	0	0	0	0	0	0	0	0	0	0	0	0	0	0
2000	4	0	0	0	0	0	0	0	1	0	1	1	0	0	0	1	0	0	0	0	0	0	0	0	0	0	0	0	0
2100	1	0	0	0	0	0	0	0	0	0	0	0	0	0	1	0	0	0	0	0	0	0	0	0	0	0	0	0	0
2200	4	0	0	0	0	0	0	0	1	0	0	1	1	0	0	1	0	0	0	0	0	0	0	0	0	0	0	0	0
2300	1	0	0	0	0	0	0	0	0	0	1	0	0	0	0	0	0	0	0	0	0	0	0	0	0	0	0	0	0
07-19	**49**	**0**	**0**	**4**	**1**	**0**	**2**	**7**	**3**	**5**	**4**	**4**	**11**	**3**	**3**	**2**	**0**	**0**	**0**	**0**	**0**	**0**	**0**	**0**	**0**	**0**	**0**	**0**	**0**
06-22	**57**	**0**	**0**	**4**	**1**	**0**	**2**	**7**	**4**	**5**	**5**	**7**	**11**	**3**	**5**	**3**	**0**	**0**	**0**	**0**	**0**	**0**	**0**	**0**	**0**	**0**	**0**	**0**	**0**
06-00	**62**	**0**	**0**	**4**	**1**	**0**	**2**	**7**	**5**	**5**	**6**	**8**	**12**	**3**	**5**	**4**	**0**	**0**	**0**	**0**	**0**	**0**	**0**	**0**	**0**	**0**	**0**	**0**	**0**
00-00	**63**	**0**	**0**	**4**	**1**	**0**	**2**	**7**	**5**	**5**	**6**	**8**	**12**	**4**	**5**	**4**	**0**	**0**	**0**	**0**	**0**	**0**	**0**	**0**	**0**	**0**	**0**	**0**	**0**

DRAFT

Site 88
Location LS07211, Att - TP, Lat 54.1040, Long -6.82005
Direction West

3279 / Meath/Cavan/Monaghan ATC's
October 2013
Automatic Traffic Count

Virtual Day (7)

Time	Total	Speed Bins (km/h)																											
		0 - 5	5 - 10	10 - 15	15 - 20	20 - 25	25 - 30	30 - 35	35 - 40	40 - 45	45 - 50	50 - 55	55 - 60	60 - 65	65 - 70	70 - 75	75 - 80	80 - 85	85 - 90	90 - 95	95 - 100	100 - 105	105 - 110	110 - 115	115 - 120	120 - 125	125 - 130	130 - 135	135 - 140
0000	1	0	0	0	0	0	0	0	0	0	0	1	0	0	0	0	0	0	0	0	0	0	0	0	0	0	0	0	0
0100	0	0	0	0	0	0	0	0	0	0	0	0	0	0	0	0	0	0	0	0	0	0	0	0	0	0	0	0	0
0200	1	0	0	0	0	0	0	0	0	0	0	0	0	0	0	0	0	0	0	0	0	0	0	0	0	0	0	0	0
0300	0	0	0	0	0	0	0	0	0	0	0	0	0	0	0	0	0	0	0	0	0	0	0	0	0	0	0	0	0
0400	0	0	0	0	0	0	0	0	0	0	0	0	0	0	0	0	0	0	0	0	0	0	0	0	0	0	0	0	0
0500	0	0	0	0	0	0	0	0	0	0	0	0	0	0	0	0	0	0	0	0	0	0	0	0	0	0	0	0	0
0600	0	0	0	0	0	0	0	0	0	0	0	0	0	0	0	0	0	0	0	0	0	0	0	0	0	0	0	0	0
0700	1	0	0	0	0	0	0	0	0	0	0	0	1	0	0	0	0	0	0	0	0	0	0	0	0	0	0	0	0
0800	3	0	0	0	0	0	0	0	0	0	0	0	0	0	1	0	0	0	0	0	0	0	0	0	0	0	0	0	0
0900	3	0	0	0	0	0	0	0	0	0	1	0	0	0	1	0	0	0	0	0	0	0	0	0	0	0	0	0	0
1000	**5**	**0**	**0**	**0**	**0**	**0**	**0**	**0**	**0**	**1**	**1**	**1**	**1**	**1**	**1**	**0**	**0**	**0**	**0**	**0**	**0**	**0**	**0**	**0**	**0**	**0**	**0**	**0**	**0**
1100	**5**	**0**	**0**	**0**	**0**	**0**	**0**	**0**	**1**	**1**	**1**	**0**	**0**	**1**	**0**	**0**	**0**	**0**	**0**	**0**	**0**	**0**	**0**	**0**	**0**	**0**	**0**	**0**	**0**
1200	4	0	0	0	0	0	0	0	0	1	0	1	0	0	0	0	0	0	0	0	0	0	0	0	0	0	0	0	0
1300	4	0	0	0	0	0	0	1	0	0	1	1	0	0	0	0	0	0	0	0	0	0	0	0	0	0	0	0	0
1400	5	0	0	0	0	0	0	0	0	1	1	1	1	0	0	0	0	0	0	0	0	0	0	0	0	0	0	0	0
1500	5	0	0	0	0	0	0	1	1	0	0	0	1	1	0	0	0	0	0	0	0	0	0	0	0	0	0	0	0
1600	5	0	0	1	0	0	0	0	0	0	0	1	1	1	0	0	0	0	0	0	0	0	0	0	0	0	0	0	0
1700	5	0	0	0	0	0	0	0	1	1	1	1	1	0	0	0	0	0	0	0	0	0	0	0	0	0	0	0	0
1800	**7**	**0**	**0**	**0**	**0**	**0**	**0**	**0**	**0**	**1**	**1**	**2**	**1**	**1**	**0**	**0**	**0**	**0**	**0**	**0**	**0**	**0**	**0**	**0**	**0**	**0**	**0**	**0**	**0**
1900	6	0	0	0	0	0	0	0	0	0	0	1	1	1	1	0	0	0	0	0	0	0	0	0	0	0	0	0	0
2000	5	0	0	0	0	0	0	0	0	0	1	1	1	1	1	0	0	0	0	0	0	0	0	0	0	0	0	0	0
2100	4	0	0	0	0	0	0	0	0	0	0	1	0	1	0	0	0	0	0	0	0	0	0	0	0	0	0	0	0
2200	2	0	0	0	0	0	0	0	0	0	0	0	1	0	0	0	0	0	0	0	0	0	0	0	0	0	0	0	0
2300	1	0	0	0	0	0	0	0	0	0	0	0	0	0	0	0	0	0	0	0	0	0	0	0	0	0	0	0	0
07-19	**52**	**0**	**0**	**1**	**2**	**1**	**2**	**3**	**3**	**7**	**6**	**7**	**8**	**5**	**4**	**1**	**0**	**0**	**0**	**0**	**0**	**0**	**0**	**0**	**0**	**0**	**0**	**0**	**0**
06-22	**66**	**0**	**0**	**1**	**2**	**1**	**2**	**4**	**4**	**8**	**8**	**9**	**10**	**9**	**6**	**2**	**0**	**0**	**0**	**0**	**0**	**0**	**0**	**0**	**0**	**0**	**0**	**0**	**0**
06-00	**68**	**0**	**0**	**1**	**2**	**1**	**2**	**4**	**4**	**8**	**8**	**10**	**11**	**9**	**6**	**2**	**0**	**0**	**0**	**0**	**0**	**0**	**0**	**0**	**0**	**0**	**0**	**0**	**0**
00-00	**70**	**0**	**0**	**1**	**2**	**1**	**2**	**4**	**4**	**8**	**8**	**11**	**11**	**9**	**6**	**2**	**0**	**0**	**0**	**0**	**0**	**0**	**0**	**0**	**0**	**0**	**0**	**0**	**0**

DRAFT

Site 88
Location LS07211, Att - TP, Lat 54.1040, Long -6.82005
Direction West

3279 / Meath/Cavan/Monaghan ATC's
October 2013
Automatic Traffic Count

Virtual Week (1)

Time	Total	Speed Bins (km/h)																											
		0 - 5	5 - 10	10 - 15	15 - 20	20 - 25	25 - 30	30 - 35	35 - 40	40 - 45	45 - 50	50 - 55	55 - 60	60 - 65	65 - 70	70 - 75	75 - 80	80 - 85	85 - 90	90 - 95	95 - 100	100 - 105	105 - 110	110 - 115	115 - 120	120 - 125	125 - 130	130 - 135	135 - 140
Mon	56	0	0	1	1	0	1	1	3	7	8	6	9	10	6	2	1	0	0	0	0	0	0	0	0	0	0	0	0
Tue	63	0	0	4	1	0	2	7	5	5	6	8	12	4	5	4	0	0	0	0	0	0	0	0	0	0	0	0	0
Wed	58	0	0	3	2	1	1	1	1	9	4	10	9	12	4	1	0	0	0	0	0	0	0	0	0	0	0	0	0
Thu	80	0	1	0	4	3	2	5	8	5	6	16	9	12	8	1	0	0	0	0	0	0	0	0	0	0	0	0	0
Fri	97	0	0	0	2	4	6	10	8	18	16	13	10	3	6	1	0	0	0	0	0	0	0	0	0	0	0	0	0
|Sat	68	0	0	0	0	0	5	1	1	5	9	9	17	12	4	3	2	0	0	0	0	0	0	0	0	0	0	0	0
|Sun	70	0	0	1	2	0	0	3	1	8	10	13	12	13	6	1	0	0	0	0	0	0	0	0	0	0	0	0	0
5 Day Ave.	**71**	**0**	**0**	**2**	**2**	**2**	**2**	**5**	**5**	**9**	**8**	**11**	**10**	**8**	**6**	**2**	**0**	**0**	**0**	**0**	**0**	**0**	**0**	**0**	**0**	**0**	**0**	**0**	**0**
7 Day Ave.	**70**	**0**	**0**	**1**	**2**	**1**	**2**	**4**	**4**	**8**	**8**	**11**	**11**	**9**	**6**	**2**	**0**	**0**	**0**	**0**	**0**	**0**	**0**	**0**	**0**	**0**	**0**	**0**	**0**
--	**492**	**0**	**1**	**9**	**12**	**8**	**17**	**28**	**27**	**57**	**59**	**75**	**78**	**66**	**39**	**13**	**3**	**0**	**0**	**0**	**0**	**0**	**0**	**0**	**0**	**0**	**0**	**0**	**0**

Summary Graphs

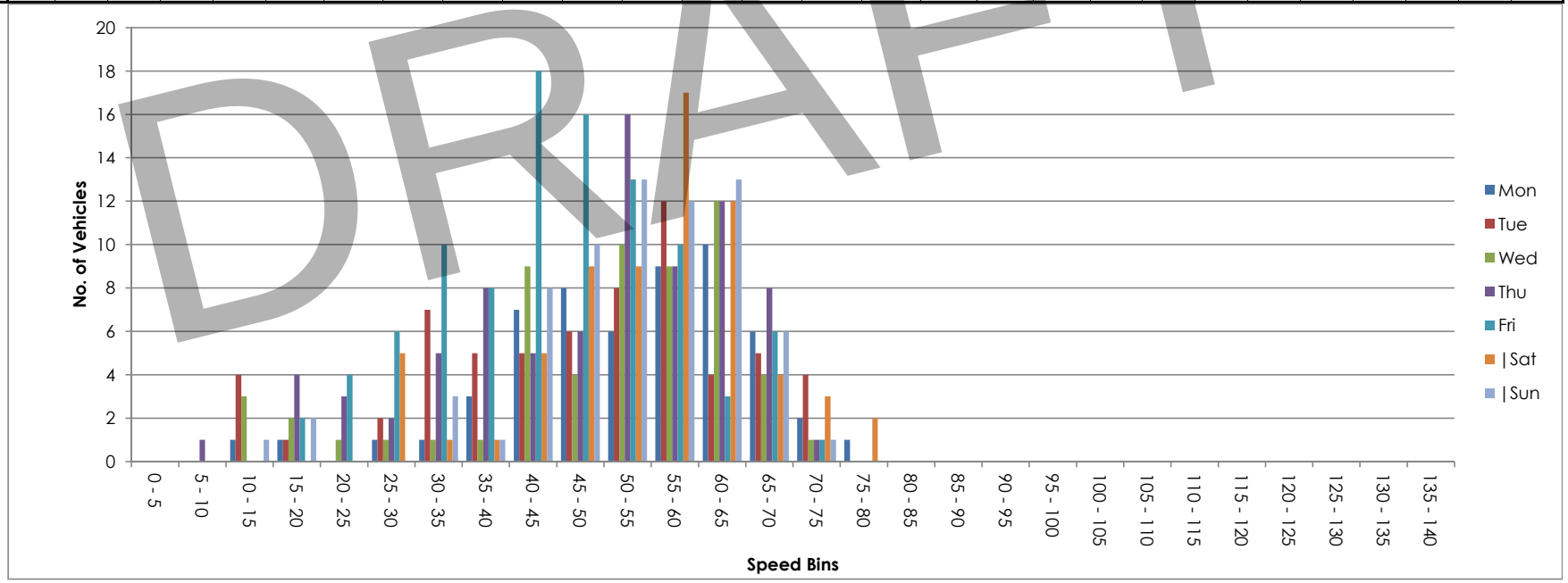

DRAFT

Site 88
Location LS07211, Att - TP, Lat 54.1040, Long -6.82005
Direction Two way

3279 / Meath/Cavan/Monaghan ATC's
October 2013
Automatic Traffic Count

Wed, 9 October 2013

Time	Total	Classification												>PSL	>PSL%	>SL1	>SL1%	>SL2	>SL2%	Mean	Vpp
		1 MCL	2 SV	3 SVT	4 TB2	5 TB3	6 T4	7 ART3	8 ART4	9 ART5	10 ART6	11 BD	12 DRT	80	80	85 +5kph	85 +5kph	90 +10kph	90 +10kph		85
0000	2	0	2	0	0	0	0	0	0	0	0	0	0	0	0	0	0	0	0	52.9	-
0100	0	0	0	0	0	0	0	0	0	0	0	0	0	0	0	0	0	0	0	-	-
0200	0	0	0	0	0	0	0	0	0	0	0	0	0	0	0	0	0	0	0	-	-
0300	0	0	0	0	0	0	0	0	0	0	0	0	0	0	0	0	0	0	0	-	-
0400	0	0	0	0	0	0	0	0	0	0	0	0	0	0	0	0	0	0	0	-	-
0500	0	0	0	0	0	0	0	0	0	0	0	0	0	0	0	0	0	0	0	-	-
0600	0	0	0	0	0	0	0	0	0	0	0	0	0	0	0	0	0	0	0	-	-
0700	3	0	3	0	0	0	0	0	0	0	0	0	0	0	0	0	0	0	0	57.4	-
0800	**12**	**0**	**11**	**0**	**1**	**0**	**0**	**0**	**0**	**0**	**0**	**0**	**0**	**0**	**0**	**0**	**0**	**0**	**0**	**51.1**	**65.2**
0900	2	0	1	0	0	1	0	0	0	0	0	0	0	0	0	0	0	0	0	35.6	-
1000	7	0	7	0	0	0	0	0	0	0	0	0	0	0	0	0	0	0	0	49.8	-
1100	4	0	4	0	0	0	0	0	0	0	0	0	0	0	0	0	0	0	0	46.8	-
1200	6	0	6	0	0	0	0	0	0	0	0	0	0	0	0	0	0	0	0	43.4	-
1300	12	0	10	1	1	0	0	0	0	0	0	0	0	0	0	0	0	0	0	47.8	55.4
1400	9	0	7	0	1	1	0	0	0	0	0	0	0	0	0	0	0	0	0	41	-
1500	9	0	8	0	1	0	0	0	0	0	0	0	0	0	0	0	0	0	0	54.5	-
1600	**13**	**0**	**13**	**0**	**0**	**0**	**0**	**0**	**0**	**0**	**0**	**0**	**0**	**0**	**0**	**0**	**0**	**0**	**0**	**40.1**	**62.3**
1700	9	1	8	0	0	0	0	0	0	0	0	0	0	0	0	0	0	0	0	52.3	-
1800	7	0	7	0	0	0	0	0	0	0	0	0	0	0	0	0	0	0	0	52.4	-
1900	11	0	11	0	0	0	0	0	0	0	0	0	0	0	0	0	0	0	0	55.8	61.9
2000	8	0	8	0	0	0	0	0	0	0	0	0	0	0	0	0	0	0	0	63.3	-
2100	3	0	3	0	0	0	0	0	0	0	0	0	0	0	0	0	0	0	0	54.5	-
2200	4	0	4	0	0	0	0	0	0	0	0	0	0	0	0	0	0	0	0	58	-
2300	0	0	0	0	0	0	0	0	0	0	0	0	0	0	0	0	0	0	0	-	-
07-19	**93**	**1**	**85**	**1**	**4**	**2**	**0**	**0**	**0**	**0**	**0**	**0**	**0**	**0**	**0**	**0**	**0**	**0**	**0**	**47.8**	**60.8**
06-22	**115**	**1**	**107**	**1**	**4**	**2**	**0**	**0**	**0**	**0**	**0**	**0**	**0**	**0**	**0**	**0**	**0**	**0**	**0**	**49.8**	**62.3**
06-00	**119**	**1**	**111**	**1**	**4**	**2**	**0**	**0**	**0**	**0**	**0**	**0**	**0**	**0**	**0**	**0**	**0**	**0**	**0**	**50.1**	**62.3**
00-00	**121**	**1**	**113**	**1**	**4**	**2**	**0**	**0**	**0**	**0**	**0**	**0**	**0**	**0**	**0**	**0**	**0**	**0**	**0**	**50.1**	**62.3**

DRAFT

Site 88
Location LS07211, Att - TP, Lat 54.1040, Long -6.82005
Direction Two way

3279 / Meath/Cavan/Monaghan ATC's
October 2013
Automatic Traffic Count

Thu, 10 October 2013

Time	Total	Classification												>PSL	>PSL%	>SL1	>SL1%	>SL2	>SL2%	Mean	Vpp
		1 MCL	2 SV	3 SVT	4 TB2	5 TB3	6 T4	7 ART3	8 ART4	9 ART5	10 ART6	11 BD	12 DRT	80	80	85 +5kph	85 +5kph	90 +10kph	90 +10kph		85
0000	1	0	1	0	0	0	0	0	0	0	0	0	0	0	0	0	0	0	0	54.2	-
0100	0	0	0	0	0	0	0	0	0	0	0	0	0	0	0	0	0	0	0	-	-
0200	1	0	1	0	0	0	0	0	0	0	0	0	0	0	0	0	0	0	0	52	-
0300	0	0	0	0	0	0	0	0	0	0	0	0	0	0	0	0	0	0	0	-	-
0400	0	0	0	0	0	0	0	0	0	0	0	0	0	0	0	0	0	0	0	-	-
0500	0	0	0	0	0	0	0	0	0	0	0	0	0	0	0	0	0	0	0	-	-
0600	0	0	0	0	0	0	0	0	0	0	0	0	0	0	0	0	0	0	0	-	-
0700	4	0	4	0	0	0	0	0	0	0	0	0	0	0	0	0	0	0	0	58.3	-
0800	10	0	9	0	1	0	0	0	0	0	0	0	0	0	0	0	0	0	0	46.2	-
0900	4	0	4	0	0	0	0	0	0	0	0	0	0	0	0	0	0	0	0	50	-
1000	7	0	6	1	0	0	0	0	0	0	0	0	0	0	0	0	0	0	0	50.8	-
1100	**16**	**0**	**15**	**0**	**0**	**0**	**0**	**0**	**0**	**1**	**0**	**0**	**0**	**0**	**0**	**0**	**0**	**0**	**0**	**39.9**	**59.8**
1200	14	1	12	0	1	0	0	0	0	0	0	0	0	0	0	0	0	0	0	35.2	51.8
1300	12	0	8	1	2	1	0	0	0	0	0	0	0	0	0	0	0	0	0	38.4	52.9
1400	**22**	**0**	**22**	**0**	**0**	**0**	**0**	**0**	**0**	**0**	**0**	**0**	**0**	**0**	**0**	**0**	**0**	**0**	**0**	**42.5**	**52.2**
1500	14	0	13	0	1	0	0	0	0	0	0	0	0	0	0	0	0	0	0	32	51.5
1600	11	0	11	0	0	0	0	0	0	0	0	0	0	0	0	0	0	0	0	43.8	53.6
1700	11	0	9	0	1	1	0	0	0	0	0	0	0	0	0	0	0	0	0	41.4	57.6
1800	9	1	6	1	1	0	0	0	0	0	0	0	0	0	0	0	0	0	0	47.7	-
1900	14	0	12	0	2	0	0	0	0	0	0	0	0	0	0	0	0	0	0	51.3	64.8
2000	4	0	3	0	1	0	0	0	0	0	0	0	0	0	0	0	0	0	0	55.6	-
2100	5	0	5	0	0	0	0	0	0	0	0	0	0	0	0	0	0	0	0	59.6	-
2200	4	0	4	0	0	0	0	0	0	0	0	0	0	0	0	0	0	0	0	52.9	-
2300	0	0	0	0	0	0	0	0	0	0	0	0	0	0	0	0	0	0	0	-	-
07-19	**134**	**2**	**119**	**3**	**7**	**2**	**0**	**0**	**0**	**1**	**0**	**0**	**0**	**0**	**0**	**0**	**0**	**0**	**0**	**41.7**	**57.6**
06-22	**157**	**2**	**139**	**3**	**10**	**2**	**0**	**0**	**0**	**1**	**0**	**0**	**0**	**0**	**0**	**0**	**0**	**0**	**0**	**43.5**	**59.8**
06-00	**161**	**2**	**143**	**3**	**10**	**2**	**0**	**0**	**0**	**1**	**0**	**0**	**0**	**0**	**0**	**0**	**0**	**0**	**0**	**43.7**	**60.5**
00-00	**163**	**2**	**145**	**3**	**10**	**2**	**0**	**0**	**0**	**1**	**0**	**0**	**0**	**0**	**0**	**0**	**0**	**0**	**0**	**43.9**	**60.5**

DRAFT

Site 88
Location LS07211, Att - TP, Lat 54.1040, Long -6.82005
Direction Two way

3279 / Meath/Cavan/Monaghan ATC's
October 2013
Automatic Traffic Count

Fri, 11 October 2013

Time	Total	Classification												>PSL	>PSL%	>SL1	>SL1%	>SL2	>SL2%	Mean	Vpp
		1 MCL	2 SV	3 SVT	4 TB2	5 TB3	6 T4	7 ART3	8 ART4	9 ART5	10 ART6	11 BD	12 DRT	80	80	85 +5kph	85 +5kph	90 +10kph	90 +10kph		85
0000	1	0	1	0	0	0	0	0	0	0	0	0	0	0	0	0	0	0	0	54.1	-
0100	0	0	0	0	0	0	0	0	0	0	0	0	0	0	0	0	0	0	0	-	-
0200	0	0	0	0	0	0	0	0	0	0	0	0	0	0	0	0	0	0	0	-	-
0300	0	0	0	0	0	0	0	0	0	0	0	0	0	0	0	0	0	0	0	-	-
0400	0	0	0	0	0	0	0	0	0	0	0	0	0	0	0	0	0	0	0	-	-
0500	0	0	0	0	0	0	0	0	0	0	0	0	0	0	0	0	0	0	0	-	-
0600	1	0	1	0	0	0	0	0	0	0	0	0	0	0	0	0	0	0	0	38.2	-
0700	3	0	3	0	0	0	0	0	0	0	0	0	0	0	0	0	0	0	0	49.4	-
0800	**12**	**0**	**11**	**0**	**1**	**0**	**0**	**0**	**0**	**0**	**0**	**0**	**0**	**0**	**0**	**0**	**0**	**0**	**0**	**46.9**	**62.3**
0900	9	0	9	0	0	0	0	0	0	0	0	0	0	0	0	0	0	0	0	50.9	-
1000	5	0	4	0	1	0	0	0	0	0	0	0	0	0	0	0	0	0	0	42	-
1100	9	0	9	0	0	0	0	0	0	0	0	0	0	0	0	0	0	0	0	40.5	-
1200	12	0	10	0	1	1	0	0	0	0	0	0	0	0	0	0	0	0	0	40.1	43.2
1300	6	0	6	0	0	0	0	0	0	0	0	0	0	0	0	0	0	0	0	43.7	-
1400	8	0	8	0	0	0	0	0	0	0	0	0	0	0	0	0	0	0	0	39.4	-
1500	16	0	15	0	0	1	0	0	0	0	0	0	0	0	0	0	0	0	0	39.3	52.6
1600	10	0	8	0	2	0	0	0	0	0	0	0	0	0	0	0	0	0	0	45.2	-
1700	15	1	14	0	0	0	0	0	0	0	0	0	0	0	0	0	0	0	0	43.6	55.1
1800	24	0	23	0	0	1	0	0	0	0	0	0	0	0	0	0	0	0	0	38.5	46.4
1900	**28**	**0**	**26**	**1**	**0**	**0**	**0**	**0**	**0**	**0**	**1**	**0**	**0**	**0**	**0**	**0**	**0**	**0**	**0**	**39.9**	**52.6**
2000	18	0	18	0	0	0	0	0	0	0	0	0	0	0	0	0	0	0	0	49.5	61.6
2100	13	0	13	0	0	0	0	0	0	0	0	0	0	0	0	0	0	0	0	53.5	64.4
2200	2	0	2	0	0	0	0	0	0	0	0	0	0	0	0	0	0	0	0	58.4	-
2300	2	0	2	0	0	0	0	0	0	0	0	0	0	0	0	0	0	0	0	52	-
07-19	**129**	**1**	**120**	**0**	**5**	**3**	**0**	**0**	**0**	**0**	**0**	**0**	**0**	**0**	**0**	**0**	**0**	**0**	**0**	**42.3**	**52.2**
06-22	**189**	**1**	**178**	**1**	**5**	**3**	**0**	**0**	**0**	**0**	**1**	**0**	**0**	**0**	**0**	**0**	**0**	**0**	**0**	**43.4**	**54.4**
06-00	**193**	**1**	**182**	**1**	**5**	**3**	**0**	**0**	**0**	**0**	**1**	**0**	**0**	**0**	**0**	**0**	**0**	**0**	**0**	**43.7**	**55.1**
00-00	**194**	**1**	**183**	**1**	**5**	**3**	**0**	**0**	**0**	**0**	**1**	**0**	**0**	**0**	**0**	**0**	**0**	**0**	**0**	**43.7**	**55.1**

DRAFT

Site 88
Location LS07211, Att - TP, Lat 54.1040, Long -6.82005
Direction Two way

3279 / Meath/Cavan/Monaghan ATC's
October 2013
Automatic Traffic Count

Sat, 12 October 2013

Time	Total	Classification												>PSL	>PSL%	>SL1	>SL1%	>SL2	>SL2%	Mean	Vpp
		1 MCL	2 SV	3 SVT	4 TB2	5 TB3	6 T4	7 ART3	8 ART4	9 ART5	10 ART6	11 BD	12 DRT	80	80	85 +5kph	85 +5kph	90 +10kph	90 +10kph		85
0000	**15**	**0**	**15**	**0**	**0**	**0**	**0**	**0**	**0**	**0**	**0**	**0**	**0**	**0**	**0**	**0**	**0**	**0**	**0**	**54.2**	**63.7**
0100	3	0	3	0	0	0	0	0	0	0	0	0	0	0	0	0	0	0	0	51.2	-
0200	1	0	0	0	1	0	0	0	0	0	0	0	0	0	0	0	0	0	0	48.5	-
0300	0	0	0	0	0	0	0	0	0	0	0	0	0	0	0	0	0	0	0	-	-
0400	2	0	0	0	2	0	0	0	0	0	0	0	0	0	0	0	0	0	0	53.6	-
0500	0	0	0	0	0	0	0	0	0	0	0	0	0	0	0	0	0	0	0	-	-
0600	1	0	1	0	0	0	0	0	0	0	0	0	0	1	100	1	100	0	0	88.3	-
0700	2	0	2	0	0	0	0	0	0	0	0	0	0	0	0	0	0	0	0	58.1	-
0800	5	0	4	0	1	0	0	0	0	0	0	0	0	0	0	0	0	0	0	52.4	-
0900	13	0	11	2	0	0	0	0	0	0	0	0	0	0	0	0	0	0	0	50.6	64.1
1000	10	0	10	0	0	0	0	0	0	0	0	0	0	0	0	0	0	0	0	48.7	-
1100	12	0	11	0	0	0	0	0	1	0	0	0	0	0	0	0	0	0	0	49.6	54.4
1200	17	0	15	0	0	0	0	0	0	2	0	0	0	0	0	0	0	0	0	51.7	64.8
1300	6	0	6	0	0	0	0	0	0	0	0	0	0	0	0	0	0	0	0	53.3	-
1400	7	0	6	0	1	0	0	0	0	0	0	0	0	0	0	0	0	0	0	53.1	-
1500	11	0	11	0	0	0	0	0	0	0	0	0	0	0	0	0	0	0	0	53.2	58.7
1600	**18**	**0**	**18**	**0**	**0**	**0**	**0**	**0**	**0**	**0**	**0**	**0**	**0**	**0**	**0**	**0**	**0**	**0**	**0**	**57.6**	**64.4**
1700	8	0	7	0	0	1	0	0	0	0	0	0	0	0	0	0	0	0	0	43.9	-
1800	8	0	7	1	0	0	0	0	0	0	0	0	0	0	0	0	0	0	0	52.7	-
1900	7	0	7	0	0	0	0	0	0	0	0	0	0	0	0	0	0	0	0	58.3	-
2000	5	0	5	0	0	0	0	0	0	0	0	0	0	0	0	0	0	0	0	58.1	-
2100	2	0	2	0	0	0	0	0	0	0	0	0	0	0	0	0	0	0	0	58	-
2200	4	0	4	0	0	0	0	0	0	0	0	0	0	0	0	0	0	0	0	55.3	-
2300	2	0	2	0	0	0	0	0	0	0	0	0	0	0	0	0	0	0	0	64.6	-
07-19	**117**	**0**	**108**	**3**	**2**	**1**	**0**	**0**	**1**	**2**	**0**	**0**	**0**	**0**	**0**	**0**	**0**	**0**	**0**	**52**	**64.1**
06-22	**132**	**0**	**123**	**3**	**2**	**1**	**0**	**0**	**1**	**2**	**0**	**0**	**0**	**1**	**0.8**	**1**	**0.8**	**0**	**0**	**52.9**	**64.4**
06-00	**138**	**0**	**129**	**3**	**2**	**1**	**0**	**0**	**1**	**2**	**0**	**0**	**0**	**1**	**0.7**	**1**	**0.7**	**0**	**0**	**53.2**	**64.4**
00-00	**159**	**0**	**147**	**3**	**5**	**1**	**0**	**0**	**1**	**2**	**0**	**0**	**0**	**1**	**0.6**	**1**	**0.6**	**0**	**0**	**53.2**	**64.1**

DRAFT

Site 88
Location LS07211, Att - TP, Lat 54.1040, Long -6.82005
Direction Two way

3279 / Meath/Cavan/Monaghan ATC's
October 2013
Automatic Traffic Count

Sun, 13 October 2013

Time	Total	Classification												>PSL	>PSL%	>SL1	>SL1%	>SL2	>SL2%	Mean	Vpp
		1 MCL	2 SV	3 SVT	4 TB2	5 TB3	6 T4	7 ART3	8 ART4	9 ART5	10 ART6	11 BD	12 DRT	80	80	85 +5kph	85 +5kph	90 +10kph	90 +10kph		85
0000	4	0	4	0	0	0	0	0	0	0	0	0	0	0	0	0	0	0	0	47.1	-
0100	1	0	1	0	0	0	0	0	0	0	0	0	0	0	0	0	0	0	0	54.6	-
0200	2	0	2	0	0	0	0	0	0	0	0	0	0	0	0	0	0	0	0	48.5	-
0300	0	0	0	0	0	0	0	0	0	0	0	0	0	0	0	0	0	0	0	-	-
0400	0	0	0	0	0	0	0	0	0	0	0	0	0	0	0	0	0	0	0	-	-
0500	0	0	0	0	0	0	0	0	0	0	0	0	0	0	0	0	0	0	0	-	-
0600	1	0	1	0	0	0	0	0	0	0	0	0	0	0	0	0	0	0	0	50.8	-
0700	0	0	0	0	0	0	0	0	0	0	0	0	0	0	0	0	0	0	0	-	-
0800	2	0	2	0	0	0	0	0	0	0	0	0	0	0	0	0	0	0	0	34.6	-
0900	2	0	2	0	0	0	0	0	0	0	0	0	0	0	0	0	0	0	0	38	-
1000	**14**	**0**	**14**	**0**	**0**	**0**	**0**	**0**	**0**	**0**	**0**	**0**	**0**	**0**	**0**	**0**	**0**	**0**	**0**	**52.5**	**60.5**
1100	6	0	6	0	0	0	0	0	0	0	0	0	0	0	0	0	0	0	0	47.8	-
1200	13	0	13	0	0	0	0	0	0	0	0	0	0	0	0	0	0	0	0	55.3	67.7
1300	17	1	15	1	0	0	0	0	0	0	0	0	0	0	0	0	0	0	0	50.7	60.1
1400	9	0	9	0	0	0	0	0	0	0	0	0	0	0	0	0	0	0	0	52.8	-
1500	8	0	8	0	0	0	0	0	0	0	0	0	0	0	0	0	0	0	0	39.6	-
1600	5	0	5	0	0	0	0	0	0	0	0	0	0	0	0	0	0	0	0	53.3	-
1700	6	0	6	0	0	0	0	0	0	0	0	0	0	0	0	0	0	0	0	52.7	-
1800	**18**	**0**	**18**	**0**	**0**	**0**	**0**	**0**	**0**	**0**	**0**	**0**	**0**	**0**	**0**	**0**	**0**	**0**	**0**	**49.4**	**59**
1900	8	0	8	0	0	0	0	0	0	0	0	0	0	0	0	0	0	0	0	60.5	-
2000	9	0	9	0	0	0	0	0	0	0	0	0	0	0	0	0	0	0	0	54.9	-
2100	6	0	5	0	1	0	0	0	0	0	0	0	0	0	0	0	0	0	0	59.5	-
2200	3	0	3	0	0	0	0	0	0	0	0	0	0	0	0	0	0	0	0	50.3	-
2300	2	0	2	0	0	0	0	0	0	0	0	0	0	0	0	0	0	0	0	57.3	-
07-19	**100**	**1**	**98**	**1**	**0**	**0**	**0**	**0**	**0**	**0**	**0**	**0**	**0**	**0**	**0**	**0**	**0**	**0**	**0**	**50.1**	**60.5**
06-22	**124**	**1**	**121**	**1**	**1**	**0**	**0**	**0**	**0**	**0**	**0**	**0**	**0**	**0**	**0**	**0**	**0**	**0**	**0**	**51.6**	**63**
06-00	**129**	**1**	**126**	**1**	**1**	**0**	**0**	**0**	**0**	**0**	**0**	**0**	**0**	**0**	**0**	**0**	**0**	**0**	**0**	**51.6**	**63**
00-00	**136**	**1**	**133**	**1**	**1**	**0**	**0**	**0**	**0**	**0**	**0**	**0**	**0**	**0**	**0**	**0**	**0**	**0**	**0**	**51.5**	**63**

DRAFT

Site 88
Location LS07211, Att - TP, Lat 54.1040, Long -6.82005
Direction Two way

3279 / Meath/Cavan/Monaghan ATC's
October 2013
Automatic Traffic Count

Mon, 14 October 2013

Time	Total	Classification												>PSL	>PSL%	>SL1	>SL1%	>SL2	>SL2%	Mean	Vpp
		1 MCL	2 SV	3 SVT	4 TB2	5 TB3	6 T4	7 ART3	8 ART4	9 ART5	10 ART6	11 BD	12 DRT	80	80	85 +5kph	85 +5kph	90 +10kph	90 +10kph		85
0000	0	0	0	0	0	0	0	0	0	0	0	0	0	0	0	0	0	0	0	-	-
0100	0	0	0	0	0	0	0	0	0	0	0	0	0	0	0	0	0	0	0	-	-
0200	0	0	0	0	0	0	0	0	0	0	0	0	0	0	0	0	0	0	0	-	-
0300	0	0	0	0	0	0	0	0	0	0	0	0	0	0	0	0	0	0	0	-	-
0400	0	0	0	0	0	0	0	0	0	0	0	0	0	0	0	0	0	0	0	-	-
0500	0	0	0	0	0	0	0	0	0	0	0	0	0	0	0	0	0	0	0	-	-
0600	1	0	1	0	0	0	0	0	0	0	0	0	0	0	0	0	0	0	0	49.4	-
0700	5	0	5	0	0	0	0	0	0	0	0	0	0	0	0	0	0	0	0	53.6	-
0800	**12**	**0**	**11**	**0**	**1**	**0**	**0**	**0**	**0**	**0**	**0**	**0**	**0**	**0**	**0**	**0**	**0**	**0**	**0**	**49.2**	**60.1**
0900	7	0	5	2	0	0	0	0	0	0	0	0	0	0	0	0	0	0	0	36.3	-
1000	6	0	5	0	0	1	0	0	0	0	0	0	0	0	0	0	0	0	0	48.8	-
1100	7	0	5	1	0	0	0	0	0	1	0	0	0	0	0	0	0	0	0	47.9	-
1200	5	0	3	1	0	0	0	0	0	1	0	0	0	0	0	0	0	0	0	43.9	-
1300	6	0	6	0	0	0	0	0	0	0	0	0	0	0	0	0	0	0	0	41.6	-
1400	8	0	7	0	1	0	0	0	0	0	0	0	0	0	0	0	0	0	0	51.7	-
1500	10	0	10	0	0	0	0	0	0	0	0	0	0	0	0	0	0	0	0	45.7	-
1600	10	1	8	0	0	0	0	0	1	0	0	0	0	0	0	0	0	0	0	43	-
1700	7	0	6	1	0	0	0	0	0	0	0	0	0	0	0	0	0	0	0	49.1	-
1800	6	0	5	0	1	0	0	0	0	0	0	0	0	0	0	0	0	0	0	57.3	-
1900	7	0	7	0	0	0	0	0	0	0	0	0	0	0	0	0	0	0	0	60.4	-
2000	10	0	10	0	0	0	0	0	0	0	0	0	0	0	0	0	0	0	0	57.5	-
2100	**14**	**0**	**14**	**0**	**0**	**0**	**0**	**0**	**0**	**0**	**0**	**0**	**0**	**0**	**0**	**0**	**0**	**0**	**0**	**53.3**	**63.7**
2200	6	0	6	0	0	0	0	0	0	0	0	0	0	0	0	0	0	0	0	60.4	-
2300	0	0	0	0	0	0	0	0	0	0	0	0	0	0	0	0	0	0	0	-	-
07-19	**89**	**1**	**76**	**5**	**3**	**1**	**0**	**0**	**1**	**2**	**0**	**0**	**0**	**0**	**0**	**0**	**0**	**0**	**0**	**47.2**	**60.1**
06-22	**121**	**1**	**108**	**5**	**3**	**1**	**0**	**0**	**1**	**2**	**0**	**0**	**0**	**0**	**0**	**0**	**0**	**0**	**0**	**49.5**	**61.9**
06-00	**127**	**1**	**114**	**5**	**3**	**1**	**0**	**0**	**1**	**2**	**0**	**0**	**0**	**0**	**0**	**0**	**0**	**0**	**0**	**50**	**62.3**
00-00	**127**	**1**	**114**	**5**	**3**	**1**	**0**	**0**	**1**	**2**	**0**	**0**	**0**	**0**	**0**	**0**	**0**	**0**	**0**	**50**	**62.3**

DRAFT

Site 88
Location LS07211, Att - TP, Lat 54.1040, Long -6.82005
Direction Two way

3279 / Meath/Cavan/Monaghan ATC's
October 2013
Automatic Traffic Count

Tue, 15 October 2013

Time	Total	Classification												>PSL	>PSL%	>SL1	>SL1%	>SL2	>SL2%	Mean	Vpp
		1 MCL	2 SV	3 SVT	4 TB2	5 TB3	6 T4	7 ART3	8 ART4	9 ART5	10 ART6	11 BD	12 DRT	80	80	85 +5kph	85 +5kph	90 +10kph	90 +10kph		85
0000	1	0	1	0	0	0	0	0	0	0	0	0	0	0	0	0	0	0	0	61.7	-
0100	0	0	0	0	0	0	0	0	0	0	0	0	0	0	0	0	0	0	0	-	-
0200	0	0	0	0	0	0	0	0	0	0	0	0	0	0	0	0	0	0	0	-	-
0300	0	0	0	0	0	0	0	0	0	0	0	0	0	0	0	0	0	0	0	-	-
0400	0	0	0	0	0	0	0	0	0	0	0	0	0	0	0	0	0	0	0	-	-
0500	0	0	0	0	0	0	0	0	0	0	0	0	0	0	0	0	0	0	0	-	-
0600	2	0	2	0	0	0	0	0	0	0	0	0	0	0	0	0	0	0	0	46.1	-
0700	3	0	3	0	0	0	0	0	0	0	0	0	0	0	0	0	0	0	0	57.2	-
0800	**15**	**0**	**14**	**0**	**1**	**0**	**0**	**0**	**0**	**0**	**0**	**0**	**0**	**0**	**0**	**0**	**0**	**0**	**0**	**49.7**	**59.8**
0900	5	0	4	0	0	1	0	0	0	0	0	0	0	0	0	0	0	0	0	49.2	-
1000	6	0	5	0	1	0	0	0	0	0	0	0	0	0	0	0	0	0	0	55.7	-
1100	8	0	8	0	0	0	0	0	0	0	0	0	0	0	0	0	0	0	0	41.8	-
1200	6	0	6	0	0	0	0	0	0	0	0	0	0	0	0	0	0	0	0	33.6	-
1300	8	0	7	0	0	1	0	0	0	0	0	0	0	0	0	0	0	0	0	39.1	-
1400	**11**	**0**	**8**	**0**	**3**	**0**	**0**	**0**	**0**	**0**	**0**	**0**	**0**	**0**	**0**	**0**	**0**	**0**	**0**	**50.9**	**58.3**
1500	8	0	7	0	1	0	0	0	0	0	0	0	0	0	0	0	0	0	0	40.4	-
1600	8	0	7	0	1	0	0	0	0	0	0	0	0	0	0	0	0	0	0	29.5	-
1700	8	0	8	0	0	0	0	0	0	0	0	0	0	0	0	0	0	0	0	47	-
1800	9	0	9	0	0	0	0	0	0	0	0	0	0	0	0	0	0	0	0	37.7	-
1900	6	0	6	0	0	0	0	0	0	0	0	0	0	0	0	0	0	0	0	57	-
2000	6	0	6	0	0	0	0	0	0	0	0	0	0	0	0	0	0	0	0	52.4	-
2100	4	0	4	0	0	0	0	0	0	0	0	0	0	0	0	0	0	0	0	55.4	-
2200	8	0	8	0	0	0	0	0	0	0	0	0	0	0	0	0	0	0	0	51.3	-
2300	2	0	2	0	0	0	0	0	0	0	0	0	0	0	0	0	0	0	0	54.8	-
07-19	**95**	**0**	**86**	**0**	**7**	**2**	**0**	**0**	**0**	**0**	**0**	**0**	**0**	**0**	**0**	**0**	**0**	**0**	**0**	**44**	**58.7**
06-22	**113**	**0**	**104**	**0**	**7**	**2**	**0**	**0**	**0**	**0**	**0**	**0**	**0**	**0**	**0**	**0**	**0**	**0**	**0**	**45.6**	**59.8**
06-00	**123**	**0**	**114**	**0**	**7**	**2**	**0**	**0**	**0**	**0**	**0**	**0**	**0**	**0**	**0**	**0**	**0**	**0**	**0**	**46.1**	**59.8**
00-00	**124**	**0**	**115**	**0**	**7**	**2**	**0**	**0**	**0**	**0**	**0**	**0**	**0**	**0**	**0**	**0**	**0**	**0**	**0**	**46.2**	**59.8**

DRAFT

Site 88
Location LS07211, Att - TP, Lat 54.1040, Long -6.82005
Direction Two way

3279 / Meath/Cavan/Monaghan ATC's
October 2013
Automatic Traffic Count

Virtual Day (7)

Time	Total	Classification												>PSL	>PSL%	>SL1	>SL1%	>SL2	>SL2%	Mean	Vpp
		1 MCL	2 SV	3 SVT	4 TB2	5 TB3	6 T4	7 ART3	8 ART4	9 ART5	10 ART6	11 BD	12 DRT	80	80	85 +5kph	85 +5kph	90 +10kph	90 +10kph		85
0000	3	0	3	0	0	0	0	0	0	0	0	0	0	0	0	0	0	0	0	53.2	-
0100	1	0	1	0	0	0	0	0	0	0	0	0	0	0	0	0	0	0	0	52.1	-
0200	1	0	0	0	0	0	0	0	0	0	0	0	0	0	0	0	0	0	0	49.4	-
0300	0	0	0	0	0	0	0	0	0	0	0	0	0	0	0	0	0	0	0	-	-
0400	0	0	0	0	0	0	0	0	0	0	0	0	0	0	0	0	0	0	0	53.6	-
0500	0	0	0	0	0	0	0	0	0	0	0	0	0	0	0	0	0	0	0	-	-
0600	1	0	1	0	0	0	0	0	0	0	0	0	0	0	16.7	0	16.7	0	0	53.1	-
0700	3	0	3	0	0	0	0	0	0	0	0	0	0	0	0	0	0	0	0	55.5	-
0800	**10**	**0**	**9**	**0**	**1**	**0**	**0**	**0**	**0**	**0**	**0**	**0**	**0**	**0**	**0**	**0**	**0**	**0**	**0**	**48.6**	**-**
0900	6	0	5	1	0	0	0	0	0	0	0	0	0	0	0	0	0	0	0	46.7	-
1000	8	0	7	0	0	0	0	0	0	0	0	0	0	0	0	0	0	0	0	50.2	-
1100	9	0	8	0	0	0	0	0	0	0	0	0	0	0	0	0	0	0	0	44.2	-
1200	10	0	9	0	0	0	0	0	0	0	0	0	0	0	0	0	0	0	0	44.6	57.6
1300	10	0	8	0	0	0	0	0	0	0	0	0	0	0	0	0	0	0	0	45.4	-
1400	11	0	10	0	1	0	0	0	0	0	0	0	0	0	0	0	0	0	0	46.5	58
1500	11	0	10	0	0	0	0	0	0	0	0	0	0	0	0	0	0	0	0	42.8	58
1600	11	0	10	0	0	0	0	0	0	0	0	0	0	0	0	0	0	0	0	45.7	60.8
1700	9	0	8	0	0	0	0	0	0	0	0	0	0	0	0	0	0	0	0	46.4	-
1800	**12**	**0**	**11**	**0**	**0**	**0**	**0**	**0**	**0**	**0**	**0**	**0**	**0**	**0**	**0**	**0**	**0**	**0**	**0**	**45.8**	**58.7**
1900	**12**	**0**	**11**	**0**	**0**	**0**	**0**	**0**	**0**	**0**	**0**	**0**	**0**	**0**	**0**	**0**	**0**	**0**	**0**	**50.7**	**64.8**
2000	9	0	8	0	0	0	0	0	0	0	0	0	0	0	0	0	0	0	0	54.9	-
2100	7	0	7	0	0	0	0	0	0	0	0	0	0	0	0	0	0	0	0	55.3	-
2200	4	0	4	0	0	0	0	0	0	0	0	0	0	0	0	0	0	0	0	55	-
2300	1	0	1	0	0	0	0	0	0	0	0	0	0	0	0	0	0	0	0	57.2	-
07-19	**108**	**1**	**99**	**2**	**4**	**2**	**0**	**0**	**0**	**1**	**0**	**0**	**0**	**0**	**0**	**0**	**0**	**0**	**0**	**46.2**	**60.1**
06-22	**136**	**1**	**126**	**2**	**5**	**2**	**0**	**0**	**0**	**1**	**0**	**0**	**0**	**0**	**0.1**	**0**	**0.1**	**0**	**0**	**47.6**	**61.6**
06-00	**141**	**1**	**131**	**2**	**5**	**2**	**0**	**0**	**0**	**1**	**0**	**0**	**0**	**0**	**0.1**	**0**	**0.1**	**0**	**0**	**47.9**	**61.6**
00-00	**146**	**1**	**136**	**2**	**5**	**2**	**0**	**0**	**0**	**1**	**0**	**0**	**0**	**0**	**0.1**	**0**	**0.1**	**0**	**0**	**48.1**	**61.6**

DRAFT

Site 88
Location LS07211, Att - TP, Lat 54.1040, Long -6.82005
Direction Two way

3279 / Meath/Cavan/Monaghan ATC's
October 2013
Automatic Traffic Count

Virtual Week (1)

Time	Total	Classification												>PSL	>PSL%	>SL1	>SL1%	>SL2	>SL2%	Mean	Vpp
		1 MCL	2 SV	3 SVT	4 TB2	5 TB3	6 T4	7 ART3	8 ART4	9 ART5	10 ART6	11 BD	12 DRT	80	80	85 +5kph	85 +5kph	90 +10kph	90 +10kph		85
Mon	127	1	114	5	3	1	0	0	1	2	0	0	0	0	0	0	0	0	0	50	62.3
Tue	124	0	115	0	7	2	0	0	0	0	0	0	0	0	0	0	0	0	0	46.2	59.8
Wed	121	1	113	1	4	2	0	0	0	0	0	0	0	0	0	0	0	0	0	50.1	62.3
Thu	163	2	145	3	10	2	0	0	0	1	0	0	0	0	0	0	0	0	0	43.9	60.5
Fri	194	1	183	1	5	3	0	0	0	0	1	0	0	0	0	0	0	0	0	43.7	55.1
| Sat	159	0	147	3	5	1	0	0	1	2	0	0	0	1	0.6	1	0.6	0	0	53.2	64.1
| Sun	136	1	133	1	1	0	0	0	0	0	0	0	0	0	0	0	0	0	0	51.5	63
5 Day Ave.	**146**	**1**	**134**	**2**	**6**	**2**	**0**	**0**	**0**	**1**	**0**	**0**	**0**	**0**	**0.0**	**0**	**0.0**	**0**	**0.0**	**46.8**	**60.0**
7 Day Ave.	**146**	**1**	**136**	**2**	**5**	**2**	**0**	**0**	**0**	**1**	**0**	**0**	**0**	**0**	**0.1**	**0**	**0.1**	**0**	**0.0**	**48.1**	**61.6**
--	**1024**	**6**	**950**	**14**	**35**	**11**	**0**	**0**	**2**	**5**	**1**	**0**	**0**	**1**	**0.1**	**1**	**0.1**	**0**	**0.0**	**48.1**	**61.6**

Summary Graphs

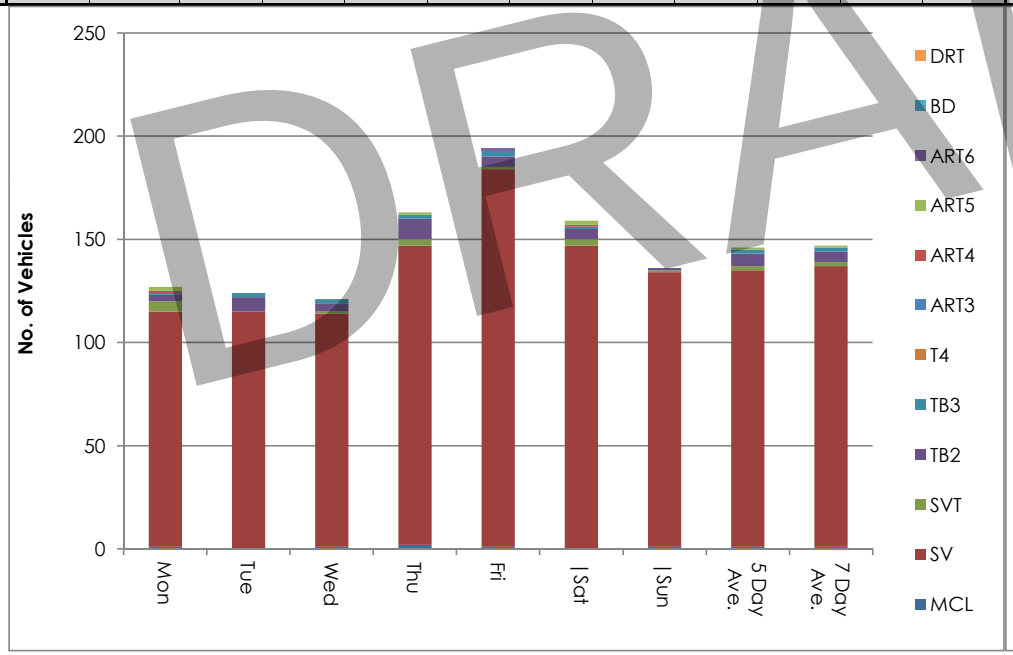

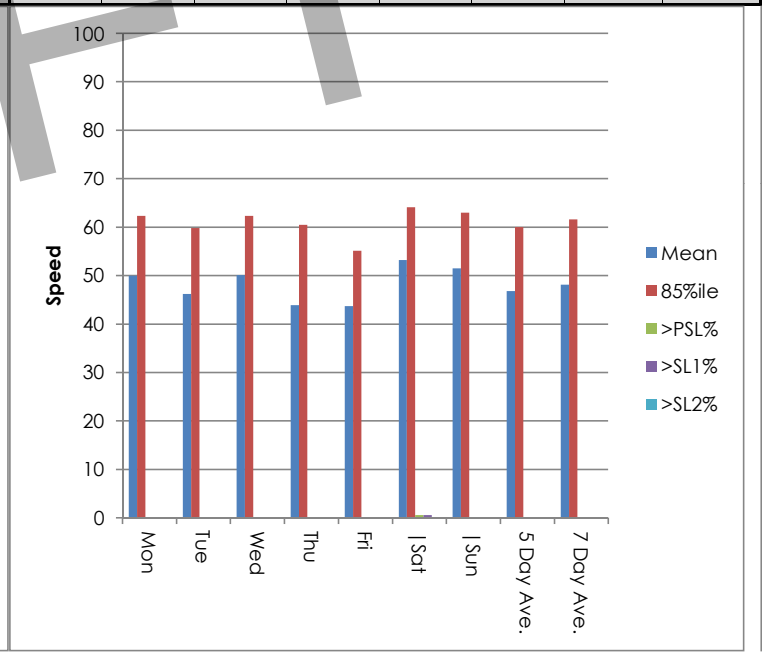

DRAFT

Site 88
Location LS07211, Att - TP, Lat 54.1040, Long -6.82005
Direction Two way

3279 / Meath/Cavan/Monaghan ATC's
October 2013
Automatic Traffic Count

Wed, 9 October 2013

Time	Total	Speed Bins (km/h)																											
		0 - 5	5 - 10	10 - 15	15 - 20	20 - 25	25 - 30	30 - 35	35 - 40	40 - 45	45 - 50	50 - 55	55 - 60	60 - 65	65 - 70	70 - 75	75 - 80	80 - 85	85 - 90	90 - 95	95 - 100	100 - 105	105 - 110	110 - 115	115 - 120	120 - 125	125 - 130	130 - 135	135 - 140
0000	2	0	0	0	0	0	0	0	0	0	0	2	0	0	0	0	0	0	0	0	0	0	0	0	0	0	0	0	0
0100	0	0	0	0	0	0	0	0	0	0	0	0	0	0	0	0	0	0	0	0	0	0	0	0	0	0	0	0	0
0200	0	0	0	0	0	0	0	0	0	0	0	0	0	0	0	0	0	0	0	0	0	0	0	0	0	0	0	0	0
0300	0	0	0	0	0	0	0	0	0	0	0	0	0	0	0	0	0	0	0	0	0	0	0	0	0	0	0	0	0
0400	0	0	0	0	0	0	0	0	0	0	0	0	0	0	0	0	0	0	0	0	0	0	0	0	0	0	0	0	0
0500	0	0	0	0	0	0	0	0	0	0	0	0	0	0	0	0	0	0	0	0	0	0	0	0	0	0	0	0	0
0600	0	0	0	0	0	0	0	0	0	0	0	0	0	0	0	0	0	0	0	0	0	0	0	0	0	0	0	0	0
0700	3	0	0	0	0	0	0	0	0	0	1	0	1	0	1	0	0	0	0	0	0	0	0	0	0	0	0	0	0
0800	**12**	**0**	**0**	**0**	**2**	**0**	**0**	**0**	**0**	**1**	**1**	**3**	**1**	**1**	**2**	**1**	**0**	**0**	**0**	**0**	**0**	**0**	**0**	**0**	**0**	**0**	**0**	**0**	**0**
0900	2	0	0	0	0	1	0	0	0	0	1	0	0	0	0	0	0	0	0	0	0	0	0	0	0	0	0	0	0
1000	7	0	0	0	0	1	0	0	0	0	3	0	0	2	1	0	0	0	0	0	0	0	0	0	0	0	0	0	0
1100	4	0	0	0	0	0	0	0	1	0	2	0	1	0	0	0	0	0	0	0	0	0	0	0	0	0	0	0	0
1200	6	0	0	0	0	0	0	0	0	5	1	0	0	0	0	0	0	0	0	0	0	0	0	0	0	0	0	0	0
1300	12	0	0	0	0	0	0	2	1	2	2	2	2	0	1	0	0	0	0	0	0	0	0	0	0	0	0	0	0
1400	9	0	0	0	0	0	2	1	0	4	0	1	0	1	0	0	0	0	0	0	0	0	0	0	0	0	0	0	0
1500	9	0	0	0	0	0	0	0	0	3	0	2	0	3	0	1	0	0	0	0	0	0	0	0	0	0	0	0	0
1600	**13**	**0**	**0**	**3**	**2**	**0**	**0**	**0**	**0**	**0**	**3**	**1**	**0**	**3**	**1**	**0**	**0**	**0**	**0**	**0**	**0**	**0**	**0**	**0**	**0**	**0**	**0**	**0**	**0**
1700	9	0	0	0	1	0	0	0	0	0	1	0	5	2	0	0	0	0	0	0	0	0	0	0	0	0	0	0	0
1800	7	0	0	0	0	0	0	0	0	1	2	2	0	2	0	0	0	0	0	0	0	0	0	0	0	0	0	0	0
1900	11	0	0	0	0	0	0	0	1	0	1	4	1	2	1	1	0	0	0	0	0	0	0	0	0	0	0	0	0
2000	8	0	0	0	0	0	0	0	0	0	0	0	3	4	0	0	1	0	0	0	0	0	0	0	0	0	0	0	0
2100	3	0	0	0	0	0	0	0	0	0	0	2	0	1	0	0	0	0	0	0	0	0	0	0	0	0	0	0	0
2200	4	0	0	0	0	0	0	0	1	0	0	0	1	1	0	0	1	0	0	0	0	0	0	0	0	0	0	0	0
2300	0	0	0	0	0	0	0	0	0	0	0	0	0	0	0	0	0	0	0	0	0	0	0	0	0	0	0	0	0
07-19	**93**	**0**	**0**	**3**	**5**	**2**	**2**	**3**	**2**	**16**	**17**	**11**	**10**	**14**	**6**	**2**	**0**	**0**	**0**	**0**	**0**	**0**	**0**	**0**	**0**	**0**	**0**	**0**	**0**
06-22	**115**	**0**	**0**	**3**	**5**	**2**	**2**	**3**	**3**	**16**	**18**	**17**	**14**	**21**	**7**	**3**	**1**	**0**	**0**	**0**	**0**	**0**	**0**	**0**	**0**	**0**	**0**	**0**	**0**
06-00	**119**	**0**	**0**	**3**	**5**	**2**	**2**	**3**	**4**	**16**	**18**	**17**	**15**	**22**	**7**	**3**	**2**	**0**	**0**	**0**	**0**	**0**	**0**	**0**	**0**	**0**	**0**	**0**	**0**
00-00	**121**	**0**	**0**	**3**	**5**	**2**	**2**	**3**	**4**	**16**	**18**	**19**	**15**	**22**	**7**	**3**	**2**	**0**	**0**	**0**	**0**	**0**	**0**	**0**	**0**	**0**	**0**	**0**	**0**

DRAFT

Site 88
Location LS07211, Att - TP, Lat 54.1040, Long -6.82005
Direction Two way

3279 / Meath/Cavan/Monaghan ATC's
October 2013
Automatic Traffic Count

Thu, 10 October 2013

Time	Total	Speed Bins (km/h)																											
		0 - 5	5 - 10	10 - 15	15 - 20	20 - 25	25 - 30	30 - 35	35 - 40	40 - 45	45 - 50	50 - 55	55 - 60	60 - 65	65 - 70	70 - 75	75 - 80	80 - 85	85 - 90	90 - 95	95 - 100	100 - 105	105 - 110	110 - 115	115 - 120	120 - 125	125 - 130	130 - 135	135 - 140
0000	1	0	0	0	0	0	0	0	0	0	0	1	0	0	0	0	0	0	0	0	0	0	0	0	0	0	0	0	0
0100	0	0	0	0	0	0	0	0	0	0	0	0	0	0	0	0	0	0	0	0	0	0	0	0	0	0	0	0	0
0200	1	0	0	0	0	0	0	0	0	0	0	1	0	0	0	0	0	0	0	0	0	0	0	0	0	0	0	0	0
0300	0	0	0	0	0	0	0	0	0	0	0	0	0	0	0	0	0	0	0	0	0	0	0	0	0	0	0	0	0
0400	0	0	0	0	0	0	0	0	0	0	0	0	0	0	0	0	0	0	0	0	0	0	0	0	0	0	0	0	0
0500	0	0	0	0	0	0	0	0	0	0	0	0	0	0	0	0	0	0	0	0	0	0	0	0	0	0	0	0	0
0600	0	0	0	0	0	0	0	0	0	0	0	0	0	0	0	0	0	0	0	0	0	0	0	0	0	0	0	0	0
0700	4	0	0	0	0	0	0	0	0	0	1	0	2	0	1	0	0	0	0	0	0	0	0	0	0	0	0	0	0
0800	10	0	0	0	2	0	0	0	1	1	0	3	0	2	1	0	0	0	0	0	0	0	0	0	0	0	0	0	0
0900	4	0	0	0	0	0	0	0	0	2	1	0	0	0	1	0	0	0	0	0	0	0	0	0	0	0	0	0	0
1000	7	0	0	0	0	0	0	0	0	2	1	3	0	0	1	0	0	0	0	0	0	0	0	0	0	0	0	0	0
1100	**16**	**0**	**0**	**0**	**3**	**1**	**1**	**3**	**0**	**1**	**1**	**2**	**1**	**3**	**0**	**0**	**0**	**0**	**0**	**0**	**0**	**0**	**0**	**0**	**0**	**0**	**0**	**0**	**0**
1200	14	0	1	1	0	2	0	3	2	1	0	3	1	0	0	0	0	0	0	0	0	0	0	0	0	0	0	0	0
1300	12	0	0	1	0	2	1	3	0	1	0	2	0	1	1	0	0	0	0	0	0	0	0	0	0	0	0	0	0
1400	**22**	**0**	**0**	**0**	**1**	**0**	**0**	**4**	**6**	**2**	**2**	**4**	**2**	**1**	**0**	**0**	**0**	**0**	**0**	**0**	**0**	**0**	**0**	**0**	**0**	**0**	**0**	**0**	**0**
1500	14	0	0	0	2	5	0	3	1	0	0	2	0	1	0	0	0	0	0	0	0	0	0	0	0	0	0	0	0
1600	11	0	0	0	0	0	1	1	2	2	1	3	1	0	0	0	0	0	0	0	0	0	0	0	0	0	0	0	0
1700	11	0	0	2	0	0	0	0	4	1	0	1	1	0	2	0	0	0	0	0	0	0	0	0	0	0	0	0	0
1800	9	0	0	0	1	0	0	0	0	2	2	2	0	1	1	0	0	0	0	0	0	0	0	0	0	0	0	0	0
1900	14	0	0	0	0	0	1	0	1	3	2	1	2	2	2	0	0	0	0	0	0	0	0	0	0	0	0	0	0
2000	4	0	0	0	0	0	0	0	0	0	1	1	1	0	1	0	0	0	0	0	0	0	0	0	0	0	0	0	0
2100	5	0	0	0	0	0	0	0	0	0	1	1	0	2	0	1	0	0	0	0	0	0	0	0	0	0	0	0	0
2200	4	0	0	0	0	0	0	0	0	1	1	0	0	2	0	0	0	0	0	0	0	0	0	0	0	0	0	0	0
2300	0	0	0	0	0	0	0	0	0	0	0	0	0	0	0	0	0	0	0	0	0	0	0	0	0	0	0	0	0
07-19	**134**	**0**	**1**	**4**	**9**	**10**	**3**	**17**	**16**	**15**	**9**	**25**	**8**	**9**	**8**	**0**	**0**	**0**	**0**	**0**	**0**	**0**	**0**	**0**	**0**	**0**	**0**	**0**	**0**
06-22	**157**	**0**	**1**	**4**	**9**	**10**	**4**	**17**	**17**	**18**	**13**	**28**	**11**	**13**	**11**	**1**	**0**	**0**	**0**	**0**	**0**	**0**	**0**	**0**	**0**	**0**	**0**	**0**	**0**
06-00	**161**	**0**	**1**	**4**	**9**	**10**	**4**	**17**	**17**	**19**	**14**	**28**	**11**	**15**	**11**	**1**	**0**	**0**	**0**	**0**	**0**	**0**	**0**	**0**	**0**	**0**	**0**	**0**	**0**
00-00	**163**	**0**	**1**	**4**	**9**	**10**	**4**	**17**	**17**	**19**	**14**	**30**	**11**	**15**	**11**	**1**	**0**	**0**	**0**	**0**	**0**	**0**	**0**	**0**	**0**	**0**	**0**	**0**	**0**

DRAFT

Site 88
Location LS07211, Att - TP, Lat 54.1040, Long -6.82005
Direction Two way

3279 / Meath/Cavan/Monaghan ATC's
October 2013
Automatic Traffic Count

Fri, 11 October 2013

Time	Total	Speed Bins (km/h)																											
		0 - 5	5 - 10	10 - 15	15 - 20	20 - 25	25 - 30	30 - 35	35 - 40	40 - 45	45 - 50	50 - 55	55 - 60	60 - 65	65 - 70	70 - 75	75 - 80	80 - 85	85 - 90	90 - 95	95 - 100	100 - 105	105 - 110	110 - 115	115 - 120	120 - 125	125 - 130	130 - 135	135 - 140
0000	1	0	0	0	0	0	0	0	0	0	0	1	0	0	0	0	0	0	0	0	0	0	0	0	0	0	0	0	0
0100	0	0	0	0	0	0	0	0	0	0	0	0	0	0	0	0	0	0	0	0	0	0	0	0	0	0	0	0	0
0200	0	0	0	0	0	0	0	0	0	0	0	0	0	0	0	0	0	0	0	0	0	0	0	0	0	0	0	0	0
0300	0	0	0	0	0	0	0	0	0	0	0	0	0	0	0	0	0	0	0	0	0	0	0	0	0	0	0	0	0
0400	0	0	0	0	0	0	0	0	0	0	0	0	0	0	0	0	0	0	0	0	0	0	0	0	0	0	0	0	0
0500	0	0	0	0	0	0	0	0	0	0	0	0	0	0	0	0	0	0	0	0	0	0	0	0	0	0	0	0	0
0600	1	0	0	0	0	0	0	0	1	0	0	0	0	0	0	0	0	0	0	0	0	0	0	0	0	0	0	0	0
0700	3	0	0	0	0	0	0	0	0	1	1	0	1	0	0	0	0	0	0	0	0	0	0	0	0	0	0	0	0
0800	**12**	**0**	**0**	**0**	**1**	**0**	**0**	**1**	**2**	**1**	**2**	**2**	**0**	**1**	**2**	**0**	**0**	**0**	**0**	**0**	**0**	**0**	**0**	**0**	**0**	**0**	**0**	**0**	**0**
0900	9	0	0	0	0	0	0	0	1	1	3	2	0	0	2	0	0	0	0	0	0	0	0	0	0	0	0	0	0
1000	5	0	0	0	0	0	1	0	1	0	2	1	0	0	0	0	0	0	0	0	0	0	0	0	0	0	0	0	0
1100	9	0	0	0	0	0	1	0	2	4	2	0	0	0	0	0	0	0	0	0	0	0	0	0	0	0	0	0	0
1200	12	0	0	0	0	0	1	0	4	6	1	0	0	0	0	0	0	0	0	0	0	0	0	0	0	0	0	0	0
1300	6	0	0	0	0	0	0	0	2	2	1	1	0	0	0	0	0	0	0	0	0	0	0	0	0	0	0	0	0
1400	8	0	0	0	1	0	1	0	0	4	1	1	0	0	0	0	0	0	0	0	0	0	0	0	0	0	0	0	0
1500	16	0	0	2	0	0	2	2	2	1	3	4	0	0	0	0	0	0	0	0	0	0	0	0	0	0	0	0	0
1600	10	0	0	0	0	0	0	0	2	3	3	1	1	0	0	0	0	0	0	0	0	0	0	0	0	0	0	0	0
1700	15	0	0	0	1	0	1	2	1	4	0	3	2	0	1	0	0	0	0	0	0	0	0	0	0	0	0	0	0
1800	24	0	0	0	1	3	3	2	4	1	7	2	1	0	0	0	0	0	0	0	0	0	0	0	0	0	0	0	0
1900	**28**	**0**	**0**	**0**	**0**	**2**	**4**	**5**	**6**	**2**	**2**	**3**	**2**	**2**	**0**	**0**	**0**	**0**	**0**	**0**	**0**	**0**	**0**	**0**	**0**	**0**	**0**	**0**	**0**
2000	18	0	0	0	1	0	0	3	0	1	5	2	2	1	1	2	0	0	0	0	0	0	0	0	0	0	0	0	0
2100	13	0	0	0	0	0	0	1	0	3	2	1	2	2	1	1	0	0	0	0	0	0	0	0	0	0	0	0	0
2200	2	0	0	0	0	0	0	0	0	0	0	0	2	0	0	0	0	0	0	0	0	0	0	0	0	0	0	0	0
2300	2	0	0	0	0	0	0	0	1	0	0	0	0	1	0	0	0	0	0	0	0	0	0	0	0	0	0	0	0
07-19	**129**	**0**	**0**	**2**	**4**	**3**	**10**	**7**	**21**	**28**	**26**	**17**	**5**	**1**	**5**	**0**	**0**	**0**	**0**	**0**	**0**	**0**	**0**	**0**	**0**	**0**	**0**	**0**	**0**
06-22	**189**	**0**	**0**	**2**	**5**	**5**	**14**	**16**	**28**	**34**	**35**	**23**	**11**	**6**	**7**	**3**	**0**	**0**	**0**	**0**	**0**	**0**	**0**	**0**	**0**	**0**	**0**	**0**	**0**
06-00	**193**	**0**	**0**	**2**	**5**	**5**	**14**	**16**	**29**	**34**	**35**	**23**	**13**	**7**	**7**	**3**	**0**	**0**	**0**	**0**	**0**	**0**	**0**	**0**	**0**	**0**	**0**	**0**	**0**
00-00	**194**	**0**	**0**	**2**	**5**	**5**	**14**	**16**	**29**	**34**	**35**	**24**	**13**	**7**	**7**	**3**	**0**	**0**	**0**	**0**	**0**	**0**	**0**	**0**	**0**	**0**	**0**	**0**	**0**

DRAFT

Site 88
Location LS07211, Att - TP, Lat 54.1040, Long -6.82005
Direction Two way

3279 / Meath/Cavan/Monaghan ATC's
October 2013
Automatic Traffic Count

Sat, 12 October 2013

Time	Total	Speed Bins (km/h)																											
		0 - 5	5 - 10	10 - 15	15 - 20	20 - 25	25 - 30	30 - 35	35 - 40	40 - 45	45 - 50	50 - 55	55 - 60	60 - 65	65 - 70	70 - 75	75 - 80	80 - 85	85 - 90	90 - 95	95 - 100	100 - 105	105 - 110	110 - 115	115 - 120	120 - 125	125 - 130	130 - 135	135 - 140
0000	**15**	**0**	**0**	**0**	**0**	**0**	**0**	**0**	**2**	**1**	**2**	**4**	**2**	**2**	**0**	**1**	**1**	**0**	**0**	**0**	**0**	**0**	**0**	**0**	**0**	**0**	**0**	**0**	**0**
0100	3	0	0	0	0	0	0	0	0	0	2	0	1	0	0	0	0	0	0	0	0	0	0	0	0	0	0	0	0
0200	1	0	0	0	0	0	0	0	0	0	1	0	0	0	0	0	0	0	0	0	0	0	0	0	0	0	0	0	0
0300	0	0	0	0	0	0	0	0	0	0	0	0	0	0	0	0	0	0	0	0	0	0	0	0	0	0	0	0	0
0400	2	0	0	0	0	0	0	0	0	0	1	0	1	0	0	0	0	0	0	0	0	0	0	0	0	0	0	0	0
0500	0	0	0	0	0	0	0	0	0	0	0	0	0	0	0	0	0	0	0	0	0	0	0	0	0	0	0	0	0
0600	1	0	0	0	0	0	0	0	0	0	0	0	0	0	0	0	0	0	1	0	0	0	0	0	0	0	0	0	0
0700	2	0	0	0	0	0	0	0	0	0	0	0	2	0	0	0	0	0	0	0	0	0	0	0	0	0	0	0	0
0800	5	0	0	0	0	0	0	0	0	1	1	2	0	0	1	0	0	0	0	0	0	0	0	0	0	0	0	0	0
0900	13	0	0	0	0	0	0	0	2	4	2	1	1	1	1	0	1	0	0	0	0	0	0	0	0	0	0	0	0
1000	10	0	0	0	1	0	0	0	1	2	1	1	1	2	1	0	0	0	0	0	0	0	0	0	0	0	0	0	0
1100	12	0	0	0	0	0	1	0	0	3	3	3	1	0	0	1	0	0	0	0	0	0	0	0	0	0	0	0	0
1200	17	0	0	0	0	0	1	2	2	0	0	5	1	3	3	0	0	0	0	0	0	0	0	0	0	0	0	0	0
1300	6	0	0	0	0	0	1	0	0	2	0	0	0	1	1	0	1	0	0	0	0	0	0	0	0	0	0	0	0
1400	7	0	0	0	0	0	0	0	0	2	1	1	2	0	0	1	0	0	0	0	0	0	0	0	0	0	0	0	0
1500	11	0	0	0	0	0	0	0	2	0	3	0	4	1	0	0	1	0	0	0	0	0	0	0	0	0	0	0	0
1600	**18**	**0**	**0**	**0**	**0**	**0**	**1**	**0**	**0**	**0**	**2**	**2**	**6**	**5**	**0**	**2**	**0**	**0**	**0**	**0**	**0**	**0**	**0**	**0**	**0**	**0**	**0**	**0**	**0**
1700	8	0	0	0	0	0	2	0	0	2	1	3	0	0	0	0	0	0	0	0	0	0	0	0	0	0	0	0	0
1800	8	0	0	0	0	0	0	0	0	1	2	3	0	2	0	0	0	0	0	0	0	0	0	0	0	0	0	0	0
1900	7	0	0	0	0	0	0	0	0	0	1	1	2	2	1	0	0	0	0	0	0	0	0	0	0	0	0	0	0
2000	5	0	0	0	0	0	0	0	1	0	0	0	1	2	0	1	0	0	0	0	0	0	0	0	0	0	0	0	0
2100	2	0	0	0	0	0	0	0	0	0	0	1	0	1	0	0	0	0	0	0	0	0	0	0	0	0	0	0	0
2200	4	0	0	0	0	0	0	0	0	0	1	1	1	1	0	0	0	0	0	0	0	0	0	0	0	0	0	0	0
2300	2	0	0	0	0	0	0	0	0	0	0	0	0	1	1	0	0	0	0	0	0	0	0	0	0	0	0	0	0
07-19	**117**	**0**	**0**	**0**	**1**	**0**	**6**	**2**	**7**	**17**	**16**	**21**	**18**	**15**	**7**	**4**	**3**	**0**	**0**	**0**	**0**	**0**	**0**	**0**	**0**	**0**	**0**	**0**	**0**
06-22	**132**	**0**	**0**	**0**	**1**	**0**	**6**	**2**	**8**	**17**	**17**	**23**	**21**	**20**	**8**	**5**	**3**	**0**	**1**	**0**	**0**	**0**	**0**	**0**	**0**	**0**	**0**	**0**	**0**
06-00	**138**	**0**	**0**	**0**	**1**	**0**	**6**	**2**	**8**	**17**	**18**	**24**	**22**	**22**	**9**	**5**	**3**	**0**	**1**	**0**	**0**	**0**	**0**	**0**	**0**	**0**	**0**	**0**	**0**
00-00	**159**	**0**	**0**	**0**	**1**	**0**	**6**	**2**	**10**	**18**	**24**	**28**	**26**	**24**	**9**	**6**	**4**	**0**	**1**	**0**	**0**	**0**	**0**	**0**	**0**	**0**	**0**	**0**	**0**

DRAFT

Site 88
Location LS07211, Att - TP, Lat 54.1040, Long -6.82005
Direction Two way

3279 / Meath/Cavan/Monaghan ATC's
October 2013
Automatic Traffic Count

Sun, 13 October 2013

Time	Total	Speed Bins (km/h)																											
		0 - 5	5 - 10	10 - 15	15 - 20	20 - 25	25 - 30	30 - 35	35 - 40	40 - 45	45 - 50	50 - 55	55 - 60	60 - 65	65 - 70	70 - 75	75 - 80	80 - 85	85 - 90	90 - 95	95 - 100	100 - 105	105 - 110	110 - 115	115 - 120	120 - 125	125 - 130	130 - 135	135 - 140
0000	4	0	0	0	0	0	0	0	1	0	2	1	0	0	0	0	0	0	0	0	0	0	0	0	0	0	0	0	0
0100	1	0	0	0	0	0	0	0	0	0	0	1	0	0	0	0	0	0	0	0	0	0	0	0	0	0	0	0	0
0200	2	0	0	0	0	0	0	0	0	1	0	0	1	0	0	0	0	0	0	0	0	0	0	0	0	0	0	0	0
0300	0	0	0	0	0	0	0	0	0	0	0	0	0	0	0	0	0	0	0	0	0	0	0	0	0	0	0	0	0
0400	0	0	0	0	0	0	0	0	0	0	0	0	0	0	0	0	0	0	0	0	0	0	0	0	0	0	0	0	0
0500	0	0	0	0	0	0	0	0	0	0	0	0	0	0	0	0	0	0	0	0	0	0	0	0	0	0	0	0	0
0600	1	0	0	0	0	0	0	0	0	0	0	1	0	0	0	0	0	0	0	0	0	0	0	0	0	0	0	0	0
0700	0	0	0	0	0	0	0	0	0	0	0	0	0	0	0	0	0	0	0	0	0	0	0	0	0	0	0	0	0
0800	2	0	0	0	1	0	0	0	0	0	0	1	0	0	0	0	0	0	0	0	0	0	0	0	0	0	0	0	0
0900	2	0	0	0	1	0	0	0	0	0	0	0	1	0	0	0	0	0	0	0	0	0	0	0	0	0	0	0	0
1000	**14**	**0**	**0**	**0**	**0**	**0**	**0**	**1**	**0**	**1**	**3**	**3**	**3**	**3**	**0**	**0**	**0**	**0**	**0**	**0**	**0**	**0**	**0**	**0**	**0**	**0**	**0**	**0**	**0**
1100	6	0	0	0	0	0	0	0	1	1	2	1	1	0	0	0	0	0	0	0	0	0	0	0	0	0	0	0	0
1200	13	0	0	0	0	0	0	0	1	4	0	1	2	1	4	0	0	0	0	0	0	0	0	0	0	0	0	0	0
1300	17	0	0	0	1	0	0	0	1	1	4	4	2	3	1	0	0	0	0	0	0	0	0	0	0	0	0	0	0
1400	9	0	0	0	0	0	0	0	0	2	1	2	2	2	0	0	0	0	0	0	0	0	0	0	0	0	0	0	0
1500	8	0	0	0	1	0	0	1	1	2	2	1	0	0	0	0	0	0	0	0	0	0	0	0	0	0	0	0	0
1600	5	0	0	0	1	0	0	0	0	0	0	0	2	1	0	1	0	0	0	0	0	0	0	0	0	0	0	0	0
1700	6	0	0	0	0	0	0	0	0	1	1	1	3	0	0	0	0	0	0	0	0	0	0	0	0	0	0	0	0
1800	**18**	**0**	**0**	**1**	**0**	**0**	**0**	**2**	**0**	**2**	**1**	**6**	**3**	**2**	**1**	**0**	**0**	**0**	**0**	**0**	**0**	**0**	**0**	**0**	**0**	**0**	**0**	**0**	**0**
1900	8	0	0	0	0	0	0	0	0	0	1	0	2	3	2	0	0	0	0	0	0	0	0	0	0	0	0	0	0
2000	9	0	0	0	0	0	0	0	0	2	1	2	0	2	2	0	0	0	0	0	0	0	0	0	0	0	0	0	0
2100	6	0	0	0	0	0	0	0	0	0	0	1	2	3	0	0	0	0	0	0	0	0	0	0	0	0	0	0	0
2200	3	0	0	0	0	0	0	0	0	1	0	2	0	0	0	0	0	0	0	0	0	0	0	0	0	0	0	0	0
2300	2	0	0	0	0	0	0	0	0	0	0	1	0	1	0	0	0	0	0	0	0	0	0	0	0	0	0	0	0
07-19	**100**	**0**	**0**	**1**	**5**	**0**	**0**	**4**	**4**	**14**	**14**	**20**	**19**	**12**	**6**	**1**	**0**	**0**	**0**	**0**	**0**	**0**	**0**	**0**	**0**	**0**	**0**	**0**	**0**
06-22	**124**	**0**	**0**	**1**	**5**	**0**	**0**	**4**	**4**	**16**	**16**	**24**	**23**	**20**	**10**	**1**	**0**	**0**	**0**	**0**	**0**	**0**	**0**	**0**	**0**	**0**	**0**	**0**	**0**
06-00	**129**	**0**	**0**	**1**	**5**	**0**	**0**	**4**	**4**	**17**	**16**	**27**	**23**	**21**	**10**	**1**	**0**	**0**	**0**	**0**	**0**	**0**	**0**	**0**	**0**	**0**	**0**	**0**	**0**
00-00	**136**	**0**	**0**	**1**	**5**	**0**	**0**	**4**	**5**	**18**	**18**	**29**	**24**	**21**	**10**	**1**	**0**	**0**	**0**	**0**	**0**	**0**	**0**	**0**	**0**	**0**	**0**	**0**	**0**

DRAFT

NDC
NATIONWIDE DATA COLLECTION

Nationwide Data Collection
for
Tobin Consulting Engineers

Site 88
Location LS07211, Att - TP, Lat 54.1040, Long -6.82005
Direction Two way

3279 / Meath/Cavan/Monaghan ATC's
October 2013
Automatic Traffic Count

Mon, 14 October 2013

Time	Total	Speed Bins (km/h)																											
		0 - 5	5 - 10	10 - 15	15 - 20	20 - 25	25 - 30	30 - 35	35 - 40	40 - 45	45 - 50	50 - 55	55 - 60	60 - 65	65 - 70	70 - 75	75 - 80	80 - 85	85 - 90	90 - 95	95 - 100	100 - 105	105 - 110	110 - 115	115 - 120	120 - 125	125 - 130	130 - 135	135 - 140
0000	0	0	0	0	0	0	0	0	0	0	0	0	0	0	0	0	0	0	0	0	0	0	0	0	0	0	0	0	0
0100	0	0	0	0	0	0	0	0	0	0	0	0	0	0	0	0	0	0	0	0	0	0	0	0	0	0	0	0	0
0200	0	0	0	0	0	0	0	0	0	0	0	0	0	0	0	0	0	0	0	0	0	0	0	0	0	0	0	0	0
0300	0	0	0	0	0	0	0	0	0	0	0	0	0	0	0	0	0	0	0	0	0	0	0	0	0	0	0	0	0
0400	0	0	0	0	0	0	0	0	0	0	0	0	0	0	0	0	0	0	0	0	0	0	0	0	0	0	0	0	0
0500	0	0	0	0	0	0	0	0	0	0	0	0	0	0	0	0	0	0	0	0	0	0	0	0	0	0	0	0	0
0600	1	0	0	0	0	0	0	0	0	0	1	0	0	0	0	0	0	0	0	0	0	0	0	0	0	0	0	0	0
0700	5	0	0	0	0	0	0	0	0	0	2	1	0	2	0	0	0	0	0	0	0	0	0	0	0	0	0	0	0
0800	**12**	**0**	**0**	**0**	**2**	**0**	**0**	**0**	**0**	**1**	**2**	**2**	**2**	**1**	**1**	**1**	**0**	**0**	**0**	**0**	**0**	**0**	**0**	**0**	**0**	**0**	**0**	**0**	**0**
0900	7	0	0	0	0	1	1	1	2	0	2	0	0	0	0	0	0	0	0	0	0	0	0	0	0	0	0	0	0
1000	6	0	0	0	0	0	0	1	0	3	0	0	0	1	1	0	0	0	0	0	0	0	0	0	0	0	0	0	0
1100	7	0	0	0	0	0	0	1	2	2	0	0	0	1	0	0	1	0	0	0	0	0	0	0	0	0	0	0	0
1200	5	0	0	0	0	0	0	1	1	0	1	2	0	0	0	0	0	0	0	0	0	0	0	0	0	0	0	0	0
1300	6	0	0	0	0	0	1	2	0	1	0	1	0	1	0	0	0	0	0	0	0	0	0	0	0	0	0	0	0
1400	8	0	0	0	0	0	1	0	0	0	3	0	2	1	0	1	0	0	0	0	0	0	0	0	0	0	0	0	0
1500	10	0	0	0	1	0	1	1	1	0	1	0	4	1	0	0	0	0	0	0	0	0	0	0	0	0	0	0	0
1600	10	0	0	1	0	0	1	0	1	2	1	2	2	0	0	0	0	0	0	0	0	0	0	0	0	0	0	0	0
1700	7	0	0	0	0	0	0	1	0	1	3	0	0	2	0	0	0	0	0	0	0	0	0	0	0	0	0	0	0
1800	6	0	0	0	0	0	0	0	0	0	1	1	3	0	1	0	0	0	0	0	0	0	0	0	0	0	0	0	0
1900	7	0	0	0	0	0	0	0	0	1	1	0	0	2	2	0	1	0	0	0	0	0	0	0	0	0	0	0	0
2000	10	0	0	0	0	0	0	0	0	0	3	1	2	2	2	0	0	0	0	0	0	0	0	0	0	0	0	0	0
2100	**14**	**0**	**0**	**0**	**0**	**0**	**0**	**1**	**0**	**2**	**1**	**2**	**4**	**4**	**0**	**0**	**0**	**0**	**0**	**0**	**0**	**0**	**0**	**0**	**0**	**0**	**0**	**0**	**0**
2200	6	0	0	0	0	0	0	0	1	0	0	0	1	2	0	2	0	0	0	0	0	0	0	0	0	0	0	0	0
2300	0	0	0	0	0	0	0	0	0	0	0	0	0	0	0	0	0	0	0	0	0	0	0	0	0	0	0	0	0
07-19	**89**	**0**	**0**	**1**	**3**	**1**	**5**	**8**	**7**	**10**	**16**	**9**	**13**	**10**	**3**	**2**	**1**	**0**	**0**	**0**	**0**	**0**	**0**	**0**	**0**	**0**	**0**	**0**	**0**
06-22	**121**	**0**	**0**	**1**	**3**	**1**	**5**	**9**	**7**	**13**	**22**	**12**	**19**	**18**	**7**	**2**	**2**	**0**	**0**	**0**	**0**	**0**	**0**	**0**	**0**	**0**	**0**	**0**	**0**
06-00	**127**	**0**	**0**	**1**	**3**	**1**	**5**	**9**	**8**	**13**	**22**	**12**	**20**	**20**	**7**	**4**	**2**	**0**	**0**	**0**	**0**	**0**	**0**	**0**	**0**	**0**	**0**	**0**	**0**
00-00	**127**	**0**	**0**	**1**	**3**	**1**	**5**	**9**	**8**	**13**	**22**	**12**	**20**	**20**	**7**	**4**	**2**	**0**	**0**	**0**	**0**	**0**	**0**	**0**	**0**	**0**	**0**	**0**	**0**

DRAFT

Site 88
Location LS07211, Att - TP, Lat 54.1040, Long -6.82005
Direction Two way

3279 / Meath/Cavan/Monaghan ATC's
October 2013
Automatic Traffic Count

Tue, 15 October 2013

Time	Total	Speed Bins (km/h)																											
		0 - 5	5 - 10	10 - 15	15 - 20	20 - 25	25 - 30	30 - 35	35 - 40	40 - 45	45 - 50	50 - 55	55 - 60	60 - 65	65 - 70	70 - 75	75 - 80	80 - 85	85 - 90	90 - 95	95 - 100	100 - 105	105 - 110	110 - 115	115 - 120	120 - 125	125 - 130	130 - 135	135 - 140
0000	1	0	0	0	0	0	0	0	0	0	0	0	0	1	0	0	0	0	0	0	0	0	0	0	0	0	0	0	0
0100	0	0	0	0	0	0	0	0	0	0	0	0	0	0	0	0	0	0	0	0	0	0	0	0	0	0	0	0	0
0200	0	0	0	0	0	0	0	0	0	0	0	0	0	0	0	0	0	0	0	0	0	0	0	0	0	0	0	0	0
0300	0	0	0	0	0	0	0	0	0	0	0	0	0	0	0	0	0	0	0	0	0	0	0	0	0	0	0	0	0
0400	0	0	0	0	0	0	0	0	0	0	0	0	0	0	0	0	0	0	0	0	0	0	0	0	0	0	0	0	0
0500	0	0	0	0	0	0	0	0	0	0	0	0	0	0	0	0	0	0	0	0	0	0	0	0	0	0	0	0	0
0600	2	0	0	0	0	0	0	0	0	1	1	0	0	0	0	0	0	0	0	0	0	0	0	0	0	0	0	0	0
0700	3	0	0	0	0	0	0	0	0	0	0	1	1	1	0	0	0	0	0	0	0	0	0	0	0	0	0	0	0
0800	**15**	**0**	**0**	**0**	**1**	**0**	**0**	**1**	**0**	**3**	**2**	**4**	**2**	**0**	**2**	**0**	**0**	**0**	**0**	**0**	**0**	**0**	**0**	**0**	**0**	**0**	**0**	**0**	**0**
0900	5	0	0	0	0	0	1	1	0	0	0	0	1	2	0	0	0	0	0	0	0	0	0	0	0	0	0	0	0
1000	6	0	0	0	0	0	0	1	0	0	0	1	3	0	0	1	0	0	0	0	0	0	0	0	0	0	0	0	0
1100	8	0	0	0	0	0	1	2	2	1	0	0	1	0	1	0	0	0	0	0	0	0	0	0	0	0	0	0	0
1200	6	0	0	2	0	0	0	1	0	2	0	0	1	0	0	0	0	0	0	0	0	0	0	0	0	0	0	0	0
1300	8	0	0	0	1	2	0	0	1	0	1	1	1	1	0	0	0	0	0	0	0	0	0	0	0	0	0	0	0
1400	**11**	**0**	**0**	**0**	**0**	**0**	**0**	**2**	**0**	**1**	**2**	**1**	**4**	**0**	**1**	**0**	**0**	**0**	**0**	**0**	**0**	**0**	**0**	**0**	**0**	**0**	**0**	**0**	**0**
1500	8	0	0	0	0	0	1	2	1	1	2	0	1	0	0	0	0	0	0	0	0	0	0	0	0	0	0	0	0
1600	8	0	0	2	1	0	1	1	2	0	0	1	0	0	0	0	0	0	0	0	0	0	0	0	0	0	0	0	0
1700	8	0	0	0	0	0	0	1	0	3	2	1	0	0	0	1	0	0	0	0	0	0	0	0	0	0	0	0	0
1800	9	0	0	0	2	1	0	1	0	1	2	0	2	0	0	0	0	0	0	0	0	0	0	0	0	0	0	0	0
1900	6	0	0	0	0	0	0	0	0	0	1	3	0	0	2	0	0	0	0	0	0	0	0	0	0	0	0	0	0
2000	6	0	0	0	0	0	0	0	1	0	1	2	1	0	0	1	0	0	0	0	0	0	0	0	0	0	0	0	0
2100	4	0	0	0	0	1	0	0	0	0	0	0	0	1	2	0	0	0	0	0	0	0	0	0	0	0	0	0	0
2200	8	0	0	0	0	0	0	1	1	0	1	2	2	0	0	1	0	0	0	0	0	0	0	0	0	0	0	0	0
2300	2	0	0	0	0	0	0	0	0	0	1	0	1	0	0	0	0	0	0	0	0	0	0	0	0	0	0	0	0
07-19	**95**	**0**	**0**	**4**	**5**	**3**	**4**	**13**	**6**	**12**	**11**	**10**	**17**	**4**	**4**	**2**	**0**	**0**	**0**	**0**	**0**	**0**	**0**	**0**	**0**	**0**	**0**	**0**	**0**
06-22	**113**	**0**	**0**	**4**	**5**	**4**	**4**	**13**	**7**	**13**	**14**	**15**	**18**	**5**	**8**	**3**	**0**	**0**	**0**	**0**	**0**	**0**	**0**	**0**	**0**	**0**	**0**	**0**	**0**
06-00	**123**	**0**	**0**	**4**	**5**	**4**	**4**	**14**	**8**	**13**	**16**	**17**	**21**	**5**	**8**	**4**	**0**	**0**	**0**	**0**	**0**	**0**	**0**	**0**	**0**	**0**	**0**	**0**	**0**
00-00	**124**	**0**	**0**	**4**	**5**	**4**	**4**	**14**	**8**	**13**	**16**	**17**	**21**	**6**	**8**	**4**	**0**	**0**	**0**	**0**	**0**	**0**	**0**	**0**	**0**	**0**	**0**	**0**	**0**

DRAFT

Site 88
Location LS07211, Att - TP, Lat 54.1040, Long -6.82005
Direction Two way

3279 / Meath/Cavan/Monaghan ATC's
October 2013
Automatic Traffic Count

Virtual Day (7)

Time	Total	Speed Bins (km/h)																											
		0 - 5	5 - 10	10 - 15	15 - 20	20 - 25	25 - 30	30 - 35	35 - 40	40 - 45	45 - 50	50 - 55	55 - 60	60 - 65	65 - 70	70 - 75	75 - 80	80 - 85	85 - 90	90 - 95	95 - 100	100 - 105	105 - 110	110 - 115	115 - 120	120 - 125	125 - 130	130 - 135	135 - 140
0000	3	0	0	0	0	0	0	0	0	0	1	1	0	0	0	0	0	0	0	0	0	0	0	0	0	0	0	0	0
0100	1	0	0	0	0	0	0	0	0	0	0	0	0	0	0	0	0	0	0	0	0	0	0	0	0	0	0	0	0
0200	1	0	0	0	0	0	0	0	0	0	0	0	0	0	0	0	0	0	0	0	0	0	0	0	0	0	0	0	0
0300	0	0	0	0	0	0	0	0	0	0	0	0	0	0	0	0	0	0	0	0	0	0	0	0	0	0	0	0	0
0400	0	0	0	0	0	0	0	0	0	0	0	0	0	0	0	0	0	0	0	0	0	0	0	0	0	0	0	0	0
0500	0	0	0	0	0	0	0	0	0	0	0	0	0	0	0	0	0	0	0	0	0	0	0	0	0	0	0	0	0
0600	1	0	0	0	0	0	0	0	0	0	0	0	0	0	0	0	0	0	0	0	0	0	0	0	0	0	0	0	0
0700	3	0	0	0	0	0	0	0	0	0	1	0	1	0	0	0	0	0	0	0	0	0	0	0	0	0	0	0	0
0800	**10**	**0**	**0**	**0**	**1**	**0**	**0**	**0**	**0**	**1**	**1**	**2**	**1**	**1**	**1**	**0**	**0**	**0**	**0**	**0**	**0**	**0**	**0**	**0**	**0**	**0**	**0**	**0**	**0**
0900	6	0	0	0	0	0	0	0	1	1	1	0	0	0	1	0	0	0	0	0	0	0	0	0	0	0	0	0	0
1000	8	0	0	0	0	0	0	0	0	1	1	1	1	1	1	0	0	0	0	0	0	0	0	0	0	0	0	0	0
1100	9	0	0	0	0	0	1	1	1	2	1	1	1	1	0	0	0	0	0	0	0	0	0	0	0	0	0	0	0
1200	10	0	0	0	0	0	0	1	1	3	0	2	1	1	1	0	0	0	0	0	0	0	0	0	0	0	0	0	0
1300	10	0	0	0	0	1	0	1	1	1	1	2	1	1	1	0	0	0	0	0	0	0	0	0	0	0	0	0	0
1400	11	0	0	0	0	0	1	1	1	2	1	1	2	1	0	0	0	0	0	0	0	0	0	0	0	0	0	0	0
1500	11	0	0	0	1	1	1	1	1	1	2	1	1	1	0	0	0	0	0	0	0	0	0	0	0	0	0	0	0
1600	11	0	0	1	1	0	1	0	1	1	1	1	2	1	0	0	0	0	0	0	0	0	0	0	0	0	0	0	0
1700	9	0	0	0	0	0	0	1	1	2	1	1	2	1	0	0	0	0	0	0	0	0	0	0	0	0	0	0	0
1800	**12**	**0**	**0**	**0**	**1**	**1**	**0**	**1**	**1**	**1**	**2**	**2**	**1**	**1**	**0**	**0**	**0**	**0**	**0**	**0**	**0**	**0**	**0**	**0**	**0**	**0**	**0**	**0**	**0**
1900	**12**	**0**	**0**	**0**	**0**	**0**	**1**	**1**	**1**	**1**	**1**	**2**	**1**	**2**	**1**	**0**	**0**	**0**	**0**	**0**	**0**	**0**	**0**	**0**	**0**	**0**	**0**	**0**	**0**
2000	9	0	0	0	0	0	0	0	0	0	2	1	1	2	1	1	0	0	0	0	0	0	0	0	0	0	0	0	0
2100	7	0	0	0	0	0	0	0	0	1	1	1	1	2	0	0	0	0	0	0	0	0	0	0	0	0	0	0	0
2200	4	0	0	0	0	0	0	0	0	0	0	1	1	1	0	0	0	0	0	0	0	0	0	0	0	0	0	0	0
2300	1	0	0	0	0	0	0	0	0	0	0	0	0	0	0	0	0	0	0	0	0	0	0	0	0	0	0	0	0
07-19	**108**	**0**	**0**	**2**	**5**	**3**	**4**	**8**	**9**	**16**	**16**	**16**	**13**	**9**	**6**	**2**	**1**	**0**	**0**	**0**	**0**	**0**	**0**	**0**	**0**	**0**	**0**	**0**	**0**
06-22	**136**	**0**	**0**	**2**	**5**	**3**	**5**	**9**	**11**	**18**	**19**	**20**	**17**	**15**	**8**	**3**	**1**	**0**	**0**	**0**	**0**	**0**	**0**	**0**	**0**	**0**	**0**	**0**	**0**
06-00	**141**	**0**	**0**	**2**	**5**	**3**	**5**	**9**	**11**	**18**	**20**	**21**	**18**	**16**	**8**	**3**	**1**	**0**	**0**	**0**	**0**	**0**	**0**	**0**	**0**	**0**	**0**	**0**	**0**
00-00	**146**	**0**	**0**	**2**	**5**	**3**	**5**	**9**	**12**	**19**	**21**	**23**	**19**	**16**	**8**	**3**	**1**	**0**	**0**	**0**	**0**	**0**	**0**	**0**	**0**	**0**	**0**	**0**	**0**

DRAFT

Site 88
Location LS07211, Att - TP, Lat 54.1040, Long -6.82005
Direction Two way

3279 / Meath/Cavan/Monaghan ATC's
October 2013
Automatic Traffic Count

Virtual Week (1)

Time	Total	Speed Bins (km/h)																											
		0 - 5	5 - 10	10 - 15	15 - 20	20 - 25	25 - 30	30 - 35	35 - 40	40 - 45	45 - 50	50 - 55	55 - 60	60 - 65	65 - 70	70 - 75	75 - 80	80 - 85	85 - 90	90 - 95	95 - 100	100 - 105	105 - 110	110 - 115	115 - 120	120 - 125	125 - 130	130 - 135	135 - 140
Mon	127	0	0	1	3	1	5	9	8	13	22	12	20	20	7	4	2	0	0	0	0	0	0	0	0	0	0	0	0
Tue	124	0	0	4	5	4	4	14	8	13	16	17	21	6	8	4	0	0	0	0	0	0	0	0	0	0	0	0	0
Wed	121	0	0	3	5	2	2	3	4	16	18	19	15	22	7	3	2	0	0	0	0	0	0	0	0	0	0	0	0
Thu	163	0	1	4	9	10	4	17	17	19	14	30	11	15	11	1	0	0	0	0	0	0	0	0	0	0	0	0	0
Fri	194	0	0	2	5	5	14	16	29	34	35	24	13	7	7	3	0	0	0	0	0	0	0	0	0	0	0	0	0
|Sat	159	0	0	0	1	0	6	2	10	18	24	28	26	24	9	6	4	0	1	0	0	0	0	0	0	0	0	0	0
|Sun	136	0	0	1	5	0	0	4	5	18	18	29	24	21	10	1	0	0	0	0	0	0	0	0	0	0	0	0	0
5 Day Ave.	**146**	**0**	**0**	**3**	**5**	**4**	**6**	**12**	**13**	**19**	**21**	**20**	**16**	**14**	**8**	**3**	**1**	**0**	**0**	**0**	**0**	**0**	**0**	**0**	**0**	**0**	**0**	**0**	**0**
7 Day Ave.	**146**	**0**	**0**	**2**	**5**	**3**	**5**	**9**	**12**	**19**	**21**	**23**	**19**	**16**	**8**	**3**	**1**	**0**	**0**	**0**	**0**	**0**	**0**	**0**	**0**	**0**	**0**	**0**	**0**
--	**1024**	**0**	**1**	**15**	**33**	**22**	**35**	**65**	**81**	**131**	**147**	**159**	**130**	**115**	**59**	**22**	**8**	**0**	**1**	**0**	**0**	**0**	**0**	**0**	**0**	**0**	**0**	**0**	**0**	**0**

Summary Graphs

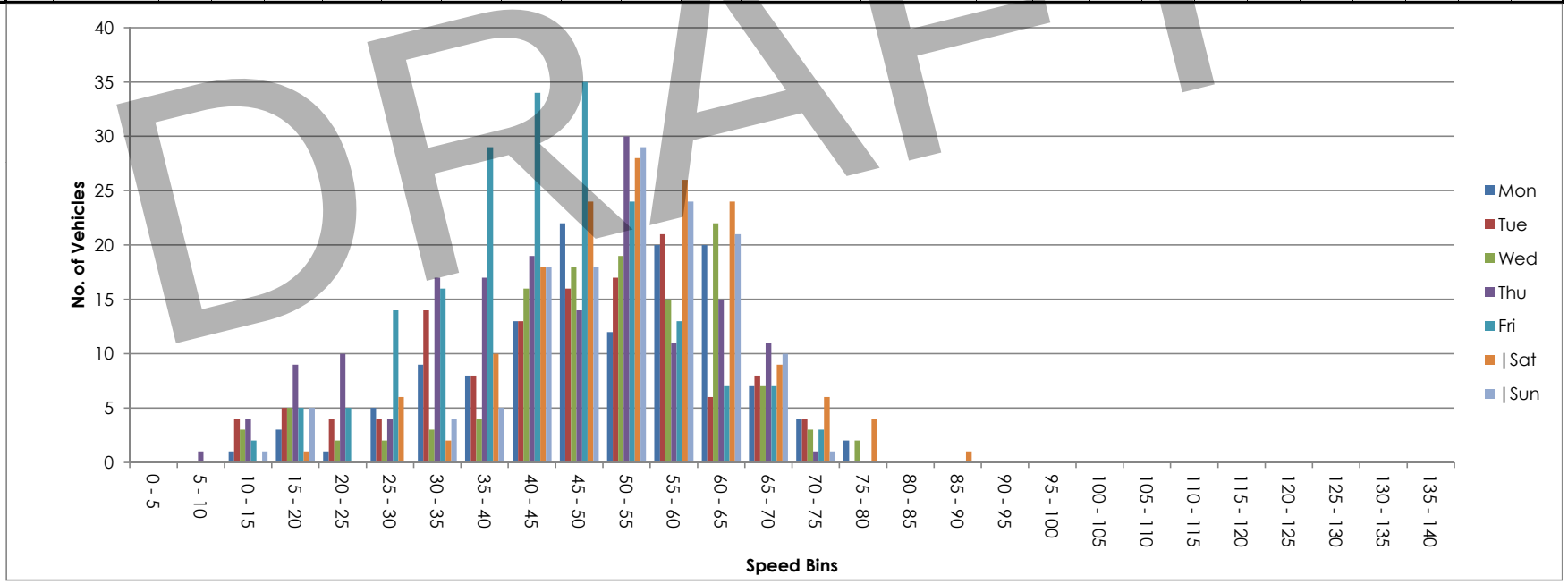

DRAFT



NDC NATIONWIDE DATA COLLECTION	**Site / Location:**	LS07200, Att - Telepole 3, Lat 54.12226, Long -6.84048	**Project No:**	3279	**Photo No:**	3279-89	**Drawn By:** MOR
	Survey Date:	Wed, 9 October 2013 to Tue, 15 October 2013	**Project Name:**		Meath/Cavan/Monaghan ATC'S		
	Survey Times:	00:00 to 00(24):00	**Title:**		Site Photograph		

Site No.	Location.	Direction.	Speed Limit - PSL (km/h)	Start Date.	End Date.	Total Vehicles.	5 Day Ave.	7 Day Ave.	No. > Speed Limit.	%. > Speed Limit.	No. > Speed Limit1 (+5km/h).	%. > Speed Limit1 (+5km/h).	No. > Speed Limit1 (+10km/h).	%. > Speed Limit1 (+10km/h).	Mean Speed	85%ile Speed
89	LS07200, Att - Telepole 3, Lat 54.12226, Long -6.84048	East	80	Wed, 9 October 2013	Tue, 15 October 2013	259	39	37	3	1.2	1	0.4	0	0.0	48.9	60.5
		West	80	Wed, 9 October 2013	Tue, 15 October 2013	262	41	37	4	1.5	1	0.4	0	0.0	49.5	66.2
		Two way	80	Wed, 9 October 2013	Tue, 15 October 2013	521	80	74	7	1.3	2	0.4	0	0.0	49.2	63.0

DRAFT

Site 89
Location LS07200, Att - Telepole 3, Lat 54.12226, Long -6.84048
Direction East

3279 / Meath/Cavan/Monaghan ATC's
October 2013
Automatic Traffic Count

Wed, 9 October 2013

Time	Total	Classification												>PSL	>PSL%	>SL1	>SL1%	>SL2	>SL2%	Mean	Vpp
		1 MCL	2 SV	3 SVT	4 TB2	5 TB3	6 T4	7 ART3	8 ART4	9 ART5	10 ART6	11 BD	12 DRT	80	80	85 +5kph	85 +5kph	90 +10kph	90 +10kph		85
0000	1	0	1	0	0	0	0	0	0	0	0	0	0	0	0	0	0	0	0	55.2	-
0100	0	0	0	0	0	0	0	0	0	0	0	0	0	0	0	0	0	0	0	-	-
0200	0	0	0	0	0	0	0	0	0	0	0	0	0	0	0	0	0	0	0	-	-
0300	0	0	0	0	0	0	0	0	0	0	0	0	0	0	0	0	0	0	0	-	-
0400	0	0	0	0	0	0	0	0	0	0	0	0	0	0	0	0	0	0	0	-	-
0500	0	0	0	0	0	0	0	0	0	0	0	0	0	0	0	0	0	0	0	-	-
0600	0	0	0	0	0	0	0	0	0	0	0	0	0	0	0	0	0	0	0	-	-
0700	0	0	0	0	0	0	0	0	0	0	0	0	0	0	0	0	0	0	0	-	-
0800	**6**	**0**	**6**	**0**	**0**	**0**	**0**	**0**	**0**	**0**	**0**	**0**	**0**	**0**	**0**	**0**	**0**	**0**	**0**	**45.4**	**-**
0900	2	0	2	0	0	0	0	0	0	0	0	0	0	0	0	0	0	0	0	73.5	-
1000	3	0	3	0	0	0	0	0	0	0	0	0	0	0	0	0	0	0	0	48.7	-
1100	1	0	1	0	0	0	0	0	0	0	0	0	0	0	0	0	0	0	0	53.7	-
1200	2	0	2	0	0	0	0	0	0	0	0	0	0	0	0	0	0	0	0	59	-
1300	**4**	**0**	**2**	**1**	**0**	**0**	**0**	**0**	**1**	**0**	**0**	**0**	**0**	**0**	**0**	**0**	**0**	**0**	**0**	**48.2**	**-**
1400	**4**	**0**	**4**	**0**	**0**	**0**	**0**	**0**	**0**	**0**	**0**	**0**	**0**	**0**	**0**	**0**	**0**	**0**	**0**	**44.6**	**-**
1500	3	0	2	0	1	0	0	0	0	0	0	0	0	0	0	0	0	0	0	51.4	-
1600	**4**	**0**	**4**	**0**	**0**	**0**	**0**	**0**	**0**	**0**	**0**	**0**	**0**	**0**	**0**	**0**	**0**	**0**	**0**	**58**	**-**
1700	2	0	2	0	0	0	0	0	0	0	0	0	0	0	0	0	0	0	0	40.5	-
1800	1	0	1	0	0	0	0	0	0	0	0	0	0	0	0	0	0	0	0	54.1	-
1900	**4**	**0**	**4**	**0**	**0**	**0**	**0**	**0**	**0**	**0**	**0**	**0**	**0**	**0**	**0**	**0**	**0**	**0**	**0**	**56.8**	**-**
2000	3	0	3	0	0	0	0	0	0	0	0	0	0	0	0	0	0	0	0	51.5	-
2100	0	0	0	0	0	0	0	0	0	0	0	0	0	0	0	0	0	0	0	-	-
2200	0	0	0	0	0	0	0	0	0	0	0	0	0	0	0	0	0	0	0	-	-
2300	3	0	3	0	0	0	0	0	0	0	0	0	0	1	33.3	1	33.3	0	0	62.1	-
07-19	**32**	**0**	**29**	**1**	**1**	**0**	**0**	**0**	**1**	**0**	**0**	**0**	**0**	**0**	**0**	**0**	**0**	**0**	**0**	**50.9**	**57.6**
06-22	**39**	**0**	**36**	**1**	**1**	**0**	**0**	**0**	**1**	**0**	**0**	**0**	**0**	**0**	**0**	**0**	**0**	**0**	**0**	**51.6**	**57.6**
06-00	**42**	**0**	**39**	**1**	**1**	**0**	**0**	**0**	**1**	**0**	**0**	**0**	**0**	**1**	**2.4**	**1**	**2.4**	**0**	**0**	**52.3**	**61.9**
00-00	**43**	**0**	**40**	**1**	**1**	**0**	**0**	**0**	**1**	**0**	**0**	**0**	**0**	**1**	**2.3**	**1**	**2.3**	**0**	**0**	**52.4**	**61.9**

DRAFT

Site 89
Location LS07200, Att - Telepole 3, Lat 54.12226, Long -6.84048
Direction East

3279 / Meath/Cavan/Monaghan ATC's
October 2013
Automatic Traffic Count

Thu, 10 October 2013

Time	Total	Classification												>PSL	>PSL%	>SL1	>SL1%	>SL2	>SL2%	Mean	Vpp
		1 MCL	2 SV	3 SVT	4 TB2	5 TB3	6 T4	7 ART3	8 ART4	9 ART5	10 ART6	11 BD	12 DRT	80	80	85 +5kph	85 +5kph	90 +10kph	90 +10kph		85
0000	1	0	1	0	0	0	0	0	0	0	0	0	0	0	0	0	0	0	0	49.5	-
0100	0	0	0	0	0	0	0	0	0	0	0	0	0	0	0	0	0	0	0	-	-
0200	0	0	0	0	0	0	0	0	0	0	0	0	0	0	0	0	0	0	0	-	-
0300	0	0	0	0	0	0	0	0	0	0	0	0	0	0	0	0	0	0	0	-	-
0400	0	0	0	0	0	0	0	0	0	0	0	0	0	0	0	0	0	0	0	-	-
0500	0	0	0	0	0	0	0	0	0	0	0	0	0	0	0	0	0	0	0	-	-
0600	0	0	0	0	0	0	0	0	0	0	0	0	0	0	0	0	0	0	0	-	-
0700	2	0	2	0	0	0	0	0	0	0	0	0	0	0	0	0	0	0	0	54.8	-
0800	**4**	**0**	**4**	**0**	**0**	**0**	**0**	**0**	**0**	**0**	**0**	**0**	**0**	**0**	**0**	**0**	**0**	**0**	**0**	**36.4**	**-**
0900	3	0	3	0	0	0	0	0	0	0	0	0	0	0	0	0	0	0	0	53.3	-
1000	2	0	2	0	0	0	0	0	0	0	0	0	0	0	0	0	0	0	0	49.4	-
1100	**4**	**0**	**2**	**0**	**1**	**0**	**1**	**0**	**0**	**0**	**0**	**0**	**0**	**0**	**0**	**0**	**0**	**0**	**0**	**53.5**	**-**
1200	3	0	3	0	0	0	0	0	0	0	0	0	0	0	0	0	0	0	0	37.8	-
1300	1	0	1	0	0	0	0	0	0	0	0	0	0	0	0	0	0	0	0	59.1	-
1400	2	0	2	0	0	0	0	0	0	0	0	0	0	0	0	0	0	0	0	31.9	-
1500	**7**	**0**	**5**	**0**	**0**	**1**	**0**	**0**	**0**	**1**	**0**	**0**	**0**	**0**	**0**	**0**	**0**	**0**	**0**	**35.5**	**-**
1600	6	0	6	0	0	0	0	0	0	0	0	0	0	0	0	0	0	0	0	47.4	-
1700	2	0	2	0	0	0	0	0	0	0	0	0	0	0	0	0	0	0	0	33.4	-
1800	4	0	4	0	0	0	0	0	0	0	0	0	0	0	0	0	0	0	0	44.2	-
1900	0	0	0	0	0	0	0	0	0	0	0	0	0	0	0	0	0	0	0	-	-
2000	1	0	1	0	0	0	0	0	0	0	0	0	0	0	0	0	0	0	0	58.8	-
2100	0	0	0	0	0	0	0	0	0	0	0	0	0	0	0	0	0	0	0	-	-
2200	0	0	0	0	0	0	0	0	0	0	0	0	0	0	0	0	0	0	0	-	-
2300	0	0	0	0	0	0	0	0	0	0	0	0	0	0	0	0	0	0	0	-	-
07-19	**40**	**0**	**36**	**0**	**1**	**1**	**1**	**0**	**0**	**1**	**0**	**0**	**0**	**0**	**0**	**0**	**0**	**0**	**0**	**43.5**	**59**
06-22	**41**	**0**	**37**	**0**	**1**	**1**	**1**	**0**	**0**	**1**	**0**	**0**	**0**	**0**	**0**	**0**	**0**	**0**	**0**	**43.9**	**59**
06-00	**41**	**0**	**37**	**0**	**1**	**1**	**1**	**0**	**0**	**1**	**0**	**0**	**0**	**0**	**0**	**0**	**0**	**0**	**0**	**43.9**	**59**
00-00	**42**	**0**	**38**	**0**	**1**	**1**	**1**	**0**	**0**	**1**	**0**	**0**	**0**	**0**	**0**	**0**	**0**	**0**	**0**	**44**	**59**

DRAFT

Site 89
Location LS07200, Att - Telepole 3, Lat 54.12226, Long -6.84048
Direction East

3279 / Meath/Cavan/Monaghan ATC's
October 2013
Automatic Traffic Count

Fri, 11 October 2013

Time	Total	Classification												>PSL	>PSL%	>SL1	>SL1%	>SL2	>SL2%	Mean	Vpp
		1 MCL	2 SV	3 SVT	4 TB2	5 TB3	6 T4	7 ART3	8 ART4	9 ART5	10 ART6	11 BD	12 DRT	80	80	85 +5kph	85 +5kph	90 +10kph	90 +10kph		85
0000	1	0	1	0	0	0	0	0	0	0	0	0	0	0	0	0	0	0	0	53.8	-
0100	0	0	0	0	0	0	0	0	0	0	0	0	0	0	0	0	0	0	0	-	-
0200	0	0	0	0	0	0	0	0	0	0	0	0	0	0	0	0	0	0	0	-	-
0300	0	0	0	0	0	0	0	0	0	0	0	0	0	0	0	0	0	0	0	-	-
0400	0	0	0	0	0	0	0	0	0	0	0	0	0	0	0	0	0	0	0	-	-
0500	0	0	0	0	0	0	0	0	0	0	0	0	0	0	0	0	0	0	0	-	-
0600	0	0	0	0	0	0	0	0	0	0	0	0	0	0	0	0	0	0	0	-	-
0700	0	0	0	0	0	0	0	0	0	0	0	0	0	0	0	0	0	0	0	-	-
0800	1	0	1	0	0	0	0	0	0	0	0	0	0	0	0	0	0	0	0	53.1	-
0900	2	0	2	0	0	0	0	0	0	0	0	0	0	1	50	0	0	0	0	46.5	-
1000	**10**	**0**	**8**	**2**	**0**	**0**	**0**	**0**	**0**	**0**	**0**	**0**	**0**	**0**	**0**	**0**	**0**	**0**	**0**	**51**	**-**
1100	3	0	2	0	1	0	0	0	0	0	0	0	0	0	0	0	0	0	0	52.5	-
1200	4	0	3	1	0	0	0	0	0	0	0	0	0	1	25	0	0	0	0	49.5	-
1300	4	0	3	1	0	0	0	0	0	0	0	0	0	0	0	0	0	0	0	43	-
1400	4	0	3	0	1	0	0	0	0	0	0	0	0	0	0	0	0	0	0	49.5	-
1500	**6**	**0**	**4**	**2**	**0**	**0**	**0**	**0**	**0**	**0**	**0**	**0**	**0**	**0**	**0**	**0**	**0**	**0**	**0**	**40.6**	**-**
1600	0	0	0	0	0	0	0	0	0	0	0	0	0	0	0	0	0	0	0	-	-
1700	2	0	2	0	0	0	0	0	0	0	0	0	0	0	0	0	0	0	0	50.4	-
1800	2	0	2	0	0	0	0	0	0	0	0	0	0	0	0	0	0	0	0	31.5	-
1900	3	0	3	0	0	0	0	0	0	0	0	0	0	0	0	0	0	0	0	53.5	-
2000	0	0	0	0	0	0	0	0	0	0	0	0	0	0	0	0	0	0	0	-	-
2100	0	0	0	0	0	0	0	0	0	0	0	0	0	0	0	0	0	0	0	-	-
2200	0	0	0	0	0	0	0	0	0	0	0	0	0	0	0	0	0	0	0	-	-
2300	2	0	1	0	1	0	0	0	0	0	0	0	0	0	0	0	0	0	0	54.3	-
07-19	**38**	**0**	**30**	**6**	**2**	**0**	**0**	**0**	**0**	**0**	**0**	**0**	**0**	**2**	**5.3**	**0**	**0**	**0**	**0**	**47.1**	**59**
06-22	**41**	**0**	**33**	**6**	**2**	**0**	**0**	**0**	**0**	**0**	**0**	**0**	**0**	**2**	**4.9**	**0**	**0**	**0**	**0**	**47.5**	**60.1**
06-00	**43**	**0**	**34**	**6**	**3**	**0**	**0**	**0**	**0**	**0**	**0**	**0**	**0**	**2**	**4.7**	**0**	**0**	**0**	**0**	**47.9**	**60.1**
00-00	**44**	**0**	**35**	**6**	**3**	**0**	**0**	**0**	**0**	**0**	**0**	**0**	**0**	**2**	**4.5**	**0**	**0**	**0**	**0**	**48**	**59**

DRAFT

Site 89
Location LS07200, Att - Telepole 3, Lat 54.12226, Long -6.84048
Direction East

3279 / Meath/Cavan/Monaghan ATC's
October 2013
Automatic Traffic Count

Sat, 12 October 2013

Time	Total	Classification												>PSL	>PSL%	>SL1	>SL1%	>SL2	>SL2%	Mean	Vpp
		1 MCL	2 SV	3 SVT	4 TB2	5 TB3	6 T4	7 ART3	8 ART4	9 ART5	10 ART6	11 BD	12 DRT	80	80	85 +5kph	85 +5kph	90 +10kph	90 +10kph		85
0000	0	0	0	0	0	0	0	0	0	0	0	0	0	0	0	0	0	0	0	-	-
0100	1	0	1	0	0	0	0	0	0	0	0	0	0	0	0	0	0	0	0	71	-
0200	0	0	0	0	0	0	0	0	0	0	0	0	0	0	0	0	0	0	0	-	-
0300	0	0	0	0	0	0	0	0	0	0	0	0	0	0	0	0	0	0	0	-	-
0400	0	0	0	0	0	0	0	0	0	0	0	0	0	0	0	0	0	0	0	-	-
0500	0	0	0	0	0	0	0	0	0	0	0	0	0	0	0	0	0	0	0	-	-
0600	0	0	0	0	0	0	0	0	0	0	0	0	0	0	0	0	0	0	0	-	-
0700	0	0	0	0	0	0	0	0	0	0	0	0	0	0	0	0	0	0	0	-	-
0800	2	0	2	0	0	0	0	0	0	0	0	0	0	0	0	0	0	0	0	40.4	-
0900	**4**	**0**	**3**	**0**	**0**	**0**	**0**	**0**	**1**	**0**	**0**	**0**	**0**	**0**	**0**	**0**	**0**	**0**	**0**	**54.7**	**-**
1000	**4**	**0**	**3**	**1**	**0**	**0**	**0**	**0**	**0**	**0**	**0**	**0**	**0**	**0**	**0**	**0**	**0**	**0**	**0**	**46.4**	**-**
1100	2	0	0	2	0	0	0	0	0	0	0	0	0	0	0	0	0	0	0	30.8	-
1200	2	0	2	0	0	0	0	0	0	0	0	0	0	0	0	0	0	0	0	48.3	-
1300	2	0	2	0	0	0	0	0	0	0	0	0	0	0	0	0	0	0	0	43.7	-
1400	**6**	**0**	**5**	**1**	**0**	**0**	**0**	**0**	**0**	**0**	**0**	**0**	**0**	**0**	**0**	**0**	**0**	**0**	**0**	**47.3**	**-**
1500	3	0	2	1	0	0	0	0	0	0	0	0	0	0	0	0	0	0	0	53.7	-
1600	1	0	1	0	0	0	0	0	0	0	0	0	0	0	0	0	0	0	0	57.8	-
1700	4	0	4	0	0	0	0	0	0	0	0	0	0	0	0	0	0	0	0	52	-
1800	3	0	3	0	0	0	0	0	0	0	0	0	0	0	0	0	0	0	0	53	-
1900	1	0	1	0	0	0	0	0	0	0	0	0	0	0	0	0	0	0	0	30.1	-
2000	2	0	2	0	0	0	0	0	0	0	0	0	0	0	0	0	0	0	0	59.3	-
2100	0	0	0	0	0	0	0	0	0	0	0	0	0	0	0	0	0	0	0	-	-
2200	1	0	1	0	0	0	0	0	0	0	0	0	0	0	0	0	0	0	0	48.7	-
2300	1	0	1	0	0	0	0	0	0	0	0	0	0	0	0	0	0	0	0	48	-
07-19	**33**	**0**	**27**	**5**	**0**	**0**	**0**	**0**	**1**	**0**	**0**	**0**	**0**	**0**	**0**	**0**	**0**	**0**	**0**	**48.5**	**60.5**
06-22	**36**	**0**	**30**	**5**	**0**	**0**	**0**	**0**	**1**	**0**	**0**	**0**	**0**	**0**	**0**	**0**	**0**	**0**	**0**	**48.6**	**62.3**
06-00	**38**	**0**	**32**	**5**	**0**	**0**	**0**	**0**	**1**	**0**	**0**	**0**	**0**	**0**	**0**	**0**	**0**	**0**	**0**	**48.6**	**60.5**
00-00	**39**	**0**	**33**	**5**	**0**	**0**	**0**	**0**	**1**	**0**	**0**	**0**	**0**	**0**	**0**	**0**	**0**	**0**	**0**	**49.1**	**62.3**

DRAFT

Site 89
Location LS07200, Att - Telepole 3, Lat 54.12226, Long -6.84048
Direction East

3279 / Meath/Cavan/Monaghan ATC's
October 2013
Automatic Traffic Count

Sun, 13 October 2013

Time	Total	Classification												>PSL	>PSL%	>SL1	>SL1%	>SL2	>SL2%	Mean	Vpp
		1 MCL	2 SV	3 SVT	4 TB2	5 TB3	6 T4	7 ART3	8 ART4	9 ART5	10 ART6	11 BD	12 DRT	80	80	85 +5kph	85 +5kph	90 +10kph	90 +10kph		85
0000	0	0	0	0	0	0	0	0	0	0	0	0	0	0	0	0	0	0	0	-	-
0100	0	0	0	0	0	0	0	0	0	0	0	0	0	0	0	0	0	0	0	-	-
0200	0	0	0	0	0	0	0	0	0	0	0	0	0	0	0	0	0	0	0	-	-
0300	0	0	0	0	0	0	0	0	0	0	0	0	0	0	0	0	0	0	0	-	-
0400	0	0	0	0	0	0	0	0	0	0	0	0	0	0	0	0	0	0	0	-	-
0500	0	0	0	0	0	0	0	0	0	0	0	0	0	0	0	0	0	0	0	-	-
0600	0	0	0	0	0	0	0	0	0	0	0	0	0	0	0	0	0	0	0	-	-
0700	0	0	0	0	0	0	0	0	0	0	0	0	0	0	0	0	0	0	0	-	-
0800	0	0	0	0	0	0	0	0	0	0	0	0	0	0	0	0	0	0	0	-	-
0900	1	0	1	0	0	0	0	0	0	0	0	0	0	0	0	0	0	0	0	54.4	-
1000	**3**	**0**	**3**	**0**	**0**	**0**	**0**	**0**	**0**	**0**	**0**	**0**	**0**	**0**	**0**	**0**	**0**	**0**	**0**	**53**	**-**
1100	1	0	1	0	0	0	0	0	0	0	0	0	0	0	0	0	0	0	0	54.3	-
1200	1	0	1	0	0	0	0	0	0	0	0	0	0	0	0	0	0	0	0	13.1	-
1300	2	0	2	0	0	0	0	0	0	0	0	0	0	0	0	0	0	0	0	48.9	-
1400	**4**	**0**	**4**	**0**	**0**	**0**	**0**	**0**	**0**	**0**	**0**	**0**	**0**	**0**	**0**	**0**	**0**	**0**	**0**	**42**	**-**
1500	3	0	3	0	0	0	0	0	0	0	0	0	0	0	0	0	0	0	0	37.8	-
1600	1	0	1	0	0	0	0	0	0	0	0	0	0	0	0	0	0	0	0	25.7	-
1700	1	0	1	0	0	0	0	0	0	0	0	0	0	0	0	0	0	0	0	38.3	-
1800	**4**	**0**	**4**	**0**	**0**	**0**	**0**	**0**	**0**	**0**	**0**	**0**	**0**	**0**	**0**	**0**	**0**	**0**	**0**	**47.5**	**-**
1900	1	0	1	0	0	0	0	0	0	0	0	0	0	0	0	0	0	0	0	54.2	-
2000	1	0	1	0	0	0	0	0	0	0	0	0	0	0	0	0	0	0	0	76	-
2100	1	0	1	0	0	0	0	0	0	0	0	0	0	0	0	0	0	0	0	59	-
2200	0	0	0	0	0	0	0	0	0	0	0	0	0	0	0	0	0	0	0	-	-
2300	0	0	0	0	0	0	0	0	0	0	0	0	0	0	0	0	0	0	0	-	-
07-19	**21**	**0**	**21**	**0**	**0**	**0**	**0**	**0**	**0**	**0**	**0**	**0**	**0**	**0**	**0**	**0**	**0**	**0**	**0**	**43.5**	**54.7**
06-22	**24**	**0**	**24**	**0**	**0**	**0**	**0**	**0**	**0**	**0**	**0**	**0**	**0**	**0**	**0**	**0**	**0**	**0**	**0**	**46**	**58**
06-00	**24**	**0**	**24**	**0**	**0**	**0**	**0**	**0**	**0**	**0**	**0**	**0**	**0**	**0**	**0**	**0**	**0**	**0**	**0**	**46**	**58**
00-00	**24**	**0**	**24**	**0**	**0**	**0**	**0**	**0**	**0**	**0**	**0**	**0**	**0**	**0**	**0**	**0**	**0**	**0**	**0**	**46**	**58**

DRAFT

Site 89
Location LS07200, Att - Telepole 3, Lat 54.12226, Long -6.84048
Direction East

3279 / Meath/Cavan/Monaghan ATC's
October 2013
Automatic Traffic Count

Mon, 14 October 2013

Time	Total	Classification												>PSL	>PSL%	>SL1	>SL1%	>SL2	>SL2%	Mean	Vpp
		1 MCL	2 SV	3 SVT	4 TB2	5 TB3	6 T4	7 ART3	8 ART4	9 ART5	10 ART6	11 BD	12 DRT	80	80	85 +5kph	85 +5kph	90 +10kph	90 +10kph		85
0000	0	0	0	0	0	0	0	0	0	0	0	0	0	0	0	0	0	0	0	-	-
0100	0	0	0	0	0	0	0	0	0	0	0	0	0	0	0	0	0	0	0	-	-
0200	0	0	0	0	0	0	0	0	0	0	0	0	0	0	0	0	0	0	0	-	-
0300	0	0	0	0	0	0	0	0	0	0	0	0	0	0	0	0	0	0	0	-	-
0400	0	0	0	0	0	0	0	0	0	0	0	0	0	0	0	0	0	0	0	-	-
0500	0	0	0	0	0	0	0	0	0	0	0	0	0	0	0	0	0	0	0	-	-
0600	0	0	0	0	0	0	0	0	0	0	0	0	0	0	0	0	0	0	0	-	-
0700	0	0	0	0	0	0	0	0	0	0	0	0	0	0	0	0	0	0	0	-	-
0800	1	0	1	0	0	0	0	0	0	0	0	0	0	0	0	0	0	0	0	55.3	-
0900	3	0	3	0	0	0	0	0	0	0	0	0	0	0	0	0	0	0	0	61.4	-
1000	**5**	**0**	**4**	**1**	**0**	**0**	**0**	**0**	**0**	**0**	**0**	**0**	**0**	**0**	**0**	**0**	**0**	**0**	**0**	**53.3**	**-**
1100	2	0	1	1	0	0	0	0	0	0	0	0	0	0	0	0	0	0	0	57.9	-
1200	2	0	0	1	0	1	0	0	0	0	0	0	0	0	0	0	0	0	0	44.3	-
1300	3	0	2	1	0	0	0	0	0	0	0	0	0	0	0	0	0	0	0	48.4	-
1400	4	0	4	0	0	0	0	0	0	0	0	0	0	0	0	0	0	0	0	43	-
1500	**7**	**0**	**5**	**1**	**1**	**0**	**0**	**0**	**0**	**0**	**0**	**0**	**0**	**0**	**0**	**0**	**0**	**0**	**0**	**54.6**	**-**
1600	5	0	4	1	0	0	0	0	0	0	0	0	0	0	0	0	0	0	0	35.7	-
1700	4	0	4	0	0	0	0	0	0	0	0	0	0	0	0	0	0	0	0	52.7	-
1800	2	0	2	0	0	0	0	0	0	0	0	0	0	0	0	0	0	0	0	54.5	-
1900	1	0	1	0	0	0	0	0	0	0	0	0	0	0	0	0	0	0	0	74.2	-
2000	0	0	0	0	0	0	0	0	0	0	0	0	0	0	0	0	0	0	0	-	-
2100	2	0	2	0	0	0	0	0	0	0	0	0	0	0	0	0	0	0	0	62.9	-
2200	0	0	0	0	0	0	0	0	0	0	0	0	0	0	0	0	0	0	0	-	-
2300	0	0	0	0	0	0	0	0	0	0	0	0	0	0	0	0	0	0	0	-	-
07-19	**38**	**0**	**30**	**6**	**1**	**1**	**0**	**0**	**0**	**0**	**0**	**0**	**0**	**0**	**0**	**0**	**0**	**0**	**0**	**50.2**	**59.8**
06-22	**41**	**0**	**33**	**6**	**1**	**1**	**0**	**0**	**0**	**0**	**0**	**0**	**0**	**0**	**0**	**0**	**0**	**0**	**0**	**51.4**	**63**
06-00	**41**	**0**	**33**	**6**	**1**	**1**	**0**	**0**	**0**	**0**	**0**	**0**	**0**	**0**	**0**	**0**	**0**	**0**	**0**	**51.4**	**63**
00-00	**41**	**0**	**33**	**6**	**1**	**1**	**0**	**0**	**0**	**0**	**0**	**0**	**0**	**0**	**0**	**0**	**0**	**0**	**0**	**51.4**	**63**

DRAFT

Site 89
Location LS07200, Att - Telepole 3, Lat 54.12226, Long -6.84048
Direction East

3279 / Meath/Cavan/Monaghan ATC's
October 2013
Automatic Traffic Count

Tue, 15 October 2013

Time	Total	Classification												>PSL	>PSL%	>SL1	>SL1%	>SL2	>SL2%	Mean	Vpp
		1 MCL	2 SV	3 SVT	4 TB2	5 TB3	6 T4	7 ART3	8 ART4	9 ART5	10 ART6	11 BD	12 DRT	80	80	85 +5kph	85 +5kph	90 +10kph	90 +10kph		85
0000	0	0	0	0	0	0	0	0	0	0	0	0	0	0	0	0	0	0	0	-	-
0100	0	0	0	0	0	0	0	0	0	0	0	0	0	0	0	0	0	0	0	-	-
0200	0	0	0	0	0	0	0	0	0	0	0	0	0	0	0	0	0	0	0	-	-
0300	0	0	0	0	0	0	0	0	0	0	0	0	0	0	0	0	0	0	0	-	-
0400	0	0	0	0	0	0	0	0	0	0	0	0	0	0	0	0	0	0	0	-	-
0500	0	0	0	0	0	0	0	0	0	0	0	0	0	0	0	0	0	0	0	-	-
0600	0	0	0	0	0	0	0	0	0	0	0	0	0	0	0	0	0	0	0	-	-
0700	0	0	0	0	0	0	0	0	0	0	0	0	0	0	0	0	0	0	0	-	-
0800	2	0	2	0	0	0	0	0	0	0	0	0	0	0	0	0	0	0	0	36	-
0900	1	0	1	0	0	0	0	0	0	0	0	0	0	0	0	0	0	0	0	70.9	-
1000	2	0	2	0	0	0	0	0	0	0	0	0	0	0	0	0	0	0	0	44.7	-
1100	**4**	**0**	**3**	**1**	**0**	**0**	**0**	**0**	**0**	**0**	**0**	**0**	**0**	**0**	**0**	**0**	**0**	**0**	**0**	**41.7**	**-**
1200	2	0	2	0	0	0	0	0	0	0	0	0	0	0	0	0	0	0	0	54.4	-
1300	0	0	0	0	0	0	0	0	0	0	0	0	0	0	0	0	0	0	0	-	-
1400	3	0	1	0	1	0	0	1	0	0	0	0	0	0	0	0	0	0	0	44.8	-
1500	2	0	2	0	0	0	0	0	0	0	0	0	0	0	0	0	0	0	0	52.9	-
1600	2	0	2	0	0	0	0	0	0	0	0	0	0	0	0	0	0	0	0	48.8	-
1700	**4**	**0**	**4**	**0**	**0**	**0**	**0**	**0**	**0**	**0**	**0**	**0**	**0**	**0**	**0**	**0**	**0**	**0**	**0**	**49.3**	**-**
1800	1	0	1	0	0	0	0	0	0	0	0	0	0	0	0	0	0	0	0	67.9	-
1900	1	0	1	0	0	0	0	0	0	0	0	0	0	0	0	0	0	0	0	59.5	-
2000	0	0	0	0	0	0	0	0	0	0	0	0	0	0	0	0	0	0	0	-	-
2100	2	0	2	0	0	0	0	0	0	0	0	0	0	0	0	0	0	0	0	70.6	-
2200	0	0	0	0	0	0	0	0	0	0	0	0	0	0	0	0	0	0	0	0	0
2300	0	0	0	0	0	0	0	0	0	0	0	0	0	0	0	0	0	0	0	0	0
07-19	**23**	**0**	**20**	**1**	**1**	**0**	**0**	**1**	**0**	**0**	**0**	**0**	**0**	**0**	**0**	**0**	**0**	**0**	**0**	**48.3**	**59.4**
06-22	**26**	**0**	**23**	**1**	**1**	**0**	**0**	**1**	**0**	**0**	**0**	**0**	**0**	**0**	**0**	**0**	**0**	**0**	**0**	**50.4**	**65.9**
06-00	**26**	**0**	**23**	**1**	**1**	**0**	**0**	**1**	**0**	**0**	**0**	**0**	**0**	**0**	**0**	**0**	**0**	**0**	**0**	**50.4**	**65.9**
00-00	**26**	**0**	**23**	**1**	**1**	**0**	**0**	**1**	**0**	**0**	**0**	**0**	**0**	**0**	**0**	**0**	**0**	**0**	**0**	**50.4**	**65.9**

DRAFT

Site 89
Location LS07200, Att - Telepole 3, Lat 54.12226, Long -6.84048
Direction East

3279 / Meath/Cavan/Monaghan ATC's
October 2013
Automatic Traffic Count

Virtual Day (7)

Time	Total	Classification												>PSL	>PSL%	>SL1	>SL1%	>SL2	>SL2%	Mean	Vpp
		1 MCL	2 SV	3 SVT	4 TB2	5 TB3	6 T4	7 ART3	8 ART4	9 ART5	10 ART6	11 BD	12 DRT	80	80	85 +5kph	85 +5kph	90 +10kph	90 +10kph		85
0000	0	0	0	0	0	0	0	0	0	0	0	0	0	0	0	0	0	0	0	52.9	-
0100	0	0	0	0	0	0	0	0	0	0	0	0	0	0	0	0	0	0	0	71	-
0200	0	0	0	0	0	0	0	0	0	0	0	0	0	0	0	0	0	0	0	-	-
0300	0	0	0	0	0	0	0	0	0	0	0	0	0	0	0	0	0	0	0	-	-
0400	0	0	0	0	0	0	0	0	0	0	0	0	0	0	0	0	0	0	0	-	-
0500	0	0	0	0	0	0	0	0	0	0	0	0	0	0	0	0	0	0	0	-	-
0600	0	0	0	0	0	0	0	0	0	0	0	0	0	0	0	0	0	0	0	-	-
0700	0	0	0	0	0	0	0	0	0	0	0	0	0	0	0	0	0	0	0	54.8	-
0800	2	0	2	0	0	0	0	0	0	0	0	0	0	0	0	0	0	0	0	42.5	-
0900	2	0	2	0	0	0	0	0	0	0	0	0	0	0	6.3	0	0	0	0	58	-
1000	**4**	**0**	**4**	**1**	**0**	**0**	**0**	**0**	**0**	**0**	**0**	**0**	**0**	**0**	**0**	**0**	**0**	**0**	**0**	**50.2**	**-**
1100	2	0	1	1	0	0	0	0	0	0	0	0	0	0	0	0	0	0	0	48.5	-
1200	2	0	2	0	0	0	0	0	0	0	0	0	0	0	6.3	0	0	0	0	46	-
1300	2	0	2	0	0	0	0	0	0	0	0	0	0	0	0	0	0	0	0	47.1	-
1400	**4**	**0**	**3**	**0**	**0**	**0**	**0**	**0**	**0**	**0**	**0**	**0**	**0**	**0**	**0**	**0**	**0**	**0**	**0**	**44.4**	**-**
1500	**4**	**0**	**3**	**1**	**0**	**0**	**0**	**0**	**0**	**0**	**0**	**0**	**0**	**0**	**0**	**0**	**0**	**0**	**0**	**45.4**	**-**
1600	3	0	3	0	0	0	0	0	0	0	0	0	0	0	0	0	0	0	0	46.1	-
1700	3	0	3	0	0	0	0	0	0	0	0	0	0	0	0	0	0	0	0	47.5	-
1800	2	0	2	0	0	0	0	0	0	0	0	0	0	0	0	0	0	0	0	48.2	-
1900	2	0	2	0	0	0	0	0	0	0	0	0	0	0	0	0	0	0	0	55	-
2000	1	0	1	0	0	0	0	0	0	0	0	0	0	0	0	0	0	0	0	58.3	-
2100	1	0	1	0	0	0	0	0	0	0	0	0	0	0	0	0	0	0	0	65.2	-
2200	0	0	0	0	0	0	0	0	0	0	0	0	0	0	0	0	0	0	0	48.7	-
2300	1	0	1	0	0	0	0	0	0	0	0	0	0	0	16.7	0	16.7	0	0	57.1	-
07-19	**32**	**0**	**28**	**3**	**1**	**0**	**0**	**0**	**0**	**0**	**0**	**0**	**0**	**0**	**0.9**	**0**	**0**	**0**	**0**	**47.5**	**59.4**
06-22	**35**	**0**	**31**	**3**	**1**	**0**	**0**	**0**	**0**	**0**	**0**	**0**	**0**	**0**	**0.8**	**0**	**0**	**0**	**0**	**48.5**	**60.5**
06-00	**36**	**0**	**32**	**3**	**1**	**0**	**0**	**0**	**0**	**0**	**0**	**0**	**0**	**0**	**1.2**	**0**	**0.4**	**0**	**0**	**48.7**	**60.5**
00-00	**37**	**0**	**32**	**3**	**1**	**0**	**0**	**0**	**0**	**0**	**0**	**0**	**0**	**0**	**1.2**	**0**	**0.4**	**0**	**0**	**48.9**	**60.5**

DRAFT

Site 89
Location LS07200, Att - Telepole 3, Lat 54.12226, Long -6.84048
Direction East

3279 / Meath/Cavan/Monaghan ATC's
October 2013
Automatic Traffic Count

Virtual Week (1)

Time	Total	Classification												>PSL	>PSL%	>SL1	>SL1%	>SL2	>SL2%	Mean	Vpp
		1 MCL	2 SV	3 SVT	4 TB2	5 TB3	6 T4	7 ART3	8 ART4	9 ART5	10 ART6	11 BD	12 DRT	80	80	85 +5kph	85 +5kph	90 +10kph	90 +10kph		85
Mon	41	0	33	6	1	1	0	0	0	0	0	0	0	0	0	0	0	0	0	51.4	63
Tue	26	0	23	1	1	0	0	1	0	0	0	0	0	0	0	0	0	0	0	50.4	65.9
Wed	43	0	40	1	1	0	0	0	1	0	0	0	0	1	2.3	1	2.3	0	0	52.4	61.9
Thu	42	0	38	0	1	1	1	0	0	1	0	0	0	0	0	0	0	0	0	44	59
Fri	44	0	35	6	3	0	0	0	0	0	0	0	0	2	4.5	0	0	0	0	48	59
| Sat	39	0	33	5	0	0	0	0	1	0	0	0	0	0	0	0	0	0	0	49.1	62.3
| Sun	24	0	24	0	0	0	0	0	0	0	0	0	0	0	0	0	0	0	0	46	58
5 Day Ave.	**39**	**0**	**34**	**3**	**1**	**0**	**0**	**0**	**0**	**0**	**0**	**0**	**0**	**1**	**2.6**	**0**	**0.0**	**0**	**0.0**	**49.2**	**61.8**
7 Day Ave.	**37**	**0**	**32**	**3**	**1**	**0**	**0**	**0**	**0**	**0**	**0**	**0**	**0**	**0**	**1.2**	**0**	**0.4**	**0**	**0.0**	**48.9**	**60.5**
--	**259**	**0**	**226**	**19**	**7**	**2**	**1**	**1**	**2**	**1**	**0**	**0**	**0**	**3**	**1.2**	**1**	**0.4**	**0**	**0.0**	**48.9**	**60.5**

Summary Graphs

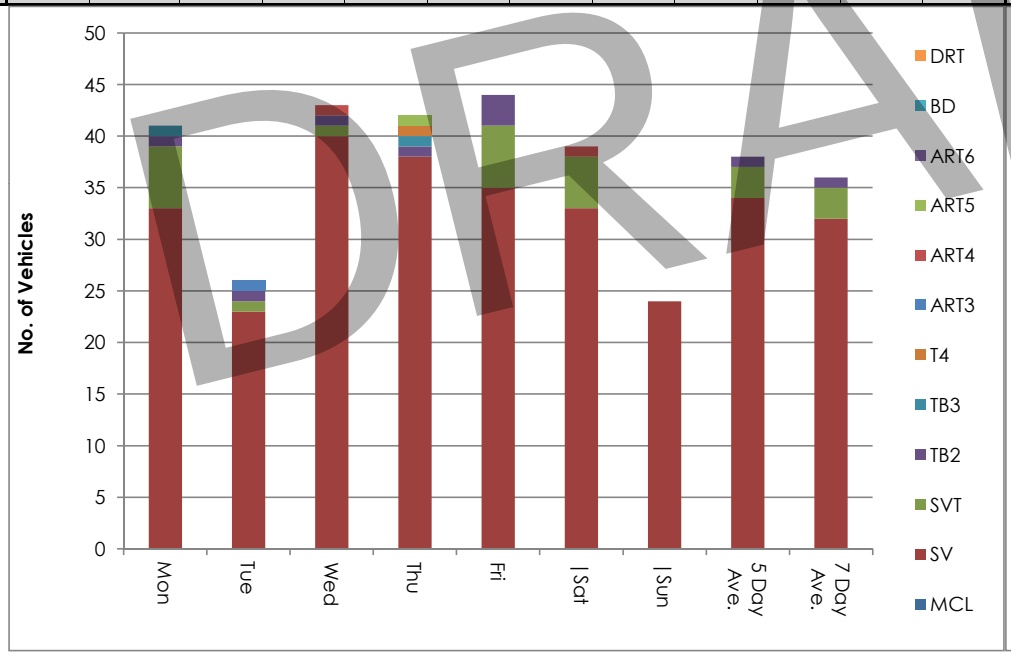

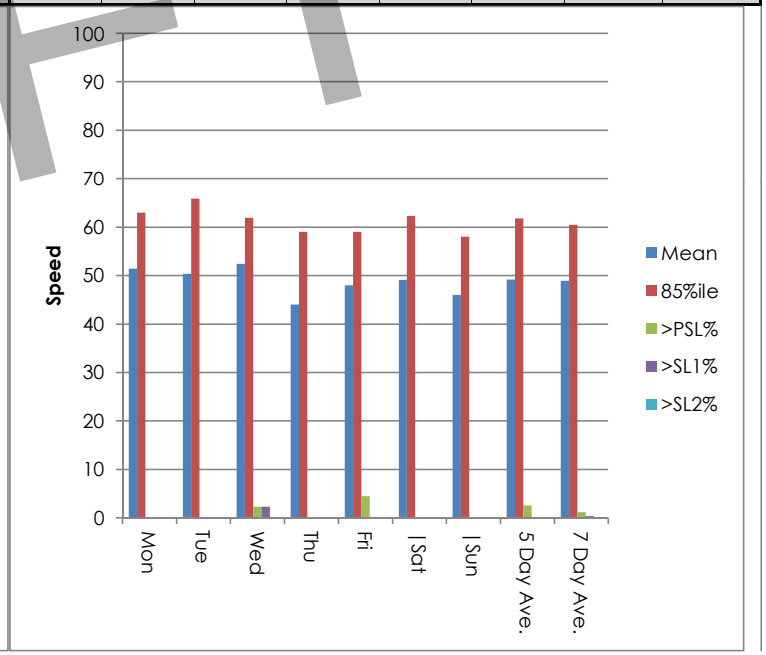

DRAFT

Site 89
Location LS07200, Att - Telepole 3, Lat 54.12226, Long -6.84048
Direction East

3279 / Meath/Cavan/Monaghan ATC's
October 2013
Automatic Traffic Count

Wed, 9 October 2013

Time	Total	Speed Bins (km/h)																												
		0 - 5	5 - 10	10 - 15	15 - 20	20 - 25	25 - 30	30 - 35	35 - 40	40 - 45	45 - 50	50 - 55	55 - 60	60 - 65	65 - 70	70 - 75	75 - 80	80 - 85	85 - 90	90 - 95	95 - 100	100 - 105	105 - 110	110 - 115	115 - 120	120 - 125	125 - 130	130 - 135	135 - 140
0000	1	0	0	0	0	0	0	0	0	0	0	0	1	0	0	0	0	0	0	0	0	0	0	0	0	0	0	0	0	0
0100	0	0	0	0	0	0	0	0	0	0	0	0	0	0	0	0	0	0	0	0	0	0	0	0	0	0	0	0	0	0
0200	0	0	0	0	0	0	0	0	0	0	0	0	0	0	0	0	0	0	0	0	0	0	0	0	0	0	0	0	0	0
0300	0	0	0	0	0	0	0	0	0	0	0	0	0	0	0	0	0	0	0	0	0	0	0	0	0	0	0	0	0	0
0400	0	0	0	0	0	0	0	0	0	0	0	0	0	0	0	0	0	0	0	0	0	0	0	0	0	0	0	0	0	0
0500	0	0	0	0	0	0	0	0	0	0	0	0	0	0	0	0	0	0	0	0	0	0	0	0	0	0	0	0	0	0
0600	0	0	0	0	0	0	0	0	0	0	0	0	0	0	0	0	0	0	0	0	0	0	0	0	0	0	0	0	0	0
0700	0	0	0	0	0	0	0	0	0	0	0	0	0	0	0	0	0	0	0	0	0	0	0	0	0	0	0	0	0	0
0800	**6**	**0**	**1**	**0**	**0**	**0**	**0**	**0**	**0**	**0**	**1**	**3**	**1**	**0**	**0**	**0**	**0**	**0**	**0**	**0**	**0**	**0**	**0**	**0**	**0**	**0**	**0**	**0**	**0**	**0**
0900	2	0	0	0	0	0	0	0	0	0	0	0	0	0	0	2	0	0	0	0	0	0	0	0	0	0	0	0	0	0
1000	3	0	0	0	0	0	0	0	0	1	1	1	0	0	0	0	0	0	0	0	0	0	0	0	0	0	0	0	0	0
1100	1	0	0	0	0	0	0	0	0	0	0	1	0	0	0	0	0	0	0	0	0	0	0	0	0	0	0	0	0	0
1200	2	0	0	0	0	0	0	0	0	0	1	0	0	0	0	1	0	0	0	0	0	0	0	0	0	0	0	0	0	0
1300	**4**	**0**	**0**	**0**	**0**	**0**	**0**	**0**	**1**	**0**	**1**	**1**	**1**	**0**	**0**	**0**	**0**	**0**	**0**	**0**	**0**	**0**	**0**	**0**	**0**	**0**	**0**	**0**	**0**	**0**
1400	**4**	**0**	**0**	**0**	**0**	**0**	**0**	**0**	**2**	**0**	**1**	**0**	**1**	**0**	**0**	**0**	**0**	**0**	**0**	**0**	**0**	**0**	**0**	**0**	**0**	**0**	**0**	**0**	**0**	**0**
1500	3	0	0	0	0	0	0	0	0	0	1	2	0	0	0	0	0	0	0	0	0	0	0	0	0	0	0	0	0	0
1600	**4**	**0**	**0**	**0**	**0**	**0**	**0**	**0**	**0**	**0**	**0**	**3**	**0**	**0**	**0**	**1**	**0**	**0**	**0**	**0**	**0**	**0**	**0**	**0**	**0**	**0**	**0**	**0**	**0**	**0**
1700	2	0	0	0	1	0	0	0	0	0	0	0	0	0	1	0	0	0	0	0	0	0	0	0	0	0	0	0	0	0
1800	1	0	0	0	0	0	0	0	0	0	0	1	0	0	0	0	0	0	0	0	0	0	0	0	0	0	0	0	0	0
1900	**4**	**0**	**0**	**0**	**0**	**0**	**0**	**0**	**0**	**0**	**0**	**0**	**4**	**0**	**0**	**0**	**0**	**0**	**0**	**0**	**0**	**0**	**0**	**0**	**0**	**0**	**0**	**0**	**0**	**0**
2000	3	0	0	0	0	0	0	0	1	0	0	0	1	1	0	0	0	0	0	0	0	0	0	0	0	0	0	0	0	0
2100	0	0	0	0	0	0	0	0	0	0	0	0	0	0	0	0	0	0	0	0	0	0	0	0	0	0	0	0	0	0
2200	0	0	0	0	0	0	0	0	0	0	0	0	0	0	0	0	0	0	0	0	0	0	0	0	0	0	0	0	0	0
2300	3	0	0	0	0	0	0	0	0	0	1	1	0	0	0	0	0	0	1	0	0	0	0	0	0	0	0	0	0	0
07-19	**32**	**0**	**1**	**0**	**1**	**0**	**0**	**0**	**3**	**1**	**6**	**12**	**3**	**0**	**1**	**4**	**0**	**0**	**0**	**0**	**0**	**0**	**0**	**0**	**0**	**0**	**0**	**0**	**0**	**0**
06-22	**39**	**0**	**1**	**0**	**1**	**0**	**0**	**0**	**4**	**1**	**6**	**12**	**8**	**1**	**1**	**4**	**0**	**0**	**0**	**0**	**0**	**0**	**0**	**0**	**0**	**0**	**0**	**0**	**0**	**0**
06-00	**42**	**0**	**1**	**0**	**1**	**0**	**0**	**0**	**4**	**1**	**7**	**13**	**8**	**1**	**1**	**4**	**0**	**0**	**1**	**0**	**0**	**0**	**0**	**0**	**0**	**0**	**0**	**0**	**0**	**0**
00-00	**43**	**0**	**1**	**0**	**1**	**0**	**0**	**0**	**4**	**1**	**7**	**13**	**9**	**1**	**1**	**4**	**0**	**0**	**1**	**0**	**0**	**0**	**0**	**0**	**0**	**0**	**0**	**0**	**0**	**0**

DRAFT

Site 89
Location LS07200, Att - Telepole 3, Lat 54.12226, Long -6.84048
Direction East

3279 / Meath/Cavan/Monaghan ATC's
October 2013
Automatic Traffic Count

Thu, 10 October 2013

Time	Total	Speed Bins (km/h)																											
		0 - 5	5 - 10	10 - 15	15 - 20	20 - 25	25 - 30	30 - 35	35 - 40	40 - 45	45 - 50	50 - 55	55 - 60	60 - 65	65 - 70	70 - 75	75 - 80	80 - 85	85 - 90	90 - 95	95 - 100	100 - 105	105 - 110	110 - 115	115 - 120	120 - 125	125 - 130	130 - 135	135 - 140
0000	1	0	0	0	0	0	0	0	0	0	1	0	0	0	0	0	0	0	0	0	0	0	0	0	0	0	0	0	0
0100	0	0	0	0	0	0	0	0	0	0	0	0	0	0	0	0	0	0	0	0	0	0	0	0	0	0	0	0	0
0200	0	0	0	0	0	0	0	0	0	0	0	0	0	0	0	0	0	0	0	0	0	0	0	0	0	0	0	0	0
0300	0	0	0	0	0	0	0	0	0	0	0	0	0	0	0	0	0	0	0	0	0	0	0	0	0	0	0	0	0
0400	0	0	0	0	0	0	0	0	0	0	0	0	0	0	0	0	0	0	0	0	0	0	0	0	0	0	0	0	0
0500	0	0	0	0	0	0	0	0	0	0	0	0	0	0	0	0	0	0	0	0	0	0	0	0	0	0	0	0	0
0600	0	0	0	0	0	0	0	0	0	0	0	0	0	0	0	0	0	0	0	0	0	0	0	0	0	0	0	0	0
0700	2	0	0	0	0	0	0	0	0	0	1	0	0	1	0	0	0	0	0	0	0	0	0	0	0	0	0	0	0
0800	**4**	**0**	**0**	**1**	**0**	**0**	**1**	**0**	**0**	**0**	**0**	**2**	**0**	**0**	**0**	**0**	**0**	**0**	**0**	**0**	**0**	**0**	**0**	**0**	**0**	**0**	**0**	**0**	**0**
0900	3	0	0	0	0	0	0	0	0	0	1	1	1	0	0	0	0	0	0	0	0	0	0	0	0	0	0	0	0
1000	2	0	0	0	0	0	0	0	1	0	0	0	1	0	0	0	0	0	0	0	0	0	0	0	0	0	0	0	0
1100	**4**	**0**	**0**	**0**	**0**	**0**	**0**	**0**	**1**	**0**	**0**	**0**	**1**	**2**	**0**	**0**	**0**	**0**	**0**	**0**	**0**	**0**	**0**	**0**	**0**	**0**	**0**	**0**	**0**
1200	3	0	0	1	0	0	0	0	0	0	0	2	0	0	0	0	0	0	0	0	0	0	0	0	0	0	0	0	0
1300	1	0	0	0	0	0	0	0	0	0	0	0	1	0	0	0	0	0	0	0	0	0	0	0	0	0	0	0	0
1400	2	0	0	1	0	0	0	0	0	0	0	1	0	0	0	0	0	0	0	0	0	0	0	0	0	0	0	0	0
1500	**7**	**0**	**0**	**0**	**0**	**2**	**1**	**1**	**0**	**0**	**2**	**1**	**0**	**0**	**0**	**0**	**0**	**0**	**0**	**0**	**0**	**0**	**0**	**0**	**0**	**0**	**0**	**0**	**0**
1600	6	0	0	0	1	0	0	1	0	0	0	0	4	0	0	0	0	0	0	0	0	0	0	0	0	0	0	0	0
1700	2	0	1	0	0	0	0	0	0	0	0	0	1	0	0	0	0	0	0	0	0	0	0	0	0	0	0	0	0
1800	4	0	0	0	0	1	0	0	0	1	1	0	0	1	0	0	0	0	0	0	0	0	0	0	0	0	0	0	0
1900	0	0	0	0	0	0	0	0	0	0	0	0	0	0	0	0	0	0	0	0	0	0	0	0	0	0	0	0	0
2000	1	0	0	0	0	0	0	0	0	0	0	0	1	0	0	0	0	0	0	0	0	0	0	0	0	0	0	0	0
2100	0	0	0	0	0	0	0	0	0	0	0	0	0	0	0	0	0	0	0	0	0	0	0	0	0	0	0	0	0
2200	0	0	0	0	0	0	0	0	0	0	0	0	0	0	0	0	0	0	0	0	0	0	0	0	0	0	0	0	0
2300	0	0	0	0	0	0	0	0	0	0	0	0	0	0	0	0	0	0	0	0	0	0	0	0	0	0	0	0	0
07-19	**40**	**0**	**1**	**3**	**1**	**3**	**2**	**2**	**2**	**1**	**5**	**7**	**9**	**4**	**0**	**0**	**0**	**0**	**0**	**0**	**0**	**0**	**0**	**0**	**0**	**0**	**0**	**0**	**0**
06-22	**41**	**0**	**1**	**3**	**1**	**3**	**2**	**2**	**2**	**1**	**5**	**7**	**10**	**4**	**0**	**0**	**0**	**0**	**0**	**0**	**0**	**0**	**0**	**0**	**0**	**0**	**0**	**0**	**0**
06-00	**41**	**0**	**1**	**3**	**1**	**3**	**2**	**2**	**2**	**1**	**5**	**7**	**10**	**4**	**0**	**0**	**0**	**0**	**0**	**0**	**0**	**0**	**0**	**0**	**0**	**0**	**0**	**0**	**0**
00-00	**42**	**0**	**1**	**3**	**1**	**3**	**2**	**2**	**2**	**1**	**6**	**7**	**10**	**4**	**0**	**0**	**0**	**0**	**0**	**0**	**0**	**0**	**0**	**0**	**0**	**0**	**0**	**0**	**0**

DRAFT

Site 89
Location LS07200, Att - Telepole 3, Lat 54.12226, Long -6.84048
Direction East

3279 / Meath/Cavan/Monaghan ATC's
October 2013
Automatic Traffic Count

Fri, 11 October 2013

Time	Total	Speed Bins (km/h)																											
		0 - 5	5 - 10	10 - 15	15 - 20	20 - 25	25 - 30	30 - 35	35 - 40	40 - 45	45 - 50	50 - 55	55 - 60	60 - 65	65 - 70	70 - 75	75 - 80	80 - 85	85 - 90	90 - 95	95 - 100	100 - 105	105 - 110	110 - 115	115 - 120	120 - 125	125 - 130	130 - 135	135 - 140
0000	1	0	0	0	0	0	0	0	0	0	0	1	0	0	0	0	0	0	0	0	0	0	0	0	0	0	0	0	0
0100	0	0	0	0	0	0	0	0	0	0	0	0	0	0	0	0	0	0	0	0	0	0	0	0	0	0	0	0	0
0200	0	0	0	0	0	0	0	0	0	0	0	0	0	0	0	0	0	0	0	0	0	0	0	0	0	0	0	0	0
0300	0	0	0	0	0	0	0	0	0	0	0	0	0	0	0	0	0	0	0	0	0	0	0	0	0	0	0	0	0
0400	0	0	0	0	0	0	0	0	0	0	0	0	0	0	0	0	0	0	0	0	0	0	0	0	0	0	0	0	0
0500	0	0	0	0	0	0	0	0	0	0	0	0	0	0	0	0	0	0	0	0	0	0	0	0	0	0	0	0	0
0600	0	0	0	0	0	0	0	0	0	0	0	0	0	0	0	0	0	0	0	0	0	0	0	0	0	0	0	0	0
0700	0	0	0	0	0	0	0	0	0	0	0	0	0	0	0	0	0	0	0	0	0	0	0	0	0	0	0	0	0
0800	1	0	0	0	0	0	0	0	0	0	0	1	0	0	0	0	0	0	0	0	0	0	0	0	0	0	0	0	0
0900	2	0	0	1	0	0	0	0	0	0	0	0	0	0	0	0	0	1	0	0	0	0	0	0	0	0	0	0	0
1000	**10**	**0**	**0**	**0**	**0**	**0**	**0**	**0**	**3**	**1**	**1**	**1**	**2**	**1**	**0**	**1**	**0**	**0**	**0**	**0**	**0**	**0**	**0**	**0**	**0**	**0**	**0**	**0**	**0**
1100	3	0	0	0	0	0	0	0	0	0	1	1	1	0	0	0	0	0	0	0	0	0	0	0	0	0	0	0	0
1200	4	0	0	1	0	0	0	0	0	0	1	0	1	0	0	0	0	1	0	0	0	0	0	0	0	0	0	0	0
1300	4	0	0	0	0	0	0	0	1	2	0	1	0	0	0	0	0	0	0	0	0	0	0	0	0	0	0	0	0
1400	4	0	0	0	0	0	0	0	0	0	3	0	1	0	0	0	0	0	0	0	0	0	0	0	0	0	0	0	0
1500	**6**	**0**	**0**	**1**	**0**	**0**	**0**	**1**	**1**	**0**	**1**	**1**	**0**	**0**	**1**	**0**	**0**	**0**	**0**	**0**	**0**	**0**	**0**	**0**	**0**	**0**	**0**	**0**	**0**
1600	0	0	0	0	0	0	0	0	0	0	0	0	0	0	0	0	0	0	0	0	0	0	0	0	0	0	0	0	0
1700	2	0	0	0	0	0	0	0	1	0	0	0	0	1	0	0	0	0	0	0	0	0	0	0	0	0	0	0	0
1800	2	0	0	1	0	0	0	0	0	0	0	1	0	0	0	0	0	0	0	0	0	0	0	0	0	0	0	0	0
1900	3	0	0	0	0	0	0	0	0	1	0	0	1	1	0	0	0	0	0	0	0	0	0	0	0	0	0	0	0
2000	0	0	0	0	0	0	0	0	0	0	0	0	0	0	0	0	0	0	0	0	0	0	0	0	0	0	0	0	0
2100	0	0	0	0	0	0	0	0	0	0	0	0	0	0	0	0	0	0	0	0	0	0	0	0	0	0	0	0	0
2200	0	0	0	0	0	0	0	0	0	0	0	0	0	0	0	0	0	0	0	0	0	0	0	0	0	0	0	0	0
2300	2	0	0	0	0	0	0	0	0	0	0	1	1	0	0	0	0	0	0	0	0	0	0	0	0	0	0	0	0
07-19	**38**	**0**	**0**	**4**	**0**	**0**	**0**	**1**	**6**	**3**	**7**	**6**	**5**	**2**	**1**	**1**	**0**	**2**	**0**	**0**	**0**	**0**	**0**	**0**	**0**	**0**	**0**	**0**	**0**
06-22	**41**	**0**	**0**	**4**	**0**	**0**	**0**	**1**	**6**	**4**	**7**	**6**	**6**	**3**	**1**	**1**	**0**	**2**	**0**	**0**	**0**	**0**	**0**	**0**	**0**	**0**	**0**	**0**	**0**
06-00	**43**	**0**	**0**	**4**	**0**	**0**	**0**	**1**	**6**	**4**	**7**	**7**	**7**	**3**	**1**	**1**	**0**	**2**	**0**	**0**	**0**	**0**	**0**	**0**	**0**	**0**	**0**	**0**	**0**
00-00	**44**	**0**	**0**	**4**	**0**	**0**	**0**	**1**	**6**	**4**	**7**	**8**	**7**	**3**	**1**	**1**	**0**	**2**	**0**	**0**	**0**	**0**	**0**	**0**	**0**	**0**	**0**	**0**	**0**

DRAFT

Site 89
Location LS07200, Att - Telepole 3, Lat 54.12226, Long -6.84048
Direction East

3279 / Meath/Cavan/Monaghan ATC's
October 2013
Automatic Traffic Count

Sat, 12 October 2013

Time	Total	Speed Bins (km/h)																											
		0 - 5	5 - 10	10 - 15	15 - 20	20 - 25	25 - 30	30 - 35	35 - 40	40 - 45	45 - 50	50 - 55	55 - 60	60 - 65	65 - 70	70 - 75	75 - 80	80 - 85	85 - 90	90 - 95	95 - 100	100 - 105	105 - 110	110 - 115	115 - 120	120 - 125	125 - 130	130 - 135	135 - 140
0000	0	0	0	0	0	0	0	0	0	0	0	0	0	0	0	0	0	0	0	0	0	0	0	0	0	0	0	0	0
0100	1	0	0	0	0	0	0	0	0	0	0	0	0	0	0	1	0	0	0	0	0	0	0	0	0	0	0	0	0
0200	0	0	0	0	0	0	0	0	0	0	0	0	0	0	0	0	0	0	0	0	0	0	0	0	0	0	0	0	0
0300	0	0	0	0	0	0	0	0	0	0	0	0	0	0	0	0	0	0	0	0	0	0	0	0	0	0	0	0	0
0400	0	0	0	0	0	0	0	0	0	0	0	0	0	0	0	0	0	0	0	0	0	0	0	0	0	0	0	0	0
0500	0	0	0	0	0	0	0	0	0	0	0	0	0	0	0	0	0	0	0	0	0	0	0	0	0	0	0	0	0
0600	0	0	0	0	0	0	0	0	0	0	0	0	0	0	0	0	0	0	0	0	0	0	0	0	0	0	0	0	0
0700	0	0	0	0	0	0	0	0	0	0	0	0	0	0	0	0	0	0	0	0	0	0	0	0	0	0	0	0	0
0800	2	0	0	1	0	0	0	0	0	0	0	0	0	0	1	0	0	0	0	0	0	0	0	0	0	0	0	0	0
0900	**4**	**0**	**0**	**0**	**0**	**0**	**0**	**0**	**1**	**1**	**0**	**0**	**0**	**0**	**1**	**1**	**0**	**0**	**0**	**0**	**0**	**0**	**0**	**0**	**0**	**0**	**0**	**0**	**0**
1000	**4**	**0**	**0**	**0**	**0**	**0**	**0**	**0**	**1**	**0**	**3**	**0**	**0**	**0**	**0**	**0**	**0**	**0**	**0**	**0**	**0**	**0**	**0**	**0**	**0**	**0**	**0**	**0**	**0**
1100	2	0	0	0	0	0	1	1	0	0	0	0	0	0	0	0	0	0	0	0	0	0	0	0	0	0	0	0	0
1200	2	0	0	0	0	0	0	0	0	0	1	1	0	0	0	0	0	0	0	0	0	0	0	0	0	0	0	0	0
1300	2	0	0	0	0	0	0	0	1	0	0	1	0	0	0	0	0	0	0	0	0	0	0	0	0	0	0	0	0
1400	**6**	**0**	**0**	**1**	**0**	**0**	**0**	**1**	**0**	**0**	**0**	**2**	**0**	**1**	**1**	**0**	**0**	**0**	**0**	**0**	**0**	**0**	**0**	**0**	**0**	**0**	**0**	**0**	**0**
1500	3	0	0	0	0	0	0	0	0	0	0	2	1	0	0	0	0	0	0	0	0	0	0	0	0	0	0	0	0
1600	1	0	0	0	0	0	0	0	0	0	0	0	1	0	0	0	0	0	0	0	0	0	0	0	0	0	0	0	0
1700	4	0	0	0	0	0	0	0	0	0	2	1	0	1	0	0	0	0	0	0	0	0	0	0	0	0	0	0	0
1800	3	0	0	0	0	0	0	0	0	0	1	0	2	0	0	0	0	0	0	0	0	0	0	0	0	0	0	0	0
1900	1	0	0	0	0	0	0	1	0	0	0	0	0	0	0	0	0	0	0	0	0	0	0	0	0	0	0	0	0
2000	2	0	0	0	0	0	0	0	0	1	0	0	0	0	0	1	0	0	0	0	0	0	0	0	0	0	0	0	0
2100	0	0	0	0	0	0	0	0	0	0	0	0	0	0	0	0	0	0	0	0	0	0	0	0	0	0	0	0	0
2200	1	0	0	0	0	0	0	0	0	0	1	0	0	0	0	0	0	0	0	0	0	0	0	0	0	0	0	0	0
2300	1	0	0	0	0	0	0	0	0	0	1	0	0	0	0	0	0	0	0	0	0	0	0	0	0	0	0	0	0
07-19	**33**	**0**	**0**	**2**	**0**	**0**	**1**	**2**	**3**	**1**	**7**	**7**	**4**	**2**	**3**	**1**	**0**	**0**	**0**	**0**	**0**	**0**	**0**	**0**	**0**	**0**	**0**	**0**	**0**
06-22	**36**	**0**	**0**	**2**	**0**	**0**	**1**	**3**	**3**	**2**	**7**	**7**	**4**	**2**	**3**	**2**	**0**	**0**	**0**	**0**	**0**	**0**	**0**	**0**	**0**	**0**	**0**	**0**	**0**
06-00	**38**	**0**	**0**	**2**	**0**	**0**	**1**	**3**	**3**	**2**	**9**	**7**	**4**	**2**	**3**	**2**	**0**	**0**	**0**	**0**	**0**	**0**	**0**	**0**	**0**	**0**	**0**	**0**	**0**
00-00	**39**	**0**	**0**	**2**	**0**	**0**	**1**	**3**	**3**	**2**	**9**	**7**	**4**	**2**	**3**	**3**	**0**	**0**	**0**	**0**	**0**	**0**	**0**	**0**	**0**	**0**	**0**	**0**	**0**

DRAFT

Site 89
Location LS07200, Att - Telepole 3, Lat 54.12226, Long -6.84048
Direction East

3279 / Meath/Cavan/Monaghan ATC's
October 2013
Automatic Traffic Count

Sun, 13 October 2013

Time	Total	Speed Bins (km/h)																											
		0 - 5	5 - 10	10 - 15	15 - 20	20 - 25	25 - 30	30 - 35	35 - 40	40 - 45	45 - 50	50 - 55	55 - 60	60 - 65	65 - 70	70 - 75	75 - 80	80 - 85	85 - 90	90 - 95	95 - 100	100 - 105	105 - 110	110 - 115	115 - 120	120 - 125	125 - 130	130 - 135	135 - 140
0000	0	0	0	0	0	0	0	0	0	0	0	0	0	0	0	0	0	0	0	0	0	0	0	0	0	0	0	0	0
0100	0	0	0	0	0	0	0	0	0	0	0	0	0	0	0	0	0	0	0	0	0	0	0	0	0	0	0	0	0
0200	0	0	0	0	0	0	0	0	0	0	0	0	0	0	0	0	0	0	0	0	0	0	0	0	0	0	0	0	0
0300	0	0	0	0	0	0	0	0	0	0	0	0	0	0	0	0	0	0	0	0	0	0	0	0	0	0	0	0	0
0400	0	0	0	0	0	0	0	0	0	0	0	0	0	0	0	0	0	0	0	0	0	0	0	0	0	0	0	0	0
0500	0	0	0	0	0	0	0	0	0	0	0	0	0	0	0	0	0	0	0	0	0	0	0	0	0	0	0	0	0
0600	0	0	0	0	0	0	0	0	0	0	0	0	0	0	0	0	0	0	0	0	0	0	0	0	0	0	0	0	0
0700	0	0	0	0	0	0	0	0	0	0	0	0	0	0	0	0	0	0	0	0	0	0	0	0	0	0	0	0	0
0800	0	0	0	0	0	0	0	0	0	0	0	0	0	0	0	0	0	0	0	0	0	0	0	0	0	0	0	0	0
0900	1	0	0	0	0	0	0	0	0	0	0	1	0	0	0	0	0	0	0	0	0	0	0	0	0	0	0	0	0
1000	**3**	**0**	**0**	**0**	**0**	**0**	**0**	**0**	**0**	**0**	**2**	**0**	**0**	**0**	**1**	**0**	**0**	**0**	**0**	**0**	**0**	**0**	**0**	**0**	**0**	**0**	**0**	**0**	**0**
1100	1	0	0	0	0	0	0	0	0	0	0	1	0	0	0	0	0	0	0	0	0	0	0	0	0	0	0	0	0
1200	1	0	0	1	0	0	0	0	0	0	0	0	0	0	0	0	0	0	0	0	0	0	0	0	0	0	0	0	0
1300	2	0	0	0	0	0	0	0	0	0	1	1	0	0	0	0	0	0	0	0	0	0	0	0	0	0	0	0	0
1400	**4**	**0**	**0**	**0**	**0**	**0**	**2**	**0**	**0**	**0**	**0**	**1**	**0**	**0**	**1**	**0**	**0**	**0**	**0**	**0**	**0**	**0**	**0**	**0**	**0**	**0**	**0**	**0**	**0**
1500	3	0	0	0	0	1	0	0	0	1	1	0	0	0	0	0	0	0	0	0	0	0	0	0	0	0	0	0	0
1600	1	0	0	0	0	0	1	0	0	0	0	0	0	0	0	0	0	0	0	0	0	0	0	0	0	0	0	0	0
1700	1	0	0	0	0	0	0	0	1	0	0	0	0	0	0	0	0	0	0	0	0	0	0	0	0	0	0	0	0
1800	**4**	**0**	**0**	**0**	**0**	**0**	**1**	**0**	**0**	**0**	**1**	**1**	**1**	**0**	**0**	**0**	**0**	**0**	**0**	**0**	**0**	**0**	**0**	**0**	**0**	**0**	**0**	**0**	**0**
1900	1	0	0	0	0	0	0	0	0	0	0	1	0	0	0	0	0	0	0	0	0	0	0	0	0	0	0	0	0
2000	1	0	0	0	0	0	0	0	0	0	0	0	0	0	0	0	1	0	0	0	0	0	0	0	0	0	0	0	0
2100	1	0	0	0	0	0	0	0	0	0	0	0	1	0	0	0	0	0	0	0	0	0	0	0	0	0	0	0	0
2200	0	0	0	0	0	0	0	0	0	0	0	0	0	0	0	0	0	0	0	0	0	0	0	0	0	0	0	0	0
2300	0	0	0	0	0	0	0	0	0	0	0	0	0	0	0	0	0	0	0	0	0	0	0	0	0	0	0	0	0
07-19	**21**	**0**	**0**	**1**	**0**	**1**	**4**	**0**	**1**	**1**	**5**	**5**	**1**	**0**	**2**	**0**	**0**	**0**	**0**	**0**	**0**	**0**	**0**	**0**	**0**	**0**	**0**	**0**	**0**
06-22	**24**	**0**	**0**	**1**	**0**	**1**	**4**	**0**	**1**	**1**	**5**	**6**	**2**	**0**	**2**	**0**	**1**	**0**	**0**	**0**	**0**	**0**	**0**	**0**	**0**	**0**	**0**	**0**	**0**
06-00	**24**	**0**	**0**	**1**	**0**	**1**	**4**	**0**	**1**	**1**	**5**	**6**	**2**	**0**	**2**	**0**	**1**	**0**	**0**	**0**	**0**	**0**	**0**	**0**	**0**	**0**	**0**	**0**	**0**
00-00	**24**	**0**	**0**	**1**	**0**	**1**	**4**	**0**	**1**	**1**	**5**	**6**	**2**	**0**	**2**	**0**	**1**	**0**	**0**	**0**	**0**	**0**	**0**	**0**	**0**	**0**	**0**	**0**	**0**

DRAFT

Site 89
Location LS07200, Att - Telepole 3, Lat 54.12226, Long -6.84048
Direction East

3279 / Meath/Cavan/Monaghan ATC's
October 2013
Automatic Traffic Count

Mon, 14 October 2013

Time	Total	Speed Bins (km/h)																											
		0 - 5	5 - 10	10 - 15	15 - 20	20 - 25	25 - 30	30 - 35	35 - 40	40 - 45	45 - 50	50 - 55	55 - 60	60 - 65	65 - 70	70 - 75	75 - 80	80 - 85	85 - 90	90 - 95	95 - 100	100 - 105	105 - 110	110 - 115	115 - 120	120 - 125	125 - 130	130 - 135	135 - 140
0000	0	0	0	0	0	0	0	0	0	0	0	0	0	0	0	0	0	0	0	0	0	0	0	0	0	0	0	0	0
0100	0	0	0	0	0	0	0	0	0	0	0	0	0	0	0	0	0	0	0	0	0	0	0	0	0	0	0	0	0
0200	0	0	0	0	0	0	0	0	0	0	0	0	0	0	0	0	0	0	0	0	0	0	0	0	0	0	0	0	0
0300	0	0	0	0	0	0	0	0	0	0	0	0	0	0	0	0	0	0	0	0	0	0	0	0	0	0	0	0	0
0400	0	0	0	0	0	0	0	0	0	0	0	0	0	0	0	0	0	0	0	0	0	0	0	0	0	0	0	0	0
0500	0	0	0	0	0	0	0	0	0	0	0	0	0	0	0	0	0	0	0	0	0	0	0	0	0	0	0	0	0
0600	0	0	0	0	0	0	0	0	0	0	0	0	0	0	0	0	0	0	0	0	0	0	0	0	0	0	0	0	0
0700	0	0	0	0	0	0	0	0	0	0	0	0	0	0	0	0	0	0	0	0	0	0	0	0	0	0	0	0	0
0800	1	0	0	0	0	0	0	0	0	0	0	0	1	0	0	0	0	0	0	0	0	0	0	0	0	0	0	0	0
0900	3	0	0	0	0	0	0	0	0	0	0	1	1	0	0	1	0	0	0	0	0	0	0	0	0	0	0	0	0
1000	**5**	**0**	**0**	**0**	**0**	**0**	**0**	**0**	**1**	**1**	**0**	**1**	**1**	**0**	**0**	**1**	**0**	**0**	**0**	**0**	**0**	**0**	**0**	**0**	**0**	**0**	**0**	**0**	**0**
1100	2	0	0	0	0	0	0	0	0	1	0	0	0	0	0	1	0	0	0	0	0	0	0	0	0	0	0	0	0
1200	2	0	0	0	0	0	0	0	1	0	0	1	0	0	0	0	0	0	0	0	0	0	0	0	0	0	0	0	0
1300	3	0	0	0	0	0	0	0	0	1	1	1	0	0	0	0	0	0	0	0	0	0	0	0	0	0	0	0	0
1400	4	0	0	0	0	1	0	0	0	1	0	1	1	0	0	0	0	0	0	0	0	0	0	0	0	0	0	0	0
1500	**7**	**0**	**0**	**0**	**0**	**0**	**0**	**0**	**0**	**3**	**0**	**2**	**0**	**0**	**0**	**1**	**1**	**0**	**0**	**0**	**0**	**0**	**0**	**0**	**0**	**0**	**0**	**0**	**0**
1600	5	0	0	0	1	1	0	0	0	1	2	0	0	0	0	0	0	0	0	0	0	0	0	0	0	0	0	0	0
1700	4	0	0	0	0	0	0	0	0	0	1	2	0	1	0	0	0	0	0	0	0	0	0	0	0	0	0	0	0
1800	2	0	0	0	0	0	0	0	0	0	1	0	1	0	0	0	0	0	0	0	0	0	0	0	0	0	0	0	0
1900	1	0	0	0	0	0	0	0	0	0	0	0	0	0	0	1	0	0	0	0	0	0	0	0	0	0	0	0	0
2000	0	0	0	0	0	0	0	0	0	0	0	0	0	0	0	0	0	0	0	0	0	0	0	0	0	0	0	0	0
2100	2	0	0	0	0	0	0	0	0	0	0	0	0	2	0	0	0	0	0	0	0	0	0	0	0	0	0	0	0
2200	0	0	0	0	0	0	0	0	0	0	0	0	0	0	0	0	0	0	0	0	0	0	0	0	0	0	0	0	0
2300	0	0	0	0	0	0	0	0	0	0	0	0	0	0	0	0	0	0	0	0	0	0	0	0	0	0	0	0	0
07-19	**38**	**0**	**0**	**0**	**1**	**2**	**0**	**0**	**2**	**8**	**5**	**9**	**5**	**1**	**0**	**4**	**1**	**0**	**0**	**0**	**0**	**0**	**0**	**0**	**0**	**0**	**0**	**0**	**0**
06-22	**41**	**0**	**0**	**0**	**1**	**2**	**0**	**0**	**2**	**8**	**5**	**9**	**5**	**3**	**0**	**5**	**1**	**0**	**0**	**0**	**0**	**0**	**0**	**0**	**0**	**0**	**0**	**0**	**0**
06-00	**41**	**0**	**0**	**0**	**1**	**2**	**0**	**0**	**2**	**8**	**5**	**9**	**5**	**3**	**0**	**5**	**1**	**0**	**0**	**0**	**0**	**0**	**0**	**0**	**0**	**0**	**0**	**0**	**0**
00-00	**41**	**0**	**0**	**0**	**1**	**2**	**0**	**0**	**2**	**8**	**5**	**9**	**5**	**3**	**0**	**5**	**1**	**0**	**0**	**0**	**0**	**0**	**0**	**0**	**0**	**0**	**0**	**0**	**0**

DRAFT

Site 89
Location LS07200, Att - Telepole 3, Lat 54.12226, Long -6.84048
Direction East

3279 / Meath/Cavan/Monaghan ATC's
October 2013
Automatic Traffic Count

Tue, 15 October 2013

Time	Total	Speed Bins (km/h)																											
		0 - 5	5 - 10	10 - 15	15 - 20	20 - 25	25 - 30	30 - 35	35 - 40	40 - 45	45 - 50	50 - 55	55 - 60	60 - 65	65 - 70	70 - 75	75 - 80	80 - 85	85 - 90	90 - 95	95 - 100	100 - 105	105 - 110	110 - 115	115 - 120	120 - 125	125 - 130	130 - 135	135 - 140
0000	0	0	0	0	0	0	0	0	0	0	0	0	0	0	0	0	0	0	0	0	0	0	0	0	0	0	0	0	0
0100	0	0	0	0	0	0	0	0	0	0	0	0	0	0	0	0	0	0	0	0	0	0	0	0	0	0	0	0	0
0200	0	0	0	0	0	0	0	0	0	0	0	0	0	0	0	0	0	0	0	0	0	0	0	0	0	0	0	0	0
0300	0	0	0	0	0	0	0	0	0	0	0	0	0	0	0	0	0	0	0	0	0	0	0	0	0	0	0	0	0
0400	0	0	0	0	0	0	0	0	0	0	0	0	0	0	0	0	0	0	0	0	0	0	0	0	0	0	0	0	0
0500	0	0	0	0	0	0	0	0	0	0	0	0	0	0	0	0	0	0	0	0	0	0	0	0	0	0	0	0	0
0600	0	0	0	0	0	0	0	0	0	0	0	0	0	0	0	0	0	0	0	0	0	0	0	0	0	0	0	0	0
0700	0	0	0	0	0	0	0	0	0	0	0	0	0	0	0	0	0	0	0	0	0	0	0	0	0	0	0	0	0
0800	2	0	0	1	0	0	0	0	0	0	0	0	1	0	0	0	0	0	0	0	0	0	0	0	0	0	0	0	0
0900	1	0	0	0	0	0	0	0	0	0	0	0	0	0	0	1	0	0	0	0	0	0	0	0	0	0	0	0	0
1000	2	0	0	0	0	0	0	0	0	1	1	0	0	0	0	0	0	0	0	0	0	0	0	0	0	0	0	0	0
1100	**4**	**0**	**0**	**0**	**1**	**0**	**0**	**0**	**0**	**0**	**2**	**0**	**1**	**0**	**0**	**0**	**0**	**0**	**0**	**0**	**0**	**0**	**0**	**0**	**0**	**0**	**0**	**0**	**0**
1200	2	0	0	0	0	0	0	0	0	0	0	1	1	0	0	0	0	0	0	0	0	0	0	0	0	0	0	0	0
1300	0	0	0	0	0	0	0	0	0	0	0	0	0	0	0	0	0	0	0	0	0	0	0	0	0	0	0	0	0
1400	3	0	0	0	0	0	1	0	0	0	0	1	1	0	0	0	0	0	0	0	0	0	0	0	0	0	0	0	0
1500	2	0	0	0	0	0	0	0	0	0	0	2	0	0	0	0	0	0	0	0	0	0	0	0	0	0	0	0	0
1600	2	0	0	0	0	0	0	0	0	0	1	1	0	0	0	0	0	0	0	0	0	0	0	0	0	0	0	0	0
1700	**4**	**0**	**0**	**0**	**1**	**0**	**0**	**0**	**0**	**0**	**0**	**1**	**1**	**0**	**1**	**0**	**0**	**0**	**0**	**0**	**0**	**0**	**0**	**0**	**0**	**0**	**0**	**0**	**0**
1800	1	0	0	0	0	0	0	0	0	0	0	0	0	0	1	0	0	0	0	0	0	0	0	0	0	0	0	0	0
1900	1	0	0	0	0	0	0	0	0	0	0	0	1	0	0	0	0	0	0	0	0	0	0	0	0	0	0	0	0
2000	0	0	0	0	0	0	0	0	0	0	0	0	0	0	0	0	0	0	0	0	0	0	0	0	0	0	0	0	0
2100	2	0	0	0	0	0	0	0	0	0	0	0	0	0	1	1	0	0	0	0	0	0	0	0	0	0	0	0	0
2200	0	0	0	0	0	0	0	0	0	0	0	0	0	0	0	0	0	0	0	0	0	0	0	0	0	0	0	0	0
2300	0	0	0	0	0	0	0	0	0	0	0	0	0	0	0	0	0	0	0	0	0	0	0	0	0	0	0	0	0
07-19	**23**	**0**	**0**	**1**	**2**	**0**	**1**	**0**	**0**	**1**	**4**	**6**	**5**	**0**	**2**	**1**	**0**	**0**	**0**	**0**	**0**	**0**	**0**	**0**	**0**	**0**	**0**	**0**	**0**
06-22	**26**	**0**	**0**	**1**	**2**	**0**	**1**	**0**	**0**	**1**	**4**	**6**	**6**	**0**	**3**	**2**	**0**	**0**	**0**	**0**	**0**	**0**	**0**	**0**	**0**	**0**	**0**	**0**	**0**
06-00	**26**	**0**	**0**	**1**	**2**	**0**	**1**	**0**	**0**	**1**	**4**	**6**	**6**	**0**	**3**	**2**	**0**	**0**	**0**	**0**	**0**	**0**	**0**	**0**	**0**	**0**	**0**	**0**	**0**
00-00	**26**	**0**	**0**	**1**	**2**	**0**	**1**	**0**	**0**	**1**	**4**	**6**	**6**	**0**	**3**	**2**	**0**	**0**	**0**	**0**	**0**	**0**	**0**	**0**	**0**	**0**	**0**	**0**	**0**

DRAFT

Site 89
Location LS07200, Att - Telepole 3, Lat 54.12226, Long -6.84048
Direction East

3279 / Meath/Cavan/Monaghan ATC's
October 2013
Automatic Traffic Count

Virtual Day (7)

Time	Total	Speed Bins (km/h)																											
		0 - 5	5 - 10	10 - 15	15 - 20	20 - 25	25 - 30	30 - 35	35 - 40	40 - 45	45 - 50	50 - 55	55 - 60	60 - 65	65 - 70	70 - 75	75 - 80	80 - 85	85 - 90	90 - 95	95 - 100	100 - 105	105 - 110	110 - 115	115 - 120	120 - 125	125 - 130	130 - 135	135 - 140
0000	0	0	0	0	0	0	0	0	0	0	0	0	0	0	0	0	0	0	0	0	0	0	0	0	0	0	0	0	0
0100	0	0	0	0	0	0	0	0	0	0	0	0	0	0	0	0	0	0	0	0	0	0	0	0	0	0	0	0	0
0200	0	0	0	0	0	0	0	0	0	0	0	0	0	0	0	0	0	0	0	0	0	0	0	0	0	0	0	0	0
0300	0	0	0	0	0	0	0	0	0	0	0	0	0	0	0	0	0	0	0	0	0	0	0	0	0	0	0	0	0
0400	0	0	0	0	0	0	0	0	0	0	0	0	0	0	0	0	0	0	0	0	0	0	0	0	0	0	0	0	0
0500	0	0	0	0	0	0	0	0	0	0	0	0	0	0	0	0	0	0	0	0	0	0	0	0	0	0	0	0	0
0600	0	0	0	0	0	0	0	0	0	0	0	0	0	0	0	0	0	0	0	0	0	0	0	0	0	0	0	0	0
0700	0	0	0	0	0	0	0	0	0	0	0	0	0	0	0	0	0	0	0	0	0	0	0	0	0	0	0	0	0
0800	2	0	0	0	0	0	0	0	0	0	0	1	0	0	0	0	0	0	0	0	0	0	0	0	0	0	0	0	0
0900	2	0	0	0	0	0	0	0	0	0	0	0	0	0	0	1	0	0	0	0	0	0	0	0	0	0	0	0	0
1000	**4**	**0**	**0**	**0**	**0**	**0**	**0**	**0**	**1**	**1**	**1**	**0**	**1**	**0**	**0**	**0**	**0**	**0**	**0**	**0**	**0**	**0**	**0**	**0**	**0**	**0**	**0**	**0**	**0**
1100	2	0	0	0	0	0	0	0	0	0	0	0	0	0	0	0	0	0	0	0	0	0	0	0	0	0	0	0	0
1200	2	0	0	0	0	0	0	0	0	0	0	1	0	0	0	0	0	0	0	0	0	0	0	0	0	0	0	0	0
1300	2	0	0	0	0	0	0	0	0	0	0	1	0	0	0	0	0	0	0	0	0	0	0	0	0	0	0	0	0
1400	**4**	**0**	**0**	**0**	**0**	**0**	**0**	**0**	**0**	**0**	**1**	**1**	**1**	**0**	**0**	**0**	**0**	**0**	**0**	**0**	**0**	**0**	**0**	**0**	**0**	**0**	**0**	**0**	**0**
1500	**4**	**0**	**0**	**0**	**0**	**0**	**0**	**0**	**0**	**1**	**1**	**1**	**0**	**0**	**0**	**0**	**0**	**0**	**0**	**0**	**0**	**0**	**0**	**0**	**0**	**0**	**0**	**0**	**0**
1600	3	0	0	0	0	0	0	0	0	0	0	1	1	0	0	0	0	0	0	0	0	0	0	0	0	0	0	0	0
1700	3	0	0	0	0	0	0	0	0	0	0	1	0	0	0	0	0	0	0	0	0	0	0	0	0	0	0	0	0
1800	2	0	0	0	0	0	0	0	0	0	1	0	1	0	0	0	0	0	0	0	0	0	0	0	0	0	0	0	0
1900	2	0	0	0	0	0	0	0	0	0	0	0	1	0	0	0	0	0	0	0	0	0	0	0	0	0	0	0	0
2000	1	0	0	0	0	0	0	0	0	0	0	0	0	0	0	0	0	0	0	0	0	0	0	0	0	0	0	0	0
2100	1	0	0	0	0	0	0	0	0	0	0	0	0	0	0	0	0	0	0	0	0	0	0	0	0	0	0	0	0
2200	0	0	0	0	0	0	0	0	0	0	0	0	0	0	0	0	0	0	0	0	0	0	0	0	0	0	0	0	0
2300	1	0	0	0	0	0	0	0	0	0	0	0	0	0	0	0	0	0	0	0	0	0	0	0	0	0	0	0	0
07-19	**32**	**0**	**0**	**2**	**1**	**1**	**1**	**1**	**2**	**2**	**6**	**7**	**5**	**1**	**1**	**2**	**0**	**0**	**0**	**0**	**0**	**0**	**0**	**0**	**0**	**0**	**0**	**0**	**0**
06-22	**35**	**0**	**0**	**2**	**1**	**1**	**1**	**1**	**3**	**3**	**6**	**8**	**6**	**2**	**1**	**2**	**0**	**0**	**0**	**0**	**0**	**0**	**0**	**0**	**0**	**0**	**0**	**0**	**0**
06-00	**36**	**0**	**0**	**2**	**1**	**1**	**1**	**1**	**3**	**3**	**6**	**8**	**6**	**2**	**1**	**2**	**0**	**0**	**0**	**0**	**0**	**0**	**0**	**0**	**0**	**0**	**0**	**0**	**0**
00-00	**37**	**0**	**0**	**2**	**1**	**1**	**1**	**1**	**3**	**3**	**6**	**8**	**6**	**2**	**1**	**2**	**0**	**0**	**0**	**0**	**0**	**0**	**0**	**0**	**0**	**0**	**0**	**0**	**0**

DRAFT

Site 89
Location LS07200, Att - Telepole 3, Lat 54.12226, Long -6.84048
Direction East

3279 / Meath/Cavan/Monaghan ATC's
October 2013
Automatic Traffic Count

Virtual Week (1)

Time	Total	Speed Bins (km/h)																											
		0 - 5	5 - 10	10 - 15	15 - 20	20 - 25	25 - 30	30 - 35	35 - 40	40 - 45	45 - 50	50 - 55	55 - 60	60 - 65	65 - 70	70 - 75	75 - 80	80 - 85	85 - 90	90 - 95	95 - 100	100 - 105	105 - 110	110 - 115	115 - 120	120 - 125	125 - 130	130 - 135	135 - 140
Mon	41	0	0	0	1	2	0	0	2	8	5	9	5	3	0	5	1	0	0	0	0	0	0	0	0	0	0	0	0
Tue	26	0	0	1	2	0	1	0	0	1	4	6	6	0	3	2	0	0	0	0	0	0	0	0	0	0	0	0	0
Wed	43	0	1	0	1	0	0	0	4	1	7	13	9	1	1	4	0	0	1	0	0	0	0	0	0	0	0	0	0
Thu	42	0	1	3	1	3	2	2	2	1	6	7	10	4	0	0	0	0	0	0	0	0	0	0	0	0	0	0	0
Fri	44	0	0	4	0	0	0	1	6	4	7	8	7	3	1	1	0	2	0	0	0	0	0	0	0	0	0	0	0
|Sat	39	0	0	2	0	0	1	3	3	2	9	7	4	2	3	3	0	0	0	0	0	0	0	0	0	0	0	0	0
|Sun	24	0	0	1	0	1	4	0	1	1	5	6	2	0	2	0	1	0	0	0	0	0	0	0	0	0	0	0	0
5 Day Ave.	**39**	**0**	**0**	**2**	**1**	**1**	**1**	**1**	**3**	**3**	**6**	**9**	**7**	**2**	**1**	**2**	**0**	**0**	**0**	**0**	**0**	**0**	**0**	**0**	**0**	**0**	**0**	**0**	**0**
7 Day Ave.	**37**	**0**	**0**	**2**	**1**	**1**	**1**	**1**	**3**	**3**	**6**	**8**	**6**	**2**	**1**	**2**	**0**	**0**	**0**	**0**	**0**	**0**	**0**	**0**	**0**	**0**	**0**	**0**	**0**
--	**259**	**0**	**2**	**11**	**5**	**6**	**8**	**6**	**18**	**18**	**43**	**56**	**43**	**13**	**10**	**15**	**2**	**2**	**1**	**0**	**0**	**0**	**0**	**0**	**0**	**0**	**0**	**0**	**0**

Summary Graphs

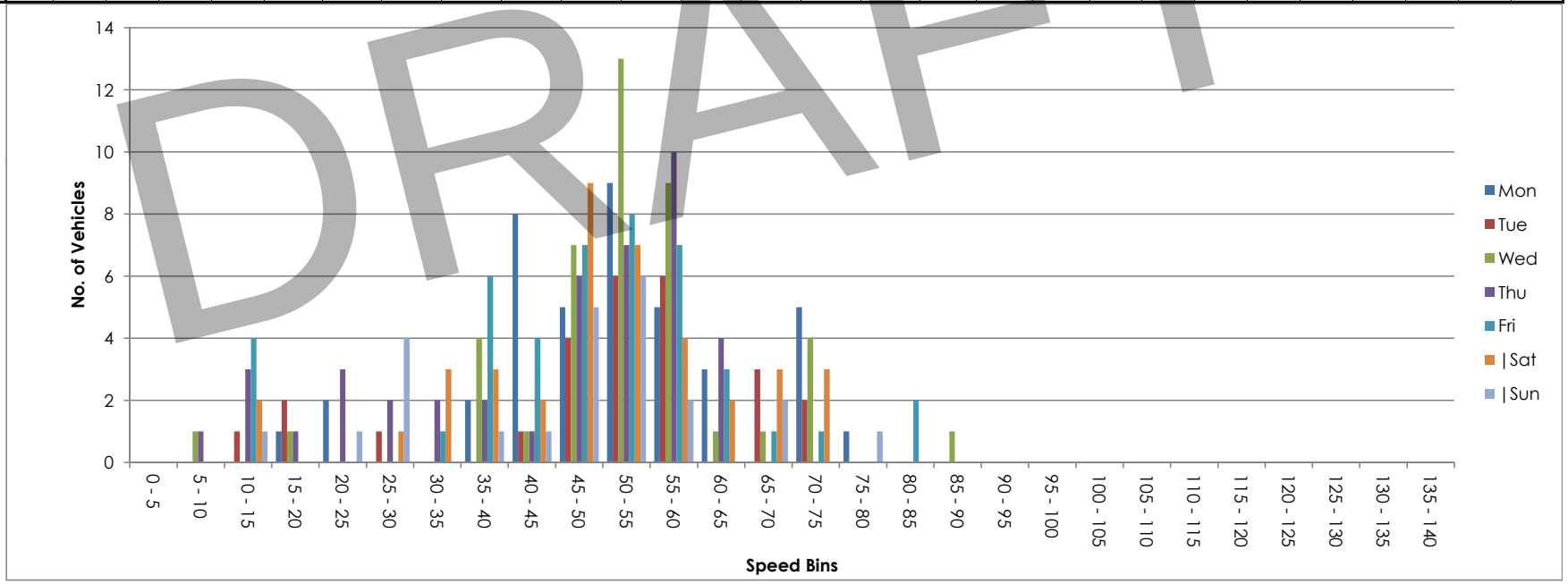

DRAFT

Site 89
Location LS07200, Att - Telepole 3, Lat 54.12226, Long -6.84048
Direction West

3279 / Meath/Cavan/Monaghan ATC's
October 2013
Automatic Traffic Count

Wed, 9 October 2013

Time	Total	Classification												>PSL	>PSL%	>SL1	>SL1%	>SL2	>SL2%	Mean	Vpp
		1 MCL	2 SV	3 SVT	4 TB2	5 TB3	6 T4	7 ART3	8 ART4	9 ART5	10 ART6	11 BD	12 DRT	80	80	85 +5kph	85 +5kph	90 +10kph	90 +10kph		85
0000	0	0	0	0	0	0	0	0	0	0	0	0	0	0	0	0	0	0	0	-	-
0100	0	0	0	0	0	0	0	0	0	0	0	0	0	0	0	0	0	0	0	-	-
0200	0	0	0	0	0	0	0	0	0	0	0	0	0	0	0	0	0	0	0	-	-
0300	0	0	0	0	0	0	0	0	0	0	0	0	0	0	0	0	0	0	0	-	-
0400	0	0	0	0	0	0	0	0	0	0	0	0	0	0	0	0	0	0	0	-	-
0500	0	0	0	0	0	0	0	0	0	0	0	0	0	0	0	0	0	0	0	-	-
0600	0	0	0	0	0	0	0	0	0	0	0	0	0	0	0	0	0	0	0	-	-
0700	1	0	1	0	0	0	0	0	0	0	0	0	0	0	0	0	0	0	0	62.8	-
0800	**7**	**0**	**7**	**0**	**0**	**0**	**0**	**0**	**0**	**0**	**0**	**0**	**0**	**0**	**0**	**0**	**0**	**0**	**0**	**49.1**	**-**
0900	2	0	2	0	0	0	0	0	0	0	0	0	0	0	0	0	0	0	0	48.3	-
1000	1	0	1	0	0	0	0	0	0	0	0	0	0	0	0	0	0	0	0	56	-
1100	2	0	2	0	0	0	0	0	0	0	0	0	0	0	0	0	0	0	0	41.6	-
1200	1	0	1	0	0	0	0	0	0	0	0	0	0	0	0	0	0	0	0	57.7	-
1300	4	0	2	1	1	0	0	0	0	0	0	0	0	0	0	0	0	0	0	48.4	-
1400	1	0	1	0	0	0	0	0	0	0	0	0	0	0	0	0	0	0	0	37.3	-
1500	1	0	1	0	0	0	0	0	0	0	0	0	0	0	0	0	0	0	0	40.5	-
1600	**5**	**0**	**5**	**0**	**0**	**0**	**0**	**0**	**0**	**0**	**0**	**0**	**0**	**0**	**0**	**0**	**0**	**0**	**0**	**53.2**	**-**
1700	3	0	3	0	0	0	0	0	0	0	0	0	0	0	0	0	0	0	0	62.4	-
1800	3	0	3	0	0	0	0	0	0	0	0	0	0	0	0	0	0	0	0	58.8	-
1900	2	0	2	0	0	0	0	0	0	0	0	0	0	0	0	0	0	0	0	56	-
2000	2	0	2	0	0	0	0	0	0	0	0	0	0	0	0	0	0	0	0	51	-
2100	0	0	0	0	0	0	0	0	0	0	0	0	0	0	0	0	0	0	0	-	-
2200	0	0	0	0	0	0	0	0	0	0	0	0	0	0	0	0	0	0	0	-	-
2300	2	0	2	0	0	0	0	0	0	0	0	0	0	0	0	0	0	0	0	50	-
07-19	**31**	**0**	**29**	**1**	**1**	**0**	**0**	**0**	**0**	**0**	**0**	**0**	**0**	**0**	**0**	**0**	**0**	**0**	**0**	**51.7**	**66.2**
06-22	**35**	**0**	**33**	**1**	**1**	**0**	**0**	**0**	**0**	**0**	**0**	**0**	**0**	**0**	**0**	**0**	**0**	**0**	**0**	**51.9**	**66.2**
06-00	**37**	**0**	**35**	**1**	**1**	**0**	**0**	**0**	**0**	**0**	**0**	**0**	**0**	**0**	**0**	**0**	**0**	**0**	**0**	**51.8**	**62.6**
00-00	**37**	**0**	**35**	**1**	**1**	**0**	**0**	**0**	**0**	**0**	**0**	**0**	**0**	**0**	**0**	**0**	**0**	**0**	**0**	**51.8**	**62.6**

DRAFT

Site 89
Location LS07200, Att - Telepole 3, Lat 54.12226, Long -6.84048
Direction West

3279 / Meath/Cavan/Monaghan ATC's
October 2013
Automatic Traffic Count

Thu, 10 October 2013

Time	Total	Classification												>PSL	>PSL%	>SL1	>SL1%	>SL2	>SL2%	Mean	Vpp
		1 MCL	2 SV	3 SVT	4 TB2	5 TB3	6 T4	7 ART3	8 ART4	9 ART5	10 ART6	11 BD	12 DRT	80	80	85 +5kph	85 +5kph	90 +10kph	90 +10kph		85
0000	0	0	0	0	0	0	0	0	0	0	0	0	0	0	0	0	0	0	0	-	-
0100	0	0	0	0	0	0	0	0	0	0	0	0	0	0	0	0	0	0	0	-	-
0200	0	0	0	0	0	0	0	0	0	0	0	0	0	0	0	0	0	0	0	-	-
0300	0	0	0	0	0	0	0	0	0	0	0	0	0	0	0	0	0	0	0	-	-
0400	0	0	0	0	0	0	0	0	0	0	0	0	0	0	0	0	0	0	0	-	-
0500	0	0	0	0	0	0	0	0	0	0	0	0	0	0	0	0	0	0	0	-	-
0600	0	0	0	0	0	0	0	0	0	0	0	0	0	0	0	0	0	0	0	-	-
0700	1	0	1	0	0	0	0	0	0	0	0	0	0	0	0	0	0	0	0	60.7	-
0800	**5**	**0**	**4**	**0**	**1**	**0**	**0**	**0**	**0**	**0**	**0**	**0**	**0**	**0**	**0**	**0**	**0**	**0**	**0**	**41.8**	**-**
0900	1	0	1	0	0	0	0	0	0	0	0	0	0	0	0	0	0	0	0	59	-
1000	2	0	2	0	0	0	0	0	0	0	0	0	0	0	0	0	0	0	0	50.2	-
1100	2	0	2	0	0	0	0	0	0	0	0	0	0	0	0	0	0	0	0	35.3	-
1200	5	0	3	0	0	0	2	0	0	0	0	0	0	0	0	0	0	0	0	53.3	-
1300	2	0	1	0	1	0	0	0	0	0	0	0	0	0	0	0	0	0	0	54.6	-
1400	1	0	1	0	0	0	0	0	0	0	0	0	0	0	0	0	0	0	0	17.2	-
1500	5	0	5	0	0	0	0	0	0	0	0	0	0	0	0	0	0	0	0	53.8	-
1600	**8**	**0**	**8**	**0**	**0**	**0**	**0**	**0**	**0**	**0**	**0**	**0**	**0**	**0**	**0**	**0**	**0**	**0**	**0**	**34.1**	**-**
1700	2	0	2	0	0	0	0	0	0	0	0	0	0	0	0	0	0	0	0	52.3	-
1800	7	1	5	1	0	0	0	0	0	0	0	0	0	1	14.3	0	0	0	0	41.9	-
1900	0	0	0	0	0	0	0	0	0	0	0	0	0	0	0	0	0	0	0	-	-
2000	1	0	1	0	0	0	0	0	0	0	0	0	0	1	100	1	100	0	0	85.8	-
2100	1	0	0	0	1	0	0	0	0	0	0	0	0	0	0	0	0	0	0	69.8	-
2200	1	0	1	0	0	0	0	0	0	0	0	0	0	0	0	0	0	0	0	44.5	-
2300	0	0	0	0	0	0	0	0	0	0	0	0	0	0	0	0	0	0	0	-	-
07-19	**41**	**1**	**35**	**1**	**2**	**0**	**2**	**0**	**0**	**0**	**0**	**0**	**0**	**1**	**2.4**	**0**	**0**	**0**	**0**	**44.7**	**58.7**
06-22	**43**	**1**	**36**	**1**	**3**	**0**	**2**	**0**	**0**	**0**	**0**	**0**	**0**	**2**	**4.7**	**1**	**2.3**	**0**	**0**	**46.2**	**58.7**
06-00	**44**	**1**	**37**	**1**	**3**	**0**	**2**	**0**	**0**	**0**	**0**	**0**	**0**	**2**	**4.5**	**1**	**2.3**	**0**	**0**	**46.2**	**58.7**
00-00	**44**	**1**	**37**	**1**	**3**	**0**	**2**	**0**	**0**	**0**	**0**	**0**	**0**	**2**	**4.5**	**1**	**2.3**	**0**	**0**	**46.2**	**58.7**

DRAFT

Site 89
Location LS07200, Att - Telepole 3, Lat 54.12226, Long -6.84048
Direction West

3279 / Meath/Cavan/Monaghan ATC's
October 2013
Automatic Traffic Count

Fri, 11 October 2013

Time	Total	Classification												>PSL	>PSL%	>SL1	>SL1%	>SL2	>SL2%	Mean	Vpp
		1 MCL	2 SV	3 SVT	4 TB2	5 TB3	6 T4	7 ART3	8 ART4	9 ART5	10 ART6	11 BD	12 DRT	80	80	85 +5kph	85 +5kph	90 +10kph	90 +10kph		85
0000	0	0	0	0	0	0	0	0	0	0	0	0	0	0	0	0	0	0	0	-	-
0100	0	0	0	0	0	0	0	0	0	0	0	0	0	0	0	0	0	0	0	-	-
0200	0	0	0	0	0	0	0	0	0	0	0	0	0	0	0	0	0	0	0	-	-
0300	0	0	0	0	0	0	0	0	0	0	0	0	0	0	0	0	0	0	0	-	-
0400	1	0	0	0	0	0	0	0	0	1	0	0	0	0	0	0	0	0	0	45.5	-
0500	0	0	0	0	0	0	0	0	0	0	0	0	0	0	0	0	0	0	0	-	-
0600	0	0	0	0	0	0	0	0	0	0	0	0	0	0	0	0	0	0	0	-	-
0700	**2**	**0**	**2**	**0**	**0**	**0**	**0**	**0**	**0**	**0**	**0**	**0**	**0**	**0**	**0**	**0**	**0**	**0**	**0**	**65**	**-**
0800	**2**	**0**	**2**	**0**	**0**	**0**	**0**	**0**	**0**	**0**	**0**	**0**	**0**	**0**	**0**	**0**	**0**	**0**	**0**	**60.4**	**-**
0900	**2**	**0**	**2**	**0**	**0**	**0**	**0**	**0**	**0**	**0**	**0**	**0**	**0**	**0**	**0**	**0**	**0**	**0**	**0**	**46.9**	**-**
1000	1	0	1	0	0	0	0	0	0	0	0	0	0	0	0	0	0	0	0	67.9	-
1100	1	0	1	0	0	0	0	0	0	0	0	0	0	0	0	0	0	0	0	67.3	-
1200	2	0	1	0	1	0	0	0	0	0	0	0	0	0	0	0	0	0	0	30.1	-
1300	**7**	**0**	**4**	**3**	**0**	**0**	**0**	**0**	**0**	**0**	**0**	**0**	**0**	**0**	**0**	**0**	**0**	**0**	**0**	**51.3**	**-**
1400	5	0	5	0	0	0	0	0	0	0	0	0	0	0	0	0	0	0	0	48.2	-
1500	6	0	4	1	1	0	0	0	0	0	0	0	0	0	0	0	0	0	0	50.2	-
1600	3	0	2	1	0	0	0	0	0	0	0	0	0	0	0	0	0	0	0	52.6	-
1700	5	0	3	0	1	0	0	0	1	0	0	0	0	0	0	0	0	0	0	48.3	-
1800	3	0	3	0	0	0	0	0	0	0	0	0	0	0	0	0	0	0	0	31.6	-
1900	2	0	2	0	0	0	0	0	0	0	0	0	0	0	0	0	0	0	0	60.6	-
2000	1	0	1	0	0	0	0	0	0	0	0	0	0	0	0	0	0	0	0	70.1	-
2100	0	0	0	0	0	0	0	0	0	0	0	0	0	0	0	0	0	0	0	-	-
2200	0	0	0	0	0	0	0	0	0	0	0	0	0	0	0	0	0	0	0	-	-
2300	0	0	0	0	0	0	0	0	0	0	0	0	0	0	0	0	0	0	0	-	-
07-19	**39**	**0**	**30**	**5**	**3**	**0**	**0**	**0**	**1**	**0**	**0**	**0**	**0**	**0**	**0**	**0**	**0**	**0**	**0**	**49.6**	**68**
06-22	**42**	**0**	**33**	**5**	**3**	**0**	**0**	**0**	**1**	**0**	**0**	**0**	**0**	**0**	**0**	**0**	**0**	**0**	**0**	**50.6**	**69.8**
06-00	**42**	**0**	**33**	**5**	**3**	**0**	**0**	**0**	**1**	**0**	**0**	**0**	**0**	**0**	**0**	**0**	**0**	**0**	**0**	**50.6**	**69.8**
00-00	**43**	**0**	**33**	**5**	**3**	**0**	**0**	**0**	**1**	**1**	**0**	**0**	**0**	**0**	**0**	**0**	**0**	**0**	**0**	**50.5**	**69.8**

DRAFT

Site 89
Location LS07200, Att - Telepole 3, Lat 54.12226, Long -6.84048
Direction West

3279 / Meath/Cavan/Monaghan ATC's
October 2013
Automatic Traffic Count

Sat, 12 October 2013

Time	Total	Classification												>PSL	>PSL%	>SL1	>SL1%	>SL2	>SL2%	Mean	Vpp
		1 MCL	2 SV	3 SVT	4 TB2	5 TB3	6 T4	7 ART3	8 ART4	9 ART5	10 ART6	11 BD	12 DRT	80	80	85 +5kph	85 +5kph	90 +10kph	90 +10kph		85
0000	0	0	0	0	0	0	0	0	0	0	0	0	0	0	0	0	0	0	0	-	-
0100	0	0	0	0	0	0	0	0	0	0	0	0	0	0	0	0	0	0	0	-	-
0200	1	0	1	0	0	0	0	0	0	0	0	0	0	0	0	0	0	0	0	55.8	-
0300	0	0	0	0	0	0	0	0	0	0	0	0	0	0	0	0	0	0	0	-	-
0400	0	0	0	0	0	0	0	0	0	0	0	0	0	0	0	0	0	0	0	-	-
0500	0	0	0	0	0	0	0	0	0	0	0	0	0	0	0	0	0	0	0	-	-
0600	0	0	0	0	0	0	0	0	0	0	0	0	0	0	0	0	0	0	0	-	-
0700	1	0	1	0	0	0	0	0	0	0	0	0	0	0	0	0	0	0	0	69.9	-
0800	2	0	2	0	0	0	0	0	0	0	0	0	0	0	0	0	0	0	0	43.5	-
0900	**4**	**0**	**3**	**1**	**0**	**0**	**0**	**0**	**0**	**0**	**0**	**0**	**0**	**0**	**0**	**0**	**0**	**0**	**0**	**49.4**	**-**
1000	3	0	3	0	0	0	0	0	0	0	0	0	0	0	0	0	0	0	0	48.3	-
1100	1	0	1	0	0	0	0	0	0	0	0	0	0	0	0	0	0	0	0	41.6	-
1200	1	0	1	0	0	0	0	0	0	0	0	0	0	0	0	0	0	0	0	59.6	-
1300	**5**	**0**	**3**	**2**	**0**	**0**	**0**	**0**	**0**	**0**	**0**	**0**	**0**	**0**	**0**	**0**	**0**	**0**	**0**	**31.2**	**-**
1400	1	0	1	0	0	0	0	0	0	0	0	0	0	0	0	0	0	0	0	61.4	-
1500	2	0	1	1	0	0	0	0	0	0	0	0	0	0	0	0	0	0	0	51.4	-
1600	3	0	1	2	0	0	0	0	0	0	0	0	0	0	0	0	0	0	0	46.9	-
1700	**5**	**0**	**5**	**0**	**0**	**0**	**0**	**0**	**0**	**0**	**0**	**0**	**0**	**0**	**0**	**0**	**0**	**0**	**0**	**52.3**	**-**
1800	2	0	2	0	0	0	0	0	0	0	0	0	0	0	0	0	0	0	0	48.6	-
1900	1	0	1	0	0	0	0	0	0	0	0	0	0	0	0	0	0	0	0	42.2	-
2000	2	0	2	0	0	0	0	0	0	0	0	0	0	0	0	0	0	0	0	67.4	-
2100	0	0	0	0	0	0	0	0	0	0	0	0	0	0	0	0	0	0	0	-	-
2200	0	0	0	0	0	0	0	0	0	0	0	0	0	0	0	0	0	0	0	-	-
2300	0	0	0	0	0	0	0	0	0	0	0	0	0	0	0	0	0	0	0	-	-
07-19	**30**	**0**	**24**	**6**	**0**	**0**	**0**	**0**	**0**	**0**	**0**	**0**	**0**	**0**	**0**	**0**	**0**	**0**	**0**	**47.3**	**64.4**
06-22	**33**	**0**	**27**	**6**	**0**	**0**	**0**	**0**	**0**	**0**	**0**	**0**	**0**	**0**	**0**	**0**	**0**	**0**	**0**	**48.4**	**64.4**
06-00	**33**	**0**	**27**	**6**	**0**	**0**	**0**	**0**	**0**	**0**	**0**	**0**	**0**	**0**	**0**	**0**	**0**	**0**	**0**	**48.4**	**64.4**
00-00	**34**	**0**	**28**	**6**	**0**	**0**	**0**	**0**	**0**	**0**	**0**	**0**	**0**	**0**	**0**	**0**	**0**	**0**	**0**	**48.6**	**64.4**

DRAFT

Site 89
Location LS07200, Att - Telepole 3, Lat 54.12226, Long -6.84048
Direction West

3279 / Meath/Cavan/Monaghan ATC's
October 2013
Automatic Traffic Count

Sun, 13 October 2013

Time	Total	Classification												>PSL	>PSL%	>SL1	>SL1%	>SL2	>SL2%	Mean	Vpp
		1 MCL	2 SV	3 SVT	4 TB2	5 TB3	6 T4	7 ART3	8 ART4	9 ART5	10 ART6	11 BD	12 DRT	80	80	85 +5kph	85 +5kph	90 +10kph	90 +10kph		85
0000	0	0	0	0	0	0	0	0	0	0	0	0	0	0	0	0	0	0	0	-	-
0100	0	0	0	0	0	0	0	0	0	0	0	0	0	0	0	0	0	0	0	-	-
0200	2	0	2	0	0	0	0	0	0	0	0	0	0	0	0	0	0	0	0	51.4	-
0300	0	0	0	0	0	0	0	0	0	0	0	0	0	0	0	0	0	0	0	-	-
0400	0	0	0	0	0	0	0	0	0	0	0	0	0	0	0	0	0	0	0	-	-
0500	0	0	0	0	0	0	0	0	0	0	0	0	0	0	0	0	0	0	0	-	-
0600	0	0	0	0	0	0	0	0	0	0	0	0	0	0	0	0	0	0	0	-	-
0700	0	0	0	0	0	0	0	0	0	0	0	0	0	0	0	0	0	0	0	-	-
0800	0	0	0	0	0	0	0	0	0	0	0	0	0	0	0	0	0	0	0	-	-
0900	1	0	1	0	0	0	0	0	0	0	0	0	0	0	0	0	0	0	0	49.9	-
1000	0	0	0	0	0	0	0	0	0	0	0	0	0	0	0	0	0	0	0	-	-
1100	**3**	**0**	**3**	**0**	**0**	**0**	**0**	**0**	**0**	**0**	**0**	**0**	**0**	**0**	**0**	**0**	**0**	**0**	**0**	**51.6**	**-**
1200	3	0	2	0	1	0	0	0	0	0	0	0	0	0	0	0	0	0	0	38.5	-
1300	2	0	2	0	0	0	0	0	0	0	0	0	0	0	0	0	0	0	0	47.1	-
1400	0	0	0	0	0	0	0	0	0	0	0	0	0	0	0	0	0	0	0	-	-
1500	2	0	2	0	0	0	0	0	0	0	0	0	0	0	0	0	0	0	0	33.7	-
1600	2	0	2	0	0	0	0	0	0	0	0	0	0	0	0	0	0	0	0	50.2	-
1700	1	0	1	0	0	0	0	0	0	0	0	0	0	0	0	0	0	0	0	45.2	-
1800	**4**	**0**	**4**	**0**	**0**	**0**	**0**	**0**	**0**	**0**	**0**	**0**	**0**	**0**	**0**	**0**	**0**	**0**	**0**	**39.5**	**-**
1900	1	0	1	0	0	0	0	0	0	0	0	0	0	0	0	0	0	0	0	70.4	-
2000	1	0	1	0	0	0	0	0	0	0	0	0	0	0	0	0	0	0	0	55.1	-
2100	1	0	1	0	0	0	0	0	0	0	0	0	0	0	0	0	0	0	0	46.7	-
2200	1	0	1	0	0	0	0	0	0	0	0	0	0	0	0	0	0	0	0	58.6	-
2300	0	0	0	0	0	0	0	0	0	0	0	0	0	0	0	0	0	0	0	-	-
07-19	**18**	**0**	**17**	**0**	**1**	**0**	**0**	**0**	**0**	**0**	**0**	**0**	**0**	**0**	**0**	**0**	**0**	**0**	**0**	**43.6**	**53.3**
06-22	**21**	**0**	**20**	**0**	**1**	**0**	**0**	**0**	**0**	**0**	**0**	**0**	**0**	**0**	**0**	**0**	**0**	**0**	**0**	**45.6**	**55.1**
06-00	**22**	**0**	**21**	**0**	**1**	**0**	**0**	**0**	**0**	**0**	**0**	**0**	**0**	**0**	**0**	**0**	**0**	**0**	**0**	**46.2**	**58.3**
00-00	**24**	**0**	**23**	**0**	**1**	**0**	**0**	**0**	**0**	**0**	**0**	**0**	**0**	**0**	**0**	**0**	**0**	**0**	**0**	**46.6**	**55.1**

DRAFT

Site 89
Location LS07200, Att - Telepole 3, Lat 54.12226, Long -6.84048
Direction West

3279 / Meath/Cavan/Monaghan ATC's
October 2013
Automatic Traffic Count

Mon, 14 October 2013

Time	Total	Classification												>PSL	>PSL%	>SL1	>SL1%	>SL2	>SL2%	Mean	Vpp
		1 MCL	2 SV	3 SVT	4 TB2	5 TB3	6 T4	7 ART3	8 ART4	9 ART5	10 ART6	11 BD	12 DRT	80	80	85 +5kph	85 +5kph	90 +10kph	90 +10kph		85
0000	0	0	0	0	0	0	0	0	0	0	0	0	0	0	0	0	0	0	0	-	-
0100	0	0	0	0	0	0	0	0	0	0	0	0	0	0	0	0	0	0	0	-	-
0200	0	0	0	0	0	0	0	0	0	0	0	0	0	0	0	0	0	0	0	-	-
0300	0	0	0	0	0	0	0	0	0	0	0	0	0	0	0	0	0	0	0	-	-
0400	1	0	1	0	0	0	0	0	0	0	0	0	0	0	0	0	0	0	0	72.8	-
0500	0	0	0	0	0	0	0	0	0	0	0	0	0	0	0	0	0	0	0	-	-
0600	0	0	0	0	0	0	0	0	0	0	0	0	0	0	0	0	0	0	0	-	-
0700	1	0	1	0	0	0	0	0	0	0	0	0	0	0	0	0	0	0	0	71.8	-
0800	1	0	1	0	0	0	0	0	0	0	0	0	0	0	0	0	0	0	0	68.8	-
0900	**3**	**0**	**3**	**0**	**0**	**0**	**0**	**0**	**0**	**0**	**0**	**0**	**0**	**0**	**0**	**0**	**0**	**0**	**0**	**51.3**	**-**
1000	1	0	1	0	0	0	0	0	0	0	0	0	0	0	0	0	0	0	0	57.3	-
1100	**3**	**0**	**2**	**1**	**0**	**0**	**0**	**0**	**0**	**0**	**0**	**0**	**0**	**0**	**0**	**0**	**0**	**0**	**0**	**52.5**	**-**
1200	2	0	0	1	0	0	1	0	0	0	0	0	0	0	0	0	0	0	0	42.1	-
1300	3	0	2	1	0	0	0	0	0	0	0	0	0	0	0	0	0	0	0	50.5	-
1400	1	0	0	0	0	0	0	0	1	0	0	0	0	0	0	0	0	0	0	43.6	-
1500	**9**	**0**	**7**	**1**	**1**	**0**	**0**	**0**	**0**	**0**	**0**	**0**	**0**	**0**	**0**	**0**	**0**	**0**	**0**	**48.8**	**-**
1600	8	0	6	1	1	0	0	0	0	0	0	0	0	0	0	0	0	0	0	44.6	-
1700	3	0	3	0	0	0	0	0	0	0	0	0	0	0	0	0	0	0	0	55	-
1800	4	0	3	0	0	0	0	0	0	1	0	0	0	0	0	0	0	0	0	50	-
1900	2	0	2	0	0	0	0	0	0	0	0	0	0	0	0	0	0	0	0	62.4	-
2000	2	0	2	0	0	0	0	0	0	0	0	0	0	1	50	0	0	0	0	73.9	-
2100	1	0	1	0	0	0	0	0	0	0	0	0	0	0	0	0	0	0	0	57.6	-
2200	0	0	0	0	0	0	0	0	0	0	0	0	0	0	0	0	0	0	0	-	-
2300	0	0	0	0	0	0	0	0	0	0	0	0	0	0	0	0	0	0	0	-	-
07-19	**39**	**0**	**29**	**5**	**2**	**0**	**1**	**0**	**1**	**1**	**0**	**0**	**0**	**0**	**0**	**0**	**0**	**0**	**0**	**50**	**63.7**
06-22	**44**	**0**	**34**	**5**	**2**	**0**	**1**	**0**	**1**	**1**	**0**	**0**	**0**	**1**	**2.3**	**0**	**0**	**0**	**0**	**51.8**	**66.6**
06-00	**44**	**0**	**34**	**5**	**2**	**0**	**1**	**0**	**1**	**1**	**0**	**0**	**0**	**1**	**2.3**	**0**	**0**	**0**	**0**	**51.8**	**66.6**
00-00	**45**	**0**	**35**	**5**	**2**	**0**	**1**	**0**	**1**	**1**	**0**	**0**	**0**	**1**	**2.2**	**0**	**0**	**0**	**0**	**52.3**	**68.8**

DRAFT

Site 89
Location LS07200, Att - Telepole 3, Lat 54.12226, Long -6.84048
Direction West

3279 / Meath/Cavan/Monaghan ATC's
October 2013
Automatic Traffic Count

Tue, 15 October 2013

Time	Total	Classification												>PSL	>PSL%	>SL1	>SL1%	>SL2	>SL2%	Mean	Vpp
		1 MCL	2 SV	3 SVT	4 TB2	5 TB3	6 T4	7 ART3	8 ART4	9 ART5	10 ART6	11 BD	12 DRT	80	80	85 +5kph	85 +5kph	90 +10kph	90 +10kph		85
0000	1	0	1	0	0	0	0	0	0	0	0	0	0	0	0	0	0	0	0	61.2	-
0100	0	0	0	0	0	0	0	0	0	0	0	0	0	0	0	0	0	0	0	-	-
0200	0	0	0	0	0	0	0	0	0	0	0	0	0	0	0	0	0	0	0	-	-
0300	0	0	0	0	0	0	0	0	0	0	0	0	0	0	0	0	0	0	0	-	-
0400	1	0	0	0	0	0	0	0	0	1	0	0	0	0	0	0	0	0	0	43.5	-
0500	0	0	0	0	0	0	0	0	0	0	0	0	0	0	0	0	0	0	0	-	-
0600	0	0	0	0	0	0	0	0	0	0	0	0	0	0	0	0	0	0	0	-	-
0700	1	0	1	0	0	0	0	0	0	0	0	0	0	0	0	0	0	0	0	62.1	-
0800	3	0	3	0	0	0	0	0	0	0	0	0	0	0	0	0	0	0	0	48.8	-
0900	2	0	2	0	0	0	0	0	0	0	0	0	0	0	0	0	0	0	0	47.8	-
1000	0	0	0	0	0	0	0	0	0	0	0	0	0	0	0	0	0	0	0	-	-
1100	**4**	**0**	**2**	**1**	**1**	**0**	**0**	**0**	**0**	**0**	**0**	**0**	**0**	**0**	**0**	**0**	**0**	**0**	**0**	**48.1**	**-**
1200	4	0	4	0	0	0	0	0	0	0	0	0	0	0	0	0	0	0	0	47	-
1300	3	0	2	0	1	0	0	0	0	0	0	0	0	0	0	0	0	0	0	41.3	-
1400	1	0	1	0	0	0	0	0	0	0	0	0	0	0	0	0	0	0	0	61.7	-
1500	4	0	3	0	0	0	0	1	0	0	0	0	0	0	0	0	0	0	0	39.8	-
1600	**5**	**0**	**5**	**0**	**0**	**0**	**0**	**0**	**0**	**0**	**0**	**0**	**0**	**1**	**20**	**0**	**0**	**0**	**0**	**50.5**	**-**
1700	3	0	2	0	1	0	0	0	0	0	0	0	0	0	0	0	0	0	0	55.3	-
1800	2	0	2	0	0	0	0	0	0	0	0	0	0	0	0	0	0	0	0	53.8	-
1900	0	0	0	0	0	0	0	0	0	0	0	0	0	0	0	0	0	0	0	-	-
2000	1	0	1	0	0	0	0	0	0	0	0	0	0	0	0	0	0	0	0	69	-
2100	0	0	0	0	0	0	0	0	0	0	0	0	0	0	0	0	0	0	0	0	0
2200	0	0	0	0	0	0	0	0	0	0	0	0	0	0	0	0	0	0	0	0	0
2300	0	0	0	0	0	0	0	0	0	0	0	0	0	0	0	0	0	0	0	0	0
07-19	**32**	**0**	**27**	**1**	**3**	**0**	**0**	**1**	**0**	**0**	**0**	**0**	**0**	**1**	**3.1**	**0**	**0**	**0**	**0**	**48.6**	**61.6**
06-22	**33**	**0**	**28**	**1**	**3**	**0**	**0**	**1**	**0**	**0**	**0**	**0**	**0**	**1**	**3**	**0**	**0**	**0**	**0**	**49.2**	**61.9**
06-00	**33**	**0**	**28**	**1**	**3**	**0**	**0**	**1**	**0**	**0**	**0**	**0**	**0**	**1**	**3**	**0**	**0**	**0**	**0**	**49.2**	**61.9**
00-00	**35**	**0**	**29**	**1**	**3**	**0**	**0**	**1**	**0**	**1**	**0**	**0**	**0**	**1**	**2.9**	**0**	**0**	**0**	**0**	**49.4**	**61.9**

DRAFT

Site 89
Location LS07200, Att - Telepole 3, Lat 54.12226, Long -6.84048
Direction West

3279 / Meath/Cavan/Monaghan ATC's
October 2013
Automatic Traffic Count

Virtual Day (7)

Time	Total	Classification												>PSL	>PSL%	>SL1	>SL1%	>SL2	>SL2%	Mean	Vpp
		1 MCL	2 SV	3 SVT	4 TB2	5 TB3	6 T4	7 ART3	8 ART4	9 ART5	10 ART6	11 BD	12 DRT	80	80	85 +5kph	85 +5kph	90 +10kph	90 +10kph		85
0000	0	0	0	0	0	0	0	0	0	0	0	0	0	0	0	0	0	0	0	61.2	-
0100	0	0	0	0	0	0	0	0	0	0	0	0	0	0	0	0	0	0	0	-	-
0200	0	0	0	0	0	0	0	0	0	0	0	0	0	0	0	0	0	0	0	52.9	-
0300	0	0	0	0	0	0	0	0	0	0	0	0	0	0	0	0	0	0	0	-	-
0400	0	0	0	0	0	0	0	0	0	0	0	0	0	0	0	0	0	0	0	53.9	-
0500	0	0	0	0	0	0	0	0	0	0	0	0	0	0	0	0	0	0	0	-	-
0600	0	0	0	0	0	0	0	0	0	0	0	0	0	0	0	0	0	0	0	-	-
0700	1	0	1	0	0	0	0	0	0	0	0	0	0	0	0	0	0	0	0	65.3	-
0800	**3**	**0**	**3**	**0**	**0**	**0**	**0**	**0**	**0**	**0**	**0**	**0**	**0**	**0**	**0**	**0**	**0**	**0**	**0**	**48.8**	**-**
0900	2	0	2	0	0	0	0	0	0	0	0	0	0	0	0	0	0	0	0	49.7	-
1000	1	0	1	0	0	0	0	0	0	0	0	0	0	0	0	0	0	0	0	53.3	-
1100	2	0	2	0	0	0	0	0	0	0	0	0	0	0	0	0	0	0	0	48	-
1200	3	0	2	0	0	0	0	0	0	0	0	0	0	0	0	0	0	0	0	46.2	-
1300	4	0	2	1	0	0	0	0	0	0	0	0	0	0	0	0	0	0	0	45.7	-
1400	1	0	1	0	0	0	0	0	0	0	0	0	0	0	0	0	0	0	0	46.2	-
1500	4	0	3	0	0	0	0	0	0	0	0	0	0	0	0	0	0	0	0	47.6	-
1600	**5**	**0**	**4**	**1**	**0**	**0**	**0**	**0**	**0**	**0**	**0**	**0**	**0**	**0**	**2.9**	**0**	**0**	**0**	**0**	**45.5**	**-**
1700	3	0	3	0	0	0	0	0	0	0	0	0	0	0	0	0	0	0	0	53.2	-
1800	4	0	3	0	0	0	0	0	0	0	0	0	0	0	4	0	0	0	0	45.1	-
1900	1	0	1	0	0	0	0	0	0	0	0	0	0	0	0	0	0	0	0	58.8	-
2000	1	0	1	0	0	0	0	0	0	0	0	0	0	0	20	0	10	0	0	66.5	-
2100	0	0	0	0	0	0	0	0	0	0	0	0	0	0	0	0	0	0	0	58.1	-
2200	0	0	0	0	0	0	0	0	0	0	0	0	0	0	0	0	0	0	0	51.5	-
2300	0	0	0	0	0	0	0	0	0	0	0	0	0	0	0	0	0	0	0	50	-
07-19	**33**	**0**	**27**	**3**	**2**	**0**	**0**	**0**	**0**	**0**	**0**	**0**	**0**	**0**	**0.9**	**0**	**0**	**0**	**0**	**48.2**	**63.7**
06-22	**36**	**0**	**30**	**3**	**2**	**0**	**0**	**0**	**0**	**0**	**0**	**0**	**0**	**1**	**1.6**	**0**	**0.4**	**0**	**0**	**49.4**	**66.2**
06-00	**36**	**0**	**31**	**3**	**2**	**0**	**0**	**0**	**0**	**0**	**0**	**0**	**0**	**1**	**1.6**	**0**	**0.4**	**0**	**0**	**49.4**	**66.2**
00-00	**37**	**0**	**31**	**3**	**2**	**0**	**0**	**0**	**0**	**0**	**0**	**0**	**0**	**1**	**1.5**	**0**	**0.4**	**0**	**0**	**49.5**	**66.2**

DRAFT

Site 89
Location LS07200, Att - Telepole 3, Lat 54.12226, Long -6.84048
Direction West

3279 / Meath/Cavan/Monaghan ATC's
October 2013
Automatic Traffic Count

Virtual Week (1)

Time	Total	Classification												>PSL	>PSL%	>SL1	>SL1%	>SL2	>SL2%	Mean	Vpp
		1 MCL	2 SV	3 SVT	4 TB2	5 TB3	6 T4	7 ART3	8 ART4	9 ART5	10 ART6	11 BD	12 DRT	80	80	85 +5kph	85 +5kph	90 +10kph	90 +10kph		85
Mon	45	0	35	5	2	0	1	0	1	1	0	0	0	1	2.2	0	0	0	0	52.3	68.8
Tue	35	0	29	1	3	0	0	1	0	1	0	0	0	1	2.9	0	0	0	0	49.4	61.9
Wed	37	0	35	1	1	0	0	0	0	0	0	0	0	0	0	0	0	0	0	51.8	62.6
Thu	44	1	37	1	3	0	2	0	0	0	0	0	0	2	4.5	1	2.3	0	0	46.2	58.7
Fri	43	0	33	5	3	0	0	0	1	1	0	0	0	0	0	0	0	0	0	50.5	69.8
| Sat	34	0	28	6	0	0	0	0	0	0	0	0	0	0	0	0	0	0	0	48.6	64.4
| Sun	24	0	23	0	1	0	0	0	0	0	0	0	0	0	0	0	0	0	0	46.6	55.1
5 Day Ave.	**41**	**0**	**34**	**3**	**2**	**0**	**1**	**0**	**0**	**1**	**0**	**0**	**0**	**1**	**2.4**	**0**	**0.0**	**0**	**0.0**	**50.0**	**64.4**
7 Day Ave.	**37**	**0**	**31**	**3**	**2**	**0**	**0**	**0**	**0**	**0**	**0**	**0**	**0**	**1**	**1.5**	**0**	**0.4**	**0**	**0.0**	**49.5**	**66.2**
--	**262**	**1**	**220**	**19**	**13**	**0**	**3**	**1**	**2**	**3**	**0**	**0**	**0**	**4**	**1.5**	**1**	**0.4**	**0**	**0.0**	**49.5**	**66.2**

Summary Graphs

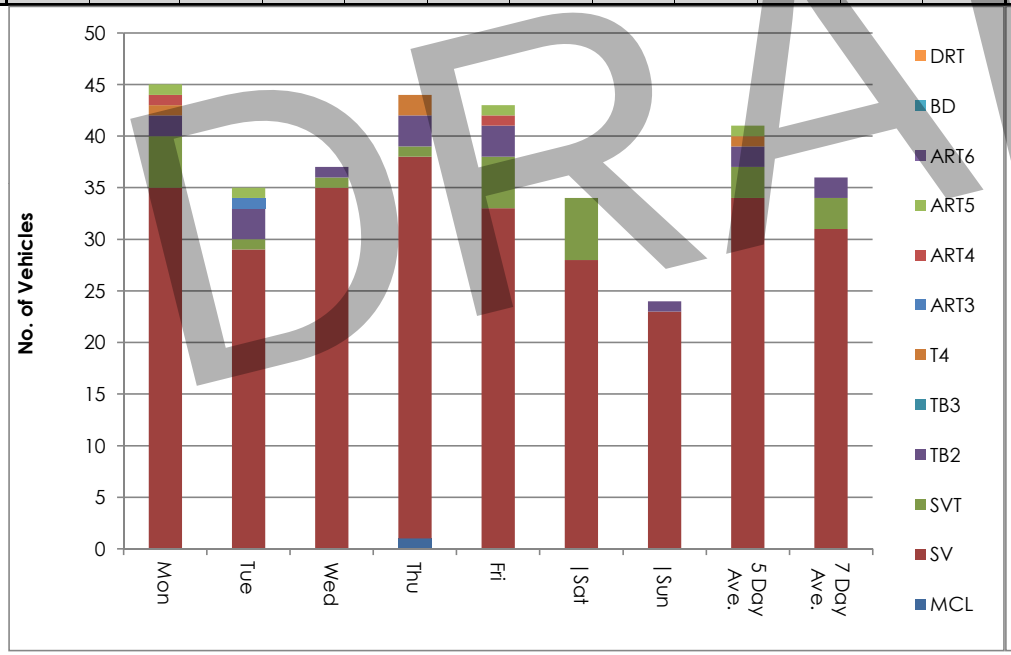

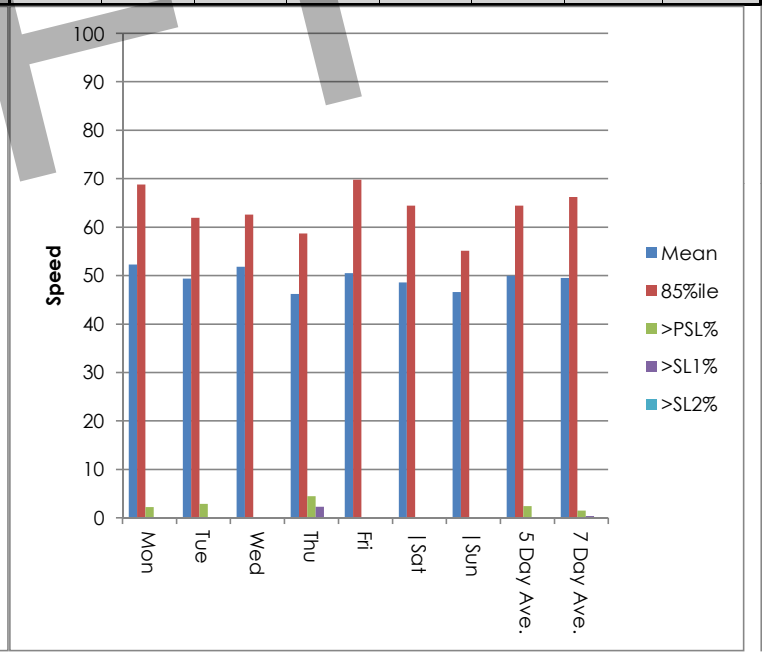

DRAFT

Site 89
Location LS07200, Att - Telepole 3, Lat 54.12226, Long -6.84048
Direction West

3279 / Meath/Cavan/Monaghan ATC's
October 2013
Automatic Traffic Count

Wed, 9 October 2013

Time	Total	Speed Bins (km/h)																											
		0 - 5	5 - 10	10 - 15	15 - 20	20 - 25	25 - 30	30 - 35	35 - 40	40 - 45	45 - 50	50 - 55	55 - 60	60 - 65	65 - 70	70 - 75	75 - 80	80 - 85	85 - 90	90 - 95	95 - 100	100 - 105	105 - 110	110 - 115	115 - 120	120 - 125	125 - 130	130 - 135	135 - 140
0000	0	0	0	0	0	0	0	0	0	0	0	0	0	0	0	0	0	0	0	0	0	0	0	0	0	0	0	0	0
0100	0	0	0	0	0	0	0	0	0	0	0	0	0	0	0	0	0	0	0	0	0	0	0	0	0	0	0	0	0
0200	0	0	0	0	0	0	0	0	0	0	0	0	0	0	0	0	0	0	0	0	0	0	0	0	0	0	0	0	0
0300	0	0	0	0	0	0	0	0	0	0	0	0	0	0	0	0	0	0	0	0	0	0	0	0	0	0	0	0	0
0400	0	0	0	0	0	0	0	0	0	0	0	0	0	0	0	0	0	0	0	0	0	0	0	0	0	0	0	0	0
0500	0	0	0	0	0	0	0	0	0	0	0	0	0	0	0	0	0	0	0	0	0	0	0	0	0	0	0	0	0
0600	0	0	0	0	0	0	0	0	0	0	0	0	0	0	0	0	0	0	0	0	0	0	0	0	0	0	0	0	0
0700	1	0	0	0	0	0	0	0	0	0	0	0	0	1	0	0	0	0	0	0	0	0	0	0	0	0	0	0	0
0800	**7**	**0**	**0**	**0**	**1**	**0**	**0**	**0**	**0**	**0**	**4**	**0**	**0**	**0**	**2**	**0**	**0**	**0**	**0**	**0**	**0**	**0**	**0**	**0**	**0**	**0**	**0**	**0**	**0**
0900	2	0	0	0	0	0	0	0	0	0	1	1	0	0	0	0	0	0	0	0	0	0	0	0	0	0	0	0	0
1000	1	0	0	0	0	0	0	0	0	0	0	0	1	0	0	0	0	0	0	0	0	0	0	0	0	0	0	0	0
1100	2	0	0	0	0	0	0	0	0	2	0	0	0	0	0	0	0	0	0	0	0	0	0	0	0	0	0	0	0
1200	1	0	0	0	0	0	0	0	0	0	0	0	1	0	0	0	0	0	0	0	0	0	0	0	0	0	0	0	0
1300	4	0	0	0	0	0	0	1	1	0	0	1	0	0	1	0	0	0	0	0	0	0	0	0	0	0	0	0	0
1400	1	0	0	0	0	0	0	0	1	0	0	0	0	0	0	0	0	0	0	0	0	0	0	0	0	0	0	0	0
1500	1	0	0	0	0	0	0	0	0	1	0	0	0	0	0	0	0	0	0	0	0	0	0	0	0	0	0	0	0
1600	**5**	**0**	**0**	**0**	**0**	**1**	**0**	**0**	**0**	**0**	**0**	**1**	**0**	**2**	**1**	**0**	**0**	**0**	**0**	**0**	**0**	**0**	**0**	**0**	**0**	**0**	**0**	**0**	**0**
1700	3	0	0	0	0	0	0	0	0	0	0	0	2	0	0	1	0	0	0	0	0	0	0	0	0	0	0	0	0
1800	3	0	0	0	0	0	0	0	0	0	0	2	0	0	1	0	0	0	0	0	0	0	0	0	0	0	0	0	0
1900	2	0	0	0	0	0	0	0	0	0	0	0	2	0	0	0	0	0	0	0	0	0	0	0	0	0	0	0	0
2000	2	0	0	0	0	0	0	0	0	0	1	0	1	0	0	0	0	0	0	0	0	0	0	0	0	0	0	0	0
2100	0	0	0	0	0	0	0	0	0	0	0	0	0	0	0	0	0	0	0	0	0	0	0	0	0	0	0	0	0
2200	0	0	0	0	0	0	0	0	0	0	0	0	0	0	0	0	0	0	0	0	0	0	0	0	0	0	0	0	0
2300	2	0	0	0	0	0	0	0	0	0	1	1	0	0	0	0	0	0	0	0	0	0	0	0	0	0	0	0	0
07-19	**31**	**0**	**0**	**0**	**1**	**1**	**0**	**1**	**2**	**3**	**5**	**5**	**4**	**3**	**5**	**1**	**0**	**0**	**0**	**0**	**0**	**0**	**0**	**0**	**0**	**0**	**0**	**0**	**0**
06-22	**35**	**0**	**0**	**0**	**1**	**1**	**0**	**1**	**2**	**3**	**6**	**5**	**7**	**3**	**5**	**1**	**0**	**0**	**0**	**0**	**0**	**0**	**0**	**0**	**0**	**0**	**0**	**0**	**0**
06-00	**37**	**0**	**0**	**0**	**1**	**1**	**0**	**1**	**2**	**3**	**7**	**6**	**7**	**3**	**5**	**1**	**0**	**0**	**0**	**0**	**0**	**0**	**0**	**0**	**0**	**0**	**0**	**0**	**0**
00-00	**37**	**0**	**0**	**0**	**1**	**1**	**0**	**1**	**2**	**3**	**7**	**6**	**7**	**3**	**5**	**1**	**0**	**0**	**0**	**0**	**0**	**0**	**0**	**0**	**0**	**0**	**0**	**0**	**0**

DRAFT

Site 89
Location LS07200, Att - Telepole 3, Lat 54.12226, Long -6.84048
Direction West

3279 / Meath/Cavan/Monaghan ATC's
October 2013
Automatic Traffic Count

Thu, 10 October 2013

Time	Total	Speed Bins (km/h)																											
		0 - 5	5 - 10	10 - 15	15 - 20	20 - 25	25 - 30	30 - 35	35 - 40	40 - 45	45 - 50	50 - 55	55 - 60	60 - 65	65 - 70	70 - 75	75 - 80	80 - 85	85 - 90	90 - 95	95 - 100	100 - 105	105 - 110	110 - 115	115 - 120	120 - 125	125 - 130	130 - 135	135 - 140
0000	0	0	0	0	0	0	0	0	0	0	0	0	0	0	0	0	0	0	0	0	0	0	0	0	0	0	0	0	0
0100	0	0	0	0	0	0	0	0	0	0	0	0	0	0	0	0	0	0	0	0	0	0	0	0	0	0	0	0	0
0200	0	0	0	0	0	0	0	0	0	0	0	0	0	0	0	0	0	0	0	0	0	0	0	0	0	0	0	0	0
0300	0	0	0	0	0	0	0	0	0	0	0	0	0	0	0	0	0	0	0	0	0	0	0	0	0	0	0	0	0
0400	0	0	0	0	0	0	0	0	0	0	0	0	0	0	0	0	0	0	0	0	0	0	0	0	0	0	0	0	0
0500	0	0	0	0	0	0	0	0	0	0	0	0	0	0	0	0	0	0	0	0	0	0	0	0	0	0	0	0	0
0600	0	0	0	0	0	0	0	0	0	0	0	0	0	0	0	0	0	0	0	0	0	0	0	0	0	0	0	0	0
0700	1	0	0	0	0	0	0	0	0	0	0	0	0	1	0	0	0	0	0	0	0	0	0	0	0	0	0	0	0
0800	**5**	**0**	**0**	**0**	**1**	**0**	**0**	**1**	**0**	**1**	**1**	**0**	**0**	**0**	**1**	**0**	**0**	**0**	**0**	**0**	**0**	**0**	**0**	**0**	**0**	**0**	**0**	**0**	**0**
0900	1	0	0	0	0	0	0	0	0	0	0	0	1	0	0	0	0	0	0	0	0	0	0	0	0	0	0	0	0
1000	2	0	0	0	0	0	0	0	0	1	0	0	1	0	0	0	0	0	0	0	0	0	0	0	0	0	0	0	0
1100	2	0	0	0	0	1	0	0	0	0	0	1	0	0	0	0	0	0	0	0	0	0	0	0	0	0	0	0	0
1200	5	0	0	0	0	0	0	0	1	0	1	1	1	0	0	1	0	0	0	0	0	0	0	0	0	0	0	0	0
1300	2	0	0	0	0	0	0	0	0	0	0	1	1	0	0	0	0	0	0	0	0	0	0	0	0	0	0	0	0
1400	1	0	0	0	1	0	0	0	0	0	0	0	0	0	0	0	0	0	0	0	0	0	0	0	0	0	0	0	0
1500	5	0	0	0	0	0	0	0	0	1	1	0	3	0	0	0	0	0	0	0	0	0	0	0	0	0	0	0	0
1600	**8**	**0**	**0**	**1**	**0**	**3**	**0**	**0**	**0**	**1**	**1**	**2**	**0**	**0**	**0**	**0**	**0**	**0**	**0**	**0**	**0**	**0**	**0**	**0**	**0**	**0**	**0**	**0**	**0**
1700	2	0	0	0	0	0	0	0	0	0	0	2	0	0	0	0	0	0	0	0	0	0	0	0	0	0	0	0	0
1800	7	0	0	1	1	0	0	1	0	0	2	0	1	0	0	0	0	1	0	0	0	0	0	0	0	0	0	0	0
1900	0	0	0	0	0	0	0	0	0	0	0	0	0	0	0	0	0	0	0	0	0	0	0	0	0	0	0	0	0
2000	1	0	0	0	0	0	0	0	0	0	0	0	0	0	0	0	0	0	1	0	0	0	0	0	0	0	0	0	0
2100	1	0	0	0	0	0	0	0	0	0	0	0	0	0	1	0	0	0	0	0	0	0	0	0	0	0	0	0	0
2200	1	0	0	0	0	0	0	0	0	1	0	0	0	0	0	0	0	0	0	0	0	0	0	0	0	0	0	0	0
2300	0	0	0	0	0	0	0	0	0	0	0	0	0	0	0	0	0	0	0	0	0	0	0	0	0	0	0	0	0
07-19	**41**	**0**	**0**	**2**	**3**	**4**	**0**	**2**	**1**	**4**	**6**	**7**	**8**	**1**	**1**	**1**	**0**	**1**	**0**	**0**	**0**	**0**	**0**	**0**	**0**	**0**	**0**	**0**	**0**
06-22	**43**	**0**	**0**	**2**	**3**	**4**	**0**	**2**	**1**	**4**	**6**	**7**	**8**	**1**	**2**	**1**	**0**	**1**	**1**	**0**	**0**	**0**	**0**	**0**	**0**	**0**	**0**	**0**	**0**
06-00	**44**	**0**	**0**	**2**	**3**	**4**	**0**	**2**	**1**	**5**	**6**	**7**	**8**	**1**	**2**	**1**	**0**	**1**	**1**	**0**	**0**	**0**	**0**	**0**	**0**	**0**	**0**	**0**	**0**
00-00	**44**	**0**	**0**	**2**	**3**	**4**	**0**	**2**	**1**	**5**	**6**	**7**	**8**	**1**	**2**	**1**	**0**	**1**	**1**	**0**	**0**	**0**	**0**	**0**	**0**	**0**	**0**	**0**	**0**

DRAFT

Site 89
Location LS07200, Att - Telepole 3, Lat 54.12226, Long -6.84048
Direction West

3279 / Meath/Cavan/Monaghan ATC's
October 2013
Automatic Traffic Count

Fri, 11 October 2013

Time	Total	Speed Bins (km/h)																											
		0 - 5	5 - 10	10 - 15	15 - 20	20 - 25	25 - 30	30 - 35	35 - 40	40 - 45	45 - 50	50 - 55	55 - 60	60 - 65	65 - 70	70 - 75	75 - 80	80 - 85	85 - 90	90 - 95	95 - 100	100 - 105	105 - 110	110 - 115	115 - 120	120 - 125	125 - 130	130 - 135	135 - 140
0000	0	0	0	0	0	0	0	0	0	0	0	0	0	0	0	0	0	0	0	0	0	0	0	0	0	0	0	0	0
0100	0	0	0	0	0	0	0	0	0	0	0	0	0	0	0	0	0	0	0	0	0	0	0	0	0	0	0	0	0
0200	0	0	0	0	0	0	0	0	0	0	0	0	0	0	0	0	0	0	0	0	0	0	0	0	0	0	0	0	0
0300	0	0	0	0	0	0	0	0	0	0	0	0	0	0	0	0	0	0	0	0	0	0	0	0	0	0	0	0	0
0400	1	0	0	0	0	0	0	0	0	0	1	0	0	0	0	0	0	0	0	0	0	0	0	0	0	0	0	0	0
0500	0	0	0	0	0	0	0	0	0	0	0	0	0	0	0	0	0	0	0	0	0	0	0	0	0	0	0	0	0
0600	0	0	0	0	0	0	0	0	0	0	0	0	0	0	0	0	0	0	0	0	0	0	0	0	0	0	0	0	0
0700	**2**	**0**	**0**	**0**	**0**	**0**	**0**	**0**	**0**	**0**	**0**	**0**	**1**	**0**	**0**	**1**	**0**	**0**	**0**	**0**	**0**	**0**	**0**	**0**	**0**	**0**	**0**	**0**	**0**
0800	**2**	**0**	**0**	**0**	**0**	**0**	**0**	**0**	**0**	**0**	**1**	**0**	**0**	**0**	**0**	**1**	**0**	**0**	**0**	**0**	**0**	**0**	**0**	**0**	**0**	**0**	**0**	**0**	**0**
0900	**2**	**0**	**0**	**0**	**1**	**0**	**0**	**0**	**0**	**0**	**0**	**0**	**0**	**0**	**0**	**1**	**0**	**0**	**0**	**0**	**0**	**0**	**0**	**0**	**0**	**0**	**0**	**0**	**0**
1000	1	0	0	0	0	0	0	0	0	0	0	0	0	0	1	0	0	0	0	0	0	0	0	0	0	0	0	0	0
1100	1	0	0	0	0	0	0	0	0	0	0	0	0	0	1	0	0	0	0	0	0	0	0	0	0	0	0	0	0
1200	2	0	0	0	0	1	0	0	1	0	0	0	0	0	0	0	0	0	0	0	0	0	0	0	0	0	0	0	0
1300	**7**	**0**	**0**	**0**	**0**	**0**	**0**	**1**	**0**	**3**	**0**	**1**	**0**	**0**	**0**	**2**	**0**	**0**	**0**	**0**	**0**	**0**	**0**	**0**	**0**	**0**	**0**	**0**	**0**
1400	5	0	0	0	1	0	0	1	0	0	0	1	0	0	1	1	0	0	0	0	0	0	0	0	0	0	0	0	0
1500	6	0	0	0	0	0	0	0	0	4	0	0	0	1	1	0	0	0	0	0	0	0	0	0	0	0	0	0	0
1600	3	0	0	0	0	0	0	1	0	0	0	0	1	0	1	0	0	0	0	0	0	0	0	0	0	0	0	0	0
1700	5	0	0	0	0	0	0	1	1	0	0	1	2	0	0	0	0	0	0	0	0	0	0	0	0	0	0	0	0
1800	3	0	0	0	0	1	0	0	2	0	0	0	0	0	0	0	0	0	0	0	0	0	0	0	0	0	0	0	0
1900	2	0	0	0	0	0	0	0	0	0	0	0	1	1	0	0	0	0	0	0	0	0	0	0	0	0	0	0	0
2000	1	0	0	0	0	0	0	0	0	0	0	0	0	0	0	1	0	0	0	0	0	0	0	0	0	0	0	0	0
2100	0	0	0	0	0	0	0	0	0	0	0	0	0	0	0	0	0	0	0	0	0	0	0	0	0	0	0	0	0
2200	0	0	0	0	0	0	0	0	0	0	0	0	0	0	0	0	0	0	0	0	0	0	0	0	0	0	0	0	0
2300	0	0	0	0	0	0	0	0	0	0	0	0	0	0	0	0	0	0	0	0	0	0	0	0	0	0	0	0	0
07-19	**39**	**0**	**0**	**0**	**2**	**2**	**0**	**4**	**4**	**7**	**1**	**3**	**4**	**1**	**5**	**6**	**0**	**0**	**0**	**0**	**0**	**0**	**0**	**0**	**0**	**0**	**0**	**0**	**0**
06-22	**42**	**0**	**0**	**0**	**2**	**2**	**0**	**4**	**4**	**7**	**1**	**3**	**5**	**2**	**5**	**7**	**0**	**0**	**0**	**0**	**0**	**0**	**0**	**0**	**0**	**0**	**0**	**0**	**0**
06-00	**42**	**0**	**0**	**0**	**2**	**2**	**0**	**4**	**4**	**7**	**1**	**3**	**5**	**2**	**5**	**7**	**0**	**0**	**0**	**0**	**0**	**0**	**0**	**0**	**0**	**0**	**0**	**0**	**0**
00-00	**43**	**0**	**0**	**0**	**2**	**2**	**0**	**4**	**4**	**7**	**2**	**3**	**5**	**2**	**5**	**7**	**0**	**0**	**0**	**0**	**0**	**0**	**0**	**0**	**0**	**0**	**0**	**0**	**0**

DRAFT

Site 89
Location LS07200, Att - Telepole 3, Lat 54.12226, Long -6.84048
Direction West

3279 / Meath/Cavan/Monaghan ATC's
October 2013
Automatic Traffic Count

Sat, 12 October 2013

Time	Total	Speed Bins (km/h)																											
		0 - 5	5 - 10	10 - 15	15 - 20	20 - 25	25 - 30	30 - 35	35 - 40	40 - 45	45 - 50	50 - 55	55 - 60	60 - 65	65 - 70	70 - 75	75 - 80	80 - 85	85 - 90	90 - 95	95 - 100	100 - 105	105 - 110	110 - 115	115 - 120	120 - 125	125 - 130	130 - 135	135 - 140
0000	0	0	0	0	0	0	0	0	0	0	0	0	0	0	0	0	0	0	0	0	0	0	0	0	0	0	0	0	0
0100	0	0	0	0	0	0	0	0	0	0	0	0	0	0	0	0	0	0	0	0	0	0	0	0	0	0	0	0	0
0200	1	0	0	0	0	0	0	0	0	0	0	0	1	0	0	0	0	0	0	0	0	0	0	0	0	0	0	0	0
0300	0	0	0	0	0	0	0	0	0	0	0	0	0	0	0	0	0	0	0	0	0	0	0	0	0	0	0	0	0
0400	0	0	0	0	0	0	0	0	0	0	0	0	0	0	0	0	0	0	0	0	0	0	0	0	0	0	0	0	0
0500	0	0	0	0	0	0	0	0	0	0	0	0	0	0	0	0	0	0	0	0	0	0	0	0	0	0	0	0	0
0600	0	0	0	0	0	0	0	0	0	0	0	0	0	0	0	0	0	0	0	0	0	0	0	0	0	0	0	0	0
0700	1	0	0	0	0	0	0	0	0	0	0	0	0	0	1	0	0	0	0	0	0	0	0	0	0	0	0	0	0
0800	2	0	0	0	1	0	0	0	0	0	0	0	0	0	1	0	0	0	0	0	0	0	0	0	0	0	0	0	0
0900	**4**	**0**	**0**	**0**	**0**	**0**	**0**	**0**	**0**	**1**	**2**	**0**	**0**	**1**	**0**	**0**	**0**	**0**	**0**	**0**	**0**	**0**	**0**	**0**	**0**	**0**	**0**	**0**	**0**
1000	3	0	0	0	0	0	0	1	0	0	1	0	0	0	1	0	0	0	0	0	0	0	0	0	0	0	0	0	0
1100	1	0	0	0	0	0	0	0	0	1	0	0	0	0	0	0	0	0	0	0	0	0	0	0	0	0	0	0	0
1200	1	0	0	0	0	0	0	0	0	0	0	0	1	0	0	0	0	0	0	0	0	0	0	0	0	0	0	0	0
1300	**5**	**0**	**0**	**0**	**1**	**1**	**0**	**1**	**0**	**1**	**1**	**0**	**0**	**0**	**0**	**0**	**0**	**0**	**0**	**0**	**0**	**0**	**0**	**0**	**0**	**0**	**0**	**0**	**0**
1400	1	0	0	0	0	0	0	0	0	0	0	0	0	1	0	0	0	0	0	0	0	0	0	0	0	0	0	0	0
1500	2	0	0	0	0	0	0	0	1	0	0	0	0	1	0	0	0	0	0	0	0	0	0	0	0	0	0	0	0
1600	3	0	0	0	0	0	1	0	0	0	0	1	0	1	0	0	0	0	0	0	0	0	0	0	0	0	0	0	0
1700	**5**	**0**	**0**	**0**	**0**	**0**	**0**	**0**	**2**	**1**	**0**	**0**	**0**	**1**	**0**	**0**	**1**	**0**	**0**	**0**	**0**	**0**	**0**	**0**	**0**	**0**	**0**	**0**	**0**
1800	2	0	0	0	0	0	0	0	0	1	0	0	1	0	0	0	0	0	0	0	0	0	0	0	0	0	0	0	0
1900	1	0	0	0	0	0	0	0	0	1	0	0	0	0	0	0	0	0	0	0	0	0	0	0	0	0	0	0	0
2000	2	0	0	0	0	0	0	0	0	0	0	0	0	1	0	1	0	0	0	0	0	0	0	0	0	0	0	0	0
2100	0	0	0	0	0	0	0	0	0	0	0	0	0	0	0	0	0	0	0	0	0	0	0	0	0	0	0	0	0
2200	0	0	0	0	0	0	0	0	0	0	0	0	0	0	0	0	0	0	0	0	0	0	0	0	0	0	0	0	0
2300	0	0	0	0	0	0	0	0	0	0	0	0	0	0	0	0	0	0	0	0	0	0	0	0	0	0	0	0	0
07-19	**30**	**0**	**0**	**0**	**2**	**1**	**1**	**2**	**3**	**5**	**4**	**1**	**2**	**5**	**3**	**0**	**1**	**0**	**0**	**0**	**0**	**0**	**0**	**0**	**0**	**0**	**0**	**0**	**0**
06-22	**33**	**0**	**0**	**0**	**2**	**1**	**1**	**2**	**3**	**6**	**4**	**1**	**2**	**6**	**3**	**1**	**1**	**0**	**0**	**0**	**0**	**0**	**0**	**0**	**0**	**0**	**0**	**0**	**0**
06-00	**33**	**0**	**0**	**0**	**2**	**1**	**1**	**2**	**3**	**6**	**4**	**1**	**2**	**6**	**3**	**1**	**1**	**0**	**0**	**0**	**0**	**0**	**0**	**0**	**0**	**0**	**0**	**0**	**0**
00-00	**34**	**0**	**0**	**0**	**2**	**1**	**1**	**2**	**3**	**6**	**4**	**1**	**3**	**6**	**3**	**1**	**1**	**0**	**0**	**0**	**0**	**0**	**0**	**0**	**0**	**0**	**0**	**0**	**0**

DRAFT

Site 89
Location LS07200, Att - Telepole 3, Lat 54.12226, Long -6.84048
Direction West

3279 / Meath/Cavan/Monaghan ATC's
October 2013
Automatic Traffic Count

Sun, 13 October 2013

Time	Total	Speed Bins (km/h)																											
		0 - 5	5 - 10	10 - 15	15 - 20	20 - 25	25 - 30	30 - 35	35 - 40	40 - 45	45 - 50	50 - 55	55 - 60	60 - 65	65 - 70	70 - 75	75 - 80	80 - 85	85 - 90	90 - 95	95 - 100	100 - 105	105 - 110	110 - 115	115 - 120	120 - 125	125 - 130	130 - 135	135 - 140
0000	0	0	0	0	0	0	0	0	0	0	0	0	0	0	0	0	0	0	0	0	0	0	0	0	0	0	0	0	0
0100	0	0	0	0	0	0	0	0	0	0	0	0	0	0	0	0	0	0	0	0	0	0	0	0	0	0	0	0	0
0200	2	0	0	0	0	0	0	0	0	0	1	1	0	0	0	0	0	0	0	0	0	0	0	0	0	0	0	0	0
0300	0	0	0	0	0	0	0	0	0	0	0	0	0	0	0	0	0	0	0	0	0	0	0	0	0	0	0	0	0
0400	0	0	0	0	0	0	0	0	0	0	0	0	0	0	0	0	0	0	0	0	0	0	0	0	0	0	0	0	0
0500	0	0	0	0	0	0	0	0	0	0	0	0	0	0	0	0	0	0	0	0	0	0	0	0	0	0	0	0	0
0600	0	0	0	0	0	0	0	0	0	0	0	0	0	0	0	0	0	0	0	0	0	0	0	0	0	0	0	0	0
0700	0	0	0	0	0	0	0	0	0	0	0	0	0	0	0	0	0	0	0	0	0	0	0	0	0	0	0	0	0
0800	0	0	0	0	0	0	0	0	0	0	0	0	0	0	0	0	0	0	0	0	0	0	0	0	0	0	0	0	0
0900	1	0	0	0	0	0	0	0	0	0	1	0	0	0	0	0	0	0	0	0	0	0	0	0	0	0	0	0	0
1000	0	0	0	0	0	0	0	0	0	0	0	0	0	0	0	0	0	0	0	0	0	0	0	0	0	0	0	0	0
1100	**3**	**0**	**0**	**0**	**0**	**0**	**0**	**0**	**0**	**0**	**2**	**0**	**1**	**0**	**0**	**0**	**0**	**0**	**0**	**0**	**0**	**0**	**0**	**0**	**0**	**0**	**0**	**0**	**0**
1200	3	0	0	0	1	0	0	0	0	1	0	1	0	0	0	0	0	0	0	0	0	0	0	0	0	0	0	0	0
1300	2	0	0	0	0	0	0	0	1	0	0	1	0	0	0	0	0	0	0	0	0	0	0	0	0	0	0	0	0
1400	0	0	0	0	0	0	0	0	0	0	0	0	0	0	0	0	0	0	0	0	0	0	0	0	0	0	0	0	0
1500	2	0	0	0	1	0	0	0	0	0	1	0	0	0	0	0	0	0	0	0	0	0	0	0	0	0	0	0	0
1600	2	0	0	0	0	0	0	0	0	1	0	0	1	0	0	0	0	0	0	0	0	0	0	0	0	0	0	0	0
1700	1	0	0	0	0	0	0	0	0	0	1	0	0	0	0	0	0	0	0	0	0	0	0	0	0	0	0	0	0
1800	**4**	**0**	**0**	**0**	**0**	**0**	**0**	**1**	**2**	**0**	**0**	**1**	**0**	**0**	**0**	**0**	**0**	**0**	**0**	**0**	**0**	**0**	**0**	**0**	**0**	**0**	**0**	**0**	**0**
1900	1	0	0	0	0	0	0	0	0	0	0	0	0	0	0	1	0	0	0	0	0	0	0	0	0	0	0	0	0
2000	1	0	0	0	0	0	0	0	0	0	0	0	1	0	0	0	0	0	0	0	0	0	0	0	0	0	0	0	0
2100	1	0	0	0	0	0	0	0	0	0	1	0	0	0	0	0	0	0	0	0	0	0	0	0	0	0	0	0	0
2200	1	0	0	0	0	0	0	0	0	0	0	0	1	0	0	0	0	0	0	0	0	0	0	0	0	0	0	0	0
2300	0	0	0	0	0	0	0	0	0	0	0	0	0	0	0	0	0	0	0	0	0	0	0	0	0	0	0	0	0
07-19	**18**	**0**	**0**	**0**	**2**	**0**	**0**	**1**	**3**	**2**	**5**	**3**	**2**	**0**	**0**	**0**	**0**	**0**	**0**	**0**	**0**	**0**	**0**	**0**	**0**	**0**	**0**	**0**	**0**
06-22	**21**	**0**	**0**	**0**	**2**	**0**	**0**	**1**	**3**	**2**	**6**	**3**	**3**	**0**	**0**	**1**	**0**	**0**	**0**	**0**	**0**	**0**	**0**	**0**	**0**	**0**	**0**	**0**	**0**
06-00	**22**	**0**	**0**	**0**	**2**	**0**	**0**	**1**	**3**	**2**	**6**	**3**	**4**	**0**	**0**	**1**	**0**	**0**	**0**	**0**	**0**	**0**	**0**	**0**	**0**	**0**	**0**	**0**	**0**
00-00	**24**	**0**	**0**	**0**	**2**	**0**	**0**	**1**	**3**	**2**	**7**	**4**	**4**	**0**	**0**	**1**	**0**	**0**	**0**	**0**	**0**	**0**	**0**	**0**	**0**	**0**	**0**	**0**	**0**

DRAFT

Site 89
Location LS07200, Att - Telepole 3, Lat 54.12226, Long -6.84048
Direction West

3279 / Meath/Cavan/Monaghan ATC's
October 2013
Automatic Traffic Count

Mon, 14 October 2013

Time	Total	Speed Bins (km/h)																											
		0 - 5	5 - 10	10 - 15	15 - 20	20 - 25	25 - 30	30 - 35	35 - 40	40 - 45	45 - 50	50 - 55	55 - 60	60 - 65	65 - 70	70 - 75	75 - 80	80 - 85	85 - 90	90 - 95	95 - 100	100 - 105	105 - 110	110 - 115	115 - 120	120 - 125	125 - 130	130 - 135	135 - 140
0000	0	0	0	0	0	0	0	0	0	0	0	0	0	0	0	0	0	0	0	0	0	0	0	0	0	0	0	0	0
0100	0	0	0	0	0	0	0	0	0	0	0	0	0	0	0	0	0	0	0	0	0	0	0	0	0	0	0	0	0
0200	0	0	0	0	0	0	0	0	0	0	0	0	0	0	0	0	0	0	0	0	0	0	0	0	0	0	0	0	0
0300	0	0	0	0	0	0	0	0	0	0	0	0	0	0	0	0	0	0	0	0	0	0	0	0	0	0	0	0	0
0400	1	0	0	0	0	0	0	0	0	0	0	0	0	0	0	1	0	0	0	0	0	0	0	0	0	0	0	0	0
0500	0	0	0	0	0	0	0	0	0	0	0	0	0	0	0	0	0	0	0	0	0	0	0	0	0	0	0	0	0
0600	0	0	0	0	0	0	0	0	0	0	0	0	0	0	0	0	0	0	0	0	0	0	0	0	0	0	0	0	0
0700	1	0	0	0	0	0	0	0	0	0	0	0	0	0	1	0	0	0	0	0	0	0	0	0	0	0	0	0	0
0800	1	0	0	0	0	0	0	0	0	0	0	0	0	1	0	0	0	0	0	0	0	0	0	0	0	0	0	0	0
0900	**3**	**0**	**0**	**0**	**0**	**0**	**0**	**0**	**0**	**0**	**1**	**2**	**0**	**0**	**0**	**0**	**0**	**0**	**0**	**0**	**0**	**0**	**0**	**0**	**0**	**0**	**0**	**0**	**0**
1000	1	0	0	0	0	0	0	0	0	0	0	0	1	0	0	0	0	0	0	0	0	0	0	0	0	0	0	0	0
1100	**3**	**0**	**0**	**0**	**0**	**0**	**0**	**0**	**0**	**2**	**0**	**0**	**0**	**0**	**0**	**1**	**0**	**0**	**0**	**0**	**0**	**0**	**0**	**0**	**0**	**0**	**0**	**0**	**0**
1200	2	0	0	0	0	0	0	0	0	2	0	0	0	0	0	0	0	0	0	0	0	0	0	0	0	0	0	0	0
1300	3	0	0	0	0	0	0	0	1	0	1	0	0	1	0	0	0	0	0	0	0	0	0	0	0	0	0	0	0
1400	1	0	0	0	0	0	0	0	0	1	0	0	0	0	0	0	0	0	0	0	0	0	0	0	0	0	0	0	0
1500	**9**	**0**	**0**	**0**	**1**	**0**	**0**	**0**	**1**	**1**	**1**	**2**	**1**	**1**	**1**	**0**	**0**	**0**	**0**	**0**	**0**	**0**	**0**	**0**	**0**	**0**	**0**	**0**	**0**
1600	8	0	0	0	0	1	0	0	2	2	0	2	0	0	0	1	0	0	0	0	0	0	0	0	0	0	0	0	0
1700	3	0	0	0	0	0	0	0	1	0	0	0	0	2	0	0	0	0	0	0	0	0	0	0	0	0	0	0	0
1800	4	0	0	0	1	0	0	0	0	0	0	0	1	2	0	0	0	0	0	0	0	0	0	0	0	0	0	0	0
1900	2	0	0	0	0	0	0	0	0	0	0	1	0	0	0	1	0	0	0	0	0	0	0	0	0	0	0	0	0
2000	2	0	0	0	0	0	0	0	0	0	0	0	0	0	1	0	0	1	0	0	0	0	0	0	0	0	0	0	0
2100	1	0	0	0	0	0	0	0	0	0	0	0	1	0	0	0	0	0	0	0	0	0	0	0	0	0	0	0	0
2200	0	0	0	0	0	0	0	0	0	0	0	0	0	0	0	0	0	0	0	0	0	0	0	0	0	0	0	0	0
2300	0	0	0	0	0	0	0	0	0	0	0	0	0	0	0	0	0	0	0	0	0	0	0	0	0	0	0	0	0
07-19	**39**	**0**	**0**	**0**	**2**	**1**	**0**	**0**	**5**	**8**	**3**	**6**	**3**	**6**	**2**	**3**	**0**	**0**	**0**	**0**	**0**	**0**	**0**	**0**	**0**	**0**	**0**	**0**	**0**
06-22	**44**	**0**	**0**	**0**	**2**	**1**	**0**	**0**	**5**	**8**	**3**	**7**	**4**	**6**	**3**	**4**	**0**	**1**	**0**	**0**	**0**	**0**	**0**	**0**	**0**	**0**	**0**	**0**	**0**
06-00	**44**	**0**	**0**	**0**	**2**	**1**	**0**	**0**	**5**	**8**	**3**	**7**	**4**	**6**	**3**	**4**	**0**	**1**	**0**	**0**	**0**	**0**	**0**	**0**	**0**	**0**	**0**	**0**	**0**
00-00	**45**	**0**	**0**	**0**	**2**	**1**	**0**	**0**	**5**	**8**	**3**	**7**	**4**	**6**	**3**	**5**	**0**	**1**	**0**	**0**	**0**	**0**	**0**	**0**	**0**	**0**	**0**	**0**	**0**

DRAFT

Site 89
Location LS07200, Att - Telepole 3, Lat 54.12226, Long -6.84048
Direction West

3279 / Meath/Cavan/Monaghan ATC's
October 2013
Automatic Traffic Count

Tue, 15 October 2013

Time	Total	Speed Bins (km/h)																											
		0 - 5	5 - 10	10 - 15	15 - 20	20 - 25	25 - 30	30 - 35	35 - 40	40 - 45	45 - 50	50 - 55	55 - 60	60 - 65	65 - 70	70 - 75	75 - 80	80 - 85	85 - 90	90 - 95	95 - 100	100 - 105	105 - 110	110 - 115	115 - 120	120 - 125	125 - 130	130 - 135	135 - 140
0000	1	0	0	0	0	0	0	0	0	0	0	0	0	1	0	0	0	0	0	0	0	0	0	0	0	0	0	0	0
0100	0	0	0	0	0	0	0	0	0	0	0	0	0	0	0	0	0	0	0	0	0	0	0	0	0	0	0	0	0
0200	0	0	0	0	0	0	0	0	0	0	0	0	0	0	0	0	0	0	0	0	0	0	0	0	0	0	0	0	0
0300	0	0	0	0	0	0	0	0	0	0	0	0	0	0	0	0	0	0	0	0	0	0	0	0	0	0	0	0	0
0400	1	0	0	0	0	0	0	0	0	1	0	0	0	0	0	0	0	0	0	0	0	0	0	0	0	0	0	0	0
0500	0	0	0	0	0	0	0	0	0	0	0	0	0	0	0	0	0	0	0	0	0	0	0	0	0	0	0	0	0
0600	0	0	0	0	0	0	0	0	0	0	0	0	0	0	0	0	0	0	0	0	0	0	0	0	0	0	0	0	0
0700	1	0	0	0	0	0	0	0	0	0	0	0	0	1	0	0	0	0	0	0	0	0	0	0	0	0	0	0	0
0800	3	0	0	0	1	0	0	0	0	0	0	0	1	0	0	1	0	0	0	0	0	0	0	0	0	0	0	0	0
0900	2	0	0	0	0	0	0	0	0	0	2	0	0	0	0	0	0	0	0	0	0	0	0	0	0	0	0	0	0
1000	0	0	0	0	0	0	0	0	0	0	0	0	0	0	0	0	0	0	0	0	0	0	0	0	0	0	0	0	0
1100	**4**	**0**	**0**	**0**	**0**	**0**	**0**	**0**	**1**	**1**	**0**	**0**	**2**	**0**	**0**	**0**	**0**	**0**	**0**	**0**	**0**	**0**	**0**	**0**	**0**	**0**	**0**	**0**	**0**
1200	4	0	0	1	0	0	0	0	0	0	1	0	0	1	1	0	0	0	0	0	0	0	0	0	0	0	0	0	0
1300	3	0	0	1	0	0	0	0	0	0	1	0	0	1	0	0	0	0	0	0	0	0	0	0	0	0	0	0	0
1400	1	0	0	0	0	0	0	0	0	0	0	0	0	1	0	0	0	0	0	0	0	0	0	0	0	0	0	0	0
1500	4	0	0	0	1	0	0	0	0	1	1	1	0	0	0	0	0	0	0	0	0	0	0	0	0	0	0	0	0
1600	**5**	**0**	**0**	**0**	**1**	**0**	**0**	**0**	**0**	**1**	**1**	**0**	**1**	**0**	**0**	**0**	**0**	**1**	**0**	**0**	**0**	**0**	**0**	**0**	**0**	**0**	**0**	**0**	**0**
1700	3	0	0	0	0	0	0	0	0	0	0	2	1	0	0	0	0	0	0	0	0	0	0	0	0	0	0	0	0
1800	2	0	0	0	0	0	0	0	0	0	0	1	1	0	0	0	0	0	0	0	0	0	0	0	0	0	0	0	0
1900	0	0	0	0	0	0	0	0	0	0	0	0	0	0	0	0	0	0	0	0	0	0	0	0	0	0	0	0	0
2000	1	0	0	0	0	0	0	0	0	0	0	0	0	0	1	0	0	0	0	0	0	0	0	0	0	0	0	0	0
2100	0	0	0	0	0	0	0	0	0	0	0	0	0	0	0	0	0	0	0	0	0	0	0	0	0	0	0	0	0
2200	0	0	0	0	0	0	0	0	0	0	0	0	0	0	0	0	0	0	0	0	0	0	0	0	0	0	0	0	0
2300	0	0	0	0	0	0	0	0	0	0	0	0	0	0	0	0	0	0	0	0	0	0	0	0	0	0	0	0	0
07-19	**32**	**0**	**0**	**2**	**3**	**0**	**0**	**0**	**1**	**3**	**6**	**4**	**6**	**4**	**1**	**1**	**0**	**1**	**0**	**0**	**0**	**0**	**0**	**0**	**0**	**0**	**0**	**0**	**0**
06-22	**33**	**0**	**0**	**2**	**3**	**0**	**0**	**0**	**1**	**3**	**6**	**4**	**6**	**4**	**2**	**1**	**0**	**1**	**0**	**0**	**0**	**0**	**0**	**0**	**0**	**0**	**0**	**0**	**0**
06-00	**33**	**0**	**0**	**2**	**3**	**0**	**0**	**0**	**1**	**3**	**6**	**4**	**6**	**4**	**2**	**1**	**0**	**1**	**0**	**0**	**0**	**0**	**0**	**0**	**0**	**0**	**0**	**0**	**0**
00-00	**35**	**0**	**0**	**2**	**3**	**0**	**0**	**0**	**1**	**4**	**6**	**4**	**6**	**5**	**2**	**1**	**0**	**1**	**0**	**0**	**0**	**0**	**0**	**0**	**0**	**0**	**0**	**0**	**0**

DRAFT

Site 89
Location LS07200, Att - Telepole 3, Lat 54.12226, Long -6.84048
Direction West

3279 / Meath/Cavan/Monaghan ATC's
October 2013
Automatic Traffic Count

Virtual Day (7)

Time	Total	Speed Bins (km/h)																											
		0 - 5	5 - 10	10 - 15	15 - 20	20 - 25	25 - 30	30 - 35	35 - 40	40 - 45	45 - 50	50 - 55	55 - 60	60 - 65	65 - 70	70 - 75	75 - 80	80 - 85	85 - 90	90 - 95	95 - 100	100 - 105	105 - 110	110 - 115	115 - 120	120 - 125	125 - 130	130 - 135	135 - 140
0000	0	0	0	0	0	0	0	0	0	0	0	0	0	0	0	0	0	0	0	0	0	0	0	0	0	0	0	0	0
0100	0	0	0	0	0	0	0	0	0	0	0	0	0	0	0	0	0	0	0	0	0	0	0	0	0	0	0	0	0
0200	0	0	0	0	0	0	0	0	0	0	0	0	0	0	0	0	0	0	0	0	0	0	0	0	0	0	0	0	0
0300	0	0	0	0	0	0	0	0	0	0	0	0	0	0	0	0	0	0	0	0	0	0	0	0	0	0	0	0	0
0400	0	0	0	0	0	0	0	0	0	0	0	0	0	0	0	0	0	0	0	0	0	0	0	0	0	0	0	0	0
0500	0	0	0	0	0	0	0	0	0	0	0	0	0	0	0	0	0	0	0	0	0	0	0	0	0	0	0	0	0
0600	0	0	0	0	0	0	0	0	0	0	0	0	0	0	0	0	0	0	0	0	0	0	0	0	0	0	0	0	0
0700	1	0	0	0	0	0	0	0	0	0	0	0	0	0	0	0	0	0	0	0	0	0	0	0	0	0	0	0	0
0800	**3**	**0**	**0**	**0**	**1**	**0**	**0**	**0**	**0**	**0**	**1**	**0**	**0**	**0**	**1**	**0**	**0**	**0**	**0**	**0**	**0**	**0**	**0**	**0**	**0**	**0**	**0**	**0**	**0**
0900	2	0	0	0	0	0	0	0	0	0	1	0	0	0	0	0	0	0	0	0	0	0	0	0	0	0	0	0	0
1000	1	0	0	0	0	0	0	0	0	0	0	0	0	0	0	0	0	0	0	0	0	0	0	0	0	0	0	0	0
1100	2	0	0	0	0	0	0	0	0	1	0	0	0	0	0	0	0	0	0	0	0	0	0	0	0	0	0	0	0
1200	3	0	0	0	0	0	0	0	0	0	0	0	0	0	0	0	0	0	0	0	0	0	0	0	0	0	0	0	0
1300	4	0	0	0	0	0	0	0	0	1	0	1	0	0	0	0	0	0	0	0	0	0	0	0	0	0	0	0	0
1400	1	0	0	0	0	0	0	0	0	0	0	0	0	0	0	0	0	0	0	0	0	0	0	0	0	0	0	0	0
1500	4	0	0	0	0	0	0	0	0	1	1	0	1	0	0	0	0	0	0	0	0	0	0	0	0	0	0	0	0
1600	**5**	**0**	**0**	**0**	**0**	**1**	**0**	**0**	**0**	**1**	**0**	**1**	**0**	**0**	**0**	**0**	**0**	**0**	**0**	**0**	**0**	**0**	**0**	**0**	**0**	**0**	**0**	**0**	**0**
1700	3	0	0	0	0	0	0	0	1	0	0	1	1	0	0	0	0	0	0	0	0	0	0	0	0	0	0	0	0
1800	4	0	0	0	0	0	0	0	1	0	0	1	1	0	0	0	0	0	0	0	0	0	0	0	0	0	0	0	0
1900	1	0	0	0	0	0	0	0	0	0	0	0	0	0	0	0	0	0	0	0	0	0	0	0	0	0	0	0	0
2000	1	0	0	0	0	0	0	0	0	0	0	0	0	0	0	0	0	0	0	0	0	0	0	0	0	0	0	0	0
2100	0	0	0	0	0	0	0	0	0	0	0	0	0	0	0	0	0	0	0	0	0	0	0	0	0	0	0	0	0
2200	0	0	0	0	0	0	0	0	0	0	0	0	0	0	0	0	0	0	0	0	0	0	0	0	0	0	0	0	0
2300	0	0	0	0	0	0	0	0	0	0	0	0	0	0	0	0	0	0	0	0	0	0	0	0	0	0	0	0	0
07-19	**33**	**0**	**0**	**1**	**2**	**1**	**0**	**1**	**3**	**5**	**4**	**4**	**4**	**3**	**2**	**2**	**0**	**0**	**0**	**0**	**0**	**0**	**0**	**0**	**0**	**0**	**0**	**0**	**0**
06-22	**36**	**0**	**0**	**1**	**2**	**1**	**0**	**1**	**3**	**5**	**5**	**4**	**5**	**3**	**3**	**2**	**0**	**0**	**0**	**0**	**0**	**0**	**0**	**0**	**0**	**0**	**0**	**0**	**0**
06-00	**36**	**0**	**0**	**1**	**2**	**1**	**0**	**1**	**3**	**5**	**5**	**4**	**5**	**3**	**3**	**2**	**0**	**0**	**0**	**0**	**0**	**0**	**0**	**0**	**0**	**0**	**0**	**0**	**0**
00-00	**37**	**0**	**0**	**1**	**2**	**1**	**0**	**1**	**3**	**5**	**5**	**5**	**5**	**3**	**3**	**2**	**0**	**0**	**0**	**0**	**0**	**0**	**0**	**0**	**0**	**0**	**0**	**0**	**0**

DRAFT

Site 89
Location LS07200, Att - Telepole 3, Lat 54.12226, Long -6.84048
Direction West

3279 / Meath/Cavan/Monaghan ATC's
October 2013
Automatic Traffic Count

Virtual Week (1)

Time	Total	Speed Bins (km/h)																											
		0 - 5	5 - 10	10 - 15	15 - 20	20 - 25	25 - 30	30 - 35	35 - 40	40 - 45	45 - 50	50 - 55	55 - 60	60 - 65	65 - 70	70 - 75	75 - 80	80 - 85	85 - 90	90 - 95	95 - 100	100 - 105	105 - 110	110 - 115	115 - 120	120 - 125	125 - 130	130 - 135	135 - 140
Mon	45	0	0	0	2	1	0	0	5	8	3	7	4	6	3	5	0	1	0	0	0	0	0	0	0	0	0	0	0
Tue	35	0	0	2	3	0	0	0	1	4	6	4	6	5	2	1	0	1	0	0	0	0	0	0	0	0	0	0	0
Wed	37	0	0	0	1	1	0	1	2	3	7	6	7	3	5	1	0	0	0	0	0	0	0	0	0	0	0	0	0
Thu	44	0	0	2	3	4	0	2	1	5	6	7	8	1	2	1	0	1	1	0	0	0	0	0	0	0	0	0	0
Fri	43	0	0	0	2	2	0	4	4	7	2	3	5	2	5	7	0	0	0	0	0	0	0	0	0	0	0	0	0
|Sat	34	0	0	0	2	1	1	2	3	6	4	1	3	6	3	1	1	0	0	0	0	0	0	0	0	0	0	0	0
|Sun	24	0	0	0	2	0	0	1	3	2	7	4	4	0	0	1	0	0	0	0	0	0	0	0	0	0	0	0	0
5 Day Ave.	**41**	**0**	**0**	**1**	**2**	**2**	**0**	**1**	**3**	**5**	**5**	**5**	**6**	**3**	**3**	**3**	**0**	**1**	**0**	**0**	**0**	**0**	**0**	**0**	**0**	**0**	**0**	**0**	**0**
7 Day Ave.	**37**	**0**	**0**	**1**	**2**	**1**	**0**	**1**	**3**	**5**	**5**	**5**	**5**	**3**	**3**	**2**	**0**	**0**	**0**	**0**	**0**	**0**	**0**	**0**	**0**	**0**	**0**	**0**	**0**
--	**262**	**0**	**0**	**4**	**15**	**9**	**1**	**10**	**19**	**35**	**35**	**32**	**37**	**23**	**20**	**17**	**1**	**3**	**1**	**0**	**0**	**0**	**0**	**0**	**0**	**0**	**0**	**0**	**0**

Summary Graphs

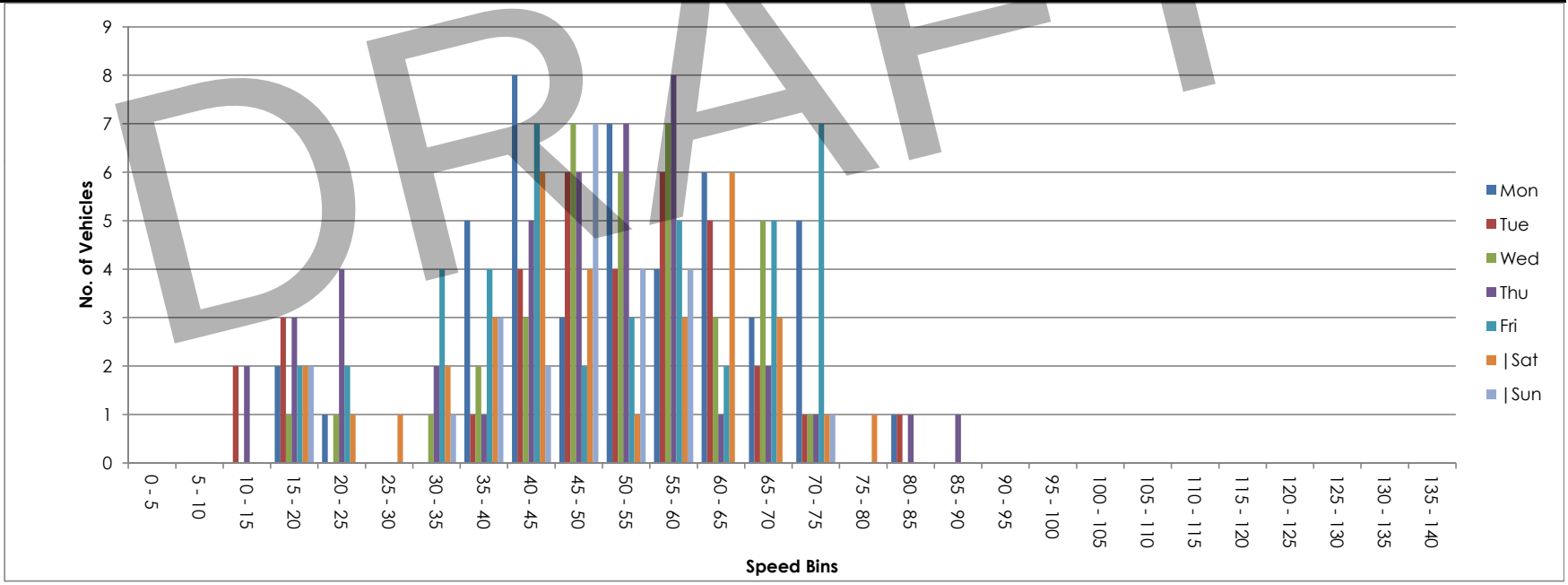

DRAFT

Site 89
Location LS07200, Att - Telepole 3, Lat 54.12226, Long -6.84048
Direction Two way

3279 / Meath/Cavan/Monaghan ATC's
October 2013
Automatic Traffic Count

Wed, 9 October 2013

Time	Total	Classification												>PSL	>PSL%	>SL1	>SL1%	>SL2	>SL2%	Mean	Vpp
		1 MCL	2 SV	3 SVT	4 TB2	5 TB3	6 T4	7 ART3	8 ART4	9 ART5	10 ART6	11 BD	12 DRT	80	80	85 +5kph	85 +5kph	90 +10kph	90 +10kph		85
0000	1	0	1	0	0	0	0	0	0	0	0	0	0	0	0	0	0	0	0	55.2	-
0100	0	0	0	0	0	0	0	0	0	0	0	0	0	0	0	0	0	0	0	-	-
0200	0	0	0	0	0	0	0	0	0	0	0	0	0	0	0	0	0	0	0	-	-
0300	0	0	0	0	0	0	0	0	0	0	0	0	0	0	0	0	0	0	0	-	-
0400	0	0	0	0	0	0	0	0	0	0	0	0	0	0	0	0	0	0	0	-	-
0500	0	0	0	0	0	0	0	0	0	0	0	0	0	0	0	0	0	0	0	-	-
0600	0	0	0	0	0	0	0	0	0	0	0	0	0	0	0	0	0	0	0	-	-
0700	1	0	1	0	0	0	0	0	0	0	0	0	0	0	0	0	0	0	0	62.8	-
0800	**13**	**0**	**13**	**0**	**0**	**0**	**0**	**0**	**0**	**0**	**0**	**0**	**0**	**0**	**0**	**0**	**0**	**0**	**0**	**47.4**	**57.6**
0900	4	0	4	0	0	0	0	0	0	0	0	0	0	0	0	0	0	0	0	60.9	-
1000	4	0	4	0	0	0	0	0	0	0	0	0	0	0	0	0	0	0	0	50.5	-
1100	3	0	3	0	0	0	0	0	0	0	0	0	0	0	0	0	0	0	0	45.7	-
1200	3	0	3	0	0	0	0	0	0	0	0	0	0	0	0	0	0	0	0	58.6	-
1300	8	0	4	2	1	0	0	0	1	0	0	0	0	0	0	0	0	0	0	48.3	-
1400	5	0	5	0	0	0	0	0	0	0	0	0	0	0	0	0	0	0	0	43.2	-
1500	4	0	3	0	1	0	0	0	0	0	0	0	0	0	0	0	0	0	0	48.6	-
1600	**9**	**0**	**9**	**0**	**0**	**0**	**0**	**0**	**0**	**0**	**0**	**0**	**0**	**0**	**0**	**0**	**0**	**0**	**0**	**55.4**	**-**
1700	5	0	5	0	0	0	0	0	0	0	0	0	0	0	0	0	0	0	0	53.6	-
1800	4	0	4	0	0	0	0	0	0	0	0	0	0	0	0	0	0	0	0	57.6	-
1900	6	0	6	0	0	0	0	0	0	0	0	0	0	0	0	0	0	0	0	56.5	-
2000	5	0	5	0	0	0	0	0	0	0	0	0	0	0	0	0	0	0	0	51.3	-
2100	0	0	0	0	0	0	0	0	0	0	0	0	0	0	0	0	0	0	0	-	-
2200	0	0	0	0	0	0	0	0	0	0	0	0	0	0	0	0	0	0	0	-	-
2300	5	0	5	0	0	0	0	0	0	0	0	0	0	1	20	1	20	0	0	57.2	-
07-19	**63**	**0**	**58**	**2**	**2**	**0**	**0**	**0**	**1**	**0**	**0**	**0**	**0**	**0**	**0**	**0**	**0**	**0**	**0**	**51.3**	**66.2**
06-22	**74**	**0**	**69**	**2**	**2**	**0**	**0**	**0**	**1**	**0**	**0**	**0**	**0**	**0**	**0**	**0**	**0**	**0**	**0**	**51.7**	**62.6**
06-00	**79**	**0**	**74**	**2**	**2**	**0**	**0**	**0**	**1**	**0**	**0**	**0**	**0**	**1**	**1.3**	**1**	**1.3**	**0**	**0**	**52.1**	**62.6**
00-00	**80**	**0**	**75**	**2**	**2**	**0**	**0**	**0**	**1**	**0**	**0**	**0**	**0**	**1**	**1.3**	**1**	**1.3**	**0**	**0**	**52.1**	**62.6**

DRAFT

Site 89
Location LS07200, Att - Telepole 3, Lat 54.12226, Long -6.84048
Direction Two way

3279 / Meath/Cavan/Monaghan ATC's
October 2013
Automatic Traffic Count

Thu, 10 October 2013

Time	Total	Classification												>PSL	>PSL%	>SL1	>SL1%	>SL2	>SL2%	Mean	Vpp
		1 MCL	2 SV	3 SVT	4 TB2	5 TB3	6 T4	7 ART3	8 ART4	9 ART5	10 ART6	11 BD	12 DRT	80	80	85 +5kph	85 +5kph	90 +10kph	90 +10kph		85
0000	1	0	1	0	0	0	0	0	0	0	0	0	0	0	0	0	0	0	0	49.5	-
0100	0	0	0	0	0	0	0	0	0	0	0	0	0	0	0	0	0	0	0	-	-
0200	0	0	0	0	0	0	0	0	0	0	0	0	0	0	0	0	0	0	0	-	-
0300	0	0	0	0	0	0	0	0	0	0	0	0	0	0	0	0	0	0	0	-	-
0400	0	0	0	0	0	0	0	0	0	0	0	0	0	0	0	0	0	0	0	-	-
0500	0	0	0	0	0	0	0	0	0	0	0	0	0	0	0	0	0	0	0	-	-
0600	0	0	0	0	0	0	0	0	0	0	0	0	0	0	0	0	0	0	0	-	-
0700	3	0	3	0	0	0	0	0	0	0	0	0	0	0	0	0	0	0	0	56.8	-
0800	**9**	**0**	**8**	**0**	**1**	**0**	**0**	**0**	**0**	**0**	**0**	**0**	**0**	**0**	**0**	**0**	**0**	**0**	**0**	**39.4**	**-**
0900	4	0	4	0	0	0	0	0	0	0	0	0	0	0	0	0	0	0	0	54.7	-
1000	4	0	4	0	0	0	0	0	0	0	0	0	0	0	0	0	0	0	0	49.8	-
1100	6	0	4	0	1	0	1	0	0	0	0	0	0	0	0	0	0	0	0	47.5	-
1200	8	0	6	0	0	0	2	0	0	0	0	0	0	0	0	0	0	0	0	47.5	-
1300	3	0	2	0	1	0	0	0	0	0	0	0	0	0	0	0	0	0	0	56.1	-
1400	3	0	3	0	0	0	0	0	0	0	0	0	0	0	0	0	0	0	0	27	-
1500	12	0	10	0	0	1	0	0	0	1	0	0	0	0	0	0	0	0	0	43.1	57.6
1600	**14**	**0**	**14**	**0**	**0**	**0**	**0**	**0**	**0**	**0**	**0**	**0**	**0**	**0**	**0**	**0**	**0**	**0**	**0**	**39.8**	**57.6**
1700	4	0	4	0	0	0	0	0	0	0	0	0	0	0	0	0	0	0	0	42.9	-
1800	11	1	9	1	0	0	0	0	0	0	0	0	0	1	9.1	0	0	0	0	42.7	55.4
1900	0	0	0	0	0	0	0	0	0	0	0	0	0	0	0	0	0	0	0	-	-
2000	2	0	2	0	0	0	0	0	0	0	0	0	0	1	50	1	50	0	0	72.3	-
2100	1	0	0	0	1	0	0	0	0	0	0	0	0	0	0	0	0	0	0	69.8	-
2200	1	0	1	0	0	0	0	0	0	0	0	0	0	0	0	0	0	0	0	44.5	-
2300	0	0	0	0	0	0	0	0	0	0	0	0	0	0	0	0	0	0	0	-	-
07-19	**81**	**1**	**71**	**1**	**3**	**1**	**3**	**0**	**0**	**1**	**0**	**0**	**0**	**1**	**1.2**	**0**	**0**	**0**	**0**	**44.1**	**58.7**
06-22	**84**	**1**	**73**	**1**	**4**	**1**	**3**	**0**	**0**	**1**	**0**	**0**	**0**	**2**	**2.4**	**1**	**1.2**	**0**	**0**	**45.1**	**58.7**
06-00	**85**	**1**	**74**	**1**	**4**	**1**	**3**	**0**	**0**	**1**	**0**	**0**	**0**	**2**	**2.4**	**1**	**1.2**	**0**	**0**	**45.1**	**58.7**
00-00	**86**	**1**	**75**	**1**	**4**	**1**	**3**	**0**	**0**	**1**	**0**	**0**	**0**	**2**	**2.3**	**1**	**1.2**	**0**	**0**	**45.1**	**58.7**

DRAFT

Site 89
Location LS07200, Att - Telepole 3, Lat 54.12226, Long -6.84048
Direction Two way

3279 / Meath/Cavan/Monaghan ATC's
October 2013
Automatic Traffic Count

Fri, 11 October 2013

Time	Total	Classification												>PSL	>PSL%	>SL1	>SL1%	>SL2	>SL2%	Mean	Vpp
		1 MCL	2 SV	3 SVT	4 TB2	5 TB3	6 T4	7 ART3	8 ART4	9 ART5	10 ART6	11 BD	12 DRT	80	80	85 +5kph	85 +5kph	90 +10kph	90 +10kph		85
0000	1	0	1	0	0	0	0	0	0	0	0	0	0	0	0	0	0	0	0	53.8	-
0100	0	0	0	0	0	0	0	0	0	0	0	0	0	0	0	0	0	0	0	-	-
0200	0	0	0	0	0	0	0	0	0	0	0	0	0	0	0	0	0	0	0	-	-
0300	0	0	0	0	0	0	0	0	0	0	0	0	0	0	0	0	0	0	0	-	-
0400	1	0	0	0	0	0	0	0	0	1	0	0	0	0	0	0	0	0	0	45.5	-
0500	0	0	0	0	0	0	0	0	0	0	0	0	0	0	0	0	0	0	0	-	-
0600	0	0	0	0	0	0	0	0	0	0	0	0	0	0	0	0	0	0	0	-	-
0700	2	0	2	0	0	0	0	0	0	0	0	0	0	0	0	0	0	0	0	65	-
0800	3	0	3	0	0	0	0	0	0	0	0	0	0	0	0	0	0	0	0	58	-
0900	4	0	4	0	0	0	0	0	0	0	0	0	0	1	25	0	0	0	0	46.7	-
1000	**11**	**0**	**9**	**2**	**0**	**0**	**0**	**0**	**0**	**0**	**0**	**0**	**0**	**0**	**0**	**0**	**0**	**0**	**0**	**52.6**	**64.8**
1100	4	0	3	0	1	0	0	0	0	0	0	0	0	0	0	0	0	0	0	56.2	-
1200	6	0	4	1	1	0	0	0	0	0	0	0	0	1	16.7	0	0	0	0	43	-
1300	11	0	7	4	0	0	0	0	0	0	0	0	0	0	0	0	0	0	0	48.3	52.6
1400	9	0	8	0	1	0	0	0	0	0	0	0	0	0	0	0	0	0	0	48.7	-
1500	**12**	**0**	**8**	**3**	**1**	**0**	**0**	**0**	**0**	**0**	**0**	**0**	**0**	**0**	**0**	**0**	**0**	**0**	**0**	**45.4**	**61.2**
1600	3	0	2	1	0	0	0	0	0	0	0	0	0	0	0	0	0	0	0	52.6	-
1700	7	0	5	0	1	0	0	0	1	0	0	0	0	0	0	0	0	0	0	48.9	-
1800	5	0	5	0	0	0	0	0	0	0	0	0	0	0	0	0	0	0	0	31.6	-
1900	5	0	5	0	0	0	0	0	0	0	0	0	0	0	0	0	0	0	0	56.3	-
2000	1	0	1	0	0	0	0	0	0	0	0	0	0	0	0	0	0	0	0	70.1	-
2100	0	0	0	0	0	0	0	0	0	0	0	0	0	0	0	0	0	0	0	-	-
2200	0	0	0	0	0	0	0	0	0	0	0	0	0	0	0	0	0	0	0	-	-
2300	2	0	1	0	1	0	0	0	0	0	0	0	0	0	0	0	0	0	0	54.3	-
07-19	**77**	**0**	**60**	**11**	**5**	**0**	**0**	**0**	**1**	**0**	**0**	**0**	**0**	**2**	**2.6**	**0**	**0**	**0**	**0**	**48.4**	**67.3**
06-22	**83**	**0**	**66**	**11**	**5**	**0**	**0**	**0**	**1**	**0**	**0**	**0**	**0**	**2**	**2.4**	**0**	**0**	**0**	**0**	**49.1**	**67.7**
06-00	**85**	**0**	**67**	**11**	**6**	**0**	**0**	**0**	**1**	**0**	**0**	**0**	**0**	**2**	**2.4**	**0**	**0**	**0**	**0**	**49.2**	**67.3**
00-00	**87**	**0**	**68**	**11**	**6**	**0**	**0**	**0**	**1**	**1**	**0**	**0**	**0**	**2**	**2.3**	**0**	**0**	**0**	**0**	**49.2**	**67.3**

DRAFT

Site 89
Location LS07200, Att - Telepole 3, Lat 54.12226, Long -6.84048
Direction Two way

3279 / Meath/Cavan/Monaghan ATC's
October 2013
Automatic Traffic Count

Sat, 12 October 2013

Time	Total	Classification												>PSL	>PSL%	>SL1	>SL1%	>SL2	>SL2%	Mean	Vpp
		1 MCL	2 SV	3 SVT	4 TB2	5 TB3	6 T4	7 ART3	8 ART4	9 ART5	10 ART6	11 BD	12 DRT	80	80	85 +5kph	85 +5kph	90 +10kph	90 +10kph		85
0000	0	0	0	0	0	0	0	0	0	0	0	0	0	0	0	0	0	0	0	-	-
0100	1	0	1	0	0	0	0	0	0	0	0	0	0	0	0	0	0	0	0	71	-
0200	1	0	1	0	0	0	0	0	0	0	0	0	0	0	0	0	0	0	0	55.8	-
0300	0	0	0	0	0	0	0	0	0	0	0	0	0	0	0	0	0	0	0	-	-
0400	0	0	0	0	0	0	0	0	0	0	0	0	0	0	0	0	0	0	0	-	-
0500	0	0	0	0	0	0	0	0	0	0	0	0	0	0	0	0	0	0	0	-	-
0600	0	0	0	0	0	0	0	0	0	0	0	0	0	0	0	0	0	0	0	-	-
0700	1	0	1	0	0	0	0	0	0	0	0	0	0	0	0	0	0	0	0	69.9	-
0800	4	0	4	0	0	0	0	0	0	0	0	0	0	0	0	0	0	0	0	41.9	-
0900	**8**	**0**	**6**	**1**	**0**	**0**	**0**	**0**	**1**	**0**	**0**	**0**	**0**	**0**	**0**	**0**	**0**	**0**	**0**	**52**	**-**
1000	7	0	6	1	0	0	0	0	0	0	0	0	0	0	0	0	0	0	0	47.2	-
1100	3	0	1	2	0	0	0	0	0	0	0	0	0	0	0	0	0	0	0	34.4	-
1200	3	0	3	0	0	0	0	0	0	0	0	0	0	0	0	0	0	0	0	52.1	-
1300	7	0	5	2	0	0	0	0	0	0	0	0	0	0	0	0	0	0	0	34.8	-
1400	7	0	6	1	0	0	0	0	0	0	0	0	0	0	0	0	0	0	0	49.3	-
1500	5	0	3	2	0	0	0	0	0	0	0	0	0	0	0	0	0	0	0	52.8	-
1600	4	0	2	2	0	0	0	0	0	0	0	0	0	0	0	0	0	0	0	49.6	-
1700	**9**	**0**	**9**	**0**	**0**	**0**	**0**	**0**	**0**	**0**	**0**	**0**	**0**	**0**	**0**	**0**	**0**	**0**	**0**	**52.1**	**-**
1800	5	0	5	0	0	0	0	0	0	0	0	0	0	0	0	0	0	0	0	51.2	-
1900	2	0	2	0	0	0	0	0	0	0	0	0	0	0	0	0	0	0	0	36.2	-
2000	4	0	4	0	0	0	0	0	0	0	0	0	0	0	0	0	0	0	0	63.4	-
2100	0	0	0	0	0	0	0	0	0	0	0	0	0	0	0	0	0	0	0	-	-
2200	1	0	1	0	0	0	0	0	0	0	0	0	0	0	0	0	0	0	0	48.7	-
2300	1	0	1	0	0	0	0	0	0	0	0	0	0	0	0	0	0	0	0	48	-
07-19	**63**	**0**	**51**	**11**	**0**	**0**	**0**	**0**	**1**	**0**	**0**	**0**	**0**	**0**	**0**	**0**	**0**	**0**	**0**	**47.9**	**63.4**
06-22	**69**	**0**	**57**	**11**	**0**	**0**	**0**	**0**	**1**	**0**	**0**	**0**	**0**	**0**	**0**	**0**	**0**	**0**	**0**	**48.5**	**64.4**
06-00	**71**	**0**	**59**	**11**	**0**	**0**	**0**	**0**	**1**	**0**	**0**	**0**	**0**	**0**	**0**	**0**	**0**	**0**	**0**	**48.5**	**63.4**
00-00	**73**	**0**	**61**	**11**	**0**	**0**	**0**	**0**	**1**	**0**	**0**	**0**	**0**	**0**	**0**	**0**	**0**	**0**	**0**	**48.9**	**64.4**

DRAFT

Site 89
Location LS07200, Att - Telepole 3, Lat 54.12226, Long -6.84048
Direction Two way

3279 / Meath/Cavan/Monaghan ATC's
October 2013
Automatic Traffic Count

Sun, 13 October 2013

Time	Total	Classification												>PSL	>PSL%	>SL1	>SL1%	>SL2	>SL2%	Mean	Vpp
		1 MCL	2 SV	3 SVT	4 TB2	5 TB3	6 T4	7 ART3	8 ART4	9 ART5	10 ART6	11 BD	12 DRT	80	80	85 +5kph	85 +5kph	90 +10kph	90 +10kph		85
0000	0	0	0	0	0	0	0	0	0	0	0	0	0	0	0	0	0	0	0	-	-
0100	0	0	0	0	0	0	0	0	0	0	0	0	0	0	0	0	0	0	0	-	-
0200	2	0	2	0	0	0	0	0	0	0	0	0	0	0	0	0	0	0	0	51.4	-
0300	0	0	0	0	0	0	0	0	0	0	0	0	0	0	0	0	0	0	0	-	-
0400	0	0	0	0	0	0	0	0	0	0	0	0	0	0	0	0	0	0	0	-	-
0500	0	0	0	0	0	0	0	0	0	0	0	0	0	0	0	0	0	0	0	-	-
0600	0	0	0	0	0	0	0	0	0	0	0	0	0	0	0	0	0	0	0	-	-
0700	0	0	0	0	0	0	0	0	0	0	0	0	0	0	0	0	0	0	0	-	-
0800	0	0	0	0	0	0	0	0	0	0	0	0	0	0	0	0	0	0	0	-	-
0900	2	0	2	0	0	0	0	0	0	0	0	0	0	0	0	0	0	0	0	52.1	-
1000	3	0	3	0	0	0	0	0	0	0	0	0	0	0	0	0	0	0	0	53	-
1100	**4**	**0**	**4**	**0**	**0**	**0**	**0**	**0**	**0**	**0**	**0**	**0**	**0**	**0**	**0**	**0**	**0**	**0**	**0**	**52.3**	**-**
1200	4	0	3	0	1	0	0	0	0	0	0	0	0	0	0	0	0	0	0	32.2	-
1300	4	0	4	0	0	0	0	0	0	0	0	0	0	0	0	0	0	0	0	48	-
1400	4	0	4	0	0	0	0	0	0	0	0	0	0	0	0	0	0	0	0	42	-
1500	5	0	5	0	0	0	0	0	0	0	0	0	0	0	0	0	0	0	0	36.2	-
1600	3	0	3	0	0	0	0	0	0	0	0	0	0	0	0	0	0	0	0	42	-
1700	2	0	2	0	0	0	0	0	0	0	0	0	0	0	0	0	0	0	0	41.8	-
1800	**8**	**0**	**8**	**0**	**0**	**0**	**0**	**0**	**0**	**0**	**0**	**0**	**0**	**0**	**0**	**0**	**0**	**0**	**0**	**43.5**	**-**
1900	2	0	2	0	0	0	0	0	0	0	0	0	0	0	0	0	0	0	0	62.3	-
2000	2	0	2	0	0	0	0	0	0	0	0	0	0	0	0	0	0	0	0	65.5	-
2100	2	0	2	0	0	0	0	0	0	0	0	0	0	0	0	0	0	0	0	52.8	-
2200	1	0	1	0	0	0	0	0	0	0	0	0	0	0	0	0	0	0	0	58.6	-
2300	0	0	0	0	0	0	0	0	0	0	0	0	0	0	0	0	0	0	0	-	-
07-19	**39**	**0**	**38**	**0**	**1**	**0**	**0**	**0**	**0**	**0**	**0**	**0**	**0**	**0**	**0**	**0**	**0**	**0**	**0**	**43.6**	**54.4**
06-22	**45**	**0**	**44**	**0**	**1**	**0**	**0**	**0**	**0**	**0**	**0**	**0**	**0**	**0**	**0**	**0**	**0**	**0**	**0**	**45.8**	**58**
06-00	**46**	**0**	**45**	**0**	**1**	**0**	**0**	**0**	**0**	**0**	**0**	**0**	**0**	**0**	**0**	**0**	**0**	**0**	**0**	**46.1**	**58.3**
00-00	**48**	**0**	**47**	**0**	**1**	**0**	**0**	**0**	**0**	**0**	**0**	**0**	**0**	**0**	**0**	**0**	**0**	**0**	**0**	**46.3**	**58.3**

DRAFT

Site 89
Location LS07200, Att - Telepole 3, Lat 54.12226, Long -6.84048
Direction Two way

3279 / Meath/Cavan/Monaghan ATC's
October 2013
Automatic Traffic Count

Mon, 14 October 2013

Time	Total	Classification												>PSL	>PSL%	>SL1	>SL1%	>SL2	>SL2%	Mean	Vpp
		1 MCL	2 SV	3 SVT	4 TB2	5 TB3	6 T4	7 ART3	8 ART4	9 ART5	10 ART6	11 BD	12 DRT	80	80	85 +5kph	85 +5kph	90 +10kph	90 +10kph		85
0000	0	0	0	0	0	0	0	0	0	0	0	0	0	0	0	0	0	0	0	-	-
0100	0	0	0	0	0	0	0	0	0	0	0	0	0	0	0	0	0	0	0	-	-
0200	0	0	0	0	0	0	0	0	0	0	0	0	0	0	0	0	0	0	0	-	-
0300	0	0	0	0	0	0	0	0	0	0	0	0	0	0	0	0	0	0	0	-	-
0400	1	0	1	0	0	0	0	0	0	0	0	0	0	0	0	0	0	0	0	72.8	-
0500	0	0	0	0	0	0	0	0	0	0	0	0	0	0	0	0	0	0	0	-	-
0600	0	0	0	0	0	0	0	0	0	0	0	0	0	0	0	0	0	0	0	-	-
0700	1	0	1	0	0	0	0	0	0	0	0	0	0	0	0	0	0	0	0	71.8	-
0800	2	0	2	0	0	0	0	0	0	0	0	0	0	0	0	0	0	0	0	62	-
0900	**6**	**0**	**6**	**0**	**0**	**0**	**0**	**0**	**0**	**0**	**0**	**0**	**0**	**0**	**0**	**0**	**0**	**0**	**0**	**56.3**	**-**
1000	**6**	**0**	**5**	**1**	**0**	**0**	**0**	**0**	**0**	**0**	**0**	**0**	**0**	**0**	**0**	**0**	**0**	**0**	**0**	**53.9**	**-**
1100	5	0	3	2	0	0	0	0	0	0	0	0	0	0	0	0	0	0	0	54.7	-
1200	4	0	0	2	0	1	1	0	0	0	0	0	0	0	0	0	0	0	0	43.2	-
1300	6	0	4	2	0	0	0	0	0	0	0	0	0	0	0	0	0	0	0	49.5	-
1400	5	0	4	0	0	0	0	0	1	0	0	0	0	0	0	0	0	0	0	43.1	-
1500	**16**	**0**	**12**	**2**	**2**	**0**	**0**	**0**	**0**	**0**	**0**	**0**	**0**	**0**	**0**	**0**	**0**	**0**	**0**	**51.3**	**68.8**
1600	13	0	10	2	1	0	0	0	0	0	0	0	0	0	0	0	0	0	0	41.2	50
1700	7	0	7	0	0	0	0	0	0	0	0	0	0	0	0	0	0	0	0	53.6	-
1800	6	0	5	0	0	0	0	0	0	1	0	0	0	0	0	0	0	0	0	51.5	-
1900	3	0	3	0	0	0	0	0	0	0	0	0	0	0	0	0	0	0	0	66.3	-
2000	2	0	2	0	0	0	0	0	0	0	0	0	0	1	50	0	0	0	0	73.9	-
2100	3	0	3	0	0	0	0	0	0	0	0	0	0	0	0	0	0	0	0	61.1	-
2200	0	0	0	0	0	0	0	0	0	0	0	0	0	0	0	0	0	0	0	-	-
2300	0	0	0	0	0	0	0	0	0	0	0	0	0	0	0	0	0	0	0	-	-
07-19	**77**	**0**	**59**	**11**	**3**	**1**	**1**	**0**	**1**	**1**	**0**	**0**	**0**	**0**	**0**	**0**	**0**	**0**	**0**	**50.1**	**62.3**
06-22	**85**	**0**	**67**	**11**	**3**	**1**	**1**	**0**	**1**	**1**	**0**	**0**	**0**	**1**	**1.2**	**0**	**0**	**0**	**0**	**51.6**	**66.6**
06-00	**85**	**0**	**67**	**11**	**3**	**1**	**1**	**0**	**1**	**1**	**0**	**0**	**0**	**1**	**1.2**	**0**	**0**	**0**	**0**	**51.6**	**66.6**
00-00	**86**	**0**	**68**	**11**	**3**	**1**	**1**	**0**	**1**	**1**	**0**	**0**	**0**	**1**	**1.2**	**0**	**0**	**0**	**0**	**51.9**	**68.8**

DRAFT

Site 89
Location LS07200, Att - Telepole 3, Lat 54.12226, Long -6.84048
Direction Two way

3279 / Meath/Cavan/Monaghan ATC's
October 2013
Automatic Traffic Count

Tue, 15 October 2013

Time	Total	Classification												>PSL	>PSL%	>SL1	>SL1%	>SL2	>SL2%	Mean	Vpp
		1 MCL	2 SV	3 SVT	4 TB2	5 TB3	6 T4	7 ART3	8 ART4	9 ART5	10 ART6	11 BD	12 DRT	80	80	85 +5kph	85 +5kph	90 +10kph	90 +10kph		85
0000	1	0	1	0	0	0	0	0	0	0	0	0	0	0	0	0	0	0	0	61.2	-
0100	0	0	0	0	0	0	0	0	0	0	0	0	0	0	0	0	0	0	0	-	-
0200	0	0	0	0	0	0	0	0	0	0	0	0	0	0	0	0	0	0	0	-	-
0300	0	0	0	0	0	0	0	0	0	0	0	0	0	0	0	0	0	0	0	-	-
0400	1	0	0	0	0	0	0	0	0	1	0	0	0	0	0	0	0	0	0	43.5	-
0500	0	0	0	0	0	0	0	0	0	0	0	0	0	0	0	0	0	0	0	-	-
0600	0	0	0	0	0	0	0	0	0	0	0	0	0	0	0	0	0	0	0	-	-
0700	1	0	1	0	0	0	0	0	0	0	0	0	0	0	0	0	0	0	0	62.1	-
0800	5	0	5	0	0	0	0	0	0	0	0	0	0	0	0	0	0	0	0	43.7	-
0900	3	0	3	0	0	0	0	0	0	0	0	0	0	0	0	0	0	0	0	55.5	-
1000	2	0	2	0	0	0	0	0	0	0	0	0	0	0	0	0	0	0	0	44.7	-
1100	**8**	**0**	**5**	**2**	**1**	**0**	**0**	**0**	**0**	**0**	**0**	**0**	**0**	**0**	**0**	**0**	**0**	**0**	**0**	**44.9**	**-**
1200	6	0	6	0	0	0	0	0	0	0	0	0	0	0	0	0	0	0	0	49.5	-
1300	3	0	2	0	1	0	0	0	0	0	0	0	0	0	0	0	0	0	0	41.3	-
1400	4	0	2	0	1	0	0	1	0	0	0	0	0	0	0	0	0	0	0	49.1	-
1500	6	0	5	0	0	0	0	1	0	0	0	0	0	0	0	0	0	0	0	44.2	-
1600	**7**	**0**	**7**	**0**	**0**	**0**	**0**	**0**	**0**	**0**	**0**	**0**	**0**	**1**	**14.3**	**0**	**0**	**0**	**0**	**50**	**-**
1700	**7**	**0**	**6**	**0**	**1**	**0**	**0**	**0**	**0**	**0**	**0**	**0**	**0**	**0**	**0**	**0**	**0**	**0**	**0**	**51.9**	**-**
1800	3	0	3	0	0	0	0	0	0	0	0	0	0	0	0	0	0	0	0	58.5	-
1900	1	0	1	0	0	0	0	0	0	0	0	0	0	0	0	0	0	0	0	59.5	-
2000	1	0	1	0	0	0	0	0	0	0	0	0	0	0	0	0	0	0	0	69	-
2100	2	0	2	0	0	0	0	0	0	0	0	0	0	0	0	0	0	0	0	70.6	-
2200	0	0	0	0	0	0	0	0	0	0	0	0	0	0	0	0	0	0	0	0	0
2300	0	0	0	0	0	0	0	0	0	0	0	0	0	0	0	0	0	0	0	0	0
07-19	**55**	**0**	**47**	**2**	**4**	**0**	**0**	**2**	**0**	**0**	**0**	**0**	**0**	**1**	**1.8**	**0**	**0**	**0**	**0**	**48.5**	**61.6**
06-22	**59**	**0**	**51**	**2**	**4**	**0**	**0**	**2**	**0**	**0**	**0**	**0**	**0**	**1**	**1.7**	**0**	**0**	**0**	**0**	**49.8**	**62.6**
06-00	**59**	**0**	**51**	**2**	**4**	**0**	**0**	**2**	**0**	**0**	**0**	**0**	**0**	**1**	**1.7**	**0**	**0**	**0**	**0**	**49.8**	**62.6**
00-00	**61**	**0**	**52**	**2**	**4**	**0**	**0**	**2**	**0**	**1**	**0**	**0**	**0**	**1**	**1.6**	**0**	**0**	**0**	**0**	**49.9**	**62.6**

DRAFT

Site 89
Location LS07200, Att - Telepole 3, Lat 54.12226, Long -6.84048
Direction Two way

3279 / Meath/Cavan/Monaghan ATC's
October 2013
Automatic Traffic Count

Virtual Day (7)

Time	Total	Classification												>PSL	>PSL%	>SL1	>SL1%	>SL2	>SL2%	Mean	Vpp
		1 MCL	2 SV	3 SVT	4 TB2	5 TB3	6 T4	7 ART3	8 ART4	9 ART5	10 ART6	11 BD	12 DRT	80	80	85 +5kph	85 +5kph	90 +10kph	90 +10kph		85
0000	1	0	1	0	0	0	0	0	0	0	0	0	0	0	0	0	0	0	0	54.9	-
0100	0	0	0	0	0	0	0	0	0	0	0	0	0	0	0	0	0	0	0	71	-
0200	0	0	0	0	0	0	0	0	0	0	0	0	0	0	0	0	0	0	0	52.9	-
0300	0	0	0	0	0	0	0	0	0	0	0	0	0	0	0	0	0	0	0	-	-
0400	0	0	0	0	0	0	0	0	0	0	0	0	0	0	0	0	0	0	0	53.9	-
0500	0	0	0	0	0	0	0	0	0	0	0	0	0	0	0	0	0	0	0	-	-
0600	0	0	0	0	0	0	0	0	0	0	0	0	0	0	0	0	0	0	0	-	-
0700	1	0	1	0	0	0	0	0	0	0	0	0	0	0	0	0	0	0	0	63	-
0800	**5**	**0**	**5**	**0**	**0**	**0**	**0**	**0**	**0**	**0**	**0**	**0**	**0**	**0**	**0**	**0**	**0**	**0**	**0**	**46**	**-**
0900	4	0	4	0	0	0	0	0	0	0	0	0	0	0	3.2	0	0	0	0	54	-
1000	**5**	**0**	**5**	**1**	**0**	**0**	**0**	**0**	**0**	**0**	**0**	**0**	**0**	**0**	**0**	**0**	**0**	**0**	**0**	**50.9**	**-**
1100	**5**	**0**	**3**	**1**	**0**	**0**	**0**	**0**	**0**	**0**	**0**	**0**	**0**	**0**	**0**	**0**	**0**	**0**	**0**	**48.2**	**-**
1200	5	0	4	0	0	0	0	0	0	0	0	0	0	0	2.9	0	0	0	0	46.1	-
1300	6	0	4	1	0	0	0	0	0	0	0	0	0	0	0	0	0	0	0	46.2	-
1400	5	0	5	0	0	0	0	0	0	0	0	0	0	0	0	0	0	0	0	44.9	-
1500	**9**	**0**	**7**	**1**	**1**	**0**	**0**	**0**	**0**	**0**	**0**	**0**	**0**	**0**	**0**	**0**	**0**	**0**	**0**	**46.5**	**-**
1600	8	0	7	1	0	0	0	0	0	0	0	0	0	0	1.9	0	0	0	0	45.7	-
1700	6	0	5	0	0	0	0	0	0	0	0	0	0	0	0	0	0	0	0	50.6	-
1800	6	0	6	0	0	0	0	0	0	0	0	0	0	0	2.4	0	0	0	0	46.3	-
1900	3	0	3	0	0	0	0	0	0	0	0	0	0	0	0	0	0	0	0	56.6	-
2000	2	0	2	0	0	0	0	0	0	0	0	0	0	0	11.8	0	5.9	0	0	63.1	-
2100	1	0	1	0	0	0	0	0	0	0	0	0	0	0	0	0	0	0	0	62.5	-
2200	0	0	0	0	0	0	0	0	0	0	0	0	0	0	0	0	0	0	0	50.6	-
2300	1	0	1	0	0	0	0	0	0	0	0	0	0	0	12.5	0	12.5	0	0	55.4	-
07-19	**65**	**0**	**55**	**5**	**3**	**0**	**1**	**0**	**1**	**0**	**0**	**0**	**0**	**1**	**0.9**	**0**	**0**	**0**	**0**	**47.9**	**61.6**
06-22	**71**	**0**	**61**	**5**	**3**	**0**	**1**	**0**	**1**	**0**	**0**	**0**	**0**	**1**	**1.2**	**0**	**0.2**	**0**	**0**	**48.9**	**63**
06-00	**73**	**0**	**62**	**5**	**3**	**0**	**1**	**0**	**1**	**0**	**0**	**0**	**0**	**1**	**1.4**	**0**	**0.4**	**0**	**0**	**49.1**	**63**
00-00	**74**	**0**	**64**	**5**	**3**	**0**	**1**	**0**	**1**	**1**	**0**	**0**	**0**	**1**	**1.3**	**0**	**0.4**	**0**	**0**	**49.2**	**63**

DRAFT

Site 89
Location LS07200, Att - Telepole 3, Lat 54.12226, Long -6.84048
Direction Two way

3279 / Meath/Cavan/Monaghan ATC's
October 2013
Automatic Traffic Count

Virtual Week (1)

Time	Total	Classification												>PSL	>PSL%	>SL1	>SL1%	>SL2	>SL2%	Mean	Vpp
		1 MCL	2 SV	3 SVT	4 TB2	5 TB3	6 T4	7 ART3	8 ART4	9 ART5	10 ART6	11 BD	12 DRT	80	80	85 +5kph	85 +5kph	90 +10kph	90 +10kph		85
Mon	86	0	68	11	3	1	1	0	1	1	0	0	0	1	1.2	0	0	0	0	51.9	68.8
Tue	61	0	52	2	4	0	0	2	0	1	0	0	0	1	1.6	0	0	0	0	49.9	62.6
Wed	80	0	75	2	2	0	0	0	1	0	0	0	0	1	1.3	1	1.3	0	0	52.1	62.6
Thu	86	1	75	1	4	1	3	0	0	1	0	0	0	2	2.3	1	1.2	0	0	45.1	58.7
Fri	87	0	68	11	6	0	0	0	1	1	0	0	0	2	2.3	0	0	0	0	49.2	67.3
| Sat	73	0	61	11	0	0	0	0	1	0	0	0	0	0	0	0	0	0	0	48.9	64.4
| Sun	48	0	47	0	1	0	0	0	0	0	0	0	0	0	0	0	0	0	0	46.3	58.3
5 Day Ave.	**80**	**0**	**68**	**5**	**4**	**0**	**1**	**0**	**1**	**1**	**0**	**0**	**0**	**1**	**1.3**	**0**	**0.0**	**0**	**0.0**	**49.6**	**64.0**
7 Day Ave.	**74**	**0**	**64**	**5**	**3**	**0**	**1**	**0**	**1**	**1**	**0**	**0**	**0**	**1**	**1.3**	**0**	**0.4**	**0**	**0.0**	**49.2**	**63.0**
--	**521**	**1**	**446**	**38**	**20**	**2**	**4**	**2**	**4**	**4**	**0**	**0**	**0**	**7**	**1.3**	**2**	**0.4**	**0**	**0.0**	**49.2**	**63.0**

Summary Graphs

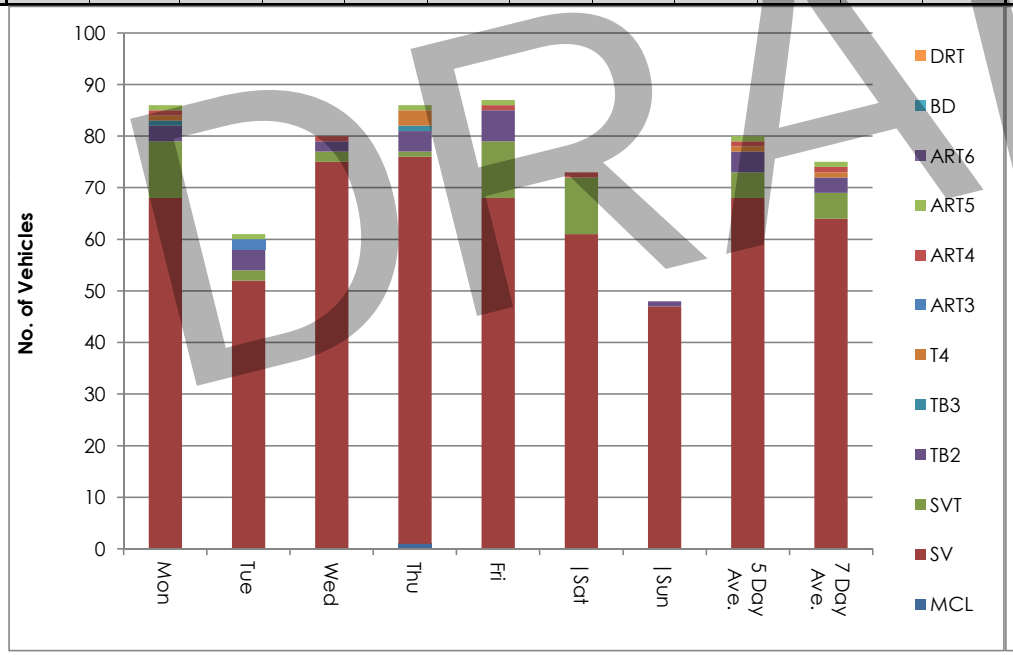

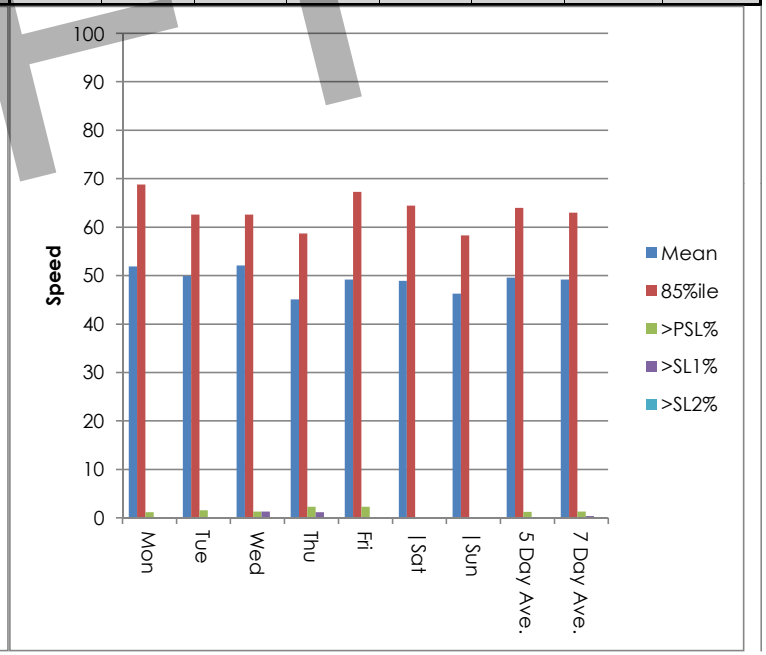

DRAFT

Site 89
Location LS07200, Att - Telepole 3, Lat 54.12226, Long -6.84048
Direction Two way

3279 / Meath/Cavan/Monaghan ATC's
October 2013
Automatic Traffic Count

Wed, 9 October 2013

Time	Total	Speed Bins (km/h)																												
		0 - 5	5 - 10	10 - 15	15 - 20	20 - 25	25 - 30	30 - 35	35 - 40	40 - 45	45 - 50	50 - 55	55 - 60	60 - 65	65 - 70	70 - 75	75 - 80	80 - 85	85 - 90	90 - 95	95 - 100	100 - 105	105 - 110	110 - 115	115 - 120	120 - 125	125 - 130	130 - 135	135 - 140
0000	1	0	0	0	0	0	0	0	0	0	0	0	1	0	0	0	0	0	0	0	0	0	0	0	0	0	0	0	0	0
0100	0	0	0	0	0	0	0	0	0	0	0	0	0	0	0	0	0	0	0	0	0	0	0	0	0	0	0	0	0	0
0200	0	0	0	0	0	0	0	0	0	0	0	0	0	0	0	0	0	0	0	0	0	0	0	0	0	0	0	0	0	0
0300	0	0	0	0	0	0	0	0	0	0	0	0	0	0	0	0	0	0	0	0	0	0	0	0	0	0	0	0	0	0
0400	0	0	0	0	0	0	0	0	0	0	0	0	0	0	0	0	0	0	0	0	0	0	0	0	0	0	0	0	0	0
0500	0	0	0	0	0	0	0	0	0	0	0	0	0	0	0	0	0	0	0	0	0	0	0	0	0	0	0	0	0	0
0600	0	0	0	0	0	0	0	0	0	0	0	0	0	0	0	0	0	0	0	0	0	0	0	0	0	0	0	0	0	0
0700	1	0	0	0	0	0	0	0	0	0	0	0	0	1	0	0	0	0	0	0	0	0	0	0	0	0	0	0	0	0
0800	**13**	**0**	**1**	**0**	**1**	**0**	**0**	**0**	**0**	**0**	**5**	**3**	**1**	**0**	**2**	**0**	**0**	**0**	**0**	**0**	**0**	**0**	**0**	**0**	**0**	**0**	**0**	**0**	**0**	**0**
0900	4	0	0	0	0	0	0	0	0	0	1	1	0	0	0	2	0	0	0	0	0	0	0	0	0	0	0	0	0	0
1000	4	0	0	0	0	0	0	0	0	1	1	1	1	0	0	0	0	0	0	0	0	0	0	0	0	0	0	0	0	0
1100	3	0	0	0	0	0	0	0	0	2	0	1	0	0	0	0	0	0	0	0	0	0	0	0	0	0	0	0	0	0
1200	3	0	0	0	0	0	0	0	0	0	1	0	1	0	0	1	0	0	0	0	0	0	0	0	0	0	0	0	0	0
1300	8	0	0	0	0	0	0	1	2	0	1	2	1	0	1	0	0	0	0	0	0	0	0	0	0	0	0	0	0	0
1400	5	0	0	0	0	0	0	0	3	0	1	0	1	0	0	0	0	0	0	0	0	0	0	0	0	0	0	0	0	0
1500	4	0	0	0	0	0	0	0	0	1	1	2	0	0	0	0	0	0	0	0	0	0	0	0	0	0	0	0	0	0
1600	**9**	**0**	**0**	**0**	**0**	**1**	**0**	**0**	**0**	**0**	**0**	**4**	**0**	**2**	**1**	**1**	**0**	**0**	**0**	**0**	**0**	**0**	**0**	**0**	**0**	**0**	**0**	**0**	**0**	**0**
1700	5	0	0	0	1	0	0	0	0	0	0	0	2	0	1	1	0	0	0	0	0	0	0	0	0	0	0	0	0	0
1800	4	0	0	0	0	0	0	0	0	0	0	3	0	0	1	0	0	0	0	0	0	0	0	0	0	0	0	0	0	0
1900	6	0	0	0	0	0	0	0	0	0	0	0	6	0	0	0	0	0	0	0	0	0	0	0	0	0	0	0	0	0
2000	5	0	0	0	0	0	0	0	1	0	1	0	2	1	0	0	0	0	0	0	0	0	0	0	0	0	0	0	0	0
2100	0	0	0	0	0	0	0	0	0	0	0	0	0	0	0	0	0	0	0	0	0	0	0	0	0	0	0	0	0	0
2200	0	0	0	0	0	0	0	0	0	0	0	0	0	0	0	0	0	0	0	0	0	0	0	0	0	0	0	0	0	0
2300	5	0	0	0	0	0	0	0	0	0	2	2	0	0	0	0	0	0	1	0	0	0	0	0	0	0	0	0	0	0
07-19	**63**	**0**	**1**	**0**	**2**	**1**	**0**	**1**	**5**	**4**	**11**	**17**	**7**	**3**	**6**	**5**	**0**	**0**	**0**	**0**	**0**	**0**	**0**	**0**	**0**	**0**	**0**	**0**	**0**	**0**
06-22	**74**	**0**	**1**	**0**	**2**	**1**	**0**	**1**	**6**	**4**	**12**	**17**	**15**	**4**	**6**	**5**	**0**	**0**	**0**	**0**	**0**	**0**	**0**	**0**	**0**	**0**	**0**	**0**	**0**	**0**
06-00	**79**	**0**	**1**	**0**	**2**	**1**	**0**	**1**	**6**	**4**	**14**	**19**	**15**	**4**	**6**	**5**	**0**	**0**	**1**	**0**	**0**	**0**	**0**	**0**	**0**	**0**	**0**	**0**	**0**	**0**
00-00	**80**	**0**	**1**	**0**	**2**	**1**	**0**	**1**	**6**	**4**	**14**	**19**	**16**	**4**	**6**	**5**	**0**	**0**	**1**	**0**	**0**	**0**	**0**	**0**	**0**	**0**	**0**	**0**	**0**	**0**

DRAFT

Site 89
Location LS07200, Att - Telepole 3, Lat 54.12226, Long -6.84048
Direction Two way

3279 / Meath/Cavan/Monaghan ATC's
October 2013
Automatic Traffic Count

Thu, 10 October 2013

Time	Total	Speed Bins (km/h)																											
		0 - 5	5 - 10	10 - 15	15 - 20	20 - 25	25 - 30	30 - 35	35 - 40	40 - 45	45 - 50	50 - 55	55 - 60	60 - 65	65 - 70	70 - 75	75 - 80	80 - 85	85 - 90	90 - 95	95 - 100	100 - 105	105 - 110	110 - 115	115 - 120	120 - 125	125 - 130	130 - 135	135 - 140
0000	1	0	0	0	0	0	0	0	0	0	1	0	0	0	0	0	0	0	0	0	0	0	0	0	0	0	0	0	0
0100	0	0	0	0	0	0	0	0	0	0	0	0	0	0	0	0	0	0	0	0	0	0	0	0	0	0	0	0	0
0200	0	0	0	0	0	0	0	0	0	0	0	0	0	0	0	0	0	0	0	0	0	0	0	0	0	0	0	0	0
0300	0	0	0	0	0	0	0	0	0	0	0	0	0	0	0	0	0	0	0	0	0	0	0	0	0	0	0	0	0
0400	0	0	0	0	0	0	0	0	0	0	0	0	0	0	0	0	0	0	0	0	0	0	0	0	0	0	0	0	0
0500	0	0	0	0	0	0	0	0	0	0	0	0	0	0	0	0	0	0	0	0	0	0	0	0	0	0	0	0	0
0600	0	0	0	0	0	0	0	0	0	0	0	0	0	0	0	0	0	0	0	0	0	0	0	0	0	0	0	0	0
0700	3	0	0	0	0	0	0	0	0	0	1	0	0	2	0	0	0	0	0	0	0	0	0	0	0	0	0	0	0
0800	**9**	**0**	**0**	**1**	**1**	**0**	**1**	**1**	**0**	**1**	**1**	**2**	**0**	**0**	**1**	**0**	**0**	**0**	**0**	**0**	**0**	**0**	**0**	**0**	**0**	**0**	**0**	**0**	**0**
0900	4	0	0	0	0	0	0	0	0	0	1	1	2	0	0	0	0	0	0	0	0	0	0	0	0	0	0	0	0
1000	4	0	0	0	0	0	0	0	1	1	0	0	2	0	0	0	0	0	0	0	0	0	0	0	0	0	0	0	0
1100	6	0	0	0	0	1	0	0	1	0	0	1	1	2	0	0	0	0	0	0	0	0	0	0	0	0	0	0	0
1200	8	0	0	1	0	0	0	0	1	0	1	3	1	0	0	1	0	0	0	0	0	0	0	0	0	0	0	0	0
1300	3	0	0	0	0	0	0	0	0	0	0	1	2	0	0	0	0	0	0	0	0	0	0	0	0	0	0	0	0
1400	3	0	0	1	1	0	0	0	0	0	0	1	0	0	0	0	0	0	0	0	0	0	0	0	0	0	0	0	0
1500	12	0	0	0	0	2	1	1	0	1	3	1	3	0	0	0	0	0	0	0	0	0	0	0	0	0	0	0	0
1600	**14**	**0**	**0**	**1**	**1**	**3**	**0**	**1**	**0**	**1**	**1**	**2**	**4**	**0**	**0**	**0**	**0**	**0**	**0**	**0**	**0**	**0**	**0**	**0**	**0**	**0**	**0**	**0**	**0**
1700	4	0	1	0	0	0	0	0	0	0	0	2	1	0	0	0	0	0	0	0	0	0	0	0	0	0	0	0	0
1800	11	0	0	1	1	1	0	1	0	1	3	0	1	1	0	0	0	1	0	0	0	0	0	0	0	0	0	0	0
1900	0	0	0	0	0	0	0	0	0	0	0	0	0	0	0	0	0	0	0	0	0	0	0	0	0	0	0	0	0
2000	2	0	0	0	0	0	0	0	0	0	0	0	1	0	0	0	0	0	1	0	0	0	0	0	0	0	0	0	0
2100	1	0	0	0	0	0	0	0	0	0	0	0	0	0	1	0	0	0	0	0	0	0	0	0	0	0	0	0	0
2200	1	0	0	0	0	0	0	0	0	1	0	0	0	0	0	0	0	0	0	0	0	0	0	0	0	0	0	0	0
2300	0	0	0	0	0	0	0	0	0	0	0	0	0	0	0	0	0	0	0	0	0	0	0	0	0	0	0	0	0
07-19	**81**	**0**	**1**	**5**	**4**	**7**	**2**	**4**	**3**	**5**	**11**	**14**	**17**	**5**	**1**	**1**	**0**	**1**	**0**	**0**	**0**	**0**	**0**	**0**	**0**	**0**	**0**	**0**	**0**
06-22	**84**	**0**	**1**	**5**	**4**	**7**	**2**	**4**	**3**	**5**	**11**	**14**	**18**	**5**	**2**	**1**	**0**	**1**	**1**	**0**	**0**	**0**	**0**	**0**	**0**	**0**	**0**	**0**	**0**
06-00	**85**	**0**	**1**	**5**	**4**	**7**	**2**	**4**	**3**	**6**	**11**	**14**	**18**	**5**	**2**	**1**	**0**	**1**	**1**	**0**	**0**	**0**	**0**	**0**	**0**	**0**	**0**	**0**	**0**
00-00	**86**	**0**	**1**	**5**	**4**	**7**	**2**	**4**	**3**	**6**	**12**	**14**	**18**	**5**	**2**	**1**	**0**	**1**	**1**	**0**	**0**	**0**	**0**	**0**	**0**	**0**	**0**	**0**	**0**

DRAFT

Site 89
Location LS07200, Att - Telepole 3, Lat 54.12226, Long -6.84048
Direction Two way

3279 / Meath/Cavan/Monaghan ATC's
October 2013
Automatic Traffic Count

Fri, 11 October 2013

Time	Total	Speed Bins (km/h)																											
		0 - 5	5 - 10	10 - 15	15 - 20	20 - 25	25 - 30	30 - 35	35 - 40	40 - 45	45 - 50	50 - 55	55 - 60	60 - 65	65 - 70	70 - 75	75 - 80	80 - 85	85 - 90	90 - 95	95 - 100	100 - 105	105 - 110	110 - 115	115 - 120	120 - 125	125 - 130	130 - 135	135 - 140
0000	1	0	0	0	0	0	0	0	0	0	0	1	0	0	0	0	0	0	0	0	0	0	0	0	0	0	0	0	0
0100	0	0	0	0	0	0	0	0	0	0	0	0	0	0	0	0	0	0	0	0	0	0	0	0	0	0	0	0	0
0200	0	0	0	0	0	0	0	0	0	0	0	0	0	0	0	0	0	0	0	0	0	0	0	0	0	0	0	0	0
0300	0	0	0	0	0	0	0	0	0	0	0	0	0	0	0	0	0	0	0	0	0	0	0	0	0	0	0	0	0
0400	1	0	0	0	0	0	0	0	0	0	1	0	0	0	0	0	0	0	0	0	0	0	0	0	0	0	0	0	0
0500	0	0	0	0	0	0	0	0	0	0	0	0	0	0	0	0	0	0	0	0	0	0	0	0	0	0	0	0	0
0600	0	0	0	0	0	0	0	0	0	0	0	0	0	0	0	0	0	0	0	0	0	0	0	0	0	0	0	0	0
0700	2	0	0	0	0	0	0	0	0	0	0	0	1	0	0	1	0	0	0	0	0	0	0	0	0	0	0	0	0
0800	3	0	0	0	0	0	0	0	0	0	1	1	0	0	0	1	0	0	0	0	0	0	0	0	0	0	0	0	0
0900	4	0	0	1	1	0	0	0	0	0	0	0	0	0	0	1	0	1	0	0	0	0	0	0	0	0	0	0	0
1000	**11**	**0**	**0**	**0**	**0**	**0**	**0**	**0**	**3**	**1**	**1**	**1**	**2**	**1**	**1**	**1**	**0**	**0**	**0**	**0**	**0**	**0**	**0**	**0**	**0**	**0**	**0**	**0**	**0**
1100	4	0	0	0	0	0	0	0	0	0	1	1	1	0	1	0	0	0	0	0	0	0	0	0	0	0	0	0	0
1200	6	0	0	1	0	1	0	0	1	0	1	0	1	0	0	0	0	1	0	0	0	0	0	0	0	0	0	0	0
1300	11	0	0	0	0	0	0	1	1	5	0	2	0	0	0	2	0	0	0	0	0	0	0	0	0	0	0	0	0
1400	9	0	0	0	1	0	0	1	0	0	3	1	1	0	1	1	0	0	0	0	0	0	0	0	0	0	0	0	0
1500	**12**	**0**	**0**	**1**	**0**	**0**	**0**	**1**	**1**	**4**	**1**	**1**	**0**	**1**	**2**	**0**	**0**	**0**	**0**	**0**	**0**	**0**	**0**	**0**	**0**	**0**	**0**	**0**	**0**
1600	3	0	0	0	0	0	0	1	0	0	0	0	1	0	1	0	0	0	0	0	0	0	0	0	0	0	0	0	0
1700	7	0	0	0	0	0	0	1	2	0	0	1	2	1	0	0	0	0	0	0	0	0	0	0	0	0	0	0	0
1800	5	0	0	1	0	1	0	0	2	0	0	1	0	0	0	0	0	0	0	0	0	0	0	0	0	0	0	0	0
1900	5	0	0	0	0	0	0	0	0	1	0	0	2	2	0	0	0	0	0	0	0	0	0	0	0	0	0	0	0
2000	1	0	0	0	0	0	0	0	0	0	0	0	0	0	0	1	0	0	0	0	0	0	0	0	0	0	0	0	0
2100	0	0	0	0	0	0	0	0	0	0	0	0	0	0	0	0	0	0	0	0	0	0	0	0	0	0	0	0	0
2200	0	0	0	0	0	0	0	0	0	0	0	0	0	0	0	0	0	0	0	0	0	0	0	0	0	0	0	0	0
2300	2	0	0	0	0	0	0	0	0	0	0	1	1	0	0	0	0	0	0	0	0	0	0	0	0	0	0	0	0
07-19	**77**	**0**	**0**	**4**	**2**	**2**	**0**	**5**	**10**	**10**	**8**	**9**	**9**	**3**	**6**	**7**	**0**	**2**	**0**	**0**	**0**	**0**	**0**	**0**	**0**	**0**	**0**	**0**	**0**
06-22	**83**	**0**	**0**	**4**	**2**	**2**	**0**	**5**	**10**	**11**	**8**	**9**	**11**	**5**	**6**	**8**	**0**	**2**	**0**	**0**	**0**	**0**	**0**	**0**	**0**	**0**	**0**	**0**	**0**
06-00	**85**	**0**	**0**	**4**	**2**	**2**	**0**	**5**	**10**	**11**	**8**	**10**	**12**	**5**	**6**	**8**	**0**	**2**	**0**	**0**	**0**	**0**	**0**	**0**	**0**	**0**	**0**	**0**	**0**
00-00	**87**	**0**	**0**	**4**	**2**	**2**	**0**	**5**	**10**	**11**	**9**	**11**	**12**	**5**	**6**	**8**	**0**	**2**	**0**	**0**	**0**	**0**	**0**	**0**	**0**	**0**	**0**	**0**	**0**

DRAFT

Site 89
Location LS07200, Att - Telepole 3, Lat 54.12226, Long -6.84048
Direction Two way

3279 / Meath/Cavan/Monaghan ATC's
October 2013
Automatic Traffic Count

Sat, 12 October 2013

Time	Total	Speed Bins (km/h)																											
		0 - 5	5 - 10	10 - 15	15 - 20	20 - 25	25 - 30	30 - 35	35 - 40	40 - 45	45 - 50	50 - 55	55 - 60	60 - 65	65 - 70	70 - 75	75 - 80	80 - 85	85 - 90	90 - 95	95 - 100	100 - 105	105 - 110	110 - 115	115 - 120	120 - 125	125 - 130	130 - 135	135 - 140
0000	0	0	0	0	0	0	0	0	0	0	0	0	0	0	0	0	0	0	0	0	0	0	0	0	0	0	0	0	0
0100	1	0	0	0	0	0	0	0	0	0	0	0	0	0	0	1	0	0	0	0	0	0	0	0	0	0	0	0	0
0200	1	0	0	0	0	0	0	0	0	0	0	0	1	0	0	0	0	0	0	0	0	0	0	0	0	0	0	0	0
0300	0	0	0	0	0	0	0	0	0	0	0	0	0	0	0	0	0	0	0	0	0	0	0	0	0	0	0	0	0
0400	0	0	0	0	0	0	0	0	0	0	0	0	0	0	0	0	0	0	0	0	0	0	0	0	0	0	0	0	0
0500	0	0	0	0	0	0	0	0	0	0	0	0	0	0	0	0	0	0	0	0	0	0	0	0	0	0	0	0	0
0600	0	0	0	0	0	0	0	0	0	0	0	0	0	0	0	0	0	0	0	0	0	0	0	0	0	0	0	0	0
0700	1	0	0	0	0	0	0	0	0	0	0	0	0	1	0	0	0	0	0	0	0	0	0	0	0	0	0	0	0
0800	4	0	0	1	1	0	0	0	0	0	0	0	0	2	0	0	0	0	0	0	0	0	0	0	0	0	0	0	0
0900	**8**	**0**	**0**	**0**	**0**	**0**	**0**	**0**	**1**	**2**	**2**	**0**	**0**	**1**	**1**	**1**	**0**	**0**	**0**	**0**	**0**	**0**	**0**	**0**	**0**	**0**	**0**	**0**	**0**
1000	7	0	0	0	0	0	0	1	1	0	4	0	0	0	1	0	0	0	0	0	0	0	0	0	0	0	0	0	0
1100	3	0	0	0	0	0	1	1	0	1	0	0	0	0	0	0	0	0	0	0	0	0	0	0	0	0	0	0	0
1200	3	0	0	0	0	0	0	0	0	0	1	1	1	0	0	0	0	0	0	0	0	0	0	0	0	0	0	0	0
1300	7	0	0	0	1	1	0	1	1	1	1	1	0	0	0	0	0	0	0	0	0	0	0	0	0	0	0	0	0
1400	7	0	0	1	0	0	0	1	0	0	0	2	0	2	1	0	0	0	0	0	0	0	0	0	0	0	0	0	0
1500	5	0	0	0	0	0	0	0	1	0	0	2	1	1	0	0	0	0	0	0	0	0	0	0	0	0	0	0	0
1600	4	0	0	0	0	0	1	0	0	0	0	1	1	1	0	0	0	0	0	0	0	0	0	0	0	0	0	0	0
1700	**9**	**0**	**0**	**0**	**0**	**0**	**0**	**0**	**2**	**1**	**2**	**1**	**0**	**2**	**0**	**0**	**1**	**0**	**0**	**0**	**0**	**0**	**0**	**0**	**0**	**0**	**0**	**0**	**0**
1800	5	0	0	0	0	0	0	0	0	1	1	0	3	0	0	0	0	0	0	0	0	0	0	0	0	0	0	0	0
1900	2	0	0	0	0	0	0	1	0	1	0	0	0	0	0	0	0	0	0	0	0	0	0	0	0	0	0	0	0
2000	4	0	0	0	0	0	0	0	0	1	0	0	0	1	0	2	0	0	0	0	0	0	0	0	0	0	0	0	0
2100	0	0	0	0	0	0	0	0	0	0	0	0	0	0	0	0	0	0	0	0	0	0	0	0	0	0	0	0	0
2200	1	0	0	0	0	0	0	0	0	0	1	0	0	0	0	0	0	0	0	0	0	0	0	0	0	0	0	0	0
2300	1	0	0	0	0	0	0	0	0	0	1	0	0	0	0	0	0	0	0	0	0	0	0	0	0	0	0	0	0
07-19	**63**	**0**	**0**	**2**	**2**	**1**	**2**	**4**	**6**	**6**	**11**	**8**	**6**	**7**	**6**	**1**	**1**	**0**	**0**	**0**	**0**	**0**	**0**	**0**	**0**	**0**	**0**	**0**	**0**
06-22	**69**	**0**	**0**	**2**	**2**	**1**	**2**	**5**	**6**	**8**	**11**	**8**	**6**	**8**	**6**	**3**	**1**	**0**	**0**	**0**	**0**	**0**	**0**	**0**	**0**	**0**	**0**	**0**	**0**
06-00	**71**	**0**	**0**	**2**	**2**	**1**	**2**	**5**	**6**	**8**	**13**	**8**	**6**	**8**	**6**	**3**	**1**	**0**	**0**	**0**	**0**	**0**	**0**	**0**	**0**	**0**	**0**	**0**	**0**
00-00	**73**	**0**	**0**	**2**	**2**	**1**	**2**	**5**	**6**	**8**	**13**	**8**	**7**	**8**	**6**	**4**	**1**	**0**	**0**	**0**	**0**	**0**	**0**	**0**	**0**	**0**	**0**	**0**	**0**

DRAFT

Site 89
Location LS07200, Att - Telepole 3, Lat 54.12226, Long -6.84048
Direction Two way

3279 / Meath/Cavan/Monaghan ATC's
October 2013
Automatic Traffic Count

Sun, 13 October 2013

Time	Total	Speed Bins (km/h)																											
		0 - 5	5 - 10	10 - 15	15 - 20	20 - 25	25 - 30	30 - 35	35 - 40	40 - 45	45 - 50	50 - 55	55 - 60	60 - 65	65 - 70	70 - 75	75 - 80	80 - 85	85 - 90	90 - 95	95 - 100	100 - 105	105 - 110	110 - 115	115 - 120	120 - 125	125 - 130	130 - 135	135 - 140
0000	0	0	0	0	0	0	0	0	0	0	0	0	0	0	0	0	0	0	0	0	0	0	0	0	0	0	0	0	0
0100	0	0	0	0	0	0	0	0	0	0	0	0	0	0	0	0	0	0	0	0	0	0	0	0	0	0	0	0	0
0200	2	0	0	0	0	0	0	0	0	0	1	1	0	0	0	0	0	0	0	0	0	0	0	0	0	0	0	0	0
0300	0	0	0	0	0	0	0	0	0	0	0	0	0	0	0	0	0	0	0	0	0	0	0	0	0	0	0	0	0
0400	0	0	0	0	0	0	0	0	0	0	0	0	0	0	0	0	0	0	0	0	0	0	0	0	0	0	0	0	0
0500	0	0	0	0	0	0	0	0	0	0	0	0	0	0	0	0	0	0	0	0	0	0	0	0	0	0	0	0	0
0600	0	0	0	0	0	0	0	0	0	0	0	0	0	0	0	0	0	0	0	0	0	0	0	0	0	0	0	0	0
0700	0	0	0	0	0	0	0	0	0	0	0	0	0	0	0	0	0	0	0	0	0	0	0	0	0	0	0	0	0
0800	0	0	0	0	0	0	0	0	0	0	0	0	0	0	0	0	0	0	0	0	0	0	0	0	0	0	0	0	0
0900	2	0	0	0	0	0	0	0	0	0	1	1	0	0	0	0	0	0	0	0	0	0	0	0	0	0	0	0	0
1000	3	0	0	0	0	0	0	0	0	0	2	0	0	0	1	0	0	0	0	0	0	0	0	0	0	0	0	0	0
1100	**4**	**0**	**0**	**0**	**0**	**0**	**0**	**0**	**0**	**0**	**2**	**1**	**1**	**0**	**0**	**0**	**0**	**0**	**0**	**0**	**0**	**0**	**0**	**0**	**0**	**0**	**0**	**0**	**0**
1200	4	0	0	1	1	0	0	0	0	1	0	1	0	0	0	0	0	0	0	0	0	0	0	0	0	0	0	0	0
1300	4	0	0	0	0	0	0	0	1	0	1	2	0	0	0	0	0	0	0	0	0	0	0	0	0	0	0	0	0
1400	4	0	0	0	0	0	2	0	0	0	0	1	0	0	1	0	0	0	0	0	0	0	0	0	0	0	0	0	0
1500	5	0	0	0	1	1	0	0	0	1	2	0	0	0	0	0	0	0	0	0	0	0	0	0	0	0	0	0	0
1600	3	0	0	0	0	0	1	0	0	1	0	0	1	0	0	0	0	0	0	0	0	0	0	0	0	0	0	0	0
1700	2	0	0	0	0	0	0	0	1	0	1	0	0	0	0	0	0	0	0	0	0	0	0	0	0	0	0	0	0
1800	**8**	**0**	**0**	**0**	**0**	**0**	**1**	**1**	**2**	**0**	**1**	**2**	**1**	**0**	**0**	**0**	**0**	**0**	**0**	**0**	**0**	**0**	**0**	**0**	**0**	**0**	**0**	**0**	**0**
1900	2	0	0	0	0	0	0	0	0	0	0	1	0	0	0	1	0	0	0	0	0	0	0	0	0	0	0	0	0
2000	2	0	0	0	0	0	0	0	0	0	0	0	1	0	0	0	1	0	0	0	0	0	0	0	0	0	0	0	0
2100	2	0	0	0	0	0	0	0	0	0	1	0	1	0	0	0	0	0	0	0	0	0	0	0	0	0	0	0	0
2200	1	0	0	0	0	0	0	0	0	0	0	0	1	0	0	0	0	0	0	0	0	0	0	0	0	0	0	0	0
2300	0	0	0	0	0	0	0	0	0	0	0	0	0	0	0	0	0	0	0	0	0	0	0	0	0	0	0	0	0
07-19	**39**	**0**	**0**	**1**	**2**	**1**	**4**	**1**	**4**	**3**	**10**	**8**	**3**	**0**	**2**	**0**	**0**	**0**	**0**	**0**	**0**	**0**	**0**	**0**	**0**	**0**	**0**	**0**	**0**
06-22	**45**	**0**	**0**	**1**	**2**	**1**	**4**	**1**	**4**	**3**	**11**	**9**	**5**	**0**	**2**	**1**	**1**	**0**	**0**	**0**	**0**	**0**	**0**	**0**	**0**	**0**	**0**	**0**	**0**
06-00	**46**	**0**	**0**	**1**	**2**	**1**	**4**	**1**	**4**	**3**	**11**	**9**	**6**	**0**	**2**	**1**	**1**	**0**	**0**	**0**	**0**	**0**	**0**	**0**	**0**	**0**	**0**	**0**	**0**
00-00	**48**	**0**	**0**	**1**	**2**	**1**	**4**	**1**	**4**	**3**	**12**	**10**	**6**	**0**	**2**	**1**	**1**	**0**	**0**	**0**	**0**	**0**	**0**	**0**	**0**	**0**	**0**	**0**	**0**

DRAFT

Site 89
Location LS07200, Att - Telepole 3, Lat 54.12226, Long -6.84048
Direction Two way

3279 / Meath/Cavan/Monaghan ATC's
October 2013
Automatic Traffic Count

Mon, 14 October 2013

Time	Total	Speed Bins (km/h)																											
		0 - 5	5 - 10	10 - 15	15 - 20	20 - 25	25 - 30	30 - 35	35 - 40	40 - 45	45 - 50	50 - 55	55 - 60	60 - 65	65 - 70	70 - 75	75 - 80	80 - 85	85 - 90	90 - 95	95 - 100	100 - 105	105 - 110	110 - 115	115 - 120	120 - 125	125 - 130	130 - 135	135 - 140
0000	0	0	0	0	0	0	0	0	0	0	0	0	0	0	0	0	0	0	0	0	0	0	0	0	0	0	0	0	0
0100	0	0	0	0	0	0	0	0	0	0	0	0	0	0	0	0	0	0	0	0	0	0	0	0	0	0	0	0	0
0200	0	0	0	0	0	0	0	0	0	0	0	0	0	0	0	0	0	0	0	0	0	0	0	0	0	0	0	0	0
0300	0	0	0	0	0	0	0	0	0	0	0	0	0	0	0	0	0	0	0	0	0	0	0	0	0	0	0	0	0
0400	1	0	0	0	0	0	0	0	0	0	0	0	0	0	0	1	0	0	0	0	0	0	0	0	0	0	0	0	0
0500	0	0	0	0	0	0	0	0	0	0	0	0	0	0	0	0	0	0	0	0	0	0	0	0	0	0	0	0	0
0600	0	0	0	0	0	0	0	0	0	0	0	0	0	0	0	0	0	0	0	0	0	0	0	0	0	0	0	0	0
0700	1	0	0	0	0	0	0	0	0	0	0	0	0	0	1	0	0	0	0	0	0	0	0	0	0	0	0	0	0
0800	2	0	0	0	0	0	0	0	0	0	0	1	0	1	0	0	0	0	0	0	0	0	0	0	0	0	0	0	0
0900	**6**	**0**	**0**	**0**	**0**	**0**	**0**	**0**	**0**	**0**	**1**	**3**	**1**	**0**	**0**	**1**	**0**	**0**	**0**	**0**	**0**	**0**	**0**	**0**	**0**	**0**	**0**	**0**	**0**
1000	**6**	**0**	**0**	**0**	**0**	**0**	**0**	**0**	**1**	**1**	**0**	**1**	**2**	**0**	**0**	**1**	**0**	**0**	**0**	**0**	**0**	**0**	**0**	**0**	**0**	**0**	**0**	**0**	**0**
1100	5	0	0	0	0	0	0	0	0	3	0	0	0	0	0	2	0	0	0	0	0	0	0	0	0	0	0	0	0
1200	4	0	0	0	0	0	0	0	1	2	0	1	0	0	0	0	0	0	0	0	0	0	0	0	0	0	0	0	0
1300	6	0	0	0	0	0	0	0	1	1	2	1	0	1	0	0	0	0	0	0	0	0	0	0	0	0	0	0	0
1400	5	0	0	0	0	1	0	0	0	2	0	1	1	0	0	0	0	0	0	0	0	0	0	0	0	0	0	0	0
1500	**16**	**0**	**0**	**0**	**1**	**0**	**0**	**0**	**1**	**4**	**1**	**4**	**1**	**1**	**1**	**1**	**1**	**0**	**0**	**0**	**0**	**0**	**0**	**0**	**0**	**0**	**0**	**0**	**0**
1600	13	0	0	0	1	2	0	0	2	3	2	2	0	0	0	1	0	0	0	0	0	0	0	0	0	0	0	0	0
1700	7	0	0	0	0	0	0	0	1	0	1	2	0	3	0	0	0	0	0	0	0	0	0	0	0	0	0	0	0
1800	6	0	0	0	1	0	0	0	0	0	1	0	2	2	0	0	0	0	0	0	0	0	0	0	0	0	0	0	0
1900	3	0	0	0	0	0	0	0	0	0	0	1	0	0	0	2	0	0	0	0	0	0	0	0	0	0	0	0	0
2000	2	0	0	0	0	0	0	0	0	0	0	0	0	0	1	0	0	1	0	0	0	0	0	0	0	0	0	0	0
2100	3	0	0	0	0	0	0	0	0	0	0	0	1	2	0	0	0	0	0	0	0	0	0	0	0	0	0	0	0
2200	0	0	0	0	0	0	0	0	0	0	0	0	0	0	0	0	0	0	0	0	0	0	0	0	0	0	0	0	0
2300	0	0	0	0	0	0	0	0	0	0	0	0	0	0	0	0	0	0	0	0	0	0	0	0	0	0	0	0	0
07-19	**77**	**0**	**0**	**0**	**3**	**3**	**0**	**0**	**7**	**16**	**8**	**15**	**8**	**7**	**2**	**7**	**1**	**0**	**0**	**0**	**0**	**0**	**0**	**0**	**0**	**0**	**0**	**0**	**0**
06-22	**85**	**0**	**0**	**0**	**3**	**3**	**0**	**0**	**7**	**16**	**8**	**16**	**9**	**9**	**3**	**9**	**1**	**1**	**0**	**0**	**0**	**0**	**0**	**0**	**0**	**0**	**0**	**0**	**0**
06-00	**85**	**0**	**0**	**0**	**3**	**3**	**0**	**0**	**7**	**16**	**8**	**16**	**9**	**9**	**3**	**9**	**1**	**1**	**0**	**0**	**0**	**0**	**0**	**0**	**0**	**0**	**0**	**0**	**0**
00-00	**86**	**0**	**0**	**0**	**3**	**3**	**0**	**0**	**7**	**16**	**8**	**16**	**9**	**9**	**3**	**10**	**1**	**1**	**0**	**0**	**0**	**0**	**0**	**0**	**0**	**0**	**0**	**0**	**0**

DRAFT

Site 89
Location LS07200, Att - Telepole 3, Lat 54.12226, Long -6.84048
Direction Two way

3279 / Meath/Cavan/Monaghan ATC's
October 2013
Automatic Traffic Count

Tue, 15 October 2013

Time	Total	Speed Bins (km/h)																											
		0 - 5	5 - 10	10 - 15	15 - 20	20 - 25	25 - 30	30 - 35	35 - 40	40 - 45	45 - 50	50 - 55	55 - 60	60 - 65	65 - 70	70 - 75	75 - 80	80 - 85	85 - 90	90 - 95	95 - 100	100 - 105	105 - 110	110 - 115	115 - 120	120 - 125	125 - 130	130 - 135	135 - 140
0000	1	0	0	0	0	0	0	0	0	0	0	0	0	1	0	0	0	0	0	0	0	0	0	0	0	0	0	0	0
0100	0	0	0	0	0	0	0	0	0	0	0	0	0	0	0	0	0	0	0	0	0	0	0	0	0	0	0	0	0
0200	0	0	0	0	0	0	0	0	0	0	0	0	0	0	0	0	0	0	0	0	0	0	0	0	0	0	0	0	0
0300	0	0	0	0	0	0	0	0	0	0	0	0	0	0	0	0	0	0	0	0	0	0	0	0	0	0	0	0	0
0400	1	0	0	0	0	0	0	0	0	1	0	0	0	0	0	0	0	0	0	0	0	0	0	0	0	0	0	0	0
0500	0	0	0	0	0	0	0	0	0	0	0	0	0	0	0	0	0	0	0	0	0	0	0	0	0	0	0	0	0
0600	0	0	0	0	0	0	0	0	0	0	0	0	0	0	0	0	0	0	0	0	0	0	0	0	0	0	0	0	0
0700	1	0	0	0	0	0	0	0	0	0	0	0	0	1	0	0	0	0	0	0	0	0	0	0	0	0	0	0	0
0800	5	0	0	1	1	0	0	0	0	0	0	0	2	0	0	1	0	0	0	0	0	0	0	0	0	0	0	0	0
0900	3	0	0	0	0	0	0	0	0	0	2	0	0	0	0	1	0	0	0	0	0	0	0	0	0	0	0	0	0
1000	2	0	0	0	0	0	0	0	0	1	1	0	0	0	0	0	0	0	0	0	0	0	0	0	0	0	0	0	0
1100	**8**	**0**	**0**	**0**	**1**	**0**	**0**	**0**	**1**	**1**	**2**	**0**	**3**	**0**	**0**	**0**	**0**	**0**	**0**	**0**	**0**	**0**	**0**	**0**	**0**	**0**	**0**	**0**	**0**
1200	6	0	0	1	0	0	0	0	0	0	1	1	1	1	1	0	0	0	0	0	0	0	0	0	0	0	0	0	0
1300	3	0	0	1	0	0	0	0	0	0	1	0	0	1	0	0	0	0	0	0	0	0	0	0	0	0	0	0	0
1400	4	0	0	0	0	0	1	0	0	0	0	1	1	1	0	0	0	0	0	0	0	0	0	0	0	0	0	0	0
1500	6	0	0	0	1	0	0	0	0	1	1	3	0	0	0	0	0	0	0	0	0	0	0	0	0	0	0	0	0
1600	**7**	**0**	**0**	**0**	**1**	**0**	**0**	**0**	**0**	**1**	**2**	**1**	**1**	**0**	**0**	**0**	**0**	**1**	**0**	**0**	**0**	**0**	**0**	**0**	**0**	**0**	**0**	**0**	**0**
1700	**7**	**0**	**0**	**0**	**1**	**0**	**0**	**0**	**0**	**0**	**0**	**3**	**2**	**0**	**1**	**0**	**0**	**0**	**0**	**0**	**0**	**0**	**0**	**0**	**0**	**0**	**0**	**0**	**0**
1800	3	0	0	0	0	0	0	0	0	0	0	1	1	0	1	0	0	0	0	0	0	0	0	0	0	0	0	0	0
1900	1	0	0	0	0	0	0	0	0	0	0	0	1	0	0	0	0	0	0	0	0	0	0	0	0	0	0	0	0
2000	1	0	0	0	0	0	0	0	0	0	0	0	0	0	1	0	0	0	0	0	0	0	0	0	0	0	0	0	0
2100	2	0	0	0	0	0	0	0	0	0	0	0	0	0	1	1	0	0	0	0	0	0	0	0	0	0	0	0	0
2200	0	0	0	0	0	0	0	0	0	0	0	0	0	0	0	0	0	0	0	0	0	0	0	0	0	0	0	0	0
2300	0	0	0	0	0	0	0	0	0	0	0	0	0	0	0	0	0	0	0	0	0	0	0	0	0	0	0	0	0
07-19	**55**	**0**	**0**	**3**	**5**	**0**	**1**	**0**	**1**	**4**	**10**	**10**	**11**	**4**	**3**	**2**	**0**	**1**	**0**	**0**	**0**	**0**	**0**	**0**	**0**	**0**	**0**	**0**	**0**
06-22	**59**	**0**	**0**	**3**	**5**	**0**	**1**	**0**	**1**	**4**	**10**	**10**	**12**	**4**	**5**	**3**	**0**	**1**	**0**	**0**	**0**	**0**	**0**	**0**	**0**	**0**	**0**	**0**	**0**
06-00	**59**	**0**	**0**	**3**	**5**	**0**	**1**	**0**	**1**	**4**	**10**	**10**	**12**	**4**	**5**	**3**	**0**	**1**	**0**	**0**	**0**	**0**	**0**	**0**	**0**	**0**	**0**	**0**	**0**
00-00	**61**	**0**	**0**	**3**	**5**	**0**	**1**	**0**	**1**	**5**	**10**	**10**	**12**	**5**	**5**	**3**	**0**	**1**	**0**	**0**	**0**	**0**	**0**	**0**	**0**	**0**	**0**	**0**	**0**

DRAFT

Site 89
Location LS07200, Att - Telepole 3, Lat 54.12226, Long -6.84048
Direction Two way

3279 / Meath/Cavan/Monaghan ATC's
October 2013
Automatic Traffic Count

Virtual Day (7)

Time	Total	Speed Bins (km/h)																											
		0 - 5	5 - 10	10 - 15	15 - 20	20 - 25	25 - 30	30 - 35	35 - 40	40 - 45	45 - 50	50 - 55	55 - 60	60 - 65	65 - 70	70 - 75	75 - 80	80 - 85	85 - 90	90 - 95	95 - 100	100 - 105	105 - 110	110 - 115	115 - 120	120 - 125	125 - 130	130 - 135	135 - 140
0000	1	0	0	0	0	0	0	0	0	0	0	0	0	0	0	0	0	0	0	0	0	0	0	0	0	0	0	0	0
0100	0	0	0	0	0	0	0	0	0	0	0	0	0	0	0	0	0	0	0	0	0	0	0	0	0	0	0	0	0
0200	0	0	0	0	0	0	0	0	0	0	0	0	0	0	0	0	0	0	0	0	0	0	0	0	0	0	0	0	0
0300	0	0	0	0	0	0	0	0	0	0	0	0	0	0	0	0	0	0	0	0	0	0	0	0	0	0	0	0	0
0400	0	0	0	0	0	0	0	0	0	0	0	0	0	0	0	0	0	0	0	0	0	0	0	0	0	0	0	0	0
0500	0	0	0	0	0	0	0	0	0	0	0	0	0	0	0	0	0	0	0	0	0	0	0	0	0	0	0	0	0
0600	0	0	0	0	0	0	0	0	0	0	0	0	0	0	0	0	0	0	0	0	0	0	0	0	0	0	0	0	0
0700	1	0	0	0	0	0	0	0	0	0	0	0	0	1	0	0	0	0	0	0	0	0	0	0	0	0	0	0	0
0800	**5**	**0**	**0**	**0**	**1**	**0**	**0**	**0**	**0**	**0**	**1**	**1**	**1**	**0**	**1**	**0**	**0**	**0**	**0**	**0**	**0**	**0**	**0**	**0**	**0**	**0**	**0**	**0**	**0**
0900	4	0	0	0	0	0	0	0	0	0	1	1	0	0	0	1	0	0	0	0	0	0	0	0	0	0	0	0	0
1000	**5**	**0**	**0**	**0**	**0**	**0**	**0**	**0**	**1**	**1**	**1**	**0**	**1**	**0**	**0**	**0**	**0**	**0**	**0**	**0**	**0**	**0**	**0**	**0**	**0**	**0**	**0**	**0**	**0**
1100	**5**	**0**	**0**	**0**	**0**	**0**	**0**	**0**	**0**	**1**	**1**	**1**	**1**	**0**	**0**	**0**	**0**	**0**	**0**	**0**	**0**	**0**	**0**	**0**	**0**	**0**	**0**	**0**	**0**
1200	5	0	0	1	0	0	0	0	0	0	1	1	1	0	0	0	0	0	0	0	0	0	0	0	0	0	0	0	0
1300	6	0	0	0	0	0	0	0	1	1	1	1	0	0	0	0	0	0	0	0	0	0	0	0	0	0	0	0	0
1400	5	0	0	0	0	0	0	0	0	0	1	1	1	0	0	0	0	0	0	0	0	0	0	0	0	0	0	0	0
1500	**9**	**0**	**0**	**0**	**0**	**0**	**0**	**0**	**0**	**2**	**1**	**2**	**1**	**0**	**0**	**0**	**0**	**0**	**0**	**0**	**0**	**0**	**0**	**0**	**0**	**0**	**0**	**0**	**0**
1600	8	0	0	0	0	1	0	0	0	1	1	1	1	0	0	0	0	0	0	0	0	0	0	0	0	0	0	0	0
1700	6	0	0	0	0	0	0	0	1	0	1	1	1	1	0	0	0	0	0	0	0	0	0	0	0	0	0	0	0
1800	6	0	0	0	0	0	0	0	1	0	1	1	1	0	0	0	0	0	0	0	0	0	0	0	0	0	0	0	0
1900	3	0	0	0	0	0	0	0	0	0	0	0	1	0	0	0	0	0	0	0	0	0	0	0	0	0	0	0	0
2000	2	0	0	0	0	0	0	0	0	0	0	0	1	0	0	0	0	0	0	0	0	0	0	0	0	0	0	0	0
2100	1	0	0	0	0	0	0	0	0	0	0	0	0	0	0	0	0	0	0	0	0	0	0	0	0	0	0	0	0
2200	0	0	0	0	0	0	0	0	0	0	0	0	0	0	0	0	0	0	0	0	0	0	0	0	0	0	0	0	0
2300	1	0	0	0	0	0	0	0	0	0	0	0	0	0	0	0	0	0	0	0	0	0	0	0	0	0	0	0	0
07-19	**65**	**0**	**0**	**2**	**3**	**2**	**1**	**2**	**5**	**7**	**10**	**12**	**9**	**4**	**4**	**3**	**0**	**1**	**0**	**0**	**0**	**0**	**0**	**0**	**0**	**0**	**0**	**0**	**0**
06-22	**71**	**0**	**0**	**2**	**3**	**2**	**1**	**2**	**5**	**7**	**10**	**12**	**11**	**5**	**4**	**4**	**0**	**1**	**0**	**0**	**0**	**0**	**0**	**0**	**0**	**0**	**0**	**0**	**0**
06-00	**73**	**0**	**0**	**2**	**3**	**2**	**1**	**2**	**5**	**7**	**11**	**12**	**11**	**5**	**4**	**4**	**0**	**1**	**0**	**0**	**0**	**0**	**0**	**0**	**0**	**0**	**0**	**0**	**0**
00-00	**74**	**0**	**0**	**2**	**3**	**2**	**1**	**2**	**5**	**8**	**11**	**13**	**11**	**5**	**4**	**5**	**0**	**1**	**0**	**0**	**0**	**0**	**0**	**0**	**0**	**0**	**0**	**0**	**0**

DRAFT

Site 89
Location LS07200, Att - Telepole 3, Lat 54.12226, Long -6.84048
Direction Two way

3279 / Meath/Cavan/Monaghan ATC's
October 2013
Automatic Traffic Count

Virtual Week (1)

Time	Total	Speed Bins (km/h)																											
		0 - 5	5 - 10	10 - 15	15 - 20	20 - 25	25 - 30	30 - 35	35 - 40	40 - 45	45 - 50	50 - 55	55 - 60	60 - 65	65 - 70	70 - 75	75 - 80	80 - 85	85 - 90	90 - 95	95 - 100	100 - 105	105 - 110	110 - 115	115 - 120	120 - 125	125 - 130	130 - 135	135 - 140
Mon	86	0	0	0	3	3	0	0	7	16	8	16	9	9	3	10	1	1	0	0	0	0	0	0	0	0	0	0	0
Tue	61	0	0	3	5	0	1	0	1	5	10	10	12	5	5	3	0	1	0	0	0	0	0	0	0	0	0	0	0
Wed	80	0	1	0	2	1	0	1	6	4	14	19	16	4	6	5	0	0	1	0	0	0	0	0	0	0	0	0	0
Thu	86	0	1	5	4	7	2	4	3	6	12	14	18	5	2	1	0	1	1	0	0	0	0	0	0	0	0	0	0
Fri	87	0	0	4	2	2	0	5	10	11	9	11	12	5	6	8	0	2	0	0	0	0	0	0	0	0	0	0	0
|Sat	73	0	0	2	2	1	2	5	6	8	13	8	7	8	6	4	1	0	0	0	0	0	0	0	0	0	0	0	0
|Sun	48	0	0	1	2	1	4	1	4	3	12	10	6	0	2	1	1	0	0	0	0	0	0	0	0	0	0	0	0
5 Day Ave.	**80**	**0**	**0**	**2**	**3**	**3**	**1**	**2**	**5**	**8**	**11**	**14**	**13**	**6**	**4**	**5**	**0**	**1**	**0**	**0**	**0**	**0**	**0**	**0**	**0**	**0**	**0**	**0**	**0**
7 Day Ave.	**74**	**0**	**0**	**2**	**3**	**2**	**1**	**2**	**5**	**8**	**11**	**13**	**11**	**5**	**4**	**5**	**0**	**1**	**0**	**0**	**0**	**0**	**0**	**0**	**0**	**0**	**0**	**0**	**0**
--	**521**	**0**	**2**	**15**	**20**	**15**	**9**	**16**	**37**	**53**	**78**	**88**	**80**	**36**	**30**	**32**	**3**	**5**	**2**	**0**	**0**	**0**	**0**	**0**	**0**	**0**	**0**	**0**	**0**

Summary Graphs

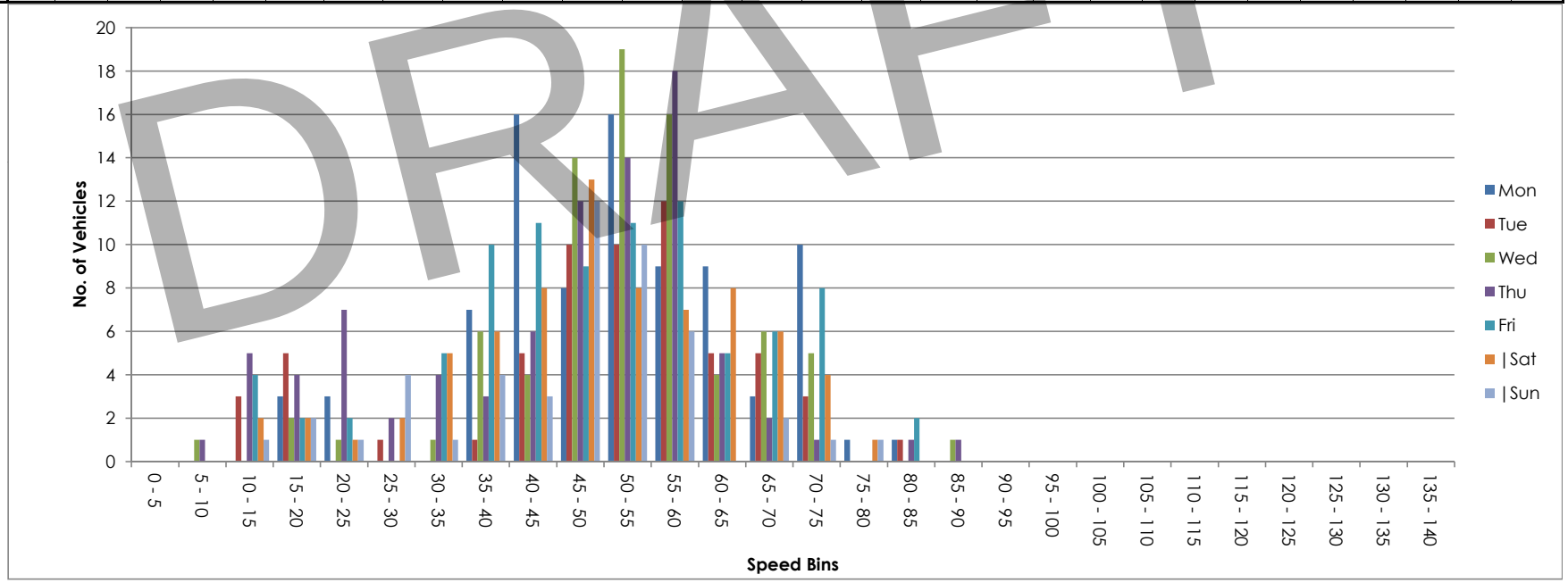

DRAFT



NDC NATIONWIDE DATA COLLECTION	**Site / Location:**	B183, Att - Bend Sign, Lat 54.13132,Long -6.81005	**Project No:**	3279	**Photo No:**	3279-90	**Drawn By:** MOR
	Survey Date:	Wed, 9 October 2013 to Tue, 15 October 2013	**Project Name:**		Meath/Cavan/Monaghan ATC'S		
	Survey Times:	00:00 to 00(24):00	**Title:**		Site Photograph		

Site No.	Location.	Direction.	Speed Limit - PSL (km/h)	Start Date.	End Date.	Total Vehicles.	5 Day Ave.	7 Day Ave.	No. > Speed Limit.	%. > Speed Limit.	No. > Speed Limit1 (+5km/h).	%. > Speed Limit1 (+5km/h).	No. > Speed Limit1 (+10km/h).	%. > Speed Limit1 (+10km/h).	Mean Speed	85%ile Speed
90	B183, Att - Bend Sign, Lat 54.13132,Long -6.81005	East	80	Wed, 9 October 2013	Tue, 15 October 2013	9616	1444	1374	2738	28.5	1248	13.0	494	5.1	74.5	83.9
		West	80	Wed, 9 October 2013	Tue, 15 October 2013	9736	1462	1391	2023	20.8	928	9.5	350	3.6	72.3	82.1
		Two way	80	Wed, 9 October 2013	Tue, 15 October 2013	19352	2905	2765	4761	24.6	2176	11.2	844	4.4	73.4	83.2

DRAFT

Site 90
Location B183, Att - Bend Sign, Lat 54.13132,Long -6.81005
Direction East

3279 / Meath/Cavan/Monaghan ATC's
October 2013
Automatic Traffic Count

Wed, 9 October 2013

Time	Total	Classification												>PSL	>PSL%	>SL1	>SL1%	>SL2	>SL2%	Mean	Vpp
		1 MCL	2 SV	3 SVT	4 TB2	5 TB3	6 T4	7 ART3	8 ART4	9 ART5	10 ART6	11 BD	12 DRT	80	80	85 +5kph	85 +5kph	90 +10kph	90 +10kph		85
0000	5	0	4	0	1	0	0	0	0	0	0	0	0	1	20	1	20	0	0	77.1	-
0100	2	0	2	0	0	0	0	0	0	0	0	0	0	0	0	0	0	0	0	71.5	-
0200	0	0	0	0	0	0	0	0	0	0	0	0	0	0	0	0	0	0	0	-	-
0300	5	0	5	0	0	0	0	0	0	0	0	0	0	5	100	5	100	1	20	88.9	-
0400	9	0	9	0	0	0	0	0	0	0	0	0	0	9	100	9	100	3	33.3	89.4	-
0500	20	0	16	0	2	0	0	0	1	0	1	0	0	7	35	5	25	4	20	76	90
0600	21	0	19	0	1	0	0	0	0	0	1	0	0	17	81	11	52.4	7	33.3	86	94.7
0700	85	0	74	1	9	0	0	0	0	1	0	0	0	37	43.5	18	21.2	8	9.4	77.8	87.5
0800	**127**	**0**	**115**	**0**	**11**	**0**	**0**	**0**	**1**	**0**	**0**	**0**	**0**	**49**	**38.6**	**31**	**24.4**	**10**	**7.9**	**78.3**	**87.1**
0900	112	0	97	1	11	1	1	0	1	0	0	0	0	24	21.4	7	6.3	5	4.5	75	80.6
1000	69	0	60	2	6	0	1	0	0	0	0	0	0	17	24.6	6	8.7	2	2.9	72.5	83.5
1100	98	0	84	2	11	0	0	0	0	0	1	0	0	27	27.6	13	13.3	7	7.1	71.2	83.5
1200	83	0	74	0	8	1	0	0	0	0	0	0	0	15	18.1	6	7.2	3	3.6	72.3	80.6
1300	105	1	88	0	11	2	2	0	0	1	0	0	0	21	20	7	6.7	1	1	73.2	82.1
1400	100	0	90	1	7	1	1	0	0	0	0	0	0	36	36	16	16	4	4	75.3	85.3
1500	**117**	**0**	**106**	**2**	**5**	**0**	**3**	**0**	**0**	**1**	**0**	**0**	**0**	**31**	**26.5**	**13**	**11.1**	**6**	**5.1**	**74.4**	**82.8**
1600	107	0	92	5	6	2	0	0	1	1	0	0	0	38	35.5	13	12.1	4	3.7	76.7	84.2
1700	90	1	80	0	7	0	0	0	1	1	0	0	0	24	26.7	9	10	4	4.4	74.2	82.1
1800	92	0	83	2	5	0	0	0	0	2	0	0	0	29	31.5	13	14.1	5	5.4	76	83.9
1900	63	0	56	0	7	0	0	0	0	0	0	0	0	16	25.4	6	9.5	2	3.2	75.8	81
2000	46	0	44	0	1	0	0	0	0	0	1	0	0	10	21.7	5	10.9	3	6.5	71.3	83.2
2100	36	0	32	1	3	0	0	0	0	0	0	0	0	8	22.2	7	19.4	4	11.1	74.1	89.3
2200	31	0	27	1	2	0	0	0	0	0	1	0	0	11	35.5	8	25.8	3	9.7	76.2	88.6
2300	15	0	11	1	3	0	0	0	0	0	0	0	0	2	13.3	1	6.7	1	6.7	73.3	79.6
07-19	**1185**	**2**	**1043**	**16**	**97**	**7**	**8**	**0**	**4**	**7**	**1**	**0**	**0**	**348**	**29.4**	**152**	**12.8**	**59**	**5**	**74.9**	**83.9**
06-22	**1351**	**2**	**1194**	**17**	**109**	**7**	**8**	**0**	**4**	**7**	**3**	**0**	**0**	**399**	**29.5**	**181**	**13.4**	**75**	**5.6**	**75**	**84.2**
06-00	**1397**	**2**	**1232**	**19**	**114**	**7**	**8**	**0**	**4**	**7**	**4**	**0**	**0**	**412**	**29.5**	**190**	**13.6**	**79**	**5.7**	**75**	**84.2**
00-00	**1438**	**2**	**1268**	**19**	**117**	**7**	**8**	**0**	**5**	**7**	**5**	**0**	**0**	**434**	**30.2**	**210**	**14.6**	**87**	**6.1**	**75.1**	**84.6**

DRAFT

Site 90
Location B183, Att - Bend Sign, Lat 54.13132,Long -6.81005
Direction East

3279 / Meath/Cavan/Monaghan ATC's
October 2013
Automatic Traffic Count

Thu, 10 October 2013

Time	Total	Classification												>PSL	>PSL%	>SL1	>SL1%	>SL2	>SL2%	Mean	Vpp
		1 MCL	2 SV	3 SVT	4 TB2	5 TB3	6 T4	7 ART3	8 ART4	9 ART5	10 ART6	11 BD	12 DRT	80	80	85 +5kph	85 +5kph	90 +10kph	90 +10kph		85
0000	8	0	7	1	0	0	0	0	0	0	0	0	0	4	50	4	50	3	37.5	84.1	-
0100	4	0	3	0	1	0	0	0	0	0	0	0	0	0	0	0	0	0	0	63.3	-
0200	3	0	3	0	0	0	0	0	0	0	0	0	0	2	66.7	1	33.3	0	0	82.2	-
0300	5	0	4	0	0	0	0	0	0	1	0	0	0	4	80	4	80	1	20	87	-
0400	3	0	0	0	0	0	0	0	1	1	1	0	0	1	33.3	1	33.3	1	33.3	79.1	-
0500	12	0	8	0	1	2	0	0	0	1	0	0	0	9	75	6	50	3	25	84.5	93.6
0600	28	0	25	1	1	0	0	0	0	1	0	0	0	12	42.9	9	32.1	5	17.9	79.8	90
0700	83	0	69	0	13	0	0	0	1	0	0	0	0	28	33.7	15	18.1	8	9.6	76.4	86
0800	**136**	**0**	**120**	**1**	**10**	**1**	**1**	**0**	**2**	**1**	**0**	**0**	**0**	**55**	**40.4**	**19**	**14**	**6**	**4.4**	**77**	**84.6**
0900	134	0	114	3	13	1	1	0	2	0	0	0	0	29	21.6	8	6	2	1.5	72.5	81
1000	61	0	46	3	11	0	0	0	1	0	0	0	0	18	29.5	10	16.4	2	3.3	74.1	85.3
1100	72	0	65	0	7	0	0	0	0	0	0	0	0	21	29.2	8	11.1	5	6.9	75.7	83.9
1200	77	0	65	1	8	0	2	0	0	0	1	0	0	23	29.9	11	14.3	3	3.9	75.6	82.8
1300	77	0	69	2	4	0	1	0	0	1	0	0	0	23	29.9	12	15.6	3	3.9	76.7	84.6
1400	97	0	89	0	7	1	0	0	0	0	0	0	0	30	30.9	10	10.3	6	6.2	75.1	82.4
1500	**115**	**0**	**103**	**2**	**8**	**1**	**0**	**0**	**0**	**0**	**1**	**0**	**0**	**32**	**27.8**	**9**	**7.8**	**3**	**2.6**	**74.4**	**81.7**
1600	100	0	82	3	8	2	0	0	2	2	1	0	0	19	19	8	8	2	2	74.1	81
1700	92	0	86	0	5	1	0	0	0	0	0	0	0	24	26.1	6	6.5	4	4.3	73.5	81
1800	111	0	103	1	6	0	0	0	0	0	1	0	0	27	24.3	10	9	4	3.6	73.8	82.1
1900	65	0	59	2	3	1	0	0	0	0	0	0	0	10	15.4	7	10.8	3	4.6	73	79.6
2000	51	0	45	2	4	0	0	0	0	0	0	0	0	10	19.6	4	7.8	1	2	71.5	80.6
2100	41	0	34	3	2	0	0	0	1	1	0	0	0	19	46.3	7	17.1	2	4.9	74.4	85
2200	38	0	33	2	2	0	0	0	1	0	0	0	0	9	23.7	1	2.6	1	2.6	73.6	80.3
2300	10	0	10	0	0	0	0	0	0	0	0	0	0	3	30	1	10	0	0	74.8	-
07-19	**1155**	**0**	**1011**	**16**	**100**	**7**	**5**	**0**	**8**	**4**	**4**	**0**	**0**	**329**	**28.5**	**126**	**10.9**	**48**	**4.2**	**74.8**	**83.2**
06-22	**1340**	**0**	**1174**	**24**	**110**	**8**	**5**	**0**	**9**	**6**	**4**	**0**	**0**	**380**	**28.4**	**153**	**11.4**	**59**	**4.4**	**74.7**	**83.2**
06-00	**1388**	**0**	**1217**	**26**	**112**	**8**	**5**	**0**	**10**	**6**	**4**	**0**	**0**	**392**	**28.2**	**155**	**11.2**	**60**	**4.3**	**74.7**	**83.2**
00-00	**1423**	**0**	**1242**	**27**	**114**	**10**	**5**	**0**	**11**	**9**	**5**	**0**	**0**	**412**	**29**	**171**	**12**	**68**	**4.8**	**74.9**	**83.5**

DRAFT

Site 90
Location B183, Att - Bend Sign, Lat 54.13132,Long -6.81005
Direction East

3279 / Meath/Cavan/Monaghan ATC's
October 2013
Automatic Traffic Count

Fri, 11 October 2013

Time	Total	Classification												>PSL	>PSL%	>SL1	>SL1%	>SL2	>SL2%	Mean	Vpp
		1 MCL	2 SV	3 SVT	4 TB2	5 TB3	6 T4	7 ART3	8 ART4	9 ART5	10 ART6	11 BD	12 DRT	80	80	85 +5kph	85 +5kph	90 +10kph	90 +10kph		85
0000	11	0	10	0	1	0	0	0	0	0	0	0	0	1	9.1	1	9.1	0	0	70.2	74.5
0100	1	0	1	0	0	0	0	0	0	0	0	0	0	1	100	1	100	0	0	85.6	-
0200	1	0	0	0	0	0	1	0	0	0	0	0	0	0	0	0	0	0	0	64.9	-
0300	3	0	2	0	0	0	0	0	0	0	1	0	0	1	33.3	1	33.3	1	33.3	79.8	-
0400	5	0	4	0	1	0	0	0	0	0	0	0	0	1	20	0	0	0	0	78.5	-
0500	15	0	13	0	1	0	0	0	0	1	0	0	0	8	53.3	4	26.7	1	6.7	79	88.2
0600	26	0	26	0	0	0	0	0	0	0	0	0	0	13	50	3	11.5	3	11.5	79.2	83.5
0700	67	0	57	0	8	1	0	0	0	1	0	0	0	23	34.3	13	19.4	5	7.5	77.1	86
0800	**148**	**0**	**137**	**2**	**7**	**0**	**0**	**0**	**0**	**2**	**0**	**0**	**0**	**37**	**25**	**13**	**8.8**	**6**	**4.1**	**73.9**	**83.2**
0900	113	0	104	0	8	1	0	0	0	0	0	0	0	32	28.3	11	9.7	5	4.4	75.2	83.9
1000	64	0	51	1	7	0	0	0	3	1	1	0	0	13	20.3	3	4.7	1	1.6	71	82.4
1100	80	0	67	2	9	1	0	0	0	0	0	1	0	16	20	9	11.3	1	1.3	70.7	82.1
1200	101	0	87	3	9	0	0	0	1	1	0	0	0	29	28.7	13	12.9	6	5.9	74.7	83.9
1300	91	0	80	1	7	1	1	0	0	1	0	0	0	19	20.9	6	6.6	2	2.2	73.5	81
1400	96	1	85	0	9	0	0	1	0	0	0	0	0	24	25	5	5.2	3	3.1	73.6	81.7
1500	**127**	**1**	**114**	**4**	**5**	**2**	**0**	**0**	**1**	**0**	**0**	**0**	**0**	**39**	**30.7**	**7**	**5.5**	**2**	**1.6**	**74.8**	**82.8**
1600	100	1	93	2	3	0	1	0	0	0	0	0	0	44	44	16	16	5	5	76.3	85.3
1700	107	1	96	1	7	0	0	0	0	2	0	0	0	23	21.5	9	8.4	3	2.8	73	82.1
1800	102	1	93	0	8	0	0	0	0	0	0	0	0	32	31.4	17	16.7	6	5.9	74.8	85.3
1900	55	0	52	0	3	0	0	0	0	0	0	0	0	12	21.8	6	10.9	4	7.3	74.4	83.5
2000	68	0	65	0	2	1	0	0	0	0	0	0	0	14	20.6	6	8.8	0	0	71.7	81.4
2100	46	0	40	0	4	0	1	0	1	0	0	0	0	15	32.6	5	10.9	3	6.5	74.4	82.4
2200	35	0	34	0	1	0	0	0	0	0	0	0	0	12	34.3	4	11.4	1	2.9	75.4	82.1
2300	26	0	24	1	1	0	0	0	0	0	0	0	0	5	19.2	4	15.4	1	3.8	74.6	83.9
07-19	**1196**	**5**	**1064**	**16**	**87**	**6**	**2**	**1**	**5**	**8**	**1**	**1**	**0**	**331**	**27.7**	**122**	**10.2**	**45**	**3.8**	**74.1**	**83.5**
06-22	**1391**	**5**	**1247**	**16**	**96**	**7**	**3**	**1**	**6**	**8**	**1**	**1**	**0**	**385**	**27.7**	**142**	**10.2**	**55**	**4**	**74.1**	**83.5**
06-00	**1452**	**5**	**1305**	**17**	**98**	**7**	**3**	**1**	**6**	**8**	**1**	**1**	**0**	**402**	**27.7**	**150**	**10.3**	**57**	**3.9**	**74.2**	**83.5**
00-00	**1488**	**5**	**1335**	**17**	**101**	**7**	**4**	**1**	**6**	**9**	**2**	**1**	**0**	**414**	**27.8**	**157**	**10.6**	**59**	**4**	**74.2**	**83.5**

DRAFT

Site 90
Location B183, Att - Bend Sign, Lat 54.13132,Long -6.81005
Direction East

3279 / Meath/Cavan/Monaghan ATC's
October 2013
Automatic Traffic Count

Sat, 12 October 2013

Time	Total	Classification												>PSL	>PSL%	>SL1	>SL1%	>SL2	>SL2%	Mean	Vpp
		1 MCL	2 SV	3 SVT	4 TB2	5 TB3	6 T4	7 ART3	8 ART4	9 ART5	10 ART6	11 BD	12 DRT	80	80	85 +5kph	85 +5kph	90 +10kph	90 +10kph		85
0000	18	0	17	0	1	0	0	0	0	0	0	0	0	4	22.2	1	5.6	1	5.6	72.1	81.4
0100	7	0	7	0	0	0	0	0	0	0	0	0	0	3	42.9	1	14.3	1	14.3	75.5	-
0200	10	0	10	0	0	0	0	0	0	0	0	0	0	0	0	0	0	0	0	73.1	-
0300	8	0	6	0	0	0	0	0	0	1	1	0	0	0	0	0	0	0	0	76	-
0400	4	0	3	0	0	0	0	0	0	1	0	0	0	2	50	1	25	0	0	73.9	-
0500	4	0	3	0	1	0	0	0	0	0	0	0	0	3	75	2	50	0	0	81.4	-
0600	17	0	16	0	0	1	0	0	0	0	0	0	0	7	41.2	4	23.5	3	17.6	76.6	86.8
0700	29	0	23	1	3	0	0	0	1	1	0	0	0	3	10.3	2	6.9	0	0	71.7	78.5
0800	57	0	46	2	7	1	0	0	0	1	0	0	0	11	19.3	6	10.5	2	3.5	70	80.6
0900	79	1	66	6	4	2	0	0	0	0	0	0	0	16	20.3	13	16.5	3	3.8	72.8	85.3
1000	87	0	73	2	11	0	1	0	0	0	0	0	0	23	26.4	12	13.8	5	5.7	70.7	83.9
1100	**110**	**1**	**101**	**5**	**3**	**0**	**0**	**0**	**0**	**0**	**0**	**0**	**0**	**44**	**40**	**22**	**20**	**11**	**10**	**76.2**	**86.8**
1200	**137**	**2**	**122**	**6**	**5**	**1**	**0**	**0**	**0**	**1**	**0**	**0**	**0**	**30**	**21.9**	**12**	**8.8**	**3**	**2.2**	**72.8**	**82.4**
1300	101	0	94	1	4	1	0	0	0	1	0	0	0	28	27.7	14	13.9	6	5.9	74.4	84.6
1400	102	0	84	7	10	0	0	0	0	0	1	0	0	35	34.3	15	14.7	5	4.9	75	84.6
1500	111	0	95	8	7	0	0	0	0	1	0	0	0	35	31.5	23	20.7	10	9	74.1	86
1600	76	0	65	4	6	0	0	0	1	0	0	0	0	16	21.1	11	14.5	2	2.6	73.4	83.9
1700	66	0	62	0	3	0	1	0	0	0	0	0	0	13	19.7	5	7.6	3	4.5	72.4	81.4
1800	93	0	87	2	2	1	0	0	0	1	0	0	0	34	36.6	13	14	4	4.3	75.6	84.2
1900	72	0	70	1	1	0	0	0	0	0	0	0	0	14	19.4	7	9.7	3	4.2	74.1	80.6
2000	44	0	42	0	2	0	0	0	0	0	0	0	0	9	20.5	4	9.1	2	4.5	71.4	81
2100	47	0	47	0	0	0	0	0	0	0	0	0	0	18	38.3	9	19.1	6	12.8	76.7	87.1
2200	33	0	31	0	1	1	0	0	0	0	0	0	0	20	60.6	13	39.4	4	12.1	81.4	88.9
2300	12	0	11	0	1	0	0	0	0	0	0	0	0	3	25	2	16.7	1	8.3	72.6	80.6
07-19	**1048**	**4**	**918**	**44**	**65**	**6**	**2**	**0**	**2**	**6**	**1**	**0**	**0**	**288**	**27.5**	**148**	**14.1**	**54**	**5.2**	**73.6**	**84.2**
06-22	**1228**	**4**	**1093**	**45**	**68**	**7**	**2**	**0**	**2**	**6**	**1**	**0**	**0**	**336**	**27.4**	**172**	**14**	**68**	**5.5**	**73.7**	**84.2**
06-00	**1273**	**4**	**1135**	**45**	**70**	**8**	**2**	**0**	**2**	**6**	**1**	**0**	**0**	**359**	**28.2**	**187**	**14.7**	**73**	**5.7**	**73.9**	**84.6**
00-00	**1324**	**4**	**1181**	**45**	**72**	**8**	**2**	**0**	**2**	**8**	**2**	**0**	**0**	**371**	**28**	**192**	**14.5**	**75**	**5.7**	**73.9**	**84.6**

DRAFT

Site 90
Location B183, Att - Bend Sign, Lat 54.13132,Long -6.81005
Direction East

3279 / Meath/Cavan/Monaghan ATC's
October 2013
Automatic Traffic Count

Sun, 13 October 2013

Time	Total	Classification												>PSL	>PSL%	>SL1	>SL1%	>SL2	>SL2%	Mean	Vpp
		1 MCL	2 SV	3 SVT	4 TB2	5 TB3	6 T4	7 ART3	8 ART4	9 ART5	10 ART6	11 BD	12 DRT	80	80	85 +5kph	85 +5kph	90 +10kph	90 +10kph		85
0000	9	0	8	1	0	0	0	0	0	0	0	0	0	1	11.1	0	0	0	0	71.1	-
0100	13	0	12	0	1	0	0	0	0	0	0	0	0	5	38.5	3	23.1	1	7.7	77.5	88.2
0200	11	0	10	0	1	0	0	0	0	0	0	0	0	2	18.2	1	9.1	0	0	73.5	77
0300	10	0	9	0	1	0	0	0	0	0	0	0	0	2	20	2	20	1	10	72.2	-
0400	7	0	3	0	4	0	0	0	0	0	0	0	0	3	42.9	1	14.3	1	14.3	73.6	-
0500	10	0	9	0	1	0	0	0	0	0	0	0	0	0	0	0	0	0	0	65.2	-
0600	8	0	7	0	0	1	0	0	0	0	0	0	0	6	75	4	50	2	25	83.3	-
0700	9	0	8	0	1	0	0	0	0	0	0	0	0	6	66.7	3	33.3	1	11.1	81.4	-
0800	30	0	29	0	1	0	0	0	0	0	0	0	0	9	30	5	16.7	3	10	77.4	87.1
0900	30	0	28	0	2	0	0	0	0	0	0	0	0	19	63.3	10	33.3	3	10	80.3	88.9
1000	49	1	48	0	0	0	0	0	0	0	0	0	0	13	26.5	6	12.2	3	6.1	73.6	84.2
1100	**75**	**0**	**71**	**1**	**2**	**1**	**0**	**0**	**0**	**0**	**0**	**0**	**0**	**27**	**36**	**13**	**17.3**	**7**	**9.3**	**74.5**	**86.8**
1200	88	0	86	0	0	1	0	0	0	0	1	0	0	26	29.5	8	9.1	5	5.7	75.4	83.5
1300	91	2	86	1	2	0	0	0	0	0	0	0	0	31	34.1	10	11	2	2.2	75.3	83.9
1400	89	0	86	1	2	0	0	0	0	0	0	0	0	29	32.6	13	14.6	4	4.5	74.1	85
1500	87	0	83	2	1	1	0	0	0	0	0	0	0	19	21.8	8	9.2	4	4.6	68	81.7
1600	76	0	67	3	4	1	0	0	1	0	0	0	0	24	31.6	11	14.5	5	6.6	75.4	83.9
1700	**111**	**1**	**105**	**0**	**3**	**1**	**0**	**0**	**0**	**0**	**1**	**0**	**0**	**18**	**16.2**	**7**	**6.3**	**1**	**0.9**	**73.3**	**80.6**
1800	80	0	76	1	1	1	0	0	0	1	0	0	0	17	21.3	10	12.5	2	2.5	75.5	83.9
1900	71	0	65	1	5	0	0	0	0	0	0	0	0	9	12.7	4	5.6	2	2.8	72	79.6
2000	50	0	50	0	0	0	0	0	0	0	0	0	0	18	36	11	22	6	12	76.5	87.8
2100	26	0	26	0	0	0	0	0	0	0	0	0	0	9	34.6	3	11.5	0	0	74.2	82.8
2200	29	0	29	0	0	0	0	0	0	0	0	0	0	6	20.7	2	6.9	0	0	72.9	80.6
2300	15	0	14	0	0	0	0	0	0	1	0	0	0	11	73.3	8	53.3	8	53.3	87.5	96.1
07-19	**815**	**4**	**773**	**9**	**19**	**6**	**0**	**0**	**1**	**1**	**2**	**0**	**0**	**238**	**29.2**	**104**	**12.8**	**40**	**4.9**	**74.3**	**84.2**
06-22	**970**	**4**	**921**	**10**	**24**	**7**	**0**	**0**	**1**	**1**	**2**	**0**	**0**	**280**	**28.9**	**126**	**13**	**50**	**5.2**	**74.3**	**84.2**
06-00	**1014**	**4**	**964**	**10**	**24**	**7**	**0**	**0**	**1**	**2**	**2**	**0**	**0**	**297**	**29.3**	**136**	**13.4**	**58**	**5.7**	**74.5**	**84.2**
00-00	**1074**	**4**	**1015**	**11**	**32**	**7**	**0**	**0**	**1**	**2**	**2**	**0**	**0**	**310**	**28.9**	**143**	**13.3**	**61**	**5.7**	**74.4**	**84.2**

DRAFT

Site 90
Location B183, Att - Bend Sign, Lat 54.13132,Long -6.81005
Direction East

3279 / Meath/Cavan/Monaghan ATC's
October 2013
Automatic Traffic Count

Mon, 14 October 2013

Time	Total	Classification												>PSL	>PSL%	>SL1	>SL1%	>SL2	>SL2%	Mean	Vpp
		1 MCL	2 SV	3 SVT	4 TB2	5 TB3	6 T4	7 ART3	8 ART4	9 ART5	10 ART6	11 BD	12 DRT	80	80	85 +5kph	85 +5kph	90 +10kph	90 +10kph		85
0000	3	0	3	0	0	0	0	0	0	0	0	0	0	0	0	0	0	0	0	73.9	-
0100	8	0	7	0	1	0	0	0	0	0	0	0	0	3	37.5	1	12.5	0	0	78.6	-
0200	3	0	3	0	0	0	0	0	0	0	0	0	0	2	66.7	1	33.3	0	0	81.8	-
0300	4	0	2	0	1	0	0	0	0	1	0	0	0	1	25	1	25	1	25	78.5	-
0400	1	0	1	0	0	0	0	0	0	0	0	0	0	1	100	1	100	0	0	86.4	-
0500	15	0	7	0	3	0	0	0	0	3	2	0	0	6	40	1	6.7	1	6.7	76.9	83.5
0600	26	0	20	2	3	0	0	0	0	1	0	0	0	16	61.5	8	30.8	4	15.4	81.6	88.6
0700	82	0	71	0	9	0	0	0	0	1	1	0	0	40	48.8	17	20.7	4	4.9	79.1	87.1
0800	128	0	114	0	11	1	2	0	0	0	0	0	0	43	33.6	18	14.1	7	5.5	76.5	84.6
0900	**147**	**0**	**132**	**1**	**11**	**1**	**1**	**0**	**1**	**0**	**0**	**0**	**0**	**29**	**19.7**	**18**	**12.2**	**7**	**4.8**	**73**	**83.2**
1000	89	0	80	2	6	1	0	0	0	0	0	0	0	29	32.6	15	16.9	9	10.1	75.7	87.1
1100	56	0	46	2	8	0	0	0	0	0	0	0	0	15	26.8	8	14.3	3	5.4	73.8	84.2
1200	68	0	58	2	8	0	0	0	0	0	0	0	0	24	35.3	14	20.6	5	7.4	77.2	85.7
1300	80	0	69	2	6	1	0	0	0	0	2	0	0	15	18.8	7	8.8	4	5	70.1	81.7
1400	93	0	81	3	7	0	0	0	1	0	1	0	0	22	23.7	6	6.5	1	1.1	73.3	82.1
1500	**124**	**0**	**113**	**4**	**5**	**0**	**0**	**0**	**2**	**0**	**0**	**0**	**0**	**43**	**34.7**	**16**	**12.9**	**8**	**6.5**	**77.2**	**83.9**
1600	86	0	76	2	7	0	0	0	0	1	0	0	0	18	20.9	8	9.3	0	0	73.4	82.1
1700	108	2	98	2	5	0	0	0	0	0	1	0	0	31	28.7	20	18.5	10	9.3	73.3	86
1800	90	0	80	1	8	0	1	0	0	0	0	0	0	24	26.7	7	7.8	1	1.1	71.9	82.4
1900	59	1	53	1	4	0	0	0	0	0	0	0	0	9	15.3	5	8.5	1	1.7	72.1	79.9
2000	54	0	49	1	4	0	0	0	0	0	0	0	0	10	18.5	6	11.1	3	5.6	72.3	79.9
2100	42	0	40	0	2	0	0	0	0	0	0	0	0	9	21.4	6	14.3	2	4.8	73.7	84.6
2200	40	0	33	0	5	0	0	0	0	2	0	0	0	10	25	5	12.5	2	5	72.4	82.4
2300	11	0	8	0	2	0	0	0	0	1	0	0	0	3	27.3	2	18.2	1	9.1	73.4	83.5
07-19	**1151**	**2**	**1018**	**21**	**91**	**4**	**4**	**0**	**4**	**2**	**5**	**0**	**0**	**333**	**28.9**	**154**	**13.4**	**59**	**5.1**	**74.6**	**84.2**
06-22	**1332**	**3**	**1180**	**25**	**104**	**4**	**4**	**0**	**4**	**3**	**5**	**0**	**0**	**377**	**28.3**	**179**	**13.4**	**69**	**5.2**	**74.5**	**84.2**
06-00	**1383**	**3**	**1221**	**25**	**111**	**4**	**4**	**0**	**4**	**6**	**5**	**0**	**0**	**390**	**28.2**	**186**	**13.4**	**72**	**5.2**	**74.4**	**84.2**
00-00	**1417**	**3**	**1244**	**25**	**116**	**4**	**4**	**0**	**4**	**10**	**7**	**0**	**0**	**403**	**28.4**	**191**	**13.5**	**74**	**5.2**	**74.5**	**84.2**

DRAFT

Site 90
Location B183, Att - Bend Sign, Lat 54.13132,Long -6.81005
Direction East

3279 / Meath/Cavan/Monaghan ATC's
October 2013
Automatic Traffic Count

Tue, 15 October 2013

Time	Total	Classification												>PSL	>PSL%	>SL1	>SL1%	>SL2	>SL2%	Mean	Vpp
		1 MCL	2 SV	3 SVT	4 TB2	5 TB3	6 T4	7 ART3	8 ART4	9 ART5	10 ART6	11 BD	12 DRT	80	80	85 +5kph	85 +5kph	90 +10kph	90 +10kph		85
0000	6	0	6	0	0	0	0	0	0	0	0	0	0	2	33.3	1	16.7	0	0	77.4	-
0100	5	0	4	1	0	0	0	0	0	0	0	0	0	1	20	0	0	0	0	68.8	-
0200	1	0	1	0	0	0	0	0	0	0	0	0	0	0	0	0	0	0	0	68.8	-
0300	2	0	2	0	0	0	0	0	0	0	0	0	0	1	50	1	50	0	0	76.6	-
0400	6	0	2	0	1	0	0	0	0	3	0	0	0	3	50	1	16.7	0	0	76.4	-
0500	12	0	9	0	0	0	1	0	0	2	0	0	0	7	58.3	5	41.7	1	8.3	81.4	88.9
0600	31	0	28	0	3	0	0	0	0	0	0	0	0	9	29	6	19.4	3	9.7	75.9	85
0700	76	0	66	1	8	0	0	0	0	1	0	0	0	20	26.3	6	7.9	2	2.6	75.9	82.4
0800	**147**	**0**	**134**	**0**	**10**	**1**	**1**	**0**	**1**	**0**	**0**	**0**	**0**	**35**	**23.8**	**16**	**10.9**	**6**	**4.1**	**74.7**	**82.8**
0900	125	0	112	3	10	0	0	0	0	0	0	0	0	41	32.8	24	19.2	11	8.8	76.7	86
1000	75	0	64	4	5	0	0	0	1	1	0	0	0	18	24	10	13.3	4	5.3	72.4	84.2
1100	78	1	59	2	14	0	0	0	0	2	0	0	0	13	16.7	8	10.3	2	2.6	71.8	80.3
1200	81	2	67	0	11	0	1	0	0	0	0	0	0	14	17.3	6	7.4	3	3.7	73.3	80.6
1300	77	0	64	1	9	2	0	0	0	1	0	0	0	12	15.6	6	7.8	4	5.2	72.4	79.6
1400	109	0	91	2	11	1	0	0	1	1	2	0	0	35	32.1	13	11.9	4	3.7	73.8	83.9
1500	113	0	101	2	8	0	0	0	0	1	1	0	0	38	33.6	10	8.8	5	4.4	74.6	83.2
1600	86	0	76	0	8	0	0	0	0	1	1	0	0	25	29.1	13	15.1	6	7	76.5	84.6
1700	**116**	**0**	**108**	**0**	**7**	**0**	**0**	**0**	**0**	**0**	**1**	**0**	**0**	**48**	**41.4**	**26**	**22.4**	**7**	**6**	**76.9**	**86**
1800	97	0	87	1	6	2	0	1	0	0	0	0	0	32	33	15	15.5	5	5.2	76.5	84.2
1900	58	0	54	0	3	1	0	0	0	0	0	0	0	10	17.2	6	10.3	2	3.4	72	81
2000	44	0	42	0	0	0	0	0	0	2	0	0	0	15	34.1	7	15.9	2	4.5	75.8	84.6
2100	50	0	48	0	2	0	0	0	0	0	0	0	0	8	16	3	6	3	6	70.3	81
2200	46	0	44	0	2	0	0	0	0	0	0	0	0	3	6.5	0	0	0	0	67.6	77.4
2300	11	0	11	0	0	0	0	0	0	0	0	0	0	4	36.4	1	9.1	0	0	74.9	80.3
07-19	**1180**	**3**	**1029**	**16**	**107**	**6**	**2**	**1**	**3**	**8**	**5**	**0**	**0**	**331**	**28.1**	**153**	**13**	**59**	**5**	**74.8**	**83.9**
06-22	**1363**	**3**	**1201**	**16**	**115**	**7**	**2**	**1**	**3**	**10**	**5**	**0**	**0**	**373**	**27.4**	**175**	**12.8**	**69**	**5.1**	**74.6**	**83.9**
06-00	**1420**	**3**	**1256**	**16**	**117**	**7**	**2**	**1**	**3**	**10**	**5**	**0**	**0**	**380**	**26.8**	**176**	**12.4**	**69**	**4.9**	**74.4**	**83.9**
00-00	**1452**	**3**	**1280**	**17**	**118**	**7**	**3**	**1**	**3**	**15**	**5**	**0**	**0**	**394**	**27.1**	**184**	**12.7**	**70**	**4.8**	**74.4**	**83.9**

DRAFT

Site 90
Location B183, Att - Bend Sign, Lat 54.13132,Long -6.81005
Direction East

3279 / Meath/Cavan/Monaghan ATC's
October 2013
Automatic Traffic Count

Virtual Day (7)

Time	Total	Classification												>PSL	>PSL%	>SL1	>SL1%	>SL2	>SL2%	Mean	Vpp
		1 MCL	2 SV	3 SVT	4 TB2	5 TB3	6 T4	7 ART3	8 ART4	9 ART5	10 ART6	11 BD	12 DRT	80	80	85 +5kph	85 +5kph	90 +10kph	90 +10kph		85
0000	9	0	8	0	0	0	0	0	0	0	0	0	0	2	21.7	1	13.3	1	6.7	74.2	-
0100	6	0	5	0	0	0	0	0	0	0	0	0	0	2	32.5	1	15	0	5	74.8	-
0200	4	0	4	0	0	0	0	0	0	0	0	0	0	1	20.7	0	10.3	0	0	74.7	-
0300	5	0	4	0	0	0	0	0	0	0	0	0	0	2	37.8	2	37.8	1	13.5	78.8	-
0400	5	0	3	0	1	0	0	0	0	1	0	0	0	3	57.1	2	40	1	14.3	79.7	-
0500	13	0	9	0	1	0	0	0	0	1	0	0	0	6	45.5	3	26.1	1	11.4	77.6	88.9
0600	22	0	20	0	1	0	0	0	0	0	0	0	0	11	51	6	28.7	4	17.2	79.9	90
0700	62	0	53	0	7	0	0	0	0	1	0	0	0	22	36.4	11	17.2	4	6.5	77	85.3
0800	**110**	**0**	**99**	**1**	**8**	**1**	**1**	**0**	**1**	**1**	**0**	**0**	**0**	**34**	**30.9**	**15**	**14**	**6**	**5.2**	**75.6**	**84.6**
0900	106	0	93	2	8	1	0	0	1	0	0	0	0	27	25.7	13	12.3	5	4.9	74.5	83.5
1000	71	0	60	2	7	0	0	0	1	0	0	0	0	19	26.5	9	12.6	4	5.3	72.9	83.9
1100	81	0	70	2	8	0	0	0	0	0	0	0	0	23	28.6	12	14.2	5	6.3	73.4	84.6
1200	91	1	80	2	7	0	0	0	0	0	0	0	0	23	25.4	10	11	4	4.4	74.3	83.2
1300	89	0	79	1	6	1	1	0	0	1	0	0	0	21	24	9	10	3	3.5	73.7	82.8
1400	98	0	87	2	8	0	0	0	0	0	1	0	0	30	30.8	11	11.4	4	3.9	74.3	83.5
1500	**113**	**0**	**102**	**3**	**6**	**1**	**0**	**0**	**0**	**0**	**0**	**0**	**0**	**34**	**29.8**	**12**	**10.8**	**5**	**4.8**	**74.2**	**83.2**
1600	90	0	79	3	6	1	0	0	1	1	0	0	0	26	29.2	11	12.7	3	3.8	75.2	83.9
1700	99	1	91	0	5	0	0	0	0	0	0	0	0	26	26.2	12	11.9	5	4.6	73.9	83.5
1800	95	0	87	1	5	1	0	0	0	1	0	0	0	28	29.3	12	12.8	4	4.1	74.9	83.9
1900	63	0	58	1	4	0	0	0	0	0	0	0	0	11	18.1	6	9.3	2	3.8	73.3	81
2000	51	0	48	0	2	0	0	0	0	0	0	0	0	12	24.1	6	12	2	4.8	72.9	83.2
2100	41	0	38	1	2	0	0	0	0	0	0	0	0	12	29.9	6	13.9	3	6.9	73.9	84.2
2200	36	0	33	0	2	0	0	0	0	0	0	0	0	10	28.2	5	13.1	2	4.4	73.8	83.5
2300	14	0	13	0	1	0	0	0	0	0	0	0	0	4	31	3	19	2	12	76	86.4
07-19	**1104**	**3**	**979**	**20**	**81**	**6**	**3**	**0**	**4**	**5**	**3**	**0**	**0**	**314**	**28.4**	**137**	**12.4**	**52**	**4.7**	**74.5**	**83.9**
06-22	**1282**	**3**	**1144**	**22**	**89**	**7**	**3**	**0**	**4**	**6**	**3**	**0**	**0**	**361**	**28.2**	**161**	**12.6**	**64**	**5**	**74.4**	**83.9**
06-00	**1332**	**3**	**1190**	**23**	**92**	**7**	**3**	**0**	**4**	**6**	**3**	**0**	**0**	**376**	**28.2**	**169**	**12.7**	**67**	**5**	**74.4**	**83.9**
00-00	**1374**	**3**	**1224**	**23**	**96**	**7**	**4**	**0**	**5**	**9**	**4**	**0**	**0**	**391**	**28.5**	**178**	**13**	**71**	**5.1**	**74.5**	**83.9**

DRAFT

Site 90
Location B183, Att - Bend Sign, Lat 54.13132,Long -6.81005
Direction East

3279 / Meath/Cavan/Monaghan ATC's
October 2013
Automatic Traffic Count

Virtual Week (1)

Time	Total	Classification												>PSL	>PSL%	>SL1	>SL1%	>SL2	>SL2%	Mean	Vpp
		1 MCL	2 SV	3 SVT	4 TB2	5 TB3	6 T4	7 ART3	8 ART4	9 ART5	10 ART6	11 BD	12 DRT	80	80	85 +5kph	85 +5kph	90 +10kph	90 +10kph		85
Mon	1417	3	1244	25	116	4	4	0	4	10	7	0	0	403	28.4	191	13.5	74	5.2	74.5	84.2
Tue	1452	3	1280	17	118	7	3	1	3	15	5	0	0	394	27.1	184	12.7	70	4.8	74.4	83.9
Wed	1438	2	1268	19	117	7	8	0	5	7	5	0	0	434	30.2	210	14.6	87	6.1	75.1	84.6
Thu	1423	0	1242	27	114	10	5	0	11	9	5	0	0	412	29	171	12	68	4.8	74.9	83.5
Fri	1488	5	1335	17	101	7	4	1	6	9	2	1	0	414	27.8	157	10.6	59	4	74.2	83.5
| Sat	1324	4	1181	45	72	8	2	0	2	8	2	0	0	371	28	192	14.5	75	5.7	73.9	84.6
| Sun	1074	4	1015	11	32	7	0	0	1	2	2	0	0	310	28.9	143	13.3	61	5.7	74.4	84.2
5 Day Ave.	**1444**	**3**	**1274**	**21**	**113**	**7**	**5**	**0**	**6**	**10**	**5**	**0**	**0**	**411**	**28.5**	**183**	**12.7**	**72**	**5.0**	**74.6**	**83.9**
7 Day Ave.	**1374**	**3**	**1224**	**23**	**96**	**7**	**4**	**0**	**5**	**9**	**4**	**0**	**0**	**391**	**28.5**	**178**	**13.0**	**71**	**5.1**	**74.5**	**83.9**
--	**9616**	**21**	**8565**	**161**	**670**	**50**	**26**	**2**	**32**	**60**	**28**	**1**	**0**	**2738**	**28.5**	**1248**	**13.0**	**494**	**5.1**	**74.5**	**83.9**

Summary Graphs

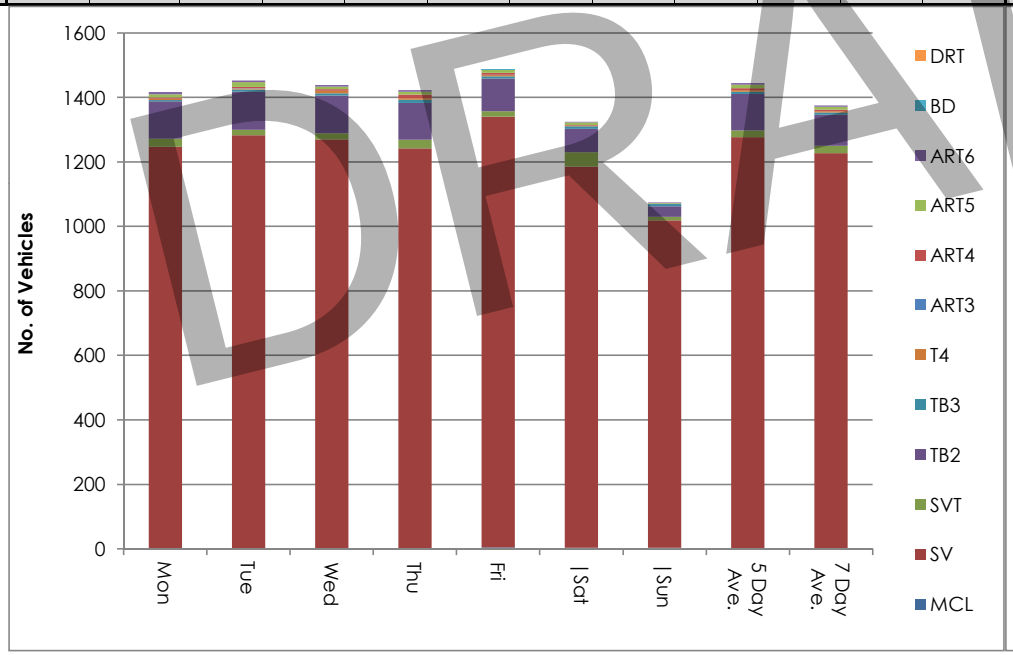

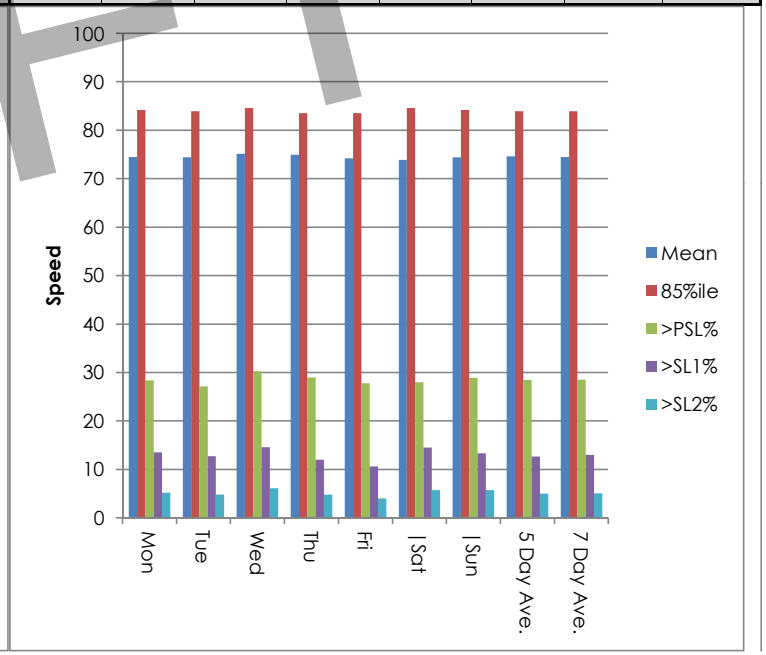

DRAFT

Site 90
Location B183, Att - Bend Sign, Lat 54.13132,Long -6.81005
Direction East

3279 / Meath/Cavan/Monaghan ATC's
October 2013
Automatic Traffic Count

Wed, 9 October 2013

Time	Total	Speed Bins (km/h)																											
		0 - 5	5 - 10	10 - 15	15 - 20	20 - 25	25 - 30	30 - 35	35 - 40	40 - 45	45 - 50	50 - 55	55 - 60	60 - 65	65 - 70	70 - 75	75 - 80	80 - 85	85 - 90	90 - 95	95 - 100	100 - 105	105 - 110	110 - 115	115 - 120	120 - 125	125 - 130	130 - 135	135 - 140
0000	5	0	0	0	0	0	0	0	0	0	0	0	0	0	1	0	3	0	1	0	0	0	0	0	0	0	0	0	0
0100	2	0	0	0	0	0	0	0	0	0	0	0	0	0	0	2	0	0	0	0	0	0	0	0	0	0	0	0	0
0200	0	0	0	0	0	0	0	0	0	0	0	0	0	0	0	0	0	0	0	0	0	0	0	0	0	0	0	0	0
0300	5	0	0	0	0	0	0	0	0	0	0	0	0	0	0	0	0	4	0	1	0	0	0	0	0	0	0	0	0
0400	9	0	0	0	0	0	0	0	0	0	0	0	0	0	0	0	0	6	1	1	1	0	0	0	0	0	0	0	0
0500	20	0	0	0	0	0	0	0	0	0	0	0	0	4	3	4	2	2	1	4	0	0	0	0	0	0	0	0	0	0
0600	21	0	0	0	0	0	0	0	0	0	0	0	0	0	1	2	1	6	4	5	1	0	0	1	0	0	0	0	0
0700	85	0	0	0	0	0	1	0	0	0	0	0	3	6	7	14	17	19	10	4	2	1	1	0	0	0	0	0	0	0
0800	**127**	**0**	**0**	**0**	**0**	**0**	**0**	**0**	**0**	**0**	**0**	**0**	**2**	**12**	**7**	**18**	**39**	**18**	**21**	**7**	**2**	**0**	**1**	**0**	**0**	**0**	**0**	**0**	**0**	**0**
0900	112	0	0	0	0	0	0	0	0	0	0	1	3	8	9	37	30	17	2	2	1	2	0	0	0	0	0	0	0	0
1000	69	0	0	0	0	0	0	0	0	0	1	3	6	6	9	14	13	11	4	2	0	0	0	0	0	0	0	0	0	0
1100	98	0	0	0	3	2	3	0	0	0	0	0	3	8	18	11	23	14	6	5	0	2	0	0	0	0	0	0	0	0
1200	83	0	0	0	0	0	0	0	2	0	0	4	3	4	13	26	16	9	3	2	0	1	0	0	0	0	0	0	0	0
1300	105	0	0	0	0	1	0	0	0	0	0	0	8	8	18	19	30	14	6	1	0	0	0	0	0	0	0	0	0	0
1400	100	0	0	0	0	0	1	0	0	3	2	1	0	4	9	19	25	20	12	4	0	0	0	0	0	0	0	0	0	0
1500	**117**	**0**	**0**	**0**	**0**	**0**	**0**	**2**	**0**	**0**	**0**	**4**	**5**	**8**	**12**	**26**	**29**	**18**	**7**	**3**	**3**	**0**	**0**	**0**	**0**	**0**	**0**	**0**	**0**	**0**
1600	107	0	0	0	0	0	0	0	0	0	1	0	2	1	17	19	29	25	9	2	2	0	0	0	0	0	0	0	0	0
1700	90	0	0	0	0	0	1	0	0	0	0	4	1	6	15	18	21	15	5	3	1	0	0	0	0	0	0	0	0	0
1800	92	0	0	0	0	0	0	0	0	0	0	1	0	6	13	27	16	16	8	4	1	0	0	0	0	0	0	0	0	0
1900	63	0	0	0	0	0	0	0	0	0	0	0	1	3	10	15	18	10	4	1	0	1	0	0	0	0	0	0	0	0
2000	46	0	0	0	0	0	0	1	0	0	3	2	2	1	8	11	8	5	2	2	1	0	0	0	0	0	0	0	0	0
2100	36	0	0	0	0	0	0	0	0	0	0	0	2	6	5	10	5	1	3	3	1	0	0	0	0	0	0	0	0	0
2200	31	0	0	0	0	0	0	0	0	0	0	0	0	4	9	4	3	3	5	1	1	1	0	0	0	0	0	0	0	0
2300	15	0	0	0	0	0	0	0	0	0	0	0	0	2	4	3	4	1	0	1	0	0	0	0	0	0	0	0	0	0
07-19	**1185**	**0**	**0**	**0**	**3**	**3**	**6**	**2**	**2**	**3**	**4**	**18**	**36**	**77**	**147**	**248**	**288**	**196**	**93**	**39**	**12**	**6**	**2**	**0**	**0**	**0**	**0**	**0**	**0**	**0**
06-22	**1351**	**0**	**0**	**0**	**3**	**3**	**6**	**3**	**2**	**3**	**7**	**20**	**41**	**87**	**171**	**286**	**320**	**218**	**106**	**50**	**15**	**7**	**2**	**1**	**0**	**0**	**0**	**0**	**0**	**0**
06-00	**1397**	**0**	**0**	**0**	**3**	**3**	**6**	**3**	**2**	**3**	**7**	**20**	**41**	**93**	**184**	**293**	**327**	**222**	**111**	**52**	**16**	**8**	**2**	**1**	**0**	**0**	**0**	**0**	**0**	**0**
00-00	**1438**	**0**	**0**	**0**	**3**	**3**	**6**	**3**	**2**	**3**	**7**	**20**	**41**	**97**	**188**	**299**	**332**	**224**	**123**	**57**	**18**	**9**	**2**	**1**	**0**	**0**	**0**	**0**	**0**	**0**

DRAFT

Site 90
Location B183, Att - Bend Sign, Lat 54.13132,Long -6.81005
Direction East

3279 / Meath/Cavan/Monaghan ATC's
October 2013
Automatic Traffic Count

Thu, 10 October 2013

Time	Total	Speed Bins (km/h)																											
		0 - 5	5 - 10	10 - 15	15 - 20	20 - 25	25 - 30	30 - 35	35 - 40	40 - 45	45 - 50	50 - 55	55 - 60	60 - 65	65 - 70	70 - 75	75 - 80	80 - 85	85 - 90	90 - 95	95 - 100	100 - 105	105 - 110	110 - 115	115 - 120	120 - 125	125 - 130	130 - 135	135 - 140
0000	8	0	0	0	0	0	0	0	0	0	0	0	0	0	1	1	2	0	1	2	1	0	0	0	0	0	0	0	0
0100	4	0	0	0	0	0	0	0	0	0	1	0	0	1	1	1	0	0	0	0	0	0	0	0	0	0	0	0	0
0200	3	0	0	0	0	0	0	0	0	0	0	0	0	0	0	0	1	1	1	0	0	0	0	0	0	0	0	0	0
0300	5	0	0	0	0	0	0	0	0	0	0	0	0	0	0	0	1	0	3	1	0	0	0	0	0	0	0	0	0
0400	3	0	0	0	0	0	0	0	0	0	0	0	0	0	1	1	0	0	0	0	1	0	0	0	0	0	0	0	0
0500	12	0	0	0	0	0	0	0	0	0	0	0	0	1	0	1	1	3	3	1	1	1	0	0	0	0	0	0	0
0600	28	0	0	0	0	0	0	0	0	0	0	0	0	1	1	9	5	3	4	3	2	0	0	0	0	0	0	0	0
0700	83	0	0	0	0	0	1	0	0	0	0	2	0	3	9	25	15	13	7	6	1	1	0	0	0	0	0	0	0
0800	**136**	**0**	**0**	**0**	**0**	**0**	**0**	**2**	**0**	**0**	**0**	**0**	**3**	**8**	**8**	**22**	**38**	**36**	**13**	**4**	**2**	**0**	**0**	**0**	**0**	**0**	**0**	**0**	**0**
0900	134	0	0	0	0	0	0	0	0	1	4	0	8	9	25	33	25	21	6	2	0	0	0	0	0	0	0	0	0
1000	61	0	0	0	0	0	2	0	0	0	0	0	2	4	12	12	11	8	8	2	0	0	0	0	0	0	0	0	0
1100	72	0	0	0	0	0	0	0	0	0	0	0	0	7	13	14	17	13	3	4	1	0	0	0	0	0	0	0	0
1200	77	0	0	0	0	0	0	0	0	0	0	0	4	7	7	13	23	12	8	2	1	0	0	0	0	0	0	0	0
1300	77	0	0	0	0	0	0	0	0	0	0	0	0	4	14	12	24	11	9	2	1	0	0	0	0	0	0	0	0
1400	97	0	0	0	0	1	0	0	0	0	1	1	3	6	12	19	24	20	4	2	3	0	1	0	0	0	0	0	0
1500	**115**	**0**	**0**	**0**	**0**	**0**	**0**	**0**	**0**	**0**	**0**	**0**	**5**	**7**	**24**	**26**	**21**	**23**	**6**	**2**	**1**	**0**	**0**	**0**	**0**	**0**	**0**	**0**	**0**
1600	100	0	0	0	0	0	0	1	1	0	0	0	3	7	10	30	29	11	6	2	0	0	0	0	0	0	0	0	0
1700	92	0	0	0	0	0	0	0	0	0	0	3	5	4	26	10	20	18	2	4	0	0	0	0	0	0	0	0	0
1800	111	0	0	0	0	0	0	1	0	0	0	1	5	10	17	25	25	17	6	4	0	0	0	0	0	0	0	0	0
1900	65	0	0	0	0	0	0	0	0	0	0	3	3	6	9	17	17	3	4	3	0	0	0	0	0	0	0	0	0
2000	51	0	0	0	0	0	0	0	0	0	1	2	4	7	5	11	11	6	3	1	0	0	0	0	0	0	0	0	0
2100	41	0	0	0	0	0	0	0	0	0	6	2	0	1	3	1	9	12	5	0	1	1	0	0	0	0	0	0	0
2200	38	0	0	0	0	0	0	0	0	0	0	1	0	5	7	8	8	8	0	0	1	0	0	0	0	0	0	0	0
2300	10	0	0	0	0	0	0	0	0	0	0	0	0	1	3	1	2	2	1	0	0	0	0	0	0	0	0	0	0
07-19	**1155**	**0**	**0**	**0**	**0**	**1**	**3**	**4**	**1**	**1**	**5**	**7**	**38**	**76**	**177**	**241**	**272**	**203**	**78**	**36**	**10**	**1**	**1**	**0**	**0**	**0**	**0**	**0**	**0**
06-22	**1340**	**0**	**0**	**0**	**0**	**1**	**3**	**4**	**1**	**1**	**12**	**14**	**45**	**91**	**195**	**279**	**314**	**227**	**94**	**43**	**13**	**2**	**1**	**0**	**0**	**0**	**0**	**0**	**0**
06-00	**1388**	**0**	**0**	**0**	**0**	**1**	**3**	**4**	**1**	**1**	**12**	**15**	**45**	**97**	**205**	**288**	**324**	**237**	**95**	**43**	**14**	**2**	**1**	**0**	**0**	**0**	**0**	**0**	**0**
00-00	**1423**	**0**	**0**	**0**	**0**	**1**	**3**	**4**	**1**	**1**	**13**	**15**	**45**	**99**	**208**	**292**	**329**	**241**	**103**	**47**	**17**	**3**	**1**	**0**	**0**	**0**	**0**	**0**	**0**

DRAFT

Site 90
Location B183, Att - Bend Sign, Lat 54.13132,Long -6.81005
Direction East

3279 / Meath/Cavan/Monaghan ATC's
October 2013
Automatic Traffic Count

Fri, 11 October 2013

Time	Total	Speed Bins (km/h)																											
		0 - 5	5 - 10	10 - 15	15 - 20	20 - 25	25 - 30	30 - 35	35 - 40	40 - 45	45 - 50	50 - 55	55 - 60	60 - 65	65 - 70	70 - 75	75 - 80	80 - 85	85 - 90	90 - 95	95 - 100	100 - 105	105 - 110	110 - 115	115 - 120	120 - 125	125 - 130	130 - 135	135 - 140
0000	11	0	0	0	0	0	0	0	0	0	0	1	1	0	3	4	1	0	1	0	0	0	0	0	0	0	0	0	0
0100	1	0	0	0	0	0	0	0	0	0	0	0	0	0	0	0	0	0	1	0	0	0	0	0	0	0	0	0	0
0200	1	0	0	0	0	0	0	0	0	0	0	0	0	1	0	0	0	0	0	0	0	0	0	0	0	0	0	0	0
0300	3	0	0	0	0	0	0	0	0	0	0	0	0	0	0	1	1	0	0	1	0	0	0	0	0	0	0	0	0
0400	5	0	0	0	0	0	0	0	0	0	0	0	0	0	0	1	3	1	0	0	0	0	0	0	0	0	0	0	0
0500	15	0	0	0	0	0	0	0	0	0	0	0	1	1	0	3	2	4	3	0	1	0	0	0	0	0	0	0	0
0600	26	0	0	0	0	0	0	0	0	0	0	0	2	0	0	5	6	10	0	1	1	0	1	0	0	0	0	0	0
0700	67	0	0	0	0	0	1	0	0	0	0	0	0	4	7	15	17	10	8	4	0	0	0	1	0	0	0	0	0
0800	**148**	**0**	**0**	**0**	**1**	**0**	**0**	**0**	**2**	**0**	**1**	**6**	**1**	**7**	**22**	**30**	**41**	**24**	**7**	**6**	**0**	**0**	**0**	**0**	**0**	**0**	**0**	**0**	**0**
0900	113	0	0	0	0	0	0	0	0	0	0	0	2	10	18	25	26	21	6	5	0	0	0	0	0	0	0	0	0
1000	64	0	0	0	0	0	0	0	0	0	0	4	6	8	12	12	9	10	2	1	0	0	0	0	0	0	0	0	0
1100	80	0	0	0	0	0	0	2	0	0	0	4	7	10	12	13	16	7	8	1	0	0	0	0	0	0	0	0	0
1200	101	0	0	0	0	0	0	0	0	0	0	0	5	13	19	14	21	16	7	4	1	0	1	0	0	0	0	0	0
1300	91	0	0	0	0	0	0	0	0	0	0	1	4	12	10	21	24	13	4	2	0	0	0	0	0	0	0	0	0
1400	96	0	0	0	0	0	0	1	0	0	1	5	0	4	15	22	24	19	2	2	1	0	0	0	0	0	0	0	0
1500	**127**	**0**	**0**	**0**	**0**	**0**	**0**	**0**	**0**	**1**	**1**	**0**	**11**	**5**	**11**	**30**	**29**	**32**	**5**	**1**	**0**	**1**	**0**	**0**	**0**	**0**	**0**	**0**	**0**
1600	100	0	0	0	0	1	1	0	0	0	0	0	3	8	9	16	18	28	11	4	1	0	0	0	0	0	0	0	0
1700	107	0	0	1	0	1	0	0	0	0	1	1	3	8	16	31	22	14	6	2	1	0	0	0	0	0	0	0	0
1800	102	0	0	0	0	0	0	0	0	0	0	2	4	7	21	23	13	15	11	5	1	0	0	0	0	0	0	0	0
1900	55	0	0	0	0	0	0	0	0	0	2	0	2	1	14	15	9	6	2	1	1	1	0	0	1	0	0	0	0
2000	68	0	0	0	0	0	0	0	0	0	1	1	5	9	13	11	14	8	6	0	0	0	0	0	0	0	0	0	0
2100	46	0	0	1	0	0	0	0	0	0	0	0	0	5	5	9	11	10	2	3	0	0	0	0	0	0	0	0	0
2200	35	0	0	0	0	0	0	0	0	0	0	0	2	0	4	13	4	8	3	1	0	0	0	0	0	0	0	0	0
2300	26	0	0	0	0	0	0	0	0	0	0	0	2	1	4	9	5	1	3	0	1	0	0	0	0	0	0	0	0
07-19	**1196**	**0**	**0**	**1**	**1**	**2**	**2**	**3**	**2**	**1**	**4**	**23**	**46**	**96**	**172**	**252**	**260**	**209**	**77**	**37**	**5**	**1**	**1**	**1**	**0**	**0**	**0**	**0**	**0**
06-22	**1391**	**0**	**0**	**2**	**1**	**2**	**2**	**3**	**2**	**1**	**7**	**24**	**55**	**111**	**204**	**292**	**300**	**243**	**87**	**42**	**7**	**2**	**2**	**1**	**1**	**0**	**0**	**0**	**0**
06-00	**1452**	**0**	**0**	**2**	**1**	**2**	**2**	**3**	**2**	**1**	**7**	**24**	**59**	**112**	**212**	**314**	**309**	**252**	**93**	**43**	**8**	**2**	**2**	**1**	**1**	**0**	**0**	**0**	**0**
00-00	**1488**	**0**	**0**	**2**	**1**	**2**	**2**	**3**	**2**	**1**	**7**	**25**	**61**	**114**	**215**	**323**	**316**	**257**	**98**	**44**	**9**	**2**	**2**	**1**	**1**	**0**	**0**	**0**	**0**

DRAFT

Site 90
Location B183, Att - Bend Sign, Lat 54.13132,Long -6.81005
Direction East

3279 / Meath/Cavan/Monaghan ATC's
October 2013
Automatic Traffic Count

Sat, 12 October 2013

Time	Total	Speed Bins (km/h)																												
		0 - 5	5 - 10	10 - 15	15 - 20	20 - 25	25 - 30	30 - 35	35 - 40	40 - 45	45 - 50	50 - 55	55 - 60	60 - 65	65 - 70	70 - 75	75 - 80	80 - 85	85 - 90	90 - 95	95 - 100	100 - 105	105 - 110	110 - 115	115 - 120	120 - 125	125 - 130	130 - 135	135 - 140
0000	18	0	0	0	0	0	0	0	0	0	0	0	0	5	3	3	3	3	0	1	0	0	0	0	0	0	0	0	0	0
0100	7	0	0	0	0	0	0	0	0	0	0	0	1	0	1	2	0	2	0	1	0	0	0	0	0	0	0	0	0	0
0200	10	0	0	0	0	0	0	0	0	0	0	0	0	1	1	4	4	0	0	0	0	0	0	0	0	0	0	0	0	0
0300	8	0	0	0	0	0	0	0	0	0	0	0	0	0	0	2	6	0	0	0	0	0	0	0	0	0	0	0	0	0
0400	4	0	0	0	0	0	0	0	0	0	0	1	0	0	0	1	0	1	1	0	0	0	0	0	0	0	0	0	0	0
0500	4	0	0	0	0	0	0	0	0	0	0	0	0	0	0	1	0	1	2	0	0	0	0	0	0	0	0	0	0	0
0600	17	0	0	0	0	0	0	0	0	0	0	0	1	4	0	1	4	3	1	2	1	0	0	0	0	0	0	0	0	0
0700	29	0	0	0	0	0	0	0	0	1	0	0	1	4	4	8	8	1	2	0	0	0	0	0	0	0	0	0	0	0
0800	57	0	0	0	0	0	1	0	1	0	2	3	2	3	16	13	5	5	4	2	0	0	0	0	0	0	0	0	0	0
0900	79	0	0	0	0	1	0	0	0	1	0	0	0	12	17	18	14	3	10	1	2	0	0	0	0	0	0	0	0	0
1000	87	0	0	0	0	5	2	0	0	0	0	1	1	7	16	24	8	11	7	1	2	2	0	0	0	0	0	0	0	0
1100	**110**	**0**	**0**	**0**	**1**	**0**	**0**	**1**	**1**	**0**	**1**	**2**	**2**	**8**	**9**	**13**	**28**	**22**	**11**	**6**	**5**	**0**	**0**	**0**	**0**	**0**	**0**	**0**	**0**	**0**
1200	**137**	**0**	**0**	**0**	**0**	**1**	**0**	**0**	**0**	**3**	**0**	**2**	**3**	**17**	**21**	**32**	**28**	**18**	**9**	**0**	**3**	**0**	**0**	**0**	**0**	**0**	**0**	**0**	**0**	**0**
1300	101	0	0	0	0	1	0	0	0	0	0	0	9	11	7	20	25	14	8	3	1	2	0	0	0	0	0	0	0	0
1400	102	0	0	0	0	0	0	0	0	0	0	4	9	5	8	20	21	20	10	3	2	0	0	0	0	0	0	0	0	0
1500	111	0	0	0	0	0	0	2	0	1	1	5	3	8	24	12	20	12	13	7	2	1	0	0	0	0	0	0	0	0
1600	76	0	0	0	0	0	0	1	0	0	1	1	2	5	13	21	16	5	9	1	1	0	0	0	0	0	0	0	0	0
1700	66	0	0	0	0	0	0	0	0	0	0	2	3	8	12	18	10	8	2	3	0	0	0	0	0	0	0	0	0	0
1800	93	0	0	0	0	0	0	0	0	0	0	1	4	3	20	15	16	21	9	3	1	0	0	0	0	0	0	0	0	0
1900	72	0	0	0	0	0	0	0	0	2	0	0	3	3	12	18	20	7	4	2	0	1	0	0	0	0	0	0	0	0
2000	44	0	0	0	0	0	0	1	0	0	0	2	2	6	6	11	7	5	2	1	0	1	0	0	0	0	0	0	0	0
2100	47	0	0	0	0	0	0	0	0	0	0	2	3	4	3	8	9	9	3	4	0	1	1	0	0	0	0	0	0	0
2200	33	0	0	0	0	0	0	0	0	0	0	0	0	1	3	3	6	7	9	3	1	0	0	0	0	0	0	0	0	0
2300	12	0	0	0	0	0	0	1	0	0	0	0	0	0	3	3	2	1	1	0	1	0	0	0	0	0	0	0	0	0
07-19	**1048**	**0**	**0**	**0**	**1**	**8**	**3**	**4**	**2**	**6**	**5**	**21**	**39**	**91**	**167**	**214**	**199**	**140**	**94**	**30**	**19**	**5**	**0**	**0**	**0**	**0**	**0**	**0**	**0**	**0**
06-22	**1228**	**0**	**0**	**0**	**1**	**8**	**3**	**5**	**2**	**8**	**5**	**25**	**48**	**108**	**188**	**252**	**239**	**164**	**104**	**39**	**20**	**8**	**1**	**0**	**0**	**0**	**0**	**0**	**0**	**0**
06-00	**1273**	**0**	**0**	**0**	**1**	**8**	**3**	**6**	**2**	**8**	**5**	**25**	**48**	**109**	**194**	**258**	**247**	**172**	**114**	**42**	**22**	**8**	**1**	**0**	**0**	**0**	**0**	**0**	**0**	**0**
00-00	**1324**	**0**	**0**	**0**	**1**	**8**	**3**	**6**	**2**	**8**	**5**	**26**	**49**	**115**	**199**	**271**	**260**	**179**	**117**	**44**	**22**	**8**	**1**	**0**	**0**	**0**	**0**	**0**	**0**	**0**

DRAFT

Site 90
Location B183, Att - Bend Sign, Lat 54.13132,Long -6.81005
Direction East

3279 / Meath/Cavan/Monaghan ATC's
October 2013
Automatic Traffic Count

Sun, 13 October 2013

Time	Total	Speed Bins (km/h)																												
		0 - 5	5 - 10	10 - 15	15 - 20	20 - 25	25 - 30	30 - 35	35 - 40	40 - 45	45 - 50	50 - 55	55 - 60	60 - 65	65 - 70	70 - 75	75 - 80	80 - 85	85 - 90	90 - 95	95 - 100	100 - 105	105 - 110	110 - 115	115 - 120	120 - 125	125 - 130	130 - 135	135 - 140
0000	9	0	0	0	0	0	0	0	0	0	0	1	0	1	1	3	2	1	0	0	0	0	0	0	0	0	0	0	0	0
0100	13	0	0	0	0	0	0	0	0	0	0	0	1	0	4	2	1	2	2	0	0	0	0	0	1	0	0	0	0	0
0200	11	0	0	0	0	0	0	0	0	0	0	0	0	2	1	4	2	1	1	0	0	0	0	0	0	0	0	0	0	0
0300	10	0	0	0	0	0	0	0	0	0	0	0	0	2	3	3	0	0	1	1	0	0	0	0	0	0	0	0	0	0
0400	7	0	0	0	0	0	0	0	0	0	0	1	0	0	3	0	0	2	0	1	0	0	0	0	0	0	0	0	0	0
0500	10	0	0	0	0	0	0	0	0	0	0	0	1	7	1	1	0	0	0	0	0	0	0	0	0	0	0	0	0	0
0600	8	0	0	0	0	0	0	0	0	0	0	0	0	1	0	1	0	2	2	1	1	0	0	0	0	0	0	0	0	0
0700	9	0	0	0	0	0	0	0	0	0	0	0	0	0	1	2	0	3	2	1	0	0	0	0	0	0	0	0	0	0
0800	30	0	0	0	0	0	0	0	0	0	0	0	0	0	6	9	6	4	2	2	0	0	0	1	0	0	0	0	0	0
0900	30	0	0	0	0	0	1	0	0	0	0	0	0	0	1	5	4	9	7	2	1	0	0	0	0	0	0	0	0	0
1000	49	0	0	0	0	1	0	0	0	0	0	0	1	5	9	11	9	7	3	2	1	0	0	0	0	0	0	0	0	0
1100	**75**	**0**	**0**	**0**	**0**	**0**	**0**	**1**	**0**	**0**	**3**	**0**	**5**	**3**	**13**	**12**	**11**	**14**	**6**	**6**	**0**	**0**	**1**	**0**	**0**	**0**	**0**	**0**	**0**	**0**
1200	88	0	0	0	0	0	0	0	0	0	0	1	2	5	16	18	20	18	3	4	1	0	0	0	0	0	0	0	0	0
1300	91	0	0	0	1	0	1	0	0	0	0	1	0	6	14	16	21	21	8	2	0	0	0	0	0	0	0	0	0	0
1400	89	0	0	0	0	0	2	1	1	0	0	0	1	7	19	9	20	16	9	4	0	0	0	0	0	0	0	0	0	0
1500	87	0	0	0	0	0	10	0	0	0	0	2	4	11	14	13	14	11	4	2	1	0	1	0	0	0	0	0	0	0
1600	76	0	0	0	0	1	0	0	0	1	0	0	2	4	10	14	20	13	6	4	1	0	0	0	0	0	0	0	0	0
1700	**111**	**0**	**0**	**0**	**0**	**0**	**0**	**0**	**0**	**0**	**0**	**0**	**2**	**15**	**21**	**30**	**25**	**11**	**6**	**0**	**1**	**0**	**0**	**0**	**0**	**0**	**0**	**0**	**0**	**0**
1800	80	0	0	0	0	0	0	0	0	0	0	0	2	5	10	21	25	7	8	2	0	0	0	0	0	0	0	0	0	0
1900	71	0	0	0	0	0	0	0	0	0	0	2	5	9	10	18	18	5	2	1	1	0	0	0	0	0	0	0	0	0
2000	50	0	0	0	0	0	0	0	0	0	0	0	2	5	6	12	7	7	5	3	2	1	0	0	0	0	0	0	0	0
2100	26	0	0	0	0	0	0	1	0	0	0	0	2	1	4	5	4	6	3	0	0	0	0	0	0	0	0	0	0	0
2200	29	0	0	0	0	0	0	0	0	0	0	0	1	2	8	7	5	4	2	0	0	0	0	0	0	0	0	0	0	0
2300	15	0	0	0	0	0	0	0	0	0	0	0	0	0	2	1	1	3	0	1	5	1	1	0	0	0	0	0	0	0
07-19	**815**	**0**	**0**	**0**	**1**	**2**	**14**	**2**	**1**	**1**	**3**	**4**	**19**	**61**	**134**	**160**	**175**	**134**	**64**	**31**	**6**	**0**	**2**	**1**	**0**	**0**	**0**	**0**	**0**	**0**
06-22	**970**	**0**	**0**	**0**	**1**	**2**	**14**	**3**	**1**	**1**	**3**	**6**	**28**	**77**	**154**	**196**	**204**	**154**	**76**	**36**	**10**	**1**	**2**	**1**	**0**	**0**	**0**	**0**	**0**	**0**
06-00	**1014**	**0**	**0**	**0**	**1**	**2**	**14**	**3**	**1**	**1**	**3**	**6**	**29**	**79**	**164**	**204**	**210**	**161**	**78**	**37**	**15**	**2**	**3**	**1**	**0**	**0**	**0**	**0**	**0**	**0**
00-00	**1074**	**0**	**0**	**0**	**1**	**2**	**14**	**3**	**1**	**1**	**3**	**8**	**31**	**91**	**177**	**217**	**215**	**167**	**82**	**39**	**15**	**2**	**3**	**1**	**1**	**0**	**0**	**0**	**0**	**0**

DRAFT

Site 90
Location B183, Att - Bend Sign, Lat 54.13132,Long -6.81005
Direction East

3279 / Meath/Cavan/Monaghan ATC's
October 2013
Automatic Traffic Count

Mon, 14 October 2013

Time	Total	Speed Bins (km/h)																											
		0 - 5	5 - 10	10 - 15	15 - 20	20 - 25	25 - 30	30 - 35	35 - 40	40 - 45	45 - 50	50 - 55	55 - 60	60 - 65	65 - 70	70 - 75	75 - 80	80 - 85	85 - 90	90 - 95	95 - 100	100 - 105	105 - 110	110 - 115	115 - 120	120 - 125	125 - 130	130 - 135	135 - 140
0000	3	0	0	0	0	0	0	0	0	0	0	0	0	0	0	2	1	0	0	0	0	0	0	0	0	0	0	0	0
0100	8	0	0	0	0	0	0	0	0	0	0	0	0	0	0	1	4	2	1	0	0	0	0	0	0	0	0	0	0
0200	3	0	0	0	0	0	0	0	0	0	0	0	0	0	0	0	1	1	1	0	0	0	0	0	0	0	0	0	0
0300	4	0	0	0	0	0	0	0	0	0	0	0	0	1	0	1	1	0	0	0	0	1	0	0	0	0	0	0	0
0400	1	0	0	0	0	0	0	0	0	0	0	0	0	0	0	0	0	0	1	0	0	0	0	0	0	0	0	0	0
0500	15	0	0	0	0	0	0	0	0	0	0	0	0	1	1	5	2	5	0	1	0	0	0	0	0	0	0	0	0
0600	26	0	0	0	0	0	0	0	0	0	0	0	0	1	0	6	3	8	4	3	1	0	0	0	0	0	0	0	0
0700	82	0	0	0	0	0	0	0	0	0	0	0	0	1	8	17	16	23	13	3	1	0	0	0	0	0	0	0	0
0800	128	0	0	0	0	1	0	1	0	0	0	0	0	8	16	25	34	25	11	5	2	0	0	0	0	0	0	0	0
0900	**147**	**0**	**0**	**0**	**0**	**0**	**0**	**0**	**0**	**10**	**1**	**2**	**2**	**11**	**24**	**21**	**47**	**11**	**11**	**4**	**3**	**0**	**0**	**0**	**0**	**0**	**0**	**0**	**0**
1000	89	0	0	0	0	0	0	0	0	0	1	3	2	4	10	25	15	14	6	7	2	0	0	0	0	0	0	0	0
1100	56	0	0	0	0	0	0	0	1	0	0	1	5	3	9	11	11	7	5	2	1	0	0	0	0	0	0	0	0
1200	68	0	0	0	0	0	0	0	0	0	0	0	2	4	7	14	17	10	9	4	0	1	0	0	0	0	0	0	0
1300	80	0	0	0	0	0	0	0	0	4	1	4	3	11	16	13	13	8	3	2	2	0	0	0	0	0	0	0	0
1400	93	0	0	0	0	0	0	0	0	0	0	3	0	14	14	26	14	16	5	1	0	0	0	0	0	0	0	0	0
1500	**124**	**0**	**0**	**0**	**0**	**0**	**1**	**0**	**0**	**0**	**0**	**0**	**2**	**0**	**15**	**30**	**33**	**27**	**8**	**5**	**3**	**0**	**0**	**0**	**0**	**0**	**0**	**0**	**0**
1600	86	0	0	0	0	1	0	1	0	0	0	1	1	6	9	30	19	10	8	0	0	0	0	0	0	0	0	0	0
1700	108	0	0	1	0	0	0	0	0	0	0	3	10	17	12	17	17	11	10	7	2	0	1	0	0	0	0	0	0
1800	90	0	0	0	1	0	0	0	0	3	2	1	6	4	14	18	17	17	6	0	1	0	0	0	0	0	0	0	0
1900	59	0	0	0	0	0	0	0	0	0	1	1	3	10	5	16	14	4	4	1	0	0	0	0	0	0	0	0	0
2000	54	0	0	0	0	1	1	0	0	0	0	0	2	3	14	11	12	4	3	3	0	0	0	0	0	0	0	0	0
2100	42	0	0	0	0	0	0	0	0	0	1	0	1	8	3	10	10	3	4	1	1	0	0	0	0	0	0	0	0
2200	40	0	0	0	0	0	0	0	0	0	0	0	2	9	6	9	4	5	3	1	1	0	0	0	0	0	0	0	0
2300	11	0	0	0	0	0	0	0	0	0	0	1	0	0	4	2	1	1	1	0	1	0	0	0	0	0	0	0	0
07-19	**1151**	**0**	**0**	**1**	**1**	**2**	**1**	**2**	**1**	**17**	**5**	**18**	**33**	**83**	**154**	**247**	**253**	**179**	**95**	**40**	**17**	**1**	**1**	**0**	**0**	**0**	**0**	**0**	**0**
06-22	**1332**	**0**	**0**	**1**	**1**	**3**	**2**	**2**	**1**	**17**	**7**	**19**	**39**	**105**	**176**	**290**	**292**	**198**	**110**	**48**	**19**	**1**	**1**	**0**	**0**	**0**	**0**	**0**	**0**
06-00	**1383**	**0**	**0**	**1**	**1**	**3**	**2**	**2**	**1**	**17**	**7**	**20**	**41**	**114**	**186**	**301**	**297**	**204**	**114**	**49**	**21**	**1**	**1**	**0**	**0**	**0**	**0**	**0**	**0**
00-00	**1417**	**0**	**0**	**1**	**1**	**3**	**2**	**2**	**1**	**17**	**7**	**20**	**41**	**116**	**187**	**310**	**306**	**212**	**117**	**50**	**21**	**2**	**1**	**0**	**0**	**0**	**0**	**0**	**0**

DRAFT

Site 90
Location B183, Att - Bend Sign, Lat 54.13132,Long -6.81005
Direction East

3279 / Meath/Cavan/Monaghan ATC's
October 2013
Automatic Traffic Count

Tue, 15 October 2013

Time	Total	Speed Bins (km/h)																											
		0 - 5	5 - 10	10 - 15	15 - 20	20 - 25	25 - 30	30 - 35	35 - 40	40 - 45	45 - 50	50 - 55	55 - 60	60 - 65	65 - 70	70 - 75	75 - 80	80 - 85	85 - 90	90 - 95	95 - 100	100 - 105	105 - 110	110 - 115	115 - 120	120 - 125	125 - 130	130 - 135	135 - 140
0000	6	0	0	0	0	0	0	0	0	0	0	0	0	0	0	2	2	1	1	0	0	0	0	0	0	0	0	0	0
0100	5	0	0	0	0	0	0	0	0	0	0	1	0	1	0	1	1	1	0	0	0	0	0	0	0	0	0	0	0
0200	1	0	0	0	0	0	0	0	0	0	0	0	0	0	1	0	0	0	0	0	0	0	0	0	0	0	0	0	0
0300	2	0	0	0	0	0	0	0	0	0	0	0	0	1	0	0	0	0	1	0	0	0	0	0	0	0	0	0	0
0400	6	0	0	0	0	0	0	0	0	0	0	0	0	0	3	0	0	2	1	0	0	0	0	0	0	0	0	0	0
0500	12	0	0	0	0	0	0	0	0	0	0	0	0	1	0	1	3	2	4	0	1	0	0	0	0	0	0	0	0
0600	31	0	0	0	0	0	0	0	0	0	0	0	3	1	7	3	8	3	3	1	1	0	1	0	0	0	0	0	0
0700	76	0	0	0	0	0	0	0	0	0	0	0	0	3	13	20	20	14	4	1	0	0	1	0	0	0	0	0	0
0800	**147**	**0**	**0**	**0**	**0**	**0**	**1**	**0**	**0**	**1**	**0**	**0**	**3**	**13**	**21**	**30**	**43**	**19**	**10**	**5**	**1**	**0**	**0**	**0**	**0**	**0**	**0**	**0**	**0**
0900	125	0	0	0	0	1	0	0	0	0	0	1	1	9	11	36	25	17	13	8	1	2	0	0	0	0	0	0	0
1000	75	0	0	0	0	0	0	1	2	1	0	0	1	14	6	20	12	8	6	3	1	0	0	0	0	0	0	0	0
1100	78	0	0	0	0	1	1	0	0	0	0	2	3	9	8	28	13	5	6	2	0	0	0	0	0	0	0	0	0
1200	81	0	0	0	0	2	0	0	0	1	0	0	1	4	13	22	24	8	3	1	1	1	0	0	0	0	0	0	0
1300	77	0	0	0	0	0	0	0	0	0	0	5	3	6	13	21	17	6	2	4	0	0	0	0	0	0	0	0	0
1400	109	0	0	0	0	0	0	1	0	0	0	1	11	7	21	17	16	22	9	4	0	0	0	0	0	0	0	0	0
1500	113	0	0	0	0	0	0	0	5	1	0	0	0	8	17	18	26	28	5	1	4	0	0	0	0	0	0	0	0
1600	86	0	0	0	0	0	0	0	0	0	0	0	6	5	6	19	25	12	7	1	1	4	0	0	0	0	0	0	0
1700	**116**	**0**	**0**	**0**	**0**	**0**	**0**	**0**	**0**	**0**	**0**	**6**	**0**	**6**	**16**	**14**	**26**	**22**	**19**	**6**	**1**	**0**	**0**	**0**	**0**	**0**	**0**	**0**	**0**
1800	97	0	0	0	0	1	0	0	0	0	0	0	1	4	7	34	18	17	10	3	0	2	0	0	0	0	0	0	0
1900	58	0	0	0	0	0	0	0	0	0	0	3	2	8	11	12	12	4	4	0	2	0	0	0	0	0	0	0	0
2000	44	0	0	0	0	0	1	0	0	0	0	1	0	2	7	7	11	8	5	1	1	0	0	0	0	0	0	0	0
2100	50	0	0	0	0	0	0	0	0	0	1	2	3	7	11	15	3	5	0	2	1	0	0	0	0	0	0	0	0
2200	46	0	0	0	0	1	0	0	0	0	0	1	2	12	14	6	7	3	0	0	0	0	0	0	0	0	0	0	0
2300	11	0	0	0	0	0	0	0	0	0	0	0	0	0	4	2	1	3	1	0	0	0	0	0	0	0	0	0	0
07-19	**1180**	**0**	**0**	**0**	**0**	**5**	**2**	**2**	**7**	**4**	**0**	**15**	**30**	**88**	**152**	**279**	**265**	**178**	**94**	**39**	**10**	**9**	**1**	**0**	**0**	**0**	**0**	**0**	**0**
06-22	**1363**	**0**	**0**	**0**	**0**	**5**	**3**	**2**	**7**	**4**	**1**	**21**	**38**	**106**	**188**	**316**	**299**	**198**	**106**	**43**	**15**	**9**	**2**	**0**	**0**	**0**	**0**	**0**	**0**
06-00	**1420**	**0**	**0**	**0**	**0**	**6**	**3**	**2**	**7**	**4**	**1**	**22**	**40**	**118**	**206**	**324**	**307**	**204**	**107**	**43**	**15**	**9**	**2**	**0**	**0**	**0**	**0**	**0**	**0**
00-00	**1452**	**0**	**0**	**0**	**0**	**6**	**3**	**2**	**7**	**4**	**1**	**23**	**40**	**121**	**210**	**328**	**313**	**210**	**114**	**43**	**16**	**9**	**2**	**0**	**0**	**0**	**0**	**0**	**0**

DRAFT

Site 90
Location B183, Att - Bend Sign, Lat 54.13132,Long -6.81005
Direction East

3279 / Meath/Cavan/Monaghan ATC's
October 2013
Automatic Traffic Count

Virtual Day (7)

Time	Total	Speed Bins (km/h)																											
		0 - 5	5 - 10	10 - 15	15 - 20	20 - 25	25 - 30	30 - 35	35 - 40	40 - 45	45 - 50	50 - 55	55 - 60	60 - 65	65 - 70	70 - 75	75 - 80	80 - 85	85 - 90	90 - 95	95 - 100	100 - 105	105 - 110	110 - 115	115 - 120	120 - 125	125 - 130	130 - 135	135 - 140
0000	9	0	0	0	0	0	0	0	0	0	0	0	0	1	1	2	2	1	1	0	0	0	0	0	0	0	0	0	0
0100	6	0	0	0	0	0	0	0	0	0	0	0	0	0	1	1	1	1	1	0	0	0	0	0	0	0	0	0	0
0200	4	0	0	0	0	0	0	0	0	0	0	0	0	1	0	1	1	0	0	0	0	0	0	0	0	0	0	0	0
0300	5	0	0	0	0	0	0	0	0	0	0	0	0	1	0	1	1	0	1	0	0	0	0	0	0	0	0	0	0
0400	5	0	0	0	0	0	0	0	0	0	0	0	0	0	1	0	0	1	1	0	0	0	0	0	0	0	0	0	0
0500	13	0	0	0	0	0	0	0	0	0	0	0	0	2	1	2	1	2	2	1	0	0	0	0	0	0	0	0	0
0600	22	0	0	0	0	0	0	0	0	0	0	0	1	1	1	4	4	5	3	2	1	0	0	0	0	0	0	0	0
0700	62	0	0	0	0	0	0	0	0	0	0	0	1	3	7	14	13	12	7	3	1	0	0	0	0	0	0	0	0
0800	**110**	**0**	**0**	**0**	**0**	**0**	**0**	**0**	**0**	**0**	**0**	**1**	**2**	**7**	**14**	**21**	**29**	**19**	**10**	**4**	**1**	**0**	**0**	**0**	**0**	**0**	**0**	**0**	**0**
0900	106	0	0	0	0	0	0	0	0	2	1	1	2	8	15	25	24	14	8	3	1	1	0	0	0	0	0	0	0
1000	71	0	0	0	0	1	1	0	0	0	0	2	3	7	11	17	11	10	5	3	1	0	0	0	0	0	0	0	0
1100	81	0	0	0	1	0	1	1	0	0	1	1	4	7	12	15	17	12	6	4	1	0	0	0	0	0	0	0	0
1200	91	0	0	0	0	0	0	0	0	1	0	1	3	8	14	20	21	13	6	2	1	0	0	0	0	0	0	0	0
1300	89	0	0	0	0	0	0	0	0	1	0	2	4	8	13	17	22	12	6	2	1	0	0	0	0	0	0	0	0
1400	98	0	0	0	0	0	0	0	0	0	1	2	3	7	14	19	21	19	7	3	1	0	0	0	0	0	0	0	0
1500	**113**	**0**	**0**	**0**	**0**	**0**	**2**	**1**	**1**	**0**	**0**	**2**	**4**	**7**	**17**	**22**	**25**	**22**	**7**	**3**	**2**	**0**	**0**	**0**	**0**	**0**	**0**	**0**	**0**
1600	90	0	0	0	0	0	0	0	0	0	0	0	3	5	11	21	22	15	8	2	1	1	0	0	0	0	0	0	0
1700	99	0	0	0	0	0	0	0	0	0	0	3	3	9	17	20	20	14	7	4	1	0	0	0	0	0	0	0	0
1800	95	0	0	0	0	0	0	0	0	0	0	1	3	6	15	23	19	16	8	3	1	0	0	0	0	0	0	0	0
1900	63	0	0	0	0	0	0	0	0	0	0	1	3	6	10	16	15	6	3	1	1	0	0	0	0	0	0	0	0
2000	51	0	0	0	0	0	0	0	0	0	1	1	2	5	8	11	10	6	4	2	1	0	0	0	0	0	0	0	0
2100	41	0	0	0	0	0	0	0	0	0	1	1	2	5	5	8	7	7	3	2	1	0	0	0	0	0	0	0	0
2200	36	0	0	0	0	0	0	0	0	0	0	0	1	5	7	7	5	5	3	1	1	0	0	0	0	0	0	0	0
2300	14	0	0	0	0	0	0	0	0	0	0	0	0	1	3	3	2	2	1	0	1	0	0	0	0	0	0	0	0
07-19	**1104**	**0**	**0**	**0**	**1**	**3**	**4**	**3**	**2**	**5**	**4**	**15**	**34**	**82**	**158**	**234**	**245**	**177**	**85**	**36**	**11**	**3**	**1**	**0**	**0**	**0**	**0**	**0**	**0**
06-22	**1282**	**0**	**0**	**0**	**1**	**3**	**5**	**3**	**2**	**5**	**6**	**18**	**42**	**98**	**182**	**273**	**281**	**200**	**98**	**43**	**14**	**4**	**2**	**0**	**0**	**0**	**0**	**0**	**0**
06-00	**1332**	**0**	**0**	**0**	**1**	**4**	**5**	**3**	**2**	**5**	**6**	**19**	**43**	**103**	**193**	**283**	**289**	**207**	**102**	**44**	**16**	**5**	**2**	**0**	**0**	**0**	**0**	**0**	**0**
00-00	**1374**	**0**	**0**	**0**	**1**	**4**	**5**	**3**	**2**	**5**	**6**	**20**	**44**	**108**	**198**	**291**	**296**	**213**	**108**	**46**	**17**	**5**	**2**	**0**	**0**	**0**	**0**	**0**	**0**

DRAFT

Site 90
Location B183, Att - Bend Sign, Lat 54.13132,Long -6.81005
Direction East

3279 / Meath/Cavan/Monaghan ATC's
October 2013
Automatic Traffic Count

Virtual Week (1)

Time	Total	Speed Bins (km/h)																											
		0 - 5	5 - 10	10 - 15	15 - 20	20 - 25	25 - 30	30 - 35	35 - 40	40 - 45	45 - 50	50 - 55	55 - 60	60 - 65	65 - 70	70 - 75	75 - 80	80 - 85	85 - 90	90 - 95	95 - 100	100 - 105	105 - 110	110 - 115	115 - 120	120 - 125	125 - 130	130 - 135	135 - 140
Mon	1417	0	0	1	1	3	2	2	1	17	7	20	41	116	187	310	306	212	117	50	21	2	1	0	0	0	0	0	0
Tue	1452	0	0	0	0	6	3	2	7	4	1	23	40	121	210	328	313	210	114	43	16	9	2	0	0	0	0	0	0
Wed	1438	0	0	0	3	3	6	3	2	3	7	20	41	97	188	299	332	224	123	57	18	9	2	1	0	0	0	0	0
Thu	1423	0	0	0	0	1	3	4	1	1	13	15	45	99	208	292	329	241	103	47	17	3	1	0	0	0	0	0	0
Fri	1488	0	0	2	1	2	2	3	2	1	7	25	61	114	215	323	316	257	98	44	9	2	2	1	1	0	0	0	0
|Sat	1324	0	0	0	1	8	3	6	2	8	5	26	49	115	199	271	260	179	117	44	22	8	1	0	0	0	0	0	0
|Sun	1074	0	0	0	1	2	14	3	1	1	3	8	31	91	177	217	215	167	82	39	15	2	3	1	1	0	0	0	0
5 Day Ave.	**1444**	**0**	**0**	**1**	**1**	**3**	**3**	**3**	**3**	**5**	**7**	**21**	**46**	**109**	**202**	**310**	**319**	**229**	**111**	**48**	**16**	**5**	**2**	**0**	**0**	**0**	**0**	**0**	**0**
7 Day Ave.	**1374**	**0**	**0**	**0**	**1**	**4**	**5**	**3**	**2**	**5**	**6**	**20**	**44**	**108**	**198**	**291**	**296**	**213**	**108**	**46**	**17**	**5**	**2**	**0**	**0**	**0**	**0**	**0**	**0**
--	**9616**	**0**	**0**	**3**	**7**	**25**	**33**	**23**	**16**	**35**	**43**	**137**	**308**	**753**	**1384**	**2040**	**2071**	**1490**	**754**	**324**	**118**	**35**	**12**	**3**	**2**	**0**	**0**	**0**	**0**

Summary Graphs

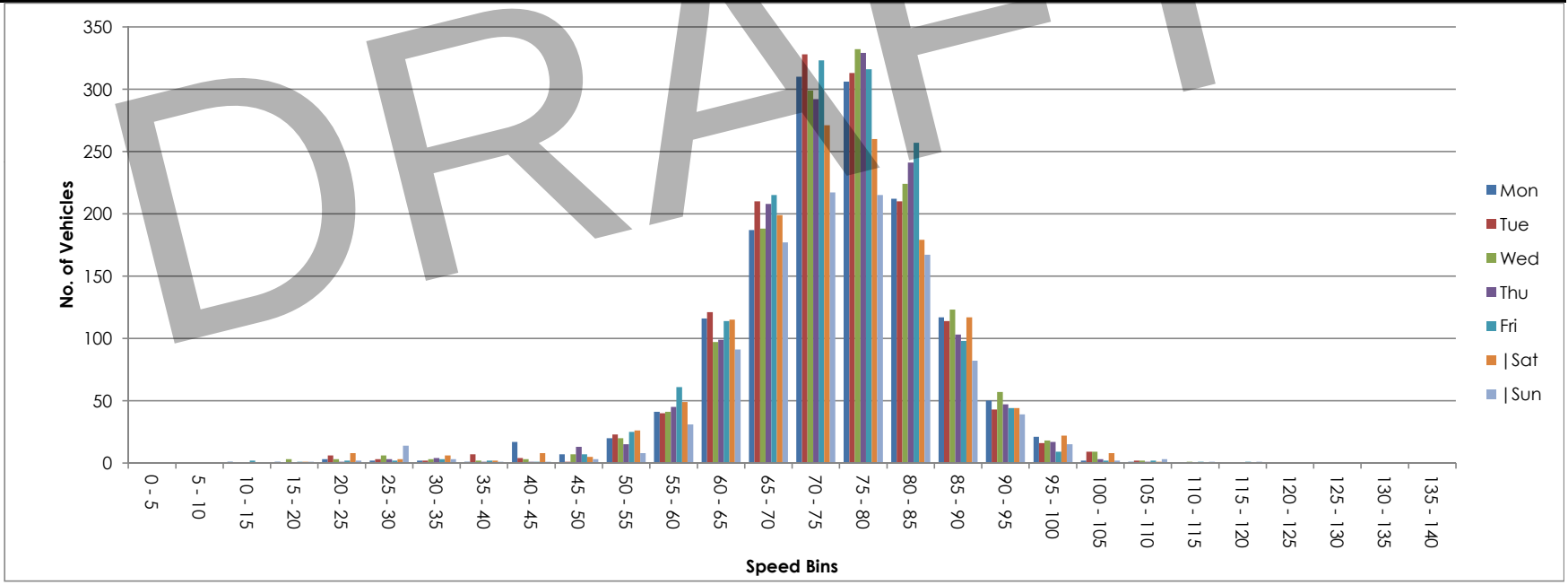

DRAFT

Site 90
Location B183, Att - Bend Sign, Lat 54.13132,Long -6.81005
Direction West

3279 / Meath/Cavan/Monaghan ATC's
October 2013
Automatic Traffic Count

Wed, 9 October 2013

Time	Total	Classification												>PSL	>PSL%	>SL1	>SL1%	>SL2	>SL2%	Mean	Vpp
		1 MCL	2 SV	3 SVT	4 TB2	5 TB3	6 T4	7 ART3	8 ART4	9 ART5	10 ART6	11 BD	12 DRT	80	80	85 +5kph	85 +5kph	90 +10kph	90 +10kph		85
0000	7	0	7	0	0	0	0	0	0	0	0	0	0	2	28.6	1	14.3	1	14.3	76.3	-
0100	5	0	4	0	1	0	0	0	0	0	0	0	0	1	20	0	0	0	0	71.4	-
0200	3	0	2	0	1	0	0	0	0	0	0	0	0	0	0	0	0	0	0	64.8	-
0300	3	0	2	0	1	0	0	0	0	0	0	0	0	1	33.3	1	33.3	1	33.3	81.7	-
0400	1	0	0	0	1	0	0	0	0	0	0	0	0	1	100	1	100	1	100	113.7	-
0500	7	0	6	0	1	0	0	0	0	0	0	0	0	4	57.1	4	57.1	4	57.1	82.9	-
0600	9	0	6	1	2	0	0	0	0	0	0	0	0	1	11.1	1	11.1	1	11.1	73.4	-
0700	41	0	29	1	9	0	1	0	0	1	0	0	0	11	26.8	3	7.3	2	4.9	71.9	83.2
0800	**102**	**1**	**89**	**0**	**11**	**0**	**0**	**0**	**0**	**0**	**1**	**0**	**0**	**28**	**27.5**	**13**	**12.7**	**3**	**2.9**	**73.9**	**82.4**
0900	86	0	77	0	8	0	1	0	0	0	0	0	0	12	14	2	2.3	0	0	70.3	79.2
1000	69	0	56	1	9	0	1	0	0	1	1	0	0	10	14.5	2	2.9	2	2.9	68.4	79.6
1100	85	0	73	0	9	2	1	0	0	0	0	0	0	13	15.3	6	7.1	1	1.2	72.9	79.6
1200	97	0	80	2	11	2	1	0	0	0	1	0	0	11	11.3	6	6.2	2	2.1	70.9	78.8
1300	79	0	69	1	7	1	0	0	0	0	1	0	0	17	21.5	10	12.7	3	3.8	71.9	80.3
1400	86	0	76	1	6	2	1	0	0	0	0	0	0	14	16.3	8	9.3	2	2.3	71.3	79.9
1500	116	0	103	0	11	0	2	0	0	0	0	0	0	26	22.4	10	8.6	2	1.7	73.4	81.4
1600	121	0	111	1	5	1	1	0	1	0	1	0	0	26	21.5	13	10.7	6	5	72.1	83.2
1700	**148**	**0**	**134**	**3**	**9**	**0**	**0**	**0**	**1**	**0**	**1**	**0**	**0**	**29**	**19.6**	**12**	**8.1**	**4**	**2.7**	**73**	**81**
1800	108	5	96	2	5	0	0	0	0	0	0	0	0	20	18.5	11	10.2	3	2.8	73.2	80.6
1900	82	0	73	3	4	0	1	0	0	1	0	0	0	14	17.1	8	9.8	1	1.2	70.2	82.1
2000	61	0	52	1	7	0	1	0	0	0	0	0	0	13	21.3	5	8.2	2	3.3	71.5	82.4
2100	51	0	50	0	0	0	0	0	1	0	0	0	0	8	15.7	5	9.8	2	3.9	70.4	79.2
2200	32	0	30	0	2	0	0	0	0	0	0	0	0	14	43.8	7	21.9	3	9.4	75.8	87.5
2300	20	0	17	0	3	0	0	0	0	0	0	0	0	11	55	4	20	1	5	79.5	85.7
07-19	**1138**	**6**	**993**	**12**	**100**	**8**	**9**	**0**	**2**	**2**	**6**	**0**	**0**	**217**	**19.1**	**96**	**8.4**	**30**	**2.6**	**72.1**	**81**
06-22	**1341**	**6**	**1174**	**17**	**113**	**8**	**11**	**0**	**3**	**3**	**6**	**0**	**0**	**253**	**18.9**	**115**	**8.6**	**36**	**2.7**	**71.9**	**81**
06-00	**1393**	**6**	**1221**	**17**	**118**	**8**	**11**	**0**	**3**	**3**	**6**	**0**	**0**	**278**	**20**	**126**	**9**	**40**	**2.9**	**72.1**	**81.4**
00-00	**1419**	**6**	**1242**	**17**	**123**	**8**	**11**	**0**	**3**	**3**	**6**	**0**	**0**	**287**	**20.2**	**133**	**9.4**	**47**	**3.3**	**72.2**	**81.7**

DRAFT

Site 90
Location B183, Att - Bend Sign, Lat 54.13132,Long -6.81005
Direction West

3279 / Meath/Cavan/Monaghan ATC's
October 2013
Automatic Traffic Count

Thu, 10 October 2013

Time	Total	Classification												>PSL	>PSL%	>SL1	>SL1%	>SL2	>SL2%	Mean	Vpp
		1 MCL	2 SV	3 SVT	4 TB2	5 TB3	6 T4	7 ART3	8 ART4	9 ART5	10 ART6	11 BD	12 DRT	80	80	85 +5kph	85 +5kph	90 +10kph	90 +10kph		85
0000	19	0	18	0	1	0	0	0	0	0	0	0	0	4	21.1	2	10.5	1	5.3	71.7	81
0100	6	0	6	0	0	0	0	0	0	0	0	0	0	0	0	0	0	0	0	66.9	-
0200	1	0	1	0	0	0	0	0	0	0	0	0	0	1	100	1	100	0	0	86.5	-
0300	2	0	0	0	1	0	0	0	0	1	0	0	0	1	50	1	50	1	50	85.8	-
0400	2	0	1	0	0	0	0	0	0	0	1	0	0	2	100	1	50	0	0	86.7	-
0500	3	0	2	0	1	0	0	0	0	0	0	0	0	3	100	2	66.7	1	33.3	87.5	-
0600	13	0	10	0	2	0	0	0	0	1	0	0	0	6	46.2	2	15.4	1	7.7	77.3	83.5
0700	41	0	32	0	6	1	0	1	0	1	0	0	0	10	24.4	7	17.1	4	9.8	73.8	85
0800	**105**	**0**	**97**	**0**	**5**	**1**	**1**	**0**	**1**	**0**	**0**	**0**	**0**	**22**	**21**	**12**	**11.4**	**7**	**6.7**	**73.8**	**82.1**
0900	98	0	85	2	10	0	1	0	0	0	0	0	0	18	18.4	6	6.1	2	2	71.7	82.1
1000	82	0	72	1	5	1	1	0	0	0	2	0	0	15	18.3	6	7.3	2	2.4	71.8	80.3
1100	63	0	52	1	6	3	0	0	1	0	0	0	0	12	19	5	7.9	1	1.6	70.2	81
1200	82	0	73	0	6	1	0	0	0	1	1	0	0	19	23.2	9	11	7	8.5	74.3	82.1
1300	73	0	66	1	4	1	0	0	0	1	0	0	0	18	24.7	9	12.3	3	4.1	73.3	83.9
1400	93	0	84	0	7	0	0	0	0	0	2	0	0	15	16.1	7	7.5	3	3.2	72.8	80.6
1500	114	0	97	5	8	2	0	0	0	1	1	0	0	33	28.9	9	7.9	5	4.4	73.3	82.1
1600	112	0	104	1	4	2	1	0	0	0	0	0	0	18	16.1	7	6.3	2	1.8	72.7	80.6
1700	**152**	**0**	**135**	**3**	**12**	**0**	**0**	**0**	**1**	**0**	**1**	**0**	**0**	**37**	**24.3**	**14**	**9.2**	**4**	**2.6**	**74.2**	**82.1**
1800	137	0	127	5	3	0	1	0	0	1	0	0	0	16	11.7	5	3.6	3	2.2	70.9	78.5
1900	77	0	68	2	7	0	0	0	0	0	0	0	0	15	19.5	8	10.4	4	5.2	70	80.3
2000	68	0	62	2	3	0	0	0	1	0	0	0	0	11	16.2	7	10.3	0	0	72.7	81.7
2100	44	0	40	0	3	0	0	0	1	0	0	0	0	7	15.9	3	6.8	1	2.3	72.3	79.6
2200	27	0	23	1	1	0	0	0	0	0	2	0	0	5	18.5	3	11.1	0	0	70.3	80.3
2300	16	0	16	0	0	0	0	0	0	0	0	0	0	3	18.8	0	0	0	0	74.9	79.9
07-19	**1152**	**0**	**1024**	**19**	**76**	**12**	**5**	**1**	**3**	**5**	**7**	**0**	**0**	**233**	**20.2**	**96**	**8.3**	**43**	**3.7**	**72.8**	**81.4**
06-22	**1354**	**0**	**1204**	**23**	**91**	**12**	**5**	**1**	**5**	**6**	**7**	**0**	**0**	**272**	**20.1**	**116**	**8.6**	**49**	**3.6**	**72.6**	**81.4**
06-00	**1397**	**0**	**1243**	**24**	**92**	**12**	**5**	**1**	**5**	**6**	**9**	**0**	**0**	**280**	**20**	**119**	**8.5**	**49**	**3.5**	**72.6**	**81.4**
00-00	**1430**	**0**	**1271**	**24**	**95**	**12**	**5**	**1**	**5**	**7**	**10**	**0**	**0**	**291**	**20.3**	**126**	**8.8**	**52**	**3.6**	**72.7**	**81.7**

DRAFT

Site 90
Location B183, Att - Bend Sign, Lat 54.13132,Long -6.81005
Direction West

3279 / Meath/Cavan/Monaghan ATC's
October 2013
Automatic Traffic Count

Fri, 11 October 2013

Time	Total	Classification												>PSL	>PSL%	>SL1	>SL1%	>SL2	>SL2%	Mean	Vpp
		1 MCL	2 SV	3 SVT	4 TB2	5 TB3	6 T4	7 ART3	8 ART4	9 ART5	10 ART6	11 BD	12 DRT	80	80	85 +5kph	85 +5kph	90 +10kph	90 +10kph		85
0000	8	0	7	0	1	0	0	0	0	0	0	0	0	1	12.5	0	0	0	0	70.2	-
0100	4	0	2	0	2	0	0	0	0	0	0	0	0	1	25	1	25	1	25	75.4	-
0200	2	0	1	0	1	0	0	0	0	0	0	0	0	1	50	0	0	0	0	75.2	-
0300	3	0	2	0	1	0	0	0	0	0	0	0	0	1	33.3	1	33.3	0	0	70.3	-
0400	4	0	1	0	2	0	0	0	0	1	0	0	0	1	25	1	25	1	25	73.9	-
0500	2	0	1	0	1	0	0	0	0	0	0	0	0	2	100	0	0	0	0	82.6	-
0600	13	0	10	1	0	1	0	0	1	0	0	0	0	4	30.8	2	15.4	0	0	75.8	83.2
0700	27	1	18	0	7	1	0	0	0	0	0	0	0	4	14.8	3	11.1	1	3.7	66.5	78.5
0800	87	0	78	1	6	2	0	0	0	0	0	0	0	24	27.6	10	11.5	2	2.3	73	83.2
0900	**88**	**0**	**77**	**0**	**10**	**0**	**1**	**0**	**0**	**0**	**0**	**0**	**0**	**16**	**18.2**	**5**	**5.7**	**1**	**1.1**	**73**	**81.4**
1000	66	0	55	2	7	1	0	0	0	1	0	0	0	12	18.2	7	10.6	3	4.5	72	81
1100	60	0	52	2	4	0	0	0	1	1	0	0	0	6	10	1	1.7	1	1.7	70.1	77.4
1200	86	0	79	1	6	0	0	0	0	0	0	0	0	15	17.4	4	4.7	1	1.2	71.3	80.3
1300	100	1	91	4	4	0	0	0	0	0	0	0	0	29	29	13	13	4	4	73.5	84.2
1400	116	1	106	1	6	1	0	0	0	0	1	0	0	22	19	9	7.8	1	0.9	73.4	81
1500	164	0	146	2	15	0	0	0	0	1	0	0	0	31	18.9	11	6.7	5	3	72.1	81.4
1600	**168**	**0**	**155**	**2**	**9**	**2**	**0**	**0**	**0**	**0**	**0**	**0**	**0**	**27**	**16.1**	**5**	**3**	**2**	**1.2**	**69.8**	**80.3**
1700	148	1	135	2	6	1	0	0	1	1	1	0	0	31	20.9	14	9.5	6	4.1	73	82.8
1800	140	0	120	5	12	0	0	0	2	1	0	0	0	14	10	8	5.7	0	0	70.9	78.5
1900	111	0	101	0	6	0	2	0	0	1	1	0	0	14	12.6	4	3.6	3	2.7	69.3	78.8
2000	81	0	78	0	3	0	0	0	0	0	0	0	0	11	13.6	3	3.7	2	2.5	70.2	79.2
2100	67	0	65	0	1	0	0	0	0	0	1	0	0	14	20.9	9	13.4	4	6	73.8	81.7
2200	38	0	38	0	0	0	0	0	0	0	0	0	0	8	21.1	2	5.3	0	0	70.4	81.4
2300	23	0	23	0	0	0	0	0	0	0	0	0	0	8	34.8	2	8.7	0	0	75.6	83.9
07-19	**1250**	**4**	**1112**	**22**	**92**	**8**	**1**	**0**	**4**	**5**	**2**	**0**	**0**	**231**	**18.5**	**90**	**7.2**	**27**	**2.2**	**71.8**	**81**
06-22	**1522**	**4**	**1366**	**23**	**102**	**9**	**3**	**0**	**5**	**6**	**4**	**0**	**0**	**274**	**18**	**108**	**7.1**	**36**	**2.4**	**71.7**	**81**
06-00	**1583**	**4**	**1427**	**23**	**102**	**9**	**3**	**0**	**5**	**6**	**4**	**0**	**0**	**290**	**18.3**	**112**	**7.1**	**36**	**2.3**	**71.7**	**81**
00-00	**1606**	**4**	**1441**	**23**	**110**	**9**	**3**	**0**	**5**	**7**	**4**	**0**	**0**	**297**	**18.5**	**115**	**7.2**	**38**	**2.4**	**71.7**	**81**

DRAFT

Site 90
Location B183, Att - Bend Sign, Lat 54.13132,Long -6.81005
Direction West

3279 / Meath/Cavan/Monaghan ATC's
October 2013
Automatic Traffic Count

Sat, 12 October 2013

Time	Total	Classification												>PSL	>PSL%	>SL1	>SL1%	>SL2	>SL2%	Mean	Vpp
		1 MCL	2 SV	3 SVT	4 TB2	5 TB3	6 T4	7 ART3	8 ART4	9 ART5	10 ART6	11 BD	12 DRT	80	80	85 +5kph	85 +5kph	90 +10kph	90 +10kph		85
0000	10	0	9	0	1	0	0	0	0	0	0	0	0	2	20	0	0	0	0	71.6	-
0100	11	0	10	0	1	0	0	0	0	0	0	0	0	5	45.5	3	27.3	2	18.2	76.2	87.1
0200	14	0	14	0	0	0	0	0	0	0	0	0	0	1	7.1	1	7.1	0	0	71.2	74.5
0300	7	0	7	0	0	0	0	0	0	0	0	0	0	1	14.3	0	0	0	0	70	-
0400	2	0	0	0	1	0	0	0	1	0	0	0	0	0	0	0	0	0	0	62.5	-
0500	2	0	1	0	1	0	0	0	0	0	0	0	0	1	50	1	50	1	50	78.5	-
0600	15	0	10	0	3	1	1	0	0	0	0	0	0	5	33.3	2	13.3	1	6.7	73.3	84.2
0700	21	0	16	0	5	0	0	0	0	0	0	0	0	2	9.5	2	9.5	1	4.8	68	77.8
0800	42	0	37	2	2	0	1	0	0	0	0	0	0	7	16.7	5	11.9	1	2.4	71.6	80.3
0900	75	1	59	11	1	0	1	0	0	0	2	0	0	16	21.3	11	14.7	3	4	68.8	84.6
1000	**99**	**0**	**80**	**7**	**9**	**0**	**0**	**0**	**1**	**2**	**0**	**0**	**0**	**17**	**17.2**	**8**	**8.1**	**4**	**4**	**70.8**	**82.4**
1100	78	0	67	4	7	0	0	0	0	0	0	0	0	19	24.4	9	11.5	2	2.6	72.3	81.4
1200	85	0	80	0	4	0	0	0	1	0	0	0	0	21	24.7	10	11.8	4	4.7	69.9	82.8
1300	79	1	69	3	2	1	1	0	1	0	1	0	0	20	25.3	12	15.2	2	2.5	73.3	83.9
1400	90	1	79	2	5	1	0	0	1	0	1	0	0	16	17.8	9	10	2	2.2	72.1	82.1
1500	104	0	92	3	5	1	0	0	0	1	2	0	0	27	26	16	15.4	7	6.7	74	84.2
1600	120	2	106	1	9	1	0	0	0	1	0	0	0	20	16.7	5	4.2	2	1.7	70.6	79.9
1700	101	0	96	2	3	0	0	0	0	0	0	0	0	15	14.9	6	5.9	1	1	72.6	79.6
1800	**123**	**0**	**114**	**3**	**5**	**0**	**0**	**0**	**1**	**0**	**0**	**0**	**0**	**20**	**16.3**	**10**	**8.1**	**3**	**2.4**	**70.8**	**80.6**
1900	74	0	70	1	3	0	0	0	0	0	0	0	0	11	14.9	3	4.1	1	1.4	70.4	79.9
2000	57	0	50	2	4	0	0	0	0	1	0	0	0	18	31.6	10	17.5	5	8.8	73.9	86
2100	64	0	61	0	3	0	0	0	0	0	0	0	0	12	18.8	5	7.8	4	6.3	69.5	81
2200	28	0	28	0	0	0	0	0	0	0	0	0	0	6	21.4	4	14.3	3	10.7	73.5	82.8
2300	30	0	28	0	2	0	0	0	0	0	0	0	0	8	26.7	4	13.3	2	6.7	74.5	82.8
07-19	**1017**	**5**	**895**	**38**	**57**	**4**	**3**	**0**	**5**	**4**	**6**	**0**	**0**	**200**	**19.7**	**103**	**10.1**	**32**	**3.1**	**71.5**	**82.1**
06-22	**1227**	**5**	**1086**	**41**	**70**	**5**	**4**	**0**	**5**	**5**	**6**	**0**	**0**	**246**	**20**	**123**	**10**	**43**	**3.5**	**71.4**	**82.1**
06-00	**1285**	**5**	**1142**	**41**	**72**	**5**	**4**	**0**	**5**	**5**	**6**	**0**	**0**	**260**	**20.2**	**131**	**10.2**	**48**	**3.7**	**71.6**	**82.1**
00-00	**1331**	**5**	**1183**	**41**	**76**	**5**	**4**	**0**	**6**	**5**	**6**	**0**	**0**	**270**	**20.3**	**136**	**10.2**	**51**	**3.8**	**71.6**	**82.1**

DRAFT

Site 90
Location B183, Att - Bend Sign, Lat 54.13132,Long -6.81005
Direction West

3279 / Meath/Cavan/Monaghan ATC's
October 2013
Automatic Traffic Count

Sun, 13 October 2013

Time	Total	Classification												>PSL	>PSL%	>SL1	>SL1%	>SL2	>SL2%	Mean	Vpp
		1 MCL	2 SV	3 SVT	4 TB2	5 TB3	6 T4	7 ART3	8 ART4	9 ART5	10 ART6	11 BD	12 DRT	80	80	85 +5kph	85 +5kph	90 +10kph	90 +10kph		85
0000	27	0	25	0	2	0	0	0	0	0	0	0	0	5	18.5	2	7.4	0	0	70.5	80.6
0100	15	0	15	0	0	0	0	0	0	0	0	0	0	4	26.7	2	13.3	0	0	73.8	80.3
0200	18	0	17	0	1	0	0	0	0	0	0	0	0	2	11.1	0	0	0	0	69.9	77.4
0300	8	0	7	0	1	0	0	0	0	0	0	0	0	4	50	3	37.5	2	25	79.3	-
0400	7	0	5	0	2	0	0	0	0	0	0	0	0	1	14.3	1	14.3	1	14.3	71.9	-
0500	1	0	0	0	1	0	0	0	0	0	0	0	0	1	100	1	100	1	100	91.8	-
0600	4	0	4	0	0	0	0	0	0	0	0	0	0	2	50	1	25	0	0	78.7	-
0700	6	0	5	0	1	0	0	0	0	0	0	0	0	1	16.7	0	0	0	0	74.6	-
0800	19	0	18	0	1	0	0	0	0	0	0	0	0	8	42.1	2	10.5	1	5.3	72.2	83.2
0900	48	0	47	0	1	0	0	0	0	0	0	0	0	13	27.1	9	18.8	4	8.3	74.3	87.1
1000	48	1	43	1	3	0	0	0	0	0	0	0	0	7	14.6	4	8.3	3	6.3	71.5	79.6
1100	**66**	**1**	**63**	**1**	**1**	**0**	**0**	**0**	**0**	**0**	**0**	**0**	**0**	**24**	**36.4**	**16**	**24.2**	**7**	**10.6**	**75.6**	**87.8**
1200	84	2	80	0	2	0	0	0	0	0	0	0	0	18	21.4	8	9.5	1	1.2	73.2	81.7
1300	86	0	84	0	2	0	0	0	0	0	0	0	0	26	30.2	10	11.6	6	7	74.3	83.2
1400	82	0	73	4	5	0	0	0	0	0	0	0	0	23	28	9	11	4	4.9	70.7	82.8
1500	75	0	72	2	1	0	0	0	0	0	0	0	0	25	33.3	9	12	3	4	74.2	84.2
1600	92	3	86	0	3	0	0	0	0	0	0	0	0	20	21.7	10	10.9	2	2.2	73.1	81.4
1700	96	2	90	1	3	0	0	0	0	0	0	0	0	15	15.6	8	8.3	4	4.2	71.2	79.9
1800	**102**	**0**	**102**	**0**	**0**	**0**	**0**	**0**	**0**	**0**	**0**	**0**	**0**	**11**	**10.8**	**5**	**4.9**	**1**	**1**	**72.6**	**78.8**
1900	76	0	73	0	1	1	0	0	0	0	1	0	0	9	11.8	2	2.6	1	1.3	70.1	78.5
2000	54	0	52	0	2	0	0	0	0	0	0	0	0	12	22.2	4	7.4	2	3.7	72.4	81.4
2100	41	0	41	0	0	0	0	0	0	0	0	0	0	9	22	4	9.8	3	7.3	73.7	82.8
2200	26	0	25	0	1	0	0	0	0	0	0	0	0	6	23.1	1	3.8	0	0	72.7	81
2300	15	0	12	0	3	0	0	0	0	0	0	0	0	7	46.7	5	33.3	3	20	80.6	90.7
07-19	**804**	**9**	**763**	**9**	**23**	**0**	**0**	**0**	**0**	**0**	**0**	**0**	**0**	**191**	**23.8**	**90**	**11.2**	**36**	**4.5**	**73**	**82.8**
06-22	**979**	**9**	**933**	**9**	**26**	**1**	**0**	**0**	**0**	**0**	**1**	**0**	**0**	**223**	**22.8**	**101**	**10.3**	**42**	**4.3**	**72.8**	**82.8**
06-00	**1020**	**9**	**970**	**9**	**30**	**1**	**0**	**0**	**0**	**0**	**1**	**0**	**0**	**236**	**23.1**	**107**	**10.5**	**45**	**4.4**	**72.9**	**82.8**
00-00	**1096**	**9**	**1039**	**9**	**37**	**1**	**0**	**0**	**0**	**0**	**1**	**0**	**0**	**253**	**23.1**	**116**	**10.6**	**49**	**4.5**	**72.8**	**82.8**

DRAFT

Site 90
Location B183, Att - Bend Sign, Lat 54.13132,Long -6.81005
Direction West

3279 / Meath/Cavan/Monaghan ATC's
October 2013
Automatic Traffic Count

Mon, 14 October 2013

Time	Total	Classification												>PSL	>PSL%	>SL1	>SL1%	>SL2	>SL2%	Mean	Vpp
		1 MCL	2 SV	3 SVT	4 TB2	5 TB3	6 T4	7 ART3	8 ART4	9 ART5	10 ART6	11 BD	12 DRT	80	80	85 +5kph	85 +5kph	90 +10kph	90 +10kph		85
0000	7	0	7	0	0	0	0	0	0	0	0	0	0	3	42.9	1	14.3	0	0	78.5	-
0100	4	0	4	0	0	0	0	0	0	0	0	0	0	1	25	1	25	0	0	79.1	-
0200	5	0	4	0	1	0	0	0	0	0	0	0	0	1	20	1	20	1	20	75.4	-
0300	2	0	2	0	0	0	0	0	0	0	0	0	0	0	0	0	0	0	0	67.4	-
0400	5	0	3	0	0	0	0	0	0	1	1	0	0	1	20	0	0	0	0	75	-
0500	5	0	4	0	1	0	0	0	0	0	0	0	0	2	40	2	40	2	40	79.4	-
0600	18	0	15	1	1	0	0	0	0	0	1	0	0	7	38.9	4	22.2	2	11.1	79.8	86.8
0700	32	0	27	1	4	0	0	0	0	0	0	0	0	10	31.3	3	9.4	1	3.1	73	84.2
0800	**89**	**1**	**77**	**3**	**3**	**1**	**0**	**0**	**0**	**3**	**1**	**0**	**0**	**22**	**24.7**	**11**	**12.4**	**6**	**6.7**	**73.1**	**82.8**
0900	83	0	75	0	6	1	0	0	0	1	0	0	0	16	19.3	7	8.4	2	2.4	71.8	82.1
1000	62	0	51	1	6	3	1	0	0	0	0	0	0	13	21	4	6.5	2	3.2	69.3	81
1100	65	0	55	2	5	1	1	0	0	1	0	0	0	12	18.5	5	7.7	1	1.5	71	81.7
1200	76	0	65	1	8	0	1	0	0	0	1	0	0	9	11.8	4	5.3	0	0	70.7	79.6
1300	92	0	78	2	10	0	1	0	0	0	1	0	0	26	28.3	13	14.1	8	8.7	74.7	83.5
1400	86	0	76	1	5	3	0	0	0	0	1	0	0	21	24.4	10	11.6	3	3.5	73.6	81.7
1500	114	0	100	3	8	1	0	0	2	0	0	0	0	26	22.8	15	13.2	9	7.9	73.9	82.1
1600	133	0	112	7	13	0	0	0	0	1	0	0	0	19	14.3	4	3	3	2.3	71.7	79.9
1700	**153**	**0**	**137**	**2**	**13**	**0**	**1**	**0**	**0**	**0**	**0**	**0**	**0**	**41**	**26.8**	**14**	**9.2**	**5**	**3.3**	**74.5**	**83.2**
1800	121	0	113	2	4	0	0	0	1	0	1	0	0	32	26.4	16	13.2	4	3.3	75.6	84.2
1900	98	0	80	3	13	0	0	0	1	0	1	0	0	20	20.4	7	7.1	2	2	69.3	80.6
2000	77	0	68	3	5	0	0	0	0	1	0	0	0	9	11.7	3	3.9	0	0	65.3	78.1
2100	46	0	38	0	6	0	0	0	0	2	0	0	0	6	13	4	8.7	3	6.5	72.6	78.8
2200	31	0	27	1	2	0	0	0	0	0	1	0	0	8	25.8	4	12.9	2	6.5	72.8	83.2
2300	13	0	11	1	1	0	0	0	0	0	0	0	0	4	30.8	1	7.7	0	0	73.1	83.5
07-19	**1106**	**1**	**966**	**25**	**85**	**10**	**5**	**0**	**3**	**6**	**5**	**0**	**0**	**247**	**22.3**	**106**	**9.6**	**44**	**4**	**73**	**82.1**
06-22	**1345**	**1**	**1167**	**32**	**110**	**10**	**5**	**0**	**4**	**9**	**7**	**0**	**0**	**289**	**21.5**	**124**	**9.2**	**51**	**3.8**	**72.4**	**81.7**
06-00	**1389**	**1**	**1205**	**34**	**113**	**10**	**5**	**0**	**4**	**9**	**8**	**0**	**0**	**301**	**21.7**	**129**	**9.3**	**53**	**3.8**	**72.4**	**82.1**
00-00	**1417**	**1**	**1229**	**34**	**115**	**10**	**5**	**0**	**4**	**10**	**9**	**0**	**0**	**309**	**21.8**	**134**	**9.5**	**56**	**4**	**72.5**	**82.1**

DRAFT

Site 90
Location B183, Att - Bend Sign, Lat 54.13132,Long -6.81005
Direction West

3279 / Meath/Cavan/Monaghan ATC's
October 2013
Automatic Traffic Count

Tue, 15 October 2013

Time	Total	Classification												>PSL	>PSL%	>SL1	>SL1%	>SL2	>SL2%	Mean	Vpp
		1 MCL	2 SV	3 SVT	4 TB2	5 TB3	6 T4	7 ART3	8 ART4	9 ART5	10 ART6	11 BD	12 DRT	80	80	85 +5kph	85 +5kph	90 +10kph	90 +10kph		85
0000	8	0	7	0	1	0	0	0	0	0	0	0	0	1	12.5	0	0	0	0	71.7	-
0100	5	0	4	0	1	0	0	0	0	0	0	0	0	0	0	0	0	0	0	74.7	-
0200	3	0	3	0	0	0	0	0	0	0	0	0	0	2	66.7	2	66.7	1	33.3	77.9	-
0300	2	0	2	0	0	0	0	0	0	0	0	0	0	0	0	0	0	0	0	67.5	-
0400	3	0	1	0	1	0	0	0	0	1	0	0	0	1	33.3	0	0	0	0	76	-
0500	5	0	4	0	1	0	0	0	0	0	0	0	0	3	60	2	40	1	20	84.6	-
0600	15	0	12	0	1	1	0	0	0	1	0	0	0	4	26.7	1	6.7	0	0	75.3	82.4
0700	35	0	29	0	5	0	0	0	0	1	0	0	0	14	40	5	14.3	2	5.7	75.3	84.6
0800	**95**	**1**	**84**	**0**	**9**	**1**	**0**	**0**	**0**	**0**	**0**	**0**	**0**	**17**	**17.9**	**9**	**9.5**	**2**	**2.1**	**72.5**	**81.4**
0900	79	0	70	1	7	0	0	0	0	1	0	0	0	10	12.7	3	3.8	1	1.3	71.9	79.2
1000	63	0	55	3	4	0	0	0	0	0	1	0	0	13	20.6	9	14.3	2	3.2	71	82.8
1100	67	0	58	3	5	0	1	0	0	0	0	0	0	21	31.3	9	13.4	2	3	74.4	83.9
1200	71	0	59	1	7	2	0	1	0	1	0	0	0	19	26.8	11	15.5	7	9.9	72.7	84.6
1300	68	1	58	0	8	1	0	0	0	0	0	0	0	13	19.1	7	10.3	2	2.9	72.4	83.2
1400	124	0	112	1	7	0	1	0	0	3	0	0	0	17	13.7	13	10.5	5	4	70.3	78.8
1500	100	0	87	0	9	1	1	0	0	1	1	0	0	25	25	11	11	2	2	72.5	82.8
1600	127	0	119	1	6	0	0	0	0	1	0	0	0	43	33.9	24	18.9	8	6.3	76.9	85.7
1700	**150**	**0**	**135**	**2**	**8**	**2**	**0**	**0**	**0**	**1**	**2**	**0**	**0**	**37**	**24.7**	**15**	**10**	**4**	**2.7**	**73.8**	**83.2**
1800	128	0	115	0	11	1	1	0	0	0	0	0	0	34	26.6	21	16.4	7	5.5	74.8	85
1900	96	0	90	0	5	0	0	0	0	0	1	0	0	17	17.7	10	10.4	5	5.2	69.9	81
2000	83	0	75	2	6	0	0	0	0	0	0	0	0	12	14.5	7	8.4	3	3.6	71.4	79.6
2100	67	0	65	2	0	0	0	0	0	0	0	0	0	10	14.9	7	10.4	1	1.5	72.7	79.6
2200	28	0	27	0	1	0	0	0	0	0	0	0	0	2	7.1	1	3.6	1	3.6	69.2	75.2
2300	15	0	15	0	0	0	0	0	0	0	0	0	0	1	6.7	1	6.7	1	6.7	71.7	78.1
07-19	**1107**	**2**	**981**	**12**	**86**	**8**	**4**	**1**	**0**	**9**	**4**	**0**	**0**	**263**	**23.8**	**137**	**12.4**	**44**	**4**	**73.3**	**83.2**
06-22	**1368**	**2**	**1223**	**16**	**98**	**9**	**4**	**1**	**0**	**10**	**5**	**0**	**0**	**306**	**22.4**	**162**	**11.8**	**53**	**3.9**	**72.9**	**82.8**
06-00	**1411**	**2**	**1265**	**16**	**99**	**9**	**4**	**1**	**0**	**10**	**5**	**0**	**0**	**309**	**21.9**	**164**	**11.6**	**55**	**3.9**	**72.8**	**82.8**
00-00	**1437**	**2**	**1286**	**16**	**103**	**9**	**4**	**1**	**0**	**11**	**5**	**0**	**0**	**316**	**22**	**168**	**11.7**	**57**	**4**	**72.9**	**82.8**

DRAFT

Site 90
Location B183, Att - Bend Sign, Lat 54.13132,Long -6.81005
Direction West

3279 / Meath/Cavan/Monaghan ATC's
October 2013
Automatic Traffic Count

Virtual Day (7)

Time	Total	Classification												>PSL	>PSL%	>SL1	>SL1%	>SL2	>SL2%	Mean	Vpp
		1 MCL	2 SV	3 SVT	4 TB2	5 TB3	6 T4	7 ART3	8 ART4	9 ART5	10 ART6	11 BD	12 DRT	80	80	85 +5kph	85 +5kph	90 +10kph	90 +10kph		85
0000	12	0	11	0	1	0	0	0	0	0	0	0	0	3	20.9	1	7	0	2.3	72.1	81
0100	7	0	6	0	1	0	0	0	0	0	0	0	0	2	24	1	14	0	6	73.9	-
0200	7	0	6	0	1	0	0	0	0	0	0	0	0	1	17.4	1	10.9	0	4.3	71.6	-
0300	4	0	3	0	1	0	0	0	0	0	0	0	0	1	29.6	1	22.2	1	14.8	74.9	-
0400	3	0	2	0	1	0	0	0	0	0	0	0	0	1	29.2	1	16.7	0	12.5	75.6	-
0500	4	0	3	0	1	0	0	0	0	0	0	0	0	2	64	2	48	1	40	83.1	-
0600	12	0	10	0	1	0	0	0	0	0	0	0	0	4	33.3	2	14.9	1	5.7	76.2	84.6
0700	29	0	22	0	5	0	0	0	0	0	0	0	0	7	25.6	3	11.3	2	5.4	72	83.5
0800	77	0	69	1	5	1	0	0	0	0	0	0	0	18	23.7	9	11.5	3	4.1	73.1	82.8
0900	**80**	**0**	**70**	**2**	**6**	**0**	**1**	**0**	**0**	**0**	**0**	**0**	**0**	**14**	**18.1**	**6**	**7.7**	**2**	**2.3**	**71.6**	**81.7**
1000	70	0	59	2	6	1	0	0	0	1	1	0	0	12	17.8	6	8.2	3	3.7	70.7	81.4
1100	69	0	60	2	5	1	0	0	0	0	0	0	0	15	22.1	7	10.5	2	3.1	72.4	82.1
1200	83	0	74	1	6	1	0	0	0	0	0	0	0	16	19.3	7	9	3	3.8	71.8	81
1300	82	0	74	2	5	1	0	0	0	0	0	0	0	21	25.8	11	12.8	4	4.9	73.4	83.9
1400	97	0	87	1	6	1	0	0	0	0	1	0	0	18	18.9	9	9.6	3	3	72	81.4
1500	112	0	100	2	8	1	0	0	0	1	1	0	0	28	24.5	12	10.3	5	4.2	73.2	82.4
1600	125	1	113	2	7	1	0	0	0	0	0	0	0	25	19.8	10	7.8	4	2.9	72.3	81.4
1700	**135**	**0**	**123**	**2**	**8**	**0**	**0**	**0**	**0**	**0**	**1**	**0**	**0**	**29**	**21.6**	**12**	**8.8**	**4**	**3**	**73.3**	**82.1**
1800	123	1	112	2	6	0	0	0	1	0	0	0	0	21	17.1	11	8.8	3	2.4	72.6	80.6
1900	88	0	79	1	6	0	0	0	0	0	1	0	0	14	16.3	6	6.8	2	2.8	69.8	80.3
2000	69	0	62	1	4	0	0	0	0	0	0	0	0	12	17.9	6	8.1	2	2.9	70.8	81.4
2100	54	0	51	0	2	0	0	0	0	0	0	0	0	9	17.4	5	9.7	3	4.7	72.1	81.4
2200	30	0	28	0	1	0	0	0	0	0	0	0	0	7	23.3	3	10.5	1	4.3	72.1	82.4
2300	19	0	17	0	1	0	0	0	0	0	0	0	0	6	31.8	2	12.9	1	5.3	75.7	83.9
07-19	**1082**	**4**	**962**	**20**	**74**	**7**	**4**	**0**	**2**	**4**	**4**	**0**	**0**	**226**	**20.9**	**103**	**9.5**	**37**	**3.4**	**72.5**	**82.1**
06-22	**1305**	**4**	**1165**	**23**	**87**	**8**	**5**	**0**	**3**	**6**	**5**	**0**	**0**	**266**	**20.4**	**121**	**9.3**	**44**	**3.4**	**72.2**	**81.7**
06-00	**1354**	**4**	**1210**	**23**	**89**	**8**	**5**	**0**	**3**	**6**	**6**	**0**	**0**	**279**	**20.6**	**127**	**9.4**	**47**	**3.4**	**72.3**	**82.1**
00-00	**1391**	**4**	**1242**	**23**	**94**	**8**	**5**	**0**	**3**	**6**	**6**	**0**	**0**	**289**	**20.8**	**133**	**9.5**	**50**	**3.6**	**72.3**	**82.1**

DRAFT

Site 90
Location B183, Att - Bend Sign, Lat 54.13132,Long -6.81005
Direction West

3279 / Meath/Cavan/Monaghan ATC's
October 2013
Automatic Traffic Count

Virtual Week (1)

Time	Total	Classification												>PSL	>PSL%	>SL1	>SL1%	>SL2	>SL2%	Mean	Vpp
		1 MCL	2 SV	3 SVT	4 TB2	5 TB3	6 T4	7 ART3	8 ART4	9 ART5	10 ART6	11 BD	12 DRT	80	80	85 +5kph	85 +5kph	90 +10kph	90 +10kph		85
Mon	1417	1	1229	34	115	10	5	0	4	10	9	0	0	309	21.8	134	9.5	56	4	72.5	82.1
Tue	1437	2	1286	16	103	9	4	1	0	11	5	0	0	316	22	168	11.7	57	4	72.9	82.8
Wed	1419	6	1242	17	123	8	11	0	3	3	6	0	0	287	20.2	133	9.4	47	3.3	72.2	81.7
Thu	1430	0	1271	24	95	12	5	1	5	7	10	0	0	291	20.3	126	8.8	52	3.6	72.7	81.7
Fri	1606	4	1441	23	110	9	3	0	5	7	4	0	0	297	18.5	115	7.2	38	2.4	71.7	81
| Sat	1331	5	1183	41	76	5	4	0	6	5	6	0	0	270	20.3	136	10.2	51	3.8	71.6	82.1
| Sun	1096	9	1039	9	37	1	0	0	0	0	1	0	0	253	23.1	116	10.6	49	4.5	72.8	82.8
5 Day Ave.	**1462**	**3**	**1294**	**23**	**109**	**10**	**6**	**0**	**3**	**8**	**7**	**0**	**0**	**300**	**20.5**	**135**	**9.2**	**50**	**3.4**	**72.4**	**81.9**
7 Day Ave.	**1391**	**4**	**1242**	**23**	**94**	**8**	**5**	**0**	**3**	**6**	**6**	**0**	**0**	**289**	**20.8**	**133**	**9.5**	**50**	**3.6**	**72.3**	**82.1**
--	**9736**	**27**	**8691**	**164**	**659**	**54**	**32**	**2**	**23**	**43**	**41**	**0**	**0**	**2023**	**20.8**	**928**	**9.5**	**350**	**3.6**	**72.3**	**82.1**

Summary Graphs

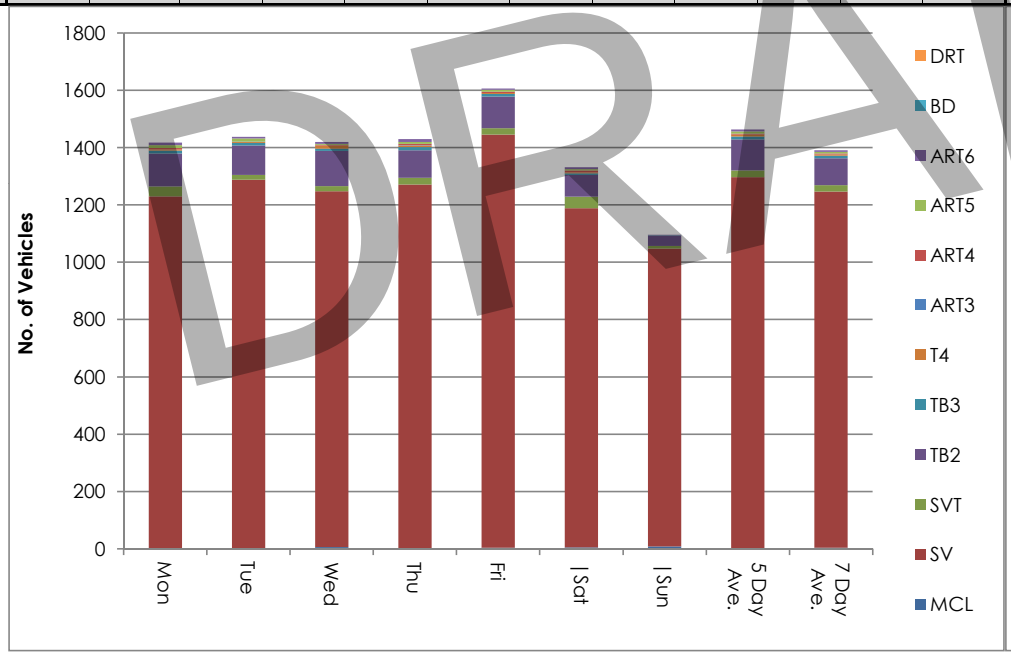

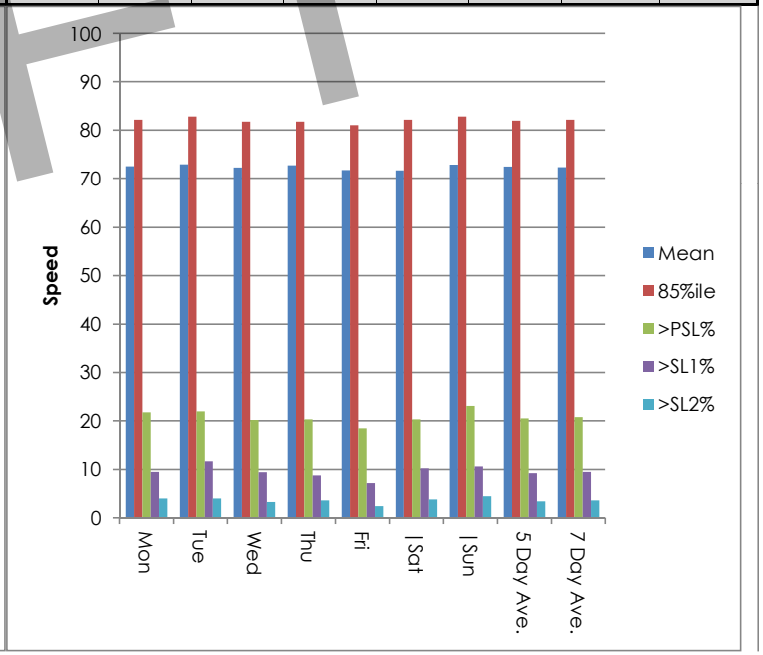

DRAFT

Site 90
Location B183, Att - Bend Sign, Lat 54.13132,Long -6.81005
Direction West

3279 / Meath/Cavan/Monaghan ATC's
October 2013
Automatic Traffic Count

Wed, 9 October 2013

Time	Total	Speed Bins (km/h)																												
		0 - 5	5 - 10	10 - 15	15 - 20	20 - 25	25 - 30	30 - 35	35 - 40	40 - 45	45 - 50	50 - 55	55 - 60	60 - 65	65 - 70	70 - 75	75 - 80	80 - 85	85 - 90	90 - 95	95 - 100	100 - 105	105 - 110	110 - 115	115 - 120	120 - 125	125 - 130	130 - 135	135 - 140
0000	7	0	0	0	0	0	0	0	0	0	0	1	0	0	0	1	3	1	0	1	0	0	0	0	0	0	0	0	0	0
0100	5	0	0	0	0	0	0	0	0	0	0	0	0	1	2	1	0	1	0	0	0	0	0	0	0	0	0	0	0	0
0200	3	0	0	0	0	0	0	0	0	0	0	0	1	1	0	1	0	0	0	0	0	0	0	0	0	0	0	0	0	0
0300	3	0	0	0	0	0	0	0	0	0	0	0	0	0	0	1	1	0	0	1	0	0	0	0	0	0	0	0	0	0
0400	1	0	0	0	0	0	0	0	0	0	0	0	0	0	0	0	0	0	0	0	0	0	0	1	0	0	0	0	0	0
0500	7	0	0	0	0	0	0	0	0	0	0	0	0	1	1	1	0	0	0	3	0	1	0	0	0	0	0	0	0	0
0600	9	0	0	0	0	0	0	0	0	0	0	0	1	0	1	3	3	0	0	1	0	0	0	0	0	0	0	0	0	0
0700	41	0	0	0	0	0	0	1	0	0	0	0	2	9	7	4	7	8	1	1	1	0	0	0	0	0	0	0	0	0
0800	**102**	**0**	**0**	**0**	**0**	**1**	**0**	**1**	**0**	**0**	**0**	**1**	**4**	**11**	**10**	**21**	**25**	**15**	**10**	**3**	**0**	**0**	**0**	**0**	**0**	**0**	**0**	**0**	**0**	**0**
0900	86	0	0	0	0	0	3	0	0	0	1	0	1	12	19	23	15	10	2	0	0	0	0	0	0	0	0	0	0	0
1000	69	0	0	0	0	0	0	0	1	0	2	5	5	5	25	10	6	8	0	2	0	0	0	0	0	0	0	0	0	0
1100	85	0	0	0	0	0	0	0	0	0	1	0	2	9	21	19	20	7	5	1	0	0	0	0	0	0	0	0	0	0
1200	97	0	0	0	0	0	0	0	5	1	0	1	1	4	25	30	19	5	4	2	0	0	0	0	0	0	0	0	0	0
1300	79	0	0	0	0	3	0	0	0	1	0	0	2	4	17	23	12	7	7	3	0	0	0	0	0	0	0	0	0	0
1400	86	0	0	0	0	0	0	0	1	0	0	6	4	5	12	34	10	6	6	1	1	0	0	0	0	0	0	0	0	0
1500	116	0	0	0	0	0	0	1	4	0	0	1	1	7	21	21	34	16	8	2	0	0	0	0	0	0	0	0	0	0
1600	121	0	0	0	0	0	1	0	0	1	0	2	9	9	31	25	17	13	7	4	1	0	1	0	0	0	0	0	0	0
1700	**148**	**0**	**0**	**0**	**0**	**0**	**0**	**0**	**0**	**0**	**0**	**1**	**11**	**13**	**34**	**27**	**33**	**17**	**8**	**1**	**2**	**1**	**0**	**0**	**0**	**0**	**0**	**0**	**0**	**0**
1800	108	0	0	0	0	0	1	1	0	0	0	3	1	13	13	25	31	9	8	2	1	0	0	0	0	0	0	0	0	0
1900	82	0	0	0	0	0	0	2	0	0	2	3	10	4	17	15	15	6	7	1	0	0	0	0	0	0	0	0	0	0
2000	61	0	0	0	0	0	0	0	0	0	1	0	9	6	13	11	8	8	3	1	1	0	0	0	0	0	0	0	0	0
2100	51	0	0	0	0	0	0	0	0	1	1	0	4	8	11	11	7	3	3	2	0	0	0	0	0	0	0	0	0	0
2200	32	0	0	0	0	0	0	0	1	0	0	1	1	3	3	5	4	7	4	2	0	1	0	0	0	0	0	0	0	0
2300	20	0	0	0	0	0	0	0	0	0	0	0	1	1	0	1	6	7	3	1	0	0	0	0	0	0	0	0	0	0
07-19	**1138**	**0**	**0**	**0**	**0**	**4**	**5**	**4**	**11**	**3**	**4**	**20**	**43**	**101**	**235**	**262**	**229**	**121**	**66**	**22**	**6**	**1**	**1**	**0**	**0**	**0**	**0**	**0**	**0**	**0**
06-22	**1341**	**0**	**0**	**0**	**0**	**4**	**5**	**6**	**11**	**4**	**8**	**23**	**67**	**119**	**277**	**302**	**262**	**138**	**79**	**27**	**7**	**1**	**1**	**0**	**0**	**0**	**0**	**0**	**0**	**0**
06-00	**1393**	**0**	**0**	**0**	**0**	**4**	**5**	**6**	**12**	**4**	**8**	**24**	**69**	**123**	**280**	**308**	**272**	**152**	**86**	**30**	**7**	**2**	**1**	**0**	**0**	**0**	**0**	**0**	**0**	**0**
00-00	**1419**	**0**	**0**	**0**	**0**	**4**	**5**	**6**	**12**	**4**	**8**	**25**	**70**	**126**	**283**	**313**	**276**	**154**	**86**	**35**	**7**	**3**	**1**	**1**	**0**	**0**	**0**	**0**	**0**	**0**

DRAFT

Site 90
Location B183, Att - Bend Sign, Lat 54.13132,Long -6.81005
Direction West

3279 / Meath/Cavan/Monaghan ATC's
October 2013
Automatic Traffic Count

Thu, 10 October 2013

Time	Total	Speed Bins (km/h)																												
		0 - 5	5 - 10	10 - 15	15 - 20	20 - 25	25 - 30	30 - 35	35 - 40	40 - 45	45 - 50	50 - 55	55 - 60	60 - 65	65 - 70	70 - 75	75 - 80	80 - 85	85 - 90	90 - 95	95 - 100	100 - 105	105 - 110	110 - 115	115 - 120	120 - 125	125 - 130	130 - 135	135 - 140
0000	19	0	0	0	0	0	0	0	0	0	0	1	1	3	3	4	3	2	1	1	0	0	0	0	0	0	0	0	0	0
0100	6	0	0	0	0	0	0	0	0	0	0	0	0	2	3	1	0	0	0	0	0	0	0	0	0	0	0	0	0	0
0200	1	0	0	0	0	0	0	0	0	0	0	0	0	0	0	0	0	0	1	0	0	0	0	0	0	0	0	0	0	0
0300	2	0	0	0	0	0	0	0	0	0	0	0	0	0	0	1	0	0	0	0	0	1	0	0	0	0	0	0	0	0
0400	2	0	0	0	0	0	0	0	0	0	0	0	0	0	0	0	0	1	1	0	0	0	0	0	0	0	0	0	0	0
0500	3	0	0	0	0	0	0	0	0	0	0	0	0	0	0	0	0	1	1	1	0	0	0	0	0	0	0	0	0	0
0600	13	0	0	0	0	0	0	0	0	0	0	0	1	0	2	1	3	4	1	1	0	0	0	0	0	0	0	0	0	0
0700	41	0	0	0	0	0	0	2	0	0	0	0	2	1	8	9	9	3	3	3	1	0	0	0	0	0	0	0	0	0
0800	**105**	**0**	**0**	**0**	**0**	**0**	**0**	**0**	**0**	**1**	**1**	**0**	**10**	**5**	**16**	**18**	**32**	**10**	**5**	**5**	**2**	**0**	**0**	**0**	**0**	**0**	**0**	**0**	**0**	**0**
0900	98	0	0	0	0	0	1	0	0	2	0	2	2	13	19	24	17	12	4	2	0	0	0	0	0	0	0	0	0	0
1000	82	0	0	0	2	0	0	0	0	0	0	1	0	6	22	22	14	9	4	2	0	0	0	0	0	0	0	0	0	0
1100	63	0	0	0	0	0	0	0	1	0	0	1	5	12	11	15	6	7	4	1	0	0	0	0	0	0	0	0	0	0
1200	82	0	0	0	0	0	0	0	0	1	1	0	2	5	16	18	20	10	2	5	2	0	0	0	0	0	0	0	0	0
1300	73	0	0	0	0	0	0	0	0	1	0	2	4	4	14	18	12	9	6	3	0	0	0	0	0	0	0	0	0	0
1400	93	0	0	0	0	0	0	0	0	0	1	1	5	10	14	26	21	8	4	2	1	0	0	0	0	0	0	0	0	0
1500	114	0	0	0	0	0	0	0	0	0	3	4	4	5	19	28	18	24	4	4	1	0	0	0	0	0	0	0	0	0
1600	112	0	0	0	0	0	0	0	2	1	0	2	2	5	27	28	27	11	5	1	1	0	0	0	0	0	0	0	0	0
1700	**152**	**0**	**0**	**0**	**0**	**0**	**0**	**0**	**0**	**0**	**2**	**5**	**2**	**9**	**25**	**37**	**35**	**23**	**10**	**3**	**1**	**0**	**0**	**0**	**0**	**0**	**0**	**0**	**0**	**0**
1800	137	0	0	0	0	0	0	0	0	0	4	4	8	18	17	40	30	11	2	3	0	0	0	0	0	0	0	0	0	0
1900	77	0	0	0	0	0	0	0	0	0	0	1	14	16	12	12	7	7	4	2	2	0	0	0	0	0	0	0	0	0
2000	68	0	0	0	0	0	0	0	0	0	2	1	3	6	10	19	16	4	7	0	0	0	0	0	0	0	0	0	0	0
2100	44	0	0	0	0	0	0	0	0	0	0	2	0	8	8	9	10	4	2	1	0	0	0	0	0	0	0	0	0	0
2200	27	0	0	0	0	0	0	0	0	2	1	0	1	1	6	5	6	2	3	0	0	0	0	0	0	0	0	0	0	0
2300	16	0	0	0	0	0	0	0	0	0	0	0	0	0	3	5	5	3	0	0	0	0	0	0	0	0	0	0	0	0
07-19	**1152**	**0**	**0**	**0**	**2**	**0**	**1**	**2**	**3**	**6**	**12**	**22**	**46**	**93**	**208**	**283**	**241**	**137**	**53**	**34**	**9**	**0**	**0**	**0**	**0**	**0**	**0**	**0**	**0**	**0**
06-22	**1354**	**0**	**0**	**0**	**2**	**0**	**1**	**2**	**3**	**6**	**14**	**26**	**64**	**123**	**240**	**324**	**277**	**156**	**67**	**38**	**11**	**0**	**0**	**0**	**0**	**0**	**0**	**0**	**0**	**0**
06-00	**1397**	**0**	**0**	**0**	**2**	**0**	**1**	**2**	**3**	**8**	**15**	**26**	**65**	**124**	**249**	**334**	**288**	**161**	**70**	**38**	**11**	**0**	**0**	**0**	**0**	**0**	**0**	**0**	**0**	**0**
00-00	**1430**	**0**	**0**	**0**	**2**	**0**	**1**	**2**	**3**	**8**	**15**	**27**	**66**	**129**	**255**	**340**	**291**	**165**	**74**	**40**	**11**	**1**	**0**	**0**	**0**	**0**	**0**	**0**	**0**	**0**

DRAFT

Site 90
Location B183, Att - Bend Sign, Lat 54.13132,Long -6.81005
Direction West

3279 / Meath/Cavan/Monaghan ATC's
October 2013
Automatic Traffic Count

Fri, 11 October 2013

Time	Total	Speed Bins (km/h)																												
		0 - 5	5 - 10	10 - 15	15 - 20	20 - 25	25 - 30	30 - 35	35 - 40	40 - 45	45 - 50	50 - 55	55 - 60	60 - 65	65 - 70	70 - 75	75 - 80	80 - 85	85 - 90	90 - 95	95 - 100	100 - 105	105 - 110	110 - 115	115 - 120	120 - 125	125 - 130	130 - 135	135 - 140
0000	8	0	0	0	0	0	0	0	0	0	0	0	1	1	2	1	2	1	0	0	0	0	0	0	0	0	0	0	0	0
0100	4	0	0	0	0	0	0	0	0	0	0	0	0	1	0	1	1	0	0	1	0	0	0	0	0	0	0	0	0	0
0200	2	0	0	0	0	0	0	0	0	0	0	0	0	0	1	0	0	1	0	0	0	0	0	0	0	0	0	0	0	0
0300	3	0	0	0	0	0	0	0	0	0	0	0	1	0	1	0	0	0	1	0	0	0	0	0	0	0	0	0	0	0
0400	4	0	0	0	0	0	0	0	0	0	0	0	1	0	0	1	1	0	0	1	0	0	0	0	0	0	0	0	0	0
0500	2	0	0	0	0	0	0	0	0	0	0	0	0	0	0	0	0	2	0	0	0	0	0	0	0	0	0	0	0	0
0600	13	0	0	0	0	0	0	0	0	0	0	0	0	1	1	5	2	2	2	0	0	0	0	0	0	0	0	0	0	0
0700	27	0	0	0	0	1	0	0	0	2	1	1	3	2	4	6	3	1	2	1	0	0	0	0	0	0	0	0	0	0
0800	87	0	0	0	0	0	1	1	0	2	1	1	5	2	17	15	18	14	8	1	0	1	0	0	0	0	0	0	0	0
0900	**88**	**0**	**0**	**0**	**0**	**0**	**0**	**0**	**0**	**1**	**0**	**0**	**4**	**8**	**20**	**19**	**20**	**11**	**4**	**0**	**1**	**0**	**0**	**0**	**0**	**0**	**0**	**0**	**0**	**0**
1000	66	0	0	0	0	0	0	1	0	0	0	2	4	8	10	19	10	5	4	3	0	0	0	0	0	0	0	0	0	0
1100	60	0	0	0	0	0	0	0	0	0	1	0	6	4	15	21	7	5	0	1	0	0	0	0	0	0	0	0	0	0
1200	86	0	0	0	0	0	0	0	1	0	0	0	6	13	18	16	17	11	3	1	0	0	0	0	0	0	0	0	0	0
1300	100	0	0	0	0	0	0	1	1	2	5	0	2	3	12	23	22	16	9	3	0	1	0	0	0	0	0	0	0	0
1400	116	0	0	0	0	0	0	0	0	1	1	2	2	6	25	29	28	13	8	1	0	0	0	0	0	0	0	0	0	0
1500	164	0	0	0	0	0	0	1	0	1	1	3	4	22	34	41	26	20	6	2	2	1	0	0	0	0	0	0	0	0
1600	**168**	**0**	**0**	**0**	**0**	**0**	**0**	**1**	**0**	**0**	**3**	**10**	**14**	**21**	**30**	**39**	**23**	**22**	**3**	**0**	**1**	**1**	**0**	**0**	**0**	**0**	**0**	**0**	**0**	**0**
1700	148	0	0	0	0	0	0	0	0	2	3	0	10	13	15	48	26	17	8	4	1	1	0	0	0	0	0	0	0	0
1800	140	0	0	0	0	0	0	0	0	0	2	4	7	10	41	34	28	6	8	0	0	0	0	0	0	0	0	0	0	0
1900	111	0	0	0	0	0	0	0	0	1	2	5	9	21	23	23	13	10	1	1	0	1	1	0	0	0	0	0	0	0
2000	81	0	0	0	0	0	0	0	0	0	0	3	11	10	17	19	10	8	1	1	1	0	0	0	0	0	0	0	0	0
2100	67	0	0	0	0	0	0	1	0	1	0	1	2	3	14	13	18	5	5	2	1	1	0	0	0	0	0	0	0	0
2200	38	0	0	0	0	0	0	0	0	0	0	3	1	7	7	9	3	6	2	0	0	0	0	0	0	0	0	0	0	0
2300	23	0	0	0	0	0	0	0	0	0	0	1	0	3	1	5	5	6	2	0	0	0	0	0	0	0	0	0	0	0
07-19	**1250**	**0**	**0**	**0**	**0**	**1**	**1**	**5**	**2**	**11**	**18**	**23**	**67**	**112**	**241**	**310**	**228**	**141**	**63**	**17**	**5**	**5**	**0**	**0**	**0**	**0**	**0**	**0**	**0**	**0**
06-22	**1522**	**0**	**0**	**0**	**0**	**1**	**1**	**6**	**2**	**13**	**20**	**32**	**89**	**147**	**296**	**370**	**271**	**166**	**72**	**21**	**7**	**7**	**1**	**0**	**0**	**0**	**0**	**0**	**0**	**0**
06-00	**1583**	**0**	**0**	**0**	**0**	**1**	**1**	**6**	**2**	**13**	**20**	**36**	**90**	**157**	**304**	**384**	**279**	**178**	**76**	**21**	**7**	**7**	**1**	**0**	**0**	**0**	**0**	**0**	**0**	**0**
00-00	**1606**	**0**	**0**	**0**	**0**	**1**	**1**	**6**	**2**	**13**	**20**	**36**	**93**	**159**	**308**	**387**	**283**	**182**	**77**	**23**	**7**	**7**	**1**	**0**	**0**	**0**	**0**	**0**	**0**	**0**

DRAFT

Site 90
Location B183, Att - Bend Sign, Lat 54.13132,Long -6.81005
Direction West

3279 / Meath/Cavan/Monaghan ATC's
October 2013
Automatic Traffic Count

Sat, 12 October 2013

Time	Total	Speed Bins (km/h)																											
		0 - 5	5 - 10	10 - 15	15 - 20	20 - 25	25 - 30	30 - 35	35 - 40	40 - 45	45 - 50	50 - 55	55 - 60	60 - 65	65 - 70	70 - 75	75 - 80	80 - 85	85 - 90	90 - 95	95 - 100	100 - 105	105 - 110	110 - 115	115 - 120	120 - 125	125 - 130	130 - 135	135 - 140
0000	10	0	0	0	0	0	0	0	0	0	0	1	0	1	2	2	2	2	0	0	0	0	0	0	0	0	0	0	0
0100	11	0	0	0	0	0	0	0	0	0	0	0	1	2	2	1	0	2	1	0	2	0	0	0	0	0	0	0	0
0200	14	0	0	0	0	0	0	0	0	0	0	0	0	3	3	6	1	0	1	0	0	0	0	0	0	0	0	0	0
0300	7	0	0	0	0	0	0	0	0	0	0	0	0	2	2	2	0	1	0	0	0	0	0	0	0	0	0	0	0
0400	2	0	0	0	0	0	0	0	0	0	0	0	0	1	1	0	0	0	0	0	0	0	0	0	0	0	0	0	0
0500	2	0	0	0	0	0	0	0	0	0	0	0	0	1	0	0	0	0	0	1	0	0	0	0	0	0	0	0	0
0600	15	0	0	0	0	0	0	0	0	0	0	0	3	0	2	4	1	3	1	0	1	0	0	0	0	0	0	0	0
0700	21	0	0	0	0	0	0	0	0	2	1	0	3	1	2	4	6	0	1	1	0	0	0	0	0	0	0	0	0
0800	42	0	0	0	0	0	0	0	1	1	0	0	4	5	6	8	10	2	4	1	0	0	0	0	0	0	0	0	0
0900	75	0	0	0	0	2	2	0	2	0	3	2	6	9	8	9	16	5	8	3	0	0	0	0	0	0	0	0	0
1000	**99**	**0**	**0**	**0**	**0**	**0**	**0**	**0**	**0**	**1**	**0**	**5**	**6**	**11**	**22**	**27**	**10**	**9**	**4**	**3**	**1**	**0**	**0**	**0**	**0**	**0**	**0**	**0**	**0**
1100	78	0	0	0	0	1	0	0	2	0	2	1	3	5	9	24	12	10	7	1	1	0	0	0	0	0	0	0	0
1200	85	0	0	0	0	0	1	4	0	1	2	2	4	10	16	11	13	11	6	2	2	0	0	0	0	0	0	0	0
1300	79	0	0	0	0	0	0	0	1	1	0	0	2	16	10	13	16	8	10	2	0	0	0	0	0	0	0	0	0
1400	90	0	0	0	0	0	0	1	0	2	3	0	2	11	13	19	23	7	7	1	0	1	0	0	0	0	0	0	0
1500	104	0	0	0	0	0	0	0	0	2	0	0	4	15	12	27	17	11	9	6	1	0	0	0	0	0	0	0	0
1600	120	0	0	0	0	1	4	0	1	0	1	1	7	7	23	26	29	15	3	0	2	0	0	0	0	0	0	0	0
1700	101	0	0	0	0	0	0	0	0	1	2	2	8	6	6	24	37	9	5	1	0	0	0	0	0	0	0	0	0
1800	**123**	**0**	**0**	**0**	**0**	**0**	**0**	**0**	**0**	**0**	**0**	**2**	**16**	**15**	**28**	**23**	**19**	**10**	**7**	**2**	**0**	**0**	**1**	**0**	**0**	**0**	**0**	**0**	**0**
1900	74	0	0	0	0	0	0	0	1	1	0	2	6	9	17	13	14	8	2	1	0	0	0	0	0	0	0	0	0
2000	57	0	0	0	0	0	0	0	0	4	1	1	3	3	7	9	11	8	5	2	1	1	0	1	0	0	0	0	0
2100	64	0	0	0	0	0	0	0	0	1	1	3	15	4	6	16	6	7	1	2	1	1	0	0	0	0	0	0	0
2200	28	0	0	0	0	0	0	0	0	0	3	0	0	1	3	12	3	2	1	1	1	0	1	0	0	0	0	0	0
2300	30	0	0	0	0	0	0	0	0	0	0	0	1	5	4	6	6	4	2	2	0	0	0	0	0	0	0	0	0
07-19	**1017**	**0**	**0**	**0**	**0**	**4**	**7**	**5**	**7**	**11**	**14**	**15**	**65**	**111**	**155**	**215**	**208**	**97**	**71**	**23**	**7**	**1**	**1**	**0**	**0**	**0**	**0**	**0**	**0**
06-22	**1227**	**0**	**0**	**0**	**0**	**4**	**7**	**5**	**8**	**17**	**16**	**21**	**92**	**127**	**187**	**257**	**240**	**123**	**80**	**28**	**10**	**3**	**1**	**1**	**0**	**0**	**0**	**0**	**0**
06-00	**1285**	**0**	**0**	**0**	**0**	**4**	**7**	**5**	**8**	**17**	**19**	**21**	**93**	**133**	**194**	**275**	**249**	**129**	**83**	**31**	**11**	**3**	**2**	**1**	**0**	**0**	**0**	**0**	**0**
00-00	**1331**	**0**	**0**	**0**	**0**	**4**	**7**	**5**	**8**	**17**	**19**	**22**	**94**	**143**	**204**	**286**	**252**	**134**	**85**	**32**	**13**	**3**	**2**	**1**	**0**	**0**	**0**	**0**	**0**

DRAFT

Site 90
Location B183, Att - Bend Sign, Lat 54.13132,Long -6.81005
Direction West

3279 / Meath/Cavan/Monaghan ATC's
October 2013
Automatic Traffic Count

Sun, 13 October 2013

Time	Total	Speed Bins (km/h)																											
		0 - 5	5 - 10	10 - 15	15 - 20	20 - 25	25 - 30	30 - 35	35 - 40	40 - 45	45 - 50	50 - 55	55 - 60	60 - 65	65 - 70	70 - 75	75 - 80	80 - 85	85 - 90	90 - 95	95 - 100	100 - 105	105 - 110	110 - 115	115 - 120	120 - 125	125 - 130	130 - 135	135 - 140
0000	27	0	0	0	0	0	0	0	0	0	0	1	3	3	7	6	2	3	2	0	0	0	0	0	0	0	0	0	0
0100	15	0	0	0	0	0	0	0	0	0	0	1	0	0	4	5	1	2	2	0	0	0	0	0	0	0	0	0	0
0200	18	0	0	0	0	0	0	0	0	0	1	0	1	3	3	3	5	2	0	0	0	0	0	0	0	0	0	0	0
0300	8	0	0	0	0	0	0	0	0	0	0	0	0	2	0	1	1	1	1	1	0	1	0	0	0	0	0	0	0
0400	7	0	0	0	0	0	0	0	0	0	0	0	1	1	2	2	0	0	0	0	1	0	0	0	0	0	0	0	0
0500	1	0	0	0	0	0	0	0	0	0	0	0	0	0	0	0	0	0	0	1	0	0	0	0	0	0	0	0	0
0600	4	0	0	0	0	0	0	0	0	0	0	0	0	0	1	0	1	1	1	0	0	0	0	0	0	0	0	0	0
0700	6	0	0	0	0	0	0	0	0	0	0	0	0	0	1	4	0	1	0	0	0	0	0	0	0	0	0	0	0
0800	19	0	0	0	0	0	0	1	0	1	0	0	0	2	1	6	0	6	1	1	0	0	0	0	0	0	0	0	0
0900	48	0	0	0	0	0	2	0	0	0	0	0	1	2	8	9	13	4	5	2	2	0	0	0	0	0	0	0	0
1000	48	0	0	0	0	0	0	0	0	0	0	1	6	3	11	12	8	3	1	2	0	1	0	0	0	0	0	0	0
1100	**66**	**0**	**0**	**0**	**0**	**1**	**0**	**0**	**1**	**1**	**0**	**1**	**3**	**2**	**8**	**11**	**14**	**8**	**9**	**3**	**4**	**0**	**0**	**0**	**0**	**0**	**0**	**0**	**0**
1200	84	0	0	0	0	0	0	1	0	0	0	2	5	8	8	21	21	10	7	0	1	0	0	0	0	0	0	0	0
1300	86	0	0	0	0	0	0	1	0	0	0	1	4	10	14	10	20	16	4	5	0	1	0	0	0	0	0	0	0
1400	82	0	0	0	0	0	0	2	2	2	3	5	5	5	7	10	18	14	5	4	0	0	0	0	0	0	0	0	0
1500	75	0	0	0	0	0	0	0	0	0	1	0	3	6	20	11	9	16	6	2	1	0	0	0	0	0	0	0	0
1600	92	0	0	0	0	0	0	0	0	0	1	3	3	5	16	28	16	10	8	1	1	0	0	0	0	0	0	0	0
1700	96	0	0	0	0	0	0	0	0	1	1	1	5	17	15	29	12	7	4	1	3	0	0	0	0	0	0	0	0
1800	**102**	**0**	**0**	**0**	**0**	**0**	**0**	**0**	**0**	**0**	**0**	**1**	**2**	**7**	**28**	**28**	**25**	**6**	**4**	**0**	**1**	**0**	**0**	**0**	**0**	**0**	**0**	**0**	**0**
1900	76	0	0	0	0	0	0	0	0	0	3	1	5	12	17	15	14	7	1	0	0	0	0	1	0	0	0	0	0
2000	54	0	0	0	0	0	0	0	1	0	1	1	2	5	11	13	8	8	2	0	1	1	0	0	0	0	0	0	0
2100	41	0	0	0	0	0	0	0	0	0	0	0	2	5	10	9	6	5	1	2	0	0	1	0	0	0	0	0	0
2200	26	0	0	0	0	0	0	0	0	0	0	0	3	1	5	5	6	5	1	0	0	0	0	0	0	0	0	0	0
2300	15	0	0	0	0	0	0	0	0	0	0	0	0	0	3	2	3	2	2	2	0	1	0	0	0	0	0	0	0
07-19	**804**	**0**	**0**	**0**	**0**	**1**	**2**	**5**	**3**	**5**	**6**	**15**	**37**	**67**	**137**	**179**	**156**	**101**	**54**	**21**	**13**	**2**	**0**	**0**	**0**	**0**	**0**	**0**	**0**
06-22	**979**	**0**	**0**	**0**	**0**	**1**	**2**	**5**	**4**	**5**	**10**	**17**	**46**	**89**	**176**	**216**	**185**	**122**	**59**	**23**	**14**	**3**	**1**	**1**	**0**	**0**	**0**	**0**	**0**
06-00	**1020**	**0**	**0**	**0**	**0**	**1**	**2**	**5**	**4**	**5**	**10**	**17**	**49**	**90**	**184**	**223**	**194**	**129**	**62**	**25**	**14**	**4**	**1**	**1**	**0**	**0**	**0**	**0**	**0**
00-00	**1096**	**0**	**0**	**0**	**0**	**1**	**2**	**5**	**4**	**5**	**11**	**19**	**54**	**99**	**200**	**240**	**203**	**137**	**67**	**27**	**15**	**5**	**1**	**1**	**0**	**0**	**0**	**0**	**0**

DRAFT

Site 90
Location B183, Att - Bend Sign, Lat 54.13132,Long -6.81005
Direction West

3279 / Meath/Cavan/Monaghan ATC's
October 2013
Automatic Traffic Count

Mon, 14 October 2013

Time	Total	Speed Bins (km/h)																											
		0 - 5	5 - 10	10 - 15	15 - 20	20 - 25	25 - 30	30 - 35	35 - 40	40 - 45	45 - 50	50 - 55	55 - 60	60 - 65	65 - 70	70 - 75	75 - 80	80 - 85	85 - 90	90 - 95	95 - 100	100 - 105	105 - 110	110 - 115	115 - 120	120 - 125	125 - 130	130 - 135	135 - 140
0000	7	0	0	0	0	0	0	0	0	0	0	0	0	0	0	3	1	2	1	0	0	0	0	0	0	0	0	0	0
0100	4	0	0	0	0	0	0	0	0	0	0	0	0	0	1	0	2	0	1	0	0	0	0	0	0	0	0	0	0
0200	5	0	0	0	0	0	0	0	0	0	0	0	0	0	2	1	1	0	0	1	0	0	0	0	0	0	0	0	0
0300	2	0	0	0	0	0	0	0	0	0	0	0	0	0	2	0	0	0	0	0	0	0	0	0	0	0	0	0	0
0400	5	0	0	0	0	0	0	0	0	0	0	0	0	0	1	1	2	1	0	0	0	0	0	0	0	0	0	0	0
0500	5	0	0	0	0	0	0	0	0	0	0	0	0	1	0	2	0	0	0	1	1	0	0	0	0	0	0	0	0
0600	18	0	0	0	0	0	0	0	0	0	0	0	0	0	1	3	7	3	2	1	1	0	0	0	0	0	0	0	0
0700	32	0	0	0	0	0	0	1	0	0	0	1	0	5	6	4	5	7	2	0	1	0	0	0	0	0	0	0	0
0800	**89**	**0**	**0**	**0**	**0**	**1**	**0**	**0**	**0**	**0**	**0**	**1**	**1**	**15**	**16**	**20**	**13**	**11**	**5**	**6**	**0**	**0**	**0**	**0**	**0**	**0**	**0**	**0**	**0**
0900	83	0	0	0	0	0	0	0	0	0	1	4	3	6	24	22	7	9	5	1	1	0	0	0	0	0	0	0	0
1000	62	0	0	0	0	0	0	0	0	0	1	1	5	17	11	10	4	9	2	2	0	0	0	0	0	0	0	0	0
1100	65	0	0	0	0	0	0	0	0	0	0	3	4	11	12	12	11	7	4	1	0	0	0	0	0	0	0	0	0
1200	76	0	0	0	0	0	0	0	0	1	3	4	4	5	10	21	19	5	4	0	0	0	0	0	0	0	0	0	0
1300	92	0	0	0	0	0	0	1	1	1	0	0	3	9	11	18	22	13	5	4	3	1	0	0	0	0	0	0	0
1400	86	0	0	0	0	0	0	0	1	2	0	1	1	6	9	29	16	11	7	2	1	0	0	0	0	0	0	0	0
1500	114	0	0	0	0	0	0	0	0	0	1	2	2	5	39	22	17	11	6	8	0	0	1	0	0	0	0	0	0
1600	133	0	0	0	0	0	0	0	1	1	0	1	5	20	32	26	28	15	1	2	1	0	0	0	0	0	0	0	0
1700	**153**	**0**	**0**	**0**	**0**	**0**	**0**	**0**	**0**	**0**	**3**	**3**	**2**	**9**	**26**	**32**	**37**	**27**	**9**	**2**	**2**	**0**	**1**	**0**	**0**	**0**	**0**	**0**	**0**
1800	121	0	0	0	0	0	0	0	0	1	0	0	2	6	15	37	28	16	12	2	2	0	0	0	0	0	0	0	0
1900	98	0	0	0	0	0	0	0	0	0	3	7	5	20	21	11	11	13	5	0	2	0	0	0	0	0	0	0	0
2000	77	0	0	0	0	0	0	0	1	2	12	6	5	9	9	12	12	6	3	0	0	0	0	0	0	0	0	0	0
2100	46	0	0	0	0	0	0	0	0	0	1	0	3	3	9	12	12	2	1	2	1	0	0	0	0	0	0	0	0
2200	31	0	0	0	0	0	0	0	0	2	0	1	1	1	6	8	4	4	2	0	2	0	0	0	0	0	0	0	0
2300	13	0	0	0	0	0	0	0	0	1	0	0	0	1	3	2	2	3	1	0	0	0	0	0	0	0	0	0	0
07-19	**1106**	**0**	**0**	**0**	**0**	**1**	**0**	**2**	**3**	**6**	**9**	**21**	**32**	**114**	**211**	**253**	**207**	**141**	**62**	**30**	**11**	**1**	**2**	**0**	**0**	**0**	**0**	**0**	**0**
06-22	**1345**	**0**	**0**	**0**	**0**	**1**	**0**	**2**	**4**	**8**	**25**	**34**	**45**	**146**	**251**	**291**	**249**	**165**	**73**	**33**	**15**	**1**	**2**	**0**	**0**	**0**	**0**	**0**	**0**
06-00	**1389**	**0**	**0**	**0**	**0**	**1**	**0**	**2**	**4**	**11**	**25**	**35**	**46**	**148**	**260**	**301**	**255**	**172**	**76**	**33**	**17**	**1**	**2**	**0**	**0**	**0**	**0**	**0**	**0**
00-00	**1417**	**0**	**0**	**0**	**0**	**1**	**0**	**2**	**4**	**11**	**25**	**35**	**46**	**149**	**266**	**308**	**261**	**175**	**78**	**35**	**18**	**1**	**2**	**0**	**0**	**0**	**0**	**0**	**0**

DRAFT

Site 90
Location B183, Att - Bend Sign, Lat 54.13132,Long -6.81005
Direction West

3279 / Meath/Cavan/Monaghan ATC's
October 2013
Automatic Traffic Count

Tue, 15 October 2013

Time	Total	Speed Bins (km/h)																												
		0 - 5	5 - 10	10 - 15	15 - 20	20 - 25	25 - 30	30 - 35	35 - 40	40 - 45	45 - 50	50 - 55	55 - 60	60 - 65	65 - 70	70 - 75	75 - 80	80 - 85	85 - 90	90 - 95	95 - 100	100 - 105	105 - 110	110 - 115	115 - 120	120 - 125	125 - 130	130 - 135	135 - 140
0000	8	0	0	0	0	0	0	0	0	0	0	0	1	0	3	1	2	1	0	0	0	0	0	0	0	0	0	0	0	0
0100	5	0	0	0	0	0	0	0	0	0	0	0	0	0	0	4	1	0	0	0	0	0	0	0	0	0	0	0	0	0
0200	3	0	0	0	0	0	0	0	0	0	0	1	0	0	0	0	0	0	1	1	0	0	0	0	0	0	0	0	0	0
0300	2	0	0	0	0	0	0	0	0	0	0	0	0	1	0	1	0	0	0	0	0	0	0	0	0	0	0	0	0	0
0400	3	0	0	0	0	0	0	0	0	0	0	0	0	0	0	1	1	1	0	0	0	0	0	0	0	0	0	0	0	0
0500	5	0	0	0	0	0	0	0	0	0	0	0	0	0	0	0	2	1	1	0	1	0	0	0	0	0	0	0	0	0
0600	15	0	0	0	0	0	0	0	0	0	0	0	0	1	3	3	4	3	1	0	0	0	0	0	0	0	0	0	0	0
0700	35	0	0	0	0	0	0	0	1	0	0	0	2	4	2	7	5	9	3	1	0	0	1	0	0	0	0	0	0	0
0800	**95**	**0**	**0**	**0**	**0**	**1**	**0**	**1**	**1**	**0**	**0**	**0**	**1**	**13**	**13**	**22**	**26**	**8**	**7**	**1**	**1**	**0**	**0**	**0**	**0**	**0**	**0**	**0**	**0**	**0**
0900	79	0	0	0	0	0	0	0	0	1	0	1	5	5	17	23	17	7	2	0	1	0	0	0	0	0	0	0	0	0
1000	63	0	0	0	0	0	0	0	1	1	1	0	8	11	4	11	13	4	7	1	0	1	0	0	0	0	0	0	0	0
1100	67	0	0	0	0	0	0	0	1	0	0	2	3	5	9	12	14	12	7	1	1	0	0	0	0	0	0	0	0	0
1200	71	0	0	0	0	0	0	0	0	2	1	2	6	7	11	14	9	8	4	4	3	0	0	0	0	0	0	0	0	0
1300	68	0	0	0	0	0	0	1	0	0	0	1	4	7	11	21	10	6	5	1	0	0	1	0	0	0	0	0	0	0
1400	124	0	0	0	0	0	0	2	1	2	0	2	8	19	25	24	24	4	8	4	1	0	0	0	0	0	0	0	0	0
1500	100	0	0	0	0	0	0	0	2	5	0	0	2	5	17	28	16	14	9	2	0	0	0	0	0	0	0	0	0	0
1600	127	0	0	0	0	0	0	0	0	0	3	0	1	6	11	33	30	19	16	4	3	1	0	0	0	0	0	0	0	0
1700	**150**	**0**	**0**	**0**	**0**	**0**	**0**	**1**	**0**	**1**	**1**	**0**	**5**	**16**	**19**	**37**	**33**	**22**	**11**	**3**	**1**	**0**	**0**	**0**	**0**	**0**	**0**	**0**	**0**	**0**
1800	128	0	0	0	0	0	0	0	0	0	0	2	2	12	26	22	30	13	14	6	1	0	0	0	0	0	0	0	0	0
1900	96	0	0	0	0	0	0	0	0	0	0	6	17	11	15	18	12	7	5	4	1	0	0	0	0	0	0	0	0	0
2000	83	0	0	0	0	0	0	0	1	0	1	4	5	13	12	15	20	5	4	0	0	2	1	0	0	0	0	0	0	0
2100	67	0	0	0	0	0	0	0	0	0	0	0	1	9	15	20	12	3	6	1	0	0	0	0	0	0	0	0	0	0
2200	28	0	0	0	0	0	0	0	0	0	1	1	2	2	12	4	4	1	0	1	0	0	0	0	0	0	0	0	0	0
2300	15	0	0	0	0	0	0	0	0	0	0	0	0	2	7	3	2	0	0	0	1	0	0	0	0	0	0	0	0	0
07-19	**1107**	**0**	**0**	**0**	**0**	**1**	**0**	**5**	**7**	**12**	**6**	**10**	**47**	**110**	**165**	**254**	**227**	**126**	**93**	**28**	**12**	**2**	**2**	**0**	**0**	**0**	**0**	**0**	**0**	**0**
06-22	**1368**	**0**	**0**	**0**	**0**	**1**	**0**	**5**	**8**	**12**	**7**	**20**	**70**	**144**	**210**	**310**	**275**	**144**	**109**	**33**	**13**	**4**	**3**	**0**	**0**	**0**	**0**	**0**	**0**	**0**
06-00	**1411**	**0**	**0**	**0**	**0**	**1**	**0**	**5**	**8**	**12**	**8**	**21**	**72**	**148**	**229**	**317**	**281**	**145**	**109**	**34**	**14**	**4**	**3**	**0**	**0**	**0**	**0**	**0**	**0**	**0**
00-00	**1437**	**0**	**0**	**0**	**0**	**1**	**0**	**5**	**8**	**12**	**8**	**22**	**73**	**149**	**232**	**324**	**287**	**148**	**111**	**35**	**15**	**4**	**3**	**0**	**0**	**0**	**0**	**0**	**0**	**0**

DRAFT

Site 90
Location B183, Att - Bend Sign, Lat 54.13132,Long -6.81005
Direction West

3279 / Meath/Cavan/Monaghan ATC's
October 2013
Automatic Traffic Count

Virtual Day (7)

Time	Total	Speed Bins (km/h)																											
		0 - 5	5 - 10	10 - 15	15 - 20	20 - 25	25 - 30	30 - 35	35 - 40	40 - 45	45 - 50	50 - 55	55 - 60	60 - 65	65 - 70	70 - 75	75 - 80	80 - 85	85 - 90	90 - 95	95 - 100	100 - 105	105 - 110	110 - 115	115 - 120	120 - 125	125 - 130	130 - 135	135 - 140
0000	12	0	0	0	0	0	0	0	0	0	0	1	1	1	2	3	2	2	1	0	0	0	0	0	0	0	0	0	0
0100	7	0	0	0	0	0	0	0	0	0	0	0	0	1	2	2	1	1	1	0	0	0	0	0	0	0	0	0	0
0200	7	0	0	0	0	0	0	0	0	0	0	0	0	1	1	2	1	0	0	0	0	0	0	0	0	0	0	0	0
0300	4	0	0	0	0	0	0	0	0	0	0	0	0	1	1	1	0	0	0	0	0	0	0	0	0	0	0	0	0
0400	3	0	0	0	0	0	0	0	0	0	0	0	0	0	1	1	1	0	0	0	0	0	0	0	0	0	0	0	0
0500	4	0	0	0	0	0	0	0	0	0	0	0	0	0	0	0	0	1	0	1	0	0	0	0	0	0	0	0	0
0600	12	0	0	0	0	0	0	0	0	0	0	0	1	0	2	3	3	2	1	0	0	0	0	0	0	0	0	0	0
0700	29	0	0	0	0	0	0	1	0	1	0	0	2	3	4	5	5	4	2	1	0	0	0	0	0	0	0	0	0
0800	77	0	0	0	0	0	0	1	0	1	0	0	4	8	11	16	18	9	6	3	0	0	0	0	0	0	0	0	0	0
0900	**80**	**0**	**0**	**0**	**0**	**0**	**1**	**0**	**0**	**1**	**1**	**1**	**3**	**8**	**16**	**18**	**15**	**8**	**4**	**1**	**1**	**0**	**0**	**0**	**0**	**0**	**0**	**0**	**0**
1000	70	0	0	0	0	0	0	0	0	0	1	2	5	9	15	16	9	7	3	2	0	0	0	0	0	0	0	0	0
1100	69	0	0	0	0	0	0	0	1	0	1	1	4	7	12	16	12	8	5	1	1	0	0	0	0	0	0	0	0
1200	83	0	0	0	0	0	0	1	1	1	1	2	4	7	15	19	17	9	4	2	1	0	0	0	0	0	0	0	0
1300	82	0	0	0	0	0	0	1	0	1	1	1	3	8	13	18	16	11	7	3	0	0	0	0	0	0	0	0	0
1400	97	0	0	0	0	0	0	1	1	1	1	2	4	9	15	24	20	9	6	2	1	0	0	0	0	0	0	0	0
1500	112	0	0	0	0	0	0	0	1	1	1	1	3	9	23	25	20	16	7	4	1	0	0	0	0	0	0	0	0
1600	125	0	0	0	0	0	1	0	1	0	1	3	6	10	24	29	24	15	6	2	1	0	0	0	0	0	0	0	0
1700	**135**	**0**	**0**	**0**	**0**	**0**	**0**	**0**	**0**	**1**	**2**	**2**	**6**	**12**	**20**	**33**	**30**	**17**	**8**	**2**	**1**	**0**	**0**	**0**	**0**	**0**	**0**	**0**	**0**
1800	123	0	0	0	0	0	0	0	0	0	1	2	5	12	24	30	27	10	8	2	1	0	0	0	0	0	0	0	0
1900	88	0	0	0	0	0	0	0	0	0	1	4	9	13	17	15	12	8	4	1	1	0	0	0	0	0	0	0	0
2000	69	0	0	0	0	0	0	0	0	1	3	2	5	7	11	14	12	7	4	1	1	1	0	0	0	0	0	0	0
2100	54	0	0	0	0	0	0	0	0	0	0	1	4	6	10	13	10	4	3	2	0	0	0	0	0	0	0	0	0
2200	30	0	0	0	0	0	0	0	0	1	1	1	1	2	6	7	4	4	2	1	0	0	0	0	0	0	0	0	0
2300	19	0	0	0	0	0	0	0	0	0	0	0	0	2	3	3	4	4	1	1	0	0	0	0	0	0	0	0	0
07-19	**1082**	**0**	**0**	**0**	**0**	**2**	**2**	**4**	**5**	**8**	**10**	**18**	**48**	**101**	**193**	**251**	**214**	**123**	**66**	**25**	**9**	**2**	**1**	**0**	**0**	**0**	**0**	**0**	**0**
06-22	**1305**	**0**	**0**	**0**	**0**	**2**	**2**	**4**	**6**	**9**	**14**	**25**	**68**	**128**	**234**	**296**	**251**	**145**	**77**	**29**	**11**	**3**	**1**	**0**	**0**	**0**	**0**	**0**	**0**
06-00	**1354**	**0**	**0**	**0**	**0**	**2**	**2**	**4**	**6**	**10**	**15**	**26**	**69**	**132**	**243**	**306**	**260**	**152**	**80**	**30**	**12**	**3**	**1**	**0**	**0**	**0**	**0**	**0**	**0**
00-00	**1391**	**0**	**0**	**0**	**0**	**2**	**2**	**4**	**6**	**10**	**15**	**27**	**71**	**136**	**250**	**314**	**265**	**156**	**83**	**32**	**12**	**3**	**1**	**0**	**0**	**0**	**0**	**0**	**0**

DRAFT

Site 90
Location B183, Att - Bend Sign, Lat 54.13132,Long -6.81005
Direction West

3279 / Meath/Cavan/Monaghan ATC's
October 2013
Automatic Traffic Count

Virtual Week (1)

Time	Total	Speed Bins (km/h)																											
		0 - 5	5 - 10	10 - 15	15 - 20	20 - 25	25 - 30	30 - 35	35 - 40	40 - 45	45 - 50	50 - 55	55 - 60	60 - 65	65 - 70	70 - 75	75 - 80	80 - 85	85 - 90	90 - 95	95 - 100	100 - 105	105 - 110	110 - 115	115 - 120	120 - 125	125 - 130	130 - 135	135 - 140
Mon	1417	0	0	0	0	1	0	2	4	11	25	35	46	149	266	308	261	175	78	35	18	1	2	0	0	0	0	0	0
Tue	1437	0	0	0	0	1	0	5	8	12	8	22	73	149	232	324	287	148	111	35	15	4	3	0	0	0	0	0	0
Wed	1419	0	0	0	0	4	5	6	12	4	8	25	70	126	283	313	276	154	86	35	7	3	1	1	0	0	0	0	0
Thu	1430	0	0	0	2	0	1	2	3	8	15	27	66	129	255	340	291	165	74	40	11	1	0	0	0	0	0	0	0
Fri	1606	0	0	0	0	1	1	6	2	13	20	36	93	159	308	387	283	182	77	23	7	7	1	0	0	0	0	0	0
|Sat	1331	0	0	0	0	4	7	5	8	17	19	22	94	143	204	286	252	134	85	32	13	3	2	1	0	0	0	0	0
|Sun	1096	0	0	0	0	1	2	5	4	5	11	19	54	99	200	240	203	137	67	27	15	5	1	1	0	0	0	0	0
5 Day Ave.	**1462**	**0**	**0**	**0**	**0**	**1**	**1**	**4**	**6**	**10**	**15**	**29**	**70**	**142**	**269**	**334**	**280**	**165**	**85**	**34**	**12**	**3**	**1**	**0**	**0**	**0**	**0**	**0**	**0**
7 Day Ave.	**1391**	**0**	**0**	**0**	**0**	**2**	**2**	**4**	**6**	**10**	**15**	**27**	**71**	**136**	**250**	**314**	**265**	**156**	**83**	**32**	**12**	**3**	**1**	**0**	**0**	**0**	**0**	**0**	**0**
--	**9736**	**0**	**0**	**0**	**2**	**12**	**16**	**31**	**41**	**70**	**106**	**186**	**496**	**954**	**1748**	**2198**	**1853**	**1095**	**578**	**227**	**86**	**24**	**10**	**3**	**0**	**0**	**0**	**0**	**0**

Summary Graphs

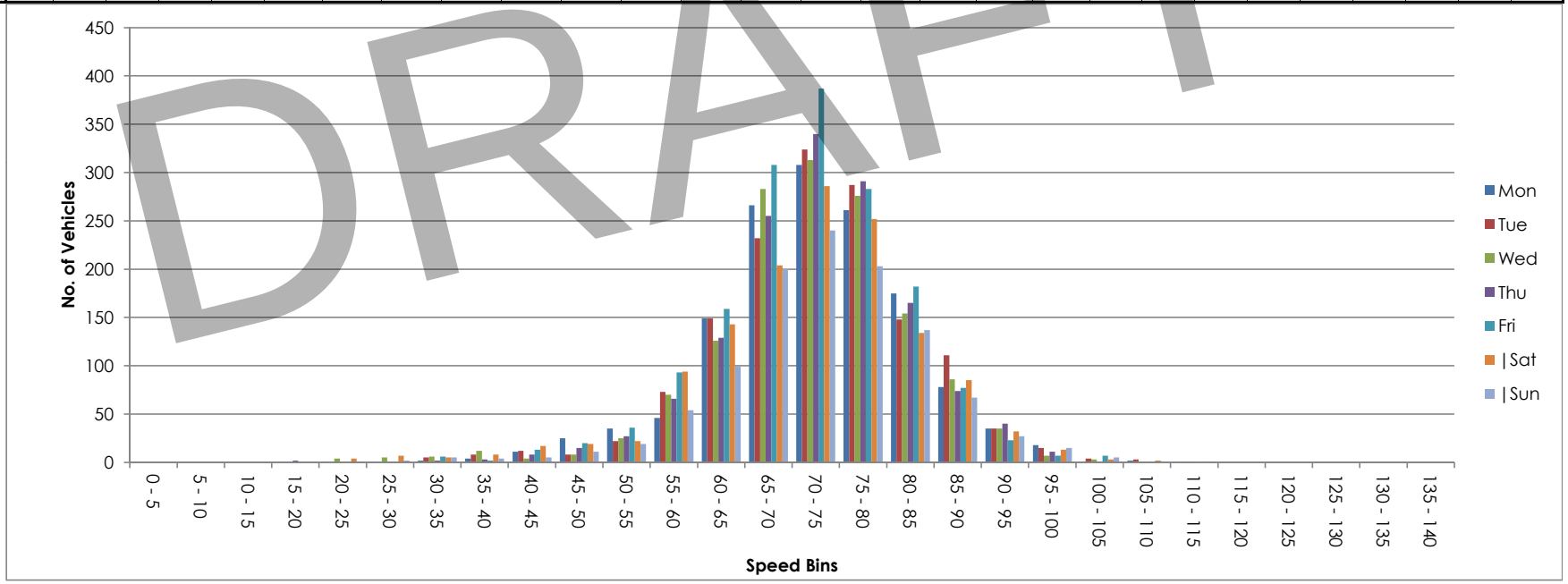

DRAFT

Site 90
Location B183, Att - Bend Sign, Lat 54.13132,Long -6.81005
Direction Two way

3279 / Meath/Cavan/Monaghan ATC's
October 2013
Automatic Traffic Count

Wed, 9 October 2013

Time	Total	Classification												>PSL	>PSL%	>SL1	>SL1%	>SL2	>SL2%	Mean	Vpp
		1 MCL	2 SV	3 SVT	4 TB2	5 TB3	6 T4	7 ART3	8 ART4	9 ART5	10 ART6	11 BD	12 DRT	80	80	85 +5kph	85 +5kph	90 +10kph	90 +10kph		85
0000	12	0	11	0	1	0	0	0	0	0	0	0	0	3	25	2	16.7	1	8.3	76.7	84.6
0100	7	0	6	0	1	0	0	0	0	0	0	0	0	1	14.3	0	0	0	0	71.5	-
0200	3	0	2	0	1	0	0	0	0	0	0	0	0	0	0	0	0	0	0	64.8	-
0300	8	0	7	0	1	0	0	0	0	0	0	0	0	6	75	6	75	2	25	86.2	-
0400	10	0	9	0	1	0	0	0	0	0	0	0	0	10	100	10	100	4	40	91.8	-
0500	27	0	22	0	3	0	0	0	1	0	1	0	0	11	40.7	9	33.3	8	29.6	77.8	90.7
0600	30	0	25	1	3	0	0	0	0	0	1	0	0	18	60	12	40	8	26.7	82.2	92.5
0700	126	0	103	2	18	0	1	0	0	2	0	0	0	48	38.1	21	16.7	10	7.9	75.9	85
0800	**229**	**1**	**204**	**0**	**22**	**0**	**0**	**0**	**1**	**0**	**1**	**0**	**0**	**77**	**33.6**	**44**	**19.2**	**13**	**5.7**	**76.3**	**85.7**
0900	198	0	174	1	19	1	2	0	1	0	0	0	0	36	18.2	9	4.5	5	2.5	73	80.6
1000	138	0	116	3	15	0	2	0	0	1	1	0	0	27	19.6	8	5.8	4	2.9	70.4	81.4
1100	183	0	157	2	20	2	1	0	0	0	1	0	0	40	21.9	19	10.4	8	4.4	72	82.4
1200	180	0	154	2	19	3	1	0	0	0	1	0	0	26	14.4	12	6.7	5	2.8	71.6	79.2
1300	184	1	157	1	18	3	2	0	0	1	1	0	0	38	20.7	17	9.2	4	2.2	72.6	81.4
1400	186	0	166	2	13	3	2	0	0	0	0	0	0	50	26.9	24	12.9	6	3.2	73.5	83.2
1500	233	0	209	2	16	0	5	0	0	1	0	0	0	57	24.5	23	9.9	8	3.4	73.9	82.4
1600	228	0	203	6	11	3	1	0	2	1	1	0	0	64	28.1	26	11.4	10	4.4	74.3	83.9
1700	**238**	**1**	**214**	**3**	**16**	**0**	**0**	**0**	**2**	**1**	**1**	**0**	**0**	**53**	**22.3**	**21**	**8.8**	**8**	**3.4**	**73.5**	**81.4**
1800	200	5	179	4	10	0	0	0	0	2	0	0	0	49	24.5	24	12	8	4	74.5	83.9
1900	145	0	129	3	11	0	1	0	0	1	0	0	0	30	20.7	14	9.7	3	2.1	72.6	81
2000	107	0	96	1	8	0	1	0	0	0	1	0	0	23	21.5	10	9.3	5	4.7	71.4	83.2
2100	87	0	82	1	3	0	0	0	1	0	0	0	0	16	18.4	12	13.8	6	6.9	71.9	82.4
2200	63	0	57	1	4	0	0	0	0	0	1	0	0	25	39.7	15	23.8	6	9.5	76	88.6
2300	35	0	28	1	6	0	0	0	0	0	0	0	0	13	37.1	5	14.3	2	5.7	76.9	84.2
07-19	**2323**	**8**	**2036**	**28**	**197**	**15**	**17**	**0**	**6**	**9**	**7**	**0**	**0**	**565**	**24.3**	**248**	**10.7**	**89**	**3.8**	**73.5**	**82.8**
06-22	**2692**	**8**	**2368**	**34**	**222**	**15**	**19**	**0**	**7**	**10**	**9**	**0**	**0**	**652**	**24.2**	**296**	**11**	**111**	**4.1**	**73.4**	**83.2**
06-00	**2790**	**8**	**2453**	**36**	**232**	**15**	**19**	**0**	**7**	**10**	**10**	**0**	**0**	**690**	**24.7**	**316**	**11.3**	**119**	**4.3**	**73.6**	**83.2**
00-00	**2857**	**8**	**2510**	**36**	**240**	**15**	**19**	**0**	**8**	**10**	**11**	**0**	**0**	**721**	**25.2**	**343**	**12**	**134**	**4.7**	**73.7**	**83.5**

DRAFT

Site 90
Location B183, Att - Bend Sign, Lat 54.13132,Long -6.81005
Direction Two way

3279 / Meath/Cavan/Monaghan ATC's
October 2013
Automatic Traffic Count

Thu, 10 October 2013

Time	Total	Classification												>PSL	>PSL%	>SL1	>SL1%	>SL2	>SL2%	Mean	Vpp
		1 MCL	2 SV	3 SVT	4 TB2	5 TB3	6 T4	7 ART3	8 ART4	9 ART5	10 ART6	11 BD	12 DRT	80	80	85 +5kph	85 +5kph	90 +10kph	90 +10kph		85
0000	27	0	25	1	1	0	0	0	0	0	0	0	0	8	29.6	6	22.2	4	14.8	75.3	89.6
0100	10	0	9	0	1	0	0	0	0	0	0	0	0	0	0	0	0	0	0	65.5	-
0200	4	0	4	0	0	0	0	0	0	0	0	0	0	3	75	2	50	0	0	83.3	-
0300	7	0	4	0	1	0	0	0	0	2	0	0	0	5	71.4	5	71.4	2	28.6	86.6	-
0400	5	0	1	0	0	0	0	0	1	1	2	0	0	3	60	2	40	1	20	82.2	-
0500	15	0	10	0	2	2	0	0	0	1	0	0	0	12	80	8	53.3	4	26.7	85.1	93.6
0600	41	0	35	1	3	0	0	0	0	2	0	0	0	18	43.9	11	26.8	6	14.6	79	88.6
0700	124	0	101	0	19	1	0	1	1	1	0	0	0	38	30.6	22	17.7	12	9.7	75.6	85
0800	**241**	**0**	**217**	**1**	**15**	**2**	**2**	**0**	**3**	**1**	**0**	**0**	**0**	**77**	**32**	**31**	**12.9**	**13**	**5.4**	**75.6**	**83.9**
0900	232	0	199	5	23	1	2	0	2	0	0	0	0	47	20.3	14	6	4	1.7	72.1	81.4
1000	143	0	118	4	16	1	1	0	1	0	2	0	0	33	23.1	16	11.2	4	2.8	72.8	83.2
1100	135	0	117	1	13	3	0	0	1	0	0	0	0	33	24.4	13	9.6	6	4.4	73.1	83.2
1200	159	0	138	1	14	1	2	0	0	1	2	0	0	42	26.4	20	12.6	10	6.3	74.9	82.8
1300	150	0	135	3	8	1	1	0	0	2	0	0	0	41	27.3	21	14	6	4	75	84.6
1400	190	0	173	0	14	1	0	0	0	0	2	0	0	45	23.7	17	8.9	9	4.7	74	81.7
1500	229	0	200	7	16	3	0	0	0	1	2	0	0	65	28.4	18	7.9	8	3.5	73.9	82.1
1600	212	0	186	4	12	4	1	0	2	2	1	0	0	37	17.5	15	7.1	4	1.9	73.4	81
1700	244	0	221	3	17	1	0	0	1	0	1	0	0	61	25	20	8.2	8	3.3	73.9	81.7
1800	**248**	**0**	**230**	**6**	**9**	**0**	**1**	**0**	**0**	**1**	**1**	**0**	**0**	**43**	**17.3**	**15**	**6**	**7**	**2.8**	**72.2**	**80.6**
1900	142	0	127	4	10	1	0	0	0	0	0	0	0	25	17.6	15	10.6	7	4.9	71.4	80.3
2000	119	0	107	4	7	0	0	0	1	0	0	0	0	21	17.6	11	9.2	1	0.8	72.2	80.6
2100	85	0	74	3	5	0	0	0	2	1	0	0	0	26	30.6	10	11.8	3	3.5	73.3	83.9
2200	65	0	56	3	3	0	0	0	1	0	2	0	0	14	21.5	4	6.2	1	1.5	72.2	80.3
2300	26	0	26	0	0	0	0	0	0	0	0	0	0	6	23.1	1	3.8	0	0	74.8	80.3
07-19	**2307**	**0**	**2035**	**35**	**176**	**19**	**10**	**1**	**11**	**9**	**11**	**0**	**0**	**562**	**24.4**	**222**	**9.6**	**91**	**3.9**	**73.8**	**82.4**
06-22	**2694**	**0**	**2378**	**47**	**201**	**20**	**10**	**1**	**14**	**12**	**11**	**0**	**0**	**652**	**24.2**	**269**	**10**	**108**	**4**	**73.7**	**82.4**
06-00	**2785**	**0**	**2460**	**50**	**204**	**20**	**10**	**1**	**15**	**12**	**13**	**0**	**0**	**672**	**24.1**	**274**	**9.8**	**109**	**3.9**	**73.6**	**82.4**
00-00	**2853**	**0**	**2513**	**51**	**209**	**22**	**10**	**1**	**16**	**16**	**15**	**0**	**0**	**703**	**24.6**	**297**	**10.4**	**120**	**4.2**	**73.7**	**82.4**

DRAFT

Site 90
Location B183, Att - Bend Sign, Lat 54.13132,Long -6.81005
Direction Two way

3279 / Meath/Cavan/Monaghan ATC's
October 2013
Automatic Traffic Count

Fri, 11 October 2013

Time	Total	Classification												>PSL	>PSL%	>SL1	>SL1%	>SL2	>SL2%	Mean	Vpp
		1 MCL	2 SV	3 SVT	4 TB2	5 TB3	6 T4	7 ART3	8 ART4	9 ART5	10 ART6	11 BD	12 DRT	80	80	85 +5kph	85 +5kph	90 +10kph	90 +10kph		85
0000	19	0	17	0	2	0	0	0	0	0	0	0	0	2	10.5	1	5.3	0	0	70.2	76.7
0100	5	0	3	0	2	0	0	0	0	0	0	0	0	2	40	2	40	1	20	77.5	-
0200	3	0	1	0	1	0	1	0	0	0	0	0	0	1	33.3	0	0	0	0	71.8	-
0300	6	0	4	0	1	0	0	0	0	0	1	0	0	2	33.3	2	33.3	1	16.7	75	-
0400	9	0	5	0	3	0	0	0	0	1	0	0	0	2	22.2	1	11.1	1	11.1	76.5	-
0500	17	0	14	0	2	0	0	0	0	1	0	0	0	10	58.8	4	23.5	1	5.9	79.4	85.7
0600	39	0	36	1	0	1	0	0	1	0	0	0	0	17	43.6	5	12.8	3	7.7	78.1	83.5
0700	94	1	75	0	15	2	0	0	0	1	0	0	0	27	28.7	16	17	6	6.4	74	85.3
0800	**235**	**0**	**215**	**3**	**13**	**2**	**0**	**0**	**0**	**2**	**0**	**0**	**0**	**61**	**26**	**23**	**9.8**	**8**	**3.4**	**73.5**	**83.2**
0900	201	0	181	0	18	1	1	0	0	0	0	0	0	48	23.9	16	8	6	3	74.3	82.1
1000	130	0	106	3	14	1	0	0	3	2	1	0	0	25	19.2	10	7.7	4	3.1	71.5	82.1
1100	140	0	119	4	13	1	0	0	1	1	0	1	0	22	15.7	10	7.1	2	1.4	70.4	79.9
1200	187	0	166	4	15	0	0	0	1	1	0	0	0	44	23.5	17	9.1	7	3.7	73.1	82.4
1300	191	1	171	5	11	1	1	0	0	1	0	0	0	48	25.1	19	9.9	6	3.1	73.5	82.1
1400	212	2	191	1	15	1	0	1	0	0	1	0	0	46	21.7	14	6.6	4	1.9	73.5	81
1500	**291**	**1**	**260**	**6**	**20**	**2**	**0**	**0**	**1**	**1**	**0**	**0**	**0**	**70**	**24.1**	**18**	**6.2**	**7**	**2.4**	**73.3**	**82.4**
1600	268	1	248	4	12	2	1	0	0	0	0	0	0	71	26.5	21	7.8	7	2.6	72.2	82.1
1700	255	2	231	3	13	1	0	0	1	3	1	0	0	54	21.2	23	9	9	3.5	73	82.4
1800	242	1	213	5	20	0	0	0	2	1	0	0	0	46	19	25	10.3	6	2.5	72.5	82.1
1900	166	0	153	0	9	0	2	0	0	1	1	0	0	26	15.7	10	6	7	4.2	71	80.3
2000	149	0	143	0	5	1	0	0	0	0	0	0	0	25	16.8	9	6	2	1.3	70.9	81
2100	113	0	105	0	5	0	1	0	1	0	1	0	0	29	25.7	14	12.4	7	6.2	74	81.7
2200	73	0	72	0	1	0	0	0	0	0	0	0	0	20	27.4	6	8.2	1	1.4	72.8	81.7
2300	49	0	47	1	1	0	0	0	0	0	0	0	0	13	26.5	6	12.2	1	2	75.1	83.9
07-19	**2446**	**9**	**2176**	**38**	**179**	**14**	**3**	**1**	**9**	**13**	**3**	**1**	**0**	**562**	**23**	**212**	**8.7**	**72**	**2.9**	**73**	**82.4**
06-22	**2913**	**9**	**2613**	**39**	**198**	**16**	**6**	**1**	**11**	**14**	**5**	**1**	**0**	**659**	**22.6**	**250**	**8.6**	**91**	**3.1**	**72.9**	**82.1**
06-00	**3035**	**9**	**2732**	**40**	**200**	**16**	**6**	**1**	**11**	**14**	**5**	**1**	**0**	**692**	**22.8**	**262**	**8.6**	**93**	**3.1**	**72.9**	**82.1**
00-00	**3094**	**9**	**2776**	**40**	**211**	**16**	**7**	**1**	**11**	**16**	**6**	**1**	**0**	**711**	**23**	**272**	**8.8**	**97**	**3.1**	**72.9**	**82.4**

DRAFT

Site 90
Location B183, Att - Bend Sign, Lat 54.13132,Long -6.81005
Direction Two way

3279 / Meath/Cavan/Monaghan ATC's
October 2013
Automatic Traffic Count

Sat, 12 October 2013

Time	Total	Classification												>PSL	>PSL%	>SL1	>SL1%	>SL2	>SL2%	Mean	Vpp
		1 MCL	2 SV	3 SVT	4 TB2	5 TB3	6 T4	7 ART3	8 ART4	9 ART5	10 ART6	11 BD	12 DRT	80	80	85 +5kph	85 +5kph	90 +10kph	90 +10kph		85
0000	28	0	26	0	2	0	0	0	0	0	0	0	0	6	21.4	1	3.6	1	3.6	71.9	81.4
0100	18	0	17	0	1	0	0	0	0	0	0	0	0	8	44.4	4	22.2	3	16.7	76	87.1
0200	24	0	24	0	0	0	0	0	0	0	0	0	0	1	4.2	1	4.2	0	0	72	76.3
0300	15	0	13	0	0	0	0	0	0	1	1	0	0	1	6.7	0	0	0	0	73.2	78.5
0400	6	0	3	0	1	0	0	0	1	1	0	0	0	2	33.3	1	16.7	0	0	70.1	-
0500	6	0	4	0	2	0	0	0	0	0	0	0	0	4	66.7	3	50	1	16.7	80.4	-
0600	32	0	26	0	3	2	1	0	0	0	0	0	0	12	37.5	6	18.8	4	12.5	75	86
0700	50	0	39	1	8	0	0	0	1	1	0	0	0	5	10	4	8	1	2	70.2	77.8
0800	99	0	83	4	9	1	1	0	0	1	0	0	0	18	18.2	11	11.1	3	3	70.7	80.6
0900	154	2	125	17	5	2	1	0	0	0	2	0	0	32	20.8	24	15.6	6	3.9	70.8	85.3
1000	186	0	153	9	20	0	1	0	1	2	0	0	0	40	21.5	20	10.8	9	4.8	70.8	83.2
1100	**188**	**1**	**168**	**9**	**10**	**0**	**0**	**0**	**0**	**0**	**0**	**0**	**0**	**63**	**33.5**	**31**	**16.5**	**13**	**6.9**	**74.6**	**85.3**
1200	**222**	**2**	**202**	**6**	**9**	**1**	**0**	**0**	**1**	**1**	**0**	**0**	**0**	**51**	**23**	**22**	**9.9**	**7**	**3.2**	**71.7**	**82.4**
1300	180	1	163	4	6	2	1	0	1	1	1	0	0	48	26.7	26	14.4	8	4.4	73.9	84.6
1400	192	1	163	9	15	1	0	0	1	0	2	0	0	51	26.6	24	12.5	7	3.6	73.7	83.5
1500	215	0	187	11	12	1	0	0	0	2	2	0	0	62	28.8	39	18.1	17	7.9	74	85.7
1600	196	2	171	5	15	1	0	0	1	1	0	0	0	36	18.4	16	8.2	4	2	71.7	81.4
1700	167	0	158	2	6	0	1	0	0	0	0	0	0	28	16.8	11	6.6	4	2.4	72.5	81
1800	216	0	201	5	7	1	0	0	1	1	0	0	0	54	25	23	10.6	7	3.2	72.9	83.5
1900	146	0	140	2	4	0	0	0	0	0	0	0	0	25	17.1	10	6.8	4	2.7	72.2	80.3
2000	101	0	92	2	6	0	0	0	0	1	0	0	0	27	26.7	14	13.9	7	6.9	72.8	83.5
2100	111	0	108	0	3	0	0	0	0	0	0	0	0	30	27	14	12.6	10	9	72.5	84.2
2200	61	0	59	0	1	1	0	0	0	0	0	0	0	26	42.6	17	27.9	7	11.5	77.8	88.9
2300	42	0	39	0	3	0	0	0	0	0	0	0	0	11	26.2	6	14.3	3	7.1	74	82.8
07-19	**2065**	**9**	**1813**	**82**	**122**	**10**	**5**	**0**	**7**	**10**	**7**	**0**	**0**	**488**	**23.6**	**251**	**12.2**	**86**	**4.2**	**72.5**	**83.5**
06-22	**2455**	**9**	**2179**	**86**	**138**	**12**	**6**	**0**	**7**	**11**	**7**	**0**	**0**	**582**	**23.7**	**295**	**12**	**111**	**4.5**	**72.6**	**83.2**
06-00	**2558**	**9**	**2277**	**86**	**142**	**13**	**6**	**0**	**7**	**11**	**7**	**0**	**0**	**619**	**24.2**	**318**	**12.4**	**121**	**4.7**	**72.7**	**83.5**
00-00	**2655**	**9**	**2364**	**86**	**148**	**13**	**6**	**0**	**8**	**13**	**8**	**0**	**0**	**641**	**24.1**	**328**	**12.4**	**126**	**4.7**	**72.7**	**83.5**

DRAFT

Site 90
Location B183, Att - Bend Sign, Lat 54.13132,Long -6.81005
Direction Two way

3279 / Meath/Cavan/Monaghan ATC's
October 2013
Automatic Traffic Count

Sun, 13 October 2013

Time	Total	Classification												>PSL	>PSL%	>SL1	>SL1%	>SL2	>SL2%	Mean	Vpp
		1 MCL	2 SV	3 SVT	4 TB2	5 TB3	6 T4	7 ART3	8 ART4	9 ART5	10 ART6	11 BD	12 DRT	80	80	85 +5kph	85 +5kph	90 +10kph	90 +10kph		85
0000	36	0	33	1	2	0	0	0	0	0	0	0	0	6	16.7	2	5.6	0	0	70.6	80.6
0100	28	0	27	0	1	0	0	0	0	0	0	0	0	9	32.1	5	17.9	1	3.6	75.5	87.5
0200	29	0	27	0	2	0	0	0	0	0	0	0	0	4	13.8	1	3.4	0	0	71.2	79.6
0300	18	0	16	0	2	0	0	0	0	0	0	0	0	6	33.3	5	27.8	3	16.7	75.4	88.6
0400	14	0	8	0	6	0	0	0	0	0	0	0	0	4	28.6	2	14.3	2	14.3	72.7	82.1
0500	11	0	9	0	2	0	0	0	0	0	0	0	0	1	9.1	1	9.1	1	9.1	67.7	69.1
0600	12	0	11	0	0	1	0	0	0	0	0	0	0	8	66.7	5	41.7	2	16.7	81.7	88.9
0700	15	0	13	0	2	0	0	0	0	0	0	0	0	7	46.7	3	20	1	6.7	78.7	86
0800	49	0	47	0	2	0	0	0	0	0	0	0	0	17	34.7	7	14.3	4	8.2	75.4	84.2
0900	78	0	75	0	3	0	0	0	0	0	0	0	0	32	41	19	24.4	7	9	76.6	87.1
1000	97	2	91	1	3	0	0	0	0	0	0	0	0	20	20.6	10	10.3	6	6.2	72.5	82.1
1100	**141**	**1**	**134**	**2**	**3**	**1**	**0**	**0**	**0**	**0**	**0**	**0**	**0**	**51**	**36.2**	**29**	**20.6**	**14**	**9.9**	**75**	**87.5**
1200	172	2	166	0	2	1	0	0	0	0	1	0	0	44	25.6	16	9.3	6	3.5	74.3	82.8
1300	177	2	170	1	4	0	0	0	0	0	0	0	0	57	32.2	20	11.3	8	4.5	74.8	83.5
1400	171	0	159	5	7	0	0	0	0	0	0	0	0	52	30.4	22	12.9	8	4.7	72.5	84.2
1500	162	0	155	4	2	1	0	0	0	0	0	0	0	44	27.2	17	10.5	7	4.3	70.9	83.9
1600	168	3	153	3	7	1	0	0	1	0	0	0	0	44	26.2	21	12.5	7	4.2	74.1	82.8
1700	**207**	**3**	**195**	**1**	**6**	**1**	**0**	**0**	**0**	**0**	**1**	**0**	**0**	**33**	**15.9**	**15**	**7.2**	**5**	**2.4**	**72.3**	**80.3**
1800	182	0	178	1	1	1	0	0	0	1	0	0	0	28	15.4	15	8.2	3	1.6	73.9	79.9
1900	147	0	138	1	6	1	0	0	0	0	1	0	0	18	12.2	6	4.1	3	2	71	79.2
2000	104	0	102	0	2	0	0	0	0	0	0	0	0	30	28.8	15	14.4	8	7.7	74.3	83.2
2100	67	0	67	0	0	0	0	0	0	0	0	0	0	18	26.9	7	10.4	3	4.5	73.9	82.8
2200	55	0	54	0	1	0	0	0	0	0	0	0	0	12	21.8	3	5.5	0	0	72.8	81
2300	30	0	26	0	3	0	0	0	0	1	0	0	0	18	60	13	43.3	11	36.7	84	95
07-19	**1619**	**13**	**1536**	**18**	**42**	**6**	**0**	**0**	**1**	**1**	**2**	**0**	**0**	**429**	**26.5**	**194**	**12**	**76**	**4.7**	**73.6**	**83.9**
06-22	**1949**	**13**	**1854**	**19**	**50**	**8**	**0**	**0**	**1**	**1**	**3**	**0**	**0**	**503**	**25.8**	**227**	**11.6**	**92**	**4.7**	**73.5**	**83.5**
06-00	**2034**	**13**	**1934**	**19**	**54**	**8**	**0**	**0**	**1**	**2**	**3**	**0**	**0**	**533**	**26.2**	**243**	**11.9**	**103**	**5.1**	**73.7**	**83.9**
00-00	**2170**	**13**	**2054**	**20**	**69**	**8**	**0**	**0**	**1**	**2**	**3**	**0**	**0**	**563**	**25.9**	**259**	**11.9**	**110**	**5.1**	**73.6**	**83.5**

DRAFT

Site 90
Location B183, Att - Bend Sign, Lat 54.13132,Long -6.81005
Direction Two way

3279 / Meath/Cavan/Monaghan ATC's
October 2013
Automatic Traffic Count

Mon, 14 October 2013

Time	Total	Classification												>PSL	>PSL%	>SL1	>SL1%	>SL2	>SL2%	Mean	Vpp
		1 MCL	2 SV	3 SVT	4 TB2	5 TB3	6 T4	7 ART3	8 ART4	9 ART5	10 ART6	11 BD	12 DRT	80	80	85 +5kph	85 +5kph	90 +10kph	90 +10kph		85
0000	10	0	10	0	0	0	0	0	0	0	0	0	0	3	30	1	10	0	0	77.1	-
0100	12	0	11	0	1	0	0	0	0	0	0	0	0	4	33.3	2	16.7	0	0	78.8	84.6
0200	8	0	7	0	1	0	0	0	0	0	0	0	0	3	37.5	2	25	1	12.5	77.8	-
0300	6	0	4	0	1	0	0	0	0	1	0	0	0	1	16.7	1	16.7	1	16.7	74.8	-
0400	6	0	4	0	0	0	0	0	0	1	1	0	0	2	33.3	1	16.7	0	0	76.9	-
0500	20	0	11	0	4	0	0	0	0	3	2	0	0	8	40	3	15	3	15	77.5	84.2
0600	44	0	35	3	4	0	0	0	0	1	1	0	0	23	52.3	12	27.3	6	13.6	80.8	87.1
0700	114	0	98	1	13	0	0	0	0	1	1	0	0	50	43.9	20	17.5	5	4.4	77.4	85.7
0800	217	1	191	3	14	2	2	0	0	3	1	0	0	65	30	29	13.4	13	6	75.1	84.2
0900	**230**	**0**	**207**	**1**	**17**	**2**	**1**	**0**	**1**	**1**	**0**	**0**	**0**	**45**	**19.6**	**25**	**10.9**	**9**	**3.9**	**72.6**	**83.2**
1000	151	0	131	3	12	4	1	0	0	0	0	0	0	42	27.8	19	12.6	11	7.3	73.1	82.4
1100	121	0	101	4	13	1	1	0	0	1	0	0	0	27	22.3	13	10.7	4	3.3	72.3	83.2
1200	144	0	123	3	16	0	1	0	0	0	1	0	0	33	22.9	18	12.5	5	3.5	73.8	83.9
1300	172	0	147	4	16	1	1	0	0	0	3	0	0	41	23.8	20	11.6	12	7	72.5	82.4
1400	179	0	157	4	12	3	0	0	1	0	2	0	0	43	24	16	8.9	4	2.2	73.5	82.1
1500	238	0	213	7	13	1	0	0	4	0	0	0	0	69	29	31	13	17	7.1	75.6	83.5
1600	219	0	188	9	20	0	0	0	0	2	0	0	0	37	16.9	12	5.5	3	1.4	72.4	81
1700	**261**	**2**	**235**	**4**	**18**	**0**	**1**	**0**	**0**	**0**	**1**	**0**	**0**	**72**	**27.6**	**34**	**13**	**15**	**5.7**	**74**	**83.9**
1800	211	0	193	3	12	0	1	0	1	0	1	0	0	56	26.5	23	10.9	5	2.4	74	82.8
1900	157	1	133	4	17	0	0	0	1	0	1	0	0	29	18.5	12	7.6	3	1.9	70.4	80.3
2000	131	0	117	4	9	0	0	0	0	1	0	0	0	19	14.5	9	6.9	3	2.3	68.2	79.6
2100	88	0	78	0	8	0	0	0	0	2	0	0	0	15	17	10	11.4	5	5.7	73.1	80.3
2200	71	0	60	1	7	0	0	0	0	2	1	0	0	18	25.4	9	12.7	4	5.6	72.6	82.8
2300	24	0	19	1	3	0	0	0	0	1	0	0	0	7	29.2	3	12.5	1	4.2	73.2	83.5
07-19	**2257**	**3**	**1984**	**46**	**176**	**14**	**9**	**0**	**7**	**8**	**10**	**0**	**0**	**580**	**25.7**	**260**	**11.5**	**103**	**4.6**	**73.8**	**83.5**
06-22	**2677**	**4**	**2347**	**57**	**214**	**14**	**9**	**0**	**8**	**12**	**12**	**0**	**0**	**666**	**24.9**	**303**	**11.3**	**120**	**4.5**	**73.4**	**83.2**
06-00	**2772**	**4**	**2426**	**59**	**224**	**14**	**9**	**0**	**8**	**15**	**13**	**0**	**0**	**691**	**24.9**	**315**	**11.4**	**125**	**4.5**	**73.4**	**83.2**
00-00	**2834**	**4**	**2473**	**59**	**231**	**14**	**9**	**0**	**8**	**20**	**16**	**0**	**0**	**712**	**25.1**	**325**	**11.5**	**130**	**4.6**	**73.5**	**83.2**

DRAFT

Site 90
Location B183, Att - Bend Sign, Lat 54.13132,Long -6.81005
Direction Two way

3279 / Meath/Cavan/Monaghan ATC's
October 2013
Automatic Traffic Count

Tue, 15 October 2013

Time	Total	Classification												>PSL	>PSL%	>SL1	>SL1%	>SL2	>SL2%	Mean	Vpp
		1 MCL	2 SV	3 SVT	4 TB2	5 TB3	6 T4	7 ART3	8 ART4	9 ART5	10 ART6	11 BD	12 DRT	80	80	85 +5kph	85 +5kph	90 +10kph	90 +10kph		85
0000	14	0	13	0	1	0	0	0	0	0	0	0	0	3	21.4	1	7.1	0	0	74.2	80.6
0100	10	0	8	1	1	0	0	0	0	0	0	0	0	1	10	0	0	0	0	71.7	-
0200	4	0	4	0	0	0	0	0	0	0	0	0	0	2	50	2	50	1	25	75.6	-
0300	4	0	4	0	0	0	0	0	0	0	0	0	0	1	25	1	25	0	0	72.1	-
0400	9	0	3	0	2	0	0	0	0	4	0	0	0	4	44.4	1	11.1	0	0	76.3	-
0500	17	0	13	0	1	0	1	0	0	2	0	0	0	10	58.8	7	41.2	2	11.8	82.4	88.9
0600	46	0	40	0	4	1	0	0	0	1	0	0	0	13	28.3	7	15.2	3	6.5	75.7	84.6
0700	111	0	95	1	13	0	0	0	0	2	0	0	0	34	30.6	11	9.9	4	3.6	75.7	83.2
0800	**242**	**1**	**218**	**0**	**19**	**2**	**1**	**0**	**1**	**0**	**0**	**0**	**0**	**52**	**21.5**	**25**	**10.3**	**8**	**3.3**	**73.9**	**82.8**
0900	204	0	182	4	17	0	0	0	0	1	0	0	0	51	25	27	13.2	12	5.9	74.9	84.2
1000	138	0	119	7	9	0	0	0	1	1	1	0	0	31	22.5	19	13.8	6	4.3	71.8	82.8
1100	145	1	117	5	19	0	1	0	0	2	0	0	0	34	23.4	17	11.7	4	2.8	73	83.2
1200	152	2	126	1	18	2	1	1	0	1	0	0	0	33	21.7	17	11.2	10	6.6	73	82.8
1300	145	1	122	1	17	3	0	0	0	1	0	0	0	25	17.2	13	9	6	4.1	72.4	81.7
1400	233	0	203	3	18	1	1	0	1	4	2	0	0	52	22.3	26	11.2	9	3.9	72	82.1
1500	213	0	188	2	17	1	1	0	0	2	2	0	0	63	29.6	21	9.9	7	3.3	73.6	83.2
1600	213	0	195	1	14	0	0	0	0	2	1	0	0	68	31.9	37	17.4	14	6.6	76.7	85.7
1700	**266**	**0**	**243**	**2**	**15**	**2**	**0**	**0**	**0**	**1**	**3**	**0**	**0**	**85**	**32**	**41**	**15.4**	**11**	**4.1**	**75.2**	**85**
1800	225	0	202	1	17	3	1	1	0	0	0	0	0	66	29.3	36	16	12	5.3	75.6	85
1900	154	0	144	0	8	1	0	0	0	0	1	0	0	27	17.5	16	10.4	7	4.5	70.7	81
2000	127	0	117	2	6	0	0	0	0	2	0	0	0	27	21.3	14	11	5	3.9	72.9	82.8
2100	117	0	113	2	2	0	0	0	0	0	0	0	0	18	15.4	10	8.5	4	3.4	71.7	79.6
2200	74	0	71	0	3	0	0	0	0	0	0	0	0	5	6.8	1	1.4	1	1.4	68.2	77
2300	26	0	26	0	0	0	0	0	0	0	0	0	0	5	19.2	2	7.7	1	3.8	73.1	79.9
07-19	**2287**	**5**	**2010**	**28**	**193**	**14**	**6**	**2**	**3**	**17**	**9**	**0**	**0**	**594**	**26**	**290**	**12.7**	**103**	**4.5**	**74.1**	**83.9**
06-22	**2731**	**5**	**2424**	**32**	**213**	**16**	**6**	**2**	**3**	**20**	**10**	**0**	**0**	**679**	**24.9**	**337**	**12.3**	**122**	**4.5**	**73.8**	**83.5**
06-00	**2831**	**5**	**2521**	**32**	**216**	**16**	**6**	**2**	**3**	**20**	**10**	**0**	**0**	**689**	**24.3**	**340**	**12**	**124**	**4.4**	**73.6**	**83.2**
00-00	**2889**	**5**	**2566**	**33**	**221**	**16**	**7**	**2**	**3**	**26**	**10**	**0**	**0**	**710**	**24.6**	**352**	**12.2**	**127**	**4.4**	**73.7**	**83.5**

DRAFT

Site 90
Location B183, Att - Bend Sign, Lat 54.13132,Long -6.81005
Direction Two way

3279 / Meath/Cavan/Monaghan ATC's
October 2013
Automatic Traffic Count

Virtual Day (7)

Time	Total	Classification												>PSL	>PSL%	>SL1	>SL1%	>SL2	>SL2%	Mean	Vpp
		1 MCL	2 SV	3 SVT	4 TB2	5 TB3	6 T4	7 ART3	8 ART4	9 ART5	10 ART6	11 BD	12 DRT	80	80	85 +5kph	85 +5kph	90 +10kph	90 +10kph		85
0000	21	0	19	0	1	0	0	0	0	0	0	0	0	4	21.2	2	9.6	1	4.1	73	81.4
0100	13	0	12	0	1	0	0	0	0	0	0	0	0	4	27.8	2	14.4	1	5.6	74.3	84.6
0200	11	0	10	0	1	0	0	0	0	0	0	0	0	2	18.7	1	10.7	0	2.7	72.8	80.6
0300	9	0	7	0	1	0	0	0	0	1	0	0	0	3	34.4	3	31.3	1	14.1	77.2	-
0400	8	0	5	0	2	0	0	0	0	1	0	0	0	4	45.8	3	30.5	1	13.6	78	-
0500	16	0	12	0	2	0	0	0	0	1	0	0	0	8	49.6	5	31	3	17.7	78.8	90.4
0600	35	0	30	1	2	1	0	0	0	1	0	0	0	16	44.7	8	23.8	5	13.1	78.6	87.5
0700	91	0	75	1	13	0	0	0	0	1	0	0	0	30	33	14	15.3	6	6.2	75.4	85
0800	**187**	**0**	**168**	**2**	**13**	**1**	**1**	**0**	**1**	**1**	**0**	**0**	**0**	**52**	**28**	**24**	**13**	**9**	**4.7**	**74.6**	**83.9**
0900	185	0	163	4	15	1	1	0	1	0	0	0	0	42	22.4	19	10.3	7	3.8	73.2	82.4
1000	140	0	119	4	13	1	1	0	1	1	1	0	0	31	22.2	15	10.4	6	4.5	71.8	82.8
1100	150	0	130	4	13	1	0	0	0	1	0	0	0	39	25.6	19	12.5	7	4.8	73	83.9
1200	174	1	154	2	13	1	1	0	0	1	1	0	0	39	22.5	17	10	7	4.1	73.1	82.4
1300	171	1	152	3	11	2	1	0	0	1	1	0	0	43	24.9	19	11.3	7	4.2	73.5	83.2
1400	195	0	173	3	13	1	0	0	0	1	1	0	0	48	24.9	20	10.5	7	3.4	73.2	82.8
1500	226	0	202	6	14	1	1	0	1	1	1	0	0	61	27.2	24	10.6	10	4.5	73.7	82.8
1600	215	1	192	5	13	2	0	0	1	1	0	0	0	51	23.7	21	9.8	7	3.3	73.5	82.4
1700	**234**	**1**	**214**	**3**	**13**	**1**	**0**	**0**	**1**	**1**	**1**	**0**	**0**	**55**	**23.6**	**24**	**10.1**	**9**	**3.7**	**73.6**	**82.8**
1800	218	1	199	4	11	1	0	0	1	1	0	0	0	49	22.4	23	10.6	7	3.1	73.6	82.8
1900	151	0	138	2	9	0	0	0	0	0	1	0	0	26	17	12	7.9	5	3.2	71.3	80.6
2000	120	0	111	2	6	0	0	0	0	1	0	0	0	25	20.5	12	9.8	4	3.7	71.7	82.4
2100	95	0	90	1	4	0	0	0	1	0	0	0	0	22	22.8	11	11.5	5	5.7	72.9	82.8
2200	66	0	61	1	3	0	0	0	0	0	1	0	0	17	26	8	11.9	3	4.3	73	83.2
2300	33	0	30	0	2	0	0	0	0	0	0	0	0	10	31.5	5	15.5	3	8.2	75.9	85
07-19	**2186**	**7**	**1941**	**39**	**155**	**13**	**7**	**1**	**6**	**10**	**7**	**0**	**0**	**540**	**24.7**	**240**	**11**	**89**	**4.1**	**73.5**	**83.2**
06-22	**2587**	**7**	**2309**	**45**	**177**	**14**	**8**	**1**	**7**	**11**	**8**	**0**	**0**	**628**	**24.3**	**282**	**10.9**	**108**	**4.2**	**73.3**	**83.2**
06-00	**2686**	**7**	**2400**	**46**	**182**	**15**	**8**	**1**	**7**	**12**	**9**	**0**	**0**	**655**	**24.4**	**295**	**11**	**113**	**4.2**	**73.3**	**83.2**
00-00	**2765**	**7**	**2465**	**46**	**190**	**15**	**8**	**1**	**8**	**15**	**10**	**0**	**0**	**680**	**24.6**	**311**	**11.2**	**121**	**4.4**	**73.4**	**83.2**

DRAFT

Site 90
Location B183, Att - Bend Sign, Lat 54.13132,Long -6.81005
Direction Two way

3279 / Meath/Cavan/Monaghan ATC's
October 2013
Automatic Traffic Count

Virtual Week (1)

Time	Total	Classification												>PSL	>PSL%	>SL1	>SL1%	>SL2	>SL2%	Mean	Vpp
		1 MCL	2 SV	3 SVT	4 TB2	5 TB3	6 T4	7 ART3	8 ART4	9 ART5	10 ART6	11 BD	12 DRT	80	80	85 +5kph	85 +5kph	90 +10kph	90 +10kph		85
Mon	2834	4	2473	59	231	14	9	0	8	20	16	0	0	712	25.1	325	11.5	130	4.6	73.5	83.2
Tue	2889	5	2566	33	221	16	7	2	3	26	10	0	0	710	24.6	352	12.2	127	4.4	73.7	83.5
Wed	2857	8	2510	36	240	15	19	0	8	10	11	0	0	721	25.2	343	12	134	4.7	73.7	83.5
Thu	2853	0	2513	51	209	22	10	1	16	16	15	0	0	703	24.6	297	10.4	120	4.2	73.7	82.4
Fri	3094	9	2776	40	211	16	7	1	11	16	6	1	0	711	23	272	8.8	97	3.1	72.9	82.4
|Sat	2655	9	2364	86	148	13	6	0	8	13	8	0	0	641	24.1	328	12.4	126	4.7	72.7	83.5
|Sun	2170	13	2054	20	69	8	0	0	1	2	3	0	0	563	25.9	259	11.9	110	5.1	73.6	83.5
5 Day Ave.	**2905**	**5**	**2568**	**44**	**222**	**17**	**10**	**1**	**9**	**18**	**12**	**0**	**0**	**711**	**24.5**	**318**	**10.9**	**122**	**4.2**	**73.5**	**83.0**
7 Day Ave.	**2765**	**7**	**2465**	**46**	**190**	**15**	**8**	**1**	**8**	**15**	**10**	**0**	**0**	**680**	**24.6**	**311**	**11.2**	**121**	**4.4**	**73.4**	**83.2**
--	**19352**	**48**	**17256**	**325**	**1329**	**104**	**58**	**4**	**55**	**103**	**69**	**1**	**0**	**4761**	**24.6**	**2176**	**11.2**	**844**	**4.4**	**73.4**	**83.2**

Summary Graphs

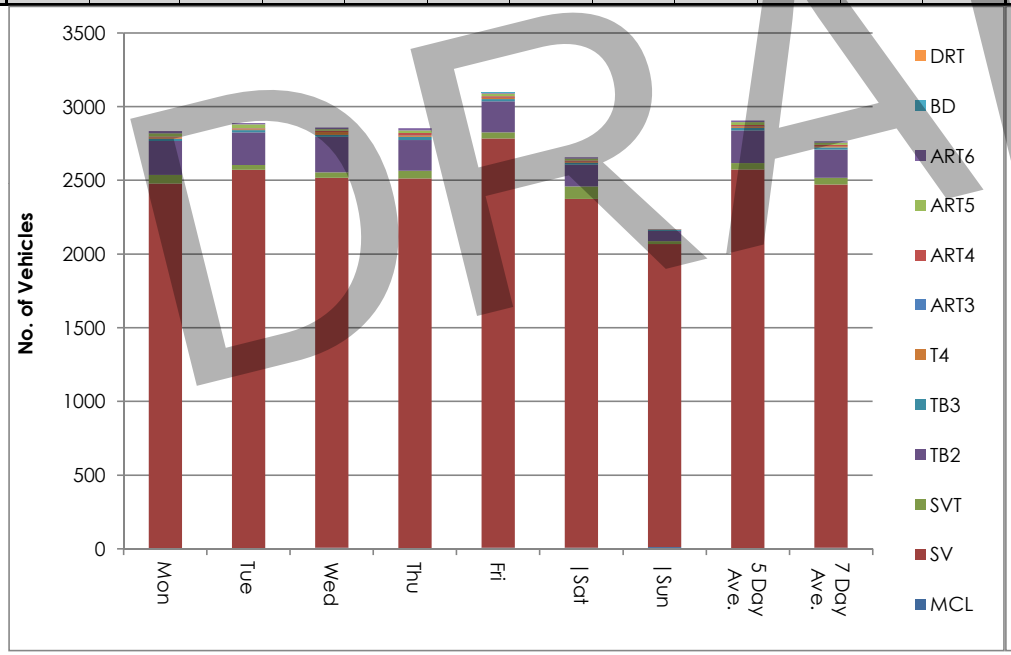

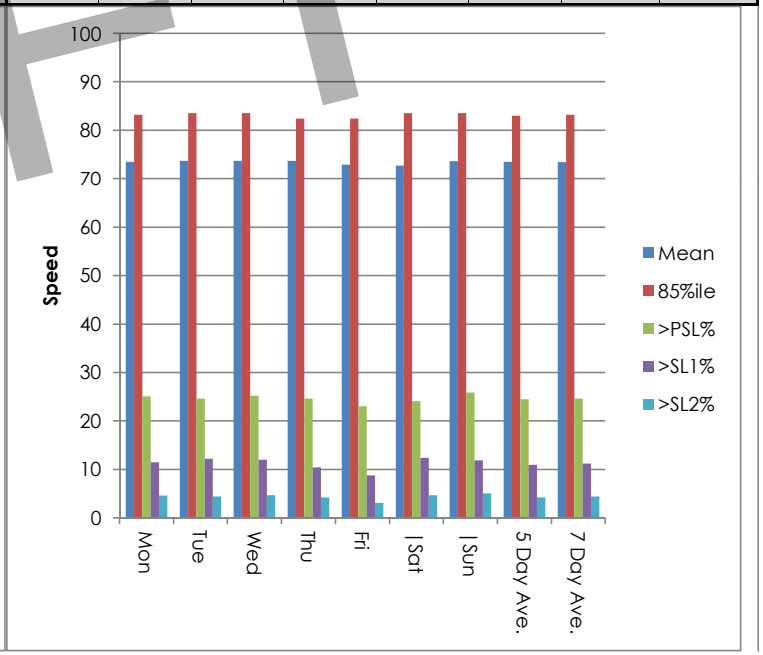

DRAFT

Site 90
Location B183, Att - Bend Sign, Lat 54.13132,Long -6.81005
Direction Two way

3279 / Meath/Cavan/Monaghan ATC's
October 2013
Automatic Traffic Count

Wed, 9 October 2013

Time	Total	Speed Bins (km/h)																												
		0 - 5	5 - 10	10 - 15	15 - 20	20 - 25	25 - 30	30 - 35	35 - 40	40 - 45	45 - 50	50 - 55	55 - 60	60 - 65	65 - 70	70 - 75	75 - 80	80 - 85	85 - 90	90 - 95	95 - 100	100 - 105	105 - 110	110 - 115	115 - 120	120 - 125	125 - 130	130 - 135	135 - 140
0000	12	0	0	0	0	0	0	0	0	0	0	1	0	0	1	1	6	1	1	1	0	0	0	0	0	0	0	0	0	0
0100	7	0	0	0	0	0	0	0	0	0	0	0	0	1	2	3	0	1	0	0	0	0	0	0	0	0	0	0	0	0
0200	3	0	0	0	0	0	0	0	0	0	0	0	1	1	0	1	0	0	0	0	0	0	0	0	0	0	0	0	0	0
0300	8	0	0	0	0	0	0	0	0	0	0	0	0	0	0	1	1	0	4	1	1	0	0	0	0	0	0	0	0	0
0400	10	0	0	0	0	0	0	0	0	0	0	0	0	0	0	0	0	0	6	1	1	1	0	1	0	0	0	0	0	0
0500	27	0	0	0	0	0	0	0	0	0	0	0	0	5	4	5	2	2	1	7	0	1	0	0	0	0	0	0	0	0
0600	30	0	0	0	0	0	0	0	0	0	0	0	1	0	2	5	4	6	4	6	1	0	0	1	0	0	0	0	0	0
0700	126	0	0	0	0	0	1	1	0	0	0	0	5	15	14	18	24	27	11	5	3	1	1	0	0	0	0	0	0	0
0800	**229**	**0**	**0**	**0**	**0**	**1**	**0**	**1**	**0**	**0**	**0**	**1**	**6**	**23**	**17**	**39**	**64**	**33**	**31**	**10**	**2**	**0**	**1**	**0**	**0**	**0**	**0**	**0**	**0**	**0**
0900	198	0	0	0	0	0	3	0	0	0	1	1	4	20	28	60	45	27	4	2	1	2	0	0	0	0	0	0	0	0
1000	138	0	0	0	0	0	0	0	1	0	3	8	11	11	34	24	19	19	4	4	0	0	0	0	0	0	0	0	0	0
1100	183	0	0	0	3	2	3	0	0	0	1	0	5	17	39	30	43	21	11	6	0	2	0	0	0	0	0	0	0	0
1200	180	0	0	0	0	0	0	0	7	1	0	5	4	8	38	56	35	14	7	4	0	1	0	0	0	0	0	0	0	0
1300	184	0	0	0	0	4	0	0	0	1	0	0	10	12	35	42	42	21	13	4	0	0	0	0	0	0	0	0	0	0
1400	186	0	0	0	0	0	1	0	1	3	2	7	4	9	21	53	35	26	18	5	1	0	0	0	0	0	0	0	0	0
1500	233	0	0	0	0	0	0	3	4	0	0	5	6	15	33	47	63	34	15	5	3	0	0	0	0	0	0	0	0	0
1600	228	0	0	0	0	0	1	0	0	1	1	2	11	10	48	44	46	38	16	6	3	0	1	0	0	0	0	0	0	0
1700	**238**	**0**	**0**	**0**	**0**	**0**	**1**	**0**	**0**	**0**	**0**	**5**	**12**	**19**	**49**	**45**	**54**	**32**	**13**	**4**	**3**	**1**	**0**	**0**	**0**	**0**	**0**	**0**	**0**	**0**
1800	200	0	0	0	0	0	1	1	0	0	0	4	1	19	26	52	47	25	16	6	2	0	0	0	0	0	0	0	0	0
1900	145	0	0	0	0	0	0	2	0	0	2	3	11	7	27	30	33	16	11	2	0	1	0	0	0	0	0	0	0	0
2000	107	0	0	0	0	0	0	1	0	0	4	2	11	7	21	22	16	13	5	3	2	0	0	0	0	0	0	0	0	0
2100	87	0	0	0	0	0	0	0	0	1	1	0	6	14	16	21	12	4	6	5	1	0	0	0	0	0	0	0	0	0
2200	63	0	0	0	0	0	0	0	1	0	0	1	1	7	12	9	7	10	9	3	1	2	0	0	0	0	0	0	0	0
2300	35	0	0	0	0	0	0	0	0	0	0	0	1	3	4	4	10	8	3	2	0	0	0	0	0	0	0	0	0	0
07-19	**2323**	**0**	**0**	**0**	**3**	**7**	**11**	**6**	**13**	**6**	**8**	**38**	**79**	**178**	**382**	**510**	**517**	**317**	**159**	**61**	**18**	**7**	**3**	**0**	**0**	**0**	**0**	**0**	**0**	**0**
06-22	**2692**	**0**	**0**	**0**	**3**	**7**	**11**	**9**	**13**	**7**	**15**	**43**	**108**	**206**	**448**	**588**	**582**	**356**	**185**	**77**	**22**	**8**	**3**	**1**	**0**	**0**	**0**	**0**	**0**	**0**
06-00	**2790**	**0**	**0**	**0**	**3**	**7**	**11**	**9**	**14**	**7**	**15**	**44**	**110**	**216**	**464**	**601**	**599**	**374**	**197**	**82**	**23**	**10**	**3**	**1**	**0**	**0**	**0**	**0**	**0**	**0**
00-00	**2857**	**0**	**0**	**0**	**3**	**7**	**11**	**9**	**14**	**7**	**15**	**45**	**111**	**223**	**471**	**612**	**608**	**378**	**209**	**92**	**25**	**12**	**3**	**2**	**0**	**0**	**0**	**0**	**0**	**0**

DRAFT

Site 90
Location B183, Att - Bend Sign, Lat 54.13132,Long -6.81005
Direction Two way

3279 / Meath/Cavan/Monaghan ATC's
October 2013
Automatic Traffic Count

Thu, 10 October 2013

Time	Total	Speed Bins (km/h)																												
		0 - 5	5 - 10	10 - 15	15 - 20	20 - 25	25 - 30	30 - 35	35 - 40	40 - 45	45 - 50	50 - 55	55 - 60	60 - 65	65 - 70	70 - 75	75 - 80	80 - 85	85 - 90	90 - 95	95 - 100	100 - 105	105 - 110	110 - 115	115 - 120	120 - 125	125 - 130	130 - 135	135 - 140
0000	27	0	0	0	0	0	0	0	0	0	0	1	1	3	4	5	5	2	2	3	1	0	0	0	0	0	0	0	0	0
0100	10	0	0	0	0	0	0	0	0	0	1	0	0	3	4	2	0	0	0	0	0	0	0	0	0	0	0	0	0	0
0200	4	0	0	0	0	0	0	0	0	0	0	0	0	0	0	0	1	1	2	0	0	0	0	0	0	0	0	0	0	0
0300	7	0	0	0	0	0	0	0	0	0	0	0	0	0	0	1	1	0	3	1	0	1	0	0	0	0	0	0	0	0
0400	5	0	0	0	0	0	0	0	0	0	0	0	0	0	1	1	0	1	1	0	1	0	0	0	0	0	0	0	0	0
0500	15	0	0	0	0	0	0	0	0	0	0	0	0	1	0	1	1	4	4	2	1	1	0	0	0	0	0	0	0	0
0600	41	0	0	0	0	0	0	0	0	0	0	0	1	1	3	10	8	7	5	4	2	0	0	0	0	0	0	0	0	0
0700	124	0	0	0	0	0	1	2	0	0	0	2	2	4	17	34	24	16	10	9	2	1	0	0	0	0	0	0	0	0
0800	**241**	**0**	**0**	**0**	**0**	**0**	**0**	**2**	**0**	**1**	**1**	**0**	**13**	**13**	**24**	**40**	**70**	**46**	**18**	**9**	**4**	**0**	**0**	**0**	**0**	**0**	**0**	**0**	**0**	**0**
0900	232	0	0	0	0	0	1	0	0	3	4	2	10	22	44	57	42	33	10	4	0	0	0	0	0	0	0	0	0	0
1000	143	0	0	0	2	0	2	0	0	0	0	1	2	10	34	34	25	17	12	4	0	0	0	0	0	0	0	0	0	0
1100	135	0	0	0	0	0	0	0	1	0	0	1	5	19	24	29	23	20	7	5	1	0	0	0	0	0	0	0	0	0
1200	159	0	0	0	0	0	0	0	0	1	1	0	6	12	23	31	43	22	10	7	3	0	0	0	0	0	0	0	0	0
1300	150	0	0	0	0	0	0	0	0	1	0	2	4	8	28	30	36	20	15	5	1	0	0	0	0	0	0	0	0	0
1400	190	0	0	0	0	1	0	0	0	0	2	2	8	16	26	45	45	28	8	4	4	0	1	0	0	0	0	0	0	0
1500	229	0	0	0	0	0	0	0	0	0	3	4	9	12	43	54	39	47	10	6	2	0	0	0	0	0	0	0	0	0
1600	212	0	0	0	0	0	0	1	3	1	0	2	5	12	37	58	56	22	11	3	1	0	0	0	0	0	0	0	0	0
1700	244	0	0	0	0	0	0	0	0	0	2	8	7	13	51	47	55	41	12	7	1	0	0	0	0	0	0	0	0	0
1800	**248**	**0**	**0**	**0**	**0**	**0**	**0**	**1**	**0**	**0**	**4**	**5**	**13**	**28**	**34**	**65**	**55**	**28**	**8**	**7**	**0**	**0**	**0**	**0**	**0**	**0**	**0**	**0**	**0**	**0**
1900	142	0	0	0	0	0	0	0	0	0	0	4	17	22	21	29	24	10	8	5	2	0	0	0	0	0	0	0	0	0
2000	119	0	0	0	0	0	0	0	0	0	3	3	7	13	15	30	27	10	10	1	0	0	0	0	0	0	0	0	0	0
2100	85	0	0	0	0	0	0	0	0	0	6	4	0	9	11	10	19	16	7	1	1	1	0	0	0	0	0	0	0	0
2200	65	0	0	0	0	0	0	0	0	2	1	1	1	6	13	13	14	10	3	0	1	0	0	0	0	0	0	0	0	0
2300	26	0	0	0	0	0	0	0	0	0	0	0	0	1	6	6	7	5	1	0	0	0	0	0	0	0	0	0	0	0
07-19	**2307**	**0**	**0**	**0**	**2**	**1**	**4**	**6**	**4**	**7**	**17**	**29**	**84**	**169**	**385**	**524**	**513**	**340**	**131**	**70**	**19**	**1**	**1**	**0**	**0**	**0**	**0**	**0**	**0**	**0**
06-22	**2694**	**0**	**0**	**0**	**2**	**1**	**4**	**6**	**4**	**7**	**26**	**40**	**109**	**214**	**435**	**603**	**591**	**383**	**161**	**81**	**24**	**2**	**1**	**0**	**0**	**0**	**0**	**0**	**0**	**0**
06-00	**2785**	**0**	**0**	**0**	**2**	**1**	**4**	**6**	**4**	**9**	**27**	**41**	**110**	**221**	**454**	**622**	**612**	**398**	**165**	**81**	**25**	**2**	**1**	**0**	**0**	**0**	**0**	**0**	**0**	**0**
00-00	**2853**	**0**	**0**	**0**	**2**	**1**	**4**	**6**	**4**	**9**	**28**	**42**	**111**	**228**	**463**	**632**	**620**	**406**	**177**	**87**	**28**	**4**	**1**	**0**	**0**	**0**	**0**	**0**	**0**	**0**

DRAFT

Site 90
Location B183, Att - Bend Sign, Lat 54.13132,Long -6.81005
Direction Two way

3279 / Meath/Cavan/Monaghan ATC's
October 2013
Automatic Traffic Count

Fri, 11 October 2013

Time	Total	Speed Bins (km/h)																											
		0 - 5	5 - 10	10 - 15	15 - 20	20 - 25	25 - 30	30 - 35	35 - 40	40 - 45	45 - 50	50 - 55	55 - 60	60 - 65	65 - 70	70 - 75	75 - 80	80 - 85	85 - 90	90 - 95	95 - 100	100 - 105	105 - 110	110 - 115	115 - 120	120 - 125	125 - 130	130 - 135	135 - 140
0000	19	0	0	0	0	0	0	0	0	0	0	1	2	1	5	5	3	1	1	0	0	0	0	0	0	0	0	0	0
0100	5	0	0	0	0	0	0	0	0	0	0	0	0	1	0	1	1	0	1	1	0	0	0	0	0	0	0	0	0
0200	3	0	0	0	0	0	0	0	0	0	0	0	0	1	1	0	0	1	0	0	0	0	0	0	0	0	0	0	0
0300	6	0	0	0	0	0	0	0	0	0	0	0	1	0	1	1	1	0	1	1	0	0	0	0	0	0	0	0	0
0400	9	0	0	0	0	0	0	0	0	0	0	0	1	0	0	2	4	1	0	1	0	0	0	0	0	0	0	0	0
0500	17	0	0	0	0	0	0	0	0	0	0	0	1	1	0	3	2	6	3	0	1	0	0	0	0	0	0	0	0
0600	39	0	0	0	0	0	0	0	0	0	0	0	2	1	1	10	8	12	2	1	1	0	1	0	0	0	0	0	0
0700	94	0	0	0	0	1	1	0	0	2	1	1	3	6	11	21	20	11	10	5	0	0	0	1	0	0	0	0	0
0800	**235**	**0**	**0**	**0**	**1**	**0**	**1**	**1**	**2**	**2**	**2**	**7**	**6**	**9**	**39**	**45**	**59**	**38**	**15**	**7**	**0**	**1**	**0**	**0**	**0**	**0**	**0**	**0**	**0**
0900	201	0	0	0	0	0	0	0	0	1	0	0	6	18	38	44	46	32	10	5	1	0	0	0	0	0	0	0	0
1000	130	0	0	0	0	0	0	1	0	0	0	6	10	16	22	31	19	15	6	4	0	0	0	0	0	0	0	0	0
1100	140	0	0	0	0	0	0	2	0	0	1	4	13	14	27	34	23	12	8	2	0	0	0	0	0	0	0	0	0
1200	187	0	0	0	0	0	0	0	1	0	0	0	11	26	37	30	38	27	10	5	1	0	1	0	0	0	0	0	0
1300	191	0	0	0	0	0	0	1	1	2	5	1	6	15	22	44	46	29	13	5	0	1	0	0	0	0	0	0	0
1400	212	0	0	0	0	0	0	1	0	1	2	7	2	10	40	51	52	32	10	3	1	0	0	0	0	0	0	0	0
1500	**291**	**0**	**0**	**0**	**0**	**0**	**0**	**1**	**0**	**2**	**2**	**3**	**15**	**27**	**45**	**71**	**55**	**52**	**11**	**3**	**2**	**2**	**0**	**0**	**0**	**0**	**0**	**0**	**0**
1600	268	0	0	0	0	1	1	1	0	0	3	10	17	29	39	55	41	50	14	4	2	1	0	0	0	0	0	0	0
1700	255	0	0	1	0	1	0	0	0	2	4	1	13	21	31	79	48	31	14	6	2	1	0	0	0	0	0	0	0
1800	242	0	0	0	0	0	0	0	0	0	2	6	11	17	62	57	41	21	19	5	1	0	0	0	0	0	0	0	0
1900	166	0	0	0	0	0	0	0	0	1	4	5	11	22	37	38	22	16	3	2	1	2	1	0	1	0	0	0	0
2000	149	0	0	0	0	0	0	0	0	0	1	4	16	19	30	30	24	16	7	1	1	0	0	0	0	0	0	0	0
2100	113	0	0	1	0	0	0	1	0	1	0	1	2	8	19	22	29	15	7	5	1	1	0	0	0	0	0	0	0
2200	73	0	0	0	0	0	0	0	0	0	0	3	3	7	11	22	7	14	5	1	0	0	0	0	0	0	0	0	0
2300	49	0	0	0	0	0	0	0	0	0	0	1	2	4	5	14	10	7	5	0	1	0	0	0	0	0	0	0	0
07-19	**2446**	**0**	**0**	**1**	**1**	**3**	**3**	**8**	**4**	**12**	**22**	**46**	**113**	**208**	**413**	**562**	**488**	**350**	**140**	**54**	**10**	**6**	**1**	**1**	**0**	**0**	**0**	**0**	**0**
06-22	**2913**	**0**	**0**	**2**	**1**	**3**	**3**	**9**	**4**	**14**	**27**	**56**	**144**	**258**	**500**	**662**	**571**	**409**	**159**	**63**	**14**	**9**	**3**	**1**	**1**	**0**	**0**	**0**	**0**
06-00	**3035**	**0**	**0**	**2**	**1**	**3**	**3**	**9**	**4**	**14**	**27**	**60**	**149**	**269**	**516**	**698**	**588**	**430**	**169**	**64**	**15**	**9**	**3**	**1**	**1**	**0**	**0**	**0**	**0**
00-00	**3094**	**0**	**0**	**2**	**1**	**3**	**3**	**9**	**4**	**14**	**27**	**61**	**154**	**273**	**523**	**710**	**599**	**439**	**175**	**67**	**16**	**9**	**3**	**1**	**1**	**0**	**0**	**0**	**0**

DRAFT

Site 90
Location B183, Att - Bend Sign, Lat 54.13132,Long -6.81005
Direction Two way

3279 / Meath/Cavan/Monaghan ATC's
October 2013
Automatic Traffic Count

Sat, 12 October 2013

Time	Total	Speed Bins (km/h)																												
		0 - 5	5 - 10	10 - 15	15 - 20	20 - 25	25 - 30	30 - 35	35 - 40	40 - 45	45 - 50	50 - 55	55 - 60	60 - 65	65 - 70	70 - 75	75 - 80	80 - 85	85 - 90	90 - 95	95 - 100	100 - 105	105 - 110	110 - 115	115 - 120	120 - 125	125 - 130	130 - 135	135 - 140
0000	28	0	0	0	0	0	0	0	0	0	0	1	0	6	5	5	5	5	0	1	0	0	0	0	0	0	0	0	0	0
0100	18	0	0	0	0	0	0	0	0	0	0	0	2	2	3	3	0	4	1	1	2	0	0	0	0	0	0	0	0	0
0200	24	0	0	0	0	0	0	0	0	0	0	0	0	4	4	10	5	0	1	0	0	0	0	0	0	0	0	0	0	0
0300	15	0	0	0	0	0	0	0	0	0	0	0	0	2	2	4	6	1	0	0	0	0	0	0	0	0	0	0	0	0
0400	6	0	0	0	0	0	0	0	0	0	0	1	0	1	1	1	0	1	1	0	0	0	0	0	0	0	0	0	0	0
0500	6	0	0	0	0	0	0	0	0	0	0	0	0	1	0	1	0	1	2	1	0	0	0	0	0	0	0	0	0	0
0600	32	0	0	0	0	0	0	0	0	0	0	0	4	4	2	5	5	6	2	2	2	0	0	0	0	0	0	0	0	0
0700	50	0	0	0	0	0	0	0	0	3	1	0	4	5	6	12	14	1	3	1	0	0	0	0	0	0	0	0	0	0
0800	99	0	0	0	0	0	1	0	2	1	2	3	6	8	22	21	15	7	8	3	0	0	0	0	0	0	0	0	0	0
0900	154	0	0	0	0	3	2	0	2	1	3	2	6	21	25	27	30	8	18	4	2	0	0	0	0	0	0	0	0	0
1000	186	0	0	0	0	5	2	0	0	1	0	6	7	18	38	51	18	20	11	4	3	2	0	0	0	0	0	0	0	0
1100	**188**	**0**	**0**	**0**	**1**	**1**	**0**	**1**	**3**	**0**	**3**	**3**	**5**	**13**	**18**	**37**	**40**	**32**	**18**	**7**	**6**	**0**	**0**	**0**	**0**	**0**	**0**	**0**	**0**	**0**
1200	**222**	**0**	**0**	**0**	**0**	**1**	**1**	**4**	**0**	**4**	**2**	**4**	**7**	**27**	**37**	**43**	**41**	**29**	**15**	**2**	**5**	**0**	**0**	**0**	**0**	**0**	**0**	**0**	**0**	**0**
1300	180	0	0	0	0	1	0	0	1	1	0	0	11	27	17	33	41	22	18	5	1	2	0	0	0	0	0	0	0	0
1400	192	0	0	0	0	0	0	1	0	2	3	4	11	16	21	39	44	27	17	4	2	1	0	0	0	0	0	0	0	0
1500	215	0	0	0	0	0	0	2	0	3	1	5	7	23	36	39	37	23	22	13	3	1	0	0	0	0	0	0	0	0
1600	196	0	0	0	0	1	4	1	1	0	2	2	9	12	36	47	45	20	12	1	3	0	0	0	0	0	0	0	0	0
1700	167	0	0	0	0	0	0	0	0	1	2	4	11	14	18	42	47	17	7	4	0	0	0	0	0	0	0	0	0	0
1800	216	0	0	0	0	0	0	0	0	0	0	3	20	18	48	38	35	31	16	5	1	0	1	0	0	0	0	0	0	0
1900	146	0	0	0	0	0	0	0	1	3	0	2	9	12	29	31	34	15	6	3	0	1	0	0	0	0	0	0	0	0
2000	101	0	0	0	0	0	0	1	0	4	1	3	5	9	13	20	18	13	7	3	1	2	0	1	0	0	0	0	0	0
2100	111	0	0	0	0	0	0	0	0	1	1	5	18	8	9	24	15	16	4	6	1	2	1	0	0	0	0	0	0	0
2200	61	0	0	0	0	0	0	0	0	0	3	0	0	2	6	15	9	9	10	4	2	0	1	0	0	0	0	0	0	0
2300	42	0	0	0	0	0	0	1	0	0	0	0	1	5	7	9	8	5	3	2	1	0	0	0	0	0	0	0	0	0
07-19	**2065**	**0**	**0**	**0**	**1**	**12**	**10**	**9**	**9**	**17**	**19**	**36**	**104**	**202**	**322**	**429**	**407**	**237**	**165**	**53**	**26**	**6**	**1**	**0**	**0**	**0**	**0**	**0**	**0**	**0**
06-22	**2455**	**0**	**0**	**0**	**1**	**12**	**10**	**10**	**10**	**25**	**21**	**46**	**140**	**235**	**375**	**509**	**479**	**287**	**184**	**67**	**30**	**11**	**2**	**1**	**0**	**0**	**0**	**0**	**0**	**0**
06-00	**2558**	**0**	**0**	**0**	**1**	**12**	**10**	**11**	**10**	**25**	**24**	**46**	**141**	**242**	**388**	**533**	**496**	**301**	**197**	**73**	**33**	**11**	**3**	**1**	**0**	**0**	**0**	**0**	**0**	**0**
00-00	**2655**	**0**	**0**	**0**	**1**	**12**	**10**	**11**	**10**	**25**	**24**	**48**	**143**	**258**	**403**	**557**	**512**	**313**	**202**	**76**	**35**	**11**	**3**	**1**	**0**	**0**	**0**	**0**	**0**	**0**

DRAFT

Site 90
Location B183, Att - Bend Sign, Lat 54.13132,Long -6.81005
Direction Two way

3279 / Meath/Cavan/Monaghan ATC's
October 2013
Automatic Traffic Count

Sun, 13 October 2013

Time	Total	Speed Bins (km/h)																											
		0 - 5	5 - 10	10 - 15	15 - 20	20 - 25	25 - 30	30 - 35	35 - 40	40 - 45	45 - 50	50 - 55	55 - 60	60 - 65	65 - 70	70 - 75	75 - 80	80 - 85	85 - 90	90 - 95	95 - 100	100 - 105	105 - 110	110 - 115	115 - 120	120 - 125	125 - 130	130 - 135	135 - 140
0000	36	0	0	0	0	0	0	0	0	0	0	2	3	4	8	9	4	4	2	0	0	0	0	0	0	0	0	0	0
0100	28	0	0	0	0	0	0	0	0	0	0	1	1	0	8	7	2	4	4	0	0	0	0	0	1	0	0	0	0
0200	29	0	0	0	0	0	0	0	0	0	1	0	1	5	4	7	7	3	1	0	0	0	0	0	0	0	0	0	0
0300	18	0	0	0	0	0	0	0	0	0	0	0	0	4	3	4	1	1	2	2	0	1	0	0	0	0	0	0	0
0400	14	0	0	0	0	0	0	0	0	0	0	1	1	1	5	2	0	2	0	1	1	0	0	0	0	0	0	0	0
0500	11	0	0	0	0	0	0	0	0	0	0	0	1	7	1	1	0	0	0	1	0	0	0	0	0	0	0	0	0
0600	12	0	0	0	0	0	0	0	0	0	0	0	0	1	1	1	1	3	3	1	1	0	0	0	0	0	0	0	0
0700	15	0	0	0	0	0	0	0	0	0	0	0	0	0	2	6	0	4	2	1	0	0	0	0	0	0	0	0	0
0800	49	0	0	0	0	0	0	1	0	1	0	0	0	2	7	15	6	10	3	3	0	0	0	1	0	0	0	0	0
0900	78	0	0	0	0	0	3	0	0	0	0	0	1	2	9	14	17	13	12	4	3	0	0	0	0	0	0	0	0
1000	97	0	0	0	0	1	0	0	0	0	0	1	7	8	20	23	17	10	4	4	1	1	0	0	0	0	0	0	0
1100	**141**	**0**	**0**	**0**	**0**	**1**	**0**	**1**	**1**	**1**	**3**	**1**	**8**	**5**	**21**	**23**	**25**	**22**	**15**	**9**	**4**	**0**	**1**	**0**	**0**	**0**	**0**	**0**	**0**
1200	172	0	0	0	0	0	0	1	0	0	0	3	7	13	24	39	41	28	10	4	2	0	0	0	0	0	0	0	0
1300	177	0	0	0	1	0	1	1	0	0	0	2	4	16	28	26	41	37	12	7	0	1	0	0	0	0	0	0	0
1400	171	0	0	0	0	0	2	3	3	2	3	5	6	12	26	19	38	30	14	8	0	0	0	0	0	0	0	0	0
1500	162	0	0	0	0	0	10	0	0	0	1	2	7	17	34	24	23	27	10	4	2	0	1	0	0	0	0	0	0
1600	168	0	0	0	0	1	0	0	0	1	1	3	5	9	26	42	36	23	14	5	2	0	0	0	0	0	0	0	0
1700	**207**	**0**	**0**	**0**	**0**	**0**	**0**	**0**	**0**	**1**	**1**	**1**	**7**	**32**	**36**	**59**	**37**	**18**	**10**	**1**	**4**	**0**	**0**	**0**	**0**	**0**	**0**	**0**	**0**
1800	182	0	0	0	0	0	0	0	0	0	0	1	4	12	38	49	50	13	12	2	1	0	0	0	0	0	0	0	0
1900	147	0	0	0	0	0	0	0	0	0	3	3	10	21	27	33	32	12	3	1	1	0	0	1	0	0	0	0	0
2000	104	0	0	0	0	0	0	0	1	0	1	1	4	10	17	25	15	15	7	3	3	2	0	0	0	0	0	0	0
2100	67	0	0	0	0	0	0	1	0	0	0	0	4	6	14	14	10	11	4	2	0	0	1	0	0	0	0	0	0
2200	55	0	0	0	0	0	0	0	0	0	0	0	4	3	13	12	11	9	3	0	0	0	0	0	0	0	0	0	0
2300	30	0	0	0	0	0	0	0	0	0	0	0	0	0	5	3	4	5	2	3	5	2	1	0	0	0	0	0	0
07-19	**1619**	**0**	**0**	**0**	**1**	**3**	**16**	**7**	**4**	**6**	**9**	**19**	**56**	**128**	**271**	**339**	**331**	**235**	**118**	**52**	**19**	**2**	**2**	**1**	**0**	**0**	**0**	**0**	**0**
06-22	**1949**	**0**	**0**	**0**	**1**	**3**	**16**	**8**	**5**	**6**	**13**	**23**	**74**	**166**	**330**	**412**	**389**	**276**	**135**	**59**	**24**	**4**	**3**	**2**	**0**	**0**	**0**	**0**	**0**
06-00	**2034**	**0**	**0**	**0**	**1**	**3**	**16**	**8**	**5**	**6**	**13**	**23**	**78**	**169**	**348**	**427**	**404**	**290**	**140**	**62**	**29**	**6**	**4**	**2**	**0**	**0**	**0**	**0**	**0**
00-00	**2170**	**0**	**0**	**0**	**1**	**3**	**16**	**8**	**5**	**6**	**14**	**27**	**85**	**190**	**377**	**457**	**418**	**304**	**149**	**66**	**30**	**7**	**4**	**2**	**1**	**0**	**0**	**0**	**0**

DRAFT

Site 90
Location B183, Att - Bend Sign, Lat 54.13132,Long -6.81005
Direction Two way

3279 / Meath/Cavan/Monaghan ATC's
October 2013
Automatic Traffic Count

Mon, 14 October 2013

Time	Total	Speed Bins (km/h)																											
		0 - 5	5 - 10	10 - 15	15 - 20	20 - 25	25 - 30	30 - 35	35 - 40	40 - 45	45 - 50	50 - 55	55 - 60	60 - 65	65 - 70	70 - 75	75 - 80	80 - 85	85 - 90	90 - 95	95 - 100	100 - 105	105 - 110	110 - 115	115 - 120	120 - 125	125 - 130	130 - 135	135 - 140
0000	10	0	0	0	0	0	0	0	0	0	0	0	0	0	0	5	2	2	1	0	0	0	0	0	0	0	0	0	0
0100	12	0	0	0	0	0	0	0	0	0	0	0	0	0	1	1	6	2	2	0	0	0	0	0	0	0	0	0	0
0200	8	0	0	0	0	0	0	0	0	0	0	0	0	0	2	1	2	1	1	1	0	0	0	0	0	0	0	0	0
0300	6	0	0	0	0	0	0	0	0	0	0	0	0	1	2	1	1	0	0	0	0	1	0	0	0	0	0	0	0
0400	6	0	0	0	0	0	0	0	0	0	0	0	0	0	1	1	2	1	1	0	0	0	0	0	0	0	0	0	0
0500	20	0	0	0	0	0	0	0	0	0	0	0	0	2	1	7	2	5	0	2	1	0	0	0	0	0	0	0	0
0600	44	0	0	0	0	0	0	0	0	0	0	0	0	1	1	9	10	11	6	4	2	0	0	0	0	0	0	0	0
0700	114	0	0	0	0	0	0	1	0	0	0	1	0	6	14	21	21	30	15	3	2	0	0	0	0	0	0	0	0
0800	217	0	0	0	0	2	0	1	0	0	0	1	1	23	32	45	47	36	16	11	2	0	0	0	0	0	0	0	0
0900	**230**	**0**	**0**	**0**	**0**	**0**	**0**	**0**	**0**	**10**	**2**	**6**	**5**	**17**	**48**	**43**	**54**	**20**	**16**	**5**	**4**	**0**	**0**	**0**	**0**	**0**	**0**	**0**	**0**
1000	151	0	0	0	0	0	0	0	0	0	2	4	7	21	21	35	19	23	8	9	2	0	0	0	0	0	0	0	0
1100	121	0	0	0	0	0	0	0	1	0	0	4	9	14	21	23	22	14	9	3	1	0	0	0	0	0	0	0	0
1200	144	0	0	0	0	0	0	0	0	1	3	4	6	9	17	35	36	15	13	4	0	1	0	0	0	0	0	0	0
1300	172	0	0	0	0	0	0	1	1	5	1	4	6	20	27	31	35	21	8	6	5	1	0	0	0	0	0	0	0
1400	179	0	0	0	0	0	0	0	1	2	0	4	1	20	23	55	30	27	12	3	1	0	0	0	0	0	0	0	0
1500	238	0	0	0	0	0	1	0	0	0	1	2	4	5	54	52	50	38	14	13	3	0	1	0	0	0	0	0	0
1600	219	0	0	0	0	1	0	1	1	1	0	2	6	26	41	56	47	25	9	2	1	0	0	0	0	0	0	0	0
1700	**261**	**0**	**0**	**1**	**0**	**0**	**0**	**0**	**0**	**0**	**3**	**6**	**12**	**26**	**38**	**49**	**54**	**38**	**19**	**9**	**4**	**0**	**2**	**0**	**0**	**0**	**0**	**0**	**0**
1800	211	0	0	0	1	0	0	0	0	4	2	1	8	10	29	55	45	33	18	2	3	0	0	0	0	0	0	0	0
1900	157	0	0	0	0	0	0	0	0	0	4	8	8	30	26	27	25	17	9	1	2	0	0	0	0	0	0	0	0
2000	131	0	0	0	0	1	1	0	1	2	12	6	7	12	23	23	24	10	6	3	0	0	0	0	0	0	0	0	0
2100	88	0	0	0	0	0	0	0	0	0	2	0	4	11	12	22	22	5	5	3	2	0	0	0	0	0	0	0	0
2200	71	0	0	0	0	0	0	0	0	2	0	1	3	10	12	17	8	9	5	1	3	0	0	0	0	0	0	0	0
2300	24	0	0	0	0	0	0	0	0	1	0	1	0	1	7	4	3	4	2	0	1	0	0	0	0	0	0	0	0
07-19	**2257**	**0**	**0**	**1**	**1**	**3**	**1**	**4**	**4**	**23**	**14**	**39**	**65**	**197**	**365**	**500**	**460**	**320**	**157**	**70**	**28**	**2**	**3**	**0**	**0**	**0**	**0**	**0**	**0**
06-22	**2677**	**0**	**0**	**1**	**1**	**4**	**2**	**4**	**5**	**25**	**32**	**53**	**84**	**251**	**427**	**581**	**541**	**363**	**183**	**81**	**34**	**2**	**3**	**0**	**0**	**0**	**0**	**0**	**0**
06-00	**2772**	**0**	**0**	**1**	**1**	**4**	**2**	**4**	**5**	**28**	**32**	**55**	**87**	**262**	**446**	**602**	**552**	**376**	**190**	**82**	**38**	**2**	**3**	**0**	**0**	**0**	**0**	**0**	**0**
00-00	**2834**	**0**	**0**	**1**	**1**	**4**	**2**	**4**	**5**	**28**	**32**	**55**	**87**	**265**	**453**	**618**	**567**	**387**	**195**	**85**	**39**	**3**	**3**	**0**	**0**	**0**	**0**	**0**	**0**

DRAFT

Site 90
Location B183, Att - Bend Sign, Lat 54.13132,Long -6.81005
Direction Two way

3279 / Meath/Cavan/Monaghan ATC's
October 2013
Automatic Traffic Count

Tue, 15 October 2013

Time	Total	Speed Bins (km/h)																											
		0 - 5	5 - 10	10 - 15	15 - 20	20 - 25	25 - 30	30 - 35	35 - 40	40 - 45	45 - 50	50 - 55	55 - 60	60 - 65	65 - 70	70 - 75	75 - 80	80 - 85	85 - 90	90 - 95	95 - 100	100 - 105	105 - 110	110 - 115	115 - 120	120 - 125	125 - 130	130 - 135	135 - 140
0000	14	0	0	0	0	0	0	0	0	0	0	0	1	0	3	3	4	2	1	0	0	0	0	0	0	0	0	0	0
0100	10	0	0	0	0	0	0	0	0	0	0	1	0	1	0	5	2	1	0	0	0	0	0	0	0	0	0	0	0
0200	4	0	0	0	0	0	0	0	0	0	0	1	0	0	1	0	0	0	1	1	0	0	0	0	0	0	0	0	0
0300	4	0	0	0	0	0	0	0	0	0	0	0	0	2	0	1	0	0	1	0	0	0	0	0	0	0	0	0	0
0400	9	0	0	0	0	0	0	0	0	0	0	0	0	0	3	1	1	3	1	0	0	0	0	0	0	0	0	0	0
0500	17	0	0	0	0	0	0	0	0	0	0	0	0	1	0	1	5	3	5	0	2	0	0	0	0	0	0	0	0
0600	46	0	0	0	0	0	0	0	0	0	0	0	3	2	10	6	12	6	4	1	1	0	1	0	0	0	0	0	0
0700	111	0	0	0	0	0	0	0	1	0	0	0	2	7	15	27	25	23	7	2	0	0	2	0	0	0	0	0	0
0800	**242**	**0**	**0**	**0**	**0**	**1**	**1**	**1**	**1**	**1**	**0**	**0**	**4**	**26**	**34**	**52**	**69**	**27**	**17**	**6**	**2**	**0**	**0**	**0**	**0**	**0**	**0**	**0**	**0**
0900	204	0	0	0	0	1	0	0	0	1	0	2	6	14	28	59	42	24	15	8	2	2	0	0	0	0	0	0	0
1000	138	0	0	0	0	0	0	1	3	2	1	0	9	25	10	31	25	12	13	4	1	1	0	0	0	0	0	0	0
1100	145	0	0	0	0	1	1	0	1	0	0	4	6	14	17	40	27	17	13	3	1	0	0	0	0	0	0	0	0
1200	152	0	0	0	0	2	0	0	0	3	1	2	7	11	24	36	33	16	7	5	4	1	0	0	0	0	0	0	0
1300	145	0	0	0	0	0	0	1	0	0	0	6	7	13	24	42	27	12	7	5	0	0	1	0	0	0	0	0	0
1400	233	0	0	0	0	0	0	3	1	2	0	3	19	26	46	41	40	26	17	8	1	0	0	0	0	0	0	0	0
1500	213	0	0	0	0	0	0	0	7	6	0	0	2	13	34	46	42	42	14	3	4	0	0	0	0	0	0	0	0
1600	213	0	0	0	0	0	0	0	0	0	3	0	7	11	17	52	55	31	23	5	4	5	0	0	0	0	0	0	0
1700	**266**	**0**	**0**	**0**	**0**	**0**	**0**	**1**	**0**	**1**	**1**	**6**	**5**	**22**	**35**	**51**	**59**	**44**	**30**	**9**	**2**	**0**	**0**	**0**	**0**	**0**	**0**	**0**	**0**
1800	225	0	0	0	0	1	0	0	0	0	0	2	3	16	33	56	48	30	24	9	1	2	0	0	0	0	0	0	0
1900	154	0	0	0	0	0	0	0	0	0	0	9	19	19	26	30	24	11	9	4	3	0	0	0	0	0	0	0	0
2000	127	0	0	0	0	0	1	0	1	0	1	5	5	15	19	22	31	13	9	1	1	2	1	0	0	0	0	0	0
2100	117	0	0	0	0	0	0	0	0	0	1	2	4	16	26	35	15	8	6	3	1	0	0	0	0	0	0	0	0
2200	74	0	0	0	0	1	0	0	0	0	1	2	4	14	26	10	11	4	0	1	0	0	0	0	0	0	0	0	0
2300	26	0	0	0	0	0	0	0	0	0	0	0	0	2	11	5	3	3	1	0	1	0	0	0	0	0	0	0	0
07-19	**2287**	**0**	**0**	**0**	**0**	**6**	**2**	**7**	**14**	**16**	**6**	**25**	**77**	**198**	**317**	**533**	**492**	**304**	**187**	**67**	**22**	**11**	**3**	**0**	**0**	**0**	**0**	**0**	**0**
06-22	**2731**	**0**	**0**	**0**	**0**	**6**	**3**	**7**	**15**	**16**	**8**	**41**	**108**	**250**	**398**	**626**	**574**	**342**	**215**	**76**	**28**	**13**	**5**	**0**	**0**	**0**	**0**	**0**	**0**
06-00	**2831**	**0**	**0**	**0**	**0**	**7**	**3**	**7**	**15**	**16**	**9**	**43**	**112**	**266**	**435**	**641**	**588**	**349**	**216**	**77**	**29**	**13**	**5**	**0**	**0**	**0**	**0**	**0**	**0**
00-00	**2889**	**0**	**0**	**0**	**0**	**7**	**3**	**7**	**15**	**16**	**9**	**45**	**113**	**270**	**442**	**652**	**600**	**358**	**225**	**78**	**31**	**13**	**5**	**0**	**0**	**0**	**0**	**0**	**0**

DRAFT

Site 90
Location B183, Att - Bend Sign, Lat 54.13132,Long -6.81005
Direction Two way

3279 / Meath/Cavan/Monaghan ATC's
October 2013
Automatic Traffic Count

Virtual Day (7)

Time	Total	Speed Bins (km/h)																												
		0 - 5	5 - 10	10 - 15	15 - 20	20 - 25	25 - 30	30 - 35	35 - 40	40 - 45	45 - 50	50 - 55	55 - 60	60 - 65	65 - 70	70 - 75	75 - 80	80 - 85	85 - 90	90 - 95	95 - 100	100 - 105	105 - 110	110 - 115	115 - 120	120 - 125	125 - 130	130 - 135	135 - 140
0000	21	0	0	0	0	0	0	0	0	0	0	1	1	2	4	5	4	2	1	1	0	0	0	0	0	0	0	0	0	0
0100	13	0	0	0	0	0	0	0	0	0	0	0	0	1	3	3	2	2	1	0	0	0	0	0	0	0	0	0	0	0
0200	11	0	0	0	0	0	0	0	0	0	0	0	0	2	2	3	2	1	1	0	0	0	0	0	0	0	0	0	0	0
0300	9	0	0	0	0	0	0	0	0	0	0	0	0	1	1	2	2	0	2	1	0	0	0	0	0	0	0	0	0	0
0400	8	0	0	0	0	0	0	0	0	0	0	0	0	0	2	1	1	1	1	0	0	0	0	0	0	0	0	0	0	0
0500	16	0	0	0	0	0	0	0	0	0	0	0	0	3	1	3	2	3	2	2	1	0	0	0	0	0	0	0	0	0
0600	35	0	0	0	0	0	0	0	0	0	0	0	2	1	3	7	7	7	4	3	1	0	0	0	0	0	0	0	0	0
0700	91	0	0	0	0	0	0	1	0	1	0	1	2	6	11	20	18	16	8	4	1	0	0	0	0	0	0	0	0	0
0800	**187**	**0**	**0**	**0**	**0**	**1**	**0**	**1**	**1**	**1**	**1**	**2**	**5**	**15**	**25**	**37**	**47**	**28**	**15**	**7**	**1**	**0**	**0**	**0**	**0**	**0**	**0**	**0**	**0**	**0**
0900	185	0	0	0	0	1	1	0	0	2	1	2	5	16	31	43	39	22	12	5	2	1	0	0	0	0	0	0	0	0
1000	140	0	0	0	0	1	1	0	1	0	1	4	8	16	26	33	20	17	8	5	1	1	0	0	0	0	0	0	0	0
1100	150	0	0	0	1	1	1	1	1	0	1	2	7	14	24	31	29	20	12	5	2	0	0	0	0	0	0	0	0	0
1200	174	0	0	0	0	0	0	1	1	1	1	3	7	15	29	39	38	22	10	4	2	0	0	0	0	0	0	0	0	0
1300	171	0	0	0	0	1	0	1	0	1	1	2	7	16	26	35	38	23	12	5	1	1	0	0	0	0	0	0	0	0
1400	195	0	0	0	0	0	0	1	1	2	2	5	7	16	29	43	41	28	14	5	1	0	0	0	0	0	0	0	0	0
1500	226	0	0	0	0	0	2	1	2	2	1	3	7	16	40	48	44	38	14	7	3	0	0	0	0	0	0	0	0	0
1600	215	0	0	0	0	1	1	1	1	1	1	3	9	16	35	51	47	30	14	4	2	1	0	0	0	0	0	0	0	0
1700	**234**	**0**	**0**	**0**	**0**	**0**	**0**	**0**	**0**	**1**	**2**	**4**	**10**	**21**	**37**	**53**	**51**	**32**	**15**	**6**	**2**	**0**	**0**	**0**	**0**	**0**	**0**	**0**	**0**	**0**
1800	218	0	0	0	0	0	0	0	0	1	1	3	9	17	39	53	46	26	16	5	1	0	0	0	0	0	0	0	0	0
1900	151	0	0	0	0	0	0	0	0	1	2	5	12	19	28	31	28	14	7	3	1	1	0	0	0	0	0	0	0	0
2000	120	0	0	0	0	0	0	0	0	1	3	3	8	12	20	25	22	13	7	2	1	1	0	0	0	0	0	0	0	0
2100	95	0	0	0	0	0	0	0	0	0	2	2	5	10	15	21	17	11	6	4	1	1	0	0	0	0	0	0	0	0
2200	66	0	0	0	0	0	0	0	0	1	1	1	2	7	13	14	10	9	5	1	1	0	0	0	0	0	0	0	0	0
2300	33	0	0	0	0	0	0	0	0	0	0	0	1	2	6	6	6	5	2	1	1	0	0	0	0	0	0	0	0	0
07-19	**2186**	**0**	**0**	**0**	**1**	**5**	**7**	**7**	**7**	**12**	**14**	**33**	**83**	**183**	**351**	**485**	**458**	**300**	**151**	**61**	**20**	**5**	**2**	**0**	**0**	**0**	**0**	**0**	**0**	**0**
06-22	**2587**	**0**	**0**	**0**	**1**	**5**	**7**	**8**	**8**	**14**	**20**	**43**	**110**	**226**	**416**	**569**	**532**	**345**	**175**	**72**	**25**	**7**	**3**	**1**	**0**	**0**	**0**	**0**	**0**	**0**
06-00	**2686**	**0**	**0**	**0**	**1**	**5**	**7**	**8**	**8**	**15**	**21**	**45**	**112**	**235**	**436**	**589**	**548**	**360**	**182**	**74**	**27**	**8**	**3**	**1**	**0**	**0**	**0**	**0**	**0**	**0**
00-00	**2765**	**0**	**0**	**0**	**1**	**5**	**7**	**8**	**8**	**15**	**21**	**46**	**115**	**244**	**447**	**605**	**561**	**369**	**190**	**79**	**29**	**8**	**3**	**1**	**0**	**0**	**0**	**0**	**0**	**0**

DRAFT

Site 90
Location B183, Att - Bend Sign, Lat 54.13132,Long -6.81005
Direction Two way

3279 / Meath/Cavan/Monaghan ATC's
October 2013
Automatic Traffic Count

Virtual Week (1)

Time	Total	Speed Bins (km/h)																												
		0 - 5	5 - 10	10 - 15	15 - 20	20 - 25	25 - 30	30 - 35	35 - 40	40 - 45	45 - 50	50 - 55	55 - 60	60 - 65	65 - 70	70 - 75	75 - 80	80 - 85	85 - 90	90 - 95	95 - 100	100 - 105	105 - 110	110 - 115	115 - 120	120 - 125	125 - 130	130 - 135	135 - 140
Mon	2834	0	0	1	1	4	2	4	5	28	32	55	87	265	453	618	567	387	195	85	39	3	3	0	0	0	0	0	0	0
Tue	2889	0	0	0	0	7	3	7	15	16	9	45	113	270	442	652	600	358	225	78	31	13	5	0	0	0	0	0	0	0
Wed	2857	0	0	0	3	7	11	9	14	7	15	45	111	223	471	612	608	378	209	92	25	12	3	2	0	0	0	0	0	0
Thu	2853	0	0	0	2	1	4	6	4	9	28	42	111	228	463	632	620	406	177	87	28	4	1	0	0	0	0	0	0	0
Fri	3094	0	0	2	1	3	3	9	4	14	27	61	154	273	523	710	599	439	175	67	16	9	3	1	1	0	0	0	0	0
|Sat	2655	0	0	0	1	12	10	11	10	25	24	48	143	258	403	557	512	313	202	76	35	11	3	1	0	0	0	0	0	0
|Sun	2170	0	0	0	1	3	16	8	5	6	14	27	85	190	377	457	418	304	149	66	30	7	4	2	1	0	0	0	0	0
5 Day Ave.	**2905**	**0**	**0**	**1**	**1**	**4**	**5**	**7**	**8**	**15**	**22**	**50**	**115**	**252**	**470**	**645**	**599**	**394**	**196**	**82**	**28**	**8**	**3**	**1**	**0**	**0**	**0**	**0**	**0**	**0**
7 Day Ave.	**2765**	**0**	**0**	**0**	**1**	**5**	**7**	**8**	**8**	**15**	**21**	**46**	**115**	**244**	**447**	**605**	**561**	**369**	**190**	**79**	**29**	**8**	**3**	**1**	**0**	**0**	**0**	**0**	**0**	**0**
--	**19352**	**0**	**0**	**3**	**9**	**37**	**49**	**54**	**57**	**105**	**149**	**323**	**804**	**1707**	**3132**	**4238**	**3924**	**2585**	**1332**	**551**	**204**	**59**	**22**	**6**	**2**	**0**	**0**	**0**	**0**	**0**

Summary Graphs

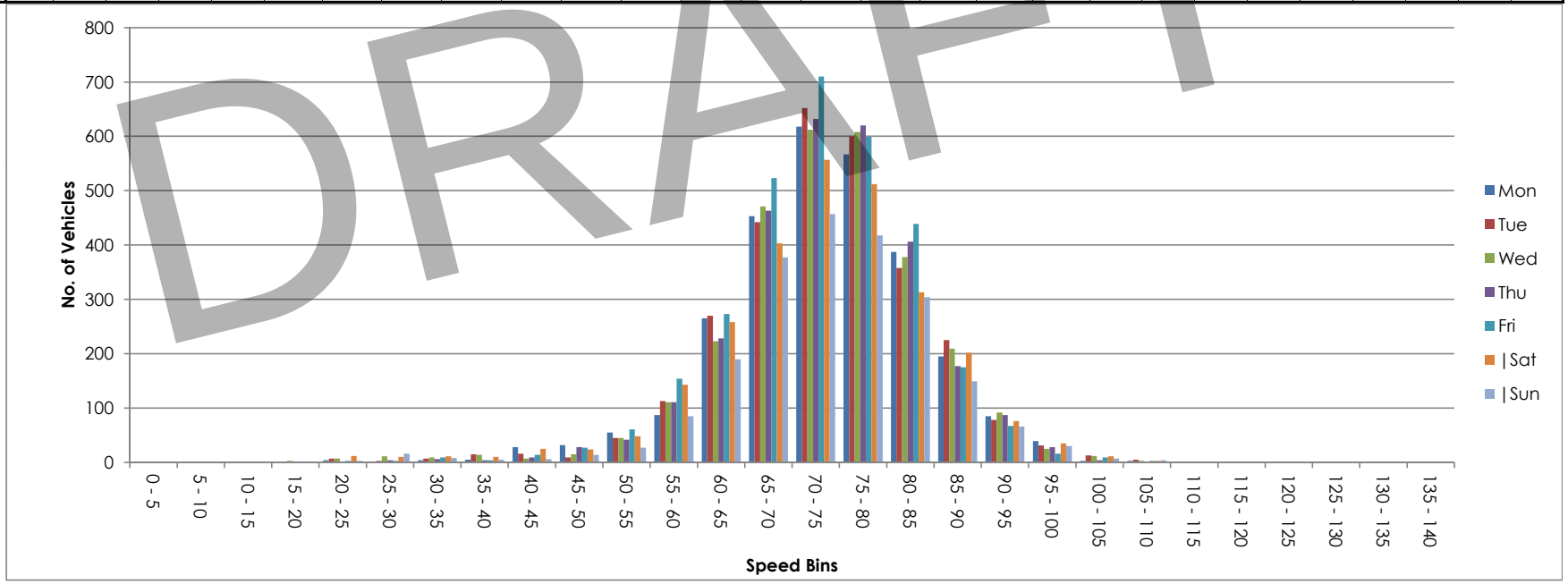

DRAFT



NDC NATIONWIDE DATA COLLECTION	**Site / Location:**	LP03403, Att - Telepole, Lat 54.1377, Long -6.86718	**Project No:**	3279	**Photo No:**	3279-91	**Drawn By:** MOR
	Survey Date:	Wed, 9 October 2013 to Tue, 15 October 2013	**Project Name:**		Meath/Cavan/Monaghan ATC'S		
	Survey Times:	00:00 to 00(24):00	**Title:**		Site Photograph		

Site No.	Location.	Direction.	Speed Limit - PSL (km/h)	Start Date.	End Date.	Total Vehicles.	5 Day Ave.	7 Day Ave.	No. > Speed Limit.	%. > Speed Limit.	No. > Speed Limit1 (+5km/h).	%. > Speed Limit1 (+5km/h).	No. > Speed Limit1 (+10km/h).	%. > Speed Limit1 (+10km/h).	Mean Speed	85%ile Speed
91	LP03403, Att - Telepole, Lat 54.1377, Long -6.86718	North	80	Wed, 9 October 2013	Tue, 15 October 2013	1752	250	250	186	10.6	82	4.7	33	1.9	65.3	77.8
		South	80	Wed, 9 October 2013	Tue, 15 October 2013	1749	253	250	258	14.8	128	7.3	63	3.6	67.2	79.9
		Two way	80	Wed, 9 October 2013	Tue, 15 October 2013	3501	503	500	444	12.7	210	6.0	96	2.7	66.2	78.8

DRAFT

Site 91
Location LP03403, Att - Telepole, Lat 54.1377, Long -6.86718
Direction North

3279 / Meath/Cavan/Monaghan ATC's
October 2013
Automatic Traffic Count

Wed, 9 October 2013

Time	Total	Classification												>PSL	>PSL%	>SL1	>SL1%	>SL2	>SL2%	Mean	Vpp
		1 MCL	2 SV	3 SVT	4 TB2	5 TB3	6 T4	7 ART3	8 ART4	9 ART5	10 ART6	11 BD	12 DRT	80	80	85 +5kph	85 +5kph	90 +10kph	90 +10kph		85
0000	0	0	0	0	0	0	0	0	0	0	0	0	0	0	0	0	0	0	0	-	-
0100	0	0	0	0	0	0	0	0	0	0	0	0	0	0	0	0	0	0	0	-	-
0200	0	0	0	0	0	0	0	0	0	0	0	0	0	0	0	0	0	0	0	-	-
0300	0	0	0	0	0	0	0	0	0	0	0	0	0	0	0	0	0	0	0	-	-
0400	0	0	0	0	0	0	0	0	0	0	0	0	0	0	0	0	0	0	0	-	-
0500	0	0	0	0	0	0	0	0	0	0	0	0	0	0	0	0	0	0	0	-	-
0600	4	0	4	0	0	0	0	0	0	0	0	0	0	1	25	0	0	0	0	71	-
0700	4	0	3	0	0	0	0	0	0	0	1	0	0	0	0	0	0	0	0	68.9	-
0800	6	0	4	0	2	0	0	0	0	0	0	0	0	1	16.7	0	0	0	0	64.7	-
0900	**14**	**0**	**13**	**0**	**0**	**1**	**0**	**0**	**0**	**0**	**0**	**0**	**0**	**0**	**0**	**0**	**0**	**0**	**0**	**58**	**68.8**
1000	**14**	**0**	**11**	**0**	**3**	**0**	**0**	**0**	**0**	**0**	**0**	**0**	**0**	**1**	**7.1**	**0**	**0**	**0**	**0**	**61.5**	**75.6**
1100	10	0	7	0	2	0	0	0	0	1	0	0	0	0	0	0	0	0	0	57	-
1200	21	0	18	0	2	1	0	0	0	0	0	0	0	3	14.3	1	4.8	0	0	62.6	78.8
1300	15	0	12	1	2	0	0	0	0	0	0	0	0	2	13.3	0	0	0	0	66.2	79.2
1400	13	0	10	3	0	0	0	0	0	0	0	0	0	1	7.7	0	0	0	0	61.2	73.1
1500	20	1	13	2	4	0	0	0	0	0	0	0	0	2	10	1	5	0	0	64	76.7
1600	15	0	13	1	1	0	0	0	0	0	0	0	0	3	20	2	13.3	1	6.7	69.4	81.7
1700	**32**	**0**	**27**	**3**	**1**	**0**	**0**	**0**	**1**	**0**	**0**	**0**	**0**	**3**	**9.4**	**1**	**3.1**	**0**	**0**	**66.3**	**78.1**
1800	17	0	16	1	0	0	0	0	0	0	0	0	0	2	11.8	1	5.9	1	5.9	71.4	77.8
1900	17	0	16	0	1	0	0	0	0	0	0	0	0	1	5.9	1	5.9	0	0	67.5	76
2000	11	0	10	0	1	0	0	0	0	0	0	0	0	4	36.4	2	18.2	1	9.1	77	80.6
2100	10	0	10	0	0	0	0	0	0	0	0	0	0	4	40	1	10	1	10	72.6	-
2200	12	0	11	0	1	0	0	0	0	0	0	0	0	3	25	1	8.3	1	8.3	69.1	82.1
2300	5	0	4	0	1	0	0	0	0	0	0	0	0	1	20	1	20	0	0	69.6	-
07-19	**181**	**1**	**147**	**11**	**17**	**2**	**0**	**0**	**1**	**1**	**1**	**0**	**0**	**18**	**9.9**	**6**	**3.3**	**2**	**1.1**	**64.5**	**78.1**
06-22	**223**	**1**	**187**	**11**	**19**	**2**	**0**	**0**	**1**	**1**	**1**	**0**	**0**	**28**	**12.6**	**10**	**4.5**	**4**	**1.8**	**65.8**	**79.2**
06-00	**240**	**1**	**202**	**11**	**21**	**2**	**0**	**0**	**1**	**1**	**1**	**0**	**0**	**32**	**13.3**	**12**	**5**	**5**	**2.1**	**66**	**79.2**
00-00	**240**	**1**	**202**	**11**	**21**	**2**	**0**	**0**	**1**	**1**	**1**	**0**	**0**	**32**	**13.3**	**12**	**5**	**5**	**2.1**	**66**	**79.2**

DRAFT

Site 91
Location LP03403, Att - Telepole, Lat 54.1377, Long -6.86718
Direction North

3279 / Meath/Cavan/Monaghan ATC's
October 2013
Automatic Traffic Count

Thu, 10 October 2013

Time	Total	Classification												>PSL	>PSL%	>SL1	>SL1%	>SL2	>SL2%	Mean	Vpp
		1 MCL	2 SV	3 SVT	4 TB2	5 TB3	6 T4	7 ART3	8 ART4	9 ART5	10 ART6	11 BD	12 DRT	80	80	85 +5kph	85 +5kph	90 +10kph	90 +10kph		85
0000	1	0	1	0	0	0	0	0	0	0	0	0	0	0	0	0	0	0	0	77.3	-
0100	0	0	0	0	0	0	0	0	0	0	0	0	0	0	0	0	0	0	0	-	-
0200	0	0	0	0	0	0	0	0	0	0	0	0	0	0	0	0	0	0	0	-	-
0300	0	0	0	0	0	0	0	0	0	0	0	0	0	0	0	0	0	0	0	-	-
0400	0	0	0	0	0	0	0	0	0	0	0	0	0	0	0	0	0	0	0	-	-
0500	0	0	0	0	0	0	0	0	0	0	0	0	0	0	0	0	0	0	0	-	-
0600	1	0	1	0	0	0	0	0	0	0	0	0	0	0	0	0	0	0	0	69.8	-
0700	3	0	3	0	0	0	0	0	0	0	0	0	0	0	0	0	0	0	0	68.2	-
0800	9	0	9	0	0	0	0	0	0	0	0	0	0	1	11.1	1	11.1	0	0	58.8	-
0900	12	0	12	0	0	0	0	0	0	0	0	0	0	1	8.3	0	0	0	0	64.2	72.7
1000	12	0	10	1	1	0	0	0	0	0	0	0	0	1	8.3	1	8.3	0	0	66.2	77.8
1100	**19**	**0**	**17**	**1**	**1**	**0**	**0**	**0**	**0**	**0**	**0**	**0**	**0**	**4**	**21.1**	**0**	**0**	**0**	**0**	**66.1**	**81.4**
1200	14	0	12	0	2	0	0	0	0	0	0	0	0	0	0	0	0	0	0	63.2	71.3
1300	17	0	15	0	0	1	0	0	1	0	0	0	0	3	17.6	1	5.9	1	5.9	69	79.6
1400	14	0	13	0	1	0	0	0	0	0	0	0	0	1	7.1	1	7.1	0	0	61.2	69.5
1500	17	0	11	2	3	0	1	0	0	0	0	0	0	0	0	0	0	0	0	61.5	72
1600	23	0	20	0	2	0	0	0	0	1	0	0	0	5	21.7	2	8.7	1	4.3	70.4	82.1
1700	37	0	35	0	2	0	0	0	0	0	0	0	0	6	16.2	1	2.7	0	0	68.1	79.6
1800	**41**	**0**	**35**	**2**	**3**	**0**	**1**	**0**	**0**	**0**	**0**	**0**	**0**	**5**	**12.2**	**2**	**4.9**	**1**	**2.4**	**66.6**	**79.2**
1900	34	1	30	2	1	0	0	0	0	0	0	0	0	6	17.6	4	11.8	2	5.9	67.6	82.4
2000	14	0	8	3	3	0	0	0	0	0	0	0	0	1	7.1	0	0	0	0	66.7	76
2100	20	0	17	1	2	0	0	0	0	0	0	0	0	0	0	0	0	0	0	67	73.1
2200	14	0	12	1	0	1	0	0	0	0	0	0	0	2	14.3	1	7.1	0	0	65.3	78.5
2300	3	0	3	0	0	0	0	0	0	0	0	0	0	0	0	0	0	0	0	61.4	-
07-19	**218**	**0**	**192**	**6**	**15**	**1**	**2**	**0**	**1**	**1**	**0**	**0**	**0**	**27**	**12.4**	**9**	**4.1**	**3**	**1.4**	**66**	**78.8**
06-22	**287**	**1**	**248**	**12**	**21**	**1**	**2**	**0**	**1**	**1**	**0**	**0**	**0**	**34**	**11.8**	**13**	**4.5**	**5**	**1.7**	**66.3**	**78.8**
06-00	**304**	**1**	**263**	**13**	**21**	**2**	**2**	**0**	**1**	**1**	**0**	**0**	**0**	**36**	**11.8**	**14**	**4.6**	**5**	**1.6**	**66.2**	**78.5**
00-00	**305**	**1**	**264**	**13**	**21**	**2**	**2**	**0**	**1**	**1**	**0**	**0**	**0**	**36**	**11.8**	**14**	**4.6**	**5**	**1.6**	**66.2**	**78.5**

DRAFT

Site 91
Location LP03403, Att - Telepole, Lat 54.1377, Long -6.86718
Direction North

3279 / Meath/Cavan/Monaghan ATC's
October 2013
Automatic Traffic Count

Fri, 11 October 2013

Time	Total	Classification												>PSL	>PSL%	>SL1	>SL1%	>SL2	>SL2%	Mean	Vpp
		1 MCL	2 SV	3 SVT	4 TB2	5 TB3	6 T4	7 ART3	8 ART4	9 ART5	10 ART6	11 BD	12 DRT	80	80	85 +5kph	85 +5kph	90 +10kph	90 +10kph		85
0000	0	0	0	0	0	0	0	0	0	0	0	0	0	0	0	0	0	0	0	-	-
0100	0	0	0	0	0	0	0	0	0	0	0	0	0	0	0	0	0	0	0	-	-
0200	0	0	0	0	0	0	0	0	0	0	0	0	0	0	0	0	0	0	0	-	-
0300	0	0	0	0	0	0	0	0	0	0	0	0	0	0	0	0	0	0	0	-	-
0400	0	0	0	0	0	0	0	0	0	0	0	0	0	0	0	0	0	0	0	-	-
0500	0	0	0	0	0	0	0	0	0	0	0	0	0	0	0	0	0	0	0	-	-
0600	2	0	2	0	0	0	0	0	0	0	0	0	0	0	0	0	0	0	0	65.1	-
0700	5	0	3	1	1	0	0	0	0	0	0	0	0	1	20	0	0	0	0	61.1	-
0800	9	0	9	0	0	0	0	0	0	0	0	0	0	1	11.1	0	0	0	0	61.8	-
0900	**19**	**0**	**18**	**0**	**0**	**1**	**0**	**0**	**0**	**0**	**0**	**0**	**0**	**4**	**21.1**	**0**	**0**	**0**	**0**	**67.1**	**82.4**
1000	16	0	13	1	2	0	0	0	0	0	0	0	0	0	0	0	0	0	0	61.7	68.8
1100	16	0	10	2	4	0	0	0	0	0	0	0	0	0	0	0	0	0	0	57.3	74.5
1200	18	0	16	2	0	0	0	0	0	0	0	0	0	2	11.1	0	0	0	0	66	74.9
1300	16	1	12	0	2	0	0	0	1	0	0	0	0	2	12.5	0	0	0	0	64.2	78.5
1400	17	0	16	0	1	0	0	0	0	0	0	0	0	1	5.9	0	0	0	0	67.5	76.7
1500	21	0	15	1	5	0	0	0	0	0	0	0	0	1	4.8	1	4.8	0	0	61.3	74.2
1600	**23**	**1**	**20**	**1**	**0**	**0**	**0**	**0**	**1**	**0**	**0**	**0**	**0**	**3**	**13**	**1**	**4.3**	**0**	**0**	**68.2**	**76.3**
1700	**23**	**0**	**21**	**0**	**2**	**0**	**0**	**0**	**0**	**0**	**0**	**0**	**0**	**4**	**17.4**	**2**	**8.7**	**1**	**4.3**	**65.8**	**82.1**
1800	**23**	**0**	**22**	**0**	**1**	**0**	**0**	**0**	**0**	**0**	**0**	**0**	**0**	**1**	**4.3**	**1**	**4.3**	**1**	**4.3**	**66.2**	**74.2**
1900	15	0	15	0	0	0	0	0	0	0	0	0	0	0	0	0	0	0	0	67.3	75.6
2000	15	0	15	0	0	0	0	0	0	0	0	0	0	2	13.3	2	13.3	0	0	65.8	73.4
2100	15	0	13	2	0	0	0	0	0	0	0	0	0	1	6.7	1	6.7	1	6.7	67.3	70.6
2200	6	0	5	0	0	0	0	0	1	0	0	0	0	1	16.7	1	16.7	0	0	72.4	-
2300	3	0	2	1	0	0	0	0	0	0	0	0	0	0	0	0	0	0	0	65.4	-
07-19	**206**	**2**	**175**	**8**	**18**	**1**	**0**	**0**	**2**	**0**	**0**	**0**	**0**	**20**	**9.7**	**5**	**2.4**	**2**	**1**	**64.5**	**75.6**
06-22	**253**	**2**	**220**	**10**	**18**	**1**	**0**	**0**	**2**	**0**	**0**	**0**	**0**	**23**	**9.1**	**8**	**3.2**	**3**	**1.2**	**65**	**75.6**
06-00	**262**	**2**	**227**	**11**	**18**	**1**	**0**	**0**	**3**	**0**	**0**	**0**	**0**	**24**	**9.2**	**9**	**3.4**	**3**	**1.1**	**65.1**	**75.6**
00-00	**262**	**2**	**227**	**11**	**18**	**1**	**0**	**0**	**3**	**0**	**0**	**0**	**0**	**24**	**9.2**	**9**	**3.4**	**3**	**1.1**	**65.1**	**75.6**

DRAFT

Site 91
Location LP03403, Att - Telepole, Lat 54.1377, Long -6.86718
Direction North

3279 / Meath/Cavan/Monaghan ATC's
October 2013
Automatic Traffic Count

Sat, 12 October 2013

Time	Total	Classification												>PSL	>PSL%	>SL1	>SL1%	>SL2	>SL2%	Mean	Vpp
		1 MCL	2 SV	3 SVT	4 TB2	5 TB3	6 T4	7 ART3	8 ART4	9 ART5	10 ART6	11 BD	12 DRT	80	80	85 +5kph	85 +5kph	90 +10kph	90 +10kph		85
0000	7	0	7	0	0	0	0	0	0	0	0	0	0	4	57.1	2	28.6	0	0	79.7	-
0100	1	0	1	0	0	0	0	0	0	0	0	0	0	0	0	0	0	0	0	72.8	-
0200	4	0	3	0	1	0	0	0	0	0	0	0	0	1	25	1	25	1	25	77.4	-
0300	0	0	0	0	0	0	0	0	0	0	0	0	0	0	0	0	0	0	0	-	-
0400	0	0	0	0	0	0	0	0	0	0	0	0	0	0	0	0	0	0	0	-	-
0500	0	0	0	0	0	0	0	0	0	0	0	0	0	0	0	0	0	0	0	-	-
0600	0	0	0	0	0	0	0	0	0	0	0	0	0	0	0	0	0	0	0	-	-
0700	2	0	1	1	0	0	0	0	0	0	0	0	0	0	0	0	0	0	0	60.4	-
0800	3	0	3	0	0	0	0	0	0	0	0	0	0	0	0	0	0	0	0	60.4	-
0900	21	0	16	4	1	0	0	0	0	0	0	0	0	0	0	0	0	0	0	66	75.2
1000	**30**	**0**	**27**	**2**	**0**	**0**	**0**	**1**	**0**	**0**	**0**	**0**	**0**	**0**	**0**	**0**	**0**	**0**	**0**	**63.6**	**71.3**
1100	21	0	19	1	1	0	0	0	0	0	0	0	0	1	4.8	1	4.8	0	0	58.4	71.6
1200	**28**	**0**	**24**	**1**	**2**	**0**	**0**	**0**	**1**	**0**	**0**	**0**	**0**	**1**	**3.6**	**1**	**3.6**	**0**	**0**	**64.2**	**73.1**
1300	21	0	20	1	0	0	0	0	0	0	0	0	0	0	0	0	0	0	0	64.5	72.4
1400	19	0	16	1	1	0	0	0	1	0	0	0	0	1	5.3	0	0	0	0	60.7	71.3
1500	14	0	14	0	0	0	0	0	0	0	0	0	0	0	0	0	0	0	0	63	73.4
1600	25	1	18	5	1	0	0	0	0	0	0	0	0	3	12	3	12	1	4	59.2	75.2
1700	26	1	22	1	1	0	1	0	0	0	0	0	0	6	23.1	3	11.5	1	3.8	69.4	81.4
1800	16	0	12	2	2	0	0	0	0	0	0	0	0	2	12.5	1	6.3	0	0	66.9	78.5
1900	12	0	12	0	0	0	0	0	0	0	0	0	0	2	16.7	2	16.7	1	8.3	71.7	78.8
2000	19	0	19	0	0	0	0	0	0	0	0	0	0	2	10.5	1	5.3	0	0	65.7	74.2
2100	6	0	5	0	1	0	0	0	0	0	0	0	0	2	33.3	1	16.7	1	16.7	74.4	-
2200	6	0	5	0	0	0	0	0	0	1	0	0	0	1	16.7	0	0	0	0	68.4	-
2300	2	0	1	0	0	0	0	0	0	1	0	0	0	0	0	0	0	0	0	68.8	-
07-19	**226**	**2**	**192**	**19**	**9**	**0**	**1**	**1**	**2**	**0**	**0**	**0**	**0**	**14**	**6.2**	**9**	**4**	**2**	**0.9**	**63.6**	**76.3**
06-22	**263**	**2**	**228**	**19**	**10**	**0**	**1**	**1**	**2**	**0**	**0**	**0**	**0**	**20**	**7.6**	**13**	**4.9**	**4**	**1.5**	**64.3**	**76.7**
06-00	**271**	**2**	**234**	**19**	**10**	**0**	**1**	**1**	**2**	**2**	**0**	**0**	**0**	**21**	**7.7**	**13**	**4.8**	**4**	**1.5**	**64.5**	**76.7**
00-00	**283**	**2**	**245**	**19**	**11**	**0**	**1**	**1**	**2**	**2**	**0**	**0**	**0**	**26**	**9.2**	**16**	**5.7**	**5**	**1.8**	**65.1**	**77**

DRAFT

Site 91
Location LP03403, Att - Telepole, Lat 54.1377, Long -6.86718
Direction North

3279 / Meath/Cavan/Monaghan ATC's
October 2013
Automatic Traffic Count

Sun, 13 October 2013

Time	Total	Classification												>PSL	>PSL%	>SL1	>SL1%	>SL2	>SL2%	Mean	Vpp
		1 MCL	2 SV	3 SVT	4 TB2	5 TB3	6 T4	7 ART3	8 ART4	9 ART5	10 ART6	11 BD	12 DRT	80	80	85 +5kph	85 +5kph	90 +10kph	90 +10kph		85
0000	2	0	1	1	0	0	0	0	0	0	0	0	0	0	0	0	0	0	0	59.2	-
0100	4	0	4	0	0	0	0	0	0	0	0	0	0	0	0	0	0	0	0	66.2	-
0200	3	0	3	0	0	0	0	0	0	0	0	0	0	0	0	0	0	0	0	60.3	-
0300	1	0	1	0	0	0	0	0	0	0	0	0	0	1	100	1	100	1	100	95.6	-
0400	4	0	2	0	2	0	0	0	0	0	0	0	0	1	25	1	25	1	25	77.4	-
0500	1	0	1	0	0	0	0	0	0	0	0	0	0	0	0	0	0	0	0	47.5	-
0600	0	0	0	0	0	0	0	0	0	0	0	0	0	0	0	0	0	0	0	-	-
0700	1	0	1	0	0	0	0	0	0	0	0	0	0	0	0	0	0	0	0	70.7	-
0800	3	0	3	0	0	0	0	0	0	0	0	0	0	0	0	0	0	0	0	63.9	-
0900	5	0	4	0	0	1	0	0	0	0	0	0	0	0	0	0	0	0	0	55.2	-
1000	**12**	**0**	**12**	**0**	**0**	**0**	**0**	**0**	**0**	**0**	**0**	**0**	**0**	**0**	**0**	**0**	**0**	**0**	**0**	**62.7**	**72**
1100	10	0	10	0	0	0	0	0	0	0	0	0	0	1	10	0	0	0	0	65.8	-
1200	18	0	18	0	0	0	0	0	0	0	0	0	0	1	5.6	0	0	0	0	68.5	74.5
1300	13	0	13	0	0	0	0	0	0	0	0	0	0	3	23.1	2	15.4	0	0	69	79.9
1400	20	0	16	2	1	0	0	0	1	0	0	0	0	0	0	0	0	0	0	51.2	61.2
1500	15	0	13	1	1	0	0	0	0	0	0	0	0	0	0	0	0	0	0	62	74.9
1600	19	0	19	0	0	0	0	0	0	0	0	0	0	2	10.5	2	10.5	2	10.5	63.4	71.6
1700	**32**	**0**	**30**	**1**	**1**	**0**	**0**	**0**	**0**	**0**	**0**	**0**	**0**	**1**	**3.1**	**1**	**3.1**	**1**	**3.1**	**66.1**	**73.1**
1800	16	0	16	0	0	0	0	0	0	0	0	0	0	1	6.3	0	0	0	0	67.2	76
1900	18	0	17	0	1	0	0	0	0	0	0	0	0	3	16.7	1	5.6	0	0	68.3	79.2
2000	9	0	9	0	0	0	0	0	0	0	0	0	0	0	0	0	0	0	0	65.1	-
2100	7	0	7	0	0	0	0	0	0	0	0	0	0	2	28.6	1	14.3	0	0	73.3	-
2200	4	0	4	0	0	0	0	0	0	0	0	0	0	1	25	1	25	1	25	71.6	-
2300	2	0	2	0	0	0	0	0	0	0	0	0	0	1	50	1	50	1	50	89.5	-
07-19	**164**	**0**	**155**	**4**	**3**	**1**	**0**	**0**	**1**	**0**	**0**	**0**	**0**	**9**	**5.5**	**5**	**3**	**3**	**1.8**	**63.6**	**75.2**
06-22	**198**	**0**	**188**	**4**	**4**	**1**	**0**	**0**	**1**	**0**	**0**	**0**	**0**	**14**	**7.1**	**7**	**3.5**	**3**	**1.5**	**64.4**	**76**
06-00	**204**	**0**	**194**	**4**	**4**	**1**	**0**	**0**	**1**	**0**	**0**	**0**	**0**	**16**	**7.8**	**9**	**4.4**	**5**	**2.5**	**64.8**	**76**
00-00	**219**	**0**	**206**	**5**	**6**	**1**	**0**	**0**	**1**	**0**	**0**	**0**	**0**	**18**	**8.2**	**11**	**5**	**7**	**3.2**	**65**	**76.3**

DRAFT

Site 91
Location LP03403, Att - Telepole, Lat 54.1377, Long -6.86718
Direction North

3279 / Meath/Cavan/Monaghan ATC's
October 2013
Automatic Traffic Count

Mon, 14 October 2013

Time	Total	Classification												>PSL	>PSL%	>SL1	>SL1%	>SL2	>SL2%	Mean	Vpp
		1 MCL	2 SV	3 SVT	4 TB2	5 TB3	6 T4	7 ART3	8 ART4	9 ART5	10 ART6	11 BD	12 DRT	80	80	85 +5kph	85 +5kph	90 +10kph	90 +10kph		85
0000	1	0	1	0	0	0	0	0	0	0	0	0	0	0	0	0	0	0	0	62	-
0100	1	0	1	0	0	0	0	0	0	0	0	0	0	0	0	0	0	0	0	60.4	-
0200	1	0	1	0	0	0	0	0	0	0	0	0	0	0	0	0	0	0	0	74	-
0300	1	0	1	0	0	0	0	0	0	0	0	0	0	0	0	0	0	0	0	64.9	-
0400	0	0	0	0	0	0	0	0	0	0	0	0	0	0	0	0	0	0	0	-	-
0500	1	0	1	0	0	0	0	0	0	0	0	0	0	1	100	1	100	1	100	93.5	-
0600	2	0	2	0	0	0	0	0	0	0	0	0	0	1	50	1	50	0	0	77.4	-
0700	3	0	3	0	0	0	0	0	0	0	0	0	0	2	66.7	0	0	0	0	79.6	-
0800	9	0	8	0	0	0	0	0	1	0	0	0	0	2	22.2	0	0	0	0	63.6	-
0900	9	0	9	0	0	0	0	0	0	0	0	0	0	1	11.1	1	11.1	0	0	67.9	-
1000	10	0	8	0	2	0	0	0	0	0	0	0	0	0	0	0	0	0	0	62.9	-
1100	**16**	**0**	**15**	**0**	**1**	**0**	**0**	**0**	**0**	**0**	**0**	**0**	**0**	**0**	**0**	**0**	**0**	**0**	**0**	**63.2**	**73.1**
1200	14	0	13	0	1	0	0	0	0	0	0	0	0	1	7.1	0	0	0	0	66.3	74.5
1300	15	0	15	0	0	0	0	0	0	0	0	0	0	2	13.3	2	13.3	0	0	64.4	76.3
1400	12	0	9	0	2	1	0	0	0	0	0	0	0	0	0	0	0	0	0	67.4	74.2
1500	12	0	8	1	2	1	0	0	0	0	0	0	0	1	8.3	0	0	0	0	67.6	78.1
1600	16	1	15	0	0	0	0	0	0	0	0	0	0	2	12.5	1	6.3	0	0	54.7	72.7
1700	**27**	**0**	**24**	**2**	**1**	**0**	**0**	**0**	**0**	**0**	**0**	**0**	**0**	**4**	**14.8**	**2**	**7.4**	**0**	**0**	**67.2**	**77**
1800	14	0	14	0	0	0	0	0	0	0	0	0	0	2	14.3	0	0	0	0	68.3	77.4
1900	13	0	12	1	0	0	0	0	0	0	0	0	0	1	7.7	1	7.7	0	0	63.8	78.8
2000	17	0	14	2	0	0	0	0	1	0	0	0	0	3	17.6	2	11.8	1	5.9	62.8	76
2100	12	0	11	1	0	0	0	0	0	0	0	0	0	1	8.3	1	8.3	1	8.3	65.8	74.9
2200	5	0	5	0	0	0	0	0	0	0	0	0	0	1	20	0	0	0	0	71.6	-
2300	0	0	0	0	0	0	0	0	0	0	0	0	0	0	0	0	0	0	0	-	-
07-19	**157**	**1**	**141**	**3**	**9**	**2**	**0**	**0**	**1**	**0**	**0**	**0**	**0**	**17**	**10.8**	**6**	**3.8**	**0**	**0**	**65.1**	**77.4**
06-22	**201**	**1**	**180**	**7**	**9**	**2**	**0**	**0**	**2**	**0**	**0**	**0**	**0**	**23**	**11.4**	**11**	**5.5**	**2**	**1**	**65**	**78.1**
06-00	**206**	**1**	**185**	**7**	**9**	**2**	**0**	**0**	**2**	**0**	**0**	**0**	**0**	**24**	**11.7**	**11**	**5.3**	**2**	**1**	**65.2**	**78.1**
00-00	**211**	**1**	**190**	**7**	**9**	**2**	**0**	**0**	**2**	**0**	**0**	**0**	**0**	**25**	**11.8**	**12**	**5.7**	**3**	**1.4**	**65.3**	**78.1**

DRAFT

Site 91
Location LP03403, Att - Telepole, Lat 54.1377, Long -6.86718
Direction North

3279 / Meath/Cavan/Monaghan ATC's
October 2013
Automatic Traffic Count

Tue, 15 October 2013

Time	Total	Classification												>PSL	>PSL%	>SL1	>SL1%	>SL2	>SL2%	Mean	Vpp
		1 MCL	2 SV	3 SVT	4 TB2	5 TB3	6 T4	7 ART3	8 ART4	9 ART5	10 ART6	11 BD	12 DRT	80	80	85 +5kph	85 +5kph	90 +10kph	90 +10kph		85
0000	1	0	1	0	0	0	0	0	0	0	0	0	0	0	0	0	0	0	0	71.6	-
0100	0	0	0	0	0	0	0	0	0	0	0	0	0	0	0	0	0	0	0	-	-
0200	0	0	0	0	0	0	0	0	0	0	0	0	0	0	0	0	0	0	0	-	-
0300	0	0	0	0	0	0	0	0	0	0	0	0	0	0	0	0	0	0	0	-	-
0400	0	0	0	0	0	0	0	0	0	0	0	0	0	0	0	0	0	0	0	-	-
0500	0	0	0	0	0	0	0	0	0	0	0	0	0	0	0	0	0	0	0	-	-
0600	2	0	2	0	0	0	0	0	0	0	0	0	0	0	0	0	0	0	0	54.9	-
0700	6	0	5	0	0	1	0	0	0	0	0	0	0	1	16.7	0	0	0	0	67.6	-
0800	9	0	4	2	0	1	0	0	1	1	0	0	0	0	0	0	0	0	0	54.9	-
0900	**15**	**0**	**12**	**0**	**2**	**1**	**0**	**0**	**0**	**0**	**0**	**0**	**0**	**3**	**20**	**2**	**13.3**	**0**	**0**	**67.1**	**82.8**
1000	8	0	6	0	2	0	0	0	0	0	0	0	0	1	12.5	0	0	0	0	58	-
1100	**15**	**0**	**12**	**2**	**1**	**0**	**0**	**0**	**0**	**0**	**0**	**0**	**0**	**2**	**13.3**	**0**	**0**	**0**	**0**	**63.9**	**73.1**
1200	16	1	13	1	0	1	0	0	0	0	0	0	0	0	0	0	0	0	0	60.6	75.6
1300	13	0	12	1	0	0	0	0	0	0	0	0	0	1	7.7	0	0	0	0	61.6	68
1400	20	0	18	1	1	0	0	0	0	0	0	0	0	0	0	0	0	0	0	61.3	70.6
1500	14	0	13	0	1	0	0	0	0	0	0	0	0	4	28.6	1	7.1	1	7.1	72.6	80.6
1600	18	0	14	2	1	0	0	0	1	0	0	0	0	1	5.6	0	0	0	0	59.1	69.8
1700	19	1	17	0	1	0	0	0	0	0	0	0	0	1	5.3	0	0	0	0	66	74.2
1800	**23**	**0**	**20**	**1**	**0**	**0**	**1**	**0**	**0**	**0**	**1**	**0**	**0**	**4**	**17.4**	**2**	**8.7**	**2**	**8.7**	**66.6**	**82.4**
1900	20	0	16	2	2	0	0	0	0	0	0	0	0	1	5	0	0	0	0	64.8	76
2000	15	0	14	1	0	0	0	0	0	0	0	0	0	2	13.3	1	6.7	0	0	65	77.8
2100	6	0	5	0	1	0	0	0	0	0	0	0	0	2	33.3	1	16.7	1	16.7	68.1	-
2200	9	0	9	0	0	0	0	0	0	0	0	0	0	2	22.2	1	11.1	1	11.1	68.7	-
2300	3	0	3	0	0	0	0	0	0	0	0	0	0	0	0	0	0	0	0	64.1	-
07-19	**176**	**2**	**146**	**10**	**9**	**4**	**1**	**0**	**2**	**1**	**1**	**0**	**0**	**18**	**10.2**	**5**	**2.8**	**3**	**1.7**	**63.6**	**75.2**
06-22	**219**	**2**	**183**	**13**	**12**	**4**	**1**	**0**	**2**	**1**	**1**	**0**	**0**	**23**	**10.5**	**7**	**3.2**	**4**	**1.8**	**63.8**	**76**
06-00	**231**	**2**	**195**	**13**	**12**	**4**	**1**	**0**	**2**	**1**	**1**	**0**	**0**	**25**	**10.8**	**8**	**3.5**	**5**	**2.2**	**64**	**76**
00-00	**232**	**2**	**196**	**13**	**12**	**4**	**1**	**0**	**2**	**1**	**1**	**0**	**0**	**25**	**10.8**	**8**	**3.4**	**5**	**2.2**	**64.1**	**76**

DRAFT

Site 91
Location LP03403, Att - Telepole, Lat 54.1377, Long -6.86718
Direction North

3279 / Meath/Cavan/Monaghan ATC's
October 2013
Automatic Traffic Count

Virtual Day (7)

Time	Total	Classification												>PSL	>PSL%	>SL1	>SL1%	>SL2	>SL2%	Mean	Vpp
		1 MCL	2 SV	3 SVT	4 TB2	5 TB3	6 T4	7 ART3	8 ART4	9 ART5	10 ART6	11 BD	12 DRT	80	80	85 +5kph	85 +5kph	90 +10kph	90 +10kph		85
0000	2	0	2	0	0	0	0	0	0	0	0	0	0	1	33.3	0	16.7	0	0	73.9	-
0100	1	0	1	0	0	0	0	0	0	0	0	0	0	0	0	0	0	0	0	66.3	-
0200	1	0	1	0	0	0	0	0	0	0	0	0	0	0	12.5	0	12.5	0	12.5	70.5	-
0300	0	0	0	0	0	0	0	0	0	0	0	0	0	0	50	0	50	0	50	80.3	-
0400	1	0	0	0	0	0	0	0	0	0	0	0	0	0	25	0	25	0	25	77.4	-
0500	0	0	0	0	0	0	0	0	0	0	0	0	0	0	50	0	50	0	50	70.5	-
0600	2	0	2	0	0	0	0	0	0	0	0	0	0	0	18.2	0	9.1	0	0	68.1	-
0700	3	0	3	0	0	0	0	0	0	0	0	0	0	1	16.7	0	0	0	0	67.6	-
0800	7	0	6	0	0	0	0	0	0	0	0	0	0	1	10.4	0	2.1	0	0	60.7	-
0900	14	0	12	1	0	1	0	0	0	0	0	0	0	1	9.5	0	3.2	0	0	64.6	77.8
1000	**15**	**0**	**12**	**1**	**1**	**0**	**0**	**0**	**0**	**0**	**0**	**0**	**0**	**0**	**2.9**	**0**	**1**	**0**	**0**	**62.7**	**75.2**
1100	**15**	**0**	**13**	**1**	**1**	**0**	**0**	**0**	**0**	**0**	**0**	**0**	**0**	**1**	**7.5**	**0**	**0.9**	**0**	**0**	**61.7**	**75.2**
1200	18	0	16	1	1	0	0	0	0	0	0	0	0	1	6.2	0	1.6	0	0	64.5	75.6
1300	16	0	14	0	1	0	0	0	0	0	0	0	0	2	11.8	1	4.5	0	0.9	65.6	78.5
1400	16	0	14	1	1	0	0	0	0	0	0	0	0	1	3.5	0	0.9	0	0	61	73.1
1500	16	0	12	1	2	0	0	0	0	0	0	0	0	1	7.1	0	2.7	0	0.9	64.2	76.3
1600	20	0	17	1	1	0	0	0	0	0	0	0	0	3	13.7	2	7.9	1	3.6	63.7	78.1
1700	**28**	**0**	**25**	**1**	**1**	**0**	**0**	**0**	**0**	**0**	**0**	**0**	**0**	**4**	**12.8**	**1**	**5.1**	**0**	**1.5**	**67.1**	**78.8**
1800	21	0	19	1	1	0	0	0	0	0	0	0	0	2	11.3	1	4.7	1	3.3	67.3	77.8
1900	18	0	17	1	1	0	0	0	0	0	0	0	0	2	10.9	1	7	0	2.3	67.2	78.8
2000	14	0	13	1	1	0	0	0	0	0	0	0	0	2	14	1	8	0	2	66.5	77.8
2100	11	0	10	1	1	0	0	0	0	0	0	0	0	2	15.8	1	7.9	1	6.6	68.9	80.3
2200	8	0	7	0	0	0	0	0	0	0	0	0	0	2	19.6	1	8.9	0	5.4	68.8	-
2300	3	0	2	0	0	0	0	0	0	0	0	0	0	0	11.1	0	11.1	0	5.6	68.8	-
07-19	**190**	**1**	**164**	**9**	**11**	**2**	**1**	**0**	**1**	**0**	**0**	**0**	**0**	**18**	**9.3**	**6**	**3.4**	**2**	**1.1**	**64.4**	**77**
06-22	**235**	**1**	**205**	**11**	**13**	**2**	**1**	**0**	**2**	**0**	**0**	**0**	**0**	**24**	**10**	**10**	**4.2**	**4**	**1.5**	**65**	**77.4**
06-00	**245**	**1**	**214**	**11**	**14**	**2**	**1**	**0**	**2**	**1**	**0**	**0**	**0**	**25**	**10.4**	**11**	**4.4**	**4**	**1.7**	**65.2**	**77.4**
00-00	**250**	**1**	**219**	**11**	**14**	**2**	**1**	**0**	**2**	**1**	**0**	**0**	**0**	**27**	**10.6**	**12**	**4.7**	**5**	**1.9**	**65.3**	**77.8**

DRAFT

Site 91
Location LP03403, Att - Telepole, Lat 54.1377, Long -6.86718
Direction North

3279 / Meath/Cavan/Monaghan ATC's
October 2013
Automatic Traffic Count

Virtual Week (1)

Time	Total	Classification												>PSL	>PSL%	>SL1	>SL1%	>SL2	>SL2%	Mean	Vpp
		1 MCL	2 SV	3 SVT	4 TB2	5 TB3	6 T4	7 ART3	8 ART4	9 ART5	10 ART6	11 BD	12 DRT	80	80	85 +5kph	85 +5kph	90 +10kph	90 +10kph		85
Mon	211	1	190	7	9	2	0	0	2	0	0	0	0	25	11.8	12	5.7	3	1.4	65.3	78.1
Tue	232	2	196	13	12	4	1	0	2	1	1	0	0	25	10.8	8	3.4	5	2.2	64.1	76
Wed	240	1	202	11	21	2	0	0	1	1	1	0	0	32	13.3	12	5	5	2.1	66	79.2
Thu	305	1	264	13	21	2	2	0	1	1	0	0	0	36	11.8	14	4.6	5	1.6	66.2	78.5
Fri	262	2	227	11	18	1	0	0	3	0	0	0	0	24	9.2	9	3.4	3	1.1	65.1	75.6
| Sat	283	2	245	19	11	0	1	1	2	2	0	0	0	26	9.2	16	5.7	5	1.8	65.1	77
| Sun	219	0	206	5	6	1	0	0	1	0	0	0	0	18	8.2	11	5	7	3.2	65	76.3
5 Day Ave.	**250**	**1**	**216**	**11**	**16**	**2**	**1**	**0**	**2**	**1**	**0**	**0**	**0**	**28**	**11.2**	**11**	**4.4**	**4**	**1.6**	**65.3**	**77.5**
7 Day Ave.	**250**	**1**	**219**	**11**	**14**	**2**	**1**	**0**	**2**	**1**	**0**	**0**	**0**	**27**	**10.6**	**12**	**4.7**	**5**	**1.9**	**65.3**	**77.8**
--	**1752**	**9**	**1530**	**79**	**98**	**12**	**4**	**1**	**12**	**5**	**2**	**0**	**0**	**186**	**10.6**	**82**	**4.7**	**33**	**1.9**	**65.3**	**77.8**

Summary Graphs

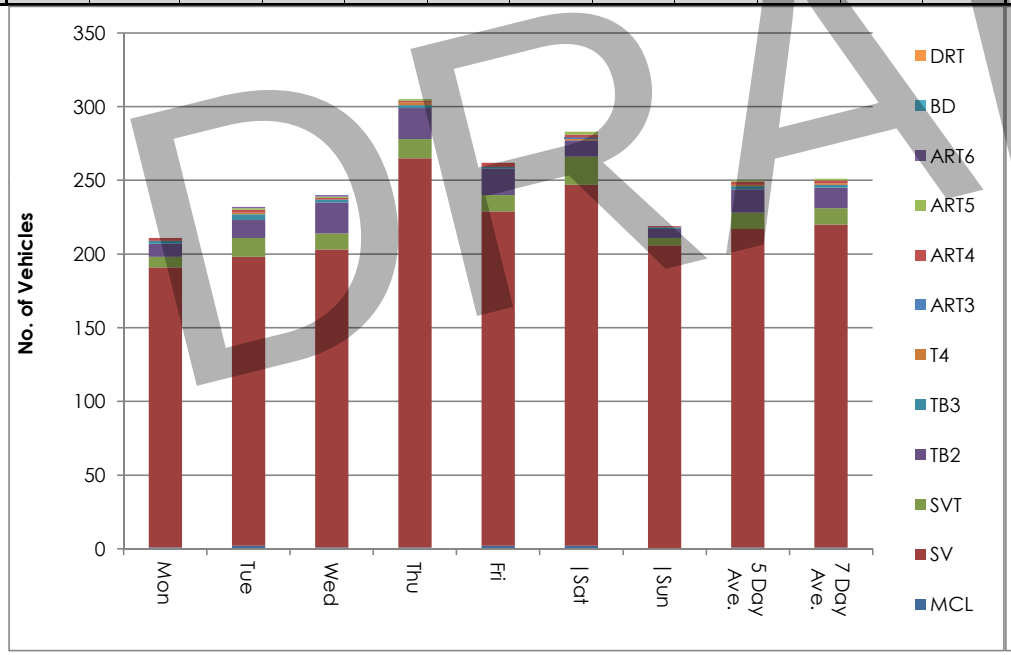

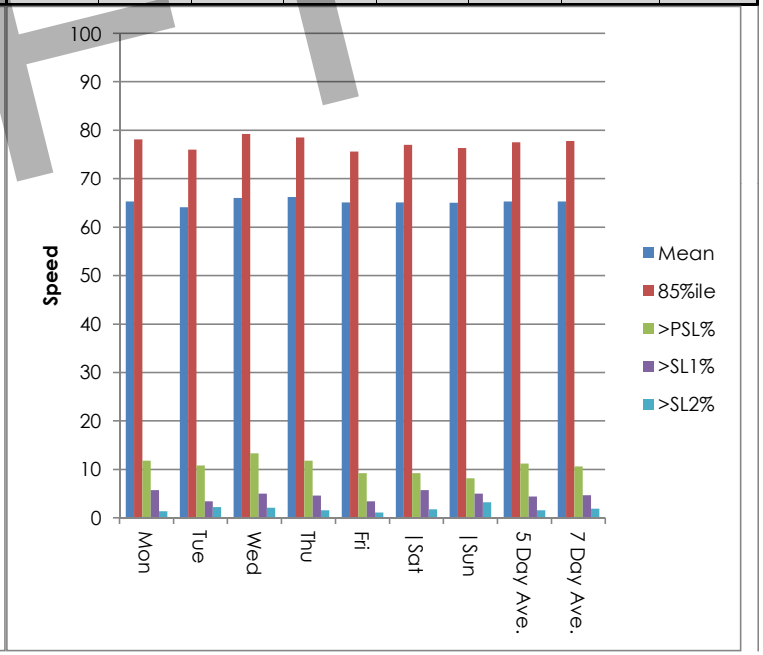

DRAFT

Site 91
Location LP03403, Att - Telepole, Lat 54.1377, Long -6.86718
Direction North

3279 / Meath/Cavan/Monaghan ATC's
October 2013
Automatic Traffic Count

Wed, 9 October 2013

Time	Total	Speed Bins (km/h)																											
		0 - 5	5 - 10	10 - 15	15 - 20	20 - 25	25 - 30	30 - 35	35 - 40	40 - 45	45 - 50	50 - 55	55 - 60	60 - 65	65 - 70	70 - 75	75 - 80	80 - 85	85 - 90	90 - 95	95 - 100	100 - 105	105 - 110	110 - 115	115 - 120	120 - 125	125 - 130	130 - 135	135 - 140
0000	0	0	0	0	0	0	0	0	0	0	0	0	0	0	0	0	0	0	0	0	0	0	0	0	0	0	0	0	0
0100	0	0	0	0	0	0	0	0	0	0	0	0	0	0	0	0	0	0	0	0	0	0	0	0	0	0	0	0	0
0200	0	0	0	0	0	0	0	0	0	0	0	0	0	0	0	0	0	0	0	0	0	0	0	0	0	0	0	0	0
0300	0	0	0	0	0	0	0	0	0	0	0	0	0	0	0	0	0	0	0	0	0	0	0	0	0	0	0	0	0
0400	0	0	0	0	0	0	0	0	0	0	0	0	0	0	0	0	0	0	0	0	0	0	0	0	0	0	0	0	0
0500	0	0	0	0	0	0	0	0	0	0	0	0	0	0	0	0	0	0	0	0	0	0	0	0	0	0	0	0	0
0600	4	0	0	0	0	0	0	0	0	0	0	0	0	1	1	1	0	1	0	0	0	0	0	0	0	0	0	0	0
0700	4	0	0	0	0	0	0	0	0	0	0	0	1	1	0	0	2	0	0	0	0	0	0	0	0	0	0	0	0
0800	6	0	0	0	0	0	0	0	0	0	0	0	3	1	0	1	0	1	0	0	0	0	0	0	0	0	0	0	0
0900	**14**	**0**	**0**	**0**	**1**	**0**	**0**	**0**	**0**	**1**	**1**	**2**	**1**	**4**	**2**	**1**	**1**	**0**	**0**	**0**	**0**	**0**	**0**	**0**	**0**	**0**	**0**	**0**	**0**
1000	**14**	**0**	**0**	**0**	**0**	**0**	**0**	**0**	**0**	**0**	**1**	**3**	**4**	**2**	**1**	**0**	**2**	**1**	**0**	**0**	**0**	**0**	**0**	**0**	**0**	**0**	**0**	**0**	**0**
1100	10	0	0	0	0	0	1	0	2	0	0	2	1	0	0	1	3	0	0	0	0	0	0	0	0	0	0	0	0
1200	21	0	0	0	0	0	1	0	1	1	1	0	6	2	2	1	3	2	1	0	0	0	0	0	0	0	0	0	0
1300	15	0	0	0	0	0	0	0	0	0	2	0	1	4	3	2	1	2	0	0	0	0	0	0	0	0	0	0	0
1400	13	0	0	0	0	0	1	1	0	0	0	1	2	2	1	3	1	1	0	0	0	0	0	0	0	0	0	0	0
1500	20	0	0	0	0	1	0	0	0	0	3	1	0	3	6	1	3	1	1	0	0	0	0	0	0	0	0	0	0
1600	15	0	0	0	0	0	1	0	0	0	0	1	1	0	4	3	2	1	1	1	0	0	0	0	0	0	0	0	0
1700	**32**	**0**	**1**	**0**	**0**	**0**	**1**	**0**	**0**	**0**	**0**	**3**	**5**	**2**	**1**	**8**	**8**	**2**	**1**	**0**	**0**	**0**	**0**	**0**	**0**	**0**	**0**	**0**	**0**
1800	17	0	0	0	0	0	0	0	0	0	0	0	0	5	2	5	3	1	0	1	0	0	0	0	0	0	0	0	0
1900	17	0	0	0	0	0	0	0	0	0	0	2	2	4	1	4	3	0	1	0	0	0	0	0	0	0	0	0	0
2000	11	0	0	0	0	0	0	0	0	0	0	0	0	0	2	2	3	2	1	1	0	0	0	0	0	0	0	0	0
2100	10	0	0	0	0	0	0	0	0	0	0	0	1	4	0	0	1	3	0	1	0	0	0	0	0	0	0	0	0
2200	12	0	0	0	0	0	0	0	0	1	0	1	1	2	0	4	0	2	0	1	0	0	0	0	0	0	0	0	0
2300	5	0	0	0	0	0	0	0	0	0	0	1	0	1	0	1	1	0	1	0	0	0	0	0	0	0	0	0	0
07-19	**181**	**0**	**1**	**0**	**1**	**1**	**5**	**1**	**3**	**2**	**8**	**13**	**25**	**26**	**22**	**26**	**29**	**12**	**4**	**2**	**0**	**0**	**0**	**0**	**0**	**0**	**0**	**0**	**0**
06-22	**223**	**0**	**1**	**0**	**1**	**1**	**5**	**1**	**3**	**2**	**8**	**15**	**28**	**35**	**26**	**33**	**36**	**18**	**6**	**4**	**0**	**0**	**0**	**0**	**0**	**0**	**0**	**0**	**0**
06-00	**240**	**0**	**1**	**0**	**1**	**1**	**5**	**1**	**3**	**3**	**8**	**17**	**29**	**38**	**26**	**38**	**37**	**20**	**7**	**5**	**0**	**0**	**0**	**0**	**0**	**0**	**0**	**0**	**0**
00-00	**240**	**0**	**1**	**0**	**1**	**1**	**5**	**1**	**3**	**3**	**8**	**17**	**29**	**38**	**26**	**38**	**37**	**20**	**7**	**5**	**0**	**0**	**0**	**0**	**0**	**0**	**0**	**0**	**0**

DRAFT

Site 91
Location LP03403, Att - Telepole, Lat 54.1377, Long -6.86718
Direction North

3279 / Meath/Cavan/Monaghan ATC's
October 2013
Automatic Traffic Count

Thu, 10 October 2013

Time	Total	Speed Bins (km/h)																											
		0 - 5	5 - 10	10 - 15	15 - 20	20 - 25	25 - 30	30 - 35	35 - 40	40 - 45	45 - 50	50 - 55	55 - 60	60 - 65	65 - 70	70 - 75	75 - 80	80 - 85	85 - 90	90 - 95	95 - 100	100 - 105	105 - 110	110 - 115	115 - 120	120 - 125	125 - 130	130 - 135	135 - 140
0000	1	0	0	0	0	0	0	0	0	0	0	0	0	0	0	0	1	0	0	0	0	0	0	0	0	0	0	0	0
0100	0	0	0	0	0	0	0	0	0	0	0	0	0	0	0	0	0	0	0	0	0	0	0	0	0	0	0	0	0
0200	0	0	0	0	0	0	0	0	0	0	0	0	0	0	0	0	0	0	0	0	0	0	0	0	0	0	0	0	0
0300	0	0	0	0	0	0	0	0	0	0	0	0	0	0	0	0	0	0	0	0	0	0	0	0	0	0	0	0	0
0400	0	0	0	0	0	0	0	0	0	0	0	0	0	0	0	0	0	0	0	0	0	0	0	0	0	0	0	0	0
0500	0	0	0	0	0	0	0	0	0	0	0	0	0	0	0	0	0	0	0	0	0	0	0	0	0	0	0	0	0
0600	1	0	0	0	0	0	0	0	0	0	0	0	0	0	1	0	0	0	0	0	0	0	0	0	0	0	0	0	0
0700	3	0	0	0	0	0	0	0	0	0	0	0	0	1	1	0	1	0	0	0	0	0	0	0	0	0	0	0	0
0800	9	0	0	0	0	0	0	0	1	1	1	0	2	1	2	0	0	0	1	0	0	0	0	0	0	0	0	0	0
0900	12	0	0	0	0	0	0	0	0	0	0	1	3	4	1	2	0	1	0	0	0	0	0	0	0	0	0	0	0
1000	12	0	0	0	0	0	0	0	0	1	1	0	2	1	1	2	3	0	1	0	0	0	0	0	0	0	0	0	0
1100	**19**	**0**	**0**	**0**	**0**	**0**	**1**	**0**	**0**	**0**	**0**	**2**	**2**	**3**	**4**	**3**	**0**	**4**	**0**	**0**	**0**	**0**	**0**	**0**	**0**	**0**	**0**	**0**	**0**
1200	14	0	0	0	0	1	0	0	0	1	0	0	0	3	3	4	2	0	0	0	0	0	0	0	0	0	0	0	0
1300	17	0	0	0	0	0	0	1	0	1	0	0	1	2	3	2	4	2	0	1	0	0	0	0	0	0	0	0	0
1400	14	0	0	0	0	0	0	1	0	0	0	4	1	3	3	1	0	0	1	0	0	0	0	0	0	0	0	0	0
1500	17	0	0	1	0	1	0	0	0	0	0	1	1	2	5	4	2	0	0	0	0	0	0	0	0	0	0	0	0
1600	23	0	0	0	0	0	1	0	0	0	0	0	2	2	6	5	2	3	1	1	0	0	0	0	0	0	0	0	0
1700	37	0	0	0	0	0	0	0	0	2	1	1	2	8	8	5	4	5	1	0	0	0	0	0	0	0	0	0	0
1800	**41**	**0**	**0**	**0**	**0**	**0**	**0**	**0**	**1**	**0**	**4**	**3**	**3**	**6**	**7**	**7**	**5**	**3**	**1**	**1**	**0**	**0**	**0**	**0**	**0**	**0**	**0**	**0**	**0**
1900	34	0	0	0	1	0	0	0	1	0	0	2	4	6	6	4	4	2	2	1	0	1	0	0	0	0	0	0	0
2000	14	0	0	0	0	0	0	0	0	0	0	1	4	2	1	2	3	1	0	0	0	0	0	0	0	0	0	0	0
2100	20	0	0	0	0	0	0	0	0	0	2	0	1	3	6	6	2	0	0	0	0	0	0	0	0	0	0	0	0
2200	14	0	0	0	0	0	1	0	0	0	0	2	1	2	1	4	1	1	1	0	0	0	0	0	0	0	0	0	0
2300	3	0	0	0	0	0	0	0	0	0	0	0	1	1	1	0	0	0	0	0	0	0	0	0	0	0	0	0	0
07-19	**218**	**0**	**0**	**1**	**0**	**2**	**2**	**2**	**2**	**6**	**7**	**12**	**19**	**36**	**44**	**35**	**23**	**18**	**6**	**3**	**0**	**0**	**0**	**0**	**0**	**0**	**0**	**0**	**0**
06-22	**287**	**0**	**0**	**1**	**1**	**2**	**2**	**2**	**3**	**6**	**9**	**15**	**28**	**47**	**58**	**47**	**32**	**21**	**8**	**4**	**0**	**1**	**0**	**0**	**0**	**0**	**0**	**0**	**0**
06-00	**304**	**0**	**0**	**1**	**1**	**2**	**3**	**2**	**3**	**6**	**9**	**17**	**30**	**50**	**60**	**51**	**33**	**22**	**9**	**4**	**0**	**1**	**0**	**0**	**0**	**0**	**0**	**0**	**0**
00-00	**305**	**0**	**0**	**1**	**1**	**2**	**3**	**2**	**3**	**6**	**9**	**17**	**30**	**50**	**60**	**51**	**34**	**22**	**9**	**4**	**0**	**1**	**0**	**0**	**0**	**0**	**0**	**0**	**0**

DRAFT

Site 91
Location LP03403, Att - Telepole, Lat 54.1377, Long -6.86718
Direction North

3279 / Meath/Cavan/Monaghan ATC's
October 2013
Automatic Traffic Count

Fri, 11 October 2013

Time	Total	Speed Bins (km/h)																											
		0 - 5	5 - 10	10 - 15	15 - 20	20 - 25	25 - 30	30 - 35	35 - 40	40 - 45	45 - 50	50 - 55	55 - 60	60 - 65	65 - 70	70 - 75	75 - 80	80 - 85	85 - 90	90 - 95	95 - 100	100 - 105	105 - 110	110 - 115	115 - 120	120 - 125	125 - 130	130 - 135	135 - 140
0000	0	0	0	0	0	0	0	0	0	0	0	0	0	0	0	0	0	0	0	0	0	0	0	0	0	0	0	0	0
0100	0	0	0	0	0	0	0	0	0	0	0	0	0	0	0	0	0	0	0	0	0	0	0	0	0	0	0	0	0
0200	0	0	0	0	0	0	0	0	0	0	0	0	0	0	0	0	0	0	0	0	0	0	0	0	0	0	0	0	0
0300	0	0	0	0	0	0	0	0	0	0	0	0	0	0	0	0	0	0	0	0	0	0	0	0	0	0	0	0	0
0400	0	0	0	0	0	0	0	0	0	0	0	0	0	0	0	0	0	0	0	0	0	0	0	0	0	0	0	0	0
0500	0	0	0	0	0	0	0	0	0	0	0	0	0	0	0	0	0	0	0	0	0	0	0	0	0	0	0	0	0
0600	2	0	0	0	0	0	0	0	0	0	0	0	0	1	1	0	0	0	0	0	0	0	0	0	0	0	0	0	0
0700	5	0	0	0	0	0	0	0	0	1	1	0	1	0	0	1	0	1	0	0	0	0	0	0	0	0	0	0	0
0800	9	0	0	0	0	0	0	1	0	0	0	1	2	0	2	2	0	1	0	0	0	0	0	0	0	0	0	0	0
0900	**19**	**0**	**0**	**0**	**0**	**0**	**0**	**0**	**0**	**0**	**0**	**3**	**5**	**1**	**1**	**4**	**1**	**4**	**0**	**0**	**0**	**0**	**0**	**0**	**0**	**0**	**0**	**0**	**0**
1000	16	0	0	0	0	0	0	0	1	0	1	1	2	4	5	1	1	0	0	0	0	0	0	0	0	0	0	0	0
1100	16	0	0	1	0	0	0	0	1	1	2	2	1	2	2	2	2	0	0	0	0	0	0	0	0	0	0	0	0
1200	18	0	0	0	0	0	0	0	0	0	1	1	2	5	4	1	2	2	0	0	0	0	0	0	0	0	0	0	0
1300	16	0	0	1	0	0	0	0	0	1	0	1	0	1	7	1	2	2	0	0	0	0	0	0	0	0	0	0	0
1400	17	0	0	0	0	0	0	1	0	0	0	1	2	0	5	4	3	1	0	0	0	0	0	0	0	0	0	0	0
1500	21	0	0	0	0	0	1	1	2	0	0	1	1	4	5	3	2	0	1	0	0	0	0	0	0	0	0	0	0
1600	**23**	**0**	**0**	**0**	**0**	**0**	**0**	**0**	**0**	**0**	**0**	**1**	**4**	**4**	**5**	**4**	**2**	**2**	**1**	**0**	**0**	**0**	**0**	**0**	**0**	**0**	**0**	**0**	**0**
1700	**23**	**0**	**0**	**0**	**0**	**0**	**0**	**0**	**2**	**0**	**1**	**0**	**4**	**4**	**4**	**2**	**2**	**2**	**1**	**1**	**0**	**0**	**0**	**0**	**0**	**0**	**0**	**0**	**0**
1800	**23**	**0**	**0**	**0**	**0**	**0**	**0**	**0**	**0**	**0**	**1**	**3**	**2**	**4**	**4**	**7**	**1**	**0**	**0**	**1**	**0**	**0**	**0**	**0**	**0**	**0**	**0**	**0**	**0**
1900	15	0	0	0	0	0	0	0	0	0	0	1	1	5	1	4	3	0	0	0	0	0	0	0	0	0	0	0	0
2000	15	0	0	0	0	0	0	0	0	0	1	1	3	2	4	2	0	0	2	0	0	0	0	0	0	0	0	0	0
2100	15	0	0	0	0	0	0	0	0	0	0	0	1	7	4	1	1	0	0	0	0	1	0	0	0	0	0	0	0
2200	6	0	0	0	0	0	0	0	0	0	0	1	0	1	0	1	2	0	1	0	0	0	0	0	0	0	0	0	0
2300	3	0	0	0	0	0	0	0	0	0	0	0	1	1	0	1	0	0	0	0	0	0	0	0	0	0	0	0	0
07-19	**206**	**0**	**0**	**2**	**0**	**0**	**1**	**3**	**6**	**3**	**7**	**15**	**26**	**29**	**44**	**32**	**18**	**15**	**3**	**2**	**0**	**0**	**0**	**0**	**0**	**0**	**0**	**0**	**0**
06-22	**253**	**0**	**0**	**2**	**0**	**0**	**1**	**3**	**6**	**3**	**8**	**17**	**31**	**44**	**54**	**39**	**22**	**15**	**5**	**2**	**0**	**1**	**0**	**0**	**0**	**0**	**0**	**0**	**0**
06-00	**262**	**0**	**0**	**2**	**0**	**0**	**1**	**3**	**6**	**3**	**8**	**18**	**32**	**46**	**54**	**41**	**24**	**15**	**6**	**2**	**0**	**1**	**0**	**0**	**0**	**0**	**0**	**0**	**0**
00-00	**262**	**0**	**0**	**2**	**0**	**0**	**1**	**3**	**6**	**3**	**8**	**18**	**32**	**46**	**54**	**41**	**24**	**15**	**6**	**2**	**0**	**1**	**0**	**0**	**0**	**0**	**0**	**0**	**0**

DRAFT

Site 91
Location LP03403, Att - Telepole, Lat 54.1377, Long -6.86718
Direction North

3279 / Meath/Cavan/Monaghan ATC's
October 2013
Automatic Traffic Count

Sat, 12 October 2013

Time	Total	Speed Bins (km/h)																											
		0 - 5	5 - 10	10 - 15	15 - 20	20 - 25	25 - 30	30 - 35	35 - 40	40 - 45	45 - 50	50 - 55	55 - 60	60 - 65	65 - 70	70 - 75	75 - 80	80 - 85	85 - 90	90 - 95	95 - 100	100 - 105	105 - 110	110 - 115	115 - 120	120 - 125	125 - 130	130 - 135	135 - 140
0000	7	0	0	0	0	0	0	0	0	0	0	0	0	0	1	1	1	2	2	0	0	0	0	0	0	0	0	0	0
0100	1	0	0	0	0	0	0	0	0	0	0	0	0	0	0	1	0	0	0	0	0	0	0	0	0	0	0	0	0
0200	4	0	0	0	0	0	0	0	0	0	0	0	0	1	0	1	1	0	0	0	1	0	0	0	0	0	0	0	0
0300	0	0	0	0	0	0	0	0	0	0	0	0	0	0	0	0	0	0	0	0	0	0	0	0	0	0	0	0	0
0400	0	0	0	0	0	0	0	0	0	0	0	0	0	0	0	0	0	0	0	0	0	0	0	0	0	0	0	0	0
0500	0	0	0	0	0	0	0	0	0	0	0	0	0	0	0	0	0	0	0	0	0	0	0	0	0	0	0	0	0
0600	0	0	0	0	0	0	0	0	0	0	0	0	0	0	0	0	0	0	0	0	0	0	0	0	0	0	0	0	0
0700	2	0	0	0	0	0	0	0	0	0	0	1	0	0	0	1	0	0	0	0	0	0	0	0	0	0	0	0	0
0800	3	0	0	0	0	0	0	0	1	0	0	0	0	1	0	0	1	0	0	0	0	0	0	0	0	0	0	0	0
0900	21	0	0	0	0	0	0	0	0	0	1	4	1	1	5	5	4	0	0	0	0	0	0	0	0	0	0	0	0
1000	**30**	**0**	**0**	**0**	**0**	**0**	**0**	**0**	**0**	**0**	**2**	**3**	**5**	**4**	**8**	**5**	**3**	**0**	**0**	**0**	**0**	**0**	**0**	**0**	**0**	**0**	**0**	**0**	**0**
1100	21	0	0	1	1	0	1	0	0	1	0	2	2	3	5	3	1	0	1	0	0	0	0	0	0	0	0	0	0
1200	**28**	**0**	**0**	**0**	**0**	**0**	**0**	**0**	**0**	**2**	**2**	**1**	**5**	**1**	**9**	**6**	**1**	**0**	**1**	**0**	**0**	**0**	**0**	**0**	**0**	**0**	**0**	**0**	**0**
1300	21	0	0	0	0	0	0	0	0	1	1	2	1	4	5	5	2	0	0	0	0	0	0	0	0	0	0	0	0
1400	19	0	0	0	0	0	0	0	0	3	1	2	2	5	1	3	1	1	0	0	0	0	0	0	0	0	0	0	0
1500	14	0	0	0	0	1	0	0	0	0	2	0	2	0	4	3	2	0	0	0	0	0	0	0	0	0	0	0	0
1600	25	0	0	0	1	0	0	1	0	3	2	3	1	6	3	0	2	0	2	1	0	0	0	0	0	0	0	0	0
1700	26	0	1	0	1	0	0	0	0	1	0	0	1	1	4	3	8	3	2	1	0	0	0	0	0	0	0	0	0
1800	16	0	0	0	0	0	0	0	0	0	1	2	3	1	3	2	2	1	1	0	0	0	0	0	0	0	0	0	0
1900	12	0	0	0	0	0	0	0	0	0	0	1	0	2	2	3	2	0	1	1	0	0	0	0	0	0	0	0	0
2000	19	0	0	0	0	0	0	1	0	0	0	1	3	3	5	4	0	1	1	0	0	0	0	0	0	0	0	0	0
2100	6	0	0	0	0	0	0	0	0	0	0	0	1	1	1	0	1	1	0	0	1	0	0	0	0	0	0	0	0
2200	6	0	0	0	0	0	0	0	1	0	0	0	0	0	2	1	1	1	0	0	0	0	0	0	0	0	0	0	0
2300	2	0	0	0	0	0	0	0	0	0	0	0	0	1	0	0	1	0	0	0	0	0	0	0	0	0	0	0	0
07-19	**226**	**0**	**1**	**1**	**3**	**1**	**1**	**1**	**1**	**11**	**12**	**20**	**23**	**27**	**47**	**36**	**27**	**5**	**7**	**2**	**0**	**0**	**0**	**0**	**0**	**0**	**0**	**0**	**0**
06-22	**263**	**0**	**1**	**1**	**3**	**1**	**1**	**2**	**1**	**11**	**12**	**22**	**27**	**33**	**55**	**43**	**30**	**7**	**9**	**3**	**1**	**0**	**0**	**0**	**0**	**0**	**0**	**0**	**0**
06-00	**271**	**0**	**1**	**1**	**3**	**1**	**1**	**2**	**2**	**11**	**12**	**22**	**27**	**34**	**57**	**44**	**32**	**8**	**9**	**3**	**1**	**0**	**0**	**0**	**0**	**0**	**0**	**0**	**0**
00-00	**283**	**0**	**1**	**1**	**3**	**1**	**1**	**2**	**2**	**11**	**12**	**22**	**27**	**35**	**58**	**47**	**34**	**10**	**11**	**3**	**2**	**0**	**0**	**0**	**0**	**0**	**0**	**0**	**0**

DRAFT

Site 91
Location LP03403, Att - Telepole, Lat 54.1377, Long -6.86718
Direction North

3279 / Meath/Cavan/Monaghan ATC's
October 2013
Automatic Traffic Count

Sun, 13 October 2013

Time	Total	Speed Bins (km/h)																											
		0 - 5	5 - 10	10 - 15	15 - 20	20 - 25	25 - 30	30 - 35	35 - 40	40 - 45	45 - 50	50 - 55	55 - 60	60 - 65	65 - 70	70 - 75	75 - 80	80 - 85	85 - 90	90 - 95	95 - 100	100 - 105	105 - 110	110 - 115	115 - 120	120 - 125	125 - 130	130 - 135	135 - 140
0000	2	0	0	0	0	0	0	0	0	0	0	1	0	1	0	0	0	0	0	0	0	0	0	0	0	0	0	0	0
0100	4	0	0	0	0	0	0	0	0	0	0	0	1	1	0	1	1	0	0	0	0	0	0	0	0	0	0	0	0
0200	3	0	0	0	0	0	0	0	0	0	0	0	2	1	0	0	0	0	0	0	0	0	0	0	0	0	0	0	0
0300	1	0	0	0	0	0	0	0	0	0	0	0	0	0	0	0	0	0	0	0	1	0	0	0	0	0	0	0	0
0400	4	0	0	0	0	0	0	0	0	0	0	0	1	0	0	0	2	0	0	0	1	0	0	0	0	0	0	0	0
0500	1	0	0	0	0	0	0	0	0	0	1	0	0	0	0	0	0	0	0	0	0	0	0	0	0	0	0	0	0
0600	0	0	0	0	0	0	0	0	0	0	0	0	0	0	0	0	0	0	0	0	0	0	0	0	0	0	0	0	0
0700	1	0	0	0	0	0	0	0	0	0	0	0	0	0	0	1	0	0	0	0	0	0	0	0	0	0	0	0	0
0800	3	0	0	0	0	0	0	0	0	0	0	0	1	1	0	1	0	0	0	0	0	0	0	0	0	0	0	0	0
0900	5	0	0	0	0	0	0	0	1	0	1	1	0	1	0	0	1	0	0	0	0	0	0	0	0	0	0	0	0
1000	**12**	**0**	**0**	**0**	**0**	**0**	**0**	**0**	**0**	**1**	**0**	**1**	**1**	**5**	**1**	**1**	**2**	**0**	**0**	**0**	**0**	**0**	**0**	**0**	**0**	**0**	**0**	**0**	**0**
1100	10	0	0	0	0	0	0	0	1	0	0	0	1	3	0	3	1	1	0	0	0	0	0	0	0	0	0	0	0
1200	18	0	0	0	0	0	0	0	0	0	0	0	2	4	5	4	2	1	0	0	0	0	0	0	0	0	0	0	0
1300	13	0	0	0	0	0	0	0	0	0	1	2	0	1	3	1	2	1	2	0	0	0	0	0	0	0	0	0	0
1400	20	0	0	0	0	0	3	1	2	0	1	4	4	2	0	2	1	0	0	0	0	0	0	0	0	0	0	0	0
1500	15	0	0	0	0	0	1	0	1	0	2	0	0	3	2	3	3	0	0	0	0	0	0	0	0	0	0	0	0
1600	19	0	0	0	0	1	0	0	1	0	0	2	2	4	3	4	0	0	0	1	1	0	0	0	0	0	0	0	0
1700	**32**	**0**	**0**	**0**	**0**	**0**	**0**	**0**	**0**	**0**	**1**	**1**	**6**	**6**	**9**	**5**	**3**	**0**	**0**	**1**	**0**	**0**	**0**	**0**	**0**	**0**	**0**	**0**	**0**
1800	16	0	0	0	0	0	0	0	0	0	1	2	1	2	3	1	5	1	0	0	0	0	0	0	0	0	0	0	0
1900	18	0	0	0	0	0	0	0	0	0	0	3	0	4	4	2	2	2	1	0	0	0	0	0	0	0	0	0	0
2000	9	0	0	0	0	0	0	0	0	0	0	1	1	2	3	1	1	0	0	0	0	0	0	0	0	0	0	0	0
2100	7	0	0	0	0	0	0	0	0	0	0	0	1	0	2	0	2	1	1	0	0	0	0	0	0	0	0	0	0
2200	4	0	0	0	0	0	0	0	0	0	0	1	0	0	1	1	0	0	0	1	0	0	0	0	0	0	0	0	0
2300	2	0	0	0	0	0	0	0	0	0	0	0	0	0	1	0	0	0	0	0	0	0	0	1	0	0	0	0	0
07-19	**164**	**0**	**0**	**0**	**0**	**1**	**4**	**1**	**6**	**1**	**7**	**13**	**18**	**32**	**26**	**26**	**20**	**4**	**2**	**2**	**1**	**0**	**0**	**0**	**0**	**0**	**0**	**0**	**0**
06-22	**198**	**0**	**0**	**0**	**0**	**1**	**4**	**1**	**6**	**1**	**7**	**17**	**20**	**38**	**35**	**29**	**25**	**7**	**4**	**2**	**1**	**0**	**0**	**0**	**0**	**0**	**0**	**0**	**0**
06-00	**204**	**0**	**0**	**0**	**0**	**1**	**4**	**1**	**6**	**1**	**7**	**18**	**20**	**38**	**37**	**30**	**25**	**7**	**4**	**3**	**1**	**0**	**0**	**1**	**0**	**0**	**0**	**0**	**0**
00-00	**219**	**0**	**0**	**0**	**0**	**1**	**4**	**1**	**6**	**1**	**8**	**19**	**24**	**41**	**37**	**31**	**28**	**7**	**4**	**3**	**3**	**0**	**0**	**1**	**0**	**0**	**0**	**0**	**0**

DRAFT

Site 91
Location LP03403, Att - Telepole, Lat 54.1377, Long -6.86718
Direction North

3279 / Meath/Cavan/Monaghan ATC's
October 2013
Automatic Traffic Count

Mon, 14 October 2013

Time	Total	Speed Bins (km/h)																											
		0 - 5	5 - 10	10 - 15	15 - 20	20 - 25	25 - 30	30 - 35	35 - 40	40 - 45	45 - 50	50 - 55	55 - 60	60 - 65	65 - 70	70 - 75	75 - 80	80 - 85	85 - 90	90 - 95	95 - 100	100 - 105	105 - 110	110 - 115	115 - 120	120 - 125	125 - 130	130 - 135	135 - 140
0000	1	0	0	0	0	0	0	0	0	0	0	0	0	1	0	0	0	0	0	0	0	0	0	0	0	0	0	0	0
0100	1	0	0	0	0	0	0	0	0	0	0	0	0	1	0	0	0	0	0	0	0	0	0	0	0	0	0	0	0
0200	1	0	0	0	0	0	0	0	0	0	0	0	0	0	0	1	0	0	0	0	0	0	0	0	0	0	0	0	0
0300	1	0	0	0	0	0	0	0	0	0	0	0	0	1	0	0	0	0	0	0	0	0	0	0	0	0	0	0	0
0400	0	0	0	0	0	0	0	0	0	0	0	0	0	0	0	0	0	0	0	0	0	0	0	0	0	0	0	0	0
0500	1	0	0	0	0	0	0	0	0	0	0	0	0	0	0	0	0	0	0	1	0	0	0	0	0	0	0	0	0
0600	2	0	0	0	0	0	0	0	0	0	0	0	0	0	1	0	0	0	1	0	0	0	0	0	0	0	0	0	0
0700	3	0	0	0	0	0	0	0	0	0	0	0	0	0	0	0	1	2	0	0	0	0	0	0	0	0	0	0	0
0800	9	0	0	0	0	0	0	1	1	0	0	1	0	0	1	3	0	2	0	0	0	0	0	0	0	0	0	0	0
0900	9	0	0	0	0	0	0	0	0	0	1	1	1	0	1	2	2	0	1	0	0	0	0	0	0	0	0	0	0
1000	10	0	0	0	0	0	0	0	1	0	0	1	3	0	1	2	2	0	0	0	0	0	0	0	0	0	0	0	0
1100	**16**	**0**	**0**	**0**	**0**	**0**	**0**	**0**	**0**	**1**	**3**	**0**	**1**	**3**	**2**	**4**	**2**	**0**	**0**	**0**	**0**	**0**	**0**	**0**	**0**	**0**	**0**	**0**	**0**
1200	14	0	0	0	0	0	0	0	0	0	0	2	1	4	2	3	1	1	0	0	0	0	0	0	0	0	0	0	0
1300	15	0	0	0	0	1	0	0	1	0	0	0	2	2	5	0	2	0	2	0	0	0	0	0	0	0	0	0	0
1400	12	0	0	0	0	0	0	0	0	0	0	1	1	3	2	3	2	0	0	0	0	0	0	0	0	0	0	0	0
1500	12	0	0	0	0	0	0	0	0	0	2	0	0	3	1	3	2	1	0	0	0	0	0	0	0	0	0	0	0
1600	16	0	1	0	1	1	0	0	1	0	1	1	1	3	1	3	0	1	1	0	0	0	0	0	0	0	0	0	0
1700	**27**	**0**	**0**	**0**	**0**	**0**	**0**	**0**	**1**	**0**	**0**	**3**	**1**	**6**	**6**	**3**	**3**	**2**	**2**	**0**	**0**	**0**	**0**	**0**	**0**	**0**	**0**	**0**	**0**
1800	14	0	0	0	0	0	0	0	0	0	0	0	4	2	2	3	1	2	0	0	0	0	0	0	0	0	0	0	0
1900	13	0	0	0	0	0	0	0	1	1	0	1	2	3	1	0	3	0	1	0	0	0	0	0	0	0	0	0	0
2000	17	0	0	1	0	0	0	0	0	1	0	3	0	4	4	0	1	1	1	1	0	0	0	0	0	0	0	0	0
2100	12	0	0	0	0	0	0	0	0	0	0	1	2	5	0	2	1	0	0	1	0	0	0	0	0	0	0	0	0
2200	5	0	0	0	0	0	0	0	0	0	0	0	1	0	1	0	2	1	0	0	0	0	0	0	0	0	0	0	0
2300	0	0	0	0	0	0	0	0	0	0	0	0	0	0	0	0	0	0	0	0	0	0	0	0	0	0	0	0	0
07-19	**157**	**0**	**1**	**0**	**1**	**2**	**0**	**1**	**5**	**1**	**7**	**10**	**15**	**26**	**24**	**29**	**18**	**11**	**6**	**0**	**0**	**0**	**0**	**0**	**0**	**0**	**0**	**0**	**0**
06-22	**201**	**0**	**1**	**1**	**1**	**2**	**0**	**1**	**6**	**3**	**7**	**15**	**19**	**38**	**30**	**31**	**23**	**12**	**9**	**2**	**0**	**0**	**0**	**0**	**0**	**0**	**0**	**0**	**0**
06-00	**206**	**0**	**1**	**1**	**1**	**2**	**0**	**1**	**6**	**3**	**7**	**15**	**20**	**38**	**31**	**31**	**25**	**13**	**9**	**2**	**0**	**0**	**0**	**0**	**0**	**0**	**0**	**0**	**0**
00-00	**211**	**0**	**1**	**1**	**1**	**2**	**0**	**1**	**6**	**3**	**7**	**15**	**20**	**41**	**31**	**32**	**25**	**13**	**9**	**3**	**0**	**0**	**0**	**0**	**0**	**0**	**0**	**0**	**0**

DRAFT

Site 91
Location LP03403, Att - Telepole, Lat 54.1377, Long -6.86718
Direction North

3279 / Meath/Cavan/Monaghan ATC's
October 2013
Automatic Traffic Count

Tue, 15 October 2013

Time	Total	Speed Bins (km/h)																											
		0 - 5	5 - 10	10 - 15	15 - 20	20 - 25	25 - 30	30 - 35	35 - 40	40 - 45	45 - 50	50 - 55	55 - 60	60 - 65	65 - 70	70 - 75	75 - 80	80 - 85	85 - 90	90 - 95	95 - 100	100 - 105	105 - 110	110 - 115	115 - 120	120 - 125	125 - 130	130 - 135	135 - 140
0000	1	0	0	0	0	0	0	0	0	0	0	0	0	0	0	1	0	0	0	0	0	0	0	0	0	0	0	0	0
0100	0	0	0	0	0	0	0	0	0	0	0	0	0	0	0	0	0	0	0	0	0	0	0	0	0	0	0	0	0
0200	0	0	0	0	0	0	0	0	0	0	0	0	0	0	0	0	0	0	0	0	0	0	0	0	0	0	0	0	0
0300	0	0	0	0	0	0	0	0	0	0	0	0	0	0	0	0	0	0	0	0	0	0	0	0	0	0	0	0	0
0400	0	0	0	0	0	0	0	0	0	0	0	0	0	0	0	0	0	0	0	0	0	0	0	0	0	0	0	0	0
0500	0	0	0	0	0	0	0	0	0	0	0	0	0	0	0	0	0	0	0	0	0	0	0	0	0	0	0	0	0
0600	2	0	0	0	0	0	0	0	0	0	0	1	1	0	0	0	0	0	0	0	0	0	0	0	0	0	0	0	0
0700	6	0	0	0	0	0	0	0	1	0	0	0	0	0	2	1	1	1	0	0	0	0	0	0	0	0	0	0	0
0800	9	0	0	0	0	0	0	1	1	1	1	0	2	0	1	1	1	0	0	0	0	0	0	0	0	0	0	0	0
0900	**15**	**0**	**0**	**0**	**0**	**0**	**0**	**0**	**0**	**1**	**1**	**1**	**2**	**2**	**1**	**3**	**1**	**1**	**2**	**0**	**0**	**0**	**0**	**0**	**0**	**0**	**0**	**0**	**0**
1000	8	0	0	0	0	0	0	0	2	0	0	1	0	4	0	0	0	1	0	0	0	0	0	0	0	0	0	0	0
1100	**15**	**0**	**0**	**0**	**0**	**0**	**0**	**1**	**0**	**0**	**1**	**0**	**1**	**6**	**2**	**2**	**0**	**2**	**0**	**0**	**0**	**0**	**0**	**0**	**0**	**0**	**0**	**0**	**0**
1200	16	0	0	0	0	0	1	0	0	2	1	0	2	5	0	1	4	0	0	0	0	0	0	0	0	0	0	0	0
1300	13	0	0	0	0	0	0	0	1	1	0	2	0	2	6	0	0	1	0	0	0	0	0	0	0	0	0	0	0
1400	20	0	0	1	0	0	0	1	0	0	0	1	1	5	7	4	0	0	0	0	0	0	0	0	0	0	0	0	0
1500	14	0	0	0	0	0	0	0	0	0	0	0	1	2	3	4	0	3	0	1	0	0	0	0	0	0	0	0	0
1600	18	0	0	0	0	0	2	2	0	0	0	1	1	3	6	1	1	1	0	0	0	0	0	0	0	0	0	0	0
1700	19	0	0	0	0	0	0	1	0	0	0	0	2	6	3	4	2	1	0	0	0	0	0	0	0	0	0	0	0
1800	**23**	**0**	**0**	**0**	**0**	**0**	**0**	**0**	**1**	**0**	**1**	**1**	**3**	**7**	**3**	**2**	**1**	**2**	**0**	**2**	**0**	**0**	**0**	**0**	**0**	**0**	**0**	**0**	**0**
1900	20	0	0	0	0	0	0	0	1	0	2	1	1	5	3	3	3	1	0	0	0	0	0	0	0	0	0	0	0
2000	15	0	0	0	0	0	0	0	1	2	1	0	1	1	1	4	2	1	1	0	0	0	0	0	0	0	0	0	0
2100	6	0	0	0	0	0	0	0	0	0	1	0	1	1	1	0	0	1	0	1	0	0	0	0	0	0	0	0	0
2200	9	0	0	0	0	0	0	0	0	0	1	1	0	2	1	1	1	1	0	1	0	0	0	0	0	0	0	0	0
2300	3	0	0	0	0	0	0	0	0	0	0	0	1	1	0	1	0	0	0	0	0	0	0	0	0	0	0	0	0
07-19	**176**	**0**	**0**	**1**	**0**	**0**	**3**	**6**	**6**	**5**	**5**	**7**	**15**	**42**	**34**	**23**	**11**	**13**	**2**	**3**	**0**	**0**	**0**	**0**	**0**	**0**	**0**	**0**	**0**
06-22	**219**	**0**	**0**	**1**	**0**	**0**	**3**	**6**	**8**	**7**	**9**	**9**	**19**	**49**	**39**	**30**	**16**	**16**	**3**	**4**	**0**	**0**	**0**	**0**	**0**	**0**	**0**	**0**	**0**
06-00	**231**	**0**	**0**	**1**	**0**	**0**	**3**	**6**	**8**	**7**	**10**	**10**	**20**	**52**	**40**	**32**	**17**	**17**	**3**	**5**	**0**	**0**	**0**	**0**	**0**	**0**	**0**	**0**	**0**
00-00	**232**	**0**	**0**	**1**	**0**	**0**	**3**	**6**	**8**	**7**	**10**	**10**	**20**	**52**	**40**	**33**	**17**	**17**	**3**	**5**	**0**	**0**	**0**	**0**	**0**	**0**	**0**	**0**	**0**

DRAFT

Site 91
Location LP03403, Att - Telepole, Lat 54.1377, Long -6.86718
Direction North

3279 / Meath/Cavan/Monaghan ATC's
October 2013
Automatic Traffic Count

Virtual Day (7)

Time	Total	Speed Bins (km/h)																											
		0 - 5	5 - 10	10 - 15	15 - 20	20 - 25	25 - 30	30 - 35	35 - 40	40 - 45	45 - 50	50 - 55	55 - 60	60 - 65	65 - 70	70 - 75	75 - 80	80 - 85	85 - 90	90 - 95	95 - 100	100 - 105	105 - 110	110 - 115	115 - 120	120 - 125	125 - 130	130 - 135	135 - 140
0000	2	0	0	0	0	0	0	0	0	0	0	0	0	0	0	0	0	0	0	0	0	0	0	0	0	0	0	0	0
0100	1	0	0	0	0	0	0	0	0	0	0	0	0	0	0	0	0	0	0	0	0	0	0	0	0	0	0	0	0
0200	1	0	0	0	0	0	0	0	0	0	0	0	0	0	0	0	0	0	0	0	0	0	0	0	0	0	0	0	0
0300	0	0	0	0	0	0	0	0	0	0	0	0	0	0	0	0	0	0	0	0	0	0	0	0	0	0	0	0	0
0400	1	0	0	0	0	0	0	0	0	0	0	0	0	0	0	0	0	0	0	0	0	0	0	0	0	0	0	0	0
0500	0	0	0	0	0	0	0	0	0	0	0	0	0	0	0	0	0	0	0	0	0	0	0	0	0	0	0	0	0
0600	2	0	0	0	0	0	0	0	0	0	0	0	0	0	1	0	0	0	0	0	0	0	0	0	0	0	0	0	0
0700	3	0	0	0	0	0	0	0	0	0	0	0	0	0	0	1	1	1	0	0	0	0	0	0	0	0	0	0	0
0800	7	0	0	0	0	0	0	0	1	0	0	0	1	1	1	1	0	1	0	0	0	0	0	0	0	0	0	0	0
0900	14	0	0	0	0	0	0	0	0	0	1	2	2	2	2	2	1	1	0	0	0	0	0	0	0	0	0	0	0
1000	**15**	**0**	**0**	**0**	**0**	**0**	**0**	**0**	**1**	**0**	**1**	**1**	**2**	**3**	**2**	**2**	**2**	**0**	**0**	**0**	**0**	**0**	**0**	**0**	**0**	**0**	**0**	**0**	**0**
1100	**15**	**0**	**0**	**0**	**0**	**0**	**0**	**0**	**1**	**0**	**1**	**1**	**1**	**3**	**2**	**3**	**1**	**1**	**0**	**0**	**0**	**0**	**0**	**0**	**0**	**0**	**0**	**0**	**0**
1200	18	0	0	0	0	0	0	0	0	1	1	1	3	3	4	3	2	1	0	0	0	0	0	0	0	0	0	0	0
1300	16	0	0	0	0	0	0	0	0	1	1	1	1	2	5	2	2	1	1	0	0	0	0	0	0	0	0	0	0
1400	16	0	0	0	0	0	1	1	0	0	0	2	2	3	3	3	1	0	0	0	0	0	0	0	0	0	0	0	0
1500	16	0	0	0	0	0	0	0	0	0	1	0	1	2	4	3	2	1	0	0	0	0	0	0	0	0	0	0	0
1600	20	0	0	0	0	0	1	0	0	0	0	1	2	3	4	3	1	1	1	1	0	0	0	0	0	0	0	0	0
1700	**28**	**0**	**0**	**0**	**0**	**0**	**0**	**0**	**0**	**0**	**0**	**1**	**3**	**5**	**5**	**4**	**4**	**2**	**1**	**0**	**0**	**0**	**0**	**0**	**0**	**0**	**0**	**0**	**0**
1800	21	0	0	0	0	0	0	0	0	0	1	2	2	4	3	4	3	1	0	1	0	0	0	0	0	0	0	0	0
1900	18	0	0	0	0	0	0	0	0	0	0	2	1	4	3	3	3	1	1	0	0	0	0	0	0	0	0	0	0
2000	14	0	0	0	0	0	0	0	0	0	0	1	2	2	3	2	1	1	1	0	0	0	0	0	0	0	0	0	0
2100	11	0	0	0	0	0	0	0	0	0	0	0	1	3	2	1	1	1	0	0	0	0	0	0	0	0	0	0	0
2200	8	0	0	0	0	0	0	0	0	0	0	1	0	1	1	2	1	1	0	0	0	0	0	0	0	0	0	0	0
2300	3	0	0	0	0	0	0	0	0	0	0	0	0	1	0	0	0	0	0	0	0	0	0	0	0	0	0	0	0
07-19	**190**	**0**	**0**	**1**	**1**	**1**	**2**	**2**	**4**	**4**	**8**	**13**	**20**	**31**	**34**	**30**	**21**	**11**	**4**	**2**	**0**	**0**	**0**	**0**	**0**	**0**	**0**	**0**	**0**
06-22	**235**	**0**	**0**	**1**	**1**	**1**	**2**	**2**	**5**	**5**	**9**	**16**	**25**	**41**	**42**	**36**	**26**	**14**	**6**	**3**	**0**	**0**	**0**	**0**	**0**	**0**	**0**	**0**	**0**
06-00	**245**	**0**	**0**	**1**	**1**	**1**	**2**	**2**	**5**	**5**	**9**	**17**	**25**	**42**	**44**	**38**	**28**	**15**	**7**	**3**	**0**	**0**	**0**	**0**	**0**	**0**	**0**	**0**	**0**
00-00	**250**	**0**	**0**	**1**	**1**	**1**	**2**	**2**	**5**	**5**	**9**	**17**	**26**	**43**	**44**	**39**	**28**	**15**	**7**	**4**	**1**	**0**	**0**	**0**	**0**	**0**	**0**	**0**	**0**

DRAFT

Site 91
Location LP03403, Att - Telepole, Lat 54.1377, Long -6.86718
Direction North

3279 / Meath/Cavan/Monaghan ATC's
October 2013
Automatic Traffic Count

Virtual Week (1)

Time	Total	Speed Bins (km/h)																												
		0 - 5	5 - 10	10 - 15	15 - 20	20 - 25	25 - 30	30 - 35	35 - 40	40 - 45	45 - 50	50 - 55	55 - 60	60 - 65	65 - 70	70 - 75	75 - 80	80 - 85	85 - 90	90 - 95	95 - 100	100 - 105	105 - 110	110 - 115	115 - 120	120 - 125	125 - 130	130 - 135	135 - 140
Mon	211	0	1	1	1	2	0	1	6	3	7	15	20	41	31	32	25	13	9	3	0	0	0	0	0	0	0	0	0	0
Tue	232	0	0	1	0	0	3	6	8	7	10	10	20	52	40	33	17	17	3	5	0	0	0	0	0	0	0	0	0	0
Wed	240	0	1	0	1	1	5	1	3	3	8	17	29	38	26	38	37	20	7	5	0	0	0	0	0	0	0	0	0	0
Thu	305	0	0	1	1	2	3	2	3	6	9	17	30	50	60	51	34	22	9	4	0	1	0	0	0	0	0	0	0	0
Fri	262	0	0	2	0	0	1	3	6	3	8	18	32	46	54	41	24	15	6	2	0	1	0	0	0	0	0	0	0	0
|Sat	283	0	1	1	3	1	1	2	2	11	12	22	27	35	58	47	34	10	11	3	2	0	0	0	0	0	0	0	0	0
|Sun	219	0	0	0	0	1	4	1	6	1	8	19	24	41	37	31	28	7	4	3	3	0	0	1	0	0	0	0	0	0
5 Day Ave.	**250**	**0**	**0**	**1**	**1**	**1**	**2**	**3**	**5**	**4**	**8**	**15**	**26**	**45**	**42**	**39**	**27**	**17**	**7**	**4**	**0**	**0**	**0**	**0**	**0**	**0**	**0**	**0**	**0**	**0**
7 Day Ave.	**250**	**0**	**0**	**1**	**1**	**1**	**2**	**2**	**5**	**5**	**9**	**17**	**26**	**43**	**44**	**39**	**28**	**15**	**7**	**4**	**1**	**0**	**0**	**0**	**0**	**0**	**0**	**0**	**0**	**0**
--	**1752**	**0**	**3**	**6**	**6**	**7**	**17**	**16**	**34**	**34**	**62**	**118**	**182**	**303**	**306**	**273**	**199**	**104**	**49**	**25**	**5**	**2**	**0**	**1**	**0**	**0**	**0**	**0**	**0**	**0**

Summary Graphs

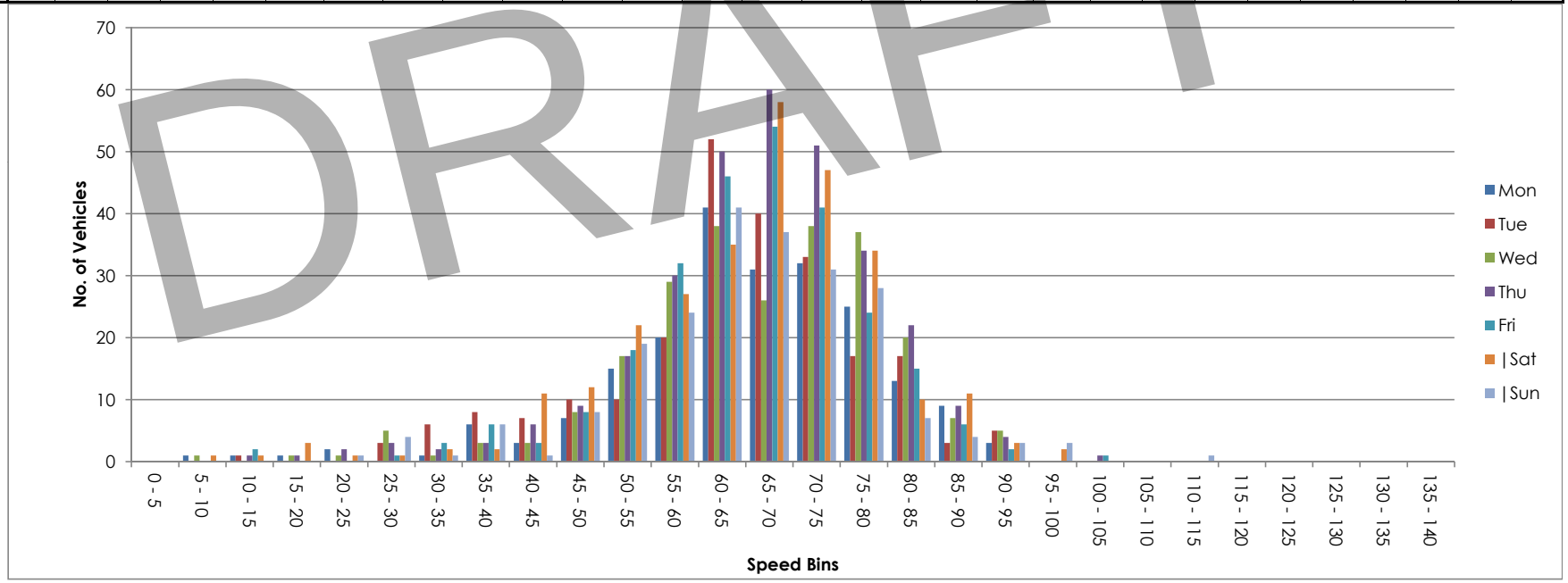

DRAFT

Site 91
Location LP03403, Att - Telepole, Lat 54.1377, Long -6.86718
Direction South

3279 / Meath/Cavan/Monaghan ATC's
October 2013
Automatic Traffic Count

Wed, 9 October 2013

Time	Total	Classification												>PSL	>PSL%	>SL1	>SL1%	>SL2	>SL2%	Mean	Vpp
		1 MCL	2 SV	3 SVT	4 TB2	5 TB3	6 T4	7 ART3	8 ART4	9 ART5	10 ART6	11 BD	12 DRT	80	80	85 +5kph	85 +5kph	90 +10kph	90 +10kph		85
0000	1	0	1	0	0	0	0	0	0	0	0	0	0	0	0	0	0	0	0	67	-
0100	0	0	0	0	0	0	0	0	0	0	0	0	0	0	0	0	0	0	0	-	-
0200	0	0	0	0	0	0	0	0	0	0	0	0	0	0	0	0	0	0	0	-	-
0300	1	0	1	0	0	0	0	0	0	0	0	0	0	1	100	1	100	1	100	90.5	-
0400	0	0	0	0	0	0	0	0	0	0	0	0	0	0	0	0	0	0	0	-	-
0500	0	0	0	0	0	0	0	0	0	0	0	0	0	0	0	0	0	0	0	-	-
0600	0	0	0	0	0	0	0	0	0	0	0	0	0	0	0	0	0	0	0	-	-
0700	10	0	9	0	1	0	0	0	0	0	0	0	0	3	30	1	10	0	0	68.3	-
0800	**28**	**0**	**26**	**0**	**1**	**0**	**0**	**0**	**0**	**0**	**1**	**0**	**0**	**9**	**32.1**	**5**	**17.9**	**2**	**7.1**	**68.6**	**85**
0900	20	0	12	2	5	1	0	0	0	0	0	0	0	0	0	0	0	0	0	63.8	77.8
1000	11	0	7	1	1	1	0	0	1	0	0	0	0	0	0	0	0	0	0	58.9	65.5
1100	18	0	13	1	3	1	0	0	0	0	0	0	0	0	0	0	0	0	0	61.4	73.8
1200	6	0	4	0	2	0	0	0	0	0	0	0	0	0	0	0	0	0	0	60.3	-
1300	16	0	12	1	2	1	0	0	0	0	0	0	0	2	12.5	1	6.3	1	6.3	69.4	79.9
1400	18	0	15	2	1	0	0	0	0	0	0	0	0	3	16.7	2	11.1	1	5.6	66.8	79.6
1500	17	0	15	0	2	0	0	0	0	0	0	0	0	1	5.9	0	0	0	0	61.1	76.7
1600	**20**	**1**	**15**	**1**	**2**	**0**	**0**	**0**	**0**	**1**	**0**	**0**	**0**	**4**	**20**	**1**	**5**	**0**	**0**	**67.9**	**81**
1700	**20**	**0**	**15**	**4**	**0**	**0**	**0**	**1**	**0**	**0**	**0**	**0**	**0**	**0**	**0**	**0**	**0**	**0**	**0**	**64.1**	**71.3**
1800	13	0	12	0	1	0	0	0	0	0	0	0	0	1	7.7	1	7.7	1	7.7	58.9	74.2
1900	10	0	10	0	0	0	0	0	0	0	0	0	0	1	10	0	0	0	0	67.7	-
2000	14	0	14	0	0	0	0	0	0	0	0	0	0	3	21.4	2	14.3	2	14.3	72.4	82.1
2100	12	0	11	1	0	0	0	0	0	0	0	0	0	4	33.3	2	16.7	1	8.3	74	82.8
2200	3	0	3	0	0	0	0	0	0	0	0	0	0	0	0	0	0	0	0	60.1	-
2300	1	0	1	0	0	0	0	0	0	0	0	0	0	0	0	0	0	0	0	68.5	-
07-19	**197**	**1**	**155**	**12**	**21**	**4**	**0**	**1**	**1**	**1**	**1**	**0**	**0**	**23**	**11.7**	**11**	**5.6**	**5**	**2.5**	**64.7**	**78.1**
06-22	**233**	**1**	**190**	**13**	**21**	**4**	**0**	**1**	**1**	**1**	**1**	**0**	**0**	**31**	**13.3**	**15**	**6.4**	**8**	**3.4**	**65.8**	**78.8**
06-00	**237**	**1**	**194**	**13**	**21**	**4**	**0**	**1**	**1**	**1**	**1**	**0**	**0**	**31**	**13.1**	**15**	**6.3**	**8**	**3.4**	**65.7**	**78.8**
00-00	**239**	**1**	**196**	**13**	**21**	**4**	**0**	**1**	**1**	**1**	**1**	**0**	**0**	**32**	**13.4**	**16**	**6.7**	**9**	**3.8**	**65.9**	**78.8**

DRAFT

Site 91
Location LP03403, Att - Telepole, Lat 54.1377, Long -6.86718
Direction South

3279 / Meath/Cavan/Monaghan ATC's
October 2013
Automatic Traffic Count

Thu, 10 October 2013

Time	Total	Classification												>PSL	>PSL%	>SL1	>SL1%	>SL2	>SL2%	Mean	Vpp
		1 MCL	2 SV	3 SVT	4 TB2	5 TB3	6 T4	7 ART3	8 ART4	9 ART5	10 ART6	11 BD	12 DRT	80	80	85 +5kph	85 +5kph	90 +10kph	90 +10kph		85
0000	2	0	1	0	1	0	0	0	0	0	0	0	0	2	100	2	100	1	50	93.7	-
0100	0	0	0	0	0	0	0	0	0	0	0	0	0	0	0	0	0	0	0	-	-
0200	0	0	0	0	0	0	0	0	0	0	0	0	0	0	0	0	0	0	0	-	-
0300	0	0	0	0	0	0	0	0	0	0	0	0	0	0	0	0	0	0	0	-	-
0400	0	0	0	0	0	0	0	0	0	0	0	0	0	0	0	0	0	0	0	-	-
0500	0	0	0	0	0	0	0	0	0	0	0	0	0	0	0	0	0	0	0	-	-
0600	0	0	0	0	0	0	0	0	0	0	0	0	0	0	0	0	0	0	0	-	-
0700	9	0	7	0	2	0	0	0	0	0	0	0	0	3	33.3	2	22.2	2	22.2	77.3	-
0800	**29**	**0**	**29**	**0**	**0**	**0**	**0**	**0**	**0**	**0**	**0**	**0**	**0**	**8**	**27.6**	**3**	**10.3**	**0**	**0**	**70.1**	**83.5**
0900	15	0	12	0	3	0	0	0	0	0	0	0	0	3	20	2	13.3	1	6.7	72	82.4
1000	10	0	10	0	0	0	0	0	0	0	0	0	0	2	20	1	10	0	0	70.3	-
1100	22	0	14	3	4	0	1	0	0	0	0	0	0	4	18.2	3	13.6	2	9.1	70.5	81.4
1200	16	0	11	1	3	0	0	0	0	1	0	0	0	2	12.5	1	6.3	1	6.3	63.9	79.2
1300	17	0	14	1	1	0	0	0	1	0	0	0	0	2	11.8	1	5.9	0	0	68.7	75.6
1400	15	0	14	0	1	0	0	0	0	0	0	0	0	0	0	0	0	0	0	62.8	72.4
1500	22	0	17	2	2	0	1	0	0	0	0	0	0	3	13.6	1	4.5	1	4.5	68	79.6
1600	18	0	14	0	4	0	0	0	0	0	0	0	0	2	11.1	0	0	0	0	67.2	78.8
1700	17	0	16	0	0	1	0	0	0	0	0	0	0	3	17.6	1	5.9	0	0	64.3	78.8
1800	26	0	24	1	1	0	0	0	0	0	0	0	0	2	7.7	1	3.8	0	0	62.8	77.8
1900	**30**	**2**	**25**	**1**	**2**	**0**	**0**	**0**	**0**	**0**	**0**	**0**	**0**	**1**	**3.3**	**1**	**3.3**	**0**	**0**	**57.9**	**75.6**
2000	15	0	14	1	0	0	0	0	0	0	0	0	0	5	33.3	0	0	0	0	74.5	81.7
2100	15	0	14	1	0	0	0	0	0	0	0	0	0	4	26.7	2	13.3	0	0	73.3	84.2
2200	12	0	10	1	1	0	0	0	0	0	0	0	0	0	0	0	0	0	0	64.5	72.4
2300	3	0	3	0	0	0	0	0	0	0	0	0	0	0	0	0	0	0	0	65.5	-
07-19	**216**	**0**	**182**	**8**	**21**	**1**	**2**	**0**	**1**	**1**	**0**	**0**	**0**	**34**	**15.7**	**16**	**7.4**	**7**	**3.2**	**67.7**	**80.3**
06-22	**276**	**2**	**235**	**11**	**23**	**1**	**2**	**0**	**1**	**1**	**0**	**0**	**0**	**44**	**15.9**	**19**	**6.9**	**7**	**2.5**	**67.3**	**80.3**
06-00	**291**	**2**	**248**	**12**	**24**	**1**	**2**	**0**	**1**	**1**	**0**	**0**	**0**	**44**	**15.1**	**19**	**6.5**	**7**	**2.4**	**67.2**	**79.6**
00-00	**293**	**2**	**249**	**12**	**25**	**1**	**2**	**0**	**1**	**1**	**0**	**0**	**0**	**46**	**15.7**	**21**	**7.2**	**8**	**2.7**	**67.4**	**80.3**

DRAFT

Site 91
Location LP03403, Att - Telepole, Lat 54.1377, Long -6.86718
Direction South

3279 / Meath/Cavan/Monaghan ATC's
October 2013
Automatic Traffic Count

Fri, 11 October 2013

Time	Total	Classification												>PSL	>PSL%	>SL1	>SL1%	>SL2	>SL2%	Mean	Vpp
		1 MCL	2 SV	3 SVT	4 TB2	5 TB3	6 T4	7 ART3	8 ART4	9 ART5	10 ART6	11 BD	12 DRT	80	80	85 +5kph	85 +5kph	90 +10kph	90 +10kph		85
0000	0	0	0	0	0	0	0	0	0	0	0	0	0	0	0	0	0	0	0	-	-
0100	0	0	0	0	0	0	0	0	0	0	0	0	0	0	0	0	0	0	0	-	-
0200	0	0	0	0	0	0	0	0	0	0	0	0	0	0	0	0	0	0	0	-	-
0300	0	0	0	0	0	0	0	0	0	0	0	0	0	0	0	0	0	0	0	-	-
0400	0	0	0	0	0	0	0	0	0	0	0	0	0	0	0	0	0	0	0	-	-
0500	0	0	0	0	0	0	0	0	0	0	0	0	0	0	0	0	0	0	0	-	-
0600	2	0	2	0	0	0	0	0	0	0	0	0	0	1	50	0	0	0	0	62.5	-
0700	11	0	9	0	2	0	0	0	0	0	0	0	0	3	27.3	1	9.1	1	9.1	73.1	82.1
0800	**33**	**0**	**30**	**0**	**2**	**1**	**0**	**0**	**0**	**0**	**0**	**0**	**0**	**7**	**21.2**	**3**	**9.1**	**1**	**3**	**72.2**	**80.3**
0900	22	0	17	2	2	1	0	0	0	0	0	0	0	3	13.6	2	9.1	1	4.5	65.9	77.4
1000	16	0	16	0	0	0	0	0	0	0	0	0	0	3	18.8	1	6.3	0	0	64.4	80.3
1100	17	1	10	3	3	0	0	0	0	0	0	0	0	4	23.5	2	11.8	0	0	67.7	81
1200	14	0	11	2	0	1	0	0	0	0	0	0	0	1	7.1	0	0	0	0	70.1	78.5
1300	21	0	18	1	2	0	0	0	0	0	0	0	0	2	9.5	2	9.5	1	4.8	66.9	74.5
1400	15	0	14	0	0	0	0	0	1	0	0	0	0	0	0	0	0	0	0	62.8	77.4
1500	21	0	18	1	2	0	0	0	0	0	0	0	0	2	9.5	1	4.8	1	4.8	60.8	77.8
1600	**24**	**1**	**19**	**2**	**1**	**0**	**0**	**0**	**1**	**0**	**0**	**0**	**0**	**1**	**4.2**	**0**	**0**	**0**	**0**	**66.2**	**76**
1700	17	0	16	0	1	0	0	0	0	0	0	0	0	2	11.8	0	0	0	0	65.9	72
1800	13	0	12	1	0	0	0	0	0	0	0	0	0	0	0	0	0	0	0	63.7	70.9
1900	21	0	21	0	0	0	0	0	0	0	0	0	0	3	14.3	2	9.5	2	9.5	69.1	76.7
2000	14	0	14	0	0	0	0	0	0	0	0	0	0	2	14.3	2	14.3	0	0	73.4	77.4
2100	11	0	10	1	0	0	0	0	0	0	0	0	0	1	9.1	1	9.1	1	9.1	73.3	77.4
2200	3	0	3	0	0	0	0	0	0	0	0	0	0	1	33.3	1	33.3	1	33.3	74	-
2300	5	0	5	0	0	0	0	0	0	0	0	0	0	2	40	2	40	2	40	81.1	-
07-19	**224**	**2**	**190**	**12**	**15**	**3**	**0**	**0**	**2**	**0**	**0**	**0**	**0**	**28**	**12.5**	**12**	**5.4**	**5**	**2.2**	**66.8**	**78.8**
06-22	**272**	**2**	**237**	**13**	**15**	**3**	**0**	**0**	**2**	**0**	**0**	**0**	**0**	**35**	**12.9**	**17**	**6.3**	**8**	**2.9**	**67.5**	**78.8**
06-00	**280**	**2**	**245**	**13**	**15**	**3**	**0**	**0**	**2**	**0**	**0**	**0**	**0**	**38**	**13.6**	**20**	**7.1**	**11**	**3.9**	**67.8**	**78.8**
00-00	**280**	**2**	**245**	**13**	**15**	**3**	**0**	**0**	**2**	**0**	**0**	**0**	**0**	**38**	**13.6**	**20**	**7.1**	**11**	**3.9**	**67.8**	**78.8**

DRAFT

Site 91
Location LP03403, Att - Telepole, Lat 54.1377, Long -6.86718
Direction South

3279 / Meath/Cavan/Monaghan ATC's
October 2013
Automatic Traffic Count

Sat, 12 October 2013

Time	Total	Classification												>PSL	>PSL%	>SL1	>SL1%	>SL2	>SL2%	Mean	Vpp
		1 MCL	2 SV	3 SVT	4 TB2	5 TB3	6 T4	7 ART3	8 ART4	9 ART5	10 ART6	11 BD	12 DRT	80	80	85 +5kph	85 +5kph	90 +10kph	90 +10kph		85
0000	0	0	0	0	0	0	0	0	0	0	0	0	0	0	0	0	0	0	0	-	-
0100	2	0	2	0	0	0	0	0	0	0	0	0	0	0	0	0	0	0	0	65.4	-
0200	1	0	1	0	0	0	0	0	0	0	0	0	0	0	0	0	0	0	0	72.5	-
0300	0	0	0	0	0	0	0	0	0	0	0	0	0	0	0	0	0	0	0	-	-
0400	0	0	0	0	0	0	0	0	0	0	0	0	0	0	0	0	0	0	0	-	-
0500	0	0	0	0	0	0	0	0	0	0	0	0	0	0	0	0	0	0	0	-	-
0600	2	0	1	0	1	0	0	0	0	0	0	0	0	0	0	0	0	0	0	73.8	-
0700	3	0	2	1	0	0	0	0	0	0	0	0	0	0	0	0	0	0	0	63.4	-
0800	9	0	5	2	2	0	0	0	0	0	0	0	0	1	11.1	0	0	0	0	71.7	-
0900	21	0	18	3	0	0	0	0	0	0	0	0	0	2	9.5	0	0	0	0	66.2	79.2
1000	**36**	**0**	**29**	**3**	**4**	**0**	**0**	**0**	**0**	**0**	**0**	**0**	**0**	**3**	**8.3**	**1**	**2.8**	**1**	**2.8**	**60.6**	**75.2**
1100	34	0	29	3	1	0	0	0	1	0	0	0	0	5	14.7	2	5.9	2	5.9	66.6	73.4
1200	11	0	10	0	1	0	0	0	0	0	0	0	0	1	9.1	0	0	0	0	62.3	71.6
1300	**31**	**0**	**30**	**0**	**1**	**0**	**0**	**0**	**0**	**0**	**0**	**0**	**0**	**8**	**25.8**	**4**	**12.9**	**1**	**3.2**	**74.2**	**82.1**
1400	14	0	13	1	0	0	0	0	0	0	0	0	0	1	7.1	0	0	0	0	65.5	73.4
1500	22	0	19	0	3	0	0	0	0	0	0	0	0	5	22.7	2	9.1	1	4.5	71.9	81.4
1600	18	0	15	3	0	0	0	0	0	0	0	0	0	2	11.1	1	5.6	1	5.6	70.2	76
1700	11	2	7	0	1	0	1	0	0	0	0	0	0	4	36.4	1	9.1	1	9.1	65.2	82.4
1800	20	1	15	3	1	0	0	0	0	0	0	0	0	3	15	2	10	0	0	68.6	79.9
1900	20	0	19	0	0	0	0	0	0	1	0	0	0	0	0	0	0	0	0	62	77.4
2000	5	0	5	0	0	0	0	0	0	0	0	0	0	2	40	1	20	0	0	75.4	-
2100	9	0	8	0	1	0	0	0	0	0	0	0	0	4	44.4	1	11.1	1	11.1	73.4	-
2200	5	0	5	0	0	0	0	0	0	0	0	0	0	2	40	1	20	1	20	68.9	-
2300	1	0	1	0	0	0	0	0	0	0	0	0	0	0	0	0	0	0	0	62.1	-
07-19	**230**	**3**	**192**	**19**	**14**	**0**	**1**	**0**	**1**	**0**	**0**	**0**	**0**	**35**	**15.2**	**13**	**5.7**	**7**	**3**	**67.4**	**79.9**
06-22	**266**	**3**	**225**	**19**	**16**	**0**	**1**	**0**	**1**	**1**	**0**	**0**	**0**	**41**	**15.4**	**15**	**5.6**	**8**	**3**	**67.4**	**79.9**
06-00	**272**	**3**	**231**	**19**	**16**	**0**	**1**	**0**	**1**	**1**	**0**	**0**	**0**	**43**	**15.8**	**16**	**5.9**	**9**	**3.3**	**67.4**	**79.9**
00-00	**275**	**3**	**234**	**19**	**16**	**0**	**1**	**0**	**1**	**1**	**0**	**0**	**0**	**43**	**15.6**	**16**	**5.8**	**9**	**3.3**	**67.4**	**79.9**

DRAFT

Site 91
Location LP03403, Att - Telepole, Lat 54.1377, Long -6.86718
Direction South

3279 / Meath/Cavan/Monaghan ATC's
October 2013
Automatic Traffic Count

Sun, 13 October 2013

Time	Total	Classification												>PSL	>PSL%	>SL1	>SL1%	>SL2	>SL2%	Mean	Vpp
		1 MCL	2 SV	3 SVT	4 TB2	5 TB3	6 T4	7 ART3	8 ART4	9 ART5	10 ART6	11 BD	12 DRT	80	80	85 +5kph	85 +5kph	90 +10kph	90 +10kph		85
0000	1	0	1	0	0	0	0	0	0	0	0	0	0	0	0	0	0	0	0	61.4	-
0100	3	0	3	0	0	0	0	0	0	0	0	0	0	0	0	0	0	0	0	70.8	-
0200	1	0	1	0	0	0	0	0	0	0	0	0	0	0	0	0	0	0	0	78.6	-
0300	2	0	2	0	0	0	0	0	0	0	0	0	0	1	50	1	50	1	50	81.3	-
0400	1	0	1	0	0	0	0	0	0	0	0	0	0	1	100	1	100	1	100	99.1	-
0500	1	0	1	0	0	0	0	0	0	0	0	0	0	0	0	0	0	0	0	74	-
0600	1	0	1	0	0	0	0	0	0	0	0	0	0	0	0	0	0	0	0	62.5	-
0700	3	0	3	0	0	0	0	0	0	0	0	0	0	2	66.7	1	33.3	0	0	75.6	-
0800	0	0	0	0	0	0	0	0	0	0	0	0	0	0	0	0	0	0	0	-	-
0900	5	0	4	0	0	1	0	0	0	0	0	0	0	2	40	2	40	2	40	73.9	-
1000	13	0	13	0	0	0	0	0	0	0	0	0	0	2	15.4	1	7.7	1	7.7	69.6	74.2
1100	**19**	**0**	**18**	**0**	**1**	**0**	**0**	**0**	**0**	**0**	**0**	**0**	**0**	**3**	**15.8**	**1**	**5.3**	**0**	**0**	**62.9**	**70.6**
1200	**22**	**0**	**20**	**2**	**0**	**0**	**0**	**0**	**0**	**0**	**0**	**0**	**0**	**4**	**18.2**	**2**	**9.1**	**0**	**0**	**67.1**	**79.9**
1300	20	0	18	2	0	0	0	0	0	0	0	0	0	5	25	2	10	0	0	70.9	82.1
1400	18	0	17	0	1	0	0	0	0	0	0	0	0	4	22.2	1	5.6	0	0	71.2	80.3
1500	16	0	13	0	3	0	0	0	0	0	0	0	0	4	25	0	0	0	0	67.3	81
1600	16	0	15	1	0	0	0	0	0	0	0	0	0	0	0	0	0	0	0	59.4	73.1
1700	**22**	**0**	**19**	**3**	**0**	**0**	**0**	**0**	**0**	**0**	**0**	**0**	**0**	**1**	**4.5**	**1**	**4.5**	**1**	**4.5**	**63.6**	**67.3**
1800	11	0	11	0	0	0	0	0	0	0	0	0	0	0	0	0	0	0	0	63	72.4
1900	12	0	12	0	0	0	0	0	0	0	0	0	0	4	33.3	1	8.3	0	0	70.5	83.2
2000	8	0	8	0	0	0	0	0	0	0	0	0	0	2	25	1	12.5	1	12.5	74.6	-
2100	10	0	10	0	0	0	0	0	0	0	0	0	0	3	30	3	30	2	20	74.4	-
2200	4	0	4	0	0	0	0	0	0	0	0	0	0	0	0	0	0	0	0	67.2	-
2300	0	0	0	0	0	0	0	0	0	0	0	0	0	0	0	0	0	0	0	-	-
07-19	**165**	**0**	**151**	**8**	**5**	**1**	**0**	**0**	**0**	**0**	**0**	**0**	**0**	**27**	**16.4**	**11**	**6.7**	**4**	**2.4**	**66.6**	**80.3**
06-22	**196**	**0**	**182**	**8**	**5**	**1**	**0**	**0**	**0**	**0**	**0**	**0**	**0**	**36**	**18.4**	**16**	**8.2**	**7**	**3.6**	**67.6**	**81.4**
06-00	**200**	**0**	**186**	**8**	**5**	**1**	**0**	**0**	**0**	**0**	**0**	**0**	**0**	**36**	**18**	**16**	**8**	**7**	**3.5**	**67.6**	**81.4**
00-00	**209**	**0**	**195**	**8**	**5**	**1**	**0**	**0**	**0**	**0**	**0**	**0**	**0**	**38**	**18.2**	**18**	**8.6**	**9**	**4.3**	**67.9**	**81.4**

DRAFT

Site 91
Location LP03403, Att - Telepole, Lat 54.1377, Long -6.86718
Direction South

Mon, 14 October 2013

3279 / Meath/Cavan/Monaghan ATC's
October 2013
Automatic Traffic Count

Time	Total	Classification												>PSL	>PSL%	>SL1	>SL1%	>SL2	>SL2%	Mean	Vpp
		1 MCL	2 SV	3 SVT	4 TB2	5 TB3	6 T4	7 ART3	8 ART4	9 ART5	10 ART6	11 BD	12 DRT	80	80	85 +5kph	85 +5kph	90 +10kph	90 +10kph		85
0000	1	0	1	0	0	0	0	0	0	0	0	0	0	0	0	0	0	0	0	62.1	-
0100	1	0	1	0	0	0	0	0	0	0	0	0	0	1	100	1	100	1	100	99	-
0200	0	0	0	0	0	0	0	0	0	0	0	0	0	0	0	0	0	0	0	-	-
0300	0	0	0	0	0	0	0	0	0	0	0	0	0	0	0	0	0	0	0	-	-
0400	1	0	1	0	0	0	0	0	0	0	0	0	0	0	0	0	0	0	0	70	-
0500	0	0	0	0	0	0	0	0	0	0	0	0	0	0	0	0	0	0	0	-	-
0600	0	0	0	0	0	0	0	0	0	0	0	0	0	0	0	0	0	0	0	-	-
0700	9	0	8	0	1	0	0	0	0	0	0	0	0	4	44.4	2	22.2	1	11.1	75.7	-
0800	**25**	**0**	**23**	**0**	**1**	**0**	**0**	**0**	**0**	**1**	**0**	**0**	**0**	**8**	**32**	**5**	**20**	**3**	**12**	**70.7**	**87.8**
0900	18	0	15	0	3	0	0	0	0	0	0	0	0	2	11.1	0	0	0	0	69.5	74.9
1000	8	0	6	0	1	0	0	0	0	0	1	0	0	0	0	0	0	0	0	67	-
1100	18	0	15	0	3	0	0	0	0	0	0	0	0	2	11.1	0	0	0	0	68	77
1200	16	0	12	0	3	1	0	0	0	0	0	0	0	0	0	0	0	0	0	64.9	77.4
1300	15	0	14	0	1	0	0	0	0	0	0	0	0	2	13.3	1	6.7	0	0	56.8	74.2
1400	18	0	18	0	0	0	0	0	0	0	0	0	0	2	11.1	0	0	0	0	68.2	78.1
1500	8	0	6	1	1	0	0	0	0	0	0	0	0	2	25	0	0	0	0	71.7	-
1600	12	0	11	0	1	0	0	0	0	0	0	0	0	0	0	0	0	0	0	63	74.2
1700	**20**	**1**	**14**	**3**	**1**	**0**	**0**	**0**	**1**	**0**	**0**	**0**	**0**	**1**	**5**	**1**	**5**	**0**	**0**	**62.3**	**73.8**
1800	14	0	14	0	0	0	0	0	0	0	0	0	0	1	7.1	0	0	0	0	62.7	74.2
1900	9	0	9	0	0	0	0	0	0	0	0	0	0	1	11.1	1	11.1	1	11.1	70	-
2000	10	0	8	1	0	0	0	0	0	1	0	0	0	0	0	0	0	0	0	65	-
2100	11	0	10	1	0	0	0	0	0	0	0	0	0	0	0	0	0	0	0	62	71.6
2200	5	0	4	1	0	0	0	0	0	0	0	0	0	0	0	0	0	0	0	61.3	-
2300	3	0	3	0	0	0	0	0	0	0	0	0	0	0	0	0	0	0	0	66.7	-
07-19	**181**	**1**	**156**	**4**	**16**	**1**	**0**	**0**	**1**	**1**	**1**	**0**	**0**	**24**	**13.3**	**9**	**5**	**4**	**2.2**	**66.5**	**78.8**
06-22	**211**	**1**	**183**	**6**	**16**	**1**	**0**	**0**	**1**	**2**	**1**	**0**	**0**	**25**	**11.8**	**10**	**4.7**	**5**	**2.4**	**66.3**	**78.1**
06-00	**219**	**1**	**190**	**7**	**16**	**1**	**0**	**0**	**1**	**2**	**1**	**0**	**0**	**25**	**11.4**	**10**	**4.6**	**5**	**2.3**	**66.2**	**78.1**
00-00	**222**	**1**	**193**	**7**	**16**	**1**	**0**	**0**	**1**	**2**	**1**	**0**	**0**	**26**	**11.7**	**11**	**5**	**6**	**2.7**	**66.4**	**78.1**

DRAFT

Site 91
Location LP03403, Att - Telepole, Lat 54.1377, Long -6.86718
Direction South

3279 / Meath/Cavan/Monaghan ATC's
October 2013
Automatic Traffic Count

Tue, 15 October 2013

Time	Total	Classification												>PSL	>PSL%	>SL1	>SL1%	>SL2	>SL2%	Mean	Vpp
		1 MCL	2 SV	3 SVT	4 TB2	5 TB3	6 T4	7 ART3	8 ART4	9 ART5	10 ART6	11 BD	12 DRT	80	80	85 +5kph	85 +5kph	90 +10kph	90 +10kph		85
0000	0	0	0	0	0	0	0	0	0	0	0	0	0	0	0	0	0	0	0	-	-
0100	1	0	1	0	0	0	0	0	0	0	0	0	0	1	100	1	100	1	100	99	-
0200	0	0	0	0	0	0	0	0	0	0	0	0	0	0	0	0	0	0	0	-	-
0300	0	0	0	0	0	0	0	0	0	0	0	0	0	0	0	0	0	0	0	-	-
0400	0	0	0	0	0	0	0	0	0	0	0	0	0	0	0	0	0	0	0	-	-
0500	1	0	0	0	0	1	0	0	0	0	0	0	0	0	0	0	0	0	0	72.1	-
0600	3	0	3	0	0	0	0	0	0	0	0	0	0	0	0	0	0	0	0	58.7	-
0700	10	0	8	0	2	0	0	0	0	0	0	0	0	3	30	0	0	0	0	73.1	-
0800	**19**	**0**	**18**	**0**	**1**	**0**	**0**	**0**	**0**	**0**	**0**	**0**	**0**	**3**	**15.8**	**3**	**15.8**	**0**	**0**	**70.7**	**79.6**
0900	18	0	14	0	3	1	0	0	0	0	0	0	0	3	16.7	3	16.7	3	16.7	70.5	79.9
1000	11	0	6	3	2	0	0	0	0	0	0	0	0	0	0	0	0	0	0	68.9	74.2
1100	10	0	10	0	0	0	0	0	0	0	0	0	0	2	20	2	20	0	0	69.2	-
1200	16	1	13	0	2	0	0	0	0	0	0	0	0	4	25	1	6.3	0	0	65.9	82.4
1300	23	0	20	3	0	0	0	0	0	0	0	0	0	2	8.7	2	8.7	1	4.3	61.9	74.2
1400	13	0	11	0	1	0	0	1	0	0	0	0	0	1	7.7	1	7.7	0	0	68.1	77.8
1500	12	0	9	3	0	0	0	0	0	0	0	0	0	2	16.7	1	8.3	0	0	61.6	73.8
1600	15	0	13	1	1	0	0	0	0	0	0	0	0	1	6.7	1	6.7	0	0	64.9	75.6
1700	10	0	7	1	1	1	0	0	0	0	0	0	0	1	10	1	10	0	0	62.3	-
1800	**24**	**0**	**23**	**0**	**0**	**0**	**0**	**0**	**1**	**0**	**0**	**0**	**0**	**5**	**20.8**	**3**	**12.5**	**2**	**8.3**	**70.1**	**80.6**
1900	19	0	18	1	0	0	0	0	0	0	0	0	0	2	10.5	2	10.5	1	5.3	65.1	73.1
2000	14	0	12	1	1	0	0	0	0	0	0	0	0	2	14.3	2	14.3	1	7.1	68.3	75.6
2100	4	0	4	0	0	0	0	0	0	0	0	0	0	1	25	1	25	0	0	68.5	-
2200	7	0	7	0	0	0	0	0	0	0	0	0	0	2	28.6	2	28.6	2	28.6	70.4	-
2300	1	0	1	0	0	0	0	0	0	0	0	0	0	0	0	0	0	0	0	70.8	-
07-19	**181**	**1**	**152**	**11**	**13**	**2**	**0**	**1**	**1**	**0**	**0**	**0**	**0**	**27**	**14.9**	**18**	**9.9**	**6**	**3.3**	**67.3**	**79.9**
06-22	**221**	**1**	**189**	**13**	**14**	**2**	**0**	**1**	**1**	**0**	**0**	**0**	**0**	**32**	**14.5**	**23**	**10.4**	**8**	**3.6**	**67.1**	**79.6**
06-00	**229**	**1**	**197**	**13**	**14**	**2**	**0**	**1**	**1**	**0**	**0**	**0**	**0**	**34**	**14.8**	**25**	**10.9**	**10**	**4.4**	**67.2**	**79.9**
00-00	**231**	**1**	**198**	**13**	**14**	**3**	**0**	**1**	**1**	**0**	**0**	**0**	**0**	**35**	**15.2**	**26**	**11.3**	**11**	**4.8**	**67.3**	**79.9**

DRAFT

Site 91
Location LP03403, Att - Telepole, Lat 54.1377, Long -6.86718
Direction South

3279 / Meath/Cavan/Monaghan ATC's
October 2013
Automatic Traffic Count

Virtual Day (7)

Time	Total	Classification												>PSL	>PSL%	>SL1	>SL1%	>SL2	>SL2%	Mean	Vpp
		1 MCL	2 SV	3 SVT	4 TB2	5 TB3	6 T4	7 ART3	8 ART4	9 ART5	10 ART6	11 BD	12 DRT	80	80	85 +5kph	85 +5kph	90 +10kph	90 +10kph		85
0000	1	0	1	0	0	0	0	0	0	0	0	0	0	0	40	0	40	0	20	75.6	-
0100	1	0	1	0	0	0	0	0	0	0	0	0	0	0	28.6	0	28.6	0	28.6	77.3	-
0200	0	0	0	0	0	0	0	0	0	0	0	0	0	0	0	0	0	0	0	75.5	-
0300	0	0	0	0	0	0	0	0	0	0	0	0	0	0	66.7	0	66.7	0	66.7	84.3	-
0400	0	0	0	0	0	0	0	0	0	0	0	0	0	0	50	0	50	0	50	84.5	-
0500	0	0	0	0	0	0	0	0	0	0	0	0	0	0	0	0	0	0	0	73.1	-
0600	1	0	1	0	0	0	0	0	0	0	0	0	0	0	12.5	0	0	0	0	63.9	-
0700	8	0	7	0	1	0	0	0	0	0	0	0	0	3	32.7	1	12.7	1	7.3	72.9	-
0800	**20**	**0**	**19**	**0**	**1**	**0**	**0**	**0**	**0**	**0**	**0**	**0**	**0**	**5**	**25.2**	**3**	**13.3**	**1**	**4.2**	**70.6**	**83.9**
0900	17	0	13	1	2	1	0	0	0	0	0	0	0	2	12.6	1	7.6	1	5.9	67.9	79.2
1000	15	0	12	1	1	0	0	0	0	0	0	0	0	1	9.5	1	3.8	0	1.9	64.4	76.3
1100	**20**	**0**	**16**	**1**	**2**	**0**	**0**	**0**	**0**	**0**	**0**	**0**	**0**	**3**	**14.5**	**1**	**7.2**	**1**	**2.9**	**66.5**	**79.2**
1200	14	0	12	1	2	0	0	0	0	0	0	0	0	2	11.9	1	4	0	1	65.6	78.8
1300	**20**	**0**	**18**	**1**	**1**	**0**	**0**	**0**	**0**	**0**	**0**	**0**	**0**	**3**	**16.1**	**2**	**9.1**	**1**	**2.8**	**67.7**	**81.7**
1400	16	0	15	0	1	0	0	0	0	0	0	0	0	2	9.9	1	3.6	0	0.9	66.6	78.8
1500	17	0	14	1	2	0	0	0	0	0	0	0	0	3	16.1	1	4.2	0	2.5	66	79.9
1600	18	0	15	1	1	0	0	0	0	0	0	0	0	1	8.1	0	2.4	0	0.8	65.8	76.7
1700	17	0	13	2	1	0	0	0	0	0	0	0	0	2	10.3	1	4.3	0	1.7	63.9	74.5
1800	17	0	16	1	0	0	0	0	0	0	0	0	0	2	9.9	1	5.8	0	2.5	64.9	77
1900	17	0	16	0	0	0	0	0	0	0	0	0	0	2	9.9	1	5.8	1	3.3	64.6	77
2000	11	0	11	0	0	0	0	0	0	0	0	0	0	2	20	1	10	1	5	71.7	81.7
2100	10	0	10	1	0	0	0	0	0	0	0	0	0	2	23.6	1	13.9	1	6.9	71.6	82.8
2200	6	0	5	0	0	0	0	0	0	0	0	0	0	1	12.8	1	10.3	1	10.3	66.4	-
2300	2	0	2	0	0	0	0	0	0	0	0	0	0	0	14.3	0	14.3	0	14.3	71.7	-
07-19	**199**	**1**	**168**	**11**	**15**	**2**	**0**	**0**	**1**	**0**	**0**	**0**	**0**	**28**	**14.2**	**13**	**6.5**	**5**	**2.7**	**66.7**	**79.6**
06-22	**239**	**1**	**206**	**12**	**16**	**2**	**0**	**0**	**1**	**1**	**0**	**0**	**0**	**35**	**14.6**	**16**	**6.9**	**7**	**3**	**67**	**79.6**
06-00	**247**	**1**	**213**	**12**	**16**	**2**	**0**	**0**	**1**	**1**	**0**	**0**	**0**	**36**	**14.5**	**17**	**7**	**8**	**3.3**	**67**	**79.6**
00-00	**250**	**1**	**216**	**12**	**16**	**2**	**0**	**0**	**1**	**1**	**0**	**0**	**0**	**37**	**14.8**	**18**	**7.3**	**9**	**3.6**	**67.2**	**79.9**

DRAFT

Site 91
Location LP03403, Att - Telepole, Lat 54.1377, Long -6.86718
Direction South

3279 / Meath/Cavan/Monaghan ATC's
October 2013
Automatic Traffic Count

Virtual Week (1)

Time	Total	Classification												>PSL	>PSL%	>SL1	>SL1%	>SL2	>SL2%	Mean	Vpp
		1 MCL	2 SV	3 SVT	4 TB2	5 TB3	6 T4	7 ART3	8 ART4	9 ART5	10 ART6	11 BD	12 DRT	80	80	85 +5kph	85 +5kph	90 +10kph	90 +10kph		85
Mon	222	1	193	7	16	1	0	0	1	2	1	0	0	26	11.7	11	5	6	2.7	66.4	78.1
Tue	231	1	198	13	14	3	0	1	1	0	0	0	0	35	15.2	26	11.3	11	4.8	67.3	79.9
Wed	239	1	196	13	21	4	0	1	1	1	1	0	0	32	13.4	16	6.7	9	3.8	65.9	78.8
Thu	293	2	249	12	25	1	2	0	1	1	0	0	0	46	15.7	21	7.2	8	2.7	67.4	80.3
Fri	280	2	245	13	15	3	0	0	2	0	0	0	0	38	13.6	20	7.1	11	3.9	67.8	78.8
| Sat	275	3	234	19	16	0	1	0	1	1	0	0	0	43	15.6	16	5.8	9	3.3	67.4	79.9
| Sun	209	0	195	8	5	1	0	0	0	0	0	0	0	38	18.2	18	8.6	9	4.3	67.9	81.4
5 Day Ave.	**253**	**1**	**216**	**12**	**18**	**2**	**0**	**0**	**1**	**1**	**0**	**0**	**0**	**35**	**13.8**	**19**	**7.5**	**9**	**3.6**	**67.0**	**79.2**
7 Day Ave.	**250**	**1**	**216**	**12**	**16**	**2**	**0**	**0**	**1**	**1**	**0**	**0**	**0**	**37**	**14.8**	**18**	**7.3**	**9**	**3.6**	**67.2**	**79.9**
--	**1749**	**10**	**1510**	**85**	**112**	**13**	**3**	**2**	**7**	**5**	**2**	**0**	**0**	**258**	**14.8**	**128**	**7.3**	**63**	**3.6**	**67.2**	**79.9**

Summary Graphs

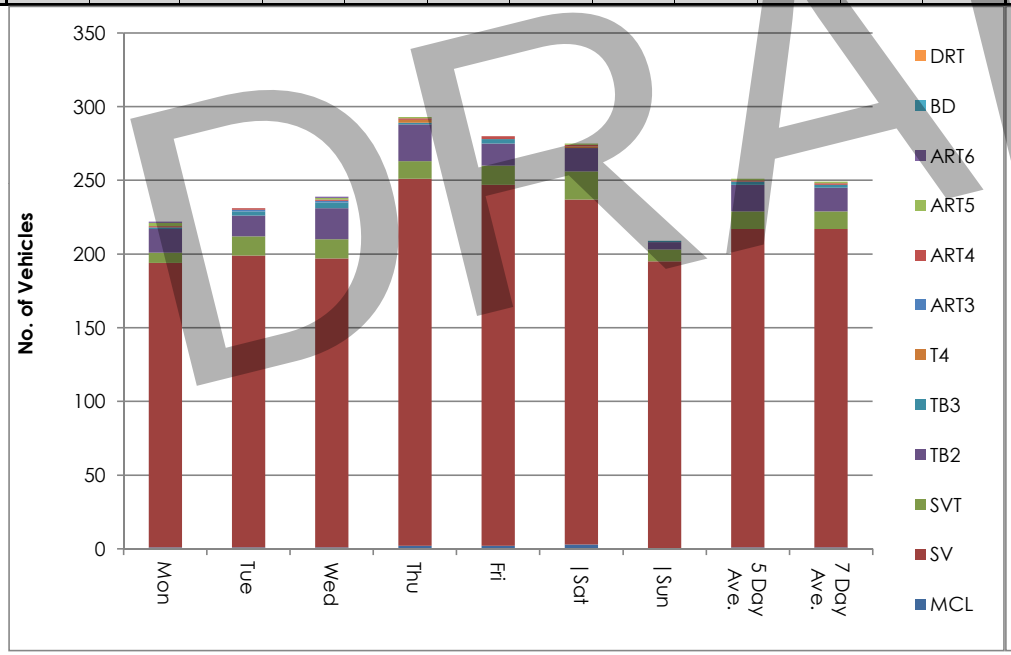

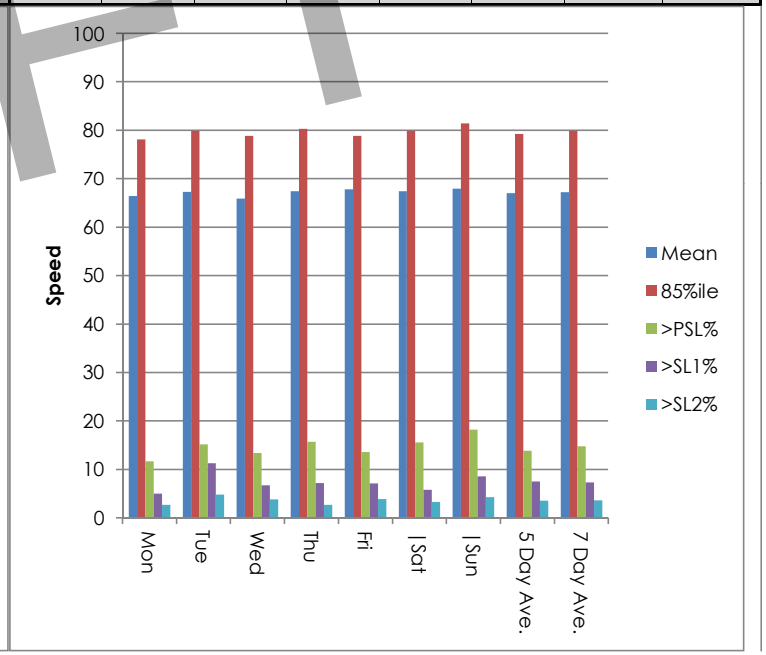

DRAFT

Site 91
Location LP03403, Att - Telepole, Lat 54.1377, Long -6.86718
Direction South

3279 / Meath/Cavan/Monaghan ATC's
October 2013
Automatic Traffic Count

Wed, 9 October 2013

Time	Total	Speed Bins (km/h)																											
		0 - 5	5 - 10	10 - 15	15 - 20	20 - 25	25 - 30	30 - 35	35 - 40	40 - 45	45 - 50	50 - 55	55 - 60	60 - 65	65 - 70	70 - 75	75 - 80	80 - 85	85 - 90	90 - 95	95 - 100	100 - 105	105 - 110	110 - 115	115 - 120	120 - 125	125 - 130	130 - 135	135 - 140
0000	1	0	0	0	0	0	0	0	0	0	0	0	0	0	1	0	0	0	0	0	0	0	0	0	0	0	0	0	0
0100	0	0	0	0	0	0	0	0	0	0	0	0	0	0	0	0	0	0	0	0	0	0	0	0	0	0	0	0	0
0200	0	0	0	0	0	0	0	0	0	0	0	0	0	0	0	0	0	0	0	0	0	0	0	0	0	0	0	0	0
0300	1	0	0	0	0	0	0	0	0	0	0	0	0	0	0	0	0	0	1	0	0	0	0	0	0	0	0	0	0
0400	0	0	0	0	0	0	0	0	0	0	0	0	0	0	0	0	0	0	0	0	0	0	0	0	0	0	0	0	0
0500	0	0	0	0	0	0	0	0	0	0	0	0	0	0	0	0	0	0	0	0	0	0	0	0	0	0	0	0	0
0600	0	0	0	0	0	0	0	0	0	0	0	0	0	0	0	0	0	0	0	0	0	0	0	0	0	0	0	0	0
0700	10	0	0	0	0	0	0	0	0	0	0	1	2	2	1	1	0	2	1	0	0	0	0	0	0	0	0	0	0
0800	**28**	**0**	**0**	**0**	**0**	**0**	**2**	**0**	**0**	**2**	**1**	**1**	**3**	**0**	**2**	**5**	**3**	**4**	**3**	**1**	**1**	**0**	**0**	**0**	**0**	**0**	**0**	**0**	**0**
0900	20	0	0	0	0	0	0	0	1	0	2	3	0	5	3	0	6	0	0	0	0	0	0	0	0	0	0	0	0
1000	11	0	0	0	0	0	0	1	0	0	0	2	2	1	4	1	0	0	0	0	0	0	0	0	0	0	0	0	0
1100	18	0	0	0	0	1	0	0	0	1	1	3	1	2	4	2	3	0	0	0	0	0	0	0	0	0	0	0	0
1200	6	0	0	0	0	0	0	0	0	0	0	2	1	1	1	1	0	0	0	0	0	0	0	0	0	0	0	0	0
1300	16	0	0	0	0	0	0	0	0	1	0	1	1	2	4	0	5	1	0	0	1	0	0	0	0	0	0	0	0
1400	18	0	0	0	0	0	1	1	0	0	0	0	4	1	2	2	4	1	1	1	0	0	0	0	0	0	0	0	0
1500	17	0	0	0	0	0	2	0	0	0	1	1	4	1	2	2	3	1	0	0	0	0	0	0	0	0	0	0	0
1600	**20**	**0**	**0**	**0**	**0**	**0**	**1**	**1**	**0**	**0**	**0**	**0**	**2**	**1**	**5**	**3**	**3**	**3**	**1**	**0**	**0**	**0**	**0**	**0**	**0**	**0**	**0**	**0**	**0**
1700	**20**	**0**	**0**	**0**	**0**	**0**	**0**	**0**	**0**	**0**	**1**	**1**	**4**	**4**	**5**	**5**	**0**	**0**	**0**	**0**	**0**	**0**	**0**	**0**	**0**	**0**	**0**	**0**	**0**
1800	13	0	0	0	0	1	0	0	0	0	4	1	0	2	1	2	1	0	0	1	0	0	0	0	0	0	0	0	0
1900	10	0	0	0	0	0	0	0	0	0	0	0	1	4	1	3	0	1	0	0	0	0	0	0	0	0	0	0	0
2000	14	0	0	0	0	0	0	0	0	0	1	1	0	1	3	2	3	1	0	1	0	1	0	0	0	0	0	0	0
2100	12	0	0	0	0	0	0	0	0	0	0	1	0	1	4	2	0	2	1	0	0	0	1	0	0	0	0	0	0
2200	3	0	0	0	0	0	0	0	0	0	0	0	2	0	1	0	0	0	0	0	0	0	0	0	0	0	0	0	0
2300	1	0	0	0	0	0	0	0	0	0	0	0	0	0	1	0	0	0	0	0	0	0	0	0	0	0	0	0	0
07-19	**197**	**0**	**0**	**0**	**0**	**2**	**6**	**3**	**1**	**4**	**10**	**16**	**24**	**22**	**34**	**24**	**28**	**12**	**6**	**3**	**2**	**0**	**0**	**0**	**0**	**0**	**0**	**0**	**0**
06-22	**233**	**0**	**0**	**0**	**0**	**2**	**6**	**3**	**1**	**4**	**11**	**18**	**25**	**28**	**42**	**31**	**31**	**16**	**7**	**4**	**2**	**1**	**1**	**0**	**0**	**0**	**0**	**0**	**0**
06-00	**237**	**0**	**0**	**0**	**0**	**2**	**6**	**3**	**1**	**4**	**11**	**18**	**27**	**28**	**44**	**31**	**31**	**16**	**7**	**4**	**2**	**1**	**1**	**0**	**0**	**0**	**0**	**0**	**0**
00-00	**239**	**0**	**0**	**0**	**0**	**2**	**6**	**3**	**1**	**4**	**11**	**18**	**27**	**28**	**45**	**31**	**31**	**16**	**7**	**5**	**2**	**1**	**1**	**0**	**0**	**0**	**0**	**0**	**0**

DRAFT

Site 91
Location LP03403, Att - Telepole, Lat 54.1377, Long -6.86718
Direction South

3279 / Meath/Cavan/Monaghan ATC's
October 2013
Automatic Traffic Count

Thu, 10 October 2013

Time	Total	Speed Bins (km/h)																											
		0 - 5	5 - 10	10 - 15	15 - 20	20 - 25	25 - 30	30 - 35	35 - 40	40 - 45	45 - 50	50 - 55	55 - 60	60 - 65	65 - 70	70 - 75	75 - 80	80 - 85	85 - 90	90 - 95	95 - 100	100 - 105	105 - 110	110 - 115	115 - 120	120 - 125	125 - 130	130 - 135	135 - 140
0000	2	0	0	0	0	0	0	0	0	0	0	0	0	0	0	0	0	0	1	0	1	0	0	0	0	0	0	0	0
0100	0	0	0	0	0	0	0	0	0	0	0	0	0	0	0	0	0	0	0	0	0	0	0	0	0	0	0	0	0
0200	0	0	0	0	0	0	0	0	0	0	0	0	0	0	0	0	0	0	0	0	0	0	0	0	0	0	0	0	0
0300	0	0	0	0	0	0	0	0	0	0	0	0	0	0	0	0	0	0	0	0	0	0	0	0	0	0	0	0	0
0400	0	0	0	0	0	0	0	0	0	0	0	0	0	0	0	0	0	0	0	0	0	0	0	0	0	0	0	0	0
0500	0	0	0	0	0	0	0	0	0	0	0	0	0	0	0	0	0	0	0	0	0	0	0	0	0	0	0	0	0
0600	0	0	0	0	0	0	0	0	0	0	0	0	0	0	0	0	0	0	0	0	0	0	0	0	0	0	0	0	0
0700	9	0	0	0	0	0	0	0	0	0	0	0	0	1	2	2	1	1	0	1	0	1	0	0	0	0	0	0	0
0800	**29**	**0**	**0**	**1**	**0**	**0**	**0**	**0**	**1**	**0**	**0**	**0**	**3**	**2**	**5**	**5**	**4**	**5**	**3**	**0**	**0**	**0**	**0**	**0**	**0**	**0**	**0**	**0**	**0**
0900	15	0	0	0	0	0	0	0	0	0	1	0	0	4	1	3	3	1	1	1	0	0	0	0	0	0	0	0	0
1000	10	0	0	0	0	0	0	0	0	1	0	0	1	2	0	0	4	1	1	0	0	0	0	0	0	0	0	0	0
1100	22	0	0	0	0	0	0	0	0	0	0	2	2	4	5	1	4	1	1	1	1	0	0	0	0	0	0	0	0
1200	16	0	0	0	0	0	1	0	0	0	1	1	3	2	4	1	1	1	0	1	0	0	0	0	0	0	0	0	0
1300	17	0	0	0	0	0	0	0	0	0	0	1	3	2	3	3	3	1	1	0	0	0	0	0	0	0	0	0	0
1400	15	0	0	0	0	0	1	0	0	0	1	2	0	3	2	6	0	0	0	0	0	0	0	0	0	0	0	0	0
1500	22	0	0	0	0	0	0	0	1	0	0	1	4	3	2	4	4	2	0	1	0	0	0	0	0	0	0	0	0
1600	18	0	0	0	0	1	0	0	0	0	0	2	2	1	1	5	4	2	0	0	0	0	0	0	0	0	0	0	0
1700	17	0	0	0	0	0	1	0	0	0	0	2	3	2	4	1	1	2	1	0	0	0	0	0	0	0	0	0	0
1800	26	0	0	0	0	0	0	0	1	1	4	1	2	5	5	2	3	1	1	0	0	0	0	0	0	0	0	0	0
1900	**30**	**0**	**1**	**0**	**1**	**0**	**2**	**0**	**1**	**0**	**1**	**5**	**2**	**5**	**4**	**3**	**4**	**0**	**1**	**0**	**0**	**0**	**0**	**0**	**0**	**0**	**0**	**0**	**0**
2000	15	0	0	0	0	0	0	0	0	0	0	0	0	3	0	2	5	5	0	0	0	0	0	0	0	0	0	0	0
2100	15	0	0	0	0	0	0	0	0	0	0	0	1	2	3	4	1	2	2	0	0	0	0	0	0	0	0	0	0
2200	12	0	0	0	0	0	0	0	0	0	1	3	0	1	3	2	2	0	0	0	0	0	0	0	0	0	0	0	0
2300	3	0	0	0	0	0	0	0	0	0	1	0	0	0	0	2	0	0	0	0	0	0	0	0	0	0	0	0	0
07-19	**216**	**0**	**0**	**1**	**0**	**1**	**3**	**0**	**3**	**2**	**7**	**12**	**23**	**31**	**34**	**33**	**32**	**18**	**9**	**5**	**1**	**1**	**0**	**0**	**0**	**0**	**0**	**0**	**0**
06-22	**276**	**0**	**1**	**1**	**1**	**1**	**5**	**0**	**4**	**2**	**8**	**17**	**26**	**41**	**41**	**42**	**42**	**25**	**12**	**5**	**1**	**1**	**0**	**0**	**0**	**0**	**0**	**0**	**0**
06-00	**291**	**0**	**1**	**1**	**1**	**1**	**5**	**0**	**4**	**2**	**10**	**20**	**26**	**42**	**44**	**46**	**44**	**25**	**12**	**5**	**1**	**1**	**0**	**0**	**0**	**0**	**0**	**0**	**0**
00-00	**293**	**0**	**1**	**1**	**1**	**1**	**5**	**0**	**4**	**2**	**10**	**20**	**26**	**42**	**44**	**46**	**44**	**25**	**13**	**5**	**2**	**1**	**0**	**0**	**0**	**0**	**0**	**0**	**0**

DRAFT

Site 91
Location LP03403, Att - Telepole, Lat 54.1377, Long -6.86718
Direction South

3279 / Meath/Cavan/Monaghan ATC's
October 2013
Automatic Traffic Count

Fri, 11 October 2013

Time	Total	Speed Bins (km/h)																											
		0 - 5	5 - 10	10 - 15	15 - 20	20 - 25	25 - 30	30 - 35	35 - 40	40 - 45	45 - 50	50 - 55	55 - 60	60 - 65	65 - 70	70 - 75	75 - 80	80 - 85	85 - 90	90 - 95	95 - 100	100 - 105	105 - 110	110 - 115	115 - 120	120 - 125	125 - 130	130 - 135	135 - 140
0000	0	0	0	0	0	0	0	0	0	0	0	0	0	0	0	0	0	0	0	0	0	0	0	0	0	0	0	0	0
0100	0	0	0	0	0	0	0	0	0	0	0	0	0	0	0	0	0	0	0	0	0	0	0	0	0	0	0	0	0
0200	0	0	0	0	0	0	0	0	0	0	0	0	0	0	0	0	0	0	0	0	0	0	0	0	0	0	0	0	0
0300	0	0	0	0	0	0	0	0	0	0	0	0	0	0	0	0	0	0	0	0	0	0	0	0	0	0	0	0	0
0400	0	0	0	0	0	0	0	0	0	0	0	0	0	0	0	0	0	0	0	0	0	0	0	0	0	0	0	0	0
0500	0	0	0	0	0	0	0	0	0	0	0	0	0	0	0	0	0	0	0	0	0	0	0	0	0	0	0	0	0
0600	2	0	0	0	0	0	0	0	0	1	0	0	0	0	0	0	0	1	0	0	0	0	0	0	0	0	0	0	0
0700	11	0	0	0	0	0	0	0	0	0	0	0	0	1	5	2	0	2	0	0	1	0	0	0	0	0	0	0	0
0800	**33**	**0**	**0**	**0**	**0**	**0**	**0**	**0**	**0**	**0**	**1**	**0**	**2**	**3**	**10**	**4**	**6**	**4**	**2**	**1**	**0**	**0**	**0**	**0**	**0**	**0**	**0**	**0**	**0**
0900	22	0	0	0	0	0	0	0	1	0	2	3	2	1	4	4	2	1	1	0	1	0	0	0	0	0	0	0	0
1000	16	0	0	0	1	0	0	0	0	0	0	3	2	1	3	2	1	2	1	0	0	0	0	0	0	0	0	0	0
1100	17	0	0	0	0	1	0	0	0	0	0	1	2	4	2	1	2	2	2	0	0	0	0	0	0	0	0	0	0
1200	14	0	0	0	0	0	0	0	0	0	0	0	2	2	1	5	3	1	0	0	0	0	0	0	0	0	0	0	0
1300	21	0	0	0	0	0	0	0	0	0	0	2	4	3	4	5	1	0	1	0	1	0	0	0	0	0	0	0	0
1400	15	0	0	0	0	0	0	0	0	1	0	4	1	4	0	1	4	0	0	0	0	0	0	0	0	0	0	0	0
1500	21	0	0	0	0	0	2	1	0	1	0	4	1	2	1	4	3	1	0	1	0	0	0	0	0	0	0	0	0
1600	**24**	**0**	**0**	**0**	**0**	**0**	**0**	**1**	**0**	**0**	**0**	**2**	**5**	**2**	**4**	**3**	**6**	**1**	**0**	**0**	**0**	**0**	**0**	**0**	**0**	**0**	**0**	**0**	**0**
1700	17	0	0	0	0	0	0	0	0	1	0	0	2	6	3	3	0	2	0	0	0	0	0	0	0	0	0	0	0
1800	13	0	0	0	0	0	0	0	1	0	1	1	0	2	4	3	1	0	0	0	0	0	0	0	0	0	0	0	0
1900	21	0	0	0	0	0	0	0	0	0	0	3	1	4	3	6	1	1	0	2	0	0	0	0	0	0	0	0	0
2000	14	0	0	0	0	0	0	0	0	0	0	0	0	3	2	3	4	0	2	0	0	0	0	0	0	0	0	0	0
2100	11	0	0	0	0	0	0	0	0	0	0	0	0	1	4	2	3	0	0	1	0	0	0	0	0	0	0	0	0
2200	3	0	0	0	0	0	0	0	0	0	0	0	0	1	1	0	0	0	0	1	0	0	0	0	0	0	0	0	0
2300	5	0	0	0	0	0	0	0	0	0	0	0	0	1	1	1	0	0	0	1	0	0	0	0	1	0	0	0	0
07-19	**224**	**0**	**0**	**0**	**1**	**1**	**2**	**2**	**2**	**3**	**4**	**20**	**23**	**31**	**41**	**37**	**29**	**16**	**7**	**2**	**3**	**0**	**0**	**0**	**0**	**0**	**0**	**0**	**0**
06-22	**272**	**0**	**0**	**0**	**1**	**1**	**2**	**2**	**2**	**4**	**4**	**23**	**24**	**39**	**50**	**48**	**37**	**18**	**9**	**5**	**3**	**0**	**0**	**0**	**0**	**0**	**0**	**0**	**0**
06-00	**280**	**0**	**0**	**0**	**1**	**1**	**2**	**2**	**2**	**4**	**4**	**23**	**24**	**41**	**52**	**49**	**37**	**18**	**9**	**7**	**3**	**0**	**0**	**0**	**1**	**0**	**0**	**0**	**0**
00-00	**280**	**0**	**0**	**0**	**1**	**1**	**2**	**2**	**2**	**4**	**4**	**23**	**24**	**41**	**52**	**49**	**37**	**18**	**9**	**7**	**3**	**0**	**0**	**0**	**1**	**0**	**0**	**0**	**0**

DRAFT

Site 91
Location LP03403, Att - Telepole, Lat 54.1377, Long -6.86718
Direction South

3279 / Meath/Cavan/Monaghan ATC's
October 2013
Automatic Traffic Count

Sat, 12 October 2013

Time	Total	Speed Bins (km/h)																											
		0 - 5	5 - 10	10 - 15	15 - 20	20 - 25	25 - 30	30 - 35	35 - 40	40 - 45	45 - 50	50 - 55	55 - 60	60 - 65	65 - 70	70 - 75	75 - 80	80 - 85	85 - 90	90 - 95	95 - 100	100 - 105	105 - 110	110 - 115	115 - 120	120 - 125	125 - 130	130 - 135	135 - 140
0000	0	0	0	0	0	0	0	0	0	0	0	0	0	0	0	0	0	0	0	0	0	0	0	0	0	0	0	0	0
0100	2	0	0	0	0	0	0	0	0	0	0	1	0	0	0	0	1	0	0	0	0	0	0	0	0	0	0	0	0
0200	1	0	0	0	0	0	0	0	0	0	0	0	0	0	0	1	0	0	0	0	0	0	0	0	0	0	0	0	0
0300	0	0	0	0	0	0	0	0	0	0	0	0	0	0	0	0	0	0	0	0	0	0	0	0	0	0	0	0	0
0400	0	0	0	0	0	0	0	0	0	0	0	0	0	0	0	0	0	0	0	0	0	0	0	0	0	0	0	0	0
0500	0	0	0	0	0	0	0	0	0	0	0	0	0	0	0	0	0	0	0	0	0	0	0	0	0	0	0	0	0
0600	2	0	0	0	0	0	0	0	0	0	0	0	0	0	1	0	1	0	0	0	0	0	0	0	0	0	0	0	0
0700	3	0	0	0	0	0	0	0	0	1	0	0	0	0	0	1	1	0	0	0	0	0	0	0	0	0	0	0	0
0800	9	0	0	0	0	0	0	0	0	0	0	1	0	1	1	2	3	1	0	0	0	0	0	0	0	0	0	0	0
0900	21	0	0	0	0	0	0	1	0	0	0	0	5	3	4	2	4	2	0	0	0	0	0	0	0	0	0	0	0
1000	**36**	**0**	**0**	**2**	**0**	**1**	**0**	**0**	**0**	**1**	**3**	**5**	**2**	**3**	**10**	**2**	**4**	**2**	**0**	**1**	**0**	**0**	**0**	**0**	**0**	**0**	**0**	**0**	**0**
1100	34	0	0	0	0	0	0	1	0	1	0	4	4	5	7	7	0	3	0	0	1	0	0	1	0	0	0	0	0
1200	11	0	0	0	0	0	0	0	0	2	0	0	2	2	2	2	0	1	0	0	0	0	0	0	0	0	0	0	0
1300	**31**	**0**	**0**	**0**	**0**	**0**	**0**	**0**	**0**	**1**	**0**	**0**	**0**	**2**	**7**	**7**	**6**	**4**	**3**	**1**	**0**	**0**	**0**	**0**	**0**	**0**	**0**	**0**	**0**
1400	14	0	0	0	0	0	0	0	0	0	0	2	3	3	1	3	1	1	0	0	0	0	0	0	0	0	0	0	0
1500	22	0	0	0	0	0	0	1	0	0	0	3	1	0	2	1	9	3	1	1	0	0	0	0	0	0	0	0	0
1600	18	0	0	0	0	0	0	0	0	0	2	0	0	3	1	7	3	1	0	1	0	0	0	0	0	0	0	0	0
1700	11	0	0	0	1	1	0	0	0	0	0	0	1	0	2	2	0	3	0	1	0	0	0	0	0	0	0	0	0
1800	20	0	0	0	0	0	0	0	0	0	2	1	1	3	3	4	3	1	2	0	0	0	0	0	0	0	0	0	0
1900	20	0	0	0	0	0	0	0	1	2	2	2	1	2	2	4	4	0	0	0	0	0	0	0	0	0	0	0	0
2000	5	0	0	0	0	0	0	0	0	0	0	0	0	1	0	1	1	1	1	0	0	0	0	0	0	0	0	0	0
2100	9	0	0	0	0	0	0	0	0	0	0	1	1	1	0	2	0	3	0	1	0	0	0	0	0	0	0	0	0
2200	5	0	0	0	0	0	0	0	0	0	1	1	0	0	1	0	0	1	0	1	0	0	0	0	0	0	0	0	0
2300	1	0	0	0	0	0	0	0	0	0	0	0	0	1	0	0	0	0	0	0	0	0	0	0	0	0	0	0	0
07-19	**230**	**0**	**0**	**2**	**1**	**2**	**0**	**3**	**0**	**6**	**7**	**16**	**19**	**25**	**40**	**40**	**34**	**22**	**6**	**5**	**1**	**0**	**0**	**1**	**0**	**0**	**0**	**0**	**0**
06-22	**266**	**0**	**0**	**2**	**1**	**2**	**0**	**3**	**1**	**8**	**9**	**19**	**21**	**29**	**43**	**47**	**40**	**26**	**7**	**6**	**1**	**0**	**0**	**1**	**0**	**0**	**0**	**0**	**0**
06-00	**272**	**0**	**0**	**2**	**1**	**2**	**0**	**3**	**1**	**8**	**10**	**20**	**21**	**30**	**44**	**47**	**40**	**27**	**7**	**7**	**1**	**0**	**0**	**1**	**0**	**0**	**0**	**0**	**0**
00-00	**275**	**0**	**0**	**2**	**1**	**2**	**0**	**3**	**1**	**8**	**10**	**21**	**21**	**30**	**44**	**48**	**41**	**27**	**7**	**7**	**1**	**0**	**0**	**1**	**0**	**0**	**0**	**0**	**0**

DRAFT

Site 91
Location LP03403, Att - Telepole, Lat 54.1377, Long -6.86718
Direction South

3279 / Meath/Cavan/Monaghan ATC's
October 2013
Automatic Traffic Count

Sun, 13 October 2013

Time	Total	Speed Bins (km/h)																											
		0 - 5	5 - 10	10 - 15	15 - 20	20 - 25	25 - 30	30 - 35	35 - 40	40 - 45	45 - 50	50 - 55	55 - 60	60 - 65	65 - 70	70 - 75	75 - 80	80 - 85	85 - 90	90 - 95	95 - 100	100 - 105	105 - 110	110 - 115	115 - 120	120 - 125	125 - 130	130 - 135	135 - 140
0000	1	0	0	0	0	0	0	0	0	0	0	0	0	1	0	0	0	0	0	0	0	0	0	0	0	0	0	0	0
0100	3	0	0	0	0	0	0	0	0	0	0	0	0	0	1	1	1	0	0	0	0	0	0	0	0	0	0	0	0
0200	1	0	0	0	0	0	0	0	0	0	0	0	0	0	0	0	1	0	0	0	0	0	0	0	0	0	0	0	0
0300	2	0	0	0	0	0	0	0	0	0	0	0	0	0	1	0	0	0	0	1	0	0	0	0	0	0	0	0	0
0400	1	0	0	0	0	0	0	0	0	0	0	0	0	0	0	0	0	0	0	0	1	0	0	0	0	0	0	0	0
0500	1	0	0	0	0	0	0	0	0	0	0	0	0	0	0	1	0	0	0	0	0	0	0	0	0	0	0	0	0
0600	1	0	0	0	0	0	0	0	0	0	0	0	0	1	0	0	0	0	0	0	0	0	0	0	0	0	0	0	0
0700	3	0	0	0	0	0	0	0	0	0	0	0	1	0	0	0	0	1	1	0	0	0	0	0	0	0	0	0	0
0800	0	0	0	0	0	0	0	0	0	0	0	0	0	0	0	0	0	0	0	0	0	0	0	0	0	0	0	0	0
0900	5	0	0	0	0	0	0	0	0	0	1	0	0	1	0	1	0	0	0	2	0	0	0	0	0	0	0	0	0
1000	13	0	0	0	0	0	0	0	0	0	1	0	2	1	3	4	0	1	0	0	1	0	0	0	0	0	0	0	0
1100	**19**	**0**	**0**	**0**	**0**	**0**	**0**	**0**	**0**	**0**	**1**	**3**	**6**	**2**	**2**	**2**	**0**	**2**	**1**	**0**	**0**	**0**	**0**	**0**	**0**	**0**	**0**	**0**	**0**
1200	**22**	**0**	**0**	**0**	**0**	**0**	**0**	**1**	**0**	**0**	**0**	**3**	**2**	**3**	**4**	**1**	**4**	**2**	**2**	**0**	**0**	**0**	**0**	**0**	**0**	**0**	**0**	**0**	**0**
1300	20	0	0	0	0	0	0	0	0	0	1	1	1	3	3	3	3	3	2	0	0	0	0	0	0	0	0	0	0
1400	18	0	0	0	0	0	0	0	0	0	0	2	0	4	2	2	4	3	1	0	0	0	0	0	0	0	0	0	0
1500	16	0	0	0	0	0	0	0	0	1	1	1	1	2	3	3	0	4	0	0	0	0	0	0	0	0	0	0	0
1600	16	0	0	0	0	0	1	0	1	1	1	1	2	3	1	4	1	0	0	0	0	0	0	0	0	0	0	0	0
1700	**22**	**0**	**0**	**0**	**0**	**0**	**0**	**0**	**0**	**0**	**1**	**2**	**5**	**6**	**5**	**0**	**2**	**0**	**0**	**1**	**0**	**0**	**0**	**0**	**0**	**0**	**0**	**0**	**0**
1800	11	0	0	0	0	0	0	0	0	0	1	2	2	1	1	3	1	0	0	0	0	0	0	0	0	0	0	0	0
1900	12	0	0	0	0	0	0	0	0	0	0	1	2	2	0	3	0	3	1	0	0	0	0	0	0	0	0	0	0
2000	8	0	0	0	0	0	0	0	0	0	0	0	0	2	2	0	2	1	0	0	1	0	0	0	0	0	0	0	0
2100	10	0	0	0	0	0	0	0	0	0	0	0	2	2	0	1	2	0	1	2	0	0	0	0	0	0	0	0	0
2200	4	0	0	0	0	0	0	0	0	0	0	1	0	0	1	1	1	0	0	0	0	0	0	0	0	0	0	0	0
2300	0	0	0	0	0	0	0	0	0	0	0	0	0	0	0	0	0	0	0	0	0	0	0	0	0	0	0	0	0
07-19	**165**	**0**	**0**	**0**	**0**	**0**	**1**	**1**	**1**	**2**	**8**	**15**	**22**	**26**	**24**	**23**	**15**	**16**	**7**	**3**	**1**	**0**	**0**	**0**	**0**	**0**	**0**	**0**	**0**
06-22	**196**	**0**	**0**	**0**	**0**	**0**	**1**	**1**	**1**	**2**	**8**	**16**	**26**	**33**	**26**	**27**	**19**	**20**	**9**	**5**	**2**	**0**	**0**	**0**	**0**	**0**	**0**	**0**	**0**
06-00	**200**	**0**	**0**	**0**	**0**	**0**	**1**	**1**	**1**	**2**	**8**	**17**	**26**	**33**	**27**	**28**	**20**	**20**	**9**	**5**	**2**	**0**	**0**	**0**	**0**	**0**	**0**	**0**	**0**
00-00	**209**	**0**	**0**	**0**	**0**	**0**	**1**	**1**	**1**	**2**	**8**	**17**	**26**	**34**	**29**	**30**	**22**	**20**	**9**	**6**	**3**	**0**	**0**	**0**	**0**	**0**	**0**	**0**	**0**

DRAFT

Site 91
Location LP03403, Att - Telepole, Lat 54.1377, Long -6.86718
Direction South

3279 / Meath/Cavan/Monaghan ATC's
October 2013
Automatic Traffic Count

Mon, 14 October 2013

Time	Total	Speed Bins (km/h)																											
		0 - 5	5 - 10	10 - 15	15 - 20	20 - 25	25 - 30	30 - 35	35 - 40	40 - 45	45 - 50	50 - 55	55 - 60	60 - 65	65 - 70	70 - 75	75 - 80	80 - 85	85 - 90	90 - 95	95 - 100	100 - 105	105 - 110	110 - 115	115 - 120	120 - 125	125 - 130	130 - 135	135 - 140
0000	1	0	0	0	0	0	0	0	0	0	0	0	0	1	0	0	0	0	0	0	0	0	0	0	0	0	0	0	0
0100	1	0	0	0	0	0	0	0	0	0	0	0	0	0	0	0	0	0	0	0	1	0	0	0	0	0	0	0	0
0200	0	0	0	0	0	0	0	0	0	0	0	0	0	0	0	0	0	0	0	0	0	0	0	0	0	0	0	0	0
0300	0	0	0	0	0	0	0	0	0	0	0	0	0	0	0	0	0	0	0	0	0	0	0	0	0	0	0	0	0
0400	1	0	0	0	0	0	0	0	0	0	0	0	0	0	1	0	0	0	0	0	0	0	0	0	0	0	0	0	0
0500	0	0	0	0	0	0	0	0	0	0	0	0	0	0	0	0	0	0	0	0	0	0	0	0	0	0	0	0	0
0600	0	0	0	0	0	0	0	0	0	0	0	0	0	0	0	0	0	0	0	0	0	0	0	0	0	0	0	0	0
0700	9	0	0	0	0	0	0	0	0	0	0	0	1	2	0	1	1	2	1	1	0	0	0	0	0	0	0	0	0
0800	**25**	**0**	**0**	**0**	**0**	**0**	**1**	**0**	**2**	**0**	**1**	**0**	**2**	**1**	**3**	**2**	**5**	**3**	**2**	**1**	**1**	**1**	**0**	**0**	**0**	**0**	**0**	**0**	**0**
0900	18	0	0	0	0	0	0	0	0	0	0	0	0	6	6	2	2	2	0	0	0	0	0	0	0	0	0	0	0
1000	8	0	0	0	0	0	0	0	1	0	0	0	0	0	3	3	1	0	0	0	0	0	0	0	0	0	0	0	0
1100	18	0	0	0	0	0	0	1	0	0	1	0	2	1	3	4	4	2	0	0	0	0	0	0	0	0	0	0	0
1200	16	0	0	0	0	0	0	0	0	1	2	0	2	1	3	4	3	0	0	0	0	0	0	0	0	0	0	0	0
1300	15	0	0	1	1	0	0	0	0	1	1	3	1	0	4	1	0	1	1	0	0	0	0	0	0	0	0	0	0
1400	18	0	0	0	0	0	0	0	0	1	1	2	0	3	0	3	6	2	0	0	0	0	0	0	0	0	0	0	0
1500	8	0	0	0	0	0	0	0	0	0	0	0	0	1	4	1	0	2	0	0	0	0	0	0	0	0	0	0	0
1600	12	0	0	0	0	1	0	0	0	0	1	1	0	2	2	3	2	0	0	0	0	0	0	0	0	0	0	0	0
1700	**20**	**0**	**0**	**0**	**0**	**1**	**0**	**0**	**1**	**0**	**0**	**1**	**5**	**2**	**3**	**4**	**2**	**0**	**1**	**0**	**0**	**0**	**0**	**0**	**0**	**0**	**0**	**0**	**0**
1800	14	0	0	0	0	0	0	0	0	1	1	1	3	2	2	2	1	1	0	0	0	0	0	0	0	0	0	0	0
1900	9	0	0	0	0	0	0	0	0	0	0	1	1	0	2	3	1	0	0	1	0	0	0	0	0	0	0	0	0
2000	10	0	0	0	0	0	0	0	0	0	0	1	2	4	0	2	1	0	0	0	0	0	0	0	0	0	0	0	0
2100	11	0	0	0	0	0	0	0	0	2	0	1	0	2	3	3	0	0	0	0	0	0	0	0	0	0	0	0	0
2200	5	0	0	0	0	0	0	0	0	0	1	1	0	1	1	0	1	0	0	0	0	0	0	0	0	0	0	0	0
2300	3	0	0	0	0	0	0	0	0	0	0	0	0	2	0	0	1	0	0	0	0	0	0	0	0	0	0	0	0
07-19	**181**	**0**	**0**	**1**	**1**	**2**	**1**	**1**	**4**	**4**	**8**	**8**	**16**	**21**	**33**	**30**	**27**	**15**	**5**	**2**	**1**	**1**	**0**	**0**	**0**	**0**	**0**	**0**	**0**
06-22	**211**	**0**	**0**	**1**	**1**	**2**	**1**	**1**	**4**	**6**	**8**	**11**	**19**	**27**	**38**	**38**	**29**	**15**	**5**	**3**	**1**	**1**	**0**	**0**	**0**	**0**	**0**	**0**	**0**
06-00	**219**	**0**	**0**	**1**	**1**	**2**	**1**	**1**	**4**	**6**	**9**	**12**	**19**	**30**	**39**	**38**	**31**	**15**	**5**	**3**	**1**	**1**	**0**	**0**	**0**	**0**	**0**	**0**	**0**
00-00	**222**	**0**	**0**	**1**	**1**	**2**	**1**	**1**	**4**	**6**	**9**	**12**	**19**	**31**	**40**	**38**	**31**	**15**	**5**	**3**	**2**	**1**	**0**	**0**	**0**	**0**	**0**	**0**	**0**

DRAFT

Site 91
Location LP03403, Att - Telepole, Lat 54.1377, Long -6.86718
Direction South

3279 / Meath/Cavan/Monaghan ATC's
October 2013
Automatic Traffic Count

Tue, 15 October 2013

Time	Total	Speed Bins (km/h)																											
		0 - 5	5 - 10	10 - 15	15 - 20	20 - 25	25 - 30	30 - 35	35 - 40	40 - 45	45 - 50	50 - 55	55 - 60	60 - 65	65 - 70	70 - 75	75 - 80	80 - 85	85 - 90	90 - 95	95 - 100	100 - 105	105 - 110	110 - 115	115 - 120	120 - 125	125 - 130	130 - 135	135 - 140
0000	0	0	0	0	0	0	0	0	0	0	0	0	0	0	0	0	0	0	0	0	0	0	0	0	0	0	0	0	0
0100	1	0	0	0	0	0	0	0	0	0	0	0	0	0	0	0	0	0	0	0	1	0	0	0	0	0	0	0	0
0200	0	0	0	0	0	0	0	0	0	0	0	0	0	0	0	0	0	0	0	0	0	0	0	0	0	0	0	0	0
0300	0	0	0	0	0	0	0	0	0	0	0	0	0	0	0	0	0	0	0	0	0	0	0	0	0	0	0	0	0
0400	0	0	0	0	0	0	0	0	0	0	0	0	0	0	0	0	0	0	0	0	0	0	0	0	0	0	0	0	0
0500	1	0	0	0	0	0	0	0	0	0	0	0	0	0	0	1	0	0	0	0	0	0	0	0	0	0	0	0	0
0600	3	0	0	0	0	0	0	0	0	0	1	1	0	0	0	1	0	0	0	0	0	0	0	0	0	0	0	0	0
0700	10	0	0	0	0	0	0	0	0	0	0	0	2	0	1	2	2	3	0	0	0	0	0	0	0	0	0	0	0
0800	**19**	**0**	**0**	**0**	**0**	**0**	**1**	**0**	**0**	**0**	**0**	**0**	**2**	**1**	**3**	**6**	**3**	**0**	**3**	**0**	**0**	**0**	**0**	**0**	**0**	**0**	**0**	**0**	**0**
0900	18	0	0	0	0	0	0	0	0	0	1	0	4	3	2	2	3	0	0	2	0	1	0	0	0	0	0	0	0
1000	11	0	0	0	0	0	0	0	0	0	1	0	0	0	6	2	2	0	0	0	0	0	0	0	0	0	0	0	0
1100	10	0	0	0	0	0	0	0	0	0	0	2	1	1	1	2	1	0	2	0	0	0	0	0	0	0	0	0	0
1200	16	0	0	0	0	0	0	0	0	1	1	1	2	4	2	0	1	3	1	0	0	0	0	0	0	0	0	0	0
1300	23	0	0	0	0	0	0	0	2	1	3	2	3	2	4	4	0	0	1	1	0	0	0	0	0	0	0	0	0
1400	13	0	0	0	0	0	0	0	0	0	0	0	3	2	4	1	2	0	1	0	0	0	0	0	0	0	0	0	0
1500	12	0	0	0	0	0	0	1	2	0	0	0	1	2	2	2	0	1	1	0	0	0	0	0	0	0	0	0	0
1600	15	0	0	0	0	0	1	0	0	0	1	0	1	5	2	2	2	0	1	0	0	0	0	0	0	0	0	0	0
1700	10	0	0	0	0	0	0	1	0	0	1	1	2	1	0	2	1	0	1	0	0	0	0	0	0	0	0	0	0
1800	**24**	**0**	**0**	**0**	**0**	**0**	**1**	**0**	**0**	**1**	**0**	**0**	**0**	**3**	**7**	**5**	**2**	**2**	**1**	**2**	**0**	**0**	**0**	**0**	**0**	**0**	**0**	**0**	**0**
1900	19	0	0	0	0	0	0	0	2	2	0	0	1	1	6	5	0	0	1	0	0	0	1	0	0	0	0	0	0
2000	14	0	0	0	0	0	0	0	0	0	1	0	3	2	3	2	1	0	1	1	0	0	0	0	0	0	0	0	0
2100	4	0	0	0	0	0	0	0	0	0	0	0	1	1	1	0	0	0	1	0	0	0	0	0	0	0	0	0	0
2200	7	0	0	0	0	0	0	0	0	0	0	1	1	1	1	1	0	0	0	2	0	0	0	0	0	0	0	0	0
2300	1	0	0	0	0	0	0	0	0	0	0	0	0	0	0	1	0	0	0	0	0	0	0	0	0	0	0	0	0
07-19	**181**	**0**	**0**	**0**	**0**	**0**	**3**	**2**	**4**	**3**	**8**	**6**	**21**	**24**	**34**	**30**	**19**	**9**	**12**	**5**	**0**	**1**	**0**	**0**	**0**	**0**	**0**	**0**	**0**
06-22	**221**	**0**	**0**	**0**	**0**	**0**	**3**	**2**	**6**	**5**	**10**	**7**	**26**	**28**	**44**	**38**	**20**	**9**	**15**	**6**	**0**	**1**	**1**	**0**	**0**	**0**	**0**	**0**	**0**
06-00	**229**	**0**	**0**	**0**	**0**	**0**	**3**	**2**	**6**	**5**	**10**	**8**	**27**	**29**	**45**	**40**	**20**	**9**	**15**	**8**	**0**	**1**	**1**	**0**	**0**	**0**	**0**	**0**	**0**
00-00	**231**	**0**	**0**	**0**	**0**	**0**	**3**	**2**	**6**	**5**	**10**	**8**	**27**	**29**	**45**	**41**	**20**	**9**	**15**	**8**	**1**	**1**	**1**	**0**	**0**	**0**	**0**	**0**	**0**

DRAFT

Site 91
Location LP03403, Att - Telepole, Lat 54.1377, Long -6.86718
Direction South

3279 / Meath/Cavan/Monaghan ATC's
October 2013
Automatic Traffic Count

Virtual Day (7)

Time	Total	Speed Bins (km/h)																											
		0 - 5	5 - 10	10 - 15	15 - 20	20 - 25	25 - 30	30 - 35	35 - 40	40 - 45	45 - 50	50 - 55	55 - 60	60 - 65	65 - 70	70 - 75	75 - 80	80 - 85	85 - 90	90 - 95	95 - 100	100 - 105	105 - 110	110 - 115	115 - 120	120 - 125	125 - 130	130 - 135	135 - 140
0000	1	0	0	0	0	0	0	0	0	0	0	0	0	0	0	0	0	0	0	0	0	0	0	0	0	0	0	0	0
0100	1	0	0	0	0	0	0	0	0	0	0	0	0	0	0	0	0	0	0	0	0	0	0	0	0	0	0	0	0
0200	0	0	0	0	0	0	0	0	0	0	0	0	0	0	0	0	0	0	0	0	0	0	0	0	0	0	0	0	0
0300	0	0	0	0	0	0	0	0	0	0	0	0	0	0	0	0	0	0	0	0	0	0	0	0	0	0	0	0	0
0400	0	0	0	0	0	0	0	0	0	0	0	0	0	0	0	0	0	0	0	0	0	0	0	0	0	0	0	0	0
0500	0	0	0	0	0	0	0	0	0	0	0	0	0	0	0	0	0	0	0	0	0	0	0	0	0	0	0	0	0
0600	1	0	0	0	0	0	0	0	0	0	0	0	0	0	0	0	0	0	0	0	0	0	0	0	0	0	0	0	0
0700	8	0	0	0	0	0	0	0	0	0	0	0	1	1	1	1	1	2	0	0	0	0	0	0	0	0	0	0	0
0800	**20**	**0**	**0**	**0**	**0**	**0**	**1**	**0**	**0**	**0**	**0**	**0**	**2**	**1**	**3**	**3**	**3**	**2**	**2**	**0**	**0**	**0**	**0**	**0**	**0**	**0**	**0**	**0**	**0**
0900	17	0	0	0	0	0	0	0	0	0	1	1	2	3	3	2	3	1	0	1	0	0	0	0	0	0	0	0	0
1000	15	0	0	0	0	0	0	0	0	0	1	1	1	1	4	2	2	1	0	0	0	0	0	0	0	0	0	0	0
1100	**20**	**0**	**0**	**0**	**0**	**0**	**0**	**0**	**0**	**0**	**0**	**2**	**3**	**3**	**3**	**3**	**2**	**1**	**1**	**0**	**0**	**0**	**0**	**0**	**0**	**0**	**0**	**0**	**0**
1200	14	0	0	0	0	0	0	0	0	1	1	1	2	2	2	2	2	1	0	0	0	0	0	0	0	0	0	0	0
1300	**20**	**0**	**0**	**0**	**0**	**0**	**0**	**0**	**0**	**1**	**1**	**1**	**2**	**2**	**4**	**3**	**3**	**1**	**1**	**0**	**0**	**0**	**0**	**0**	**0**	**0**	**0**	**0**	**0**
1400	16	0	0	0	0	0	0	0	0	0	0	2	2	3	2	3	3	1	0	0	0	0	0	0	0	0	0	0	0
1500	17	0	0	0	0	0	1	0	0	0	0	1	2	2	2	2	3	2	0	0	0	0	0	0	0	0	0	0	0
1600	18	0	0	0	0	0	0	0	0	0	1	1	2	2	2	4	3	1	0	0	0	0	0	0	0	0	0	0	0
1700	17	0	0	0	0	0	0	0	0	0	0	1	3	3	3	2	1	1	0	0	0	0	0	0	0	0	0	0	0
1800	17	0	0	0	0	0	0	0	0	0	2	1	1	3	3	3	2	1	1	0	0	0	0	0	0	0	0	0	0
1900	17	0	0	0	0	0	0	0	1	1	0	2	1	3	3	4	1	1	0	0	0	0	0	0	0	0	0	0	0
2000	11	0	0	0	0	0	0	0	0	0	0	0	1	2	1	2	2	1	1	0	0	0	0	0	0	0	0	0	0
2100	10	0	0	0	0	0	0	0	0	0	0	0	1	1	2	2	1	1	1	1	0	0	0	0	0	0	0	0	0
2200	6	0	0	0	0	0	0	0	0	0	0	1	0	1	1	1	1	0	0	1	0	0	0	0	0	0	0	0	0
2300	2	0	0	0	0	0	0	0	0	0	0	0	0	1	0	1	0	0	0	0	0	0	0	0	0	0	0	0	0
07-19	**199**	**0**	**0**	**1**	**0**	**1**	**2**	**2**	**2**	**3**	**7**	**13**	**21**	**26**	**34**	**31**	**26**	**15**	**7**	**4**	**1**	**0**	**0**	**0**	**0**	**0**	**0**	**0**	**0**
06-22	**239**	**0**	**0**	**1**	**1**	**1**	**3**	**2**	**3**	**4**	**8**	**16**	**24**	**32**	**41**	**39**	**31**	**18**	**9**	**5**	**1**	**1**	**0**	**0**	**0**	**0**	**0**	**0**	**0**
06-00	**247**	**0**	**0**	**1**	**1**	**1**	**3**	**2**	**3**	**4**	**9**	**17**	**24**	**33**	**42**	**40**	**32**	**19**	**9**	**6**	**1**	**1**	**0**	**0**	**0**	**0**	**0**	**0**	**0**
00-00	**250**	**0**	**0**	**1**	**1**	**1**	**3**	**2**	**3**	**4**	**9**	**17**	**24**	**34**	**43**	**40**	**32**	**19**	**9**	**6**	**2**	**1**	**0**	**0**	**0**	**0**	**0**	**0**	**0**

DRAFT

Site 91
Location LP03403, Att - Telepole, Lat 54.1377, Long -6.86718
Direction South

3279 / Meath/Cavan/Monaghan ATC's
October 2013
Automatic Traffic Count

Virtual Week (1)

Time	Total	Speed Bins (km/h)																											
		0 - 5	5 - 10	10 - 15	15 - 20	20 - 25	25 - 30	30 - 35	35 - 40	40 - 45	45 - 50	50 - 55	55 - 60	60 - 65	65 - 70	70 - 75	75 - 80	80 - 85	85 - 90	90 - 95	95 - 100	100 - 105	105 - 110	110 - 115	115 - 120	120 - 125	125 - 130	130 - 135	135 - 140
Mon	222	0	0	1	1	2	1	1	4	6	9	12	19	31	40	38	31	15	5	3	2	1	0	0	0	0	0	0	0
Tue	231	0	0	0	0	0	3	2	6	5	10	8	27	29	45	41	20	9	15	8	1	1	1	0	0	0	0	0	0
Wed	239	0	0	0	0	2	6	3	1	4	11	18	27	28	45	31	31	16	7	5	2	1	1	0	0	0	0	0	0
Thu	293	0	1	1	1	1	5	0	4	2	10	20	26	42	44	46	44	25	13	5	2	1	0	0	0	0	0	0	0
Fri	280	0	0	0	1	1	2	2	2	4	4	23	24	41	52	49	37	18	9	7	3	0	0	0	1	0	0	0	0
| Sat	275	0	0	2	1	2	0	3	1	8	10	21	21	30	44	48	41	27	7	7	1	0	0	1	0	0	0	0	0
| Sun	209	0	0	0	0	0	1	1	1	2	8	17	26	34	29	30	22	20	9	6	3	0	0	0	0	0	0	0	0
5 Day Ave.	**253**	**0**	**0**	**0**	**1**	**1**	**3**	**2**	**3**	**4**	**9**	**16**	**25**	**34**	**45**	**41**	**33**	**17**	**10**	**6**	**2**	**1**	**0**	**0**	**0**	**0**	**0**	**0**	**0**
7 Day Ave.	**250**	**0**	**0**	**1**	**1**	**1**	**3**	**2**	**3**	**4**	**9**	**17**	**24**	**34**	**43**	**40**	**32**	**19**	**9**	**6**	**2**	**1**	**0**	**0**	**0**	**0**	**0**	**0**	**0**
--	**1749**	**0**	**1**	**4**	**4**	**8**	**18**	**12**	**19**	**31**	**62**	**119**	**170**	**235**	**299**	**283**	**226**	**130**	**65**	**41**	**14**	**4**	**2**	**1**	**1**	**0**	**0**	**0**	**0**

Summary Graphs

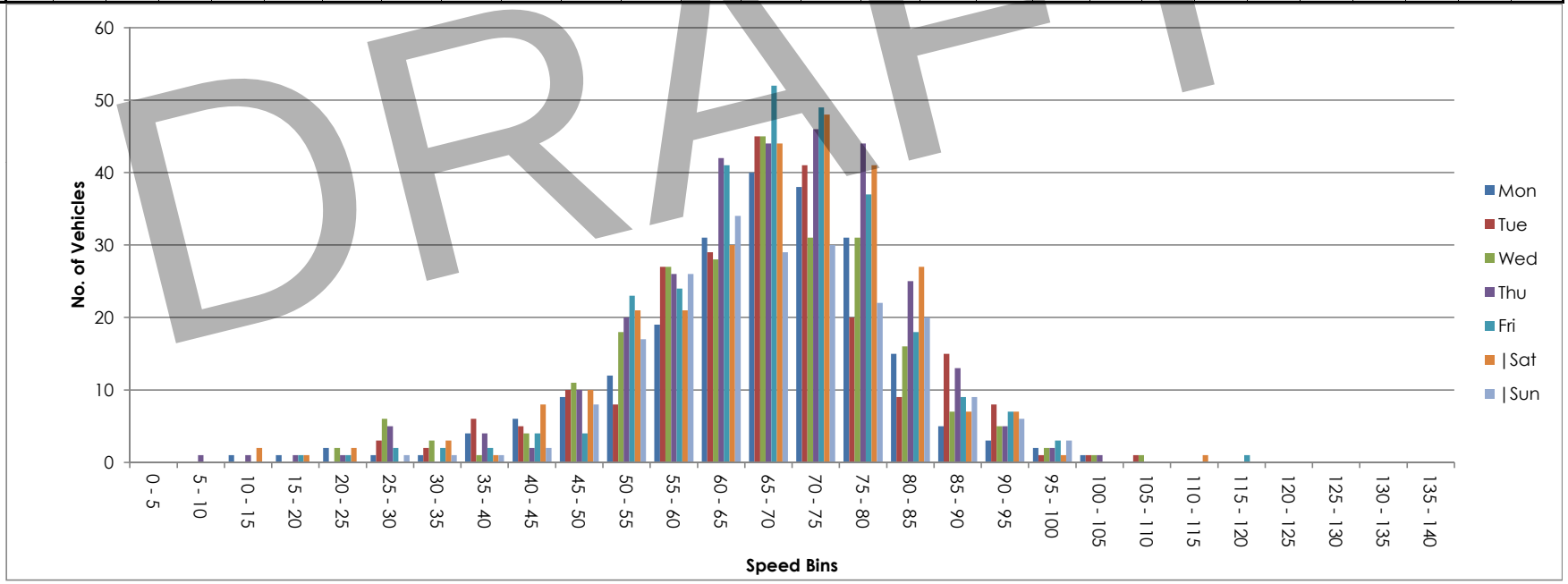

DRAFT

Site 91
Location LP03403, Att - Telepole, Lat 54.1377, Long -6.86718
Direction Two way
#REF!

3279 / Meath/Cavan/Monaghan ATC's
October 2013
Automatic Traffic Count

Time	Total	Classification												#REF!	#REF!	#REF!	#REF!	#REF!	#REF!	#REF!	#REF!
		#REF! MCL	#REF! SV	#REF! SVT	#REF! TB2	#REF! TB3	#REF! T4	#REF! ART3	#REF! ART4	#REF! ART5	#REF! ART6	#REF! BD	#REF! DRT	#REF!	#REF!	#REF! #REF!	#REF! #REF!	#REF! #REF!	#REF! #REF!	#REF!	#REF!
0000	#REF!	#REF!	#REF!	#REF!	#REF!	#REF!	#REF!	#REF!	#REF!	#REF!	#REF!	#REF!	#REF!	#REF!	#REF!	#REF!	#REF!	#REF!	#REF!	#REF!	#REF!
0100	#REF!	#REF!	#REF!	#REF!	#REF!	#REF!	#REF!	#REF!	#REF!	#REF!	#REF!	#REF!	#REF!	#REF!	#REF!	#REF!	#REF!	#REF!	#REF!	#REF!	#REF!
0200	#REF!	#REF!	#REF!	#REF!	#REF!	#REF!	#REF!	#REF!	#REF!	#REF!	#REF!	#REF!	#REF!	#REF!	#REF!	#REF!	#REF!	#REF!	#REF!	#REF!	#REF!
0300	#REF!	#REF!	#REF!	#REF!	#REF!	#REF!	#REF!	#REF!	#REF!	#REF!	#REF!	#REF!	#REF!	#REF!	#REF!	#REF!	#REF!	#REF!	#REF!	#REF!	#REF!
0400	#REF!	#REF!	#REF!	#REF!	#REF!	#REF!	#REF!	#REF!	#REF!	#REF!	#REF!	#REF!	#REF!	#REF!	#REF!	#REF!	#REF!	#REF!	#REF!	#REF!	#REF!
0500	#REF!	#REF!	#REF!	#REF!	#REF!	#REF!	#REF!	#REF!	#REF!	#REF!	#REF!	#REF!	#REF!	#REF!	#REF!	#REF!	#REF!	#REF!	#REF!	#REF!	#REF!
0600	#REF!	#REF!	#REF!	#REF!	#REF!	#REF!	#REF!	#REF!	#REF!	#REF!	#REF!	#REF!	#REF!	#REF!	#REF!	#REF!	#REF!	#REF!	#REF!	#REF!	#REF!
0700	#REF!	#REF!	#REF!	#REF!	#REF!	#REF!	#REF!	#REF!	#REF!	#REF!	#REF!	#REF!	#REF!	#REF!	#REF!	#REF!	#REF!	#REF!	#REF!	#REF!	#REF!
0800	#REF!	#REF!	#REF!	#REF!	#REF!	#REF!	#REF!	#REF!	#REF!	#REF!	#REF!	#REF!	#REF!	#REF!	#REF!	#REF!	#REF!	#REF!	#REF!	#REF!	#REF!
0900	#REF!	#REF!	#REF!	#REF!	#REF!	#REF!	#REF!	#REF!	#REF!	#REF!	#REF!	#REF!	#REF!	#REF!	#REF!	#REF!	#REF!	#REF!	#REF!	#REF!	#REF!
1000	#REF!	#REF!	#REF!	#REF!	#REF!	#REF!	#REF!	#REF!	#REF!	#REF!	#REF!	#REF!	#REF!	#REF!	#REF!	#REF!	#REF!	#REF!	#REF!	#REF!	#REF!
1100	#REF!	#REF!	#REF!	#REF!	#REF!	#REF!	#REF!	#REF!	#REF!	#REF!	#REF!	#REF!	#REF!	#REF!	#REF!	#REF!	#REF!	#REF!	#REF!	#REF!	#REF!
1200	#REF!	#REF!	#REF!	#REF!	#REF!	#REF!	#REF!	#REF!	#REF!	#REF!	#REF!	#REF!	#REF!	#REF!	#REF!	#REF!	#REF!	#REF!	#REF!	#REF!	#REF!
1300	#REF!	#REF!	#REF!	#REF!	#REF!	#REF!	#REF!	#REF!	#REF!	#REF!	#REF!	#REF!	#REF!	#REF!	#REF!	#REF!	#REF!	#REF!	#REF!	#REF!	#REF!
1400	#REF!	#REF!	#REF!	#REF!	#REF!	#REF!	#REF!	#REF!	#REF!	#REF!	#REF!	#REF!	#REF!	#REF!	#REF!	#REF!	#REF!	#REF!	#REF!	#REF!	#REF!
1500	#REF!	#REF!	#REF!	#REF!	#REF!	#REF!	#REF!	#REF!	#REF!	#REF!	#REF!	#REF!	#REF!	#REF!	#REF!	#REF!	#REF!	#REF!	#REF!	#REF!	#REF!
1600	#REF!	#REF!	#REF!	#REF!	#REF!	#REF!	#REF!	#REF!	#REF!	#REF!	#REF!	#REF!	#REF!	#REF!	#REF!	#REF!	#REF!	#REF!	#REF!	#REF!	#REF!
1700	#REF!	#REF!	#REF!	#REF!	#REF!	#REF!	#REF!	#REF!	#REF!	#REF!	#REF!	#REF!	#REF!	#REF!	#REF!	#REF!	#REF!	#REF!	#REF!	#REF!	#REF!
1800	#REF!	#REF!	#REF!	#REF!	#REF!	#REF!	#REF!	#REF!	#REF!	#REF!	#REF!	#REF!	#REF!	#REF!	#REF!	#REF!	#REF!	#REF!	#REF!	#REF!	#REF!
1900	#REF!	#REF!	#REF!	#REF!	#REF!	#REF!	#REF!	#REF!	#REF!	#REF!	#REF!	#REF!	#REF!	#REF!	#REF!	#REF!	#REF!	#REF!	#REF!	#REF!	#REF!
2000	#REF!	#REF!	#REF!	#REF!	#REF!	#REF!	#REF!	#REF!	#REF!	#REF!	#REF!	#REF!	#REF!	#REF!	#REF!	#REF!	#REF!	#REF!	#REF!	#REF!	#REF!
2100	#REF!	#REF!	#REF!	#REF!	#REF!	#REF!	#REF!	#REF!	#REF!	#REF!	#REF!	#REF!	#REF!	#REF!	#REF!	#REF!	#REF!	#REF!	#REF!	#REF!	#REF!
2200	#REF!	#REF!	#REF!	#REF!	#REF!	#REF!	#REF!	#REF!	#REF!	#REF!	#REF!	#REF!	#REF!	#REF!	#REF!	#REF!	#REF!	#REF!	#REF!	#REF!	#REF!
2300	#REF!	#REF!	#REF!	#REF!	#REF!	#REF!	#REF!	#REF!	#REF!	#REF!	#REF!	#REF!	#REF!	#REF!	#REF!	#REF!	#REF!	#REF!	#REF!	#REF!	#REF!
#REF!	**#REF!**	**#REF!**	**#REF!**	**#REF!**	**#REF!**	**#REF!**	**#REF!**	**#REF!**	**#REF!**	**#REF!**	**#REF!**	**#REF!**	**#REF!**	**#REF!**	**#REF!**	**#REF!**	**#REF!**	**#REF!**	**#REF!**	**#REF!**	**#REF!**
#REF!	**#REF!**	**#REF!**	**#REF!**	**#REF!**	**#REF!**	**#REF!**	**#REF!**	**#REF!**	**#REF!**	**#REF!**	**#REF!**	**#REF!**	**#REF!**	**#REF!**	**#REF!**	**#REF!**	**#REF!**	**#REF!**	**#REF!**	**#REF!**	**#REF!**
#REF!	**#REF!**	**#REF!**	**#REF!**	**#REF!**	**#REF!**	**#REF!**	**#REF!**	**#REF!**	**#REF!**	**#REF!**	**#REF!**	**#REF!**	**#REF!**	**#REF!**	**#REF!**	**#REF!**	**#REF!**	**#REF!**	**#REF!**	**#REF!**	**#REF!**
#REF!	**#REF!**	**#REF!**	**#REF!**	**#REF!**	**#REF!**	**#REF!**	**#REF!**	**#REF!**	**#REF!**	**#REF!**	**#REF!**	**#REF!**	**#REF!**	**#REF!**	**#REF!**	**#REF!**	**#REF!**	**#REF!**	**#REF!**	**#REF!**	**#REF!**

DRAFT

Site 91
Location LP03403, Att - Telepole, Lat 54.1377, Long -6.86718
Direction Two way
#REF!

3279 / Meath/Cavan/Monaghan ATC's
October 2013
Automatic Traffic Count

Time	Total	Classification												#REF!	#REF!	#REF!	#REF!	#REF!	#REF!	#REF!	#REF!
		#REF! MCL	#REF! SV	#REF! SVT	#REF! TB2	#REF! TB3	#REF! T4	#REF! ART3	#REF! ART4	#REF! ART5	#REF! ART6	#REF! BD	#REF! DRT	#REF!	#REF!	#REF! #REF!	#REF! #REF!	#REF! #REF!	#REF! #REF!	#REF!	#REF!
0000	#REF!	#REF!	#REF!	#REF!	#REF!	#REF!	#REF!	#REF!	#REF!	#REF!	#REF!	#REF!	#REF!	#REF!	#REF!	#REF!	#REF!	#REF!	#REF!	#REF!	#REF!
0100	#REF!	#REF!	#REF!	#REF!	#REF!	#REF!	#REF!	#REF!	#REF!	#REF!	#REF!	#REF!	#REF!	#REF!	#REF!	#REF!	#REF!	#REF!	#REF!	#REF!	#REF!
0200	#REF!	#REF!	#REF!	#REF!	#REF!	#REF!	#REF!	#REF!	#REF!	#REF!	#REF!	#REF!	#REF!	#REF!	#REF!	#REF!	#REF!	#REF!	#REF!	#REF!	#REF!
0300	#REF!	#REF!	#REF!	#REF!	#REF!	#REF!	#REF!	#REF!	#REF!	#REF!	#REF!	#REF!	#REF!	#REF!	#REF!	#REF!	#REF!	#REF!	#REF!	#REF!	#REF!
0400	#REF!	#REF!	#REF!	#REF!	#REF!	#REF!	#REF!	#REF!	#REF!	#REF!	#REF!	#REF!	#REF!	#REF!	#REF!	#REF!	#REF!	#REF!	#REF!	#REF!	#REF!
0500	#REF!	#REF!	#REF!	#REF!	#REF!	#REF!	#REF!	#REF!	#REF!	#REF!	#REF!	#REF!	#REF!	#REF!	#REF!	#REF!	#REF!	#REF!	#REF!	#REF!	#REF!
0600	#REF!	#REF!	#REF!	#REF!	#REF!	#REF!	#REF!	#REF!	#REF!	#REF!	#REF!	#REF!	#REF!	#REF!	#REF!	#REF!	#REF!	#REF!	#REF!	#REF!	#REF!
0700	#REF!	#REF!	#REF!	#REF!	#REF!	#REF!	#REF!	#REF!	#REF!	#REF!	#REF!	#REF!	#REF!	#REF!	#REF!	#REF!	#REF!	#REF!	#REF!	#REF!	#REF!
0800	#REF!	#REF!	#REF!	#REF!	#REF!	#REF!	#REF!	#REF!	#REF!	#REF!	#REF!	#REF!	#REF!	#REF!	#REF!	#REF!	#REF!	#REF!	#REF!	#REF!	#REF!
0900	#REF!	#REF!	#REF!	#REF!	#REF!	#REF!	#REF!	#REF!	#REF!	#REF!	#REF!	#REF!	#REF!	#REF!	#REF!	#REF!	#REF!	#REF!	#REF!	#REF!	#REF!
1000	#REF!	#REF!	#REF!	#REF!	#REF!	#REF!	#REF!	#REF!	#REF!	#REF!	#REF!	#REF!	#REF!	#REF!	#REF!	#REF!	#REF!	#REF!	#REF!	#REF!	#REF!
1100	#REF!	#REF!	#REF!	#REF!	#REF!	#REF!	#REF!	#REF!	#REF!	#REF!	#REF!	#REF!	#REF!	#REF!	#REF!	#REF!	#REF!	#REF!	#REF!	#REF!	#REF!
1200	#REF!	#REF!	#REF!	#REF!	#REF!	#REF!	#REF!	#REF!	#REF!	#REF!	#REF!	#REF!	#REF!	#REF!	#REF!	#REF!	#REF!	#REF!	#REF!	#REF!	#REF!
1300	#REF!	#REF!	#REF!	#REF!	#REF!	#REF!	#REF!	#REF!	#REF!	#REF!	#REF!	#REF!	#REF!	#REF!	#REF!	#REF!	#REF!	#REF!	#REF!	#REF!	#REF!
1400	#REF!	#REF!	#REF!	#REF!	#REF!	#REF!	#REF!	#REF!	#REF!	#REF!	#REF!	#REF!	#REF!	#REF!	#REF!	#REF!	#REF!	#REF!	#REF!	#REF!	#REF!
1500	#REF!	#REF!	#REF!	#REF!	#REF!	#REF!	#REF!	#REF!	#REF!	#REF!	#REF!	#REF!	#REF!	#REF!	#REF!	#REF!	#REF!	#REF!	#REF!	#REF!	#REF!
1600	#REF!	#REF!	#REF!	#REF!	#REF!	#REF!	#REF!	#REF!	#REF!	#REF!	#REF!	#REF!	#REF!	#REF!	#REF!	#REF!	#REF!	#REF!	#REF!	#REF!	#REF!
1700	#REF!	#REF!	#REF!	#REF!	#REF!	#REF!	#REF!	#REF!	#REF!	#REF!	#REF!	#REF!	#REF!	#REF!	#REF!	#REF!	#REF!	#REF!	#REF!	#REF!	#REF!
1800	#REF!	#REF!	#REF!	#REF!	#REF!	#REF!	#REF!	#REF!	#REF!	#REF!	#REF!	#REF!	#REF!	#REF!	#REF!	#REF!	#REF!	#REF!	#REF!	#REF!	#REF!
1900	#REF!	#REF!	#REF!	#REF!	#REF!	#REF!	#REF!	#REF!	#REF!	#REF!	#REF!	#REF!	#REF!	#REF!	#REF!	#REF!	#REF!	#REF!	#REF!	#REF!	#REF!
2000	#REF!	#REF!	#REF!	#REF!	#REF!	#REF!	#REF!	#REF!	#REF!	#REF!	#REF!	#REF!	#REF!	#REF!	#REF!	#REF!	#REF!	#REF!	#REF!	#REF!	#REF!
2100	#REF!	#REF!	#REF!	#REF!	#REF!	#REF!	#REF!	#REF!	#REF!	#REF!	#REF!	#REF!	#REF!	#REF!	#REF!	#REF!	#REF!	#REF!	#REF!	#REF!	#REF!
2200	#REF!	#REF!	#REF!	#REF!	#REF!	#REF!	#REF!	#REF!	#REF!	#REF!	#REF!	#REF!	#REF!	#REF!	#REF!	#REF!	#REF!	#REF!	#REF!	#REF!	#REF!
2300	#REF!	#REF!	#REF!	#REF!	#REF!	#REF!	#REF!	#REF!	#REF!	#REF!	#REF!	#REF!	#REF!	#REF!	#REF!	#REF!	#REF!	#REF!	#REF!	#REF!	#REF!
#REF!	**#REF!**	**#REF!**	**#REF!**	**#REF!**	**#REF!**	**#REF!**	**#REF!**	**#REF!**	**#REF!**	**#REF!**	**#REF!**	**#REF!**	**#REF!**	**#REF!**	**#REF!**	**#REF!**	**#REF!**	**#REF!**	**#REF!**	**#REF!**	**#REF!**
#REF!	**#REF!**	**#REF!**	**#REF!**	**#REF!**	**#REF!**	**#REF!**	**#REF!**	**#REF!**	**#REF!**	**#REF!**	**#REF!**	**#REF!**	**#REF!**	**#REF!**	**#REF!**	**#REF!**	**#REF!**	**#REF!**	**#REF!**	**#REF!**	**#REF!**
#REF!	**#REF!**	**#REF!**	**#REF!**	**#REF!**	**#REF!**	**#REF!**	**#REF!**	**#REF!**	**#REF!**	**#REF!**	**#REF!**	**#REF!**	**#REF!**	**#REF!**	**#REF!**	**#REF!**	**#REF!**	**#REF!**	**#REF!**	**#REF!**	**#REF!**
#REF!	**#REF!**	**#REF!**	**#REF!**	**#REF!**	**#REF!**	**#REF!**	**#REF!**	**#REF!**	**#REF!**	**#REF!**	**#REF!**	**#REF!**	**#REF!**	**#REF!**	**#REF!**	**#REF!**	**#REF!**	**#REF!**	**#REF!**	**#REF!**	**#REF!**

DRAFT

Site 91
Location LP03403, Att - Telepole, Lat 54.1377, Long -6.86718
Direction Two way
#REF!

3279 / Meath/Cavan/Monaghan ATC's
October 2013
Automatic Traffic Count

Time	Total	Classification												#REF!	#REF!	#REF!	#REF!	#REF!	#REF!	#REF!	#REF!
		#REF! MCL	#REF! SV	#REF! SVT	#REF! TB2	#REF! TB3	#REF! T4	#REF! ART3	#REF! ART4	#REF! ART5	#REF! ART6	#REF! BD	#REF! DRT	#REF!	#REF!	#REF! #REF!	#REF! #REF!	#REF! #REF!	#REF! #REF!	#REF!	#REF!
0000	#REF!	#REF!	#REF!	#REF!	#REF!	#REF!	#REF!	#REF!	#REF!	#REF!	#REF!	#REF!	#REF!	#REF!	#REF!	#REF!	#REF!	#REF!	#REF!	#REF!	#REF!
0100	#REF!	#REF!	#REF!	#REF!	#REF!	#REF!	#REF!	#REF!	#REF!	#REF!	#REF!	#REF!	#REF!	#REF!	#REF!	#REF!	#REF!	#REF!	#REF!	#REF!	#REF!
0200	#REF!	#REF!	#REF!	#REF!	#REF!	#REF!	#REF!	#REF!	#REF!	#REF!	#REF!	#REF!	#REF!	#REF!	#REF!	#REF!	#REF!	#REF!	#REF!	#REF!	#REF!
0300	#REF!	#REF!	#REF!	#REF!	#REF!	#REF!	#REF!	#REF!	#REF!	#REF!	#REF!	#REF!	#REF!	#REF!	#REF!	#REF!	#REF!	#REF!	#REF!	#REF!	#REF!
0400	#REF!	#REF!	#REF!	#REF!	#REF!	#REF!	#REF!	#REF!	#REF!	#REF!	#REF!	#REF!	#REF!	#REF!	#REF!	#REF!	#REF!	#REF!	#REF!	#REF!	#REF!
0500	#REF!	#REF!	#REF!	#REF!	#REF!	#REF!	#REF!	#REF!	#REF!	#REF!	#REF!	#REF!	#REF!	#REF!	#REF!	#REF!	#REF!	#REF!	#REF!	#REF!	#REF!
0600	#REF!	#REF!	#REF!	#REF!	#REF!	#REF!	#REF!	#REF!	#REF!	#REF!	#REF!	#REF!	#REF!	#REF!	#REF!	#REF!	#REF!	#REF!	#REF!	#REF!	#REF!
0700	#REF!	#REF!	#REF!	#REF!	#REF!	#REF!	#REF!	#REF!	#REF!	#REF!	#REF!	#REF!	#REF!	#REF!	#REF!	#REF!	#REF!	#REF!	#REF!	#REF!	#REF!
0800	#REF!	#REF!	#REF!	#REF!	#REF!	#REF!	#REF!	#REF!	#REF!	#REF!	#REF!	#REF!	#REF!	#REF!	#REF!	#REF!	#REF!	#REF!	#REF!	#REF!	#REF!
0900	#REF!	#REF!	#REF!	#REF!	#REF!	#REF!	#REF!	#REF!	#REF!	#REF!	#REF!	#REF!	#REF!	#REF!	#REF!	#REF!	#REF!	#REF!	#REF!	#REF!	#REF!
1000	#REF!	#REF!	#REF!	#REF!	#REF!	#REF!	#REF!	#REF!	#REF!	#REF!	#REF!	#REF!	#REF!	#REF!	#REF!	#REF!	#REF!	#REF!	#REF!	#REF!	#REF!
1100	#REF!	#REF!	#REF!	#REF!	#REF!	#REF!	#REF!	#REF!	#REF!	#REF!	#REF!	#REF!	#REF!	#REF!	#REF!	#REF!	#REF!	#REF!	#REF!	#REF!	#REF!
1200	#REF!	#REF!	#REF!	#REF!	#REF!	#REF!	#REF!	#REF!	#REF!	#REF!	#REF!	#REF!	#REF!	#REF!	#REF!	#REF!	#REF!	#REF!	#REF!	#REF!	#REF!
1300	#REF!	#REF!	#REF!	#REF!	#REF!	#REF!	#REF!	#REF!	#REF!	#REF!	#REF!	#REF!	#REF!	#REF!	#REF!	#REF!	#REF!	#REF!	#REF!	#REF!	#REF!
1400	#REF!	#REF!	#REF!	#REF!	#REF!	#REF!	#REF!	#REF!	#REF!	#REF!	#REF!	#REF!	#REF!	#REF!	#REF!	#REF!	#REF!	#REF!	#REF!	#REF!	#REF!
1500	#REF!	#REF!	#REF!	#REF!	#REF!	#REF!	#REF!	#REF!	#REF!	#REF!	#REF!	#REF!	#REF!	#REF!	#REF!	#REF!	#REF!	#REF!	#REF!	#REF!	#REF!
1600	#REF!	#REF!	#REF!	#REF!	#REF!	#REF!	#REF!	#REF!	#REF!	#REF!	#REF!	#REF!	#REF!	#REF!	#REF!	#REF!	#REF!	#REF!	#REF!	#REF!	#REF!
1700	#REF!	#REF!	#REF!	#REF!	#REF!	#REF!	#REF!	#REF!	#REF!	#REF!	#REF!	#REF!	#REF!	#REF!	#REF!	#REF!	#REF!	#REF!	#REF!	#REF!	#REF!
1800	#REF!	#REF!	#REF!	#REF!	#REF!	#REF!	#REF!	#REF!	#REF!	#REF!	#REF!	#REF!	#REF!	#REF!	#REF!	#REF!	#REF!	#REF!	#REF!	#REF!	#REF!
1900	#REF!	#REF!	#REF!	#REF!	#REF!	#REF!	#REF!	#REF!	#REF!	#REF!	#REF!	#REF!	#REF!	#REF!	#REF!	#REF!	#REF!	#REF!	#REF!	#REF!	#REF!
2000	#REF!	#REF!	#REF!	#REF!	#REF!	#REF!	#REF!	#REF!	#REF!	#REF!	#REF!	#REF!	#REF!	#REF!	#REF!	#REF!	#REF!	#REF!	#REF!	#REF!	#REF!
2100	#REF!	#REF!	#REF!	#REF!	#REF!	#REF!	#REF!	#REF!	#REF!	#REF!	#REF!	#REF!	#REF!	#REF!	#REF!	#REF!	#REF!	#REF!	#REF!	#REF!	#REF!
2200	#REF!	#REF!	#REF!	#REF!	#REF!	#REF!	#REF!	#REF!	#REF!	#REF!	#REF!	#REF!	#REF!	#REF!	#REF!	#REF!	#REF!	#REF!	#REF!	#REF!	#REF!
2300	#REF!	#REF!	#REF!	#REF!	#REF!	#REF!	#REF!	#REF!	#REF!	#REF!	#REF!	#REF!	#REF!	#REF!	#REF!	#REF!	#REF!	#REF!	#REF!	#REF!	#REF!
#REF!	**#REF!**	**#REF!**	**#REF!**	**#REF!**	**#REF!**	**#REF!**	**#REF!**	**#REF!**	**#REF!**	**#REF!**	**#REF!**	**#REF!**	**#REF!**	**#REF!**	**#REF!**	**#REF!**	**#REF!**	**#REF!**	**#REF!**	**#REF!**	**#REF!**
#REF!	**#REF!**	**#REF!**	**#REF!**	**#REF!**	**#REF!**	**#REF!**	**#REF!**	**#REF!**	**#REF!**	**#REF!**	**#REF!**	**#REF!**	**#REF!**	**#REF!**	**#REF!**	**#REF!**	**#REF!**	**#REF!**	**#REF!**	**#REF!**	**#REF!**
#REF!	**#REF!**	**#REF!**	**#REF!**	**#REF!**	**#REF!**	**#REF!**	**#REF!**	**#REF!**	**#REF!**	**#REF!**	**#REF!**	**#REF!**	**#REF!**	**#REF!**	**#REF!**	**#REF!**	**#REF!**	**#REF!**	**#REF!**	**#REF!**	**#REF!**
#REF!	**#REF!**	**#REF!**	**#REF!**	**#REF!**	**#REF!**	**#REF!**	**#REF!**	**#REF!**	**#REF!**	**#REF!**	**#REF!**	**#REF!**	**#REF!**	**#REF!**	**#REF!**	**#REF!**	**#REF!**	**#REF!**	**#REF!**	**#REF!**	**#REF!**

DRAFT

Site 91
Location LP03403, Att - Telepole, Lat 54.1377, Long -6.86718
Direction Two way
#REF!

3279 / Meath/Cavan/Monaghan ATC's
October 2013
Automatic Traffic Count

Time	Total	Classification												#REF!	#REF!	#REF!	#REF!	#REF!	#REF!	#REF!	#REF!
		#REF! MCL	#REF! SV	#REF! SVT	#REF! TB2	#REF! TB3	#REF! T4	#REF! ART3	#REF! ART4	#REF! ART5	#REF! ART6	#REF! BD	#REF! DRT	#REF!	#REF!	#REF! #REF!	#REF! #REF!	#REF! #REF!	#REF! #REF!	#REF!	#REF!
0000	#REF!	#REF!	#REF!	#REF!	#REF!	#REF!	#REF!	#REF!	#REF!	#REF!	#REF!	#REF!	#REF!	#REF!	#REF!	#REF!	#REF!	#REF!	#REF!	#REF!	#REF!
0100	#REF!	#REF!	#REF!	#REF!	#REF!	#REF!	#REF!	#REF!	#REF!	#REF!	#REF!	#REF!	#REF!	#REF!	#REF!	#REF!	#REF!	#REF!	#REF!	#REF!	#REF!
0200	#REF!	#REF!	#REF!	#REF!	#REF!	#REF!	#REF!	#REF!	#REF!	#REF!	#REF!	#REF!	#REF!	#REF!	#REF!	#REF!	#REF!	#REF!	#REF!	#REF!	#REF!
0300	#REF!	#REF!	#REF!	#REF!	#REF!	#REF!	#REF!	#REF!	#REF!	#REF!	#REF!	#REF!	#REF!	#REF!	#REF!	#REF!	#REF!	#REF!	#REF!	#REF!	#REF!
0400	#REF!	#REF!	#REF!	#REF!	#REF!	#REF!	#REF!	#REF!	#REF!	#REF!	#REF!	#REF!	#REF!	#REF!	#REF!	#REF!	#REF!	#REF!	#REF!	#REF!	#REF!
0500	#REF!	#REF!	#REF!	#REF!	#REF!	#REF!	#REF!	#REF!	#REF!	#REF!	#REF!	#REF!	#REF!	#REF!	#REF!	#REF!	#REF!	#REF!	#REF!	#REF!	#REF!
0600	#REF!	#REF!	#REF!	#REF!	#REF!	#REF!	#REF!	#REF!	#REF!	#REF!	#REF!	#REF!	#REF!	#REF!	#REF!	#REF!	#REF!	#REF!	#REF!	#REF!	#REF!
0700	#REF!	#REF!	#REF!	#REF!	#REF!	#REF!	#REF!	#REF!	#REF!	#REF!	#REF!	#REF!	#REF!	#REF!	#REF!	#REF!	#REF!	#REF!	#REF!	#REF!	#REF!
0800	#REF!	#REF!	#REF!	#REF!	#REF!	#REF!	#REF!	#REF!	#REF!	#REF!	#REF!	#REF!	#REF!	#REF!	#REF!	#REF!	#REF!	#REF!	#REF!	#REF!	#REF!
0900	#REF!	#REF!	#REF!	#REF!	#REF!	#REF!	#REF!	#REF!	#REF!	#REF!	#REF!	#REF!	#REF!	#REF!	#REF!	#REF!	#REF!	#REF!	#REF!	#REF!	#REF!
1000	#REF!	#REF!	#REF!	#REF!	#REF!	#REF!	#REF!	#REF!	#REF!	#REF!	#REF!	#REF!	#REF!	#REF!	#REF!	#REF!	#REF!	#REF!	#REF!	#REF!	#REF!
1100	#REF!	#REF!	#REF!	#REF!	#REF!	#REF!	#REF!	#REF!	#REF!	#REF!	#REF!	#REF!	#REF!	#REF!	#REF!	#REF!	#REF!	#REF!	#REF!	#REF!	#REF!
1200	#REF!	#REF!	#REF!	#REF!	#REF!	#REF!	#REF!	#REF!	#REF!	#REF!	#REF!	#REF!	#REF!	#REF!	#REF!	#REF!	#REF!	#REF!	#REF!	#REF!	#REF!
1300	#REF!	#REF!	#REF!	#REF!	#REF!	#REF!	#REF!	#REF!	#REF!	#REF!	#REF!	#REF!	#REF!	#REF!	#REF!	#REF!	#REF!	#REF!	#REF!	#REF!	#REF!
1400	#REF!	#REF!	#REF!	#REF!	#REF!	#REF!	#REF!	#REF!	#REF!	#REF!	#REF!	#REF!	#REF!	#REF!	#REF!	#REF!	#REF!	#REF!	#REF!	#REF!	#REF!
1500	#REF!	#REF!	#REF!	#REF!	#REF!	#REF!	#REF!	#REF!	#REF!	#REF!	#REF!	#REF!	#REF!	#REF!	#REF!	#REF!	#REF!	#REF!	#REF!	#REF!	#REF!
1600	#REF!	#REF!	#REF!	#REF!	#REF!	#REF!	#REF!	#REF!	#REF!	#REF!	#REF!	#REF!	#REF!	#REF!	#REF!	#REF!	#REF!	#REF!	#REF!	#REF!	#REF!
1700	#REF!	#REF!	#REF!	#REF!	#REF!	#REF!	#REF!	#REF!	#REF!	#REF!	#REF!	#REF!	#REF!	#REF!	#REF!	#REF!	#REF!	#REF!	#REF!	#REF!	#REF!
1800	#REF!	#REF!	#REF!	#REF!	#REF!	#REF!	#REF!	#REF!	#REF!	#REF!	#REF!	#REF!	#REF!	#REF!	#REF!	#REF!	#REF!	#REF!	#REF!	#REF!	#REF!
1900	#REF!	#REF!	#REF!	#REF!	#REF!	#REF!	#REF!	#REF!	#REF!	#REF!	#REF!	#REF!	#REF!	#REF!	#REF!	#REF!	#REF!	#REF!	#REF!	#REF!	#REF!
2000	#REF!	#REF!	#REF!	#REF!	#REF!	#REF!	#REF!	#REF!	#REF!	#REF!	#REF!	#REF!	#REF!	#REF!	#REF!	#REF!	#REF!	#REF!	#REF!	#REF!	#REF!
2100	#REF!	#REF!	#REF!	#REF!	#REF!	#REF!	#REF!	#REF!	#REF!	#REF!	#REF!	#REF!	#REF!	#REF!	#REF!	#REF!	#REF!	#REF!	#REF!	#REF!	#REF!
2200	#REF!	#REF!	#REF!	#REF!	#REF!	#REF!	#REF!	#REF!	#REF!	#REF!	#REF!	#REF!	#REF!	#REF!	#REF!	#REF!	#REF!	#REF!	#REF!	#REF!	#REF!
2300	#REF!	#REF!	#REF!	#REF!	#REF!	#REF!	#REF!	#REF!	#REF!	#REF!	#REF!	#REF!	#REF!	#REF!	#REF!	#REF!	#REF!	#REF!	#REF!	#REF!	#REF!
#REF!	**#REF!**	**#REF!**	**#REF!**	**#REF!**	**#REF!**	**#REF!**	**#REF!**	**#REF!**	**#REF!**	**#REF!**	**#REF!**	**#REF!**	**#REF!**	**#REF!**	**#REF!**	**#REF!**	**#REF!**	**#REF!**	**#REF!**	**#REF!**	**#REF!**
#REF!	**#REF!**	**#REF!**	**#REF!**	**#REF!**	**#REF!**	**#REF!**	**#REF!**	**#REF!**	**#REF!**	**#REF!**	**#REF!**	**#REF!**	**#REF!**	**#REF!**	**#REF!**	**#REF!**	**#REF!**	**#REF!**	**#REF!**	**#REF!**	**#REF!**
#REF!	**#REF!**	**#REF!**	**#REF!**	**#REF!**	**#REF!**	**#REF!**	**#REF!**	**#REF!**	**#REF!**	**#REF!**	**#REF!**	**#REF!**	**#REF!**	**#REF!**	**#REF!**	**#REF!**	**#REF!**	**#REF!**	**#REF!**	**#REF!**	**#REF!**
#REF!	**#REF!**	**#REF!**	**#REF!**	**#REF!**	**#REF!**	**#REF!**	**#REF!**	**#REF!**	**#REF!**	**#REF!**	**#REF!**	**#REF!**	**#REF!**	**#REF!**	**#REF!**	**#REF!**	**#REF!**	**#REF!**	**#REF!**	**#REF!**	**#REF!**

DRAFT

Site 91
Location LP03403, Att - Telepole, Lat 54.1377, Long -6.86718
Direction Two way
#REF!

3279 / Meath/Cavan/Monaghan ATC's
October 2013
Automatic Traffic Count

Time	Total	Classification												#REF!	#REF!	#REF!	#REF!	#REF!	#REF!	#REF!	#REF!
		#REF! MCL	#REF! SV	#REF! SVT	#REF! TB2	#REF! TB3	#REF! T4	#REF! ART3	#REF! ART4	#REF! ART5	#REF! ART6	#REF! BD	#REF! DRT	#REF!	#REF!	#REF! #REF!	#REF! #REF!	#REF! #REF!	#REF! #REF!	#REF!	#REF!
0000	#REF!	#REF!	#REF!	#REF!	#REF!	#REF!	#REF!	#REF!	#REF!	#REF!	#REF!	#REF!	#REF!	#REF!	#REF!	#REF!	#REF!	#REF!	#REF!	#REF!	#REF!
0100	#REF!	#REF!	#REF!	#REF!	#REF!	#REF!	#REF!	#REF!	#REF!	#REF!	#REF!	#REF!	#REF!	#REF!	#REF!	#REF!	#REF!	#REF!	#REF!	#REF!	#REF!
0200	#REF!	#REF!	#REF!	#REF!	#REF!	#REF!	#REF!	#REF!	#REF!	#REF!	#REF!	#REF!	#REF!	#REF!	#REF!	#REF!	#REF!	#REF!	#REF!	#REF!	#REF!
0300	#REF!	#REF!	#REF!	#REF!	#REF!	#REF!	#REF!	#REF!	#REF!	#REF!	#REF!	#REF!	#REF!	#REF!	#REF!	#REF!	#REF!	#REF!	#REF!	#REF!	#REF!
0400	#REF!	#REF!	#REF!	#REF!	#REF!	#REF!	#REF!	#REF!	#REF!	#REF!	#REF!	#REF!	#REF!	#REF!	#REF!	#REF!	#REF!	#REF!	#REF!	#REF!	#REF!
0500	#REF!	#REF!	#REF!	#REF!	#REF!	#REF!	#REF!	#REF!	#REF!	#REF!	#REF!	#REF!	#REF!	#REF!	#REF!	#REF!	#REF!	#REF!	#REF!	#REF!	#REF!
0600	#REF!	#REF!	#REF!	#REF!	#REF!	#REF!	#REF!	#REF!	#REF!	#REF!	#REF!	#REF!	#REF!	#REF!	#REF!	#REF!	#REF!	#REF!	#REF!	#REF!	#REF!
0700	#REF!	#REF!	#REF!	#REF!	#REF!	#REF!	#REF!	#REF!	#REF!	#REF!	#REF!	#REF!	#REF!	#REF!	#REF!	#REF!	#REF!	#REF!	#REF!	#REF!	#REF!
0800	#REF!	#REF!	#REF!	#REF!	#REF!	#REF!	#REF!	#REF!	#REF!	#REF!	#REF!	#REF!	#REF!	#REF!	#REF!	#REF!	#REF!	#REF!	#REF!	#REF!	#REF!
0900	#REF!	#REF!	#REF!	#REF!	#REF!	#REF!	#REF!	#REF!	#REF!	#REF!	#REF!	#REF!	#REF!	#REF!	#REF!	#REF!	#REF!	#REF!	#REF!	#REF!	#REF!
1000	#REF!	#REF!	#REF!	#REF!	#REF!	#REF!	#REF!	#REF!	#REF!	#REF!	#REF!	#REF!	#REF!	#REF!	#REF!	#REF!	#REF!	#REF!	#REF!	#REF!	#REF!
1100	#REF!	#REF!	#REF!	#REF!	#REF!	#REF!	#REF!	#REF!	#REF!	#REF!	#REF!	#REF!	#REF!	#REF!	#REF!	#REF!	#REF!	#REF!	#REF!	#REF!	#REF!
1200	#REF!	#REF!	#REF!	#REF!	#REF!	#REF!	#REF!	#REF!	#REF!	#REF!	#REF!	#REF!	#REF!	#REF!	#REF!	#REF!	#REF!	#REF!	#REF!	#REF!	#REF!
1300	#REF!	#REF!	#REF!	#REF!	#REF!	#REF!	#REF!	#REF!	#REF!	#REF!	#REF!	#REF!	#REF!	#REF!	#REF!	#REF!	#REF!	#REF!	#REF!	#REF!	#REF!
1400	#REF!	#REF!	#REF!	#REF!	#REF!	#REF!	#REF!	#REF!	#REF!	#REF!	#REF!	#REF!	#REF!	#REF!	#REF!	#REF!	#REF!	#REF!	#REF!	#REF!	#REF!
1500	#REF!	#REF!	#REF!	#REF!	#REF!	#REF!	#REF!	#REF!	#REF!	#REF!	#REF!	#REF!	#REF!	#REF!	#REF!	#REF!	#REF!	#REF!	#REF!	#REF!	#REF!
1600	#REF!	#REF!	#REF!	#REF!	#REF!	#REF!	#REF!	#REF!	#REF!	#REF!	#REF!	#REF!	#REF!	#REF!	#REF!	#REF!	#REF!	#REF!	#REF!	#REF!	#REF!
1700	#REF!	#REF!	#REF!	#REF!	#REF!	#REF!	#REF!	#REF!	#REF!	#REF!	#REF!	#REF!	#REF!	#REF!	#REF!	#REF!	#REF!	#REF!	#REF!	#REF!	#REF!
1800	#REF!	#REF!	#REF!	#REF!	#REF!	#REF!	#REF!	#REF!	#REF!	#REF!	#REF!	#REF!	#REF!	#REF!	#REF!	#REF!	#REF!	#REF!	#REF!	#REF!	#REF!
1900	#REF!	#REF!	#REF!	#REF!	#REF!	#REF!	#REF!	#REF!	#REF!	#REF!	#REF!	#REF!	#REF!	#REF!	#REF!	#REF!	#REF!	#REF!	#REF!	#REF!	#REF!
2000	#REF!	#REF!	#REF!	#REF!	#REF!	#REF!	#REF!	#REF!	#REF!	#REF!	#REF!	#REF!	#REF!	#REF!	#REF!	#REF!	#REF!	#REF!	#REF!	#REF!	#REF!
2100	#REF!	#REF!	#REF!	#REF!	#REF!	#REF!	#REF!	#REF!	#REF!	#REF!	#REF!	#REF!	#REF!	#REF!	#REF!	#REF!	#REF!	#REF!	#REF!	#REF!	#REF!
2200	#REF!	#REF!	#REF!	#REF!	#REF!	#REF!	#REF!	#REF!	#REF!	#REF!	#REF!	#REF!	#REF!	#REF!	#REF!	#REF!	#REF!	#REF!	#REF!	#REF!	#REF!
2300	#REF!	#REF!	#REF!	#REF!	#REF!	#REF!	#REF!	#REF!	#REF!	#REF!	#REF!	#REF!	#REF!	#REF!	#REF!	#REF!	#REF!	#REF!	#REF!	#REF!	#REF!
#REF!	**#REF!**	**#REF!**	**#REF!**	**#REF!**	**#REF!**	**#REF!**	**#REF!**	**#REF!**	**#REF!**	**#REF!**	**#REF!**	**#REF!**	**#REF!**	**#REF!**	**#REF!**	**#REF!**	**#REF!**	**#REF!**	**#REF!**	**#REF!**	**#REF!**
#REF!	**#REF!**	**#REF!**	**#REF!**	**#REF!**	**#REF!**	**#REF!**	**#REF!**	**#REF!**	**#REF!**	**#REF!**	**#REF!**	**#REF!**	**#REF!**	**#REF!**	**#REF!**	**#REF!**	**#REF!**	**#REF!**	**#REF!**	**#REF!**	**#REF!**
#REF!	**#REF!**	**#REF!**	**#REF!**	**#REF!**	**#REF!**	**#REF!**	**#REF!**	**#REF!**	**#REF!**	**#REF!**	**#REF!**	**#REF!**	**#REF!**	**#REF!**	**#REF!**	**#REF!**	**#REF!**	**#REF!**	**#REF!**	**#REF!**	**#REF!**
#REF!	**#REF!**	**#REF!**	**#REF!**	**#REF!**	**#REF!**	**#REF!**	**#REF!**	**#REF!**	**#REF!**	**#REF!**	**#REF!**	**#REF!**	**#REF!**	**#REF!**	**#REF!**	**#REF!**	**#REF!**	**#REF!**	**#REF!**	**#REF!**	**#REF!**

DRAFT

Site 91
Location LP03403, Att - Telepole, Lat 54.1377, Long -6.86718
Direction Two way
#REF!

3279 / Meath/Cavan/Monaghan ATC's
October 2013
Automatic Traffic Count

Time	Total	Classification												#REF!	#REF!	#REF!	#REF!	#REF!	#REF!	#REF!	#REF!
		#REF! MCL	#REF! SV	#REF! SVT	#REF! TB2	#REF! TB3	#REF! T4	#REF! ART3	#REF! ART4	#REF! ART5	#REF! ART6	#REF! BD	#REF! DRT	#REF!	#REF!	#REF! #REF!	#REF! #REF!	#REF! #REF!	#REF! #REF!	#REF!	#REF!
0000	#REF!	#REF!	#REF!	#REF!	#REF!	#REF!	#REF!	#REF!	#REF!	#REF!	#REF!	#REF!	#REF!	#REF!	#REF!	#REF!	#REF!	#REF!	#REF!	#REF!	#REF!
0100	#REF!	#REF!	#REF!	#REF!	#REF!	#REF!	#REF!	#REF!	#REF!	#REF!	#REF!	#REF!	#REF!	#REF!	#REF!	#REF!	#REF!	#REF!	#REF!	#REF!	#REF!
0200	#REF!	#REF!	#REF!	#REF!	#REF!	#REF!	#REF!	#REF!	#REF!	#REF!	#REF!	#REF!	#REF!	#REF!	#REF!	#REF!	#REF!	#REF!	#REF!	#REF!	#REF!
0300	#REF!	#REF!	#REF!	#REF!	#REF!	#REF!	#REF!	#REF!	#REF!	#REF!	#REF!	#REF!	#REF!	#REF!	#REF!	#REF!	#REF!	#REF!	#REF!	#REF!	#REF!
0400	#REF!	#REF!	#REF!	#REF!	#REF!	#REF!	#REF!	#REF!	#REF!	#REF!	#REF!	#REF!	#REF!	#REF!	#REF!	#REF!	#REF!	#REF!	#REF!	#REF!	#REF!
0500	#REF!	#REF!	#REF!	#REF!	#REF!	#REF!	#REF!	#REF!	#REF!	#REF!	#REF!	#REF!	#REF!	#REF!	#REF!	#REF!	#REF!	#REF!	#REF!	#REF!	#REF!
0600	#REF!	#REF!	#REF!	#REF!	#REF!	#REF!	#REF!	#REF!	#REF!	#REF!	#REF!	#REF!	#REF!	#REF!	#REF!	#REF!	#REF!	#REF!	#REF!	#REF!	#REF!
0700	#REF!	#REF!	#REF!	#REF!	#REF!	#REF!	#REF!	#REF!	#REF!	#REF!	#REF!	#REF!	#REF!	#REF!	#REF!	#REF!	#REF!	#REF!	#REF!	#REF!	#REF!
0800	#REF!	#REF!	#REF!	#REF!	#REF!	#REF!	#REF!	#REF!	#REF!	#REF!	#REF!	#REF!	#REF!	#REF!	#REF!	#REF!	#REF!	#REF!	#REF!	#REF!	#REF!
0900	#REF!	#REF!	#REF!	#REF!	#REF!	#REF!	#REF!	#REF!	#REF!	#REF!	#REF!	#REF!	#REF!	#REF!	#REF!	#REF!	#REF!	#REF!	#REF!	#REF!	#REF!
1000	#REF!	#REF!	#REF!	#REF!	#REF!	#REF!	#REF!	#REF!	#REF!	#REF!	#REF!	#REF!	#REF!	#REF!	#REF!	#REF!	#REF!	#REF!	#REF!	#REF!	#REF!
1100	#REF!	#REF!	#REF!	#REF!	#REF!	#REF!	#REF!	#REF!	#REF!	#REF!	#REF!	#REF!	#REF!	#REF!	#REF!	#REF!	#REF!	#REF!	#REF!	#REF!	#REF!
1200	#REF!	#REF!	#REF!	#REF!	#REF!	#REF!	#REF!	#REF!	#REF!	#REF!	#REF!	#REF!	#REF!	#REF!	#REF!	#REF!	#REF!	#REF!	#REF!	#REF!	#REF!
1300	#REF!	#REF!	#REF!	#REF!	#REF!	#REF!	#REF!	#REF!	#REF!	#REF!	#REF!	#REF!	#REF!	#REF!	#REF!	#REF!	#REF!	#REF!	#REF!	#REF!	#REF!
1400	#REF!	#REF!	#REF!	#REF!	#REF!	#REF!	#REF!	#REF!	#REF!	#REF!	#REF!	#REF!	#REF!	#REF!	#REF!	#REF!	#REF!	#REF!	#REF!	#REF!	#REF!
1500	#REF!	#REF!	#REF!	#REF!	#REF!	#REF!	#REF!	#REF!	#REF!	#REF!	#REF!	#REF!	#REF!	#REF!	#REF!	#REF!	#REF!	#REF!	#REF!	#REF!	#REF!
1600	#REF!	#REF!	#REF!	#REF!	#REF!	#REF!	#REF!	#REF!	#REF!	#REF!	#REF!	#REF!	#REF!	#REF!	#REF!	#REF!	#REF!	#REF!	#REF!	#REF!	#REF!
1700	#REF!	#REF!	#REF!	#REF!	#REF!	#REF!	#REF!	#REF!	#REF!	#REF!	#REF!	#REF!	#REF!	#REF!	#REF!	#REF!	#REF!	#REF!	#REF!	#REF!	#REF!
1800	#REF!	#REF!	#REF!	#REF!	#REF!	#REF!	#REF!	#REF!	#REF!	#REF!	#REF!	#REF!	#REF!	#REF!	#REF!	#REF!	#REF!	#REF!	#REF!	#REF!	#REF!
1900	#REF!	#REF!	#REF!	#REF!	#REF!	#REF!	#REF!	#REF!	#REF!	#REF!	#REF!	#REF!	#REF!	#REF!	#REF!	#REF!	#REF!	#REF!	#REF!	#REF!	#REF!
2000	#REF!	#REF!	#REF!	#REF!	#REF!	#REF!	#REF!	#REF!	#REF!	#REF!	#REF!	#REF!	#REF!	#REF!	#REF!	#REF!	#REF!	#REF!	#REF!	#REF!	#REF!
2100	#REF!	#REF!	#REF!	#REF!	#REF!	#REF!	#REF!	#REF!	#REF!	#REF!	#REF!	#REF!	#REF!	#REF!	#REF!	#REF!	#REF!	#REF!	#REF!	#REF!	#REF!
2200	#REF!	#REF!	#REF!	#REF!	#REF!	#REF!	#REF!	#REF!	#REF!	#REF!	#REF!	#REF!	#REF!	#REF!	#REF!	#REF!	#REF!	#REF!	#REF!	#REF!	#REF!
2300	#REF!	#REF!	#REF!	#REF!	#REF!	#REF!	#REF!	#REF!	#REF!	#REF!	#REF!	#REF!	#REF!	#REF!	#REF!	#REF!	#REF!	#REF!	#REF!	#REF!	#REF!
#REF!	**#REF!**	**#REF!**	**#REF!**	**#REF!**	**#REF!**	**#REF!**	**#REF!**	**#REF!**	**#REF!**	**#REF!**	**#REF!**	**#REF!**	**#REF!**	**#REF!**	**#REF!**	**#REF!**	**#REF!**	**#REF!**	**#REF!**	**#REF!**	**#REF!**
#REF!	**#REF!**	**#REF!**	**#REF!**	**#REF!**	**#REF!**	**#REF!**	**#REF!**	**#REF!**	**#REF!**	**#REF!**	**#REF!**	**#REF!**	**#REF!**	**#REF!**	**#REF!**	**#REF!**	**#REF!**	**#REF!**	**#REF!**	**#REF!**	**#REF!**
#REF!	**#REF!**	**#REF!**	**#REF!**	**#REF!**	**#REF!**	**#REF!**	**#REF!**	**#REF!**	**#REF!**	**#REF!**	**#REF!**	**#REF!**	**#REF!**	**#REF!**	**#REF!**	**#REF!**	**#REF!**	**#REF!**	**#REF!**	**#REF!**	**#REF!**
#REF!	**#REF!**	**#REF!**	**#REF!**	**#REF!**	**#REF!**	**#REF!**	**#REF!**	**#REF!**	**#REF!**	**#REF!**	**#REF!**	**#REF!**	**#REF!**	**#REF!**	**#REF!**	**#REF!**	**#REF!**	**#REF!**	**#REF!**	**#REF!**	**#REF!**

DRAFT

Site 91
Location LP03403, Att - Telepole, Lat 54.1377, Long -6.86718
Direction Two way
#REF!

3279 / Meath/Cavan/Monaghan ATC's
October 2013
Automatic Traffic Count

Time	Total	Classification												#REF!	#REF!	#REF!	#REF!	#REF!	#REF!	#REF!	#REF!
		#REF! MCL	#REF! SV	#REF! SVT	#REF! TB2	#REF! TB3	#REF! T4	#REF! ART3	#REF! ART4	#REF! ART5	#REF! ART6	#REF! BD	#REF! DRT	#REF!	#REF!	#REF! #REF!	#REF! #REF!	#REF! #REF!	#REF! #REF!	#REF!	#REF!
0000	#REF!	#REF!	#REF!	#REF!	#REF!	#REF!	#REF!	#REF!	#REF!	#REF!	#REF!	#REF!	#REF!	#REF!	#REF!	#REF!	#REF!	#REF!	#REF!	#REF!	#REF!
0100	#REF!	#REF!	#REF!	#REF!	#REF!	#REF!	#REF!	#REF!	#REF!	#REF!	#REF!	#REF!	#REF!	#REF!	#REF!	#REF!	#REF!	#REF!	#REF!	#REF!	#REF!
0200	#REF!	#REF!	#REF!	#REF!	#REF!	#REF!	#REF!	#REF!	#REF!	#REF!	#REF!	#REF!	#REF!	#REF!	#REF!	#REF!	#REF!	#REF!	#REF!	#REF!	#REF!
0300	#REF!	#REF!	#REF!	#REF!	#REF!	#REF!	#REF!	#REF!	#REF!	#REF!	#REF!	#REF!	#REF!	#REF!	#REF!	#REF!	#REF!	#REF!	#REF!	#REF!	#REF!
0400	#REF!	#REF!	#REF!	#REF!	#REF!	#REF!	#REF!	#REF!	#REF!	#REF!	#REF!	#REF!	#REF!	#REF!	#REF!	#REF!	#REF!	#REF!	#REF!	#REF!	#REF!
0500	#REF!	#REF!	#REF!	#REF!	#REF!	#REF!	#REF!	#REF!	#REF!	#REF!	#REF!	#REF!	#REF!	#REF!	#REF!	#REF!	#REF!	#REF!	#REF!	#REF!	#REF!
0600	#REF!	#REF!	#REF!	#REF!	#REF!	#REF!	#REF!	#REF!	#REF!	#REF!	#REF!	#REF!	#REF!	#REF!	#REF!	#REF!	#REF!	#REF!	#REF!	#REF!	#REF!
0700	#REF!	#REF!	#REF!	#REF!	#REF!	#REF!	#REF!	#REF!	#REF!	#REF!	#REF!	#REF!	#REF!	#REF!	#REF!	#REF!	#REF!	#REF!	#REF!	#REF!	#REF!
0800	#REF!	#REF!	#REF!	#REF!	#REF!	#REF!	#REF!	#REF!	#REF!	#REF!	#REF!	#REF!	#REF!	#REF!	#REF!	#REF!	#REF!	#REF!	#REF!	#REF!	#REF!
0900	#REF!	#REF!	#REF!	#REF!	#REF!	#REF!	#REF!	#REF!	#REF!	#REF!	#REF!	#REF!	#REF!	#REF!	#REF!	#REF!	#REF!	#REF!	#REF!	#REF!	#REF!
1000	#REF!	#REF!	#REF!	#REF!	#REF!	#REF!	#REF!	#REF!	#REF!	#REF!	#REF!	#REF!	#REF!	#REF!	#REF!	#REF!	#REF!	#REF!	#REF!	#REF!	#REF!
1100	#REF!	#REF!	#REF!	#REF!	#REF!	#REF!	#REF!	#REF!	#REF!	#REF!	#REF!	#REF!	#REF!	#REF!	#REF!	#REF!	#REF!	#REF!	#REF!	#REF!	#REF!
1200	#REF!	#REF!	#REF!	#REF!	#REF!	#REF!	#REF!	#REF!	#REF!	#REF!	#REF!	#REF!	#REF!	#REF!	#REF!	#REF!	#REF!	#REF!	#REF!	#REF!	#REF!
1300	#REF!	#REF!	#REF!	#REF!	#REF!	#REF!	#REF!	#REF!	#REF!	#REF!	#REF!	#REF!	#REF!	#REF!	#REF!	#REF!	#REF!	#REF!	#REF!	#REF!	#REF!
1400	#REF!	#REF!	#REF!	#REF!	#REF!	#REF!	#REF!	#REF!	#REF!	#REF!	#REF!	#REF!	#REF!	#REF!	#REF!	#REF!	#REF!	#REF!	#REF!	#REF!	#REF!
1500	#REF!	#REF!	#REF!	#REF!	#REF!	#REF!	#REF!	#REF!	#REF!	#REF!	#REF!	#REF!	#REF!	#REF!	#REF!	#REF!	#REF!	#REF!	#REF!	#REF!	#REF!
1600	#REF!	#REF!	#REF!	#REF!	#REF!	#REF!	#REF!	#REF!	#REF!	#REF!	#REF!	#REF!	#REF!	#REF!	#REF!	#REF!	#REF!	#REF!	#REF!	#REF!	#REF!
1700	#REF!	#REF!	#REF!	#REF!	#REF!	#REF!	#REF!	#REF!	#REF!	#REF!	#REF!	#REF!	#REF!	#REF!	#REF!	#REF!	#REF!	#REF!	#REF!	#REF!	#REF!
1800	#REF!	#REF!	#REF!	#REF!	#REF!	#REF!	#REF!	#REF!	#REF!	#REF!	#REF!	#REF!	#REF!	#REF!	#REF!	#REF!	#REF!	#REF!	#REF!	#REF!	#REF!
1900	#REF!	#REF!	#REF!	#REF!	#REF!	#REF!	#REF!	#REF!	#REF!	#REF!	#REF!	#REF!	#REF!	#REF!	#REF!	#REF!	#REF!	#REF!	#REF!	#REF!	#REF!
2000	#REF!	#REF!	#REF!	#REF!	#REF!	#REF!	#REF!	#REF!	#REF!	#REF!	#REF!	#REF!	#REF!	#REF!	#REF!	#REF!	#REF!	#REF!	#REF!	#REF!	#REF!
2100	#REF!	#REF!	#REF!	#REF!	#REF!	#REF!	#REF!	#REF!	#REF!	#REF!	#REF!	#REF!	#REF!	#REF!	#REF!	#REF!	#REF!	#REF!	#REF!	#REF!	#REF!
2200	#REF!	#REF!	#REF!	#REF!	#REF!	#REF!	#REF!	#REF!	#REF!	#REF!	#REF!	#REF!	#REF!	#REF!	#REF!	#REF!	#REF!	#REF!	#REF!	#REF!	#REF!
2300	#REF!	#REF!	#REF!	#REF!	#REF!	#REF!	#REF!	#REF!	#REF!	#REF!	#REF!	#REF!	#REF!	#REF!	#REF!	#REF!	#REF!	#REF!	#REF!	#REF!	#REF!
#REF!	**#REF!**	**#REF!**	**#REF!**	**#REF!**	**#REF!**	**#REF!**	**#REF!**	**#REF!**	**#REF!**	**#REF!**	**#REF!**	**#REF!**	**#REF!**	**#REF!**	**#REF!**	**#REF!**	**#REF!**	**#REF!**	**#REF!**	**#REF!**	**#REF!**
#REF!	**#REF!**	**#REF!**	**#REF!**	**#REF!**	**#REF!**	**#REF!**	**#REF!**	**#REF!**	**#REF!**	**#REF!**	**#REF!**	**#REF!**	**#REF!**	**#REF!**	**#REF!**	**#REF!**	**#REF!**	**#REF!**	**#REF!**	**#REF!**	**#REF!**
#REF!	**#REF!**	**#REF!**	**#REF!**	**#REF!**	**#REF!**	**#REF!**	**#REF!**	**#REF!**	**#REF!**	**#REF!**	**#REF!**	**#REF!**	**#REF!**	**#REF!**	**#REF!**	**#REF!**	**#REF!**	**#REF!**	**#REF!**	**#REF!**	**#REF!**
#REF!	**#REF!**	**#REF!**	**#REF!**	**#REF!**	**#REF!**	**#REF!**	**#REF!**	**#REF!**	**#REF!**	**#REF!**	**#REF!**	**#REF!**	**#REF!**	**#REF!**	**#REF!**	**#REF!**	**#REF!**	**#REF!**	**#REF!**	**#REF!**	**#REF!**

DRAFT

Site 91
Location LP03403, Att - Telepole, Lat 54.1377, Long -6.86718
Direction Two way
#REF!

3279 / Meath/Cavan/Monaghan ATC's
October 2013
Automatic Traffic Count

Time	Total	Classification												#REF!	#REF!	#REF!	#REF!	#REF!	#REF!	#REF!	#REF!
		#REF! MCL	#REF! SV	#REF! SVT	#REF! TB2	#REF! TB3	#REF! T4	#REF! ART3	#REF! ART4	#REF! ART5	#REF! ART6	#REF! BD	#REF! DRT	#REF!	#REF!	#REF! #REF!	#REF! #REF!	#REF! #REF!	#REF! #REF!	#REF!	#REF!
0000	#REF!	#REF!	#REF!	#REF!	#REF!	#REF!	#REF!	#REF!	#REF!	#REF!	#REF!	#REF!	#REF!	#REF!	#REF!	#REF!	#REF!	#REF!	#REF!	#REF!	#REF!
0100	#REF!	#REF!	#REF!	#REF!	#REF!	#REF!	#REF!	#REF!	#REF!	#REF!	#REF!	#REF!	#REF!	#REF!	#REF!	#REF!	#REF!	#REF!	#REF!	#REF!	#REF!
0200	#REF!	#REF!	#REF!	#REF!	#REF!	#REF!	#REF!	#REF!	#REF!	#REF!	#REF!	#REF!	#REF!	#REF!	#REF!	#REF!	#REF!	#REF!	#REF!	#REF!	#REF!
0300	#REF!	#REF!	#REF!	#REF!	#REF!	#REF!	#REF!	#REF!	#REF!	#REF!	#REF!	#REF!	#REF!	#REF!	#REF!	#REF!	#REF!	#REF!	#REF!	#REF!	#REF!
0400	#REF!	#REF!	#REF!	#REF!	#REF!	#REF!	#REF!	#REF!	#REF!	#REF!	#REF!	#REF!	#REF!	#REF!	#REF!	#REF!	#REF!	#REF!	#REF!	#REF!	#REF!
0500	#REF!	#REF!	#REF!	#REF!	#REF!	#REF!	#REF!	#REF!	#REF!	#REF!	#REF!	#REF!	#REF!	#REF!	#REF!	#REF!	#REF!	#REF!	#REF!	#REF!	#REF!
0600	#REF!	#REF!	#REF!	#REF!	#REF!	#REF!	#REF!	#REF!	#REF!	#REF!	#REF!	#REF!	#REF!	#REF!	#REF!	#REF!	#REF!	#REF!	#REF!	#REF!	#REF!
0700	#REF!	#REF!	#REF!	#REF!	#REF!	#REF!	#REF!	#REF!	#REF!	#REF!	#REF!	#REF!	#REF!	#REF!	#REF!	#REF!	#REF!	#REF!	#REF!	#REF!	#REF!
0800	#REF!	#REF!	#REF!	#REF!	#REF!	#REF!	#REF!	#REF!	#REF!	#REF!	#REF!	#REF!	#REF!	#REF!	#REF!	#REF!	#REF!	#REF!	#REF!	#REF!	#REF!
0900	#REF!	#REF!	#REF!	#REF!	#REF!	#REF!	#REF!	#REF!	#REF!	#REF!	#REF!	#REF!	#REF!	#REF!	#REF!	#REF!	#REF!	#REF!	#REF!	#REF!	#REF!
1000	#REF!	#REF!	#REF!	#REF!	#REF!	#REF!	#REF!	#REF!	#REF!	#REF!	#REF!	#REF!	#REF!	#REF!	#REF!	#REF!	#REF!	#REF!	#REF!	#REF!	#REF!
1100	#REF!	#REF!	#REF!	#REF!	#REF!	#REF!	#REF!	#REF!	#REF!	#REF!	#REF!	#REF!	#REF!	#REF!	#REF!	#REF!	#REF!	#REF!	#REF!	#REF!	#REF!
1200	#REF!	#REF!	#REF!	#REF!	#REF!	#REF!	#REF!	#REF!	#REF!	#REF!	#REF!	#REF!	#REF!	#REF!	#REF!	#REF!	#REF!	#REF!	#REF!	#REF!	#REF!
1300	#REF!	#REF!	#REF!	#REF!	#REF!	#REF!	#REF!	#REF!	#REF!	#REF!	#REF!	#REF!	#REF!	#REF!	#REF!	#REF!	#REF!	#REF!	#REF!	#REF!	#REF!
1400	#REF!	#REF!	#REF!	#REF!	#REF!	#REF!	#REF!	#REF!	#REF!	#REF!	#REF!	#REF!	#REF!	#REF!	#REF!	#REF!	#REF!	#REF!	#REF!	#REF!	#REF!
1500	#REF!	#REF!	#REF!	#REF!	#REF!	#REF!	#REF!	#REF!	#REF!	#REF!	#REF!	#REF!	#REF!	#REF!	#REF!	#REF!	#REF!	#REF!	#REF!	#REF!	#REF!
1600	#REF!	#REF!	#REF!	#REF!	#REF!	#REF!	#REF!	#REF!	#REF!	#REF!	#REF!	#REF!	#REF!	#REF!	#REF!	#REF!	#REF!	#REF!	#REF!	#REF!	#REF!
1700	#REF!	#REF!	#REF!	#REF!	#REF!	#REF!	#REF!	#REF!	#REF!	#REF!	#REF!	#REF!	#REF!	#REF!	#REF!	#REF!	#REF!	#REF!	#REF!	#REF!	#REF!
1800	#REF!	#REF!	#REF!	#REF!	#REF!	#REF!	#REF!	#REF!	#REF!	#REF!	#REF!	#REF!	#REF!	#REF!	#REF!	#REF!	#REF!	#REF!	#REF!	#REF!	#REF!
1900	#REF!	#REF!	#REF!	#REF!	#REF!	#REF!	#REF!	#REF!	#REF!	#REF!	#REF!	#REF!	#REF!	#REF!	#REF!	#REF!	#REF!	#REF!	#REF!	#REF!	#REF!
2000	#REF!	#REF!	#REF!	#REF!	#REF!	#REF!	#REF!	#REF!	#REF!	#REF!	#REF!	#REF!	#REF!	#REF!	#REF!	#REF!	#REF!	#REF!	#REF!	#REF!	#REF!
2100	#REF!	#REF!	#REF!	#REF!	#REF!	#REF!	#REF!	#REF!	#REF!	#REF!	#REF!	#REF!	#REF!	#REF!	#REF!	#REF!	#REF!	#REF!	#REF!	#REF!	#REF!
2200	#REF!	#REF!	#REF!	#REF!	#REF!	#REF!	#REF!	#REF!	#REF!	#REF!	#REF!	#REF!	#REF!	#REF!	#REF!	#REF!	#REF!	#REF!	#REF!	#REF!	#REF!
2300	#REF!	#REF!	#REF!	#REF!	#REF!	#REF!	#REF!	#REF!	#REF!	#REF!	#REF!	#REF!	#REF!	#REF!	#REF!	#REF!	#REF!	#REF!	#REF!	#REF!	#REF!
#REF!	**#REF!**	**#REF!**	**#REF!**	**#REF!**	**#REF!**	**#REF!**	**#REF!**	**#REF!**	**#REF!**	**#REF!**	**#REF!**	**#REF!**	**#REF!**	**#REF!**	**#REF!**	**#REF!**	**#REF!**	**#REF!**	**#REF!**	**#REF!**	**#REF!**
#REF!	**#REF!**	**#REF!**	**#REF!**	**#REF!**	**#REF!**	**#REF!**	**#REF!**	**#REF!**	**#REF!**	**#REF!**	**#REF!**	**#REF!**	**#REF!**	**#REF!**	**#REF!**	**#REF!**	**#REF!**	**#REF!**	**#REF!**	**#REF!**	**#REF!**
#REF!	**#REF!**	**#REF!**	**#REF!**	**#REF!**	**#REF!**	**#REF!**	**#REF!**	**#REF!**	**#REF!**	**#REF!**	**#REF!**	**#REF!**	**#REF!**	**#REF!**	**#REF!**	**#REF!**	**#REF!**	**#REF!**	**#REF!**	**#REF!**	**#REF!**
#REF!	**#REF!**	**#REF!**	**#REF!**	**#REF!**	**#REF!**	**#REF!**	**#REF!**	**#REF!**	**#REF!**	**#REF!**	**#REF!**	**#REF!**	**#REF!**	**#REF!**	**#REF!**	**#REF!**	**#REF!**	**#REF!**	**#REF!**	**#REF!**	**#REF!**

DRAFT

Site 91
Location LP03403, Att - Telepole, Lat 54.1377, Long -6.86718
Direction Two way
#REF!

3279 / Meath/Cavan/Monaghan ATC's
October 2013
Automatic Traffic Count

Time	Total	Classification												#REF!	#REF!	#REF!	#REF!	#REF!	#REF!	#REF!	#REF!
		#REF! MCL	#REF! SV	#REF! SVT	#REF! TB2	#REF! TB3	#REF! T4	#REF! ART3	#REF! ART4	#REF! ART5	#REF! ART6	#REF! BD	#REF! DRT	#REF!	#REF!	#REF! #REF!	#REF! #REF!	#REF! #REF!	#REF! #REF!	#REF!	#REF!
Mon	#REF!	#REF!	#REF!	#REF!	#REF!	#REF!	#REF!	#REF!	#REF!	#REF!	#REF!	#REF!	#REF!	#REF!	#REF!	#REF!	#REF!	#REF!	#REF!	#REF!	#REF!
Tue	#REF!	#REF!	#REF!	#REF!	#REF!	#REF!	#REF!	#REF!	#REF!	#REF!	#REF!	#REF!	#REF!	#REF!	#REF!	#REF!	#REF!	#REF!	#REF!	#REF!	#REF!
Wed	#REF!	#REF!	#REF!	#REF!	#REF!	#REF!	#REF!	#REF!	#REF!	#REF!	#REF!	#REF!	#REF!	#REF!	#REF!	#REF!	#REF!	#REF!	#REF!	#REF!	#REF!
Thu	#REF!	#REF!	#REF!	#REF!	#REF!	#REF!	#REF!	#REF!	#REF!	#REF!	#REF!	#REF!	#REF!	#REF!	#REF!	#REF!	#REF!	#REF!	#REF!	#REF!	#REF!
Fri	#REF!	#REF!	#REF!	#REF!	#REF!	#REF!	#REF!	#REF!	#REF!	#REF!	#REF!	#REF!	#REF!	#REF!	#REF!	#REF!	#REF!	#REF!	#REF!	#REF!	#REF!
| Sat	#REF!	#REF!	#REF!	#REF!	#REF!	#REF!	#REF!	#REF!	#REF!	#REF!	#REF!	#REF!	#REF!	#REF!	#REF!	#REF!	#REF!	#REF!	#REF!	#REF!	#REF!
| Sun	#REF!	#REF!	#REF!	#REF!	#REF!	#REF!	#REF!	#REF!	#REF!	#REF!	#REF!	#REF!	#REF!	#REF!	#REF!	#REF!	#REF!	#REF!	#REF!	#REF!	#REF!
5 Day Ave.	**#REF!**	**#REF!**	**#REF!**	**#REF!**	**#REF!**	**#REF!**	**#REF!**	**#REF!**	**#REF!**	**#REF!**	**#REF!**	**#REF!**	**#REF!**	**#REF!**	**#REF!**	**#REF!**	**#REF!**	**#REF!**	**#REF!**	**#REF!**	**#REF!**
7 Day Ave.	**#REF!**	**#REF!**	**#REF!**	**#REF!**	**#REF!**	**#REF!**	**#REF!**	**#REF!**	**#REF!**	**#REF!**	**#REF!**	**#REF!**	**#REF!**	**#REF!**	**#REF!**	**#REF!**	**#REF!**	**#REF!**	**#REF!**	**#REF!**	**#REF!**
--	**#REF!**	**#REF!**	**#REF!**	**#REF!**	**#REF!**	**#REF!**	**#REF!**	**#REF!**	**#REF!**	**#REF!**	**#REF!**	**#REF!**	**#REF!**	**#REF!**	**#REF!**	**#REF!**	**#REF!**	**#REF!**	**#REF!**	**#REF!**	**#REF!**

Summary Graphs

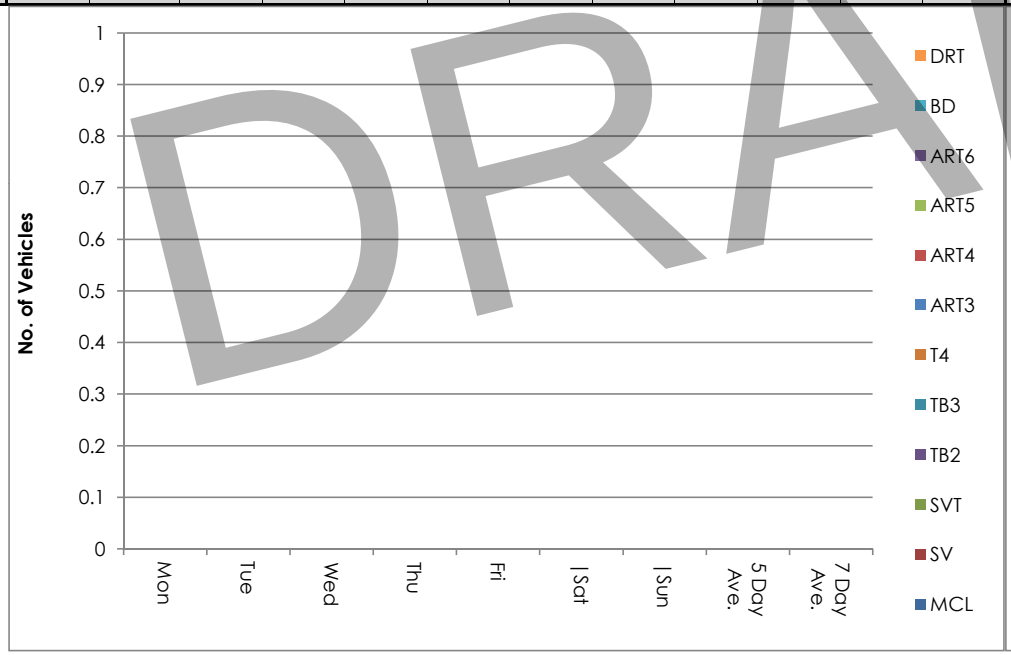

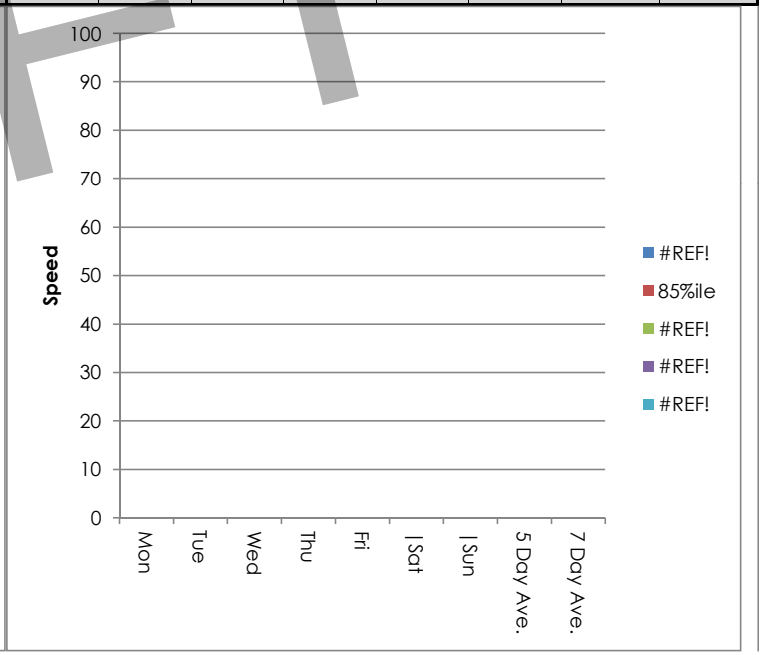

DRAFT

Site 91
Location LP03403, Att - Telepole, Lat 54.1377, Long -6.86718
Direction Two way

###

3279 / Meath/Cavan/Monaghan ATC's
October 2013
Automatic Traffic Count

Time	Total	#REF!																												
		#REF!	#REF!	#REF!	#REF!	#REF!	#REF!	#REF!	#REF!	#REF!	#REF!	#REF!	#REF!	#REF!	#REF!	#REF!	#REF!	#REF!	#REF!	#REF!	#REF!	#REF!	#REF!	#REF!	#REF!	#REF!	#REF!	#REF!	#REF!	#REF!
0000	#REF!	###	###	###	###	###	#REF!	#REF!	#REF!	#REF!	#REF!	#REF!	#REF!	#REF!	#REF!	#REF!	#REF!	#REF!	#REF!	#REF!	#REF!	###	###	###	###	###	###	###	###	###
0100	#REF!	###	###	###	###	###	#REF!	#REF!	#REF!	#REF!	#REF!	#REF!	#REF!	#REF!	#REF!	#REF!	#REF!	#REF!	#REF!	#REF!	#REF!	###	###	###	###	###	###	###	###	###
0200	#REF!	###	###	###	###	###	#REF!	#REF!	#REF!	#REF!	#REF!	#REF!	#REF!	#REF!	#REF!	#REF!	#REF!	#REF!	#REF!	#REF!	#REF!	###	###	###	###	###	###	###	###	###
0300	#REF!	###	###	###	###	###	#REF!	#REF!	#REF!	#REF!	#REF!	#REF!	#REF!	#REF!	#REF!	#REF!	#REF!	#REF!	#REF!	#REF!	#REF!	###	###	###	###	###	###	###	###	###
0400	#REF!	###	###	###	###	###	#REF!	#REF!	#REF!	#REF!	#REF!	#REF!	#REF!	#REF!	#REF!	#REF!	#REF!	#REF!	#REF!	#REF!	#REF!	###	###	###	###	###	###	###	###	###
0500	#REF!	###	###	###	###	###	#REF!	#REF!	#REF!	#REF!	#REF!	#REF!	#REF!	#REF!	#REF!	#REF!	#REF!	#REF!	#REF!	#REF!	#REF!	###	###	###	###	###	###	###	###	###
0600	#REF!	###	###	###	###	###	#REF!	#REF!	#REF!	#REF!	#REF!	#REF!	#REF!	#REF!	#REF!	#REF!	#REF!	#REF!	#REF!	#REF!	#REF!	###	###	###	###	###	###	###	###	###
0700	#REF!	###	###	###	###	###	#REF!	#REF!	#REF!	#REF!	#REF!	#REF!	#REF!	#REF!	#REF!	#REF!	#REF!	#REF!	#REF!	#REF!	#REF!	###	###	###	###	###	###	###	###	###
0800	#REF!	###	###	###	###	###	#REF!	#REF!	#REF!	#REF!	#REF!	#REF!	#REF!	#REF!	#REF!	#REF!	#REF!	#REF!	#REF!	#REF!	#REF!	###	###	###	###	###	###	###	###	###
0900	#REF!	###	###	###	###	###	#REF!	#REF!	#REF!	#REF!	#REF!	#REF!	#REF!	#REF!	#REF!	#REF!	#REF!	#REF!	#REF!	#REF!	#REF!	###	###	###	###	###	###	###	###	###
1000	#REF!	###	###	###	###	###	#REF!	#REF!	#REF!	#REF!	#REF!	#REF!	#REF!	#REF!	#REF!	#REF!	#REF!	#REF!	#REF!	#REF!	#REF!	###	###	###	###	###	###	###	###	###
1100	#REF!	###	###	###	###	###	#REF!	#REF!	#REF!	#REF!	#REF!	#REF!	#REF!	#REF!	#REF!	#REF!	#REF!	#REF!	#REF!	#REF!	#REF!	###	###	###	###	###	###	###	###	###
1200	#REF!	###	###	###	###	###	#REF!	#REF!	#REF!	#REF!	#REF!	#REF!	#REF!	#REF!	#REF!	#REF!	#REF!	#REF!	#REF!	#REF!	#REF!	###	###	###	###	###	###	###	###	###
1300	#REF!	###	###	###	###	###	#REF!	#REF!	#REF!	#REF!	#REF!	#REF!	#REF!	#REF!	#REF!	#REF!	#REF!	#REF!	#REF!	#REF!	#REF!	###	###	###	###	###	###	###	###	###
1400	#REF!	###	###	###	###	###	#REF!	#REF!	#REF!	#REF!	#REF!	#REF!	#REF!	#REF!	#REF!	#REF!	#REF!	#REF!	#REF!	#REF!	#REF!	###	###	###	###	###	###	###	###	###
1500	#REF!	###	###	###	###	###	#REF!	#REF!	#REF!	#REF!	#REF!	#REF!	#REF!	#REF!	#REF!	#REF!	#REF!	#REF!	#REF!	#REF!	#REF!	###	###	###	###	###	###	###	###	###
1600	#REF!	###	###	###	###	###	#REF!	#REF!	#REF!	#REF!	#REF!	#REF!	#REF!	#REF!	#REF!	#REF!	#REF!	#REF!	#REF!	#REF!	#REF!	###	###	###	###	###	###	###	###	###
1700	#REF!	###	###	###	###	###	#REF!	#REF!	#REF!	#REF!	#REF!	#REF!	#REF!	#REF!	#REF!	#REF!	#REF!	#REF!	#REF!	#REF!	#REF!	###	###	###	###	###	###	###	###	###
1800	#REF!	###	###	###	###	###	#REF!	#REF!	#REF!	#REF!	#REF!	#REF!	#REF!	#REF!	#REF!	#REF!	#REF!	#REF!	#REF!	#REF!	#REF!	###	###	###	###	###	###	###	###	###
1900	#REF!	###	###	###	###	###	#REF!	#REF!	#REF!	#REF!	#REF!	#REF!	#REF!	#REF!	#REF!	#REF!	#REF!	#REF!	#REF!	#REF!	#REF!	###	###	###	###	###	###	###	###	###
2000	#REF!	###	###	###	###	###	#REF!	#REF!	#REF!	#REF!	#REF!	#REF!	#REF!	#REF!	#REF!	#REF!	#REF!	#REF!	#REF!	#REF!	#REF!	###	###	###	###	###	###	###	###	###
2100	#REF!	###	###	###	###	###	#REF!	#REF!	#REF!	#REF!	#REF!	#REF!	#REF!	#REF!	#REF!	#REF!	#REF!	#REF!	#REF!	#REF!	#REF!	###	###	###	###	###	###	###	###	###
2200	#REF!	###	###	###	###	###	#REF!	#REF!	#REF!	#REF!	#REF!	#REF!	#REF!	#REF!	#REF!	#REF!	#REF!	#REF!	#REF!	#REF!	#REF!	###	###	###	###	###	###	###	###	###
2300	#REF!	###	###	###	###	###	#REF!	#REF!	#REF!	#REF!	#REF!	#REF!	#REF!	#REF!	#REF!	#REF!	#REF!	#REF!	#REF!	#REF!	#REF!	###	###	###	###	###	###	###	###	###
#REF!	**#REF!**	**#REF!**	**#REF!**	**#REF!**	**#REF!**	**#REF!**	**#REF!**	**#REF!**	**#REF!**	**#REF!**	**#REF!**	**#REF!**	**#REF!**	**#REF!**	**#REF!**	**#REF!**	**#REF!**	**#REF!**	**#REF!**	**#REF!**	**#REF!**	**#REF!**	**#REF!**	**#REF!**	**#REF!**	**#REF!**	**#REF!**	**#REF!**	**#REF!**	**#REF!**
#REF!	**#REF!**	**#REF!**	**#REF!**	**#REF!**	**#REF!**	**#REF!**	**#REF!**	**#REF!**	**#REF!**	**#REF!**	**#REF!**	**#REF!**	**#REF!**	**#REF!**	**#REF!**	**#REF!**	**#REF!**	**#REF!**	**#REF!**	**#REF!**	**#REF!**	**#REF!**	**#REF!**	**#REF!**	**#REF!**	**#REF!**	**#REF!**	**#REF!**	**#REF!**	**#REF!**
#REF!	**#REF!**	**#REF!**	**#REF!**	**#REF!**	**#REF!**	**#REF!**	**#REF!**	**#REF!**	**#REF!**	**#REF!**	**#REF!**	**#REF!**	**#REF!**	**#REF!**	**#REF!**	**#REF!**	**#REF!**	**#REF!**	**#REF!**	**#REF!**	**#REF!**	**#REF!**	**#REF!**	**#REF!**	**#REF!**	**#REF!**	**#REF!**	**#REF!**	**#REF!**	**#REF!**
#REF!	**#REF!**	**#REF!**	**#REF!**	**#REF!**	**#REF!**	**#REF!**	**#REF!**	**#REF!**	**#REF!**	**#REF!**	**#REF!**	**#REF!**	**#REF!**	**#REF!**	**#REF!**	**#REF!**	**#REF!**	**#REF!**	**#REF!**	**#REF!**	**#REF!**	**#REF!**	**#REF!**	**#REF!**	**#REF!**	**#REF!**	**#REF!**	**#REF!**	**#REF!**	**#REF!**

DRAFT

Site 91
Location LP03403, Att - Telepole, Lat 54.1377, Long -6.86718
Direction Two way

###

3279 / Meath/Cavan/Monaghan ATC's
October 2013
Automatic Traffic Count

Time	Total	#REF!																												
		#REF!	#REF!	#REF!	#REF!	#REF!	#REF!	#REF!	#REF!	#REF!	#REF!	#REF!	#REF!	#REF!	#REF!	#REF!	#REF!	#REF!	#REF!	#REF!	#REF!	#REF!	#REF!	#REF!	#REF!	#REF!	#REF!	#REF!	#REF!	#REF!
0000	#REF!	###	###	###	###	###	#REF!	#REF!	#REF!	#REF!	#REF!	#REF!	#REF!	#REF!	#REF!	#REF!	#REF!	#REF!	#REF!	#REF!	#REF!	###	###	###	###	###	###	###	###	###
0100	#REF!	###	###	###	###	###	#REF!	#REF!	#REF!	#REF!	#REF!	#REF!	#REF!	#REF!	#REF!	#REF!	#REF!	#REF!	#REF!	#REF!	#REF!	###	###	###	###	###	###	###	###	###
0200	#REF!	###	###	###	###	###	#REF!	#REF!	#REF!	#REF!	#REF!	#REF!	#REF!	#REF!	#REF!	#REF!	#REF!	#REF!	#REF!	#REF!	#REF!	###	###	###	###	###	###	###	###	###
0300	#REF!	###	###	###	###	###	#REF!	#REF!	#REF!	#REF!	#REF!	#REF!	#REF!	#REF!	#REF!	#REF!	#REF!	#REF!	#REF!	#REF!	#REF!	###	###	###	###	###	###	###	###	###
0400	#REF!	###	###	###	###	###	#REF!	#REF!	#REF!	#REF!	#REF!	#REF!	#REF!	#REF!	#REF!	#REF!	#REF!	#REF!	#REF!	#REF!	#REF!	###	###	###	###	###	###	###	###	###
0500	#REF!	###	###	###	###	###	#REF!	#REF!	#REF!	#REF!	#REF!	#REF!	#REF!	#REF!	#REF!	#REF!	#REF!	#REF!	#REF!	#REF!	#REF!	###	###	###	###	###	###	###	###	###
0600	#REF!	###	###	###	###	###	#REF!	#REF!	#REF!	#REF!	#REF!	#REF!	#REF!	#REF!	#REF!	#REF!	#REF!	#REF!	#REF!	#REF!	#REF!	###	###	###	###	###	###	###	###	###
0700	#REF!	###	###	###	###	###	#REF!	#REF!	#REF!	#REF!	#REF!	#REF!	#REF!	#REF!	#REF!	#REF!	#REF!	#REF!	#REF!	#REF!	#REF!	###	###	###	###	###	###	###	###	###
0800	#REF!	###	###	###	###	###	#REF!	#REF!	#REF!	#REF!	#REF!	#REF!	#REF!	#REF!	#REF!	#REF!	#REF!	#REF!	#REF!	#REF!	#REF!	###	###	###	###	###	###	###	###	###
0900	#REF!	###	###	###	###	###	#REF!	#REF!	#REF!	#REF!	#REF!	#REF!	#REF!	#REF!	#REF!	#REF!	#REF!	#REF!	#REF!	#REF!	#REF!	###	###	###	###	###	###	###	###	###
1000	#REF!	###	###	###	###	###	#REF!	#REF!	#REF!	#REF!	#REF!	#REF!	#REF!	#REF!	#REF!	#REF!	#REF!	#REF!	#REF!	#REF!	#REF!	###	###	###	###	###	###	###	###	###
1100	#REF!	###	###	###	###	###	#REF!	#REF!	#REF!	#REF!	#REF!	#REF!	#REF!	#REF!	#REF!	#REF!	#REF!	#REF!	#REF!	#REF!	#REF!	###	###	###	###	###	###	###	###	###
1200	#REF!	###	###	###	###	###	#REF!	#REF!	#REF!	#REF!	#REF!	#REF!	#REF!	#REF!	#REF!	#REF!	#REF!	#REF!	#REF!	#REF!	#REF!	###	###	###	###	###	###	###	###	###
1300	#REF!	###	###	###	###	###	#REF!	#REF!	#REF!	#REF!	#REF!	#REF!	#REF!	#REF!	#REF!	#REF!	#REF!	#REF!	#REF!	#REF!	#REF!	###	###	###	###	###	###	###	###	###
1400	#REF!	###	###	###	###	###	#REF!	#REF!	#REF!	#REF!	#REF!	#REF!	#REF!	#REF!	#REF!	#REF!	#REF!	#REF!	#REF!	#REF!	#REF!	###	###	###	###	###	###	###	###	###
1500	#REF!	###	###	###	###	###	#REF!	#REF!	#REF!	#REF!	#REF!	#REF!	#REF!	#REF!	#REF!	#REF!	#REF!	#REF!	#REF!	#REF!	#REF!	###	###	###	###	###	###	###	###	###
1600	#REF!	###	###	###	###	###	#REF!	#REF!	#REF!	#REF!	#REF!	#REF!	#REF!	#REF!	#REF!	#REF!	#REF!	#REF!	#REF!	#REF!	#REF!	###	###	###	###	###	###	###	###	###
1700	#REF!	###	###	###	###	###	#REF!	#REF!	#REF!	#REF!	#REF!	#REF!	#REF!	#REF!	#REF!	#REF!	#REF!	#REF!	#REF!	#REF!	#REF!	###	###	###	###	###	###	###	###	###
1800	#REF!	###	###	###	###	###	#REF!	#REF!	#REF!	#REF!	#REF!	#REF!	#REF!	#REF!	#REF!	#REF!	#REF!	#REF!	#REF!	#REF!	#REF!	###	###	###	###	###	###	###	###	###
1900	#REF!	###	###	###	###	###	#REF!	#REF!	#REF!	#REF!	#REF!	#REF!	#REF!	#REF!	#REF!	#REF!	#REF!	#REF!	#REF!	#REF!	#REF!	###	###	###	###	###	###	###	###	###
2000	#REF!	###	###	###	###	###	#REF!	#REF!	#REF!	#REF!	#REF!	#REF!	#REF!	#REF!	#REF!	#REF!	#REF!	#REF!	#REF!	#REF!	#REF!	###	###	###	###	###	###	###	###	###
2100	#REF!	###	###	###	###	###	#REF!	#REF!	#REF!	#REF!	#REF!	#REF!	#REF!	#REF!	#REF!	#REF!	#REF!	#REF!	#REF!	#REF!	#REF!	###	###	###	###	###	###	###	###	###
2200	#REF!	###	###	###	###	###	#REF!	#REF!	#REF!	#REF!	#REF!	#REF!	#REF!	#REF!	#REF!	#REF!	#REF!	#REF!	#REF!	#REF!	#REF!	###	###	###	###	###	###	###	###	###
2300	#REF!	###	###	###	###	###	#REF!	#REF!	#REF!	#REF!	#REF!	#REF!	#REF!	#REF!	#REF!	#REF!	#REF!	#REF!	#REF!	#REF!	#REF!	###	###	###	###	###	###	###	###	###
#REF!	**#REF!**	**#REF!**	**#REF!**	**#REF!**	**#REF!**	**#REF!**	**#REF!**	**#REF!**	**#REF!**	**#REF!**	**#REF!**	**#REF!**	**#REF!**	**#REF!**	**#REF!**	**#REF!**	**#REF!**	**#REF!**	**#REF!**	**#REF!**	**#REF!**	**#REF!**	**#REF!**	**#REF!**	**#REF!**	**#REF!**	**#REF!**	**#REF!**	**#REF!**	**#REF!**
#REF!	**#REF!**	**#REF!**	**#REF!**	**#REF!**	**#REF!**	**#REF!**	**#REF!**	**#REF!**	**#REF!**	**#REF!**	**#REF!**	**#REF!**	**#REF!**	**#REF!**	**#REF!**	**#REF!**	**#REF!**	**#REF!**	**#REF!**	**#REF!**	**#REF!**	**#REF!**	**#REF!**	**#REF!**	**#REF!**	**#REF!**	**#REF!**	**#REF!**	**#REF!**	**#REF!**
#REF!	**#REF!**	**#REF!**	**#REF!**	**#REF!**	**#REF!**	**#REF!**	**#REF!**	**#REF!**	**#REF!**	**#REF!**	**#REF!**	**#REF!**	**#REF!**	**#REF!**	**#REF!**	**#REF!**	**#REF!**	**#REF!**	**#REF!**	**#REF!**	**#REF!**	**#REF!**	**#REF!**	**#REF!**	**#REF!**	**#REF!**	**#REF!**	**#REF!**	**#REF!**	**#REF!**
#REF!	**#REF!**	**#REF!**	**#REF!**	**#REF!**	**#REF!**	**#REF!**	**#REF!**	**#REF!**	**#REF!**	**#REF!**	**#REF!**	**#REF!**	**#REF!**	**#REF!**	**#REF!**	**#REF!**	**#REF!**	**#REF!**	**#REF!**	**#REF!**	**#REF!**	**#REF!**	**#REF!**	**#REF!**	**#REF!**	**#REF!**	**#REF!**	**#REF!**	**#REF!**	**#REF!**

DRAFT

Site 91
Location LP03403, Att - Telepole, Lat 54.1377, Long -6.86718
Direction Two way

###

3279 / Meath/Cavan/Monaghan ATC's
October 2013
Automatic Traffic Count

Time	Total	#REF!																												
		#REF!	#REF!	#REF!	#REF!	#REF!	#REF!	#REF!	#REF!	#REF!	#REF!	#REF!	#REF!	#REF!	#REF!	#REF!	#REF!	#REF!	#REF!	#REF!	#REF!	#REF!	#REF!	#REF!	#REF!	#REF!	#REF!	#REF!	#REF!	#REF!
0000	#REF!	###	###	###	###	###	#REF!	#REF!	#REF!	#REF!	#REF!	#REF!	#REF!	#REF!	#REF!	#REF!	#REF!	#REF!	#REF!	#REF!	#REF!	###	###	###	###	###	###	###	###	###
0100	#REF!	###	###	###	###	###	#REF!	#REF!	#REF!	#REF!	#REF!	#REF!	#REF!	#REF!	#REF!	#REF!	#REF!	#REF!	#REF!	#REF!	#REF!	###	###	###	###	###	###	###	###	###
0200	#REF!	###	###	###	###	###	#REF!	#REF!	#REF!	#REF!	#REF!	#REF!	#REF!	#REF!	#REF!	#REF!	#REF!	#REF!	#REF!	#REF!	#REF!	###	###	###	###	###	###	###	###	###
0300	#REF!	###	###	###	###	###	#REF!	#REF!	#REF!	#REF!	#REF!	#REF!	#REF!	#REF!	#REF!	#REF!	#REF!	#REF!	#REF!	#REF!	#REF!	###	###	###	###	###	###	###	###	###
0400	#REF!	###	###	###	###	###	#REF!	#REF!	#REF!	#REF!	#REF!	#REF!	#REF!	#REF!	#REF!	#REF!	#REF!	#REF!	#REF!	#REF!	#REF!	###	###	###	###	###	###	###	###	###
0500	#REF!	###	###	###	###	###	#REF!	#REF!	#REF!	#REF!	#REF!	#REF!	#REF!	#REF!	#REF!	#REF!	#REF!	#REF!	#REF!	#REF!	#REF!	###	###	###	###	###	###	###	###	###
0600	#REF!	###	###	###	###	###	#REF!	#REF!	#REF!	#REF!	#REF!	#REF!	#REF!	#REF!	#REF!	#REF!	#REF!	#REF!	#REF!	#REF!	#REF!	###	###	###	###	###	###	###	###	###
0700	#REF!	###	###	###	###	###	#REF!	#REF!	#REF!	#REF!	#REF!	#REF!	#REF!	#REF!	#REF!	#REF!	#REF!	#REF!	#REF!	#REF!	#REF!	###	###	###	###	###	###	###	###	###
0800	#REF!	###	###	###	###	###	#REF!	#REF!	#REF!	#REF!	#REF!	#REF!	#REF!	#REF!	#REF!	#REF!	#REF!	#REF!	#REF!	#REF!	#REF!	###	###	###	###	###	###	###	###	###
0900	#REF!	###	###	###	###	###	#REF!	#REF!	#REF!	#REF!	#REF!	#REF!	#REF!	#REF!	#REF!	#REF!	#REF!	#REF!	#REF!	#REF!	#REF!	###	###	###	###	###	###	###	###	###
1000	#REF!	###	###	###	###	###	#REF!	#REF!	#REF!	#REF!	#REF!	#REF!	#REF!	#REF!	#REF!	#REF!	#REF!	#REF!	#REF!	#REF!	#REF!	###	###	###	###	###	###	###	###	###
1100	#REF!	###	###	###	###	###	#REF!	#REF!	#REF!	#REF!	#REF!	#REF!	#REF!	#REF!	#REF!	#REF!	#REF!	#REF!	#REF!	#REF!	#REF!	###	###	###	###	###	###	###	###	###
1200	#REF!	###	###	###	###	###	#REF!	#REF!	#REF!	#REF!	#REF!	#REF!	#REF!	#REF!	#REF!	#REF!	#REF!	#REF!	#REF!	#REF!	#REF!	###	###	###	###	###	###	###	###	###
1300	#REF!	###	###	###	###	###	#REF!	#REF!	#REF!	#REF!	#REF!	#REF!	#REF!	#REF!	#REF!	#REF!	#REF!	#REF!	#REF!	#REF!	#REF!	###	###	###	###	###	###	###	###	###
1400	#REF!	###	###	###	###	###	#REF!	#REF!	#REF!	#REF!	#REF!	#REF!	#REF!	#REF!	#REF!	#REF!	#REF!	#REF!	#REF!	#REF!	#REF!	###	###	###	###	###	###	###	###	###
1500	#REF!	###	###	###	###	###	#REF!	#REF!	#REF!	#REF!	#REF!	#REF!	#REF!	#REF!	#REF!	#REF!	#REF!	#REF!	#REF!	#REF!	#REF!	###	###	###	###	###	###	###	###	###
1600	#REF!	###	###	###	###	###	#REF!	#REF!	#REF!	#REF!	#REF!	#REF!	#REF!	#REF!	#REF!	#REF!	#REF!	#REF!	#REF!	#REF!	#REF!	###	###	###	###	###	###	###	###	###
1700	#REF!	###	###	###	###	###	#REF!	#REF!	#REF!	#REF!	#REF!	#REF!	#REF!	#REF!	#REF!	#REF!	#REF!	#REF!	#REF!	#REF!	#REF!	###	###	###	###	###	###	###	###	###
1800	#REF!	###	###	###	###	###	#REF!	#REF!	#REF!	#REF!	#REF!	#REF!	#REF!	#REF!	#REF!	#REF!	#REF!	#REF!	#REF!	#REF!	#REF!	###	###	###	###	###	###	###	###	###
1900	#REF!	###	###	###	###	###	#REF!	#REF!	#REF!	#REF!	#REF!	#REF!	#REF!	#REF!	#REF!	#REF!	#REF!	#REF!	#REF!	#REF!	#REF!	###	###	###	###	###	###	###	###	###
2000	#REF!	###	###	###	###	###	#REF!	#REF!	#REF!	#REF!	#REF!	#REF!	#REF!	#REF!	#REF!	#REF!	#REF!	#REF!	#REF!	#REF!	#REF!	###	###	###	###	###	###	###	###	###
2100	#REF!	###	###	###	###	###	#REF!	#REF!	#REF!	#REF!	#REF!	#REF!	#REF!	#REF!	#REF!	#REF!	#REF!	#REF!	#REF!	#REF!	#REF!	###	###	###	###	###	###	###	###	###
2200	#REF!	###	###	###	###	###	#REF!	#REF!	#REF!	#REF!	#REF!	#REF!	#REF!	#REF!	#REF!	#REF!	#REF!	#REF!	#REF!	#REF!	#REF!	###	###	###	###	###	###	###	###	###
2300	#REF!	###	###	###	###	###	#REF!	#REF!	#REF!	#REF!	#REF!	#REF!	#REF!	#REF!	#REF!	#REF!	#REF!	#REF!	#REF!	#REF!	#REF!	###	###	###	###	###	###	###	###	###
#REF!	**#REF!**	**#REF!**	**#REF!**	**#REF!**	**#REF!**	**#REF!**	**#REF!**	**#REF!**	**#REF!**	**#REF!**	**#REF!**	**#REF!**	**#REF!**	**#REF!**	**#REF!**	**#REF!**	**#REF!**	**#REF!**	**#REF!**	**#REF!**	**#REF!**	**#REF!**	**#REF!**	**#REF!**	**#REF!**	**#REF!**	**#REF!**	**#REF!**	**#REF!**	**#REF!**
#REF!	**#REF!**	**#REF!**	**#REF!**	**#REF!**	**#REF!**	**#REF!**	**#REF!**	**#REF!**	**#REF!**	**#REF!**	**#REF!**	**#REF!**	**#REF!**	**#REF!**	**#REF!**	**#REF!**	**#REF!**	**#REF!**	**#REF!**	**#REF!**	**#REF!**	**#REF!**	**#REF!**	**#REF!**	**#REF!**	**#REF!**	**#REF!**	**#REF!**	**#REF!**	**#REF!**
#REF!	**#REF!**	**#REF!**	**#REF!**	**#REF!**	**#REF!**	**#REF!**	**#REF!**	**#REF!**	**#REF!**	**#REF!**	**#REF!**	**#REF!**	**#REF!**	**#REF!**	**#REF!**	**#REF!**	**#REF!**	**#REF!**	**#REF!**	**#REF!**	**#REF!**	**#REF!**	**#REF!**	**#REF!**	**#REF!**	**#REF!**	**#REF!**	**#REF!**	**#REF!**	**#REF!**
#REF!	**#REF!**	**#REF!**	**#REF!**	**#REF!**	**#REF!**	**#REF!**	**#REF!**	**#REF!**	**#REF!**	**#REF!**	**#REF!**	**#REF!**	**#REF!**	**#REF!**	**#REF!**	**#REF!**	**#REF!**	**#REF!**	**#REF!**	**#REF!**	**#REF!**	**#REF!**	**#REF!**	**#REF!**	**#REF!**	**#REF!**	**#REF!**	**#REF!**	**#REF!**	**#REF!**

DRAFT

Site 91
Location LP03403, Att - Telepole, Lat 54.1377, Long -6.86718
Direction Two way

###

3279 / Meath/Cavan/Monaghan ATC's
October 2013
Automatic Traffic Count

Time	Total	#REF!																												
		#REF!	#REF!	#REF!	#REF!	#REF!	#REF!	#REF!	#REF!	#REF!	#REF!	#REF!	#REF!	#REF!	#REF!	#REF!	#REF!	#REF!	#REF!	#REF!	#REF!	#REF!	#REF!	#REF!	#REF!	#REF!	#REF!	#REF!	#REF!	#REF!
0000	#REF!	###	###	###	###	###	#REF!	#REF!	#REF!	#REF!	#REF!	#REF!	#REF!	#REF!	#REF!	#REF!	#REF!	#REF!	#REF!	#REF!	#REF!	###	###	###	###	###	###	###	###	###
0100	#REF!	###	###	###	###	###	#REF!	#REF!	#REF!	#REF!	#REF!	#REF!	#REF!	#REF!	#REF!	#REF!	#REF!	#REF!	#REF!	#REF!	#REF!	###	###	###	###	###	###	###	###	###
0200	#REF!	###	###	###	###	###	#REF!	#REF!	#REF!	#REF!	#REF!	#REF!	#REF!	#REF!	#REF!	#REF!	#REF!	#REF!	#REF!	#REF!	#REF!	###	###	###	###	###	###	###	###	###
0300	#REF!	###	###	###	###	###	#REF!	#REF!	#REF!	#REF!	#REF!	#REF!	#REF!	#REF!	#REF!	#REF!	#REF!	#REF!	#REF!	#REF!	#REF!	###	###	###	###	###	###	###	###	###
0400	#REF!	###	###	###	###	###	#REF!	#REF!	#REF!	#REF!	#REF!	#REF!	#REF!	#REF!	#REF!	#REF!	#REF!	#REF!	#REF!	#REF!	#REF!	###	###	###	###	###	###	###	###	###
0500	#REF!	###	###	###	###	###	#REF!	#REF!	#REF!	#REF!	#REF!	#REF!	#REF!	#REF!	#REF!	#REF!	#REF!	#REF!	#REF!	#REF!	#REF!	###	###	###	###	###	###	###	###	###
0600	#REF!	###	###	###	###	###	#REF!	#REF!	#REF!	#REF!	#REF!	#REF!	#REF!	#REF!	#REF!	#REF!	#REF!	#REF!	#REF!	#REF!	#REF!	###	###	###	###	###	###	###	###	###
0700	#REF!	###	###	###	###	###	#REF!	#REF!	#REF!	#REF!	#REF!	#REF!	#REF!	#REF!	#REF!	#REF!	#REF!	#REF!	#REF!	#REF!	#REF!	###	###	###	###	###	###	###	###	###
0800	#REF!	###	###	###	###	###	#REF!	#REF!	#REF!	#REF!	#REF!	#REF!	#REF!	#REF!	#REF!	#REF!	#REF!	#REF!	#REF!	#REF!	#REF!	###	###	###	###	###	###	###	###	###
0900	#REF!	###	###	###	###	###	#REF!	#REF!	#REF!	#REF!	#REF!	#REF!	#REF!	#REF!	#REF!	#REF!	#REF!	#REF!	#REF!	#REF!	#REF!	###	###	###	###	###	###	###	###	###
1000	#REF!	###	###	###	###	###	#REF!	#REF!	#REF!	#REF!	#REF!	#REF!	#REF!	#REF!	#REF!	#REF!	#REF!	#REF!	#REF!	#REF!	#REF!	###	###	###	###	###	###	###	###	###
1100	#REF!	###	###	###	###	###	#REF!	#REF!	#REF!	#REF!	#REF!	#REF!	#REF!	#REF!	#REF!	#REF!	#REF!	#REF!	#REF!	#REF!	#REF!	###	###	###	###	###	###	###	###	###
1200	#REF!	###	###	###	###	###	#REF!	#REF!	#REF!	#REF!	#REF!	#REF!	#REF!	#REF!	#REF!	#REF!	#REF!	#REF!	#REF!	#REF!	#REF!	###	###	###	###	###	###	###	###	###
1300	#REF!	###	###	###	###	###	#REF!	#REF!	#REF!	#REF!	#REF!	#REF!	#REF!	#REF!	#REF!	#REF!	#REF!	#REF!	#REF!	#REF!	#REF!	###	###	###	###	###	###	###	###	###
1400	#REF!	###	###	###	###	###	#REF!	#REF!	#REF!	#REF!	#REF!	#REF!	#REF!	#REF!	#REF!	#REF!	#REF!	#REF!	#REF!	#REF!	#REF!	###	###	###	###	###	###	###	###	###
1500	#REF!	###	###	###	###	###	#REF!	#REF!	#REF!	#REF!	#REF!	#REF!	#REF!	#REF!	#REF!	#REF!	#REF!	#REF!	#REF!	#REF!	#REF!	###	###	###	###	###	###	###	###	###
1600	#REF!	###	###	###	###	###	#REF!	#REF!	#REF!	#REF!	#REF!	#REF!	#REF!	#REF!	#REF!	#REF!	#REF!	#REF!	#REF!	#REF!	#REF!	###	###	###	###	###	###	###	###	###
1700	#REF!	###	###	###	###	###	#REF!	#REF!	#REF!	#REF!	#REF!	#REF!	#REF!	#REF!	#REF!	#REF!	#REF!	#REF!	#REF!	#REF!	#REF!	###	###	###	###	###	###	###	###	###
1800	#REF!	###	###	###	###	###	#REF!	#REF!	#REF!	#REF!	#REF!	#REF!	#REF!	#REF!	#REF!	#REF!	#REF!	#REF!	#REF!	#REF!	#REF!	###	###	###	###	###	###	###	###	###
1900	#REF!	###	###	###	###	###	#REF!	#REF!	#REF!	#REF!	#REF!	#REF!	#REF!	#REF!	#REF!	#REF!	#REF!	#REF!	#REF!	#REF!	#REF!	###	###	###	###	###	###	###	###	###
2000	#REF!	###	###	###	###	###	#REF!	#REF!	#REF!	#REF!	#REF!	#REF!	#REF!	#REF!	#REF!	#REF!	#REF!	#REF!	#REF!	#REF!	#REF!	###	###	###	###	###	###	###	###	###
2100	#REF!	###	###	###	###	###	#REF!	#REF!	#REF!	#REF!	#REF!	#REF!	#REF!	#REF!	#REF!	#REF!	#REF!	#REF!	#REF!	#REF!	#REF!	###	###	###	###	###	###	###	###	###
2200	#REF!	###	###	###	###	###	#REF!	#REF!	#REF!	#REF!	#REF!	#REF!	#REF!	#REF!	#REF!	#REF!	#REF!	#REF!	#REF!	#REF!	#REF!	###	###	###	###	###	###	###	###	###
2300	#REF!	###	###	###	###	###	#REF!	#REF!	#REF!	#REF!	#REF!	#REF!	#REF!	#REF!	#REF!	#REF!	#REF!	#REF!	#REF!	#REF!	#REF!	###	###	###	###	###	###	###	###	###
#REF!	**#REF!**	**#REF!**	**#REF!**	**#REF!**	**#REF!**	**#REF!**	**#REF!**	**#REF!**	**#REF!**	**#REF!**	**#REF!**	**#REF!**	**#REF!**	**#REF!**	**#REF!**	**#REF!**	**#REF!**	**#REF!**	**#REF!**	**#REF!**	**#REF!**	**#REF!**	**#REF!**	**#REF!**	**#REF!**	**#REF!**	**#REF!**	**#REF!**	**#REF!**	**#REF!**
#REF!	**#REF!**	**#REF!**	**#REF!**	**#REF!**	**#REF!**	**#REF!**	**#REF!**	**#REF!**	**#REF!**	**#REF!**	**#REF!**	**#REF!**	**#REF!**	**#REF!**	**#REF!**	**#REF!**	**#REF!**	**#REF!**	**#REF!**	**#REF!**	**#REF!**	**#REF!**	**#REF!**	**#REF!**	**#REF!**	**#REF!**	**#REF!**	**#REF!**	**#REF!**	**#REF!**
#REF!	**#REF!**	**#REF!**	**#REF!**	**#REF!**	**#REF!**	**#REF!**	**#REF!**	**#REF!**	**#REF!**	**#REF!**	**#REF!**	**#REF!**	**#REF!**	**#REF!**	**#REF!**	**#REF!**	**#REF!**	**#REF!**	**#REF!**	**#REF!**	**#REF!**	**#REF!**	**#REF!**	**#REF!**	**#REF!**	**#REF!**	**#REF!**	**#REF!**	**#REF!**	**#REF!**
#REF!	**#REF!**	**#REF!**	**#REF!**	**#REF!**	**#REF!**	**#REF!**	**#REF!**	**#REF!**	**#REF!**	**#REF!**	**#REF!**	**#REF!**	**#REF!**	**#REF!**	**#REF!**	**#REF!**	**#REF!**	**#REF!**	**#REF!**	**#REF!**	**#REF!**	**#REF!**	**#REF!**	**#REF!**	**#REF!**	**#REF!**	**#REF!**	**#REF!**	**#REF!**	**#REF!**

DRAFT

Site 91
Location LP03403, Att - Telepole, Lat 54.1377, Long -6.86718
Direction Two way

###

3279 / Meath/Cavan/Monaghan ATC's
October 2013
Automatic Traffic Count

Time	Total	#REF!																												
		#REF!	#REF!	#REF!	#REF!	#REF!	#REF!	#REF!	#REF!	#REF!	#REF!	#REF!	#REF!	#REF!	#REF!	#REF!	#REF!	#REF!	#REF!	#REF!	#REF!	#REF!	#REF!	#REF!	#REF!	#REF!	#REF!	#REF!	#REF!	#REF!
0000	#REF!	###	###	###	###	###	#REF!	#REF!	#REF!	#REF!	#REF!	#REF!	#REF!	#REF!	#REF!	#REF!	#REF!	#REF!	#REF!	#REF!	#REF!	###	###	###	###	###	###	###	###	###
0100	#REF!	###	###	###	###	###	#REF!	#REF!	#REF!	#REF!	#REF!	#REF!	#REF!	#REF!	#REF!	#REF!	#REF!	#REF!	#REF!	#REF!	#REF!	###	###	###	###	###	###	###	###	###
0200	#REF!	###	###	###	###	###	#REF!	#REF!	#REF!	#REF!	#REF!	#REF!	#REF!	#REF!	#REF!	#REF!	#REF!	#REF!	#REF!	#REF!	#REF!	###	###	###	###	###	###	###	###	###
0300	#REF!	###	###	###	###	###	#REF!	#REF!	#REF!	#REF!	#REF!	#REF!	#REF!	#REF!	#REF!	#REF!	#REF!	#REF!	#REF!	#REF!	#REF!	###	###	###	###	###	###	###	###	###
0400	#REF!	###	###	###	###	###	#REF!	#REF!	#REF!	#REF!	#REF!	#REF!	#REF!	#REF!	#REF!	#REF!	#REF!	#REF!	#REF!	#REF!	#REF!	###	###	###	###	###	###	###	###	###
0500	#REF!	###	###	###	###	###	#REF!	#REF!	#REF!	#REF!	#REF!	#REF!	#REF!	#REF!	#REF!	#REF!	#REF!	#REF!	#REF!	#REF!	#REF!	###	###	###	###	###	###	###	###	###
0600	#REF!	###	###	###	###	###	#REF!	#REF!	#REF!	#REF!	#REF!	#REF!	#REF!	#REF!	#REF!	#REF!	#REF!	#REF!	#REF!	#REF!	#REF!	###	###	###	###	###	###	###	###	###
0700	#REF!	###	###	###	###	###	#REF!	#REF!	#REF!	#REF!	#REF!	#REF!	#REF!	#REF!	#REF!	#REF!	#REF!	#REF!	#REF!	#REF!	#REF!	###	###	###	###	###	###	###	###	###
0800	#REF!	###	###	###	###	###	#REF!	#REF!	#REF!	#REF!	#REF!	#REF!	#REF!	#REF!	#REF!	#REF!	#REF!	#REF!	#REF!	#REF!	#REF!	###	###	###	###	###	###	###	###	###
0900	#REF!	###	###	###	###	###	#REF!	#REF!	#REF!	#REF!	#REF!	#REF!	#REF!	#REF!	#REF!	#REF!	#REF!	#REF!	#REF!	#REF!	#REF!	###	###	###	###	###	###	###	###	###
1000	#REF!	###	###	###	###	###	#REF!	#REF!	#REF!	#REF!	#REF!	#REF!	#REF!	#REF!	#REF!	#REF!	#REF!	#REF!	#REF!	#REF!	#REF!	###	###	###	###	###	###	###	###	###
1100	#REF!	###	###	###	###	###	#REF!	#REF!	#REF!	#REF!	#REF!	#REF!	#REF!	#REF!	#REF!	#REF!	#REF!	#REF!	#REF!	#REF!	#REF!	###	###	###	###	###	###	###	###	###
1200	#REF!	###	###	###	###	###	#REF!	#REF!	#REF!	#REF!	#REF!	#REF!	#REF!	#REF!	#REF!	#REF!	#REF!	#REF!	#REF!	#REF!	#REF!	###	###	###	###	###	###	###	###	###
1300	#REF!	###	###	###	###	###	#REF!	#REF!	#REF!	#REF!	#REF!	#REF!	#REF!	#REF!	#REF!	#REF!	#REF!	#REF!	#REF!	#REF!	#REF!	###	###	###	###	###	###	###	###	###
1400	#REF!	###	###	###	###	###	#REF!	#REF!	#REF!	#REF!	#REF!	#REF!	#REF!	#REF!	#REF!	#REF!	#REF!	#REF!	#REF!	#REF!	#REF!	###	###	###	###	###	###	###	###	###
1500	#REF!	###	###	###	###	###	#REF!	#REF!	#REF!	#REF!	#REF!	#REF!	#REF!	#REF!	#REF!	#REF!	#REF!	#REF!	#REF!	#REF!	#REF!	###	###	###	###	###	###	###	###	###
1600	#REF!	###	###	###	###	###	#REF!	#REF!	#REF!	#REF!	#REF!	#REF!	#REF!	#REF!	#REF!	#REF!	#REF!	#REF!	#REF!	#REF!	#REF!	###	###	###	###	###	###	###	###	###
1700	#REF!	###	###	###	###	###	#REF!	#REF!	#REF!	#REF!	#REF!	#REF!	#REF!	#REF!	#REF!	#REF!	#REF!	#REF!	#REF!	#REF!	#REF!	###	###	###	###	###	###	###	###	###
1800	#REF!	###	###	###	###	###	#REF!	#REF!	#REF!	#REF!	#REF!	#REF!	#REF!	#REF!	#REF!	#REF!	#REF!	#REF!	#REF!	#REF!	#REF!	###	###	###	###	###	###	###	###	###
1900	#REF!	###	###	###	###	###	#REF!	#REF!	#REF!	#REF!	#REF!	#REF!	#REF!	#REF!	#REF!	#REF!	#REF!	#REF!	#REF!	#REF!	#REF!	###	###	###	###	###	###	###	###	###
2000	#REF!	###	###	###	###	###	#REF!	#REF!	#REF!	#REF!	#REF!	#REF!	#REF!	#REF!	#REF!	#REF!	#REF!	#REF!	#REF!	#REF!	#REF!	###	###	###	###	###	###	###	###	###
2100	#REF!	###	###	###	###	###	#REF!	#REF!	#REF!	#REF!	#REF!	#REF!	#REF!	#REF!	#REF!	#REF!	#REF!	#REF!	#REF!	#REF!	#REF!	###	###	###	###	###	###	###	###	###
2200	#REF!	###	###	###	###	###	#REF!	#REF!	#REF!	#REF!	#REF!	#REF!	#REF!	#REF!	#REF!	#REF!	#REF!	#REF!	#REF!	#REF!	#REF!	###	###	###	###	###	###	###	###	###
2300	#REF!	###	###	###	###	###	#REF!	#REF!	#REF!	#REF!	#REF!	#REF!	#REF!	#REF!	#REF!	#REF!	#REF!	#REF!	#REF!	#REF!	#REF!	###	###	###	###	###	###	###	###	###
#REF!	**#REF!**	**#REF!**	**#REF!**	**#REF!**	**#REF!**	**#REF!**	**#REF!**	**#REF!**	**#REF!**	**#REF!**	**#REF!**	**#REF!**	**#REF!**	**#REF!**	**#REF!**	**#REF!**	**#REF!**	**#REF!**	**#REF!**	**#REF!**	**#REF!**	**#REF!**	**#REF!**	**#REF!**	**#REF!**	**#REF!**	**#REF!**	**#REF!**	**#REF!**	**#REF!**
#REF!	**#REF!**	**#REF!**	**#REF!**	**#REF!**	**#REF!**	**#REF!**	**#REF!**	**#REF!**	**#REF!**	**#REF!**	**#REF!**	**#REF!**	**#REF!**	**#REF!**	**#REF!**	**#REF!**	**#REF!**	**#REF!**	**#REF!**	**#REF!**	**#REF!**	**#REF!**	**#REF!**	**#REF!**	**#REF!**	**#REF!**	**#REF!**	**#REF!**	**#REF!**	**#REF!**
#REF!	**#REF!**	**#REF!**	**#REF!**	**#REF!**	**#REF!**	**#REF!**	**#REF!**	**#REF!**	**#REF!**	**#REF!**	**#REF!**	**#REF!**	**#REF!**	**#REF!**	**#REF!**	**#REF!**	**#REF!**	**#REF!**	**#REF!**	**#REF!**	**#REF!**	**#REF!**	**#REF!**	**#REF!**	**#REF!**	**#REF!**	**#REF!**	**#REF!**	**#REF!**	**#REF!**
#REF!	**#REF!**	**#REF!**	**#REF!**	**#REF!**	**#REF!**	**#REF!**	**#REF!**	**#REF!**	**#REF!**	**#REF!**	**#REF!**	**#REF!**	**#REF!**	**#REF!**	**#REF!**	**#REF!**	**#REF!**	**#REF!**	**#REF!**	**#REF!**	**#REF!**	**#REF!**	**#REF!**	**#REF!**	**#REF!**	**#REF!**	**#REF!**	**#REF!**	**#REF!**	**#REF!**

DRAFT

Site 91
Location LP03403, Att - Telepole, Lat 54.1377, Long -6.86718
Direction Two way

###

3279 / Meath/Cavan/Monaghan ATC's
October 2013
Automatic Traffic Count

Time	Total	#REF!																												
		#REF!	#REF!	#REF!	#REF!	#REF!	#REF!	#REF!	#REF!	#REF!	#REF!	#REF!	#REF!	#REF!	#REF!	#REF!	#REF!	#REF!	#REF!	#REF!	#REF!	#REF!	#REF!	#REF!	#REF!	#REF!	#REF!	#REF!	#REF!	#REF!
0000	#REF!	###	###	###	###	###	#REF!	#REF!	#REF!	#REF!	#REF!	#REF!	#REF!	#REF!	#REF!	#REF!	#REF!	#REF!	#REF!	#REF!	#REF!	###	###	###	###	###	###	###	###	###
0100	#REF!	###	###	###	###	###	#REF!	#REF!	#REF!	#REF!	#REF!	#REF!	#REF!	#REF!	#REF!	#REF!	#REF!	#REF!	#REF!	#REF!	#REF!	###	###	###	###	###	###	###	###	###
0200	#REF!	###	###	###	###	###	#REF!	#REF!	#REF!	#REF!	#REF!	#REF!	#REF!	#REF!	#REF!	#REF!	#REF!	#REF!	#REF!	#REF!	#REF!	###	###	###	###	###	###	###	###	###
0300	#REF!	###	###	###	###	###	#REF!	#REF!	#REF!	#REF!	#REF!	#REF!	#REF!	#REF!	#REF!	#REF!	#REF!	#REF!	#REF!	#REF!	#REF!	###	###	###	###	###	###	###	###	###
0400	#REF!	###	###	###	###	###	#REF!	#REF!	#REF!	#REF!	#REF!	#REF!	#REF!	#REF!	#REF!	#REF!	#REF!	#REF!	#REF!	#REF!	#REF!	###	###	###	###	###	###	###	###	###
0500	#REF!	###	###	###	###	###	#REF!	#REF!	#REF!	#REF!	#REF!	#REF!	#REF!	#REF!	#REF!	#REF!	#REF!	#REF!	#REF!	#REF!	#REF!	###	###	###	###	###	###	###	###	###
0600	#REF!	###	###	###	###	###	#REF!	#REF!	#REF!	#REF!	#REF!	#REF!	#REF!	#REF!	#REF!	#REF!	#REF!	#REF!	#REF!	#REF!	#REF!	###	###	###	###	###	###	###	###	###
0700	#REF!	###	###	###	###	###	#REF!	#REF!	#REF!	#REF!	#REF!	#REF!	#REF!	#REF!	#REF!	#REF!	#REF!	#REF!	#REF!	#REF!	#REF!	###	###	###	###	###	###	###	###	###
0800	#REF!	###	###	###	###	###	#REF!	#REF!	#REF!	#REF!	#REF!	#REF!	#REF!	#REF!	#REF!	#REF!	#REF!	#REF!	#REF!	#REF!	#REF!	###	###	###	###	###	###	###	###	###
0900	#REF!	###	###	###	###	###	#REF!	#REF!	#REF!	#REF!	#REF!	#REF!	#REF!	#REF!	#REF!	#REF!	#REF!	#REF!	#REF!	#REF!	#REF!	###	###	###	###	###	###	###	###	###
1000	#REF!	###	###	###	###	###	#REF!	#REF!	#REF!	#REF!	#REF!	#REF!	#REF!	#REF!	#REF!	#REF!	#REF!	#REF!	#REF!	#REF!	#REF!	###	###	###	###	###	###	###	###	###
1100	#REF!	###	###	###	###	###	#REF!	#REF!	#REF!	#REF!	#REF!	#REF!	#REF!	#REF!	#REF!	#REF!	#REF!	#REF!	#REF!	#REF!	#REF!	###	###	###	###	###	###	###	###	###
1200	#REF!	###	###	###	###	###	#REF!	#REF!	#REF!	#REF!	#REF!	#REF!	#REF!	#REF!	#REF!	#REF!	#REF!	#REF!	#REF!	#REF!	#REF!	###	###	###	###	###	###	###	###	###
1300	#REF!	###	###	###	###	###	#REF!	#REF!	#REF!	#REF!	#REF!	#REF!	#REF!	#REF!	#REF!	#REF!	#REF!	#REF!	#REF!	#REF!	#REF!	###	###	###	###	###	###	###	###	###
1400	#REF!	###	###	###	###	###	#REF!	#REF!	#REF!	#REF!	#REF!	#REF!	#REF!	#REF!	#REF!	#REF!	#REF!	#REF!	#REF!	#REF!	#REF!	###	###	###	###	###	###	###	###	###
1500	#REF!	###	###	###	###	###	#REF!	#REF!	#REF!	#REF!	#REF!	#REF!	#REF!	#REF!	#REF!	#REF!	#REF!	#REF!	#REF!	#REF!	#REF!	###	###	###	###	###	###	###	###	###
1600	#REF!	###	###	###	###	###	#REF!	#REF!	#REF!	#REF!	#REF!	#REF!	#REF!	#REF!	#REF!	#REF!	#REF!	#REF!	#REF!	#REF!	#REF!	###	###	###	###	###	###	###	###	###
1700	#REF!	###	###	###	###	###	#REF!	#REF!	#REF!	#REF!	#REF!	#REF!	#REF!	#REF!	#REF!	#REF!	#REF!	#REF!	#REF!	#REF!	#REF!	###	###	###	###	###	###	###	###	###
1800	#REF!	###	###	###	###	###	#REF!	#REF!	#REF!	#REF!	#REF!	#REF!	#REF!	#REF!	#REF!	#REF!	#REF!	#REF!	#REF!	#REF!	#REF!	###	###	###	###	###	###	###	###	###
1900	#REF!	###	###	###	###	###	#REF!	#REF!	#REF!	#REF!	#REF!	#REF!	#REF!	#REF!	#REF!	#REF!	#REF!	#REF!	#REF!	#REF!	#REF!	###	###	###	###	###	###	###	###	###
2000	#REF!	###	###	###	###	###	#REF!	#REF!	#REF!	#REF!	#REF!	#REF!	#REF!	#REF!	#REF!	#REF!	#REF!	#REF!	#REF!	#REF!	#REF!	###	###	###	###	###	###	###	###	###
2100	#REF!	###	###	###	###	###	#REF!	#REF!	#REF!	#REF!	#REF!	#REF!	#REF!	#REF!	#REF!	#REF!	#REF!	#REF!	#REF!	#REF!	#REF!	###	###	###	###	###	###	###	###	###
2200	#REF!	###	###	###	###	###	#REF!	#REF!	#REF!	#REF!	#REF!	#REF!	#REF!	#REF!	#REF!	#REF!	#REF!	#REF!	#REF!	#REF!	#REF!	###	###	###	###	###	###	###	###	###
2300	#REF!	###	###	###	###	###	#REF!	#REF!	#REF!	#REF!	#REF!	#REF!	#REF!	#REF!	#REF!	#REF!	#REF!	#REF!	#REF!	#REF!	#REF!	###	###	###	###	###	###	###	###	###
#REF!	**#REF!**	**#REF!**	**#REF!**	**#REF!**	**#REF!**	**#REF!**	**#REF!**	**#REF!**	**#REF!**	**#REF!**	**#REF!**	**#REF!**	**#REF!**	**#REF!**	**#REF!**	**#REF!**	**#REF!**	**#REF!**	**#REF!**	**#REF!**	**#REF!**	**#REF!**	**#REF!**	**#REF!**	**#REF!**	**#REF!**	**#REF!**	**#REF!**	**#REF!**	**#REF!**
#REF!	**#REF!**	**#REF!**	**#REF!**	**#REF!**	**#REF!**	**#REF!**	**#REF!**	**#REF!**	**#REF!**	**#REF!**	**#REF!**	**#REF!**	**#REF!**	**#REF!**	**#REF!**	**#REF!**	**#REF!**	**#REF!**	**#REF!**	**#REF!**	**#REF!**	**#REF!**	**#REF!**	**#REF!**	**#REF!**	**#REF!**	**#REF!**	**#REF!**	**#REF!**	**#REF!**
#REF!	**#REF!**	**#REF!**	**#REF!**	**#REF!**	**#REF!**	**#REF!**	**#REF!**	**#REF!**	**#REF!**	**#REF!**	**#REF!**	**#REF!**	**#REF!**	**#REF!**	**#REF!**	**#REF!**	**#REF!**	**#REF!**	**#REF!**	**#REF!**	**#REF!**	**#REF!**	**#REF!**	**#REF!**	**#REF!**	**#REF!**	**#REF!**	**#REF!**	**#REF!**	**#REF!**
#REF!	**#REF!**	**#REF!**	**#REF!**	**#REF!**	**#REF!**	**#REF!**	**#REF!**	**#REF!**	**#REF!**	**#REF!**	**#REF!**	**#REF!**	**#REF!**	**#REF!**	**#REF!**	**#REF!**	**#REF!**	**#REF!**	**#REF!**	**#REF!**	**#REF!**	**#REF!**	**#REF!**	**#REF!**	**#REF!**	**#REF!**	**#REF!**	**#REF!**	**#REF!**	**#REF!**

DRAFT

Site 91
Location LP03403, Att - Telepole, Lat 54.1377, Long -6.86718
Direction Two way

###

3279 / Meath/Cavan/Monaghan ATC's
October 2013
Automatic Traffic Count

Time	Total	#REF!																												
		#REF!	#REF!	#REF!	#REF!	#REF!	#REF!	#REF!	#REF!	#REF!	#REF!	#REF!	#REF!	#REF!	#REF!	#REF!	#REF!	#REF!	#REF!	#REF!	#REF!	#REF!	#REF!	#REF!	#REF!	#REF!	#REF!	#REF!	#REF!	#REF!
0000	#REF!	###	###	###	###	###	#REF!	#REF!	#REF!	#REF!	#REF!	#REF!	#REF!	#REF!	#REF!	#REF!	#REF!	#REF!	#REF!	#REF!	#REF!	###	###	###	###	###	###	###	###	###
0100	#REF!	###	###	###	###	###	#REF!	#REF!	#REF!	#REF!	#REF!	#REF!	#REF!	#REF!	#REF!	#REF!	#REF!	#REF!	#REF!	#REF!	#REF!	###	###	###	###	###	###	###	###	###
0200	#REF!	###	###	###	###	###	#REF!	#REF!	#REF!	#REF!	#REF!	#REF!	#REF!	#REF!	#REF!	#REF!	#REF!	#REF!	#REF!	#REF!	#REF!	###	###	###	###	###	###	###	###	###
0300	#REF!	###	###	###	###	###	#REF!	#REF!	#REF!	#REF!	#REF!	#REF!	#REF!	#REF!	#REF!	#REF!	#REF!	#REF!	#REF!	#REF!	#REF!	###	###	###	###	###	###	###	###	###
0400	#REF!	###	###	###	###	###	#REF!	#REF!	#REF!	#REF!	#REF!	#REF!	#REF!	#REF!	#REF!	#REF!	#REF!	#REF!	#REF!	#REF!	#REF!	###	###	###	###	###	###	###	###	###
0500	#REF!	###	###	###	###	###	#REF!	#REF!	#REF!	#REF!	#REF!	#REF!	#REF!	#REF!	#REF!	#REF!	#REF!	#REF!	#REF!	#REF!	#REF!	###	###	###	###	###	###	###	###	###
0600	#REF!	###	###	###	###	###	#REF!	#REF!	#REF!	#REF!	#REF!	#REF!	#REF!	#REF!	#REF!	#REF!	#REF!	#REF!	#REF!	#REF!	#REF!	###	###	###	###	###	###	###	###	###
0700	#REF!	###	###	###	###	###	#REF!	#REF!	#REF!	#REF!	#REF!	#REF!	#REF!	#REF!	#REF!	#REF!	#REF!	#REF!	#REF!	#REF!	#REF!	###	###	###	###	###	###	###	###	###
0800	#REF!	###	###	###	###	###	#REF!	#REF!	#REF!	#REF!	#REF!	#REF!	#REF!	#REF!	#REF!	#REF!	#REF!	#REF!	#REF!	#REF!	#REF!	###	###	###	###	###	###	###	###	###
0900	#REF!	###	###	###	###	###	#REF!	#REF!	#REF!	#REF!	#REF!	#REF!	#REF!	#REF!	#REF!	#REF!	#REF!	#REF!	#REF!	#REF!	#REF!	###	###	###	###	###	###	###	###	###
1000	#REF!	###	###	###	###	###	#REF!	#REF!	#REF!	#REF!	#REF!	#REF!	#REF!	#REF!	#REF!	#REF!	#REF!	#REF!	#REF!	#REF!	#REF!	###	###	###	###	###	###	###	###	###
1100	#REF!	###	###	###	###	###	#REF!	#REF!	#REF!	#REF!	#REF!	#REF!	#REF!	#REF!	#REF!	#REF!	#REF!	#REF!	#REF!	#REF!	#REF!	###	###	###	###	###	###	###	###	###
1200	#REF!	###	###	###	###	###	#REF!	#REF!	#REF!	#REF!	#REF!	#REF!	#REF!	#REF!	#REF!	#REF!	#REF!	#REF!	#REF!	#REF!	#REF!	###	###	###	###	###	###	###	###	###
1300	#REF!	###	###	###	###	###	#REF!	#REF!	#REF!	#REF!	#REF!	#REF!	#REF!	#REF!	#REF!	#REF!	#REF!	#REF!	#REF!	#REF!	#REF!	###	###	###	###	###	###	###	###	###
1400	#REF!	###	###	###	###	###	#REF!	#REF!	#REF!	#REF!	#REF!	#REF!	#REF!	#REF!	#REF!	#REF!	#REF!	#REF!	#REF!	#REF!	#REF!	###	###	###	###	###	###	###	###	###
1500	#REF!	###	###	###	###	###	#REF!	#REF!	#REF!	#REF!	#REF!	#REF!	#REF!	#REF!	#REF!	#REF!	#REF!	#REF!	#REF!	#REF!	#REF!	###	###	###	###	###	###	###	###	###
1600	#REF!	###	###	###	###	###	#REF!	#REF!	#REF!	#REF!	#REF!	#REF!	#REF!	#REF!	#REF!	#REF!	#REF!	#REF!	#REF!	#REF!	#REF!	###	###	###	###	###	###	###	###	###
1700	#REF!	###	###	###	###	###	#REF!	#REF!	#REF!	#REF!	#REF!	#REF!	#REF!	#REF!	#REF!	#REF!	#REF!	#REF!	#REF!	#REF!	#REF!	###	###	###	###	###	###	###	###	###
1800	#REF!	###	###	###	###	###	#REF!	#REF!	#REF!	#REF!	#REF!	#REF!	#REF!	#REF!	#REF!	#REF!	#REF!	#REF!	#REF!	#REF!	#REF!	###	###	###	###	###	###	###	###	###
1900	#REF!	###	###	###	###	###	#REF!	#REF!	#REF!	#REF!	#REF!	#REF!	#REF!	#REF!	#REF!	#REF!	#REF!	#REF!	#REF!	#REF!	#REF!	###	###	###	###	###	###	###	###	###
2000	#REF!	###	###	###	###	###	#REF!	#REF!	#REF!	#REF!	#REF!	#REF!	#REF!	#REF!	#REF!	#REF!	#REF!	#REF!	#REF!	#REF!	#REF!	###	###	###	###	###	###	###	###	###
2100	#REF!	###	###	###	###	###	#REF!	#REF!	#REF!	#REF!	#REF!	#REF!	#REF!	#REF!	#REF!	#REF!	#REF!	#REF!	#REF!	#REF!	#REF!	###	###	###	###	###	###	###	###	###
2200	#REF!	###	###	###	###	###	#REF!	#REF!	#REF!	#REF!	#REF!	#REF!	#REF!	#REF!	#REF!	#REF!	#REF!	#REF!	#REF!	#REF!	#REF!	###	###	###	###	###	###	###	###	###
2300	#REF!	###	###	###	###	###	#REF!	#REF!	#REF!	#REF!	#REF!	#REF!	#REF!	#REF!	#REF!	#REF!	#REF!	#REF!	#REF!	#REF!	#REF!	###	###	###	###	###	###	###	###	###
#REF!	**#REF!**	**#REF!**	**#REF!**	**#REF!**	**#REF!**	**#REF!**	**#REF!**	**#REF!**	**#REF!**	**#REF!**	**#REF!**	**#REF!**	**#REF!**	**#REF!**	**#REF!**	**#REF!**	**#REF!**	**#REF!**	**#REF!**	**#REF!**	**#REF!**	**#REF!**	**#REF!**	**#REF!**	**#REF!**	**#REF!**	**#REF!**	**#REF!**	**#REF!**	**#REF!**
#REF!	**#REF!**	**#REF!**	**#REF!**	**#REF!**	**#REF!**	**#REF!**	**#REF!**	**#REF!**	**#REF!**	**#REF!**	**#REF!**	**#REF!**	**#REF!**	**#REF!**	**#REF!**	**#REF!**	**#REF!**	**#REF!**	**#REF!**	**#REF!**	**#REF!**	**#REF!**	**#REF!**	**#REF!**	**#REF!**	**#REF!**	**#REF!**	**#REF!**	**#REF!**	**#REF!**
#REF!	**#REF!**	**#REF!**	**#REF!**	**#REF!**	**#REF!**	**#REF!**	**#REF!**	**#REF!**	**#REF!**	**#REF!**	**#REF!**	**#REF!**	**#REF!**	**#REF!**	**#REF!**	**#REF!**	**#REF!**	**#REF!**	**#REF!**	**#REF!**	**#REF!**	**#REF!**	**#REF!**	**#REF!**	**#REF!**	**#REF!**	**#REF!**	**#REF!**	**#REF!**	**#REF!**
#REF!	**#REF!**	**#REF!**	**#REF!**	**#REF!**	**#REF!**	**#REF!**	**#REF!**	**#REF!**	**#REF!**	**#REF!**	**#REF!**	**#REF!**	**#REF!**	**#REF!**	**#REF!**	**#REF!**	**#REF!**	**#REF!**	**#REF!**	**#REF!**	**#REF!**	**#REF!**	**#REF!**	**#REF!**	**#REF!**	**#REF!**	**#REF!**	**#REF!**	**#REF!**	**#REF!**

DRAFT

Site 91
Location LP03403, Att - Telepole, Lat 54.1377, Long -6.86718
Direction Two way

###

3279 / Meath/Cavan/Monaghan ATC's
October 2013
Automatic Traffic Count

Time	Total	#REF!																												
		#REF!	#REF!	#REF!	#REF!	#REF!	#REF!	#REF!	#REF!	#REF!	#REF!	#REF!	#REF!	#REF!	#REF!	#REF!	#REF!	#REF!	#REF!	#REF!	#REF!	#REF!	#REF!	#REF!	#REF!	#REF!	#REF!	#REF!	#REF!	#REF!
0000	#REF!	###	###	###	###	###	#REF!	#REF!	#REF!	#REF!	#REF!	#REF!	#REF!	#REF!	#REF!	#REF!	#REF!	#REF!	#REF!	#REF!	#REF!	###	###	###	###	###	###	###	###	###
0100	#REF!	###	###	###	###	###	#REF!	#REF!	#REF!	#REF!	#REF!	#REF!	#REF!	#REF!	#REF!	#REF!	#REF!	#REF!	#REF!	#REF!	#REF!	###	###	###	###	###	###	###	###	###
0200	#REF!	###	###	###	###	###	#REF!	#REF!	#REF!	#REF!	#REF!	#REF!	#REF!	#REF!	#REF!	#REF!	#REF!	#REF!	#REF!	#REF!	#REF!	###	###	###	###	###	###	###	###	###
0300	#REF!	###	###	###	###	###	#REF!	#REF!	#REF!	#REF!	#REF!	#REF!	#REF!	#REF!	#REF!	#REF!	#REF!	#REF!	#REF!	#REF!	#REF!	###	###	###	###	###	###	###	###	###
0400	#REF!	###	###	###	###	###	#REF!	#REF!	#REF!	#REF!	#REF!	#REF!	#REF!	#REF!	#REF!	#REF!	#REF!	#REF!	#REF!	#REF!	#REF!	###	###	###	###	###	###	###	###	###
0500	#REF!	###	###	###	###	###	#REF!	#REF!	#REF!	#REF!	#REF!	#REF!	#REF!	#REF!	#REF!	#REF!	#REF!	#REF!	#REF!	#REF!	#REF!	###	###	###	###	###	###	###	###	###
0600	#REF!	###	###	###	###	###	#REF!	#REF!	#REF!	#REF!	#REF!	#REF!	#REF!	#REF!	#REF!	#REF!	#REF!	#REF!	#REF!	#REF!	#REF!	###	###	###	###	###	###	###	###	###
0700	#REF!	###	###	###	###	###	#REF!	#REF!	#REF!	#REF!	#REF!	#REF!	#REF!	#REF!	#REF!	#REF!	#REF!	#REF!	#REF!	#REF!	#REF!	###	###	###	###	###	###	###	###	###
0800	#REF!	###	###	###	###	###	#REF!	#REF!	#REF!	#REF!	#REF!	#REF!	#REF!	#REF!	#REF!	#REF!	#REF!	#REF!	#REF!	#REF!	#REF!	###	###	###	###	###	###	###	###	###
0900	#REF!	###	###	###	###	###	#REF!	#REF!	#REF!	#REF!	#REF!	#REF!	#REF!	#REF!	#REF!	#REF!	#REF!	#REF!	#REF!	#REF!	#REF!	###	###	###	###	###	###	###	###	###
1000	#REF!	###	###	###	###	###	#REF!	#REF!	#REF!	#REF!	#REF!	#REF!	#REF!	#REF!	#REF!	#REF!	#REF!	#REF!	#REF!	#REF!	#REF!	###	###	###	###	###	###	###	###	###
1100	#REF!	###	###	###	###	###	#REF!	#REF!	#REF!	#REF!	#REF!	#REF!	#REF!	#REF!	#REF!	#REF!	#REF!	#REF!	#REF!	#REF!	#REF!	###	###	###	###	###	###	###	###	###
1200	#REF!	###	###	###	###	###	#REF!	#REF!	#REF!	#REF!	#REF!	#REF!	#REF!	#REF!	#REF!	#REF!	#REF!	#REF!	#REF!	#REF!	#REF!	###	###	###	###	###	###	###	###	###
1300	#REF!	###	###	###	###	###	#REF!	#REF!	#REF!	#REF!	#REF!	#REF!	#REF!	#REF!	#REF!	#REF!	#REF!	#REF!	#REF!	#REF!	#REF!	###	###	###	###	###	###	###	###	###
1400	#REF!	###	###	###	###	###	#REF!	#REF!	#REF!	#REF!	#REF!	#REF!	#REF!	#REF!	#REF!	#REF!	#REF!	#REF!	#REF!	#REF!	#REF!	###	###	###	###	###	###	###	###	###
1500	#REF!	###	###	###	###	###	#REF!	#REF!	#REF!	#REF!	#REF!	#REF!	#REF!	#REF!	#REF!	#REF!	#REF!	#REF!	#REF!	#REF!	#REF!	###	###	###	###	###	###	###	###	###
1600	#REF!	###	###	###	###	###	#REF!	#REF!	#REF!	#REF!	#REF!	#REF!	#REF!	#REF!	#REF!	#REF!	#REF!	#REF!	#REF!	#REF!	#REF!	###	###	###	###	###	###	###	###	###
1700	#REF!	###	###	###	###	###	#REF!	#REF!	#REF!	#REF!	#REF!	#REF!	#REF!	#REF!	#REF!	#REF!	#REF!	#REF!	#REF!	#REF!	#REF!	###	###	###	###	###	###	###	###	###
1800	#REF!	###	###	###	###	###	#REF!	#REF!	#REF!	#REF!	#REF!	#REF!	#REF!	#REF!	#REF!	#REF!	#REF!	#REF!	#REF!	#REF!	#REF!	###	###	###	###	###	###	###	###	###
1900	#REF!	###	###	###	###	###	#REF!	#REF!	#REF!	#REF!	#REF!	#REF!	#REF!	#REF!	#REF!	#REF!	#REF!	#REF!	#REF!	#REF!	#REF!	###	###	###	###	###	###	###	###	###
2000	#REF!	###	###	###	###	###	#REF!	#REF!	#REF!	#REF!	#REF!	#REF!	#REF!	#REF!	#REF!	#REF!	#REF!	#REF!	#REF!	#REF!	#REF!	###	###	###	###	###	###	###	###	###
2100	#REF!	###	###	###	###	###	#REF!	#REF!	#REF!	#REF!	#REF!	#REF!	#REF!	#REF!	#REF!	#REF!	#REF!	#REF!	#REF!	#REF!	#REF!	###	###	###	###	###	###	###	###	###
2200	#REF!	###	###	###	###	###	#REF!	#REF!	#REF!	#REF!	#REF!	#REF!	#REF!	#REF!	#REF!	#REF!	#REF!	#REF!	#REF!	#REF!	#REF!	###	###	###	###	###	###	###	###	###
2300	#REF!	###	###	###	###	###	#REF!	#REF!	#REF!	#REF!	#REF!	#REF!	#REF!	#REF!	#REF!	#REF!	#REF!	#REF!	#REF!	#REF!	#REF!	###	###	###	###	###	###	###	###	###
#REF!	**#REF!**	**#REF!**	**#REF!**	**#REF!**	**#REF!**	**#REF!**	**#REF!**	**#REF!**	**#REF!**	**#REF!**	**#REF!**	**#REF!**	**#REF!**	**#REF!**	**#REF!**	**#REF!**	**#REF!**	**#REF!**	**#REF!**	**#REF!**	**#REF!**	**#REF!**	**#REF!**	**#REF!**	**#REF!**	**#REF!**	**#REF!**	**#REF!**	**#REF!**	**#REF!**
#REF!	**#REF!**	**#REF!**	**#REF!**	**#REF!**	**#REF!**	**#REF!**	**#REF!**	**#REF!**	**#REF!**	**#REF!**	**#REF!**	**#REF!**	**#REF!**	**#REF!**	**#REF!**	**#REF!**	**#REF!**	**#REF!**	**#REF!**	**#REF!**	**#REF!**	**#REF!**	**#REF!**	**#REF!**	**#REF!**	**#REF!**	**#REF!**	**#REF!**	**#REF!**	**#REF!**
#REF!	**#REF!**	**#REF!**	**#REF!**	**#REF!**	**#REF!**	**#REF!**	**#REF!**	**#REF!**	**#REF!**	**#REF!**	**#REF!**	**#REF!**	**#REF!**	**#REF!**	**#REF!**	**#REF!**	**#REF!**	**#REF!**	**#REF!**	**#REF!**	**#REF!**	**#REF!**	**#REF!**	**#REF!**	**#REF!**	**#REF!**	**#REF!**	**#REF!**	**#REF!**	**#REF!**
#REF!	**#REF!**	**#REF!**	**#REF!**	**#REF!**	**#REF!**	**#REF!**	**#REF!**	**#REF!**	**#REF!**	**#REF!**	**#REF!**	**#REF!**	**#REF!**	**#REF!**	**#REF!**	**#REF!**	**#REF!**	**#REF!**	**#REF!**	**#REF!**	**#REF!**	**#REF!**	**#REF!**	**#REF!**	**#REF!**	**#REF!**	**#REF!**	**#REF!**	**#REF!**	**#REF!**

DRAFT

Site 91
Location LP03403, Att - Telepole, Lat 54.1377, Long -6.86718
Direction Two way

###

3279 / Meath/Cavan/Monaghan ATC's
October 2013
Automatic Traffic Count

Time	Total	#REF!																												
		#REF!	#REF!	#REF!	#REF!	#REF!	#REF!	#REF!	#REF!	#REF!	#REF!	#REF!	#REF!	#REF!	#REF!	#REF!	#REF!	#REF!	#REF!	#REF!	#REF!	#REF!	#REF!	#REF!	#REF!	#REF!	#REF!	#REF!	#REF!	#REF!
Mon	#REF!	#REF!	#REF!	#REF!	#REF!	#REF!	#REF!	#REF!	#REF!	#REF!	#REF!	#REF!	#REF!	#REF!	#REF!	#REF!	#REF!	#REF!	#REF!	#REF!	#REF!	#REF!	#REF!	#REF!	#REF!	#REF!	#REF!	#REF!	#REF!	#REF!
Tue	#REF!	#REF!	#REF!	#REF!	#REF!	#REF!	#REF!	#REF!	#REF!	#REF!	#REF!	#REF!	#REF!	#REF!	#REF!	#REF!	#REF!	#REF!	#REF!	#REF!	#REF!	#REF!	#REF!	#REF!	#REF!	#REF!	#REF!	#REF!	#REF!	#REF!
Wed	#REF!	#REF!	#REF!	#REF!	#REF!	#REF!	#REF!	#REF!	#REF!	#REF!	#REF!	#REF!	#REF!	#REF!	#REF!	#REF!	#REF!	#REF!	#REF!	#REF!	#REF!	#REF!	#REF!	#REF!	#REF!	#REF!	#REF!	#REF!	#REF!	#REF!
Thu	#REF!	#REF!	#REF!	#REF!	#REF!	#REF!	#REF!	#REF!	#REF!	#REF!	#REF!	#REF!	#REF!	#REF!	#REF!	#REF!	#REF!	#REF!	#REF!	#REF!	#REF!	#REF!	#REF!	#REF!	#REF!	#REF!	#REF!	#REF!	#REF!	#REF!
Fri	#REF!	#REF!	#REF!	#REF!	#REF!	#REF!	#REF!	#REF!	#REF!	#REF!	#REF!	#REF!	#REF!	#REF!	#REF!	#REF!	#REF!	#REF!	#REF!	#REF!	#REF!	#REF!	#REF!	#REF!	#REF!	#REF!	#REF!	#REF!	#REF!	#REF!
| Sat	#REF!	#REF!	#REF!	#REF!	#REF!	#REF!	#REF!	#REF!	#REF!	#REF!	#REF!	#REF!	#REF!	#REF!	#REF!	#REF!	#REF!	#REF!	#REF!	#REF!	#REF!	#REF!	#REF!	#REF!	#REF!	#REF!	#REF!	#REF!	#REF!	#REF!
| Sun	#REF!	#REF!	#REF!	#REF!	#REF!	#REF!	#REF!	#REF!	#REF!	#REF!	#REF!	#REF!	#REF!	#REF!	#REF!	#REF!	#REF!	#REF!	#REF!	#REF!	#REF!	#REF!	#REF!	#REF!	#REF!	#REF!	#REF!	#REF!	#REF!	#REF!
5 Day Ave.	**#REF!**	**#REF!**	**#REF!**	**#REF!**	**#REF!**	**#REF!**	**#REF!**	**#REF!**	**#REF!**	**#REF!**	**#REF!**	**#REF!**	**#REF!**	**#REF!**	**#REF!**	**#REF!**	**#REF!**	**#REF!**	**#REF!**	**#REF!**	**#REF!**	**#REF!**	**#REF!**	**#REF!**	**#REF!**	**#REF!**	**#REF!**	**#REF!**	**#REF!**	**#REF!**
7 Day Ave.	**#REF!**	**#REF!**	**#REF!**	**#REF!**	**#REF!**	**#REF!**	**#REF!**	**#REF!**	**#REF!**	**#REF!**	**#REF!**	**#REF!**	**#REF!**	**#REF!**	**#REF!**	**#REF!**	**#REF!**	**#REF!**	**#REF!**	**#REF!**	**#REF!**	**#REF!**	**#REF!**	**#REF!**	**#REF!**	**#REF!**	**#REF!**	**#REF!**	**#REF!**	**#REF!**
--	**#REF!**	**#REF!**	**#REF!**	**#REF!**	**#REF!**	**#REF!**	**#REF!**	**#REF!**	**#REF!**	**#REF!**	**#REF!**	**#REF!**	**#REF!**	**#REF!**	**#REF!**	**#REF!**	**#REF!**	**#REF!**	**#REF!**	**#REF!**	**#REF!**	**#REF!**	**#REF!**	**#REF!**	**#REF!**	**#REF!**	**#REF!**	**#REF!**	**#REF!**	**#REF!**

Summary Graphs

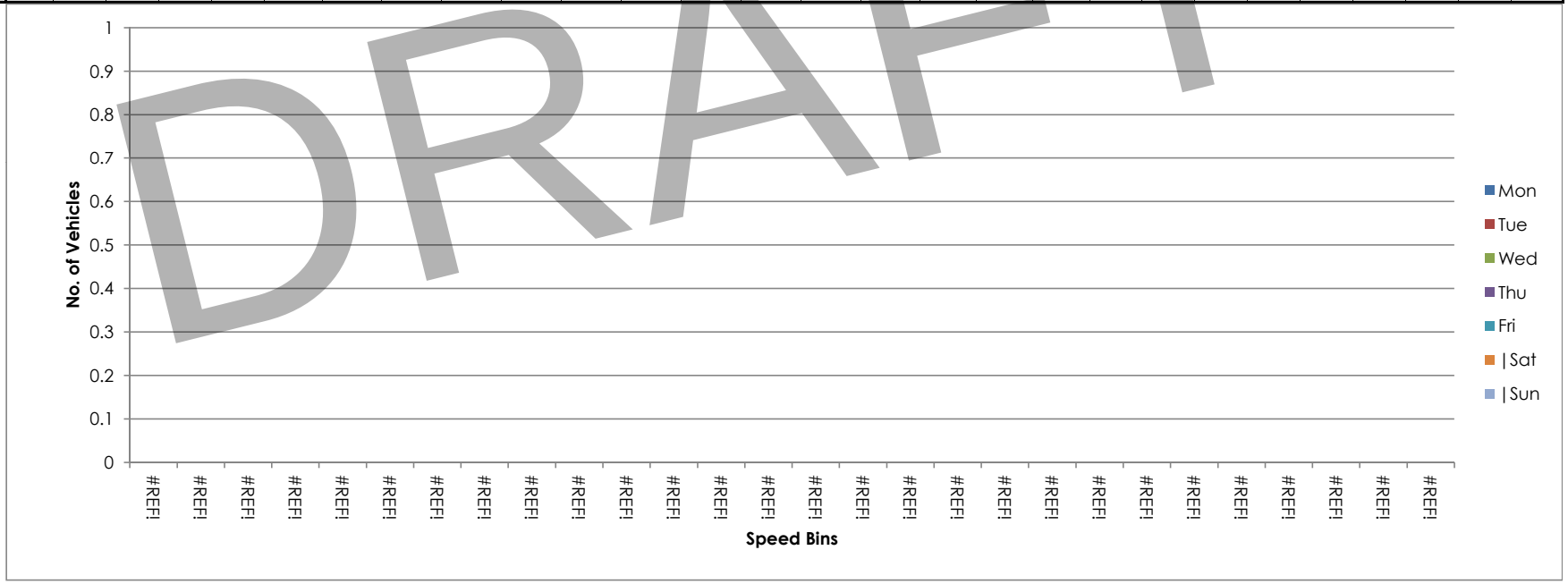

DRAFT

NDC NATIONWIDE DATA COLLECTION

Nationwide Data Collection
for
Tobin Consulting Engineers



NDC NATIONWIDE DATA COLLECTION	**Site / Location:**	LS07430, Att - Telepole, Lat 54.14003, Long -6.84939	**Project No:**	3279	**Photo No:**	3279-92	**Drawn By:** MOR
	Survey Date:	Wed, 9 October 2013 to Tue, 15 October 2013	**Project Name:**		Meath/Cavan/Monaghan ATC'S		
	Survey Times:	00:00 to 00(24):00	**Title:**		Site Photograph		

Site No.	Location.	Direction.	Speed Limit - PSL (km/h)	Start Date.	End Date.	Total Vehicles.	5 Day Ave.	7 Day Ave.	No. > Speed Limit.	%. > Speed Limit.	No. > Speed Limit1 (+5km/h).	%. > Speed Limit1 (+5km/h).	No. > Speed Limit1 (+10km/h).	%. > Speed Limit1 (+10km/h).	Mean Speed	85%ile Speed
92	LS07430, Att - Telepole, Lat 54.14003, Long -6.84939	North	80	Wed, 9 October 2013	Tue, 15 October 2013	232	35	33	8	3.4	3	1.3	0	0.0	53.2	72.7
		South	80	Wed, 9 October 2013	Tue, 15 October 2013	183	25	26	20	10.9	11	6.0	6	3.3	54.7	72.4
		Two way	80	Wed, 9 October 2013	Tue, 15 October 2013	415	61	59	28	6.7	14	3.4	6	1.4	53.8	72.7

DRAFT

Site 92
Location LS07430, Att - Telepole, Lat 54.14003, Long -6.84939
Direction North

3279 / Meath/Cavan/Monaghan ATC's
October 2013
Automatic Traffic Count

Wed, 9 October 2013

Time	Total	Classification												>PSL	>PSL%	>SL1	>SL1%	>SL2	>SL2%	Mean	Vpp
		1 MCL	2 SV	3 SVT	4 TB2	5 TB3	6 T4	7 ART3	8 ART4	9 ART5	10 ART6	11 BD	12 DRT	80	80	85 +5kph	85 +5kph	90 +10kph	90 +10kph		85
0000	0	0	0	0	0	0	0	0	0	0	0	0	0	0	0	0	0	0	0	-	-
0100	1	0	1	0	0	0	0	0	0	0	0	0	0	0	0	0	0	0	0	66.5	-
0200	0	0	0	0	0	0	0	0	0	0	0	0	0	0	0	0	0	0	0	-	-
0300	0	0	0	0	0	0	0	0	0	0	0	0	0	0	0	0	0	0	0	-	-
0400	0	0	0	0	0	0	0	0	0	0	0	0	0	0	0	0	0	0	0	-	-
0500	0	0	0	0	0	0	0	0	0	0	0	0	0	0	0	0	0	0	0	-	-
0600	0	0	0	0	0	0	0	0	0	0	0	0	0	0	0	0	0	0	0	-	-
0700	1	0	1	0	0	0	0	0	0	0	0	0	0	0	0	0	0	0	0	51.9	-
0800	1	0	1	0	0	0	0	0	0	0	0	0	0	0	0	0	0	0	0	62.2	-
0900	1	0	1	0	0	0	0	0	0	0	0	0	0	0	0	0	0	0	0	48.2	-
1000	**4**	**0**	**4**	**0**	**0**	**0**	**0**	**0**	**0**	**0**	**0**	**0**	**0**	**0**	**0**	**0**	**0**	**0**	**0**	**24.2**	**-**
1100	**4**	**0**	**4**	**0**	**0**	**0**	**0**	**0**	**0**	**0**	**0**	**0**	**0**	**0**	**0**	**0**	**0**	**0**	**0**	**34.3**	**-**
1200	3	0	3	0	0	0	0	0	0	0	0	0	0	0	0	0	0	0	0	69	-
1300	2	0	2	0	0	0	0	0	0	0	0	0	0	0	0	0	0	0	0	40.2	-
1400	**5**	**0**	**5**	**0**	**0**	**0**	**0**	**0**	**0**	**0**	**0**	**0**	**0**	**0**	**0**	**0**	**0**	**0**	**0**	**54.9**	**-**
1500	1	0	1	0	0	0	0	0	0	0	0	0	0	0	0	0	0	0	0	33.3	-
1600	0	0	0	0	0	0	0	0	0	0	0	0	0	0	0	0	0	0	0	-	-
1700	1	0	1	0	0	0	0	0	0	0	0	0	0	0	0	0	0	0	0	66.2	-
1800	2	0	2	0	0	0	0	0	0	0	0	0	0	0	0	0	0	0	0	68.6	-
1900	1	0	0	0	0	0	1	0	0	0	0	0	0	0	0	0	0	0	0	76.2	-
2000	2	0	1	0	0	0	1	0	0	0	0	0	0	0	0	0	0	0	0	62.2	-
2100	2	0	2	0	0	0	0	0	0	0	0	0	0	0	0	0	0	0	0	42	-
2200	1	0	1	0	0	0	0	0	0	0	0	0	0	0	0	0	0	0	0	71.9	-
2300	0	0	0	0	0	0	0	0	0	0	0	0	0	0	0	0	0	0	0	-	-
07-19	**25**	**0**	**25**	**0**	**0**	**0**	**0**	**0**	**0**	**0**	**0**	**0**	**0**	**0**	**0**	**0**	**0**	**0**	**0**	**47.8**	**65.9**
06-22	**30**	**0**	**28**	**0**	**0**	**0**	**2**	**0**	**0**	**0**	**0**	**0**	**0**	**0**	**0**	**0**	**0**	**0**	**0**	**49.3**	**72**
06-00	**31**	**0**	**29**	**0**	**0**	**0**	**2**	**0**	**0**	**0**	**0**	**0**	**0**	**0**	**0**	**0**	**0**	**0**	**0**	**50**	**71.6**
00-00	**32**	**0**	**30**	**0**	**0**	**0**	**2**	**0**	**0**	**0**	**0**	**0**	**0**	**0**	**0**	**0**	**0**	**0**	**0**	**50.5**	**71.6**

DRAFT

Site 92
Location LS07430, Att - Telepole, Lat 54.14003, Long -6.84939
Direction North

3279 / Meath/Cavan/Monaghan ATC's
October 2013
Automatic Traffic Count

Thu, 10 October 2013

Time	Total	Classification												>PSL	>PSL%	>SL1	>SL1%	>SL2	>SL2%	Mean	Vpp
		1 MCL	2 SV	3 SVT	4 TB2	5 TB3	6 T4	7 ART3	8 ART4	9 ART5	10 ART6	11 BD	12 DRT	80	80	85 +5kph	85 +5kph	90 +10kph	90 +10kph		85
0000	0	0	0	0	0	0	0	0	0	0	0	0	0	0	0	0	0	0	0	-	-
0100	0	0	0	0	0	0	0	0	0	0	0	0	0	0	0	0	0	0	0	-	-
0200	0	0	0	0	0	0	0	0	0	0	0	0	0	0	0	0	0	0	0	-	-
0300	0	0	0	0	0	0	0	0	0	0	0	0	0	0	0	0	0	0	0	-	-
0400	0	0	0	0	0	0	0	0	0	0	0	0	0	0	0	0	0	0	0	-	-
0500	0	0	0	0	0	0	0	0	0	0	0	0	0	0	0	0	0	0	0	-	-
0600	0	0	0	0	0	0	0	0	0	0	0	0	0	0	0	0	0	0	0	-	-
0700	1	0	0	1	0	0	0	0	0	0	0	0	0	0	0	0	0	0	0	67	-
0800	1	0	1	0	0	0	0	0	0	0	0	0	0	0	0	0	0	0	0	69.7	-
0900	2	0	2	0	0	0	0	0	0	0	0	0	0	0	0	0	0	0	0	56	-
1000	0	0	0	0	0	0	0	0	0	0	0	0	0	0	0	0	0	0	0	-	-
1100	**8**	**0**	**7**	**1**	**0**	**0**	**0**	**0**	**0**	**0**	**0**	**0**	**0**	**0**	**0**	**0**	**0**	**0**	**0**	**37.1**	**-**
1200	3	0	2	0	0	1	0	0	0	0	0	0	0	0	0	0	0	0	0	34	-
1300	2	0	2	0	0	0	0	0	0	0	0	0	0	0	0	0	0	0	0	58.9	-
1400	**6**	**0**	**6**	**0**	**0**	**0**	**0**	**0**	**0**	**0**	**0**	**0**	**0**	**0**	**0**	**0**	**0**	**0**	**0**	**52.9**	**-**
1500	2	0	2	0	0	0	0	0	0	0	0	0	0	0	0	0	0	0	0	45.8	-
1600	2	0	2	0	0	0	0	0	0	0	0	0	0	0	0	0	0	0	0	46.8	-
1700	0	0	0	0	0	0	0	0	0	0	0	0	0	0	0	0	0	0	0	-	-
1800	1	0	1	0	0	0	0	0	0	0	0	0	0	0	0	0	0	0	0	68.2	-
1900	3	0	2	0	1	0	0	0	0	0	0	0	0	0	0	0	0	0	0	56.2	-
2000	3	0	2	1	0	0	0	0	0	0	0	0	0	0	0	0	0	0	0	49	-
2100	0	0	0	0	0	0	0	0	0	0	0	0	0	0	0	0	0	0	0	-	-
2200	1	0	1	0	0	0	0	0	0	0	0	0	0	0	0	0	0	0	0	38.1	-
2300	0	0	0	0	0	0	0	0	0	0	0	0	0	0	0	0	0	0	0	-	-
07-19	**28**	**0**	**25**	**2**	**0**	**1**	**0**	**0**	**0**	**0**	**0**	**0**	**0**	**0**	**0**	**0**	**0**	**0**	**0**	**47.7**	**68**
06-22	**34**	**0**	**29**	**3**	**1**	**1**	**0**	**0**	**0**	**0**	**0**	**0**	**0**	**0**	**0**	**0**	**0**	**0**	**0**	**48.6**	**68**
06-00	**35**	**0**	**30**	**3**	**1**	**1**	**0**	**0**	**0**	**0**	**0**	**0**	**0**	**0**	**0**	**0**	**0**	**0**	**0**	**48.3**	**68**
00-00	**35**	**0**	**30**	**3**	**1**	**1**	**0**	**0**	**0**	**0**	**0**	**0**	**0**	**0**	**0**	**0**	**0**	**0**	**0**	**48.3**	**68**

DRAFT

Site 92
Location LS07430, Att - Telepole, Lat 54.14003, Long -6.84939
Direction North

3279 / Meath/Cavan/Monaghan ATC's
October 2013
Automatic Traffic Count

Fri, 11 October 2013

Time	Total	Classification												>PSL	>PSL%	>SL1	>SL1%	>SL2	>SL2%	Mean	Vpp
		1 MCL	2 SV	3 SVT	4 TB2	5 TB3	6 T4	7 ART3	8 ART4	9 ART5	10 ART6	11 BD	12 DRT	80	80	85 +5kph	85 +5kph	90 +10kph	90 +10kph		85
0000	0	0	0	0	0	0	0	0	0	0	0	0	0	0	0	0	0	0	0	-	-
0100	0	0	0	0	0	0	0	0	0	0	0	0	0	0	0	0	0	0	0	-	-
0200	0	0	0	0	0	0	0	0	0	0	0	0	0	0	0	0	0	0	0	-	-
0300	0	0	0	0	0	0	0	0	0	0	0	0	0	0	0	0	0	0	0	-	-
0400	0	0	0	0	0	0	0	0	0	0	0	0	0	0	0	0	0	0	0	-	-
0500	0	0	0	0	0	0	0	0	0	0	0	0	0	0	0	0	0	0	0	-	-
0600	1	0	1	0	0	0	0	0	0	0	0	0	0	0	0	0	0	0	0	72.8	-
0700	0	0	0	0	0	0	0	0	0	0	0	0	0	0	0	0	0	0	0	-	-
0800	1	0	1	0	0	0	0	0	0	0	0	0	0	0	0	0	0	0	0	59.4	-
0900	2	0	2	0	0	0	0	0	0	0	0	0	0	0	0	0	0	0	0	65.3	-
1000	2	0	2	0	0	0	0	0	0	0	0	0	0	0	0	0	0	0	0	44.9	-
1100	**3**	**0**	**3**	**0**	**0**	**0**	**0**	**0**	**0**	**0**	**0**	**0**	**0**	**1**	**33.3**	**0**	**0**	**0**	**0**	**62.5**	**-**
1200	1	0	1	0	0	0	0	0	0	0	0	0	0	0	0	0	0	0	0	74.9	-
1300	0	0	0	0	0	0	0	0	0	0	0	0	0	0	0	0	0	0	0	-	-
1400	2	0	2	0	0	0	0	0	0	0	0	0	0	1	50	1	50	0	0	68.4	-
1500	2	0	2	0	0	0	0	0	0	0	0	0	0	0	0	0	0	0	0	66.5	-
1600	1	0	1	0	0	0	0	0	0	0	0	0	0	0	0	0	0	0	0	55.1	-
1700	2	0	2	0	0	0	0	0	0	0	0	0	0	0	0	0	0	0	0	57	-
1800	1	0	0	0	0	0	1	0	0	0	0	0	0	0	0	0	0	0	0	66	-
1900	**3**	**0**	**3**	**0**	**0**	**0**	**0**	**0**	**0**	**0**	**0**	**0**	**0**	**0**	**0**	**0**	**0**	**0**	**0**	**64.6**	**-**
2000	2	0	2	0	0	0	0	0	0	0	0	0	0	0	0	0	0	0	0	75.6	-
2100	1	0	1	0	0	0	0	0	0	0	0	0	0	0	0	0	0	0	0	69.1	-
2200	1	0	1	0	0	0	0	0	0	0	0	0	0	0	0	0	0	0	0	47.8	-
2300	0	0	0	0	0	0	0	0	0	0	0	0	0	0	0	0	0	0	0	-	-
07-19	**17**	**0**	**16**	**0**	**0**	**0**	**1**	**0**	**0**	**0**	**0**	**0**	**0**	**2**	**11.8**	**1**	**5.9**	**0**	**0**	**61.6**	**70.9**
06-22	**24**	**0**	**23**	**0**	**0**	**0**	**1**	**0**	**0**	**0**	**0**	**0**	**0**	**2**	**8.3**	**1**	**4.2**	**0**	**0**	**63.9**	**74.9**
06-00	**25**	**0**	**24**	**0**	**0**	**0**	**1**	**0**	**0**	**0**	**0**	**0**	**0**	**2**	**8**	**1**	**4**	**0**	**0**	**63.3**	**74.9**
00-00	**25**	**0**	**24**	**0**	**0**	**0**	**1**	**0**	**0**	**0**	**0**	**0**	**0**	**2**	**8**	**1**	**4**	**0**	**0**	**63.3**	**74.9**

DRAFT

Site 92
Location LS07430, Att - Telepole, Lat 54.14003, Long -6.84939
Direction North

3279 / Meath/Cavan/Monaghan ATC's
October 2013
Automatic Traffic Count

Sat, 12 October 2013

Time	Total	Classification												>PSL	>PSL%	>SL1	>SL1%	>SL2	>SL2%	Mean	Vpp
		1 MCL	2 SV	3 SVT	4 TB2	5 TB3	6 T4	7 ART3	8 ART4	9 ART5	10 ART6	11 BD	12 DRT	80	80	85 +5kph	85 +5kph	90 +10kph	90 +10kph		85
0000	0	0	0	0	0	0	0	0	0	0	0	0	0	0	0	0	0	0	0	-	-
0100	0	0	0	0	0	0	0	0	0	0	0	0	0	0	0	0	0	0	0	-	-
0200	0	0	0	0	0	0	0	0	0	0	0	0	0	0	0	0	0	0	0	-	-
0300	0	0	0	0	0	0	0	0	0	0	0	0	0	0	0	0	0	0	0	-	-
0400	0	0	0	0	0	0	0	0	0	0	0	0	0	0	0	0	0	0	0	-	-
0500	0	0	0	0	0	0	0	0	0	0	0	0	0	0	0	0	0	0	0	-	-
0600	0	0	0	0	0	0	0	0	0	0	0	0	0	0	0	0	0	0	0	-	-
0700	0	0	0	0	0	0	0	0	0	0	0	0	0	0	0	0	0	0	0	-	-
0800	1	0	1	0	0	0	0	0	0	0	0	0	0	0	0	0	0	0	0	60.2	-
0900	2	0	2	0	0	0	0	0	0	0	0	0	0	0	0	0	0	0	0	41.9	-
1000	**3**	**0**	**3**	**0**	**0**	**0**	**0**	**0**	**0**	**0**	**0**	**0**	**0**	**1**	**33.3**	**0**	**0**	**0**	**0**	**63.2**	**-**
1100	2	0	2	0	0	0	0	0	0	0	0	0	0	0	0	0	0	0	0	52	-
1200	1	0	0	1	0	0	0	0	0	0	0	0	0	0	0	0	0	0	0	57.7	-
1300	4	0	4	0	0	0	0	0	0	0	0	0	0	0	0	0	0	0	0	68.7	-
1400	2	0	1	0	0	0	1	0	0	0	0	0	0	0	0	0	0	0	0	55.7	-
1500	0	0	0	0	0	0	0	0	0	0	0	0	0	0	0	0	0	0	0	-	-
1600	4	0	3	0	0	0	1	0	0	0	0	0	0	0	0	0	0	0	0	55.5	-
1700	2	0	1	0	1	0	0	0	0	0	0	0	0	1	50	1	50	0	0	78.6	-
1800	**5**	**0**	**4**	**1**	**0**	**0**	**0**	**0**	**0**	**0**	**0**	**0**	**0**	**0**	**0**	**0**	**0**	**0**	**0**	**54.5**	**-**
1900	3	0	3	0	0	0	0	0	0	0	0	0	0	0	0	0	0	0	0	74.4	-
2000	3	0	3	0	0	0	0	0	0	0	0	0	0	0	0	0	0	0	0	65.7	-
2100	1	0	1	0	0	0	0	0	0	0	0	0	0	0	0	0	0	0	0	55.1	-
2200	0	0	0	0	0	0	0	0	0	0	0	0	0	0	0	0	0	0	0	-	-
2300	0	0	0	0	0	0	0	0	0	0	0	0	0	0	0	0	0	0	0	-	-
07-19	**26**	**0**	**21**	**2**	**1**	**0**	**2**	**0**	**0**	**0**	**0**	**0**	**0**	**2**	**7.7**	**1**	**3.8**	**0**	**0**	**59**	**72.4**
06-22	**33**	**0**	**28**	**2**	**1**	**0**	**2**	**0**	**0**	**0**	**0**	**0**	**0**	**2**	**6.1**	**1**	**3**	**0**	**0**	**60.9**	**73.8**
06-00	**33**	**0**	**28**	**2**	**1**	**0**	**2**	**0**	**0**	**0**	**0**	**0**	**0**	**2**	**6.1**	**1**	**3**	**0**	**0**	**60.9**	**73.8**
00-00	**33**	**0**	**28**	**2**	**1**	**0**	**2**	**0**	**0**	**0**	**0**	**0**	**0**	**2**	**6.1**	**1**	**3**	**0**	**0**	**60.9**	**73.8**

DRAFT

Site 92
Location LS07430, Att - Telepole, Lat 54.14003, Long -6.84939
Direction North

3279 / Meath/Cavan/Monaghan ATC's
October 2013
Automatic Traffic Count

Sun, 13 October 2013

Time	Total	Classification												>PSL	>PSL%	>SL1	>SL1%	>SL2	>SL2%	Mean	Vpp
		1 MCL	2 SV	3 SVT	4 TB2	5 TB3	6 T4	7 ART3	8 ART4	9 ART5	10 ART6	11 BD	12 DRT	80	80	85 +5kph	85 +5kph	90 +10kph	90 +10kph		85
0000	0	0	0	0	0	0	0	0	0	0	0	0	0	0	0	0	0	0	0	-	-
0100	**3**	**0**	**3**	**0**	**0**	**0**	**0**	**0**	**0**	**0**	**0**	**0**	**0**	**0**	**0**	**0**	**0**	**0**	**0**	**49.7**	**-**
0200	0	0	0	0	0	0	0	0	0	0	0	0	0	0	0	0	0	0	0	-	-
0300	0	0	0	0	0	0	0	0	0	0	0	0	0	0	0	0	0	0	0	-	-
0400	0	0	0	0	0	0	0	0	0	0	0	0	0	0	0	0	0	0	0	-	-
0500	0	0	0	0	0	0	0	0	0	0	0	0	0	0	0	0	0	0	0	-	-
0600	0	0	0	0	0	0	0	0	0	0	0	0	0	0	0	0	0	0	0	-	-
0700	0	0	0	0	0	0	0	0	0	0	0	0	0	0	0	0	0	0	0	-	-
0800	0	0	0	0	0	0	0	0	0	0	0	0	0	0	0	0	0	0	0	-	-
0900	0	0	0	0	0	0	0	0	0	0	0	0	0	0	0	0	0	0	0	-	-
1000	2	0	2	0	0	0	0	0	0	0	0	0	0	0	0	0	0	0	0	47.4	-
1100	2	0	2	0	0	0	0	0	0	0	0	0	0	0	0	0	0	0	0	53.1	-
1200	**3**	**0**	**3**	**0**	**0**	**0**	**0**	**0**	**0**	**0**	**0**	**0**	**0**	**0**	**0**	**0**	**0**	**0**	**0**	**44.6**	**-**
1300	0	0	0	0	0	0	0	0	0	0	0	0	0	0	0	0	0	0	0	-	-
1400	**3**	**0**	**3**	**0**	**0**	**0**	**0**	**0**	**0**	**0**	**0**	**0**	**0**	**0**	**0**	**0**	**0**	**0**	**0**	**56.2**	**-**
1500	0	0	0	0	0	0	0	0	0	0	0	0	0	0	0	0	0	0	0	-	-
1600	1	0	1	0	0	0	0	0	0	0	0	0	0	0	0	0	0	0	0	62.5	-
1700	2	0	2	0	0	0	0	0	0	0	0	0	0	0	0	0	0	0	0	68.3	-
1800	1	0	1	0	0	0	0	0	0	0	0	0	0	0	0	0	0	0	0	41.1	-
1900	0	0	0	0	0	0	0	0	0	0	0	0	0	0	0	0	0	0	0	-	-
2000	2	0	2	0	0	0	0	0	0	0	0	0	0	0	0	0	0	0	0	61.3	-
2100	2	0	2	0	0	0	0	0	0	0	0	0	0	0	0	0	0	0	0	68	-
2200	1	0	1	0	0	0	0	0	0	0	0	0	0	0	0	0	0	0	0	57.6	-
2300	0	0	0	0	0	0	0	0	0	0	0	0	0	0	0	0	0	0	0	-	-
07-19	**14**	**0**	**14**	**0**	**0**	**0**	**0**	**0**	**0**	**0**	**0**	**0**	**0**	**0**	**0**	**0**	**0**	**0**	**0**	**53.1**	**62.3**
06-22	**18**	**0**	**18**	**0**	**0**	**0**	**0**	**0**	**0**	**0**	**0**	**0**	**0**	**0**	**0**	**0**	**0**	**0**	**0**	**55.7**	**63.7**
06-00	**19**	**0**	**19**	**0**	**0**	**0**	**0**	**0**	**0**	**0**	**0**	**0**	**0**	**0**	**0**	**0**	**0**	**0**	**0**	**55.8**	**63.7**
00-00	**22**	**0**	**22**	**0**	**0**	**0**	**0**	**0**	**0**	**0**	**0**	**0**	**0**	**0**	**0**	**0**	**0**	**0**	**0**	**55**	**63.7**

DRAFT

Site 92
Location LS07430, Att - Telepole, Lat 54.14003, Long -6.84939
Direction North

3279 / Meath/Cavan/Monaghan ATC's
October 2013
Automatic Traffic Count

Mon, 14 October 2013

Time	Total	Classification												>PSL	>PSL%	>SL1	>SL1%	>SL2	>SL2%	Mean	Vpp
		1 MCL	2 SV	3 SVT	4 TB2	5 TB3	6 T4	7 ART3	8 ART4	9 ART5	10 ART6	11 BD	12 DRT	80	80	85 +5kph	85 +5kph	90 +10kph	90 +10kph		85
0000	0	0	0	0	0	0	0	0	0	0	0	0	0	0	0	0	0	0	0	-	-
0100	0	0	0	0	0	0	0	0	0	0	0	0	0	0	0	0	0	0	0	-	-
0200	0	0	0	0	0	0	0	0	0	0	0	0	0	0	0	0	0	0	0	-	-
0300	0	0	0	0	0	0	0	0	0	0	0	0	0	0	0	0	0	0	0	-	-
0400	0	0	0	0	0	0	0	0	0	0	0	0	0	0	0	0	0	0	0	-	-
0500	0	0	0	0	0	0	0	0	0	0	0	0	0	0	0	0	0	0	0	-	-
0600	0	0	0	0	0	0	0	0	0	0	0	0	0	0	0	0	0	0	0	-	-
0700	0	0	0	0	0	0	0	0	0	0	0	0	0	0	0	0	0	0	0	-	-
0800	1	0	1	0	0	0	0	0	0	0	0	0	0	0	0	0	0	0	0	73.9	-
0900	**5**	**0**	**5**	**0**	**0**	**0**	**0**	**0**	**0**	**0**	**0**	**0**	**0**	**0**	**0**	**0**	**0**	**0**	**0**	**44.4**	**-**
1000	2	0	1	0	0	0	1	0	0	0	0	0	0	0	0	0	0	0	0	57.5	-
1100	1	0	1	0	0	0	0	0	0	0	0	0	0	0	0	0	0	0	0	51	-
1200	8	0	8	0	0	0	0	0	0	0	0	0	0	0	0	0	0	0	0	45.8	-
1300	4	0	3	1	0	0	0	0	0	0	0	0	0	0	0	0	0	0	0	37.5	-
1400	6	0	4	1	0	0	0	0	0	1	0	0	0	1	16.7	0	0	0	0	47.8	-
1500	7	0	7	0	0	0	0	0	0	0	0	0	0	0	0	0	0	0	0	36.1	-
1600	**9**	**0**	**7**	**0**	**1**	**0**	**0**	**0**	**0**	**1**	**0**	**0**	**0**	**0**	**0**	**0**	**0**	**0**	**0**	**50.6**	**-**
1700	6	0	4	2	0	0	0	0	0	0	0	0	0	0	0	0	0	0	0	30.8	-
1800	3	0	3	0	0	0	0	0	0	0	0	0	0	1	33.3	0	0	0	0	70	-
1900	2	0	2	0	0	0	0	0	0	0	0	0	0	0	0	0	0	0	0	65.5	-
2000	2	0	1	1	0	0	0	0	0	0	0	0	0	0	0	0	0	0	0	41.1	-
2100	1	0	1	0	0	0	0	0	0	0	0	0	0	0	0	0	0	0	0	77.3	-
2200	1	0	1	0	0	0	0	0	0	0	0	0	0	0	0	0	0	0	0	51.8	-
2300	0	0	0	0	0	0	0	0	0	0	0	0	0	0	0	0	0	0	0	-	-
07-19	**52**	**0**	**44**	**4**	**1**	**0**	**1**	**0**	**0**	**2**	**0**	**0**	**0**	**2**	**3.8**	**0**	**0**	**0**	**0**	**45.5**	**65.9**
06-22	**57**	**0**	**48**	**5**	**1**	**0**	**1**	**0**	**0**	**2**	**0**	**0**	**0**	**2**	**3.5**	**0**	**0**	**0**	**0**	**46.6**	**66.2**
06-00	**58**	**0**	**49**	**5**	**1**	**0**	**1**	**0**	**0**	**2**	**0**	**0**	**0**	**2**	**3.4**	**0**	**0**	**0**	**0**	**46.7**	**66.2**
00-00	**58**	**0**	**49**	**5**	**1**	**0**	**1**	**0**	**0**	**2**	**0**	**0**	**0**	**2**	**3.4**	**0**	**0**	**0**	**0**	**46.7**	**66.2**

DRAFT

Site 92
Location LS07430, Att - Telepole, Lat 54.14003, Long -6.84939
Direction North

3279 / Meath/Cavan/Monaghan ATC's
October 2013
Automatic Traffic Count

Tue, 15 October 2013

Time	Total	Classification												>PSL	>PSL%	>SL1	>SL1%	>SL2	>SL2%	Mean	Vpp
		1 MCL	2 SV	3 SVT	4 TB2	5 TB3	6 T4	7 ART3	8 ART4	9 ART5	10 ART6	11 BD	12 DRT	80	80	85 +5kph	85 +5kph	90 +10kph	90 +10kph		85
0000	1	0	1	0	0	0	0	0	0	0	0	0	0	0	0	0	0	0	0	79.3	-
0100	0	0	0	0	0	0	0	0	0	0	0	0	0	0	0	0	0	0	0	-	-
0200	0	0	0	0	0	0	0	0	0	0	0	0	0	0	0	0	0	0	0	-	-
0300	0	0	0	0	0	0	0	0	0	0	0	0	0	0	0	0	0	0	0	-	-
0400	0	0	0	0	0	0	0	0	0	0	0	0	0	0	0	0	0	0	0	-	-
0500	0	0	0	0	0	0	0	0	0	0	0	0	0	0	0	0	0	0	0	-	-
0600	1	0	1	0	0	0	0	0	0	0	0	0	0	0	0	0	0	0	0	41.4	-
0700	0	0	0	0	0	0	0	0	0	0	0	0	0	0	0	0	0	0	0	-	-
0800	1	0	1	0	0	0	0	0	0	0	0	0	0	0	0	0	0	0	0	66.8	-
0900	1	0	1	0	0	0	0	0	0	0	0	0	0	0	0	0	0	0	0	46	-
1000	1	0	1	0	0	0	0	0	0	0	0	0	0	0	0	0	0	0	0	50.9	-
1100	**2**	**0**	**2**	**0**	**0**	**0**	**0**	**0**	**0**	**0**	**0**	**0**	**0**	**0**	**0**	**0**	**0**	**0**	**0**	**56.2**	**-**
1200	1	0	1	0	0	0	0	0	0	0	0	0	0	0	0	0	0	0	0	76.2	-
1300	1	0	1	0	0	0	0	0	0	0	0	0	0	1	100	1	100	0	0	88	-
1400	4	0	4	0	0	0	0	0	0	0	0	0	0	0	0	0	0	0	0	57	-
1500	1	0	1	0	0	0	0	0	0	0	0	0	0	0	0	0	0	0	0	52.4	-
1600	0	0	0	0	0	0	0	0	0	0	0	0	0	0	0	0	0	0	0	-	-
1700	**5**	**0**	**5**	**0**	**0**	**0**	**0**	**0**	**0**	**0**	**0**	**0**	**0**	**0**	**0**	**0**	**0**	**0**	**0**	**36**	**-**
1800	**5**	**0**	**4**	**0**	**0**	**0**	**1**	**0**	**0**	**0**	**0**	**0**	**0**	**1**	**20**	**0**	**0**	**0**	**0**	**60.5**	**-**
1900	2	0	2	0	0	0	0	0	0	0	0	0	0	0	0	0	0	0	0	62.7	-
2000	0	0	0	0	0	0	0	0	0	0	0	0	0	0	0	0	0	0	0	-	-
2100	0	0	0	0	0	0	0	0	0	0	0	0	0	0	0	0	0	0	0	-	-
2200	1	0	1	0	0	0	0	0	0	0	0	0	0	0	0	0	0	0	0	64.6	-
2300	0	0	0	0	0	0	0	0	0	0	0	0	0	0	0	0	0	0	0	0	0
07-19	**22**	**0**	**21**	**0**	**0**	**0**	**1**	**0**	**0**	**0**	**0**	**0**	**0**	**2**	**9.1**	**1**	**4.5**	**0**	**0**	**54.7**	**73.8**
06-22	**25**	**0**	**24**	**0**	**0**	**0**	**1**	**0**	**0**	**0**	**0**	**0**	**0**	**2**	**8**	**1**	**4**	**0**	**0**	**54.8**	**72**
06-00	**26**	**0**	**25**	**0**	**0**	**0**	**1**	**0**	**0**	**0**	**0**	**0**	**0**	**2**	**7.7**	**1**	**3.8**	**0**	**0**	**55.2**	**72**
00-00	**27**	**0**	**26**	**0**	**0**	**0**	**1**	**0**	**0**	**0**	**0**	**0**	**0**	**2**	**7.4**	**1**	**3.7**	**0**	**0**	**56.1**	**73.8**

DRAFT

Site 92
Location LS07430, Att - Telepole, Lat 54.14003, Long -6.84939
Direction North

3279 / Meath/Cavan/Monaghan ATC's
October 2013
Automatic Traffic Count

Virtual Day (7)

Time	Total	Classification												>PSL	>PSL%	>SL1	>SL1%	>SL2	>SL2%	Mean	Vpp
		1 MCL	2 SV	3 SVT	4 TB2	5 TB3	6 T4	7 ART3	8 ART4	9 ART5	10 ART6	11 BD	12 DRT	80	80	85 +5kph	85 +5kph	90 +10kph	90 +10kph		85
0000	0	0	0	0	0	0	0	0	0	0	0	0	0	0	0	0	0	0	0	79.3	-
0100	1	0	1	0	0	0	0	0	0	0	0	0	0	0	0	0	0	0	0	53.9	-
0200	0	0	0	0	0	0	0	0	0	0	0	0	0	0	0	0	0	0	0	-	-
0300	0	0	0	0	0	0	0	0	0	0	0	0	0	0	0	0	0	0	0	-	-
0400	0	0	0	0	0	0	0	0	0	0	0	0	0	0	0	0	0	0	0	-	-
0500	0	0	0	0	0	0	0	0	0	0	0	0	0	0	0	0	0	0	0	-	-
0600	0	0	0	0	0	0	0	0	0	0	0	0	0	0	0	0	0	0	0	57.1	-
0700	0	0	0	0	0	0	0	0	0	0	0	0	0	0	0	0	0	0	0	59.4	-
0800	1	0	1	0	0	0	0	0	0	0	0	0	0	0	0	0	0	0	0	65.4	-
0900	2	0	2	0	0	0	0	0	0	0	0	0	0	0	0	0	0	0	0	49.4	-
1000	2	0	2	0	0	0	0	0	0	0	0	0	0	0	7.1	0	0	0	0	45.5	-
1100	**3**	**0**	**3**	**0**	**0**	**0**	**0**	**0**	**0**	**0**	**0**	**0**	**0**	**0**	**4.5**	**0**	**0**	**0**	**0**	**45.2**	**-**
1200	3	0	3	0	0	0	0	0	0	0	0	0	0	0	0	0	0	0	0	50.9	-
1300	2	0	2	0	0	0	0	0	0	0	0	0	0	0	7.7	0	7.7	0	0	54.7	-
1400	**4**	**0**	**4**	**0**	**0**	**0**	**0**	**0**	**0**	**0**	**0**	**0**	**0**	**0**	**7.1**	**0**	**3.6**	**0**	**0**	**54.4**	**-**
1500	2	0	2	0	0	0	0	0	0	0	0	0	0	0	0	0	0	0	0	43.3	-
1600	2	0	2	0	0	0	0	0	0	0	0	0	0	0	0	0	0	0	0	52.3	-
1700	3	0	2	0	0	0	0	0	0	0	0	0	0	0	5.6	0	5.6	0	0	46.6	-
1800	3	0	2	0	0	0	0	0	0	0	0	0	0	0	11.1	0	0	0	0	61	-
1900	2	0	2	0	0	0	0	0	0	0	0	0	0	0	0	0	0	0	0	65.6	-
2000	2	0	2	0	0	0	0	0	0	0	0	0	0	0	0	0	0	0	0	58.9	-
2100	1	0	1	0	0	0	0	0	0	0	0	0	0	0	0	0	0	0	0	60.2	-
2200	1	0	1	0	0	0	0	0	0	0	0	0	0	0	0	0	0	0	0	55.3	-
2300	0	0	0	0	0	0	0	0	0	0	0	0	0	0	0	0	0	0	0	-	-
07-19	**26**	**0**	**24**	**1**	**0**	**0**	**1**	**0**	**0**	**0**	**0**	**0**	**0**	**1**	**4.3**	**0**	**1.6**	**0**	**0**	**51.2**	**70.6**
06-22	**32**	**0**	**28**	**1**	**0**	**0**	**1**	**0**	**0**	**0**	**0**	**0**	**0**	**1**	**3.6**	**0**	**1.4**	**0**	**0**	**53**	**72.7**
06-00	**32**	**0**	**29**	**1**	**0**	**0**	**1**	**0**	**0**	**0**	**0**	**0**	**0**	**1**	**3.5**	**0**	**1.3**	**0**	**0**	**53**	**72.7**
00-00	**33**	**0**	**30**	**1**	**0**	**0**	**1**	**0**	**0**	**0**	**0**	**0**	**0**	**1**	**3.4**	**0**	**1.3**	**0**	**0**	**53.2**	**72.7**

DRAFT

Site 92
Location LS07430, Att - Telepole, Lat 54.14003, Long -6.84939
Direction North

3279 / Meath/Cavan/Monaghan ATC's
October 2013
Automatic Traffic Count

Virtual Week (1)

Time	Total	Classification												>PSL	>PSL%	>SL1	>SL1%	>SL2	>SL2%	Mean	Vpp
		1 MCL	2 SV	3 SVT	4 TB2	5 TB3	6 T4	7 ART3	8 ART4	9 ART5	10 ART6	11 BD	12 DRT	80	80	85 +5kph	85 +5kph	90 +10kph	90 +10kph		85
Mon	58	0	49	5	1	0	1	0	0	2	0	0	0	2	3.4	0	0	0	0	46.7	66.2
Tue	27	0	26	0	0	0	1	0	0	0	0	0	0	2	7.4	1	3.7	0	0	56.1	73.8
Wed	32	0	30	0	0	0	2	0	0	0	0	0	0	0	0	0	0	0	0	50.5	71.6
Thu	35	0	30	3	1	1	0	0	0	0	0	0	0	0	0	0	0	0	0	48.3	68
Fri	25	0	24	0	0	0	1	0	0	0	0	0	0	2	8	1	4	0	0	63.3	74.9
| Sat	33	0	28	2	1	0	2	0	0	0	0	0	0	2	6.1	1	3	0	0	60.9	73.8
| Sun	22	0	22	0	0	0	0	0	0	0	0	0	0	0	0	0	0	0	0	55	63.7
5 Day Ave.	**35**	**0**	**32**	**2**	**0**	**0**	**1**	**0**	**0**	**0**	**0**	**0**	**0**	**1**	**2.9**	**0**	**0.0**	**0**	**0.0**	**53.0**	**70.9**
7 Day Ave.	**33**	**0**	**30**	**1**	**0**	**0**	**1**	**0**	**0**	**0**	**0**	**0**	**0**	**1**	**3.4**	**0**	**1.3**	**0**	**0.0**	**53.2**	**72.7**
--	**232**	**0**	**209**	**10**	**3**	**1**	**7**	**0**	**0**	**2**	**0**	**0**	**0**	**8**	**3.4**	**3**	**1.3**	**0**	**0.0**	**53.2**	**72.7**

Summary Graphs

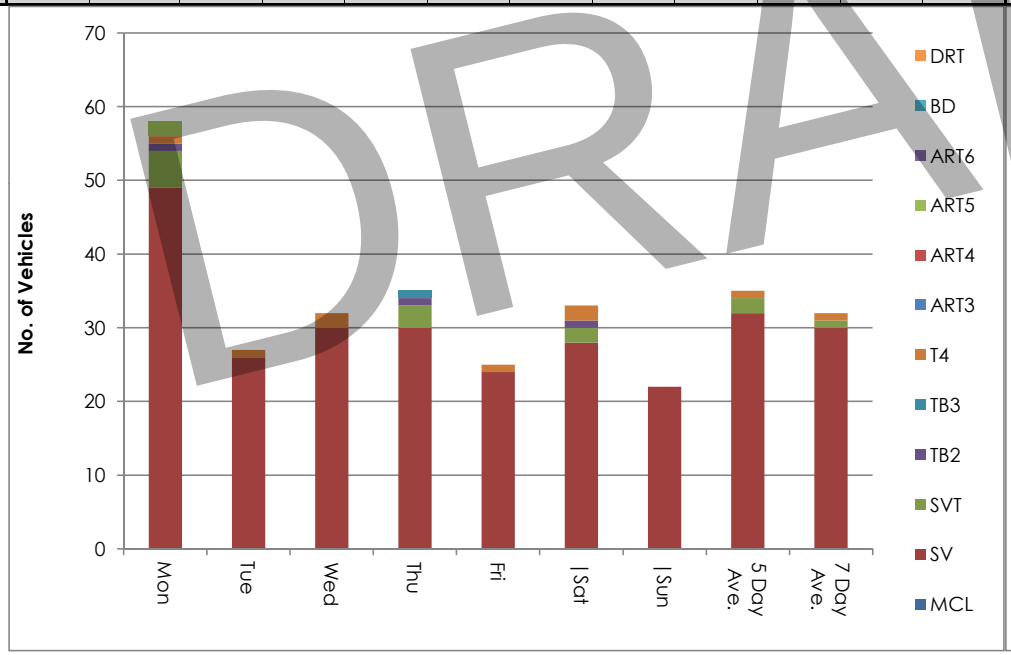

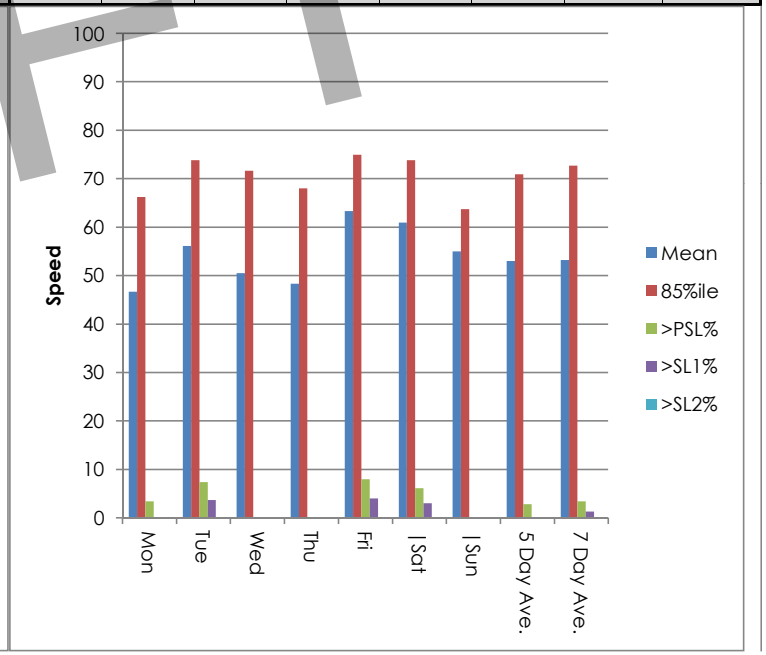

DRAFT

Site 92
Location LS07430, Att - Telepole, Lat 54.14003, Long -6.84939
Direction North

3279 / Meath/Cavan/Monaghan ATC's
October 2013
Automatic Traffic Count

Wed, 9 October 2013

Time	Total	Speed Bins (km/h)																											
		0 - 5	5 - 10	10 - 15	15 - 20	20 - 25	25 - 30	30 - 35	35 - 40	40 - 45	45 - 50	50 - 55	55 - 60	60 - 65	65 - 70	70 - 75	75 - 80	80 - 85	85 - 90	90 - 95	95 - 100	100 - 105	105 - 110	110 - 115	115 - 120	120 - 125	125 - 130	130 - 135	135 - 140
0000	0	0	0	0	0	0	0	0	0	0	0	0	0	0	0	0	0	0	0	0	0	0	0	0	0	0	0	0	0
0100	1	0	0	0	0	0	0	0	0	0	0	0	0	0	1	0	0	0	0	0	0	0	0	0	0	0	0	0	0
0200	0	0	0	0	0	0	0	0	0	0	0	0	0	0	0	0	0	0	0	0	0	0	0	0	0	0	0	0	0
0300	0	0	0	0	0	0	0	0	0	0	0	0	0	0	0	0	0	0	0	0	0	0	0	0	0	0	0	0	0
0400	0	0	0	0	0	0	0	0	0	0	0	0	0	0	0	0	0	0	0	0	0	0	0	0	0	0	0	0	0
0500	0	0	0	0	0	0	0	0	0	0	0	0	0	0	0	0	0	0	0	0	0	0	0	0	0	0	0	0	0
0600	0	0	0	0	0	0	0	0	0	0	0	0	0	0	0	0	0	0	0	0	0	0	0	0	0	0	0	0	0
0700	1	0	0	0	0	0	0	0	0	0	0	1	0	0	0	0	0	0	0	0	0	0	0	0	0	0	0	0	0
0800	1	0	0	0	0	0	0	0	0	0	0	0	0	1	0	0	0	0	0	0	0	0	0	0	0	0	0	0	0
0900	1	0	0	0	0	0	0	0	0	0	1	0	0	0	0	0	0	0	0	0	0	0	0	0	0	0	0	0	0
1000	**4**	**0**	**1**	**0**	**0**	**0**	**0**	**3**	**0**	**0**	**0**	**0**	**0**	**0**	**0**	**0**	**0**	**0**	**0**	**0**	**0**	**0**	**0**	**0**	**0**	**0**	**0**	**0**	**0**
1100	**4**	**0**	**0**	**1**	**0**	**0**	**1**	**0**	**1**	**0**	**0**	**0**	**0**	**1**	**0**	**0**	**0**	**0**	**0**	**0**	**0**	**0**	**0**	**0**	**0**	**0**	**0**	**0**	**0**
1200	3	0	0	0	0	0	0	0	0	0	0	0	0	1	0	2	0	0	0	0	0	0	0	0	0	0	0	0	0
1300	2	0	0	0	0	0	1	0	0	0	0	1	0	0	0	0	0	0	0	0	0	0	0	0	0	0	0	0	0
1400	**5**	**0**	**0**	**0**	**0**	**0**	**0**	**0**	**0**	**1**	**1**	**0**	**2**	**0**	**0**	**1**	**0**	**0**	**0**	**0**	**0**	**0**	**0**	**0**	**0**	**0**	**0**	**0**	**0**
1500	1	0	0	0	0	0	0	1	0	0	0	0	0	0	0	0	0	0	0	0	0	0	0	0	0	0	0	0	0
1600	0	0	0	0	0	0	0	0	0	0	0	0	0	0	0	0	0	0	0	0	0	0	0	0	0	0	0	0	0
1700	1	0	0	0	0	0	0	0	0	0	0	0	0	0	1	0	0	0	0	0	0	0	0	0	0	0	0	0	0
1800	2	0	0	0	0	0	0	0	0	0	0	0	0	1	0	0	1	0	0	0	0	0	0	0	0	0	0	0	0
1900	1	0	0	0	0	0	0	0	0	0	0	0	0	0	0	0	1	0	0	0	0	0	0	0	0	0	0	0	0
2000	2	0	0	0	0	0	0	0	0	0	0	1	0	0	0	1	0	0	0	0	0	0	0	0	0	0	0	0	0
2100	2	0	0	1	0	0	0	0	0	0	0	0	0	0	0	1	0	0	0	0	0	0	0	0	0	0	0	0	0
2200	1	0	0	0	0	0	0	0	0	0	0	0	0	0	0	1	0	0	0	0	0	0	0	0	0	0	0	0	0
2300	0	0	0	0	0	0	0	0	0	0	0	0	0	0	0	0	0	0	0	0	0	0	0	0	0	0	0	0	0
07-19	**25**	**0**	**1**	**1**	**0**	**0**	**2**	**4**	**1**	**1**	**2**	**2**	**2**	**4**	**1**	**3**	**1**	**0**	**0**	**0**	**0**	**0**	**0**	**0**	**0**	**0**	**0**	**0**	**0**
06-22	**30**	**0**	**1**	**2**	**0**	**0**	**2**	**4**	**1**	**1**	**2**	**3**	**2**	**4**	**1**	**5**	**2**	**0**	**0**	**0**	**0**	**0**	**0**	**0**	**0**	**0**	**0**	**0**	**0**
06-00	**31**	**0**	**1**	**2**	**0**	**0**	**2**	**4**	**1**	**1**	**2**	**3**	**2**	**4**	**1**	**6**	**2**	**0**	**0**	**0**	**0**	**0**	**0**	**0**	**0**	**0**	**0**	**0**	**0**
00-00	**32**	**0**	**1**	**2**	**0**	**0**	**2**	**4**	**1**	**1**	**2**	**3**	**2**	**4**	**2**	**6**	**2**	**0**	**0**	**0**	**0**	**0**	**0**	**0**	**0**	**0**	**0**	**0**	**0**

DRAFT

Site 92
Location LS07430, Att - Telepole, Lat 54.14003, Long -6.84939
Direction North

3279 / Meath/Cavan/Monaghan ATC's
October 2013
Automatic Traffic Count

Thu, 10 October 2013

Time	Total	Speed Bins (km/h)																											
		0 - 5	5 - 10	10 - 15	15 - 20	20 - 25	25 - 30	30 - 35	35 - 40	40 - 45	45 - 50	50 - 55	55 - 60	60 - 65	65 - 70	70 - 75	75 - 80	80 - 85	85 - 90	90 - 95	95 - 100	100 - 105	105 - 110	110 - 115	115 - 120	120 - 125	125 - 130	130 - 135	135 - 140
0000	0	0	0	0	0	0	0	0	0	0	0	0	0	0	0	0	0	0	0	0	0	0	0	0	0	0	0	0	0
0100	0	0	0	0	0	0	0	0	0	0	0	0	0	0	0	0	0	0	0	0	0	0	0	0	0	0	0	0	0
0200	0	0	0	0	0	0	0	0	0	0	0	0	0	0	0	0	0	0	0	0	0	0	0	0	0	0	0	0	0
0300	0	0	0	0	0	0	0	0	0	0	0	0	0	0	0	0	0	0	0	0	0	0	0	0	0	0	0	0	0
0400	0	0	0	0	0	0	0	0	0	0	0	0	0	0	0	0	0	0	0	0	0	0	0	0	0	0	0	0	0
0500	0	0	0	0	0	0	0	0	0	0	0	0	0	0	0	0	0	0	0	0	0	0	0	0	0	0	0	0	0
0600	0	0	0	0	0	0	0	0	0	0	0	0	0	0	0	0	0	0	0	0	0	0	0	0	0	0	0	0	0
0700	1	0	0	0	0	0	0	0	0	0	0	0	0	0	1	0	0	0	0	0	0	0	0	0	0	0	0	0	0
0800	1	0	0	0	0	0	0	0	0	0	0	0	0	0	1	0	0	0	0	0	0	0	0	0	0	0	0	0	0
0900	2	0	0	0	0	0	0	0	0	0	0	0	2	0	0	0	0	0	0	0	0	0	0	0	0	0	0	0	0
1000	0	0	0	0	0	0	0	0	0	0	0	0	0	0	0	0	0	0	0	0	0	0	0	0	0	0	0	0	0
1100	**8**	**0**	**0**	**1**	**0**	**1**	**0**	**0**	**2**	**1**	**2**	**1**	**0**	**0**	**0**	**0**	**0**	**0**	**0**	**0**	**0**	**0**	**0**	**0**	**0**	**0**	**0**	**0**	**0**
1200	3	0	0	0	0	1	0	0	1	1	0	0	0	0	0	0	0	0	0	0	0	0	0	0	0	0	0	0	0
1300	2	0	0	0	0	0	0	0	0	1	0	0	0	0	0	0	1	0	0	0	0	0	0	0	0	0	0	0	0
1400	**6**	**0**	**0**	**0**	**1**	**0**	**0**	**0**	**0**	**0**	**1**	**1**	**1**	**1**	**0**	**0**	**1**	**0**	**0**	**0**	**0**	**0**	**0**	**0**	**0**	**0**	**0**	**0**	**0**
1500	2	0	0	0	0	0	0	1	0	0	0	0	1	0	0	0	0	0	0	0	0	0	0	0	0	0	0	0	0
1600	2	0	0	0	0	1	0	0	0	0	0	0	0	0	0	1	0	0	0	0	0	0	0	0	0	0	0	0	0
1700	0	0	0	0	0	0	0	0	0	0	0	0	0	0	0	0	0	0	0	0	0	0	0	0	0	0	0	0	0
1800	1	0	0	0	0	0	0	0	0	0	0	0	0	0	1	0	0	0	0	0	0	0	0	0	0	0	0	0	0
1900	3	0	0	0	0	0	0	0	0	0	1	0	1	1	0	0	0	0	0	0	0	0	0	0	0	0	0	0	0
2000	3	0	0	0	0	1	0	0	0	0	1	0	0	0	0	0	1	0	0	0	0	0	0	0	0	0	0	0	0
2100	0	0	0	0	0	0	0	0	0	0	0	0	0	0	0	0	0	0	0	0	0	0	0	0	0	0	0	0	0
2200	1	0	0	0	0	0	0	0	1	0	0	0	0	0	0	0	0	0	0	0	0	0	0	0	0	0	0	0	0
2300	0	0	0	0	0	0	0	0	0	0	0	0	0	0	0	0	0	0	0	0	0	0	0	0	0	0	0	0	0
07-19	**28**	**0**	**0**	**1**	**1**	**3**	**0**	**1**	**3**	**3**	**3**	**2**	**4**	**1**	**3**	**1**	**2**	**0**	**0**	**0**	**0**	**0**	**0**	**0**	**0**	**0**	**0**	**0**	**0**	**0**
06-22	**34**	**0**	**0**	**1**	**1**	**4**	**0**	**1**	**3**	**3**	**5**	**2**	**5**	**2**	**3**	**1**	**3**	**0**	**0**	**0**	**0**	**0**	**0**	**0**	**0**	**0**	**0**	**0**	**0**	**0**
06-00	**35**	**0**	**0**	**1**	**1**	**4**	**0**	**1**	**4**	**3**	**5**	**2**	**5**	**2**	**3**	**1**	**3**	**0**	**0**	**0**	**0**	**0**	**0**	**0**	**0**	**0**	**0**	**0**	**0**	**0**
00-00	**35**	**0**	**0**	**1**	**1**	**4**	**0**	**1**	**4**	**3**	**5**	**2**	**5**	**2**	**3**	**1**	**3**	**0**	**0**	**0**	**0**	**0**	**0**	**0**	**0**	**0**	**0**	**0**	**0**	**0**

DRAFT

Site 92
Location LS07430, Att - Telepole, Lat 54.14003, Long -6.84939
Direction North

3279 / Meath/Cavan/Monaghan ATC's
October 2013
Automatic Traffic Count

Fri, 11 October 2013

Time	Total	Speed Bins (km/h)																											
		0 - 5	5 - 10	10 - 15	15 - 20	20 - 25	25 - 30	30 - 35	35 - 40	40 - 45	45 - 50	50 - 55	55 - 60	60 - 65	65 - 70	70 - 75	75 - 80	80 - 85	85 - 90	90 - 95	95 - 100	100 - 105	105 - 110	110 - 115	115 - 120	120 - 125	125 - 130	130 - 135	135 - 140
0000	0	0	0	0	0	0	0	0	0	0	0	0	0	0	0	0	0	0	0	0	0	0	0	0	0	0	0	0	0
0100	0	0	0	0	0	0	0	0	0	0	0	0	0	0	0	0	0	0	0	0	0	0	0	0	0	0	0	0	0
0200	0	0	0	0	0	0	0	0	0	0	0	0	0	0	0	0	0	0	0	0	0	0	0	0	0	0	0	0	0
0300	0	0	0	0	0	0	0	0	0	0	0	0	0	0	0	0	0	0	0	0	0	0	0	0	0	0	0	0	0
0400	0	0	0	0	0	0	0	0	0	0	0	0	0	0	0	0	0	0	0	0	0	0	0	0	0	0	0	0	0
0500	0	0	0	0	0	0	0	0	0	0	0	0	0	0	0	0	0	0	0	0	0	0	0	0	0	0	0	0	0
0600	1	0	0	0	0	0	0	0	0	0	0	0	0	0	0	1	0	0	0	0	0	0	0	0	0	0	0	0	0
0700	0	0	0	0	0	0	0	0	0	0	0	0	0	0	0	0	0	0	0	0	0	0	0	0	0	0	0	0	0
0800	1	0	0	0	0	0	0	0	0	0	0	0	1	0	0	0	0	0	0	0	0	0	0	0	0	0	0	0	0
0900	2	0	0	0	0	0	0	0	0	0	0	0	1	0	0	1	0	0	0	0	0	0	0	0	0	0	0	0	0
1000	2	0	0	0	0	0	1	0	0	0	0	0	0	1	0	0	0	0	0	0	0	0	0	0	0	0	0	0	0
1100	**3**	**0**	**0**	**0**	**0**	**0**	**0**	**0**	**0**	**1**	**0**	**0**	**0**	**1**	**0**	**0**	**0**	**1**	**0**	**0**	**0**	**0**	**0**	**0**	**0**	**0**	**0**	**0**	**0**
1200	1	0	0	0	0	0	0	0	0	0	0	0	0	0	0	1	0	0	0	0	0	0	0	0	0	0	0	0	0
1300	0	0	0	0	0	0	0	0	0	0	0	0	0	0	0	0	0	0	0	0	0	0	0	0	0	0	0	0	0
1400	2	0	0	0	0	0	0	0	0	0	0	1	0	0	0	0	0	0	1	0	0	0	0	0	0	0	0	0	0
1500	2	0	0	0	0	0	0	0	0	0	0	0	0	1	0	1	0	0	0	0	0	0	0	0	0	0	0	0	0
1600	1	0	0	0	0	0	0	0	0	0	0	0	1	0	0	0	0	0	0	0	0	0	0	0	0	0	0	0	0
1700	2	0	0	0	0	0	0	0	0	0	0	0	2	0	0	0	0	0	0	0	0	0	0	0	0	0	0	0	0
1800	1	0	0	0	0	0	0	0	0	0	0	0	0	0	1	0	0	0	0	0	0	0	0	0	0	0	0	0	0
1900	**3**	**0**	**0**	**0**	**0**	**0**	**0**	**0**	**0**	**0**	**0**	**1**	**0**	**1**	**0**	**0**	**1**	**0**	**0**	**0**	**0**	**0**	**0**	**0**	**0**	**0**	**0**	**0**	**0**
2000	2	0	0	0	0	0	0	0	0	0	0	0	0	0	0	1	1	0	0	0	0	0	0	0	0	0	0	0	0
2100	1	0	0	0	0	0	0	0	0	0	0	0	0	0	1	0	0	0	0	0	0	0	0	0	0	0	0	0	0
2200	1	0	0	0	0	0	0	0	0	0	1	0	0	0	0	0	0	0	0	0	0	0	0	0	0	0	0	0	0
2300	0	0	0	0	0	0	0	0	0	0	0	0	0	0	0	0	0	0	0	0	0	0	0	0	0	0	0	0	0
07-19	**17**	**0**	**0**	**0**	**0**	**0**	**1**	**0**	**0**	**1**	**0**	**1**	**5**	**3**	**1**	**3**	**0**	**1**	**1**	**0**	**0**	**0**	**0**	**0**	**0**	**0**	**0**	**0**	**0**
06-22	**24**	**0**	**0**	**0**	**0**	**0**	**1**	**0**	**0**	**1**	**0**	**2**	**5**	**4**	**2**	**5**	**2**	**1**	**1**	**0**	**0**	**0**	**0**	**0**	**0**	**0**	**0**	**0**	**0**
06-00	**25**	**0**	**0**	**0**	**0**	**0**	**1**	**0**	**0**	**1**	**1**	**2**	**5**	**4**	**2**	**5**	**2**	**1**	**1**	**0**	**0**	**0**	**0**	**0**	**0**	**0**	**0**	**0**	**0**
00-00	**25**	**0**	**0**	**0**	**0**	**0**	**1**	**0**	**0**	**1**	**1**	**2**	**5**	**4**	**2**	**5**	**2**	**1**	**1**	**0**	**0**	**0**	**0**	**0**	**0**	**0**	**0**	**0**	**0**

DRAFT

Site 92
Location LS07430, Att - Telepole, Lat 54.14003, Long -6.84939
Direction North

3279 / Meath/Cavan/Monaghan ATC's
October 2013
Automatic Traffic Count

Sat, 12 October 2013

Time	Total	Speed Bins (km/h)																											
		0 - 5	5 - 10	10 - 15	15 - 20	20 - 25	25 - 30	30 - 35	35 - 40	40 - 45	45 - 50	50 - 55	55 - 60	60 - 65	65 - 70	70 - 75	75 - 80	80 - 85	85 - 90	90 - 95	95 - 100	100 - 105	105 - 110	110 - 115	115 - 120	120 - 125	125 - 130	130 - 135	135 - 140
0000	0	0	0	0	0	0	0	0	0	0	0	0	0	0	0	0	0	0	0	0	0	0	0	0	0	0	0	0	0
0100	0	0	0	0	0	0	0	0	0	0	0	0	0	0	0	0	0	0	0	0	0	0	0	0	0	0	0	0	0
0200	0	0	0	0	0	0	0	0	0	0	0	0	0	0	0	0	0	0	0	0	0	0	0	0	0	0	0	0	0
0300	0	0	0	0	0	0	0	0	0	0	0	0	0	0	0	0	0	0	0	0	0	0	0	0	0	0	0	0	0
0400	0	0	0	0	0	0	0	0	0	0	0	0	0	0	0	0	0	0	0	0	0	0	0	0	0	0	0	0	0
0500	0	0	0	0	0	0	0	0	0	0	0	0	0	0	0	0	0	0	0	0	0	0	0	0	0	0	0	0	0
0600	0	0	0	0	0	0	0	0	0	0	0	0	0	0	0	0	0	0	0	0	0	0	0	0	0	0	0	0	0
0700	0	0	0	0	0	0	0	0	0	0	0	0	0	0	0	0	0	0	0	0	0	0	0	0	0	0	0	0	0
0800	1	0	0	0	0	0	0	0	0	0	0	0	0	1	0	0	0	0	0	0	0	0	0	0	0	0	0	0	0
0900	2	0	0	1	0	0	0	0	0	0	0	0	0	0	0	1	0	0	0	0	0	0	0	0	0	0	0	0	0
1000	**3**	**0**	**0**	**0**	**0**	**0**	**0**	**0**	**0**	**1**	**0**	**0**	**0**	**0**	**1**	**0**	**0**	**1**	**0**	**0**	**0**	**0**	**0**	**0**	**0**	**0**	**0**	**0**	**0**
1100	2	0	0	0	0	0	0	0	0	0	0	2	0	0	0	0	0	0	0	0	0	0	0	0	0	0	0	0	0
1200	1	0	0	0	0	0	0	0	0	0	0	0	1	0	0	0	0	0	0	0	0	0	0	0	0	0	0	0	0
1300	4	0	0	0	0	0	0	0	0	0	0	0	0	1	1	2	0	0	0	0	0	0	0	0	0	0	0	0	0
1400	2	0	0	0	0	0	0	0	0	0	1	0	0	1	0	0	0	0	0	0	0	0	0	0	0	0	0	0	0
1500	0	0	0	0	0	0	0	0	0	0	0	0	0	0	0	0	0	0	0	0	0	0	0	0	0	0	0	0	0
1600	4	0	0	0	0	0	1	0	0	0	0	1	0	0	1	0	1	0	0	0	0	0	0	0	0	0	0	0	0
1700	2	0	0	0	0	0	0	0	0	0	0	0	0	0	1	0	0	0	1	0	0	0	0	0	0	0	0	0	0
1800	**5**	**0**	**0**	**0**	**0**	**0**	**0**	**0**	**0**	**0**	**2**	**0**	**2**	**1**	**0**	**0**	**0**	**0**	**0**	**0**	**0**	**0**	**0**	**0**	**0**	**0**	**0**	**0**	**0**
1900	3	0	0	0	0	0	0	0	0	0	0	0	0	0	0	2	1	0	0	0	0	0	0	0	0	0	0	0	0
2000	3	0	0	0	0	0	0	0	0	0	1	0	0	0	0	2	0	0	0	0	0	0	0	0	0	0	0	0	0
2100	1	0	0	0	0	0	0	0	0	0	0	0	1	0	0	0	0	0	0	0	0	0	0	0	0	0	0	0	0
2200	0	0	0	0	0	0	0	0	0	0	0	0	0	0	0	0	0	0	0	0	0	0	0	0	0	0	0	0	0
2300	0	0	0	0	0	0	0	0	0	0	0	0	0	0	0	0	0	0	0	0	0	0	0	0	0	0	0	0	0
07-19	**26**	**0**	**0**	**1**	**0**	**0**	**1**	**0**	**0**	**1**	**3**	**3**	**3**	**4**	**4**	**3**	**1**	**1**	**1**	**0**	**0**	**0**	**0**	**0**	**0**	**0**	**0**	**0**	**0**
06-22	**33**	**0**	**0**	**1**	**0**	**0**	**1**	**0**	**0**	**1**	**4**	**3**	**4**	**4**	**4**	**7**	**2**	**1**	**1**	**0**	**0**	**0**	**0**	**0**	**0**	**0**	**0**	**0**	**0**
06-00	**33**	**0**	**0**	**1**	**0**	**0**	**1**	**0**	**0**	**1**	**4**	**3**	**4**	**4**	**4**	**7**	**2**	**1**	**1**	**0**	**0**	**0**	**0**	**0**	**0**	**0**	**0**	**0**	**0**
00-00	**33**	**0**	**0**	**1**	**0**	**0**	**1**	**0**	**0**	**1**	**4**	**3**	**4**	**4**	**4**	**7**	**2**	**1**	**1**	**0**	**0**	**0**	**0**	**0**	**0**	**0**	**0**	**0**	**0**

DRAFT

Site 92
Location LS07430, Att - Telepole, Lat 54.14003, Long -6.84939
Direction North

3279 / Meath/Cavan/Monaghan ATC's
October 2013
Automatic Traffic Count

Sun, 13 October 2013

Time	Total	Speed Bins (km/h)																											
		0 - 5	5 - 10	10 - 15	15 - 20	20 - 25	25 - 30	30 - 35	35 - 40	40 - 45	45 - 50	50 - 55	55 - 60	60 - 65	65 - 70	70 - 75	75 - 80	80 - 85	85 - 90	90 - 95	95 - 100	100 - 105	105 - 110	110 - 115	115 - 120	120 - 125	125 - 130	130 - 135	135 - 140
0000	0	0	0	0	0	0	0	0	0	0	0	0	0	0	0	0	0	0	0	0	0	0	0	0	0	0	0	0	0
0100	**3**	**0**	**0**	**0**	**0**	**0**	**0**	**0**	**0**	**1**	**0**	**1**	**1**	**0**	**0**	**0**	**0**	**0**	**0**	**0**	**0**	**0**	**0**	**0**	**0**	**0**	**0**	**0**	**0**
0200	0	0	0	0	0	0	0	0	0	0	0	0	0	0	0	0	0	0	0	0	0	0	0	0	0	0	0	0	0
0300	0	0	0	0	0	0	0	0	0	0	0	0	0	0	0	0	0	0	0	0	0	0	0	0	0	0	0	0	0
0400	0	0	0	0	0	0	0	0	0	0	0	0	0	0	0	0	0	0	0	0	0	0	0	0	0	0	0	0	0
0500	0	0	0	0	0	0	0	0	0	0	0	0	0	0	0	0	0	0	0	0	0	0	0	0	0	0	0	0	0
0600	0	0	0	0	0	0	0	0	0	0	0	0	0	0	0	0	0	0	0	0	0	0	0	0	0	0	0	0	0
0700	0	0	0	0	0	0	0	0	0	0	0	0	0	0	0	0	0	0	0	0	0	0	0	0	0	0	0	0	0
0800	0	0	0	0	0	0	0	0	0	0	0	0	0	0	0	0	0	0	0	0	0	0	0	0	0	0	0	0	0
0900	0	0	0	0	0	0	0	0	0	0	0	0	0	0	0	0	0	0	0	0	0	0	0	0	0	0	0	0	0
1000	2	0	0	0	0	0	0	0	1	0	0	0	1	0	0	0	0	0	0	0	0	0	0	0	0	0	0	0	0
1100	2	0	0	0	0	0	0	0	0	1	0	0	0	1	0	0	0	0	0	0	0	0	0	0	0	0	0	0	0
1200	**3**	**0**	**0**	**0**	**0**	**0**	**0**	**0**	**1**	**1**	**0**	**1**	**0**	**0**	**0**	**0**	**0**	**0**	**0**	**0**	**0**	**0**	**0**	**0**	**0**	**0**	**0**	**0**	**0**
1300	0	0	0	0	0	0	0	0	0	0	0	0	0	0	0	0	0	0	0	0	0	0	0	0	0	0	0	0	0
1400	**3**	**0**	**0**	**0**	**0**	**0**	**0**	**0**	**0**	**1**	**0**	**0**	**1**	**0**	**0**	**1**	**0**	**0**	**0**	**0**	**0**	**0**	**0**	**0**	**0**	**0**	**0**	**0**	**0**
1500	0	0	0	0	0	0	0	0	0	0	0	0	0	0	0	0	0	0	0	0	0	0	0	0	0	0	0	0	0
1600	1	0	0	0	0	0	0	0	0	0	0	0	0	1	0	0	0	0	0	0	0	0	0	0	0	0	0	0	0
1700	2	0	0	0	0	0	0	0	0	0	0	0	1	0	0	0	1	0	0	0	0	0	0	0	0	0	0	0	0
1800	1	0	0	0	0	0	0	0	0	1	0	0	0	0	0	0	0	0	0	0	0	0	0	0	0	0	0	0	0
1900	0	0	0	0	0	0	0	0	0	0	0	0	0	0	0	0	0	0	0	0	0	0	0	0	0	0	0	0	0
2000	2	0	0	0	0	0	0	0	0	0	0	0	1	1	0	0	0	0	0	0	0	0	0	0	0	0	0	0	0
2100	2	0	0	0	0	0	0	0	0	0	0	0	1	0	0	0	1	0	0	0	0	0	0	0	0	0	0	0	0
2200	1	0	0	0	0	0	0	0	0	0	0	0	1	0	0	0	0	0	0	0	0	0	0	0	0	0	0	0	0
2300	0	0	0	0	0	0	0	0	0	0	0	0	0	0	0	0	0	0	0	0	0	0	0	0	0	0	0	0	0
07-19	**14**	**0**	**0**	**0**	**0**	**0**	**0**	**0**	**2**	**4**	**0**	**1**	**3**	**2**	**0**	**1**	**1**	**0**	**0**	**0**	**0**	**0**	**0**	**0**	**0**	**0**	**0**	**0**	**0**
06-22	**18**	**0**	**0**	**0**	**0**	**0**	**0**	**0**	**2**	**4**	**0**	**1**	**5**	**3**	**0**	**1**	**2**	**0**	**0**	**0**	**0**	**0**	**0**	**0**	**0**	**0**	**0**	**0**	**0**
06-00	**19**	**0**	**0**	**0**	**0**	**0**	**0**	**0**	**2**	**4**	**0**	**1**	**6**	**3**	**0**	**1**	**2**	**0**	**0**	**0**	**0**	**0**	**0**	**0**	**0**	**0**	**0**	**0**	**0**
00-00	**22**	**0**	**0**	**0**	**0**	**0**	**0**	**0**	**2**	**5**	**0**	**2**	**7**	**3**	**0**	**1**	**2**	**0**	**0**	**0**	**0**	**0**	**0**	**0**	**0**	**0**	**0**	**0**	**0**

DRAFT

Site 92
Location LS07430, Att - Telepole, Lat 54.14003, Long -6.84939
Direction North

3279 / Meath/Cavan/Monaghan ATC's
October 2013
Automatic Traffic Count

Mon, 14 October 2013

Time	Total	Speed Bins (km/h)																											
		0 - 5	5 - 10	10 - 15	15 - 20	20 - 25	25 - 30	30 - 35	35 - 40	40 - 45	45 - 50	50 - 55	55 - 60	60 - 65	65 - 70	70 - 75	75 - 80	80 - 85	85 - 90	90 - 95	95 - 100	100 - 105	105 - 110	110 - 115	115 - 120	120 - 125	125 - 130	130 - 135	135 - 140
0000	0	0	0	0	0	0	0	0	0	0	0	0	0	0	0	0	0	0	0	0	0	0	0	0	0	0	0	0	0
0100	0	0	0	0	0	0	0	0	0	0	0	0	0	0	0	0	0	0	0	0	0	0	0	0	0	0	0	0	0
0200	0	0	0	0	0	0	0	0	0	0	0	0	0	0	0	0	0	0	0	0	0	0	0	0	0	0	0	0	0
0300	0	0	0	0	0	0	0	0	0	0	0	0	0	0	0	0	0	0	0	0	0	0	0	0	0	0	0	0	0
0400	0	0	0	0	0	0	0	0	0	0	0	0	0	0	0	0	0	0	0	0	0	0	0	0	0	0	0	0	0
0500	0	0	0	0	0	0	0	0	0	0	0	0	0	0	0	0	0	0	0	0	0	0	0	0	0	0	0	0	0
0600	0	0	0	0	0	0	0	0	0	0	0	0	0	0	0	0	0	0	0	0	0	0	0	0	0	0	0	0	0
0700	0	0	0	0	0	0	0	0	0	0	0	0	0	0	0	0	0	0	0	0	0	0	0	0	0	0	0	0	0
0800	1	0	0	0	0	0	0	0	0	0	0	0	0	0	1	0	0	0	0	0	0	0	0	0	0	0	0	0	0
0900	**5**	**0**	**0**	**0**	**0**	**0**	**0**	**2**	**1**	**0**	**0**	**0**	**1**	**0**	**1**	**0**	**0**	**0**	**0**	**0**	**0**	**0**	**0**	**0**	**0**	**0**	**0**	**0**	**0**
1000	2	0	0	0	0	0	0	0	0	0	0	0	2	0	0	0	0	0	0	0	0	0	0	0	0	0	0	0	0
1100	1	0	0	0	0	0	0	0	0	0	0	1	0	0	0	0	0	0	0	0	0	0	0	0	0	0	0	0	0
1200	8	0	0	0	0	3	0	0	0	2	0	0	0	1	0	1	1	0	0	0	0	0	0	0	0	0	0	0	0
1300	4	0	0	0	0	1	0	0	0	3	0	0	0	0	0	0	0	0	0	0	0	0	0	0	0	0	0	0	0
1400	6	0	0	0	0	0	2	0	0	0	1	2	0	0	0	0	0	1	0	0	0	0	0	0	0	0	0	0	0
1500	7	0	0	0	0	0	0	0	7	0	0	0	0	0	0	0	0	0	0	0	0	0	0	0	0	0	0	0	0
1600	**9**	**0**	**0**	**1**	**0**	**0**	**0**	**1**	**0**	**0**	**0**	**4**	**1**	**0**	**0**	**2**	**0**	**0**	**0**	**0**	**0**	**0**	**0**	**0**	**0**	**0**	**0**	**0**	**0**
1700	6	0	0	0	1	0	2	1	1	1	0	0	0	0	0	0	0	0	0	0	0	0	0	0	0	0	0	0	0
1800	3	0	0	0	0	0	0	0	0	0	0	0	0	1	1	0	0	1	0	0	0	0	0	0	0	0	0	0	0
1900	2	0	0	0	0	0	0	0	0	0	0	0	1	0	0	1	0	0	0	0	0	0	0	0	0	0	0	0	0
2000	2	0	0	0	0	0	0	1	0	0	1	0	0	0	0	0	0	0	0	0	0	0	0	0	0	0	0	0	0
2100	1	0	0	0	0	0	0	0	0	0	0	0	0	0	0	0	1	0	0	0	0	0	0	0	0	0	0	0	0
2200	1	0	0	0	0	0	0	0	0	0	0	1	0	0	0	0	0	0	0	0	0	0	0	0	0	0	0	0	0
2300	0	0	0	0	0	0	0	0	0	0	0	0	0	0	0	0	0	0	0	0	0	0	0	0	0	0	0	0	0
07-19	**52**	**0**	**0**	**1**	**1**	**4**	**4**	**4**	**9**	**6**	**1**	**7**	**4**	**2**	**2**	**4**	**1**	**2**	**0**	**0**	**0**	**0**	**0**	**0**	**0**	**0**	**0**	**0**	**0**
06-22	**57**	**0**	**0**	**1**	**1**	**4**	**4**	**5**	**9**	**6**	**2**	**7**	**5**	**2**	**2**	**5**	**2**	**2**	**0**	**0**	**0**	**0**	**0**	**0**	**0**	**0**	**0**	**0**	**0**
06-00	**58**	**0**	**0**	**1**	**1**	**4**	**4**	**5**	**9**	**6**	**2**	**8**	**5**	**2**	**2**	**5**	**2**	**2**	**0**	**0**	**0**	**0**	**0**	**0**	**0**	**0**	**0**	**0**	**0**
00-00	**58**	**0**	**0**	**1**	**1**	**4**	**4**	**5**	**9**	**6**	**2**	**8**	**5**	**2**	**2**	**5**	**2**	**2**	**0**	**0**	**0**	**0**	**0**	**0**	**0**	**0**	**0**	**0**	**0**

DRAFT

Site 92
Location LS07430, Att - Telepole, Lat 54.14003, Long -6.84939
Direction North

3279 / Meath/Cavan/Monaghan ATC's
October 2013
Automatic Traffic Count

Tue, 15 October 2013

Time	Total	Speed Bins (km/h)																											
		0 - 5	5 - 10	10 - 15	15 - 20	20 - 25	25 - 30	30 - 35	35 - 40	40 - 45	45 - 50	50 - 55	55 - 60	60 - 65	65 - 70	70 - 75	75 - 80	80 - 85	85 - 90	90 - 95	95 - 100	100 - 105	105 - 110	110 - 115	115 - 120	120 - 125	125 - 130	130 - 135	135 - 140
0000	1	0	0	0	0	0	0	0	0	0	0	0	0	0	0	0	1	0	0	0	0	0	0	0	0	0	0	0	0
0100	0	0	0	0	0	0	0	0	0	0	0	0	0	0	0	0	0	0	0	0	0	0	0	0	0	0	0	0	0
0200	0	0	0	0	0	0	0	0	0	0	0	0	0	0	0	0	0	0	0	0	0	0	0	0	0	0	0	0	0
0300	0	0	0	0	0	0	0	0	0	0	0	0	0	0	0	0	0	0	0	0	0	0	0	0	0	0	0	0	0
0400	0	0	0	0	0	0	0	0	0	0	0	0	0	0	0	0	0	0	0	0	0	0	0	0	0	0	0	0	0
0500	0	0	0	0	0	0	0	0	0	0	0	0	0	0	0	0	0	0	0	0	0	0	0	0	0	0	0	0	0
0600	1	0	0	0	0	0	0	0	0	1	0	0	0	0	0	0	0	0	0	0	0	0	0	0	0	0	0	0	0
0700	0	0	0	0	0	0	0	0	0	0	0	0	0	0	0	0	0	0	0	0	0	0	0	0	0	0	0	0	0
0800	1	0	0	0	0	0	0	0	0	0	0	0	0	0	1	0	0	0	0	0	0	0	0	0	0	0	0	0	0
0900	1	0	0	0	0	0	0	0	0	0	1	0	0	0	0	0	0	0	0	0	0	0	0	0	0	0	0	0	0
1000	1	0	0	0	0	0	0	0	0	0	0	1	0	0	0	0	0	0	0	0	0	0	0	0	0	0	0	0	0
1100	**2**	**0**	**0**	**0**	**0**	**0**	**0**	**0**	**0**	**1**	**0**	**0**	**0**	**0**	**1**	**0**	**0**	**0**	**0**	**0**	**0**	**0**	**0**	**0**	**0**	**0**	**0**	**0**	**0**
1200	1	0	0	0	0	0	0	0	0	0	0	0	0	0	0	1	0	0	0	0	0	0	0	0	0	0	0	0	0
1300	1	0	0	0	0	0	0	0	0	0	0	0	0	0	0	0	0	1	0	0	0	0	0	0	0	0	0	0	0
1400	4	0	0	0	0	0	0	0	0	0	0	3	0	0	0	1	0	0	0	0	0	0	0	0	0	0	0	0	0
1500	1	0	0	0	0	0	0	0	0	0	0	1	0	0	0	0	0	0	0	0	0	0	0	0	0	0	0	0	0
1600	0	0	0	0	0	0	0	0	0	0	0	0	0	0	0	0	0	0	0	0	0	0	0	0	0	0	0	0	0
1700	**5**	**0**	**0**	**0**	**0**	**0**	**0**	**4**	**0**	**0**	**0**	**1**	**0**	**0**	**0**	**0**	**0**	**0**	**0**	**0**	**0**	**0**	**0**	**0**	**0**	**0**	**0**	**0**	**0**
1800	**5**	**0**	**0**	**0**	**0**	**0**	**0**	**1**	**0**	**0**	**0**	**0**	**1**	**1**	**1**	**0**	**0**	**1**	**0**	**0**	**0**	**0**	**0**	**0**	**0**	**0**	**0**	**0**	**0**
1900	2	0	0	0	0	0	0	0	0	0	0	1	0	0	0	1	0	0	0	0	0	0	0	0	0	0	0	0	0
2000	0	0	0	0	0	0	0	0	0	0	0	0	0	0	0	0	0	0	0	0	0	0	0	0	0	0	0	0	0
2100	0	0	0	0	0	0	0	0	0	0	0	0	0	0	0	0	0	0	0	0	0	0	0	0	0	0	0	0	0
2200	1	0	0	0	0	0	0	0	0	0	0	0	0	1	0	0	0	0	0	0	0	0	0	0	0	0	0	0	0
2300	0	0	0	0	0	0	0	0	0	0	0	0	0	0	0	0	0	0	0	0	0	0	0	0	0	0	0	0	0
07-19	**22**	**0**	**0**	**0**	**0**	**0**	**0**	**5**	**0**	**1**	**1**	**6**	**1**	**1**	**3**	**1**	**1**	**1**	**1**	**0**	**0**	**0**	**0**	**0**	**0**	**0**	**0**	**0**	**0**
06-22	**25**	**0**	**0**	**0**	**0**	**0**	**0**	**5**	**0**	**2**	**1**	**7**	**1**	**1**	**3**	**2**	**1**	**1**	**1**	**0**	**0**	**0**	**0**	**0**	**0**	**0**	**0**	**0**	**0**
06-00	**26**	**0**	**0**	**0**	**0**	**0**	**0**	**5**	**0**	**2**	**1**	**7**	**1**	**2**	**3**	**2**	**1**	**1**	**1**	**0**	**0**	**0**	**0**	**0**	**0**	**0**	**0**	**0**	**0**
00-00	**27**	**0**	**0**	**0**	**0**	**0**	**0**	**5**	**0**	**2**	**1**	**7**	**1**	**2**	**3**	**2**	**2**	**1**	**1**	**0**	**0**	**0**	**0**	**0**	**0**	**0**	**0**	**0**	**0**

DRAFT

Site 92
Location LS07430, Att - Telepole, Lat 54.14003, Long -6.84939
Direction North

3279 / Meath/Cavan/Monaghan ATC's
October 2013
Automatic Traffic Count

Virtual Day (7)

Time	Total	Speed Bins (km/h)																											
		0 - 5	5 - 10	10 - 15	15 - 20	20 - 25	25 - 30	30 - 35	35 - 40	40 - 45	45 - 50	50 - 55	55 - 60	60 - 65	65 - 70	70 - 75	75 - 80	80 - 85	85 - 90	90 - 95	95 - 100	100 - 105	105 - 110	110 - 115	115 - 120	120 - 125	125 - 130	130 - 135	135 - 140
0000	0	0	0	0	0	0	0	0	0	0	0	0	0	0	0	0	0	0	0	0	0	0	0	0	0	0	0	0	0
0100	1	0	0	0	0	0	0	0	0	0	0	0	0	0	0	0	0	0	0	0	0	0	0	0	0	0	0	0	0
0200	0	0	0	0	0	0	0	0	0	0	0	0	0	0	0	0	0	0	0	0	0	0	0	0	0	0	0	0	0
0300	0	0	0	0	0	0	0	0	0	0	0	0	0	0	0	0	0	0	0	0	0	0	0	0	0	0	0	0	0
0400	0	0	0	0	0	0	0	0	0	0	0	0	0	0	0	0	0	0	0	0	0	0	0	0	0	0	0	0	0
0500	0	0	0	0	0	0	0	0	0	0	0	0	0	0	0	0	0	0	0	0	0	0	0	0	0	0	0	0	0
0600	0	0	0	0	0	0	0	0	0	0	0	0	0	0	0	0	0	0	0	0	0	0	0	0	0	0	0	0	0
0700	0	0	0	0	0	0	0	0	0	0	0	0	0	0	0	0	0	0	0	0	0	0	0	0	0	0	0	0	0
0800	1	0	0	0	0	0	0	0	0	0	0	0	0	0	0	0	0	0	0	0	0	0	0	0	0	0	0	0	0
0900	2	0	0	0	0	0	0	0	0	0	0	0	1	0	0	0	0	0	0	0	0	0	0	0	0	0	0	0	0
1000	2	0	0	0	0	0	0	0	0	0	0	0	0	0	0	0	0	0	0	0	0	0	0	0	0	0	0	0	0
1100	**3**	**0**	**0**	**0**	**0**	**0**	**0**	**0**	**0**	**1**	**0**	**1**	**0**	**0**	**0**	**0**	**0**	**0**	**0**	**0**	**0**	**0**	**0**	**0**	**0**	**0**	**0**	**0**	**0**
1200	3	0	0	0	0	1	0	0	0	1	0	0	0	0	0	1	0	0	0	0	0	0	0	0	0	0	0	0	0
1300	2	0	0	0	0	0	0	0	0	1	0	0	0	0	0	0	0	0	0	0	0	0	0	0	0	0	0	0	0
1400	**4**	**0**	**0**	**0**	**0**	**0**	**0**	**0**	**0**	**0**	**1**	**1**	**1**	**0**	**0**	**0**	**0**	**0**	**0**	**0**	**0**	**0**	**0**	**0**	**0**	**0**	**0**	**0**	**0**
1500	2	0	0	0	0	0	0	0	1	0	0	0	0	0	0	0	0	0	0	0	0	0	0	0	0	0	0	0	0
1600	2	0	0	0	0	0	0	0	0	0	0	1	0	0	0	0	0	0	0	0	0	0	0	0	0	0	0	0	0
1700	3	0	0	0	0	0	0	1	0	0	0	0	0	0	0	0	0	0	0	0	0	0	0	0	0	0	0	0	0
1800	3	0	0	0	0	0	0	0	0	0	0	0	0	1	1	0	0	0	0	0	0	0	0	0	0	0	0	0	0
1900	2	0	0	0	0	0	0	0	0	0	0	0	0	0	0	1	0	0	0	0	0	0	0	0	0	0	0	0	0
2000	2	0	0	0	0	0	0	0	0	0	0	0	0	0	0	1	0	0	0	0	0	0	0	0	0	0	0	0	0
2100	1	0	0	0	0	0	0	0	0	0	0	0	0	0	0	0	0	0	0	0	0	0	0	0	0	0	0	0	0
2200	1	0	0	0	0	0	0	0	0	0	0	0	0	0	0	0	0	0	0	0	0	0	0	0	0	0	0	0	0
2300	0	0	0	0	0	0	0	0	0	0	0	0	0	0	0	0	0	0	0	0	0	0	0	0	0	0	0	0	0
07-19	**26**	**0**	**0**	**1**	**0**	**1**	**1**	**2**	**2**	**2**	**1**	**3**	**3**	**2**	**2**	**2**	**1**	**1**	**0**	**0**	**0**	**0**	**0**	**0**	**0**	**0**	**0**	**0**	**0**
06-22	**32**	**0**	**0**	**1**	**0**	**1**	**1**	**2**	**2**	**3**	**2**	**4**	**4**	**3**	**2**	**4**	**2**	**1**	**0**	**0**	**0**	**0**	**0**	**0**	**0**	**0**	**0**	**0**	**0**
06-00	**32**	**0**	**0**	**1**	**0**	**1**	**1**	**2**	**2**	**3**	**2**	**4**	**4**	**3**	**2**	**4**	**2**	**1**	**0**	**0**	**0**	**0**	**0**	**0**	**0**	**0**	**0**	**0**	**0**
00-00	**33**	**0**	**0**	**1**	**0**	**1**	**1**	**2**	**2**	**3**	**2**	**4**	**4**	**3**	**2**	**4**	**2**	**1**	**0**	**0**	**0**	**0**	**0**	**0**	**0**	**0**	**0**	**0**	**0**

DRAFT

Site 92
Location LS07430, Att - Telepole, Lat 54.14003, Long -6.84939
Direction North

3279 / Meath/Cavan/Monaghan ATC's
October 2013
Automatic Traffic Count

Virtual Week (1)

Time	Total	Speed Bins (km/h)																											
		0 - 5	5 - 10	10 - 15	15 - 20	20 - 25	25 - 30	30 - 35	35 - 40	40 - 45	45 - 50	50 - 55	55 - 60	60 - 65	65 - 70	70 - 75	75 - 80	80 - 85	85 - 90	90 - 95	95 - 100	100 - 105	105 - 110	110 - 115	115 - 120	120 - 125	125 - 130	130 - 135	135 - 140
Mon	58	0	0	1	1	4	4	5	9	6	2	8	5	2	2	5	2	2	0	0	0	0	0	0	0	0	0	0	0
Tue	27	0	0	0	0	0	0	5	0	2	1	7	1	2	3	2	2	1	1	0	0	0	0	0	0	0	0	0	0
Wed	32	0	1	2	0	0	2	4	1	1	2	3	2	4	2	6	2	0	0	0	0	0	0	0	0	0	0	0	0
Thu	35	0	0	1	1	4	0	1	4	3	5	2	5	2	3	1	3	0	0	0	0	0	0	0	0	0	0	0	0
Fri	25	0	0	0	0	0	1	0	0	1	1	2	5	4	2	5	2	1	1	0	0	0	0	0	0	0	0	0	0
|Sat	33	0	0	1	0	0	1	0	0	1	4	3	4	4	4	7	2	1	1	0	0	0	0	0	0	0	0	0	0
|Sun	22	0	0	0	0	0	0	0	2	5	0	2	7	3	0	1	2	0	0	0	0	0	0	0	0	0	0	0	0
5 Day Ave.	**35**	**0**	**0**	**1**	**0**	**2**	**1**	**3**	**3**	**3**	**2**	**4**	**4**	**3**	**2**	**4**	**2**	**1**	**0**	**0**	**0**	**0**	**0**	**0**	**0**	**0**	**0**	**0**	**0**
7 Day Ave.	**33**	**0**	**0**	**1**	**0**	**1**	**1**	**2**	**2**	**3**	**2**	**4**	**4**	**3**	**2**	**4**	**2**	**1**	**0**	**0**	**0**	**0**	**0**	**0**	**0**	**0**	**0**	**0**	**0**
--	**232**	**0**	**1**	**5**	**2**	**8**	**8**	**15**	**16**	**19**	**15**	**27**	**29**	**21**	**16**	**27**	**15**	**5**	**3**	**0**	**0**	**0**	**0**	**0**	**0**	**0**	**0**	**0**	**0**

Summary Graphs

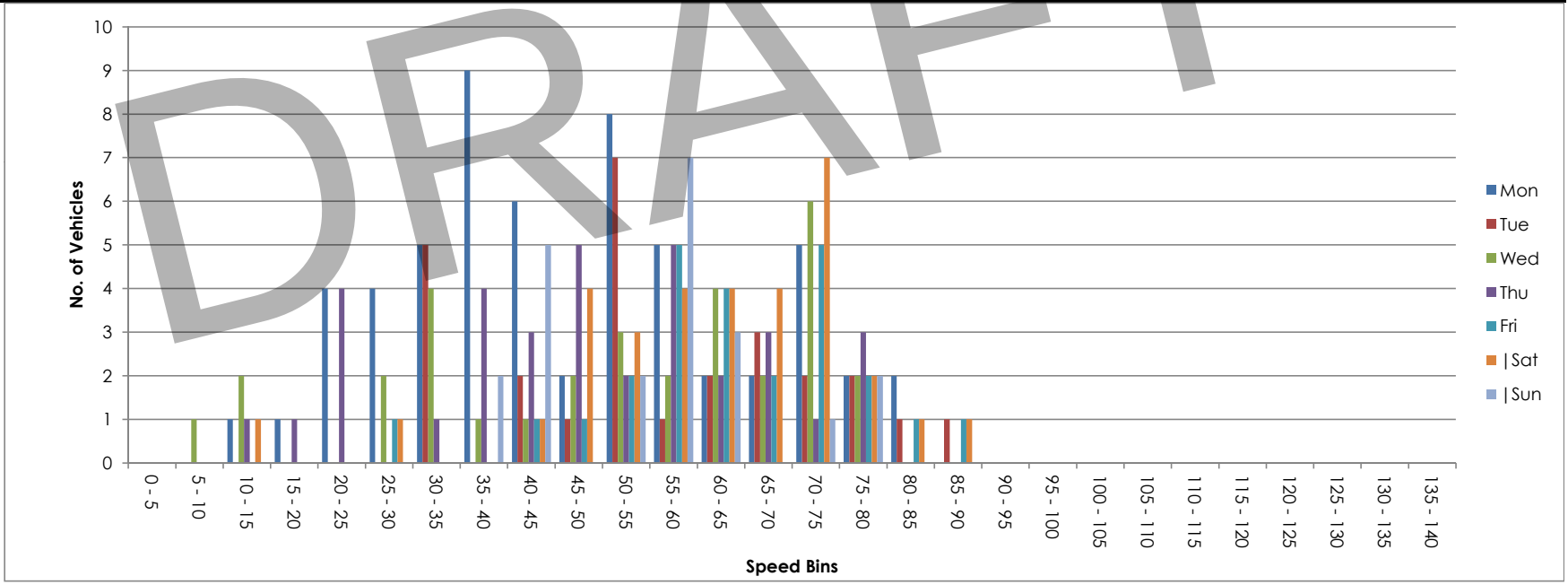

DRAFT

Site 92
Location LS07430, Att - Telepole, Lat 54.14003, Long -6.84939
Direction South

3279 / Meath/Cavan/Monaghan ATC's
October 2013
Automatic Traffic Count

Wed, 9 October 2013

Time	Total	Classification												>PSL	>PSL%	>SL1	>SL1%	>SL2	>SL2%	Mean	Vpp
		1 MCL	2 SV	3 SVT	4 TB2	5 TB3	6 T4	7 ART3	8 ART4	9 ART5	10 ART6	11 BD	12 DRT	80	80	85 +5kph	85 +5kph	90 +10kph	90 +10kph		85
0000	0	0	0	0	0	0	0	0	0	0	0	0	0	0	0	0	0	0	0	-	-
0100	0	0	0	0	0	0	0	0	0	0	0	0	0	0	0	0	0	0	0	-	-
0200	0	0	0	0	0	0	0	0	0	0	0	0	0	0	0	0	0	0	0	-	-
0300	0	0	0	0	0	0	0	0	0	0	0	0	0	0	0	0	0	0	0	-	-
0400	0	0	0	0	0	0	0	0	0	0	0	0	0	0	0	0	0	0	0	-	-
0500	0	0	0	0	0	0	0	0	0	0	0	0	0	0	0	0	0	0	0	-	-
0600	0	0	0	0	0	0	0	0	0	0	0	0	0	0	0	0	0	0	0	-	-
0700	0	0	0	0	0	0	0	0	0	0	0	0	0	0	0	0	0	0	0	-	-
0800	0	0	0	0	0	0	0	0	0	0	0	0	0	0	0	0	0	0	0	-	-
0900	1	0	1	0	0	0	0	0	0	0	0	0	0	0	0	0	0	0	0	56.1	-
1000	**3**	**0**	**3**	**0**	**0**	**0**	**0**	**0**	**0**	**0**	**0**	**0**	**0**	**0**	**0**	**0**	**0**	**0**	**0**	**28.3**	**-**
1100	1	0	1	0	0	0	0	0	0	0	0	0	0	0	0	0	0	0	0	59.2	-
1200	2	0	2	0	0	0	0	0	0	0	0	0	0	0	0	0	0	0	0	70.1	-
1300	**5**	**0**	**5**	**0**	**0**	**0**	**0**	**0**	**0**	**0**	**0**	**0**	**0**	**1**	**20**	**1**	**20**	**0**	**0**	**62.5**	**-**
1400	2	0	1	1	0	0	0	0	0	0	0	0	0	0	0	0	0	0	0	46.5	-
1500	0	0	0	0	0	0	0	0	0	0	0	0	0	0	0	0	0	0	0	-	-
1600	1	0	0	0	0	0	0	0	1	0	0	0	0	0	0	0	0	0	0	43.4	-
1700	1	0	1	0	0	0	0	0	0	0	0	0	0	0	0	0	0	0	0	62.8	-
1800	2	0	2	0	0	0	0	0	0	0	0	0	0	0	0	0	0	0	0	56.8	-
1900	2	0	2	0	0	0	0	0	0	0	0	0	0	0	0	0	0	0	0	64.5	-
2000	1	0	1	0	0	0	0	0	0	0	0	0	0	0	0	0	0	0	0	67.5	-
2100	1	0	1	0	0	0	0	0	0	0	0	0	0	0	0	0	0	0	0	44.9	-
2200	2	0	2	0	0	0	0	0	0	0	0	0	0	1	50	0	0	0	0	74.5	-
2300	0	0	0	0	0	0	0	0	0	0	0	0	0	0	0	0	0	0	0	-	-
07-19	**18**	**0**	**16**	**1**	**0**	**0**	**0**	**0**	**1**	**0**	**0**	**0**	**0**	**1**	**5.6**	**1**	**5.6**	**0**	**0**	**53.7**	**66.6**
06-22	**22**	**0**	**20**	**1**	**0**	**0**	**0**	**0**	**1**	**0**	**0**	**0**	**0**	**1**	**4.5**	**1**	**4.5**	**0**	**0**	**54.9**	**67.3**
06-00	**24**	**0**	**22**	**1**	**0**	**0**	**0**	**0**	**1**	**0**	**0**	**0**	**0**	**2**	**8.3**	**1**	**4.2**	**0**	**0**	**56.5**	**67.7**
00-00	**24**	**0**	**22**	**1**	**0**	**0**	**0**	**0**	**1**	**0**	**0**	**0**	**0**	**2**	**8.3**	**1**	**4.2**	**0**	**0**	**56.5**	**67.7**

DRAFT

Site 92
Location LS07430, Att - Telepole, Lat 54.14003, Long -6.84939
Direction South

3279 / Meath/Cavan/Monaghan ATC's
October 2013
Automatic Traffic Count

Thu, 10 October 2013

Time	Total	Classification												>PSL	>PSL%	>SL1	>SL1%	>SL2	>SL2%	Mean	Vpp
		1 MCL	2 SV	3 SVT	4 TB2	5 TB3	6 T4	7 ART3	8 ART4	9 ART5	10 ART6	11 BD	12 DRT	80	80	85 +5kph	85 +5kph	90 +10kph	90 +10kph		85
0000	0	0	0	0	0	0	0	0	0	0	0	0	0	0	0	0	0	0	0	-	-
0100	0	0	0	0	0	0	0	0	0	0	0	0	0	0	0	0	0	0	0	-	-
0200	0	0	0	0	0	0	0	0	0	0	0	0	0	0	0	0	0	0	0	-	-
0300	0	0	0	0	0	0	0	0	0	0	0	0	0	0	0	0	0	0	0	-	-
0400	0	0	0	0	0	0	0	0	0	0	0	0	0	0	0	0	0	0	0	-	-
0500	0	0	0	0	0	0	0	0	0	0	0	0	0	0	0	0	0	0	0	-	-
0600	0	0	0	0	0	0	0	0	0	0	0	0	0	0	0	0	0	0	0	-	-
0700	1	0	0	1	0	0	0	0	0	0	0	0	0	0	0	0	0	0	0	71.1	-
0800	0	0	0	0	0	0	0	0	0	0	0	0	0	0	0	0	0	0	0	-	-
0900	**3**	**0**	**3**	**0**	**0**	**0**	**0**	**0**	**0**	**0**	**0**	**0**	**0**	**0**	**0**	**0**	**0**	**0**	**0**	**54.5**	**-**
1000	1	0	1	0	0	0	0	0	0	0	0	0	0	0	0	0	0	0	0	70.5	-
1100	1	0	1	0	0	0	0	0	0	0	0	0	0	0	0	0	0	0	0	15.4	-
1200	3	0	2	0	0	1	0	0	0	0	0	0	0	0	0	0	0	0	0	45	-
1300	**5**	**0**	**5**	**0**	**0**	**0**	**0**	**0**	**0**	**0**	**0**	**0**	**0**	**1**	**20**	**1**	**20**	**1**	**20**	**53.9**	**-**
1400	1	0	1	0	0	0	0	0	0	0	0	0	0	0	0	0	0	0	0	45.7	-
1500	0	0	0	0	0	0	0	0	0	0	0	0	0	0	0	0	0	0	0	-	-
1600	2	0	2	0	0	0	0	0	0	0	0	0	0	0	0	0	0	0	0	33.4	-
1700	1	0	1	0	0	0	0	0	0	0	0	0	0	0	0	0	0	0	0	69.2	-
1800	3	0	3	0	0	0	0	0	0	0	0	0	0	1	33.3	0	0	0	0	62.6	-
1900	3	0	3	0	0	0	0	0	0	0	0	0	0	0	0	0	0	0	0	65.8	-
2000	4	0	3	1	0	0	0	0	0	0	0	0	0	2	50	1	25	1	25	72.7	-
2100	0	0	0	0	0	0	0	0	0	0	0	0	0	0	0	0	0	0	0	-	-
2200	0	0	0	0	0	0	0	0	0	0	0	0	0	0	0	0	0	0	0	-	-
2300	0	0	0	0	0	0	0	0	0	0	0	0	0	0	0	0	0	0	0	-	-
07-19	**21**	**0**	**19**	**1**	**0**	**1**	**0**	**0**	**0**	**0**	**0**	**0**	**0**	**2**	**9.5**	**1**	**4.8**	**1**	**4.8**	**52.1**	**70.9**
06-22	**28**	**0**	**25**	**2**	**0**	**1**	**0**	**0**	**0**	**0**	**0**	**0**	**0**	**4**	**14.3**	**2**	**7.1**	**2**	**7.1**	**56.5**	**79.6**
06-00	**28**	**0**	**25**	**2**	**0**	**1**	**0**	**0**	**0**	**0**	**0**	**0**	**0**	**4**	**14.3**	**2**	**7.1**	**2**	**7.1**	**56.5**	**79.6**
00-00	**28**	**0**	**25**	**2**	**0**	**1**	**0**	**0**	**0**	**0**	**0**	**0**	**0**	**4**	**14.3**	**2**	**7.1**	**2**	**7.1**	**56.5**	**79.6**

DRAFT

Site 92
Location LS07430, Att - Telepole, Lat 54.14003, Long -6.84939
Direction South

3279 / Meath/Cavan/Monaghan ATC's
October 2013
Automatic Traffic Count

Fri, 11 October 2013

Time	Total	Classification												>PSL	>PSL%	>SL1	>SL1%	>SL2	>SL2%	Mean	Vpp
		1 MCL	2 SV	3 SVT	4 TB2	5 TB3	6 T4	7 ART3	8 ART4	9 ART5	10 ART6	11 BD	12 DRT	80	80	85 +5kph	85 +5kph	90 +10kph	90 +10kph		85
0000	0	0	0	0	0	0	0	0	0	0	0	0	0	0	0	0	0	0	0	-	-
0100	0	0	0	0	0	0	0	0	0	0	0	0	0	0	0	0	0	0	0	-	-
0200	0	0	0	0	0	0	0	0	0	0	0	0	0	0	0	0	0	0	0	-	-
0300	0	0	0	0	0	0	0	0	0	0	0	0	0	0	0	0	0	0	0	-	-
0400	0	0	0	0	0	0	0	0	0	0	0	0	0	0	0	0	0	0	0	-	-
0500	0	0	0	0	0	0	0	0	0	0	0	0	0	0	0	0	0	0	0	-	-
0600	0	0	0	0	0	0	0	0	0	0	0	0	0	0	0	0	0	0	0	-	-
0700	1	0	0	1	0	0	0	0	0	0	0	0	0	0	0	0	0	0	0	44.6	-
0800	0	0	0	0	0	0	0	0	0	0	0	0	0	0	0	0	0	0	0	-	-
0900	1	0	1	0	0	0	0	0	0	0	0	0	0	0	0	0	0	0	0	53.6	-
1000	**2**	**0**	**2**	**0**	**0**	**0**	**0**	**0**	**0**	**0**	**0**	**0**	**0**	**0**	**0**	**0**	**0**	**0**	**0**	**41.9**	**-**
1100	1	0	1	0	0	0	0	0	0	0	0	0	0	0	0	0	0	0	0	53.2	-
1200	2	0	2	0	0	0	0	0	0	0	0	0	0	0	0	0	0	0	0	57.5	-
1300	**3**	**0**	**3**	**0**	**0**	**0**	**0**	**0**	**0**	**0**	**0**	**0**	**0**	**1**	**33.3**	**1**	**33.3**	**0**	**0**	**64.5**	**-**
1400	1	0	1	0	0	0	0	0	0	0	0	0	0	0	0	0	0	0	0	51.6	-
1500	1	0	1	0	0	0	0	0	0	0	0	0	0	0	0	0	0	0	0	57.2	-
1600	1	0	1	0	0	0	0	0	0	0	0	0	0	0	0	0	0	0	0	47.8	-
1700	0	0	0	0	0	0	0	0	0	0	0	0	0	0	0	0	0	0	0	-	-
1800	0	0	0	0	0	0	0	0	0	0	0	0	0	0	0	0	0	0	0	-	-
1900	2	0	2	0	0	0	0	0	0	0	0	0	0	0	0	0	0	0	0	65.4	-
2000	2	0	2	0	0	0	0	0	0	0	0	0	0	1	50	1	50	1	50	80.2	-
2100	1	0	1	0	0	0	0	0	0	0	0	0	0	1	100	0	0	0	0	84.6	-
2200	1	0	1	0	0	0	0	0	0	0	0	0	0	1	100	1	100	1	100	92.2	-
2300	0	0	0	0	0	0	0	0	0	0	0	0	0	0	0	0	0	0	0	-	-
07-19	**13**	**0**	**12**	**1**	**0**	**0**	**0**	**0**	**0**	**0**	**0**	**0**	**0**	**1**	**7.7**	**1**	**7.7**	**0**	**0**	**53.9**	**66.2**
06-22	**18**	**0**	**17**	**1**	**0**	**0**	**0**	**0**	**0**	**0**	**0**	**0**	**0**	**3**	**16.7**	**2**	**11.1**	**1**	**5.6**	**59.8**	**71.6**
06-00	**19**	**0**	**18**	**1**	**0**	**0**	**0**	**0**	**0**	**0**	**0**	**0**	**0**	**4**	**21.1**	**3**	**15.8**	**2**	**10.5**	**61.5**	**84.6**
00-00	**19**	**0**	**18**	**1**	**0**	**0**	**0**	**0**	**0**	**0**	**0**	**0**	**0**	**4**	**21.1**	**3**	**15.8**	**2**	**10.5**	**61.5**	**84.6**

DRAFT

Site 92
Location LS07430, Att - Telepole, Lat 54.14003, Long -6.84939
Direction South

3279 / Meath/Cavan/Monaghan ATC's
October 2013
Automatic Traffic Count

Sat, 12 October 2013

Time	Total	Classification												>PSL	>PSL%	>SL1	>SL1%	>SL2	>SL2%	Mean	Vpp
		1 MCL	2 SV	3 SVT	4 TB2	5 TB3	6 T4	7 ART3	8 ART4	9 ART5	10 ART6	11 BD	12 DRT	80	80	85 +5kph	85 +5kph	90 +10kph	90 +10kph		85
0000	0	0	0	0	0	0	0	0	0	0	0	0	0	0	0	0	0	0	0	-	-
0100	0	0	0	0	0	0	0	0	0	0	0	0	0	0	0	0	0	0	0	-	-
0200	0	0	0	0	0	0	0	0	0	0	0	0	0	0	0	0	0	0	0	-	-
0300	0	0	0	0	0	0	0	0	0	0	0	0	0	0	0	0	0	0	0	-	-
0400	0	0	0	0	0	0	0	0	0	0	0	0	0	0	0	0	0	0	0	-	-
0500	0	0	0	0	0	0	0	0	0	0	0	0	0	0	0	0	0	0	0	-	-
0600	0	0	0	0	0	0	0	0	0	0	0	0	0	0	0	0	0	0	0	-	-
0700	1	0	1	0	0	0	0	0	0	0	0	0	0	0	0	0	0	0	0	56.7	-
0800	1	0	1	0	0	0	0	0	0	0	0	0	0	0	0	0	0	0	0	51.8	-
0900	3	0	2	1	0	0	0	0	0	0	0	0	0	0	0	0	0	0	0	37	-
1000	1	0	1	0	0	0	0	0	0	0	0	0	0	0	0	0	0	0	0	49.4	-
1100	**4**	**0**	**2**	**1**	**1**	**0**	**0**	**0**	**0**	**0**	**0**	**0**	**0**	**0**	**0**	**0**	**0**	**0**	**0**	**53.9**	**-**
1200	1	0	1	0	0	0	0	0	0	0	0	0	0	0	0	0	0	0	0	57.6	-
1300	1	0	1	0	0	0	0	0	0	0	0	0	0	0	0	0	0	0	0	44.8	-
1400	2	0	2	0	0	0	0	0	0	0	0	0	0	0	0	0	0	0	0	42.9	-
1500	2	0	2	0	0	0	0	0	0	0	0	0	0	0	0	0	0	0	0	74.5	-
1600	3	0	3	0	0	0	0	0	0	0	0	0	0	0	0	0	0	0	0	65.5	-
1700	1	0	1	0	0	0	0	0	0	0	0	0	0	0	0	0	0	0	0	48.2	-
1800	3	0	3	0	0	0	0	0	0	0	0	0	0	1	33.3	1	33.3	1	33.3	75	-
1900	2	0	2	0	0	0	0	0	0	0	0	0	0	1	50	0	0	0	0	70.4	-
2000	**5**	**0**	**5**	**0**	**0**	**0**	**0**	**0**	**0**	**0**	**0**	**0**	**0**	**0**	**0**	**0**	**0**	**0**	**0**	**58.9**	**-**
2100	1	0	1	0	0	0	0	0	0	0	0	0	0	0	0	0	0	0	0	73.4	-
2200	1	0	1	0	0	0	0	0	0	0	0	0	0	0	0	0	0	0	0	72.6	-
2300	0	0	0	0	0	0	0	0	0	0	0	0	0	0	0	0	0	0	0	-	-
07-19	**23**	**0**	**20**	**2**	**1**	**0**	**0**	**0**	**0**	**0**	**0**	**0**	**0**	**1**	**4.3**	**1**	**4.3**	**1**	**4.3**	**56.1**	**71.6**
06-22	**31**	**0**	**28**	**2**	**1**	**0**	**0**	**0**	**0**	**0**	**0**	**0**	**0**	**2**	**6.5**	**1**	**3.2**	**1**	**3.2**	**58.1**	**72**
06-00	**32**	**0**	**29**	**2**	**1**	**0**	**0**	**0**	**0**	**0**	**0**	**0**	**0**	**2**	**6.3**	**1**	**3.1**	**1**	**3.1**	**58.5**	**72.4**
00-00	**32**	**0**	**29**	**2**	**1**	**0**	**0**	**0**	**0**	**0**	**0**	**0**	**0**	**2**	**6.3**	**1**	**3.1**	**1**	**3.1**	**58.5**	**72.4**

DRAFT

Site 92
Location LS07430, Att - Telepole, Lat 54.14003, Long -6.84939
Direction South

3279 / Meath/Cavan/Monaghan ATC's
October 2013
Automatic Traffic Count

Sun, 13 October 2013

Time	Total	Classification												>PSL	>PSL%	>SL1	>SL1%	>SL2	>SL2%	Mean	Vpp
		1 MCL	2 SV	3 SVT	4 TB2	5 TB3	6 T4	7 ART3	8 ART4	9 ART5	10 ART6	11 BD	12 DRT	80	80	85 +5kph	85 +5kph	90 +10kph	90 +10kph		85
0000	0	0	0	0	0	0	0	0	0	0	0	0	0	0	0	0	0	0	0	-	-
0100	0	0	0	0	0	0	0	0	0	0	0	0	0	0	0	0	0	0	0	-	-
0200	1	0	1	0	0	0	0	0	0	0	0	0	0	0	0	0	0	0	0	48.4	-
0300	0	0	0	0	0	0	0	0	0	0	0	0	0	0	0	0	0	0	0	-	-
0400	0	0	0	0	0	0	0	0	0	0	0	0	0	0	0	0	0	0	0	-	-
0500	0	0	0	0	0	0	0	0	0	0	0	0	0	0	0	0	0	0	0	-	-
0600	0	0	0	0	0	0	0	0	0	0	0	0	0	0	0	0	0	0	0	-	-
0700	0	0	0	0	0	0	0	0	0	0	0	0	0	0	0	0	0	0	0	-	-
0800	0	0	0	0	0	0	0	0	0	0	0	0	0	0	0	0	0	0	0	-	-
0900	0	0	0	0	0	0	0	0	0	0	0	0	0	0	0	0	0	0	0	-	-
1000	1	0	1	0	0	0	0	0	0	0	0	0	0	0	0	0	0	0	0	53.1	-
1100	**3**	**0**	**3**	**0**	**0**	**0**	**0**	**0**	**0**	**0**	**0**	**0**	**0**	**0**	**0**	**0**	**0**	**0**	**0**	**42.4**	**-**
1200	1	0	1	0	0	0	0	0	0	0	0	0	0	0	0	0	0	0	0	52.2	-
1300	3	0	3	0	0	0	0	0	0	0	0	0	0	1	33.3	0	0	0	0	43.7	-
1400	2	0	2	0	0	0	0	0	0	0	0	0	0	0	0	0	0	0	0	46	-
1500	3	0	3	0	0	0	0	0	0	0	0	0	0	1	33.3	1	33.3	0	0	68.1	-
1600	1	0	1	0	0	0	0	0	0	0	0	0	0	0	0	0	0	0	0	37.9	-
1700	**4**	**0**	**4**	**0**	**0**	**0**	**0**	**0**	**0**	**0**	**0**	**0**	**0**	**1**	**25**	**0**	**0**	**0**	**0**	**64.6**	**-**
1800	1	0	1	0	0	0	0	0	0	0	0	0	0	1	100	0	0	0	0	84.7	-
1900	1	0	1	0	0	0	0	0	0	0	0	0	0	0	0	0	0	0	0	66.3	-
2000	1	0	1	0	0	0	0	0	0	0	0	0	0	0	0	0	0	0	0	57.5	-
2100	1	0	1	0	0	0	0	0	0	0	0	0	0	0	0	0	0	0	0	71.6	-
2200	1	0	1	0	0	0	0	0	0	0	0	0	0	0	0	0	0	0	0	59.4	-
2300	0	0	0	0	0	0	0	0	0	0	0	0	0	0	0	0	0	0	0	-	-
07-19	**19**	**0**	**19**	**0**	**0**	**0**	**0**	**0**	**0**	**0**	**0**	**0**	**0**	**4**	**21.1**	**1**	**5.3**	**0**	**0**	**54.8**	**80.3**
06-22	**22**	**0**	**22**	**0**	**0**	**0**	**0**	**0**	**0**	**0**	**0**	**0**	**0**	**4**	**18.2**	**1**	**4.5**	**0**	**0**	**56.2**	**80.3**
06-00	**23**	**0**	**23**	**0**	**0**	**0**	**0**	**0**	**0**	**0**	**0**	**0**	**0**	**4**	**17.4**	**1**	**4.3**	**0**	**0**	**56.3**	**80.3**
00-00	**24**	**0**	**24**	**0**	**0**	**0**	**0**	**0**	**0**	**0**	**0**	**0**	**0**	**4**	**16.7**	**1**	**4.2**	**0**	**0**	**56**	**72**

DRAFT

Site 92
Location LS07430, Att - Telepole, Lat 54.14003, Long -6.84939
Direction South

3279 / Meath/Cavan/Monaghan ATC's
October 2013
Automatic Traffic Count

Mon, 14 October 2013

Time	Total	Classification												>PSL	>PSL%	>SL1	>SL1%	>SL2	>SL2%	Mean	Vpp
		1 MCL	2 SV	3 SVT	4 TB2	5 TB3	6 T4	7 ART3	8 ART4	9 ART5	10 ART6	11 BD	12 DRT	80	80	85 +5kph	85 +5kph	90 +10kph	90 +10kph		85
0000	0	0	0	0	0	0	0	0	0	0	0	0	0	0	0	0	0	0	0	-	-
0100	0	0	0	0	0	0	0	0	0	0	0	0	0	0	0	0	0	0	0	-	-
0200	0	0	0	0	0	0	0	0	0	0	0	0	0	0	0	0	0	0	0	-	-
0300	0	0	0	0	0	0	0	0	0	0	0	0	0	0	0	0	0	0	0	-	-
0400	0	0	0	0	0	0	0	0	0	0	0	0	0	0	0	0	0	0	0	-	-
0500	0	0	0	0	0	0	0	0	0	0	0	0	0	0	0	0	0	0	0	-	-
0600	0	0	0	0	0	0	0	0	0	0	0	0	0	0	0	0	0	0	0	-	-
0700	0	0	0	0	0	0	0	0	0	0	0	0	0	0	0	0	0	0	0	-	-
0800	0	0	0	0	0	0	0	0	0	0	0	0	0	0	0	0	0	0	0	-	-
0900	**3**	**0**	**3**	**0**	**0**	**0**	**0**	**0**	**0**	**0**	**0**	**0**	**0**	**0**	**0**	**0**	**0**	**0**	**0**	**39.4**	**-**
1000	**3**	**0**	**2**	**0**	**1**	**0**	**0**	**0**	**0**	**0**	**0**	**0**	**0**	**0**	**0**	**0**	**0**	**0**	**0**	**43.1**	**-**
1100	**3**	**0**	**3**	**0**	**0**	**0**	**0**	**0**	**0**	**0**	**0**	**0**	**0**	**0**	**0**	**0**	**0**	**0**	**0**	**37.1**	**-**
1200	2	0	1	1	0	0	0	0	0	0	0	0	0	0	0	0	0	0	0	54.6	-
1300	4	0	4	0	0	0	0	0	0	0	0	0	0	1	25	1	25	1	25	57.4	-
1400	2	0	1	1	0	0	0	0	0	0	0	0	0	0	0	0	0	0	0	31.8	-
1500	1	0	0	1	0	0	0	0	0	0	0	0	0	0	0	0	0	0	0	38.8	-
1600	5	0	5	0	0	0	0	0	0	0	0	0	0	0	0	0	0	0	0	32.9	-
1700	**7**	**0**	**5**	**2**	**0**	**0**	**0**	**0**	**0**	**0**	**0**	**0**	**0**	**0**	**0**	**0**	**0**	**0**	**0**	**34.7**	**-**
1800	1	0	1	0	0	0	0	0	0	0	0	0	0	0	0	0	0	0	0	55.1	-
1900	2	0	2	0	0	0	0	0	0	0	0	0	0	0	0	0	0	0	0	56.7	-
2000	1	0	1	0	0	0	0	0	0	0	0	0	0	1	100	1	100	0	0	87.6	-
2100	1	0	1	0	0	0	0	0	0	0	0	0	0	0	0	0	0	0	0	30.4	-
2200	0	0	0	0	0	0	0	0	0	0	0	0	0	0	0	0	0	0	0	-	-
2300	0	0	0	0	0	0	0	0	0	0	0	0	0	0	0	0	0	0	0	-	-
07-19	**31**	**0**	**25**	**5**	**1**	**0**	**0**	**0**	**0**	**0**	**0**	**0**	**0**	**1**	**3.2**	**1**	**3.2**	**1**	**3.2**	**40.7**	**55.1**
06-22	**35**	**0**	**29**	**5**	**1**	**0**	**0**	**0**	**0**	**0**	**0**	**0**	**0**	**2**	**5.7**	**2**	**5.7**	**1**	**2.9**	**42.7**	**55.1**
06-00	**35**	**0**	**29**	**5**	**1**	**0**	**0**	**0**	**0**	**0**	**0**	**0**	**0**	**2**	**5.7**	**2**	**5.7**	**1**	**2.9**	**42.7**	**55.1**
00-00	**35**	**0**	**29**	**5**	**1**	**0**	**0**	**0**	**0**	**0**	**0**	**0**	**0**	**2**	**5.7**	**2**	**5.7**	**1**	**2.9**	**42.7**	**55.1**

DRAFT

Site 92
Location LS07430, Att - Telepole, Lat 54.14003, Long -6.84939
Direction South

3279 / Meath/Cavan/Monaghan ATC's
October 2013
Automatic Traffic Count

Tue, 15 October 2013

Time	Total	Classification												>PSL	>PSL%	>SL1	>SL1%	>SL2	>SL2%	Mean	Vpp
		1 MCL	2 SV	3 SVT	4 TB2	5 TB3	6 T4	7 ART3	8 ART4	9 ART5	10 ART6	11 BD	12 DRT	80	80	85 +5kph	85 +5kph	90 +10kph	90 +10kph		85
0000	0	0	0	0	0	0	0	0	0	0	0	0	0	0	0	0	0	0	0	-	-
0100	0	0	0	0	0	0	0	0	0	0	0	0	0	0	0	0	0	0	0	-	-
0200	0	0	0	0	0	0	0	0	0	0	0	0	0	0	0	0	0	0	0	-	-
0300	0	0	0	0	0	0	0	0	0	0	0	0	0	0	0	0	0	0	0	-	-
0400	0	0	0	0	0	0	0	0	0	0	0	0	0	0	0	0	0	0	0	-	-
0500	0	0	0	0	0	0	0	0	0	0	0	0	0	0	0	0	0	0	0	-	-
0600	0	0	0	0	0	0	0	0	0	0	0	0	0	0	0	0	0	0	0	-	-
0700	0	0	0	0	0	0	0	0	0	0	0	0	0	0	0	0	0	0	0	-	-
0800	0	0	0	0	0	0	0	0	0	0	0	0	0	0	0	0	0	0	0	-	-
0900	**4**	**0**	**4**	**0**	**0**	**0**	**0**	**0**	**0**	**0**	**0**	**0**	**0**	**0**	**0**	**0**	**0**	**0**	**0**	**46**	**-**
1000	0	0	0	0	0	0	0	0	0	0	0	0	0	0	0	0	0	0	0	-	-
1100	0	0	0	0	0	0	0	0	0	0	0	0	0	0	0	0	0	0	0	-	-
1200	1	0	1	0	0	0	0	0	0	0	0	0	0	0	0	0	0	0	0	68.8	-
1300	**4**	**0**	**4**	**0**	**0**	**0**	**0**	**0**	**0**	**0**	**0**	**0**	**0**	**1**	**25**	**0**	**0**	**0**	**0**	**56.7**	**-**
1400	0	0	0	0	0	0	0	0	0	0	0	0	0	0	0	0	0	0	0	-	-
1500	0	0	0	0	0	0	0	0	0	0	0	0	0	0	0	0	0	0	0	-	-
1600	2	0	2	0	0	0	0	0	0	0	0	0	0	0	0	0	0	0	0	54.3	-
1700	3	0	3	0	0	0	0	0	0	0	0	0	0	0	0	0	0	0	0	51.9	-
1800	2	0	2	0	0	0	0	0	0	0	0	0	0	0	0	0	0	0	0	55.5	-
1900	**4**	**0**	**4**	**0**	**0**	**0**	**0**	**0**	**0**	**0**	**0**	**0**	**0**	**1**	**25**	**1**	**25**	**0**	**0**	**75.6**	**-**
2000	0	0	0	0	0	0	0	0	0	0	0	0	0	0	0	0	0	0	0	-	-
2100	0	0	0	0	0	0	0	0	0	0	0	0	0	0	0	0	0	0	0	-	-
2200	1	0	1	0	0	0	0	0	0	0	0	0	0	0	0	0	0	0	0	34	-
2300	0	0	0	0	0	0	0	0	0	0	0	0	0	0	0	0	0	0	0	0	0
07-19	**16**	**0**	**16**	**0**	**0**	**0**	**0**	**0**	**0**	**0**	**0**	**0**	**0**	**1**	**6.3**	**0**	**0**	**0**	**0**	**53.4**	**70.9**
06-22	**20**	**0**	**20**	**0**	**0**	**0**	**0**	**0**	**0**	**0**	**0**	**0**	**0**	**2**	**10**	**1**	**5**	**0**	**0**	**57.9**	**73.1**
06-00	**21**	**0**	**21**	**0**	**0**	**0**	**0**	**0**	**0**	**0**	**0**	**0**	**0**	**2**	**9.5**	**1**	**4.8**	**0**	**0**	**56.7**	**73.1**
00-00	**21**	**0**	**21**	**0**	**0**	**0**	**0**	**0**	**0**	**0**	**0**	**0**	**0**	**2**	**9.5**	**1**	**4.8**	**0**	**0**	**56.7**	**73.1**

DRAFT

Site 92
Location LS07430, Att - Telepole, Lat 54.14003, Long -6.84939
Direction South

3279 / Meath/Cavan/Monaghan ATC's
October 2013
Automatic Traffic Count

Virtual Day (7)

Time	Total	Classification												>PSL	>PSL%	>SL1	>SL1%	>SL2	>SL2%	Mean	Vpp
		1 MCL	2 SV	3 SVT	4 TB2	5 TB3	6 T4	7 ART3	8 ART4	9 ART5	10 ART6	11 BD	12 DRT	80	80	85 +5kph	85 +5kph	90 +10kph	90 +10kph		85
0000	0	0	0	0	0	0	0	0	0	0	0	0	0	0	0	0	0	0	0	-	-
0100	0	0	0	0	0	0	0	0	0	0	0	0	0	0	0	0	0	0	0	-	-
0200	0	0	0	0	0	0	0	0	0	0	0	0	0	0	0	0	0	0	0	48.4	-
0300	0	0	0	0	0	0	0	0	0	0	0	0	0	0	0	0	0	0	0	-	-
0400	0	0	0	0	0	0	0	0	0	0	0	0	0	0	0	0	0	0	0	-	-
0500	0	0	0	0	0	0	0	0	0	0	0	0	0	0	0	0	0	0	0	-	-
0600	0	0	0	0	0	0	0	0	0	0	0	0	0	0	0	0	0	0	0	-	-
0700	0	0	0	0	0	0	0	0	0	0	0	0	0	0	0	0	0	0	0	57.5	-
0800	0	0	0	0	0	0	0	0	0	0	0	0	0	0	0	0	0	0	0	51.8	-
0900	**2**	**0**	**2**	**0**	**0**	**0**	**0**	**0**	**0**	**0**	**0**	**0**	**0**	**0**	**0**	**0**	**0**	**0**	**0**	**45.7**	**-**
1000	**2**	**0**	**1**	**0**	**0**	**0**	**0**	**0**	**0**	**0**	**0**	**0**	**0**	**0**	**0**	**0**	**0**	**0**	**0**	**42.8**	**-**
1100	**2**	**0**	**2**	**0**	**0**	**0**	**0**	**0**	**0**	**0**	**0**	**0**	**0**	**0**	**0**	**0**	**0**	**0**	**0**	**44.8**	**-**
1200	2	0	1	0	0	0	0	0	0	0	0	0	0	0	0	0	0	0	0	56.5	-
1300	**4**	**0**	**4**	**0**	**0**	**0**	**0**	**0**	**0**	**0**	**0**	**0**	**0**	**1**	**24**	**1**	**16**	**0**	**8**	**56.3**	**-**
1400	1	0	1	0	0	0	0	0	0	0	0	0	0	0	0	0	0	0	0	43.2	-
1500	1	0	1	0	0	0	0	0	0	0	0	0	0	0	14.3	0	14.3	0	0	64.2	-
1600	2	0	2	0	0	0	0	0	0	0	0	0	0	0	0	0	0	0	0	44.4	-
1700	2	0	2	0	0	0	0	0	0	0	0	0	0	0	5.9	0	0	0	0	49.3	-
1800	2	0	2	0	0	0	0	0	0	0	0	0	0	0	25	0	8.3	0	8.3	64.7	-
1900	2	0	2	0	0	0	0	0	0	0	0	0	0	0	12.5	0	6.3	0	0	67.5	-
2000	2	0	2	0	0	0	0	0	0	0	0	0	0	1	28.6	0	21.4	0	14.3	68.4	-
2100	1	0	1	0	0	0	0	0	0	0	0	0	0	0	20	0	0	0	0	61	-
2200	1	0	1	0	0	0	0	0	0	0	0	0	0	0	33.3	0	16.7	0	16.7	67.9	-
2300	0	0	0	0	0	0	0	0	0	0	0	0	0	0	0	0	0	0	0	-	-
07-19	**20**	**0**	**18**	**1**	**0**	**0**	**0**	**0**	**0**	**0**	**0**	**0**	**0**	**2**	**7.8**	**1**	**4.3**	**0**	**2.1**	**51.1**	**70.9**
06-22	**25**	**0**	**23**	**2**	**0**	**0**	**0**	**0**	**0**	**0**	**0**	**0**	**0**	**3**	**10.2**	**1**	**5.7**	**1**	**2.8**	**54.3**	**72**
06-00	**26**	**0**	**24**	**2**	**0**	**0**	**0**	**0**	**0**	**0**	**0**	**0**	**0**	**3**	**11**	**2**	**6**	**1**	**3.3**	**54.7**	**72.4**
00-00	**26**	**0**	**24**	**2**	**0**	**0**	**0**	**0**	**0**	**0**	**0**	**0**	**0**	**3**	**10.9**	**2**	**6**	**1**	**3.3**	**54.7**	**72.4**

DRAFT

Site 92
Location LS07430, Att - Telepole, Lat 54.14003, Long -6.84939
Direction South

3279 / Meath/Cavan/Monaghan ATC's
October 2013
Automatic Traffic Count

Virtual Week (1)

Time	Total	Classification												>PSL	>PSL%	>SL1	>SL1%	>SL2	>SL2%	Mean	Vpp
		1 MCL	2 SV	3 SVT	4 TB2	5 TB3	6 T4	7 ART3	8 ART4	9 ART5	10 ART6	11 BD	12 DRT	80	80	85 +5kph	85 +5kph	90 +10kph	90 +10kph		85
Mon	35	0	29	5	1	0	0	0	0	0	0	0	0	2	5.7	2	5.7	1	2.9	42.7	55.1
Tue	21	0	21	0	0	0	0	0	0	0	0	0	0	2	9.5	1	4.8	0	0	56.7	73.1
Wed	24	0	22	1	0	0	0	0	1	0	0	0	0	2	8.3	1	4.2	0	0	56.5	67.7
Thu	28	0	25	2	0	1	0	0	0	0	0	0	0	4	14.3	2	7.1	2	7.1	56.5	79.6
Fri	19	0	18	1	0	0	0	0	0	0	0	0	0	4	21.1	3	15.8	2	10.5	61.5	84.6
| Sat	32	0	29	2	1	0	0	0	0	0	0	0	0	2	6.3	1	3.1	1	3.1	58.5	72.4
| Sun	24	0	24	0	0	0	0	0	0	0	0	0	0	4	16.7	1	4.2	0	0	56	72
5 Day Ave.	**25**	**0**	**23**	**2**	**0**	**0**	**0**	**0**	**0**	**0**	**0**	**0**	**0**	**3**	**12.0**	**2**	**8.0**	**1**	**4.0**	**54.8**	**72.0**
7 Day Ave.	**26**	**0**	**24**	**2**	**0**	**0**	**0**	**0**	**0**	**0**	**0**	**0**	**0**	**3**	**10.9**	**2**	**6.0**	**1**	**3.3**	**54.7**	**72.4**
--	**183**	**0**	**168**	**11**	**2**	**1**	**0**	**0**	**1**	**0**	**0**	**0**	**0**	**20**	**10.9**	**11**	**6.0**	**6**	**3.3**	**54.7**	**72.4**

Summary Graphs

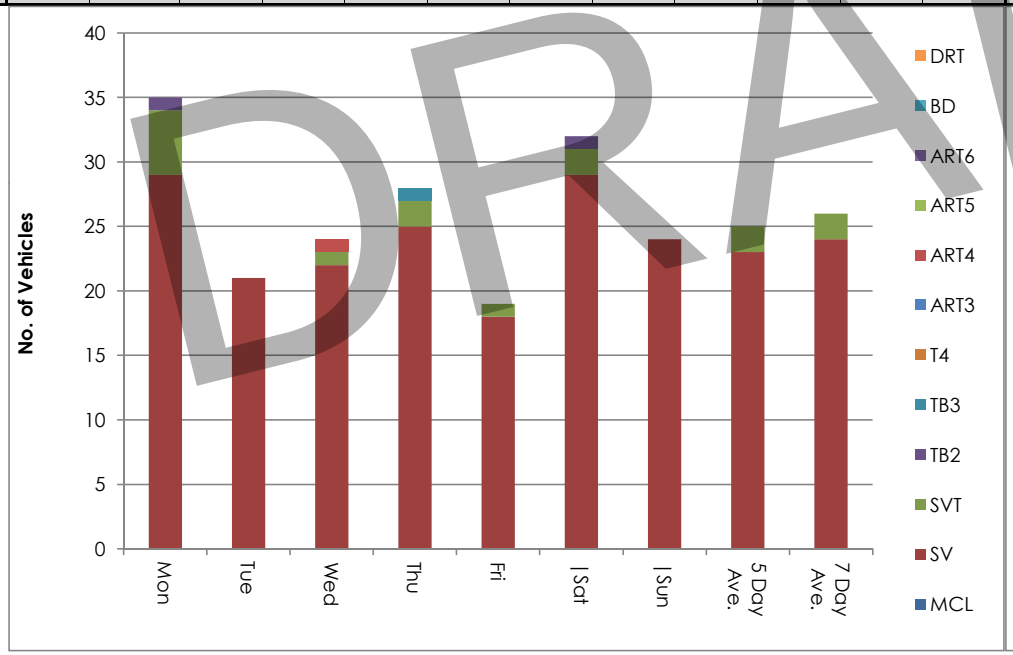

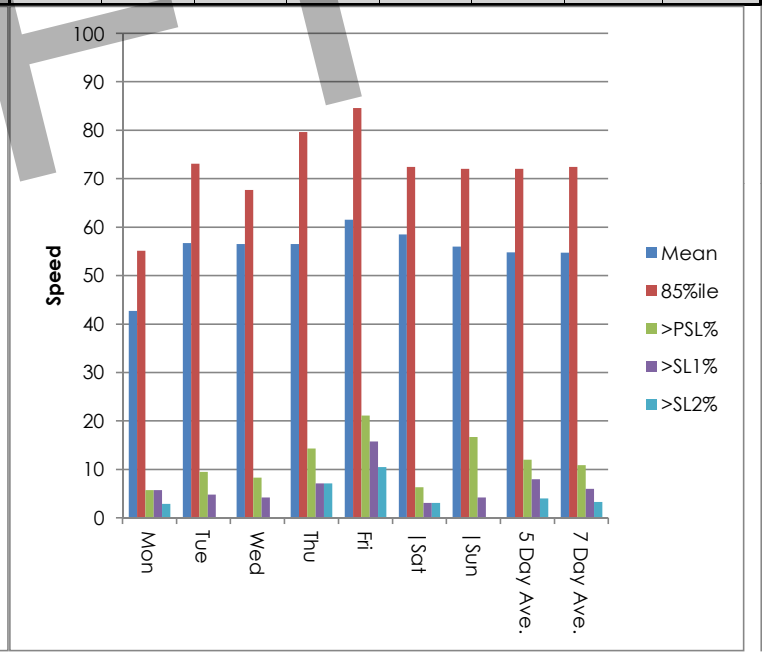

DRAFT

Site 92
Location LS07430, Att - Telepole, Lat 54.14003, Long -6.84939
Direction South

3279 / Meath/Cavan/Monaghan ATC's
October 2013
Automatic Traffic Count

Wed, 9 October 2013

Time	Total	Speed Bins (km/h)																											
		0 - 5	5 - 10	10 - 15	15 - 20	20 - 25	25 - 30	30 - 35	35 - 40	40 - 45	45 - 50	50 - 55	55 - 60	60 - 65	65 - 70	70 - 75	75 - 80	80 - 85	85 - 90	90 - 95	95 - 100	100 - 105	105 - 110	110 - 115	115 - 120	120 - 125	125 - 130	130 - 135	135 - 140
0000	0	0	0	0	0	0	0	0	0	0	0	0	0	0	0	0	0	0	0	0	0	0	0	0	0	0	0	0	0
0100	0	0	0	0	0	0	0	0	0	0	0	0	0	0	0	0	0	0	0	0	0	0	0	0	0	0	0	0	0
0200	0	0	0	0	0	0	0	0	0	0	0	0	0	0	0	0	0	0	0	0	0	0	0	0	0	0	0	0	0
0300	0	0	0	0	0	0	0	0	0	0	0	0	0	0	0	0	0	0	0	0	0	0	0	0	0	0	0	0	0
0400	0	0	0	0	0	0	0	0	0	0	0	0	0	0	0	0	0	0	0	0	0	0	0	0	0	0	0	0	0
0500	0	0	0	0	0	0	0	0	0	0	0	0	0	0	0	0	0	0	0	0	0	0	0	0	0	0	0	0	0
0600	0	0	0	0	0	0	0	0	0	0	0	0	0	0	0	0	0	0	0	0	0	0	0	0	0	0	0	0	0
0700	0	0	0	0	0	0	0	0	0	0	0	0	0	0	0	0	0	0	0	0	0	0	0	0	0	0	0	0	0
0800	0	0	0	0	0	0	0	0	0	0	0	0	0	0	0	0	0	0	0	0	0	0	0	0	0	0	0	0	0
0900	1	0	0	0	0	0	0	0	0	0	0	0	1	0	0	0	0	0	0	0	0	0	0	0	0	0	0	0	0
1000	**3**	**0**	**0**	**1**	**1**	**0**	**0**	**0**	**0**	**0**	**0**	**0**	**1**	**0**	**0**	**0**	**0**	**0**	**0**	**0**	**0**	**0**	**0**	**0**	**0**	**0**	**0**	**0**	**0**
1100	1	0	0	0	0	0	0	0	0	0	0	0	1	0	0	0	0	0	0	0	0	0	0	0	0	0	0	0	0
1200	2	0	0	0	0	0	0	0	0	0	0	0	0	0	1	1	0	0	0	0	0	0	0	0	0	0	0	0	0
1300	**5**	**0**	**0**	**0**	**0**	**0**	**0**	**0**	**0**	**1**	**0**	**0**	**2**	**0**	**0**	**1**	**0**	**0**	**1**	**0**	**0**	**0**	**0**	**0**	**0**	**0**	**0**	**0**	**0**
1400	2	0	0	0	0	0	0	0	0	1	1	0	0	0	0	0	0	0	0	0	0	0	0	0	0	0	0	0	0
1500	0	0	0	0	0	0	0	0	0	0	0	0	0	0	0	0	0	0	0	0	0	0	0	0	0	0	0	0	0
1600	1	0	0	0	0	0	0	0	0	1	0	0	0	0	0	0	0	0	0	0	0	0	0	0	0	0	0	0	0
1700	1	0	0	0	0	0	0	0	0	0	0	0	0	1	0	0	0	0	0	0	0	0	0	0	0	0	0	0	0
1800	2	0	0	0	0	0	0	0	0	0	0	1	1	0	0	0	0	0	0	0	0	0	0	0	0	0	0	0	0
1900	2	0	0	0	0	0	0	0	0	0	0	0	0	1	1	0	0	0	0	0	0	0	0	0	0	0	0	0	0
2000	1	0	0	0	0	0	0	0	0	0	0	0	0	0	1	0	0	0	0	0	0	0	0	0	0	0	0	0	0
2100	1	0	0	0	0	0	0	0	0	1	0	0	0	0	0	0	0	0	0	0	0	0	0	0	0	0	0	0	0
2200	2	0	0	0	0	0	0	0	0	0	0	0	0	0	1	0	0	1	0	0	0	0	0	0	0	0	0	0	0
2300	0	0	0	0	0	0	0	0	0	0	0	0	0	0	0	0	0	0	0	0	0	0	0	0	0	0	0	0	0
07-19	**18**	**0**	**0**	**1**	**1**	**0**	**0**	**0**	**0**	**3**	**1**	**1**	**6**	**1**	**1**	**2**	**0**	**0**	**1**	**0**	**0**	**0**	**0**	**0**	**0**	**0**	**0**	**0**	**0**
06-22	**22**	**0**	**0**	**1**	**1**	**0**	**0**	**0**	**0**	**4**	**1**	**1**	**6**	**2**	**3**	**2**	**0**	**0**	**1**	**0**	**0**	**0**	**0**	**0**	**0**	**0**	**0**	**0**	**0**
06-00	**24**	**0**	**0**	**1**	**1**	**0**	**0**	**0**	**0**	**4**	**1**	**1**	**6**	**2**	**4**	**2**	**0**	**1**	**1**	**0**	**0**	**0**	**0**	**0**	**0**	**0**	**0**	**0**	**0**
00-00	**24**	**0**	**0**	**1**	**1**	**0**	**0**	**0**	**0**	**4**	**1**	**1**	**6**	**2**	**4**	**2**	**0**	**1**	**1**	**0**	**0**	**0**	**0**	**0**	**0**	**0**	**0**	**0**	**0**

DRAFT

Site 92
Location LS07430, Att - Telepole, Lat 54.14003, Long -6.84939
Direction South

3279 / Meath/Cavan/Monaghan ATC's
October 2013
Automatic Traffic Count

Thu, 10 October 2013

Time	Total	Speed Bins (km/h)																											
		0 - 5	5 - 10	10 - 15	15 - 20	20 - 25	25 - 30	30 - 35	35 - 40	40 - 45	45 - 50	50 - 55	55 - 60	60 - 65	65 - 70	70 - 75	75 - 80	80 - 85	85 - 90	90 - 95	95 - 100	100 - 105	105 - 110	110 - 115	115 - 120	120 - 125	125 - 130	130 - 135	135 - 140
0000	0	0	0	0	0	0	0	0	0	0	0	0	0	0	0	0	0	0	0	0	0	0	0	0	0	0	0	0	0
0100	0	0	0	0	0	0	0	0	0	0	0	0	0	0	0	0	0	0	0	0	0	0	0	0	0	0	0	0	0
0200	0	0	0	0	0	0	0	0	0	0	0	0	0	0	0	0	0	0	0	0	0	0	0	0	0	0	0	0	0
0300	0	0	0	0	0	0	0	0	0	0	0	0	0	0	0	0	0	0	0	0	0	0	0	0	0	0	0	0	0
0400	0	0	0	0	0	0	0	0	0	0	0	0	0	0	0	0	0	0	0	0	0	0	0	0	0	0	0	0	0
0500	0	0	0	0	0	0	0	0	0	0	0	0	0	0	0	0	0	0	0	0	0	0	0	0	0	0	0	0	0
0600	0	0	0	0	0	0	0	0	0	0	0	0	0	0	0	0	0	0	0	0	0	0	0	0	0	0	0	0	0
0700	1	0	0	0	0	0	0	0	0	0	0	0	0	0	0	1	0	0	0	0	0	0	0	0	0	0	0	0	0
0800	0	0	0	0	0	0	0	0	0	0	0	0	0	0	0	0	0	0	0	0	0	0	0	0	0	0	0	0	0
0900	**3**	**0**	**0**	**0**	**0**	**0**	**0**	**0**	**0**	**1**	**0**	**1**	**0**	**0**	**1**	**0**	**0**	**0**	**0**	**0**	**0**	**0**	**0**	**0**	**0**	**0**	**0**	**0**	**0**
1000	1	0	0	0	0	0	0	0	0	0	0	0	0	0	0	1	0	0	0	0	0	0	0	0	0	0	0	0	0
1100	1	0	0	0	1	0	0	0	0	0	0	0	0	0	0	0	0	0	0	0	0	0	0	0	0	0	0	0	0
1200	3	0	0	0	0	1	0	0	0	1	0	0	0	0	0	1	0	0	0	0	0	0	0	0	0	0	0	0	0
1300	**5**	**0**	**0**	**0**	**1**	**0**	**0**	**0**	**0**	**1**	**0**	**1**	**1**	**0**	**0**	**0**	**0**	**0**	**0**	**0**	**1**	**0**	**0**	**0**	**0**	**0**	**0**	**0**	**0**
1400	1	0	0	0	0	0	0	0	0	0	1	0	0	0	0	0	0	0	0	0	0	0	0	0	0	0	0	0	0
1500	0	0	0	0	0	0	0	0	0	0	0	0	0	0	0	0	0	0	0	0	0	0	0	0	0	0	0	0	0
1600	2	0	1	0	0	0	0	0	0	0	0	0	1	0	0	0	0	0	0	0	0	0	0	0	0	0	0	0	0
1700	1	0	0	0	0	0	0	0	0	0	0	0	0	0	1	0	0	0	0	0	0	0	0	0	0	0	0	0	0
1800	3	0	0	0	0	0	0	0	0	1	0	0	0	1	0	0	0	1	0	0	0	0	0	0	0	0	0	0	0
1900	3	0	0	0	0	0	0	0	0	0	0	0	0	1	2	0	0	0	0	0	0	0	0	0	0	0	0	0	0
2000	4	0	0	0	0	0	0	1	0	0	0	0	0	0	0	0	1	1	0	1	0	0	0	0	0	0	0	0	0
2100	0	0	0	0	0	0	0	0	0	0	0	0	0	0	0	0	0	0	0	0	0	0	0	0	0	0	0	0	0
2200	0	0	0	0	0	0	0	0	0	0	0	0	0	0	0	0	0	0	0	0	0	0	0	0	0	0	0	0	0
2300	0	0	0	0	0	0	0	0	0	0	0	0	0	0	0	0	0	0	0	0	0	0	0	0	0	0	0	0	0
07-19	**21**	**0**	**1**	**0**	**2**	**1**	**0**	**0**	**0**	**4**	**1**	**2**	**2**	**1**	**2**	**3**	**0**	**1**	**0**	**0**	**1**	**0**	**0**	**0**	**0**	**0**	**0**	**0**	**0**
06-22	**28**	**0**	**1**	**0**	**2**	**1**	**0**	**1**	**0**	**4**	**1**	**2**	**2**	**2**	**4**	**3**	**1**	**2**	**0**	**1**	**1**	**0**	**0**	**0**	**0**	**0**	**0**	**0**	**0**
06-00	**28**	**0**	**1**	**0**	**2**	**1**	**0**	**1**	**0**	**4**	**1**	**2**	**2**	**2**	**4**	**3**	**1**	**2**	**0**	**1**	**1**	**0**	**0**	**0**	**0**	**0**	**0**	**0**	**0**
00-00	**28**	**0**	**1**	**0**	**2**	**1**	**0**	**1**	**0**	**4**	**1**	**2**	**2**	**2**	**4**	**3**	**1**	**2**	**0**	**1**	**1**	**0**	**0**	**0**	**0**	**0**	**0**	**0**	**0**

DRAFT

Site 92
Location LS07430, Att - Telepole, Lat 54.14003, Long -6.84939
Direction South

3279 / Meath/Cavan/Monaghan ATC's
October 2013
Automatic Traffic Count

Fri, 11 October 2013

Time	Total	Speed Bins (km/h)																											
		0 - 5	5 - 10	10 - 15	15 - 20	20 - 25	25 - 30	30 - 35	35 - 40	40 - 45	45 - 50	50 - 55	55 - 60	60 - 65	65 - 70	70 - 75	75 - 80	80 - 85	85 - 90	90 - 95	95 - 100	100 - 105	105 - 110	110 - 115	115 - 120	120 - 125	125 - 130	130 - 135	135 - 140
0000	0	0	0	0	0	0	0	0	0	0	0	0	0	0	0	0	0	0	0	0	0	0	0	0	0	0	0	0	0
0100	0	0	0	0	0	0	0	0	0	0	0	0	0	0	0	0	0	0	0	0	0	0	0	0	0	0	0	0	0
0200	0	0	0	0	0	0	0	0	0	0	0	0	0	0	0	0	0	0	0	0	0	0	0	0	0	0	0	0	0
0300	0	0	0	0	0	0	0	0	0	0	0	0	0	0	0	0	0	0	0	0	0	0	0	0	0	0	0	0	0
0400	0	0	0	0	0	0	0	0	0	0	0	0	0	0	0	0	0	0	0	0	0	0	0	0	0	0	0	0	0
0500	0	0	0	0	0	0	0	0	0	0	0	0	0	0	0	0	0	0	0	0	0	0	0	0	0	0	0	0	0
0600	0	0	0	0	0	0	0	0	0	0	0	0	0	0	0	0	0	0	0	0	0	0	0	0	0	0	0	0	0
0700	1	0	0	0	0	0	0	0	0	1	0	0	0	0	0	0	0	0	0	0	0	0	0	0	0	0	0	0	0
0800	0	0	0	0	0	0	0	0	0	0	0	0	0	0	0	0	0	0	0	0	0	0	0	0	0	0	0	0	0
0900	1	0	0	0	0	0	0	0	0	0	0	1	0	0	0	0	0	0	0	0	0	0	0	0	0	0	0	0	0
1000	**2**	**0**	**0**	**0**	**1**	**0**	**0**	**0**	**0**	**0**	**0**	**0**	**0**	**0**	**1**	**0**	**0**	**0**	**0**	**0**	**0**	**0**	**0**	**0**	**0**	**0**	**0**	**0**	**0**
1100	1	0	0	0	0	0	0	0	0	0	0	1	0	0	0	0	0	0	0	0	0	0	0	0	0	0	0	0	0
1200	2	0	0	0	0	0	0	0	0	0	1	0	0	0	1	0	0	0	0	0	0	0	0	0	0	0	0	0	0
1300	**3**	**0**	**0**	**0**	**0**	**0**	**0**	**0**	**0**	**1**	**0**	**0**	**0**	**1**	**0**	**0**	**0**	**0**	**1**	**0**	**0**	**0**	**0**	**0**	**0**	**0**	**0**	**0**	**0**
1400	1	0	0	0	0	0	0	0	0	0	0	1	0	0	0	0	0	0	0	0	0	0	0	0	0	0	0	0	0
1500	1	0	0	0	0	0	0	0	0	0	0	0	1	0	0	0	0	0	0	0	0	0	0	0	0	0	0	0	0
1600	1	0	0	0	0	0	0	0	0	0	1	0	0	0	0	0	0	0	0	0	0	0	0	0	0	0	0	0	0
1700	0	0	0	0	0	0	0	0	0	0	0	0	0	0	0	0	0	0	0	0	0	0	0	0	0	0	0	0	0
1800	0	0	0	0	0	0	0	0	0	0	0	0	0	0	0	0	0	0	0	0	0	0	0	0	0	0	0	0	0
1900	2	0	0	0	0	0	0	0	0	0	0	0	1	0	0	1	0	0	0	0	0	0	0	0	0	0	0	0	0
2000	2	0	0	0	0	0	0	0	0	0	0	0	0	0	1	0	0	0	0	1	0	0	0	0	0	0	0	0	0
2100	1	0	0	0	0	0	0	0	0	0	0	0	0	0	0	0	0	1	0	0	0	0	0	0	0	0	0	0	0
2200	1	0	0	0	0	0	0	0	0	0	0	0	0	0	0	0	0	0	0	1	0	0	0	0	0	0	0	0	0
2300	0	0	0	0	0	0	0	0	0	0	0	0	0	0	0	0	0	0	0	0	0	0	0	0	0	0	0	0	0
07-19	**13**	**0**	**0**	**0**	**1**	**0**	**0**	**0**	**0**	**2**	**2**	**3**	**1**	**1**	**2**	**0**	**0**	**0**	**1**	**0**	**0**	**0**	**0**	**0**	**0**	**0**	**0**	**0**	**0**
06-22	**18**	**0**	**0**	**0**	**1**	**0**	**0**	**0**	**0**	**2**	**2**	**3**	**2**	**1**	**3**	**1**	**0**	**1**	**1**	**1**	**0**	**0**	**0**	**0**	**0**	**0**	**0**	**0**	**0**
06-00	**19**	**0**	**0**	**0**	**1**	**0**	**0**	**0**	**0**	**2**	**2**	**3**	**2**	**1**	**3**	**1**	**0**	**1**	**1**	**2**	**0**	**0**	**0**	**0**	**0**	**0**	**0**	**0**	**0**
00-00	**19**	**0**	**0**	**0**	**1**	**0**	**0**	**0**	**0**	**2**	**2**	**3**	**2**	**1**	**3**	**1**	**0**	**1**	**1**	**2**	**0**	**0**	**0**	**0**	**0**	**0**	**0**	**0**	**0**

DRAFT

Site 92
Location LS07430, Att - Telepole, Lat 54.14003, Long -6.84939
Direction South

3279 / Meath/Cavan/Monaghan ATC's
October 2013
Automatic Traffic Count

Sat, 12 October 2013

Time	Total	Speed Bins (km/h)																											
		0 - 5	5 - 10	10 - 15	15 - 20	20 - 25	25 - 30	30 - 35	35 - 40	40 - 45	45 - 50	50 - 55	55 - 60	60 - 65	65 - 70	70 - 75	75 - 80	80 - 85	85 - 90	90 - 95	95 - 100	100 - 105	105 - 110	110 - 115	115 - 120	120 - 125	125 - 130	130 - 135	135 - 140
0000	0	0	0	0	0	0	0	0	0	0	0	0	0	0	0	0	0	0	0	0	0	0	0	0	0	0	0	0	0
0100	0	0	0	0	0	0	0	0	0	0	0	0	0	0	0	0	0	0	0	0	0	0	0	0	0	0	0	0	0
0200	0	0	0	0	0	0	0	0	0	0	0	0	0	0	0	0	0	0	0	0	0	0	0	0	0	0	0	0	0
0300	0	0	0	0	0	0	0	0	0	0	0	0	0	0	0	0	0	0	0	0	0	0	0	0	0	0	0	0	0
0400	0	0	0	0	0	0	0	0	0	0	0	0	0	0	0	0	0	0	0	0	0	0	0	0	0	0	0	0	0
0500	0	0	0	0	0	0	0	0	0	0	0	0	0	0	0	0	0	0	0	0	0	0	0	0	0	0	0	0	0
0600	0	0	0	0	0	0	0	0	0	0	0	0	0	0	0	0	0	0	0	0	0	0	0	0	0	0	0	0	0
0700	1	0	0	0	0	0	0	0	0	0	0	0	1	0	0	0	0	0	0	0	0	0	0	0	0	0	0	0	0
0800	1	0	0	0	0	0	0	0	0	0	0	1	0	0	0	0	0	0	0	0	0	0	0	0	0	0	0	0	0
0900	3	0	0	1	0	0	0	0	0	0	1	1	0	0	0	0	0	0	0	0	0	0	0	0	0	0	0	0	0
1000	1	0	0	0	0	0	0	0	0	0	1	0	0	0	0	0	0	0	0	0	0	0	0	0	0	0	0	0	0
1100	**4**	**0**	**0**	**0**	**0**	**0**	**0**	**0**	**1**	**0**	**0**	**1**	**0**	**1**	**1**	**0**	**0**	**0**	**0**	**0**	**0**	**0**	**0**	**0**	**0**	**0**	**0**	**0**	**0**
1200	1	0	0	0	0	0	0	0	0	0	0	1	0	0	0	0	0	0	0	0	0	0	0	0	0	0	0	0	0
1300	1	0	0	0	0	0	0	0	0	1	0	0	0	0	0	0	0	0	0	0	0	0	0	0	0	0	0	0	0
1400	2	0	0	0	0	0	0	1	0	0	0	1	0	0	0	0	0	0	0	0	0	0	0	0	0	0	0	0	0
1500	2	0	0	0	0	0	0	0	0	0	0	0	0	0	0	1	1	0	0	0	0	0	0	0	0	0	0	0	0
1600	3	0	0	0	0	0	0	0	0	0	0	1	0	0	0	2	0	0	0	0	0	0	0	0	0	0	0	0	0
1700	1	0	0	0	0	0	0	0	0	0	1	0	0	0	0	0	0	0	0	0	0	0	0	0	0	0	0	0	0
1800	3	0	0	0	0	0	0	0	0	0	0	0	1	0	1	0	0	0	0	0	1	0	0	0	0	0	0	0	0
1900	2	0	0	0	0	0	0	0	0	0	0	0	1	0	0	0	0	1	0	0	0	0	0	0	0	0	0	0	0
2000	**5**	**0**	**0**	**0**	**0**	**0**	**0**	**0**	**0**	**1**	**0**	**2**	**0**	**0**	**0**	**2**	**0**	**0**	**0**	**0**	**0**	**0**	**0**	**0**	**0**	**0**	**0**	**0**	**0**
2100	1	0	0	0	0	0	0	0	0	0	0	0	0	0	0	1	0	0	0	0	0	0	0	0	0	0	0	0	0
2200	1	0	0	0	0	0	0	0	0	0	0	0	0	0	0	1	0	0	0	0	0	0	0	0	0	0	0	0	0
2300	0	0	0	0	0	0	0	0	0	0	0	0	0	0	0	0	0	0	0	0	0	0	0	0	0	0	0	0	0
07-19	**23**	**0**	**0**	**1**	**0**	**0**	**0**	**1**	**1**	**1**	**3**	**5**	**3**	**1**	**2**	**3**	**1**	**0**	**0**	**0**	**1**	**0**	**0**	**0**	**0**	**0**	**0**	**0**	**0**
06-22	**31**	**0**	**0**	**1**	**0**	**0**	**0**	**1**	**1**	**2**	**3**	**7**	**4**	**1**	**2**	**6**	**1**	**1**	**0**	**0**	**1**	**0**	**0**	**0**	**0**	**0**	**0**	**0**	**0**
06-00	**32**	**0**	**0**	**1**	**0**	**0**	**0**	**1**	**1**	**2**	**3**	**7**	**4**	**1**	**2**	**7**	**1**	**1**	**0**	**0**	**1**	**0**	**0**	**0**	**0**	**0**	**0**	**0**	**0**
00-00	**32**	**0**	**0**	**1**	**0**	**0**	**0**	**1**	**1**	**2**	**3**	**7**	**4**	**1**	**2**	**7**	**1**	**1**	**0**	**0**	**1**	**0**	**0**	**0**	**0**	**0**	**0**	**0**	**0**

DRAFT

Site 92
Location LS07430, Att - Telepole, Lat 54.14003, Long -6.84939
Direction South

3279 / Meath/Cavan/Monaghan ATC's
October 2013
Automatic Traffic Count

Sun, 13 October 2013

Time	Total	Speed Bins (km/h)																											
		0 - 5	5 - 10	10 - 15	15 - 20	20 - 25	25 - 30	30 - 35	35 - 40	40 - 45	45 - 50	50 - 55	55 - 60	60 - 65	65 - 70	70 - 75	75 - 80	80 - 85	85 - 90	90 - 95	95 - 100	100 - 105	105 - 110	110 - 115	115 - 120	120 - 125	125 - 130	130 - 135	135 - 140
0000	0	0	0	0	0	0	0	0	0	0	0	0	0	0	0	0	0	0	0	0	0	0	0	0	0	0	0	0	0
0100	0	0	0	0	0	0	0	0	0	0	0	0	0	0	0	0	0	0	0	0	0	0	0	0	0	0	0	0	0
0200	1	0	0	0	0	0	0	0	0	0	1	0	0	0	0	0	0	0	0	0	0	0	0	0	0	0	0	0	0
0300	0	0	0	0	0	0	0	0	0	0	0	0	0	0	0	0	0	0	0	0	0	0	0	0	0	0	0	0	0
0400	0	0	0	0	0	0	0	0	0	0	0	0	0	0	0	0	0	0	0	0	0	0	0	0	0	0	0	0	0
0500	0	0	0	0	0	0	0	0	0	0	0	0	0	0	0	0	0	0	0	0	0	0	0	0	0	0	0	0	0
0600	0	0	0	0	0	0	0	0	0	0	0	0	0	0	0	0	0	0	0	0	0	0	0	0	0	0	0	0	0
0700	0	0	0	0	0	0	0	0	0	0	0	0	0	0	0	0	0	0	0	0	0	0	0	0	0	0	0	0	0
0800	0	0	0	0	0	0	0	0	0	0	0	0	0	0	0	0	0	0	0	0	0	0	0	0	0	0	0	0	0
0900	0	0	0	0	0	0	0	0	0	0	0	0	0	0	0	0	0	0	0	0	0	0	0	0	0	0	0	0	0
1000	1	0	0	0	0	0	0	0	0	0	0	1	0	0	0	0	0	0	0	0	0	0	0	0	0	0	0	0	0
1100	**3**	**0**	**0**	**0**	**0**	**0**	**0**	**2**	**0**	**0**	**0**	**0**	**0**	**1**	**0**	**0**	**0**	**0**	**0**	**0**	**0**	**0**	**0**	**0**	**0**	**0**	**0**	**0**	**0**
1200	1	0	0	0	0	0	0	0	0	0	0	1	0	0	0	0	0	0	0	0	0	0	0	0	0	0	0	0	0
1300	3	0	0	0	1	0	1	0	0	0	0	0	0	0	0	0	0	1	0	0	0	0	0	0	0	0	0	0	0
1400	2	0	0	0	0	0	0	0	0	0	2	0	0	0	0	0	0	0	0	0	0	0	0	0	0	0	0	0	0
1500	3	0	0	0	0	0	0	0	0	0	1	0	0	0	0	1	0	0	1	0	0	0	0	0	0	0	0	0	0
1600	1	0	0	0	0	0	0	0	1	0	0	0	0	0	0	0	0	0	0	0	0	0	0	0	0	0	0	0	0
1700	**4**	**0**	**0**	**0**	**0**	**0**	**0**	**0**	**0**	**0**	**0**	**0**	**1**	**2**	**0**	**0**	**0**	**1**	**0**	**0**	**0**	**0**	**0**	**0**	**0**	**0**	**0**	**0**	**0**
1800	1	0	0	0	0	0	0	0	0	0	0	0	0	0	0	0	0	1	0	0	0	0	0	0	0	0	0	0	0
1900	1	0	0	0	0	0	0	0	0	0	0	0	0	0	1	0	0	0	0	0	0	0	0	0	0	0	0	0	0
2000	1	0	0	0	0	0	0	0	0	0	0	0	1	0	0	0	0	0	0	0	0	0	0	0	0	0	0	0	0
2100	1	0	0	0	0	0	0	0	0	0	0	0	0	0	0	1	0	0	0	0	0	0	0	0	0	0	0	0	0
2200	1	0	0	0	0	0	0	0	0	0	0	0	1	0	0	0	0	0	0	0	0	0	0	0	0	0	0	0	0
2300	0	0	0	0	0	0	0	0	0	0	0	0	0	0	0	0	0	0	0	0	0	0	0	0	0	0	0	0	0
07-19	**19**	**0**	**0**	**0**	**1**	**0**	**1**	**2**	**1**	**0**	**3**	**2**	**1**	**3**	**0**	**1**	**0**	**3**	**1**	**0**	**0**	**0**	**0**	**0**	**0**	**0**	**0**	**0**	**0**
06-22	**22**	**0**	**0**	**0**	**1**	**0**	**1**	**2**	**1**	**0**	**3**	**2**	**2**	**3**	**1**	**2**	**0**	**3**	**1**	**0**	**0**	**0**	**0**	**0**	**0**	**0**	**0**	**0**	**0**
06-00	**23**	**0**	**0**	**0**	**1**	**0**	**1**	**2**	**1**	**0**	**3**	**2**	**3**	**3**	**1**	**2**	**0**	**3**	**1**	**0**	**0**	**0**	**0**	**0**	**0**	**0**	**0**	**0**	**0**
00-00	**24**	**0**	**0**	**0**	**1**	**0**	**1**	**2**	**1**	**0**	**4**	**2**	**3**	**3**	**1**	**2**	**0**	**3**	**1**	**0**	**0**	**0**	**0**	**0**	**0**	**0**	**0**	**0**	**0**

DRAFT

Site 92
Location LS07430, Att - Telepole, Lat 54.14003, Long -6.84939
Direction South

3279 / Meath/Cavan/Monaghan ATC's
October 2013
Automatic Traffic Count

Mon, 14 October 2013

Time	Total	Speed Bins (km/h)																											
		0 - 5	5 - 10	10 - 15	15 - 20	20 - 25	25 - 30	30 - 35	35 - 40	40 - 45	45 - 50	50 - 55	55 - 60	60 - 65	65 - 70	70 - 75	75 - 80	80 - 85	85 - 90	90 - 95	95 - 100	100 - 105	105 - 110	110 - 115	115 - 120	120 - 125	125 - 130	130 - 135	135 - 140
0000	0	0	0	0	0	0	0	0	0	0	0	0	0	0	0	0	0	0	0	0	0	0	0	0	0	0	0	0	0
0100	0	0	0	0	0	0	0	0	0	0	0	0	0	0	0	0	0	0	0	0	0	0	0	0	0	0	0	0	0
0200	0	0	0	0	0	0	0	0	0	0	0	0	0	0	0	0	0	0	0	0	0	0	0	0	0	0	0	0	0
0300	0	0	0	0	0	0	0	0	0	0	0	0	0	0	0	0	0	0	0	0	0	0	0	0	0	0	0	0	0
0400	0	0	0	0	0	0	0	0	0	0	0	0	0	0	0	0	0	0	0	0	0	0	0	0	0	0	0	0	0
0500	0	0	0	0	0	0	0	0	0	0	0	0	0	0	0	0	0	0	0	0	0	0	0	0	0	0	0	0	0
0600	0	0	0	0	0	0	0	0	0	0	0	0	0	0	0	0	0	0	0	0	0	0	0	0	0	0	0	0	0
0700	0	0	0	0	0	0	0	0	0	0	0	0	0	0	0	0	0	0	0	0	0	0	0	0	0	0	0	0	0
0800	0	0	0	0	0	0	0	0	0	0	0	0	0	0	0	0	0	0	0	0	0	0	0	0	0	0	0	0	0
0900	**3**	**0**	**0**	**0**	**0**	**0**	**1**	**1**	**0**	**0**	**0**	**0**	**1**	**0**	**0**	**0**	**0**	**0**	**0**	**0**	**0**	**0**	**0**	**0**	**0**	**0**	**0**	**0**	**0**
1000	**3**	**0**	**0**	**0**	**0**	**0**	**0**	**1**	**0**	**0**	**1**	**1**	**0**	**0**	**0**	**0**	**0**	**0**	**0**	**0**	**0**	**0**	**0**	**0**	**0**	**0**	**0**	**0**	**0**
1100	**3**	**0**	**0**	**0**	**0**	**0**	**2**	**0**	**0**	**0**	**0**	**1**	**0**	**0**	**0**	**0**	**0**	**0**	**0**	**0**	**0**	**0**	**0**	**0**	**0**	**0**	**0**	**0**	**0**
1200	2	0	0	0	0	0	0	0	1	0	0	0	0	0	0	1	0	0	0	0	0	0	0	0	0	0	0	0	0
1300	4	0	0	0	0	0	0	1	0	1	0	0	1	0	0	0	0	0	0	0	1	0	0	0	0	0	0	0	0
1400	2	0	0	0	0	1	0	0	0	1	0	0	0	0	0	0	0	0	0	0	0	0	0	0	0	0	0	0	0
1500	1	0	0	0	0	0	0	0	1	0	0	0	0	0	0	0	0	0	0	0	0	0	0	0	0	0	0	0	0
1600	5	0	0	0	1	0	1	0	2	0	1	0	0	0	0	0	0	0	0	0	0	0	0	0	0	0	0	0	0
1700	**7**	**0**	**0**	**1**	**1**	**1**	**0**	**0**	**2**	**0**	**1**	**0**	**0**	**0**	**1**	**0**	**0**	**0**	**0**	**0**	**0**	**0**	**0**	**0**	**0**	**0**	**0**	**0**	**0**
1800	1	0	0	0	0	0	0	0	0	0	0	0	1	0	0	0	0	0	0	0	0	0	0	0	0	0	0	0	0
1900	2	0	0	0	0	0	0	0	0	0	1	0	0	1	0	0	0	0	0	0	0	0	0	0	0	0	0	0	0
2000	1	0	0	0	0	0	0	0	0	0	0	0	0	0	0	0	0	0	1	0	0	0	0	0	0	0	0	0	0
2100	1	0	0	0	0	0	0	1	0	0	0	0	0	0	0	0	0	0	0	0	0	0	0	0	0	0	0	0	0
2200	0	0	0	0	0	0	0	0	0	0	0	0	0	0	0	0	0	0	0	0	0	0	0	0	0	0	0	0	0
2300	0	0	0	0	0	0	0	0	0	0	0	0	0	0	0	0	0	0	0	0	0	0	0	0	0	0	0	0	0
07-19	**31**	**0**	**0**	**1**	**2**	**2**	**4**	**3**	**6**	**2**	**3**	**2**	**3**	**0**	**1**	**1**	**0**	**0**	**0**	**0**	**1**	**0**	**0**	**0**	**0**	**0**	**0**	**0**	**0**
06-22	**35**	**0**	**0**	**1**	**2**	**2**	**4**	**4**	**6**	**2**	**4**	**2**	**3**	**1**	**1**	**1**	**0**	**0**	**1**	**0**	**1**	**0**	**0**	**0**	**0**	**0**	**0**	**0**	**0**
06-00	**35**	**0**	**0**	**1**	**2**	**2**	**4**	**4**	**6**	**2**	**4**	**2**	**3**	**1**	**1**	**1**	**0**	**0**	**1**	**0**	**1**	**0**	**0**	**0**	**0**	**0**	**0**	**0**	**0**
00-00	**35**	**0**	**0**	**1**	**2**	**2**	**4**	**4**	**6**	**2**	**4**	**2**	**3**	**1**	**1**	**1**	**0**	**0**	**1**	**0**	**1**	**0**	**0**	**0**	**0**	**0**	**0**	**0**	**0**

DRAFT

Site 92
Location LS07430, Att - Telepole, Lat 54.14003, Long -6.84939
Direction South

3279 / Meath/Cavan/Monaghan ATC's
October 2013
Automatic Traffic Count

Tue, 15 October 2013

Time	Total	Speed Bins (km/h)																											
		0 - 5	5 - 10	10 - 15	15 - 20	20 - 25	25 - 30	30 - 35	35 - 40	40 - 45	45 - 50	50 - 55	55 - 60	60 - 65	65 - 70	70 - 75	75 - 80	80 - 85	85 - 90	90 - 95	95 - 100	100 - 105	105 - 110	110 - 115	115 - 120	120 - 125	125 - 130	130 - 135	135 - 140
0000	0	0	0	0	0	0	0	0	0	0	0	0	0	0	0	0	0	0	0	0	0	0	0	0	0	0	0	0	0
0100	0	0	0	0	0	0	0	0	0	0	0	0	0	0	0	0	0	0	0	0	0	0	0	0	0	0	0	0	0
0200	0	0	0	0	0	0	0	0	0	0	0	0	0	0	0	0	0	0	0	0	0	0	0	0	0	0	0	0	0
0300	0	0	0	0	0	0	0	0	0	0	0	0	0	0	0	0	0	0	0	0	0	0	0	0	0	0	0	0	0
0400	0	0	0	0	0	0	0	0	0	0	0	0	0	0	0	0	0	0	0	0	0	0	0	0	0	0	0	0	0
0500	0	0	0	0	0	0	0	0	0	0	0	0	0	0	0	0	0	0	0	0	0	0	0	0	0	0	0	0	0
0600	0	0	0	0	0	0	0	0	0	0	0	0	0	0	0	0	0	0	0	0	0	0	0	0	0	0	0	0	0
0700	0	0	0	0	0	0	0	0	0	0	0	0	0	0	0	0	0	0	0	0	0	0	0	0	0	0	0	0	0
0800	0	0	0	0	0	0	0	0	0	0	0	0	0	0	0	0	0	0	0	0	0	0	0	0	0	0	0	0	0
0900	**4**	**0**	**0**	**0**	**1**	**0**	**0**	**0**	**0**	**1**	**1**	**0**	**0**	**0**	**0**	**1**	**0**	**0**	**0**	**0**	**0**	**0**	**0**	**0**	**0**	**0**	**0**	**0**	**0**
1000	0	0	0	0	0	0	0	0	0	0	0	0	0	0	0	0	0	0	0	0	0	0	0	0	0	0	0	0	0
1100	0	0	0	0	0	0	0	0	0	0	0	0	0	0	0	0	0	0	0	0	0	0	0	0	0	0	0	0	0
1200	1	0	0	0	0	0	0	0	0	0	0	0	0	0	1	0	0	0	0	0	0	0	0	0	0	0	0	0	0
1300	**4**	**0**	**0**	**0**	**0**	**0**	**0**	**0**	**0**	**1**	**1**	**1**	**0**	**0**	**0**	**0**	**0**	**1**	**0**	**0**	**0**	**0**	**0**	**0**	**0**	**0**	**0**	**0**	**0**
1400	0	0	0	0	0	0	0	0	0	0	0	0	0	0	0	0	0	0	0	0	0	0	0	0	0	0	0	0	0
1500	0	0	0	0	0	0	0	0	0	0	0	0	0	0	0	0	0	0	0	0	0	0	0	0	0	0	0	0	0
1600	2	0	0	0	0	0	0	0	0	0	1	0	0	1	0	0	0	0	0	0	0	0	0	0	0	0	0	0	0
1700	3	0	0	0	0	0	0	1	0	0	0	1	0	0	0	1	0	0	0	0	0	0	0	0	0	0	0	0	0
1800	2	0	0	0	0	0	0	0	0	0	0	1	1	0	0	0	0	0	0	0	0	0	0	0	0	0	0	0	0
1900	**4**	**0**	**0**	**0**	**0**	**0**	**0**	**0**	**0**	**0**	**0**	**0**	**0**	**0**	**1**	**2**	**0**	**0**	**1**	**0**	**0**	**0**	**0**	**0**	**0**	**0**	**0**	**0**	**0**
2000	0	0	0	0	0	0	0	0	0	0	0	0	0	0	0	0	0	0	0	0	0	0	0	0	0	0	0	0	0
2100	0	0	0	0	0	0	0	0	0	0	0	0	0	0	0	0	0	0	0	0	0	0	0	0	0	0	0	0	0
2200	1	0	0	0	0	0	0	1	0	0	0	0	0	0	0	0	0	0	0	0	0	0	0	0	0	0	0	0	0
2300	0	0	0	0	0	0	0	0	0	0	0	0	0	0	0	0	0	0	0	0	0	0	0	0	0	0	0	0	0
07-19	**16**	**0**	**0**	**0**	**1**	**0**	**0**	**1**	**0**	**2**	**3**	**3**	**1**	**1**	**1**	**2**	**0**	**1**	**0**	**0**	**0**	**0**	**0**	**0**	**0**	**0**	**0**	**0**	**0**
06-22	**20**	**0**	**0**	**0**	**1**	**0**	**0**	**1**	**0**	**2**	**3**	**3**	**1**	**1**	**2**	**4**	**0**	**1**	**1**	**0**	**0**	**0**	**0**	**0**	**0**	**0**	**0**	**0**	**0**
06-00	**21**	**0**	**0**	**0**	**1**	**0**	**0**	**2**	**0**	**2**	**3**	**3**	**1**	**1**	**2**	**4**	**0**	**1**	**1**	**0**	**0**	**0**	**0**	**0**	**0**	**0**	**0**	**0**	**0**
00-00	**21**	**0**	**0**	**0**	**1**	**0**	**0**	**2**	**0**	**2**	**3**	**3**	**1**	**1**	**2**	**4**	**0**	**1**	**1**	**0**	**0**	**0**	**0**	**0**	**0**	**0**	**0**	**0**	**0**

DRAFT

Site 92
Location LS07430, Att - Telepole, Lat 54.14003, Long -6.84939
Direction South

3279 / Meath/Cavan/Monaghan ATC's
October 2013
Automatic Traffic Count

Virtual Day (7)

Time	Total	Speed Bins (km/h)																											
		0 - 5	5 - 10	10 - 15	15 - 20	20 - 25	25 - 30	30 - 35	35 - 40	40 - 45	45 - 50	50 - 55	55 - 60	60 - 65	65 - 70	70 - 75	75 - 80	80 - 85	85 - 90	90 - 95	95 - 100	100 - 105	105 - 110	110 - 115	115 - 120	120 - 125	125 - 130	130 - 135	135 - 140
0000	0	0	0	0	0	0	0	0	0	0	0	0	0	0	0	0	0	0	0	0	0	0	0	0	0	0	0	0	0
0100	0	0	0	0	0	0	0	0	0	0	0	0	0	0	0	0	0	0	0	0	0	0	0	0	0	0	0	0	0
0200	0	0	0	0	0	0	0	0	0	0	0	0	0	0	0	0	0	0	0	0	0	0	0	0	0	0	0	0	0
0300	0	0	0	0	0	0	0	0	0	0	0	0	0	0	0	0	0	0	0	0	0	0	0	0	0	0	0	0	0
0400	0	0	0	0	0	0	0	0	0	0	0	0	0	0	0	0	0	0	0	0	0	0	0	0	0	0	0	0	0
0500	0	0	0	0	0	0	0	0	0	0	0	0	0	0	0	0	0	0	0	0	0	0	0	0	0	0	0	0	0
0600	0	0	0	0	0	0	0	0	0	0	0	0	0	0	0	0	0	0	0	0	0	0	0	0	0	0	0	0	0
0700	0	0	0	0	0	0	0	0	0	0	0	0	0	0	0	0	0	0	0	0	0	0	0	0	0	0	0	0	0
0800	0	0	0	0	0	0	0	0	0	0	0	0	0	0	0	0	0	0	0	0	0	0	0	0	0	0	0	0	0
0900	**2**	**0**	**0**	**0**	**0**	**0**	**0**	**0**	**0**	**0**	**0**	**0**	**0**	**0**	**0**	**0**	**0**	**0**	**0**	**0**	**0**	**0**	**0**	**0**	**0**	**0**	**0**	**0**	**0**
1000	**2**	**0**	**0**	**0**	**0**	**0**	**0**	**0**	**0**	**0**	**0**	**0**	**0**	**0**	**0**	**0**	**0**	**0**	**0**	**0**	**0**	**0**	**0**	**0**	**0**	**0**	**0**	**0**	**0**
1100	**2**	**0**	**0**	**0**	**0**	**0**	**0**	**0**	**0**	**0**	**0**	**0**	**0**	**0**	**0**	**0**	**0**	**0**	**0**	**0**	**0**	**0**	**0**	**0**	**0**	**0**	**0**	**0**	**0**
1200	2	0	0	0	0	0	0	0	0	0	0	0	0	0	0	0	0	0	0	0	0	0	0	0	0	0	0	0	0
1300	**4**	**0**	**0**	**0**	**0**	**0**	**0**	**0**	**0**	**1**	**0**	**0**	**1**	**0**	**0**	**0**	**0**	**0**	**0**	**0**	**0**	**0**	**0**	**0**	**0**	**0**	**0**	**0**	**0**
1400	1	0	0	0	0	0	0	0	0	0	1	0	0	0	0	0	0	0	0	0	0	0	0	0	0	0	0	0	0
1500	1	0	0	0	0	0	0	0	0	0	0	0	0	0	0	0	0	0	0	0	0	0	0	0	0	0	0	0	0
1600	2	0	0	0	0	0	0	0	0	0	0	0	0	0	0	0	0	0	0	0	0	0	0	0	0	0	0	0	0
1700	2	0	0	0	0	0	0	0	0	0	0	0	0	0	0	0	0	0	0	0	0	0	0	0	0	0	0	0	0
1800	2	0	0	0	0	0	0	0	0	0	0	0	1	0	0	0	0	0	0	0	0	0	0	0	0	0	0	0	0
1900	2	0	0	0	0	0	0	0	0	0	0	0	0	0	1	0	0	0	0	0	0	0	0	0	0	0	0	0	0
2000	2	0	0	0	0	0	0	0	0	0	0	0	0	0	0	0	0	0	0	0	0	0	0	0	0	0	0	0	0
2100	1	0	0	0	0	0	0	0	0	0	0	0	0	0	0	0	0	0	0	0	0	0	0	0	0	0	0	0	0
2200	1	0	0	0	0	0	0	0	0	0	0	0	0	0	0	0	0	0	0	0	0	0	0	0	0	0	0	0	0
2300	0	0	0	0	0	0	0	0	0	0	0	0	0	0	0	0	0	0	0	0	0	0	0	0	0	0	0	0	0
07-19	**20**	**0**	**0**	**0**	**1**	**0**	**1**	**1**	**1**	**2**	**2**	**3**	**2**	**1**	**1**	**2**	**0**	**1**	**0**	**0**	**0**	**0**	**0**	**0**	**0**	**0**	**0**	**0**	**0**
06-22	**25**	**0**	**0**	**0**	**1**	**0**	**1**	**1**	**1**	**2**	**2**	**3**	**3**	**2**	**2**	**3**	**0**	**1**	**1**	**0**	**0**	**0**	**0**	**0**	**0**	**0**	**0**	**0**	**0**
06-00	**26**	**0**	**0**	**0**	**1**	**0**	**1**	**1**	**1**	**2**	**2**	**3**	**3**	**2**	**2**	**3**	**0**	**1**	**1**	**0**	**0**	**0**	**0**	**0**	**0**	**0**	**0**	**0**	**0**
00-00	**26**	**0**	**0**	**0**	**1**	**0**	**1**	**1**	**1**	**2**	**3**	**3**	**3**	**2**	**2**	**3**	**0**	**1**	**1**	**0**	**0**	**0**	**0**	**0**	**0**	**0**	**0**	**0**	**0**

DRAFT

Site 92
Location LS07430, Att - Telepole, Lat 54.14003, Long -6.84939
Direction South

3279 / Meath/Cavan/Monaghan ATC's
October 2013
Automatic Traffic Count

Virtual Week (1)

Time	Total	Speed Bins (km/h)																											
		0 - 5	5 - 10	10 - 15	15 - 20	20 - 25	25 - 30	30 - 35	35 - 40	40 - 45	45 - 50	50 - 55	55 - 60	60 - 65	65 - 70	70 - 75	75 - 80	80 - 85	85 - 90	90 - 95	95 - 100	100 - 105	105 - 110	110 - 115	115 - 120	120 - 125	125 - 130	130 - 135	135 - 140
Mon	35	0	0	1	2	2	4	4	6	2	4	2	3	1	1	1	0	0	1	0	1	0	0	0	0	0	0	0	0
Tue	21	0	0	0	1	0	0	2	0	2	3	3	1	1	2	4	0	1	1	0	0	0	0	0	0	0	0	0	0
Wed	24	0	0	1	1	0	0	0	0	4	1	1	6	2	4	2	0	1	1	0	0	0	0	0	0	0	0	0	0
Thu	28	0	1	0	2	1	0	1	0	4	1	2	2	2	4	3	1	2	0	1	1	0	0	0	0	0	0	0	0
Fri	19	0	0	0	1	0	0	0	0	2	2	3	2	1	3	1	0	1	1	2	0	0	0	0	0	0	0	0	0
|Sat	32	0	0	1	0	0	0	1	1	2	3	7	4	1	2	7	1	1	0	0	1	0	0	0	0	0	0	0	0
|Sun	24	0	0	0	1	0	1	2	1	0	4	2	3	3	1	2	0	3	1	0	0	0	0	0	0	0	0	0	0
5 Day Ave.	**25**	**0**	**0**	**0**	**1**	**1**	**1**	**1**	**1**	**3**	**2**	**2**	**3**	**1**	**3**	**2**	**0**	**1**	**1**	**1**	**0**	**0**	**0**	**0**	**0**	**0**	**0**	**0**	**0**
7 Day Ave.	**26**	**0**	**0**	**0**	**1**	**0**	**1**	**1**	**1**	**2**	**3**	**3**	**3**	**2**	**2**	**3**	**0**	**1**	**1**	**0**	**0**	**0**	**0**	**0**	**0**	**0**	**0**	**0**	**0**
--	**183**	**0**	**1**	**3**	**8**	**3**	**5**	**10**	**8**	**16**	**18**	**20**	**21**	**11**	**17**	**20**	**2**	**9**	**5**	**3**	**3**	**0**	**0**	**0**	**0**	**0**	**0**	**0**	**0**	**0**

Summary Graphs

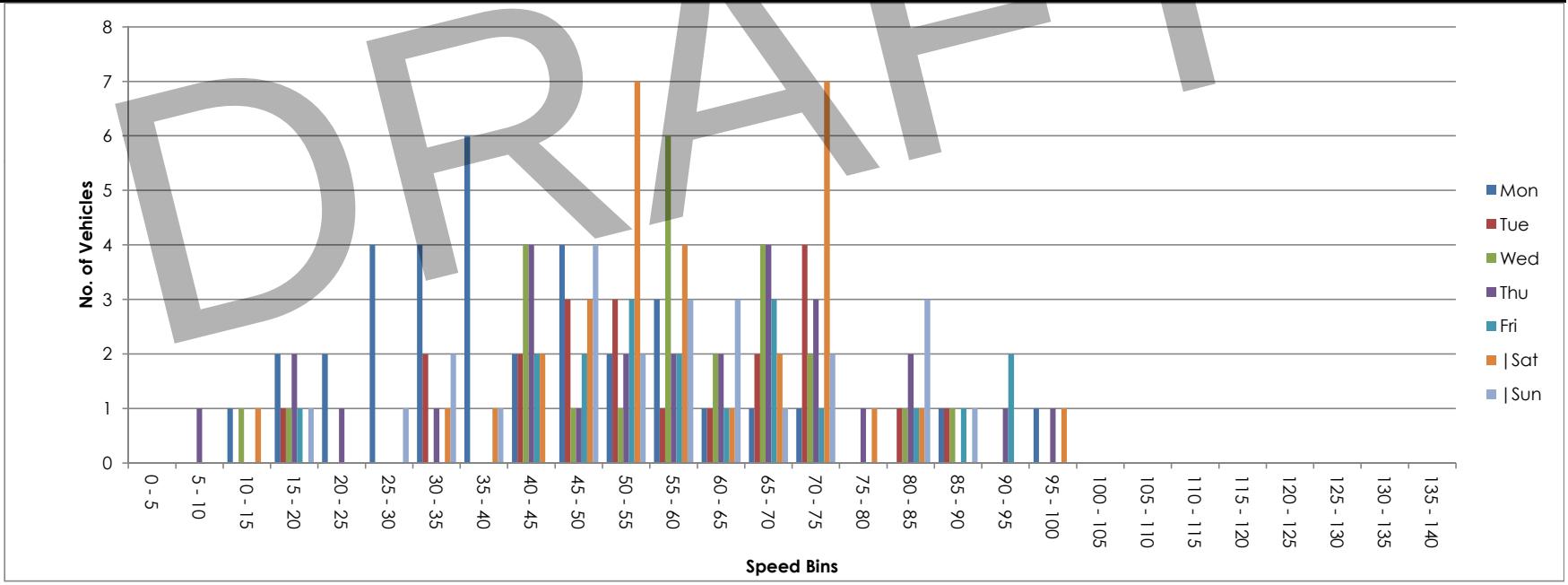

DRAFT

Site 92
Location LS07430, Att - Telepole, Lat 54.14003, Long -6.84939
Direction Two way

3279 / Meath/Cavan/Monaghan ATC's
October 2013
Automatic Traffic Count

Wed, 9 October 2013

Time	Total	Classification												>PSL	>PSL%	>SL1	>SL1%	>SL2	>SL2%	Mean	Vpp
		1 MCL	2 SV	3 SVT	4 TB2	5 TB3	6 T4	7 ART3	8 ART4	9 ART5	10 ART6	11 BD	12 DRT	80	80	85 +5kph	85 +5kph	90 +10kph	90 +10kph		85
0000	0	0	0	0	0	0	0	0	0	0	0	0	0	0	0	0	0	0	0	-	-
0100	1	0	1	0	0	0	0	0	0	0	0	0	0	0	0	0	0	0	0	66.5	-
0200	0	0	0	0	0	0	0	0	0	0	0	0	0	0	0	0	0	0	0	-	-
0300	0	0	0	0	0	0	0	0	0	0	0	0	0	0	0	0	0	0	0	-	-
0400	0	0	0	0	0	0	0	0	0	0	0	0	0	0	0	0	0	0	0	-	-
0500	0	0	0	0	0	0	0	0	0	0	0	0	0	0	0	0	0	0	0	-	-
0600	0	0	0	0	0	0	0	0	0	0	0	0	0	0	0	0	0	0	0	-	-
0700	1	0	1	0	0	0	0	0	0	0	0	0	0	0	0	0	0	0	0	51.9	-
0800	1	0	1	0	0	0	0	0	0	0	0	0	0	0	0	0	0	0	0	62.2	-
0900	2	0	2	0	0	0	0	0	0	0	0	0	0	0	0	0	0	0	0	52.1	-
1000	**7**	**0**	**7**	**0**	**0**	**0**	**0**	**0**	**0**	**0**	**0**	**0**	**0**	**0**	**0**	**0**	**0**	**0**	**0**	**26**	**-**
1100	5	0	5	0	0	0	0	0	0	0	0	0	0	0	0	0	0	0	0	39.3	-
1200	5	0	5	0	0	0	0	0	0	0	0	0	0	0	0	0	0	0	0	69.4	-
1300	**7**	**0**	**7**	**0**	**0**	**0**	**0**	**0**	**0**	**0**	**0**	**0**	**0**	**1**	**14.3**	**1**	**14.3**	**0**	**0**	**56.2**	**-**
1400	**7**	**0**	**6**	**1**	**0**	**0**	**0**	**0**	**0**	**0**	**0**	**0**	**0**	**0**	**0**	**0**	**0**	**0**	**0**	**52.5**	**-**
1500	1	0	1	0	0	0	0	0	0	0	0	0	0	0	0	0	0	0	0	33.3	-
1600	1	0	0	0	0	0	0	0	1	0	0	0	0	0	0	0	0	0	0	43.4	-
1700	2	0	2	0	0	0	0	0	0	0	0	0	0	0	0	0	0	0	0	64.5	-
1800	4	0	4	0	0	0	0	0	0	0	0	0	0	0	0	0	0	0	0	62.7	-
1900	3	0	2	0	0	0	1	0	0	0	0	0	0	0	0	0	0	0	0	68.4	-
2000	3	0	2	0	0	0	1	0	0	0	0	0	0	0	0	0	0	0	0	63.9	-
2100	3	0	3	0	0	0	0	0	0	0	0	0	0	0	0	0	0	0	0	42.9	-
2200	3	0	3	0	0	0	0	0	0	0	0	0	0	1	33.3	0	0	0	0	73.6	-
2300	0	0	0	0	0	0	0	0	0	0	0	0	0	0	0	0	0	0	0	-	-
07-19	**43**	**0**	**41**	**1**	**0**	**0**	**0**	**0**	**1**	**0**	**0**	**0**	**0**	**1**	**2.3**	**1**	**2.3**	**0**	**0**	**50.2**	**70.6**
06-22	**52**	**0**	**48**	**1**	**0**	**0**	**2**	**0**	**1**	**0**	**0**	**0**	**0**	**1**	**1.9**	**1**	**1.9**	**0**	**0**	**51.7**	**71.3**
06-00	**55**	**0**	**51**	**1**	**0**	**0**	**2**	**0**	**1**	**0**	**0**	**0**	**0**	**2**	**3.6**	**1**	**1.8**	**0**	**0**	**52.9**	**72**
00-00	**56**	**0**	**52**	**1**	**0**	**0**	**2**	**0**	**1**	**0**	**0**	**0**	**0**	**2**	**3.6**	**1**	**1.8**	**0**	**0**	**53.1**	**72**

DRAFT

Site 92
Location LS07430, Att - Telepole, Lat 54.14003, Long -6.84939
Direction Two way

3279 / Meath/Cavan/Monaghan ATC's
October 2013
Automatic Traffic Count

Thu, 10 October 2013

Time	Total	Classification												>PSL	>PSL%	>SL1	>SL1%	>SL2	>SL2%	Mean	Vpp
		1 MCL	2 SV	3 SVT	4 TB2	5 TB3	6 T4	7 ART3	8 ART4	9 ART5	10 ART6	11 BD	12 DRT	80	80	85 +5kph	85 +5kph	90 +10kph	90 +10kph		85
0000	0	0	0	0	0	0	0	0	0	0	0	0	0	0	0	0	0	0	0	-	-
0100	0	0	0	0	0	0	0	0	0	0	0	0	0	0	0	0	0	0	0	-	-
0200	0	0	0	0	0	0	0	0	0	0	0	0	0	0	0	0	0	0	0	-	-
0300	0	0	0	0	0	0	0	0	0	0	0	0	0	0	0	0	0	0	0	-	-
0400	0	0	0	0	0	0	0	0	0	0	0	0	0	0	0	0	0	0	0	-	-
0500	0	0	0	0	0	0	0	0	0	0	0	0	0	0	0	0	0	0	0	-	-
0600	0	0	0	0	0	0	0	0	0	0	0	0	0	0	0	0	0	0	0	-	-
0700	2	0	0	2	0	0	0	0	0	0	0	0	0	0	0	0	0	0	0	69	-
0800	1	0	1	0	0	0	0	0	0	0	0	0	0	0	0	0	0	0	0	69.7	-
0900	5	0	5	0	0	0	0	0	0	0	0	0	0	0	0	0	0	0	0	55.1	-
1000	1	0	1	0	0	0	0	0	0	0	0	0	0	0	0	0	0	0	0	70.5	-
1100	**9**	**0**	**8**	**1**	**0**	**0**	**0**	**0**	**0**	**0**	**0**	**0**	**0**	**0**	**0**	**0**	**0**	**0**	**0**	**34.7**	**-**
1200	6	0	4	0	0	2	0	0	0	0	0	0	0	0	0	0	0	0	0	39.5	-
1300	**7**	**0**	**7**	**0**	**0**	**0**	**0**	**0**	**0**	**0**	**0**	**0**	**0**	**1**	**14.3**	**1**	**14.3**	**1**	**14.3**	**55.3**	**-**
1400	**7**	**0**	**7**	**0**	**0**	**0**	**0**	**0**	**0**	**0**	**0**	**0**	**0**	**0**	**0**	**0**	**0**	**0**	**0**	**51.9**	**-**
1500	2	0	2	0	0	0	0	0	0	0	0	0	0	0	0	0	0	0	0	45.8	-
1600	4	0	4	0	0	0	0	0	0	0	0	0	0	0	0	0	0	0	0	40.1	-
1700	1	0	1	0	0	0	0	0	0	0	0	0	0	0	0	0	0	0	0	69.2	-
1800	4	0	4	0	0	0	0	0	0	0	0	0	0	1	25	0	0	0	0	64	-
1900	6	0	5	0	1	0	0	0	0	0	0	0	0	0	0	0	0	0	0	61	-
2000	**7**	**0**	**5**	**2**	**0**	**0**	**0**	**0**	**0**	**0**	**0**	**0**	**0**	**2**	**28.6**	**1**	**14.3**	**1**	**14.3**	**62.5**	**-**
2100	0	0	0	0	0	0	0	0	0	0	0	0	0	0	0	0	0	0	0	-	-
2200	1	0	1	0	0	0	0	0	0	0	0	0	0	0	0	0	0	0	0	38.1	-
2300	0	0	0	0	0	0	0	0	0	0	0	0	0	0	0	0	0	0	0	-	-
07-19	**49**	**0**	**44**	**3**	**0**	**2**	**0**	**0**	**0**	**0**	**0**	**0**	**0**	**2**	**4.1**	**1**	**2**	**1**	**2**	**49.6**	**70.2**
06-22	**62**	**0**	**54**	**5**	**1**	**2**	**0**	**0**	**0**	**0**	**0**	**0**	**0**	**4**	**6.5**	**2**	**3.2**	**2**	**3.2**	**52.2**	**71.3**
06-00	**63**	**0**	**55**	**5**	**1**	**2**	**0**	**0**	**0**	**0**	**0**	**0**	**0**	**4**	**6.3**	**2**	**3.2**	**2**	**3.2**	**51.9**	**71.3**
00-00	**63**	**0**	**55**	**5**	**1**	**2**	**0**	**0**	**0**	**0**	**0**	**0**	**0**	**4**	**6.3**	**2**	**3.2**	**2**	**3.2**	**51.9**	**71.3**

DRAFT

Site 92
Location LS07430, Att - Telepole, Lat 54.14003, Long -6.84939
Direction Two way

3279 / Meath/Cavan/Monaghan ATC's
October 2013
Automatic Traffic Count

Fri, 11 October 2013

Time	Total	Classification												>PSL	>PSL%	>SL1	>SL1%	>SL2	>SL2%	Mean	Vpp
		1 MCL	2 SV	3 SVT	4 TB2	5 TB3	6 T4	7 ART3	8 ART4	9 ART5	10 ART6	11 BD	12 DRT	80	80	85 +5kph	85 +5kph	90 +10kph	90 +10kph		85
0000	0	0	0	0	0	0	0	0	0	0	0	0	0	0	0	0	0	0	0	-	-
0100	0	0	0	0	0	0	0	0	0	0	0	0	0	0	0	0	0	0	0	-	-
0200	0	0	0	0	0	0	0	0	0	0	0	0	0	0	0	0	0	0	0	-	-
0300	0	0	0	0	0	0	0	0	0	0	0	0	0	0	0	0	0	0	0	-	-
0400	0	0	0	0	0	0	0	0	0	0	0	0	0	0	0	0	0	0	0	-	-
0500	0	0	0	0	0	0	0	0	0	0	0	0	0	0	0	0	0	0	0	-	-
0600	1	0	1	0	0	0	0	0	0	0	0	0	0	0	0	0	0	0	0	72.8	-
0700	1	0	0	1	0	0	0	0	0	0	0	0	0	0	0	0	0	0	0	44.6	-
0800	1	0	1	0	0	0	0	0	0	0	0	0	0	0	0	0	0	0	0	59.4	-
0900	3	0	3	0	0	0	0	0	0	0	0	0	0	0	0	0	0	0	0	61.4	-
1000	**4**	**0**	**4**	**0**	**0**	**0**	**0**	**0**	**0**	**0**	**0**	**0**	**0**	**0**	**0**	**0**	**0**	**0**	**0**	**43.4**	**-**
1100	**4**	**0**	**4**	**0**	**0**	**0**	**0**	**0**	**0**	**0**	**0**	**0**	**0**	**1**	**25**	**0**	**0**	**0**	**0**	**60.2**	**-**
1200	3	0	3	0	0	0	0	0	0	0	0	0	0	0	0	0	0	0	0	63.3	-
1300	3	0	3	0	0	0	0	0	0	0	0	0	0	1	33.3	1	33.3	0	0	64.5	-
1400	3	0	3	0	0	0	0	0	0	0	0	0	0	1	33.3	1	33.3	0	0	62.8	-
1500	3	0	3	0	0	0	0	0	0	0	0	0	0	0	0	0	0	0	0	63.4	-
1600	2	0	2	0	0	0	0	0	0	0	0	0	0	0	0	0	0	0	0	51.4	-
1700	2	0	2	0	0	0	0	0	0	0	0	0	0	0	0	0	0	0	0	57	-
1800	1	0	0	0	0	0	1	0	0	0	0	0	0	0	0	0	0	0	0	66	-
1900	**5**	**0**	**5**	**0**	**0**	**0**	**0**	**0**	**0**	**0**	**0**	**0**	**0**	**0**	**0**	**0**	**0**	**0**	**0**	**64.9**	**-**
2000	4	0	4	0	0	0	0	0	0	0	0	0	0	1	25	1	25	1	25	77.9	-
2100	2	0	2	0	0	0	0	0	0	0	0	0	0	1	50	0	0	0	0	76.9	-
2200	2	0	2	0	0	0	0	0	0	0	0	0	0	1	50	1	50	1	50	70	-
2300	0	0	0	0	0	0	0	0	0	0	0	0	0	0	0	0	0	0	0	-	-
07-19	**30**	**0**	**28**	**1**	**0**	**0**	**1**	**0**	**0**	**0**	**0**	**0**	**0**	**3**	**10**	**2**	**6.7**	**0**	**0**	**58.3**	**70.9**
06-22	**42**	**0**	**40**	**1**	**0**	**0**	**1**	**0**	**0**	**0**	**0**	**0**	**0**	**5**	**11.9**	**3**	**7.1**	**1**	**2.4**	**62.1**	**75.2**
06-00	**44**	**0**	**42**	**1**	**0**	**0**	**1**	**0**	**0**	**0**	**0**	**0**	**0**	**6**	**13.6**	**4**	**9.1**	**2**	**4.5**	**62.5**	**75.2**
00-00	**44**	**0**	**42**	**1**	**0**	**0**	**1**	**0**	**0**	**0**	**0**	**0**	**0**	**6**	**13.6**	**4**	**9.1**	**2**	**4.5**	**62.5**	**75.2**

DRAFT

Site 92
Location LS07430, Att - Telepole, Lat 54.14003, Long -6.84939
Direction Two way

3279 / Meath/Cavan/Monaghan ATC's
October 2013
Automatic Traffic Count

Sat, 12 October 2013

Time	Total	Classification												>PSL	>PSL%	>SL1	>SL1%	>SL2	>SL2%	Mean	Vpp
		1 MCL	2 SV	3 SVT	4 TB2	5 TB3	6 T4	7 ART3	8 ART4	9 ART5	10 ART6	11 BD	12 DRT	80	80	85 +5kph	85 +5kph	90 +10kph	90 +10kph		85
0000	0	0	0	0	0	0	0	0	0	0	0	0	0	0	0	0	0	0	0	-	-
0100	0	0	0	0	0	0	0	0	0	0	0	0	0	0	0	0	0	0	0	-	-
0200	0	0	0	0	0	0	0	0	0	0	0	0	0	0	0	0	0	0	0	-	-
0300	0	0	0	0	0	0	0	0	0	0	0	0	0	0	0	0	0	0	0	-	-
0400	0	0	0	0	0	0	0	0	0	0	0	0	0	0	0	0	0	0	0	-	-
0500	0	0	0	0	0	0	0	0	0	0	0	0	0	0	0	0	0	0	0	-	-
0600	0	0	0	0	0	0	0	0	0	0	0	0	0	0	0	0	0	0	0	-	-
0700	1	0	1	0	0	0	0	0	0	0	0	0	0	0	0	0	0	0	0	56.7	-
0800	2	0	2	0	0	0	0	0	0	0	0	0	0	0	0	0	0	0	0	56	-
0900	5	0	4	1	0	0	0	0	0	0	0	0	0	0	0	0	0	0	0	39	-
1000	4	0	4	0	0	0	0	0	0	0	0	0	0	1	25	0	0	0	0	59.8	-
1100	**6**	**0**	**4**	**1**	**1**	**0**	**0**	**0**	**0**	**0**	**0**	**0**	**0**	**0**	**0**	**0**	**0**	**0**	**0**	**53.3**	**-**
1200	2	0	1	1	0	0	0	0	0	0	0	0	0	0	0	0	0	0	0	57.6	-
1300	5	0	5	0	0	0	0	0	0	0	0	0	0	0	0	0	0	0	0	63.9	-
1400	4	0	3	0	0	0	1	0	0	0	0	0	0	0	0	0	0	0	0	49.3	-
1500	2	0	2	0	0	0	0	0	0	0	0	0	0	0	0	0	0	0	0	74.5	-
1600	7	0	6	0	0	0	1	0	0	0	0	0	0	0	0	0	0	0	0	59.8	-
1700	3	0	2	0	1	0	0	0	0	0	0	0	0	1	33.3	1	33.3	0	0	68.4	-
1800	**8**	**0**	**7**	**1**	**0**	**0**	**0**	**0**	**0**	**0**	**0**	**0**	**0**	**1**	**12.5**	**1**	**12.5**	**1**	**12.5**	**62.2**	**-**
1900	5	0	5	0	0	0	0	0	0	0	0	0	0	1	20	0	0	0	0	72.8	-
2000	**8**	**0**	**8**	**0**	**0**	**0**	**0**	**0**	**0**	**0**	**0**	**0**	**0**	**0**	**0**	**0**	**0**	**0**	**0**	**61.5**	**-**
2100	2	0	2	0	0	0	0	0	0	0	0	0	0	0	0	0	0	0	0	64.3	-
2200	1	0	1	0	0	0	0	0	0	0	0	0	0	0	0	0	0	0	0	72.6	-
2300	0	0	0	0	0	0	0	0	0	0	0	0	0	0	0	0	0	0	0	-	-
07-19	**49**	**0**	**41**	**4**	**2**	**0**	**2**	**0**	**0**	**0**	**0**	**0**	**0**	**3**	**6.1**	**2**	**4.1**	**1**	**2**	**57.6**	**72.4**
06-22	**64**	**0**	**56**	**4**	**2**	**0**	**2**	**0**	**0**	**0**	**0**	**0**	**0**	**4**	**6.3**	**2**	**3.1**	**1**	**1.6**	**59.5**	**73.1**
06-00	**65**	**0**	**57**	**4**	**2**	**0**	**2**	**0**	**0**	**0**	**0**	**0**	**0**	**4**	**6.2**	**2**	**3.1**	**1**	**1.5**	**59.7**	**73.1**
00-00	**65**	**0**	**57**	**4**	**2**	**0**	**2**	**0**	**0**	**0**	**0**	**0**	**0**	**4**	**6.2**	**2**	**3.1**	**1**	**1.5**	**59.7**	**73.1**

DRAFT

Site 92
Location LS07430, Att - Telepole, Lat 54.14003, Long -6.84939
Direction Two way

3279 / Meath/Cavan/Monaghan ATC's
October 2013
Automatic Traffic Count

Sun, 13 October 2013

Time	Total	Classification												>PSL	>PSL%	>SL1	>SL1%	>SL2	>SL2%	Mean	Vpp
		1 MCL	2 SV	3 SVT	4 TB2	5 TB3	6 T4	7 ART3	8 ART4	9 ART5	10 ART6	11 BD	12 DRT	80	80	85 +5kph	85 +5kph	90 +10kph	90 +10kph		85
0000	0	0	0	0	0	0	0	0	0	0	0	0	0	0	0	0	0	0	0	-	-
0100	3	0	3	0	0	0	0	0	0	0	0	0	0	0	0	0	0	0	0	49.7	-
0200	1	0	1	0	0	0	0	0	0	0	0	0	0	0	0	0	0	0	0	48.4	-
0300	0	0	0	0	0	0	0	0	0	0	0	0	0	0	0	0	0	0	0	-	-
0400	0	0	0	0	0	0	0	0	0	0	0	0	0	0	0	0	0	0	0	-	-
0500	0	0	0	0	0	0	0	0	0	0	0	0	0	0	0	0	0	0	0	-	-
0600	0	0	0	0	0	0	0	0	0	0	0	0	0	0	0	0	0	0	0	-	-
0700	0	0	0	0	0	0	0	0	0	0	0	0	0	0	0	0	0	0	0	-	-
0800	0	0	0	0	0	0	0	0	0	0	0	0	0	0	0	0	0	0	0	-	-
0900	0	0	0	0	0	0	0	0	0	0	0	0	0	0	0	0	0	0	0	-	-
1000	3	0	3	0	0	0	0	0	0	0	0	0	0	0	0	0	0	0	0	49.3	-
1100	**5**	**0**	**5**	**0**	**0**	**0**	**0**	**0**	**0**	**0**	**0**	**0**	**0**	**0**	**0**	**0**	**0**	**0**	**0**	**46.7**	**-**
1200	4	0	4	0	0	0	0	0	0	0	0	0	0	0	0	0	0	0	0	46.5	-
1300	3	0	3	0	0	0	0	0	0	0	0	0	0	1	33.3	0	0	0	0	43.7	-
1400	5	0	5	0	0	0	0	0	0	0	0	0	0	0	0	0	0	0	0	52.2	-
1500	3	0	3	0	0	0	0	0	0	0	0	0	0	1	33.3	1	33.3	0	0	68.1	-
1600	2	0	2	0	0	0	0	0	0	0	0	0	0	0	0	0	0	0	0	50.2	-
1700	**6**	**0**	**6**	**0**	**0**	**0**	**0**	**0**	**0**	**0**	**0**	**0**	**0**	**1**	**16.7**	**0**	**0**	**0**	**0**	**65.9**	**-**
1800	2	0	2	0	0	0	0	0	0	0	0	0	0	1	50	0	0	0	0	62.9	-
1900	1	0	1	0	0	0	0	0	0	0	0	0	0	0	0	0	0	0	0	66.3	-
2000	3	0	3	0	0	0	0	0	0	0	0	0	0	0	0	0	0	0	0	60.1	-
2100	3	0	3	0	0	0	0	0	0	0	0	0	0	0	0	0	0	0	0	69.2	-
2200	2	0	2	0	0	0	0	0	0	0	0	0	0	0	0	0	0	0	0	58.5	-
2300	0	0	0	0	0	0	0	0	0	0	0	0	0	0	0	0	0	0	0	-	-
07-19	**33**	**0**	**33**	**0**	**0**	**0**	**0**	**0**	**0**	**0**	**0**	**0**	**0**	**4**	**12.1**	**1**	**3**	**0**	**0**	**54.1**	**72**
06-22	**40**	**0**	**40**	**0**	**0**	**0**	**0**	**0**	**0**	**0**	**0**	**0**	**0**	**4**	**10**	**1**	**2.5**	**0**	**0**	**56**	**72**
06-00	**42**	**0**	**42**	**0**	**0**	**0**	**0**	**0**	**0**	**0**	**0**	**0**	**0**	**4**	**9.5**	**1**	**2.4**	**0**	**0**	**56.1**	**72**
00-00	**46**	**0**	**46**	**0**	**0**	**0**	**0**	**0**	**0**	**0**	**0**	**0**	**0**	**4**	**8.7**	**1**	**2.2**	**0**	**0**	**55.5**	**71.6**

DRAFT

Site 92
Location LS07430, Att - Telepole, Lat 54.14003, Long -6.84939
Direction Two way

3279 / Meath/Cavan/Monaghan ATC's
October 2013
Automatic Traffic Count

Mon, 14 October 2013

Time	Total	Classification												>PSL	>PSL%	>SL1	>SL1%	>SL2	>SL2%	Mean	Vpp
		1 MCL	2 SV	3 SVT	4 TB2	5 TB3	6 T4	7 ART3	8 ART4	9 ART5	10 ART6	11 BD	12 DRT	80	80	85 +5kph	85 +5kph	90 +10kph	90 +10kph		85
0000	0	0	0	0	0	0	0	0	0	0	0	0	0	0	0	0	0	0	0	-	-
0100	0	0	0	0	0	0	0	0	0	0	0	0	0	0	0	0	0	0	0	-	-
0200	0	0	0	0	0	0	0	0	0	0	0	0	0	0	0	0	0	0	0	-	-
0300	0	0	0	0	0	0	0	0	0	0	0	0	0	0	0	0	0	0	0	-	-
0400	0	0	0	0	0	0	0	0	0	0	0	0	0	0	0	0	0	0	0	-	-
0500	0	0	0	0	0	0	0	0	0	0	0	0	0	0	0	0	0	0	0	-	-
0600	0	0	0	0	0	0	0	0	0	0	0	0	0	0	0	0	0	0	0	-	-
0700	0	0	0	0	0	0	0	0	0	0	0	0	0	0	0	0	0	0	0	-	-
0800	1	0	1	0	0	0	0	0	0	0	0	0	0	0	0	0	0	0	0	73.9	-
0900	**8**	**0**	**8**	**0**	**0**	**0**	**0**	**0**	**0**	**0**	**0**	**0**	**0**	**0**	**0**	**0**	**0**	**0**	**0**	**42.5**	**-**
1000	5	0	3	0	1	0	1	0	0	0	0	0	0	0	0	0	0	0	0	48.9	-
1100	4	0	4	0	0	0	0	0	0	0	0	0	0	0	0	0	0	0	0	40.6	-
1200	10	0	9	1	0	0	0	0	0	0	0	0	0	0	0	0	0	0	0	47.6	-
1300	8	0	7	1	0	0	0	0	0	0	0	0	0	1	12.5	1	12.5	1	12.5	47.4	-
1400	8	0	5	2	0	0	0	0	0	1	0	0	0	1	12.5	0	0	0	0	43.8	-
1500	8	0	7	1	0	0	0	0	0	0	0	0	0	0	0	0	0	0	0	36.4	-
1600	**14**	**0**	**12**	**0**	**1**	**0**	**0**	**0**	**0**	**1**	**0**	**0**	**0**	**0**	**0**	**0**	**0**	**0**	**0**	**44.3**	**56.5**
1700	13	0	9	4	0	0	0	0	0	0	0	0	0	0	0	0	0	0	0	32.9	43.6
1800	4	0	4	0	0	0	0	0	0	0	0	0	0	1	25	0	0	0	0	66.3	-
1900	4	0	4	0	0	0	0	0	0	0	0	0	0	0	0	0	0	0	0	61.1	-
2000	3	0	2	1	0	0	0	0	0	0	0	0	0	1	33.3	1	33.3	0	0	56.6	-
2100	2	0	2	0	0	0	0	0	0	0	0	0	0	0	0	0	0	0	0	53.8	-
2200	1	0	1	0	0	0	0	0	0	0	0	0	0	0	0	0	0	0	0	51.8	-
2300	0	0	0	0	0	0	0	0	0	0	0	0	0	0	0	0	0	0	0	-	-
07-19	**83**	**0**	**69**	**9**	**2**	**0**	**1**	**0**	**0**	**2**	**0**	**0**	**0**	**3**	**3.6**	**1**	**1.2**	**1**	**1.2**	**43.7**	**62.3**
06-22	**92**	**0**	**77**	**10**	**2**	**0**	**1**	**0**	**0**	**2**	**0**	**0**	**0**	**4**	**4.3**	**2**	**2.2**	**1**	**1.1**	**45.1**	**65.9**
06-00	**93**	**0**	**78**	**10**	**2**	**0**	**1**	**0**	**0**	**2**	**0**	**0**	**0**	**4**	**4.3**	**2**	**2.2**	**1**	**1.1**	**45.2**	**65.9**
00-00	**93**	**0**	**78**	**10**	**2**	**0**	**1**	**0**	**0**	**2**	**0**	**0**	**0**	**4**	**4.3**	**2**	**2.2**	**1**	**1.1**	**45.2**	**65.9**

DRAFT

Site 92
Location LS07430, Att - Telepole, Lat 54.14003, Long -6.84939
Direction Two way

3279 / Meath/Cavan/Monaghan ATC's
October 2013
Automatic Traffic Count

Tue, 15 October 2013

Time	Total	Classification												>PSL	>PSL%	>SL1	>SL1%	>SL2	>SL2%	Mean	Vpp
		1 MCL	2 SV	3 SVT	4 TB2	5 TB3	6 T4	7 ART3	8 ART4	9 ART5	10 ART6	11 BD	12 DRT	80	80	85 +5kph	85 +5kph	90 +10kph	90 +10kph		85
0000	1	0	1	0	0	0	0	0	0	0	0	0	0	0	0	0	0	0	0	79.3	-
0100	0	0	0	0	0	0	0	0	0	0	0	0	0	0	0	0	0	0	0	-	-
0200	0	0	0	0	0	0	0	0	0	0	0	0	0	0	0	0	0	0	0	-	-
0300	0	0	0	0	0	0	0	0	0	0	0	0	0	0	0	0	0	0	0	-	-
0400	0	0	0	0	0	0	0	0	0	0	0	0	0	0	0	0	0	0	0	-	-
0500	0	0	0	0	0	0	0	0	0	0	0	0	0	0	0	0	0	0	0	-	-
0600	1	0	1	0	0	0	0	0	0	0	0	0	0	0	0	0	0	0	0	41.4	-
0700	0	0	0	0	0	0	0	0	0	0	0	0	0	0	0	0	0	0	0	-	-
0800	1	0	1	0	0	0	0	0	0	0	0	0	0	0	0	0	0	0	0	66.8	-
0900	**5**	**0**	**5**	**0**	**0**	**0**	**0**	**0**	**0**	**0**	**0**	**0**	**0**	**0**	**0**	**0**	**0**	**0**	**0**	**46**	**-**
1000	1	0	1	0	0	0	0	0	0	0	0	0	0	0	0	0	0	0	0	50.9	-
1100	2	0	2	0	0	0	0	0	0	0	0	0	0	0	0	0	0	0	0	56.2	-
1200	2	0	2	0	0	0	0	0	0	0	0	0	0	0	0	0	0	0	0	72.5	-
1300	5	0	5	0	0	0	0	0	0	0	0	0	0	2	40	1	20	0	0	62.9	-
1400	4	0	4	0	0	0	0	0	0	0	0	0	0	0	0	0	0	0	0	57	-
1500	1	0	1	0	0	0	0	0	0	0	0	0	0	0	0	0	0	0	0	52.4	-
1600	2	0	2	0	0	0	0	0	0	0	0	0	0	0	0	0	0	0	0	54.3	-
1700	**8**	**0**	**8**	**0**	**0**	**0**	**0**	**0**	**0**	**0**	**0**	**0**	**0**	**0**	**0**	**0**	**0**	**0**	**0**	**42**	**-**
1800	7	0	6	0	0	0	1	0	0	0	0	0	0	1	14.3	0	0	0	0	59.1	-
1900	6	0	6	0	0	0	0	0	0	0	0	0	0	1	16.7	1	16.7	0	0	71.3	-
2000	0	0	0	0	0	0	0	0	0	0	0	0	0	0	0	0	0	0	0	-	-
2100	0	0	0	0	0	0	0	0	0	0	0	0	0	0	0	0	0	0	0	-	-
2200	2	0	2	0	0	0	0	0	0	0	0	0	0	0	0	0	0	0	0	49.3	-
2300	0	0	0	0	0	0	0	0	0	0	0	0	0	0	0	0	0	0	0	0	0
07-19	**38**	**0**	**37**	**0**	**0**	**0**	**1**	**0**	**0**	**0**	**0**	**0**	**0**	**3**	**7.9**	**1**	**2.6**	**0**	**0**	**54.2**	**70.9**
06-22	**45**	**0**	**44**	**0**	**0**	**0**	**1**	**0**	**0**	**0**	**0**	**0**	**0**	**4**	**8.9**	**2**	**4.4**	**0**	**0**	**56.2**	**73.1**
06-00	**47**	**0**	**46**	**0**	**0**	**0**	**1**	**0**	**0**	**0**	**0**	**0**	**0**	**4**	**8.5**	**2**	**4.3**	**0**	**0**	**55.9**	**73.1**
00-00	**48**	**0**	**47**	**0**	**0**	**0**	**1**	**0**	**0**	**0**	**0**	**0**	**0**	**4**	**8.3**	**2**	**4.2**	**0**	**0**	**56.4**	**73.4**

DRAFT

Site 92
Location LS07430, Att - Telepole, Lat 54.14003, Long -6.84939
Direction Two way

3279 / Meath/Cavan/Monaghan ATC's
October 2013
Automatic Traffic Count

Virtual Day (7)

Time	Total	Classification												>PSL	>PSL%	>SL1	>SL1%	>SL2	>SL2%	Mean	Vpp
		1 MCL	2 SV	3 SVT	4 TB2	5 TB3	6 T4	7 ART3	8 ART4	9 ART5	10 ART6	11 BD	12 DRT	80	80	85 +5kph	85 +5kph	90 +10kph	90 +10kph		85
0000	0	0	0	0	0	0	0	0	0	0	0	0	0	0	0	0	0	0	0	79.3	-
0100	1	0	1	0	0	0	0	0	0	0	0	0	0	0	0	0	0	0	0	53.9	-
0200	0	0	0	0	0	0	0	0	0	0	0	0	0	0	0	0	0	0	0	48.4	-
0300	0	0	0	0	0	0	0	0	0	0	0	0	0	0	0	0	0	0	0	-	-
0400	0	0	0	0	0	0	0	0	0	0	0	0	0	0	0	0	0	0	0	-	-
0500	0	0	0	0	0	0	0	0	0	0	0	0	0	0	0	0	0	0	0	-	-
0600	0	0	0	0	0	0	0	0	0	0	0	0	0	0	0	0	0	0	0	57.1	-
0700	1	0	0	0	0	0	0	0	0	0	0	0	0	0	0	0	0	0	0	58.2	-
0800	1	0	1	0	0	0	0	0	0	0	0	0	0	0	0	0	0	0	0	63.4	-
0900	4	0	4	0	0	0	0	0	0	0	0	0	0	0	0	0	0	0	0	47.4	-
1000	4	0	3	0	0	0	0	0	0	0	0	0	0	0	4	0	0	0	0	44.3	-
1100	**5**	**0**	**5**	**0**	**0**	**0**	**0**	**0**	**0**	**0**	**0**	**0**	**0**	**0**	**2.9**	**0**	**0**	**0**	**0**	**45.1**	**-**
1200	**5**	**0**	**4**	**0**	**0**	**0**	**0**	**0**	**0**	**0**	**0**	**0**	**0**	**0**	**0**	**0**	**0**	**0**	**0**	**53**	**-**
1300	**5**	**0**	**5**	**0**	**0**	**0**	**0**	**0**	**0**	**0**	**0**	**0**	**0**	**1**	**18.4**	**1**	**13.2**	**0**	**5.3**	**55.8**	**-**
1400	**5**	**0**	**5**	**0**	**0**	**0**	**0**	**0**	**0**	**0**	**0**	**0**	**0**	**0**	**5.3**	**0**	**2.6**	**0**	**0**	**51.5**	**-**
1500	3	0	3	0	0	0	0	0	0	0	0	0	0	0	5	0	5	0	0	50.6	-
1600	**5**	**0**	**4**	**0**	**0**	**0**	**0**	**0**	**0**	**0**	**0**	**0**	**0**	**0**	**0**	**0**	**0**	**0**	**0**	**48.6**	**-**
1700	**5**	**0**	**4**	**1**	**0**	**0**	**0**	**0**	**0**	**0**	**0**	**0**	**0**	**0**	**5.7**	**0**	**2.9**	**0**	**0**	**47.9**	**-**
1800	4	0	4	0	0	0	0	0	0	0	0	0	0	1	16.7	0	3.3	0	3.3	62.5	-
1900	4	0	4	0	0	0	0	0	0	0	0	0	0	0	6.7	0	3.3	0	0	66.6	-
2000	4	0	3	0	0	0	0	0	0	0	0	0	0	1	14.3	0	10.7	0	7.1	63.7	-
2100	2	0	2	0	0	0	0	0	0	0	0	0	0	0	8.3	0	0	0	0	60.5	-
2200	2	0	2	0	0	0	0	0	0	0	0	0	0	0	16.7	0	8.3	0	8.3	61.6	-
2300	0	0	0	0	0	0	0	0	0	0	0	0	0	0	0	0	0	0	0	-	-
07-19	**46**	**0**	**42**	**3**	**1**	**0**	**1**	**0**	**0**	**0**	**0**	**0**	**0**	**3**	**5.8**	**1**	**2.8**	**0**	**0.9**	**51.2**	**70.6**
06-22	**57**	**0**	**51**	**3**	**1**	**0**	**1**	**0**	**0**	**0**	**0**	**0**	**0**	**4**	**6.5**	**2**	**3.3**	**1**	**1.3**	**53.5**	**72.7**
06-00	**58**	**0**	**53**	**3**	**1**	**0**	**1**	**0**	**0**	**0**	**0**	**0**	**0**	**4**	**6.8**	**2**	**3.4**	**1**	**1.5**	**53.8**	**72.7**
00-00	**59**	**0**	**54**	**3**	**1**	**0**	**1**	**0**	**0**	**0**	**0**	**0**	**0**	**4**	**6.7**	**2**	**3.4**	**1**	**1.4**	**53.8**	**72.7**

DRAFT

Site 92
Location LS07430, Att - Telepole, Lat 54.14003, Long -6.84939
Direction Two way

3279 / Meath/Cavan/Monaghan ATC's
October 2013
Automatic Traffic Count

Virtual Week (1)

Time	Total	Classification												>PSL	>PSL%	>SL1	>SL1%	>SL2	>SL2%	Mean	Vpp
		1 MCL	2 SV	3 SVT	4 TB2	5 TB3	6 T4	7 ART3	8 ART4	9 ART5	10 ART6	11 BD	12 DRT	80	80	85 +5kph	85 +5kph	90 +10kph	90 +10kph		85
Mon	93	0	78	10	2	0	1	0	0	2	0	0	0	4	4.3	2	2.2	1	1.1	45.2	65.9
Tue	48	0	47	0	0	0	1	0	0	0	0	0	0	4	8.3	2	4.2	0	0	56.4	73.4
Wed	56	0	52	1	0	0	2	0	1	0	0	0	0	2	3.6	1	1.8	0	0	53.1	72
Thu	63	0	55	5	1	2	0	0	0	0	0	0	0	4	6.3	2	3.2	2	3.2	51.9	71.3
Fri	44	0	42	1	0	0	1	0	0	0	0	0	0	6	13.6	4	9.1	2	4.5	62.5	75.2
| Sat	65	0	57	4	2	0	2	0	0	0	0	0	0	4	6.2	2	3.1	1	1.5	59.7	73.1
| Sun	46	0	46	0	0	0	0	0	0	0	0	0	0	4	8.7	1	2.2	0	0	55.5	71.6
5 Day Ave.	**61**	**0**	**55**	**3**	**1**	**0**	**1**	**0**	**0**	**0**	**0**	**0**	**0**	**4**	**6.6**	**2**	**3.3**	**1**	**1.6**	**53.8**	**71.6**
7 Day Ave.	**59**	**0**	**54**	**3**	**1**	**0**	**1**	**0**	**0**	**0**	**0**	**0**	**0**	**4**	**6.7**	**2**	**3.4**	**1**	**1.4**	**53.8**	**72.7**
--	**415**	**0**	**377**	**21**	**5**	**2**	**7**	**0**	**1**	**2**	**0**	**0**	**0**	**28**	**6.7**	**14**	**3.4**	**6**	**1.4**	**53.8**	**72.7**

Summary Graphs

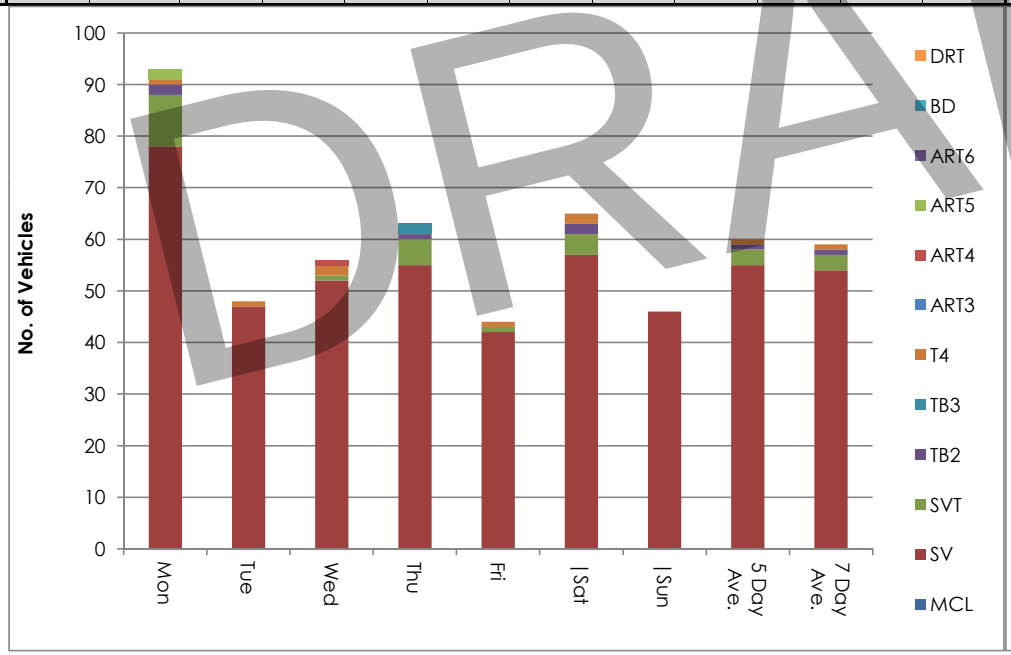

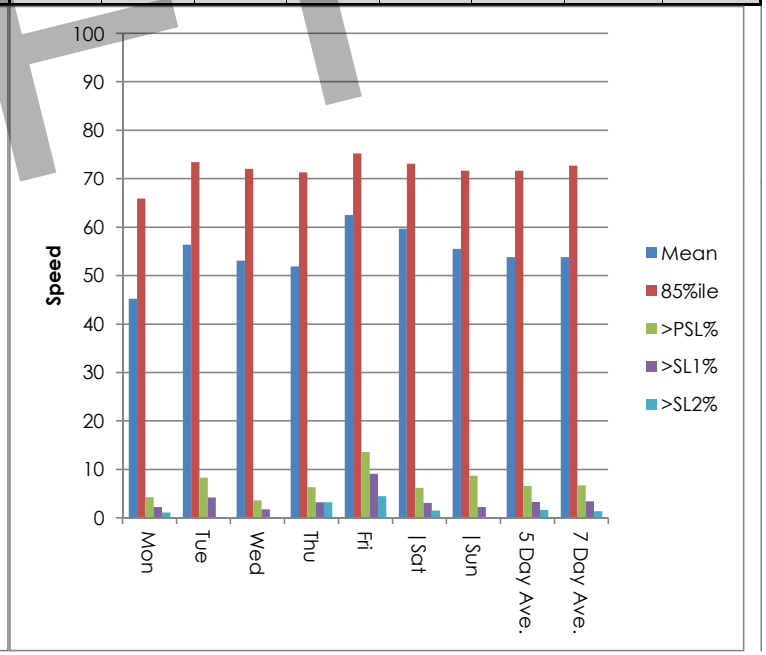

DRAFT

Site 92
Location LS07430, Att - Telepole, Lat 54.14003, Long -6.84939
Direction Two way

3279 / Meath/Cavan/Monaghan ATC's
October 2013
Automatic Traffic Count

Wed, 9 October 2013

Time	Total	Speed Bins (km/h)																											
		0 - 5	5 - 10	10 - 15	15 - 20	20 - 25	25 - 30	30 - 35	35 - 40	40 - 45	45 - 50	50 - 55	55 - 60	60 - 65	65 - 70	70 - 75	75 - 80	80 - 85	85 - 90	90 - 95	95 - 100	100 - 105	105 - 110	110 - 115	115 - 120	120 - 125	125 - 130	130 - 135	135 - 140
0000	0	0	0	0	0	0	0	0	0	0	0	0	0	0	0	0	0	0	0	0	0	0	0	0	0	0	0	0	0
0100	1	0	0	0	0	0	0	0	0	0	0	0	0	0	1	0	0	0	0	0	0	0	0	0	0	0	0	0	0
0200	0	0	0	0	0	0	0	0	0	0	0	0	0	0	0	0	0	0	0	0	0	0	0	0	0	0	0	0	0
0300	0	0	0	0	0	0	0	0	0	0	0	0	0	0	0	0	0	0	0	0	0	0	0	0	0	0	0	0	0
0400	0	0	0	0	0	0	0	0	0	0	0	0	0	0	0	0	0	0	0	0	0	0	0	0	0	0	0	0	0
0500	0	0	0	0	0	0	0	0	0	0	0	0	0	0	0	0	0	0	0	0	0	0	0	0	0	0	0	0	0
0600	0	0	0	0	0	0	0	0	0	0	0	0	0	0	0	0	0	0	0	0	0	0	0	0	0	0	0	0	0
0700	1	0	0	0	0	0	0	0	0	0	0	1	0	0	0	0	0	0	0	0	0	0	0	0	0	0	0	0	0
0800	1	0	0	0	0	0	0	0	0	0	0	0	0	1	0	0	0	0	0	0	0	0	0	0	0	0	0	0	0
0900	2	0	0	0	0	0	0	0	0	0	1	0	1	0	0	0	0	0	0	0	0	0	0	0	0	0	0	0	0
1000	**7**	**0**	**1**	**1**	**1**	**0**	**0**	**3**	**0**	**0**	**0**	**0**	**1**	**0**	**0**	**0**	**0**	**0**	**0**	**0**	**0**	**0**	**0**	**0**	**0**	**0**	**0**	**0**	**0**
1100	5	0	0	1	0	0	1	0	1	0	0	0	1	1	0	0	0	0	0	0	0	0	0	0	0	0	0	0	0
1200	5	0	0	0	0	0	0	0	0	0	0	0	0	1	1	3	0	0	0	0	0	0	0	0	0	0	0	0	0
1300	**7**	**0**	**0**	**0**	**0**	**0**	**1**	**0**	**0**	**1**	**0**	**1**	**2**	**0**	**0**	**1**	**0**	**0**	**1**	**0**	**0**	**0**	**0**	**0**	**0**	**0**	**0**	**0**	**0**
1400	**7**	**0**	**0**	**0**	**0**	**0**	**0**	**0**	**0**	**2**	**2**	**0**	**2**	**0**	**0**	**1**	**0**	**0**	**0**	**0**	**0**	**0**	**0**	**0**	**0**	**0**	**0**	**0**	**0**
1500	1	0	0	0	0	0	0	1	0	0	0	0	0	0	0	0	0	0	0	0	0	0	0	0	0	0	0	0	0
1600	1	0	0	0	0	0	0	0	0	1	0	0	0	0	0	0	0	0	0	0	0	0	0	0	0	0	0	0	0
1700	2	0	0	0	0	0	0	0	0	0	0	0	0	1	1	0	0	0	0	0	0	0	0	0	0	0	0	0	0
1800	4	0	0	0	0	0	0	0	0	0	0	1	1	1	0	0	1	0	0	0	0	0	0	0	0	0	0	0	0
1900	3	0	0	0	0	0	0	0	0	0	0	0	0	1	1	0	1	0	0	0	0	0	0	0	0	0	0	0	0
2000	3	0	0	0	0	0	0	0	0	0	0	1	0	0	1	1	0	0	0	0	0	0	0	0	0	0	0	0	0
2100	3	0	0	1	0	0	0	0	0	1	0	0	0	0	0	1	0	0	0	0	0	0	0	0	0	0	0	0	0
2200	3	0	0	0	0	0	0	0	0	0	0	0	0	0	1	1	0	1	0	0	0	0	0	0	0	0	0	0	0
2300	0	0	0	0	0	0	0	0	0	0	0	0	0	0	0	0	0	0	0	0	0	0	0	0	0	0	0	0	0
07-19	**43**	**0**	**1**	**2**	**1**	**0**	**2**	**4**	**1**	**4**	**3**	**3**	**8**	**5**	**2**	**5**	**1**	**0**	**1**	**0**	**0**	**0**	**0**	**0**	**0**	**0**	**0**	**0**	**0**
06-22	**52**	**0**	**1**	**3**	**1**	**0**	**2**	**4**	**1**	**5**	**3**	**4**	**8**	**6**	**4**	**7**	**2**	**0**	**1**	**0**	**0**	**0**	**0**	**0**	**0**	**0**	**0**	**0**	**0**
06-00	**55**	**0**	**1**	**3**	**1**	**0**	**2**	**4**	**1**	**5**	**3**	**4**	**8**	**6**	**5**	**8**	**2**	**1**	**1**	**0**	**0**	**0**	**0**	**0**	**0**	**0**	**0**	**0**	**0**
00-00	**56**	**0**	**1**	**3**	**1**	**0**	**2**	**4**	**1**	**5**	**3**	**4**	**8**	**6**	**6**	**8**	**2**	**1**	**1**	**0**	**0**	**0**	**0**	**0**	**0**	**0**	**0**	**0**	**0**

DRAFT

Site 92
Location LS07430, Att - Telepole, Lat 54.14003, Long -6.84939
Direction Two way

3279 / Meath/Cavan/Monaghan ATC's
October 2013
Automatic Traffic Count

Thu, 10 October 2013

Time	Total	Speed Bins (km/h)																											
		0 - 5	5 - 10	10 - 15	15 - 20	20 - 25	25 - 30	30 - 35	35 - 40	40 - 45	45 - 50	50 - 55	55 - 60	60 - 65	65 - 70	70 - 75	75 - 80	80 - 85	85 - 90	90 - 95	95 - 100	100 - 105	105 - 110	110 - 115	115 - 120	120 - 125	125 - 130	130 - 135	135 - 140
0000	0	0	0	0	0	0	0	0	0	0	0	0	0	0	0	0	0	0	0	0	0	0	0	0	0	0	0	0	0
0100	0	0	0	0	0	0	0	0	0	0	0	0	0	0	0	0	0	0	0	0	0	0	0	0	0	0	0	0	0
0200	0	0	0	0	0	0	0	0	0	0	0	0	0	0	0	0	0	0	0	0	0	0	0	0	0	0	0	0	0
0300	0	0	0	0	0	0	0	0	0	0	0	0	0	0	0	0	0	0	0	0	0	0	0	0	0	0	0	0	0
0400	0	0	0	0	0	0	0	0	0	0	0	0	0	0	0	0	0	0	0	0	0	0	0	0	0	0	0	0	0
0500	0	0	0	0	0	0	0	0	0	0	0	0	0	0	0	0	0	0	0	0	0	0	0	0	0	0	0	0	0
0600	0	0	0	0	0	0	0	0	0	0	0	0	0	0	0	0	0	0	0	0	0	0	0	0	0	0	0	0	0
0700	2	0	0	0	0	0	0	0	0	0	0	0	0	0	1	1	0	0	0	0	0	0	0	0	0	0	0	0	0
0800	1	0	0	0	0	0	0	0	0	0	0	0	0	0	1	0	0	0	0	0	0	0	0	0	0	0	0	0	0
0900	5	0	0	0	0	0	0	0	0	1	0	1	2	0	1	0	0	0	0	0	0	0	0	0	0	0	0	0	0
1000	1	0	0	0	0	0	0	0	0	0	0	0	0	0	0	1	0	0	0	0	0	0	0	0	0	0	0	0	0
1100	**9**	**0**	**0**	**1**	**1**	**1**	**0**	**0**	**2**	**1**	**2**	**1**	**0**	**0**	**0**	**0**	**0**	**0**	**0**	**0**	**0**	**0**	**0**	**0**	**0**	**0**	**0**	**0**	**0**
1200	6	0	0	0	0	2	0	0	1	2	0	0	0	0	0	1	0	0	0	0	0	0	0	0	0	0	0	0	0
1300	**7**	**0**	**0**	**0**	**1**	**0**	**0**	**0**	**0**	**2**	**0**	**1**	**1**	**0**	**0**	**0**	**1**	**0**	**0**	**0**	**1**	**0**	**0**	**0**	**0**	**0**	**0**	**0**	**0**
1400	**7**	**0**	**0**	**0**	**1**	**0**	**0**	**0**	**0**	**0**	**2**	**1**	**1**	**1**	**0**	**0**	**1**	**0**	**0**	**0**	**0**	**0**	**0**	**0**	**0**	**0**	**0**	**0**	**0**
1500	2	0	0	0	0	0	0	1	0	0	0	0	1	0	0	0	0	0	0	0	0	0	0	0	0	0	0	0	0
1600	4	0	1	0	0	1	0	0	0	0	0	0	1	0	0	1	0	0	0	0	0	0	0	0	0	0	0	0	0
1700	1	0	0	0	0	0	0	0	0	0	0	0	0	0	1	0	0	0	0	0	0	0	0	0	0	0	0	0	0
1800	4	0	0	0	0	0	0	0	0	1	0	0	0	1	1	0	0	1	0	0	0	0	0	0	0	0	0	0	0
1900	6	0	0	0	0	0	0	0	0	0	1	0	1	2	2	0	0	0	0	0	0	0	0	0	0	0	0	0	0
2000	**7**	**0**	**0**	**0**	**0**	**1**	**0**	**1**	**0**	**0**	**1**	**0**	**0**	**0**	**0**	**0**	**2**	**1**	**0**	**1**	**0**	**0**	**0**	**0**	**0**	**0**	**0**	**0**	**0**
2100	0	0	0	0	0	0	0	0	0	0	0	0	0	0	0	0	0	0	0	0	0	0	0	0	0	0	0	0	0
2200	1	0	0	0	0	0	0	0	1	0	0	0	0	0	0	0	0	0	0	0	0	0	0	0	0	0	0	0	0
2300	0	0	0	0	0	0	0	0	0	0	0	0	0	0	0	0	0	0	0	0	0	0	0	0	0	0	0	0	0
07-19	**49**	**0**	**1**	**1**	**3**	**4**	**0**	**1**	**3**	**7**	**4**	**4**	**6**	**2**	**5**	**4**	**2**	**1**	**0**	**0**	**1**	**0**	**0**	**0**	**0**	**0**	**0**	**0**	**0**
06-22	**62**	**0**	**1**	**1**	**3**	**5**	**0**	**2**	**3**	**7**	**6**	**4**	**7**	**4**	**7**	**4**	**4**	**2**	**0**	**1**	**1**	**0**	**0**	**0**	**0**	**0**	**0**	**0**	**0**
06-00	**63**	**0**	**1**	**1**	**3**	**5**	**0**	**2**	**4**	**7**	**6**	**4**	**7**	**4**	**7**	**4**	**4**	**2**	**0**	**1**	**1**	**0**	**0**	**0**	**0**	**0**	**0**	**0**	**0**
00-00	**63**	**0**	**1**	**1**	**3**	**5**	**0**	**2**	**4**	**7**	**6**	**4**	**7**	**4**	**7**	**4**	**4**	**2**	**0**	**1**	**1**	**0**	**0**	**0**	**0**	**0**	**0**	**0**	**0**

DRAFT

Site 92
Location LS07430, Att - Telepole, Lat 54.14003, Long -6.84939
Direction Two way

3279 / Meath/Cavan/Monaghan ATC's
October 2013
Automatic Traffic Count

Fri, 11 October 2013

Time	Total	Speed Bins (km/h)																											
		0 - 5	5 - 10	10 - 15	15 - 20	20 - 25	25 - 30	30 - 35	35 - 40	40 - 45	45 - 50	50 - 55	55 - 60	60 - 65	65 - 70	70 - 75	75 - 80	80 - 85	85 - 90	90 - 95	95 - 100	100 - 105	105 - 110	110 - 115	115 - 120	120 - 125	125 - 130	130 - 135	135 - 140
0000	0	0	0	0	0	0	0	0	0	0	0	0	0	0	0	0	0	0	0	0	0	0	0	0	0	0	0	0	0
0100	0	0	0	0	0	0	0	0	0	0	0	0	0	0	0	0	0	0	0	0	0	0	0	0	0	0	0	0	0
0200	0	0	0	0	0	0	0	0	0	0	0	0	0	0	0	0	0	0	0	0	0	0	0	0	0	0	0	0	0
0300	0	0	0	0	0	0	0	0	0	0	0	0	0	0	0	0	0	0	0	0	0	0	0	0	0	0	0	0	0
0400	0	0	0	0	0	0	0	0	0	0	0	0	0	0	0	0	0	0	0	0	0	0	0	0	0	0	0	0	0
0500	0	0	0	0	0	0	0	0	0	0	0	0	0	0	0	0	0	0	0	0	0	0	0	0	0	0	0	0	0
0600	1	0	0	0	0	0	0	0	0	0	0	0	0	0	0	1	0	0	0	0	0	0	0	0	0	0	0	0	0
0700	1	0	0	0	0	0	0	0	0	1	0	0	0	0	0	0	0	0	0	0	0	0	0	0	0	0	0	0	0
0800	1	0	0	0	0	0	0	0	0	0	0	0	1	0	0	0	0	0	0	0	0	0	0	0	0	0	0	0	0
0900	3	0	0	0	0	0	0	0	0	0	0	1	1	0	0	1	0	0	0	0	0	0	0	0	0	0	0	0	0
1000	**4**	**0**	**0**	**0**	**1**	**0**	**1**	**0**	**0**	**0**	**0**	**0**	**0**	**1**	**1**	**0**	**0**	**0**	**0**	**0**	**0**	**0**	**0**	**0**	**0**	**0**	**0**	**0**	**0**
1100	**4**	**0**	**0**	**0**	**0**	**0**	**0**	**0**	**0**	**1**	**0**	**1**	**0**	**1**	**0**	**0**	**0**	**1**	**0**	**0**	**0**	**0**	**0**	**0**	**0**	**0**	**0**	**0**	**0**
1200	3	0	0	0	0	0	0	0	0	0	1	0	0	0	1	1	0	0	0	0	0	0	0	0	0	0	0	0	0
1300	3	0	0	0	0	0	0	0	0	1	0	0	0	1	0	0	0	0	1	0	0	0	0	0	0	0	0	0	0
1400	3	0	0	0	0	0	0	0	0	0	0	2	0	0	0	0	0	0	1	0	0	0	0	0	0	0	0	0	0
1500	3	0	0	0	0	0	0	0	0	0	0	0	1	1	0	1	0	0	0	0	0	0	0	0	0	0	0	0	0
1600	2	0	0	0	0	0	0	0	0	0	1	0	1	0	0	0	0	0	0	0	0	0	0	0	0	0	0	0	0
1700	2	0	0	0	0	0	0	0	0	0	0	0	2	0	0	0	0	0	0	0	0	0	0	0	0	0	0	0	0
1800	1	0	0	0	0	0	0	0	0	0	0	0	0	0	1	0	0	0	0	0	0	0	0	0	0	0	0	0	0
1900	**5**	**0**	**0**	**0**	**0**	**0**	**0**	**0**	**0**	**0**	**0**	**1**	**1**	**1**	**0**	**1**	**1**	**0**	**0**	**0**	**0**	**0**	**0**	**0**	**0**	**0**	**0**	**0**	**0**
2000	4	0	0	0	0	0	0	0	0	0	0	0	0	0	1	1	1	0	0	1	0	0	0	0	0	0	0	0	0
2100	2	0	0	0	0	0	0	0	0	0	0	0	0	0	1	0	0	1	0	0	0	0	0	0	0	0	0	0	0
2200	2	0	0	0	0	0	0	0	0	0	1	0	0	0	0	0	0	0	0	1	0	0	0	0	0	0	0	0	0
2300	0	0	0	0	0	0	0	0	0	0	0	0	0	0	0	0	0	0	0	0	0	0	0	0	0	0	0	0	0
07-19	**30**	**0**	**0**	**0**	**1**	**0**	**1**	**0**	**0**	**3**	**2**	**4**	**6**	**4**	**3**	**3**	**0**	**1**	**2**	**0**	**0**	**0**	**0**	**0**	**0**	**0**	**0**	**0**	**0**
06-22	**42**	**0**	**0**	**0**	**1**	**0**	**1**	**0**	**0**	**3**	**2**	**5**	**7**	**5**	**5**	**6**	**2**	**2**	**2**	**1**	**0**	**0**	**0**	**0**	**0**	**0**	**0**	**0**	**0**
06-00	**44**	**0**	**0**	**0**	**1**	**0**	**1**	**0**	**0**	**3**	**3**	**5**	**7**	**5**	**5**	**6**	**2**	**2**	**2**	**2**	**0**	**0**	**0**	**0**	**0**	**0**	**0**	**0**	**0**
00-00	**44**	**0**	**0**	**0**	**1**	**0**	**1**	**0**	**0**	**3**	**3**	**5**	**7**	**5**	**5**	**6**	**2**	**2**	**2**	**2**	**0**	**0**	**0**	**0**	**0**	**0**	**0**	**0**	**0**

DRAFT

Site 92
Location LS07430, Att - Telepole, Lat 54.14003, Long -6.84939
Direction Two way

3279 / Meath/Cavan/Monaghan ATC's
October 2013
Automatic Traffic Count

Sat, 12 October 2013

Time	Total	Speed Bins (km/h)																											
		0 - 5	5 - 10	10 - 15	15 - 20	20 - 25	25 - 30	30 - 35	35 - 40	40 - 45	45 - 50	50 - 55	55 - 60	60 - 65	65 - 70	70 - 75	75 - 80	80 - 85	85 - 90	90 - 95	95 - 100	100 - 105	105 - 110	110 - 115	115 - 120	120 - 125	125 - 130	130 - 135	135 - 140
0000	0	0	0	0	0	0	0	0	0	0	0	0	0	0	0	0	0	0	0	0	0	0	0	0	0	0	0	0	0
0100	0	0	0	0	0	0	0	0	0	0	0	0	0	0	0	0	0	0	0	0	0	0	0	0	0	0	0	0	0
0200	0	0	0	0	0	0	0	0	0	0	0	0	0	0	0	0	0	0	0	0	0	0	0	0	0	0	0	0	0
0300	0	0	0	0	0	0	0	0	0	0	0	0	0	0	0	0	0	0	0	0	0	0	0	0	0	0	0	0	0
0400	0	0	0	0	0	0	0	0	0	0	0	0	0	0	0	0	0	0	0	0	0	0	0	0	0	0	0	0	0
0500	0	0	0	0	0	0	0	0	0	0	0	0	0	0	0	0	0	0	0	0	0	0	0	0	0	0	0	0	0
0600	0	0	0	0	0	0	0	0	0	0	0	0	0	0	0	0	0	0	0	0	0	0	0	0	0	0	0	0	0
0700	1	0	0	0	0	0	0	0	0	0	0	0	1	0	0	0	0	0	0	0	0	0	0	0	0	0	0	0	0
0800	2	0	0	0	0	0	0	0	0	0	0	1	0	1	0	0	0	0	0	0	0	0	0	0	0	0	0	0	0
0900	5	0	0	2	0	0	0	0	0	0	1	1	0	0	0	1	0	0	0	0	0	0	0	0	0	0	0	0	0
1000	4	0	0	0	0	0	0	0	0	1	1	0	0	0	1	0	0	1	0	0	0	0	0	0	0	0	0	0	0
1100	**6**	**0**	**0**	**0**	**0**	**0**	**0**	**0**	**1**	**0**	**0**	**3**	**0**	**1**	**1**	**0**	**0**	**0**	**0**	**0**	**0**	**0**	**0**	**0**	**0**	**0**	**0**	**0**	**0**
1200	2	0	0	0	0	0	0	0	0	0	0	0	2	0	0	0	0	0	0	0	0	0	0	0	0	0	0	0	0
1300	5	0	0	0	0	0	0	0	0	1	0	0	0	1	1	2	0	0	0	0	0	0	0	0	0	0	0	0	0
1400	4	0	0	0	0	0	0	1	0	0	1	1	0	1	0	0	0	0	0	0	0	0	0	0	0	0	0	0	0
1500	2	0	0	0	0	0	0	0	0	0	0	0	0	0	0	1	1	0	0	0	0	0	0	0	0	0	0	0	0
1600	7	0	0	0	0	0	1	0	0	0	0	2	0	0	1	2	1	0	0	0	0	0	0	0	0	0	0	0	0
1700	3	0	0	0	0	0	0	0	0	0	1	0	0	0	1	0	0	0	1	0	0	0	0	0	0	0	0	0	0
1800	**8**	**0**	**0**	**0**	**0**	**0**	**0**	**0**	**0**	**0**	**2**	**0**	**3**	**1**	**1**	**0**	**0**	**0**	**0**	**0**	**1**	**0**	**0**	**0**	**0**	**0**	**0**	**0**	**0**
1900	5	0	0	0	0	0	0	0	0	0	0	0	1	0	0	2	1	1	0	0	0	0	0	0	0	0	0	0	0
2000	**8**	**0**	**0**	**0**	**0**	**0**	**0**	**0**	**0**	**1**	**1**	**2**	**0**	**0**	**0**	**4**	**0**	**0**	**0**	**0**	**0**	**0**	**0**	**0**	**0**	**0**	**0**	**0**	**0**
2100	2	0	0	0	0	0	0	0	0	0	0	0	1	0	0	1	0	0	0	0	0	0	0	0	0	0	0	0	0
2200	1	0	0	0	0	0	0	0	0	0	0	0	0	0	0	1	0	0	0	0	0	0	0	0	0	0	0	0	0
2300	0	0	0	0	0	0	0	0	0	0	0	0	0	0	0	0	0	0	0	0	0	0	0	0	0	0	0	0	0
07-19	**49**	**0**	**0**	**2**	**0**	**0**	**1**	**1**	**1**	**2**	**6**	**8**	**6**	**5**	**6**	**6**	**2**	**1**	**1**	**0**	**1**	**0**	**0**	**0**	**0**	**0**	**0**	**0**	**0**
06-22	**64**	**0**	**0**	**2**	**0**	**0**	**1**	**1**	**1**	**3**	**7**	**10**	**8**	**5**	**6**	**13**	**3**	**2**	**1**	**0**	**1**	**0**	**0**	**0**	**0**	**0**	**0**	**0**	**0**
06-00	**65**	**0**	**0**	**2**	**0**	**0**	**1**	**1**	**1**	**3**	**7**	**10**	**8**	**5**	**6**	**14**	**3**	**2**	**1**	**0**	**1**	**0**	**0**	**0**	**0**	**0**	**0**	**0**	**0**
00-00	**65**	**0**	**0**	**2**	**0**	**0**	**1**	**1**	**1**	**3**	**7**	**10**	**8**	**5**	**6**	**14**	**3**	**2**	**1**	**0**	**1**	**0**	**0**	**0**	**0**	**0**	**0**	**0**	**0**

DRAFT

Site 92
Location LS07430, Att - Telepole, Lat 54.14003, Long -6.84939
Direction Two way

3279 / Meath/Cavan/Monaghan ATC's
October 2013
Automatic Traffic Count

Sun, 13 October 2013

Time	Total	Speed Bins (km/h)																											
		0 - 5	5 - 10	10 - 15	15 - 20	20 - 25	25 - 30	30 - 35	35 - 40	40 - 45	45 - 50	50 - 55	55 - 60	60 - 65	65 - 70	70 - 75	75 - 80	80 - 85	85 - 90	90 - 95	95 - 100	100 - 105	105 - 110	110 - 115	115 - 120	120 - 125	125 - 130	130 - 135	135 - 140
0000	0	0	0	0	0	0	0	0	0	0	0	0	0	0	0	0	0	0	0	0	0	0	0	0	0	0	0	0	0
0100	3	0	0	0	0	0	0	0	0	1	0	1	1	0	0	0	0	0	0	0	0	0	0	0	0	0	0	0	0
0200	1	0	0	0	0	0	0	0	0	0	1	0	0	0	0	0	0	0	0	0	0	0	0	0	0	0	0	0	0
0300	0	0	0	0	0	0	0	0	0	0	0	0	0	0	0	0	0	0	0	0	0	0	0	0	0	0	0	0	0
0400	0	0	0	0	0	0	0	0	0	0	0	0	0	0	0	0	0	0	0	0	0	0	0	0	0	0	0	0	0
0500	0	0	0	0	0	0	0	0	0	0	0	0	0	0	0	0	0	0	0	0	0	0	0	0	0	0	0	0	0
0600	0	0	0	0	0	0	0	0	0	0	0	0	0	0	0	0	0	0	0	0	0	0	0	0	0	0	0	0	0
0700	0	0	0	0	0	0	0	0	0	0	0	0	0	0	0	0	0	0	0	0	0	0	0	0	0	0	0	0	0
0800	0	0	0	0	0	0	0	0	0	0	0	0	0	0	0	0	0	0	0	0	0	0	0	0	0	0	0	0	0
0900	0	0	0	0	0	0	0	0	0	0	0	0	0	0	0	0	0	0	0	0	0	0	0	0	0	0	0	0	0
1000	3	0	0	0	0	0	0	0	1	0	0	1	1	0	0	0	0	0	0	0	0	0	0	0	0	0	0	0	0
1100	**5**	**0**	**0**	**0**	**0**	**0**	**0**	**2**	**0**	**1**	**0**	**0**	**0**	**2**	**0**	**0**	**0**	**0**	**0**	**0**	**0**	**0**	**0**	**0**	**0**	**0**	**0**	**0**	**0**
1200	4	0	0	0	0	0	0	0	1	1	0	2	0	0	0	0	0	0	0	0	0	0	0	0	0	0	0	0	0
1300	3	0	0	0	1	0	1	0	0	0	0	0	0	0	0	0	0	1	0	0	0	0	0	0	0	0	0	0	0
1400	5	0	0	0	0	0	0	0	0	1	2	0	1	0	0	1	0	0	0	0	0	0	0	0	0	0	0	0	0
1500	3	0	0	0	0	0	0	0	0	0	1	0	0	0	0	1	0	0	1	0	0	0	0	0	0	0	0	0	0
1600	2	0	0	0	0	0	0	0	1	0	0	0	0	1	0	0	0	0	0	0	0	0	0	0	0	0	0	0	0
1700	**6**	**0**	**0**	**0**	**0**	**0**	**0**	**0**	**0**	**0**	**0**	**0**	**2**	**2**	**0**	**0**	**1**	**1**	**0**	**0**	**0**	**0**	**0**	**0**	**0**	**0**	**0**	**0**	**0**
1800	2	0	0	0	0	0	0	0	0	1	0	0	0	0	0	0	0	1	0	0	0	0	0	0	0	0	0	0	0
1900	1	0	0	0	0	0	0	0	0	0	0	0	0	0	1	0	0	0	0	0	0	0	0	0	0	0	0	0	0
2000	3	0	0	0	0	0	0	0	0	0	0	0	2	1	0	0	0	0	0	0	0	0	0	0	0	0	0	0	0
2100	3	0	0	0	0	0	0	0	0	0	0	0	1	0	0	1	1	0	0	0	0	0	0	0	0	0	0	0	0
2200	2	0	0	0	0	0	0	0	0	0	0	0	2	0	0	0	0	0	0	0	0	0	0	0	0	0	0	0	0
2300	0	0	0	0	0	0	0	0	0	0	0	0	0	0	0	0	0	0	0	0	0	0	0	0	0	0	0	0	0
07-19	**33**	**0**	**0**	**0**	**1**	**0**	**1**	**2**	**3**	**4**	**3**	**3**	**4**	**5**	**0**	**2**	**1**	**3**	**1**	**0**	**0**	**0**	**0**	**0**	**0**	**0**	**0**	**0**	**0**
06-22	**40**	**0**	**0**	**0**	**1**	**0**	**1**	**2**	**3**	**4**	**3**	**3**	**7**	**6**	**1**	**3**	**2**	**3**	**1**	**0**	**0**	**0**	**0**	**0**	**0**	**0**	**0**	**0**	**0**
06-00	**42**	**0**	**0**	**0**	**1**	**0**	**1**	**2**	**3**	**4**	**3**	**3**	**9**	**6**	**1**	**3**	**2**	**3**	**1**	**0**	**0**	**0**	**0**	**0**	**0**	**0**	**0**	**0**	**0**
00-00	**46**	**0**	**0**	**0**	**1**	**0**	**1**	**2**	**3**	**5**	**4**	**4**	**10**	**6**	**1**	**3**	**2**	**3**	**1**	**0**	**0**	**0**	**0**	**0**	**0**	**0**	**0**	**0**	**0**

DRAFT

Site 92
Location LS07430, Att - Telepole, Lat 54.14003, Long -6.84939
Direction Two way

3279 / Meath/Cavan/Monaghan ATC's
October 2013
Automatic Traffic Count

Mon, 14 October 2013

Time	Total	Speed Bins (km/h)																												
		0 - 5	5 - 10	10 - 15	15 - 20	20 - 25	25 - 30	30 - 35	35 - 40	40 - 45	45 - 50	50 - 55	55 - 60	60 - 65	65 - 70	70 - 75	75 - 80	80 - 85	85 - 90	90 - 95	95 - 100	100 - 105	105 - 110	110 - 115	115 - 120	120 - 125	125 - 130	130 - 135	135 - 140
0000	0	0	0	0	0	0	0	0	0	0	0	0	0	0	0	0	0	0	0	0	0	0	0	0	0	0	0	0	0	0
0100	0	0	0	0	0	0	0	0	0	0	0	0	0	0	0	0	0	0	0	0	0	0	0	0	0	0	0	0	0	0
0200	0	0	0	0	0	0	0	0	0	0	0	0	0	0	0	0	0	0	0	0	0	0	0	0	0	0	0	0	0	0
0300	0	0	0	0	0	0	0	0	0	0	0	0	0	0	0	0	0	0	0	0	0	0	0	0	0	0	0	0	0	0
0400	0	0	0	0	0	0	0	0	0	0	0	0	0	0	0	0	0	0	0	0	0	0	0	0	0	0	0	0	0	0
0500	0	0	0	0	0	0	0	0	0	0	0	0	0	0	0	0	0	0	0	0	0	0	0	0	0	0	0	0	0	0
0600	0	0	0	0	0	0	0	0	0	0	0	0	0	0	0	0	0	0	0	0	0	0	0	0	0	0	0	0	0	0
0700	0	0	0	0	0	0	0	0	0	0	0	0	0	0	0	0	0	0	0	0	0	0	0	0	0	0	0	0	0	0
0800	1	0	0	0	0	0	0	0	0	0	0	0	0	0	1	0	0	0	0	0	0	0	0	0	0	0	0	0	0	0
0900	**8**	**0**	**0**	**0**	**0**	**0**	**1**	**3**	**1**	**0**	**0**	**0**	**2**	**0**	**1**	**0**	**0**	**0**	**0**	**0**	**0**	**0**	**0**	**0**	**0**	**0**	**0**	**0**	**0**	**0**
1000	5	0	0	0	0	0	0	1	0	0	1	1	2	0	0	0	0	0	0	0	0	0	0	0	0	0	0	0	0	0
1100	4	0	0	0	0	0	2	0	0	0	0	2	0	0	0	0	0	0	0	0	0	0	0	0	0	0	0	0	0	0
1200	10	0	0	0	0	3	0	0	1	2	0	0	0	1	0	2	1	0	0	0	0	0	0	0	0	0	0	0	0	0
1300	8	0	0	0	0	1	0	1	0	4	0	0	1	0	0	0	0	0	0	0	1	0	0	0	0	0	0	0	0	0
1400	8	0	0	0	0	1	2	0	0	1	1	2	0	0	0	0	0	1	0	0	0	0	0	0	0	0	0	0	0	0
1500	8	0	0	0	0	0	0	0	8	0	0	0	0	0	0	0	0	0	0	0	0	0	0	0	0	0	0	0	0	0
1600	**14**	**0**	**0**	**1**	**1**	**0**	**1**	**1**	**2**	**0**	**1**	**4**	**1**	**0**	**0**	**2**	**0**	**0**	**0**	**0**	**0**	**0**	**0**	**0**	**0**	**0**	**0**	**0**	**0**	**0**
1700	13	0	0	1	2	1	2	1	3	1	1	0	0	0	1	0	0	0	0	0	0	0	0	0	0	0	0	0	0	0
1800	4	0	0	0	0	0	0	0	0	0	0	0	1	1	1	0	0	1	0	0	0	0	0	0	0	0	0	0	0	0
1900	4	0	0	0	0	0	0	0	0	0	1	0	1	1	0	1	0	0	0	0	0	0	0	0	0	0	0	0	0	0
2000	3	0	0	0	0	0	0	1	0	0	1	0	0	0	0	0	0	0	1	0	0	0	0	0	0	0	0	0	0	0
2100	2	0	0	0	0	0	0	1	0	0	0	0	0	0	0	0	1	0	0	0	0	0	0	0	0	0	0	0	0	0
2200	1	0	0	0	0	0	0	0	0	0	0	1	0	0	0	0	0	0	0	0	0	0	0	0	0	0	0	0	0	0
2300	0	0	0	0	0	0	0	0	0	0	0	0	0	0	0	0	0	0	0	0	0	0	0	0	0	0	0	0	0	0
07-19	**83**	**0**	**0**	**2**	**3**	**6**	**8**	**7**	**15**	**8**	**4**	**9**	**7**	**2**	**3**	**5**	**1**	**2**	**0**	**0**	**1**	**0**	**0**	**0**	**0**	**0**	**0**	**0**	**0**	**0**
06-22	**92**	**0**	**0**	**2**	**3**	**6**	**8**	**9**	**15**	**8**	**6**	**9**	**8**	**3**	**3**	**6**	**2**	**2**	**1**	**0**	**1**	**0**	**0**	**0**	**0**	**0**	**0**	**0**	**0**	**0**
06-00	**93**	**0**	**0**	**2**	**3**	**6**	**8**	**9**	**15**	**8**	**6**	**10**	**8**	**3**	**3**	**6**	**2**	**2**	**1**	**0**	**1**	**0**	**0**	**0**	**0**	**0**	**0**	**0**	**0**	**0**
00-00	**93**	**0**	**0**	**2**	**3**	**6**	**8**	**9**	**15**	**8**	**6**	**10**	**8**	**3**	**3**	**6**	**2**	**2**	**1**	**0**	**1**	**0**	**0**	**0**	**0**	**0**	**0**	**0**	**0**	**0**

DRAFT

Site 92
Location LS07430, Att - Telepole, Lat 54.14003, Long -6.84939
Direction Two way

3279 / Meath/Cavan/Monaghan ATC's
October 2013
Automatic Traffic Count

Tue, 15 October 2013

Time	Total	Speed Bins (km/h)																											
		0 - 5	5 - 10	10 - 15	15 - 20	20 - 25	25 - 30	30 - 35	35 - 40	40 - 45	45 - 50	50 - 55	55 - 60	60 - 65	65 - 70	70 - 75	75 - 80	80 - 85	85 - 90	90 - 95	95 - 100	100 - 105	105 - 110	110 - 115	115 - 120	120 - 125	125 - 130	130 - 135	135 - 140
0000	1	0	0	0	0	0	0	0	0	0	0	0	0	0	0	0	1	0	0	0	0	0	0	0	0	0	0	0	0
0100	0	0	0	0	0	0	0	0	0	0	0	0	0	0	0	0	0	0	0	0	0	0	0	0	0	0	0	0	0
0200	0	0	0	0	0	0	0	0	0	0	0	0	0	0	0	0	0	0	0	0	0	0	0	0	0	0	0	0	0
0300	0	0	0	0	0	0	0	0	0	0	0	0	0	0	0	0	0	0	0	0	0	0	0	0	0	0	0	0	0
0400	0	0	0	0	0	0	0	0	0	0	0	0	0	0	0	0	0	0	0	0	0	0	0	0	0	0	0	0	0
0500	0	0	0	0	0	0	0	0	0	0	0	0	0	0	0	0	0	0	0	0	0	0	0	0	0	0	0	0	0
0600	1	0	0	0	0	0	0	0	0	1	0	0	0	0	0	0	0	0	0	0	0	0	0	0	0	0	0	0	0
0700	0	0	0	0	0	0	0	0	0	0	0	0	0	0	0	0	0	0	0	0	0	0	0	0	0	0	0	0	0
0800	1	0	0	0	0	0	0	0	0	0	0	0	0	0	1	0	0	0	0	0	0	0	0	0	0	0	0	0	0
0900	**5**	**0**	**0**	**0**	**1**	**0**	**0**	**0**	**0**	**1**	**2**	**0**	**0**	**0**	**0**	**1**	**0**	**0**	**0**	**0**	**0**	**0**	**0**	**0**	**0**	**0**	**0**	**0**	**0**
1000	1	0	0	0	0	0	0	0	0	0	0	1	0	0	0	0	0	0	0	0	0	0	0	0	0	0	0	0	0
1100	2	0	0	0	0	0	0	0	0	1	0	0	0	0	1	0	0	0	0	0	0	0	0	0	0	0	0	0	0
1200	2	0	0	0	0	0	0	0	0	0	0	0	0	0	1	0	1	0	0	0	0	0	0	0	0	0	0	0	0
1300	5	0	0	0	0	0	0	0	0	1	1	1	0	0	0	0	0	1	1	0	0	0	0	0	0	0	0	0	0
1400	4	0	0	0	0	0	0	0	0	0	0	3	0	0	0	1	0	0	0	0	0	0	0	0	0	0	0	0	0
1500	1	0	0	0	0	0	0	0	0	0	0	1	0	0	0	0	0	0	0	0	0	0	0	0	0	0	0	0	0
1600	2	0	0	0	0	0	0	0	0	0	1	0	0	1	0	0	0	0	0	0	0	0	0	0	0	0	0	0	0
1700	**8**	**0**	**0**	**0**	**0**	**0**	**0**	**5**	**0**	**0**	**0**	**2**	**0**	**0**	**0**	**1**	**0**	**0**	**0**	**0**	**0**	**0**	**0**	**0**	**0**	**0**	**0**	**0**	**0**
1800	7	0	0	0	0	0	0	1	0	0	0	1	2	1	1	0	0	1	0	0	0	0	0	0	0	0	0	0	0
1900	6	0	0	0	0	0	0	0	0	0	0	1	0	0	1	3	0	0	1	0	0	0	0	0	0	0	0	0	0
2000	0	0	0	0	0	0	0	0	0	0	0	0	0	0	0	0	0	0	0	0	0	0	0	0	0	0	0	0	0
2100	0	0	0	0	0	0	0	0	0	0	0	0	0	0	0	0	0	0	0	0	0	0	0	0	0	0	0	0	0
2200	2	0	0	0	0	0	0	1	0	0	0	0	0	1	0	0	0	0	0	0	0	0	0	0	0	0	0	0	0
2300	0	0	0	0	0	0	0	0	0	0	0	0	0	0	0	0	0	0	0	0	0	0	0	0	0	0	0	0	0
07-19	**38**	**0**	**0**	**0**	**1**	**0**	**0**	**6**	**0**	**3**	**4**	**9**	**2**	**2**	**4**	**3**	**1**	**2**	**1**	**0**	**0**	**0**	**0**	**0**	**0**	**0**	**0**	**0**	**0**
06-22	**45**	**0**	**0**	**0**	**1**	**0**	**0**	**6**	**0**	**4**	**4**	**10**	**2**	**2**	**5**	**6**	**1**	**2**	**2**	**0**	**0**	**0**	**0**	**0**	**0**	**0**	**0**	**0**	**0**
06-00	**47**	**0**	**0**	**0**	**1**	**0**	**0**	**7**	**0**	**4**	**4**	**10**	**2**	**3**	**5**	**6**	**1**	**2**	**2**	**0**	**0**	**0**	**0**	**0**	**0**	**0**	**0**	**0**	**0**
00-00	**48**	**0**	**0**	**0**	**1**	**0**	**0**	**7**	**0**	**4**	**4**	**10**	**2**	**3**	**5**	**6**	**2**	**2**	**2**	**0**	**0**	**0**	**0**	**0**	**0**	**0**	**0**	**0**	**0**

DRAFT

Site 92
Location LS07430, Att - Telepole, Lat 54.14003, Long -6.84939
Direction Two way

3279 / Meath/Cavan/Monaghan ATC's
October 2013
Automatic Traffic Count

Virtual Day (7)

Time	Total	Speed Bins (km/h)																											
		0 - 5	5 - 10	10 - 15	15 - 20	20 - 25	25 - 30	30 - 35	35 - 40	40 - 45	45 - 50	50 - 55	55 - 60	60 - 65	65 - 70	70 - 75	75 - 80	80 - 85	85 - 90	90 - 95	95 - 100	100 - 105	105 - 110	110 - 115	115 - 120	120 - 125	125 - 130	130 - 135	135 - 140
0000	0	0	0	0	0	0	0	0	0	0	0	0	0	0	0	0	0	0	0	0	0	0	0	0	0	0	0	0	0
0100	1	0	0	0	0	0	0	0	0	0	0	0	0	0	0	0	0	0	0	0	0	0	0	0	0	0	0	0	0
0200	0	0	0	0	0	0	0	0	0	0	0	0	0	0	0	0	0	0	0	0	0	0	0	0	0	0	0	0	0
0300	0	0	0	0	0	0	0	0	0	0	0	0	0	0	0	0	0	0	0	0	0	0	0	0	0	0	0	0	0
0400	0	0	0	0	0	0	0	0	0	0	0	0	0	0	0	0	0	0	0	0	0	0	0	0	0	0	0	0	0
0500	0	0	0	0	0	0	0	0	0	0	0	0	0	0	0	0	0	0	0	0	0	0	0	0	0	0	0	0	0
0600	0	0	0	0	0	0	0	0	0	0	0	0	0	0	0	0	0	0	0	0	0	0	0	0	0	0	0	0	0
0700	1	0	0	0	0	0	0	0	0	0	0	0	0	0	0	0	0	0	0	0	0	0	0	0	0	0	0	0	0
0800	1	0	0	0	0	0	0	0	0	0	0	0	0	0	0	0	0	0	0	0	0	0	0	0	0	0	0	0	0
0900	4	0	0	0	0	0	0	0	0	0	1	0	1	0	0	0	0	0	0	0	0	0	0	0	0	0	0	0	0
1000	4	0	0	0	0	0	0	1	0	0	0	0	1	0	0	0	0	0	0	0	0	0	0	0	0	0	0	0	0
1100	**5**	**0**	**0**	**0**	**0**	**0**	**0**	**0**	**1**	**1**	**0**	**1**	**0**	**1**	**0**	**0**	**0**	**0**	**0**	**0**	**0**	**0**	**0**	**0**	**0**	**0**	**0**	**0**	**0**
1200	**5**	**0**	**0**	**0**	**0**	**1**	**0**	**0**	**0**	**1**	**0**	**0**	**0**	**0**	**0**	**1**	**0**	**0**	**0**	**0**	**0**	**0**	**0**	**0**	**0**	**0**	**0**	**0**	**0**
1300	**5**	**0**	**0**	**0**	**0**	**0**	**0**	**0**	**0**	**1**	**0**	**0**	**1**	**0**	**0**	**0**	**0**	**0**	**0**	**0**	**0**	**0**	**0**	**0**	**0**	**0**	**0**	**0**	**0**
1400	**5**	**0**	**0**	**0**	**0**	**0**	**0**	**0**	**0**	**1**	**1**	**1**	**1**	**0**	**0**	**0**	**0**	**0**	**0**	**0**	**0**	**0**	**0**	**0**	**0**	**0**	**0**	**0**	**0**
1500	3	0	0	0	0	0	0	0	1	0	0	0	0	0	0	0	0	0	0	0	0	0	0	0	0	0	0	0	0
1600	**5**	**0**	**0**	**0**	**0**	**0**	**0**	**0**	**0**	**0**	**0**	**1**	**0**	**0**	**0**	**1**	**0**	**0**	**0**	**0**	**0**	**0**	**0**	**0**	**0**	**0**	**0**	**0**	**0**
1700	**5**	**0**	**0**	**0**	**0**	**0**	**0**	**1**	**0**	**0**	**0**	**0**	**1**	**0**	**1**	**0**	**0**	**0**	**0**	**0**	**0**	**0**	**0**	**0**	**0**	**0**	**0**	**0**	**0**
1800	4	0	0	0	0	0	0	0	0	0	0	0	1	1	1	0	0	1	0	0	0	0	0	0	0	0	0	0	0
1900	4	0	0	0	0	0	0	0	0	0	0	0	1	1	1	1	0	0	0	0	0	0	0	0	0	0	0	0	0
2000	4	0	0	0	0	0	0	0	0	0	0	0	0	0	0	1	0	0	0	0	0	0	0	0	0	0	0	0	0
2100	2	0	0	0	0	0	0	0	0	0	0	0	0	0	0	0	0	0	0	0	0	0	0	0	0	0	0	0	0
2200	2	0	0	0	0	0	0	0	0	0	0	0	0	0	0	0	0	0	0	0	0	0	0	0	0	0	0	0	0
2300	0	0	0	0	0	0	0	0	0	0	0	0	0	0	0	0	0	0	0	0	0	0	0	0	0	0	0	0	0
07-19	**46**	**0**	**0**	**1**	**1**	**1**	**2**	**3**	**3**	**4**	**4**	**6**	**6**	**4**	**3**	**4**	**1**	**1**	**1**	**0**	**0**	**0**	**0**	**0**	**0**	**0**	**0**	**0**	**0**
06-22	**57**	**0**	**0**	**1**	**1**	**2**	**2**	**3**	**3**	**5**	**4**	**6**	**7**	**4**	**4**	**6**	**2**	**2**	**1**	**0**	**0**	**0**	**0**	**0**	**0**	**0**	**0**	**0**	**0**
06-00	**58**	**0**	**0**	**1**	**1**	**2**	**2**	**4**	**3**	**5**	**5**	**7**	**7**	**5**	**5**	**7**	**2**	**2**	**1**	**0**	**0**	**0**	**0**	**0**	**0**	**0**	**0**	**0**	**0**
00-00	**59**	**0**	**0**	**1**	**1**	**2**	**2**	**4**	**3**	**5**	**5**	**7**	**7**	**5**	**5**	**7**	**2**	**2**	**1**	**0**	**0**	**0**	**0**	**0**	**0**	**0**	**0**	**0**	**0**

DRAFT

Site 92
Location LS07430, Att - Telepole, Lat 54.14003, Long -6.84939
Direction Two way

3279 / Meath/Cavan/Monaghan ATC's
October 2013
Automatic Traffic Count

Virtual Week (1)

Time	Total	Speed Bins (km/h)																											
		0 - 5	5 - 10	10 - 15	15 - 20	20 - 25	25 - 30	30 - 35	35 - 40	40 - 45	45 - 50	50 - 55	55 - 60	60 - 65	65 - 70	70 - 75	75 - 80	80 - 85	85 - 90	90 - 95	95 - 100	100 - 105	105 - 110	110 - 115	115 - 120	120 - 125	125 - 130	130 - 135	135 - 140
Mon	93	0	0	2	3	6	8	9	15	8	6	10	8	3	3	6	2	2	1	0	1	0	0	0	0	0	0	0	0
Tue	48	0	0	0	1	0	0	7	0	4	4	10	2	3	5	6	2	2	2	0	0	0	0	0	0	0	0	0	0
Wed	56	0	1	3	1	0	2	4	1	5	3	4	8	6	6	8	2	1	1	0	0	0	0	0	0	0	0	0	0
Thu	63	0	1	1	3	5	0	2	4	7	6	4	7	4	7	4	4	2	0	1	1	0	0	0	0	0	0	0	0
Fri	44	0	0	0	1	0	1	0	0	3	3	5	7	5	5	6	2	2	2	2	0	0	0	0	0	0	0	0	0
|Sat	65	0	0	2	0	0	1	1	1	3	7	10	8	5	6	14	3	2	1	0	1	0	0	0	0	0	0	0	0
|Sun	46	0	0	0	1	0	1	2	3	5	4	4	10	6	1	3	2	3	1	0	0	0	0	0	0	0	0	0	0
5 Day Ave.	**61**	**0**	**0**	**1**	**2**	**2**	**2**	**4**	**4**	**5**	**4**	**7**	**6**	**4**	**5**	**6**	**2**	**2**	**1**	**1**	**0**	**0**	**0**	**0**	**0**	**0**	**0**	**0**	**0**
7 Day Ave.	**59**	**0**	**0**	**1**	**1**	**2**	**2**	**4**	**3**	**5**	**5**	**7**	**7**	**5**	**5**	**7**	**2**	**2**	**1**	**0**	**0**	**0**	**0**	**0**	**0**	**0**	**0**	**0**	**0**
--	**415**	**0**	**2**	**8**	**10**	**11**	**13**	**25**	**24**	**35**	**33**	**47**	**50**	**32**	**33**	**47**	**17**	**14**	**8**	**3**	**3**	**0**	**0**	**0**	**0**	**0**	**0**	**0**	**0**

Summary Graphs

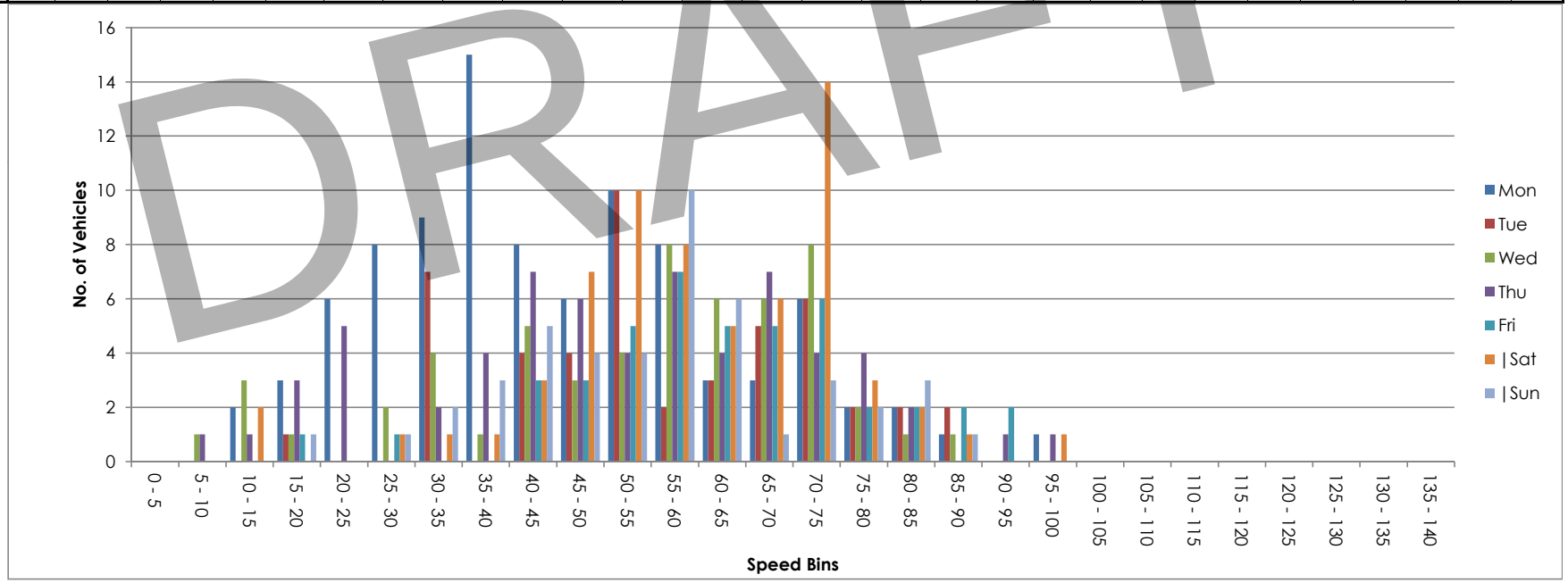

DRAFT



NDC NATIONWIDE DATA COLLECTION	**Site / Location:**	LT34031, Att - No Dumping Sign, Lat 54.14724, Long -6.85999	**Project No:**	3279	**Photo No:**	3279-93	**Drawn By:**	MOR
	Survey Date:	Wed, 9 October 2013 to Tue, 15 October 2013	**Project Name:**		Meath/Cavan/Monaghan ATC'S			
	Survey Times:	00:00 to 00(24):00	**Title:**		Site Photograph			

DRAFT

Site No.	Location.	Direction.	Speed Limit - PSL (km/h)	Start Date.	End Date.	Total Vehicles.	5 Day Ave.	7 Day Ave.	No. > Speed Limit.	%. > Speed Limit.	No. > Speed Limit1 (+5km/h).	%. > Speed Limit1 (+5km/h).	No. > Speed Limit1 (+10km/h).	%. > Speed Limit1 (+10km/h).	Mean Speed	85%ile Speed
93	LT34031, Att - No Dumping Sign, Lat 54.14724, Long - 6.85999	North	80	Wed, 9 October 2013	Tue, 15 October 2013	216	31	31	1	0.5	0	0.0	0	0.0	48.2	58.0
		South	80	Wed, 9 October 2013	Tue, 15 October 2013	215	30	31	0	0.0	0	0.0	0	0.0	46.2	55.1
		Two way	80	Wed, 9 October 2013	Tue, 15 October 2013	431	61	62	1	0.2	0	0.0	0	0.0	47.2	56.9

DRAFT

Site 93
Location LT34031, Att - No Dumping Sign, Lat 54.14724, Long -6.85999
Direction North

3279 / Meath/Cavan/Monaghan ATC's
October 2013
Automatic Traffic Count

Wed, 9 October 2013

Time	Total	Classification												>PSL	>PSL%	>SL1	>SL1%	>SL2	>SL2%	Mean	Vpp
		1 MCL	2 SV	3 SVT	4 TB2	5 TB3	6 T4	7 ART3	8 ART4	9 ART5	10 ART6	11 BD	12 DRT	80	80	85 +5kph	85 +5kph	90 +10kph	90 +10kph		85
0000	0	0	0	0	0	0	0	0	0	0	0	0	0	0	0	0	0	0	0	-	-
0100	0	0	0	0	0	0	0	0	0	0	0	0	0	0	0	0	0	0	0	-	-
0200	0	0	0	0	0	0	0	0	0	0	0	0	0	0	0	0	0	0	0	-	-
0300	0	0	0	0	0	0	0	0	0	0	0	0	0	0	0	0	0	0	0	-	-
0400	0	0	0	0	0	0	0	0	0	0	0	0	0	0	0	0	0	0	0	-	-
0500	0	0	0	0	0	0	0	0	0	0	0	0	0	0	0	0	0	0	0	-	-
0600	1	0	1	0	0	0	0	0	0	0	0	0	0	0	0	0	0	0	0	56.5	-
0700	0	0	0	0	0	0	0	0	0	0	0	0	0	0	0	0	0	0	0	-	-
0800	**2**	**0**	**2**	**0**	**0**	**0**	**0**	**0**	**0**	**0**	**0**	**0**	**0**	**0**	**0**	**0**	**0**	**0**	**0**	**47.4**	**-**
0900	**2**	**0**	**2**	**0**	**0**	**0**	**0**	**0**	**0**	**0**	**0**	**0**	**0**	**0**	**0**	**0**	**0**	**0**	**0**	**34.2**	**-**
1000	1	0	1	0	0	0	0	0	0	0	0	0	0	0	0	0	0	0	0	43	-
1100	1	0	1	0	0	0	0	0	0	0	0	0	0	0	0	0	0	0	0	51.3	-
1200	3	0	3	0	0	0	0	0	0	0	0	0	0	0	0	0	0	0	0	48.9	-
1300	0	0	0	0	0	0	0	0	0	0	0	0	0	0	0	0	0	0	0	-	-
1400	2	0	2	0	0	0	0	0	0	0	0	0	0	0	0	0	0	0	0	44.5	-
1500	1	0	1	0	0	0	0	0	0	0	0	0	0	0	0	0	0	0	0	60.7	-
1600	1	0	1	0	0	0	0	0	0	0	0	0	0	0	0	0	0	0	0	54.9	-
1700	4	0	3	0	1	0	0	0	0	0	0	0	0	0	0	0	0	0	0	51.1	-
1800	5	0	5	0	0	0	0	0	0	0	0	0	0	0	0	0	0	0	0	50	-
1900	0	0	0	0	0	0	0	0	0	0	0	0	0	0	0	0	0	0	0	-	-
2000	**6**	**0**	**5**	**0**	**1**	**0**	**0**	**0**	**0**	**0**	**0**	**0**	**0**	**1**	**16.7**	**0**	**0**	**0**	**0**	**60.4**	**-**
2100	1	0	1	0	0	0	0	0	0	0	0	0	0	0	0	0	0	0	0	58.5	-
2200	0	0	0	0	0	0	0	0	0	0	0	0	0	0	0	0	0	0	0	-	-
2300	0	0	0	0	0	0	0	0	0	0	0	0	0	0	0	0	0	0	0	-	-
07-19	**22**	**0**	**21**	**0**	**1**	**0**	**0**	**0**	**0**	**0**	**0**	**0**	**0**	**0**	**0**	**0**	**0**	**0**	**0**	**48.3**	**55.1**
06-22	**30**	**0**	**28**	**0**	**2**	**0**	**0**	**0**	**0**	**0**	**0**	**0**	**0**	**1**	**3.3**	**0**	**0**	**0**	**0**	**51.3**	**58.3**
06-00	**30**	**0**	**28**	**0**	**2**	**0**	**0**	**0**	**0**	**0**	**0**	**0**	**0**	**1**	**3.3**	**0**	**0**	**0**	**0**	**51.3**	**58.3**
00-00	**30**	**0**	**28**	**0**	**2**	**0**	**0**	**0**	**0**	**0**	**0**	**0**	**0**	**1**	**3.3**	**0**	**0**	**0**	**0**	**51.3**	**58.3**

DRAFT

Site 93
Location LT34031, Att - No Dumping Sign, Lat 54.14724, Long -6.85999
Direction North

3279 / Meath/Cavan/Monaghan ATC's
October 2013
Automatic Traffic Count

Thu, 10 October 2013

Time	Total	Classification												>PSL	>PSL%	>SL1	>SL1%	>SL2	>SL2%	Mean	Vpp
		1 MCL	2 SV	3 SVT	4 TB2	5 TB3	6 T4	7 ART3	8 ART4	9 ART5	10 ART6	11 BD	12 DRT	80	80	85 +5kph	85 +5kph	90 +10kph	90 +10kph		85
0000	0	0	0	0	0	0	0	0	0	0	0	0	0	0	0	0	0	0	0	-	-
0100	0	0	0	0	0	0	0	0	0	0	0	0	0	0	0	0	0	0	0	-	-
0200	0	0	0	0	0	0	0	0	0	0	0	0	0	0	0	0	0	0	0	-	-
0300	0	0	0	0	0	0	0	0	0	0	0	0	0	0	0	0	0	0	0	-	-
0400	0	0	0	0	0	0	0	0	0	0	0	0	0	0	0	0	0	0	0	-	-
0500	0	0	0	0	0	0	0	0	0	0	0	0	0	0	0	0	0	0	0	-	-
0600	0	0	0	0	0	0	0	0	0	0	0	0	0	0	0	0	0	0	0	-	-
0700	1	0	1	0	0	0	0	0	0	0	0	0	0	0	0	0	0	0	0	44.7	-
0800	2	0	2	0	0	0	0	0	0	0	0	0	0	0	0	0	0	0	0	56.6	-
0900	1	0	1	0	0	0	0	0	0	0	0	0	0	0	0	0	0	0	0	39.8	-
1000	1	0	0	0	1	0	0	0	0	0	0	0	0	0	0	0	0	0	0	24.4	-
1100	**3**	**0**	**2**	**0**	**1**	**0**	**0**	**0**	**0**	**0**	**0**	**0**	**0**	**0**	**0**	**0**	**0**	**0**	**0**	**46.1**	**-**
1200	1	0	1	0	0	0	0	0	0	0	0	0	0	0	0	0	0	0	0	60.7	-
1300	3	0	2	0	0	1	0	0	0	0	0	0	0	0	0	0	0	0	0	42.9	-
1400	1	0	1	0	0	0	0	0	0	0	0	0	0	0	0	0	0	0	0	50.2	-
1500	2	0	2	0	0	0	0	0	0	0	0	0	0	0	0	0	0	0	0	39	-
1600	2	0	2	0	0	0	0	0	0	0	0	0	0	0	0	0	0	0	0	54.3	-
1700	**4**	**0**	**4**	**0**	**0**	**0**	**0**	**0**	**0**	**0**	**0**	**0**	**0**	**0**	**0**	**0**	**0**	**0**	**0**	**45.2**	**-**
1800	3	0	3	0	0	0	0	0	0	0	0	0	0	0	0	0	0	0	0	45.5	-
1900	**4**	**0**	**4**	**0**	**0**	**0**	**0**	**0**	**0**	**0**	**0**	**0**	**0**	**0**	**0**	**0**	**0**	**0**	**0**	**42.9**	**-**
2000	2	0	2	0	0	0	0	0	0	0	0	0	0	0	0	0	0	0	0	60.2	-
2100	2	0	1	1	0	0	0	0	0	0	0	0	0	0	0	0	0	0	0	51.7	-
2200	0	0	0	0	0	0	0	0	0	0	0	0	0	0	0	0	0	0	0	-	-
2300	0	0	0	0	0	0	0	0	0	0	0	0	0	0	0	0	0	0	0	-	-
07-19	**24**	**0**	**21**	**0**	**2**	**1**	**0**	**0**	**0**	**0**	**0**	**0**	**0**	**0**	**0**	**0**	**0**	**0**	**0**	**46**	**52.9**
06-22	**32**	**0**	**28**	**1**	**2**	**1**	**0**	**0**	**0**	**0**	**0**	**0**	**0**	**0**	**0**	**0**	**0**	**0**	**0**	**46.9**	**56.2**
06-00	**32**	**0**	**28**	**1**	**2**	**1**	**0**	**0**	**0**	**0**	**0**	**0**	**0**	**0**	**0**	**0**	**0**	**0**	**0**	**46.9**	**56.2**
00-00	**32**	**0**	**28**	**1**	**2**	**1**	**0**	**0**	**0**	**0**	**0**	**0**	**0**	**0**	**0**	**0**	**0**	**0**	**0**	**46.9**	**56.2**

DRAFT

Site 93
Location LT34031, Att - No Dumping Sign, Lat 54.14724, Long -6.85999
Direction North

3279 / Meath/Cavan/Monaghan ATC's
October 2013
Automatic Traffic Count

Fri, 11 October 2013

Time	Total	Classification												>PSL	>PSL%	>SL1	>SL1%	>SL2	>SL2%	Mean	Vpp
		1 MCL	2 SV	3 SVT	4 TB2	5 TB3	6 T4	7 ART3	8 ART4	9 ART5	10 ART6	11 BD	12 DRT	80	80	85 +5kph	85 +5kph	90 +10kph	90 +10kph		85
0000	0	0	0	0	0	0	0	0	0	0	0	0	0	0	0	0	0	0	0	-	-
0100	0	0	0	0	0	0	0	0	0	0	0	0	0	0	0	0	0	0	0	-	-
0200	0	0	0	0	0	0	0	0	0	0	0	0	0	0	0	0	0	0	0	-	-
0300	0	0	0	0	0	0	0	0	0	0	0	0	0	0	0	0	0	0	0	-	-
0400	0	0	0	0	0	0	0	0	0	0	0	0	0	0	0	0	0	0	0	-	-
0500	0	0	0	0	0	0	0	0	0	0	0	0	0	0	0	0	0	0	0	-	-
0600	1	0	1	0	0	0	0	0	0	0	0	0	0	0	0	0	0	0	0	59.7	-
0700	1	0	1	0	0	0	0	0	0	0	0	0	0	0	0	0	0	0	0	40.3	-
0800	2	0	2	0	0	0	0	0	0	0	0	0	0	0	0	0	0	0	0	51.2	-
0900	1	0	1	0	0	0	0	0	0	0	0	0	0	0	0	0	0	0	0	39	-
1000	1	0	1	0	0	0	0	0	0	0	0	0	0	0	0	0	0	0	0	38.5	-
1100	**5**	**0**	**1**	**2**	**2**	**0**	**0**	**0**	**0**	**0**	**0**	**0**	**0**	**0**	**0**	**0**	**0**	**0**	**0**	**45.8**	**-**
1200	2	0	2	0	0	0	0	0	0	0	0	0	0	0	0	0	0	0	0	55.3	-
1300	1	0	1	0	0	0	0	0	0	0	0	0	0	0	0	0	0	0	0	54.1	-
1400	**3**	**0**	**3**	**0**	**0**	**0**	**0**	**0**	**0**	**0**	**0**	**0**	**0**	**0**	**0**	**0**	**0**	**0**	**0**	**43.2**	**-**
1500	**3**	**0**	**2**	**1**	**0**	**0**	**0**	**0**	**0**	**0**	**0**	**0**	**0**	**0**	**0**	**0**	**0**	**0**	**0**	**43.7**	**-**
1600	2	0	2	0	0	0	0	0	0	0	0	0	0	0	0	0	0	0	0	47.7	-
1700	**3**	**0**	**3**	**0**	**0**	**0**	**0**	**0**	**0**	**0**	**0**	**0**	**0**	**0**	**0**	**0**	**0**	**0**	**0**	**51.6**	**-**
1800	2	0	2	0	0	0	0	0	0	0	0	0	0	0	0	0	0	0	0	44.7	-
1900	**3**	**0**	**3**	**0**	**0**	**0**	**0**	**0**	**0**	**0**	**0**	**0**	**0**	**0**	**0**	**0**	**0**	**0**	**0**	**55.8**	**-**
2000	1	0	1	0	0	0	0	0	0	0	0	0	0	0	0	0	0	0	0	43.9	-
2100	1	0	1	0	0	0	0	0	0	0	0	0	0	0	0	0	0	0	0	54.7	-
2200	1	0	1	0	0	0	0	0	0	0	0	0	0	0	0	0	0	0	0	52.8	-
2300	1	0	1	0	0	0	0	0	0	0	0	0	0	0	0	0	0	0	0	52.8	-
07-19	**26**	**0**	**21**	**3**	**2**	**0**	**0**	**0**	**0**	**0**	**0**	**0**	**0**	**0**	**0**	**0**	**0**	**0**	**0**	**46.7**	**54**
06-22	**32**	**0**	**27**	**3**	**2**	**0**	**0**	**0**	**0**	**0**	**0**	**0**	**0**	**0**	**0**	**0**	**0**	**0**	**0**	**48.1**	**58**
06-00	**34**	**0**	**29**	**3**	**2**	**0**	**0**	**0**	**0**	**0**	**0**	**0**	**0**	**0**	**0**	**0**	**0**	**0**	**0**	**48.4**	**58**
00-00	**34**	**0**	**29**	**3**	**2**	**0**	**0**	**0**	**0**	**0**	**0**	**0**	**0**	**0**	**0**	**0**	**0**	**0**	**0**	**48.4**	**58**

DRAFT

Site 93
Location LT34031, Att - No Dumping Sign, Lat 54.14724, Long -6.85999
Direction North

3279 / Meath/Cavan/Monaghan ATC's
October 2013
Automatic Traffic Count

Sat, 12 October 2013

Time	Total	Classification												>PSL	>PSL%	>SL1	>SL1%	>SL2	>SL2%	Mean	Vpp
		1 MCL	2 SV	3 SVT	4 TB2	5 TB3	6 T4	7 ART3	8 ART4	9 ART5	10 ART6	11 BD	12 DRT	80	80	85 +5kph	85 +5kph	90 +10kph	90 +10kph		85
0000	1	0	1	0	0	0	0	0	0	0	0	0	0	0	0	0	0	0	0	58.6	-
0100	0	0	0	0	0	0	0	0	0	0	0	0	0	0	0	0	0	0	0	-	-
0200	0	0	0	0	0	0	0	0	0	0	0	0	0	0	0	0	0	0	0	-	-
0300	0	0	0	0	0	0	0	0	0	0	0	0	0	0	0	0	0	0	0	-	-
0400	0	0	0	0	0	0	0	0	0	0	0	0	0	0	0	0	0	0	0	-	-
0500	0	0	0	0	0	0	0	0	0	0	0	0	0	0	0	0	0	0	0	-	-
0600	0	0	0	0	0	0	0	0	0	0	0	0	0	0	0	0	0	0	0	-	-
0700	1	0	1	0	0	0	0	0	0	0	0	0	0	0	0	0	0	0	0	41.5	-
0800	1	0	1	0	0	0	0	0	0	0	0	0	0	0	0	0	0	0	0	49.5	-
0900	2	0	1	1	0	0	0	0	0	0	0	0	0	0	0	0	0	0	0	41.8	-
1000	2	0	2	0	0	0	0	0	0	0	0	0	0	0	0	0	0	0	0	35.8	-
1100	**5**	**0**	**5**	**0**	**0**	**0**	**0**	**0**	**0**	**0**	**0**	**0**	**0**	**0**	**0**	**0**	**0**	**0**	**0**	**56.1**	**-**
1200	3	0	3	0	0	0	0	0	0	0	0	0	0	0	0	0	0	0	0	46.8	-
1300	1	0	1	0	0	0	0	0	0	0	0	0	0	0	0	0	0	0	0	45.7	-
1400	3	0	3	0	0	0	0	0	0	0	0	0	0	0	0	0	0	0	0	43.4	-
1500	2	0	2	0	0	0	0	0	0	0	0	0	0	0	0	0	0	0	0	48.8	-
1600	2	0	2	0	0	0	0	0	0	0	0	0	0	0	0	0	0	0	0	52.4	-
1700	2	0	1	1	0	0	0	0	0	0	0	0	0	0	0	0	0	0	0	50.2	-
1800	**4**	**0**	**4**	**0**	**0**	**0**	**0**	**0**	**0**	**0**	**0**	**0**	**0**	**0**	**0**	**0**	**0**	**0**	**0**	**51.5**	**-**
1900	2	0	2	0	0	0	0	0	0	0	0	0	0	0	0	0	0	0	0	55.2	-
2000	2	0	2	0	0	0	0	0	0	0	0	0	0	0	0	0	0	0	0	47.6	-
2100	1	0	1	0	0	0	0	0	0	0	0	0	0	0	0	0	0	0	0	61.7	-
2200	1	0	1	0	0	0	0	0	0	0	0	0	0	0	0	0	0	0	0	54.9	-
2300	0	0	0	0	0	0	0	0	0	0	0	0	0	0	0	0	0	0	0	-	-
07-19	**28**	**0**	**26**	**2**	**0**	**0**	**0**	**0**	**0**	**0**	**0**	**0**	**0**	**0**	**0**	**0**	**0**	**0**	**0**	**48.3**	**56.5**
06-22	**33**	**0**	**31**	**2**	**0**	**0**	**0**	**0**	**0**	**0**	**0**	**0**	**0**	**0**	**0**	**0**	**0**	**0**	**0**	**49.1**	**58**
06-00	**34**	**0**	**32**	**2**	**0**	**0**	**0**	**0**	**0**	**0**	**0**	**0**	**0**	**0**	**0**	**0**	**0**	**0**	**0**	**49.2**	**58**
00-00	**35**	**0**	**33**	**2**	**0**	**0**	**0**	**0**	**0**	**0**	**0**	**0**	**0**	**0**	**0**	**0**	**0**	**0**	**0**	**49.5**	**58.3**

DRAFT

Site 93
Location LT34031, Att - No Dumping Sign, Lat 54.14724, Long -6.85999
Direction North

3279 / Meath/Cavan/Monaghan ATC's
October 2013
Automatic Traffic Count

Sun, 13 October 2013

Time	Total	Classification												>PSL	>PSL%	>SL1	>SL1%	>SL2	>SL2%	Mean	Vpp
		1 MCL	2 SV	3 SVT	4 TB2	5 TB3	6 T4	7 ART3	8 ART4	9 ART5	10 ART6	11 BD	12 DRT	80	80	85 +5kph	85 +5kph	90 +10kph	90 +10kph		85
0000	0	0	0	0	0	0	0	0	0	0	0	0	0	0	0	0	0	0	0	-	-
0100	1	0	1	0	0	0	0	0	0	0	0	0	0	0	0	0	0	0	0	41.9	-
0200	1	0	1	0	0	0	0	0	0	0	0	0	0	0	0	0	0	0	0	50.3	-
0300	0	0	0	0	0	0	0	0	0	0	0	0	0	0	0	0	0	0	0	-	-
0400	0	0	0	0	0	0	0	0	0	0	0	0	0	0	0	0	0	0	0	-	-
0500	0	0	0	0	0	0	0	0	0	0	0	0	0	0	0	0	0	0	0	-	-
0600	0	0	0	0	0	0	0	0	0	0	0	0	0	0	0	0	0	0	0	-	-
0700	0	0	0	0	0	0	0	0	0	0	0	0	0	0	0	0	0	0	0	-	-
0800	0	0	0	0	0	0	0	0	0	0	0	0	0	0	0	0	0	0	0	-	-
0900	**2**	**0**	**2**	**0**	**0**	**0**	**0**	**0**	**0**	**0**	**0**	**0**	**0**	**0**	**0**	**0**	**0**	**0**	**0**	**41.3**	**-**
1000	1	0	1	0	0	0	0	0	0	0	0	0	0	0	0	0	0	0	0	51.2	-
1100	1	0	1	0	0	0	0	0	0	0	0	0	0	0	0	0	0	0	0	51.9	-
1200	2	0	2	0	0	0	0	0	0	0	0	0	0	0	0	0	0	0	0	47.6	-
1300	1	0	1	0	0	0	0	0	0	0	0	0	0	0	0	0	0	0	0	48.7	-
1400	**3**	**0**	**2**	**1**	**0**	**0**	**0**	**0**	**0**	**0**	**0**	**0**	**0**	**0**	**0**	**0**	**0**	**0**	**0**	**32.8**	**-**
1500	**3**	**0**	**3**	**0**	**0**	**0**	**0**	**0**	**0**	**0**	**0**	**0**	**0**	**0**	**0**	**0**	**0**	**0**	**0**	**51.5**	**-**
1600	**3**	**0**	**3**	**0**	**0**	**0**	**0**	**0**	**0**	**0**	**0**	**0**	**0**	**0**	**0**	**0**	**0**	**0**	**0**	**38.9**	**-**
1700	**3**	**0**	**2**	**1**	**0**	**0**	**0**	**0**	**0**	**0**	**0**	**0**	**0**	**0**	**0**	**0**	**0**	**0**	**0**	**32.7**	**-**
1800	1	0	1	0	0	0	0	0	0	0	0	0	0	0	0	0	0	0	0	54.6	-
1900	**3**	**0**	**3**	**0**	**0**	**0**	**0**	**0**	**0**	**0**	**0**	**0**	**0**	**0**	**0**	**0**	**0**	**0**	**0**	**58.3**	**-**
2000	1	0	1	0	0	0	0	0	0	0	0	0	0	0	0	0	0	0	0	48.5	-
2100	0	0	0	0	0	0	0	0	0	0	0	0	0	0	0	0	0	0	0	-	-
2200	0	0	0	0	0	0	0	0	0	0	0	0	0	0	0	0	0	0	0	-	-
2300	0	0	0	0	0	0	0	0	0	0	0	0	0	0	0	0	0	0	0	-	-
07-19	**20**	**0**	**18**	**2**	**0**	**0**	**0**	**0**	**0**	**0**	**0**	**0**	**0**	**0**	**0**	**0**	**0**	**0**	**0**	**42.6**	**52.6**
06-22	**24**	**0**	**22**	**2**	**0**	**0**	**0**	**0**	**0**	**0**	**0**	**0**	**0**	**0**	**0**	**0**	**0**	**0**	**0**	**44.8**	**54.7**
06-00	**24**	**0**	**22**	**2**	**0**	**0**	**0**	**0**	**0**	**0**	**0**	**0**	**0**	**0**	**0**	**0**	**0**	**0**	**0**	**44.8**	**54.7**
00-00	**26**	**0**	**24**	**2**	**0**	**0**	**0**	**0**	**0**	**0**	**0**	**0**	**0**	**0**	**0**	**0**	**0**	**0**	**0**	**44.9**	**54.7**

DRAFT

Site 93
Location LT34031, Att - No Dumping Sign, Lat 54.14724, Long -6.85999
Direction North

3279 / Meath/Cavan/Monaghan ATC's
October 2013
Automatic Traffic Count

Mon, 14 October 2013

Time	Total	Classification												>PSL	>PSL%	>SL1	>SL1%	>SL2	>SL2%	Mean	Vpp
		1 MCL	2 SV	3 SVT	4 TB2	5 TB3	6 T4	7 ART3	8 ART4	9 ART5	10 ART6	11 BD	12 DRT	80	80	85 +5kph	85 +5kph	90 +10kph	90 +10kph		85
0000	0	0	0	0	0	0	0	0	0	0	0	0	0	0	0	0	0	0	0	-	-
0100	0	0	0	0	0	0	0	0	0	0	0	0	0	0	0	0	0	0	0	-	-
0200	0	0	0	0	0	0	0	0	0	0	0	0	0	0	0	0	0	0	0	-	-
0300	0	0	0	0	0	0	0	0	0	0	0	0	0	0	0	0	0	0	0	-	-
0400	0	0	0	0	0	0	0	0	0	0	0	0	0	0	0	0	0	0	0	-	-
0500	1	0	0	0	1	0	0	0	0	0	0	0	0	0	0	0	0	0	0	53.7	-
0600	0	0	0	0	0	0	0	0	0	0	0	0	0	0	0	0	0	0	0	-	-
0700	2	0	2	0	0	0	0	0	0	0	0	0	0	0	0	0	0	0	0	44.5	-
0800	2	0	2	0	0	0	0	0	0	0	0	0	0	0	0	0	0	0	0	48.3	-
0900	1	0	1	0	0	0	0	0	0	0	0	0	0	0	0	0	0	0	0	46.5	-
1000	1	0	1	0	0	0	0	0	0	0	0	0	0	0	0	0	0	0	0	62.2	-
1100	**4**	**0**	**4**	**0**	**0**	**0**	**0**	**0**	**0**	**0**	**0**	**0**	**0**	**0**	**0**	**0**	**0**	**0**	**0**	**49.9**	**-**
1200	2	0	2	0	0	0	0	0	0	0	0	0	0	0	0	0	0	0	0	58.6	-
1300	0	0	0	0	0	0	0	0	0	0	0	0	0	0	0	0	0	0	0	-	-
1400	0	0	0	0	0	0	0	0	0	0	0	0	0	0	0	0	0	0	0	-	-
1500	1	0	1	0	0	0	0	0	0	0	0	0	0	0	0	0	0	0	0	48.7	-
1600	3	0	2	0	1	0	0	0	0	0	0	0	0	0	0	0	0	0	0	54.5	-
1700	2	0	2	0	0	0	0	0	0	0	0	0	0	0	0	0	0	0	0	42.4	-
1800	**5**	**0**	**5**	**0**	**0**	**0**	**0**	**0**	**0**	**0**	**0**	**0**	**0**	**0**	**0**	**0**	**0**	**0**	**0**	**49.8**	**-**
1900	1	0	1	0	0	0	0	0	0	0	0	0	0	0	0	0	0	0	0	55.9	-
2000	2	0	2	0	0	0	0	0	0	0	0	0	0	0	0	0	0	0	0	49.2	-
2100	0	0	0	0	0	0	0	0	0	0	0	0	0	0	0	0	0	0	0	-	-
2200	1	0	1	0	0	0	0	0	0	0	0	0	0	0	0	0	0	0	0	39.7	-
2300	0	0	0	0	0	0	0	0	0	0	0	0	0	0	0	0	0	0	0	-	-
07-19	**23**	**0**	**22**	**0**	**1**	**0**	**0**	**0**	**0**	**0**	**0**	**0**	**0**	**0**	**0**	**0**	**0**	**0**	**0**	**50.3**	**58**
06-22	**26**	**0**	**25**	**0**	**1**	**0**	**0**	**0**	**0**	**0**	**0**	**0**	**0**	**0**	**0**	**0**	**0**	**0**	**0**	**50.4**	**58**
06-00	**27**	**0**	**26**	**0**	**1**	**0**	**0**	**0**	**0**	**0**	**0**	**0**	**0**	**0**	**0**	**0**	**0**	**0**	**0**	**50**	**58**
00-00	**28**	**0**	**26**	**0**	**2**	**0**	**0**	**0**	**0**	**0**	**0**	**0**	**0**	**0**	**0**	**0**	**0**	**0**	**0**	**50.2**	**58**

DRAFT

Site 93
Location LT34031, Att - No Dumping Sign, Lat 54.14724, Long -6.85999
Direction North

3279 / Meath/Cavan/Monaghan ATC's
October 2013
Automatic Traffic Count

Tue, 15 October 2013

Time	Total	Classification												>PSL	>PSL%	>SL1	>SL1%	>SL2	>SL2%	Mean	Vpp
		1 MCL	2 SV	3 SVT	4 TB2	5 TB3	6 T4	7 ART3	8 ART4	9 ART5	10 ART6	11 BD	12 DRT	80	80	85 +5kph	85 +5kph	90 +10kph	90 +10kph		85
0000	0	0	0	0	0	0	0	0	0	0	0	0	0	0	0	0	0	0	0	-	-
0100	0	0	0	0	0	0	0	0	0	0	0	0	0	0	0	0	0	0	0	-	-
0200	0	0	0	0	0	0	0	0	0	0	0	0	0	0	0	0	0	0	0	-	-
0300	0	0	0	0	0	0	0	0	0	0	0	0	0	0	0	0	0	0	0	-	-
0400	1	0	1	0	0	0	0	0	0	0	0	0	0	0	0	0	0	0	0	51.4	-
0500	0	0	0	0	0	0	0	0	0	0	0	0	0	0	0	0	0	0	0	-	-
0600	0	0	0	0	0	0	0	0	0	0	0	0	0	0	0	0	0	0	0	-	-
0700	2	0	2	0	0	0	0	0	0	0	0	0	0	0	0	0	0	0	0	46.6	-
0800	**3**	**0**	**1**	**1**	**0**	**0**	**0**	**0**	**0**	**1**	**0**	**0**	**0**	**0**	**0**	**0**	**0**	**0**	**0**	**43.2**	**-**
0900	1	0	1	0	0	0	0	0	0	0	0	0	0	0	0	0	0	0	0	34.7	-
1000	1	0	1	0	0	0	0	0	0	0	0	0	0	0	0	0	0	0	0	54.2	-
1100	1	0	1	0	0	0	0	0	0	0	0	0	0	0	0	0	0	0	0	45.1	-
1200	4	0	4	0	0	0	0	0	0	0	0	0	0	0	0	0	0	0	0	43.9	-
1300	1	0	1	0	0	0	0	0	0	0	0	0	0	0	0	0	0	0	0	50.1	-
1400	0	0	0	0	0	0	0	0	0	0	0	0	0	0	0	0	0	0	0	-	-
1500	0	0	0	0	0	0	0	0	0	0	0	0	0	0	0	0	0	0	0	-	-
1600	0	0	0	0	0	0	0	0	0	0	0	0	0	0	0	0	0	0	0	-	-
1700	3	0	3	0	0	0	0	0	0	0	0	0	0	0	0	0	0	0	0	49	-
1800	**6**	**0**	**6**	**0**	**0**	**0**	**0**	**0**	**0**	**0**	**0**	**0**	**0**	**0**	**0**	**0**	**0**	**0**	**0**	**42.7**	**-**
1900	3	0	3	0	0	0	0	0	0	0	0	0	0	0	0	0	0	0	0	53.6	-
2000	1	0	1	0	0	0	0	0	0	0	0	0	0	0	0	0	0	0	0	49	-
2100	2	0	2	0	0	0	0	0	0	0	0	0	0	0	0	0	0	0	0	43.3	-
2200	2	0	2	0	0	0	0	0	0	0	0	0	0	0	0	0	0	0	0	44.7	-
2300	0	0	0	0	0	0	0	0	0	0	0	0	0	0	0	0	0	0	0	0	0
07-19	**22**	**0**	**20**	**1**	**0**	**0**	**0**	**0**	**0**	**1**	**0**	**0**	**0**	**0**	**0**	**0**	**0**	**0**	**0**	**44.8**	**55.8**
06-22	**28**	**0**	**26**	**1**	**0**	**0**	**0**	**0**	**0**	**1**	**0**	**0**	**0**	**0**	**0**	**0**	**0**	**0**	**0**	**45.8**	**56.9**
06-00	**30**	**0**	**28**	**1**	**0**	**0**	**0**	**0**	**0**	**1**	**0**	**0**	**0**	**0**	**0**	**0**	**0**	**0**	**0**	**45.7**	**56.9**
00-00	**31**	**0**	**29**	**1**	**0**	**0**	**0**	**0**	**0**	**1**	**0**	**0**	**0**	**0**	**0**	**0**	**0**	**0**	**0**	**45.9**	**55.8**

DRAFT

Site 93
Location LT34031, Att - No Dumping Sign, Lat 54.14724, Long -6.85999
Direction North

3279 / Meath/Cavan/Monaghan ATC's
October 2013
Automatic Traffic Count

Virtual Day (7)

Time	Total	Classification												>PSL	>PSL%	>SL1	>SL1%	>SL2	>SL2%	Mean	Vpp
		1 MCL	2 SV	3 SVT	4 TB2	5 TB3	6 T4	7 ART3	8 ART4	9 ART5	10 ART6	11 BD	12 DRT	80	80	85 +5kph	85 +5kph	90 +10kph	90 +10kph		85
0000	0	0	0	0	0	0	0	0	0	0	0	0	0	0	0	0	0	0	0	58.6	-
0100	0	0	0	0	0	0	0	0	0	0	0	0	0	0	0	0	0	0	0	41.9	-
0200	0	0	0	0	0	0	0	0	0	0	0	0	0	0	0	0	0	0	0	50.3	-
0300	0	0	0	0	0	0	0	0	0	0	0	0	0	0	0	0	0	0	0	-	-
0400	0	0	0	0	0	0	0	0	0	0	0	0	0	0	0	0	0	0	0	51.4	-
0500	0	0	0	0	0	0	0	0	0	0	0	0	0	0	0	0	0	0	0	53.7	-
0600	0	0	0	0	0	0	0	0	0	0	0	0	0	0	0	0	0	0	0	58.1	-
0700	1	0	1	0	0	0	0	0	0	0	0	0	0	0	0	0	0	0	0	44.1	-
0800	2	0	1	0	0	0	0	0	0	0	0	0	0	0	0	0	0	0	0	48.8	-
0900	1	0	1	0	0	0	0	0	0	0	0	0	0	0	0	0	0	0	0	39.4	-
1000	1	0	1	0	0	0	0	0	0	0	0	0	0	0	0	0	0	0	0	43.2	-
1100	**3**	**0**	**2**	**0**	**0**	**0**	**0**	**0**	**0**	**0**	**0**	**0**	**0**	**0**	**0**	**0**	**0**	**0**	**0**	**49.8**	**-**
1200	2	0	2	0	0	0	0	0	0	0	0	0	0	0	0	0	0	0	0	49.8	-
1300	1	0	1	0	0	0	0	0	0	0	0	0	0	0	0	0	0	0	0	46.8	-
1400	2	0	2	0	0	0	0	0	0	0	0	0	0	0	0	0	0	0	0	41.5	-
1500	2	0	2	0	0	0	0	0	0	0	0	0	0	0	0	0	0	0	0	47.6	-
1600	2	0	2	0	0	0	0	0	0	0	0	0	0	0	0	0	0	0	0	49.6	-
1700	3	0	3	0	0	0	0	0	0	0	0	0	0	0	0	0	0	0	0	46.2	-
1800	**4**	**0**	**4**	**0**	**0**	**0**	**0**	**0**	**0**	**0**	**0**	**0**	**0**	**0**	**0**	**0**	**0**	**0**	**0**	**47.7**	**-**
1900	2	0	2	0	0	0	0	0	0	0	0	0	0	0	0	0	0	0	0	52.6	-
2000	2	0	2	0	0	0	0	0	0	0	0	0	0	0	6.7	0	0	0	0	54.5	-
2100	1	0	1	0	0	0	0	0	0	0	0	0	0	0	0	0	0	0	0	52.1	-
2200	1	0	1	0	0	0	0	0	0	0	0	0	0	0	0	0	0	0	0	47.4	-
2300	0	0	0	0	0	0	0	0	0	0	0	0	0	0	0	0	0	0	0	52.8	-
07-19	**24**	**0**	**21**	**1**	**1**	**0**	**0**	**0**	**0**	**0**	**0**	**0**	**0**	**0**	**0**	**0**	**0**	**0**	**0**	**46.8**	**55.8**
06-22	**29**	**0**	**27**	**1**	**1**	**0**	**0**	**0**	**0**	**0**	**0**	**0**	**0**	**0**	**0.5**	**0**	**0**	**0**	**0**	**48.1**	**58**
06-00	**30**	**0**	**28**	**1**	**1**	**0**	**0**	**0**	**0**	**0**	**0**	**0**	**0**	**0**	**0.5**	**0**	**0**	**0**	**0**	**48.1**	**57.6**
00-00	**31**	**0**	**28**	**1**	**1**	**0**	**0**	**0**	**0**	**0**	**0**	**0**	**0**	**0**	**0.5**	**0**	**0**	**0**	**0**	**48.2**	**58**

DRAFT

Site 93
Location LT34031, Att - No Dumping Sign, Lat 54.14724, Long -6.85999
Direction North

3279 / Meath/Cavan/Monaghan ATC's
October 2013
Automatic Traffic Count

Virtual Week (1)

Time	Total	Classification												>PSL	>PSL%	>SL1	>SL1%	>SL2	>SL2%	Mean	Vpp
		1 MCL	2 SV	3 SVT	4 TB2	5 TB3	6 T4	7 ART3	8 ART4	9 ART5	10 ART6	11 BD	12 DRT	80	80	85 +5kph	85 +5kph	90 +10kph	90 +10kph		85
Mon	28	0	26	0	2	0	0	0	0	0	0	0	0	0	0	0	0	0	0	50.2	58
Tue	31	0	29	1	0	0	0	0	0	1	0	0	0	0	0	0	0	0	0	45.9	55.8
Wed	30	0	28	0	2	0	0	0	0	0	0	0	0	1	3.3	0	0	0	0	51.3	58.3
Thu	32	0	28	1	2	1	0	0	0	0	0	0	0	0	0	0	0	0	0	46.9	56.2
Fri	34	0	29	3	2	0	0	0	0	0	0	0	0	0	0	0	0	0	0	48.4	58
| Sat	35	0	33	2	0	0	0	0	0	0	0	0	0	0	0	0	0	0	0	49.5	58.3
| Sun	26	0	24	2	0	0	0	0	0	0	0	0	0	0	0	0	0	0	0	44.9	54.7
5 Day Ave.	**31**	**0**	**28**	**1**	**2**	**0**	**0**	**0**	**0**	**0**	**0**	**0**	**0**	**0**	**0.0**	**0**	**0.0**	**0**	**0.0**	**48.5**	**57.3**
7 Day Ave.	**31**	**0**	**28**	**1**	**1**	**0**	**0**	**0**	**0**	**0**	**0**	**0**	**0**	**0**	**0.5**	**0**	**0.0**	**0**	**0.0**	**48.2**	**58.0**
--	**216**	**0**	**197**	**9**	**8**	**1**	**0**	**0**	**0**	**1**	**0**	**0**	**0**	**1**	**0.5**	**0**	**0.0**	**0**	**0.0**	**48.2**	**58.0**

Summary Graphs

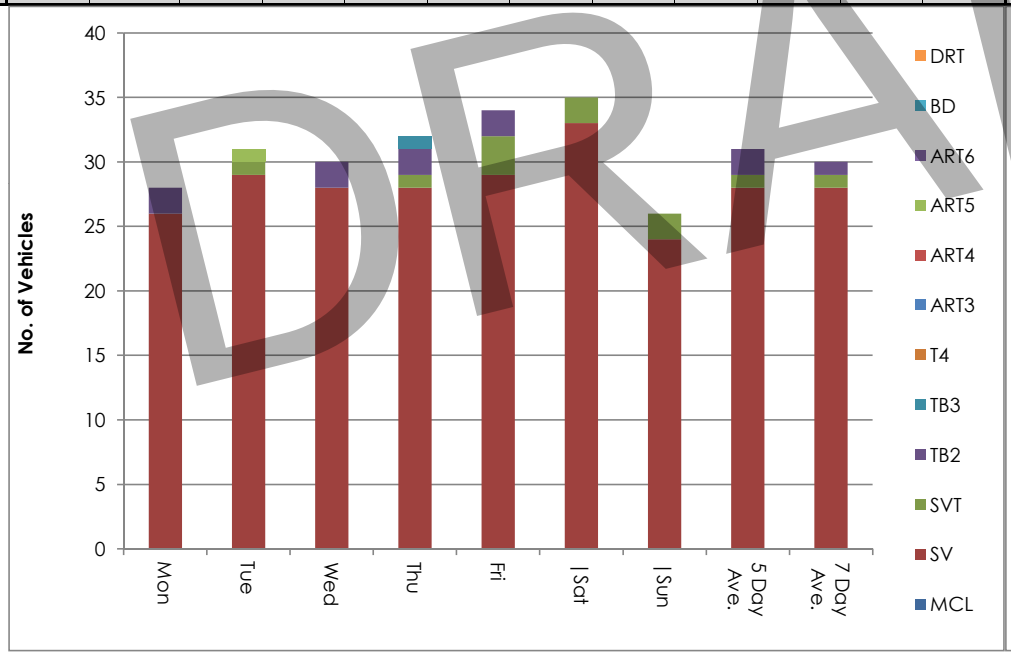

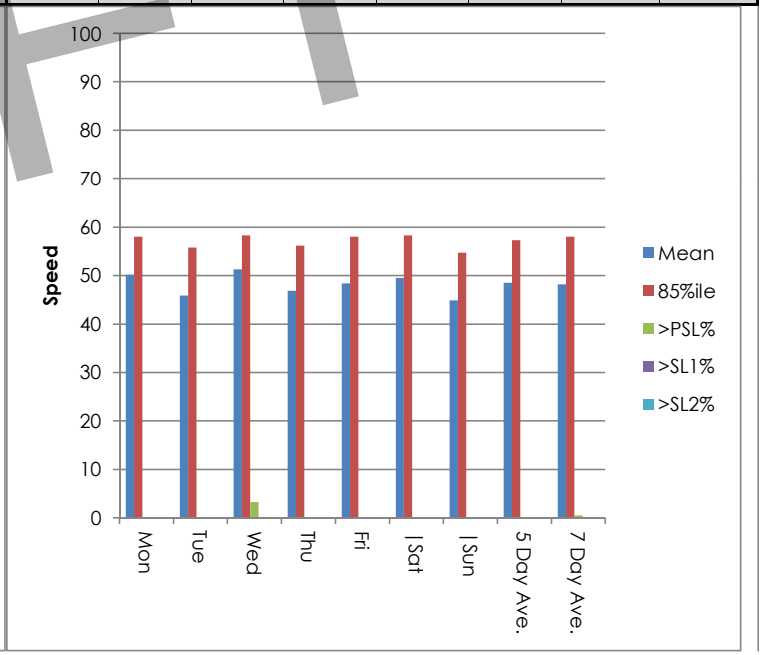

DRAFT

Site 93
Location LT34031, Att - No Dumping Sign, Lat 54.14724, Long -6.85999
Direction North

3279 / Meath/Cavan/Monaghan ATC's
October 2013
Automatic Traffic Count

Wed, 9 October 2013

Time	Total	Speed Bins (km/h)																											
		0 - 5	5 - 10	10 - 15	15 - 20	20 - 25	25 - 30	30 - 35	35 - 40	40 - 45	45 - 50	50 - 55	55 - 60	60 - 65	65 - 70	70 - 75	75 - 80	80 - 85	85 - 90	90 - 95	95 - 100	100 - 105	105 - 110	110 - 115	115 - 120	120 - 125	125 - 130	130 - 135	135 - 140
0000	0	0	0	0	0	0	0	0	0	0	0	0	0	0	0	0	0	0	0	0	0	0	0	0	0	0	0	0	0
0100	0	0	0	0	0	0	0	0	0	0	0	0	0	0	0	0	0	0	0	0	0	0	0	0	0	0	0	0	0
0200	0	0	0	0	0	0	0	0	0	0	0	0	0	0	0	0	0	0	0	0	0	0	0	0	0	0	0	0	0
0300	0	0	0	0	0	0	0	0	0	0	0	0	0	0	0	0	0	0	0	0	0	0	0	0	0	0	0	0	0
0400	0	0	0	0	0	0	0	0	0	0	0	0	0	0	0	0	0	0	0	0	0	0	0	0	0	0	0	0	0
0500	0	0	0	0	0	0	0	0	0	0	0	0	0	0	0	0	0	0	0	0	0	0	0	0	0	0	0	0	0
0600	1	0	0	0	0	0	0	0	0	0	0	0	1	0	0	0	0	0	0	0	0	0	0	0	0	0	0	0	0
0700	0	0	0	0	0	0	0	0	0	0	0	0	0	0	0	0	0	0	0	0	0	0	0	0	0	0	0	0	0
0800	**2**	**0**	**0**	**0**	**0**	**0**	**0**	**0**	**0**	**1**	**0**	**1**	**0**	**0**	**0**	**0**	**0**	**0**	**0**	**0**	**0**	**0**	**0**	**0**	**0**	**0**	**0**	**0**	**0**
0900	**2**	**0**	**0**	**0**	**0**	**0**	**1**	**0**	**1**	**0**	**0**	**0**	**0**	**0**	**0**	**0**	**0**	**0**	**0**	**0**	**0**	**0**	**0**	**0**	**0**	**0**	**0**	**0**	**0**
1000	1	0	0	0	0	0	0	0	0	1	0	0	0	0	0	0	0	0	0	0	0	0	0	0	0	0	0	0	0
1100	1	0	0	0	0	0	0	0	0	0	0	1	0	0	0	0	0	0	0	0	0	0	0	0	0	0	0	0	0
1200	3	0	0	0	0	0	0	0	0	1	1	0	1	0	0	0	0	0	0	0	0	0	0	0	0	0	0	0	0
1300	0	0	0	0	0	0	0	0	0	0	0	0	0	0	0	0	0	0	0	0	0	0	0	0	0	0	0	0	0
1400	2	0	0	0	0	0	0	0	0	1	1	0	0	0	0	0	0	0	0	0	0	0	0	0	0	0	0	0	0
1500	1	0	0	0	0	0	0	0	0	0	0	0	0	1	0	0	0	0	0	0	0	0	0	0	0	0	0	0	0
1600	1	0	0	0	0	0	0	0	0	0	0	1	0	0	0	0	0	0	0	0	0	0	0	0	0	0	0	0	0
1700	4	0	0	0	0	0	0	0	0	1	1	0	1	1	0	0	0	0	0	0	0	0	0	0	0	0	0	0	0
1800	5	0	0	0	0	0	0	0	0	0	3	2	0	0	0	0	0	0	0	0	0	0	0	0	0	0	0	0	0
1900	0	0	0	0	0	0	0	0	0	0	0	0	0	0	0	0	0	0	0	0	0	0	0	0	0	0	0	0	0
2000	**6**	**0**	**0**	**0**	**0**	**0**	**0**	**0**	**0**	**0**	**1**	**1**	**2**	**0**	**1**	**0**	**0**	**1**	**0**	**0**	**0**	**0**	**0**	**0**	**0**	**0**	**0**	**0**	**0**
2100	1	0	0	0	0	0	0	0	0	0	0	0	1	0	0	0	0	0	0	0	0	0	0	0	0	0	0	0	0
2200	0	0	0	0	0	0	0	0	0	0	0	0	0	0	0	0	0	0	0	0	0	0	0	0	0	0	0	0	0
2300	0	0	0	0	0	0	0	0	0	0	0	0	0	0	0	0	0	0	0	0	0	0	0	0	0	0	0	0	0
07-19	**22**	**0**	**0**	**0**	**0**	**0**	**1**	**0**	**1**	**5**	**6**	**5**	**2**	**2**	**0**	**0**	**0**	**0**	**0**	**0**	**0**	**0**	**0**	**0**	**0**	**0**	**0**	**0**	**0**
06-22	**30**	**0**	**0**	**0**	**0**	**0**	**1**	**0**	**1**	**5**	**7**	**6**	**6**	**2**	**1**	**0**	**0**	**1**	**0**	**0**	**0**	**0**	**0**	**0**	**0**	**0**	**0**	**0**	**0**
06-00	**30**	**0**	**0**	**0**	**0**	**0**	**1**	**0**	**1**	**5**	**7**	**6**	**6**	**2**	**1**	**0**	**0**	**1**	**0**	**0**	**0**	**0**	**0**	**0**	**0**	**0**	**0**	**0**	**0**
00-00	**30**	**0**	**0**	**0**	**0**	**0**	**1**	**0**	**1**	**5**	**7**	**6**	**6**	**2**	**1**	**0**	**0**	**1**	**0**	**0**	**0**	**0**	**0**	**0**	**0**	**0**	**0**	**0**	**0**

DRAFT

Site 93
Location LT34031, Att - No Dumping Sign, Lat 54.14724, Long -6.85999
Direction North

3279 / Meath/Cavan/Monaghan ATC's
October 2013
Automatic Traffic Count

Thu, 10 October 2013

Time	Total	Speed Bins (km/h)																											
		0 - 5	5 - 10	10 - 15	15 - 20	20 - 25	25 - 30	30 - 35	35 - 40	40 - 45	45 - 50	50 - 55	55 - 60	60 - 65	65 - 70	70 - 75	75 - 80	80 - 85	85 - 90	90 - 95	95 - 100	100 - 105	105 - 110	110 - 115	115 - 120	120 - 125	125 - 130	130 - 135	135 - 140
0000	0	0	0	0	0	0	0	0	0	0	0	0	0	0	0	0	0	0	0	0	0	0	0	0	0	0	0	0	0
0100	0	0	0	0	0	0	0	0	0	0	0	0	0	0	0	0	0	0	0	0	0	0	0	0	0	0	0	0	0
0200	0	0	0	0	0	0	0	0	0	0	0	0	0	0	0	0	0	0	0	0	0	0	0	0	0	0	0	0	0
0300	0	0	0	0	0	0	0	0	0	0	0	0	0	0	0	0	0	0	0	0	0	0	0	0	0	0	0	0	0
0400	0	0	0	0	0	0	0	0	0	0	0	0	0	0	0	0	0	0	0	0	0	0	0	0	0	0	0	0	0
0500	0	0	0	0	0	0	0	0	0	0	0	0	0	0	0	0	0	0	0	0	0	0	0	0	0	0	0	0	0
0600	0	0	0	0	0	0	0	0	0	0	0	0	0	0	0	0	0	0	0	0	0	0	0	0	0	0	0	0	0
0700	1	0	0	0	0	0	0	0	0	1	0	0	0	0	0	0	0	0	0	0	0	0	0	0	0	0	0	0	0
0800	2	0	0	0	0	0	0	0	0	0	0	1	1	0	0	0	0	0	0	0	0	0	0	0	0	0	0	0	0
0900	1	0	0	0	0	0	0	0	1	0	0	0	0	0	0	0	0	0	0	0	0	0	0	0	0	0	0	0	0
1000	1	0	0	0	0	1	0	0	0	0	0	0	0	0	0	0	0	0	0	0	0	0	0	0	0	0	0	0	0
1100	**3**	**0**	**0**	**0**	**0**	**0**	**0**	**1**	**0**	**0**	**0**	**2**	**0**	**0**	**0**	**0**	**0**	**0**	**0**	**0**	**0**	**0**	**0**	**0**	**0**	**0**	**0**	**0**	**0**
1200	1	0	0	0	0	0	0	0	0	0	0	0	1	0	0	0	0	0	0	0	0	0	0	0	0	0	0	0	0
1300	3	0	0	0	0	0	0	0	1	1	1	0	0	0	0	0	0	0	0	0	0	0	0	0	0	0	0	0	0
1400	1	0	0	0	0	0	0	0	0	0	0	1	0	0	0	0	0	0	0	0	0	0	0	0	0	0	0	0	0
1500	2	0	0	0	0	0	0	1	0	1	0	0	0	0	0	0	0	0	0	0	0	0	0	0	0	0	0	0	0
1600	2	0	0	0	0	0	0	0	0	0	0	1	1	0	0	0	0	0	0	0	0	0	0	0	0	0	0	0	0
1700	**4**	**0**	**0**	**0**	**0**	**0**	**0**	**0**	**1**	**0**	**2**	**1**	**0**	**0**	**0**	**0**	**0**	**0**	**0**	**0**	**0**	**0**	**0**	**0**	**0**	**0**	**0**	**0**	**0**
1800	3	0	0	0	0	0	0	0	1	0	1	1	0	0	0	0	0	0	0	0	0	0	0	0	0	0	0	0	0
1900	**4**	**0**	**0**	**0**	**0**	**0**	**1**	**0**	**0**	**1**	**1**	**0**	**1**	**0**	**0**	**0**	**0**	**0**	**0**	**0**	**0**	**0**	**0**	**0**	**0**	**0**	**0**	**0**	**0**
2000	2	0	0	0	0	0	0	0	0	0	0	1	0	0	1	0	0	0	0	0	0	0	0	0	0	0	0	0	0
2100	2	0	0	0	0	0	0	0	0	1	0	0	1	0	0	0	0	0	0	0	0	0	0	0	0	0	0	0	0
2200	0	0	0	0	0	0	0	0	0	0	0	0	0	0	0	0	0	0	0	0	0	0	0	0	0	0	0	0	0
2300	0	0	0	0	0	0	0	0	0	0	0	0	0	0	0	0	0	0	0	0	0	0	0	0	0	0	0	0	0
07-19	**24**	**0**	**0**	**0**	**0**	**1**	**0**	**2**	**4**	**3**	**4**	**7**	**2**	**1**	**0**	**0**	**0**	**0**	**0**	**0**	**0**	**0**	**0**	**0**	**0**	**0**	**0**	**0**	**0**
06-22	**32**	**0**	**0**	**0**	**0**	**1**	**1**	**2**	**4**	**5**	**5**	**8**	**4**	**1**	**1**	**0**	**0**	**0**	**0**	**0**	**0**	**0**	**0**	**0**	**0**	**0**	**0**	**0**	**0**
06-00	**32**	**0**	**0**	**0**	**0**	**1**	**1**	**2**	**4**	**5**	**5**	**8**	**4**	**1**	**1**	**0**	**0**	**0**	**0**	**0**	**0**	**0**	**0**	**0**	**0**	**0**	**0**	**0**	**0**
00-00	**32**	**0**	**0**	**0**	**0**	**1**	**1**	**2**	**4**	**5**	**5**	**8**	**4**	**1**	**1**	**0**	**0**	**0**	**0**	**0**	**0**	**0**	**0**	**0**	**0**	**0**	**0**	**0**	**0**

DRAFT

Site 93
Location LT34031, Att - No Dumping Sign, Lat 54.14724, Long -6.85999
Direction North

Fri, 11 October 2013

3279 / Meath/Cavan/Monaghan ATC's
October 2013
Automatic Traffic Count

Time	Total	Speed Bins (km/h)																											
		0 - 5	5 - 10	10 - 15	15 - 20	20 - 25	25 - 30	30 - 35	35 - 40	40 - 45	45 - 50	50 - 55	55 - 60	60 - 65	65 - 70	70 - 75	75 - 80	80 - 85	85 - 90	90 - 95	95 - 100	100 - 105	105 - 110	110 - 115	115 - 120	120 - 125	125 - 130	130 - 135	135 - 140
0000	0	0	0	0	0	0	0	0	0	0	0	0	0	0	0	0	0	0	0	0	0	0	0	0	0	0	0	0	0
0100	0	0	0	0	0	0	0	0	0	0	0	0	0	0	0	0	0	0	0	0	0	0	0	0	0	0	0	0	0
0200	0	0	0	0	0	0	0	0	0	0	0	0	0	0	0	0	0	0	0	0	0	0	0	0	0	0	0	0	0
0300	0	0	0	0	0	0	0	0	0	0	0	0	0	0	0	0	0	0	0	0	0	0	0	0	0	0	0	0	0
0400	0	0	0	0	0	0	0	0	0	0	0	0	0	0	0	0	0	0	0	0	0	0	0	0	0	0	0	0	0
0500	0	0	0	0	0	0	0	0	0	0	0	0	0	0	0	0	0	0	0	0	0	0	0	0	0	0	0	0	0
0600	1	0	0	0	0	0	0	0	0	0	0	0	1	0	0	0	0	0	0	0	0	0	0	0	0	0	0	0	0
0700	1	0	0	0	0	0	0	0	0	1	0	0	0	0	0	0	0	0	0	0	0	0	0	0	0	0	0	0	0
0800	2	0	0	0	0	0	0	0	0	1	0	0	1	0	0	0	0	0	0	0	0	0	0	0	0	0	0	0	0
0900	1	0	0	0	0	0	0	0	1	0	0	0	0	0	0	0	0	0	0	0	0	0	0	0	0	0	0	0	0
1000	1	0	0	0	0	0	0	0	1	0	0	0	0	0	0	0	0	0	0	0	0	0	0	0	0	0	0	0	0
1100	**5**	**0**	**0**	**0**	**0**	**0**	**0**	**0**	**0**	**3**	**1**	**1**	**0**	**0**	**0**	**0**	**0**	**0**	**0**	**0**	**0**	**0**	**0**	**0**	**0**	**0**	**0**	**0**	**0**
1200	2	0	0	0	0	0	0	0	0	0	0	1	0	1	0	0	0	0	0	0	0	0	0	0	0	0	0	0	0
1300	1	0	0	0	0	0	0	0	0	0	0	1	0	0	0	0	0	0	0	0	0	0	0	0	0	0	0	0	0
1400	**3**	**0**	**0**	**0**	**1**	**0**	**0**	**0**	**0**	**0**	**1**	**0**	**0**	**0**	**1**	**0**	**0**	**0**	**0**	**0**	**0**	**0**	**0**	**0**	**0**	**0**	**0**	**0**	**0**
1500	**3**	**0**	**0**	**0**	**0**	**0**	**1**	**0**	**0**	**0**	**1**	**1**	**0**	**0**	**0**	**0**	**0**	**0**	**0**	**0**	**0**	**0**	**0**	**0**	**0**	**0**	**0**	**0**	**0**
1600	2	0	0	0	0	0	0	0	0	1	0	1	0	0	0	0	0	0	0	0	0	0	0	0	0	0	0	0	0
1700	**3**	**0**	**0**	**0**	**0**	**0**	**0**	**0**	**0**	**1**	**0**	**1**	**1**	**0**	**0**	**0**	**0**	**0**	**0**	**0**	**0**	**0**	**0**	**0**	**0**	**0**	**0**	**0**	**0**
1800	2	0	0	0	0	0	0	0	0	1	1	0	0	0	0	0	0	0	0	0	0	0	0	0	0	0	0	0	0
1900	**3**	**0**	**0**	**0**	**0**	**0**	**0**	**0**	**0**	**0**	**0**	**1**	**2**	**0**	**0**	**0**	**0**	**0**	**0**	**0**	**0**	**0**	**0**	**0**	**0**	**0**	**0**	**0**	**0**
2000	1	0	0	0	0	0	0	0	0	1	0	0	0	0	0	0	0	0	0	0	0	0	0	0	0	0	0	0	0
2100	1	0	0	0	0	0	0	0	0	0	0	1	0	0	0	0	0	0	0	0	0	0	0	0	0	0	0	0	0
2200	1	0	0	0	0	0	0	0	0	0	0	1	0	0	0	0	0	0	0	0	0	0	0	0	0	0	0	0	0
2300	1	0	0	0	0	0	0	0	0	0	0	1	0	0	0	0	0	0	0	0	0	0	0	0	0	0	0	0	0
07-19	**26**	**0**	**0**	**0**	**1**	**0**	**1**	**0**	**2**	**8**	**4**	**6**	**2**	**1**	**1**	**0**	**0**	**0**	**0**	**0**	**0**	**0**	**0**	**0**	**0**	**0**	**0**	**0**	**0**
06-22	**32**	**0**	**0**	**0**	**1**	**0**	**1**	**0**	**2**	**9**	**4**	**8**	**5**	**1**	**1**	**0**	**0**	**0**	**0**	**0**	**0**	**0**	**0**	**0**	**0**	**0**	**0**	**0**	**0**
06-00	**34**	**0**	**0**	**0**	**1**	**0**	**1**	**0**	**2**	**9**	**4**	**10**	**5**	**1**	**1**	**0**	**0**	**0**	**0**	**0**	**0**	**0**	**0**	**0**	**0**	**0**	**0**	**0**	**0**
00-00	**34**	**0**	**0**	**0**	**1**	**0**	**1**	**0**	**2**	**9**	**4**	**10**	**5**	**1**	**1**	**0**	**0**	**0**	**0**	**0**	**0**	**0**	**0**	**0**	**0**	**0**	**0**	**0**	**0**

DRAFT

Site 93
Location LT34031, Att - No Dumping Sign, Lat 54.14724, Long -6.85999
Direction North

3279 / Meath/Cavan/Monaghan ATC's
October 2013
Automatic Traffic Count

Sat, 12 October 2013

Time	Total	Speed Bins (km/h)																												
		0 - 5	5 - 10	10 - 15	15 - 20	20 - 25	25 - 30	30 - 35	35 - 40	40 - 45	45 - 50	50 - 55	55 - 60	60 - 65	65 - 70	70 - 75	75 - 80	80 - 85	85 - 90	90 - 95	95 - 100	100 - 105	105 - 110	110 - 115	115 - 120	120 - 125	125 - 130	130 - 135	135 - 140
0000	1	0	0	0	0	0	0	0	0	0	0	0	1	0	0	0	0	0	0	0	0	0	0	0	0	0	0	0	0	0
0100	0	0	0	0	0	0	0	0	0	0	0	0	0	0	0	0	0	0	0	0	0	0	0	0	0	0	0	0	0	0
0200	0	0	0	0	0	0	0	0	0	0	0	0	0	0	0	0	0	0	0	0	0	0	0	0	0	0	0	0	0	0
0300	0	0	0	0	0	0	0	0	0	0	0	0	0	0	0	0	0	0	0	0	0	0	0	0	0	0	0	0	0	0
0400	0	0	0	0	0	0	0	0	0	0	0	0	0	0	0	0	0	0	0	0	0	0	0	0	0	0	0	0	0	0
0500	0	0	0	0	0	0	0	0	0	0	0	0	0	0	0	0	0	0	0	0	0	0	0	0	0	0	0	0	0	0
0600	0	0	0	0	0	0	0	0	0	0	0	0	0	0	0	0	0	0	0	0	0	0	0	0	0	0	0	0	0	0
0700	1	0	0	0	0	0	0	0	0	1	0	0	0	0	0	0	0	0	0	0	0	0	0	0	0	0	0	0	0	0
0800	1	0	0	0	0	0	0	0	0	0	1	0	0	0	0	0	0	0	0	0	0	0	0	0	0	0	0	0	0	0
0900	2	0	0	0	0	0	0	0	1	1	0	0	0	0	0	0	0	0	0	0	0	0	0	0	0	0	0	0	0	0
1000	2	0	0	1	0	0	0	0	0	0	0	0	1	0	0	0	0	0	0	0	0	0	0	0	0	0	0	0	0	0
1100	**5**	**0**	**0**	**0**	**0**	**0**	**0**	**0**	**0**	**0**	**1**	**2**	**1**	**0**	**1**	**0**	**0**	**0**	**0**	**0**	**0**	**0**	**0**	**0**	**0**	**0**	**0**	**0**	**0**	**0**
1200	3	0	0	0	0	0	0	0	0	1	2	0	0	0	0	0	0	0	0	0	0	0	0	0	0	0	0	0	0	0
1300	1	0	0	0	0	0	0	0	0	0	1	0	0	0	0	0	0	0	0	0	0	0	0	0	0	0	0	0	0	0
1400	3	0	0	0	0	0	0	0	1	1	0	1	0	0	0	0	0	0	0	0	0	0	0	0	0	0	0	0	0	0
1500	2	0	0	0	0	0	0	0	0	0	2	0	0	0	0	0	0	0	0	0	0	0	0	0	0	0	0	0	0	0
1600	2	0	0	0	0	0	0	0	0	0	1	0	1	0	0	0	0	0	0	0	0	0	0	0	0	0	0	0	0	0
1700	2	0	0	0	0	0	0	0	0	1	0	0	1	0	0	0	0	0	0	0	0	0	0	0	0	0	0	0	0	0
1800	**4**	**0**	**0**	**0**	**0**	**0**	**0**	**0**	**0**	**1**	**0**	**2**	**1**	**0**	**0**	**0**	**0**	**0**	**0**	**0**	**0**	**0**	**0**	**0**	**0**	**0**	**0**	**0**	**0**	**0**
1900	2	0	0	0	0	0	0	0	0	0	0	1	0	1	0	0	0	0	0	0	0	0	0	0	0	0	0	0	0	0
2000	2	0	0	0	0	0	0	0	0	1	0	0	1	0	0	0	0	0	0	0	0	0	0	0	0	0	0	0	0	0
2100	1	0	0	0	0	0	0	0	0	0	0	0	0	1	0	0	0	0	0	0	0	0	0	0	0	0	0	0	0	0
2200	1	0	0	0	0	0	0	0	0	0	0	1	0	0	0	0	0	0	0	0	0	0	0	0	0	0	0	0	0	0
2300	0	0	0	0	0	0	0	0	0	0	0	0	0	0	0	0	0	0	0	0	0	0	0	0	0	0	0	0	0	0
07-19	**28**	**0**	**0**	**1**	**0**	**0**	**0**	**0**	**2**	**6**	**8**	**5**	**5**	**0**	**1**	**0**	**0**	**0**	**0**	**0**	**0**	**0**	**0**	**0**	**0**	**0**	**0**	**0**	**0**	**0**
06-22	**33**	**0**	**0**	**1**	**0**	**0**	**0**	**0**	**2**	**7**	**8**	**6**	**6**	**2**	**1**	**0**	**0**	**0**	**0**	**0**	**0**	**0**	**0**	**0**	**0**	**0**	**0**	**0**	**0**	**0**
06-00	**34**	**0**	**0**	**1**	**0**	**0**	**0**	**0**	**2**	**7**	**8**	**7**	**6**	**2**	**1**	**0**	**0**	**0**	**0**	**0**	**0**	**0**	**0**	**0**	**0**	**0**	**0**	**0**	**0**	**0**
00-00	**35**	**0**	**0**	**1**	**0**	**0**	**0**	**0**	**2**	**7**	**8**	**7**	**7**	**2**	**1**	**0**	**0**	**0**	**0**	**0**	**0**	**0**	**0**	**0**	**0**	**0**	**0**	**0**	**0**	**0**

DRAFT

Site 93
Location LT34031, Att - No Dumping Sign, Lat 54.14724, Long -6.85999
Direction North

3279 / Meath/Cavan/Monaghan ATC's
October 2013
Automatic Traffic Count

Sun, 13 October 2013

Time	Total	Speed Bins (km/h)																											
		0 - 5	5 - 10	10 - 15	15 - 20	20 - 25	25 - 30	30 - 35	35 - 40	40 - 45	45 - 50	50 - 55	55 - 60	60 - 65	65 - 70	70 - 75	75 - 80	80 - 85	85 - 90	90 - 95	95 - 100	100 - 105	105 - 110	110 - 115	115 - 120	120 - 125	125 - 130	130 - 135	135 - 140
0000	0	0	0	0	0	0	0	0	0	0	0	0	0	0	0	0	0	0	0	0	0	0	0	0	0	0	0	0	0
0100	1	0	0	0	0	0	0	0	0	1	0	0	0	0	0	0	0	0	0	0	0	0	0	0	0	0	0	0	0
0200	1	0	0	0	0	0	0	0	0	0	0	1	0	0	0	0	0	0	0	0	0	0	0	0	0	0	0	0	0
0300	0	0	0	0	0	0	0	0	0	0	0	0	0	0	0	0	0	0	0	0	0	0	0	0	0	0	0	0	0
0400	0	0	0	0	0	0	0	0	0	0	0	0	0	0	0	0	0	0	0	0	0	0	0	0	0	0	0	0	0
0500	0	0	0	0	0	0	0	0	0	0	0	0	0	0	0	0	0	0	0	0	0	0	0	0	0	0	0	0	0
0600	0	0	0	0	0	0	0	0	0	0	0	0	0	0	0	0	0	0	0	0	0	0	0	0	0	0	0	0	0
0700	0	0	0	0	0	0	0	0	0	0	0	0	0	0	0	0	0	0	0	0	0	0	0	0	0	0	0	0	0
0800	0	0	0	0	0	0	0	0	0	0	0	0	0	0	0	0	0	0	0	0	0	0	0	0	0	0	0	0	0
0900	**2**	**0**	**0**	**0**	**0**	**0**	**0**	**0**	**1**	**1**	**0**	**0**	**0**	**0**	**0**	**0**	**0**	**0**	**0**	**0**	**0**	**0**	**0**	**0**	**0**	**0**	**0**	**0**	**0**
1000	1	0	0	0	0	0	0	0	0	0	0	1	0	0	0	0	0	0	0	0	0	0	0	0	0	0	0	0	0
1100	1	0	0	0	0	0	0	0	0	0	0	1	0	0	0	0	0	0	0	0	0	0	0	0	0	0	0	0	0
1200	2	0	0	0	0	0	0	0	0	1	0	1	0	0	0	0	0	0	0	0	0	0	0	0	0	0	0	0	0
1300	1	0	0	0	0	0	0	0	0	0	1	0	0	0	0	0	0	0	0	0	0	0	0	0	0	0	0	0	0
1400	**3**	**0**	**0**	**0**	**0**	**1**	**1**	**0**	**0**	**1**	**0**	**0**	**0**	**0**	**0**	**0**	**0**	**0**	**0**	**0**	**0**	**0**	**0**	**0**	**0**	**0**	**0**	**0**	**0**
1500	**3**	**0**	**0**	**0**	**0**	**0**	**0**	**0**	**0**	**0**	**1**	**1**	**1**	**0**	**0**	**0**	**0**	**0**	**0**	**0**	**0**	**0**	**0**	**0**	**0**	**0**	**0**	**0**	**0**
1600	**3**	**0**	**0**	**0**	**1**	**0**	**0**	**0**	**0**	**1**	**0**	**1**	**0**	**0**	**0**	**0**	**0**	**0**	**0**	**0**	**0**	**0**	**0**	**0**	**0**	**0**	**0**	**0**	**0**
1700	**3**	**0**	**0**	**0**	**0**	**0**	**0**	**3**	**0**	**0**	**0**	**0**	**0**	**0**	**0**	**0**	**0**	**0**	**0**	**0**	**0**	**0**	**0**	**0**	**0**	**0**	**0**	**0**	**0**
1800	1	0	0	0	0	0	0	0	0	0	0	1	0	0	0	0	0	0	0	0	0	0	0	0	0	0	0	0	0
1900	**3**	**0**	**0**	**0**	**0**	**0**	**0**	**0**	**0**	**0**	**0**	**0**	**2**	**1**	**0**	**0**	**0**	**0**	**0**	**0**	**0**	**0**	**0**	**0**	**0**	**0**	**0**	**0**	**0**
2000	1	0	0	0	0	0	0	0	0	0	1	0	0	0	0	0	0	0	0	0	0	0	0	0	0	0	0	0	0
2100	0	0	0	0	0	0	0	0	0	0	0	0	0	0	0	0	0	0	0	0	0	0	0	0	0	0	0	0	0
2200	0	0	0	0	0	0	0	0	0	0	0	0	0	0	0	0	0	0	0	0	0	0	0	0	0	0	0	0	0
2300	0	0	0	0	0	0	0	0	0	0	0	0	0	0	0	0	0	0	0	0	0	0	0	0	0	0	0	0	0
07-19	**20**	**0**	**0**	**0**	**1**	**1**	**1**	**3**	**1**	**4**	**2**	**6**	**1**	**0**	**0**	**0**	**0**	**0**	**0**	**0**	**0**	**0**	**0**	**0**	**0**	**0**	**0**	**0**	**0**
06-22	**24**	**0**	**0**	**0**	**1**	**1**	**1**	**3**	**1**	**4**	**3**	**6**	**3**	**1**	**0**	**0**	**0**	**0**	**0**	**0**	**0**	**0**	**0**	**0**	**0**	**0**	**0**	**0**	**0**
06-00	**24**	**0**	**0**	**0**	**1**	**1**	**1**	**3**	**1**	**4**	**3**	**6**	**3**	**1**	**0**	**0**	**0**	**0**	**0**	**0**	**0**	**0**	**0**	**0**	**0**	**0**	**0**	**0**	**0**
00-00	**26**	**0**	**0**	**0**	**1**	**1**	**1**	**3**	**1**	**5**	**3**	**7**	**3**	**1**	**0**	**0**	**0**	**0**	**0**	**0**	**0**	**0**	**0**	**0**	**0**	**0**	**0**	**0**	**0**

DRAFT

Site 93
Location LT34031, Att - No Dumping Sign, Lat 54.14724, Long -6.85999
Direction North

3279 / Meath/Cavan/Monaghan ATC's
October 2013
Automatic Traffic Count

Mon, 14 October 2013

Time	Total	Speed Bins (km/h)																											
		0 - 5	5 - 10	10 - 15	15 - 20	20 - 25	25 - 30	30 - 35	35 - 40	40 - 45	45 - 50	50 - 55	55 - 60	60 - 65	65 - 70	70 - 75	75 - 80	80 - 85	85 - 90	90 - 95	95 - 100	100 - 105	105 - 110	110 - 115	115 - 120	120 - 125	125 - 130	130 - 135	135 - 140
0000	0	0	0	0	0	0	0	0	0	0	0	0	0	0	0	0	0	0	0	0	0	0	0	0	0	0	0	0	0
0100	0	0	0	0	0	0	0	0	0	0	0	0	0	0	0	0	0	0	0	0	0	0	0	0	0	0	0	0	0
0200	0	0	0	0	0	0	0	0	0	0	0	0	0	0	0	0	0	0	0	0	0	0	0	0	0	0	0	0	0
0300	0	0	0	0	0	0	0	0	0	0	0	0	0	0	0	0	0	0	0	0	0	0	0	0	0	0	0	0	0
0400	0	0	0	0	0	0	0	0	0	0	0	0	0	0	0	0	0	0	0	0	0	0	0	0	0	0	0	0	0
0500	1	0	0	0	0	0	0	0	0	0	0	1	0	0	0	0	0	0	0	0	0	0	0	0	0	0	0	0	0
0600	0	0	0	0	0	0	0	0	0	0	0	0	0	0	0	0	0	0	0	0	0	0	0	0	0	0	0	0	0
0700	2	0	0	0	0	0	0	0	0	1	1	0	0	0	0	0	0	0	0	0	0	0	0	0	0	0	0	0	0
0800	2	0	0	0	0	0	0	0	0	1	0	1	0	0	0	0	0	0	0	0	0	0	0	0	0	0	0	0	0
0900	1	0	0	0	0	0	0	0	0	0	1	0	0	0	0	0	0	0	0	0	0	0	0	0	0	0	0	0	0
1000	1	0	0	0	0	0	0	0	0	0	0	0	0	1	0	0	0	0	0	0	0	0	0	0	0	0	0	0	0
1100	**4**	**0**	**0**	**0**	**0**	**0**	**0**	**0**	**1**	**0**	**0**	**1**	**2**	**0**	**0**	**0**	**0**	**0**	**0**	**0**	**0**	**0**	**0**	**0**	**0**	**0**	**0**	**0**	**0**
1200	2	0	0	0	0	0	0	0	0	0	0	0	1	1	0	0	0	0	0	0	0	0	0	0	0	0	0	0	0
1300	0	0	0	0	0	0	0	0	0	0	0	0	0	0	0	0	0	0	0	0	0	0	0	0	0	0	0	0	0
1400	0	0	0	0	0	0	0	0	0	0	0	0	0	0	0	0	0	0	0	0	0	0	0	0	0	0	0	0	0
1500	1	0	0	0	0	0	0	0	0	0	1	0	0	0	0	0	0	0	0	0	0	0	0	0	0	0	0	0	0
1600	3	0	0	0	0	0	0	0	0	0	1	0	2	0	0	0	0	0	0	0	0	0	0	0	0	0	0	0	0
1700	2	0	0	0	0	0	0	0	1	0	1	0	0	0	0	0	0	0	0	0	0	0	0	0	0	0	0	0	0
1800	**5**	**0**	**0**	**0**	**0**	**0**	**0**	**0**	**0**	**0**	**3**	**2**	**0**	**0**	**0**	**0**	**0**	**0**	**0**	**0**	**0**	**0**	**0**	**0**	**0**	**0**	**0**	**0**	**0**
1900	1	0	0	0	0	0	0	0	0	0	0	0	1	0	0	0	0	0	0	0	0	0	0	0	0	0	0	0	0
2000	2	0	0	0	0	0	0	0	1	0	0	0	0	1	0	0	0	0	0	0	0	0	0	0	0	0	0	0	0
2100	0	0	0	0	0	0	0	0	0	0	0	0	0	0	0	0	0	0	0	0	0	0	0	0	0	0	0	0	0
2200	1	0	0	0	0	0	0	0	1	0	0	0	0	0	0	0	0	0	0	0	0	0	0	0	0	0	0	0	0
2300	0	0	0	0	0	0	0	0	0	0	0	0	0	0	0	0	0	0	0	0	0	0	0	0	0	0	0	0	0
07-19	**23**	**0**	**0**	**0**	**0**	**0**	**0**	**0**	**2**	**2**	**8**	**4**	**5**	**2**	**0**	**0**	**0**	**0**	**0**	**0**	**0**	**0**	**0**	**0**	**0**	**0**	**0**	**0**	**0**
06-22	**26**	**0**	**0**	**0**	**0**	**0**	**0**	**0**	**3**	**2**	**8**	**4**	**6**	**3**	**0**	**0**	**0**	**0**	**0**	**0**	**0**	**0**	**0**	**0**	**0**	**0**	**0**	**0**	**0**
06-00	**27**	**0**	**0**	**0**	**0**	**0**	**0**	**0**	**4**	**2**	**8**	**4**	**6**	**3**	**0**	**0**	**0**	**0**	**0**	**0**	**0**	**0**	**0**	**0**	**0**	**0**	**0**	**0**	**0**
00-00	**28**	**0**	**0**	**0**	**0**	**0**	**0**	**0**	**4**	**2**	**8**	**5**	**6**	**3**	**0**	**0**	**0**	**0**	**0**	**0**	**0**	**0**	**0**	**0**	**0**	**0**	**0**	**0**	**0**

DRAFT

Site 93
Location LT34031, Att - No Dumping Sign, Lat 54.14724, Long -6.85999
Direction North

3279 / Meath/Cavan/Monaghan ATC's
October 2013
Automatic Traffic Count

Tue, 15 October 2013

Time	Total	Speed Bins (km/h)																											
		0 - 5	5 - 10	10 - 15	15 - 20	20 - 25	25 - 30	30 - 35	35 - 40	40 - 45	45 - 50	50 - 55	55 - 60	60 - 65	65 - 70	70 - 75	75 - 80	80 - 85	85 - 90	90 - 95	95 - 100	100 - 105	105 - 110	110 - 115	115 - 120	120 - 125	125 - 130	130 - 135	135 - 140
0000	0	0	0	0	0	0	0	0	0	0	0	0	0	0	0	0	0	0	0	0	0	0	0	0	0	0	0	0	0
0100	0	0	0	0	0	0	0	0	0	0	0	0	0	0	0	0	0	0	0	0	0	0	0	0	0	0	0	0	0
0200	0	0	0	0	0	0	0	0	0	0	0	0	0	0	0	0	0	0	0	0	0	0	0	0	0	0	0	0	0
0300	0	0	0	0	0	0	0	0	0	0	0	0	0	0	0	0	0	0	0	0	0	0	0	0	0	0	0	0	0
0400	1	0	0	0	0	0	0	0	0	0	0	1	0	0	0	0	0	0	0	0	0	0	0	0	0	0	0	0	0
0500	0	0	0	0	0	0	0	0	0	0	0	0	0	0	0	0	0	0	0	0	0	0	0	0	0	0	0	0	0
0600	0	0	0	0	0	0	0	0	0	0	0	0	0	0	0	0	0	0	0	0	0	0	0	0	0	0	0	0	0
0700	2	0	0	0	0	0	0	0	1	0	0	1	0	0	0	0	0	0	0	0	0	0	0	0	0	0	0	0	0
0800	**3**	**0**	**0**	**0**	**0**	**0**	**0**	**1**	**0**	**0**	**2**	**0**	**0**	**0**	**0**	**0**	**0**	**0**	**0**	**0**	**0**	**0**	**0**	**0**	**0**	**0**	**0**	**0**	**0**
0900	1	0	0	0	0	0	0	1	0	0	0	0	0	0	0	0	0	0	0	0	0	0	0	0	0	0	0	0	0
1000	1	0	0	0	0	0	0	0	0	0	0	1	0	0	0	0	0	0	0	0	0	0	0	0	0	0	0	0	0
1100	1	0	0	0	0	0	0	0	0	0	1	0	0	0	0	0	0	0	0	0	0	0	0	0	0	0	0	0	0
1200	4	0	0	0	1	0	0	0	1	0	0	0	1	1	0	0	0	0	0	0	0	0	0	0	0	0	0	0	0
1300	1	0	0	0	0	0	0	0	0	0	0	1	0	0	0	0	0	0	0	0	0	0	0	0	0	0	0	0	0
1400	0	0	0	0	0	0	0	0	0	0	0	0	0	0	0	0	0	0	0	0	0	0	0	0	0	0	0	0	0
1500	0	0	0	0	0	0	0	0	0	0	0	0	0	0	0	0	0	0	0	0	0	0	0	0	0	0	0	0	0
1600	0	0	0	0	0	0	0	0	0	0	0	0	0	0	0	0	0	0	0	0	0	0	0	0	0	0	0	0	0
1700	3	0	0	0	0	0	0	0	0	1	0	2	0	0	0	0	0	0	0	0	0	0	0	0	0	0	0	0	0
1800	**6**	**0**	**0**	**0**	**1**	**0**	**0**	**0**	**1**	**1**	**1**	**0**	**2**	**0**	**0**	**0**	**0**	**0**	**0**	**0**	**0**	**0**	**0**	**0**	**0**	**0**	**0**	**0**	**0**
1900	3	0	0	0	0	0	0	0	0	1	0	0	2	0	0	0	0	0	0	0	0	0	0	0	0	0	0	0	0
2000	1	0	0	0	0	0	0	0	0	0	1	0	0	0	0	0	0	0	0	0	0	0	0	0	0	0	0	0	0
2100	2	0	0	0	0	0	0	0	0	2	0	0	0	0	0	0	0	0	0	0	0	0	0	0	0	0	0	0	0
2200	2	0	0	0	0	0	0	1	0	0	0	0	1	0	0	0	0	0	0	0	0	0	0	0	0	0	0	0	0
2300	0	0	0	0	0	0	0	0	0	0	0	0	0	0	0	0	0	0	0	0	0	0	0	0	0	0	0	0	0
07-19	**22**	**0**	**0**	**0**	**2**	**0**	**0**	**2**	**3**	**2**	**4**	**5**	**3**	**1**	**0**	**0**	**0**	**0**	**0**	**0**	**0**	**0**	**0**	**0**	**0**	**0**	**0**	**0**	**0**
06-22	**28**	**0**	**0**	**0**	**2**	**0**	**0**	**2**	**3**	**5**	**5**	**5**	**5**	**1**	**0**	**0**	**0**	**0**	**0**	**0**	**0**	**0**	**0**	**0**	**0**	**0**	**0**	**0**	**0**
06-00	**30**	**0**	**0**	**0**	**2**	**0**	**0**	**3**	**3**	**5**	**5**	**5**	**6**	**1**	**0**	**0**	**0**	**0**	**0**	**0**	**0**	**0**	**0**	**0**	**0**	**0**	**0**	**0**	**0**
00-00	**31**	**0**	**0**	**0**	**2**	**0**	**0**	**3**	**3**	**5**	**5**	**6**	**6**	**1**	**0**	**0**	**0**	**0**	**0**	**0**	**0**	**0**	**0**	**0**	**0**	**0**	**0**	**0**	**0**

DRAFT

Site 93
Location LT34031, Att - No Dumping Sign, Lat 54.14724, Long -6.85999
Direction North

3279 / Meath/Cavan/Monaghan ATC's
October 2013
Automatic Traffic Count

Virtual Day (7)

Time	Total	Speed Bins (km/h)																											
		0 - 5	5 - 10	10 - 15	15 - 20	20 - 25	25 - 30	30 - 35	35 - 40	40 - 45	45 - 50	50 - 55	55 - 60	60 - 65	65 - 70	70 - 75	75 - 80	80 - 85	85 - 90	90 - 95	95 - 100	100 - 105	105 - 110	110 - 115	115 - 120	120 - 125	125 - 130	130 - 135	135 - 140
0000	0	0	0	0	0	0	0	0	0	0	0	0	0	0	0	0	0	0	0	0	0	0	0	0	0	0	0	0	0
0100	0	0	0	0	0	0	0	0	0	0	0	0	0	0	0	0	0	0	0	0	0	0	0	0	0	0	0	0	0
0200	0	0	0	0	0	0	0	0	0	0	0	0	0	0	0	0	0	0	0	0	0	0	0	0	0	0	0	0	0
0300	0	0	0	0	0	0	0	0	0	0	0	0	0	0	0	0	0	0	0	0	0	0	0	0	0	0	0	0	0
0400	0	0	0	0	0	0	0	0	0	0	0	0	0	0	0	0	0	0	0	0	0	0	0	0	0	0	0	0	0
0500	0	0	0	0	0	0	0	0	0	0	0	0	0	0	0	0	0	0	0	0	0	0	0	0	0	0	0	0	0
0600	0	0	0	0	0	0	0	0	0	0	0	0	0	0	0	0	0	0	0	0	0	0	0	0	0	0	0	0	0
0700	1	0	0	0	0	0	0	0	0	1	0	0	0	0	0	0	0	0	0	0	0	0	0	0	0	0	0	0	0
0800	2	0	0	0	0	0	0	0	0	0	0	0	0	0	0	0	0	0	0	0	0	0	0	0	0	0	0	0	0
0900	1	0	0	0	0	0	0	0	1	0	0	0	0	0	0	0	0	0	0	0	0	0	0	0	0	0	0	0	0
1000	1	0	0	0	0	0	0	0	0	0	0	0	0	0	0	0	0	0	0	0	0	0	0	0	0	0	0	0	0
1100	**3**	**0**	**0**	**0**	**0**	**0**	**0**	**0**	**0**	**0**	**0**	**1**	**0**	**0**	**0**	**0**	**0**	**0**	**0**	**0**	**0**	**0**	**0**	**0**	**0**	**0**	**0**	**0**	**0**
1200	2	0	0	0	0	0	0	0	0	0	0	0	1	0	0	0	0	0	0	0	0	0	0	0	0	0	0	0	0
1300	1	0	0	0	0	0	0	0	0	0	0	0	0	0	0	0	0	0	0	0	0	0	0	0	0	0	0	0	0
1400	2	0	0	0	0	0	0	0	0	0	0	0	0	0	0	0	0	0	0	0	0	0	0	0	0	0	0	0	0
1500	2	0	0	0	0	0	0	0	0	0	1	0	0	0	0	0	0	0	0	0	0	0	0	0	0	0	0	0	0
1600	2	0	0	0	0	0	0	0	0	0	0	1	1	0	0	0	0	0	0	0	0	0	0	0	0	0	0	0	0
1700	3	0	0	0	0	0	0	0	0	1	1	1	0	0	0	0	0	0	0	0	0	0	0	0	0	0	0	0	0
1800	**4**	**0**	**0**	**0**	**0**	**0**	**0**	**0**	**0**	**0**	**1**	**1**	**0**	**0**	**0**	**0**	**0**	**0**	**0**	**0**	**0**	**0**	**0**	**0**	**0**	**0**	**0**	**0**	**0**
1900	2	0	0	0	0	0	0	0	0	0	0	0	1	0	0	0	0	0	0	0	0	0	0	0	0	0	0	0	0
2000	2	0	0	0	0	0	0	0	0	0	0	0	0	0	0	0	0	0	0	0	0	0	0	0	0	0	0	0	0
2100	1	0	0	0	0	0	0	0	0	0	0	0	0	0	0	0	0	0	0	0	0	0	0	0	0	0	0	0	0
2200	1	0	0	0	0	0	0	0	0	0	0	0	0	0	0	0	0	0	0	0	0	0	0	0	0	0	0	0	0
2300	0	0	0	0	0	0	0	0	0	0	0	0	0	0	0	0	0	0	0	0	0	0	0	0	0	0	0	0	0
07-19	**24**	**0**	**0**	**0**	**1**	**0**	**0**	**1**	**2**	**4**	**5**	**5**	**3**	**1**	**0**	**0**	**0**	**0**	**0**	**0**	**0**	**0**	**0**	**0**	**0**	**0**	**0**	**0**	**0**
06-22	**29**	**0**	**0**	**0**	**1**	**0**	**1**	**1**	**2**	**5**	**6**	**6**	**5**	**2**	**1**	**0**	**0**	**0**	**0**	**0**	**0**	**0**	**0**	**0**	**0**	**0**	**0**	**0**	**0**
06-00	**30**	**0**	**0**	**0**	**1**	**0**	**1**	**1**	**2**	**5**	**6**	**7**	**5**	**2**	**1**	**0**	**0**	**0**	**0**	**0**	**0**	**0**	**0**	**0**	**0**	**0**	**0**	**0**	**0**
00-00	**31**	**0**	**0**	**0**	**1**	**0**	**1**	**1**	**2**	**5**	**6**	**7**	**5**	**2**	**1**	**0**	**0**	**0**	**0**	**0**	**0**	**0**	**0**	**0**	**0**	**0**	**0**	**0**	**0**

DRAFT

Site 93
Location LT34031, Att - No Dumping Sign, Lat 54.14724, Long -6.85999
Direction North

3279 / Meath/Cavan/Monaghan ATC's
October 2013
Automatic Traffic Count

Virtual Week (1)

Time	Total	Speed Bins (km/h)																											
		0 - 5	5 - 10	10 - 15	15 - 20	20 - 25	25 - 30	30 - 35	35 - 40	40 - 45	45 - 50	50 - 55	55 - 60	60 - 65	65 - 70	70 - 75	75 - 80	80 - 85	85 - 90	90 - 95	95 - 100	100 - 105	105 - 110	110 - 115	115 - 120	120 - 125	125 - 130	130 - 135	135 - 140
Mon	28	0	0	0	0	0	0	0	4	2	8	5	6	3	0	0	0	0	0	0	0	0	0	0	0	0	0	0	0
Tue	31	0	0	0	2	0	0	3	3	5	5	6	6	1	0	0	0	0	0	0	0	0	0	0	0	0	0	0	0
Wed	30	0	0	0	0	0	1	0	1	5	7	6	6	2	1	0	0	1	0	0	0	0	0	0	0	0	0	0	0
Thu	32	0	0	0	0	1	1	2	4	5	5	8	4	1	1	0	0	0	0	0	0	0	0	0	0	0	0	0	0
Fri	34	0	0	0	1	0	1	0	2	9	4	10	5	1	1	0	0	0	0	0	0	0	0	0	0	0	0	0	0
|Sat	35	0	0	1	0	0	0	0	2	7	8	7	7	2	1	0	0	0	0	0	0	0	0	0	0	0	0	0	0
|Sun	26	0	0	0	1	1	1	3	1	5	3	7	3	1	0	0	0	0	0	0	0	0	0	0	0	0	0	0	0
5 Day Ave.	**31**	**0**	**0**	**0**	**1**	**0**	**1**	**1**	**3**	**5**	**6**	**7**	**5**	**2**	**1**	**0**	**0**	**0**	**0**	**0**	**0**	**0**	**0**	**0**	**0**	**0**	**0**	**0**	**0**
7 Day Ave.	**31**	**0**	**0**	**0**	**1**	**0**	**1**	**1**	**2**	**5**	**6**	**7**	**5**	**2**	**1**	**0**	**0**	**0**	**0**	**0**	**0**	**0**	**0**	**0**	**0**	**0**	**0**	**0**	**0**
--	**216**	**0**	**0**	**1**	**4**	**2**	**4**	**8**	**17**	**38**	**40**	**49**	**37**	**11**	**4**	**0**	**0**	**1**	**0**	**0**	**0**	**0**	**0**	**0**	**0**	**0**	**0**	**0**	**0**

Summary Graphs

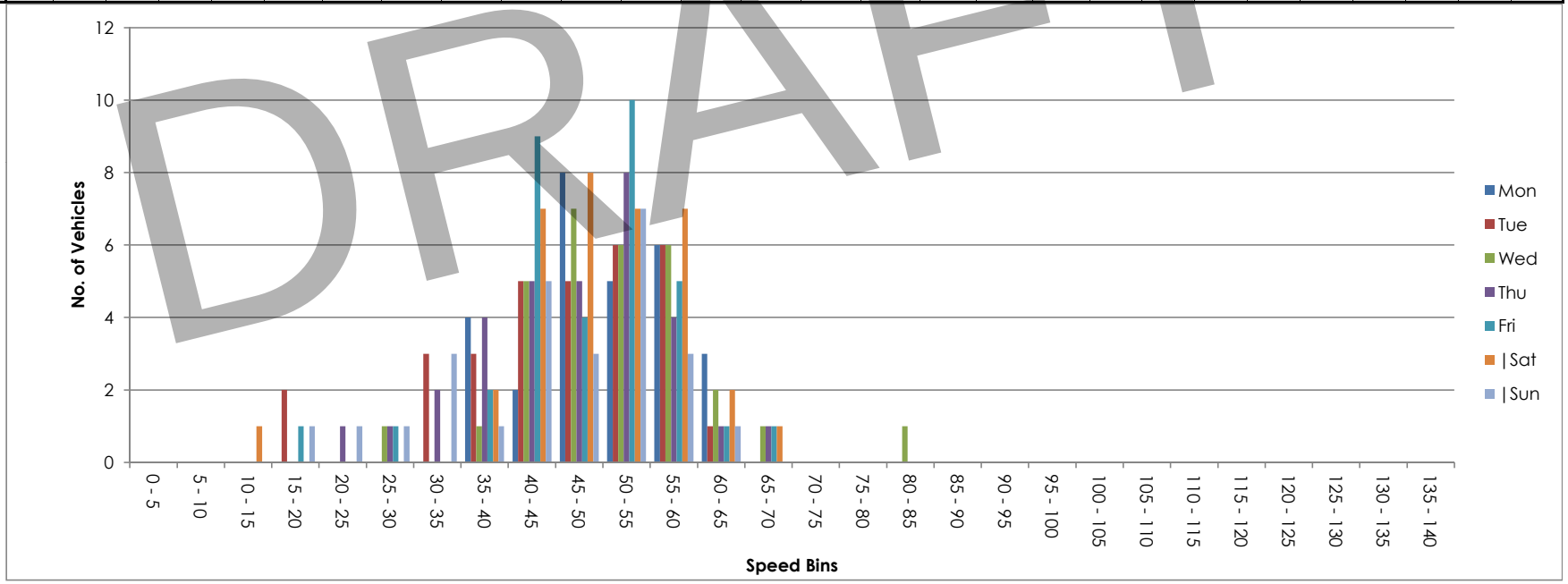

DRAFT

Site 93
Location LT34031, Att - No Dumping Sign, Lat 54.14724, Long -6.85999
Direction South

3279 / Meath/Cavan/Monaghan ATC's
October 2013
Automatic Traffic Count

Wed, 9 October 2013

Time	Total	Classification												>PSL	>PSL%	>SL1	>SL1%	>SL2	>SL2%	Mean	Vpp
		1 MCL	2 SV	3 SVT	4 TB2	5 TB3	6 T4	7 ART3	8 ART4	9 ART5	10 ART6	11 BD	12 DRT	80	80	85 +5kph	85 +5kph	90 +10kph	90 +10kph		85
0000	0	0	0	0	0	0	0	0	0	0	0	0	0	0	0	0	0	0	0	-	-
0100	0	0	0	0	0	0	0	0	0	0	0	0	0	0	0	0	0	0	0	-	-
0200	0	0	0	0	0	0	0	0	0	0	0	0	0	0	0	0	0	0	0	-	-
0300	0	0	0	0	0	0	0	0	0	0	0	0	0	0	0	0	0	0	0	-	-
0400	0	0	0	0	0	0	0	0	0	0	0	0	0	0	0	0	0	0	0	-	-
0500	0	0	0	0	0	0	0	0	0	0	0	0	0	0	0	0	0	0	0	-	-
0600	0	0	0	0	0	0	0	0	0	0	0	0	0	0	0	0	0	0	0	-	-
0700	0	0	0	0	0	0	0	0	0	0	0	0	0	0	0	0	0	0	0	-	-
0800	**5**	**0**	**5**	**0**	**0**	**0**	**0**	**0**	**0**	**0**	**0**	**0**	**0**	**0**	**0**	**0**	**0**	**0**	**0**	**43.2**	**-**
0900	3	0	3	0	0	0	0	0	0	0	0	0	0	0	0	0	0	0	0	49.5	-
1000	1	0	1	0	0	0	0	0	0	0	0	0	0	0	0	0	0	0	0	51	-
1100	2	0	2	0	0	0	0	0	0	0	0	0	0	0	0	0	0	0	0	42.6	-
1200	3	0	3	0	0	0	0	0	0	0	0	0	0	0	0	0	0	0	0	51.2	-
1300	0	0	0	0	0	0	0	0	0	0	0	0	0	0	0	0	0	0	0	-	-
1400	0	0	0	0	0	0	0	0	0	0	0	0	0	0	0	0	0	0	0	-	-
1500	1	0	1	0	0	0	0	0	0	0	0	0	0	0	0	0	0	0	0	48.3	-
1600	2	0	2	0	0	0	0	0	0	0	0	0	0	0	0	0	0	0	0	41.8	-
1700	**5**	**0**	**4**	**1**	**0**	**0**	**0**	**0**	**0**	**0**	**0**	**0**	**0**	**0**	**0**	**0**	**0**	**0**	**0**	**48.2**	**-**
1800	**5**	**0**	**5**	**0**	**0**	**0**	**0**	**0**	**0**	**0**	**0**	**0**	**0**	**0**	**0**	**0**	**0**	**0**	**0**	**46.4**	**-**
1900	0	0	0	0	0	0	0	0	0	0	0	0	0	0	0	0	0	0	0	-	-
2000	2	0	2	0	0	0	0	0	0	0	0	0	0	0	0	0	0	0	0	42	-
2100	1	0	1	0	0	0	0	0	0	0	0	0	0	0	0	0	0	0	0	49.2	-
2200	0	0	0	0	0	0	0	0	0	0	0	0	0	0	0	0	0	0	0	-	-
2300	1	0	1	0	0	0	0	0	0	0	0	0	0	0	0	0	0	0	0	63.6	-
07-19	**27**	**0**	**26**	**1**	**0**	**0**	**0**	**0**	**0**	**0**	**0**	**0**	**0**	**0**	**0**	**0**	**0**	**0**	**0**	**46.6**	**54.7**
06-22	**30**	**0**	**29**	**1**	**0**	**0**	**0**	**0**	**0**	**0**	**0**	**0**	**0**	**0**	**0**	**0**	**0**	**0**	**0**	**46.4**	**54.7**
06-00	**31**	**0**	**30**	**1**	**0**	**0**	**0**	**0**	**0**	**0**	**0**	**0**	**0**	**0**	**0**	**0**	**0**	**0**	**0**	**47**	**54.7**
00-00	**31**	**0**	**30**	**1**	**0**	**0**	**0**	**0**	**0**	**0**	**0**	**0**	**0**	**0**	**0**	**0**	**0**	**0**	**0**	**47**	**54.7**

DRAFT

Site 93
Location LT34031, Att - No Dumping Sign, Lat 54.14724, Long -6.85999
Direction South

3279 / Meath/Cavan/Monaghan ATC's
October 2013
Automatic Traffic Count

Thu, 10 October 2013

Time	Total	Classification												>PSL	>PSL%	>SL1	>SL1%	>SL2	>SL2%	Mean	Vpp
		1 MCL	2 SV	3 SVT	4 TB2	5 TB3	6 T4	7 ART3	8 ART4	9 ART5	10 ART6	11 BD	12 DRT	80	80	85 +5kph	85 +5kph	90 +10kph	90 +10kph		85
0000	2	0	1	0	1	0	0	0	0	0	0	0	0	0	0	0	0	0	0	64.8	-
0100	0	0	0	0	0	0	0	0	0	0	0	0	0	0	0	0	0	0	0	-	-
0200	0	0	0	0	0	0	0	0	0	0	0	0	0	0	0	0	0	0	0	-	-
0300	0	0	0	0	0	0	0	0	0	0	0	0	0	0	0	0	0	0	0	-	-
0400	0	0	0	0	0	0	0	0	0	0	0	0	0	0	0	0	0	0	0	-	-
0500	0	0	0	0	0	0	0	0	0	0	0	0	0	0	0	0	0	0	0	-	-
0600	2	0	2	0	0	0	0	0	0	0	0	0	0	0	0	0	0	0	0	50.7	-
0700	0	0	0	0	0	0	0	0	0	0	0	0	0	0	0	0	0	0	0	-	-
0800	**3**	**0**	**3**	**0**	**0**	**0**	**0**	**0**	**0**	**0**	**0**	**0**	**0**	**0**	**0**	**0**	**0**	**0**	**0**	**46.6**	**-**
0900	1	0	1	0	0	0	0	0	0	0	0	0	0	0	0	0	0	0	0	29.3	-
1000	0	0	0	0	0	0	0	0	0	0	0	0	0	0	0	0	0	0	0	-	-
1100	0	0	0	0	0	0	0	0	0	0	0	0	0	0	0	0	0	0	0	-	-
1200	2	0	2	0	0	0	0	0	0	0	0	0	0	0	0	0	0	0	0	45.4	-
1300	3	0	2	0	0	1	0	0	0	0	0	0	0	0	0	0	0	0	0	38.9	-
1400	1	0	1	0	0	0	0	0	0	0	0	0	0	0	0	0	0	0	0	49.6	-
1500	2	0	2	0	0	0	0	0	0	0	0	0	0	0	0	0	0	0	0	50	-
1600	1	0	1	0	0	0	0	0	0	0	0	0	0	0	0	0	0	0	0	48.7	-
1700	**4**	**0**	**4**	**0**	**0**	**0**	**0**	**0**	**0**	**0**	**0**	**0**	**0**	**0**	**0**	**0**	**0**	**0**	**0**	**50**	**-**
1800	2	0	1	1	0	0	0	0	0	0	0	0	0	0	0	0	0	0	0	46.3	-
1900	**4**	**0**	**4**	**0**	**0**	**0**	**0**	**0**	**0**	**0**	**0**	**0**	**0**	**0**	**0**	**0**	**0**	**0**	**0**	**52.4**	**-**
2000	2	0	1	1	0	0	0	0	0	0	0	0	0	0	0	0	0	0	0	51.4	-
2100	1	0	1	0	0	0	0	0	0	0	0	0	0	0	0	0	0	0	0	52.2	-
2200	1	0	1	0	0	0	0	0	0	0	0	0	0	0	0	0	0	0	0	49.8	-
2300	0	0	0	0	0	0	0	0	0	0	0	0	0	0	0	0	0	0	0	-	-
07-19	**19**	**0**	**17**	**1**	**0**	**1**	**0**	**0**	**0**	**0**	**0**	**0**	**0**	**0**	**0**	**0**	**0**	**0**	**0**	**45.6**	**56.9**
06-22	**28**	**0**	**25**	**2**	**0**	**1**	**0**	**0**	**0**	**0**	**0**	**0**	**0**	**0**	**0**	**0**	**0**	**0**	**0**	**47.6**	**58.3**
06-00	**29**	**0**	**26**	**2**	**0**	**1**	**0**	**0**	**0**	**0**	**0**	**0**	**0**	**0**	**0**	**0**	**0**	**0**	**0**	**47.7**	**58.3**
00-00	**31**	**0**	**27**	**2**	**1**	**1**	**0**	**0**	**0**	**0**	**0**	**0**	**0**	**0**	**0**	**0**	**0**	**0**	**0**	**48.8**	**58.3**

DRAFT

Site 93
Location LT34031, Att - No Dumping Sign, Lat 54.14724, Long -6.85999
Direction South

3279 / Meath/Cavan/Monaghan ATC's
October 2013
Automatic Traffic Count

Fri, 11 October 2013

Time	Total	Classification												>PSL	>PSL%	>SL1	>SL1%	>SL2	>SL2%	Mean	Vpp
		1 MCL	2 SV	3 SVT	4 TB2	5 TB3	6 T4	7 ART3	8 ART4	9 ART5	10 ART6	11 BD	12 DRT	80	80	85 +5kph	85 +5kph	90 +10kph	90 +10kph		85
0000	0	0	0	0	0	0	0	0	0	0	0	0	0	0	0	0	0	0	0	-	-
0100	0	0	0	0	0	0	0	0	0	0	0	0	0	0	0	0	0	0	0	-	-
0200	0	0	0	0	0	0	0	0	0	0	0	0	0	0	0	0	0	0	0	-	-
0300	0	0	0	0	0	0	0	0	0	0	0	0	0	0	0	0	0	0	0	-	-
0400	0	0	0	0	0	0	0	0	0	0	0	0	0	0	0	0	0	0	0	-	-
0500	0	0	0	0	0	0	0	0	0	0	0	0	0	0	0	0	0	0	0	-	-
0600	1	0	1	0	0	0	0	0	0	0	0	0	0	0	0	0	0	0	0	44.5	-
0700	0	0	0	0	0	0	0	0	0	0	0	0	0	0	0	0	0	0	0	-	-
0800	**3**	**0**	**3**	**0**	**0**	**0**	**0**	**0**	**0**	**0**	**0**	**0**	**0**	**0**	**0**	**0**	**0**	**0**	**0**	**45.9**	**-**
0900	**3**	**0**	**3**	**0**	**0**	**0**	**0**	**0**	**0**	**0**	**0**	**0**	**0**	**0**	**0**	**0**	**0**	**0**	**0**	**42.5**	**-**
1000	2	0	2	0	0	0	0	0	0	0	0	0	0	0	0	0	0	0	0	49	-
1100	**3**	**0**	**1**	**1**	**1**	**0**	**0**	**0**	**0**	**0**	**0**	**0**	**0**	**0**	**0**	**0**	**0**	**0**	**0**	**42.3**	**-**
1200	4	0	2	2	0	0	0	0	0	0	0	0	0	0	0	0	0	0	0	44.8	-
1300	1	0	0	1	0	0	0	0	0	0	0	0	0	0	0	0	0	0	0	44	-
1400	3	0	3	0	0	0	0	0	0	0	0	0	0	0	0	0	0	0	0	34.8	-
1500	2	0	2	0	0	0	0	0	0	0	0	0	0	0	0	0	0	0	0	49.3	-
1600	4	0	4	0	0	0	0	0	0	0	0	0	0	0	0	0	0	0	0	36	-
1700	1	0	1	0	0	0	0	0	0	0	0	0	0	0	0	0	0	0	0	51.5	-
1800	2	0	2	0	0	0	0	0	0	0	0	0	0	0	0	0	0	0	0	32.8	-
1900	**5**	**0**	**5**	**0**	**0**	**0**	**0**	**0**	**0**	**0**	**0**	**0**	**0**	**0**	**0**	**0**	**0**	**0**	**0**	**49.8**	**-**
2000	1	0	1	0	0	0	0	0	0	0	0	0	0	0	0	0	0	0	0	45.8	-
2100	1	0	1	0	0	0	0	0	0	0	0	0	0	0	0	0	0	0	0	50.6	-
2200	1	0	1	0	0	0	0	0	0	0	0	0	0	0	0	0	0	0	0	66	-
2300	1	0	1	0	0	0	0	0	0	0	0	0	0	0	0	0	0	0	0	53.3	-
07-19	**28**	**0**	**23**	**4**	**1**	**0**	**0**	**0**	**0**	**0**	**0**	**0**	**0**	**0**	**0**	**0**	**0**	**0**	**0**	**42.1**	**51.1**
06-22	**36**	**0**	**31**	**4**	**1**	**0**	**0**	**0**	**0**	**0**	**0**	**0**	**0**	**0**	**0**	**0**	**0**	**0**	**0**	**43.5**	**51.5**
06-00	**38**	**0**	**33**	**4**	**1**	**0**	**0**	**0**	**0**	**0**	**0**	**0**	**0**	**0**	**0**	**0**	**0**	**0**	**0**	**44.4**	**52.6**
00-00	**38**	**0**	**33**	**4**	**1**	**0**	**0**	**0**	**0**	**0**	**0**	**0**	**0**	**0**	**0**	**0**	**0**	**0**	**0**	**44.4**	**52.6**

DRAFT

Site 93
Location LT34031, Att - No Dumping Sign, Lat 54.14724, Long -6.85999
Direction South

3279 / Meath/Cavan/Monaghan ATC's
October 2013
Automatic Traffic Count

Sat, 12 October 2013

Time	Total	Classification												>PSL	>PSL%	>SL1	>SL1%	>SL2	>SL2%	Mean	Vpp
		1 MCL	2 SV	3 SVT	4 TB2	5 TB3	6 T4	7 ART3	8 ART4	9 ART5	10 ART6	11 BD	12 DRT	80	80	85 +5kph	85 +5kph	90 +10kph	90 +10kph		85
0000	0	0	0	0	0	0	0	0	0	0	0	0	0	0	0	0	0	0	0	-	-
0100	0	0	0	0	0	0	0	0	0	0	0	0	0	0	0	0	0	0	0	-	-
0200	0	0	0	0	0	0	0	0	0	0	0	0	0	0	0	0	0	0	0	-	-
0300	0	0	0	0	0	0	0	0	0	0	0	0	0	0	0	0	0	0	0	-	-
0400	0	0	0	0	0	0	0	0	0	0	0	0	0	0	0	0	0	0	0	-	-
0500	0	0	0	0	0	0	0	0	0	0	0	0	0	0	0	0	0	0	0	-	-
0600	0	0	0	0	0	0	0	0	0	0	0	0	0	0	0	0	0	0	0	-	-
0700	1	0	1	0	0	0	0	0	0	0	0	0	0	0	0	0	0	0	0	40.8	-
0800	2	0	2	0	0	0	0	0	0	0	0	0	0	0	0	0	0	0	0	37.4	-
0900	1	0	0	1	0	0	0	0	0	0	0	0	0	0	0	0	0	0	0	38.2	-
1000	4	0	4	0	0	0	0	0	0	0	0	0	0	0	0	0	0	0	0	32.3	-
1100	**7**	**0**	**6**	**0**	**1**	**0**	**0**	**0**	**0**	**0**	**0**	**0**	**0**	**0**	**0**	**0**	**0**	**0**	**0**	**48.6**	**-**
1200	3	0	3	0	0	0	0	0	0	0	0	0	0	0	0	0	0	0	0	45.5	-
1300	1	0	1	0	0	0	0	0	0	0	0	0	0	0	0	0	0	0	0	50.8	-
1400	1	0	0	1	0	0	0	0	0	0	0	0	0	0	0	0	0	0	0	44.5	-
1500	0	0	0	0	0	0	0	0	0	0	0	0	0	0	0	0	0	0	0	-	-
1600	3	0	2	1	0	0	0	0	0	0	0	0	0	0	0	0	0	0	0	57.6	-
1700	3	0	3	0	0	0	0	0	0	0	0	0	0	0	0	0	0	0	0	51.2	-
1800	3	1	2	0	0	0	0	0	0	0	0	0	0	0	0	0	0	0	0	53.1	-
1900	**4**	**0**	**4**	**0**	**0**	**0**	**0**	**0**	**0**	**0**	**0**	**0**	**0**	**0**	**0**	**0**	**0**	**0**	**0**	**39.6**	**-**
2000	0	0	0	0	0	0	0	0	0	0	0	0	0	0	0	0	0	0	0	-	-
2100	1	0	1	0	0	0	0	0	0	0	0	0	0	0	0	0	0	0	0	60.4	-
2200	2	0	2	0	0	0	0	0	0	0	0	0	0	0	0	0	0	0	0	60.3	-
2300	0	0	0	0	0	0	0	0	0	0	0	0	0	0	0	0	0	0	0	-	-
07-19	**29**	**1**	**24**	**3**	**1**	**0**	**0**	**0**	**0**	**0**	**0**	**0**	**0**	**0**	**0**	**0**	**0**	**0**	**0**	**46.2**	**55.1**
06-22	**34**	**1**	**29**	**3**	**1**	**0**	**0**	**0**	**0**	**0**	**0**	**0**	**0**	**0**	**0**	**0**	**0**	**0**	**0**	**45.9**	**55.1**
06-00	**36**	**1**	**31**	**3**	**1**	**0**	**0**	**0**	**0**	**0**	**0**	**0**	**0**	**0**	**0**	**0**	**0**	**0**	**0**	**46.7**	**59.4**
00-00	**36**	**1**	**31**	**3**	**1**	**0**	**0**	**0**	**0**	**0**	**0**	**0**	**0**	**0**	**0**	**0**	**0**	**0**	**0**	**46.7**	**59.4**

DRAFT

Site 93
Location LT34031, Att - No Dumping Sign, Lat 54.14724, Long -6.85999
Direction South

3279 / Meath/Cavan/Monaghan ATC's
October 2013
Automatic Traffic Count

Sun, 13 October 2013

Time	Total	Classification												>PSL	>PSL%	>SL1	>SL1%	>SL2	>SL2%	Mean	Vpp
		1 MCL	2 SV	3 SVT	4 TB2	5 TB3	6 T4	7 ART3	8 ART4	9 ART5	10 ART6	11 BD	12 DRT	80	80	85 +5kph	85 +5kph	90 +10kph	90 +10kph		85
0000	0	0	0	0	0	0	0	0	0	0	0	0	0	0	0	0	0	0	0	-	-
0100	0	0	0	0	0	0	0	0	0	0	0	0	0	0	0	0	0	0	0	-	-
0200	0	0	0	0	0	0	0	0	0	0	0	0	0	0	0	0	0	0	0	-	-
0300	0	0	0	0	0	0	0	0	0	0	0	0	0	0	0	0	0	0	0	-	-
0400	0	0	0	0	0	0	0	0	0	0	0	0	0	0	0	0	0	0	0	-	-
0500	0	0	0	0	0	0	0	0	0	0	0	0	0	0	0	0	0	0	0	-	-
0600	1	0	1	0	0	0	0	0	0	0	0	0	0	0	0	0	0	0	0	63.1	-
0700	0	0	0	0	0	0	0	0	0	0	0	0	0	0	0	0	0	0	0	-	-
0800	0	0	0	0	0	0	0	0	0	0	0	0	0	0	0	0	0	0	0	-	-
0900	1	0	1	0	0	0	0	0	0	0	0	0	0	0	0	0	0	0	0	32.4	-
1000	**3**	**0**	**3**	**0**	**0**	**0**	**0**	**0**	**0**	**0**	**0**	**0**	**0**	**0**	**0**	**0**	**0**	**0**	**0**	**54**	**-**
1100	2	0	2	0	0	0	0	0	0	0	0	0	0	0	0	0	0	0	0	42.3	-
1200	2	0	2	0	0	0	0	0	0	0	0	0	0	0	0	0	0	0	0	46.2	-
1300	1	0	0	1	0	0	0	0	0	0	0	0	0	0	0	0	0	0	0	34.7	-
1400	2	0	2	0	0	0	0	0	0	0	0	0	0	0	0	0	0	0	0	43.5	-
1500	**6**	**0**	**5**	**0**	**1**	**0**	**0**	**0**	**0**	**0**	**0**	**0**	**0**	**0**	**0**	**0**	**0**	**0**	**0**	**45.3**	**-**
1600	3	0	2	1	0	0	0	0	0	0	0	0	0	0	0	0	0	0	0	44.9	-
1700	5	0	5	0	0	0	0	0	0	0	0	0	0	0	0	0	0	0	0	43.7	-
1800	2	0	2	0	0	0	0	0	0	0	0	0	0	0	0	0	0	0	0	40.4	-
1900	2	0	2	0	0	0	0	0	0	0	0	0	0	0	0	0	0	0	0	56.7	-
2000	0	0	0	0	0	0	0	0	0	0	0	0	0	0	0	0	0	0	0	-	-
2100	0	0	0	0	0	0	0	0	0	0	0	0	0	0	0	0	0	0	0	-	-
2200	1	0	1	0	0	0	0	0	0	0	0	0	0	0	0	0	0	0	0	58.9	-
2300	0	0	0	0	0	0	0	0	0	0	0	0	0	0	0	0	0	0	0	-	-
07-19	**27**	**0**	**24**	**2**	**1**	**0**	**0**	**0**	**0**	**0**	**0**	**0**	**0**	**0**	**0**	**0**	**0**	**0**	**0**	**44.4**	**52.9**
06-22	**30**	**0**	**27**	**2**	**1**	**0**	**0**	**0**	**0**	**0**	**0**	**0**	**0**	**0**	**0**	**0**	**0**	**0**	**0**	**45.9**	**55.1**
06-00	**31**	**0**	**28**	**2**	**1**	**0**	**0**	**0**	**0**	**0**	**0**	**0**	**0**	**0**	**0**	**0**	**0**	**0**	**0**	**46.3**	**55.1**
00-00	**31**	**0**	**28**	**2**	**1**	**0**	**0**	**0**	**0**	**0**	**0**	**0**	**0**	**0**	**0**	**0**	**0**	**0**	**0**	**46.3**	**55.1**

DRAFT

Site 93
Location LT34031, Att - No Dumping Sign, Lat 54.14724, Long -6.85999
Direction South

3279 / Meath/Cavan/Monaghan ATC's
October 2013
Automatic Traffic Count

Mon, 14 October 2013

Time	Total	Classification												>PSL	>PSL%	>SL1	>SL1%	>SL2	>SL2%	Mean	Vpp
		1 MCL	2 SV	3 SVT	4 TB2	5 TB3	6 T4	7 ART3	8 ART4	9 ART5	10 ART6	11 BD	12 DRT	80	80	85 +5kph	85 +5kph	90 +10kph	90 +10kph		85
0000	0	0	0	0	0	0	0	0	0	0	0	0	0	0	0	0	0	0	0	-	-
0100	0	0	0	0	0	0	0	0	0	0	0	0	0	0	0	0	0	0	0	-	-
0200	1	0	1	0	0	0	0	0	0	0	0	0	0	0	0	0	0	0	0	37.5	-
0300	0	0	0	0	0	0	0	0	0	0	0	0	0	0	0	0	0	0	0	-	-
0400	0	0	0	0	0	0	0	0	0	0	0	0	0	0	0	0	0	0	0	-	-
0500	0	0	0	0	0	0	0	0	0	0	0	0	0	0	0	0	0	0	0	-	-
0600	1	0	1	0	0	0	0	0	0	0	0	0	0	0	0	0	0	0	0	51.8	-
0700	1	0	1	0	0	0	0	0	0	0	0	0	0	0	0	0	0	0	0	54.8	-
0800	**3**	**0**	**3**	**0**	**0**	**0**	**0**	**0**	**0**	**0**	**0**	**0**	**0**	**0**	**0**	**0**	**0**	**0**	**0**	**41.9**	**-**
0900	1	0	1	0	0	0	0	0	0	0	0	0	0	0	0	0	0	0	0	48.8	-
1000	1	0	1	0	0	0	0	0	0	0	0	0	0	0	0	0	0	0	0	45.6	-
1100	0	0	0	0	0	0	0	0	0	0	0	0	0	0	0	0	0	0	0	-	-
1200	**3**	**0**	**3**	**0**	**0**	**0**	**0**	**0**	**0**	**0**	**0**	**0**	**0**	**0**	**0**	**0**	**0**	**0**	**0**	**50.7**	**-**
1300	1	0	1	0	0	0	0	0	0	0	0	0	0	0	0	0	0	0	0	36.2	-
1400	0	0	0	0	0	0	0	0	0	0	0	0	0	0	0	0	0	0	0	-	-
1500	1	0	1	0	0	0	0	0	0	0	0	0	0	0	0	0	0	0	0	50.7	-
1600	1	0	1	0	0	0	0	0	0	0	0	0	0	0	0	0	0	0	0	60	-
1700	1	0	1	0	0	0	0	0	0	0	0	0	0	0	0	0	0	0	0	46.6	-
1800	2	0	2	0	0	0	0	0	0	0	0	0	0	0	0	0	0	0	0	30.5	-
1900	0	0	0	0	0	0	0	0	0	0	0	0	0	0	0	0	0	0	0	-	-
2000	**3**	**0**	**3**	**0**	**0**	**0**	**0**	**0**	**0**	**0**	**0**	**0**	**0**	**0**	**0**	**0**	**0**	**0**	**0**	**52.8**	**-**
2100	0	0	0	0	0	0	0	0	0	0	0	0	0	0	0	0	0	0	0	-	-
2200	1	0	1	0	0	0	0	0	0	0	0	0	0	0	0	0	0	0	0	51.4	-
2300	0	0	0	0	0	0	0	0	0	0	0	0	0	0	0	0	0	0	0	-	-
07-19	**15**	**0**	**15**	**0**	**0**	**0**	**0**	**0**	**0**	**0**	**0**	**0**	**0**	**0**	**0**	**0**	**0**	**0**	**0**	**45.4**	**52.6**
06-22	**19**	**0**	**19**	**0**	**0**	**0**	**0**	**0**	**0**	**0**	**0**	**0**	**0**	**0**	**0**	**0**	**0**	**0**	**0**	**46.9**	**54.7**
06-00	**20**	**0**	**20**	**0**	**0**	**0**	**0**	**0**	**0**	**0**	**0**	**0**	**0**	**0**	**0**	**0**	**0**	**0**	**0**	**47.2**	**54.7**
00-00	**21**	**0**	**21**	**0**	**0**	**0**	**0**	**0**	**0**	**0**	**0**	**0**	**0**	**0**	**0**	**0**	**0**	**0**	**0**	**46.7**	**54.7**

DRAFT

Site 93
Location LT34031, Att - No Dumping Sign, Lat 54.14724, Long -6.85999
Direction South

3279 / Meath/Cavan/Monaghan ATC's
October 2013
Automatic Traffic Count

Tue, 15 October 2013

Time	Total	Classification												>PSL	>PSL%	>SL1	>SL1%	>SL2	>SL2%	Mean	Vpp
		1 MCL	2 SV	3 SVT	4 TB2	5 TB3	6 T4	7 ART3	8 ART4	9 ART5	10 ART6	11 BD	12 DRT	80	80	85 +5kph	85 +5kph	90 +10kph	90 +10kph		85
0000	0	0	0	0	0	0	0	0	0	0	0	0	0	0	0	0	0	0	0	-	-
0100	0	0	0	0	0	0	0	0	0	0	0	0	0	0	0	0	0	0	0	-	-
0200	1	0	1	0	0	0	0	0	0	0	0	0	0	0	0	0	0	0	0	47.2	-
0300	1	0	1	0	0	0	0	0	0	0	0	0	0	0	0	0	0	0	0	55	-
0400	0	0	0	0	0	0	0	0	0	0	0	0	0	0	0	0	0	0	0	-	-
0500	0	0	0	0	0	0	0	0	0	0	0	0	0	0	0	0	0	0	0	-	-
0600	1	0	1	0	0	0	0	0	0	0	0	0	0	0	0	0	0	0	0	49.9	-
0700	1	0	1	0	0	0	0	0	0	0	0	0	0	0	0	0	0	0	0	55.6	-
0800	**4**	**0**	**2**	**1**	**0**	**0**	**0**	**0**	**0**	**1**	**0**	**0**	**0**	**0**	**0**	**0**	**0**	**0**	**0**	**45.4**	**-**
0900	0	0	0	0	0	0	0	0	0	0	0	0	0	0	0	0	0	0	0	-	-
1000	0	0	0	0	0	0	0	0	0	0	0	0	0	0	0	0	0	0	0	-	-
1100	1	0	1	0	0	0	0	0	0	0	0	0	0	0	0	0	0	0	0	54.9	-
1200	**4**	**0**	**4**	**0**	**0**	**0**	**0**	**0**	**0**	**0**	**0**	**0**	**0**	**0**	**0**	**0**	**0**	**0**	**0**	**33.7**	**-**
1300	2	0	2	0	0	0	0	0	0	0	0	0	0	0	0	0	0	0	0	43.8	-
1400	0	0	0	0	0	0	0	0	0	0	0	0	0	0	0	0	0	0	0	-	-
1500	0	0	0	0	0	0	0	0	0	0	0	0	0	0	0	0	0	0	0	-	-
1600	0	0	0	0	0	0	0	0	0	0	0	0	0	0	0	0	0	0	0	-	-
1700	3	0	3	0	0	0	0	0	0	0	0	0	0	0	0	0	0	0	0	38.8	-
1800	2	0	2	0	0	0	0	0	0	0	0	0	0	0	0	0	0	0	0	35	-
1900	2	0	2	0	0	0	0	0	0	0	0	0	0	0	0	0	0	0	0	38.1	-
2000	2	0	2	0	0	0	0	0	0	0	0	0	0	0	0	0	0	0	0	54.1	-
2100	0	0	0	0	0	0	0	0	0	0	0	0	0	0	0	0	0	0	0	-	-
2200	2	0	2	0	0	0	0	0	0	0	0	0	0	0	0	0	0	0	0	34.5	-
2300	1	0	1	0	0	0	0	0	0	0	0	0	0	0	0	0	0	0	0	68.1	-
07-19	**17**	**0**	**15**	**1**	**0**	**0**	**0**	**0**	**0**	**1**	**0**	**0**	**0**	**0**	**0**	**0**	**0**	**0**	**0**	**41.2**	**53.3**
06-22	**22**	**0**	**20**	**1**	**0**	**0**	**0**	**0**	**0**	**1**	**0**	**0**	**0**	**0**	**0**	**0**	**0**	**0**	**0**	**42.5**	**54.7**
06-00	**25**	**0**	**23**	**1**	**0**	**0**	**0**	**0**	**0**	**1**	**0**	**0**	**0**	**0**	**0**	**0**	**0**	**0**	**0**	**42.9**	**54.7**
00-00	**27**	**0**	**25**	**1**	**0**	**0**	**0**	**0**	**0**	**1**	**0**	**0**	**0**	**0**	**0**	**0**	**0**	**0**	**0**	**43.5**	**54.7**

DRAFT

Site 93
Location LT34031, Att - No Dumping Sign, Lat 54.14724, Long -6.85999
Direction South

3279 / Meath/Cavan/Monaghan ATC's
October 2013
Automatic Traffic Count

Virtual Day (7)

Time	Total	Classification												>PSL	>PSL%	>SL1	>SL1%	>SL2	>SL2%	Mean	Vpp
		1 MCL	2 SV	3 SVT	4 TB2	5 TB3	6 T4	7 ART3	8 ART4	9 ART5	10 ART6	11 BD	12 DRT	80	80	85 +5kph	85 +5kph	90 +10kph	90 +10kph		85
0000	0	0	0	0	0	0	0	0	0	0	0	0	0	0	0	0	0	0	0	64.8	-
0100	0	0	0	0	0	0	0	0	0	0	0	0	0	0	0	0	0	0	0	-	-
0200	0	0	0	0	0	0	0	0	0	0	0	0	0	0	0	0	0	0	0	42.3	-
0300	0	0	0	0	0	0	0	0	0	0	0	0	0	0	0	0	0	0	0	55	-
0400	0	0	0	0	0	0	0	0	0	0	0	0	0	0	0	0	0	0	0	-	-
0500	0	0	0	0	0	0	0	0	0	0	0	0	0	0	0	0	0	0	0	-	-
0600	1	0	1	0	0	0	0	0	0	0	0	0	0	0	0	0	0	0	0	51.8	-
0700	0	0	0	0	0	0	0	0	0	0	0	0	0	0	0	0	0	0	0	50.4	-
0800	**3**	**0**	**3**	**0**	**0**	**0**	**0**	**0**	**0**	**0**	**0**	**0**	**0**	**0**	**0**	**0**	**0**	**0**	**0**	**43.8**	**-**
0900	1	0	1	0	0	0	0	0	0	0	0	0	0	0	0	0	0	0	0	42.5	-
1000	2	0	2	0	0	0	0	0	0	0	0	0	0	0	0	0	0	0	0	44.2	-
1100	2	0	2	0	0	0	0	0	0	0	0	0	0	0	0	0	0	0	0	46.1	-
1200	**3**	**0**	**3**	**0**	**0**	**0**	**0**	**0**	**0**	**0**	**0**	**0**	**0**	**0**	**0**	**0**	**0**	**0**	**0**	**44.7**	**-**
1300	1	0	1	0	0	0	0	0	0	0	0	0	0	0	0	0	0	0	0	41.1	-
1400	1	0	1	0	0	0	0	0	0	0	0	0	0	0	0	0	0	0	0	40.8	-
1500	2	0	2	0	0	0	0	0	0	0	0	0	0	0	0	0	0	0	0	47.5	-
1600	2	0	2	0	0	0	0	0	0	0	0	0	0	0	0	0	0	0	0	46	-
1700	**3**	**0**	**3**	**0**	**0**	**0**	**0**	**0**	**0**	**0**	**0**	**0**	**0**	**0**	**0**	**0**	**0**	**0**	**0**	**46.7**	**-**
1800	**3**	**0**	**2**	**0**	**0**	**0**	**0**	**0**	**0**	**0**	**0**	**0**	**0**	**0**	**0**	**0**	**0**	**0**	**0**	**42.3**	**-**
1900	2	0	2	0	0	0	0	0	0	0	0	0	0	0	0	0	0	0	0	47.5	-
2000	1	0	1	0	0	0	0	0	0	0	0	0	0	0	0	0	0	0	0	49.9	-
2100	1	0	1	0	0	0	0	0	0	0	0	0	0	0	0	0	0	0	0	53.1	-
2200	1	0	1	0	0	0	0	0	0	0	0	0	0	0	0	0	0	0	0	51.9	-
2300	0	0	0	0	0	0	0	0	0	0	0	0	0	0	0	0	0	0	0	61.7	-
07-19	**23**	**0**	**21**	**2**	**0**	**0**	**0**	**0**	**0**	**0**	**0**	**0**	**0**	**0**	**0**	**0**	**0**	**0**	**0**	**44.6**	**54.7**
06-22	**28**	**0**	**26**	**2**	**0**	**0**	**0**	**0**	**0**	**0**	**0**	**0**	**0**	**0**	**0**	**0**	**0**	**0**	**0**	**45.5**	**54.7**
06-00	**30**	**0**	**27**	**2**	**0**	**0**	**0**	**0**	**0**	**0**	**0**	**0**	**0**	**0**	**0**	**0**	**0**	**0**	**0**	**46**	**55.1**
00-00	**31**	**0**	**28**	**2**	**1**	**0**	**0**	**0**	**0**	**0**	**0**	**0**	**0**	**0**	**0**	**0**	**0**	**0**	**0**	**46.2**	**55.1**

DRAFT

Site 93
Location LT34031, Att - No Dumping Sign, Lat 54.14724, Long -6.85999
Direction South

3279 / Meath/Cavan/Monaghan ATC's
October 2013
Automatic Traffic Count

Virtual Week (1)

Time	Total	Classification												>PSL	>PSL%	>SL1	>SL1%	>SL2	>SL2%	Mean	Vpp
		1 MCL	2 SV	3 SVT	4 TB2	5 TB3	6 T4	7 ART3	8 ART4	9 ART5	10 ART6	11 BD	12 DRT	80	80	85 +5kph	85 +5kph	90 +10kph	90 +10kph		85
Mon	21	0	21	0	0	0	0	0	0	0	0	0	0	0	0	0	0	0	0	46.7	54.7
Tue	27	0	25	1	0	0	0	0	0	1	0	0	0	0	0	0	0	0	0	43.5	54.7
Wed	31	0	30	1	0	0	0	0	0	0	0	0	0	0	0	0	0	0	0	47	54.7
Thu	31	0	27	2	1	1	0	0	0	0	0	0	0	0	0	0	0	0	0	48.8	58.3
Fri	38	0	33	4	1	0	0	0	0	0	0	0	0	0	0	0	0	0	0	44.4	52.6
| Sat	36	1	31	3	1	0	0	0	0	0	0	0	0	0	0	0	0	0	0	46.7	59.4
| Sun	31	0	28	2	1	0	0	0	0	0	0	0	0	0	0	0	0	0	0	46.3	55.1
5 Day Ave.	**30**	**0**	**27**	**2**	**0**	**0**	**0**	**0**	**0**	**0**	**0**	**0**	**0**	**0**	**0.0**	**0**	**0.0**	**0**	**0.0**	**46.1**	**55.0**
7 Day Ave.	**31**	**0**	**28**	**2**	**1**	**0**	**0**	**0**	**0**	**0**	**0**	**0**	**0**	**0**	**0.0**	**0**	**0.0**	**0**	**0.0**	**46.2**	**55.1**
--	**215**	**1**	**195**	**13**	**4**	**1**	**0**	**0**	**0**	**1**	**0**	**0**	**0**	**0**	**0.0**	**0**	**0.0**	**0**	**0.0**	**46.2**	**55.1**

Summary Graphs

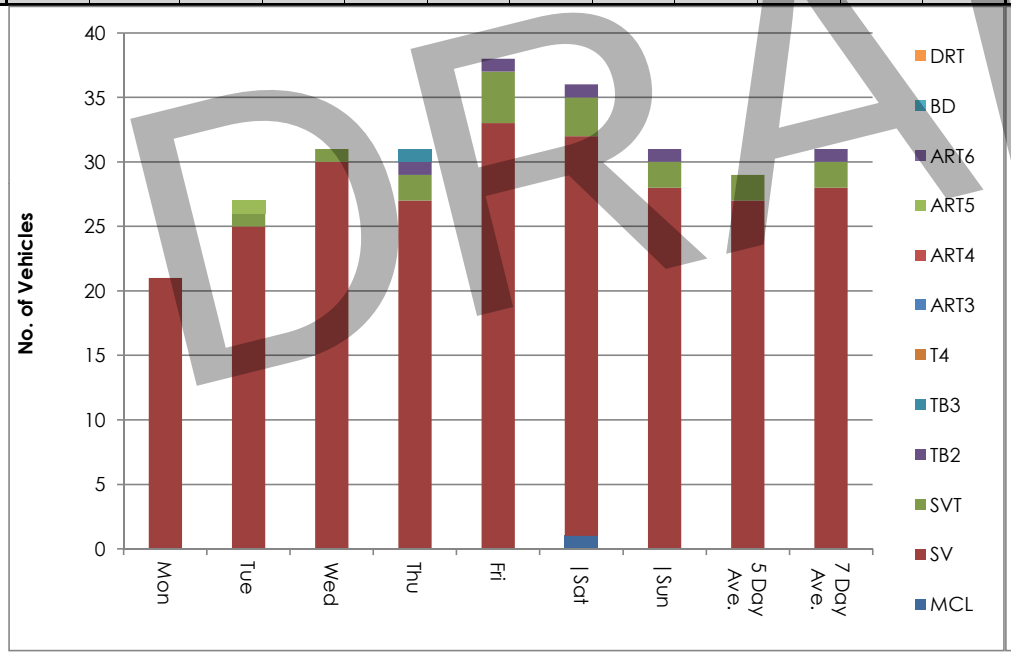

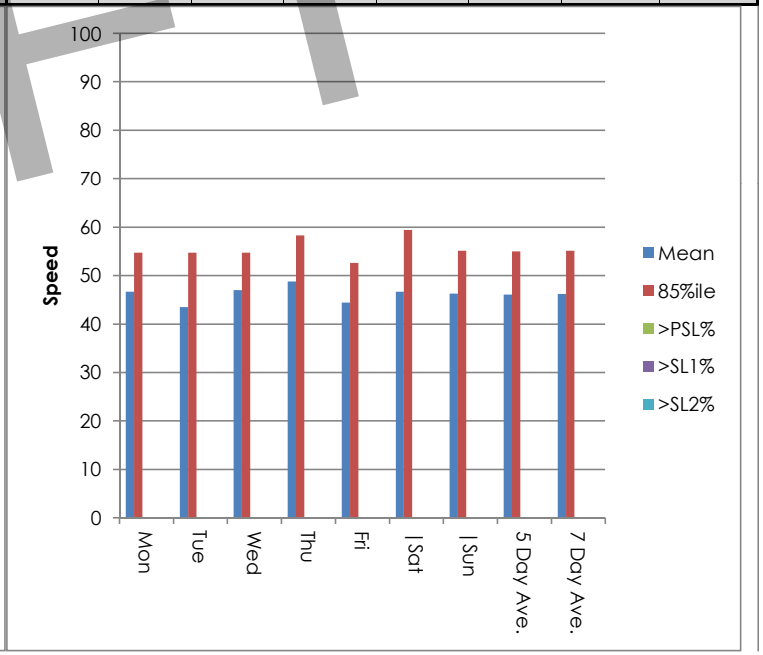

DRAFT

Site 93
Location LT34031, Att - No Dumping Sign, Lat 54.14724, Long -6.85999
Direction South

Wed, 9 October 2013

3279 / Meath/Cavan/Monaghan ATC's
October 2013
Automatic Traffic Count

Time	Total	Speed Bins (km/h)																											
		0 - 5	5 - 10	10 - 15	15 - 20	20 - 25	25 - 30	30 - 35	35 - 40	40 - 45	45 - 50	50 - 55	55 - 60	60 - 65	65 - 70	70 - 75	75 - 80	80 - 85	85 - 90	90 - 95	95 - 100	100 - 105	105 - 110	110 - 115	115 - 120	120 - 125	125 - 130	130 - 135	135 - 140
0000	0	0	0	0	0	0	0	0	0	0	0	0	0	0	0	0	0	0	0	0	0	0	0	0	0	0	0	0	0
0100	0	0	0	0	0	0	0	0	0	0	0	0	0	0	0	0	0	0	0	0	0	0	0	0	0	0	0	0	0
0200	0	0	0	0	0	0	0	0	0	0	0	0	0	0	0	0	0	0	0	0	0	0	0	0	0	0	0	0	0
0300	0	0	0	0	0	0	0	0	0	0	0	0	0	0	0	0	0	0	0	0	0	0	0	0	0	0	0	0	0
0400	0	0	0	0	0	0	0	0	0	0	0	0	0	0	0	0	0	0	0	0	0	0	0	0	0	0	0	0	0
0500	0	0	0	0	0	0	0	0	0	0	0	0	0	0	0	0	0	0	0	0	0	0	0	0	0	0	0	0	0
0600	0	0	0	0	0	0	0	0	0	0	0	0	0	0	0	0	0	0	0	0	0	0	0	0	0	0	0	0	0
0700	0	0	0	0	0	0	0	0	0	0	0	0	0	0	0	0	0	0	0	0	0	0	0	0	0	0	0	0	0
0800	**5**	**0**	**0**	**0**	**0**	**0**	**0**	**1**	**1**	**0**	**2**	**1**	**0**	**0**	**0**	**0**	**0**	**0**	**0**	**0**	**0**	**0**	**0**	**0**	**0**	**0**	**0**	**0**	**0**
0900	3	0	0	0	0	0	0	0	0	2	0	0	0	1	0	0	0	0	0	0	0	0	0	0	0	0	0	0	0
1000	1	0	0	0	0	0	0	0	0	0	0	1	0	0	0	0	0	0	0	0	0	0	0	0	0	0	0	0	0
1100	2	0	0	0	0	0	0	0	1	0	1	0	0	0	0	0	0	0	0	0	0	0	0	0	0	0	0	0	0
1200	3	0	0	0	0	0	0	0	0	1	0	1	1	0	0	0	0	0	0	0	0	0	0	0	0	0	0	0	0
1300	0	0	0	0	0	0	0	0	0	0	0	0	0	0	0	0	0	0	0	0	0	0	0	0	0	0	0	0	0
1400	0	0	0	0	0	0	0	0	0	0	0	0	0	0	0	0	0	0	0	0	0	0	0	0	0	0	0	0	0
1500	1	0	0	0	0	0	0	0	0	0	1	0	0	0	0	0	0	0	0	0	0	0	0	0	0	0	0	0	0
1600	2	0	0	0	0	0	1	0	0	0	0	0	1	0	0	0	0	0	0	0	0	0	0	0	0	0	0	0	0
1700	**5**	**0**	**0**	**0**	**0**	**0**	**0**	**0**	**1**	**0**	**2**	**2**	**0**	**0**	**0**	**0**	**0**	**0**	**0**	**0**	**0**	**0**	**0**	**0**	**0**	**0**	**0**	**0**	**0**
1800	**5**	**0**	**0**	**0**	**0**	**0**	**0**	**0**	**1**	**1**	**1**	**2**	**0**	**0**	**0**	**0**	**0**	**0**	**0**	**0**	**0**	**0**	**0**	**0**	**0**	**0**	**0**	**0**	**0**
1900	0	0	0	0	0	0	0	0	0	0	0	0	0	0	0	0	0	0	0	0	0	0	0	0	0	0	0	0	0
2000	2	0	0	0	0	0	0	1	0	0	1	0	0	0	0	0	0	0	0	0	0	0	0	0	0	0	0	0	0
2100	1	0	0	0	0	0	0	0	0	0	1	0	0	0	0	0	0	0	0	0	0	0	0	0	0	0	0	0	0
2200	0	0	0	0	0	0	0	0	0	0	0	0	0	0	0	0	0	0	0	0	0	0	0	0	0	0	0	0	0
2300	1	0	0	0	0	0	0	0	0	0	0	0	0	1	0	0	0	0	0	0	0	0	0	0	0	0	0	0	0
07-19	**27**	**0**	**0**	**0**	**0**	**0**	**1**	**1**	**4**	**4**	**7**	**7**	**2**	**1**	**0**	**0**	**0**	**0**	**0**	**0**	**0**	**0**	**0**	**0**	**0**	**0**	**0**	**0**	**0**
06-22	**30**	**0**	**0**	**0**	**0**	**0**	**1**	**2**	**4**	**4**	**9**	**7**	**2**	**1**	**0**	**0**	**0**	**0**	**0**	**0**	**0**	**0**	**0**	**0**	**0**	**0**	**0**	**0**	**0**
06-00	**31**	**0**	**0**	**0**	**0**	**0**	**1**	**2**	**4**	**4**	**9**	**7**	**2**	**2**	**0**	**0**	**0**	**0**	**0**	**0**	**0**	**0**	**0**	**0**	**0**	**0**	**0**	**0**	**0**
00-00	**31**	**0**	**0**	**0**	**0**	**0**	**1**	**2**	**4**	**4**	**9**	**7**	**2**	**2**	**0**	**0**	**0**	**0**	**0**	**0**	**0**	**0**	**0**	**0**	**0**	**0**	**0**	**0**	**0**

DRAFT

Site 93
Location LT34031, Att - No Dumping Sign, Lat 54.14724, Long -6.85999
Direction South

3279 / Meath/Cavan/Monaghan ATC's
October 2013
Automatic Traffic Count

Thu, 10 October 2013

Time	Total	Speed Bins (km/h)																											
		0 - 5	5 - 10	10 - 15	15 - 20	20 - 25	25 - 30	30 - 35	35 - 40	40 - 45	45 - 50	50 - 55	55 - 60	60 - 65	65 - 70	70 - 75	75 - 80	80 - 85	85 - 90	90 - 95	95 - 100	100 - 105	105 - 110	110 - 115	115 - 120	120 - 125	125 - 130	130 - 135	135 - 140
0000	2	0	0	0	0	0	0	0	0	0	0	0	1	0	0	1	0	0	0	0	0	0	0	0	0	0	0	0	0
0100	0	0	0	0	0	0	0	0	0	0	0	0	0	0	0	0	0	0	0	0	0	0	0	0	0	0	0	0	0
0200	0	0	0	0	0	0	0	0	0	0	0	0	0	0	0	0	0	0	0	0	0	0	0	0	0	0	0	0	0
0300	0	0	0	0	0	0	0	0	0	0	0	0	0	0	0	0	0	0	0	0	0	0	0	0	0	0	0	0	0
0400	0	0	0	0	0	0	0	0	0	0	0	0	0	0	0	0	0	0	0	0	0	0	0	0	0	0	0	0	0
0500	0	0	0	0	0	0	0	0	0	0	0	0	0	0	0	0	0	0	0	0	0	0	0	0	0	0	0	0	0
0600	2	0	0	0	0	0	0	0	0	0	1	1	0	0	0	0	0	0	0	0	0	0	0	0	0	0	0	0	0
0700	0	0	0	0	0	0	0	0	0	0	0	0	0	0	0	0	0	0	0	0	0	0	0	0	0	0	0	0	0
0800	**3**	**0**	**0**	**0**	**0**	**0**	**0**	**0**	**0**	**1**	**2**	**0**	**0**	**0**	**0**	**0**	**0**	**0**	**0**	**0**	**0**	**0**	**0**	**0**	**0**	**0**	**0**	**0**	**0**
0900	1	0	0	0	0	0	1	0	0	0	0	0	0	0	0	0	0	0	0	0	0	0	0	0	0	0	0	0	0
1000	0	0	0	0	0	0	0	0	0	0	0	0	0	0	0	0	0	0	0	0	0	0	0	0	0	0	0	0	0
1100	0	0	0	0	0	0	0	0	0	0	0	0	0	0	0	0	0	0	0	0	0	0	0	0	0	0	0	0	0
1200	2	0	0	0	0	0	0	0	0	1	1	0	0	0	0	0	0	0	0	0	0	0	0	0	0	0	0	0	0
1300	3	0	0	0	0	0	1	0	0	2	0	0	0	0	0	0	0	0	0	0	0	0	0	0	0	0	0	0	0
1400	1	0	0	0	0	0	0	0	0	0	1	0	0	0	0	0	0	0	0	0	0	0	0	0	0	0	0	0	0
1500	2	0	0	0	0	0	0	0	0	1	0	0	1	0	0	0	0	0	0	0	0	0	0	0	0	0	0	0	0
1600	1	0	0	0	0	0	0	0	0	0	1	0	0	0	0	0	0	0	0	0	0	0	0	0	0	0	0	0	0
1700	**4**	**0**	**0**	**0**	**0**	**0**	**0**	**0**	**1**	**1**	**0**	**0**	**2**	**0**	**0**	**0**	**0**	**0**	**0**	**0**	**0**	**0**	**0**	**0**	**0**	**0**	**0**	**0**	**0**
1800	2	0	0	0	0	0	0	0	1	0	0	0	1	0	0	0	0	0	0	0	0	0	0	0	0	0	0	0	0
1900	**4**	**0**	**0**	**0**	**0**	**0**	**0**	**0**	**0**	**0**	**2**	**0**	**2**	**0**	**0**	**0**	**0**	**0**	**0**	**0**	**0**	**0**	**0**	**0**	**0**	**0**	**0**	**0**	**0**
2000	2	0	0	0	0	0	0	0	0	1	0	0	1	0	0	0	0	0	0	0	0	0	0	0	0	0	0	0	0
2100	1	0	0	0	0	0	0	0	0	0	0	1	0	0	0	0	0	0	0	0	0	0	0	0	0	0	0	0	0
2200	1	0	0	0	0	0	0	0	0	0	1	0	0	0	0	0	0	0	0	0	0	0	0	0	0	0	0	0	0
2300	0	0	0	0	0	0	0	0	0	0	0	0	0	0	0	0	0	0	0	0	0	0	0	0	0	0	0	0	0
07-19	**19**	**0**	**0**	**0**	**0**	**0**	**2**	**0**	**2**	**6**	**5**	**0**	**4**	**0**	**0**	**0**	**0**	**0**	**0**	**0**	**0**	**0**	**0**	**0**	**0**	**0**	**0**	**0**	**0**
06-22	**28**	**0**	**0**	**0**	**0**	**0**	**2**	**0**	**2**	**7**	**8**	**2**	**7**	**0**	**0**	**0**	**0**	**0**	**0**	**0**	**0**	**0**	**0**	**0**	**0**	**0**	**0**	**0**	**0**
06-00	**29**	**0**	**0**	**0**	**0**	**0**	**2**	**0**	**2**	**7**	**9**	**2**	**7**	**0**	**0**	**0**	**0**	**0**	**0**	**0**	**0**	**0**	**0**	**0**	**0**	**0**	**0**	**0**	**0**
00-00	**31**	**0**	**0**	**0**	**0**	**0**	**2**	**0**	**2**	**7**	**9**	**2**	**8**	**0**	**0**	**1**	**0**	**0**	**0**	**0**	**0**	**0**	**0**	**0**	**0**	**0**	**0**	**0**	**0**

DRAFT

Site 93
Location LT34031, Att - No Dumping Sign, Lat 54.14724, Long -6.85999
Direction South

3279 / Meath/Cavan/Monaghan ATC's
October 2013
Automatic Traffic Count

Fri, 11 October 2013

Time	Total	Speed Bins (km/h)																											
		0 - 5	5 - 10	10 - 15	15 - 20	20 - 25	25 - 30	30 - 35	35 - 40	40 - 45	45 - 50	50 - 55	55 - 60	60 - 65	65 - 70	70 - 75	75 - 80	80 - 85	85 - 90	90 - 95	95 - 100	100 - 105	105 - 110	110 - 115	115 - 120	120 - 125	125 - 130	130 - 135	135 - 140
0000	0	0	0	0	0	0	0	0	0	0	0	0	0	0	0	0	0	0	0	0	0	0	0	0	0	0	0	0	0
0100	0	0	0	0	0	0	0	0	0	0	0	0	0	0	0	0	0	0	0	0	0	0	0	0	0	0	0	0	0
0200	0	0	0	0	0	0	0	0	0	0	0	0	0	0	0	0	0	0	0	0	0	0	0	0	0	0	0	0	0
0300	0	0	0	0	0	0	0	0	0	0	0	0	0	0	0	0	0	0	0	0	0	0	0	0	0	0	0	0	0
0400	0	0	0	0	0	0	0	0	0	0	0	0	0	0	0	0	0	0	0	0	0	0	0	0	0	0	0	0	0
0500	0	0	0	0	0	0	0	0	0	0	0	0	0	0	0	0	0	0	0	0	0	0	0	0	0	0	0	0	0
0600	1	0	0	0	0	0	0	0	0	1	0	0	0	0	0	0	0	0	0	0	0	0	0	0	0	0	0	0	0
0700	0	0	0	0	0	0	0	0	0	0	0	0	0	0	0	0	0	0	0	0	0	0	0	0	0	0	0	0	0
0800	**3**	**0**	**0**	**0**	**0**	**0**	**0**	**0**	**1**	**0**	**1**	**1**	**0**	**0**	**0**	**0**	**0**	**0**	**0**	**0**	**0**	**0**	**0**	**0**	**0**	**0**	**0**	**0**	**0**
0900	**3**	**0**	**0**	**0**	**0**	**0**	**0**	**0**	**1**	**1**	**0**	**1**	**0**	**0**	**0**	**0**	**0**	**0**	**0**	**0**	**0**	**0**	**0**	**0**	**0**	**0**	**0**	**0**	**0**
1000	2	0	0	0	0	0	0	0	0	0	1	1	0	0	0	0	0	0	0	0	0	0	0	0	0	0	0	0	0
1100	**3**	**0**	**0**	**0**	**0**	**0**	**0**	**0**	**1**	**1**	**1**	**0**	**0**	**0**	**0**	**0**	**0**	**0**	**0**	**0**	**0**	**0**	**0**	**0**	**0**	**0**	**0**	**0**	**0**
1200	4	0	0	0	0	0	0	1	0	0	2	1	0	0	0	0	0	0	0	0	0	0	0	0	0	0	0	0	0
1300	1	0	0	0	0	0	0	0	0	1	0	0	0	0	0	0	0	0	0	0	0	0	0	0	0	0	0	0	0
1400	3	0	0	0	1	0	0	0	0	2	0	0	0	0	0	0	0	0	0	0	0	0	0	0	0	0	0	0	0
1500	2	0	0	0	0	0	0	0	0	1	0	0	1	0	0	0	0	0	0	0	0	0	0	0	0	0	0	0	0
1600	4	0	0	0	0	1	1	0	0	0	1	1	0	0	0	0	0	0	0	0	0	0	0	0	0	0	0	0	0
1700	1	0	0	0	0	0	0	0	0	0	0	1	0	0	0	0	0	0	0	0	0	0	0	0	0	0	0	0	0
1800	2	0	0	0	0	0	1	0	1	0	0	0	0	0	0	0	0	0	0	0	0	0	0	0	0	0	0	0	0
1900	**5**	**0**	**0**	**0**	**0**	**0**	**0**	**0**	**1**	**0**	**1**	**2**	**1**	**0**	**0**	**0**	**0**	**0**	**0**	**0**	**0**	**0**	**0**	**0**	**0**	**0**	**0**	**0**	**0**
2000	1	0	0	0	0	0	0	0	0	0	1	0	0	0	0	0	0	0	0	0	0	0	0	0	0	0	0	0	0
2100	1	0	0	0	0	0	0	0	0	0	0	1	0	0	0	0	0	0	0	0	0	0	0	0	0	0	0	0	0
2200	1	0	0	0	0	0	0	0	0	0	0	0	0	0	1	0	0	0	0	0	0	0	0	0	0	0	0	0	0
2300	1	0	0	0	0	0	0	0	0	0	0	1	0	0	0	0	0	0	0	0	0	0	0	0	0	0	0	0	0
07-19	**28**	**0**	**0**	**0**	**1**	**1**	**2**	**1**	**4**	**6**	**6**	**6**	**1**	**0**	**0**	**0**	**0**	**0**	**0**	**0**	**0**	**0**	**0**	**0**	**0**	**0**	**0**	**0**	**0**
06-22	**36**	**0**	**0**	**0**	**1**	**1**	**2**	**1**	**5**	**7**	**8**	**9**	**2**	**0**	**0**	**0**	**0**	**0**	**0**	**0**	**0**	**0**	**0**	**0**	**0**	**0**	**0**	**0**	**0**
06-00	**38**	**0**	**0**	**0**	**1**	**1**	**2**	**1**	**5**	**7**	**8**	**10**	**2**	**0**	**1**	**0**	**0**	**0**	**0**	**0**	**0**	**0**	**0**	**0**	**0**	**0**	**0**	**0**	**0**
00-00	**38**	**0**	**0**	**0**	**1**	**1**	**2**	**1**	**5**	**7**	**8**	**10**	**2**	**0**	**1**	**0**	**0**	**0**	**0**	**0**	**0**	**0**	**0**	**0**	**0**	**0**	**0**	**0**	**0**

DRAFT

Site 93
Location LT34031, Att - No Dumping Sign, Lat 54.14724, Long -6.85999
Direction South

3279 / Meath/Cavan/Monaghan ATC's
October 2013
Automatic Traffic Count

Sat, 12 October 2013

Time	Total	Speed Bins (km/h)																											
		0 - 5	5 - 10	10 - 15	15 - 20	20 - 25	25 - 30	30 - 35	35 - 40	40 - 45	45 - 50	50 - 55	55 - 60	60 - 65	65 - 70	70 - 75	75 - 80	80 - 85	85 - 90	90 - 95	95 - 100	100 - 105	105 - 110	110 - 115	115 - 120	120 - 125	125 - 130	130 - 135	135 - 140
0000	0	0	0	0	0	0	0	0	0	0	0	0	0	0	0	0	0	0	0	0	0	0	0	0	0	0	0	0	0
0100	0	0	0	0	0	0	0	0	0	0	0	0	0	0	0	0	0	0	0	0	0	0	0	0	0	0	0	0	0
0200	0	0	0	0	0	0	0	0	0	0	0	0	0	0	0	0	0	0	0	0	0	0	0	0	0	0	0	0	0
0300	0	0	0	0	0	0	0	0	0	0	0	0	0	0	0	0	0	0	0	0	0	0	0	0	0	0	0	0	0
0400	0	0	0	0	0	0	0	0	0	0	0	0	0	0	0	0	0	0	0	0	0	0	0	0	0	0	0	0	0
0500	0	0	0	0	0	0	0	0	0	0	0	0	0	0	0	0	0	0	0	0	0	0	0	0	0	0	0	0	0
0600	0	0	0	0	0	0	0	0	0	0	0	0	0	0	0	0	0	0	0	0	0	0	0	0	0	0	0	0	0
0700	1	0	0	0	0	0	0	0	0	1	0	0	0	0	0	0	0	0	0	0	0	0	0	0	0	0	0	0	0
0800	2	0	0	0	0	0	1	0	0	0	1	0	0	0	0	0	0	0	0	0	0	0	0	0	0	0	0	0	0
0900	1	0	0	0	0	0	0	0	1	0	0	0	0	0	0	0	0	0	0	0	0	0	0	0	0	0	0	0	0
1000	4	0	0	1	0	0	1	0	0	1	1	0	0	0	0	0	0	0	0	0	0	0	0	0	0	0	0	0	0
1100	**7**	**0**	**0**	**0**	**0**	**0**	**0**	**0**	**0**	**3**	**2**	**1**	**0**	**1**	**0**	**0**	**0**	**0**	**0**	**0**	**0**	**0**	**0**	**0**	**0**	**0**	**0**	**0**	**0**
1200	3	0	0	0	0	0	0	0	0	1	2	0	0	0	0	0	0	0	0	0	0	0	0	0	0	0	0	0	0
1300	1	0	0	0	0	0	0	0	0	0	0	1	0	0	0	0	0	0	0	0	0	0	0	0	0	0	0	0	0
1400	1	0	0	0	0	0	0	0	0	1	0	0	0	0	0	0	0	0	0	0	0	0	0	0	0	0	0	0	0
1500	0	0	0	0	0	0	0	0	0	0	0	0	0	0	0	0	0	0	0	0	0	0	0	0	0	0	0	0	0
1600	3	0	0	0	0	0	0	0	0	0	0	1	1	1	0	0	0	0	0	0	0	0	0	0	0	0	0	0	0
1700	3	0	0	0	0	0	0	0	0	0	1	1	1	0	0	0	0	0	0	0	0	0	0	0	0	0	0	0	0
1800	3	0	0	0	0	0	0	0	1	0	0	1	0	0	1	0	0	0	0	0	0	0	0	0	0	0	0	0	0
1900	**4**	**0**	**0**	**0**	**0**	**0**	**0**	**1**	**0**	**2**	**1**	**0**	**0**	**0**	**0**	**0**	**0**	**0**	**0**	**0**	**0**	**0**	**0**	**0**	**0**	**0**	**0**	**0**	**0**
2000	0	0	0	0	0	0	0	0	0	0	0	0	0	0	0	0	0	0	0	0	0	0	0	0	0	0	0	0	0
2100	1	0	0	0	0	0	0	0	0	0	0	0	0	1	0	0	0	0	0	0	0	0	0	0	0	0	0	0	0
2200	2	0	0	0	0	0	0	0	0	0	0	1	0	0	1	0	0	0	0	0	0	0	0	0	0	0	0	0	0
2300	0	0	0	0	0	0	0	0	0	0	0	0	0	0	0	0	0	0	0	0	0	0	0	0	0	0	0	0	0
07-19	**29**	**0**	**0**	**1**	**0**	**0**	**2**	**0**	**2**	**7**	**7**	**5**	**2**	**2**	**1**	**0**	**0**	**0**	**0**	**0**	**0**	**0**	**0**	**0**	**0**	**0**	**0**	**0**	**0**
06-22	**34**	**0**	**0**	**1**	**0**	**0**	**2**	**1**	**2**	**9**	**8**	**5**	**2**	**3**	**1**	**0**	**0**	**0**	**0**	**0**	**0**	**0**	**0**	**0**	**0**	**0**	**0**	**0**	**0**
06-00	**36**	**0**	**0**	**1**	**0**	**0**	**2**	**1**	**2**	**9**	**8**	**6**	**2**	**3**	**2**	**0**	**0**	**0**	**0**	**0**	**0**	**0**	**0**	**0**	**0**	**0**	**0**	**0**	**0**
00-00	**36**	**0**	**0**	**1**	**0**	**0**	**2**	**1**	**2**	**9**	**8**	**6**	**2**	**3**	**2**	**0**	**0**	**0**	**0**	**0**	**0**	**0**	**0**	**0**	**0**	**0**	**0**	**0**	**0**

DRAFT

Site 93
Location LT34031, Att - No Dumping Sign, Lat 54.14724, Long -6.85999
Direction South

3279 / Meath/Cavan/Monaghan ATC's
October 2013
Automatic Traffic Count

Sun, 13 October 2013

Time	Total	Speed Bins (km/h)																											
		0 - 5	5 - 10	10 - 15	15 - 20	20 - 25	25 - 30	30 - 35	35 - 40	40 - 45	45 - 50	50 - 55	55 - 60	60 - 65	65 - 70	70 - 75	75 - 80	80 - 85	85 - 90	90 - 95	95 - 100	100 - 105	105 - 110	110 - 115	115 - 120	120 - 125	125 - 130	130 - 135	135 - 140
0000	0	0	0	0	0	0	0	0	0	0	0	0	0	0	0	0	0	0	0	0	0	0	0	0	0	0	0	0	0
0100	0	0	0	0	0	0	0	0	0	0	0	0	0	0	0	0	0	0	0	0	0	0	0	0	0	0	0	0	0
0200	0	0	0	0	0	0	0	0	0	0	0	0	0	0	0	0	0	0	0	0	0	0	0	0	0	0	0	0	0
0300	0	0	0	0	0	0	0	0	0	0	0	0	0	0	0	0	0	0	0	0	0	0	0	0	0	0	0	0	0
0400	0	0	0	0	0	0	0	0	0	0	0	0	0	0	0	0	0	0	0	0	0	0	0	0	0	0	0	0	0
0500	0	0	0	0	0	0	0	0	0	0	0	0	0	0	0	0	0	0	0	0	0	0	0	0	0	0	0	0	0
0600	1	0	0	0	0	0	0	0	0	0	0	0	0	1	0	0	0	0	0	0	0	0	0	0	0	0	0	0	0
0700	0	0	0	0	0	0	0	0	0	0	0	0	0	0	0	0	0	0	0	0	0	0	0	0	0	0	0	0	0
0800	0	0	0	0	0	0	0	0	0	0	0	0	0	0	0	0	0	0	0	0	0	0	0	0	0	0	0	0	0
0900	1	0	0	0	0	0	0	1	0	0	0	0	0	0	0	0	0	0	0	0	0	0	0	0	0	0	0	0	0
1000	**3**	**0**	**0**	**0**	**0**	**0**	**0**	**0**	**0**	**1**	**0**	**1**	**0**	**0**	**1**	**0**	**0**	**0**	**0**	**0**	**0**	**0**	**0**	**0**	**0**	**0**	**0**	**0**	**0**
1100	2	0	0	0	0	0	0	0	0	2	0	0	0	0	0	0	0	0	0	0	0	0	0	0	0	0	0	0	0
1200	2	0	0	0	0	0	0	0	0	1	1	0	0	0	0	0	0	0	0	0	0	0	0	0	0	0	0	0	0
1300	1	0	0	0	0	0	0	1	0	0	0	0	0	0	0	0	0	0	0	0	0	0	0	0	0	0	0	0	0
1400	2	0	0	0	0	0	0	1	0	0	0	1	0	0	0	0	0	0	0	0	0	0	0	0	0	0	0	0	0
1500	**6**	**0**	**0**	**0**	**0**	**0**	**1**	**1**	**0**	**1**	**1**	**0**	**1**	**1**	**0**	**0**	**0**	**0**	**0**	**0**	**0**	**0**	**0**	**0**	**0**	**0**	**0**	**0**	**0**
1600	3	0	0	0	0	0	0	0	1	1	0	1	0	0	0	0	0	0	0	0	0	0	0	0	0	0	0	0	0
1700	5	0	0	0	0	0	0	1	1	0	3	0	0	0	0	0	0	0	0	0	0	0	0	0	0	0	0	0	0
1800	2	0	0	0	0	0	0	0	0	2	0	0	0	0	0	0	0	0	0	0	0	0	0	0	0	0	0	0	0
1900	2	0	0	0	0	0	0	0	0	0	0	1	0	1	0	0	0	0	0	0	0	0	0	0	0	0	0	0	0
2000	0	0	0	0	0	0	0	0	0	0	0	0	0	0	0	0	0	0	0	0	0	0	0	0	0	0	0	0	0
2100	0	0	0	0	0	0	0	0	0	0	0	0	0	0	0	0	0	0	0	0	0	0	0	0	0	0	0	0	0
2200	1	0	0	0	0	0	0	0	0	0	0	0	1	0	0	0	0	0	0	0	0	0	0	0	0	0	0	0	0
2300	0	0	0	0	0	0	0	0	0	0	0	0	0	0	0	0	0	0	0	0	0	0	0	0	0	0	0	0	0
07-19	**27**	**0**	**0**	**0**	**0**	**0**	**1**	**5**	**2**	**8**	**5**	**3**	**1**	**1**	**1**	**0**	**0**	**0**	**0**	**0**	**0**	**0**	**0**	**0**	**0**	**0**	**0**	**0**	**0**
06-22	**30**	**0**	**0**	**0**	**0**	**0**	**1**	**5**	**2**	**8**	**5**	**4**	**1**	**3**	**1**	**0**	**0**	**0**	**0**	**0**	**0**	**0**	**0**	**0**	**0**	**0**	**0**	**0**	**0**
06-00	**31**	**0**	**0**	**0**	**0**	**0**	**1**	**5**	**2**	**8**	**5**	**4**	**2**	**3**	**1**	**0**	**0**	**0**	**0**	**0**	**0**	**0**	**0**	**0**	**0**	**0**	**0**	**0**	**0**
00-00	**31**	**0**	**0**	**0**	**0**	**0**	**1**	**5**	**2**	**8**	**5**	**4**	**2**	**3**	**1**	**0**	**0**	**0**	**0**	**0**	**0**	**0**	**0**	**0**	**0**	**0**	**0**	**0**	**0**

DRAFT

Site 93
Location LT34031, Att - No Dumping Sign, Lat 54.14724, Long -6.85999
Direction South

3279 / Meath/Cavan/Monaghan ATC's
October 2013
Automatic Traffic Count

Mon, 14 October 2013

Time	Total	Speed Bins (km/h)																											
		0 - 5	5 - 10	10 - 15	15 - 20	20 - 25	25 - 30	30 - 35	35 - 40	40 - 45	45 - 50	50 - 55	55 - 60	60 - 65	65 - 70	70 - 75	75 - 80	80 - 85	85 - 90	90 - 95	95 - 100	100 - 105	105 - 110	110 - 115	115 - 120	120 - 125	125 - 130	130 - 135	135 - 140
0000	0	0	0	0	0	0	0	0	0	0	0	0	0	0	0	0	0	0	0	0	0	0	0	0	0	0	0	0	0
0100	0	0	0	0	0	0	0	0	0	0	0	0	0	0	0	0	0	0	0	0	0	0	0	0	0	0	0	0	0
0200	1	0	0	0	0	0	0	0	1	0	0	0	0	0	0	0	0	0	0	0	0	0	0	0	0	0	0	0	0
0300	0	0	0	0	0	0	0	0	0	0	0	0	0	0	0	0	0	0	0	0	0	0	0	0	0	0	0	0	0
0400	0	0	0	0	0	0	0	0	0	0	0	0	0	0	0	0	0	0	0	0	0	0	0	0	0	0	0	0	0
0500	0	0	0	0	0	0	0	0	0	0	0	0	0	0	0	0	0	0	0	0	0	0	0	0	0	0	0	0	0
0600	1	0	0	0	0	0	0	0	0	0	0	1	0	0	0	0	0	0	0	0	0	0	0	0	0	0	0	0	0
0700	1	0	0	0	0	0	0	0	0	0	0	1	0	0	0	0	0	0	0	0	0	0	0	0	0	0	0	0	0
0800	**3**	**0**	**0**	**0**	**0**	**0**	**0**	**1**	**0**	**1**	**0**	**1**	**0**	**0**	**0**	**0**	**0**	**0**	**0**	**0**	**0**	**0**	**0**	**0**	**0**	**0**	**0**	**0**	**0**
0900	1	0	0	0	0	0	0	0	0	0	1	0	0	0	0	0	0	0	0	0	0	0	0	0	0	0	0	0	0
1000	1	0	0	0	0	0	0	0	0	0	1	0	0	0	0	0	0	0	0	0	0	0	0	0	0	0	0	0	0
1100	0	0	0	0	0	0	0	0	0	0	0	0	0	0	0	0	0	0	0	0	0	0	0	0	0	0	0	0	0
1200	**3**	**0**	**0**	**0**	**0**	**0**	**0**	**0**	**0**	**0**	**1**	**2**	**0**	**0**	**0**	**0**	**0**	**0**	**0**	**0**	**0**	**0**	**0**	**0**	**0**	**0**	**0**	**0**	**0**
1300	1	0	0	0	0	0	0	0	1	0	0	0	0	0	0	0	0	0	0	0	0	0	0	0	0	0	0	0	0
1400	0	0	0	0	0	0	0	0	0	0	0	0	0	0	0	0	0	0	0	0	0	0	0	0	0	0	0	0	0
1500	1	0	0	0	0	0	0	0	0	0	0	1	0	0	0	0	0	0	0	0	0	0	0	0	0	0	0	0	0
1600	1	0	0	0	0	0	0	0	0	0	0	0	0	1	0	0	0	0	0	0	0	0	0	0	0	0	0	0	0
1700	1	0	0	0	0	0	0	0	0	0	1	0	0	0	0	0	0	0	0	0	0	0	0	0	0	0	0	0	0
1800	2	0	0	0	0	0	1	1	0	0	0	0	0	0	0	0	0	0	0	0	0	0	0	0	0	0	0	0	0
1900	0	0	0	0	0	0	0	0	0	0	0	0	0	0	0	0	0	0	0	0	0	0	0	0	0	0	0	0	0
2000	**3**	**0**	**0**	**0**	**0**	**0**	**0**	**0**	**0**	**1**	**0**	**0**	**1**	**1**	**0**	**0**	**0**	**0**	**0**	**0**	**0**	**0**	**0**	**0**	**0**	**0**	**0**	**0**	**0**
2100	0	0	0	0	0	0	0	0	0	0	0	0	0	0	0	0	0	0	0	0	0	0	0	0	0	0	0	0	0
2200	1	0	0	0	0	0	0	0	0	0	0	1	0	0	0	0	0	0	0	0	0	0	0	0	0	0	0	0	0
2300	0	0	0	0	0	0	0	0	0	0	0	0	0	0	0	0	0	0	0	0	0	0	0	0	0	0	0	0	0
07-19	**15**	**0**	**0**	**0**	**0**	**0**	**1**	**2**	**1**	**1**	**4**	**5**	**0**	**1**	**0**	**0**	**0**	**0**	**0**	**0**	**0**	**0**	**0**	**0**	**0**	**0**	**0**	**0**	**0**
06-22	**19**	**0**	**0**	**0**	**0**	**0**	**1**	**2**	**1**	**2**	**4**	**6**	**1**	**2**	**0**	**0**	**0**	**0**	**0**	**0**	**0**	**0**	**0**	**0**	**0**	**0**	**0**	**0**	**0**
06-00	**20**	**0**	**0**	**0**	**0**	**0**	**1**	**2**	**1**	**2**	**4**	**7**	**1**	**2**	**0**	**0**	**0**	**0**	**0**	**0**	**0**	**0**	**0**	**0**	**0**	**0**	**0**	**0**	**0**
00-00	**21**	**0**	**0**	**0**	**0**	**0**	**1**	**2**	**2**	**2**	**4**	**7**	**1**	**2**	**0**	**0**	**0**	**0**	**0**	**0**	**0**	**0**	**0**	**0**	**0**	**0**	**0**	**0**	**0**

DRAFT

Site 93
Location LT34031, Att - No Dumping Sign, Lat 54.14724, Long -6.85999
Direction South

3279 / Meath/Cavan/Monaghan ATC's
October 2013
Automatic Traffic Count

Tue, 15 October 2013

Time	Total	Speed Bins (km/h)																											
		0 - 5	5 - 10	10 - 15	15 - 20	20 - 25	25 - 30	30 - 35	35 - 40	40 - 45	45 - 50	50 - 55	55 - 60	60 - 65	65 - 70	70 - 75	75 - 80	80 - 85	85 - 90	90 - 95	95 - 100	100 - 105	105 - 110	110 - 115	115 - 120	120 - 125	125 - 130	130 - 135	135 - 140
0000	0	0	0	0	0	0	0	0	0	0	0	0	0	0	0	0	0	0	0	0	0	0	0	0	0	0	0	0	0
0100	0	0	0	0	0	0	0	0	0	0	0	0	0	0	0	0	0	0	0	0	0	0	0	0	0	0	0	0	0
0200	1	0	0	0	0	0	0	0	0	0	1	0	0	0	0	0	0	0	0	0	0	0	0	0	0	0	0	0	0
0300	1	0	0	0	0	0	0	0	0	0	0	1	0	0	0	0	0	0	0	0	0	0	0	0	0	0	0	0	0
0400	0	0	0	0	0	0	0	0	0	0	0	0	0	0	0	0	0	0	0	0	0	0	0	0	0	0	0	0	0
0500	0	0	0	0	0	0	0	0	0	0	0	0	0	0	0	0	0	0	0	0	0	0	0	0	0	0	0	0	0
0600	1	0	0	0	0	0	0	0	0	0	1	0	0	0	0	0	0	0	0	0	0	0	0	0	0	0	0	0	0
0700	1	0	0	0	0	0	0	0	0	0	0	0	1	0	0	0	0	0	0	0	0	0	0	0	0	0	0	0	0
0800	**4**	**0**	**0**	**0**	**0**	**0**	**0**	**0**	**1**	**0**	**3**	**0**	**0**	**0**	**0**	**0**	**0**	**0**	**0**	**0**	**0**	**0**	**0**	**0**	**0**	**0**	**0**	**0**	**0**
0900	0	0	0	0	0	0	0	0	0	0	0	0	0	0	0	0	0	0	0	0	0	0	0	0	0	0	0	0	0
1000	0	0	0	0	0	0	0	0	0	0	0	0	0	0	0	0	0	0	0	0	0	0	0	0	0	0	0	0	0
1100	1	0	0	0	0	0	0	0	0	0	0	1	0	0	0	0	0	0	0	0	0	0	0	0	0	0	0	0	0
1200	**4**	**0**	**0**	**0**	**1**	**0**	**1**	**0**	**0**	**1**	**1**	**0**	**0**	**0**	**0**	**0**	**0**	**0**	**0**	**0**	**0**	**0**	**0**	**0**	**0**	**0**	**0**	**0**	**0**
1300	2	0	0	0	0	0	0	0	0	2	0	0	0	0	0	0	0	0	0	0	0	0	0	0	0	0	0	0	0
1400	0	0	0	0	0	0	0	0	0	0	0	0	0	0	0	0	0	0	0	0	0	0	0	0	0	0	0	0	0
1500	0	0	0	0	0	0	0	0	0	0	0	0	0	0	0	0	0	0	0	0	0	0	0	0	0	0	0	0	0
1600	0	0	0	0	0	0	0	0	0	0	0	0	0	0	0	0	0	0	0	0	0	0	0	0	0	0	0	0	0
1700	3	0	1	0	0	0	0	0	0	0	0	1	1	0	0	0	0	0	0	0	0	0	0	0	0	0	0	0	0
1800	2	0	0	0	1	0	0	0	0	0	0	1	0	0	0	0	0	0	0	0	0	0	0	0	0	0	0	0	0
1900	2	0	0	0	0	0	0	0	1	1	0	0	0	0	0	0	0	0	0	0	0	0	0	0	0	0	0	0	0
2000	2	0	0	0	0	0	0	0	0	0	1	0	1	0	0	0	0	0	0	0	0	0	0	0	0	0	0	0	0
2100	0	0	0	0	0	0	0	0	0	0	0	0	0	0	0	0	0	0	0	0	0	0	0	0	0	0	0	0	0
2200	2	0	0	0	0	0	0	2	0	0	0	0	0	0	0	0	0	0	0	0	0	0	0	0	0	0	0	0	0
2300	1	0	0	0	0	0	0	0	0	0	0	0	0	0	1	0	0	0	0	0	0	0	0	0	0	0	0	0	0
07-19	**17**	**0**	**1**	**0**	**2**	**0**	**1**	**0**	**1**	**3**	**4**	**3**	**2**	**0**	**0**	**0**	**0**	**0**	**0**	**0**	**0**	**0**	**0**	**0**	**0**	**0**	**0**	**0**	**0**
06-22	**22**	**0**	**1**	**0**	**2**	**0**	**1**	**0**	**2**	**4**	**6**	**3**	**3**	**0**	**0**	**0**	**0**	**0**	**0**	**0**	**0**	**0**	**0**	**0**	**0**	**0**	**0**	**0**	**0**
06-00	**25**	**0**	**1**	**0**	**2**	**0**	**1**	**2**	**2**	**4**	**6**	**3**	**3**	**0**	**1**	**0**	**0**	**0**	**0**	**0**	**0**	**0**	**0**	**0**	**0**	**0**	**0**	**0**	**0**
00-00	**27**	**0**	**1**	**0**	**2**	**0**	**1**	**2**	**2**	**4**	**7**	**4**	**3**	**0**	**1**	**0**	**0**	**0**	**0**	**0**	**0**	**0**	**0**	**0**	**0**	**0**	**0**	**0**	**0**

DRAFT

Site 93
Location LT34031, Att - No Dumping Sign, Lat 54.14724, Long -6.85999
Direction South

3279 / Meath/Cavan/Monaghan ATC's
October 2013
Automatic Traffic Count

Virtual Day (7)

Time	Total	Speed Bins (km/h)																											
		0 - 5	5 - 10	10 - 15	15 - 20	20 - 25	25 - 30	30 - 35	35 - 40	40 - 45	45 - 50	50 - 55	55 - 60	60 - 65	65 - 70	70 - 75	75 - 80	80 - 85	85 - 90	90 - 95	95 - 100	100 - 105	105 - 110	110 - 115	115 - 120	120 - 125	125 - 130	130 - 135	135 - 140
0000	0	0	0	0	0	0	0	0	0	0	0	0	0	0	0	0	0	0	0	0	0	0	0	0	0	0	0	0	0
0100	0	0	0	0	0	0	0	0	0	0	0	0	0	0	0	0	0	0	0	0	0	0	0	0	0	0	0	0	0
0200	0	0	0	0	0	0	0	0	0	0	0	0	0	0	0	0	0	0	0	0	0	0	0	0	0	0	0	0	0
0300	0	0	0	0	0	0	0	0	0	0	0	0	0	0	0	0	0	0	0	0	0	0	0	0	0	0	0	0	0
0400	0	0	0	0	0	0	0	0	0	0	0	0	0	0	0	0	0	0	0	0	0	0	0	0	0	0	0	0	0
0500	0	0	0	0	0	0	0	0	0	0	0	0	0	0	0	0	0	0	0	0	0	0	0	0	0	0	0	0	0
0600	1	0	0	0	0	0	0	0	0	0	0	0	0	0	0	0	0	0	0	0	0	0	0	0	0	0	0	0	0
0700	0	0	0	0	0	0	0	0	0	0	0	0	0	0	0	0	0	0	0	0	0	0	0	0	0	0	0	0	0
0800	**3**	**0**	**0**	**0**	**0**	**0**	**0**	**0**	**0**	**0**	**1**	**0**	**0**	**0**	**0**	**0**	**0**	**0**	**0**	**0**	**0**	**0**	**0**	**0**	**0**	**0**	**0**	**0**	**0**
0900	1	0	0	0	0	0	0	0	0	0	0	0	0	0	0	0	0	0	0	0	0	0	0	0	0	0	0	0	0
1000	2	0	0	0	0	0	0	0	0	0	0	0	0	0	0	0	0	0	0	0	0	0	0	0	0	0	0	0	0
1100	2	0	0	0	0	0	0	0	0	1	1	0	0	0	0	0	0	0	0	0	0	0	0	0	0	0	0	0	0
1200	**3**	**0**	**0**	**0**	**0**	**0**	**0**	**0**	**0**	**1**	**1**	**1**	**0**	**0**	**0**	**0**	**0**	**0**	**0**	**0**	**0**	**0**	**0**	**0**	**0**	**0**	**0**	**0**	**0**
1300	1	0	0	0	0	0	0	0	0	1	0	0	0	0	0	0	0	0	0	0	0	0	0	0	0	0	0	0	0
1400	1	0	0	0	0	0	0	0	0	0	0	0	0	0	0	0	0	0	0	0	0	0	0	0	0	0	0	0	0
1500	2	0	0	0	0	0	0	0	0	0	0	0	0	0	0	0	0	0	0	0	0	0	0	0	0	0	0	0	0
1600	2	0	0	0	0	0	0	0	0	0	0	0	0	0	0	0	0	0	0	0	0	0	0	0	0	0	0	0	0
1700	**3**	**0**	**0**	**0**	**0**	**0**	**0**	**0**	**0**	**0**	**1**	**1**	**1**	**0**	**0**	**0**	**0**	**0**	**0**	**0**	**0**	**0**	**0**	**0**	**0**	**0**	**0**	**0**	**0**
1800	**3**	**0**	**0**	**0**	**0**	**0**	**0**	**0**	**1**	**0**	**0**	**1**	**0**	**0**	**0**	**0**	**0**	**0**	**0**	**0**	**0**	**0**	**0**	**0**	**0**	**0**	**0**	**0**	**0**
1900	2	0	0	0	0	0	0	0	0	0	1	0	0	0	0	0	0	0	0	0	0	0	0	0	0	0	0	0	0
2000	1	0	0	0	0	0	0	0	0	0	0	0	0	0	0	0	0	0	0	0	0	0	0	0	0	0	0	0	0
2100	1	0	0	0	0	0	0	0	0	0	0	0	0	0	0	0	0	0	0	0	0	0	0	0	0	0	0	0	0
2200	1	0	0	0	0	0	0	0	0	0	0	0	0	0	0	0	0	0	0	0	0	0	0	0	0	0	0	0	0
2300	0	0	0	0	0	0	0	0	0	0	0	0	0	0	0	0	0	0	0	0	0	0	0	0	0	0	0	0	0
07-19	**23**	**0**	**0**	**0**	**0**	**0**	**1**	**1**	**2**	**5**	**5**	**4**	**2**	**1**	**0**	**0**	**0**	**0**	**0**	**0**	**0**	**0**	**0**	**0**	**0**	**0**	**0**	**0**	**0**
06-22	**28**	**0**	**0**	**0**	**0**	**0**	**1**	**2**	**3**	**6**	**7**	**5**	**3**	**1**	**0**	**0**	**0**	**0**	**0**	**0**	**0**	**0**	**0**	**0**	**0**	**0**	**0**	**0**	**0**
06-00	**30**	**0**	**0**	**0**	**0**	**0**	**1**	**2**	**3**	**6**	**7**	**6**	**3**	**1**	**1**	**0**	**0**	**0**	**0**	**0**	**0**	**0**	**0**	**0**	**0**	**0**	**0**	**0**	**0**
00-00	**31**	**0**	**0**	**0**	**0**	**0**	**1**	**2**	**3**	**6**	**7**	**6**	**3**	**1**	**1**	**0**	**0**	**0**	**0**	**0**	**0**	**0**	**0**	**0**	**0**	**0**	**0**	**0**	**0**

DRAFT

Site 93
Location LT34031, Att - No Dumping Sign, Lat 54.14724, Long -6.85999
Direction South

3279 / Meath/Cavan/Monaghan ATC's
October 2013
Automatic Traffic Count

Virtual Week (1)

Time	Total	Speed Bins (km/h)																											
		0 - 5	5 - 10	10 - 15	15 - 20	20 - 25	25 - 30	30 - 35	35 - 40	40 - 45	45 - 50	50 - 55	55 - 60	60 - 65	65 - 70	70 - 75	75 - 80	80 - 85	85 - 90	90 - 95	95 - 100	100 - 105	105 - 110	110 - 115	115 - 120	120 - 125	125 - 130	130 - 135	135 - 140
Mon	21	0	0	0	0	0	1	2	2	2	4	7	1	2	0	0	0	0	0	0	0	0	0	0	0	0	0	0	0
Tue	27	0	1	0	2	0	1	2	2	4	7	4	3	0	1	0	0	0	0	0	0	0	0	0	0	0	0	0	0
Wed	31	0	0	0	0	0	1	2	4	4	9	7	2	2	0	0	0	0	0	0	0	0	0	0	0	0	0	0	0
Thu	31	0	0	0	0	0	2	0	2	7	9	2	8	0	0	1	0	0	0	0	0	0	0	0	0	0	0	0	0
Fri	38	0	0	0	1	1	2	1	5	7	8	10	2	0	1	0	0	0	0	0	0	0	0	0	0	0	0	0	0
|Sat	36	0	0	1	0	0	2	1	2	9	8	6	2	3	2	0	0	0	0	0	0	0	0	0	0	0	0	0	0
|Sun	31	0	0	0	0	0	1	5	2	8	5	4	2	3	1	0	0	0	0	0	0	0	0	0	0	0	0	0	0
5 Day Ave.	**30**	**0**	**0**	**0**	**1**	**0**	**1**	**1**	**3**	**5**	**7**	**6**	**3**	**1**	**0**	**0**	**0**	**0**	**0**	**0**	**0**	**0**	**0**	**0**	**0**	**0**	**0**	**0**	**0**
7 Day Ave.	**31**	**0**	**0**	**0**	**0**	**0**	**1**	**2**	**3**	**6**	**7**	**6**	**3**	**1**	**1**	**0**	**0**	**0**	**0**	**0**	**0**	**0**	**0**	**0**	**0**	**0**	**0**	**0**	**0**
--	**215**	**0**	**1**	**1**	**3**	**1**	**10**	**13**	**19**	**41**	**50**	**40**	**20**	**10**	**5**	**1**	**0**	**0**	**0**	**0**	**0**	**0**	**0**	**0**	**0**	**0**	**0**	**0**	**0**	**0**

Summary Graphs

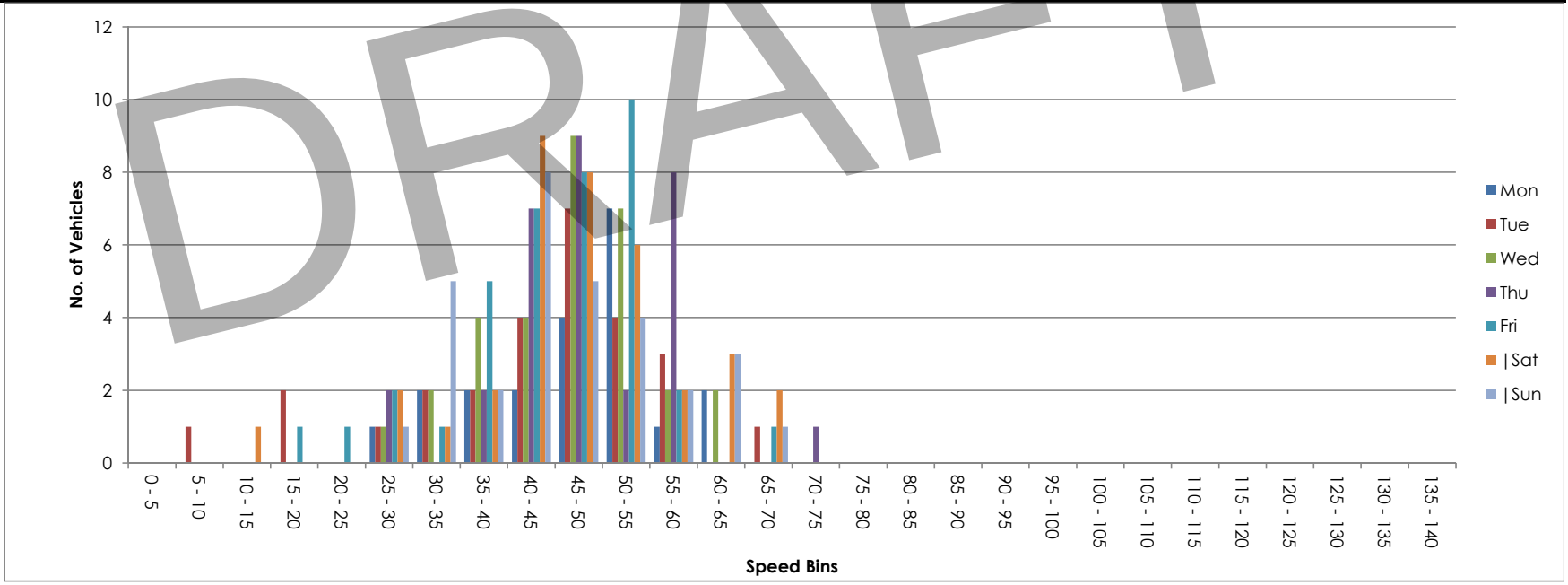

DRAFT

Site 93
Location LT34031, Att - No Dumping Sign, Lat 54.14724, Long -6.85999
Direction Two way

3279 / Meath/Cavan/Monaghan ATC's
October 2013
Automatic Traffic Count

Wed, 9 October 2013

Time	Total	Classification												>PSL	>PSL%	>SL1	>SL1%	>SL2	>SL2%	Mean	Vpp
		1 MCL	2 SV	3 SVT	4 TB2	5 TB3	6 T4	7 ART3	8 ART4	9 ART5	10 ART6	11 BD	12 DRT	80	80	85 +5kph	85 +5kph	90 +10kph	90 +10kph		85
0000	0	0	0	0	0	0	0	0	0	0	0	0	0	0	0	0	0	0	0	-	-
0100	0	0	0	0	0	0	0	0	0	0	0	0	0	0	0	0	0	0	0	-	-
0200	0	0	0	0	0	0	0	0	0	0	0	0	0	0	0	0	0	0	0	-	-
0300	0	0	0	0	0	0	0	0	0	0	0	0	0	0	0	0	0	0	0	-	-
0400	0	0	0	0	0	0	0	0	0	0	0	0	0	0	0	0	0	0	0	-	-
0500	0	0	0	0	0	0	0	0	0	0	0	0	0	0	0	0	0	0	0	-	-
0600	1	0	1	0	0	0	0	0	0	0	0	0	0	0	0	0	0	0	0	56.5	-
0700	0	0	0	0	0	0	0	0	0	0	0	0	0	0	0	0	0	0	0	-	-
0800	**7**	**0**	**7**	**0**	**0**	**0**	**0**	**0**	**0**	**0**	**0**	**0**	**0**	**0**	**0**	**0**	**0**	**0**	**0**	**44.4**	**-**
0900	5	0	5	0	0	0	0	0	0	0	0	0	0	0	0	0	0	0	0	43.3	-
1000	2	0	2	0	0	0	0	0	0	0	0	0	0	0	0	0	0	0	0	47	-
1100	3	0	3	0	0	0	0	0	0	0	0	0	0	0	0	0	0	0	0	45.5	-
1200	6	0	6	0	0	0	0	0	0	0	0	0	0	0	0	0	0	0	0	50.1	-
1300	0	0	0	0	0	0	0	0	0	0	0	0	0	0	0	0	0	0	0	-	-
1400	2	0	2	0	0	0	0	0	0	0	0	0	0	0	0	0	0	0	0	44.5	-
1500	2	0	2	0	0	0	0	0	0	0	0	0	0	0	0	0	0	0	0	54.5	-
1600	3	0	3	0	0	0	0	0	0	0	0	0	0	0	0	0	0	0	0	46.2	-
1700	9	0	7	1	1	0	0	0	0	0	0	0	0	0	0	0	0	0	0	49.5	-
1800	**10**	**0**	**10**	**0**	**0**	**0**	**0**	**0**	**0**	**0**	**0**	**0**	**0**	**0**	**0**	**0**	**0**	**0**	**0**	**48.2**	**-**
1900	0	0	0	0	0	0	0	0	0	0	0	0	0	0	0	0	0	0	0	-	-
2000	8	0	7	0	1	0	0	0	0	0	0	0	0	1	12.5	0	0	0	0	55.8	-
2100	2	0	2	0	0	0	0	0	0	0	0	0	0	0	0	0	0	0	0	53.9	-
2200	0	0	0	0	0	0	0	0	0	0	0	0	0	0	0	0	0	0	0	-	-
2300	1	0	1	0	0	0	0	0	0	0	0	0	0	0	0	0	0	0	0	63.6	-
07-19	**49**	**0**	**47**	**1**	**1**	**0**	**0**	**0**	**0**	**0**	**0**	**0**	**0**	**0**	**0**	**0**	**0**	**0**	**0**	**47.4**	**54.7**
06-22	**60**	**0**	**57**	**1**	**2**	**0**	**0**	**0**	**0**	**0**	**0**	**0**	**0**	**1**	**1.7**	**0**	**0**	**0**	**0**	**48.9**	**56.2**
06-00	**61**	**0**	**58**	**1**	**2**	**0**	**0**	**0**	**0**	**0**	**0**	**0**	**0**	**1**	**1.6**	**0**	**0**	**0**	**0**	**49.1**	**57.2**
00-00	**61**	**0**	**58**	**1**	**2**	**0**	**0**	**0**	**0**	**0**	**0**	**0**	**0**	**1**	**1.6**	**0**	**0**	**0**	**0**	**49.1**	**57.2**

DRAFT

Site 93
Location LT34031, Att - No Dumping Sign, Lat 54.14724, Long -6.85999
Direction Two way

3279 / Meath/Cavan/Monaghan ATC's
October 2013
Automatic Traffic Count

Thu, 10 October 2013

Time	Total	Classification												>PSL	>PSL%	>SL1	>SL1%	>SL2	>SL2%	Mean	Vpp
		1 MCL	2 SV	3 SVT	4 TB2	5 TB3	6 T4	7 ART3	8 ART4	9 ART5	10 ART6	11 BD	12 DRT	80	80	85 +5kph	85 +5kph	90 +10kph	90 +10kph		85
0000	2	0	1	0	1	0	0	0	0	0	0	0	0	0	0	0	0	0	0	64.8	-
0100	0	0	0	0	0	0	0	0	0	0	0	0	0	0	0	0	0	0	0	-	-
0200	0	0	0	0	0	0	0	0	0	0	0	0	0	0	0	0	0	0	0	-	-
0300	0	0	0	0	0	0	0	0	0	0	0	0	0	0	0	0	0	0	0	-	-
0400	0	0	0	0	0	0	0	0	0	0	0	0	0	0	0	0	0	0	0	-	-
0500	0	0	0	0	0	0	0	0	0	0	0	0	0	0	0	0	0	0	0	-	-
0600	2	0	2	0	0	0	0	0	0	0	0	0	0	0	0	0	0	0	0	50.7	-
0700	1	0	1	0	0	0	0	0	0	0	0	0	0	0	0	0	0	0	0	44.7	-
0800	**5**	**0**	**5**	**0**	**0**	**0**	**0**	**0**	**0**	**0**	**0**	**0**	**0**	**0**	**0**	**0**	**0**	**0**	**0**	**50.6**	**-**
0900	2	0	2	0	0	0	0	0	0	0	0	0	0	0	0	0	0	0	0	34.5	-
1000	1	0	0	0	1	0	0	0	0	0	0	0	0	0	0	0	0	0	0	24.4	-
1100	3	0	2	0	1	0	0	0	0	0	0	0	0	0	0	0	0	0	0	46.1	-
1200	3	0	3	0	0	0	0	0	0	0	0	0	0	0	0	0	0	0	0	50.5	-
1300	6	0	4	0	0	2	0	0	0	0	0	0	0	0	0	0	0	0	0	40.9	-
1400	2	0	2	0	0	0	0	0	0	0	0	0	0	0	0	0	0	0	0	49.9	-
1500	4	0	4	0	0	0	0	0	0	0	0	0	0	0	0	0	0	0	0	44.5	-
1600	3	0	3	0	0	0	0	0	0	0	0	0	0	0	0	0	0	0	0	52.5	-
1700	**8**	**0**	**8**	**0**	**0**	**0**	**0**	**0**	**0**	**0**	**0**	**0**	**0**	**0**	**0**	**0**	**0**	**0**	**0**	**47.6**	**-**
1800	5	0	4	1	0	0	0	0	0	0	0	0	0	0	0	0	0	0	0	45.8	-
1900	**8**	**0**	**8**	**0**	**0**	**0**	**0**	**0**	**0**	**0**	**0**	**0**	**0**	**0**	**0**	**0**	**0**	**0**	**0**	**47.6**	**-**
2000	4	0	3	1	0	0	0	0	0	0	0	0	0	0	0	0	0	0	0	55.8	-
2100	3	0	2	1	0	0	0	0	0	0	0	0	0	0	0	0	0	0	0	51.9	-
2200	1	0	1	0	0	0	0	0	0	0	0	0	0	0	0	0	0	0	0	49.8	-
2300	0	0	0	0	0	0	0	0	0	0	0	0	0	0	0	0	0	0	0	-	-
07-19	**43**	**0**	**38**	**1**	**2**	**2**	**0**	**0**	**0**	**0**	**0**	**0**	**0**	**0**	**0**	**0**	**0**	**0**	**0**	**45.8**	**56.9**
06-22	**60**	**0**	**53**	**3**	**2**	**2**	**0**	**0**	**0**	**0**	**0**	**0**	**0**	**0**	**0**	**0**	**0**	**0**	**0**	**47.2**	**58.3**
06-00	**61**	**0**	**54**	**3**	**2**	**2**	**0**	**0**	**0**	**0**	**0**	**0**	**0**	**0**	**0**	**0**	**0**	**0**	**0**	**47.3**	**58.3**
00-00	**63**	**0**	**55**	**3**	**3**	**2**	**0**	**0**	**0**	**0**	**0**	**0**	**0**	**0**	**0**	**0**	**0**	**0**	**0**	**47.8**	**58.3**

DRAFT

Site 93
Location LT34031, Att - No Dumping Sign, Lat 54.14724, Long -6.85999
Direction Two way

3279 / Meath/Cavan/Monaghan ATC's
October 2013
Automatic Traffic Count

Fri, 11 October 2013

Time	Total	Classification												>PSL	>PSL%	>SL1	>SL1%	>SL2	>SL2%	Mean	Vpp
		1 MCL	2 SV	3 SVT	4 TB2	5 TB3	6 T4	7 ART3	8 ART4	9 ART5	10 ART6	11 BD	12 DRT	80	80	85 +5kph	85 +5kph	90 +10kph	90 +10kph		85
0000	0	0	0	0	0	0	0	0	0	0	0	0	0	0	0	0	0	0	0	-	-
0100	0	0	0	0	0	0	0	0	0	0	0	0	0	0	0	0	0	0	0	-	-
0200	0	0	0	0	0	0	0	0	0	0	0	0	0	0	0	0	0	0	0	-	-
0300	0	0	0	0	0	0	0	0	0	0	0	0	0	0	0	0	0	0	0	-	-
0400	0	0	0	0	0	0	0	0	0	0	0	0	0	0	0	0	0	0	0	-	-
0500	0	0	0	0	0	0	0	0	0	0	0	0	0	0	0	0	0	0	0	-	-
0600	2	0	2	0	0	0	0	0	0	0	0	0	0	0	0	0	0	0	0	52.1	-
0700	1	0	1	0	0	0	0	0	0	0	0	0	0	0	0	0	0	0	0	40.3	-
0800	5	0	5	0	0	0	0	0	0	0	0	0	0	0	0	0	0	0	0	48	-
0900	4	0	4	0	0	0	0	0	0	0	0	0	0	0	0	0	0	0	0	41.7	-
1000	3	0	3	0	0	0	0	0	0	0	0	0	0	0	0	0	0	0	0	45.5	-
1100	**8**	**0**	**2**	**3**	**3**	**0**	**0**	**0**	**0**	**0**	**0**	**0**	**0**	**0**	**0**	**0**	**0**	**0**	**0**	**44.5**	**-**
1200	6	0	4	2	0	0	0	0	0	0	0	0	0	0	0	0	0	0	0	48.3	-
1300	2	0	1	1	0	0	0	0	0	0	0	0	0	0	0	0	0	0	0	49.1	-
1400	6	0	6	0	0	0	0	0	0	0	0	0	0	0	0	0	0	0	0	39	-
1500	5	0	4	1	0	0	0	0	0	0	0	0	0	0	0	0	0	0	0	45.9	-
1600	6	0	6	0	0	0	0	0	0	0	0	0	0	0	0	0	0	0	0	39.9	-
1700	4	0	4	0	0	0	0	0	0	0	0	0	0	0	0	0	0	0	0	51.6	-
1800	4	0	4	0	0	0	0	0	0	0	0	0	0	0	0	0	0	0	0	38.7	-
1900	**8**	**0**	**8**	**0**	**0**	**0**	**0**	**0**	**0**	**0**	**0**	**0**	**0**	**0**	**0**	**0**	**0**	**0**	**0**	**52**	**-**
2000	2	0	2	0	0	0	0	0	0	0	0	0	0	0	0	0	0	0	0	44.9	-
2100	2	0	2	0	0	0	0	0	0	0	0	0	0	0	0	0	0	0	0	52.7	-
2200	2	0	2	0	0	0	0	0	0	0	0	0	0	0	0	0	0	0	0	59.4	-
2300	2	0	2	0	0	0	0	0	0	0	0	0	0	0	0	0	0	0	0	53.1	-
07-19	**54**	**0**	**44**	**7**	**3**	**0**	**0**	**0**	**0**	**0**	**0**	**0**	**0**	**0**	**0**	**0**	**0**	**0**	**0**	**44.3**	**53.6**
06-22	**68**	**0**	**58**	**7**	**3**	**0**	**0**	**0**	**0**	**0**	**0**	**0**	**0**	**0**	**0**	**0**	**0**	**0**	**0**	**45.7**	**54.7**
06-00	**72**	**0**	**62**	**7**	**3**	**0**	**0**	**0**	**0**	**0**	**0**	**0**	**0**	**0**	**0**	**0**	**0**	**0**	**0**	**46.3**	**54.7**
00-00	**72**	**0**	**62**	**7**	**3**	**0**	**0**	**0**	**0**	**0**	**0**	**0**	**0**	**0**	**0**	**0**	**0**	**0**	**0**	**46.3**	**54.7**

DRAFT

Site 93
Location LT34031, Att - No Dumping Sign, Lat 54.14724, Long -6.85999
Direction Two way

3279 / Meath/Cavan/Monaghan ATC's
October 2013
Automatic Traffic Count

Sat, 12 October 2013

Time	Total	Classification												>PSL	>PSL%	>SL1	>SL1%	>SL2	>SL2%	Mean	Vpp
		1 MCL	2 SV	3 SVT	4 TB2	5 TB3	6 T4	7 ART3	8 ART4	9 ART5	10 ART6	11 BD	12 DRT	80	80	85 +5kph	85 +5kph	90 +10kph	90 +10kph		85
0000	1	0	1	0	0	0	0	0	0	0	0	0	0	0	0	0	0	0	0	58.6	-
0100	0	0	0	0	0	0	0	0	0	0	0	0	0	0	0	0	0	0	0	-	-
0200	0	0	0	0	0	0	0	0	0	0	0	0	0	0	0	0	0	0	0	-	-
0300	0	0	0	0	0	0	0	0	0	0	0	0	0	0	0	0	0	0	0	-	-
0400	0	0	0	0	0	0	0	0	0	0	0	0	0	0	0	0	0	0	0	-	-
0500	0	0	0	0	0	0	0	0	0	0	0	0	0	0	0	0	0	0	0	-	-
0600	0	0	0	0	0	0	0	0	0	0	0	0	0	0	0	0	0	0	0	-	-
0700	2	0	2	0	0	0	0	0	0	0	0	0	0	0	0	0	0	0	0	41.1	-
0800	3	0	3	0	0	0	0	0	0	0	0	0	0	0	0	0	0	0	0	41.5	-
0900	3	0	1	2	0	0	0	0	0	0	0	0	0	0	0	0	0	0	0	40.6	-
1000	6	0	6	0	0	0	0	0	0	0	0	0	0	0	0	0	0	0	0	33.5	-
1100	**12**	**0**	**11**	**0**	**1**	**0**	**0**	**0**	**0**	**0**	**0**	**0**	**0**	**0**	**0**	**0**	**0**	**0**	**0**	**51.7**	**59.8**
1200	6	0	6	0	0	0	0	0	0	0	0	0	0	0	0	0	0	0	0	46.2	-
1300	2	0	2	0	0	0	0	0	0	0	0	0	0	0	0	0	0	0	0	48.2	-
1400	4	0	3	1	0	0	0	0	0	0	0	0	0	0	0	0	0	0	0	43.7	-
1500	2	0	2	0	0	0	0	0	0	0	0	0	0	0	0	0	0	0	0	48.8	-
1600	5	0	4	1	0	0	0	0	0	0	0	0	0	0	0	0	0	0	0	55.5	-
1700	5	0	4	1	0	0	0	0	0	0	0	0	0	0	0	0	0	0	0	50.8	-
1800	**7**	**1**	**6**	**0**	**0**	**0**	**0**	**0**	**0**	**0**	**0**	**0**	**0**	**0**	**0**	**0**	**0**	**0**	**0**	**52.2**	**-**
1900	6	0	6	0	0	0	0	0	0	0	0	0	0	0	0	0	0	0	0	44.8	-
2000	2	0	2	0	0	0	0	0	0	0	0	0	0	0	0	0	0	0	0	47.6	-
2100	2	0	2	0	0	0	0	0	0	0	0	0	0	0	0	0	0	0	0	61.1	-
2200	3	0	3	0	0	0	0	0	0	0	0	0	0	0	0	0	0	0	0	58.5	-
2300	0	0	0	0	0	0	0	0	0	0	0	0	0	0	0	0	0	0	0	-	-
07-19	**57**	**1**	**50**	**5**	**1**	**0**	**0**	**0**	**0**	**0**	**0**	**0**	**0**	**0**	**0**	**0**	**0**	**0**	**0**	**47.2**	**56.5**
06-22	**67**	**1**	**60**	**5**	**1**	**0**	**0**	**0**	**0**	**0**	**0**	**0**	**0**	**0**	**0**	**0**	**0**	**0**	**0**	**47.4**	**58**
06-00	**70**	**1**	**63**	**5**	**1**	**0**	**0**	**0**	**0**	**0**	**0**	**0**	**0**	**0**	**0**	**0**	**0**	**0**	**0**	**47.9**	**59.4**
00-00	**71**	**1**	**64**	**5**	**1**	**0**	**0**	**0**	**0**	**0**	**0**	**0**	**0**	**0**	**0**	**0**	**0**	**0**	**0**	**48.1**	**58.3**

DRAFT

Site 93
Location LT34031, Att - No Dumping Sign, Lat 54.14724, Long -6.85999
Direction Two way

3279 / Meath/Cavan/Monaghan ATC's
October 2013
Automatic Traffic Count

Sun, 13 October 2013

Time	Total	Classification												>PSL	>PSL%	>SL1	>SL1%	>SL2	>SL2%	Mean	Vpp
		1 MCL	2 SV	3 SVT	4 TB2	5 TB3	6 T4	7 ART3	8 ART4	9 ART5	10 ART6	11 BD	12 DRT	80	80	85 +5kph	85 +5kph	90 +10kph	90 +10kph		85
0000	0	0	0	0	0	0	0	0	0	0	0	0	0	0	0	0	0	0	0	-	-
0100	1	0	1	0	0	0	0	0	0	0	0	0	0	0	0	0	0	0	0	41.9	-
0200	1	0	1	0	0	0	0	0	0	0	0	0	0	0	0	0	0	0	0	50.3	-
0300	0	0	0	0	0	0	0	0	0	0	0	0	0	0	0	0	0	0	0	-	-
0400	0	0	0	0	0	0	0	0	0	0	0	0	0	0	0	0	0	0	0	-	-
0500	0	0	0	0	0	0	0	0	0	0	0	0	0	0	0	0	0	0	0	-	-
0600	1	0	1	0	0	0	0	0	0	0	0	0	0	0	0	0	0	0	0	63.1	-
0700	0	0	0	0	0	0	0	0	0	0	0	0	0	0	0	0	0	0	0	-	-
0800	0	0	0	0	0	0	0	0	0	0	0	0	0	0	0	0	0	0	0	-	-
0900	3	0	3	0	0	0	0	0	0	0	0	0	0	0	0	0	0	0	0	38.3	-
1000	**4**	**0**	**4**	**0**	**0**	**0**	**0**	**0**	**0**	**0**	**0**	**0**	**0**	**0**	**0**	**0**	**0**	**0**	**0**	**53.3**	**-**
1100	3	0	3	0	0	0	0	0	0	0	0	0	0	0	0	0	0	0	0	45.5	-
1200	4	0	4	0	0	0	0	0	0	0	0	0	0	0	0	0	0	0	0	46.9	-
1300	2	0	1	1	0	0	0	0	0	0	0	0	0	0	0	0	0	0	0	41.7	-
1400	5	0	4	1	0	0	0	0	0	0	0	0	0	0	0	0	0	0	0	37.1	-
1500	**9**	**0**	**8**	**0**	**1**	**0**	**0**	**0**	**0**	**0**	**0**	**0**	**0**	**0**	**0**	**0**	**0**	**0**	**0**	**47.4**	**-**
1600	6	0	5	1	0	0	0	0	0	0	0	0	0	0	0	0	0	0	0	41.9	-
1700	8	0	7	1	0	0	0	0	0	0	0	0	0	0	0	0	0	0	0	39.6	-
1800	3	0	3	0	0	0	0	0	0	0	0	0	0	0	0	0	0	0	0	45.1	-
1900	5	0	5	0	0	0	0	0	0	0	0	0	0	0	0	0	0	0	0	57.7	-
2000	1	0	1	0	0	0	0	0	0	0	0	0	0	0	0	0	0	0	0	48.5	-
2100	0	0	0	0	0	0	0	0	0	0	0	0	0	0	0	0	0	0	0	-	-
2200	1	0	1	0	0	0	0	0	0	0	0	0	0	0	0	0	0	0	0	58.9	-
2300	0	0	0	0	0	0	0	0	0	0	0	0	0	0	0	0	0	0	0	-	-
07-19	**47**	**0**	**42**	**4**	**1**	**0**	**0**	**0**	**0**	**0**	**0**	**0**	**0**	**0**	**0**	**0**	**0**	**0**	**0**	**43.6**	**52.9**
06-22	**54**	**0**	**49**	**4**	**1**	**0**	**0**	**0**	**0**	**0**	**0**	**0**	**0**	**0**	**0**	**0**	**0**	**0**	**0**	**45.4**	**55.1**
06-00	**55**	**0**	**50**	**4**	**1**	**0**	**0**	**0**	**0**	**0**	**0**	**0**	**0**	**0**	**0**	**0**	**0**	**0**	**0**	**45.6**	**55.1**
00-00	**57**	**0**	**52**	**4**	**1**	**0**	**0**	**0**	**0**	**0**	**0**	**0**	**0**	**0**	**0**	**0**	**0**	**0**	**0**	**45.7**	**55.1**

DRAFT

Site 93
Location LT34031, Att - No Dumping Sign, Lat 54.14724, Long -6.85999
Direction Two way

3279 / Meath/Cavan/Monaghan ATC's
October 2013
Automatic Traffic Count

Mon, 14 October 2013

Time	Total	Classification												>PSL	>PSL%	>SL1	>SL1%	>SL2	>SL2%	Mean	Vpp
		1 MCL	2 SV	3 SVT	4 TB2	5 TB3	6 T4	7 ART3	8 ART4	9 ART5	10 ART6	11 BD	12 DRT	80	80	85 +5kph	85 +5kph	90 +10kph	90 +10kph		85
0000	0	0	0	0	0	0	0	0	0	0	0	0	0	0	0	0	0	0	0	-	-
0100	0	0	0	0	0	0	0	0	0	0	0	0	0	0	0	0	0	0	0	-	-
0200	1	0	1	0	0	0	0	0	0	0	0	0	0	0	0	0	0	0	0	37.5	-
0300	0	0	0	0	0	0	0	0	0	0	0	0	0	0	0	0	0	0	0	-	-
0400	0	0	0	0	0	0	0	0	0	0	0	0	0	0	0	0	0	0	0	-	-
0500	1	0	0	0	1	0	0	0	0	0	0	0	0	0	0	0	0	0	0	53.7	-
0600	1	0	1	0	0	0	0	0	0	0	0	0	0	0	0	0	0	0	0	51.8	-
0700	3	0	3	0	0	0	0	0	0	0	0	0	0	0	0	0	0	0	0	47.9	-
0800	**5**	**0**	**5**	**0**	**0**	**0**	**0**	**0**	**0**	**0**	**0**	**0**	**0**	**0**	**0**	**0**	**0**	**0**	**0**	**44.5**	**-**
0900	2	0	2	0	0	0	0	0	0	0	0	0	0	0	0	0	0	0	0	47.7	-
1000	2	0	2	0	0	0	0	0	0	0	0	0	0	0	0	0	0	0	0	53.9	-
1100	4	0	4	0	0	0	0	0	0	0	0	0	0	0	0	0	0	0	0	49.9	-
1200	5	0	5	0	0	0	0	0	0	0	0	0	0	0	0	0	0	0	0	53.9	-
1300	1	0	1	0	0	0	0	0	0	0	0	0	0	0	0	0	0	0	0	36.2	-
1400	0	0	0	0	0	0	0	0	0	0	0	0	0	0	0	0	0	0	0	-	-
1500	2	0	2	0	0	0	0	0	0	0	0	0	0	0	0	0	0	0	0	49.7	-
1600	4	0	3	0	1	0	0	0	0	0	0	0	0	0	0	0	0	0	0	55.9	-
1700	3	0	3	0	0	0	0	0	0	0	0	0	0	0	0	0	0	0	0	43.8	-
1800	**7**	**0**	**7**	**0**	**0**	**0**	**0**	**0**	**0**	**0**	**0**	**0**	**0**	**0**	**0**	**0**	**0**	**0**	**0**	**44.2**	**-**
1900	1	0	1	0	0	0	0	0	0	0	0	0	0	0	0	0	0	0	0	55.9	-
2000	5	0	5	0	0	0	0	0	0	0	0	0	0	0	0	0	0	0	0	51.3	-
2100	0	0	0	0	0	0	0	0	0	0	0	0	0	0	0	0	0	0	0	-	-
2200	2	0	2	0	0	0	0	0	0	0	0	0	0	0	0	0	0	0	0	45.6	-
2300	0	0	0	0	0	0	0	0	0	0	0	0	0	0	0	0	0	0	0	-	-
07-19	**38**	**0**	**37**	**0**	**1**	**0**	**0**	**0**	**0**	**0**	**0**	**0**	**0**	**0**	**0**	**0**	**0**	**0**	**0**	**48.4**	**56.2**
06-22	**45**	**0**	**44**	**0**	**1**	**0**	**0**	**0**	**0**	**0**	**0**	**0**	**0**	**0**	**0**	**0**	**0**	**0**	**0**	**49**	**57.6**
06-00	**47**	**0**	**46**	**0**	**1**	**0**	**0**	**0**	**0**	**0**	**0**	**0**	**0**	**0**	**0**	**0**	**0**	**0**	**0**	**48.8**	**57.6**
00-00	**49**	**0**	**47**	**0**	**2**	**0**	**0**	**0**	**0**	**0**	**0**	**0**	**0**	**0**	**0**	**0**	**0**	**0**	**0**	**48.7**	**57.6**

DRAFT

Site 93
Location LT34031, Att - No Dumping Sign, Lat 54.14724, Long -6.85999
Direction Two way

3279 / Meath/Cavan/Monaghan ATC's
October 2013
Automatic Traffic Count

Tue, 15 October 2013

Time	Total	Classification												>PSL	>PSL%	>SL1	>SL1%	>SL2	>SL2%	Mean	Vpp
		1 MCL	2 SV	3 SVT	4 TB2	5 TB3	6 T4	7 ART3	8 ART4	9 ART5	10 ART6	11 BD	12 DRT	80	80	85 +5kph	85 +5kph	90 +10kph	90 +10kph		85
0000	0	0	0	0	0	0	0	0	0	0	0	0	0	0	0	0	0	0	0	-	-
0100	0	0	0	0	0	0	0	0	0	0	0	0	0	0	0	0	0	0	0	-	-
0200	1	0	1	0	0	0	0	0	0	0	0	0	0	0	0	0	0	0	0	47.2	-
0300	1	0	1	0	0	0	0	0	0	0	0	0	0	0	0	0	0	0	0	55	-
0400	1	0	1	0	0	0	0	0	0	0	0	0	0	0	0	0	0	0	0	51.4	-
0500	0	0	0	0	0	0	0	0	0	0	0	0	0	0	0	0	0	0	0	-	-
0600	1	0	1	0	0	0	0	0	0	0	0	0	0	0	0	0	0	0	0	49.9	-
0700	3	0	3	0	0	0	0	0	0	0	0	0	0	0	0	0	0	0	0	49.6	-
0800	**7**	**0**	**3**	**2**	**0**	**0**	**0**	**0**	**0**	**2**	**0**	**0**	**0**	**0**	**0**	**0**	**0**	**0**	**0**	**44.5**	**-**
0900	1	0	1	0	0	0	0	0	0	0	0	0	0	0	0	0	0	0	0	34.7	-
1000	1	0	1	0	0	0	0	0	0	0	0	0	0	0	0	0	0	0	0	54.2	-
1100	2	0	2	0	0	0	0	0	0	0	0	0	0	0	0	0	0	0	0	50	-
1200	**8**	**0**	**8**	**0**	**0**	**0**	**0**	**0**	**0**	**0**	**0**	**0**	**0**	**0**	**0**	**0**	**0**	**0**	**0**	**38.8**	**-**
1300	3	0	3	0	0	0	0	0	0	0	0	0	0	0	0	0	0	0	0	45.9	-
1400	0	0	0	0	0	0	0	0	0	0	0	0	0	0	0	0	0	0	0	-	-
1500	0	0	0	0	0	0	0	0	0	0	0	0	0	0	0	0	0	0	0	-	-
1600	0	0	0	0	0	0	0	0	0	0	0	0	0	0	0	0	0	0	0	-	-
1700	6	0	6	0	0	0	0	0	0	0	0	0	0	0	0	0	0	0	0	43.9	-
1800	**8**	**0**	**8**	**0**	**0**	**0**	**0**	**0**	**0**	**0**	**0**	**0**	**0**	**0**	**0**	**0**	**0**	**0**	**0**	**40.7**	**-**
1900	5	0	5	0	0	0	0	0	0	0	0	0	0	0	0	0	0	0	0	47.4	-
2000	3	0	3	0	0	0	0	0	0	0	0	0	0	0	0	0	0	0	0	52.4	-
2100	2	0	2	0	0	0	0	0	0	0	0	0	0	0	0	0	0	0	0	43.3	-
2200	4	0	4	0	0	0	0	0	0	0	0	0	0	0	0	0	0	0	0	39.6	-
2300	1	0	1	0	0	0	0	0	0	0	0	0	0	0	0	0	0	0	0	68.1	-
07-19	**39**	**0**	**35**	**2**	**0**	**0**	**0**	**0**	**0**	**2**	**0**	**0**	**0**	**0**	**0**	**0**	**0**	**0**	**0**	**43.2**	**54.7**
06-22	**50**	**0**	**46**	**2**	**0**	**0**	**0**	**0**	**0**	**2**	**0**	**0**	**0**	**0**	**0**	**0**	**0**	**0**	**0**	**44.3**	**55.4**
06-00	**55**	**0**	**51**	**2**	**0**	**0**	**0**	**0**	**0**	**2**	**0**	**0**	**0**	**0**	**0**	**0**	**0**	**0**	**0**	**44.4**	**55.8**
00-00	**58**	**0**	**54**	**2**	**0**	**0**	**0**	**0**	**0**	**2**	**0**	**0**	**0**	**0**	**0**	**0**	**0**	**0**	**0**	**44.8**	**55.4**

DRAFT

Site 93
Location LT34031, Att - No Dumping Sign, Lat 54.14724, Long -6.85999
Direction Two way

3279 / Meath/Cavan/Monaghan ATC's
October 2013
Automatic Traffic Count

Virtual Day (7)

Time	Total	Classification												>PSL	>PSL%	>SL1	>SL1%	>SL2	>SL2%	Mean	Vpp
		1 MCL	2 SV	3 SVT	4 TB2	5 TB3	6 T4	7 ART3	8 ART4	9 ART5	10 ART6	11 BD	12 DRT	80	80	85 +5kph	85 +5kph	90 +10kph	90 +10kph		85
0000	0	0	0	0	0	0	0	0	0	0	0	0	0	0	0	0	0	0	0	62.7	-
0100	0	0	0	0	0	0	0	0	0	0	0	0	0	0	0	0	0	0	0	41.9	-
0200	0	0	0	0	0	0	0	0	0	0	0	0	0	0	0	0	0	0	0	45	-
0300	0	0	0	0	0	0	0	0	0	0	0	0	0	0	0	0	0	0	0	55	-
0400	0	0	0	0	0	0	0	0	0	0	0	0	0	0	0	0	0	0	0	51.4	-
0500	0	0	0	0	0	0	0	0	0	0	0	0	0	0	0	0	0	0	0	53.7	-
0600	1	0	1	0	0	0	0	0	0	0	0	0	0	0	0	0	0	0	0	53.4	-
0700	1	0	1	0	0	0	0	0	0	0	0	0	0	0	0	0	0	0	0	46	-
0800	**5**	**0**	**4**	**0**	**0**	**0**	**0**	**0**	**0**	**0**	**0**	**0**	**0**	**0**	**0**	**0**	**0**	**0**	**0**	**45.7**	**-**
0900	3	0	3	0	0	0	0	0	0	0	0	0	0	0	0	0	0	0	0	41	-
1000	3	0	3	0	0	0	0	0	0	0	0	0	0	0	0	0	0	0	0	43.7	-
1100	**5**	**0**	**4**	**0**	**1**	**0**	**0**	**0**	**0**	**0**	**0**	**0**	**0**	**0**	**0**	**0**	**0**	**0**	**0**	**48.2**	**-**
1200	5	0	5	0	0	0	0	0	0	0	0	0	0	0	0	0	0	0	0	47	-
1300	2	0	2	0	0	0	0	0	0	0	0	0	0	0	0	0	0	0	0	43.6	-
1400	3	0	2	0	0	0	0	0	0	0	0	0	0	0	0	0	0	0	0	41.2	-
1500	3	0	3	0	0	0	0	0	0	0	0	0	0	0	0	0	0	0	0	47.5	-
1600	4	0	3	0	0	0	0	0	0	0	0	0	0	0	0	0	0	0	0	47.7	-
1700	**6**	**0**	**6**	**0**	**0**	**0**	**0**	**0**	**0**	**0**	**0**	**0**	**0**	**0**	**0**	**0**	**0**	**0**	**0**	**46.5**	**-**
1800	**6**	**0**	**6**	**0**	**0**	**0**	**0**	**0**	**0**	**0**	**0**	**0**	**0**	**0**	**0**	**0**	**0**	**0**	**0**	**45.5**	**-**
1900	5	0	5	0	0	0	0	0	0	0	0	0	0	0	0	0	0	0	0	49.9	-
2000	4	0	3	0	0	0	0	0	0	0	0	0	0	0	4	0	0	0	0	52.7	-
2100	2	0	1	0	0	0	0	0	0	0	0	0	0	0	0	0	0	0	0	52.5	-
2200	2	0	2	0	0	0	0	0	0	0	0	0	0	0	0	0	0	0	0	50.2	-
2300	1	0	1	0	0	0	0	0	0	0	0	0	0	0	0	0	0	0	0	59.5	-
07-19	**47**	**0**	**42**	**3**	**1**	**0**	**0**	**0**	**0**	**0**	**0**	**0**	**0**	**0**	**0**	**0**	**0**	**0**	**0**	**45.7**	**54.7**
06-22	**58**	**0**	**52**	**3**	**1**	**0**	**0**	**0**	**0**	**0**	**0**	**0**	**0**	**0**	**0.2**	**0**	**0**	**0**	**0**	**46.8**	**56.5**
06-00	**60**	**0**	**55**	**3**	**1**	**0**	**0**	**0**	**0**	**0**	**0**	**0**	**0**	**0**	**0.2**	**0**	**0**	**0**	**0**	**47.1**	**56.9**
00-00	**62**	**0**	**56**	**3**	**2**	**0**	**0**	**0**	**0**	**0**	**0**	**0**	**0**	**0**	**0.2**	**0**	**0**	**0**	**0**	**47.2**	**56.9**

DRAFT

Site 93
Location LT34031, Att - No Dumping Sign, Lat 54.14724, Long -6.85999
Direction Two way

3279 / Meath/Cavan/Monaghan ATC's
October 2013
Automatic Traffic Count

Virtual Week (1)

Time	Total	Classification												>PSL 80	>PSL% 80	>SL1 85 +5kph	>SL1% 85 +5kph	>SL2 90 +10kph	>SL2% 90 +10kph	Mean	Vpp 85
		1 MCL	2 SV	3 SVT	4 TB2	5 TB3	6 T4	7 ART3	8 ART4	9 ART5	10 ART6	11 BD	12 DRT								
Mon	49	0	47	0	2	0	0	0	0	0	0	0	0	0	0	0	0	0	0	48.7	57.6
Tue	58	0	54	2	0	0	0	0	0	2	0	0	0	0	0	0	0	0	0	44.8	55.4
Wed	61	0	58	1	2	0	0	0	0	0	0	0	0	1	1.6	0	0	0	0	49.1	57.2
Thu	63	0	55	3	3	2	0	0	0	0	0	0	0	0	0	0	0	0	0	47.8	58.3
Fri	72	0	62	7	3	0	0	0	0	0	0	0	0	0	0	0	0	0	0	46.3	54.7
| Sat	71	1	64	5	1	0	0	0	0	0	0	0	0	0	0	0	0	0	0	48.1	58.3
| Sun	57	0	52	4	1	0	0	0	0	0	0	0	0	0	0	0	0	0	0	45.7	55.1
5 Day Ave.	**61**	**0**	**55**	**3**	**2**	**0**	**0**	**0**	**0**	**0**	**0**	**0**	**0**	**0**	**0.0**	**0**	**0.0**	**0**	**0.0**	**47.3**	**56.6**
7 Day Ave.	**62**	**0**	**56**	**3**	**2**	**0**	**0**	**0**	**0**	**0**	**0**	**0**	**0**	**0**	**0.2**	**0**	**0.0**	**0**	**0.0**	**47.2**	**56.9**
--	**431**	**1**	**392**	**22**	**12**	**2**	**0**	**0**	**0**	**2**	**0**	**0**	**0**	**1**	**0.2**	**0**	**0.0**	**0**	**0.0**	**47.2**	**56.9**

Summary Graphs

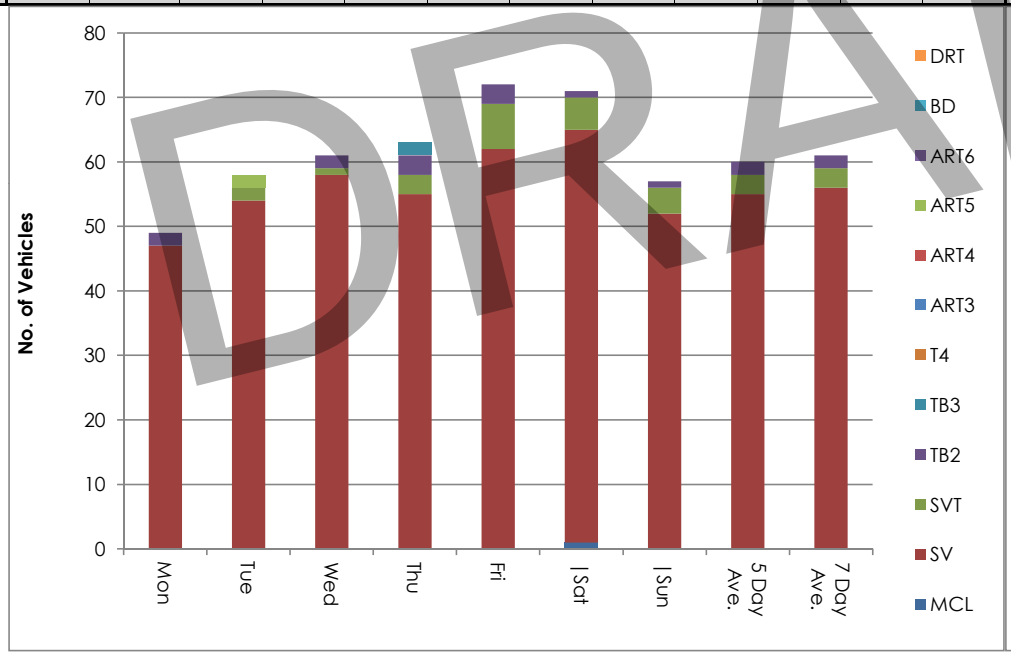

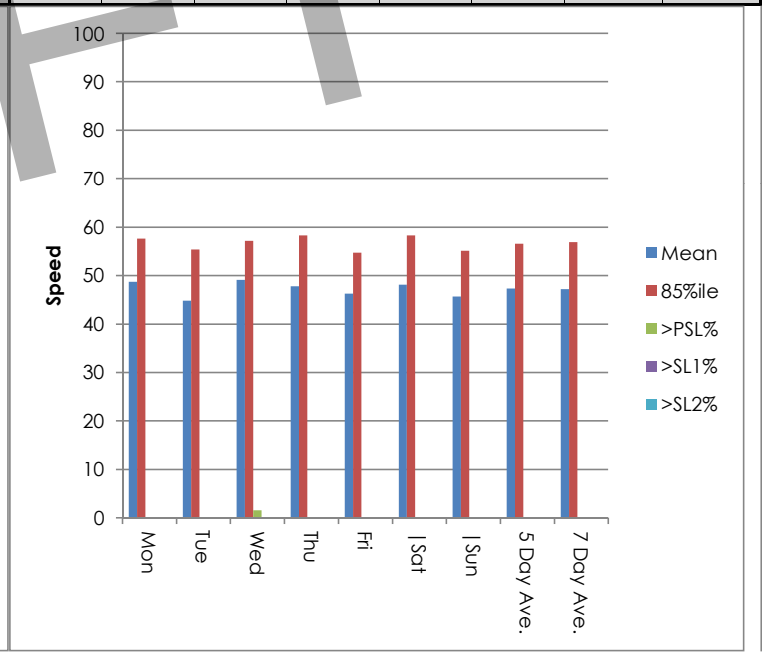

DRAFT

Site 93
Location LT34031, Att - No Dumping Sign, Lat 54.14724, Long -6.85999
Direction Two way

3279 / Meath/Cavan/Monaghan ATC's
October 2013
Automatic Traffic Count

Wed, 9 October 2013

Time	Total	Speed Bins (km/h)																											
		0 - 5	5 - 10	10 - 15	15 - 20	20 - 25	25 - 30	30 - 35	35 - 40	40 - 45	45 - 50	50 - 55	55 - 60	60 - 65	65 - 70	70 - 75	75 - 80	80 - 85	85 - 90	90 - 95	95 - 100	100 - 105	105 - 110	110 - 115	115 - 120	120 - 125	125 - 130	130 - 135	135 - 140
0000	0	0	0	0	0	0	0	0	0	0	0	0	0	0	0	0	0	0	0	0	0	0	0	0	0	0	0	0	0
0100	0	0	0	0	0	0	0	0	0	0	0	0	0	0	0	0	0	0	0	0	0	0	0	0	0	0	0	0	0
0200	0	0	0	0	0	0	0	0	0	0	0	0	0	0	0	0	0	0	0	0	0	0	0	0	0	0	0	0	0
0300	0	0	0	0	0	0	0	0	0	0	0	0	0	0	0	0	0	0	0	0	0	0	0	0	0	0	0	0	0
0400	0	0	0	0	0	0	0	0	0	0	0	0	0	0	0	0	0	0	0	0	0	0	0	0	0	0	0	0	0
0500	0	0	0	0	0	0	0	0	0	0	0	0	0	0	0	0	0	0	0	0	0	0	0	0	0	0	0	0	0
0600	1	0	0	0	0	0	0	0	0	0	0	0	1	0	0	0	0	0	0	0	0	0	0	0	0	0	0	0	0
0700	0	0	0	0	0	0	0	0	0	0	0	0	0	0	0	0	0	0	0	0	0	0	0	0	0	0	0	0	0
0800	**7**	**0**	**0**	**0**	**0**	**0**	**0**	**1**	**1**	**1**	**2**	**2**	**0**	**0**	**0**	**0**	**0**	**0**	**0**	**0**	**0**	**0**	**0**	**0**	**0**	**0**	**0**	**0**	**0**
0900	5	0	0	0	0	0	1	0	1	2	0	0	0	1	0	0	0	0	0	0	0	0	0	0	0	0	0	0	0
1000	2	0	0	0	0	0	0	0	0	1	0	1	0	0	0	0	0	0	0	0	0	0	0	0	0	0	0	0	0
1100	3	0	0	0	0	0	0	0	1	0	1	1	0	0	0	0	0	0	0	0	0	0	0	0	0	0	0	0	0
1200	6	0	0	0	0	0	0	0	0	2	1	1	2	0	0	0	0	0	0	0	0	0	0	0	0	0	0	0	0
1300	0	0	0	0	0	0	0	0	0	0	0	0	0	0	0	0	0	0	0	0	0	0	0	0	0	0	0	0	0
1400	2	0	0	0	0	0	0	0	0	1	1	0	0	0	0	0	0	0	0	0	0	0	0	0	0	0	0	0	0
1500	2	0	0	0	0	0	0	0	0	0	1	0	0	1	0	0	0	0	0	0	0	0	0	0	0	0	0	0	0
1600	3	0	0	0	0	0	1	0	0	0	0	1	1	0	0	0	0	0	0	0	0	0	0	0	0	0	0	0	0
1700	9	0	0	0	0	0	0	0	1	1	3	2	1	1	0	0	0	0	0	0	0	0	0	0	0	0	0	0	0
1800	**10**	**0**	**0**	**0**	**0**	**0**	**0**	**0**	**1**	**1**	**4**	**4**	**0**	**0**	**0**	**0**	**0**	**0**	**0**	**0**	**0**	**0**	**0**	**0**	**0**	**0**	**0**	**0**	**0**
1900	0	0	0	0	0	0	0	0	0	0	0	0	0	0	0	0	0	0	0	0	0	0	0	0	0	0	0	0	0
2000	8	0	0	0	0	0	0	1	0	0	2	1	2	0	1	0	0	1	0	0	0	0	0	0	0	0	0	0	0
2100	2	0	0	0	0	0	0	0	0	0	1	0	1	0	0	0	0	0	0	0	0	0	0	0	0	0	0	0	0
2200	0	0	0	0	0	0	0	0	0	0	0	0	0	0	0	0	0	0	0	0	0	0	0	0	0	0	0	0	0
2300	1	0	0	0	0	0	0	0	0	0	0	0	0	1	0	0	0	0	0	0	0	0	0	0	0	0	0	0	0
07-19	**49**	**0**	**0**	**0**	**0**	**0**	**2**	**1**	**5**	**9**	**13**	**12**	**4**	**3**	**0**	**0**	**0**	**0**	**0**	**0**	**0**	**0**	**0**	**0**	**0**	**0**	**0**	**0**	**0**
06-22	**60**	**0**	**0**	**0**	**0**	**0**	**2**	**2**	**5**	**9**	**16**	**13**	**8**	**3**	**1**	**0**	**0**	**1**	**0**	**0**	**0**	**0**	**0**	**0**	**0**	**0**	**0**	**0**	**0**
06-00	**61**	**0**	**0**	**0**	**0**	**0**	**2**	**2**	**5**	**9**	**16**	**13**	**8**	**4**	**1**	**0**	**0**	**1**	**0**	**0**	**0**	**0**	**0**	**0**	**0**	**0**	**0**	**0**	**0**
00-00	**61**	**0**	**0**	**0**	**0**	**0**	**2**	**2**	**5**	**9**	**16**	**13**	**8**	**4**	**1**	**0**	**0**	**1**	**0**	**0**	**0**	**0**	**0**	**0**	**0**	**0**	**0**	**0**	**0**

DRAFT

Site 93
Location LT34031, Att - No Dumping Sign, Lat 54.14724, Long -6.85999
Direction Two way

3279 / Meath/Cavan/Monaghan ATC's
October 2013
Automatic Traffic Count

Thu, 10 October 2013

Time	Total	Speed Bins (km/h)																											
		0 - 5	5 - 10	10 - 15	15 - 20	20 - 25	25 - 30	30 - 35	35 - 40	40 - 45	45 - 50	50 - 55	55 - 60	60 - 65	65 - 70	70 - 75	75 - 80	80 - 85	85 - 90	90 - 95	95 - 100	100 - 105	105 - 110	110 - 115	115 - 120	120 - 125	125 - 130	130 - 135	135 - 140
0000	2	0	0	0	0	0	0	0	0	0	0	0	1	0	0	1	0	0	0	0	0	0	0	0	0	0	0	0	0
0100	0	0	0	0	0	0	0	0	0	0	0	0	0	0	0	0	0	0	0	0	0	0	0	0	0	0	0	0	0
0200	0	0	0	0	0	0	0	0	0	0	0	0	0	0	0	0	0	0	0	0	0	0	0	0	0	0	0	0	0
0300	0	0	0	0	0	0	0	0	0	0	0	0	0	0	0	0	0	0	0	0	0	0	0	0	0	0	0	0	0
0400	0	0	0	0	0	0	0	0	0	0	0	0	0	0	0	0	0	0	0	0	0	0	0	0	0	0	0	0	0
0500	0	0	0	0	0	0	0	0	0	0	0	0	0	0	0	0	0	0	0	0	0	0	0	0	0	0	0	0	0
0600	2	0	0	0	0	0	0	0	0	0	1	1	0	0	0	0	0	0	0	0	0	0	0	0	0	0	0	0	0
0700	1	0	0	0	0	0	0	0	0	1	0	0	0	0	0	0	0	0	0	0	0	0	0	0	0	0	0	0	0
0800	**5**	**0**	**0**	**0**	**0**	**0**	**0**	**0**	**0**	**1**	**2**	**1**	**1**	**0**	**0**	**0**	**0**	**0**	**0**	**0**	**0**	**0**	**0**	**0**	**0**	**0**	**0**	**0**	**0**
0900	2	0	0	0	0	0	1	0	1	0	0	0	0	0	0	0	0	0	0	0	0	0	0	0	0	0	0	0	0
1000	1	0	0	0	0	1	0	0	0	0	0	0	0	0	0	0	0	0	0	0	0	0	0	0	0	0	0	0	0
1100	3	0	0	0	0	0	0	1	0	0	0	2	0	0	0	0	0	0	0	0	0	0	0	0	0	0	0	0	0
1200	3	0	0	0	0	0	0	0	0	1	1	0	0	1	0	0	0	0	0	0	0	0	0	0	0	0	0	0	0
1300	6	0	0	0	0	0	1	0	1	3	1	0	0	0	0	0	0	0	0	0	0	0	0	0	0	0	0	0	0
1400	2	0	0	0	0	0	0	0	0	0	1	1	0	0	0	0	0	0	0	0	0	0	0	0	0	0	0	0	0
1500	4	0	0	0	0	0	0	1	0	2	0	0	1	0	0	0	0	0	0	0	0	0	0	0	0	0	0	0	0
1600	3	0	0	0	0	0	0	0	0	0	1	1	1	0	0	0	0	0	0	0	0	0	0	0	0	0	0	0	0
1700	**8**	**0**	**0**	**0**	**0**	**0**	**0**	**0**	**2**	**1**	**2**	**1**	**2**	**0**	**0**	**0**	**0**	**0**	**0**	**0**	**0**	**0**	**0**	**0**	**0**	**0**	**0**	**0**	**0**
1800	5	0	0	0	0	0	0	0	2	0	1	1	1	0	0	0	0	0	0	0	0	0	0	0	0	0	0	0	0
1900	**8**	**0**	**0**	**0**	**0**	**0**	**1**	**0**	**0**	**1**	**3**	**0**	**3**	**0**	**0**	**0**	**0**	**0**	**0**	**0**	**0**	**0**	**0**	**0**	**0**	**0**	**0**	**0**	**0**
2000	4	0	0	0	0	0	0	0	0	1	0	1	1	0	1	0	0	0	0	0	0	0	0	0	0	0	0	0	0
2100	3	0	0	0	0	0	0	0	0	1	0	1	1	0	0	0	0	0	0	0	0	0	0	0	0	0	0	0	0
2200	1	0	0	0	0	0	0	0	0	0	1	0	0	0	0	0	0	0	0	0	0	0	0	0	0	0	0	0	0
2300	0	0	0	0	0	0	0	0	0	0	0	0	0	0	0	0	0	0	0	0	0	0	0	0	0	0	0	0	0
07-19	**43**	**0**	**0**	**0**	**0**	**1**	**2**	**2**	**6**	**9**	**9**	**7**	**6**	**1**	**0**	**0**	**0**	**0**	**0**	**0**	**0**	**0**	**0**	**0**	**0**	**0**	**0**	**0**	**0**
06-22	**60**	**0**	**0**	**0**	**0**	**1**	**3**	**2**	**6**	**12**	**13**	**10**	**11**	**1**	**1**	**0**	**0**	**0**	**0**	**0**	**0**	**0**	**0**	**0**	**0**	**0**	**0**	**0**	**0**
06-00	**61**	**0**	**0**	**0**	**0**	**1**	**3**	**2**	**6**	**12**	**14**	**10**	**11**	**1**	**1**	**0**	**0**	**0**	**0**	**0**	**0**	**0**	**0**	**0**	**0**	**0**	**0**	**0**	**0**
00-00	**63**	**0**	**0**	**0**	**0**	**1**	**3**	**2**	**6**	**12**	**14**	**10**	**12**	**1**	**1**	**1**	**0**	**0**	**0**	**0**	**0**	**0**	**0**	**0**	**0**	**0**	**0**	**0**	**0**

DRAFT

Site 93
Location LT34031, Att - No Dumping Sign, Lat 54.14724, Long -6.85999
Direction Two way

3279 / Meath/Cavan/Monaghan ATC's
October 2013
Automatic Traffic Count

Fri, 11 October 2013

Time	Total	Speed Bins (km/h)																											
		0 - 5	5 - 10	10 - 15	15 - 20	20 - 25	25 - 30	30 - 35	35 - 40	40 - 45	45 - 50	50 - 55	55 - 60	60 - 65	65 - 70	70 - 75	75 - 80	80 - 85	85 - 90	90 - 95	95 - 100	100 - 105	105 - 110	110 - 115	115 - 120	120 - 125	125 - 130	130 - 135	135 - 140
0000	0	0	0	0	0	0	0	0	0	0	0	0	0	0	0	0	0	0	0	0	0	0	0	0	0	0	0	0	0
0100	0	0	0	0	0	0	0	0	0	0	0	0	0	0	0	0	0	0	0	0	0	0	0	0	0	0	0	0	0
0200	0	0	0	0	0	0	0	0	0	0	0	0	0	0	0	0	0	0	0	0	0	0	0	0	0	0	0	0	0
0300	0	0	0	0	0	0	0	0	0	0	0	0	0	0	0	0	0	0	0	0	0	0	0	0	0	0	0	0	0
0400	0	0	0	0	0	0	0	0	0	0	0	0	0	0	0	0	0	0	0	0	0	0	0	0	0	0	0	0	0
0500	0	0	0	0	0	0	0	0	0	0	0	0	0	0	0	0	0	0	0	0	0	0	0	0	0	0	0	0	0
0600	2	0	0	0	0	0	0	0	0	1	0	0	1	0	0	0	0	0	0	0	0	0	0	0	0	0	0	0	0
0700	1	0	0	0	0	0	0	0	0	1	0	0	0	0	0	0	0	0	0	0	0	0	0	0	0	0	0	0	0
0800	5	0	0	0	0	0	0	0	1	1	1	1	1	0	0	0	0	0	0	0	0	0	0	0	0	0	0	0	0
0900	4	0	0	0	0	0	0	0	2	1	0	1	0	0	0	0	0	0	0	0	0	0	0	0	0	0	0	0	0
1000	3	0	0	0	0	0	0	0	1	0	1	1	0	0	0	0	0	0	0	0	0	0	0	0	0	0	0	0	0
1100	**8**	**0**	**0**	**0**	**0**	**0**	**0**	**0**	**1**	**4**	**2**	**1**	**0**	**0**	**0**	**0**	**0**	**0**	**0**	**0**	**0**	**0**	**0**	**0**	**0**	**0**	**0**	**0**	**0**
1200	6	0	0	0	0	0	0	1	0	0	2	2	0	1	0	0	0	0	0	0	0	0	0	0	0	0	0	0	0
1300	2	0	0	0	0	0	0	0	0	1	0	1	0	0	0	0	0	0	0	0	0	0	0	0	0	0	0	0	0
1400	6	0	0	0	2	0	0	0	0	2	1	0	0	0	1	0	0	0	0	0	0	0	0	0	0	0	0	0	0
1500	5	0	0	0	0	0	1	0	0	1	1	1	1	0	0	0	0	0	0	0	0	0	0	0	0	0	0	0	0
1600	6	0	0	0	0	1	1	0	0	1	1	2	0	0	0	0	0	0	0	0	0	0	0	0	0	0	0	0	0
1700	4	0	0	0	0	0	0	0	0	1	0	2	1	0	0	0	0	0	0	0	0	0	0	0	0	0	0	0	0
1800	4	0	0	0	0	0	1	0	1	1	1	0	0	0	0	0	0	0	0	0	0	0	0	0	0	0	0	0	0
1900	**8**	**0**	**0**	**0**	**0**	**0**	**0**	**0**	**1**	**0**	**1**	**3**	**3**	**0**	**0**	**0**	**0**	**0**	**0**	**0**	**0**	**0**	**0**	**0**	**0**	**0**	**0**	**0**	**0**
2000	2	0	0	0	0	0	0	0	0	1	1	0	0	0	0	0	0	0	0	0	0	0	0	0	0	0	0	0	0
2100	2	0	0	0	0	0	0	0	0	0	0	2	0	0	0	0	0	0	0	0	0	0	0	0	0	0	0	0	0
2200	2	0	0	0	0	0	0	0	0	0	0	1	0	0	1	0	0	0	0	0	0	0	0	0	0	0	0	0	0
2300	2	0	0	0	0	0	0	0	0	0	0	2	0	0	0	0	0	0	0	0	0	0	0	0	0	0	0	0	0
07-19	**54**	**0**	**0**	**0**	**2**	**1**	**3**	**1**	**6**	**14**	**10**	**12**	**3**	**1**	**1**	**0**	**0**	**0**	**0**	**0**	**0**	**0**	**0**	**0**	**0**	**0**	**0**	**0**	**0**
06-22	**68**	**0**	**0**	**0**	**2**	**1**	**3**	**1**	**7**	**16**	**12**	**17**	**7**	**1**	**1**	**0**	**0**	**0**	**0**	**0**	**0**	**0**	**0**	**0**	**0**	**0**	**0**	**0**	**0**
06-00	**72**	**0**	**0**	**0**	**2**	**1**	**3**	**1**	**7**	**16**	**12**	**20**	**7**	**1**	**2**	**0**	**0**	**0**	**0**	**0**	**0**	**0**	**0**	**0**	**0**	**0**	**0**	**0**	**0**
00-00	**72**	**0**	**0**	**0**	**2**	**1**	**3**	**1**	**7**	**16**	**12**	**20**	**7**	**1**	**2**	**0**	**0**	**0**	**0**	**0**	**0**	**0**	**0**	**0**	**0**	**0**	**0**	**0**	**0**

DRAFT

Site 93
Location LT34031, Att - No Dumping Sign, Lat 54.14724, Long -6.85999
Direction Two way

3279 / Meath/Cavan/Monaghan ATC's
October 2013
Automatic Traffic Count

Sat, 12 October 2013

Time	Total	Speed Bins (km/h)																												
		0 - 5	5 - 10	10 - 15	15 - 20	20 - 25	25 - 30	30 - 35	35 - 40	40 - 45	45 - 50	50 - 55	55 - 60	60 - 65	65 - 70	70 - 75	75 - 80	80 - 85	85 - 90	90 - 95	95 - 100	100 - 105	105 - 110	110 - 115	115 - 120	120 - 125	125 - 130	130 - 135	135 - 140
0000	1	0	0	0	0	0	0	0	0	0	0	0	1	0	0	0	0	0	0	0	0	0	0	0	0	0	0	0	0	0
0100	0	0	0	0	0	0	0	0	0	0	0	0	0	0	0	0	0	0	0	0	0	0	0	0	0	0	0	0	0	0
0200	0	0	0	0	0	0	0	0	0	0	0	0	0	0	0	0	0	0	0	0	0	0	0	0	0	0	0	0	0	0
0300	0	0	0	0	0	0	0	0	0	0	0	0	0	0	0	0	0	0	0	0	0	0	0	0	0	0	0	0	0	0
0400	0	0	0	0	0	0	0	0	0	0	0	0	0	0	0	0	0	0	0	0	0	0	0	0	0	0	0	0	0	0
0500	0	0	0	0	0	0	0	0	0	0	0	0	0	0	0	0	0	0	0	0	0	0	0	0	0	0	0	0	0	0
0600	0	0	0	0	0	0	0	0	0	0	0	0	0	0	0	0	0	0	0	0	0	0	0	0	0	0	0	0	0	0
0700	2	0	0	0	0	0	0	0	0	2	0	0	0	0	0	0	0	0	0	0	0	0	0	0	0	0	0	0	0	0
0800	3	0	0	0	0	0	1	0	0	0	2	0	0	0	0	0	0	0	0	0	0	0	0	0	0	0	0	0	0	0
0900	3	0	0	0	0	0	0	0	2	1	0	0	0	0	0	0	0	0	0	0	0	0	0	0	0	0	0	0	0	0
1000	6	0	0	2	0	0	1	0	0	1	1	0	1	0	0	0	0	0	0	0	0	0	0	0	0	0	0	0	0	0
1100	**12**	**0**	**0**	**0**	**0**	**0**	**0**	**0**	**0**	**3**	**3**	**3**	**1**	**1**	**1**	**0**	**0**	**0**	**0**	**0**	**0**	**0**	**0**	**0**	**0**	**0**	**0**	**0**	**0**	**0**
1200	6	0	0	0	0	0	0	0	0	2	4	0	0	0	0	0	0	0	0	0	0	0	0	0	0	0	0	0	0	0
1300	2	0	0	0	0	0	0	0	0	0	1	1	0	0	0	0	0	0	0	0	0	0	0	0	0	0	0	0	0	0
1400	4	0	0	0	0	0	0	0	1	2	0	1	0	0	0	0	0	0	0	0	0	0	0	0	0	0	0	0	0	0
1500	2	0	0	0	0	0	0	0	0	0	2	0	0	0	0	0	0	0	0	0	0	0	0	0	0	0	0	0	0	0
1600	5	0	0	0	0	0	0	0	0	0	1	1	2	1	0	0	0	0	0	0	0	0	0	0	0	0	0	0	0	0
1700	5	0	0	0	0	0	0	0	0	1	1	1	2	0	0	0	0	0	0	0	0	0	0	0	0	0	0	0	0	0
1800	**7**	**0**	**0**	**0**	**0**	**0**	**0**	**0**	**1**	**1**	**0**	**3**	**1**	**0**	**1**	**0**	**0**	**0**	**0**	**0**	**0**	**0**	**0**	**0**	**0**	**0**	**0**	**0**	**0**	**0**
1900	6	0	0	0	0	0	0	1	0	2	1	1	0	1	0	0	0	0	0	0	0	0	0	0	0	0	0	0	0	0
2000	2	0	0	0	0	0	0	0	0	1	0	0	1	0	0	0	0	0	0	0	0	0	0	0	0	0	0	0	0	0
2100	2	0	0	0	0	0	0	0	0	0	0	0	0	2	0	0	0	0	0	0	0	0	0	0	0	0	0	0	0	0
2200	3	0	0	0	0	0	0	0	0	0	0	2	0	0	1	0	0	0	0	0	0	0	0	0	0	0	0	0	0	0
2300	0	0	0	0	0	0	0	0	0	0	0	0	0	0	0	0	0	0	0	0	0	0	0	0	0	0	0	0	0	0
07-19	**57**	**0**	**0**	**2**	**0**	**0**	**2**	**0**	**4**	**13**	**15**	**10**	**7**	**2**	**2**	**0**	**0**	**0**	**0**	**0**	**0**	**0**	**0**	**0**	**0**	**0**	**0**	**0**	**0**	**0**
06-22	**67**	**0**	**0**	**2**	**0**	**0**	**2**	**1**	**4**	**16**	**16**	**11**	**8**	**5**	**2**	**0**	**0**	**0**	**0**	**0**	**0**	**0**	**0**	**0**	**0**	**0**	**0**	**0**	**0**	**0**
06-00	**70**	**0**	**0**	**2**	**0**	**0**	**2**	**1**	**4**	**16**	**16**	**13**	**8**	**5**	**3**	**0**	**0**	**0**	**0**	**0**	**0**	**0**	**0**	**0**	**0**	**0**	**0**	**0**	**0**	**0**
00-00	**71**	**0**	**0**	**2**	**0**	**0**	**2**	**1**	**4**	**16**	**16**	**13**	**9**	**5**	**3**	**0**	**0**	**0**	**0**	**0**	**0**	**0**	**0**	**0**	**0**	**0**	**0**	**0**	**0**	**0**

DRAFT

Site 93
Location LT34031, Att - No Dumping Sign, Lat 54.14724, Long -6.85999
Direction Two way

3279 / Meath/Cavan/Monaghan ATC's
October 2013
Automatic Traffic Count

Sun, 13 October 2013

Time	Total	Speed Bins (km/h)																											
		0 - 5	5 - 10	10 - 15	15 - 20	20 - 25	25 - 30	30 - 35	35 - 40	40 - 45	45 - 50	50 - 55	55 - 60	60 - 65	65 - 70	70 - 75	75 - 80	80 - 85	85 - 90	90 - 95	95 - 100	100 - 105	105 - 110	110 - 115	115 - 120	120 - 125	125 - 130	130 - 135	135 - 140
0000	0	0	0	0	0	0	0	0	0	0	0	0	0	0	0	0	0	0	0	0	0	0	0	0	0	0	0	0	0
0100	1	0	0	0	0	0	0	0	0	1	0	0	0	0	0	0	0	0	0	0	0	0	0	0	0	0	0	0	0
0200	1	0	0	0	0	0	0	0	0	0	0	1	0	0	0	0	0	0	0	0	0	0	0	0	0	0	0	0	0
0300	0	0	0	0	0	0	0	0	0	0	0	0	0	0	0	0	0	0	0	0	0	0	0	0	0	0	0	0	0
0400	0	0	0	0	0	0	0	0	0	0	0	0	0	0	0	0	0	0	0	0	0	0	0	0	0	0	0	0	0
0500	0	0	0	0	0	0	0	0	0	0	0	0	0	0	0	0	0	0	0	0	0	0	0	0	0	0	0	0	0
0600	1	0	0	0	0	0	0	0	0	0	0	0	0	1	0	0	0	0	0	0	0	0	0	0	0	0	0	0	0
0700	0	0	0	0	0	0	0	0	0	0	0	0	0	0	0	0	0	0	0	0	0	0	0	0	0	0	0	0	0
0800	0	0	0	0	0	0	0	0	0	0	0	0	0	0	0	0	0	0	0	0	0	0	0	0	0	0	0	0	0
0900	3	0	0	0	0	0	0	1	1	1	0	0	0	0	0	0	0	0	0	0	0	0	0	0	0	0	0	0	0
1000	**4**	**0**	**0**	**0**	**0**	**0**	**0**	**0**	**0**	**1**	**0**	**2**	**0**	**0**	**1**	**0**	**0**	**0**	**0**	**0**	**0**	**0**	**0**	**0**	**0**	**0**	**0**	**0**	**0**
1100	3	0	0	0	0	0	0	0	0	2	0	1	0	0	0	0	0	0	0	0	0	0	0	0	0	0	0	0	0
1200	4	0	0	0	0	0	0	0	0	2	1	1	0	0	0	0	0	0	0	0	0	0	0	0	0	0	0	0	0
1300	2	0	0	0	0	0	0	1	0	0	1	0	0	0	0	0	0	0	0	0	0	0	0	0	0	0	0	0	0
1400	5	0	0	0	0	1	1	1	0	1	0	1	0	0	0	0	0	0	0	0	0	0	0	0	0	0	0	0	0
1500	**9**	**0**	**0**	**0**	**0**	**0**	**1**	**1**	**0**	**1**	**2**	**1**	**2**	**1**	**0**	**0**	**0**	**0**	**0**	**0**	**0**	**0**	**0**	**0**	**0**	**0**	**0**	**0**	**0**
1600	6	0	0	0	1	0	0	0	1	2	0	2	0	0	0	0	0	0	0	0	0	0	0	0	0	0	0	0	0
1700	8	0	0	0	0	0	0	4	1	0	3	0	0	0	0	0	0	0	0	0	0	0	0	0	0	0	0	0	0
1800	3	0	0	0	0	0	0	0	0	2	0	1	0	0	0	0	0	0	0	0	0	0	0	0	0	0	0	0	0
1900	5	0	0	0	0	0	0	0	0	0	0	1	2	2	0	0	0	0	0	0	0	0	0	0	0	0	0	0	0
2000	1	0	0	0	0	0	0	0	0	0	1	0	0	0	0	0	0	0	0	0	0	0	0	0	0	0	0	0	0
2100	0	0	0	0	0	0	0	0	0	0	0	0	0	0	0	0	0	0	0	0	0	0	0	0	0	0	0	0	0
2200	1	0	0	0	0	0	0	0	0	0	0	0	1	0	0	0	0	0	0	0	0	0	0	0	0	0	0	0	0
2300	0	0	0	0	0	0	0	0	0	0	0	0	0	0	0	0	0	0	0	0	0	0	0	0	0	0	0	0	0
07-19	**47**	**0**	**0**	**0**	**1**	**1**	**2**	**8**	**3**	**12**	**7**	**9**	**2**	**1**	**1**	**0**	**0**	**0**	**0**	**0**	**0**	**0**	**0**	**0**	**0**	**0**	**0**	**0**	**0**
06-22	**54**	**0**	**0**	**0**	**1**	**1**	**2**	**8**	**3**	**12**	**8**	**10**	**4**	**4**	**1**	**0**	**0**	**0**	**0**	**0**	**0**	**0**	**0**	**0**	**0**	**0**	**0**	**0**	**0**
06-00	**55**	**0**	**0**	**0**	**1**	**1**	**2**	**8**	**3**	**12**	**8**	**10**	**5**	**4**	**1**	**0**	**0**	**0**	**0**	**0**	**0**	**0**	**0**	**0**	**0**	**0**	**0**	**0**	**0**
00-00	**57**	**0**	**0**	**0**	**1**	**1**	**2**	**8**	**3**	**13**	**8**	**11**	**5**	**4**	**1**	**0**	**0**	**0**	**0**	**0**	**0**	**0**	**0**	**0**	**0**	**0**	**0**	**0**	**0**

DRAFT

Site 93
Location LT34031, Att - No Dumping Sign, Lat 54.14724, Long -6.85999
Direction Two way

3279 / Meath/Cavan/Monaghan ATC's
October 2013
Automatic Traffic Count

Mon, 14 October 2013

Time	Total	Speed Bins (km/h)																											
		0 - 5	5 - 10	10 - 15	15 - 20	20 - 25	25 - 30	30 - 35	35 - 40	40 - 45	45 - 50	50 - 55	55 - 60	60 - 65	65 - 70	70 - 75	75 - 80	80 - 85	85 - 90	90 - 95	95 - 100	100 - 105	105 - 110	110 - 115	115 - 120	120 - 125	125 - 130	130 - 135	135 - 140
0000	0	0	0	0	0	0	0	0	0	0	0	0	0	0	0	0	0	0	0	0	0	0	0	0	0	0	0	0	0
0100	0	0	0	0	0	0	0	0	0	0	0	0	0	0	0	0	0	0	0	0	0	0	0	0	0	0	0	0	0
0200	1	0	0	0	0	0	0	0	1	0	0	0	0	0	0	0	0	0	0	0	0	0	0	0	0	0	0	0	0
0300	0	0	0	0	0	0	0	0	0	0	0	0	0	0	0	0	0	0	0	0	0	0	0	0	0	0	0	0	0
0400	0	0	0	0	0	0	0	0	0	0	0	0	0	0	0	0	0	0	0	0	0	0	0	0	0	0	0	0	0
0500	1	0	0	0	0	0	0	0	0	0	0	1	0	0	0	0	0	0	0	0	0	0	0	0	0	0	0	0	0
0600	1	0	0	0	0	0	0	0	0	0	0	1	0	0	0	0	0	0	0	0	0	0	0	0	0	0	0	0	0
0700	3	0	0	0	0	0	0	0	0	1	1	1	0	0	0	0	0	0	0	0	0	0	0	0	0	0	0	0	0
0800	**5**	**0**	**0**	**0**	**0**	**0**	**0**	**1**	**0**	**2**	**0**	**2**	**0**	**0**	**0**	**0**	**0**	**0**	**0**	**0**	**0**	**0**	**0**	**0**	**0**	**0**	**0**	**0**	**0**
0900	2	0	0	0	0	0	0	0	0	0	2	0	0	0	0	0	0	0	0	0	0	0	0	0	0	0	0	0	0
1000	2	0	0	0	0	0	0	0	0	0	1	0	0	1	0	0	0	0	0	0	0	0	0	0	0	0	0	0	0
1100	4	0	0	0	0	0	0	0	1	0	0	1	2	0	0	0	0	0	0	0	0	0	0	0	0	0	0	0	0
1200	5	0	0	0	0	0	0	0	0	0	1	2	1	1	0	0	0	0	0	0	0	0	0	0	0	0	0	0	0
1300	1	0	0	0	0	0	0	0	1	0	0	0	0	0	0	0	0	0	0	0	0	0	0	0	0	0	0	0	0
1400	0	0	0	0	0	0	0	0	0	0	0	0	0	0	0	0	0	0	0	0	0	0	0	0	0	0	0	0	0
1500	2	0	0	0	0	0	0	0	0	0	1	1	0	0	0	0	0	0	0	0	0	0	0	0	0	0	0	0	0
1600	4	0	0	0	0	0	0	0	0	0	1	0	2	1	0	0	0	0	0	0	0	0	0	0	0	0	0	0	0
1700	3	0	0	0	0	0	0	0	1	0	2	0	0	0	0	0	0	0	0	0	0	0	0	0	0	0	0	0	0
1800	**7**	**0**	**0**	**0**	**0**	**0**	**1**	**1**	**0**	**0**	**3**	**2**	**0**	**0**	**0**	**0**	**0**	**0**	**0**	**0**	**0**	**0**	**0**	**0**	**0**	**0**	**0**	**0**	**0**
1900	1	0	0	0	0	0	0	0	0	0	0	0	1	0	0	0	0	0	0	0	0	0	0	0	0	0	0	0	0
2000	5	0	0	0	0	0	0	0	1	1	0	0	1	2	0	0	0	0	0	0	0	0	0	0	0	0	0	0	0
2100	0	0	0	0	0	0	0	0	0	0	0	0	0	0	0	0	0	0	0	0	0	0	0	0	0	0	0	0	0
2200	2	0	0	0	0	0	0	0	1	0	0	1	0	0	0	0	0	0	0	0	0	0	0	0	0	0	0	0	0
2300	0	0	0	0	0	0	0	0	0	0	0	0	0	0	0	0	0	0	0	0	0	0	0	0	0	0	0	0	0
07-19	**38**	**0**	**0**	**0**	**0**	**0**	**1**	**2**	**3**	**3**	**12**	**9**	**5**	**3**	**0**	**0**	**0**	**0**	**0**	**0**	**0**	**0**	**0**	**0**	**0**	**0**	**0**	**0**	**0**
06-22	**45**	**0**	**0**	**0**	**0**	**0**	**1**	**2**	**4**	**4**	**12**	**10**	**7**	**5**	**0**	**0**	**0**	**0**	**0**	**0**	**0**	**0**	**0**	**0**	**0**	**0**	**0**	**0**	**0**
06-00	**47**	**0**	**0**	**0**	**0**	**0**	**1**	**2**	**5**	**4**	**12**	**11**	**7**	**5**	**0**	**0**	**0**	**0**	**0**	**0**	**0**	**0**	**0**	**0**	**0**	**0**	**0**	**0**	**0**
00-00	**49**	**0**	**0**	**0**	**0**	**0**	**1**	**2**	**6**	**4**	**12**	**12**	**7**	**5**	**0**	**0**	**0**	**0**	**0**	**0**	**0**	**0**	**0**	**0**	**0**	**0**	**0**	**0**	**0**

DRAFT

Site 93
Location LT34031, Att - No Dumping Sign, Lat 54.14724, Long -6.85999
Direction Two way

3279 / Meath/Cavan/Monaghan ATC's
October 2013
Automatic Traffic Count

Tue, 15 October 2013

Time	Total	Speed Bins (km/h)																											
		0 - 5	5 - 10	10 - 15	15 - 20	20 - 25	25 - 30	30 - 35	35 - 40	40 - 45	45 - 50	50 - 55	55 - 60	60 - 65	65 - 70	70 - 75	75 - 80	80 - 85	85 - 90	90 - 95	95 - 100	100 - 105	105 - 110	110 - 115	115 - 120	120 - 125	125 - 130	130 - 135	135 - 140
0000	0	0	0	0	0	0	0	0	0	0	0	0	0	0	0	0	0	0	0	0	0	0	0	0	0	0	0	0	0
0100	0	0	0	0	0	0	0	0	0	0	0	0	0	0	0	0	0	0	0	0	0	0	0	0	0	0	0	0	0
0200	1	0	0	0	0	0	0	0	0	0	1	0	0	0	0	0	0	0	0	0	0	0	0	0	0	0	0	0	0
0300	1	0	0	0	0	0	0	0	0	0	0	1	0	0	0	0	0	0	0	0	0	0	0	0	0	0	0	0	0
0400	1	0	0	0	0	0	0	0	0	0	0	1	0	0	0	0	0	0	0	0	0	0	0	0	0	0	0	0	0
0500	0	0	0	0	0	0	0	0	0	0	0	0	0	0	0	0	0	0	0	0	0	0	0	0	0	0	0	0	0
0600	1	0	0	0	0	0	0	0	0	0	1	0	0	0	0	0	0	0	0	0	0	0	0	0	0	0	0	0	0
0700	3	0	0	0	0	0	0	0	1	0	0	1	1	0	0	0	0	0	0	0	0	0	0	0	0	0	0	0	0
0800	**7**	**0**	**0**	**0**	**0**	**0**	**0**	**1**	**1**	**0**	**5**	**0**	**0**	**0**	**0**	**0**	**0**	**0**	**0**	**0**	**0**	**0**	**0**	**0**	**0**	**0**	**0**	**0**	**0**
0900	1	0	0	0	0	0	0	1	0	0	0	0	0	0	0	0	0	0	0	0	0	0	0	0	0	0	0	0	0
1000	1	0	0	0	0	0	0	0	0	0	0	1	0	0	0	0	0	0	0	0	0	0	0	0	0	0	0	0	0
1100	2	0	0	0	0	0	0	0	0	0	1	1	0	0	0	0	0	0	0	0	0	0	0	0	0	0	0	0	0
1200	**8**	**0**	**0**	**0**	**2**	**0**	**1**	**0**	**1**	**1**	**1**	**0**	**1**	**1**	**0**	**0**	**0**	**0**	**0**	**0**	**0**	**0**	**0**	**0**	**0**	**0**	**0**	**0**	**0**
1300	3	0	0	0	0	0	0	0	0	2	0	1	0	0	0	0	0	0	0	0	0	0	0	0	0	0	0	0	0
1400	0	0	0	0	0	0	0	0	0	0	0	0	0	0	0	0	0	0	0	0	0	0	0	0	0	0	0	0	0
1500	0	0	0	0	0	0	0	0	0	0	0	0	0	0	0	0	0	0	0	0	0	0	0	0	0	0	0	0	0
1600	0	0	0	0	0	0	0	0	0	0	0	0	0	0	0	0	0	0	0	0	0	0	0	0	0	0	0	0	0
1700	6	0	1	0	0	0	0	0	0	1	0	3	1	0	0	0	0	0	0	0	0	0	0	0	0	0	0	0	0
1800	**8**	**0**	**0**	**0**	**2**	**0**	**0**	**0**	**1**	**1**	**1**	**1**	**2**	**0**	**0**	**0**	**0**	**0**	**0**	**0**	**0**	**0**	**0**	**0**	**0**	**0**	**0**	**0**	**0**
1900	5	0	0	0	0	0	0	0	1	2	0	0	2	0	0	0	0	0	0	0	0	0	0	0	0	0	0	0	0
2000	3	0	0	0	0	0	0	0	0	0	2	0	1	0	0	0	0	0	0	0	0	0	0	0	0	0	0	0	0
2100	2	0	0	0	0	0	0	0	0	2	0	0	0	0	0	0	0	0	0	0	0	0	0	0	0	0	0	0	0
2200	4	0	0	0	0	0	0	3	0	0	0	0	1	0	0	0	0	0	0	0	0	0	0	0	0	0	0	0	0
2300	1	0	0	0	0	0	0	0	0	0	0	0	0	0	1	0	0	0	0	0	0	0	0	0	0	0	0	0	0
07-19	**39**	**0**	**1**	**0**	**4**	**0**	**1**	**2**	**4**	**5**	**8**	**8**	**5**	**1**	**0**	**0**	**0**	**0**	**0**	**0**	**0**	**0**	**0**	**0**	**0**	**0**	**0**	**0**	**0**
06-22	**50**	**0**	**1**	**0**	**4**	**0**	**1**	**2**	**5**	**9**	**11**	**8**	**8**	**1**	**0**	**0**	**0**	**0**	**0**	**0**	**0**	**0**	**0**	**0**	**0**	**0**	**0**	**0**	**0**
06-00	**55**	**0**	**1**	**0**	**4**	**0**	**1**	**5**	**5**	**9**	**11**	**8**	**9**	**1**	**1**	**0**	**0**	**0**	**0**	**0**	**0**	**0**	**0**	**0**	**0**	**0**	**0**	**0**	**0**
00-00	**58**	**0**	**1**	**0**	**4**	**0**	**1**	**5**	**5**	**9**	**12**	**10**	**9**	**1**	**1**	**0**	**0**	**0**	**0**	**0**	**0**	**0**	**0**	**0**	**0**	**0**	**0**	**0**	**0**

DRAFT

Site 93
Location LT34031, Att - No Dumping Sign, Lat 54.14724, Long -6.85999
Direction Two way

3279 / Meath/Cavan/Monaghan ATC's
October 2013
Automatic Traffic Count

Virtual Day (7)

Time	Total	Speed Bins (km/h)																											
		0 - 5	5 - 10	10 - 15	15 - 20	20 - 25	25 - 30	30 - 35	35 - 40	40 - 45	45 - 50	50 - 55	55 - 60	60 - 65	65 - 70	70 - 75	75 - 80	80 - 85	85 - 90	90 - 95	95 - 100	100 - 105	105 - 110	110 - 115	115 - 120	120 - 125	125 - 130	130 - 135	135 - 140
0000	0	0	0	0	0	0	0	0	0	0	0	0	0	0	0	0	0	0	0	0	0	0	0	0	0	0	0	0	0
0100	0	0	0	0	0	0	0	0	0	0	0	0	0	0	0	0	0	0	0	0	0	0	0	0	0	0	0	0	0
0200	0	0	0	0	0	0	0	0	0	0	0	0	0	0	0	0	0	0	0	0	0	0	0	0	0	0	0	0	0
0300	0	0	0	0	0	0	0	0	0	0	0	0	0	0	0	0	0	0	0	0	0	0	0	0	0	0	0	0	0
0400	0	0	0	0	0	0	0	0	0	0	0	0	0	0	0	0	0	0	0	0	0	0	0	0	0	0	0	0	0
0500	0	0	0	0	0	0	0	0	0	0	0	0	0	0	0	0	0	0	0	0	0	0	0	0	0	0	0	0	0
0600	1	0	0	0	0	0	0	0	0	0	0	0	0	0	0	0	0	0	0	0	0	0	0	0	0	0	0	0	0
0700	1	0	0	0	0	0	0	0	0	1	0	0	0	0	0	0	0	0	0	0	0	0	0	0	0	0	0	0	0
0800	**5**	**0**	**0**	**0**	**0**	**0**	**0**	**0**	**0**	**1**	**2**	**1**	**0**	**0**	**0**	**0**	**0**	**0**	**0**	**0**	**0**	**0**	**0**	**0**	**0**	**0**	**0**	**0**	**0**
0900	3	0	0	0	0	0	0	0	1	1	0	0	0	0	0	0	0	0	0	0	0	0	0	0	0	0	0	0	0
1000	3	0	0	0	0	0	0	0	0	0	0	1	0	0	0	0	0	0	0	0	0	0	0	0	0	0	0	0	0
1100	**5**	**0**	**0**	**0**	**0**	**0**	**0**	**0**	**0**	**1**	**1**	**1**	**0**	**0**	**0**	**0**	**0**	**0**	**0**	**0**	**0**	**0**	**0**	**0**	**0**	**0**	**0**	**0**	**0**
1200	5	0	0	0	0	0	0	0	0	1	2	1	1	1	0	0	0	0	0	0	0	0	0	0	0	0	0	0	0
1300	2	0	0	0	0	0	0	0	0	1	0	0	0	0	0	0	0	0	0	0	0	0	0	0	0	0	0	0	0
1400	3	0	0	0	0	0	0	0	0	1	0	0	0	0	0	0	0	0	0	0	0	0	0	0	0	0	0	0	0
1500	3	0	0	0	0	0	0	0	0	1	1	0	1	0	0	0	0	0	0	0	0	0	0	0	0	0	0	0	0
1600	4	0	0	0	0	0	0	0	0	0	1	1	1	0	0	0	0	0	0	0	0	0	0	0	0	0	0	0	0
1700	**6**	**0**	**0**	**0**	**0**	**0**	**0**	**1**	**1**	**1**	**2**	**1**	**1**	**0**	**0**	**0**	**0**	**0**	**0**	**0**	**0**	**0**	**0**	**0**	**0**	**0**	**0**	**0**	**0**
1800	**6**	**0**	**0**	**0**	**0**	**0**	**0**	**0**	**1**	**1**	**1**	**2**	**1**	**0**	**0**	**0**	**0**	**0**	**0**	**0**	**0**	**0**	**0**	**0**	**0**	**0**	**0**	**0**	**0**
1900	5	0	0	0	0	0	0	0	0	1	1	1	2	0	0	0	0	0	0	0	0	0	0	0	0	0	0	0	0
2000	4	0	0	0	0	0	0	0	0	1	1	0	1	0	0	0	0	0	0	0	0	0	0	0	0	0	0	0	0
2100	2	0	0	0	0	0	0	0	0	0	0	0	0	0	0	0	0	0	0	0	0	0	0	0	0	0	0	0	0
2200	2	0	0	0	0	0	0	0	0	0	0	1	0	0	0	0	0	0	0	0	0	0	0	0	0	0	0	0	0
2300	1	0	0	0	0	0	0	0	0	0	0	0	0	0	0	0	0	0	0	0	0	0	0	0	0	0	0	0	0
07-19	**47**	**0**	**0**	**0**	**1**	**0**	**2**	**2**	**4**	**9**	**11**	**10**	**5**	**2**	**1**	**0**	**0**	**0**	**0**	**0**	**0**	**0**	**0**	**0**	**0**	**0**	**0**	**0**	**0**
06-22	**58**	**0**	**0**	**0**	**1**	**0**	**2**	**3**	**5**	**11**	**13**	**11**	**8**	**3**	**1**	**0**	**0**	**0**	**0**	**0**	**0**	**0**	**0**	**0**	**0**	**0**	**0**	**0**	**0**
06-00	**60**	**0**	**0**	**0**	**1**	**0**	**2**	**3**	**5**	**11**	**13**	**12**	**8**	**3**	**1**	**0**	**0**	**0**	**0**	**0**	**0**	**0**	**0**	**0**	**0**	**0**	**0**	**0**	**0**
00-00	**62**	**0**	**0**	**0**	**1**	**0**	**2**	**3**	**5**	**11**	**13**	**13**	**8**	**3**	**1**	**0**	**0**	**0**	**0**	**0**	**0**	**0**	**0**	**0**	**0**	**0**	**0**	**0**	**0**

DRAFT

Site 93
Location LT34031, Att - No Dumping Sign, Lat 54.14724, Long -6.85999
Direction Two way

3279 / Meath/Cavan/Monaghan ATC's
October 2013
Automatic Traffic Count

Virtual Week (1)

Time	Total	Speed Bins (km/h)																											
		0 - 5	5 - 10	10 - 15	15 - 20	20 - 25	25 - 30	30 - 35	35 - 40	40 - 45	45 - 50	50 - 55	55 - 60	60 - 65	65 - 70	70 - 75	75 - 80	80 - 85	85 - 90	90 - 95	95 - 100	100 - 105	105 - 110	110 - 115	115 - 120	120 - 125	125 - 130	130 - 135	135 - 140
Mon	49	0	0	0	0	0	1	2	6	4	12	12	7	5	0	0	0	0	0	0	0	0	0	0	0	0	0	0	0
Tue	58	0	1	0	4	0	1	5	5	9	12	10	9	1	1	0	0	0	0	0	0	0	0	0	0	0	0	0	0
Wed	61	0	0	0	0	0	2	2	5	9	16	13	8	4	1	0	0	1	0	0	0	0	0	0	0	0	0	0	0
Thu	63	0	0	0	0	1	3	2	6	12	14	10	12	1	1	1	0	0	0	0	0	0	0	0	0	0	0	0	0
Fri	72	0	0	0	2	1	3	1	7	16	12	20	7	1	2	0	0	0	0	0	0	0	0	0	0	0	0	0	0
|Sat	71	0	0	2	0	0	2	1	4	16	16	13	9	5	3	0	0	0	0	0	0	0	0	0	0	0	0	0	0
|Sun	57	0	0	0	1	1	2	8	3	13	8	11	5	4	1	0	0	0	0	0	0	0	0	0	0	0	0	0	0
5 Day Ave.	**61**	**0**	**0**	**0**	**1**	**0**	**2**	**2**	**6**	**10**	**13**	**13**	**9**	**2**	**1**	**0**	**0**	**0**	**0**	**0**	**0**	**0**	**0**	**0**	**0**	**0**	**0**	**0**	**0**
7 Day Ave.	**62**	**0**	**0**	**0**	**1**	**0**	**2**	**3**	**5**	**11**	**13**	**13**	**8**	**3**	**1**	**0**	**0**	**0**	**0**	**0**	**0**	**0**	**0**	**0**	**0**	**0**	**0**	**0**	**0**
--	**431**	**0**	**1**	**2**	**7**	**3**	**14**	**21**	**36**	**79**	**90**	**89**	**57**	**21**	**9**	**1**	**0**	**1**	**0**	**0**	**0**	**0**	**0**	**0**	**0**	**0**	**0**	**0**	**0**

Summary Graphs

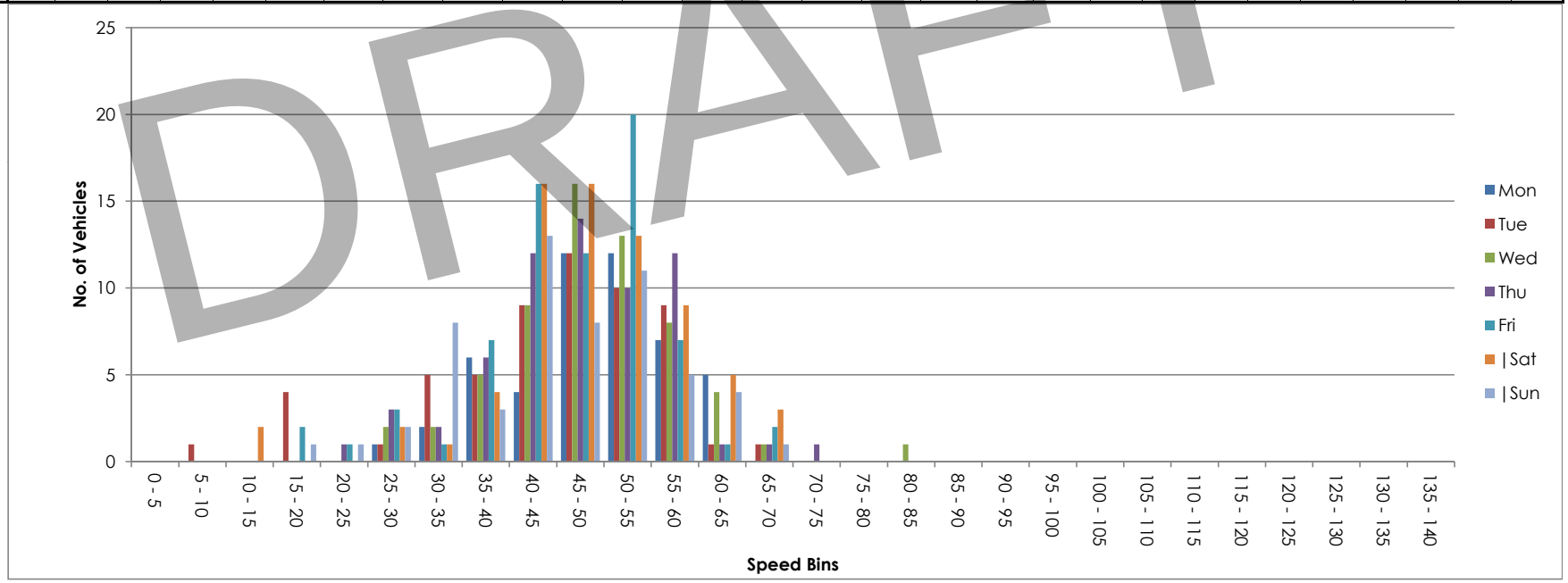

DRAFT



NDC NATIONWIDE DATA COLLECTION	**Site / Location:**	LS07411, Att - Telepole, Lat 54.15345, Long -6.85077	**Project No:**	3279	**Photo No:**	3279-94	**Drawn By:** MOR
	Survey Date:	Wed, 9 October 2013 to Tue, 15 October 2013	**Project Name:**		Meath/Cavan/Monaghan ATC'S		
	Survey Times:	00:00 to 00(24):00	**Title:**		Site Photograph		

Site No.	Location.	Direction.	Speed Limit - PSL (km/h)	Start Date.	End Date.	Total Vehicles.	5 Day Ave.	7 Day Ave.	No. > Speed Limit.	%. > Speed Limit.	No. > Speed Limit1 (+5km/h).	%. > Speed Limit1 (+5km/h).	No. > Speed Limit1 (+10km/h).	%. > Speed Limit1 (+10km/h).	Mean Speed	85%ile Speed
94	LS07411, Att - Telepole, Lat 54.15345, Long -6.85077	North	80	Wed, 9 October 2013	Tue, 15 October 2013	655	90	94	14	2.1	4	0.6	1	0.2	56.4	70.2
		South	80	Wed, 9 October 2013	Tue, 15 October 2013	647	92	92	35	5.4	24	3.7	10	1.5	60.4	72.7
		Two way	80	Wed, 9 October 2013	Tue, 15 October 2013	1302	182	186	49	3.8	28	2.2	11	0.8	58.4	71.3

DRAFT

Site 94
Location LS07411, Att - Telepole, Lat 54.15345, Long -6.85077
Direction North

3279 / Meath/Cavan/Monaghan ATC's
October 2013
Automatic Traffic Count

Wed, 9 October 2013

Time	Total	Classification												>PSL	>PSL%	>SL1	>SL1%	>SL2	>SL2%	Mean	Vpp
		1 MCL	2 SV	3 SVT	4 TB2	5 TB3	6 T4	7 ART3	8 ART4	9 ART5	10 ART6	11 BD	12 DRT	80	80	85 +5kph	85 +5kph	90 +10kph	90 +10kph		85
0000	0	0	0	0	0	0	0	0	0	0	0	0	0	0	0	0	0	0	0	-	-
0100	0	0	0	0	0	0	0	0	0	0	0	0	0	0	0	0	0	0	0	-	-
0200	0	0	0	0	0	0	0	0	0	0	0	0	0	0	0	0	0	0	0	-	-
0300	0	0	0	0	0	0	0	0	0	0	0	0	0	0	0	0	0	0	0	-	-
0400	0	0	0	0	0	0	0	0	0	0	0	0	0	0	0	0	0	0	0	-	-
0500	0	0	0	0	0	0	0	0	0	0	0	0	0	0	0	0	0	0	0	-	-
0600	1	0	1	0	0	0	0	0	0	0	0	0	0	1	100	1	100	1	100	91.3	-
0700	1	0	0	0	1	0	0	0	0	0	0	0	0	0	0	0	0	0	0	57.2	-
0800	**8**	**0**	**8**	**0**	**0**	**0**	**0**	**0**	**0**	**0**	**0**	**0**	**0**	**0**	**0**	**0**	**0**	**0**	**0**	**53.3**	**-**
0900	5	0	3	0	2	0	0	0	0	0	0	0	0	0	0	0	0	0	0	42.4	-
1000	5	0	5	0	0	0	0	0	0	0	0	0	0	2	40	0	0	0	0	68.9	-
1100	7	0	6	0	0	1	0	0	0	0	0	0	0	0	0	0	0	0	0	44.8	-
1200	7	0	7	0	0	0	0	0	0	0	0	0	0	0	0	0	0	0	0	54	-
1300	6	0	5	1	0	0	0	0	0	0	0	0	0	1	16.7	0	0	0	0	66.7	-
1400	3	0	3	0	0	0	0	0	0	0	0	0	0	0	0	0	0	0	0	58.9	-
1500	8	0	4	1	3	0	0	0	0	0	0	0	0	0	0	0	0	0	0	49	-
1600	6	0	3	2	1	0	0	0	0	0	0	0	0	0	0	0	0	0	0	51.6	-
1700	**10**	**0**	**9**	**1**	**0**	**0**	**0**	**0**	**0**	**0**	**0**	**0**	**0**	**0**	**0**	**0**	**0**	**0**	**0**	**49.1**	**-**
1800	6	0	6	0	0	0	0	0	0	0	0	0	0	0	0	0	0	0	0	61.3	-
1900	2	0	2	0	0	0	0	0	0	0	0	0	0	0	0	0	0	0	0	60.6	-
2000	4	0	4	0	0	0	0	0	0	0	0	0	0	0	0	0	0	0	0	63	-
2100	3	0	2	0	1	0	0	0	0	0	0	0	0	0	0	0	0	0	0	70.4	-
2200	4	0	2	1	1	0	0	0	0	0	0	0	0	0	0	0	0	0	0	62	-
2300	1	0	1	0	0	0	0	0	0	0	0	0	0	0	0	0	0	0	0	73.9	-
07-19	**72**	**0**	**59**	**5**	**7**	**1**	**0**	**0**	**0**	**0**	**0**	**0**	**0**	**3**	**4.2**	**0**	**0**	**0**	**0**	**53.7**	**67**
06-22	**82**	**0**	**68**	**5**	**8**	**1**	**0**	**0**	**0**	**0**	**0**	**0**	**0**	**4**	**4.9**	**1**	**1.2**	**1**	**1.2**	**55.4**	**70.9**
06-00	**87**	**0**	**71**	**6**	**9**	**1**	**0**	**0**	**0**	**0**	**0**	**0**	**0**	**4**	**4.6**	**1**	**1.1**	**1**	**1.1**	**55.9**	**70.9**
00-00	**87**	**0**	**71**	**6**	**9**	**1**	**0**	**0**	**0**	**0**	**0**	**0**	**0**	**4**	**4.6**	**1**	**1.1**	**1**	**1.1**	**55.9**	**70.9**

DRAFT

Site 94
Location LS07411, Att - Telepole, Lat 54.15345, Long -6.85077
Direction North

3279 / Meath/Cavan/Monaghan ATC's
October 2013
Automatic Traffic Count

Thu, 10 October 2013

Time	Total	Classification												>PSL	>PSL%	>SL1	>SL1%	>SL2	>SL2%	Mean	Vpp
		1 MCL	2 SV	3 SVT	4 TB2	5 TB3	6 T4	7 ART3	8 ART4	9 ART5	10 ART6	11 BD	12 DRT	80	80	85 +5kph	85 +5kph	90 +10kph	90 +10kph		85
0000	0	0	0	0	0	0	0	0	0	0	0	0	0	0	0	0	0	0	0	-	-
0100	0	0	0	0	0	0	0	0	0	0	0	0	0	0	0	0	0	0	0	-	-
0200	0	0	0	0	0	0	0	0	0	0	0	0	0	0	0	0	0	0	0	-	-
0300	0	0	0	0	0	0	0	0	0	0	0	0	0	0	0	0	0	0	0	-	-
0400	0	0	0	0	0	0	0	0	0	0	0	0	0	0	0	0	0	0	0	-	-
0500	0	0	0	0	0	0	0	0	0	0	0	0	0	0	0	0	0	0	0	-	-
0600	0	0	0	0	0	0	0	0	0	0	0	0	0	0	0	0	0	0	0	-	-
0700	0	0	0	0	0	0	0	0	0	0	0	0	0	0	0	0	0	0	0	-	-
0800	8	0	7	0	0	1	0	0	0	0	0	0	0	0	0	0	0	0	0	58.9	-
0900	4	0	4	0	0	0	0	0	0	0	0	0	0	0	0	0	0	0	0	59.8	-
1000	6	0	6	0	0	0	0	0	0	0	0	0	0	0	0	0	0	0	0	52.3	-
1100	**14**	**0**	**12**	**1**	**1**	**0**	**0**	**0**	**0**	**0**	**0**	**0**	**0**	**2**	**14.3**	**1**	**7.1**	**0**	**0**	**62.4**	**77.8**
1200	6	0	4	0	1	1	0	0	0	0	0	0	0	0	0	0	0	0	0	57.5	-
1300	5	0	5	0	0	0	0	0	0	0	0	0	0	0	0	0	0	0	0	68.6	-
1400	3	0	3	0	0	0	0	0	0	0	0	0	0	1	33.3	0	0	0	0	65.5	-
1500	**11**	**0**	**7**	**1**	**3**	**0**	**0**	**0**	**0**	**0**	**0**	**0**	**0**	**0**	**0**	**0**	**0**	**0**	**0**	**57**	**66.2**
1600	5	0	3	1	1	0	0	0	0	0	0	0	0	0	0	0	0	0	0	48.3	-
1700	5	0	5	0	0	0	0	0	0	0	0	0	0	0	0	0	0	0	0	66.2	-
1800	10	0	8	2	0	0	0	0	0	0	0	0	0	0	0	0	0	0	0	63.7	-
1900	3	0	2	1	0	0	0	0	0	0	0	0	0	0	0	0	0	0	0	67.4	-
2000	5	0	4	1	0	0	0	0	0	0	0	0	0	0	0	0	0	0	0	63.1	-
2100	5	0	5	0	0	0	0	0	0	0	0	0	0	0	0	0	0	0	0	60.4	-
2200	3	0	3	0	0	0	0	0	0	0	0	0	0	0	0	0	0	0	0	57.8	-
2300	0	0	0	0	0	0	0	0	0	0	0	0	0	0	0	0	0	0	0	-	-
07-19	**77**	**0**	**64**	**5**	**6**	**2**	**0**	**0**	**0**	**0**	**0**	**0**	**0**	**3**	**3.9**	**1**	**1.3**	**0**	**0**	**60**	**70.9**
06-22	**90**	**0**	**75**	**7**	**6**	**2**	**0**	**0**	**0**	**0**	**0**	**0**	**0**	**3**	**3.3**	**1**	**1.1**	**0**	**0**	**60.4**	**70.9**
06-00	**93**	**0**	**78**	**7**	**6**	**2**	**0**	**0**	**0**	**0**	**0**	**0**	**0**	**3**	**3.2**	**1**	**1.1**	**0**	**0**	**60.3**	**70.9**
00-00	**93**	**0**	**78**	**7**	**6**	**2**	**0**	**0**	**0**	**0**	**0**	**0**	**0**	**3**	**3.2**	**1**	**1.1**	**0**	**0**	**60.3**	**70.9**

DRAFT

Site 94
Location LS07411, Att - Telepole, Lat 54.15345, Long -6.85077
Direction North

3279 / Meath/Cavan/Monaghan ATC's
October 2013
Automatic Traffic Count

Fri, 11 October 2013

Time	Total	Classification												>PSL	>PSL%	>SL1	>SL1%	>SL2	>SL2%	Mean	Vpp
		1 MCL	2 SV	3 SVT	4 TB2	5 TB3	6 T4	7 ART3	8 ART4	9 ART5	10 ART6	11 BD	12 DRT	80	80	85 +5kph	85 +5kph	90 +10kph	90 +10kph		85
0000	0	0	0	0	0	0	0	0	0	0	0	0	0	0	0	0	0	0	0	-	-
0100	0	0	0	0	0	0	0	0	0	0	0	0	0	0	0	0	0	0	0	-	-
0200	0	0	0	0	0	0	0	0	0	0	0	0	0	0	0	0	0	0	0	-	-
0300	0	0	0	0	0	0	0	0	0	0	0	0	0	0	0	0	0	0	0	-	-
0400	0	0	0	0	0	0	0	0	0	0	0	0	0	0	0	0	0	0	0	-	-
0500	0	0	0	0	0	0	0	0	0	0	0	0	0	0	0	0	0	0	0	-	-
0600	2	0	2	0	0	0	0	0	0	0	0	0	0	1	50	1	50	0	0	65.2	-
0700	0	0	0	0	0	0	0	0	0	0	0	0	0	0	0	0	0	0	0	-	-
0800	4	0	4	0	0	0	0	0	0	0	0	0	0	0	0	0	0	0	0	59.4	-
0900	9	0	9	0	0	0	0	0	0	0	0	0	0	0	0	0	0	0	0	55.9	-
1000	5	0	3	1	1	0	0	0	0	0	0	0	0	0	0	0	0	0	0	56.1	-
1100	**17**	**0**	**11**	**2**	**3**	**0**	**0**	**0**	**1**	**0**	**0**	**0**	**0**	**0**	**0**	**0**	**0**	**0**	**0**	**56**	**66.2**
1200	6	0	5	0	1	0	0	0	0	0	0	0	0	0	0	0	0	0	0	63.8	-
1300	**10**	**0**	**9**	**1**	**0**	**0**	**0**	**0**	**0**	**0**	**0**	**0**	**0**	**0**	**0**	**0**	**0**	**0**	**0**	**52.9**	**-**
1400	7	0	6	0	1	0	0	0	0	0	0	0	0	1	14.3	0	0	0	0	48.9	-
1500	5	0	4	0	1	0	0	0	0	0	0	0	0	0	0	0	0	0	0	43.4	-
1600	4	0	3	0	1	0	0	0	0	0	0	0	0	0	0	0	0	0	0	62.1	-
1700	9	0	8	0	1	0	0	0	0	0	0	0	0	0	0	0	0	0	0	56.4	-
1800	5	0	4	1	0	0	0	0	0	0	0	0	0	0	0	0	0	0	0	59.8	-
1900	2	0	2	0	0	0	0	0	0	0	0	0	0	0	0	0	0	0	0	62.5	-
2000	2	0	2	0	0	0	0	0	0	0	0	0	0	0	0	0	0	0	0	60.7	-
2100	3	0	2	1	0	0	0	0	0	0	0	0	0	0	0	0	0	0	0	62.6	-
2200	2	0	2	0	0	0	0	0	0	0	0	0	0	0	0	0	0	0	0	63.3	-
2300	3	0	2	0	1	0	0	0	0	0	0	0	0	0	0	0	0	0	0	74.5	-
07-19	**81**	**0**	**66**	**5**	**9**	**0**	**0**	**0**	**1**	**0**	**0**	**0**	**0**	**1**	**1.2**	**0**	**0**	**0**	**0**	**55.5**	**68**
06-22	**90**	**0**	**74**	**6**	**9**	**0**	**0**	**0**	**1**	**0**	**0**	**0**	**0**	**2**	**2.2**	**1**	**1.1**	**0**	**0**	**56.3**	**68.4**
06-00	**95**	**0**	**78**	**6**	**10**	**0**	**0**	**0**	**1**	**0**	**0**	**0**	**0**	**2**	**2.1**	**1**	**1.1**	**0**	**0**	**57**	**68.8**
00-00	**95**	**0**	**78**	**6**	**10**	**0**	**0**	**0**	**1**	**0**	**0**	**0**	**0**	**2**	**2.1**	**1**	**1.1**	**0**	**0**	**57**	**68.8**

DRAFT

Site 94
Location LS07411, Att - Telepole, Lat 54.15345, Long -6.85077
Direction North

3279 / Meath/Cavan/Monaghan ATC's
October 2013
Automatic Traffic Count

Sat, 12 October 2013

Time	Total	Classification												>PSL	>PSL%	>SL1	>SL1%	>SL2	>SL2%	Mean	Vpp
		1 MCL	2 SV	3 SVT	4 TB2	5 TB3	6 T4	7 ART3	8 ART4	9 ART5	10 ART6	11 BD	12 DRT	80	80	85 +5kph	85 +5kph	90 +10kph	90 +10kph		85
0000	0	0	0	0	0	0	0	0	0	0	0	0	0	0	0	0	0	0	0	-	-
0100	0	0	0	0	0	0	0	0	0	0	0	0	0	0	0	0	0	0	0	-	-
0200	0	0	0	0	0	0	0	0	0	0	0	0	0	0	0	0	0	0	0	-	-
0300	1	0	1	0	0	0	0	0	0	0	0	0	0	0	0	0	0	0	0	76.8	-
0400	0	0	0	0	0	0	0	0	0	0	0	0	0	0	0	0	0	0	0	-	-
0500	0	0	0	0	0	0	0	0	0	0	0	0	0	0	0	0	0	0	0	-	-
0600	0	0	0	0	0	0	0	0	0	0	0	0	0	0	0	0	0	0	0	-	-
0700	1	0	1	0	0	0	0	0	0	0	0	0	0	0	0	0	0	0	0	60.9	-
0800	3	0	2	1	0	0	0	0	0	0	0	0	0	0	0	0	0	0	0	62.6	-
0900	5	0	4	1	0	0	0	0	0	0	0	0	0	0	0	0	0	0	0	59.8	-
1000	**9**	**0**	**7**	**0**	**1**	**0**	**0**	**1**	**0**	**0**	**0**	**0**	**0**	**0**	**0**	**0**	**0**	**0**	**0**	**57.2**	**-**
1100	6	0	6	0	0	0	0	0	0	0	0	0	0	0	0	0	0	0	0	51.1	-
1200	7	1	6	0	0	0	0	0	0	0	0	0	0	0	0	0	0	0	0	54.5	-
1300	5	0	4	1	0	0	0	0	0	0	0	0	0	0	0	0	0	0	0	65.8	-
1400	8	1	6	1	0	0	0	0	0	0	0	0	0	0	0	0	0	0	0	57	-
1500	10	1	8	0	1	0	0	0	0	0	0	0	0	0	0	0	0	0	0	56.3	-
1600	**13**	**4**	**6**	**3**	**0**	**0**	**0**	**0**	**0**	**0**	**0**	**0**	**0**	**0**	**0**	**0**	**0**	**0**	**0**	**53.7**	**59.4**
1700	2	0	2	0	0	0	0	0	0	0	0	0	0	0	0	0	0	0	0	51.6	-
1800	7	4	3	0	0	0	0	0	0	0	0	0	0	0	0	0	0	0	0	41.9	-
1900	5	1	4	0	0	0	0	0	0	0	0	0	0	0	0	0	0	0	0	52.8	-
2000	8	1	7	0	0	0	0	0	0	0	0	0	0	0	0	0	0	0	0	53.6	-
2100	6	1	3	1	1	0	0	0	0	0	0	0	0	0	0	0	0	0	0	62	-
2200	1	0	1	0	0	0	0	0	0	0	0	0	0	0	0	0	0	0	0	58.4	-
2300	2	0	2	0	0	0	0	0	0	0	0	0	0	0	0	0	0	0	0	68.4	-
07-19	**76**	**11**	**55**	**7**	**2**	**0**	**0**	**1**	**0**	**0**	**0**	**0**	**0**	**0**	**0**	**0**	**0**	**0**	**0**	**55.2**	**64.8**
06-22	**95**	**14**	**69**	**8**	**3**	**0**	**0**	**1**	**0**	**0**	**0**	**0**	**0**	**0**	**0**	**0**	**0**	**0**	**0**	**55.4**	**65.2**
06-00	**98**	**14**	**72**	**8**	**3**	**0**	**0**	**1**	**0**	**0**	**0**	**0**	**0**	**0**	**0**	**0**	**0**	**0**	**0**	**55.7**	**66.2**
00-00	**99**	**14**	**73**	**8**	**3**	**0**	**0**	**1**	**0**	**0**	**0**	**0**	**0**	**0**	**0**	**0**	**0**	**0**	**0**	**55.9**	**66.2**

DRAFT

Site 94
Location LS07411, Att - Telepole, Lat 54.15345, Long -6.85077
Direction North

3279 / Meath/Cavan/Monaghan ATC's
October 2013
Automatic Traffic Count

Sun, 13 October 2013

Time	Total	Classification												>PSL	>PSL%	>SL1	>SL1%	>SL2	>SL2%	Mean	Vpp
		1 MCL	2 SV	3 SVT	4 TB2	5 TB3	6 T4	7 ART3	8 ART4	9 ART5	10 ART6	11 BD	12 DRT	80	80	85 +5kph	85 +5kph	90 +10kph	90 +10kph		85
0000	2	0	1	1	0	0	0	0	0	0	0	0	0	0	0	0	0	0	0	60.4	-
0100	4	0	4	0	0	0	0	0	0	0	0	0	0	0	0	0	0	0	0	52.3	-
0200	0	0	0	0	0	0	0	0	0	0	0	0	0	0	0	0	0	0	0	-	-
0300	1	0	1	0	0	0	0	0	0	0	0	0	0	0	0	0	0	0	0	77.5	-
0400	0	0	0	0	0	0	0	0	0	0	0	0	0	0	0	0	0	0	0	-	-
0500	1	0	1	0	0	0	0	0	0	0	0	0	0	0	0	0	0	0	0	41.5	-
0600	1	0	1	0	0	0	0	0	0	0	0	0	0	0	0	0	0	0	0	43.5	-
0700	0	0	0	0	0	0	0	0	0	0	0	0	0	0	0	0	0	0	0	-	-
0800	3	0	3	0	0	0	0	0	0	0	0	0	0	0	0	0	0	0	0	72.4	-
0900	2	0	2	0	0	0	0	0	0	0	0	0	0	0	0	0	0	0	0	57.9	-
1000	**8**	**0**	**7**	**1**	**0**	**0**	**0**	**0**	**0**	**0**	**0**	**0**	**0**	**0**	**0**	**0**	**0**	**0**	**0**	**57.7**	**-**
1100	1	0	1	0	0	0	0	0	0	0	0	0	0	0	0	0	0	0	0	54.3	-
1200	6	0	6	0	0	0	0	0	0	0	0	0	0	0	0	0	0	0	0	61.8	-
1300	**34**	**0**	**31**	**0**	**2**	**0**	**0**	**0**	**1**	**0**	**0**	**0**	**0**	**0**	**0**	**0**	**0**	**0**	**0**	**28.6**	**27**
1400	3	0	3	0	0	0	0	0	0	0	0	0	0	0	0	0	0	0	0	57.7	-
1500	4	0	3	1	0	0	0	0	0	0	0	0	0	0	0	0	0	0	0	59.5	-
1600	11	2	9	0	0	0	0	0	0	0	0	0	0	0	0	0	0	0	0	58.4	67.3
1700	8	0	7	1	0	0	0	0	0	0	0	0	0	1	12.5	0	0	0	0	64.5	-
1800	3	0	3	0	0	0	0	0	0	0	0	0	0	0	0	0	0	0	0	56.4	-
1900	7	0	7	0	0	0	0	0	0	0	0	0	0	0	0	0	0	0	0	57.1	-
2000	1	0	1	0	0	0	0	0	0	0	0	0	0	0	0	0	0	0	0	74.8	-
2100	1	0	1	0	0	0	0	0	0	0	0	0	0	0	0	0	0	0	0	77.1	-
2200	4	0	4	0	0	0	0	0	0	0	0	0	0	0	0	0	0	0	0	59.5	-
2300	2	0	2	0	0	0	0	0	0	0	0	0	0	0	0	0	0	0	0	52.1	-
07-19	**83**	**2**	**75**	**3**	**2**	**0**	**0**	**0**	**1**	**0**	**0**	**0**	**0**	**1**	**1.2**	**0**	**0**	**0**	**0**	**47.4**	**68**
06-22	**93**	**2**	**85**	**3**	**2**	**0**	**0**	**0**	**1**	**0**	**0**	**0**	**0**	**1**	**1.1**	**0**	**0**	**0**	**0**	**48.7**	**68.4**
06-00	**99**	**2**	**91**	**3**	**2**	**0**	**0**	**0**	**1**	**0**	**0**	**0**	**0**	**1**	**1**	**0**	**0**	**0**	**0**	**49.2**	**68.4**
00-00	**107**	**2**	**98**	**4**	**2**	**0**	**0**	**0**	**1**	**0**	**0**	**0**	**0**	**1**	**0.9**	**0**	**0**	**0**	**0**	**49.7**	**68.4**

DRAFT

Site 94
Location LS07411, Att - Telepole, Lat 54.15345, Long -6.85077
Direction North

3279 / Meath/Cavan/Monaghan ATC's
October 2013
Automatic Traffic Count

Mon, 14 October 2013

Time	Total	Classification												>PSL	>PSL%	>SL1	>SL1%	>SL2	>SL2%	Mean	Vpp
		1 MCL	2 SV	3 SVT	4 TB2	5 TB3	6 T4	7 ART3	8 ART4	9 ART5	10 ART6	11 BD	12 DRT	80	80	85 +5kph	85 +5kph	90 +10kph	90 +10kph		85
0000	0	0	0	0	0	0	0	0	0	0	0	0	0	0	0	0	0	0	0	-	-
0100	1	0	1	0	0	0	0	0	0	0	0	0	0	0	0	0	0	0	0	51.5	-
0200	1	0	1	0	0	0	0	0	0	0	0	0	0	0	0	0	0	0	0	67.8	-
0300	0	0	0	0	0	0	0	0	0	0	0	0	0	0	0	0	0	0	0	-	-
0400	0	0	0	0	0	0	0	0	0	0	0	0	0	0	0	0	0	0	0	-	-
0500	0	0	0	0	0	0	0	0	0	0	0	0	0	0	0	0	0	0	0	-	-
0600	1	0	1	0	0	0	0	0	0	0	0	0	0	0	0	0	0	0	0	66.1	-
0700	1	0	0	0	1	0	0	0	0	0	0	0	0	0	0	0	0	0	0	69.9	-
0800	**8**	**0**	**8**	**0**	**0**	**0**	**0**	**0**	**0**	**0**	**0**	**0**	**0**	**1**	**12.5**	**0**	**0**	**0**	**0**	**67.1**	**-**
0900	2	0	2	0	0	0	0	0	0	0	0	0	0	1	50	1	50	0	0	69.4	-
1000	4	0	3	0	1	0	0	0	0	0	0	0	0	0	0	0	0	0	0	64.9	-
1100	4	0	3	0	1	0	0	0	0	0	0	0	0	0	0	0	0	0	0	64.2	-
1200	5	0	4	1	0	0	0	0	0	0	0	0	0	0	0	0	0	0	0	53.1	-
1300	6	0	6	0	0	0	0	0	0	0	0	0	0	0	0	0	0	0	0	49.8	-
1400	4	0	3	0	1	0	0	0	0	0	0	0	0	0	0	0	0	0	0	64.6	-
1500	**15**	**0**	**11**	**1**	**3**	**0**	**0**	**0**	**0**	**0**	**0**	**0**	**0**	**0**	**0**	**0**	**0**	**0**	**0**	**55.9**	**67.7**
1600	7	0	6	0	1	0	0	0	0	0	0	0	0	0	0	0	0	0	0	54.2	-
1700	5	0	4	1	0	0	0	0	0	0	0	0	0	1	20	0	0	0	0	67.5	-
1800	5	0	4	0	1	0	0	0	0	0	0	0	0	1	20	0	0	0	0	67.9	-
1900	1	0	1	0	0	0	0	0	0	0	0	0	0	0	0	0	0	0	0	66	-
2000	6	0	6	0	0	0	0	0	0	0	0	0	0	0	0	0	0	0	0	64.2	-
2100	10	0	9	0	0	0	0	0	1	0	0	0	0	0	0	0	0	0	0	60	-
2200	0	0	0	0	0	0	0	0	0	0	0	0	0	0	0	0	0	0	0	-	-
2300	0	0	0	0	0	0	0	0	0	0	0	0	0	0	0	0	0	0	0	-	-
07-19	**66**	**0**	**54**	**3**	**9**	**0**	**0**	**0**	**0**	**0**	**0**	**0**	**0**	**4**	**6.1**	**1**	**1.5**	**0**	**0**	**60.3**	**71.3**
06-22	**84**	**0**	**71**	**3**	**9**	**0**	**0**	**0**	**1**	**0**	**0**	**0**	**0**	**4**	**4.8**	**1**	**1.2**	**0**	**0**	**60.7**	**71.3**
06-00	**84**	**0**	**71**	**3**	**9**	**0**	**0**	**0**	**1**	**0**	**0**	**0**	**0**	**4**	**4.8**	**1**	**1.2**	**0**	**0**	**60.7**	**71.3**
00-00	**86**	**0**	**73**	**3**	**9**	**0**	**0**	**0**	**1**	**0**	**0**	**0**	**0**	**4**	**4.7**	**1**	**1.2**	**0**	**0**	**60.7**	**71.3**

DRAFT

Site 94
Location LS07411, Att - Telepole, Lat 54.15345, Long -6.85077
Direction North

3279 / Meath/Cavan/Monaghan ATC's
October 2013
Automatic Traffic Count

Tue, 15 October 2013

Time	Total	Classification												>PSL	>PSL%	>SL1	>SL1%	>SL2	>SL2%	Mean	Vpp
		1 MCL	2 SV	3 SVT	4 TB2	5 TB3	6 T4	7 ART3	8 ART4	9 ART5	10 ART6	11 BD	12 DRT	80	80	85 +5kph	85 +5kph	90 +10kph	90 +10kph		85
0000	0	0	0	0	0	0	0	0	0	0	0	0	0	0	0	0	0	0	0	-	-
0100	0	0	0	0	0	0	0	0	0	0	0	0	0	0	0	0	0	0	0	-	-
0200	0	0	0	0	0	0	0	0	0	0	0	0	0	0	0	0	0	0	0	-	-
0300	0	0	0	0	0	0	0	0	0	0	0	0	0	0	0	0	0	0	0	-	-
0400	0	0	0	0	0	0	0	0	0	0	0	0	0	0	0	0	0	0	0	-	-
0500	0	0	0	0	0	0	0	0	0	0	0	0	0	0	0	0	0	0	0	-	-
0600	1	0	1	0	0	0	0	0	0	0	0	0	0	0	0	0	0	0	0	59.1	-
0700	0	0	0	0	0	0	0	0	0	0	0	0	0	0	0	0	0	0	0	-	-
0800	6	0	5	0	0	0	0	0	0	1	0	0	0	0	0	0	0	0	0	61	-
0900	**7**	**0**	**5**	**0**	**0**	**1**	**0**	**0**	**0**	**1**	**0**	**0**	**0**	**0**	**0**	**0**	**0**	**0**	**0**	**52.1**	**-**
1000	3	0	3	0	0	0	0	0	0	0	0	0	0	0	0	0	0	0	0	67.2	-
1100	4	0	3	0	1	0	0	0	0	0	0	0	0	0	0	0	0	0	0	61.3	-
1200	6	0	5	1	0	0	0	0	0	0	0	0	0	0	0	0	0	0	0	60.1	-
1300	6	0	3	1	2	0	0	0	0	0	0	0	0	0	0	0	0	0	0	44	-
1400	**10**	**0**	**7**	**2**	**1**	**0**	**0**	**0**	**0**	**0**	**0**	**0**	**0**	**0**	**0**	**0**	**0**	**0**	**0**	**56.4**	**-**
1500	8	0	6	1	1	0	0	0	0	0	0	0	0	0	0	0	0	0	0	43	-
1600	5	0	3	0	2	0	0	0	0	0	0	0	0	0	0	0	0	0	0	61.6	-
1700	5	0	5	0	0	0	0	0	0	0	0	0	0	0	0	0	0	0	0	52.8	-
1800	5	0	5	0	0	0	0	0	0	0	0	0	0	0	0	0	0	0	0	63	-
1900	5	0	5	0	0	0	0	0	0	0	0	0	0	0	0	0	0	0	0	60.8	-
2000	5	0	5	0	0	0	0	0	0	0	0	0	0	0	0	0	0	0	0	59.4	-
2100	2	0	2	0	0	0	0	0	0	0	0	0	0	0	0	0	0	0	0	67.6	-
2200	8	0	8	0	0	0	0	0	0	0	0	0	0	0	0	0	0	0	0	60.6	-
2300	2	0	2	0	0	0	0	0	0	0	0	0	0	0	0	0	0	0	0	67.4	-
07-19	**65**	**0**	**50**	**5**	**7**	**1**	**0**	**0**	**0**	**2**	**0**	**0**	**0**	**0**	**0**	**0**	**0**	**0**	**0**	**55.3**	**69.5**
06-22	**78**	**0**	**63**	**5**	**7**	**1**	**0**	**0**	**0**	**2**	**0**	**0**	**0**	**0**	**0**	**0**	**0**	**0**	**0**	**56.3**	**70.2**
06-00	**88**	**0**	**73**	**5**	**7**	**1**	**0**	**0**	**0**	**2**	**0**	**0**	**0**	**0**	**0**	**0**	**0**	**0**	**0**	**57**	**71.3**
00-00	**88**	**0**	**73**	**5**	**7**	**1**	**0**	**0**	**0**	**2**	**0**	**0**	**0**	**0**	**0**	**0**	**0**	**0**	**0**	**57**	**71.3**

DRAFT

Site 94
Location LS07411, Att - Telepole, Lat 54.15345, Long -6.85077
Direction North

3279 / Meath/Cavan/Monaghan ATC's
October 2013
Automatic Traffic Count

Virtual Day (7)

Time	Total	Classification												>PSL	>PSL%	>SL1	>SL1%	>SL2	>SL2%	Mean	Vpp
		1 MCL	2 SV	3 SVT	4 TB2	5 TB3	6 T4	7 ART3	8 ART4	9 ART5	10 ART6	11 BD	12 DRT	80	80	85 +5kph	85 +5kph	90 +10kph	90 +10kph		85
0000	0	0	0	0	0	0	0	0	0	0	0	0	0	0	0	0	0	0	0	60.4	-
0100	1	0	1	0	0	0	0	0	0	0	0	0	0	0	0	0	0	0	0	52.2	-
0200	0	0	0	0	0	0	0	0	0	0	0	0	0	0	0	0	0	0	0	67.8	-
0300	0	0	0	0	0	0	0	0	0	0	0	0	0	0	0	0	0	0	0	77.2	-
0400	0	0	0	0	0	0	0	0	0	0	0	0	0	0	0	0	0	0	0	-	-
0500	0	0	0	0	0	0	0	0	0	0	0	0	0	0	0	0	0	0	0	41.5	-
0600	1	0	1	0	0	0	0	0	0	0	0	0	0	0	33.3	0	33.3	0	16.7	65.1	-
0700	0	0	0	0	0	0	0	0	0	0	0	0	0	0	0	0	0	0	0	62.7	-
0800	6	0	5	0	0	0	0	0	0	0	0	0	0	0	2.5	0	0	0	0	61.1	-
0900	5	0	4	0	0	0	0	0	0	0	0	0	0	0	2.9	0	2.9	0	0	55.1	-
1000	6	0	5	0	0	0	0	0	0	0	0	0	0	0	5	0	0	0	0	59.4	-
1100	**8**	**0**	**6**	**0**	**1**	**0**	**0**	**0**	**0**	**0**	**0**	**0**	**0**	**0**	**3.8**	**0**	**1.9**	**0**	**0**	**56.7**	**-**
1200	6	0	5	0	0	0	0	0	0	0	0	0	0	0	0	0	0	0	0	57.8	-
1300	**10**	**0**	**9**	**1**	**1**	**0**	**0**	**0**	**0**	**0**	**0**	**0**	**0**	**0**	**1.4**	**0**	**0**	**0**	**0**	**43.6**	**65.2**
1400	5	0	4	0	0	0	0	0	0	0	0	0	0	0	5.3	0	0	0	0	57	-
1500	9	0	6	1	2	0	0	0	0	0	0	0	0	0	0	0	0	0	0	52.8	-
1600	7	1	5	1	1	0	0	0	0	0	0	0	0	0	0	0	0	0	0	55.5	-
1700	6	0	6	0	0	0	0	0	0	0	0	0	0	0	4.5	0	0	0	0	58	-
1800	6	1	5	0	0	0	0	0	0	0	0	0	0	0	2.4	0	0	0	0	59	-
1900	4	0	3	0	0	0	0	0	0	0	0	0	0	0	0	0	0	0	0	59.3	-
2000	4	0	4	0	0	0	0	0	0	0	0	0	0	0	0	0	0	0	0	60.5	-
2100	4	0	3	0	0	0	0	0	0	0	0	0	0	0	0	0	0	0	0	62.8	-
2200	3	0	3	0	0	0	0	0	0	0	0	0	0	0	0	0	0	0	0	60.4	-
2300	1	0	1	0	0	0	0	0	0	0	0	0	0	0	0	0	0	0	0	67.3	-
07-19	**74**	**2**	**60**	**5**	**6**	**1**	**0**	**0**	**0**	**0**	**0**	**0**	**0**	**2**	**2.3**	**0**	**0.4**	**0**	**0**	**55.2**	**68.8**
06-22	**87**	**2**	**72**	**5**	**6**	**1**	**0**	**0**	**0**	**0**	**0**	**0**	**0**	**2**	**2.3**	**1**	**0.7**	**0**	**0.2**	**56.1**	**69.5**
06-00	**92**	**2**	**76**	**5**	**7**	**1**	**0**	**0**	**0**	**0**	**0**	**0**	**0**	**2**	**2.2**	**1**	**0.6**	**0**	**0.2**	**56.4**	**69.8**
00-00	**94**	**2**	**78**	**6**	**7**	**1**	**0**	**0**	**0**	**0**	**0**	**0**	**0**	**2**	**2.1**	**1**	**0.6**	**0**	**0.2**	**56.4**	**70.2**

DRAFT

Site 94
Location LS07411, Att - Telepole, Lat 54.15345, Long -6.85077
Direction North

3279 / Meath/Cavan/Monaghan ATC's
October 2013
Automatic Traffic Count

Virtual Week (1)

Time	Total	Classification												>PSL	>PSL%	>SL1	>SL1%	>SL2	>SL2%	Mean	Vpp
		1 MCL	2 SV	3 SVT	4 TB2	5 TB3	6 T4	7 ART3	8 ART4	9 ART5	10 ART6	11 BD	12 DRT	80	80	85 +5kph	85 +5kph	90 +10kph	90 +10kph		85
Mon	86	0	73	3	9	0	0	0	1	0	0	0	0	4	4.7	1	1.2	0	0	60.7	71.3
Tue	88	0	73	5	7	1	0	0	0	2	0	0	0	0	0	0	0	0	0	57	71.3
Wed	87	0	71	6	9	1	0	0	0	0	0	0	0	4	4.6	1	1.1	1	1.1	55.9	70.9
Thu	93	0	78	7	6	2	0	0	0	0	0	0	0	3	3.2	1	1.1	0	0	60.3	70.9
Fri	95	0	78	6	10	0	0	0	1	0	0	0	0	2	2.1	1	1.1	0	0	57	68.8
| Sat	99	14	73	8	3	0	0	1	0	0	0	0	0	0	0	0	0	0	0	55.9	66.2
| Sun	107	2	98	4	2	0	0	0	1	0	0	0	0	1	0.9	0	0	0	0	49.7	68.4
5 Day Ave.	**90**	**0**	**75**	**5**	**8**	**1**	**0**	**0**	**0**	**0**	**0**	**0**	**0**	**3**	**3.3**	**1**	**1.1**	**0**	**0.0**	**58.2**	**70.6**
7 Day Ave.	**94**	**2**	**78**	**6**	**7**	**1**	**0**	**0**	**0**	**0**	**0**	**0**	**0**	**2**	**2.1**	**1**	**0.6**	**0**	**0.2**	**56.4**	**70.2**
--	**655**	**16**	**544**	**39**	**46**	**4**	**0**	**1**	**3**	**2**	**0**	**0**	**0**	**14**	**2.1**	**4**	**0.6**	**1**	**0.2**	**56.4**	**70.2**

Summary Graphs

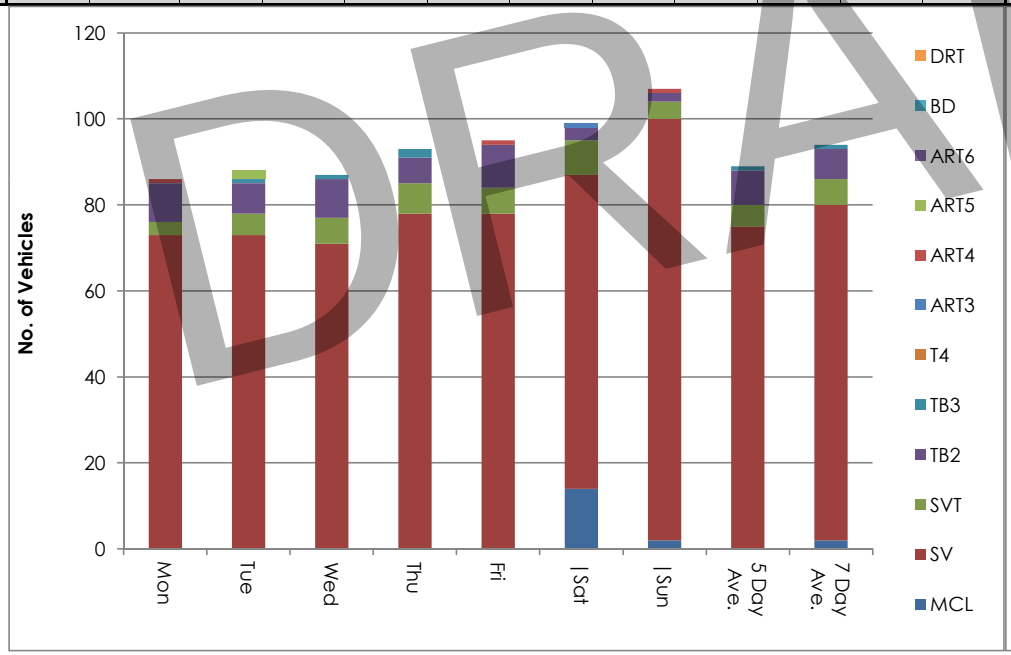

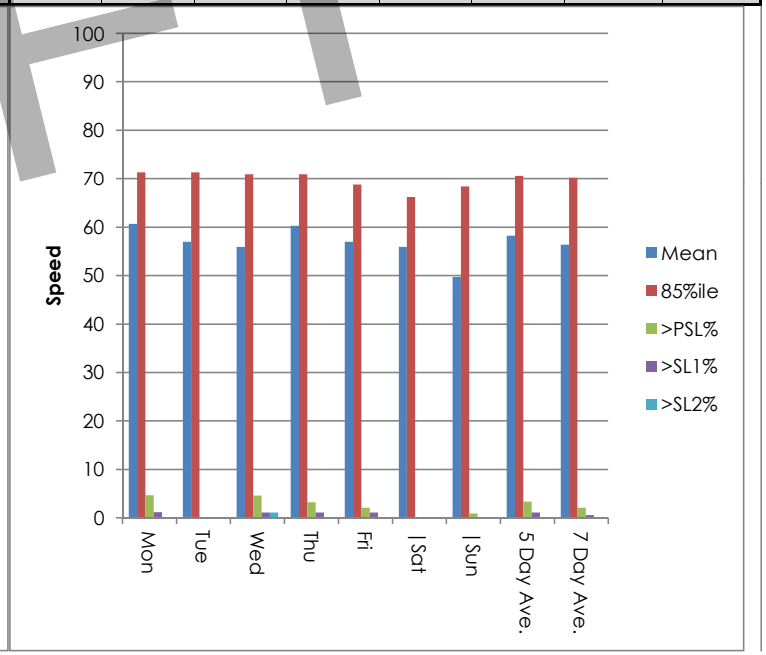

DRAFT

Site 94
Location LS07411, Att - Telepole, Lat 54.15345, Long -6.85077
Direction North

3279 / Meath/Cavan/Monaghan ATC's
October 2013
Automatic Traffic Count

Wed, 9 October 2013

Time	Total	Speed Bins (km/h)																											
		0 - 5	5 - 10	10 - 15	15 - 20	20 - 25	25 - 30	30 - 35	35 - 40	40 - 45	45 - 50	50 - 55	55 - 60	60 - 65	65 - 70	70 - 75	75 - 80	80 - 85	85 - 90	90 - 95	95 - 100	100 - 105	105 - 110	110 - 115	115 - 120	120 - 125	125 - 130	130 - 135	135 - 140
0000	0	0	0	0	0	0	0	0	0	0	0	0	0	0	0	0	0	0	0	0	0	0	0	0	0	0	0	0	0
0100	0	0	0	0	0	0	0	0	0	0	0	0	0	0	0	0	0	0	0	0	0	0	0	0	0	0	0	0	0
0200	0	0	0	0	0	0	0	0	0	0	0	0	0	0	0	0	0	0	0	0	0	0	0	0	0	0	0	0	0
0300	0	0	0	0	0	0	0	0	0	0	0	0	0	0	0	0	0	0	0	0	0	0	0	0	0	0	0	0	0
0400	0	0	0	0	0	0	0	0	0	0	0	0	0	0	0	0	0	0	0	0	0	0	0	0	0	0	0	0	0
0500	0	0	0	0	0	0	0	0	0	0	0	0	0	0	0	0	0	0	0	0	0	0	0	0	0	0	0	0	0
0600	1	0	0	0	0	0	0	0	0	0	0	0	0	0	0	0	0	0	1	0	0	0	0	0	0	0	0	0	0
0700	1	0	0	0	0	0	0	0	0	0	0	1	0	0	0	0	0	0	0	0	0	0	0	0	0	0	0	0	0
0800	**8**	**0**	**0**	**0**	**0**	**0**	**2**	**0**	**0**	**0**	**0**	**0**	**3**	**2**	**0**	**1**	**0**	**0**	**0**	**0**	**0**	**0**	**0**	**0**	**0**	**0**	**0**	**0**	**0**
0900	5	0	0	0	1	0	0	0	1	1	0	1	1	0	0	0	0	0	0	0	0	0	0	0	0	0	0	0	0
1000	5	0	0	0	0	0	0	0	0	0	0	1	0	1	1	0	0	2	0	0	0	0	0	0	0	0	0	0	0
1100	7	0	0	1	0	1	0	0	1	0	0	0	2	1	1	0	0	0	0	0	0	0	0	0	0	0	0	0	0
1200	7	0	0	0	0	0	0	0	0	1	1	1	2	2	0	0	0	0	0	0	0	0	0	0	0	0	0	0	0
1300	6	0	0	0	0	0	0	0	0	0	1	0	1	0	1	1	1	1	0	0	0	0	0	0	0	0	0	0	0
1400	3	0	0	0	0	0	0	0	0	0	0	0	2	1	0	0	0	0	0	0	0	0	0	0	0	0	0	0	0
1500	8	0	0	0	0	0	0	0	2	1	3	0	1	0	0	1	0	0	0	0	0	0	0	0	0	0	0	0	0
1600	6	0	0	0	0	0	0	0	1	1	1	0	2	0	0	1	0	0	0	0	0	0	0	0	0	0	0	0	0
1700	**10**	**0**	**1**	**0**	**0**	**0**	**0**	**1**	**1**	**1**	**0**	**2**	**1**	**2**	**0**	**1**	**0**	**0**	**0**	**0**	**0**	**0**	**0**	**0**	**0**	**0**	**0**	**0**	**0**
1800	6	0	0	0	0	0	0	0	0	0	0	1	3	0	0	2	0	0	0	0	0	0	0	0	0	0	0	0	0
1900	2	0	0	0	0	0	0	0	0	0	0	0	0	2	0	0	0	0	0	0	0	0	0	0	0	0	0	0	0
2000	4	0	0	0	0	0	0	0	0	1	0	0	0	0	2	1	0	0	0	0	0	0	0	0	0	0	0	0	0
2100	3	0	0	0	0	0	0	0	0	0	0	0	0	0	1	2	0	0	0	0	0	0	0	0	0	0	0	0	0
2200	4	0	0	0	0	0	0	0	0	0	0	0	2	1	0	1	0	0	0	0	0	0	0	0	0	0	0	0	0
2300	1	0	0	0	0	0	0	0	0	0	0	0	0	0	0	1	0	0	0	0	0	0	0	0	0	0	0	0	0
07-19	**72**	**0**	**1**	**1**	**1**	**1**	**2**	**1**	**6**	**5**	**6**	**6**	**19**	**9**	**3**	**7**	**1**	**3**	**0**	**0**	**0**	**0**	**0**	**0**	**0**	**0**	**0**	**0**	**0**
06-22	**82**	**0**	**1**	**1**	**1**	**1**	**2**	**1**	**6**	**6**	**6**	**6**	**19**	**11**	**6**	**10**	**1**	**3**	**0**	**1**	**0**	**0**	**0**	**0**	**0**	**0**	**0**	**0**	**0**
06-00	**87**	**0**	**1**	**1**	**1**	**1**	**2**	**1**	**6**	**6**	**6**	**6**	**21**	**12**	**6**	**12**	**1**	**3**	**0**	**1**	**0**	**0**	**0**	**0**	**0**	**0**	**0**	**0**	**0**
00-00	**87**	**0**	**1**	**1**	**1**	**1**	**2**	**1**	**6**	**6**	**6**	**6**	**21**	**12**	**6**	**12**	**1**	**3**	**0**	**1**	**0**	**0**	**0**	**0**	**0**	**0**	**0**	**0**	**0**

DRAFT

Site 94
Location LS07411, Att - Telepole, Lat 54.15345, Long -6.85077
Direction North

3279 / Meath/Cavan/Monaghan ATC's
October 2013
Automatic Traffic Count

Thu, 10 October 2013

Time	Total	Speed Bins (km/h)																											
		0 - 5	5 - 10	10 - 15	15 - 20	20 - 25	25 - 30	30 - 35	35 - 40	40 - 45	45 - 50	50 - 55	55 - 60	60 - 65	65 - 70	70 - 75	75 - 80	80 - 85	85 - 90	90 - 95	95 - 100	100 - 105	105 - 110	110 - 115	115 - 120	120 - 125	125 - 130	130 - 135	135 - 140
0000	0	0	0	0	0	0	0	0	0	0	0	0	0	0	0	0	0	0	0	0	0	0	0	0	0	0	0	0	0
0100	0	0	0	0	0	0	0	0	0	0	0	0	0	0	0	0	0	0	0	0	0	0	0	0	0	0	0	0	0
0200	0	0	0	0	0	0	0	0	0	0	0	0	0	0	0	0	0	0	0	0	0	0	0	0	0	0	0	0	0
0300	0	0	0	0	0	0	0	0	0	0	0	0	0	0	0	0	0	0	0	0	0	0	0	0	0	0	0	0	0
0400	0	0	0	0	0	0	0	0	0	0	0	0	0	0	0	0	0	0	0	0	0	0	0	0	0	0	0	0	0
0500	0	0	0	0	0	0	0	0	0	0	0	0	0	0	0	0	0	0	0	0	0	0	0	0	0	0	0	0	0
0600	0	0	0	0	0	0	0	0	0	0	0	0	0	0	0	0	0	0	0	0	0	0	0	0	0	0	0	0	0
0700	0	0	0	0	0	0	0	0	0	0	0	0	0	0	0	0	0	0	0	0	0	0	0	0	0	0	0	0	0
0800	8	0	0	0	0	0	0	0	0	0	2	1	2	0	2	1	0	0	0	0	0	0	0	0	0	0	0	0	0
0900	4	0	0	0	0	0	0	0	0	1	0	0	1	0	1	1	0	0	0	0	0	0	0	0	0	0	0	0	0
1000	6	0	0	0	0	0	0	0	0	1	2	2	0	0	1	0	0	0	0	0	0	0	0	0	0	0	0	0	0
1100	**14**	**0**	**0**	**0**	**0**	**0**	**1**	**0**	**1**	**0**	**1**	**0**	**2**	**3**	**2**	**1**	**1**	**1**	**1**	**0**	**0**	**0**	**0**	**0**	**0**	**0**	**0**	**0**	**0**
1200	6	0	0	0	0	0	0	0	0	0	1	1	1	2	0	1	0	0	0	0	0	0	0	0	0	0	0	0	0
1300	5	0	0	0	0	0	0	0	0	0	0	0	0	3	0	1	1	0	0	0	0	0	0	0	0	0	0	0	0
1400	3	0	0	0	0	0	0	0	0	0	0	1	0	0	1	0	0	1	0	0	0	0	0	0	0	0	0	0	0
1500	**11**	**0**	**0**	**0**	**0**	**0**	**0**	**0**	**0**	**0**	**3**	**3**	**1**	**1**	**2**	**1**	**0**	**0**	**0**	**0**	**0**	**0**	**0**	**0**	**0**	**0**	**0**	**0**	**0**
1600	5	0	0	0	0	0	1	0	0	1	1	0	1	0	1	0	0	0	0	0	0	0	0	0	0	0	0	0	0
1700	5	0	0	0	0	0	0	0	0	0	0	0	1	1	2	1	0	0	0	0	0	0	0	0	0	0	0	0	0
1800	10	0	0	0	0	0	0	0	0	0	0	2	2	2	2	0	2	0	0	0	0	0	0	0	0	0	0	0	0
1900	3	0	0	0	0	0	0	0	0	0	1	0	0	0	0	1	1	0	0	0	0	0	0	0	0	0	0	0	0
2000	5	0	0	0	0	0	0	0	0	0	0	0	1	1	3	0	0	0	0	0	0	0	0	0	0	0	0	0	0
2100	5	0	0	0	0	0	0	0	0	1	0	0	1	0	2	1	0	0	0	0	0	0	0	0	0	0	0	0	0
2200	3	0	0	0	0	0	0	0	0	0	1	0	0	1	1	0	0	0	0	0	0	0	0	0	0	0	0	0	0
2300	0	0	0	0	0	0	0	0	0	0	0	0	0	0	0	0	0	0	0	0	0	0	0	0	0	0	0	0	0
07-19	**77**	**0**	**0**	**0**	**0**	**0**	**2**	**0**	**1**	**3**	**10**	**10**	**11**	**12**	**14**	**7**	**4**	**2**	**1**	**0**	**0**	**0**	**0**	**0**	**0**	**0**	**0**	**0**	**0**
06-22	**90**	**0**	**0**	**0**	**0**	**0**	**2**	**0**	**1**	**4**	**11**	**10**	**13**	**13**	**19**	**9**	**5**	**2**	**1**	**0**	**0**	**0**	**0**	**0**	**0**	**0**	**0**	**0**	**0**
06-00	**93**	**0**	**0**	**0**	**0**	**0**	**2**	**0**	**1**	**4**	**12**	**10**	**13**	**14**	**20**	**9**	**5**	**2**	**1**	**0**	**0**	**0**	**0**	**0**	**0**	**0**	**0**	**0**	**0**
00-00	**93**	**0**	**0**	**0**	**0**	**0**	**2**	**0**	**1**	**4**	**12**	**10**	**13**	**14**	**20**	**9**	**5**	**2**	**1**	**0**	**0**	**0**	**0**	**0**	**0**	**0**	**0**	**0**	**0**

DRAFT

Site 94
Location LS07411, Att - Telepole, Lat 54.15345, Long -6.85077
Direction North

3279 / Meath/Cavan/Monaghan ATC's
October 2013
Automatic Traffic Count

Fri, 11 October 2013

Time	Total	Speed Bins (km/h)																											
		0 - 5	5 - 10	10 - 15	15 - 20	20 - 25	25 - 30	30 - 35	35 - 40	40 - 45	45 - 50	50 - 55	55 - 60	60 - 65	65 - 70	70 - 75	75 - 80	80 - 85	85 - 90	90 - 95	95 - 100	100 - 105	105 - 110	110 - 115	115 - 120	120 - 125	125 - 130	130 - 135	135 - 140
0000	0	0	0	0	0	0	0	0	0	0	0	0	0	0	0	0	0	0	0	0	0	0	0	0	0	0	0	0	0
0100	0	0	0	0	0	0	0	0	0	0	0	0	0	0	0	0	0	0	0	0	0	0	0	0	0	0	0	0	0
0200	0	0	0	0	0	0	0	0	0	0	0	0	0	0	0	0	0	0	0	0	0	0	0	0	0	0	0	0	0
0300	0	0	0	0	0	0	0	0	0	0	0	0	0	0	0	0	0	0	0	0	0	0	0	0	0	0	0	0	0
0400	0	0	0	0	0	0	0	0	0	0	0	0	0	0	0	0	0	0	0	0	0	0	0	0	0	0	0	0	0
0500	0	0	0	0	0	0	0	0	0	0	0	0	0	0	0	0	0	0	0	0	0	0	0	0	0	0	0	0	0
0600	2	0	0	0	0	0	0	0	0	1	0	0	0	0	0	0	0	0	1	0	0	0	0	0	0	0	0	0	0
0700	0	0	0	0	0	0	0	0	0	0	0	0	0	0	0	0	0	0	0	0	0	0	0	0	0	0	0	0	0
0800	4	0	0	0	0	0	0	0	0	0	1	1	0	1	0	1	0	0	0	0	0	0	0	0	0	0	0	0	0
0900	9	0	0	1	0	0	0	0	1	0	0	1	1	1	1	3	0	0	0	0	0	0	0	0	0	0	0	0	0
1000	5	0	0	0	0	0	0	0	0	1	1	0	1	0	2	0	0	0	0	0	0	0	0	0	0	0	0	0	0
1100	**17**	**0**	**0**	**0**	**0**	**0**	**0**	**0**	**1**	**0**	**6**	**2**	**1**	**1**	**6**	**0**	**0**	**0**	**0**	**0**	**0**	**0**	**0**	**0**	**0**	**0**	**0**	**0**	**0**
1200	6	0	0	0	0	0	0	0	0	0	0	1	1	2	1	0	1	0	0	0	0	0	0	0	0	0	0	0	0
1300	**10**	**0**	**0**	**0**	**0**	**1**	**0**	**0**	**0**	**2**	**0**	**2**	**3**	**1**	**0**	**1**	**0**	**0**	**0**	**0**	**0**	**0**	**0**	**0**	**0**	**0**	**0**	**0**	**0**
1400	7	0	0	0	1	1	0	0	1	0	0	1	1	0	0	1	0	1	0	0	0	0	0	0	0	0	0	0	0
1500	5	0	0	0	0	0	1	0	1	2	0	0	0	0	1	0	0	0	0	0	0	0	0	0	0	0	0	0	0
1600	4	0	0	0	0	0	0	0	0	0	0	0	2	1	0	1	0	0	0	0	0	0	0	0	0	0	0	0	0
1700	9	0	0	0	0	0	0	0	0	2	0	1	3	2	1	0	0	0	0	0	0	0	0	0	0	0	0	0	0
1800	5	0	0	0	0	0	0	0	0	0	1	0	0	4	0	0	0	0	0	0	0	0	0	0	0	0	0	0	0
1900	2	0	0	0	0	0	0	0	0	0	0	0	1	0	1	0	0	0	0	0	0	0	0	0	0	0	0	0	0
2000	2	0	0	0	0	0	0	0	0	0	0	0	1	0	1	0	0	0	0	0	0	0	0	0	0	0	0	0	0
2100	3	0	0	0	0	0	0	0	0	0	0	0	1	1	1	0	0	0	0	0	0	0	0	0	0	0	0	0	0
2200	2	0	0	0	0	0	0	0	0	0	0	0	0	2	0	0	0	0	0	0	0	0	0	0	0	0	0	0	0
2300	3	0	0	0	0	0	0	0	0	0	0	0	0	0	0	2	1	0	0	0	0	0	0	0	0	0	0	0	0
07-19	**81**	**0**	**0**	**1**	**1**	**2**	**1**	**0**	**4**	**7**	**9**	**9**	**13**	**13**	**12**	**7**	**1**	**1**	**0**	**0**	**0**	**0**	**0**	**0**	**0**	**0**	**0**	**0**	**0**
06-22	**90**	**0**	**0**	**1**	**1**	**2**	**1**	**0**	**4**	**8**	**9**	**9**	**16**	**14**	**15**	**7**	**1**	**1**	**1**	**0**	**0**	**0**	**0**	**0**	**0**	**0**	**0**	**0**	**0**
06-00	**95**	**0**	**0**	**1**	**1**	**2**	**1**	**0**	**4**	**8**	**9**	**9**	**16**	**16**	**15**	**9**	**2**	**1**	**1**	**0**	**0**	**0**	**0**	**0**	**0**	**0**	**0**	**0**	**0**
00-00	**95**	**0**	**0**	**1**	**1**	**2**	**1**	**0**	**4**	**8**	**9**	**9**	**16**	**16**	**15**	**9**	**2**	**1**	**1**	**0**	**0**	**0**	**0**	**0**	**0**	**0**	**0**	**0**	**0**

DRAFT

Site 94
Location LS07411, Att - Telepole, Lat 54.15345, Long -6.85077
Direction North

3279 / Meath/Cavan/Monaghan ATC's
October 2013
Automatic Traffic Count

Sat, 12 October 2013

Time	Total	Speed Bins (km/h)																											
		0 - 5	5 - 10	10 - 15	15 - 20	20 - 25	25 - 30	30 - 35	35 - 40	40 - 45	45 - 50	50 - 55	55 - 60	60 - 65	65 - 70	70 - 75	75 - 80	80 - 85	85 - 90	90 - 95	95 - 100	100 - 105	105 - 110	110 - 115	115 - 120	120 - 125	125 - 130	130 - 135	135 - 140
0000	0	0	0	0	0	0	0	0	0	0	0	0	0	0	0	0	0	0	0	0	0	0	0	0	0	0	0	0	0
0100	0	0	0	0	0	0	0	0	0	0	0	0	0	0	0	0	0	0	0	0	0	0	0	0	0	0	0	0	0
0200	0	0	0	0	0	0	0	0	0	0	0	0	0	0	0	0	0	0	0	0	0	0	0	0	0	0	0	0	0
0300	1	0	0	0	0	0	0	0	0	0	0	0	0	0	0	0	1	0	0	0	0	0	0	0	0	0	0	0	0
0400	0	0	0	0	0	0	0	0	0	0	0	0	0	0	0	0	0	0	0	0	0	0	0	0	0	0	0	0	0
0500	0	0	0	0	0	0	0	0	0	0	0	0	0	0	0	0	0	0	0	0	0	0	0	0	0	0	0	0	0
0600	0	0	0	0	0	0	0	0	0	0	0	0	0	0	0	0	0	0	0	0	0	0	0	0	0	0	0	0	0
0700	1	0	0	0	0	0	0	0	0	0	0	0	0	1	0	0	0	0	0	0	0	0	0	0	0	0	0	0	0
0800	3	0	0	0	0	0	0	0	0	0	0	1	0	1	0	1	0	0	0	0	0	0	0	0	0	0	0	0	0
0900	5	0	0	0	0	0	0	0	0	0	0	2	1	0	2	0	0	0	0	0	0	0	0	0	0	0	0	0	0
1000	**9**	**0**	**0**	**0**	**0**	**0**	**0**	**0**	**0**	**1**	**1**	**0**	**2**	**5**	**0**	**0**	**0**	**0**	**0**	**0**	**0**	**0**	**0**	**0**	**0**	**0**	**0**	**0**	**0**
1100	6	0	0	1	0	0	0	0	0	0	1	0	1	3	0	0	0	0	0	0	0	0	0	0	0	0	0	0	0
1200	7	0	0	0	0	0	0	0	1	1	0	1	1	2	1	0	0	0	0	0	0	0	0	0	0	0	0	0	0
1300	5	0	0	0	0	0	0	0	0	0	0	1	0	1	1	1	1	0	0	0	0	0	0	0	0	0	0	0	0
1400	8	0	0	0	0	0	0	0	0	2	1	1	0	2	0	1	1	0	0	0	0	0	0	0	0	0	0	0	0
1500	10	0	0	0	0	0	0	0	1	0	0	4	3	1	0	1	0	0	0	0	0	0	0	0	0	0	0	0	0
1600	**13**	**0**	**0**	**0**	**0**	**0**	**0**	**1**	**0**	**1**	**1**	**4**	**4**	**2**	**0**	**0**	**0**	**0**	**0**	**0**	**0**	**0**	**0**	**0**	**0**	**0**	**0**	**0**	**0**
1700	2	0	0	0	0	0	0	1	0	0	0	0	0	0	0	1	0	0	0	0	0	0	0	0	0	0	0	0	0
1800	7	0	0	0	0	0	1	1	1	1	2	1	0	0	0	0	0	0	0	0	0	0	0	0	0	0	0	0	0
1900	5	0	0	0	0	0	0	0	0	1	0	2	1	1	0	0	0	0	0	0	0	0	0	0	0	0	0	0	0
2000	8	0	0	0	0	0	1	0	1	1	0	1	0	2	1	1	0	0	0	0	0	0	0	0	0	0	0	0	0
2100	6	0	0	0	0	0	0	0	0	0	0	2	0	2	1	1	0	0	0	0	0	0	0	0	0	0	0	0	0
2200	1	0	0	0	0	0	0	0	0	0	0	0	1	0	0	0	0	0	0	0	0	0	0	0	0	0	0	0	0
2300	2	0	0	0	0	0	0	0	0	0	0	0	0	0	1	1	0	0	0	0	0	0	0	0	0	0	0	0	0
07-19	**76**	**0**	**0**	**1**	**0**	**0**	**1**	**3**	**3**	**6**	**6**	**15**	**12**	**18**	**4**	**5**	**2**	**0**	**0**	**0**	**0**	**0**	**0**	**0**	**0**	**0**	**0**	**0**	**0**
06-22	**95**	**0**	**0**	**1**	**0**	**0**	**2**	**3**	**4**	**8**	**6**	**20**	**13**	**23**	**6**	**7**	**2**	**0**	**0**	**0**	**0**	**0**	**0**	**0**	**0**	**0**	**0**	**0**	**0**
06-00	**98**	**0**	**0**	**1**	**0**	**0**	**2**	**3**	**4**	**8**	**6**	**20**	**14**	**23**	**7**	**8**	**2**	**0**	**0**	**0**	**0**	**0**	**0**	**0**	**0**	**0**	**0**	**0**	**0**
00-00	**99**	**0**	**0**	**1**	**0**	**0**	**2**	**3**	**4**	**8**	**6**	**20**	**14**	**23**	**7**	**8**	**3**	**0**	**0**	**0**	**0**	**0**	**0**	**0**	**0**	**0**	**0**	**0**	**0**

DRAFT

Site 94
Location LS07411, Att - Telepole, Lat 54.15345, Long -6.85077
Direction North

3279 / Meath/Cavan/Monaghan ATC's
October 2013
Automatic Traffic Count

Sun, 13 October 2013

Time	Total	Speed Bins (km/h)																											
		0 - 5	5 - 10	10 - 15	15 - 20	20 - 25	25 - 30	30 - 35	35 - 40	40 - 45	45 - 50	50 - 55	55 - 60	60 - 65	65 - 70	70 - 75	75 - 80	80 - 85	85 - 90	90 - 95	95 - 100	100 - 105	105 - 110	110 - 115	115 - 120	120 - 125	125 - 130	130 - 135	135 - 140
0000	2	0	0	0	0	0	0	0	0	0	0	1	0	0	1	0	0	0	0	0	0	0	0	0	0	0	0	0	0
0100	4	0	0	0	0	0	0	0	0	1	1	0	2	0	0	0	0	0	0	0	0	0	0	0	0	0	0	0	0
0200	0	0	0	0	0	0	0	0	0	0	0	0	0	0	0	0	0	0	0	0	0	0	0	0	0	0	0	0	0
0300	1	0	0	0	0	0	0	0	0	0	0	0	0	0	0	0	1	0	0	0	0	0	0	0	0	0	0	0	0
0400	0	0	0	0	0	0	0	0	0	0	0	0	0	0	0	0	0	0	0	0	0	0	0	0	0	0	0	0	0
0500	1	0	0	0	0	0	0	0	0	1	0	0	0	0	0	0	0	0	0	0	0	0	0	0	0	0	0	0	0
0600	1	0	0	0	0	0	0	0	0	1	0	0	0	0	0	0	0	0	0	0	0	0	0	0	0	0	0	0	0
0700	0	0	0	0	0	0	0	0	0	0	0	0	0	0	0	0	0	0	0	0	0	0	0	0	0	0	0	0	0
0800	3	0	0	0	0	0	0	0	0	0	0	0	0	0	0	3	0	0	0	0	0	0	0	0	0	0	0	0	0
0900	2	0	0	0	0	0	0	0	0	0	0	0	2	0	0	0	0	0	0	0	0	0	0	0	0	0	0	0	0
1000	**8**	**0**	**0**	**0**	**0**	**0**	**0**	**0**	**1**	**1**	**0**	**0**	**2**	**2**	**2**	**0**	**0**	**0**	**0**	**0**	**0**	**0**	**0**	**0**	**0**	**0**	**0**	**0**	**0**
1100	1	0	0	0	0	0	0	0	0	0	0	1	0	0	0	0	0	0	0	0	0	0	0	0	0	0	0	0	0
1200	6	0	0	0	0	0	0	0	0	0	1	1	0	2	1	0	1	0	0	0	0	0	0	0	0	0	0	0	0
1300	**34**	**0**	**0**	**0**	**0**	**23**	**6**	**0**	**0**	**0**	**1**	**1**	**1**	**0**	**2**	**0**	**0**	**0**	**0**	**0**	**0**	**0**	**0**	**0**	**0**	**0**	**0**	**0**	**0**
1400	3	0	0	0	0	0	0	0	0	0	0	2	0	0	1	0	0	0	0	0	0	0	0	0	0	0	0	0	0
1500	4	0	0	0	0	0	0	0	0	0	0	1	2	0	0	1	0	0	0	0	0	0	0	0	0	0	0	0	0
1600	11	0	0	0	0	0	0	0	0	1	1	1	4	1	3	0	0	0	0	0	0	0	0	0	0	0	0	0	0
1700	8	0	0	0	0	0	0	0	0	0	0	2	1	0	4	0	0	1	0	0	0	0	0	0	0	0	0	0	0
1800	3	0	0	0	0	0	0	0	1	0	0	0	0	1	1	0	0	0	0	0	0	0	0	0	0	0	0	0	0
1900	7	0	0	0	0	0	0	0	0	0	1	2	2	1	1	0	0	0	0	0	0	0	0	0	0	0	0	0	0
2000	1	0	0	0	0	0	0	0	0	0	0	0	0	0	0	1	0	0	0	0	0	0	0	0	0	0	0	0	0
2100	1	0	0	0	0	0	0	0	0	0	0	0	0	0	0	0	1	0	0	0	0	0	0	0	0	0	0	0	0
2200	4	0	0	0	0	0	0	0	1	0	0	0	1	0	0	2	0	0	0	0	0	0	0	0	0	0	0	0	0
2300	2	0	0	0	0	0	0	0	0	1	0	0	0	1	0	0	0	0	0	0	0	0	0	0	0	0	0	0	0
07-19	**83**	**0**	**0**	**0**	**0**	**23**	**6**	**0**	**2**	**2**	**3**	**9**	**12**	**6**	**14**	**4**	**1**	**1**	**0**	**0**	**0**	**0**	**0**	**0**	**0**	**0**	**0**	**0**	**0**
06-22	**93**	**0**	**0**	**0**	**0**	**23**	**6**	**0**	**2**	**3**	**4**	**11**	**14**	**7**	**15**	**5**	**2**	**1**	**0**	**0**	**0**	**0**	**0**	**0**	**0**	**0**	**0**	**0**	**0**
06-00	**99**	**0**	**0**	**0**	**0**	**23**	**6**	**0**	**3**	**4**	**4**	**11**	**15**	**8**	**15**	**7**	**2**	**1**	**0**	**0**	**0**	**0**	**0**	**0**	**0**	**0**	**0**	**0**	**0**
00-00	**107**	**0**	**0**	**0**	**0**	**23**	**6**	**0**	**3**	**6**	**5**	**12**	**17**	**8**	**16**	**7**	**3**	**1**	**0**	**0**	**0**	**0**	**0**	**0**	**0**	**0**	**0**	**0**	**0**

DRAFT

Site 94
Location LS07411, Att - Telepole, Lat 54.15345, Long -6.85077
Direction North

3279 / Meath/Cavan/Monaghan ATC's
October 2013
Automatic Traffic Count

Mon, 14 October 2013

Time	Total	Speed Bins (km/h)																											
		0 - 5	5 - 10	10 - 15	15 - 20	20 - 25	25 - 30	30 - 35	35 - 40	40 - 45	45 - 50	50 - 55	55 - 60	60 - 65	65 - 70	70 - 75	75 - 80	80 - 85	85 - 90	90 - 95	95 - 100	100 - 105	105 - 110	110 - 115	115 - 120	120 - 125	125 - 130	130 - 135	135 - 140
0000	0	0	0	0	0	0	0	0	0	0	0	0	0	0	0	0	0	0	0	0	0	0	0	0	0	0	0	0	0
0100	1	0	0	0	0	0	0	0	0	0	0	1	0	0	0	0	0	0	0	0	0	0	0	0	0	0	0	0	0
0200	1	0	0	0	0	0	0	0	0	0	0	0	0	0	1	0	0	0	0	0	0	0	0	0	0	0	0	0	0
0300	0	0	0	0	0	0	0	0	0	0	0	0	0	0	0	0	0	0	0	0	0	0	0	0	0	0	0	0	0
0400	0	0	0	0	0	0	0	0	0	0	0	0	0	0	0	0	0	0	0	0	0	0	0	0	0	0	0	0	0
0500	0	0	0	0	0	0	0	0	0	0	0	0	0	0	0	0	0	0	0	0	0	0	0	0	0	0	0	0	0
0600	1	0	0	0	0	0	0	0	0	0	0	0	0	0	1	0	0	0	0	0	0	0	0	0	0	0	0	0	0
0700	1	0	0	0	0	0	0	0	0	0	0	0	0	0	1	0	0	0	0	0	0	0	0	0	0	0	0	0	0
0800	**8**	**0**	**0**	**0**	**0**	**0**	**0**	**0**	**0**	**0**	**0**	**0**	**1**	**3**	**2**	**0**	**1**	**1**	**0**	**0**	**0**	**0**	**0**	**0**	**0**	**0**	**0**	**0**	**0**
0900	2	0	0	0	0	0	0	0	0	0	0	1	0	0	0	0	0	0	1	0	0	0	0	0	0	0	0	0	0
1000	4	0	0	0	0	0	0	0	0	0	0	1	0	1	0	2	0	0	0	0	0	0	0	0	0	0	0	0	0
1100	4	0	0	0	0	0	0	0	0	0	0	0	1	2	0	1	0	0	0	0	0	0	0	0	0	0	0	0	0
1200	5	0	0	0	0	0	1	0	0	0	0	2	0	0	2	0	0	0	0	0	0	0	0	0	0	0	0	0	0
1300	6	0	0	0	0	1	0	0	1	0	0	1	0	3	0	0	0	0	0	0	0	0	0	0	0	0	0	0	0
1400	4	0	0	0	0	0	0	0	0	0	0	0	1	2	0	0	1	0	0	0	0	0	0	0	0	0	0	0	0
1500	**15**	**0**	**0**	**0**	**0**	**0**	**1**	**0**	**0**	**1**	**1**	**3**	**4**	**2**	**1**	**2**	**0**	**0**	**0**	**0**	**0**	**0**	**0**	**0**	**0**	**0**	**0**	**0**	**0**
1600	7	0	0	0	0	0	0	0	0	1	1	2	2	1	0	0	0	0	0	0	0	0	0	0	0	0	0	0	0
1700	5	0	0	0	0	0	0	0	0	0	0	0	2	0	1	1	0	1	0	0	0	0	0	0	0	0	0	0	0
1800	5	0	0	0	0	0	0	0	0	0	0	1	0	2	0	0	1	1	0	0	0	0	0	0	0	0	0	0	0
1900	1	0	0	0	0	0	0	0	0	0	0	0	0	0	1	0	0	0	0	0	0	0	0	0	0	0	0	0	0
2000	6	0	0	0	0	0	0	0	0	0	1	0	1	0	2	1	1	0	0	0	0	0	0	0	0	0	0	0	0
2100	10	0	0	0	0	0	0	0	1	0	0	1	2	3	2	1	0	0	0	0	0	0	0	0	0	0	0	0	0
2200	0	0	0	0	0	0	0	0	0	0	0	0	0	0	0	0	0	0	0	0	0	0	0	0	0	0	0	0	0
2300	0	0	0	0	0	0	0	0	0	0	0	0	0	0	0	0	0	0	0	0	0	0	0	0	0	0	0	0	0
07-19	**66**	**0**	**0**	**0**	**0**	**1**	**2**	**0**	**1**	**2**	**2**	**11**	**11**	**16**	**7**	**6**	**3**	**3**	**1**	**0**	**0**	**0**	**0**	**0**	**0**	**0**	**0**	**0**	**0**
06-22	**84**	**0**	**0**	**0**	**0**	**1**	**2**	**0**	**2**	**2**	**3**	**12**	**14**	**19**	**13**	**8**	**4**	**3**	**1**	**0**	**0**	**0**	**0**	**0**	**0**	**0**	**0**	**0**	**0**
06-00	**84**	**0**	**0**	**0**	**0**	**1**	**2**	**0**	**2**	**2**	**3**	**12**	**14**	**19**	**13**	**8**	**4**	**3**	**1**	**0**	**0**	**0**	**0**	**0**	**0**	**0**	**0**	**0**	**0**
00-00	**86**	**0**	**0**	**0**	**0**	**1**	**2**	**0**	**2**	**2**	**3**	**13**	**14**	**19**	**14**	**8**	**4**	**3**	**1**	**0**	**0**	**0**	**0**	**0**	**0**	**0**	**0**	**0**	**0**

DRAFT

Site 94
Location LS07411, Att - Telepole, Lat 54.15345, Long -6.85077
Direction North

3279 / Meath/Cavan/Monaghan ATC's
October 2013
Automatic Traffic Count

Tue, 15 October 2013

Time	Total	Speed Bins (km/h)																											
		0 - 5	5 - 10	10 - 15	15 - 20	20 - 25	25 - 30	30 - 35	35 - 40	40 - 45	45 - 50	50 - 55	55 - 60	60 - 65	65 - 70	70 - 75	75 - 80	80 - 85	85 - 90	90 - 95	95 - 100	100 - 105	105 - 110	110 - 115	115 - 120	120 - 125	125 - 130	130 - 135	135 - 140
0000	0	0	0	0	0	0	0	0	0	0	0	0	0	0	0	0	0	0	0	0	0	0	0	0	0	0	0	0	0
0100	0	0	0	0	0	0	0	0	0	0	0	0	0	0	0	0	0	0	0	0	0	0	0	0	0	0	0	0	0
0200	0	0	0	0	0	0	0	0	0	0	0	0	0	0	0	0	0	0	0	0	0	0	0	0	0	0	0	0	0
0300	0	0	0	0	0	0	0	0	0	0	0	0	0	0	0	0	0	0	0	0	0	0	0	0	0	0	0	0	0
0400	0	0	0	0	0	0	0	0	0	0	0	0	0	0	0	0	0	0	0	0	0	0	0	0	0	0	0	0	0
0500	0	0	0	0	0	0	0	0	0	0	0	0	0	0	0	0	0	0	0	0	0	0	0	0	0	0	0	0	0
0600	1	0	0	0	0	0	0	0	0	0	0	0	1	0	0	0	0	0	0	0	0	0	0	0	0	0	0	0	0
0700	0	0	0	0	0	0	0	0	0	0	0	0	0	0	0	0	0	0	0	0	0	0	0	0	0	0	0	0	0
0800	6	0	0	0	0	0	0	0	0	0	0	1	3	1	0	0	1	0	0	0	0	0	0	0	0	0	0	0	0
0900	**7**	**0**	**0**	**0**	**0**	**0**	**1**	**1**	**0**	**0**	**1**	**0**	**1**	**2**	**0**	**1**	**0**	**0**	**0**	**0**	**0**	**0**	**0**	**0**	**0**	**0**	**0**	**0**	**0**
1000	3	0	0	0	0	0	0	0	0	0	0	0	1	0	1	0	1	0	0	0	0	0	0	0	0	0	0	0	0
1100	4	0	0	0	0	0	0	0	0	0	0	0	3	0	0	0	1	0	0	0	0	0	0	0	0	0	0	0	0
1200	6	0	0	0	0	0	1	0	0	0	0	0	1	1	1	1	1	0	0	0	0	0	0	0	0	0	0	0	0
1300	6	0	0	0	0	1	1	0	0	0	0	3	1	0	0	0	0	0	0	0	0	0	0	0	0	0	0	0	0
1400	**10**	**0**	**0**	**0**	**0**	**0**	**1**	**0**	**0**	**0**	**1**	**2**	**2**	**2**	**1**	**0**	**1**	**0**	**0**	**0**	**0**	**0**	**0**	**0**	**0**	**0**	**0**	**0**	**0**
1500	8	0	0	1	0	1	0	0	1	2	1	0	0	0	1	1	0	0	0	0	0	0	0	0	0	0	0	0	0
1600	5	0	0	0	0	0	0	0	0	0	1	1	0	1	1	0	1	0	0	0	0	0	0	0	0	0	0	0	0
1700	5	0	0	0	0	0	0	0	0	2	0	0	2	1	0	0	0	0	0	0	0	0	0	0	0	0	0	0	0
1800	5	0	0	0	0	0	0	0	0	0	1	0	0	2	1	0	1	0	0	0	0	0	0	0	0	0	0	0	0
1900	5	0	0	0	0	0	0	0	0	0	0	2	1	0	0	2	0	0	0	0	0	0	0	0	0	0	0	0	0
2000	5	0	0	0	0	0	0	0	0	0	2	0	0	0	3	0	0	0	0	0	0	0	0	0	0	0	0	0	0
2100	2	0	0	0	0	0	0	0	0	0	0	0	0	1	0	1	0	0	0	0	0	0	0	0	0	0	0	0	0
2200	8	0	0	0	0	0	0	0	0	1	1	0	1	1	2	2	0	0	0	0	0	0	0	0	0	0	0	0	0
2300	2	0	0	0	0	0	0	0	0	0	0	0	1	0	0	0	1	0	0	0	0	0	0	0	0	0	0	0	0
07-19	**65**	**0**	**0**	**1**	**0**	**2**	**4**	**1**	**1**	**4**	**5**	**7**	**14**	**10**	**6**	**3**	**7**	**0**	**0**	**0**	**0**	**0**	**0**	**0**	**0**	**0**	**0**	**0**	**0**
06-22	**78**	**0**	**0**	**1**	**0**	**2**	**4**	**1**	**1**	**4**	**7**	**9**	**16**	**11**	**9**	**6**	**7**	**0**	**0**	**0**	**0**	**0**	**0**	**0**	**0**	**0**	**0**	**0**	**0**
06-00	**88**	**0**	**0**	**1**	**0**	**2**	**4**	**1**	**1**	**5**	**8**	**9**	**18**	**12**	**11**	**8**	**8**	**0**	**0**	**0**	**0**	**0**	**0**	**0**	**0**	**0**	**0**	**0**	**0**
00-00	**88**	**0**	**0**	**1**	**0**	**2**	**4**	**1**	**1**	**5**	**8**	**9**	**18**	**12**	**11**	**8**	**8**	**0**	**0**	**0**	**0**	**0**	**0**	**0**	**0**	**0**	**0**	**0**	**0**

DRAFT

Site 94
Location LS07411, Att - Telepole, Lat 54.15345, Long -6.85077
Direction North

3279 / Meath/Cavan/Monaghan ATC's
October 2013
Automatic Traffic Count

Virtual Day (7)

Time	Total	Speed Bins (km/h)																											
		0 - 5	5 - 10	10 - 15	15 - 20	20 - 25	25 - 30	30 - 35	35 - 40	40 - 45	45 - 50	50 - 55	55 - 60	60 - 65	65 - 70	70 - 75	75 - 80	80 - 85	85 - 90	90 - 95	95 - 100	100 - 105	105 - 110	110 - 115	115 - 120	120 - 125	125 - 130	130 - 135	135 - 140
0000	0	0	0	0	0	0	0	0	0	0	0	0	0	0	0	0	0	0	0	0	0	0	0	0	0	0	0	0	0
0100	1	0	0	0	0	0	0	0	0	0	0	0	0	0	0	0	0	0	0	0	0	0	0	0	0	0	0	0	0
0200	0	0	0	0	0	0	0	0	0	0	0	0	0	0	0	0	0	0	0	0	0	0	0	0	0	0	0	0	0
0300	0	0	0	0	0	0	0	0	0	0	0	0	0	0	0	0	0	0	0	0	0	0	0	0	0	0	0	0	0
0400	0	0	0	0	0	0	0	0	0	0	0	0	0	0	0	0	0	0	0	0	0	0	0	0	0	0	0	0	0
0500	0	0	0	0	0	0	0	0	0	0	0	0	0	0	0	0	0	0	0	0	0	0	0	0	0	0	0	0	0
0600	1	0	0	0	0	0	0	0	0	0	0	0	0	0	0	0	0	0	0	0	0	0	0	0	0	0	0	0	0
0700	0	0	0	0	0	0	0	0	0	0	0	0	0	0	0	0	0	0	0	0	0	0	0	0	0	0	0	0	0
0800	6	0	0	0	0	0	0	0	0	0	0	1	1	1	1	1	0	0	0	0	0	0	0	0	0	0	0	0	0
0900	5	0	0	0	0	0	0	0	0	0	0	1	1	0	1	1	0	0	0	0	0	0	0	0	0	0	0	0	0
1000	6	0	0	0	0	0	0	0	0	1	1	1	1	1	1	0	0	0	0	0	0	0	0	0	0	0	0	0	0
1100	**8**	**0**	**0**	**0**	**0**	**0**	**0**	**0**	**0**	**0**	**1**	**0**	**1**	**1**	**1**	**0**	**0**	**0**	**0**	**0**	**0**	**0**	**0**	**0**	**0**	**0**	**0**	**0**	**0**
1200	6	0	0	0	0	0	0	0	0	0	0	1	1	2	1	0	0	0	0	0	0	0	0	0	0	0	0	0	0
1300	**10**	**0**	**0**	**0**	**0**	**4**	**1**	**0**	**0**	**0**	**0**	**1**	**1**	**1**	**1**	**1**	**0**	**0**	**0**	**0**	**0**	**0**	**0**	**0**	**0**	**0**	**0**	**0**	**0**
1400	5	0	0	0	0	0	0	0	0	0	0	1	1	1	0	0	0	0	0	0	0	0	0	0	0	0	0	0	0
1500	9	0	0	0	0	0	0	0	1	1	1	2	2	1	1	1	0	0	0	0	0	0	0	0	0	0	0	0	0
1600	7	0	0	0	0	0	0	0	0	1	1	1	2	1	1	0	0	0	0	0	0	0	0	0	0	0	0	0	0
1700	6	0	0	0	0	0	0	0	0	1	0	1	1	1	1	1	0	0	0	0	0	0	0	0	0	0	0	0	0
1800	6	0	0	0	0	0	0	0	0	0	1	1	1	2	1	0	1	0	0	0	0	0	0	0	0	0	0	0	0
1900	4	0	0	0	0	0	0	0	0	0	0	1	1	1	0	0	0	0	0	0	0	0	0	0	0	0	0	0	0
2000	4	0	0	0	0	0	0	0	0	0	0	0	0	0	2	1	0	0	0	0	0	0	0	0	0	0	0	0	0
2100	4	0	0	0	0	0	0	0	0	0	0	0	1	1	1	1	0	0	0	0	0	0	0	0	0	0	0	0	0
2200	3	0	0	0	0	0	0	0	0	0	0	0	1	1	0	1	0	0	0	0	0	0	0	0	0	0	0	0	0
2300	1	0	0	0	0	0	0	0	0	0	0	0	0	0	0	1	0	0	0	0	0	0	0	0	0	0	0	0	0
07-19	**74**	**0**	**0**	**1**	**0**	**4**	**3**	**1**	**3**	**4**	**6**	**10**	**13**	**12**	**9**	**6**	**3**	**1**	**0**	**0**	**0**	**0**	**0**	**0**	**0**	**0**	**0**	**0**	**0**
06-22	**87**	**0**	**0**	**1**	**0**	**4**	**3**	**1**	**3**	**5**	**7**	**11**	**15**	**14**	**12**	**7**	**3**	**1**	**0**	**0**	**0**	**0**	**0**	**0**	**0**	**0**	**0**	**0**	**0**
06-00	**92**	**0**	**0**	**1**	**0**	**4**	**3**	**1**	**3**	**5**	**7**	**11**	**16**	**15**	**12**	**9**	**3**	**1**	**0**	**0**	**0**	**0**	**0**	**0**	**0**	**0**	**0**	**0**	**0**
00-00	**94**	**0**	**0**	**1**	**0**	**4**	**3**	**1**	**3**	**6**	**7**	**11**	**16**	**15**	**13**	**9**	**4**	**1**	**0**	**0**	**0**	**0**	**0**	**0**	**0**	**0**	**0**	**0**	**0**

DRAFT

Site 94
Location LS07411, Att - Telepole, Lat 54.15345, Long -6.85077
Direction North

3279 / Meath/Cavan/Monaghan ATC's
October 2013
Automatic Traffic Count

Virtual Week (1)

Time	Total	Speed Bins (km/h)																											
		0 - 5	5 - 10	10 - 15	15 - 20	20 - 25	25 - 30	30 - 35	35 - 40	40 - 45	45 - 50	50 - 55	55 - 60	60 - 65	65 - 70	70 - 75	75 - 80	80 - 85	85 - 90	90 - 95	95 - 100	100 - 105	105 - 110	110 - 115	115 - 120	120 - 125	125 - 130	130 - 135	135 - 140
Mon	86	0	0	0	0	1	2	0	2	2	3	13	14	19	14	8	4	3	1	0	0	0	0	0	0	0	0	0	0
Tue	88	0	0	1	0	2	4	1	1	5	8	9	18	12	11	8	8	0	0	0	0	0	0	0	0	0	0	0	0
Wed	87	0	1	1	1	1	2	1	6	6	6	6	21	12	6	12	1	3	0	1	0	0	0	0	0	0	0	0	0
Thu	93	0	0	0	0	0	2	0	1	4	12	10	13	14	20	9	5	2	1	0	0	0	0	0	0	0	0	0	0
Fri	95	0	0	1	1	2	1	0	4	8	9	9	16	16	15	9	2	1	1	0	0	0	0	0	0	0	0	0	0
|Sat	99	0	0	1	0	0	2	3	4	8	6	20	14	23	7	8	3	0	0	0	0	0	0	0	0	0	0	0	0
|Sun	107	0	0	0	0	23	6	0	3	6	5	12	17	8	16	7	3	1	0	0	0	0	0	0	0	0	0	0	0
5 Day Ave.	**90**	**0**	**0**	**1**	**0**	**1**	**2**	**0**	**3**	**5**	**8**	**9**	**16**	**15**	**13**	**9**	**4**	**2**	**1**	**0**	**0**	**0**	**0**	**0**	**0**	**0**	**0**	**0**	**0**
7 Day Ave.	**94**	**0**	**0**	**1**	**0**	**4**	**3**	**1**	**3**	**6**	**7**	**11**	**16**	**15**	**13**	**9**	**4**	**1**	**0**	**0**	**0**	**0**	**0**	**0**	**0**	**0**	**0**	**0**	**0**
--	**655**	**0**	**1**	**4**	**2**	**29**	**19**	**5**	**21**	**39**	**49**	**79**	**113**	**104**	**89**	**61**	**26**	**10**	**3**	**1**	**0**	**0**	**0**	**0**	**0**	**0**	**0**	**0**	**0**

Summary Graphs

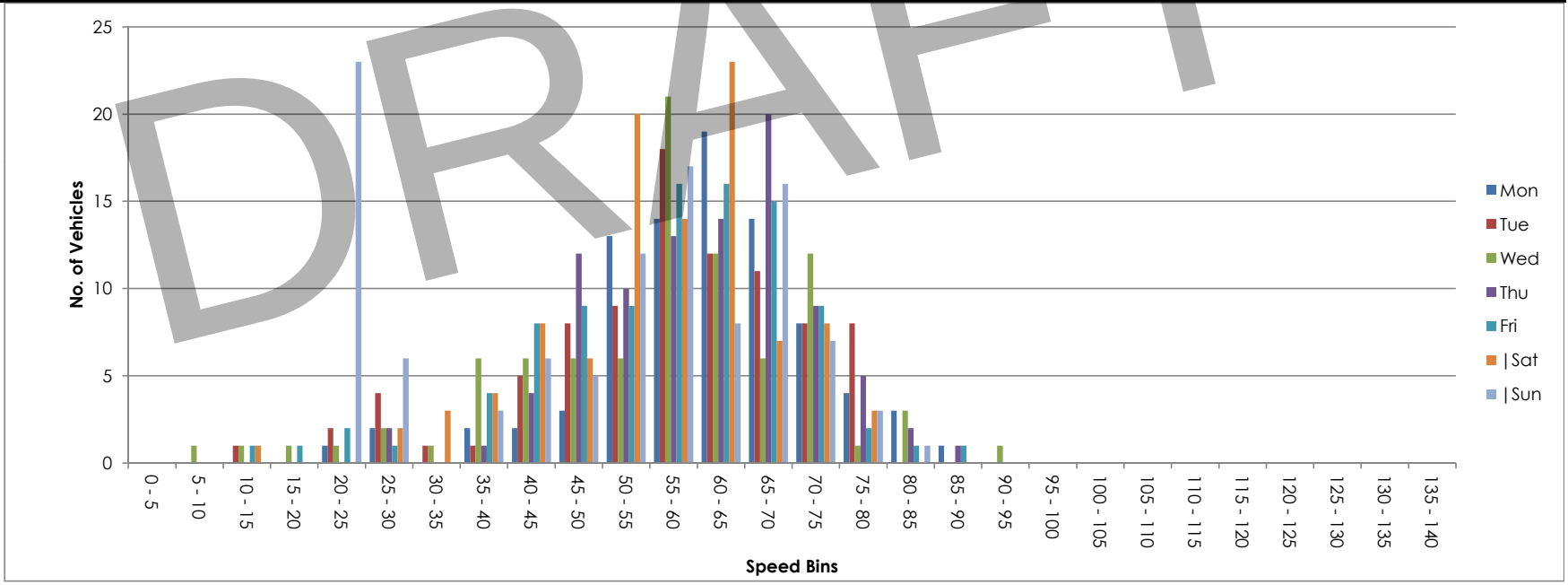

DRAFT

Site 94
Location LS07411, Att - Telepole, Lat 54.15345, Long -6.85077
Direction South

3279 / Meath/Cavan/Monaghan ATC's
October 2013
Automatic Traffic Count

Wed, 9 October 2013

Time	Total	Classification												>PSL	>PSL%	>SL1	>SL1%	>SL2	>SL2%	Mean	Vpp
		1 MCL	2 SV	3 SVT	4 TB2	5 TB3	6 T4	7 ART3	8 ART4	9 ART5	10 ART6	11 BD	12 DRT	80	80	85 +5kph	85 +5kph	90 +10kph	90 +10kph		85
0000	0	0	0	0	0	0	0	0	0	0	0	0	0	0	0	0	0	0	0	-	-
0100	0	0	0	0	0	0	0	0	0	0	0	0	0	0	0	0	0	0	0	-	-
0200	0	0	0	0	0	0	0	0	0	0	0	0	0	0	0	0	0	0	0	-	-
0300	0	0	0	0	0	0	0	0	0	0	0	0	0	0	0	0	0	0	0	-	-
0400	0	0	0	0	0	0	0	0	0	0	0	0	0	0	0	0	0	0	0	-	-
0500	0	0	0	0	0	0	0	0	0	0	0	0	0	0	0	0	0	0	0	-	-
0600	1	0	1	0	0	0	0	0	0	0	0	0	0	0	0	0	0	0	0	70.4	-
0700	2	0	0	0	2	0	0	0	0	0	0	0	0	1	50	1	50	0	0	64.9	-
0800	**9**	**0**	**6**	**1**	**1**	**1**	**0**	**0**	**0**	**0**	**0**	**0**	**0**	**0**	**0**	**0**	**0**	**0**	**0**	**46**	**-**
0900	6	0	4	0	2	0	0	0	0	0	0	0	0	0	0	0	0	0	0	57.5	-
1000	7	0	6	1	0	0	0	0	0	0	0	0	0	0	0	0	0	0	0	55	-
1100	**9**	**0**	**8**	**0**	**1**	**0**	**0**	**0**	**0**	**0**	**0**	**0**	**0**	**1**	**11.1**	**1**	**11.1**	**0**	**0**	**53.4**	**-**
1200	6	0	6	0	0	0	0	0	0	0	0	0	0	0	0	0	0	0	0	63	-
1300	7	0	4	2	1	0	0	0	0	0	0	0	0	2	28.6	1	14.3	1	14.3	67.8	-
1400	3	0	2	1	0	0	0	0	0	0	0	0	0	0	0	0	0	0	0	61.2	-
1500	4	0	3	0	0	0	0	0	0	1	0	0	0	0	0	0	0	0	0	56.2	-
1600	10	0	7	1	2	0	0	0	0	0	0	0	0	0	0	0	0	0	0	60.4	-
1700	**11**	**0**	**10**	**1**	**0**	**0**	**0**	**0**	**0**	**0**	**0**	**0**	**0**	**1**	**9.1**	**1**	**9.1**	**1**	**9.1**	**43.7**	**62.6**
1800	5	0	5	0	0	0	0	0	0	0	0	0	0	0	0	0	0	0	0	61.3	-
1900	7	0	5	1	1	0	0	0	0	0	0	0	0	2	28.6	0	0	0	0	60.6	-
2000	1	0	1	0	0	0	0	0	0	0	0	0	0	0	0	0	0	0	0	70.5	-
2100	3	0	3	0	0	0	0	0	0	0	0	0	0	0	0	0	0	0	0	76.1	-
2200	4	0	4	0	0	0	0	0	0	0	0	0	0	1	25	1	25	0	0	77.3	-
2300	2	0	2	0	0	0	0	0	0	0	0	0	0	1	50	1	50	1	50	79	-
07-19	**79**	**0**	**61**	**7**	**9**	**1**	**0**	**0**	**0**	**1**	**0**	**0**	**0**	**5**	**6.3**	**4**	**5.1**	**2**	**2.5**	**55.8**	**68.4**
06-22	**91**	**0**	**71**	**8**	**10**	**1**	**0**	**0**	**0**	**1**	**0**	**0**	**0**	**7**	**7.7**	**4**	**4.4**	**2**	**2.2**	**57.1**	**71.3**
06-00	**97**	**0**	**77**	**8**	**10**	**1**	**0**	**0**	**0**	**1**	**0**	**0**	**0**	**9**	**9.3**	**6**	**6.2**	**3**	**3.1**	**58.4**	**77.4**
00-00	**97**	**0**	**77**	**8**	**10**	**1**	**0**	**0**	**0**	**1**	**0**	**0**	**0**	**9**	**9.3**	**6**	**6.2**	**3**	**3.1**	**58.4**	**77.4**

DRAFT

Site 94
Location LS07411, Att - Telepole, Lat 54.15345, Long -6.85077
Direction South

3279 / Meath/Cavan/Monaghan ATC's
October 2013
Automatic Traffic Count

Thu, 10 October 2013

Time	Total	Classification												>PSL	>PSL%	>SL1	>SL1%	>SL2	>SL2%	Mean	Vpp
		1 MCL	2 SV	3 SVT	4 TB2	5 TB3	6 T4	7 ART3	8 ART4	9 ART5	10 ART6	11 BD	12 DRT	80	80	85 +5kph	85 +5kph	90 +10kph	90 +10kph		85
0000	0	0	0	0	0	0	0	0	0	0	0	0	0	0	0	0	0	0	0	-	-
0100	0	0	0	0	0	0	0	0	0	0	0	0	0	0	0	0	0	0	0	-	-
0200	0	0	0	0	0	0	0	0	0	0	0	0	0	0	0	0	0	0	0	-	-
0300	0	0	0	0	0	0	0	0	0	0	0	0	0	0	0	0	0	0	0	-	-
0400	0	0	0	0	0	0	0	0	0	0	0	0	0	0	0	0	0	0	0	-	-
0500	0	0	0	0	0	0	0	0	0	0	0	0	0	0	0	0	0	0	0	-	-
0600	1	0	1	0	0	0	0	0	0	0	0	0	0	0	0	0	0	0	0	70.6	-
0700	0	0	0	0	0	0	0	0	0	0	0	0	0	0	0	0	0	0	0	-	-
0800	7	0	4	1	2	0	0	0	0	0	0	0	0	0	0	0	0	0	0	53.4	-
0900	9	0	8	0	1	0	0	0	0	0	0	0	0	0	0	0	0	0	0	62.7	-
1000	7	0	6	1	0	0	0	0	0	0	0	0	0	0	0	0	0	0	0	73.4	-
1100	**20**	**0**	**17**	**1**	**2**	**0**	**0**	**0**	**0**	**0**	**0**	**0**	**0**	**2**	**10**	**0**	**0**	**0**	**0**	**67**	**76.7**
1200	6	0	5	0	1	0	0	0	0	0	0	0	0	0	0	0	0	0	0	65.5	-
1300	6	0	6	0	0	0	0	0	0	0	0	0	0	0	0	0	0	0	0	64.1	-
1400	3	0	3	0	0	0	0	0	0	0	0	0	0	0	0	0	0	0	0	52.5	-
1500	**7**	**0**	**5**	**2**	**0**	**0**	**0**	**0**	**0**	**0**	**0**	**0**	**0**	**0**	**0**	**0**	**0**	**0**	**0**	**52.5**	**-**
1600	**7**	**0**	**4**	**0**	**3**	**0**	**0**	**0**	**0**	**0**	**0**	**0**	**0**	**3**	**42.9**	**3**	**42.9**	**2**	**28.6**	**80.3**	**-**
1700	4	0	4	0	0	0	0	0	0	0	0	0	0	0	0	0	0	0	0	62.1	-
1800	**7**	**0**	**5**	**1**	**1**	**0**	**0**	**0**	**0**	**0**	**0**	**0**	**0**	**0**	**0**	**0**	**0**	**0**	**0**	**60.6**	**-**
1900	5	0	3	1	1	0	0	0	0	0	0	0	0	0	0	0	0	0	0	56.8	-
2000	4	1	3	0	0	0	0	0	0	0	0	0	0	0	0	0	0	0	0	66.3	-
2100	2	0	2	0	0	0	0	0	0	0	0	0	0	1	50	1	50	0	0	62.1	-
2200	3	0	3	0	0	0	0	0	0	0	0	0	0	1	33.3	1	33.3	0	0	71	-
2300	1	0	1	0	0	0	0	0	0	0	0	0	0	0	0	0	0	0	0	54.8	-
07-19	**83**	**0**	**67**	**6**	**10**	**0**	**0**	**0**	**0**	**0**	**0**	**0**	**0**	**5**	**6**	**3**	**3.6**	**2**	**2.4**	**64.2**	**74.2**
06-22	**95**	**1**	**76**	**7**	**11**	**0**	**0**	**0**	**0**	**0**	**0**	**0**	**0**	**6**	**6.3**	**4**	**4.2**	**2**	**2.1**	**63.9**	**74.2**
06-00	**99**	**1**	**80**	**7**	**11**	**0**	**0**	**0**	**0**	**0**	**0**	**0**	**0**	**7**	**7.1**	**5**	**5.1**	**2**	**2**	**64**	**74.2**
00-00	**99**	**1**	**80**	**7**	**11**	**0**	**0**	**0**	**0**	**0**	**0**	**0**	**0**	**7**	**7.1**	**5**	**5.1**	**2**	**2**	**64**	**74.2**

DRAFT

Site 94
Location LS07411, Att - Telepole, Lat 54.15345, Long -6.85077
Direction South

3279 / Meath/Cavan/Monaghan ATC's
October 2013
Automatic Traffic Count

Fri, 11 October 2013

Time	Total	Classification												>PSL	>PSL%	>SL1	>SL1%	>SL2	>SL2%	Mean	Vpp
		1 MCL	2 SV	3 SVT	4 TB2	5 TB3	6 T4	7 ART3	8 ART4	9 ART5	10 ART6	11 BD	12 DRT	80	80	85 +5kph	85 +5kph	90 +10kph	90 +10kph		85
0000	0	0	0	0	0	0	0	0	0	0	0	0	0	0	0	0	0	0	0	-	-
0100	0	0	0	0	0	0	0	0	0	0	0	0	0	0	0	0	0	0	0	-	-
0200	0	0	0	0	0	0	0	0	0	0	0	0	0	0	0	0	0	0	0	-	-
0300	0	0	0	0	0	0	0	0	0	0	0	0	0	0	0	0	0	0	0	-	-
0400	0	0	0	0	0	0	0	0	0	0	0	0	0	0	0	0	0	0	0	-	-
0500	0	0	0	0	0	0	0	0	0	0	0	0	0	0	0	0	0	0	0	-	-
0600	0	0	0	0	0	0	0	0	0	0	0	0	0	0	0	0	0	0	0	-	-
0700	1	0	0	0	0	1	0	0	0	0	0	0	0	0	0	0	0	0	0	36.4	-
0800	8	0	5	0	3	0	0	0	0	0	0	0	0	1	12.5	1	12.5	1	12.5	60.8	-
0900	6	0	5	0	0	1	0	0	0	0	0	0	0	0	0	0	0	0	0	66	-
1000	4	0	4	0	0	0	0	0	0	0	0	0	0	0	0	0	0	0	0	47.3	-
1100	**10**	**0**	**7**	**2**	**1**	**0**	**0**	**0**	**0**	**0**	**0**	**0**	**0**	**1**	**10**	**1**	**10**	**0**	**0**	**63.5**	**-**
1200	**12**	**0**	**10**	**0**	**1**	**1**	**0**	**0**	**0**	**0**	**0**	**0**	**0**	**0**	**0**	**0**	**0**	**0**	**0**	**55.1**	**65.5**
1300	4	0	3	0	1	0	0	0	0	0	0	0	0	0	0	0	0	0	0	53.4	-
1400	4	0	4	0	0	0	0	0	0	0	0	0	0	0	0	0	0	0	0	61.1	-
1500	10	0	8	2	0	0	0	0	0	0	0	0	0	0	0	0	0	0	0	51.5	-
1600	4	0	3	0	1	0	0	0	0	0	0	0	0	0	0	0	0	0	0	55.6	-
1700	9	1	7	0	1	0	0	0	0	0	0	0	0	0	0	0	0	0	0	54	-
1800	9	0	7	2	0	0	0	0	0	0	0	0	0	0	0	0	0	0	0	58.9	-
1900	5	0	5	0	0	0	0	0	0	0	0	0	0	0	0	0	0	0	0	59.8	-
2000	2	0	2	0	0	0	0	0	0	0	0	0	0	1	50	0	0	0	0	81.6	-
2100	5	0	4	1	0	0	0	0	0	0	0	0	0	0	0	0	0	0	0	67.3	-
2200	2	0	2	0	0	0	0	0	0	0	0	0	0	0	0	0	0	0	0	67.1	-
2300	3	0	3	0	0	0	0	0	0	0	0	0	0	1	33.3	0	0	0	0	75.4	-
07-19	**81**	**1**	**63**	**6**	**8**	**3**	**0**	**0**	**0**	**0**	**0**	**0**	**0**	**2**	**2.5**	**2**	**2.5**	**1**	**1.2**	**57**	**69.5**
06-22	**93**	**1**	**74**	**7**	**8**	**3**	**0**	**0**	**0**	**0**	**0**	**0**	**0**	**3**	**3.2**	**2**	**2.2**	**1**	**1.1**	**58.2**	**71.3**
06-00	**98**	**1**	**79**	**7**	**8**	**3**	**0**	**0**	**0**	**0**	**0**	**0**	**0**	**4**	**4.1**	**2**	**2**	**1**	**1**	**58.9**	**72**
00-00	**98**	**1**	**79**	**7**	**8**	**3**	**0**	**0**	**0**	**0**	**0**	**0**	**0**	**4**	**4.1**	**2**	**2**	**1**	**1**	**58.9**	**72**

DRAFT

Site 94
Location LS07411, Att - Telepole, Lat 54.15345, Long -6.85077
Direction South

3279 / Meath/Cavan/Monaghan ATC's
October 2013
Automatic Traffic Count

Sat, 12 October 2013

Time	Total	Classification												>PSL	>PSL%	>SL1	>SL1%	>SL2	>SL2%	Mean	Vpp
		1 MCL	2 SV	3 SVT	4 TB2	5 TB3	6 T4	7 ART3	8 ART4	9 ART5	10 ART6	11 BD	12 DRT	80	80	85 +5kph	85 +5kph	90 +10kph	90 +10kph		85
0000	1	0	1	0	0	0	0	0	0	0	0	0	0	0	0	0	0	0	0	65.7	-
0100	0	0	0	0	0	0	0	0	0	0	0	0	0	0	0	0	0	0	0	-	-
0200	1	0	1	0	0	0	0	0	0	0	0	0	0	0	0	0	0	0	0	77	-
0300	0	0	0	0	0	0	0	0	0	0	0	0	0	0	0	0	0	0	0	-	-
0400	0	0	0	0	0	0	0	0	0	0	0	0	0	0	0	0	0	0	0	-	-
0500	0	0	0	0	0	0	0	0	0	0	0	0	0	0	0	0	0	0	0	-	-
0600	0	0	0	0	0	0	0	0	0	0	0	0	0	0	0	0	0	0	0	-	-
0700	0	0	0	0	0	0	0	0	0	0	0	0	0	0	0	0	0	0	0	-	-
0800	2	0	2	0	0	0	0	0	0	0	0	0	0	0	0	0	0	0	0	69.5	-
0900	8	0	6	2	0	0	0	0	0	0	0	0	0	0	0	0	0	0	0	60.5	-
1000	7	0	7	0	0	0	0	0	0	0	0	0	0	0	0	0	0	0	0	60.9	-
1100	**9**	**0**	**7**	**0**	**2**	**0**	**0**	**0**	**0**	**0**	**0**	**0**	**0**	**0**	**0**	**0**	**0**	**0**	**0**	**61.3**	**-**
1200	7	0	7	0	0	0	0	0	0	0	0	0	0	0	0	0	0	0	0	55.8	-
1300	6	0	5	1	0	0	0	0	0	0	0	0	0	0	0	0	0	0	0	66	-
1400	9	0	8	1	0	0	0	0	0	0	0	0	0	0	0	0	0	0	0	62.7	-
1500	10	3	6	0	1	0	0	0	0	0	0	0	0	0	0	0	0	0	0	59.9	-
1600	**11**	**6**	**3**	**1**	**1**	**0**	**0**	**0**	**0**	**0**	**0**	**0**	**0**	**0**	**0**	**0**	**0**	**0**	**0**	**57.2**	**66.6**
1700	6	0	4	2	0	0	0	0	0	0	0	0	0	0	0	0	0	0	0	57.9	-
1800	9	5	4	0	0	0	0	0	0	0	0	0	0	0	0	0	0	0	0	55.7	-
1900	9	1	8	0	0	0	0	0	0	0	0	0	0	1	11.1	1	11.1	1	11.1	57.5	-
2000	6	0	6	0	0	0	0	0	0	0	0	0	0	0	0	0	0	0	0	64.8	-
2100	7	2	5	0	0	0	0	0	0	0	0	0	0	0	0	0	0	0	0	62.7	-
2200	1	0	1	0	0	0	0	0	0	0	0	0	0	0	0	0	0	0	0	73	-
2300	2	0	2	0	0	0	0	0	0	0	0	0	0	0	0	0	0	0	0	71.4	-
07-19	**84**	**14**	**59**	**7**	**4**	**0**	**0**	**0**	**0**	**0**	**0**	**0**	**0**	**0**	**0**	**0**	**0**	**0**	**0**	**59.9**	**71.3**
06-22	**106**	**17**	**78**	**7**	**4**	**0**	**0**	**0**	**0**	**0**	**0**	**0**	**0**	**1**	**0.9**	**1**	**0.9**	**1**	**0.9**	**60.1**	**71.3**
06-00	**109**	**17**	**81**	**7**	**4**	**0**	**0**	**0**	**0**	**0**	**0**	**0**	**0**	**1**	**0.9**	**1**	**0.9**	**1**	**0.9**	**60.5**	**72.7**
00-00	**111**	**17**	**83**	**7**	**4**	**0**	**0**	**0**	**0**	**0**	**0**	**0**	**0**	**1**	**0.9**	**1**	**0.9**	**1**	**0.9**	**60.7**	**72.7**

DRAFT

Site 94
Location LS07411, Att - Telepole, Lat 54.15345, Long -6.85077
Direction South

3279 / Meath/Cavan/Monaghan ATC's
October 2013
Automatic Traffic Count

Sun, 13 October 2013

Time	Total	Classification												>PSL	>PSL%	>SL1	>SL1%	>SL2	>SL2%	Mean	Vpp
		1 MCL	2 SV	3 SVT	4 TB2	5 TB3	6 T4	7 ART3	8 ART4	9 ART5	10 ART6	11 BD	12 DRT	80	80	85 +5kph	85 +5kph	90 +10kph	90 +10kph		85
0000	0	0	0	0	0	0	0	0	0	0	0	0	0	0	0	0	0	0	0	-	-
0100	4	1	3	0	0	0	0	0	0	0	0	0	0	0	0	0	0	0	0	59.1	-
0200	1	0	1	0	0	0	0	0	0	0	0	0	0	0	0	0	0	0	0	60.3	-
0300	0	0	0	0	0	0	0	0	0	0	0	0	0	0	0	0	0	0	0	-	-
0400	0	0	0	0	0	0	0	0	0	0	0	0	0	0	0	0	0	0	0	-	-
0500	1	0	1	0	0	0	0	0	0	0	0	0	0	1	100	0	0	0	0	81	-
0600	1	0	1	0	0	0	0	0	0	0	0	0	0	0	0	0	0	0	0	58.4	-
0700	0	0	0	0	0	0	0	0	0	0	0	0	0	0	0	0	0	0	0	-	-
0800	0	0	0	0	0	0	0	0	0	0	0	0	0	0	0	0	0	0	0	-	-
0900	4	0	4	0	0	0	0	0	0	0	0	0	0	0	0	0	0	0	0	66.5	-
1000	**5**	**0**	**4**	**0**	**1**	**0**	**0**	**0**	**0**	**0**	**0**	**0**	**0**	**0**	**0**	**0**	**0**	**0**	**0**	**60.9**	**-**
1100	**5**	**0**	**3**	**0**	**1**	**0**	**0**	**0**	**0**	**1**	**0**	**0**	**0**	**0**	**0**	**0**	**0**	**0**	**0**	**61.9**	**-**
1200	4	0	2	2	0	0	0	0	0	0	0	0	0	0	0	0	0	0	0	50.9	-
1300	8	0	7	0	0	1	0	0	0	0	0	0	0	1	12.5	1	12.5	0	0	63.9	-
1400	4	0	4	0	0	0	0	0	0	0	0	0	0	0	0	0	0	0	0	66.7	-
1500	2	2	0	0	0	0	0	0	0	0	0	0	0	0	0	0	0	0	0	43.2	-
1600	**9**	**1**	**8**	**0**	**0**	**0**	**0**	**0**	**0**	**0**	**0**	**0**	**0**	**1**	**11.1**	**1**	**11.1**	**1**	**11.1**	**64.1**	**-**
1700	4	0	4	0	0	0	0	0	0	0	0	0	0	0	0	0	0	0	0	61.7	-
1800	6	0	6	0	0	0	0	0	0	0	0	0	0	0	0	0	0	0	0	60.2	-
1900	3	0	3	0	0	0	0	0	0	0	0	0	0	0	0	0	0	0	0	51.5	-
2000	4	0	4	0	0	0	0	0	0	0	0	0	0	0	0	0	0	0	0	60.5	-
2100	4	0	4	0	0	0	0	0	0	0	0	0	0	2	50	1	25	0	0	72.9	-
2200	4	0	4	0	0	0	0	0	0	0	0	0	0	0	0	0	0	0	0	62	-
2300	2	0	2	0	0	0	0	0	0	0	0	0	0	0	0	0	0	0	0	62.5	-
07-19	**51**	**3**	**42**	**2**	**2**	**1**	**0**	**0**	**0**	**1**	**0**	**0**	**0**	**2**	**3.9**	**2**	**3.9**	**1**	**2**	**61.4**	**73.4**
06-22	**63**	**3**	**54**	**2**	**2**	**1**	**0**	**0**	**0**	**1**	**0**	**0**	**0**	**4**	**6.3**	**3**	**4.8**	**1**	**1.6**	**61.6**	**76.7**
06-00	**69**	**3**	**60**	**2**	**2**	**1**	**0**	**0**	**0**	**1**	**0**	**0**	**0**	**4**	**5.8**	**3**	**4.3**	**1**	**1.4**	**61.6**	**73.4**
00-00	**75**	**4**	**65**	**2**	**2**	**1**	**0**	**0**	**0**	**1**	**0**	**0**	**0**	**5**	**6.7**	**3**	**4**	**1**	**1.3**	**61.7**	**73.4**

DRAFT

Site 94
Location LS07411, Att - Telepole, Lat 54.15345, Long -6.85077
Direction South

3279 / Meath/Cavan/Monaghan ATC's
October 2013
Automatic Traffic Count

Mon, 14 October 2013

Time	Total	Classification												>PSL	>PSL%	>SL1	>SL1%	>SL2	>SL2%	Mean	Vpp
		1 MCL	2 SV	3 SVT	4 TB2	5 TB3	6 T4	7 ART3	8 ART4	9 ART5	10 ART6	11 BD	12 DRT	80	80	85 +5kph	85 +5kph	90 +10kph	90 +10kph		85
0000	0	0	0	0	0	0	0	0	0	0	0	0	0	0	0	0	0	0	0	-	-
0100	0	0	0	0	0	0	0	0	0	0	0	0	0	0	0	0	0	0	0	-	-
0200	0	0	0	0	0	0	0	0	0	0	0	0	0	0	0	0	0	0	0	-	-
0300	0	0	0	0	0	0	0	0	0	0	0	0	0	0	0	0	0	0	0	-	-
0400	0	0	0	0	0	0	0	0	0	0	0	0	0	0	0	0	0	0	0	-	-
0500	2	0	1	0	1	0	0	0	0	0	0	0	0	1	50	1	50	0	0	77.3	-
0600	2	0	1	0	1	0	0	0	0	0	0	0	0	1	50	1	50	1	50	83.2	-
0700	3	0	2	0	1	0	0	0	0	0	0	0	0	0	0	0	0	0	0	57.5	-
0800	**8**	**0**	**5**	**0**	**3**	**0**	**0**	**0**	**0**	**0**	**0**	**0**	**0**	**0**	**0**	**0**	**0**	**0**	**0**	**55.3**	**-**
0900	6	0	5	0	1	0	0	0	0	0	0	0	0	0	0	0	0	0	0	50.8	-
1000	1	0	1	0	0	0	0	0	0	0	0	0	0	0	0	0	0	0	0	62.3	-
1100	6	0	6	0	0	0	0	0	0	0	0	0	0	1	16.7	1	16.7	0	0	67.2	-
1200	3	0	3	0	0	0	0	0	0	0	0	0	0	0	0	0	0	0	0	57.8	-
1300	**7**	**0**	**6**	**1**	**0**	**0**	**0**	**0**	**0**	**0**	**0**	**0**	**0**	**0**	**0**	**0**	**0**	**0**	**0**	**43.5**	**-**
1400	5	0	5	0	0	0	0	0	0	0	0	0	0	0	0	0	0	0	0	58	-
1500	4	0	4	0	0	0	0	0	0	0	0	0	0	0	0	0	0	0	0	55.5	-
1600	6	0	6	0	0	0	0	0	0	0	0	0	0	0	0	0	0	0	0	63.3	-
1700	5	0	5	0	0	0	0	0	0	0	0	0	0	0	0	0	0	0	0	67.8	-
1800	6	0	6	0	0	0	0	0	0	0	0	0	0	1	16.7	1	16.7	0	0	58.5	-
1900	6	0	6	0	0	0	0	0	0	0	0	0	0	0	0	0	0	0	0	54.6	-
2000	1	0	1	0	0	0	0	0	0	0	0	0	0	0	0	0	0	0	0	59	-
2100	3	0	3	0	0	0	0	0	0	0	0	0	0	1	33.3	0	0	0	0	70.1	-
2200	2	0	2	0	0	0	0	0	0	0	0	0	0	0	0	0	0	0	0	73.1	-
2300	2	0	2	0	0	0	0	0	0	0	0	0	0	0	0	0	0	0	0	54.9	-
07-19	**60**	**0**	**54**	**1**	**5**	**0**	**0**	**0**	**0**	**0**	**0**	**0**	**0**	**2**	**3.3**	**2**	**3.3**	**0**	**0**	**57.4**	**68.8**
06-22	**72**	**0**	**65**	**1**	**6**	**0**	**0**	**0**	**0**	**0**	**0**	**0**	**0**	**4**	**5.6**	**3**	**4.2**	**1**	**1.4**	**58.5**	**68.8**
06-00	**76**	**0**	**69**	**1**	**6**	**0**	**0**	**0**	**0**	**0**	**0**	**0**	**0**	**4**	**5.3**	**3**	**3.9**	**1**	**1.3**	**58.7**	**70.2**
00-00	**78**	**0**	**70**	**1**	**7**	**0**	**0**	**0**	**0**	**0**	**0**	**0**	**0**	**5**	**6.4**	**4**	**5.1**	**1**	**1.3**	**59.2**	**70.2**

DRAFT

Site 94
Location LS07411, Att - Telepole, Lat 54.15345, Long -6.85077
Direction South

3279 / Meath/Cavan/Monaghan ATC's
October 2013
Automatic Traffic Count

Tue, 15 October 2013

Time	Total	Classification												>PSL	>PSL%	>SL1	>SL1%	>SL2	>SL2%	Mean	Vpp
		1 MCL	2 SV	3 SVT	4 TB2	5 TB3	6 T4	7 ART3	8 ART4	9 ART5	10 ART6	11 BD	12 DRT	80	80	85 +5kph	85 +5kph	90 +10kph	90 +10kph		85
0000	1	0	0	1	0	0	0	0	0	0	0	0	0	0	0	0	0	0	0	48.2	-
0100	0	0	0	0	0	0	0	0	0	0	0	0	0	0	0	0	0	0	0	-	-
0200	0	0	0	0	0	0	0	0	0	0	0	0	0	0	0	0	0	0	0	-	-
0300	0	0	0	0	0	0	0	0	0	0	0	0	0	0	0	0	0	0	0	-	-
0400	0	0	0	0	0	0	0	0	0	0	0	0	0	0	0	0	0	0	0	-	-
0500	0	0	0	0	0	0	0	0	0	0	0	0	0	0	0	0	0	0	0	-	-
0600	0	0	0	0	0	0	0	0	0	0	0	0	0	0	0	0	0	0	0	-	-
0700	2	0	1	0	1	0	0	0	0	0	0	0	0	0	0	0	0	0	0	59.7	-
0800	7	0	4	0	2	0	0	0	0	1	0	0	0	0	0	0	0	0	0	55.5	-
0900	4	0	3	0	1	0	0	0	0	0	0	0	0	0	0	0	0	0	0	47.7	-
1000	2	0	1	1	0	0	0	0	0	0	0	0	0	0	0	0	0	0	0	56.1	-
1100	**8**	**0**	**6**	**0**	**2**	**0**	**0**	**0**	**0**	**0**	**0**	**0**	**0**	**1**	**12.5**	**1**	**12.5**	**0**	**0**	**62.5**	**-**
1200	4	0	3	0	0	1	0	0	0	0	0	0	0	0	0	0	0	0	0	50.3	-
1300	**10**	**0**	**5**	**3**	**2**	**0**	**0**	**0**	**0**	**0**	**0**	**0**	**0**	**0**	**0**	**0**	**0**	**0**	**0**	**47.8**	**-**
1400	3	0	2	1	0	0	0	0	0	0	0	0	0	0	0	0	0	0	0	50.1	-
1500	5	0	5	0	0	0	0	0	0	0	0	0	0	0	0	0	0	0	0	63.5	-
1600	9	0	7	0	1	1	0	0	0	0	0	0	0	1	11.1	1	11.1	0	0	68.4	-
1700	4	0	2	2	0	0	0	0	0	0	0	0	0	1	25	1	25	1	25	60.1	-
1800	9	0	8	0	0	0	0	1	0	0	0	0	0	0	0	0	0	0	0	60.2	-
1900	6	0	6	0	0	0	0	0	0	0	0	0	0	1	16.7	0	0	0	0	68.5	-
2000	7	0	7	0	0	0	0	0	0	0	0	0	0	0	0	0	0	0	0	60.9	-
2100	1	0	1	0	0	0	0	0	0	0	0	0	0	0	0	0	0	0	0	63.3	-
2200	6	0	6	0	0	0	0	0	0	0	0	0	0	0	0	0	0	0	0	68.7	-
2300	1	0	1	0	0	0	0	0	0	0	0	0	0	0	0	0	0	0	0	66.5	-
07-19	**67**	**0**	**47**	**7**	**9**	**2**	**0**	**1**	**0**	**1**	**0**	**0**	**0**	**3**	**4.5**	**3**	**4.5**	**1**	**1.5**	**57.5**	**71.3**
06-22	**81**	**0**	**61**	**7**	**9**	**2**	**0**	**1**	**0**	**1**	**0**	**0**	**0**	**4**	**4.9**	**3**	**3.7**	**1**	**1.2**	**58.7**	**71.6**
06-00	**88**	**0**	**68**	**7**	**9**	**2**	**0**	**1**	**0**	**1**	**0**	**0**	**0**	**4**	**4.5**	**3**	**3.4**	**1**	**1.1**	**59.5**	**71.6**
00-00	**89**	**0**	**68**	**8**	**9**	**2**	**0**	**1**	**0**	**1**	**0**	**0**	**0**	**4**	**4.5**	**3**	**3.4**	**1**	**1.1**	**59.4**	**71.6**

DRAFT

Site 94
Location LS07411, Att - Telepole, Lat 54.15345, Long -6.85077
Direction South

3279 / Meath/Cavan/Monaghan ATC's
October 2013
Automatic Traffic Count

Virtual Day (7)

Time	Total	Classification												>PSL	>PSL%	>SL1	>SL1%	>SL2	>SL2%	Mean	Vpp
		1 MCL	2 SV	3 SVT	4 TB2	5 TB3	6 T4	7 ART3	8 ART4	9 ART5	10 ART6	11 BD	12 DRT	80	80	85 +5kph	85 +5kph	90 +10kph	90 +10kph		85
0000	0	0	0	0	0	0	0	0	0	0	0	0	0	0	0	0	0	0	0	57	-
0100	1	0	0	0	0	0	0	0	0	0	0	0	0	0	0	0	0	0	0	59.1	-
0200	0	0	0	0	0	0	0	0	0	0	0	0	0	0	0	0	0	0	0	68.7	-
0300	0	0	0	0	0	0	0	0	0	0	0	0	0	0	0	0	0	0	0	-	-
0400	0	0	0	0	0	0	0	0	0	0	0	0	0	0	0	0	0	0	0	-	-
0500	0	0	0	0	0	0	0	0	0	0	0	0	0	0	66.7	0	33.3	0	0	78.5	-
0600	1	0	1	0	0	0	0	0	0	0	0	0	0	0	20	0	20	0	20	73.2	-
0700	1	0	0	0	1	0	0	0	0	0	0	0	0	0	12.5	0	12.5	0	0	57.3	-
0800	6	0	4	0	2	0	0	0	0	0	0	0	0	0	2.4	0	2.4	0	2.4	54.8	-
0900	6	0	5	0	1	0	0	0	0	0	0	0	0	0	0	0	0	0	0	59.3	-
1000	5	0	4	0	0	0	0	0	0	0	0	0	0	0	0	0	0	0	0	60.4	-
1100	**10**	**0**	**8**	**0**	**1**	**0**	**0**	**0**	**0**	**0**	**0**	**0**	**0**	**1**	**9**	**1**	**6**	**0**	**0**	**63**	**-**
1200	6	0	5	0	0	0	0	0	0	0	0	0	0	0	0	0	0	0	0	57.2	-
1300	7	0	5	1	1	0	0	0	0	0	0	0	0	0	6.3	0	4.2	0	2.1	57.5	-
1400	4	0	4	0	0	0	0	0	0	0	0	0	0	0	0	0	0	0	0	59.9	-
1500	6	1	4	1	0	0	0	0	0	0	0	0	0	0	0	0	0	0	0	55.6	-
1600	**8**	**1**	**5**	**0**	**1**	**0**	**0**	**0**	**0**	**0**	**0**	**0**	**0**	**1**	**8.9**	**1**	**8.9**	**0**	**5.4**	**64.1**	**-**
1700	6	0	5	1	0	0	0	0	0	0	0	0	0	0	4.7	0	4.7	0	4.7	55.6	-
1800	7	1	6	0	0	0	0	0	0	0	0	0	0	0	2	0	2	0	0	59.2	-
1900	6	0	5	0	0	0	0	0	0	0	0	0	0	1	9.8	0	2.4	0	2.4	59	-
2000	4	0	3	0	0	0	0	0	0	0	0	0	0	0	4	0	0	0	0	64.6	-
2100	4	0	3	0	0	0	0	0	0	0	0	0	0	1	16	0	8	0	0	67.7	-
2200	3	0	3	0	0	0	0	0	0	0	0	0	0	0	9.1	0	9.1	0	0	69.8	-
2300	2	0	2	0	0	0	0	0	0	0	0	0	0	0	15.4	0	7.7	0	7.7	67.9	-
07-19	**72**	**3**	**56**	**5**	**7**	**1**	**0**	**0**	**0**	**0**	**0**	**0**	**0**	**3**	**3.8**	**2**	**3.2**	**1**	**1.4**	**59**	**71.3**
06-22	**86**	**3**	**68**	**6**	**7**	**1**	**0**	**0**	**0**	**0**	**0**	**0**	**0**	**4**	**4.8**	**3**	**3.3**	**1**	**1.5**	**59.7**	**71.6**
06-00	**91**	**3**	**73**	**6**	**7**	**1**	**0**	**0**	**0**	**0**	**0**	**0**	**0**	**5**	**5.2**	**3**	**3.6**	**1**	**1.6**	**60.3**	**72.7**
00-00	**92**	**3**	**75**	**6**	**7**	**1**	**0**	**0**	**0**	**0**	**0**	**0**	**0**	**5**	**5.4**	**3**	**3.7**	**1**	**1.5**	**60.4**	**72.7**

DRAFT

Site 94
Location LS07411, Att - Telepole, Lat 54.15345, Long -6.85077
Direction South

3279 / Meath/Cavan/Monaghan ATC's
October 2013
Automatic Traffic Count

Virtual Week (1)

Time	Total	Classification												>PSL	>PSL%	>SL1	>SL1%	>SL2	>SL2%	Mean	Vpp
		1 MCL	2 SV	3 SVT	4 TB2	5 TB3	6 T4	7 ART3	8 ART4	9 ART5	10 ART6	11 BD	12 DRT	80	80	85 +5kph	85 +5kph	90 +10kph	90 +10kph		85
Mon	78	0	70	1	7	0	0	0	0	0	0	0	0	5	6.4	4	5.1	1	1.3	59.2	70.2
Tue	89	0	68	8	9	2	0	1	0	1	0	0	0	4	4.5	3	3.4	1	1.1	59.4	71.6
Wed	97	0	77	8	10	1	0	0	0	1	0	0	0	9	9.3	6	6.2	3	3.1	58.4	77.4
Thu	99	1	80	7	11	0	0	0	0	0	0	0	0	7	7.1	5	5.1	2	2	64	74.2
Fri	98	1	79	7	8	3	0	0	0	0	0	0	0	4	4.1	2	2	1	1	58.9	72
| Sat	111	17	83	7	4	0	0	0	0	0	0	0	0	1	0.9	1	0.9	1	0.9	60.7	72.7
| Sun	75	4	65	2	2	1	0	0	0	1	0	0	0	5	6.7	3	4	1	1.3	61.7	73.4
5 Day Ave.	**92**	**0**	**75**	**6**	**9**	**1**	**0**	**0**	**0**	**0**	**0**	**0**	**0**	**6**	**6.5**	**4**	**4.3**	**2**	**2.2**	**60.0**	**73.1**
7 Day Ave.	**92**	**3**	**75**	**6**	**7**	**1**	**0**	**0**	**0**	**0**	**0**	**0**	**0**	**5**	**5.4**	**3**	**3.7**	**1**	**1.5**	**60.4**	**72.7**
--	**647**	**23**	**522**	**40**	**51**	**7**	**0**	**1**	**0**	**3**	**0**	**0**	**0**	**35**	**5.4**	**24**	**3.7**	**10**	**1.5**	**60.4**	**72.7**

Summary Graphs

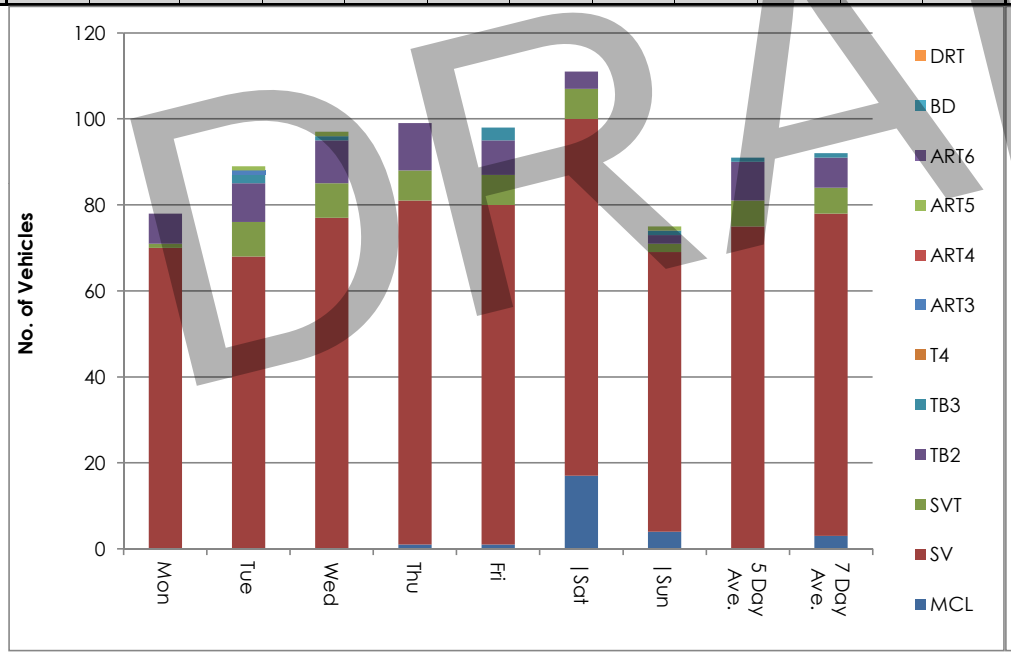

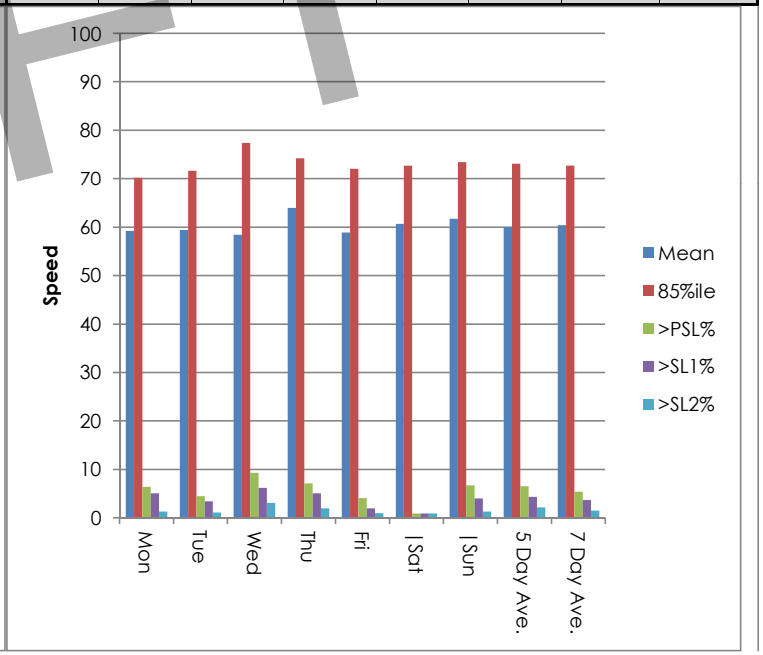

DRAFT

Site 94
Location LS07411, Att - Telepole, Lat 54.15345, Long -6.85077
Direction South

3279 / Meath/Cavan/Monaghan ATC's
October 2013
Automatic Traffic Count

Wed, 9 October 2013

Time	Total	Speed Bins (km/h)																											
		0 - 5	5 - 10	10 - 15	15 - 20	20 - 25	25 - 30	30 - 35	35 - 40	40 - 45	45 - 50	50 - 55	55 - 60	60 - 65	65 - 70	70 - 75	75 - 80	80 - 85	85 - 90	90 - 95	95 - 100	100 - 105	105 - 110	110 - 115	115 - 120	120 - 125	125 - 130	130 - 135	135 - 140
0000	0	0	0	0	0	0	0	0	0	0	0	0	0	0	0	0	0	0	0	0	0	0	0	0	0	0	0	0	0
0100	0	0	0	0	0	0	0	0	0	0	0	0	0	0	0	0	0	0	0	0	0	0	0	0	0	0	0	0	0
0200	0	0	0	0	0	0	0	0	0	0	0	0	0	0	0	0	0	0	0	0	0	0	0	0	0	0	0	0	0
0300	0	0	0	0	0	0	0	0	0	0	0	0	0	0	0	0	0	0	0	0	0	0	0	0	0	0	0	0	0
0400	0	0	0	0	0	0	0	0	0	0	0	0	0	0	0	0	0	0	0	0	0	0	0	0	0	0	0	0	0
0500	0	0	0	0	0	0	0	0	0	0	0	0	0	0	0	0	0	0	0	0	0	0	0	0	0	0	0	0	0
0600	1	0	0	0	0	0	0	0	0	0	0	0	0	0	0	1	0	0	0	0	0	0	0	0	0	0	0	0	0
0700	2	0	0	0	0	0	0	0	0	1	0	0	0	0	0	0	0	0	1	0	0	0	0	0	0	0	0	0	0
0800	**9**	**0**	**0**	**0**	**0**	**1**	**0**	**0**	**2**	**2**	**1**	**1**	**1**	**0**	**0**	**1**	**0**	**0**	**0**	**0**	**0**	**0**	**0**	**0**	**0**	**0**	**0**	**0**	**0**
0900	6	0	0	0	0	0	0	0	0	1	0	1	2	1	1	0	0	0	0	0	0	0	0	0	0	0	0	0	0
1000	7	0	0	0	0	0	0	0	0	1	0	2	2	2	0	0	0	0	0	0	0	0	0	0	0	0	0	0	0
1100	**9**	**0**	**0**	**0**	**1**	**0**	**0**	**0**	**1**	**1**	**1**	**0**	**1**	**2**	**1**	**0**	**0**	**0**	**1**	**0**	**0**	**0**	**0**	**0**	**0**	**0**	**0**	**0**	**0**
1200	6	0	0	0	0	0	0	0	0	0	0	2	0	1	2	0	1	0	0	0	0	0	0	0	0	0	0	0	0
1300	7	0	0	0	0	0	0	0	0	0	1	0	2	0	2	0	0	1	0	0	1	0	0	0	0	0	0	0	0
1400	3	0	0	0	0	0	0	0	0	0	0	2	0	0	0	0	1	0	0	0	0	0	0	0	0	0	0	0	0
1500	4	0	0	0	0	1	0	0	0	0	0	0	1	0	0	1	1	0	0	0	0	0	0	0	0	0	0	0	0
1600	10	0	0	0	0	0	0	0	1	0	0	0	4	3	1	0	1	0	0	0	0	0	0	0	0	0	0	0	0
1700	**11**	**0**	**3**	**0**	**0**	**0**	**0**	**0**	**1**	**1**	**0**	**2**	**0**	**3**	**0**	**0**	**0**	**0**	**0**	**1**	**0**	**0**	**0**	**0**	**0**	**0**	**0**	**0**	**0**
1800	5	0	0	0	0	0	0	0	0	0	0	1	1	2	1	0	0	0	0	0	0	0	0	0	0	0	0	0	0
1900	7	0	0	0	0	0	0	1	0	0	2	1	0	0	0	0	1	2	0	0	0	0	0	0	0	0	0	0	0
2000	1	0	0	0	0	0	0	0	0	0	0	0	0	0	0	1	0	0	0	0	0	0	0	0	0	0	0	0	0
2100	3	0	0	0	0	0	0	0	0	0	0	0	0	0	0	1	2	0	0	0	0	0	0	0	0	0	0	0	0
2200	4	0	0	0	0	0	0	0	0	0	0	0	0	1	0	0	2	0	1	0	0	0	0	0	0	0	0	0	0
2300	2	0	0	0	0	0	0	0	0	0	0	0	0	1	0	0	0	0	0	1	0	0	0	0	0	0	0	0	0
07-19	**79**	**0**	**3**	**0**	**1**	**2**	**0**	**0**	**5**	**7**	**3**	**11**	**14**	**14**	**8**	**2**	**4**	**1**	**2**	**1**	**1**	**0**	**0**	**0**	**0**	**0**	**0**	**0**	**0**
06-22	**91**	**0**	**3**	**0**	**1**	**2**	**0**	**1**	**5**	**7**	**5**	**12**	**14**	**14**	**8**	**5**	**7**	**3**	**2**	**1**	**1**	**0**	**0**	**0**	**0**	**0**	**0**	**0**	**0**
06-00	**97**	**0**	**3**	**0**	**1**	**2**	**0**	**1**	**5**	**7**	**5**	**12**	**14**	**16**	**8**	**5**	**9**	**3**	**3**	**2**	**1**	**0**	**0**	**0**	**0**	**0**	**0**	**0**	**0**
00-00	**97**	**0**	**3**	**0**	**1**	**2**	**0**	**1**	**5**	**7**	**5**	**12**	**14**	**16**	**8**	**5**	**9**	**3**	**3**	**2**	**1**	**0**	**0**	**0**	**0**	**0**	**0**	**0**	**0**

DRAFT

Site 94
Location LS07411, Att - Telepole, Lat 54.15345, Long -6.85077
Direction South

3279 / Meath/Cavan/Monaghan ATC's
October 2013
Automatic Traffic Count

Thu, 10 October 2013

Time	Total	Speed Bins (km/h)																											
		0 - 5	5 - 10	10 - 15	15 - 20	20 - 25	25 - 30	30 - 35	35 - 40	40 - 45	45 - 50	50 - 55	55 - 60	60 - 65	65 - 70	70 - 75	75 - 80	80 - 85	85 - 90	90 - 95	95 - 100	100 - 105	105 - 110	110 - 115	115 - 120	120 - 125	125 - 130	130 - 135	135 - 140
0000	0	0	0	0	0	0	0	0	0	0	0	0	0	0	0	0	0	0	0	0	0	0	0	0	0	0	0	0	0
0100	0	0	0	0	0	0	0	0	0	0	0	0	0	0	0	0	0	0	0	0	0	0	0	0	0	0	0	0	0
0200	0	0	0	0	0	0	0	0	0	0	0	0	0	0	0	0	0	0	0	0	0	0	0	0	0	0	0	0	0
0300	0	0	0	0	0	0	0	0	0	0	0	0	0	0	0	0	0	0	0	0	0	0	0	0	0	0	0	0	0
0400	0	0	0	0	0	0	0	0	0	0	0	0	0	0	0	0	0	0	0	0	0	0	0	0	0	0	0	0	0
0500	0	0	0	0	0	0	0	0	0	0	0	0	0	0	0	0	0	0	0	0	0	0	0	0	0	0	0	0	0
0600	1	0	0	0	0	0	0	0	0	0	0	0	0	0	0	1	0	0	0	0	0	0	0	0	0	0	0	0	0
0700	0	0	0	0	0	0	0	0	0	0	0	0	0	0	0	0	0	0	0	0	0	0	0	0	0	0	0	0	0
0800	7	0	0	0	0	0	0	0	0	2	2	0	0	2	1	0	0	0	0	0	0	0	0	0	0	0	0	0	0
0900	9	0	0	0	0	0	0	0	0	0	1	1	0	4	1	1	1	0	0	0	0	0	0	0	0	0	0	0	0
1000	7	0	0	0	0	0	0	0	0	0	0	0	0	0	1	4	2	0	0	0	0	0	0	0	0	0	0	0	0
1100	**20**	**0**	**0**	**0**	**0**	**0**	**0**	**0**	**0**	**0**	**0**	**0**	**2**	**11**	**2**	**1**	**2**	**2**	**0**	**0**	**0**	**0**	**0**	**0**	**0**	**0**	**0**	**0**	**0**
1200	6	0	0	0	0	0	0	0	0	0	0	0	1	1	4	0	0	0	0	0	0	0	0	0	0	0	0	0	0
1300	6	0	0	0	0	0	0	0	0	0	0	0	1	3	2	0	0	0	0	0	0	0	0	0	0	0	0	0	0
1400	3	0	0	0	0	0	1	0	0	0	0	0	1	0	0	1	0	0	0	0	0	0	0	0	0	0	0	0	0
1500	**7**	**0**	**0**	**0**	**0**	**0**	**0**	**1**	**1**	**0**	**1**	**0**	**1**	**2**	**1**	**0**	**0**	**0**	**0**	**0**	**0**	**0**	**0**	**0**	**0**	**0**	**0**	**0**	**0**
1600	**7**	**0**	**0**	**0**	**0**	**0**	**0**	**0**	**0**	**0**	**0**	**0**	**2**	**0**	**1**	**0**	**1**	**0**	**1**	**0**	**1**	**0**	**0**	**0**	**1**	**0**	**0**	**0**	**0**
1700	4	0	0	0	0	0	0	0	0	0	0	1	0	2	0	1	0	0	0	0	0	0	0	0	0	0	0	0	0
1800	**7**	**0**	**0**	**0**	**0**	**0**	**0**	**0**	**0**	**0**	**1**	**1**	**1**	**2**	**1**	**1**	**0**	**0**	**0**	**0**	**0**	**0**	**0**	**0**	**0**	**0**	**0**	**0**	**0**
1900	5	0	0	0	0	0	0	0	1	0	0	0	2	1	1	0	0	0	0	0	0	0	0	0	0	0	0	0	0
2000	4	0	0	0	0	0	0	0	0	0	1	0	0	0	1	1	1	0	0	0	0	0	0	0	0	0	0	0	0
2100	2	0	0	0	0	0	0	0	1	0	0	0	0	0	0	0	0	0	1	0	0	0	0	0	0	0	0	0	0
2200	3	0	0	0	0	0	0	0	0	0	0	0	1	1	0	0	0	0	1	0	0	0	0	0	0	0	0	0	0
2300	1	0	0	0	0	0	0	0	0	0	0	1	0	0	0	0	0	0	0	0	0	0	0	0	0	0	0	0	0
07-19	**83**	**0**	**0**	**0**	**0**	**0**	**1**	**1**	**1**	**2**	**5**	**3**	**9**	**27**	**14**	**9**	**6**	**2**	**1**	**0**	**1**	**0**	**0**	**0**	**1**	**0**	**0**	**0**	**0**
06-22	**95**	**0**	**0**	**0**	**0**	**0**	**1**	**1**	**3**	**2**	**6**	**3**	**11**	**28**	**16**	**11**	**7**	**2**	**2**	**0**	**1**	**0**	**0**	**0**	**1**	**0**	**0**	**0**	**0**
06-00	**99**	**0**	**0**	**0**	**0**	**0**	**1**	**1**	**3**	**2**	**6**	**4**	**12**	**29**	**16**	**11**	**7**	**2**	**3**	**0**	**1**	**0**	**0**	**0**	**1**	**0**	**0**	**0**	**0**
00-00	**99**	**0**	**0**	**0**	**0**	**0**	**1**	**1**	**3**	**2**	**6**	**4**	**12**	**29**	**16**	**11**	**7**	**2**	**3**	**0**	**1**	**0**	**0**	**0**	**1**	**0**	**0**	**0**	**0**

DRAFT

Site 94
Location LS07411, Att - Telepole, Lat 54.15345, Long -6.85077
Direction South

3279 / Meath/Cavan/Monaghan ATC's
October 2013
Automatic Traffic Count

Fri, 11 October 2013

Time	Total	Speed Bins (km/h)																											
		0 - 5	5 - 10	10 - 15	15 - 20	20 - 25	25 - 30	30 - 35	35 - 40	40 - 45	45 - 50	50 - 55	55 - 60	60 - 65	65 - 70	70 - 75	75 - 80	80 - 85	85 - 90	90 - 95	95 - 100	100 - 105	105 - 110	110 - 115	115 - 120	120 - 125	125 - 130	130 - 135	135 - 140
0000	0	0	0	0	0	0	0	0	0	0	0	0	0	0	0	0	0	0	0	0	0	0	0	0	0	0	0	0	0
0100	0	0	0	0	0	0	0	0	0	0	0	0	0	0	0	0	0	0	0	0	0	0	0	0	0	0	0	0	0
0200	0	0	0	0	0	0	0	0	0	0	0	0	0	0	0	0	0	0	0	0	0	0	0	0	0	0	0	0	0
0300	0	0	0	0	0	0	0	0	0	0	0	0	0	0	0	0	0	0	0	0	0	0	0	0	0	0	0	0	0
0400	0	0	0	0	0	0	0	0	0	0	0	0	0	0	0	0	0	0	0	0	0	0	0	0	0	0	0	0	0
0500	0	0	0	0	0	0	0	0	0	0	0	0	0	0	0	0	0	0	0	0	0	0	0	0	0	0	0	0	0
0600	0	0	0	0	0	0	0	0	0	0	0	0	0	0	0	0	0	0	0	0	0	0	0	0	0	0	0	0	0
0700	1	0	0	0	0	0	0	0	1	0	0	0	0	0	0	0	0	0	0	0	0	0	0	0	0	0	0	0	0
0800	8	0	0	0	0	0	0	0	0	1	1	2	1	0	1	1	0	0	0	1	0	0	0	0	0	0	0	0	0
0900	6	0	0	0	0	0	0	0	0	1	0	1	0	0	1	1	2	0	0	0	0	0	0	0	0	0	0	0	0
1000	4	0	0	0	0	0	0	0	0	1	2	1	0	0	0	0	0	0	0	0	0	0	0	0	0	0	0	0	0
1100	**10**	**0**	**0**	**0**	**0**	**0**	**0**	**0**	**0**	**0**	**1**	**1**	**2**	**3**	**0**	**1**	**1**	**0**	**1**	**0**	**0**	**0**	**0**	**0**	**0**	**0**	**0**	**0**	**0**
1200	**12**	**0**	**0**	**0**	**0**	**0**	**0**	**0**	**1**	**0**	**3**	**2**	**2**	**1**	**3**	**0**	**0**	**0**	**0**	**0**	**0**	**0**	**0**	**0**	**0**	**0**	**0**	**0**	**0**
1300	4	0	0	0	0	0	0	0	0	0	1	2	1	0	0	0	0	0	0	0	0	0	0	0	0	0	0	0	0
1400	4	0	0	0	0	0	0	0	0	0	0	0	0	4	0	0	0	0	0	0	0	0	0	0	0	0	0	0	0
1500	10	0	0	1	1	0	0	0	0	0	0	3	2	0	2	1	0	0	0	0	0	0	0	0	0	0	0	0	0
1600	4	0	0	0	0	0	1	0	0	0	0	0	1	1	0	1	0	0	0	0	0	0	0	0	0	0	0	0	0
1700	9	1	0	0	0	0	0	0	0	0	1	1	2	2	1	1	0	0	0	0	0	0	0	0	0	0	0	0	0
1800	9	0	0	0	0	0	0	0	1	0	0	1	2	4	0	1	0	0	0	0	0	0	0	0	0	0	0	0	0
1900	5	0	0	0	0	0	0	0	0	1	0	1	1	0	0	2	0	0	0	0	0	0	0	0	0	0	0	0	0
2000	2	0	0	0	0	0	0	0	0	0	0	0	0	0	0	0	1	1	0	0	0	0	0	0	0	0	0	0	0
2100	5	0	0	0	0	0	0	0	0	0	0	0	1	1	1	1	1	0	0	0	0	0	0	0	0	0	0	0	0
2200	2	0	0	0	0	0	0	0	0	0	0	0	0	1	0	1	0	0	0	0	0	0	0	0	0	0	0	0	0
2300	3	0	0	0	0	0	0	0	0	0	0	0	0	0	1	0	1	1	0	0	0	0	0	0	0	0	0	0	0
07-19	**81**	**1**	**0**	**1**	**1**	**0**	**1**	**0**	**3**	**3**	**9**	**14**	**13**	**15**	**8**	**7**	**3**	**0**	**1**	**1**	**0**	**0**	**0**	**0**	**0**	**0**	**0**	**0**	**0**
06-22	**93**	**1**	**0**	**1**	**1**	**0**	**1**	**0**	**3**	**4**	**9**	**15**	**15**	**16**	**9**	**10**	**5**	**1**	**1**	**1**	**0**	**0**	**0**	**0**	**0**	**0**	**0**	**0**	**0**
06-00	**98**	**1**	**0**	**1**	**1**	**0**	**1**	**0**	**3**	**4**	**9**	**15**	**15**	**17**	**10**	**11**	**6**	**2**	**1**	**1**	**0**	**0**	**0**	**0**	**0**	**0**	**0**	**0**	**0**
00-00	**98**	**1**	**0**	**1**	**1**	**0**	**1**	**0**	**3**	**4**	**9**	**15**	**15**	**17**	**10**	**11**	**6**	**2**	**1**	**1**	**0**	**0**	**0**	**0**	**0**	**0**	**0**	**0**	**0**

DRAFT

Site 94
Location LS07411, Att - Telepole, Lat 54.15345, Long -6.85077
Direction South

3279 / Meath/Cavan/Monaghan ATC's
October 2013
Automatic Traffic Count

Sat, 12 October 2013

Time	Total	Speed Bins (km/h)																											
		0 - 5	5 - 10	10 - 15	15 - 20	20 - 25	25 - 30	30 - 35	35 - 40	40 - 45	45 - 50	50 - 55	55 - 60	60 - 65	65 - 70	70 - 75	75 - 80	80 - 85	85 - 90	90 - 95	95 - 100	100 - 105	105 - 110	110 - 115	115 - 120	120 - 125	125 - 130	130 - 135	135 - 140
0000	1	0	0	0	0	0	0	0	0	0	0	0	0	0	1	0	0	0	0	0	0	0	0	0	0	0	0	0	0
0100	0	0	0	0	0	0	0	0	0	0	0	0	0	0	0	0	0	0	0	0	0	0	0	0	0	0	0	0	0
0200	1	0	0	0	0	0	0	0	0	0	0	0	0	0	0	0	1	0	0	0	0	0	0	0	0	0	0	0	0
0300	0	0	0	0	0	0	0	0	0	0	0	0	0	0	0	0	0	0	0	0	0	0	0	0	0	0	0	0	0
0400	0	0	0	0	0	0	0	0	0	0	0	0	0	0	0	0	0	0	0	0	0	0	0	0	0	0	0	0	0
0500	0	0	0	0	0	0	0	0	0	0	0	0	0	0	0	0	0	0	0	0	0	0	0	0	0	0	0	0	0
0600	0	0	0	0	0	0	0	0	0	0	0	0	0	0	0	0	0	0	0	0	0	0	0	0	0	0	0	0	0
0700	0	0	0	0	0	0	0	0	0	0	0	0	0	0	0	0	0	0	0	0	0	0	0	0	0	0	0	0	0
0800	2	0	0	0	0	0	0	0	0	0	0	0	0	1	0	1	0	0	0	0	0	0	0	0	0	0	0	0	0
0900	8	0	0	0	0	0	0	0	0	0	1	2	2	0	2	0	1	0	0	0	0	0	0	0	0	0	0	0	0
1000	7	0	0	0	0	0	0	0	0	1	0	1	0	3	1	0	1	0	0	0	0	0	0	0	0	0	0	0	0
1100	**9**	**0**	**0**	**0**	**0**	**0**	**0**	**0**	**0**	**1**	**0**	**1**	**2**	**2**	**1**	**2**	**0**	**0**	**0**	**0**	**0**	**0**	**0**	**0**	**0**	**0**	**0**	**0**	**0**
1200	7	0	0	0	0	0	1	0	0	0	0	3	1	1	0	0	1	0	0	0	0	0	0	0	0	0	0	0	0
1300	6	0	0	0	0	0	0	0	0	0	1	0	0	1	2	1	1	0	0	0	0	0	0	0	0	0	0	0	0
1400	9	0	0	0	0	0	0	0	0	0	0	3	1	2	1	0	2	0	0	0	0	0	0	0	0	0	0	0	0
1500	10	0	0	0	0	0	0	0	1	0	1	2	1	2	0	2	1	0	0	0	0	0	0	0	0	0	0	0	0
1600	**11**	**0**	**0**	**0**	**0**	**0**	**0**	**0**	**0**	**2**	**2**	**0**	**3**	**1**	**2**	**0**	**1**	**0**	**0**	**0**	**0**	**0**	**0**	**0**	**0**	**0**	**0**	**0**	**0**
1700	6	0	0	0	0	0	0	0	0	0	1	1	1	2	1	0	0	0	0	0	0	0	0	0	0	0	0	0	0
1800	9	0	0	0	0	0	0	1	0	0	3	1	0	1	2	1	0	0	0	0	0	0	0	0	0	0	0	0	0
1900	9	0	0	0	0	0	0	1	0	0	1	3	2	0	1	0	0	0	0	0	1	0	0	0	0	0	0	0	0
2000	6	0	0	0	0	0	0	0	0	0	0	0	1	3	0	2	0	0	0	0	0	0	0	0	0	0	0	0	0
2100	7	0	0	0	0	0	0	0	0	0	0	0	3	1	2	1	0	0	0	0	0	0	0	0	0	0	0	0	0
2200	1	0	0	0	0	0	0	0	0	0	0	0	0	0	0	1	0	0	0	0	0	0	0	0	0	0	0	0	0
2300	2	0	0	0	0	0	0	0	0	0	0	0	0	0	1	0	1	0	0	0	0	0	0	0	0	0	0	0	0
07-19	**84**	**0**	**0**	**0**	**0**	**0**	**1**	**1**	**1**	**4**	**9**	**14**	**11**	**16**	**12**	**7**	**8**	**0**	**0**	**0**	**0**	**0**	**0**	**0**	**0**	**0**	**0**	**0**	**0**
06-22	**106**	**0**	**0**	**0**	**0**	**0**	**1**	**2**	**1**	**4**	**10**	**17**	**17**	**20**	**15**	**10**	**8**	**0**	**0**	**0**	**1**	**0**	**0**	**0**	**0**	**0**	**0**	**0**	**0**
06-00	**109**	**0**	**0**	**0**	**0**	**0**	**1**	**2**	**1**	**4**	**10**	**17**	**17**	**20**	**16**	**11**	**9**	**0**	**0**	**0**	**1**	**0**	**0**	**0**	**0**	**0**	**0**	**0**	**0**
00-00	**111**	**0**	**0**	**0**	**0**	**0**	**1**	**2**	**1**	**4**	**10**	**17**	**17**	**20**	**17**	**11**	**10**	**0**	**0**	**0**	**1**	**0**	**0**	**0**	**0**	**0**	**0**	**0**	**0**

DRAFT

Site 94
Location LS07411, Att - Telepole, Lat 54.15345, Long -6.85077
Direction South

3279 / Meath/Cavan/Monaghan ATC's
October 2013
Automatic Traffic Count

Sun, 13 October 2013

Time	Total	Speed Bins (km/h)																											
		0 - 5	5 - 10	10 - 15	15 - 20	20 - 25	25 - 30	30 - 35	35 - 40	40 - 45	45 - 50	50 - 55	55 - 60	60 - 65	65 - 70	70 - 75	75 - 80	80 - 85	85 - 90	90 - 95	95 - 100	100 - 105	105 - 110	110 - 115	115 - 120	120 - 125	125 - 130	130 - 135	135 - 140
0000	0	0	0	0	0	0	0	0	0	0	0	0	0	0	0	0	0	0	0	0	0	0	0	0	0	0	0	0	0
0100	4	0	0	0	0	0	0	0	0	0	0	2	1	0	0	1	0	0	0	0	0	0	0	0	0	0	0	0	0
0200	1	0	0	0	0	0	0	0	0	0	0	0	0	1	0	0	0	0	0	0	0	0	0	0	0	0	0	0	0
0300	0	0	0	0	0	0	0	0	0	0	0	0	0	0	0	0	0	0	0	0	0	0	0	0	0	0	0	0	0
0400	0	0	0	0	0	0	0	0	0	0	0	0	0	0	0	0	0	0	0	0	0	0	0	0	0	0	0	0	0
0500	1	0	0	0	0	0	0	0	0	0	0	0	0	0	0	0	0	1	0	0	0	0	0	0	0	0	0	0	0
0600	1	0	0	0	0	0	0	0	0	0	0	0	1	0	0	0	0	0	0	0	0	0	0	0	0	0	0	0	0
0700	0	0	0	0	0	0	0	0	0	0	0	0	0	0	0	0	0	0	0	0	0	0	0	0	0	0	0	0	0
0800	0	0	0	0	0	0	0	0	0	0	0	0	0	0	0	0	0	0	0	0	0	0	0	0	0	0	0	0	0
0900	4	0	0	0	0	0	0	0	0	0	0	0	1	1	1	0	1	0	0	0	0	0	0	0	0	0	0	0	0
1000	**5**	**0**	**0**	**0**	**0**	**0**	**0**	**0**	**0**	**0**	**0**	**0**	**2**	**2**	**1**	**0**	**0**	**0**	**0**	**0**	**0**	**0**	**0**	**0**	**0**	**0**	**0**	**0**	**0**
1100	**5**	**0**	**0**	**0**	**0**	**0**	**0**	**0**	**1**	**0**	**1**	**0**	**0**	**0**	**1**	**0**	**2**	**0**	**0**	**0**	**0**	**0**	**0**	**0**	**0**	**0**	**0**	**0**	**0**
1200	4	0	0	0	0	0	0	0	0	1	0	3	0	0	0	0	0	0	0	0	0	0	0	0	0	0	0	0	0
1300	8	0	0	0	0	1	0	0	0	0	0	0	2	1	1	1	1	0	1	0	0	0	0	0	0	0	0	0	0
1400	4	0	0	0	0	0	0	0	0	0	0	0	1	1	0	1	1	0	0	0	0	0	0	0	0	0	0	0	0
1500	2	0	0	0	0	0	0	0	1	0	1	0	0	0	0	0	0	0	0	0	0	0	0	0	0	0	0	0	0
1600	**9**	**0**	**0**	**0**	**0**	**0**	**0**	**0**	**1**	**0**	**1**	**0**	**0**	**1**	**5**	**0**	**0**	**0**	**0**	**0**	**1**	**0**	**0**	**0**	**0**	**0**	**0**	**0**	**0**
1700	4	0	0	0	0	0	0	0	0	0	0	1	0	1	2	0	0	0	0	0	0	0	0	0	0	0	0	0	0
1800	6	0	0	0	0	0	0	0	1	0	0	0	3	0	0	1	1	0	0	0	0	0	0	0	0	0	0	0	0
1900	3	0	0	0	0	0	0	0	1	0	1	0	0	0	0	1	0	0	0	0	0	0	0	0	0	0	0	0	0
2000	4	0	0	0	0	0	0	0	0	0	1	0	1	0	1	1	0	0	0	0	0	0	0	0	0	0	0	0	0
2100	4	0	0	0	0	0	0	0	0	0	0	0	1	1	0	0	0	1	1	0	0	0	0	0	0	0	0	0	0
2200	4	0	0	0	0	0	0	0	0	0	0	0	2	1	1	0	0	0	0	0	0	0	0	0	0	0	0	0	0
2300	2	0	0	0	0	0	0	0	0	0	0	1	0	0	0	1	0	0	0	0	0	0	0	0	0	0	0	0	0
07-19	**51**	**0**	**0**	**0**	**0**	**1**	**0**	**0**	**4**	**1**	**3**	**4**	**9**	**7**	**11**	**3**	**6**	**0**	**1**	**0**	**1**	**0**	**0**	**0**	**0**	**0**	**0**	**0**	**0**
06-22	**63**	**0**	**0**	**0**	**0**	**1**	**0**	**0**	**5**	**1**	**5**	**4**	**12**	**8**	**12**	**5**	**6**	**1**	**2**	**0**	**1**	**0**	**0**	**0**	**0**	**0**	**0**	**0**	**0**
06-00	**69**	**0**	**0**	**0**	**0**	**1**	**0**	**0**	**5**	**1**	**5**	**5**	**14**	**9**	**13**	**6**	**6**	**1**	**2**	**0**	**1**	**0**	**0**	**0**	**0**	**0**	**0**	**0**	**0**
00-00	**75**	**0**	**0**	**0**	**0**	**1**	**0**	**0**	**5**	**1**	**5**	**7**	**15**	**10**	**13**	**7**	**6**	**2**	**2**	**0**	**1**	**0**	**0**	**0**	**0**	**0**	**0**	**0**	**0**

DRAFT

Site 94
Location LS07411, Att - Telepole, Lat 54.15345, Long -6.85077
Direction South

3279 / Meath/Cavan/Monaghan ATC's
October 2013
Automatic Traffic Count

Mon, 14 October 2013

Time	Total	Speed Bins (km/h)																											
		0 - 5	5 - 10	10 - 15	15 - 20	20 - 25	25 - 30	30 - 35	35 - 40	40 - 45	45 - 50	50 - 55	55 - 60	60 - 65	65 - 70	70 - 75	75 - 80	80 - 85	85 - 90	90 - 95	95 - 100	100 - 105	105 - 110	110 - 115	115 - 120	120 - 125	125 - 130	130 - 135	135 - 140
0000	0	0	0	0	0	0	0	0	0	0	0	0	0	0	0	0	0	0	0	0	0	0	0	0	0	0	0	0	0
0100	0	0	0	0	0	0	0	0	0	0	0	0	0	0	0	0	0	0	0	0	0	0	0	0	0	0	0	0	0
0200	0	0	0	0	0	0	0	0	0	0	0	0	0	0	0	0	0	0	0	0	0	0	0	0	0	0	0	0	0
0300	0	0	0	0	0	0	0	0	0	0	0	0	0	0	0	0	0	0	0	0	0	0	0	0	0	0	0	0	0
0400	0	0	0	0	0	0	0	0	0	0	0	0	0	0	0	0	0	0	0	0	0	0	0	0	0	0	0	0	0
0500	2	0	0	0	0	0	0	0	0	0	0	0	0	0	1	0	0	0	1	0	0	0	0	0	0	0	0	0	0
0600	2	0	0	0	0	0	0	0	0	0	0	1	0	0	0	0	0	0	0	0	0	0	0	1	0	0	0	0	0
0700	3	0	0	0	0	0	0	0	0	0	1	1	0	0	0	1	0	0	0	0	0	0	0	0	0	0	0	0	0
0800	**8**	**0**	**0**	**0**	**0**	**0**	**0**	**0**	**1**	**0**	**0**	**3**	**1**	**3**	**0**	**0**	**0**	**0**	**0**	**0**	**0**	**0**	**0**	**0**	**0**	**0**	**0**	**0**	**0**
0900	6	0	0	0	0	1	0	0	0	1	1	0	0	2	0	1	0	0	0	0	0	0	0	0	0	0	0	0	0
1000	1	0	0	0	0	0	0	0	0	0	0	0	0	1	0	0	0	0	0	0	0	0	0	0	0	0	0	0	0
1100	6	0	0	0	0	0	0	0	0	0	0	1	0	2	2	0	0	0	1	0	0	0	0	0	0	0	0	0	0
1200	3	0	0	0	0	0	0	0	0	0	0	2	0	0	1	0	0	0	0	0	0	0	0	0	0	0	0	0	0
1300	**7**	**0**	**0**	**0**	**2**	**1**	**0**	**0**	**0**	**0**	**0**	**1**	**0**	**1**	**2**	**0**	**0**	**0**	**0**	**0**	**0**	**0**	**0**	**0**	**0**	**0**	**0**	**0**	**0**
1400	5	0	0	0	0	0	0	1	0	0	0	0	2	0	1	0	1	0	0	0	0	0	0	0	0	0	0	0	0
1500	4	0	0	0	0	0	0	0	0	0	0	3	0	1	0	0	0	0	0	0	0	0	0	0	0	0	0	0	0
1600	6	0	0	0	0	0	0	0	0	0	0	1	2	1	0	1	1	0	0	0	0	0	0	0	0	0	0	0	0
1700	5	0	0	0	0	0	0	0	0	0	0	0	0	1	3	1	0	0	0	0	0	0	0	0	0	0	0	0	0
1800	6	0	0	0	0	0	0	0	0	0	1	2	1	1	0	0	0	0	1	0	0	0	0	0	0	0	0	0	0
1900	6	0	0	0	0	0	0	0	0	1	1	1	2	0	1	0	0	0	0	0	0	0	0	0	0	0	0	0	0
2000	1	0	0	0	0	0	0	0	0	0	0	0	1	0	0	0	0	0	0	0	0	0	0	0	0	0	0	0	0
2100	3	0	0	0	0	0	0	0	0	0	0	0	0	1	1	0	0	1	0	0	0	0	0	0	0	0	0	0	0
2200	2	0	0	0	0	0	0	0	0	0	0	0	0	0	0	1	1	0	0	0	0	0	0	0	0	0	0	0	0
2300	2	0	0	0	0	0	0	0	0	1	0	0	0	1	0	0	0	0	0	0	0	0	0	0	0	0	0	0	0
07-19	**60**	**0**	**0**	**0**	**2**	**2**	**0**	**1**	**1**	**1**	**3**	**14**	**6**	**13**	**9**	**4**	**2**	**0**	**2**	**0**	**0**	**0**	**0**	**0**	**0**	**0**	**0**	**0**	**0**
06-22	**72**	**0**	**0**	**0**	**2**	**2**	**0**	**1**	**1**	**2**	**4**	**16**	**9**	**14**	**11**	**4**	**2**	**1**	**2**	**0**	**0**	**0**	**0**	**1**	**0**	**0**	**0**	**0**	**0**
06-00	**76**	**0**	**0**	**0**	**2**	**2**	**0**	**1**	**1**	**3**	**4**	**16**	**9**	**15**	**11**	**5**	**3**	**1**	**2**	**0**	**0**	**0**	**0**	**1**	**0**	**0**	**0**	**0**	**0**
00-00	**78**	**0**	**0**	**0**	**2**	**2**	**0**	**1**	**1**	**3**	**4**	**16**	**9**	**15**	**12**	**5**	**3**	**1**	**3**	**0**	**0**	**0**	**0**	**1**	**0**	**0**	**0**	**0**	**0**

DRAFT

Site 94
Location LS07411, Att - Telepole, Lat 54.15345, Long -6.85077
Direction South

3279 / Meath/Cavan/Monaghan ATC's
October 2013
Automatic Traffic Count

Tue, 15 October 2013

Time	Total	Speed Bins (km/h)																											
		0 - 5	5 - 10	10 - 15	15 - 20	20 - 25	25 - 30	30 - 35	35 - 40	40 - 45	45 - 50	50 - 55	55 - 60	60 - 65	65 - 70	70 - 75	75 - 80	80 - 85	85 - 90	90 - 95	95 - 100	100 - 105	105 - 110	110 - 115	115 - 120	120 - 125	125 - 130	130 - 135	135 - 140
0000	1	0	0	0	0	0	0	0	0	0	1	0	0	0	0	0	0	0	0	0	0	0	0	0	0	0	0	0	0
0100	0	0	0	0	0	0	0	0	0	0	0	0	0	0	0	0	0	0	0	0	0	0	0	0	0	0	0	0	0
0200	0	0	0	0	0	0	0	0	0	0	0	0	0	0	0	0	0	0	0	0	0	0	0	0	0	0	0	0	0
0300	0	0	0	0	0	0	0	0	0	0	0	0	0	0	0	0	0	0	0	0	0	0	0	0	0	0	0	0	0
0400	0	0	0	0	0	0	0	0	0	0	0	0	0	0	0	0	0	0	0	0	0	0	0	0	0	0	0	0	0
0500	0	0	0	0	0	0	0	0	0	0	0	0	0	0	0	0	0	0	0	0	0	0	0	0	0	0	0	0	0
0600	0	0	0	0	0	0	0	0	0	0	0	0	0	0	0	0	0	0	0	0	0	0	0	0	0	0	0	0	0
0700	2	0	0	0	0	0	0	0	0	0	0	1	0	1	0	0	0	0	0	0	0	0	0	0	0	0	0	0	0
0800	7	0	0	0	0	0	0	0	1	1	0	0	3	1	1	0	0	0	0	0	0	0	0	0	0	0	0	0	0
0900	4	0	0	0	0	1	0	0	0	0	0	1	2	0	0	0	0	0	0	0	0	0	0	0	0	0	0	0	0
1000	2	0	0	0	0	0	0	0	0	0	1	0	0	1	0	0	0	0	0	0	0	0	0	0	0	0	0	0	0
1100	**8**	**0**	**0**	**0**	**0**	**0**	**1**	**0**	**0**	**0**	**0**	**0**	**1**	**3**	**0**	**2**	**0**	**0**	**1**	**0**	**0**	**0**	**0**	**0**	**0**	**0**	**0**	**0**	**0**
1200	4	0	0	0	0	1	0	0	0	0	1	0	0	1	0	1	0	0	0	0	0	0	0	0	0	0	0	0	0
1300	**10**	**0**	**0**	**0**	**0**	**1**	**1**	**1**	**0**	**3**	**1**	**0**	**0**	**0**	**1**	**1**	**1**	**0**	**0**	**0**	**0**	**0**	**0**	**0**	**0**	**0**	**0**	**0**	**0**
1400	3	0	0	0	0	0	1	0	0	0	1	0	0	0	0	1	0	0	0	0	0	0	0	0	0	0	0	0	0
1500	5	0	0	0	0	0	0	0	0	0	2	0	0	0	1	0	2	0	0	0	0	0	0	0	0	0	0	0	0
1600	9	0	0	0	0	0	0	0	0	0	0	1	0	3	2	2	0	0	1	0	0	0	0	0	0	0	0	0	0
1700	4	0	0	0	0	0	0	0	1	0	1	0	0	1	0	0	0	0	0	1	0	0	0	0	0	0	0	0	0
1800	9	0	0	0	0	0	0	0	0	0	2	1	2	0	3	0	1	0	0	0	0	0	0	0	0	0	0	0	0
1900	6	0	0	0	0	0	0	0	0	0	0	1	0	1	2	0	1	1	0	0	0	0	0	0	0	0	0	0	0
2000	7	0	0	0	0	0	0	0	0	1	1	0	1	1	1	1	1	0	0	0	0	0	0	0	0	0	0	0	0
2100	1	0	0	0	0	0	0	0	0	0	0	0	0	1	0	0	0	0	0	0	0	0	0	0	0	0	0	0	0
2200	6	0	0	0	0	0	0	0	0	0	0	0	0	1	3	2	0	0	0	0	0	0	0	0	0	0	0	0	0
2300	1	0	0	0	0	0	0	0	0	0	0	0	0	0	1	0	0	0	0	0	0	0	0	0	0	0	0	0	0
07-19	**67**	**0**	**0**	**0**	**0**	**3**	**3**	**1**	**2**	**4**	**9**	**4**	**8**	**11**	**8**	**7**	**4**	**0**	**2**	**1**	**0**	**0**	**0**	**0**	**0**	**0**	**0**	**0**	**0**
06-22	**81**	**0**	**0**	**0**	**0**	**3**	**3**	**1**	**2**	**5**	**10**	**5**	**9**	**14**	**11**	**8**	**6**	**1**	**2**	**1**	**0**	**0**	**0**	**0**	**0**	**0**	**0**	**0**	**0**
06-00	**88**	**0**	**0**	**0**	**0**	**3**	**3**	**1**	**2**	**5**	**10**	**5**	**9**	**15**	**15**	**10**	**6**	**1**	**2**	**1**	**0**	**0**	**0**	**0**	**0**	**0**	**0**	**0**	**0**
00-00	**89**	**0**	**0**	**0**	**0**	**3**	**3**	**1**	**2**	**5**	**11**	**5**	**9**	**15**	**15**	**10**	**6**	**1**	**2**	**1**	**0**	**0**	**0**	**0**	**0**	**0**	**0**	**0**	**0**

DRAFT

Site 94
Location LS07411, Att - Telepole, Lat 54.15345, Long -6.85077
Direction South

3279 / Meath/Cavan/Monaghan ATC's
October 2013
Automatic Traffic Count

Virtual Day (7)

Time	Total	Speed Bins (km/h)																											
		0 - 5	5 - 10	10 - 15	15 - 20	20 - 25	25 - 30	30 - 35	35 - 40	40 - 45	45 - 50	50 - 55	55 - 60	60 - 65	65 - 70	70 - 75	75 - 80	80 - 85	85 - 90	90 - 95	95 - 100	100 - 105	105 - 110	110 - 115	115 - 120	120 - 125	125 - 130	130 - 135	135 - 140
0000	0	0	0	0	0	0	0	0	0	0	0	0	0	0	0	0	0	0	0	0	0	0	0	0	0	0	0	0	0
0100	1	0	0	0	0	0	0	0	0	0	0	0	0	0	0	0	0	0	0	0	0	0	0	0	0	0	0	0	0
0200	0	0	0	0	0	0	0	0	0	0	0	0	0	0	0	0	0	0	0	0	0	0	0	0	0	0	0	0	0
0300	0	0	0	0	0	0	0	0	0	0	0	0	0	0	0	0	0	0	0	0	0	0	0	0	0	0	0	0	0
0400	0	0	0	0	0	0	0	0	0	0	0	0	0	0	0	0	0	0	0	0	0	0	0	0	0	0	0	0	0
0500	0	0	0	0	0	0	0	0	0	0	0	0	0	0	0	0	0	0	0	0	0	0	0	0	0	0	0	0	0
0600	1	0	0	0	0	0	0	0	0	0	0	0	0	0	0	0	0	0	0	0	0	0	0	0	0	0	0	0	0
0700	1	0	0	0	0	0	0	0	0	0	0	0	0	0	0	0	0	0	0	0	0	0	0	0	0	0	0	0	0
0800	6	0	0	0	0	0	0	0	1	1	1	1	1	1	0	0	0	0	0	0	0	0	0	0	0	0	0	0	0
0900	6	0	0	0	0	0	0	0	0	0	0	1	1	1	1	0	1	0	0	0	0	0	0	0	0	0	0	0	0
1000	5	0	0	0	0	0	0	0	0	0	0	1	1	1	0	1	0	0	0	0	0	0	0	0	0	0	0	0	0
1100	**10**	**0**	**0**	**0**	**0**	**0**	**0**	**0**	**0**	**0**	**0**	**0**	**1**	**3**	**1**	**1**	**1**	**0**	**1**	**0**	**0**	**0**	**0**	**0**	**0**	**0**	**0**	**0**	**0**
1200	6	0	0	0	0	0	0	0	0	0	1	2	1	1	1	0	0	0	0	0	0	0	0	0	0	0	0	0	0
1300	7	0	0	0	0	0	0	0	0	0	1	0	1	1	1	0	0	0	0	0	0	0	0	0	0	0	0	0	0
1400	4	0	0	0	0	0	0	0	0	0	0	1	1	1	0	0	1	0	0	0	0	0	0	0	0	0	0	0	0
1500	6	0	0	0	0	0	0	0	0	0	1	1	1	1	1	1	1	0	0	0	0	0	0	0	0	0	0	0	0
1600	**8**	**0**	**0**	**0**	**0**	**0**	**0**	**0**	**0**	**0**	**0**	**0**	**2**	**1**	**2**	**1**	**1**	**0**	**0**	**0**	**0**	**0**	**0**	**0**	**0**	**0**	**0**	**0**	**0**
1700	6	0	0	0	0	0	0	0	0	0	0	1	0	2	1	0	0	0	0	0	0	0	0	0	0	0	0	0	0
1800	7	0	0	0	0	0	0	0	0	0	1	1	1	1	1	1	0	0	0	0	0	0	0	0	0	0	0	0	0
1900	6	0	0	0	0	0	0	0	0	0	1	1	1	0	1	0	0	0	0	0	0	0	0	0	0	0	0	0	0
2000	4	0	0	0	0	0	0	0	0	0	0	0	1	1	0	1	0	0	0	0	0	0	0	0	0	0	0	0	0
2100	4	0	0	0	0	0	0	0	0	0	0	0	1	1	1	0	0	0	0	0	0	0	0	0	0	0	0	0	0
2200	3	0	0	0	0	0	0	0	0	0	0	0	0	1	1	1	0	0	0	0	0	0	0	0	0	0	0	0	0
2300	2	0	0	0	0	0	0	0	0	0	0	0	0	0	0	0	0	0	0	0	0	0	0	0	0	0	0	0	0
07-19	**72**	**0**	**0**	**0**	**1**	**1**	**1**	**1**	**2**	**3**	**6**	**9**	**10**	**15**	**10**	**6**	**5**	**0**	**1**	**0**	**0**	**0**	**0**	**0**	**0**	**0**	**0**	**0**	**0**
06-22	**86**	**0**	**0**	**0**	**1**	**1**	**1**	**1**	**3**	**4**	**7**	**10**	**12**	**16**	**12**	**8**	**6**	**1**	**2**	**0**	**1**	**0**	**0**	**0**	**0**	**0**	**0**	**0**	**0**
06-00	**91**	**0**	**0**	**0**	**1**	**1**	**1**	**1**	**3**	**4**	**7**	**11**	**13**	**17**	**13**	**8**	**7**	**1**	**2**	**1**	**1**	**0**	**0**	**0**	**0**	**0**	**0**	**0**	**0**
00-00	**92**	**0**	**0**	**0**	**1**	**1**	**1**	**1**	**3**	**4**	**7**	**11**	**13**	**17**	**13**	**9**	**7**	**2**	**2**	**1**	**1**	**0**	**0**	**0**	**0**	**0**	**0**	**0**	**0**

DRAFT

Site 94
Location LS07411, Att - Telepole, Lat 54.15345, Long -6.85077
Direction South

3279 / Meath/Cavan/Monaghan ATC's
October 2013
Automatic Traffic Count

Virtual Week (1)

Time	Total	Speed Bins (km/h)																											
		0 - 5	5 - 10	10 - 15	15 - 20	20 - 25	25 - 30	30 - 35	35 - 40	40 - 45	45 - 50	50 - 55	55 - 60	60 - 65	65 - 70	70 - 75	75 - 80	80 - 85	85 - 90	90 - 95	95 - 100	100 - 105	105 - 110	110 - 115	115 - 120	120 - 125	125 - 130	130 - 135	135 - 140
Mon	78	0	0	0	2	2	0	1	1	3	4	16	9	15	12	5	3	1	3	0	0	0	0	1	0	0	0	0	0
Tue	89	0	0	0	0	3	3	1	2	5	11	5	9	15	15	10	6	1	2	1	0	0	0	0	0	0	0	0	0
Wed	97	0	3	0	1	2	0	1	5	7	5	12	14	16	8	5	9	3	3	2	1	0	0	0	0	0	0	0	0
Thu	99	0	0	0	0	0	1	1	3	2	6	4	12	29	16	11	7	2	3	0	1	0	0	0	1	0	0	0	0
Fri	98	1	0	1	1	0	1	0	3	4	9	15	15	17	10	11	6	2	1	1	0	0	0	0	0	0	0	0	0
|Sat	111	0	0	0	0	0	1	2	1	4	10	17	17	20	17	11	10	0	0	0	1	0	0	0	0	0	0	0	0
|Sun	75	0	0	0	0	1	0	0	5	1	5	7	15	10	13	7	6	2	2	0	1	0	0	0	0	0	0	0	0
5 Day Ave.	**92**	**0**	**1**	**0**	**1**	**1**	**1**	**1**	**3**	**4**	**7**	**10**	**12**	**18**	**12**	**8**	**6**	**2**	**2**	**1**	**0**	**0**	**0**	**0**	**0**	**0**	**0**	**0**	**0**
7 Day Ave.	**92**	**0**	**0**	**0**	**1**	**1**	**1**	**1**	**3**	**4**	**7**	**11**	**13**	**17**	**13**	**9**	**7**	**2**	**2**	**1**	**1**	**0**	**0**	**0**	**0**	**0**	**0**	**0**	**0**
--	**647**	**1**	**3**	**1**	**4**	**8**	**6**	**6**	**20**	**26**	**50**	**76**	**91**	**122**	**91**	**60**	**47**	**11**	**14**	**4**	**4**	**0**	**0**	**1**	**1**	**0**	**0**	**0**	**0**

Summary Graphs

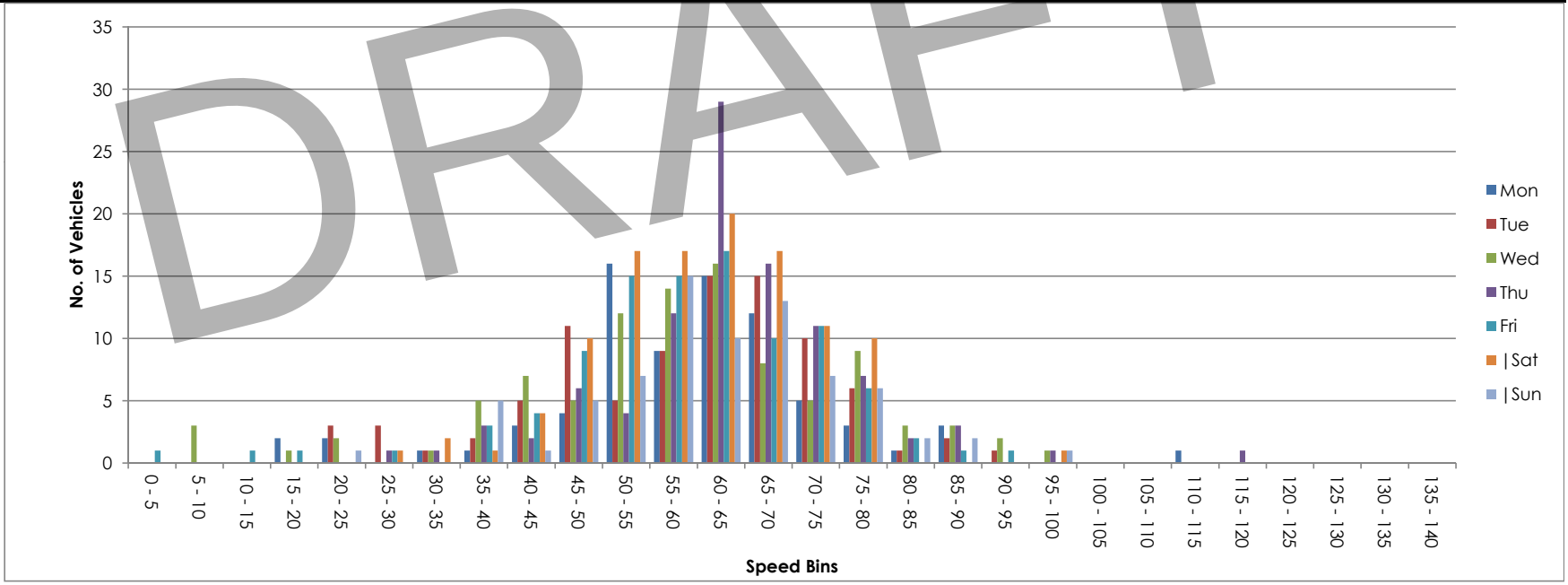

DRAFT

Site 94
Location LS07411, Att - Telepole, Lat 54.15345, Long -6.85077
Direction Two way

3279 / Meath/Cavan/Monaghan ATC's
October 2013
Automatic Traffic Count

Wed, 9 October 2013

Time	Total	Classification												>PSL	>PSL%	>SL1	>SL1%	>SL2	>SL2%	Mean	Vpp
		1 MCL	2 SV	3 SVT	4 TB2	5 TB3	6 T4	7 ART3	8 ART4	9 ART5	10 ART6	11 BD	12 DRT	80	80	85 +5kph	85 +5kph	90 +10kph	90 +10kph		85
0000	0	0	0	0	0	0	0	0	0	0	0	0	0	0	0	0	0	0	0	-	-
0100	0	0	0	0	0	0	0	0	0	0	0	0	0	0	0	0	0	0	0	-	-
0200	0	0	0	0	0	0	0	0	0	0	0	0	0	0	0	0	0	0	0	-	-
0300	0	0	0	0	0	0	0	0	0	0	0	0	0	0	0	0	0	0	0	-	-
0400	0	0	0	0	0	0	0	0	0	0	0	0	0	0	0	0	0	0	0	-	-
0500	0	0	0	0	0	0	0	0	0	0	0	0	0	0	0	0	0	0	0	-	-
0600	2	0	2	0	0	0	0	0	0	0	0	0	0	1	50	1	50	1	50	80.8	-
0700	3	0	0	0	3	0	0	0	0	0	0	0	0	1	33.3	1	33.3	0	0	62.4	-
0800	**17**	**0**	**14**	**1**	**1**	**1**	**0**	**0**	**0**	**0**	**0**	**0**	**0**	**0**	**0**	**0**	**0**	**0**	**0**	**49.4**	**61.6**
0900	11	0	7	0	4	0	0	0	0	0	0	0	0	0	0	0	0	0	0	50.6	59.4
1000	12	0	11	1	0	0	0	0	0	0	0	0	0	2	16.7	0	0	0	0	60.8	67
1100	16	0	14	0	1	1	0	0	0	0	0	0	0	1	6.3	1	6.3	0	0	49.6	66.6
1200	13	0	13	0	0	0	0	0	0	0	0	0	0	0	0	0	0	0	0	58.2	64.8
1300	13	0	9	3	1	0	0	0	0	0	0	0	0	3	23.1	1	7.7	1	7.7	67.3	80.6
1400	6	0	5	1	0	0	0	0	0	0	0	0	0	0	0	0	0	0	0	60.1	-
1500	12	0	7	1	3	0	0	0	0	1	0	0	0	0	0	0	0	0	0	51.4	70.2
1600	16	0	10	3	3	0	0	0	0	0	0	0	0	0	0	0	0	0	0	57.1	67.7
1700	**21**	**0**	**19**	**2**	**0**	**0**	**0**	**0**	**0**	**0**	**0**	**0**	**0**	**1**	**4.8**	**1**	**4.8**	**1**	**4.8**	**46.3**	**64.1**
1800	11	0	11	0	0	0	0	0	0	0	0	0	0	0	0	0	0	0	0	61.3	68.4
1900	9	0	7	1	1	0	0	0	0	0	0	0	0	2	22.2	0	0	0	0	60.6	-
2000	5	0	5	0	0	0	0	0	0	0	0	0	0	0	0	0	0	0	0	64.5	-
2100	6	0	5	0	1	0	0	0	0	0	0	0	0	0	0	0	0	0	0	73.3	-
2200	8	0	6	1	1	0	0	0	0	0	0	0	0	1	12.5	1	12.5	0	0	69.6	-
2300	3	0	3	0	0	0	0	0	0	0	0	0	0	1	33.3	1	33.3	1	33.3	77.3	-
07-19	**151**	**0**	**120**	**12**	**16**	**2**	**0**	**0**	**0**	**1**	**0**	**0**	**0**	**8**	**5.3**	**4**	**2.6**	**2**	**1.3**	**54.8**	**68.4**
06-22	**173**	**0**	**139**	**13**	**18**	**2**	**0**	**0**	**0**	**1**	**0**	**0**	**0**	**11**	**6.4**	**5**	**2.9**	**3**	**1.7**	**56.3**	**71.3**
06-00	**184**	**0**	**148**	**14**	**19**	**2**	**0**	**0**	**0**	**1**	**0**	**0**	**0**	**13**	**7.1**	**7**	**3.8**	**4**	**2.2**	**57.2**	**72**
00-00	**184**	**0**	**148**	**14**	**19**	**2**	**0**	**0**	**0**	**1**	**0**	**0**	**0**	**13**	**7.1**	**7**	**3.8**	**4**	**2.2**	**57.2**	**72**

DRAFT

Site 94
Location LS07411, Att - Telepole, Lat 54.15345, Long -6.85077
Direction Two way

3279 / Meath/Cavan/Monaghan ATC's
October 2013
Automatic Traffic Count

Thu, 10 October 2013

Time	Total	Classification												>PSL	>PSL%	>SL1	>SL1%	>SL2	>SL2%	Mean	Vpp
		1 MCL	2 SV	3 SVT	4 TB2	5 TB3	6 T4	7 ART3	8 ART4	9 ART5	10 ART6	11 BD	12 DRT	80	80	85 +5kph	85 +5kph	90 +10kph	90 +10kph		85
0000	0	0	0	0	0	0	0	0	0	0	0	0	0	0	0	0	0	0	0	-	-
0100	0	0	0	0	0	0	0	0	0	0	0	0	0	0	0	0	0	0	0	-	-
0200	0	0	0	0	0	0	0	0	0	0	0	0	0	0	0	0	0	0	0	-	-
0300	0	0	0	0	0	0	0	0	0	0	0	0	0	0	0	0	0	0	0	-	-
0400	0	0	0	0	0	0	0	0	0	0	0	0	0	0	0	0	0	0	0	-	-
0500	0	0	0	0	0	0	0	0	0	0	0	0	0	0	0	0	0	0	0	-	-
0600	1	0	1	0	0	0	0	0	0	0	0	0	0	0	0	0	0	0	0	70.6	-
0700	0	0	0	0	0	0	0	0	0	0	0	0	0	0	0	0	0	0	0	-	-
0800	15	0	11	1	2	1	0	0	0	0	0	0	0	0	0	0	0	0	0	56.3	66.2
0900	13	0	12	0	1	0	0	0	0	0	0	0	0	0	0	0	0	0	0	61.8	70.9
1000	13	0	12	1	0	0	0	0	0	0	0	0	0	0	0	0	0	0	0	63.6	74.5
1100	**34**	**0**	**29**	**2**	**3**	**0**	**0**	**0**	**0**	**0**	**0**	**0**	**0**	**4**	**11.8**	**1**	**2.9**	**0**	**0**	**65.1**	**77.8**
1200	12	0	9	0	2	1	0	0	0	0	0	0	0	0	0	0	0	0	0	61.5	69.1
1300	11	0	11	0	0	0	0	0	0	0	0	0	0	0	0	0	0	0	0	66.2	69.5
1400	6	0	6	0	0	0	0	0	0	0	0	0	0	1	16.7	0	0	0	0	59	-
1500	**18**	**0**	**12**	**3**	**3**	**0**	**0**	**0**	**0**	**0**	**0**	**0**	**0**	**0**	**0**	**0**	**0**	**0**	**0**	**55.3**	**66.2**
1600	12	0	7	1	4	0	0	0	0	0	0	0	0	3	25	3	25	2	16.7	67	85.3
1700	9	0	9	0	0	0	0	0	0	0	0	0	0	0	0	0	0	0	0	64.3	-
1800	17	0	13	3	1	0	0	0	0	0	0	0	0	0	0	0	0	0	0	62.4	66.6
1900	8	0	5	2	1	0	0	0	0	0	0	0	0	0	0	0	0	0	0	60.8	-
2000	9	1	7	1	0	0	0	0	0	0	0	0	0	0	0	0	0	0	0	64.5	-
2100	7	0	7	0	0	0	0	0	0	0	0	0	0	1	14.3	1	14.3	0	0	60.9	-
2200	6	0	6	0	0	0	0	0	0	0	0	0	0	1	16.7	1	16.7	0	0	64.4	-
2300	1	0	1	0	0	0	0	0	0	0	0	0	0	0	0	0	0	0	0	54.8	-
07-19	**160**	**0**	**131**	**11**	**16**	**2**	**0**	**0**	**0**	**0**	**0**	**0**	**0**	**8**	**5**	**4**	**2.5**	**2**	**1.3**	**62.2**	**72.4**
06-22	**185**	**1**	**151**	**14**	**17**	**2**	**0**	**0**	**0**	**0**	**0**	**0**	**0**	**9**	**4.9**	**5**	**2.7**	**2**	**1.1**	**62.2**	**72.4**
06-00	**192**	**1**	**158**	**14**	**17**	**2**	**0**	**0**	**0**	**0**	**0**	**0**	**0**	**10**	**5.2**	**6**	**3.1**	**2**	**1**	**62.3**	**72.4**
00-00	**192**	**1**	**158**	**14**	**17**	**2**	**0**	**0**	**0**	**0**	**0**	**0**	**0**	**10**	**5.2**	**6**	**3.1**	**2**	**1**	**62.3**	**72.4**

DRAFT

Site 94
Location LS07411, Att - Telepole, Lat 54.15345, Long -6.85077
Direction Two way

3279 / Meath/Cavan/Monaghan ATC's
October 2013
Automatic Traffic Count

Fri, 11 October 2013

Time	Total	Classification												>PSL	>PSL%	>SL1	>SL1%	>SL2	>SL2%	Mean	Vpp
		1 MCL	2 SV	3 SVT	4 TB2	5 TB3	6 T4	7 ART3	8 ART4	9 ART5	10 ART6	11 BD	12 DRT	80	80	85 +5kph	85 +5kph	90 +10kph	90 +10kph		85
0000	0	0	0	0	0	0	0	0	0	0	0	0	0	0	0	0	0	0	0	-	-
0100	0	0	0	0	0	0	0	0	0	0	0	0	0	0	0	0	0	0	0	-	-
0200	0	0	0	0	0	0	0	0	0	0	0	0	0	0	0	0	0	0	0	-	-
0300	0	0	0	0	0	0	0	0	0	0	0	0	0	0	0	0	0	0	0	-	-
0400	0	0	0	0	0	0	0	0	0	0	0	0	0	0	0	0	0	0	0	-	-
0500	0	0	0	0	0	0	0	0	0	0	0	0	0	0	0	0	0	0	0	-	-
0600	2	0	2	0	0	0	0	0	0	0	0	0	0	1	50	1	50	0	0	65.2	-
0700	1	0	0	0	0	1	0	0	0	0	0	0	0	0	0	0	0	0	0	36.4	-
0800	12	0	9	0	3	0	0	0	0	0	0	0	0	1	8.3	1	8.3	1	8.3	60.3	71.3
0900	15	0	14	0	0	1	0	0	0	0	0	0	0	0	0	0	0	0	0	59.9	71.3
1000	9	0	7	1	1	0	0	0	0	0	0	0	0	0	0	0	0	0	0	52.2	-
1100	**27**	**0**	**18**	**4**	**4**	**0**	**0**	**0**	**1**	**0**	**0**	**0**	**0**	**1**	**3.7**	**1**	**3.7**	**0**	**0**	**58.8**	**67.7**
1200	**18**	**0**	**15**	**0**	**2**	**1**	**0**	**0**	**0**	**0**	**0**	**0**	**0**	**0**	**0**	**0**	**0**	**0**	**0**	**58**	**66.6**
1300	14	0	12	1	1	0	0	0	0	0	0	0	0	0	0	0	0	0	0	53	59.4
1400	11	0	10	0	1	0	0	0	0	0	0	0	0	1	9.1	0	0	0	0	53.3	62.6
1500	15	0	12	2	1	0	0	0	0	0	0	0	0	0	0	0	0	0	0	48.8	67.3
1600	8	0	6	0	2	0	0	0	0	0	0	0	0	0	0	0	0	0	0	58.9	-
1700	**18**	**1**	**15**	**0**	**2**	**0**	**0**	**0**	**0**	**0**	**0**	**0**	**0**	**0**	**0**	**0**	**0**	**0**	**0**	**55.2**	**64.4**
1800	14	0	11	3	0	0	0	0	0	0	0	0	0	0	0	0	0	0	0	59.2	63.7
1900	7	0	7	0	0	0	0	0	0	0	0	0	0	0	0	0	0	0	0	60.5	-
2000	4	0	4	0	0	0	0	0	0	0	0	0	0	1	25	0	0	0	0	71.1	-
2100	8	0	6	2	0	0	0	0	0	0	0	0	0	0	0	0	0	0	0	65.5	-
2200	4	0	4	0	0	0	0	0	0	0	0	0	0	0	0	0	0	0	0	65.2	-
2300	6	0	5	0	1	0	0	0	0	0	0	0	0	1	16.7	0	0	0	0	74.9	-
07-19	**162**	**1**	**129**	**11**	**17**	**3**	**0**	**0**	**1**	**0**	**0**	**0**	**0**	**3**	**1.9**	**2**	**1.2**	**1**	**0.6**	**56.3**	**68.8**
06-22	**183**	**1**	**148**	**13**	**17**	**3**	**0**	**0**	**1**	**0**	**0**	**0**	**0**	**5**	**2.7**	**3**	**1.6**	**1**	**0.5**	**57.3**	**69.8**
06-00	**193**	**1**	**157**	**13**	**18**	**3**	**0**	**0**	**1**	**0**	**0**	**0**	**0**	**6**	**3.1**	**3**	**1.6**	**1**	**0.5**	**58**	**70.6**
00-00	**193**	**1**	**157**	**13**	**18**	**3**	**0**	**0**	**1**	**0**	**0**	**0**	**0**	**6**	**3.1**	**3**	**1.6**	**1**	**0.5**	**58**	**70.6**

DRAFT

Site 94
Location LS07411, Att - Telepole, Lat 54.15345, Long -6.85077
Direction Two way

3279 / Meath/Cavan/Monaghan ATC's
October 2013
Automatic Traffic Count

Sat, 12 October 2013

Time	Total	Classification												>PSL	>PSL%	>SL1	>SL1%	>SL2	>SL2%	Mean	Vpp
		1 MCL	2 SV	3 SVT	4 TB2	5 TB3	6 T4	7 ART3	8 ART4	9 ART5	10 ART6	11 BD	12 DRT	80	80	85 +5kph	85 +5kph	90 +10kph	90 +10kph		85
0000	1	0	1	0	0	0	0	0	0	0	0	0	0	0	0	0	0	0	0	65.7	-
0100	0	0	0	0	0	0	0	0	0	0	0	0	0	0	0	0	0	0	0	-	-
0200	1	0	1	0	0	0	0	0	0	0	0	0	0	0	0	0	0	0	0	77	-
0300	1	0	1	0	0	0	0	0	0	0	0	0	0	0	0	0	0	0	0	76.8	-
0400	0	0	0	0	0	0	0	0	0	0	0	0	0	0	0	0	0	0	0	-	-
0500	0	0	0	0	0	0	0	0	0	0	0	0	0	0	0	0	0	0	0	-	-
0600	0	0	0	0	0	0	0	0	0	0	0	0	0	0	0	0	0	0	0	-	-
0700	1	0	1	0	0	0	0	0	0	0	0	0	0	0	0	0	0	0	0	60.9	-
0800	5	0	4	1	0	0	0	0	0	0	0	0	0	0	0	0	0	0	0	65.4	-
0900	13	0	10	3	0	0	0	0	0	0	0	0	0	0	0	0	0	0	0	60.2	67.3
1000	**16**	**0**	**14**	**0**	**1**	**0**	**0**	**1**	**0**	**0**	**0**	**0**	**0**	**0**	**0**	**0**	**0**	**0**	**0**	**58.8**	**63.7**
1100	15	0	13	0	2	0	0	0	0	0	0	0	0	0	0	0	0	0	0	57.2	69.1
1200	14	1	13	0	0	0	0	0	0	0	0	0	0	0	0	0	0	0	0	55.1	64.4
1300	11	0	9	2	0	0	0	0	0	0	0	0	0	0	0	0	0	0	0	65.9	71.3
1400	17	1	14	2	0	0	0	0	0	0	0	0	0	0	0	0	0	0	0	60	73.8
1500	20	4	14	0	2	0	0	0	0	0	0	0	0	0	0	0	0	0	0	58.1	72.7
1600	**24**	**10**	**9**	**4**	**1**	**0**	**0**	**0**	**0**	**0**	**0**	**0**	**0**	**0**	**0**	**0**	**0**	**0**	**0**	**55.3**	**64.4**
1700	8	0	6	2	0	0	0	0	0	0	0	0	0	0	0	0	0	0	0	56.3	-
1800	16	9	7	0	0	0	0	0	0	0	0	0	0	0	0	0	0	0	0	49.7	65.9
1900	14	2	12	0	0	0	0	0	0	0	0	0	0	1	7.1	1	7.1	1	7.1	55.8	63
2000	14	1	13	0	0	0	0	0	0	0	0	0	0	0	0	0	0	0	0	58.4	69.8
2100	13	3	8	1	1	0	0	0	0	0	0	0	0	0	0	0	0	0	0	62.4	69.5
2200	2	0	2	0	0	0	0	0	0	0	0	0	0	0	0	0	0	0	0	65.7	-
2300	4	0	4	0	0	0	0	0	0	0	0	0	0	0	0	0	0	0	0	69.9	-
07-19	**160**	**25**	**114**	**14**	**6**	**0**	**0**	**1**	**0**	**0**	**0**	**0**	**0**	**0**	**0**	**0**	**0**	**0**	**0**	**57.6**	**69.5**
06-22	**201**	**31**	**147**	**15**	**7**	**0**	**0**	**1**	**0**	**0**	**0**	**0**	**0**	**1**	**0.5**	**1**	**0.5**	**1**	**0.5**	**57.9**	**69.5**
06-00	**207**	**31**	**153**	**15**	**7**	**0**	**0**	**1**	**0**	**0**	**0**	**0**	**0**	**1**	**0.5**	**1**	**0.5**	**1**	**0.5**	**58.2**	**69.5**
00-00	**210**	**31**	**156**	**15**	**7**	**0**	**0**	**1**	**0**	**0**	**0**	**0**	**0**	**1**	**0.5**	**1**	**0.5**	**1**	**0.5**	**58.4**	**70.2**

DRAFT

Site 94
Location LS07411, Att - Telepole, Lat 54.15345, Long -6.85077
Direction Two way

3279 / Meath/Cavan/Monaghan ATC's
October 2013
Automatic Traffic Count

Sun, 13 October 2013

Time	Total	Classification												>PSL	>PSL%	>SL1	>SL1%	>SL2	>SL2%	Mean	Vpp
		1 MCL	2 SV	3 SVT	4 TB2	5 TB3	6 T4	7 ART3	8 ART4	9 ART5	10 ART6	11 BD	12 DRT	80	80	85 +5kph	85 +5kph	90 +10kph	90 +10kph		85
0000	2	0	1	1	0	0	0	0	0	0	0	0	0	0	0	0	0	0	0	60.4	-
0100	8	1	7	0	0	0	0	0	0	0	0	0	0	0	0	0	0	0	0	55.7	-
0200	1	0	1	0	0	0	0	0	0	0	0	0	0	0	0	0	0	0	0	60.3	-
0300	1	0	1	0	0	0	0	0	0	0	0	0	0	0	0	0	0	0	0	77.5	-
0400	0	0	0	0	0	0	0	0	0	0	0	0	0	0	0	0	0	0	0	-	-
0500	2	0	2	0	0	0	0	0	0	0	0	0	0	1	50	0	0	0	0	61.2	-
0600	2	0	2	0	0	0	0	0	0	0	0	0	0	0	0	0	0	0	0	51	-
0700	0	0	0	0	0	0	0	0	0	0	0	0	0	0	0	0	0	0	0	-	-
0800	3	0	3	0	0	0	0	0	0	0	0	0	0	0	0	0	0	0	0	72.4	-
0900	6	0	6	0	0	0	0	0	0	0	0	0	0	0	0	0	0	0	0	63.6	-
1000	**13**	**0**	**11**	**1**	**1**	**0**	**0**	**0**	**0**	**0**	**0**	**0**	**0**	**0**	**0**	**0**	**0**	**0**	**0**	**59**	**65.5**
1100	6	0	4	0	1	0	0	0	0	1	0	0	0	0	0	0	0	0	0	60.6	-
1200	10	0	8	2	0	0	0	0	0	0	0	0	0	0	0	0	0	0	0	57.4	-
1300	**42**	**0**	**38**	**0**	**2**	**1**	**0**	**0**	**1**	**0**	**0**	**0**	**0**	**1**	**2.4**	**1**	**2.4**	**0**	**0**	**35.3**	**64.4**
1400	7	0	7	0	0	0	0	0	0	0	0	0	0	0	0	0	0	0	0	62.9	-
1500	6	2	3	1	0	0	0	0	0	0	0	0	0	0	0	0	0	0	0	54.1	-
1600	20	3	17	0	0	0	0	0	0	0	0	0	0	1	5	1	5	1	5	61	67.7
1700	12	0	11	1	0	0	0	0	0	0	0	0	0	1	8.3	0	0	0	0	63.6	68
1800	9	0	9	0	0	0	0	0	0	0	0	0	0	0	0	0	0	0	0	58.9	-
1900	10	0	10	0	0	0	0	0	0	0	0	0	0	0	0	0	0	0	0	55.4	-
2000	5	0	5	0	0	0	0	0	0	0	0	0	0	0	0	0	0	0	0	63.3	-
2100	5	0	5	0	0	0	0	0	0	0	0	0	0	2	40	1	20	0	0	73.8	-
2200	8	0	8	0	0	0	0	0	0	0	0	0	0	0	0	0	0	0	0	60.8	-
2300	4	0	4	0	0	0	0	0	0	0	0	0	0	0	0	0	0	0	0	57.3	-
07-19	**134**	**5**	**117**	**5**	**4**	**1**	**0**	**0**	**1**	**1**	**0**	**0**	**0**	**3**	**2.2**	**2**	**1.5**	**1**	**0.7**	**52.7**	**68.8**
06-22	**156**	**5**	**139**	**5**	**4**	**1**	**0**	**0**	**1**	**1**	**0**	**0**	**0**	**5**	**3.2**	**3**	**1.9**	**1**	**0.6**	**53.9**	**69.1**
06-00	**168**	**5**	**151**	**5**	**4**	**1**	**0**	**0**	**1**	**1**	**0**	**0**	**0**	**5**	**3**	**3**	**1.8**	**1**	**0.6**	**54.3**	**70.2**
00-00	**182**	**6**	**163**	**6**	**4**	**1**	**0**	**0**	**1**	**1**	**0**	**0**	**0**	**6**	**3.3**	**3**	**1.6**	**1**	**0.5**	**54.7**	**70.2**

DRAFT

Site 94
Location LS07411, Att - Telepole, Lat 54.15345, Long -6.85077
Direction Two way

3279 / Meath/Cavan/Monaghan ATC's
October 2013
Automatic Traffic Count

Mon, 14 October 2013

Time	Total	Classification												>PSL	>PSL%	>SL1	>SL1%	>SL2	>SL2%	Mean	Vpp
		1 MCL	2 SV	3 SVT	4 TB2	5 TB3	6 T4	7 ART3	8 ART4	9 ART5	10 ART6	11 BD	12 DRT	80	80	85 +5kph	85 +5kph	90 +10kph	90 +10kph		85
0000	0	0	0	0	0	0	0	0	0	0	0	0	0	0	0	0	0	0	0	-	-
0100	1	0	1	0	0	0	0	0	0	0	0	0	0	0	0	0	0	0	0	51.5	-
0200	1	0	1	0	0	0	0	0	0	0	0	0	0	0	0	0	0	0	0	67.8	-
0300	0	0	0	0	0	0	0	0	0	0	0	0	0	0	0	0	0	0	0	-	-
0400	0	0	0	0	0	0	0	0	0	0	0	0	0	0	0	0	0	0	0	-	-
0500	2	0	1	0	1	0	0	0	0	0	0	0	0	1	50	1	50	0	0	77.3	-
0600	3	0	2	0	1	0	0	0	0	0	0	0	0	1	33.3	1	33.3	1	33.3	77.5	-
0700	4	0	2	0	2	0	0	0	0	0	0	0	0	0	0	0	0	0	0	60.6	-
0800	**16**	**0**	**13**	**0**	**3**	**0**	**0**	**0**	**0**	**0**	**0**	**0**	**0**	**1**	**6.3**	**0**	**0**	**0**	**0**	**61.2**	**69.1**
0900	8	0	7	0	1	0	0	0	0	0	0	0	0	1	12.5	1	12.5	0	0	55.5	-
1000	5	0	4	0	1	0	0	0	0	0	0	0	0	0	0	0	0	0	0	64.4	-
1100	10	0	9	0	1	0	0	0	0	0	0	0	0	1	10	1	10	0	0	66	-
1200	8	0	7	1	0	0	0	0	0	0	0	0	0	0	0	0	0	0	0	54.9	-
1300	13	0	12	1	0	0	0	0	0	0	0	0	0	0	0	0	0	0	0	46.4	61.9
1400	9	0	8	0	1	0	0	0	0	0	0	0	0	0	0	0	0	0	0	60.9	-
1500	**19**	**0**	**15**	**1**	**3**	**0**	**0**	**0**	**0**	**0**	**0**	**0**	**0**	**0**	**0**	**0**	**0**	**0**	**0**	**55.8**	**64.1**
1600	13	0	12	0	1	0	0	0	0	0	0	0	0	0	0	0	0	0	0	58.4	64.1
1700	10	0	9	1	0	0	0	0	0	0	0	0	0	1	10	0	0	0	0	67.6	-
1800	11	0	10	0	1	0	0	0	0	0	0	0	0	2	18.2	1	9.1	0	0	62.8	77.4
1900	7	0	7	0	0	0	0	0	0	0	0	0	0	0	0	0	0	0	0	56.2	-
2000	7	0	7	0	0	0	0	0	0	0	0	0	0	0	0	0	0	0	0	63.5	-
2100	13	0	12	0	0	0	0	0	1	0	0	0	0	1	7.7	0	0	0	0	62.3	69.5
2200	2	0	2	0	0	0	0	0	0	0	0	0	0	0	0	0	0	0	0	73.1	-
2300	2	0	2	0	0	0	0	0	0	0	0	0	0	0	0	0	0	0	0	54.9	-
07-19	**126**	**0**	**108**	**4**	**14**	**0**	**0**	**0**	**0**	**0**	**0**	**0**	**0**	**6**	**4.8**	**3**	**2.4**	**0**	**0**	**58.9**	**70.6**
06-22	**156**	**0**	**136**	**4**	**15**	**0**	**0**	**0**	**1**	**0**	**0**	**0**	**0**	**8**	**5.1**	**4**	**2.6**	**1**	**0.6**	**59.7**	**70.9**
06-00	**160**	**0**	**140**	**4**	**15**	**0**	**0**	**0**	**1**	**0**	**0**	**0**	**0**	**8**	**5**	**4**	**2.5**	**1**	**0.6**	**59.8**	**70.9**
00-00	**164**	**0**	**143**	**4**	**16**	**0**	**0**	**0**	**1**	**0**	**0**	**0**	**0**	**9**	**5.5**	**5**	**3**	**1**	**0.6**	**60**	**70.9**

DRAFT

Site 94
Location LS07411, Att - Telepole, Lat 54.15345, Long -6.85077
Direction Two way

3279 / Meath/Cavan/Monaghan ATC's
October 2013
Automatic Traffic Count

Tue, 15 October 2013

Time	Total	Classification												>PSL	>PSL%	>SL1	>SL1%	>SL2	>SL2%	Mean	Vpp
		1 MCL	2 SV	3 SVT	4 TB2	5 TB3	6 T4	7 ART3	8 ART4	9 ART5	10 ART6	11 BD	12 DRT	80	80	85 +5kph	85 +5kph	90 +10kph	90 +10kph		85
0000	1	0	0	1	0	0	0	0	0	0	0	0	0	0	0	0	0	0	0	48.2	-
0100	0	0	0	0	0	0	0	0	0	0	0	0	0	0	0	0	0	0	0	-	-
0200	0	0	0	0	0	0	0	0	0	0	0	0	0	0	0	0	0	0	0	-	-
0300	0	0	0	0	0	0	0	0	0	0	0	0	0	0	0	0	0	0	0	-	-
0400	0	0	0	0	0	0	0	0	0	0	0	0	0	0	0	0	0	0	0	-	-
0500	0	0	0	0	0	0	0	0	0	0	0	0	0	0	0	0	0	0	0	-	-
0600	1	0	1	0	0	0	0	0	0	0	0	0	0	0	0	0	0	0	0	59.1	-
0700	2	0	1	0	1	0	0	0	0	0	0	0	0	0	0	0	0	0	0	59.7	-
0800	**13**	**0**	**9**	**0**	**2**	**0**	**0**	**0**	**0**	**2**	**0**	**0**	**0**	**0**	**0**	**0**	**0**	**0**	**0**	**58.1**	**64.8**
0900	11	0	8	0	1	1	0	0	0	1	0	0	0	0	0	0	0	0	0	50.5	61.6
1000	5	0	4	1	0	0	0	0	0	0	0	0	0	0	0	0	0	0	0	62.8	-
1100	12	0	9	0	3	0	0	0	0	0	0	0	0	1	8.3	1	8.3	0	0	62.1	74.5
1200	10	0	8	1	0	1	0	0	0	0	0	0	0	0	0	0	0	0	0	56.2	-
1300	**16**	**0**	**8**	**4**	**4**	**0**	**0**	**0**	**0**	**0**	**0**	**0**	**0**	**0**	**0**	**0**	**0**	**0**	**0**	**46.4**	**65.5**
1400	13	0	9	3	1	0	0	0	0	0	0	0	0	0	0	0	0	0	0	54.9	65.2
1500	13	0	11	1	1	0	0	0	0	0	0	0	0	0	0	0	0	0	0	50.9	73.4
1600	14	0	10	0	3	1	0	0	0	0	0	0	0	1	7.1	1	7.1	0	0	66	74.9
1700	9	0	7	2	0	0	0	0	0	0	0	0	0	1	11.1	1	11.1	1	11.1	56.1	-
1800	14	0	13	0	0	0	0	1	0	0	0	0	0	0	0	0	0	0	0	61.2	69.5
1900	11	0	11	0	0	0	0	0	0	0	0	0	0	1	9.1	0	0	0	0	65	71.3
2000	12	0	12	0	0	0	0	0	0	0	0	0	0	0	0	0	0	0	0	60.3	67.3
2100	3	0	3	0	0	0	0	0	0	0	0	0	0	0	0	0	0	0	0	66.2	-
2200	14	0	14	0	0	0	0	0	0	0	0	0	0	0	0	0	0	0	0	64.1	70.9
2300	3	0	3	0	0	0	0	0	0	0	0	0	0	0	0	0	0	0	0	67.1	-
07-19	**132**	**0**	**97**	**12**	**16**	**3**	**0**	**1**	**0**	**3**	**0**	**0**	**0**	**3**	**2.3**	**3**	**2.3**	**1**	**0.8**	**56.5**	**71.3**
06-22	**159**	**0**	**124**	**12**	**16**	**3**	**0**	**1**	**0**	**3**	**0**	**0**	**0**	**4**	**2.5**	**3**	**1.9**	**1**	**0.6**	**57.5**	**71.6**
06-00	**176**	**0**	**141**	**12**	**16**	**3**	**0**	**1**	**0**	**3**	**0**	**0**	**0**	**4**	**2.3**	**3**	**1.7**	**1**	**0.6**	**58.2**	**71.6**
00-00	**177**	**0**	**141**	**13**	**16**	**3**	**0**	**1**	**0**	**3**	**0**	**0**	**0**	**4**	**2.3**	**3**	**1.7**	**1**	**0.6**	**58.2**	**71.3**

DRAFT

Site 94
Location LS07411, Att - Telepole, Lat 54.15345, Long -6.85077
Direction Two way

3279 / Meath/Cavan/Monaghan ATC's
October 2013
Automatic Traffic Count

Virtual Day (7)

Time	Total	Classification												>PSL	>PSL%	>SL1	>SL1%	>SL2	>SL2%	Mean	Vpp
		1 MCL	2 SV	3 SVT	4 TB2	5 TB3	6 T4	7 ART3	8 ART4	9 ART5	10 ART6	11 BD	12 DRT	80	80	85 +5kph	85 +5kph	90 +10kph	90 +10kph		85
0000	1	0	0	0	0	0	0	0	0	0	0	0	0	0	0	0	0	0	0	58.7	-
0100	1	0	1	0	0	0	0	0	0	0	0	0	0	0	0	0	0	0	0	55.2	-
0200	0	0	0	0	0	0	0	0	0	0	0	0	0	0	0	0	0	0	0	68.4	-
0300	0	0	0	0	0	0	0	0	0	0	0	0	0	0	0	0	0	0	0	77.2	-
0400	0	0	0	0	0	0	0	0	0	0	0	0	0	0	0	0	0	0	0	-	-
0500	1	0	0	0	0	0	0	0	0	0	0	0	0	0	50	0	25	0	0	69.3	-
0600	2	0	1	0	0	0	0	0	0	0	0	0	0	0	27.3	0	27.3	0	18.2	68.8	-
0700	2	0	1	0	1	0	0	0	0	0	0	0	0	0	9.1	0	9.1	0	0	58.7	-
0800	12	0	9	0	2	0	0	0	0	0	0	0	0	0	2.5	0	1.2	0	1.2	57.9	70.2
0900	11	0	9	0	1	0	0	0	0	0	0	0	0	0	1.3	0	1.3	0	0	57.4	70.6
1000	10	0	9	1	1	0	0	0	0	0	0	0	0	0	2.7	0	0	0	0	59.9	70.6
1100	**17**	**0**	**14**	**1**	**2**	**0**	**0**	**0**	**0**	**0**	**0**	**0**	**0**	**1**	**6.7**	**1**	**4.2**	**0**	**0**	**60.2**	**72**
1200	12	0	10	1	1	0	0	0	0	0	0	0	0	0	0	0	0	0	0	57.5	68.8
1300	**17**	**0**	**14**	**2**	**1**	**0**	**0**	**0**	**0**	**0**	**0**	**0**	**0**	**1**	**3.3**	**0**	**1.7**	**0**	**0.8**	**49.1**	**69.1**
1400	10	0	8	1	0	0	0	0	0	0	0	0	0	0	2.9	0	0	0	0	58.3	-
1500	15	1	11	1	2	0	0	0	0	0	0	0	0	0	0	0	0	0	0	53.9	68.4
1600	15	2	10	1	2	0	0	0	0	0	0	0	0	1	4.7	1	4.7	0	2.8	60	69.5
1700	12	0	11	1	0	0	0	0	0	0	0	0	0	1	4.6	0	2.3	0	2.3	56.8	68.4
1800	13	1	11	1	0	0	0	0	0	0	0	0	0	0	2.2	0	1.1	0	0	59.1	69.5
1900	9	0	8	0	0	0	0	0	0	0	0	0	0	1	6.1	0	1.5	0	1.5	59.1	-
2000	8	0	8	0	0	0	0	0	0	0	0	0	0	0	1.8	0	0	0	0	62.3	-
2100	8	0	7	0	0	0	0	0	0	0	0	0	0	1	7.3	0	3.6	0	0	65.1	-
2200	6	0	6	0	0	0	0	0	0	0	0	0	0	0	4.5	0	4.5	0	0	65.1	-
2300	3	0	3	0	0	0	0	0	0	0	0	0	0	0	8.7	0	4.3	0	4.3	67.7	-
07-19	**146**	**4**	**117**	**10**	**13**	**2**	**0**	**0**	**0**	**1**	**0**	**0**	**0**	**4**	**3**	**3**	**1.8**	**1**	**0.7**	**57.1**	**70.2**
06-22	**173**	**5**	**141**	**11**	**13**	**2**	**0**	**0**	**0**	**1**	**0**	**0**	**0**	**6**	**3.5**	**3**	**2**	**1**	**0.8**	**57.9**	**70.6**
06-00	**183**	**5**	**150**	**11**	**14**	**2**	**0**	**0**	**0**	**1**	**0**	**0**	**0**	**7**	**3.7**	**4**	**2.1**	**2**	**0.9**	**58.3**	**71.3**
00-00	**186**	**6**	**152**	**11**	**14**	**2**	**0**	**0**	**0**	**1**	**0**	**0**	**0**	**7**	**3.8**	**4**	**2.2**	**2**	**0.8**	**58.4**	**71.3**

DRAFT

Site 94
Location LS07411, Att - Telepole, Lat 54.15345, Long -6.85077
Direction Two way

3279 / Meath/Cavan/Monaghan ATC's
October 2013
Automatic Traffic Count

Virtual Week (1)

Time	Total	Classification												>PSL	>PSL%	>SL1	>SL1%	>SL2	>SL2%	Mean	Vpp
		1 MCL	2 SV	3 SVT	4 TB2	5 TB3	6 T4	7 ART3	8 ART4	9 ART5	10 ART6	11 BD	12 DRT	80	80	85 +5kph	85 +5kph	90 +10kph	90 +10kph		85
Mon	164	0	143	4	16	0	0	0	1	0	0	0	0	9	5.5	5	3	1	0.6	60	70.9
Tue	177	0	141	13	16	3	0	1	0	3	0	0	0	4	2.3	3	1.7	1	0.6	58.2	71.3
Wed	184	0	148	14	19	2	0	0	0	1	0	0	0	13	7.1	7	3.8	4	2.2	57.2	72
Thu	192	1	158	14	17	2	0	0	0	0	0	0	0	10	5.2	6	3.1	2	1	62.3	72.4
Fri	193	1	157	13	18	3	0	0	1	0	0	0	0	6	3.1	3	1.6	1	0.5	58	70.6
|Sat	210	31	156	15	7	0	0	1	0	0	0	0	0	1	0.5	1	0.5	1	0.5	58.4	70.2
|Sun	182	6	163	6	4	1	0	0	1	1	0	0	0	6	3.3	3	1.6	1	0.5	54.7	70.2
5 Day Ave.	**182**	**0**	**149**	**12**	**17**	**2**	**0**	**0**	**0**	**1**	**0**	**0**	**0**	**8**	**4.4**	**5**	**2.7**	**2**	**1.1**	**59.1**	**71.4**
7 Day Ave.	**186**	**6**	**152**	**11**	**14**	**2**	**0**	**0**	**0**	**1**	**0**	**0**	**0**	**7**	**3.8**	**4**	**2.2**	**2**	**0.8**	**58.4**	**71.3**
--	**1302**	**39**	**1066**	**79**	**97**	**11**	**0**	**2**	**3**	**5**	**0**	**0**	**0**	**49**	**3.8**	**28**	**2.2**	**11**	**0.8**	**58.4**	**71.3**

Summary Graphs

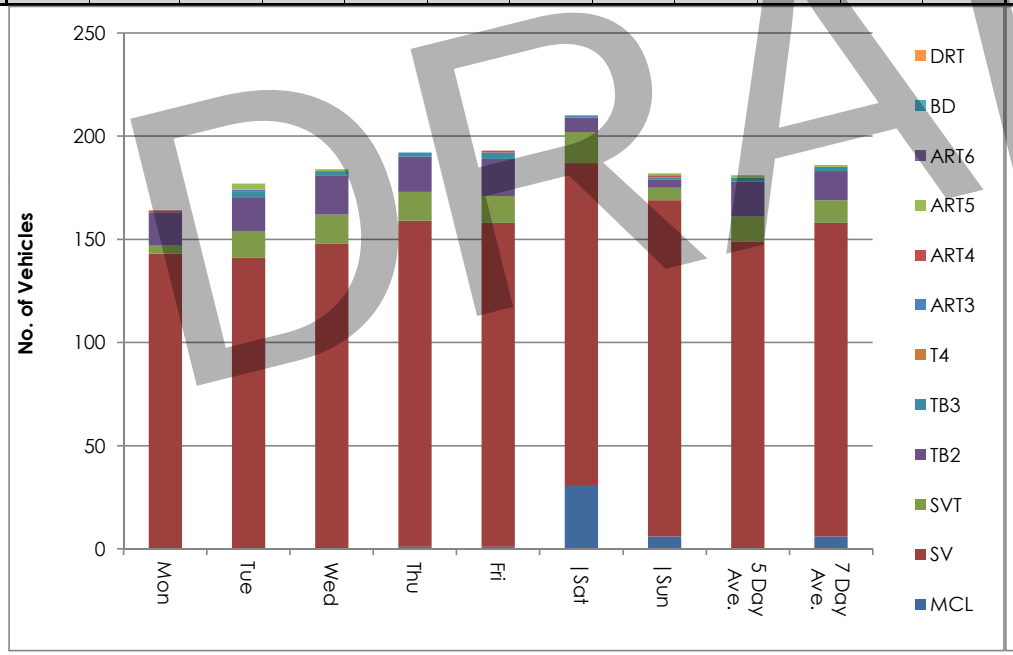

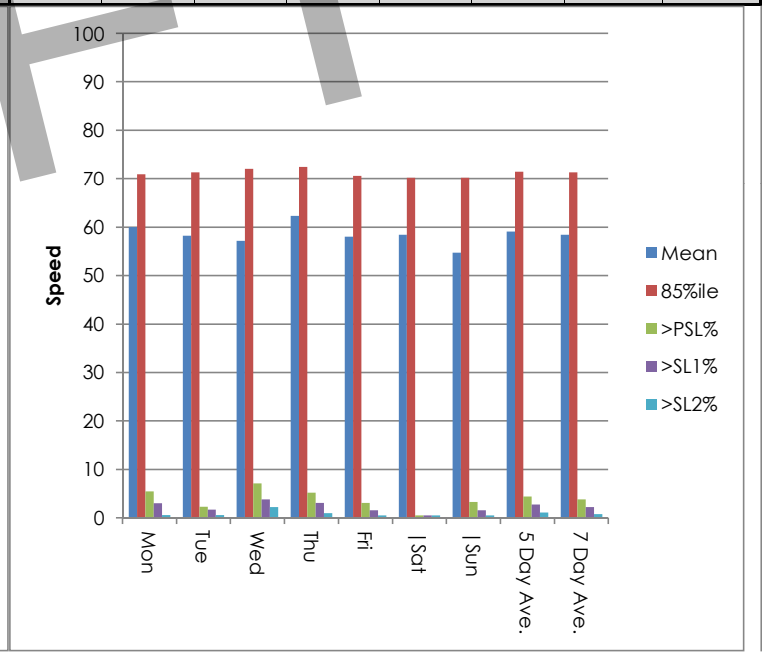

DRAFT

Site 94
Location LS07411, Att - Telepole, Lat 54.15345, Long -6.85077
Direction Two way

3279 / Meath/Cavan/Monaghan ATC's
October 2013
Automatic Traffic Count

Wed, 9 October 2013

Time	Total	Speed Bins (km/h)																											
		0 - 5	5 - 10	10 - 15	15 - 20	20 - 25	25 - 30	30 - 35	35 - 40	40 - 45	45 - 50	50 - 55	55 - 60	60 - 65	65 - 70	70 - 75	75 - 80	80 - 85	85 - 90	90 - 95	95 - 100	100 - 105	105 - 110	110 - 115	115 - 120	120 - 125	125 - 130	130 - 135	135 - 140
0000	0	0	0	0	0	0	0	0	0	0	0	0	0	0	0	0	0	0	0	0	0	0	0	0	0	0	0	0	0
0100	0	0	0	0	0	0	0	0	0	0	0	0	0	0	0	0	0	0	0	0	0	0	0	0	0	0	0	0	0
0200	0	0	0	0	0	0	0	0	0	0	0	0	0	0	0	0	0	0	0	0	0	0	0	0	0	0	0	0	0
0300	0	0	0	0	0	0	0	0	0	0	0	0	0	0	0	0	0	0	0	0	0	0	0	0	0	0	0	0	0
0400	0	0	0	0	0	0	0	0	0	0	0	0	0	0	0	0	0	0	0	0	0	0	0	0	0	0	0	0	0
0500	0	0	0	0	0	0	0	0	0	0	0	0	0	0	0	0	0	0	0	0	0	0	0	0	0	0	0	0	0
0600	2	0	0	0	0	0	0	0	0	0	0	0	0	0	0	1	0	0	0	1	0	0	0	0	0	0	0	0	0
0700	3	0	0	0	0	0	0	0	0	1	0	0	1	0	0	0	0	0	1	0	0	0	0	0	0	0	0	0	0
0800	**17**	**0**	**0**	**0**	**0**	**1**	**2**	**0**	**2**	**2**	**1**	**1**	**4**	**2**	**0**	**2**	**0**	**0**	**0**	**0**	**0**	**0**	**0**	**0**	**0**	**0**	**0**	**0**	**0**
0900	11	0	0	0	1	0	0	0	1	2	0	2	3	1	1	0	0	0	0	0	0	0	0	0	0	0	0	0	0
1000	12	0	0	0	0	0	0	0	0	1	0	3	2	3	1	0	0	2	0	0	0	0	0	0	0	0	0	0	0
1100	16	0	0	1	1	1	0	0	2	1	1	0	3	3	2	0	0	0	1	0	0	0	0	0	0	0	0	0	0
1200	13	0	0	0	0	0	0	0	0	1	1	3	2	3	2	0	1	0	0	0	0	0	0	0	0	0	0	0	0
1300	13	0	0	0	0	0	0	0	0	0	2	0	3	0	3	1	1	2	0	0	1	0	0	0	0	0	0	0	0
1400	6	0	0	0	0	0	0	0	0	0	0	2	2	1	0	0	1	0	0	0	0	0	0	0	0	0	0	0	0
1500	12	0	0	0	0	1	0	0	2	1	3	0	2	0	0	2	1	0	0	0	0	0	0	0	0	0	0	0	0
1600	16	0	0	0	0	0	0	0	2	1	1	0	6	3	1	1	1	0	0	0	0	0	0	0	0	0	0	0	0
1700	**21**	**0**	**4**	**0**	**0**	**0**	**0**	**1**	**2**	**2**	**0**	**4**	**1**	**5**	**0**	**1**	**0**	**0**	**0**	**1**	**0**	**0**	**0**	**0**	**0**	**0**	**0**	**0**	**0**
1800	11	0	0	0	0	0	0	0	0	0	0	2	4	2	1	2	0	0	0	0	0	0	0	0	0	0	0	0	0
1900	9	0	0	0	0	0	0	1	0	0	2	1	0	2	0	0	1	2	0	0	0	0	0	0	0	0	0	0	0
2000	5	0	0	0	0	0	0	0	0	1	0	0	0	0	2	2	0	0	0	0	0	0	0	0	0	0	0	0	0
2100	6	0	0	0	0	0	0	0	0	0	0	0	0	0	1	3	2	0	0	0	0	0	0	0	0	0	0	0	0
2200	8	0	0	0	0	0	0	0	0	0	0	0	2	2	0	1	2	0	1	0	0	0	0	0	0	0	0	0	0
2300	3	0	0	0	0	0	0	0	0	0	0	0	0	1	0	1	0	0	0	1	0	0	0	0	0	0	0	0	0
07-19	**151**	**0**	**4**	**1**	**2**	**3**	**2**	**1**	**11**	**12**	**9**	**17**	**33**	**23**	**11**	**9**	**5**	**4**	**2**	**1**	**1**	**0**	**0**	**0**	**0**	**0**	**0**	**0**	**0**
06-22	**173**	**0**	**4**	**1**	**2**	**3**	**2**	**2**	**11**	**13**	**11**	**18**	**33**	**25**	**14**	**15**	**8**	**6**	**2**	**2**	**1**	**0**	**0**	**0**	**0**	**0**	**0**	**0**	**0**
06-00	**184**	**0**	**4**	**1**	**2**	**3**	**2**	**2**	**11**	**13**	**11**	**18**	**35**	**28**	**14**	**17**	**10**	**6**	**3**	**3**	**1**	**0**	**0**	**0**	**0**	**0**	**0**	**0**	**0**
00-00	**184**	**0**	**4**	**1**	**2**	**3**	**2**	**2**	**11**	**13**	**11**	**18**	**35**	**28**	**14**	**17**	**10**	**6**	**3**	**3**	**1**	**0**	**0**	**0**	**0**	**0**	**0**	**0**	**0**

DRAFT

Site 94
Location LS07411, Att - Telepole, Lat 54.15345, Long -6.85077
Direction Two way

3279 / Meath/Cavan/Monaghan ATC's
October 2013
Automatic Traffic Count

Thu, 10 October 2013

Time	Total	Speed Bins (km/h)																											
		0 - 5	5 - 10	10 - 15	15 - 20	20 - 25	25 - 30	30 - 35	35 - 40	40 - 45	45 - 50	50 - 55	55 - 60	60 - 65	65 - 70	70 - 75	75 - 80	80 - 85	85 - 90	90 - 95	95 - 100	100 - 105	105 - 110	110 - 115	115 - 120	120 - 125	125 - 130	130 - 135	135 - 140
0000	0	0	0	0	0	0	0	0	0	0	0	0	0	0	0	0	0	0	0	0	0	0	0	0	0	0	0	0	0
0100	0	0	0	0	0	0	0	0	0	0	0	0	0	0	0	0	0	0	0	0	0	0	0	0	0	0	0	0	0
0200	0	0	0	0	0	0	0	0	0	0	0	0	0	0	0	0	0	0	0	0	0	0	0	0	0	0	0	0	0
0300	0	0	0	0	0	0	0	0	0	0	0	0	0	0	0	0	0	0	0	0	0	0	0	0	0	0	0	0	0
0400	0	0	0	0	0	0	0	0	0	0	0	0	0	0	0	0	0	0	0	0	0	0	0	0	0	0	0	0	0
0500	0	0	0	0	0	0	0	0	0	0	0	0	0	0	0	0	0	0	0	0	0	0	0	0	0	0	0	0	0
0600	1	0	0	0	0	0	0	0	0	0	0	0	0	0	0	1	0	0	0	0	0	0	0	0	0	0	0	0	0
0700	0	0	0	0	0	0	0	0	0	0	0	0	0	0	0	0	0	0	0	0	0	0	0	0	0	0	0	0	0
0800	15	0	0	0	0	0	0	0	0	2	4	1	2	2	3	1	0	0	0	0	0	0	0	0	0	0	0	0	0
0900	13	0	0	0	0	0	0	0	0	1	1	1	1	4	2	2	1	0	0	0	0	0	0	0	0	0	0	0	0
1000	13	0	0	0	0	0	0	0	0	1	2	2	0	0	2	4	2	0	0	0	0	0	0	0	0	0	0	0	0
1100	**34**	**0**	**0**	**0**	**0**	**0**	**1**	**0**	**1**	**0**	**1**	**0**	**4**	**14**	**4**	**2**	**3**	**3**	**1**	**0**	**0**	**0**	**0**	**0**	**0**	**0**	**0**	**0**	**0**
1200	12	0	0	0	0	0	0	0	0	0	1	1	2	3	4	1	0	0	0	0	0	0	0	0	0	0	0	0	0
1300	11	0	0	0	0	0	0	0	0	0	0	0	1	6	2	1	1	0	0	0	0	0	0	0	0	0	0	0	0
1400	6	0	0	0	0	0	1	0	0	0	0	1	1	0	1	1	0	1	0	0	0	0	0	0	0	0	0	0	0
1500	**18**	**0**	**0**	**0**	**0**	**0**	**0**	**1**	**1**	**0**	**4**	**3**	**2**	**3**	**3**	**1**	**0**	**0**	**0**	**0**	**0**	**0**	**0**	**0**	**0**	**0**	**0**	**0**	**0**
1600	12	0	0	0	0	0	1	0	0	1	1	0	3	0	2	0	1	0	1	0	1	0	0	0	1	0	0	0	0
1700	9	0	0	0	0	0	0	0	0	0	0	1	1	3	2	2	0	0	0	0	0	0	0	0	0	0	0	0	0
1800	17	0	0	0	0	0	0	0	0	0	1	3	3	4	3	1	2	0	0	0	0	0	0	0	0	0	0	0	0
1900	8	0	0	0	0	0	0	0	1	0	1	0	2	1	1	1	1	0	0	0	0	0	0	0	0	0	0	0	0
2000	9	0	0	0	0	0	0	0	0	0	1	0	1	1	4	1	1	0	0	0	0	0	0	0	0	0	0	0	0
2100	7	0	0	0	0	0	0	0	1	1	0	0	1	0	2	1	0	0	1	0	0	0	0	0	0	0	0	0	0
2200	6	0	0	0	0	0	0	0	0	0	1	0	1	2	1	0	0	0	1	0	0	0	0	0	0	0	0	0	0
2300	1	0	0	0	0	0	0	0	0	0	0	1	0	0	0	0	0	0	0	0	0	0	0	0	0	0	0	0	0
07-19	**160**	**0**	**0**	**0**	**0**	**0**	**3**	**1**	**2**	**5**	**15**	**13**	**20**	**39**	**28**	**16**	**10**	**4**	**2**	**0**	**1**	**0**	**0**	**0**	**1**	**0**	**0**	**0**	**0**
06-22	**185**	**0**	**0**	**0**	**0**	**0**	**3**	**1**	**4**	**6**	**17**	**13**	**24**	**41**	**35**	**20**	**12**	**4**	**3**	**0**	**1**	**0**	**0**	**0**	**1**	**0**	**0**	**0**	**0**
06-00	**192**	**0**	**0**	**0**	**0**	**0**	**3**	**1**	**4**	**6**	**18**	**14**	**25**	**43**	**36**	**20**	**12**	**4**	**4**	**0**	**1**	**0**	**0**	**0**	**1**	**0**	**0**	**0**	**0**
00-00	**192**	**0**	**0**	**0**	**0**	**0**	**3**	**1**	**4**	**6**	**18**	**14**	**25**	**43**	**36**	**20**	**12**	**4**	**4**	**0**	**1**	**0**	**0**	**0**	**1**	**0**	**0**	**0**	**0**

DRAFT

Site 94
Location LS07411, Att - Telepole, Lat 54.15345, Long -6.85077
Direction Two way

3279 / Meath/Cavan/Monaghan ATC's
October 2013
Automatic Traffic Count

Fri, 11 October 2013

Time	Total	Speed Bins (km/h)																											
		0 - 5	5 - 10	10 - 15	15 - 20	20 - 25	25 - 30	30 - 35	35 - 40	40 - 45	45 - 50	50 - 55	55 - 60	60 - 65	65 - 70	70 - 75	75 - 80	80 - 85	85 - 90	90 - 95	95 - 100	100 - 105	105 - 110	110 - 115	115 - 120	120 - 125	125 - 130	130 - 135	135 - 140
0000	0	0	0	0	0	0	0	0	0	0	0	0	0	0	0	0	0	0	0	0	0	0	0	0	0	0	0	0	0
0100	0	0	0	0	0	0	0	0	0	0	0	0	0	0	0	0	0	0	0	0	0	0	0	0	0	0	0	0	0
0200	0	0	0	0	0	0	0	0	0	0	0	0	0	0	0	0	0	0	0	0	0	0	0	0	0	0	0	0	0
0300	0	0	0	0	0	0	0	0	0	0	0	0	0	0	0	0	0	0	0	0	0	0	0	0	0	0	0	0	0
0400	0	0	0	0	0	0	0	0	0	0	0	0	0	0	0	0	0	0	0	0	0	0	0	0	0	0	0	0	0
0500	0	0	0	0	0	0	0	0	0	0	0	0	0	0	0	0	0	0	0	0	0	0	0	0	0	0	0	0	0
0600	2	0	0	0	0	0	0	0	0	1	0	0	0	0	0	0	0	0	1	0	0	0	0	0	0	0	0	0	0
0700	1	0	0	0	0	0	0	0	1	0	0	0	0	0	0	0	0	0	0	0	0	0	0	0	0	0	0	0	0
0800	12	0	0	0	0	0	0	0	0	1	2	3	1	1	1	2	0	0	0	1	0	0	0	0	0	0	0	0	0
0900	15	0	0	1	0	0	0	0	1	1	0	2	1	1	2	4	2	0	0	0	0	0	0	0	0	0	0	0	0
1000	9	0	0	0	0	0	0	0	0	2	3	1	1	0	2	0	0	0	0	0	0	0	0	0	0	0	0	0	0
1100	**27**	**0**	**0**	**0**	**0**	**0**	**0**	**0**	**1**	**0**	**7**	**3**	**3**	**4**	**6**	**1**	**1**	**0**	**1**	**0**	**0**	**0**	**0**	**0**	**0**	**0**	**0**	**0**	**0**
1200	**18**	**0**	**0**	**0**	**0**	**0**	**0**	**0**	**1**	**0**	**3**	**3**	**3**	**3**	**4**	**0**	**1**	**0**	**0**	**0**	**0**	**0**	**0**	**0**	**0**	**0**	**0**	**0**	**0**
1300	14	0	0	0	0	1	0	0	0	2	1	4	4	1	0	1	0	0	0	0	0	0	0	0	0	0	0	0	0
1400	11	0	0	0	1	1	0	0	1	0	0	1	1	4	0	1	0	1	0	0	0	0	0	0	0	0	0	0	0
1500	15	0	0	1	1	0	1	0	1	2	0	3	2	0	3	1	0	0	0	0	0	0	0	0	0	0	0	0	0
1600	8	0	0	0	0	0	1	0	0	0	0	0	3	2	0	2	0	0	0	0	0	0	0	0	0	0	0	0	0
1700	**18**	**1**	**0**	**0**	**0**	**0**	**0**	**0**	**0**	**2**	**1**	**2**	**5**	**4**	**2**	**1**	**0**	**0**	**0**	**0**	**0**	**0**	**0**	**0**	**0**	**0**	**0**	**0**	**0**
1800	14	0	0	0	0	0	0	0	1	0	1	1	2	8	0	1	0	0	0	0	0	0	0	0	0	0	0	0	0
1900	7	0	0	0	0	0	0	0	0	1	0	1	2	0	1	2	0	0	0	0	0	0	0	0	0	0	0	0	0
2000	4	0	0	0	0	0	0	0	0	0	0	0	1	0	1	0	1	1	0	0	0	0	0	0	0	0	0	0	0
2100	8	0	0	0	0	0	0	0	0	0	0	0	2	2	2	1	1	0	0	0	0	0	0	0	0	0	0	0	0
2200	4	0	0	0	0	0	0	0	0	0	0	0	0	3	0	1	0	0	0	0	0	0	0	0	0	0	0	0	0
2300	6	0	0	0	0	0	0	0	0	0	0	0	0	0	1	2	2	1	0	0	0	0	0	0	0	0	0	0	0
07-19	**162**	**1**	**0**	**2**	**2**	**2**	**2**	**0**	**7**	**10**	**18**	**23**	**26**	**28**	**20**	**14**	**4**	**1**	**1**	**1**	**0**	**0**	**0**	**0**	**0**	**0**	**0**	**0**	**0**
06-22	**183**	**1**	**0**	**2**	**2**	**2**	**2**	**0**	**7**	**12**	**18**	**24**	**31**	**30**	**24**	**17**	**6**	**2**	**2**	**1**	**0**	**0**	**0**	**0**	**0**	**0**	**0**	**0**	**0**
06-00	**193**	**1**	**0**	**2**	**2**	**2**	**2**	**0**	**7**	**12**	**18**	**24**	**31**	**33**	**25**	**20**	**8**	**3**	**2**	**1**	**0**	**0**	**0**	**0**	**0**	**0**	**0**	**0**	**0**
00-00	**193**	**1**	**0**	**2**	**2**	**2**	**2**	**0**	**7**	**12**	**18**	**24**	**31**	**33**	**25**	**20**	**8**	**3**	**2**	**1**	**0**	**0**	**0**	**0**	**0**	**0**	**0**	**0**	**0**

DRAFT

Site 94
Location LS07411, Att - Telepole, Lat 54.15345, Long -6.85077
Direction Two way

3279 / Meath/Cavan/Monaghan ATC's
October 2013
Automatic Traffic Count

Sat, 12 October 2013

Time	Total	Speed Bins (km/h)																											
		0 - 5	5 - 10	10 - 15	15 - 20	20 - 25	25 - 30	30 - 35	35 - 40	40 - 45	45 - 50	50 - 55	55 - 60	60 - 65	65 - 70	70 - 75	75 - 80	80 - 85	85 - 90	90 - 95	95 - 100	100 - 105	105 - 110	110 - 115	115 - 120	120 - 125	125 - 130	130 - 135	135 - 140
0000	1	0	0	0	0	0	0	0	0	0	0	0	0	0	1	0	0	0	0	0	0	0	0	0	0	0	0	0	0
0100	0	0	0	0	0	0	0	0	0	0	0	0	0	0	0	0	0	0	0	0	0	0	0	0	0	0	0	0	0
0200	1	0	0	0	0	0	0	0	0	0	0	0	0	0	0	0	1	0	0	0	0	0	0	0	0	0	0	0	0
0300	1	0	0	0	0	0	0	0	0	0	0	0	0	0	0	0	1	0	0	0	0	0	0	0	0	0	0	0	0
0400	0	0	0	0	0	0	0	0	0	0	0	0	0	0	0	0	0	0	0	0	0	0	0	0	0	0	0	0	0
0500	0	0	0	0	0	0	0	0	0	0	0	0	0	0	0	0	0	0	0	0	0	0	0	0	0	0	0	0	0
0600	0	0	0	0	0	0	0	0	0	0	0	0	0	0	0	0	0	0	0	0	0	0	0	0	0	0	0	0	0
0700	1	0	0	0	0	0	0	0	0	0	0	0	0	1	0	0	0	0	0	0	0	0	0	0	0	0	0	0	0
0800	5	0	0	0	0	0	0	0	0	0	0	1	0	2	0	2	0	0	0	0	0	0	0	0	0	0	0	0	0
0900	13	0	0	0	0	0	0	0	0	0	1	4	3	0	4	0	1	0	0	0	0	0	0	0	0	0	0	0	0
1000	**16**	**0**	**0**	**0**	**0**	**0**	**0**	**0**	**0**	**2**	**1**	**1**	**2**	**8**	**1**	**0**	**1**	**0**	**0**	**0**	**0**	**0**	**0**	**0**	**0**	**0**	**0**	**0**	**0**
1100	15	0	0	1	0	0	0	0	0	1	1	1	3	5	1	2	0	0	0	0	0	0	0	0	0	0	0	0	0
1200	14	0	0	0	0	0	1	0	1	1	0	4	2	3	1	0	1	0	0	0	0	0	0	0	0	0	0	0	0
1300	11	0	0	0	0	0	0	0	0	0	1	1	0	2	3	2	2	0	0	0	0	0	0	0	0	0	0	0	0
1400	17	0	0	0	0	0	0	0	0	2	1	4	1	4	1	1	3	0	0	0	0	0	0	0	0	0	0	0	0
1500	20	0	0	0	0	0	0	0	2	0	1	6	4	3	0	3	1	0	0	0	0	0	0	0	0	0	0	0	0
1600	**24**	**0**	**0**	**0**	**0**	**0**	**0**	**1**	**0**	**3**	**3**	**4**	**7**	**3**	**2**	**0**	**1**	**0**	**0**	**0**	**0**	**0**	**0**	**0**	**0**	**0**	**0**	**0**	**0**
1700	8	0	0	0	0	0	0	1	0	0	1	1	1	2	1	1	0	0	0	0	0	0	0	0	0	0	0	0	0
1800	16	0	0	0	0	0	1	2	1	1	5	2	0	1	2	1	0	0	0	0	0	0	0	0	0	0	0	0	0
1900	14	0	0	0	0	0	0	1	0	1	1	5	3	1	1	0	0	0	0	0	1	0	0	0	0	0	0	0	0
2000	14	0	0	0	0	0	1	0	1	1	0	1	1	5	1	3	0	0	0	0	0	0	0	0	0	0	0	0	0
2100	13	0	0	0	0	0	0	0	0	0	0	2	3	3	3	2	0	0	0	0	0	0	0	0	0	0	0	0	0
2200	2	0	0	0	0	0	0	0	0	0	0	0	1	0	0	1	0	0	0	0	0	0	0	0	0	0	0	0	0
2300	4	0	0	0	0	0	0	0	0	0	0	0	0	0	2	1	1	0	0	0	0	0	0	0	0	0	0	0	0
07-19	**160**	**0**	**0**	**1**	**0**	**0**	**2**	**4**	**4**	**10**	**15**	**29**	**23**	**34**	**16**	**12**	**10**	**0**	**0**	**0**	**0**	**0**	**0**	**0**	**0**	**0**	**0**	**0**	**0**
06-22	**201**	**0**	**0**	**1**	**0**	**0**	**3**	**5**	**5**	**12**	**16**	**37**	**30**	**43**	**21**	**17**	**10**	**0**	**0**	**0**	**1**	**0**	**0**	**0**	**0**	**0**	**0**	**0**	**0**
06-00	**207**	**0**	**0**	**1**	**0**	**0**	**3**	**5**	**5**	**12**	**16**	**37**	**31**	**43**	**23**	**19**	**11**	**0**	**0**	**0**	**1**	**0**	**0**	**0**	**0**	**0**	**0**	**0**	**0**
00-00	**210**	**0**	**0**	**1**	**0**	**0**	**3**	**5**	**5**	**12**	**16**	**37**	**31**	**43**	**24**	**19**	**13**	**0**	**0**	**0**	**1**	**0**	**0**	**0**	**0**	**0**	**0**	**0**	**0**

DRAFT

Site 94
Location LS07411, Att - Telepole, Lat 54.15345, Long -6.85077
Direction Two way

3279 / Meath/Cavan/Monaghan ATC's
October 2013
Automatic Traffic Count

Sun, 13 October 2013

Time	Total	Speed Bins (km/h)																											
		0 - 5	5 - 10	10 - 15	15 - 20	20 - 25	25 - 30	30 - 35	35 - 40	40 - 45	45 - 50	50 - 55	55 - 60	60 - 65	65 - 70	70 - 75	75 - 80	80 - 85	85 - 90	90 - 95	95 - 100	100 - 105	105 - 110	110 - 115	115 - 120	120 - 125	125 - 130	130 - 135	135 - 140
0000	2	0	0	0	0	0	0	0	0	0	0	1	0	0	1	0	0	0	0	0	0	0	0	0	0	0	0	0	0
0100	8	0	0	0	0	0	0	0	0	1	1	2	3	0	0	1	0	0	0	0	0	0	0	0	0	0	0	0	0
0200	1	0	0	0	0	0	0	0	0	0	0	0	0	1	0	0	0	0	0	0	0	0	0	0	0	0	0	0	0
0300	1	0	0	0	0	0	0	0	0	0	0	0	0	0	0	0	1	0	0	0	0	0	0	0	0	0	0	0	0
0400	0	0	0	0	0	0	0	0	0	0	0	0	0	0	0	0	0	0	0	0	0	0	0	0	0	0	0	0	0
0500	2	0	0	0	0	0	0	0	0	1	0	0	0	0	0	0	0	1	0	0	0	0	0	0	0	0	0	0	0
0600	2	0	0	0	0	0	0	0	0	1	0	0	1	0	0	0	0	0	0	0	0	0	0	0	0	0	0	0	0
0700	0	0	0	0	0	0	0	0	0	0	0	0	0	0	0	0	0	0	0	0	0	0	0	0	0	0	0	0	0
0800	3	0	0	0	0	0	0	0	0	0	0	0	0	0	0	3	0	0	0	0	0	0	0	0	0	0	0	0	0
0900	6	0	0	0	0	0	0	0	0	0	0	0	3	1	1	0	1	0	0	0	0	0	0	0	0	0	0	0	0
1000	**13**	**0**	**0**	**0**	**0**	**0**	**0**	**0**	**1**	**1**	**0**	**0**	**4**	**4**	**3**	**0**	**0**	**0**	**0**	**0**	**0**	**0**	**0**	**0**	**0**	**0**	**0**	**0**	**0**
1100	6	0	0	0	0	0	0	0	1	0	1	1	0	0	1	0	2	0	0	0	0	0	0	0	0	0	0	0	0
1200	10	0	0	0	0	0	0	0	0	1	1	4	0	2	1	0	1	0	0	0	0	0	0	0	0	0	0	0	0
1300	**42**	**0**	**0**	**0**	**0**	**24**	**6**	**0**	**0**	**0**	**1**	**1**	**3**	**1**	**3**	**1**	**1**	**0**	**1**	**0**	**0**	**0**	**0**	**0**	**0**	**0**	**0**	**0**	**0**
1400	7	0	0	0	0	0	0	0	0	0	0	2	1	1	1	1	1	0	0	0	0	0	0	0	0	0	0	0	0
1500	6	0	0	0	0	0	0	0	1	0	1	1	2	0	0	1	0	0	0	0	0	0	0	0	0	0	0	0	0
1600	20	0	0	0	0	0	0	0	1	1	2	1	4	2	8	0	0	0	0	0	1	0	0	0	0	0	0	0	0
1700	12	0	0	0	0	0	0	0	0	0	0	3	1	1	6	0	0	1	0	0	0	0	0	0	0	0	0	0	0
1800	9	0	0	0	0	0	0	0	2	0	0	0	3	1	1	1	1	0	0	0	0	0	0	0	0	0	0	0	0
1900	10	0	0	0	0	0	0	0	1	0	2	2	2	1	1	1	0	0	0	0	0	0	0	0	0	0	0	0	0
2000	5	0	0	0	0	0	0	0	0	0	1	0	1	0	1	2	0	0	0	0	0	0	0	0	0	0	0	0	0
2100	5	0	0	0	0	0	0	0	0	0	0	0	1	1	0	0	1	1	1	0	0	0	0	0	0	0	0	0	0
2200	8	0	0	0	0	0	0	0	1	0	0	0	3	1	1	2	0	0	0	0	0	0	0	0	0	0	0	0	0
2300	4	0	0	0	0	0	0	0	0	1	0	1	0	1	0	1	0	0	0	0	0	0	0	0	0	0	0	0	0
07-19	**134**	**0**	**0**	**0**	**0**	**24**	**6**	**0**	**6**	**3**	**6**	**13**	**21**	**13**	**25**	**7**	**7**	**1**	**1**	**0**	**1**	**0**	**0**	**0**	**0**	**0**	**0**	**0**	**0**
06-22	**156**	**0**	**0**	**0**	**0**	**24**	**6**	**0**	**7**	**4**	**9**	**15**	**26**	**15**	**27**	**10**	**8**	**2**	**2**	**0**	**1**	**0**	**0**	**0**	**0**	**0**	**0**	**0**	**0**
06-00	**168**	**0**	**0**	**0**	**0**	**24**	**6**	**0**	**8**	**5**	**9**	**16**	**29**	**17**	**28**	**13**	**8**	**2**	**2**	**0**	**1**	**0**	**0**	**0**	**0**	**0**	**0**	**0**	**0**
00-00	**182**	**0**	**0**	**0**	**0**	**24**	**6**	**0**	**8**	**7**	**10**	**19**	**32**	**18**	**29**	**14**	**9**	**3**	**2**	**0**	**1**	**0**	**0**	**0**	**0**	**0**	**0**	**0**	**0**

DRAFT

Site 94
Location LS07411, Att - Telepole, Lat 54.15345, Long -6.85077
Direction Two way

3279 / Meath/Cavan/Monaghan ATC's
October 2013
Automatic Traffic Count

Mon, 14 October 2013

Time	Total	Speed Bins (km/h)																											
		0 - 5	5 - 10	10 - 15	15 - 20	20 - 25	25 - 30	30 - 35	35 - 40	40 - 45	45 - 50	50 - 55	55 - 60	60 - 65	65 - 70	70 - 75	75 - 80	80 - 85	85 - 90	90 - 95	95 - 100	100 - 105	105 - 110	110 - 115	115 - 120	120 - 125	125 - 130	130 - 135	135 - 140
0000	0	0	0	0	0	0	0	0	0	0	0	0	0	0	0	0	0	0	0	0	0	0	0	0	0	0	0	0	0
0100	1	0	0	0	0	0	0	0	0	0	0	1	0	0	0	0	0	0	0	0	0	0	0	0	0	0	0	0	0
0200	1	0	0	0	0	0	0	0	0	0	0	0	0	0	1	0	0	0	0	0	0	0	0	0	0	0	0	0	0
0300	0	0	0	0	0	0	0	0	0	0	0	0	0	0	0	0	0	0	0	0	0	0	0	0	0	0	0	0	0
0400	0	0	0	0	0	0	0	0	0	0	0	0	0	0	0	0	0	0	0	0	0	0	0	0	0	0	0	0	0
0500	2	0	0	0	0	0	0	0	0	0	0	0	0	0	1	0	0	0	1	0	0	0	0	0	0	0	0	0	0
0600	3	0	0	0	0	0	0	0	0	0	0	1	0	0	1	0	0	0	0	0	0	0	0	1	0	0	0	0	0
0700	4	0	0	0	0	0	0	0	0	0	1	1	0	0	1	1	0	0	0	0	0	0	0	0	0	0	0	0	0
0800	**16**	**0**	**0**	**0**	**0**	**0**	**0**	**0**	**1**	**0**	**0**	**3**	**2**	**6**	**2**	**0**	**1**	**1**	**0**	**0**	**0**	**0**	**0**	**0**	**0**	**0**	**0**	**0**	**0**
0900	8	0	0	0	0	1	0	0	0	1	1	1	0	2	0	1	0	0	1	0	0	0	0	0	0	0	0	0	0
1000	5	0	0	0	0	0	0	0	0	0	0	1	0	2	0	2	0	0	0	0	0	0	0	0	0	0	0	0	0
1100	10	0	0	0	0	0	0	0	0	0	0	1	1	4	2	1	0	0	1	0	0	0	0	0	0	0	0	0	0
1200	8	0	0	0	0	0	1	0	0	0	0	4	0	0	3	0	0	0	0	0	0	0	0	0	0	0	0	0	0
1300	13	0	0	0	2	2	0	0	1	0	0	2	0	4	2	0	0	0	0	0	0	0	0	0	0	0	0	0	0
1400	9	0	0	0	0	0	0	1	0	0	0	0	3	2	1	0	2	0	0	0	0	0	0	0	0	0	0	0	0
1500	**19**	**0**	**0**	**0**	**0**	**0**	**1**	**0**	**0**	**1**	**1**	**6**	**4**	**3**	**1**	**2**	**0**	**0**	**0**	**0**	**0**	**0**	**0**	**0**	**0**	**0**	**0**	**0**	**0**
1600	13	0	0	0	0	0	0	0	0	1	1	3	4	2	0	1	1	0	0	0	0	0	0	0	0	0	0	0	0
1700	10	0	0	0	0	0	0	0	0	0	0	0	2	1	4	2	0	1	0	0	0	0	0	0	0	0	0	0	0
1800	11	0	0	0	0	0	0	0	0	0	1	3	1	3	0	0	1	1	1	0	0	0	0	0	0	0	0	0	0
1900	7	0	0	0	0	0	0	0	0	1	1	1	2	0	2	0	0	0	0	0	0	0	0	0	0	0	0	0	0
2000	7	0	0	0	0	0	0	0	0	0	1	0	2	0	2	1	1	0	0	0	0	0	0	0	0	0	0	0	0
2100	13	0	0	0	0	0	0	0	1	0	0	1	2	4	3	1	0	1	0	0	0	0	0	0	0	0	0	0	0
2200	2	0	0	0	0	0	0	0	0	0	0	0	0	0	0	1	1	0	0	0	0	0	0	0	0	0	0	0	0
2300	2	0	0	0	0	0	0	0	0	1	0	0	0	1	0	0	0	0	0	0	0	0	0	0	0	0	0	0	0
07-19	**126**	**0**	**0**	**0**	**2**	**3**	**2**	**1**	**2**	**3**	**5**	**25**	**17**	**29**	**16**	**10**	**5**	**3**	**3**	**0**	**0**	**0**	**0**	**0**	**0**	**0**	**0**	**0**	**0**
06-22	**156**	**0**	**0**	**0**	**2**	**3**	**2**	**1**	**3**	**4**	**7**	**28**	**23**	**33**	**24**	**12**	**6**	**4**	**3**	**0**	**0**	**0**	**0**	**1**	**0**	**0**	**0**	**0**	**0**
06-00	**160**	**0**	**0**	**0**	**2**	**3**	**2**	**1**	**3**	**5**	**7**	**28**	**23**	**34**	**24**	**13**	**7**	**4**	**3**	**0**	**0**	**0**	**0**	**1**	**0**	**0**	**0**	**0**	**0**
00-00	**164**	**0**	**0**	**0**	**2**	**3**	**2**	**1**	**3**	**5**	**7**	**29**	**23**	**34**	**26**	**13**	**7**	**4**	**4**	**0**	**0**	**0**	**0**	**1**	**0**	**0**	**0**	**0**	**0**

DRAFT

Site 94
Location LS07411, Att - Telepole, Lat 54.15345, Long -6.85077
Direction Two way

3279 / Meath/Cavan/Monaghan ATC's
October 2013
Automatic Traffic Count

Tue, 15 October 2013

Time	Total	Speed Bins (km/h)																												
		0 - 5	5 - 10	10 - 15	15 - 20	20 - 25	25 - 30	30 - 35	35 - 40	40 - 45	45 - 50	50 - 55	55 - 60	60 - 65	65 - 70	70 - 75	75 - 80	80 - 85	85 - 90	90 - 95	95 - 100	100 - 105	105 - 110	110 - 115	115 - 120	120 - 125	125 - 130	130 - 135	135 - 140
0000	1	0	0	0	0	0	0	0	0	0	1	0	0	0	0	0	0	0	0	0	0	0	0	0	0	0	0	0	0	0
0100	0	0	0	0	0	0	0	0	0	0	0	0	0	0	0	0	0	0	0	0	0	0	0	0	0	0	0	0	0	0
0200	0	0	0	0	0	0	0	0	0	0	0	0	0	0	0	0	0	0	0	0	0	0	0	0	0	0	0	0	0	0
0300	0	0	0	0	0	0	0	0	0	0	0	0	0	0	0	0	0	0	0	0	0	0	0	0	0	0	0	0	0	0
0400	0	0	0	0	0	0	0	0	0	0	0	0	0	0	0	0	0	0	0	0	0	0	0	0	0	0	0	0	0	0
0500	0	0	0	0	0	0	0	0	0	0	0	0	0	0	0	0	0	0	0	0	0	0	0	0	0	0	0	0	0	0
0600	1	0	0	0	0	0	0	0	0	0	0	0	1	0	0	0	0	0	0	0	0	0	0	0	0	0	0	0	0	0
0700	2	0	0	0	0	0	0	0	0	0	0	1	0	1	0	0	0	0	0	0	0	0	0	0	0	0	0	0	0	0
0800	**13**	**0**	**0**	**0**	**0**	**0**	**0**	**0**	**1**	**1**	**0**	**1**	**6**	**2**	**1**	**0**	**1**	**0**	**0**	**0**	**0**	**0**	**0**	**0**	**0**	**0**	**0**	**0**	**0**	**0**
0900	11	0	0	0	0	1	1	1	0	0	1	1	3	2	0	1	0	0	0	0	0	0	0	0	0	0	0	0	0	0
1000	5	0	0	0	0	0	0	0	0	0	1	0	1	1	1	0	1	0	0	0	0	0	0	0	0	0	0	0	0	0
1100	12	0	0	0	0	0	1	0	0	0	0	0	4	3	0	2	1	0	1	0	0	0	0	0	0	0	0	0	0	0
1200	10	0	0	0	0	1	1	0	0	0	1	0	1	2	1	2	1	0	0	0	0	0	0	0	0	0	0	0	0	0
1300	**16**	**0**	**0**	**0**	**0**	**2**	**2**	**1**	**0**	**3**	**1**	**3**	**1**	**0**	**1**	**1**	**1**	**0**	**0**	**0**	**0**	**0**	**0**	**0**	**0**	**0**	**0**	**0**	**0**	**0**
1400	13	0	0	0	0	0	2	0	0	0	2	2	2	2	1	1	1	0	0	0	0	0	0	0	0	0	0	0	0	0
1500	13	0	0	1	0	1	0	0	1	2	3	0	0	0	2	1	2	0	0	0	0	0	0	0	0	0	0	0	0	0
1600	14	0	0	0	0	0	0	0	0	0	1	2	0	4	3	2	1	0	1	0	0	0	0	0	0	0	0	0	0	0
1700	9	0	0	0	0	0	0	0	1	2	1	0	2	2	0	0	0	0	0	1	0	0	0	0	0	0	0	0	0	0
1800	14	0	0	0	0	0	0	0	0	0	3	1	2	2	4	0	2	0	0	0	0	0	0	0	0	0	0	0	0	0
1900	11	0	0	0	0	0	0	0	0	0	0	3	1	1	2	2	1	1	0	0	0	0	0	0	0	0	0	0	0	0
2000	12	0	0	0	0	0	0	0	0	1	3	0	1	1	4	1	1	0	0	0	0	0	0	0	0	0	0	0	0	0
2100	3	0	0	0	0	0	0	0	0	0	0	0	0	2	0	1	0	0	0	0	0	0	0	0	0	0	0	0	0	0
2200	14	0	0	0	0	0	0	0	0	1	1	0	1	2	5	4	0	0	0	0	0	0	0	0	0	0	0	0	0	0
2300	3	0	0	0	0	0	0	0	0	0	0	0	1	0	1	0	1	0	0	0	0	0	0	0	0	0	0	0	0	0
07-19	**132**	**0**	**0**	**1**	**0**	**5**	**7**	**2**	**3**	**8**	**14**	**11**	**22**	**21**	**14**	**10**	**11**	**0**	**2**	**1**	**0**	**0**	**0**	**0**	**0**	**0**	**0**	**0**	**0**	**0**
06-22	**159**	**0**	**0**	**1**	**0**	**5**	**7**	**2**	**3**	**9**	**17**	**14**	**25**	**25**	**20**	**14**	**13**	**1**	**2**	**1**	**0**	**0**	**0**	**0**	**0**	**0**	**0**	**0**	**0**	**0**
06-00	**176**	**0**	**0**	**1**	**0**	**5**	**7**	**2**	**3**	**10**	**18**	**14**	**27**	**27**	**26**	**18**	**14**	**1**	**2**	**1**	**0**	**0**	**0**	**0**	**0**	**0**	**0**	**0**	**0**	**0**
00-00	**177**	**0**	**0**	**1**	**0**	**5**	**7**	**2**	**3**	**10**	**19**	**14**	**27**	**27**	**26**	**18**	**14**	**1**	**2**	**1**	**0**	**0**	**0**	**0**	**0**	**0**	**0**	**0**	**0**	**0**

DRAFT

Site 94
Location LS07411, Att - Telepole, Lat 54.15345, Long -6.85077
Direction Two way

3279 / Meath/Cavan/Monaghan ATC's
October 2013
Automatic Traffic Count

Virtual Day (7)

Time	Total	Speed Bins (km/h)																											
		0 - 5	5 - 10	10 - 15	15 - 20	20 - 25	25 - 30	30 - 35	35 - 40	40 - 45	45 - 50	50 - 55	55 - 60	60 - 65	65 - 70	70 - 75	75 - 80	80 - 85	85 - 90	90 - 95	95 - 100	100 - 105	105 - 110	110 - 115	115 - 120	120 - 125	125 - 130	130 - 135	135 - 140
0000	1	0	0	0	0	0	0	0	0	0	0	0	0	0	0	0	0	0	0	0	0	0	0	0	0	0	0	0	0
0100	1	0	0	0	0	0	0	0	0	0	0	0	0	0	0	0	0	0	0	0	0	0	0	0	0	0	0	0	0
0200	0	0	0	0	0	0	0	0	0	0	0	0	0	0	0	0	0	0	0	0	0	0	0	0	0	0	0	0	0
0300	0	0	0	0	0	0	0	0	0	0	0	0	0	0	0	0	0	0	0	0	0	0	0	0	0	0	0	0	0
0400	0	0	0	0	0	0	0	0	0	0	0	0	0	0	0	0	0	0	0	0	0	0	0	0	0	0	0	0	0
0500	1	0	0	0	0	0	0	0	0	0	0	0	0	0	0	0	0	0	0	0	0	0	0	0	0	0	0	0	0
0600	2	0	0	0	0	0	0	0	0	0	0	0	0	0	0	0	0	0	0	0	0	0	0	0	0	0	0	0	0
0700	2	0	0	0	0	0	0	0	0	0	0	0	0	0	0	0	0	0	0	0	0	0	0	0	0	0	0	0	0
0800	12	0	0	0	0	0	0	0	1	1	1	1	2	2	1	1	0	0	0	0	0	0	0	0	0	0	0	0	0
0900	11	0	0	0	0	0	0	0	0	1	1	2	2	2	1	1	1	0	0	0	0	0	0	0	0	0	0	0	0
1000	10	0	0	0	0	0	0	0	0	1	1	1	1	3	1	1	1	0	0	0	0	0	0	0	0	0	0	0	0
1100	**17**	**0**	**0**	**0**	**0**	**0**	**0**	**0**	**1**	**0**	**2**	**1**	**3**	**5**	**2**	**1**	**1**	**0**	**1**	**0**	**0**	**0**	**0**	**0**	**0**	**0**	**0**	**0**	**0**
1200	12	0	0	0	0	0	0	0	0	0	1	3	1	2	2	0	1	0	0	0	0	0	0	0	0	0	0	0	0
1300	**17**	**0**	**0**	**0**	**0**	**4**	**1**	**0**	**0**	**1**	**1**	**2**	**2**	**2**	**2**	**1**	**1**	**0**	**0**	**0**	**0**	**0**	**0**	**0**	**0**	**0**	**0**	**0**	**0**
1400	10	0	0	0	0	0	0	0	0	0	0	2	2	2	1	1	1	0	0	0	0	0	0	0	0	0	0	0	0
1500	15	0	0	0	0	0	0	0	1	1	2	3	2	1	1	2	1	0	0	0	0	0	0	0	0	0	0	0	0
1600	15	0	0	0	0	0	0	0	0	1	1	1	4	2	2	1	1	0	0	0	0	0	0	0	0	0	0	0	0
1700	12	0	1	0	0	0	0	0	0	1	0	2	2	3	2	1	0	0	0	0	0	0	0	0	0	0	0	0	0
1800	13	0	0	0	0	0	0	0	1	0	2	2	2	3	2	1	1	0	0	0	0	0	0	0	0	0	0	0	0
1900	9	0	0	0	0	0	0	0	0	0	1	2	2	1	1	1	0	0	0	0	0	0	0	0	0	0	0	0	0
2000	8	0	0	0	0	0	0	0	0	0	1	0	1	1	2	1	1	0	0	0	0	0	0	0	0	0	0	0	0
2100	8	0	0	0	0	0	0	0	0	0	0	0	1	2	2	1	1	0	0	0	0	0	0	0	0	0	0	0	0
2200	6	0	0	0	0	0	0	0	0	0	0	0	1	1	1	1	0	0	0	0	0	0	0	0	0	0	0	0	0
2300	3	0	0	0	0	0	0	0	0	0	0	0	0	0	1	1	1	0	0	0	0	0	0	0	0	0	0	0	0
07-19	**146**	**0**	**1**	**1**	**1**	**5**	**3**	**1**	**5**	**7**	**12**	**19**	**23**	**27**	**19**	**11**	**7**	**2**	**2**	**0**	**0**	**0**	**0**	**0**	**0**	**0**	**0**	**0**	**0**
06-22	**173**	**0**	**1**	**1**	**1**	**5**	**4**	**2**	**6**	**9**	**14**	**21**	**27**	**30**	**24**	**15**	**9**	**3**	**2**	**1**	**1**	**0**	**0**	**0**	**0**	**0**	**0**	**0**	**0**
06-00	**183**	**0**	**1**	**1**	**1**	**5**	**4**	**2**	**6**	**9**	**14**	**22**	**29**	**32**	**25**	**17**	**10**	**3**	**2**	**1**	**1**	**0**	**0**	**0**	**0**	**0**	**0**	**0**	**0**
00-00	**186**	**0**	**1**	**1**	**1**	**5**	**4**	**2**	**6**	**9**	**14**	**22**	**29**	**32**	**26**	**17**	**10**	**3**	**2**	**1**	**1**	**0**	**0**	**0**	**0**	**0**	**0**	**0**	**0**

DRAFT

NDC NATIONWIDE DATA COLLECTION

Nationwide Data Collection
for
Tobin Consulting Engineers

Site 94
Location LS07411, Att - Telepole, Lat 54.15345, Long -6.85077
Direction Two way

3279 / Meath/Cavan/Monaghan ATC's
October 2013
Automatic Traffic Count

Virtual Week (1)

Time	Total	Speed Bins (km/h)																												
		0 - 5	5 - 10	10 - 15	15 - 20	20 - 25	25 - 30	30 - 35	35 - 40	40 - 45	45 - 50	50 - 55	55 - 60	60 - 65	65 - 70	70 - 75	75 - 80	80 - 85	85 - 90	90 - 95	95 - 100	100 - 105	105 - 110	110 - 115	115 - 120	120 - 125	125 - 130	130 - 135	135 - 140
Mon	164	0	0	0	2	3	2	1	3	5	7	29	23	34	26	13	7	4	4	0	0	0	0	1	0	0	0	0	0	0
Tue	177	0	0	1	0	5	7	2	3	10	19	14	27	27	26	18	14	1	2	1	0	0	0	0	0	0	0	0	0	0
Wed	184	0	4	1	2	3	2	2	11	13	11	18	35	28	14	17	10	6	3	3	1	0	0	0	0	0	0	0	0	0
Thu	192	0	0	0	0	0	3	1	4	6	18	14	25	43	36	20	12	4	4	0	1	0	0	0	1	0	0	0	0	0
Fri	193	1	0	2	2	2	2	0	7	12	18	24	31	33	25	20	8	3	2	1	0	0	0	0	0	0	0	0	0	0
|Sat	210	0	0	1	0	0	3	5	5	12	16	37	31	43	24	19	13	0	0	0	1	0	0	0	0	0	0	0	0	0
|Sun	182	0	0	0	0	24	6	0	8	7	10	19	32	18	29	14	9	3	2	0	1	0	0	0	0	0	0	0	0	0
5 Day Ave.	**182**	**0**	**1**	**1**	**1**	**3**	**3**	**1**	**6**	**9**	**15**	**20**	**28**	**33**	**25**	**18**	**10**	**4**	**3**	**1**	**0**	**0**	**0**	**0**	**0**	**0**	**0**	**0**	**0**	**0**
7 Day Ave.	**186**	**0**	**1**	**1**	**1**	**5**	**4**	**2**	**6**	**9**	**14**	**22**	**29**	**32**	**26**	**17**	**10**	**3**	**2**	**1**	**1**	**0**	**0**	**0**	**0**	**0**	**0**	**0**	**0**	**0**
--	**1302**	**1**	**4**	**5**	**6**	**37**	**25**	**11**	**41**	**65**	**99**	**155**	**204**	**226**	**180**	**121**	**73**	**21**	**17**	**5**	**4**	**0**	**0**	**1**	**1**	**0**	**0**	**0**	**0**	**0**

Summary Graphs

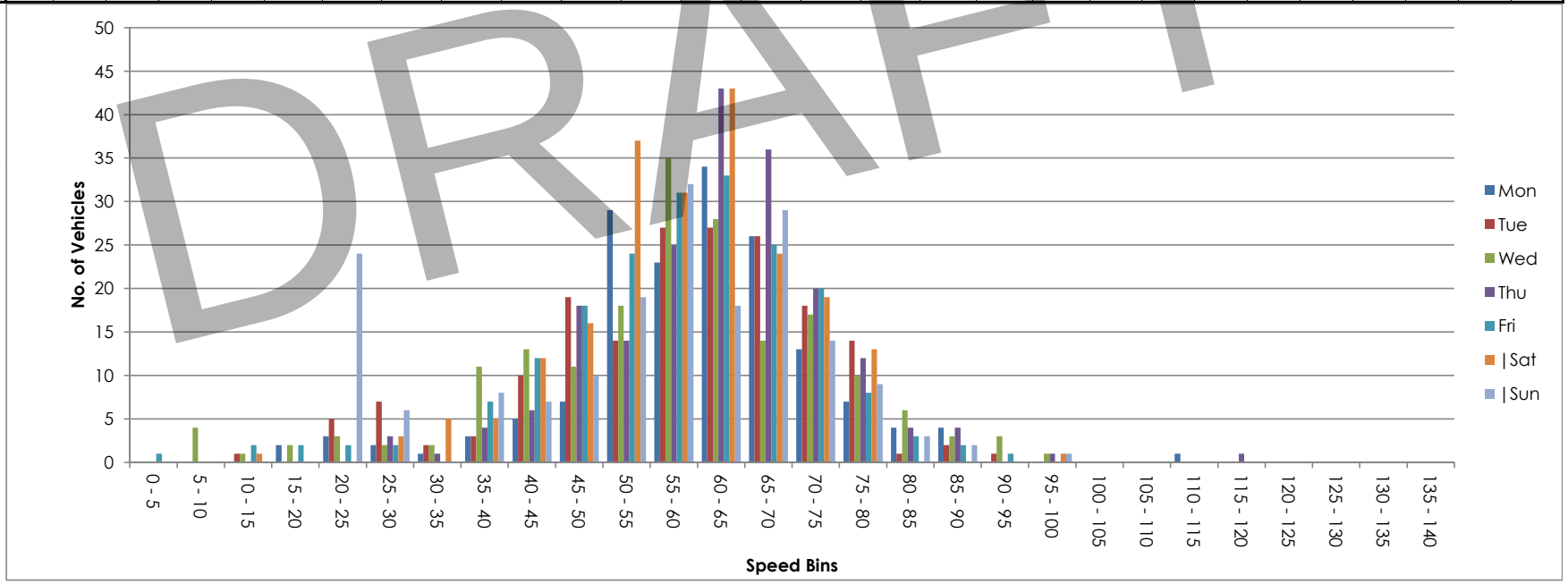

DRAFT



DRAFT

NDC NATIONWIDE DATA COLLECTION	**Site / Location:**	Unnamed Road, Att - No Dumping Sign, Lat 54.16691, Long -6.84849	**Project No:**	3279	**Photo No:**	3279-95	**Drawn By:** MOR
	Survey Date:	Wed, 9 October 2013 to Tue, 15 October 2013	**Project Name:**		Meath/Cavan/Monaghan ATC'S		
	Survey Times:	00:00 to 00(24):00	**Title:**		Site Photograph		

Site No.	Location.	Direction.	Speed Limit - PSL (km/h)	Start Date.	End Date.	Total Vehicles.	5 Day Ave.	7 Day Ave.	No. > Speed Limit.	%. > Speed Limit.	No. > Speed Limit1 (+5km/h).	%. > Speed Limit1 (+5km/h).	No. > Speed Limit1 (+10km/h).	%. > Speed Limit1 (+10km/h).	Mean Speed	85%ile Speed
95	Unnamed Road, Att - No Dumping Sign, Lat 54.16691, Long -6.84849	North	80	Wed, 9 October 2013	Tue, 15 October 2013	291	44	42	1	0.3	0	0.0	0	0.0	49.8	63.4
		South	80	Wed, 9 October 2013	Tue, 15 October 2013	290	44	41	3	1.0	2	0.7	1	0.3	48.8	64.1
		Two way	80	Wed, 9 October 2013	Tue, 15 October 2013	581	88	83	4	0.7	2	0.3	1	0.2	49.3	63.7

DRAFT

Site 95
Location Unnamed Road, Att - No Dumping Sign, Lat 54.16691, Long -6.84849
Direction North

3279 / Meath/Cavan/Monaghan ATC's
October 2013
Automatic Traffic Count

Wed, 9 October 2013

Time	Total	Classification												>PSL	>PSL%	>SL1	>SL1%	>SL2	>SL2%	Mean	Vpp
		1 MCL	2 SV	3 SVT	4 TB2	5 TB3	6 T4	7 ART3	8 ART4	9 ART5	10 ART6	11 BD	12 DRT	80	80	85 +5kph	85 +5kph	90 +10kph	90 +10kph		85
0000	0	0	0	0	0	0	0	0	0	0	0	0	0	0	0	0	0	0	0	-	-
0100	0	0	0	0	0	0	0	0	0	0	0	0	0	0	0	0	0	0	0	-	-
0200	0	0	0	0	0	0	0	0	0	0	0	0	0	0	0	0	0	0	0	-	-
0300	0	0	0	0	0	0	0	0	0	0	0	0	0	0	0	0	0	0	0	-	-
0400	0	0	0	0	0	0	0	0	0	0	0	0	0	0	0	0	0	0	0	-	-
0500	0	0	0	0	0	0	0	0	0	0	0	0	0	0	0	0	0	0	0	-	-
0600	0	0	0	0	0	0	0	0	0	0	0	0	0	0	0	0	0	0	0	-	-
0700	3	0	2	0	0	0	0	0	1	0	0	0	0	0	0	0	0	0	0	33.4	-
0800	3	0	3	0	0	0	0	0	0	0	0	0	0	0	0	0	0	0	0	57	-
0900	**4**	**0**	**3**	**1**	**0**	**0**	**0**	**0**	**0**	**0**	**0**	**0**	**0**	**0**	**0**	**0**	**0**	**0**	**0**	**57.9**	**-**
1000	3	0	3	0	0	0	0	0	0	0	0	0	0	0	0	0	0	0	0	36.4	-
1100	**4**	**1**	**3**	**0**	**0**	**0**	**0**	**0**	**0**	**0**	**0**	**0**	**0**	**0**	**0**	**0**	**0**	**0**	**0**	**25.9**	**-**
1200	3	0	3	0	0	0	0	0	0	0	0	0	0	0	0	0	0	0	0	44	-
1300	5	0	5	0	0	0	0	0	0	0	0	0	0	0	0	0	0	0	0	42.9	-
1400	2	0	2	0	0	0	0	0	0	0	0	0	0	0	0	0	0	0	0	38.8	-
1500	**6**	**0**	**5**	**0**	**1**	**0**	**0**	**0**	**0**	**0**	**0**	**0**	**0**	**0**	**0**	**0**	**0**	**0**	**0**	**47.1**	**-**
1600	3	0	2	0	1	0	0	0	0	0	0	0	0	0	0	0	0	0	0	30.8	-
1700	**6**	**0**	**6**	**0**	**0**	**0**	**0**	**0**	**0**	**0**	**0**	**0**	**0**	**0**	**0**	**0**	**0**	**0**	**0**	**37.9**	**-**
1800	5	0	5	0	0	0	0	0	0	0	0	0	0	0	0	0	0	0	0	37.9	-
1900	3	0	3	0	0	0	0	0	0	0	0	0	0	0	0	0	0	0	0	56.9	-
2000	1	0	1	0	0	0	0	0	0	0	0	0	0	0	0	0	0	0	0	59.9	-
2100	0	0	0	0	0	0	0	0	0	0	0	0	0	0	0	0	0	0	0	-	-
2200	1	0	1	0	0	0	0	0	0	0	0	0	0	0	0	0	0	0	0	64.1	-
2300	0	0	0	0	0	0	0	0	0	0	0	0	0	0	0	0	0	0	0	-	-
07-19	**47**	**1**	**42**	**1**	**2**	**0**	**0**	**0**	**1**	**0**	**0**	**0**	**0**	**0**	**0**	**0**	**0**	**0**	**0**	**41.1**	**59.4**
06-22	**51**	**1**	**46**	**1**	**2**	**0**	**0**	**0**	**1**	**0**	**0**	**0**	**0**	**0**	**0**	**0**	**0**	**0**	**0**	**42.4**	**59.8**
06-00	**52**	**1**	**47**	**1**	**2**	**0**	**0**	**0**	**1**	**0**	**0**	**0**	**0**	**0**	**0**	**0**	**0**	**0**	**0**	**42.8**	**59.8**
00-00	**52**	**1**	**47**	**1**	**2**	**0**	**0**	**0**	**1**	**0**	**0**	**0**	**0**	**0**	**0**	**0**	**0**	**0**	**0**	**42.8**	**59.8**

DRAFT

Site 95
Location Unnamed Road, Att - No Dumping Sign, Lat 54.16691, Long -6.84849
Direction North

3279 / Meath/Cavan/Monaghan ATC's
October 2013
Automatic Traffic Count

Thu, 10 October 2013

Time	Total	Classification												>PSL	>PSL%	>SL1	>SL1%	>SL2	>SL2%	Mean	Vpp
		1 MCL	2 SV	3 SVT	4 TB2	5 TB3	6 T4	7 ART3	8 ART4	9 ART5	10 ART6	11 BD	12 DRT	80	80	85 +5kph	85 +5kph	90 +10kph	90 +10kph		85
0000	0	0	0	0	0	0	0	0	0	0	0	0	0	0	0	0	0	0	0	-	-
0100	0	0	0	0	0	0	0	0	0	0	0	0	0	0	0	0	0	0	0	-	-
0200	0	0	0	0	0	0	0	0	0	0	0	0	0	0	0	0	0	0	0	-	-
0300	0	0	0	0	0	0	0	0	0	0	0	0	0	0	0	0	0	0	0	-	-
0400	0	0	0	0	0	0	0	0	0	0	0	0	0	0	0	0	0	0	0	-	-
0500	0	0	0	0	0	0	0	0	0	0	0	0	0	0	0	0	0	0	0	-	-
0600	0	0	0	0	0	0	0	0	0	0	0	0	0	0	0	0	0	0	0	-	-
0700	2	0	1	1	0	0	0	0	0	0	0	0	0	0	0	0	0	0	0	50.1	-
0800	3	0	3	0	0	0	0	0	0	0	0	0	0	0	0	0	0	0	0	57.5	-
0900	1	0	1	0	0	0	0	0	0	0	0	0	0	0	0	0	0	0	0	53.7	-
1000	4	0	4	0	0	0	0	0	0	0	0	0	0	0	0	0	0	0	0	56.5	-
1100	**7**	**0**	**6**	**0**	**1**	**0**	**0**	**0**	**0**	**0**	**0**	**0**	**0**	**0**	**0**	**0**	**0**	**0**	**0**	**43.8**	**-**
1200	3	0	2	1	0	0	0	0	0	0	0	0	0	0	0	0	0	0	0	33.3	-
1300	3	0	3	0	0	0	0	0	0	0	0	0	0	0	0	0	0	0	0	67	-
1400	4	0	3	0	0	0	1	0	0	0	0	0	0	0	0	0	0	0	0	38.6	-
1500	1	0	0	0	1	0	0	0	0	0	0	0	0	0	0	0	0	0	0	37.7	-
1600	2	0	1	0	1	0	0	0	0	0	0	0	0	0	0	0	0	0	0	48.4	-
1700	2	0	2	0	0	0	0	0	0	0	0	0	0	0	0	0	0	0	0	35.5	-
1800	**6**	**0**	**5**	**1**	**0**	**0**	**0**	**0**	**0**	**0**	**0**	**0**	**0**	**1**	**16.7**	**0**	**0**	**0**	**0**	**53.2**	**-**
1900	4	0	4	0	0	0	0	0	0	0	0	0	0	0	0	0	0	0	0	65.9	-
2000	2	0	2	0	0	0	0	0	0	0	0	0	0	0	0	0	0	0	0	56.6	-
2100	0	0	0	0	0	0	0	0	0	0	0	0	0	0	0	0	0	0	0	-	-
2200	0	0	0	0	0	0	0	0	0	0	0	0	0	0	0	0	0	0	0	-	-
2300	0	0	0	0	0	0	0	0	0	0	0	0	0	0	0	0	0	0	0	-	-
07-19	**38**	**0**	**31**	**3**	**3**	**0**	**1**	**0**	**0**	**0**	**0**	**0**	**0**	**1**	**2.6**	**0**	**0**	**0**	**0**	**48.4**	**60.8**
06-22	**44**	**0**	**37**	**3**	**3**	**0**	**1**	**0**	**0**	**0**	**0**	**0**	**0**	**1**	**2.3**	**0**	**0**	**0**	**0**	**50.4**	**63.7**
06-00	**44**	**0**	**37**	**3**	**3**	**0**	**1**	**0**	**0**	**0**	**0**	**0**	**0**	**1**	**2.3**	**0**	**0**	**0**	**0**	**50.4**	**63.7**
00-00	**44**	**0**	**37**	**3**	**3**	**0**	**1**	**0**	**0**	**0**	**0**	**0**	**0**	**1**	**2.3**	**0**	**0**	**0**	**0**	**50.4**	**63.7**

DRAFT

Site 95
Location Unnamed Road, Att - No Dumping Sign, Lat 54.16691, Long -6.84849
Direction North

3279 / Meath/Cavan/Monaghan ATC's
October 2013
Automatic Traffic Count

Fri, 11 October 2013

Time	Total	Classification												>PSL	>PSL%	>SL1	>SL1%	>SL2	>SL2%	Mean	Vpp
		1 MCL	2 SV	3 SVT	4 TB2	5 TB3	6 T4	7 ART3	8 ART4	9 ART5	10 ART6	11 BD	12 DRT	80	80	85 +5kph	85 +5kph	90 +10kph	90 +10kph		85
0000	0	0	0	0	0	0	0	0	0	0	0	0	0	0	0	0	0	0	0	-	-
0100	0	0	0	0	0	0	0	0	0	0	0	0	0	0	0	0	0	0	0	-	-
0200	0	0	0	0	0	0	0	0	0	0	0	0	0	0	0	0	0	0	0	-	-
0300	0	0	0	0	0	0	0	0	0	0	0	0	0	0	0	0	0	0	0	-	-
0400	0	0	0	0	0	0	0	0	0	0	0	0	0	0	0	0	0	0	0	-	-
0500	0	0	0	0	0	0	0	0	0	0	0	0	0	0	0	0	0	0	0	-	-
0600	2	0	1	0	0	0	0	0	0	1	0	0	0	0	0	0	0	0	0	46.3	-
0700	1	0	1	0	0	0	0	0	0	0	0	0	0	0	0	0	0	0	0	48.8	-
0800	**4**	**0**	**4**	**0**	**0**	**0**	**0**	**0**	**0**	**0**	**0**	**0**	**0**	**0**	**0**	**0**	**0**	**0**	**0**	**57.6**	**-**
0900	2	0	2	0	0	0	0	0	0	0	0	0	0	0	0	0	0	0	0	59.3	-
1000	2	0	2	0	0	0	0	0	0	0	0	0	0	0	0	0	0	0	0	61.2	-
1100	**4**	**0**	**3**	**0**	**1**	**0**	**0**	**0**	**0**	**0**	**0**	**0**	**0**	**0**	**0**	**0**	**0**	**0**	**0**	**49.4**	**-**
1200	**7**	**0**	**6**	**0**	**1**	**0**	**0**	**0**	**0**	**0**	**0**	**0**	**0**	**0**	**0**	**0**	**0**	**0**	**0**	**54.9**	**-**
1300	4	0	4	0	0	0	0	0	0	0	0	0	0	0	0	0	0	0	0	41.2	-
1400	3	0	2	0	0	1	0	0	0	0	0	0	0	0	0	0	0	0	0	44.7	-
1500	3	0	2	0	1	0	0	0	0	0	0	0	0	0	0	0	0	0	0	26.8	-
1600	4	0	3	0	1	0	0	0	0	0	0	0	0	0	0	0	0	0	0	52.6	-
1700	2	0	2	0	0	0	0	0	0	0	0	0	0	0	0	0	0	0	0	33.2	-
1800	4	0	4	0	0	0	0	0	0	0	0	0	0	0	0	0	0	0	0	53.6	-
1900	1	0	1	0	0	0	0	0	0	0	0	0	0	0	0	0	0	0	0	60.2	-
2000	4	0	4	0	0	0	0	0	0	0	0	0	0	0	0	0	0	0	0	59.9	-
2100	1	0	1	0	0	0	0	0	0	0	0	0	0	0	0	0	0	0	0	23.1	-
2200	2	0	2	0	0	0	0	0	0	0	0	0	0	0	0	0	0	0	0	63.9	-
2300	1	0	1	0	0	0	0	0	0	0	0	0	0	0	0	0	0	0	0	65.5	-
07-19	**40**	**0**	**35**	**0**	**4**	**1**	**0**	**0**	**0**	**0**	**0**	**0**	**0**	**0**	**0**	**0**	**0**	**0**	**0**	**49.3**	**64.4**
06-22	**48**	**0**	**42**	**0**	**4**	**1**	**0**	**0**	**0**	**1**	**0**	**0**	**0**	**0**	**0**	**0**	**0**	**0**	**0**	**49.8**	**64.4**
06-00	**51**	**0**	**45**	**0**	**4**	**1**	**0**	**0**	**0**	**1**	**0**	**0**	**0**	**0**	**0**	**0**	**0**	**0**	**0**	**50.6**	**64.8**
00-00	**51**	**0**	**45**	**0**	**4**	**1**	**0**	**0**	**0**	**1**	**0**	**0**	**0**	**0**	**0**	**0**	**0**	**0**	**0**	**50.6**	**64.8**

DRAFT

Site 95
Location Unnamed Road, Att - No Dumping Sign, Lat 54.16691, Long -6.84849
Direction North

3279 / Meath/Cavan/Monaghan ATC's
October 2013
Automatic Traffic Count

Sat, 12 October 2013

Time	Total	Classification												>PSL	>PSL%	>SL1	>SL1%	>SL2	>SL2%	Mean	Vpp
		1 MCL	2 SV	3 SVT	4 TB2	5 TB3	6 T4	7 ART3	8 ART4	9 ART5	10 ART6	11 BD	12 DRT	80	80	85 +5kph	85 +5kph	90 +10kph	90 +10kph		85
0000	0	0	0	0	0	0	0	0	0	0	0	0	0	0	0	0	0	0	0	-	-
0100	0	0	0	0	0	0	0	0	0	0	0	0	0	0	0	0	0	0	0	-	-
0200	0	0	0	0	0	0	0	0	0	0	0	0	0	0	0	0	0	0	0	-	-
0300	0	0	0	0	0	0	0	0	0	0	0	0	0	0	0	0	0	0	0	-	-
0400	0	0	0	0	0	0	0	0	0	0	0	0	0	0	0	0	0	0	0	-	-
0500	0	0	0	0	0	0	0	0	0	0	0	0	0	0	0	0	0	0	0	-	-
0600	0	0	0	0	0	0	0	0	0	0	0	0	0	0	0	0	0	0	0	-	-
0700	0	0	0	0	0	0	0	0	0	0	0	0	0	0	0	0	0	0	0	-	-
0800	2	0	2	0	0	0	0	0	0	0	0	0	0	0	0	0	0	0	0	55.3	-
0900	3	0	3	0	0	0	0	0	0	0	0	0	0	0	0	0	0	0	0	49.6	-
1000	4	0	3	0	1	0	0	0	0	0	0	0	0	0	0	0	0	0	0	58.3	-
1100	**8**	**0**	**8**	**0**	**0**	**0**	**0**	**0**	**0**	**0**	**0**	**0**	**0**	**0**	**0**	**0**	**0**	**0**	**0**	**38.2**	**-**
1200	**4**	**0**	**3**	**0**	**1**	**0**	**0**	**0**	**0**	**0**	**0**	**0**	**0**	**0**	**0**	**0**	**0**	**0**	**0**	**56.9**	**-**
1300	**4**	**0**	**3**	**1**	**0**	**0**	**0**	**0**	**0**	**0**	**0**	**0**	**0**	**0**	**0**	**0**	**0**	**0**	**0**	**49.9**	**-**
1400	**4**	**0**	**4**	**0**	**0**	**0**	**0**	**0**	**0**	**0**	**0**	**0**	**0**	**0**	**0**	**0**	**0**	**0**	**0**	**52.6**	**-**
1500	2	0	1	1	0	0	0	0	0	0	0	0	0	0	0	0	0	0	0	38.7	-
1600	2	0	2	0	0	0	0	0	0	0	0	0	0	0	0	0	0	0	0	51.9	-
1700	1	0	0	0	1	0	0	0	0	0	0	0	0	0	0	0	0	0	0	56.3	-
1800	2	0	2	0	0	0	0	0	0	0	0	0	0	0	0	0	0	0	0	65.7	-
1900	**4**	**1**	**3**	**0**	**0**	**0**	**0**	**0**	**0**	**0**	**0**	**0**	**0**	**0**	**0**	**0**	**0**	**0**	**0**	**53.2**	**-**
2000	2	0	2	0	0	0	0	0	0	0	0	0	0	0	0	0	0	0	0	66.5	-
2100	0	0	0	0	0	0	0	0	0	0	0	0	0	0	0	0	0	0	0	-	-
2200	0	0	0	0	0	0	0	0	0	0	0	0	0	0	0	0	0	0	0	-	-
2300	1	0	1	0	0	0	0	0	0	0	0	0	0	0	0	0	0	0	0	65.8	-
07-19	**36**	**0**	**31**	**2**	**3**	**0**	**0**	**0**	**0**	**0**	**0**	**0**	**0**	**0**	**0**	**0**	**0**	**0**	**0**	**50.1**	**63.4**
06-22	**42**	**1**	**36**	**2**	**3**	**0**	**0**	**0**	**0**	**0**	**0**	**0**	**0**	**0**	**0**	**0**	**0**	**0**	**0**	**51.2**	**64.1**
06-00	**43**	**1**	**37**	**2**	**3**	**0**	**0**	**0**	**0**	**0**	**0**	**0**	**0**	**0**	**0**	**0**	**0**	**0**	**0**	**51.5**	**64.8**
00-00	**43**	**1**	**37**	**2**	**3**	**0**	**0**	**0**	**0**	**0**	**0**	**0**	**0**	**0**	**0**	**0**	**0**	**0**	**0**	**51.5**	**64.8**

DRAFT

Site 95
Location Unnamed Road, Att - No Dumping Sign, Lat 54.16691, Long -6.84849
Direction North

3279 / Meath/Cavan/Monaghan ATC's
October 2013
Automatic Traffic Count

Sun, 13 October 2013

Time	Total	Classification												>PSL	>PSL%	>SL1	>SL1%	>SL2	>SL2%	Mean	Vpp
		1 MCL	2 SV	3 SVT	4 TB2	5 TB3	6 T4	7 ART3	8 ART4	9 ART5	10 ART6	11 BD	12 DRT	80	80	85 +5kph	85 +5kph	90 +10kph	90 +10kph		85
0000	0	0	0	0	0	0	0	0	0	0	0	0	0	0	0	0	0	0	0	-	-
0100	0	0	0	0	0	0	0	0	0	0	0	0	0	0	0	0	0	0	0	-	-
0200	0	0	0	0	0	0	0	0	0	0	0	0	0	0	0	0	0	0	0	-	-
0300	0	0	0	0	0	0	0	0	0	0	0	0	0	0	0	0	0	0	0	-	-
0400	0	0	0	0	0	0	0	0	0	0	0	0	0	0	0	0	0	0	0	-	-
0500	0	0	0	0	0	0	0	0	0	0	0	0	0	0	0	0	0	0	0	-	-
0600	0	0	0	0	0	0	0	0	0	0	0	0	0	0	0	0	0	0	0	-	-
0700	2	0	1	0	0	0	0	0	0	1	0	0	0	0	0	0	0	0	0	44.3	-
0800	0	0	0	0	0	0	0	0	0	0	0	0	0	0	0	0	0	0	0	-	-
0900	1	0	1	0	0	0	0	0	0	0	0	0	0	0	0	0	0	0	0	57.5	-
1000	1	0	1	0	0	0	0	0	0	0	0	0	0	0	0	0	0	0	0	24.8	-
1100	**4**	**0**	**4**	**0**	**0**	**0**	**0**	**0**	**0**	**0**	**0**	**0**	**0**	**0**	**0**	**0**	**0**	**0**	**0**	**49.4**	**-**
1200	**4**	**0**	**4**	**0**	**0**	**0**	**0**	**0**	**0**	**0**	**0**	**0**	**0**	**0**	**0**	**0**	**0**	**0**	**0**	**32.9**	**-**
1300	**4**	**0**	**3**	**0**	**1**	**0**	**0**	**0**	**0**	**0**	**0**	**0**	**0**	**0**	**0**	**0**	**0**	**0**	**0**	**62**	**-**
1400	0	0	0	0	0	0	0	0	0	0	0	0	0	0	0	0	0	0	0	-	-
1500	2	0	2	0	0	0	0	0	0	0	0	0	0	0	0	0	0	0	0	49.5	-
1600	2	0	2	0	0	0	0	0	0	0	0	0	0	0	0	0	0	0	0	31.6	-
1700	1	0	1	0	0	0	0	0	0	0	0	0	0	0	0	0	0	0	0	16	-
1800	2	0	2	0	0	0	0	0	0	0	0	0	0	0	0	0	0	0	0	55.6	-
1900	0	0	0	0	0	0	0	0	0	0	0	0	0	0	0	0	0	0	0	-	-
2000	1	0	1	0	0	0	0	0	0	0	0	0	0	0	0	0	0	0	0	73.2	-
2100	0	0	0	0	0	0	0	0	0	0	0	0	0	0	0	0	0	0	0	-	-
2200	2	0	2	0	0	0	0	0	0	0	0	0	0	0	0	0	0	0	0	46	-
2300	0	0	0	0	0	0	0	0	0	0	0	0	0	0	0	0	0	0	0	-	-
07-19	**23**	**0**	**21**	**0**	**1**	**0**	**0**	**0**	**0**	**1**	**0**	**0**	**0**	**0**	**0**	**0**	**0**	**0**	**0**	**45.1**	**57.2**
06-22	**24**	**0**	**22**	**0**	**1**	**0**	**0**	**0**	**0**	**1**	**0**	**0**	**0**	**0**	**0**	**0**	**0**	**0**	**0**	**46.3**	**57.2**
06-00	**26**	**0**	**24**	**0**	**1**	**0**	**0**	**0**	**0**	**1**	**0**	**0**	**0**	**0**	**0**	**0**	**0**	**0**	**0**	**46.3**	**57.2**
00-00	**26**	**0**	**24**	**0**	**1**	**0**	**0**	**0**	**0**	**1**	**0**	**0**	**0**	**0**	**0**	**0**	**0**	**0**	**0**	**46.3**	**57.2**

DRAFT

Site 95
Location Unnamed Road, Att - No Dumping Sign, Lat 54.16691, Long -6.84849
Direction North

3279 / Meath/Cavan/Monaghan ATC's
October 2013
Automatic Traffic Count

Mon, 14 October 2013

Time	Total	Classification												>PSL	>PSL%	>SL1	>SL1%	>SL2	>SL2%	Mean	Vpp
		1 MCL	2 SV	3 SVT	4 TB2	5 TB3	6 T4	7 ART3	8 ART4	9 ART5	10 ART6	11 BD	12 DRT	80	80	85 +5kph	85 +5kph	90 +10kph	90 +10kph		85
0000	0	0	0	0	0	0	0	0	0	0	0	0	0	0	0	0	0	0	0	-	-
0100	0	0	0	0	0	0	0	0	0	0	0	0	0	0	0	0	0	0	0	-	-
0200	0	0	0	0	0	0	0	0	0	0	0	0	0	0	0	0	0	0	0	-	-
0300	0	0	0	0	0	0	0	0	0	0	0	0	0	0	0	0	0	0	0	-	-
0400	0	0	0	0	0	0	0	0	0	0	0	0	0	0	0	0	0	0	0	-	-
0500	0	0	0	0	0	0	0	0	0	0	0	0	0	0	0	0	0	0	0	-	-
0600	1	0	1	0	0	0	0	0	0	0	0	0	0	0	0	0	0	0	0	66.6	-
0700	1	0	1	0	0	0	0	0	0	0	0	0	0	0	0	0	0	0	0	47.2	-
0800	1	0	1	0	0	0	0	0	0	0	0	0	0	0	0	0	0	0	0	55.9	-
0900	2	0	2	0	0	0	0	0	0	0	0	0	0	0	0	0	0	0	0	63.2	-
1000	2	0	2	0	0	0	0	0	0	0	0	0	0	0	0	0	0	0	0	39.5	-
1100	**5**	**0**	**2**	**1**	**1**	**0**	**1**	**0**	**0**	**0**	**0**	**0**	**0**	**0**	**0**	**0**	**0**	**0**	**0**	**54.7**	**-**
1200	**3**	**0**	**2**	**1**	**0**	**0**	**0**	**0**	**0**	**0**	**0**	**0**	**0**	**0**	**0**	**0**	**0**	**0**	**0**	**46.5**	**-**
1300	**3**	**0**	**2**	**1**	**0**	**0**	**0**	**0**	**0**	**0**	**0**	**0**	**0**	**0**	**0**	**0**	**0**	**0**	**0**	**55**	**-**
1400	**3**	**0**	**2**	**1**	**0**	**0**	**0**	**0**	**0**	**0**	**0**	**0**	**0**	**0**	**0**	**0**	**0**	**0**	**0**	**54.8**	**-**
1500	**3**	**0**	**0**	**1**	**2**	**0**	**0**	**0**	**0**	**0**	**0**	**0**	**0**	**0**	**0**	**0**	**0**	**0**	**0**	**55.4**	**-**
1600	**3**	**0**	**1**	**1**	**1**	**0**	**0**	**0**	**0**	**0**	**0**	**0**	**0**	**0**	**0**	**0**	**0**	**0**	**0**	**56.4**	**-**
1700	0	0	0	0	0	0	0	0	0	0	0	0	0	0	0	0	0	0	0	-	-
1800	1	0	1	0	0	0	0	0	0	0	0	0	0	0	0	0	0	0	0	63.4	-
1900	2	0	2	0	0	0	0	0	0	0	0	0	0	0	0	0	0	0	0	49.3	-
2000	1	0	1	0	0	0	0	0	0	0	0	0	0	0	0	0	0	0	0	48.1	-
2100	2	0	2	0	0	0	0	0	0	0	0	0	0	0	0	0	0	0	0	61.9	-
2200	0	0	0	0	0	0	0	0	0	0	0	0	0	0	0	0	0	0	0	-	-
2300	1	0	1	0	0	0	0	0	0	0	0	0	0	0	0	0	0	0	0	45.2	-
07-19	**27**	**0**	**16**	**6**	**4**	**0**	**1**	**0**	**0**	**0**	**0**	**0**	**0**	**0**	**0**	**0**	**0**	**0**	**0**	**53.7**	**60.8**
06-22	**33**	**0**	**22**	**6**	**4**	**0**	**1**	**0**	**0**	**0**	**0**	**0**	**0**	**0**	**0**	**0**	**0**	**0**	**0**	**54.1**	**60.8**
06-00	**34**	**0**	**23**	**6**	**4**	**0**	**1**	**0**	**0**	**0**	**0**	**0**	**0**	**0**	**0**	**0**	**0**	**0**	**0**	**53.9**	**60.8**
00-00	**34**	**0**	**23**	**6**	**4**	**0**	**1**	**0**	**0**	**0**	**0**	**0**	**0**	**0**	**0**	**0**	**0**	**0**	**0**	**53.9**	**60.8**

DRAFT

Site 95
Location Unnamed Road, Att - No Dumping Sign, Lat 54.16691, Long -6.84849
Direction North

3279 / Meath/Cavan/Monaghan ATC's
October 2013
Automatic Traffic Count

Tue, 15 October 2013

Time	Total	Classification												>PSL	>PSL%	>SL1	>SL1%	>SL2	>SL2%	Mean	Vpp
		1 MCL	2 SV	3 SVT	4 TB2	5 TB3	6 T4	7 ART3	8 ART4	9 ART5	10 ART6	11 BD	12 DRT	80	80	85 +5kph	85 +5kph	90 +10kph	90 +10kph		85
0000	0	0	0	0	0	0	0	0	0	0	0	0	0	0	0	0	0	0	0	-	-
0100	0	0	0	0	0	0	0	0	0	0	0	0	0	0	0	0	0	0	0	-	-
0200	0	0	0	0	0	0	0	0	0	0	0	0	0	0	0	0	0	0	0	-	-
0300	0	0	0	0	0	0	0	0	0	0	0	0	0	0	0	0	0	0	0	-	-
0400	0	0	0	0	0	0	0	0	0	0	0	0	0	0	0	0	0	0	0	-	-
0500	0	0	0	0	0	0	0	0	0	0	0	0	0	0	0	0	0	0	0	-	-
0600	2	0	1	0	0	0	0	0	0	1	0	0	0	0	0	0	0	0	0	41.9	-
0700	1	0	1	0	0	0	0	0	0	0	0	0	0	0	0	0	0	0	0	46.7	-
0800	3	0	3	0	0	0	0	0	0	0	0	0	0	0	0	0	0	0	0	58.2	-
0900	**5**	**0**	**5**	**0**	**0**	**0**	**0**	**0**	**0**	**0**	**0**	**0**	**0**	**0**	**0**	**0**	**0**	**0**	**0**	**58**	**-**
1000	0	0	0	0	0	0	0	0	0	0	0	0	0	0	0	0	0	0	0	-	-
1100	2	0	2	0	0	0	0	0	0	0	0	0	0	0	0	0	0	0	0	40	-
1200	2	0	2	0	0	0	0	0	0	0	0	0	0	0	0	0	0	0	0	56.5	-
1300	**5**	**0**	**4**	**0**	**1**	**0**	**0**	**0**	**0**	**0**	**0**	**0**	**0**	**0**	**0**	**0**	**0**	**0**	**0**	**56.5**	**-**
1400	3	0	3	0	0	0	0	0	0	0	0	0	0	0	0	0	0	0	0	65.7	-
1500	**5**	**0**	**2**	**0**	**3**	**0**	**0**	**0**	**0**	**0**	**0**	**0**	**0**	**0**	**0**	**0**	**0**	**0**	**0**	**51**	**-**
1600	1	0	0	0	1	0	0	0	0	0	0	0	0	0	0	0	0	0	0	43	-
1700	0	0	0	0	0	0	0	0	0	0	0	0	0	0	0	0	0	0	0	-	-
1800	3	0	3	0	0	0	0	0	0	0	0	0	0	0	0	0	0	0	0	42.9	-
1900	1	0	1	0	0	0	0	0	0	0	0	0	0	0	0	0	0	0	0	60.1	-
2000	0	0	0	0	0	0	0	0	0	0	0	0	0	0	0	0	0	0	0	-	-
2100	**5**	**0**	**5**	**0**	**0**	**0**	**0**	**0**	**0**	**0**	**0**	**0**	**0**	**0**	**0**	**0**	**0**	**0**	**0**	**59.5**	**-**
2200	3	0	3	0	0	0	0	0	0	0	0	0	0	0	0	0	0	0	0	55.3	-
2300	0	0	0	0	0	0	0	0	0	0	0	0	0	0	0	0	0	0	0	0	0
07-19	**30**	**0**	**25**	**0**	**5**	**0**	**0**	**0**	**0**	**0**	**0**	**0**	**0**	**0**	**0**	**0**	**0**	**0**	**0**	**53.7**	**62.6**
06-22	**38**	**0**	**32**	**0**	**5**	**0**	**0**	**0**	**0**	**1**	**0**	**0**	**0**	**0**	**0**	**0**	**0**	**0**	**0**	**54**	**62.6**
06-00	**41**	**0**	**35**	**0**	**5**	**0**	**0**	**0**	**0**	**1**	**0**	**0**	**0**	**0**	**0**	**0**	**0**	**0**	**0**	**54.1**	**63**
00-00	**41**	**0**	**35**	**0**	**5**	**0**	**0**	**0**	**0**	**1**	**0**	**0**	**0**	**0**	**0**	**0**	**0**	**0**	**0**	**54.1**	**63**

DRAFT

Site 95
Location Unnamed Road, Att - No Dumping Sign, Lat 54.16691, Long -6.84849
Direction North

3279 / Meath/Cavan/Monaghan ATC's
October 2013
Automatic Traffic Count

Virtual Day (7)

Time	Total	Classification												>PSL	>PSL%	>SL1	>SL1%	>SL2	>SL2%	Mean	Vpp
		1 MCL	2 SV	3 SVT	4 TB2	5 TB3	6 T4	7 ART3	8 ART4	9 ART5	10 ART6	11 BD	12 DRT	80	80	85 +5kph	85 +5kph	90 +10kph	90 +10kph		85
0000	0	0	0	0	0	0	0	0	0	0	0	0	0	0	0	0	0	0	0	-	-
0100	0	0	0	0	0	0	0	0	0	0	0	0	0	0	0	0	0	0	0	-	-
0200	0	0	0	0	0	0	0	0	0	0	0	0	0	0	0	0	0	0	0	-	-
0300	0	0	0	0	0	0	0	0	0	0	0	0	0	0	0	0	0	0	0	-	-
0400	0	0	0	0	0	0	0	0	0	0	0	0	0	0	0	0	0	0	0	-	-
0500	0	0	0	0	0	0	0	0	0	0	0	0	0	0	0	0	0	0	0	-	-
0600	1	0	0	0	0	0	0	0	0	0	0	0	0	0	0	0	0	0	0	48.6	-
0700	1	0	1	0	0	0	0	0	0	0	0	0	0	0	0	0	0	0	0	43.2	-
0800	2	0	2	0	0	0	0	0	0	0	0	0	0	0	0	0	0	0	0	57.2	-
0900	3	0	2	0	0	0	0	0	0	0	0	0	0	0	0	0	0	0	0	57	-
1000	2	0	2	0	0	0	0	0	0	0	0	0	0	0	0	0	0	0	0	49.7	-
1100	**5**	**0**	**4**	**0**	**0**	**0**	**0**	**0**	**0**	**0**	**0**	**0**	**0**	**0**	**0**	**0**	**0**	**0**	**0**	**43.1**	**-**
1200	**4**	**0**	**3**	**0**	**0**	**0**	**0**	**0**	**0**	**0**	**0**	**0**	**0**	**0**	**0**	**0**	**0**	**0**	**0**	**47.2**	**-**
1300	**4**	**0**	**3**	**0**	**0**	**0**	**0**	**0**	**0**	**0**	**0**	**0**	**0**	**0**	**0**	**0**	**0**	**0**	**0**	**52.7**	**-**
1400	3	0	2	0	0	0	0	0	0	0	0	0	0	0	0	0	0	0	0	49.4	-
1500	3	0	2	0	1	0	0	0	0	0	0	0	0	0	0	0	0	0	0	45.4	-
1600	2	0	2	0	1	0	0	0	0	0	0	0	0	0	0	0	0	0	0	45.8	-
1700	2	0	2	0	0	0	0	0	0	0	0	0	0	0	0	0	0	0	0	36.4	-
1800	3	0	3	0	0	0	0	0	0	0	0	0	0	0	4.3	0	0	0	0	50.3	-
1900	2	0	2	0	0	0	0	0	0	0	0	0	0	0	0	0	0	0	0	57.8	-
2000	2	0	2	0	0	0	0	0	0	0	0	0	0	0	0	0	0	0	0	60.6	-
2100	1	0	1	0	0	0	0	0	0	0	0	0	0	0	0	0	0	0	0	55.5	-
2200	1	0	1	0	0	0	0	0	0	0	0	0	0	0	0	0	0	0	0	56.2	-
2300	0	0	0	0	0	0	0	0	0	0	0	0	0	0	0	0	0	0	0	58.8	-
07-19	**34**	**0**	**29**	**2**	**3**	**0**	**0**	**0**	**0**	**0**	**0**	**0**	**0**	**0**	**0.4**	**0**	**0**	**0**	**0**	**48.3**	**61.2**
06-22	**40**	**0**	**34**	**2**	**3**	**0**	**0**	**0**	**0**	**0**	**0**	**0**	**0**	**0**	**0.4**	**0**	**0**	**0**	**0**	**49.5**	**63**
06-00	**42**	**0**	**35**	**2**	**3**	**0**	**0**	**0**	**0**	**0**	**0**	**0**	**0**	**0**	**0.3**	**0**	**0**	**0**	**0**	**49.8**	**63.4**
00-00	**42**	**0**	**35**	**2**	**3**	**0**	**0**	**0**	**0**	**0**	**0**	**0**	**0**	**0**	**0.3**	**0**	**0**	**0**	**0**	**49.8**	**63.4**

DRAFT

Site 95
Location Unnamed Road, Att - No Dumping Sign, Lat 54.16691, Long -6.84849
Direction North

3279 / Meath/Cavan/Monaghan ATC's
October 2013
Automatic Traffic Count

Virtual Week (1)

Time	Total	Classification												>PSL	>PSL%	>SL1	>SL1%	>SL2	>SL2%	Mean	Vpp
		1 MCL	2 SV	3 SVT	4 TB2	5 TB3	6 T4	7 ART3	8 ART4	9 ART5	10 ART6	11 BD	12 DRT	80	80	85 +5kph	85 +5kph	90 +10kph	90 +10kph		85
Mon	34	0	23	6	4	0	1	0	0	0	0	0	0	0	0	0	0	0	0	53.9	60.8
Tue	41	0	35	0	5	0	0	0	0	1	0	0	0	0	0	0	0	0	0	54.1	63
Wed	52	1	47	1	2	0	0	0	1	0	0	0	0	0	0	0	0	0	0	42.8	59.8
Thu	44	0	37	3	3	0	1	0	0	0	0	0	0	1	2.3	0	0	0	0	50.4	63.7
Fri	51	0	45	0	4	1	0	0	0	1	0	0	0	0	0	0	0	0	0	50.6	64.8
| Sat	43	1	37	2	3	0	0	0	0	0	0	0	0	0	0	0	0	0	0	51.5	64.8
| Sun	26	0	24	0	1	0	0	0	0	1	0	0	0	0	0	0	0	0	0	46.3	57.2
5 Day Ave.	**44**	**0**	**37**	**2**	**4**	**0**	**0**	**0**	**0**	**0**	**0**	**0**	**0**	**0**	**0.0**	**0**	**0.0**	**0**	**0.0**	**50.4**	**62.4**
7 Day Ave.	**42**	**0**	**35**	**2**	**3**	**0**	**0**	**0**	**0**	**0**	**0**	**0**	**0**	**0**	**0.3**	**0**	**0.0**	**0**	**0.0**	**49.8**	**63.4**
--	**291**	**2**	**248**	**12**	**22**	**1**	**2**	**0**	**1**	**3**	**0**	**0**	**0**	**1**	**0.3**	**0**	**0.0**	**0**	**0.0**	**49.8**	**63.4**

Summary Graphs

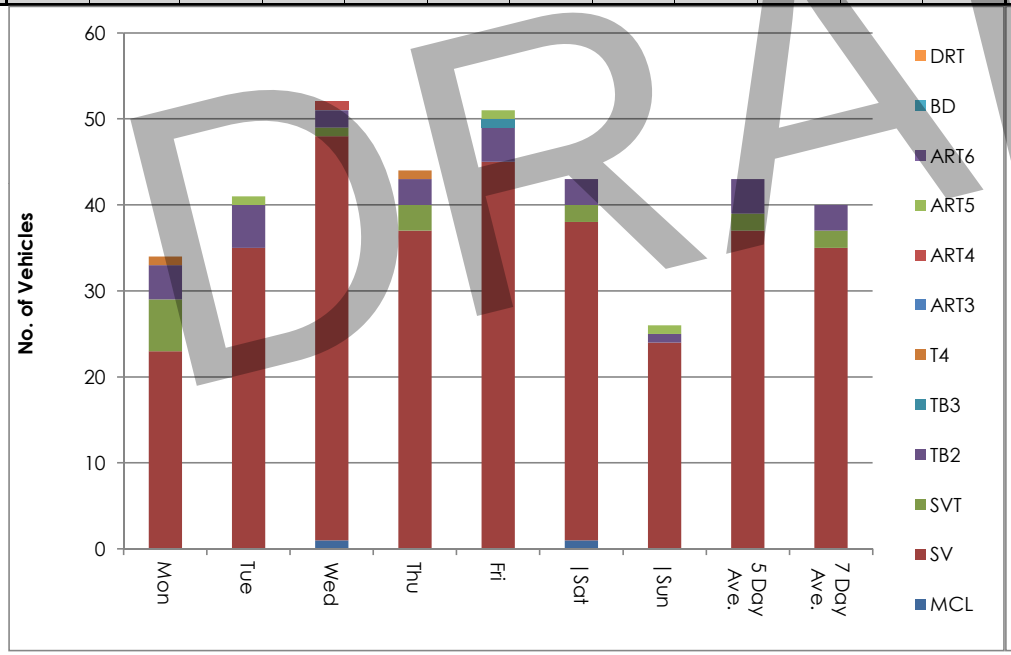

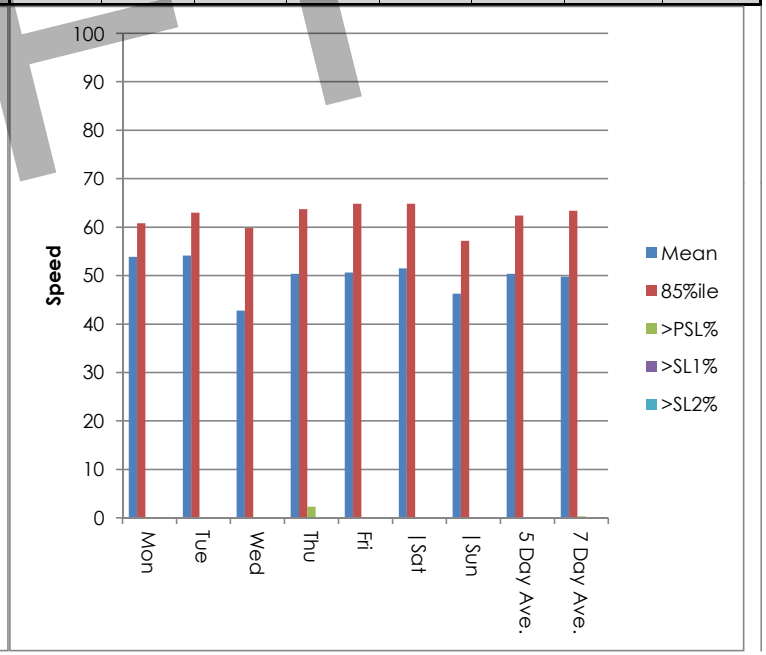

DRAFT

Site 95
Location Unnamed Road, Att - No Dumping Sign, Lat 54.16691, Long -6.84849
Direction North

3279 / Meath/Cavan/Monaghan ATC's
October 2013
Automatic Traffic Count

Wed, 9 October 2013

Time	Total	Speed Bins (km/h)																											
		0 - 5	5 - 10	10 - 15	15 - 20	20 - 25	25 - 30	30 - 35	35 - 40	40 - 45	45 - 50	50 - 55	55 - 60	60 - 65	65 - 70	70 - 75	75 - 80	80 - 85	85 - 90	90 - 95	95 - 100	100 - 105	105 - 110	110 - 115	115 - 120	120 - 125	125 - 130	130 - 135	135 - 140
0000	0	0	0	0	0	0	0	0	0	0	0	0	0	0	0	0	0	0	0	0	0	0	0	0	0	0	0	0	0
0100	0	0	0	0	0	0	0	0	0	0	0	0	0	0	0	0	0	0	0	0	0	0	0	0	0	0	0	0	0
0200	0	0	0	0	0	0	0	0	0	0	0	0	0	0	0	0	0	0	0	0	0	0	0	0	0	0	0	0	0
0300	0	0	0	0	0	0	0	0	0	0	0	0	0	0	0	0	0	0	0	0	0	0	0	0	0	0	0	0	0
0400	0	0	0	0	0	0	0	0	0	0	0	0	0	0	0	0	0	0	0	0	0	0	0	0	0	0	0	0	0
0500	0	0	0	0	0	0	0	0	0	0	0	0	0	0	0	0	0	0	0	0	0	0	0	0	0	0	0	0	0
0600	0	0	0	0	0	0	0	0	0	0	0	0	0	0	0	0	0	0	0	0	0	0	0	0	0	0	0	0	0
0700	3	0	0	0	1	1	0	0	0	0	0	0	0	1	0	0	0	0	0	0	0	0	0	0	0	0	0	0	0
0800	3	0	0	0	0	0	0	0	0	0	1	0	1	0	1	0	0	0	0	0	0	0	0	0	0	0	0	0	0
0900	**4**	**0**	**0**	**0**	**0**	**0**	**0**	**0**	**0**	**0**	**1**	**0**	**2**	**1**	**0**	**0**	**0**	**0**	**0**	**0**	**0**	**0**	**0**	**0**	**0**	**0**	**0**	**0**	**0**
1000	3	0	0	0	0	1	0	0	1	0	1	0	0	0	0	0	0	0	0	0	0	0	0	0	0	0	0	0	0
1100	**4**	**0**	**0**	**1**	**1**	**0**	**1**	**0**	**0**	**0**	**1**	**0**	**0**	**0**	**0**	**0**	**0**	**0**	**0**	**0**	**0**	**0**	**0**	**0**	**0**	**0**	**0**	**0**	**0**
1200	3	0	0	0	0	0	1	0	0	0	0	2	0	0	0	0	0	0	0	0	0	0	0	0	0	0	0	0	0
1300	5	0	0	1	0	1	0	0	0	0	0	0	2	1	0	0	0	0	0	0	0	0	0	0	0	0	0	0	0
1400	2	0	0	0	0	0	1	0	0	0	0	1	0	0	0	0	0	0	0	0	0	0	0	0	0	0	0	0	0
1500	**6**	**0**	**0**	**0**	**1**	**0**	**0**	**0**	**1**	**0**	**1**	**0**	**2**	**0**	**1**	**0**	**0**	**0**	**0**	**0**	**0**	**0**	**0**	**0**	**0**	**0**	**0**	**0**	**0**
1600	3	0	0	0	1	1	0	0	0	0	0	1	0	0	0	0	0	0	0	0	0	0	0	0	0	0	0	0	0
1700	**6**	**0**	**0**	**1**	**0**	**1**	**1**	**0**	**0**	**0**	**0**	**1**	**2**	**0**	**0**	**0**	**0**	**0**	**0**	**0**	**0**	**0**	**0**	**0**	**0**	**0**	**0**	**0**	**0**
1800	5	0	0	2	0	0	0	0	0	0	0	2	0	1	0	0	0	0	0	0	0	0	0	0	0	0	0	0	0
1900	3	0	0	0	0	0	0	0	0	0	0	2	0	1	0	0	0	0	0	0	0	0	0	0	0	0	0	0	0
2000	1	0	0	0	0	0	0	0	0	0	0	0	1	0	0	0	0	0	0	0	0	0	0	0	0	0	0	0	0
2100	0	0	0	0	0	0	0	0	0	0	0	0	0	0	0	0	0	0	0	0	0	0	0	0	0	0	0	0	0
2200	1	0	0	0	0	0	0	0	0	0	0	0	0	1	0	0	0	0	0	0	0	0	0	0	0	0	0	0	0
2300	0	0	0	0	0	0	0	0	0	0	0	0	0	0	0	0	0	0	0	0	0	0	0	0	0	0	0	0	0
07-19	**47**	**0**	**0**	**5**	**4**	**5**	**4**	**0**	**2**	**0**	**5**	**7**	**9**	**4**	**2**	**0**	**0**	**0**	**0**	**0**	**0**	**0**	**0**	**0**	**0**	**0**	**0**	**0**	**0**
06-22	**51**	**0**	**0**	**5**	**4**	**5**	**4**	**0**	**2**	**0**	**5**	**9**	**10**	**5**	**2**	**0**	**0**	**0**	**0**	**0**	**0**	**0**	**0**	**0**	**0**	**0**	**0**	**0**	**0**
06-00	**52**	**0**	**0**	**5**	**4**	**5**	**4**	**0**	**2**	**0**	**5**	**9**	**10**	**6**	**2**	**0**	**0**	**0**	**0**	**0**	**0**	**0**	**0**	**0**	**0**	**0**	**0**	**0**	**0**
00-00	**52**	**0**	**0**	**5**	**4**	**5**	**4**	**0**	**2**	**0**	**5**	**9**	**10**	**6**	**2**	**0**	**0**	**0**	**0**	**0**	**0**	**0**	**0**	**0**	**0**	**0**	**0**	**0**	**0**

DRAFT

Site 95
Location Unnamed Road, Att - No Dumping Sign, Lat 54.16691, Long -6.84849
Direction North

3279 / Meath/Cavan/Monaghan ATC's
October 2013
Automatic Traffic Count

Thu, 10 October 2013

Time	Total	Speed Bins (km/h)																											
		0 - 5	5 - 10	10 - 15	15 - 20	20 - 25	25 - 30	30 - 35	35 - 40	40 - 45	45 - 50	50 - 55	55 - 60	60 - 65	65 - 70	70 - 75	75 - 80	80 - 85	85 - 90	90 - 95	95 - 100	100 - 105	105 - 110	110 - 115	115 - 120	120 - 125	125 - 130	130 - 135	135 - 140
0000	0	0	0	0	0	0	0	0	0	0	0	0	0	0	0	0	0	0	0	0	0	0	0	0	0	0	0	0	0
0100	0	0	0	0	0	0	0	0	0	0	0	0	0	0	0	0	0	0	0	0	0	0	0	0	0	0	0	0	0
0200	0	0	0	0	0	0	0	0	0	0	0	0	0	0	0	0	0	0	0	0	0	0	0	0	0	0	0	0	0
0300	0	0	0	0	0	0	0	0	0	0	0	0	0	0	0	0	0	0	0	0	0	0	0	0	0	0	0	0	0
0400	0	0	0	0	0	0	0	0	0	0	0	0	0	0	0	0	0	0	0	0	0	0	0	0	0	0	0	0	0
0500	0	0	0	0	0	0	0	0	0	0	0	0	0	0	0	0	0	0	0	0	0	0	0	0	0	0	0	0	0
0600	0	0	0	0	0	0	0	0	0	0	0	0	0	0	0	0	0	0	0	0	0	0	0	0	0	0	0	0	0
0700	2	0	0	0	0	0	0	0	0	0	1	1	0	0	0	0	0	0	0	0	0	0	0	0	0	0	0	0	0
0800	3	0	0	0	0	0	0	0	0	1	0	0	1	0	1	0	0	0	0	0	0	0	0	0	0	0	0	0	0
0900	1	0	0	0	0	0	0	0	0	0	0	1	0	0	0	0	0	0	0	0	0	0	0	0	0	0	0	0	0
1000	4	0	0	0	0	0	0	0	0	0	0	1	3	0	0	0	0	0	0	0	0	0	0	0	0	0	0	0	0
1100	**7**	**0**	**0**	**0**	**2**	**0**	**0**	**0**	**0**	**0**	**2**	**1**	**1**	**1**	**0**	**0**	**0**	**0**	**0**	**0**	**0**	**0**	**0**	**0**	**0**	**0**	**0**	**0**	**0**
1200	3	0	0	0	0	1	1	0	0	0	0	1	0	0	0	0	0	0	0	0	0	0	0	0	0	0	0	0	0
1300	3	0	0	0	0	0	0	0	0	0	0	0	1	0	1	1	0	0	0	0	0	0	0	0	0	0	0	0	0
1400	4	0	0	0	1	1	0	0	0	0	0	1	0	1	0	0	0	0	0	0	0	0	0	0	0	0	0	0	0
1500	1	0	0	0	0	0	0	0	1	0	0	0	0	0	0	0	0	0	0	0	0	0	0	0	0	0	0	0	0
1600	2	0	0	0	0	0	0	0	1	0	0	0	1	0	0	0	0	0	0	0	0	0	0	0	0	0	0	0	0
1700	2	0	0	0	0	1	0	0	0	0	1	0	0	0	0	0	0	0	0	0	0	0	0	0	0	0	0	0	0
1800	**6**	**0**	**0**	**0**	**0**	**1**	**0**	**0**	**0**	**1**	**0**	**1**	**1**	**1**	**0**	**0**	**0**	**1**	**0**	**0**	**0**	**0**	**0**	**0**	**0**	**0**	**0**	**0**	**0**
1900	4	0	0	0	0	0	0	0	0	0	0	0	1	1	1	1	0	0	0	0	0	0	0	0	0	0	0	0	0
2000	2	0	0	0	0	0	0	0	0	0	1	0	0	1	0	0	0	0	0	0	0	0	0	0	0	0	0	0	0
2100	0	0	0	0	0	0	0	0	0	0	0	0	0	0	0	0	0	0	0	0	0	0	0	0	0	0	0	0	0
2200	0	0	0	0	0	0	0	0	0	0	0	0	0	0	0	0	0	0	0	0	0	0	0	0	0	0	0	0	0
2300	0	0	0	0	0	0	0	0	0	0	0	0	0	0	0	0	0	0	0	0	0	0	0	0	0	0	0	0	0
07-19	**38**	**0**	**0**	**0**	**3**	**4**	**1**	**0**	**2**	**2**	**4**	**7**	**8**	**3**	**2**	**1**	**0**	**1**	**0**	**0**	**0**	**0**	**0**	**0**	**0**	**0**	**0**	**0**	**0**
06-22	**44**	**0**	**0**	**0**	**3**	**4**	**1**	**0**	**2**	**2**	**5**	**7**	**9**	**5**	**3**	**2**	**0**	**1**	**0**	**0**	**0**	**0**	**0**	**0**	**0**	**0**	**0**	**0**	**0**
06-00	**44**	**0**	**0**	**0**	**3**	**4**	**1**	**0**	**2**	**2**	**5**	**7**	**9**	**5**	**3**	**2**	**0**	**1**	**0**	**0**	**0**	**0**	**0**	**0**	**0**	**0**	**0**	**0**	**0**
00-00	**44**	**0**	**0**	**0**	**3**	**4**	**1**	**0**	**2**	**2**	**5**	**7**	**9**	**5**	**3**	**2**	**0**	**1**	**0**	**0**	**0**	**0**	**0**	**0**	**0**	**0**	**0**	**0**	**0**

DRAFT

Site 95
Location Unnamed Road, Att - No Dumping Sign, Lat 54.16691, Long -6.84849
Direction North

3279 / Meath/Cavan/Monaghan ATC's
October 2013
Automatic Traffic Count

Fri, 11 October 2013

Time	Total	Speed Bins (km/h)																											
		0 - 5	5 - 10	10 - 15	15 - 20	20 - 25	25 - 30	30 - 35	35 - 40	40 - 45	45 - 50	50 - 55	55 - 60	60 - 65	65 - 70	70 - 75	75 - 80	80 - 85	85 - 90	90 - 95	95 - 100	100 - 105	105 - 110	110 - 115	115 - 120	120 - 125	125 - 130	130 - 135	135 - 140
0000	0	0	0	0	0	0	0	0	0	0	0	0	0	0	0	0	0	0	0	0	0	0	0	0	0	0	0	0	0
0100	0	0	0	0	0	0	0	0	0	0	0	0	0	0	0	0	0	0	0	0	0	0	0	0	0	0	0	0	0
0200	0	0	0	0	0	0	0	0	0	0	0	0	0	0	0	0	0	0	0	0	0	0	0	0	0	0	0	0	0
0300	0	0	0	0	0	0	0	0	0	0	0	0	0	0	0	0	0	0	0	0	0	0	0	0	0	0	0	0	0
0400	0	0	0	0	0	0	0	0	0	0	0	0	0	0	0	0	0	0	0	0	0	0	0	0	0	0	0	0	0
0500	0	0	0	0	0	0	0	0	0	0	0	0	0	0	0	0	0	0	0	0	0	0	0	0	0	0	0	0	0
0600	2	0	0	0	0	0	0	0	1	0	0	0	1	0	0	0	0	0	0	0	0	0	0	0	0	0	0	0	0
0700	1	0	0	0	0	0	0	0	0	0	1	0	0	0	0	0	0	0	0	0	0	0	0	0	0	0	0	0	0
0800	**4**	**0**	**0**	**0**	**0**	**0**	**0**	**0**	**0**	**0**	**1**	**0**	**2**	**0**	**1**	**0**	**0**	**0**	**0**	**0**	**0**	**0**	**0**	**0**	**0**	**0**	**0**	**0**	**0**
0900	2	0	0	0	0	0	0	0	0	0	0	0	1	1	0	0	0	0	0	0	0	0	0	0	0	0	0	0	0
1000	2	0	0	0	0	0	0	0	0	0	0	0	1	1	0	0	0	0	0	0	0	0	0	0	0	0	0	0	0
1100	**4**	**0**	**0**	**0**	**1**	**0**	**0**	**0**	**0**	**0**	**0**	**2**	**0**	**0**	**1**	**0**	**0**	**0**	**0**	**0**	**0**	**0**	**0**	**0**	**0**	**0**	**0**	**0**	**0**
1200	**7**	**0**	**0**	**0**	**0**	**0**	**0**	**0**	**1**	**0**	**0**	**4**	**0**	**1**	**1**	**0**	**0**	**0**	**0**	**0**	**0**	**0**	**0**	**0**	**0**	**0**	**0**	**0**	**0**
1300	4	0	0	0	0	1	1	0	0	0	0	1	0	0	1	0	0	0	0	0	0	0	0	0	0	0	0	0	0
1400	3	0	0	0	0	0	1	0	0	1	0	0	0	0	1	0	0	0	0	0	0	0	0	0	0	0	0	0	0
1500	3	0	0	0	1	1	0	0	1	0	0	0	0	0	0	0	0	0	0	0	0	0	0	0	0	0	0	0	0
1600	4	0	0	0	0	0	0	0	0	1	0	1	2	0	0	0	0	0	0	0	0	0	0	0	0	0	0	0	0
1700	2	0	0	1	0	0	0	0	0	0	0	0	1	0	0	0	0	0	0	0	0	0	0	0	0	0	0	0	0
1800	4	0	0	0	0	0	0	1	0	0	0	0	2	0	1	0	0	0	0	0	0	0	0	0	0	0	0	0	0
1900	1	0	0	0	0	0	0	0	0	0	0	0	0	1	0	0	0	0	0	0	0	0	0	0	0	0	0	0	0
2000	4	0	0	0	0	0	0	0	0	0	0	1	1	1	1	0	0	0	0	0	0	0	0	0	0	0	0	0	0
2100	1	0	0	0	0	1	0	0	0	0	0	0	0	0	0	0	0	0	0	0	0	0	0	0	0	0	0	0	0
2200	2	0	0	0	0	0	0	0	0	0	0	1	0	0	0	1	0	0	0	0	0	0	0	0	0	0	0	0	0
2300	1	0	0	0	0	0	0	0	0	0	0	0	0	0	1	0	0	0	0	0	0	0	0	0	0	0	0	0	0
07-19	**40**	**0**	**0**	**1**	**2**	**2**	**2**	**1**	**2**	**2**	**2**	**8**	**9**	**3**	**6**	**0**	**0**	**0**	**0**	**0**	**0**	**0**	**0**	**0**	**0**	**0**	**0**	**0**	**0**
06-22	**48**	**0**	**0**	**1**	**2**	**3**	**2**	**1**	**3**	**2**	**2**	**9**	**11**	**5**	**7**	**0**	**0**	**0**	**0**	**0**	**0**	**0**	**0**	**0**	**0**	**0**	**0**	**0**	**0**
06-00	**51**	**0**	**0**	**1**	**2**	**3**	**2**	**1**	**3**	**2**	**2**	**10**	**11**	**5**	**8**	**1**	**0**	**0**	**0**	**0**	**0**	**0**	**0**	**0**	**0**	**0**	**0**	**0**	**0**
00-00	**51**	**0**	**0**	**1**	**2**	**3**	**2**	**1**	**3**	**2**	**2**	**10**	**11**	**5**	**8**	**1**	**0**	**0**	**0**	**0**	**0**	**0**	**0**	**0**	**0**	**0**	**0**	**0**	**0**

DRAFT

Site 95
Location Unnamed Road, Att - No Dumping Sign, Lat 54.16691, Long -6.84849
Direction North

3279 / Meath/Cavan/Monaghan ATC's
October 2013
Automatic Traffic Count

Sat, 12 October 2013

Time	Total	Speed Bins (km/h)																											
		0 - 5	5 - 10	10 - 15	15 - 20	20 - 25	25 - 30	30 - 35	35 - 40	40 - 45	45 - 50	50 - 55	55 - 60	60 - 65	65 - 70	70 - 75	75 - 80	80 - 85	85 - 90	90 - 95	95 - 100	100 - 105	105 - 110	110 - 115	115 - 120	120 - 125	125 - 130	130 - 135	135 - 140
0000	0	0	0	0	0	0	0	0	0	0	0	0	0	0	0	0	0	0	0	0	0	0	0	0	0	0	0	0	0
0100	0	0	0	0	0	0	0	0	0	0	0	0	0	0	0	0	0	0	0	0	0	0	0	0	0	0	0	0	0
0200	0	0	0	0	0	0	0	0	0	0	0	0	0	0	0	0	0	0	0	0	0	0	0	0	0	0	0	0	0
0300	0	0	0	0	0	0	0	0	0	0	0	0	0	0	0	0	0	0	0	0	0	0	0	0	0	0	0	0	0
0400	0	0	0	0	0	0	0	0	0	0	0	0	0	0	0	0	0	0	0	0	0	0	0	0	0	0	0	0	0
0500	0	0	0	0	0	0	0	0	0	0	0	0	0	0	0	0	0	0	0	0	0	0	0	0	0	0	0	0	0
0600	0	0	0	0	0	0	0	0	0	0	0	0	0	0	0	0	0	0	0	0	0	0	0	0	0	0	0	0	0
0700	0	0	0	0	0	0	0	0	0	0	0	0	0	0	0	0	0	0	0	0	0	0	0	0	0	0	0	0	0
0800	2	0	0	0	0	0	0	0	0	0	0	1	1	0	0	0	0	0	0	0	0	0	0	0	0	0	0	0	0
0900	3	0	0	0	0	0	0	0	0	1	1	0	1	0	0	0	0	0	0	0	0	0	0	0	0	0	0	0	0
1000	4	0	0	0	0	0	0	0	0	0	0	1	1	2	0	0	0	0	0	0	0	0	0	0	0	0	0	0	0
1100	**8**	**0**	**0**	**1**	**1**	**0**	**0**	**0**	**3**	**0**	**0**	**2**	**1**	**0**	**0**	**0**	**0**	**0**	**0**	**0**	**0**	**0**	**0**	**0**	**0**	**0**	**0**	**0**	**0**
1200	**4**	**0**	**0**	**0**	**0**	**0**	**1**	**0**	**0**	**0**	**0**	**1**	**0**	**0**	**0**	**1**	**1**	**0**	**0**	**0**	**0**	**0**	**0**	**0**	**0**	**0**	**0**	**0**	**0**
1300	**4**	**0**	**0**	**0**	**0**	**0**	**0**	**0**	**1**	**0**	**1**	**0**	**1**	**1**	**0**	**0**	**0**	**0**	**0**	**0**	**0**	**0**	**0**	**0**	**0**	**0**	**0**	**0**	**0**
1400	**4**	**0**	**0**	**0**	**0**	**0**	**0**	**0**	**1**	**0**	**1**	**1**	**0**	**0**	**0**	**1**	**0**	**0**	**0**	**0**	**0**	**0**	**0**	**0**	**0**	**0**	**0**	**0**	**0**
1500	2	0	0	0	0	0	1	0	0	0	0	1	0	0	0	0	0	0	0	0	0	0	0	0	0	0	0	0	0
1600	2	0	0	0	0	0	0	0	0	0	0	2	0	0	0	0	0	0	0	0	0	0	0	0	0	0	0	0	0
1700	1	0	0	0	0	0	0	0	0	0	0	0	1	0	0	0	0	0	0	0	0	0	0	0	0	0	0	0	0
1800	2	0	0	0	0	0	0	0	0	0	0	0	0	1	1	0	0	0	0	0	0	0	0	0	0	0	0	0	0
1900	**4**	**0**	**0**	**0**	**0**	**0**	**0**	**0**	**0**	**0**	**2**	**1**	**0**	**1**	**0**	**0**	**0**	**0**	**0**	**0**	**0**	**0**	**0**	**0**	**0**	**0**	**0**	**0**	**0**
2000	2	0	0	0	0	0	0	0	0	0	0	1	0	0	0	0	1	0	0	0	0	0	0	0	0	0	0	0	0
2100	0	0	0	0	0	0	0	0	0	0	0	0	0	0	0	0	0	0	0	0	0	0	0	0	0	0	0	0	0
2200	0	0	0	0	0	0	0	0	0	0	0	0	0	0	0	0	0	0	0	0	0	0	0	0	0	0	0	0	0
2300	1	0	0	0	0	0	0	0	0	0	0	0	0	0	1	0	0	0	0	0	0	0	0	0	0	0	0	0	0
07-19	**36**	**0**	**0**	**1**	**1**	**0**	**2**	**0**	**5**	**1**	**3**	**9**	**6**	**4**	**1**	**2**	**1**	**0**	**0**	**0**	**0**	**0**	**0**	**0**	**0**	**0**	**0**	**0**	**0**
06-22	**42**	**0**	**0**	**1**	**1**	**0**	**2**	**0**	**5**	**1**	**5**	**11**	**6**	**5**	**1**	**2**	**2**	**0**	**0**	**0**	**0**	**0**	**0**	**0**	**0**	**0**	**0**	**0**	**0**
06-00	**43**	**0**	**0**	**1**	**1**	**0**	**2**	**0**	**5**	**1**	**5**	**11**	**6**	**5**	**2**	**2**	**2**	**0**	**0**	**0**	**0**	**0**	**0**	**0**	**0**	**0**	**0**	**0**	**0**
00-00	**43**	**0**	**0**	**1**	**1**	**0**	**2**	**0**	**5**	**1**	**5**	**11**	**6**	**5**	**2**	**2**	**2**	**0**	**0**	**0**	**0**	**0**	**0**	**0**	**0**	**0**	**0**	**0**	**0**

DRAFT

Site 95
Location Unnamed Road, Att - No Dumping Sign, Lat 54.16691, Long -6.84849
Direction North

3279 / Meath/Cavan/Monaghan ATC's
October 2013
Automatic Traffic Count

Sun, 13 October 2013

Time	Total	Speed Bins (km/h)																											
		0 - 5	5 - 10	10 - 15	15 - 20	20 - 25	25 - 30	30 - 35	35 - 40	40 - 45	45 - 50	50 - 55	55 - 60	60 - 65	65 - 70	70 - 75	75 - 80	80 - 85	85 - 90	90 - 95	95 - 100	100 - 105	105 - 110	110 - 115	115 - 120	120 - 125	125 - 130	130 - 135	135 - 140
0000	0	0	0	0	0	0	0	0	0	0	0	0	0	0	0	0	0	0	0	0	0	0	0	0	0	0	0	0	0
0100	0	0	0	0	0	0	0	0	0	0	0	0	0	0	0	0	0	0	0	0	0	0	0	0	0	0	0	0	0
0200	0	0	0	0	0	0	0	0	0	0	0	0	0	0	0	0	0	0	0	0	0	0	0	0	0	0	0	0	0
0300	0	0	0	0	0	0	0	0	0	0	0	0	0	0	0	0	0	0	0	0	0	0	0	0	0	0	0	0	0
0400	0	0	0	0	0	0	0	0	0	0	0	0	0	0	0	0	0	0	0	0	0	0	0	0	0	0	0	0	0
0500	0	0	0	0	0	0	0	0	0	0	0	0	0	0	0	0	0	0	0	0	0	0	0	0	0	0	0	0	0
0600	0	0	0	0	0	0	0	0	0	0	0	0	0	0	0	0	0	0	0	0	0	0	0	0	0	0	0	0	0
0700	2	0	0	0	0	0	0	1	0	0	0	0	1	0	0	0	0	0	0	0	0	0	0	0	0	0	0	0	0
0800	0	0	0	0	0	0	0	0	0	0	0	0	0	0	0	0	0	0	0	0	0	0	0	0	0	0	0	0	0
0900	1	0	0	0	0	0	0	0	0	0	0	0	1	0	0	0	0	0	0	0	0	0	0	0	0	0	0	0	0
1000	1	0	0	0	0	1	0	0	0	0	0	0	0	0	0	0	0	0	0	0	0	0	0	0	0	0	0	0	0
1100	**4**	**0**	**0**	**0**	**0**	**0**	**0**	**0**	**0**	**1**	**1**	**2**	**0**	**0**	**0**	**0**	**0**	**0**	**0**	**0**	**0**	**0**	**0**	**0**	**0**	**0**	**0**	**0**	**0**
1200	**4**	**0**	**0**	**0**	**0**	**1**	**1**	**1**	**0**	**0**	**1**	**0**	**0**	**0**	**0**	**0**	**0**	**0**	**0**	**0**	**0**	**0**	**0**	**0**	**0**	**0**	**0**	**0**	**0**
1300	**4**	**0**	**0**	**0**	**0**	**0**	**0**	**0**	**0**	**0**	**0**	**1**	**1**	**0**	**1**	**1**	**0**	**0**	**0**	**0**	**0**	**0**	**0**	**0**	**0**	**0**	**0**	**0**	**0**
1400	0	0	0	0	0	0	0	0	0	0	0	0	0	0	0	0	0	0	0	0	0	0	0	0	0	0	0	0	0
1500	2	0	0	0	0	0	0	0	0	1	0	0	1	0	0	0	0	0	0	0	0	0	0	0	0	0	0	0	0
1600	2	0	0	0	0	1	0	0	0	1	0	0	0	0	0	0	0	0	0	0	0	0	0	0	0	0	0	0	0
1700	1	0	0	0	1	0	0	0	0	0	0	0	0	0	0	0	0	0	0	0	0	0	0	0	0	0	0	0	0
1800	2	0	0	0	0	0	0	0	0	0	0	1	1	0	0	0	0	0	0	0	0	0	0	0	0	0	0	0	0
1900	0	0	0	0	0	0	0	0	0	0	0	0	0	0	0	0	0	0	0	0	0	0	0	0	0	0	0	0	0
2000	1	0	0	0	0	0	0	0	0	0	0	0	0	0	0	1	0	0	0	0	0	0	0	0	0	0	0	0	0
2100	0	0	0	0	0	0	0	0	0	0	0	0	0	0	0	0	0	0	0	0	0	0	0	0	0	0	0	0	0
2200	2	0	0	0	0	0	0	0	0	1	1	0	0	0	0	0	0	0	0	0	0	0	0	0	0	0	0	0	0
2300	0	0	0	0	0	0	0	0	0	0	0	0	0	0	0	0	0	0	0	0	0	0	0	0	0	0	0	0	0
07-19	**23**	**0**	**0**	**0**	**1**	**3**	**1**	**2**	**0**	**3**	**2**	**4**	**5**	**0**	**1**	**1**	**0**	**0**	**0**	**0**	**0**	**0**	**0**	**0**	**0**	**0**	**0**	**0**	**0**
06-22	**24**	**0**	**0**	**0**	**1**	**3**	**1**	**2**	**0**	**3**	**2**	**4**	**5**	**0**	**1**	**2**	**0**	**0**	**0**	**0**	**0**	**0**	**0**	**0**	**0**	**0**	**0**	**0**	**0**
06-00	**26**	**0**	**0**	**0**	**1**	**3**	**1**	**2**	**0**	**4**	**3**	**4**	**5**	**0**	**1**	**2**	**0**	**0**	**0**	**0**	**0**	**0**	**0**	**0**	**0**	**0**	**0**	**0**	**0**
00-00	**26**	**0**	**0**	**0**	**1**	**3**	**1**	**2**	**0**	**4**	**3**	**4**	**5**	**0**	**1**	**2**	**0**	**0**	**0**	**0**	**0**	**0**	**0**	**0**	**0**	**0**	**0**	**0**	**0**

DRAFT

Site 95
Location Unnamed Road, Att - No Dumping Sign, Lat 54.16691, Long -6.84849
Direction North

3279 / Meath/Cavan/Monaghan ATC's
October 2013
Automatic Traffic Count

Mon, 14 October 2013

Time	Total	Speed Bins (km/h)																											
		0 - 5	5 - 10	10 - 15	15 - 20	20 - 25	25 - 30	30 - 35	35 - 40	40 - 45	45 - 50	50 - 55	55 - 60	60 - 65	65 - 70	70 - 75	75 - 80	80 - 85	85 - 90	90 - 95	95 - 100	100 - 105	105 - 110	110 - 115	115 - 120	120 - 125	125 - 130	130 - 135	135 - 140
0000	0	0	0	0	0	0	0	0	0	0	0	0	0	0	0	0	0	0	0	0	0	0	0	0	0	0	0	0	0
0100	0	0	0	0	0	0	0	0	0	0	0	0	0	0	0	0	0	0	0	0	0	0	0	0	0	0	0	0	0
0200	0	0	0	0	0	0	0	0	0	0	0	0	0	0	0	0	0	0	0	0	0	0	0	0	0	0	0	0	0
0300	0	0	0	0	0	0	0	0	0	0	0	0	0	0	0	0	0	0	0	0	0	0	0	0	0	0	0	0	0
0400	0	0	0	0	0	0	0	0	0	0	0	0	0	0	0	0	0	0	0	0	0	0	0	0	0	0	0	0	0
0500	0	0	0	0	0	0	0	0	0	0	0	0	0	0	0	0	0	0	0	0	0	0	0	0	0	0	0	0	0
0600	1	0	0	0	0	0	0	0	0	0	0	0	0	0	1	0	0	0	0	0	0	0	0	0	0	0	0	0	0
0700	1	0	0	0	0	0	0	0	0	0	1	0	0	0	0	0	0	0	0	0	0	0	0	0	0	0	0	0	0
0800	1	0	0	0	0	0	0	0	0	0	0	0	1	0	0	0	0	0	0	0	0	0	0	0	0	0	0	0	0
0900	2	0	0	0	0	0	0	0	0	0	0	0	0	1	1	0	0	0	0	0	0	0	0	0	0	0	0	0	0
1000	2	0	0	0	0	1	0	0	0	0	0	0	1	0	0	0	0	0	0	0	0	0	0	0	0	0	0	0	0
1100	**5**	**0**	**0**	**0**	**0**	**0**	**0**	**0**	**0**	**1**	**0**	**0**	**3**	**1**	**0**	**0**	**0**	**0**	**0**	**0**	**0**	**0**	**0**	**0**	**0**	**0**	**0**	**0**	**0**
1200	**3**	**0**	**0**	**0**	**0**	**0**	**1**	**0**	**0**	**0**	**0**	**1**	**1**	**0**	**0**	**0**	**0**	**0**	**0**	**0**	**0**	**0**	**0**	**0**	**0**	**0**	**0**	**0**	**0**
1300	**3**	**0**	**0**	**0**	**0**	**0**	**0**	**0**	**0**	**1**	**0**	**0**	**0**	**2**	**0**	**0**	**0**	**0**	**0**	**0**	**0**	**0**	**0**	**0**	**0**	**0**	**0**	**0**	**0**
1400	**3**	**0**	**0**	**0**	**0**	**0**	**0**	**0**	**0**	**0**	**0**	**2**	**1**	**0**	**0**	**0**	**0**	**0**	**0**	**0**	**0**	**0**	**0**	**0**	**0**	**0**	**0**	**0**	**0**
1500	**3**	**0**	**0**	**0**	**0**	**0**	**0**	**0**	**0**	**0**	**0**	**1**	**2**	**0**	**0**	**0**	**0**	**0**	**0**	**0**	**0**	**0**	**0**	**0**	**0**	**0**	**0**	**0**	**0**
1600	**3**	**0**	**0**	**0**	**0**	**0**	**0**	**0**	**0**	**0**	**0**	**2**	**0**	**1**	**0**	**0**	**0**	**0**	**0**	**0**	**0**	**0**	**0**	**0**	**0**	**0**	**0**	**0**	**0**
1700	0	0	0	0	0	0	0	0	0	0	0	0	0	0	0	0	0	0	0	0	0	0	0	0	0	0	0	0	0
1800	1	0	0	0	0	0	0	0	0	0	0	0	0	1	0	0	0	0	0	0	0	0	0	0	0	0	0	0	0
1900	2	0	0	0	0	0	0	0	0	0	1	1	0	0	0	0	0	0	0	0	0	0	0	0	0	0	0	0	0
2000	1	0	0	0	0	0	0	0	0	0	1	0	0	0	0	0	0	0	0	0	0	0	0	0	0	0	0	0	0
2100	2	0	0	0	0	0	0	0	0	0	0	1	0	0	1	0	0	0	0	0	0	0	0	0	0	0	0	0	0
2200	0	0	0	0	0	0	0	0	0	0	0	0	0	0	0	0	0	0	0	0	0	0	0	0	0	0	0	0	0
2300	1	0	0	0	0	0	0	0	0	0	1	0	0	0	0	0	0	0	0	0	0	0	0	0	0	0	0	0	0
07-19	**27**	**0**	**0**	**0**	**0**	**1**	**1**	**0**	**0**	**2**	**1**	**6**	**9**	**6**	**1**	**0**	**0**	**0**	**0**	**0**	**0**	**0**	**0**	**0**	**0**	**0**	**0**	**0**	**0**
06-22	**33**	**0**	**0**	**0**	**0**	**1**	**1**	**0**	**0**	**2**	**3**	**8**	**9**	**6**	**3**	**0**	**0**	**0**	**0**	**0**	**0**	**0**	**0**	**0**	**0**	**0**	**0**	**0**	**0**
06-00	**34**	**0**	**0**	**0**	**0**	**1**	**1**	**0**	**0**	**2**	**4**	**8**	**9**	**6**	**3**	**0**	**0**	**0**	**0**	**0**	**0**	**0**	**0**	**0**	**0**	**0**	**0**	**0**	**0**
00-00	**34**	**0**	**0**	**0**	**0**	**1**	**1**	**0**	**0**	**2**	**4**	**8**	**9**	**6**	**3**	**0**	**0**	**0**	**0**	**0**	**0**	**0**	**0**	**0**	**0**	**0**	**0**	**0**	**0**

DRAFT

Site 95
Location Unnamed Road, Att - No Dumping Sign, Lat 54.16691, Long -6.84849
Direction North

3279 / Meath/Cavan/Monaghan ATC's
October 2013
Automatic Traffic Count

Tue, 15 October 2013

Time	Total	Speed Bins (km/h)																											
		0 - 5	5 - 10	10 - 15	15 - 20	20 - 25	25 - 30	30 - 35	35 - 40	40 - 45	45 - 50	50 - 55	55 - 60	60 - 65	65 - 70	70 - 75	75 - 80	80 - 85	85 - 90	90 - 95	95 - 100	100 - 105	105 - 110	110 - 115	115 - 120	120 - 125	125 - 130	130 - 135	135 - 140
0000	0	0	0	0	0	0	0	0	0	0	0	0	0	0	0	0	0	0	0	0	0	0	0	0	0	0	0	0	0
0100	0	0	0	0	0	0	0	0	0	0	0	0	0	0	0	0	0	0	0	0	0	0	0	0	0	0	0	0	0
0200	0	0	0	0	0	0	0	0	0	0	0	0	0	0	0	0	0	0	0	0	0	0	0	0	0	0	0	0	0
0300	0	0	0	0	0	0	0	0	0	0	0	0	0	0	0	0	0	0	0	0	0	0	0	0	0	0	0	0	0
0400	0	0	0	0	0	0	0	0	0	0	0	0	0	0	0	0	0	0	0	0	0	0	0	0	0	0	0	0	0
0500	0	0	0	0	0	0	0	0	0	0	0	0	0	0	0	0	0	0	0	0	0	0	0	0	0	0	0	0	0
0600	2	0	0	0	0	0	1	0	0	0	0	0	1	0	0	0	0	0	0	0	0	0	0	0	0	0	0	0	0
0700	1	0	0	0	0	0	0	0	0	0	1	0	0	0	0	0	0	0	0	0	0	0	0	0	0	0	0	0	0
0800	3	0	0	0	0	0	0	0	0	0	1	0	1	0	1	0	0	0	0	0	0	0	0	0	0	0	0	0	0
0900	**5**	**0**	**0**	**0**	**0**	**0**	**0**	**0**	**0**	**0**	**0**	**1**	**3**	**1**	**0**	**0**	**0**	**0**	**0**	**0**	**0**	**0**	**0**	**0**	**0**	**0**	**0**	**0**	**0**
1000	0	0	0	0	0	0	0	0	0	0	0	0	0	0	0	0	0	0	0	0	0	0	0	0	0	0	0	0	0
1100	2	0	0	0	1	0	0	0	0	0	0	0	0	1	0	0	0	0	0	0	0	0	0	0	0	0	0	0	0
1200	2	0	0	0	0	0	0	0	0	0	0	1	0	1	0	0	0	0	0	0	0	0	0	0	0	0	0	0	0
1300	**5**	**0**	**0**	**0**	**0**	**0**	**0**	**0**	**0**	**1**	**0**	**0**	**2**	**1**	**1**	**0**	**0**	**0**	**0**	**0**	**0**	**0**	**0**	**0**	**0**	**0**	**0**	**0**	**0**
1400	3	0	0	0	0	0	0	0	0	0	0	0	0	2	0	1	0	0	0	0	0	0	0	0	0	0	0	0	0
1500	**5**	**0**	**0**	**0**	**0**	**0**	**0**	**0**	**0**	**1**	**0**	**3**	**1**	**0**	**0**	**0**	**0**	**0**	**0**	**0**	**0**	**0**	**0**	**0**	**0**	**0**	**0**	**0**	**0**
1600	1	0	0	0	0	0	0	0	0	1	0	0	0	0	0	0	0	0	0	0	0	0	0	0	0	0	0	0	0
1700	0	0	0	0	0	0	0	0	0	0	0	0	0	0	0	0	0	0	0	0	0	0	0	0	0	0	0	0	0
1800	3	0	0	0	0	1	0	0	0	0	1	0	1	0	0	0	0	0	0	0	0	0	0	0	0	0	0	0	0
1900	1	0	0	0	0	0	0	0	0	0	0	0	0	1	0	0	0	0	0	0	0	0	0	0	0	0	0	0	0
2000	0	0	0	0	0	0	0	0	0	0	0	0	0	0	0	0	0	0	0	0	0	0	0	0	0	0	0	0	0
2100	**5**	**0**	**0**	**0**	**0**	**0**	**0**	**0**	**0**	**0**	**1**	**1**	**1**	**1**	**0**	**0**	**1**	**0**	**0**	**0**	**0**	**0**	**0**	**0**	**0**	**0**	**0**	**0**	**0**
2200	3	0	0	0	0	0	0	0	0	0	2	0	0	0	0	1	0	0	0	0	0	0	0	0	0	0	0	0	0
2300	0	0	0	0	0	0	0	0	0	0	0	0	0	0	0	0	0	0	0	0	0	0	0	0	0	0	0	0	0
07-19	**30**	**0**	**0**	**0**	**1**	**1**	**0**	**0**	**0**	**3**	**3**	**5**	**8**	**6**	**2**	**1**	**0**	**0**	**0**	**0**	**0**	**0**	**0**	**0**	**0**	**0**	**0**	**0**	**0**
06-22	**38**	**0**	**0**	**0**	**1**	**1**	**1**	**0**	**0**	**3**	**4**	**6**	**10**	**8**	**2**	**1**	**1**	**0**	**0**	**0**	**0**	**0**	**0**	**0**	**0**	**0**	**0**	**0**	**0**
06-00	**41**	**0**	**0**	**0**	**1**	**1**	**1**	**0**	**0**	**3**	**6**	**6**	**10**	**8**	**2**	**2**	**1**	**0**	**0**	**0**	**0**	**0**	**0**	**0**	**0**	**0**	**0**	**0**	**0**
00-00	**41**	**0**	**0**	**0**	**1**	**1**	**1**	**0**	**0**	**3**	**6**	**6**	**10**	**8**	**2**	**2**	**1**	**0**	**0**	**0**	**0**	**0**	**0**	**0**	**0**	**0**	**0**	**0**	**0**

DRAFT

Site 95
Location Unnamed Road, Att - No Dumping Sign, Lat 54.16691, Long -6.84849
Direction North

3279 / Meath/Cavan/Monaghan ATC's
October 2013
Automatic Traffic Count

Virtual Day (7)

Time	Total	Speed Bins (km/h)																											
		0 - 5	5 - 10	10 - 15	15 - 20	20 - 25	25 - 30	30 - 35	35 - 40	40 - 45	45 - 50	50 - 55	55 - 60	60 - 65	65 - 70	70 - 75	75 - 80	80 - 85	85 - 90	90 - 95	95 - 100	100 - 105	105 - 110	110 - 115	115 - 120	120 - 125	125 - 130	130 - 135	135 - 140
0000	0	0	0	0	0	0	0	0	0	0	0	0	0	0	0	0	0	0	0	0	0	0	0	0	0	0	0	0	0
0100	0	0	0	0	0	0	0	0	0	0	0	0	0	0	0	0	0	0	0	0	0	0	0	0	0	0	0	0	0
0200	0	0	0	0	0	0	0	0	0	0	0	0	0	0	0	0	0	0	0	0	0	0	0	0	0	0	0	0	0
0300	0	0	0	0	0	0	0	0	0	0	0	0	0	0	0	0	0	0	0	0	0	0	0	0	0	0	0	0	0
0400	0	0	0	0	0	0	0	0	0	0	0	0	0	0	0	0	0	0	0	0	0	0	0	0	0	0	0	0	0
0500	0	0	0	0	0	0	0	0	0	0	0	0	0	0	0	0	0	0	0	0	0	0	0	0	0	0	0	0	0
0600	1	0	0	0	0	0	0	0	0	0	0	0	0	0	0	0	0	0	0	0	0	0	0	0	0	0	0	0	0
0700	1	0	0	0	0	0	0	0	0	0	1	0	0	0	0	0	0	0	0	0	0	0	0	0	0	0	0	0	0
0800	2	0	0	0	0	0	0	0	0	0	0	0	1	0	1	0	0	0	0	0	0	0	0	0	0	0	0	0	0
0900	3	0	0	0	0	0	0	0	0	0	0	0	1	1	0	0	0	0	0	0	0	0	0	0	0	0	0	0	0
1000	2	0	0	0	0	0	0	0	0	0	0	0	1	0	0	0	0	0	0	0	0	0	0	0	0	0	0	0	0
1100	**5**	**0**	**0**	**0**	**1**	**0**	**0**	**0**	**0**	**0**	**1**	**1**	**1**	**0**	**0**	**0**	**0**	**0**	**0**	**0**	**0**	**0**	**0**	**0**	**0**	**0**	**0**	**0**	**0**
1200	**4**	**0**	**0**	**0**	**0**	**0**	**1**	**0**	**0**	**0**	**0**	**1**	**0**	**0**	**0**	**0**	**0**	**0**	**0**	**0**	**0**	**0**	**0**	**0**	**0**	**0**	**0**	**0**	**0**
1300	**4**	**0**	**0**	**0**	**0**	**0**	**0**	**0**	**0**	**0**	**0**	**0**	**1**	**1**	**1**	**0**	**0**	**0**	**0**	**0**	**0**	**0**	**0**	**0**	**0**	**0**	**0**	**0**	**0**
1400	3	0	0	0	0	0	0	0	0	0	0	1	0	0	0	0	0	0	0	0	0	0	0	0	0	0	0	0	0
1500	3	0	0	0	0	0	0	0	0	0	0	1	1	0	0	0	0	0	0	0	0	0	0	0	0	0	0	0	0
1600	2	0	0	0	0	0	0	0	0	0	0	1	0	0	0	0	0	0	0	0	0	0	0	0	0	0	0	0	0
1700	2	0	0	0	0	0	0	0	0	0	0	0	1	0	0	0	0	0	0	0	0	0	0	0	0	0	0	0	0
1800	3	0	0	0	0	0	0	0	0	0	0	1	1	1	0	0	0	0	0	0	0	0	0	0	0	0	0	0	0
1900	2	0	0	0	0	0	0	0	0	0	0	1	0	1	0	0	0	0	0	0	0	0	0	0	0	0	0	0	0
2000	2	0	0	0	0	0	0	0	0	0	0	0	0	0	0	0	0	0	0	0	0	0	0	0	0	0	0	0	0
2100	1	0	0	0	0	0	0	0	0	0	0	0	0	0	0	0	0	0	0	0	0	0	0	0	0	0	0	0	0
2200	1	0	0	0	0	0	0	0	0	0	0	0	0	0	0	0	0	0	0	0	0	0	0	0	0	0	0	0	0
2300	0	0	0	0	0	0	0	0	0	0	0	0	0	0	0	0	0	0	0	0	0	0	0	0	0	0	0	0	0
07-19	**34**	**0**	**0**	**1**	**2**	**2**	**2**	**0**	**2**	**2**	**3**	**7**	**8**	**4**	**2**	**1**	**0**	**0**	**0**	**0**	**0**	**0**	**0**	**0**	**0**	**0**	**0**	**0**	**0**
06-22	**40**	**0**	**0**	**1**	**2**	**2**	**2**	**0**	**2**	**2**	**4**	**8**	**9**	**5**	**3**	**1**	**0**	**0**	**0**	**0**	**0**	**0**	**0**	**0**	**0**	**0**	**0**	**0**	**0**
06-00	**42**	**0**	**0**	**1**	**2**	**2**	**2**	**0**	**2**	**2**	**4**	**8**	**9**	**5**	**3**	**1**	**0**	**0**	**0**	**0**	**0**	**0**	**0**	**0**	**0**	**0**	**0**	**0**	**0**
00-00	**42**	**0**	**0**	**1**	**2**	**2**	**2**	**0**	**2**	**2**	**4**	**8**	**9**	**5**	**3**	**1**	**0**	**0**	**0**	**0**	**0**	**0**	**0**	**0**	**0**	**0**	**0**	**0**	**0**

DRAFT

Site 95
Location Unnamed Road, Att - No Dumping Sign, Lat 54.16691, Long -6.84849
Direction North

3279 / Meath/Cavan/Monaghan ATC's
October 2013
Automatic Traffic Count

Virtual Week (1)

Time	Total	Speed Bins (km/h)																											
		0 - 5	5 - 10	10 - 15	15 - 20	20 - 25	25 - 30	30 - 35	35 - 40	40 - 45	45 - 50	50 - 55	55 - 60	60 - 65	65 - 70	70 - 75	75 - 80	80 - 85	85 - 90	90 - 95	95 - 100	100 - 105	105 - 110	110 - 115	115 - 120	120 - 125	125 - 130	130 - 135	135 - 140
Mon	34	0	0	0	0	1	1	0	0	2	4	8	9	6	3	0	0	0	0	0	0	0	0	0	0	0	0	0	0
Tue	41	0	0	0	1	1	1	0	0	3	6	6	10	8	2	2	1	0	0	0	0	0	0	0	0	0	0	0	0
Wed	52	0	0	5	4	5	4	0	2	0	5	9	10	6	2	0	0	0	0	0	0	0	0	0	0	0	0	0	0
Thu	44	0	0	0	3	4	1	0	2	2	5	7	9	5	3	2	0	1	0	0	0	0	0	0	0	0	0	0	0
Fri	51	0	0	1	2	3	2	1	3	2	2	10	11	5	8	1	0	0	0	0	0	0	0	0	0	0	0	0	0
|Sat	43	0	0	1	1	0	2	0	5	1	5	11	6	5	2	2	2	0	0	0	0	0	0	0	0	0	0	0	0
|Sun	26	0	0	0	1	3	1	2	0	4	3	4	5	0	1	2	0	0	0	0	0	0	0	0	0	0	0	0	0
5 Day Ave.	**44**	**0**	**0**	**1**	**2**	**3**	**2**	**0**	**1**	**2**	**4**	**8**	**10**	**6**	**4**	**1**	**0**	**0**	**0**	**0**	**0**	**0**	**0**	**0**	**0**	**0**	**0**	**0**	**0**
7 Day Ave.	**42**	**0**	**0**	**1**	**2**	**2**	**2**	**0**	**2**	**2**	**4**	**8**	**9**	**5**	**3**	**1**	**0**	**0**	**0**	**0**	**0**	**0**	**0**	**0**	**0**	**0**	**0**	**0**	**0**
--	**291**	**0**	**0**	**7**	**12**	**17**	**12**	**3**	**12**	**14**	**30**	**55**	**60**	**35**	**21**	**9**	**3**	**1**	**0**	**0**	**0**	**0**	**0**	**0**	**0**	**0**	**0**	**0**	**0**

Summary Graphs

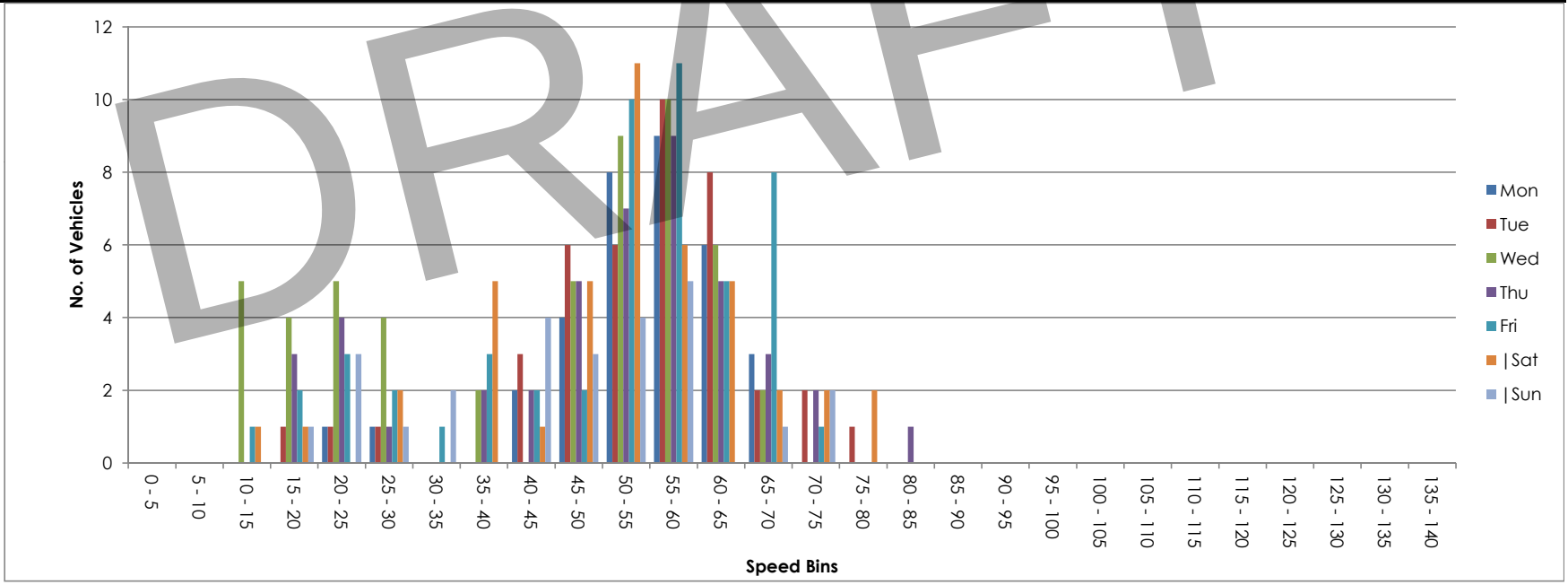

DRAFT

Site 95
Location Unnamed Road, Att - No Dumping Sign, Lat 54.16691, Long -6.84849
Direction South

3279 / Meath/Cavan/Monaghan ATC's
October 2013
Automatic Traffic Count

Wed, 9 October 2013

Time	Total	Classification												>PSL	>PSL%	>SL1	>SL1%	>SL2	>SL2%	Mean	Vpp
		1 MCL	2 SV	3 SVT	4 TB2	5 TB3	6 T4	7 ART3	8 ART4	9 ART5	10 ART6	11 BD	12 DRT	80	80	85 +5kph	85 +5kph	90 +10kph	90 +10kph		85
0000	0	0	0	0	0	0	0	0	0	0	0	0	0	0	0	0	0	0	0	-	-
0100	0	0	0	0	0	0	0	0	0	0	0	0	0	0	0	0	0	0	0	-	-
0200	0	0	0	0	0	0	0	0	0	0	0	0	0	0	0	0	0	0	0	-	-
0300	0	0	0	0	0	0	0	0	0	0	0	0	0	0	0	0	0	0	0	-	-
0400	0	0	0	0	0	0	0	0	0	0	0	0	0	0	0	0	0	0	0	-	-
0500	0	0	0	0	0	0	0	0	0	0	0	0	0	0	0	0	0	0	0	-	-
0600	0	0	0	0	0	0	0	0	0	0	0	0	0	0	0	0	0	0	0	-	-
0700	2	0	1	0	1	0	0	0	0	0	0	0	0	0	0	0	0	0	0	23.1	-
0800	1	0	0	0	1	0	0	0	0	0	0	0	0	0	0	0	0	0	0	54.9	-
0900	**5**	**0**	**5**	**0**	**0**	**0**	**0**	**0**	**0**	**0**	**0**	**0**	**0**	**0**	**0**	**0**	**0**	**0**	**0**	**52.3**	**-**
1000	3	0	2	1	0	0	0	0	0	0	0	0	0	0	0	0	0	0	0	50.1	-
1100	1	0	1	0	0	0	0	0	0	0	0	0	0	0	0	0	0	0	0	19.1	-
1200	2	0	2	0	0	0	0	0	0	0	0	0	0	0	0	0	0	0	0	49.4	-
1300	**7**	**0**	**5**	**1**	**0**	**0**	**0**	**1**	**0**	**0**	**0**	**0**	**0**	**0**	**0**	**0**	**0**	**0**	**0**	**30.8**	**-**
1400	4	0	4	0	0	0	0	0	0	0	0	0	0	0	0	0	0	0	0	45.9	-
1500	5	0	5	0	0	0	0	0	0	0	0	0	0	0	0	0	0	0	0	44.2	-
1600	2	0	2	0	0	0	0	0	0	0	0	0	0	0	0	0	0	0	0	29.1	-
1700	6	0	5	1	0	0	0	0	0	0	0	0	0	0	0	0	0	0	0	45.6	-
1800	**7**	**0**	**7**	**0**	**0**	**0**	**0**	**0**	**0**	**0**	**0**	**0**	**0**	**0**	**0**	**0**	**0**	**0**	**0**	**29.1**	**-**
1900	5	0	3	2	0	0	0	0	0	0	0	0	0	1	20	1	20	0	0	60	-
2000	1	0	1	0	0	0	0	0	0	0	0	0	0	0	0	0	0	0	0	52	-
2100	0	0	0	0	0	0	0	0	0	0	0	0	0	0	0	0	0	0	0	-	-
2200	2	0	2	0	0	0	0	0	0	0	0	0	0	0	0	0	0	0	0	54.3	-
2300	0	0	0	0	0	0	0	0	0	0	0	0	0	0	0	0	0	0	0	-	-
07-19	**45**	**0**	**39**	**3**	**2**	**0**	**0**	**1**	**0**	**0**	**0**	**0**	**0**	**0**	**0**	**0**	**0**	**0**	**0**	**39.7**	**55.4**
06-22	**51**	**0**	**43**	**5**	**2**	**0**	**0**	**1**	**0**	**0**	**0**	**0**	**0**	**1**	**2**	**1**	**2**	**0**	**0**	**41.9**	**57.6**
06-00	**53**	**0**	**45**	**5**	**2**	**0**	**0**	**1**	**0**	**0**	**0**	**0**	**0**	**1**	**1.9**	**1**	**1.9**	**0**	**0**	**42.4**	**58.7**
00-00	**53**	**0**	**45**	**5**	**2**	**0**	**0**	**1**	**0**	**0**	**0**	**0**	**0**	**1**	**1.9**	**1**	**1.9**	**0**	**0**	**42.4**	**58.7**

DRAFT

Site 95
Location Unnamed Road, Att - No Dumping Sign, Lat 54.16691, Long -6.84849
Direction South

3279 / Meath/Cavan/Monaghan ATC's
October 2013
Automatic Traffic Count

Thu, 10 October 2013

Time	Total	Classification												>PSL	>PSL%	>SL1	>SL1%	>SL2	>SL2%	Mean	Vpp
		1 MCL	2 SV	3 SVT	4 TB2	5 TB3	6 T4	7 ART3	8 ART4	9 ART5	10 ART6	11 BD	12 DRT	80	80	85 +5kph	85 +5kph	90 +10kph	90 +10kph		85
0000	2	0	2	0	0	0	0	0	0	0	0	0	0	0	0	0	0	0	0	46.8	-
0100	0	0	0	0	0	0	0	0	0	0	0	0	0	0	0	0	0	0	0	-	-
0200	0	0	0	0	0	0	0	0	0	0	0	0	0	0	0	0	0	0	0	-	-
0300	0	0	0	0	0	0	0	0	0	0	0	0	0	0	0	0	0	0	0	-	-
0400	0	0	0	0	0	0	0	0	0	0	0	0	0	0	0	0	0	0	0	-	-
0500	0	0	0	0	0	0	0	0	0	0	0	0	0	0	0	0	0	0	0	-	-
0600	1	0	1	0	0	0	0	0	0	0	0	0	0	0	0	0	0	0	0	69.3	-
0700	1	0	0	0	1	0	0	0	0	0	0	0	0	0	0	0	0	0	0	27.5	-
0800	3	0	2	0	1	0	0	0	0	0	0	0	0	0	0	0	0	0	0	44	-
0900	3	0	1	1	1	0	0	0	0	0	0	0	0	0	0	0	0	0	0	63.6	-
1000	1	0	1	0	0	0	0	0	0	0	0	0	0	0	0	0	0	0	0	46.8	-
1100	**7**	**0**	**7**	**0**	**0**	**0**	**0**	**0**	**0**	**0**	**0**	**0**	**0**	**0**	**0**	**0**	**0**	**0**	**0**	**52.3**	**-**
1200	1	0	1	0	0	0	0	0	0	0	0	0	0	0	0	0	0	0	0	34.6	-
1300	4	0	3	1	0	0	0	0	0	0	0	0	0	0	0	0	0	0	0	41	-
1400	2	0	1	1	0	0	0	0	0	0	0	0	0	0	0	0	0	0	0	21.1	-
1500	4	0	4	0	0	0	0	0	0	0	0	0	0	0	0	0	0	0	0	48.2	-
1600	2	0	2	0	0	0	0	0	0	0	0	0	0	0	0	0	0	0	0	48.6	-
1700	4	0	3	1	0	0	0	0	0	0	0	0	0	0	0	0	0	0	0	60.3	-
1800	**5**	**0**	**4**	**0**	**1**	**0**	**0**	**0**	**0**	**0**	**0**	**0**	**0**	**1**	**20**	**0**	**0**	**0**	**0**	**52.7**	**-**
1900	2	0	2	0	0	0	0	0	0	0	0	0	0	0	0	0	0	0	0	51.9	-
2000	1	0	1	0	0	0	0	0	0	0	0	0	0	0	0	0	0	0	0	54.3	-
2100	1	0	1	0	0	0	0	0	0	0	0	0	0	0	0	0	0	0	0	58.1	-
2200	2	0	2	0	0	0	0	0	0	0	0	0	0	0	0	0	0	0	0	63.9	-
2300	0	0	0	0	0	0	0	0	0	0	0	0	0	0	0	0	0	0	0	-	-
07-19	**37**	**0**	**29**	**4**	**4**	**0**	**0**	**0**	**0**	**0**	**0**	**0**	**0**	**1**	**2.7**	**0**	**0**	**0**	**0**	**48.6**	**65.5**
06-22	**42**	**0**	**34**	**4**	**4**	**0**	**0**	**0**	**0**	**0**	**0**	**0**	**0**	**1**	**2.4**	**0**	**0**	**0**	**0**	**49.6**	**66.2**
06-00	**44**	**0**	**36**	**4**	**4**	**0**	**0**	**0**	**0**	**0**	**0**	**0**	**0**	**1**	**2.3**	**0**	**0**	**0**	**0**	**50.3**	**65.5**
00-00	**46**	**0**	**38**	**4**	**4**	**0**	**0**	**0**	**0**	**0**	**0**	**0**	**0**	**1**	**2.2**	**0**	**0**	**0**	**0**	**50.1**	**66.2**

DRAFT

Site 95
Location Unnamed Road, Att - No Dumping Sign, Lat 54.16691, Long -6.84849
Direction South

3279 / Meath/Cavan/Monaghan ATC's
October 2013
Automatic Traffic Count

Fri, 11 October 2013

Time	Total	Classification												>PSL	>PSL%	>SL1	>SL1%	>SL2	>SL2%	Mean	Vpp
		1 MCL	2 SV	3 SVT	4 TB2	5 TB3	6 T4	7 ART3	8 ART4	9 ART5	10 ART6	11 BD	12 DRT	80	80	85 +5kph	85 +5kph	90 +10kph	90 +10kph		85
0000	0	0	0	0	0	0	0	0	0	0	0	0	0	0	0	0	0	0	0	-	-
0100	0	0	0	0	0	0	0	0	0	0	0	0	0	0	0	0	0	0	0	-	-
0200	0	0	0	0	0	0	0	0	0	0	0	0	0	0	0	0	0	0	0	-	-
0300	0	0	0	0	0	0	0	0	0	0	0	0	0	0	0	0	0	0	0	-	-
0400	0	0	0	0	0	0	0	0	0	0	0	0	0	0	0	0	0	0	0	-	-
0500	0	0	0	0	0	0	0	0	0	0	0	0	0	0	0	0	0	0	0	-	-
0600	1	0	1	0	0	0	0	0	0	0	0	0	0	0	0	0	0	0	0	67.4	-
0700	1	0	0	0	1	0	0	0	0	0	0	0	0	0	0	0	0	0	0	27.9	-
0800	**2**	**0**	**1**	**0**	**1**	**0**	**0**	**0**	**0**	**0**	**0**	**0**	**0**	**0**	**0**	**0**	**0**	**0**	**0**	**53.4**	**-**
0900	1	0	1	0	0	0	0	0	0	0	0	0	0	0	0	0	0	0	0	62.2	-
1000	1	0	1	0	0	0	0	0	0	0	0	0	0	0	0	0	0	0	0	49.7	-
1100	**2**	**0**	**2**	**0**	**0**	**0**	**0**	**0**	**0**	**0**	**0**	**0**	**0**	**0**	**0**	**0**	**0**	**0**	**0**	**43**	**-**
1200	4	0	4	0	0	0	0	0	0	0	0	0	0	0	0	0	0	0	0	57.1	-
1300	5	0	5	0	0	0	0	0	0	0	0	0	0	1	20	1	20	1	20	51.1	-
1400	2	0	2	0	0	0	0	0	0	0	0	0	0	0	0	0	0	0	0	41.5	-
1500	3	0	3	0	0	0	0	0	0	0	0	0	0	0	0	0	0	0	0	53	-
1600	**6**	**0**	**5**	**0**	**0**	**1**	**0**	**0**	**0**	**0**	**0**	**0**	**0**	**0**	**0**	**0**	**0**	**0**	**0**	**36.6**	**-**
1700	3	0	3	0	0	0	0	0	0	0	0	0	0	0	0	0	0	0	0	49.6	-
1800	4	1	3	0	0	0	0	0	0	0	0	0	0	0	0	0	0	0	0	43.4	-
1900	2	0	2	0	0	0	0	0	0	0	0	0	0	0	0	0	0	0	0	60.7	-
2000	4	0	4	0	0	0	0	0	0	0	0	0	0	0	0	0	0	0	0	52.8	-
2100	1	0	1	0	0	0	0	0	0	0	0	0	0	0	0	0	0	0	0	69.2	-
2200	4	0	4	0	0	0	0	0	0	0	0	0	0	0	0	0	0	0	0	40.1	-
2300	0	0	0	0	0	0	0	0	0	0	0	0	0	0	0	0	0	0	0	-	-
07-19	**34**	**1**	**30**	**0**	**2**	**1**	**0**	**0**	**0**	**0**	**0**	**0**	**0**	**1**	**2.9**	**1**	**2.9**	**1**	**2.9**	**47.1**	**61.9**
06-22	**42**	**1**	**38**	**0**	**2**	**1**	**0**	**0**	**0**	**0**	**0**	**0**	**0**	**1**	**2.4**	**1**	**2.4**	**1**	**2.4**	**49.3**	**67.3**
06-00	**46**	**1**	**42**	**0**	**2**	**1**	**0**	**0**	**0**	**0**	**0**	**0**	**0**	**1**	**2.2**	**1**	**2.2**	**1**	**2.2**	**48.5**	**63.7**
00-00	**46**	**1**	**42**	**0**	**2**	**1**	**0**	**0**	**0**	**0**	**0**	**0**	**0**	**1**	**2.2**	**1**	**2.2**	**1**	**2.2**	**48.5**	**63.7**

DRAFT

Site 95
Location Unnamed Road, Att - No Dumping Sign, Lat 54.16691, Long -6.84849
Direction South

3279 / Meath/Cavan/Monaghan ATC's
October 2013
Automatic Traffic Count

Sat, 12 October 2013

Time	Total	Classification												>PSL	>PSL%	>SL1	>SL1%	>SL2	>SL2%	Mean	Vpp
		1 MCL	2 SV	3 SVT	4 TB2	5 TB3	6 T4	7 ART3	8 ART4	9 ART5	10 ART6	11 BD	12 DRT	80	80	85 +5kph	85 +5kph	90 +10kph	90 +10kph		85
0000	0	0	0	0	0	0	0	0	0	0	0	0	0	0	0	0	0	0	0	-	-
0100	1	0	1	0	0	0	0	0	0	0	0	0	0	0	0	0	0	0	0	69.5	-
0200	0	0	0	0	0	0	0	0	0	0	0	0	0	0	0	0	0	0	0	-	-
0300	0	0	0	0	0	0	0	0	0	0	0	0	0	0	0	0	0	0	0	-	-
0400	0	0	0	0	0	0	0	0	0	0	0	0	0	0	0	0	0	0	0	-	-
0500	0	0	0	0	0	0	0	0	0	0	0	0	0	0	0	0	0	0	0	-	-
0600	0	0	0	0	0	0	0	0	0	0	0	0	0	0	0	0	0	0	0	-	-
0700	0	0	0	0	0	0	0	0	0	0	0	0	0	0	0	0	0	0	0	-	-
0800	2	0	2	0	0	0	0	0	0	0	0	0	0	0	0	0	0	0	0	49.3	-
0900	2	0	2	0	0	0	0	0	0	0	0	0	0	0	0	0	0	0	0	50.5	-
1000	2	0	1	0	1	0	0	0	0	0	0	0	0	0	0	0	0	0	0	56.6	-
1100	**14**	**0**	**12**	**0**	**2**	**0**	**0**	**0**	**0**	**0**	**0**	**0**	**0**	**0**	**0**	**0**	**0**	**0**	**0**	**44.3**	**53.3**
1200	3	0	3	0	0	0	0	0	0	0	0	0	0	0	0	0	0	0	0	67.7	-
1300	1	0	0	0	1	0	0	0	0	0	0	0	0	0	0	0	0	0	0	70.1	-
1400	3	0	2	1	0	0	0	0	0	0	0	0	0	0	0	0	0	0	0	43.9	-
1500	5	0	4	1	0	0	0	0	0	0	0	0	0	0	0	0	0	0	0	50.8	-
1600	0	0	0	0	0	0	0	0	0	0	0	0	0	0	0	0	0	0	0	-	-
1700	0	0	0	0	0	0	0	0	0	0	0	0	0	0	0	0	0	0	0	-	-
1800	5	1	4	0	0	0	0	0	0	0	0	0	0	0	0	0	0	0	0	45.5	-
1900	**8**	**1**	**7**	**0**	**0**	**0**	**0**	**0**	**0**	**0**	**0**	**0**	**0**	**0**	**0**	**0**	**0**	**0**	**0**	**55.9**	**-**
2000	0	0	0	0	0	0	0	0	0	0	0	0	0	0	0	0	0	0	0	-	-
2100	0	0	0	0	0	0	0	0	0	0	0	0	0	0	0	0	0	0	0	-	-
2200	0	0	0	0	0	0	0	0	0	0	0	0	0	0	0	0	0	0	0	-	-
2300	1	0	1	0	0	0	0	0	0	0	0	0	0	0	0	0	0	0	0	77.2	-
07-19	**37**	**1**	**30**	**2**	**4**	**0**	**0**	**0**	**0**	**0**	**0**	**0**	**0**	**0**	**0**	**0**	**0**	**0**	**0**	**49.2**	**60.5**
06-22	**45**	**2**	**37**	**2**	**4**	**0**	**0**	**0**	**0**	**0**	**0**	**0**	**0**	**0**	**0**	**0**	**0**	**0**	**0**	**50.4**	**63.7**
06-00	**46**	**2**	**38**	**2**	**4**	**0**	**0**	**0**	**0**	**0**	**0**	**0**	**0**	**0**	**0**	**0**	**0**	**0**	**0**	**51**	**64.1**
00-00	**47**	**2**	**39**	**2**	**4**	**0**	**0**	**0**	**0**	**0**	**0**	**0**	**0**	**0**	**0**	**0**	**0**	**0**	**0**	**51.3**	**66.2**

DRAFT

Site 95
Location Unnamed Road, Att - No Dumping Sign, Lat 54.16691, Long -6.84849
Direction South

3279 / Meath/Cavan/Monaghan ATC's
October 2013
Automatic Traffic Count

Sun, 13 October 2013

Time	Total	Classification												>PSL	>PSL%	>SL1	>SL1%	>SL2	>SL2%	Mean	Vpp
		1 MCL	2 SV	3 SVT	4 TB2	5 TB3	6 T4	7 ART3	8 ART4	9 ART5	10 ART6	11 BD	12 DRT	80	80	85 +5kph	85 +5kph	90 +10kph	90 +10kph		85
0000	1	0	1	0	0	0	0	0	0	0	0	0	0	0	0	0	0	0	0	74.8	-
0100	0	0	0	0	0	0	0	0	0	0	0	0	0	0	0	0	0	0	0	-	-
0200	0	0	0	0	0	0	0	0	0	0	0	0	0	0	0	0	0	0	0	-	-
0300	0	0	0	0	0	0	0	0	0	0	0	0	0	0	0	0	0	0	0	-	-
0400	0	0	0	0	0	0	0	0	0	0	0	0	0	0	0	0	0	0	0	-	-
0500	0	0	0	0	0	0	0	0	0	0	0	0	0	0	0	0	0	0	0	-	-
0600	0	0	0	0	0	0	0	0	0	0	0	0	0	0	0	0	0	0	0	-	-
0700	0	0	0	0	0	0	0	0	0	0	0	0	0	0	0	0	0	0	0	-	-
0800	1	0	1	0	0	0	0	0	0	0	0	0	0	0	0	0	0	0	0	68.5	-
0900	1	0	1	0	0	0	0	0	0	0	0	0	0	0	0	0	0	0	0	57.7	-
1000	**3**	**0**	**3**	**0**	**0**	**0**	**0**	**0**	**0**	**0**	**0**	**0**	**0**	**0**	**0**	**0**	**0**	**0**	**0**	**41**	**-**
1100	2	0	1	1	0	0	0	0	0	0	0	0	0	0	0	0	0	0	0	35	-
1200	3	0	3	0	0	0	0	0	0	0	0	0	0	0	0	0	0	0	0	41.6	-
1300	1	0	0	0	1	0	0	0	0	0	0	0	0	0	0	0	0	0	0	48.2	-
1400	1	0	0	1	0	0	0	0	0	0	0	0	0	0	0	0	0	0	0	26.3	-
1500	2	0	2	0	0	0	0	0	0	0	0	0	0	0	0	0	0	0	0	56.9	-
1600	2	0	1	1	0	0	0	0	0	0	0	0	0	0	0	0	0	0	0	53.5	-
1700	**4**	**0**	**4**	**0**	**0**	**0**	**0**	**0**	**0**	**0**	**0**	**0**	**0**	**0**	**0**	**0**	**0**	**0**	**0**	**44.5**	**-**
1800	1	0	1	0	0	0	0	0	0	0	0	0	0	0	0	0	0	0	0	47.8	-
1900	0	0	0	0	0	0	0	0	0	0	0	0	0	0	0	0	0	0	0	-	-
2000	0	0	0	0	0	0	0	0	0	0	0	0	0	0	0	0	0	0	0	-	-
2100	0	0	0	0	0	0	0	0	0	0	0	0	0	0	0	0	0	0	0	-	-
2200	1	0	1	0	0	0	0	0	0	0	0	0	0	0	0	0	0	0	0	48.8	-
2300	1	0	1	0	0	0	0	0	0	0	0	0	0	0	0	0	0	0	0	73.6	-
07-19	**21**	**0**	**17**	**3**	**1**	**0**	**0**	**0**	**0**	**0**	**0**	**0**	**0**	**0**	**0**	**0**	**0**	**0**	**0**	**46**	**58**
06-22	**21**	**0**	**17**	**3**	**1**	**0**	**0**	**0**	**0**	**0**	**0**	**0**	**0**	**0**	**0**	**0**	**0**	**0**	**0**	**46**	**58**
06-00	**23**	**0**	**19**	**3**	**1**	**0**	**0**	**0**	**0**	**0**	**0**	**0**	**0**	**0**	**0**	**0**	**0**	**0**	**0**	**47.3**	**59**
00-00	**24**	**0**	**20**	**3**	**1**	**0**	**0**	**0**	**0**	**0**	**0**	**0**	**0**	**0**	**0**	**0**	**0**	**0**	**0**	**48.4**	**59**

DRAFT

Site 95
Location Unnamed Road, Att - No Dumping Sign, Lat 54.16691, Long -6.84849
Direction South

3279 / Meath/Cavan/Monaghan ATC's
October 2013
Automatic Traffic Count

Mon, 14 October 2013

Time	Total	Classification												>PSL	>PSL%	>SL1	>SL1%	>SL2	>SL2%	Mean	Vpp
		1 MCL	2 SV	3 SVT	4 TB2	5 TB3	6 T4	7 ART3	8 ART4	9 ART5	10 ART6	11 BD	12 DRT	80	80	85 +5kph	85 +5kph	90 +10kph	90 +10kph		85
0000	0	0	0	0	0	0	0	0	0	0	0	0	0	0	0	0	0	0	0	-	-
0100	0	0	0	0	0	0	0	0	0	0	0	0	0	0	0	0	0	0	0	-	-
0200	0	0	0	0	0	0	0	0	0	0	0	0	0	0	0	0	0	0	0	-	-
0300	0	0	0	0	0	0	0	0	0	0	0	0	0	0	0	0	0	0	0	-	-
0400	0	0	0	0	0	0	0	0	0	0	0	0	0	0	0	0	0	0	0	-	-
0500	0	0	0	0	0	0	0	0	0	0	0	0	0	0	0	0	0	0	0	-	-
0600	1	0	1	0	0	0	0	0	0	0	0	0	0	0	0	0	0	0	0	72.3	-
0700	1	0	0	0	1	0	0	0	0	0	0	0	0	0	0	0	0	0	0	33.8	-
0800	2	0	1	0	1	0	0	0	0	0	0	0	0	0	0	0	0	0	0	49.3	-
0900	1	0	1	0	0	0	0	0	0	0	0	0	0	0	0	0	0	0	0	57.2	-
1000	2	0	2	0	0	0	0	0	0	0	0	0	0	0	0	0	0	0	0	28.9	-
1100	**3**	**0**	**2**	**0**	**0**	**0**	**1**	**0**	**0**	**0**	**0**	**0**	**0**	**0**	**0**	**0**	**0**	**0**	**0**	**46.8**	**-**
1200	2	0	1	1	0	0	0	0	0	0	0	0	0	0	0	0	0	0	0	54.6	-
1300	**6**	**0**	**4**	**2**	**0**	**0**	**0**	**0**	**0**	**0**	**0**	**0**	**0**	**0**	**0**	**0**	**0**	**0**	**0**	**44.3**	**-**
1400	2	0	2	0	0	0	0	0	0	0	0	0	0	0	0	0	0	0	0	63	-
1500	0	0	0	0	0	0	0	0	0	0	0	0	0	0	0	0	0	0	0	-	-
1600	2	0	2	0	0	0	0	0	0	0	0	0	0	0	0	0	0	0	0	47	-
1700	3	0	3	0	0	0	0	0	0	0	0	0	0	0	0	0	0	0	0	51.3	-
1800	4	0	3	1	0	0	0	0	0	0	0	0	0	0	0	0	0	0	0	57.6	-
1900	3	0	3	0	0	0	0	0	0	0	0	0	0	0	0	0	0	0	0	45.4	-
2000	3	0	3	0	0	0	0	0	0	0	0	0	0	0	0	0	0	0	0	47.1	-
2100	2	0	2	0	0	0	0	0	0	0	0	0	0	0	0	0	0	0	0	52.2	-
2200	0	0	0	0	0	0	0	0	0	0	0	0	0	0	0	0	0	0	0	-	-
2300	0	0	0	0	0	0	0	0	0	0	0	0	0	0	0	0	0	0	0	-	-
07-19	**28**	**0**	**21**	**4**	**2**	**0**	**1**	**0**	**0**	**0**	**0**	**0**	**0**	**0**	**0**	**0**	**0**	**0**	**0**	**48.8**	**59.8**
06-22	**37**	**0**	**30**	**4**	**2**	**0**	**1**	**0**	**0**	**0**	**0**	**0**	**0**	**0**	**0**	**0**	**0**	**0**	**0**	**49.2**	**59.8**
06-00	**37**	**0**	**30**	**4**	**2**	**0**	**1**	**0**	**0**	**0**	**0**	**0**	**0**	**0**	**0**	**0**	**0**	**0**	**0**	**49.2**	**59.8**
00-00	**37**	**0**	**30**	**4**	**2**	**0**	**1**	**0**	**0**	**0**	**0**	**0**	**0**	**0**	**0**	**0**	**0**	**0**	**0**	**49.2**	**59.8**

DRAFT

Site 95
Location Unnamed Road, Att - No Dumping Sign, Lat 54.16691, Long -6.84849
Direction South

3279 / Meath/Cavan/Monaghan ATC's
October 2013
Automatic Traffic Count

Tue, 15 October 2013

Time	Total	Classification												>PSL	>PSL%	>SL1	>SL1%	>SL2	>SL2%	Mean	Vpp
		1 MCL	2 SV	3 SVT	4 TB2	5 TB3	6 T4	7 ART3	8 ART4	9 ART5	10 ART6	11 BD	12 DRT	80	80	85 +5kph	85 +5kph	90 +10kph	90 +10kph		85
0000	1	0	1	0	0	0	0	0	0	0	0	0	0	0	0	0	0	0	0	60.3	-
0100	0	0	0	0	0	0	0	0	0	0	0	0	0	0	0	0	0	0	0	-	-
0200	0	0	0	0	0	0	0	0	0	0	0	0	0	0	0	0	0	0	0	-	-
0300	0	0	0	0	0	0	0	0	0	0	0	0	0	0	0	0	0	0	0	-	-
0400	0	0	0	0	0	0	0	0	0	0	0	0	0	0	0	0	0	0	0	-	-
0500	0	0	0	0	0	0	0	0	0	0	0	0	0	0	0	0	0	0	0	-	-
0600	1	0	1	0	0	0	0	0	0	0	0	0	0	0	0	0	0	0	0	71	-
0700	1	0	0	0	1	0	0	0	0	0	0	0	0	0	0	0	0	0	0	30	-
0800	2	0	1	0	1	0	0	0	0	0	0	0	0	0	0	0	0	0	0	56.3	-
0900	1	0	1	0	0	0	0	0	0	0	0	0	0	0	0	0	0	0	0	61.8	-
1000	1	0	1	0	0	0	0	0	0	0	0	0	0	0	0	0	0	0	0	57.9	-
1100	**3**	**0**	**3**	**0**	**0**	**0**	**0**	**0**	**0**	**0**	**0**	**0**	**0**	**0**	**0**	**0**	**0**	**0**	**0**	**47.5**	**-**
1200	2	0	2	0	0	0	0	0	0	0	0	0	0	0	0	0	0	0	0	57	-
1300	3	0	2	0	1	0	0	0	0	0	0	0	0	0	0	0	0	0	0	50.9	-
1400	1	0	0	0	1	0	0	0	0	0	0	0	0	0	0	0	0	0	0	51.9	-
1500	2	0	1	0	1	0	0	0	0	0	0	0	0	0	0	0	0	0	0	53.7	-
1600	3	0	3	0	0	0	0	0	0	0	0	0	0	0	0	0	0	0	0	48.5	-
1700	4	0	4	0	0	0	0	0	0	0	0	0	0	0	0	0	0	0	0	60.2	-
1800	**5**	**0**	**5**	**0**	**0**	**0**	**0**	**0**	**0**	**0**	**0**	**0**	**0**	**0**	**0**	**0**	**0**	**0**	**0**	**46.5**	**-**
1900	3	0	3	0	0	0	0	0	0	0	0	0	0	0	0	0	0	0	0	50.5	-
2000	2	0	2	0	0	0	0	0	0	0	0	0	0	0	0	0	0	0	0	59	-
2100	1	0	1	0	0	0	0	0	0	0	0	0	0	0	0	0	0	0	0	50.9	-
2200	0	0	0	0	0	0	0	0	0	0	0	0	0	0	0	0	0	0	0	-	-
2300	1	0	1	0	0	0	0	0	0	0	0	0	0	0	0	0	0	0	0	71.9	-
07-19	**28**	**0**	**23**	**0**	**5**	**0**	**0**	**0**	**0**	**0**	**0**	**0**	**0**	**0**	**0**	**0**	**0**	**0**	**0**	**51.8**	**64.1**
06-22	**35**	**0**	**30**	**0**	**5**	**0**	**0**	**0**	**0**	**0**	**0**	**0**	**0**	**0**	**0**	**0**	**0**	**0**	**0**	**52.6**	**64.1**
06-00	**36**	**0**	**31**	**0**	**5**	**0**	**0**	**0**	**0**	**0**	**0**	**0**	**0**	**0**	**0**	**0**	**0**	**0**	**0**	**53.1**	**64.8**
00-00	**37**	**0**	**32**	**0**	**5**	**0**	**0**	**0**	**0**	**0**	**0**	**0**	**0**	**0**	**0**	**0**	**0**	**0**	**0**	**53.3**	**64.1**

DRAFT

Site 95
Location Unnamed Road, Att - No Dumping Sign, Lat 54.16691, Long -6.84849
Direction South

3279 / Meath/Cavan/Monaghan ATC's
October 2013
Automatic Traffic Count

Virtual Day (7)

Time	Total	Classification												>PSL	>PSL%	>SL1	>SL1%	>SL2	>SL2%	Mean	Vpp
		1 MCL	2 SV	3 SVT	4 TB2	5 TB3	6 T4	7 ART3	8 ART4	9 ART5	10 ART6	11 BD	12 DRT	80	80	85 +5kph	85 +5kph	90 +10kph	90 +10kph		85
0000	1	0	1	0	0	0	0	0	0	0	0	0	0	0	0	0	0	0	0	57.2	-
0100	0	0	0	0	0	0	0	0	0	0	0	0	0	0	0	0	0	0	0	69.5	-
0200	0	0	0	0	0	0	0	0	0	0	0	0	0	0	0	0	0	0	0	-	-
0300	0	0	0	0	0	0	0	0	0	0	0	0	0	0	0	0	0	0	0	-	-
0400	0	0	0	0	0	0	0	0	0	0	0	0	0	0	0	0	0	0	0	-	-
0500	0	0	0	0	0	0	0	0	0	0	0	0	0	0	0	0	0	0	0	-	-
0600	1	0	1	0	0	0	0	0	0	0	0	0	0	0	0	0	0	0	0	70	-
0700	1	0	0	0	1	0	0	0	0	0	0	0	0	0	0	0	0	0	0	27.6	-
0800	2	0	1	0	1	0	0	0	0	0	0	0	0	0	0	0	0	0	0	51.7	-
0900	2	0	2	0	0	0	0	0	0	0	0	0	0	0	0	0	0	0	0	56.6	-
1000	2	0	2	0	0	0	0	0	0	0	0	0	0	0	0	0	0	0	0	46.1	-
1100	**5**	**0**	**4**	**0**	**0**	**0**	**0**	**0**	**0**	**0**	**0**	**0**	**0**	**0**	**0**	**0**	**0**	**0**	**0**	**45.2**	**-**
1200	2	0	2	0	0	0	0	0	0	0	0	0	0	0	0	0	0	0	0	53.7	-
1300	**4**	**0**	**3**	**1**	**0**	**0**	**0**	**0**	**0**	**0**	**0**	**0**	**0**	**0**	**3.7**	**0**	**3.7**	**0**	**3.7**	**43.4**	**-**
1400	2	0	2	0	0	0	0	0	0	0	0	0	0	0	0	0	0	0	0	43	-
1500	3	0	3	0	0	0	0	0	0	0	0	0	0	0	0	0	0	0	0	49.9	-
1600	2	0	2	0	0	0	0	0	0	0	0	0	0	0	0	0	0	0	0	42.4	-
1700	3	0	3	0	0	0	0	0	0	0	0	0	0	0	0	0	0	0	0	51.5	-
1800	**4**	**0**	**4**	**0**	**0**	**0**	**0**	**0**	**0**	**0**	**0**	**0**	**0**	**0**	**3.2**	**0**	**0**	**0**	**0**	**44.5**	**-**
1900	3	0	3	0	0	0	0	0	0	0	0	0	0	0	4.3	0	4.3	0	0	54.8	-
2000	2	0	2	0	0	0	0	0	0	0	0	0	0	0	0	0	0	0	0	52.4	-
2100	1	0	1	0	0	0	0	0	0	0	0	0	0	0	0	0	0	0	0	56.5	-
2200	1	0	1	0	0	0	0	0	0	0	0	0	0	0	0	0	0	0	0	49.5	-
2300	0	0	0	0	0	0	0	0	0	0	0	0	0	0	0	0	0	0	0	74.3	-
07-19	**33**	**0**	**27**	**2**	**3**	**0**	**0**	**0**	**0**	**0**	**0**	**0**	**0**	**0**	**0.9**	**0**	**0.4**	**0**	**0.4**	**46.9**	**62.6**
06-22	**39**	**0**	**33**	**3**	**3**	**0**	**0**	**0**	**0**	**0**	**0**	**0**	**0**	**0**	**1.1**	**0**	**0.7**	**0**	**0.4**	**48.3**	**63.7**
06-00	**41**	**0**	**34**	**3**	**3**	**0**	**0**	**0**	**0**	**0**	**0**	**0**	**0**	**0**	**1.1**	**0**	**0.7**	**0**	**0.4**	**48.6**	**63.7**
00-00	**41**	**0**	**35**	**3**	**3**	**0**	**0**	**0**	**0**	**0**	**0**	**0**	**0**	**0**	**1**	**0**	**0.7**	**0**	**0.3**	**48.8**	**64.1**

DRAFT

Site 95
Location Unnamed Road, Att - No Dumping Sign, Lat 54.16691, Long -6.84849
Direction South

3279 / Meath/Cavan/Monaghan ATC's
October 2013
Automatic Traffic Count

Virtual Week (1)

Time	Total	Classification												>PSL 80	>PSL% 80	>SL1 85 +5kph	>SL1% 85 +5kph	>SL2 90 +10kph	>SL2% 90 +10kph	Mean	Vpp 85
		1 MCL	2 SV	3 SVT	4 TB2	5 TB3	6 T4	7 ART3	8 ART4	9 ART5	10 ART6	11 BD	12 DRT								
Mon	37	0	30	4	2	0	1	0	0	0	0	0	0	0	0	0	0	0	0	49.2	59.8
Tue	37	0	32	0	5	0	0	0	0	0	0	0	0	0	0	0	0	0	0	53.3	64.1
Wed	53	0	45	5	2	0	0	1	0	0	0	0	0	1	1.9	1	1.9	0	0	42.4	58.7
Thu	46	0	38	4	4	0	0	0	0	0	0	0	0	1	2.2	0	0	0	0	50.1	66.2
Fri	46	1	42	0	2	1	0	0	0	0	0	0	0	1	2.2	1	2.2	1	2.2	48.5	63.7
| Sat	47	2	39	2	4	0	0	0	0	0	0	0	0	0	0	0	0	0	0	51.3	66.2
| Sun	24	0	20	3	1	0	0	0	0	0	0	0	0	0	0	0	0	0	0	48.4	59
5 Day Ave.	**44**	**0**	**37**	**3**	**3**	**0**	**0**	**0**	**0**	**0**	**0**	**0**	**0**	**1**	**2.3**	**0**	**0.0**	**0**	**0.0**	**48.7**	**62.5**
7 Day Ave.	**41**	**0**	**35**	**3**	**3**	**0**	**0**	**0**	**0**	**0**	**0**	**0**	**0**	**0**	**1.0**	**0**	**0.7**	**0**	**0.3**	**48.8**	**64.1**
--	**290**	**3**	**246**	**18**	**20**	**1**	**1**	**1**	**0**	**0**	**0**	**0**	**0**	**3**	**1.0**	**2**	**0.7**	**1**	**0.3**	**48.8**	**64.1**

Summary Graphs

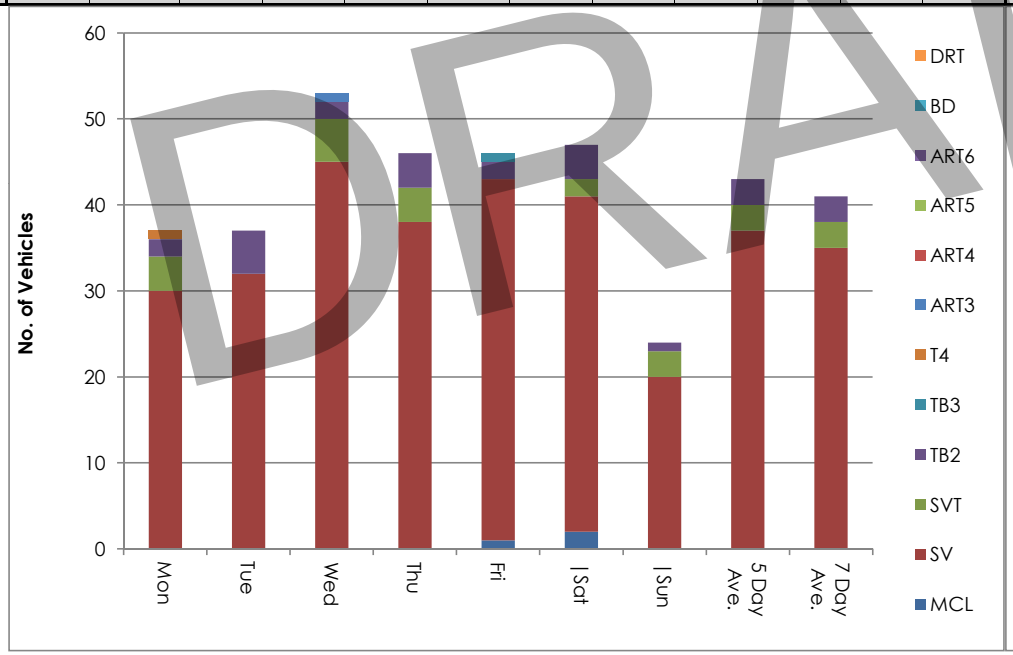

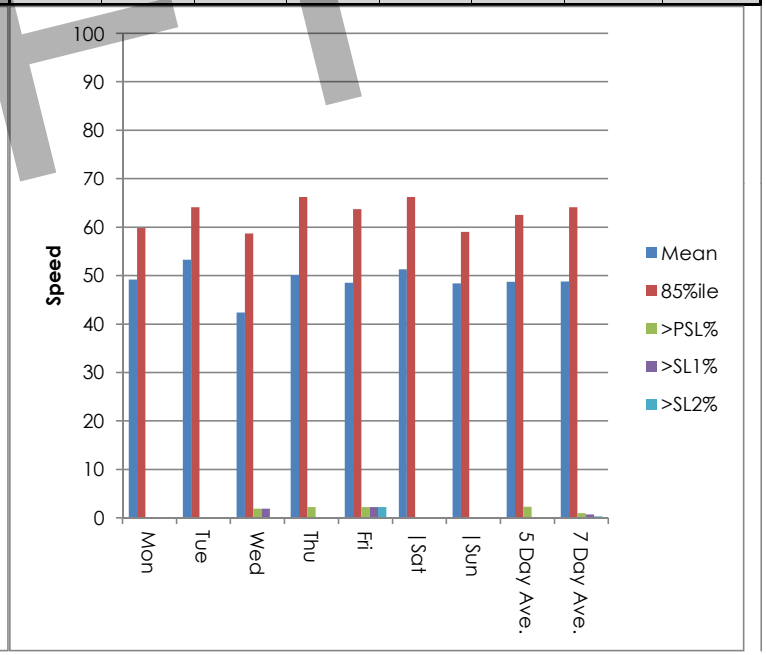

DRAFT

Site 95
Location Unnamed Road, Att - No Dumping Sign, Lat 54.16691, Long -6.84849
Direction South

3279 / Meath/Cavan/Monaghan ATC's
October 2013
Automatic Traffic Count

Wed, 9 October 2013

Time	Total	Speed Bins (km/h)																											
		0 - 5	5 - 10	10 - 15	15 - 20	20 - 25	25 - 30	30 - 35	35 - 40	40 - 45	45 - 50	50 - 55	55 - 60	60 - 65	65 - 70	70 - 75	75 - 80	80 - 85	85 - 90	90 - 95	95 - 100	100 - 105	105 - 110	110 - 115	115 - 120	120 - 125	125 - 130	130 - 135	135 - 140
0000	0	0	0	0	0	0	0	0	0	0	0	0	0	0	0	0	0	0	0	0	0	0	0	0	0	0	0	0	0
0100	0	0	0	0	0	0	0	0	0	0	0	0	0	0	0	0	0	0	0	0	0	0	0	0	0	0	0	0	0
0200	0	0	0	0	0	0	0	0	0	0	0	0	0	0	0	0	0	0	0	0	0	0	0	0	0	0	0	0	0
0300	0	0	0	0	0	0	0	0	0	0	0	0	0	0	0	0	0	0	0	0	0	0	0	0	0	0	0	0	0
0400	0	0	0	0	0	0	0	0	0	0	0	0	0	0	0	0	0	0	0	0	0	0	0	0	0	0	0	0	0
0500	0	0	0	0	0	0	0	0	0	0	0	0	0	0	0	0	0	0	0	0	0	0	0	0	0	0	0	0	0
0600	0	0	0	0	0	0	0	0	0	0	0	0	0	0	0	0	0	0	0	0	0	0	0	0	0	0	0	0	0
0700	2	0	0	0	1	0	1	0	0	0	0	0	0	0	0	0	0	0	0	0	0	0	0	0	0	0	0	0	0
0800	1	0	0	0	0	0	0	0	0	0	0	1	0	0	0	0	0	0	0	0	0	0	0	0	0	0	0	0	0
0900	**5**	**0**	**0**	**0**	**0**	**0**	**0**	**0**	**0**	**0**	**2**	**2**	**0**	**1**	**0**	**0**	**0**	**0**	**0**	**0**	**0**	**0**	**0**	**0**	**0**	**0**	**0**	**0**	**0**
1000	3	0	0	0	0	0	0	0	0	1	0	1	1	0	0	0	0	0	0	0	0	0	0	0	0	0	0	0	0
1100	1	0	0	0	1	0	0	0	0	0	0	0	0	0	0	0	0	0	0	0	0	0	0	0	0	0	0	0	0
1200	2	0	0	0	0	0	0	0	1	0	0	0	0	1	0	0	0	0	0	0	0	0	0	0	0	0	0	0	0
1300	**7**	**0**	**0**	**1**	**0**	**3**	**1**	**0**	**0**	**0**	**0**	**1**	**1**	**0**	**0**	**0**	**0**	**0**	**0**	**0**	**0**	**0**	**0**	**0**	**0**	**0**	**0**	**0**	**0**
1400	4	0	0	0	1	0	0	0	0	0	1	0	1	1	0	0	0	0	0	0	0	0	0	0	0	0	0	0	0
1500	5	0	0	0	1	0	1	0	0	0	0	1	1	0	1	0	0	0	0	0	0	0	0	0	0	0	0	0	0
1600	2	0	0	0	0	1	0	1	0	0	0	0	0	0	0	0	0	0	0	0	0	0	0	0	0	0	0	0	0
1700	6	0	0	0	0	1	0	0	1	1	1	1	0	0	0	1	0	0	0	0	0	0	0	0	0	0	0	0	0
1800	**7**	**0**	**0**	**0**	**1**	**2**	**0**	**3**	**0**	**1**	**0**	**0**	**0**	**0**	**0**	**0**	**0**	**0**	**0**	**0**	**0**	**0**	**0**	**0**	**0**	**0**	**0**	**0**	**0**
1900	5	0	0	0	0	0	0	1	0	0	0	0	2	0	1	0	0	0	1	0	0	0	0	0	0	0	0	0	0
2000	1	0	0	0	0	0	0	0	0	0	0	1	0	0	0	0	0	0	0	0	0	0	0	0	0	0	0	0	0
2100	0	0	0	0	0	0	0	0	0	0	0	0	0	0	0	0	0	0	0	0	0	0	0	0	0	0	0	0	0
2200	2	0	0	0	0	0	0	0	0	0	1	0	1	0	0	0	0	0	0	0	0	0	0	0	0	0	0	0	0
2300	0	0	0	0	0	0	0	0	0	0	0	0	0	0	0	0	0	0	0	0	0	0	0	0	0	0	0	0	0
07-19	**45**	**0**	**0**	**1**	**5**	**7**	**3**	**4**	**2**	**3**	**4**	**7**	**4**	**3**	**1**	**1**	**0**	**0**	**0**	**0**	**0**	**0**	**0**	**0**	**0**	**0**	**0**	**0**	**0**
06-22	**51**	**0**	**0**	**1**	**5**	**7**	**3**	**5**	**2**	**3**	**4**	**8**	**6**	**3**	**2**	**1**	**0**	**0**	**1**	**0**	**0**	**0**	**0**	**0**	**0**	**0**	**0**	**0**	**0**
06-00	**53**	**0**	**0**	**1**	**5**	**7**	**3**	**5**	**2**	**3**	**5**	**8**	**7**	**3**	**2**	**1**	**0**	**0**	**1**	**0**	**0**	**0**	**0**	**0**	**0**	**0**	**0**	**0**	**0**
00-00	**53**	**0**	**0**	**1**	**5**	**7**	**3**	**5**	**2**	**3**	**5**	**8**	**7**	**3**	**2**	**1**	**0**	**0**	**1**	**0**	**0**	**0**	**0**	**0**	**0**	**0**	**0**	**0**	**0**

DRAFT

Site 95
Location Unnamed Road, Att - No Dumping Sign, Lat 54.16691, Long -6.84849
Direction South

3279 / Meath/Cavan/Monaghan ATC's
October 2013
Automatic Traffic Count

Thu, 10 October 2013

Time	Total	Speed Bins (km/h)																											
		0 - 5	5 - 10	10 - 15	15 - 20	20 - 25	25 - 30	30 - 35	35 - 40	40 - 45	45 - 50	50 - 55	55 - 60	60 - 65	65 - 70	70 - 75	75 - 80	80 - 85	85 - 90	90 - 95	95 - 100	100 - 105	105 - 110	110 - 115	115 - 120	120 - 125	125 - 130	130 - 135	135 - 140
0000	2	0	0	0	0	0	1	0	0	0	0	0	0	0	1	0	0	0	0	0	0	0	0	0	0	0	0	0	0
0100	0	0	0	0	0	0	0	0	0	0	0	0	0	0	0	0	0	0	0	0	0	0	0	0	0	0	0	0	0
0200	0	0	0	0	0	0	0	0	0	0	0	0	0	0	0	0	0	0	0	0	0	0	0	0	0	0	0	0	0
0300	0	0	0	0	0	0	0	0	0	0	0	0	0	0	0	0	0	0	0	0	0	0	0	0	0	0	0	0	0
0400	0	0	0	0	0	0	0	0	0	0	0	0	0	0	0	0	0	0	0	0	0	0	0	0	0	0	0	0	0
0500	0	0	0	0	0	0	0	0	0	0	0	0	0	0	0	0	0	0	0	0	0	0	0	0	0	0	0	0	0
0600	1	0	0	0	0	0	0	0	0	0	0	0	0	0	1	0	0	0	0	0	0	0	0	0	0	0	0	0	0
0700	1	0	0	0	0	0	1	0	0	0	0	0	0	0	0	0	0	0	0	0	0	0	0	0	0	0	0	0	0
0800	3	0	0	1	0	0	0	0	0	0	0	0	1	1	0	0	0	0	0	0	0	0	0	0	0	0	0	0	0
0900	3	0	0	0	0	0	0	0	0	0	0	0	0	2	1	0	0	0	0	0	0	0	0	0	0	0	0	0	0
1000	1	0	0	0	0	0	0	0	0	0	1	0	0	0	0	0	0	0	0	0	0	0	0	0	0	0	0	0	0
1100	**7**	**0**	**0**	**0**	**0**	**1**	**0**	**0**	**0**	**0**	**0**	**3**	**1**	**0**	**2**	**0**	**0**	**0**	**0**	**0**	**0**	**0**	**0**	**0**	**0**	**0**	**0**	**0**	**0**
1200	1	0	0	0	0	0	0	1	0	0	0	0	0	0	0	0	0	0	0	0	0	0	0	0	0	0	0	0	0
1300	4	0	0	0	1	0	1	0	0	0	0	1	0	1	0	0	0	0	0	0	0	0	0	0	0	0	0	0	0
1400	2	0	0	0	1	1	0	0	0	0	0	0	0	0	0	0	0	0	0	0	0	0	0	0	0	0	0	0	0
1500	4	0	0	0	0	1	0	0	0	0	1	0	1	0	1	0	0	0	0	0	0	0	0	0	0	0	0	0	0
1600	2	0	0	0	0	0	0	1	0	0	0	0	0	0	1	0	0	0	0	0	0	0	0	0	0	0	0	0	0
1700	4	0	0	0	0	0	0	0	0	0	1	0	1	1	0	1	0	0	0	0	0	0	0	0	0	0	0	0	0
1800	**5**	**0**	**0**	**0**	**0**	**2**	**0**	**0**	**0**	**0**	**0**	**0**	**0**	**1**	**0**	**1**	**0**	**1**	**0**	**0**	**0**	**0**	**0**	**0**	**0**	**0**	**0**	**0**	**0**
1900	2	0	0	0	0	0	0	0	0	0	0	2	0	0	0	0	0	0	0	0	0	0	0	0	0	0	0	0	0
2000	1	0	0	0	0	0	0	0	0	0	0	1	0	0	0	0	0	0	0	0	0	0	0	0	0	0	0	0	0
2100	1	0	0	0	0	0	0	0	0	0	0	0	1	0	0	0	0	0	0	0	0	0	0	0	0	0	0	0	0
2200	2	0	0	0	0	0	0	0	0	0	0	0	0	2	0	0	0	0	0	0	0	0	0	0	0	0	0	0	0
2300	0	0	0	0	0	0	0	0	0	0	0	0	0	0	0	0	0	0	0	0	0	0	0	0	0	0	0	0	0
07-19	**37**	**0**	**0**	**1**	**2**	**5**	**2**	**2**	**0**	**0**	**3**	**4**	**4**	**6**	**5**	**2**	**0**	**1**	**0**	**0**	**0**	**0**	**0**	**0**	**0**	**0**	**0**	**0**	**0**
06-22	**42**	**0**	**0**	**1**	**2**	**5**	**2**	**2**	**0**	**0**	**3**	**7**	**5**	**6**	**6**	**2**	**0**	**1**	**0**	**0**	**0**	**0**	**0**	**0**	**0**	**0**	**0**	**0**	**0**
06-00	**44**	**0**	**0**	**1**	**2**	**5**	**2**	**2**	**0**	**0**	**3**	**7**	**5**	**8**	**6**	**2**	**0**	**1**	**0**	**0**	**0**	**0**	**0**	**0**	**0**	**0**	**0**	**0**	**0**
00-00	**46**	**0**	**0**	**1**	**2**	**5**	**3**	**2**	**0**	**0**	**3**	**7**	**5**	**8**	**7**	**2**	**0**	**1**	**0**	**0**	**0**	**0**	**0**	**0**	**0**	**0**	**0**	**0**	**0**

DRAFT

Site 95
Location Unnamed Road, Att - No Dumping Sign, Lat 54.16691, Long -6.84849
Direction South

3279 / Meath/Cavan/Monaghan ATC's
October 2013
Automatic Traffic Count

Fri, 11 October 2013

Time	Total	Speed Bins (km/h)																											
		0 - 5	5 - 10	10 - 15	15 - 20	20 - 25	25 - 30	30 - 35	35 - 40	40 - 45	45 - 50	50 - 55	55 - 60	60 - 65	65 - 70	70 - 75	75 - 80	80 - 85	85 - 90	90 - 95	95 - 100	100 - 105	105 - 110	110 - 115	115 - 120	120 - 125	125 - 130	130 - 135	135 - 140
0000	0	0	0	0	0	0	0	0	0	0	0	0	0	0	0	0	0	0	0	0	0	0	0	0	0	0	0	0	0
0100	0	0	0	0	0	0	0	0	0	0	0	0	0	0	0	0	0	0	0	0	0	0	0	0	0	0	0	0	0
0200	0	0	0	0	0	0	0	0	0	0	0	0	0	0	0	0	0	0	0	0	0	0	0	0	0	0	0	0	0
0300	0	0	0	0	0	0	0	0	0	0	0	0	0	0	0	0	0	0	0	0	0	0	0	0	0	0	0	0	0
0400	0	0	0	0	0	0	0	0	0	0	0	0	0	0	0	0	0	0	0	0	0	0	0	0	0	0	0	0	0
0500	0	0	0	0	0	0	0	0	0	0	0	0	0	0	0	0	0	0	0	0	0	0	0	0	0	0	0	0	0
0600	1	0	0	0	0	0	0	0	0	0	0	0	0	0	1	0	0	0	0	0	0	0	0	0	0	0	0	0	0
0700	1	0	0	0	0	0	1	0	0	0	0	0	0	0	0	0	0	0	0	0	0	0	0	0	0	0	0	0	0
0800	**2**	**0**	**0**	**0**	**0**	**0**	**0**	**0**	**0**	**0**	**0**	**1**	**1**	**0**	**0**	**0**	**0**	**0**	**0**	**0**	**0**	**0**	**0**	**0**	**0**	**0**	**0**	**0**	**0**
0900	1	0	0	0	0	0	0	0	0	0	0	0	0	1	0	0	0	0	0	0	0	0	0	0	0	0	0	0	0
1000	1	0	0	0	0	0	0	0	0	0	1	0	0	0	0	0	0	0	0	0	0	0	0	0	0	0	0	0	0
1100	**2**	**0**	**0**	**0**	**0**	**1**	**0**	**0**	**0**	**0**	**0**	**0**	**0**	**1**	**0**	**0**	**0**	**0**	**0**	**0**	**0**	**0**	**0**	**0**	**0**	**0**	**0**	**0**	**0**
1200	4	0	0	0	0	0	0	0	0	0	1	2	0	0	0	0	1	0	0	0	0	0	0	0	0	0	0	0	0
1300	5	0	0	0	0	2	0	0	0	0	0	1	0	1	0	0	0	0	0	1	0	0	0	0	0	0	0	0	0
1400	2	0	0	0	0	0	1	0	0	0	0	0	1	0	0	0	0	0	0	0	0	0	0	0	0	0	0	0	0
1500	3	0	0	0	0	0	0	0	0	1	1	0	0	0	1	0	0	0	0	0	0	0	0	0	0	0	0	0	0
1600	**6**	**0**	**0**	**1**	**1**	**0**	**1**	**0**	**0**	**0**	**0**	**2**	**1**	**0**	**0**	**0**	**0**	**0**	**0**	**0**	**0**	**0**	**0**	**0**	**0**	**0**	**0**	**0**	**0**
1700	3	0	0	0	0	0	0	0	0	0	1	2	0	0	0	0	0	0	0	0	0	0	0	0	0	0	0	0	0
1800	4	0	0	0	0	0	2	0	0	0	0	0	1	1	0	0	0	0	0	0	0	0	0	0	0	0	0	0	0
1900	2	0	0	0	0	0	0	0	0	0	1	0	0	0	0	1	0	0	0	0	0	0	0	0	0	0	0	0	0
2000	4	0	0	0	0	1	0	0	0	0	0	1	1	0	0	0	1	0	0	0	0	0	0	0	0	0	0	0	0
2100	1	0	0	0	0	0	0	0	0	0	0	0	0	0	1	0	0	0	0	0	0	0	0	0	0	0	0	0	0
2200	4	0	0	0	0	0	1	0	2	0	0	0	0	1	0	0	0	0	0	0	0	0	0	0	0	0	0	0	0
2300	0	0	0	0	0	0	0	0	0	0	0	0	0	0	0	0	0	0	0	0	0	0	0	0	0	0	0	0	0
07-19	**34**	**0**	**0**	**1**	**1**	**3**	**5**	**0**	**0**	**1**	**4**	**8**	**4**	**4**	**1**	**0**	**1**	**0**	**0**	**1**	**0**	**0**	**0**	**0**	**0**	**0**	**0**	**0**	**0**
06-22	**42**	**0**	**0**	**1**	**1**	**4**	**5**	**0**	**0**	**1**	**5**	**9**	**5**	**4**	**3**	**1**	**2**	**0**	**0**	**1**	**0**	**0**	**0**	**0**	**0**	**0**	**0**	**0**	**0**
06-00	**46**	**0**	**0**	**1**	**1**	**4**	**6**	**0**	**2**	**1**	**5**	**9**	**5**	**5**	**3**	**1**	**2**	**0**	**0**	**1**	**0**	**0**	**0**	**0**	**0**	**0**	**0**	**0**	**0**
00-00	**46**	**0**	**0**	**1**	**1**	**4**	**6**	**0**	**2**	**1**	**5**	**9**	**5**	**5**	**3**	**1**	**2**	**0**	**0**	**1**	**0**	**0**	**0**	**0**	**0**	**0**	**0**	**0**	**0**

DRAFT

Site 95
Location Unnamed Road, Att - No Dumping Sign, Lat 54.16691, Long -6.84849
Direction South

3279 / Meath/Cavan/Monaghan ATC's
October 2013
Automatic Traffic Count

Sat, 12 October 2013

Time	Total	Speed Bins (km/h)																											
		0 - 5	5 - 10	10 - 15	15 - 20	20 - 25	25 - 30	30 - 35	35 - 40	40 - 45	45 - 50	50 - 55	55 - 60	60 - 65	65 - 70	70 - 75	75 - 80	80 - 85	85 - 90	90 - 95	95 - 100	100 - 105	105 - 110	110 - 115	115 - 120	120 - 125	125 - 130	130 - 135	135 - 140
0000	0	0	0	0	0	0	0	0	0	0	0	0	0	0	0	0	0	0	0	0	0	0	0	0	0	0	0	0	0
0100	1	0	0	0	0	0	0	0	0	0	0	0	0	0	1	0	0	0	0	0	0	0	0	0	0	0	0	0	0
0200	0	0	0	0	0	0	0	0	0	0	0	0	0	0	0	0	0	0	0	0	0	0	0	0	0	0	0	0	0
0300	0	0	0	0	0	0	0	0	0	0	0	0	0	0	0	0	0	0	0	0	0	0	0	0	0	0	0	0	0
0400	0	0	0	0	0	0	0	0	0	0	0	0	0	0	0	0	0	0	0	0	0	0	0	0	0	0	0	0	0
0500	0	0	0	0	0	0	0	0	0	0	0	0	0	0	0	0	0	0	0	0	0	0	0	0	0	0	0	0	0
0600	0	0	0	0	0	0	0	0	0	0	0	0	0	0	0	0	0	0	0	0	0	0	0	0	0	0	0	0	0
0700	0	0	0	0	0	0	0	0	0	0	0	0	0	0	0	0	0	0	0	0	0	0	0	0	0	0	0	0	0
0800	2	0	0	0	0	0	0	0	0	1	0	1	0	0	0	0	0	0	0	0	0	0	0	0	0	0	0	0	0
0900	2	0	0	0	0	0	0	0	0	1	0	0	1	0	0	0	0	0	0	0	0	0	0	0	0	0	0	0	0
1000	2	0	0	0	0	0	0	0	0	0	0	0	2	0	0	0	0	0	0	0	0	0	0	0	0	0	0	0	0
1100	**14**	**0**	**0**	**1**	**0**	**1**	**1**	**0**	**0**	**3**	**2**	**5**	**0**	**0**	**1**	**0**	**0**	**0**	**0**	**0**	**0**	**0**	**0**	**0**	**0**	**0**	**0**	**0**	**0**
1200	3	0	0	0	0	0	0	0	0	0	0	0	0	2	0	1	0	0	0	0	0	0	0	0	0	0	0	0	0
1300	1	0	0	0	0	0	0	0	0	0	0	0	0	0	0	1	0	0	0	0	0	0	0	0	0	0	0	0	0
1400	3	0	0	0	0	0	0	0	1	0	1	1	0	0	0	0	0	0	0	0	0	0	0	0	0	0	0	0	0
1500	5	0	0	0	0	0	0	0	0	2	1	1	0	0	1	0	0	0	0	0	0	0	0	0	0	0	0	0	0
1600	0	0	0	0	0	0	0	0	0	0	0	0	0	0	0	0	0	0	0	0	0	0	0	0	0	0	0	0	0
1700	0	0	0	0	0	0	0	0	0	0	0	0	0	0	0	0	0	0	0	0	0	0	0	0	0	0	0	0	0
1800	5	0	0	0	0	0	0	1	1	1	0	1	0	1	0	0	0	0	0	0	0	0	0	0	0	0	0	0	0
1900	**8**	**0**	**0**	**0**	**0**	**0**	**0**	**0**	**0**	**1**	**1**	**2**	**1**	**1**	**2**	**0**	**0**	**0**	**0**	**0**	**0**	**0**	**0**	**0**	**0**	**0**	**0**	**0**	**0**
2000	0	0	0	0	0	0	0	0	0	0	0	0	0	0	0	0	0	0	0	0	0	0	0	0	0	0	0	0	0
2100	0	0	0	0	0	0	0	0	0	0	0	0	0	0	0	0	0	0	0	0	0	0	0	0	0	0	0	0	0
2200	0	0	0	0	0	0	0	0	0	0	0	0	0	0	0	0	0	0	0	0	0	0	0	0	0	0	0	0	0
2300	1	0	0	0	0	0	0	0	0	0	0	0	0	0	0	0	1	0	0	0	0	0	0	0	0	0	0	0	0
07-19	**37**	**0**	**0**	**1**	**0**	**1**	**1**	**1**	**2**	**8**	**4**	**9**	**3**	**3**	**2**	**2**	**0**	**0**	**0**	**0**	**0**	**0**	**0**	**0**	**0**	**0**	**0**	**0**	**0**
06-22	**45**	**0**	**0**	**1**	**0**	**1**	**1**	**1**	**2**	**9**	**5**	**11**	**4**	**4**	**4**	**2**	**0**	**0**	**0**	**0**	**0**	**0**	**0**	**0**	**0**	**0**	**0**	**0**	**0**
06-00	**46**	**0**	**0**	**1**	**0**	**1**	**1**	**1**	**2**	**9**	**5**	**11**	**4**	**4**	**4**	**2**	**1**	**0**	**0**	**0**	**0**	**0**	**0**	**0**	**0**	**0**	**0**	**0**	**0**
00-00	**47**	**0**	**0**	**1**	**0**	**1**	**1**	**1**	**2**	**9**	**5**	**11**	**4**	**4**	**5**	**2**	**1**	**0**	**0**	**0**	**0**	**0**	**0**	**0**	**0**	**0**	**0**	**0**	**0**

DRAFT

Site 95
Location Unnamed Road, Att - No Dumping Sign, Lat 54.16691, Long -6.84849
Direction South

3279 / Meath/Cavan/Monaghan ATC's
October 2013
Automatic Traffic Count

Sun, 13 October 2013

Time	Total	Speed Bins (km/h)																											
		0 - 5	5 - 10	10 - 15	15 - 20	20 - 25	25 - 30	30 - 35	35 - 40	40 - 45	45 - 50	50 - 55	55 - 60	60 - 65	65 - 70	70 - 75	75 - 80	80 - 85	85 - 90	90 - 95	95 - 100	100 - 105	105 - 110	110 - 115	115 - 120	120 - 125	125 - 130	130 - 135	135 - 140
0000	1	0	0	0	0	0	0	0	0	0	0	0	0	0	0	1	0	0	0	0	0	0	0	0	0	0	0	0	0
0100	0	0	0	0	0	0	0	0	0	0	0	0	0	0	0	0	0	0	0	0	0	0	0	0	0	0	0	0	0
0200	0	0	0	0	0	0	0	0	0	0	0	0	0	0	0	0	0	0	0	0	0	0	0	0	0	0	0	0	0
0300	0	0	0	0	0	0	0	0	0	0	0	0	0	0	0	0	0	0	0	0	0	0	0	0	0	0	0	0	0
0400	0	0	0	0	0	0	0	0	0	0	0	0	0	0	0	0	0	0	0	0	0	0	0	0	0	0	0	0	0
0500	0	0	0	0	0	0	0	0	0	0	0	0	0	0	0	0	0	0	0	0	0	0	0	0	0	0	0	0	0
0600	0	0	0	0	0	0	0	0	0	0	0	0	0	0	0	0	0	0	0	0	0	0	0	0	0	0	0	0	0
0700	0	0	0	0	0	0	0	0	0	0	0	0	0	0	0	0	0	0	0	0	0	0	0	0	0	0	0	0	0
0800	1	0	0	0	0	0	0	0	0	0	0	0	0	0	1	0	0	0	0	0	0	0	0	0	0	0	0	0	0
0900	1	0	0	0	0	0	0	0	0	0	0	0	1	0	0	0	0	0	0	0	0	0	0	0	0	0	0	0	0
1000	**3**	**0**	**0**	**0**	**0**	**1**	**0**	**0**	**0**	**1**	**0**	**0**	**1**	**0**	**0**	**0**	**0**	**0**	**0**	**0**	**0**	**0**	**0**	**0**	**0**	**0**	**0**	**0**	**0**
1100	2	0	0	0	0	1	0	0	0	0	1	0	0	0	0	0	0	0	0	0	0	0	0	0	0	0	0	0	0
1200	3	0	0	0	0	0	0	1	0	1	1	0	0	0	0	0	0	0	0	0	0	0	0	0	0	0	0	0	0
1300	1	0	0	0	0	0	0	0	0	0	1	0	0	0	0	0	0	0	0	0	0	0	0	0	0	0	0	0	0
1400	1	0	0	0	0	0	1	0	0	0	0	0	0	0	0	0	0	0	0	0	0	0	0	0	0	0	0	0	0
1500	2	0	0	0	0	0	0	0	1	0	0	0	0	0	0	0	1	0	0	0	0	0	0	0	0	0	0	0	0
1600	2	0	0	0	0	0	0	0	0	0	0	2	0	0	0	0	0	0	0	0	0	0	0	0	0	0	0	0	0
1700	**4**	**0**	**0**	**0**	**0**	**1**	**0**	**0**	**0**	**0**	**2**	**0**	**1**	**0**	**0**	**0**	**0**	**0**	**0**	**0**	**0**	**0**	**0**	**0**	**0**	**0**	**0**	**0**	**0**
1800	1	0	0	0	0	0	0	0	0	0	1	0	0	0	0	0	0	0	0	0	0	0	0	0	0	0	0	0	0
1900	0	0	0	0	0	0	0	0	0	0	0	0	0	0	0	0	0	0	0	0	0	0	0	0	0	0	0	0	0
2000	0	0	0	0	0	0	0	0	0	0	0	0	0	0	0	0	0	0	0	0	0	0	0	0	0	0	0	0	0
2100	0	0	0	0	0	0	0	0	0	0	0	0	0	0	0	0	0	0	0	0	0	0	0	0	0	0	0	0	0
2200	1	0	0	0	0	0	0	0	0	0	1	0	0	0	0	0	0	0	0	0	0	0	0	0	0	0	0	0	0
2300	1	0	0	0	0	0	0	0	0	0	0	0	0	0	0	1	0	0	0	0	0	0	0	0	0	0	0	0	0
07-19	**21**	**0**	**0**	**0**	**0**	**3**	**1**	**1**	**1**	**2**	**6**	**2**	**3**	**0**	**1**	**0**	**1**	**0**	**0**	**0**	**0**	**0**	**0**	**0**	**0**	**0**	**0**	**0**	**0**
06-22	**21**	**0**	**0**	**0**	**0**	**3**	**1**	**1**	**1**	**2**	**6**	**2**	**3**	**0**	**1**	**0**	**1**	**0**	**0**	**0**	**0**	**0**	**0**	**0**	**0**	**0**	**0**	**0**	**0**
06-00	**23**	**0**	**0**	**0**	**0**	**3**	**1**	**1**	**1**	**2**	**7**	**2**	**3**	**0**	**1**	**1**	**1**	**0**	**0**	**0**	**0**	**0**	**0**	**0**	**0**	**0**	**0**	**0**	**0**
00-00	**24**	**0**	**0**	**0**	**0**	**3**	**1**	**1**	**1**	**2**	**7**	**2**	**3**	**0**	**1**	**2**	**1**	**0**	**0**	**0**	**0**	**0**	**0**	**0**	**0**	**0**	**0**	**0**	**0**

DRAFT

Site 95
Location Unnamed Road, Att - No Dumping Sign, Lat 54.16691, Long -6.84849
Direction South

3279 / Meath/Cavan/Monaghan ATC's
October 2013
Automatic Traffic Count

Mon, 14 October 2013

Time	Total	Speed Bins (km/h)																											
		0 - 5	5 - 10	10 - 15	15 - 20	20 - 25	25 - 30	30 - 35	35 - 40	40 - 45	45 - 50	50 - 55	55 - 60	60 - 65	65 - 70	70 - 75	75 - 80	80 - 85	85 - 90	90 - 95	95 - 100	100 - 105	105 - 110	110 - 115	115 - 120	120 - 125	125 - 130	130 - 135	135 - 140
0000	0	0	0	0	0	0	0	0	0	0	0	0	0	0	0	0	0	0	0	0	0	0	0	0	0	0	0	0	0
0100	0	0	0	0	0	0	0	0	0	0	0	0	0	0	0	0	0	0	0	0	0	0	0	0	0	0	0	0	0
0200	0	0	0	0	0	0	0	0	0	0	0	0	0	0	0	0	0	0	0	0	0	0	0	0	0	0	0	0	0
0300	0	0	0	0	0	0	0	0	0	0	0	0	0	0	0	0	0	0	0	0	0	0	0	0	0	0	0	0	0
0400	0	0	0	0	0	0	0	0	0	0	0	0	0	0	0	0	0	0	0	0	0	0	0	0	0	0	0	0	0
0500	0	0	0	0	0	0	0	0	0	0	0	0	0	0	0	0	0	0	0	0	0	0	0	0	0	0	0	0	0
0600	1	0	0	0	0	0	0	0	0	0	0	0	0	0	0	1	0	0	0	0	0	0	0	0	0	0	0	0	0
0700	1	0	0	0	0	0	0	1	0	0	0	0	0	0	0	0	0	0	0	0	0	0	0	0	0	0	0	0	0
0800	2	0	0	0	0	0	0	0	0	1	0	0	1	0	0	0	0	0	0	0	0	0	0	0	0	0	0	0	0
0900	1	0	0	0	0	0	0	0	0	0	0	0	1	0	0	0	0	0	0	0	0	0	0	0	0	0	0	0	0
1000	2	0	0	0	1	0	0	0	1	0	0	0	0	0	0	0	0	0	0	0	0	0	0	0	0	0	0	0	0
1100	**3**	**0**	**0**	**0**	**0**	**0**	**0**	**1**	**0**	**0**	**0**	**1**	**1**	**0**	**0**	**0**	**0**	**0**	**0**	**0**	**0**	**0**	**0**	**0**	**0**	**0**	**0**	**0**	**0**
1200	2	0	0	0	0	0	0	0	0	0	0	1	1	0	0	0	0	0	0	0	0	0	0	0	0	0	0	0	0
1300	**6**	**0**	**0**	**1**	**0**	**0**	**0**	**0**	**0**	**1**	**2**	**1**	**1**	**0**	**0**	**0**	**0**	**0**	**0**	**0**	**0**	**0**	**0**	**0**	**0**	**0**	**0**	**0**	**0**
1400	2	0	0	0	0	0	0	0	0	0	0	0	1	0	1	0	0	0	0	0	0	0	0	0	0	0	0	0	0
1500	0	0	0	0	0	0	0	0	0	0	0	0	0	0	0	0	0	0	0	0	0	0	0	0	0	0	0	0	0
1600	2	0	0	0	0	0	0	1	0	0	0	0	0	1	0	0	0	0	0	0	0	0	0	0	0	0	0	0	0
1700	3	0	0	0	0	0	0	0	0	1	0	2	0	0	0	0	0	0	0	0	0	0	0	0	0	0	0	0	0
1800	4	0	0	0	0	0	0	0	0	0	0	1	2	1	0	0	0	0	0	0	0	0	0	0	0	0	0	0	0
1900	3	0	0	0	0	0	0	0	0	1	2	0	0	0	0	0	0	0	0	0	0	0	0	0	0	0	0	0	0
2000	3	0	0	0	0	0	0	0	1	1	0	0	1	0	0	0	0	0	0	0	0	0	0	0	0	0	0	0	0
2100	2	0	0	0	0	0	0	0	0	0	1	0	1	0	0	0	0	0	0	0	0	0	0	0	0	0	0	0	0
2200	0	0	0	0	0	0	0	0	0	0	0	0	0	0	0	0	0	0	0	0	0	0	0	0	0	0	0	0	0
2300	0	0	0	0	0	0	0	0	0	0	0	0	0	0	0	0	0	0	0	0	0	0	0	0	0	0	0	0	0
07-19	**28**	**0**	**0**	**1**	**1**	**0**	**0**	**3**	**1**	**3**	**2**	**6**	**8**	**2**	**1**	**0**	**0**	**0**	**0**	**0**	**0**	**0**	**0**	**0**	**0**	**0**	**0**	**0**	**0**
06-22	**37**	**0**	**0**	**1**	**1**	**0**	**0**	**3**	**2**	**5**	**5**	**6**	**10**	**2**	**1**	**1**	**0**	**0**	**0**	**0**	**0**	**0**	**0**	**0**	**0**	**0**	**0**	**0**	**0**
06-00	**37**	**0**	**0**	**1**	**1**	**0**	**0**	**3**	**2**	**5**	**5**	**6**	**10**	**2**	**1**	**1**	**0**	**0**	**0**	**0**	**0**	**0**	**0**	**0**	**0**	**0**	**0**	**0**	**0**
00-00	**37**	**0**	**0**	**1**	**1**	**0**	**0**	**3**	**2**	**5**	**5**	**6**	**10**	**2**	**1**	**1**	**0**	**0**	**0**	**0**	**0**	**0**	**0**	**0**	**0**	**0**	**0**	**0**	**0**

DRAFT

Site 95
Location Unnamed Road, Att - No Dumping Sign, Lat 54.16691, Long -6.84849
Direction South

3279 / Meath/Cavan/Monaghan ATC's
October 2013
Automatic Traffic Count

Tue, 15 October 2013

Time	Total	Speed Bins (km/h)																											
		0 - 5	5 - 10	10 - 15	15 - 20	20 - 25	25 - 30	30 - 35	35 - 40	40 - 45	45 - 50	50 - 55	55 - 60	60 - 65	65 - 70	70 - 75	75 - 80	80 - 85	85 - 90	90 - 95	95 - 100	100 - 105	105 - 110	110 - 115	115 - 120	120 - 125	125 - 130	130 - 135	135 - 140
0000	1	0	0	0	0	0	0	0	0	0	0	0	0	1	0	0	0	0	0	0	0	0	0	0	0	0	0	0	0
0100	0	0	0	0	0	0	0	0	0	0	0	0	0	0	0	0	0	0	0	0	0	0	0	0	0	0	0	0	0
0200	0	0	0	0	0	0	0	0	0	0	0	0	0	0	0	0	0	0	0	0	0	0	0	0	0	0	0	0	0
0300	0	0	0	0	0	0	0	0	0	0	0	0	0	0	0	0	0	0	0	0	0	0	0	0	0	0	0	0	0
0400	0	0	0	0	0	0	0	0	0	0	0	0	0	0	0	0	0	0	0	0	0	0	0	0	0	0	0	0	0
0500	0	0	0	0	0	0	0	0	0	0	0	0	0	0	0	0	0	0	0	0	0	0	0	0	0	0	0	0	0
0600	1	0	0	0	0	0	0	0	0	0	0	0	0	0	0	1	0	0	0	0	0	0	0	0	0	0	0	0	0
0700	1	0	0	0	0	0	1	0	0	0	0	0	0	0	0	0	0	0	0	0	0	0	0	0	0	0	0	0	0
0800	2	0	0	0	0	0	0	0	0	0	1	0	0	1	0	0	0	0	0	0	0	0	0	0	0	0	0	0	0
0900	1	0	0	0	0	0	0	0	0	0	0	0	0	1	0	0	0	0	0	0	0	0	0	0	0	0	0	0	0
1000	1	0	0	0	0	0	0	0	0	0	0	0	1	0	0	0	0	0	0	0	0	0	0	0	0	0	0	0	0
1100	**3**	**0**	**0**	**0**	**1**	**0**	**0**	**0**	**0**	**0**	**0**	**0**	**0**	**1**	**1**	**0**	**0**	**0**	**0**	**0**	**0**	**0**	**0**	**0**	**0**	**0**	**0**	**0**	**0**
1200	2	0	0	0	0	0	0	0	0	0	0	0	2	0	0	0	0	0	0	0	0	0	0	0	0	0	0	0	0
1300	3	0	0	0	0	0	0	0	1	0	0	1	0	1	0	0	0	0	0	0	0	0	0	0	0	0	0	0	0
1400	1	0	0	0	0	0	0	0	0	0	0	1	0	0	0	0	0	0	0	0	0	0	0	0	0	0	0	0	0
1500	2	0	0	0	0	0	0	0	0	0	1	0	1	0	0	0	0	0	0	0	0	0	0	0	0	0	0	0	0
1600	3	0	0	0	0	0	0	1	0	0	0	1	0	1	0	0	0	0	0	0	0	0	0	0	0	0	0	0	0
1700	4	0	0	0	0	0	0	0	0	1	0	0	0	1	2	0	0	0	0	0	0	0	0	0	0	0	0	0	0
1800	**5**	**0**	**0**	**0**	**0**	**1**	**0**	**0**	**0**	**1**	**1**	**0**	**1**	**1**	**0**	**0**	**0**	**0**	**0**	**0**	**0**	**0**	**0**	**0**	**0**	**0**	**0**	**0**	**0**
1900	3	0	0	0	0	0	0	0	0	1	1	0	0	1	0	0	0	0	0	0	0	0	0	0	0	0	0	0	0
2000	2	0	0	0	0	0	0	0	0	0	0	0	1	1	0	0	0	0	0	0	0	0	0	0	0	0	0	0	0
2100	1	0	0	0	0	0	0	0	0	0	0	1	0	0	0	0	0	0	0	0	0	0	0	0	0	0	0	0	0
2200	0	0	0	0	0	0	0	0	0	0	0	0	0	0	0	0	0	0	0	0	0	0	0	0	0	0	0	0	0
2300	1	0	0	0	0	0	0	0	0	0	0	0	0	0	0	1	0	0	0	0	0	0	0	0	0	0	0	0	0
07-19	**28**	**0**	**0**	**0**	**1**	**1**	**1**	**1**	**1**	**2**	**3**	**3**	**5**	**7**	**3**	**0**	**0**	**0**	**0**	**0**	**0**	**0**	**0**	**0**	**0**	**0**	**0**	**0**	**0**
06-22	**35**	**0**	**0**	**0**	**1**	**1**	**1**	**1**	**1**	**3**	**4**	**4**	**6**	**9**	**3**	**1**	**0**	**0**	**0**	**0**	**0**	**0**	**0**	**0**	**0**	**0**	**0**	**0**	**0**
06-00	**36**	**0**	**0**	**0**	**1**	**1**	**1**	**1**	**1**	**3**	**4**	**4**	**6**	**9**	**3**	**2**	**0**	**0**	**0**	**0**	**0**	**0**	**0**	**0**	**0**	**0**	**0**	**0**	**0**
00-00	**37**	**0**	**0**	**0**	**1**	**1**	**1**	**1**	**1**	**3**	**4**	**4**	**6**	**10**	**3**	**2**	**0**	**0**	**0**	**0**	**0**	**0**	**0**	**0**	**0**	**0**	**0**	**0**	**0**

DRAFT

Site 95
Location Unnamed Road, Att - No Dumping Sign, Lat 54.16691, Long -6.84849
Direction South

3279 / Meath/Cavan/Monaghan ATC's
October 2013
Automatic Traffic Count

Virtual Day (7)

Time	Total	Speed Bins (km/h)																											
		0 - 5	5 - 10	10 - 15	15 - 20	20 - 25	25 - 30	30 - 35	35 - 40	40 - 45	45 - 50	50 - 55	55 - 60	60 - 65	65 - 70	70 - 75	75 - 80	80 - 85	85 - 90	90 - 95	95 - 100	100 - 105	105 - 110	110 - 115	115 - 120	120 - 125	125 - 130	130 - 135	135 - 140
0000	1	0	0	0	0	0	0	0	0	0	0	0	0	0	0	0	0	0	0	0	0	0	0	0	0	0	0	0	0
0100	0	0	0	0	0	0	0	0	0	0	0	0	0	0	0	0	0	0	0	0	0	0	0	0	0	0	0	0	0
0200	0	0	0	0	0	0	0	0	0	0	0	0	0	0	0	0	0	0	0	0	0	0	0	0	0	0	0	0	0
0300	0	0	0	0	0	0	0	0	0	0	0	0	0	0	0	0	0	0	0	0	0	0	0	0	0	0	0	0	0
0400	0	0	0	0	0	0	0	0	0	0	0	0	0	0	0	0	0	0	0	0	0	0	0	0	0	0	0	0	0
0500	0	0	0	0	0	0	0	0	0	0	0	0	0	0	0	0	0	0	0	0	0	0	0	0	0	0	0	0	0
0600	1	0	0	0	0	0	0	0	0	0	0	0	0	0	0	0	0	0	0	0	0	0	0	0	0	0	0	0	0
0700	1	0	0	0	0	0	1	0	0	0	0	0	0	0	0	0	0	0	0	0	0	0	0	0	0	0	0	0	0
0800	2	0	0	0	0	0	0	0	0	0	0	0	0	0	0	0	0	0	0	0	0	0	0	0	0	0	0	0	0
0900	2	0	0	0	0	0	0	0	0	0	0	0	0	1	0	0	0	0	0	0	0	0	0	0	0	0	0	0	0
1000	2	0	0	0	0	0	0	0	0	0	0	0	1	0	0	0	0	0	0	0	0	0	0	0	0	0	0	0	0
1100	**5**	**0**	**0**	**0**	**0**	**1**	**0**	**0**	**0**	**0**	**0**	**1**	**0**	**0**	**1**	**0**	**0**	**0**	**0**	**0**	**0**	**0**	**0**	**0**	**0**	**0**	**0**	**0**	**0**
1200	2	0	0	0	0	0	0	0	0	0	0	0	0	0	0	0	0	0	0	0	0	0	0	0	0	0	0	0	0
1300	**4**	**0**	**0**	**0**	**0**	**1**	**0**	**0**	**0**	**0**	**0**	**1**	**0**	**0**	**0**	**0**	**0**	**0**	**0**	**0**	**0**	**0**	**0**	**0**	**0**	**0**	**0**	**0**	**0**
1400	2	0	0	0	0	0	0	0	0	0	0	0	0	0	0	0	0	0	0	0	0	0	0	0	0	0	0	0	0
1500	3	0	0	0	0	0	0	0	0	0	1	0	0	0	1	0	0	0	0	0	0	0	0	0	0	0	0	0	0
1600	2	0	0	0	0	0	0	1	0	0	0	1	0	0	0	0	0	0	0	0	0	0	0	0	0	0	0	0	0
1700	3	0	0	0	0	0	0	0	0	0	1	1	0	0	0	0	0	0	0	0	0	0	0	0	0	0	0	0	0
1800	**4**	**0**	**0**	**0**	**0**	**1**	**0**	**1**	**0**	**0**	**0**	**0**	**1**	**1**	**0**	**0**	**0**	**0**	**0**	**0**	**0**	**0**	**0**	**0**	**0**	**0**	**0**	**0**	**0**
1900	3	0	0	0	0	0	0	0	0	0	1	1	0	0	0	0	0	0	0	0	0	0	0	0	0	0	0	0	0
2000	2	0	0	0	0	0	0	0	0	0	0	0	0	0	0	0	0	0	0	0	0	0	0	0	0	0	0	0	0
2100	1	0	0	0	0	0	0	0	0	0	0	0	0	0	0	0	0	0	0	0	0	0	0	0	0	0	0	0	0
2200	1	0	0	0	0	0	0	0	0	0	0	0	0	0	0	0	0	0	0	0	0	0	0	0	0	0	0	0	0
2300	0	0	0	0	0	0	0	0	0	0	0	0	0	0	0	0	0	0	0	0	0	0	0	0	0	0	0	0	0
07-19	**33**	**0**	**0**	**1**	**1**	**3**	**2**	**2**	**1**	**3**	**4**	**6**	**4**	**4**	**2**	**1**	**0**	**0**	**0**	**0**	**0**	**0**	**0**	**0**	**0**	**0**	**0**	**0**	**0**
06-22	**39**	**0**	**0**	**1**	**1**	**3**	**2**	**2**	**1**	**3**	**5**	**7**	**6**	**4**	**3**	**1**	**0**	**0**	**0**	**0**	**0**	**0**	**0**	**0**	**0**	**0**	**0**	**0**	**0**
06-00	**41**	**0**	**0**	**1**	**1**	**3**	**2**	**2**	**1**	**3**	**5**	**7**	**6**	**4**	**3**	**1**	**1**	**0**	**0**	**0**	**0**	**0**	**0**	**0**	**0**	**0**	**0**	**0**	**0**
00-00	**41**	**0**	**0**	**1**	**1**	**3**	**2**	**2**	**1**	**3**	**5**	**7**	**6**	**5**	**3**	**2**	**1**	**0**	**0**	**0**	**0**	**0**	**0**	**0**	**0**	**0**	**0**	**0**	**0**

DRAFT

Site 95
Location Unnamed Road, Att - No Dumping Sign, Lat 54.16691, Long -6.84849
Direction South

3279 / Meath/Cavan/Monaghan ATC's
October 2013
Automatic Traffic Count

Virtual Week (1)

Time	Total	Speed Bins (km/h)																											
		0 - 5	5 - 10	10 - 15	15 - 20	20 - 25	25 - 30	30 - 35	35 - 40	40 - 45	45 - 50	50 - 55	55 - 60	60 - 65	65 - 70	70 - 75	75 - 80	80 - 85	85 - 90	90 - 95	95 - 100	100 - 105	105 - 110	110 - 115	115 - 120	120 - 125	125 - 130	130 - 135	135 - 140
Mon	37	0	0	1	1	0	0	3	2	5	5	6	10	2	1	1	0	0	0	0	0	0	0	0	0	0	0	0	0
Tue	37	0	0	0	1	1	1	1	1	3	4	4	6	10	3	2	0	0	0	0	0	0	0	0	0	0	0	0	0
Wed	53	0	0	1	5	7	3	5	2	3	5	8	7	3	2	1	0	0	1	0	0	0	0	0	0	0	0	0	0
Thu	46	0	0	1	2	5	3	2	0	0	3	7	5	8	7	2	0	1	0	0	0	0	0	0	0	0	0	0	0
Fri	46	0	0	1	1	4	6	0	2	1	5	9	5	5	3	1	2	0	0	1	0	0	0	0	0	0	0	0	0
|Sat	47	0	0	1	0	1	1	1	2	9	5	11	4	4	5	2	1	0	0	0	0	0	0	0	0	0	0	0	0
|Sun	24	0	0	0	0	3	1	1	1	2	7	2	3	0	1	2	1	0	0	0	0	0	0	0	0	0	0	0	0
5 Day Ave.	**44**	**0**	**0**	**1**	**2**	**3**	**3**	**2**	**1**	**2**	**4**	**7**	**7**	**6**	**3**	**1**	**0**	**0**	**0**	**0**	**0**	**0**	**0**	**0**	**0**	**0**	**0**	**0**	**0**
7 Day Ave.	**41**	**0**	**0**	**1**	**1**	**3**	**2**	**2**	**1**	**3**	**5**	**7**	**6**	**5**	**3**	**2**	**1**	**0**	**0**	**0**	**0**	**0**	**0**	**0**	**0**	**0**	**0**	**0**	**0**
--	**290**	**0**	**0**	**5**	**10**	**21**	**15**	**13**	**10**	**23**	**34**	**47**	**40**	**32**	**22**	**11**	**4**	**1**	**1**	**1**	**0**	**0**	**0**	**0**	**0**	**0**	**0**	**0**	**0**	**0**

Summary Graphs

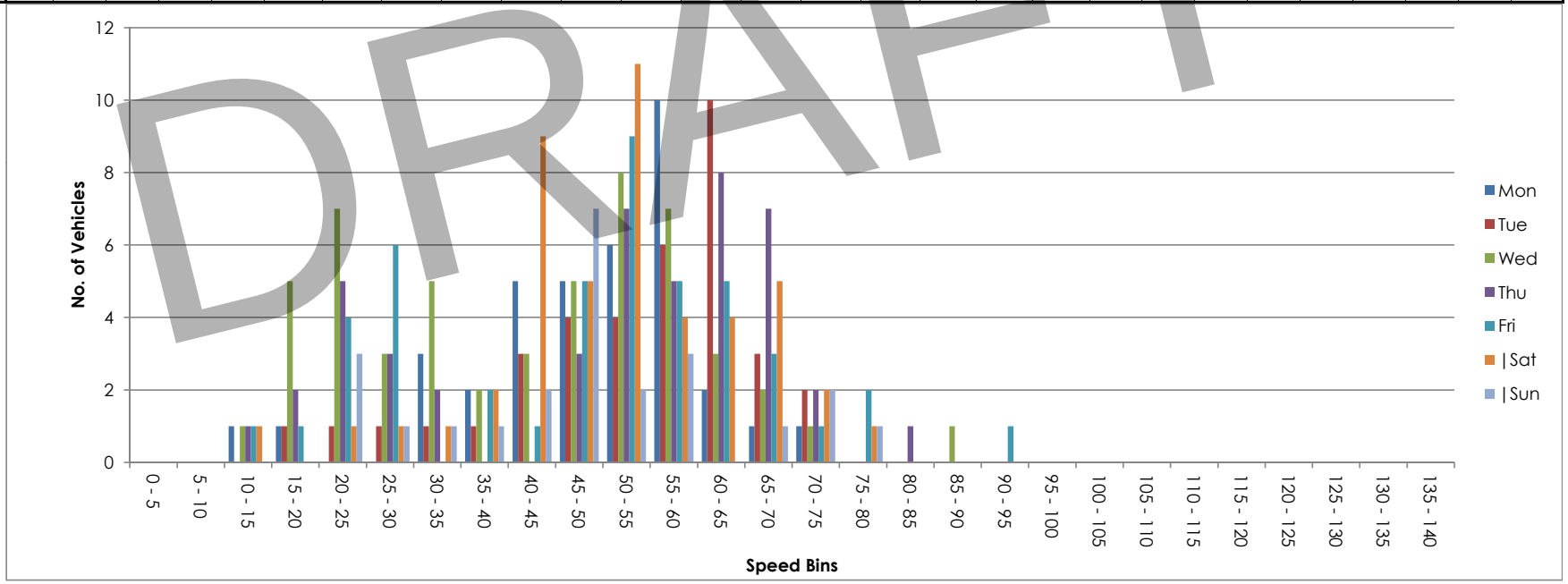

DRAFT

Site 95
Location Unnamed Road, Att - No Dumping Sign, Lat 54.16691, Long -6.84849
Direction Two way

3279 / Meath/Cavan/Monaghan ATC's
October 2013
Automatic Traffic Count

Wed, 9 October 2013

Time	Total	Classification												>PSL	>PSL%	>SL1	>SL1%	>SL2	>SL2%	Mean	Vpp
		1 MCL	2 SV	3 SVT	4 TB2	5 TB3	6 T4	7 ART3	8 ART4	9 ART5	10 ART6	11 BD	12 DRT	80	80	85 +5kph	85 +5kph	90 +10kph	90 +10kph		85
0000	0	0	0	0	0	0	0	0	0	0	0	0	0	0	0	0	0	0	0	-	-
0100	0	0	0	0	0	0	0	0	0	0	0	0	0	0	0	0	0	0	0	-	-
0200	0	0	0	0	0	0	0	0	0	0	0	0	0	0	0	0	0	0	0	-	-
0300	0	0	0	0	0	0	0	0	0	0	0	0	0	0	0	0	0	0	0	-	-
0400	0	0	0	0	0	0	0	0	0	0	0	0	0	0	0	0	0	0	0	-	-
0500	0	0	0	0	0	0	0	0	0	0	0	0	0	0	0	0	0	0	0	-	-
0600	0	0	0	0	0	0	0	0	0	0	0	0	0	0	0	0	0	0	0	-	-
0700	5	0	3	0	1	0	0	0	1	0	0	0	0	0	0	0	0	0	0	29.3	-
0800	4	0	3	0	1	0	0	0	0	0	0	0	0	0	0	0	0	0	0	56.5	-
0900	**9**	**0**	**8**	**1**	**0**	**0**	**0**	**0**	**0**	**0**	**0**	**0**	**0**	**0**	**0**	**0**	**0**	**0**	**0**	**54.8**	**-**
1000	6	0	5	1	0	0	0	0	0	0	0	0	0	0	0	0	0	0	0	43.3	-
1100	5	1	4	0	0	0	0	0	0	0	0	0	0	0	0	0	0	0	0	24.5	-
1200	5	0	5	0	0	0	0	0	0	0	0	0	0	0	0	0	0	0	0	46.2	-
1300	**12**	**0**	**10**	**1**	**0**	**0**	**0**	**1**	**0**	**0**	**0**	**0**	**0**	**0**	**0**	**0**	**0**	**0**	**0**	**35.9**	**58.3**
1400	6	0	6	0	0	0	0	0	0	0	0	0	0	0	0	0	0	0	0	43.5	-
1500	11	0	10	0	1	0	0	0	0	0	0	0	0	0	0	0	0	0	0	45.8	56.9
1600	5	0	4	0	1	0	0	0	0	0	0	0	0	0	0	0	0	0	0	30.1	-
1700	**12**	**0**	**11**	**1**	**0**	**0**	**0**	**0**	**0**	**0**	**0**	**0**	**0**	**0**	**0**	**0**	**0**	**0**	**0**	**41.8**	**55.1**
1800	**12**	**0**	**12**	**0**	**0**	**0**	**0**	**0**	**0**	**0**	**0**	**0**	**0**	**0**	**0**	**0**	**0**	**0**	**0**	**32.7**	**49.7**
1900	8	0	6	2	0	0	0	0	0	0	0	0	0	1	12.5	1	12.5	0	0	58.8	-
2000	2	0	2	0	0	0	0	0	0	0	0	0	0	0	0	0	0	0	0	55.9	-
2100	0	0	0	0	0	0	0	0	0	0	0	0	0	0	0	0	0	0	0	-	-
2200	3	0	3	0	0	0	0	0	0	0	0	0	0	0	0	0	0	0	0	57.5	-
2300	0	0	0	0	0	0	0	0	0	0	0	0	0	0	0	0	0	0	0	-	-
07-19	**92**	**1**	**81**	**4**	**4**	**0**	**0**	**1**	**1**	**0**	**0**	**0**	**0**	**0**	**0**	**0**	**0**	**0**	**0**	**40.4**	**58.3**
06-22	**102**	**1**	**89**	**6**	**4**	**0**	**0**	**1**	**1**	**0**	**0**	**0**	**0**	**1**	**1**	**1**	**1**	**0**	**0**	**42.2**	**59.8**
06-00	**105**	**1**	**92**	**6**	**4**	**0**	**0**	**1**	**1**	**0**	**0**	**0**	**0**	**1**	**1**	**1**	**1**	**0**	**0**	**42.6**	**59.8**
00-00	**105**	**1**	**92**	**6**	**4**	**0**	**0**	**1**	**1**	**0**	**0**	**0**	**0**	**1**	**1**	**1**	**1**	**0**	**0**	**42.6**	**59.8**

DRAFT

Site 95
Location Unnamed Road, Att - No Dumping Sign, Lat 54.16691, Long -6.84849
Direction Two way

3279 / Meath/Cavan/Monaghan ATC's
October 2013
Automatic Traffic Count

Thu, 10 October 2013

Time	Total	Classification												>PSL	>PSL%	>SL1	>SL1%	>SL2	>SL2%	Mean	Vpp
		1 MCL	2 SV	3 SVT	4 TB2	5 TB3	6 T4	7 ART3	8 ART4	9 ART5	10 ART6	11 BD	12 DRT	80	80	85 +5kph	85 +5kph	90 +10kph	90 +10kph		85
0000	2	0	2	0	0	0	0	0	0	0	0	0	0	0	0	0	0	0	0	46.8	-
0100	0	0	0	0	0	0	0	0	0	0	0	0	0	0	0	0	0	0	0	-	-
0200	0	0	0	0	0	0	0	0	0	0	0	0	0	0	0	0	0	0	0	-	-
0300	0	0	0	0	0	0	0	0	0	0	0	0	0	0	0	0	0	0	0	-	-
0400	0	0	0	0	0	0	0	0	0	0	0	0	0	0	0	0	0	0	0	-	-
0500	0	0	0	0	0	0	0	0	0	0	0	0	0	0	0	0	0	0	0	-	-
0600	1	0	1	0	0	0	0	0	0	0	0	0	0	0	0	0	0	0	0	69.3	-
0700	3	0	1	1	1	0	0	0	0	0	0	0	0	0	0	0	0	0	0	42.6	-
0800	6	0	5	0	1	0	0	0	0	0	0	0	0	0	0	0	0	0	0	50.8	-
0900	4	0	2	1	1	0	0	0	0	0	0	0	0	0	0	0	0	0	0	61.2	-
1000	5	0	5	0	0	0	0	0	0	0	0	0	0	0	0	0	0	0	0	54.5	-
1100	**14**	**0**	**13**	**0**	**1**	**0**	**0**	**0**	**0**	**0**	**0**	**0**	**0**	**0**	**0**	**0**	**0**	**0**	**0**	**48.1**	**61.6**
1200	4	0	3	1	0	0	0	0	0	0	0	0	0	0	0	0	0	0	0	33.6	-
1300	7	0	6	1	0	0	0	0	0	0	0	0	0	0	0	0	0	0	0	52.2	-
1400	6	0	4	1	0	0	1	0	0	0	0	0	0	0	0	0	0	0	0	32.8	-
1500	5	0	4	0	1	0	0	0	0	0	0	0	0	0	0	0	0	0	0	46.1	-
1600	4	0	3	0	1	0	0	0	0	0	0	0	0	0	0	0	0	0	0	48.5	-
1700	6	0	5	1	0	0	0	0	0	0	0	0	0	0	0	0	0	0	0	52	-
1800	**11**	**0**	**9**	**1**	**1**	**0**	**0**	**0**	**0**	**0**	**0**	**0**	**0**	**2**	**18.2**	**0**	**0**	**0**	**0**	**52.9**	**73.8**
1900	6	0	6	0	0	0	0	0	0	0	0	0	0	0	0	0	0	0	0	61.2	-
2000	3	0	3	0	0	0	0	0	0	0	0	0	0	0	0	0	0	0	0	55.9	-
2100	1	0	1	0	0	0	0	0	0	0	0	0	0	0	0	0	0	0	0	58.1	-
2200	2	0	2	0	0	0	0	0	0	0	0	0	0	0	0	0	0	0	0	63.9	-
2300	0	0	0	0	0	0	0	0	0	0	0	0	0	0	0	0	0	0	0	-	-
07-19	**75**	**0**	**60**	**7**	**7**	**0**	**1**	**0**	**0**	**0**	**0**	**0**	**0**	**2**	**2.7**	**0**	**0**	**0**	**0**	**48.5**	**65.2**
06-22	**86**	**0**	**71**	**7**	**7**	**0**	**1**	**0**	**0**	**0**	**0**	**0**	**0**	**2**	**2.3**	**0**	**0**	**0**	**0**	**50**	**65.5**
06-00	**88**	**0**	**73**	**7**	**7**	**0**	**1**	**0**	**0**	**0**	**0**	**0**	**0**	**2**	**2.3**	**0**	**0**	**0**	**0**	**50.3**	**65.5**
00-00	**90**	**0**	**75**	**7**	**7**	**0**	**1**	**0**	**0**	**0**	**0**	**0**	**0**	**2**	**2.2**	**0**	**0**	**0**	**0**	**50.2**	**66.2**

DRAFT

Site 95
Location Unnamed Road, Att - No Dumping Sign, Lat 54.16691, Long -6.84849
Direction Two way

3279 / Meath/Cavan/Monaghan ATC's
October 2013
Automatic Traffic Count

Fri, 11 October 2013

Time	Total	Classification												>PSL	>PSL%	>SL1	>SL1%	>SL2	>SL2%	Mean	Vpp
		1 MCL	2 SV	3 SVT	4 TB2	5 TB3	6 T4	7 ART3	8 ART4	9 ART5	10 ART6	11 BD	12 DRT	80	80	85 +5kph	85 +5kph	90 +10kph	90 +10kph		85
0000	0	0	0	0	0	0	0	0	0	0	0	0	0	0	0	0	0	0	0	-	-
0100	0	0	0	0	0	0	0	0	0	0	0	0	0	0	0	0	0	0	0	-	-
0200	0	0	0	0	0	0	0	0	0	0	0	0	0	0	0	0	0	0	0	-	-
0300	0	0	0	0	0	0	0	0	0	0	0	0	0	0	0	0	0	0	0	-	-
0400	0	0	0	0	0	0	0	0	0	0	0	0	0	0	0	0	0	0	0	-	-
0500	0	0	0	0	0	0	0	0	0	0	0	0	0	0	0	0	0	0	0	-	-
0600	3	0	2	0	0	0	0	0	0	1	0	0	0	0	0	0	0	0	0	53.3	-
0700	2	0	1	0	1	0	0	0	0	0	0	0	0	0	0	0	0	0	0	38.3	-
0800	**6**	**0**	**5**	**0**	**1**	**0**	**0**	**0**	**0**	**0**	**0**	**0**	**0**	**0**	**0**	**0**	**0**	**0**	**0**	**56.2**	**-**
0900	3	0	3	0	0	0	0	0	0	0	0	0	0	0	0	0	0	0	0	60.3	-
1000	3	0	3	0	0	0	0	0	0	0	0	0	0	0	0	0	0	0	0	57.4	-
1100	**6**	**0**	**5**	**0**	**1**	**0**	**0**	**0**	**0**	**0**	**0**	**0**	**0**	**0**	**0**	**0**	**0**	**0**	**0**	**47.2**	**-**
1200	**11**	**0**	**10**	**0**	**1**	**0**	**0**	**0**	**0**	**0**	**0**	**0**	**0**	**0**	**0**	**0**	**0**	**0**	**0**	**55.7**	**64.4**
1300	9	0	9	0	0	0	0	0	0	0	0	0	0	1	11.1	1	11.1	1	11.1	46.7	-
1400	5	0	4	0	0	1	0	0	0	0	0	0	0	0	0	0	0	0	0	43.4	-
1500	6	0	5	0	1	0	0	0	0	0	0	0	0	0	0	0	0	0	0	39.9	-
1600	10	0	8	0	1	1	0	0	0	0	0	0	0	0	0	0	0	0	0	43	-
1700	5	0	5	0	0	0	0	0	0	0	0	0	0	0	0	0	0	0	0	43.1	-
1800	8	1	7	0	0	0	0	0	0	0	0	0	0	0	0	0	0	0	0	48.5	-
1900	3	0	3	0	0	0	0	0	0	0	0	0	0	0	0	0	0	0	0	60.5	-
2000	8	0	8	0	0	0	0	0	0	0	0	0	0	0	0	0	0	0	0	56.3	-
2100	2	0	2	0	0	0	0	0	0	0	0	0	0	0	0	0	0	0	0	46.2	-
2200	6	0	6	0	0	0	0	0	0	0	0	0	0	0	0	0	0	0	0	48	-
2300	1	0	1	0	0	0	0	0	0	0	0	0	0	0	0	0	0	0	0	65.5	-
07-19	**74**	**1**	**65**	**0**	**6**	**2**	**0**	**0**	**0**	**0**	**0**	**0**	**0**	**1**	**1.4**	**1**	**1.4**	**1**	**1.4**	**48.3**	**63**
06-22	**90**	**1**	**80**	**0**	**6**	**2**	**0**	**0**	**0**	**1**	**0**	**0**	**0**	**1**	**1.1**	**1**	**1.1**	**1**	**1.1**	**49.5**	**64.8**
06-00	**97**	**1**	**87**	**0**	**6**	**2**	**0**	**0**	**0**	**1**	**0**	**0**	**0**	**1**	**1**	**1**	**1**	**1**	**1**	**49.6**	**64.8**
00-00	**97**	**1**	**87**	**0**	**6**	**2**	**0**	**0**	**0**	**1**	**0**	**0**	**0**	**1**	**1**	**1**	**1**	**1**	**1**	**49.6**	**64.8**

DRAFT

Site 95
Location Unnamed Road, Att - No Dumping Sign, Lat 54.16691, Long -6.84849
Direction Two way

3279 / Meath/Cavan/Monaghan ATC's
October 2013
Automatic Traffic Count

Sat, 12 October 2013

Time	Total	Classification												>PSL	>PSL%	>SL1	>SL1%	>SL2	>SL2%	Mean	Vpp
		1 MCL	2 SV	3 SVT	4 TB2	5 TB3	6 T4	7 ART3	8 ART4	9 ART5	10 ART6	11 BD	12 DRT	80	80	85 +5kph	85 +5kph	90 +10kph	90 +10kph		85
0000	0	0	0	0	0	0	0	0	0	0	0	0	0	0	0	0	0	0	0	-	-
0100	1	0	1	0	0	0	0	0	0	0	0	0	0	0	0	0	0	0	0	69.5	-
0200	0	0	0	0	0	0	0	0	0	0	0	0	0	0	0	0	0	0	0	-	-
0300	0	0	0	0	0	0	0	0	0	0	0	0	0	0	0	0	0	0	0	-	-
0400	0	0	0	0	0	0	0	0	0	0	0	0	0	0	0	0	0	0	0	-	-
0500	0	0	0	0	0	0	0	0	0	0	0	0	0	0	0	0	0	0	0	-	-
0600	0	0	0	0	0	0	0	0	0	0	0	0	0	0	0	0	0	0	0	-	-
0700	0	0	0	0	0	0	0	0	0	0	0	0	0	0	0	0	0	0	0	-	-
0800	4	0	4	0	0	0	0	0	0	0	0	0	0	0	0	0	0	0	0	52.3	-
0900	5	0	5	0	0	0	0	0	0	0	0	0	0	0	0	0	0	0	0	50	-
1000	6	0	4	0	2	0	0	0	0	0	0	0	0	0	0	0	0	0	0	57.7	-
1100	**22**	**0**	**20**	**0**	**2**	**0**	**0**	**0**	**0**	**0**	**0**	**0**	**0**	**0**	**0**	**0**	**0**	**0**	**0**	**42.1**	**53.6**
1200	7	0	6	0	1	0	0	0	0	0	0	0	0	0	0	0	0	0	0	61.5	-
1300	5	0	3	1	1	0	0	0	0	0	0	0	0	0	0	0	0	0	0	53.9	-
1400	7	0	6	1	0	0	0	0	0	0	0	0	0	0	0	0	0	0	0	48.9	-
1500	7	0	5	2	0	0	0	0	0	0	0	0	0	0	0	0	0	0	0	47.3	-
1600	2	0	2	0	0	0	0	0	0	0	0	0	0	0	0	0	0	0	0	51.9	-
1700	1	0	0	0	1	0	0	0	0	0	0	0	0	0	0	0	0	0	0	56.3	-
1800	7	1	6	0	0	0	0	0	0	0	0	0	0	0	0	0	0	0	0	51.2	-
1900	**12**	**2**	**10**	**0**	**0**	**0**	**0**	**0**	**0**	**0**	**0**	**0**	**0**	**0**	**0**	**0**	**0**	**0**	**0**	**55**	**64.1**
2000	2	0	2	0	0	0	0	0	0	0	0	0	0	0	0	0	0	0	0	66.5	-
2100	0	0	0	0	0	0	0	0	0	0	0	0	0	0	0	0	0	0	0	-	-
2200	0	0	0	0	0	0	0	0	0	0	0	0	0	0	0	0	0	0	0	-	-
2300	2	0	2	0	0	0	0	0	0	0	0	0	0	0	0	0	0	0	0	71.5	-
07-19	**73**	**1**	**61**	**4**	**7**	**0**	**0**	**0**	**0**	**0**	**0**	**0**	**0**	**0**	**0**	**0**	**0**	**0**	**0**	**49.6**	**63.4**
06-22	**87**	**3**	**73**	**4**	**7**	**0**	**0**	**0**	**0**	**0**	**0**	**0**	**0**	**0**	**0**	**0**	**0**	**0**	**0**	**50.8**	**64.1**
06-00	**89**	**3**	**75**	**4**	**7**	**0**	**0**	**0**	**0**	**0**	**0**	**0**	**0**	**0**	**0**	**0**	**0**	**0**	**0**	**51.2**	**64.8**
00-00	**90**	**3**	**76**	**4**	**7**	**0**	**0**	**0**	**0**	**0**	**0**	**0**	**0**	**0**	**0**	**0**	**0**	**0**	**0**	**51.4**	**65.5**

DRAFT

Site 95
Location Unnamed Road, Att - No Dumping Sign, Lat 54.16691, Long -6.84849
Direction Two way

3279 / Meath/Cavan/Monaghan ATC's
October 2013
Automatic Traffic Count

Sun, 13 October 2013

Time	Total	Classification												>PSL	>PSL%	>SL1	>SL1%	>SL2	>SL2%	Mean	Vpp
		1 MCL	2 SV	3 SVT	4 TB2	5 TB3	6 T4	7 ART3	8 ART4	9 ART5	10 ART6	11 BD	12 DRT	80	80	85 +5kph	85 +5kph	90 +10kph	90 +10kph		85
0000	1	0	1	0	0	0	0	0	0	0	0	0	0	0	0	0	0	0	0	74.8	-
0100	0	0	0	0	0	0	0	0	0	0	0	0	0	0	0	0	0	0	0	-	-
0200	0	0	0	0	0	0	0	0	0	0	0	0	0	0	0	0	0	0	0	-	-
0300	0	0	0	0	0	0	0	0	0	0	0	0	0	0	0	0	0	0	0	-	-
0400	0	0	0	0	0	0	0	0	0	0	0	0	0	0	0	0	0	0	0	-	-
0500	0	0	0	0	0	0	0	0	0	0	0	0	0	0	0	0	0	0	0	-	-
0600	0	0	0	0	0	0	0	0	0	0	0	0	0	0	0	0	0	0	0	-	-
0700	2	0	1	0	0	0	0	0	0	1	0	0	0	0	0	0	0	0	0	44.3	-
0800	1	0	1	0	0	0	0	0	0	0	0	0	0	0	0	0	0	0	0	68.5	-
0900	2	0	2	0	0	0	0	0	0	0	0	0	0	0	0	0	0	0	0	57.6	-
1000	4	0	4	0	0	0	0	0	0	0	0	0	0	0	0	0	0	0	0	37	-
1100	**6**	**0**	**5**	**1**	**0**	**0**	**0**	**0**	**0**	**0**	**0**	**0**	**0**	**0**	**0**	**0**	**0**	**0**	**0**	**44.6**	**-**
1200	**7**	**0**	**7**	**0**	**0**	**0**	**0**	**0**	**0**	**0**	**0**	**0**	**0**	**0**	**0**	**0**	**0**	**0**	**0**	**36.6**	**-**
1300	5	0	3	0	2	0	0	0	0	0	0	0	0	0	0	0	0	0	0	59.2	-
1400	1	0	0	1	0	0	0	0	0	0	0	0	0	0	0	0	0	0	0	26.3	-
1500	4	0	4	0	0	0	0	0	0	0	0	0	0	0	0	0	0	0	0	53.2	-
1600	4	0	3	1	0	0	0	0	0	0	0	0	0	0	0	0	0	0	0	42.6	-
1700	5	0	5	0	0	0	0	0	0	0	0	0	0	0	0	0	0	0	0	38.8	-
1800	3	0	3	0	0	0	0	0	0	0	0	0	0	0	0	0	0	0	0	53	-
1900	0	0	0	0	0	0	0	0	0	0	0	0	0	0	0	0	0	0	0	-	-
2000	1	0	1	0	0	0	0	0	0	0	0	0	0	0	0	0	0	0	0	73.2	-
2100	0	0	0	0	0	0	0	0	0	0	0	0	0	0	0	0	0	0	0	-	-
2200	3	0	3	0	0	0	0	0	0	0	0	0	0	0	0	0	0	0	0	47	-
2300	1	0	1	0	0	0	0	0	0	0	0	0	0	0	0	0	0	0	0	73.6	-
07-19	**44**	**0**	**38**	**3**	**2**	**0**	**0**	**0**	**0**	**1**	**0**	**0**	**0**	**0**	**0**	**0**	**0**	**0**	**0**	**45.5**	**57.6**
06-22	**45**	**0**	**39**	**3**	**2**	**0**	**0**	**0**	**0**	**1**	**0**	**0**	**0**	**0**	**0**	**0**	**0**	**0**	**0**	**46.1**	**58**
06-00	**49**	**0**	**43**	**3**	**2**	**0**	**0**	**0**	**0**	**1**	**0**	**0**	**0**	**0**	**0**	**0**	**0**	**0**	**0**	**46.7**	**58.7**
00-00	**50**	**0**	**44**	**3**	**2**	**0**	**0**	**0**	**0**	**1**	**0**	**0**	**0**	**0**	**0**	**0**	**0**	**0**	**0**	**47.3**	**59**

DRAFT

Site 95
Location Unnamed Road, Att - No Dumping Sign, Lat 54.16691, Long -6.84849
Direction Two way

3279 / Meath/Cavan/Monaghan ATC's
October 2013
Automatic Traffic Count

Mon, 14 October 2013

Time	Total	Classification												>PSL	>PSL%	>SL1	>SL1%	>SL2	>SL2%	Mean	Vpp
		1 MCL	2 SV	3 SVT	4 TB2	5 TB3	6 T4	7 ART3	8 ART4	9 ART5	10 ART6	11 BD	12 DRT	80	80	85 +5kph	85 +5kph	90 +10kph	90 +10kph		85
0000	0	0	0	0	0	0	0	0	0	0	0	0	0	0	0	0	0	0	0	-	-
0100	0	0	0	0	0	0	0	0	0	0	0	0	0	0	0	0	0	0	0	-	-
0200	0	0	0	0	0	0	0	0	0	0	0	0	0	0	0	0	0	0	0	-	-
0300	0	0	0	0	0	0	0	0	0	0	0	0	0	0	0	0	0	0	0	-	-
0400	0	0	0	0	0	0	0	0	0	0	0	0	0	0	0	0	0	0	0	-	-
0500	0	0	0	0	0	0	0	0	0	0	0	0	0	0	0	0	0	0	0	-	-
0600	2	0	2	0	0	0	0	0	0	0	0	0	0	0	0	0	0	0	0	69.5	-
0700	2	0	1	0	1	0	0	0	0	0	0	0	0	0	0	0	0	0	0	40.5	-
0800	3	0	2	0	1	0	0	0	0	0	0	0	0	0	0	0	0	0	0	51.5	-
0900	3	0	3	0	0	0	0	0	0	0	0	0	0	0	0	0	0	0	0	61.2	-
1000	4	0	4	0	0	0	0	0	0	0	0	0	0	0	0	0	0	0	0	34.2	-
1100	**8**	**0**	**4**	**1**	**1**	**0**	**2**	**0**	**0**	**0**	**0**	**0**	**0**	**0**	**0**	**0**	**0**	**0**	**0**	**51.8**	**-**
1200	5	0	3	2	0	0	0	0	0	0	0	0	0	0	0	0	0	0	0	49.7	-
1300	**9**	**0**	**6**	**3**	**0**	**0**	**0**	**0**	**0**	**0**	**0**	**0**	**0**	**0**	**0**	**0**	**0**	**0**	**0**	**47.9**	**-**
1400	5	0	4	1	0	0	0	0	0	0	0	0	0	0	0	0	0	0	0	58.1	-
1500	3	0	0	1	2	0	0	0	0	0	0	0	0	0	0	0	0	0	0	55.4	-
1600	5	0	3	1	1	0	0	0	0	0	0	0	0	0	0	0	0	0	0	52.7	-
1700	3	0	3	0	0	0	0	0	0	0	0	0	0	0	0	0	0	0	0	51.3	-
1800	5	0	4	1	0	0	0	0	0	0	0	0	0	0	0	0	0	0	0	58.7	-
1900	5	0	5	0	0	0	0	0	0	0	0	0	0	0	0	0	0	0	0	46.9	-
2000	4	0	4	0	0	0	0	0	0	0	0	0	0	0	0	0	0	0	0	47.4	-
2100	4	0	4	0	0	0	0	0	0	0	0	0	0	0	0	0	0	0	0	57.1	-
2200	0	0	0	0	0	0	0	0	0	0	0	0	0	0	0	0	0	0	0	-	-
2300	1	0	1	0	0	0	0	0	0	0	0	0	0	0	0	0	0	0	0	45.2	-
07-19	**55**	**0**	**37**	**10**	**6**	**0**	**2**	**0**	**0**	**0**	**0**	**0**	**0**	**0**	**0**	**0**	**0**	**0**	**0**	**51.2**	**60.5**
06-22	**70**	**0**	**52**	**10**	**6**	**0**	**2**	**0**	**0**	**0**	**0**	**0**	**0**	**0**	**0**	**0**	**0**	**0**	**0**	**51.5**	**60.8**
06-00	**71**	**0**	**53**	**10**	**6**	**0**	**2**	**0**	**0**	**0**	**0**	**0**	**0**	**0**	**0**	**0**	**0**	**0**	**0**	**51.5**	**60.5**
00-00	**71**	**0**	**53**	**10**	**6**	**0**	**2**	**0**	**0**	**0**	**0**	**0**	**0**	**0**	**0**	**0**	**0**	**0**	**0**	**51.5**	**60.5**

DRAFT

Site 95
Location Unnamed Road, Att - No Dumping Sign, Lat 54.16691, Long -6.84849
Direction Two way

3279 / Meath/Cavan/Monaghan ATC's
October 2013
Automatic Traffic Count

Tue, 15 October 2013

Time	Total	Classification												>PSL	>PSL%	>SL1	>SL1%	>SL2	>SL2%	Mean	Vpp
		1 MCL	2 SV	3 SVT	4 TB2	5 TB3	6 T4	7 ART3	8 ART4	9 ART5	10 ART6	11 BD	12 DRT	80	80	85 +5kph	85 +5kph	90 +10kph	90 +10kph		85
0000	1	0	1	0	0	0	0	0	0	0	0	0	0	0	0	0	0	0	0	60.3	-
0100	0	0	0	0	0	0	0	0	0	0	0	0	0	0	0	0	0	0	0	-	-
0200	0	0	0	0	0	0	0	0	0	0	0	0	0	0	0	0	0	0	0	-	-
0300	0	0	0	0	0	0	0	0	0	0	0	0	0	0	0	0	0	0	0	-	-
0400	0	0	0	0	0	0	0	0	0	0	0	0	0	0	0	0	0	0	0	-	-
0500	0	0	0	0	0	0	0	0	0	0	0	0	0	0	0	0	0	0	0	-	-
0600	3	0	2	0	0	0	0	0	0	1	0	0	0	0	0	0	0	0	0	51.6	-
0700	2	0	1	0	1	0	0	0	0	0	0	0	0	0	0	0	0	0	0	38.3	-
0800	5	0	4	0	1	0	0	0	0	0	0	0	0	0	0	0	0	0	0	57.4	-
0900	**6**	**0**	**6**	**0**	**0**	**0**	**0**	**0**	**0**	**0**	**0**	**0**	**0**	**0**	**0**	**0**	**0**	**0**	**0**	**58.6**	**-**
1000	1	0	1	0	0	0	0	0	0	0	0	0	0	0	0	0	0	0	0	57.9	-
1100	5	0	5	0	0	0	0	0	0	0	0	0	0	0	0	0	0	0	0	44.5	-
1200	4	0	4	0	0	0	0	0	0	0	0	0	0	0	0	0	0	0	0	56.7	-
1300	**8**	**0**	**6**	**0**	**2**	**0**	**0**	**0**	**0**	**0**	**0**	**0**	**0**	**0**	**0**	**0**	**0**	**0**	**0**	**54.4**	**-**
1400	4	0	3	0	1	0	0	0	0	0	0	0	0	0	0	0	0	0	0	62.3	-
1500	7	0	3	0	4	0	0	0	0	0	0	0	0	0	0	0	0	0	0	51.8	-
1600	4	0	3	0	1	0	0	0	0	0	0	0	0	0	0	0	0	0	0	47.1	-
1700	4	0	4	0	0	0	0	0	0	0	0	0	0	0	0	0	0	0	0	60.2	-
1800	**8**	**0**	**8**	**0**	**0**	**0**	**0**	**0**	**0**	**0**	**0**	**0**	**0**	**0**	**0**	**0**	**0**	**0**	**0**	**45.2**	**-**
1900	4	0	4	0	0	0	0	0	0	0	0	0	0	0	0	0	0	0	0	52.9	-
2000	2	0	2	0	0	0	0	0	0	0	0	0	0	0	0	0	0	0	0	59	-
2100	6	0	6	0	0	0	0	0	0	0	0	0	0	0	0	0	0	0	0	58.1	-
2200	3	0	3	0	0	0	0	0	0	0	0	0	0	0	0	0	0	0	0	55.3	-
2300	1	0	1	0	0	0	0	0	0	0	0	0	0	0	0	0	0	0	0	71.9	-
07-19	**58**	**0**	**48**	**0**	**10**	**0**	**0**	**0**	**0**	**0**	**0**	**0**	**0**	**0**	**0**	**0**	**0**	**0**	**0**	**52.8**	**63**
06-22	**73**	**0**	**62**	**0**	**10**	**0**	**0**	**0**	**0**	**1**	**0**	**0**	**0**	**0**	**0**	**0**	**0**	**0**	**0**	**53.3**	**63**
06-00	**77**	**0**	**66**	**0**	**10**	**0**	**0**	**0**	**0**	**1**	**0**	**0**	**0**	**0**	**0**	**0**	**0**	**0**	**0**	**53.6**	**63**
00-00	**78**	**0**	**67**	**0**	**10**	**0**	**0**	**0**	**0**	**1**	**0**	**0**	**0**	**0**	**0**	**0**	**0**	**0**	**0**	**53.7**	**63**

DRAFT

Site 95
Location Unnamed Road, Att - No Dumping Sign, Lat 54.16691, Long -6.84849
Direction Two way

3279 / Meath/Cavan/Monaghan ATC's
October 2013
Automatic Traffic Count

Virtual Day (7)

Time	Total	Classification												>PSL	>PSL%	>SL1	>SL1%	>SL2	>SL2%	Mean	Vpp
		1 MCL	2 SV	3 SVT	4 TB2	5 TB3	6 T4	7 ART3	8 ART4	9 ART5	10 ART6	11 BD	12 DRT	80	80	85 +5kph	85 +5kph	90 +10kph	90 +10kph		85
0000	1	0	1	0	0	0	0	0	0	0	0	0	0	0	0	0	0	0	0	57.2	-
0100	0	0	0	0	0	0	0	0	0	0	0	0	0	0	0	0	0	0	0	69.5	-
0200	0	0	0	0	0	0	0	0	0	0	0	0	0	0	0	0	0	0	0	-	-
0300	0	0	0	0	0	0	0	0	0	0	0	0	0	0	0	0	0	0	0	-	-
0400	0	0	0	0	0	0	0	0	0	0	0	0	0	0	0	0	0	0	0	-	-
0500	0	0	0	0	0	0	0	0	0	0	0	0	0	0	0	0	0	0	0	-	-
0600	1	0	1	0	0	0	0	0	0	0	0	0	0	0	0	0	0	0	0	58.1	-
0700	2	0	1	0	1	0	0	0	0	0	0	0	0	0	0	0	0	0	0	37.3	-
0800	4	0	3	0	1	0	0	0	0	0	0	0	0	0	0	0	0	0	0	54.7	-
0900	5	0	4	0	0	0	0	0	0	0	0	0	0	0	0	0	0	0	0	56.8	-
1000	4	0	4	0	0	0	0	0	0	0	0	0	0	0	0	0	0	0	0	48	-
1100	**9**	**0**	**8**	**0**	**1**	**0**	**0**	**0**	**0**	**0**	**0**	**0**	**0**	**0**	**0**	**0**	**0**	**0**	**0**	**44.1**	**-**
1200	6	0	5	0	0	0	0	0	0	0	0	0	0	0	0	0	0	0	0	49.8	-
1300	**8**	**0**	**6**	**1**	**1**	**0**	**0**	**0**	**0**	**0**	**0**	**0**	**0**	**0**	**1.8**	**0**	**1.8**	**0**	**1.8**	**48.1**	**-**
1400	5	0	4	1	0	0	0	0	0	0	0	0	0	0	0	0	0	0	0	46.5	-
1500	6	0	4	0	1	0	0	0	0	0	0	0	0	0	0	0	0	0	0	47.6	-
1600	5	0	4	0	1	0	0	0	0	0	0	0	0	0	0	0	0	0	0	44.1	-
1700	5	0	5	0	0	0	0	0	0	0	0	0	0	0	0	0	0	0	0	46.5	-
1800	**8**	**0**	**7**	**0**	**0**	**0**	**0**	**0**	**0**	**0**	**0**	**0**	**0**	**0**	**3.7**	**0**	**0**	**0**	**0**	**47**	**-**
1900	5	0	5	0	0	0	0	0	0	0	0	0	0	0	2.6	0	2.6	0	0	56	-
2000	3	0	3	0	0	0	0	0	0	0	0	0	0	0	0	0	0	0	0	56.5	-
2100	2	0	2	0	0	0	0	0	0	0	0	0	0	0	0	0	0	0	0	55.9	-
2200	2	0	2	0	0	0	0	0	0	0	0	0	0	0	0	0	0	0	0	52.7	-
2300	1	0	1	0	0	0	0	0	0	0	0	0	0	0	0	0	0	0	0	66.5	-
07-19	**67**	**0**	**56**	**4**	**6**	**0**	**0**	**0**	**0**	**0**	**0**	**0**	**0**	**0**	**0.6**	**0**	**0.2**	**0**	**0.2**	**47.6**	**61.6**
06-22	**79**	**1**	**67**	**4**	**6**	**0**	**0**	**0**	**0**	**0**	**0**	**0**	**0**	**1**	**0.7**	**0**	**0.4**	**0**	**0.2**	**48.9**	**63**
06-00	**82**	**1**	**70**	**4**	**6**	**0**	**0**	**0**	**0**	**0**	**0**	**0**	**0**	**1**	**0.7**	**0**	**0.3**	**0**	**0.2**	**49.2**	**63.7**
00-00	**83**	**1**	**71**	**4**	**6**	**0**	**0**	**0**	**0**	**0**	**0**	**0**	**0**	**1**	**0.7**	**0**	**0.3**	**0**	**0.2**	**49.3**	**63.7**

DRAFT

Site 95
Location Unnamed Road, Att - No Dumping Sign, Lat 54.16691, Long -6.84849
Direction Two way

3279 / Meath/Cavan/Monaghan ATC's
October 2013
Automatic Traffic Count

Virtual Week (1)

Time	Total	Classification												>PSL	>PSL%	>SL1	>SL1%	>SL2	>SL2%	Mean	Vpp
		1 MCL	2 SV	3 SVT	4 TB2	5 TB3	6 T4	7 ART3	8 ART4	9 ART5	10 ART6	11 BD	12 DRT	80	80	85 +5kph	85 +5kph	90 +10kph	90 +10kph		85
Mon	71	0	53	10	6	0	2	0	0	0	0	0	0	0	0	0	0	0	0	51.5	60.5
Tue	78	0	67	0	10	0	0	0	0	1	0	0	0	0	0	0	0	0	0	53.7	63
Wed	105	1	92	6	4	0	0	1	1	0	0	0	0	1	1	1	1	0	0	42.6	59.8
Thu	90	0	75	7	7	0	1	0	0	0	0	0	0	2	2.2	0	0	0	0	50.2	66.2
Fri	97	1	87	0	6	2	0	0	0	1	0	0	0	1	1	1	1	1	1	49.6	64.8
| Sat	90	3	76	4	7	0	0	0	0	0	0	0	0	0	0	0	0	0	0	51.4	65.5
| Sun	50	0	44	3	2	0	0	0	0	1	0	0	0	0	0	0	0	0	0	47.3	59
5 Day Ave.	**88**	**0**	**75**	**5**	**7**	**0**	**1**	**0**	**0**	**0**	**0**	**0**	**0**	**1**	**1.1**	**0**	**0.0**	**0**	**0.0**	**49.5**	**62.9**
7 Day Ave.	**83**	**1**	**71**	**4**	**6**	**0**	**0**	**0**	**0**	**0**	**0**	**0**	**0**	**1**	**0.7**	**0**	**0.3**	**0**	**0.2**	**49.3**	**63.7**
--	**581**	**5**	**494**	**30**	**42**	**2**	**3**	**1**	**1**	**3**	**0**	**0**	**0**	**4**	**0.7**	**2**	**0.3**	**1**	**0.2**	**49.3**	**63.7**

Summary Graphs

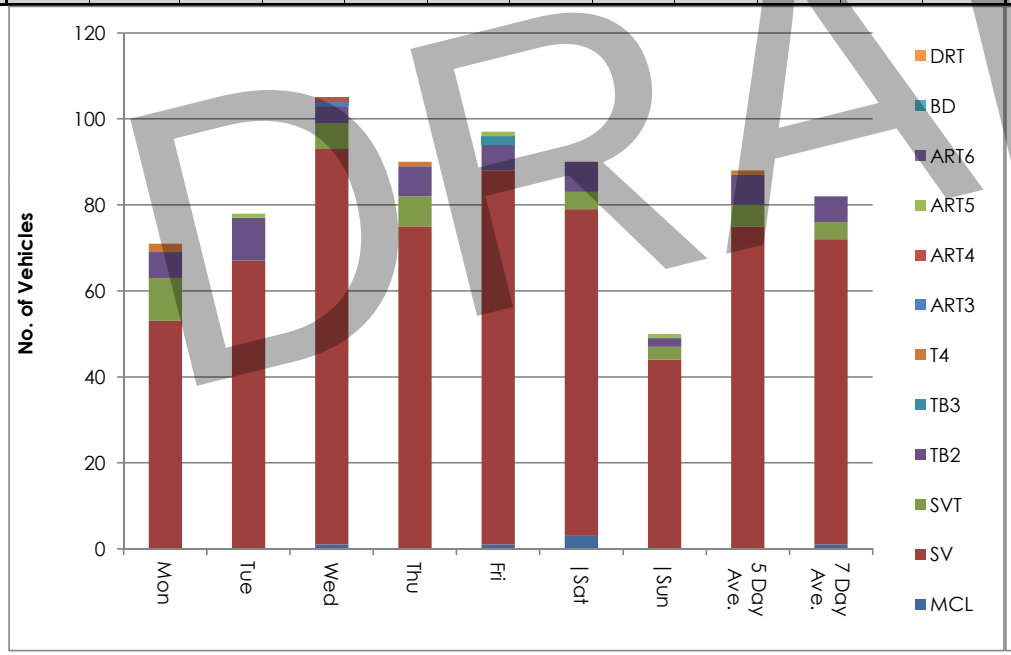

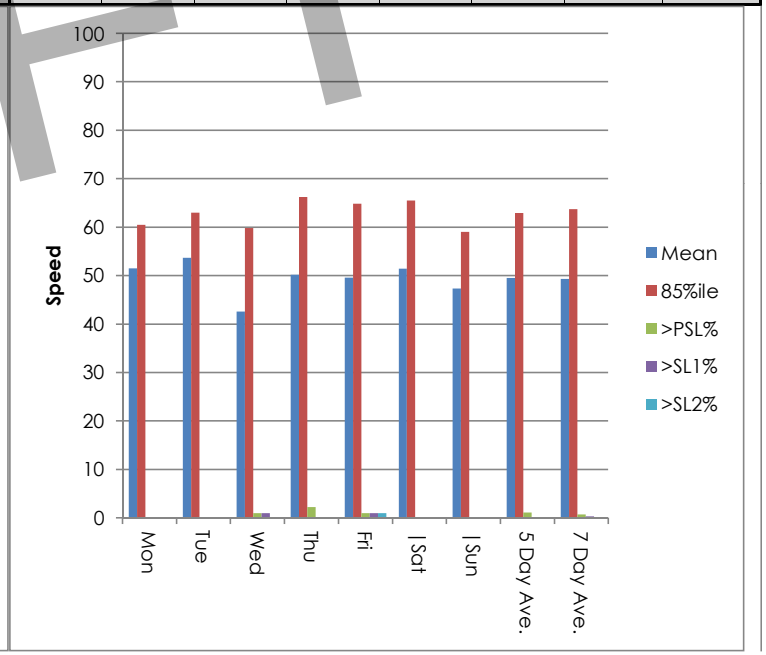

DRAFT

Site 95
Location Unnamed Road, Att - No Dumping Sign, Lat 54.16691, Long -6.84849
Direction Two way

3279 / Meath/Cavan/Monaghan ATC's
October 2013
Automatic Traffic Count

Wed, 9 October 2013

Time	Total	Speed Bins (km/h)																											
		0 - 5	5 - 10	10 - 15	15 - 20	20 - 25	25 - 30	30 - 35	35 - 40	40 - 45	45 - 50	50 - 55	55 - 60	60 - 65	65 - 70	70 - 75	75 - 80	80 - 85	85 - 90	90 - 95	95 - 100	100 - 105	105 - 110	110 - 115	115 - 120	120 - 125	125 - 130	130 - 135	135 - 140
0000	0	0	0	0	0	0	0	0	0	0	0	0	0	0	0	0	0	0	0	0	0	0	0	0	0	0	0	0	0
0100	0	0	0	0	0	0	0	0	0	0	0	0	0	0	0	0	0	0	0	0	0	0	0	0	0	0	0	0	0
0200	0	0	0	0	0	0	0	0	0	0	0	0	0	0	0	0	0	0	0	0	0	0	0	0	0	0	0	0	0
0300	0	0	0	0	0	0	0	0	0	0	0	0	0	0	0	0	0	0	0	0	0	0	0	0	0	0	0	0	0
0400	0	0	0	0	0	0	0	0	0	0	0	0	0	0	0	0	0	0	0	0	0	0	0	0	0	0	0	0	0
0500	0	0	0	0	0	0	0	0	0	0	0	0	0	0	0	0	0	0	0	0	0	0	0	0	0	0	0	0	0
0600	0	0	0	0	0	0	0	0	0	0	0	0	0	0	0	0	0	0	0	0	0	0	0	0	0	0	0	0	0
0700	5	0	0	0	2	1	1	0	0	0	0	0	0	1	0	0	0	0	0	0	0	0	0	0	0	0	0	0	0
0800	4	0	0	0	0	0	0	0	0	0	1	1	1	0	1	0	0	0	0	0	0	0	0	0	0	0	0	0	0
0900	**9**	**0**	**0**	**0**	**0**	**0**	**0**	**0**	**0**	**0**	**3**	**2**	**2**	**2**	**0**	**0**	**0**	**0**	**0**	**0**	**0**	**0**	**0**	**0**	**0**	**0**	**0**	**0**	**0**
1000	6	0	0	0	0	1	0	0	1	1	1	1	1	0	0	0	0	0	0	0	0	0	0	0	0	0	0	0	0
1100	5	0	0	1	2	0	1	0	0	0	1	0	0	0	0	0	0	0	0	0	0	0	0	0	0	0	0	0	0
1200	5	0	0	0	0	0	1	0	1	0	0	2	0	1	0	0	0	0	0	0	0	0	0	0	0	0	0	0	0
1300	**12**	**0**	**0**	**2**	**0**	**4**	**1**	**0**	**0**	**0**	**0**	**1**	**3**	**1**	**0**	**0**	**0**	**0**	**0**	**0**	**0**	**0**	**0**	**0**	**0**	**0**	**0**	**0**	**0**
1400	6	0	0	0	1	0	1	0	0	0	1	1	1	1	0	0	0	0	0	0	0	0	0	0	0	0	0	0	0
1500	11	0	0	0	2	0	1	0	1	0	1	1	3	0	2	0	0	0	0	0	0	0	0	0	0	0	0	0	0
1600	5	0	0	0	1	2	0	1	0	0	0	1	0	0	0	0	0	0	0	0	0	0	0	0	0	0	0	0	0
1700	**12**	**0**	**0**	**1**	**0**	**2**	**1**	**0**	**1**	**1**	**1**	**2**	**2**	**0**	**0**	**1**	**0**	**0**	**0**	**0**	**0**	**0**	**0**	**0**	**0**	**0**	**0**	**0**	**0**
1800	**12**	**0**	**0**	**2**	**1**	**2**	**0**	**3**	**0**	**1**	**0**	**2**	**0**	**1**	**0**	**0**	**0**	**0**	**0**	**0**	**0**	**0**	**0**	**0**	**0**	**0**	**0**	**0**	**0**
1900	8	0	0	0	0	0	0	1	0	0	0	2	2	1	1	0	0	0	1	0	0	0	0	0	0	0	0	0	0
2000	2	0	0	0	0	0	0	0	0	0	0	1	1	0	0	0	0	0	0	0	0	0	0	0	0	0	0	0	0
2100	0	0	0	0	0	0	0	0	0	0	0	0	0	0	0	0	0	0	0	0	0	0	0	0	0	0	0	0	0
2200	3	0	0	0	0	0	0	0	0	0	1	0	1	1	0	0	0	0	0	0	0	0	0	0	0	0	0	0	0
2300	0	0	0	0	0	0	0	0	0	0	0	0	0	0	0	0	0	0	0	0	0	0	0	0	0	0	0	0	0
07-19	**92**	**0**	**0**	**6**	**9**	**12**	**7**	**4**	**4**	**3**	**9**	**14**	**13**	**7**	**3**	**1**	**0**	**0**	**0**	**0**	**0**	**0**	**0**	**0**	**0**	**0**	**0**	**0**	**0**
06-22	**102**	**0**	**0**	**6**	**9**	**12**	**7**	**5**	**4**	**3**	**9**	**17**	**16**	**8**	**4**	**1**	**0**	**0**	**1**	**0**	**0**	**0**	**0**	**0**	**0**	**0**	**0**	**0**	**0**
06-00	**105**	**0**	**0**	**6**	**9**	**12**	**7**	**5**	**4**	**3**	**10**	**17**	**17**	**9**	**4**	**1**	**0**	**0**	**1**	**0**	**0**	**0**	**0**	**0**	**0**	**0**	**0**	**0**	**0**
00-00	**105**	**0**	**0**	**6**	**9**	**12**	**7**	**5**	**4**	**3**	**10**	**17**	**17**	**9**	**4**	**1**	**0**	**0**	**1**	**0**	**0**	**0**	**0**	**0**	**0**	**0**	**0**	**0**	**0**

DRAFT

Site 95
Location Unnamed Road, Att - No Dumping Sign, Lat 54.16691, Long -6.84849
Direction Two way

3279 / Meath/Cavan/Monaghan ATC's
October 2013
Automatic Traffic Count

Thu, 10 October 2013

Time	Total	Speed Bins (km/h)																											
		0 - 5	5 - 10	10 - 15	15 - 20	20 - 25	25 - 30	30 - 35	35 - 40	40 - 45	45 - 50	50 - 55	55 - 60	60 - 65	65 - 70	70 - 75	75 - 80	80 - 85	85 - 90	90 - 95	95 - 100	100 - 105	105 - 110	110 - 115	115 - 120	120 - 125	125 - 130	130 - 135	135 - 140
0000	2	0	0	0	0	0	1	0	0	0	0	0	0	0	1	0	0	0	0	0	0	0	0	0	0	0	0	0	0
0100	0	0	0	0	0	0	0	0	0	0	0	0	0	0	0	0	0	0	0	0	0	0	0	0	0	0	0	0	0
0200	0	0	0	0	0	0	0	0	0	0	0	0	0	0	0	0	0	0	0	0	0	0	0	0	0	0	0	0	0
0300	0	0	0	0	0	0	0	0	0	0	0	0	0	0	0	0	0	0	0	0	0	0	0	0	0	0	0	0	0
0400	0	0	0	0	0	0	0	0	0	0	0	0	0	0	0	0	0	0	0	0	0	0	0	0	0	0	0	0	0
0500	0	0	0	0	0	0	0	0	0	0	0	0	0	0	0	0	0	0	0	0	0	0	0	0	0	0	0	0	0
0600	1	0	0	0	0	0	0	0	0	0	0	0	0	0	1	0	0	0	0	0	0	0	0	0	0	0	0	0	0
0700	3	0	0	0	0	0	1	0	0	0	1	1	0	0	0	0	0	0	0	0	0	0	0	0	0	0	0	0	0
0800	6	0	0	1	0	0	0	0	0	1	0	0	2	1	1	0	0	0	0	0	0	0	0	0	0	0	0	0	0
0900	4	0	0	0	0	0	0	0	0	0	0	1	0	2	1	0	0	0	0	0	0	0	0	0	0	0	0	0	0
1000	5	0	0	0	0	0	0	0	0	0	1	1	3	0	0	0	0	0	0	0	0	0	0	0	0	0	0	0	0
1100	**14**	**0**	**0**	**0**	**2**	**1**	**0**	**0**	**0**	**0**	**2**	**4**	**2**	**1**	**2**	**0**	**0**	**0**	**0**	**0**	**0**	**0**	**0**	**0**	**0**	**0**	**0**	**0**	**0**
1200	4	0	0	0	0	1	1	1	0	0	0	1	0	0	0	0	0	0	0	0	0	0	0	0	0	0	0	0	0
1300	7	0	0	0	1	0	1	0	0	0	0	1	1	1	1	1	0	0	0	0	0	0	0	0	0	0	0	0	0
1400	6	0	0	0	2	2	0	0	0	0	0	1	0	1	0	0	0	0	0	0	0	0	0	0	0	0	0	0	0
1500	5	0	0	0	0	1	0	0	1	0	1	0	1	0	1	0	0	0	0	0	0	0	0	0	0	0	0	0	0
1600	4	0	0	0	0	0	0	1	1	0	0	0	1	0	1	0	0	0	0	0	0	0	0	0	0	0	0	0	0
1700	6	0	0	0	0	1	0	0	0	0	2	0	1	1	0	1	0	0	0	0	0	0	0	0	0	0	0	0	0
1800	**11**	**0**	**0**	**0**	**0**	**3**	**0**	**0**	**0**	**1**	**0**	**1**	**1**	**2**	**0**	**1**	**0**	**2**	**0**	**0**	**0**	**0**	**0**	**0**	**0**	**0**	**0**	**0**	**0**
1900	6	0	0	0	0	0	0	0	0	0	0	2	1	1	1	1	0	0	0	0	0	0	0	0	0	0	0	0	0
2000	3	0	0	0	0	0	0	0	0	0	1	1	0	1	0	0	0	0	0	0	0	0	0	0	0	0	0	0	0
2100	1	0	0	0	0	0	0	0	0	0	0	0	1	0	0	0	0	0	0	0	0	0	0	0	0	0	0	0	0
2200	2	0	0	0	0	0	0	0	0	0	0	0	0	2	0	0	0	0	0	0	0	0	0	0	0	0	0	0	0
2300	0	0	0	0	0	0	0	0	0	0	0	0	0	0	0	0	0	0	0	0	0	0	0	0	0	0	0	0	0
07-19	**75**	**0**	**0**	**1**	**5**	**9**	**3**	**2**	**2**	**2**	**7**	**11**	**12**	**9**	**7**	**3**	**0**	**2**	**0**	**0**	**0**	**0**	**0**	**0**	**0**	**0**	**0**	**0**	**0**
06-22	**86**	**0**	**0**	**1**	**5**	**9**	**3**	**2**	**2**	**2**	**8**	**14**	**14**	**11**	**9**	**4**	**0**	**2**	**0**	**0**	**0**	**0**	**0**	**0**	**0**	**0**	**0**	**0**	**0**
06-00	**88**	**0**	**0**	**1**	**5**	**9**	**3**	**2**	**2**	**2**	**8**	**14**	**14**	**13**	**9**	**4**	**0**	**2**	**0**	**0**	**0**	**0**	**0**	**0**	**0**	**0**	**0**	**0**	**0**
00-00	**90**	**0**	**0**	**1**	**5**	**9**	**4**	**2**	**2**	**2**	**8**	**14**	**14**	**13**	**10**	**4**	**0**	**2**	**0**	**0**	**0**	**0**	**0**	**0**	**0**	**0**	**0**	**0**	**0**

DRAFT

Site 95
Location Unnamed Road, Att - No Dumping Sign, Lat 54.16691, Long -6.84849
Direction Two way

3279 / Meath/Cavan/Monaghan ATC's
October 2013
Automatic Traffic Count

Fri, 11 October 2013

Time	Total	Speed Bins (km/h)																											
		0 - 5	5 - 10	10 - 15	15 - 20	20 - 25	25 - 30	30 - 35	35 - 40	40 - 45	45 - 50	50 - 55	55 - 60	60 - 65	65 - 70	70 - 75	75 - 80	80 - 85	85 - 90	90 - 95	95 - 100	100 - 105	105 - 110	110 - 115	115 - 120	120 - 125	125 - 130	130 - 135	135 - 140
0000	0	0	0	0	0	0	0	0	0	0	0	0	0	0	0	0	0	0	0	0	0	0	0	0	0	0	0	0	0
0100	0	0	0	0	0	0	0	0	0	0	0	0	0	0	0	0	0	0	0	0	0	0	0	0	0	0	0	0	0
0200	0	0	0	0	0	0	0	0	0	0	0	0	0	0	0	0	0	0	0	0	0	0	0	0	0	0	0	0	0
0300	0	0	0	0	0	0	0	0	0	0	0	0	0	0	0	0	0	0	0	0	0	0	0	0	0	0	0	0	0
0400	0	0	0	0	0	0	0	0	0	0	0	0	0	0	0	0	0	0	0	0	0	0	0	0	0	0	0	0	0
0500	0	0	0	0	0	0	0	0	0	0	0	0	0	0	0	0	0	0	0	0	0	0	0	0	0	0	0	0	0
0600	3	0	0	0	0	0	0	0	1	0	0	0	1	0	1	0	0	0	0	0	0	0	0	0	0	0	0	0	0
0700	2	0	0	0	0	0	1	0	0	0	1	0	0	0	0	0	0	0	0	0	0	0	0	0	0	0	0	0	0
0800	**6**	**0**	**0**	**0**	**0**	**0**	**0**	**0**	**0**	**0**	**1**	**1**	**3**	**0**	**1**	**0**	**0**	**0**	**0**	**0**	**0**	**0**	**0**	**0**	**0**	**0**	**0**	**0**	**0**
0900	3	0	0	0	0	0	0	0	0	0	0	0	1	2	0	0	0	0	0	0	0	0	0	0	0	0	0	0	0
1000	3	0	0	0	0	0	0	0	0	0	1	0	1	1	0	0	0	0	0	0	0	0	0	0	0	0	0	0	0
1100	**6**	**0**	**0**	**0**	**1**	**1**	**0**	**0**	**0**	**0**	**0**	**2**	**0**	**1**	**1**	**0**	**0**	**0**	**0**	**0**	**0**	**0**	**0**	**0**	**0**	**0**	**0**	**0**	**0**
1200	**11**	**0**	**0**	**0**	**0**	**0**	**0**	**0**	**1**	**0**	**1**	**6**	**0**	**1**	**1**	**0**	**1**	**0**	**0**	**0**	**0**	**0**	**0**	**0**	**0**	**0**	**0**	**0**	**0**
1300	9	0	0	0	0	3	1	0	0	0	0	2	0	1	1	0	0	0	0	1	0	0	0	0	0	0	0	0	0
1400	5	0	0	0	0	0	2	0	0	1	0	0	1	0	1	0	0	0	0	0	0	0	0	0	0	0	0	0	0
1500	6	0	0	0	1	1	0	0	1	1	1	0	0	0	1	0	0	0	0	0	0	0	0	0	0	0	0	0	0
1600	10	0	0	1	1	0	1	0	0	1	0	3	3	0	0	0	0	0	0	0	0	0	0	0	0	0	0	0	0
1700	5	0	0	1	0	0	0	0	0	0	1	2	1	0	0	0	0	0	0	0	0	0	0	0	0	0	0	0	0
1800	8	0	0	0	0	0	2	1	0	0	0	0	3	1	1	0	0	0	0	0	0	0	0	0	0	0	0	0	0
1900	3	0	0	0	0	0	0	0	0	0	1	0	0	1	0	1	0	0	0	0	0	0	0	0	0	0	0	0	0
2000	8	0	0	0	0	1	0	0	0	0	0	2	2	1	1	0	1	0	0	0	0	0	0	0	0	0	0	0	0
2100	2	0	0	0	0	1	0	0	0	0	0	0	0	0	1	0	0	0	0	0	0	0	0	0	0	0	0	0	0
2200	6	0	0	0	0	0	1	0	2	0	0	1	0	1	0	1	0	0	0	0	0	0	0	0	0	0	0	0	0
2300	1	0	0	0	0	0	0	0	0	0	0	0	0	0	1	0	0	0	0	0	0	0	0	0	0	0	0	0	0
07-19	**74**	**0**	**0**	**2**	**3**	**5**	**7**	**1**	**2**	**3**	**6**	**16**	**13**	**7**	**7**	**0**	**1**	**0**	**0**	**1**	**0**	**0**	**0**	**0**	**0**	**0**	**0**	**0**	**0**
06-22	**90**	**0**	**0**	**2**	**3**	**7**	**7**	**1**	**3**	**3**	**7**	**18**	**16**	**9**	**10**	**1**	**2**	**0**	**0**	**1**	**0**	**0**	**0**	**0**	**0**	**0**	**0**	**0**	**0**
06-00	**97**	**0**	**0**	**2**	**3**	**7**	**8**	**1**	**5**	**3**	**7**	**19**	**16**	**10**	**11**	**2**	**2**	**0**	**0**	**1**	**0**	**0**	**0**	**0**	**0**	**0**	**0**	**0**	**0**
00-00	**97**	**0**	**0**	**2**	**3**	**7**	**8**	**1**	**5**	**3**	**7**	**19**	**16**	**10**	**11**	**2**	**2**	**0**	**0**	**1**	**0**	**0**	**0**	**0**	**0**	**0**	**0**	**0**	**0**

DRAFT

Site 95
Location Unnamed Road, Att - No Dumping Sign, Lat 54.16691, Long -6.84849
Direction Two way

3279 / Meath/Cavan/Monaghan ATC's
October 2013
Automatic Traffic Count

Sat, 12 October 2013

Time	Total	Speed Bins (km/h)																											
		0 - 5	5 - 10	10 - 15	15 - 20	20 - 25	25 - 30	30 - 35	35 - 40	40 - 45	45 - 50	50 - 55	55 - 60	60 - 65	65 - 70	70 - 75	75 - 80	80 - 85	85 - 90	90 - 95	95 - 100	100 - 105	105 - 110	110 - 115	115 - 120	120 - 125	125 - 130	130 - 135	135 - 140
0000	0	0	0	0	0	0	0	0	0	0	0	0	0	0	0	0	0	0	0	0	0	0	0	0	0	0	0	0	0
0100	1	0	0	0	0	0	0	0	0	0	0	0	0	0	1	0	0	0	0	0	0	0	0	0	0	0	0	0	0
0200	0	0	0	0	0	0	0	0	0	0	0	0	0	0	0	0	0	0	0	0	0	0	0	0	0	0	0	0	0
0300	0	0	0	0	0	0	0	0	0	0	0	0	0	0	0	0	0	0	0	0	0	0	0	0	0	0	0	0	0
0400	0	0	0	0	0	0	0	0	0	0	0	0	0	0	0	0	0	0	0	0	0	0	0	0	0	0	0	0	0
0500	0	0	0	0	0	0	0	0	0	0	0	0	0	0	0	0	0	0	0	0	0	0	0	0	0	0	0	0	0
0600	0	0	0	0	0	0	0	0	0	0	0	0	0	0	0	0	0	0	0	0	0	0	0	0	0	0	0	0	0
0700	0	0	0	0	0	0	0	0	0	0	0	0	0	0	0	0	0	0	0	0	0	0	0	0	0	0	0	0	0
0800	4	0	0	0	0	0	0	0	0	1	0	2	1	0	0	0	0	0	0	0	0	0	0	0	0	0	0	0	0
0900	5	0	0	0	0	0	0	0	0	2	1	0	2	0	0	0	0	0	0	0	0	0	0	0	0	0	0	0	0
1000	6	0	0	0	0	0	0	0	0	0	0	1	3	2	0	0	0	0	0	0	0	0	0	0	0	0	0	0	0
1100	**22**	**0**	**0**	**2**	**1**	**1**	**1**	**0**	**3**	**3**	**2**	**7**	**1**	**0**	**1**	**0**	**0**	**0**	**0**	**0**	**0**	**0**	**0**	**0**	**0**	**0**	**0**	**0**	**0**
1200	7	0	0	0	0	0	1	0	0	0	0	1	0	2	0	2	1	0	0	0	0	0	0	0	0	0	0	0	0
1300	5	0	0	0	0	0	0	0	1	0	1	0	1	1	0	1	0	0	0	0	0	0	0	0	0	0	0	0	0
1400	7	0	0	0	0	0	0	0	2	0	2	2	0	0	0	1	0	0	0	0	0	0	0	0	0	0	0	0	0
1500	7	0	0	0	0	0	1	0	0	2	1	2	0	0	1	0	0	0	0	0	0	0	0	0	0	0	0	0	0
1600	2	0	0	0	0	0	0	0	0	0	0	2	0	0	0	0	0	0	0	0	0	0	0	0	0	0	0	0	0
1700	1	0	0	0	0	0	0	0	0	0	0	0	1	0	0	0	0	0	0	0	0	0	0	0	0	0	0	0	0
1800	7	0	0	0	0	0	0	1	1	1	0	1	0	2	1	0	0	0	0	0	0	0	0	0	0	0	0	0	0
1900	**12**	**0**	**0**	**0**	**0**	**0**	**0**	**0**	**0**	**1**	**3**	**3**	**1**	**2**	**2**	**0**	**0**	**0**	**0**	**0**	**0**	**0**	**0**	**0**	**0**	**0**	**0**	**0**	**0**
2000	2	0	0	0	0	0	0	0	0	0	0	1	0	0	0	0	1	0	0	0	0	0	0	0	0	0	0	0	0
2100	0	0	0	0	0	0	0	0	0	0	0	0	0	0	0	0	0	0	0	0	0	0	0	0	0	0	0	0	0
2200	0	0	0	0	0	0	0	0	0	0	0	0	0	0	0	0	0	0	0	0	0	0	0	0	0	0	0	0	0
2300	2	0	0	0	0	0	0	0	0	0	0	0	0	0	1	0	1	0	0	0	0	0	0	0	0	0	0	0	0
07-19	**73**	**0**	**0**	**2**	**1**	**1**	**3**	**1**	**7**	**9**	**7**	**18**	**9**	**7**	**3**	**4**	**1**	**0**	**0**	**0**	**0**	**0**	**0**	**0**	**0**	**0**	**0**	**0**	**0**
06-22	**87**	**0**	**0**	**2**	**1**	**1**	**3**	**1**	**7**	**10**	**10**	**22**	**10**	**9**	**5**	**4**	**2**	**0**	**0**	**0**	**0**	**0**	**0**	**0**	**0**	**0**	**0**	**0**	**0**
06-00	**89**	**0**	**0**	**2**	**1**	**1**	**3**	**1**	**7**	**10**	**10**	**22**	**10**	**9**	**6**	**4**	**3**	**0**	**0**	**0**	**0**	**0**	**0**	**0**	**0**	**0**	**0**	**0**	**0**
00-00	**90**	**0**	**0**	**2**	**1**	**1**	**3**	**1**	**7**	**10**	**10**	**22**	**10**	**9**	**7**	**4**	**3**	**0**	**0**	**0**	**0**	**0**	**0**	**0**	**0**	**0**	**0**	**0**	**0**

DRAFT

Site 95
Location Unnamed Road, Att - No Dumping Sign, Lat 54.16691, Long -6.84849
Direction Two way

3279 / Meath/Cavan/Monaghan ATC's
October 2013
Automatic Traffic Count

Sun, 13 October 2013

Time	Total	Speed Bins (km/h)																											
		0 - 5	5 - 10	10 - 15	15 - 20	20 - 25	25 - 30	30 - 35	35 - 40	40 - 45	45 - 50	50 - 55	55 - 60	60 - 65	65 - 70	70 - 75	75 - 80	80 - 85	85 - 90	90 - 95	95 - 100	100 - 105	105 - 110	110 - 115	115 - 120	120 - 125	125 - 130	130 - 135	135 - 140
0000	1	0	0	0	0	0	0	0	0	0	0	0	0	0	0	1	0	0	0	0	0	0	0	0	0	0	0	0	0
0100	0	0	0	0	0	0	0	0	0	0	0	0	0	0	0	0	0	0	0	0	0	0	0	0	0	0	0	0	0
0200	0	0	0	0	0	0	0	0	0	0	0	0	0	0	0	0	0	0	0	0	0	0	0	0	0	0	0	0	0
0300	0	0	0	0	0	0	0	0	0	0	0	0	0	0	0	0	0	0	0	0	0	0	0	0	0	0	0	0	0
0400	0	0	0	0	0	0	0	0	0	0	0	0	0	0	0	0	0	0	0	0	0	0	0	0	0	0	0	0	0
0500	0	0	0	0	0	0	0	0	0	0	0	0	0	0	0	0	0	0	0	0	0	0	0	0	0	0	0	0	0
0600	0	0	0	0	0	0	0	0	0	0	0	0	0	0	0	0	0	0	0	0	0	0	0	0	0	0	0	0	0
0700	2	0	0	0	0	0	0	1	0	0	0	0	1	0	0	0	0	0	0	0	0	0	0	0	0	0	0	0	0
0800	1	0	0	0	0	0	0	0	0	0	0	0	0	0	1	0	0	0	0	0	0	0	0	0	0	0	0	0	0
0900	2	0	0	0	0	0	0	0	0	0	0	0	2	0	0	0	0	0	0	0	0	0	0	0	0	0	0	0	0
1000	4	0	0	0	0	2	0	0	0	1	0	0	1	0	0	0	0	0	0	0	0	0	0	0	0	0	0	0	0
1100	**6**	**0**	**0**	**0**	**0**	**1**	**0**	**0**	**0**	**1**	**2**	**2**	**0**	**0**	**0**	**0**	**0**	**0**	**0**	**0**	**0**	**0**	**0**	**0**	**0**	**0**	**0**	**0**	**0**
1200	**7**	**0**	**0**	**0**	**0**	**1**	**1**	**2**	**0**	**1**	**2**	**0**	**0**	**0**	**0**	**0**	**0**	**0**	**0**	**0**	**0**	**0**	**0**	**0**	**0**	**0**	**0**	**0**	**0**
1300	5	0	0	0	0	0	0	0	0	0	1	1	1	0	1	1	0	0	0	0	0	0	0	0	0	0	0	0	0
1400	1	0	0	0	0	0	1	0	0	0	0	0	0	0	0	0	0	0	0	0	0	0	0	0	0	0	0	0	0
1500	4	0	0	0	0	0	0	0	1	1	0	0	1	0	0	0	1	0	0	0	0	0	0	0	0	0	0	0	0
1600	4	0	0	0	0	1	0	0	0	1	0	2	0	0	0	0	0	0	0	0	0	0	0	0	0	0	0	0	0
1700	5	0	0	0	1	1	0	0	0	0	2	0	1	0	0	0	0	0	0	0	0	0	0	0	0	0	0	0	0
1800	3	0	0	0	0	0	0	0	0	0	1	1	1	0	0	0	0	0	0	0	0	0	0	0	0	0	0	0	0
1900	0	0	0	0	0	0	0	0	0	0	0	0	0	0	0	0	0	0	0	0	0	0	0	0	0	0	0	0	0
2000	1	0	0	0	0	0	0	0	0	0	0	0	0	0	0	1	0	0	0	0	0	0	0	0	0	0	0	0	0
2100	0	0	0	0	0	0	0	0	0	0	0	0	0	0	0	0	0	0	0	0	0	0	0	0	0	0	0	0	0
2200	3	0	0	0	0	0	0	0	0	1	2	0	0	0	0	0	0	0	0	0	0	0	0	0	0	0	0	0	0
2300	1	0	0	0	0	0	0	0	0	0	0	0	0	0	0	1	0	0	0	0	0	0	0	0	0	0	0	0	0
07-19	**44**	**0**	**0**	**0**	**1**	**6**	**2**	**3**	**1**	**5**	**8**	**6**	**8**	**0**	**2**	**1**	**1**	**0**	**0**	**0**	**0**	**0**	**0**	**0**	**0**	**0**	**0**	**0**	**0**
06-22	**45**	**0**	**0**	**0**	**1**	**6**	**2**	**3**	**1**	**5**	**8**	**6**	**8**	**0**	**2**	**2**	**1**	**0**	**0**	**0**	**0**	**0**	**0**	**0**	**0**	**0**	**0**	**0**	**0**
06-00	**49**	**0**	**0**	**0**	**1**	**6**	**2**	**3**	**1**	**6**	**10**	**6**	**8**	**0**	**2**	**3**	**1**	**0**	**0**	**0**	**0**	**0**	**0**	**0**	**0**	**0**	**0**	**0**	**0**
00-00	**50**	**0**	**0**	**0**	**1**	**6**	**2**	**3**	**1**	**6**	**10**	**6**	**8**	**0**	**2**	**4**	**1**	**0**	**0**	**0**	**0**	**0**	**0**	**0**	**0**	**0**	**0**	**0**	**0**

DRAFT

Site 95
Location Unnamed Road, Att - No Dumping Sign, Lat 54.16691, Long -6.84849
Direction Two way

3279 / Meath/Cavan/Monaghan ATC's
October 2013
Automatic Traffic Count

Mon, 14 October 2013

Time	Total	Speed Bins (km/h)																											
		0 - 5	5 - 10	10 - 15	15 - 20	20 - 25	25 - 30	30 - 35	35 - 40	40 - 45	45 - 50	50 - 55	55 - 60	60 - 65	65 - 70	70 - 75	75 - 80	80 - 85	85 - 90	90 - 95	95 - 100	100 - 105	105 - 110	110 - 115	115 - 120	120 - 125	125 - 130	130 - 135	135 - 140
0000	0	0	0	0	0	0	0	0	0	0	0	0	0	0	0	0	0	0	0	0	0	0	0	0	0	0	0	0	0
0100	0	0	0	0	0	0	0	0	0	0	0	0	0	0	0	0	0	0	0	0	0	0	0	0	0	0	0	0	0
0200	0	0	0	0	0	0	0	0	0	0	0	0	0	0	0	0	0	0	0	0	0	0	0	0	0	0	0	0	0
0300	0	0	0	0	0	0	0	0	0	0	0	0	0	0	0	0	0	0	0	0	0	0	0	0	0	0	0	0	0
0400	0	0	0	0	0	0	0	0	0	0	0	0	0	0	0	0	0	0	0	0	0	0	0	0	0	0	0	0	0
0500	0	0	0	0	0	0	0	0	0	0	0	0	0	0	0	0	0	0	0	0	0	0	0	0	0	0	0	0	0
0600	2	0	0	0	0	0	0	0	0	0	0	0	0	0	1	1	0	0	0	0	0	0	0	0	0	0	0	0	0
0700	2	0	0	0	0	0	0	1	0	0	1	0	0	0	0	0	0	0	0	0	0	0	0	0	0	0	0	0	0
0800	3	0	0	0	0	0	0	0	0	1	0	0	2	0	0	0	0	0	0	0	0	0	0	0	0	0	0	0	0
0900	3	0	0	0	0	0	0	0	0	0	0	0	1	1	1	0	0	0	0	0	0	0	0	0	0	0	0	0	0
1000	4	0	0	0	1	1	0	0	1	0	0	0	1	0	0	0	0	0	0	0	0	0	0	0	0	0	0	0	0
1100	**8**	**0**	**0**	**0**	**0**	**0**	**0**	**1**	**0**	**1**	**0**	**1**	**4**	**1**	**0**	**0**	**0**	**0**	**0**	**0**	**0**	**0**	**0**	**0**	**0**	**0**	**0**	**0**	**0**
1200	5	0	0	0	0	0	1	0	0	0	0	2	2	0	0	0	0	0	0	0	0	0	0	0	0	0	0	0	0
1300	**9**	**0**	**0**	**1**	**0**	**0**	**0**	**0**	**0**	**2**	**2**	**1**	**1**	**2**	**0**	**0**	**0**	**0**	**0**	**0**	**0**	**0**	**0**	**0**	**0**	**0**	**0**	**0**	**0**
1400	5	0	0	0	0	0	0	0	0	0	0	2	2	0	1	0	0	0	0	0	0	0	0	0	0	0	0	0	0
1500	3	0	0	0	0	0	0	0	0	0	0	1	2	0	0	0	0	0	0	0	0	0	0	0	0	0	0	0	0
1600	5	0	0	0	0	0	0	1	0	0	0	2	0	2	0	0	0	0	0	0	0	0	0	0	0	0	0	0	0
1700	3	0	0	0	0	0	0	0	0	1	0	2	0	0	0	0	0	0	0	0	0	0	0	0	0	0	0	0	0
1800	5	0	0	0	0	0	0	0	0	0	0	1	2	2	0	0	0	0	0	0	0	0	0	0	0	0	0	0	0
1900	5	0	0	0	0	0	0	0	0	1	3	1	0	0	0	0	0	0	0	0	0	0	0	0	0	0	0	0	0
2000	4	0	0	0	0	0	0	0	1	1	1	0	1	0	0	0	0	0	0	0	0	0	0	0	0	0	0	0	0
2100	4	0	0	0	0	0	0	0	0	0	1	1	1	0	1	0	0	0	0	0	0	0	0	0	0	0	0	0	0
2200	0	0	0	0	0	0	0	0	0	0	0	0	0	0	0	0	0	0	0	0	0	0	0	0	0	0	0	0	0
2300	1	0	0	0	0	0	0	0	0	0	1	0	0	0	0	0	0	0	0	0	0	0	0	0	0	0	0	0	0
07-19	**55**	**0**	**0**	**1**	**1**	**1**	**1**	**3**	**1**	**5**	**3**	**12**	**17**	**8**	**2**	**0**	**0**	**0**	**0**	**0**	**0**	**0**	**0**	**0**	**0**	**0**	**0**	**0**	**0**
06-22	**70**	**0**	**0**	**1**	**1**	**1**	**1**	**3**	**2**	**7**	**8**	**14**	**19**	**8**	**4**	**1**	**0**	**0**	**0**	**0**	**0**	**0**	**0**	**0**	**0**	**0**	**0**	**0**	**0**
06-00	**71**	**0**	**0**	**1**	**1**	**1**	**1**	**3**	**2**	**7**	**9**	**14**	**19**	**8**	**4**	**1**	**0**	**0**	**0**	**0**	**0**	**0**	**0**	**0**	**0**	**0**	**0**	**0**	**0**
00-00	**71**	**0**	**0**	**1**	**1**	**1**	**1**	**3**	**2**	**7**	**9**	**14**	**19**	**8**	**4**	**1**	**0**	**0**	**0**	**0**	**0**	**0**	**0**	**0**	**0**	**0**	**0**	**0**	**0**

DRAFT

Site 95
Location Unnamed Road, Att - No Dumping Sign, Lat 54.16691, Long -6.84849
Direction Two way

3279 / Meath/Cavan/Monaghan ATC's
October 2013
Automatic Traffic Count

Tue, 15 October 2013

Time	Total	Speed Bins (km/h)																											
		0 - 5	5 - 10	10 - 15	15 - 20	20 - 25	25 - 30	30 - 35	35 - 40	40 - 45	45 - 50	50 - 55	55 - 60	60 - 65	65 - 70	70 - 75	75 - 80	80 - 85	85 - 90	90 - 95	95 - 100	100 - 105	105 - 110	110 - 115	115 - 120	120 - 125	125 - 130	130 - 135	135 - 140
0000	1	0	0	0	0	0	0	0	0	0	0	0	0	1	0	0	0	0	0	0	0	0	0	0	0	0	0	0	0
0100	0	0	0	0	0	0	0	0	0	0	0	0	0	0	0	0	0	0	0	0	0	0	0	0	0	0	0	0	0
0200	0	0	0	0	0	0	0	0	0	0	0	0	0	0	0	0	0	0	0	0	0	0	0	0	0	0	0	0	0
0300	0	0	0	0	0	0	0	0	0	0	0	0	0	0	0	0	0	0	0	0	0	0	0	0	0	0	0	0	0
0400	0	0	0	0	0	0	0	0	0	0	0	0	0	0	0	0	0	0	0	0	0	0	0	0	0	0	0	0	0
0500	0	0	0	0	0	0	0	0	0	0	0	0	0	0	0	0	0	0	0	0	0	0	0	0	0	0	0	0	0
0600	3	0	0	0	0	0	1	0	0	0	0	0	1	0	0	1	0	0	0	0	0	0	0	0	0	0	0	0	0
0700	2	0	0	0	0	0	1	0	0	0	1	0	0	0	0	0	0	0	0	0	0	0	0	0	0	0	0	0	0
0800	5	0	0	0	0	0	0	0	0	0	2	0	1	1	1	0	0	0	0	0	0	0	0	0	0	0	0	0	0
0900	**6**	**0**	**0**	**0**	**0**	**0**	**0**	**0**	**0**	**0**	**0**	**1**	**3**	**2**	**0**	**0**	**0**	**0**	**0**	**0**	**0**	**0**	**0**	**0**	**0**	**0**	**0**	**0**	**0**
1000	1	0	0	0	0	0	0	0	0	0	0	0	1	0	0	0	0	0	0	0	0	0	0	0	0	0	0	0	0
1100	5	0	0	0	2	0	0	0	0	0	0	0	0	2	1	0	0	0	0	0	0	0	0	0	0	0	0	0	0
1200	4	0	0	0	0	0	0	0	0	0	0	1	2	1	0	0	0	0	0	0	0	0	0	0	0	0	0	0	0
1300	**8**	**0**	**0**	**0**	**0**	**0**	**0**	**0**	**1**	**1**	**0**	**1**	**2**	**2**	**1**	**0**	**0**	**0**	**0**	**0**	**0**	**0**	**0**	**0**	**0**	**0**	**0**	**0**	**0**
1400	4	0	0	0	0	0	0	0	0	0	0	1	0	2	0	1	0	0	0	0	0	0	0	0	0	0	0	0	0
1500	7	0	0	0	0	0	0	0	0	1	1	3	2	0	0	0	0	0	0	0	0	0	0	0	0	0	0	0	0
1600	4	0	0	0	0	0	0	1	0	1	0	1	0	1	0	0	0	0	0	0	0	0	0	0	0	0	0	0	0
1700	4	0	0	0	0	0	0	0	0	1	0	0	0	1	2	0	0	0	0	0	0	0	0	0	0	0	0	0	0
1800	**8**	**0**	**0**	**0**	**0**	**2**	**0**	**0**	**0**	**1**	**2**	**0**	**2**	**1**	**0**	**0**	**0**	**0**	**0**	**0**	**0**	**0**	**0**	**0**	**0**	**0**	**0**	**0**	**0**
1900	4	0	0	0	0	0	0	0	0	1	1	0	0	2	0	0	0	0	0	0	0	0	0	0	0	0	0	0	0
2000	2	0	0	0	0	0	0	0	0	0	0	0	1	1	0	0	0	0	0	0	0	0	0	0	0	0	0	0	0
2100	6	0	0	0	0	0	0	0	0	0	1	2	1	1	0	0	1	0	0	0	0	0	0	0	0	0	0	0	0
2200	3	0	0	0	0	0	0	0	0	0	2	0	0	0	0	1	0	0	0	0	0	0	0	0	0	0	0	0	0
2300	1	0	0	0	0	0	0	0	0	0	0	0	0	0	0	1	0	0	0	0	0	0	0	0	0	0	0	0	0
07-19	**58**	**0**	**0**	**0**	**2**	**2**	**1**	**1**	**1**	**5**	**6**	**8**	**13**	**13**	**5**	**1**	**0**	**0**	**0**	**0**	**0**	**0**	**0**	**0**	**0**	**0**	**0**	**0**	**0**
06-22	**73**	**0**	**0**	**0**	**2**	**2**	**2**	**1**	**1**	**6**	**8**	**10**	**16**	**17**	**5**	**2**	**1**	**0**	**0**	**0**	**0**	**0**	**0**	**0**	**0**	**0**	**0**	**0**	**0**
06-00	**77**	**0**	**0**	**0**	**2**	**2**	**2**	**1**	**1**	**6**	**10**	**10**	**16**	**17**	**5**	**4**	**1**	**0**	**0**	**0**	**0**	**0**	**0**	**0**	**0**	**0**	**0**	**0**	**0**
00-00	**78**	**0**	**0**	**0**	**2**	**2**	**2**	**1**	**1**	**6**	**10**	**10**	**16**	**18**	**5**	**4**	**1**	**0**	**0**	**0**	**0**	**0**	**0**	**0**	**0**	**0**	**0**	**0**	**0**

DRAFT

Site 95
Location Unnamed Road, Att - No Dumping Sign, Lat 54.16691, Long -6.84849
Direction Two way

3279 / Meath/Cavan/Monaghan ATC's
October 2013
Automatic Traffic Count

Virtual Day (7)

Time	Total	Speed Bins (km/h)																											
		0 - 5	5 - 10	10 - 15	15 - 20	20 - 25	25 - 30	30 - 35	35 - 40	40 - 45	45 - 50	50 - 55	55 - 60	60 - 65	65 - 70	70 - 75	75 - 80	80 - 85	85 - 90	90 - 95	95 - 100	100 - 105	105 - 110	110 - 115	115 - 120	120 - 125	125 - 130	130 - 135	135 - 140
0000	1	0	0	0	0	0	0	0	0	0	0	0	0	0	0	0	0	0	0	0	0	0	0	0	0	0	0	0	0
0100	0	0	0	0	0	0	0	0	0	0	0	0	0	0	0	0	0	0	0	0	0	0	0	0	0	0	0	0	0
0200	0	0	0	0	0	0	0	0	0	0	0	0	0	0	0	0	0	0	0	0	0	0	0	0	0	0	0	0	0
0300	0	0	0	0	0	0	0	0	0	0	0	0	0	0	0	0	0	0	0	0	0	0	0	0	0	0	0	0	0
0400	0	0	0	0	0	0	0	0	0	0	0	0	0	0	0	0	0	0	0	0	0	0	0	0	0	0	0	0	0
0500	0	0	0	0	0	0	0	0	0	0	0	0	0	0	0	0	0	0	0	0	0	0	0	0	0	0	0	0	0
0600	1	0	0	0	0	0	0	0	0	0	0	0	0	0	0	0	0	0	0	0	0	0	0	0	0	0	0	0	0
0700	2	0	0	0	0	0	1	0	0	0	1	0	0	0	0	0	0	0	0	0	0	0	0	0	0	0	0	0	0
0800	4	0	0	0	0	0	0	0	0	0	1	1	1	0	1	0	0	0	0	0	0	0	0	0	0	0	0	0	0
0900	5	0	0	0	0	0	0	0	0	0	1	1	2	1	0	0	0	0	0	0	0	0	0	0	0	0	0	0	0
1000	4	0	0	0	0	1	0	0	0	0	0	0	2	0	0	0	0	0	0	0	0	0	0	0	0	0	0	0	0
1100	**9**	**0**	**0**	**0**	**1**	**1**	**0**	**0**	**0**	**1**	**1**	**2**	**1**	**1**	**1**	**0**	**0**	**0**	**0**	**0**	**0**	**0**	**0**	**0**	**0**	**0**	**0**	**0**	**0**
1200	6	0	0	0	0	0	1	0	0	0	0	2	1	1	0	0	0	0	0	0	0	0	0	0	0	0	0	0	0
1300	**8**	**0**	**0**	**0**	**0**	**1**	**0**	**0**	**0**	**0**	**1**	**1**	**1**	**1**	**1**	**0**	**0**	**0**	**0**	**0**	**0**	**0**	**0**	**0**	**0**	**0**	**0**	**0**	**0**
1400	5	0	0	0	0	0	1	0	0	0	0	1	1	1	0	0	0	0	0	0	0	0	0	0	0	0	0	0	0
1500	6	0	0	0	0	0	0	0	1	1	1	1	1	0	1	0	0	0	0	0	0	0	0	0	0	0	0	0	0
1600	5	0	0	0	0	0	0	1	0	0	0	2	1	0	0	0	0	0	0	0	0	0	0	0	0	0	0	0	0
1700	5	0	0	0	0	1	0	0	0	0	1	1	1	0	0	0	0	0	0	0	0	0	0	0	0	0	0	0	0
1800	**8**	**0**	**0**	**0**	**0**	**1**	**0**	**1**	**0**	**1**	**0**	**1**	**1**	**1**	**0**	**0**	**0**	**0**	**0**	**0**	**0**	**0**	**0**	**0**	**0**	**0**	**0**	**0**	**0**
1900	5	0	0	0	0	0	0	0	0	0	1	1	1	1	1	0	0	0	0	0	0	0	0	0	0	0	0	0	0
2000	3	0	0	0	0	0	0	0	0	0	0	1	1	0	0	0	0	0	0	0	0	0	0	0	0	0	0	0	0
2100	2	0	0	0	0	0	0	0	0	0	0	0	0	0	0	0	0	0	0	0	0	0	0	0	0	0	0	0	0
2200	2	0	0	0	0	0	0	0	0	0	1	0	0	1	0	0	0	0	0	0	0	0	0	0	0	0	0	0	0
2300	1	0	0	0	0	0	0	0	0	0	0	0	0	0	0	0	0	0	0	0	0	0	0	0	0	0	0	0	0
07-19	**67**	**0**	**0**	**2**	**3**	**5**	**3**	**2**	**3**	**5**	**7**	**12**	**12**	**7**	**4**	**1**	**0**	**0**	**0**	**0**	**0**	**0**	**0**	**0**	**0**	**0**	**0**	**0**	**0**
06-22	**79**	**0**	**0**	**2**	**3**	**5**	**4**	**2**	**3**	**5**	**8**	**14**	**14**	**9**	**6**	**2**	**1**	**0**	**0**	**0**	**0**	**0**	**0**	**0**	**0**	**0**	**0**	**0**	**0**
06-00	**82**	**0**	**0**	**2**	**3**	**5**	**4**	**2**	**3**	**5**	**9**	**15**	**14**	**9**	**6**	**3**	**1**	**0**	**0**	**0**	**0**	**0**	**0**	**0**	**0**	**0**	**0**	**0**	**0**
00-00	**83**	**0**	**0**	**2**	**3**	**5**	**4**	**2**	**3**	**5**	**9**	**15**	**14**	**10**	**6**	**3**	**1**	**0**	**0**	**0**	**0**	**0**	**0**	**0**	**0**	**0**	**0**	**0**	**0**

DRAFT

Site 95
Location Unnamed Road, Att - No Dumping Sign, Lat 54.16691, Long -6.84849
Direction Two way

3279 / Meath/Cavan/Monaghan ATC's
October 2013
Automatic Traffic Count

Virtual Week (1)

Time	Total	Speed Bins (km/h)																											
		0 - 5	5 - 10	10 - 15	15 - 20	20 - 25	25 - 30	30 - 35	35 - 40	40 - 45	45 - 50	50 - 55	55 - 60	60 - 65	65 - 70	70 - 75	75 - 80	80 - 85	85 - 90	90 - 95	95 - 100	100 - 105	105 - 110	110 - 115	115 - 120	120 - 125	125 - 130	130 - 135	135 - 140
Mon	71	0	0	1	1	1	1	3	2	7	9	14	19	8	4	1	0	0	0	0	0	0	0	0	0	0	0	0	0
Tue	78	0	0	0	2	2	2	1	1	6	10	10	16	18	5	4	1	0	0	0	0	0	0	0	0	0	0	0	0
Wed	105	0	0	6	9	12	7	5	4	3	10	17	17	9	4	1	0	0	1	0	0	0	0	0	0	0	0	0	0
Thu	90	0	0	1	5	9	4	2	2	2	8	14	14	13	10	4	0	2	0	0	0	0	0	0	0	0	0	0	0
Fri	97	0	0	2	3	7	8	1	5	3	7	19	16	10	11	2	2	0	0	1	0	0	0	0	0	0	0	0	0
|Sat	90	0	0	2	1	1	3	1	7	10	10	22	10	9	7	4	3	0	0	0	0	0	0	0	0	0	0	0	0
|Sun	50	0	0	0	1	6	2	3	1	6	10	6	8	0	2	4	1	0	0	0	0	0	0	0	0	0	0	0	0
5 Day Ave.	**88**	**0**	**0**	**2**	**4**	**6**	**4**	**2**	**3**	**4**	**9**	**15**	**16**	**12**	**7**	**2**	**1**	**0**	**0**	**0**	**0**	**0**	**0**	**0**	**0**	**0**	**0**	**0**	**0**
7 Day Ave.	**83**	**0**	**0**	**2**	**3**	**5**	**4**	**2**	**3**	**5**	**9**	**15**	**14**	**10**	**6**	**3**	**1**	**0**	**0**	**0**	**0**	**0**	**0**	**0**	**0**	**0**	**0**	**0**	**0**
--	**581**	**0**	**0**	**12**	**22**	**38**	**27**	**16**	**22**	**37**	**64**	**102**	**100**	**67**	**43**	**20**	**7**	**2**	**1**	**1**	**0**	**0**	**0**	**0**	**0**	**0**	**0**	**0**	**0**	**0**

Summary Graphs

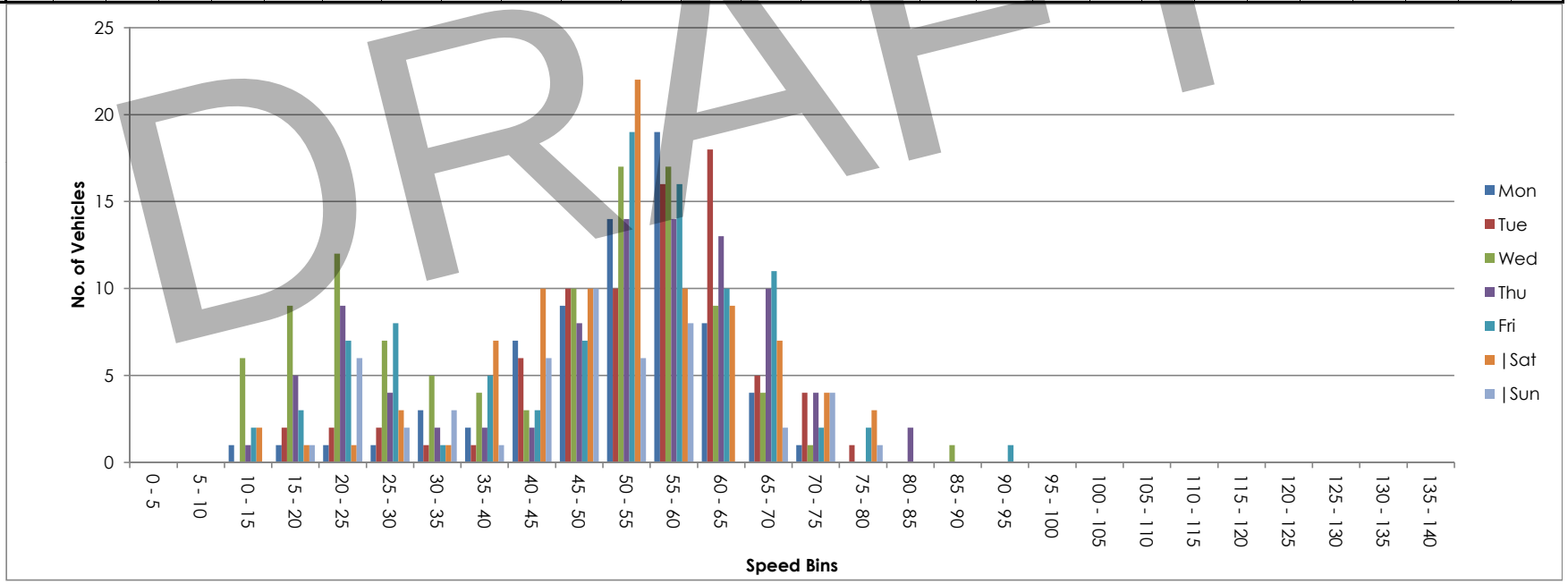

DRAFT



NDC NATIONWIDE DATA COLLECTION	**Site / Location:**	LP03420, Att - Telepole, Lat 54.17305, Long -6.85324	**Project No:**	3279	**Photo No:**	3279-96	**Drawn By:** MOR
	Survey Date:	Wed, 9 October 2013 to Tue, 15 October 2013	**Project Name:**		Meath/Cavan/Monaghan ATC'S		
	Survey Times:	00:00 to 00(24):00	**Title:**		Site Photograph		

Site No.	Location.	Direction.	Speed Limit - PSL (km/h)	Start Date.	End Date.	Total Vehicles.	5 Day Ave.	7 Day Ave.	No. > Speed Limit.	%. > Speed Limit.	No. > Speed Limit1 (+5km/h).	%. > Speed Limit1 (+5km/h).	No. > Speed Limit1 (+10km/h).	%. > Speed Limit1 (+10km/h).	Mean Speed	85%ile Speed
96	LP03420, Att - Telepole, Lat 54.17305, Long -6.85324	North	80	Wed, 9 October 2013	Tue, 15 October 2013	1956	312	279	704	36.0	485	24.8	318	16.3	74.2	90.7
		South	80	Wed, 9 October 2013	Tue, 15 October 2013	1978	323	283	788	39.8	534	27.0	342	17.3	75.5	91.1
		Two way	80	Wed, 9 October 2013	Tue, 15 October 2013	3934	635	562	1492	37.9	1019	25.9	660	16.8	74.9	91.1

DRAFT

Site 96
Location LP03420, Att - Telepole, Lat 54.17305, Long -6.85324
Direction North

3279 / Meath/Cavan/Monaghan ATC's
October 2013
Automatic Traffic Count

Wed, 9 October 2013

Time	Total	Classification												>PSL	>PSL%	>SL1	>SL1%	>SL2	>SL2%	Mean	Vpp
		1 MCL	2 SV	3 SVT	4 TB2	5 TB3	6 T4	7 ART3	8 ART4	9 ART5	10 ART6	11 BD	12 DRT	80	80	85 +5kph	85 +5kph	90 +10kph	90 +10kph		85
0000	4	0	4	0	0	0	0	0	0	0	0	0	0	3	75	2	50	2	50	88.4	-
0100	0	0	0	0	0	0	0	0	0	0	0	0	0	0	0	0	0	0	0	-	-
0200	0	0	0	0	0	0	0	0	0	0	0	0	0	0	0	0	0	0	0	-	-
0300	0	0	0	0	0	0	0	0	0	0	0	0	0	0	0	0	0	0	0	-	-
0400	1	0	0	0	1	0	0	0	0	0	0	0	0	0	0	0	0	0	0	61	-
0500	2	0	0	0	0	1	0	0	0	1	0	0	0	0	0	0	0	0	0	62.5	-
0600	1	0	1	0	0	0	0	0	0	0	0	0	0	0	0	0	0	0	0	79.2	-
0700	7	0	6	0	0	0	0	0	0	1	0	0	0	3	42.9	3	42.9	2	28.6	79.4	-
0800	**27**	**0**	**19**	**2**	**4**	**0**	**1**	**0**	**0**	**0**	**1**	**0**	**0**	**15**	**55.6**	**10**	**37**	**7**	**25.9**	**80.2**	**96.1**
0900	26	0	14	3	1	0	6	0	1	0	1	0	0	5	19.2	3	11.5	1	3.8	68.2	81.7
1000	13	0	8	1	2	0	0	0	0	1	1	0	0	1	7.7	1	7.7	1	7.7	65.4	72
1100	14	0	5	0	4	2	1	0	0	1	1	0	0	0	0	0	0	0	0	58.8	66.2
1200	27	1	13	0	4	2	5	0	1	0	1	0	0	6	22.2	3	11.1	3	11.1	68.5	81.7
1300	15	0	9	2	2	0	1	0	0	0	1	0	0	4	26.7	2	13.3	1	6.7	70.3	81
1400	18	0	11	2	2	2	0	0	0	0	1	0	0	2	11.1	2	11.1	2	11.1	70	76.3
1500	**36**	**0**	**22**	**0**	**2**	**1**	**7**	**0**	**2**	**1**	**1**	**0**	**0**	**5**	**13.9**	**4**	**11.1**	**3**	**8.3**	**65.6**	**79.6**
1600	23	0	15	0	6	0	1	0	1	0	0	0	0	5	21.7	3	13	3	13	70.2	81.7
1700	33	0	25	2	4	0	0	0	0	0	2	0	0	12	36.4	8	24.2	4	12.1	70.1	87.5
1800	17	0	17	0	0	0	0	0	0	0	0	0	0	7	41.2	6	35.3	5	29.4	76.7	96.1
1900	15	0	12	0	1	1	0	0	0	0	1	0	0	9	60	4	26.7	4	26.7	77.6	95.8
2000	7	0	6	0	1	0	0	0	0	0	0	0	0	3	42.9	2	28.6	1	14.3	76.7	-
2100	9	0	9	0	0	0	0	0	0	0	0	0	0	4	44.4	2	22.2	1	11.1	73.3	-
2200	2	0	2	0	0	0	0	0	0	0	0	0	0	1	50	1	50	1	50	90.9	-
2300	2	0	2	0	0	0	0	0	0	0	0	0	0	0	0	0	0	0	0	74.9	-
07-19	**256**	**1**	**164**	**12**	**31**	**7**	**22**	**0**	**5**	**4**	**10**	**0**	**0**	**65**	**25.4**	**45**	**17.6**	**32**	**12.5**	**70**	**87.5**
06-22	**288**	**1**	**192**	**12**	**33**	**8**	**22**	**0**	**5**	**4**	**11**	**0**	**0**	**81**	**28.1**	**53**	**18.4**	**38**	**13.2**	**70.7**	**87.5**
06-00	**292**	**1**	**196**	**12**	**33**	**8**	**22**	**0**	**5**	**4**	**11**	**0**	**0**	**82**	**28.1**	**54**	**18.5**	**39**	**13.4**	**70.9**	**87.5**
00-00	**299**	**1**	**200**	**12**	**34**	**9**	**22**	**0**	**5**	**5**	**11**	**0**	**0**	**85**	**28.4**	**56**	**18.7**	**41**	**13.7**	**71**	**87.5**

DRAFT

Site 96
Location LP03420, Att - Telepole, Lat 54.17305, Long -6.85324
Direction North

3279 / Meath/Cavan/Monaghan ATC's
October 2013
Automatic Traffic Count

Thu, 10 October 2013

Time	Total	Classification												>PSL	>PSL%	>SL1	>SL1%	>SL2	>SL2%	Mean	Vpp
		1 MCL	2 SV	3 SVT	4 TB2	5 TB3	6 T4	7 ART3	8 ART4	9 ART5	10 ART6	11 BD	12 DRT	80	80	85 +5kph	85 +5kph	90 +10kph	90 +10kph		85
0000	0	0	0	0	0	0	0	0	0	0	0	0	0	0	0	0	0	0	0	-	-
0100	1	0	1	0	0	0	0	0	0	0	0	0	0	1	100	1	100	1	100	98	-
0200	1	0	1	0	0	0	0	0	0	0	0	0	0	0	0	0	0	0	0	74.5	-
0300	0	0	0	0	0	0	0	0	0	0	0	0	0	0	0	0	0	0	0	-	-
0400	0	0	0	0	0	0	0	0	0	0	0	0	0	0	0	0	0	0	0	-	-
0500	3	0	1	0	0	1	0	0	0	1	0	0	0	1	33.3	0	0	0	0	71.7	-
0600	1	0	1	0	0	0	0	0	0	0	0	0	0	0	0	0	0	0	0	70.9	-
0700	7	0	6	0	0	0	0	0	0	0	1	0	0	5	71.4	3	42.9	3	42.9	85.2	-
0800	**29**	**0**	**23**	**0**	**4**	**0**	**1**	**0**	**0**	**0**	**1**	**0**	**0**	**10**	**34.5**	**7**	**24.1**	**3**	**10.3**	**75**	**85.7**
0900	23	0	10	3	4	0	5	0	0	0	1	0	0	7	30.4	7	30.4	7	30.4	75.6	104
1000	21	0	14	2	4	0	0	0	0	0	1	0	0	8	38.1	5	23.8	3	14.3	77.7	88.9
1100	19	0	12	0	4	0	2	0	0	0	1	0	0	5	26.3	1	5.3	0	0	70.7	82.4
1200	32	0	16	1	3	2	7	0	0	1	2	0	0	5	15.6	3	9.4	3	9.4	68.6	79.6
1300	22	0	17	0	2	2	0	0	0	0	1	0	0	8	36.4	4	18.2	3	13.6	74.5	87.5
1400	14	0	9	1	2	1	0	0	0	0	1	0	0	3	21.4	2	14.3	1	7.1	67.9	81.4
1500	28	0	18	1	4	0	4	0	0	0	1	0	0	9	32.1	6	21.4	3	10.7	71.4	86
1600	29	0	20	1	4	1	1	0	0	1	1	0	0	5	17.2	3	10.3	1	3.4	65.9	79.9
1700	**40**	**0**	**35**	**1**	**1**	**0**	**0**	**1**	**0**	**1**	**1**	**0**	**0**	**21**	**52.5**	**16**	**40**	**13**	**32.5**	**80.7**	**93.6**
1800	18	0	16	1	0	0	1	0	0	0	0	0	0	8	44.4	8	44.4	7	38.9	79.8	97.2
1900	13	0	10	1	2	0	0	0	0	0	0	0	0	7	53.8	6	46.2	3	23.1	77.5	93.6
2000	10	0	9	0	1	0	0	0	0	0	0	0	0	3	30	1	10	1	10	73	-
2100	16	0	16	0	0	0	0	0	0	0	0	0	0	6	37.5	4	25	3	18.8	77.3	94.7
2200	1	0	1	0	0	0	0	0	0	0	0	0	0	1	100	1	100	1	100	121.6	-
2300	3	0	3	0	0	0	0	0	0	0	0	0	0	1	33.3	0	0	0	0	72.5	-
07-19	**282**	**0**	**196**	**11**	**32**	**6**	**21**	**1**	**0**	**3**	**12**	**0**	**0**	**94**	**33.3**	**65**	**23**	**47**	**16.7**	**73.9**	**90.7**
06-22	**322**	**0**	**232**	**12**	**35**	**6**	**21**	**1**	**0**	**3**	**12**	**0**	**0**	**110**	**34.2**	**76**	**23.6**	**54**	**16.8**	**74.2**	**90.7**
06-00	**326**	**0**	**236**	**12**	**35**	**6**	**21**	**1**	**0**	**3**	**12**	**0**	**0**	**112**	**34.4**	**77**	**23.6**	**55**	**16.9**	**74.3**	**90.7**
00-00	**331**	**0**	**239**	**12**	**35**	**7**	**21**	**1**	**0**	**4**	**12**	**0**	**0**	**114**	**34.4**	**78**	**23.6**	**56**	**16.9**	**74.4**	**90.7**

DRAFT

Site 96
Location LP03420, Att - Telepole, Lat 54.17305, Long -6.85324
Direction North

3279 / Meath/Cavan/Monaghan ATC's
October 2013
Automatic Traffic Count

Fri, 11 October 2013

Time	Total	Classification												>PSL	>PSL%	>SL1	>SL1%	>SL2	>SL2%	Mean	Vpp
		1 MCL	2 SV	3 SVT	4 TB2	5 TB3	6 T4	7 ART3	8 ART4	9 ART5	10 ART6	11 BD	12 DRT	80	80	85 +5kph	85 +5kph	90 +10kph	90 +10kph		85
0000	0	0	0	0	0	0	0	0	0	0	0	0	0	0	0	0	0	0	0	-	-
0100	1	0	1	0	0	0	0	0	0	0	0	0	0	1	100	0	0	0	0	84.5	-
0200	1	0	1	0	0	0	0	0	0	0	0	0	0	0	0	0	0	0	0	65.6	-
0300	0	0	0	0	0	0	0	0	0	0	0	0	0	0	0	0	0	0	0	-	-
0400	0	0	0	0	0	0	0	0	0	0	0	0	0	0	0	0	0	0	0	-	-
0500	3	0	1	0	0	1	0	0	0	1	0	0	0	0	0	0	0	0	0	59.3	-
0600	1	0	1	0	0	0	0	0	0	0	0	0	0	0	0	0	0	0	0	77	-
0700	9	0	8	0	0	0	0	0	0	1	0	0	0	5	55.6	4	44.4	4	44.4	83.2	-
0800	**22**	**0**	**18**	**0**	**4**	**0**	**0**	**0**	**0**	**0**	**0**	**0**	**0**	**11**	**50**	**10**	**45.5**	**8**	**36.4**	**83.3**	**99.7**
0900	21	0	10	1	2	0	5	0	0	1	2	0	0	6	28.6	3	14.3	2	9.5	72.8	81.7
1000	17	0	8	1	5	1	2	0	0	0	0	0	0	9	52.9	4	23.5	2	11.8	79.7	85.3
1100	**22**	**0**	**14**	**1**	**5**	**1**	**0**	**0**	**1**	**0**	**0**	**0**	**0**	**11**	**50**	**8**	**36.4**	**4**	**18.2**	**76.3**	**92.9**
1200	33	0	19	3	4	1	5	0	0	1	0	0	0	5	15.2	4	12.1	2	6.1	65.8	77.4
1300	28	0	15	2	6	0	2	1	0	1	1	0	0	10	35.7	7	25	4	14.3	76.2	89.6
1400	16	0	14	0	1	0	0	0	0	1	0	0	0	7	43.8	7	43.8	5	31.3	84.9	96.1
1500	31	1	21	1	4	0	4	0	0	0	0	0	0	8	25.8	8	25.8	3	9.7	70.5	87.8
1600	**40**	**0**	**28**	**1**	**4**	**3**	**3**	**0**	**1**	**0**	**0**	**0**	**0**	**9**	**22.5**	**7**	**17.5**	**4**	**10**	**68.3**	**87.8**
1700	36	0	32	1	2	0	0	0	0	0	1	0	0	20	55.6	10	27.8	4	11.1	79.6	86
1800	26	0	21	2	2	0	0	0	0	1	0	0	0	14	53.8	6	23.1	4	15.4	75.3	86.4
1900	10	0	9	0	0	0	0	0	0	1	0	0	0	5	50	4	40	4	40	87.1	-
2000	16	0	15	1	0	0	0	0	0	0	0	0	0	9	56.3	7	43.8	6	37.5	79.5	97.9
2100	5	0	5	0	0	0	0	0	0	0	0	0	0	2	40	2	40	1	20	79	-
2200	6	0	4	0	1	0	1	0	0	0	0	0	0	4	66.7	3	50	3	50	86.7	-
2300	3	0	3	0	0	0	0	0	0	0	0	0	0	2	66.7	1	33.3	0	0	83	-
07-19	**301**	**1**	**208**	**13**	**39**	**6**	**21**	**1**	**2**	**6**	**4**	**0**	**0**	**115**	**38.2**	**78**	**25.9**	**46**	**15.3**	**74.9**	**90**
06-22	**333**	**1**	**238**	**14**	**39**	**6**	**21**	**1**	**2**	**7**	**4**	**0**	**0**	**131**	**39.3**	**91**	**27.3**	**57**	**17.1**	**75.6**	**91.8**
06-00	**342**	**1**	**245**	**14**	**40**	**6**	**22**	**1**	**2**	**7**	**4**	**0**	**0**	**137**	**40.1**	**95**	**27.8**	**60**	**17.5**	**75.8**	**92.2**
00-00	**347**	**1**	**248**	**14**	**40**	**7**	**22**	**1**	**2**	**8**	**4**	**0**	**0**	**138**	**39.8**	**95**	**27.4**	**60**	**17.3**	**75.7**	**91.8**

DRAFT

Site 96
Location LP03420, Att - Telepole, Lat 54.17305, Long -6.85324
Direction North

3279 / Meath/Cavan/Monaghan ATC's
October 2013
Automatic Traffic Count

Sat, 12 October 2013

Time	Total	Classification												>PSL	>PSL%	>SL1	>SL1%	>SL2	>SL2%	Mean	Vpp
		1 MCL	2 SV	3 SVT	4 TB2	5 TB3	6 T4	7 ART3	8 ART4	9 ART5	10 ART6	11 BD	12 DRT	80	80	85 +5kph	85 +5kph	90 +10kph	90 +10kph		85
0000	1	0	1	0	0	0	0	0	0	0	0	0	0	1	100	1	100	1	100	92.1	-
0100	2	0	2	0	0	0	0	0	0	0	0	0	0	1	50	1	50	1	50	80.9	-
0200	3	0	3	0	0	0	0	0	0	0	0	0	0	1	33.3	1	33.3	1	33.3	80.7	-
0300	1	0	1	0	0	0	0	0	0	0	0	0	0	1	100	1	100	0	0	87.4	-
0400	0	0	0	0	0	0	0	0	0	0	0	0	0	0	0	0	0	0	0	-	-
0500	1	0	1	0	0	0	0	0	0	0	0	0	0	1	100	1	100	0	0	87.1	-
0600	1	0	1	0	0	0	0	0	0	0	0	0	0	1	100	1	100	0	0	85.2	-
0700	5	0	4	0	0	0	0	0	0	1	0	0	0	3	60	1	20	1	20	82.8	-
0800	7	0	5	1	1	0	0	0	0	0	0	0	0	4	57.1	3	42.9	3	42.9	80.1	-
0900	13	0	8	2	1	0	1	0	0	0	1	0	0	1	7.7	1	7.7	0	0	71.4	78.8
1000	18	0	14	3	1	0	0	0	0	0	0	0	0	4	22.2	3	16.7	3	16.7	74.7	83.5
1100	**22**	**0**	**17**	**4**	**1**	**0**	**0**	**0**	**0**	**0**	**0**	**0**	**0**	**7**	**31.8**	**7**	**31.8**	**4**	**18.2**	**72.8**	**90**
1200	**24**	**0**	**16**	**3**	**4**	**1**	**0**	**0**	**0**	**0**	**0**	**0**	**0**	**6**	**25**	**3**	**12.5**	**3**	**12.5**	**71.4**	**84.2**
1300	20	0	17	0	3	0	0	0	0	0	0	0	0	4	20	2	10	2	10	71.3	80.3
1400	20	0	18	0	2	0	0	0	0	0	0	0	0	11	55	6	30	6	30	82.6	97.6
1500	23	1	18	2	2	0	0	0	0	0	0	0	0	8	34.8	5	21.7	3	13	68.2	86.4
1600	23	0	21	1	1	0	0	0	0	0	0	0	0	14	60.9	10	43.5	6	26.1	84.3	104.8
1700	13	0	11	1	1	0	0	0	0	0	0	0	0	3	23.1	3	23.1	0	0	68.2	85.3
1800	8	0	8	0	0	0	0	0	0	0	0	0	0	4	50	4	50	2	25	77.3	-
1900	16	0	13	2	1	0	0	0	0	0	0	0	0	3	18.8	2	12.5	2	12.5	68.4	83.5
2000	9	0	9	0	0	0	0	0	0	0	0	0	0	5	55.6	5	55.6	2	22.2	75.5	-
2100	10	0	8	1	1	0	0	0	0	0	0	0	0	2	20	2	20	1	10	75.9	-
2200	6	0	6	0	0	0	0	0	0	0	0	0	0	2	33.3	2	33.3	1	16.7	81.2	-
2300	2	0	2	0	0	0	0	0	0	0	0	0	0	1	50	1	50	1	50	86.8	-
07-19	**196**	**1**	**157**	**17**	**17**	**1**	**1**	**0**	**0**	**1**	**1**	**0**	**0**	**69**	**35.2**	**48**	**24.5**	**33**	**16.8**	**74.8**	**90.7**
06-22	**232**	**1**	**188**	**20**	**19**	**1**	**1**	**0**	**0**	**1**	**1**	**0**	**0**	**80**	**34.5**	**58**	**25**	**38**	**16.4**	**74.4**	**90.7**
06-00	**240**	**1**	**196**	**20**	**19**	**1**	**1**	**0**	**0**	**1**	**1**	**0**	**0**	**83**	**34.6**	**61**	**25.4**	**40**	**16.7**	**74.7**	**90.7**
00-00	**248**	**1**	**204**	**20**	**19**	**1**	**1**	**0**	**0**	**1**	**1**	**0**	**0**	**88**	**35.5**	**66**	**26.6**	**43**	**17.3**	**75**	**91.1**

DRAFT

Site 96
Location LP03420, Att - Telepole, Lat 54.17305, Long -6.85324
Direction North

3279 / Meath/Cavan/Monaghan ATC's
October 2013
Automatic Traffic Count

Sun, 13 October 2013

Time	Total	Classification												>PSL	>PSL%	>SL1	>SL1%	>SL2	>SL2%	Mean	Vpp
		1 MCL	2 SV	3 SVT	4 TB2	5 TB3	6 T4	7 ART3	8 ART4	9 ART5	10 ART6	11 BD	12 DRT	80	80	85 +5kph	85 +5kph	90 +10kph	90 +10kph		85
0000	3	0	3	0	0	0	0	0	0	0	0	0	0	2	66.7	1	33.3	0	0	77.1	-
0100	2	0	2	0	0	0	0	0	0	0	0	0	0	1	50	1	50	1	50	85.9	-
0200	3	0	3	0	0	0	0	0	0	0	0	0	0	1	33.3	1	33.3	1	33.3	73	-
0300	0	0	0	0	0	0	0	0	0	0	0	0	0	0	0	0	0	0	0	-	-
0400	0	0	0	0	0	0	0	0	0	0	0	0	0	0	0	0	0	0	0	-	-
0500	0	0	0	0	0	0	0	0	0	0	0	0	0	0	0	0	0	0	0	-	-
0600	1	0	1	0	0	0	0	0	0	0	0	0	0	0	0	0	0	0	0	75.3	-
0700	3	0	2	0	0	0	0	0	0	1	0	0	0	0	0	0	0	0	0	59.2	-
0800	6	0	6	0	0	0	0	0	0	0	0	0	0	5	83.3	4	66.7	3	50	89.2	-
0900	5	0	5	0	0	0	0	0	0	0	0	0	0	2	40	2	40	1	20	71	-
1000	**8**	**0**	**8**	**0**	**0**	**0**	**0**	**0**	**0**	**0**	**0**	**0**	**0**	**1**	**12.5**	**1**	**12.5**	**1**	**12.5**	**69.9**	**-**
1100	3	0	3	0	0	0	0	0	0	0	0	0	0	1	33.3	0	0	0	0	70.4	-
1200	8	0	7	0	1	0	0	0	0	0	0	0	0	3	37.5	2	25	2	25	74.7	-
1300	15	0	12	1	2	0	0	0	0	0	0	0	0	4	26.7	3	20	1	6.7	73.9	85.7
1400	9	0	9	0	0	0	0	0	0	0	0	0	0	5	55.6	4	44.4	2	22.2	81.1	-
1500	11	0	11	0	0	0	0	0	0	0	0	0	0	5	45.5	3	27.3	3	27.3	79.7	91.1
1600	11	0	11	0	0	0	0	0	0	0	0	0	0	7	63.6	5	45.5	3	27.3	82.9	95
1700	13	0	12	0	1	0	0	0	0	0	0	0	0	4	30.8	3	23.1	2	15.4	70	88.2
1800	**16**	**0**	**15**	**0**	**1**	**0**	**0**	**0**	**0**	**0**	**0**	**0**	**0**	**10**	**62.5**	**6**	**37.5**	**2**	**12.5**	**82.3**	**88.2**
1900	10	0	10	0	0	0	0	0	0	0	0	0	0	1	10	1	10	1	10	74.5	-
2000	12	0	12	0	0	0	0	0	0	0	0	0	0	6	50	3	25	3	25	73.5	93.6
2100	4	0	4	0	0	0	0	0	0	0	0	0	0	2	50	1	25	1	25	81.6	-
2200	2	0	2	0	0	0	0	0	0	0	0	0	0	1	50	1	50	1	50	78.4	-
2300	1	0	1	0	0	0	0	0	0	0	0	0	0	1	100	1	100	1	100	112.6	-
07-19	**108**	**0**	**101**	**1**	**5**	**0**	**0**	**0**	**0**	**1**	**0**	**0**	**0**	**47**	**43.5**	**33**	**30.6**	**20**	**18.5**	**76.8**	**92.5**
06-22	**135**	**0**	**128**	**1**	**5**	**0**	**0**	**0**	**0**	**1**	**0**	**0**	**0**	**56**	**41.5**	**38**	**28.1**	**25**	**18.5**	**76.4**	**92.5**
06-00	**138**	**0**	**131**	**1**	**5**	**0**	**0**	**0**	**0**	**1**	**0**	**0**	**0**	**58**	**42**	**40**	**29**	**27**	**19.6**	**76.7**	**92.9**
00-00	**146**	**0**	**139**	**1**	**5**	**0**	**0**	**0**	**0**	**1**	**0**	**0**	**0**	**62**	**42.5**	**43**	**29.5**	**29**	**19.9**	**76.8**	**92.9**

DRAFT

Site 96
Location LP03420, Att - Telepole, Lat 54.17305, Long -6.85324
Direction North

3279 / Meath/Cavan/Monaghan ATC's
October 2013
Automatic Traffic Count

Mon, 14 October 2013

Time	Total	Classification												>PSL	>PSL%	>SL1	>SL1%	>SL2	>SL2%	Mean	Vpp
		1 MCL	2 SV	3 SVT	4 TB2	5 TB3	6 T4	7 ART3	8 ART4	9 ART5	10 ART6	11 BD	12 DRT	80	80	85 +5kph	85 +5kph	90 +10kph	90 +10kph		85
0000	2	0	2	0	0	0	0	0	0	0	0	0	0	2	100	2	100	2	100	98.1	-
0100	0	0	0	0	0	0	0	0	0	0	0	0	0	0	0	0	0	0	0	-	-
0200	0	0	0	0	0	0	0	0	0	0	0	0	0	0	0	0	0	0	0	-	-
0300	0	0	0	0	0	0	0	0	0	0	0	0	0	0	0	0	0	0	0	-	-
0400	0	0	0	0	0	0	0	0	0	0	0	0	0	0	0	0	0	0	0	-	-
0500	2	0	1	0	0	1	0	0	0	0	0	0	0	0	0	0	0	0	0	59.1	-
0600	3	0	3	0	0	0	0	0	0	0	0	0	0	1	33.3	1	33.3	0	0	80.1	-
0700	6	0	5	0	0	1	0	0	0	0	0	0	0	1	16.7	1	16.7	0	0	72.4	-
0800	23	0	19	1	2	0	1	0	0	0	0	0	0	14	60.9	9	39.1	2	8.7	80.1	89.3
0900	**26**	**0**	**15**	**1**	**3**	**0**	**5**	**0**	**1**	**1**	**0**	**0**	**0**	**9**	**34.6**	**5**	**19.2**	**4**	**15.4**	**74.4**	**87.5**
1000	15	0	13	1	0	0	1	0	0	0	0	0	0	6	40	6	40	4	26.7	73.6	97.2
1100	18	0	9	2	2	3	2	0	0	0	0	0	0	4	22.2	2	11.1	1	5.6	68.7	79.9
1200	**29**	**0**	**17**	**3**	**3**	**1**	**4**	**0**	**0**	**1**	**0**	**0**	**0**	**4**	**13.8**	**4**	**13.8**	**2**	**6.9**	**67.5**	**78.5**
1300	25	0	15	2	5	2	1	0	0	0	0	0	0	12	48	9	36	6	24	74.3	92.5
1400	15	0	10	2	1	0	1	0	0	1	0	0	0	4	26.7	4	26.7	2	13.3	70.8	87.8
1500	20	0	12	1	2	0	4	0	1	0	0	0	0	4	20	3	15	1	5	64.8	82.4
1600	27	0	21	2	2	1	1	0	0	0	0	0	0	7	25.9	6	22.2	3	11.1	71.3	86.4
1700	**29**	**0**	**25**	**0**	**3**	**0**	**0**	**0**	**0**	**1**	**0**	**0**	**0**	**12**	**41.4**	**9**	**31**	**2**	**6.9**	**77.8**	**88.9**
1800	16	0	15	0	0	0	0	0	0	1	0	0	0	6	37.5	5	31.3	5	31.3	77.6	97.9
1900	12	0	9	0	3	0	0	0	0	0	0	0	0	4	33.3	4	33.3	2	16.7	75.8	88.6
2000	8	0	6	0	1	0	1	0	0	0	0	0	0	5	62.5	2	25	0	0	78.2	-
2100	4	0	4	0	0	0	0	0	0	0	0	0	0	2	50	0	0	0	0	72.4	-
2200	1	0	1	0	0	0	0	0	0	0	0	0	0	1	100	1	100	1	100	116.9	-
2300	0	0	0	0	0	0	0	0	0	0	0	0	0	0	0	0	0	0	0	-	-
07-19	**249**	**0**	**176**	**15**	**23**	**8**	**20**	**0**	**2**	**5**	**0**	**0**	**0**	**83**	**33.3**	**63**	**25.3**	**32**	**12.9**	**72.9**	**88.9**
06-22	**276**	**0**	**198**	**15**	**27**	**8**	**21**	**0**	**2**	**5**	**0**	**0**	**0**	**95**	**34.4**	**70**	**25.4**	**34**	**12.3**	**73.2**	**88.6**
06-00	**277**	**0**	**199**	**15**	**27**	**8**	**21**	**0**	**2**	**5**	**0**	**0**	**0**	**96**	**34.7**	**71**	**25.6**	**35**	**12.6**	**73.4**	**88.6**
00-00	**281**	**0**	**202**	**15**	**27**	**9**	**21**	**0**	**2**	**5**	**0**	**0**	**0**	**98**	**34.9**	**73**	**26**	**37**	**13.2**	**73.5**	**88.9**

DRAFT

Site 96
Location LP03420, Att - Telepole, Lat 54.17305, Long -6.85324
Direction North

3279 / Meath/Cavan/Monaghan ATC's
October 2013
Automatic Traffic Count

Tue, 15 October 2013

Time	Total	Classification												>PSL	>PSL%	>SL1	>SL1%	>SL2	>SL2%	Mean	Vpp
		1 MCL	2 SV	3 SVT	4 TB2	5 TB3	6 T4	7 ART3	8 ART4	9 ART5	10 ART6	11 BD	12 DRT	80	80	85 +5kph	85 +5kph	90 +10kph	90 +10kph		85
0000	1	0	1	0	0	0	0	0	0	0	0	0	0	1	100	0	0	0	0	80.4	-
0100	1	0	1	0	0	0	0	0	0	0	0	0	0	1	100	1	100	0	0	88.8	-
0200	0	0	0	0	0	0	0	0	0	0	0	0	0	0	0	0	0	0	0	-	-
0300	0	0	0	0	0	0	0	0	0	0	0	0	0	0	0	0	0	0	0	-	-
0400	0	0	0	0	0	0	0	0	0	0	0	0	0	0	0	0	0	0	0	-	-
0500	1	0	0	0	1	0	0	0	0	0	0	0	0	0	0	0	0	0	0	49.5	-
0600	3	0	2	0	0	0	0	0	0	1	0	0	0	1	33.3	1	33.3	0	0	72.9	-
0700	11	0	8	0	0	0	0	0	1	1	1	0	0	4	36.4	2	18.2	2	18.2	76.9	81
0800	**29**	**0**	**22**	**0**	**3**	**1**	**1**	**1**	**0**	**1**	**0**	**0**	**0**	**14**	**48.3**	**9**	**31**	**4**	**13.8**	**79.5**	**88.6**
0900	28	0	16	2	6	0	4	0	0	0	0	0	0	10	35.7	6	21.4	5	17.9	71.5	92.2
1000	23	0	12	5	3	0	1	0	1	1	0	0	0	6	26.1	4	17.4	3	13	74.5	89.6
1100	16	0	8	3	3	1	0	0	1	0	0	0	0	3	18.8	1	6.3	0	0	65.5	79.9
1200	15	0	5	1	1	1	7	0	0	0	0	0	0	1	6.7	0	0	0	0	58.8	67.7
1300	19	0	15	1	3	0	0	0	0	0	0	0	0	6	31.6	4	21.1	2	10.5	71.9	87.1
1400	17	0	10	2	2	2	0	0	1	0	0	0	0	9	52.9	6	35.3	5	29.4	77.3	90.7
1500	28	0	17	2	2	2	4	0	0	1	0	0	0	9	32.1	8	28.6	4	14.3	74.5	89.6
1600	32	0	20	2	8	0	2	0	0	0	0	0	0	8	25	3	9.4	3	9.4	69.1	82.1
1700	**35**	**0**	**34**	**0**	**1**	**0**	**0**	**0**	**0**	**0**	**0**	**0**	**0**	**23**	**65.7**	**13**	**37.1**	**10**	**28.6**	**82.4**	**93.6**
1800	14	0	12	0	0	1	0	0	1	0	0	0	0	6	42.9	4	28.6	3	21.4	72.2	92.9
1900	12	0	9	0	1	0	0	0	1	0	1	0	0	5	41.7	3	25	3	25	77.7	90.7
2000	6	0	5	0	1	0	0	0	0	0	0	0	0	4	66.7	3	50	2	33.3	76.2	-
2100	5	0	5	0	0	0	0	0	0	0	0	0	0	2	40	2	40	2	40	86.7	-
2200	6	0	6	0	0	0	0	0	0	0	0	0	0	4	66.7	3	50	3	50	88.3	-
2300	2	0	2	0	0	0	0	0	0	0	0	0	0	2	100	1	50	1	50	88.7	-
07-19	**267**	**0**	**179**	**18**	**32**	**8**	**19**	**1**	**5**	**4**	**1**	**0**	**0**	**99**	**37.1**	**60**	**22.5**	**41**	**15.4**	**73.7**	**90.4**
06-22	**293**	**0**	**200**	**18**	**34**	**8**	**19**	**1**	**6**	**5**	**2**	**0**	**0**	**111**	**37.9**	**69**	**23.5**	**48**	**16.4**	**74.1**	**90.7**
06-00	**301**	**0**	**208**	**18**	**34**	**8**	**19**	**1**	**6**	**5**	**2**	**0**	**0**	**117**	**38.9**	**73**	**24.3**	**52**	**17.3**	**74.5**	**91.1**
00-00	**304**	**0**	**210**	**18**	**35**	**8**	**19**	**1**	**6**	**5**	**2**	**0**	**0**	**119**	**39.1**	**74**	**24.3**	**52**	**17.1**	**74.5**	**91.1**

DRAFT

Site 96
Location LP03420, Att - Telepole, Lat 54.17305, Long -6.85324
Direction North

3279 / Meath/Cavan/Monaghan ATC's
October 2013
Automatic Traffic Count

Virtual Day (7)

Time	Total	Classification												>PSL	>PSL%	>SL1	>SL1%	>SL2	>SL2%	Mean	Vpp
		1 MCL	2 SV	3 SVT	4 TB2	5 TB3	6 T4	7 ART3	8 ART4	9 ART5	10 ART6	11 BD	12 DRT	80	80	85 +5kph	85 +5kph	90 +10kph	90 +10kph		85
0000	2	0	2	0	0	0	0	0	0	0	0	0	0	1	81.8	1	54.5	1	45.5	86.7	-
0100	1	0	1	0	0	0	0	0	0	0	0	0	0	1	71.4	1	57.1	0	42.9	86.4	-
0200	1	0	1	0	0	0	0	0	0	0	0	0	0	0	25	0	25	0	25	75.1	-
0300	0	0	0	0	0	0	0	0	0	0	0	0	0	0	100	0	100	0	0	87.4	-
0400	0	0	0	0	0	0	0	0	0	0	0	0	0	0	0	0	0	0	0	61	-
0500	2	0	1	0	0	1	0	0	0	0	0	0	0	0	16.7	0	8.3	0	0	64.4	-
0600	2	0	1	0	0	0	0	0	0	0	0	0	0	0	27.3	0	27.3	0	0	77	-
0700	7	0	6	0	0	0	0	0	0	1	0	0	0	3	43.8	2	29.2	2	25	78.6	-
0800	**20**	**0**	**16**	**1**	**3**	**0**	**1**	**0**	**0**	**0**	**0**	**0**	**0**	**10**	**51**	**7**	**36.4**	**4**	**21**	**79.9**	**94.3**
0900	**20**	**0**	**11**	**2**	**2**	**0**	**4**	**0**	**0**	**0**	**1**	**0**	**0**	**6**	**28.2**	**4**	**19**	**3**	**14.1**	**72.2**	**87.5**
1000	16	0	11	2	2	0	1	0	0	0	0	0	0	5	30.4	3	20.9	2	14.8	74.4	89.6
1100	16	0	10	1	3	1	1	0	0	0	0	0	0	4	27.2	3	16.7	1	7.9	69.7	85.7
1200	24	0	13	2	3	1	4	0	0	0	0	0	0	4	17.9	3	11.3	2	8.9	67.7	81.4
1300	21	0	14	1	3	1	1	0	0	0	0	0	0	7	33.3	4	21.5	3	13.2	73.5	88.2
1400	16	0	12	1	1	1	0	0	0	0	0	0	0	6	37.6	4	28.4	3	21.1	76.4	93.6
1500	25	0	17	1	2	0	3	0	0	0	0	0	0	7	27.1	5	20.9	3	11.3	69.9	87.8
1600	26	0	19	1	4	1	1	0	0	0	0	0	0	8	29.7	5	20	3	12.4	71.6	87.8
1700	**28**	**0**	**25**	**1**	**2**	**0**	**0**	**0**	**0**	**0**	**1**	**0**	**0**	**14**	**47.7**	**9**	**31.2**	**5**	**17.6**	**77.1**	**90.7**
1800	16	0	15	0	0	0	0	0	0	0	0	0	0	8	47.8	6	33.9	4	24.3	77.3	95.8
1900	13	0	10	0	1	0	0	0	0	0	0	0	0	5	38.6	3	27.3	3	21.6	76.4	94
2000	10	0	9	0	1	0	0	0	0	0	0	0	0	5	51.5	3	33.8	2	22.1	76.2	-
2100	8	0	7	0	0	0	0	0	0	0	0	0	0	3	37.7	2	24.5	1	17	77.4	-
2200	3	0	3	0	0	0	0	0	0	0	0	0	0	2	58.3	2	50	2	45.8	88.1	-
2300	2	0	2	0	0	0	0	0	0	0	0	0	0	1	53.8	1	30.8	0	23.1	83.1	-
07-19	**237**	**0**	**169**	**12**	**26**	**5**	**15**	**0**	**2**	**3**	**4**	**0**	**0**	**82**	**34.5**	**56**	**23.6**	**36**	**15.1**	**73.6**	**90**
06-22	**268**	**0**	**197**	**13**	**27**	**5**	**15**	**0**	**2**	**4**	**4**	**0**	**0**	**95**	**35.3**	**65**	**24.2**	**42**	**15.6**	**73.9**	**90.4**
06-00	**274**	**0**	**202**	**13**	**28**	**5**	**15**	**0**	**2**	**4**	**4**	**0**	**0**	**98**	**35.8**	**67**	**24.6**	**44**	**16.1**	**74.2**	**90.7**
00-00	**279**	**0**	**206**	**13**	**28**	**6**	**15**	**0**	**2**	**4**	**4**	**0**	**0**	**101**	**36**	**69**	**24.8**	**45**	**16.3**	**74.2**	**90.7**

DRAFT

Site 96
Location LP03420, Att - Telepole, Lat 54.17305, Long -6.85324
Direction North

3279 / Meath/Cavan/Monaghan ATC's
October 2013
Automatic Traffic Count

Virtual Week (1)

Time	Total	Classification												>PSL	>PSL%	>SL1	>SL1%	>SL2	>SL2%	Mean	Vpp
		1 MCL	2 SV	3 SVT	4 TB2	5 TB3	6 T4	7 ART3	8 ART4	9 ART5	10 ART6	11 BD	12 DRT	80	80	85 +5kph	85 +5kph	90 +10kph	90 +10kph		85
Mon	281	0	202	15	27	9	21	0	2	5	0	0	0	98	34.9	73	26	37	13.2	73.5	88.9
Tue	304	0	210	18	35	8	19	1	6	5	2	0	0	119	39.1	74	24.3	52	17.1	74.5	91.1
Wed	299	1	200	12	34	9	22	0	5	5	11	0	0	85	28.4	56	18.7	41	13.7	71	87.5
Thu	331	0	239	12	35	7	21	1	0	4	12	0	0	114	34.4	78	23.6	56	16.9	74.4	90.7
Fri	347	1	248	14	40	7	22	1	2	8	4	0	0	138	39.8	95	27.4	60	17.3	75.7	91.8
|Sat	248	1	204	20	19	1	1	0	0	1	1	0	0	88	35.5	66	26.6	43	17.3	75	91.1
|Sun	146	0	139	1	5	0	0	0	0	1	0	0	0	62	42.5	43	29.5	29	19.9	76.8	92.9
5 Day Ave.	**312**	**0**	**220**	**14**	**34**	**8**	**21**	**1**	**3**	**5**	**6**	**0**	**0**	**111**	**35.6**	**75**	**24.0**	**49**	**15.7**	**73.8**	**90.0**
7 Day Ave.	**279**	**0**	**206**	**13**	**28**	**6**	**15**	**0**	**2**	**4**	**4**	**0**	**0**	**101**	**36.0**	**69**	**24.8**	**45**	**16.3**	**74.2**	**90.7**
--	**1956**	**3**	**1442**	**92**	**195**	**41**	**106**	**3**	**15**	**29**	**30**	**0**	**0**	**704**	**36.0**	**485**	**24.8**	**318**	**16.3**	**74.2**	**90.7**

Summary Graphs

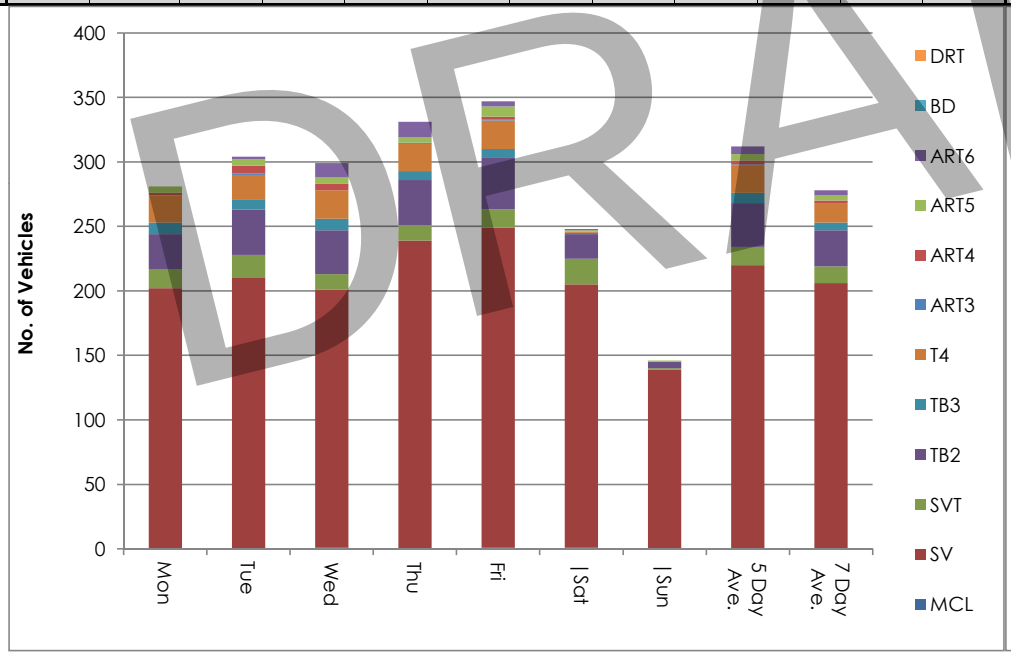

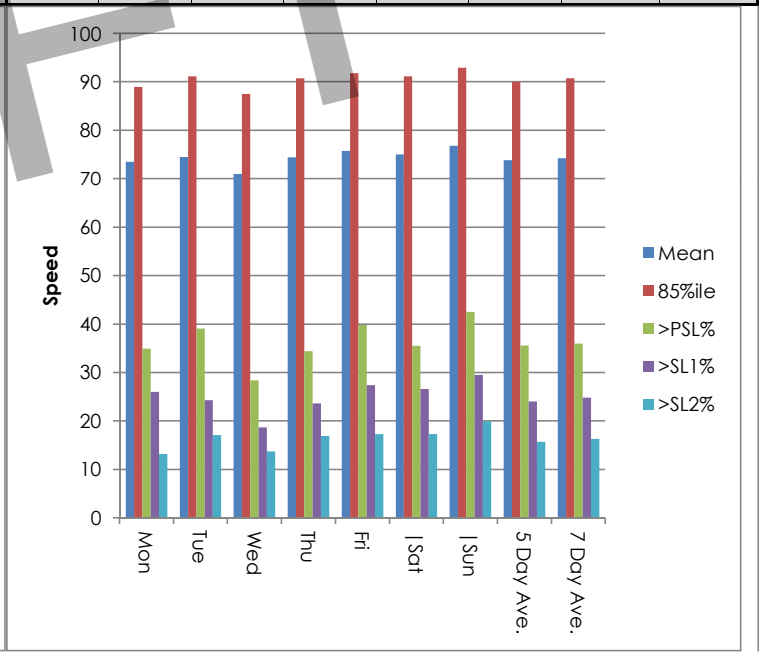

DRAFT

Site 96
Location LP03420, Att - Telepole, Lat 54.17305, Long -6.85324
Direction North

3279 / Meath/Cavan/Monaghan ATC's
October 2013
Automatic Traffic Count

Wed, 9 October 2013

Time	Total	Speed Bins (km/h)																												
		0 - 5	5 - 10	10 - 15	15 - 20	20 - 25	25 - 30	30 - 35	35 - 40	40 - 45	45 - 50	50 - 55	55 - 60	60 - 65	65 - 70	70 - 75	75 - 80	80 - 85	85 - 90	90 - 95	95 - 100	100 - 105	105 - 110	110 - 115	115 - 120	120 - 125	125 - 130	130 - 135	135 - 140
0000	4	0	0	0	0	0	0	0	0	0	0	0	0	0	0	1	0	1	0	0	1	1	0	0	0	0	0	0	0	0
0100	0	0	0	0	0	0	0	0	0	0	0	0	0	0	0	0	0	0	0	0	0	0	0	0	0	0	0	0	0	0
0200	0	0	0	0	0	0	0	0	0	0	0	0	0	0	0	0	0	0	0	0	0	0	0	0	0	0	0	0	0	0
0300	0	0	0	0	0	0	0	0	0	0	0	0	0	0	0	0	0	0	0	0	0	0	0	0	0	0	0	0	0	0
0400	1	0	0	0	0	0	0	0	0	0	0	0	0	1	0	0	0	0	0	0	0	0	0	0	0	0	0	0	0	0
0500	2	0	0	0	0	0	0	0	0	0	0	0	1	0	1	0	0	0	0	0	0	0	0	0	0	0	0	0	0	0
0600	1	0	0	0	0	0	0	0	0	0	0	0	0	0	0	0	1	0	0	0	0	0	0	0	0	0	0	0	0	0
0700	7	0	0	0	0	0	0	0	0	0	1	0	0	0	1	1	1	0	1	1	0	0	1	0	0	0	0	0	0	0
0800	**27**	**0**	**0**	**0**	**0**	**0**	**0**	**0**	**0**	**0**	**0**	**1**	**0**	**5**	**2**	**2**	**2**	**5**	**3**	**2**	**3**	**2**	**0**	**0**	**0**	**0**	**0**	**0**	**0**	**0**
0900	26	0	0	0	0	0	0	0	0	0	0	3	3	8	3	2	2	2	2	1	0	0	0	0	0	0	0	0	0	0
1000	13	0	0	0	0	0	0	0	0	0	1	0	5	2	2	1	1	0	0	0	0	0	1	0	0	0	0	0	0	0
1100	14	0	0	0	0	0	0	0	0	0	2	4	3	1	2	1	1	0	0	0	0	0	0	0	0	0	0	0	0	0
1200	27	0	0	1	0	0	0	1	1	0	0	1	2	1	5	6	3	3	0	2	1	0	0	0	0	0	0	0	0	0
1300	15	0	0	0	0	0	0	0	0	0	0	0	5	1	3	1	1	2	1	0	0	1	0	0	0	0	0	0	0	0
1400	18	0	0	0	0	0	0	0	0	1	0	0	2	2	2	6	3	0	0	2	0	0	0	0	0	0	0	0	0	0
1500	**36**	**0**	**0**	**1**	**0**	**0**	**0**	**0**	**4**	**0**	**0**	**3**	**4**	**4**	**5**	**3**	**7**	**1**	**1**	**1**	**1**	**0**	**0**	**0**	**1**	**0**	**0**	**0**	**0**	**0**
1600	23	0	0	0	0	0	0	0	0	1	0	1	4	2	5	5	0	2	0	1	1	0	1	0	0	0	0	0	0	0
1700	33	0	0	0	0	0	0	1	0	1	2	2	4	2	5	3	1	4	4	2	2	0	0	0	0	0	0	0	0	0
1800	17	0	0	0	1	0	0	0	0	0	0	0	0	1	5	1	2	1	1	1	2	2	0	0	0	0	0	0	0	0
1900	15	0	0	1	0	0	0	0	0	0	0	0	0	2	0	2	1	5	0	1	2	1	0	0	0	0	0	0	0	0
2000	7	0	0	0	0	0	0	0	0	0	0	0	1	0	1	1	1	1	1	1	0	0	0	0	0	0	0	0	0	0
2100	9	0	0	0	0	1	0	0	0	0	0	1	0	0	0	0	3	2	1	0	0	1	0	0	0	0	0	0	0	0
2200	2	0	0	0	0	0	0	0	0	0	0	0	0	0	1	0	0	0	0	0	0	0	0	1	0	0	0	0	0	0
2300	2	0	0	0	0	0	0	0	0	0	0	0	0	0	0	1	1	0	0	0	0	0	0	0	0	0	0	0	0	0
07-19	**256**	**0**	**0**	**2**	**1**	**0**	**0**	**2**	**5**	**3**	**6**	**15**	**32**	**29**	**40**	**32**	**24**	**20**	**13**	**13**	**10**	**5**	**3**	**0**	**1**	**0**	**0**	**0**	**0**	**0**
06-22	**288**	**0**	**0**	**3**	**1**	**1**	**0**	**2**	**5**	**3**	**6**	**16**	**33**	**31**	**41**	**35**	**30**	**28**	**15**	**15**	**12**	**7**	**3**	**0**	**1**	**0**	**0**	**0**	**0**	**0**
06-00	**292**	**0**	**0**	**3**	**1**	**1**	**0**	**2**	**5**	**3**	**6**	**16**	**33**	**31**	**42**	**36**	**31**	**28**	**15**	**15**	**12**	**7**	**3**	**1**	**1**	**0**	**0**	**0**	**0**	**0**
00-00	**299**	**0**	**0**	**3**	**1**	**1**	**0**	**2**	**5**	**3**	**6**	**16**	**34**	**32**	**43**	**37**	**31**	**29**	**15**	**15**	**13**	**8**	**3**	**1**	**1**	**0**	**0**	**0**	**0**	**0**

DRAFT

Site 96
Location LP03420, Att - Telepole, Lat 54.17305, Long -6.85324
Direction North

3279 / Meath/Cavan/Monaghan ATC's
October 2013
Automatic Traffic Count

Thu, 10 October 2013

Time	Total	Speed Bins (km/h)																											
		0 - 5	5 - 10	10 - 15	15 - 20	20 - 25	25 - 30	30 - 35	35 - 40	40 - 45	45 - 50	50 - 55	55 - 60	60 - 65	65 - 70	70 - 75	75 - 80	80 - 85	85 - 90	90 - 95	95 - 100	100 - 105	105 - 110	110 - 115	115 - 120	120 - 125	125 - 130	130 - 135	135 - 140
0000	0	0	0	0	0	0	0	0	0	0	0	0	0	0	0	0	0	0	0	0	0	0	0	0	0	0	0	0	0
0100	1	0	0	0	0	0	0	0	0	0	0	0	0	0	0	0	0	0	0	0	1	0	0	0	0	0	0	0	0
0200	1	0	0	0	0	0	0	0	0	0	0	0	0	0	0	1	0	0	0	0	0	0	0	0	0	0	0	0	0
0300	0	0	0	0	0	0	0	0	0	0	0	0	0	0	0	0	0	0	0	0	0	0	0	0	0	0	0	0	0
0400	0	0	0	0	0	0	0	0	0	0	0	0	0	0	0	0	0	0	0	0	0	0	0	0	0	0	0	0	0
0500	3	0	0	0	0	0	0	0	0	0	0	0	0	1	0	1	0	1	0	0	0	0	0	0	0	0	0	0	0
0600	1	0	0	0	0	0	0	0	0	0	0	0	0	0	0	1	0	0	0	0	0	0	0	0	0	0	0	0	0
0700	7	0	0	0	0	0	0	0	0	0	0	0	0	1	1	0	0	2	0	1	1	0	1	0	0	0	0	0	0
0800	**29**	**0**	**0**	**0**	**0**	**0**	**0**	**0**	**0**	**1**	**0**	**0**	**3**	**4**	**1**	**5**	**5**	**3**	**4**	**1**	**1**	**1**	**0**	**0**	**0**	**0**	**0**	**0**	**0**
0900	23	0	0	0	0	0	0	0	0	0	0	4	3	1	4	3	1	0	0	3	0	1	2	0	0	1	0	0	0
1000	21	0	0	0	0	0	0	0	0	0	0	1	1	1	3	1	6	3	2	2	0	1	0	0	0	0	0	0	0
1100	19	0	0	0	0	0	0	0	0	0	0	1	2	4	3	1	3	4	1	0	0	0	0	0	0	0	0	0	0
1200	32	0	0	0	0	0	0	0	0	1	1	2	6	4	4	3	6	2	0	1	1	1	0	0	0	0	0	0	0
1300	22	0	0	0	0	0	1	0	0	0	1	0	1	1	3	5	2	4	1	1	0	1	1	0	0	0	0	0	0
1400	14	0	0	0	0	0	0	0	0	0	1	1	3	3	1	2	0	1	1	0	0	1	0	0	0	0	0	0	0
1500	28	0	0	0	0	0	1	0	0	0	3	1	2	2	2	5	3	3	3	1	2	0	0	0	0	0	0	0	0
1600	29	0	0	0	0	0	1	1	0	0	1	2	6	3	3	2	5	2	2	0	0	1	0	0	0	0	0	0	0
1700	**40**	**0**	**0**	**0**	**0**	**0**	**0**	**0**	**0**	**0**	**1**	**1**	**1**	**2**	**6**	**1**	**7**	**5**	**3**	**8**	**2**	**1**	**2**	**0**	**0**	**0**	**0**	**0**	**0**
1800	18	0	0	0	0	0	0	0	0	1	1	1	0	0	1	4	2	0	1	3	1	1	2	0	0	0	0	0	0
1900	13	0	0	0	0	1	0	0	0	0	0	0	0	1	0	3	1	1	3	3	0	0	0	0	0	0	0	0	0
2000	10	0	0	0	0	0	1	0	0	0	0	0	0	1	1	2	2	2	0	0	0	1	0	0	0	0	0	0	0
2100	16	0	0	0	0	0	0	0	0	0	0	0	1	1	4	3	1	2	1	1	1	1	0	0	0	0	0	0	0
2200	1	0	0	0	0	0	0	0	0	0	0	0	0	0	0	0	0	0	0	0	0	0	0	0	0	1	0	0	0
2300	3	0	0	0	0	0	0	0	0	0	0	0	0	1	0	0	1	1	0	0	0	0	0	0	0	0	0	0	0
07-19	**282**	**0**	**0**	**0**	**0**	**0**	**3**	**1**	**0**	**3**	**9**	**14**	**28**	**26**	**32**	**32**	**40**	**29**	**18**	**21**	**8**	**9**	**8**	**0**	**0**	**1**	**0**	**0**	**0**
06-22	**322**	**0**	**0**	**0**	**0**	**1**	**4**	**1**	**0**	**3**	**9**	**14**	**29**	**29**	**37**	**41**	**44**	**34**	**22**	**25**	**9**	**11**	**8**	**0**	**0**	**1**	**0**	**0**	**0**
06-00	**326**	**0**	**0**	**0**	**0**	**1**	**4**	**1**	**0**	**3**	**9**	**14**	**29**	**30**	**37**	**41**	**45**	**35**	**22**	**25**	**9**	**11**	**8**	**0**	**0**	**2**	**0**	**0**	**0**
00-00	**331**	**0**	**0**	**0**	**0**	**1**	**4**	**1**	**0**	**3**	**9**	**14**	**29**	**31**	**37**	**43**	**45**	**36**	**22**	**25**	**10**	**11**	**8**	**0**	**0**	**2**	**0**	**0**	**0**

DRAFT

Site 96
Location LP03420, Att - Telepole, Lat 54.17305, Long -6.85324
Direction North

3279 / Meath/Cavan/Monaghan ATC's
October 2013
Automatic Traffic Count

Fri, 11 October 2013

Time	Total	Speed Bins (km/h)																											
		0 - 5	5 - 10	10 - 15	15 - 20	20 - 25	25 - 30	30 - 35	35 - 40	40 - 45	45 - 50	50 - 55	55 - 60	60 - 65	65 - 70	70 - 75	75 - 80	80 - 85	85 - 90	90 - 95	95 - 100	100 - 105	105 - 110	110 - 115	115 - 120	120 - 125	125 - 130	130 - 135	135 - 140
0000	0	0	0	0	0	0	0	0	0	0	0	0	0	0	0	0	0	0	0	0	0	0	0	0	0	0	0	0	0
0100	1	0	0	0	0	0	0	0	0	0	0	0	0	0	0	0	0	1	0	0	0	0	0	0	0	0	0	0	0
0200	1	0	0	0	0	0	0	0	0	0	0	0	0	0	1	0	0	0	0	0	0	0	0	0	0	0	0	0	0
0300	0	0	0	0	0	0	0	0	0	0	0	0	0	0	0	0	0	0	0	0	0	0	0	0	0	0	0	0	0
0400	0	0	0	0	0	0	0	0	0	0	0	0	0	0	0	0	0	0	0	0	0	0	0	0	0	0	0	0	0
0500	3	0	0	0	0	0	0	0	0	0	0	0	2	0	1	0	0	0	0	0	0	0	0	0	0	0	0	0	0
0600	1	0	0	0	0	0	0	0	0	0	0	0	0	0	0	0	1	0	0	0	0	0	0	0	0	0	0	0	0
0700	9	0	0	0	0	0	0	0	0	0	0	0	0	1	1	0	2	1	0	2	1	1	0	0	0	0	0	0	0
0800	**22**	**0**	**0**	**0**	**0**	**0**	**0**	**0**	**0**	**0**	**0**	**0**	**1**	**1**	**2**	**3**	**4**	**1**	**2**	**2**	**3**	**2**	**0**	**1**	**0**	**0**	**0**	**0**	**0**
0900	21	0	0	0	0	0	0	0	0	0	0	1	2	4	0	4	4	3	1	1	0	1	0	0	0	0	0	0	0
1000	17	0	0	0	0	0	0	0	0	0	0	0	0	1	2	1	4	5	2	1	1	0	0	0	0	0	0	0	0
1100	**22**	**0**	**0**	**0**	**0**	**0**	**0**	**0**	**0**	**0**	**0**	**3**	**3**	**2**	**1**	**1**	**1**	**3**	**4**	**1**	**2**	**0**	**0**	**1**	**0**	**0**	**0**	**0**	**0**
1200	33	0	0	0	0	0	0	0	0	1	2	3	7	6	3	5	1	1	2	1	0	1	0	0	0	0	0	0	0
1300	28	0	0	0	0	0	0	0	0	0	0	1	2	2	8	1	4	3	3	2	0	1	1	0	0	0	0	0	0
1400	16	0	0	0	0	0	0	0	0	0	0	0	0	0	1	3	5	0	2	2	1	0	1	0	0	1	0	0	0
1500	31	0	0	0	0	0	0	0	0	0	1	3	5	5	0	7	2	0	5	1	2	0	0	0	0	0	0	0	0
1600	**40**	**0**	**0**	**0**	**0**	**2**	**0**	**0**	**1**	**2**	**2**	**1**	**2**	**4**	**6**	**8**	**3**	**2**	**3**	**1**	**2**	**1**	**0**	**0**	**0**	**0**	**0**	**0**	**0**
1700	36	0	0	0	0	0	0	0	0	0	1	0	1	1	5	2	6	10	6	2	1	0	0	0	0	0	0	1	0
1800	26	0	0	0	1	0	0	0	0	0	0	2	0	2	4	2	1	8	2	1	3	0	0	0	0	0	0	0	0
1900	10	0	0	0	0	0	0	0	0	0	0	0	0	0	0	1	4	1	0	0	2	1	1	0	0	0	0	0	0
2000	16	0	0	0	0	0	1	0	0	0	0	0	1	0	2	0	3	2	1	3	3	0	0	0	0	0	0	0	0
2100	5	0	0	0	0	0	0	0	0	0	0	0	0	1	1	0	1	0	1	0	1	0	0	0	0	0	0	0	0
2200	6	0	0	0	0	0	0	0	0	0	0	0	0	1	0	0	1	1	0	2	0	0	1	0	0	0	0	0	0
2300	3	0	0	0	0	0	0	0	0	0	0	0	0	0	0	0	1	1	1	0	0	0	0	0	0	0	0	0	0
07-19	**301**	**0**	**0**	**0**	**1**	**2**	**0**	**0**	**1**	**3**	**6**	**14**	**23**	**29**	**33**	**37**	**37**	**37**	**32**	**17**	**16**	**7**	**2**	**2**	**0**	**1**	**0**	**1**	**0**
06-22	**333**	**0**	**0**	**0**	**1**	**2**	**1**	**0**	**1**	**3**	**6**	**14**	**24**	**30**	**36**	**38**	**46**	**40**	**34**	**20**	**22**	**8**	**3**	**2**	**0**	**1**	**0**	**1**	**0**
06-00	**342**	**0**	**0**	**0**	**1**	**2**	**1**	**0**	**1**	**3**	**6**	**14**	**24**	**31**	**36**	**38**	**48**	**42**	**35**	**22**	**22**	**8**	**4**	**2**	**0**	**1**	**0**	**1**	**0**
00-00	**347**	**0**	**0**	**0**	**1**	**2**	**1**	**0**	**1**	**3**	**6**	**14**	**26**	**31**	**38**	**38**	**48**	**43**	**35**	**22**	**22**	**8**	**4**	**2**	**0**	**1**	**0**	**1**	**0**

DRAFT

Site 96
Location LP03420, Att - Telepole, Lat 54.17305, Long -6.85324
Direction North

3279 / Meath/Cavan/Monaghan ATC's
October 2013
Automatic Traffic Count

Sat, 12 October 2013

Time	Total	Speed Bins (km/h)																											
		0 - 5	5 - 10	10 - 15	15 - 20	20 - 25	25 - 30	30 - 35	35 - 40	40 - 45	45 - 50	50 - 55	55 - 60	60 - 65	65 - 70	70 - 75	75 - 80	80 - 85	85 - 90	90 - 95	95 - 100	100 - 105	105 - 110	110 - 115	115 - 120	120 - 125	125 - 130	130 - 135	135 - 140
0000	1	0	0	0	0	0	0	0	0	0	0	0	0	0	0	0	0	0	0	1	0	0	0	0	0	0	0	0	0
0100	2	0	0	0	0	0	0	0	0	0	0	0	0	0	0	1	0	0	0	1	0	0	0	0	0	0	0	0	0
0200	3	0	0	0	0	0	0	0	0	0	0	0	0	0	0	1	1	0	0	1	0	0	0	0	0	0	0	0	0
0300	1	0	0	0	0	0	0	0	0	0	0	0	0	0	0	0	0	0	1	0	0	0	0	0	0	0	0	0	0
0400	0	0	0	0	0	0	0	0	0	0	0	0	0	0	0	0	0	0	0	0	0	0	0	0	0	0	0	0	0
0500	1	0	0	0	0	0	0	0	0	0	0	0	0	0	0	0	0	0	1	0	0	0	0	0	0	0	0	0	0
0600	1	0	0	0	0	0	0	0	0	0	0	0	0	0	0	0	0	0	1	0	0	0	0	0	0	0	0	0	0
0700	5	0	0	0	0	0	0	0	0	0	0	0	0	1	1	0	0	2	0	0	0	0	0	0	1	0	0	0	0
0800	7	0	0	0	0	0	0	0	1	0	0	0	0	0	0	0	2	1	0	1	1	1	0	0	0	0	0	0	0
0900	13	0	0	0	0	0	0	0	0	0	0	1	0	3	1	1	6	0	1	0	0	0	0	0	0	0	0	0	0
1000	18	0	0	0	0	0	0	0	0	0	0	0	1	2	4	2	5	1	0	3	0	0	0	0	0	0	0	0	0
1100	**22**	**0**	**0**	**0**	**0**	**0**	**0**	**0**	**1**	**0**	**0**	**1**	**2**	**3**	**3**	**3**	**2**	**0**	**3**	**3**	**1**	**0**	**0**	**0**	**0**	**0**	**0**	**0**	**0**
1200	**24**	**0**	**0**	**0**	**0**	**0**	**0**	**0**	**2**	**0**	**0**	**1**	**3**	**4**	**1**	**2**	**5**	**3**	**0**	**0**	**1**	**2**	**0**	**0**	**0**	**0**	**0**	**0**	**0**
1300	20	0	0	0	0	0	0	0	0	1	0	0	4	1	3	4	3	2	0	1	0	0	1	0	0	0	0	0	0
1400	20	0	0	0	0	0	0	0	0	0	0	1	0	2	0	3	3	5	0	0	4	1	0	1	0	0	0	0	0
1500	23	0	0	0	0	1	2	0	1	0	1	0	0	2	3	2	3	3	2	2	1	0	0	0	0	0	0	0	0
1600	23	0	0	0	0	0	0	0	0	0	0	0	0	1	3	2	3	4	4	1	1	1	1	2	0	0	0	0	0
1700	13	0	0	0	0	0	0	0	0	0	1	3	0	2	2	1	1	0	3	0	0	0	0	0	0	0	0	0	0
1800	8	0	0	0	0	0	0	0	0	0	0	0	0	3	1	0	0	0	2	2	0	0	0	0	0	0	0	0	0
1900	16	0	0	0	1	0	1	0	0	0	0	0	2	1	3	3	2	1	0	0	1	0	1	0	0	0	0	0	0
2000	9	0	0	0	0	1	0	0	0	0	1	0	0	0	0	0	2	0	3	1	0	1	0	0	0	0	0	0	0
2100	10	0	0	0	0	0	0	0	0	0	0	0	0	0	3	2	3	0	1	0	1	0	0	0	0	0	0	0	0
2200	6	0	0	0	0	0	0	0	0	0	0	0	1	0	1	1	1	0	1	0	0	0	0	0	0	1	0	0	0
2300	2	0	0	0	0	0	0	0	0	0	0	0	0	0	0	1	0	0	0	0	0	1	0	0	0	0	0	0	0
07-19	**196**	**0**	**0**	**0**	**0**	**1**	**2**	**0**	**5**	**1**	**2**	**7**	**10**	**24**	**22**	**20**	**33**	**21**	**15**	**13**	**9**	**5**	**2**	**3**	**1**	**0**	**0**	**0**	**0**
06-22	**232**	**0**	**0**	**0**	**1**	**2**	**3**	**0**	**5**	**1**	**3**	**7**	**12**	**25**	**28**	**25**	**40**	**22**	**20**	**14**	**11**	**6**	**3**	**3**	**1**	**0**	**0**	**0**	**0**
06-00	**240**	**0**	**0**	**0**	**1**	**2**	**3**	**0**	**5**	**1**	**3**	**7**	**13**	**25**	**29**	**27**	**41**	**22**	**21**	**14**	**11**	**7**	**3**	**3**	**1**	**1**	**0**	**0**	**0**
00-00	**248**	**0**	**0**	**0**	**1**	**2**	**3**	**0**	**5**	**1**	**3**	**7**	**13**	**25**	**29**	**29**	**42**	**22**	**23**	**17**	**11**	**7**	**3**	**3**	**1**	**1**	**0**	**0**	**0**

DRAFT

Site 96
Location LP03420, Att - Telepole, Lat 54.17305, Long -6.85324
Direction North

3279 / Meath/Cavan/Monaghan ATC's
October 2013
Automatic Traffic Count

Sun, 13 October 2013

Time	Total	Speed Bins (km/h)																											
		0 - 5	5 - 10	10 - 15	15 - 20	20 - 25	25 - 30	30 - 35	35 - 40	40 - 45	45 - 50	50 - 55	55 - 60	60 - 65	65 - 70	70 - 75	75 - 80	80 - 85	85 - 90	90 - 95	95 - 100	100 - 105	105 - 110	110 - 115	115 - 120	120 - 125	125 - 130	130 - 135	135 - 140
0000	3	0	0	0	0	0	0	0	0	0	0	0	0	1	0	0	0	1	1	0	0	0	0	0	0	0	0	0	0
0100	2	0	0	0	0	0	0	0	0	0	0	0	0	0	1	0	0	0	0	0	0	1	0	0	0	0	0	0	0
0200	3	0	0	0	0	0	0	0	0	0	0	0	1	0	0	1	0	0	0	1	0	0	0	0	0	0	0	0	0
0300	0	0	0	0	0	0	0	0	0	0	0	0	0	0	0	0	0	0	0	0	0	0	0	0	0	0	0	0	0
0400	0	0	0	0	0	0	0	0	0	0	0	0	0	0	0	0	0	0	0	0	0	0	0	0	0	0	0	0	0
0500	0	0	0	0	0	0	0	0	0	0	0	0	0	0	0	0	0	0	0	0	0	0	0	0	0	0	0	0	0
0600	1	0	0	0	0	0	0	0	0	0	0	0	0	0	0	0	1	0	0	0	0	0	0	0	0	0	0	0	0
0700	3	0	0	0	0	0	0	0	0	1	0	0	0	0	2	0	0	0	0	0	0	0	0	0	0	0	0	0	0
0800	6	0	0	0	0	0	0	0	0	0	0	0	0	0	1	0	0	1	1	2	0	0	1	0	0	0	0	0	0
0900	5	0	0	0	0	0	0	0	0	0	0	1	1	1	0	0	0	0	1	1	0	0	0	0	0	0	0	0	0
1000	**8**	**0**	**0**	**0**	**0**	**0**	**0**	**0**	**0**	**0**	**2**	**1**	**0**	**1**	**1**	**0**	**2**	**0**	**0**	**0**	**0**	**0**	**0**	**0**	**0**	**1**	**0**	**0**	**0**
1100	3	0	0	0	0	0	0	0	0	0	0	1	0	0	0	1	0	1	0	0	0	0	0	0	0	0	0	0	0
1200	8	0	0	0	0	0	0	0	0	1	0	0	0	1	0	2	1	1	0	1	1	0	0	0	0	0	0	0	0
1300	15	0	0	0	0	0	0	0	0	0	0	0	2	1	1	6	1	1	2	1	0	0	0	0	0	0	0	0	0
1400	9	0	0	0	0	0	0	0	0	0	0	0	0	1	2	1	0	1	2	0	1	1	0	0	0	0	0	0	0
1500	11	0	0	0	0	0	0	0	0	0	0	1	0	1	0	2	2	2	0	2	0	0	1	0	0	0	0	0	0
1600	11	0	0	0	0	0	0	0	0	0	0	0	0	1	1	1	1	2	2	0	2	1	0	0	0	0	0	0	0
1700	13	0	0	0	0	0	0	0	2	0	0	0	1	1	1	4	0	1	1	1	1	0	0	0	0	0	0	0	0
1800	**16**	**0**	**0**	**0**	**0**	**0**	**0**	**0**	**0**	**0**	**0**	**0**	**0**	**0**	**1**	**2**	**3**	**4**	**4**	**0**	**2**	**0**	**0**	**0**	**0**	**0**	**0**	**0**	**0**
1900	10	0	0	0	0	0	0	0	0	0	0	0	0	2	2	1	4	0	0	0	1	0	0	0	0	0	0	0	0
2000	12	0	0	1	0	0	0	0	0	0	0	0	1	1	1	1	1	3	0	2	1	0	0	0	0	0	0	0	0
2100	4	0	0	0	0	0	0	0	0	0	0	0	0	0	0	1	1	1	0	0	1	0	0	0	0	0	0	0	0
2200	2	0	0	0	0	0	0	0	0	0	0	0	1	0	0	0	0	0	0	0	1	0	0	0	0	0	0	0	0
2300	1	0	0	0	0	0	0	0	0	0	0	0	0	0	0	0	0	0	0	0	0	0	0	1	0	0	0	0	0
07-19	**108**	**0**	**0**	**0**	**0**	**0**	**0**	**0**	**2**	**2**	**2**	**4**	**4**	**8**	**10**	**19**	**10**	**14**	**13**	**8**	**7**	**2**	**2**	**0**	**0**	**1**	**0**	**0**	**0**
06-22	**135**	**0**	**0**	**1**	**0**	**0**	**0**	**0**	**2**	**2**	**2**	**4**	**5**	**11**	**13**	**22**	**17**	**18**	**13**	**10**	**10**	**2**	**2**	**0**	**0**	**1**	**0**	**0**	**0**
06-00	**138**	**0**	**0**	**1**	**0**	**0**	**0**	**0**	**2**	**2**	**2**	**4**	**6**	**11**	**13**	**22**	**17**	**18**	**13**	**10**	**11**	**2**	**2**	**1**	**0**	**1**	**0**	**0**	**0**
00-00	**146**	**0**	**0**	**1**	**0**	**0**	**0**	**0**	**2**	**2**	**2**	**4**	**7**	**12**	**14**	**23**	**17**	**19**	**14**	**11**	**11**	**3**	**2**	**1**	**0**	**1**	**0**	**0**	**0**

DRAFT

Site 96
Location LP03420, Att - Telepole, Lat 54.17305, Long -6.85324
Direction North

3279 / Meath/Cavan/Monaghan ATC's
October 2013
Automatic Traffic Count

Mon, 14 October 2013

Time	Total	Speed Bins (km/h)																												
		0 - 5	5 - 10	10 - 15	15 - 20	20 - 25	25 - 30	30 - 35	35 - 40	40 - 45	45 - 50	50 - 55	55 - 60	60 - 65	65 - 70	70 - 75	75 - 80	80 - 85	85 - 90	90 - 95	95 - 100	100 - 105	105 - 110	110 - 115	115 - 120	120 - 125	125 - 130	130 - 135	135 - 140
0000	2	0	0	0	0	0	0	0	0	0	0	0	0	0	0	0	0	0	0	0	2	0	0	0	0	0	0	0	0	0
0100	0	0	0	0	0	0	0	0	0	0	0	0	0	0	0	0	0	0	0	0	0	0	0	0	0	0	0	0	0	0
0200	0	0	0	0	0	0	0	0	0	0	0	0	0	0	0	0	0	0	0	0	0	0	0	0	0	0	0	0	0	0
0300	0	0	0	0	0	0	0	0	0	0	0	0	0	0	0	0	0	0	0	0	0	0	0	0	0	0	0	0	0	0
0400	0	0	0	0	0	0	0	0	0	0	0	0	0	0	0	0	0	0	0	0	0	0	0	0	0	0	0	0	0	0
0500	2	0	0	0	0	0	0	0	0	0	0	0	1	1	0	0	0	0	0	0	0	0	0	0	0	0	0	0	0	0
0600	3	0	0	0	0	0	0	0	0	0	0	0	0	0	0	1	1	0	1	0	0	0	0	0	0	0	0	0	0	0
0700	6	0	0	0	0	0	0	0	0	0	0	0	1	0	2	0	2	0	1	0	0	0	0	0	0	0	0	0	0	0
0800	23	0	0	0	0	0	0	1	0	0	0	0	0	0	4	2	2	5	7	1	0	0	1	0	0	0	0	0	0	0
0900	**26**	**0**	**0**	**0**	**0**	**0**	**0**	**0**	**0**	**0**	**0**	**3**	**1**	**6**	**3**	**2**	**2**	**4**	**1**	**0**	**2**	**1**	**0**	**0**	**1**	**0**	**0**	**0**	**0**	**0**
1000	15	0	0	0	0	0	0	0	0	2	1	1	0	1	2	1	1	0	2	1	2	0	0	0	1	0	0	0	0	0
1100	18	0	0	0	0	0	0	1	0	0	0	2	3	1	2	2	3	2	1	0	0	1	0	0	0	0	0	0	0	0
1200	**29**	**0**	**0**	**0**	**0**	**0**	**0**	**1**	**1**	**0**	**1**	**1**	**1**	**9**	**3**	**6**	**2**	**0**	**2**	**0**	**0**	**2**	**0**	**0**	**0**	**0**	**0**	**0**	**0**	**0**
1300	25	0	0	0	0	0	0	0	1	1	0	2	2	4	2	1	0	3	3	5	0	0	0	0	1	0	0	0	0	0
1400	15	0	0	0	0	0	0	0	0	1	0	1	1	3	2	2	1	0	2	2	0	0	0	0	0	0	0	0	0	0
1500	20	0	0	0	0	0	0	0	1	0	2	1	5	3	2	1	1	1	2	1	0	0	0	0	0	0	0	0	0	0
1600	27	0	0	0	0	0	0	0	1	1	2	2	1	2	4	1	6	1	3	0	1	0	2	0	0	0	0	0	0	0
1700	**29**	**0**	**0**	**0**	**0**	**0**	**0**	**0**	**0**	**0**	**0**	**1**	**2**	**0**	**2**	**4**	**8**	**3**	**7**	**2**	**0**	**0**	**0**	**0**	**0**	**0**	**0**	**0**	**0**	**0**
1800	16	0	0	0	1	0	0	0	0	0	0	0	1	0	3	1	4	1	0	0	3	2	0	0	0	0	0	0	0	0
1900	12	0	0	0	0	0	0	0	0	0	0	0	0	2	3	2	1	0	2	2	0	0	0	0	0	0	0	0	0	0
2000	8	0	0	0	0	0	0	0	0	0	0	0	1	0	1	0	1	3	2	0	0	0	0	0	0	0	0	0	0	0
2100	4	0	0	0	0	0	0	0	0	0	0	0	1	0	0	1	0	2	0	0	0	0	0	0	0	0	0	0	0	0
2200	1	0	0	0	0	0	0	0	0	0	0	0	0	0	0	0	0	0	0	0	0	0	0	0	1	0	0	0	0	0
2300	0	0	0	0	0	0	0	0	0	0	0	0	0	0	0	0	0	0	0	0	0	0	0	0	0	0	0	0	0	0
07-19	**249**	**0**	**0**	**0**	**1**	**0**	**0**	**3**	**4**	**5**	**6**	**14**	**18**	**29**	**31**	**23**	**32**	**20**	**31**	**12**	**8**	**6**	**3**	**0**	**3**	**0**	**0**	**0**	**0**	**0**
06-22	**276**	**0**	**0**	**0**	**1**	**0**	**0**	**3**	**4**	**5**	**6**	**14**	**20**	**31**	**35**	**27**	**35**	**25**	**36**	**14**	**8**	**6**	**3**	**0**	**3**	**0**	**0**	**0**	**0**	**0**
06-00	**277**	**0**	**0**	**0**	**1**	**0**	**0**	**3**	**4**	**5**	**6**	**14**	**20**	**31**	**35**	**27**	**35**	**25**	**36**	**14**	**8**	**6**	**3**	**0**	**4**	**0**	**0**	**0**	**0**	**0**
00-00	**281**	**0**	**0**	**0**	**1**	**0**	**0**	**3**	**4**	**5**	**6**	**14**	**21**	**32**	**35**	**27**	**35**	**25**	**36**	**14**	**10**	**6**	**3**	**0**	**4**	**0**	**0**	**0**	**0**	**0**

DRAFT

Site 96
Location LP03420, Att - Telepole, Lat 54.17305, Long -6.85324
Direction North

3279 / Meath/Cavan/Monaghan ATC's
October 2013
Automatic Traffic Count

Tue, 15 October 2013

Time	Total	Speed Bins (km/h)																											
		0 - 5	5 - 10	10 - 15	15 - 20	20 - 25	25 - 30	30 - 35	35 - 40	40 - 45	45 - 50	50 - 55	55 - 60	60 - 65	65 - 70	70 - 75	75 - 80	80 - 85	85 - 90	90 - 95	95 - 100	100 - 105	105 - 110	110 - 115	115 - 120	120 - 125	125 - 130	130 - 135	135 - 140
0000	1	0	0	0	0	0	0	0	0	0	0	0	0	0	0	0	0	1	0	0	0	0	0	0	0	0	0	0	0
0100	1	0	0	0	0	0	0	0	0	0	0	0	0	0	0	0	0	0	1	0	0	0	0	0	0	0	0	0	0
0200	0	0	0	0	0	0	0	0	0	0	0	0	0	0	0	0	0	0	0	0	0	0	0	0	0	0	0	0	0
0300	0	0	0	0	0	0	0	0	0	0	0	0	0	0	0	0	0	0	0	0	0	0	0	0	0	0	0	0	0
0400	0	0	0	0	0	0	0	0	0	0	0	0	0	0	0	0	0	0	0	0	0	0	0	0	0	0	0	0	0
0500	1	0	0	0	0	0	0	0	0	0	1	0	0	0	0	0	0	0	0	0	0	0	0	0	0	0	0	0	0
0600	3	0	0	0	0	0	0	0	0	0	0	0	1	0	0	1	0	0	1	0	0	0	0	0	0	0	0	0	0
0700	11	0	0	0	0	0	0	0	0	0	0	0	0	4	0	2	1	2	0	1	0	0	0	0	1	0	0	0	0
0800	**29**	**0**	**0**	**0**	**0**	**0**	**0**	**0**	**0**	**0**	**0**	**1**	**1**	**2**	**3**	**4**	**4**	**5**	**5**	**1**	**1**	**1**	**0**	**0**	**1**	**0**	**0**	**0**	**0**
0900	28	0	0	1	0	0	0	0	0	0	1	3	1	4	1	5	2	4	1	1	4	0	0	0	0	0	0	0	0
1000	23	0	0	0	0	0	0	0	0	0	1	1	1	2	3	3	6	2	1	2	1	0	0	0	0	0	0	0	0
1100	16	0	0	0	0	0	0	2	0	0	0	1	2	0	5	2	1	2	1	0	0	0	0	0	0	0	0	0	0
1200	15	0	0	0	1	0	0	0	0	0	2	2	1	4	3	1	0	1	0	0	0	0	0	0	0	0	0	0	0
1300	19	0	0	0	0	0	0	1	0	0	0	0	3	4	0	2	3	2	2	1	1	0	0	0	0	0	0	0	0
1400	17	0	0	0	0	0	0	1	0	0	0	0	1	1	1	3	1	3	1	3	2	0	0	0	0	0	0	0	0
1500	28	0	0	0	0	0	0	1	0	0	1	1	0	3	6	5	2	1	4	1	1	1	0	1	0	0	0	0	0
1600	32	0	0	0	1	0	0	1	1	0	0	1	3	4	6	3	4	5	0	0	1	1	1	0	0	0	0	0	0
1700	**35**	**0**	**0**	**0**	**0**	**0**	**0**	**0**	**1**	**0**	**0**	**0**	**2**	**0**	**2**	**2**	**5**	**10**	**3**	**6**	**2**	**1**	**0**	**1**	**0**	**0**	**0**	**0**	**0**
1800	14	0	0	0	0	1	0	0	0	0	1	1	0	0	2	3	0	2	1	1	2	0	0	0	0	0	0	0	0
1900	12	0	0	0	0	0	0	0	0	0	0	0	0	3	1	1	2	2	0	2	0	1	0	0	0	0	0	0	0
2000	6	0	0	0	0	1	0	0	0	0	0	0	0	0	0	1	0	1	1	1	1	0	0	0	0	0	0	0	0
2100	5	0	0	0	0	0	0	0	0	0	0	0	1	0	0	1	1	0	0	0	0	0	1	0	1	0	0	0	0
2200	6	0	0	0	0	0	0	0	0	0	0	0	0	0	0	1	1	1	0	0	1	2	0	0	0	0	0	0	0
2300	2	0	0	0	0	0	0	0	0	0	0	0	0	0	0	0	0	1	0	1	0	0	0	0	0	0	0	0	0
07-19	**267**	**0**	**0**	**1**	**2**	**1**	**0**	**6**	**2**	**0**	**6**	**11**	**15**	**28**	**32**	**35**	**29**	**39**	**19**	**17**	**15**	**4**	**1**	**2**	**2**	**0**	**0**	**0**	**0**
06-22	**293**	**0**	**0**	**1**	**2**	**2**	**0**	**6**	**2**	**0**	**6**	**11**	**17**	**31**	**33**	**39**	**32**	**42**	**21**	**20**	**16**	**5**	**2**	**2**	**3**	**0**	**0**	**0**	**0**
06-00	**301**	**0**	**0**	**1**	**2**	**2**	**0**	**6**	**2**	**0**	**6**	**11**	**17**	**31**	**33**	**40**	**33**	**44**	**21**	**21**	**17**	**7**	**2**	**2**	**3**	**0**	**0**	**0**	**0**
00-00	**304**	**0**	**0**	**1**	**2**	**2**	**0**	**6**	**2**	**0**	**7**	**11**	**17**	**31**	**33**	**40**	**33**	**45**	**22**	**21**	**17**	**7**	**2**	**2**	**3**	**0**	**0**	**0**	**0**

DRAFT

Site 96
Location LP03420, Att - Telepole, Lat 54.17305, Long -6.85324
Direction North

3279 / Meath/Cavan/Monaghan ATC's
October 2013
Automatic Traffic Count

Virtual Day (7)

Time	Total	Speed Bins (km/h)																											
		0 - 5	5 - 10	10 - 15	15 - 20	20 - 25	25 - 30	30 - 35	35 - 40	40 - 45	45 - 50	50 - 55	55 - 60	60 - 65	65 - 70	70 - 75	75 - 80	80 - 85	85 - 90	90 - 95	95 - 100	100 - 105	105 - 110	110 - 115	115 - 120	120 - 125	125 - 130	130 - 135	135 - 140
0000	2	0	0	0	0	0	0	0	0	0	0	0	0	0	0	0	0	0	0	0	0	0	0	0	0	0	0	0	0
0100	1	0	0	0	0	0	0	0	0	0	0	0	0	0	0	0	0	0	0	0	0	0	0	0	0	0	0	0	0
0200	1	0	0	0	0	0	0	0	0	0	0	0	0	0	0	0	0	0	0	0	0	0	0	0	0	0	0	0	0
0300	0	0	0	0	0	0	0	0	0	0	0	0	0	0	0	0	0	0	0	0	0	0	0	0	0	0	0	0	0
0400	0	0	0	0	0	0	0	0	0	0	0	0	0	0	0	0	0	0	0	0	0	0	0	0	0	0	0	0	0
0500	2	0	0	0	0	0	0	0	0	0	0	0	1	0	0	0	0	0	0	0	0	0	0	0	0	0	0	0	0
0600	2	0	0	0	0	0	0	0	0	0	0	0	0	0	0	0	1	0	0	0	0	0	0	0	0	0	0	0	0
0700	7	0	0	0	0	0	0	0	0	0	0	0	0	1	1	0	1	1	0	1	0	0	0	0	0	0	0	0	0
0800	**20**	**0**	**0**	**0**	**0**	**0**	**0**	**0**	**0**	**0**	**0**	**0**	**1**	**2**	**2**	**2**	**3**	**3**	**3**	**1**	**1**	**1**	**0**	**0**	**0**	**0**	**0**	**0**	**0**
0900	**20**	**0**	**0**	**0**	**0**	**0**	**0**	**0**	**0**	**0**	**0**	**2**	**2**	**4**	**2**	**2**	**2**	**2**	**1**	**1**	**1**	**0**	**0**	**0**	**0**	**0**	**0**	**0**	**0**
1000	16	0	0	0	0	0	0	0	0	0	1	1	1	1	2	1	4	2	1	1	1	0	0	0	0	0	0	0	0
1100	16	0	0	0	0	0	0	0	0	0	0	2	2	2	2	2	2	2	1	1	0	0	0	0	0	0	0	0	0
1200	24	0	0	0	0	0	0	0	1	0	1	1	3	4	3	4	3	2	1	1	1	1	0	0	0	0	0	0	0
1300	21	0	0	0	0	0	0	0	0	0	0	0	3	2	3	3	2	2	2	2	0	0	0	0	0	0	0	0	0
1400	16	0	0	0	0	0	0	0	0	0	0	0	1	2	1	3	2	1	1	1	1	0	0	0	0	0	0	0	0
1500	25	0	0	0	0	0	0	0	1	0	1	1	2	3	3	4	3	2	2	1	1	0	0	0	0	0	0	0	0
1600	26	0	0	0	0	0	0	0	0	1	1	1	2	2	4	3	3	3	2	0	1	1	1	0	0	0	0	0	0
1700	**28**	**0**	**0**	**0**	**0**	**0**	**0**	**0**	**0**	**0**	**1**	**1**	**2**	**1**	**3**	**2**	**4**	**5**	**4**	**3**	**1**	**0**	**0**	**0**	**0**	**0**	**0**	**0**	**0**
1800	16	0	0	0	0	0	0	0	0	0	0	1	0	1	2	2	2	2	2	1	2	1	0	0	0	0	0	0	0
1900	13	0	0	0	0	0	0	0	0	0	0	0	0	2	1	2	2	1	1	1	1	0	0	0	0	0	0	0	0
2000	10	0	0	0	0	0	0	0	0	0	0	0	1	0	1	1	1	2	1	1	1	0	0	0	0	0	0	0	0
2100	8	0	0	0	0	0	0	0	0	0	0	0	0	0	1	1	1	1	1	0	1	0	0	0	0	0	0	0	0
2200	3	0	0	0	0	0	0	0	0	0	0	0	0	0	0	0	0	0	0	0	0	0	0	0	0	0	0	0	0
2300	2	0	0	0	0	0	0	0	0	0	0	0	0	0	0	0	0	0	0	0	0	0	0	0	0	0	0	0	0
07-19	**237**	**0**	**0**	**0**	**1**	**1**	**1**	**2**	**3**	**2**	**5**	**11**	**19**	**25**	**29**	**28**	**29**	**26**	**20**	**14**	**10**	**5**	**3**	**1**	**1**	**0**	**0**	**0**	**0**
06-22	**268**	**0**	**0**	**1**	**1**	**1**	**1**	**2**	**3**	**2**	**5**	**11**	**20**	**27**	**32**	**32**	**35**	**30**	**23**	**17**	**13**	**6**	**3**	**1**	**1**	**0**	**0**	**0**	**0**
06-00	**274**	**0**	**0**	**1**	**1**	**1**	**1**	**2**	**3**	**2**	**5**	**11**	**20**	**27**	**32**	**33**	**36**	**31**	**23**	**17**	**13**	**7**	**4**	**1**	**1**	**1**	**0**	**0**	**0**
00-00	**279**	**0**	**0**	**1**	**1**	**1**	**1**	**2**	**3**	**2**	**6**	**11**	**21**	**28**	**33**	**34**	**36**	**31**	**24**	**18**	**13**	**7**	**4**	**1**	**1**	**1**	**0**	**0**	**0**

DRAFT

Site 96
Location LP03420, Att - Telepole, Lat 54.17305, Long -6.85324
Direction North

3279 / Meath/Cavan/Monaghan ATC's
October 2013
Automatic Traffic Count

Virtual Week (1)

Time	Total	Speed Bins (km/h)																												
		0 - 5	5 - 10	10 - 15	15 - 20	20 - 25	25 - 30	30 - 35	35 - 40	40 - 45	45 - 50	50 - 55	55 - 60	60 - 65	65 - 70	70 - 75	75 - 80	80 - 85	85 - 90	90 - 95	95 - 100	100 - 105	105 - 110	110 - 115	115 - 120	120 - 125	125 - 130	130 - 135	135 - 140
Mon	281	0	0	0	1	0	0	3	4	5	6	14	21	32	35	27	35	25	36	14	10	6	3	0	4	0	0	0	0
Tue	304	0	0	1	2	2	0	6	2	0	7	11	17	31	33	40	33	45	22	21	17	7	2	2	3	0	0	0	0
Wed	299	0	0	3	1	1	0	2	5	3	6	16	34	32	43	37	31	29	15	15	13	8	3	1	1	0	0	0	0
Thu	331	0	0	0	0	1	4	1	0	3	9	14	29	31	37	43	45	36	22	25	10	11	8	0	0	2	0	0	0
Fri	347	0	0	0	1	2	1	0	1	3	6	14	26	31	38	38	48	43	35	22	22	8	4	2	0	1	0	1	0
|Sat	248	0	0	0	1	2	3	0	5	1	3	7	13	25	29	29	42	22	23	17	11	7	3	3	1	1	0	0	0
|Sun	146	0	0	1	0	0	0	0	2	2	2	4	7	12	14	23	17	19	14	11	11	3	2	1	0	1	0	0	0
5 Day Ave.	**312**	**0**	**0**	**1**	**1**	**1**	**1**	**2**	**2**	**3**	**7**	**14**	**25**	**31**	**37**	**37**	**38**	**36**	**26**	**19**	**14**	**8**	**4**	**1**	**2**	**1**	**0**	**0**	**0**
7 Day Ave.	**279**	**0**	**0**	**1**	**1**	**1**	**1**	**2**	**3**	**2**	**6**	**11**	**21**	**28**	**33**	**34**	**36**	**31**	**24**	**18**	**13**	**7**	**4**	**1**	**1**	**1**	**0**	**0**	**0**
--	**1956**	**0**	**0**	**5**	**6**	**8**	**8**	**12**	**19**	**17**	**39**	**80**	**147**	**194**	**229**	**237**	**251**	**219**	**167**	**125**	**94**	**50**	**25**	**9**	**9**	**5**	**0**	**1**	**0**

Summary Graphs

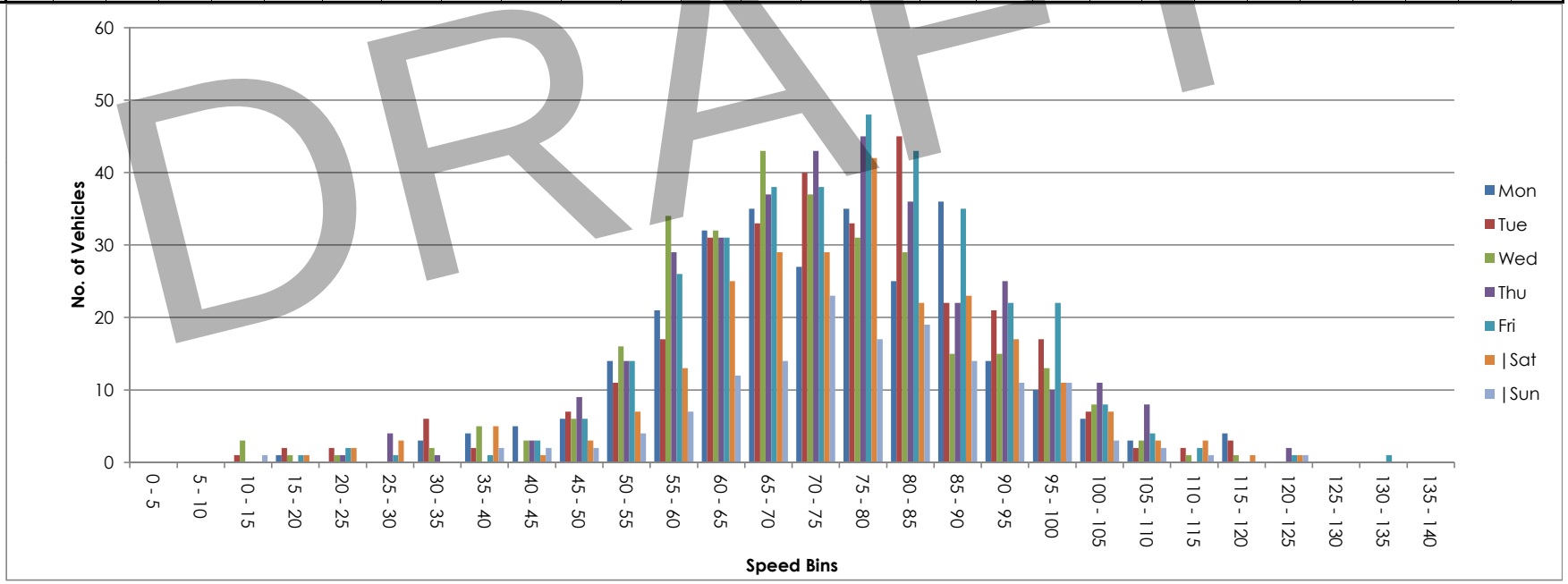

DRAFT

Site 96
Location LP03420, Att - Telepole, Lat 54.17305, Long -6.85324
Direction South

3279 / Meath/Cavan/Monaghan ATC's
October 2013
Automatic Traffic Count

Wed, 9 October 2013

Time	Total	Classification												>PSL	>PSL%	>SL1	>SL1%	>SL2	>SL2%	Mean	Vpp
		1 MCL	2 SV	3 SVT	4 TB2	5 TB3	6 T4	7 ART3	8 ART4	9 ART5	10 ART6	11 BD	12 DRT	80	80	85 +5kph	85 +5kph	90 +10kph	90 +10kph		85
0000	1	0	1	0	0	0	0	0	0	0	0	0	0	0	0	0	0	0	0	63.4	-
0100	0	0	0	0	0	0	0	0	0	0	0	0	0	0	0	0	0	0	0	-	-
0200	0	0	0	0	0	0	0	0	0	0	0	0	0	0	0	0	0	0	0	-	-
0300	0	0	0	0	0	0	0	0	0	0	0	0	0	0	0	0	0	0	0	-	-
0400	1	0	1	0	0	0	0	0	0	0	0	0	0	1	100	1	100	1	100	90.7	-
0500	1	0	0	0	0	0	0	0	0	0	1	0	0	0	0	0	0	0	0	77.1	-
0600	2	0	2	0	0	0	0	0	0	0	0	0	0	1	50	0	0	0	0	81	-
0700	19	0	15	0	4	0	0	0	0	0	0	0	0	10	52.6	8	42.1	6	31.6	82.9	104.4
0800	**34**	**1**	**25**	**1**	**5**	**0**	**0**	**0**	**1**	**1**	**0**	**0**	**0**	**18**	**52.9**	**13**	**38.2**	**10**	**29.4**	**77.2**	**93.6**
0900	30	0	19	0	4	0	5	0	1	0	1	0	0	6	20	5	16.7	3	10	71.7	87.1
1000	16	0	9	2	2	0	1	0	1	1	0	0	0	8	50	5	31.3	2	12.5	76.4	88.2
1100	21	1	14	1	2	1	1	0	1	0	0	0	0	3	14.3	3	14.3	1	4.8	70.3	78.8
1200	34	0	28	0	3	1	1	0	0	1	0	0	0	9	26.5	6	17.6	5	14.7	73.7	87.5
1300	24	0	16	1	3	2	1	0	0	1	0	0	0	7	29.2	3	12.5	1	4.2	71.8	81.7
1400	23	0	15	0	3	1	0	0	1	0	3	0	0	6	26.1	3	13	1	4.3	72	81
1500	30	0	18	1	3	0	6	0	1	1	0	0	0	6	20	5	16.7	4	13.3	70.4	88.2
1600	20	0	15	2	1	0	1	0	0	0	1	0	0	4	20	3	15	3	15	66.2	82.1
1700	**35**	**0**	**28**	**2**	**2**	**0**	**2**	**0**	**0**	**0**	**1**	**0**	**0**	**13**	**37.1**	**12**	**34.3**	**10**	**28.6**	**75.9**	**94.7**
1800	26	0	21	0	4	0	0	0	0	1	0	0	0	13	50	5	19.2	5	19.2	77.8	97.6
1900	11	0	9	0	1	1	0	0	0	0	0	0	0	3	27.3	1	9.1	0	0	66.6	80.3
2000	7	0	7	0	0	0	0	0	0	0	0	0	0	4	57.1	3	42.9	1	14.3	82.2	-
2100	9	0	8	0	1	0	0	0	0	0	0	0	0	7	77.8	3	33.3	0	0	82.1	-
2200	2	0	2	0	0	0	0	0	0	0	0	0	0	0	0	0	0	0	0	51.3	-
2300	0	0	0	0	0	0	0	0	0	0	0	0	0	0	0	0	0	0	0	-	-
07-19	**312**	**2**	**223**	**10**	**36**	**5**	**18**	**0**	**6**	**6**	**6**	**0**	**0**	**103**	**33**	**71**	**22.8**	**51**	**16.3**	**73.9**	**90.4**
06-22	**341**	**2**	**249**	**10**	**38**	**6**	**18**	**0**	**6**	**6**	**6**	**0**	**0**	**118**	**34.6**	**78**	**22.9**	**52**	**15.2**	**74.1**	**90**
06-00	**343**	**2**	**251**	**10**	**38**	**6**	**18**	**0**	**6**	**6**	**6**	**0**	**0**	**118**	**34.4**	**78**	**22.7**	**52**	**15.2**	**74**	**90**
00-00	**346**	**2**	**253**	**10**	**38**	**6**	**18**	**0**	**6**	**6**	**7**	**0**	**0**	**119**	**34.4**	**79**	**22.8**	**53**	**15.3**	**74**	**90**

DRAFT

Site 96
Location LP03420, Att - Telepole, Lat 54.17305, Long -6.85324
Direction South

3279 / Meath/Cavan/Monaghan ATC's
October 2013
Automatic Traffic Count

Thu, 10 October 2013

Time	Total	Classification												>PSL	>PSL%	>SL1	>SL1%	>SL2	>SL2%	Mean	Vpp
		1 MCL	2 SV	3 SVT	4 TB2	5 TB3	6 T4	7 ART3	8 ART4	9 ART5	10 ART6	11 BD	12 DRT	80	80	85 +5kph	85 +5kph	90 +10kph	90 +10kph		85
0000	0	0	0	0	0	0	0	0	0	0	0	0	0	0	0	0	0	0	0	-	-
0100	0	0	0	0	0	0	0	0	0	0	0	0	0	0	0	0	0	0	0	-	-
0200	1	0	0	0	0	0	0	0	0	1	0	0	0	0	0	0	0	0	0	68.4	-
0300	1	0	0	0	0	0	0	0	0	0	1	0	0	0	0	0	0	0	0	76.5	-
0400	1	0	1	0	0	0	0	0	0	0	0	0	0	0	0	0	0	0	0	69.2	-
0500	1	0	1	0	0	0	0	0	0	0	0	0	0	1	100	0	0	0	0	83.8	-
0600	2	0	2	0	0	0	0	0	0	0	0	0	0	2	100	1	50	1	50	89.7	-
0700	20	0	15	1	3	0	0	0	0	1	0	0	0	6	30	6	30	5	25	76.9	99.7
0800	**43**	**0**	**35**	**1**	**4**	**0**	**2**	**0**	**1**	**0**	**0**	**0**	**0**	**21**	**48.8**	**20**	**46.5**	**14**	**32.6**	**81.5**	**96.8**
0900	18	0	10	1	2	0	3	0	1	0	1	0	0	10	55.6	7	38.9	7	38.9	81.3	101.5
1000	18	0	11	2	1	1	0	0	1	2	0	0	0	9	50	7	38.9	4	22.2	79.4	90.7
1100	19	0	16	1	1	0	0	0	1	0	0	0	0	6	31.6	4	21.1	4	21.1	74.8	90.4
1200	23	0	13	1	2	0	6	0	0	0	1	0	0	6	26.1	3	13	3	13	72.5	82.8
1300	20	0	11	0	4	2	1	0	1	1	0	0	0	9	45	5	25	2	10	77.2	88.6
1400	20	0	15	0	3	0	1	0	1	0	0	0	0	7	35	3	15	1	5	67.8	82.8
1500	23	0	13	0	1	0	6	1	1	1	0	0	0	7	30.4	7	30.4	4	17.4	76.3	91.4
1600	26	0	23	1	2	0	0	0	0	0	0	0	0	12	46.2	6	23.1	2	7.7	71.4	85.3
1700	21	0	18	1	2	0	0	0	0	0	0	0	0	13	61.9	12	57.1	8	38.1	81.8	94.7
1800	**29**	**0**	**26**	**0**	**2**	**0**	**0**	**0**	**0**	**1**	**0**	**0**	**0**	**20**	**69**	**14**	**48.3**	**9**	**31**	**84.3**	**95.8**
1900	14	0	13	0	1	0	0	0	0	0	0	0	0	6	42.9	4	28.6	1	7.1	72.4	88.6
2000	8	0	8	0	0	0	0	0	0	0	0	0	0	3	37.5	2	25	1	12.5	78.1	-
2100	5	0	5	0	0	0	0	0	0	0	0	0	0	2	40	1	20	1	20	76.8	-
2200	2	0	2	0	0	0	0	0	0	0	0	0	0	0	0	0	0	0	0	48.7	-
2300	2	0	2	0	0	0	0	0	0	0	0	0	0	1	50	1	50	0	0	81.2	-
07-19	**280**	**0**	**206**	**9**	**27**	**3**	**19**	**1**	**7**	**6**	**2**	**0**	**0**	**126**	**45**	**94**	**33.6**	**63**	**22.5**	**77.5**	**94**
06-22	**309**	**0**	**234**	**9**	**28**	**3**	**19**	**1**	**7**	**6**	**2**	**0**	**0**	**139**	**45**	**102**	**33**	**67**	**21.7**	**77.4**	**92.9**
06-00	**313**	**0**	**238**	**9**	**28**	**3**	**19**	**1**	**7**	**6**	**2**	**0**	**0**	**140**	**44.7**	**103**	**32.9**	**67**	**21.4**	**77.2**	**92.9**
00-00	**317**	**0**	**240**	**9**	**28**	**3**	**19**	**1**	**7**	**7**	**3**	**0**	**0**	**141**	**44.5**	**103**	**32.5**	**67**	**21.1**	**77.2**	**92.9**

DRAFT

Site 96
Location LP03420, Att - Telepole, Lat 54.17305, Long -6.85324
Direction South

3279 / Meath/Cavan/Monaghan ATC's
October 2013
Automatic Traffic Count

Fri, 11 October 2013

Time	Total	Classification												>PSL	>PSL%	>SL1	>SL1%	>SL2	>SL2%	Mean	Vpp
		1 MCL	2 SV	3 SVT	4 TB2	5 TB3	6 T4	7 ART3	8 ART4	9 ART5	10 ART6	11 BD	12 DRT	80	80	85 +5kph	85 +5kph	90 +10kph	90 +10kph		85
0000	0	0	0	0	0	0	0	0	0	0	0	0	0	0	0	0	0	0	0	-	-
0100	0	0	0	0	0	0	0	0	0	0	0	0	0	0	0	0	0	0	0	-	-
0200	0	0	0	0	0	0	0	0	0	0	0	0	0	0	0	0	0	0	0	-	-
0300	0	0	0	0	0	0	0	0	0	0	0	0	0	0	0	0	0	0	0	-	-
0400	0	0	0	0	0	0	0	0	0	0	0	0	0	0	0	0	0	0	0	-	-
0500	1	0	0	0	1	0	0	0	0	0	0	0	0	1	100	1	100	1	100	113	-
0600	2	0	2	0	0	0	0	0	0	0	0	0	0	1	50	1	50	0	0	78.9	-
0700	23	0	19	0	3	0	0	0	0	1	0	0	0	11	47.8	6	26.1	5	21.7	77.4	92.9
0800	**34**	**0**	**27**	**1**	**2**	**0**	**0**	**0**	**1**	**1**	**2**	**0**	**0**	**17**	**50**	**10**	**29.4**	**9**	**26.5**	**79.3**	**94**
0900	20	0	12	0	1	0	5	0	1	0	1	0	0	6	30	4	20	3	15	74.1	86.4
1000	16	0	11	1	2	1	0	0	0	1	0	0	0	5	31.3	3	18.8	1	6.3	74.7	87.5
1100	27	0	17	3	5	0	2	0	0	0	0	0	0	11	40.7	6	22.2	4	14.8	77.7	88.2
1200	26	0	16	4	1	1	3	0	0	1	0	0	0	12	46.2	8	30.8	5	19.2	76.8	91.4
1300	25	1	15	0	3	1	2	1	1	0	1	0	0	7	28	5	20	2	8	70	87.5
1400	23	0	16	1	1	1	0	0	0	2	2	0	0	8	34.8	4	17.4	1	4.3	75.2	85
1500	**33**	**0**	**24**	**0**	**1**	**0**	**6**	**0**	**1**	**0**	**0**	**1**	**0**	**8**	**24.2**	**4**	**12.1**	**1**	**3**	**68.3**	**82.4**
1600	27	0	24	0	1	0	1	0	0	1	0	0	0	14	51.9	8	29.6	6	22.2	79.9	93.6
1700	25	0	21	1	2	0	1	0	0	0	0	0	0	12	48	10	40	4	16	81.9	89.6
1800	23	1	17	2	1	0	0	0	0	1	1	0	0	7	30.4	6	26.1	4	17.4	72.1	93.2
1900	10	0	7	1	2	0	0	0	0	0	0	0	0	5	50	2	20	1	10	76.9	-
2000	8	0	7	0	0	0	0	0	0	1	0	0	0	4	50	2	25	0	0	72.5	-
2100	6	0	6	0	0	0	0	0	0	0	0	0	0	3	50	2	33.3	1	16.7	80.1	-
2200	9	0	8	0	1	0	0	0	0	0	0	0	0	3	33.3	2	22.2	0	0	63.3	-
2300	3	0	3	0	0	0	0	0	0	0	0	0	0	2	66.7	1	33.3	0	0	64.3	-
07-19	**302**	**2**	**219**	**13**	**23**	**4**	**20**	**1**	**4**	**8**	**7**	**1**	**0**	**118**	**39.1**	**74**	**24.5**	**45**	**14.9**	**75.7**	**89.6**
06-22	**328**	**2**	**241**	**14**	**25**	**4**	**20**	**1**	**4**	**9**	**7**	**1**	**0**	**131**	**39.9**	**81**	**24.7**	**47**	**14.3**	**75.7**	**89.6**
06-00	**340**	**2**	**252**	**14**	**26**	**4**	**20**	**1**	**4**	**9**	**7**	**1**	**0**	**136**	**40**	**84**	**24.7**	**47**	**13.8**	**75.3**	**89.3**
00-00	**341**	**2**	**252**	**14**	**27**	**4**	**20**	**1**	**4**	**9**	**7**	**1**	**0**	**137**	**40.2**	**85**	**24.9**	**48**	**14.1**	**75.4**	**89.6**

DRAFT

Site 96
Location LP03420, Att - Telepole, Lat 54.17305, Long -6.85324
Direction South

3279 / Meath/Cavan/Monaghan ATC's
October 2013
Automatic Traffic Count

Sat, 12 October 2013

Time	Total	Classification												>PSL	>PSL%	>SL1	>SL1%	>SL2	>SL2%	Mean	Vpp
		1 MCL	2 SV	3 SVT	4 TB2	5 TB3	6 T4	7 ART3	8 ART4	9 ART5	10 ART6	11 BD	12 DRT	80	80	85 +5kph	85 +5kph	90 +10kph	90 +10kph		85
0000	1	0	1	0	0	0	0	0	0	0	0	0	0	0	0	0	0	0	0	72	-
0100	0	0	0	0	0	0	0	0	0	0	0	0	0	0	0	0	0	0	0	-	-
0200	2	0	2	0	0	0	0	0	0	0	0	0	0	0	0	0	0	0	0	70.6	-
0300	0	0	0	0	0	0	0	0	0	0	0	0	0	0	0	0	0	0	0	-	-
0400	0	0	0	0	0	0	0	0	0	0	0	0	0	0	0	0	0	0	0	-	-
0500	0	0	0	0	0	0	0	0	0	0	0	0	0	0	0	0	0	0	0	-	-
0600	0	0	0	0	0	0	0	0	0	0	0	0	0	0	0	0	0	0	0	-	-
0700	7	0	6	1	0	0	0	0	0	0	0	0	0	3	42.9	2	28.6	1	14.3	74.6	-
0800	8	0	7	0	1	0	0	0	0	0	0	0	0	3	37.5	2	25	2	25	76.1	-
0900	16	0	10	3	3	0	0	0	0	0	0	0	0	6	37.5	4	25	2	12.5	74.2	88.2
1000	**22**	**0**	**17**	**4**	**1**	**0**	**0**	**0**	**0**	**0**	**0**	**0**	**0**	**7**	**31.8**	**4**	**18.2**	**4**	**18.2**	**74.4**	**90**
1100	**22**	**0**	**15**	**2**	**5**	**0**	**0**	**0**	**0**	**0**	**0**	**0**	**0**	**8**	**36.4**	**7**	**31.8**	**4**	**18.2**	**73.1**	**93.2**
1200	23	0	19	3	1	0	0	0	0	0	0	0	0	6	26.1	4	17.4	3	13	74.2	88.6
1300	16	0	13	1	2	0	0	0	0	0	0	0	0	8	50	6	37.5	5	31.3	83.9	100.4
1400	17	0	15	0	2	0	0	0	0	0	0	0	0	8	47.1	5	29.4	2	11.8	78	89.3
1500	**26**	**0**	**21**	**3**	**2**	**0**	**0**	**0**	**0**	**0**	**0**	**0**	**0**	**11**	**42.3**	**8**	**30.8**	**5**	**19.2**	**73.6**	**90.7**
1600	18	0	18	0	0	0	0	0	0	0	0	0	0	8	44.4	5	27.8	3	16.7	75	85.7
1700	8	0	6	0	1	0	0	0	0	1	0	0	0	4	50	2	25	2	25	79.1	-
1800	9	0	8	1	0	0	0	0	0	0	0	0	0	3	33.3	2	22.2	1	11.1	73.5	-
1900	14	0	13	1	0	0	0	0	0	0	0	0	0	4	28.6	1	7.1	1	7.1	69.9	81.4
2000	6	0	5	1	0	0	0	0	0	0	0	0	0	2	33.3	1	16.7	1	16.7	76.9	-
2100	4	0	4	0	0	0	0	0	0	0	0	0	0	1	25	0	0	0	0	76.8	-
2200	5	0	5	0	0	0	0	0	0	0	0	0	0	0	0	0	0	0	0	72.5	-
2300	0	0	0	0	0	0	0	0	0	0	0	0	0	0	0	0	0	0	0	-	-
07-19	**192**	**0**	**155**	**18**	**18**	**0**	**0**	**0**	**0**	**1**	**0**	**0**	**0**	**75**	**39.1**	**51**	**26.6**	**34**	**17.7**	**75.5**	**91.1**
06-22	**216**	**0**	**177**	**20**	**18**	**0**	**0**	**0**	**0**	**1**	**0**	**0**	**0**	**82**	**38**	**53**	**24.5**	**36**	**16.7**	**75.2**	**90.7**
06-00	**221**	**0**	**182**	**20**	**18**	**0**	**0**	**0**	**0**	**1**	**0**	**0**	**0**	**82**	**37.1**	**53**	**24**	**36**	**16.3**	**75.1**	**90.7**
00-00	**224**	**0**	**185**	**20**	**18**	**0**	**0**	**0**	**0**	**1**	**0**	**0**	**0**	**82**	**36.6**	**53**	**23.7**	**36**	**16.1**	**75.1**	**90.4**

DRAFT

Site 96
Location LP03420, Att - Telepole, Lat 54.17305, Long -6.85324
Direction South

3279 / Meath/Cavan/Monaghan ATC's
October 2013
Automatic Traffic Count

Sun, 13 October 2013

Time	Total	Classification												>PSL	>PSL%	>SL1	>SL1%	>SL2	>SL2%	Mean	Vpp
		1 MCL	2 SV	3 SVT	4 TB2	5 TB3	6 T4	7 ART3	8 ART4	9 ART5	10 ART6	11 BD	12 DRT	80	80	85 +5kph	85 +5kph	90 +10kph	90 +10kph		85
0000	1	0	1	0	0	0	0	0	0	0	0	0	0	0	0	0	0	0	0	20.6	-
0100	0	0	0	0	0	0	0	0	0	0	0	0	0	0	0	0	0	0	0	-	-
0200	2	0	2	0	0	0	0	0	0	0	0	0	0	1	50	1	50	1	50	78.8	-
0300	1	0	1	0	0	0	0	0	0	0	0	0	0	0	0	0	0	0	0	62.2	-
0400	0	0	0	0	0	0	0	0	0	0	0	0	0	0	0	0	0	0	0	-	-
0500	1	0	1	0	0	0	0	0	0	0	0	0	0	1	100	1	100	1	100	90	-
0600	0	0	0	0	0	0	0	0	0	0	0	0	0	0	0	0	0	0	0	-	-
0700	1	0	1	0	0	0	0	0	0	0	0	0	0	1	100	1	100	0	0	85.8	-
0800	0	0	0	0	0	0	0	0	0	0	0	0	0	0	0	0	0	0	0	-	-
0900	**12**	**0**	**11**	**0**	**1**	**0**	**0**	**0**	**0**	**0**	**0**	**0**	**0**	**6**	**50**	**3**	**25**	**3**	**25**	**76.1**	**90.4**
1000	11	0	10	1	0	0	0	0	0	0	0	0	0	5	45.5	5	45.5	4	36.4	70.7	91.4
1100	8	0	6	1	1	0	0	0	0	0	0	0	0	5	62.5	1	12.5	0	0	76.9	-
1200	**17**	**0**	**14**	**3**	**0**	**0**	**0**	**0**	**0**	**0**	**0**	**0**	**0**	**1**	**5.9**	**0**	**0**	**0**	**0**	**59.9**	**76.3**
1300	12	0	12	0	0	0	0	0	0	0	0	0	0	8	66.7	2	16.7	2	16.7	81.9	84.6
1400	9	0	9	0	0	0	0	0	0	0	0	0	0	7	77.8	6	66.7	3	33.3	87.2	-
1500	10	0	8	2	0	0	0	0	0	0	0	0	0	6	60	3	30	2	20	82.9	-
1600	13	0	13	0	0	0	0	0	0	0	0	0	0	8	61.5	8	61.5	4	30.8	84.7	94.3
1700	13	0	13	0	0	0	0	0	0	0	0	0	0	6	46.2	4	30.8	0	0	78.5	87.1
1800	10	0	10	0	0	0	0	0	0	0	0	0	0	1	10	1	10	1	10	74.6	-
1900	4	0	4	0	0	0	0	0	0	0	0	0	0	3	75	2	50	1	25	81.7	-
2000	9	0	8	0	0	0	0	0	1	0	0	0	0	2	22.2	2	22.2	2	22.2	72.7	-
2100	4	0	4	0	0	0	0	0	0	0	0	0	0	2	50	2	50	2	50	86	-
2200	1	0	1	0	0	0	0	0	0	0	0	0	0	0	0	0	0	0	0	74.9	-
2300	1	0	1	0	0	0	0	0	0	0	0	0	0	1	100	1	100	1	100	105.2	-
07-19	**116**	**0**	**107**	**7**	**2**	**0**	**0**	**0**	**0**	**0**	**0**	**0**	**0**	**54**	**46.6**	**34**	**29.3**	**19**	**16.4**	**76.5**	**90.4**
06-22	**133**	**0**	**123**	**7**	**2**	**0**	**0**	**0**	**1**	**0**	**0**	**0**	**0**	**61**	**45.9**	**40**	**30.1**	**24**	**18**	**76.7**	**91.4**
06-00	**135**	**0**	**125**	**7**	**2**	**0**	**0**	**0**	**1**	**0**	**0**	**0**	**0**	**62**	**45.9**	**41**	**30.4**	**25**	**18.5**	**76.9**	**91.4**
00-00	**140**	**0**	**130**	**7**	**2**	**0**	**0**	**0**	**1**	**0**	**0**	**0**	**0**	**64**	**45.7**	**43**	**30.7**	**27**	**19.3**	**76.5**	**91.4**

DRAFT

Site 96
Location LP03420, Att - Telepole, Lat 54.17305, Long -6.85324
Direction South

3279 / Meath/Cavan/Monaghan ATC's
October 2013
Automatic Traffic Count

Mon, 14 October 2013

Time	Total	Classification												>PSL	>PSL%	>SL1	>SL1%	>SL2	>SL2%	Mean	Vpp
		1 MCL	2 SV	3 SVT	4 TB2	5 TB3	6 T4	7 ART3	8 ART4	9 ART5	10 ART6	11 BD	12 DRT	80	80	85 +5kph	85 +5kph	90 +10kph	90 +10kph		85
0000	0	0	0	0	0	0	0	0	0	0	0	0	0	0	0	0	0	0	0	-	-
0100	0	0	0	0	0	0	0	0	0	0	0	0	0	0	0	0	0	0	0	-	-
0200	0	0	0	0	0	0	0	0	0	0	0	0	0	0	0	0	0	0	0	-	-
0300	0	0	0	0	0	0	0	0	0	0	0	0	0	0	0	0	0	0	0	-	-
0400	1	0	1	0	0	0	0	0	0	0	0	0	0	1	100	1	100	1	100	94.6	-
0500	0	0	0	0	0	0	0	0	0	0	0	0	0	0	0	0	0	0	0	-	-
0600	4	0	4	0	0	0	0	0	0	0	0	0	0	3	75	2	50	2	50	87.7	-
0700	22	0	18	1	3	0	0	0	0	0	0	0	0	8	36.4	7	31.8	6	27.3	77.3	97.2
0800	**31**	**0**	**28**	**0**	**3**	**0**	**0**	**0**	**0**	**0**	**0**	**0**	**0**	**20**	**64.5**	**13**	**41.9**	**7**	**22.6**	**85.5**	**96.1**
0900	23	0	14	1	2	0	5	0	1	0	0	0	0	6	26.1	5	21.7	3	13	72.6	88.2
1000	17	0	9	1	4	0	0	0	1	0	2	0	0	6	35.3	5	29.4	5	29.4	76.1	93.6
1100	15	0	8	1	1	1	2	0	0	0	1	1	0	6	40	5	33.3	2	13.3	73.9	89.6
1200	23	0	11	1	3	2	5	0	0	0	1	0	0	9	39.1	6	26.1	5	21.7	72.6	90.4
1300	**33**	**0**	**26**	**2**	**3**	**0**	**1**	**0**	**1**	**0**	**0**	**0**	**0**	**12**	**36.4**	**8**	**24.2**	**5**	**15.2**	**74.4**	**87.1**
1400	19	0	9	3	3	0	1	0	0	3	0	0	0	5	26.3	1	5.3	1	5.3	70.1	81.4
1500	24	0	19	1	0	0	4	0	0	0	0	0	0	9	37.5	5	20.8	4	16.7	73.7	86.4
1600	27	0	22	0	3	0	2	0	0	0	0	0	0	9	33.3	6	22.2	2	7.4	73.5	85.7
1700	22	1	18	0	2	0	1	0	0	0	0	0	0	10	45.5	8	36.4	3	13.6	75.8	89.6
1800	21	0	19	0	1	0	0	0	0	1	0	0	0	7	33.3	5	23.8	2	9.5	72.3	87.8
1900	7	0	6	0	1	0	0	0	0	0	0	0	0	3	42.9	1	14.3	1	14.3	73.9	-
2000	6	0	5	0	1	0	0	0	0	0	0	0	0	3	50	3	50	0	0	74.1	-
2100	5	0	5	0	0	0	0	0	0	0	0	0	0	3	60	3	60	2	40	84	-
2200	8	0	7	0	1	0	0	0	0	0	0	0	0	6	75	4	50	3	37.5	84.5	-
2300	1	0	1	0	0	0	0	0	0	0	0	0	0	0	0	0	0	0	0	25.1	-
07-19	**277**	**1**	**201**	**11**	**28**	**3**	**21**	**0**	**3**	**4**	**4**	**1**	**0**	**107**	**38.6**	**74**	**26.7**	**45**	**16.2**	**75.1**	**90.4**
06-22	**299**	**1**	**221**	**11**	**30**	**3**	**21**	**0**	**3**	**4**	**4**	**1**	**0**	**119**	**39.8**	**83**	**27.8**	**50**	**16.7**	**75.4**	**90.4**
06-00	**308**	**1**	**229**	**11**	**31**	**3**	**21**	**0**	**3**	**4**	**4**	**1**	**0**	**125**	**40.6**	**87**	**28.2**	**53**	**17.2**	**75.5**	**91.1**
00-00	**309**	**1**	**230**	**11**	**31**	**3**	**21**	**0**	**3**	**4**	**4**	**1**	**0**	**126**	**40.8**	**88**	**28.5**	**54**	**17.5**	**75.5**	**91.8**

DRAFT

Site 96
Location LP03420, Att - Telepole, Lat 54.17305, Long -6.85324
Direction South

3279 / Meath/Cavan/Monaghan ATC's
October 2013
Automatic Traffic Count

Tue, 15 October 2013

Time	Total	Classification												>PSL	>PSL%	>SL1	>SL1%	>SL2	>SL2%	Mean	Vpp
		1 MCL	2 SV	3 SVT	4 TB2	5 TB3	6 T4	7 ART3	8 ART4	9 ART5	10 ART6	11 BD	12 DRT	80	80	85 +5kph	85 +5kph	90 +10kph	90 +10kph		85
0000	0	0	0	0	0	0	0	0	0	0	0	0	0	0	0	0	0	0	0	-	-
0100	0	0	0	0	0	0	0	0	0	0	0	0	0	0	0	0	0	0	0	-	-
0200	0	0	0	0	0	0	0	0	0	0	0	0	0	0	0	0	0	0	0	-	-
0300	0	0	0	0	0	0	0	0	0	0	0	0	0	0	0	0	0	0	0	-	-
0400	1	0	0	0	0	0	0	0	0	1	0	0	0	1	100	0	0	0	0	81.4	-
0500	3	0	1	0	0	0	0	0	0	2	0	0	0	0	0	0	0	0	0	64.6	-
0600	1	0	1	0	0	0	0	0	0	0	0	0	0	0	0	0	0	0	0	63.3	-
0700	19	0	16	0	2	0	0	0	0	1	0	0	0	9	47.4	6	31.6	4	21.1	79.3	97.6
0800	**33**	**0**	**29**	**0**	**1**	**0**	**1**	**0**	**0**	**0**	**2**	**0**	**0**	**16**	**48.5**	**12**	**36.4**	**9**	**27.3**	**81.7**	**95.8**
0900	21	0	12	1	5	0	3	0	0	0	0	0	0	8	38.1	6	28.6	3	14.3	74.5	86.8
1000	17	0	8	4	3	1	1	0	0	0	0	0	0	3	17.6	2	11.8	2	11.8	74	78.5
1100	19	0	10	1	5	0	0	0	0	1	2	0	0	6	31.6	3	15.8	3	15.8	73.3	83.5
1200	20	0	10	1	3	0	5	0	0	1	0	0	0	3	15	3	15	3	15	69.1	79.9
1300	23	0	17	1	2	1	1	0	1	0	0	0	0	9	39.1	8	34.8	5	21.7	72.3	98.3
1400	20	0	15	1	2	1	0	0	0	0	1	0	0	11	55	8	40	4	20	78.3	91.1
1500	**29**	**0**	**19**	**3**	**3**	**0**	**3**	**0**	**1**	**0**	**0**	**0**	**0**	**10**	**34.5**	**7**	**24.1**	**6**	**20.7**	**72.8**	**94.3**
1600	19	0	13	2	2	1	1	0	0	0	0	0	0	8	42.1	2	10.5	1	5.3	68.6	83.5
1700	26	0	21	0	2	0	1	1	1	0	0	0	0	17	65.4	13	50	5	19.2	75.7	92.2
1800	26	0	23	0	0	0	1	0	1	1	0	0	0	7	26.9	5	19.2	5	19.2	75	95
1900	5	0	5	0	0	0	0	0	0	0	0	0	0	1	20	0	0	0	0	70.4	-
2000	8	0	6	1	0	0	0	0	0	0	1	0	0	4	50	2	25	1	12.5	76.4	-
2100	4	0	4	0	0	0	0	0	0	0	0	0	0	2	50	2	50	2	50	84.6	-
2200	5	0	5	0	0	0	0	0	0	0	0	0	0	4	80	4	80	4	80	94.1	-
2300	2	0	2	0	0	0	0	0	0	0	0	0	0	0	0	0	0	0	0	72.2	-
07-19	**272**	**0**	**193**	**14**	**30**	**4**	**17**	**1**	**4**	**4**	**5**	**0**	**0**	**107**	**39.3**	**75**	**27.6**	**50**	**18.4**	**74.9**	**92.2**
06-22	**290**	**0**	**209**	**15**	**30**	**4**	**17**	**1**	**4**	**4**	**6**	**0**	**0**	**114**	**39.3**	**79**	**27.2**	**53**	**18.3**	**74.9**	**92.2**
06-00	**297**	**0**	**216**	**15**	**30**	**4**	**17**	**1**	**4**	**4**	**6**	**0**	**0**	**118**	**39.7**	**83**	**27.9**	**57**	**19.2**	**75.2**	**94.3**
00-00	**301**	**0**	**217**	**15**	**30**	**4**	**17**	**1**	**4**	**7**	**6**	**0**	**0**	**119**	**39.5**	**83**	**27.6**	**57**	**18.9**	**75.1**	**94.3**

DRAFT

Site 96
Location LP03420, Att - Telepole, Lat 54.17305, Long -6.85324
Direction South

3279 / Meath/Cavan/Monaghan ATC's
October 2013
Automatic Traffic Count

Virtual Day (7)

Time	Total	Classification												>PSL	>PSL%	>SL1	>SL1%	>SL2	>SL2%	Mean	Vpp
		1 MCL	2 SV	3 SVT	4 TB2	5 TB3	6 T4	7 ART3	8 ART4	9 ART5	10 ART6	11 BD	12 DRT	80	80	85 +5kph	85 +5kph	90 +10kph	90 +10kph		85
0000	0	0	0	0	0	0	0	0	0	0	0	0	0	0	0	0	0	0	0	52	-
0100	0	0	0	0	0	0	0	0	0	0	0	0	0	0	0	0	0	0	0	-	-
0200	1	0	1	0	0	0	0	0	0	0	0	0	0	0	20	0	20	0	20	73.4	-
0300	0	0	0	0	0	0	0	0	0	0	0	0	0	0	0	0	0	0	0	69.4	-
0400	1	0	0	0	0	0	0	0	0	0	0	0	0	0	75	0	50	0	50	84	-
0500	1	0	0	0	0	0	0	0	0	0	0	0	0	0	42.9	0	28.6	0	28.6	79.7	-
0600	2	0	2	0	0	0	0	0	0	0	0	0	0	1	63.6	1	36.4	0	27.3	83	-
0700	16	0	13	0	2	0	0	0	0	0	0	0	0	7	43.2	5	32.4	4	24.3	78.5	97.9
0800	**26**	**0**	**22**	**0**	**2**	**0**	**0**	**0**	**0**	**0**	**1**	**0**	**0**	**14**	**51.9**	**10**	**38.3**	**7**	**27.9**	**80.8**	**96.1**
0900	20	0	13	1	3	0	3	0	1	0	0	0	0	7	34.3	5	24.3	3	17.1	74.5	91.4
1000	17	0	11	2	2	0	0	0	0	1	0	0	0	6	36.8	4	26.5	3	18.8	75.3	90.4
1100	19	0	12	1	3	0	1	0	0	0	0	0	0	6	34.4	4	22.1	3	13.7	74.2	89.6
1200	24	0	16	2	2	1	3	0	0	0	0	0	0	7	27.7	4	18.1	3	14.5	72	88.6
1300	22	0	16	1	2	1	1	0	1	0	0	0	0	9	39.2	5	24.2	3	14.4	74.9	89.6
1400	19	0	13	1	2	0	0	0	0	1	1	0	0	7	39.7	4	22.9	2	9.9	74.4	88.2
1500	**25**	**0**	**17**	**1**	**1**	**0**	**4**	**0**	**1**	**0**	**0**	**0**	**0**	**8**	**32.6**	**6**	**22.3**	**4**	**14.9**	**72.8**	**89.6**
1600	21	0	18	1	1	0	1	0	0	0	0	0	0	9	42	5	25.3	3	14	73.8	89.3
1700	21	0	18	1	2	0	1	0	0	0	0	0	0	11	50	9	40.7	5	21.3	78.1	92.5
1800	21	0	18	0	1	0	0	0	0	1	0	0	0	8	40.3	5	26.4	4	18.8	76.4	91.8
1900	9	0	8	0	1	0	0	0	0	0	0	0	0	4	38.5	2	16.9	1	7.7	72.2	-
2000	7	0	7	0	0	0	0	0	0	0	0	0	0	3	42.3	2	28.8	1	11.5	76	-
2100	5	0	5	0	0	0	0	0	0	0	0	0	0	3	54.1	2	35.1	1	21.6	81.4	-
2200	5	0	4	0	0	0	0	0	0	0	0	0	0	2	40.6	1	31.3	1	21.9	73.5	-
2300	1	0	1	0	0	0	0	0	0	0	0	0	0	1	44.4	0	33.3	0	11.1	70	-
07-19	**250**	**1**	**186**	**12**	**23**	**3**	**14**	**0**	**3**	**4**	**3**	**0**	**0**	**99**	**39.4**	**68**	**27**	**44**	**17.5**	**75.5**	**91.4**
06-22	**274**	**1**	**208**	**12**	**24**	**3**	**14**	**0**	**4**	**4**	**4**	**0**	**0**	**109**	**39.9**	**74**	**26.9**	**47**	**17.2**	**75.5**	**91.1**
06-00	**280**	**1**	**213**	**12**	**25**	**3**	**14**	**0**	**4**	**4**	**4**	**0**	**0**	**112**	**39.9**	**76**	**27**	**48**	**17.2**	**75.5**	**91.1**
00-00	**283**	**1**	**215**	**12**	**25**	**3**	**14**	**0**	**4**	**5**	**4**	**0**	**0**	**113**	**39.8**	**76**	**27**	**49**	**17.3**	**75.5**	**91.1**

DRAFT

Site 96
Location LP03420, Att - Telepole, Lat 54.17305, Long -6.85324
Direction South

3279 / Meath/Cavan/Monaghan ATC's
October 2013
Automatic Traffic Count

Virtual Week (1)

Time	Total	Classification												>PSL	>PSL%	>SL1	>SL1%	>SL2	>SL2%	Mean	Vpp
		1 MCL	2 SV	3 SVT	4 TB2	5 TB3	6 T4	7 ART3	8 ART4	9 ART5	10 ART6	11 BD	12 DRT	80	80	85 +5kph	85 +5kph	90 +10kph	90 +10kph		85
Mon	309	1	230	11	31	3	21	0	3	4	4	1	0	126	40.8	88	28.5	54	17.5	75.5	91.8
Tue	301	0	217	15	30	4	17	1	4	7	6	0	0	119	39.5	83	27.6	57	18.9	75.1	94.3
Wed	346	2	253	10	38	6	18	0	6	6	7	0	0	119	34.4	79	22.8	53	15.3	74	90
Thu	317	0	240	9	28	3	19	1	7	7	3	0	0	141	44.5	103	32.5	67	21.1	77.2	92.9
Fri	341	2	252	14	27	4	20	1	4	9	7	1	0	137	40.2	85	24.9	48	14.1	75.4	89.6
| Sat	224	0	185	20	18	0	0	0	0	1	0	0	0	82	36.6	53	23.7	36	16.1	75.1	90.4
| Sun	140	0	130	7	2	0	0	0	1	0	0	0	0	64	45.7	43	30.7	27	19.3	76.5	91.4
5 Day Ave.	**323**	**1**	**238**	**12**	**31**	**4**	**19**	**1**	**5**	**7**	**5**	**0**	**0**	**128**	**39.6**	**88**	**27.2**	**56**	**17.3**	**75.4**	**91.7**
7 Day Ave.	**283**	**1**	**215**	**12**	**25**	**3**	**14**	**0**	**4**	**5**	**4**	**0**	**0**	**113**	**39.8**	**76**	**27.0**	**49**	**17.3**	**75.5**	**91.1**
--	**1978**	**5**	**1507**	**86**	**174**	**20**	**95**	**3**	**25**	**34**	**27**	**2**	**0**	**788**	**39.8**	**534**	**27.0**	**342**	**17.3**	**75.5**	**91.1**

Summary Graphs

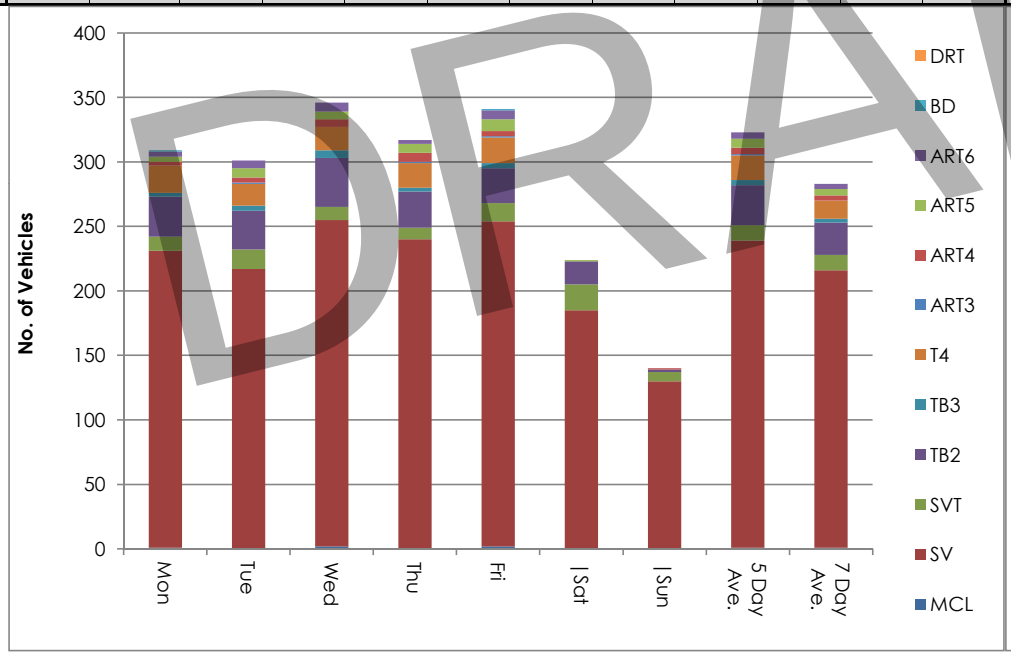

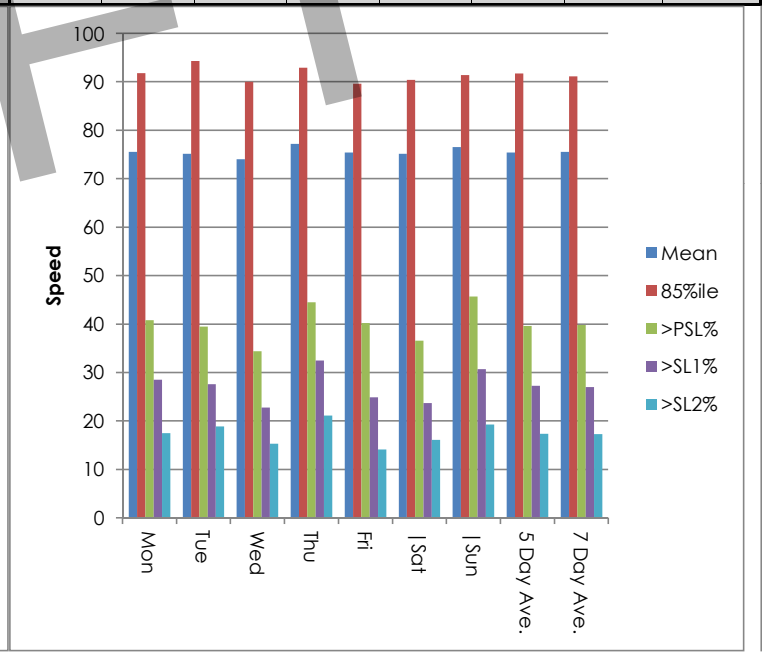

DRAFT

Site 96
Location LP03420, Att - Telepole, Lat 54.17305, Long -6.85324
Direction South

3279 / Meath/Cavan/Monaghan ATC's
October 2013
Automatic Traffic Count

Wed, 9 October 2013

Time	Total	Speed Bins (km/h)																											
		0 - 5	5 - 10	10 - 15	15 - 20	20 - 25	25 - 30	30 - 35	35 - 40	40 - 45	45 - 50	50 - 55	55 - 60	60 - 65	65 - 70	70 - 75	75 - 80	80 - 85	85 - 90	90 - 95	95 - 100	100 - 105	105 - 110	110 - 115	115 - 120	120 - 125	125 - 130	130 - 135	135 - 140
0000	1	0	0	0	0	0	0	0	0	0	0	0	0	1	0	0	0	0	0	0	0	0	0	0	0	0	0	0	0
0100	0	0	0	0	0	0	0	0	0	0	0	0	0	0	0	0	0	0	0	0	0	0	0	0	0	0	0	0	0
0200	0	0	0	0	0	0	0	0	0	0	0	0	0	0	0	0	0	0	0	0	0	0	0	0	0	0	0	0	0
0300	0	0	0	0	0	0	0	0	0	0	0	0	0	0	0	0	0	0	0	0	0	0	0	0	0	0	0	0	0
0400	1	0	0	0	0	0	0	0	0	0	0	0	0	0	0	0	0	0	1	0	0	0	0	0	0	0	0	0	0
0500	1	0	0	0	0	0	0	0	0	0	0	0	0	0	0	1	0	0	0	0	0	0	0	0	0	0	0	0	0
0600	2	0	0	0	0	0	0	0	0	0	0	0	0	0	0	1	1	0	0	0	0	0	0	0	0	0	0	0	0
0700	19	0	0	0	0	0	0	0	0	0	0	2	1	3	1	2	2	2	1	1	1	3	0	0	0	0	0	0	0
0800	**34**	**0**	**0**	**0**	**0**	**0**	**1**	**2**	**0**	**0**	**0**	**0**	**2**	**1**	**5**	**1**	**4**	**5**	**3**	**5**	**2**	**3**	**0**	**0**	**0**	**0**	**0**	**0**	**0**
0900	30	0	0	0	0	1	0	0	0	0	0	1	0	8	1	8	5	1	2	2	0	1	0	0	0	0	0	0	0
1000	16	0	0	0	0	0	0	0	0	0	1	0	1	2	1	0	3	3	3	2	0	0	0	0	0	0	0	0	0
1100	21	0	0	0	0	0	0	0	0	0	2	1	2	0	4	6	3	0	2	1	0	0	0	0	0	0	0	0	0
1200	34	0	0	0	0	0	1	0	0	1	0	1	1	2	8	6	5	3	1	2	0	3	0	0	0	0	0	0	0
1300	24	0	0	0	0	0	0	0	0	0	0	4	0	2	2	5	4	4	2	1	0	0	0	0	0	0	0	0	0
1400	23	0	0	0	0	0	0	1	0	0	1	1	0	1	3	6	4	3	2	1	0	0	0	0	0	0	0	0	0
1500	30	0	0	0	0	0	1	1	0	0	0	1	2	4	4	7	4	1	1	3	0	1	0	0	0	0	0	0	0
1600	20	0	0	1	0	0	1	1	1	0	0	2	0	1	1	3	5	1	0	0	2	0	1	0	0	0	0	0	0
1700	**35**	**0**	**0**	**0**	**0**	**0**	**2**	**0**	**0**	**0**	**0**	**0**	**2**	**4**	**5**	**7**	**2**	**1**	**2**	**5**	**3**	**1**	**0**	**0**	**1**	**0**	**0**	**0**	**0**
1800	26	0	0	0	0	0	2	0	0	0	0	0	0	2	1	4	4	8	0	0	1	3	0	1	0	0	0	0	0
1900	11	0	0	0	0	0	1	0	0	0	0	1	1	2	0	3	0	2	1	0	0	0	0	0	0	0	0	0	0
2000	7	0	0	0	0	0	0	0	0	0	0	0	0	1	0	1	1	1	2	0	0	1	0	0	0	0	0	0	0
2100	9	0	0	0	0	0	0	0	0	0	0	0	0	0	0	2	0	4	3	0	0	0	0	0	0	0	0	0	0
2200	2	0	0	0	0	0	1	0	0	0	0	0	0	0	0	0	1	0	0	0	0	0	0	0	0	0	0	0	0
2300	0	0	0	0	0	0	0	0	0	0	0	0	0	0	0	0	0	0	0	0	0	0	0	0	0	0	0	0	0
07-19	**312**	**0**	**0**	**1**	**0**	**1**	**8**	**5**	**1**	**1**	**4**	**11**	**12**	**28**	**38**	**54**	**45**	**32**	**20**	**23**	**9**	**13**	**4**	**1**	**1**	**0**	**0**	**0**	**0**
06-22	**341**	**0**	**0**	**1**	**0**	**1**	**9**	**5**	**1**	**1**	**4**	**12**	**13**	**31**	**38**	**60**	**47**	**40**	**26**	**23**	**9**	**14**	**4**	**1**	**1**	**0**	**0**	**0**	**0**
06-00	**343**	**0**	**0**	**1**	**0**	**1**	**10**	**5**	**1**	**1**	**4**	**12**	**13**	**31**	**38**	**60**	**48**	**40**	**26**	**23**	**9**	**14**	**4**	**1**	**1**	**0**	**0**	**0**	**0**
00-00	**346**	**0**	**0**	**1**	**0**	**1**	**10**	**5**	**1**	**1**	**4**	**12**	**13**	**32**	**38**	**60**	**49**	**40**	**26**	**24**	**9**	**14**	**4**	**1**	**1**	**0**	**0**	**0**	**0**

DRAFT

Site 96
Location LP03420, Att - Telepole, Lat 54.17305, Long -6.85324
Direction South

3279 / Meath/Cavan/Monaghan ATC's
October 2013
Automatic Traffic Count

Thu, 10 October 2013

Time	Total	Speed Bins (km/h)																											
		0 - 5	5 - 10	10 - 15	15 - 20	20 - 25	25 - 30	30 - 35	35 - 40	40 - 45	45 - 50	50 - 55	55 - 60	60 - 65	65 - 70	70 - 75	75 - 80	80 - 85	85 - 90	90 - 95	95 - 100	100 - 105	105 - 110	110 - 115	115 - 120	120 - 125	125 - 130	130 - 135	135 - 140
0000	0	0	0	0	0	0	0	0	0	0	0	0	0	0	0	0	0	0	0	0	0	0	0	0	0	0	0	0	0
0100	0	0	0	0	0	0	0	0	0	0	0	0	0	0	0	0	0	0	0	0	0	0	0	0	0	0	0	0	0
0200	1	0	0	0	0	0	0	0	0	0	0	0	0	0	1	0	0	0	0	0	0	0	0	0	0	0	0	0	0
0300	1	0	0	0	0	0	0	0	0	0	0	0	0	0	0	0	1	0	0	0	0	0	0	0	0	0	0	0	0
0400	1	0	0	0	0	0	0	0	0	0	0	0	0	0	1	0	0	0	0	0	0	0	0	0	0	0	0	0	0
0500	1	0	0	0	0	0	0	0	0	0	0	0	0	0	0	0	0	1	0	0	0	0	0	0	0	0	0	0	0
0600	2	0	0	0	0	0	0	0	0	0	0	0	0	0	0	0	0	1	0	0	1	0	0	0	0	0	0	0	0
0700	20	0	0	0	0	0	0	0	0	0	0	1	2	2	3	5	1	0	1	1	2	0	1	1	0	0	0	0	0
0800	**43**	**0**	**0**	**0**	**0**	**0**	**0**	**0**	**0**	**0**	**1**	**0**	**0**	**6**	**4**	**6**	**5**	**1**	**6**	**2**	**7**	**2**	**3**	**0**	**0**	**0**	**0**	**0**	**0**
0900	18	0	0	0	0	0	0	0	0	1	0	0	1	2	1	2	1	3	0	3	0	2	1	1	0	0	0	0	0
1000	18	0	0	0	0	0	0	0	0	0	0	0	0	1	4	2	2	2	3	3	0	1	0	0	0	0	0	0	0
1100	19	0	0	0	0	0	0	0	0	0	1	2	0	3	3	2	2	2	0	1	1	1	0	0	1	0	0	0	0
1200	23	0	0	0	0	0	0	0	0	0	0	1	1	4	5	5	1	3	0	2	1	0	0	0	0	0	0	0	0
1300	20	0	0	0	0	0	0	0	0	0	0	0	4	1	1	2	3	4	3	0	1	0	0	1	0	0	0	0	0
1400	20	0	0	1	0	0	0	1	1	1	0	1	0	0	2	3	3	4	2	0	1	0	0	0	0	0	0	0	0
1500	23	0	0	0	0	0	0	0	0	0	0	1	1	5	2	3	4	0	3	2	0	1	1	0	0	0	0	0	0
1600	26	0	0	0	0	0	1	0	1	3	1	0	1	0	1	1	5	6	4	1	1	0	0	0	0	0	0	0	0
1700	21	0	0	0	0	0	0	0	0	0	0	0	1	2	3	2	0	1	4	5	2	1	0	0	0	0	0	0	0
1800	**29**	**0**	**0**	**0**	**0**	**0**	**0**	**0**	**0**	**0**	**0**	**0**	**0**	**0**	**2**	**4**	**3**	**6**	**5**	**3**	**6**	**0**	**0**	**0**	**0**	**0**	**0**	**0**	**0**
1900	14	0	0	0	0	1	0	0	0	0	0	1	0	1	3	2	0	2	3	1	0	0	0	0	0	0	0	0	0
2000	8	0	0	0	0	0	0	0	0	0	0	0	0	1	1	1	2	1	1	1	0	0	0	0	0	0	0	0	0
2100	5	0	0	0	0	0	0	0	0	0	0	0	0	1	1	0	1	1	0	1	0	0	0	0	0	0	0	0	0
2200	2	0	0	0	0	0	1	0	0	0	0	0	0	0	0	1	0	0	0	0	0	0	0	0	0	0	0	0	0
2300	2	0	0	0	0	0	0	0	0	0	0	0	0	0	0	1	0	0	1	0	0	0	0	0	0	0	0	0	0
07-19	**280**	**0**	**0**	**1**	**0**	**0**	**1**	**1**	**2**	**5**	**3**	**6**	**11**	**26**	**31**	**37**	**30**	**32**	**31**	**23**	**22**	**8**	**6**	**3**	**1**	**0**	**0**	**0**	**0**
06-22	**309**	**0**	**0**	**1**	**0**	**1**	**1**	**1**	**2**	**5**	**3**	**7**	**11**	**29**	**36**	**40**	**33**	**37**	**35**	**26**	**23**	**8**	**6**	**3**	**1**	**0**	**0**	**0**	**0**
06-00	**313**	**0**	**0**	**1**	**0**	**1**	**2**	**1**	**2**	**5**	**3**	**7**	**11**	**29**	**36**	**42**	**33**	**37**	**36**	**26**	**23**	**8**	**6**	**3**	**1**	**0**	**0**	**0**	**0**
00-00	**317**	**0**	**0**	**1**	**0**	**1**	**2**	**1**	**2**	**5**	**3**	**7**	**11**	**29**	**38**	**42**	**34**	**38**	**36**	**26**	**23**	**8**	**6**	**3**	**1**	**0**	**0**	**0**	**0**

DRAFT

Site 96
Location LP03420, Att - Telepole, Lat 54.17305, Long -6.85324
Direction South

3279 / Meath/Cavan/Monaghan ATC's
October 2013
Automatic Traffic Count

Fri, 11 October 2013

Time	Total	Speed Bins (km/h)																											
		0 - 5	5 - 10	10 - 15	15 - 20	20 - 25	25 - 30	30 - 35	35 - 40	40 - 45	45 - 50	50 - 55	55 - 60	60 - 65	65 - 70	70 - 75	75 - 80	80 - 85	85 - 90	90 - 95	95 - 100	100 - 105	105 - 110	110 - 115	115 - 120	120 - 125	125 - 130	130 - 135	135 - 140
0000	0	0	0	0	0	0	0	0	0	0	0	0	0	0	0	0	0	0	0	0	0	0	0	0	0	0	0	0	0
0100	0	0	0	0	0	0	0	0	0	0	0	0	0	0	0	0	0	0	0	0	0	0	0	0	0	0	0	0	0
0200	0	0	0	0	0	0	0	0	0	0	0	0	0	0	0	0	0	0	0	0	0	0	0	0	0	0	0	0	0
0300	0	0	0	0	0	0	0	0	0	0	0	0	0	0	0	0	0	0	0	0	0	0	0	0	0	0	0	0	0
0400	0	0	0	0	0	0	0	0	0	0	0	0	0	0	0	0	0	0	0	0	0	0	0	0	0	0	0	0	0
0500	1	0	0	0	0	0	0	0	0	0	0	0	0	0	0	0	0	0	0	0	0	0	1	0	0	0	0	0	0
0600	2	0	0	0	0	0	0	0	0	0	0	0	0	0	1	0	0	0	1	0	0	0	0	0	0	0	0	0	0
0700	23	0	0	0	0	0	0	0	0	0	0	0	2	6	1	0	3	5	1	2	1	2	0	0	0	0	0	0	0
0800	**34**	**0**	**0**	**0**	**0**	**0**	**0**	**0**	**0**	**0**	**1**	**0**	**2**	**2**	**3**	**2**	**7**	**7**	**1**	**4**	**4**	**1**	**0**	**0**	**0**	**0**	**0**	**0**	**0**
0900	20	0	0	0	0	0	0	0	0	1	0	1	0	2	4	3	3	2	1	1	2	0	0	0	0	0	0	0	0
1000	16	0	0	0	0	0	0	0	0	0	0	1	1	1	2	2	4	2	2	0	1	0	0	0	0	0	0	0	0
1100	27	0	0	0	0	0	0	0	0	0	1	0	1	4	1	4	5	5	2	2	0	0	1	1	0	0	0	0	0
1200	26	0	0	0	0	0	0	0	0	0	2	1	1	1	2	4	3	4	3	2	2	1	0	0	0	0	0	0	0
1300	25	0	0	0	0	1	0	0	0	0	1	3	2	3	2	3	3	2	3	0	1	1	0	0	0	0	0	0	0
1400	23	0	0	0	0	0	0	0	0	0	0	0	1	4	3	5	2	4	3	0	0	0	1	0	0	0	0	0	0
1500	**33**	**0**	**0**	**0**	**0**	**0**	**0**	**2**	**0**	**4**	**0**	**1**	**2**	**1**	**5**	**2**	**8**	**4**	**3**	**1**	**0**	**0**	**0**	**0**	**0**	**0**	**0**	**0**	**0**
1600	27	0	0	0	0	1	0	0	0	0	0	0	0	2	4	3	3	6	2	3	1	0	1	0	1	0	0	0	0
1700	25	0	0	0	0	0	0	0	0	0	0	0	0	1	3	2	7	2	6	0	2	1	1	0	0	0	0	0	0
1800	23	0	0	0	0	0	2	0	0	0	0	0	0	5	4	3	2	1	2	2	2	0	0	0	0	0	0	0	0
1900	10	0	0	0	0	0	0	0	0	0	0	0	0	0	4	0	1	3	1	1	0	0	0	0	0	0	0	0	0
2000	8	0	0	0	0	0	0	0	0	0	0	1	1	1	1	0	0	2	2	0	0	0	0	0	0	0	0	0	0
2100	6	0	0	0	0	0	0	0	0	0	0	0	0	0	0	3	0	1	1	1	0	0	0	0	0	0	0	0	0
2200	9	0	0	0	0	0	0	0	3	0	0	0	0	1	1	1	0	1	2	0	0	0	0	0	0	0	0	0	0
2300	3	0	0	0	0	1	0	0	0	0	0	0	0	0	0	0	0	1	1	0	0	0	0	0	0	0	0	0	0
07-19	**302**	**0**	**0**	**0**	**0**	**2**	**2**	**2**	**0**	**5**	**5**	**7**	**12**	**32**	**34**	**33**	**50**	**44**	**29**	**17**	**16**	**6**	**4**	**1**	**1**	**0**	**0**	**0**	**0**
06-22	**328**	**0**	**0**	**0**	**0**	**2**	**2**	**2**	**0**	**5**	**5**	**8**	**13**	**33**	**40**	**36**	**51**	**50**	**34**	**19**	**16**	**6**	**4**	**1**	**1**	**0**	**0**	**0**	**0**
06-00	**340**	**0**	**0**	**0**	**0**	**3**	**2**	**2**	**3**	**5**	**5**	**8**	**13**	**34**	**41**	**37**	**51**	**52**	**37**	**19**	**16**	**6**	**4**	**1**	**1**	**0**	**0**	**0**	**0**
00-00	**341**	**0**	**0**	**0**	**0**	**3**	**2**	**2**	**3**	**5**	**5**	**8**	**13**	**34**	**41**	**37**	**51**	**52**	**37**	**19**	**16**	**6**	**4**	**2**	**1**	**0**	**0**	**0**	**0**

DRAFT

Site 96
Location LP03420, Att - Telepole, Lat 54.17305, Long -6.85324
Direction South

3279 / Meath/Cavan/Monaghan ATC's
October 2013
Automatic Traffic Count

Sat, 12 October 2013

Time	Total	Speed Bins (km/h)																											
		0 - 5	5 - 10	10 - 15	15 - 20	20 - 25	25 - 30	30 - 35	35 - 40	40 - 45	45 - 50	50 - 55	55 - 60	60 - 65	65 - 70	70 - 75	75 - 80	80 - 85	85 - 90	90 - 95	95 - 100	100 - 105	105 - 110	110 - 115	115 - 120	120 - 125	125 - 130	130 - 135	135 - 140
0000	1	0	0	0	0	0	0	0	0	0	0	0	0	0	0	1	0	0	0	0	0	0	0	0	0	0	0	0	0
0100	0	0	0	0	0	0	0	0	0	0	0	0	0	0	0	0	0	0	0	0	0	0	0	0	0	0	0	0	0
0200	2	0	0	0	0	0	0	0	0	0	0	0	0	1	0	0	1	0	0	0	0	0	0	0	0	0	0	0	0
0300	0	0	0	0	0	0	0	0	0	0	0	0	0	0	0	0	0	0	0	0	0	0	0	0	0	0	0	0	0
0400	0	0	0	0	0	0	0	0	0	0	0	0	0	0	0	0	0	0	0	0	0	0	0	0	0	0	0	0	0
0500	0	0	0	0	0	0	0	0	0	0	0	0	0	0	0	0	0	0	0	0	0	0	0	0	0	0	0	0	0
0600	0	0	0	0	0	0	0	0	0	0	0	0	0	0	0	0	0	0	0	0	0	0	0	0	0	0	0	0	0
0700	7	0	0	0	0	0	0	0	0	0	0	1	0	0	2	1	0	1	1	1	0	0	0	0	0	0	0	0	0
0800	8	0	0	0	0	0	0	0	0	0	0	0	0	1	2	2	0	1	0	1	1	0	0	0	0	0	0	0	0
0900	16	0	0	0	0	0	0	1	0	0	0	0	1	0	3	2	3	2	2	2	0	0	0	0	0	0	0	0	0
1000	**22**	**0**	**0**	**0**	**0**	**0**	**0**	**0**	**0**	**0**	**1**	**1**	**3**	**2**	**1**	**2**	**5**	**3**	**0**	**1**	**1**	**2**	**0**	**0**	**0**	**0**	**0**	**0**	**0**
1100	**22**	**0**	**0**	**0**	**0**	**0**	**0**	**1**	**0**	**0**	**1**	**1**	**1**	**4**	**1**	**3**	**2**	**1**	**3**	**2**	**1**	**0**	**1**	**0**	**0**	**0**	**0**	**0**	**0**
1200	23	0	0	0	0	0	0	0	0	0	0	1	1	3	3	7	2	2	1	1	2	0	0	0	0	0	0	0	0
1300	16	0	0	0	0	0	0	0	0	0	0	0	1	0	1	2	4	2	1	1	1	2	0	1	0	0	0	0	0
1400	17	0	0	0	0	0	0	0	0	0	0	0	2	0	2	3	2	3	3	1	1	0	0	0	0	0	0	0	0
1500	**26**	**0**	**0**	**0**	**0**	**0**	**3**	**1**	**0**	**0**	**0**	**0**	**0**	**0**	**2**	**4**	**5**	**3**	**3**	**2**	**2**	**1**	**0**	**0**	**0**	**0**	**0**	**0**	**0**
1600	18	0	0	0	0	0	0	1	0	0	0	1	0	3	2	1	2	3	2	1	1	0	1	0	0	0	0	0	0
1700	8	0	0	0	0	0	0	0	0	0	0	0	0	1	1	0	2	2	0	2	0	0	0	0	0	0	0	0	0
1800	9	0	0	0	0	0	0	0	0	0	0	0	1	2	2	0	1	1	1	1	0	0	0	0	0	0	0	0	0
1900	14	0	0	0	0	1	0	0	0	0	1	0	2	1	0	1	4	3	0	1	0	0	0	0	0	0	0	0	0
2000	6	0	0	0	0	0	0	0	0	0	0	0	0	2	0	1	1	1	0	0	0	0	0	1	0	0	0	0	0
2100	4	0	0	0	0	0	0	0	0	0	0	0	0	0	1	0	2	1	0	0	0	0	0	0	0	0	0	0	0
2200	5	0	0	0	0	0	0	0	0	0	0	0	0	0	1	4	0	0	0	0	0	0	0	0	0	0	0	0	0
2300	0	0	0	0	0	0	0	0	0	0	0	0	0	0	0	0	0	0	0	0	0	0	0	0	0	0	0	0	0
07-19	**192**	**0**	**0**	**0**	**0**	**0**	**3**	**4**	**0**	**0**	**2**	**5**	**10**	**16**	**22**	**27**	**28**	**24**	**17**	**16**	**10**	**5**	**2**	**1**	**0**	**0**	**0**	**0**	**0**
06-22	**216**	**0**	**0**	**0**	**0**	**1**	**3**	**4**	**0**	**0**	**3**	**5**	**12**	**19**	**23**	**29**	**35**	**29**	**17**	**17**	**10**	**5**	**2**	**2**	**0**	**0**	**0**	**0**	**0**
06-00	**221**	**0**	**0**	**0**	**0**	**1**	**3**	**4**	**0**	**0**	**3**	**5**	**12**	**19**	**24**	**33**	**35**	**29**	**17**	**17**	**10**	**5**	**2**	**2**	**0**	**0**	**0**	**0**	**0**
00-00	**224**	**0**	**0**	**0**	**0**	**1**	**3**	**4**	**0**	**0**	**3**	**5**	**12**	**20**	**24**	**34**	**36**	**29**	**17**	**17**	**10**	**5**	**2**	**2**	**0**	**0**	**0**	**0**	**0**

DRAFT

Site 96
Location LP03420, Att - Telepole, Lat 54.17305, Long -6.85324
Direction South

3279 / Meath/Cavan/Monaghan ATC's
October 2013
Automatic Traffic Count

Sun, 13 October 2013

Time	Total	Speed Bins (km/h)																											
		0 - 5	5 - 10	10 - 15	15 - 20	20 - 25	25 - 30	30 - 35	35 - 40	40 - 45	45 - 50	50 - 55	55 - 60	60 - 65	65 - 70	70 - 75	75 - 80	80 - 85	85 - 90	90 - 95	95 - 100	100 - 105	105 - 110	110 - 115	115 - 120	120 - 125	125 - 130	130 - 135	135 - 140
0000	1	0	0	0	0	1	0	0	0	0	0	0	0	0	0	0	0	0	0	0	0	0	0	0	0	0	0	0	0
0100	0	0	0	0	0	0	0	0	0	0	0	0	0	0	0	0	0	0	0	0	0	0	0	0	0	0	0	0	0
0200	2	0	0	0	0	0	0	0	0	0	0	0	0	1	0	0	0	0	0	1	0	0	0	0	0	0	0	0	0
0300	1	0	0	0	0	0	0	0	0	0	0	0	0	1	0	0	0	0	0	0	0	0	0	0	0	0	0	0	0
0400	0	0	0	0	0	0	0	0	0	0	0	0	0	0	0	0	0	0	0	0	0	0	0	0	0	0	0	0	0
0500	1	0	0	0	0	0	0	0	0	0	0	0	0	0	0	0	0	0	0	1	0	0	0	0	0	0	0	0	0
0600	0	0	0	0	0	0	0	0	0	0	0	0	0	0	0	0	0	0	0	0	0	0	0	0	0	0	0	0	0
0700	1	0	0	0	0	0	0	0	0	0	0	0	0	0	0	0	0	1	0	0	0	0	0	0	0	0	0	0	0
0800	0	0	0	0	0	0	0	0	0	0	0	0	0	0	0	0	0	0	0	0	0	0	0	0	0	0	0	0	0
0900	**12**	**0**	**0**	**0**	**0**	**0**	**0**	**0**	**0**	**0**	**0**	**1**	**2**	**1**	**0**	**0**	**2**	**3**	**0**	**2**	**0**	**1**	**0**	**0**	**0**	**0**	**0**	**0**	**0**
1000	11	0	0	0	0	0	1	0	0	0	1	2	0	1	0	1	0	0	1	3	1	0	0	0	0	0	0	0	0
1100	8	0	0	0	0	0	0	0	0	0	0	0	1	1	0	0	1	4	1	0	0	0	0	0	0	0	0	0	0
1200	**17**	**0**	**0**	**0**	**0**	**0**	**0**	**0**	**0**	**1**	**5**	**3**	**2**	**0**	**0**	**2**	**3**	**1**	**0**	**0**	**0**	**0**	**0**	**0**	**0**	**0**	**0**	**0**	**0**
1300	12	0	0	0	0	0	0	0	0	0	0	0	0	1	0	1	2	6	0	1	0	1	0	0	0	0	0	0	0
1400	9	0	0	0	0	0	0	0	0	0	0	0	0	0	0	0	2	1	3	2	1	0	0	0	0	0	0	0	0
1500	10	0	0	0	0	0	0	0	0	0	0	0	1	0	0	0	3	3	1	0	1	0	0	1	0	0	0	0	0
1600	13	0	0	0	0	0	0	0	0	0	1	0	0	0	0	2	2	0	4	2	0	0	2	0	0	0	0	0	0
1700	13	0	0	0	0	0	0	0	0	0	0	0	0	1	2	1	3	2	4	0	0	0	0	0	0	0	0	0	0
1800	10	0	0	0	0	0	0	0	0	0	0	1	0	0	2	2	4	0	0	0	0	0	1	0	0	0	0	0	0
1900	4	0	0	0	0	0	0	0	0	0	0	0	0	1	0	0	0	1	1	0	1	0	0	0	0	0	0	0	0
2000	9	0	0	0	0	1	0	0	0	0	0	0	0	1	1	0	4	0	0	1	1	0	0	0	0	0	0	0	0
2100	4	0	0	0	0	0	0	0	0	0	0	0	0	0	0	1	1	0	0	1	1	0	0	0	0	0	0	0	0
2200	1	0	0	0	0	0	0	0	0	0	0	0	0	0	0	1	0	0	0	0	0	0	0	0	0	0	0	0	0
2300	1	0	0	0	0	0	0	0	0	0	0	0	0	0	0	0	0	0	0	0	0	0	1	0	0	0	0	0	0
07-19	**116**	**0**	**0**	**0**	**0**	**0**	**1**	**0**	**0**	**1**	**7**	**7**	**6**	**5**	**4**	**9**	**22**	**20**	**15**	**10**	**3**	**2**	**3**	**1**	**0**	**0**	**0**	**0**	**0**
06-22	**133**	**0**	**0**	**0**	**0**	**1**	**1**	**0**	**0**	**1**	**7**	**7**	**6**	**7**	**5**	**10**	**27**	**21**	**16**	**12**	**6**	**2**	**3**	**1**	**0**	**0**	**0**	**0**	**0**
06-00	**135**	**0**	**0**	**0**	**0**	**1**	**1**	**0**	**0**	**1**	**7**	**7**	**6**	**7**	**5**	**11**	**27**	**21**	**16**	**12**	**6**	**2**	**4**	**1**	**0**	**0**	**0**	**0**	**0**
00-00	**140**	**0**	**0**	**0**	**0**	**2**	**1**	**0**	**0**	**1**	**7**	**7**	**6**	**9**	**5**	**11**	**27**	**21**	**16**	**14**	**6**	**2**	**4**	**1**	**0**	**0**	**0**	**0**	**0**

DRAFT

Site 96
Location LP03420, Att - Telepole, Lat 54.17305, Long -6.85324
Direction South

3279 / Meath/Cavan/Monaghan ATC's
October 2013
Automatic Traffic Count

Mon, 14 October 2013

Time	Total	Speed Bins (km/h)																											
		0 - 5	5 - 10	10 - 15	15 - 20	20 - 25	25 - 30	30 - 35	35 - 40	40 - 45	45 - 50	50 - 55	55 - 60	60 - 65	65 - 70	70 - 75	75 - 80	80 - 85	85 - 90	90 - 95	95 - 100	100 - 105	105 - 110	110 - 115	115 - 120	120 - 125	125 - 130	130 - 135	135 - 140
0000	0	0	0	0	0	0	0	0	0	0	0	0	0	0	0	0	0	0	0	0	0	0	0	0	0	0	0	0	0
0100	0	0	0	0	0	0	0	0	0	0	0	0	0	0	0	0	0	0	0	0	0	0	0	0	0	0	0	0	0
0200	0	0	0	0	0	0	0	0	0	0	0	0	0	0	0	0	0	0	0	0	0	0	0	0	0	0	0	0	0
0300	0	0	0	0	0	0	0	0	0	0	0	0	0	0	0	0	0	0	0	0	0	0	0	0	0	0	0	0	0
0400	1	0	0	0	0	0	0	0	0	0	0	0	0	0	0	0	0	0	0	1	0	0	0	0	0	0	0	0	0
0500	0	0	0	0	0	0	0	0	0	0	0	0	0	0	0	0	0	0	0	0	0	0	0	0	0	0	0	0	0
0600	4	0	0	0	0	0	0	0	0	0	0	0	0	0	1	0	0	1	0	1	0	1	0	0	0	0	0	0	0
0700	22	0	0	0	0	0	0	0	1	0	0	0	1	2	2	4	4	1	1	2	3	1	0	0	0	0	0	0	0
0800	**31**	**0**	**0**	**0**	**0**	**0**	**0**	**0**	**0**	**0**	**0**	**0**	**0**	**1**	**1**	**4**	**5**	**7**	**6**	**1**	**1**	**1**	**2**	**2**	**0**	**0**	**0**	**0**	**0**
0900	23	0	0	0	0	0	0	0	0	0	1	1	2	4	6	1	2	1	2	1	0	1	0	1	0	0	0	0	0
1000	17	0	0	0	0	0	0	0	0	0	0	1	1	4	0	1	4	1	0	2	3	0	0	0	0	0	0	0	0
1100	15	0	0	0	0	0	0	0	0	0	0	1	2	4	0	1	1	1	3	0	1	1	0	0	0	0	0	0	0
1200	23	0	0	0	0	0	0	0	1	2	0	0	2	3	2	2	2	3	1	3	1	0	1	0	0	0	0	0	0
1300	**33**	**0**	**0**	**0**	**0**	**0**	**0**	**0**	**0**	**2**	**0**	**0**	**2**	**3**	**8**	**3**	**3**	**4**	**3**	**2**	**2**	**1**	**0**	**0**	**0**	**0**	**0**	**0**	**0**
1400	19	0	0	0	0	0	0	0	0	0	0	3	2	2	2	3	2	4	0	1	0	0	0	0	0	0	0	0	0
1500	24	0	0	0	0	0	0	0	0	2	1	0	1	3	4	2	2	4	1	1	1	1	1	0	0	0	0	0	0
1600	27	0	0	0	0	0	0	1	0	0	0	0	1	7	1	5	3	3	4	1	0	0	1	0	0	0	0	0	0
1700	22	0	0	0	0	1	0	0	1	0	0	0	2	0	0	4	4	2	5	1	2	0	0	0	0	0	0	0	0
1800	21	0	0	0	0	1	0	0	0	0	0	1	1	2	4	2	3	2	3	2	0	0	0	0	0	0	0	0	0
1900	7	0	0	0	0	0	0	0	0	0	0	0	2	0	0	1	1	2	0	1	0	0	0	0	0	0	0	0	0
2000	6	0	0	0	0	0	0	0	0	0	1	0	1	0	0	1	0	0	3	0	0	0	0	0	0	0	0	0	0
2100	5	0	0	0	0	0	0	0	0	0	0	0	0	0	2	0	0	0	1	1	0	1	0	0	0	0	0	0	0
2200	8	0	0	0	0	0	0	0	0	0	0	0	0	0	1	0	1	2	1	2	1	0	0	0	0	0	0	0	0
2300	1	0	0	0	0	0	1	0	0	0	0	0	0	0	0	0	0	0	0	0	0	0	0	0	0	0	0	0	0
07-19	**277**	**0**	**0**	**0**	**0**	**2**	**0**	**1**	**3**	**6**	**2**	**7**	**17**	**35**	**30**	**32**	**35**	**33**	**29**	**17**	**14**	**6**	**5**	**3**	**0**	**0**	**0**	**0**	**0**
06-22	**299**	**0**	**0**	**0**	**0**	**2**	**0**	**1**	**3**	**6**	**3**	**7**	**20**	**35**	**33**	**34**	**36**	**36**	**33**	**20**	**14**	**8**	**5**	**3**	**0**	**0**	**0**	**0**	**0**
06-00	**308**	**0**	**0**	**0**	**0**	**2**	**1**	**1**	**3**	**6**	**3**	**7**	**20**	**35**	**34**	**34**	**37**	**38**	**34**	**22**	**15**	**8**	**5**	**3**	**0**	**0**	**0**	**0**	**0**
00-00	**309**	**0**	**0**	**0**	**0**	**2**	**1**	**1**	**3**	**6**	**3**	**7**	**20**	**35**	**34**	**34**	**37**	**38**	**34**	**23**	**15**	**8**	**5**	**3**	**0**	**0**	**0**	**0**	**0**

DRAFT

Site 96
Location LP03420, Att - Telepole, Lat 54.17305, Long -6.85324
Direction South

3279 / Meath/Cavan/Monaghan ATC's
October 2013
Automatic Traffic Count

Tue, 15 October 2013

Time	Total	Speed Bins (km/h)																											
		0 - 5	5 - 10	10 - 15	15 - 20	20 - 25	25 - 30	30 - 35	35 - 40	40 - 45	45 - 50	50 - 55	55 - 60	60 - 65	65 - 70	70 - 75	75 - 80	80 - 85	85 - 90	90 - 95	95 - 100	100 - 105	105 - 110	110 - 115	115 - 120	120 - 125	125 - 130	130 - 135	135 - 140
0000	0	0	0	0	0	0	0	0	0	0	0	0	0	0	0	0	0	0	0	0	0	0	0	0	0	0	0	0	0
0100	0	0	0	0	0	0	0	0	0	0	0	0	0	0	0	0	0	0	0	0	0	0	0	0	0	0	0	0	0
0200	0	0	0	0	0	0	0	0	0	0	0	0	0	0	0	0	0	0	0	0	0	0	0	0	0	0	0	0	0
0300	0	0	0	0	0	0	0	0	0	0	0	0	0	0	0	0	0	0	0	0	0	0	0	0	0	0	0	0	0
0400	1	0	0	0	0	0	0	0	0	0	0	0	0	0	0	0	0	1	0	0	0	0	0	0	0	0	0	0	0
0500	3	0	0	0	0	0	0	0	0	0	0	0	0	2	1	0	0	0	0	0	0	0	0	0	0	0	0	0	0
0600	1	0	0	0	0	0	0	0	0	0	0	0	0	1	0	0	0	0	0	0	0	0	0	0	0	0	0	0	0
0700	19	0	0	0	0	0	0	0	0	0	0	0	0	5	2	1	2	3	2	0	2	0	2	0	0	0	0	0	0
0800	**33**	**0**	**0**	**0**	**0**	**0**	**0**	**0**	**0**	**0**	**0**	**0**	**0**	**3**	**0**	**9**	**5**	**4**	**3**	**2**	**4**	**2**	**1**	**0**	**0**	**0**	**0**	**0**	**0**
0900	21	0	0	0	0	0	0	0	0	0	1	0	3	1	3	4	1	2	3	0	1	2	0	0	0	0	0	0	0
1000	17	0	0	0	0	0	0	0	0	0	0	0	1	2	3	4	4	1	0	1	0	0	1	0	0	0	0	0	0
1100	19	0	0	0	0	0	0	0	0	0	0	1	3	1	5	2	1	3	0	1	0	2	0	0	0	0	0	0	0
1200	20	0	0	0	1	0	0	1	0	0	0	0	3	2	4	3	3	0	0	1	0	1	1	0	0	0	0	0	0
1300	23	0	0	0	0	0	0	3	0	0	0	1	2	1	4	3	0	1	3	1	2	0	2	0	0	0	0	0	0
1400	20	0	0	0	0	0	0	0	0	0	0	2	2	0	3	1	1	3	4	1	2	1	0	0	0	0	0	0	0
1500	**29**	**0**	**0**	**0**	**0**	**0**	**1**	**1**	**1**	**1**	**0**	**1**	**0**	**1**	**3**	**8**	**2**	**3**	**1**	**3**	**2**	**0**	**1**	**0**	**0**	**0**	**0**	**0**	**0**
1600	19	0	0	0	1	0	0	1	0	0	2	1	1	0	2	0	3	6	1	1	0	0	0	0	0	0	0	0	0
1700	26	0	0	0	0	0	2	0	3	0	0	0	0	1	0	2	1	4	8	1	2	2	0	0	0	0	0	0	0
1800	26	0	0	0	0	1	1	0	0	0	0	0	3	1	1	5	7	2	0	0	2	1	1	0	1	0	0	0	0
1900	5	0	0	0	0	0	0	0	0	0	0	0	0	1	2	1	0	1	0	0	0	0	0	0	0	0	0	0	0
2000	8	0	0	0	0	0	0	0	0	0	0	0	1	0	2	1	0	2	1	0	1	0	0	0	0	0	0	0	0
2100	4	0	0	0	0	0	0	0	0	0	0	0	0	0	1	0	1	0	0	1	0	1	0	0	0	0	0	0	0
2200	5	0	0	0	0	0	0	0	0	0	0	0	1	0	0	0	0	0	0	1	1	1	0	0	0	1	0	0	0
2300	2	0	0	0	0	0	0	0	0	0	0	0	0	0	0	2	0	0	0	0	0	0	0	0	0	0	0	0	0
07-19	**272**	**0**	**0**	**0**	**2**	**1**	**4**	**6**	**4**	**1**	**3**	**6**	**18**	**18**	**30**	**42**	**30**	**32**	**25**	**12**	**17**	**11**	**9**	**0**	**1**	**0**	**0**	**0**	**0**
06-22	**290**	**0**	**0**	**0**	**2**	**1**	**4**	**6**	**4**	**1**	**3**	**6**	**19**	**20**	**35**	**44**	**31**	**35**	**26**	**13**	**18**	**12**	**9**	**0**	**1**	**0**	**0**	**0**	**0**
06-00	**297**	**0**	**0**	**0**	**2**	**1**	**4**	**6**	**4**	**1**	**3**	**6**	**20**	**20**	**35**	**46**	**31**	**35**	**26**	**14**	**19**	**13**	**9**	**0**	**1**	**1**	**0**	**0**	**0**
00-00	**301**	**0**	**0**	**0**	**2**	**1**	**4**	**6**	**4**	**1**	**3**	**6**	**20**	**22**	**36**	**46**	**31**	**36**	**26**	**14**	**19**	**13**	**9**	**0**	**1**	**1**	**0**	**0**	**0**

DRAFT

Site 96
Location LP03420, Att - Telepole, Lat 54.17305, Long -6.85324
Direction South

3279 / Meath/Cavan/Monaghan ATC's
October 2013
Automatic Traffic Count

Virtual Day (7)

Time	Total	Speed Bins (km/h)																											
		0 - 5	5 - 10	10 - 15	15 - 20	20 - 25	25 - 30	30 - 35	35 - 40	40 - 45	45 - 50	50 - 55	55 - 60	60 - 65	65 - 70	70 - 75	75 - 80	80 - 85	85 - 90	90 - 95	95 - 100	100 - 105	105 - 110	110 - 115	115 - 120	120 - 125	125 - 130	130 - 135	135 - 140
0000	0	0	0	0	0	0	0	0	0	0	0	0	0	0	0	0	0	0	0	0	0	0	0	0	0	0	0	0	0
0100	0	0	0	0	0	0	0	0	0	0	0	0	0	0	0	0	0	0	0	0	0	0	0	0	0	0	0	0	0
0200	1	0	0	0	0	0	0	0	0	0	0	0	0	0	0	0	0	0	0	0	0	0	0	0	0	0	0	0	0
0300	0	0	0	0	0	0	0	0	0	0	0	0	0	0	0	0	0	0	0	0	0	0	0	0	0	0	0	0	0
0400	1	0	0	0	0	0	0	0	0	0	0	0	0	0	0	0	0	0	0	0	0	0	0	0	0	0	0	0	0
0500	1	0	0	0	0	0	0	0	0	0	0	0	0	0	0	0	0	0	0	0	0	0	0	0	0	0	0	0	0
0600	2	0	0	0	0	0	0	0	0	0	0	0	0	0	0	0	0	0	0	0	0	0	0	0	0	0	0	0	0
0700	16	0	0	0	0	0	0	0	0	0	0	0	1	2	2	2	2	2	1	1	1	1	1	0	0	0	0	0	0
0800	**26**	**0**	**0**	**0**	**0**	**0**	**0**	**0**	**0**	**0**	**0**	**0**	**1**	**2**	**2**	**3**	**4**	**4**	**3**	**2**	**3**	**1**	**1**	**0**	**0**	**0**	**0**	**0**	**0**
0900	20	0	0	0	0	0	0	0	0	0	0	1	1	3	3	3	2	2	1	2	0	1	0	0	0	0	0	0	0
1000	17	0	0	0	0	0	0	0	0	0	0	1	1	2	2	2	3	2	1	2	1	0	0	0	0	0	0	0	0
1100	19	0	0	0	0	0	0	0	0	0	1	1	1	2	2	3	2	2	2	1	0	1	0	0	0	0	0	0	0
1200	24	0	0	0	0	0	0	0	0	1	1	1	2	2	3	4	3	2	1	2	1	1	0	0	0	0	0	0	0
1300	22	0	0	0	0	0	0	0	0	0	0	1	2	2	3	3	3	3	2	1	1	1	0	0	0	0	0	0	0
1400	19	0	0	0	0	0	0	0	0	0	0	1	1	1	2	3	2	3	2	1	1	0	0	0	0	0	0	0	0
1500	**25**	**0**	**0**	**0**	**0**	**0**	**1**	**1**	**0**	**1**	**0**	**1**	**1**	**2**	**3**	**4**	**4**	**3**	**2**	**2**	**1**	**1**	**0**	**0**	**0**	**0**	**0**	**0**	**0**
1600	21	0	0	0	0	0	0	1	0	0	1	1	0	2	2	2	3	4	2	1	1	0	1	0	0	0	0	0	0
1700	21	0	0	0	0	0	1	0	1	0	0	0	1	1	2	3	3	2	4	2	2	1	0	0	0	0	0	0	0
1800	21	0	0	0	0	0	1	0	0	0	0	0	1	2	2	3	3	3	2	1	2	1	0	0	0	0	0	0	0
1900	9	0	0	0	0	0	0	0	0	0	0	0	1	1	1	1	1	2	1	1	0	0	0	0	0	0	0	0	0
2000	7	0	0	0	0	0	0	0	0	0	0	0	0	1	1	1	1	1	1	0	0	0	0	0	0	0	0	0	0
2100	5	0	0	0	0	0	0	0	0	0	0	0	0	0	1	1	1	1	1	1	0	0	0	0	0	0	0	0	0
2200	5	0	0	0	0	0	0	0	0	0	0	0	0	0	0	1	0	0	0	0	0	0	0	0	0	0	0	0	0
2300	1	0	0	0	0	0	0	0	0	0	0	0	0	0	0	0	0	0	0	0	0	0	0	0	0	0	0	0	0
07-19	**250**	**0**	**0**	**0**	**0**	**1**	**3**	**3**	**1**	**3**	**4**	**7**	**12**	**23**	**27**	**33**	**34**	**31**	**24**	**17**	**13**	**7**	**5**	**1**	**1**	**0**	**0**	**0**	**0**
06-22	**274**	**0**	**0**	**0**	**0**	**1**	**3**	**3**	**1**	**3**	**4**	**7**	**13**	**25**	**30**	**36**	**37**	**35**	**27**	**19**	**14**	**8**	**5**	**2**	**1**	**0**	**0**	**0**	**0**
06-00	**280**	**0**	**0**	**0**	**0**	**1**	**3**	**3**	**2**	**3**	**4**	**7**	**14**	**25**	**30**	**38**	**37**	**36**	**27**	**19**	**14**	**8**	**5**	**2**	**1**	**0**	**0**	**0**	**0**
00-00	**283**	**0**	**0**	**0**	**0**	**2**	**3**	**3**	**2**	**3**	**4**	**7**	**14**	**26**	**31**	**38**	**38**	**36**	**27**	**20**	**14**	**8**	**5**	**2**	**1**	**0**	**0**	**0**	**0**

DRAFT

Site 96
Location LP03420, Att - Telepole, Lat 54.17305, Long -6.85324
Direction South

3279 / Meath/Cavan/Monaghan ATC's
October 2013
Automatic Traffic Count

Virtual Week (1)

Time	Total	Speed Bins (km/h)																											
		0 - 5	5 - 10	10 - 15	15 - 20	20 - 25	25 - 30	30 - 35	35 - 40	40 - 45	45 - 50	50 - 55	55 - 60	60 - 65	65 - 70	70 - 75	75 - 80	80 - 85	85 - 90	90 - 95	95 - 100	100 - 105	105 - 110	110 - 115	115 - 120	120 - 125	125 - 130	130 - 135	135 - 140
Mon	309	0	0	0	0	2	1	1	3	6	3	7	20	35	34	34	37	38	34	23	15	8	5	3	0	0	0	0	0
Tue	301	0	0	0	2	1	4	6	4	1	3	6	20	22	36	46	31	36	26	14	19	13	9	0	1	1	0	0	0
Wed	346	0	0	1	0	1	10	5	1	1	4	12	13	32	38	60	49	40	26	24	9	14	4	1	1	0	0	0	0
Thu	317	0	0	1	0	1	2	1	2	5	3	7	11	29	38	42	34	38	36	26	23	8	6	3	1	0	0	0	0
Fri	341	0	0	0	0	3	2	2	3	5	5	8	13	34	41	37	51	52	37	19	16	6	4	2	1	0	0	0	0
|Sat	224	0	0	0	0	1	3	4	0	0	3	5	12	20	24	34	36	29	17	17	10	5	2	2	0	0	0	0	0
|Sun	140	0	0	0	0	2	1	0	0	1	7	7	6	9	5	11	27	21	16	14	6	2	4	1	0	0	0	0	0
5 Day Ave.	**323**	**0**	**0**	**0**	**0**	**2**	**4**	**3**	**3**	**4**	**4**	**8**	**15**	**30**	**37**	**44**	**40**	**41**	**32**	**21**	**16**	**10**	**6**	**2**	**1**	**0**	**0**	**0**	**0**
7 Day Ave.	**283**	**0**	**0**	**0**	**0**	**2**	**3**	**3**	**2**	**3**	**4**	**7**	**14**	**26**	**31**	**38**	**38**	**36**	**27**	**20**	**14**	**8**	**5**	**2**	**1**	**0**	**0**	**0**	**0**
--	**1978**	**0**	**0**	**2**	**2**	**11**	**23**	**19**	**13**	**19**	**28**	**52**	**95**	**181**	**216**	**264**	**265**	**254**	**192**	**137**	**98**	**56**	**34**	**12**	**4**	**1**	**0**	**0**	**0**

Summary Graphs

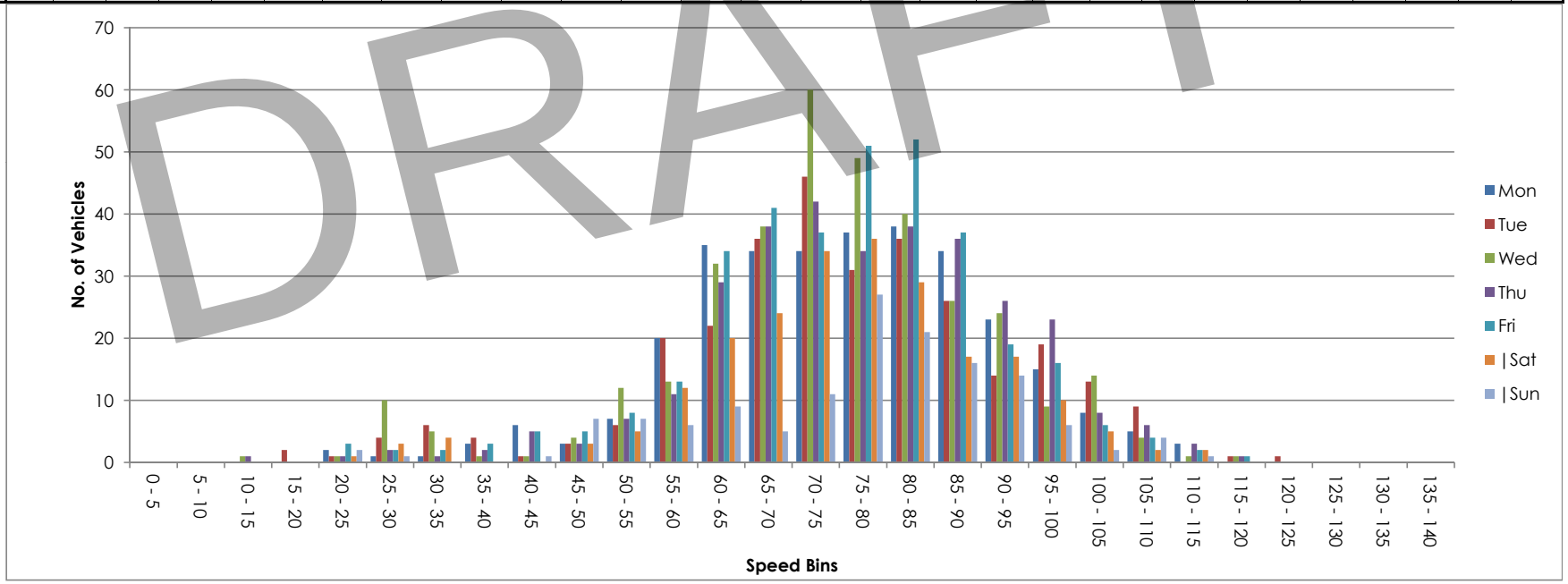

DRAFT

Site 96
Location LP03420, Att - Telepole, Lat 54.17305, Long -6.85324
Direction Two way

3279 / Meath/Cavan/Monaghan ATC's
October 2013
Automatic Traffic Count

Wed, 9 October 2013

Time	Total	Classification												>PSL	>PSL%	>SL1	>SL1%	>SL2	>SL2%	Mean	Vpp
		1 MCL	2 SV	3 SVT	4 TB2	5 TB3	6 T4	7 ART3	8 ART4	9 ART5	10 ART6	11 BD	12 DRT	80	80	85 +5kph	85 +5kph	90 +10kph	90 +10kph		85
0000	5	0	5	0	0	0	0	0	0	0	0	0	0	3	60	2	40	2	40	83.4	-
0100	0	0	0	0	0	0	0	0	0	0	0	0	0	0	0	0	0	0	0	-	-
0200	0	0	0	0	0	0	0	0	0	0	0	0	0	0	0	0	0	0	0	-	-
0300	0	0	0	0	0	0	0	0	0	0	0	0	0	0	0	0	0	0	0	-	-
0400	2	0	1	0	1	0	0	0	0	0	0	0	0	1	50	1	50	1	50	75.9	-
0500	3	0	0	0	0	1	0	0	0	1	1	0	0	0	0	0	0	0	0	67.4	-
0600	3	0	3	0	0	0	0	0	0	0	0	0	0	1	33.3	0	0	0	0	80.4	-
0700	26	0	21	0	4	0	0	0	0	1	0	0	0	13	50	11	42.3	8	30.8	82	104.4
0800	**61**	**1**	**44**	**3**	**9**	**0**	**1**	**0**	**1**	**1**	**1**	**0**	**0**	**33**	**54.1**	**23**	**37.7**	**17**	**27.9**	**78.5**	**95.8**
0900	56	0	33	3	5	0	11	0	2	0	2	0	0	11	19.6	8	14.3	4	7.1	70.1	84.6
1000	29	0	17	3	4	0	1	0	1	2	1	0	0	9	31	6	20.7	3	10.3	71.5	88.2
1100	35	1	19	1	6	3	2	0	1	1	1	0	0	3	8.6	3	8.6	1	2.9	65.7	77
1200	61	1	41	0	7	3	6	0	1	1	1	0	0	15	24.6	9	14.8	8	13.1	71.4	85
1300	39	0	25	3	5	2	2	0	0	1	1	0	0	11	28.2	5	12.8	2	5.1	71.2	81.7
1400	41	0	26	2	5	3	0	0	1	0	4	0	0	8	19.5	5	12.2	3	7.3	71.1	79.9
1500	66	0	40	1	5	1	13	0	3	2	1	0	0	11	16.7	9	13.6	7	10.6	67.8	80.6
1600	43	0	30	2	7	0	2	0	1	0	1	0	0	9	20.9	6	14	6	14	68.3	82.1
1700	**68**	**0**	**53**	**4**	**6**	**0**	**2**	**0**	**0**	**0**	**3**	**0**	**0**	**25**	**36.8**	**20**	**29.4**	**14**	**20.6**	**73.1**	**90.7**
1800	43	0	38	0	4	0	0	0	0	1	0	0	0	20	46.5	11	25.6	10	23.3	77.4	98.6
1900	26	0	21	0	2	2	0	0	0	0	1	0	0	12	46.2	5	19.2	4	15.4	73	89.3
2000	14	0	13	0	1	0	0	0	0	0	0	0	0	7	50	5	35.7	2	14.3	79.5	88.9
2100	18	0	17	0	1	0	0	0	0	0	0	0	0	11	61.1	5	27.8	1	5.6	77.7	87.5
2200	4	0	4	0	0	0	0	0	0	0	0	0	0	1	25	1	25	1	25	71.1	-
2300	2	0	2	0	0	0	0	0	0	0	0	0	0	0	0	0	0	0	0	74.9	-
07-19	**568**	**3**	**387**	**22**	**67**	**12**	**40**	**0**	**11**	**10**	**16**	**0**	**0**	**168**	**29.6**	**116**	**20.4**	**83**	**14.6**	**72.2**	**89.6**
06-22	**629**	**3**	**441**	**22**	**71**	**14**	**40**	**0**	**11**	**10**	**17**	**0**	**0**	**199**	**31.6**	**131**	**20.8**	**90**	**14.3**	**72.5**	**89.3**
06-00	**635**	**3**	**447**	**22**	**71**	**14**	**40**	**0**	**11**	**10**	**17**	**0**	**0**	**200**	**31.5**	**132**	**20.8**	**91**	**14.3**	**72.5**	**89.3**
00-00	**645**	**3**	**453**	**22**	**72**	**15**	**40**	**0**	**11**	**11**	**18**	**0**	**0**	**204**	**31.6**	**135**	**20.9**	**94**	**14.6**	**72.6**	**89.6**

DRAFT

Site 96
Location LP03420, Att - Telepole, Lat 54.17305, Long -6.85324
Direction Two way

3279 / Meath/Cavan/Monaghan ATC's
October 2013
Automatic Traffic Count

Thu, 10 October 2013

Time	Total	Classification												>PSL	>PSL%	>SL1	>SL1%	>SL2	>SL2%	Mean	Vpp
		1 MCL	2 SV	3 SVT	4 TB2	5 TB3	6 T4	7 ART3	8 ART4	9 ART5	10 ART6	11 BD	12 DRT	80	80	85 +5kph	85 +5kph	90 +10kph	90 +10kph		85
0000	0	0	0	0	0	0	0	0	0	0	0	0	0	0	0	0	0	0	0	-	-
0100	1	0	1	0	0	0	0	0	0	0	0	0	0	1	100	1	100	1	100	98	-
0200	2	0	1	0	0	0	0	0	0	1	0	0	0	0	0	0	0	0	0	71.4	-
0300	1	0	0	0	0	0	0	0	0	0	1	0	0	0	0	0	0	0	0	76.5	-
0400	1	0	1	0	0	0	0	0	0	0	0	0	0	0	0	0	0	0	0	69.2	-
0500	4	0	2	0	0	1	0	0	0	1	0	0	0	2	50	0	0	0	0	74.7	-
0600	3	0	3	0	0	0	0	0	0	0	0	0	0	2	66.7	1	33.3	1	33.3	83.5	-
0700	27	0	21	1	3	0	0	0	0	1	1	0	0	11	40.7	9	33.3	8	29.6	79	99.7
0800	**72**	**0**	**58**	**1**	**8**	**0**	**3**	**0**	**1**	**0**	**1**	**0**	**0**	**31**	**43.1**	**27**	**37.5**	**17**	**23.6**	**78.9**	**96.1**
0900	41	0	20	4	6	0	8	0	1	0	2	0	0	17	41.5	14	34.1	14	34.1	78.1	101.9
1000	39	0	25	4	5	1	0	0	1	2	1	0	0	17	43.6	12	30.8	7	17.9	78.5	90.7
1100	38	0	28	1	5	0	2	0	1	0	1	0	0	11	28.9	5	13.2	4	10.5	72.8	84.6
1200	55	0	29	2	5	2	13	0	0	1	3	0	0	11	20	6	10.9	6	10.9	70.2	81.4
1300	42	0	28	0	6	4	1	0	1	1	1	0	0	17	40.5	9	21.4	5	11.9	75.8	88.6
1400	34	0	24	1	5	1	1	0	1	0	1	0	0	10	29.4	5	14.7	2	5.9	67.9	82.8
1500	51	0	31	1	5	0	10	1	1	1	1	0	0	16	31.4	13	25.5	7	13.7	73.6	88.2
1600	55	0	43	2	6	1	1	0	0	1	1	0	0	17	30.9	9	16.4	3	5.5	68.5	85.3
1700	**61**	**0**	**53**	**2**	**3**	**0**	**0**	**1**	**0**	**1**	**1**	**0**	**0**	**34**	**55.7**	**28**	**45.9**	**21**	**34.4**	**81.1**	**94.7**
1800	47	0	42	1	2	0	1	0	0	1	0	0	0	28	59.6	22	46.8	16	34	82.6	96.8
1900	27	0	23	1	3	0	0	0	0	0	0	0	0	13	48.1	10	37	4	14.8	74.8	89.6
2000	18	0	17	0	1	0	0	0	0	0	0	0	0	6	33.3	3	16.7	2	11.1	75.2	84.2
2100	21	0	21	0	0	0	0	0	0	0	0	0	0	8	38.1	5	23.8	4	19	77.2	92.9
2200	3	0	3	0	0	0	0	0	0	0	0	0	0	1	33.3	1	33.3	1	33.3	73	-
2300	5	0	5	0	0	0	0	0	0	0	0	0	0	2	40	1	20	0	0	76	-
07-19	**562**	**0**	**402**	**20**	**59**	**9**	**40**	**2**	**7**	**9**	**14**	**0**	**0**	**220**	**39.1**	**159**	**28.3**	**110**	**19.6**	**75.7**	**92.5**
06-22	**631**	**0**	**466**	**21**	**63**	**9**	**40**	**2**	**7**	**9**	**14**	**0**	**0**	**249**	**39.5**	**178**	**28.2**	**121**	**19.2**	**75.7**	**92.2**
06-00	**639**	**0**	**474**	**21**	**63**	**9**	**40**	**2**	**7**	**9**	**14**	**0**	**0**	**252**	**39.4**	**180**	**28.2**	**122**	**19.1**	**75.7**	**92.2**
00-00	**648**	**0**	**479**	**21**	**63**	**10**	**40**	**2**	**7**	**11**	**15**	**0**	**0**	**255**	**39.4**	**181**	**27.9**	**123**	**19**	**75.7**	**92.2**

DRAFT

Site 96
Location LP03420, Att - Telepole, Lat 54.17305, Long -6.85324
Direction Two way

3279 / Meath/Cavan/Monaghan ATC's
October 2013
Automatic Traffic Count

Fri, 11 October 2013

Time	Total	Classification												>PSL	>PSL%	>SL1	>SL1%	>SL2	>SL2%	Mean	Vpp
		1 MCL	2 SV	3 SVT	4 TB2	5 TB3	6 T4	7 ART3	8 ART4	9 ART5	10 ART6	11 BD	12 DRT	80	80	85 +5kph	85 +5kph	90 +10kph	90 +10kph		85
0000	0	0	0	0	0	0	0	0	0	0	0	0	0	0	0	0	0	0	0	-	-
0100	1	0	1	0	0	0	0	0	0	0	0	0	0	1	100	0	0	0	0	84.5	-
0200	1	0	1	0	0	0	0	0	0	0	0	0	0	0	0	0	0	0	0	65.6	-
0300	0	0	0	0	0	0	0	0	0	0	0	0	0	0	0	0	0	0	0	-	-
0400	0	0	0	0	0	0	0	0	0	0	0	0	0	0	0	0	0	0	0	-	-
0500	4	0	1	0	1	1	0	0	0	1	0	0	0	1	25	1	25	1	25	72.7	-
0600	3	0	3	0	0	0	0	0	0	0	0	0	0	1	33.3	1	33.3	0	0	78.3	-
0700	32	0	27	0	3	0	0	0	0	2	0	0	0	16	50	10	31.3	9	28.1	79.1	92.9
0800	**56**	**0**	**45**	**1**	**6**	**0**	**0**	**0**	**1**	**1**	**2**	**0**	**0**	**28**	**50**	**20**	**35.7**	**17**	**30.4**	**80.9**	**97.2**
0900	41	0	22	1	3	0	10	0	1	1	3	0	0	12	29.3	7	17.1	5	12.2	73.4	85.3
1000	33	0	19	2	7	2	2	0	0	1	0	0	0	14	42.4	7	21.2	3	9.1	77.2	87.5
1100	49	0	31	4	10	1	2	0	1	0	0	0	0	22	44.9	14	28.6	8	16.3	77	90.7
1200	59	0	35	7	5	2	8	0	0	2	0	0	0	17	28.8	12	20.3	7	11.9	70.6	86
1300	53	1	30	2	9	1	4	2	1	1	2	0	0	17	32.1	12	22.6	6	11.3	73.3	89.6
1400	39	0	30	1	2	1	0	0	0	3	2	0	0	15	38.5	11	28.2	6	15.4	79.2	89.3
1500	64	1	45	1	5	0	10	0	1	0	0	1	0	16	25	12	18.8	4	6.3	69.4	85
1600	**67**	**0**	**52**	**1**	**5**	**3**	**4**	**0**	**1**	**1**	**0**	**0**	**0**	**23**	**34.3**	**15**	**22.4**	**10**	**14.9**	**73**	**89.3**
1700	61	0	53	2	4	0	1	0	0	0	1	0	0	32	52.5	20	32.8	8	13.1	80.5	88.9
1800	49	1	38	4	3	0	0	0	0	2	1	0	0	21	42.9	12	24.5	8	16.3	73.8	92.2
1900	20	0	16	1	2	0	0	0	0	1	0	0	0	10	50	6	30	5	25	82	96.8
2000	24	0	22	1	0	0	0	0	0	1	0	0	0	13	54.2	9	37.5	6	25	77.2	91.1
2100	11	0	11	0	0	0	0	0	0	0	0	0	0	5	45.5	4	36.4	2	18.2	79.6	87.5
2200	15	0	12	0	2	0	1	0	0	0	0	0	0	7	46.7	5	33.3	3	20	72.6	92.5
2300	6	0	6	0	0	0	0	0	0	0	0	0	0	4	66.7	2	33.3	0	0	73.7	-
07-19	**603**	**3**	**427**	**26**	**62**	**10**	**41**	**2**	**6**	**14**	**11**	**1**	**0**	**233**	**38.6**	**152**	**25.2**	**91**	**15.1**	**75.3**	**90**
06-22	**661**	**3**	**479**	**28**	**64**	**10**	**41**	**2**	**6**	**16**	**11**	**1**	**0**	**262**	**39.6**	**172**	**26**	**104**	**15.7**	**75.6**	**90.7**
06-00	**682**	**3**	**497**	**28**	**66**	**10**	**42**	**2**	**6**	**16**	**11**	**1**	**0**	**273**	**40**	**179**	**26.2**	**107**	**15.7**	**75.6**	**90.7**
00-00	**688**	**3**	**500**	**28**	**67**	**11**	**42**	**2**	**6**	**17**	**11**	**1**	**0**	**275**	**40**	**180**	**26.2**	**108**	**15.7**	**75.5**	**90.7**

DRAFT

Site 96
Location LP03420, Att - Telepole, Lat 54.17305, Long -6.85324
Direction Two way

3279 / Meath/Cavan/Monaghan ATC's
October 2013
Automatic Traffic Count

Sat, 12 October 2013

Time	Total	Classification												>PSL	>PSL%	>SL1	>SL1%	>SL2	>SL2%	Mean	Vpp
		1 MCL	2 SV	3 SVT	4 TB2	5 TB3	6 T4	7 ART3	8 ART4	9 ART5	10 ART6	11 BD	12 DRT	80	80	85 +5kph	85 +5kph	90 +10kph	90 +10kph		85
0000	2	0	2	0	0	0	0	0	0	0	0	0	0	1	50	1	50	1	50	82	-
0100	2	0	2	0	0	0	0	0	0	0	0	0	0	1	50	1	50	1	50	80.9	-
0200	5	0	5	0	0	0	0	0	0	0	0	0	0	1	20	1	20	1	20	76.7	-
0300	1	0	1	0	0	0	0	0	0	0	0	0	0	1	100	1	100	0	0	87.4	-
0400	0	0	0	0	0	0	0	0	0	0	0	0	0	0	0	0	0	0	0	-	-
0500	1	0	1	0	0	0	0	0	0	0	0	0	0	1	100	1	100	0	0	87.1	-
0600	1	0	1	0	0	0	0	0	0	0	0	0	0	1	100	1	100	0	0	85.2	-
0700	12	0	10	1	0	0	0	0	0	1	0	0	0	6	50	3	25	2	16.7	78	88.6
0800	15	0	12	1	2	0	0	0	0	0	0	0	0	7	46.7	5	33.3	5	33.3	78	96.5
0900	29	0	18	5	4	0	1	0	0	0	1	0	0	7	24.1	5	17.2	2	6.9	72.9	85
1000	40	0	31	7	2	0	0	0	0	0	0	0	0	11	27.5	7	17.5	7	17.5	74.6	90
1100	**44**	**0**	**32**	**6**	**6**	**0**	**0**	**0**	**0**	**0**	**0**	**0**	**0**	**15**	**34.1**	**14**	**31.8**	**8**	**18.2**	**72.9**	**90**
1200	47	0	35	6	5	1	0	0	0	0	0	0	0	12	25.5	7	14.9	6	12.8	72.8	84.6
1300	36	0	30	1	5	0	0	0	0	0	0	0	0	12	33.3	8	22.2	7	19.4	76.9	91.8
1400	37	0	33	0	4	0	0	0	0	0	0	0	0	19	51.4	11	29.7	8	21.6	80.5	95
1500	**49**	**1**	**39**	**5**	**4**	**0**	**0**	**0**	**0**	**0**	**0**	**0**	**0**	**19**	**38.8**	**13**	**26.5**	**8**	**16.3**	**71**	**90.7**
1600	41	0	39	1	1	0	0	0	0	0	0	0	0	22	53.7	15	36.6	9	22	80.2	95.4
1700	21	0	17	1	2	0	0	0	0	1	0	0	0	7	33.3	5	23.8	2	9.5	72.3	85.3
1800	17	0	16	1	0	0	0	0	0	0	0	0	0	7	41.2	6	35.3	3	17.6	75.3	87.8
1900	30	0	26	3	1	0	0	0	0	0	0	0	0	7	23.3	3	10	3	10	69.1	83.5
2000	15	0	14	1	0	0	0	0	0	0	0	0	0	7	46.7	6	40	3	20	76.1	91.4
2100	14	0	12	1	1	0	0	0	0	0	0	0	0	3	21.4	2	14.3	1	7.1	76.1	81.7
2200	11	0	11	0	0	0	0	0	0	0	0	0	0	2	18.2	2	18.2	1	9.1	77.3	77.4
2300	2	0	2	0	0	0	0	0	0	0	0	0	0	1	50	1	50	1	50	86.8	-
07-19	**388**	**1**	**312**	**35**	**35**	**1**	**1**	**0**	**0**	**2**	**1**	**0**	**0**	**144**	**37.1**	**99**	**25.5**	**67**	**17.3**	**75.1**	**91.1**
06-22	**448**	**1**	**365**	**40**	**37**	**1**	**1**	**0**	**0**	**2**	**1**	**0**	**0**	**162**	**36.2**	**111**	**24.8**	**74**	**16.5**	**74.8**	**90.7**
06-00	**461**	**1**	**378**	**40**	**37**	**1**	**1**	**0**	**0**	**2**	**1**	**0**	**0**	**165**	**35.8**	**114**	**24.7**	**76**	**16.5**	**74.9**	**90.7**
00-00	**472**	**1**	**389**	**40**	**37**	**1**	**1**	**0**	**0**	**2**	**1**	**0**	**0**	**170**	**36**	**119**	**25.2**	**79**	**16.7**	**75**	**90.7**

DRAFT

Site 96
Location LP03420, Att - Telepole, Lat 54.17305, Long -6.85324
Direction Two way

3279 / Meath/Cavan/Monaghan ATC's
October 2013
Automatic Traffic Count

Sun, 13 October 2013

Time	Total	Classification												>PSL	>PSL%	>SL1	>SL1%	>SL2	>SL2%	Mean	Vpp
		1 MCL	2 SV	3 SVT	4 TB2	5 TB3	6 T4	7 ART3	8 ART4	9 ART5	10 ART6	11 BD	12 DRT	80	80	85 +5kph	85 +5kph	90 +10kph	90 +10kph		85
0000	4	0	4	0	0	0	0	0	0	0	0	0	0	2	50	1	25	0	0	63	-
0100	2	0	2	0	0	0	0	0	0	0	0	0	0	1	50	1	50	1	50	85.9	-
0200	5	0	5	0	0	0	0	0	0	0	0	0	0	2	40	2	40	2	40	75.3	-
0300	1	0	1	0	0	0	0	0	0	0	0	0	0	0	0	0	0	0	0	62.2	-
0400	0	0	0	0	0	0	0	0	0	0	0	0	0	0	0	0	0	0	0	-	-
0500	1	0	1	0	0	0	0	0	0	0	0	0	0	1	100	1	100	1	100	90	-
0600	1	0	1	0	0	0	0	0	0	0	0	0	0	0	0	0	0	0	0	75.3	-
0700	4	0	3	0	0	0	0	0	0	1	0	0	0	1	25	1	25	0	0	65.9	-
0800	6	0	6	0	0	0	0	0	0	0	0	0	0	5	83.3	4	66.7	3	50	89.2	-
0900	17	0	16	0	1	0	0	0	0	0	0	0	0	8	47.1	5	29.4	4	23.5	74.6	90.4
1000	**19**	**0**	**18**	**1**	**0**	**0**	**0**	**0**	**0**	**0**	**0**	**0**	**0**	**6**	**31.6**	**6**	**31.6**	**5**	**26.3**	**70.3**	**91.4**
1100	11	0	9	1	1	0	0	0	0	0	0	0	0	6	54.5	1	9.1	0	0	75.1	83.9
1200	25	0	21	3	1	0	0	0	0	0	0	0	0	4	16	2	8	2	8	64.7	78.1
1300	**27**	**0**	**24**	**1**	**2**	**0**	**0**	**0**	**0**	**0**	**0**	**0**	**0**	**12**	**44.4**	**5**	**18.5**	**3**	**11.1**	**77.5**	**85.7**
1400	18	0	18	0	0	0	0	0	0	0	0	0	0	12	66.7	10	55.6	5	27.8	84.2	94.3
1500	21	0	19	2	0	0	0	0	0	0	0	0	0	11	52.4	6	28.6	5	23.8	81.3	93.6
1600	24	0	24	0	0	0	0	0	0	0	0	0	0	15	62.5	13	54.2	7	29.2	83.9	95
1700	26	0	25	0	1	0	0	0	0	0	0	0	0	10	38.5	7	26.9	2	7.7	74.3	88.2
1800	26	0	25	0	1	0	0	0	0	0	0	0	0	11	42.3	7	26.9	3	11.5	79.4	87.8
1900	14	0	14	0	0	0	0	0	0	0	0	0	0	4	28.6	3	21.4	2	14.3	76.5	85.7
2000	21	0	20	0	0	0	0	0	1	0	0	0	0	8	38.1	5	23.8	5	23.8	73.1	93.6
2100	8	0	8	0	0	0	0	0	0	0	0	0	0	4	50	3	37.5	3	37.5	83.8	-
2200	3	0	3	0	0	0	0	0	0	0	0	0	0	1	33.3	1	33.3	1	33.3	77.2	-
2300	2	0	2	0	0	0	0	0	0	0	0	0	0	2	100	2	100	2	100	108.9	-
07-19	**224**	**0**	**208**	**8**	**7**	**0**	**0**	**0**	**0**	**1**	**0**	**0**	**0**	**101**	**45.1**	**67**	**29.9**	**39**	**17.4**	**76.6**	**91.1**
06-22	**268**	**0**	**251**	**8**	**7**	**0**	**0**	**0**	**1**	**1**	**0**	**0**	**0**	**117**	**43.7**	**78**	**29.1**	**49**	**18.3**	**76.6**	**91.4**
06-00	**273**	**0**	**256**	**8**	**7**	**0**	**0**	**0**	**1**	**1**	**0**	**0**	**0**	**120**	**44**	**81**	**29.7**	**52**	**19**	**76.8**	**92.5**
00-00	**286**	**0**	**269**	**8**	**7**	**0**	**0**	**0**	**1**	**1**	**0**	**0**	**0**	**126**	**44.1**	**86**	**30.1**	**56**	**19.6**	**76.6**	**92.5**

DRAFT

Site 96
Location LP03420, Att - Telepole, Lat 54.17305, Long -6.85324
Direction Two way

3279 / Meath/Cavan/Monaghan ATC's
October 2013
Automatic Traffic Count

Mon, 14 October 2013

Time	Total	Classification												>PSL	>PSL%	>SL1	>SL1%	>SL2	>SL2%	Mean	Vpp
		1 MCL	2 SV	3 SVT	4 TB2	5 TB3	6 T4	7 ART3	8 ART4	9 ART5	10 ART6	11 BD	12 DRT	80	80	85 +5kph	85 +5kph	90 +10kph	90 +10kph		85
0000	2	0	2	0	0	0	0	0	0	0	0	0	0	2	100	2	100	2	100	98.1	-
0100	0	0	0	0	0	0	0	0	0	0	0	0	0	0	0	0	0	0	0	-	-
0200	0	0	0	0	0	0	0	0	0	0	0	0	0	0	0	0	0	0	0	-	-
0300	0	0	0	0	0	0	0	0	0	0	0	0	0	0	0	0	0	0	0	-	-
0400	1	0	1	0	0	0	0	0	0	0	0	0	0	1	100	1	100	1	100	94.6	-
0500	2	0	1	0	0	1	0	0	0	0	0	0	0	0	0	0	0	0	0	59.1	-
0600	7	0	7	0	0	0	0	0	0	0	0	0	0	4	57.1	3	42.9	2	28.6	84.4	-
0700	28	0	23	1	3	1	0	0	0	0	0	0	0	9	32.1	8	28.6	6	21.4	76.2	92.9
0800	**54**	**0**	**47**	**1**	**5**	**0**	**1**	**0**	**0**	**0**	**0**	**0**	**0**	**34**	**63**	**22**	**40.7**	**9**	**16.7**	**83.2**	**90**
0900	49	0	29	2	5	0	10	0	2	1	0	0	0	15	30.6	10	20.4	7	14.3	73.5	88.2
1000	32	0	22	2	4	0	1	0	1	0	2	0	0	12	37.5	11	34.4	9	28.1	74.9	95
1100	33	0	17	3	3	4	4	0	0	0	1	1	0	10	30.3	7	21.2	3	9.1	71.1	86.4
1200	52	0	28	4	6	3	9	0	0	1	1	0	0	13	25	10	19.2	7	13.5	69.8	88.6
1300	**58**	**0**	**41**	**4**	**8**	**2**	**2**	**0**	**1**	**0**	**0**	**0**	**0**	**24**	**41.4**	**17**	**29.3**	**11**	**19**	**74.4**	**92.2**
1400	34	0	19	5	4	0	2	0	0	4	0	0	0	9	26.5	5	14.7	3	8.8	70.4	83.5
1500	44	0	31	2	2	0	8	0	1	0	0	0	0	13	29.5	8	18.2	5	11.4	69.6	86
1600	54	0	43	2	5	1	3	0	0	0	0	0	0	16	29.6	12	22.2	5	9.3	72.4	86.4
1700	51	1	43	0	5	0	1	0	0	1	0	0	0	22	43.1	17	33.3	5	9.8	76.9	88.9
1800	37	0	34	0	1	0	0	0	0	2	0	0	0	13	35.1	10	27	7	18.9	74.6	91.8
1900	19	0	15	0	4	0	0	0	0	0	0	0	0	7	36.8	5	26.3	3	15.8	75.1	88.6
2000	14	0	11	0	2	0	1	0	0	0	0	0	0	8	57.1	5	35.7	0	0	76.5	87.1
2100	9	0	9	0	0	0	0	0	0	0	0	0	0	5	55.6	3	33.3	2	22.2	78.8	-
2200	9	0	8	0	1	0	0	0	0	0	0	0	0	7	77.8	5	55.6	4	44.4	88.1	-
2300	1	0	1	0	0	0	0	0	0	0	0	0	0	0	0	0	0	0	0	25.1	-
07-19	**526**	**1**	**377**	**26**	**51**	**11**	**41**	**0**	**5**	**9**	**4**	**1**	**0**	**190**	**36.1**	**137**	**26**	**77**	**14.6**	**74.1**	**89.6**
06-22	**575**	**1**	**419**	**26**	**57**	**11**	**42**	**0**	**5**	**9**	**4**	**1**	**0**	**214**	**37.2**	**153**	**26.6**	**84**	**14.6**	**74.4**	**89.6**
06-00	**585**	**1**	**428**	**26**	**58**	**11**	**42**	**0**	**5**	**9**	**4**	**1**	**0**	**221**	**37.8**	**158**	**27**	**88**	**15**	**74.5**	**89.6**
00-00	**590**	**1**	**432**	**26**	**58**	**12**	**42**	**0**	**5**	**9**	**4**	**1**	**0**	**224**	**38**	**161**	**27.3**	**91**	**15.4**	**74.6**	**90**

DRAFT

Site 96
Location LP03420, Att - Telepole, Lat 54.17305, Long -6.85324
Direction Two way

3279 / Meath/Cavan/Monaghan ATC's
October 2013
Automatic Traffic Count

Tue, 15 October 2013

Time	Total	Classification												>PSL	>PSL%	>SL1	>SL1%	>SL2	>SL2%	Mean	Vpp
		1 MCL	2 SV	3 SVT	4 TB2	5 TB3	6 T4	7 ART3	8 ART4	9 ART5	10 ART6	11 BD	12 DRT	80	80	85 +5kph	85 +5kph	90 +10kph	90 +10kph		85
0000	1	0	1	0	0	0	0	0	0	0	0	0	0	1	100	0	0	0	0	80.4	-
0100	1	0	1	0	0	0	0	0	0	0	0	0	0	1	100	1	100	0	0	88.8	-
0200	0	0	0	0	0	0	0	0	0	0	0	0	0	0	0	0	0	0	0	-	-
0300	0	0	0	0	0	0	0	0	0	0	0	0	0	0	0	0	0	0	0	-	-
0400	1	0	0	0	0	0	0	0	0	1	0	0	0	1	100	0	0	0	0	81.4	-
0500	4	0	1	0	1	0	0	0	0	2	0	0	0	0	0	0	0	0	0	60.8	-
0600	4	0	3	0	0	0	0	0	0	1	0	0	0	1	25	1	25	0	0	70.5	-
0700	30	0	24	0	2	0	0	0	1	2	1	0	0	13	43.3	8	26.7	6	20	78.4	97.6
0800	**62**	**0**	**51**	**0**	**4**	**1**	**2**	**1**	**0**	**1**	**2**	**0**	**0**	**30**	**48.4**	**21**	**33.9**	**13**	**21**	**80.7**	**95.4**
0900	49	0	28	3	11	0	7	0	0	0	0	0	0	18	36.7	12	24.5	8	16.3	72.8	92.2
1000	40	0	20	9	6	1	2	0	1	1	0	0	0	9	22.5	6	15	5	12.5	74.3	84.6
1100	35	0	18	4	8	1	0	0	1	1	2	0	0	9	25.7	4	11.4	3	8.6	69.7	82.4
1200	35	0	15	2	4	1	12	0	0	1	0	0	0	4	11.4	3	8.6	3	8.6	64.7	78.5
1300	42	0	32	2	5	1	1	0	1	0	0	0	0	15	35.7	12	28.6	7	16.7	72.2	91.4
1400	37	0	25	3	4	3	0	0	1	0	1	0	0	20	54.1	14	37.8	9	24.3	77.9	91.1
1500	57	0	36	5	5	2	7	0	1	1	0	0	0	19	33.3	15	26.3	10	17.5	73.6	90.7
1600	51	0	33	4	10	1	3	0	0	0	0	0	0	16	31.4	5	9.8	4	7.8	68.9	82.8
1700	**61**	**0**	**55**	**0**	**3**	**0**	**1**	**1**	**1**	**0**	**0**	**0**	**0**	**40**	**65.6**	**26**	**42.6**	**15**	**24.6**	**79.6**	**93.6**
1800	40	0	35	0	0	1	1	0	2	1	0	0	0	13	32.5	9	22.5	8	20	74	95
1900	17	0	14	0	1	0	0	0	1	0	1	0	0	6	35.3	3	17.6	3	17.6	75.6	82.4
2000	14	0	11	1	1	0	0	0	0	0	1	0	0	8	57.1	5	35.7	3	21.4	76.3	91.8
2100	9	0	9	0	0	0	0	0	0	0	0	0	0	4	44.4	4	44.4	4	44.4	85.8	-
2200	11	0	11	0	0	0	0	0	0	0	0	0	0	8	72.7	7	63.6	7	63.6	90.9	101.5
2300	4	0	4	0	0	0	0	0	0	0	0	0	0	2	50	1	25	1	25	80.4	-
07-19	**539**	**0**	**372**	**32**	**62**	**12**	**36**	**2**	**9**	**8**	**6**	**0**	**0**	**206**	**38.2**	**135**	**25**	**91**	**16.9**	**74.3**	**91.1**
06-22	**583**	**0**	**409**	**33**	**64**	**12**	**36**	**2**	**10**	**9**	**8**	**0**	**0**	**225**	**38.6**	**148**	**25.4**	**101**	**17.3**	**74.5**	**91.1**
06-00	**598**	**0**	**424**	**33**	**64**	**12**	**36**	**2**	**10**	**9**	**8**	**0**	**0**	**235**	**39.3**	**156**	**26.1**	**109**	**18.2**	**74.9**	**91.4**
00-00	**605**	**0**	**427**	**33**	**65**	**12**	**36**	**2**	**10**	**12**	**8**	**0**	**0**	**238**	**39.3**	**157**	**26**	**109**	**18**	**74.8**	**91.4**

DRAFT

Site 96
Location LP03420, Att - Telepole, Lat 54.17305, Long -6.85324
Direction Two way

3279 / Meath/Cavan/Monaghan ATC's
October 2013
Automatic Traffic Count

Virtual Day (7)

Time	Total	Classification												>PSL	>PSL%	>SL1	>SL1%	>SL2	>SL2%	Mean	Vpp
		1 MCL	2 SV	3 SVT	4 TB2	5 TB3	6 T4	7 ART3	8 ART4	9 ART5	10 ART6	11 BD	12 DRT	80	80	85 +5kph	85 +5kph	90 +10kph	90 +10kph		85
0000	2	0	2	0	0	0	0	0	0	0	0	0	0	1	64.3	1	42.9	1	35.7	79.3	-
0100	1	0	1	0	0	0	0	0	0	0	0	0	0	1	71.4	1	57.1	0	42.9	86.4	-
0200	2	0	2	0	0	0	0	0	0	0	0	0	0	0	23.1	0	23.1	0	23.1	74.5	-
0300	0	0	0	0	0	0	0	0	0	0	0	0	0	0	33.3	0	33.3	0	0	75.4	-
0400	1	0	0	0	0	0	0	0	0	0	0	0	0	0	60	0	40	0	40	79.4	-
0500	3	0	1	0	0	1	0	0	0	1	0	0	0	1	26.3	0	15.8	0	10.5	70	-
0600	3	0	3	0	0	0	0	0	0	0	0	0	0	1	45.5	1	31.8	0	13.6	80	-
0700	23	0	18	0	2	0	0	0	0	1	0	0	0	10	43.4	7	31.4	6	24.5	78.5	97.6
0800	**47**	**0**	**38**	**1**	**5**	**0**	**1**	**0**	**0**	**0**	**1**	**0**	**0**	**24**	**51.5**	**17**	**37.4**	**12**	**24.8**	**80.4**	**95.8**
0900	40	0	24	3	5	0	7	0	1	0	1	0	0	13	31.2	9	21.6	6	15.6	73.4	90.4
1000	33	0	22	4	4	1	1	0	1	1	1	0	0	11	33.6	8	23.7	6	16.8	74.9	90.4
1100	35	0	22	3	6	1	1	0	1	0	1	0	0	11	31	7	19.6	4	11	72.1	87.5
1200	48	0	29	3	5	2	7	0	0	1	1	0	0	11	22.8	7	14.7	6	11.7	69.8	84.6
1300	42	0	30	2	6	1	1	0	1	0	1	0	0	15	36.4	10	22.9	6	13.8	74.2	89.3
1400	34	0	25	2	3	1	0	0	0	1	1	0	0	13	38.8	9	25.4	5	15	75.3	89.6
1500	**50**	**0**	**34**	**2**	**4**	**0**	**7**	**0**	**1**	**1**	**0**	**0**	**0**	**15**	**29.8**	**11**	**21.6**	**7**	**13.1**	**71.3**	**88.2**
1600	48	0	38	2	5	1	2	0	0	0	0	0	0	17	35.2	11	22.4	6	13.1	72.6	88.6
1700	**50**	**0**	**43**	**1**	**3**	**0**	**1**	**0**	**0**	**0**	**1**	**0**	**0**	**24**	**48.7**	**18**	**35.2**	**10**	**19.2**	**77.5**	**91.1**
1800	37	0	33	1	2	0	0	0	0	1	0	0	0	16	43.6	11	29.7	8	21.2	76.8	94.7
1900	22	0	18	1	2	0	0	0	0	0	0	0	0	8	38.6	5	22.9	3	15.7	74.6	90
2000	17	0	15	0	1	0	0	0	0	0	0	0	0	8	47.5	5	31.7	3	17.5	76.1	91.1
2100	13	0	12	0	0	0	0	0	0	0	0	0	0	6	44.4	4	28.9	2	18.9	79	91.4
2200	8	0	7	0	0	0	0	0	0	0	0	0	0	4	48.2	3	39.3	3	32.1	79.8	-
2300	3	0	3	0	0	0	0	0	0	0	0	0	0	2	50	1	31.8	1	18.2	77.7	-
07-19	**487**	**1**	**355**	**24**	**49**	**8**	**28**	**1**	**5**	**8**	**7**	**0**	**0**	**180**	**37**	**124**	**25.4**	**80**	**16.4**	**74.6**	**90.7**
06-22	**542**	**1**	**404**	**25**	**52**	**8**	**29**	**1**	**6**	**8**	**8**	**0**	**0**	**204**	**37.6**	**139**	**25.6**	**89**	**16.4**	**74.7**	**90.7**
06-00	**553**	**1**	**415**	**25**	**52**	**8**	**29**	**1**	**6**	**8**	**8**	**0**	**0**	**209**	**37.9**	**143**	**25.8**	**92**	**16.7**	**74.8**	**90.7**
00-00	**562**	**1**	**421**	**25**	**53**	**9**	**29**	**1**	**6**	**9**	**8**	**0**	**0**	**213**	**37.9**	**146**	**25.9**	**94**	**16.8**	**74.9**	**91.1**

DRAFT

Site 96
Location LP03420, Att - Telepole, Lat 54.17305, Long -6.85324
Direction Two way

3279 / Meath/Cavan/Monaghan ATC's
October 2013
Automatic Traffic Count

Virtual Week (1)

Time	Total	Classification												>PSL	>PSL%	>SL1	>SL1%	>SL2	>SL2%	Mean	Vpp
		1 MCL	2 SV	3 SVT	4 TB2	5 TB3	6 T4	7 ART3	8 ART4	9 ART5	10 ART6	11 BD	12 DRT	80	80	85 +5kph	85 +5kph	90 +10kph	90 +10kph		85
Mon	590	1	432	26	58	12	42	0	5	9	4	1	0	224	38	161	27.3	91	15.4	74.6	90
Tue	605	0	427	33	65	12	36	2	10	12	8	0	0	238	39.3	157	26	109	18	74.8	91.4
Wed	645	3	453	22	72	15	40	0	11	11	18	0	0	204	31.6	135	20.9	94	14.6	72.6	89.6
Thu	648	0	479	21	63	10	40	2	7	11	15	0	0	255	39.4	181	27.9	123	19	75.7	92.2
Fri	688	3	500	28	67	11	42	2	6	17	11	1	0	275	40	180	26.2	108	15.7	75.5	90.7
| Sat	472	1	389	40	37	1	1	0	0	2	1	0	0	170	36	119	25.2	79	16.7	75	90.7
| Sun	286	0	269	8	7	0	0	0	1	1	0	0	0	126	44.1	86	30.1	56	19.6	76.6	92.5
5 Day Ave.	**635**	**1**	**458**	**26**	**65**	**12**	**40**	**1**	**8**	**12**	**11**	**0**	**0**	**239**	**37.6**	**163**	**25.7**	**105**	**16.5**	**74.6**	**90.8**
7 Day Ave.	**562**	**1**	**421**	**25**	**53**	**9**	**29**	**1**	**6**	**9**	**8**	**0**	**0**	**213**	**37.9**	**146**	**25.9**	**94**	**16.8**	**74.9**	**91.1**
--	**3934**	**8**	**2949**	**178**	**369**	**61**	**201**	**6**	**40**	**63**	**57**	**2**	**0**	**1492**	**37.9**	**1019**	**25.9**	**660**	**16.8**	**74.9**	**91.1**

Summary Graphs

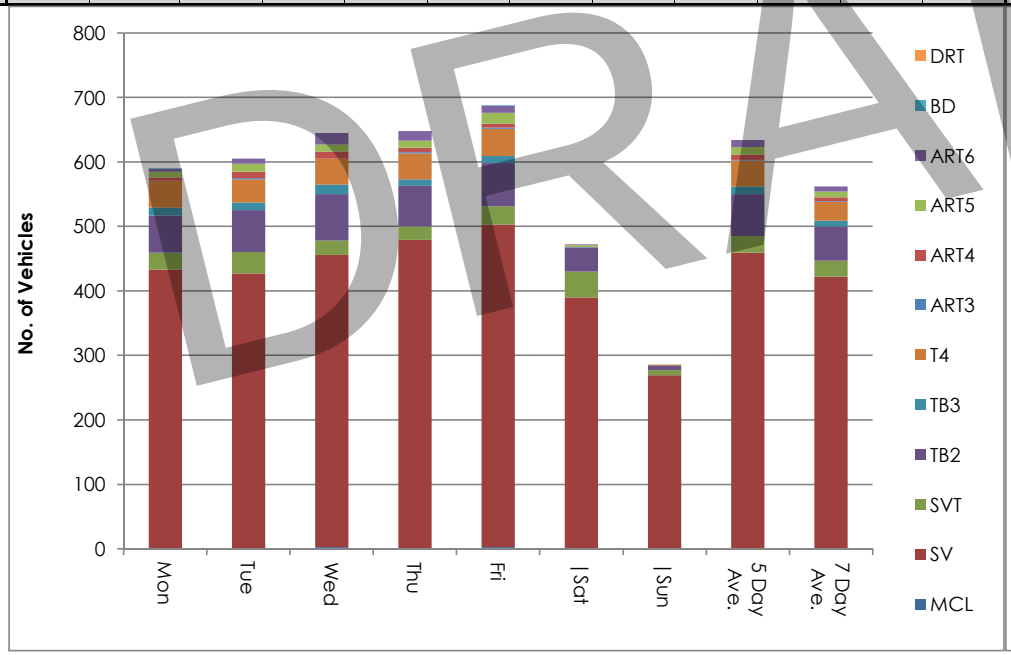

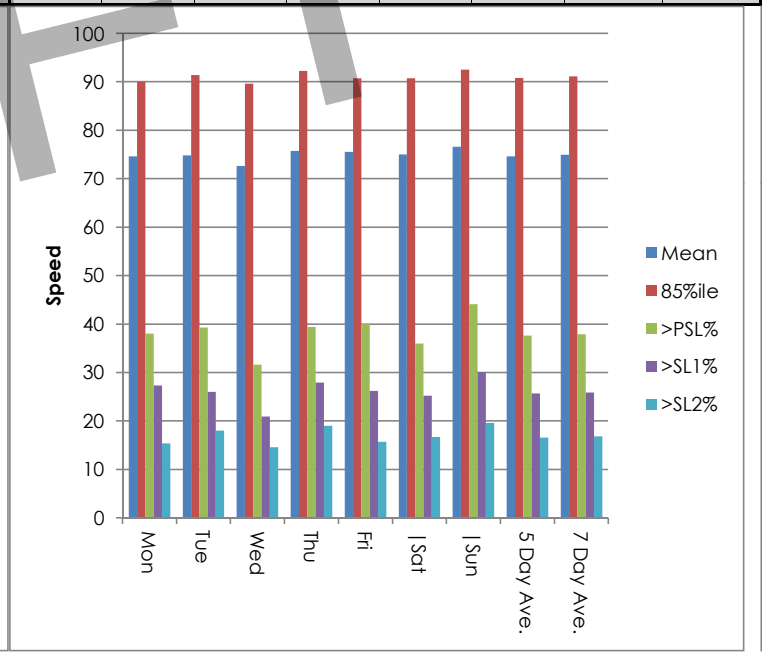

DRAFT

Site 96
Location LP03420, Att - Telepole, Lat 54.17305, Long -6.85324
Direction Two way

3279 / Meath/Cavan/Monaghan ATC's
October 2013
Automatic Traffic Count

Wed, 9 October 2013

Time	Total	Speed Bins (km/h)																												
		0 - 5	5 - 10	10 - 15	15 - 20	20 - 25	25 - 30	30 - 35	35 - 40	40 - 45	45 - 50	50 - 55	55 - 60	60 - 65	65 - 70	70 - 75	75 - 80	80 - 85	85 - 90	90 - 95	95 - 100	100 - 105	105 - 110	110 - 115	115 - 120	120 - 125	125 - 130	130 - 135	135 - 140
0000	5	0	0	0	0	0	0	0	0	0	0	0	0	1	0	1	0	1	0	0	1	1	0	0	0	0	0	0	0	0
0100	0	0	0	0	0	0	0	0	0	0	0	0	0	0	0	0	0	0	0	0	0	0	0	0	0	0	0	0	0	0
0200	0	0	0	0	0	0	0	0	0	0	0	0	0	0	0	0	0	0	0	0	0	0	0	0	0	0	0	0	0	0
0300	0	0	0	0	0	0	0	0	0	0	0	0	0	0	0	0	0	0	0	0	0	0	0	0	0	0	0	0	0	0
0400	2	0	0	0	0	0	0	0	0	0	0	0	0	1	0	0	0	0	0	1	0	0	0	0	0	0	0	0	0	0
0500	3	0	0	0	0	0	0	0	0	0	0	0	1	0	1	0	1	0	0	0	0	0	0	0	0	0	0	0	0	0
0600	3	0	0	0	0	0	0	0	0	0	0	0	0	0	0	0	2	1	0	0	0	0	0	0	0	0	0	0	0	0
0700	26	0	0	0	0	0	0	0	0	0	1	0	2	1	4	2	3	2	3	2	1	1	4	0	0	0	0	0	0	0
0800	**61**	**0**	**0**	**0**	**0**	**0**	**1**	**2**	**0**	**0**	**0**	**1**	**2**	**6**	**7**	**3**	**6**	**10**	**6**	**7**	**5**	**5**	**0**	**0**	**0**	**0**	**0**	**0**	**0**	**0**
0900	56	0	0	0	0	1	0	0	0	0	0	4	3	16	4	10	7	3	4	3	0	1	0	0	0	0	0	0	0	0
1000	29	0	0	0	0	0	0	0	0	0	2	0	6	4	3	1	4	3	3	2	0	0	1	0	0	0	0	0	0	0
1100	35	0	0	0	0	0	0	0	0	0	4	5	5	1	6	7	4	0	2	1	0	0	0	0	0	0	0	0	0	0
1200	61	0	0	1	0	0	1	1	1	1	0	2	3	3	13	12	8	6	1	4	1	3	0	0	0	0	0	0	0	0
1300	39	0	0	0	0	0	0	0	0	0	0	4	5	3	5	6	5	6	3	1	0	1	0	0	0	0	0	0	0	0
1400	41	0	0	0	0	0	0	1	0	1	1	1	2	3	5	12	7	3	2	3	0	0	0	0	0	0	0	0	0	0
1500	66	0	0	1	0	0	1	1	4	0	0	4	6	8	9	10	11	2	2	4	1	1	0	0	1	0	0	0	0	0
1600	43	0	0	1	0	0	1	1	1	1	0	3	4	3	6	8	5	3	0	1	3	0	2	0	0	0	0	0	0	0
1700	**68**	**0**	**0**	**0**	**0**	**0**	**2**	**1**	**0**	**1**	**2**	**2**	**6**	**6**	**10**	**10**	**3**	**5**	**6**	**7**	**5**	**1**	**0**	**0**	**1**	**0**	**0**	**0**	**0**	**0**
1800	43	0	0	0	1	0	2	0	0	0	0	0	0	3	6	5	6	9	1	1	3	5	0	1	0	0	0	0	0	0
1900	26	0	0	1	0	0	1	0	0	0	0	1	1	4	0	5	1	7	1	1	2	1	0	0	0	0	0	0	0	0
2000	14	0	0	0	0	0	0	0	0	0	0	0	1	1	1	2	2	2	3	1	0	1	0	0	0	0	0	0	0	0
2100	18	0	0	0	0	1	0	0	0	0	0	1	0	0	0	2	3	6	4	0	0	1	0	0	0	0	0	0	0	0
2200	4	0	0	0	0	0	1	0	0	0	0	0	0	0	1	0	1	0	0	0	0	0	0	1	0	0	0	0	0	0
2300	2	0	0	0	0	0	0	0	0	0	0	0	0	0	0	1	1	0	0	0	0	0	0	0	0	0	0	0	0	0
07-19	**568**	**0**	**0**	**3**	**1**	**1**	**8**	**7**	**6**	**4**	**10**	**26**	**44**	**57**	**78**	**86**	**69**	**52**	**33**	**36**	**19**	**18**	**7**	**1**	**2**	**0**	**0**	**0**	**0**	**0**
06-22	**629**	**0**	**0**	**4**	**1**	**2**	**9**	**7**	**6**	**4**	**10**	**28**	**46**	**62**	**79**	**95**	**77**	**68**	**41**	**38**	**21**	**21**	**7**	**1**	**2**	**0**	**0**	**0**	**0**	**0**
06-00	**635**	**0**	**0**	**4**	**1**	**2**	**10**	**7**	**6**	**4**	**10**	**28**	**46**	**62**	**80**	**96**	**79**	**68**	**41**	**38**	**21**	**21**	**7**	**2**	**2**	**0**	**0**	**0**	**0**	**0**
00-00	**645**	**0**	**0**	**4**	**1**	**2**	**10**	**7**	**6**	**4**	**10**	**28**	**47**	**64**	**81**	**97**	**80**	**69**	**41**	**39**	**22**	**22**	**7**	**2**	**2**	**0**	**0**	**0**	**0**	**0**

DRAFT

Site 96
Location LP03420, Att - Telepole, Lat 54.17305, Long -6.85324
Direction Two way

3279 / Meath/Cavan/Monaghan ATC's
October 2013
Automatic Traffic Count

Thu, 10 October 2013

Time	Total	Speed Bins (km/h)																											
		0 - 5	5 - 10	10 - 15	15 - 20	20 - 25	25 - 30	30 - 35	35 - 40	40 - 45	45 - 50	50 - 55	55 - 60	60 - 65	65 - 70	70 - 75	75 - 80	80 - 85	85 - 90	90 - 95	95 - 100	100 - 105	105 - 110	110 - 115	115 - 120	120 - 125	125 - 130	130 - 135	135 - 140
0000	0	0	0	0	0	0	0	0	0	0	0	0	0	0	0	0	0	0	0	0	0	0	0	0	0	0	0	0	0
0100	1	0	0	0	0	0	0	0	0	0	0	0	0	0	0	0	0	0	0	0	1	0	0	0	0	0	0	0	0
0200	2	0	0	0	0	0	0	0	0	0	0	0	0	0	1	1	0	0	0	0	0	0	0	0	0	0	0	0	0
0300	1	0	0	0	0	0	0	0	0	0	0	0	0	0	0	0	1	0	0	0	0	0	0	0	0	0	0	0	0
0400	1	0	0	0	0	0	0	0	0	0	0	0	0	0	1	0	0	0	0	0	0	0	0	0	0	0	0	0	0
0500	4	0	0	0	0	0	0	0	0	0	0	0	0	1	0	1	0	2	0	0	0	0	0	0	0	0	0	0	0
0600	3	0	0	0	0	0	0	0	0	0	0	0	0	0	0	1	0	1	0	0	1	0	0	0	0	0	0	0	0
0700	27	0	0	0	0	0	0	0	0	0	0	1	2	3	4	5	1	2	1	2	3	0	2	1	0	0	0	0	0
0800	**72**	**0**	**0**	**0**	**0**	**0**	**0**	**0**	**0**	**1**	**1**	**0**	**3**	**10**	**5**	**11**	**10**	**4**	**10**	**3**	**8**	**3**	**3**	**0**	**0**	**0**	**0**	**0**	**0**
0900	41	0	0	0	0	0	0	0	0	1	0	4	4	3	5	5	2	3	0	6	0	3	3	1	0	1	0	0	0
1000	39	0	0	0	0	0	0	0	0	0	0	1	1	2	7	3	8	5	5	5	0	2	0	0	0	0	0	0	0
1100	38	0	0	0	0	0	0	0	0	0	1	3	2	7	6	3	5	6	1	1	1	1	0	0	1	0	0	0	0
1200	55	0	0	0	0	0	0	0	0	1	1	3	7	8	9	8	7	5	0	3	2	1	0	0	0	0	0	0	0
1300	42	0	0	0	0	0	1	0	0	0	1	0	5	2	4	7	5	8	4	1	1	1	1	1	0	0	0	0	0
1400	34	0	0	1	0	0	0	1	1	1	1	2	3	3	3	5	3	5	3	0	1	1	0	0	0	0	0	0	0
1500	51	0	0	0	0	0	1	0	0	0	3	2	3	7	4	8	7	3	6	3	2	1	1	0	0	0	0	0	0
1600	55	0	0	0	0	0	2	1	1	3	2	2	7	3	4	3	10	8	6	1	1	1	0	0	0	0	0	0	0
1700	**61**	**0**	**0**	**0**	**0**	**0**	**0**	**0**	**0**	**0**	**1**	**1**	**2**	**4**	**9**	**3**	**7**	**6**	**7**	**13**	**4**	**2**	**2**	**0**	**0**	**0**	**0**	**0**	**0**
1800	47	0	0	0	0	0	0	0	0	1	1	1	0	0	3	8	5	6	6	6	7	1	2	0	0	0	0	0	0
1900	27	0	0	0	0	2	0	0	0	0	0	1	0	2	3	5	1	3	6	4	0	0	0	0	0	0	0	0	0
2000	18	0	0	0	0	0	1	0	0	0	0	0	0	2	2	3	4	3	1	1	0	1	0	0	0	0	0	0	0
2100	21	0	0	0	0	0	0	0	0	0	0	0	1	2	5	3	2	3	1	2	1	1	0	0	0	0	0	0	0
2200	3	0	0	0	0	0	1	0	0	0	0	0	0	0	0	1	0	0	0	0	0	0	0	0	0	1	0	0	0
2300	5	0	0	0	0	0	0	0	0	0	0	0	0	1	0	1	1	1	1	0	0	0	0	0	0	0	0	0	0
07-19	**562**	**0**	**0**	**1**	**0**	**0**	**4**	**2**	**2**	**8**	**12**	**20**	**39**	**52**	**63**	**69**	**70**	**61**	**49**	**44**	**30**	**17**	**14**	**3**	**1**	**1**	**0**	**0**	**0**
06-22	**631**	**0**	**0**	**1**	**0**	**2**	**5**	**2**	**2**	**8**	**12**	**21**	**40**	**58**	**73**	**81**	**77**	**71**	**57**	**51**	**32**	**19**	**14**	**3**	**1**	**1**	**0**	**0**	**0**
06-00	**639**	**0**	**0**	**1**	**0**	**2**	**6**	**2**	**2**	**8**	**12**	**21**	**40**	**59**	**73**	**83**	**78**	**72**	**58**	**51**	**32**	**19**	**14**	**3**	**1**	**2**	**0**	**0**	**0**
00-00	**648**	**0**	**0**	**1**	**0**	**2**	**6**	**2**	**2**	**8**	**12**	**21**	**40**	**60**	**75**	**85**	**79**	**74**	**58**	**51**	**33**	**19**	**14**	**3**	**1**	**2**	**0**	**0**	**0**

DRAFT

Site 96
Location LP03420, Att - Telepole, Lat 54.17305, Long -6.85324
Direction Two way

3279 / Meath/Cavan/Monaghan ATC's
October 2013
Automatic Traffic Count

Fri, 11 October 2013

Time	Total	Speed Bins (km/h)																											
		0 - 5	5 - 10	10 - 15	15 - 20	20 - 25	25 - 30	30 - 35	35 - 40	40 - 45	45 - 50	50 - 55	55 - 60	60 - 65	65 - 70	70 - 75	75 - 80	80 - 85	85 - 90	90 - 95	95 - 100	100 - 105	105 - 110	110 - 115	115 - 120	120 - 125	125 - 130	130 - 135	135 - 140
0000	0	0	0	0	0	0	0	0	0	0	0	0	0	0	0	0	0	0	0	0	0	0	0	0	0	0	0	0	0
0100	1	0	0	0	0	0	0	0	0	0	0	0	0	0	0	0	0	1	0	0	0	0	0	0	0	0	0	0	0
0200	1	0	0	0	0	0	0	0	0	0	0	0	0	0	1	0	0	0	0	0	0	0	0	0	0	0	0	0	0
0300	0	0	0	0	0	0	0	0	0	0	0	0	0	0	0	0	0	0	0	0	0	0	0	0	0	0	0	0	0
0400	0	0	0	0	0	0	0	0	0	0	0	0	0	0	0	0	0	0	0	0	0	0	0	0	0	0	0	0	0
0500	4	0	0	0	0	0	0	0	0	0	0	0	2	0	1	0	0	0	0	0	0	0	0	1	0	0	0	0	0
0600	3	0	0	0	0	0	0	0	0	0	0	0	0	0	1	0	1	0	1	0	0	0	0	0	0	0	0	0	0
0700	32	0	0	0	0	0	0	0	0	0	0	0	2	7	2	0	5	6	1	4	2	3	0	0	0	0	0	0	0
0800	**56**	**0**	**0**	**0**	**0**	**0**	**0**	**0**	**0**	**0**	**1**	**0**	**3**	**3**	**5**	**5**	**11**	**8**	**3**	**6**	**7**	**3**	**0**	**1**	**0**	**0**	**0**	**0**	**0**
0900	41	0	0	0	0	0	0	0	0	1	0	2	2	6	4	7	7	5	2	2	2	1	0	0	0	0	0	0	0
1000	33	0	0	0	0	0	0	0	0	0	0	1	1	2	4	3	8	7	4	1	2	0	0	0	0	0	0	0	0
1100	49	0	0	0	0	0	0	0	0	0	1	3	4	6	2	5	6	8	6	3	2	0	1	2	0	0	0	0	0
1200	59	0	0	0	0	0	0	0	0	1	4	4	8	7	5	9	4	5	5	3	2	2	0	0	0	0	0	0	0
1300	53	0	0	0	0	1	0	0	0	0	1	4	4	5	10	4	7	5	6	2	1	2	1	0	0	0	0	0	0
1400	39	0	0	0	0	0	0	0	0	0	0	0	1	4	4	8	7	4	5	2	1	0	2	0	0	1	0	0	0
1500	64	0	0	0	0	0	0	2	0	4	1	4	7	6	5	9	10	4	8	2	2	0	0	0	0	0	0	0	0
1600	**67**	**0**	**0**	**0**	**0**	**3**	**0**	**0**	**1**	**2**	**2**	**1**	**2**	**6**	**10**	**11**	**6**	**8**	**5**	**4**	**3**	**1**	**1**	**0**	**1**	**0**	**0**	**0**	**0**
1700	61	0	0	0	0	0	0	0	0	0	1	0	1	2	8	4	13	12	12	2	3	1	1	0	0	0	0	1	0
1800	49	0	0	0	1	0	2	0	0	0	0	2	0	7	8	5	3	9	4	3	5	0	0	0	0	0	0	0	0
1900	20	0	0	0	0	0	0	0	0	0	0	0	0	0	4	1	5	4	1	1	2	1	1	0	0	0	0	0	0
2000	24	0	0	0	0	0	1	0	0	0	0	1	2	1	3	0	3	4	3	3	3	0	0	0	0	0	0	0	0
2100	11	0	0	0	0	0	0	0	0	0	0	0	0	1	1	3	1	1	2	1	1	0	0	0	0	0	0	0	0
2200	15	0	0	0	0	0	0	0	3	0	0	0	0	2	1	1	1	2	2	2	0	0	1	0	0	0	0	0	0
2300	6	0	0	0	0	1	0	0	0	0	0	0	0	0	0	0	1	2	2	0	0	0	0	0	0	0	0	0	0
07-19	**603**	**0**	**0**	**0**	**1**	**4**	**2**	**2**	**1**	**8**	**11**	**21**	**35**	**61**	**67**	**70**	**87**	**81**	**61**	**34**	**32**	**13**	**6**	**3**	**1**	**1**	**0**	**1**	**0**
06-22	**661**	**0**	**0**	**0**	**1**	**4**	**3**	**2**	**1**	**8**	**11**	**22**	**37**	**63**	**76**	**74**	**97**	**90**	**68**	**39**	**38**	**14**	**7**	**3**	**1**	**1**	**0**	**1**	**0**
06-00	**682**	**0**	**0**	**0**	**1**	**5**	**3**	**2**	**4**	**8**	**11**	**22**	**37**	**65**	**77**	**75**	**99**	**94**	**72**	**41**	**38**	**14**	**8**	**3**	**1**	**1**	**0**	**1**	**0**
00-00	**688**	**0**	**0**	**0**	**1**	**5**	**3**	**2**	**4**	**8**	**11**	**22**	**39**	**65**	**79**	**75**	**99**	**95**	**72**	**41**	**38**	**14**	**8**	**4**	**1**	**1**	**0**	**1**	**0**

DRAFT

Site 96
Location LP03420, Att - Telepole, Lat 54.17305, Long -6.85324
Direction Two way

3279 / Meath/Cavan/Monaghan ATC's
October 2013
Automatic Traffic Count

Sat, 12 October 2013

Time	Total	Speed Bins (km/h)																												
		0 - 5	5 - 10	10 - 15	15 - 20	20 - 25	25 - 30	30 - 35	35 - 40	40 - 45	45 - 50	50 - 55	55 - 60	60 - 65	65 - 70	70 - 75	75 - 80	80 - 85	85 - 90	90 - 95	95 - 100	100 - 105	105 - 110	110 - 115	115 - 120	120 - 125	125 - 130	130 - 135	135 - 140
0000	2	0	0	0	0	0	0	0	0	0	0	0	0	0	0	1	0	0	0	1	0	0	0	0	0	0	0	0	0	0
0100	2	0	0	0	0	0	0	0	0	0	0	0	0	0	0	1	0	0	0	1	0	0	0	0	0	0	0	0	0	0
0200	5	0	0	0	0	0	0	0	0	0	0	0	0	1	0	1	2	0	0	1	0	0	0	0	0	0	0	0	0	0
0300	1	0	0	0	0	0	0	0	0	0	0	0	0	0	0	0	0	0	1	0	0	0	0	0	0	0	0	0	0	0
0400	0	0	0	0	0	0	0	0	0	0	0	0	0	0	0	0	0	0	0	0	0	0	0	0	0	0	0	0	0	0
0500	1	0	0	0	0	0	0	0	0	0	0	0	0	0	0	0	0	0	1	0	0	0	0	0	0	0	0	0	0	0
0600	1	0	0	0	0	0	0	0	0	0	0	0	0	0	0	0	0	0	1	0	0	0	0	0	0	0	0	0	0	0
0700	12	0	0	0	0	0	0	0	0	0	0	1	0	1	3	1	0	3	1	1	0	0	0	0	1	0	0	0	0	0
0800	15	0	0	0	0	0	0	0	1	0	0	0	0	1	2	2	2	2	0	2	2	1	0	0	0	0	0	0	0	0
0900	29	0	0	0	0	0	0	1	0	0	0	1	1	3	4	3	9	2	3	2	0	0	0	0	0	0	0	0	0	0
1000	40	0	0	0	0	0	0	0	0	0	1	1	4	4	5	4	10	4	0	4	1	2	0	0	0	0	0	0	0	0
1100	**44**	**0**	**0**	**0**	**0**	**0**	**0**	**1**	**1**	**0**	**1**	**2**	**3**	**7**	**4**	**6**	**4**	**1**	**6**	**5**	**2**	**0**	**1**	**0**	**0**	**0**	**0**	**0**	**0**	**0**
1200	47	0	0	0	0	0	0	0	2	0	0	2	4	7	4	9	7	5	1	1	3	2	0	0	0	0	0	0	0	0
1300	36	0	0	0	0	0	0	0	0	1	0	0	5	1	4	6	7	4	1	2	1	2	1	1	0	0	0	0	0	0
1400	37	0	0	0	0	0	0	0	0	0	0	1	2	2	2	6	5	8	3	1	5	1	0	1	0	0	0	0	0	0
1500	**49**	**0**	**0**	**0**	**0**	**1**	**5**	**1**	**1**	**0**	**1**	**0**	**0**	**2**	**5**	**6**	**8**	**6**	**5**	**4**	**3**	**1**	**0**	**0**	**0**	**0**	**0**	**0**	**0**	**0**
1600	41	0	0	0	0	0	0	1	0	0	0	1	0	4	5	3	5	7	6	2	2	1	2	2	0	0	0	0	0	0
1700	21	0	0	0	0	0	0	0	0	0	1	3	0	3	3	1	3	2	3	2	0	0	0	0	0	0	0	0	0	0
1800	17	0	0	0	0	0	0	0	0	0	0	0	1	5	3	0	1	1	3	3	0	0	0	0	0	0	0	0	0	0
1900	30	0	0	0	1	1	1	0	0	0	1	0	4	2	3	4	6	4	0	1	1	0	1	0	0	0	0	0	0	0
2000	15	0	0	0	0	1	0	0	0	0	1	0	0	2	0	1	3	1	3	1	0	1	0	1	0	0	0	0	0	0
2100	14	0	0	0	0	0	0	0	0	0	0	0	0	0	4	2	5	1	1	0	1	0	0	0	0	0	0	0	0	0
2200	11	0	0	0	0	0	0	0	0	0	0	0	1	0	2	5	1	0	1	0	0	0	0	0	0	1	0	0	0	0
2300	2	0	0	0	0	0	0	0	0	0	0	0	0	0	0	1	0	0	0	0	0	1	0	0	0	0	0	0	0	0
07-19	**388**	**0**	**0**	**0**	**0**	**1**	**5**	**4**	**5**	**1**	**4**	**12**	**20**	**40**	**44**	**47**	**61**	**45**	**32**	**29**	**19**	**10**	**4**	**4**	**1**	**0**	**0**	**0**	**0**	**0**
06-22	**448**	**0**	**0**	**0**	**1**	**3**	**6**	**4**	**5**	**1**	**6**	**12**	**24**	**44**	**51**	**54**	**75**	**51**	**37**	**31**	**21**	**11**	**5**	**5**	**1**	**0**	**0**	**0**	**0**	**0**
06-00	**461**	**0**	**0**	**0**	**1**	**3**	**6**	**4**	**5**	**1**	**6**	**12**	**25**	**44**	**53**	**60**	**76**	**51**	**38**	**31**	**21**	**12**	**5**	**5**	**1**	**1**	**0**	**0**	**0**	**0**
00-00	**472**	**0**	**0**	**0**	**1**	**3**	**6**	**4**	**5**	**1**	**6**	**12**	**25**	**45**	**53**	**63**	**78**	**51**	**40**	**34**	**21**	**12**	**5**	**5**	**1**	**1**	**0**	**0**	**0**	**0**

DRAFT

Site 96
Location LP03420, Att - Telepole, Lat 54.17305, Long -6.85324
Direction Two way

3279 / Meath/Cavan/Monaghan ATC's
October 2013
Automatic Traffic Count

Sun, 13 October 2013

Time	Total	Speed Bins (km/h)																											
		0 - 5	5 - 10	10 - 15	15 - 20	20 - 25	25 - 30	30 - 35	35 - 40	40 - 45	45 - 50	50 - 55	55 - 60	60 - 65	65 - 70	70 - 75	75 - 80	80 - 85	85 - 90	90 - 95	95 - 100	100 - 105	105 - 110	110 - 115	115 - 120	120 - 125	125 - 130	130 - 135	135 - 140
0000	4	0	0	0	0	1	0	0	0	0	0	0	0	1	0	0	0	1	1	0	0	0	0	0	0	0	0	0	0
0100	2	0	0	0	0	0	0	0	0	0	0	0	0	0	1	0	0	0	0	0	0	1	0	0	0	0	0	0	0
0200	5	0	0	0	0	0	0	0	0	0	0	0	1	1	0	1	0	0	0	2	0	0	0	0	0	0	0	0	0
0300	1	0	0	0	0	0	0	0	0	0	0	0	0	1	0	0	0	0	0	0	0	0	0	0	0	0	0	0	0
0400	0	0	0	0	0	0	0	0	0	0	0	0	0	0	0	0	0	0	0	0	0	0	0	0	0	0	0	0	0
0500	1	0	0	0	0	0	0	0	0	0	0	0	0	0	0	0	0	0	0	1	0	0	0	0	0	0	0	0	0
0600	1	0	0	0	0	0	0	0	0	0	0	0	0	0	0	0	1	0	0	0	0	0	0	0	0	0	0	0	0
0700	4	0	0	0	0	0	0	0	0	1	0	0	0	0	2	0	0	0	1	0	0	0	0	0	0	0	0	0	0
0800	6	0	0	0	0	0	0	0	0	0	0	0	0	0	1	0	0	1	1	2	0	0	1	0	0	0	0	0	0
0900	17	0	0	0	0	0	0	0	0	0	0	2	3	2	0	0	2	3	1	3	0	1	0	0	0	0	0	0	0
1000	**19**	**0**	**0**	**0**	**0**	**0**	**1**	**0**	**0**	**0**	**3**	**3**	**0**	**2**	**1**	**1**	**2**	**0**	**1**	**3**	**1**	**0**	**0**	**0**	**0**	**1**	**0**	**0**	**0**
1100	11	0	0	0	0	0	0	0	0	0	0	1	1	1	0	1	1	5	1	0	0	0	0	0	0	0	0	0	0
1200	25	0	0	0	0	0	0	0	0	2	5	3	2	1	0	4	4	2	0	1	1	0	0	0	0	0	0	0	0
1300	**27**	**0**	**0**	**0**	**0**	**0**	**0**	**0**	**0**	**0**	**0**	**0**	**2**	**2**	**1**	**7**	**3**	**7**	**2**	**2**	**0**	**1**	**0**	**0**	**0**	**0**	**0**	**0**	**0**
1400	18	0	0	0	0	0	0	0	0	0	0	0	0	1	2	1	2	2	5	2	2	1	0	0	0	0	0	0	0
1500	21	0	0	0	0	0	0	0	0	0	0	1	1	1	0	2	5	5	1	2	1	0	1	1	0	0	0	0	0
1600	24	0	0	0	0	0	0	0	0	0	1	0	0	1	1	3	3	2	6	2	2	1	2	0	0	0	0	0	0
1700	26	0	0	0	0	0	0	0	2	0	0	0	1	2	3	5	3	3	5	1	1	0	0	0	0	0	0	0	0
1800	26	0	0	0	0	0	0	0	0	0	0	1	0	0	3	4	7	4	4	0	2	0	1	0	0	0	0	0	0
1900	14	0	0	0	0	0	0	0	0	0	0	0	0	3	2	1	4	1	1	0	2	0	0	0	0	0	0	0	0
2000	21	0	0	1	0	1	0	0	0	0	0	0	1	2	2	1	5	3	0	3	2	0	0	0	0	0	0	0	0
2100	8	0	0	0	0	0	0	0	0	0	0	0	0	0	0	2	2	1	0	1	2	0	0	0	0	0	0	0	0
2200	3	0	0	0	0	0	0	0	0	0	0	0	1	0	0	1	0	0	0	0	1	0	0	0	0	0	0	0	0
2300	2	0	0	0	0	0	0	0	0	0	0	0	0	0	0	0	0	0	0	0	0	0	1	1	0	0	0	0	0
07-19	**224**	**0**	**0**	**0**	**0**	**0**	**1**	**0**	**2**	**3**	**9**	**11**	**10**	**13**	**14**	**28**	**32**	**34**	**28**	**18**	**10**	**4**	**5**	**1**	**0**	**1**	**0**	**0**	**0**
06-22	**268**	**0**	**0**	**1**	**0**	**1**	**1**	**0**	**2**	**3**	**9**	**11**	**11**	**18**	**18**	**32**	**44**	**39**	**29**	**22**	**16**	**4**	**5**	**1**	**0**	**1**	**0**	**0**	**0**
06-00	**273**	**0**	**0**	**1**	**0**	**1**	**1**	**0**	**2**	**3**	**9**	**11**	**12**	**18**	**18**	**33**	**44**	**39**	**29**	**22**	**17**	**4**	**6**	**2**	**0**	**1**	**0**	**0**	**0**
00-00	**286**	**0**	**0**	**1**	**0**	**2**	**1**	**0**	**2**	**3**	**9**	**11**	**13**	**21**	**19**	**34**	**44**	**40**	**30**	**25**	**17**	**5**	**6**	**2**	**0**	**1**	**0**	**0**	**0**

DRAFT

Site 96
Location LP03420, Att - Telepole, Lat 54.17305, Long -6.85324
Direction Two way

3279 / Meath/Cavan/Monaghan ATC's
October 2013
Automatic Traffic Count

Mon, 14 October 2013

Time	Total	Speed Bins (km/h)																												
		0 - 5	5 - 10	10 - 15	15 - 20	20 - 25	25 - 30	30 - 35	35 - 40	40 - 45	45 - 50	50 - 55	55 - 60	60 - 65	65 - 70	70 - 75	75 - 80	80 - 85	85 - 90	90 - 95	95 - 100	100 - 105	105 - 110	110 - 115	115 - 120	120 - 125	125 - 130	130 - 135	135 - 140
0000	2	0	0	0	0	0	0	0	0	0	0	0	0	0	0	0	0	0	0	0	2	0	0	0	0	0	0	0	0	0
0100	0	0	0	0	0	0	0	0	0	0	0	0	0	0	0	0	0	0	0	0	0	0	0	0	0	0	0	0	0	0
0200	0	0	0	0	0	0	0	0	0	0	0	0	0	0	0	0	0	0	0	0	0	0	0	0	0	0	0	0	0	0
0300	0	0	0	0	0	0	0	0	0	0	0	0	0	0	0	0	0	0	0	0	0	0	0	0	0	0	0	0	0	0
0400	1	0	0	0	0	0	0	0	0	0	0	0	0	0	0	0	0	0	0	1	0	0	0	0	0	0	0	0	0	0
0500	2	0	0	0	0	0	0	0	0	0	0	0	1	1	0	0	0	0	0	0	0	0	0	0	0	0	0	0	0	0
0600	7	0	0	0	0	0	0	0	0	0	0	0	0	0	1	1	1	1	1	1	0	1	0	0	0	0	0	0	0	0
0700	28	0	0	0	0	0	0	0	1	0	0	0	2	2	4	4	6	1	2	2	3	1	0	0	0	0	0	0	0	0
0800	**54**	**0**	**0**	**0**	**0**	**0**	**0**	**1**	**0**	**0**	**0**	**0**	**0**	**1**	**5**	**6**	**7**	**12**	**13**	**2**	**1**	**1**	**3**	**2**	**0**	**0**	**0**	**0**	**0**	**0**
0900	49	0	0	0	0	0	0	0	0	0	1	4	3	10	9	3	4	5	3	1	2	2	0	1	1	0	0	0	0	0
1000	32	0	0	0	0	0	0	0	0	2	1	2	1	5	2	2	5	1	2	3	5	0	0	0	1	0	0	0	0	0
1100	33	0	0	0	0	0	0	1	0	0	0	3	5	5	2	3	4	3	4	0	1	2	0	0	0	0	0	0	0	0
1200	52	0	0	0	0	0	0	1	2	2	1	1	3	12	5	8	4	3	3	3	1	2	1	0	0	0	0	0	0	0
1300	**58**	**0**	**0**	**0**	**0**	**0**	**0**	**0**	**1**	**3**	**0**	**2**	**4**	**7**	**10**	**4**	**3**	**7**	**6**	**7**	**2**	**1**	**0**	**0**	**1**	**0**	**0**	**0**	**0**	**0**
1400	34	0	0	0	0	0	0	0	0	1	0	4	3	5	4	5	3	4	2	3	0	0	0	0	0	0	0	0	0	0
1500	44	0	0	0	0	0	0	0	1	2	3	1	6	6	6	3	3	5	3	2	1	1	1	0	0	0	0	0	0	0
1600	54	0	0	0	0	0	0	1	1	1	2	2	2	9	5	6	9	4	7	1	1	0	3	0	0	0	0	0	0	0
1700	51	0	0	0	0	1	0	0	1	0	0	1	4	0	2	8	12	5	12	3	2	0	0	0	0	0	0	0	0	0
1800	37	0	0	0	1	1	0	0	0	0	0	1	2	2	7	3	7	3	3	2	3	2	0	0	0	0	0	0	0	0
1900	19	0	0	0	0	0	0	0	0	0	0	0	2	2	3	3	2	2	2	3	0	0	0	0	0	0	0	0	0	0
2000	14	0	0	0	0	0	0	0	0	0	1	0	2	0	1	1	1	3	5	0	0	0	0	0	0	0	0	0	0	0
2100	9	0	0	0	0	0	0	0	0	0	0	0	1	0	2	1	0	2	1	1	0	1	0	0	0	0	0	0	0	0
2200	9	0	0	0	0	0	0	0	0	0	0	0	0	0	1	0	1	2	1	2	1	0	0	0	1	0	0	0	0	0
2300	1	0	0	0	0	0	1	0	0	0	0	0	0	0	0	0	0	0	0	0	0	0	0	0	0	0	0	0	0	0
07-19	**526**	**0**	**0**	**0**	**1**	**2**	**0**	**4**	**7**	**11**	**8**	**21**	**35**	**64**	**61**	**55**	**67**	**53**	**60**	**29**	**22**	**12**	**8**	**3**	**3**	**0**	**0**	**0**	**0**	**0**
06-22	**575**	**0**	**0**	**0**	**1**	**2**	**0**	**4**	**7**	**11**	**9**	**21**	**40**	**66**	**68**	**61**	**71**	**61**	**69**	**34**	**22**	**14**	**8**	**3**	**3**	**0**	**0**	**0**	**0**	**0**
06-00	**585**	**0**	**0**	**0**	**1**	**2**	**1**	**4**	**7**	**11**	**9**	**21**	**40**	**66**	**69**	**61**	**72**	**63**	**70**	**36**	**23**	**14**	**8**	**3**	**4**	**0**	**0**	**0**	**0**	**0**
00-00	**590**	**0**	**0**	**0**	**1**	**2**	**1**	**4**	**7**	**11**	**9**	**21**	**41**	**67**	**69**	**61**	**72**	**63**	**70**	**37**	**25**	**14**	**8**	**3**	**4**	**0**	**0**	**0**	**0**	**0**

DRAFT

Site 96
Location LP03420, Att - Telepole, Lat 54.17305, Long -6.85324
Direction Two way

3279 / Meath/Cavan/Monaghan ATC's
October 2013
Automatic Traffic Count

Tue, 15 October 2013

Time	Total	Speed Bins (km/h)																											
		0 - 5	5 - 10	10 - 15	15 - 20	20 - 25	25 - 30	30 - 35	35 - 40	40 - 45	45 - 50	50 - 55	55 - 60	60 - 65	65 - 70	70 - 75	75 - 80	80 - 85	85 - 90	90 - 95	95 - 100	100 - 105	105 - 110	110 - 115	115 - 120	120 - 125	125 - 130	130 - 135	135 - 140
0000	1	0	0	0	0	0	0	0	0	0	0	0	0	0	0	0	0	1	0	0	0	0	0	0	0	0	0	0	0
0100	1	0	0	0	0	0	0	0	0	0	0	0	0	0	0	0	0	0	1	0	0	0	0	0	0	0	0	0	0
0200	0	0	0	0	0	0	0	0	0	0	0	0	0	0	0	0	0	0	0	0	0	0	0	0	0	0	0	0	0
0300	0	0	0	0	0	0	0	0	0	0	0	0	0	0	0	0	0	0	0	0	0	0	0	0	0	0	0	0	0
0400	1	0	0	0	0	0	0	0	0	0	0	0	0	0	0	0	0	1	0	0	0	0	0	0	0	0	0	0	0
0500	4	0	0	0	0	0	0	0	0	0	1	0	0	2	1	0	0	0	0	0	0	0	0	0	0	0	0	0	0
0600	4	0	0	0	0	0	0	0	0	0	0	0	1	1	0	1	0	0	1	0	0	0	0	0	0	0	0	0	0
0700	30	0	0	0	0	0	0	0	0	0	0	0	0	9	2	3	3	5	2	1	2	0	2	0	1	0	0	0	0
0800	**62**	**0**	**0**	**0**	**0**	**0**	**0**	**0**	**0**	**0**	**0**	**1**	**1**	**5**	**3**	**13**	**9**	**9**	**8**	**3**	**5**	**3**	**1**	**0**	**1**	**0**	**0**	**0**	**0**
0900	49	0	0	1	0	0	0	0	0	0	2	3	4	5	4	9	3	6	4	1	5	2	0	0	0	0	0	0	0
1000	40	0	0	0	0	0	0	0	0	0	1	1	2	4	6	7	10	3	1	3	1	0	1	0	0	0	0	0	0
1100	35	0	0	0	0	0	0	2	0	0	0	2	5	1	10	4	2	5	1	1	0	2	0	0	0	0	0	0	0
1200	35	0	0	0	2	0	0	1	0	0	2	2	4	6	7	4	3	1	0	1	0	1	1	0	0	0	0	0	0
1300	42	0	0	0	0	0	0	4	0	0	0	1	5	5	4	5	3	3	5	2	3	0	2	0	0	0	0	0	0
1400	37	0	0	0	0	0	0	1	0	0	0	2	3	1	4	4	2	6	5	4	4	1	0	0	0	0	0	0	0
1500	57	0	0	0	0	0	1	2	1	1	1	2	0	4	9	13	4	4	5	4	3	1	1	1	0	0	0	0	0
1600	51	0	0	0	2	0	0	2	1	0	2	2	4	4	8	3	7	11	1	1	1	1	1	0	0	0	0	0	0
1700	**61**	**0**	**0**	**0**	**0**	**0**	**2**	**0**	**4**	**0**	**0**	**0**	**2**	**1**	**2**	**4**	**6**	**14**	**11**	**7**	**4**	**3**	**0**	**1**	**0**	**0**	**0**	**0**	**0**
1800	40	0	0	0	0	2	1	0	0	0	1	1	3	1	3	8	7	4	1	1	4	1	1	0	1	0	0	0	0
1900	17	0	0	0	0	0	0	0	0	0	0	0	0	4	3	2	2	3	0	2	0	1	0	0	0	0	0	0	0
2000	14	0	0	0	0	1	0	0	0	0	0	0	1	0	2	2	0	3	2	1	2	0	0	0	0	0	0	0	0
2100	9	0	0	0	0	0	0	0	0	0	0	0	1	0	1	1	2	0	0	1	0	1	1	0	1	0	0	0	0
2200	11	0	0	0	0	0	0	0	0	0	0	0	1	0	0	1	1	1	0	1	2	3	0	0	0	1	0	0	0
2300	4	0	0	0	0	0	0	0	0	0	0	0	0	0	0	2	0	1	0	1	0	0	0	0	0	0	0	0	0
07-19	**539**	**0**	**0**	**1**	**4**	**2**	**4**	**12**	**6**	**1**	**9**	**17**	**33**	**46**	**62**	**77**	**59**	**71**	**44**	**29**	**32**	**15**	**10**	**2**	**3**	**0**	**0**	**0**	**0**
06-22	**583**	**0**	**0**	**1**	**4**	**3**	**4**	**12**	**6**	**1**	**9**	**17**	**36**	**51**	**68**	**83**	**63**	**77**	**47**	**33**	**34**	**17**	**11**	**2**	**4**	**0**	**0**	**0**	**0**
06-00	**598**	**0**	**0**	**1**	**4**	**3**	**4**	**12**	**6**	**1**	**9**	**17**	**37**	**51**	**68**	**86**	**64**	**79**	**47**	**35**	**36**	**20**	**11**	**2**	**4**	**1**	**0**	**0**	**0**
00-00	**605**	**0**	**0**	**1**	**4**	**3**	**4**	**12**	**6**	**1**	**10**	**17**	**37**	**53**	**69**	**86**	**64**	**81**	**48**	**35**	**36**	**20**	**11**	**2**	**4**	**1**	**0**	**0**	**0**

DRAFT

Site 96
Location LP03420, Att - Telepole, Lat 54.17305, Long -6.85324
Direction Two way

3279 / Meath/Cavan/Monaghan ATC's
October 2013
Automatic Traffic Count

Virtual Day (7)

Time	Total	Speed Bins (km/h)																											
		0 - 5	5 - 10	10 - 15	15 - 20	20 - 25	25 - 30	30 - 35	35 - 40	40 - 45	45 - 50	50 - 55	55 - 60	60 - 65	65 - 70	70 - 75	75 - 80	80 - 85	85 - 90	90 - 95	95 - 100	100 - 105	105 - 110	110 - 115	115 - 120	120 - 125	125 - 130	130 - 135	135 - 140
0000	2	0	0	0	0	0	0	0	0	0	0	0	0	0	0	0	0	0	0	0	0	0	0	0	0	0	0	0	0
0100	1	0	0	0	0	0	0	0	0	0	0	0	0	0	0	0	0	0	0	0	0	0	0	0	0	0	0	0	0
0200	2	0	0	0	0	0	0	0	0	0	0	0	0	0	0	0	0	0	0	0	0	0	0	0	0	0	0	0	0
0300	0	0	0	0	0	0	0	0	0	0	0	0	0	0	0	0	0	0	0	0	0	0	0	0	0	0	0	0	0
0400	1	0	0	0	0	0	0	0	0	0	0	0	0	0	0	0	0	0	0	0	0	0	0	0	0	0	0	0	0
0500	3	0	0	0	0	0	0	0	0	0	0	0	1	1	0	0	0	0	0	0	0	0	0	0	0	0	0	0	0
0600	3	0	0	0	0	0	0	0	0	0	0	0	0	0	0	0	1	0	1	0	0	0	0	0	0	0	0	0	0
0700	23	0	0	0	0	0	0	0	0	0	0	0	1	3	3	2	3	3	2	2	2	1	1	0	0	0	0	0	0
0800	**47**	**0**	**0**	**0**	**0**	**0**	**0**	**0**	**0**	**0**	**0**	**0**	**1**	**4**	**4**	**6**	**6**	**7**	**6**	**4**	**4**	**2**	**1**	**0**	**0**	**0**	**0**	**0**	**0**
0900	40	0	0	0	0	0	0	0	0	0	0	3	3	6	4	5	5	4	2	3	1	1	0	0	0	0	0	0	0
1000	33	0	0	0	0	0	0	0	0	0	1	1	2	3	4	3	7	3	2	3	1	1	0	0	0	0	0	0	0
1100	35	0	0	0	0	0	0	1	0	0	1	3	4	4	4	4	4	4	3	2	1	1	0	0	0	0	0	0	0
1200	48	0	0	0	0	0	0	0	1	1	2	2	4	6	6	8	5	4	1	2	1	2	0	0	0	0	0	0	0
1300	42	0	0	0	0	0	0	1	0	1	0	2	4	4	5	6	5	6	4	2	1	1	1	0	0	0	0	0	0
1400	34	0	0	0	0	0	0	0	0	0	0	1	2	3	3	6	4	5	4	2	2	1	0	0	0	0	0	0	0
1500	**50**	**0**	**0**	**0**	**0**	**0**	**1**	**1**	**1**	**1**	**1**	**2**	**3**	**5**	**5**	**7**	**7**	**4**	**4**	**3**	**2**	**1**	**1**	**0**	**0**	**0**	**0**	**0**	**0**
1600	48	0	0	0	0	0	0	1	1	1	1	2	3	4	6	5	6	6	4	2	2	1	2	0	0	0	0	0	0
1700	**50**	**0**	**0**	**0**	**0**	**0**	**1**	**0**	**1**	**0**	**1**	**1**	**2**	**3**	**5**	**5**	**7**	**7**	**8**	**5**	**3**	**1**	**0**	**0**	**0**	**0**	**0**	**0**	**0**
1800	37	0	0	0	0	0	1	0	0	0	0	1	1	3	5	5	5	5	3	2	3	1	1	0	0	0	0	0	0
1900	22	0	0	0	0	0	0	0	0	0	0	0	1	2	3	3	3	3	2	2	1	0	0	0	0	0	0	0	0
2000	17	0	0	0	0	0	0	0	0	0	0	0	1	1	2	1	3	3	2	1	1	0	0	0	0	0	0	0	0
2100	13	0	0	0	0	0	0	0	0	0	0	0	0	0	2	2	2	2	1	1	1	1	0	0	0	0	0	0	0
2200	8	0	0	0	0	0	0	0	0	0	0	0	0	0	1	1	1	1	1	1	1	0	0	0	0	0	0	0	0
2300	3	0	0	0	0	0	0	0	0	0	0	0	0	0	0	1	0	1	0	0	0	0	0	0	0	0	0	0	0
07-19	**487**	**0**	**0**	**1**	**1**	**1**	**3**	**4**	**4**	**5**	**9**	**18**	**31**	**48**	**56**	**62**	**64**	**57**	**44**	**31**	**23**	**13**	**8**	**2**	**2**	**0**	**0**	**0**	**0**
06-22	**542**	**0**	**0**	**1**	**1**	**2**	**4**	**4**	**4**	**5**	**9**	**19**	**33**	**52**	**62**	**69**	**72**	**65**	**50**	**35**	**26**	**14**	**8**	**3**	**2**	**0**	**0**	**0**	**0**
06-00	**553**	**0**	**0**	**1**	**1**	**3**	**4**	**4**	**5**	**5**	**9**	**19**	**34**	**52**	**63**	**71**	**73**	**67**	**51**	**36**	**27**	**15**	**8**	**3**	**2**	**1**	**0**	**0**	**0**
00-00	**562**	**0**	**0**	**1**	**1**	**3**	**4**	**4**	**5**	**5**	**10**	**19**	**35**	**54**	**64**	**72**	**74**	**68**	**51**	**37**	**27**	**15**	**8**	**3**	**2**	**1**	**0**	**0**	**0**

DRAFT

Site 96
Location LP03420, Att - Telepole, Lat 54.17305, Long -6.85324
Direction Two way

3279 / Meath/Cavan/Monaghan ATC's
October 2013
Automatic Traffic Count

Virtual Week (1)

Time	Total	Speed Bins (km/h)																												
		0 - 5	5 - 10	10 - 15	15 - 20	20 - 25	25 - 30	30 - 35	35 - 40	40 - 45	45 - 50	50 - 55	55 - 60	60 - 65	65 - 70	70 - 75	75 - 80	80 - 85	85 - 90	90 - 95	95 - 100	100 - 105	105 - 110	110 - 115	115 - 120	120 - 125	125 - 130	130 - 135	135 - 140
Mon	590	0	0	0	1	2	1	4	7	11	9	21	41	67	69	61	72	63	70	37	25	14	8	3	4	0	0	0	0
Tue	605	0	0	1	4	3	4	12	6	1	10	17	37	53	69	86	64	81	48	35	36	20	11	2	4	1	0	0	0
Wed	645	0	0	4	1	2	10	7	6	4	10	28	47	64	81	97	80	69	41	39	22	22	7	2	2	0	0	0	0
Thu	648	0	0	1	0	2	6	2	2	8	12	21	40	60	75	85	79	74	58	51	33	19	14	3	1	2	0	0	0
Fri	688	0	0	0	1	5	3	2	4	8	11	22	39	65	79	75	99	95	72	41	38	14	8	4	1	1	0	1	0
|Sat	472	0	0	0	1	3	6	4	5	1	6	12	25	45	53	63	78	51	40	34	21	12	5	5	1	1	0	0	0
|Sun	286	0	0	1	0	2	1	0	2	3	9	11	13	21	19	34	44	40	30	25	17	5	6	2	0	1	0	0	0
5 Day Ave.	**635**	**0**	**0**	**1**	**1**	**3**	**5**	**5**	**5**	**6**	**10**	**22**	**41**	**62**	**75**	**81**	**79**	**76**	**58**	**41**	**31**	**18**	**10**	**3**	**2**	**1**	**0**	**0**	**0**
7 Day Ave.	**562**	**0**	**0**	**1**	**1**	**3**	**4**	**4**	**5**	**5**	**10**	**19**	**35**	**54**	**64**	**72**	**74**	**68**	**51**	**37**	**27**	**15**	**8**	**3**	**2**	**1**	**0**	**0**	**0**
--	**3934**	**0**	**0**	**7**	**8**	**19**	**31**	**31**	**32**	**36**	**67**	**132**	**242**	**375**	**445**	**501**	**516**	**473**	**359**	**262**	**192**	**106**	**59**	**21**	**13**	**6**	**0**	**1**	**0**

Summary Graphs

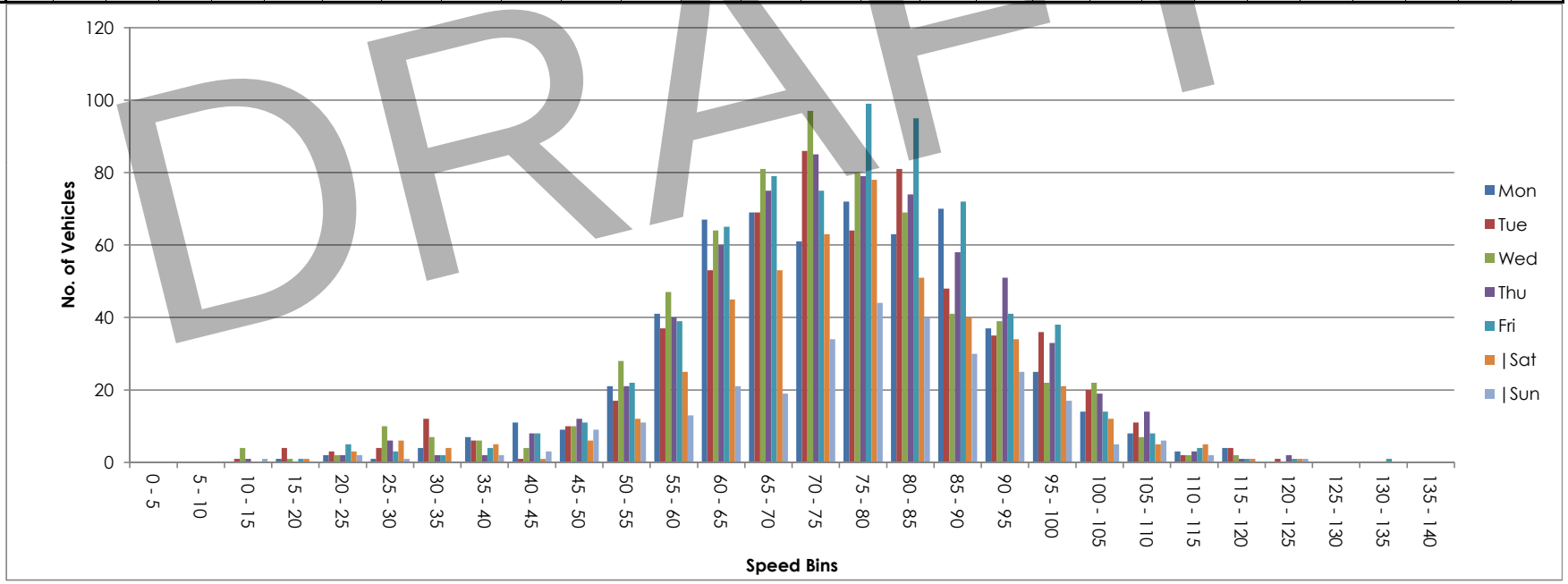

DRAFT



NDC NATIONWIDE DATA COLLECTION	**Site / Location:**	R184, Att - Telepole, Lat 54.18889, Long -6.85782	**Project No:**	3279	**Photo No:**	3279-97	**Drawn By:** MOR
	Survey Date:	Wed, 9 October 2013 to Tue, 15 October 2013	**Project Name:**		Meath/Cavan/Monaghan ATC'S		
	Survey Times:	00:00 to 00(24):00	**Title:**		Site Photograph		

Site No.	Location.	Direction.	Speed Limit - PSL (km/h)	Start Date.	End Date.	Total Vehicles.	5 Day Ave.	7 Day Ave.	No. > Speed Limit.	%. > Speed Limit.	No. > Speed Limit1 (+5km/h).	%. > Speed Limit1 (+5km/h).	No. > Speed Limit1 (+10km/h).	%. > Speed Limit1 (+10km/h).	Mean Speed	85%ile Speed
97	R184, Att - Telepole, Lat 54.18889, Long -6.85782	North	80	Wed, 9 October 2013	Tue, 15 October 2013	3746	597	535	2223	59.3	1742	46.5	1277	34.1	83.7	100.1
		South	80	Wed, 9 October 2013	Tue, 15 October 2013	3877	615	554	2420	62.4	1917	49.4	1412	36.4	84.2	100.8
		Two way	80	Wed, 9 October 2013	Tue, 15 October 2013	7623	1212	1089	4643	60.9	3659	48.0	2689	35.3	84.0	100.4

DRAFT

Site 97
Location R184, Att - Telepole, Lat 54.18889, Long -6.85782
Direction North

3279 / Meath/Cavan/Monaghan ATC's
October 2013
Automatic Traffic Count

Wed, 9 October 2013

Time	Total	Classification												>PSL	>PSL%	>SL1	>SL1%	>SL2	>SL2%	Mean	Vpp
		1 MCL	2 SV	3 SVT	4 TB2	5 TB3	6 T4	7 ART3	8 ART4	9 ART5	10 ART6	11 BD	12 DRT	80	80	85 +5kph	85 +5kph	90 +10kph	90 +10kph		85
0000	2	0	2	0	0	0	0	0	0	0	0	0	0	1	50	1	50	1	50	88.8	-
0100	2	0	2	0	0	0	0	0	0	0	0	0	0	1	50	1	50	1	50	83.7	-
0200	0	0	0	0	0	0	0	0	0	0	0	0	0	0	0	0	0	0	0	-	-
0300	2	0	2	0	0	0	0	0	0	0	0	0	0	2	100	2	100	2	100	100.7	-
0400	1	0	1	0	0	0	0	0	0	0	0	0	0	1	100	1	100	1	100	106.9	-
0500	5	0	3	0	2	0	0	0	0	0	0	0	0	3	60	3	60	3	60	91.2	-
0600	4	0	4	0	0	0	0	0	0	0	0	0	0	3	75	2	50	2	50	87	-
0700	16	0	14	0	1	0	0	0	1	0	0	0	0	9	56.3	8	50	7	43.8	87.6	109.8
0800	**52**	**0**	**47**	**0**	**3**	**0**	**0**	**0**	**0**	**1**	**1**	**0**	**0**	**39**	**75**	**34**	**65.4**	**25**	**48.1**	**90.4**	**108**
0900	43	0	35	3	4	0	0	0	0	0	1	0	0	22	51.2	14	32.6	8	18.6	79.1	92.2
1000	31	0	20	2	4	1	1	0	0	0	3	0	0	10	32.3	7	22.6	5	16.1	75	89.3
1100	44	0	29	0	7	4	2	0	0	1	1	0	0	15	34.1	6	13.6	4	9.1	73.6	83.5
1200	31	0	16	3	7	1	2	0	0	2	0	0	0	13	41.9	10	32.3	6	19.4	76.9	96.1
1300	34	0	26	1	5	0	1	0	0	0	1	0	0	17	50	12	35.3	10	29.4	80	97.6
1400	51	0	36	2	6	1	4	0	1	0	1	0	0	20	39.2	16	31.4	12	23.5	79.8	93.6
1500	51	0	34	2	6	0	6	0	1	1	1	0	0	20	39.2	14	27.5	10	19.6	75.7	91.4
1600	36	0	28	1	2	0	3	1	1	0	0	0	0	22	61.1	15	41.7	12	33.3	83	97.2
1700	**59**	**0**	**43**	**3**	**9**	**1**	**1**	**0**	**1**	**0**	**1**	**0**	**0**	**33**	**55.9**	**23**	**39**	**15**	**25.4**	**83.1**	**95.8**
1800	44	0	39	2	0	0	1	0	1	1	0	0	0	24	54.5	17	38.6	16	36.4	82.9	96.8
1900	36	0	33	2	1	0	0	0	0	0	0	0	0	26	72.2	19	52.8	14	38.9	85.6	96.5
2000	24	0	22	0	2	0	0	0	0	0	0	0	0	21	87.5	18	75	15	62.5	94.1	99.4
2100	10	0	9	0	1	0	0	0	0	0	0	0	0	5	50	4	40	3	30	85.4	-
2200	8	0	7	0	1	0	0	0	0	0	0	0	0	6	75	5	62.5	4	50	92.7	-
2300	2	0	2	0	0	0	0	0	0	0	0	0	0	2	100	2	100	2	100	90.4	-
07-19	**492**	**0**	**367**	**19**	**54**	**8**	**21**	**1**	**6**	**6**	**10**	**0**	**0**	**244**	**49.6**	**176**	**35.8**	**130**	**26.4**	**80.6**	**97.6**
06-22	**566**	**0**	**435**	**21**	**58**	**8**	**21**	**1**	**6**	**6**	**10**	**0**	**0**	**299**	**52.8**	**219**	**38.7**	**164**	**29**	**81.6**	**97.9**
06-00	**576**	**0**	**444**	**21**	**59**	**8**	**21**	**1**	**6**	**6**	**10**	**0**	**0**	**307**	**53.3**	**226**	**39.2**	**170**	**29.5**	**81.8**	**97.9**
00-00	**588**	**0**	**454**	**21**	**61**	**8**	**21**	**1**	**6**	**6**	**10**	**0**	**0**	**315**	**53.6**	**234**	**39.8**	**178**	**30.3**	**82**	**98.3**

DRAFT

Site 97
Location R184, Att - Telepole, Lat 54.18889, Long -6.85782
Direction North

3279 / Meath/Cavan/Monaghan ATC's
October 2013
Automatic Traffic Count

Thu, 10 October 2013

Time	Total	Classification												>PSL	>PSL%	>SL1	>SL1%	>SL2	>SL2%	Mean	Vpp
		1 MCL	2 SV	3 SVT	4 TB2	5 TB3	6 T4	7 ART3	8 ART4	9 ART5	10 ART6	11 BD	12 DRT	80	80	85 +5kph	85 +5kph	90 +10kph	90 +10kph		85
0000	0	0	0	0	0	0	0	0	0	0	0	0	0	0	0	0	0	0	0	-	-
0100	2	0	2	0	0	0	0	0	0	0	0	0	0	1	50	1	50	1	50	83.9	-
0200	0	0	0	0	0	0	0	0	0	0	0	0	0	0	0	0	0	0	0	-	-
0300	0	0	0	0	0	0	0	0	0	0	0	0	0	0	0	0	0	0	0	-	-
0400	1	0	1	0	0	0	0	0	0	0	0	0	0	1	100	1	100	1	100	98.7	-
0500	6	0	3	0	1	1	0	0	0	1	0	0	0	4	66.7	3	50	2	33.3	87.6	-
0600	5	0	5	0	0	0	0	0	0	0	0	0	0	2	40	2	40	1	20	81.1	-
0700	20	0	19	0	1	0	0	0	0	0	0	0	0	17	85	14	70	12	60	91.9	103.3
0800	**48**	**0**	**46**	**0**	**1**	**0**	**0**	**0**	**0**	**0**	**1**	**0**	**0**	**35**	**72.9**	**32**	**66.7**	**26**	**54.2**	**89.6**	**103**
0900	47	0	37	0	4	0	2	0	2	0	2	0	0	30	63.8	29	61.7	23	48.9	87.8	110.9
1000	32	0	19	1	6	0	3	0	1	1	1	0	0	21	65.6	15	46.9	8	25	80.8	95
1100	41	0	27	1	8	1	2	0	0	1	1	0	0	25	61	20	48.8	12	29.3	81.3	94
1200	29	0	22	0	6	0	1	0	0	0	0	0	0	21	72.4	14	48.3	7	24.1	84	100.4
1300	26	0	17	1	5	1	1	0	0	0	1	0	0	14	53.8	11	42.3	8	30.8	77	99.4
1400	54	0	36	1	4	2	2	2	1	3	3	0	0	22	40.7	17	31.5	9	16.7	75.4	94.7
1500	43	0	26	0	7	1	4	2	0	1	2	0	0	13	30.2	9	20.9	5	11.6	73.1	89.3
1600	34	0	23	2	5	0	1	0	1	1	1	0	0	22	64.7	17	50	11	32.4	84.5	99.7
1700	**55**	**0**	**44**	**1**	**8**	**0**	**0**	**0**	**0**	**2**	**0**	**0**	**0**	**40**	**72.7**	**36**	**65.5**	**21**	**38.2**	**86.6**	**96.5**
1800	50	0	42	1	5	0	0	0	1	1	0	0	0	37	74	28	56	25	50	89.1	101.5
1900	34	0	32	0	1	0	0	0	0	1	0	0	0	23	67.6	14	41.2	11	32.4	82.8	93.2
2000	24	0	21	1	2	0	0	0	0	0	0	0	0	12	50	7	29.2	5	20.8	81.8	92.9
2100	16	0	14	1	0	0	0	0	1	0	0	0	0	13	81.3	12	75	10	62.5	90.3	100.1
2200	14	0	13	0	1	0	0	0	0	0	0	0	0	6	42.9	3	21.4	2	14.3	79.5	85.7
2300	3	0	3	0	0	0	0	0	0	0	0	0	0	3	100	3	100	2	66.7	93.5	-
07-19	**479**	**0**	**358**	**8**	**60**	**5**	**16**	**4**	**6**	**10**	**12**	**0**	**0**	**297**	**62**	**242**	**50.5**	**167**	**34.9**	**83.4**	**100.4**
06-22	**558**	**0**	**430**	**10**	**63**	**5**	**16**	**4**	**7**	**11**	**12**	**0**	**0**	**347**	**62.2**	**277**	**49.6**	**194**	**34.8**	**83.4**	**100.1**
06-00	**575**	**0**	**446**	**10**	**64**	**5**	**16**	**4**	**7**	**11**	**12**	**0**	**0**	**356**	**61.9**	**283**	**49.2**	**198**	**34.4**	**83.4**	**100.1**
00-00	**584**	**0**	**452**	**10**	**65**	**6**	**16**	**4**	**7**	**12**	**12**	**0**	**0**	**362**	**62**	**288**	**49.3**	**202**	**34.6**	**83.5**	**100.1**

DRAFT

Site 97
Location R184, Att - Telepole, Lat 54.18889, Long -6.85782
Direction North

3279 / Meath/Cavan/Monaghan ATC's
October 2013
Automatic Traffic Count

Fri, 11 October 2013

Time	Total	Classification												>PSL	>PSL%	>SL1	>SL1%	>SL2	>SL2%	Mean	Vpp
		1 MCL	2 SV	3 SVT	4 TB2	5 TB3	6 T4	7 ART3	8 ART4	9 ART5	10 ART6	11 BD	12 DRT	80	80	85 +5kph	85 +5kph	90 +10kph	90 +10kph		85
0000	2	0	1	1	0	0	0	0	0	0	0	0	0	1	50	1	50	1	50	85.1	-
0100	0	0	0	0	0	0	0	0	0	0	0	0	0	0	0	0	0	0	0	-	-
0200	0	0	0	0	0	0	0	0	0	0	0	0	0	0	0	0	0	0	0	-	-
0300	1	0	1	0	0	0	0	0	0	0	0	0	0	0	0	0	0	0	0	76.3	-
0400	1	0	1	0	0	0	0	0	0	0	0	0	0	1	100	1	100	0	0	85.5	-
0500	3	0	3	0	0	0	0	0	0	0	0	0	0	2	66.7	2	66.7	1	33.3	84.5	-
0600	3	0	3	0	0	0	0	0	0	0	0	0	0	3	100	2	66.7	1	33.3	90	-
0700	17	0	15	0	1	0	0	0	1	0	0	0	0	13	76.5	10	58.8	7	41.2	90.3	108
0800	46	0	44	0	1	0	1	0	0	0	0	0	0	36	78.3	32	69.6	24	52.2	91	103.3
0900	42	0	29	3	6	0	0	0	1	1	2	0	0	26	61.9	20	47.6	14	33.3	84	96.5
1000	39	0	26	2	6	1	0	0	0	3	1	0	0	21	53.8	16	41	11	28.2	80.5	97.6
1100	**48**	**0**	**35**	**2**	**9**	**0**	**0**	**0**	**2**	**0**	**0**	**0**	**0**	**22**	**45.8**	**19**	**39.6**	**16**	**33.3**	**83.7**	**105.1**
1200	47	0	35	4	6	0	1	0	0	0	1	0	0	20	42.6	15	31.9	10	21.3	79.1	92.2
1300	32	0	23	1	6	0	1	1	0	0	0	0	0	19	59.4	13	40.6	9	28.1	82.7	95.4
1400	40	1	30	0	6	0	1	0	1	1	0	0	0	23	57.5	18	45	14	35	82.4	99.7
1500	41	0	32	1	3	0	4	0	0	1	0	0	0	19	46.3	12	29.3	9	22	79.2	95.4
1600	**58**	**0**	**46**	**1**	**7**	**1**	**2**	**0**	**1**	**0**	**0**	**0**	**0**	**30**	**51.7**	**23**	**39.7**	**17**	**29.3**	**81.9**	**101.2**
1700	53	0	43	1	7	0	0	0	0	1	1	0	0	26	49.1	21	39.6	17	32.1	83.1	97.6
1800	37	0	36	1	0	0	0	0	0	0	0	0	0	26	70.3	22	59.5	16	43.2	88.9	106.6
1900	37	0	29	1	3	0	0	0	1	3	0	0	0	27	73	21	56.8	18	48.6	88.4	103
2000	20	0	18	0	1	0	0	0	1	0	0	0	0	12	60	9	45	8	40	84.9	104.4
2100	14	0	11	1	2	0	0	0	0	0	0	0	0	10	71.4	6	42.9	6	42.9	81.9	101.9
2200	10	0	10	0	0	0	0	0	0	0	0	0	0	5	50	5	50	4	40	87.6	-
2300	5	0	5	0	0	0	0	0	0	0	0	0	0	4	80	4	80	3	60	91.9	-
07-19	**500**	**1**	**394**	**16**	**58**	**2**	**10**	**1**	**6**	**7**	**5**	**0**	**0**	**281**	**56.2**	**221**	**44.2**	**164**	**32.8**	**83.5**	**100.8**
06-22	**574**	**1**	**455**	**18**	**64**	**2**	**10**	**1**	**8**	**10**	**5**	**0**	**0**	**333**	**58**	**259**	**45.1**	**197**	**34.3**	**83.9**	**101.2**
06-00	**589**	**1**	**470**	**18**	**64**	**2**	**10**	**1**	**8**	**10**	**5**	**0**	**0**	**342**	**58.1**	**268**	**45.5**	**204**	**34.6**	**84**	**101.2**
00-00	**596**	**1**	**476**	**19**	**64**	**2**	**10**	**1**	**8**	**10**	**5**	**0**	**0**	**346**	**58.1**	**272**	**45.6**	**206**	**34.6**	**84**	**101.2**

DRAFT

Site 97
Location R184, Att - Telepole, Lat 54.18889, Long -6.85782
Direction North

3279 / Meath/Cavan/Monaghan ATC's
October 2013
Automatic Traffic Count

Sat, 12 October 2013

Time	Total	Classification												>PSL	>PSL%	>SL1	>SL1%	>SL2	>SL2%	Mean	Vpp
		1 MCL	2 SV	3 SVT	4 TB2	5 TB3	6 T4	7 ART3	8 ART4	9 ART5	10 ART6	11 BD	12 DRT	80	80	85 +5kph	85 +5kph	90 +10kph	90 +10kph		85
0000	3	0	3	0	0	0	0	0	0	0	0	0	0	2	66.7	2	66.7	2	66.7	87.1	-
0100	4	0	4	0	0	0	0	0	0	0	0	0	0	3	75	3	75	2	50	93.1	-
0200	0	0	0	0	0	0	0	0	0	0	0	0	0	0	0	0	0	0	0	-	-
0300	1	0	1	0	0	0	0	0	0	0	0	0	0	1	100	1	100	1	100	101.8	-
0400	1	0	1	0	0	0	0	0	0	0	0	0	0	1	100	1	100	1	100	103.6	-
0500	2	0	2	0	0	0	0	0	0	0	0	0	0	2	100	2	100	2	100	106.1	-
0600	3	0	3	0	0	0	0	0	0	0	0	0	0	3	100	3	100	2	66.7	92.2	-
0700	8	0	6	0	1	0	0	0	0	1	0	0	0	7	87.5	6	75	5	62.5	91.1	-
0800	21	0	16	1	1	1	0	0	1	1	0	0	0	15	71.4	15	71.4	13	61.9	97.1	118.4
0900	35	0	27	4	4	0	0	0	0	0	0	0	0	20	57.1	14	40	13	37.1	88	106.6
1000	46	0	37	1	7	0	1	0	0	0	0	0	0	28	60.9	20	43.5	15	32.6	82.1	95
1100	**49**	**0**	**41**	**3**	**4**	**0**	**0**	**0**	**1**	**0**	**0**	**0**	**0**	**37**	**75.5**	**30**	**61.2**	**23**	**46.9**	**87.7**	**98.3**
1200	**51**	**0**	**37**	**6**	**6**	**0**	**0**	**0**	**2**	**0**	**0**	**0**	**0**	**33**	**64.7**	**27**	**52.9**	**21**	**41.2**	**85**	**98.6**
1300	30	1	24	3	1	0	0	0	0	1	0	0	0	21	70	16	53.3	12	40	85.1	100.4
1400	33	1	28	2	1	0	0	0	1	0	0	0	0	18	54.5	17	51.5	14	42.4	80.1	100.4
1500	34	0	24	8	1	0	0	1	0	0	0	0	0	15	44.1	12	35.3	5	14.7	77.5	87.5
1600	38	0	34	2	1	0	0	0	1	0	0	0	0	22	57.9	16	42.1	11	28.9	81.9	93.6
1700	21	1	20	0	0	0	0	0	0	0	0	0	0	14	66.7	12	57.1	10	47.6	86.7	101.9
1800	34	0	28	1	2	0	0	0	2	0	1	0	0	14	41.2	11	32.4	8	23.5	77.2	93.6
1900	33	0	30	2	1	0	0	0	0	0	0	0	0	14	42.4	9	27.3	8	24.2	77.9	92.5
2000	15	0	13	0	2	0	0	0	0	0	0	0	0	13	86.7	10	66.7	7	46.7	90	96.8
2100	13	0	10	1	2	0	0	0	0	0	0	0	0	9	69.2	8	61.5	7	53.8	91.2	102.6
2200	5	0	5	0	0	0	0	0	0	0	0	0	0	4	80	4	80	3	60	98.5	-
2300	6	0	6	0	0	0	0	0	0	0	0	0	0	6	100	5	83.3	4	66.7	98	-
07-19	**400**	**3**	**322**	**31**	**29**	**1**	**1**	**1**	**8**	**3**	**1**	**0**	**0**	**244**	**61**	**196**	**49**	**150**	**37.5**	**84.1**	**100.4**
06-22	**464**	**3**	**378**	**34**	**34**	**1**	**1**	**1**	**8**	**3**	**1**	**0**	**0**	**283**	**61**	**226**	**48.7**	**174**	**37.5**	**84.1**	**99.7**
06-00	**475**	**3**	**389**	**34**	**34**	**1**	**1**	**1**	**8**	**3**	**1**	**0**	**0**	**293**	**61.7**	**235**	**49.5**	**181**	**38.1**	**84.4**	**100.1**
00-00	**486**	**3**	**400**	**34**	**34**	**1**	**1**	**1**	**8**	**3**	**1**	**0**	**0**	**302**	**62.1**	**244**	**50.2**	**189**	**38.9**	**84.7**	**100.4**

DRAFT

Site 97
Location R184, Att - Telepole, Lat 54.18889, Long -6.85782
Direction North

3279 / Meath/Cavan/Monaghan ATC's
October 2013
Automatic Traffic Count

Sun, 13 October 2013

Time	Total	Classification												>PSL	>PSL%	>SL1	>SL1%	>SL2	>SL2%	Mean	Vpp
		1 MCL	2 SV	3 SVT	4 TB2	5 TB3	6 T4	7 ART3	8 ART4	9 ART5	10 ART6	11 BD	12 DRT	80	80	85 +5kph	85 +5kph	90 +10kph	90 +10kph		85
0000	3	0	3	0	0	0	0	0	0	0	0	0	0	1	33.3	1	33.3	0	0	81.5	-
0100	4	0	3	0	1	0	0	0	0	0	0	0	0	4	100	3	75	3	75	97.5	-
0200	0	0	0	0	0	0	0	0	0	0	0	0	0	0	0	0	0	0	0	-	-
0300	0	0	0	0	0	0	0	0	0	0	0	0	0	0	0	0	0	0	0	-	-
0400	0	0	0	0	0	0	0	0	0	0	0	0	0	0	0	0	0	0	0	-	-
0500	0	0	0	0	0	0	0	0	0	0	0	0	0	0	0	0	0	0	0	-	-
0600	1	0	1	0	0	0	0	0	0	0	0	0	0	1	100	1	100	1	100	99.8	-
0700	4	0	4	0	0	0	0	0	0	0	0	0	0	2	50	1	25	0	0	76.3	-
0800	9	0	9	0	0	0	0	0	0	0	0	0	0	8	88.9	6	66.7	4	44.4	89.5	-
0900	12	0	12	0	0	0	0	0	0	0	0	0	0	9	75	7	58.3	5	41.7	87.4	95.4
1000	**18**	**1**	**15**	**1**	**1**	**0**	**0**	**0**	**0**	**0**	**0**	**0**	**0**	**10**	**55.6**	**9**	**50**	**9**	**50**	**79.1**	**96.8**
1100	15	0	14	0	1	0	0	0	0	0	0	0	0	8	53.3	6	40	5	33.3	84.6	101.9
1200	19	0	19	0	0	0	0	0	0	0	0	0	0	13	68.4	12	63.2	10	52.6	89.6	102.6
1300	23	0	19	1	3	0	0	0	0	0	0	0	0	14	60.9	10	43.5	9	39.1	83.2	101.2
1400	21	0	19	1	1	0	0	0	0	0	0	0	0	13	61.9	12	57.1	9	42.9	83.9	104.4
1500	21	0	19	2	0	0	0	0	0	0	0	0	0	16	76.2	9	42.9	5	23.8	84.9	95
1600	12	1	10	1	0	0	0	0	0	0	0	0	0	9	75	6	50	3	25	86.5	99.7
1700	19	0	17	0	1	0	0	0	1	0	0	0	0	11	57.9	8	42.1	7	36.8	79.3	94
1800	23	0	22	0	1	0	0	0	0	0	0	0	0	12	52.2	9	39.1	4	17.4	81.1	91.1
1900	**30**	**0**	**27**	**0**	**3**	**0**	**0**	**0**	**0**	**0**	**0**	**0**	**0**	**20**	**66.7**	**17**	**56.7**	**13**	**43.3**	**87.8**	**107.3**
2000	19	0	18	1	0	0	0	0	0	0	0	0	0	13	68.4	12	63.2	9	47.4	89.1	100.4
2100	12	0	12	0	0	0	0	0	0	0	0	0	0	5	41.7	5	41.7	4	33.3	81.1	90.4
2200	7	0	6	0	1	0	0	0	0	0	0	0	0	5	71.4	4	57.1	4	57.1	92.6	-
2300	4	0	4	0	0	0	0	0	0	0	0	0	0	4	100	4	100	3	75	104.5	-
07-19	**196**	**2**	**179**	**6**	**8**	**0**	**0**	**0**	**1**	**0**	**0**	**0**	**0**	**125**	**63.8**	**95**	**48.5**	**70**	**35.7**	**83.8**	**100.8**
06-22	**258**	**2**	**237**	**7**	**11**	**0**	**0**	**0**	**1**	**0**	**0**	**0**	**0**	**164**	**63.6**	**130**	**50.4**	**97**	**37.6**	**84.6**	**100.8**
06-00	**269**	**2**	**247**	**7**	**12**	**0**	**0**	**0**	**1**	**0**	**0**	**0**	**0**	**173**	**64.3**	**138**	**51.3**	**104**	**38.7**	**85.1**	**101.5**
00-00	**276**	**2**	**253**	**7**	**13**	**0**	**0**	**0**	**1**	**0**	**0**	**0**	**0**	**178**	**64.5**	**142**	**51.4**	**107**	**38.8**	**85.2**	**101.9**

DRAFT

Site 97
Location R184, Att - Telepole, Lat 54.18889, Long -6.85782
Direction North

3279 / Meath/Cavan/Monaghan ATC's
October 2013
Automatic Traffic Count

Mon, 14 October 2013

Time	Total	Classification												>PSL	>PSL%	>SL1	>SL1%	>SL2	>SL2%	Mean	Vpp
		1 MCL	2 SV	3 SVT	4 TB2	5 TB3	6 T4	7 ART3	8 ART4	9 ART5	10 ART6	11 BD	12 DRT	80	80	85 +5kph	85 +5kph	90 +10kph	90 +10kph		85
0000	2	0	2	0	0	0	0	0	0	0	0	0	0	2	100	2	100	2	100	96.6	-
0100	0	0	0	0	0	0	0	0	0	0	0	0	0	0	0	0	0	0	0	-	-
0200	0	0	0	0	0	0	0	0	0	0	0	0	0	0	0	0	0	0	0	-	-
0300	0	0	0	0	0	0	0	0	0	0	0	0	0	0	0	0	0	0	0	-	-
0400	2	0	2	0	0	0	0	0	0	0	0	0	0	1	50	1	50	1	50	88.1	-
0500	3	0	3	0	0	0	0	0	0	0	0	0	0	2	66.7	2	66.7	1	33.3	77.5	-
0600	12	0	10	0	1	0	0	0	1	0	0	0	0	10	83.3	8	66.7	5	41.7	88.3	95.4
0700	16	0	13	0	2	1	0	0	0	0	0	0	0	13	81.3	11	68.8	8	50	93.4	107.3
0800	**58**	**0**	**51**	**2**	**3**	**1**	**1**	**0**	**0**	**0**	**0**	**0**	**0**	**41**	**70.7**	**35**	**60.3**	**27**	**46.6**	**87.5**	**100.4**
0900	54	0	45	1	5	0	3	0	0	0	0	0	0	39	72.2	34	63	24	44.4	86.7	99.4
1000	27	0	21	0	5	0	0	0	0	0	1	0	0	16	59.3	13	48.1	8	29.6	82.6	93.2
1100	35	0	28	0	5	0	1	0	1	0	0	0	0	18	51.4	13	37.1	7	20	80.6	93.6
1200	46	0	34	4	6	0	1	0	0	1	0	0	0	23	50	18	39.1	15	32.6	82.3	98.6
1300	32	0	27	1	3	1	0	0	0	0	0	0	0	21	65.6	17	53.1	11	34.4	85	100.4
1400	36	0	25	2	8	0	0	0	0	1	0	0	0	20	55.6	17	47.2	9	25	81.2	96.5
1500	48	0	29	3	9	0	5	0	0	2	0	0	0	25	52.1	19	39.6	13	27.1	81.1	94
1600	47	0	33	4	7	0	1	0	1	1	0	0	0	29	61.7	19	40.4	11	23.4	82.8	94.7
1700	**51**	**0**	**42**	**2**	**5**	**0**	**0**	**0**	**1**	**1**	**0**	**0**	**0**	**30**	**58.8**	**25**	**49**	**15**	**29.4**	**83.8**	**97.6**
1800	41	0	35	1	3	0	0	0	1	1	0	0	0	26	63.4	21	51.2	12	29.3	84.5	95
1900	30	0	28	1	1	0	0	0	0	0	0	0	0	18	60	12	40	11	36.7	85.8	99.4
2000	13	0	13	0	0	0	0	0	0	0	0	0	0	11	84.6	8	61.5	6	46.2	89	99
2100	14	0	12	0	2	0	0	0	0	0	0	0	0	6	42.9	6	42.9	5	35.7	84.4	100.8
2200	13	0	12	0	1	0	0	0	0	0	0	0	0	9	69.2	5	38.5	4	30.8	87	107.6
2300	10	0	8	0	0	0	0	0	1	1	0	0	0	7	70	5	50	4	40	88.8	-
07-19	**491**	**0**	**383**	**20**	**61**	**3**	**12**	**0**	**4**	**7**	**1**	**0**	**0**	**301**	**61.3**	**242**	**49.3**	**160**	**32.6**	**84**	**97.9**
06-22	**560**	**0**	**446**	**21**	**65**	**3**	**12**	**0**	**5**	**7**	**1**	**0**	**0**	**346**	**61.8**	**276**	**49.3**	**187**	**33.4**	**84.3**	**98.6**
06-00	**583**	**0**	**466**	**21**	**66**	**3**	**12**	**0**	**6**	**8**	**1**	**0**	**0**	**362**	**62.1**	**286**	**49.1**	**195**	**33.4**	**84.5**	**98.6**
00-00	**590**	**0**	**473**	**21**	**66**	**3**	**12**	**0**	**6**	**8**	**1**	**0**	**0**	**367**	**62.2**	**291**	**49.3**	**199**	**33.7**	**84.5**	**98.6**

DRAFT

Site 97
Location R184, Att - Telepole, Lat 54.18889, Long -6.85782
Direction North

3279 / Meath/Cavan/Monaghan ATC's
October 2013
Automatic Traffic Count

Tue, 15 October 2013

Time	Total	Classification												>PSL	>PSL%	>SL1	>SL1%	>SL2	>SL2%	Mean	Vpp
		1 MCL	2 SV	3 SVT	4 TB2	5 TB3	6 T4	7 ART3	8 ART4	9 ART5	10 ART6	11 BD	12 DRT	80	80	85 +5kph	85 +5kph	90 +10kph	90 +10kph		85
0000	3	0	3	0	0	0	0	0	0	0	0	0	0	1	33.3	1	33.3	0	0	74.5	-
0100	1	0	1	0	0	0	0	0	0	0	0	0	0	1	100	0	0	0	0	81.8	-
0200	0	0	0	0	0	0	0	0	0	0	0	0	0	0	0	0	0	0	0	-	-
0300	0	0	0	0	0	0	0	0	0	0	0	0	0	0	0	0	0	0	0	-	-
0400	0	0	0	0	0	0	0	0	0	0	0	0	0	0	0	0	0	0	0	-	-
0500	1	0	1	0	0	0	0	0	0	0	0	0	0	0	0	0	0	0	0	67.3	-
0600	9	0	8	0	1	0	0	0	0	0	0	0	0	5	55.6	3	33.3	2	22.2	83.5	-
0700	27	0	24	0	3	0	0	0	0	0	0	0	0	12	44.4	9	33.3	6	22.2	81	92.5
0800	**53**	**1**	**45**	**0**	**5**	**0**	**1**	**0**	**0**	**1**	**0**	**0**	**0**	**31**	**58.5**	**23**	**43.4**	**12**	**22.6**	**81.1**	**92.5**
0900	50	0	40	2	5	0	1	0	1	1	0	0	0	29	58	26	52	22	44	83.5	102.2
1000	43	0	31	0	9	0	1	0	0	1	1	0	0	26	60.5	20	46.5	16	37.2	83.2	100.8
1100	37	0	24	4	7	1	0	0	1	0	0	0	0	20	54.1	13	35.1	9	24.3	78	91.8
1200	33	0	23	3	7	0	0	0	0	0	0	0	0	14	42.4	11	33.3	8	24.2	77.6	96.8
1300	27	1	20	0	5	0	0	0	0	0	1	0	0	21	77.8	17	63	11	40.7	86.4	97.2
1400	48	0	34	1	7	2	1	0	2	0	1	0	0	25	52.1	21	43.8	11	22.9	80.1	94.7
1500	**54**	**0**	**36**	**1**	**9**	**0**	**4**	**0**	**1**	**2**	**1**	**0**	**0**	**26**	**48.1**	**15**	**27.8**	**13**	**24.1**	**81.4**	**95**
1600	44	0	33	0	8	0	1	0	1	1	0	0	0	25	56.8	19	43.2	14	31.8	85.6	99.4
1700	39	0	32	3	3	0	0	0	0	1	0	0	0	25	64.1	20	51.3	16	41	84.9	100.8
1800	44	0	40	1	3	0	0	0	0	0	0	0	0	33	75	27	61.4	20	45.5	90.3	104
1900	47	0	45	1	1	0	0	0	0	0	0	0	0	24	51.1	19	40.4	15	31.9	82	97.9
2000	18	0	15	0	2	0	0	0	0	1	0	0	0	8	44.4	8	44.4	5	27.8	85.9	103.7
2100	16	0	12	0	2	0	0	0	2	0	0	0	0	12	75	9	56.3	8	50	89.5	103.3
2200	18	0	18	0	0	0	0	0	0	0	0	0	0	5	27.8	3	16.7	2	11.1	76.4	80.6
2300	14	0	12	0	0	0	0	0	0	2	0	0	0	10	71.4	7	50	6	42.9	88.6	104.8
07-19	**499**	**2**	**382**	**15**	**71**	**3**	**9**	**0**	**6**	**7**	**4**	**0**	**0**	**287**	**57.5**	**221**	**44.3**	**158**	**31.7**	**82.8**	**97.9**
06-22	**589**	**2**	**462**	**16**	**77**	**3**	**9**	**0**	**8**	**8**	**4**	**0**	**0**	**336**	**57**	**260**	**44.1**	**188**	**31.9**	**83**	**99.4**
06-00	**621**	**2**	**492**	**16**	**77**	**3**	**9**	**0**	**8**	**10**	**4**	**0**	**0**	**351**	**56.5**	**270**	**43.5**	**196**	**31.6**	**82.9**	**99**
00-00	**626**	**2**	**497**	**16**	**77**	**3**	**9**	**0**	**8**	**10**	**4**	**0**	**0**	**353**	**56.4**	**271**	**43.3**	**196**	**31.3**	**82.9**	**99**

DRAFT

Site 97
Location R184, Att - Telepole, Lat 54.18889, Long -6.85782
Direction North

3279 / Meath/Cavan/Monaghan ATC's
October 2013
Automatic Traffic Count

Virtual Day (7)

Time	Total	Classification												>PSL	>PSL%	>SL1	>SL1%	>SL2	>SL2%	Mean	Vpp
		1 MCL	2 SV	3 SVT	4 TB2	5 TB3	6 T4	7 ART3	8 ART4	9 ART5	10 ART6	11 BD	12 DRT	80	80	85 +5kph	85 +5kph	90 +10kph	90 +10kph		85
0000	2	0	2	0	0	0	0	0	0	0	0	0	0	1	53.3	1	53.3	1	40	84.7	-
0100	2	0	2	0	0	0	0	0	0	0	0	0	0	1	76.9	1	61.5	1	53.8	90.7	-
0200	0	0	0	0	0	0	0	0	0	0	0	0	0	0	0	0	0	0	0	-	-
0300	1	0	1	0	0	0	0	0	0	0	0	0	0	0	75	0	75	0	75	94.9	-
0400	1	0	1	0	0	0	0	0	0	0	0	0	0	1	83.3	1	83.3	1	66.7	95.2	-
0500	3	0	2	0	0	0	0	0	0	0	0	0	0	2	65	2	60	1	45	87.3	-
0600	5	0	5	0	0	0	0	0	0	0	0	0	0	4	73	3	56.8	2	37.8	86.8	-
0700	15	0	14	0	1	0	0	0	0	0	0	0	0	10	67.6	8	54.6	6	41.7	87.9	106.9
0800	**41**	**0**	**37**	**0**	**2**	**0**	**0**	**0**	**0**	**0**	**0**	**0**	**0**	**29**	**71.4**	**25**	**61.7**	**19**	**45.6**	**88.5**	**103.3**
0900	40	0	32	2	4	0	1	0	1	0	1	0	0	25	61.8	21	50.9	16	38.5	84.9	101.5
1000	34	0	24	1	5	0	1	0	0	1	1	0	0	19	55.9	14	42.4	10	30.5	80.8	97.2
1100	38	0	28	1	6	1	1	0	1	0	0	0	0	21	53.9	15	39.8	11	28.3	81.3	96.5
1200	37	0	27	3	5	0	1	0	0	0	0	0	0	20	53.5	15	41.8	11	30.1	81.7	99
1300	29	0	22	1	4	0	0	0	0	0	0	0	0	18	62.3	14	47.1	10	34.3	82.8	100.1
1400	40	0	30	1	5	1	1	0	1	1	1	0	0	20	49.8	17	41.7	11	27.6	79.9	99
1500	**42**	**0**	**29**	**2**	**5**	**0**	**3**	**0**	**0**	**1**	**1**	**0**	**0**	**19**	**45.9**	**13**	**30.8**	**9**	**20.5**	**78.6**	**93.6**
1600	38	0	30	2	4	0	1	0	1	0	0	0	0	23	59.1	16	42.8	11	29.4	83.3	99.4
1700	**42**	**0**	**34**	**1**	**5**	**0**	**0**	**0**	**0**	**1**	**0**	**0**	**0**	**26**	**60.3**	**21**	**48.8**	**14**	**34**	**84.1**	**99.7**
1800	39	0	35	1	2	0	0	0	1	0	0	0	0	25	63	19	49.5	14	37	85.4	100.8
1900	35	0	32	1	2	0	0	0	0	1	0	0	0	22	61.5	16	44.9	13	36.4	84.2	98.6
2000	19	0	17	0	1	0	0	0	0	0	0	0	0	13	67.7	10	54.1	8	41.4	87.7	103.7
2100	14	0	11	0	1	0	0	0	0	0	0	0	0	9	63.2	7	52.6	6	45.3	86.5	103
2200	11	0	10	0	1	0	0	0	0	0	0	0	0	6	53.3	4	38.7	3	30.7	85	107.6
2300	6	0	6	0	0	0	0	0	0	0	0	0	0	5	81.8	4	68.2	3	54.5	92.2	-
07-19	**437**	**1**	**341**	**16**	**49**	**3**	**10**	**1**	**5**	**6**	**5**	**0**	**0**	**254**	**58.2**	**199**	**45.6**	**143**	**32.7**	**83.1**	**99.7**
06-22	**510**	**1**	**406**	**18**	**53**	**3**	**10**	**1**	**6**	**6**	**5**	**0**	**0**	**301**	**59.1**	**235**	**46.1**	**172**	**33.7**	**83.5**	**99.7**
06-00	**527**	**1**	**422**	**18**	**54**	**3**	**10**	**1**	**6**	**7**	**5**	**0**	**0**	**312**	**59.2**	**244**	**46.3**	**178**	**33.8**	**83.6**	**99.7**
00-00	**535**	**1**	**429**	**18**	**54**	**3**	**10**	**1**	**6**	**7**	**5**	**0**	**0**	**318**	**59.3**	**249**	**46.5**	**182**	**34.1**	**83.7**	**100.1**

DRAFT

Site 97
Location R184, Att - Telepole, Lat 54.18889, Long -6.85782
Direction North

3279 / Meath/Cavan/Monaghan ATC's
October 2013
Automatic Traffic Count

Virtual Week (1)

Time	Total	Classification												>PSL	>PSL%	>SL1	>SL1%	>SL2	>SL2%	Mean	Vpp
		1 MCL	2 SV	3 SVT	4 TB2	5 TB3	6 T4	7 ART3	8 ART4	9 ART5	10 ART6	11 BD	12 DRT	80	80	85 +5kph	85 +5kph	90 +10kph	90 +10kph		85
Mon	590	0	473	21	66	3	12	0	6	8	1	0	0	367	62.2	291	49.3	199	33.7	84.5	98.6
Tue	626	2	497	16	77	3	9	0	8	10	4	0	0	353	56.4	271	43.3	196	31.3	82.9	99
Wed	588	0	454	21	61	8	21	1	6	6	10	0	0	315	53.6	234	39.8	178	30.3	82	98.3
Thu	584	0	452	10	65	6	16	4	7	12	12	0	0	362	62	288	49.3	202	34.6	83.5	100.1
Fri	596	1	476	19	64	2	10	1	8	10	5	0	0	346	58.1	272	45.6	206	34.6	84	101.2
| Sat	486	3	400	34	34	1	1	1	8	3	1	0	0	302	62.1	244	50.2	189	38.9	84.7	100.4
| Sun	276	2	253	7	13	0	0	0	1	0	0	0	0	178	64.5	142	51.4	107	38.8	85.2	101.9
5 Day Ave.	**597**	**1**	**470**	**17**	**67**	**4**	**14**	**1**	**7**	**9**	**6**	**0**	**0**	**349**	**58.5**	**271**	**45.4**	**196**	**32.8**	**83.4**	**99.4**
7 Day Ave.	**535**	**1**	**429**	**18**	**54**	**3**	**10**	**1**	**6**	**7**	**5**	**0**	**0**	**318**	**59.3**	**249**	**46.5**	**182**	**34.1**	**83.7**	**100.1**
--	**3746**	**8**	**3005**	**128**	**380**	**23**	**69**	**7**	**44**	**49**	**33**	**0**	**0**	**2223**	**59.3**	**1742**	**46.5**	**1277**	**34.1**	**83.7**	**100.1**

Summary Graphs

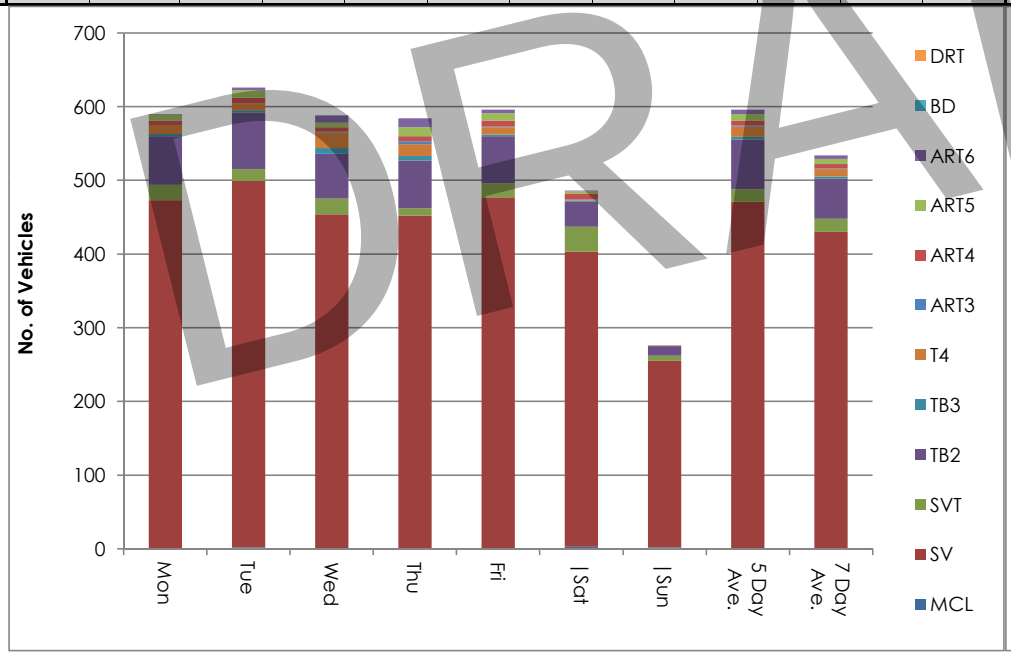

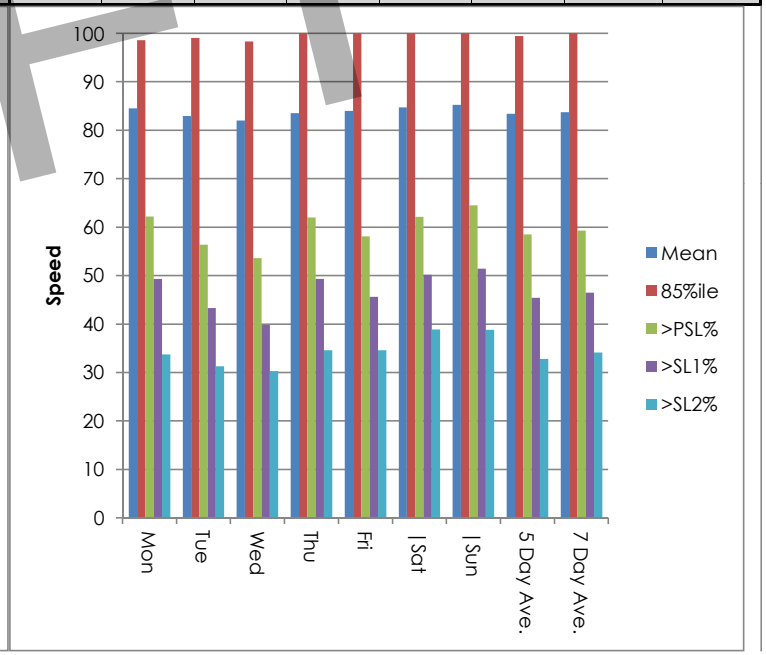

DRAFT

Site 97
Location R184, Att - Telepole, Lat 54.18889, Long -6.85782
Direction North

3279 / Meath/Cavan/Monaghan ATC's
October 2013
Automatic Traffic Count

Wed, 9 October 2013

Time	Total	Speed Bins (km/h)																											
		0 - 5	5 - 10	10 - 15	15 - 20	20 - 25	25 - 30	30 - 35	35 - 40	40 - 45	45 - 50	50 - 55	55 - 60	60 - 65	65 - 70	70 - 75	75 - 80	80 - 85	85 - 90	90 - 95	95 - 100	100 - 105	105 - 110	110 - 115	115 - 120	120 - 125	125 - 130	130 - 135	135 - 140
0000	2	0	0	0	0	0	0	0	0	0	0	0	0	0	0	1	0	0	0	0	0	1	0	0	0	0	0	0	0
0100	2	0	0	0	0	0	0	0	0	0	0	0	0	0	0	1	0	0	0	0	1	0	0	0	0	0	0	0	0
0200	0	0	0	0	0	0	0	0	0	0	0	0	0	0	0	0	0	0	0	0	0	0	0	0	0	0	0	0	0
0300	2	0	0	0	0	0	0	0	0	0	0	0	0	0	0	0	0	0	1	0	0	1	0	0	0	0	0	0	0
0400	1	0	0	0	0	0	0	0	0	0	0	0	0	0	0	0	0	0	0	0	0	1	0	0	0	0	0	0	0
0500	5	0	0	0	0	0	0	0	0	0	0	1	0	0	0	0	1	0	0	0	1	1	0	0	0	1	0	0	0
0600	4	0	0	0	0	0	0	0	0	0	0	0	0	0	0	1	0	1	0	1	1	0	0	0	0	0	0	0	0
0700	16	0	0	0	0	0	0	0	0	0	1	0	1	0	1	2	2	1	1	2	0	0	2	2	0	1	0	0	0
0800	**52**	**0**	**0**	**0**	**0**	**0**	**0**	**0**	**0**	**0**	**0**	**0**	**2**	**2**	**3**	**3**	**3**	**5**	**9**	**5**	**4**	**5**	**5**	**2**	**1**	**2**	**0**	**1**	**0**
0900	43	0	0	0	0	0	0	1	0	1	1	1	2	0	2	9	4	8	6	2	1	2	2	0	0	0	0	1	0
1000	31	0	0	0	0	1	0	2	0	0	0	0	2	2	1	6	7	3	2	0	1	2	1	0	0	1	0	0	0
1100	44	0	0	0	0	0	1	0	1	0	1	0	1	4	9	6	6	9	2	2	1	0	0	0	1	0	0	0	0
1200	31	0	0	0	0	0	1	0	1	1	0	0	1	1	3	6	4	3	4	0	2	3	1	0	0	0	0	0	0
1300	34	0	0	0	0	0	2	0	0	0	0	0	0	2	3	4	6	5	2	2	3	4	0	1	0	0	0	0	0
1400	51	0	0	0	0	0	0	0	1	0	1	1	1	4	5	6	12	4	4	4	1	2	3	1	0	0	1	0	0
1500	51	0	0	0	0	2	0	1	1	0	0	1	1	4	5	6	10	6	4	4	4	1	1	0	0	0	0	0	0
1600	36	0	0	0	0	0	0	0	0	0	0	1	0	3	2	6	2	7	3	2	6	2	2	0	0	0	0	0	0
1700	**59**	**0**	**0**	**0**	**0**	**0**	**1**	**0**	**0**	**0**	**0**	**0**	**2**	**3**	**4**	**3**	**13**	**10**	**8**	**5**	**3**	**1**	**2**	**1**	**3**	**0**	**0**	**0**	**0**
1800	44	0	0	0	0	0	1	0	0	0	0	0	0	4	5	4	6	7	1	3	9	0	1	1	1	1	0	0	0
1900	36	0	0	0	0	0	0	0	0	0	0	0	2	2	0	2	4	7	5	5	6	2	1	0	0	0	0	0	0
2000	24	0	0	0	0	0	0	0	0	0	0	0	0	0	1	1	1	3	3	8	3	0	1	1	0	0	1	0	1
2100	10	0	0	0	0	0	0	0	0	0	0	0	0	1	1	1	2	1	1	0	1	0	1	0	1	0	0	0	0
2200	8	0	0	0	0	0	0	0	0	0	0	0	0	0	0	2	0	1	1	1	0	1	0	2	0	0	0	0	0
2300	2	0	0	0	0	0	0	0	0	0	0	0	0	0	0	0	0	0	0	2	0	0	0	0	0	0	0	0	0
07-19	**492**	**0**	**0**	**0**	**0**	**3**	**6**	**4**	**4**	**2**	**4**	**4**	**13**	**29**	**43**	**61**	**75**	**68**	**46**	**31**	**35**	**22**	**20**	**8**	**6**	**5**	**1**	**2**	**0**
06-22	**566**	**0**	**0**	**0**	**0**	**3**	**6**	**4**	**4**	**2**	**4**	**4**	**15**	**32**	**45**	**66**	**82**	**80**	**55**	**45**	**46**	**24**	**23**	**9**	**7**	**5**	**2**	**2**	**1**
06-00	**576**	**0**	**0**	**0**	**0**	**3**	**6**	**4**	**4**	**2**	**4**	**4**	**15**	**32**	**45**	**68**	**82**	**81**	**56**	**48**	**46**	**25**	**23**	**11**	**7**	**5**	**2**	**2**	**1**
00-00	**588**	**0**	**0**	**0**	**0**	**3**	**6**	**4**	**4**	**2**	**4**	**5**	**15**	**32**	**45**	**70**	**83**	**81**	**56**	**49**	**48**	**27**	**25**	**11**	**7**	**6**	**2**	**2**	**1**

DRAFT

Site 97
Location R184, Att - Telepole, Lat 54.18889, Long -6.85782
Direction North

3279 / Meath/Cavan/Monaghan ATC's
October 2013
Automatic Traffic Count

Thu, 10 October 2013

Time	Total	Speed Bins (km/h)																											
		0 - 5	5 - 10	10 - 15	15 - 20	20 - 25	25 - 30	30 - 35	35 - 40	40 - 45	45 - 50	50 - 55	55 - 60	60 - 65	65 - 70	70 - 75	75 - 80	80 - 85	85 - 90	90 - 95	95 - 100	100 - 105	105 - 110	110 - 115	115 - 120	120 - 125	125 - 130	130 - 135	135 - 140
0000	0	0	0	0	0	0	0	0	0	0	0	0	0	0	0	0	0	0	0	0	0	0	0	0	0	0	0	0	0
0100	2	0	0	0	0	0	0	0	0	0	0	0	0	0	0	1	0	0	0	0	1	0	0	0	0	0	0	0	0
0200	0	0	0	0	0	0	0	0	0	0	0	0	0	0	0	0	0	0	0	0	0	0	0	0	0	0	0	0	0
0300	0	0	0	0	0	0	0	0	0	0	0	0	0	0	0	0	0	0	0	0	0	0	0	0	0	0	0	0	0
0400	1	0	0	0	0	0	0	0	0	0	0	0	0	0	0	0	0	0	0	0	1	0	0	0	0	0	0	0	0
0500	6	0	0	0	0	0	0	0	0	0	0	0	0	0	1	0	1	1	1	0	1	0	0	0	0	1	0	0	0
0600	5	0	0	0	0	0	0	0	0	0	0	0	0	0	0	3	0	0	1	0	1	0	0	0	0	0	0	0	0
0700	20	0	0	0	0	0	0	0	0	0	0	1	0	0	0	1	1	3	2	3	2	5	0	1	1	0	0	0	0
0800	**48**	**0**	**0**	**0**	**0**	**0**	**0**	**1**	**0**	**0**	**0**	**0**	**0**	**3**	**0**	**4**	**5**	**3**	**6**	**8**	**6**	**5**	**3**	**1**	**2**	**0**	**1**	**0**	**0**
0900	47	0	0	0	0	0	1	0	1	0	0	1	2	1	2	4	5	1	6	7	1	3	3	5	2	1	0	1	0
1000	32	0	0	0	1	0	0	0	0	0	0	1	1	1	4	1	2	6	7	2	3	1	2	0	0	0	0	0	0
1100	41	0	0	0	0	0	1	0	0	1	0	1	1	1	3	4	4	5	8	7	1	3	0	0	1	0	0	0	0
1200	29	0	0	0	0	0	0	1	0	0	0	0	0	0	1	6	0	7	7	2	0	3	1	1	0	0	0	0	0
1300	26	0	0	0	1	0	1	0	0	0	0	3	0	2	1	2	2	3	3	2	2	3	1	0	0	0	0	0	0
1400	54	0	0	0	0	0	0	0	2	3	1	0	2	6	7	9	2	5	8	1	2	2	2	1	0	0	1	0	0
1500	43	0	0	0	0	0	0	0	2	0	2	1	3	4	5	6	7	4	4	1	2	1	0	1	0	0	0	0	0
1600	34	0	0	0	0	0	0	0	0	0	0	1	0	2	2	2	5	5	6	3	3	2	2	1	0	0	0	0	0
1700	**55**	**0**	**0**	**0**	**0**	**0**	**1**	**0**	**0**	**0**	**0**	**0**	**0**	**3**	**3**	**3**	**5**	**4**	**15**	**8**	**6**	**1**	**2**	**2**	**2**	**0**	**0**	**0**	**0**
1800	50	0	0	0	0	0	0	0	0	0	0	0	0	0	1	6	6	9	3	10	5	5	2	1	1	0	1	0	0
1900	34	0	0	0	0	0	0	1	0	0	1	0	0	1	1	2	5	9	3	6	2	2	1	0	0	0	0	0	0
2000	24	0	0	0	0	0	0	0	0	1	0	0	0	1	2	3	5	5	2	1	1	0	1	2	0	0	0	0	0
2100	16	0	0	0	0	0	0	0	0	0	0	0	0	1	0	1	1	1	2	6	1	2	0	0	1	0	0	0	0
2200	14	0	0	0	0	0	0	0	0	0	0	0	1	1	2	2	2	3	1	0	0	0	1	0	0	1	0	0	0
2300	3	0	0	0	0	0	0	0	0	0	0	0	0	0	0	0	0	0	1	1	1	0	0	0	0	0	0	0	0
07-19	**479**	**0**	**0**	**0**	**2**	**0**	**4**	**2**	**5**	**4**	**3**	**9**	**9**	**23**	**29**	**48**	**44**	**55**	**75**	**54**	**33**	**34**	**18**	**14**	**9**	**1**	**3**	**1**	**0**
06-22	**558**	**0**	**0**	**0**	**2**	**0**	**4**	**3**	**5**	**5**	**4**	**9**	**9**	**26**	**32**	**57**	**55**	**70**	**83**	**67**	**38**	**38**	**20**	**16**	**10**	**1**	**3**	**1**	**0**
06-00	**575**	**0**	**0**	**0**	**2**	**0**	**4**	**3**	**5**	**5**	**4**	**9**	**10**	**27**	**34**	**59**	**57**	**73**	**85**	**68**	**39**	**38**	**21**	**16**	**10**	**2**	**3**	**1**	**0**
00-00	**584**	**0**	**0**	**0**	**2**	**0**	**4**	**3**	**5**	**5**	**4**	**9**	**10**	**27**	**35**	**60**	**58**	**74**	**86**	**68**	**42**	**38**	**21**	**16**	**10**	**3**	**3**	**1**	**0**

DRAFT

Site 97
Location R184, Att - Telepole, Lat 54.18889, Long -6.85782
Direction North

3279 / Meath/Cavan/Monaghan ATC's
October 2013
Automatic Traffic Count

Fri, 11 October 2013

Time	Total	Speed Bins (km/h)																												
		0 - 5	5 - 10	10 - 15	15 - 20	20 - 25	25 - 30	30 - 35	35 - 40	40 - 45	45 - 50	50 - 55	55 - 60	60 - 65	65 - 70	70 - 75	75 - 80	80 - 85	85 - 90	90 - 95	95 - 100	100 - 105	105 - 110	110 - 115	115 - 120	120 - 125	125 - 130	130 - 135	135 - 140
0000	2	0	0	0	0	0	0	0	0	0	0	0	0	0	0	1	0	0	0	0	1	0	0	0	0	0	0	0	0	0
0100	0	0	0	0	0	0	0	0	0	0	0	0	0	0	0	0	0	0	0	0	0	0	0	0	0	0	0	0	0	0
0200	0	0	0	0	0	0	0	0	0	0	0	0	0	0	0	0	0	0	0	0	0	0	0	0	0	0	0	0	0	0
0300	1	0	0	0	0	0	0	0	0	0	0	0	0	0	0	0	1	0	0	0	0	0	0	0	0	0	0	0	0	0
0400	1	0	0	0	0	0	0	0	0	0	0	0	0	0	0	0	0	0	1	0	0	0	0	0	0	0	0	0	0	0
0500	3	0	0	0	0	0	0	0	0	0	0	1	0	0	0	0	0	0	1	0	0	0	0	1	0	0	0	0	0	0
0600	3	0	0	0	0	0	0	0	0	0	0	0	0	0	0	0	0	1	1	0	1	0	0	0	0	0	0	0	0	0
0700	17	0	0	0	0	0	0	0	0	0	1	0	0	0	1	0	2	3	3	1	1	0	3	0	1	0	1	0	0	0
0800	46	0	0	0	0	0	0	0	0	0	0	0	0	2	1	3	4	4	8	5	8	5	2	3	1	0	0	0	0	0
0900	42	0	0	0	0	0	0	1	0	0	0	1	0	1	0	8	5	6	6	5	6	1	0	2	0	0	0	0	0	0
1000	39	0	0	0	0	1	1	0	0	0	0	1	3	2	3	2	5	5	5	4	1	3	1	0	1	0	0	0	0	1
1100	**48**	**0**	**0**	**0**	**0**	**0**	**0**	**0**	**0**	**1**	**1**	**1**	**0**	**2**	**6**	**4**	**11**	**3**	**3**	**3**	**2**	**3**	**3**	**2**	**2**	**1**	**0**	**0**	**0**	**0**
1200	47	0	0	0	0	1	0	0	0	0	0	0	2	3	9	3	9	5	5	4	1	0	3	0	1	0	0	1	0	0
1300	32	0	0	0	0	0	0	0	0	0	1	0	1	2	4	1	4	6	4	3	1	1	2	2	0	0	0	0	0	0
1400	40	0	0	0	0	0	0	1	0	0	1	1	3	1	1	3	6	5	4	3	4	5	0	0	2	0	0	0	0	0
1500	41	0	0	0	0	0	0	1	0	1	0	1	1	0	3	9	6	7	3	2	4	2	0	0	0	0	1	0	0	0
1600	**58**	**0**	**0**	**0**	**0**	**0**	**0**	**1**	**0**	**0**	**0**	**2**	**1**	**3**	**7**	**5**	**9**	**7**	**6**	**4**	**3**	**7**	**1**	**1**	**0**	**1**	**0**	**0**	**0**	**0**
1700	53	0	0	0	0	0	0	1	0	0	0	0	1	3	5	7	10	5	4	5	5	2	2	0	2	0	0	0	0	1
1800	37	0	0	0	0	0	0	0	0	0	0	0	2	1	2	2	4	4	6	4	2	3	3	1	0	2	1	0	0	0
1900	37	0	0	0	0	0	0	0	0	0	0	0	1	2	2	2	3	6	3	5	4	4	2	1	2	0	0	0	0	0
2000	20	0	0	0	0	0	0	0	0	0	1	0	2	0	0	5	0	3	1	3	0	2	1	0	1	1	0	0	0	0
2100	14	0	0	0	0	0	1	1	0	0	0	0	0	0	1	1	0	4	0	1	2	2	0	0	1	0	0	0	0	0
2200	10	0	0	0	0	0	0	0	0	0	0	0	0	0	0	4	1	0	1	1	1	0	0	1	1	0	0	0	0	0
2300	5	0	0	0	0	0	0	0	0	0	0	0	0	0	0	1	0	0	1	0	2	0	1	0	0	0	0	0	0	0
07-19	**500**	**0**	**0**	**0**	**0**	**2**	**1**	**5**	**0**	**2**	**4**	**7**	**14**	**20**	**42**	**47**	**75**	**60**	**57**	**43**	**38**	**32**	**20**	**11**	**10**	**4**	**3**	**1**	**2**
06-22	**574**	**0**	**0**	**0**	**0**	**2**	**2**	**6**	**0**	**2**	**5**	**7**	**17**	**22**	**45**	**55**	**78**	**74**	**62**	**52**	**45**	**40**	**23**	**12**	**14**	**5**	**3**	**1**	**2**
06-00	**589**	**0**	**0**	**0**	**0**	**2**	**2**	**6**	**0**	**2**	**5**	**7**	**17**	**22**	**45**	**60**	**79**	**74**	**64**	**53**	**48**	**40**	**24**	**13**	**15**	**5**	**3**	**1**	**2**
00-00	**596**	**0**	**0**	**0**	**0**	**2**	**2**	**6**	**0**	**2**	**5**	**8**	**17**	**22**	**45**	**61**	**80**	**74**	**66**	**53**	**49**	**40**	**24**	**14**	**15**	**5**	**3**	**1**	**2**

DRAFT

Site 97
Location R184, Att - Telepole, Lat 54.18889, Long -6.85782
Direction North

3279 / Meath/Cavan/Monaghan ATC's
October 2013
Automatic Traffic Count

Sat, 12 October 2013

Time	Total	Speed Bins (km/h)																											
		0 - 5	5 - 10	10 - 15	15 - 20	20 - 25	25 - 30	30 - 35	35 - 40	40 - 45	45 - 50	50 - 55	55 - 60	60 - 65	65 - 70	70 - 75	75 - 80	80 - 85	85 - 90	90 - 95	95 - 100	100 - 105	105 - 110	110 - 115	115 - 120	120 - 125	125 - 130	130 - 135	135 - 140
0000	3	0	0	0	0	0	0	0	0	0	0	0	0	1	0	0	0	0	0	1	0	1	0	0	0	0	0	0	0
0100	4	0	0	0	0	0	0	0	0	0	0	0	0	0	0	0	1	0	1	1	0	0	0	1	0	0	0	0	0
0200	0	0	0	0	0	0	0	0	0	0	0	0	0	0	0	0	0	0	0	0	0	0	0	0	0	0	0	0	0
0300	1	0	0	0	0	0	0	0	0	0	0	0	0	0	0	0	0	0	0	0	1	0	0	0	0	0	0	0	0
0400	1	0	0	0	0	0	0	0	0	0	0	0	0	0	0	0	0	0	0	0	0	1	0	0	0	0	0	0	0
0500	2	0	0	0	0	0	0	0	0	0	0	0	0	0	0	0	0	0	0	0	1	0	0	0	1	0	0	0	0
0600	3	0	0	0	0	0	0	0	0	0	0	0	0	0	0	0	0	0	1	1	1	0	0	0	0	0	0	0	0
0700	8	0	0	0	0	0	0	0	0	0	0	0	0	1	0	0	0	1	1	2	1	1	1	0	0	0	0	0	0
0800	21	0	0	0	0	0	0	0	0	0	0	0	1	1	0	1	3	0	2	1	4	1	0	1	3	1	0	2	0
0900	35	0	0	0	0	1	0	0	0	0	0	0	0	0	2	3	9	6	1	1	2	4	2	0	1	1	0	1	1
1000	46	0	0	0	0	1	0	0	0	0	0	0	1	2	4	5	5	8	5	7	4	3	1	0	0	0	0	0	0
1100	**49**	**0**	**0**	**0**	**0**	**0**	**0**	**0**	**0**	**0**	**1**	**0**	**0**	**1**	**4**	**3**	**3**	**7**	**7**	**10**	**6**	**5**	**0**	**1**	**0**	**0**	**0**	**1**	**0**
1200	**51**	**0**	**0**	**0**	**0**	**0**	**0**	**0**	**0**	**1**	**1**	**1**	**0**	**3**	**1**	**5**	**6**	**6**	**6**	**10**	**4**	**2**	**3**	**0**	**0**	**0**	**2**	**0**	**0**
1300	30	0	0	0	0	0	1	0	0	0	0	1	0	0	1	2	4	5	4	5	2	3	0	2	0	0	0	0	0
1400	33	0	0	0	0	2	0	0	0	0	1	1	1	1	3	4	2	1	3	5	2	6	1	0	0	0	0	0	0
1500	34	0	0	0	0	0	0	1	0	0	1	0	1	3	4	5	4	3	7	2	0	2	0	0	0	1	0	0	0
1600	38	0	0	0	0	0	0	0	1	1	0	1	0	1	2	2	8	6	5	5	3	2	1	0	0	0	0	0	0
1700	21	0	0	0	0	1	0	0	0	0	0	0	0	1	2	1	2	2	2	1	3	4	1	0	1	0	0	0	0
1800	34	0	0	0	0	0	0	1	1	1	0	0	0	2	7	4	4	3	3	3	2	0	3	0	0	0	0	0	0
1900	33	0	0	0	0	0	0	0	0	0	1	0	3	2	3	4	6	5	1	4	3	1	0	0	0	0	0	0	0
2000	15	0	0	0	0	0	0	0	0	0	0	0	0	0	0	1	1	3	3	3	3	0	0	0	1	0	0	0	0
2100	13	0	0	0	0	0	0	0	0	0	0	0	0	0	1	1	2	1	1	1	3	1	0	0	1	1	0	0	0
2200	5	0	0	0	0	0	0	0	0	0	0	0	0	0	0	0	1	0	1	0	1	0	0	1	1	0	0	0	0
2300	6	0	0	0	0	0	0	0	0	0	0	0	0	0	0	0	0	1	1	1	1	0	0	1	1	0	0	0	0
07-19	**400**	**0**	**0**	**0**	**0**	**5**	**1**	**2**	**2**	**3**	**4**	**4**	**4**	**16**	**30**	**35**	**50**	**48**	**46**	**52**	**33**	**33**	**13**	**4**	**5**	**3**	**2**	**4**	**1**
06-22	**464**	**0**	**0**	**0**	**0**	**5**	**1**	**2**	**2**	**3**	**5**	**4**	**7**	**18**	**34**	**41**	**59**	**57**	**52**	**61**	**43**	**35**	**13**	**4**	**7**	**4**	**2**	**4**	**1**
06-00	**475**	**0**	**0**	**0**	**0**	**5**	**1**	**2**	**2**	**3**	**5**	**4**	**7**	**18**	**34**	**41**	**60**	**58**	**54**	**62**	**45**	**35**	**13**	**6**	**9**	**4**	**2**	**4**	**1**
00-00	**486**	**0**	**0**	**0**	**0**	**5**	**1**	**2**	**2**	**3**	**5**	**4**	**7**	**19**	**34**	**41**	**61**	**58**	**55**	**64**	**46**	**38**	**13**	**7**	**10**	**4**	**2**	**4**	**1**

DRAFT

Site 97
Location R184, Att - Telepole, Lat 54.18889, Long -6.85782
Direction North

3279 / Meath/Cavan/Monaghan ATC's
October 2013
Automatic Traffic Count

Sun, 13 October 2013

Time	Total	Speed Bins (km/h)																											
		0 - 5	5 - 10	10 - 15	15 - 20	20 - 25	25 - 30	30 - 35	35 - 40	40 - 45	45 - 50	50 - 55	55 - 60	60 - 65	65 - 70	70 - 75	75 - 80	80 - 85	85 - 90	90 - 95	95 - 100	100 - 105	105 - 110	110 - 115	115 - 120	120 - 125	125 - 130	130 - 135	135 - 140
0000	3	0	0	0	0	0	0	0	0	0	0	0	0	0	0	0	2	0	1	0	0	0	0	0	0	0	0	0	0
0100	4	0	0	0	0	0	0	0	0	0	0	0	0	0	0	0	0	1	0	1	0	0	2	0	0	0	0	0	0
0200	0	0	0	0	0	0	0	0	0	0	0	0	0	0	0	0	0	0	0	0	0	0	0	0	0	0	0	0	0
0300	0	0	0	0	0	0	0	0	0	0	0	0	0	0	0	0	0	0	0	0	0	0	0	0	0	0	0	0	0
0400	0	0	0	0	0	0	0	0	0	0	0	0	0	0	0	0	0	0	0	0	0	0	0	0	0	0	0	0	0
0500	0	0	0	0	0	0	0	0	0	0	0	0	0	0	0	0	0	0	0	0	0	0	0	0	0	0	0	0	0
0600	1	0	0	0	0	0	0	0	0	0	0	0	0	0	0	0	0	0	0	1	0	0	0	0	0	0	0	0	0
0700	4	0	0	0	0	0	0	0	0	0	0	0	1	0	1	0	1	1	0	0	0	0	0	0	0	0	0	0	0
0800	9	0	0	0	0	0	0	0	0	0	0	0	0	0	0	1	2	2	1	2	1	0	0	0	0	0	0	0	0
0900	12	0	0	0	0	0	0	0	0	0	0	0	0	0	2	0	1	2	2	2	1	1	0	1	0	0	0	0	0
1000	**18**	**0**	**0**	**0**	**0**	**0**	**1**	**0**	**1**	**0**	**1**	**0**	**0**	**2**	**1**	**0**	**2**	**1**	**0**	**5**	**2**	**0**	**0**	**1**	**0**	**1**	**0**	**0**	**0**
1100	15	0	0	0	0	0	0	0	0	0	1	0	0	0	0	1	5	2	1	0	2	1	2	0	0	0	0	0	0
1200	19	0	0	0	0	0	0	0	0	0	0	1	0	3	0	2	1	2	2	2	4	0	1	0	0	1	0	0	0
1300	23	0	0	0	0	0	0	0	0	0	0	1	0	2	4	1	1	4	1	4	1	2	2	0	0	0	0	0	0
1400	21	0	0	0	0	0	0	0	0	0	2	0	2	0	0	0	4	1	3	2	3	1	3	0	0	0	0	0	0
1500	21	0	0	0	0	0	0	0	0	0	0	0	1	0	0	1	3	7	4	0	2	3	0	0	0	0	0	0	0
1600	12	0	0	0	0	0	0	0	0	0	0	1	0	0	1	0	1	3	3	0	1	0	1	0	0	1	0	0	0
1700	19	0	0	0	0	1	0	0	0	0	0	0	0	2	3	1	1	3	1	5	0	2	0	0	0	0	0	0	0
1800	23	0	0	0	0	0	0	0	0	0	1	0	0	0	3	5	2	3	5	2	0	1	0	0	1	0	0	0	0
1900	**30**	**0**	**0**	**0**	**0**	**1**	**0**	**0**	**0**	**0**	**0**	**0**	**0**	**0**	**0**	**6**	**3**	**3**	**4**	**2**	**4**	**2**	**2**	**1**	**1**	**1**	**0**	**0**	**0**
2000	19	0	0	0	0	0	0	0	0	0	0	0	0	2	1	2	1	1	3	3	2	2	1	0	0	0	0	0	1
2100	12	0	0	0	0	0	0	0	0	0	0	0	0	2	1	0	4	0	1	2	0	2	0	0	0	0	0	0	0
2200	7	0	0	0	0	0	0	0	0	0	0	0	0	1	0	0	1	1	0	1	0	1	0	1	1	0	0	0	0
2300	4	0	0	0	0	0	0	0	0	0	0	0	0	0	0	0	0	0	1	0	1	0	0	1	1	0	0	0	0
07-19	**196**	**0**	**0**	**0**	**0**	**1**	**1**	**0**	**1**	**0**	**5**	**2**	**4**	**7**	**17**	**10**	**23**	**30**	**25**	**23**	**16**	**16**	**8**	**3**	**1**	**2**	**1**	**0**	**0**
06-22	**258**	**0**	**0**	**0**	**0**	**2**	**1**	**0**	**1**	**0**	**5**	**2**	**4**	**11**	**19**	**18**	**31**	**34**	**33**	**30**	**23**	**22**	**11**	**4**	**2**	**3**	**1**	**0**	**1**
06-00	**269**	**0**	**0**	**0**	**0**	**2**	**1**	**0**	**1**	**0**	**5**	**2**	**4**	**12**	**19**	**18**	**32**	**35**	**34**	**31**	**24**	**23**	**11**	**6**	**4**	**3**	**1**	**0**	**1**
00-00	**276**	**0**	**0**	**0**	**0**	**2**	**1**	**0**	**1**	**0**	**5**	**2**	**4**	**12**	**19**	**18**	**34**	**36**	**35**	**32**	**24**	**23**	**13**	**6**	**4**	**3**	**1**	**0**	**1**

DRAFT

Site 97
Location R184, Att - Telepole, Lat 54.18889, Long -6.85782
Direction North

3279 / Meath/Cavan/Monaghan ATC's
October 2013
Automatic Traffic Count

Mon, 14 October 2013

Time	Total	Speed Bins (km/h)																											
		0 - 5	5 - 10	10 - 15	15 - 20	20 - 25	25 - 30	30 - 35	35 - 40	40 - 45	45 - 50	50 - 55	55 - 60	60 - 65	65 - 70	70 - 75	75 - 80	80 - 85	85 - 90	90 - 95	95 - 100	100 - 105	105 - 110	110 - 115	115 - 120	120 - 125	125 - 130	130 - 135	135 - 140
0000	2	0	0	0	0	0	0	0	0	0	0	0	0	0	0	0	0	0	0	1	0	1	0	0	0	0	0	0	0
0100	0	0	0	0	0	0	0	0	0	0	0	0	0	0	0	0	0	0	0	0	0	0	0	0	0	0	0	0	0
0200	0	0	0	0	0	0	0	0	0	0	0	0	0	0	0	0	0	0	0	0	0	0	0	0	0	0	0	0	0
0300	0	0	0	0	0	0	0	0	0	0	0	0	0	0	0	0	0	0	0	0	0	0	0	0	0	0	0	0	0
0400	2	0	0	0	0	0	0	0	0	0	0	0	0	0	0	1	0	0	0	0	0	0	1	0	0	0	0	0	0
0500	3	0	0	0	0	0	0	0	0	0	0	1	0	0	0	0	0	0	1	1	0	0	0	0	0	0	0	0	0
0600	12	0	0	0	0	0	0	0	0	0	0	0	0	0	0	0	2	2	3	2	3	0	0	0	0	0	0	0	0
0700	16	0	0	0	0	0	0	0	0	0	0	0	0	0	0	0	3	2	3	2	1	1	2	1	0	1	0	0	0
0800	**58**	**0**	**0**	**0**	**0**	**0**	**2**	**0**	**0**	**0**	**0**	**0**	**0**	**0**	**3**	**4**	**8**	**6**	**8**	**9**	**8**	**4**	**3**	**1**	**1**	**0**	**1**	**0**	**0**
0900	54	0	0	0	0	0	0	1	0	0	0	0	0	1	5	4	4	5	10	11	6	2	2	2	1	0	0	0	0
1000	27	0	0	0	0	0	0	0	0	0	0	1	0	2	0	7	1	3	5	4	1	2	0	1	0	0	0	0	0
1100	35	0	0	0	0	1	0	0	0	0	0	0	0	0	4	6	6	5	6	3	3	1	0	0	0	0	0	0	0
1200	46	0	0	0	0	0	1	0	0	0	0	2	1	2	5	4	8	5	3	5	4	2	1	1	0	1	0	1	0
1300	32	0	0	0	0	0	0	0	1	0	0	0	1	2	2	2	3	4	6	2	3	4	1	0	0	0	0	1	0
1400	36	0	0	0	0	0	0	0	0	0	1	1	3	0	3	3	5	3	8	2	4	2	0	1	0	0	0	0	0
1500	48	0	0	0	0	0	0	0	0	0	0	0	2	4	3	9	5	6	6	6	3	1	2	1	0	0	0	0	0
1600	47	0	0	0	0	0	1	0	0	0	0	0	0	1	4	6	6	10	8	4	1	2	3	1	0	0	0	0	0
1700	**51**	**0**	**0**	**0**	**0**	**1**	**0**	**0**	**0**	**0**	**0**	**1**	**1**	**2**	**2**	**3**	**11**	**5**	**10**	**5**	**4**	**1**	**1**	**1**	**3**	**0**	**0**	**0**	**0**
1800	41	0	0	0	0	0	0	0	0	0	0	1	1	0	3	4	6	5	9	5	5	0	0	0	1	0	1	0	0
1900	30	0	0	0	0	0	0	0	0	0	0	0	1	1	2	3	5	6	1	3	4	0	1	2	1	0	0	0	0
2000	13	0	0	0	0	0	0	0	0	0	0	0	0	0	2	0	0	3	2	2	2	0	1	1	0	0	0	0	0
2100	14	0	0	0	0	0	0	0	0	0	0	0	0	2	1	0	5	0	1	1	1	1	0	1	1	0	0	0	0
2200	13	0	0	0	0	0	0	0	0	0	0	0	1	0	1	1	1	4	1	0	0	0	3	1	0	0	0	0	0
2300	10	0	0	0	0	0	0	0	0	0	0	0	1	0	1	0	1	2	1	0	1	2	0	0	0	1	0	0	0
07-19	**491**	**0**	**0**	**0**	**0**	**2**	**4**	**1**	**1**	**0**	**1**	**6**	**9**	**14**	**34**	**52**	**66**	**59**	**82**	**58**	**43**	**22**	**15**	**10**	**6**	**2**	**2**	**2**	**0**
06-22	**560**	**0**	**0**	**0**	**0**	**2**	**4**	**1**	**1**	**0**	**1**	**6**	**10**	**17**	**39**	**55**	**78**	**70**	**89**	**66**	**53**	**23**	**17**	**14**	**8**	**2**	**2**	**2**	**0**
06-00	**583**	**0**	**0**	**0**	**0**	**2**	**4**	**1**	**1**	**0**	**1**	**6**	**12**	**17**	**41**	**56**	**80**	**76**	**91**	**66**	**54**	**25**	**20**	**15**	**8**	**3**	**2**	**2**	**0**
00-00	**590**	**0**	**0**	**0**	**0**	**2**	**4**	**1**	**1**	**0**	**1**	**7**	**12**	**17**	**41**	**57**	**80**	**76**	**92**	**68**	**54**	**26**	**21**	**15**	**8**	**3**	**2**	**2**	**0**

DRAFT

Site 97
Location R184, Att - Telepole, Lat 54.18889, Long -6.85782
Direction North

3279 / Meath/Cavan/Monaghan ATC's
October 2013
Automatic Traffic Count

Tue, 15 October 2013

Time	Total	Speed Bins (km/h)																											
		0 - 5	5 - 10	10 - 15	15 - 20	20 - 25	25 - 30	30 - 35	35 - 40	40 - 45	45 - 50	50 - 55	55 - 60	60 - 65	65 - 70	70 - 75	75 - 80	80 - 85	85 - 90	90 - 95	95 - 100	100 - 105	105 - 110	110 - 115	115 - 120	120 - 125	125 - 130	130 - 135	135 - 140
0000	3	0	0	0	0	0	0	0	0	0	0	0	1	0	0	0	1	0	1	0	0	0	0	0	0	0	0	0	0
0100	1	0	0	0	0	0	0	0	0	0	0	0	0	0	0	0	0	1	0	0	0	0	0	0	0	0	0	0	0
0200	0	0	0	0	0	0	0	0	0	0	0	0	0	0	0	0	0	0	0	0	0	0	0	0	0	0	0	0	0
0300	0	0	0	0	0	0	0	0	0	0	0	0	0	0	0	0	0	0	0	0	0	0	0	0	0	0	0	0	0
0400	0	0	0	0	0	0	0	0	0	0	0	0	0	0	0	0	0	0	0	0	0	0	0	0	0	0	0	0	0
0500	1	0	0	0	0	0	0	0	0	0	0	0	0	0	1	0	0	0	0	0	0	0	0	0	0	0	0	0	0
0600	9	0	0	0	0	0	0	0	0	0	0	0	0	0	0	1	3	2	1	0	2	0	0	0	0	0	0	0	0
0700	27	0	0	0	0	0	0	0	0	0	1	0	0	1	0	7	6	3	3	4	0	0	2	0	0	0	0	0	0
0800	**53**	**0**	**0**	**0**	**0**	**0**	**2**	**1**	**0**	**0**	**0**	**2**	**0**	**1**	**1**	**7**	**8**	**8**	**11**	**5**	**2**	**2**	**0**	**1**	**1**	**0**	**0**	**0**	**1**
0900	50	0	0	0	0	0	0	0	0	0	2	1	3	2	2	5	6	3	4	8	5	6	2	1	0	0	0	0	0
1000	43	0	0	0	0	0	0	0	0	0	1	2	1	0	4	5	4	6	4	6	3	6	1	0	0	0	0	0	0
1100	37	0	0	0	0	0	2	0	0	1	0	0	0	4	2	4	4	7	4	4	3	1	0	0	1	0	0	0	0
1200	33	0	0	0	0	0	0	1	0	1	1	0	1	2	4	4	5	3	3	1	4	2	0	1	0	0	0	0	0
1300	27	0	0	0	0	0	1	0	0	0	0	0	0	0	2	3	0	4	6	3	5	2	0	0	1	0	0	0	0
1400	48	0	0	0	0	0	0	0	0	0	2	0	1	3	9	5	3	4	10	4	3	2	1	1	0	0	0	0	0
1500	**54**	**0**	**0**	**0**	**0**	**0**	**0**	**0**	**0**	**0**	**0**	**0**	**0**	**4**	**8**	**7**	**9**	**11**	**2**	**4**	**4**	**1**	**1**	**1**	**1**	**1**	**0**	**0**	**0**
1600	44	0	0	0	0	0	0	0	0	0	1	0	0	0	2	8	8	6	5	6	2	1	2	2	0	0	0	1	0
1700	39	0	0	0	0	1	0	0	0	0	0	2	0	2	0	6	3	5	4	5	2	4	2	1	2	0	0	0	0
1800	44	0	0	0	0	0	0	0	0	0	1	0	0	0	3	2	5	6	7	4	3	6	1	3	1	1	1	0	0
1900	47	0	0	0	0	0	0	0	0	0	0	0	2	2	8	8	3	5	4	3	6	4	1	0	1	0	0	0	0
2000	18	0	0	0	0	0	0	0	0	0	0	0	0	0	3	2	5	0	3	0	0	2	1	2	0	0	0	0	0
2100	16	0	0	0	0	0	0	0	0	0	0	1	0	0	2	0	1	3	1	1	2	3	0	0	2	0	0	0	0
2200	18	0	0	0	0	0	0	0	0	0	0	0	1	2	1	3	6	2	1	0	1	1	0	0	0	0	0	0	0
2300	14	0	0	0	0	0	0	0	0	0	0	0	0	3	0	0	1	3	1	0	3	1	0	0	1	1	0	0	0
07-19	**499**	**0**	**0**	**0**	**0**	**1**	**5**	**2**	**0**	**2**	**9**	**7**	**6**	**19**	**37**	**63**	**61**	**66**	**63**	**54**	**36**	**33**	**12**	**11**	**7**	**2**	**1**	**1**	**1**
06-22	**589**	**0**	**0**	**0**	**0**	**1**	**5**	**2**	**0**	**2**	**9**	**8**	**8**	**21**	**50**	**74**	**73**	**76**	**72**	**58**	**46**	**42**	**14**	**13**	**10**	**2**	**1**	**1**	**1**
06-00	**621**	**0**	**0**	**0**	**0**	**1**	**5**	**2**	**0**	**2**	**9**	**8**	**9**	**26**	**51**	**77**	**80**	**81**	**74**	**58**	**50**	**44**	**14**	**13**	**11**	**3**	**1**	**1**	**1**
00-00	**626**	**0**	**0**	**0**	**0**	**1**	**5**	**2**	**0**	**2**	**9**	**8**	**10**	**26**	**52**	**77**	**81**	**82**	**75**	**58**	**50**	**44**	**14**	**13**	**11**	**3**	**1**	**1**	**1**

DRAFT

Site 97
Location R184, Att - Telepole, Lat 54.18889, Long -6.85782
Direction North

3279 / Meath/Cavan/Monaghan ATC's
October 2013
Automatic Traffic Count

Virtual Day (7)

Time	Total	Speed Bins (km/h)																											
		0 - 5	5 - 10	10 - 15	15 - 20	20 - 25	25 - 30	30 - 35	35 - 40	40 - 45	45 - 50	50 - 55	55 - 60	60 - 65	65 - 70	70 - 75	75 - 80	80 - 85	85 - 90	90 - 95	95 - 100	100 - 105	105 - 110	110 - 115	115 - 120	120 - 125	125 - 130	130 - 135	135 - 140
0000	2	0	0	0	0	0	0	0	0	0	0	0	0	0	0	0	0	0	0	0	0	0	0	0	0	0	0	0	0
0100	2	0	0	0	0	0	0	0	0	0	0	0	0	0	0	0	0	0	0	0	0	0	0	0	0	0	0	0	0
0200	0	0	0	0	0	0	0	0	0	0	0	0	0	0	0	0	0	0	0	0	0	0	0	0	0	0	0	0	0
0300	1	0	0	0	0	0	0	0	0	0	0	0	0	0	0	0	0	0	0	0	0	0	0	0	0	0	0	0	0
0400	1	0	0	0	0	0	0	0	0	0	0	0	0	0	0	0	0	0	0	0	0	0	0	0	0	0	0	0	0
0500	3	0	0	0	0	0	0	0	0	0	0	0	0	0	0	0	0	0	0	0	0	0	0	0	0	0	0	0	0
0600	5	0	0	0	0	0	0	0	0	0	0	0	0	0	0	1	1	1	1	1	1	0	0	0	0	0	0	0	0
0700	15	0	0	0	0	0	0	0	0	0	0	0	0	0	0	2	2	2	2	2	1	1	1	1	0	0	0	0	0
0800	**41**	**0**	**0**	**0**	**0**	**0**	**1**	**0**	**0**	**0**	**0**	**0**	**0**	**1**	**1**	**3**	**5**	**4**	**7**	**5**	**5**	**3**	**2**	**1**	**1**	**0**	**0**	**0**	**0**
0900	40	0	0	0	0	0	0	0	0	0	0	1	1	1	2	5	5	4	5	5	3	3	2	2	1	0	0	0	0
1000	34	0	0	0	0	0	0	0	0	0	0	1	1	2	2	4	4	5	4	4	2	2	1	0	0	0	0	0	0
1100	38	0	0	0	0	0	1	0	0	0	1	0	0	2	4	4	6	5	4	4	3	2	1	0	1	0	0	0	0
1200	37	0	0	0	0	0	0	0	0	0	0	0	1	2	4	4	5	4	4	3	2	2	1	1	0	0	0	0	0
1300	29	0	0	0	0	0	1	0	0	0	0	1	0	1	2	2	3	4	4	3	2	3	1	1	0	0	0	0	0
1400	40	0	0	0	0	0	0	0	0	0	1	1	2	2	4	4	5	3	6	3	3	3	1	1	0	0	0	0	0
1500	**42**	**0**	**0**	**0**	**0**	**0**	**0**	**0**	**0**	**0**	**0**	**0**	**1**	**3**	**4**	**6**	**6**	**6**	**4**	**3**	**3**	**2**	**1**	**0**	**0**	**0**	**0**	**0**	**0**
1600	38	0	0	0	0	0	0	0	0	0	0	1	0	1	3	4	6	6	5	3	3	2	2	1	0	0	0	0	0
1700	**42**	**0**	**0**	**0**	**0**	**1**	**0**	**0**	**0**	**0**	**0**	**0**	**1**	**2**	**3**	**3**	**6**	**5**	**6**	**5**	**3**	**2**	**1**	**1**	**2**	**0**	**0**	**0**	**0**
1800	39	0	0	0	0	0	0	0	0	0	0	0	0	1	3	4	5	5	5	4	4	2	1	1	1	1	1	0	0
1900	35	0	0	0	0	0	0	0	0	0	0	0	1	1	2	4	4	6	3	4	4	2	1	1	1	0	0	0	0
2000	19	0	0	0	0	0	0	0	0	0	0	0	0	0	1	2	2	3	2	3	2	1	1	1	0	0	0	0	0
2100	14	0	0	0	0	0	0	0	0	0	0	0	0	1	1	1	2	1	1	2	1	2	0	0	1	0	0	0	0
2200	11	0	0	0	0	0	0	0	0	0	0	0	0	1	1	2	2	2	1	0	0	0	1	1	0	0	0	0	0
2300	6	0	0	0	0	0	0	0	0	0	0	0	0	0	0	0	0	1	1	1	1	0	0	0	0	0	0	0	0
07-19	**437**	**0**	**0**	**0**	**0**	**2**	**3**	**2**	**2**	**2**	**4**	**6**	**8**	**18**	**33**	**45**	**56**	**55**	**56**	**45**	**33**	**27**	**15**	**9**	**6**	**3**	**2**	**2**	**1**
06-22	**510**	**0**	**0**	**0**	**0**	**2**	**3**	**3**	**2**	**2**	**5**	**6**	**10**	**21**	**38**	**52**	**65**	**66**	**64**	**54**	**42**	**32**	**17**	**10**	**8**	**3**	**2**	**2**	**1**
06-00	**527**	**0**	**0**	**0**	**0**	**2**	**3**	**3**	**2**	**2**	**5**	**6**	**11**	**22**	**38**	**54**	**67**	**68**	**65**	**55**	**44**	**33**	**18**	**11**	**9**	**4**	**2**	**2**	**1**
00-00	**535**	**0**	**0**	**0**	**0**	**2**	**3**	**3**	**2**	**2**	**5**	**6**	**11**	**22**	**39**	**55**	**68**	**69**	**66**	**56**	**45**	**34**	**19**	**12**	**9**	**4**	**2**	**2**	**1**

DRAFT

Site 97
Location R184, Att - Telepole, Lat 54.18889, Long -6.85782
Direction North

3279 / Meath/Cavan/Monaghan ATC's
October 2013
Automatic Traffic Count

Virtual Week (1)

Time	Total	Speed Bins (km/h)																											
		0 - 5	5 - 10	10 - 15	15 - 20	20 - 25	25 - 30	30 - 35	35 - 40	40 - 45	45 - 50	50 - 55	55 - 60	60 - 65	65 - 70	70 - 75	75 - 80	80 - 85	85 - 90	90 - 95	95 - 100	100 - 105	105 - 110	110 - 115	115 - 120	120 - 125	125 - 130	130 - 135	135 - 140
Mon	590	0	0	0	0	2	4	1	1	0	1	7	12	17	41	57	80	76	92	68	54	26	21	15	8	3	2	2	0
Tue	626	0	0	0	0	1	5	2	0	2	9	8	10	26	52	77	81	82	75	58	50	44	14	13	11	3	1	1	1
Wed	588	0	0	0	0	3	6	4	4	2	4	5	15	32	45	70	83	81	56	49	48	27	25	11	7	6	2	2	1
Thu	584	0	0	0	2	0	4	3	5	5	4	9	10	27	35	60	58	74	86	68	42	38	21	16	10	3	3	1	0
Fri	596	0	0	0	0	2	2	6	0	2	5	8	17	22	45	61	80	74	66	53	49	40	24	14	15	5	3	1	2
|Sat	486	0	0	0	0	5	1	2	2	3	5	4	7	19	34	41	61	58	55	64	46	38	13	7	10	4	2	4	1
|Sun	276	0	0	0	0	2	1	0	1	0	5	2	4	12	19	18	34	36	35	32	24	23	13	6	4	3	1	0	1
5 Day Ave.	**597**	**0**	**0**	**0**	**0**	**2**	**4**	**3**	**2**	**2**	**5**	**7**	**13**	**25**	**44**	**65**	**76**	**77**	**75**	**59**	**49**	**35**	**21**	**14**	**10**	**4**	**2**	**1**	**1**
7 Day Ave.	**535**	**0**	**0**	**0**	**0**	**2**	**3**	**3**	**2**	**2**	**5**	**6**	**11**	**22**	**39**	**55**	**68**	**69**	**66**	**56**	**45**	**34**	**19**	**12**	**9**	**4**	**2**	**2**	**1**
--	**3746**	**0**	**0**	**0**	**2**	**15**	**23**	**18**	**13**	**14**	**33**	**43**	**75**	**155**	**271**	**384**	**477**	**481**	**465**	**392**	**313**	**236**	**131**	**82**	**65**	**27**	**14**	**11**	**6**

Summary Graphs

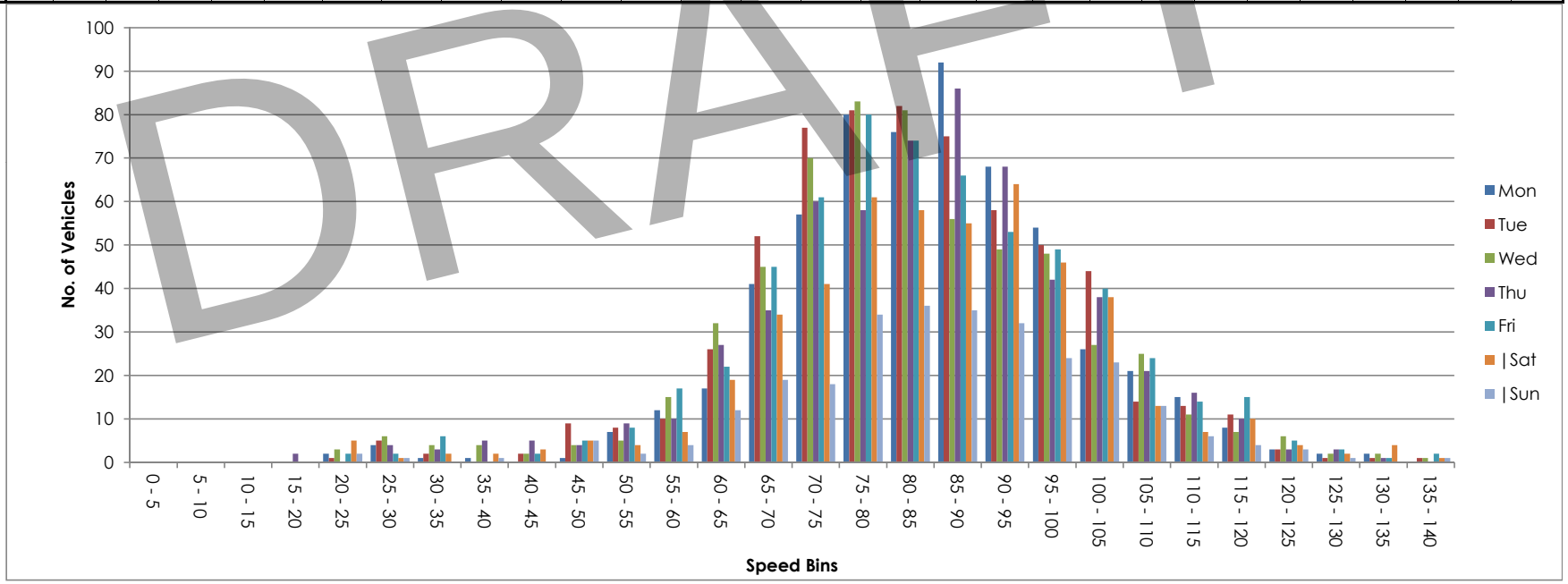

DRAFT

Site 97
Location R184, Att - Telepole, Lat 54.18889, Long -6.85782
Direction South

3279 / Meath/Cavan/Monaghan ATC's
October 2013
Automatic Traffic Count

Wed, 9 October 2013

Time	Total	Classification												>PSL	>PSL%	>SL1	>SL1%	>SL2	>SL2%	Mean	Vpp
		1 MCL	2 SV	3 SVT	4 TB2	5 TB3	6 T4	7 ART3	8 ART4	9 ART5	10 ART6	11 BD	12 DRT	80	80	85 +5kph	85 +5kph	90 +10kph	90 +10kph		85
0000	6	0	5	0	1	0	0	0	0	0	0	0	0	2	33.3	2	33.3	1	16.7	81.1	-
0100	0	0	0	0	0	0	0	0	0	0	0	0	0	0	0	0	0	0	0	-	-
0200	0	0	0	0	0	0	0	0	0	0	0	0	0	0	0	0	0	0	0	-	-
0300	0	0	0	0	0	0	0	0	0	0	0	0	0	0	0	0	0	0	0	-	-
0400	2	0	1	0	0	0	0	0	0	0	1	0	0	1	50	1	50	1	50	76.1	-
0500	2	0	2	0	0	0	0	0	0	0	0	0	0	2	100	2	100	1	50	90.2	-
0600	11	0	10	0	0	0	0	0	0	1	0	0	0	9	81.8	7	63.6	6	54.5	95.2	105.1
0700	29	0	23	2	2	1	0	0	1	0	0	0	0	24	82.8	19	65.5	13	44.8	90	108.7
0800	**73**	**0**	**53**	**2**	**8**	**0**	**4**	**0**	**2**	**1**	**3**	**0**	**0**	**45**	**61.6**	**42**	**57.5**	**36**	**49.3**	**86.9**	**106.9**
0900	56	0	41	0	4	2	4	0	3	1	1	0	0	22	39.3	18	32.1	17	30.4	77	94
1000	41	0	23	4	11	1	1	0	1	0	0	0	0	25	61	18	43.9	16	39	81.9	103
1100	39	0	25	3	7	2	0	0	1	1	0	0	0	17	43.6	15	38.5	11	28.2	78.9	95
1200	43	0	32	2	6	1	2	0	0	0	0	0	0	21	48.8	16	37.2	13	30.2	78.4	92.9
1300	35	1	25	1	3	2	2	0	1	0	0	0	0	17	48.6	14	40	9	25.7	78	103.3
1400	35	0	21	1	6	1	2	0	1	1	2	0	0	14	40	9	25.7	6	17.1	77.2	95
1500	41	0	30	2	4	0	1	0	2	2	0	0	0	22	53.7	21	51.2	16	39	84.3	96.5
1600	51	0	40	3	7	0	1	0	0	0	0	0	0	32	62.7	26	51	17	33.3	85	103.3
1700	**52**	**0**	**47**	**1**	**2**	**0**	**0**	**0**	**1**	**1**	**0**	**0**	**0**	**28**	**53.8**	**25**	**48.1**	**13**	**25**	**80**	**96.5**
1800	43	1	37	0	5	0	0	0	0	0	0	0	0	34	79.1	33	76.7	25	58.1	89.8	105.8
1900	32	0	29	2	1	0	0	0	0	0	0	0	0	20	62.5	19	59.4	10	31.3	86.3	98.3
2000	17	0	15	0	2	0	0	0	0	0	0	0	0	11	64.7	11	64.7	8	47.1	88.8	104
2100	15	0	15	0	0	0	0	0	0	0	0	0	0	12	80	10	66.7	5	33.3	85.6	95.8
2200	13	0	12	0	1	0	0	0	0	0	0	0	0	12	92.3	8	61.5	7	53.8	90.4	104.8
2300	1	0	1	0	0	0	0	0	0	0	0	0	0	1	100	1	100	1	100	106.1	-
07-19	**538**	**2**	**397**	**21**	**65**	**10**	**17**	**0**	**13**	**7**	**6**	**0**	**0**	**301**	**55.9**	**256**	**47.6**	**192**	**35.7**	**82.4**	**100.8**
06-22	**613**	**2**	**466**	**23**	**68**	**10**	**17**	**0**	**13**	**8**	**6**	**0**	**0**	**353**	**57.6**	**303**	**49.4**	**221**	**36.1**	**83.1**	**101.2**
06-00	**627**	**2**	**479**	**23**	**69**	**10**	**17**	**0**	**13**	**8**	**6**	**0**	**0**	**366**	**58.4**	**312**	**49.8**	**229**	**36.5**	**83.3**	**101.5**
00-00	**637**	**2**	**487**	**23**	**70**	**10**	**17**	**0**	**13**	**8**	**7**	**0**	**0**	**371**	**58.2**	**317**	**49.8**	**232**	**36.4**	**83.2**	**101.2**

DRAFT

Site 97
Location R184, Att - Telepole, Lat 54.18889, Long -6.85782
Direction South

3279 / Meath/Cavan/Monaghan ATC's
October 2013
Automatic Traffic Count

Thu, 10 October 2013

Time	Total	Classification												>PSL	>PSL%	>SL1	>SL1%	>SL2	>SL2%	Mean	Vpp
		1 MCL	2 SV	3 SVT	4 TB2	5 TB3	6 T4	7 ART3	8 ART4	9 ART5	10 ART6	11 BD	12 DRT	80	80	85 +5kph	85 +5kph	90 +10kph	90 +10kph		85
0000	3	0	3	0	0	0	0	0	0	0	0	0	0	3	100	1	33.3	1	33.3	99.3	-
0100	0	0	0	0	0	0	0	0	0	0	0	0	0	0	0	0	0	0	0	-	-
0200	0	0	0	0	0	0	0	0	0	0	0	0	0	0	0	0	0	0	0	-	-
0300	1	0	0	0	0	0	0	0	1	0	0	0	0	1	100	1	100	0	0	88	-
0400	3	0	1	0	1	0	0	0	0	0	1	0	0	2	66.7	1	33.3	1	33.3	83.9	-
0500	3	0	2	0	1	0	0	0	0	0	0	0	0	1	33.3	1	33.3	1	33.3	79.7	-
0600	9	0	8	0	0	1	0	0	0	0	0	0	0	9	100	7	77.8	5	55.6	92.8	-
0700	27	0	21	1	5	0	0	0	0	0	0	0	0	21	77.8	18	66.7	14	51.9	91	103.3
0800	**58**	**0**	**47**	**1**	**3**	**0**	**4**	**0**	**1**	**1**	**1**	**0**	**0**	**36**	**62.1**	**34**	**58.6**	**26**	**44.8**	**88.7**	**111.2**
0900	42	0	32	2	6	1	0	0	1	0	0	0	0	23	54.8	21	50	16	38.1	80.5	100.8
1000	31	0	16	4	10	0	0	0	1	0	0	0	0	21	67.7	15	48.4	13	41.9	86.8	97.9
1100	30	0	19	0	8	1	0	0	1	1	0	0	0	20	66.7	14	46.7	10	33.3	84.3	96.1
1200	46	0	27	2	9	0	4	0	3	1	0	0	0	24	52.2	17	37	12	26.1	78.3	93.2
1300	21	0	15	0	4	1	0	0	0	1	0	0	0	14	66.7	11	52.4	8	38.1	85.5	94
1400	48	0	37	1	4	1	1	0	1	3	0	0	0	24	50	20	41.7	13	27.1	79.1	97.9
1500	38	0	29	1	4	0	1	1	2	0	0	0	0	10	26.3	8	21.1	6	15.8	72.4	89.3
1600	40	0	27	0	10	0	0	0	0	2	1	0	0	26	65	20	50	18	45	86.6	100.4
1700	46	0	39	1	4	0	0	0	0	1	1	0	0	30	65.2	24	52.2	20	43.5	85.4	100.1
1800	**57**	**0**	**49**	**1**	**5**	**0**	**0**	**0**	**1**	**1**	**0**	**0**	**0**	**44**	**77.2**	**37**	**64.9**	**21**	**36.8**	**88.2**	**99.7**
1900	41	0	32	4	2	0	0	0	1	2	0	0	0	23	56.1	17	41.5	14	34.1	81.7	92.9
2000	24	0	22	0	2	0	0	0	0	0	0	0	0	20	83.3	15	62.5	12	50	90.1	103.7
2100	13	0	12	0	0	0	0	0	0	1	0	0	0	9	69.2	7	53.8	6	46.2	88.1	93.6
2200	12	0	11	0	0	0	0	0	0	1	0	0	0	7	58.3	6	50	3	25	80.4	91.1
2300	4	0	4	0	0	0	0	0	0	0	0	0	0	4	100	3	75	3	75	89.8	-
07-19	**484**	**0**	**358**	**14**	**72**	**4**	**10**	**1**	**11**	**11**	**3**	**0**	**0**	**293**	**60.5**	**239**	**49.4**	**177**	**36.6**	**83.8**	**100.4**
06-22	**571**	**0**	**432**	**18**	**76**	**5**	**10**	**1**	**12**	**14**	**3**	**0**	**0**	**354**	**62**	**285**	**49.9**	**214**	**37.5**	**84.2**	**100.4**
06-00	**587**	**0**	**447**	**18**	**76**	**5**	**10**	**1**	**12**	**15**	**3**	**0**	**0**	**365**	**62.2**	**294**	**50.1**	**220**	**37.5**	**84.1**	**100.4**
00-00	**597**	**0**	**453**	**18**	**78**	**5**	**10**	**1**	**13**	**15**	**4**	**0**	**0**	**372**	**62.3**	**298**	**49.9**	**223**	**37.4**	**84.2**	**100.4**

DRAFT

Site 97
Location R184, Att - Telepole, Lat 54.18889, Long -6.85782
Direction South

3279 / Meath/Cavan/Monaghan ATC's
October 2013
Automatic Traffic Count

Fri, 11 October 2013

Time	Total	Classification												>PSL	>PSL%	>SL1	>SL1%	>SL2	>SL2%	Mean	Vpp
		1 MCL	2 SV	3 SVT	4 TB2	5 TB3	6 T4	7 ART3	8 ART4	9 ART5	10 ART6	11 BD	12 DRT	80	80	85 +5kph	85 +5kph	90 +10kph	90 +10kph		85
0000	2	0	2	0	0	0	0	0	0	0	0	0	0	2	100	2	100	1	50	94.8	-
0100	2	0	2	0	0	0	0	0	0	0	0	0	0	2	100	2	100	2	100	94	-
0200	0	0	0	0	0	0	0	0	0	0	0	0	0	0	0	0	0	0	0	-	-
0300	2	0	1	0	0	0	0	0	1	0	0	0	0	1	50	1	50	0	0	81.1	-
0400	2	0	0	0	0	1	0	0	0	0	1	0	0	0	0	0	0	0	0	66.8	-
0500	3	0	3	0	0	0	0	0	0	0	0	0	0	3	100	3	100	2	66.7	97.5	-
0600	6	0	6	0	0	0	0	0	0	0	0	0	0	6	100	4	66.7	4	66.7	94.5	-
0700	21	0	17	0	2	1	0	0	0	1	0	0	0	19	90.5	16	76.2	12	57.1	93.3	104.4
0800	**61**	**0**	**48**	**3**	**3**	**0**	**1**	**0**	**4**	**0**	**2**	**0**	**0**	**40**	**65.6**	**34**	**55.7**	**30**	**49.2**	**89.4**	**105.5**
0900	52	0	36	0	11	1	0	0	1	2	1	0	0	33	63.5	26	50	20	38.5	82.2	99
1000	32	0	23	1	7	0	0	0	0	1	0	0	0	17	53.1	15	46.9	11	34.4	83.5	101.5
1100	44	0	29	1	11	0	1	0	2	0	0	0	0	30	68.2	26	59.1	17	38.6	87.6	103.3
1200	38	0	23	4	8	1	0	1	1	0	0	0	0	25	65.8	13	34.2	8	21.1	83.1	94
1300	29	1	24	0	3	0	0	0	0	0	1	0	0	16	55.2	10	34.5	8	27.6	79.3	96.1
1400	51	0	41	2	5	0	0	0	1	1	1	0	0	34	66.7	28	54.9	22	43.1	86	102.2
1500	**54**	**0**	**44**	**2**	**4**	**0**	**1**	**0**	**0**	**1**	**2**	**0**	**0**	**37**	**68.5**	**25**	**46.3**	**20**	**37**	**84.1**	**97.2**
1600	45	0	39	0	5	0	0	0	1	0	0	0	0	30	66.7	23	51.1	14	31.1	85.1	99.7
1700	50	0	42	1	6	0	0	0	0	1	0	0	0	35	70	17	34	12	24	83.3	94.3
1800	37	1	27	1	7	0	0	0	0	1	0	0	0	25	67.6	18	48.6	15	40.5	87.7	103.7
1900	33	0	25	3	3	0	1	0	1	0	0	0	0	21	63.6	16	48.5	10	30.3	85.9	96.5
2000	28	0	24	1	1	0	1	0	1	0	0	0	0	13	46.4	13	46.4	9	32.1	82	97.6
2100	12	0	12	0	0	0	0	0	0	0	0	0	0	9	75	7	58.3	5	41.7	90.7	105.5
2200	17	0	16	0	1	0	0	0	0	0	0	0	0	9	52.9	9	52.9	7	41.2	80.3	96.1
2300	4	0	4	0	0	0	0	0	0	0	0	0	0	4	100	4	100	2	50	96.5	-
07-19	**514**	**2**	**393**	**15**	**72**	**3**	**3**	**1**	**10**	**8**	**7**	**0**	**0**	**341**	**66.3**	**251**	**48.8**	**189**	**36.8**	**85.3**	**102.6**
06-22	**593**	**2**	**460**	**19**	**76**	**3**	**5**	**1**	**12**	**8**	**7**	**0**	**0**	**390**	**65.8**	**291**	**49.1**	**217**	**36.6**	**85.4**	**102.6**
06-00	**614**	**2**	**480**	**19**	**77**	**3**	**5**	**1**	**12**	**8**	**7**	**0**	**0**	**403**	**65.6**	**304**	**49.5**	**226**	**36.8**	**85.3**	**102.6**
00-00	**625**	**2**	**488**	**19**	**77**	**4**	**5**	**1**	**13**	**8**	**8**	**0**	**0**	**411**	**65.8**	**312**	**49.9**	**231**	**37**	**85.4**	**102.6**

DRAFT

Site 97
Location R184, Att - Telepole, Lat 54.18889, Long -6.85782
Direction South

3279 / Meath/Cavan/Monaghan ATC's
October 2013
Automatic Traffic Count

Sat, 12 October 2013

Time	Total	Classification												>PSL	>PSL%	>SL1	>SL1%	>SL2	>SL2%	Mean	Vpp
		1 MCL	2 SV	3 SVT	4 TB2	5 TB3	6 T4	7 ART3	8 ART4	9 ART5	10 ART6	11 BD	12 DRT	80	80	85 +5kph	85 +5kph	90 +10kph	90 +10kph		85
0000	5	0	5	0	0	0	0	0	0	0	0	0	0	4	80	3	60	3	60	92.8	-
0100	1	0	1	0	0	0	0	0	0	0	0	0	0	1	100	1	100	1	100	111.1	-
0200	0	0	0	0	0	0	0	0	0	0	0	0	0	0	0	0	0	0	0	-	-
0300	3	0	3	0	0	0	0	0	0	0	0	0	0	3	100	2	66.7	2	66.7	95.3	-
0400	0	0	0	0	0	0	0	0	0	0	0	0	0	0	0	0	0	0	0	-	-
0500	3	0	3	0	0	0	0	0	0	0	0	0	0	3	100	3	100	3	100	105.3	-
0600	2	0	1	0	0	0	0	0	0	1	0	0	0	1	50	1	50	1	50	87.9	-
0700	12	0	11	0	0	0	1	0	0	0	0	0	0	8	66.7	7	58.3	5	41.7	88	94
0800	32	0	26	2	2	0	0	0	2	0	0	0	0	25	78.1	22	68.8	16	50	86.7	102.2
0900	40	0	23	10	6	1	0	0	0	0	0	0	0	22	55	17	42.5	10	25	80.4	92.9
1000	**51**	**0**	**40**	**5**	**5**	**0**	**0**	**0**	**1**	**0**	**0**	**0**	**0**	**31**	**60.8**	**24**	**47.1**	**17**	**33.3**	**81.3**	**94.7**
1100	48	0	34	5	9	0	0	0	0	0	0	0	0	29	60.4	21	43.8	14	29.2	85.2	93.6
1200	**56**	**0**	**50**	**3**	**2**	**0**	**0**	**0**	**1**	**0**	**0**	**0**	**0**	**41**	**73.2**	**34**	**60.7**	**24**	**42.9**	**86.7**	**99.4**
1300	22	2	14	2	3	0	0	0	0	1	0	0	0	15	68.2	12	54.5	9	40.9	82	101.2
1400	34	0	29	0	5	0	0	0	0	0	0	0	0	27	79.4	21	61.8	16	47.1	88.8	106.2
1500	41	1	35	2	2	0	0	0	1	0	0	0	0	25	61	20	48.8	16	39	81.4	100.1
1600	33	0	29	1	2	0	0	0	0	1	0	0	0	24	72.7	19	57.6	15	45.5	86.2	97.6
1700	25	0	21	3	1	0	0	0	0	0	0	0	0	15	60	12	48	8	32	82.6	100.8
1800	27	0	25	1	1	0	0	0	0	0	0	0	0	15	55.6	12	44.4	7	25.9	80.5	96.1
1900	18	0	16	2	0	0	0	0	0	0	0	0	0	8	44.4	5	27.8	4	22.2	78.6	92.9
2000	26	0	24	0	2	0	0	0	0	0	0	0	0	16	61.5	9	34.6	6	23.1	84.2	95.8
2100	10	0	7	0	3	0	0	0	0	0	0	0	0	7	70	4	40	2	20	85.9	-
2200	8	0	8	0	0	0	0	0	0	0	0	0	0	6	75	5	62.5	4	50	94.2	-
2300	8	0	8	0	0	0	0	0	0	0	0	0	0	5	62.5	4	50	4	50	90.2	-
07-19	**421**	**3**	**337**	**34**	**38**	**1**	**1**	**0**	**5**	**2**	**0**	**0**	**0**	**277**	**65.8**	**221**	**52.5**	**157**	**37.3**	**84**	**99.7**
06-22	**477**	**3**	**385**	**36**	**43**	**1**	**1**	**0**	**5**	**3**	**0**	**0**	**0**	**309**	**64.8**	**240**	**50.3**	**170**	**35.6**	**83.9**	**99.4**
06-00	**493**	**3**	**401**	**36**	**43**	**1**	**1**	**0**	**5**	**3**	**0**	**0**	**0**	**320**	**64.9**	**249**	**50.5**	**178**	**36.1**	**84.2**	**99.7**
00-00	**505**	**3**	**413**	**36**	**43**	**1**	**1**	**0**	**5**	**3**	**0**	**0**	**0**	**331**	**65.5**	**258**	**51.1**	**187**	**37**	**84.5**	**100.1**

DRAFT

Site 97
Location R184, Att - Telepole, Lat 54.18889, Long -6.85782
Direction South

3279 / Meath/Cavan/Monaghan ATC's
October 2013
Automatic Traffic Count

Sun, 13 October 2013

Time	Total	Classification												>PSL	>PSL%	>SL1	>SL1%	>SL2	>SL2%	Mean	Vpp
		1 MCL	2 SV	3 SVT	4 TB2	5 TB3	6 T4	7 ART3	8 ART4	9 ART5	10 ART6	11 BD	12 DRT	80	80	85 +5kph	85 +5kph	90 +10kph	90 +10kph		85
0000	5	0	5	0	0	0	0	0	0	0	0	0	0	5	100	5	100	3	60	92.5	-
0100	1	0	1	0	0	0	0	0	0	0	0	0	0	1	100	1	100	1	100	96.7	-
0200	4	0	4	0	0	0	0	0	0	0	0	0	0	2	50	2	50	2	50	86.7	-
0300	2	0	2	0	0	0	0	0	0	0	0	0	0	1	50	0	0	0	0	78.5	-
0400	1	0	1	0	0	0	0	0	0	0	0	0	0	1	100	1	100	1	100	96.2	-
0500	0	0	0	0	0	0	0	0	0	0	0	0	0	0	0	0	0	0	0	-	-
0600	1	0	1	0	0	0	0	0	0	0	0	0	0	1	100	1	100	0	0	86.1	-
0700	2	0	2	0	0	0	0	0	0	0	0	0	0	1	50	1	50	0	0	81.9	-
0800	4	0	4	0	0	0	0	0	0	0	0	0	0	1	25	1	25	1	25	74	-
0900	13	0	13	0	0	0	0	0	0	0	0	0	0	10	76.9	8	61.5	5	38.5	90	100.1
1000	**23**	**5**	**17**	**0**	**1**	**0**	**0**	**0**	**0**	**0**	**0**	**0**	**0**	**16**	**69.6**	**12**	**52.2**	**11**	**47.8**	**86.5**	**111.6**
1100	21	0	20	1	0	0	0	0	0	0	0	0	0	8	38.1	7	33.3	5	23.8	76.1	92.2
1200	22	0	20	0	2	0	0	0	0	0	0	0	0	15	68.2	13	59.1	8	36.4	83.6	95.8
1300	13	0	12	0	1	0	0	0	0	0	0	0	0	9	69.2	7	53.8	7	53.8	88.5	100.1
1400	**27**	**0**	**23**	**2**	**1**	**0**	**0**	**0**	**1**	**0**	**0**	**0**	**0**	**17**	**63**	**15**	**55.6**	**15**	**55.6**	**84.2**	**95.4**
1500	23	0	23	0	0	0	0	0	0	0	0	0	0	16	69.6	14	60.9	11	47.8	88.6	106.2
1600	19	0	18	0	1	0	0	0	0	0	0	0	0	12	63.2	11	57.9	8	42.1	82.7	97.2
1700	26	0	26	0	0	0	0	0	0	0	0	0	0	18	69.2	12	46.2	8	30.8	82.9	91.8
1800	**27**	**0**	**26**	**0**	**1**	**0**	**0**	**0**	**0**	**0**	**0**	**0**	**0**	**16**	**59.3**	**12**	**44.4**	**10**	**37**	**83.7**	**93.2**
1900	22	0	20	2	0	0	0	0	0	0	0	0	0	11	50	11	50	5	22.7	84	94
2000	15	0	14	0	1	0	0	0	0	0	0	0	0	13	86.7	8	53.3	7	46.7	90.9	105.5
2100	14	0	14	0	0	0	0	0	0	0	0	0	0	9	64.3	8	57.1	6	42.9	88.2	104.8
2200	7	0	7	0	0	0	0	0	0	0	0	0	0	5	71.4	2	28.6	2	28.6	83.9	-
2300	6	0	5	0	1	0	0	0	0	0	0	0	0	5	83.3	5	83.3	5	83.3	98	-
07-19	**220**	**5**	**204**	**3**	**7**	**0**	**0**	**0**	**1**	**0**	**0**	**0**	**0**	**139**	**63.2**	**113**	**51.4**	**89**	**40.5**	**84.1**	**99.4**
06-22	**272**	**5**	**253**	**5**	**8**	**0**	**0**	**0**	**1**	**0**	**0**	**0**	**0**	**173**	**63.6**	**141**	**51.8**	**107**	**39.3**	**84.7**	**100.1**
06-00	**285**	**5**	**265**	**5**	**9**	**0**	**0**	**0**	**1**	**0**	**0**	**0**	**0**	**183**	**64.2**	**148**	**51.9**	**114**	**40**	**85**	**100.1**
00-00	**298**	**5**	**278**	**5**	**9**	**0**	**0**	**0**	**1**	**0**	**0**	**0**	**0**	**193**	**64.8**	**157**	**52.7**	**121**	**40.6**	**85.1**	**100.1**

DRAFT

Site 97
Location R184, Att - Telepole, Lat 54.18889, Long -6.85782
Direction South

3279 / Meath/Cavan/Monaghan ATC's
October 2013
Automatic Traffic Count

Mon, 14 October 2013

Time	Total	Classification												>PSL	>PSL%	>SL1	>SL1%	>SL2	>SL2%	Mean	Vpp
		1 MCL	2 SV	3 SVT	4 TB2	5 TB3	6 T4	7 ART3	8 ART4	9 ART5	10 ART6	11 BD	12 DRT	80	80	85 +5kph	85 +5kph	90 +10kph	90 +10kph		85
0000	1	0	1	0	0	0	0	0	0	0	0	0	0	1	100	1	100	1	100	93	-
0100	1	0	1	0	0	0	0	0	0	0	0	0	0	0	0	0	0	0	0	53.6	-
0200	2	0	2	0	0	0	0	0	0	0	0	0	0	1	50	1	50	1	50	78	-
0300	1	0	0	0	1	0	0	0	0	0	0	0	0	1	100	0	0	0	0	83.5	-
0400	2	0	2	0	0	0	0	0	0	0	0	0	0	2	100	1	50	1	50	97.2	-
0500	2	0	2	0	0	0	0	0	0	0	0	0	0	2	100	2	100	2	100	99.6	-
0600	8	0	6	0	1	0	0	0	0	0	1	0	0	5	62.5	4	50	3	37.5	86.9	-
0700	24	0	22	0	2	0	0	0	0	0	0	0	0	20	83.3	18	75	16	66.7	94.1	108.4
0800	**52**	**0**	**40**	**2**	**8**	**0**	**0**	**0**	**2**	**0**	**0**	**0**	**0**	**39**	**75**	**33**	**63.5**	**28**	**53.8**	**90.6**	**104**
0900	45	0	38	0	6	0	1	0	0	0	0	0	0	30	66.7	23	51.1	15	33.3	84.5	98.3
1000	28	0	22	1	4	0	0	0	1	0	0	0	0	14	50	11	39.3	7	25	80.6	101.9
1100	41	0	27	1	9	1	1	0	1	0	1	0	0	29	70.7	26	63.4	16	39	86.9	104.8
1200	32	0	23	1	7	1	0	0	0	0	0	0	0	21	65.6	16	50	6	18.8	83	90
1300	31	0	21	2	3	1	1	0	1	1	1	0	0	15	48.4	15	48.4	12	38.7	84.2	103
1400	47	0	35	2	6	0	0	0	0	4	0	0	0	27	57.4	19	40.4	13	27.7	80.5	98.3
1500	41	0	28	4	8	0	0	0	0	1	0	0	0	25	61	21	51.2	13	31.7	83.7	100.1
1600	41	0	37	0	2	1	0	0	1	0	0	0	0	24	58.5	15	36.6	12	29.3	80.4	95.4
1700	**59**	**1**	**50**	**3**	**4**	**0**	**0**	**0**	**0**	**0**	**1**	**0**	**0**	**38**	**64.4**	**30**	**50.8**	**24**	**40.7**	**86.2**	**101.9**
1800	43	0	40	1	2	0	0	0	0	0	0	0	0	32	74.4	25	58.1	16	37.2	86.1	97.2
1900	27	0	24	2	1	0	0	0	0	0	0	0	0	16	59.3	12	44.4	10	37	84.1	102.6
2000	23	0	19	1	3	0	0	0	0	0	0	0	0	10	43.5	6	26.1	4	17.4	80.5	92.2
2100	19	0	18	0	1	0	0	0	0	0	0	0	0	11	57.9	8	42.1	6	31.6	82.7	97.6
2200	10	0	8	1	1	0	0	0	0	0	0	0	0	6	60	5	50	3	30	82.2	-
2300	3	0	2	1	0	0	0	0	0	0	0	0	0	2	66.7	2	66.7	1	33.3	87.1	-
07-19	**484**	**1**	**383**	**17**	**61**	**4**	**3**	**0**	**6**	**6**	**3**	**0**	**0**	**314**	**64.9**	**252**	**52.1**	**178**	**36.8**	**85**	**101.2**
06-22	**561**	**1**	**450**	**20**	**67**	**4**	**3**	**0**	**6**	**6**	**4**	**0**	**0**	**356**	**63.5**	**282**	**50.3**	**201**	**35.8**	**84.7**	**100.8**
06-00	**574**	**1**	**460**	**22**	**68**	**4**	**3**	**0**	**6**	**6**	**4**	**0**	**0**	**364**	**63.4**	**289**	**50.3**	**205**	**35.7**	**84.7**	**100.8**
00-00	**583**	**1**	**468**	**22**	**69**	**4**	**3**	**0**	**6**	**6**	**4**	**0**	**0**	**371**	**63.6**	**294**	**50.4**	**210**	**36**	**84.7**	**100.8**

DRAFT

Site 97
Location R184, Att - Telepole, Lat 54.18889, Long -6.85782
Direction South

3279 / Meath/Cavan/Monaghan ATC's
October 2013
Automatic Traffic Count

Tue, 15 October 2013

Time	Total	Classification												>PSL	>PSL%	>SL1	>SL1%	>SL2	>SL2%	Mean	Vpp
		1 MCL	2 SV	3 SVT	4 TB2	5 TB3	6 T4	7 ART3	8 ART4	9 ART5	10 ART6	11 BD	12 DRT	80	80	85 +5kph	85 +5kph	90 +10kph	90 +10kph		85
0000	1	0	1	0	0	0	0	0	0	0	0	0	0	0	0	0	0	0	0	79.8	-
0100	2	0	2	0	0	0	0	0	0	0	0	0	0	1	50	1	50	1	50	90.2	-
0200	0	0	0	0	0	0	0	0	0	0	0	0	0	0	0	0	0	0	0	-	-
0300	0	0	0	0	0	0	0	0	0	0	0	0	0	0	0	0	0	0	0	-	-
0400	1	0	0	0	0	0	0	0	0	0	1	0	0	0	0	0	0	0	0	70.7	-
0500	2	0	2	0	0	0	0	0	0	0	0	0	0	1	50	1	50	0	0	72.8	-
0600	12	0	12	0	0	0	0	0	0	0	0	0	0	6	50	5	41.7	3	25	81.3	90.7
0700	19	0	18	0	0	0	0	0	0	1	0	0	0	15	78.9	14	73.7	8	42.1	89.9	102.2
0800	**53**	**0**	**48**	**0**	**4**	**0**	**0**	**0**	**1**	**0**	**0**	**0**	**0**	**33**	**62.3**	**29**	**54.7**	**27**	**50.9**	**87.3**	**105.1**
0900	37	0	28	0	8	0	0	0	0	1	0	0	0	16	43.2	10	27	9	24.3	76.1	93.2
1000	42	1	25	3	8	0	1	0	2	1	1	0	0	21	50	10	23.8	7	16.7	78.4	90
1100	38	0	27	0	10	0	0	0	0	1	0	0	0	16	42.1	10	26.3	8	21.1	77.7	90.7
1200	45	2	28	4	7	1	0	0	1	1	1	0	0	29	64.4	20	44.4	13	28.9	80.7	94.7
1300	30	0	20	3	5	0	1	0	0	0	1	0	0	15	50	12	40	12	40	87.2	104.8
1400	42	0	32	0	7	0	1	0	0	1	1	0	0	25	59.5	18	42.9	14	33.3	81.8	94
1500	45	0	36	1	6	0	0	0	1	1	0	0	0	29	64.4	23	51.1	14	31.1	82.4	95.8
1600	38	0	32	0	6	0	0	0	0	0	0	0	0	26	68.4	19	50	12	31.6	85.4	94.7
1700	**53**	**0**	**46**	**2**	**5**	**0**	**0**	**0**	**0**	**0**	**0**	**0**	**0**	**38**	**71.7**	**30**	**56.6**	**22**	**41.5**	**87.4**	**100.1**
1800	**53**	**0**	**50**	**1**	**2**	**0**	**0**	**0**	**0**	**0**	**0**	**0**	**0**	**34**	**64.2**	**26**	**49.1**	**21**	**39.6**	**86.1**	**97.2**
1900	36	0	30	0	4	0	0	0	0	1	1	0	0	14	38.9	8	22.2	3	8.3	76.6	87.1
2000	34	0	32	0	2	0	0	0	0	0	0	0	0	23	67.6	20	58.8	15	44.1	85.7	99
2100	25	0	23	0	0	0	0	0	0	2	0	0	0	14	56	14	56	11	44	85.2	99
2200	19	0	18	0	1	0	0	0	0	0	0	0	0	13	68.4	9	47.4	6	31.6	83.6	100.1
2300	5	0	5	0	0	0	0	0	0	0	0	0	0	2	40	2	40	2	40	91	-
07-19	**495**	**3**	**390**	**14**	**68**	**1**	**3**	**0**	**5**	**7**	**4**	**0**	**0**	**297**	**60**	**221**	**44.6**	**167**	**33.7**	**83.3**	**98.3**
06-22	**602**	**3**	**487**	**14**	**74**	**1**	**3**	**0**	**5**	**10**	**5**	**0**	**0**	**354**	**58.8**	**268**	**44.5**	**199**	**33.1**	**83.1**	**98.3**
06-00	**626**	**3**	**510**	**14**	**75**	**1**	**3**	**0**	**5**	**10**	**5**	**0**	**0**	**369**	**58.9**	**279**	**44.6**	**207**	**33.1**	**83.1**	**98.6**
00-00	**632**	**3**	**515**	**14**	**75**	**1**	**3**	**0**	**5**	**10**	**6**	**0**	**0**	**371**	**58.7**	**281**	**44.5**	**208**	**32.9**	**83.1**	**98.6**

DRAFT

Site 97
Location R184, Att - Telepole, Lat 54.18889, Long -6.85782
Direction South

3279 / Meath/Cavan/Monaghan ATC's
October 2013
Automatic Traffic Count

Virtual Day (7)

Time	Total	Classification												>PSL	>PSL%	>SL1	>SL1%	>SL2	>SL2%	Mean	Vpp
		1 MCL	2 SV	3 SVT	4 TB2	5 TB3	6 T4	7 ART3	8 ART4	9 ART5	10 ART6	11 BD	12 DRT	80	80	85 +5kph	85 +5kph	90 +10kph	90 +10kph		85
0000	3	0	3	0	0	0	0	0	0	0	0	0	0	2	73.9	2	60.9	1	43.5	90.1	-
0100	1	0	1	0	0	0	0	0	0	0	0	0	0	1	71.4	1	71.4	1	71.4	90	-
0200	1	0	1	0	0	0	0	0	0	0	0	0	0	0	50	0	50	0	50	83.8	-
0300	1	0	1	0	0	0	0	0	0	0	0	0	0	1	77.8	1	44.4	0	22.2	86.3	-
0400	2	0	1	0	0	0	0	0	0	0	1	0	0	1	54.5	1	36.4	1	36.4	81.7	-
0500	2	0	2	0	0	0	0	0	0	0	0	0	0	2	80	2	80	1	60	91.5	-
0600	7	0	6	0	0	0	0	0	0	0	0	0	0	5	75.5	4	59.2	3	44.9	89.4	-
0700	19	0	16	0	2	0	0	0	0	0	0	0	0	15	80.6	13	69.4	10	50.7	91.1	104.4
0800	**48**	**0**	**38**	**1**	**4**	**0**	**1**	**0**	**2**	**0**	**1**	**0**	**0**	**31**	**65.8**	**28**	**58.6**	**23**	**49.2**	**88.1**	**105.5**
0900	41	0	30	2	6	1	1	0	1	1	0	0	0	22	54.7	18	43.2	13	32.3	80.6	97.6
1000	35	1	24	3	7	0	0	0	1	0	0	0	0	21	58.5	15	42.3	12	33.1	82.3	101.5
1100	37	0	26	2	8	1	0	0	1	0	0	0	0	21	57.1	17	45.6	12	31	83	97.9
1200	40	0	29	2	6	1	1	0	1	0	0	0	0	25	62.4	18	45.7	12	29.8	82	95.4
1300	26	1	19	1	3	1	1	0	0	0	0	0	0	14	55.8	12	44.8	9	35.9	82.9	103
1400	41	0	31	1	5	0	1	0	1	1	1	0	0	24	59.2	19	45.8	14	34.9	82.4	99
1500	40	0	32	2	4	0	0	0	1	1	0	0	0	23	58	19	46.6	14	33.9	82.2	98.3
1600	38	0	32	1	5	0	0	0	0	0	0	0	0	25	65.2	19	49.8	14	36	84.6	100.1
1700	**44**	**0**	**39**	**2**	**3**	**0**	**0**	**0**	**0**	**0**	**0**	**0**	**0**	**29**	**65**	**21**	**48.2**	**15**	**34.4**	**84.2**	**100.1**
1800	41	0	36	1	3	0	0	0	0	0	0	0	0	29	69.7	23	56.8	16	40.1	86.5	101.9
1900	30	0	25	2	2	0	0	0	0	0	0	0	0	16	54.1	13	42.1	8	26.8	82.5	95
2000	24	0	21	0	2	0	0	0	0	0	0	0	0	15	63.5	12	49.1	9	36.5	85.5	100.4
2100	15	0	14	0	1	0	0	0	0	0	0	0	0	10	65.7	8	53.7	6	38	86.2	100.8
2200	12	0	11	0	1	0	0	0	0	0	0	0	0	8	67.4	6	51.2	5	37.2	84.4	99.7
2300	4	0	4	0	0	0	0	0	0	0	0	0	0	3	74.2	3	67.7	3	58.1	92.8	-
07-19	**451**	**2**	**352**	**17**	**55**	**3**	**5**	**0**	**7**	**6**	**3**	**0**	**0**	**280**	**62.2**	**222**	**49.2**	**164**	**36.4**	**84**	**100.8**
06-22	**527**	**2**	**419**	**19**	**59**	**3**	**6**	**0**	**8**	**7**	**4**	**0**	**0**	**327**	**62**	**259**	**49.1**	**190**	**36**	**84.1**	**100.4**
06-00	**544**	**2**	**435**	**20**	**60**	**3**	**6**	**0**	**8**	**7**	**4**	**0**	**0**	**339**	**62.3**	**268**	**49.3**	**197**	**36.2**	**84.2**	**100.4**
00-00	**554**	**2**	**443**	**20**	**60**	**4**	**6**	**0**	**8**	**7**	**4**	**0**	**0**	**346**	**62.4**	**274**	**49.4**	**202**	**36.4**	**84.2**	**100.8**

DRAFT

Site 97
Location R184, Att - Telepole, Lat 54.18889, Long -6.85782
Direction South

3279 / Meath/Cavan/Monaghan ATC's
October 2013
Automatic Traffic Count

Virtual Week (1)

Time	Total	Classification												>PSL	>PSL%	>SL1	>SL1%	>SL2	>SL2%	Mean	Vpp
		1 MCL	2 SV	3 SVT	4 TB2	5 TB3	6 T4	7 ART3	8 ART4	9 ART5	10 ART6	11 BD	12 DRT	80	80	85 +5kph	85 +5kph	90 +10kph	90 +10kph		85
Mon	583	1	468	22	69	4	3	0	6	6	4	0	0	371	63.6	294	50.4	210	36	84.7	100.8
Tue	632	3	515	14	75	1	3	0	5	10	6	0	0	371	58.7	281	44.5	208	32.9	83.1	98.6
Wed	637	2	487	23	70	10	17	0	13	8	7	0	0	371	58.2	317	49.8	232	36.4	83.2	101.2
Thu	597	0	453	18	78	5	10	1	13	15	4	0	0	372	62.3	298	49.9	223	37.4	84.2	100.4
Fri	625	2	488	19	77	4	5	1	13	8	8	0	0	411	65.8	312	49.9	231	37	85.4	102.6
| Sat	505	3	413	36	43	1	1	0	5	3	0	0	0	331	65.5	258	51.1	187	37	84.5	100.1
| Sun	298	5	278	5	9	0	0	0	1	0	0	0	0	193	64.8	157	52.7	121	40.6	85.1	100.1
5 Day Ave.	**615**	**2**	**482**	**19**	**74**	**5**	**8**	**0**	**10**	**9**	**6**	**0**	**0**	**379**	**61.6**	**300**	**48.8**	**221**	**35.9**	**84.1**	**100.7**
7 Day Ave.	**554**	**2**	**443**	**20**	**60**	**4**	**6**	**0**	**8**	**7**	**4**	**0**	**0**	**346**	**62.4**	**274**	**49.4**	**202**	**36.4**	**84.2**	**100.8**
--	**3877**	**16**	**3102**	**137**	**421**	**25**	**39**	**2**	**56**	**50**	**29**	**0**	**0**	**2420**	**62.4**	**1917**	**49.4**	**1412**	**36.4**	**84.2**	**100.8**

Summary Graphs

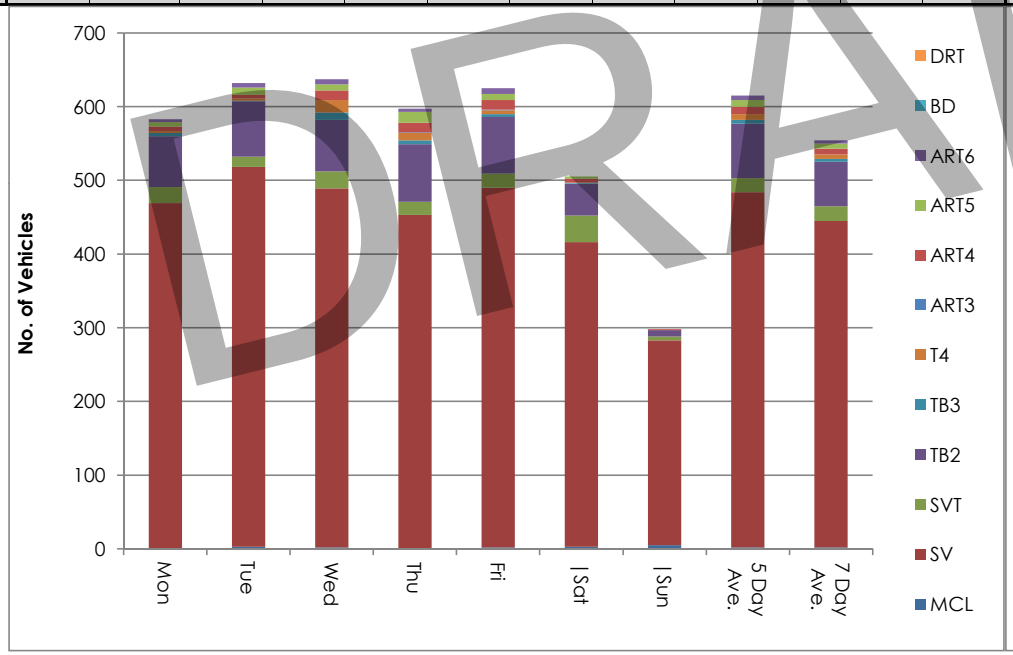

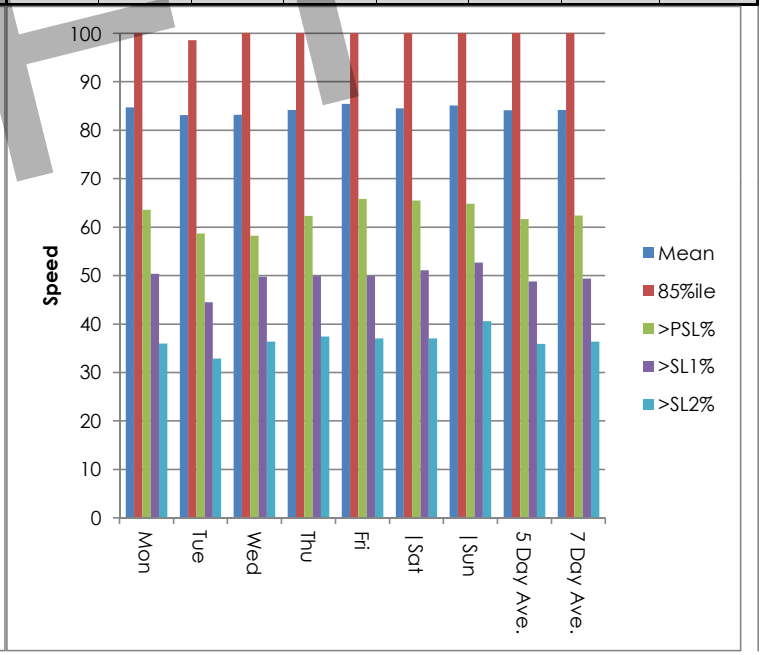

DRAFT

Site 97
Location R184, Att - Telepole, Lat 54.18889, Long -6.85782
Direction South

3279 / Meath/Cavan/Monaghan ATC's
October 2013
Automatic Traffic Count

Wed, 9 October 2013

Time	Total	Speed Bins (km/h)																											
		0 - 5	5 - 10	10 - 15	15 - 20	20 - 25	25 - 30	30 - 35	35 - 40	40 - 45	45 - 50	50 - 55	55 - 60	60 - 65	65 - 70	70 - 75	75 - 80	80 - 85	85 - 90	90 - 95	95 - 100	100 - 105	105 - 110	110 - 115	115 - 120	120 - 125	125 - 130	130 - 135	135 - 140
0000	6	0	0	0	0	0	0	0	0	0	0	0	0	1	0	1	2	0	1	0	0	0	1	0	0	0	0	0	0
0100	0	0	0	0	0	0	0	0	0	0	0	0	0	0	0	0	0	0	0	0	0	0	0	0	0	0	0	0	0
0200	0	0	0	0	0	0	0	0	0	0	0	0	0	0	0	0	0	0	0	0	0	0	0	0	0	0	0	0	0
0300	0	0	0	0	0	0	0	0	0	0	0	0	0	0	0	0	0	0	0	0	0	0	0	0	0	0	0	0	0
0400	2	0	0	0	0	0	0	0	0	0	0	0	0	1	0	0	0	0	0	1	0	0	0	0	0	0	0	0	0
0500	2	0	0	0	0	0	0	0	0	0	0	0	0	0	0	0	0	0	1	1	0	0	0	0	0	0	0	0	0
0600	11	0	0	0	0	0	0	0	0	0	0	0	0	0	0	2	0	2	1	0	0	3	1	1	0	0	1	0	0
0700	29	0	0	0	0	0	0	0	0	0	0	0	1	1	2	1	0	5	6	2	5	1	3	1	0	0	0	1	0
0800	**73**	**0**	**0**	**0**	**0**	**0**	**0**	**0**	**0**	**0**	**0**	**3**	**3**	**2**	**7**	**7**	**6**	**3**	**6**	**9**	**8**	**6**	**8**	**2**	**2**	**1**	**0**	**0**	**0**
0900	56	0	0	0	2	1	0	0	0	0	0	0	2	5	3	15	6	4	1	9	4	1	2	0	0	1	0	0	0
1000	41	1	0	0	0	0	0	0	0	0	0	0	4	6	2	1	2	7	2	5	2	5	2	0	2	0	0	0	0
1100	39	0	0	0	0	0	0	0	1	0	0	1	1	6	1	5	7	2	4	4	3	2	2	0	0	0	0	0	0
1200	43	0	0	0	0	0	0	0	0	0	1	3	0	4	3	7	4	5	3	10	2	0	1	0	0	0	0	0	0
1300	35	0	0	0	0	1	3	0	0	0	0	0	0	1	7	3	3	3	5	1	1	3	2	1	0	1	0	0	0
1400	35	0	0	0	0	1	0	0	0	0	0	1	2	5	2	5	5	5	3	0	2	1	2	0	0	0	1	0	0
1500	41	0	0	0	0	0	0	0	0	0	0	0	2	0	3	5	9	1	5	6	7	2	0	0	0	1	0	0	0
1600	51	0	0	0	0	0	0	0	0	0	1	0	1	2	7	5	3	6	9	4	2	6	4	0	1	0	0	0	0
1700	**52**	**0**	**0**	**0**	**0**	**1**	**1**	**0**	**0**	**0**	**0**	**1**	**1**	**6**	**2**	**5**	**7**	**3**	**12**	**3**	**5**	**3**	**0**	**1**	**1**	**0**	**0**	**0**	**0**
1800	43	0	0	0	0	0	2	0	0	0	0	1	2	0	2	0	2	1	8	6	5	4	6	2	0	0	2	0	0
1900	32	0	0	0	0	0	0	0	0	0	0	0	0	1	2	5	4	1	9	3	2	2	1	1	0	0	1	0	0
2000	17	0	0	0	0	0	0	0	0	0	0	0	0	1	1	2	2	0	3	2	1	2	2	1	0	0	0	0	0
2100	15	0	0	0	0	0	0	0	0	0	0	0	1	0	2	0	0	2	5	2	2	0	0	0	1	0	0	0	0
2200	13	0	0	0	0	0	0	0	0	0	0	0	0	0	1	0	0	4	1	3	1	1	2	0	0	0	0	0	0
2300	1	0	0	0	0	0	0	0	0	0	0	0	0	0	0	0	0	0	0	0	0	0	1	0	0	0	0	0	0
07-19	**538**	**1**	**0**	**0**	**2**	**4**	**6**	**0**	**1**	**0**	**2**	**10**	**19**	**38**	**41**	**59**	**54**	**45**	**64**	**59**	**46**	**34**	**32**	**7**	**6**	**4**	**3**	**1**	**0**
06-22	**613**	**1**	**0**	**0**	**2**	**4**	**6**	**0**	**1**	**0**	**2**	**10**	**20**	**40**	**46**	**68**	**60**	**50**	**82**	**66**	**51**	**41**	**36**	**10**	**7**	**4**	**5**	**1**	**0**
06-00	**627**	**1**	**0**	**0**	**2**	**4**	**6**	**0**	**1**	**0**	**2**	**10**	**20**	**40**	**47**	**68**	**60**	**54**	**83**	**69**	**52**	**42**	**39**	**10**	**7**	**4**	**5**	**1**	**0**
00-00	**637**	**1**	**0**	**0**	**2**	**4**	**6**	**0**	**1**	**0**	**2**	**10**	**20**	**42**	**47**	**69**	**62**	**54**	**85**	**71**	**52**	**42**	**40**	**10**	**7**	**4**	**5**	**1**	**0**

DRAFT

Site 97
Location R184, Att - Telepole, Lat 54.18889, Long -6.85782
Direction South

3279 / Meath/Cavan/Monaghan ATC's
October 2013
Automatic Traffic Count

Thu, 10 October 2013

Time	Total	Speed Bins (km/h)																											
		0 - 5	5 - 10	10 - 15	15 - 20	20 - 25	25 - 30	30 - 35	35 - 40	40 - 45	45 - 50	50 - 55	55 - 60	60 - 65	65 - 70	70 - 75	75 - 80	80 - 85	85 - 90	90 - 95	95 - 100	100 - 105	105 - 110	110 - 115	115 - 120	120 - 125	125 - 130	130 - 135	135 - 140
0000	3	0	0	0	0	0	0	0	0	0	0	0	0	0	0	0	0	2	0	0	0	0	0	0	0	0	0	1	0
0100	0	0	0	0	0	0	0	0	0	0	0	0	0	0	0	0	0	0	0	0	0	0	0	0	0	0	0	0	0
0200	0	0	0	0	0	0	0	0	0	0	0	0	0	0	0	0	0	0	0	0	0	0	0	0	0	0	0	0	0
0300	1	0	0	0	0	0	0	0	0	0	0	0	0	0	0	0	0	1	0	0	0	0	0	0	0	0	0	0	0
0400	3	0	0	0	0	0	0	0	0	0	0	0	0	0	1	0	1	0	0	1	0	0	0	0	0	0	0	0	0
0500	3	0	0	0	0	0	0	0	0	0	0	0	0	2	0	0	0	0	0	0	1	0	0	0	0	0	0	0	0
0600	9	0	0	0	0	0	0	0	0	0	0	0	0	0	0	0	2	2	1	1	3	0	0	0	0	0	0	0	0
0700	27	0	0	0	0	0	0	0	0	0	0	0	0	3	0	0	3	3	4	5	4	1	1	0	1	1	1	0	0
0800	**58**	**0**	**0**	**0**	**0**	**1**	**0**	**0**	**0**	**0**	**0**	**3**	**0**	**3**	**2**	**4**	**9**	**2**	**8**	**2**	**5**	**4**	**5**	**7**	**1**	**1**	**0**	**0**	**1**
0900	42	0	0	1	1	0	0	0	0	1	0	3	1	3	3	0	6	2	5	4	4	4	1	1	1	1	0	0	0
1000	31	0	0	0	0	0	0	0	0	0	0	0	0	0	3	3	4	6	2	7	2	1	1	1	1	1	0	0	0
1100	30	0	0	0	0	0	0	0	0	0	0	0	2	0	1	2	5	6	4	5	2	2	0	1	0	0	0	0	0
1200	46	0	0	0	0	0	1	0	0	1	2	0	3	1	6	3	5	7	5	6	3	0	2	1	0	0	0	0	0
1300	21	0	0	0	0	0	0	0	0	0	0	0	0	1	0	2	4	3	3	5	1	2	0	0	0	0	0	0	0
1400	48	0	0	0	0	0	2	0	0	1	2	1	1	1	4	7	5	4	7	4	3	2	2	0	1	1	0	0	0
1500	38	0	0	0	1	0	0	1	0	2	0	1	1	2	9	8	3	2	2	1	0	3	1	0	1	0	0	0	0
1600	40	0	0	0	0	0	0	0	0	0	0	0	0	3	4	2	5	6	2	6	4	3	3	1	0	0	1	0	0
1700	46	0	0	0	0	0	0	0	1	0	0	0	0	4	2	6	3	6	4	5	7	6	0	2	0	0	0	0	0
1800	**57**	**0**	**0**	**0**	**0**	**0**	**0**	**0**	**0**	**0**	**0**	**0**	**1**	**1**	**3**	**3**	**5**	**7**	**16**	**5**	**7**	**3**	**2**	**1**	**3**	**0**	**0**	**0**	**0**
1900	41	0	0	0	1	0	0	0	0	0	1	0	0	1	4	6	5	6	3	8	2	1	1	1	0	0	0	1	0
2000	24	0	0	0	0	0	0	0	0	0	0	0	1	0	0	1	2	5	3	5	2	1	2	2	0	0	0	0	0
2100	13	0	0	0	0	0	0	0	0	0	0	0	0	0	1	0	3	2	1	4	0	0	1	0	1	0	0	0	0
2200	12	0	0	0	0	0	0	0	0	0	0	0	1	0	1	3	0	1	3	3	0	0	0	0	0	0	0	0	0
2300	4	0	0	0	0	0	0	0	0	0	0	0	0	0	0	0	0	1	0	3	0	0	0	0	0	0	0	0	0
07-19	**484**	**0**	**0**	**1**	**2**	**1**	**3**	**1**	**1**	**5**	**4**	**8**	**9**	**22**	**37**	**40**	**57**	**54**	**62**	**55**	**42**	**31**	**18**	**15**	**9**	**4**	**2**	**0**	**1**
06-22	**571**	**0**	**0**	**1**	**3**	**1**	**3**	**1**	**1**	**5**	**5**	**8**	**10**	**23**	**42**	**47**	**67**	**69**	**71**	**73**	**47**	**36**	**22**	**18**	**10**	**4**	**2**	**1**	**1**
06-00	**587**	**0**	**0**	**1**	**3**	**1**	**3**	**1**	**1**	**5**	**5**	**8**	**11**	**23**	**43**	**50**	**67**	**71**	**74**	**79**	**47**	**36**	**22**	**18**	**10**	**4**	**2**	**1**	**1**
00-00	**597**	**0**	**0**	**1**	**3**	**1**	**3**	**1**	**1**	**5**	**5**	**8**	**11**	**23**	**45**	**51**	**67**	**74**	**75**	**79**	**48**	**37**	**22**	**18**	**10**	**4**	**2**	**2**	**1**

DRAFT

Site 97
Location R184, Att - Telepole, Lat 54.18889, Long -6.85782
Direction South

3279 / Meath/Cavan/Monaghan ATC's
October 2013
Automatic Traffic Count

Fri, 11 October 2013

Time	Total	Speed Bins (km/h)																											
		0 - 5	5 - 10	10 - 15	15 - 20	20 - 25	25 - 30	30 - 35	35 - 40	40 - 45	45 - 50	50 - 55	55 - 60	60 - 65	65 - 70	70 - 75	75 - 80	80 - 85	85 - 90	90 - 95	95 - 100	100 - 105	105 - 110	110 - 115	115 - 120	120 - 125	125 - 130	130 - 135	135 - 140
0000	2	0	0	0	0	0	0	0	0	0	0	0	0	0	0	0	0	0	1	0	0	1	0	0	0	0	0	0	0
0100	2	0	0	0	0	0	0	0	0	0	0	0	0	0	0	0	0	0	0	2	0	0	0	0	0	0	0	0	0
0200	0	0	0	0	0	0	0	0	0	0	0	0	0	0	0	0	0	0	0	0	0	0	0	0	0	0	0	0	0
0300	2	0	0	0	0	0	0	0	0	0	0	0	0	0	0	1	0	1	0	0	0	0	0	0	0	0	0	0	0
0400	2	0	0	0	0	0	0	0	0	0	0	0	1	0	1	0	0	0	0	0	0	0	0	0	0	0	0	0	0
0500	3	0	0	0	0	0	0	0	0	0	0	0	0	0	0	0	0	1	1	0	0	0	1	0	0	0	0	0	0
0600	6	0	0	0	0	0	0	0	0	0	0	0	0	0	0	0	2	0	1	0	3	0	0	0	0	0	0	0	0
0700	21	0	0	0	0	0	0	0	0	0	0	0	0	1	0	1	3	4	3	2	5	1	0	1	0	0	0	0	0
0800	**61**	**0**	**0**	**0**	**0**	**0**	**0**	**0**	**0**	**0**	**0**	**0**	**0**	**2**	**2**	**5**	**12**	**6**	**4**	**7**	**10**	**3**	**5**	**3**	**2**	**0**	**0**	**0**	**0**
0900	52	0	0	0	2	0	0	0	0	0	2	0	2	5	0	1	7	7	6	8	4	4	1	1	2	0	0	0	0
1000	32	0	0	0	0	1	0	0	0	0	0	0	1	0	2	5	6	2	4	3	2	3	1	1	1	0	0	0	0
1100	44	0	0	0	0	0	0	0	0	0	0	0	2	1	4	1	6	4	9	3	5	2	3	3	1	0	0	0	0
1200	38	0	0	0	0	0	0	0	0	0	0	0	2	1	1	3	6	12	5	3	0	2	3	0	0	0	0	0	0
1300	29	0	0	0	1	1	1	0	0	0	0	0	0	1	1	3	5	6	2	3	2	1	1	0	0	0	0	0	1
1400	51	0	0	0	0	0	0	0	2	0	0	0	0	2	5	3	5	6	6	7	5	3	4	1	1	0	1	0	0
1500	**54**	**0**	**0**	**0**	**0**	**0**	**0**	**1**	**1**	**0**	**0**	**0**	**2**	**0**	**2**	**7**	**4**	**12**	**5**	**9**	**5**	**2**	**2**	**1**	**1**	**0**	**0**	**0**	**0**
1600	45	0	0	0	1	0	0	0	0	0	0	1	0	2	1	3	7	7	9	3	4	2	2	1	1	0	1	0	0
1700	50	0	0	0	0	0	0	0	1	0	0	0	0	2	3	3	6	18	5	5	0	3	3	1	0	0	0	0	0
1800	37	0	0	0	0	0	0	0	0	0	0	0	2	0	2	6	2	7	3	1	4	4	3	3	0	0	0	0	0
1900	33	0	0	0	0	0	0	0	0	0	0	1	0	0	2	0	9	5	6	4	3	1	1	0	0	0	0	1	0
2000	28	0	0	0	0	0	0	0	0	0	0	0	0	2	4	7	2	0	4	3	4	1	0	0	1	0	0	0	0
2100	12	0	0	0	0	0	0	0	0	0	0	0	0	0	0	1	2	2	2	1	0	1	2	1	0	0	0	0	0
2200	17	0	0	0	0	0	0	0	0	3	0	0	0	0	1	2	2	0	2	3	2	1	1	0	0	0	0	0	0
2300	4	0	0	0	0	0	0	0	0	0	0	0	0	0	0	0	0	0	2	0	1	0	0	0	1	0	0	0	0
07-19	**514**	**0**	**0**	**0**	**4**	**2**	**1**	**1**	**4**	**0**	**2**	**1**	**11**	**16**	**24**	**40**	**67**	**90**	**62**	**55**	**43**	**34**	**29**	**15**	**10**	**0**	**2**	**0**	**1**
06-22	**593**	**0**	**0**	**0**	**4**	**2**	**1**	**1**	**4**	**0**	**2**	**2**	**11**	**18**	**30**	**48**	**80**	**99**	**74**	**64**	**50**	**40**	**32**	**16**	**11**	**0**	**2**	**1**	**1**
06-00	**614**	**0**	**0**	**0**	**4**	**2**	**1**	**1**	**4**	**3**	**2**	**2**	**11**	**18**	**31**	**50**	**82**	**99**	**78**	**67**	**53**	**41**	**33**	**16**	**12**	**0**	**2**	**1**	**1**
00-00	**625**	**0**	**0**	**0**	**4**	**2**	**1**	**1**	**4**	**3**	**2**	**2**	**11**	**19**	**31**	**51**	**83**	**99**	**81**	**70**	**53**	**42**	**33**	**17**	**12**	**0**	**2**	**1**	**1**

DRAFT

Site 97
Location R184, Att - Telepole, Lat 54.18889, Long -6.85782
Direction South

3279 / Meath/Cavan/Monaghan ATC's
October 2013
Automatic Traffic Count

Sat, 12 October 2013

Time	Total	Speed Bins (km/h)																												
		0 - 5	5 - 10	10 - 15	15 - 20	20 - 25	25 - 30	30 - 35	35 - 40	40 - 45	45 - 50	50 - 55	55 - 60	60 - 65	65 - 70	70 - 75	75 - 80	80 - 85	85 - 90	90 - 95	95 - 100	100 - 105	105 - 110	110 - 115	115 - 120	120 - 125	125 - 130	130 - 135	135 - 140
0000	5	0	0	0	0	0	0	0	0	0	0	0	0	0	0	1	0	1	0	1	1	0	0	0	1	0	0	0	0	0
0100	1	0	0	0	0	0	0	0	0	0	0	0	0	0	0	0	0	0	0	0	0	0	0	1	0	0	0	0	0	0
0200	0	0	0	0	0	0	0	0	0	0	0	0	0	0	0	0	0	0	0	0	0	0	0	0	0	0	0	0	0	0
0300	3	0	0	0	0	0	0	0	0	0	0	0	0	0	0	0	0	1	0	0	1	0	1	0	0	0	0	0	0	0
0400	0	0	0	0	0	0	0	0	0	0	0	0	0	0	0	0	0	0	0	0	0	0	0	0	0	0	0	0	0	0
0500	3	0	0	0	0	0	0	0	0	0	0	0	0	0	0	0	0	0	0	0	0	2	0	1	0	0	0	0	0	0
0600	2	0	0	0	0	0	0	0	0	0	0	0	0	0	0	0	1	0	0	0	0	1	0	0	0	0	0	0	0	0
0700	12	0	0	0	0	0	0	0	0	0	0	0	0	0	0	1	3	1	2	3	0	1	1	0	0	0	0	0	0	0
0800	32	0	0	0	0	0	0	0	2	0	0	0	1	0	1	3	0	3	6	5	5	4	1	1	0	0	0	0	0	0
0900	40	0	0	0	0	0	0	0	0	1	1	1	1	2	3	2	7	5	7	5	2	2	1	0	0	0	0	0	0	0
1000	**51**	**0**	**0**	**1**	**0**	**0**	**0**	**0**	**0**	**1**	**1**	**2**	**1**	**2**	**2**	**5**	**5**	**7**	**7**	**9**	**2**	**2**	**3**	**0**	**1**	**0**	**0**	**0**	**0**	**0**
1100	48	0	0	0	0	0	0	0	0	0	0	0	1	1	3	5	9	8	7	7	0	1	2	3	0	0	0	0	0	1
1200	**56**	**0**	**0**	**0**	**0**	**0**	**0**	**0**	**0**	**1**	**0**	**1**	**2**	**2**	**3**	**1**	**5**	**7**	**10**	**6**	**10**	**3**	**2**	**2**	**1**	**0**	**0**	**0**	**0**	**0**
1300	22	0	0	0	1	1	0	0	0	0	0	0	0	1	0	2	2	3	3	2	2	4	1	0	0	0	0	0	0	0
1400	34	0	0	0	0	0	0	0	0	0	1	1	1	0	1	1	2	6	5	3	5	1	6	0	1	0	0	0	0	0
1500	41	0	0	1	0	0	1	1	0	0	0	1	2	0	2	4	4	5	4	7	2	4	0	1	2	0	0	0	0	0
1600	33	0	0	0	0	0	0	0	2	0	0	0	0	1	1	1	4	5	4	5	6	1	1	0	1	1	0	0	0	0
1700	25	0	0	0	0	0	0	0	0	1	0	1	0	1	4	2	1	3	4	1	2	3	1	0	1	0	0	0	0	0
1800	27	0	0	0	0	0	1	0	0	0	0	0	0	2	5	1	3	3	5	1	5	0	0	0	1	0	0	0	0	0
1900	18	0	0	0	0	0	0	0	1	0	0	0	0	2	3	1	3	3	1	2	1	0	0	0	0	0	0	1	0	0
2000	26	0	0	0	0	0	0	0	0	0	0	0	0	0	2	5	3	7	3	1	2	1	0	2	0	0	0	0	0	0
2100	10	0	0	0	0	0	0	0	0	0	0	0	0	1	0	0	2	3	2	1	0	0	0	0	0	0	0	1	0	0
2200	8	0	0	0	0	0	0	0	0	0	0	0	0	0	0	1	1	1	1	1	1	1	0	0	0	0	0	0	0	1
2300	8	0	0	0	0	0	0	0	0	0	0	0	0	0	0	1	2	1	0	1	0	1	1	1	0	0	0	0	0	0
07-19	**421**	**0**	**0**	**2**	**1**	**1**	**2**	**1**	**4**	**4**	**3**	**7**	**9**	**12**	**25**	**28**	**45**	**56**	**64**	**54**	**41**	**26**	**19**	**7**	**8**	**1**	**0**	**0**	**1**
06-22	**477**	**0**	**0**	**2**	**1**	**1**	**2**	**1**	**5**	**4**	**3**	**7**	**9**	**15**	**30**	**34**	**54**	**69**	**70**	**58**	**44**	**28**	**19**	**9**	**8**	**1**	**2**	**0**	**1**
06-00	**493**	**0**	**0**	**2**	**1**	**1**	**2**	**1**	**5**	**4**	**3**	**7**	**9**	**15**	**30**	**36**	**57**	**71**	**71**	**60**	**45**	**30**	**20**	**10**	**8**	**1**	**2**	**0**	**2**
00-00	**505**	**0**	**0**	**2**	**1**	**1**	**2**	**1**	**5**	**4**	**3**	**7**	**9**	**15**	**30**	**37**	**57**	**73**	**71**	**61**	**47**	**32**	**21**	**12**	**9**	**1**	**2**	**0**	**2**

DRAFT

Site 97
Location R184, Att - Telepole, Lat 54.18889, Long -6.85782
Direction South

3279 / Meath/Cavan/Monaghan ATC's
October 2013
Automatic Traffic Count

Sun, 13 October 2013

Time	Total	Speed Bins (km/h)																											
		0 - 5	5 - 10	10 - 15	15 - 20	20 - 25	25 - 30	30 - 35	35 - 40	40 - 45	45 - 50	50 - 55	55 - 60	60 - 65	65 - 70	70 - 75	75 - 80	80 - 85	85 - 90	90 - 95	95 - 100	100 - 105	105 - 110	110 - 115	115 - 120	120 - 125	125 - 130	130 - 135	135 - 140
0000	5	0	0	0	0	0	0	0	0	0	0	0	0	0	0	0	0	0	2	1	2	0	0	0	0	0	0	0	0
0100	1	0	0	0	0	0	0	0	0	0	0	0	0	0	0	0	0	0	0	0	1	0	0	0	0	0	0	0	0
0200	4	0	0	0	0	0	0	0	0	0	0	0	0	1	0	0	1	0	0	1	0	0	0	1	0	0	0	0	0
0300	2	0	0	0	0	0	0	0	0	0	0	0	0	0	0	1	0	1	0	0	0	0	0	0	0	0	0	0	0
0400	1	0	0	0	0	0	0	0	0	0	0	0	0	0	0	0	0	0	0	0	1	0	0	0	0	0	0	0	0
0500	0	0	0	0	0	0	0	0	0	0	0	0	0	0	0	0	0	0	0	0	0	0	0	0	0	0	0	0	0
0600	1	0	0	0	0	0	0	0	0	0	0	0	0	0	0	0	0	0	1	0	0	0	0	0	0	0	0	0	0
0700	2	0	0	0	0	0	0	0	0	0	0	0	0	0	0	0	1	0	1	0	0	0	0	0	0	0	0	0	0
0800	4	0	0	0	0	0	0	0	0	0	0	1	0	0	0	1	1	0	0	1	0	0	0	0	0	0	0	0	0
0900	13	0	0	0	0	0	0	0	0	0	0	0	0	0	0	1	2	2	3	1	1	1	1	0	0	0	1	0	0
1000	**23**	**0**	**0**	**0**	**1**	**1**	**0**	**0**	**0**	**0**	**0**	**0**	**1**	**1**	**1**	**1**	**1**	**4**	**1**	**2**	**3**	**2**	**0**	**1**	**0**	**0**	**1**	**1**	**1**
1100	21	0	0	0	0	0	0	0	2	0	0	1	0	1	2	3	4	1	2	3	0	2	0	0	0	0	0	0	0
1200	22	0	0	0	0	0	0	0	0	1	0	0	1	1	0	2	2	2	5	4	2	1	1	0	0	0	0	0	0
1300	13	0	0	0	0	0	0	0	0	0	0	0	0	0	2	1	1	2	0	2	2	2	0	1	0	0	0	0	0
1400	**27**	**0**	**0**	**0**	**0**	**0**	**0**	**0**	**0**	**1**	**0**	**0**	**1**	**1**	**3**	**0**	**4**	**2**	**0**	**8**	**6**	**1**	**0**	**0**	**0**	**0**	**0**	**0**	**0**
1500	23	0	0	0	0	0	0	0	0	0	0	0	1	1	1	1	3	2	3	2	2	2	3	2	0	0	0	0	0
1600	19	0	0	0	0	0	0	0	0	0	1	1	1	1	1	0	2	1	3	4	2	1	0	0	1	0	0	0	0
1700	26	0	0	0	0	0	0	0	0	0	0	0	1	1	4	1	1	6	4	4	2	1	0	1	0	0	0	0	0
1800	**27**	**0**	**0**	**0**	**0**	**0**	**0**	**0**	**0**	**0**	**0**	**0**	**0**	**2**	**3**	**2**	**4**	**4**	**2**	**6**	**2**	**0**	**2**	**0**	**0**	**0**	**0**	**0**	**0**
1900	22	0	0	0	0	0	0	0	0	0	0	1	0	0	1	3	6	0	6	2	1	1	0	0	0	0	0	1	0
2000	15	0	0	0	0	0	0	0	0	0	0	0	1	0	1	0	0	5	1	0	1	3	2	0	0	1	0	0	0
2100	14	0	0	0	0	0	0	0	0	0	0	0	0	0	0	3	2	1	2	1	1	1	3	0	0	0	0	0	0
2200	7	0	0	0	0	0	0	0	0	0	0	0	0	0	1	1	0	3	0	0	1	1	0	0	0	0	0	0	0
2300	6	0	0	0	0	0	0	0	0	0	0	0	0	1	0	0	0	0	0	1	0	1	1	1	1	0	0	0	0
07-19	**220**	**0**	**0**	**0**	**1**	**1**	**0**	**0**	**2**	**2**	**1**	**3**	**6**	**9**	**17**	**13**	**26**	**26**	**24**	**37**	**22**	**13**	**7**	**5**	**1**	**0**	**2**	**1**	**1**
06-22	**272**	**0**	**0**	**0**	**1**	**1**	**0**	**0**	**2**	**2**	**1**	**4**	**7**	**9**	**19**	**19**	**34**	**32**	**34**	**40**	**25**	**18**	**12**	**5**	**1**	**1**	**2**	**2**	**1**
06-00	**285**	**0**	**0**	**0**	**1**	**1**	**0**	**0**	**2**	**2**	**1**	**4**	**7**	**10**	**20**	**20**	**34**	**35**	**34**	**41**	**26**	**20**	**13**	**6**	**2**	**1**	**2**	**2**	**1**
00-00	**298**	**0**	**0**	**0**	**1**	**1**	**0**	**0**	**2**	**2**	**1**	**4**	**7**	**11**	**20**	**21**	**35**	**36**	**36**	**43**	**30**	**20**	**13**	**7**	**2**	**1**	**2**	**2**	**1**

DRAFT

Site 97
Location R184, Att - Telepole, Lat 54.18889, Long -6.85782
Direction South

3279 / Meath/Cavan/Monaghan ATC's
October 2013
Automatic Traffic Count

Mon, 14 October 2013

Time	Total	Speed Bins (km/h)																											
		0 - 5	5 - 10	10 - 15	15 - 20	20 - 25	25 - 30	30 - 35	35 - 40	40 - 45	45 - 50	50 - 55	55 - 60	60 - 65	65 - 70	70 - 75	75 - 80	80 - 85	85 - 90	90 - 95	95 - 100	100 - 105	105 - 110	110 - 115	115 - 120	120 - 125	125 - 130	130 - 135	135 - 140
0000	1	0	0	0	0	0	0	0	0	0	0	0	0	0	0	0	0	0	0	1	0	0	0	0	0	0	0	0	0
0100	1	0	0	0	0	0	0	0	0	0	0	1	0	0	0	0	0	0	0	0	0	0	0	0	0	0	0	0	0
0200	2	0	0	0	0	0	0	0	0	0	0	0	0	1	0	0	0	0	0	1	0	0	0	0	0	0	0	0	0
0300	1	0	0	0	0	0	0	0	0	0	0	0	0	0	0	0	0	1	0	0	0	0	0	0	0	0	0	0	0
0400	2	0	0	0	0	0	0	0	0	0	0	0	0	0	0	0	0	1	0	0	0	0	0	1	0	0	0	0	0
0500	2	0	0	0	0	0	0	0	0	0	0	0	0	0	0	0	0	0	0	1	0	1	0	0	0	0	0	0	0
0600	8	0	0	0	0	0	0	0	0	0	0	0	0	1	0	2	0	1	1	1	1	0	0	0	1	0	0	0	0
0700	24	0	0	0	0	0	0	0	0	0	0	0	0	0	0	2	2	2	2	5	4	1	3	2	0	1	0	0	0
0800	**52**	**0**	**0**	**0**	**0**	**1**	**0**	**0**	**0**	**0**	**0**	**0**	**1**	**0**	**1**	**3**	**7**	**6**	**5**	**9**	**4**	**7**	**3**	**1**	**0**	**2**	**1**	**1**	**0**
0900	45	0	0	0	1	0	0	0	0	0	0	1	0	1	2	3	7	7	8	5	4	2	1	1	2	0	0	0	0
1000	28	0	0	0	0	0	0	0	0	0	0	1	2	2	1	4	4	3	4	2	0	4	1	0	0	0	0	0	0
1100	41	0	0	0	0	0	0	0	0	0	0	0	1	1	3	3	4	3	10	7	2	1	5	1	0	0	0	0	0
1200	32	0	0	0	0	1	0	0	0	0	0	0	0	0	1	4	5	5	10	3	0	2	0	0	0	0	1	0	0
1300	31	0	0	0	0	0	0	0	0	0	0	0	1	3	2	6	4	0	3	2	3	4	0	2	1	0	0	0	0
1400	47	0	0	0	0	0	1	0	0	0	2	3	0	1	4	5	4	8	6	3	4	3	2	1	0	0	0	0	0
1500	41	0	0	0	1	0	0	0	0	0	0	1	2	1	1	3	7	4	8	3	3	4	2	0	0	0	0	1	0
1600	41	0	0	0	0	0	0	0	3	0	0	0	1	1	6	2	4	9	3	4	3	3	0	1	1	0	0	0	0
1700	**59**	**0**	**0**	**0**	**1**	**0**	**1**	**0**	**0**	**0**	**1**	**0**	**0**	**2**	**1**	**9**	**6**	**8**	**6**	**6**	**5**	**7**	**1**	**1**	**1**	**0**	**2**	**1**	**0**
1800	43	0	0	0	0	0	0	0	1	0	0	0	1	0	2	1	6	7	9	5	6	2	2	1	0	0	0	0	0
1900	27	0	0	0	0	0	0	0	0	0	0	0	1	1	5	1	3	4	2	4	1	2	3	0	0	0	0	0	0
2000	23	0	0	0	0	0	0	0	0	0	0	0	0	2	2	4	5	4	2	1	1	2	0	0	0	0	0	0	0
2100	19	0	0	0	0	0	0	0	0	0	0	1	0	1	3	0	3	3	2	1	3	1	0	1	0	0	0	0	0
2200	10	0	0	0	0	0	0	0	0	0	1	0	0	0	1	1	1	1	2	0	2	0	1	0	0	0	0	0	0
2300	3	0	0	0	0	0	0	0	0	0	0	0	0	0	0	0	1	0	1	1	0	0	0	0	0	0	0	0	0
07-19	**484**	**0**	**0**	**0**	**3**	**2**	**2**	**0**	**4**	**0**	**3**	**6**	**9**	**12**	**24**	**45**	**60**	**62**	**74**	**54**	**38**	**40**	**20**	**11**	**5**	**3**	**4**	**3**	**0**
06-22	**561**	**0**	**0**	**0**	**3**	**2**	**2**	**0**	**4**	**0**	**3**	**7**	**10**	**17**	**34**	**52**	**71**	**74**	**81**	**61**	**44**	**45**	**23**	**12**	**6**	**3**	**4**	**3**	**0**
06-00	**574**	**0**	**0**	**0**	**3**	**2**	**2**	**0**	**4**	**0**	**4**	**7**	**10**	**17**	**35**	**53**	**73**	**75**	**84**	**62**	**46**	**45**	**24**	**12**	**6**	**3**	**4**	**3**	**0**
00-00	**583**	**0**	**0**	**0**	**3**	**2**	**2**	**0**	**4**	**0**	**4**	**8**	**10**	**18**	**35**	**53**	**73**	**77**	**84**	**65**	**46**	**46**	**24**	**13**	**6**	**3**	**4**	**3**	**0**

DRAFT

Site 97
Location R184, Att - Telepole, Lat 54.18889, Long -6.85782
Direction South

3279 / Meath/Cavan/Monaghan ATC's
October 2013
Automatic Traffic Count

Tue, 15 October 2013

Time	Total	Speed Bins (km/h)																											
		0 - 5	5 - 10	10 - 15	15 - 20	20 - 25	25 - 30	30 - 35	35 - 40	40 - 45	45 - 50	50 - 55	55 - 60	60 - 65	65 - 70	70 - 75	75 - 80	80 - 85	85 - 90	90 - 95	95 - 100	100 - 105	105 - 110	110 - 115	115 - 120	120 - 125	125 - 130	130 - 135	135 - 140
0000	1	0	0	0	0	0	0	0	0	0	0	0	0	0	0	0	1	0	0	0	0	0	0	0	0	0	0	0	0
0100	2	0	0	0	0	0	0	0	0	0	0	0	0	0	0	1	0	0	0	0	0	0	1	0	0	0	0	0	0
0200	0	0	0	0	0	0	0	0	0	0	0	0	0	0	0	0	0	0	0	0	0	0	0	0	0	0	0	0	0
0300	0	0	0	0	0	0	0	0	0	0	0	0	0	0	0	0	0	0	0	0	0	0	0	0	0	0	0	0	0
0400	1	0	0	0	0	0	0	0	0	0	0	0	0	0	0	1	0	0	0	0	0	0	0	0	0	0	0	0	0
0500	2	0	0	0	0	0	0	0	0	0	0	0	1	0	0	0	0	0	1	0	0	0	0	0	0	0	0	0	0
0600	12	0	0	0	0	0	0	0	0	0	0	0	0	0	2	3	1	1	2	1	1	1	0	0	0	0	0	0	0
0700	19	0	0	0	0	0	0	0	0	0	0	0	0	0	3	1	0	1	6	2	1	3	0	0	1	0	1	0	0
0800	**53**	**0**	**0**	**0**	**0**	**1**	**0**	**0**	**0**	**0**	**0**	**0**	**2**	**2**	**3**	**5**	**7**	**4**	**2**	**6**	**6**	**6**	**6**	**2**	**1**	**0**	**0**	**0**	**0**
0900	37	0	0	0	1	0	0	0	0	0	0	0	5	3	3	7	2	6	1	5	2	1	0	1	0	0	0	0	0
1000	42	0	0	0	0	1	0	0	0	1	0	2	1	3	3	4	6	11	3	2	2	0	0	1	1	1	0	0	0
1100	38	0	0	0	0	0	0	0	0	0	2	0	1	4	7	2	6	6	2	3	2	1	2	0	0	0	0	0	0
1200	45	0	0	0	1	2	0	0	0	0	0	0	2	0	3	5	3	9	7	6	2	2	0	3	0	0	0	0	0
1300	30	0	0	0	0	0	0	0	0	0	0	0	0	1	3	4	7	3	0	2	2	3	2	0	1	1	1	0	0
1400	42	0	0	0	0	0	0	0	0	0	0	2	1	2	3	3	6	7	4	8	2	3	1	0	0	0	0	0	0
1500	45	0	0	0	1	0	0	0	0	0	1	0	0	1	4	6	3	6	9	4	7	1	2	0	0	0	0	0	0
1600	38	0	0	0	0	0	0	0	0	0	0	0	1	0	1	4	6	7	7	6	2	2	2	0	0	0	0	0	0
1700	**53**	**0**	**0**	**0**	**0**	**0**	**0**	**0**	**0**	**0**	**0**	**1**	**0**	**0**	**3**	**3**	**8**	**8**	**8**	**7**	**6**	**5**	**3**	**0**	**1**	**0**	**0**	**0**	**0**
1800	**53**	**0**	**0**	**0**	**0**	**0**	**0**	**0**	**0**	**0**	**0**	**0**	**0**	**1**	**1**	**8**	**9**	**8**	**5**	**10**	**3**	**4**	**3**	**1**	**0**	**0**	**0**	**0**	**0**
1900	36	0	0	0	0	1	0	0	0	0	0	0	0	6	3	4	8	6	5	1	0	1	0	0	0	0	1	0	0
2000	34	0	0	0	0	0	0	0	0	0	0	0	1	2	2	5	1	3	5	6	4	3	0	2	0	0	0	0	0
2100	25	0	0	0	0	0	0	0	0	0	1	1	0	1	1	5	2	0	3	4	3	1	0	2	0	1	0	0	0
2200	19	0	0	0	0	0	0	0	0	0	0	0	2	1	2	1	0	4	3	2	0	1	3	0	0	0	0	0	0
2300	5	0	0	0	0	0	0	0	0	0	0	0	0	0	0	2	1	0	0	0	0	0	0	1	0	1	0	0	0
07-19	**495**	**0**	**0**	**0**	**3**	**4**	**0**	**0**	**0**	**1**	**3**	**5**	**13**	**17**	**37**	**52**	**63**	**76**	**54**	**61**	**37**	**31**	**21**	**8**	**5**	**2**	**2**	**0**	**0**
06-22	**602**	**0**	**0**	**0**	**3**	**5**	**0**	**0**	**0**	**1**	**4**	**6**	**14**	**26**	**45**	**69**	**75**	**86**	**69**	**73**	**45**	**37**	**21**	**12**	**5**	**3**	**3**	**0**	**0**
06-00	**626**	**0**	**0**	**0**	**3**	**5**	**0**	**0**	**0**	**1**	**4**	**6**	**16**	**27**	**47**	**72**	**76**	**90**	**72**	**75**	**45**	**38**	**24**	**13**	**5**	**4**	**3**	**0**	**0**
00-00	**632**	**0**	**0**	**0**	**3**	**5**	**0**	**0**	**0**	**1**	**4**	**6**	**17**	**27**	**47**	**74**	**77**	**90**	**73**	**75**	**45**	**38**	**25**	**13**	**5**	**4**	**3**	**0**	**0**

DRAFT

Site 97
Location R184, Att - Telepole, Lat 54.18889, Long -6.85782
Direction South

3279 / Meath/Cavan/Monaghan ATC's
October 2013
Automatic Traffic Count

Virtual Day (7)

Time	Total	Speed Bins (km/h)																											
		0 - 5	5 - 10	10 - 15	15 - 20	20 - 25	25 - 30	30 - 35	35 - 40	40 - 45	45 - 50	50 - 55	55 - 60	60 - 65	65 - 70	70 - 75	75 - 80	80 - 85	85 - 90	90 - 95	95 - 100	100 - 105	105 - 110	110 - 115	115 - 120	120 - 125	125 - 130	130 - 135	135 - 140
0000	3	0	0	0	0	0	0	0	0	0	0	0	0	0	0	0	0	0	1	0	0	0	0	0	0	0	0	0	0
0100	1	0	0	0	0	0	0	0	0	0	0	0	0	0	0	0	0	0	0	0	0	0	0	0	0	0	0	0	0
0200	1	0	0	0	0	0	0	0	0	0	0	0	0	0	0	0	0	0	0	0	0	0	0	0	0	0	0	0	0
0300	1	0	0	0	0	0	0	0	0	0	0	0	0	0	0	0	0	0	0	0	0	0	0	0	0	0	0	0	0
0400	2	0	0	0	0	0	0	0	0	0	0	0	0	0	0	0	0	0	0	0	0	0	0	0	0	0	0	0	0
0500	2	0	0	0	0	0	0	0	0	0	0	0	0	0	0	0	0	0	0	0	1	0	0	0	0	0	0	0	0
0600	7	0	0	0	0	0	0	0	0	0	0	0	0	0	0	1	0	1	1	1	0	2	0	0	0	0	0	0	0
0700	19	0	0	0	0	0	0	0	0	0	0	0	0	1	1	1	1	2	4	3	2	2	1	0	0	0	0	0	0
0800	**48**	**0**	**0**	**0**	**0**	**0**	**0**	**0**	**0**	**0**	**0**	**1**	**1**	**1**	**2**	**4**	**6**	**3**	**4**	**6**	**5**	**4**	**4**	**2**	**1**	**1**	**0**	**0**	**0**
0900	41	0	0	0	1	0	0	0	0	0	0	1	2	3	2	4	5	5	4	5	3	2	1	1	1	0	0	0	0
1000	35	0	0	0	0	0	0	0	0	0	0	1	1	2	2	3	4	6	3	4	2	2	1	1	1	0	0	0	0
1100	37	0	0	0	0	0	0	0	0	0	0	0	1	2	3	3	6	4	5	5	2	2	2	1	0	0	0	0	0
1200	40	0	0	0	0	0	0	0	0	0	0	1	1	1	2	4	4	7	6	5	3	1	1	1	0	0	0	0	0
1300	26	0	0	0	0	0	1	0	0	0	0	0	0	1	2	3	4	3	2	2	2	3	1	1	0	0	0	0	0
1400	41	0	0	0	0	0	0	0	0	0	1	1	1	2	3	3	4	5	4	5	4	2	2	0	0	0	0	0	0
1500	40	0	0	0	0	0	0	0	0	0	0	0	1	1	3	5	5	5	5	5	4	3	1	1	1	0	0	0	0
1600	38	0	0	0	0	0	0	0	1	0	0	0	1	1	3	2	4	6	5	5	3	3	2	0	1	0	0	0	0
1700	**44**	**0**	**0**	**0**	**0**	**0**	**0**	**0**	**0**	**0**	**0**	**0**	**0**	**2**	**3**	**4**	**5**	**7**	**6**	**4**	**4**	**4**	**1**	**1**	**1**	**0**	**0**	**0**	**0**
1800	41	0	0	0	0	0	0	0	0	0	0	0	1	1	3	3	4	5	7	5	5	2	3	1	1	0	0	0	0
1900	30	0	0	0	0	0	0	0	0	0	0	0	0	2	3	3	5	4	5	3	1	1	1	0	0	0	0	0	0
2000	24	0	0	0	0	0	0	0	0	0	0	0	0	1	2	3	2	3	3	3	2	2	1	1	0	0	0	0	0
2100	15	0	0	0	0	0	0	0	0	0	0	0	0	0	1	1	2	2	2	2	1	1	1	1	0	0	0	0	0
2200	12	0	0	0	0	0	0	0	0	0	0	0	0	0	1	1	1	2	2	2	1	1	1	0	0	0	0	0	0
2300	4	0	0	0	0	0	0	0	0	0	0	0	0	0	0	0	1	0	0	1	0	0	0	0	0	0	0	0	0
07-19	**451**	**0**	**0**	**0**	**2**	**2**	**2**	**0**	**2**	**2**	**3**	**6**	**11**	**18**	**29**	**40**	**53**	**58**	**58**	**54**	**38**	**30**	**21**	**10**	**6**	**2**	**2**	**1**	**1**
06-22	**527**	**0**	**0**	**0**	**2**	**2**	**2**	**0**	**2**	**2**	**3**	**6**	**12**	**21**	**35**	**48**	**63**	**68**	**69**	**62**	**44**	**35**	**24**	**12**	**7**	**2**	**3**	**1**	**1**
06-00	**544**	**0**	**0**	**0**	**2**	**2**	**2**	**0**	**2**	**2**	**3**	**6**	**12**	**21**	**36**	**50**	**64**	**71**	**71**	**65**	**45**	**36**	**25**	**12**	**7**	**2**	**3**	**1**	**1**
00-00	**554**	**0**	**0**	**0**	**2**	**2**	**2**	**0**	**2**	**2**	**3**	**6**	**12**	**22**	**36**	**51**	**65**	**72**	**72**	**66**	**46**	**37**	**25**	**13**	**7**	**2**	**3**	**1**	**1**

DRAFT

Site 97
Location R184, Att - Telepole, Lat 54.18889, Long -6.85782
Direction South

3279 / Meath/Cavan/Monaghan ATC's
October 2013
Automatic Traffic Count

Virtual Week (1)

Time	Total	Speed Bins (km/h)																											
		0 - 5	5 - 10	10 - 15	15 - 20	20 - 25	25 - 30	30 - 35	35 - 40	40 - 45	45 - 50	50 - 55	55 - 60	60 - 65	65 - 70	70 - 75	75 - 80	80 - 85	85 - 90	90 - 95	95 - 100	100 - 105	105 - 110	110 - 115	115 - 120	120 - 125	125 - 130	130 - 135	135 - 140
Mon	583	0	0	0	3	2	2	0	4	0	4	8	10	18	35	53	73	77	84	65	46	46	24	13	6	3	4	3	0
Tue	632	0	0	0	3	5	0	0	0	1	4	6	17	27	47	74	77	90	73	75	45	38	25	13	5	4	3	0	0
Wed	637	1	0	0	2	4	6	0	1	0	2	10	20	42	47	69	62	54	85	71	52	42	40	10	7	4	5	1	0
Thu	597	0	0	1	3	1	3	1	1	5	5	8	11	23	45	51	67	74	75	79	48	37	22	18	10	4	2	2	1
Fri	625	0	0	0	4	2	1	1	4	3	2	2	11	19	31	51	83	99	81	70	53	42	33	17	12	0	2	1	1
|Sat	505	0	0	2	1	1	2	1	5	4	3	7	9	15	30	37	57	73	71	61	47	32	21	12	9	1	2	0	2
|Sun	298	0	0	0	1	1	0	0	2	2	1	4	7	11	20	21	35	36	36	43	30	20	13	7	2	1	2	2	1
5 Day Ave.	**615**	**0**	**0**	**0**	**3**	**3**	**2**	**0**	**2**	**2**	**3**	**7**	**14**	**26**	**41**	**60**	**72**	**79**	**80**	**72**	**49**	**41**	**29**	**14**	**8**	**3**	**3**	**1**	**0**
7 Day Ave.	**554**	**0**	**0**	**0**	**2**	**2**	**2**	**0**	**2**	**2**	**3**	**6**	**12**	**22**	**36**	**51**	**65**	**72**	**72**	**66**	**46**	**37**	**25**	**13**	**7**	**2**	**3**	**1**	**1**
--	**3877**	**1**	**0**	**3**	**17**	**16**	**14**	**3**	**17**	**15**	**21**	**45**	**85**	**155**	**255**	**356**	**454**	**503**	**505**	**464**	**321**	**257**	**178**	**90**	**51**	**17**	**20**	**9**	**5**

Summary Graphs

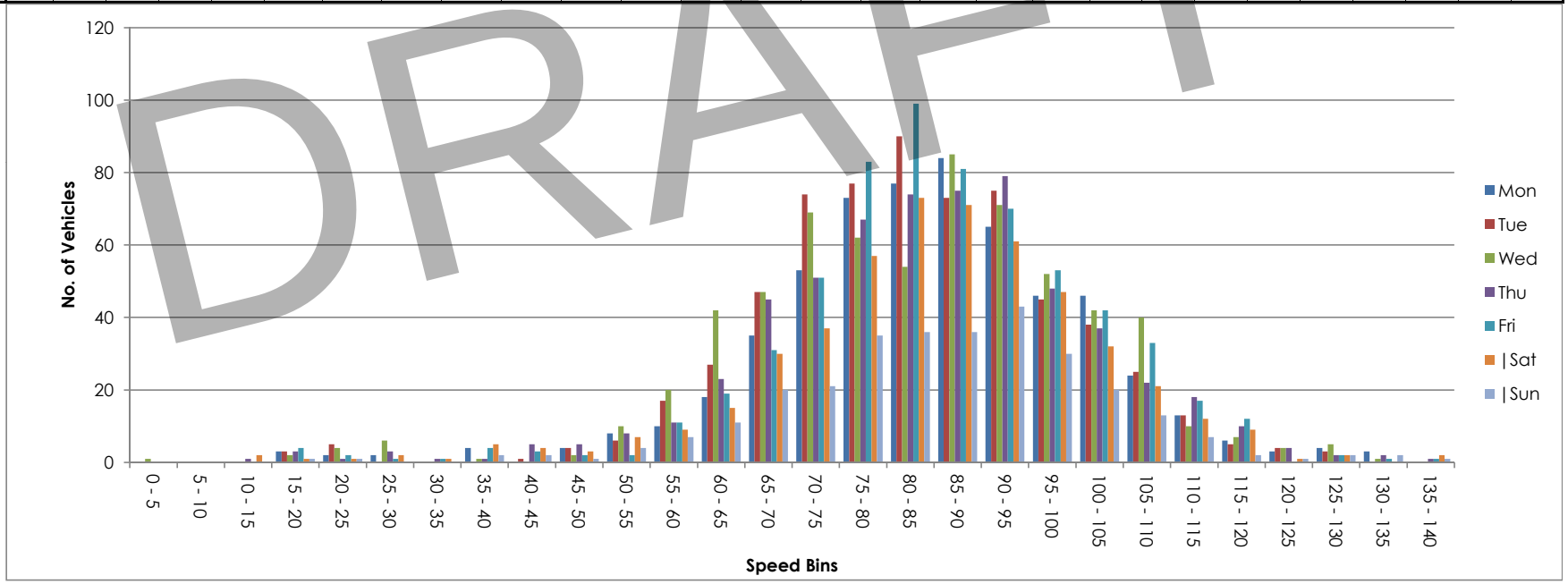

DRAFT

Site 97
Location R184, Att - Telepole, Lat 54.18889, Long -6.85782
Direction Two way

3279 / Meath/Cavan/Monaghan ATC's
October 2013
Automatic Traffic Count

Wed, 9 October 2013

Time	Total	Classification												>PSL	>PSL%	>SL1	>SL1%	>SL2	>SL2%	Mean	Vpp
		1 MCL	2 SV	3 SVT	4 TB2	5 TB3	6 T4	7 ART3	8 ART4	9 ART5	10 ART6	11 BD	12 DRT	80	80	85 +5kph	85 +5kph	90 +10kph	90 +10kph		85
0000	8	0	7	0	1	0	0	0	0	0	0	0	0	3	37.5	3	37.5	2	25	83	-
0100	2	0	2	0	0	0	0	0	0	0	0	0	0	1	50	1	50	1	50	83.7	-
0200	0	0	0	0	0	0	0	0	0	0	0	0	0	0	0	0	0	0	0	-	-
0300	2	0	2	0	0	0	0	0	0	0	0	0	0	2	100	2	100	2	100	100.7	-
0400	3	0	2	0	0	0	0	0	0	0	1	0	0	2	66.7	2	66.7	2	66.7	86.4	-
0500	7	0	5	0	2	0	0	0	0	0	0	0	0	5	71.4	5	71.4	4	57.1	90.9	-
0600	15	0	14	0	0	0	0	0	0	1	0	0	0	12	80	9	60	8	53.3	93	105.1
0700	45	0	37	2	3	1	0	0	2	0	0	0	0	33	73.3	27	60	20	44.4	89.1	108.7
0800	**125**	**0**	**100**	**2**	**11**	**0**	**4**	**0**	**2**	**2**	**4**	**0**	**0**	**84**	**67.2**	**76**	**60.8**	**61**	**48.8**	**88.4**	**107.3**
0900	99	0	76	3	8	2	4	0	3	1	2	0	0	44	44.4	32	32.3	25	25.3	77.9	92.9
1000	72	0	43	6	15	2	2	0	1	0	3	0	0	35	48.6	25	34.7	21	29.2	78.9	101.5
1100	83	0	54	3	14	6	2	0	1	2	1	0	0	32	38.6	21	25.3	15	18.1	76.1	91.1
1200	74	0	48	5	13	2	4	0	0	2	0	0	0	34	45.9	26	35.1	19	25.7	77.8	92.9
1300	69	1	51	2	8	2	3	0	1	0	1	0	0	34	49.3	26	37.7	19	27.5	78.9	100.4
1400	86	0	57	3	12	2	6	0	2	1	3	0	0	34	39.5	25	29.1	18	20.9	78.7	95
1500	92	0	64	4	10	0	7	0	3	3	1	0	0	42	45.7	35	38	26	28.3	79.5	96.1
1600	87	0	68	4	9	0	4	1	1	0	0	0	0	54	62.1	41	47.1	29	33.3	84.2	100.8
1700	**111**	**0**	**90**	**4**	**11**	**1**	**1**	**0**	**2**	**1**	**1**	**0**	**0**	**61**	**55**	**48**	**43.2**	**28**	**25.2**	**81.6**	**96.5**
1800	87	1	76	2	5	0	1	0	1	1	0	0	0	58	66.7	50	57.5	41	47.1	86.3	104.8
1900	68	0	62	4	2	0	0	0	0	0	0	0	0	46	67.6	38	55.9	24	35.3	85.9	98.3
2000	41	0	37	0	4	0	0	0	0	0	0	0	0	32	78	29	70.7	23	56.1	91.9	105.8
2100	25	0	24	0	1	0	0	0	0	0	0	0	0	17	68	14	56	8	32	85.5	96.5
2200	21	0	19	0	2	0	0	0	0	0	0	0	0	18	85.7	13	61.9	11	52.4	91.3	105.8
2300	3	0	3	0	0	0	0	0	0	0	0	0	0	3	100	3	100	3	100	95.6	-
07-19	**1030**	**2**	**764**	**40**	**119**	**18**	**38**	**1**	**19**	**13**	**16**	**0**	**0**	**545**	**52.9**	**432**	**41.9**	**322**	**31.3**	**81.5**	**99.7**
06-22	**1179**	**2**	**901**	**44**	**126**	**18**	**38**	**1**	**19**	**14**	**16**	**0**	**0**	**652**	**55.3**	**522**	**44.3**	**385**	**32.7**	**82.4**	**99.7**
06-00	**1203**	**2**	**923**	**44**	**128**	**18**	**38**	**1**	**19**	**14**	**16**	**0**	**0**	**673**	**55.9**	**538**	**44.7**	**399**	**33.2**	**82.5**	**100.1**
00-00	**1225**	**2**	**941**	**44**	**131**	**18**	**38**	**1**	**19**	**14**	**17**	**0**	**0**	**686**	**56**	**551**	**45**	**410**	**33.5**	**82.6**	**100.1**

DRAFT

Site 97
Location R184, Att - Telepole, Lat 54.18889, Long -6.85782
Direction Two way

3279 / Meath/Cavan/Monaghan ATC's
October 2013
Automatic Traffic Count

Thu, 10 October 2013

Time	Total	Classification												>PSL	>PSL%	>SL1	>SL1%	>SL2	>SL2%	Mean	Vpp
		1 MCL	2 SV	3 SVT	4 TB2	5 TB3	6 T4	7 ART3	8 ART4	9 ART5	10 ART6	11 BD	12 DRT	80	80	85 +5kph	85 +5kph	90 +10kph	90 +10kph		85
0000	3	0	3	0	0	0	0	0	0	0	0	0	0	3	100	1	33.3	1	33.3	99.3	-
0100	2	0	2	0	0	0	0	0	0	0	0	0	0	1	50	1	50	1	50	83.9	-
0200	0	0	0	0	0	0	0	0	0	0	0	0	0	0	0	0	0	0	0	-	-
0300	1	0	0	0	0	0	0	0	1	0	0	0	0	1	100	1	100	0	0	88	-
0400	4	0	2	0	1	0	0	0	0	0	1	0	0	3	75	2	50	2	50	87.6	-
0500	9	0	5	0	2	1	0	0	0	1	0	0	0	5	55.6	4	44.4	3	33.3	85	-
0600	14	0	13	0	0	1	0	0	0	0	0	0	0	11	78.6	9	64.3	6	42.9	88.6	100.4
0700	47	0	40	1	6	0	0	0	0	0	0	0	0	38	80.9	32	68.1	26	55.3	91.4	103.3
0800	**106**	**0**	**93**	**1**	**4**	**0**	**4**	**0**	**1**	**1**	**2**	**0**	**0**	**71**	**67**	**66**	**62.3**	**52**	**49.1**	**89.1**	**108.4**
0900	89	0	69	2	10	1	2	0	3	0	2	0	0	53	59.6	50	56.2	39	43.8	84.3	107.3
1000	63	0	35	5	16	0	3	0	2	1	1	0	0	42	66.7	30	47.6	21	33.3	83.8	97.9
1100	71	0	46	1	16	2	2	0	1	2	1	0	0	45	63.4	34	47.9	22	31	82.6	94
1200	75	0	49	2	15	0	5	0	3	1	0	0	0	45	60	31	41.3	19	25.3	80.5	94
1300	47	0	32	1	9	2	1	0	0	1	1	0	0	28	59.6	22	46.8	16	34	80.8	99.4
1400	102	0	73	2	8	3	3	2	2	6	3	0	0	46	45.1	37	36.3	22	21.6	77.1	95.8
1500	81	0	55	1	11	1	5	3	2	1	2	0	0	23	28.4	17	21	11	13.6	72.8	89.3
1600	74	0	50	2	15	0	1	0	1	3	2	0	0	48	64.9	37	50	29	39.2	85.6	100.1
1700	101	0	83	2	12	0	0	0	0	3	1	0	0	70	69.3	60	59.4	41	40.6	86.1	99.7
1800	**107**	**0**	**91**	**2**	**10**	**0**	**0**	**0**	**2**	**2**	**0**	**0**	**0**	**81**	**75.7**	**65**	**60.7**	**46**	**43**	**88.6**	**101.2**
1900	75	0	64	4	3	0	0	0	1	3	0	0	0	46	61.3	31	41.3	25	33.3	82.2	93.2
2000	48	0	43	1	4	0	0	0	0	0	0	0	0	32	66.7	22	45.8	17	35.4	85.9	103.7
2100	29	0	26	1	0	0	0	0	1	1	0	0	0	22	75.9	19	65.5	16	55.2	89.3	100.1
2200	26	0	24	0	1	0	0	0	0	1	0	0	0	13	50	9	34.6	5	19.2	79.9	91.1
2300	7	0	7	0	0	0	0	0	0	0	0	0	0	7	100	6	85.7	5	71.4	91.4	-
07-19	**963**	**0**	**716**	**22**	**132**	**9**	**26**	**5**	**17**	**21**	**15**	**0**	**0**	**590**	**61.3**	**481**	**49.9**	**344**	**35.7**	**83.6**	**100.4**
06-22	**1129**	**0**	**862**	**28**	**139**	**10**	**26**	**5**	**19**	**25**	**15**	**0**	**0**	**701**	**62.1**	**562**	**49.8**	**408**	**36.1**	**83.8**	**100.4**
06-00	**1162**	**0**	**893**	**28**	**140**	**10**	**26**	**5**	**19**	**26**	**15**	**0**	**0**	**721**	**62**	**577**	**49.7**	**418**	**36**	**83.8**	**100.1**
00-00	**1181**	**0**	**905**	**28**	**143**	**11**	**26**	**5**	**20**	**27**	**16**	**0**	**0**	**734**	**62.2**	**586**	**49.6**	**425**	**36**	**83.8**	**100.1**

DRAFT

Site 97
Location R184, Att - Telepole, Lat 54.18889, Long -6.85782
Direction Two way

3279 / Meath/Cavan/Monaghan ATC's
October 2013
Automatic Traffic Count

Fri, 11 October 2013

Time	Total	Classification												>PSL	>PSL%	>SL1	>SL1%	>SL2	>SL2%	Mean	Vpp
		1 MCL	2 SV	3 SVT	4 TB2	5 TB3	6 T4	7 ART3	8 ART4	9 ART5	10 ART6	11 BD	12 DRT	80	80	85 +5kph	85 +5kph	90 +10kph	90 +10kph		85
0000	4	0	3	1	0	0	0	0	0	0	0	0	0	3	75	3	75	2	50	89.9	-
0100	2	0	2	0	0	0	0	0	0	0	0	0	0	2	100	2	100	2	100	94	-
0200	0	0	0	0	0	0	0	0	0	0	0	0	0	0	0	0	0	0	0	-	-
0300	3	0	2	0	0	0	0	0	1	0	0	0	0	1	33.3	1	33.3	0	0	79.5	-
0400	3	0	1	0	0	1	0	0	0	0	1	0	0	1	33.3	1	33.3	0	0	73.1	-
0500	6	0	6	0	0	0	0	0	0	0	0	0	0	5	83.3	5	83.3	3	50	91	-
0600	9	0	9	0	0	0	0	0	0	0	0	0	0	9	100	6	66.7	5	55.6	93	-
0700	38	0	32	0	3	1	0	0	1	1	0	0	0	32	84.2	26	68.4	19	50	91.9	105.8
0800	**107**	**0**	**92**	**3**	**4**	**0**	**2**	**0**	**4**	**0**	**2**	**0**	**0**	**76**	**71**	**66**	**61.7**	**54**	**50.5**	**90.1**	**104**
0900	94	0	65	3	17	1	0	0	2	3	3	0	0	59	62.8	46	48.9	34	36.2	83	99
1000	71	0	49	3	13	1	0	0	0	4	1	0	0	38	53.5	31	43.7	22	31	81.8	100.4
1100	92	0	64	3	20	0	1	0	4	0	0	0	0	52	56.5	45	48.9	33	35.9	85.6	105.1
1200	85	0	58	8	14	1	1	1	1	0	1	0	0	45	52.9	28	32.9	18	21.2	80.9	92.9
1300	61	1	47	1	9	0	1	1	0	0	1	0	0	35	57.4	23	37.7	17	27.9	81.1	96.1
1400	91	1	71	2	11	0	1	0	2	2	1	0	0	57	62.6	46	50.5	36	39.6	84.4	101.2
1500	95	0	76	3	7	0	5	0	0	2	2	0	0	56	58.9	37	38.9	29	30.5	82	97.2
1600	**103**	**0**	**85**	**1**	**12**	**1**	**2**	**0**	**2**	**0**	**0**	**0**	**0**	**60**	**58.3**	**46**	**44.7**	**31**	**30.1**	**83.3**	**101.9**
1700	**103**	**0**	**85**	**2**	**13**	**0**	**0**	**0**	**0**	**2**	**1**	**0**	**0**	**61**	**59.2**	**38**	**36.9**	**29**	**28.2**	**83.2**	**97.6**
1800	74	1	63	2	7	0	0	0	0	1	0	0	0	51	68.9	40	54.1	31	41.9	88.3	106.6
1900	70	0	54	4	6	0	1	0	2	3	0	0	0	48	68.6	37	52.9	28	40	87.2	101.2
2000	48	0	42	1	2	0	1	0	2	0	0	0	0	25	52.1	22	45.8	17	35.4	83.2	99.7
2100	26	0	23	1	2	0	0	0	0	0	0	0	0	19	73.1	13	50	11	42.3	85.9	103.3
2200	27	0	26	0	1	0	0	0	0	0	0	0	0	14	51.9	14	51.9	11	40.7	83	99.4
2300	9	0	9	0	0	0	0	0	0	0	0	0	0	8	88.9	8	88.9	5	55.6	94	-
07-19	**1014**	**3**	**787**	**31**	**130**	**5**	**13**	**2**	**16**	**15**	**12**	**0**	**0**	**622**	**61.3**	**472**	**46.5**	**353**	**34.8**	**84.4**	**101.9**
06-22	**1167**	**3**	**915**	**37**	**140**	**5**	**15**	**2**	**20**	**18**	**12**	**0**	**0**	**723**	**62**	**550**	**47.1**	**414**	**35.5**	**84.6**	**101.9**
06-00	**1203**	**3**	**950**	**37**	**141**	**5**	**15**	**2**	**20**	**18**	**12**	**0**	**0**	**745**	**61.9**	**572**	**47.5**	**430**	**35.7**	**84.7**	**102.2**
00-00	**1221**	**3**	**964**	**38**	**141**	**6**	**15**	**2**	**21**	**18**	**13**	**0**	**0**	**757**	**62**	**584**	**47.8**	**437**	**35.8**	**84.7**	**102.2**

DRAFT

Site 97
Location R184, Att - Telepole, Lat 54.18889, Long -6.85782
Direction Two way

3279 / Meath/Cavan/Monaghan ATC's
October 2013
Automatic Traffic Count

Sat, 12 October 2013

Time	Total	Classification												>PSL	>PSL%	>SL1	>SL1%	>SL2	>SL2%	Mean	Vpp
		1 MCL	2 SV	3 SVT	4 TB2	5 TB3	6 T4	7 ART3	8 ART4	9 ART5	10 ART6	11 BD	12 DRT	80	80	85 +5kph	85 +5kph	90 +10kph	90 +10kph		85
0000	8	0	8	0	0	0	0	0	0	0	0	0	0	6	75	5	62.5	5	62.5	90.7	-
0100	5	0	5	0	0	0	0	0	0	0	0	0	0	4	80	4	80	3	60	96.7	-
0200	0	0	0	0	0	0	0	0	0	0	0	0	0	0	0	0	0	0	0	-	-
0300	4	0	4	0	0	0	0	0	0	0	0	0	0	4	100	3	75	3	75	97	-
0400	1	0	1	0	0	0	0	0	0	0	0	0	0	1	100	1	100	1	100	103.6	-
0500	5	0	5	0	0	0	0	0	0	0	0	0	0	5	100	5	100	5	100	105.6	-
0600	5	0	4	0	0	0	0	0	0	1	0	0	0	4	80	4	80	3	60	90.5	-
0700	20	0	17	0	1	0	1	0	0	1	0	0	0	15	75	13	65	10	50	89.2	101.2
0800	53	0	42	3	3	1	0	0	3	1	0	0	0	40	75.5	37	69.8	29	54.7	90.8	107.6
0900	75	0	50	14	10	1	0	0	0	0	0	0	0	42	56	31	41.3	23	30.7	83.9	100.4
1000	**97**	**0**	**77**	**6**	**12**	**0**	**1**	**0**	**1**	**0**	**0**	**0**	**0**	**59**	**60.8**	**44**	**45.4**	**32**	**33**	**81.6**	**95**
1100	**97**	**0**	**75**	**8**	**13**	**0**	**0**	**0**	**1**	**0**	**0**	**0**	**0**	**66**	**68**	**51**	**52.6**	**37**	**38.1**	**86.4**	**98.3**
1200	**107**	**0**	**87**	**9**	**8**	**0**	**0**	**0**	**3**	**0**	**0**	**0**	**0**	**74**	**69.2**	**61**	**57**	**45**	**42.1**	**85.9**	**99.4**
1300	52	3	38	5	4	0	0	0	0	2	0	0	0	36	69.2	28	53.8	21	40.4	83.8	100.4
1400	67	1	57	2	6	0	0	0	1	0	0	0	0	45	67.2	38	56.7	30	44.8	84.5	102.2
1500	75	1	59	10	3	0	0	1	1	0	0	0	0	40	53.3	32	42.7	21	28	79.6	96.1
1600	71	0	63	3	3	0	0	0	1	1	0	0	0	46	64.8	35	49.3	26	36.6	83.9	97.6
1700	46	1	41	3	1	0	0	0	0	0	0	0	0	29	63	24	52.2	18	39.1	84.5	101.2
1800	61	0	53	2	3	0	0	0	2	0	1	0	0	29	47.5	23	37.7	15	24.6	78.7	96.1
1900	51	0	46	4	1	0	0	0	0	0	0	0	0	22	43.1	14	27.5	12	23.5	78.1	92.9
2000	41	0	37	0	4	0	0	0	0	0	0	0	0	29	70.7	19	46.3	13	31.7	86.3	96.8
2100	23	0	17	1	5	0	0	0	0	0	0	0	0	16	69.6	12	52.2	9	39.1	88.9	102.6
2200	13	0	13	0	0	0	0	0	0	0	0	0	0	10	76.9	9	69.2	7	53.8	95.8	111.2
2300	14	0	14	0	0	0	0	0	0	0	0	0	0	11	78.6	9	64.3	8	57.1	93.6	111.2
07-19	**821**	**6**	**659**	**65**	**67**	**2**	**2**	**1**	**13**	**5**	**1**	**0**	**0**	**521**	**63.5**	**417**	**50.8**	**307**	**37.4**	**84.1**	**100.1**
06-22	**941**	**6**	**763**	**70**	**77**	**2**	**2**	**1**	**13**	**6**	**1**	**0**	**0**	**592**	**62.9**	**466**	**49.5**	**344**	**36.6**	**84**	**99.7**
06-00	**968**	**6**	**790**	**70**	**77**	**2**	**2**	**1**	**13**	**6**	**1**	**0**	**0**	**613**	**63.3**	**484**	**50**	**359**	**37.1**	**84.3**	**100.1**
00-00	**991**	**6**	**813**	**70**	**77**	**2**	**2**	**1**	**13**	**6**	**1**	**0**	**0**	**633**	**63.9**	**502**	**50.7**	**376**	**37.9**	**84.6**	**100.4**

DRAFT

Site 97
Location R184, Att - Telepole, Lat 54.18889, Long -6.85782
Direction Two way

3279 / Meath/Cavan/Monaghan ATC's
October 2013
Automatic Traffic Count

Sun, 13 October 2013

Time	Total	Classification												>PSL	>PSL%	>SL1	>SL1%	>SL2	>SL2%	Mean	Vpp
		1 MCL	2 SV	3 SVT	4 TB2	5 TB3	6 T4	7 ART3	8 ART4	9 ART5	10 ART6	11 BD	12 DRT	80	80	85 +5kph	85 +5kph	90 +10kph	90 +10kph		85
0000	8	0	8	0	0	0	0	0	0	0	0	0	0	6	75	6	75	3	37.5	88.4	-
0100	5	0	4	0	1	0	0	0	0	0	0	0	0	5	100	4	80	4	80	97.3	-
0200	4	0	4	0	0	0	0	0	0	0	0	0	0	2	50	2	50	2	50	86.7	-
0300	2	0	2	0	0	0	0	0	0	0	0	0	0	1	50	0	0	0	0	78.5	-
0400	1	0	1	0	0	0	0	0	0	0	0	0	0	1	100	1	100	1	100	96.2	-
0500	0	0	0	0	0	0	0	0	0	0	0	0	0	0	0	0	0	0	0	-	-
0600	2	0	2	0	0	0	0	0	0	0	0	0	0	2	100	2	100	1	50	93	-
0700	6	0	6	0	0	0	0	0	0	0	0	0	0	3	50	2	33.3	0	0	78.2	-
0800	13	0	13	0	0	0	0	0	0	0	0	0	0	9	69.2	7	53.8	5	38.5	84.7	96.1
0900	25	0	25	0	0	0	0	0	0	0	0	0	0	19	76	15	60	10	40	88.8	100.1
1000	**41**	**6**	**32**	**1**	**2**	**0**	**0**	**0**	**0**	**0**	**0**	**0**	**0**	**26**	**63.4**	**21**	**51.2**	**20**	**48.8**	**83.2**	**102.2**
1100	36	0	34	1	1	0	0	0	0	0	0	0	0	16	44.4	13	36.1	10	27.8	79.6	98.6
1200	41	0	39	0	2	0	0	0	0	0	0	0	0	28	68.3	25	61	18	43.9	86.4	101.5
1300	36	0	31	1	4	0	0	0	0	0	0	0	0	23	63.9	17	47.2	16	44.4	85.1	101.2
1400	48	0	42	3	2	0	0	0	1	0	0	0	0	30	62.5	27	56.3	24	50	84.1	96.8
1500	44	0	42	2	0	0	0	0	0	0	0	0	0	32	72.7	23	52.3	16	36.4	86.9	102.6
1600	31	1	28	1	1	0	0	0	0	0	0	0	0	21	67.7	17	54.8	11	35.5	84.2	98.3
1700	45	0	43	0	1	0	0	0	1	0	0	0	0	29	64.4	20	44.4	15	33.3	81.4	94
1800	50	0	48	0	2	0	0	0	0	0	0	0	0	28	56	21	42	14	28	82.5	93.2
1900	**52**	**0**	**47**	**2**	**3**	**0**	**0**	**0**	**0**	**0**	**0**	**0**	**0**	**31**	**59.6**	**28**	**53.8**	**18**	**34.6**	**86.2**	**103.7**
2000	34	0	32	1	1	0	0	0	0	0	0	0	0	26	76.5	20	58.8	16	47.1	89.9	104
2100	26	0	26	0	0	0	0	0	0	0	0	0	0	14	53.8	13	50	10	38.5	84.9	103.3
2200	14	0	13	0	1	0	0	0	0	0	0	0	0	10	71.4	6	42.9	6	42.9	88.2	104
2300	10	0	9	0	1	0	0	0	0	0	0	0	0	9	90	9	90	8	80	100.6	-
07-19	**416**	**7**	**383**	**9**	**15**	**0**	**0**	**0**	**2**	**0**	**0**	**0**	**0**	**264**	**63.5**	**208**	**50**	**159**	**38.2**	**84**	**99.7**
06-22	**530**	**7**	**490**	**12**	**19**	**0**	**0**	**0**	**2**	**0**	**0**	**0**	**0**	**337**	**63.6**	**271**	**51.1**	**204**	**38.5**	**84.6**	**100.8**
06-00	**554**	**7**	**512**	**12**	**21**	**0**	**0**	**0**	**2**	**0**	**0**	**0**	**0**	**356**	**64.3**	**286**	**51.6**	**218**	**39.4**	**85**	**101.2**
00-00	**574**	**7**	**531**	**12**	**22**	**0**	**0**	**0**	**2**	**0**	**0**	**0**	**0**	**371**	**64.6**	**299**	**52.1**	**228**	**39.7**	**85.2**	**101.2**

DRAFT

Site 97
Location R184, Att - Telepole, Lat 54.18889, Long -6.85782
Direction Two way

3279 / Meath/Cavan/Monaghan ATC's
October 2013
Automatic Traffic Count

Mon, 14 October 2013

Time	Total	Classification												>PSL	>PSL%	>SL1	>SL1%	>SL2	>SL2%	Mean	Vpp
		1 MCL	2 SV	3 SVT	4 TB2	5 TB3	6 T4	7 ART3	8 ART4	9 ART5	10 ART6	11 BD	12 DRT	80	80	85 +5kph	85 +5kph	90 +10kph	90 +10kph		85
0000	3	0	3	0	0	0	0	0	0	0	0	0	0	3	100	3	100	3	100	95.4	-
0100	1	0	1	0	0	0	0	0	0	0	0	0	0	0	0	0	0	0	0	53.6	-
0200	2	0	2	0	0	0	0	0	0	0	0	0	0	1	50	1	50	1	50	78	-
0300	1	0	0	0	1	0	0	0	0	0	0	0	0	1	100	0	0	0	0	83.5	-
0400	4	0	4	0	0	0	0	0	0	0	0	0	0	3	75	2	50	2	50	92.6	-
0500	5	0	5	0	0	0	0	0	0	0	0	0	0	4	80	4	80	3	60	86.3	-
0600	20	0	16	0	2	0	0	0	1	0	1	0	0	15	75	12	60	8	40	87.8	97.6
0700	40	0	35	0	4	1	0	0	0	0	0	0	0	33	82.5	29	72.5	24	60	93.8	108.4
0800	**110**	**0**	**91**	**4**	**11**	**1**	**1**	**0**	**2**	**0**	**0**	**0**	**0**	**80**	**72.7**	**68**	**61.8**	**55**	**50**	**88.9**	**104**
0900	99	0	83	1	11	0	4	0	0	0	0	0	0	69	69.7	57	57.6	39	39.4	85.7	99.4
1000	55	0	43	1	9	0	0	0	1	0	1	0	0	30	54.5	24	43.6	15	27.3	81.6	95
1100	76	0	55	1	14	1	2	0	2	0	1	0	0	47	61.8	39	51.3	23	30.3	84	96.5
1200	78	0	57	5	13	1	1	0	0	1	0	0	0	44	56.4	34	43.6	21	26.9	82.6	95
1300	63	0	48	3	6	2	1	0	1	1	1	0	0	36	57.1	32	50.8	23	36.5	84.6	102.6
1400	83	0	60	4	14	0	0	0	0	5	0	0	0	47	56.6	36	43.4	22	26.5	80.8	97.6
1500	89	0	57	7	17	0	5	0	0	3	0	0	0	50	56.2	40	44.9	26	29.2	82.3	98.6
1600	88	0	70	4	9	1	1	0	2	1	0	0	0	53	60.2	34	38.6	23	26.1	81.7	95.4
1700	**110**	**1**	**92**	**5**	**9**	**0**	**0**	**0**	**1**	**1**	**1**	**0**	**0**	**68**	**61.8**	**55**	**50**	**39**	**35.5**	**85.1**	**101.5**
1800	84	0	75	2	5	0	0	0	1	1	0	0	0	58	69	46	54.8	28	33.3	85.3	96.8
1900	57	0	52	3	2	0	0	0	0	0	0	0	0	34	59.6	24	42.1	21	36.8	85	99.4
2000	36	0	32	1	3	0	0	0	0	0	0	0	0	21	58.3	14	38.9	10	27.8	83.6	98.3
2100	33	0	30	0	3	0	0	0	0	0	0	0	0	17	51.5	14	42.4	11	33.3	83.4	99.4
2200	23	0	20	1	2	0	0	0	0	0	0	0	0	15	65.2	10	43.5	7	30.4	84.9	106.9
2300	13	0	10	1	0	0	0	0	1	1	0	0	0	9	69.2	7	53.8	5	38.5	88.4	100.1
07-19	**975**	**1**	**766**	**37**	**122**	**7**	**15**	**0**	**10**	**13**	**4**	**0**	**0**	**615**	**63.1**	**494**	**50.7**	**338**	**34.7**	**84.5**	**99.7**
06-22	**1121**	**1**	**896**	**41**	**132**	**7**	**15**	**0**	**11**	**13**	**5**	**0**	**0**	**702**	**62.6**	**558**	**49.8**	**388**	**34.6**	**84.5**	**99.4**
06-00	**1157**	**1**	**926**	**43**	**134**	**7**	**15**	**0**	**12**	**14**	**5**	**0**	**0**	**726**	**62.7**	**575**	**49.7**	**400**	**34.6**	**84.6**	**99.7**
00-00	**1173**	**1**	**941**	**43**	**135**	**7**	**15**	**0**	**12**	**14**	**5**	**0**	**0**	**738**	**62.9**	**585**	**49.9**	**409**	**34.9**	**84.6**	**99.7**

DRAFT

Site 97
Location R184, Att - Telepole, Lat 54.18889, Long -6.85782
Direction Two way

3279 / Meath/Cavan/Monaghan ATC's
October 2013
Automatic Traffic Count

Tue, 15 October 2013

Time	Total	Classification												>PSL	>PSL%	>SL1	>SL1%	>SL2	>SL2%	Mean	Vpp
		1 MCL	2 SV	3 SVT	4 TB2	5 TB3	6 T4	7 ART3	8 ART4	9 ART5	10 ART6	11 BD	12 DRT	80	80	85 +5kph	85 +5kph	90 +10kph	90 +10kph		85
0000	4	0	4	0	0	0	0	0	0	0	0	0	0	1	25	1	25	0	0	75.9	-
0100	3	0	3	0	0	0	0	0	0	0	0	0	0	2	66.7	1	33.3	1	33.3	87.4	-
0200	0	0	0	0	0	0	0	0	0	0	0	0	0	0	0	0	0	0	0	-	-
0300	0	0	0	0	0	0	0	0	0	0	0	0	0	0	0	0	0	0	0	-	-
0400	1	0	0	0	0	0	0	0	0	0	1	0	0	0	0	0	0	0	0	70.7	-
0500	3	0	3	0	0	0	0	0	0	0	0	0	0	1	33.3	1	33.3	0	0	71	-
0600	21	0	20	0	1	0	0	0	0	0	0	0	0	11	52.4	8	38.1	5	23.8	82.2	98.6
0700	46	0	42	0	3	0	0	0	0	1	0	0	0	27	58.7	23	50	14	30.4	84.7	97.2
0800	**106**	**1**	**93**	**0**	**9**	**0**	**1**	**0**	**1**	**1**	**0**	**0**	**0**	**64**	**60.4**	**52**	**49.1**	**39**	**36.8**	**84.2**	**102.6**
0900	87	0	68	2	13	0	1	0	1	2	0	0	0	45	51.7	36	41.4	31	35.6	80.4	97.9
1000	85	1	56	3	17	0	2	0	2	2	2	0	0	47	55.3	30	35.3	23	27.1	80.8	95.8
1100	75	0	51	4	17	1	0	0	1	1	0	0	0	36	48	23	30.7	17	22.7	77.8	92.9
1200	78	2	51	7	14	1	0	0	1	1	1	0	0	43	55.1	31	39.7	21	26.9	79.4	96.1
1300	57	1	40	3	10	0	1	0	0	0	2	0	0	36	63.2	29	50.9	23	40.4	86.8	103.3
1400	90	0	66	1	14	2	2	0	2	1	2	0	0	50	55.6	39	43.3	25	27.8	80.9	94.7
1500	**99**	**0**	**72**	**2**	**15**	**0**	**4**	**0**	**2**	**3**	**1**	**0**	**0**	**55**	**55.6**	**38**	**38.4**	**27**	**27.3**	**81.9**	**95.8**
1600	82	0	65	0	14	0	1	0	1	1	0	0	0	51	62.2	38	46.3	26	31.7	85.5	99
1700	92	0	78	5	8	0	0	0	0	1	0	0	0	63	68.5	50	54.3	38	41.3	86.3	100.8
1800	97	0	90	2	5	0	0	0	0	0	0	0	0	67	69.1	53	54.6	41	42.3	88	102.6
1900	83	0	75	1	5	0	0	0	0	1	1	0	0	38	45.8	27	32.5	18	21.7	79.6	95.8
2000	52	0	47	0	4	0	0	0	0	1	0	0	0	31	59.6	28	53.8	20	38.5	85.7	100.4
2100	41	0	35	0	2	0	0	0	2	2	0	0	0	26	63.4	23	56.1	19	46.3	86.9	103
2200	37	0	36	0	1	0	0	0	0	0	0	0	0	18	48.6	12	32.4	8	21.6	80.1	92.5
2300	19	0	17	0	0	0	0	0	0	2	0	0	0	12	63.2	9	47.4	8	42.1	89.2	111.6
07-19	**994**	**5**	**772**	**29**	**139**	**4**	**12**	**0**	**11**	**14**	**8**	**0**	**0**	**584**	**58.8**	**442**	**44.5**	**325**	**32.7**	**83**	**98.3**
06-22	**1191**	**5**	**949**	**30**	**151**	**4**	**12**	**0**	**13**	**18**	**9**	**0**	**0**	**690**	**57.9**	**528**	**44.3**	**387**	**32.5**	**83**	**98.6**
06-00	**1247**	**5**	**1002**	**30**	**152**	**4**	**12**	**0**	**13**	**20**	**9**	**0**	**0**	**720**	**57.7**	**549**	**44**	**403**	**32.3**	**83**	**98.6**
00-00	**1258**	**5**	**1012**	**30**	**152**	**4**	**12**	**0**	**13**	**20**	**10**	**0**	**0**	**724**	**57.6**	**552**	**43.9**	**404**	**32.1**	**83**	**98.6**

DRAFT

Site 97
Location R184, Att - Telepole, Lat 54.18889, Long -6.85782
Direction Two way

3279 / Meath/Cavan/Monaghan ATC's
October 2013
Automatic Traffic Count

Virtual Day (7)

Time	Total	Classification												>PSL	>PSL%	>SL1	>SL1%	>SL2	>SL2%	Mean	Vpp
		1 MCL	2 SV	3 SVT	4 TB2	5 TB3	6 T4	7 ART3	8 ART4	9 ART5	10 ART6	11 BD	12 DRT	80	80	85 +5kph	85 +5kph	90 +10kph	90 +10kph		85
0000	5	0	5	0	0	0	0	0	0	0	0	0	0	4	65.8	3	57.9	2	42.1	88	-
0100	3	0	3	0	0	0	0	0	0	0	0	0	0	2	75	2	65	2	60	90.4	-
0200	1	0	1	0	0	0	0	0	0	0	0	0	0	0	50	0	50	0	50	83.8	-
0300	2	0	1	0	0	0	0	0	0	0	0	0	0	1	76.9	1	53.8	1	38.5	88.9	-
0400	2	0	2	0	0	0	0	0	0	0	1	0	0	2	64.7	1	52.9	1	47.1	86.5	-
0500	5	0	4	0	1	0	0	0	0	0	0	0	0	4	71.4	3	68.6	3	51.4	89.1	-
0600	12	0	11	0	0	0	0	0	0	0	0	0	0	9	74.4	7	58.1	5	41.9	88.3	100.1
0700	35	0	30	0	3	0	0	0	0	0	0	0	0	26	74.8	22	62.8	16	46.7	89.7	105.8
0800	**89**	**0**	**75**	**2**	**6**	**0**	**2**	**0**	**2**	**1**	**1**	**0**	**0**	**61**	**68.4**	**53**	**60**	**42**	**47.6**	**88.3**	**105.5**
0900	81	0	62	4	10	1	2	0	1	1	1	0	0	47	58.3	38	47	29	35.4	82.8	99.7
1000	69	1	48	4	12	0	1	0	1	1	1	0	0	40	57.2	29	42.4	22	31.8	81.5	98.6
1100	76	0	54	3	14	1	1	0	1	1	0	0	0	42	55.5	32	42.6	22	29.6	82.1	97.2
1200	77	0	56	5	11	1	2	0	1	1	0	0	0	45	58.2	34	43.9	23	29.9	81.9	96.5
1300	55	1	41	2	7	1	1	0	0	1	1	0	0	33	59.2	25	46	19	35.1	82.8	101.2
1400	81	0	61	2	10	1	2	0	1	2	1	0	0	44	54.5	35	43.7	25	31.2	81.1	99
1500	82	0	61	4	9	0	4	1	1	2	1	0	0	43	51.8	32	38.6	22	27.1	80.4	96.5
1600	77	0	61	2	9	0	1	0	1	1	0	0	0	48	62.1	35	46.3	25	32.6	84	99.7
1700	**87**	**0**	**73**	**3**	**8**	**0**	**0**	**0**	**1**	**1**	**1**	**0**	**0**	**54**	**62.7**	**42**	**48.5**	**30**	**34.2**	**84.2**	**100.1**
1800	80	0	71	2	5	0	0	0	1	1	0	0	0	53	66.4	43	53.2	31	38.6	86	101.2
1900	65	0	57	3	3	0	0	0	0	1	0	0	0	38	58.1	28	43.6	21	32	83.4	98.3
2000	43	0	39	1	3	0	0	0	0	0	0	0	0	28	65.3	22	51.3	17	38.7	86.5	101.5
2100	29	0	26	0	2	0	0	0	0	0	0	0	0	19	64.5	15	53.2	12	41.4	86.4	103
2200	23	0	22	0	1	0	0	0	0	0	0	0	0	14	60.9	10	45.3	8	34.2	84.7	104
2300	11	0	10	0	0	0	0	0	0	0	0	0	0	8	78.7	7	68	6	56	92.4	110.9
07-19	**888**	**3**	**692**	**33**	**103**	**6**	**15**	**1**	**13**	**12**	**8**	**0**	**0**	**534**	**60.2**	**421**	**47.4**	**307**	**34.6**	**83.5**	**100.1**
06-22	**1037**	**3**	**825**	**37**	**112**	**7**	**15**	**1**	**14**	**13**	**8**	**0**	**0**	**628**	**60.6**	**494**	**47.6**	**361**	**34.9**	**83.8**	**100.1**
06-00	**1071**	**3**	**857**	**38**	**113**	**7**	**15**	**1**	**14**	**14**	**8**	**0**	**0**	**651**	**60.8**	**512**	**47.8**	**375**	**35.1**	**83.9**	**100.1**
00-00	**1089**	**3**	**872**	**38**	**114**	**7**	**15**	**1**	**14**	**14**	**9**	**0**	**0**	**663**	**60.9**	**523**	**48**	**384**	**35.3**	**84**	**100.4**

DRAFT

Site 97
Location R184, Att - Telepole, Lat 54.18889, Long -6.85782
Direction Two way

3279 / Meath/Cavan/Monaghan ATC's
October 2013
Automatic Traffic Count

Virtual Week (1)

Time	Total	Classification												>PSL	>PSL%	>SL1	>SL1%	>SL2	>SL2%	Mean	Vpp
		1 MCL	2 SV	3 SVT	4 TB2	5 TB3	6 T4	7 ART3	8 ART4	9 ART5	10 ART6	11 BD	12 DRT	80	80	85 +5kph	85 +5kph	90 +10kph	90 +10kph		85
Mon	1173	1	941	43	135	7	15	0	12	14	5	0	0	738	62.9	585	49.9	409	34.9	84.6	99.7
Tue	1258	5	1012	30	152	4	12	0	13	20	10	0	0	724	57.6	552	43.9	404	32.1	83	98.6
Wed	1225	2	941	44	131	18	38	1	19	14	17	0	0	686	56	551	45	410	33.5	82.6	100.1
Thu	1181	0	905	28	143	11	26	5	20	27	16	0	0	734	62.2	586	49.6	425	36	83.8	100.1
Fri	1221	3	964	38	141	6	15	2	21	18	13	0	0	757	62	584	47.8	437	35.8	84.7	102.2
|Sat	991	6	813	70	77	2	2	1	13	6	1	0	0	633	63.9	502	50.7	376	37.9	84.6	100.4
|Sun	574	7	531	12	22	0	0	0	2	0	0	0	0	371	64.6	299	52.1	228	39.7	85.2	101.2
5 Day Ave.	**1212**	**2**	**953**	**37**	**140**	**9**	**21**	**2**	**17**	**19**	**12**	**0**	**0**	**728**	**60.1**	**572**	**47.2**	**417**	**34.4**	**83.7**	**100.1**
7 Day Ave.	**1089**	**3**	**872**	**38**	**114**	**7**	**15**	**1**	**14**	**14**	**9**	**0**	**0**	**663**	**60.9**	**523**	**48.0**	**384**	**35.3**	**84.0**	**100.4**
--	**7623**	**24**	**6107**	**265**	**801**	**48**	**108**	**9**	**100**	**99**	**62**	**0**	**0**	**4643**	**60.9**	**3659**	**48.0**	**2689**	**35.3**	**84.0**	**100.4**

Summary Graphs

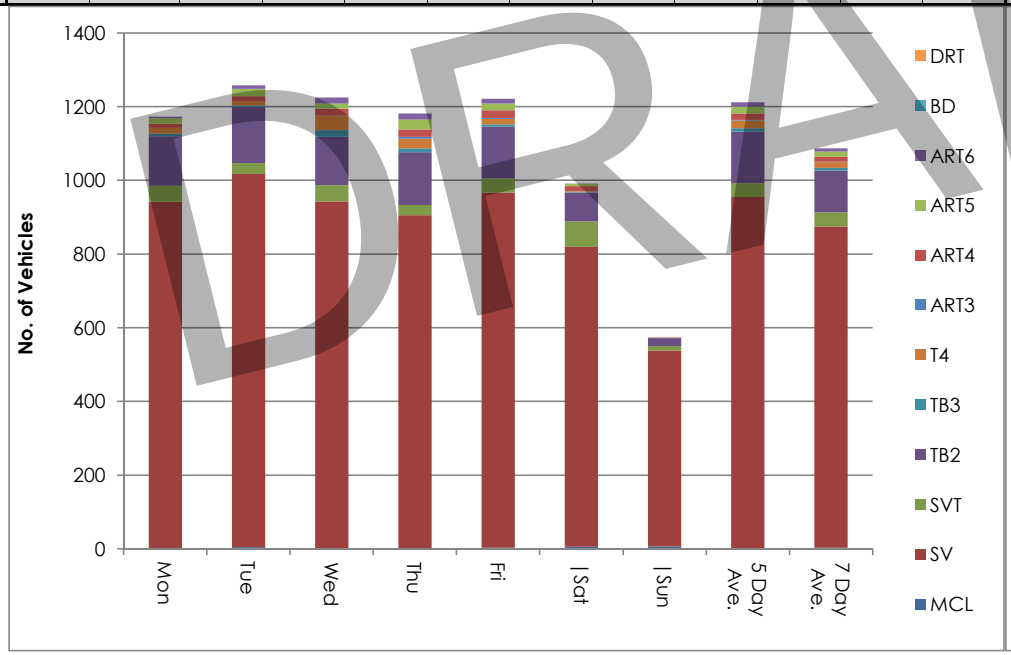

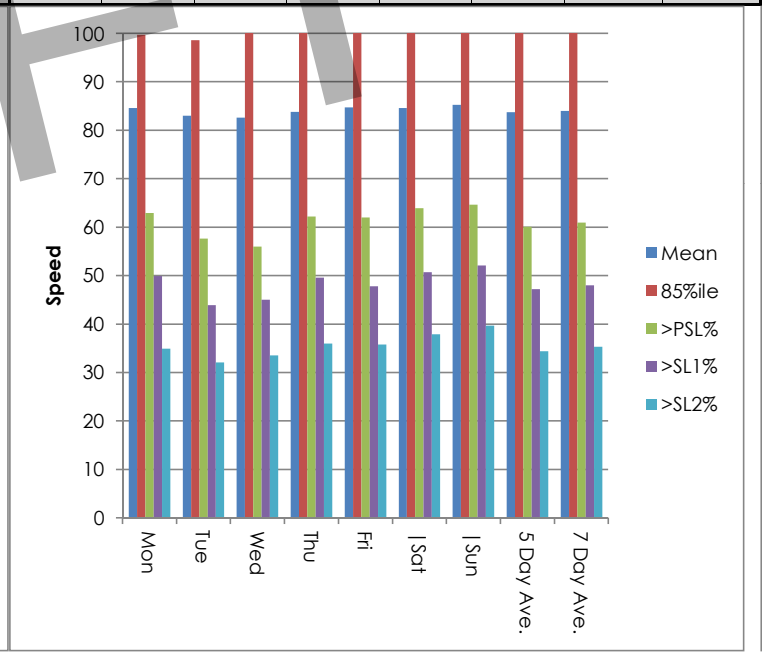

DRAFT

Site 97
Location R184, Att - Telepole, Lat 54.18889, Long -6.85782
Direction Two way

3279 / Meath/Cavan/Monaghan ATC's
October 2013
Automatic Traffic Count

Wed, 9 October 2013

Time	Total	Speed Bins (km/h)																											
		0 - 5	5 - 10	10 - 15	15 - 20	20 - 25	25 - 30	30 - 35	35 - 40	40 - 45	45 - 50	50 - 55	55 - 60	60 - 65	65 - 70	70 - 75	75 - 80	80 - 85	85 - 90	90 - 95	95 - 100	100 - 105	105 - 110	110 - 115	115 - 120	120 - 125	125 - 130	130 - 135	135 - 140
0000	8	0	0	0	0	0	0	0	0	0	0	0	0	1	0	2	2	0	1	0	0	1	1	0	0	0	0	0	0
0100	2	0	0	0	0	0	0	0	0	0	0	0	0	0	0	1	0	0	0	0	1	0	0	0	0	0	0	0	0
0200	0	0	0	0	0	0	0	0	0	0	0	0	0	0	0	0	0	0	0	0	0	0	0	0	0	0	0	0	0
0300	2	0	0	0	0	0	0	0	0	0	0	0	0	0	0	0	0	0	0	1	0	0	1	0	0	0	0	0	0
0400	3	0	0	0	0	0	0	0	0	0	0	0	0	1	0	0	0	0	0	1	0	0	1	0	0	0	0	0	0
0500	7	0	0	0	0	0	0	0	0	0	0	1	0	0	0	0	1	0	1	1	1	1	0	0	0	1	0	0	0
0600	15	0	0	0	0	0	0	0	0	0	0	0	0	0	0	3	0	3	1	1	1	3	1	1	0	0	1	0	0
0700	45	0	0	0	0	0	0	0	0	0	1	0	2	1	3	3	2	6	7	4	5	1	5	3	0	1	0	1	0
0800	**125**	**0**	**0**	**0**	**0**	**0**	**0**	**0**	**0**	**0**	**0**	**3**	**5**	**4**	**10**	**10**	**9**	**8**	**15**	**14**	**12**	**11**	**13**	**4**	**3**	**3**	**0**	**1**	**0**
0900	99	0	0	0	2	1	0	1	0	1	1	1	4	5	5	24	10	12	7	11	5	3	4	0	0	1	0	1	0
1000	72	1	0	0	0	1	0	2	0	0	0	0	6	8	3	7	9	10	4	5	3	7	3	0	2	1	0	0	0
1100	83	0	0	0	0	0	1	0	2	0	1	1	2	10	10	11	13	11	6	6	4	2	2	0	1	0	0	0	0
1200	74	0	0	0	0	0	1	0	1	1	1	3	1	5	6	13	8	8	7	10	4	3	2	0	0	0	0	0	0
1300	69	0	0	0	0	1	5	0	0	0	0	0	0	3	10	7	9	8	7	3	4	7	2	2	0	1	0	0	0
1400	86	0	0	0	0	1	0	0	1	0	1	2	3	9	7	11	17	9	7	4	3	3	5	1	0	0	2	0	0
1500	92	0	0	0	0	2	0	1	1	0	0	1	3	4	8	11	19	7	9	10	11	3	1	0	0	1	0	0	0
1600	87	0	0	0	0	0	0	0	0	0	1	1	1	5	9	11	5	13	12	6	8	8	6	0	1	0	0	0	0
1700	**111**	**0**	**0**	**0**	**0**	**1**	**2**	**0**	**0**	**0**	**0**	**1**	**3**	**9**	**6**	**8**	**20**	**13**	**20**	**8**	**8**	**4**	**2**	**2**	**4**	**0**	**0**	**0**	**0**
1800	87	0	0	0	0	0	3	0	0	0	0	1	2	4	7	4	8	8	9	9	14	4	7	3	1	1	2	0	0
1900	68	0	0	0	0	0	0	0	0	0	0	0	2	3	2	7	8	8	14	8	8	4	2	1	0	0	1	0	0
2000	41	0	0	0	0	0	0	0	0	0	0	0	0	1	2	3	3	3	6	10	4	2	3	2	0	0	1	0	1
2100	25	0	0	0	0	0	0	0	0	0	0	0	1	1	3	1	2	3	6	2	3	0	1	0	2	0	0	0	0
2200	21	0	0	0	0	0	0	0	0	0	0	0	0	0	1	2	0	5	2	4	1	2	2	2	0	0	0	0	0
2300	3	0	0	0	0	0	0	0	0	0	0	0	0	0	0	0	0	0	0	2	0	0	1	0	0	0	0	0	0
07-19	**1030**	**1**	**0**	**0**	**2**	**7**	**12**	**4**	**5**	**2**	**6**	**14**	**32**	**67**	**84**	**120**	**129**	**113**	**110**	**90**	**81**	**56**	**52**	**15**	**12**	**9**	**4**	**3**	**0**
06-22	**1179**	**1**	**0**	**0**	**2**	**7**	**12**	**4**	**5**	**2**	**6**	**14**	**35**	**72**	**91**	**134**	**142**	**130**	**137**	**111**	**97**	**65**	**59**	**19**	**14**	**9**	**7**	**3**	**1**
06-00	**1203**	**1**	**0**	**0**	**2**	**7**	**12**	**4**	**5**	**2**	**6**	**14**	**35**	**72**	**92**	**136**	**142**	**135**	**139**	**117**	**98**	**67**	**62**	**21**	**14**	**9**	**7**	**3**	**1**
00-00	**1225**	**1**	**0**	**0**	**2**	**7**	**12**	**4**	**5**	**2**	**6**	**15**	**35**	**74**	**92**	**139**	**145**	**135**	**141**	**120**	**100**	**69**	**65**	**21**	**14**	**10**	**7**	**3**	**1**

DRAFT

Site 97
Location R184, Att - Telepole, Lat 54.18889, Long -6.85782
Direction Two way

3279 / Meath/Cavan/Monaghan ATC's
October 2013
Automatic Traffic Count

Thu, 10 October 2013

Time	Total	Speed Bins (km/h)																											
		0 - 5	5 - 10	10 - 15	15 - 20	20 - 25	25 - 30	30 - 35	35 - 40	40 - 45	45 - 50	50 - 55	55 - 60	60 - 65	65 - 70	70 - 75	75 - 80	80 - 85	85 - 90	90 - 95	95 - 100	100 - 105	105 - 110	110 - 115	115 - 120	120 - 125	125 - 130	130 - 135	135 - 140
0000	3	0	0	0	0	0	0	0	0	0	0	0	0	0	0	0	0	2	0	0	0	0	0	0	0	0	0	1	0
0100	2	0	0	0	0	0	0	0	0	0	0	0	0	0	0	1	0	0	0	0	1	0	0	0	0	0	0	0	0
0200	0	0	0	0	0	0	0	0	0	0	0	0	0	0	0	0	0	0	0	0	0	0	0	0	0	0	0	0	0
0300	1	0	0	0	0	0	0	0	0	0	0	0	0	0	0	0	0	0	1	0	0	0	0	0	0	0	0	0	0
0400	4	0	0	0	0	0	0	0	0	0	0	0	0	0	0	1	0	1	0	0	2	0	0	0	0	0	0	0	0
0500	9	0	0	0	0	0	0	0	0	0	0	0	0	0	3	0	1	1	1	0	1	1	0	0	0	1	0	0	0
0600	14	0	0	0	0	0	0	0	0	0	0	0	0	0	0	3	0	2	3	1	2	3	0	0	0	0	0	0	0
0700	47	0	0	0	0	0	0	0	0	0	0	1	0	3	0	1	4	6	6	8	6	6	1	1	2	1	1	0	0
0800	**106**	**0**	**0**	**0**	**0**	**1**	**0**	**1**	**0**	**0**	**0**	**3**	**0**	**6**	**2**	**8**	**14**	**5**	**14**	**10**	**11**	**9**	**8**	**8**	**3**	**1**	**1**	**0**	**1**
0900	89	0	0	1	1	0	1	0	1	1	0	4	3	4	5	4	11	3	11	11	5	7	4	6	3	2	0	1	0
1000	63	0	0	0	1	0	0	0	0	0	0	1	1	1	7	4	6	12	9	9	5	2	3	1	1	0	0	0	0
1100	71	0	0	0	0	0	1	0	0	1	0	1	3	1	4	6	9	11	12	12	3	5	0	1	1	0	0	0	0
1200	75	0	0	0	0	0	1	1	0	1	2	0	3	1	7	9	5	14	12	8	3	3	3	2	0	0	0	0	0
1300	47	0	0	0	1	0	1	0	0	0	0	3	0	3	1	4	6	6	6	7	3	5	1	0	0	0	0	0	0
1400	102	0	0	0	0	0	2	0	2	4	3	1	3	7	11	16	7	9	15	5	5	4	4	1	1	1	1	0	0
1500	81	0	0	0	1	0	0	1	2	2	2	2	4	6	14	14	10	6	6	2	2	4	1	1	1	0	0	0	0
1600	74	0	0	0	0	0	0	0	0	0	0	1	0	5	6	4	10	11	8	9	7	5	5	2	0	0	1	0	0
1700	101	0	0	0	0	0	1	0	1	0	0	0	0	7	5	9	8	10	19	13	13	7	2	4	2	0	0	0	0
1800	**107**	**0**	**0**	**0**	**0**	**0**	**0**	**0**	**0**	**0**	**0**	**0**	**1**	**1**	**4**	**9**	**11**	**16**	**19**	**15**	**12**	**8**	**4**	**2**	**4**	**0**	**1**	**0**	**0**
1900	75	0	0	0	1	0	0	1	0	0	2	0	0	2	5	8	10	15	6	14	4	3	2	1	0	0	0	1	0
2000	48	0	0	0	0	0	0	0	0	1	0	0	1	1	2	4	7	10	5	6	3	1	3	4	0	0	0	0	0
2100	29	0	0	0	0	0	0	0	0	0	0	0	0	1	1	1	4	3	3	10	1	2	1	0	2	0	0	0	0
2200	26	0	0	0	0	0	0	0	0	0	0	0	2	1	3	5	2	4	4	3	0	0	1	0	0	1	0	0	0
2300	7	0	0	0	0	0	0	0	0	0	0	0	0	0	0	0	0	1	1	4	1	0	0	0	0	0	0	0	0
07-19	**963**	**0**	**0**	**1**	**4**	**1**	**7**	**3**	**6**	**9**	**7**	**17**	**18**	**45**	**66**	**88**	**101**	**109**	**137**	**109**	**75**	**65**	**36**	**29**	**18**	**5**	**5**	**1**	**1**
06-22	**1129**	**0**	**0**	**1**	**5**	**1**	**7**	**4**	**6**	**10**	**9**	**17**	**19**	**49**	**74**	**104**	**122**	**139**	**154**	**140**	**85**	**74**	**42**	**34**	**20**	**5**	**5**	**2**	**1**
06-00	**1162**	**0**	**0**	**1**	**5**	**1**	**7**	**4**	**6**	**10**	**9**	**17**	**21**	**50**	**77**	**109**	**124**	**144**	**159**	**147**	**86**	**74**	**43**	**34**	**20**	**6**	**5**	**2**	**1**
00-00	**1181**	**0**	**0**	**1**	**5**	**1**	**7**	**4**	**6**	**10**	**9**	**17**	**21**	**50**	**80**	**111**	**125**	**148**	**161**	**147**	**90**	**75**	**43**	**34**	**20**	**7**	**5**	**3**	**1**

DRAFT

Site 97
Location R184, Att - Telepole, Lat 54.18889, Long -6.85782
Direction Two way

3279 / Meath/Cavan/Monaghan ATC's
October 2013
Automatic Traffic Count

Fri, 11 October 2013

Time	Total	Speed Bins (km/h)																											
		0 - 5	5 - 10	10 - 15	15 - 20	20 - 25	25 - 30	30 - 35	35 - 40	40 - 45	45 - 50	50 - 55	55 - 60	60 - 65	65 - 70	70 - 75	75 - 80	80 - 85	85 - 90	90 - 95	95 - 100	100 - 105	105 - 110	110 - 115	115 - 120	120 - 125	125 - 130	130 - 135	135 - 140
0000	4	0	0	0	0	0	0	0	0	0	0	0	0	0	0	1	0	0	1	0	1	1	0	0	0	0	0	0	0
0100	2	0	0	0	0	0	0	0	0	0	0	0	0	0	0	0	0	0	0	2	0	0	0	0	0	0	0	0	0
0200	0	0	0	0	0	0	0	0	0	0	0	0	0	0	0	0	0	0	0	0	0	0	0	0	0	0	0	0	0
0300	3	0	0	0	0	0	0	0	0	0	0	0	0	0	0	0	2	0	1	0	0	0	0	0	0	0	0	0	0
0400	3	0	0	0	0	0	0	0	0	0	0	0	0	1	0	1	0	0	1	0	0	0	0	0	0	0	0	0	0
0500	6	0	0	0	0	0	0	0	0	0	0	1	0	0	0	0	0	0	2	1	0	0	0	2	0	0	0	0	0
0600	9	0	0	0	0	0	0	0	0	0	0	0	0	0	0	0	0	3	1	1	1	3	0	0	0	0	0	0	0
0700	38	0	0	0	0	0	0	0	0	0	1	0	0	0	2	0	3	6	7	4	3	5	4	0	2	0	1	0	0
0800	**107**	**0**	**0**	**0**	**0**	**0**	**0**	**0**	**0**	**0**	**0**	**0**	**0**	**4**	**3**	**8**	**16**	**10**	**12**	**12**	**18**	**8**	**7**	**6**	**3**	**0**	**0**	**0**	**0**
0900	94	0	0	0	2	0	0	1	0	0	2	1	2	6	0	9	12	13	12	13	10	5	1	3	2	0	0	0	0
1000	71	0	0	0	0	2	1	0	0	0	0	1	4	2	5	7	11	7	9	7	3	6	2	1	2	0	0	0	1
1100	92	0	0	0	0	0	0	0	0	1	1	1	2	3	10	5	17	7	12	6	7	5	6	5	3	1	0	0	0
1200	85	0	0	0	0	1	0	0	0	0	0	0	4	4	10	6	15	17	10	7	1	2	6	0	1	0	0	1	0
1300	61	0	0	0	1	1	1	0	0	0	1	0	1	3	5	4	9	12	6	6	3	2	3	2	0	0	0	0	1
1400	91	0	0	0	0	0	0	1	2	0	1	1	3	3	6	6	11	11	10	10	9	8	4	1	3	0	1	0	0
1500	95	0	0	0	0	0	0	2	1	1	0	1	3	0	5	16	10	19	8	11	9	4	2	1	1	0	1	0	0
1600	**103**	**0**	**0**	**0**	**1**	**0**	**0**	**1**	**0**	**0**	**0**	**3**	**1**	**5**	**8**	**8**	**16**	**14**	**15**	**7**	**7**	**9**	**3**	**2**	**1**	**1**	**1**	**0**	**0**
1700	**103**	**0**	**0**	**0**	**0**	**0**	**0**	**1**	**1**	**0**	**0**	**0**	**1**	**5**	**8**	**10**	**16**	**23**	**9**	**10**	**5**	**5**	**5**	**1**	**2**	**0**	**0**	**0**	**1**
1800	74	0	0	0	0	0	0	0	0	0	0	0	4	1	4	8	6	11	9	5	6	7	6	4	0	2	1	0	0
1900	70	0	0	0	0	0	0	0	0	0	0	1	1	2	4	2	12	11	9	9	7	5	3	1	2	0	0	1	0
2000	48	0	0	0	0	0	0	0	0	0	1	0	2	2	4	12	2	3	5	6	4	3	1	0	2	1	0	0	0
2100	26	0	0	0	0	0	1	1	0	0	0	0	0	0	1	2	2	6	2	2	2	3	2	1	1	0	0	0	0
2200	27	0	0	0	0	0	0	0	0	3	0	0	0	0	1	6	3	0	3	4	3	1	1	1	1	0	0	0	0
2300	9	0	0	0	0	0	0	0	0	0	0	0	0	0	0	1	0	0	3	0	3	0	1	0	1	0	0	0	0
07-19	**1014**	**0**	**0**	**0**	**4**	**4**	**2**	**6**	**4**	**2**	**6**	**8**	**25**	**36**	**66**	**87**	**142**	**150**	**119**	**98**	**81**	**66**	**49**	**26**	**20**	**4**	**5**	**1**	**3**
06-22	**1167**	**0**	**0**	**0**	**4**	**4**	**3**	**7**	**4**	**2**	**7**	**9**	**28**	**40**	**75**	**103**	**158**	**173**	**136**	**116**	**95**	**80**	**55**	**28**	**25**	**5**	**5**	**2**	**3**
06-00	**1203**	**0**	**0**	**0**	**4**	**4**	**3**	**7**	**4**	**5**	**7**	**9**	**28**	**40**	**76**	**110**	**161**	**173**	**142**	**120**	**101**	**81**	**57**	**29**	**27**	**5**	**5**	**2**	**3**
00-00	**1221**	**0**	**0**	**0**	**4**	**4**	**3**	**7**	**4**	**5**	**7**	**10**	**28**	**41**	**76**	**112**	**163**	**173**	**147**	**123**	**102**	**82**	**57**	**31**	**27**	**5**	**5**	**2**	**3**

DRAFT

Site 97
Location R184, Att - Telepole, Lat 54.18889, Long -6.85782
Direction Two way

3279 / Meath/Cavan/Monaghan ATC's
October 2013
Automatic Traffic Count

Sat, 12 October 2013

Time	Total	Speed Bins (km/h)																												
		0 - 5	5 - 10	10 - 15	15 - 20	20 - 25	25 - 30	30 - 35	35 - 40	40 - 45	45 - 50	50 - 55	55 - 60	60 - 65	65 - 70	70 - 75	75 - 80	80 - 85	85 - 90	90 - 95	95 - 100	100 - 105	105 - 110	110 - 115	115 - 120	120 - 125	125 - 130	130 - 135	135 - 140
0000	8	0	0	0	0	0	0	0	0	0	0	0	0	1	0	1	0	1	0	2	1	1	0	0	1	0	0	0	0
0100	5	0	0	0	0	0	0	0	0	0	0	0	0	0	0	0	1	0	1	1	0	0	0	2	0	0	0	0	0
0200	0	0	0	0	0	0	0	0	0	0	0	0	0	0	0	0	0	0	0	0	0	0	0	0	0	0	0	0	0	0
0300	4	0	0	0	0	0	0	0	0	0	0	0	0	0	0	0	0	1	0	0	1	1	1	0	0	0	0	0	0	0
0400	1	0	0	0	0	0	0	0	0	0	0	0	0	0	0	0	0	0	0	0	0	1	0	0	0	0	0	0	0	0
0500	5	0	0	0	0	0	0	0	0	0	0	0	0	0	0	0	0	0	0	0	1	2	0	1	1	0	0	0	0	0
0600	5	0	0	0	0	0	0	0	0	0	0	0	0	0	0	0	1	0	1	1	1	1	0	0	0	0	0	0	0	0
0700	20	0	0	0	0	0	0	0	0	0	0	0	0	1	0	1	3	2	3	5	1	2	2	0	0	0	0	0	0	0
0800	53	0	0	0	0	0	0	0	2	0	0	0	2	1	1	4	3	3	8	6	9	5	1	2	3	1	0	2	0	0
0900	75	0	0	0	0	1	0	0	0	1	1	1	1	2	5	5	16	11	8	6	4	6	3	0	1	1	0	1	1	0
1000	**97**	**0**	**0**	**1**	**0**	**1**	**0**	**0**	**0**	**1**	**1**	**2**	**2**	**4**	**6**	**10**	**10**	**15**	**12**	**16**	**6**	**5**	**4**	**0**	**1**	**0**	**0**	**0**	**0**	**0**
1100	**97**	**0**	**0**	**0**	**0**	**0**	**0**	**0**	**0**	**0**	**1**	**0**	**1**	**2**	**7**	**8**	**12**	**15**	**14**	**17**	**6**	**6**	**2**	**4**	**0**	**0**	**0**	**1**	**1**	**0**
1200	**107**	**0**	**0**	**0**	**0**	**0**	**0**	**0**	**0**	**2**	**1**	**2**	**2**	**5**	**4**	**6**	**11**	**13**	**16**	**16**	**14**	**5**	**5**	**2**	**1**	**0**	**2**	**0**	**0**	**0**
1300	52	0	0	0	1	1	1	0	0	0	0	1	0	1	1	4	6	8	7	7	4	7	1	2	0	0	0	0	0	0
1400	67	0	0	0	0	2	0	0	0	0	2	2	2	1	4	5	4	7	8	8	7	7	7	0	1	0	0	0	0	0
1500	75	0	0	1	0	0	1	2	0	0	1	1	3	3	6	9	8	8	11	9	2	6	0	1	2	1	0	0	0	0
1600	71	0	0	0	0	0	0	0	3	1	0	1	0	2	3	3	12	11	9	10	9	3	2	0	1	1	0	0	0	0
1700	46	0	0	0	0	1	0	0	0	1	0	1	0	2	6	3	3	5	6	2	5	7	2	0	2	0	0	0	0	0
1800	61	0	0	0	0	0	1	1	1	1	0	0	0	4	12	5	7	6	8	4	7	0	3	0	1	0	0	0	0	0
1900	51	0	0	0	0	0	0	0	1	0	1	0	3	4	6	5	9	8	2	6	4	1	0	0	0	0	1	0	0	0
2000	41	0	0	0	0	0	0	0	0	0	0	0	0	0	2	6	4	10	6	4	5	1	0	2	1	0	0	0	0	0
2100	23	0	0	0	0	0	0	0	0	0	0	0	0	1	1	1	4	4	3	2	3	1	0	0	1	1	1	0	0	0
2200	13	0	0	0	0	0	0	0	0	0	0	0	0	0	0	1	2	1	2	1	2	1	0	1	1	0	0	0	1	0
2300	14	0	0	0	0	0	0	0	0	0	0	0	0	0	0	1	2	2	1	2	1	1	1	2	1	0	0	0	0	0
07-19	**821**	**0**	**0**	**2**	**1**	**6**	**3**	**3**	**6**	**7**	**7**	**11**	**13**	**28**	**55**	**63**	**95**	**104**	**110**	**106**	**74**	**59**	**32**	**11**	**13**	**4**	**2**	**4**	**2**	
06-22	**941**	**0**	**0**	**2**	**1**	**6**	**3**	**3**	**7**	**7**	**8**	**11**	**16**	**33**	**64**	**75**	**113**	**126**	**122**	**119**	**87**	**63**	**32**	**13**	**15**	**5**	**4**	**4**	**2**	
06-00	**968**	**0**	**0**	**2**	**1**	**6**	**3**	**3**	**7**	**7**	**8**	**11**	**16**	**33**	**64**	**77**	**117**	**129**	**125**	**122**	**90**	**65**	**33**	**16**	**17**	**5**	**4**	**4**	**3**	
00-00	**991**	**0**	**0**	**2**	**1**	**6**	**3**	**3**	**7**	**7**	**8**	**11**	**16**	**34**	**64**	**78**	**118**	**131**	**126**	**125**	**93**	**70**	**34**	**19**	**19**	**5**	**4**	**4**	**3**	

DRAFT

Site 97
Location R184, Att - Telepole, Lat 54.18889, Long -6.85782
Direction Two way

3279 / Meath/Cavan/Monaghan ATC's
October 2013
Automatic Traffic Count

Sun, 13 October 2013

Time	Total	Speed Bins (km/h)																											
		0 - 5	5 - 10	10 - 15	15 - 20	20 - 25	25 - 30	30 - 35	35 - 40	40 - 45	45 - 50	50 - 55	55 - 60	60 - 65	65 - 70	70 - 75	75 - 80	80 - 85	85 - 90	90 - 95	95 - 100	100 - 105	105 - 110	110 - 115	115 - 120	120 - 125	125 - 130	130 - 135	135 - 140
0000	8	0	0	0	0	0	0	0	0	0	0	0	0	0	0	0	2	0	3	1	2	0	0	0	0	0	0	0	0
0100	5	0	0	0	0	0	0	0	0	0	0	0	0	0	0	0	0	1	0	1	1	0	2	0	0	0	0	0	0
0200	4	0	0	0	0	0	0	0	0	0	0	0	0	1	0	0	1	0	0	1	0	0	0	1	0	0	0	0	0
0300	2	0	0	0	0	0	0	0	0	0	0	0	0	0	0	1	0	1	0	0	0	0	0	0	0	0	0	0	0
0400	1	0	0	0	0	0	0	0	0	0	0	0	0	0	0	0	0	0	0	0	1	0	0	0	0	0	0	0	0
0500	0	0	0	0	0	0	0	0	0	0	0	0	0	0	0	0	0	0	0	0	0	0	0	0	0	0	0	0	0
0600	2	0	0	0	0	0	0	0	0	0	0	0	0	0	0	0	0	0	1	0	1	0	0	0	0	0	0	0	0
0700	6	0	0	0	0	0	0	0	0	0	0	0	0	1	0	1	1	1	2	0	0	0	0	0	0	0	0	0	0
0800	13	0	0	0	0	0	0	0	0	0	0	1	0	0	0	1	2	2	2	2	2	1	0	0	0	0	0	0	0
0900	25	0	0	0	0	0	0	0	0	0	0	0	0	0	2	1	3	4	5	3	2	2	1	1	0	0	1	0	0
1000	**41**	**0**	**0**	**0**	**1**	**1**	**1**	**0**	**1**	**0**	**1**	**0**	**1**	**3**	**2**	**1**	**3**	**5**	**1**	**7**	**5**	**2**	**0**	**2**	**0**	**1**	**1**	**1**	**1**
1100	36	0	0	0	0	0	0	0	2	0	1	1	0	1	2	4	9	3	3	3	2	3	2	0	0	0	0	0	0
1200	41	0	0	0	0	0	0	0	0	1	0	0	2	1	3	2	4	3	7	6	4	5	1	1	0	0	1	0	0
1300	36	0	0	0	0	0	0	0	0	0	0	1	0	2	6	2	2	6	1	6	3	4	2	1	0	0	0	0	0
1400	48	0	0	0	0	0	0	0	0	1	2	0	3	1	3	0	8	3	3	10	9	2	3	0	0	0	0	0	0
1500	44	0	0	0	0	0	0	0	0	0	0	0	2	1	1	2	6	9	7	2	4	5	3	2	0	0	0	0	0
1600	31	0	0	0	0	0	0	0	0	0	1	2	1	1	2	0	3	4	6	4	3	1	1	0	1	1	0	0	0
1700	45	0	0	0	0	1	0	0	0	0	0	0	1	3	7	2	2	9	5	9	2	3	0	1	0	0	0	0	0
1800	50	0	0	0	0	0	0	0	0	0	1	0	0	2	6	7	6	7	7	8	2	1	2	0	1	0	0	0	0
1900	**52**	**0**	**0**	**0**	**0**	**1**	**0**	**0**	**0**	**0**	**0**	**1**	**0**	**0**	**1**	**9**	**9**	**3**	**10**	**4**	**5**	**3**	**2**	**1**	**1**	**1**	**0**	**1**	**0**
2000	34	0	0	0	0	0	0	0	0	0	0	0	1	2	2	2	1	6	4	3	3	5	3	0	0	1	0	0	1
2100	26	0	0	0	0	0	0	0	0	0	0	0	0	2	1	3	6	1	3	3	1	3	3	0	0	0	0	0	0
2200	14	0	0	0	0	0	0	0	0	0	0	0	0	1	1	1	1	4	0	1	1	2	0	1	1	0	0	0	0
2300	10	0	0	0	0	0	0	0	0	0	0	0	0	1	0	0	0	0	1	1	1	1	1	2	2	0	0	0	0
07-19	**416**	**0**	**0**	**0**	**1**	**2**	**1**	**0**	**3**	**2**	**6**	**5**	**10**	**16**	**34**	**23**	**49**	**56**	**49**	**60**	**38**	**29**	**15**	**8**	**2**	**2**	**3**	**1**	**1**
06-22	**530**	**0**	**0**	**0**	**1**	**3**	**1**	**0**	**3**	**2**	**6**	**6**	**11**	**20**	**38**	**37**	**65**	**66**	**67**	**70**	**48**	**40**	**23**	**9**	**3**	**4**	**3**	**2**	**2**
06-00	**554**	**0**	**0**	**0**	**1**	**3**	**1**	**0**	**3**	**2**	**6**	**6**	**11**	**22**	**39**	**38**	**66**	**70**	**68**	**72**	**50**	**43**	**24**	**12**	**6**	**4**	**3**	**2**	**2**
00-00	**574**	**0**	**0**	**0**	**1**	**3**	**1**	**0**	**3**	**2**	**6**	**6**	**11**	**23**	**39**	**39**	**69**	**72**	**71**	**75**	**54**	**43**	**26**	**13**	**6**	**4**	**3**	**2**	**2**

DRAFT

Site 97
Location R184, Att - Telepole, Lat 54.18889, Long -6.85782
Direction Two way

3279 / Meath/Cavan/Monaghan ATC's
October 2013
Automatic Traffic Count

Mon, 14 October 2013

Time	Total	Speed Bins (km/h)																											
		0 - 5	5 - 10	10 - 15	15 - 20	20 - 25	25 - 30	30 - 35	35 - 40	40 - 45	45 - 50	50 - 55	55 - 60	60 - 65	65 - 70	70 - 75	75 - 80	80 - 85	85 - 90	90 - 95	95 - 100	100 - 105	105 - 110	110 - 115	115 - 120	120 - 125	125 - 130	130 - 135	135 - 140
0000	3	0	0	0	0	0	0	0	0	0	0	0	0	0	0	0	0	0	0	2	0	1	0	0	0	0	0	0	0
0100	1	0	0	0	0	0	0	0	0	0	0	1	0	0	0	0	0	0	0	0	0	0	0	0	0	0	0	0	0
0200	2	0	0	0	0	0	0	0	0	0	0	0	0	1	0	0	0	0	0	1	0	0	0	0	0	0	0	0	0
0300	1	0	0	0	0	0	0	0	0	0	0	0	0	0	0	0	0	1	0	0	0	0	0	0	0	0	0	0	0
0400	4	0	0	0	0	0	0	0	0	0	0	0	0	0	0	1	0	1	0	0	0	0	1	1	0	0	0	0	0
0500	5	0	0	0	0	0	0	0	0	0	0	1	0	0	0	0	0	0	1	2	0	1	0	0	0	0	0	0	0
0600	20	0	0	0	0	0	0	0	0	0	0	0	0	1	0	2	2	3	4	3	4	0	0	0	1	0	0	0	0
0700	40	0	0	0	0	0	0	0	0	0	0	0	0	0	0	2	5	4	5	7	5	2	5	3	0	2	0	0	0
0800	**110**	**0**	**0**	**0**	**0**	**1**	**2**	**0**	**0**	**0**	**0**	**0**	**1**	**0**	**4**	**7**	**15**	**12**	**13**	**18**	**12**	**11**	**6**	**2**	**1**	**2**	**2**	**1**	**0**
0900	99	0	0	0	1	0	0	1	0	0	0	1	0	2	7	7	11	12	18	16	10	4	3	3	3	0	0	0	0
1000	55	0	0	0	0	0	0	0	0	0	0	2	2	4	1	11	5	6	9	6	1	6	1	1	0	0	0	0	0
1100	76	0	0	0	0	1	0	0	0	0	0	0	1	1	7	9	10	8	16	10	5	2	5	1	0	0	0	0	0
1200	78	0	0	0	0	1	1	0	0	0	0	2	1	2	6	8	13	10	13	8	4	4	1	1	0	1	1	1	0
1300	63	0	0	0	0	0	0	0	1	0	0	0	2	5	4	8	7	4	9	4	6	8	1	2	1	0	0	1	0
1400	83	0	0	0	0	0	1	0	0	0	3	4	3	1	7	8	9	11	14	5	8	5	2	2	0	0	0	0	0
1500	89	0	0	0	1	0	0	0	0	0	0	1	4	5	4	12	12	10	14	9	6	5	4	1	0	0	0	1	0
1600	88	0	0	0	0	0	1	0	3	0	0	0	1	2	10	8	10	19	11	8	4	5	3	2	1	0	0	0	0
1700	**110**	**0**	**0**	**0**	**1**	**1**	**1**	**0**	**0**	**0**	**1**	**1**	**1**	**4**	**3**	**12**	**17**	**13**	**16**	**11**	**9**	**8**	**2**	**2**	**4**	**0**	**2**	**1**	**0**
1800	84	0	0	0	0	0	0	0	1	0	0	1	2	0	5	5	12	12	18	10	11	2	2	1	1	0	1	0	0
1900	57	0	0	0	0	0	0	0	0	0	0	0	2	2	7	4	8	10	3	7	5	2	4	2	1	0	0	0	0
2000	36	0	0	0	0	0	0	0	0	0	0	0	0	2	4	4	5	7	4	3	3	2	1	1	0	0	0	0	0
2100	33	0	0	0	0	0	0	0	0	0	0	1	0	3	4	0	8	3	3	2	4	2	0	2	1	0	0	0	0
2200	23	0	0	0	0	0	0	0	0	0	1	0	1	0	2	2	2	5	3	0	2	0	4	1	0	0	0	0	0
2300	13	0	0	0	0	0	0	0	0	0	0	0	1	0	1	0	2	2	2	1	1	2	0	0	0	1	0	0	0
07-19	**975**	**0**	**0**	**0**	**3**	**4**	**6**	**1**	**5**	**0**	**4**	**12**	**18**	**26**	**58**	**97**	**126**	**121**	**156**	**112**	**81**	**62**	**35**	**21**	**11**	**5**	**6**	**5**	**0**
06-22	**1121**	**0**	**0**	**0**	**3**	**4**	**6**	**1**	**5**	**0**	**4**	**13**	**20**	**34**	**73**	**107**	**149**	**144**	**170**	**127**	**97**	**68**	**40**	**26**	**14**	**5**	**6**	**5**	**0**
06-00	**1157**	**0**	**0**	**0**	**3**	**4**	**6**	**1**	**5**	**0**	**5**	**13**	**22**	**34**	**76**	**109**	**153**	**151**	**175**	**128**	**100**	**70**	**44**	**27**	**14**	**6**	**6**	**5**	**0**
00-00	**1173**	**0**	**0**	**0**	**3**	**4**	**6**	**1**	**5**	**0**	**5**	**15**	**22**	**35**	**76**	**110**	**153**	**153**	**176**	**133**	**100**	**72**	**45**	**28**	**14**	**6**	**6**	**5**	**0**

DRAFT

Site 97
Location R184, Att - Telepole, Lat 54.18889, Long -6.85782
Direction Two way

3279 / Meath/Cavan/Monaghan ATC's
October 2013
Automatic Traffic Count

Tue, 15 October 2013

Time	Total	Speed Bins (km/h)																											
		0 - 5	5 - 10	10 - 15	15 - 20	20 - 25	25 - 30	30 - 35	35 - 40	40 - 45	45 - 50	50 - 55	55 - 60	60 - 65	65 - 70	70 - 75	75 - 80	80 - 85	85 - 90	90 - 95	95 - 100	100 - 105	105 - 110	110 - 115	115 - 120	120 - 125	125 - 130	130 - 135	135 - 140
0000	4	0	0	0	0	0	0	0	0	0	0	0	1	0	0	0	2	0	1	0	0	0	0	0	0	0	0	0	0
0100	3	0	0	0	0	0	0	0	0	0	0	0	0	0	0	1	0	1	0	0	0	0	1	0	0	0	0	0	0
0200	0	0	0	0	0	0	0	0	0	0	0	0	0	0	0	0	0	0	0	0	0	0	0	0	0	0	0	0	0
0300	0	0	0	0	0	0	0	0	0	0	0	0	0	0	0	0	0	0	0	0	0	0	0	0	0	0	0	0	0
0400	1	0	0	0	0	0	0	0	0	0	0	0	0	0	0	1	0	0	0	0	0	0	0	0	0	0	0	0	0
0500	3	0	0	0	0	0	0	0	0	0	0	0	1	0	1	0	0	0	1	0	0	0	0	0	0	0	0	0	0
0600	21	0	0	0	0	0	0	0	0	0	0	0	0	0	2	4	4	3	3	1	3	1	0	0	0	0	0	0	0
0700	46	0	0	0	0	0	0	0	0	0	1	0	0	1	3	8	6	4	9	6	1	3	2	0	1	0	1	0	0
0800	**106**	**0**	**0**	**0**	**0**	**1**	**2**	**1**	**0**	**0**	**0**	**2**	**2**	**3**	**4**	**12**	**15**	**12**	**13**	**11**	**8**	**8**	**6**	**3**	**2**	**0**	**0**	**0**	**1**
0900	87	0	0	0	1	0	0	0	0	0	2	1	8	5	5	12	8	9	5	13	7	7	2	2	0	0	0	0	0
1000	85	0	0	0	0	1	0	0	0	1	1	4	2	3	7	9	10	17	7	8	5	6	1	1	1	1	0	0	0
1100	75	0	0	0	0	0	2	0	0	1	2	0	1	8	9	6	10	13	6	7	5	2	2	0	1	0	0	0	0
1200	78	0	0	0	1	2	0	1	0	1	1	0	3	2	7	9	8	12	10	7	6	4	0	4	0	0	0	0	0
1300	57	0	0	0	0	0	1	0	0	0	0	0	0	1	5	7	7	7	6	5	7	5	2	0	2	1	1	0	0
1400	90	0	0	0	0	0	0	0	0	0	2	2	2	5	12	8	9	11	14	12	5	5	2	1	0	0	0	0	0
1500	**99**	**0**	**0**	**0**	**1**	**0**	**0**	**0**	**0**	**0**	**1**	**0**	**0**	**5**	**12**	**13**	**12**	**17**	**11**	**8**	**11**	**2**	**3**	**1**	**1**	**1**	**0**	**0**	**0**
1600	82	0	0	0	0	0	0	0	0	0	1	0	1	0	3	12	14	13	12	12	4	3	4	2	0	0	0	1	0
1700	92	0	0	0	0	1	0	0	0	0	0	3	0	2	3	9	11	13	12	12	8	9	5	1	3	0	0	0	0
1800	97	0	0	0	0	0	0	0	0	0	1	0	0	1	4	10	14	14	12	14	6	10	4	4	1	1	1	0	0
1900	83	0	0	0	0	1	0	0	0	0	0	0	2	8	11	12	11	11	9	4	6	5	1	0	1	0	1	0	0
2000	52	0	0	0	0	0	0	0	0	0	0	0	1	2	5	7	6	3	8	6	4	5	1	4	0	0	0	0	0
2100	41	0	0	0	0	0	0	0	0	0	1	2	0	1	3	5	3	3	4	5	5	4	0	2	2	1	0	0	0
2200	37	0	0	0	0	0	0	0	0	0	0	0	3	3	3	4	6	6	4	2	1	2	3	0	0	0	0	0	0
2300	19	0	0	0	0	0	0	0	0	0	0	0	0	3	0	2	2	3	1	0	3	1	0	1	1	2	0	0	0
07-19	**994**	**0**	**0**	**0**	**3**	**5**	**5**	**2**	**0**	**3**	**12**	**12**	**19**	**36**	**74**	**115**	**124**	**142**	**117**	**115**	**73**	**64**	**33**	**19**	**12**	**4**	**3**	**1**	**1**
06-22	**1191**	**0**	**0**	**0**	**3**	**6**	**5**	**2**	**0**	**3**	**13**	**14**	**22**	**47**	**95**	**143**	**148**	**162**	**141**	**131**	**91**	**79**	**35**	**25**	**15**	**5**	**4**	**1**	**1**
06-00	**1247**	**0**	**0**	**0**	**3**	**6**	**5**	**2**	**0**	**3**	**13**	**14**	**25**	**53**	**98**	**149**	**156**	**171**	**146**	**133**	**95**	**82**	**38**	**26**	**16**	**7**	**4**	**1**	**1**
00-00	**1258**	**0**	**0**	**0**	**3**	**6**	**5**	**2**	**0**	**3**	**13**	**14**	**27**	**53**	**99**	**151**	**158**	**172**	**148**	**133**	**95**	**82**	**39**	**26**	**16**	**7**	**4**	**1**	**1**

DRAFT

Site 97
Location R184, Att - Telepole, Lat 54.18889, Long -6.85782
Direction Two way

3279 / Meath/Cavan/Monaghan ATC's
October 2013
Automatic Traffic Count

Virtual Day (7)

Time	Total	Speed Bins (km/h)																											
		0 - 5	5 - 10	10 - 15	15 - 20	20 - 25	25 - 30	30 - 35	35 - 40	40 - 45	45 - 50	50 - 55	55 - 60	60 - 65	65 - 70	70 - 75	75 - 80	80 - 85	85 - 90	90 - 95	95 - 100	100 - 105	105 - 110	110 - 115	115 - 120	120 - 125	125 - 130	130 - 135	135 - 140
0000	5	0	0	0	0	0	0	0	0	0	0	0	0	0	0	1	1	0	1	1	1	1	0	0	0	0	0	0	0
0100	3	0	0	0	0	0	0	0	0	0	0	0	0	0	0	0	0	0	0	1	0	0	0	0	0	0	0	0	0
0200	1	0	0	0	0	0	0	0	0	0	0	0	0	0	0	0	0	0	0	0	0	0	0	0	0	0	0	0	0
0300	2	0	0	0	0	0	0	0	0	0	0	0	0	0	0	0	0	0	0	0	0	0	0	0	0	0	0	0	0
0400	2	0	0	0	0	0	0	0	0	0	0	0	0	0	0	1	0	0	0	0	0	0	0	0	0	0	0	0	0
0500	5	0	0	0	0	0	0	0	0	0	0	0	0	0	1	0	0	0	1	1	0	1	0	0	0	0	0	0	0
0600	12	0	0	0	0	0	0	0	0	0	0	0	0	0	0	2	1	2	2	1	2	2	0	0	0	0	0	0	0
0700	35	0	0	0	0	0	0	0	0	0	0	0	0	1	1	2	3	4	6	5	3	3	3	1	1	1	0	0	0
0800	**89**	**0**	**0**	**0**	**0**	**0**	**1**	**0**	**0**	**0**	**0**	**1**	**1**	**3**	**3**	**7**	**11**	**7**	**11**	**10**	**10**	**8**	**6**	**4**	**2**	**1**	**0**	**1**	**0**
0900	81	0	0	0	1	0	0	0	0	0	1	1	3	3	4	9	10	9	9	10	6	5	3	2	1	1	0	0	0
1000	69	0	0	0	0	1	0	0	0	0	0	1	3	4	4	7	8	10	7	8	4	5	2	1	1	0	0	0	0
1100	76	0	0	0	0	0	1	0	1	0	1	1	1	4	7	7	11	10	10	9	5	4	3	2	1	0	0	0	0
1200	77	0	0	0	0	1	0	0	0	1	1	1	2	3	6	8	9	11	11	9	5	4	3	1	0	0	1	0	0
1300	55	0	0	0	0	0	1	0	0	0	0	1	0	3	5	5	7	7	6	5	4	5	2	1	0	0	0	0	0
1400	81	0	0	0	0	0	0	0	1	1	2	2	3	4	7	8	9	9	10	8	7	5	4	1	1	0	1	0	0
1500	82	0	0	0	0	0	0	1	1	0	1	1	3	3	7	11	11	11	9	7	6	4	2	1	1	0	0	0	0
1600	77	0	0	0	0	0	0	0	1	0	0	1	1	3	6	7	10	12	10	8	6	5	3	1	1	0	0	0	0
1700	**87**	**0**	**0**	**0**	**0**	**1**	**1**	**0**	**0**	**0**	**0**	**1**	**1**	**5**	**5**	**8**	**11**	**12**	**12**	**9**	**7**	**6**	**3**	**2**	**2**	**0**	**0**	**0**	**0**
1800	80	0	0	0	0	0	1	0	0	0	0	0	1	2	6	7	9	11	12	9	8	5	4	2	1	1	1	0	0
1900	65	0	0	0	0	0	0	0	0	0	0	0	1	3	5	7	10	9	8	7	6	3	2	1	1	0	0	0	0
2000	43	0	0	0	0	0	0	0	0	0	0	0	1	1	3	5	4	6	5	5	4	3	2	2	0	0	0	0	0
2100	29	0	0	0	0	0	0	0	0	0	0	0	0	1	2	2	4	3	3	4	3	2	1	1	1	0	0	0	0
2200	23	0	0	0	0	0	0	0	0	0	0	0	1	1	2	3	2	4	3	2	1	1	2	1	0	0	0	0	0
2300	11	0	0	0	0	0	0	0	0	0	0	0	0	1	0	1	1	1	1	1	1	1	1	1	1	0	0	0	0
07-19	**888**	**0**	**0**	**0**	**3**	**4**	**5**	**3**	**4**	**4**	**7**	**11**	**19**	**36**	**62**	**85**	**109**	**114**	**114**	**99**	**72**	**57**	**36**	**18**	**13**	**5**	**4**	**2**	**1**
06-22	**1037**	**0**	**0**	**0**	**3**	**4**	**5**	**3**	**4**	**4**	**8**	**12**	**22**	**42**	**73**	**100**	**128**	**134**	**132**	**116**	**86**	**67**	**41**	**22**	**15**	**5**	**5**	**3**	**1**
06-00	**1071**	**0**	**0**	**0**	**3**	**4**	**5**	**3**	**4**	**4**	**8**	**12**	**23**	**43**	**75**	**104**	**131**	**139**	**136**	**120**	**89**	**69**	**43**	**24**	**16**	**6**	**5**	**3**	**2**
00-00	**1089**	**0**	**0**	**0**	**3**	**4**	**5**	**3**	**4**	**4**	**8**	**13**	**23**	**44**	**75**	**106**	**133**	**141**	**139**	**122**	**91**	**70**	**44**	**25**	**17**	**6**	**5**	**3**	**2**

DRAFT

Site 97
Location R184, Att - Telepole, Lat 54.18889, Long -6.85782
Direction Two way

3279 / Meath/Cavan/Monaghan ATC's
October 2013
Automatic Traffic Count

Virtual Week (1)

Time	Total	Speed Bins (km/h)																												
		0 - 5	5 - 10	10 - 15	15 - 20	20 - 25	25 - 30	30 - 35	35 - 40	40 - 45	45 - 50	50 - 55	55 - 60	60 - 65	65 - 70	70 - 75	75 - 80	80 - 85	85 - 90	90 - 95	95 - 100	100 - 105	105 - 110	110 - 115	115 - 120	120 - 125	125 - 130	130 - 135	135 - 140
Mon	1173	0	0	0	3	4	6	1	5	0	5	15	22	35	76	110	153	153	176	133	100	72	45	28	14	6	6	5	0
Tue	1258	0	0	0	3	6	5	2	0	3	13	14	27	53	99	151	158	172	148	133	95	82	39	26	16	7	4	1	1
Wed	1225	1	0	0	2	7	12	4	5	2	6	15	35	74	92	139	145	135	141	120	100	69	65	21	14	10	7	3	1
Thu	1181	0	0	1	5	1	7	4	6	10	9	17	21	50	80	111	125	148	161	147	90	75	43	34	20	7	5	3	1
Fri	1221	0	0	0	4	4	3	7	4	5	7	10	28	41	76	112	163	173	147	123	102	82	57	31	27	5	5	2	3
|Sat	991	0	0	2	1	6	3	3	7	7	8	11	16	34	64	78	118	131	126	125	93	70	34	19	19	5	4	4	3
|Sun	574	0	0	0	1	3	1	0	3	2	6	6	11	23	39	39	69	72	71	75	54	43	26	13	6	4	3	2	2
5 Day Ave.	**1212**	**0**	**0**	**0**	**3**	**4**	**7**	**4**	**4**	**4**	**8**	**14**	**27**	**51**	**85**	**125**	**149**	**156**	**155**	**131**	**97**	**76**	**50**	**28**	**18**	**7**	**5**	**3**	**1**
7 Day Ave.	**1089**	**0**	**0**	**0**	**3**	**4**	**5**	**3**	**4**	**4**	**8**	**13**	**23**	**44**	**75**	**106**	**133**	**141**	**139**	**122**	**91**	**70**	**44**	**25**	**17**	**6**	**5**	**3**	**2**
--	**7623**	**1**	**0**	**3**	**19**	**31**	**37**	**21**	**30**	**29**	**54**	**88**	**160**	**310**	**526**	**740**	**931**	**984**	**970**	**856**	**634**	**493**	**309**	**172**	**116**	**44**	**34**	**20**	**11**

Summary Graphs

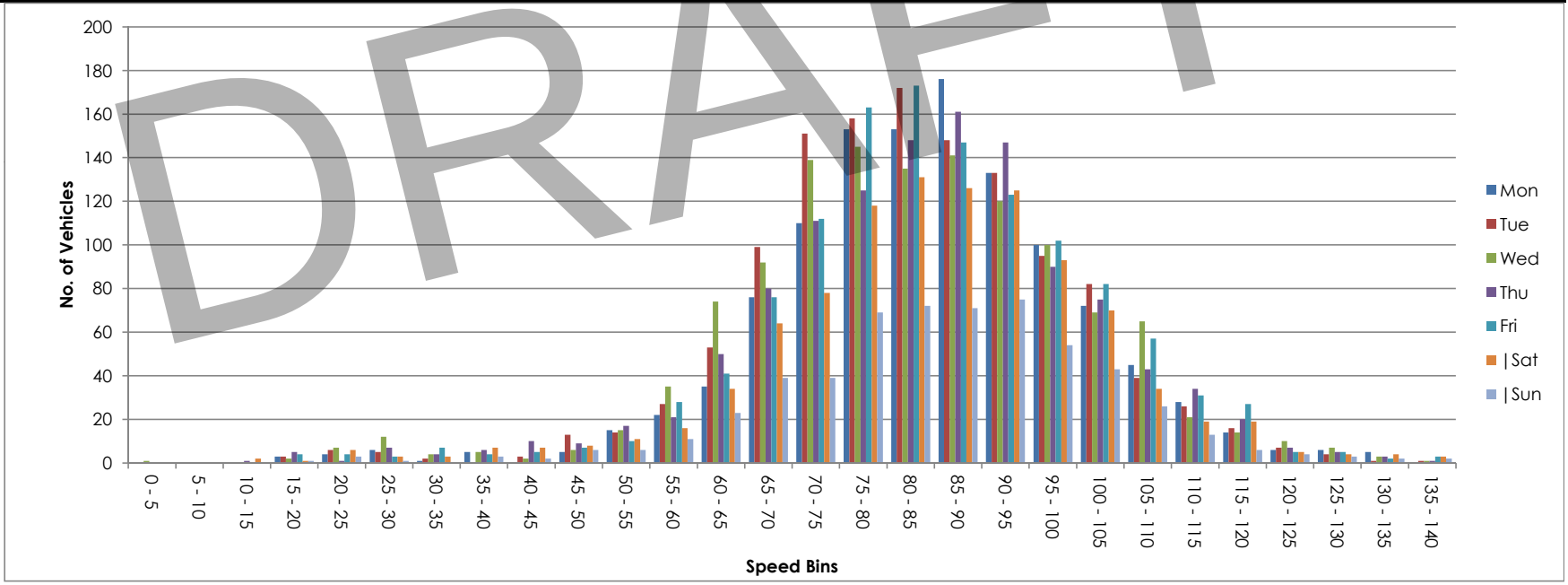

DRAFT



NDC NATIONWIDE DATA COLLECTION	**Site / Location:**	LS07421, Att - Telepole, Lat 54.1682, Long -6.8222	**Project No:**	3279	**Photo No:**	3279-98	**Drawn By:** MOR
	Survey Date:	Wed, 9 October 2013 to Tue, 15 October 2013	**Project Name:**		Meath/Cavan/Monaghan ATC'S		
	Survey Times:	00:00 to 00(24):00	**Title:**		Site Photograph		

Site No.	Location.	Direction.	Speed Limit - PSL (km/h)	Start Date.	End Date.	Total Vehicles.	5 Day Ave.	7 Day Ave.	No. > Speed Limit.	%. > Speed Limit.	No. > Speed Limit1 (+5km/h).	%. > Speed Limit1 (+5km/h).	No. > Speed Limit1 (+10km/h).	%. > Speed Limit1 (+10km/h).	Mean Speed	85%ile Speed
98	LS07421, Att - Telepole, Lat 54.1682, Long -6.8222	North	80	Wed, 9 October 2013	Tue, 15 October 2013	594	84	85	5	0.8	3	0.5	1	0.2	49.7	62.6
		South	80	Wed, 9 October 2013	Tue, 15 October 2013	564	81	81	16	2.8	7	1.2	2	0.4	50.5	64.1
		Two way	80	Wed, 9 October 2013	Tue, 15 October 2013	1158	165	165	21	1.8	10	0.9	3	0.3	50.1	63.4

DRAFT

Site 98
Location LS07421, Att - Telepole, Lat 54.1682, Long -6.8222
Direction North

3279 / Meath/Cavan/Monaghan ATC's
October 2013
Automatic Traffic Count

Wed, 9 October 2013

Time	Total	Classification												>PSL	>PSL%	>SL1	>SL1%	>SL2	>SL2%	Mean	Vpp
		1 MCL	2 SV	3 SVT	4 TB2	5 TB3	6 T4	7 ART3	8 ART4	9 ART5	10 ART6	11 BD	12 DRT	80	80	85 +5kph	85 +5kph	90 +10kph	90 +10kph		85
0000	1	0	1	0	0	0	0	0	0	0	0	0	0	0	0	0	0	0	0	44.5	-
0100	1	0	1	0	0	0	0	0	0	0	0	0	0	0	0	0	0	0	0	63.9	-
0200	0	0	0	0	0	0	0	0	0	0	0	0	0	0	0	0	0	0	0	-	-
0300	0	0	0	0	0	0	0	0	0	0	0	0	0	0	0	0	0	0	0	-	-
0400	0	0	0	0	0	0	0	0	0	0	0	0	0	0	0	0	0	0	0	-	-
0500	0	0	0	0	0	0	0	0	0	0	0	0	0	0	0	0	0	0	0	-	-
0600	3	0	3	0	0	0	0	0	0	0	0	0	0	0	0	0	0	0	0	47.8	-
0700	7	0	6	0	1	0	0	0	0	0	0	0	0	0	0	0	0	0	0	41.8	-
0800	4	0	2	0	2	0	0	0	0	0	0	0	0	0	0	0	0	0	0	46.7	-
0900	**10**	**0**	**8**	**0**	**2**	**0**	**0**	**0**	**0**	**0**	**0**	**0**	**0**	**0**	**0**	**0**	**0**	**0**	**0**	**48.2**	**-**
1000	4	0	3	0	1	0	0	0	0	0	0	0	0	0	0	0	0	0	0	42.1	-
1100	5	0	5	0	0	0	0	0	0	0	0	0	0	0	0	0	0	0	0	53.8	-
1200	5	0	4	0	1	0	0	0	0	0	0	0	0	0	0	0	0	0	0	37	-
1300	10	0	9	0	1	0	0	0	0	0	0	0	0	0	0	0	0	0	0	45.7	-
1400	4	0	4	0	0	0	0	0	0	0	0	0	0	0	0	0	0	0	0	49.7	-
1500	4	0	3	0	1	0	0	0	0	0	0	0	0	0	0	0	0	0	0	34	-
1600	3	0	2	0	1	0	0	0	0	0	0	0	0	0	0	0	0	0	0	60.4	-
1700	7	0	7	0	0	0	0	0	0	0	0	0	0	0	0	0	0	0	0	49.3	-
1800	**13**	**0**	**10**	**1**	**2**	**0**	**0**	**0**	**0**	**0**	**0**	**0**	**0**	**0**	**0**	**0**	**0**	**0**	**0**	**52.7**	**61.2**
1900	4	0	3	0	1	0	0	0	0	0	0	0	0	0	0	0	0	0	0	39.2	-
2000	3	0	3	0	0	0	0	0	0	0	0	0	0	0	0	0	0	0	0	55.4	-
2100	3	0	3	0	0	0	0	0	0	0	0	0	0	0	0	0	0	0	0	50.4	-
2200	2	0	2	0	0	0	0	0	0	0	0	0	0	0	0	0	0	0	0	51.3	-
2300	2	0	1	0	1	0	0	0	0	0	0	0	0	0	0	0	0	0	0	47.6	-
07-19	**76**	**0**	**63**	**1**	**12**	**0**	**0**	**0**	**0**	**0**	**0**	**0**	**0**	**0**	**0**	**0**	**0**	**0**	**0**	**47.2**	**61.6**
06-22	**89**	**0**	**75**	**1**	**13**	**0**	**0**	**0**	**0**	**0**	**0**	**0**	**0**	**0**	**0**	**0**	**0**	**0**	**0**	**47.2**	**61.2**
06-00	**93**	**0**	**78**	**1**	**14**	**0**	**0**	**0**	**0**	**0**	**0**	**0**	**0**	**0**	**0**	**0**	**0**	**0**	**0**	**47.3**	**61.6**
00-00	**95**	**0**	**80**	**1**	**14**	**0**	**0**	**0**	**0**	**0**	**0**	**0**	**0**	**0**	**0**	**0**	**0**	**0**	**0**	**47.5**	**61.9**

DRAFT

Site 98
Location LS07421, Att - Telepole, Lat 54.1682, Long -6.8222
Direction North

3279 / Meath/Cavan/Monaghan ATC's
October 2013
Automatic Traffic Count

Thu, 10 October 2013

Time	Total	Classification												>PSL	>PSL%	>SL1	>SL1%	>SL2	>SL2%	Mean	Vpp
		1 MCL	2 SV	3 SVT	4 TB2	5 TB3	6 T4	7 ART3	8 ART4	9 ART5	10 ART6	11 BD	12 DRT	80	80	85 +5kph	85 +5kph	90 +10kph	90 +10kph		85
0000	1	0	1	0	0	0	0	0	0	0	0	0	0	0	0	0	0	0	0	64.4	-
0100	1	0	1	0	0	0	0	0	0	0	0	0	0	0	0	0	0	0	0	67.2	-
0200	0	0	0	0	0	0	0	0	0	0	0	0	0	0	0	0	0	0	0	-	-
0300	0	0	0	0	0	0	0	0	0	0	0	0	0	0	0	0	0	0	0	-	-
0400	1	0	0	0	1	0	0	0	0	0	0	0	0	0	0	0	0	0	0	23.8	-
0500	0	0	0	0	0	0	0	0	0	0	0	0	0	0	0	0	0	0	0	-	-
0600	1	0	1	0	0	0	0	0	0	0	0	0	0	0	0	0	0	0	0	42	-
0700	5	0	5	0	0	0	0	0	0	0	0	0	0	0	0	0	0	0	0	53.1	-
0800	5	0	3	0	2	0	0	0	0	0	0	0	0	0	0	0	0	0	0	54.1	-
0900	6	0	4	0	1	0	1	0	0	0	0	0	0	0	0	0	0	0	0	48.9	-
1000	5	0	3	0	1	1	0	0	0	0	0	0	0	0	0	0	0	0	0	44.4	-
1100	**7**	**0**	**7**	**0**	**0**	**0**	**0**	**0**	**0**	**0**	**0**	**0**	**0**	**0**	**0**	**0**	**0**	**0**	**0**	**55.4**	**-**
1200	5	0	4	0	1	0	0	0	0	0	0	0	0	0	0	0	0	0	0	47.4	-
1300	4	0	3	0	1	0	0	0	0	0	0	0	0	0	0	0	0	0	0	49.9	-
1400	3	0	3	0	0	0	0	0	0	0	0	0	0	0	0	0	0	0	0	62	-
1500	2	0	1	0	0	0	0	0	0	1	0	0	0	0	0	0	0	0	0	53.2	-
1600	4	0	4	0	0	0	0	0	0	0	0	0	0	1	25	0	0	0	0	59.3	-
1700	4	0	3	0	1	0	0	0	0	0	0	0	0	0	0	0	0	0	0	54.7	-
1800	4	0	2	0	2	0	0	0	0	0	0	0	0	0	0	0	0	0	0	38	-
1900	**9**	**0**	**7**	**0**	**2**	**0**	**0**	**0**	**0**	**0**	**0**	**0**	**0**	**0**	**0**	**0**	**0**	**0**	**0**	**49.9**	**-**
2000	2	0	2	0	0	0	0	0	0	0	0	0	0	0	0	0	0	0	0	47.1	-
2100	5	0	5	0	0	0	0	0	0	0	0	0	0	0	0	0	0	0	0	45.4	-
2200	0	0	0	0	0	0	0	0	0	0	0	0	0	0	0	0	0	0	0	-	-
2300	1	0	1	0	0	0	0	0	0	0	0	0	0	0	0	0	0	0	0	30.5	-
07-19	**54**	**0**	**42**	**0**	**9**	**1**	**1**	**0**	**0**	**1**	**0**	**0**	**0**	**1**	**1.9**	**0**	**0**	**0**	**0**	**51.4**	**62.6**
06-22	**71**	**0**	**57**	**0**	**11**	**1**	**1**	**0**	**0**	**1**	**0**	**0**	**0**	**1**	**1.4**	**0**	**0**	**0**	**0**	**50.5**	**61.9**
06-00	**72**	**0**	**58**	**0**	**11**	**1**	**1**	**0**	**0**	**1**	**0**	**0**	**0**	**1**	**1.4**	**0**	**0**	**0**	**0**	**50.3**	**61.9**
00-00	**75**	**0**	**60**	**0**	**12**	**1**	**1**	**0**	**0**	**1**	**0**	**0**	**0**	**1**	**1.3**	**0**	**0**	**0**	**0**	**50.3**	**62.6**

DRAFT

Site 98
Location LS07421, Att - Telepole, Lat 54.1682, Long -6.8222
Direction North

3279 / Meath/Cavan/Monaghan ATC's
October 2013
Automatic Traffic Count

Fri, 11 October 2013

Time	Total	Classification												>PSL	>PSL%	>SL1	>SL1%	>SL2	>SL2%	Mean	Vpp
		1 MCL	2 SV	3 SVT	4 TB2	5 TB3	6 T4	7 ART3	8 ART4	9 ART5	10 ART6	11 BD	12 DRT	80	80	85 +5kph	85 +5kph	90 +10kph	90 +10kph		85
0000	1	0	1	0	0	0	0	0	0	0	0	0	0	0	0	0	0	0	0	61.5	-
0100	0	0	0	0	0	0	0	0	0	0	0	0	0	0	0	0	0	0	0	-	-
0200	0	0	0	0	0	0	0	0	0	0	0	0	0	0	0	0	0	0	0	-	-
0300	0	0	0	0	0	0	0	0	0	0	0	0	0	0	0	0	0	0	0	-	-
0400	0	0	0	0	0	0	0	0	0	0	0	0	0	0	0	0	0	0	0	-	-
0500	0	0	0	0	0	0	0	0	0	0	0	0	0	0	0	0	0	0	0	-	-
0600	3	0	3	0	0	0	0	0	0	0	0	0	0	0	0	0	0	0	0	49.3	-
0700	4	0	2	0	1	0	0	0	1	0	0	0	0	0	0	0	0	0	0	46.7	-
0800	**8**	**0**	**5**	**0**	**3**	**0**	**0**	**0**	**0**	**0**	**0**	**0**	**0**	**0**	**0**	**0**	**0**	**0**	**0**	**51.8**	**-**
0900	3	0	2	0	1	0	0	0	0	0	0	0	0	0	0	0	0	0	0	43	-
1000	5	0	5	0	0	0	0	0	0	0	0	0	0	0	0	0	0	0	0	37.1	-
1100	6	0	5	0	1	0	0	0	0	0	0	0	0	0	0	0	0	0	0	54.5	-
1200	5	0	5	0	0	0	0	0	0	0	0	0	0	0	0	0	0	0	0	51.2	-
1300	4	1	3	0	0	0	0	0	0	0	0	0	0	0	0	0	0	0	0	37.5	-
1400	4	0	3	0	1	0	0	0	0	0	0	0	0	0	0	0	0	0	0	50	-
1500	5	0	5	0	0	0	0	0	0	0	0	0	0	0	0	0	0	0	0	48.6	-
1600	6	0	6	0	0	0	0	0	0	0	0	0	0	0	0	0	0	0	0	51.1	-
1700	6	0	5	0	1	0	0	0	0	0	0	0	0	1	16.7	0	0	0	0	54.8	-
1800	6	0	4	2	0	0	0	0	0	0	0	0	0	0	0	0	0	0	0	50.2	-
1900	**7**	**0**	**6**	**0**	**1**	**0**	**0**	**0**	**0**	**0**	**0**	**0**	**0**	**0**	**0**	**0**	**0**	**0**	**0**	**53**	**-**
2000	4	0	4	0	0	0	0	0	0	0	0	0	0	0	0	0	0	0	0	48	-
2100	6	0	6	0	0	0	0	0	0	0	0	0	0	0	0	0	0	0	0	59.7	-
2200	2	0	1	0	1	0	0	0	0	0	0	0	0	0	0	0	0	0	0	60.1	-
2300	1	0	1	0	0	0	0	0	0	0	0	0	0	0	0	0	0	0	0	36.9	-
07-19	**62**	**1**	**50**	**2**	**8**	**0**	**0**	**0**	**1**	**0**	**0**	**0**	**0**	**1**	**1.6**	**0**	**0**	**0**	**0**	**48.8**	**62.3**
06-22	**82**	**1**	**69**	**2**	**9**	**0**	**0**	**0**	**1**	**0**	**0**	**0**	**0**	**1**	**1.2**	**0**	**0**	**0**	**0**	**50**	**65.5**
06-00	**85**	**1**	**71**	**2**	**10**	**0**	**0**	**0**	**1**	**0**	**0**	**0**	**0**	**1**	**1.2**	**0**	**0**	**0**	**0**	**50**	**64.1**
00-00	**86**	**1**	**72**	**2**	**10**	**0**	**0**	**0**	**1**	**0**	**0**	**0**	**0**	**1**	**1.2**	**0**	**0**	**0**	**0**	**50.2**	**64.1**

DRAFT

Site 98
Location LS07421, Att - Telepole, Lat 54.1682, Long -6.8222
Direction North

3279 / Meath/Cavan/Monaghan ATC's
October 2013
Automatic Traffic Count

Sat, 12 October 2013

Time	Total	Classification												>PSL	>PSL%	>SL1	>SL1%	>SL2	>SL2%	Mean	Vpp
		1 MCL	2 SV	3 SVT	4 TB2	5 TB3	6 T4	7 ART3	8 ART4	9 ART5	10 ART6	11 BD	12 DRT	80	80	85 +5kph	85 +5kph	90 +10kph	90 +10kph		85
0000	0	0	0	0	0	0	0	0	0	0	0	0	0	0	0	0	0	0	0	-	-
0100	1	0	1	0	0	0	0	0	0	0	0	0	0	0	0	0	0	0	0	44.6	-
0200	1	0	1	0	0	0	0	0	0	0	0	0	0	0	0	0	0	0	0	50	-
0300	0	0	0	0	0	0	0	0	0	0	0	0	0	0	0	0	0	0	0	-	-
0400	0	0	0	0	0	0	0	0	0	0	0	0	0	0	0	0	0	0	0	-	-
0500	0	0	0	0	0	0	0	0	0	0	0	0	0	0	0	0	0	0	0	-	-
0600	1	0	1	0	0	0	0	0	0	0	0	0	0	0	0	0	0	0	0	64.1	-
0700	3	0	3	0	0	0	0	0	0	0	0	0	0	0	0	0	0	0	0	51.7	-
0800	6	0	3	0	2	0	1	0	0	0	0	0	0	1	16.7	1	16.7	0	0	55.3	-
0900	**7**	**0**	**5**	**2**	**0**	**0**	**0**	**0**	**0**	**0**	**0**	**0**	**0**	**0**	**0**	**0**	**0**	**0**	**0**	**39**	**-**
1000	3	0	2	0	0	0	0	1	0	0	0	0	0	0	0	0	0	0	0	58.2	-
1100	**7**	**0**	**5**	**0**	**2**	**0**	**0**	**0**	**0**	**0**	**0**	**0**	**0**	**0**	**0**	**0**	**0**	**0**	**0**	**52.4**	**-**
1200	6	0	4	0	1	0	0	0	1	0	0	0	0	0	0	0	0	0	0	51.4	-
1300	**9**	**0**	**8**	**0**	**1**	**0**	**0**	**0**	**0**	**0**	**0**	**0**	**0**	**0**	**0**	**0**	**0**	**0**	**0**	**42.6**	**-**
1400	7	0	7	0	0	0	0	0	0	0	0	0	0	0	0	0	0	0	0	44.8	-
1500	8	0	6	0	2	0	0	0	0	0	0	0	0	0	0	0	0	0	0	39.1	-
1600	6	0	5	1	0	0	0	0	0	0	0	0	0	0	0	0	0	0	0	45.5	-
1700	8	0	7	0	1	0	0	0	0	0	0	0	0	0	0	0	0	0	0	52.8	-
1800	6	0	4	0	2	0	0	0	0	0	0	0	0	0	0	0	0	0	0	50.1	-
1900	6	0	5	0	1	0	0	0	0	0	0	0	0	0	0	0	0	0	0	42.8	-
2000	3	0	3	0	0	0	0	0	0	0	0	0	0	0	0	0	0	0	0	62.4	-
2100	4	0	4	0	0	0	0	0	0	0	0	0	0	1	25	1	25	0	0	63.4	-
2200	1	0	1	0	0	0	0	0	0	0	0	0	0	0	0	0	0	0	0	65.9	-
2300	2	0	2	0	0	0	0	0	0	0	0	0	0	0	0	0	0	0	0	54.8	-
07-19	**76**	**0**	**59**	**3**	**11**	**0**	**1**	**1**	**1**	**0**	**0**	**0**	**0**	**1**	**1.3**	**1**	**1.3**	**0**	**0**	**47.6**	**62.3**
06-22	**90**	**0**	**72**	**3**	**12**	**0**	**1**	**1**	**1**	**0**	**0**	**0**	**0**	**2**	**2.2**	**2**	**2.2**	**0**	**0**	**48.6**	**63.4**
06-00	**93**	**0**	**75**	**3**	**12**	**0**	**1**	**1**	**1**	**0**	**0**	**0**	**0**	**2**	**2.2**	**2**	**2.2**	**0**	**0**	**49**	**63.4**
00-00	**95**	**0**	**77**	**3**	**12**	**0**	**1**	**1**	**1**	**0**	**0**	**0**	**0**	**2**	**2.1**	**2**	**2.1**	**0**	**0**	**48.9**	**63.4**

DRAFT

Site 98
Location LS07421, Att - Telepole, Lat 54.1682, Long -6.8222
Direction North

3279 / Meath/Cavan/Monaghan ATC's
October 2013
Automatic Traffic Count

Sun, 13 October 2013

Time	Total	Classification												>PSL	>PSL%	>SL1	>SL1%	>SL2	>SL2%	Mean	Vpp
		1 MCL	2 SV	3 SVT	4 TB2	5 TB3	6 T4	7 ART3	8 ART4	9 ART5	10 ART6	11 BD	12 DRT	80	80	85 +5kph	85 +5kph	90 +10kph	90 +10kph		85
0000	**3**	**0**	**3**	**0**	**0**	**0**	**0**	**0**	**0**	**0**	**0**	**0**	**0**	**0**	**0**	**0**	**0**	**0**	**0**	**47.8**	**-**
0100	0	0	0	0	0	0	0	0	0	0	0	0	0	0	0	0	0	0	0	-	-
0200	1	0	1	0	0	0	0	0	0	0	0	0	0	0	0	0	0	0	0	51.3	-
0300	0	0	0	0	0	0	0	0	0	0	0	0	0	0	0	0	0	0	0	-	-
0400	0	0	0	0	0	0	0	0	0	0	0	0	0	0	0	0	0	0	0	-	-
0500	0	0	0	0	0	0	0	0	0	0	0	0	0	0	0	0	0	0	0	-	-
0600	0	0	0	0	0	0	0	0	0	0	0	0	0	0	0	0	0	0	0	-	-
0700	0	0	0	0	0	0	0	0	0	0	0	0	0	0	0	0	0	0	0	-	-
0800	1	0	1	0	0	0	0	0	0	0	0	0	0	0	0	0	0	0	0	43.7	-
0900	1	0	1	0	0	0	0	0	0	0	0	0	0	0	0	0	0	0	0	18.4	-
1000	2	0	1	0	1	0	0	0	0	0	0	0	0	0	0	0	0	0	0	56.2	-
1100	2	0	1	0	1	0	0	0	0	0	0	0	0	0	0	0	0	0	0	49.2	-
1200	**13**	**0**	**12**	**0**	**0**	**0**	**1**	**0**	**0**	**0**	**0**	**0**	**0**	**0**	**0**	**0**	**0**	**0**	**0**	**44**	**54**
1300	9	0	7	0	2	0	0	0	0	0	0	0	0	0	0	0	0	0	0	54.8	-
1400	1	0	1	0	0	0	0	0	0	0	0	0	0	0	0	0	0	0	0	47.4	-
1500	5	1	4	0	0	0	0	0	0	0	0	0	0	0	0	0	0	0	0	51.4	-
1600	4	0	4	0	0	0	0	0	0	0	0	0	0	0	0	0	0	0	0	51.4	-
1700	**13**	**0**	**12**	**0**	**1**	**0**	**0**	**0**	**0**	**0**	**0**	**0**	**0**	**0**	**0**	**0**	**0**	**0**	**0**	**48.9**	**55.4**
1800	5	0	4	0	1	0	0	0	0	0	0	0	0	0	0	0	0	0	0	56.7	-
1900	4	0	4	0	0	0	0	0	0	0	0	0	0	0	0	0	0	0	0	61.4	-
2000	6	0	5	0	1	0	0	0	0	0	0	0	0	0	0	0	0	0	0	54.5	-
2100	1	0	1	0	0	0	0	0	0	0	0	0	0	0	0	0	0	0	0	65.2	-
2200	3	0	3	0	0	0	0	0	0	0	0	0	0	0	0	0	0	0	0	45	-
2300	3	0	3	0	0	0	0	0	0	0	0	0	0	0	0	0	0	0	0	47	-
07-19	**56**	**1**	**48**	**0**	**6**	**0**	**1**	**0**	**0**	**0**	**0**	**0**	**0**	**0**	**0**	**0**	**0**	**0**	**0**	**49.4**	**59.4**
06-22	**67**	**1**	**58**	**0**	**7**	**0**	**1**	**0**	**0**	**0**	**0**	**0**	**0**	**0**	**0**	**0**	**0**	**0**	**0**	**50.8**	**61.6**
06-00	**73**	**1**	**64**	**0**	**7**	**0**	**1**	**0**	**0**	**0**	**0**	**0**	**0**	**0**	**0**	**0**	**0**	**0**	**0**	**50.4**	**61.2**
00-00	**77**	**1**	**68**	**0**	**7**	**0**	**1**	**0**	**0**	**0**	**0**	**0**	**0**	**0**	**0**	**0**	**0**	**0**	**0**	**50.3**	**60.8**

DRAFT

Site 98
Location LS07421, Att - Telepole, Lat 54.1682, Long -6.8222
Direction North

3279 / Meath/Cavan/Monaghan ATC's
October 2013
Automatic Traffic Count

Mon, 14 October 2013

Time	Total	Classification												>PSL	>PSL%	>SL1	>SL1%	>SL2	>SL2%	Mean	Vpp
		1 MCL	2 SV	3 SVT	4 TB2	5 TB3	6 T4	7 ART3	8 ART4	9 ART5	10 ART6	11 BD	12 DRT	80	80	85 +5kph	85 +5kph	90 +10kph	90 +10kph		85
0000	1	0	1	0	0	0	0	0	0	0	0	0	0	0	0	0	0	0	0	67.3	-
0100	0	0	0	0	0	0	0	0	0	0	0	0	0	0	0	0	0	0	0	-	-
0200	1	0	1	0	0	0	0	0	0	0	0	0	0	0	0	0	0	0	0	59.2	-
0300	0	0	0	0	0	0	0	0	0	0	0	0	0	0	0	0	0	0	0	-	-
0400	1	0	0	0	1	0	0	0	0	0	0	0	0	0	0	0	0	0	0	24.2	-
0500	0	0	0	0	0	0	0	0	0	0	0	0	0	0	0	0	0	0	0	-	-
0600	2	0	2	0	0	0	0	0	0	0	0	0	0	0	0	0	0	0	0	50.6	-
0700	2	0	1	0	1	0	0	0	0	0	0	0	0	0	0	0	0	0	0	55.2	-
0800	5	0	4	1	0	0	0	0	0	0	0	0	0	0	0	0	0	0	0	51.3	-
0900	**6**	**0**	**5**	**0**	**1**	**0**	**0**	**0**	**0**	**0**	**0**	**0**	**0**	**1**	**16.7**	**1**	**16.7**	**1**	**16.7**	**56.3**	**-**
1000	4	0	2	0	1	0	1	0	0	0	0	0	0	0	0	0	0	0	0	50.3	-
1100	4	0	4	0	0	0	0	0	0	0	0	0	0	0	0	0	0	0	0	46.9	-
1200	3	0	3	0	0	0	0	0	0	0	0	0	0	0	0	0	0	0	0	40.4	-
1300	2	0	2	0	0	0	0	0	0	0	0	0	0	0	0	0	0	0	0	49.6	-
1400	4	0	3	0	0	0	1	0	0	0	0	0	0	0	0	0	0	0	0	44.2	-
1500	2	0	2	0	0	0	0	0	0	0	0	0	0	0	0	0	0	0	0	36.6	-
1600	5	0	2	1	1	0	1	0	0	0	0	0	0	0	0	0	0	0	0	54.7	-
1700	6	0	4	0	2	0	0	0	0	0	0	0	0	0	0	0	0	0	0	54.7	-
1800	**11**	**0**	**11**	**0**	**0**	**0**	**0**	**0**	**0**	**0**	**0**	**0**	**0**	**0**	**0**	**0**	**0**	**0**	**0**	**54**	**59.4**
1900	8	0	6	0	2	0	0	0	0	0	0	0	0	0	0	0	0	0	0	52.5	-
2000	4	1	2	0	1	0	0	0	0	0	0	0	0	0	0	0	0	0	0	48.5	-
2100	1	0	1	0	0	0	0	0	0	0	0	0	0	0	0	0	0	0	0	54.8	-
2200	1	0	1	0	0	0	0	0	0	0	0	0	0	0	0	0	0	0	0	56.9	-
2300	3	0	3	0	0	0	0	0	0	0	0	0	0	0	0	0	0	0	0	51.8	-
07-19	**54**	**0**	**43**	**2**	**6**	**0**	**3**	**0**	**0**	**0**	**0**	**0**	**0**	**1**	**1.9**	**1**	**1.9**	**1**	**1.9**	**51.1**	**64.4**
06-22	**69**	**1**	**54**	**2**	**9**	**0**	**3**	**0**	**0**	**0**	**0**	**0**	**0**	**1**	**1.4**	**1**	**1.4**	**1**	**1.4**	**51.1**	**64.4**
06-00	**73**	**1**	**58**	**2**	**9**	**0**	**3**	**0**	**0**	**0**	**0**	**0**	**0**	**1**	**1.4**	**1**	**1.4**	**1**	**1.4**	**51.3**	**62.6**
00-00	**76**	**1**	**60**	**2**	**10**	**0**	**3**	**0**	**0**	**0**	**0**	**0**	**0**	**1**	**1.3**	**1**	**1.3**	**1**	**1.3**	**51.2**	**64.4**

DRAFT

Site 98
Location LS07421, Att - Telepole, Lat 54.1682, Long -6.8222
Direction North

3279 / Meath/Cavan/Monaghan ATC's
October 2013
Automatic Traffic Count

Tue, 15 October 2013

Time	Total	Classification												>PSL	>PSL%	>SL1	>SL1%	>SL2	>SL2%	Mean	Vpp
		1 MCL	2 SV	3 SVT	4 TB2	5 TB3	6 T4	7 ART3	8 ART4	9 ART5	10 ART6	11 BD	12 DRT	80	80	85 +5kph	85 +5kph	90 +10kph	90 +10kph		85
0000	0	0	0	0	0	0	0	0	0	0	0	0	0	0	0	0	0	0	0	-	-
0100	0	0	0	0	0	0	0	0	0	0	0	0	0	0	0	0	0	0	0	-	-
0200	0	0	0	0	0	0	0	0	0	0	0	0	0	0	0	0	0	0	0	-	-
0300	0	0	0	0	0	0	0	0	0	0	0	0	0	0	0	0	0	0	0	-	-
0400	0	0	0	0	0	0	0	0	0	0	0	0	0	0	0	0	0	0	0	-	-
0500	0	0	0	0	0	0	0	0	0	0	0	0	0	0	0	0	0	0	0	-	-
0600	1	0	1	0	0	0	0	0	0	0	0	0	0	0	0	0	0	0	0	65.7	-
0700	**7**	**0**	**6**	**0**	**1**	**0**	**0**	**0**	**0**	**0**	**0**	**0**	**0**	**0**	**0**	**0**	**0**	**0**	**0**	**45.2**	**-**
0800	4	0	4	0	0	0	0	0	0	0	0	0	0	0	0	0	0	0	0	53.9	-
0900	2	0	2	0	0	0	0	0	0	0	0	0	0	0	0	0	0	0	0	36.5	-
1000	6	0	4	0	2	0	0	0	0	0	0	0	0	0	0	0	0	0	0	51.8	-
1100	3	0	3	0	0	0	0	0	0	0	0	0	0	0	0	0	0	0	0	45.1	-
1200	5	0	3	0	1	0	1	0	0	0	0	0	0	0	0	0	0	0	0	41.9	-
1300	4	0	4	0	0	0	0	0	0	0	0	0	0	0	0	0	0	0	0	51.7	-
1400	4	0	4	0	0	0	0	0	0	0	0	0	0	0	0	0	0	0	0	53	-
1500	5	0	3	0	2	0	0	0	0	0	0	0	0	0	0	0	0	0	0	42.8	-
1600	8	0	7	0	1	0	0	0	0	0	0	0	0	0	0	0	0	0	0	53.1	-
1700	**10**	**0**	**8**	**1**	**1**	**0**	**0**	**0**	**0**	**0**	**0**	**0**	**0**	**0**	**0**	**0**	**0**	**0**	**0**	**49.1**	**-**
1800	8	0	7	0	1	0	0	0	0	0	0	0	0	0	0	0	0	0	0	47.2	-
1900	6	0	5	0	1	0	0	0	0	0	0	0	0	0	0	0	0	0	0	52.4	-
2000	4	0	4	0	0	0	0	0	0	0	0	0	0	0	0	0	0	0	0	63.8	-
2100	7	0	6	0	1	0	0	0	0	0	0	0	0	0	0	0	0	0	0	53.4	-
2200	3	0	3	0	0	0	0	0	0	0	0	0	0	0	0	0	0	0	0	41.6	-
2300	3	0	3	0	0	0	0	0	0	0	0	0	0	0	0	0	0	0	0	58.4	-
07-19	**66**	**0**	**55**	**1**	**9**	**0**	**1**	**0**	**0**	**0**	**0**	**0**	**0**	**0**	**0**	**0**	**0**	**0**	**0**	**48.3**	**60.8**
06-22	**84**	**0**	**71**	**1**	**11**	**0**	**1**	**0**	**0**	**0**	**0**	**0**	**0**	**0**	**0**	**0**	**0**	**0**	**0**	**50**	**61.9**
06-00	**90**	**0**	**77**	**1**	**11**	**0**	**1**	**0**	**0**	**0**	**0**	**0**	**0**	**0**	**0**	**0**	**0**	**0**	**0**	**50**	**61.9**
00-00	**90**	**0**	**77**	**1**	**11**	**0**	**1**	**0**	**0**	**0**	**0**	**0**	**0**	**0**	**0**	**0**	**0**	**0**	**0**	**50**	**61.9**

DRAFT

Site 98
Location LS07421, Att - Telepole, Lat 54.1682, Long -6.8222
Direction North

3279 / Meath/Cavan/Monaghan ATC's
October 2013
Automatic Traffic Count

Virtual Day (7)

Time	Total	Classification												>PSL	>PSL%	>SL1	>SL1%	>SL2	>SL2%	Mean	Vpp
		1 MCL	2 SV	3 SVT	4 TB2	5 TB3	6 T4	7 ART3	8 ART4	9 ART5	10 ART6	11 BD	12 DRT	80	80	85 +5kph	85 +5kph	90 +10kph	90 +10kph		85
0000	1	0	1	0	0	0	0	0	0	0	0	0	0	0	0	0	0	0	0	54.5	-
0100	0	0	0	0	0	0	0	0	0	0	0	0	0	0	0	0	0	0	0	58.6	-
0200	0	0	0	0	0	0	0	0	0	0	0	0	0	0	0	0	0	0	0	53.5	-
0300	0	0	0	0	0	0	0	0	0	0	0	0	0	0	0	0	0	0	0	-	-
0400	0	0	0	0	0	0	0	0	0	0	0	0	0	0	0	0	0	0	0	24	-
0500	0	0	0	0	0	0	0	0	0	0	0	0	0	0	0	0	0	0	0	-	-
0600	2	0	2	0	0	0	0	0	0	0	0	0	0	0	0	0	0	0	0	51.3	-
0700	4	0	3	0	1	0	0	0	0	0	0	0	0	0	0	0	0	0	0	47.4	-
0800	**5**	**0**	**3**	**0**	**1**	**0**	**0**	**0**	**0**	**0**	**0**	**0**	**0**	**0**	**3**	**0**	**3**	**0**	**0**	**52.1**	**-**
0900	**5**	**0**	**4**	**0**	**1**	**0**	**0**	**0**	**0**	**0**	**0**	**0**	**0**	**0**	**2.9**	**0**	**2.9**	**0**	**2.9**	**45.9**	**-**
1000	4	0	3	0	1	0	0	0	0	0	0	0	0	0	0	0	0	0	0	47.4	-
1100	**5**	**0**	**4**	**0**	**1**	**0**	**0**	**0**	**0**	**0**	**0**	**0**	**0**	**0**	**0**	**0**	**0**	**0**	**0**	**52.1**	**-**
1200	6	0	5	0	1	0	0	0	0	0	0	0	0	0	0	0	0	0	0	45	-
1300	6	0	5	0	1	0	0	0	0	0	0	0	0	0	0	0	0	0	0	47.4	-
1400	4	0	4	0	0	0	0	0	0	0	0	0	0	0	0	0	0	0	0	49.4	-
1500	4	0	3	0	1	0	0	0	0	0	0	0	0	0	0	0	0	0	0	43.3	-
1600	5	0	4	0	0	0	0	0	0	0	0	0	0	0	2.8	0	0	0	0	52.8	-
1700	**8**	**0**	**7**	**0**	**1**	**0**	**0**	**0**	**0**	**0**	**0**	**0**	**0**	**0**	**1.9**	**0**	**0**	**0**	**0**	**51.3**	**-**
1800	**8**	**0**	**6**	**0**	**1**	**0**	**0**	**0**	**0**	**0**	**0**	**0**	**0**	**0**	**0**	**0**	**0**	**0**	**0**	**50.8**	**-**
1900	6	0	5	0	1	0	0	0	0	0	0	0	0	0	0	0	0	0	0	50.3	-
2000	4	0	3	0	0	0	0	0	0	0	0	0	0	0	0	0	0	0	0	54.5	-
2100	4	0	4	0	0	0	0	0	0	0	0	0	0	0	3.7	0	3.7	0	0	54.9	-
2200	2	0	2	0	0	0	0	0	0	0	0	0	0	0	0	0	0	0	0	50.4	-
2300	2	0	2	0	0	0	0	0	0	0	0	0	0	0	0	0	0	0	0	49.6	-
07-19	**63**	**0**	**51**	**1**	**9**	**0**	**1**	**0**	**0**	**0**	**0**	**0**	**0**	**1**	**0.9**	**0**	**0.5**	**0**	**0.2**	**48.9**	**61.9**
06-22	**79**	**0**	**65**	**1**	**10**	**0**	**1**	**0**	**0**	**0**	**0**	**0**	**0**	**1**	**0.9**	**0**	**0.5**	**0**	**0.2**	**49.6**	**62.3**
06-00	**83**	**0**	**69**	**1**	**11**	**0**	**1**	**0**	**0**	**0**	**0**	**0**	**0**	**1**	**0.9**	**0**	**0.5**	**0**	**0.2**	**49.6**	**62.3**
00-00	**85**	**0**	**71**	**1**	**11**	**0**	**1**	**0**	**0**	**0**	**0**	**0**	**0**	**1**	**0.8**	**0**	**0.5**	**0**	**0.2**	**49.7**	**62.6**

DRAFT

Site 98
Location LS07421, Att - Telepole, Lat 54.1682, Long -6.8222
Direction North

3279 / Meath/Cavan/Monaghan ATC's
October 2013
Automatic Traffic Count

Virtual Week (1)

Time	Total	Classification												>PSL	>PSL%	>SL1	>SL1%	>SL2	>SL2%	Mean	Vpp
		1 MCL	2 SV	3 SVT	4 TB2	5 TB3	6 T4	7 ART3	8 ART4	9 ART5	10 ART6	11 BD	12 DRT	80	80	85 +5kph	85 +5kph	90 +10kph	90 +10kph		85
Mon	76	1	60	2	10	0	3	0	0	0	0	0	0	1	1.3	1	1.3	1	1.3	51.2	64.4
Tue	90	0	77	1	11	0	1	0	0	0	0	0	0	0	0	0	0	0	0	50	61.9
Wed	95	0	80	1	14	0	0	0	0	0	0	0	0	0	0	0	0	0	0	47.5	61.9
Thu	75	0	60	0	12	1	1	0	0	1	0	0	0	1	1.3	0	0	0	0	50.3	62.6
Fri	86	1	72	2	10	0	0	0	1	0	0	0	0	1	1.2	0	0	0	0	50.2	64.1
| Sat	95	0	77	3	12	0	1	1	1	0	0	0	0	2	2.1	2	2.1	0	0	48.9	63.4
| Sun	77	1	68	0	7	0	1	0	0	0	0	0	0	0	0	0	0	0	0	50.3	60.8
5 Day Ave.	**84**	**0**	**70**	**1**	**11**	**0**	**1**	**0**	**0**	**0**	**0**	**0**	**0**	**1**	**1.2**	**0**	**0.0**	**0**	**0.0**	**49.8**	**63.0**
7 Day Ave.	**85**	**0**	**71**	**1**	**11**	**0**	**1**	**0**	**0**	**0**	**0**	**0**	**0**	**1**	**0.8**	**0**	**0.5**	**0**	**0.2**	**49.7**	**62.6**
--	**594**	**3**	**494**	**9**	**76**	**1**	**7**	**1**	**2**	**1**	**0**	**0**	**0**	**5**	**0.8**	**3**	**0.5**	**1**	**0.2**	**49.7**	**62.6**

Summary Graphs

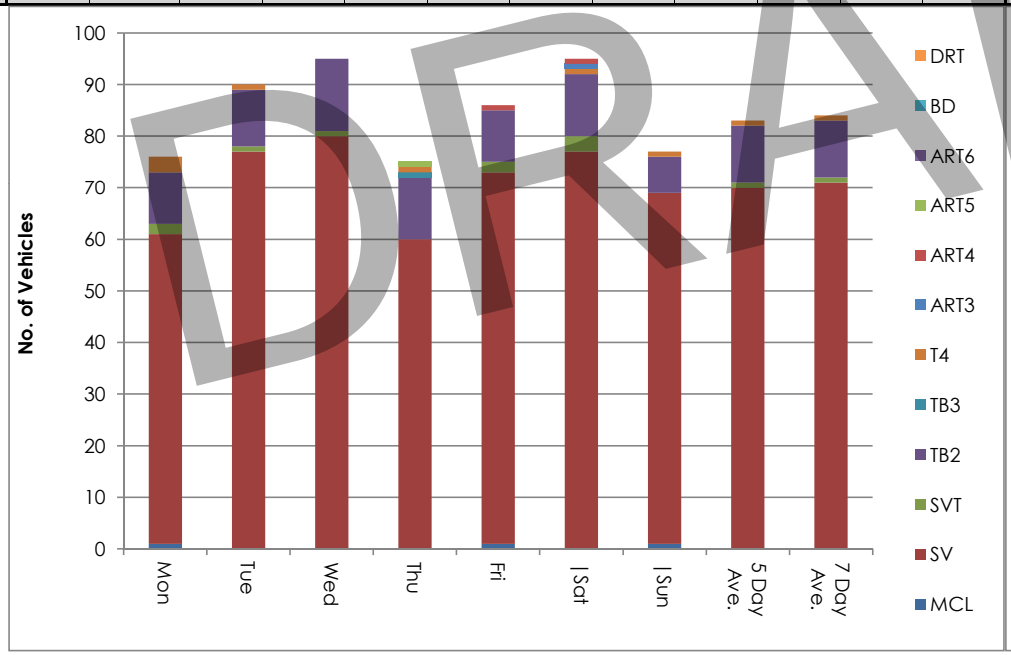

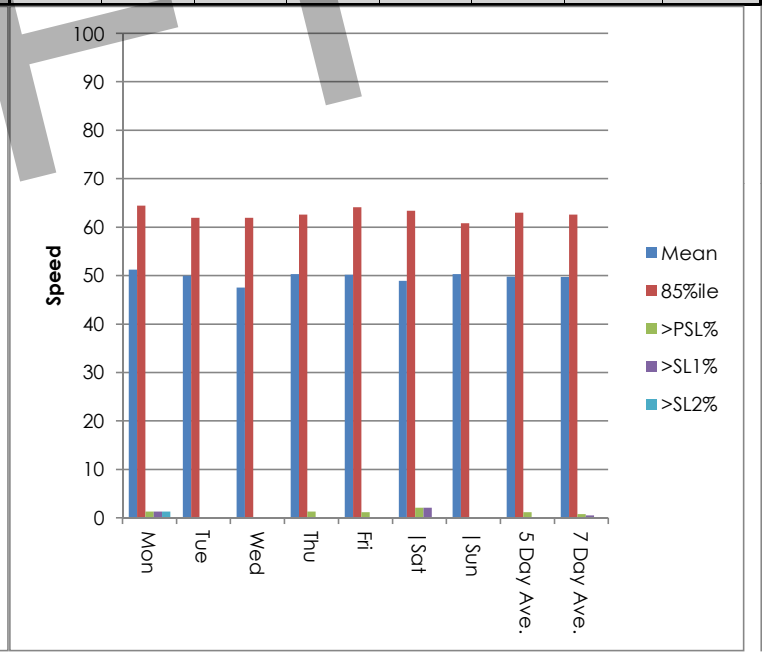

DRAFT

Site 98
Location LS07421, Att - Telepole, Lat 54.1682, Long -6.8222
Direction North

3279 / Meath/Cavan/Monaghan ATC's
October 2013
Automatic Traffic Count

Wed, 9 October 2013

Time	Total	Speed Bins (km/h)																											
		0 - 5	5 - 10	10 - 15	15 - 20	20 - 25	25 - 30	30 - 35	35 - 40	40 - 45	45 - 50	50 - 55	55 - 60	60 - 65	65 - 70	70 - 75	75 - 80	80 - 85	85 - 90	90 - 95	95 - 100	100 - 105	105 - 110	110 - 115	115 - 120	120 - 125	125 - 130	130 - 135	135 - 140
0000	1	0	0	0	0	0	0	0	0	1	0	0	0	0	0	0	0	0	0	0	0	0	0	0	0	0	0	0	0
0100	1	0	0	0	0	0	0	0	0	0	0	0	0	1	0	0	0	0	0	0	0	0	0	0	0	0	0	0	0
0200	0	0	0	0	0	0	0	0	0	0	0	0	0	0	0	0	0	0	0	0	0	0	0	0	0	0	0	0	0
0300	0	0	0	0	0	0	0	0	0	0	0	0	0	0	0	0	0	0	0	0	0	0	0	0	0	0	0	0	0
0400	0	0	0	0	0	0	0	0	0	0	0	0	0	0	0	0	0	0	0	0	0	0	0	0	0	0	0	0	0
0500	0	0	0	0	0	0	0	0	0	0	0	0	0	0	0	0	0	0	0	0	0	0	0	0	0	0	0	0	0
0600	3	0	0	0	0	0	0	0	1	0	1	0	1	0	0	0	0	0	0	0	0	0	0	0	0	0	0	0	0
0700	7	0	0	0	0	1	1	0	0	0	3	2	0	0	0	0	0	0	0	0	0	0	0	0	0	0	0	0	0
0800	4	0	0	0	0	0	1	0	0	1	0	1	0	0	1	0	0	0	0	0	0	0	0	0	0	0	0	0	0
0900	**10**	**0**	**1**	**0**	**0**	**0**	**0**	**0**	**3**	**0**	**1**	**1**	**1**	**1**	**2**	**0**	**0**	**0**	**0**	**0**	**0**	**0**	**0**	**0**	**0**	**0**	**0**	**0**	**0**
1000	4	0	0	1	0	0	0	1	0	1	0	0	0	0	0	0	1	0	0	0	0	0	0	0	0	0	0	0	0
1100	5	0	0	0	0	0	0	0	0	1	1	1	1	1	0	0	0	0	0	0	0	0	0	0	0	0	0	0	0
1200	5	0	0	0	0	1	0	2	0	0	1	1	0	0	0	0	0	0	0	0	0	0	0	0	0	0	0	0	0
1300	10	0	0	0	0	0	2	1	1	1	0	2	1	2	0	0	0	0	0	0	0	0	0	0	0	0	0	0	0
1400	4	0	0	0	0	1	0	0	0	1	0	0	1	0	0	0	1	0	0	0	0	0	0	0	0	0	0	0	0
1500	4	0	0	1	0	0	0	1	1	0	0	1	0	0	0	0	0	0	0	0	0	0	0	0	0	0	0	0	0
1600	3	0	0	0	0	0	0	0	0	0	0	0	2	0	1	0	0	0	0	0	0	0	0	0	0	0	0	0	0
1700	7	0	0	0	0	1	0	0	0	0	2	2	1	0	1	0	0	0	0	0	0	0	0	0	0	0	0	0	0
1800	**13**	**0**	**0**	**0**	**0**	**1**	**1**	**0**	**0**	**1**	**1**	**1**	**4**	**2**	**1**	**1**	**0**	**0**	**0**	**0**	**0**	**0**	**0**	**0**	**0**	**0**	**0**	**0**	**0**
1900	4	0	0	0	0	1	0	1	0	0	1	1	0	0	0	0	0	0	0	0	0	0	0	0	0	0	0	0	0
2000	3	0	0	0	0	0	0	0	1	0	0	1	0	0	0	0	1	0	0	0	0	0	0	0	0	0	0	0	0
2100	3	0	0	0	0	0	0	0	0	1	0	1	1	0	0	0	0	0	0	0	0	0	0	0	0	0	0	0	0
2200	2	0	0	0	0	0	0	0	0	1	0	0	0	1	0	0	0	0	0	0	0	0	0	0	0	0	0	0	0
2300	2	0	0	0	0	0	1	0	0	0	0	0	0	0	1	0	0	0	0	0	0	0	0	0	0	0	0	0	0
07-19	**76**	**0**	**1**	**2**	**0**	**5**	**5**	**5**	**5**	**6**	**9**	**12**	**11**	**6**	**6**	**1**	**2**	**0**	**0**	**0**	**0**	**0**	**0**	**0**	**0**	**0**	**0**	**0**	**0**
06-22	**89**	**0**	**1**	**2**	**0**	**6**	**5**	**6**	**7**	**7**	**11**	**15**	**13**	**6**	**6**	**1**	**3**	**0**	**0**	**0**	**0**	**0**	**0**	**0**	**0**	**0**	**0**	**0**	**0**
06-00	**93**	**0**	**1**	**2**	**0**	**6**	**6**	**6**	**7**	**8**	**11**	**15**	**13**	**7**	**7**	**1**	**3**	**0**	**0**	**0**	**0**	**0**	**0**	**0**	**0**	**0**	**0**	**0**	**0**
00-00	**95**	**0**	**1**	**2**	**0**	**6**	**6**	**6**	**7**	**9**	**11**	**15**	**13**	**8**	**7**	**1**	**3**	**0**	**0**	**0**	**0**	**0**	**0**	**0**	**0**	**0**	**0**	**0**	**0**

DRAFT

Site 98
Location LS07421, Att - Telepole, Lat 54.1682, Long -6.8222
Direction North

3279 / Meath/Cavan/Monaghan ATC's
October 2013
Automatic Traffic Count

Thu, 10 October 2013

Time	Total	Speed Bins (km/h)																											
		0 - 5	5 - 10	10 - 15	15 - 20	20 - 25	25 - 30	30 - 35	35 - 40	40 - 45	45 - 50	50 - 55	55 - 60	60 - 65	65 - 70	70 - 75	75 - 80	80 - 85	85 - 90	90 - 95	95 - 100	100 - 105	105 - 110	110 - 115	115 - 120	120 - 125	125 - 130	130 - 135	135 - 140
0000	1	0	0	0	0	0	0	0	0	0	0	0	0	1	0	0	0	0	0	0	0	0	0	0	0	0	0	0	0
0100	1	0	0	0	0	0	0	0	0	0	0	0	0	0	1	0	0	0	0	0	0	0	0	0	0	0	0	0	0
0200	0	0	0	0	0	0	0	0	0	0	0	0	0	0	0	0	0	0	0	0	0	0	0	0	0	0	0	0	0
0300	0	0	0	0	0	0	0	0	0	0	0	0	0	0	0	0	0	0	0	0	0	0	0	0	0	0	0	0	0
0400	1	0	0	0	0	1	0	0	0	0	0	0	0	0	0	0	0	0	0	0	0	0	0	0	0	0	0	0	0
0500	0	0	0	0	0	0	0	0	0	0	0	0	0	0	0	0	0	0	0	0	0	0	0	0	0	0	0	0	0
0600	1	0	0	0	0	0	0	0	0	1	0	0	0	0	0	0	0	0	0	0	0	0	0	0	0	0	0	0	0
0700	5	0	0	0	0	0	1	0	0	0	0	0	4	0	0	0	0	0	0	0	0	0	0	0	0	0	0	0	0
0800	5	0	0	0	0	0	1	0	0	0	0	1	1	1	0	1	0	0	0	0	0	0	0	0	0	0	0	0	0
0900	6	0	0	0	0	0	1	0	0	1	1	2	0	0	0	1	0	0	0	0	0	0	0	0	0	0	0	0	0
1000	5	0	0	0	0	0	1	1	0	0	1	1	0	1	0	0	0	0	0	0	0	0	0	0	0	0	0	0	0
1100	**7**	**0**	**0**	**0**	**0**	**0**	**0**	**0**	**0**	**1**	**1**	**1**	**1**	**2**	**1**	**0**	**0**	**0**	**0**	**0**	**0**	**0**	**0**	**0**	**0**	**0**	**0**	**0**	**0**
1200	5	0	0	0	0	1	0	0	0	0	1	2	1	0	0	0	0	0	0	0	0	0	0	0	0	0	0	0	0
1300	4	0	0	0	0	0	0	2	0	0	0	0	0	1	0	1	0	0	0	0	0	0	0	0	0	0	0	0	0
1400	3	0	0	0	0	0	0	0	0	0	0	1	0	0	2	0	0	0	0	0	0	0	0	0	0	0	0	0	0
1500	2	0	0	0	0	0	0	0	1	0	0	0	0	0	1	0	0	0	0	0	0	0	0	0	0	0	0	0	0
1600	4	0	0	0	0	0	0	0	1	0	0	1	0	1	0	0	0	1	0	0	0	0	0	0	0	0	0	0	0
1700	4	0	0	0	0	0	0	0	1	0	0	0	2	1	0	0	0	0	0	0	0	0	0	0	0	0	0	0	0
1800	4	0	0	0	1	0	0	0	0	2	1	0	0	0	0	0	0	0	0	0	0	0	0	0	0	0	0	0	0
1900	**9**	**0**	**0**	**0**	**0**	**0**	**0**	**0**	**0**	**2**	**3**	**2**	**1**	**1**	**0**	**0**	**0**	**0**	**0**	**0**	**0**	**0**	**0**	**0**	**0**	**0**	**0**	**0**	**0**
2000	2	0	0	0	0	0	0	0	0	1	0	1	0	0	0	0	0	0	0	0	0	0	0	0	0	0	0	0	0
2100	5	0	0	0	0	0	0	0	0	3	2	0	0	0	0	0	0	0	0	0	0	0	0	0	0	0	0	0	0
2200	0	0	0	0	0	0	0	0	0	0	0	0	0	0	0	0	0	0	0	0	0	0	0	0	0	0	0	0	0
2300	1	0	0	0	0	0	0	1	0	0	0	0	0	0	0	0	0	0	0	0	0	0	0	0	0	0	0	0	0
07-19	**54**	**0**	**0**	**0**	**1**	**1**	**4**	**3**	**3**	**4**	**5**	**9**	**9**	**7**	**4**	**3**	**0**	**1**	**0**	**0**	**0**	**0**	**0**	**0**	**0**	**0**	**0**	**0**	**0**
06-22	**71**	**0**	**0**	**0**	**1**	**1**	**4**	**3**	**3**	**11**	**10**	**12**	**10**	**8**	**4**	**3**	**0**	**1**	**0**	**0**	**0**	**0**	**0**	**0**	**0**	**0**	**0**	**0**	**0**
06-00	**72**	**0**	**0**	**0**	**1**	**1**	**4**	**4**	**3**	**11**	**10**	**12**	**10**	**8**	**4**	**3**	**0**	**1**	**0**	**0**	**0**	**0**	**0**	**0**	**0**	**0**	**0**	**0**	**0**
00-00	**75**	**0**	**0**	**0**	**1**	**2**	**4**	**4**	**3**	**11**	**10**	**12**	**10**	**9**	**5**	**3**	**0**	**1**	**0**	**0**	**0**	**0**	**0**	**0**	**0**	**0**	**0**	**0**	**0**

DRAFT

Site 98
Location LS07421, Att - Telepole, Lat 54.1682, Long -6.8222
Direction North

3279 / Meath/Cavan/Monaghan ATC's
October 2013
Automatic Traffic Count

Fri, 11 October 2013

Time	Total	Speed Bins (km/h)																											
		0 - 5	5 - 10	10 - 15	15 - 20	20 - 25	25 - 30	30 - 35	35 - 40	40 - 45	45 - 50	50 - 55	55 - 60	60 - 65	65 - 70	70 - 75	75 - 80	80 - 85	85 - 90	90 - 95	95 - 100	100 - 105	105 - 110	110 - 115	115 - 120	120 - 125	125 - 130	130 - 135	135 - 140
0000	1	0	0	0	0	0	0	0	0	0	0	0	0	1	0	0	0	0	0	0	0	0	0	0	0	0	0	0	0
0100	0	0	0	0	0	0	0	0	0	0	0	0	0	0	0	0	0	0	0	0	0	0	0	0	0	0	0	0	0
0200	0	0	0	0	0	0	0	0	0	0	0	0	0	0	0	0	0	0	0	0	0	0	0	0	0	0	0	0	0
0300	0	0	0	0	0	0	0	0	0	0	0	0	0	0	0	0	0	0	0	0	0	0	0	0	0	0	0	0	0
0400	0	0	0	0	0	0	0	0	0	0	0	0	0	0	0	0	0	0	0	0	0	0	0	0	0	0	0	0	0
0500	0	0	0	0	0	0	0	0	0	0	0	0	0	0	0	0	0	0	0	0	0	0	0	0	0	0	0	0	0
0600	3	0	0	0	0	1	0	0	0	0	0	0	1	0	1	0	0	0	0	0	0	0	0	0	0	0	0	0	0
0700	4	0	0	0	0	0	0	0	1	1	1	1	0	0	0	0	0	0	0	0	0	0	0	0	0	0	0	0	0
0800	**8**	**0**	**0**	**0**	**0**	**0**	**1**	**0**	**0**	**1**	**1**	**2**	**1**	**1**	**0**	**0**	**1**	**0**	**0**	**0**	**0**	**0**	**0**	**0**	**0**	**0**	**0**	**0**	**0**
0900	3	0	0	0	0	0	0	0	0	2	1	0	0	0	0	0	0	0	0	0	0	0	0	0	0	0	0	0	0
1000	5	0	0	1	1	0	0	0	0	2	0	0	0	0	1	0	0	0	0	0	0	0	0	0	0	0	0	0	0
1100	6	0	0	0	0	0	1	0	0	0	0	0	2	2	1	0	0	0	0	0	0	0	0	0	0	0	0	0	0
1200	5	0	0	0	0	0	1	0	1	0	0	1	0	0	1	1	0	0	0	0	0	0	0	0	0	0	0	0	0
1300	4	0	0	0	1	0	0	0	2	0	0	0	1	0	0	0	0	0	0	0	0	0	0	0	0	0	0	0	0
1400	4	0	0	0	0	0	0	0	1	0	0	2	1	0	0	0	0	0	0	0	0	0	0	0	0	0	0	0	0
1500	5	0	0	0	0	0	0	1	1	0	1	0	0	1	1	0	0	0	0	0	0	0	0	0	0	0	0	0	0
1600	6	0	0	0	0	0	0	0	0	1	2	1	2	0	0	0	0	0	0	0	0	0	0	0	0	0	0	0	0
1700	6	0	0	0	0	0	0	0	0	1	1	3	0	0	0	0	0	1	0	0	0	0	0	0	0	0	0	0	0
1800	6	0	0	0	1	0	0	0	0	0	0	4	0	0	0	1	0	0	0	0	0	0	0	0	0	0	0	0	0
1900	**7**	**0**	**0**	**0**	**0**	**0**	**0**	**0**	**0**	**2**	**0**	**3**	**1**	**0**	**0**	**1**	**0**	**0**	**0**	**0**	**0**	**0**	**0**	**0**	**0**	**0**	**0**	**0**	**0**
2000	4	0	0	0	0	0	1	0	1	0	0	1	0	0	0	0	1	0	0	0	0	0	0	0	0	0	0	0	0
2100	6	0	0	0	0	0	0	0	1	0	0	1	1	1	1	0	1	0	0	0	0	0	0	0	0	0	0	0	0
2200	2	0	0	0	0	0	0	0	0	0	0	0	1	1	0	0	0	0	0	0	0	0	0	0	0	0	0	0	0
2300	1	0	0	0	0	0	0	0	1	0	0	0	0	0	0	0	0	0	0	0	0	0	0	0	0	0	0	0	0
07-19	**62**	**0**	**0**	**1**	**3**	**0**	**3**	**1**	**6**	**8**	**7**	**14**	**7**	**4**	**4**	**2**	**1**	**1**	**0**	**0**	**0**	**0**	**0**	**0**	**0**	**0**	**0**	**0**	**0**
06-22	**82**	**0**	**0**	**1**	**3**	**1**	**4**	**1**	**8**	**10**	**7**	**19**	**10**	**5**	**6**	**3**	**3**	**1**	**0**	**0**	**0**	**0**	**0**	**0**	**0**	**0**	**0**	**0**	**0**
06-00	**85**	**0**	**0**	**1**	**3**	**1**	**4**	**1**	**9**	**10**	**7**	**19**	**11**	**6**	**6**	**3**	**3**	**1**	**0**	**0**	**0**	**0**	**0**	**0**	**0**	**0**	**0**	**0**	**0**
00-00	**86**	**0**	**0**	**1**	**3**	**1**	**4**	**1**	**9**	**10**	**7**	**19**	**11**	**7**	**6**	**3**	**3**	**1**	**0**	**0**	**0**	**0**	**0**	**0**	**0**	**0**	**0**	**0**	**0**

DRAFT

Site 98
Location LS07421, Att - Telepole, Lat 54.1682, Long -6.8222
Direction North

3279 / Meath/Cavan/Monaghan ATC's
October 2013
Automatic Traffic Count

Sat, 12 October 2013

Time	Total	Speed Bins (km/h)																											
		0 - 5	5 - 10	10 - 15	15 - 20	20 - 25	25 - 30	30 - 35	35 - 40	40 - 45	45 - 50	50 - 55	55 - 60	60 - 65	65 - 70	70 - 75	75 - 80	80 - 85	85 - 90	90 - 95	95 - 100	100 - 105	105 - 110	110 - 115	115 - 120	120 - 125	125 - 130	130 - 135	135 - 140
0000	0	0	0	0	0	0	0	0	0	0	0	0	0	0	0	0	0	0	0	0	0	0	0	0	0	0	0	0	0
0100	1	0	0	0	0	0	0	0	0	1	0	0	0	0	0	0	0	0	0	0	0	0	0	0	0	0	0	0	0
0200	1	0	0	0	0	0	0	0	0	0	1	0	0	0	0	0	0	0	0	0	0	0	0	0	0	0	0	0	0
0300	0	0	0	0	0	0	0	0	0	0	0	0	0	0	0	0	0	0	0	0	0	0	0	0	0	0	0	0	0
0400	0	0	0	0	0	0	0	0	0	0	0	0	0	0	0	0	0	0	0	0	0	0	0	0	0	0	0	0	0
0500	0	0	0	0	0	0	0	0	0	0	0	0	0	0	0	0	0	0	0	0	0	0	0	0	0	0	0	0	0
0600	1	0	0	0	0	0	0	0	0	0	0	0	0	1	0	0	0	0	0	0	0	0	0	0	0	0	0	0	0
0700	3	0	0	0	0	0	0	0	0	0	1	1	1	0	0	0	0	0	0	0	0	0	0	0	0	0	0	0	0
0800	6	0	0	0	0	0	0	0	0	3	1	0	0	0	1	0	0	0	1	0	0	0	0	0	0	0	0	0	0
0900	**7**	**0**	**0**	**0**	**1**	**1**	**2**	**0**	**0**	**0**	**0**	**1**	**1**	**0**	**1**	**0**	**0**	**0**	**0**	**0**	**0**	**0**	**0**	**0**	**0**	**0**	**0**	**0**	**0**
1000	3	0	0	0	0	0	0	0	0	0	1	0	1	0	1	0	0	0	0	0	0	0	0	0	0	0	0	0	0
1100	**7**	**0**	**0**	**0**	**0**	**0**	**0**	**0**	**0**	**1**	**1**	**3**	**1**	**1**	**0**	**0**	**0**	**0**	**0**	**0**	**0**	**0**	**0**	**0**	**0**	**0**	**0**	**0**	**0**
1200	6	0	0	0	0	0	0	0	0	1	2	0	2	1	0	0	0	0	0	0	0	0	0	0	0	0	0	0	0
1300	**9**	**0**	**0**	**1**	**2**	**0**	**0**	**1**	**0**	**0**	**0**	**0**	**2**	**3**	**0**	**0**	**0**	**0**	**0**	**0**	**0**	**0**	**0**	**0**	**0**	**0**	**0**	**0**	**0**
1400	7	0	0	1	1	0	0	0	1	0	1	0	0	2	0	1	0	0	0	0	0	0	0	0	0	0	0	0	0
1500	8	0	0	0	0	1	2	0	0	3	1	0	0	1	0	0	0	0	0	0	0	0	0	0	0	0	0	0	0
1600	6	0	0	0	0	1	0	0	0	0	3	2	0	0	0	0	0	0	0	0	0	0	0	0	0	0	0	0	0
1700	8	0	0	0	0	0	0	1	0	2	0	1	1	3	0	0	0	0	0	0	0	0	0	0	0	0	0	0	0
1800	6	0	0	0	1	0	0	0	0	0	0	3	1	0	1	0	0	0	0	0	0	0	0	0	0	0	0	0	0
1900	6	0	0	0	1	0	0	0	0	3	1	0	0	1	0	0	0	0	0	0	0	0	0	0	0	0	0	0	0
2000	3	0	0	0	0	0	0	0	0	0	0	0	1	0	2	0	0	0	0	0	0	0	0	0	0	0	0	0	0
2100	4	0	0	0	0	0	0	0	0	1	0	1	0	0	0	1	0	0	1	0	0	0	0	0	0	0	0	0	0
2200	1	0	0	0	0	0	0	0	0	0	0	0	0	0	1	0	0	0	0	0	0	0	0	0	0	0	0	0	0
2300	2	0	0	0	0	0	0	0	0	0	0	1	1	0	0	0	0	0	0	0	0	0	0	0	0	0	0	0	0
07-19	**76**	**0**	**0**	**2**	**5**	**3**	**4**	**2**	**1**	**10**	**11**	**11**	**10**	**11**	**4**	**1**	**0**	**0**	**1**	**0**	**0**	**0**	**0**	**0**	**0**	**0**	**0**	**0**	**0**
06-22	**90**	**0**	**0**	**2**	**6**	**3**	**4**	**2**	**1**	**14**	**12**	**12**	**11**	**13**	**6**	**2**	**0**	**0**	**2**	**0**	**0**	**0**	**0**	**0**	**0**	**0**	**0**	**0**	**0**
06-00	**93**	**0**	**0**	**2**	**6**	**3**	**4**	**2**	**1**	**14**	**12**	**13**	**12**	**13**	**7**	**2**	**0**	**0**	**2**	**0**	**0**	**0**	**0**	**0**	**0**	**0**	**0**	**0**	**0**
00-00	**95**	**0**	**0**	**2**	**6**	**3**	**4**	**2**	**1**	**15**	**13**	**13**	**12**	**13**	**7**	**2**	**0**	**0**	**2**	**0**	**0**	**0**	**0**	**0**	**0**	**0**	**0**	**0**	**0**

DRAFT

Site 98
Location LS07421, Att - Telepole, Lat 54.1682, Long -6.8222
Direction North

3279 / Meath/Cavan/Monaghan ATC's
October 2013
Automatic Traffic Count

Sun, 13 October 2013

Time	Total	Speed Bins (km/h)																											
		0 - 5	5 - 10	10 - 15	15 - 20	20 - 25	25 - 30	30 - 35	35 - 40	40 - 45	45 - 50	50 - 55	55 - 60	60 - 65	65 - 70	70 - 75	75 - 80	80 - 85	85 - 90	90 - 95	95 - 100	100 - 105	105 - 110	110 - 115	115 - 120	120 - 125	125 - 130	130 - 135	135 - 140
0000	**3**	**0**	**0**	**0**	**0**	**0**	**0**	**0**	**0**	**1**	**1**	**1**	**0**	**0**	**0**	**0**	**0**	**0**	**0**	**0**	**0**	**0**	**0**	**0**	**0**	**0**	**0**	**0**	**0**
0100	0	0	0	0	0	0	0	0	0	0	0	0	0	0	0	0	0	0	0	0	0	0	0	0	0	0	0	0	0
0200	1	0	0	0	0	0	0	0	0	0	0	1	0	0	0	0	0	0	0	0	0	0	0	0	0	0	0	0	0
0300	0	0	0	0	0	0	0	0	0	0	0	0	0	0	0	0	0	0	0	0	0	0	0	0	0	0	0	0	0
0400	0	0	0	0	0	0	0	0	0	0	0	0	0	0	0	0	0	0	0	0	0	0	0	0	0	0	0	0	0
0500	0	0	0	0	0	0	0	0	0	0	0	0	0	0	0	0	0	0	0	0	0	0	0	0	0	0	0	0	0
0600	0	0	0	0	0	0	0	0	0	0	0	0	0	0	0	0	0	0	0	0	0	0	0	0	0	0	0	0	0
0700	0	0	0	0	0	0	0	0	0	0	0	0	0	0	0	0	0	0	0	0	0	0	0	0	0	0	0	0	0
0800	1	0	0	0	0	0	0	0	0	1	0	0	0	0	0	0	0	0	0	0	0	0	0	0	0	0	0	0	0
0900	1	0	0	0	1	0	0	0	0	0	0	0	0	0	0	0	0	0	0	0	0	0	0	0	0	0	0	0	0
1000	2	0	0	0	0	0	0	0	0	1	0	0	0	0	1	0	0	0	0	0	0	0	0	0	0	0	0	0	0
1100	2	0	0	0	0	0	0	0	0	0	1	1	0	0	0	0	0	0	0	0	0	0	0	0	0	0	0	0	0
1200	**13**	**0**	**0**	**0**	**1**	**0**	**1**	**1**	**0**	**2**	**3**	**4**	**1**	**0**	**0**	**0**	**0**	**0**	**0**	**0**	**0**	**0**	**0**	**0**	**0**	**0**	**0**	**0**	**0**
1300	9	0	0	0	0	0	0	0	0	2	0	4	0	2	1	0	0	0	0	0	0	0	0	0	0	0	0	0	0
1400	1	0	0	0	0	0	0	0	0	0	1	0	0	0	0	0	0	0	0	0	0	0	0	0	0	0	0	0	0
1500	5	0	0	0	0	1	0	0	0	0	1	1	0	1	0	0	1	0	0	0	0	0	0	0	0	0	0	0	0
1600	4	0	0	0	0	0	0	0	0	1	1	0	2	0	0	0	0	0	0	0	0	0	0	0	0	0	0	0	0
1700	**13**	**0**	**0**	**0**	**0**	**1**	**0**	**0**	**1**	**2**	**0**	**4**	**5**	**0**	**0**	**0**	**0**	**0**	**0**	**0**	**0**	**0**	**0**	**0**	**0**	**0**	**0**	**0**	**0**
1800	5	0	0	0	0	0	0	0	0	0	3	0	0	1	0	0	1	0	0	0	0	0	0	0	0	0	0	0	0
1900	4	0	0	0	0	0	0	0	0	0	0	2	0	0	1	0	1	0	0	0	0	0	0	0	0	0	0	0	0
2000	6	0	0	0	0	0	0	1	0	1	0	1	1	1	0	1	0	0	0	0	0	0	0	0	0	0	0	0	0
2100	1	0	0	0	0	0	0	0	0	0	0	0	0	0	1	0	0	0	0	0	0	0	0	0	0	0	0	0	0
2200	3	0	0	0	0	0	0	0	1	0	2	0	0	0	0	0	0	0	0	0	0	0	0	0	0	0	0	0	0
2300	3	0	0	0	0	0	0	0	1	0	0	2	0	0	0	0	0	0	0	0	0	0	0	0	0	0	0	0	0
07-19	**56**	**0**	**0**	**0**	**2**	**2**	**1**	**1**	**1**	**9**	**10**	**14**	**8**	**4**	**2**	**0**	**2**	**0**	**0**	**0**	**0**	**0**	**0**	**0**	**0**	**0**	**0**	**0**	**0**
06-22	**67**	**0**	**0**	**0**	**2**	**2**	**1**	**2**	**1**	**10**	**10**	**17**	**9**	**5**	**4**	**1**	**3**	**0**	**0**	**0**	**0**	**0**	**0**	**0**	**0**	**0**	**0**	**0**	**0**
06-00	**73**	**0**	**0**	**0**	**2**	**2**	**1**	**2**	**3**	**10**	**12**	**19**	**9**	**5**	**4**	**1**	**3**	**0**	**0**	**0**	**0**	**0**	**0**	**0**	**0**	**0**	**0**	**0**	**0**
00-00	**77**	**0**	**0**	**0**	**2**	**2**	**1**	**2**	**3**	**11**	**13**	**21**	**9**	**5**	**4**	**1**	**3**	**0**	**0**	**0**	**0**	**0**	**0**	**0**	**0**	**0**	**0**	**0**	**0**

DRAFT

Site 98
Location LS07421, Att - Telepole, Lat 54.1682, Long -6.8222
Direction North

3279 / Meath/Cavan/Monaghan ATC's
October 2013
Automatic Traffic Count

Mon, 14 October 2013

Time	Total	Speed Bins (km/h)																											
		0 - 5	5 - 10	10 - 15	15 - 20	20 - 25	25 - 30	30 - 35	35 - 40	40 - 45	45 - 50	50 - 55	55 - 60	60 - 65	65 - 70	70 - 75	75 - 80	80 - 85	85 - 90	90 - 95	95 - 100	100 - 105	105 - 110	110 - 115	115 - 120	120 - 125	125 - 130	130 - 135	135 - 140
0000	1	0	0	0	0	0	0	0	0	0	0	0	0	0	1	0	0	0	0	0	0	0	0	0	0	0	0	0	0
0100	0	0	0	0	0	0	0	0	0	0	0	0	0	0	0	0	0	0	0	0	0	0	0	0	0	0	0	0	0
0200	1	0	0	0	0	0	0	0	0	0	0	0	1	0	0	0	0	0	0	0	0	0	0	0	0	0	0	0	0
0300	0	0	0	0	0	0	0	0	0	0	0	0	0	0	0	0	0	0	0	0	0	0	0	0	0	0	0	0	0
0400	1	0	0	0	0	1	0	0	0	0	0	0	0	0	0	0	0	0	0	0	0	0	0	0	0	0	0	0	0
0500	0	0	0	0	0	0	0	0	0	0	0	0	0	0	0	0	0	0	0	0	0	0	0	0	0	0	0	0	0
0600	2	0	0	0	0	0	0	0	0	1	0	0	0	1	0	0	0	0	0	0	0	0	0	0	0	0	0	0	0
0700	2	0	0	0	0	0	0	0	0	0	1	0	0	1	0	0	0	0	0	0	0	0	0	0	0	0	0	0	0
0800	5	0	0	0	0	0	1	0	0	1	1	0	0	0	0	2	0	0	0	0	0	0	0	0	0	0	0	0	0
0900	**6**	**0**	**0**	**0**	**0**	**0**	**0**	**0**	**1**	**1**	**0**	**2**	**0**	**1**	**0**	**0**	**0**	**0**	**0**	**1**	**0**	**0**	**0**	**0**	**0**	**0**	**0**	**0**	**0**
1000	4	0	0	0	0	0	0	0	0	1	1	1	0	1	0	0	0	0	0	0	0	0	0	0	0	0	0	0	0
1100	4	0	0	0	0	0	1	0	1	0	0	1	0	0	0	1	0	0	0	0	0	0	0	0	0	0	0	0	0
1200	3	0	0	0	0	1	0	0	0	1	0	0	1	0	0	0	0	0	0	0	0	0	0	0	0	0	0	0	0
1300	2	0	0	0	0	0	0	0	0	0	1	1	0	0	0	0	0	0	0	0	0	0	0	0	0	0	0	0	0
1400	4	0	0	0	0	0	1	1	0	0	0	0	2	0	0	0	0	0	0	0	0	0	0	0	0	0	0	0	0
1500	2	0	0	0	0	1	0	0	0	0	1	0	0	0	0	0	0	0	0	0	0	0	0	0	0	0	0	0	0
1600	5	0	0	0	0	0	0	0	1	0	1	0	1	1	1	0	0	0	0	0	0	0	0	0	0	0	0	0	0
1700	6	0	0	0	0	0	0	0	0	0	2	2	0	2	0	0	0	0	0	0	0	0	0	0	0	0	0	0	0
1800	**11**	**0**	**0**	**0**	**0**	**0**	**0**	**0**	**1**	**1**	**3**	**2**	**2**	**1**	**0**	**0**	**1**	**0**	**0**	**0**	**0**	**0**	**0**	**0**	**0**	**0**	**0**	**0**	**0**
1900	8	0	0	0	0	1	0	0	1	0	0	2	1	1	2	0	0	0	0	0	0	0	0	0	0	0	0	0	0
2000	4	0	0	0	0	1	0	0	0	0	0	0	3	0	0	0	0	0	0	0	0	0	0	0	0	0	0	0	0
2100	1	0	0	0	0	0	0	0	0	0	0	1	0	0	0	0	0	0	0	0	0	0	0	0	0	0	0	0	0
2200	1	0	0	0	0	0	0	0	0	0	0	0	1	0	0	0	0	0	0	0	0	0	0	0	0	0	0	0	0
2300	3	0	0	0	0	0	0	0	0	1	1	0	0	1	0	0	0	0	0	0	0	0	0	0	0	0	0	0	0
07-19	**54**	**0**	**0**	**0**	**0**	**2**	**3**	**1**	**4**	**5**	**11**	**9**	**6**	**7**	**1**	**3**	**1**	**0**	**0**	**1**	**0**	**0**	**0**	**0**	**0**	**0**	**0**	**0**	**0**
06-22	**69**	**0**	**0**	**0**	**0**	**4**	**3**	**1**	**5**	**6**	**11**	**12**	**10**	**9**	**3**	**3**	**1**	**0**	**0**	**1**	**0**	**0**	**0**	**0**	**0**	**0**	**0**	**0**	**0**
06-00	**73**	**0**	**0**	**0**	**0**	**4**	**3**	**1**	**5**	**7**	**12**	**12**	**11**	**10**	**3**	**3**	**1**	**0**	**0**	**1**	**0**	**0**	**0**	**0**	**0**	**0**	**0**	**0**	**0**
00-00	**76**	**0**	**0**	**0**	**0**	**5**	**3**	**1**	**5**	**7**	**12**	**12**	**12**	**10**	**4**	**3**	**1**	**0**	**0**	**1**	**0**	**0**	**0**	**0**	**0**	**0**	**0**	**0**	**0**

DRAFT

Site 98
Location LS07421, Att - Telepole, Lat 54.1682, Long -6.8222
Direction North

3279 / Meath/Cavan/Monaghan ATC's
October 2013
Automatic Traffic Count

Tue, 15 October 2013

Time	Total	Speed Bins (km/h)																											
		0 - 5	5 - 10	10 - 15	15 - 20	20 - 25	25 - 30	30 - 35	35 - 40	40 - 45	45 - 50	50 - 55	55 - 60	60 - 65	65 - 70	70 - 75	75 - 80	80 - 85	85 - 90	90 - 95	95 - 100	100 - 105	105 - 110	110 - 115	115 - 120	120 - 125	125 - 130	130 - 135	135 - 140
0000	0	0	0	0	0	0	0	0	0	0	0	0	0	0	0	0	0	0	0	0	0	0	0	0	0	0	0	0	0
0100	0	0	0	0	0	0	0	0	0	0	0	0	0	0	0	0	0	0	0	0	0	0	0	0	0	0	0	0	0
0200	0	0	0	0	0	0	0	0	0	0	0	0	0	0	0	0	0	0	0	0	0	0	0	0	0	0	0	0	0
0300	0	0	0	0	0	0	0	0	0	0	0	0	0	0	0	0	0	0	0	0	0	0	0	0	0	0	0	0	0
0400	0	0	0	0	0	0	0	0	0	0	0	0	0	0	0	0	0	0	0	0	0	0	0	0	0	0	0	0	0
0500	0	0	0	0	0	0	0	0	0	0	0	0	0	0	0	0	0	0	0	0	0	0	0	0	0	0	0	0	0
0600	1	0	0	0	0	0	0	0	0	0	0	0	0	0	1	0	0	0	0	0	0	0	0	0	0	0	0	0	0
0700	**7**	**0**	**0**	**0**	**0**	**0**	**1**	**0**	**0**	**1**	**3**	**2**	**0**	**0**	**0**	**0**	**0**	**0**	**0**	**0**	**0**	**0**	**0**	**0**	**0**	**0**	**0**	**0**	**0**
0800	4	0	0	0	0	0	1	0	0	0	1	0	0	0	1	1	0	0	0	0	0	0	0	0	0	0	0	0	0
0900	2	0	0	0	1	0	0	0	0	0	0	1	0	0	0	0	0	0	0	0	0	0	0	0	0	0	0	0	0
1000	6	0	0	0	0	0	0	0	1	0	2	1	0	2	0	0	0	0	0	0	0	0	0	0	0	0	0	0	0
1100	3	0	0	0	0	0	0	0	0	2	1	0	0	0	0	0	0	0	0	0	0	0	0	0	0	0	0	0	0
1200	5	0	0	0	0	0	1	1	1	0	0	1	0	1	0	0	0	0	0	0	0	0	0	0	0	0	0	0	0
1300	4	0	0	0	0	0	0	0	0	1	1	1	0	1	0	0	0	0	0	0	0	0	0	0	0	0	0	0	0
1400	4	0	0	0	0	0	0	0	0	1	2	0	0	0	0	1	0	0	0	0	0	0	0	0	0	0	0	0	0
1500	5	0	0	0	0	0	1	0	1	1	0	1	1	0	0	0	0	0	0	0	0	0	0	0	0	0	0	0	0
1600	8	0	0	0	0	0	0	0	1	1	1	0	3	2	0	0	0	0	0	0	0	0	0	0	0	0	0	0	0
1700	**10**	**0**	**0**	**0**	**1**	**0**	**0**	**1**	**1**	**1**	**1**	**0**	**2**	**2**	**0**	**0**	**1**	**0**	**0**	**0**	**0**	**0**	**0**	**0**	**0**	**0**	**0**	**0**	**0**
1800	8	0	0	0	0	0	1	0	0	0	6	0	0	1	0	0	0	0	0	0	0	0	0	0	0	0	0	0	0
1900	6	0	0	0	0	0	0	0	0	1	2	1	1	0	1	0	0	0	0	0	0	0	0	0	0	0	0	0	0
2000	4	0	0	0	0	0	0	0	0	0	0	1	0	2	0	0	1	0	0	0	0	0	0	0	0	0	0	0	0
2100	7	0	0	0	0	0	0	0	0	1	1	2	2	0	1	0	0	0	0	0	0	0	0	0	0	0	0	0	0
2200	3	0	0	0	0	1	0	0	0	0	1	1	0	0	0	0	0	0	0	0	0	0	0	0	0	0	0	0	0
2300	3	0	0	0	0	0	0	0	1	0	0	0	1	0	0	0	1	0	0	0	0	0	0	0	0	0	0	0	0
07-19	**66**	**0**	**0**	**0**	**2**	**0**	**5**	**2**	**5**	**8**	**18**	**7**	**6**	**9**	**1**	**2**	**1**	**0**	**0**	**0**	**0**	**0**	**0**	**0**	**0**	**0**	**0**	**0**	**0**
06-22	**84**	**0**	**0**	**0**	**2**	**0**	**5**	**2**	**5**	**10**	**21**	**11**	**9**	**11**	**4**	**2**	**2**	**0**	**0**	**0**	**0**	**0**	**0**	**0**	**0**	**0**	**0**	**0**	**0**
06-00	**90**	**0**	**0**	**0**	**2**	**1**	**5**	**2**	**6**	**10**	**22**	**12**	**10**	**11**	**4**	**2**	**3**	**0**	**0**	**0**	**0**	**0**	**0**	**0**	**0**	**0**	**0**	**0**	**0**
00-00	**90**	**0**	**0**	**0**	**2**	**1**	**5**	**2**	**6**	**10**	**22**	**12**	**10**	**11**	**4**	**2**	**3**	**0**	**0**	**0**	**0**	**0**	**0**	**0**	**0**	**0**	**0**	**0**	**0**

DRAFT

Site 98
Location LS07421, Att - Telepole, Lat 54.1682, Long -6.8222
Direction North

3279 / Meath/Cavan/Monaghan ATC's
October 2013
Automatic Traffic Count

Virtual Day (7)

Time	Total	Speed Bins (km/h)																											
		0 - 5	5 - 10	10 - 15	15 - 20	20 - 25	25 - 30	30 - 35	35 - 40	40 - 45	45 - 50	50 - 55	55 - 60	60 - 65	65 - 70	70 - 75	75 - 80	80 - 85	85 - 90	90 - 95	95 - 100	100 - 105	105 - 110	110 - 115	115 - 120	120 - 125	125 - 130	130 - 135	135 - 140
0000	1	0	0	0	0	0	0	0	0	0	0	0	0	0	0	0	0	0	0	0	0	0	0	0	0	0	0	0	0
0100	0	0	0	0	0	0	0	0	0	0	0	0	0	0	0	0	0	0	0	0	0	0	0	0	0	0	0	0	0
0200	0	0	0	0	0	0	0	0	0	0	0	0	0	0	0	0	0	0	0	0	0	0	0	0	0	0	0	0	0
0300	0	0	0	0	0	0	0	0	0	0	0	0	0	0	0	0	0	0	0	0	0	0	0	0	0	0	0	0	0
0400	0	0	0	0	0	0	0	0	0	0	0	0	0	0	0	0	0	0	0	0	0	0	0	0	0	0	0	0	0
0500	0	0	0	0	0	0	0	0	0	0	0	0	0	0	0	0	0	0	0	0	0	0	0	0	0	0	0	0	0
0600	2	0	0	0	0	0	0	0	0	0	0	0	0	0	0	0	0	0	0	0	0	0	0	0	0	0	0	0	0
0700	4	0	0	0	0	0	0	0	0	0	1	1	1	0	0	0	0	0	0	0	0	0	0	0	0	0	0	0	0
0800	**5**	**0**	**0**	**0**	**0**	**0**	**1**	**0**	**0**	**1**	**1**	**1**	**0**	**0**	**0**	**1**	**0**	**0**	**0**	**0**	**0**	**0**	**0**	**0**	**0**	**0**	**0**	**0**	**0**
0900	**5**	**0**	**0**	**0**	**0**	**0**	**0**	**0**	**1**	**1**	**0**	**1**	**0**	**0**	**0**	**0**	**0**	**0**	**0**	**0**	**0**	**0**	**0**	**0**	**0**	**0**	**0**	**0**	**0**
1000	4	0	0	0	0	0	0	0	0	1	1	0	0	1	0	0	0	0	0	0	0	0	0	0	0	0	0	0	0
1100	**5**	**0**	**0**	**0**	**0**	**0**	**0**	**0**	**0**	**1**	**1**	**1**	**1**	**1**	**0**	**0**	**0**	**0**	**0**	**0**	**0**	**0**	**0**	**0**	**0**	**0**	**0**	**0**	**0**
1200	6	0	0	0	0	0	0	1	0	1	1	1	1	0	0	0	0	0	0	0	0	0	0	0	0	0	0	0	0
1300	6	0	0	0	0	0	0	1	0	1	0	1	1	1	0	0	0	0	0	0	0	0	0	0	0	0	0	0	0
1400	4	0	0	0	0	0	0	0	0	0	1	0	1	0	0	0	0	0	0	0	0	0	0	0	0	0	0	0	0
1500	4	0	0	0	0	0	0	0	1	1	1	0	0	0	0	0	0	0	0	0	0	0	0	0	0	0	0	0	0
1600	5	0	0	0	0	0	0	0	0	0	1	1	1	1	0	0	0	0	0	0	0	0	0	0	0	0	0	0	0
1700	**8**	**0**	**0**	**0**	**0**	**0**	**0**	**0**	**0**	**1**	**1**	**2**	**2**	**1**	**0**	**0**	**0**	**0**	**0**	**0**	**0**	**0**	**0**	**0**	**0**	**0**	**0**	**0**	**0**
1800	**8**	**0**	**0**	**0**	**0**	**0**	**0**	**0**	**0**	**1**	**2**	**1**	**1**	**1**	**0**	**0**	**0**	**0**	**0**	**0**	**0**	**0**	**0**	**0**	**0**	**0**	**0**	**0**	**0**
1900	6	0	0	0	0	0	0	0	0	1	1	2	1	0	1	0	0	0	0	0	0	0	0	0	0	0	0	0	0
2000	4	0	0	0	0	0	0	0	0	0	0	1	1	0	0	0	0	0	0	0	0	0	0	0	0	0	0	0	0
2100	4	0	0	0	0	0	0	0	0	1	0	1	1	0	0	0	0	0	0	0	0	0	0	0	0	0	0	0	0
2200	2	0	0	0	0	0	0	0	0	0	0	0	0	0	0	0	0	0	0	0	0	0	0	0	0	0	0	0	0
2300	2	0	0	0	0	0	0	0	0	0	0	0	0	0	0	0	0	0	0	0	0	0	0	0	0	0	0	0	0
07-19	**63**	**0**	**0**	**1**	**2**	**2**	**4**	**2**	**4**	**7**	**10**	**11**	**8**	**7**	**3**	**2**	**1**	**0**	**0**	**0**	**0**	**0**	**0**	**0**	**0**	**0**	**0**	**0**	**0**
06-22	**79**	**0**	**0**	**1**	**2**	**2**	**4**	**2**	**4**	**10**	**12**	**14**	**10**	**8**	**5**	**2**	**2**	**0**	**0**	**0**	**0**	**0**	**0**	**0**	**0**	**0**	**0**	**0**	**0**
06-00	**83**	**0**	**0**	**1**	**2**	**3**	**4**	**3**	**5**	**10**	**12**	**15**	**11**	**9**	**5**	**2**	**2**	**0**	**0**	**0**	**0**	**0**	**0**	**0**	**0**	**0**	**0**	**0**	**0**
00-00	**85**	**0**	**0**	**1**	**2**	**3**	**4**	**3**	**5**	**10**	**13**	**15**	**11**	**9**	**5**	**2**	**2**	**0**	**0**	**0**	**0**	**0**	**0**	**0**	**0**	**0**	**0**	**0**	**0**

DRAFT

Site 98
Location LS07421, Att - Telepole, Lat 54.1682, Long -6.8222
Direction North

3279 / Meath/Cavan/Monaghan ATC's
October 2013
Automatic Traffic Count

Virtual Week (1)

Time	Total	Speed Bins (km/h)																											
		0 - 5	5 - 10	10 - 15	15 - 20	20 - 25	25 - 30	30 - 35	35 - 40	40 - 45	45 - 50	50 - 55	55 - 60	60 - 65	65 - 70	70 - 75	75 - 80	80 - 85	85 - 90	90 - 95	95 - 100	100 - 105	105 - 110	110 - 115	115 - 120	120 - 125	125 - 130	130 - 135	135 - 140
Mon	76	0	0	0	0	5	3	1	5	7	12	12	12	10	4	3	1	0	0	1	0	0	0	0	0	0	0	0	0
Tue	90	0	0	0	2	1	5	2	6	10	22	12	10	11	4	2	3	0	0	0	0	0	0	0	0	0	0	0	0
Wed	95	0	1	2	0	6	6	6	7	9	11	15	13	8	7	1	3	0	0	0	0	0	0	0	0	0	0	0	0
Thu	75	0	0	0	1	2	4	4	3	11	10	12	10	9	5	3	0	1	0	0	0	0	0	0	0	0	0	0	0
Fri	86	0	0	1	3	1	4	1	9	10	7	19	11	7	6	3	3	1	0	0	0	0	0	0	0	0	0	0	0
|Sat	95	0	0	2	6	3	4	2	1	15	13	13	12	13	7	2	0	0	2	0	0	0	0	0	0	0	0	0	0	0
|Sun	77	0	0	0	2	2	1	2	3	11	13	21	9	5	4	1	3	0	0	0	0	0	0	0	0	0	0	0	0	0
5 Day Ave.	**84**	**0**	**0**	**1**	**1**	**3**	**4**	**3**	**6**	**9**	**12**	**14**	**11**	**9**	**5**	**2**	**2**	**0**	**0**	**0**	**0**	**0**	**0**	**0**	**0**	**0**	**0**	**0**	**0**
7 Day Ave.	**85**	**0**	**0**	**1**	**2**	**3**	**4**	**3**	**5**	**10**	**13**	**15**	**11**	**9**	**5**	**2**	**2**	**0**	**0**	**0**	**0**	**0**	**0**	**0**	**0**	**0**	**0**	**0**	**0**
--	**594**	**0**	**1**	**5**	**14**	**20**	**27**	**18**	**34**	**73**	**88**	**104**	**77**	**63**	**37**	**15**	**13**	**2**	**2**	**1**	**0**	**0**	**0**	**0**	**0**	**0**	**0**	**0**	**0**	**0**

Summary Graphs

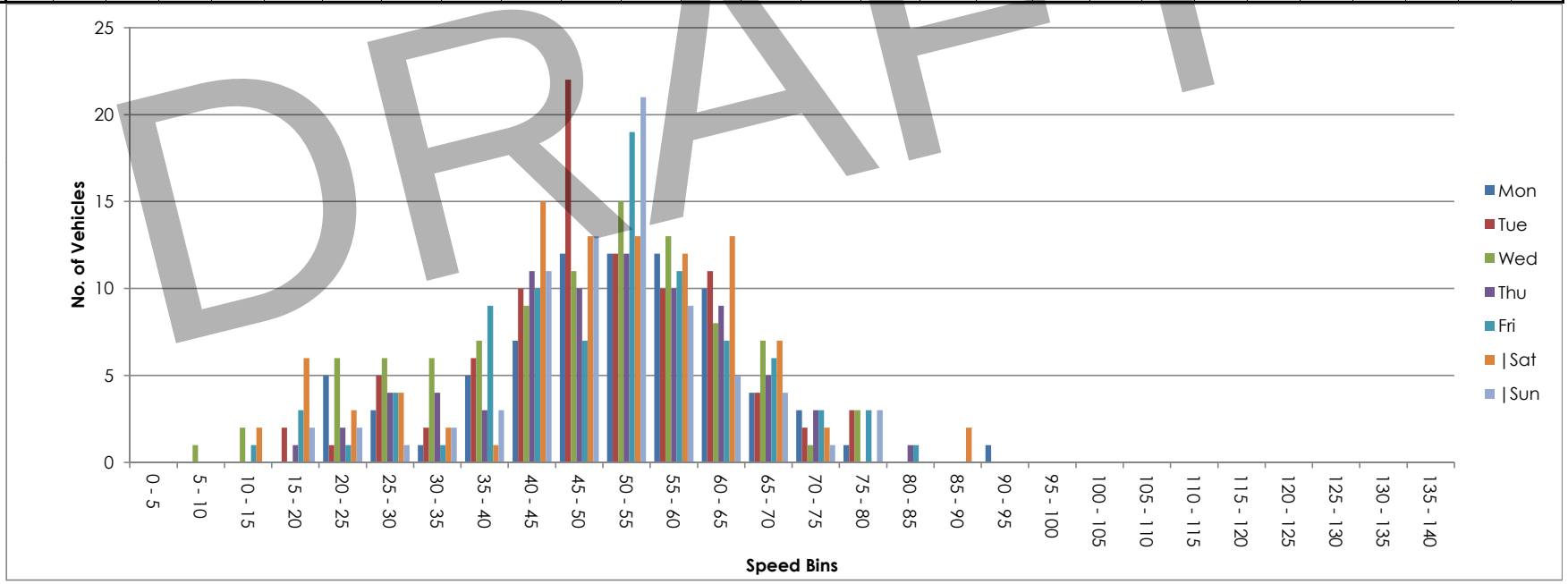

DRAFT

Site 98
Location LS07421, Att - Telepole, Lat 54.1682, Long -6.8222
Direction South

3279 / Meath/Cavan/Monaghan ATC's
October 2013
Automatic Traffic Count

Wed, 9 October 2013

Time	Total	Classification												>PSL	>PSL%	>SL1	>SL1%	>SL2	>SL2%	Mean	Vpp
		1 MCL	2 SV	3 SVT	4 TB2	5 TB3	6 T4	7 ART3	8 ART4	9 ART5	10 ART6	11 BD	12 DRT	80	80	85 +5kph	85 +5kph	90 +10kph	90 +10kph		85
0000	0	0	0	0	0	0	0	0	0	0	0	0	0	0	0	0	0	0	0	-	-
0100	0	0	0	0	0	0	0	0	0	0	0	0	0	0	0	0	0	0	0	-	-
0200	1	0	1	0	0	0	0	0	0	0	0	0	0	0	0	0	0	0	0	48.8	-
0300	0	0	0	0	0	0	0	0	0	0	0	0	0	0	0	0	0	0	0	-	-
0400	2	0	1	0	1	0	0	0	0	0	0	0	0	0	0	0	0	0	0	38.1	-
0500	0	0	0	0	0	0	0	0	0	0	0	0	0	0	0	0	0	0	0	-	-
0600	0	0	0	0	0	0	0	0	0	0	0	0	0	0	0	0	0	0	0	-	-
0700	4	0	4	0	0	0	0	0	0	0	0	0	0	0	0	0	0	0	0	44.2	-
0800	7	0	5	0	2	0	0	0	0	0	0	0	0	0	0	0	0	0	0	50.6	-
0900	5	0	2	1	2	0	0	0	0	0	0	0	0	0	0	0	0	0	0	51.7	-
1000	**9**	**0**	**5**	**1**	**3**	**0**	**0**	**0**	**0**	**0**	**0**	**0**	**0**	**1**	**11.1**	**0**	**0**	**0**	**0**	**41.7**	**-**
1100	5	0	4	0	1	0	0	0	0	0	0	0	0	0	0	0	0	0	0	47.9	-
1200	6	0	6	0	0	0	0	0	0	0	0	0	0	2	33.3	0	0	0	0	61.1	-
1300	**7**	**0**	**6**	**0**	**0**	**1**	**0**	**0**	**0**	**0**	**0**	**0**	**0**	**0**	**0**	**0**	**0**	**0**	**0**	**27.4**	**-**
1400	5	0	5	0	0	0	0	0	0	0	0	0	0	0	0	0	0	0	0	44.2	-
1500	3	0	2	0	1	0	0	0	0	0	0	0	0	0	0	0	0	0	0	24.9	-
1600	3	0	3	0	0	0	0	0	0	0	0	0	0	2	66.7	1	33.3	0	0	74.3	-
1700	**7**	**0**	**7**	**0**	**0**	**0**	**0**	**0**	**0**	**0**	**0**	**0**	**0**	**0**	**0**	**0**	**0**	**0**	**0**	**56.8**	**-**
1800	**7**	**0**	**6**	**0**	**1**	**0**	**0**	**0**	**0**	**0**	**0**	**0**	**0**	**0**	**0**	**0**	**0**	**0**	**0**	**46.8**	**-**
1900	5	0	4	0	1	0	0	0	0	0	0	0	0	0	0	0	0	0	0	51	-
2000	4	0	4	0	0	0	0	0	0	0	0	0	0	1	25	1	25	0	0	60.7	-
2100	3	0	3	0	0	0	0	0	0	0	0	0	0	0	0	0	0	0	0	56.1	-
2200	1	0	1	0	0	0	0	0	0	0	0	0	0	0	0	0	0	0	0	62.3	-
2300	1	0	1	0	0	0	0	0	0	0	0	0	0	0	0	0	0	0	0	68.5	-
07-19	**68**	**0**	**55**	**2**	**10**	**1**	**0**	**0**	**0**	**0**	**0**	**0**	**0**	**5**	**7.4**	**1**	**1.5**	**0**	**0**	**47.2**	**66.2**
06-22	**80**	**0**	**66**	**2**	**11**	**1**	**0**	**0**	**0**	**0**	**0**	**0**	**0**	**6**	**7.5**	**2**	**2.5**	**0**	**0**	**48.4**	**66.2**
06-00	**82**	**0**	**68**	**2**	**11**	**1**	**0**	**0**	**0**	**0**	**0**	**0**	**0**	**6**	**7.3**	**2**	**2.4**	**0**	**0**	**48.8**	**67.3**
00-00	**85**	**0**	**70**	**2**	**12**	**1**	**0**	**0**	**0**	**0**	**0**	**0**	**0**	**6**	**7.1**	**2**	**2.4**	**0**	**0**	**48.6**	**66.2**

DRAFT

Site 98
Location LS07421, Att - Telepole, Lat 54.1682, Long -6.8222
Direction South

3279 / Meath/Cavan/Monaghan ATC's
October 2013
Automatic Traffic Count

Thu, 10 October 2013

Time	Total	Classification												>PSL	>PSL%	>SL1	>SL1%	>SL2	>SL2%	Mean	Vpp
		1 MCL	2 SV	3 SVT	4 TB2	5 TB3	6 T4	7 ART3	8 ART4	9 ART5	10 ART6	11 BD	12 DRT	80	80	85 +5kph	85 +5kph	90 +10kph	90 +10kph		85
0000	0	0	0	0	0	0	0	0	0	0	0	0	0	0	0	0	0	0	0	-	-
0100	0	0	0	0	0	0	0	0	0	0	0	0	0	0	0	0	0	0	0	-	-
0200	1	0	1	0	0	0	0	0	0	0	0	0	0	0	0	0	0	0	0	57.2	-
0300	0	0	0	0	0	0	0	0	0	0	0	0	0	0	0	0	0	0	0	-	-
0400	1	0	1	0	0	0	0	0	0	0	0	0	0	0	0	0	0	0	0	38.2	-
0500	0	0	0	0	0	0	0	0	0	0	0	0	0	0	0	0	0	0	0	-	-
0600	0	0	0	0	0	0	0	0	0	0	0	0	0	0	0	0	0	0	0	-	-
0700	4	0	4	0	0	0	0	0	0	0	0	0	0	0	0	0	0	0	0	50.6	-
0800	**8**	**0**	**4**	**0**	**3**	**0**	**1**	**0**	**0**	**0**	**0**	**0**	**0**	**0**	**0**	**0**	**0**	**0**	**0**	**50.8**	**-**
0900	4	0	3	0	1	0	0	0	0	0	0	0	0	0	0	0	0	0	0	43.3	-
1000	4	0	2	0	2	0	0	0	0	0	0	0	0	1	25	0	0	0	0	54.7	-
1100	4	0	4	0	0	0	0	0	0	0	0	0	0	0	0	0	0	0	0	33.2	-
1200	4	0	4	0	0	0	0	0	0	0	0	0	0	0	0	0	0	0	0	45.7	-
1300	4	0	4	0	0	0	0	0	0	0	0	0	0	0	0	0	0	0	0	45.7	-
1400	1	0	1	0	0	0	0	0	0	0	0	0	0	0	0	0	0	0	0	55.2	-
1500	4	0	4	0	0	0	0	0	0	0	0	0	0	0	0	0	0	0	0	56.2	-
1600	5	0	5	0	0	0	0	0	0	0	0	0	0	0	0	0	0	0	0	53.9	-
1700	**7**	**0**	**7**	**0**	**0**	**0**	**0**	**0**	**0**	**0**	**0**	**0**	**0**	**1**	**14.3**	**0**	**0**	**0**	**0**	**63.7**	**-**
1800	6	0	6	0	0	0	0	0	0	0	0	0	0	0	0	0	0	0	0	41.1	-
1900	5	0	0	1	4	0	0	0	0	0	0	0	0	0	0	0	0	0	0	50.8	-
2000	4	0	4	0	0	0	0	0	0	0	0	0	0	0	0	0	0	0	0	55.5	-
2100	4	0	4	0	0	0	0	0	0	0	0	0	0	0	0	0	0	0	0	59.4	-
2200	1	0	1	0	0	0	0	0	0	0	0	0	0	0	0	0	0	0	0	59.3	-
2300	2	0	2	0	0	0	0	0	0	0	0	0	0	0	0	0	0	0	0	42.8	-
07-19	**55**	**0**	**48**	**0**	**6**	**0**	**1**	**0**	**0**	**0**	**0**	**0**	**0**	**2**	**3.6**	**0**	**0**	**0**	**0**	**49.8**	**64.8**
06-22	**68**	**0**	**56**	**1**	**10**	**0**	**1**	**0**	**0**	**0**	**0**	**0**	**0**	**2**	**2.9**	**0**	**0**	**0**	**0**	**50.8**	**64.8**
06-00	**71**	**0**	**59**	**1**	**10**	**0**	**1**	**0**	**0**	**0**	**0**	**0**	**0**	**2**	**2.8**	**0**	**0**	**0**	**0**	**50.7**	**64.8**
00-00	**73**	**0**	**61**	**1**	**10**	**0**	**1**	**0**	**0**	**0**	**0**	**0**	**0**	**2**	**2.7**	**0**	**0**	**0**	**0**	**50.6**	**64.8**

DRAFT

Site 98
Location LS07421, Att - Telepole, Lat 54.1682, Long -6.8222
Direction South

3279 / Meath/Cavan/Monaghan ATC's
October 2013
Automatic Traffic Count

Fri, 11 October 2013

Time	Total	Classification												>PSL	>PSL%	>SL1	>SL1%	>SL2	>SL2%	Mean	Vpp
		1 MCL	2 SV	3 SVT	4 TB2	5 TB3	6 T4	7 ART3	8 ART4	9 ART5	10 ART6	11 BD	12 DRT	80	80	85 +5kph	85 +5kph	90 +10kph	90 +10kph		85
0000	0	0	0	0	0	0	0	0	0	0	0	0	0	0	0	0	0	0	0	-	-
0100	0	0	0	0	0	0	0	0	0	0	0	0	0	0	0	0	0	0	0	-	-
0200	1	0	1	0	0	0	0	0	0	0	0	0	0	0	0	0	0	0	0	56.3	-
0300	0	0	0	0	0	0	0	0	0	0	0	0	0	0	0	0	0	0	0	-	-
0400	1	0	1	0	0	0	0	0	0	0	0	0	0	0	0	0	0	0	0	37.2	-
0500	0	0	0	0	0	0	0	0	0	0	0	0	0	0	0	0	0	0	0	-	-
0600	0	0	0	0	0	0	0	0	0	0	0	0	0	0	0	0	0	0	0	-	-
0700	1	0	1	0	0	0	0	0	0	0	0	0	0	0	0	0	0	0	0	59.6	-
0800	6	0	4	0	2	0	0	0	0	0	0	0	0	0	0	0	0	0	0	53.2	-
0900	7	0	4	0	3	0	0	0	0	0	0	0	0	0	0	0	0	0	0	53	-
1000	**8**	**0**	**8**	**0**	**0**	**0**	**0**	**0**	**0**	**0**	**0**	**0**	**0**	**0**	**0**	**0**	**0**	**0**	**0**	**49.6**	**-**
1100	5	0	5	0	0	0	0	0	0	0	0	0	0	0	0	0	0	0	0	61.7	-
1200	4	0	4	0	0	0	0	0	0	0	0	0	0	0	0	0	0	0	0	61.8	-
1300	3	0	3	0	0	0	0	0	0	0	0	0	0	0	0	0	0	0	0	55.5	-
1400	7	0	6	0	0	0	0	0	1	0	0	0	0	0	0	0	0	0	0	53.4	-
1500	5	0	4	0	1	0	0	0	0	0	0	0	0	0	0	0	0	0	0	51.9	-
1600	**8**	**0**	**8**	**0**	**0**	**0**	**0**	**0**	**0**	**0**	**0**	**0**	**0**	**0**	**0**	**0**	**0**	**0**	**0**	**55.4**	**-**
1700	6	0	6	0	0	0	0	0	0	0	0	0	0	0	0	0	0	0	0	55	-
1800	**8**	**0**	**6**	**2**	**0**	**0**	**0**	**0**	**0**	**0**	**0**	**0**	**0**	**1**	**12.5**	**0**	**0**	**0**	**0**	**53.3**	**-**
1900	4	0	3	0	1	0	0	0	0	0	0	0	0	0	0	0	0	0	0	47.9	-
2000	4	0	3	0	1	0	0	0	0	0	0	0	0	0	0	0	0	0	0	52.7	-
2100	2	0	2	0	0	0	0	0	0	0	0	0	0	0	0	0	0	0	0	56.4	-
2200	2	0	1	0	1	0	0	0	0	0	0	0	0	0	0	0	0	0	0	66.2	-
2300	1	0	1	0	0	0	0	0	0	0	0	0	0	0	0	0	0	0	0	51.7	-
07-19	**68**	**0**	**59**	**2**	**6**	**0**	**0**	**0**	**1**	**0**	**0**	**0**	**0**	**1**	**1.5**	**0**	**0**	**0**	**0**	**54.4**	**67**
06-22	**78**	**0**	**67**	**2**	**8**	**0**	**0**	**0**	**1**	**0**	**0**	**0**	**0**	**1**	**1.3**	**0**	**0**	**0**	**0**	**54.1**	**66.2**
06-00	**81**	**0**	**69**	**2**	**9**	**0**	**0**	**0**	**1**	**0**	**0**	**0**	**0**	**1**	**1.2**	**0**	**0**	**0**	**0**	**54.3**	**66.6**
00-00	**83**	**0**	**71**	**2**	**9**	**0**	**0**	**0**	**1**	**0**	**0**	**0**	**0**	**1**	**1.2**	**0**	**0**	**0**	**0**	**54.2**	**66.6**

DRAFT

Site 98
Location LS07421, Att - Telepole, Lat 54.1682, Long -6.8222
Direction South

3279 / Meath/Cavan/Monaghan ATC's
October 2013
Automatic Traffic Count

Sat, 12 October 2013

Time	Total	Classification												>PSL	>PSL%	>SL1	>SL1%	>SL2	>SL2%	Mean	Vpp
		1 MCL	2 SV	3 SVT	4 TB2	5 TB3	6 T4	7 ART3	8 ART4	9 ART5	10 ART6	11 BD	12 DRT	80	80	85 +5kph	85 +5kph	90 +10kph	90 +10kph		85
0000	0	0	0	0	0	0	0	0	0	0	0	0	0	0	0	0	0	0	0	-	-
0100	1	0	1	0	0	0	0	0	0	0	0	0	0	0	0	0	0	0	0	57.4	-
0200	0	0	0	0	0	0	0	0	0	0	0	0	0	0	0	0	0	0	0	-	-
0300	0	0	0	0	0	0	0	0	0	0	0	0	0	0	0	0	0	0	0	-	-
0400	0	0	0	0	0	0	0	0	0	0	0	0	0	0	0	0	0	0	0	-	-
0500	0	0	0	0	0	0	0	0	0	0	0	0	0	0	0	0	0	0	0	-	-
0600	0	0	0	0	0	0	0	0	0	0	0	0	0	0	0	0	0	0	0	-	-
0700	0	0	0	0	0	0	0	0	0	0	0	0	0	0	0	0	0	0	0	-	-
0800	4	0	2	0	1	0	0	1	0	0	0	0	0	0	0	0	0	0	0	51.6	-
0900	6	0	6	0	0	0	0	0	0	0	0	0	0	0	0	0	0	0	0	35.4	-
1000	**8**	**0**	**7**	**0**	**0**	**0**	**1**	**0**	**0**	**0**	**0**	**0**	**0**	**0**	**0**	**0**	**0**	**0**	**0**	**53.6**	**-**
1100	7	1	5	0	0	0	0	0	1	0	0	0	0	0	0	0	0	0	0	48.5	-
1200	**8**	**0**	**8**	**0**	**0**	**0**	**0**	**0**	**0**	**0**	**0**	**0**	**0**	**0**	**0**	**0**	**0**	**0**	**0**	**50.2**	**-**
1300	5	0	3	0	2	0	0	0	0	0	0	0	0	0	0	0	0	0	0	30	-
1400	7	0	4	0	3	0	0	0	0	0	0	0	0	0	0	0	0	0	0	50	-
1500	7	0	6	0	1	0	0	0	0	0	0	0	0	0	0	0	0	0	0	32.1	-
1600	**8**	**0**	**6**	**0**	**2**	**0**	**0**	**0**	**0**	**0**	**0**	**0**	**0**	**0**	**0**	**0**	**0**	**0**	**0**	**54.8**	**-**
1700	5	0	4	1	0	0	0	0	0	0	0	0	0	0	0	0	0	0	0	47.3	-
1800	5	0	5	0	0	0	0	0	0	0	0	0	0	0	0	0	0	0	0	49.1	-
1900	7	0	6	0	1	0	0	0	0	0	0	0	0	1	14.3	1	14.3	0	0	55.5	-
2000	6	0	5	1	0	0	0	0	0	0	0	0	0	0	0	0	0	0	0	52.8	-
2100	1	0	1	0	0	0	0	0	0	0	0	0	0	0	0	0	0	0	0	63.7	-
2200	0	0	0	0	0	0	0	0	0	0	0	0	0	0	0	0	0	0	0	-	-
2300	0	0	0	0	0	0	0	0	0	0	0	0	0	0	0	0	0	0	0	-	-
07-19	**70**	**1**	**56**	**1**	**9**	**0**	**1**	**1**	**1**	**0**	**0**	**0**	**0**	**0**	**0**	**0**	**0**	**0**	**0**	**46.2**	**60.1**
06-22	**84**	**1**	**68**	**2**	**10**	**0**	**1**	**1**	**1**	**0**	**0**	**0**	**0**	**1**	**1.2**	**1**	**1.2**	**0**	**0**	**47.7**	**61.2**
06-00	**84**	**1**	**68**	**2**	**10**	**0**	**1**	**1**	**1**	**0**	**0**	**0**	**0**	**1**	**1.2**	**1**	**1.2**	**0**	**0**	**47.7**	**61.2**
00-00	**85**	**1**	**69**	**2**	**10**	**0**	**1**	**1**	**1**	**0**	**0**	**0**	**0**	**1**	**1.2**	**1**	**1.2**	**0**	**0**	**47.8**	**61.2**

DRAFT

Site 98
Location LS07421, Att - Telepole, Lat 54.1682, Long -6.8222
Direction South

3279 / Meath/Cavan/Monaghan ATC's
October 2013
Automatic Traffic Count

Sun, 13 October 2013

Time	Total	Classification												>PSL	>PSL%	>SL1	>SL1%	>SL2	>SL2%	Mean	Vpp
		1 MCL	2 SV	3 SVT	4 TB2	5 TB3	6 T4	7 ART3	8 ART4	9 ART5	10 ART6	11 BD	12 DRT	80	80	85 +5kph	85 +5kph	90 +10kph	90 +10kph		85
0000	3	0	3	0	0	0	0	0	0	0	0	0	0	0	0	0	0	0	0	54.2	-
0100	0	0	0	0	0	0	0	0	0	0	0	0	0	0	0	0	0	0	0	-	-
0200	0	0	0	0	0	0	0	0	0	0	0	0	0	0	0	0	0	0	0	-	-
0300	0	0	0	0	0	0	0	0	0	0	0	0	0	0	0	0	0	0	0	-	-
0400	0	0	0	0	0	0	0	0	0	0	0	0	0	0	0	0	0	0	0	-	-
0500	0	0	0	0	0	0	0	0	0	0	0	0	0	0	0	0	0	0	0	-	-
0600	0	0	0	0	0	0	0	0	0	0	0	0	0	0	0	0	0	0	0	-	-
0700	1	0	1	0	0	0	0	0	0	0	0	0	0	0	0	0	0	0	0	50.6	-
0800	0	0	0	0	0	0	0	0	0	0	0	0	0	0	0	0	0	0	0	-	-
0900	4	0	3	0	1	0	0	0	0	0	0	0	0	0	0	0	0	0	0	44.9	-
1000	5	0	5	0	0	0	0	0	0	0	0	0	0	0	0	0	0	0	0	48.1	-
1100	**8**	**0**	**7**	**0**	**1**	**0**	**0**	**0**	**0**	**0**	**0**	**0**	**0**	**0**	**0**	**0**	**0**	**0**	**0**	**47.2**	**-**
1200	8	0	7	0	1	0	0	0	0	0	0	0	0	0	0	0	0	0	0	44.2	-
1300	8	0	8	0	0	0	0	0	0	0	0	0	0	0	0	0	0	0	0	52.6	-
1400	0	0	0	0	0	0	0	0	0	0	0	0	0	0	0	0	0	0	0	-	-
1500	8	0	8	0	0	0	0	0	0	0	0	0	0	0	0	0	0	0	0	37.6	-
1600	2	0	1	0	1	0	0	0	0	0	0	0	0	0	0	0	0	0	0	50.2	-
1700	7	0	7	0	0	0	0	0	0	0	0	0	0	1	14.3	1	14.3	0	0	55.7	-
1800	2	0	1	1	0	0	0	0	0	0	0	0	0	0	0	0	0	0	0	29.7	-
1900	**9**	**0**	**8**	**0**	**1**	**0**	**0**	**0**	**0**	**0**	**0**	**0**	**0**	**0**	**0**	**0**	**0**	**0**	**0**	**59.7**	**-**
2000	6	0	6	0	0	0	0	0	0	0	0	0	0	0	0	0	0	0	0	61.7	-
2100	3	0	3	0	0	0	0	0	0	0	0	0	0	0	0	0	0	0	0	67.1	-
2200	0	0	0	0	0	0	0	0	0	0	0	0	0	0	0	0	0	0	0	-	-
2300	1	0	1	0	0	0	0	0	0	0	0	0	0	0	0	0	0	0	0	55.3	-
07-19	**53**	**0**	**48**	**1**	**4**	**0**	**0**	**0**	**0**	**0**	**0**	**0**	**0**	**1**	**1.9**	**1**	**1.9**	**0**	**0**	**46.7**	**59.4**
06-22	**71**	**0**	**65**	**1**	**5**	**0**	**0**	**0**	**0**	**0**	**0**	**0**	**0**	**1**	**1.4**	**1**	**1.4**	**0**	**0**	**50.5**	**61.9**
06-00	**72**	**0**	**66**	**1**	**5**	**0**	**0**	**0**	**0**	**0**	**0**	**0**	**0**	**1**	**1.4**	**1**	**1.4**	**0**	**0**	**50.5**	**61.9**
00-00	**75**	**0**	**69**	**1**	**5**	**0**	**0**	**0**	**0**	**0**	**0**	**0**	**0**	**1**	**1.3**	**1**	**1.3**	**0**	**0**	**50.7**	**61.9**

DRAFT

Site 98
Location LS07421, Att - Telepole, Lat 54.1682, Long -6.8222
Direction South

3279 / Meath/Cavan/Monaghan ATC's
October 2013
Automatic Traffic Count

Mon, 14 October 2013

Time	Total	Classification												>PSL	>PSL%	>SL1	>SL1%	>SL2	>SL2%	Mean	Vpp
		1 MCL	2 SV	3 SVT	4 TB2	5 TB3	6 T4	7 ART3	8 ART4	9 ART5	10 ART6	11 BD	12 DRT	80	80	85 +5kph	85 +5kph	90 +10kph	90 +10kph		85
0000	1	0	1	0	0	0	0	0	0	0	0	0	0	0	0	0	0	0	0	52.1	-
0100	0	0	0	0	0	0	0	0	0	0	0	0	0	0	0	0	0	0	0	-	-
0200	0	0	0	0	0	0	0	0	0	0	0	0	0	0	0	0	0	0	0	-	-
0300	0	0	0	0	0	0	0	0	0	0	0	0	0	0	0	0	0	0	0	-	-
0400	2	0	2	0	0	0	0	0	0	0	0	0	0	0	0	0	0	0	0	36.6	-
0500	0	0	0	0	0	0	0	0	0	0	0	0	0	0	0	0	0	0	0	-	-
0600	0	0	0	0	0	0	0	0	0	0	0	0	0	0	0	0	0	0	0	-	-
0700	3	0	3	0	0	0	0	0	0	0	0	0	0	0	0	0	0	0	0	54	-
0800	**8**	**0**	**5**	**0**	**2**	**0**	**0**	**1**	**0**	**0**	**0**	**0**	**0**	**0**	**0**	**0**	**0**	**0**	**0**	**46**	**-**
0900	2	0	1	0	1	0	0	0	0	0	0	0	0	0	0	0	0	0	0	38.7	-
1000	4	0	2	0	2	0	0	0	0	0	0	0	0	0	0	0	0	0	0	51.9	-
1100	**8**	**0**	**7**	**0**	**1**	**0**	**0**	**0**	**0**	**0**	**0**	**0**	**0**	**0**	**0**	**0**	**0**	**0**	**0**	**34.4**	**-**
1200	3	0	3	0	0	0	0	0	0	0	0	0	0	1	33.3	0	0	0	0	57.6	-
1300	4	0	4	0	0	0	0	0	0	0	0	0	0	0	0	0	0	0	0	42.3	-
1400	4	0	2	1	0	0	1	0	0	0	0	0	0	0	0	0	0	0	0	50.5	-
1500	3	0	3	0	0	0	0	0	0	0	0	0	0	0	0	0	0	0	0	58.7	-
1600	6	0	6	0	0	0	0	0	0	0	0	0	0	0	0	0	0	0	0	47.5	-
1700	5	0	5	0	0	0	0	0	0	0	0	0	0	0	0	0	0	0	0	64.4	-
1800	6	0	5	0	1	0	0	0	0	0	0	0	0	1	16.7	1	16.7	1	16.7	64.9	-
1900	**8**	**0**	**3**	**0**	**4**	**0**	**1**	**0**	**0**	**0**	**0**	**0**	**0**	**0**	**0**	**0**	**0**	**0**	**0**	**54.9**	**-**
2000	2	1	1	0	0	0	0	0	0	0	0	0	0	0	0	0	0	0	0	42.6	-
2100	3	0	3	0	0	0	0	0	0	0	0	0	0	0	0	0	0	0	0	57.6	-
2200	1	0	1	0	0	0	0	0	0	0	0	0	0	0	0	0	0	0	0	59.5	-
2300	0	0	0	0	0	0	0	0	0	0	0	0	0	0	0	0	0	0	0	-	-
07-19	**56**	**0**	**46**	**1**	**7**	**0**	**1**	**1**	**0**	**0**	**0**	**0**	**0**	**2**	**3.6**	**1**	**1.8**	**1**	**1.8**	**50.1**	**60.1**
06-22	**69**	**1**	**53**	**1**	**11**	**0**	**2**	**1**	**0**	**0**	**0**	**0**	**0**	**2**	**2.9**	**1**	**1.4**	**1**	**1.4**	**50.8**	**61.6**
06-00	**70**	**1**	**54**	**1**	**11**	**0**	**2**	**1**	**0**	**0**	**0**	**0**	**0**	**2**	**2.9**	**1**	**1.4**	**1**	**1.4**	**50.9**	**61.6**
00-00	**73**	**1**	**57**	**1**	**11**	**0**	**2**	**1**	**0**	**0**	**0**	**0**	**0**	**2**	**2.7**	**1**	**1.4**	**1**	**1.4**	**50.5**	**60.1**

DRAFT

Site 98
Location LS07421, Att - Telepole, Lat 54.1682, Long -6.8222
Direction South

3279 / Meath/Cavan/Monaghan ATC's
October 2013
Automatic Traffic Count

Tue, 15 October 2013

Time	Total	Classification												>PSL	>PSL%	>SL1	>SL1%	>SL2	>SL2%	Mean	Vpp
		1 MCL	2 SV	3 SVT	4 TB2	5 TB3	6 T4	7 ART3	8 ART4	9 ART5	10 ART6	11 BD	12 DRT	80	80	85 +5kph	85 +5kph	90 +10kph	90 +10kph		85
0000	0	0	0	0	0	0	0	0	0	0	0	0	0	0	0	0	0	0	0	-	-
0100	1	0	1	0	0	0	0	0	0	0	0	0	0	0	0	0	0	0	0	64.6	-
0200	0	0	0	0	0	0	0	0	0	0	0	0	0	0	0	0	0	0	0	-	-
0300	0	0	0	0	0	0	0	0	0	0	0	0	0	0	0	0	0	0	0	-	-
0400	1	0	1	0	0	0	0	0	0	0	0	0	0	0	0	0	0	0	0	42.3	-
0500	0	0	0	0	0	0	0	0	0	0	0	0	0	0	0	0	0	0	0	-	-
0600	0	0	0	0	0	0	0	0	0	0	0	0	0	0	0	0	0	0	0	-	-
0700	4	0	4	0	0	0	0	0	0	0	0	0	0	0	0	0	0	0	0	53.3	-
0800	**9**	**0**	**8**	**0**	**1**	**0**	**0**	**0**	**0**	**0**	**0**	**0**	**0**	**0**	**0**	**0**	**0**	**0**	**0**	**39.1**	**-**
0900	3	0	2	0	1	0	0	0	0	0	0	0	0	0	0	0	0	0	0	55	-
1000	6	0	3	1	2	0	0	0	0	0	0	0	0	0	0	0	0	0	0	45	-
1100	2	0	1	0	1	0	0	0	0	0	0	0	0	0	0	0	0	0	0	55.9	-
1200	5	0	5	0	0	0	0	0	0	0	0	0	0	0	0	0	0	0	0	55	-
1300	4	0	4	0	0	0	0	0	0	0	0	0	0	0	0	0	0	0	0	49.2	-
1400	4	0	4	0	0	0	0	0	0	0	0	0	0	1	25	1	25	1	25	64.7	-
1500	5	0	4	0	1	0	0	0	0	0	0	0	0	0	0	0	0	0	0	57.2	-
1600	6	0	5	0	1	0	0	0	0	0	0	0	0	0	0	0	0	0	0	44.8	-
1700	8	0	8	0	0	0	0	0	0	0	0	0	0	1	12.5	1	12.5	0	0	59.4	-
1800	**9**	**0**	**8**	**0**	**1**	**0**	**0**	**0**	**0**	**0**	**0**	**0**	**0**	**0**	**0**	**0**	**0**	**0**	**0**	**43.8**	**-**
1900	8	0	8	0	0	0	0	0	0	0	0	0	0	0	0	0	0	0	0	49.6	-
2000	5	0	5	0	0	0	0	0	0	0	0	0	0	0	0	0	0	0	0	57.8	-
2100	6	0	6	0	0	0	0	0	0	0	0	0	0	1	16.7	0	0	0	0	60.4	-
2200	3	0	3	0	0	0	0	0	0	0	0	0	0	0	0	0	0	0	0	49.9	-
2300	1	0	1	0	0	0	0	0	0	0	0	0	0	0	0	0	0	0	0	59.7	-
07-19	**65**	**0**	**56**	**1**	**8**	**0**	**0**	**0**	**0**	**0**	**0**	**0**	**0**	**2**	**3.1**	**2**	**3.1**	**1**	**1.5**	**50.2**	**60.5**
06-22	**84**	**0**	**75**	**1**	**8**	**0**	**0**	**0**	**0**	**0**	**0**	**0**	**0**	**3**	**3.6**	**2**	**2.4**	**1**	**1.2**	**51.4**	**63.7**
06-00	**88**	**0**	**79**	**1**	**8**	**0**	**0**	**0**	**0**	**0**	**0**	**0**	**0**	**3**	**3.4**	**2**	**2.3**	**1**	**1.1**	**51.4**	**63.7**
00-00	**90**	**0**	**81**	**1**	**8**	**0**	**0**	**0**	**0**	**0**	**0**	**0**	**0**	**3**	**3.3**	**2**	**2.2**	**1**	**1.1**	**51.4**	**63.7**

DRAFT

Site 98
Location LS07421, Att - Telepole, Lat 54.1682, Long -6.8222
Direction South

3279 / Meath/Cavan/Monaghan ATC's
October 2013
Automatic Traffic Count

Virtual Day (7)

Time	Total	Classification												>PSL	>PSL%	>SL1	>SL1%	>SL2	>SL2%	Mean	Vpp
		1 MCL	2 SV	3 SVT	4 TB2	5 TB3	6 T4	7 ART3	8 ART4	9 ART5	10 ART6	11 BD	12 DRT	80	80	85 +5kph	85 +5kph	90 +10kph	90 +10kph		85
0000	1	0	1	0	0	0	0	0	0	0	0	0	0	0	0	0	0	0	0	53.7	-
0100	0	0	0	0	0	0	0	0	0	0	0	0	0	0	0	0	0	0	0	61	-
0200	0	0	0	0	0	0	0	0	0	0	0	0	0	0	0	0	0	0	0	54.1	-
0300	0	0	0	0	0	0	0	0	0	0	0	0	0	0	0	0	0	0	0	-	-
0400	1	0	1	0	0	0	0	0	0	0	0	0	0	0	0	0	0	0	0	38.1	-
0500	0	0	0	0	0	0	0	0	0	0	0	0	0	0	0	0	0	0	0	-	-
0600	0	0	0	0	0	0	0	0	0	0	0	0	0	0	0	0	0	0	0	-	-
0700	2	0	2	0	0	0	0	0	0	0	0	0	0	0	0	0	0	0	0	50.9	-
0800	**6**	**0**	**4**	**0**	**2**	**0**	**0**	**0**	**0**	**0**	**0**	**0**	**0**	**0**	**0**	**0**	**0**	**0**	**0**	**47.8**	**-**
0900	4	0	3	0	1	0	0	0	0	0	0	0	0	0	0	0	0	0	0	46.3	-
1000	**6**	**0**	**5**	**0**	**1**	**0**	**0**	**0**	**0**	**0**	**0**	**0**	**0**	**0**	**4.5**	**0**	**0**	**0**	**0**	**48.6**	**-**
1100	**6**	**0**	**5**	**0**	**1**	**0**	**0**	**0**	**0**	**0**	**0**	**0**	**0**	**0**	**0**	**0**	**0**	**0**	**0**	**45.8**	**-**
1200	5	0	5	0	0	0	0	0	0	0	0	0	0	0	7.9	0	0	0	0	52.6	-
1300	5	0	5	0	0	0	0	0	0	0	0	0	0	0	0	0	0	0	0	42.2	-
1400	4	0	3	0	0	0	0	0	0	0	0	0	0	0	3.6	0	3.6	0	3.6	52.2	-
1500	5	0	4	0	1	0	0	0	0	0	0	0	0	0	0	0	0	0	0	44.2	-
1600	5	0	5	0	1	0	0	0	0	0	0	0	0	0	5.3	0	2.6	0	0	53.4	-
1700	6	0	6	0	0	0	0	0	0	0	0	0	0	0	6.7	0	4.4	0	0	57.7	-
1800	6	0	5	0	0	0	0	0	0	0	0	0	0	0	4.7	0	2.3	0	2.3	48.6	-
1900	**7**	**0**	**5**	**0**	**2**	**0**	**0**	**0**	**0**	**0**	**0**	**0**	**0**	**0**	**2.2**	**0**	**2.2**	**0**	**0**	**53.6**	**-**
2000	4	0	4	0	0	0	0	0	0	0	0	0	0	0	3.2	0	3.2	0	0	56	-
2100	3	0	3	0	0	0	0	0	0	0	0	0	0	0	4.5	0	0	0	0	59.9	-
2200	1	0	1	0	0	0	0	0	0	0	0	0	0	0	0	0	0	0	0	57.9	-
2300	1	0	1	0	0	0	0	0	0	0	0	0	0	0	0	0	0	0	0	53.5	-
07-19	**62**	**0**	**53**	**1**	**7**	**0**	**0**	**0**	**0**	**0**	**0**	**0**	**0**	**2**	**3**	**1**	**1.1**	**0**	**0.5**	**49.3**	**63**
06-22	**76**	**0**	**64**	**1**	**9**	**0**	**1**	**0**	**0**	**0**	**0**	**0**	**0**	**2**	**3**	**1**	**1.3**	**0**	**0.4**	**50.5**	**64.4**
06-00	**78**	**0**	**66**	**1**	**9**	**0**	**1**	**0**	**0**	**0**	**0**	**0**	**0**	**2**	**2.9**	**1**	**1.3**	**0**	**0.4**	**50.6**	**64.4**
00-00	**81**	**0**	**68**	**1**	**9**	**0**	**1**	**0**	**0**	**0**	**0**	**0**	**0**	**2**	**2.8**	**1**	**1.2**	**0**	**0.4**	**50.5**	**64.1**

DRAFT

Site 98
Location LS07421, Att - Telepole, Lat 54.1682, Long -6.8222
Direction South

3279 / Meath/Cavan/Monaghan ATC's
October 2013
Automatic Traffic Count

Virtual Week (1)

Time	Total	Classification												>PSL	>PSL%	>SL1	>SL1%	>SL2	>SL2%	Mean	Vpp
		1 MCL	2 SV	3 SVT	4 TB2	5 TB3	6 T4	7 ART3	8 ART4	9 ART5	10 ART6	11 BD	12 DRT	80	80	85 +5kph	85 +5kph	90 +10kph	90 +10kph		85
Mon	73	1	57	1	11	0	2	1	0	0	0	0	0	2	2.7	1	1.4	1	1.4	50.5	60.1
Tue	90	0	81	1	8	0	0	0	0	0	0	0	0	3	3.3	2	2.2	1	1.1	51.4	63.7
Wed	85	0	70	2	12	1	0	0	0	0	0	0	0	6	7.1	2	2.4	0	0	48.6	66.2
Thu	73	0	61	1	10	0	1	0	0	0	0	0	0	2	2.7	0	0	0	0	50.6	64.8
Fri	83	0	71	2	9	0	0	0	1	0	0	0	0	1	1.2	0	0	0	0	54.2	66.6
| Sat	85	1	69	2	10	0	1	1	1	0	0	0	0	1	1.2	1	1.2	0	0	47.8	61.2
| Sun	75	0	69	1	5	0	0	0	0	0	0	0	0	1	1.3	1	1.3	0	0	50.7	61.9
5 Day Ave.	**81**	**0**	**68**	**1**	**10**	**0**	**1**	**0**	**0**	**0**	**0**	**0**	**0**	**3**	**3.7**	**1**	**1.2**	**0**	**0.0**	**51.1**	**64.3**
7 Day Ave.	**81**	**0**	**68**	**1**	**9**	**0**	**1**	**0**	**0**	**0**	**0**	**0**	**0**	**2**	**2.8**	**1**	**1.2**	**0**	**0.4**	**50.5**	**64.1**
--	**564**	**2**	**478**	**10**	**65**	**1**	**4**	**2**	**2**	**0**	**0**	**0**	**0**	**16**	**2.8**	**7**	**1.2**	**2**	**0.4**	**50.5**	**64.1**

Summary Graphs

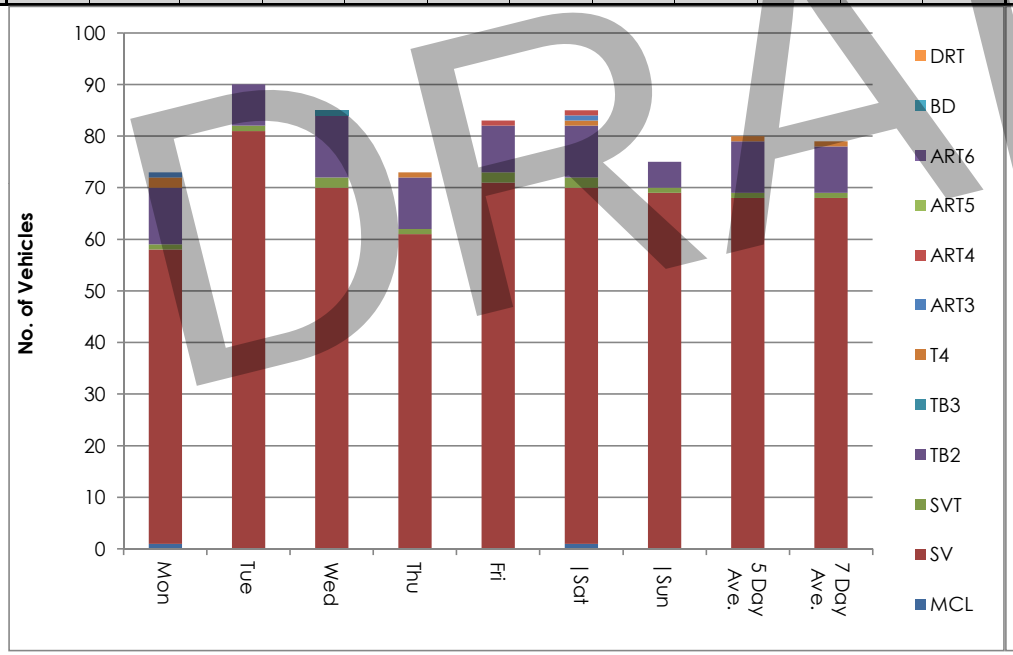

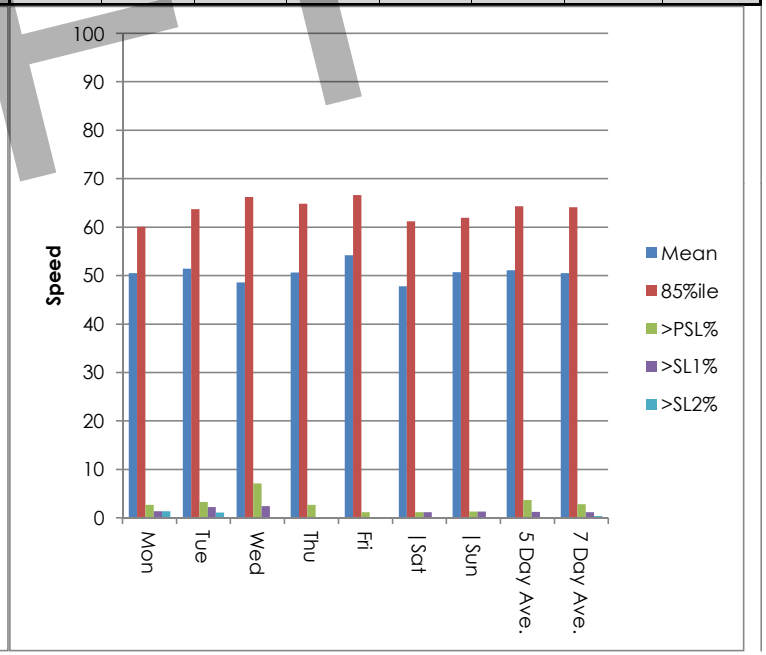

DRAFT

Site 98
Location LS07421, Att - Telepole, Lat 54.1682, Long -6.8222
Direction South

3279 / Meath/Cavan/Monaghan ATC's
October 2013
Automatic Traffic Count

Wed, 9 October 2013

Time	Total	Speed Bins (km/h)																											
		0 - 5	5 - 10	10 - 15	15 - 20	20 - 25	25 - 30	30 - 35	35 - 40	40 - 45	45 - 50	50 - 55	55 - 60	60 - 65	65 - 70	70 - 75	75 - 80	80 - 85	85 - 90	90 - 95	95 - 100	100 - 105	105 - 110	110 - 115	115 - 120	120 - 125	125 - 130	130 - 135	135 - 140
0000	0	0	0	0	0	0	0	0	0	0	0	0	0	0	0	0	0	0	0	0	0	0	0	0	0	0	0	0	0
0100	0	0	0	0	0	0	0	0	0	0	0	0	0	0	0	0	0	0	0	0	0	0	0	0	0	0	0	0	0
0200	1	0	0	0	0	0	0	0	0	0	1	0	0	0	0	0	0	0	0	0	0	0	0	0	0	0	0	0	0
0300	0	0	0	0	0	0	0	0	0	0	0	0	0	0	0	0	0	0	0	0	0	0	0	0	0	0	0	0	0
0400	2	0	0	0	0	0	0	0	1	1	0	0	0	0	0	0	0	0	0	0	0	0	0	0	0	0	0	0	0
0500	0	0	0	0	0	0	0	0	0	0	0	0	0	0	0	0	0	0	0	0	0	0	0	0	0	0	0	0	0
0600	0	0	0	0	0	0	0	0	0	0	0	0	0	0	0	0	0	0	0	0	0	0	0	0	0	0	0	0	0
0700	4	0	0	0	1	0	0	0	1	0	0	0	1	1	0	0	0	0	0	0	0	0	0	0	0	0	0	0	0
0800	7	0	0	0	0	0	0	0	1	1	1	1	2	1	0	0	0	0	0	0	0	0	0	0	0	0	0	0	0
0900	5	0	0	0	0	0	0	0	0	2	0	1	1	1	0	0	0	0	0	0	0	0	0	0	0	0	0	0	0
1000	**9**	**0**	**0**	**0**	**2**	**0**	**2**	**1**	**0**	**1**	**0**	**0**	**1**	**0**	**1**	**0**	**0**	**1**	**0**	**0**	**0**	**0**	**0**	**0**	**0**	**0**	**0**	**0**	**0**
1100	5	0	0	0	0	1	0	0	0	0	0	3	0	0	1	0	0	0	0	0	0	0	0	0	0	0	0	0	0
1200	6	0	0	0	0	1	0	0	0	0	0	1	1	0	0	1	0	2	0	0	0	0	0	0	0	0	0	0	0
1300	**7**	**0**	**2**	**2**	**0**	**1**	**0**	**0**	**0**	**0**	**0**	**0**	**1**	**0**	**1**	**0**	**0**	**0**	**0**	**0**	**0**	**0**	**0**	**0**	**0**	**0**	**0**	**0**	**0**
1400	5	0	0	0	0	2	0	0	0	0	0	1	1	0	1	0	0	0	0	0	0	0	0	0	0	0	0	0	0
1500	3	0	0	0	2	0	0	0	1	0	0	0	0	0	0	0	0	0	0	0	0	0	0	0	0	0	0	0	0
1600	3	0	0	0	0	0	0	0	0	0	0	1	0	0	0	0	0	1	1	0	0	0	0	0	0	0	0	0	0
1700	**7**	**0**	**0**	**0**	**0**	**0**	**0**	**1**	**0**	**0**	**0**	**2**	**0**	**3**	**0**	**1**	**0**	**0**	**0**	**0**	**0**	**0**	**0**	**0**	**0**	**0**	**0**	**0**	**0**
1800	**7**	**0**	**0**	**1**	**0**	**1**	**0**	**0**	**0**	**0**	**0**	**1**	**3**	**0**	**1**	**0**	**0**	**0**	**0**	**0**	**0**	**0**	**0**	**0**	**0**	**0**	**0**	**0**	**0**
1900	5	0	0	0	0	0	0	0	0	1	1	1	2	0	0	0	0	0	0	0	0	0	0	0	0	0	0	0	0
2000	4	0	0	0	0	0	0	0	0	1	0	1	1	0	0	0	0	0	1	0	0	0	0	0	0	0	0	0	0
2100	3	0	0	0	0	0	0	0	0	0	0	2	0	0	1	0	0	0	0	0	0	0	0	0	0	0	0	0	0
2200	1	0	0	0	0	0	0	0	0	0	0	0	0	1	0	0	0	0	0	0	0	0	0	0	0	0	0	0	0
2300	1	0	0	0	0	0	0	0	0	0	0	0	0	0	1	0	0	0	0	0	0	0	0	0	0	0	0	0	0
07-19	**68**	**0**	**2**	**3**	**5**	**6**	**2**	**2**	**3**	**4**	**1**	**11**	**11**	**6**	**5**	**2**	**0**	**4**	**1**	**0**	**0**	**0**	**0**	**0**	**0**	**0**	**0**	**0**	**0**
06-22	**80**	**0**	**2**	**3**	**5**	**6**	**2**	**2**	**3**	**6**	**2**	**15**	**14**	**6**	**6**	**2**	**0**	**4**	**2**	**0**	**0**	**0**	**0**	**0**	**0**	**0**	**0**	**0**	**0**
06-00	**82**	**0**	**2**	**3**	**5**	**6**	**2**	**2**	**3**	**6**	**2**	**15**	**14**	**7**	**7**	**2**	**0**	**4**	**2**	**0**	**0**	**0**	**0**	**0**	**0**	**0**	**0**	**0**	**0**
00-00	**85**	**0**	**2**	**3**	**5**	**6**	**2**	**2**	**4**	**7**	**3**	**15**	**14**	**7**	**7**	**2**	**0**	**4**	**2**	**0**	**0**	**0**	**0**	**0**	**0**	**0**	**0**	**0**	**0**

DRAFT

Site 98
Location LS07421, Att - Telepole, Lat 54.1682, Long -6.8222
Direction South

3279 / Meath/Cavan/Monaghan ATC's
October 2013
Automatic Traffic Count

Thu, 10 October 2013

Time	Total	Speed Bins (km/h)																											
		0 - 5	5 - 10	10 - 15	15 - 20	20 - 25	25 - 30	30 - 35	35 - 40	40 - 45	45 - 50	50 - 55	55 - 60	60 - 65	65 - 70	70 - 75	75 - 80	80 - 85	85 - 90	90 - 95	95 - 100	100 - 105	105 - 110	110 - 115	115 - 120	120 - 125	125 - 130	130 - 135	135 - 140
0000	0	0	0	0	0	0	0	0	0	0	0	0	0	0	0	0	0	0	0	0	0	0	0	0	0	0	0	0	0
0100	0	0	0	0	0	0	0	0	0	0	0	0	0	0	0	0	0	0	0	0	0	0	0	0	0	0	0	0	0
0200	1	0	0	0	0	0	0	0	0	0	0	0	1	0	0	0	0	0	0	0	0	0	0	0	0	0	0	0	0
0300	0	0	0	0	0	0	0	0	0	0	0	0	0	0	0	0	0	0	0	0	0	0	0	0	0	0	0	0	0
0400	1	0	0	0	0	0	0	0	1	0	0	0	0	0	0	0	0	0	0	0	0	0	0	0	0	0	0	0	0
0500	0	0	0	0	0	0	0	0	0	0	0	0	0	0	0	0	0	0	0	0	0	0	0	0	0	0	0	0	0
0600	0	0	0	0	0	0	0	0	0	0	0	0	0	0	0	0	0	0	0	0	0	0	0	0	0	0	0	0	0
0700	4	0	0	0	0	1	0	0	0	0	0	1	0	1	1	0	0	0	0	0	0	0	0	0	0	0	0	0	0
0800	**8**	**0**	**0**	**0**	**0**	**0**	**0**	**0**	**0**	**2**	**1**	**3**	**2**	**0**	**0**	**0**	**0**	**0**	**0**	**0**	**0**	**0**	**0**	**0**	**0**	**0**	**0**	**0**	**0**
0900	4	0	0	0	0	0	0	0	1	1	1	1	0	0	0	0	0	0	0	0	0	0	0	0	0	0	0	0	0
1000	4	0	0	0	0	0	0	0	1	1	0	0	1	0	0	0	0	1	0	0	0	0	0	0	0	0	0	0	0
1100	4	0	0	0	0	1	0	2	0	1	0	0	0	0	0	0	0	0	0	0	0	0	0	0	0	0	0	0	0
1200	4	0	0	0	1	0	0	0	0	1	0	1	0	0	1	0	0	0	0	0	0	0	0	0	0	0	0	0	0
1300	4	0	0	0	0	1	0	0	0	0	1	1	0	1	0	0	0	0	0	0	0	0	0	0	0	0	0	0	0
1400	1	0	0	0	0	0	0	0	0	0	0	0	1	0	0	0	0	0	0	0	0	0	0	0	0	0	0	0	0
1500	4	0	0	0	0	0	0	0	0	0	1	2	0	0	1	0	0	0	0	0	0	0	0	0	0	0	0	0	0
1600	5	0	0	0	1	0	0	0	0	0	0	1	1	1	0	1	0	0	0	0	0	0	0	0	0	0	0	0	0
1700	**7**	**0**	**0**	**0**	**0**	**0**	**0**	**0**	**0**	**0**	**0**	**2**	**2**	**0**	**1**	**0**	**1**	**1**	**0**	**0**	**0**	**0**	**0**	**0**	**0**	**0**	**0**	**0**	**0**
1800	6	0	0	1	1	0	0	0	0	1	0	0	2	1	0	0	0	0	0	0	0	0	0	0	0	0	0	0	0
1900	5	0	0	0	0	0	0	1	1	0	0	1	1	0	0	0	1	0	0	0	0	0	0	0	0	0	0	0	0
2000	4	0	0	0	0	0	0	0	0	0	0	2	1	1	0	0	0	0	0	0	0	0	0	0	0	0	0	0	0
2100	4	0	0	0	0	0	0	0	1	0	0	0	1	1	0	0	1	0	0	0	0	0	0	0	0	0	0	0	0
2200	1	0	0	0	0	0	0	0	0	0	0	0	1	0	0	0	0	0	0	0	0	0	0	0	0	0	0	0	0
2300	2	0	0	0	0	0	0	0	1	0	1	0	0	0	0	0	0	0	0	0	0	0	0	0	0	0	0	0	0
07-19	**55**	**0**	**0**	**1**	**3**	**3**	**0**	**2**	**2**	**7**	**4**	**12**	**9**	**4**	**4**	**1**	**1**	**2**	**0**	**0**	**0**	**0**	**0**	**0**	**0**	**0**	**0**	**0**	**0**
06-22	**68**	**0**	**0**	**1**	**3**	**3**	**0**	**3**	**4**	**7**	**4**	**15**	**12**	**6**	**4**	**1**	**3**	**2**	**0**	**0**	**0**	**0**	**0**	**0**	**0**	**0**	**0**	**0**	**0**
06-00	**71**	**0**	**0**	**1**	**3**	**3**	**0**	**3**	**5**	**7**	**5**	**15**	**13**	**6**	**4**	**1**	**3**	**2**	**0**	**0**	**0**	**0**	**0**	**0**	**0**	**0**	**0**	**0**	**0**
00-00	**73**	**0**	**0**	**1**	**3**	**3**	**0**	**3**	**6**	**7**	**5**	**15**	**14**	**6**	**4**	**1**	**3**	**2**	**0**	**0**	**0**	**0**	**0**	**0**	**0**	**0**	**0**	**0**	**0**

DRAFT

Site 98
Location LS07421, Att - Telepole, Lat 54.1682, Long -6.8222
Direction South

3279 / Meath/Cavan/Monaghan ATC's
October 2013
Automatic Traffic Count

Fri, 11 October 2013

Time	Total	Speed Bins (km/h)																											
		0 - 5	5 - 10	10 - 15	15 - 20	20 - 25	25 - 30	30 - 35	35 - 40	40 - 45	45 - 50	50 - 55	55 - 60	60 - 65	65 - 70	70 - 75	75 - 80	80 - 85	85 - 90	90 - 95	95 - 100	100 - 105	105 - 110	110 - 115	115 - 120	120 - 125	125 - 130	130 - 135	135 - 140
0000	0	0	0	0	0	0	0	0	0	0	0	0	0	0	0	0	0	0	0	0	0	0	0	0	0	0	0	0	0
0100	0	0	0	0	0	0	0	0	0	0	0	0	0	0	0	0	0	0	0	0	0	0	0	0	0	0	0	0	0
0200	1	0	0	0	0	0	0	0	0	0	0	0	1	0	0	0	0	0	0	0	0	0	0	0	0	0	0	0	0
0300	0	0	0	0	0	0	0	0	0	0	0	0	0	0	0	0	0	0	0	0	0	0	0	0	0	0	0	0	0
0400	1	0	0	0	0	0	0	0	1	0	0	0	0	0	0	0	0	0	0	0	0	0	0	0	0	0	0	0	0
0500	0	0	0	0	0	0	0	0	0	0	0	0	0	0	0	0	0	0	0	0	0	0	0	0	0	0	0	0	0
0600	0	0	0	0	0	0	0	0	0	0	0	0	0	0	0	0	0	0	0	0	0	0	0	0	0	0	0	0	0
0700	1	0	0	0	0	0	0	0	0	0	0	0	1	0	0	0	0	0	0	0	0	0	0	0	0	0	0	0	0
0800	6	0	0	0	0	0	0	0	0	1	1	1	2	1	0	0	0	0	0	0	0	0	0	0	0	0	0	0	0
0900	7	0	0	0	0	0	0	0	1	1	1	1	1	0	2	0	0	0	0	0	0	0	0	0	0	0	0	0	0
1000	**8**	**0**	**0**	**0**	**0**	**1**	**0**	**0**	**0**	**1**	**2**	**2**	**0**	**1**	**1**	**0**	**0**	**0**	**0**	**0**	**0**	**0**	**0**	**0**	**0**	**0**	**0**	**0**	**0**
1100	5	0	0	0	0	0	0	0	0	0	0	0	3	0	2	0	0	0	0	0	0	0	0	0	0	0	0	0	0
1200	4	0	0	0	0	0	0	0	0	0	1	0	1	0	0	2	0	0	0	0	0	0	0	0	0	0	0	0	0
1300	3	0	0	0	0	0	0	0	0	0	0	2	0	1	0	0	0	0	0	0	0	0	0	0	0	0	0	0	0
1400	7	0	0	0	0	0	0	0	0	2	1	1	2	0	0	1	0	0	0	0	0	0	0	0	0	0	0	0	0
1500	5	0	0	0	1	0	0	0	1	0	0	0	0	2	0	0	1	0	0	0	0	0	0	0	0	0	0	0	0
1600	**8**	**0**	**0**	**0**	**0**	**0**	**0**	**0**	**0**	**0**	**3**	**1**	**2**	**1**	**1**	**0**	**0**	**0**	**0**	**0**	**0**	**0**	**0**	**0**	**0**	**0**	**0**	**0**	**0**
1700	6	0	0	0	0	0	0	0	1	1	0	0	2	1	0	1	0	0	0	0	0	0	0	0	0	0	0	0	0
1800	**8**	**0**	**0**	**0**	**1**	**0**	**0**	**0**	**0**	**1**	**2**	**0**	**1**	**1**	**0**	**1**	**0**	**1**	**0**	**0**	**0**	**0**	**0**	**0**	**0**	**0**	**0**	**0**	**0**
1900	4	0	0	0	0	1	0	0	0	0	0	0	3	0	0	0	0	0	0	0	0	0	0	0	0	0	0	0	0
2000	4	0	0	0	0	0	0	1	0	0	0	1	0	1	1	0	0	0	0	0	0	0	0	0	0	0	0	0	0
2100	2	0	0	0	0	0	0	0	0	0	0	0	2	0	0	0	0	0	0	0	0	0	0	0	0	0	0	0	0
2200	2	0	0	0	0	0	0	0	0	0	0	0	0	0	2	0	0	0	0	0	0	0	0	0	0	0	0	0	0
2300	1	0	0	0	0	0	0	0	0	0	0	1	0	0	0	0	0	0	0	0	0	0	0	0	0	0	0	0	0
07-19	**68**	**0**	**0**	**0**	**2**	**1**	**0**	**0**	**3**	**7**	**11**	**8**	**15**	**8**	**6**	**5**	**1**	**1**	**0**	**0**	**0**	**0**	**0**	**0**	**0**	**0**	**0**	**0**	**0**
06-22	**78**	**0**	**0**	**0**	**2**	**2**	**0**	**1**	**3**	**7**	**11**	**9**	**20**	**9**	**7**	**5**	**1**	**1**	**0**	**0**	**0**	**0**	**0**	**0**	**0**	**0**	**0**	**0**	**0**
06-00	**81**	**0**	**0**	**0**	**2**	**2**	**0**	**1**	**3**	**7**	**11**	**10**	**20**	**9**	**9**	**5**	**1**	**1**	**0**	**0**	**0**	**0**	**0**	**0**	**0**	**0**	**0**	**0**	**0**
00-00	**83**	**0**	**0**	**0**	**2**	**2**	**0**	**1**	**4**	**7**	**11**	**10**	**21**	**9**	**9**	**5**	**1**	**1**	**0**	**0**	**0**	**0**	**0**	**0**	**0**	**0**	**0**	**0**	**0**

DRAFT

Site 98
Location LS07421, Att - Telepole, Lat 54.1682, Long -6.8222
Direction South

3279 / Meath/Cavan/Monaghan ATC's
October 2013
Automatic Traffic Count

Sat, 12 October 2013

Time	Total	Speed Bins (km/h)																											
		0 - 5	5 - 10	10 - 15	15 - 20	20 - 25	25 - 30	30 - 35	35 - 40	40 - 45	45 - 50	50 - 55	55 - 60	60 - 65	65 - 70	70 - 75	75 - 80	80 - 85	85 - 90	90 - 95	95 - 100	100 - 105	105 - 110	110 - 115	115 - 120	120 - 125	125 - 130	130 - 135	135 - 140
0000	0	0	0	0	0	0	0	0	0	0	0	0	0	0	0	0	0	0	0	0	0	0	0	0	0	0	0	0	0
0100	1	0	0	0	0	0	0	0	0	0	0	0	1	0	0	0	0	0	0	0	0	0	0	0	0	0	0	0	0
0200	0	0	0	0	0	0	0	0	0	0	0	0	0	0	0	0	0	0	0	0	0	0	0	0	0	0	0	0	0
0300	0	0	0	0	0	0	0	0	0	0	0	0	0	0	0	0	0	0	0	0	0	0	0	0	0	0	0	0	0
0400	0	0	0	0	0	0	0	0	0	0	0	0	0	0	0	0	0	0	0	0	0	0	0	0	0	0	0	0	0
0500	0	0	0	0	0	0	0	0	0	0	0	0	0	0	0	0	0	0	0	0	0	0	0	0	0	0	0	0	0
0600	0	0	0	0	0	0	0	0	0	0	0	0	0	0	0	0	0	0	0	0	0	0	0	0	0	0	0	0	0
0700	0	0	0	0	0	0	0	0	0	0	0	0	0	0	0	0	0	0	0	0	0	0	0	0	0	0	0	0	0
0800	4	0	0	0	0	0	0	0	0	0	2	0	2	0	0	0	0	0	0	0	0	0	0	0	0	0	0	0	0
0900	6	0	0	0	1	2	0	0	0	1	1	0	0	1	0	0	0	0	0	0	0	0	0	0	0	0	0	0	0
1000	**8**	**0**	**0**	**0**	**0**	**0**	**0**	**1**	**0**	**0**	**1**	**2**	**3**	**0**	**0**	**1**	**0**	**0**	**0**	**0**	**0**	**0**	**0**	**0**	**0**	**0**	**0**	**0**	**0**
1100	7	0	0	0	0	1	0	0	0	0	2	2	1	1	0	0	0	0	0	0	0	0	0	0	0	0	0	0	0
1200	**8**	**0**	**0**	**0**	**1**	**0**	**0**	**0**	**0**	**1**	**1**	**1**	**2**	**2**	**0**	**0**	**0**	**0**	**0**	**0**	**0**	**0**	**0**	**0**	**0**	**0**	**0**	**0**	**0**
1300	5	0	0	1	0	2	0	0	0	1	1	0	0	0	0	0	0	0	0	0	0	0	0	0	0	0	0	0	0
1400	7	0	0	0	0	0	1	0	0	1	0	3	1	1	0	0	0	0	0	0	0	0	0	0	0	0	0	0	0
1500	7	0	0	2	1	0	1	0	1	0	1	0	0	0	1	0	0	0	0	0	0	0	0	0	0	0	0	0	0
1600	**8**	**0**	**0**	**0**	**0**	**0**	**1**	**0**	**0**	**0**	**0**	**2**	**2**	**2**	**1**	**0**	**0**	**0**	**0**	**0**	**0**	**0**	**0**	**0**	**0**	**0**	**0**	**0**	**0**
1700	5	0	0	0	0	0	0	0	1	0	3	1	0	0	0	0	0	0	0	0	0	0	0	0	0	0	0	0	0
1800	5	0	0	0	1	0	0	0	0	0	0	2	1	0	1	0	0	0	0	0	0	0	0	0	0	0	0	0	0
1900	7	0	0	0	0	0	0	1	0	0	2	0	3	0	0	0	0	0	1	0	0	0	0	0	0	0	0	0	0
2000	6	0	0	0	0	1	0	0	0	1	0	2	0	0	1	1	0	0	0	0	0	0	0	0	0	0	0	0	0
2100	1	0	0	0	0	0	0	0	0	0	0	0	0	1	0	0	0	0	0	0	0	0	0	0	0	0	0	0	0
2200	0	0	0	0	0	0	0	0	0	0	0	0	0	0	0	0	0	0	0	0	0	0	0	0	0	0	0	0	0
2300	0	0	0	0	0	0	0	0	0	0	0	0	0	0	0	0	0	0	0	0	0	0	0	0	0	0	0	0	0
07-19	**70**	**0**	**0**	**3**	**4**	**5**	**3**	**1**	**2**	**4**	**12**	**13**	**12**	**7**	**3**	**1**	**0**	**0**	**0**	**0**	**0**	**0**	**0**	**0**	**0**	**0**	**0**	**0**	**0**
06-22	**84**	**0**	**0**	**3**	**4**	**6**	**3**	**2**	**2**	**5**	**14**	**15**	**15**	**8**	**4**	**2**	**0**	**0**	**1**	**0**	**0**	**0**	**0**	**0**	**0**	**0**	**0**	**0**	**0**
06-00	**84**	**0**	**0**	**3**	**4**	**6**	**3**	**2**	**2**	**5**	**14**	**15**	**15**	**8**	**4**	**2**	**0**	**0**	**1**	**0**	**0**	**0**	**0**	**0**	**0**	**0**	**0**	**0**	**0**
00-00	**85**	**0**	**0**	**3**	**4**	**6**	**3**	**2**	**2**	**5**	**14**	**15**	**16**	**8**	**4**	**2**	**0**	**0**	**1**	**0**	**0**	**0**	**0**	**0**	**0**	**0**	**0**	**0**	**0**

DRAFT

Site 98
Location LS07421, Att - Telepole, Lat 54.1682, Long -6.8222
Direction South

3279 / Meath/Cavan/Monaghan ATC's
October 2013
Automatic Traffic Count

Sun, 13 October 2013

Time	Total	Speed Bins (km/h)																												
		0 - 5	5 - 10	10 - 15	15 - 20	20 - 25	25 - 30	30 - 35	35 - 40	40 - 45	45 - 50	50 - 55	55 - 60	60 - 65	65 - 70	70 - 75	75 - 80	80 - 85	85 - 90	90 - 95	95 - 100	100 - 105	105 - 110	110 - 115	115 - 120	120 - 125	125 - 130	130 - 135	135 - 140
0000	3	0	0	0	0	0	0	0	0	0	0	2	1	0	0	0	0	0	0	0	0	0	0	0	0	0	0	0	0	0
0100	0	0	0	0	0	0	0	0	0	0	0	0	0	0	0	0	0	0	0	0	0	0	0	0	0	0	0	0	0	0
0200	0	0	0	0	0	0	0	0	0	0	0	0	0	0	0	0	0	0	0	0	0	0	0	0	0	0	0	0	0	0
0300	0	0	0	0	0	0	0	0	0	0	0	0	0	0	0	0	0	0	0	0	0	0	0	0	0	0	0	0	0	0
0400	0	0	0	0	0	0	0	0	0	0	0	0	0	0	0	0	0	0	0	0	0	0	0	0	0	0	0	0	0	0
0500	0	0	0	0	0	0	0	0	0	0	0	0	0	0	0	0	0	0	0	0	0	0	0	0	0	0	0	0	0	0
0600	0	0	0	0	0	0	0	0	0	0	0	0	0	0	0	0	0	0	0	0	0	0	0	0	0	0	0	0	0	0
0700	1	0	0	0	0	0	0	0	0	0	0	1	0	0	0	0	0	0	0	0	0	0	0	0	0	0	0	0	0	0
0800	0	0	0	0	0	0	0	0	0	0	0	0	0	0	0	0	0	0	0	0	0	0	0	0	0	0	0	0	0	0
0900	4	0	0	0	1	0	0	0	0	1	0	1	0	0	1	0	0	0	0	0	0	0	0	0	0	0	0	0	0	0
1000	5	0	0	0	0	0	0	0	2	0	1	1	0	1	0	0	0	0	0	0	0	0	0	0	0	0	0	0	0	0
1100	**8**	**0**	**0**	**0**	**1**	**0**	**0**	**0**	**1**	**1**	**1**	**1**	**2**	**0**	**1**	**0**	**0**	**0**	**0**	**0**	**0**	**0**	**0**	**0**	**0**	**0**	**0**	**0**	**0**	**0**
1200	8	0	0	0	0	0	0	0	4	1	2	0	0	1	0	0	0	0	0	0	0	0	0	0	0	0	0	0	0	0
1300	8	0	0	0	1	0	0	0	0	1	0	0	4	1	1	0	0	0	0	0	0	0	0	0	0	0	0	0	0	0
1400	0	0	0	0	0	0	0	0	0	0	0	0	0	0	0	0	0	0	0	0	0	0	0	0	0	0	0	0	0	0
1500	8	0	0	0	1	1	2	0	1	0	0	0	3	0	0	0	0	0	0	0	0	0	0	0	0	0	0	0	0	0
1600	2	0	0	0	0	0	0	0	0	0	1	1	0	0	0	0	0	0	0	0	0	0	0	0	0	0	0	0	0	0
1700	7	0	0	0	0	0	0	0	1	0	1	3	1	0	0	0	0	0	1	0	0	0	0	0	0	0	0	0	0	0
1800	2	0	0	0	1	0	0	0	0	1	0	0	0	0	0	0	0	0	0	0	0	0	0	0	0	0	0	0	0	0
1900	**9**	**0**	**0**	**0**	**0**	**0**	**0**	**0**	**0**	**0**	**0**	**3**	**3**	**0**	**2**	**1**	**0**	**0**	**0**	**0**	**0**	**0**	**0**	**0**	**0**	**0**	**0**	**0**	**0**	**0**
2000	6	0	0	0	0	0	0	0	0	0	1	1	1	1	0	1	1	0	0	0	0	0	0	0	0	0	0	0	0	0
2100	3	0	0	0	0	0	0	0	0	0	0	0	0	2	0	0	1	0	0	0	0	0	0	0	0	0	0	0	0	0
2200	0	0	0	0	0	0	0	0	0	0	0	0	0	0	0	0	0	0	0	0	0	0	0	0	0	0	0	0	0	0
2300	1	0	0	0	0	0	0	0	0	0	0	0	1	0	0	0	0	0	0	0	0	0	0	0	0	0	0	0	0	0
07-19	**53**	**0**	**0**	**0**	**5**	**1**	**2**	**0**	**9**	**5**	**6**	**8**	**10**	**3**	**3**	**0**	**0**	**0**	**1**	**0**	**0**	**0**	**0**	**0**	**0**	**0**	**0**	**0**	**0**	**0**
06-22	**71**	**0**	**0**	**0**	**5**	**1**	**2**	**0**	**9**	**5**	**7**	**12**	**14**	**6**	**5**	**2**	**2**	**0**	**1**	**0**	**0**	**0**	**0**	**0**	**0**	**0**	**0**	**0**	**0**	**0**
06-00	**72**	**0**	**0**	**0**	**5**	**1**	**2**	**0**	**9**	**5**	**7**	**12**	**15**	**6**	**5**	**2**	**2**	**0**	**1**	**0**	**0**	**0**	**0**	**0**	**0**	**0**	**0**	**0**	**0**	**0**
00-00	**75**	**0**	**0**	**0**	**5**	**1**	**2**	**0**	**9**	**5**	**7**	**14**	**16**	**6**	**5**	**2**	**2**	**0**	**1**	**0**	**0**	**0**	**0**	**0**	**0**	**0**	**0**	**0**	**0**	**0**

DRAFT

Site 98
Location LS07421, Att - Telepole, Lat 54.1682, Long -6.8222
Direction South

3279 / Meath/Cavan/Monaghan ATC's
October 2013
Automatic Traffic Count

Mon, 14 October 2013

Time	Total	Speed Bins (km/h)																											
		0 - 5	5 - 10	10 - 15	15 - 20	20 - 25	25 - 30	30 - 35	35 - 40	40 - 45	45 - 50	50 - 55	55 - 60	60 - 65	65 - 70	70 - 75	75 - 80	80 - 85	85 - 90	90 - 95	95 - 100	100 - 105	105 - 110	110 - 115	115 - 120	120 - 125	125 - 130	130 - 135	135 - 140
0000	1	0	0	0	0	0	0	0	0	0	0	1	0	0	0	0	0	0	0	0	0	0	0	0	0	0	0	0	0
0100	0	0	0	0	0	0	0	0	0	0	0	0	0	0	0	0	0	0	0	0	0	0	0	0	0	0	0	0	0
0200	0	0	0	0	0	0	0	0	0	0	0	0	0	0	0	0	0	0	0	0	0	0	0	0	0	0	0	0	0
0300	0	0	0	0	0	0	0	0	0	0	0	0	0	0	0	0	0	0	0	0	0	0	0	0	0	0	0	0	0
0400	2	0	0	0	0	0	0	1	1	0	0	0	0	0	0	0	0	0	0	0	0	0	0	0	0	0	0	0	0
0500	0	0	0	0	0	0	0	0	0	0	0	0	0	0	0	0	0	0	0	0	0	0	0	0	0	0	0	0	0
0600	0	0	0	0	0	0	0	0	0	0	0	0	0	0	0	0	0	0	0	0	0	0	0	0	0	0	0	0	0
0700	3	0	0	0	0	0	0	0	0	0	0	2	1	0	0	0	0	0	0	0	0	0	0	0	0	0	0	0	0
0800	**8**	**0**	**0**	**0**	**1**	**0**	**0**	**0**	**2**	**0**	**1**	**1**	**2**	**1**	**0**	**0**	**0**	**0**	**0**	**0**	**0**	**0**	**0**	**0**	**0**	**0**	**0**	**0**	**0**
0900	2	0	0	0	1	0	0	0	0	0	0	0	1	0	0	0	0	0	0	0	0	0	0	0	0	0	0	0	0
1000	4	0	0	0	0	0	0	0	0	0	2	1	1	0	0	0	0	0	0	0	0	0	0	0	0	0	0	0	0
1100	**8**	**0**	**0**	**0**	**1**	**2**	**1**	**0**	**0**	**1**	**2**	**0**	**1**	**0**	**0**	**0**	**0**	**0**	**0**	**0**	**0**	**0**	**0**	**0**	**0**	**0**	**0**	**0**	**0**
1200	3	0	0	0	0	0	0	0	0	0	2	0	0	0	0	0	0	1	0	0	0	0	0	0	0	0	0	0	0
1300	4	0	0	0	1	0	0	0	0	0	2	1	0	0	0	0	0	0	0	0	0	0	0	0	0	0	0	0	0
1400	4	0	0	0	0	0	0	0	0	1	0	2	1	0	0	0	0	0	0	0	0	0	0	0	0	0	0	0	0
1500	3	0	0	0	0	0	0	0	0	0	0	1	1	0	1	0	0	0	0	0	0	0	0	0	0	0	0	0	0
1600	6	0	0	0	1	0	1	0	0	0	0	1	2	0	0	1	0	0	0	0	0	0	0	0	0	0	0	0	0
1700	5	0	0	0	0	0	0	0	0	0	0	1	1	1	0	2	0	0	0	0	0	0	0	0	0	0	0	0	0
1800	6	0	0	0	0	0	0	0	0	0	2	0	2	0	0	0	1	0	0	0	1	0	0	0	0	0	0	0	0
1900	**8**	**0**	**0**	**0**	**0**	**0**	**0**	**0**	**0**	**1**	**0**	**3**	**2**	**2**	**0**	**0**	**0**	**0**	**0**	**0**	**0**	**0**	**0**	**0**	**0**	**0**	**0**	**0**	**0**
2000	2	0	0	0	0	0	1	0	0	0	0	0	1	0	0	0	0	0	0	0	0	0	0	0	0	0	0	0	0
2100	3	0	0	0	0	0	0	0	0	0	1	0	1	0	1	0	0	0	0	0	0	0	0	0	0	0	0	0	0
2200	1	0	0	0	0	0	0	0	0	0	0	0	1	0	0	0	0	0	0	0	0	0	0	0	0	0	0	0	0
2300	0	0	0	0	0	0	0	0	0	0	0	0	0	0	0	0	0	0	0	0	0	0	0	0	0	0	0	0	0
07-19	**56**	**0**	**0**	**0**	**5**	**2**	**2**	**0**	**2**	**2**	**11**	**10**	**13**	**2**	**1**	**3**	**1**	**1**	**0**	**0**	**1**	**0**	**0**	**0**	**0**	**0**	**0**	**0**	**0**
06-22	**69**	**0**	**0**	**0**	**5**	**2**	**3**	**0**	**2**	**3**	**12**	**13**	**17**	**4**	**2**	**3**	**1**	**1**	**0**	**0**	**1**	**0**	**0**	**0**	**0**	**0**	**0**	**0**	**0**
06-00	**70**	**0**	**0**	**0**	**5**	**2**	**3**	**0**	**2**	**3**	**12**	**13**	**18**	**4**	**2**	**3**	**1**	**1**	**0**	**0**	**1**	**0**	**0**	**0**	**0**	**0**	**0**	**0**	**0**
00-00	**73**	**0**	**0**	**0**	**5**	**2**	**3**	**1**	**3**	**3**	**12**	**14**	**18**	**4**	**2**	**3**	**1**	**1**	**0**	**0**	**1**	**0**	**0**	**0**	**0**	**0**	**0**	**0**	**0**

DRAFT

Site 98
Location LS07421, Att - Telepole, Lat 54.1682, Long -6.8222
Direction South

3279 / Meath/Cavan/Monaghan ATC's
October 2013
Automatic Traffic Count

Tue, 15 October 2013

Time	Total	Speed Bins (km/h)																											
		0 - 5	5 - 10	10 - 15	15 - 20	20 - 25	25 - 30	30 - 35	35 - 40	40 - 45	45 - 50	50 - 55	55 - 60	60 - 65	65 - 70	70 - 75	75 - 80	80 - 85	85 - 90	90 - 95	95 - 100	100 - 105	105 - 110	110 - 115	115 - 120	120 - 125	125 - 130	130 - 135	135 - 140
0000	0	0	0	0	0	0	0	0	0	0	0	0	0	0	0	0	0	0	0	0	0	0	0	0	0	0	0	0	0
0100	1	0	0	0	0	0	0	0	0	0	0	0	0	1	0	0	0	0	0	0	0	0	0	0	0	0	0	0	0
0200	0	0	0	0	0	0	0	0	0	0	0	0	0	0	0	0	0	0	0	0	0	0	0	0	0	0	0	0	0
0300	0	0	0	0	0	0	0	0	0	0	0	0	0	0	0	0	0	0	0	0	0	0	0	0	0	0	0	0	0
0400	1	0	0	0	0	0	0	0	0	1	0	0	0	0	0	0	0	0	0	0	0	0	0	0	0	0	0	0	0
0500	0	0	0	0	0	0	0	0	0	0	0	0	0	0	0	0	0	0	0	0	0	0	0	0	0	0	0	0	0
0600	0	0	0	0	0	0	0	0	0	0	0	0	0	0	0	0	0	0	0	0	0	0	0	0	0	0	0	0	0
0700	4	0	0	0	0	0	0	0	0	0	0	3	1	0	0	0	0	0	0	0	0	0	0	0	0	0	0	0	0
0800	**9**	**0**	**0**	**0**	**1**	**2**	**0**	**1**	**0**	**2**	**1**	**0**	**1**	**1**	**0**	**0**	**0**	**0**	**0**	**0**	**0**	**0**	**0**	**0**	**0**	**0**	**0**	**0**	**0**
0900	3	0	0	0	0	0	0	0	1	0	0	0	0	1	1	0	0	0	0	0	0	0	0	0	0	0	0	0	0
1000	6	0	0	0	1	0	0	0	1	0	2	0	1	1	0	0	0	0	0	0	0	0	0	0	0	0	0	0	0
1100	2	0	0	0	0	0	0	0	0	0	0	0	2	0	0	0	0	0	0	0	0	0	0	0	0	0	0	0	0
1200	5	0	0	0	0	0	0	0	0	0	1	1	3	0	0	0	0	0	0	0	0	0	0	0	0	0	0	0	0
1300	4	0	0	0	0	0	1	0	0	0	0	1	1	1	0	0	0	0	0	0	0	0	0	0	0	0	0	0	0
1400	4	0	0	0	0	0	0	0	1	0	0	0	1	0	1	0	0	0	0	1	0	0	0	0	0	0	0	0	0
1500	5	0	0	0	0	0	0	0	0	0	1	2	1	0	0	0	1	0	0	0	0	0	0	0	0	0	0	0	0
1600	6	0	0	0	2	0	0	0	0	0	1	1	0	1	1	0	0	0	0	0	0	0	0	0	0	0	0	0	0
1700	8	0	0	0	0	0	0	0	0	0	0	2	5	0	0	0	0	0	1	0	0	0	0	0	0	0	0	0	0
1800	**9**	**0**	**0**	**0**	**0**	**2**	**0**	**0**	**0**	**1**	**3**	**2**	**0**	**0**	**1**	**0**	**0**	**0**	**0**	**0**	**0**	**0**	**0**	**0**	**0**	**0**	**0**	**0**	**0**
1900	8	0	0	0	0	0	0	0	0	3	2	2	0	0	1	0	0	0	0	0	0	0	0	0	0	0	0	0	0
2000	5	0	0	0	0	0	0	0	1	0	1	0	0	2	0	0	1	0	0	0	0	0	0	0	0	0	0	0	0
2100	6	0	0	0	0	0	0	0	0	0	1	3	0	0	1	0	0	1	0	0	0	0	0	0	0	0	0	0	0
2200	3	0	0	0	0	0	0	0	0	2	0	0	0	1	0	0	0	0	0	0	0	0	0	0	0	0	0	0	0
2300	1	0	0	0	0	0	0	0	0	0	0	0	1	0	0	0	0	0	0	0	0	0	0	0	0	0	0	0	0
07-19	**65**	**0**	**0**	**0**	**4**	**4**	**1**	**1**	**3**	**3**	**9**	**12**	**16**	**5**	**4**	**0**	**1**	**0**	**1**	**1**	**0**	**0**	**0**	**0**	**0**	**0**	**0**	**0**	**0**
06-22	**84**	**0**	**0**	**0**	**4**	**4**	**1**	**1**	**4**	**6**	**13**	**17**	**16**	**7**	**6**	**0**	**2**	**1**	**1**	**1**	**0**	**0**	**0**	**0**	**0**	**0**	**0**	**0**	**0**
06-00	**88**	**0**	**0**	**0**	**4**	**4**	**1**	**1**	**4**	**8**	**13**	**17**	**17**	**8**	**6**	**0**	**2**	**1**	**1**	**1**	**0**	**0**	**0**	**0**	**0**	**0**	**0**	**0**	**0**
00-00	**90**	**0**	**0**	**0**	**4**	**4**	**1**	**1**	**4**	**9**	**13**	**17**	**17**	**9**	**6**	**0**	**2**	**1**	**1**	**1**	**0**	**0**	**0**	**0**	**0**	**0**	**0**	**0**	**0**

DRAFT

Site 98
Location LS07421, Att - Telepole, Lat 54.1682, Long -6.8222
Direction South

3279 / Meath/Cavan/Monaghan ATC's
October 2013
Automatic Traffic Count

Virtual Day (7)

Time	Total	Speed Bins (km/h)																											
		0 - 5	5 - 10	10 - 15	15 - 20	20 - 25	25 - 30	30 - 35	35 - 40	40 - 45	45 - 50	50 - 55	55 - 60	60 - 65	65 - 70	70 - 75	75 - 80	80 - 85	85 - 90	90 - 95	95 - 100	100 - 105	105 - 110	110 - 115	115 - 120	120 - 125	125 - 130	130 - 135	135 - 140
0000	1	0	0	0	0	0	0	0	0	0	0	0	0	0	0	0	0	0	0	0	0	0	0	0	0	0	0	0	0
0100	0	0	0	0	0	0	0	0	0	0	0	0	0	0	0	0	0	0	0	0	0	0	0	0	0	0	0	0	0
0200	0	0	0	0	0	0	0	0	0	0	0	0	0	0	0	0	0	0	0	0	0	0	0	0	0	0	0	0	0
0300	0	0	0	0	0	0	0	0	0	0	0	0	0	0	0	0	0	0	0	0	0	0	0	0	0	0	0	0	0
0400	1	0	0	0	0	0	0	0	1	0	0	0	0	0	0	0	0	0	0	0	0	0	0	0	0	0	0	0	0
0500	0	0	0	0	0	0	0	0	0	0	0	0	0	0	0	0	0	0	0	0	0	0	0	0	0	0	0	0	0
0600	0	0	0	0	0	0	0	0	0	0	0	0	0	0	0	0	0	0	0	0	0	0	0	0	0	0	0	0	0
0700	2	0	0	0	0	0	0	0	0	0	0	1	1	0	0	0	0	0	0	0	0	0	0	0	0	0	0	0	0
0800	**6**	**0**	**0**	**0**	**0**	**0**	**0**	**0**	**0**	**1**	**1**	**1**	**2**	**1**	**0**	**0**	**0**	**0**	**0**	**0**	**0**	**0**	**0**	**0**	**0**	**0**	**0**	**0**	**0**
0900	4	0	0	0	0	0	0	0	0	1	0	1	0	0	1	0	0	0	0	0	0	0	0	0	0	0	0	0	0
1000	**6**	**0**	**0**	**0**	**0**	**0**	**0**	**0**	**1**	**0**	**1**	**1**	**1**	**0**	**0**	**0**	**0**	**0**	**0**	**0**	**0**	**0**	**0**	**0**	**0**	**0**	**0**	**0**	**0**
1100	**6**	**0**	**0**	**0**	**0**	**1**	**0**	**0**	**0**	**0**	**1**	**1**	**1**	**0**	**1**	**0**	**0**	**0**	**0**	**0**	**0**	**0**	**0**	**0**	**0**	**0**	**0**	**0**	**0**
1200	5	0	0	0	0	0	0	0	1	0	1	1	1	0	0	0	0	0	0	0	0	0	0	0	0	0	0	0	0
1300	5	0	0	0	0	1	0	0	0	0	1	1	1	1	0	0	0	0	0	0	0	0	0	0	0	0	0	0	0
1400	4	0	0	0	0	0	0	0	0	1	0	1	1	0	0	0	0	0	0	0	0	0	0	0	0	0	0	0	0
1500	5	0	0	0	1	0	0	0	1	0	0	1	1	0	0	0	0	0	0	0	0	0	0	0	0	0	0	0	0
1600	5	0	0	0	1	0	0	0	0	0	1	1	1	0	0	0	0	0	0	0	0	0	0	0	0	0	0	0	0
1700	6	0	0	0	0	0	0	0	0	0	1	2	2	1	0	1	0	0	0	0	0	0	0	0	0	0	0	0	0
1800	6	0	0	0	1	0	0	0	0	1	1	1	1	0	0	0	0	0	0	0	0	0	0	0	0	0	0	0	0
1900	**7**	**0**	**0**	**0**	**0**	**0**	**0**	**0**	**0**	**1**	**1**	**1**	**2**	**0**	**0**	**0**	**0**	**0**	**0**	**0**	**0**	**0**	**0**	**0**	**0**	**0**	**0**	**0**	**0**
2000	4	0	0	0	0	0	0	0	0	0	0	1	1	1	0	0	0	0	0	0	0	0	0	0	0	0	0	0	0
2100	3	0	0	0	0	0	0	0	0	0	0	1	1	1	0	0	0	0	0	0	0	0	0	0	0	0	0	0	0
2200	1	0	0	0	0	0	0	0	0	0	0	0	0	0	0	0	0	0	0	0	0	0	0	0	0	0	0	0	0
2300	1	0	0	0	0	0	0	0	0	0	0	0	0	0	0	0	0	0	0	0	0	0	0	0	0	0	0	0	0
07-19	**62**	**0**	**0**	**1**	**4**	**3**	**1**	**1**	**3**	**5**	**8**	**11**	**12**	**5**	**4**	**2**	**1**	**1**	**0**	**0**	**0**	**0**	**0**	**0**	**0**	**0**	**0**	**0**	**0**
06-22	**76**	**0**	**0**	**1**	**4**	**3**	**2**	**1**	**4**	**6**	**9**	**14**	**15**	**7**	**5**	**2**	**1**	**1**	**1**	**0**	**0**	**0**	**0**	**0**	**0**	**0**	**0**	**0**	**0**
06-00	**78**	**0**	**0**	**1**	**4**	**3**	**2**	**1**	**4**	**6**	**9**	**14**	**16**	**7**	**5**	**2**	**1**	**1**	**1**	**0**	**0**	**0**	**0**	**0**	**0**	**0**	**0**	**0**	**0**
00-00	**81**	**0**	**0**	**1**	**4**	**3**	**2**	**1**	**5**	**6**	**9**	**14**	**17**	**7**	**5**	**2**	**1**	**1**	**1**	**0**	**0**	**0**	**0**	**0**	**0**	**0**	**0**	**0**	**0**

DRAFT

Site 98
Location LS07421, Att - Telepole, Lat 54.1682, Long -6.8222
Direction South

3279 / Meath/Cavan/Monaghan ATC's
October 2013
Automatic Traffic Count

Virtual Week (1)

Time	Total	Speed Bins (km/h)																												
		0 - 5	5 - 10	10 - 15	15 - 20	20 - 25	25 - 30	30 - 35	35 - 40	40 - 45	45 - 50	50 - 55	55 - 60	60 - 65	65 - 70	70 - 75	75 - 80	80 - 85	85 - 90	90 - 95	95 - 100	100 - 105	105 - 110	110 - 115	115 - 120	120 - 125	125 - 130	130 - 135	135 - 140
Mon	73	0	0	0	5	2	3	1	3	3	12	14	18	4	2	3	1	1	0	0	1	0	0	0	0	0	0	0	0	0
Tue	90	0	0	0	4	4	1	1	4	9	13	17	17	9	6	0	2	1	1	1	0	0	0	0	0	0	0	0	0	0
Wed	85	0	2	3	5	6	2	2	4	7	3	15	14	7	7	2	0	4	2	0	0	0	0	0	0	0	0	0	0	0
Thu	73	0	0	1	3	3	0	3	6	7	5	15	14	6	4	1	3	2	0	0	0	0	0	0	0	0	0	0	0	0
Fri	83	0	0	0	2	2	0	1	4	7	11	10	21	9	9	5	1	1	0	0	0	0	0	0	0	0	0	0	0	0
|Sat	85	0	0	3	4	6	3	2	2	5	14	15	16	8	4	2	0	0	1	0	0	0	0	0	0	0	0	0	0	0
|Sun	75	0	0	0	5	1	2	0	9	5	7	14	16	6	5	2	2	0	1	0	0	0	0	0	0	0	0	0	0	0
5 Day Ave.	**81**	**0**	**0**	**1**	**4**	**3**	**1**	**2**	**4**	**7**	**9**	**14**	**17**	**7**	**6**	**2**	**1**	**2**	**1**	**0**	**0**	**0**	**0**	**0**	**0**	**0**	**0**	**0**	**0**	**0**
7 Day Ave.	**81**	**0**	**0**	**1**	**4**	**3**	**2**	**1**	**5**	**6**	**9**	**14**	**17**	**7**	**5**	**2**	**1**	**1**	**1**	**0**	**0**	**0**	**0**	**0**	**0**	**0**	**0**	**0**	**0**	**0**
--	**564**	**0**	**2**	**7**	**28**	**24**	**11**	**10**	**32**	**43**	**65**	**100**	**116**	**49**	**37**	**15**	**9**	**9**	**5**	**1**	**1**	**0**	**0**	**0**	**0**	**0**	**0**	**0**	**0**	**0**

Summary Graphs

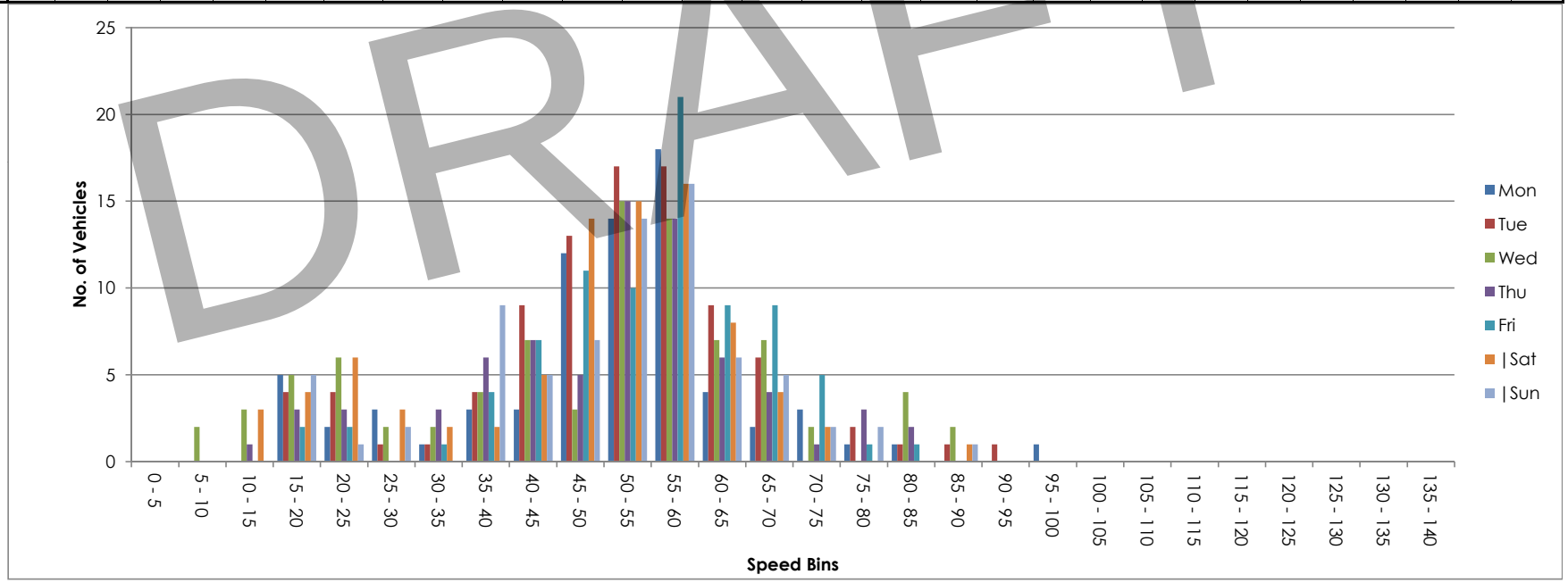

DRAFT

Site 98
Location LS07421, Att - Telepole, Lat 54.1682, Long -6.8222
Direction Two way

3279 / Meath/Cavan/Monaghan ATC's
October 2013
Automatic Traffic Count

Wed, 9 October 2013

Time	Total	Classification												>PSL	>PSL%	>SL1	>SL1%	>SL2	>SL2%	Mean	Vpp
		1 MCL	2 SV	3 SVT	4 TB2	5 TB3	6 T4	7 ART3	8 ART4	9 ART5	10 ART6	11 BD	12 DRT	80	80	85 +5kph	85 +5kph	90 +10kph	90 +10kph		85
0000	1	0	1	0	0	0	0	0	0	0	0	0	0	0	0	0	0	0	0	44.5	-
0100	1	0	1	0	0	0	0	0	0	0	0	0	0	0	0	0	0	0	0	63.9	-
0200	1	0	1	0	0	0	0	0	0	0	0	0	0	0	0	0	0	0	0	48.8	-
0300	0	0	0	0	0	0	0	0	0	0	0	0	0	0	0	0	0	0	0	-	-
0400	2	0	1	0	1	0	0	0	0	0	0	0	0	0	0	0	0	0	0	38.1	-
0500	0	0	0	0	0	0	0	0	0	0	0	0	0	0	0	0	0	0	0	-	-
0600	3	0	3	0	0	0	0	0	0	0	0	0	0	0	0	0	0	0	0	47.8	-
0700	11	0	10	0	1	0	0	0	0	0	0	0	0	0	0	0	0	0	0	42.7	50.8
0800	11	0	7	0	4	0	0	0	0	0	0	0	0	0	0	0	0	0	0	49.2	55.4
0900	**15**	**0**	**10**	**1**	**4**	**0**	**0**	**0**	**0**	**0**	**0**	**0**	**0**	**0**	**0**	**0**	**0**	**0**	**0**	**49.3**	**63.4**
1000	13	0	8	1	4	0	0	0	0	0	0	0	0	1	7.7	0	0	0	0	41.9	64.8
1100	10	0	9	0	1	0	0	0	0	0	0	0	0	0	0	0	0	0	0	50.9	-
1200	11	0	10	0	1	0	0	0	0	0	0	0	0	2	18.2	0	0	0	0	50.1	70.2
1300	17	0	15	0	1	1	0	0	0	0	0	0	0	0	0	0	0	0	0	38.1	58
1400	9	0	9	0	0	0	0	0	0	0	0	0	0	0	0	0	0	0	0	46.7	-
1500	7	0	5	0	2	0	0	0	0	0	0	0	0	0	0	0	0	0	0	30.1	-
1600	6	0	5	0	1	0	0	0	0	0	0	0	0	2	33.3	1	16.7	0	0	67.4	-
1700	14	0	14	0	0	0	0	0	0	0	0	0	0	0	0	0	0	0	0	53.1	63.7
1800	**20**	**0**	**16**	**1**	**3**	**0**	**0**	**0**	**0**	**0**	**0**	**0**	**0**	**0**	**0**	**0**	**0**	**0**	**0**	**50.6**	**61.2**
1900	9	0	7	0	2	0	0	0	0	0	0	0	0	0	0	0	0	0	0	45.8	-
2000	7	0	7	0	0	0	0	0	0	0	0	0	0	1	14.3	1	14.3	0	0	58.4	-
2100	6	0	6	0	0	0	0	0	0	0	0	0	0	0	0	0	0	0	0	53.3	-
2200	3	0	3	0	0	0	0	0	0	0	0	0	0	0	0	0	0	0	0	54.9	-
2300	3	0	2	0	1	0	0	0	0	0	0	0	0	0	0	0	0	0	0	54.6	-
07-19	**144**	**0**	**118**	**3**	**22**	**1**	**0**	**0**	**0**	**0**	**0**	**0**	**0**	**5**	**3.5**	**1**	**0.7**	**0**	**0**	**47.2**	**63.7**
06-22	**169**	**0**	**141**	**3**	**24**	**1**	**0**	**0**	**0**	**0**	**0**	**0**	**0**	**6**	**3.6**	**2**	**1.2**	**0**	**0**	**47.8**	**63.7**
06-00	**175**	**0**	**146**	**3**	**25**	**1**	**0**	**0**	**0**	**0**	**0**	**0**	**0**	**6**	**3.4**	**2**	**1.1**	**0**	**0**	**48**	**64.4**
00-00	**180**	**0**	**150**	**3**	**26**	**1**	**0**	**0**	**0**	**0**	**0**	**0**	**0**	**6**	**3.3**	**2**	**1.1**	**0**	**0**	**48**	**63.7**

DRAFT

Site 98
Location LS07421, Att - Telepole, Lat 54.1682, Long -6.8222
Direction Two way

3279 / Meath/Cavan/Monaghan ATC's
October 2013
Automatic Traffic Count

Thu, 10 October 2013

Time	Total	Classification												>PSL	>PSL%	>SL1	>SL1%	>SL2	>SL2%	Mean	Vpp
		1 MCL	2 SV	3 SVT	4 TB2	5 TB3	6 T4	7 ART3	8 ART4	9 ART5	10 ART6	11 BD	12 DRT	80	80	85 +5kph	85 +5kph	90 +10kph	90 +10kph		85
0000	1	0	1	0	0	0	0	0	0	0	0	0	0	0	0	0	0	0	0	64.4	-
0100	1	0	1	0	0	0	0	0	0	0	0	0	0	0	0	0	0	0	0	67.2	-
0200	1	0	1	0	0	0	0	0	0	0	0	0	0	0	0	0	0	0	0	57.2	-
0300	0	0	0	0	0	0	0	0	0	0	0	0	0	0	0	0	0	0	0	-	-
0400	2	0	1	0	1	0	0	0	0	0	0	0	0	0	0	0	0	0	0	31	-
0500	0	0	0	0	0	0	0	0	0	0	0	0	0	0	0	0	0	0	0	-	-
0600	1	0	1	0	0	0	0	0	0	0	0	0	0	0	0	0	0	0	0	42	-
0700	9	0	9	0	0	0	0	0	0	0	0	0	0	0	0	0	0	0	0	52	-
0800	**13**	**0**	**7**	**0**	**5**	**0**	**1**	**0**	**0**	**0**	**0**	**0**	**0**	**0**	**0**	**0**	**0**	**0**	**0**	**52.1**	**59.4**
0900	10	0	7	0	2	0	1	0	0	0	0	0	0	0	0	0	0	0	0	46.7	-
1000	9	0	5	0	3	1	0	0	0	0	0	0	0	1	11.1	0	0	0	0	49	-
1100	11	0	11	0	0	0	0	0	0	0	0	0	0	0	0	0	0	0	0	47.3	61.2
1200	9	0	8	0	1	0	0	0	0	0	0	0	0	0	0	0	0	0	0	46.7	-
1300	8	0	7	0	1	0	0	0	0	0	0	0	0	0	0	0	0	0	0	47.8	-
1400	4	0	4	0	0	0	0	0	0	0	0	0	0	0	0	0	0	0	0	60.3	-
1500	6	0	5	0	0	0	0	0	0	1	0	0	0	0	0	0	0	0	0	55.2	-
1600	9	0	9	0	0	0	0	0	0	0	0	0	0	1	11.1	0	0	0	0	56.3	-
1700	11	0	10	0	1	0	0	0	0	0	0	0	0	1	9.1	0	0	0	0	60.4	65.5
1800	10	0	8	0	2	0	0	0	0	0	0	0	0	0	0	0	0	0	0	39.8	-
1900	**14**	**0**	**7**	**1**	**6**	**0**	**0**	**0**	**0**	**0**	**0**	**0**	**0**	**0**	**0**	**0**	**0**	**0**	**0**	**50.2**	**57.2**
2000	6	0	6	0	0	0	0	0	0	0	0	0	0	0	0	0	0	0	0	52.7	-
2100	9	0	9	0	0	0	0	0	0	0	0	0	0	0	0	0	0	0	0	51.6	-
2200	1	0	1	0	0	0	0	0	0	0	0	0	0	0	0	0	0	0	0	59.3	-
2300	3	0	3	0	0	0	0	0	0	0	0	0	0	0	0	0	0	0	0	38.7	-
07-19	**109**	**0**	**90**	**0**	**15**	**1**	**2**	**0**	**0**	**1**	**0**	**0**	**0**	**3**	**2.8**	**0**	**0**	**0**	**0**	**50.6**	**64.8**
06-22	**139**	**0**	**113**	**1**	**21**	**1**	**2**	**0**	**0**	**1**	**0**	**0**	**0**	**3**	**2.2**	**0**	**0**	**0**	**0**	**50.7**	**62.6**
06-00	**143**	**0**	**117**	**1**	**21**	**1**	**2**	**0**	**0**	**1**	**0**	**0**	**0**	**3**	**2.1**	**0**	**0**	**0**	**0**	**50.5**	**62.6**
00-00	**148**	**0**	**121**	**1**	**22**	**1**	**2**	**0**	**0**	**1**	**0**	**0**	**0**	**3**	**2**	**0**	**0**	**0**	**0**	**50.5**	**62.6**

DRAFT

Site 98
Location LS07421, Att - Telepole, Lat 54.1682, Long -6.8222
Direction Two way

3279 / Meath/Cavan/Monaghan ATC's
October 2013
Automatic Traffic Count

Fri, 11 October 2013

Time	Total	Classification												>PSL	>PSL%	>SL1	>SL1%	>SL2	>SL2%	Mean	Vpp
		1 MCL	2 SV	3 SVT	4 TB2	5 TB3	6 T4	7 ART3	8 ART4	9 ART5	10 ART6	11 BD	12 DRT	80	80	85 +5kph	85 +5kph	90 +10kph	90 +10kph		85
0000	1	0	1	0	0	0	0	0	0	0	0	0	0	0	0	0	0	0	0	61.5	-
0100	0	0	0	0	0	0	0	0	0	0	0	0	0	0	0	0	0	0	0	-	-
0200	1	0	1	0	0	0	0	0	0	0	0	0	0	0	0	0	0	0	0	56.3	-
0300	0	0	0	0	0	0	0	0	0	0	0	0	0	0	0	0	0	0	0	-	-
0400	1	0	1	0	0	0	0	0	0	0	0	0	0	0	0	0	0	0	0	37.2	-
0500	0	0	0	0	0	0	0	0	0	0	0	0	0	0	0	0	0	0	0	-	-
0600	3	0	3	0	0	0	0	0	0	0	0	0	0	0	0	0	0	0	0	49.3	-
0700	5	0	3	0	1	0	0	0	1	0	0	0	0	0	0	0	0	0	0	49.3	-
0800	**14**	**0**	**9**	**0**	**5**	**0**	**0**	**0**	**0**	**0**	**0**	**0**	**0**	**0**	**0**	**0**	**0**	**0**	**0**	**52.4**	**61.2**
0900	10	0	6	0	4	0	0	0	0	0	0	0	0	0	0	0	0	0	0	50	-
1000	13	0	13	0	0	0	0	0	0	0	0	0	0	0	0	0	0	0	0	44.8	63
1100	11	0	10	0	1	0	0	0	0	0	0	0	0	0	0	0	0	0	0	57.8	65.5
1200	9	0	9	0	0	0	0	0	0	0	0	0	0	0	0	0	0	0	0	55.9	-
1300	7	1	6	0	0	0	0	0	0	0	0	0	0	0	0	0	0	0	0	45.2	-
1400	11	0	9	0	1	0	0	0	1	0	0	0	0	0	0	0	0	0	0	52.2	54.7
1500	10	0	9	0	1	0	0	0	0	0	0	0	0	0	0	0	0	0	0	50.2	-
1600	**14**	**0**	**14**	**0**	**0**	**0**	**0**	**0**	**0**	**0**	**0**	**0**	**0**	**0**	**0**	**0**	**0**	**0**	**0**	**53.6**	**58**
1700	12	0	11	0	1	0	0	0	0	0	0	0	0	1	8.3	0	0	0	0	54.9	60.1
1800	**14**	**0**	**10**	**4**	**0**	**0**	**0**	**0**	**0**	**0**	**0**	**0**	**0**	**1**	**7.1**	**0**	**0**	**0**	**0**	**52**	**69.8**
1900	11	0	9	0	2	0	0	0	0	0	0	0	0	0	0	0	0	0	0	51.2	56.2
2000	8	0	7	0	1	0	0	0	0	0	0	0	0	0	0	0	0	0	0	50.3	-
2100	8	0	8	0	0	0	0	0	0	0	0	0	0	0	0	0	0	0	0	58.8	-
2200	4	0	2	0	2	0	0	0	0	0	0	0	0	0	0	0	0	0	0	63.2	-
2300	2	0	2	0	0	0	0	0	0	0	0	0	0	0	0	0	0	0	0	44.3	-
07-19	**130**	**1**	**109**	**4**	**14**	**0**	**0**	**0**	**2**	**0**	**0**	**0**	**0**	**2**	**1.5**	**0**	**0**	**0**	**0**	**51.8**	**65.9**
06-22	**160**	**1**	**136**	**4**	**17**	**0**	**0**	**0**	**2**	**0**	**0**	**0**	**0**	**2**	**1.3**	**0**	**0**	**0**	**0**	**52**	**66.2**
06-00	**166**	**1**	**140**	**4**	**19**	**0**	**0**	**0**	**2**	**0**	**0**	**0**	**0**	**2**	**1.2**	**0**	**0**	**0**	**0**	**52.1**	**66.2**
00-00	**169**	**1**	**143**	**4**	**19**	**0**	**0**	**0**	**2**	**0**	**0**	**0**	**0**	**2**	**1.2**	**0**	**0**	**0**	**0**	**52.1**	**66.2**

DRAFT

Site 98
Location LS07421, Att - Telepole, Lat 54.1682, Long -6.8222
Direction Two way

3279 / Meath/Cavan/Monaghan ATC's
October 2013
Automatic Traffic Count

Sat, 12 October 2013

Time	Total	Classification												>PSL	>PSL%	>SL1	>SL1%	>SL2	>SL2%	Mean	Vpp
		1 MCL	2 SV	3 SVT	4 TB2	5 TB3	6 T4	7 ART3	8 ART4	9 ART5	10 ART6	11 BD	12 DRT	80	80	85 +5kph	85 +5kph	90 +10kph	90 +10kph		85
0000	0	0	0	0	0	0	0	0	0	0	0	0	0	0	0	0	0	0	0	-	-
0100	2	0	2	0	0	0	0	0	0	0	0	0	0	0	0	0	0	0	0	51	-
0200	1	0	1	0	0	0	0	0	0	0	0	0	0	0	0	0	0	0	0	50	-
0300	0	0	0	0	0	0	0	0	0	0	0	0	0	0	0	0	0	0	0	-	-
0400	0	0	0	0	0	0	0	0	0	0	0	0	0	0	0	0	0	0	0	-	-
0500	0	0	0	0	0	0	0	0	0	0	0	0	0	0	0	0	0	0	0	-	-
0600	1	0	1	0	0	0	0	0	0	0	0	0	0	0	0	0	0	0	0	64.1	-
0700	3	0	3	0	0	0	0	0	0	0	0	0	0	0	0	0	0	0	0	51.7	-
0800	10	0	5	0	3	0	1	1	0	0	0	0	0	1	10	1	10	0	0	53.8	-
0900	13	0	11	2	0	0	0	0	0	0	0	0	0	0	0	0	0	0	0	37.3	56.2
1000	11	0	9	0	0	0	1	1	0	0	0	0	0	0	0	0	0	0	0	54.9	59.4
1100	**14**	**1**	**10**	**0**	**2**	**0**	**0**	**0**	**1**	**0**	**0**	**0**	**0**	**0**	**0**	**0**	**0**	**0**	**0**	**50.5**	**59.4**
1200	14	0	12	0	1	0	0	0	1	0	0	0	0	0	0	0	0	0	0	50.7	62.3
1300	14	0	11	0	3	0	0	0	0	0	0	0	0	0	0	0	0	0	0	38.1	60.5
1400	14	0	11	0	3	0	0	0	0	0	0	0	0	0	0	0	0	0	0	47.4	61.2
1500	**15**	**0**	**12**	**0**	**3**	**0**	**0**	**0**	**0**	**0**	**0**	**0**	**0**	**0**	**0**	**0**	**0**	**0**	**0**	**35.8**	**47.2**
1600	14	0	11	1	2	0	0	0	0	0	0	0	0	0	0	0	0	0	0	50.8	61.2
1700	13	0	11	1	1	0	0	0	0	0	0	0	0	0	0	0	0	0	0	50.7	60.1
1800	11	0	9	0	2	0	0	0	0	0	0	0	0	0	0	0	0	0	0	49.6	56.5
1900	13	0	11	0	2	0	0	0	0	0	0	0	0	1	7.7	1	7.7	0	0	49.7	59
2000	9	0	8	1	0	0	0	0	0	0	0	0	0	0	0	0	0	0	0	56	-
2100	5	0	5	0	0	0	0	0	0	0	0	0	0	1	20	1	20	0	0	63.5	-
2200	1	0	1	0	0	0	0	0	0	0	0	0	0	0	0	0	0	0	0	65.9	-
2300	2	0	2	0	0	0	0	0	0	0	0	0	0	0	0	0	0	0	0	54.8	-
07-19	**146**	**1**	**115**	**4**	**20**	**0**	**2**	**2**	**2**	**0**	**0**	**0**	**0**	**1**	**0.7**	**1**	**0.7**	**0**	**0**	**46.9**	**61.2**
06-22	**174**	**1**	**140**	**5**	**22**	**0**	**2**	**2**	**2**	**0**	**0**	**0**	**0**	**3**	**1.7**	**3**	**1.7**	**0**	**0**	**48.2**	**62.3**
06-00	**177**	**1**	**143**	**5**	**22**	**0**	**2**	**2**	**2**	**0**	**0**	**0**	**0**	**3**	**1.7**	**3**	**1.7**	**0**	**0**	**48.3**	**62.3**
00-00	**180**	**1**	**146**	**5**	**22**	**0**	**2**	**2**	**2**	**0**	**0**	**0**	**0**	**3**	**1.7**	**3**	**1.7**	**0**	**0**	**48.4**	**62.3**

DRAFT

Site 98
Location LS07421, Att - Telepole, Lat 54.1682, Long -6.8222
Direction Two way

3279 / Meath/Cavan/Monaghan ATC's
October 2013
Automatic Traffic Count

Sun, 13 October 2013

Time	Total	Classification												>PSL	>PSL%	>SL1	>SL1%	>SL2	>SL2%	Mean	Vpp
		1 MCL	2 SV	3 SVT	4 TB2	5 TB3	6 T4	7 ART3	8 ART4	9 ART5	10 ART6	11 BD	12 DRT	80	80	85 +5kph	85 +5kph	90 +10kph	90 +10kph		85
0000	6	0	6	0	0	0	0	0	0	0	0	0	0	0	0	0	0	0	0	51	-
0100	0	0	0	0	0	0	0	0	0	0	0	0	0	0	0	0	0	0	0	-	-
0200	1	0	1	0	0	0	0	0	0	0	0	0	0	0	0	0	0	0	0	51.3	-
0300	0	0	0	0	0	0	0	0	0	0	0	0	0	0	0	0	0	0	0	-	-
0400	0	0	0	0	0	0	0	0	0	0	0	0	0	0	0	0	0	0	0	-	-
0500	0	0	0	0	0	0	0	0	0	0	0	0	0	0	0	0	0	0	0	-	-
0600	0	0	0	0	0	0	0	0	0	0	0	0	0	0	0	0	0	0	0	-	-
0700	1	0	1	0	0	0	0	0	0	0	0	0	0	0	0	0	0	0	0	50.6	-
0800	1	0	1	0	0	0	0	0	0	0	0	0	0	0	0	0	0	0	0	43.7	-
0900	5	0	4	0	1	0	0	0	0	0	0	0	0	0	0	0	0	0	0	39.6	-
1000	7	0	6	0	1	0	0	0	0	0	0	0	0	0	0	0	0	0	0	50.4	-
1100	**10**	**0**	**8**	**0**	**2**	**0**	**0**	**0**	**0**	**0**	**0**	**0**	**0**	**0**	**0**	**0**	**0**	**0**	**0**	**47.6**	**-**
1200	**21**	**0**	**19**	**0**	**1**	**0**	**1**	**0**	**0**	**0**	**0**	**0**	**0**	**0**	**0**	**0**	**0**	**0**	**0**	**44**	**54**
1300	17	0	15	0	2	0	0	0	0	0	0	0	0	0	0	0	0	0	0	53.7	61.2
1400	1	0	1	0	0	0	0	0	0	0	0	0	0	0	0	0	0	0	0	47.4	-
1500	13	1	12	0	0	0	0	0	0	0	0	0	0	0	0	0	0	0	0	42.9	59.4
1600	6	0	5	0	1	0	0	0	0	0	0	0	0	0	0	0	0	0	0	51	-
1700	20	0	19	0	1	0	0	0	0	0	0	0	0	1	5	1	5	0	0	51.3	58
1800	7	0	5	1	1	0	0	0	0	0	0	0	0	0	0	0	0	0	0	49	-
1900	13	0	12	0	1	0	0	0	0	0	0	0	0	0	0	0	0	0	0	60.2	69.5
2000	12	0	11	0	1	0	0	0	0	0	0	0	0	0	0	0	0	0	0	58.1	73.4
2100	4	0	4	0	0	0	0	0	0	0	0	0	0	0	0	0	0	0	0	66.6	-
2200	3	0	3	0	0	0	0	0	0	0	0	0	0	0	0	0	0	0	0	45	-
2300	4	0	4	0	0	0	0	0	0	0	0	0	0	0	0	0	0	0	0	49.1	-
07-19	**109**	**1**	**96**	**1**	**10**	**0**	**1**	**0**	**0**	**0**	**0**	**0**	**0**	**1**	**0.9**	**1**	**0.9**	**0**	**0**	**48.1**	**59.4**
06-22	**138**	**1**	**123**	**1**	**12**	**0**	**1**	**0**	**0**	**0**	**0**	**0**	**0**	**1**	**0.7**	**1**	**0.7**	**0**	**0**	**50.6**	**61.9**
06-00	**145**	**1**	**130**	**1**	**12**	**0**	**1**	**0**	**0**	**0**	**0**	**0**	**0**	**1**	**0.7**	**1**	**0.7**	**0**	**0**	**50.5**	**61.6**
00-00	**152**	**1**	**137**	**1**	**12**	**0**	**1**	**0**	**0**	**0**	**0**	**0**	**0**	**1**	**0.7**	**1**	**0.7**	**0**	**0**	**50.5**	**61.2**

DRAFT

Site 98
Location LS07421, Att - Telepole, Lat 54.1682, Long -6.8222
Direction Two way

3279 / Meath/Cavan/Monaghan ATC's
October 2013
Automatic Traffic Count

Mon, 14 October 2013

Time	Total	Classification												>PSL	>PSL%	>SL1	>SL1%	>SL2	>SL2%	Mean	Vpp
		1 MCL	2 SV	3 SVT	4 TB2	5 TB3	6 T4	7 ART3	8 ART4	9 ART5	10 ART6	11 BD	12 DRT	80	80	85 +5kph	85 +5kph	90 +10kph	90 +10kph		85
0000	2	0	2	0	0	0	0	0	0	0	0	0	0	0	0	0	0	0	0	59.7	-
0100	0	0	0	0	0	0	0	0	0	0	0	0	0	0	0	0	0	0	0	-	-
0200	1	0	1	0	0	0	0	0	0	0	0	0	0	0	0	0	0	0	0	59.2	-
0300	0	0	0	0	0	0	0	0	0	0	0	0	0	0	0	0	0	0	0	-	-
0400	3	0	2	0	1	0	0	0	0	0	0	0	0	0	0	0	0	0	0	32.4	-
0500	0	0	0	0	0	0	0	0	0	0	0	0	0	0	0	0	0	0	0	-	-
0600	2	0	2	0	0	0	0	0	0	0	0	0	0	0	0	0	0	0	0	50.6	-
0700	5	0	4	0	1	0	0	0	0	0	0	0	0	0	0	0	0	0	0	54.5	-
0800	**13**	**0**	**9**	**1**	**2**	**0**	**0**	**1**	**0**	**0**	**0**	**0**	**0**	**0**	**0**	**0**	**0**	**0**	**0**	**48**	**60.1**
0900	8	0	6	0	2	0	0	0	0	0	0	0	0	1	12.5	1	12.5	1	12.5	51.9	-
1000	8	0	4	0	3	0	1	0	0	0	0	0	0	0	0	0	0	0	0	51.1	-
1100	12	0	11	0	1	0	0	0	0	0	0	0	0	0	0	0	0	0	0	38.6	51.8
1200	6	0	6	0	0	0	0	0	0	0	0	0	0	1	16.7	0	0	0	0	49	-
1300	6	0	6	0	0	0	0	0	0	0	0	0	0	0	0	0	0	0	0	44.8	-
1400	8	0	5	1	0	0	2	0	0	0	0	0	0	0	0	0	0	0	0	47.4	-
1500	5	0	5	0	0	0	0	0	0	0	0	0	0	0	0	0	0	0	0	49.8	-
1600	11	0	8	1	1	0	1	0	0	0	0	0	0	0	0	0	0	0	0	50.8	64.4
1700	11	0	9	0	2	0	0	0	0	0	0	0	0	0	0	0	0	0	0	59.1	64.4
1800	**17**	**0**	**16**	**0**	**1**	**0**	**0**	**0**	**0**	**0**	**0**	**0**	**0**	**1**	**5.9**	**1**	**5.9**	**1**	**5.9**	**57.8**	**64.8**
1900	16	0	9	0	6	0	1	0	0	0	0	0	0	0	0	0	0	0	0	53.7	64.1
2000	6	2	3	0	1	0	0	0	0	0	0	0	0	0	0	0	0	0	0	46.5	-
2100	4	0	4	0	0	0	0	0	0	0	0	0	0	0	0	0	0	0	0	56.9	-
2200	2	0	2	0	0	0	0	0	0	0	0	0	0	0	0	0	0	0	0	58.2	-
2300	3	0	3	0	0	0	0	0	0	0	0	0	0	0	0	0	0	0	0	51.8	-
07-19	**110**	**0**	**89**	**3**	**13**	**0**	**4**	**1**	**0**	**0**	**0**	**0**	**0**	**3**	**2.7**	**2**	**1.8**	**2**	**1.8**	**50.6**	**64.4**
06-22	**138**	**2**	**107**	**3**	**20**	**0**	**5**	**1**	**0**	**0**	**0**	**0**	**0**	**3**	**2.2**	**2**	**1.4**	**2**	**1.4**	**51**	**61.6**
06-00	**143**	**2**	**112**	**3**	**20**	**0**	**5**	**1**	**0**	**0**	**0**	**0**	**0**	**3**	**2.1**	**2**	**1.4**	**2**	**1.4**	**51.1**	**62.6**
00-00	**149**	**2**	**117**	**3**	**21**	**0**	**5**	**1**	**0**	**0**	**0**	**0**	**0**	**3**	**2**	**2**	**1.3**	**2**	**1.3**	**50.9**	**62.6**

DRAFT

Site 98
Location LS07421, Att - Telepole, Lat 54.1682, Long -6.8222
Direction Two way

3279 / Meath/Cavan/Monaghan ATC's
October 2013
Automatic Traffic Count

Tue, 15 October 2013

Time	Total	Classification												>PSL	>PSL%	>SL1	>SL1%	>SL2	>SL2%	Mean	Vpp
		1 MCL	2 SV	3 SVT	4 TB2	5 TB3	6 T4	7 ART3	8 ART4	9 ART5	10 ART6	11 BD	12 DRT	80	80	85 +5kph	85 +5kph	90 +10kph	90 +10kph		85
0000	0	0	0	0	0	0	0	0	0	0	0	0	0	0	0	0	0	0	0	-	-
0100	1	0	1	0	0	0	0	0	0	0	0	0	0	0	0	0	0	0	0	64.6	-
0200	0	0	0	0	0	0	0	0	0	0	0	0	0	0	0	0	0	0	0	-	-
0300	0	0	0	0	0	0	0	0	0	0	0	0	0	0	0	0	0	0	0	-	-
0400	1	0	1	0	0	0	0	0	0	0	0	0	0	0	0	0	0	0	0	42.3	-
0500	0	0	0	0	0	0	0	0	0	0	0	0	0	0	0	0	0	0	0	-	-
0600	1	0	1	0	0	0	0	0	0	0	0	0	0	0	0	0	0	0	0	65.7	-
0700	11	0	10	0	1	0	0	0	0	0	0	0	0	0	0	0	0	0	0	48.1	52.2
0800	**13**	**0**	**12**	**0**	**1**	**0**	**0**	**0**	**0**	**0**	**0**	**0**	**0**	**0**	**0**	**0**	**0**	**0**	**0**	**43.6**	**63.7**
0900	5	0	4	0	1	0	0	0	0	0	0	0	0	0	0	0	0	0	0	47.6	-
1000	12	0	7	1	4	0	0	0	0	0	0	0	0	0	0	0	0	0	0	48.4	61.9
1100	5	0	4	0	1	0	0	0	0	0	0	0	0	0	0	0	0	0	0	49.4	-
1200	10	0	8	0	1	0	1	0	0	0	0	0	0	0	0	0	0	0	0	48.4	-
1300	8	0	8	0	0	0	0	0	0	0	0	0	0	0	0	0	0	0	0	50.4	-
1400	8	0	8	0	0	0	0	0	0	0	0	0	0	1	12.5	1	12.5	1	12.5	58.8	-
1500	10	0	7	0	3	0	0	0	0	0	0	0	0	0	0	0	0	0	0	50	-
1600	14	0	12	0	2	0	0	0	0	0	0	0	0	0	0	0	0	0	0	49.6	60.8
1700	**18**	**0**	**16**	**1**	**1**	**0**	**0**	**0**	**0**	**0**	**0**	**0**	**0**	**1**	**5.6**	**1**	**5.6**	**0**	**0**	**53.7**	**59.8**
1800	17	0	15	0	2	0	0	0	0	0	0	0	0	0	0	0	0	0	0	45.4	50.8
1900	14	0	13	0	1	0	0	0	0	0	0	0	0	0	0	0	0	0	0	50.8	55.1
2000	9	0	9	0	0	0	0	0	0	0	0	0	0	0	0	0	0	0	0	60.5	-
2100	13	0	12	0	1	0	0	0	0	0	0	0	0	1	7.7	0	0	0	0	56.6	67
2200	6	0	6	0	0	0	0	0	0	0	0	0	0	0	0	0	0	0	0	45.7	-
2300	4	0	4	0	0	0	0	0	0	0	0	0	0	0	0	0	0	0	0	58.7	-
07-19	**131**	**0**	**111**	**2**	**17**	**0**	**1**	**0**	**0**	**0**	**0**	**0**	**0**	**2**	**1.5**	**2**	**1.5**	**1**	**0.8**	**49.3**	**60.8**
06-22	**168**	**0**	**146**	**2**	**19**	**0**	**1**	**0**	**0**	**0**	**0**	**0**	**0**	**3**	**1.8**	**2**	**1.2**	**1**	**0.6**	**50.7**	**62.3**
06-00	**178**	**0**	**156**	**2**	**19**	**0**	**1**	**0**	**0**	**0**	**0**	**0**	**0**	**3**	**1.7**	**2**	**1.1**	**1**	**0.6**	**50.7**	**61.9**
00-00	**180**	**0**	**158**	**2**	**19**	**0**	**1**	**0**	**0**	**0**	**0**	**0**	**0**	**3**	**1.7**	**2**	**1.1**	**1**	**0.6**	**50.7**	**62.3**

DRAFT

Site 98
Location LS07421, Att - Telepole, Lat 54.1682, Long -6.8222
Direction Two way

3279 / Meath/Cavan/Monaghan ATC's
October 2013
Automatic Traffic Count

Virtual Day (7)

Time	Total	Classification												>PSL	>PSL%	>SL1	>SL1%	>SL2	>SL2%	Mean	Vpp
		1 MCL	2 SV	3 SVT	4 TB2	5 TB3	6 T4	7 ART3	8 ART4	9 ART5	10 ART6	11 BD	12 DRT	80	80	85 +5kph	85 +5kph	90 +10kph	90 +10kph		85
0000	2	0	2	0	0	0	0	0	0	0	0	0	0	0	0	0	0	0	0	54.2	-
0100	1	0	1	0	0	0	0	0	0	0	0	0	0	0	0	0	0	0	0	59.5	-
0200	1	0	1	0	0	0	0	0	0	0	0	0	0	0	0	0	0	0	0	53.8	-
0300	0	0	0	0	0	0	0	0	0	0	0	0	0	0	0	0	0	0	0	-	-
0400	1	0	1	0	0	0	0	0	0	0	0	0	0	0	0	0	0	0	0	35	-
0500	0	0	0	0	0	0	0	0	0	0	0	0	0	0	0	0	0	0	0	-	-
0600	2	0	2	0	0	0	0	0	0	0	0	0	0	0	0	0	0	0	0	51.3	-
0700	6	0	6	0	1	0	0	0	0	0	0	0	0	0	0	0	0	0	0	48.7	-
0800	**11**	**0**	**7**	**0**	**3**	**0**	**0**	**0**	**0**	**0**	**0**	**0**	**0**	**0**	**1.3**	**0**	**1.3**	**0**	**0**	**49.7**	**63**
0900	9	0	7	0	2	0	0	0	0	0	0	0	0	0	1.5	0	1.5	0	1.5	46.1	-
1000	10	0	7	0	2	0	0	0	0	0	0	0	0	0	2.7	0	0	0	0	48.1	61.9
1100	10	0	9	0	1	0	0	0	0	0	0	0	0	0	0	0	0	0	0	48.7	61.9
1200	11	0	10	0	1	0	0	0	0	0	0	0	0	0	3.8	0	0	0	0	48.6	62.3
1300	11	0	10	0	1	0	0	0	0	0	0	0	0	0	0	0	0	0	0	45	60.5
1400	8	0	7	0	1	0	0	0	0	0	0	0	0	0	1.8	0	1.8	0	1.8	50.8	-
1500	9	0	8	0	1	0	0	0	0	0	0	0	0	0	0	0	0	0	0	43.8	-
1600	11	0	9	0	1	0	0	0	0	0	0	0	0	0	4.1	0	1.4	0	0	53.1	64.4
1700	**14**	**0**	**13**	**0**	**1**	**0**	**0**	**0**	**0**	**0**	**0**	**0**	**0**	**1**	**4**	**0**	**2**	**0**	**0**	**54.2**	**63.7**
1800	**14**	**0**	**11**	**1**	**2**	**0**	**0**	**0**	**0**	**0**	**0**	**0**	**0**	**0**	**2.1**	**0**	**1**	**0**	**1**	**49.8**	**62.6**
1900	13	0	10	0	3	0	0	0	0	0	0	0	0	0	1.1	0	1.1	0	0	52	61.6
2000	8	0	7	0	0	0	0	0	0	0	0	0	0	0	1.8	0	1.8	0	0	55.3	-
2100	7	0	7	0	0	0	0	0	0	0	0	0	0	0	4.1	0	2	0	0	57.2	-
2200	3	0	3	0	0	0	0	0	0	0	0	0	0	0	0	0	0	0	0	53.4	-
2300	3	0	3	0	0	0	0	0	0	0	0	0	0	0	0	0	0	0	0	50.7	-
07-19	**126**	**0**	**104**	**2**	**16**	**0**	**1**	**0**	**1**	**0**	**0**	**0**	**0**	**2**	**1.9**	**1**	**0.8**	**0**	**0.3**	**49.1**	**62.3**
06-22	**155**	**1**	**129**	**3**	**19**	**0**	**2**	**0**	**1**	**0**	**0**	**0**	**0**	**3**	**1.9**	**1**	**0.9**	**0**	**0.3**	**50**	**63.4**
06-00	**161**	**1**	**135**	**3**	**20**	**0**	**2**	**0**	**1**	**0**	**0**	**0**	**0**	**3**	**1.9**	**1**	**0.9**	**0**	**0.3**	**50.1**	**63.4**
00-00	**165**	**1**	**139**	**3**	**20**	**0**	**2**	**0**	**1**	**0**	**0**	**0**	**0**	**3**	**1.8**	**1**	**0.9**	**0**	**0.3**	**50.1**	**63.4**

DRAFT

Site 98
Location LS07421, Att - Telepole, Lat 54.1682, Long -6.8222
Direction Two way

3279 / Meath/Cavan/Monaghan ATC's
October 2013
Automatic Traffic Count

Virtual Week (1)

Time	Total	Classification												>PSL	>PSL%	>SL1	>SL1%	>SL2	>SL2%	Mean	Vpp
		1 MCL	2 SV	3 SVT	4 TB2	5 TB3	6 T4	7 ART3	8 ART4	9 ART5	10 ART6	11 BD	12 DRT	80	80	85 +5kph	85 +5kph	90 +10kph	90 +10kph		85
Mon	149	2	117	3	21	0	5	1	0	0	0	0	0	3	2	2	1.3	2	1.3	50.9	62.6
Tue	180	0	158	2	19	0	1	0	0	0	0	0	0	3	1.7	2	1.1	1	0.6	50.7	62.3
Wed	180	0	150	3	26	1	0	0	0	0	0	0	0	6	3.3	2	1.1	0	0	48	63.7
Thu	148	0	121	1	22	1	2	0	0	1	0	0	0	3	2	0	0	0	0	50.5	62.6
Fri	169	1	143	4	19	0	0	0	2	0	0	0	0	2	1.2	0	0	0	0	52.1	66.2
| Sat	180	1	146	5	22	0	2	2	2	0	0	0	0	3	1.7	3	1.7	0	0	48.4	62.3
| Sun	152	1	137	1	12	0	1	0	0	0	0	0	0	1	0.7	1	0.7	0	0	50.5	61.2
5 Day Ave.	**165**	**1**	**138**	**3**	**21**	**0**	**2**	**0**	**0**	**0**	**0**	**0**	**0**	**3**	**1.8**	**1**	**0.6**	**1**	**0.6**	**50.4**	**63.5**
7 Day Ave.	**165**	**1**	**139**	**3**	**20**	**0**	**2**	**0**	**1**	**0**	**0**	**0**	**0**	**3**	**1.8**	**1**	**0.9**	**0**	**0.3**	**50.1**	**63.4**
--	**1158**	**5**	**972**	**19**	**141**	**2**	**11**	**3**	**4**	**1**	**0**	**0**	**0**	**21**	**1.8**	**10**	**0.9**	**3**	**0.3**	**50.1**	**63.4**

Summary Graphs

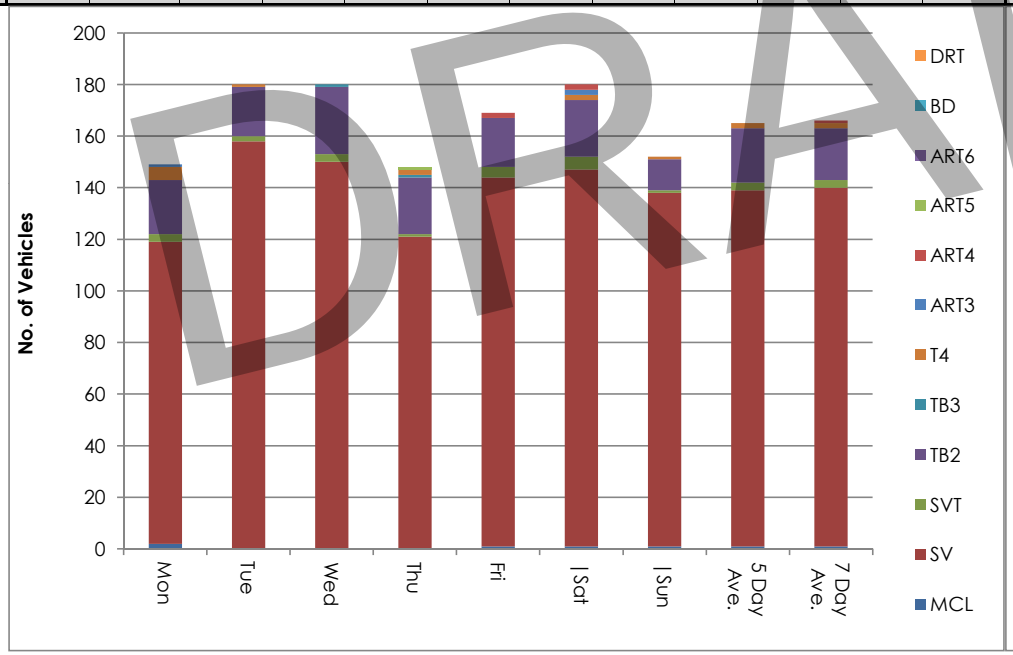

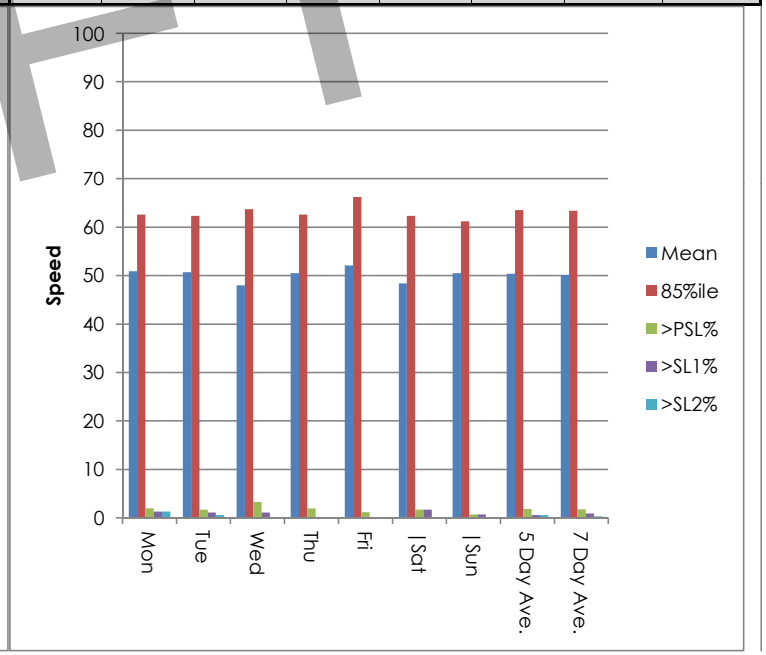

DRAFT

Site 98
Location LS07421, Att - Telepole, Lat 54.1682, Long -6.8222
Direction Two way

3279 / Meath/Cavan/Monaghan ATC's
October 2013
Automatic Traffic Count

Wed, 9 October 2013

Time	Total	Speed Bins (km/h)																											
		0 - 5	5 - 10	10 - 15	15 - 20	20 - 25	25 - 30	30 - 35	35 - 40	40 - 45	45 - 50	50 - 55	55 - 60	60 - 65	65 - 70	70 - 75	75 - 80	80 - 85	85 - 90	90 - 95	95 - 100	100 - 105	105 - 110	110 - 115	115 - 120	120 - 125	125 - 130	130 - 135	135 - 140
0000	1	0	0	0	0	0	0	0	0	1	0	0	0	0	0	0	0	0	0	0	0	0	0	0	0	0	0	0	0
0100	1	0	0	0	0	0	0	0	0	0	0	0	0	1	0	0	0	0	0	0	0	0	0	0	0	0	0	0	0
0200	1	0	0	0	0	0	0	0	0	0	1	0	0	0	0	0	0	0	0	0	0	0	0	0	0	0	0	0	0
0300	0	0	0	0	0	0	0	0	0	0	0	0	0	0	0	0	0	0	0	0	0	0	0	0	0	0	0	0	0
0400	2	0	0	0	0	0	0	0	1	1	0	0	0	0	0	0	0	0	0	0	0	0	0	0	0	0	0	0	0
0500	0	0	0	0	0	0	0	0	0	0	0	0	0	0	0	0	0	0	0	0	0	0	0	0	0	0	0	0	0
0600	3	0	0	0	0	0	0	0	1	0	1	0	1	0	0	0	0	0	0	0	0	0	0	0	0	0	0	0	0
0700	11	0	0	0	1	1	1	0	1	0	3	2	1	1	0	0	0	0	0	0	0	0	0	0	0	0	0	0	0
0800	11	0	0	0	0	0	1	0	1	2	1	2	2	1	1	0	0	0	0	0	0	0	0	0	0	0	0	0	0
0900	**15**	**0**	**1**	**0**	**0**	**0**	**0**	**0**	**3**	**2**	**1**	**2**	**2**	**2**	**2**	**0**	**0**	**0**	**0**	**0**	**0**	**0**	**0**	**0**	**0**	**0**	**0**	**0**	**0**
1000	13	0	0	1	2	0	2	2	0	2	0	0	1	0	1	0	1	1	0	0	0	0	0	0	0	0	0	0	0
1100	10	0	0	0	0	1	0	0	0	1	1	4	1	1	1	0	0	0	0	0	0	0	0	0	0	0	0	0	0
1200	11	0	0	0	0	2	0	2	0	0	1	2	1	0	0	1	0	2	0	0	0	0	0	0	0	0	0	0	0
1300	17	0	2	2	0	1	2	1	1	1	0	2	2	2	1	0	0	0	0	0	0	0	0	0	0	0	0	0	0
1400	9	0	0	0	0	3	0	0	0	1	0	1	2	0	1	0	1	0	0	0	0	0	0	0	0	0	0	0	0
1500	7	0	0	1	2	0	0	1	2	0	0	1	0	0	0	0	0	0	0	0	0	0	0	0	0	0	0	0	0
1600	6	0	0	0	0	0	0	0	0	0	0	1	2	0	1	0	0	1	1	0	0	0	0	0	0	0	0	0	0
1700	14	0	0	0	0	1	0	1	0	0	2	4	1	3	1	1	0	0	0	0	0	0	0	0	0	0	0	0	0
1800	**20**	**0**	**0**	**1**	**0**	**2**	**1**	**0**	**0**	**1**	**1**	**2**	**7**	**2**	**2**	**1**	**0**	**0**	**0**	**0**	**0**	**0**	**0**	**0**	**0**	**0**	**0**	**0**	**0**
1900	9	0	0	0	0	1	0	1	0	1	2	2	2	0	0	0	0	0	0	0	0	0	0	0	0	0	0	0	0
2000	7	0	0	0	0	0	0	0	1	1	0	2	1	0	0	0	1	0	1	0	0	0	0	0	0	0	0	0	0
2100	6	0	0	0	0	0	0	0	0	1	0	3	1	0	1	0	0	0	0	0	0	0	0	0	0	0	0	0	0
2200	3	0	0	0	0	0	0	0	0	1	0	0	0	2	0	0	0	0	0	0	0	0	0	0	0	0	0	0	0
2300	3	0	0	0	0	0	1	0	0	0	0	0	0	0	2	0	0	0	0	0	0	0	0	0	0	0	0	0	0
07-19	**144**	**0**	**3**	**5**	**5**	**11**	**7**	**7**	**8**	**10**	**10**	**23**	**22**	**12**	**11**	**3**	**2**	**4**	**1**	**0**	**0**	**0**	**0**	**0**	**0**	**0**	**0**	**0**	**0**
06-22	**169**	**0**	**3**	**5**	**5**	**12**	**7**	**8**	**10**	**13**	**13**	**30**	**27**	**12**	**12**	**3**	**3**	**4**	**2**	**0**	**0**	**0**	**0**	**0**	**0**	**0**	**0**	**0**	**0**
06-00	**175**	**0**	**3**	**5**	**5**	**12**	**8**	**8**	**10**	**14**	**13**	**30**	**27**	**14**	**14**	**3**	**3**	**4**	**2**	**0**	**0**	**0**	**0**	**0**	**0**	**0**	**0**	**0**	**0**
00-00	**180**	**0**	**3**	**5**	**5**	**12**	**8**	**8**	**11**	**16**	**14**	**30**	**27**	**15**	**14**	**3**	**3**	**4**	**2**	**0**	**0**	**0**	**0**	**0**	**0**	**0**	**0**	**0**	**0**

DRAFT

Site 98
Location LS07421, Att - Telepole, Lat 54.1682, Long -6.8222
Direction Two way

3279 / Meath/Cavan/Monaghan ATC's
October 2013
Automatic Traffic Count

Thu, 10 October 2013

Time	Total	Speed Bins (km/h)																											
		0 - 5	5 - 10	10 - 15	15 - 20	20 - 25	25 - 30	30 - 35	35 - 40	40 - 45	45 - 50	50 - 55	55 - 60	60 - 65	65 - 70	70 - 75	75 - 80	80 - 85	85 - 90	90 - 95	95 - 100	100 - 105	105 - 110	110 - 115	115 - 120	120 - 125	125 - 130	130 - 135	135 - 140
0000	1	0	0	0	0	0	0	0	0	0	0	0	0	1	0	0	0	0	0	0	0	0	0	0	0	0	0	0	0
0100	1	0	0	0	0	0	0	0	0	0	0	0	0	0	1	0	0	0	0	0	0	0	0	0	0	0	0	0	0
0200	1	0	0	0	0	0	0	0	0	0	0	0	1	0	0	0	0	0	0	0	0	0	0	0	0	0	0	0	0
0300	0	0	0	0	0	0	0	0	0	0	0	0	0	0	0	0	0	0	0	0	0	0	0	0	0	0	0	0	0
0400	2	0	0	0	0	1	0	0	1	0	0	0	0	0	0	0	0	0	0	0	0	0	0	0	0	0	0	0	0
0500	0	0	0	0	0	0	0	0	0	0	0	0	0	0	0	0	0	0	0	0	0	0	0	0	0	0	0	0	0
0600	1	0	0	0	0	0	0	0	0	1	0	0	0	0	0	0	0	0	0	0	0	0	0	0	0	0	0	0	0
0700	9	0	0	0	0	1	1	0	0	0	0	1	4	1	1	0	0	0	0	0	0	0	0	0	0	0	0	0	0
0800	**13**	**0**	**0**	**0**	**0**	**0**	**1**	**0**	**0**	**2**	**1**	**4**	**3**	**1**	**0**	**1**	**0**	**0**	**0**	**0**	**0**	**0**	**0**	**0**	**0**	**0**	**0**	**0**	**0**
0900	10	0	0	0	0	0	1	0	1	2	2	3	0	0	0	1	0	0	0	0	0	0	0	0	0	0	0	0	0
1000	9	0	0	0	0	0	1	1	1	1	1	1	1	1	0	0	0	1	0	0	0	0	0	0	0	0	0	0	0
1100	11	0	0	0	0	1	0	2	0	2	1	1	1	2	1	0	0	0	0	0	0	0	0	0	0	0	0	0	0
1200	9	0	0	0	1	1	0	0	0	1	1	3	1	0	1	0	0	0	0	0	0	0	0	0	0	0	0	0	0
1300	8	0	0	0	0	1	0	2	0	0	1	1	0	2	0	1	0	0	0	0	0	0	0	0	0	0	0	0	0
1400	4	0	0	0	0	0	0	0	0	0	0	1	1	0	2	0	0	0	0	0	0	0	0	0	0	0	0	0	0
1500	6	0	0	0	0	0	0	0	1	0	1	2	0	0	2	0	0	0	0	0	0	0	0	0	0	0	0	0	0
1600	9	0	0	0	1	0	0	0	1	0	0	2	1	2	0	1	0	1	0	0	0	0	0	0	0	0	0	0	0
1700	11	0	0	0	0	0	0	0	1	0	0	2	4	1	1	0	1	1	0	0	0	0	0	0	0	0	0	0	0
1800	10	0	0	1	2	0	0	0	0	3	1	0	2	1	0	0	0	0	0	0	0	0	0	0	0	0	0	0	0
1900	**14**	**0**	**0**	**0**	**0**	**0**	**0**	**1**	**1**	**2**	**3**	**3**	**2**	**1**	**0**	**0**	**1**	**0**	**0**	**0**	**0**	**0**	**0**	**0**	**0**	**0**	**0**	**0**	**0**
2000	6	0	0	0	0	0	0	0	0	1	0	3	1	1	0	0	0	0	0	0	0	0	0	0	0	0	0	0	0
2100	9	0	0	0	0	0	0	0	1	3	2	0	1	1	0	0	1	0	0	0	0	0	0	0	0	0	0	0	0
2200	1	0	0	0	0	0	0	0	0	0	0	0	1	0	0	0	0	0	0	0	0	0	0	0	0	0	0	0	0
2300	3	0	0	0	0	0	0	1	1	0	1	0	0	0	0	0	0	0	0	0	0	0	0	0	0	0	0	0	0
07-19	**109**	**0**	**0**	**1**	**4**	**4**	**4**	**5**	**5**	**11**	**9**	**21**	**18**	**11**	**8**	**4**	**1**	**3**	**0**	**0**	**0**	**0**	**0**	**0**	**0**	**0**	**0**	**0**	**0**
06-22	**139**	**0**	**0**	**1**	**4**	**4**	**4**	**6**	**7**	**18**	**14**	**27**	**22**	**14**	**8**	**4**	**3**	**3**	**0**	**0**	**0**	**0**	**0**	**0**	**0**	**0**	**0**	**0**	**0**
06-00	**143**	**0**	**0**	**1**	**4**	**4**	**4**	**7**	**8**	**18**	**15**	**27**	**23**	**14**	**8**	**4**	**3**	**3**	**0**	**0**	**0**	**0**	**0**	**0**	**0**	**0**	**0**	**0**	**0**
00-00	**148**	**0**	**0**	**1**	**4**	**5**	**4**	**7**	**9**	**18**	**15**	**27**	**24**	**15**	**9**	**4**	**3**	**3**	**0**	**0**	**0**	**0**	**0**	**0**	**0**	**0**	**0**	**0**	**0**

DRAFT

Site 98
Location LS07421, Att - Telepole, Lat 54.1682, Long -6.8222
Direction Two way

3279 / Meath/Cavan/Monaghan ATC's
October 2013
Automatic Traffic Count

Fri, 11 October 2013

Time	Total	Speed Bins (km/h)																											
		0 - 5	5 - 10	10 - 15	15 - 20	20 - 25	25 - 30	30 - 35	35 - 40	40 - 45	45 - 50	50 - 55	55 - 60	60 - 65	65 - 70	70 - 75	75 - 80	80 - 85	85 - 90	90 - 95	95 - 100	100 - 105	105 - 110	110 - 115	115 - 120	120 - 125	125 - 130	130 - 135	135 - 140
0000	1	0	0	0	0	0	0	0	0	0	0	0	0	1	0	0	0	0	0	0	0	0	0	0	0	0	0	0	0
0100	0	0	0	0	0	0	0	0	0	0	0	0	0	0	0	0	0	0	0	0	0	0	0	0	0	0	0	0	0
0200	1	0	0	0	0	0	0	0	0	0	0	0	1	0	0	0	0	0	0	0	0	0	0	0	0	0	0	0	0
0300	0	0	0	0	0	0	0	0	0	0	0	0	0	0	0	0	0	0	0	0	0	0	0	0	0	0	0	0	0
0400	1	0	0	0	0	0	0	0	1	0	0	0	0	0	0	0	0	0	0	0	0	0	0	0	0	0	0	0	0
0500	0	0	0	0	0	0	0	0	0	0	0	0	0	0	0	0	0	0	0	0	0	0	0	0	0	0	0	0	0
0600	3	0	0	0	0	1	0	0	0	0	0	0	1	0	1	0	0	0	0	0	0	0	0	0	0	0	0	0	0
0700	5	0	0	0	0	0	0	0	1	1	1	1	1	0	0	0	0	0	0	0	0	0	0	0	0	0	0	0	0
0800	**14**	**0**	**0**	**0**	**0**	**0**	**1**	**0**	**0**	**2**	**2**	**3**	**3**	**2**	**0**	**0**	**1**	**0**	**0**	**0**	**0**	**0**	**0**	**0**	**0**	**0**	**0**	**0**	**0**
0900	10	0	0	0	0	0	0	0	1	3	2	1	1	0	2	0	0	0	0	0	0	0	0	0	0	0	0	0	0
1000	13	0	0	1	1	1	0	0	0	3	2	2	0	1	2	0	0	0	0	0	0	0	0	0	0	0	0	0	0
1100	11	0	0	0	0	0	1	0	0	0	0	0	5	2	3	0	0	0	0	0	0	0	0	0	0	0	0	0	0
1200	9	0	0	0	0	0	1	0	1	0	1	1	1	0	1	3	0	0	0	0	0	0	0	0	0	0	0	0	0
1300	7	0	0	0	1	0	0	0	2	0	0	2	1	1	0	0	0	0	0	0	0	0	0	0	0	0	0	0	0
1400	11	0	0	0	0	0	0	0	1	2	1	3	3	0	0	1	0	0	0	0	0	0	0	0	0	0	0	0	0
1500	10	0	0	0	1	0	0	1	2	0	1	0	0	3	1	0	1	0	0	0	0	0	0	0	0	0	0	0	0
1600	**14**	**0**	**0**	**0**	**0**	**0**	**0**	**0**	**0**	**1**	**5**	**2**	**4**	**1**	**1**	**0**	**0**	**0**	**0**	**0**	**0**	**0**	**0**	**0**	**0**	**0**	**0**	**0**	**0**
1700	12	0	0	0	0	0	0	0	1	2	1	3	2	1	0	1	0	1	0	0	0	0	0	0	0	0	0	0	0
1800	**14**	**0**	**0**	**0**	**2**	**0**	**0**	**0**	**0**	**1**	**2**	**4**	**1**	**1**	**0**	**2**	**0**	**1**	**0**	**0**	**0**	**0**	**0**	**0**	**0**	**0**	**0**	**0**	**0**
1900	11	0	0	0	0	1	0	0	0	2	0	3	4	0	0	1	0	0	0	0	0	0	0	0	0	0	0	0	0
2000	8	0	0	0	0	0	1	1	1	0	0	2	0	1	1	0	1	0	0	0	0	0	0	0	0	0	0	0	0
2100	8	0	0	0	0	0	0	0	1	0	0	1	3	1	1	0	1	0	0	0	0	0	0	0	0	0	0	0	0
2200	4	0	0	0	0	0	0	0	0	0	0	0	1	1	2	0	0	0	0	0	0	0	0	0	0	0	0	0	0
2300	2	0	0	0	0	0	0	0	1	0	0	1	0	0	0	0	0	0	0	0	0	0	0	0	0	0	0	0	0
07-19	**130**	**0**	**0**	**1**	**5**	**1**	**3**	**1**	**9**	**15**	**18**	**22**	**22**	**12**	**10**	**7**	**2**	**2**	**0**	**0**	**0**	**0**	**0**	**0**	**0**	**0**	**0**	**0**	**0**
06-22	**160**	**0**	**0**	**1**	**5**	**3**	**4**	**2**	**11**	**17**	**18**	**28**	**30**	**14**	**13**	**8**	**4**	**2**	**0**	**0**	**0**	**0**	**0**	**0**	**0**	**0**	**0**	**0**	**0**
06-00	**166**	**0**	**0**	**1**	**5**	**3**	**4**	**2**	**12**	**17**	**18**	**29**	**31**	**15**	**15**	**8**	**4**	**2**	**0**	**0**	**0**	**0**	**0**	**0**	**0**	**0**	**0**	**0**	**0**
00-00	**169**	**0**	**0**	**1**	**5**	**3**	**4**	**2**	**13**	**17**	**18**	**29**	**32**	**16**	**15**	**8**	**4**	**2**	**0**	**0**	**0**	**0**	**0**	**0**	**0**	**0**	**0**	**0**	**0**

DRAFT

Site 98
Location LS07421, Att - Telepole, Lat 54.1682, Long -6.8222
Direction Two way

3279 / Meath/Cavan/Monaghan ATC's
October 2013
Automatic Traffic Count

Sat, 12 October 2013

Time	Total	Speed Bins (km/h)																											
		0 - 5	5 - 10	10 - 15	15 - 20	20 - 25	25 - 30	30 - 35	35 - 40	40 - 45	45 - 50	50 - 55	55 - 60	60 - 65	65 - 70	70 - 75	75 - 80	80 - 85	85 - 90	90 - 95	95 - 100	100 - 105	105 - 110	110 - 115	115 - 120	120 - 125	125 - 130	130 - 135	135 - 140
0000	0	0	0	0	0	0	0	0	0	0	0	0	0	0	0	0	0	0	0	0	0	0	0	0	0	0	0	0	0
0100	2	0	0	0	0	0	0	0	0	1	0	0	1	0	0	0	0	0	0	0	0	0	0	0	0	0	0	0	0
0200	1	0	0	0	0	0	0	0	0	0	1	0	0	0	0	0	0	0	0	0	0	0	0	0	0	0	0	0	0
0300	0	0	0	0	0	0	0	0	0	0	0	0	0	0	0	0	0	0	0	0	0	0	0	0	0	0	0	0	0
0400	0	0	0	0	0	0	0	0	0	0	0	0	0	0	0	0	0	0	0	0	0	0	0	0	0	0	0	0	0
0500	0	0	0	0	0	0	0	0	0	0	0	0	0	0	0	0	0	0	0	0	0	0	0	0	0	0	0	0	0
0600	1	0	0	0	0	0	0	0	0	0	0	0	0	1	0	0	0	0	0	0	0	0	0	0	0	0	0	0	0
0700	3	0	0	0	0	0	0	0	0	0	1	1	1	0	0	0	0	0	0	0	0	0	0	0	0	0	0	0	0
0800	10	0	0	0	0	0	0	0	0	3	3	0	2	0	1	0	0	0	1	0	0	0	0	0	0	0	0	0	0
0900	13	0	0	0	2	3	2	0	0	1	1	1	1	1	1	0	0	0	0	0	0	0	0	0	0	0	0	0	0
1000	11	0	0	0	0	0	0	1	0	0	2	2	4	0	1	1	0	0	0	0	0	0	0	0	0	0	0	0	0
1100	**14**	**0**	**0**	**0**	**0**	**1**	**0**	**0**	**0**	**1**	**3**	**5**	**2**	**2**	**0**	**0**	**0**	**0**	**0**	**0**	**0**	**0**	**0**	**0**	**0**	**0**	**0**	**0**	**0**
1200	14	0	0	0	1	0	0	0	0	2	3	1	4	3	0	0	0	0	0	0	0	0	0	0	0	0	0	0	0
1300	14	0	0	2	2	2	0	1	0	1	1	0	2	3	0	0	0	0	0	0	0	0	0	0	0	0	0	0	0
1400	14	0	0	1	1	0	1	0	1	1	1	3	1	3	0	1	0	0	0	0	0	0	0	0	0	0	0	0	0
1500	**15**	**0**	**0**	**2**	**1**	**1**	**3**	**0**	**1**	**3**	**2**	**0**	**0**	**1**	**1**	**0**	**0**	**0**	**0**	**0**	**0**	**0**	**0**	**0**	**0**	**0**	**0**	**0**	**0**
1600	14	0	0	0	0	1	1	0	0	0	3	4	2	2	1	0	0	0	0	0	0	0	0	0	0	0	0	0	0
1700	13	0	0	0	0	0	0	1	1	2	3	2	1	3	0	0	0	0	0	0	0	0	0	0	0	0	0	0	0
1800	11	0	0	0	2	0	0	0	0	0	0	5	2	0	2	0	0	0	0	0	0	0	0	0	0	0	0	0	0
1900	13	0	0	0	1	0	0	1	0	3	3	0	3	1	0	0	0	0	1	0	0	0	0	0	0	0	0	0	0
2000	9	0	0	0	0	1	0	0	0	1	0	2	1	0	3	1	0	0	0	0	0	0	0	0	0	0	0	0	0
2100	5	0	0	0	0	0	0	0	0	1	0	1	0	1	0	1	0	0	1	0	0	0	0	0	0	0	0	0	0
2200	1	0	0	0	0	0	0	0	0	0	0	0	0	0	1	0	0	0	0	0	0	0	0	0	0	0	0	0	0
2300	2	0	0	0	0	0	0	0	0	0	0	1	1	0	0	0	0	0	0	0	0	0	0	0	0	0	0	0	0
07-19	**146**	**0**	**0**	**5**	**9**	**8**	**7**	**3**	**3**	**14**	**23**	**24**	**22**	**18**	**7**	**2**	**0**	**0**	**1**	**0**	**0**	**0**	**0**	**0**	**0**	**0**	**0**	**0**	**0**
06-22	**174**	**0**	**0**	**5**	**10**	**9**	**7**	**4**	**3**	**19**	**26**	**27**	**26**	**21**	**10**	**4**	**0**	**0**	**3**	**0**	**0**	**0**	**0**	**0**	**0**	**0**	**0**	**0**	**0**
06-00	**177**	**0**	**0**	**5**	**10**	**9**	**7**	**4**	**3**	**19**	**26**	**28**	**27**	**21**	**11**	**4**	**0**	**0**	**3**	**0**	**0**	**0**	**0**	**0**	**0**	**0**	**0**	**0**	**0**
00-00	**180**	**0**	**0**	**5**	**10**	**9**	**7**	**4**	**3**	**20**	**27**	**28**	**28**	**21**	**11**	**4**	**0**	**0**	**3**	**0**	**0**	**0**	**0**	**0**	**0**	**0**	**0**	**0**	**0**

DRAFT

Site 98
Location LS07421, Att - Telepole, Lat 54.1682, Long -6.8222
Direction Two way

3279 / Meath/Cavan/Monaghan ATC's
October 2013
Automatic Traffic Count

Sun, 13 October 2013

Time	Total	Speed Bins (km/h)																												
		0 - 5	5 - 10	10 - 15	15 - 20	20 - 25	25 - 30	30 - 35	35 - 40	40 - 45	45 - 50	50 - 55	55 - 60	60 - 65	65 - 70	70 - 75	75 - 80	80 - 85	85 - 90	90 - 95	95 - 100	100 - 105	105 - 110	110 - 115	115 - 120	120 - 125	125 - 130	130 - 135	135 - 140
0000	6	0	0	0	0	0	0	0	0	1	1	3	1	0	0	0	0	0	0	0	0	0	0	0	0	0	0	0	0	0
0100	0	0	0	0	0	0	0	0	0	0	0	0	0	0	0	0	0	0	0	0	0	0	0	0	0	0	0	0	0	0
0200	1	0	0	0	0	0	0	0	0	0	0	1	0	0	0	0	0	0	0	0	0	0	0	0	0	0	0	0	0	0
0300	0	0	0	0	0	0	0	0	0	0	0	0	0	0	0	0	0	0	0	0	0	0	0	0	0	0	0	0	0	0
0400	0	0	0	0	0	0	0	0	0	0	0	0	0	0	0	0	0	0	0	0	0	0	0	0	0	0	0	0	0	0
0500	0	0	0	0	0	0	0	0	0	0	0	0	0	0	0	0	0	0	0	0	0	0	0	0	0	0	0	0	0	0
0600	0	0	0	0	0	0	0	0	0	0	0	0	0	0	0	0	0	0	0	0	0	0	0	0	0	0	0	0	0	0
0700	1	0	0	0	0	0	0	0	0	0	0	1	0	0	0	0	0	0	0	0	0	0	0	0	0	0	0	0	0	0
0800	1	0	0	0	0	0	0	0	0	1	0	0	0	0	0	0	0	0	0	0	0	0	0	0	0	0	0	0	0	0
0900	5	0	0	0	2	0	0	0	0	1	0	1	0	0	1	0	0	0	0	0	0	0	0	0	0	0	0	0	0	0
1000	7	0	0	0	0	0	0	0	2	1	1	1	0	1	1	0	0	0	0	0	0	0	0	0	0	0	0	0	0	0
1100	**10**	**0**	**0**	**0**	**1**	**0**	**0**	**0**	**1**	**1**	**2**	**2**	**2**	**0**	**1**	**0**	**0**	**0**	**0**	**0**	**0**	**0**	**0**	**0**	**0**	**0**	**0**	**0**	**0**	**0**
1200	**21**	**0**	**0**	**0**	**1**	**0**	**1**	**1**	**4**	**3**	**5**	**4**	**1**	**1**	**0**	**0**	**0**	**0**	**0**	**0**	**0**	**0**	**0**	**0**	**0**	**0**	**0**	**0**	**0**	**0**
1300	17	0	0	0	1	0	0	0	0	3	0	4	4	3	2	0	0	0	0	0	0	0	0	0	0	0	0	0	0	0
1400	1	0	0	0	0	0	0	0	0	0	1	0	0	0	0	0	0	0	0	0	0	0	0	0	0	0	0	0	0	0
1500	13	0	0	0	1	2	2	0	1	0	1	1	3	1	0	0	1	0	0	0	0	0	0	0	0	0	0	0	0	0
1600	6	0	0	0	0	0	0	0	0	1	2	1	2	0	0	0	0	0	0	0	0	0	0	0	0	0	0	0	0	0
1700	20	0	0	0	0	1	0	0	2	2	1	7	6	0	0	0	0	0	1	0	0	0	0	0	0	0	0	0	0	0
1800	7	0	0	0	1	0	0	0	0	1	3	0	0	1	0	0	1	0	0	0	0	0	0	0	0	0	0	0	0	0
1900	13	0	0	0	0	0	0	0	0	0	0	5	3	0	3	1	1	0	0	0	0	0	0	0	0	0	0	0	0	0
2000	12	0	0	0	0	0	0	1	0	1	1	2	2	2	0	2	1	0	0	0	0	0	0	0	0	0	0	0	0	0
2100	4	0	0	0	0	0	0	0	0	0	0	0	0	2	1	0	1	0	0	0	0	0	0	0	0	0	0	0	0	0
2200	3	0	0	0	0	0	0	0	1	0	2	0	0	0	0	0	0	0	0	0	0	0	0	0	0	0	0	0	0	0
2300	4	0	0	0	0	0	0	0	1	0	0	2	1	0	0	0	0	0	0	0	0	0	0	0	0	0	0	0	0	0
07-19	**109**	**0**	**0**	**0**	**7**	**3**	**3**	**1**	**10**	**14**	**16**	**22**	**18**	**7**	**5**	**0**	**2**	**0**	**1**	**0**	**0**	**0**	**0**	**0**	**0**	**0**	**0**	**0**	**0**	**0**
06-22	**138**	**0**	**0**	**0**	**7**	**3**	**3**	**2**	**10**	**15**	**17**	**29**	**23**	**11**	**9**	**3**	**5**	**0**	**1**	**0**	**0**	**0**	**0**	**0**	**0**	**0**	**0**	**0**	**0**	**0**
06-00	**145**	**0**	**0**	**0**	**7**	**3**	**3**	**2**	**12**	**15**	**19**	**31**	**24**	**11**	**9**	**3**	**5**	**0**	**1**	**0**	**0**	**0**	**0**	**0**	**0**	**0**	**0**	**0**	**0**	**0**
00-00	**152**	**0**	**0**	**0**	**7**	**3**	**3**	**2**	**12**	**16**	**20**	**35**	**25**	**11**	**9**	**3**	**5**	**0**	**1**	**0**	**0**	**0**	**0**	**0**	**0**	**0**	**0**	**0**	**0**	**0**

DRAFT

Site 98
Location LS07421, Att - Telepole, Lat 54.1682, Long -6.8222
Direction Two way

3279 / Meath/Cavan/Monaghan ATC's
October 2013
Automatic Traffic Count

Mon, 14 October 2013

Time	Total	Speed Bins (km/h)																												
		0 - 5	5 - 10	10 - 15	15 - 20	20 - 25	25 - 30	30 - 35	35 - 40	40 - 45	45 - 50	50 - 55	55 - 60	60 - 65	65 - 70	70 - 75	75 - 80	80 - 85	85 - 90	90 - 95	95 - 100	100 - 105	105 - 110	110 - 115	115 - 120	120 - 125	125 - 130	130 - 135	135 - 140
0000	2	0	0	0	0	0	0	0	0	0	0	1	0	0	1	0	0	0	0	0	0	0	0	0	0	0	0	0	0	0
0100	0	0	0	0	0	0	0	0	0	0	0	0	0	0	0	0	0	0	0	0	0	0	0	0	0	0	0	0	0	0
0200	1	0	0	0	0	0	0	0	0	0	0	0	1	0	0	0	0	0	0	0	0	0	0	0	0	0	0	0	0	0
0300	0	0	0	0	0	0	0	0	0	0	0	0	0	0	0	0	0	0	0	0	0	0	0	0	0	0	0	0	0	0
0400	3	0	0	0	0	1	0	1	1	0	0	0	0	0	0	0	0	0	0	0	0	0	0	0	0	0	0	0	0	0
0500	0	0	0	0	0	0	0	0	0	0	0	0	0	0	0	0	0	0	0	0	0	0	0	0	0	0	0	0	0	0
0600	2	0	0	0	0	0	0	0	0	1	0	0	0	1	0	0	0	0	0	0	0	0	0	0	0	0	0	0	0	0
0700	5	0	0	0	0	0	0	0	0	0	1	2	1	1	0	0	0	0	0	0	0	0	0	0	0	0	0	0	0	0
0800	**13**	**0**	**0**	**0**	**1**	**0**	**1**	**0**	**2**	**1**	**2**	**1**	**2**	**1**	**0**	**2**	**0**	**0**	**0**	**0**	**0**	**0**	**0**	**0**	**0**	**0**	**0**	**0**	**0**	**0**
0900	8	0	0	0	1	0	0	0	1	1	0	2	1	1	0	0	0	0	0	1	0	0	0	0	0	0	0	0	0	0
1000	8	0	0	0	0	0	0	0	0	1	3	2	1	1	0	0	0	0	0	0	0	0	0	0	0	0	0	0	0	0
1100	12	0	0	0	1	2	2	0	1	1	2	1	1	0	0	1	0	0	0	0	0	0	0	0	0	0	0	0	0	0
1200	6	0	0	0	0	1	0	0	0	1	2	0	1	0	0	0	0	1	0	0	0	0	0	0	0	0	0	0	0	0
1300	6	0	0	0	1	0	0	0	0	0	3	2	0	0	0	0	0	0	0	0	0	0	0	0	0	0	0	0	0	0
1400	8	0	0	0	0	0	1	1	0	1	0	2	3	0	0	0	0	0	0	0	0	0	0	0	0	0	0	0	0	0
1500	5	0	0	0	0	1	0	0	0	0	1	1	1	0	1	0	0	0	0	0	0	0	0	0	0	0	0	0	0	0
1600	11	0	0	0	1	0	1	0	1	0	1	1	3	1	1	1	0	0	0	0	0	0	0	0	0	0	0	0	0	0
1700	11	0	0	0	0	0	0	0	0	0	2	3	1	3	0	2	0	0	0	0	0	0	0	0	0	0	0	0	0	0
1800	**17**	**0**	**0**	**0**	**0**	**0**	**0**	**0**	**1**	**1**	**5**	**2**	**4**	**1**	**0**	**0**	**2**	**0**	**0**	**0**	**1**	**0**	**0**	**0**	**0**	**0**	**0**	**0**	**0**	**0**
1900	16	0	0	0	0	1	0	0	1	1	0	5	3	3	2	0	0	0	0	0	0	0	0	0	0	0	0	0	0	0
2000	6	0	0	0	0	1	1	0	0	0	0	0	4	0	0	0	0	0	0	0	0	0	0	0	0	0	0	0	0	0
2100	4	0	0	0	0	0	0	0	0	0	1	1	1	0	1	0	0	0	0	0	0	0	0	0	0	0	0	0	0	0
2200	2	0	0	0	0	0	0	0	0	0	0	0	2	0	0	0	0	0	0	0	0	0	0	0	0	0	0	0	0	0
2300	3	0	0	0	0	0	0	0	0	1	1	0	0	1	0	0	0	0	0	0	0	0	0	0	0	0	0	0	0	0
07-19	**110**	**0**	**0**	**0**	**5**	**4**	**5**	**1**	**6**	**7**	**22**	**19**	**19**	**9**	**2**	**6**	**2**	**1**	**0**	**1**	**1**	**0**	**0**	**0**	**0**	**0**	**0**	**0**	**0**	**0**
06-22	**138**	**0**	**0**	**0**	**5**	**6**	**6**	**1**	**7**	**9**	**23**	**25**	**27**	**13**	**5**	**6**	**2**	**1**	**0**	**1**	**1**	**0**	**0**	**0**	**0**	**0**	**0**	**0**	**0**	**0**
06-00	**143**	**0**	**0**	**0**	**5**	**6**	**6**	**1**	**7**	**10**	**24**	**25**	**29**	**14**	**5**	**6**	**2**	**1**	**0**	**1**	**1**	**0**	**0**	**0**	**0**	**0**	**0**	**0**	**0**	**0**
00-00	**149**	**0**	**0**	**0**	**5**	**7**	**6**	**2**	**8**	**10**	**24**	**26**	**30**	**14**	**6**	**6**	**2**	**1**	**0**	**1**	**1**	**0**	**0**	**0**	**0**	**0**	**0**	**0**	**0**	**0**

DRAFT

Site 98
Location LS07421, Att - Telepole, Lat 54.1682, Long -6.8222
Direction Two way

3279 / Meath/Cavan/Monaghan ATC's
October 2013
Automatic Traffic Count

Tue, 15 October 2013

Time	Total	Speed Bins (km/h)																											
		0 - 5	5 - 10	10 - 15	15 - 20	20 - 25	25 - 30	30 - 35	35 - 40	40 - 45	45 - 50	50 - 55	55 - 60	60 - 65	65 - 70	70 - 75	75 - 80	80 - 85	85 - 90	90 - 95	95 - 100	100 - 105	105 - 110	110 - 115	115 - 120	120 - 125	125 - 130	130 - 135	135 - 140
0000	0	0	0	0	0	0	0	0	0	0	0	0	0	0	0	0	0	0	0	0	0	0	0	0	0	0	0	0	0
0100	1	0	0	0	0	0	0	0	0	0	0	0	0	1	0	0	0	0	0	0	0	0	0	0	0	0	0	0	0
0200	0	0	0	0	0	0	0	0	0	0	0	0	0	0	0	0	0	0	0	0	0	0	0	0	0	0	0	0	0
0300	0	0	0	0	0	0	0	0	0	0	0	0	0	0	0	0	0	0	0	0	0	0	0	0	0	0	0	0	0
0400	1	0	0	0	0	0	0	0	0	1	0	0	0	0	0	0	0	0	0	0	0	0	0	0	0	0	0	0	0
0500	0	0	0	0	0	0	0	0	0	0	0	0	0	0	0	0	0	0	0	0	0	0	0	0	0	0	0	0	0
0600	1	0	0	0	0	0	0	0	0	0	0	0	0	0	1	0	0	0	0	0	0	0	0	0	0	0	0	0	0
0700	11	0	0	0	0	0	1	0	0	1	3	5	1	0	0	0	0	0	0	0	0	0	0	0	0	0	0	0	0
0800	**13**	**0**	**0**	**0**	**1**	**2**	**1**	**1**	**0**	**2**	**2**	**0**	**1**	**1**	**1**	**1**	**0**	**0**	**0**	**0**	**0**	**0**	**0**	**0**	**0**	**0**	**0**	**0**	**0**
0900	5	0	0	0	1	0	0	0	1	0	0	1	0	1	1	0	0	0	0	0	0	0	0	0	0	0	0	0	0
1000	12	0	0	0	1	0	0	0	2	0	4	1	1	3	0	0	0	0	0	0	0	0	0	0	0	0	0	0	0
1100	5	0	0	0	0	0	0	0	0	2	1	0	2	0	0	0	0	0	0	0	0	0	0	0	0	0	0	0	0
1200	10	0	0	0	0	0	1	1	1	0	1	2	3	1	0	0	0	0	0	0	0	0	0	0	0	0	0	0	0
1300	8	0	0	0	0	0	1	0	0	1	1	2	1	2	0	0	0	0	0	0	0	0	0	0	0	0	0	0	0
1400	8	0	0	0	0	0	0	0	1	1	2	0	1	0	1	1	0	0	0	1	0	0	0	0	0	0	0	0	0
1500	10	0	0	0	0	0	1	0	1	1	1	3	2	0	0	0	1	0	0	0	0	0	0	0	0	0	0	0	0
1600	14	0	0	0	2	0	0	0	1	1	2	1	3	3	1	0	0	0	0	0	0	0	0	0	0	0	0	0	0
1700	**18**	**0**	**0**	**0**	**1**	**0**	**0**	**1**	**1**	**1**	**1**	**2**	**7**	**2**	**0**	**0**	**1**	**0**	**1**	**0**	**0**	**0**	**0**	**0**	**0**	**0**	**0**	**0**	**0**
1800	17	0	0	0	0	2	1	0	0	1	9	2	0	1	1	0	0	0	0	0	0	0	0	0	0	0	0	0	0
1900	14	0	0	0	0	0	0	0	0	4	4	3	1	0	2	0	0	0	0	0	0	0	0	0	0	0	0	0	0
2000	9	0	0	0	0	0	0	0	1	0	1	1	0	4	0	0	2	0	0	0	0	0	0	0	0	0	0	0	0
2100	13	0	0	0	0	0	0	0	0	1	2	5	2	0	2	0	0	1	0	0	0	0	0	0	0	0	0	0	0
2200	6	0	0	0	0	1	0	0	0	2	1	1	0	1	0	0	0	0	0	0	0	0	0	0	0	0	0	0	0
2300	4	0	0	0	0	0	0	0	1	0	0	0	2	0	0	0	1	0	0	0	0	0	0	0	0	0	0	0	0
07-19	**131**	**0**	**0**	**0**	**6**	**4**	**6**	**3**	**8**	**11**	**27**	**19**	**22**	**14**	**5**	**2**	**2**	**0**	**1**	**1**	**0**	**0**	**0**	**0**	**0**	**0**	**0**	**0**	**0**
06-22	**168**	**0**	**0**	**0**	**6**	**4**	**6**	**3**	**9**	**16**	**34**	**28**	**25**	**18**	**10**	**2**	**4**	**1**	**1**	**1**	**0**	**0**	**0**	**0**	**0**	**0**	**0**	**0**	**0**
06-00	**178**	**0**	**0**	**0**	**6**	**5**	**6**	**3**	**10**	**18**	**35**	**29**	**27**	**19**	**10**	**2**	**5**	**1**	**1**	**1**	**0**	**0**	**0**	**0**	**0**	**0**	**0**	**0**	**0**
00-00	**180**	**0**	**0**	**0**	**6**	**5**	**6**	**3**	**10**	**19**	**35**	**29**	**27**	**20**	**10**	**2**	**5**	**1**	**1**	**1**	**0**	**0**	**0**	**0**	**0**	**0**	**0**	**0**	**0**

DRAFT

Site 98
Location LS07421, Att - Telepole, Lat 54.1682, Long -6.8222
Direction Two way

3279 / Meath/Cavan/Monaghan ATC's
October 2013
Automatic Traffic Count

Virtual Day (7)

Time	Total	Speed Bins (km/h)																											
		0 - 5	5 - 10	10 - 15	15 - 20	20 - 25	25 - 30	30 - 35	35 - 40	40 - 45	45 - 50	50 - 55	55 - 60	60 - 65	65 - 70	70 - 75	75 - 80	80 - 85	85 - 90	90 - 95	95 - 100	100 - 105	105 - 110	110 - 115	115 - 120	120 - 125	125 - 130	130 - 135	135 - 140
0000	2	0	0	0	0	0	0	0	0	0	0	1	0	0	0	0	0	0	0	0	0	0	0	0	0	0	0	0	0
0100	1	0	0	0	0	0	0	0	0	0	0	0	0	0	0	0	0	0	0	0	0	0	0	0	0	0	0	0	0
0200	1	0	0	0	0	0	0	0	0	0	0	0	0	0	0	0	0	0	0	0	0	0	0	0	0	0	0	0	0
0300	0	0	0	0	0	0	0	0	0	0	0	0	0	0	0	0	0	0	0	0	0	0	0	0	0	0	0	0	0
0400	1	0	0	0	0	0	0	0	1	0	0	0	0	0	0	0	0	0	0	0	0	0	0	0	0	0	0	0	0
0500	0	0	0	0	0	0	0	0	0	0	0	0	0	0	0	0	0	0	0	0	0	0	0	0	0	0	0	0	0
0600	2	0	0	0	0	0	0	0	0	0	0	0	0	0	0	0	0	0	0	0	0	0	0	0	0	0	0	0	0
0700	6	0	0	0	0	0	0	0	0	0	1	2	1	0	0	0	0	0	0	0	0	0	0	0	0	0	0	0	0
0800	**11**	**0**	**0**	**0**	**0**	**0**	**1**	**0**	**0**	**2**	**2**	**1**	**2**	**1**	**0**	**1**	**0**	**0**	**0**	**0**	**0**	**0**	**0**	**0**	**0**	**0**	**0**	**0**	**0**
0900	9	0	0	0	1	0	0	0	1	1	1	2	1	1	1	0	0	0	0	0	0	0	0	0	0	0	0	0	0
1000	10	0	0	0	1	0	0	1	1	1	2	1	1	1	1	0	0	0	0	0	0	0	0	0	0	0	0	0	0
1100	10	0	0	0	0	1	0	0	0	1	1	2	2	1	1	0	0	0	0	0	0	0	0	0	0	0	0	0	0
1200	11	0	0	0	0	1	0	1	1	1	2	2	2	1	0	1	0	0	0	0	0	0	0	0	0	0	0	0	0
1300	11	0	0	1	1	1	0	1	0	1	1	2	1	2	0	0	0	0	0	0	0	0	0	0	0	0	0	0	0
1400	8	0	0	0	0	0	0	0	0	1	1	1	2	0	1	0	0	0	0	0	0	0	0	0	0	0	0	0	0
1500	9	0	0	0	1	1	1	0	1	1	1	1	1	1	1	0	0	0	0	0	0	0	0	0	0	0	0	0	0
1600	11	0	0	0	1	0	0	0	0	0	2	2	2	1	1	0	0	0	0	0	0	0	0	0	0	0	0	0	0
1700	**14**	**0**	**0**	**0**	**0**	**0**	**0**	**0**	**1**	**1**	**1**	**3**	**3**	**2**	**0**	**1**	**0**	**0**	**0**	**0**	**0**	**0**	**0**	**0**	**0**	**0**	**0**	**0**	**0**
1800	**14**	**0**	**0**	**0**	**1**	**1**	**0**	**0**	**0**	**1**	**3**	**2**	**2**	**1**	**1**	**0**	**0**	**0**	**0**	**0**	**0**	**0**	**0**	**0**	**0**	**0**	**0**	**0**	**0**
1900	13	0	0	0	0	0	0	0	0	2	2	3	3	1	1	0	0	0	0	0	0	0	0	0	0	0	0	0	0
2000	8	0	0	0	0	0	0	0	0	1	0	2	1	1	1	0	1	0	0	0	0	0	0	0	0	0	0	0	0
2100	7	0	0	0	0	0	0	0	0	1	1	2	1	1	1	0	0	0	0	0	0	0	0	0	0	0	0	0	0
2200	3	0	0	0	0	0	0	0	0	0	0	0	1	1	0	0	0	0	0	0	0	0	0	0	0	0	0	0	0
2300	3	0	0	0	0	0	0	0	1	0	0	1	1	0	0	0	0	0	0	0	0	0	0	0	0	0	0	0	0
07-19	**126**	**0**	**0**	**2**	**6**	**5**	**5**	**3**	**7**	**12**	**18**	**21**	**20**	**12**	**7**	**3**	**2**	**1**	**1**	**0**	**0**	**0**	**0**	**0**	**0**	**0**	**0**	**0**	**0**
06-22	**155**	**0**	**0**	**2**	**6**	**6**	**5**	**4**	**8**	**15**	**21**	**28**	**26**	**15**	**10**	**4**	**3**	**2**	**1**	**0**	**0**	**0**	**0**	**0**	**0**	**0**	**0**	**0**	**0**
06-00	**161**	**0**	**0**	**2**	**6**	**6**	**5**	**4**	**9**	**16**	**21**	**28**	**27**	**15**	**10**	**4**	**3**	**2**	**1**	**0**	**0**	**0**	**0**	**0**	**0**	**0**	**0**	**0**	**0**
00-00	**165**	**0**	**0**	**2**	**6**	**6**	**5**	**4**	**9**	**17**	**22**	**29**	**28**	**16**	**11**	**4**	**3**	**2**	**1**	**0**	**0**	**0**	**0**	**0**	**0**	**0**	**0**	**0**	**0**

DRAFT

Site 98
Location LS07421, Att - Telepole, Lat 54.1682, Long -6.8222
Direction Two way

3279 / Meath/Cavan/Monaghan ATC's
October 2013
Automatic Traffic Count

Virtual Week (1)

Time	Total	Speed Bins (km/h)																												
		0 - 5	5 - 10	10 - 15	15 - 20	20 - 25	25 - 30	30 - 35	35 - 40	40 - 45	45 - 50	50 - 55	55 - 60	60 - 65	65 - 70	70 - 75	75 - 80	80 - 85	85 - 90	90 - 95	95 - 100	100 - 105	105 - 110	110 - 115	115 - 120	120 - 125	125 - 130	130 - 135	135 - 140
Mon	149	0	0	0	5	7	6	2	8	10	24	26	30	14	6	6	2	1	0	1	1	0	0	0	0	0	0	0	0	0
Tue	180	0	0	0	6	5	6	3	10	19	35	29	27	20	10	2	5	1	1	1	0	0	0	0	0	0	0	0	0	0
Wed	180	0	3	5	5	12	8	8	11	16	14	30	27	15	14	3	3	4	2	0	0	0	0	0	0	0	0	0	0	0
Thu	148	0	0	1	4	5	4	7	9	18	15	27	24	15	9	4	3	3	0	0	0	0	0	0	0	0	0	0	0	0
Fri	169	0	0	1	5	3	4	2	13	17	18	29	32	16	15	8	4	2	0	0	0	0	0	0	0	0	0	0	0	0
|Sat	180	0	0	5	10	9	7	4	3	20	27	28	28	21	11	4	0	0	3	0	0	0	0	0	0	0	0	0	0	0
|Sun	152	0	0	0	7	3	3	2	12	16	20	35	25	11	9	3	5	0	1	0	0	0	0	0	0	0	0	0	0	0
5 Day Ave.	**165**	**0**	**1**	**1**	**5**	**6**	**6**	**4**	**10**	**16**	**21**	**28**	**28**	**16**	**11**	**5**	**3**	**2**	**1**	**0**	**0**	**0**	**0**	**0**	**0**	**0**	**0**	**0**	**0**	**0**
7 Day Ave.	**165**	**0**	**0**	**2**	**6**	**6**	**5**	**4**	**9**	**17**	**22**	**29**	**28**	**16**	**11**	**4**	**3**	**2**	**1**	**0**	**0**	**0**	**0**	**0**	**0**	**0**	**0**	**0**	**0**	**0**
--	**1158**	**0**	**3**	**12**	**42**	**44**	**38**	**28**	**66**	**116**	**153**	**204**	**193**	**112**	**74**	**30**	**22**	**11**	**7**	**2**	**1**	**0**	**0**	**0**	**0**	**0**	**0**	**0**	**0**	**0**

Summary Graphs

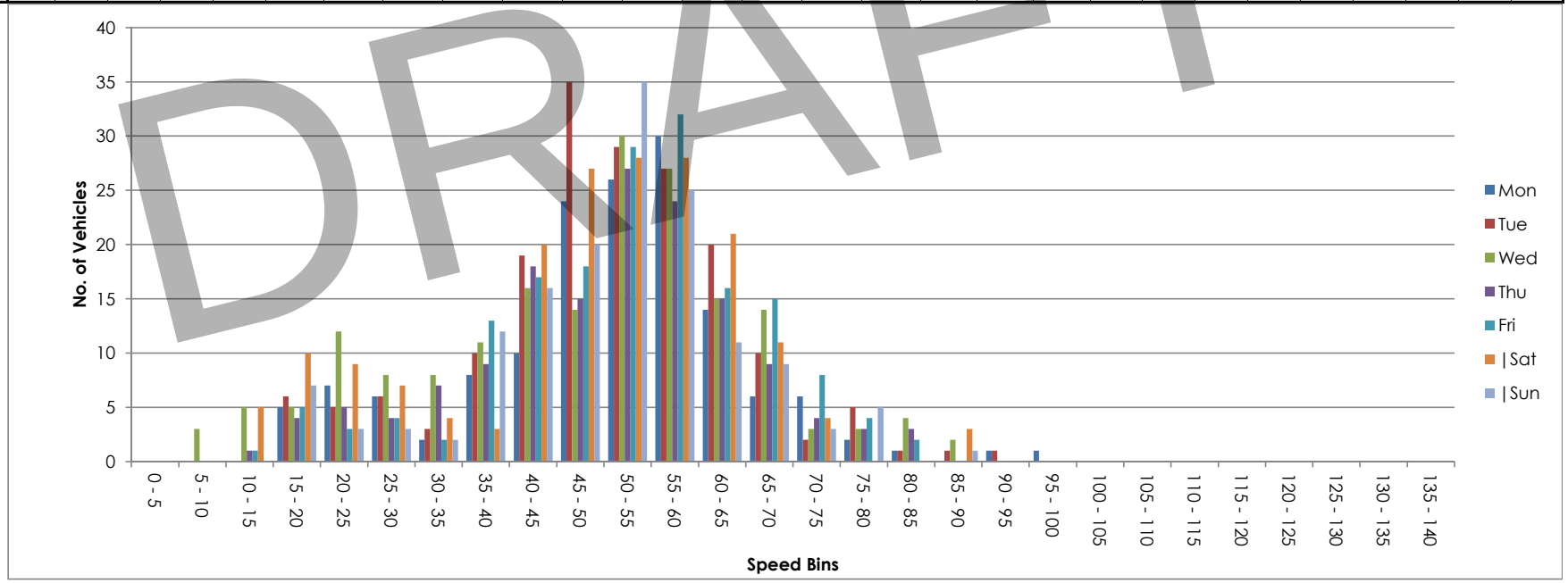

DRAFT



NDC NATIONWIDE DATA COLLECTION	**Site / Location:**	LP03510, Att - Telepole, Lat 54.17383, Long -6.78804	**Project No:**	3279	**Photo No:**	3279-99	**Drawn By:** MOR
	Survey Date:	Tue, 8 October 2013 to Fri, 11 October 2013	**Project Name:**		Meath/Cavan/Monaghan ATC'S		
	Survey Times:	00:00 to 00(24):00	**Title:**		Site Photograph		

Site No.	Location.	Direction.	Speed Limit (km/h)	Start Date.	End Date.	Total Vehicles.	5 Day Ave.	7 Day Ave.	No. > Speed Limit.	%. > Speed Limit.	No. > Speed Limit1 (+5km/h).	%. > Speed Limit1 (+5km/h).	No. > Speed Limit1 (+10km/h).	%. > Speed Limit1 (+10km/h).	Mean Speed	85%ile Speed
99	LP03510, Att - Telepole, Lat 54.17383, Long -6.78804	North	80	Tue, 8 October 2013	Fri, 11 October 2013	472	118	124	31	6.6	10	2.1	4	0.8	60.1	73.8
		South	80	Tue, 8 October 2013	Fri, 11 October 2013	491	123	134	33	6.7	13	2.6	7	1.4	61.0	74.2
		North South	80	Tue, 8 October 2013	Fri, 11 October 2013	963	241	258	64	6.6	23	2.4	11	1.1	60.6	74.2

DRAFT

Site 99
Location LP03510, Att - Telepole, Lat 54.17383, Long -6.78804
Direction North

3279 / Meath/Cavan/Monaghan ATC's
October 2013
Automatic Traffic Count

Tue, 8 October 2013

Time	Total	Classification												>PSL	>PSL%	>SL1	>SL1%	>SL2	>SL2%	Mean	Vpp
		1 MCL	2 SV	3 SVT	4 TB2	5 TB3	6 T4	7 ART3	8 ART4	9 ART5	10 ART6	11 BD	12 DRT	80	80	85 +5kph	85 +5kph	90 +10kph	90 +10kph		85
0000	0	0	0	0	0	0	0	0	0	0	0	0	0	0	0	0	0	0	0	0	0
0100	0	0	0	0	0	0	0	0	0	0	0	0	0	0	0	0	0	0	0	0	0
0200	0	0	0	0	0	0	0	0	0	0	0	0	0	0	0	0	0	0	0	0	0
0300	0	0	0	0	0	0	0	0	0	0	0	0	0	0	0	0	0	0	0	0	0
0400	0	0	0	0	0	0	0	0	0	0	0	0	0	0	0	0	0	0	0	0	0
0500	0	0	0	0	0	0	0	0	0	0	0	0	0	0	0	0	0	0	0	0	0
0600	0	0	0	0	0	0	0	0	0	0	0	0	0	0	0	0	0	0	0	0	0
0700	0	0	0	0	0	0	0	0	0	0	0	0	0	0	0	0	0	0	0	0	0
0800	0	0	0	0	0	0	0	0	0	0	0	0	0	0	0	0	0	0	0	0	0
0900	0	0	0	0	0	0	0	0	0	0	0	0	0	0	0	0	0	0	0	0	0
1000	**3**	**0**	**3**	**0**	**0**	**0**	**0**	**0**	**0**	**0**	**0**	**0**	**0**	**0**	**0**	**0**	**0**	**0**	**0**	**60**	**-**
1100	2	0	2	0	0	0	0	0	0	0	0	0	0	0	0	0	0	0	0	40.7	-
1200	6	0	4	2	0	0	0	0	0	0	0	0	0	1	16.7	0	0	0	0	58.9	-
1300	9	0	8	0	0	0	0	0	0	1	0	0	0	0	0	0	0	0	0	56	-
1400	7	0	6	0	1	0	0	0	0	0	0	0	0	0	0	0	0	0	0	60.4	-
1500	10	0	9	0	1	0	0	0	0	0	0	0	0	1	10	1	10	0	0	61.2	-
1600	9	0	7	0	1	1	0	0	0	0	0	0	0	0	0	0	0	0	0	50.8	-
1700	10	0	9	0	0	0	0	0	0	0	1	0	0	0	0	0	0	0	0	60.7	-
1800	**18**	**0**	**14**	**1**	**1**	**1**	**0**	**0**	**0**	**1**	**0**	**0**	**0**	**0**	**0**	**0**	**0**	**0**	**0**	**55**	**75.6**
1900	6	0	6	0	0	0	0	0	0	0	0	0	0	0	0	0	0	0	0	60	-
2000	3	0	3	0	0	0	0	0	0	0	0	0	0	0	0	0	0	0	0	45	-
2100	3	0	3	0	0	0	0	0	0	0	0	0	0	0	0	0	0	0	0	52.9	-
2200	4	0	4	0	0	0	0	0	0	0	0	0	0	1	25	1	25	1	25	73	-
2300	1	0	1	0	0	0	0	0	0	0	0	0	0	0	0	0	0	0	0	63.2	-
07-19	**74**	**0**	**62**	**3**	**4**	**2**	**0**	**0**	**0**	**2**	**1**	**0**	**0**	**2**	**2.7**	**1**	**1.4**	**0**	**0**	**56.9**	**72.7**
06-22	**86**	**0**	**74**	**3**	**4**	**2**	**0**	**0**	**0**	**2**	**1**	**0**	**0**	**2**	**2.3**	**1**	**1.2**	**0**	**0**	**56.5**	**72.7**
06-00	**91**	**0**	**79**	**3**	**4**	**2**	**0**	**0**	**0**	**2**	**1**	**0**	**0**	**3**	**3.3**	**2**	**2.2**	**1**	**1.1**	**57.3**	**72.7**
00-00	**91**	**0**	**79**	**3**	**4**	**2**	**0**	**0**	**0**	**2**	**1**	**0**	**0**	**3**	**3.3**	**2**	**2.2**	**1**	**1.1**	**57.3**	**72.7**

DRAFT

Site 99
Location LP03510, Att - Telepole, Lat 54.17383, Long -6.78804
Direction North

3279 / Meath/Cavan/Monaghan ATC's
October 2013
Automatic Traffic Count

Wed, 9 October 2013

Time	Total	Classification												>PSL	>PSL%	>SL1	>SL1%	>SL2	>SL2%	Mean	Vpp
		1 MCL	2 SV	3 SVT	4 TB2	5 TB3	6 T4	7 ART3	8 ART4	9 ART5	10 ART6	11 BD	12 DRT	80	80	85 +5kph	85 +5kph	90 +10kph	90 +10kph		85
0000	0	0	0	0	0	0	0	0	0	0	0	0	0	0	0	0	0	0	0	-	-
0100	1	0	1	0	0	0	0	0	0	0	0	0	0	0	0	0	0	0	0	67.3	-
0200	0	0	0	0	0	0	0	0	0	0	0	0	0	0	0	0	0	0	0	-	-
0300	0	0	0	0	0	0	0	0	0	0	0	0	0	0	0	0	0	0	0	-	-
0400	1	0	1	0	0	0	0	0	0	0	0	0	0	0	0	0	0	0	0	76.4	-
0500	0	0	0	0	0	0	0	0	0	0	0	0	0	0	0	0	0	0	0	-	-
0600	0	0	0	0	0	0	0	0	0	0	0	0	0	0	0	0	0	0	0	-	-
0700	4	0	2	0	1	0	0	0	0	0	1	0	0	0	0	0	0	0	0	59.3	-
0800	5	0	4	0	1	0	0	0	0	0	0	0	0	0	0	0	0	0	0	65.2	-
0900	6	0	5	0	1	0	0	0	0	0	0	0	0	1	16.7	0	0	0	0	61.4	-
1000	**9**	**0**	**8**	**0**	**0**	**1**	**0**	**0**	**0**	**0**	**0**	**0**	**0**	**0**	**0**	**0**	**0**	**0**	**0**	**57.2**	**-**
1100	7	0	6	0	1	0	0	0	0	0	0	0	0	1	14.3	0	0	0	0	63.3	-
1200	13	0	10	1	1	1	0	0	0	0	0	0	0	0	0	0	0	0	0	57.8	69.8
1300	12	0	11	0	1	0	0	0	0	0	0	0	0	1	8.3	0	0	0	0	61.8	72.4
1400	6	0	6	0	0	0	0	0	0	0	0	0	0	0	0	0	0	0	0	48.8	-
1500	8	0	6	1	1	0	0	0	0	0	0	0	0	1	12.5	1	12.5	0	0	65.3	-
1600	9	0	8	0	1	0	0	0	0	0	0	0	0	0	0	0	0	0	0	62.5	-
1700	10	0	10	0	0	0	0	0	0	0	0	0	0	1	10	1	10	0	0	64.5	-
1800	**20**	**0**	**19**	**0**	**1**	**0**	**0**	**0**	**0**	**0**	**0**	**0**	**0**	**1**	**5**	**1**	**5**	**0**	**0**	**60.9**	**73.8**
1900	5	0	4	0	1	0	0	0	0	0	0	0	0	1	20	0	0	0	0	62	-
2000	10	0	10	0	0	0	0	0	0	0	0	0	0	1	10	0	0	0	0	64.8	-
2100	5	0	5	0	0	0	0	0	0	0	0	0	0	0	0	0	0	0	0	71.1	-
2200	4	0	3	0	1	0	0	0	0	0	0	0	0	0	0	0	0	0	0	68	-
2300	4	0	3	0	0	0	0	0	0	0	1	0	0	1	25	1	25	0	0	71.4	-
07-19	**109**	**0**	**95**	**2**	**9**	**2**	**0**	**0**	**0**	**0**	**1**	**0**	**0**	**6**	**5.5**	**3**	**2.8**	**0**	**0**	**60.8**	**72**
06-22	**129**	**0**	**114**	**2**	**10**	**2**	**0**	**0**	**0**	**0**	**1**	**0**	**0**	**8**	**6.2**	**3**	**2.3**	**0**	**0**	**61.5**	**73.1**
06-00	**137**	**0**	**120**	**2**	**11**	**2**	**0**	**0**	**0**	**0**	**2**	**0**	**0**	**9**	**6.6**	**4**	**2.9**	**0**	**0**	**62**	**73.8**
00-00	**139**	**0**	**122**	**2**	**11**	**2**	**0**	**0**	**0**	**0**	**2**	**0**	**0**	**9**	**6.5**	**4**	**2.9**	**0**	**0**	**62.1**	**74.2**

DRAFT

Site 99
Location LP03510, Att - Telepole, Lat 54.17383, Long -6.78804
Direction North

3279 / Meath/Cavan/Monaghan ATC's
October 2013
Automatic Traffic Count

Thu, 10 October 2013

Time	Total	Classification												>PSL	>PSL%	>SL1	>SL1%	>SL2	>SL2%	Mean	Vpp
		1 MCL	2 SV	3 SVT	4 TB2	5 TB3	6 T4	7 ART3	8 ART4	9 ART5	10 ART6	11 BD	12 DRT	80	80	85 +5kph	85 +5kph	90 +10kph	90 +10kph		85
0000	1	0	1	0	0	0	0	0	0	0	0	0	0	0	0	0	0	0	0	71.8	-
0100	2	0	2	0	0	0	0	0	0	0	0	0	0	0	0	0	0	0	0	72.8	-
0200	1	0	1	0	0	0	0	0	0	0	0	0	0	0	0	0	0	0	0	34.8	-
0300	0	0	0	0	0	0	0	0	0	0	0	0	0	0	0	0	0	0	0	-	-
0400	0	0	0	0	0	0	0	0	0	0	0	0	0	0	0	0	0	0	0	-	-
0500	0	0	0	0	0	0	0	0	0	0	0	0	0	0	0	0	0	0	0	-	-
0600	0	0	0	0	0	0	0	0	0	0	0	0	0	0	0	0	0	0	0	-	-
0700	3	0	2	0	1	0	0	0	0	0	0	0	0	0	0	0	0	0	0	63.5	-
0800	5	0	4	0	1	0	0	0	0	0	0	0	0	0	0	0	0	0	0	62.7	-
0900	**10**	**0**	**8**	**0**	**0**	**0**	**0**	**0**	**1**	**1**	**0**	**0**	**0**	**0**	**0**	**0**	**0**	**0**	**0**	**57.5**	**-**
1000	8	0	6	0	2	0	0	0	0	0	0	0	0	0	0	0	0	0	0	58.3	-
1100	6	0	5	1	0	0	0	0	0	0	0	0	0	0	0	0	0	0	0	53.2	-
1200	6	0	5	1	0	0	0	0	0	0	0	0	0	0	0	0	0	0	0	62.4	-
1300	10	0	9	0	1	0	0	0	0	0	0	0	0	0	0	0	0	0	0	55.4	-
1400	5	0	5	0	0	0	0	0	0	0	0	0	0	1	20	0	0	0	0	66.3	-
1500	10	0	7	1	2	0	0	0	0	0	0	0	0	2	20	0	0	0	0	61.9	-
1600	12	1	10	0	0	1	0	0	0	0	0	0	0	1	8.3	0	0	0	0	61.9	73.1
1700	11	0	10	0	1	0	0	0	0	0	0	0	0	1	9.1	0	0	0	0	60	76
1800	**17**	**0**	**14**	**0**	**2**	**0**	**0**	**0**	**0**	**0**	**1**	**0**	**0**	**1**	**5.9**	**0**	**0**	**0**	**0**	**63.9**	**69.5**
1900	7	0	7	0	0	0	0	0	0	0	0	0	0	1	14.3	1	14.3	1	14.3	63.4	-
2000	7	0	7	0	0	0	0	0	0	0	0	0	0	2	28.6	2	28.6	2	28.6	70.4	-
2100	11	0	10	0	1	0	0	0	0	0	0	0	0	0	0	0	0	0	0	62.7	68.8
2200	2	0	2	0	0	0	0	0	0	0	0	0	0	1	50	1	50	0	0	77.5	-
2300	2	0	2	0	0	0	0	0	0	0	0	0	0	1	50	0	0	0	0	70	-
07-19	**103**	**1**	**85**	**3**	**10**	**1**	**0**	**0**	**1**	**1**	**1**	**0**	**0**	**6**	**5.8**	**0**	**0**	**0**	**0**	**60.5**	**72.7**
06-22	**128**	**1**	**109**	**3**	**11**	**1**	**0**	**0**	**1**	**1**	**1**	**0**	**0**	**9**	**7**	**3**	**2.3**	**3**	**2.3**	**61.4**	**74.5**
06-00	**132**	**1**	**113**	**3**	**11**	**1**	**0**	**0**	**1**	**1**	**1**	**0**	**0**	**11**	**8.3**	**4**	**3**	**3**	**2.3**	**61.8**	**74.9**
00-00	**136**	**1**	**117**	**3**	**11**	**1**	**0**	**0**	**1**	**1**	**1**	**0**	**0**	**11**	**8.1**	**4**	**2.9**	**3**	**2.2**	**61.8**	**74.9**

DRAFT

Site 99
Location LP03510, Att - Telepole, Lat 54.17383, Long -6.78804
Direction North

3279 / Meath/Cavan/Monaghan ATC's
October 2013
Automatic Traffic Count

Fri, 11 October 2013

Time	Total	Classification												>PSL	>PSL%	>SL1	>SL1%	>SL2	>SL2%	Mean	Vpp
		1 MCL	2 SV	3 SVT	4 TB2	5 TB3	6 T4	7 ART3	8 ART4	9 ART5	10 ART6	11 BD	12 DRT	80	80	85 +5kph	85 +5kph	90 +10kph	90 +10kph		85
0000	1	0	1	0	0	0	0	0	0	0	0	0	0	0	0	0	0	0	0	68.6	-
0100	1	0	0	0	1	0	0	0	0	0	0	0	0	0	0	0	0	0	0	66.2	-
0200	0	0	0	0	0	0	0	0	0	0	0	0	0	0	0	0	0	0	0	-	-
0300	0	0	0	0	0	0	0	0	0	0	0	0	0	0	0	0	0	0	0	-	-
0400	0	0	0	0	0	0	0	0	0	0	0	0	0	0	0	0	0	0	0	-	-
0500	1	0	1	0	0	0	0	0	0	0	0	0	0	0	0	0	0	0	0	78.9	-
0600	0	0	0	0	0	0	0	0	0	0	0	0	0	0	0	0	0	0	0	-	-
0700	4	0	2	0	2	0	0	0	0	0	0	0	0	0	0	0	0	0	0	39.2	-
0800	5	0	4	0	1	0	0	0	0	0	0	0	0	0	0	0	0	0	0	59.3	-
0900	6	0	4	0	0	2	0	0	0	0	0	0	0	1	16.7	0	0	0	0	63.4	-
1000	7	0	6	0	1	0	0	0	0	0	0	0	0	0	0	0	0	0	0	52.4	-
1100	**8**	**0**	**6**	**0**	**1**	**0**	**1**	**0**	**0**	**0**	**0**	**0**	**0**	**0**	**0**	**0**	**0**	**0**	**0**	**58.7**	**-**
1200	4	0	4	0	0	0	0	0	0	0	0	0	0	1	25	0	0	0	0	74.4	-
1300	10	0	10	0	0	0	0	0	0	0	0	0	0	0	0	0	0	0	0	60.4	-
1400	9	0	9	0	0	0	0	0	0	0	0	0	0	1	11.1	0	0	0	0	63.4	-
1500	7	1	5	0	1	0	0	0	0	0	0	0	0	1	14.3	0	0	0	0	53.6	-
1600	11	1	9	0	0	0	0	1	0	0	0	0	0	0	0	0	0	0	0	50.1	67
1700	11	0	9	0	0	2	0	0	0	0	0	0	0	1	9.1	0	0	0	0	59.4	70.9
1800	**12**	**0**	**11**	**0**	**1**	**0**	**0**	**0**	**0**	**0**	**0**	**0**	**0**	**1**	**8.3**	**0**	**0**	**0**	**0**	**55.6**	**73.8**
1900	9	0	6	1	0	1	0	0	0	0	1	0	0	2	22.2	0	0	0	0	58.1	-
2000	0	0	0	0	0	0	0	0	0	0	0	0	0	0	0	0	0	0	0	0	0
2100	0	0	0	0	0	0	0	0	0	0	0	0	0	0	0	0	0	0	0	0	0
2200	0	0	0	0	0	0	0	0	0	0	0	0	0	0	0	0	0	0	0	0	0
2300	0	0	0	0	0	0	0	0	0	0	0	0	0	0	0	0	0	0	0	0	0
07-19	**94**	**2**	**79**	**0**	**7**	**4**	**1**	**1**	**0**	**0**	**0**	**0**	**0**	**6**	**6.4**	**0**	**0**	**0**	**0**	**57.3**	**70.9**
06-22	**103**	**2**	**85**	**1**	**7**	**5**	**1**	**1**	**0**	**0**	**1**	**0**	**0**	**8**	**7.8**	**0**	**0**	**0**	**0**	**57.4**	**72**
06-00	**103**	**2**	**85**	**1**	**7**	**5**	**1**	**1**	**0**	**0**	**1**	**0**	**0**	**8**	**7.8**	**0**	**0**	**0**	**0**	**57.4**	**72**
00-00	**106**	**2**	**87**	**1**	**8**	**5**	**1**	**1**	**0**	**0**	**1**	**0**	**0**	**8**	**7.5**	**0**	**0**	**0**	**0**	**57.8**	**72**

DRAFT

Site 99
Location LP03510, Att - Telepole, Lat 54.17383, Long -6.78804
Direction North

3279 / Meath/Cavan/Monaghan ATC's
October 2013
Automatic Traffic Count

Virtual Day (Partial days = 3.58)

Time	Total	Classification												>PSL	>PSL%	>SL1	>SL1%	>SL2	>SL2%	Mean	Vpp
		1 MCL	2 SV	3 SVT	4 TB2	5 TB3	6 T4	7 ART3	8 ART4	9 ART5	10 ART6	11 BD	12 DRT	80	80	85 +5kph	85 +5kph	90 +10kph	90 +10kph		85
0000	1	0	1	0	0	0	0	0	0	0	0	0	0	0	0	0	0	0	0	70.2	-
0100	1	0	1	0	0	0	0	0	0	0	0	0	0	0	0	0	0	0	0	69.8	-
0200	0	0	0	0	0	0	0	0	0	0	0	0	0	0	0	0	0	0	0	34.8	-
0300	0	0	0	0	0	0	0	0	0	0	0	0	0	0	0	0	0	0	0	-	-
0400	0	0	0	0	0	0	0	0	0	0	0	0	0	0	0	0	0	0	0	76.4	-
0500	0	0	0	0	0	0	0	0	0	0	0	0	0	0	0	0	0	0	0	78.9	-
0600	0	0	0	0	0	0	0	0	0	0	0	0	0	0	0	0	0	0	0	-	-
0700	4	0	2	0	1	0	0	0	0	0	0	0	0	0	0	0	0	0	0	53.1	-
0800	5	0	4	0	1	0	0	0	0	0	0	0	0	0	0	0	0	0	0	62.4	-
0900	**7**	**0**	**6**	**0**	**0**	**1**	**0**	**0**	**0**	**0**	**0**	**0**	**0**	**1**	**9.1**	**0**	**0**	**0**	**0**	**60.2**	**-**
1000	**7**	**0**	**6**	**0**	**1**	**0**	**0**	**0**	**0**	**0**	**0**	**0**	**0**	**0**	**0**	**0**	**0**	**0**	**0**	**56.6**	**-**
1100	6	0	5	0	1	0	0	0	0	0	0	0	0	0	4.3	0	0	0	0	57.1	-
1200	7	0	6	1	0	0	0	0	0	0	0	0	0	1	6.9	0	0	0	0	61.3	-
1300	10	0	10	0	1	0	0	0	0	0	0	0	0	0	2.4	0	0	0	0	58.6	71.6
1400	7	0	7	0	0	0	0	0	0	0	0	0	0	1	7.4	0	0	0	0	59.9	-
1500	9	0	7	1	1	0	0	0	0	0	0	0	0	1	14.3	1	5.7	0	0	60.8	-
1600	10	1	9	0	1	1	0	0	0	0	0	0	0	0	2.4	0	0	0	0	56.4	72
1700	11	0	10	0	0	1	0	0	0	0	0	0	0	1	7.1	0	2.4	0	0	61.1	74.9
1800	**17**	**0**	**15**	**0**	**1**	**0**	**0**	**0**	**0**	**0**	**0**	**0**	**0**	**1**	**4.5**	**0**	**1.5**	**0**	**0**	**59.1**	**75.6**
1900	7	0	6	0	0	0	0	0	0	0	0	0	0	1	14.8	0	3.7	0	3.7	60.6	-
2000	5	0	5	0	0	0	0	0	0	0	0	0	0	1	15	1	10	1	10	63.8	-
2100	5	0	5	0	0	0	0	0	0	0	0	0	0	0	0	0	0	0	0	63.3	-
2200	3	0	2	0	0	0	0	0	0	0	0	0	0	1	20	1	20	0	10	71.9	-
2300	2	0	2	0	0	0	0	0	0	0	0	0	0	1	28.6	0	14.3	0	0	69.9	-
07-19	**100**	**1**	**87**	**2**	**8**	**3**	**0**	**0**	**0**	**0**	**0**	**0**	**0**	**6**	**6**	**1**	**1**	**0**	**0**	**59.5**	**73.45**
06-22	**117**	**1**	**103**	**2**	**8**	**3**	**0**	**0**	**0**	**0**	**0**	**0**	**0**	**8**	**6.83761**	**2**	**1.7094**	**1**	**0.8547**	**60.2**	**73.45**
06-00	**122**	**1**	**107**	**2**	**8**	**3**	**0**	**0**	**0**	**0**	**0**	**0**	**0**	**10**	**8.19672**	**3**	**2.45902**	**1**	**0.81967**	**60.6**	**73.45**
00-00	**124**	**1**	**109**	**2**	**8**	**3**	**0**	**0**	**0**	**0**	**0**	**0**	**0**	**10**	**8.06452**	**3**	**2.41935**	**1**	**0.80645**	**60.95**	**73.45**

DRAFT

Site 99
Location LP03510, Att - Telepole, Lat 54.17383, Long -6.78804
Direction North

3279 / Meath/Cavan/Monaghan ATC's
October 2013
Automatic Traffic Count

Virtual Week (1)

Time	Total	Classification												>PSL	>PSL%	>SL1	>SL1%	>SL2	>SL2%	Mean	Vpp
		1 MCL	2 SV	3 SVT	4 TB2	5 TB3	6 T4	7 ART3	8 ART4	9 ART5	10 ART6	11 BD	12 DRT	80	80	85 +5kph	85 +5kph	90 +10kph	90 +10kph		85
Mon	0	0	0	0	0	0	0	0	0	0	0	0	0	0	0	0	0	0	0	-	-
Tue	91	0	79	3	4	2	0	0	0	2	1	0	0	3	3.3	2	2.2	1	1.1	57.3	72.7
Wed	139	0	122	2	11	2	0	0	0	0	2	0	0	9	6.5	4	2.9	0	0	62.1	74.2
Thu	136	1	117	3	11	1	0	0	1	1	1	0	0	11	8.1	4	2.9	3	2.2	61.8	74.9
Fri	106	2	87	1	8	5	1	1	0	0	1	0	0	8	7.5	0	0	0	0	57.8	72
| Sat	0	0	0	0	0	0	0	0	0	0	0	0	0	0	0	0	0	0	0	-	-
| Sun	0	0	0	0	0	0	0	0	0	0	0	0	0	0	0	0	0	0	0	-	-
5 Day Ave.	**118**	**1**	**101**	**2**	**9**	**3**	**0**	**0**	**0**	**1**	**1**	**0**	**0**	**8**	**6.8**	**3**	**2.5**	**1**	**0.8**	**59.8**	**73.5**
7 Day Ave.	**124**	**1**	**109**	**2**	**8**	**3**	**0**	**0**	**0**	**0**	**0**	**0**	**0**	**10**	**8.1**	**3**	**2.4**	**1**	**0.8**	**61.0**	**73.5**
Total	**472**	**3**	**405**	**9**	**34**	**10**	**1**	**1**	**1**	**3**	**5**	**0**	**0**	**31**	**6.6**	**10**	**2.1**	**4**	**0.8**	**60.1**	**73.8**

Summary Graphs

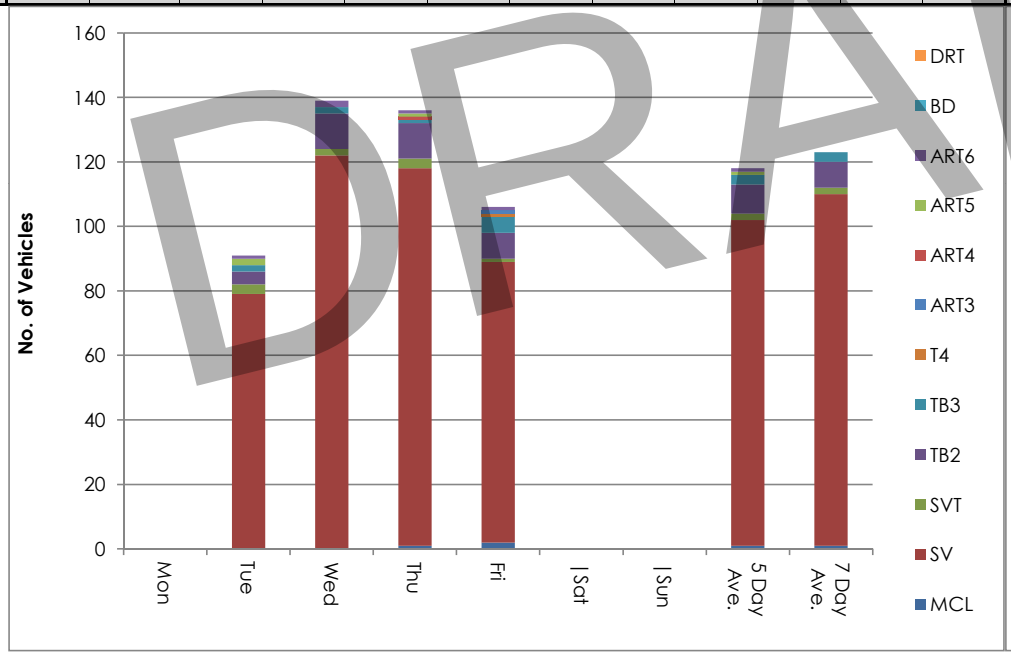

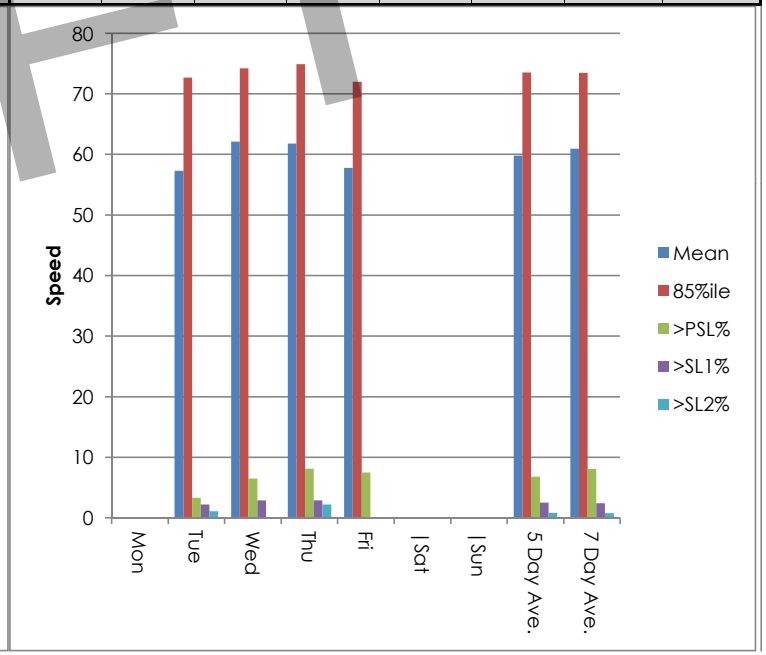

DRAFT

Site 99
Location LP03510, Att - Telepole, Lat 54.17383, Long -6.78804
Direction North

3279 / Meath/Cavan/Monaghan ATC's
October 2013
Automatic Traffic Count

Tue, 8 October 2013

Time	Total	Speed Bins (km/h)																											
		0 - 5	5 - 10	10 - 15	15 - 20	20 - 25	25 - 30	30 - 35	35 - 40	40 - 45	45 - 50	50 - 55	55 - 60	60 - 65	65 - 70	70 - 75	75 - 80	80 - 85	85 - 90	90 - 95	95 - 100	100 - 105	105 - 110	110 - 115	115 - 120	120 - 125	125 - 130	130 - 135	135 - 140
0000	0	0	0	0	0	0	0	0	0	0	0	0	0	0	0	0	0	0	0	0	0	0	0	0	0	0	0	0	0
0100	0	0	0	0	0	0	0	0	0	0	0	0	0	0	0	0	0	0	0	0	0	0	0	0	0	0	0	0	0
0200	0	0	0	0	0	0	0	0	0	0	0	0	0	0	0	0	0	0	0	0	0	0	0	0	0	0	0	0	0
0300	0	0	0	0	0	0	0	0	0	0	0	0	0	0	0	0	0	0	0	0	0	0	0	0	0	0	0	0	0
0400	0	0	0	0	0	0	0	0	0	0	0	0	0	0	0	0	0	0	0	0	0	0	0	0	0	0	0	0	0
0500	0	0	0	0	0	0	0	0	0	0	0	0	0	0	0	0	0	0	0	0	0	0	0	0	0	0	0	0	0
0600	0	0	0	0	0	0	0	0	0	0	0	0	0	0	0	0	0	0	0	0	0	0	0	0	0	0	0	0	0
0700	0	0	0	0	0	0	0	0	0	0	0	0	0	0	0	0	0	0	0	0	0	0	0	0	0	0	0	0	0
0800	0	0	0	0	0	0	0	0	0	0	0	0	0	0	0	0	0	0	0	0	0	0	0	0	0	0	0	0	0
0900	0	0	0	0	0	0	0	0	0	0	0	0	0	0	0	0	0	0	0	0	0	0	0	0	0	0	0	0	0
1000	**3**	**0**	**0**	**0**	**0**	**0**	**0**	**0**	**0**	**0**	**0**	**1**	**0**	**1**	**1**	**0**	**0**	**0**	**0**	**0**	**0**	**0**	**0**	**0**	**0**	**0**	**0**	**0**	**0**
1100	2	0	0	0	0	0	1	0	0	0	0	1	0	0	0	0	0	0	0	0	0	0	0	0	0	0	0	0	0
1200	6	0	0	0	0	0	1	0	0	0	1	0	1	1	0	1	0	1	0	0	0	0	0	0	0	0	0	0	0
1300	9	0	0	0	0	1	0	0	0	0	0	1	3	2	1	1	0	0	0	0	0	0	0	0	0	0	0	0	0
1400	7	0	0	0	0	0	0	1	0	0	0	1	1	0	2	2	0	0	0	0	0	0	0	0	0	0	0	0	0
1500	10	0	0	0	0	1	0	0	0	0	1	1	1	2	1	1	1	0	1	0	0	0	0	0	0	0	0	0	0
1600	9	0	0	0	1	0	0	0	0	1	1	2	1	3	0	0	0	0	0	0	0	0	0	0	0	0	0	0	0
1700	10	0	0	0	0	0	0	0	0	1	2	1	1	1	0	3	1	0	0	0	0	0	0	0	0	0	0	0	0
1800	**18**	**0**	**0**	**0**	**1**	**0**	**1**	**1**	**2**	**1**	**0**	**2**	**1**	**2**	**2**	**1**	**4**	**0**	**0**	**0**	**0**	**0**	**0**	**0**	**0**	**0**	**0**	**0**	**0**
1900	6	0	0	0	0	0	0	0	0	0	1	1	2	1	0	0	1	0	0	0	0	0	0	0	0	0	0	0	0
2000	3	0	0	0	0	1	0	0	0	0	0	1	0	1	0	0	0	0	0	0	0	0	0	0	0	0	0	0	0
2100	3	0	0	0	0	0	0	0	0	1	1	0	0	0	1	0	0	0	0	0	0	0	0	0	0	0	0	0	0
2200	4	0	0	0	0	0	0	0	0	0	0	0	0	2	1	0	0	0	0	0	0	1	0	0	0	0	0	0	0
2300	1	0	0	0	0	0	0	0	0	0	0	0	0	1	0	0	0	0	0	0	0	0	0	0	0	0	0	0	0
07-19	**74**	**0**	**0**	**0**	**2**	**2**	**3**	**2**	**2**	**3**	**5**	**10**	**9**	**12**	**7**	**9**	**6**	**1**	**1**	**0**	**0**	**0**	**0**	**0**	**0**	**0**	**0**	**0**	**0**
06-22	**86**	**0**	**0**	**0**	**2**	**3**	**3**	**2**	**2**	**4**	**7**	**12**	**11**	**14**	**8**	**9**	**7**	**1**	**1**	**0**	**0**	**0**	**0**	**0**	**0**	**0**	**0**	**0**	**0**
06-00	**91**	**0**	**0**	**0**	**2**	**3**	**3**	**2**	**2**	**4**	**7**	**12**	**11**	**17**	**9**	**9**	**7**	**1**	**1**	**0**	**0**	**1**	**0**	**0**	**0**	**0**	**0**	**0**	**0**
00-00	**91**	**0**	**0**	**0**	**2**	**3**	**3**	**2**	**2**	**4**	**7**	**12**	**11**	**17**	**9**	**9**	**7**	**1**	**1**	**0**	**0**	**1**	**0**	**0**	**0**	**0**	**0**	**0**	**0**

DRAFT

Site 99
Location LP03510, Att - Telepole, Lat 54.17383, Long -6.78804
Direction North

3279 / Meath/Cavan/Monaghan ATC's
October 2013
Automatic Traffic Count

Wed, 9 October 2013

Time	Total	Speed Bins (km/h)																											
		0 - 5	5 - 10	10 - 15	15 - 20	20 - 25	25 - 30	30 - 35	35 - 40	40 - 45	45 - 50	50 - 55	55 - 60	60 - 65	65 - 70	70 - 75	75 - 80	80 - 85	85 - 90	90 - 95	95 - 100	100 - 105	105 - 110	110 - 115	115 - 120	120 - 125	125 - 130	130 - 135	135 - 140
0000	0	0	0	0	0	0	0	0	0	0	0	0	0	0	0	0	0	0	0	0	0	0	0	0	0	0	0	0	0
0100	1	0	0	0	0	0	0	0	0	0	0	0	0	0	1	0	0	0	0	0	0	0	0	0	0	0	0	0	0
0200	0	0	0	0	0	0	0	0	0	0	0	0	0	0	0	0	0	0	0	0	0	0	0	0	0	0	0	0	0
0300	0	0	0	0	0	0	0	0	0	0	0	0	0	0	0	0	0	0	0	0	0	0	0	0	0	0	0	0	0
0400	1	0	0	0	0	0	0	0	0	0	0	0	0	0	0	0	1	0	0	0	0	0	0	0	0	0	0	0	0
0500	0	0	0	0	0	0	0	0	0	0	0	0	0	0	0	0	0	0	0	0	0	0	0	0	0	0	0	0	0
0600	0	0	0	0	0	0	0	0	0	0	0	0	0	0	0	0	0	0	0	0	0	0	0	0	0	0	0	0	0
0700	4	0	0	0	0	0	0	0	0	0	0	1	2	0	0	1	0	0	0	0	0	0	0	0	0	0	0	0	0
0800	5	0	0	0	0	0	0	0	0	0	0	0	1	0	4	0	0	0	0	0	0	0	0	0	0	0	0	0	0
0900	6	0	0	0	0	0	0	0	0	0	1	2	0	1	1	0	0	1	0	0	0	0	0	0	0	0	0	0	0
1000	**9**	**0**	**0**	**0**	**0**	**1**	**0**	**0**	**0**	**0**	**1**	**1**	**2**	**1**	**1**	**2**	**0**	**0**	**0**	**0**	**0**	**0**	**0**	**0**	**0**	**0**	**0**	**0**	**0**
1100	7	0	0	0	0	0	0	0	0	0	0	1	3	1	0	1	0	1	0	0	0	0	0	0	0	0	0	0	0
1200	13	0	0	0	1	0	0	0	0	2	0	0	2	4	2	2	0	0	0	0	0	0	0	0	0	0	0	0	0
1300	12	0	0	0	0	0	0	0	0	0	0	4	2	3	0	2	0	1	0	0	0	0	0	0	0	0	0	0	0
1400	6	0	0	0	1	0	0	0	0	1	0	1	2	1	0	0	0	0	0	0	0	0	0	0	0	0	0	0	0
1500	8	0	0	0	0	1	0	0	0	0	0	0	0	0	3	3	0	0	1	0	0	0	0	0	0	0	0	0	0
1600	9	0	0	0	0	0	0	0	0	0	0	3	0	3	1	1	1	0	0	0	0	0	0	0	0	0	0	0	0
1700	10	0	0	0	0	0	0	0	0	0	0	3	0	2	2	2	0	0	1	0	0	0	0	0	0	0	0	0	0
1800	**20**	**0**	**0**	**1**	**0**	**1**	**0**	**0**	**0**	**0**	**1**	**3**	**1**	**4**	**3**	**3**	**2**	**0**	**1**	**0**	**0**	**0**	**0**	**0**	**0**	**0**	**0**	**0**	**0**
1900	5	0	0	0	0	0	0	0	0	0	0	2	1	0	1	0	0	1	0	0	0	0	0	0	0	0	0	0	0
2000	10	0	0	0	0	0	0	0	1	0	0	1	0	3	2	1	1	1	0	0	0	0	0	0	0	0	0	0	0
2100	5	0	0	0	0	0	0	0	0	0	0	0	1	0	1	1	2	0	0	0	0	0	0	0	0	0	0	0	0
2200	4	0	0	0	0	0	0	0	0	0	0	0	2	0	0	0	2	0	0	0	0	0	0	0	0	0	0	0	0
2300	4	0	0	0	0	0	0	0	0	0	0	1	0	0	1	1	0	0	1	0	0	0	0	0	0	0	0	0	0
07-19	**109**	**0**	**0**	**1**	**2**	**3**	**0**	**0**	**0**	**3**	**3**	**19**	**15**	**20**	**17**	**17**	**3**	**3**	**3**	**0**	**0**	**0**	**0**	**0**	**0**	**0**	**0**	**0**	**0**
06-22	**129**	**0**	**0**	**1**	**2**	**3**	**0**	**0**	**1**	**3**	**3**	**22**	**17**	**23**	**21**	**19**	**6**	**5**	**3**	**0**	**0**	**0**	**0**	**0**	**0**	**0**	**0**	**0**	**0**
06-00	**137**	**0**	**0**	**1**	**2**	**3**	**0**	**0**	**1**	**3**	**3**	**23**	**19**	**23**	**22**	**20**	**8**	**5**	**4**	**0**	**0**	**0**	**0**	**0**	**0**	**0**	**0**	**0**	**0**
00-00	**139**	**0**	**0**	**1**	**2**	**3**	**0**	**0**	**1**	**3**	**3**	**23**	**19**	**23**	**23**	**20**	**9**	**5**	**4**	**0**	**0**	**0**	**0**	**0**	**0**	**0**	**0**	**0**	**0**

DRAFT

Site 99
Location LP03510, Att - Telepole, Lat 54.17383, Long -6.78804
Direction North

3279 / Meath/Cavan/Monaghan ATC's
October 2013
Automatic Traffic Count

Thu, 10 October 2013

Time	Total	Speed Bins (km/h)																											
		0 - 5	5 - 10	10 - 15	15 - 20	20 - 25	25 - 30	30 - 35	35 - 40	40 - 45	45 - 50	50 - 55	55 - 60	60 - 65	65 - 70	70 - 75	75 - 80	80 - 85	85 - 90	90 - 95	95 - 100	100 - 105	105 - 110	110 - 115	115 - 120	120 - 125	125 - 130	130 - 135	135 - 140
0000	1	0	0	0	0	0	0	0	0	0	0	0	0	0	0	1	0	0	0	0	0	0	0	0	0	0	0	0	0
0100	2	0	0	0	0	0	0	0	0	0	0	0	0	0	0	2	0	0	0	0	0	0	0	0	0	0	0	0	0
0200	1	0	0	0	0	0	0	1	0	0	0	0	0	0	0	0	0	0	0	0	0	0	0	0	0	0	0	0	0
0300	0	0	0	0	0	0	0	0	0	0	0	0	0	0	0	0	0	0	0	0	0	0	0	0	0	0	0	0	0
0400	0	0	0	0	0	0	0	0	0	0	0	0	0	0	0	0	0	0	0	0	0	0	0	0	0	0	0	0	0
0500	0	0	0	0	0	0	0	0	0	0	0	0	0	0	0	0	0	0	0	0	0	0	0	0	0	0	0	0	0
0600	0	0	0	0	0	0	0	0	0	0	0	0	0	0	0	0	0	0	0	0	0	0	0	0	0	0	0	0	0
0700	3	0	0	0	0	0	0	0	0	0	0	1	0	0	1	1	0	0	0	0	0	0	0	0	0	0	0	0	0
0800	5	0	0	0	0	0	0	0	0	0	0	1	0	2	1	1	0	0	0	0	0	0	0	0	0	0	0	0	0
0900	**10**	**0**	**0**	**0**	**0**	**0**	**0**	**2**	**0**	**0**	**0**	**2**	**1**	**2**	**1**	**1**	**1**	**0**	**0**	**0**	**0**	**0**	**0**	**0**	**0**	**0**	**0**	**0**	**0**
1000	8	0	0	0	0	0	1	0	0	0	1	0	1	1	3	1	0	0	0	0	0	0	0	0	0	0	0	0	0
1100	6	0	0	0	0	0	1	0	0	0	1	1	1	1	1	0	0	0	0	0	0	0	0	0	0	0	0	0	0
1200	6	0	0	0	0	0	0	0	0	0	0	0	2	3	1	0	0	0	0	0	0	0	0	0	0	0	0	0	0
1300	10	0	0	0	1	1	0	0	0	0	0	1	3	0	1	2	1	0	0	0	0	0	0	0	0	0	0	0	0
1400	5	0	0	0	0	0	0	0	0	0	0	1	0	1	2	0	0	1	0	0	0	0	0	0	0	0	0	0	0
1500	10	0	0	0	0	0	0	0	1	2	0	1	0	0	3	1	0	2	0	0	0	0	0	0	0	0	0	0	0
1600	12	0	0	1	0	0	0	0	0	1	1	0	1	0	2	5	0	1	0	0	0	0	0	0	0	0	0	0	0
1700	11	0	0	0	1	1	0	0	0	1	0	0	1	0	2	1	3	1	0	0	0	0	0	0	0	0	0	0	0
1800	**17**	**0**	**0**	**0**	**0**	**0**	**0**	**0**	**0**	**0**	**1**	**1**	**4**	**4**	**4**	**0**	**2**	**1**	**0**	**0**	**0**	**0**	**0**	**0**	**0**	**0**	**0**	**0**	**0**
1900	7	0	0	0	0	0	0	0	0	0	3	0	0	1	1	0	1	0	0	1	0	0	0	0	0	0	0	0	0
2000	7	0	0	0	0	0	0	0	0	0	0	2	1	0	1	0	1	0	0	2	0	0	0	0	0	0	0	0	0
2100	11	0	0	0	0	0	0	0	0	0	1	2	1	3	2	1	1	0	0	0	0	0	0	0	0	0	0	0	0
2200	2	0	0	0	0	0	0	0	0	0	0	0	0	0	1	0	0	0	1	0	0	0	0	0	0	0	0	0	0
2300	2	0	0	0	0	0	0	0	0	0	0	0	1	0	0	0	0	1	0	0	0	0	0	0	0	0	0	0	0
07-19	**103**	**0**	**0**	**1**	**2**	**2**	**2**	**2**	**1**	**4**	**4**	**9**	**14**	**14**	**22**	**13**	**7**	**6**	**0**	**0**	**0**	**0**	**0**	**0**	**0**	**0**	**0**	**0**	**0**
06-22	**128**	**0**	**0**	**1**	**2**	**2**	**2**	**2**	**1**	**4**	**8**	**13**	**16**	**18**	**26**	**14**	**10**	**6**	**0**	**3**	**0**	**0**	**0**	**0**	**0**	**0**	**0**	**0**	**0**
06-00	**132**	**0**	**0**	**1**	**2**	**2**	**2**	**2**	**1**	**4**	**8**	**13**	**17**	**18**	**27**	**14**	**10**	**7**	**1**	**3**	**0**	**0**	**0**	**0**	**0**	**0**	**0**	**0**	**0**
00-00	**136**	**0**	**0**	**1**	**2**	**2**	**2**	**3**	**1**	**4**	**8**	**13**	**17**	**18**	**27**	**17**	**10**	**7**	**1**	**3**	**0**	**0**	**0**	**0**	**0**	**0**	**0**	**0**	**0**

DRAFT

Site 99
Location LP03510, Att - Telepole, Lat 54.17383, Long -6.78804
Direction North

3279 / Meath/Cavan/Monaghan ATC's
October 2013
Automatic Traffic Count

Fri, 11 October 2013

Time	Total	Speed Bins (km/h)																											
		0 - 5	5 - 10	10 - 15	15 - 20	20 - 25	25 - 30	30 - 35	35 - 40	40 - 45	45 - 50	50 - 55	55 - 60	60 - 65	65 - 70	70 - 75	75 - 80	80 - 85	85 - 90	90 - 95	95 - 100	100 - 105	105 - 110	110 - 115	115 - 120	120 - 125	125 - 130	130 - 135	135 - 140
0000	1	0	0	0	0	0	0	0	0	0	0	0	0	0	1	0	0	0	0	0	0	0	0	0	0	0	0	0	0
0100	1	0	0	0	0	0	0	0	0	0	0	0	0	0	1	0	0	0	0	0	0	0	0	0	0	0	0	0	0
0200	0	0	0	0	0	0	0	0	0	0	0	0	0	0	0	0	0	0	0	0	0	0	0	0	0	0	0	0	0
0300	0	0	0	0	0	0	0	0	0	0	0	0	0	0	0	0	0	0	0	0	0	0	0	0	0	0	0	0	0
0400	0	0	0	0	0	0	0	0	0	0	0	0	0	0	0	0	0	0	0	0	0	0	0	0	0	0	0	0	0
0500	1	0	0	0	0	0	0	0	0	0	0	0	0	0	0	1	0	0	0	0	0	0	0	0	0	0	0	0	0
0600	0	0	0	0	0	0	0	0	0	0	0	0	0	0	0	0	0	0	0	0	0	0	0	0	0	0	0	0	0
0700	4	0	1	0	0	0	0	0	1	0	0	1	0	1	0	0	0	0	0	0	0	0	0	0	0	0	0	0	0
0800	5	0	0	0	0	0	0	1	0	0	0	0	1	2	0	0	1	0	0	0	0	0	0	0	0	0	0	0	0
0900	6	0	0	0	0	0	0	0	0	0	1	0	2	0	2	0	0	1	0	0	0	0	0	0	0	0	0	0	0
1000	7	0	0	0	0	1	0	1	0	0	1	0	0	1	3	0	0	0	0	0	0	0	0	0	0	0	0	0	0
1100	**8**	**0**	**0**	**0**	**0**	**0**	**0**	**0**	**0**	**0**	**0**	**4**	**0**	**3**	**1**	**0**	**0**	**0**	**0**	**0**	**0**	**0**	**0**	**0**	**0**	**0**	**0**	**0**	**0**
1200	4	0	0	0	0	0	0	0	0	0	0	0	0	1	0	1	1	1	0	0	0	0	0	0	0	0	0	0	0
1300	10	0	0	0	0	0	0	0	0	0	0	2	4	2	1	1	0	0	0	0	0	0	0	0	0	0	0	0	0
1400	9	0	0	0	0	0	0	0	0	0	1	0	2	3	1	1	0	1	0	0	0	0	0	0	0	0	0	0	0
1500	7	0	0	0	1	0	0	0	0	0	2	0	2	0	1	0	0	1	0	0	0	0	0	0	0	0	0	0	0
1600	11	0	0	1	0	0	3	0	0	0	1	0	0	1	4	1	0	0	0	0	0	0	0	0	0	0	0	0	0
1700	11	0	0	0	0	0	2	0	0	0	1	0	1	2	1	3	0	1	0	0	0	0	0	0	0	0	0	0	0
1800	**12**	**0**	**0**	**0**	**0**	**1**	**1**	**0**	**0**	**2**	**0**	**0**	**4**	**0**	**1**	**1**	**1**	**1**	**0**	**0**	**0**	**0**	**0**	**0**	**0**	**0**	**0**	**0**	**0**
1900	9	0	0	0	0	0	2	0	0	1	0	0	1	1	1	1	0	2	0	0	0	0	0	0	0	0	0	0	0
2000	0	0	0	0	0	0	0	0	0	0	0	0	0	0	0	0	0	0	0	0	0	0	0	0	0	0	0	0	0
2100	0	0	0	0	0	0	0	0	0	0	0	0	0	0	0	0	0	0	0	0	0	0	0	0	0	0	0	0	0
2200	0	0	0	0	0	0	0	0	0	0	0	0	0	0	0	0	0	0	0	0	0	0	0	0	0	0	0	0	0
2300	0	0	0	0	0	0	0	0	0	0	0	0	0	0	0	0	0	0	0	0	0	0	0	0	0	0	0	0	0
07-19	**94**	**0**	**1**	**1**	**1**	**2**	**6**	**2**	**1**	**2**	**7**	**7**	**16**	**16**	**15**	**8**	**3**	**6**	**0**	**0**	**0**	**0**	**0**	**0**	**0**	**0**	**0**	**0**	**0**
06-22	**103**	**0**	**1**	**1**	**1**	**2**	**8**	**2**	**1**	**3**	**7**	**7**	**17**	**17**	**16**	**9**	**3**	**8**	**0**	**0**	**0**	**0**	**0**	**0**	**0**	**0**	**0**	**0**	**0**
06-00	**103**	**0**	**1**	**1**	**1**	**2**	**8**	**2**	**1**	**3**	**7**	**7**	**17**	**17**	**16**	**9**	**3**	**8**	**0**	**0**	**0**	**0**	**0**	**0**	**0**	**0**	**0**	**0**	**0**
00-00	**106**	**0**	**1**	**1**	**1**	**2**	**8**	**2**	**1**	**3**	**7**	**7**	**17**	**17**	**18**	**9**	**4**	**8**	**0**	**0**	**0**	**0**	**0**	**0**	**0**	**0**	**0**	**0**	**0**

DRAFT

Site 99
Location LP03510, Att - Telepole, Lat 54.17383, Long -6.78804
Direction North

3279 / Meath/Cavan/Monaghan ATC's
October 2013
Automatic Traffic Count

Virtual Day (Partial days = 3.58)

Time	Total	Speed Bins (km/h)																											
		0 - 5	5 - 10	10 - 15	15 - 20	20 - 25	25 - 30	30 - 35	35 - 40	40 - 45	45 - 50	50 - 55	55 - 60	60 - 65	65 - 70	70 - 75	75 - 80	80 - 85	85 - 90	90 - 95	95 - 100	100 - 105	105 - 110	110 - 115	115 - 120	120 - 125	125 - 130	130 - 135	135 - 140
0000	1	0	0	0	0	0	0	0	0	0	0	0	0	0	0	0	0	0	0	0	0	0	0	0	0	0	0	0	0
0100	1	0	0	0	0	0	0	0	0	0	0	0	0	0	1	1	0	0	0	0	0	0	0	0	0	0	0	0	0
0200	0	0	0	0	0	0	0	0	0	0	0	0	0	0	0	0	0	0	0	0	0	0	0	0	0	0	0	0	0
0300	0	0	0	0	0	0	0	0	0	0	0	0	0	0	0	0	0	0	0	0	0	0	0	0	0	0	0	0	0
0400	0	0	0	0	0	0	0	0	0	0	0	0	0	0	0	0	0	0	0	0	0	0	0	0	0	0	0	0	0
0500	0	0	0	0	0	0	0	0	0	0	0	0	0	0	0	0	0	0	0	0	0	0	0	0	0	0	0	0	0
0600	0	0	0	0	0	0	0	0	0	0	0	0	0	0	0	0	0	0	0	0	0	0	0	0	0	0	0	0	0
0700	4	0	0	0	0	0	0	0	0	0	0	1	1	0	0	1	0	0	0	0	0	0	0	0	0	0	0	0	0
0800	5	0	0	0	0	0	0	0	0	0	0	0	1	1	2	0	0	0	0	0	0	0	0	0	0	0	0	0	0
0900	**7**	**0**	**0**	**0**	**0**	**0**	**0**	**1**	**0**	**0**	**1**	**1**	**1**	**1**	**1**	**0**	**0**	**1**	**0**	**0**	**0**	**0**	**0**	**0**	**0**	**0**	**0**	**0**	**0**
1000	**7**	**0**	**0**	**0**	**0**	**1**	**0**	**0**	**0**	**0**	**1**	**1**	**1**	**1**	**2**	**1**	**0**	**0**	**0**	**0**	**0**	**0**	**0**	**0**	**0**	**0**	**0**	**0**	**0**
1100	6	0	0	0	0	0	1	0	0	0	0	2	1	1	1	0	0	0	0	0	0	0	0	0	0	0	0	0	0
1200	7	0	0	0	0	0	0	0	0	1	0	0	1	2	1	1	0	1	0	0	0	0	0	0	0	0	0	0	0
1300	10	0	0	0	0	1	0	0	0	0	0	2	3	2	1	2	0	0	0	0	0	0	0	0	0	0	0	0	0
1400	7	0	0	0	0	0	0	0	0	0	0	1	1	1	1	1	0	1	0	0	0	0	0	0	0	0	0	0	0
1500	9	0	0	0	0	1	0	0	0	1	1	1	1	1	2	1	0	1	1	0	0	0	0	0	0	0	0	0	0
1600	10	0	0	1	0	0	1	0	0	1	1	1	1	2	2	2	0	0	0	0	0	0	0	0	0	0	0	0	0
1700	11	0	0	0	0	0	1	0	0	1	1	1	1	1	1	2	1	1	0	0	0	0	0	0	0	0	0	0	0
1800	**17**	**0**	**0**	**0**	**0**	**1**	**1**	**0**	**1**	**1**	**1**	**2**	**3**	**3**	**3**	**1**	**2**	**1**	**0**	**0**	**0**	**0**	**0**	**0**	**0**	**0**	**0**	**0**	**0**
1900	7	0	0	0	0	0	1	0	0	0	1	1	1	1	1	0	1	1	0	0	0	0	0	0	0	0	0	0	0
2000	5	0	0	0	0	0	0	0	0	0	0	1	0	1	1	0	1	0	0	1	0	0	0	0	0	0	0	0	0
2100	5	0	0	0	0	0	0	0	0	0	1	1	1	1	1	1	1	0	0	0	0	0	0	0	0	0	0	0	0
2200	3	0	0	0	0	0	0	0	0	0	0	0	1	1	1	0	1	0	0	0	0	0	0	0	0	0	0	0	0
2300	2	0	0	0	0	0	0	0	0	0	0	0	0	0	0	0	0	0	0	0	0	0	0	0	0	0	0	0	0
07-19	**100**	**0**	**0**	**1**	**0**	**4**	**4**	**1**	**1**	**5**	**6**	**13**	**16**	**16**	**17**	**12**	**3**	**6**	**1**	**0**	**0**	**0**	**0**	**0**	**0**	**0**	**0**	**0**	**0**
06-22	**117**	**0**	**0**	**1**	**0**	**4**	**5**	**1**	**1**	**5**	**8**	**16**	**18**	**19**	**20**	**13**	**6**	**7**	**1**	**1**	**0**	**0**	**0**	**0**	**0**	**0**	**0**	**0**	**0**
06-00	**122**	**0**	**0**	**1**	**0**	**4**	**5**	**1**	**1**	**5**	**8**	**16**	**19**	**20**	**21**	**13**	**7**	**7**	**1**	**1**	**0**	**0**	**0**	**0**	**0**	**0**	**0**	**0**	**0**
00-00	**124**	**0**	**0**	**1**	**0**	**4**	**5**	**1**	**1**	**5**	**8**	**16**	**19**	**20**	**22**	**14**	**7**	**7**	**1**	**1**	**0**	**0**	**0**	**0**	**0**	**0**	**0**	**0**	**0**

DRAFT

Site 99
Location LP03510, Att - Telepole, Lat 54.17383, Long -6.78804
Direction North

3279 / Meath/Cavan/Monaghan ATC's
October 2013
Automatic Traffic Count

Virtual Week (1)

Time	Total	Speed Bins (km/h)																											
		0 - 5	5 - 10	10 - 15	15 - 20	20 - 25	25 - 30	30 - 35	35 - 40	40 - 45	45 - 50	50 - 55	55 - 60	60 - 65	65 - 70	70 - 75	75 - 80	80 - 85	85 - 90	90 - 95	95 - 100	100 - 105	105 - 110	110 - 115	115 - 120	120 - 125	125 - 130	130 - 135	135 - 140
Mon	0	0	0	0	0	0	0	0	0	0	0	0	0	0	0	0	0	0	0	0	0	0	0	0	0	0	0	0	0
Tue	91	0	0	0	2	3	3	2	2	4	7	12	11	17	9	9	7	1	1	0	0	1	0	0	0	0	0	0	0
Wed	139	0	0	1	2	3	0	0	1	3	3	23	19	23	23	20	9	5	4	0	0	0	0	0	0	0	0	0	0
Thu	136	0	0	1	2	2	2	3	1	4	8	13	17	18	27	17	10	7	1	3	0	0	0	0	0	0	0	0	0
Fri	106	0	1	1	1	2	8	2	1	3	7	7	17	17	18	9	4	8	0	0	0	0	0	0	0	0	0	0	0
|Sat	0	0	0	0	0	0	0	0	0	0	0	0	0	0	0	0	0	0	0	0	0	0	0	0	0	0	0	0	0
|Sun	0	0	0	0	0	0	0	0	0	0	0	0	0	0	0	0	0	0	0	0	0	0	0	0	0	0	0	0	0
5 Day Ave.	**118**	**0**	**0**	**1**	**2**	**3**	**3**	**2**	**1**	**4**	**6**	**14**	**16**	**19**	**19**	**14**	**8**	**5**	**2**	**1**	**0**	**0**	**0**	**0**	**0**	**0**	**0**	**0**	**0**
7 Day Ave.	**124**	**0**	**0**	**1**	**0**	**4**	**5**	**1**	**1**	**5**	**8**	**16**	**19**	**20**	**22**	**14**	**7**	**7**	**1**	**1**	**0**	**0**	**0**	**0**	**0**	**0**	**0**	**0**	**0**
Total	**472**	**0**	**1**	**3**	**7**	**10**	**13**	**7**	**5**	**14**	**25**	**55**	**64**	**75**	**77**	**55**	**30**	**21**	**6**	**3**	**0**	**1**	**0**	**0**	**0**	**0**	**0**	**0**	**0**

Summary Graphs

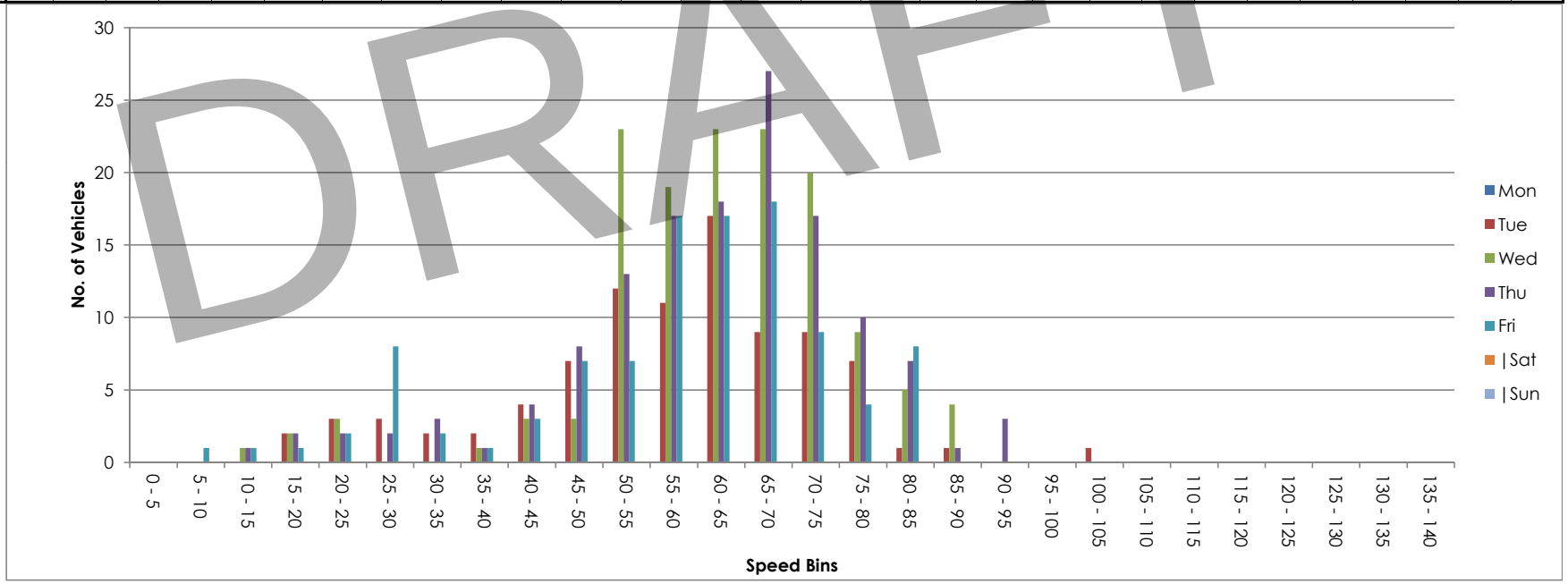

DRAFT

Site 99
Location LP03510, Att - Telepole, Lat 54.17383, Long -6.78804
Direction South

3279 / Meath/Cavan/Monaghan ATC's
October 2013
Automatic Traffic Count

Tue, 8 October 2013

Time	Total	Classification												>PSL	>PSL%	>SL1	>SL1%	>SL2	>SL2%	Mean	Vpp
		1 MCL	2 SV	3 SVT	4 TB2	5 TB3	6 T4	7 ART3	8 ART4	9 ART5	10 ART6	11 BD	12 DRT	80	80	85 +5kph	85 +5kph	90 +10kph	90 +10kph		85
0000	0	0	0	0	0	0	0	0	0	0	0	0	0	0	0	0	0	0	0	0	0
0100	0	0	0	0	0	0	0	0	0	0	0	0	0	0	0	0	0	0	0	0	0
0200	0	0	0	0	0	0	0	0	0	0	0	0	0	0	0	0	0	0	0	0	0
0300	0	0	0	0	0	0	0	0	0	0	0	0	0	0	0	0	0	0	0	0	0
0400	0	0	0	0	0	0	0	0	0	0	0	0	0	0	0	0	0	0	0	0	0
0500	0	0	0	0	0	0	0	0	0	0	0	0	0	0	0	0	0	0	0	0	0
0600	0	0	0	0	0	0	0	0	0	0	0	0	0	0	0	0	0	0	0	0	0
0700	0	0	0	0	0	0	0	0	0	0	0	0	0	0	0	0	0	0	0	0	0
0800	0	0	0	0	0	0	0	0	0	0	0	0	0	0	0	0	0	0	0	0	0
0900	0	0	0	0	0	0	0	0	0	0	0	0	0	0	0	0	0	0	0	0	0
1000	**4**	**0**	**4**	**0**	**0**	**0**	**0**	**0**	**0**	**0**	**0**	**0**	**0**	**1**	**25**	**0**	**0**	**0**	**0**	**67.2**	**-**
1100	**4**	**0**	**2**	**0**	**0**	**1**	**0**	**0**	**0**	**0**	**1**	**0**	**0**	**0**	**0**	**0**	**0**	**0**	**0**	**41.6**	**-**
1200	5	0	5	0	0	0	0	0	0	0	0	0	0	0	0	0	0	0	0	51.8	-
1300	10	0	10	0	0	0	0	0	0	0	0	0	0	0	0	0	0	0	0	64	-
1400	4	0	4	0	0	0	0	0	0	0	0	0	0	1	25	0	0	0	0	46.2	-
1500	**11**	**0**	**9**	**0**	**1**	**0**	**0**	**0**	**1**	**0**	**0**	**0**	**0**	**0**	**0**	**0**	**0**	**0**	**0**	**57**	**67.3**
1600	5	0	4	1	0	0	0	0	0	0	0	0	0	1	20	1	20	0	0	61.7	-
1700	9	0	7	0	2	0	0	0	0	0	0	0	0	1	11.1	1	11.1	0	0	61.3	-
1800	10	0	10	0	0	0	0	0	0	0	0	0	0	0	0	0	0	0	0	59.2	-
1900	10	0	10	0	0	0	0	0	0	0	0	0	0	2	20	1	10	0	0	66.9	-
2000	4	0	3	0	1	0	0	0	0	0	0	0	0	0	0	0	0	0	0	64.8	-
2100	2	0	2	0	0	0	0	0	0	0	0	0	0	0	0	0	0	0	0	74.3	-
2200	1	0	1	0	0	0	0	0	0	0	0	0	0	0	0	0	0	0	0	65.5	-
2300	0	0	0	0	0	0	0	0	0	0	0	0	0	0	0	0	0	0	0	-	-
07-19	**62**	**0**	**55**	**1**	**3**	**1**	**0**	**0**	**1**	**0**	**1**	**0**	**0**	**4**	**6.5**	**2**	**3.2**	**0**	**0**	**58**	**72**
06-22	**78**	**0**	**70**	**1**	**4**	**1**	**0**	**0**	**1**	**0**	**1**	**0**	**0**	**6**	**7.7**	**3**	**3.8**	**0**	**0**	**59.9**	**74.5**
06-00	**79**	**0**	**71**	**1**	**4**	**1**	**0**	**0**	**1**	**0**	**1**	**0**	**0**	**6**	**7.6**	**3**	**3.8**	**0**	**0**	**60**	**74.5**
00-00	**79**	**0**	**71**	**1**	**4**	**1**	**0**	**0**	**1**	**0**	**1**	**0**	**0**	**6**	**7.6**	**3**	**3.8**	**0**	**0**	**60**	**74.5**

DRAFT

Site 99
Location LP03510, Att - Telepole, Lat 54.17383, Long -6.78804
Direction South

3279 / Meath/Cavan/Monaghan ATC's
October 2013
Automatic Traffic Count

Wed, 9 October 2013

Time	Total	Classification												>PSL	>PSL%	>SL1	>SL1%	>SL2	>SL2%	Mean	Vpp
		1 MCL	2 SV	3 SVT	4 TB2	5 TB3	6 T4	7 ART3	8 ART4	9 ART5	10 ART6	11 BD	12 DRT	80	80	85 +5kph	85 +5kph	90 +10kph	90 +10kph		85
0000	0	0	0	0	0	0	0	0	0	0	0	0	0	0	0	0	0	0	0	-	-
0100	0	0	0	0	0	0	0	0	0	0	0	0	0	0	0	0	0	0	0	-	-
0200	0	0	0	0	0	0	0	0	0	0	0	0	0	0	0	0	0	0	0	-	-
0300	0	0	0	0	0	0	0	0	0	0	0	0	0	0	0	0	0	0	0	-	-
0400	0	0	0	0	0	0	0	0	0	0	0	0	0	0	0	0	0	0	0	-	-
0500	0	0	0	0	0	0	0	0	0	0	0	0	0	0	0	0	0	0	0	-	-
0600	7	0	6	0	0	0	0	0	1	0	0	0	0	2	28.6	1	14.3	1	14.3	69	-
0700	9	0	8	0	0	1	0	0	0	0	0	0	0	2	22.2	1	11.1	1	11.1	72.1	-
0800	11	0	10	0	0	1	0	0	0	0	0	0	0	1	9.1	0	0	0	0	65.6	70.9
0900	7	0	7	0	0	0	0	0	0	0	0	0	0	0	0	0	0	0	0	57.6	-
1000	4	0	3	0	1	0	0	0	0	0	0	0	0	0	0	0	0	0	0	47.7	-
1100	**12**	**0**	**11**	**1**	**0**	**0**	**0**	**0**	**0**	**0**	**0**	**0**	**0**	**0**	**0**	**0**	**0**	**0**	**0**	**50.1**	**61.6**
1200	8	0	7	0	1	0	0	0	0	0	0	0	0	0	0	0	0	0	0	56.5	-
1300	11	0	10	0	0	1	0	0	0	0	0	0	0	0	0	0	0	0	0	58.9	74.2
1400	**12**	**0**	**10**	**1**	**1**	**0**	**0**	**0**	**0**	**0**	**0**	**0**	**0**	**1**	**8.3**	**0**	**0**	**0**	**0**	**66.2**	**70.6**
1500	7	0	4	1	2	0	0	0	0	0	0	0	0	0	0	0	0	0	0	56.8	-
1600	7	0	7	0	0	0	0	0	0	0	0	0	0	0	0	0	0	0	0	57.4	-
1700	7	0	5	0	1	1	0	0	0	0	0	0	0	0	0	0	0	0	0	59.9	-
1800	7	0	5	0	1	0	0	0	1	0	0	0	0	0	0	0	0	0	0	63.7	-
1900	7	0	7	0	0	0	0	0	0	0	0	0	0	0	0	0	0	0	0	57.5	-
2000	8	0	8	0	0	0	0	0	0	0	0	0	0	0	0	0	0	0	0	64.8	-
2100	5	0	5	0	0	0	0	0	0	0	0	0	0	1	20	0	0	0	0	72	-
2200	5	0	5	0	0	0	0	0	0	0	0	0	0	0	0	0	0	0	0	65.1	-
2300	1	0	1	0	0	0	0	0	0	0	0	0	0	0	0	0	0	0	0	64.4	-
07-19	**102**	**0**	**87**	**3**	**7**	**4**	**0**	**0**	**1**	**0**	**0**	**0**	**0**	**4**	**3.9**	**1**	**1**	**1**	**1**	**60.1**	**73.8**
06-22	**129**	**0**	**113**	**3**	**7**	**4**	**0**	**0**	**2**	**0**	**0**	**0**	**0**	**7**	**5.4**	**2**	**1.6**	**2**	**1.6**	**61.2**	**74.2**
06-00	**135**	**0**	**119**	**3**	**7**	**4**	**0**	**0**	**2**	**0**	**0**	**0**	**0**	**7**	**5.2**	**2**	**1.5**	**2**	**1.5**	**61.3**	**74.2**
00-00	**135**	**0**	**119**	**3**	**7**	**4**	**0**	**0**	**2**	**0**	**0**	**0**	**0**	**7**	**5.2**	**2**	**1.5**	**2**	**1.5**	**61.3**	**74.2**

DRAFT

Site 99
Location LP03510, Att - Telepole, Lat 54.17383, Long -6.78804
Direction South

3279 / Meath/Cavan/Monaghan ATC's
October 2013
Automatic Traffic Count

Thu, 10 October 2013

Time	Total	Classification												>PSL	>PSL%	>SL1	>SL1%	>SL2	>SL2%	Mean	Vpp
		1 MCL	2 SV	3 SVT	4 TB2	5 TB3	6 T4	7 ART3	8 ART4	9 ART5	10 ART6	11 BD	12 DRT	80	80	85 +5kph	85 +5kph	90 +10kph	90 +10kph		85
0000	0	0	0	0	0	0	0	0	0	0	0	0	0	0	0	0	0	0	0	-	-
0100	1	0	1	0	0	0	0	0	0	0	0	0	0	0	0	0	0	0	0	63.2	-
0200	0	0	0	0	0	0	0	0	0	0	0	0	0	0	0	0	0	0	0	-	-
0300	0	0	0	0	0	0	0	0	0	0	0	0	0	0	0	0	0	0	0	-	-
0400	0	0	0	0	0	0	0	0	0	0	0	0	0	0	0	0	0	0	0	-	-
0500	0	0	0	0	0	0	0	0	0	0	0	0	0	0	0	0	0	0	0	-	-
0600	3	0	2	0	0	0	0	0	0	0	1	0	0	0	0	0	0	0	0	57.3	-
0700	11	0	8	0	0	2	0	0	0	1	0	0	0	2	18.2	1	9.1	1	9.1	66.8	73.4
0800	**17**	**0**	**14**	**1**	**1**	**1**	**0**	**0**	**0**	**0**	**0**	**0**	**0**	**1**	**5.9**	**0**	**0**	**0**	**0**	**66.5**	**76**
0900	13	0	12	0	1	0	0	0	0	0	0	0	0	0	0	0	0	0	0	54.7	68.8
1000	7	0	7	0	0	0	0	0	0	0	0	0	0	0	0	0	0	0	0	55.3	-
1100	11	0	8	1	0	0	1	0	0	1	0	0	0	0	0	0	0	0	0	47.4	62.6
1200	8	0	8	0	0	0	0	0	0	0	0	0	0	2	25	1	12.5	0	0	66.1	-
1300	4	0	3	1	0	0	0	0	0	0	0	0	0	2	50	0	0	0	0	74.1	-
1400	**14**	**0**	**12**	**0**	**2**	**0**	**0**	**0**	**0**	**0**	**0**	**0**	**0**	**2**	**14.3**	**1**	**7.1**	**1**	**7.1**	**67.9**	**77**
1500	7	0	5	1	0	0	0	0	0	1	0	0	0	1	14.3	1	14.3	1	14.3	64.9	-
1600	8	1	6	1	0	0	0	0	0	0	0	0	0	0	0	0	0	0	0	53.8	-
1700	10	0	8	0	2	0	0	0	0	0	0	0	0	0	0	0	0	0	0	63.5	-
1800	10	0	9	0	1	0	0	0	0	0	0	0	0	1	10	1	10	1	10	70.7	-
1900	4	0	4	0	0	0	0	0	0	0	0	0	0	0	0	0	0	0	0	64.3	-
2000	7	0	7	0	0	0	0	0	0	0	0	0	0	0	0	0	0	0	0	58.1	-
2100	6	0	6	0	0	0	0	0	0	0	0	0	0	0	0	0	0	0	0	70	-
2200	5	0	5	0	0	0	0	0	0	0	0	0	0	0	0	0	0	0	0	59.4	-
2300	2	0	2	0	0	0	0	0	0	0	0	0	0	1	50	0	0	0	0	79.5	-
07-19	**120**	**1**	**100**	**5**	**7**	**3**	**1**	**0**	**0**	**3**	**0**	**0**	**0**	**11**	**9.2**	**5**	**4.2**	**4**	**3.3**	**62.4**	**77.8**
06-22	**140**	**1**	**119**	**5**	**7**	**3**	**1**	**0**	**0**	**3**	**1**	**0**	**0**	**11**	**7.9**	**5**	**3.6**	**4**	**2.9**	**62.4**	**77**
06-00	**147**	**1**	**126**	**5**	**7**	**3**	**1**	**0**	**0**	**3**	**1**	**0**	**0**	**12**	**8.2**	**5**	**3.4**	**4**	**2.7**	**62.6**	**77.4**
00-00	**148**	**1**	**127**	**5**	**7**	**3**	**1**	**0**	**0**	**3**	**1**	**0**	**0**	**12**	**8.1**	**5**	**3.4**	**4**	**2.7**	**62.6**	**77.4**

DRAFT

Site 99
Location LP03510, Att - Telepole, Lat 54.17383, Long -6.78804
Direction South

3279 / Meath/Cavan/Monaghan ATC's
October 2013
Automatic Traffic Count

Fri, 11 October 2013

Time	Total	Classification												>PSL	>PSL%	>SL1	>SL1%	>SL2	>SL2%	Mean	Vpp
		1 MCL	2 SV	3 SVT	4 TB2	5 TB3	6 T4	7 ART3	8 ART4	9 ART5	10 ART6	11 BD	12 DRT	80	80	85 +5kph	85 +5kph	90 +10kph	90 +10kph		85
0000	0	0	0	0	0	0	0	0	0	0	0	0	0	0	0	0	0	0	0	-	-
0100	0	0	0	0	0	0	0	0	0	0	0	0	0	0	0	0	0	0	0	-	-
0200	0	0	0	0	0	0	0	0	0	0	0	0	0	0	0	0	0	0	0	-	-
0300	0	0	0	0	0	0	0	0	0	0	0	0	0	0	0	0	0	0	0	-	-
0400	0	0	0	0	0	0	0	0	0	0	0	0	0	0	0	0	0	0	0	-	-
0500	2	0	2	0	0	0	0	0	0	0	0	0	0	1	50	0	0	0	0	71.8	-
0600	5	0	4	0	0	0	0	0	0	0	1	0	0	2	40	0	0	0	0	65.7	-
0700	8	0	7	0	0	1	0	0	0	0	0	0	0	0	0	0	0	0	0	64.8	-
0800	**11**	**0**	**7**	**0**	**2**	**2**	**0**	**0**	**0**	**0**	**0**	**0**	**0**	**0**	**0**	**0**	**0**	**0**	**0**	**58.4**	**60.8**
0900	10	0	10	0	0	0	0	0	0	0	0	0	0	0	0	0	0	0	0	60.2	-
1000	8	0	6	0	2	0	0	0	0	0	0	0	0	0	0	0	0	0	0	51.2	-
1100	9	1	7	0	1	0	0	0	0	0	0	0	0	2	22.2	1	11.1	0	0	64.5	-
1200	8	0	8	0	0	0	0	0	0	0	0	0	0	1	12.5	1	12.5	1	12.5	69.4	-
1300	10	0	10	0	0	0	0	0	0	0	0	0	0	0	0	0	0	0	0	64.1	-
1400	5	0	5	0	0	0	0	0	0	0	0	0	0	0	0	0	0	0	0	64	-
1500	11	0	11	0	0	0	0	0	0	0	0	0	0	1	9.1	1	9.1	0	0	62.2	66.6
1600	**14**	**0**	**11**	**0**	**2**	**0**	**0**	**0**	**0**	**1**	**0**	**0**	**0**	**0**	**0**	**0**	**0**	**0**	**0**	**51.8**	**66.2**
1700	8	1	5	1	1	0	0	0	0	0	0	0	0	0	0	0	0	0	0	52	-
1800	**14**	**0**	**10**	**3**	**0**	**0**	**0**	**0**	**0**	**1**	**0**	**0**	**0**	**0**	**0**	**0**	**0**	**0**	**0**	**52.3**	**70.9**
1900	6	0	5	0	0	0	0	0	0	1	0	0	0	1	16.7	0	0	0	0	62.3	-
2000	0	0	0	0	0	0	0	0	0	0	0	0	0	0	0	0	0	0	0	0	0
2100	0	0	0	0	0	0	0	0	0	0	0	0	0	0	0	0	0	0	0	0	0
2200	0	0	0	0	0	0	0	0	0	0	0	0	0	0	0	0	0	0	0	0	0
2300	0	0	0	0	0	0	0	0	0	0	0	0	0	0	0	0	0	0	0	0	0
07-19	**116**	**2**	**97**	**4**	**8**	**3**	**0**	**0**	**0**	**2**	**0**	**0**	**0**	**4**	**3.4**	**3**	**2.6**	**1**	**0.9**	**58.9**	**72.7**
06-22	**127**	**2**	**106**	**4**	**8**	**3**	**0**	**0**	**0**	**3**	**1**	**0**	**0**	**7**	**5.5**	**3**	**2.4**	**1**	**0.8**	**59.3**	**73.1**
06-00	**127**	**2**	**106**	**4**	**8**	**3**	**0**	**0**	**0**	**3**	**1**	**0**	**0**	**7**	**5.5**	**3**	**2.4**	**1**	**0.8**	**59.3**	**73.1**
00-00	**129**	**2**	**108**	**4**	**8**	**3**	**0**	**0**	**0**	**3**	**1**	**0**	**0**	**8**	**6.2**	**3**	**2.3**	**1**	**0.8**	**59.5**	**73.1**

DRAFT

Site 99
Location LP03510, Att - Telepole, Lat 54.17383, Long -6.78804
Direction South

3279 / Meath/Cavan/Monaghan ATC's
October 2013
Automatic Traffic Count

Virtual Day (Partial days = 3.58)

Time	Total	Classification												>PSL	>PSL%	>SL1	>SL1%	>SL2	>SL2%	Mean	Vpp
		1 MCL	2 SV	3 SVT	4 TB2	5 TB3	6 T4	7 ART3	8 ART4	9 ART5	10 ART6	11 BD	12 DRT	80	80	85 +5kph	85 +5kph	90 +10kph	90 +10kph		85
0000	0	0	0	0	0	0	0	0	0	0	0	0	0	0	0	0	0	0	0	-	-
0100	0	0	0	0	0	0	0	0	0	0	0	0	0	0	0	0	0	0	0	63.2	-
0200	0	0	0	0	0	0	0	0	0	0	0	0	0	0	0	0	0	0	0	-	-
0300	0	0	0	0	0	0	0	0	0	0	0	0	0	0	0	0	0	0	0	-	-
0400	0	0	0	0	0	0	0	0	0	0	0	0	0	0	0	0	0	0	0	-	-
0500	1	0	1	0	0	0	0	0	0	0	0	0	0	0	50	0	0	0	0	71.8	-
0600	5	0	4	0	0	0	0	0	0	0	1	0	0	1	26.7	0	6.7	0	6.7	65.6	-
0700	9	0	8	0	0	1	0	0	0	0	0	0	0	1	14.3	1	7.1	1	7.1	68	-
0800	**13**	**0**	**10**	**0**	**1**	**1**	**0**	**0**	**0**	**0**	**0**	**0**	**0**	**1**	**5.1**	**0**	**0**	**0**	**0**	**64**	**73.1**
0900	10	0	10	0	0	0	0	0	0	0	0	0	0	0	0	0	0	0	0	57.2	-
1000	6	0	5	0	1	0	0	0	0	0	0	0	0	0	4.3	0	0	0	0	54.6	-
1100	9	0	7	1	0	0	0	0	0	0	0	0	0	1	5.6	0	2.8	0	0	51.9	-
1200	7	0	7	0	0	0	0	0	0	0	0	0	0	1	10.3	1	6.9	0	3.4	61.9	-
1300	9	0	8	0	0	0	0	0	0	0	0	0	0	1	5.7	0	0	0	0	63.6	-
1400	9	0	8	0	1	0	0	0	0	0	0	0	0	1	11.4	0	2.9	0	2.9	64.3	-
1500	9	0	7	1	1	0	0	0	0	0	0	0	0	1	5.6	1	5.6	0	2.8	60.1	-
1600	9	0	7	1	1	0	0	0	0	0	0	0	0	0	2.9	0	2.9	0	0	54.9	-
1700	9	0	6	0	2	0	0	0	0	0	0	0	0	0	2.9	0	2.9	0	0	59.5	-
1800	**10**	**0**	**9**	**1**	**1**	**0**	**0**	**0**	**0**	**0**	**0**	**0**	**0**	**0**	**2.4**	**0**	**2.4**	**0**	**2.4**	**60.4**	**74.2**
1900	7	0	7	0	0	0	0	0	0	0	0	0	0	1	11.1	0	3.7	0	0	63.1	-
2000	5	0	5	0	0	0	0	0	0	0	0	0	0	0	0	0	0	0	0	62.3	-
2100	3	0	3	0	0	0	0	0	0	0	0	0	0	0	7.7	0	0	0	0	71.4	-
2200	3	0	3	0	0	0	0	0	0	0	0	0	0	0	0	0	0	0	0	62.5	-
2300	1	0	1	0	0	0	0	0	0	0	0	0	0	0	33.3	0	0	0	0	74.5	-
07-19	**109**	**0**	**92**	**4**	**8**	**2**	**0**	**0**	**0**	**0**	**0**	**0**	**0**	**7**	**6.42202**	**3**	**2.75229**	**1**	**0.91743**	**60.25**	**73.65**
06-22	**129**	**0**	**111**	**4**	**8**	**2**	**0**	**0**	**0**	**0**	**1**	**0**	**0**	**9**	**6.97674**	**3**	**2.32558**	**1**	**0.77519**	**62.1**	**73.65**
06-00	**133**	**0**	**115**	**4**	**8**	**2**	**0**	**0**	**0**	**0**	**1**	**0**	**0**	**9**	**6.76692**	**3**	**2.25564**	**1**	**0.75188**	**62.4**	**73.65**
00-00	**134**	**0**	**116**	**4**	**8**	**2**	**0**	**0**	**0**	**0**	**1**	**0**	**0**	**9**	**6.71642**	**3**	**2.23881**	**1**	**0.74627**	**62.8**	**73.65**

DRAFT

Site 99
Location LP03510, Att - Telepole, Lat 54.17383, Long -6.78804
Direction South

3279 / Meath/Cavan/Monaghan ATC's
October 2013
Automatic Traffic Count

Virtual Week (1)

Time	Total	Classification												>PSL	>PSL%	>SL1	>SL1%	>SL2	>SL2%	Mean	Vpp
		1 MCL	2 SV	3 SVT	4 TB2	5 TB3	6 T4	7 ART3	8 ART4	9 ART5	10 ART6	11 BD	12 DRT	80	80	85 +5kph	85 +5kph	90 +10kph	90 +10kph		85
Mon	0	0	0	0	0	0	0	0	0	0	0	0	0	0	0	0	0	0	0	-	-
Tue	79	0	71	1	4	1	0	0	1	0	1	0	0	6	7.6	3	3.8	0	0	60	74.5
Wed	135	0	119	3	7	4	0	0	2	0	0	0	0	7	5.2	2	1.5	2	1.5	61.3	74.2
Thu	148	1	127	5	7	3	1	0	0	3	1	0	0	12	8.1	5	3.4	4	2.7	62.6	77.4
Fri	129	2	108	4	8	3	0	0	0	3	1	0	0	8	6.2	3	2.3	1	0.8	59.5	73.1
| Sat	0	0	0	0	0	0	0	0	0	0	0	0	0	0	0	0	0	0	0	-	-
| Sun	0	0	0	0	0	0	0	0	0	0	0	0	0	0	0	0	0	0	0	-	-
5 Day Ave.	**123**	**1**	**106**	**3**	**7**	**3**	**0**	**0**	**1**	**2**	**1**	**0**	**0**	**8**	**6.5**	**3**	**2.4**	**2**	**1.6**	**60.9**	**74.8**
7 Day Ave.	**134**	**0**	**116**	**4**	**8**	**2**	**0**	**0**	**0**	**0**	**1**	**0**	**0**	**9**	**6.7**	**3**	**2.2**	**1**	**0.7**	**62.8**	**73.7**
Total	**491**	**3**	**425**	**13**	**26**	**11**	**1**	**0**	**3**	**6**	**3**	**0**	**0**	**33**	**6.7**	**13**	**2.6**	**7**	**1.4**	**61.0**	**74.2**

Summary Graphs

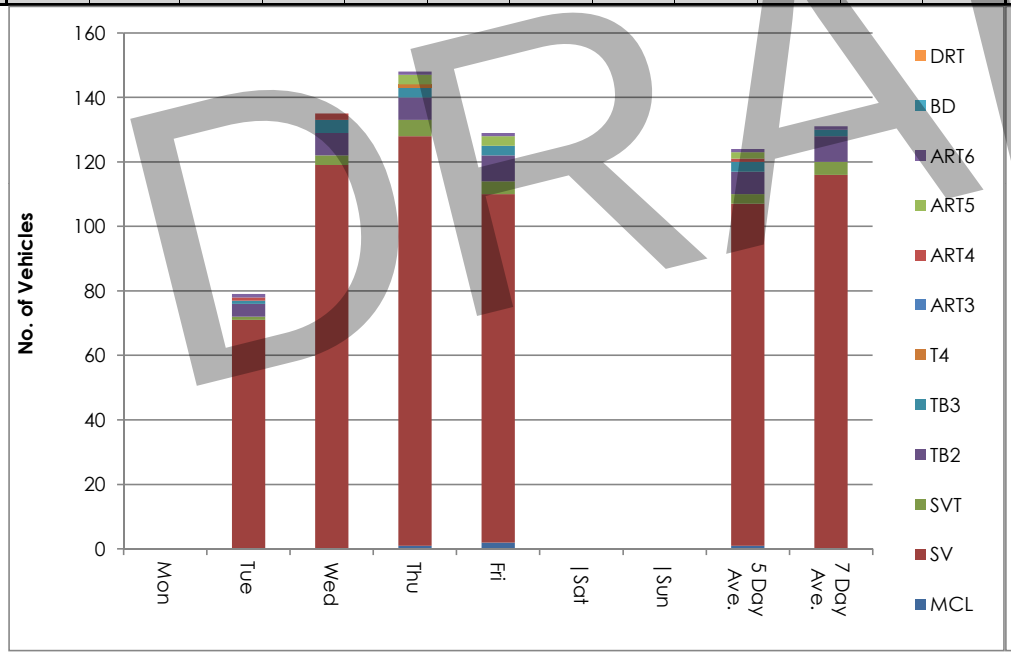

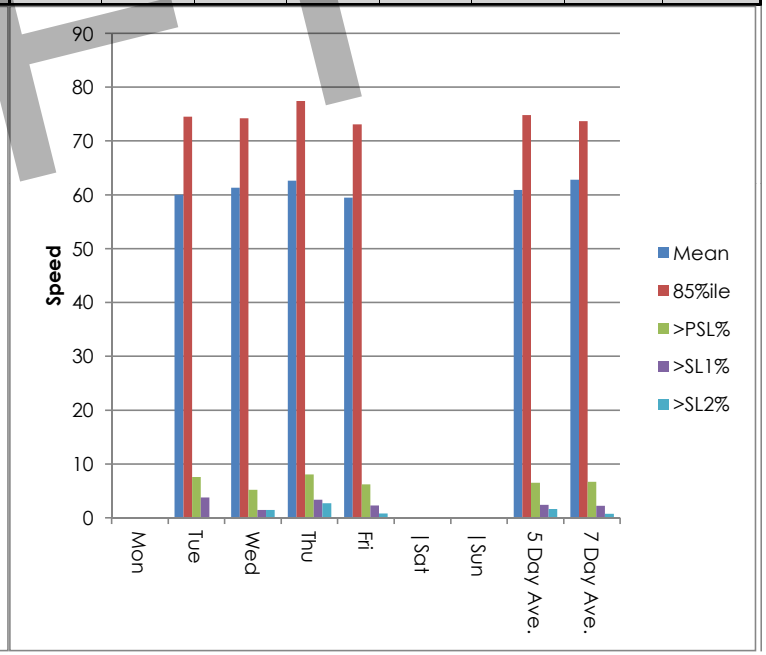

DRAFT

Site 99
Location LP03510, Att - Telepole, Lat 54.17383, Long -6.78804
Direction South

3279 / Meath/Cavan/Monaghan ATC's
October 2013
Automatic Traffic Count

Tue, 8 October 2013

Time	Total	Speed Bins (km/h)																											
		0 - 5	5 - 10	10 - 15	15 - 20	20 - 25	25 - 30	30 - 35	35 - 40	40 - 45	45 - 50	50 - 55	55 - 60	60 - 65	65 - 70	70 - 75	75 - 80	80 - 85	85 - 90	90 - 95	95 - 100	100 - 105	105 - 110	110 - 115	115 - 120	120 - 125	125 - 130	130 - 135	135 - 140
0000	0	0	0	0	0	0	0	0	0	0	0	0	0	0	0	0	0	0	0	0	0	0	0	0	0	0	0	0	0
0100	0	0	0	0	0	0	0	0	0	0	0	0	0	0	0	0	0	0	0	0	0	0	0	0	0	0	0	0	0
0200	0	0	0	0	0	0	0	0	0	0	0	0	0	0	0	0	0	0	0	0	0	0	0	0	0	0	0	0	0
0300	0	0	0	0	0	0	0	0	0	0	0	0	0	0	0	0	0	0	0	0	0	0	0	0	0	0	0	0	0
0400	0	0	0	0	0	0	0	0	0	0	0	0	0	0	0	0	0	0	0	0	0	0	0	0	0	0	0	0	0
0500	0	0	0	0	0	0	0	0	0	0	0	0	0	0	0	0	0	0	0	0	0	0	0	0	0	0	0	0	0
0600	0	0	0	0	0	0	0	0	0	0	0	0	0	0	0	0	0	0	0	0	0	0	0	0	0	0	0	0	0
0700	0	0	0	0	0	0	0	0	0	0	0	0	0	0	0	0	0	0	0	0	0	0	0	0	0	0	0	0	0
0800	0	0	0	0	0	0	0	0	0	0	0	0	0	0	0	0	0	0	0	0	0	0	0	0	0	0	0	0	0
0900	0	0	0	0	0	0	0	0	0	0	0	0	0	0	0	0	0	0	0	0	0	0	0	0	0	0	0	0	0
1000	**4**	**0**	**0**	**0**	**0**	**0**	**0**	**0**	**0**	**0**	**0**	**0**	**1**	**2**	**0**	**0**	**0**	**1**	**0**	**0**	**0**	**0**	**0**	**0**	**0**	**0**	**0**	**0**	**0**
1100	**4**	**0**	**0**	**0**	**1**	**0**	**0**	**1**	**0**	**0**	**0**	**1**	**0**	**1**	**0**	**0**	**0**	**0**	**0**	**0**	**0**	**0**	**0**	**0**	**0**	**0**	**0**	**0**	**0**
1200	5	0	0	0	1	0	0	0	0	0	0	2	0	0	2	0	0	0	0	0	0	0	0	0	0	0	0	0	0
1300	10	0	0	0	0	0	0	0	0	1	0	0	3	1	0	5	0	0	0	0	0	0	0	0	0	0	0	0	0
1400	4	0	0	0	0	2	0	0	0	0	0	0	0	1	0	0	0	1	0	0	0	0	0	0	0	0	0	0	0
1500	**11**	**0**	**0**	**0**	**1**	**0**	**0**	**0**	**0**	**1**	**1**	**0**	**2**	**2**	**2**	**2**	**0**	**0**	**0**	**0**	**0**	**0**	**0**	**0**	**0**	**0**	**0**	**0**	**0**
1600	5	0	0	0	0	0	0	0	1	0	1	0	1	0	0	0	1	0	1	0	0	0	0	0	0	0	0	0	0
1700	9	0	0	0	0	0	0	0	2	0	0	1	2	0	0	2	1	0	1	0	0	0	0	0	0	0	0	0	0
1800	10	0	0	0	0	0	0	1	0	0	2	1	0	2	2	2	0	0	0	0	0	0	0	0	0	0	0	0	0
1900	10	0	0	0	0	0	0	1	1	0	0	0	0	1	2	1	2	1	1	0	0	0	0	0	0	0	0	0	0
2000	4	0	0	0	0	0	0	0	0	0	0	1	0	1	0	1	1	0	0	0	0	0	0	0	0	0	0	0	0
2100	2	0	0	0	0	0	0	0	0	0	0	0	0	0	0	1	1	0	0	0	0	0	0	0	0	0	0	0	0
2200	1	0	0	0	0	0	0	0	0	0	0	0	0	0	1	0	0	0	0	0	0	0	0	0	0	0	0	0	0
2300	0	0	0	0	0	0	0	0	0	0	0	0	0	0	0	0	0	0	0	0	0	0	0	0	0	0	0	0	0
07-19	**62**	**0**	**0**	**0**	**3**	**2**	**0**	**2**	**3**	**2**	**4**	**5**	**9**	**9**	**6**	**11**	**2**	**2**	**2**	**0**	**0**	**0**	**0**	**0**	**0**	**0**	**0**	**0**	**0**
06-22	**78**	**0**	**0**	**0**	**3**	**2**	**0**	**3**	**4**	**2**	**4**	**6**	**9**	**11**	**8**	**14**	**6**	**3**	**3**	**0**	**0**	**0**	**0**	**0**	**0**	**0**	**0**	**0**	**0**
06-00	**79**	**0**	**0**	**0**	**3**	**2**	**0**	**3**	**4**	**2**	**4**	**6**	**9**	**11**	**9**	**14**	**6**	**3**	**3**	**0**	**0**	**0**	**0**	**0**	**0**	**0**	**0**	**0**	**0**
00-00	**79**	**0**	**0**	**0**	**3**	**2**	**0**	**3**	**4**	**2**	**4**	**6**	**9**	**11**	**9**	**14**	**6**	**3**	**3**	**0**	**0**	**0**	**0**	**0**	**0**	**0**	**0**	**0**	**0**

DRAFT

Site 99
Location LP03510, Att - Telepole, Lat 54.17383, Long -6.78804
Direction South

3279 / Meath/Cavan/Monaghan ATC's
October 2013
Automatic Traffic Count

Wed, 9 October 2013

Time	Total	Speed Bins (km/h)																											
		0 - 5	5 - 10	10 - 15	15 - 20	20 - 25	25 - 30	30 - 35	35 - 40	40 - 45	45 - 50	50 - 55	55 - 60	60 - 65	65 - 70	70 - 75	75 - 80	80 - 85	85 - 90	90 - 95	95 - 100	100 - 105	105 - 110	110 - 115	115 - 120	120 - 125	125 - 130	130 - 135	135 - 140
0000	0	0	0	0	0	0	0	0	0	0	0	0	0	0	0	0	0	0	0	0	0	0	0	0	0	0	0	0	0
0100	0	0	0	0	0	0	0	0	0	0	0	0	0	0	0	0	0	0	0	0	0	0	0	0	0	0	0	0	0
0200	0	0	0	0	0	0	0	0	0	0	0	0	0	0	0	0	0	0	0	0	0	0	0	0	0	0	0	0	0
0300	0	0	0	0	0	0	0	0	0	0	0	0	0	0	0	0	0	0	0	0	0	0	0	0	0	0	0	0	0
0400	0	0	0	0	0	0	0	0	0	0	0	0	0	0	0	0	0	0	0	0	0	0	0	0	0	0	0	0	0
0500	0	0	0	0	0	0	0	0	0	0	0	0	0	0	0	0	0	0	0	0	0	0	0	0	0	0	0	0	0
0600	7	0	0	0	0	0	0	0	0	0	0	1	1	2	0	1	0	1	0	0	1	0	0	0	0	0	0	0	0
0700	9	0	0	0	0	0	0	0	0	0	0	0	2	0	2	3	0	1	0	0	1	0	0	0	0	0	0	0	0
0800	11	0	0	0	0	0	0	0	0	0	1	0	2	2	2	3	0	1	0	0	0	0	0	0	0	0	0	0	0
0900	7	0	0	0	0	0	0	0	0	0	1	1	2	2	1	0	0	0	0	0	0	0	0	0	0	0	0	0	0
1000	4	0	0	0	0	0	1	0	1	0	0	1	0	0	0	1	0	0	0	0	0	0	0	0	0	0	0	0	0
1100	**12**	**0**	**0**	**0**	**1**	**0**	**0**	**1**	**1**	**1**	**1**	**2**	**2**	**1**	**1**	**1**	**0**	**0**	**0**	**0**	**0**	**0**	**0**	**0**	**0**	**0**	**0**	**0**	**0**
1200	8	0	0	0	0	0	0	0	0	1	2	1	1	1	1	0	1	0	0	0	0	0	0	0	0	0	0	0	0
1300	11	0	0	0	1	0	0	0	0	1	0	3	0	1	1	2	2	0	0	0	0	0	0	0	0	0	0	0	0
1400	**12**	**0**	**0**	**0**	**0**	**0**	**0**	**0**	**0**	**0**	**0**	**1**	**1**	**4**	**3**	**1**	**1**	**1**	**0**	**0**	**0**	**0**	**0**	**0**	**0**	**0**	**0**	**0**	**0**
1500	7	0	0	0	0	0	0	1	1	0	0	0	1	1	1	2	0	0	0	0	0	0	0	0	0	0	0	0	0
1600	7	0	0	0	0	1	0	0	0	0	1	0	0	2	2	1	0	0	0	0	0	0	0	0	0	0	0	0	0
1700	7	0	0	0	0	0	0	0	1	0	1	0	1	2	0	1	1	0	0	0	0	0	0	0	0	0	0	0	0
1800	7	0	0	0	0	0	0	0	1	0	0	1	0	1	1	3	0	0	0	0	0	0	0	0	0	0	0	0	0
1900	7	0	0	0	0	0	0	0	0	0	1	2	1	2	0	1	0	0	0	0	0	0	0	0	0	0	0	0	0
2000	8	0	0	0	0	0	0	0	1	0	0	1	1	0	0	2	3	0	0	0	0	0	0	0	0	0	0	0	0
2100	5	0	0	0	0	0	0	0	0	0	0	0	0	1	1	1	1	1	0	0	0	0	0	0	0	0	0	0	0
2200	5	0	0	0	0	0	0	0	0	0	0	0	1	2	1	0	1	0	0	0	0	0	0	0	0	0	0	0	0
2300	1	0	0	0	0	0	0	0	0	0	0	0	0	1	0	0	0	0	0	0	0	0	0	0	0	0	0	0	0
07-19	**102**	**0**	**0**	**0**	**2**	**1**	**1**	**2**	**5**	**3**	**7**	**10**	**12**	**17**	**15**	**18**	**5**	**3**	**0**	**0**	**1**	**0**	**0**	**0**	**0**	**0**	**0**	**0**	**0**
06-22	**129**	**0**	**0**	**0**	**2**	**1**	**1**	**2**	**6**	**3**	**8**	**14**	**15**	**22**	**16**	**23**	**9**	**5**	**0**	**0**	**2**	**0**	**0**	**0**	**0**	**0**	**0**	**0**	**0**
06-00	**135**	**0**	**0**	**0**	**2**	**1**	**1**	**2**	**6**	**3**	**8**	**14**	**16**	**25**	**17**	**23**	**10**	**5**	**0**	**0**	**2**	**0**	**0**	**0**	**0**	**0**	**0**	**0**	**0**
00-00	**135**	**0**	**0**	**0**	**2**	**1**	**1**	**2**	**6**	**3**	**8**	**14**	**16**	**25**	**17**	**23**	**10**	**5**	**0**	**0**	**2**	**0**	**0**	**0**	**0**	**0**	**0**	**0**	**0**

DRAFT

Site 99
Location LP03510, Att - Telepole, Lat 54.17383, Long -6.78804
Direction South

3279 / Meath/Cavan/Monaghan ATC's
October 2013
Automatic Traffic Count

Thu, 10 October 2013

Time	Total	Speed Bins (km/h)																											
		0 - 5	5 - 10	10 - 15	15 - 20	20 - 25	25 - 30	30 - 35	35 - 40	40 - 45	45 - 50	50 - 55	55 - 60	60 - 65	65 - 70	70 - 75	75 - 80	80 - 85	85 - 90	90 - 95	95 - 100	100 - 105	105 - 110	110 - 115	115 - 120	120 - 125	125 - 130	130 - 135	135 - 140
0000	0	0	0	0	0	0	0	0	0	0	0	0	0	0	0	0	0	0	0	0	0	0	0	0	0	0	0	0	0
0100	1	0	0	0	0	0	0	0	0	0	0	0	0	1	0	0	0	0	0	0	0	0	0	0	0	0	0	0	0
0200	0	0	0	0	0	0	0	0	0	0	0	0	0	0	0	0	0	0	0	0	0	0	0	0	0	0	0	0	0
0300	0	0	0	0	0	0	0	0	0	0	0	0	0	0	0	0	0	0	0	0	0	0	0	0	0	0	0	0	0
0400	0	0	0	0	0	0	0	0	0	0	0	0	0	0	0	0	0	0	0	0	0	0	0	0	0	0	0	0	0
0500	0	0	0	0	0	0	0	0	0	0	0	0	0	0	0	0	0	0	0	0	0	0	0	0	0	0	0	0	0
0600	3	0	0	0	0	0	0	0	0	0	2	0	0	0	0	1	0	0	0	0	0	0	0	0	0	0	0	0	0
0700	11	0	0	0	0	0	0	1	0	0	0	1	2	1	2	2	0	1	0	0	0	0	1	0	0	0	0	0	0
0800	**17**	**0**	**0**	**0**	**0**	**0**	**0**	**0**	**0**	**0**	**0**	**1**	**6**	**2**	**1**	**2**	**4**	**1**	**0**	**0**	**0**	**0**	**0**	**0**	**0**	**0**	**0**	**0**	**0**
0900	13	0	0	0	0	0	1	0	2	0	0	4	1	2	1	2	0	0	0	0	0	0	0	0	0	0	0	0	0
1000	7	0	0	0	0	0	0	0	1	0	1	2	1	0	2	0	0	0	0	0	0	0	0	0	0	0	0	0	0
1100	11	0	0	0	1	0	1	1	0	1	3	0	0	2	2	0	0	0	0	0	0	0	0	0	0	0	0	0	0
1200	8	0	0	0	0	0	0	1	0	0	0	0	1	2	1	0	1	1	1	0	0	0	0	0	0	0	0	0	0
1300	4	0	0	0	0	0	0	0	0	0	0	0	0	1	1	0	0	2	0	0	0	0	0	0	0	0	0	0	0
1400	**14**	**0**	**0**	**0**	**0**	**0**	**0**	**0**	**0**	**0**	**1**	**2**	**0**	**3**	**1**	**4**	**1**	**1**	**0**	**1**	**0**	**0**	**0**	**0**	**0**	**0**	**0**	**0**	**0**
1500	7	0	0	0	0	0	0	1	0	0	2	0	0	0	0	2	1	0	0	0	1	0	0	0	0	0	0	0	0
1600	8	0	0	0	1	0	1	0	1	0	0	0	0	2	1	1	1	0	0	0	0	0	0	0	0	0	0	0	0
1700	10	0	0	0	0	0	0	1	0	0	0	2	1	0	0	4	2	0	0	0	0	0	0	0	0	0	0	0	0
1800	10	0	0	0	0	0	0	0	0	0	1	0	1	0	3	1	3	0	0	1	0	0	0	0	0	0	0	0	0
1900	4	0	0	0	0	0	0	0	0	1	0	0	0	1	0	1	1	0	0	0	0	0	0	0	0	0	0	0	0
2000	7	0	0	0	0	0	0	0	0	0	1	2	2	1	0	1	0	0	0	0	0	0	0	0	0	0	0	0	0
2100	6	0	0	0	0	0	0	0	0	0	0	0	0	1	2	2	1	0	0	0	0	0	0	0	0	0	0	0	0
2200	5	0	0	0	0	0	0	0	0	0	0	2	0	2	1	0	0	0	0	0	0	0	0	0	0	0	0	0	0
2300	2	0	0	0	0	0	0	0	0	0	0	0	0	0	0	0	1	1	0	0	0	0	0	0	0	0	0	0	0
07-19	**120**	**0**	**0**	**0**	**2**	**0**	**3**	**5**	**4**	**1**	**8**	**12**	**13**	**15**	**15**	**18**	**13**	**6**	**1**	**2**	**1**	**0**	**1**	**0**	**0**	**0**	**0**	**0**	**0**
06-22	**140**	**0**	**0**	**0**	**2**	**0**	**3**	**5**	**4**	**2**	**11**	**14**	**15**	**18**	**17**	**23**	**15**	**6**	**1**	**2**	**1**	**0**	**1**	**0**	**0**	**0**	**0**	**0**	**0**
06-00	**147**	**0**	**0**	**0**	**2**	**0**	**3**	**5**	**4**	**2**	**11**	**16**	**15**	**20**	**18**	**23**	**16**	**7**	**1**	**2**	**1**	**0**	**1**	**0**	**0**	**0**	**0**	**0**	**0**
00-00	**148**	**0**	**0**	**0**	**2**	**0**	**3**	**5**	**4**	**2**	**11**	**16**	**15**	**21**	**18**	**23**	**16**	**7**	**1**	**2**	**1**	**0**	**1**	**0**	**0**	**0**	**0**	**0**	**0**

DRAFT

Site 99
Location LP03510, Att - Telepole, Lat 54.17383, Long -6.78804
Direction South

3279 / Meath/Cavan/Monaghan ATC's
October 2013
Automatic Traffic Count

Fri, 11 October 2013

Time	Total	Speed Bins (km/h)																											
		0 - 5	5 - 10	10 - 15	15 - 20	20 - 25	25 - 30	30 - 35	35 - 40	40 - 45	45 - 50	50 - 55	55 - 60	60 - 65	65 - 70	70 - 75	75 - 80	80 - 85	85 - 90	90 - 95	95 - 100	100 - 105	105 - 110	110 - 115	115 - 120	120 - 125	125 - 130	130 - 135	135 - 140
0000	0	0	0	0	0	0	0	0	0	0	0	0	0	0	0	0	0	0	0	0	0	0	0	0	0	0	0	0	0
0100	0	0	0	0	0	0	0	0	0	0	0	0	0	0	0	0	0	0	0	0	0	0	0	0	0	0	0	0	0
0200	0	0	0	0	0	0	0	0	0	0	0	0	0	0	0	0	0	0	0	0	0	0	0	0	0	0	0	0	0
0300	0	0	0	0	0	0	0	0	0	0	0	0	0	0	0	0	0	0	0	0	0	0	0	0	0	0	0	0	0
0400	0	0	0	0	0	0	0	0	0	0	0	0	0	0	0	0	0	0	0	0	0	0	0	0	0	0	0	0	0
0500	2	0	0	0	0	0	0	0	0	0	0	0	0	1	0	0	0	1	0	0	0	0	0	0	0	0	0	0	0
0600	5	0	0	0	0	0	0	0	0	0	0	1	2	0	0	0	0	2	0	0	0	0	0	0	0	0	0	0	0
0700	8	0	0	0	0	0	0	0	0	1	0	0	0	2	2	3	0	0	0	0	0	0	0	0	0	0	0	0	0
0800	**11**	**0**	**0**	**0**	**0**	**0**	**0**	**0**	**0**	**0**	**1**	**1**	**6**	**2**	**1**	**0**	**0**	**0**	**0**	**0**	**0**	**0**	**0**	**0**	**0**	**0**	**0**	**0**	**0**
0900	10	0	0	0	0	0	0	0	0	0	1	1	5	1	0	1	1	0	0	0	0	0	0	0	0	0	0	0	0
1000	8	0	0	0	0	0	1	0	0	0	3	1	2	0	0	1	0	0	0	0	0	0	0	0	0	0	0	0	0
1100	9	0	0	0	0	0	0	1	0	1	0	1	0	1	0	2	1	1	1	0	0	0	0	0	0	0	0	0	0
1200	8	0	0	0	0	0	0	0	0	0	0	0	1	4	0	1	1	0	0	1	0	0	0	0	0	0	0	0	0
1300	10	0	0	0	0	0	0	0	1	0	0	1	1	1	2	4	0	0	0	0	0	0	0	0	0	0	0	0	0
1400	5	0	0	0	0	0	0	0	0	0	0	0	2	1	1	0	1	0	0	0	0	0	0	0	0	0	0	0	0
1500	11	0	0	0	0	0	0	0	0	1	0	2	2	1	3	1	0	0	1	0	0	0	0	0	0	0	0	0	0
1600	**14**	**0**	**0**	**0**	**0**	**0**	**4**	**0**	**0**	**0**	**1**	**2**	**2**	**0**	**4**	**1**	**0**	**0**	**0**	**0**	**0**	**0**	**0**	**0**	**0**	**0**	**0**	**0**	**0**
1700	8	0	0	0	0	1	1	0	0	0	1	1	1	1	1	1	0	0	0	0	0	0	0	0	0	0	0	0	0
1800	**14**	**0**	**0**	**0**	**0**	**0**	**3**	**0**	**0**	**2**	**0**	**2**	**2**	**1**	**1**	**3**	**0**	**0**	**0**	**0**	**0**	**0**	**0**	**0**	**0**	**0**	**0**	**0**	**0**
1900	6	0	0	0	0	0	1	0	0	0	0	0	1	0	3	0	0	1	0	0	0	0	0	0	0	0	0	0	0
2000	0	0	0	0	0	0	0	0	0	0	0	0	0	0	0	0	0	0	0	0	0	0	0	0	0	0	0	0	0
2100	0	0	0	0	0	0	0	0	0	0	0	0	0	0	0	0	0	0	0	0	0	0	0	0	0	0	0	0	0
2200	0	0	0	0	0	0	0	0	0	0	0	0	0	0	0	0	0	0	0	0	0	0	0	0	0	0	0	0	0
2300	0	0	0	0	0	0	0	0	0	0	0	0	0	0	0	0	0	0	0	0	0	0	0	0	0	0	0	0	0
07-19	**116**	**0**	**0**	**0**	**0**	**1**	**9**	**1**	**1**	**5**	**7**	**12**	**24**	**15**	**15**	**18**	**4**	**1**	**2**	**1**	**0**	**0**	**0**	**0**	**0**	**0**	**0**	**0**	**0**
06-22	**127**	**0**	**0**	**0**	**0**	**1**	**10**	**1**	**1**	**5**	**7**	**13**	**27**	**15**	**18**	**18**	**4**	**4**	**2**	**1**	**0**	**0**	**0**	**0**	**0**	**0**	**0**	**0**	**0**
06-00	**127**	**0**	**0**	**0**	**0**	**1**	**10**	**1**	**1**	**5**	**7**	**13**	**27**	**15**	**18**	**18**	**4**	**4**	**2**	**1**	**0**	**0**	**0**	**0**	**0**	**0**	**0**	**0**	**0**
00-00	**129**	**0**	**0**	**0**	**0**	**1**	**10**	**1**	**1**	**5**	**7**	**13**	**27**	**16**	**18**	**18**	**4**	**5**	**2**	**1**	**0**	**0**	**0**	**0**	**0**	**0**	**0**	**0**	**0**

DRAFT

Site 99
Location LP03510, Att - Telepole, Lat 54.17383, Long -6.78804
Direction South

3279 / Meath/Cavan/Monaghan ATC's
October 2013
Automatic Traffic Count

Virtual Day (Partial days = 3.58)

Time	Total	Speed Bins (km/h)																											
		0 - 5	5 - 10	10 - 15	15 - 20	20 - 25	25 - 30	30 - 35	35 - 40	40 - 45	45 - 50	50 - 55	55 - 60	60 - 65	65 - 70	70 - 75	75 - 80	80 - 85	85 - 90	90 - 95	95 - 100	100 - 105	105 - 110	110 - 115	115 - 120	120 - 125	125 - 130	130 - 135	135 - 140
0000	0	0	0	0	0	0	0	0	0	0	0	0	0	0	0	0	0	0	0	0	0	0	0	0	0	0	0	0	0
0100	0	0	0	0	0	0	0	0	0	0	0	0	0	0	0	0	0	0	0	0	0	0	0	0	0	0	0	0	0
0200	0	0	0	0	0	0	0	0	0	0	0	0	0	0	0	0	0	0	0	0	0	0	0	0	0	0	0	0	0
0300	0	0	0	0	0	0	0	0	0	0	0	0	0	0	0	0	0	0	0	0	0	0	0	0	0	0	0	0	0
0400	0	0	0	0	0	0	0	0	0	0	0	0	0	0	0	0	0	0	0	0	0	0	0	0	0	0	0	0	0
0500	1	0	0	0	0	0	0	0	0	0	0	0	0	0	0	0	0	0	0	0	0	0	0	0	0	0	0	0	0
0600	5	0	0	0	0	0	0	0	0	0	1	1	1	1	0	1	0	1	0	0	0	0	0	0	0	0	0	0	0
0700	9	0	0	0	0	0	0	0	0	0	0	0	1	1	2	3	0	1	0	0	0	0	0	0	0	0	0	0	0
0800	**13**	**0**	**0**	**0**	**0**	**0**	**0**	**0**	**0**	**0**	**1**	**1**	**5**	**2**	**1**	**2**	**1**	**1**	**0**	**0**	**0**	**0**	**0**	**0**	**0**	**0**	**0**	**0**	**0**
0900	10	0	0	0	0	0	0	0	1	0	1	2	3	2	1	1	0	0	0	0	0	0	0	0	0	0	0	0	0
1000	6	0	0	0	0	0	1	0	1	0	1	1	1	1	1	1	0	0	0	0	0	0	0	0	0	0	0	0	0
1100	9	0	0	0	1	0	0	1	0	1	1	1	1	1	1	1	0	0	0	0	0	0	0	0	0	0	0	0	0
1200	7	0	0	0	0	0	0	0	0	0	1	1	1	2	1	0	1	0	0	0	0	0	0	0	0	0	0	0	0
1300	9	0	0	0	0	0	0	0	0	1	0	1	1	1	1	3	1	1	0	0	0	0	0	0	0	0	0	0	0
1400	9	0	0	0	0	1	0	0	0	0	0	1	1	2	1	1	1	1	0	0	0	0	0	0	0	0	0	0	0
1500	9	0	0	0	0	0	0	1	0	1	1	1	1	1	2	2	0	0	0	0	0	0	0	0	0	0	0	0	0
1600	9	0	0	0	0	0	1	0	1	0	1	1	1	1	2	1	1	0	0	0	0	0	0	0	0	0	0	0	0
1700	9	0	0	0	0	0	0	0	1	0	1	1	1	1	0	2	1	0	0	0	0	0	0	0	0	0	0	0	0
1800	**10**	**0**	**0**	**0**	**0**	**0**	**1**	**0**	**0**	**1**	**1**	**1**	**1**	**1**	**2**	**2**	**1**	**0**	**0**	**0**	**0**	**0**	**0**	**0**	**0**	**0**	**0**	**0**	**0**
1900	7	0	0	0	0	0	0	0	0	0	0	1	1	1	1	1	1	1	0	0	0	0	0	0	0	0	0	0	0
2000	5	0	0	0	0	0	0	0	0	0	0	1	1	1	0	1	1	0	0	0	0	0	0	0	0	0	0	0	0
2100	3	0	0	0	0	0	0	0	0	0	0	0	0	1	1	1	1	0	0	0	0	0	0	0	0	0	0	0	0
2200	3	0	0	0	0	0	0	0	0	0	0	1	0	1	1	0	0	0	0	0	0	0	0	0	0	0	0	0	0
2300	1	0	0	0	0	0	0	0	0	0	0	0	0	0	0	0	0	0	0	0	0	0	0	0	0	0	0	0	0
07-19	**109**	**0**	**0**	**0**	**1**	**1**	**3**	**2**	**4**	**4**	**9**	**12**	**18**	**16**	**15**	**19**	**7**	**4**	**0**	**0**	**0**	**0**	**0**	**0**	**0**	**0**	**0**	**0**	**0**
06-22	**129**	**0**	**0**	**0**	**1**	**1**	**3**	**2**	**4**	**4**	**10**	**15**	**21**	**20**	**17**	**23**	**10**	**6**	**0**	**0**	**0**	**0**	**0**	**0**	**0**	**0**	**0**	**0**	**0**
06-00	**133**	**0**	**0**	**0**	**1**	**1**	**3**	**2**	**4**	**4**	**10**	**16**	**21**	**21**	**18**	**23**	**10**	**6**	**0**	**0**	**0**	**0**	**0**	**0**	**0**	**0**	**0**	**0**	**0**
00-00	**134**	**0**	**0**	**0**	**1**	**1**	**3**	**2**	**4**	**4**	**10**	**16**	**21**	**21**	**18**	**23**	**10**	**6**	**0**	**0**	**0**	**0**	**0**	**0**	**0**	**0**	**0**	**0**	**0**

DRAFT

Site 99
Location LP03510, Att - Telepole, Lat 54.17383, Long -6.78804
Direction South

3279 / Meath/Cavan/Monaghan ATC's
October 2013
Automatic Traffic Count

Virtual Week (1)

Time	Total	Speed Bins (km/h)																											
		0 - 5	5 - 10	10 - 15	15 - 20	20 - 25	25 - 30	30 - 35	35 - 40	40 - 45	45 - 50	50 - 55	55 - 60	60 - 65	65 - 70	70 - 75	75 - 80	80 - 85	85 - 90	90 - 95	95 - 100	100 - 105	105 - 110	110 - 115	115 - 120	120 - 125	125 - 130	130 - 135	135 - 140
Mon	0	0	0	0	0	0	0	0	0	0	0	0	0	0	0	0	0	0	0	0	0	0	0	0	0	0	0	0	0
Tue	79	0	0	0	3	2	0	3	4	2	4	6	9	11	9	14	6	3	3	0	0	0	0	0	0	0	0	0	0
Wed	135	0	0	0	2	1	1	2	6	3	8	14	16	25	17	23	10	5	0	0	2	0	0	0	0	0	0	0	0
Thu	148	0	0	0	2	0	3	5	4	2	11	16	15	21	18	23	16	7	1	2	1	0	1	0	0	0	0	0	0
Fri	129	0	0	0	0	1	10	1	1	5	7	13	27	16	18	18	4	5	2	1	0	0	0	0	0	0	0	0	0
|Sat	0	0	0	0	0	0	0	0	0	0	0	0	0	0	0	0	0	0	0	0	0	0	0	0	0	0	0	0	0
|Sun	0	0	0	0	0	0	0	0	0	0	0	0	0	0	0	0	0	0	0	0	0	0	0	0	0	0	0	0	0
5 Day Ave.	**123**	**0**	**0**	**0**	**2**	**1**	**4**	**3**	**4**	**3**	**8**	**12**	**17**	**18**	**16**	**20**	**9**	**5**	**2**	**1**	**1**	**0**	**0**	**0**	**0**	**0**	**0**	**0**	**0**
7 Day Ave.	**134**	**0**	**0**	**0**	**1**	**1**	**3**	**2**	**4**	**4**	**10**	**16**	**21**	**21**	**18**	**23**	**10**	**6**	**0**	**0**	**0**	**0**	**0**	**0**	**0**	**0**	**0**	**0**	**0**
Total	**491**	**0**	**0**	**0**	**7**	**4**	**14**	**11**	**15**	**12**	**30**	**49**	**67**	**73**	**62**	**78**	**36**	**20**	**6**	**3**	**3**	**0**	**1**	**0**	**0**	**0**	**0**	**0**	**0**

Summary Graphs

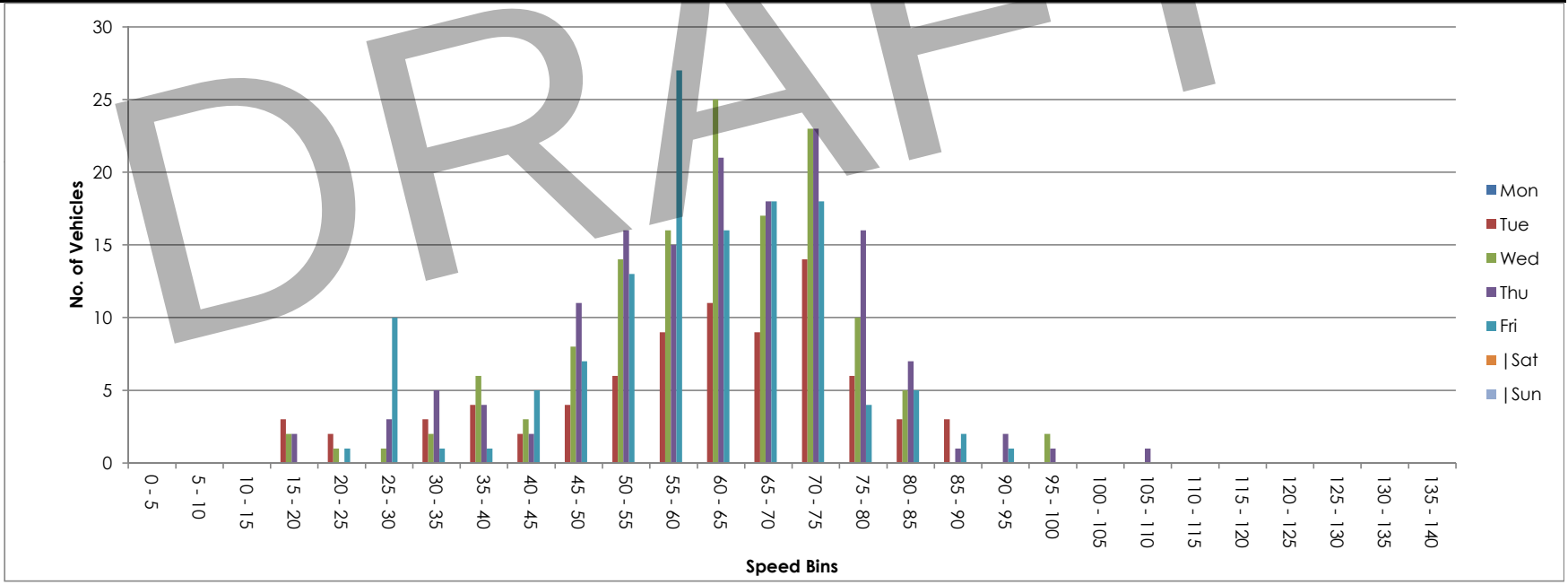

DRAFT

Site 99
Location LP03510, Att - Telepole, Lat 54.17383, Long -6.78804
Direction North South

3279 / Meath/Cavan/Monaghan ATC's
October 2013
Automatic Traffic Count

Tue, 8 October 2013

Time	Total	Classification												>PSL	>PSL%	>SL1	>SL1%	>SL2	>SL2%	Mean	Vpp
		1 MCL	2 SV	3 SVT	4 TB2	5 TB3	6 T4	7 ART3	8 ART4	9 ART5	10 ART6	11 BD	12 DRT	80	80	85 +5kph	85 +5kph	90 +10kph	90 +10kph		85
0000	0	0	0	0	0	0	0	0	0	0	0	0	0	0	0	0	0	0	0	0	0
0100	0	0	0	0	0	0	0	0	0	0	0	0	0	0	0	0	0	0	0	0	0
0200	0	0	0	0	0	0	0	0	0	0	0	0	0	0	0	0	0	0	0	0	0
0300	0	0	0	0	0	0	0	0	0	0	0	0	0	0	0	0	0	0	0	0	0
0400	0	0	0	0	0	0	0	0	0	0	0	0	0	0	0	0	0	0	0	0	0
0500	0	0	0	0	0	0	0	0	0	0	0	0	0	0	0	0	0	0	0	0	0
0600	0	0	0	0	0	0	0	0	0	0	0	0	0	0	0	0	0	0	0	0	0
0700	0	0	0	0	0	0	0	0	0	0	0	0	0	0	0	0	0	0	0	0	0
0800	0	0	0	0	0	0	0	0	0	0	0	0	0	0	0	0	0	0	0	0	0
0900	0	0	0	0	0	0	0	0	0	0	0	0	0	0	0	0	0	0	0	0	0
1000	**7**	**0**	**7**	**0**	**0**	**0**	**0**	**0**	**0**	**0**	**0**	**0**	**0**	**1**	**14.3**	**0**	**0**	**0**	**0**	**64.1**	**-**
1100	6	0	4	0	0	1	0	0	0	0	1	0	0	0	0	0	0	0	0	41.3	-
1200	11	0	9	2	0	0	0	0	0	0	0	0	0	1	9.1	0	0	0	0	55.7	67.7
1300	19	0	18	0	0	0	0	0	0	1	0	0	0	0	0	0	0	0	0	60.2	70.9
1400	11	0	10	0	1	0	0	0	0	0	0	0	0	1	9.1	0	0	0	0	55.3	72.7
1500	21	0	18	0	2	0	0	0	1	0	0	0	0	1	4.8	1	4.8	0	0	59	72
1600	14	0	11	1	1	1	0	0	0	0	0	0	0	1	7.1	1	7.1	0	0	54.7	62.6
1700	19	0	16	0	2	0	0	0	0	0	1	0	0	1	5.3	1	5.3	0	0	61	74.5
1800	**28**	**0**	**24**	**1**	**1**	**1**	**0**	**0**	**0**	**1**	**0**	**0**	**0**	**0**	**0**	**0**	**0**	**0**	**0**	**56.5**	**74.2**
1900	16	0	16	0	0	0	0	0	0	0	0	0	0	2	12.5	1	6.3	0	0	64.3	78.8
2000	7	0	6	0	1	0	0	0	0	0	0	0	0	0	0	0	0	0	0	56.3	-
2100	5	0	5	0	0	0	0	0	0	0	0	0	0	0	0	0	0	0	0	61.5	-
2200	5	0	5	0	0	0	0	0	0	0	0	0	0	1	20	1	20	1	20	71.5	-
2300	1	0	1	0	0	0	0	0	0	0	0	0	0	0	0	0	0	0	0	63.2	-
07-19	**136**	**0**	**117**	**4**	**7**	**3**	**0**	**0**	**1**	**2**	**2**	**0**	**0**	**6**	**4.4**	**3**	**2.2**	**0**	**0**	**57.4**	**72.7**
06-22	**164**	**0**	**144**	**4**	**8**	**3**	**0**	**0**	**1**	**2**	**2**	**0**	**0**	**8**	**4.9**	**4**	**2.4**	**0**	**0**	**58.1**	**73.4**
06-00	**170**	**0**	**150**	**4**	**8**	**3**	**0**	**0**	**1**	**2**	**2**	**0**	**0**	**9**	**5.3**	**5**	**2.9**	**1**	**0.6**	**58.6**	**73.8**
00-00	**170**	**0**	**150**	**4**	**8**	**3**	**0**	**0**	**1**	**2**	**2**	**0**	**0**	**9**	**5.3**	**5**	**2.9**	**1**	**0.6**	**58.6**	**73.8**

DRAFT

Site 99
Location LP03510, Att - Telepole, Lat 54.17383, Long -6.78804
Direction North South

3279 / Meath/Cavan/Monaghan ATC's
October 2013
Automatic Traffic Count

Wed, 9 October 2013

Time	Total	Classification												>PSL	>PSL%	>SL1	>SL1%	>SL2	>SL2%	Mean	Vpp
		1 MCL	2 SV	3 SVT	4 TB2	5 TB3	6 T4	7 ART3	8 ART4	9 ART5	10 ART6	11 BD	12 DRT	80	80	85 +5kph	85 +5kph	90 +10kph	90 +10kph		85
0000	0	0	0	0	0	0	0	0	0	0	0	0	0	0	0	0	0	0	0	-	-
0100	1	0	1	0	0	0	0	0	0	0	0	0	0	0	0	0	0	0	0	67.3	-
0200	0	0	0	0	0	0	0	0	0	0	0	0	0	0	0	0	0	0	0	-	-
0300	0	0	0	0	0	0	0	0	0	0	0	0	0	0	0	0	0	0	0	-	-
0400	1	0	1	0	0	0	0	0	0	0	0	0	0	0	0	0	0	0	0	76.4	-
0500	0	0	0	0	0	0	0	0	0	0	0	0	0	0	0	0	0	0	0	-	-
0600	7	0	6	0	0	0	0	0	1	0	0	0	0	2	28.6	1	14.3	1	14.3	69	-
0700	13	0	10	0	1	1	0	0	0	0	1	0	0	2	15.4	1	7.7	1	7.7	68.2	74.2
0800	16	0	14	0	1	1	0	0	0	0	0	0	0	1	6.3	0	0	0	0	65.5	70.9
0900	13	0	12	0	1	0	0	0	0	0	0	0	0	1	7.7	0	0	0	0	59.3	67.7
1000	13	0	11	0	1	1	0	0	0	0	0	0	0	0	0	0	0	0	0	54.3	70.2
1100	**19**	**0**	**17**	**1**	**1**	**0**	**0**	**0**	**0**	**0**	**0**	**0**	**0**	**1**	**5.3**	**0**	**0**	**0**	**0**	**55**	**69.8**
1200	21	0	17	1	2	1	0	0	0	0	0	0	0	0	0	0	0	0	0	57.3	69.8
1300	23	0	21	0	1	1	0	0	0	0	0	0	0	1	4.3	0	0	0	0	60.4	74.5
1400	18	0	16	1	1	0	0	0	0	0	0	0	0	1	5.6	0	0	0	0	60.4	67.7
1500	15	0	10	2	3	0	0	0	0	0	0	0	0	1	6.7	1	6.7	0	0	61.3	72.7
1600	16	0	15	0	1	0	0	0	0	0	0	0	0	0	0	0	0	0	0	60.3	69.8
1700	17	0	15	0	1	1	0	0	0	0	0	0	0	1	5.9	1	5.9	0	0	62.6	70.9
1800	**27**	**0**	**24**	**0**	**2**	**0**	**0**	**0**	**1**	**0**	**0**	**0**	**0**	**1**	**3.7**	**1**	**3.7**	**0**	**0**	**61.6**	**74.2**
1900	12	0	11	0	1	0	0	0	0	0	0	0	0	1	8.3	0	0	0	0	59.4	68.4
2000	18	0	18	0	0	0	0	0	0	0	0	0	0	1	5.6	0	0	0	0	64.8	75.6
2100	10	0	10	0	0	0	0	0	0	0	0	0	0	1	10	0	0	0	0	71.5	-
2200	9	0	8	0	1	0	0	0	0	0	0	0	0	0	0	0	0	0	0	66.4	-
2300	5	0	4	0	0	0	0	0	0	0	1	0	0	1	20	1	20	0	0	70	-
07-19	**211**	**0**	**182**	**5**	**16**	**6**	**0**	**0**	**1**	**0**	**1**	**0**	**0**	**10**	**4.7**	**4**	**1.9**	**1**	**0.5**	**60.4**	**72.4**
06-22	**258**	**0**	**227**	**5**	**17**	**6**	**0**	**0**	**2**	**0**	**1**	**0**	**0**	**15**	**5.8**	**5**	**1.9**	**2**	**0.8**	**61.3**	**73.8**
06-00	**272**	**0**	**239**	**5**	**18**	**6**	**0**	**0**	**2**	**0**	**2**	**0**	**0**	**16**	**5.9**	**6**	**2.2**	**2**	**0.7**	**61.7**	**74.2**
00-00	**274**	**0**	**241**	**5**	**18**	**6**	**0**	**0**	**2**	**0**	**2**	**0**	**0**	**16**	**5.8**	**6**	**2.2**	**2**	**0.7**	**61.7**	**74.2**

DRAFT

Site 99
Location LP03510, Att - Telepole, Lat 54.17383, Long -6.78804
Direction North South

3279 / Meath/Cavan/Monaghan ATC's
October 2013
Automatic Traffic Count

Thu, 10 October 2013

Time	Total	Classification												>PSL	>PSL%	>SL1	>SL1%	>SL2	>SL2%	Mean	Vpp
		1 MCL	2 SV	3 SVT	4 TB2	5 TB3	6 T4	7 ART3	8 ART4	9 ART5	10 ART6	11 BD	12 DRT	80	80	85 +5kph	85 +5kph	90 +10kph	90 +10kph		85
0000	1	0	1	0	0	0	0	0	0	0	0	0	0	0	0	0	0	0	0	71.8	-
0100	3	0	3	0	0	0	0	0	0	0	0	0	0	0	0	0	0	0	0	69.6	-
0200	1	0	1	0	0	0	0	0	0	0	0	0	0	0	0	0	0	0	0	34.8	-
0300	0	0	0	0	0	0	0	0	0	0	0	0	0	0	0	0	0	0	0	-	-
0400	0	0	0	0	0	0	0	0	0	0	0	0	0	0	0	0	0	0	0	-	-
0500	0	0	0	0	0	0	0	0	0	0	0	0	0	0	0	0	0	0	0	-	-
0600	3	0	2	0	0	0	0	0	0	0	1	0	0	0	0	0	0	0	0	57.3	-
0700	14	0	10	0	1	2	0	0	0	1	0	0	0	2	14.3	1	7.1	1	7.1	66.1	73.4
0800	22	0	18	1	2	1	0	0	0	0	0	0	0	1	4.5	0	0	0	0	65.6	76
0900	**23**	**0**	**20**	**0**	**1**	**0**	**0**	**0**	**1**	**1**	**0**	**0**	**0**	**0**	**0**	**0**	**0**	**0**	**0**	**55.9**	**71.3**
1000	15	0	13	0	2	0	0	0	0	0	0	0	0	0	0	0	0	0	0	56.9	68
1100	17	0	13	2	0	0	1	0	0	1	0	0	0	0	0	0	0	0	0	49.4	62.6
1200	14	0	13	1	0	0	0	0	0	0	0	0	0	2	14.3	1	7.1	0	0	64.5	79.6
1300	14	0	12	1	1	0	0	0	0	0	0	0	0	2	14.3	0	0	0	0	60.8	76.7
1400	19	0	17	0	2	0	0	0	0	0	0	0	0	3	15.8	1	5.3	1	5.3	67.5	77
1500	17	0	12	2	2	0	0	0	0	1	0	0	0	3	17.6	1	5.9	1	5.9	63.2	77.8
1600	20	2	16	1	0	1	0	0	0	0	0	0	0	1	5	0	0	0	0	58.6	73.8
1700	21	0	18	0	3	0	0	0	0	0	0	0	0	1	4.8	0	0	0	0	61.6	77
1800	**27**	**0**	**23**	**0**	**3**	**0**	**0**	**0**	**0**	**0**	**1**	**0**	**0**	**2**	**7.4**	**1**	**3.7**	**1**	**3.7**	**66.4**	**76.3**
1900	11	0	11	0	0	0	0	0	0	0	0	0	0	1	9.1	1	9.1	1	9.1	63.7	77
2000	14	0	14	0	0	0	0	0	0	0	0	0	0	2	14.3	2	14.3	2	14.3	64.3	77
2100	17	0	16	0	1	0	0	0	0	0	0	0	0	0	0	0	0	0	0	65.3	71.6
2200	7	0	7	0	0	0	0	0	0	0	0	0	0	1	14.3	1	14.3	0	0	64.6	-
2300	4	0	4	0	0	0	0	0	0	0	0	0	0	2	50	0	0	0	0	74.7	-
07-19	**223**	**2**	**185**	**8**	**17**	**4**	**1**	**0**	**1**	**4**	**1**	**0**	**0**	**17**	**7.6**	**5**	**2.2**	**4**	**1.8**	**61.5**	**75.6**
06-22	**268**	**2**	**228**	**8**	**18**	**4**	**1**	**0**	**1**	**4**	**2**	**0**	**0**	**20**	**7.5**	**8**	**3**	**7**	**2.6**	**61.9**	**76**
06-00	**279**	**2**	**239**	**8**	**18**	**4**	**1**	**0**	**1**	**4**	**2**	**0**	**0**	**23**	**8.2**	**9**	**3.2**	**7**	**2.5**	**62.2**	**76.3**
00-00	**284**	**2**	**244**	**8**	**18**	**4**	**1**	**0**	**1**	**4**	**2**	**0**	**0**	**23**	**8.1**	**9**	**3.2**	**7**	**2.5**	**62.2**	**76**

DRAFT

Site 99
Location LP03510, Att - Telepole, Lat 54.17383, Long -6.78804
Direction North South

3279 / Meath/Cavan/Monaghan ATC's
October 2013
Automatic Traffic Count

Fri, 11 October 2013

Time	Total	Classification												>PSL	>PSL%	>SL1	>SL1%	>SL2	>SL2%	Mean	Vpp
		1 MCL	2 SV	3 SVT	4 TB2	5 TB3	6 T4	7 ART3	8 ART4	9 ART5	10 ART6	11 BD	12 DRT	80	80	85 +5kph	85 +5kph	90 +10kph	90 +10kph		85
0000	1	0	1	0	0	0	0	0	0	0	0	0	0	0	0	0	0	0	0	68.6	-
0100	1	0	0	0	1	0	0	0	0	0	0	0	0	0	0	0	0	0	0	66.2	-
0200	0	0	0	0	0	0	0	0	0	0	0	0	0	0	0	0	0	0	0	-	-
0300	0	0	0	0	0	0	0	0	0	0	0	0	0	0	0	0	0	0	0	-	-
0400	0	0	0	0	0	0	0	0	0	0	0	0	0	0	0	0	0	0	0	-	-
0500	3	0	3	0	0	0	0	0	0	0	0	0	0	1	33.3	0	0	0	0	74.2	-
0600	5	0	4	0	0	0	0	0	0	0	1	0	0	2	40	0	0	0	0	65.7	-
0700	12	0	9	0	2	1	0	0	0	0	0	0	0	0	0	0	0	0	0	56.3	69.8
0800	16	0	11	0	3	2	0	0	0	0	0	0	0	0	0	0	0	0	0	58.7	64.4
0900	16	0	14	0	0	2	0	0	0	0	0	0	0	1	6.3	0	0	0	0	61.4	74.5
1000	15	0	12	0	3	0	0	0	0	0	0	0	0	0	0	0	0	0	0	51.7	67.7
1100	**17**	**1**	**13**	**0**	**2**	**0**	**1**	**0**	**0**	**0**	**0**	**0**	**0**	**2**	**11.8**	**1**	**5.9**	**0**	**0**	**61.8**	**74.2**
1200	12	0	12	0	0	0	0	0	0	0	0	0	0	2	16.7	1	8.3	1	8.3	71.1	78.5
1300	20	0	20	0	0	0	0	0	0	0	0	0	0	0	0	0	0	0	0	62.3	72.4
1400	14	0	14	0	0	0	0	0	0	0	0	0	0	1	7.1	0	0	0	0	63.6	70.2
1500	18	1	16	0	1	0	0	0	0	0	0	0	0	2	11.1	1	5.6	0	0	58.9	69.5
1600	25	1	20	0	2	0	0	1	0	1	0	0	0	0	0	0	0	0	0	51.1	66.6
1700	19	1	14	1	1	2	0	0	0	0	0	0	0	1	5.3	0	0	0	0	56.3	70.9
1800	**26**	**0**	**21**	**3**	**1**	**0**	**0**	**0**	**0**	**1**	**0**	**0**	**0**	**1**	**3.8**	**0**	**0**	**0**	**0**	**53.8**	**71.3**
1900	15	0	11	1	0	1	0	0	0	1	1	0	0	3	20	0	0	0	0	59.8	82.8
2000	0	0	0	0	0	0	0	0	0	0	0	0	0	0	0	0	0	0	0	0	0
2100	0	0	0	0	0	0	0	0	0	0	0	0	0	0	0	0	0	0	0	0	0
2200	0	0	0	0	0	0	0	0	0	0	0	0	0	0	0	0	0	0	0	0	0
2300	0	0	0	0	0	0	0	0	0	0	0	0	0	0	0	0	0	0	0	0	0
07-19	**210**	**4**	**176**	**4**	**15**	**7**	**1**	**1**	**0**	**2**	**0**	**0**	**0**	**10**	**4.8**	**3**	**1.4**	**1**	**0.5**	**58.2**	**72.4**
06-22	**230**	**4**	**191**	**5**	**15**	**8**	**1**	**1**	**0**	**3**	**2**	**0**	**0**	**15**	**6.5**	**3**	**1.3**	**1**	**0.4**	**58.4**	**72.7**
06-00	**230**	**4**	**191**	**5**	**15**	**8**	**1**	**1**	**0**	**3**	**2**	**0**	**0**	**15**	**6.5**	**3**	**1.3**	**1**	**0.4**	**58.4**	**72.7**
00-00	**235**	**4**	**195**	**5**	**16**	**8**	**1**	**1**	**0**	**3**	**2**	**0**	**0**	**16**	**6.8**	**3**	**1.3**	**1**	**0.4**	**58.7**	**73.1**

DRAFT

Site 99
Location LP03510, Att - Telepole, Lat 54.17383, Long -6.78804
Direction North South

3279 / Meath/Cavan/Monaghan ATC's
October 2013
Automatic Traffic Count

Virtual Day (Partial days = 3.58)

Time	Total	Classification												>PSL	>PSL%	>SL1	>SL1%	>SL2	>SL2%	Mean	Vpp
		1 MCL	2 SV	3 SVT	4 TB2	5 TB3	6 T4	7 ART3	8 ART4	9 ART5	10 ART6	11 BD	12 DRT	80	80	85 +5kph	85 +5kph	90 +10kph	90 +10kph		85
0000	1	0	1	0	0	0	0	0	0	0	0	0	0	0	0	0	0	0	0	70.2	-
0100	2	0	1	0	0	0	0	0	0	0	0	0	0	0	0	0	0	0	0	68.4	-
0200	0	0	0	0	0	0	0	0	0	0	0	0	0	0	0	0	0	0	0	34.8	-
0300	0	0	0	0	0	0	0	0	0	0	0	0	0	0	0	0	0	0	0	-	-
0400	0	0	0	0	0	0	0	0	0	0	0	0	0	0	0	0	0	0	0	76.4	-
0500	1	0	1	0	0	0	0	0	0	0	0	0	0	0	33.3	0	0	0	0	74.2	-
0600	5	0	4	0	0	0	0	0	0	0	1	0	0	1	26.7	0	6.7	0	6.7	65.6	-
0700	13	0	10	0	1	1	0	0	0	0	0	0	0	1	10.3	1	5.1	1	5.1	63.8	73.4
0800	**18**	**0**	**14**	**0**	**2**	**1**	**0**	**0**	**0**	**0**	**0**	**0**	**0**	**1**	**3.7**	**0**	**0**	**0**	**0**	**63.5**	**72.7**
0900	17	0	15	0	1	1	0	0	0	0	0	0	0	1	3.8	0	0	0	0	58.5	68.8
1000	13	0	11	0	2	0	0	0	0	0	0	0	0	0	2	0	0	0	0	55.7	68.4
1100	15	0	12	1	1	0	1	0	0	0	0	0	0	1	5.1	0	1.7	0	0	53.9	69.5
1200	15	0	13	1	1	0	0	0	0	0	0	0	0	1	8.6	1	3.4	0	1.7	61.6	74.5
1300	19	0	18	0	1	0	0	0	0	0	0	0	0	1	3.9	0	0	0	0	60.9	72.7
1400	16	0	14	0	1	0	0	0	0	0	0	0	0	2	9.7	0	1.6	0	1.6	62.4	74.5
1500	18	0	14	1	2	0	0	0	0	0	0	0	0	2	9.9	1	5.6	0	1.4	60.4	73.1
1600	19	1	16	1	1	1	0	0	0	0	0	0	0	1	2.7	0	1.3	0	0	55.7	72
1700	19	0	16	0	2	1	0	0	0	0	0	0	0	1	5.3	1	2.6	0	0	60.3	74.9
1800	**27**	**0**	**23**	**1**	**2**	**0**	**0**	**0**	**0**	**1**	**0**	**0**	**0**	**1**	**3.7**	**1**	**1.9**	**0**	**0.9**	**59.6**	**74.2**
1900	14	0	12	0	0	0	0	0	0	0	0	0	0	2	13	1	3.7	0	1.9	61.8	78.8
2000	10	0	10	0	0	0	0	0	0	0	0	0	0	1	7.7	1	5.1	1	5.1	63.1	-
2100	8	0	8	0	0	0	0	0	0	0	0	0	0	0	3.1	0	0	0	0	66.6	-
2200	5	0	5	0	0	0	0	0	0	0	0	0	0	1	9.5	1	9.5	0	4.8	67	-
2300	3	0	2	0	0	0	0	0	0	0	0	0	0	1	30	0	10	0	0	71.2	-
07-19	**209**	**1**	**176**	**5**	**17**	**5**	**1**	**0**	**0**	**1**	**0**	**0**	**0**	**13**	**6.2201**	**5**	**2.39234**	**1**	**0.47847**	**60.35**	**72.9**
06-22	**246**	**1**	**210**	**5**	**17**	**5**	**1**	**0**	**0**	**1**	**1**	**0**	**0**	**17**	**6.91057**	**7**	**2.84553**	**2**	**0.81301**	**61.25**	**73.1**
06-00	**254**	**1**	**217**	**5**	**17**	**5**	**1**	**0**	**0**	**1**	**1**	**0**	**0**	**19**	**7.48031**	**8**	**3.14961**	**2**	**0.7874**	**61.7**	**73.1**
00-00	**258**	**1**	**220**	**5**	**17**	**5**	**1**	**0**	**0**	**1**	**1**	**0**	**0**	**19**	**7.36434**	**8**	**3.10078**	**2**	**0.77519**	**62.4**	**73.1**

DRAFT

Site 99
Location LP03510, Att - Telepole, Lat 54.17383, Long -6.78804
Direction North South

3279 / Meath/Cavan/Monaghan ATC's
October 2013
Automatic Traffic Count

Virtual Week (1)

Time	Total	Classification												>PSL	>PSL%	>SL1	>SL1%	>SL2	>SL2%	Mean	Vpp
		1 MCL	2 SV	3 SVT	4 TB2	5 TB3	6 T4	7 ART3	8 ART4	9 ART5	10 ART6	11 BD	12 DRT	80	80	85 +5kph	85 +5kph	90 +10kph	90 +10kph		85
Mon	0	0	0	0	0	0	0	0	0	0	0	0	0	0	0	0	0	0	0	-	-
Tue	170	0	150	4	8	3	0	0	1	2	2	0	0	9	5.3	5	2.9	1	0.6	58.6	73.8
Wed	274	0	241	5	18	6	0	0	2	0	2	0	0	16	5.8	6	2.2	2	0.7	61.7	74.2
Thu	284	2	244	8	18	4	1	0	1	4	2	0	0	23	8.1	9	3.2	7	2.5	62.2	76
Fri	235	4	195	5	16	8	1	1	0	3	2	0	0	16	6.8	3	1.3	1	0.4	58.7	73.1
| Sat	0	0	0	0	0	0	0	0	0	0	0	0	0	0	0	0	0	0	0	-	-
| Sun	0	0	0	0	0	0	0	0	0	0	0	0	0	0	0	0	0	0	0	-	-
5 Day Ave.	**241**	**2**	**208**	**6**	**15**	**5**	**1**	**0**	**1**	**2**	**2**	**0**	**0**	**16**	**6.6**	**6**	**2.5**	**3**	**1.2**	**60.3**	**74.3**
7 Day Ave.	**258**	**1**	**220**	**5**	**17**	**5**	**1**	**0**	**0**	**1**	**1**	**0**	**0**	**19**	**7.4**	**8**	**3.1**	**2**	**0.8**	**62.4**	**73.1**
Total	**963**	**6**	**830**	**22**	**60**	**21**	**2**	**1**	**4**	**9**	**8**	**0**	**0**	**64**	**6.6**	**23**	**2.4**	**11**	**1.1**	**60.6**	**74.2**

Summary Graphs

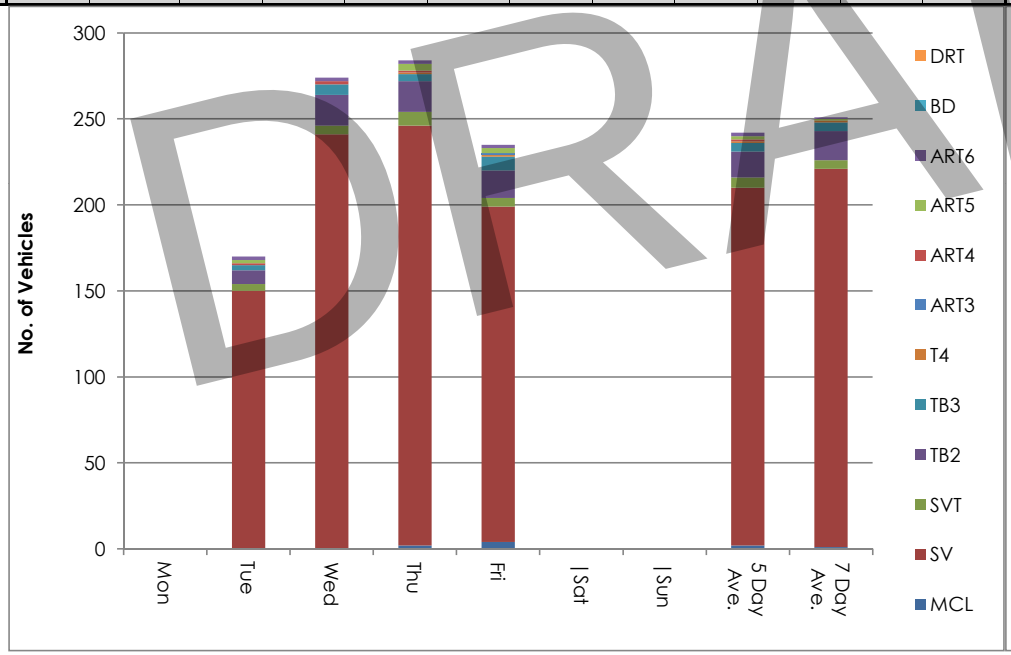

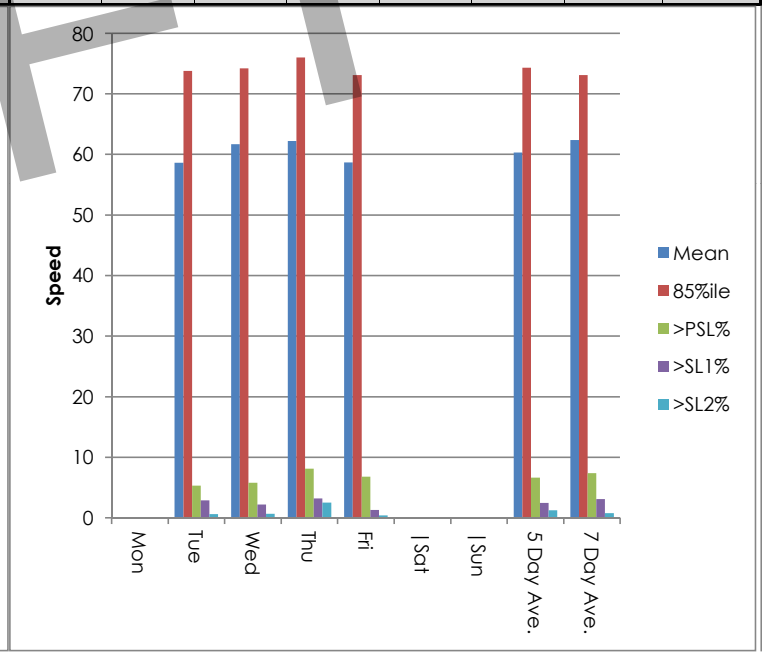

DRAFT

Site 99
Location LP03510, Att - Telepole, Lat 54.17383, Long -6.78804
Direction North South

3279 / Meath/Cavan/Monaghan ATC's
October 2013
Automatic Traffic Count

Tue, 8 October 2013

Time	Total	Speed Bins (km/h)																											
		0 - 5	5 - 10	10 - 15	15 - 20	20 - 25	25 - 30	30 - 35	35 - 40	40 - 45	45 - 50	50 - 55	55 - 60	60 - 65	65 - 70	70 - 75	75 - 80	80 - 85	85 - 90	90 - 95	95 - 100	100 - 105	105 - 110	110 - 115	115 - 120	120 - 125	125 - 130	130 - 135	135 - 140
0000	0	0	0	0	0	0	0	0	0	0	0	0	0	0	0	0	0	0	0	0	0	0	0	0	0	0	0	0	0
0100	0	0	0	0	0	0	0	0	0	0	0	0	0	0	0	0	0	0	0	0	0	0	0	0	0	0	0	0	0
0200	0	0	0	0	0	0	0	0	0	0	0	0	0	0	0	0	0	0	0	0	0	0	0	0	0	0	0	0	0
0300	0	0	0	0	0	0	0	0	0	0	0	0	0	0	0	0	0	0	0	0	0	0	0	0	0	0	0	0	0
0400	0	0	0	0	0	0	0	0	0	0	0	0	0	0	0	0	0	0	0	0	0	0	0	0	0	0	0	0	0
0500	0	0	0	0	0	0	0	0	0	0	0	0	0	0	0	0	0	0	0	0	0	0	0	0	0	0	0	0	0
0600	0	0	0	0	0	0	0	0	0	0	0	0	0	0	0	0	0	0	0	0	0	0	0	0	0	0	0	0	0
0700	0	0	0	0	0	0	0	0	0	0	0	0	0	0	0	0	0	0	0	0	0	0	0	0	0	0	0	0	0
0800	0	0	0	0	0	0	0	0	0	0	0	0	0	0	0	0	0	0	0	0	0	0	0	0	0	0	0	0	0
0900	0	0	0	0	0	0	0	0	0	0	0	0	0	0	0	0	0	0	0	0	0	0	0	0	0	0	0	0	0
1000	**7**	**0**	**0**	**0**	**0**	**0**	**0**	**0**	**0**	**0**	**0**	**1**	**1**	**3**	**1**	**0**	**0**	**1**	**0**	**0**	**0**	**0**	**0**	**0**	**0**	**0**	**0**	**0**	**0**
1100	6	0	0	0	1	0	1	1	0	0	0	2	0	1	0	0	0	0	0	0	0	0	0	0	0	0	0	0	0
1200	11	0	0	0	1	0	1	0	0	0	1	2	1	1	2	1	0	1	0	0	0	0	0	0	0	0	0	0	0
1300	19	0	0	0	0	1	0	0	0	1	0	1	6	3	1	6	0	0	0	0	0	0	0	0	0	0	0	0	0
1400	11	0	0	0	0	2	0	1	0	0	0	1	1	1	2	2	0	1	0	0	0	0	0	0	0	0	0	0	0
1500	21	0	0	0	1	1	0	0	0	1	2	1	3	4	3	3	1	0	1	0	0	0	0	0	0	0	0	0	0
1600	14	0	0	0	1	0	0	0	1	1	2	2	2	3	0	0	1	0	1	0	0	0	0	0	0	0	0	0	0
1700	19	0	0	0	0	0	0	0	2	1	2	2	3	1	0	5	2	0	1	0	0	0	0	0	0	0	0	0	0
1800	**28**	**0**	**0**	**0**	**1**	**0**	**1**	**2**	**2**	**1**	**2**	**3**	**1**	**4**	**4**	**3**	**4**	**0**	**0**	**0**	**0**	**0**	**0**	**0**	**0**	**0**	**0**	**0**	**0**
1900	16	0	0	0	0	0	0	1	1	0	1	1	2	2	2	1	3	1	1	0	0	0	0	0	0	0	0	0	0
2000	7	0	0	0	0	1	0	0	0	0	0	2	0	2	0	1	1	0	0	0	0	0	0	0	0	0	0	0	0
2100	5	0	0	0	0	0	0	0	0	1	1	0	0	0	1	1	1	0	0	0	0	0	0	0	0	0	0	0	0
2200	5	0	0	0	0	0	0	0	0	0	0	0	0	2	2	0	0	0	0	0	0	1	0	0	0	0	0	0	0
2300	1	0	0	0	0	0	0	0	0	0	0	0	0	1	0	0	0	0	0	0	0	0	0	0	0	0	0	0	0
07-19	**136**	**0**	**0**	**0**	**5**	**4**	**3**	**4**	**5**	**5**	**9**	**15**	**18**	**21**	**13**	**20**	**8**	**3**	**3**	**0**	**0**	**0**	**0**	**0**	**0**	**0**	**0**	**0**	**0**
06-22	**164**	**0**	**0**	**0**	**5**	**5**	**3**	**5**	**6**	**6**	**11**	**18**	**20**	**25**	**16**	**23**	**13**	**4**	**4**	**0**	**0**	**0**	**0**	**0**	**0**	**0**	**0**	**0**	**0**
06-00	**170**	**0**	**0**	**0**	**5**	**5**	**3**	**5**	**6**	**6**	**11**	**18**	**20**	**28**	**18**	**23**	**13**	**4**	**4**	**0**	**0**	**1**	**0**	**0**	**0**	**0**	**0**	**0**	**0**
00-00	**170**	**0**	**0**	**0**	**5**	**5**	**3**	**5**	**6**	**6**	**11**	**18**	**20**	**28**	**18**	**23**	**13**	**4**	**4**	**0**	**0**	**1**	**0**	**0**	**0**	**0**	**0**	**0**	**0**

DRAFT

Site 99
Location LP03510, Att - Telepole, Lat 54.17383, Long -6.78804
Direction North South

3279 / Meath/Cavan/Monaghan ATC's
October 2013
Automatic Traffic Count

Wed, 9 October 2013

Time	Total	Speed Bins (km/h)																											
		0 - 5	5 - 10	10 - 15	15 - 20	20 - 25	25 - 30	30 - 35	35 - 40	40 - 45	45 - 50	50 - 55	55 - 60	60 - 65	65 - 70	70 - 75	75 - 80	80 - 85	85 - 90	90 - 95	95 - 100	100 - 105	105 - 110	110 - 115	115 - 120	120 - 125	125 - 130	130 - 135	135 - 140
0000	0	0	0	0	0	0	0	0	0	0	0	0	0	0	0	0	0	0	0	0	0	0	0	0	0	0	0	0	0
0100	1	0	0	0	0	0	0	0	0	0	0	0	0	0	1	0	0	0	0	0	0	0	0	0	0	0	0	0	0
0200	0	0	0	0	0	0	0	0	0	0	0	0	0	0	0	0	0	0	0	0	0	0	0	0	0	0	0	0	0
0300	0	0	0	0	0	0	0	0	0	0	0	0	0	0	0	0	0	0	0	0	0	0	0	0	0	0	0	0	0
0400	1	0	0	0	0	0	0	0	0	0	0	0	0	0	0	0	1	0	0	0	0	0	0	0	0	0	0	0	0
0500	0	0	0	0	0	0	0	0	0	0	0	0	0	0	0	0	0	0	0	0	0	0	0	0	0	0	0	0	0
0600	7	0	0	0	0	0	0	0	0	0	0	1	1	2	0	1	0	1	0	0	1	0	0	0	0	0	0	0	0
0700	13	0	0	0	0	0	0	0	0	0	0	1	4	0	2	4	0	1	0	0	1	0	0	0	0	0	0	0	0
0800	16	0	0	0	0	0	0	0	0	0	1	0	3	2	6	3	0	1	0	0	0	0	0	0	0	0	0	0	0
0900	13	0	0	0	0	0	0	0	0	0	2	3	2	3	2	0	0	1	0	0	0	0	0	0	0	0	0	0	0
1000	13	0	0	0	0	1	1	0	1	0	1	2	2	1	1	3	0	0	0	0	0	0	0	0	0	0	0	0	0
1100	**19**	**0**	**0**	**0**	**1**	**0**	**0**	**1**	**1**	**1**	**1**	**3**	**5**	**2**	**1**	**2**	**0**	**1**	**0**	**0**	**0**	**0**	**0**	**0**	**0**	**0**	**0**	**0**	**0**
1200	21	0	0	0	1	0	0	0	0	3	2	1	3	5	3	2	1	0	0	0	0	0	0	0	0	0	0	0	0
1300	23	0	0	0	1	0	0	0	0	1	0	7	2	4	1	4	2	1	0	0	0	0	0	0	0	0	0	0	0
1400	18	0	0	0	1	0	0	0	0	1	0	2	3	5	3	1	1	1	0	0	0	0	0	0	0	0	0	0	0
1500	15	0	0	0	0	1	0	1	1	0	0	0	1	1	4	5	0	0	1	0	0	0	0	0	0	0	0	0	0
1600	16	0	0	0	0	1	0	0	0	0	1	3	0	5	3	2	1	0	0	0	0	0	0	0	0	0	0	0	0
1700	17	0	0	0	0	0	0	0	1	0	1	3	1	4	2	3	1	0	1	0	0	0	0	0	0	0	0	0	0
1800	**27**	**0**	**0**	**1**	**0**	**1**	**0**	**0**	**1**	**0**	**1**	**4**	**1**	**5**	**4**	**6**	**2**	**0**	**1**	**0**	**0**	**0**	**0**	**0**	**0**	**0**	**0**	**0**	**0**
1900	12	0	0	0	0	0	0	0	0	0	1	4	2	2	1	1	0	1	0	0	0	0	0	0	0	0	0	0	0
2000	18	0	0	0	0	0	0	0	2	0	0	2	1	3	2	3	4	1	0	0	0	0	0	0	0	0	0	0	0
2100	10	0	0	0	0	0	0	0	0	0	0	0	1	1	2	2	3	1	0	0	0	0	0	0	0	0	0	0	0
2200	9	0	0	0	0	0	0	0	0	0	0	0	3	2	1	0	3	0	0	0	0	0	0	0	0	0	0	0	0
2300	5	0	0	0	0	0	0	0	0	0	0	1	0	1	1	1	0	0	1	0	0	0	0	0	0	0	0	0	0
07-19	**211**	**0**	**0**	**1**	**4**	**4**	**1**	**2**	**5**	**6**	**10**	**29**	**27**	**37**	**32**	**35**	**8**	**6**	**3**	**0**	**1**	**0**	**0**	**0**	**0**	**0**	**0**	**0**	**0**
06-22	**258**	**0**	**0**	**1**	**4**	**4**	**1**	**2**	**7**	**6**	**11**	**36**	**32**	**45**	**37**	**42**	**15**	**10**	**3**	**0**	**2**	**0**	**0**	**0**	**0**	**0**	**0**	**0**	**0**
06-00	**272**	**0**	**0**	**1**	**4**	**4**	**1**	**2**	**7**	**6**	**11**	**37**	**35**	**48**	**39**	**43**	**18**	**10**	**4**	**0**	**2**	**0**	**0**	**0**	**0**	**0**	**0**	**0**	**0**
00-00	**274**	**0**	**0**	**1**	**4**	**4**	**1**	**2**	**7**	**6**	**11**	**37**	**35**	**48**	**40**	**43**	**19**	**10**	**4**	**0**	**2**	**0**	**0**	**0**	**0**	**0**	**0**	**0**	**0**

DRAFT

Site 99
Location LP03510, Att - Telepole, Lat 54.17383, Long -6.78804
Direction North South

3279 / Meath/Cavan/Monaghan ATC's
October 2013
Automatic Traffic Count

Thu, 10 October 2013

Time	Total	Speed Bins (km/h)																											
		0 - 5	5 - 10	10 - 15	15 - 20	20 - 25	25 - 30	30 - 35	35 - 40	40 - 45	45 - 50	50 - 55	55 - 60	60 - 65	65 - 70	70 - 75	75 - 80	80 - 85	85 - 90	90 - 95	95 - 100	100 - 105	105 - 110	110 - 115	115 - 120	120 - 125	125 - 130	130 - 135	135 - 140
0000	1	0	0	0	0	0	0	0	0	0	0	0	0	0	0	1	0	0	0	0	0	0	0	0	0	0	0	0	0
0100	3	0	0	0	0	0	0	0	0	0	0	0	0	1	0	2	0	0	0	0	0	0	0	0	0	0	0	0	0
0200	1	0	0	0	0	0	0	1	0	0	0	0	0	0	0	0	0	0	0	0	0	0	0	0	0	0	0	0	0
0300	0	0	0	0	0	0	0	0	0	0	0	0	0	0	0	0	0	0	0	0	0	0	0	0	0	0	0	0	0
0400	0	0	0	0	0	0	0	0	0	0	0	0	0	0	0	0	0	0	0	0	0	0	0	0	0	0	0	0	0
0500	0	0	0	0	0	0	0	0	0	0	0	0	0	0	0	0	0	0	0	0	0	0	0	0	0	0	0	0	0
0600	3	0	0	0	0	0	0	0	0	0	2	0	0	0	0	1	0	0	0	0	0	0	0	0	0	0	0	0	0
0700	14	0	0	0	0	0	0	1	0	0	0	2	2	1	3	3	0	1	0	0	0	0	1	0	0	0	0	0	0
0800	22	0	0	0	0	0	0	0	0	0	0	2	6	4	2	3	4	1	0	0	0	0	0	0	0	0	0	0	0
0900	**23**	**0**	**0**	**0**	**0**	**0**	**1**	**2**	**2**	**0**	**0**	**6**	**2**	**4**	**2**	**3**	**1**	**0**	**0**	**0**	**0**	**0**	**0**	**0**	**0**	**0**	**0**	**0**	**0**
1000	15	0	0	0	0	0	1	0	1	0	2	2	2	1	5	1	0	0	0	0	0	0	0	0	0	0	0	0	0
1100	17	0	0	0	1	0	2	1	0	1	4	1	1	3	3	0	0	0	0	0	0	0	0	0	0	0	0	0	0
1200	14	0	0	0	0	0	0	1	0	0	0	0	3	5	2	0	1	1	1	0	0	0	0	0	0	0	0	0	0
1300	14	0	0	0	1	1	0	0	0	0	0	1	3	1	2	2	1	2	0	0	0	0	0	0	0	0	0	0	0
1400	19	0	0	0	0	0	0	0	0	0	1	3	0	4	3	4	1	2	0	1	0	0	0	0	0	0	0	0	0
1500	17	0	0	0	0	0	0	1	1	2	2	1	0	0	3	3	1	2	0	0	1	0	0	0	0	0	0	0	0
1600	20	0	0	1	1	0	1	0	1	1	1	0	1	2	3	6	1	1	0	0	0	0	0	0	0	0	0	0	0
1700	21	0	0	0	1	1	0	1	0	1	0	2	2	0	2	5	5	1	0	0	0	0	0	0	0	0	0	0	0
1800	**27**	**0**	**0**	**0**	**0**	**0**	**0**	**0**	**0**	**0**	**2**	**1**	**5**	**4**	**7**	**1**	**5**	**1**	**0**	**1**	**0**	**0**	**0**	**0**	**0**	**0**	**0**	**0**	**0**
1900	11	0	0	0	0	0	0	0	0	1	3	0	0	2	1	1	2	0	0	1	0	0	0	0	0	0	0	0	0
2000	14	0	0	0	0	0	0	0	0	0	1	4	3	1	1	1	1	0	0	2	0	0	0	0	0	0	0	0	0
2100	17	0	0	0	0	0	0	0	0	0	1	2	1	4	4	3	2	0	0	0	0	0	0	0	0	0	0	0	0
2200	7	0	0	0	0	0	0	0	0	0	0	2	0	2	2	0	0	0	1	0	0	0	0	0	0	0	0	0	0
2300	4	0	0	0	0	0	0	0	0	0	0	0	1	0	0	0	1	2	0	0	0	0	0	0	0	0	0	0	0
07-19	**223**	**0**	**0**	**1**	**4**	**2**	**5**	**7**	**5**	**5**	**12**	**21**	**27**	**29**	**37**	**31**	**20**	**12**	**1**	**2**	**1**	**0**	**1**	**0**	**0**	**0**	**0**	**0**	**0**
06-22	**268**	**0**	**0**	**1**	**4**	**2**	**5**	**7**	**5**	**6**	**19**	**27**	**31**	**36**	**43**	**37**	**25**	**12**	**1**	**5**	**1**	**0**	**1**	**0**	**0**	**0**	**0**	**0**	**0**
06-00	**279**	**0**	**0**	**1**	**4**	**2**	**5**	**7**	**5**	**6**	**19**	**29**	**32**	**38**	**45**	**37**	**26**	**14**	**2**	**5**	**1**	**0**	**1**	**0**	**0**	**0**	**0**	**0**	**0**
00-00	**284**	**0**	**0**	**1**	**4**	**2**	**5**	**8**	**5**	**6**	**19**	**29**	**32**	**39**	**45**	**40**	**26**	**14**	**2**	**5**	**1**	**0**	**1**	**0**	**0**	**0**	**0**	**0**	**0**

DRAFT

Site 99
Location LP03510, Att - Telepole, Lat 54.17383, Long -6.78804
Direction North South

3279 / Meath/Cavan/Monaghan ATC's
October 2013
Automatic Traffic Count

Fri, 11 October 2013

Time	Total	Speed Bins (km/h)																												
		0 - 5	5 - 10	10 - 15	15 - 20	20 - 25	25 - 30	30 - 35	35 - 40	40 - 45	45 - 50	50 - 55	55 - 60	60 - 65	65 - 70	70 - 75	75 - 80	80 - 85	85 - 90	90 - 95	95 - 100	100 - 105	105 - 110	110 - 115	115 - 120	120 - 125	125 - 130	130 - 135	135 - 140
0000	1	0	0	0	0	0	0	0	0	0	0	0	0	0	1	0	0	0	0	0	0	0	0	0	0	0	0	0	0	0
0100	1	0	0	0	0	0	0	0	0	0	0	0	0	0	1	0	0	0	0	0	0	0	0	0	0	0	0	0	0	0
0200	0	0	0	0	0	0	0	0	0	0	0	0	0	0	0	0	0	0	0	0	0	0	0	0	0	0	0	0	0	0
0300	0	0	0	0	0	0	0	0	0	0	0	0	0	0	0	0	0	0	0	0	0	0	0	0	0	0	0	0	0	0
0400	0	0	0	0	0	0	0	0	0	0	0	0	0	0	0	0	0	0	0	0	0	0	0	0	0	0	0	0	0	0
0500	3	0	0	0	0	0	0	0	0	0	0	0	0	1	0	0	1	1	0	0	0	0	0	0	0	0	0	0	0	0
0600	5	0	0	0	0	0	0	0	0	0	0	1	2	0	0	0	0	2	0	0	0	0	0	0	0	0	0	0	0	0
0700	12	0	1	0	0	0	0	0	1	1	0	1	0	3	2	3	0	0	0	0	0	0	0	0	0	0	0	0	0	0
0800	16	0	0	0	0	0	0	1	0	0	1	1	7	4	1	0	1	0	0	0	0	0	0	0	0	0	0	0	0	0
0900	16	0	0	0	0	0	0	0	0	0	2	1	7	1	2	1	1	1	0	0	0	0	0	0	0	0	0	0	0	0
1000	15	0	0	0	0	1	1	1	0	0	4	1	2	1	3	1	0	0	0	0	0	0	0	0	0	0	0	0	0	0
1100	**17**	**0**	**0**	**0**	**0**	**0**	**0**	**1**	**0**	**1**	**0**	**5**	**0**	**4**	**1**	**2**	**1**	**1**	**1**	**0**	**0**	**0**	**0**	**0**	**0**	**0**	**0**	**0**	**0**	**0**
1200	12	0	0	0	0	0	0	0	0	0	0	0	1	5	0	2	2	1	0	1	0	0	0	0	0	0	0	0	0	0
1300	20	0	0	0	0	0	0	0	1	0	0	3	5	3	3	5	0	0	0	0	0	0	0	0	0	0	0	0	0	0
1400	14	0	0	0	0	0	0	0	0	0	1	0	4	4	2	1	1	1	0	0	0	0	0	0	0	0	0	0	0	0
1500	18	0	0	0	1	0	0	0	0	1	2	2	4	1	4	1	0	1	1	0	0	0	0	0	0	0	0	0	0	0
1600	25	0	0	1	0	0	7	0	0	0	2	2	2	1	8	2	0	0	0	0	0	0	0	0	0	0	0	0	0	0
1700	19	0	0	0	0	1	3	0	0	0	2	1	2	3	2	4	0	1	0	0	0	0	0	0	0	0	0	0	0	0
1800	**26**	**0**	**0**	**0**	**0**	**1**	**4**	**0**	**0**	**4**	**0**	**2**	**6**	**1**	**2**	**4**	**1**	**1**	**0**	**0**	**0**	**0**	**0**	**0**	**0**	**0**	**0**	**0**	**0**	**0**
1900	15	0	0	0	0	0	3	0	0	1	0	0	2	1	4	1	0	3	0	0	0	0	0	0	0	0	0	0	0	0
2000	0	0	0	0	0	0	0	0	0	0	0	0	0	0	0	0	0	0	0	0	0	0	0	0	0	0	0	0	0	0
2100	0	0	0	0	0	0	0	0	0	0	0	0	0	0	0	0	0	0	0	0	0	0	0	0	0	0	0	0	0	0
2200	0	0	0	0	0	0	0	0	0	0	0	0	0	0	0	0	0	0	0	0	0	0	0	0	0	0	0	0	0	0
2300	0	0	0	0	0	0	0	0	0	0	0	0	0	0	0	0	0	0	0	0	0	0	0	0	0	0	0	0	0	0
07-19	**210**	**0**	**1**	**1**	**1**	**3**	**15**	**3**	**2**	**7**	**14**	**19**	**40**	**31**	**30**	**26**	**7**	**7**	**2**	**1**	**0**	**0**	**0**	**0**	**0**	**0**	**0**	**0**	**0**	**0**
06-22	**230**	**0**	**1**	**1**	**1**	**3**	**18**	**3**	**2**	**8**	**14**	**20**	**44**	**32**	**34**	**27**	**7**	**12**	**2**	**1**	**0**	**0**	**0**	**0**	**0**	**0**	**0**	**0**	**0**	**0**
06-00	**230**	**0**	**1**	**1**	**1**	**3**	**18**	**3**	**2**	**8**	**14**	**20**	**44**	**32**	**34**	**27**	**7**	**12**	**2**	**1**	**0**	**0**	**0**	**0**	**0**	**0**	**0**	**0**	**0**	**0**
00-00	**235**	**0**	**1**	**1**	**1**	**3**	**18**	**3**	**2**	**8**	**14**	**20**	**44**	**33**	**36**	**27**	**8**	**13**	**2**	**1**	**0**	**0**	**0**	**0**	**0**	**0**	**0**	**0**	**0**	**0**

DRAFT

Site 99
Location LP03510, Att - Telepole, Lat 54.17383, Long -6.78804
Direction North South

3279 / Meath/Cavan/Monaghan ATC's
October 2013
Automatic Traffic Count

Virtual Day (Partial days = 3.58)

Time	Total	Speed Bins (km/h)																											
		0 - 5	5 - 10	10 - 15	15 - 20	20 - 25	25 - 30	30 - 35	35 - 40	40 - 45	45 - 50	50 - 55	55 - 60	60 - 65	65 - 70	70 - 75	75 - 80	80 - 85	85 - 90	90 - 95	95 - 100	100 - 105	105 - 110	110 - 115	115 - 120	120 - 125	125 - 130	130 - 135	135 - 140
0000	1	0	0	0	0	0	0	0	0	0	0	0	0	0	0	0	0	0	0	0	0	0	0	0	0	0	0	0	0
0100	2	0	0	0	0	0	0	0	0	0	0	0	0	0	1	1	0	0	0	0	0	0	0	0	0	0	0	0	0
0200	0	0	0	0	0	0	0	0	0	0	0	0	0	0	0	0	0	0	0	0	0	0	0	0	0	0	0	0	0
0300	0	0	0	0	0	0	0	0	0	0	0	0	0	0	0	0	0	0	0	0	0	0	0	0	0	0	0	0	0
0400	0	0	0	0	0	0	0	0	0	0	0	0	0	0	0	0	0	0	0	0	0	0	0	0	0	0	0	0	0
0500	1	0	0	0	0	0	0	0	0	0	0	0	0	0	0	0	0	0	0	0	0	0	0	0	0	0	0	0	0
0600	5	0	0	0	0	0	0	0	0	0	1	1	1	1	0	1	0	1	0	0	0	0	0	0	0	0	0	0	0
0700	13	0	0	0	0	0	0	0	0	0	0	1	2	1	2	3	0	1	0	0	0	0	0	0	0	0	0	0	0
0800	**18**	**0**	**0**	**0**	**0**	**0**	**0**	**0**	**0**	**0**	**1**	**1**	**5**	**3**	**3**	**2**	**2**	**1**	**0**	**0**	**0**	**0**	**0**	**0**	**0**	**0**	**0**	**0**	**0**
0900	17	0	0	0	0	0	0	1	1	0	1	3	4	3	2	1	1	1	0	0	0	0	0	0	0	0	0	0	0
1000	13	0	0	0	0	1	1	0	1	0	2	2	2	2	3	1	0	0	0	0	0	0	0	0	0	0	0	0	0
1100	15	0	0	0	1	0	1	1	0	1	1	3	2	3	1	1	0	1	0	0	0	0	0	0	0	0	0	0	0
1200	15	0	0	0	1	0	0	0	0	1	1	1	2	4	2	1	1	1	0	0	0	0	0	0	0	0	0	0	0
1300	19	0	0	0	1	1	0	0	0	1	0	3	4	3	2	4	1	1	0	0	0	0	0	0	0	0	0	0	0
1400	16	0	0	0	0	1	0	0	0	0	1	2	2	4	3	2	1	1	0	0	0	0	0	0	0	0	0	0	0
1500	18	0	0	0	1	1	0	1	1	1	2	1	2	2	4	3	1	1	1	0	0	0	0	0	0	0	0	0	0
1600	19	0	0	1	1	0	2	0	1	1	2	2	1	3	4	3	1	0	0	0	0	0	0	0	0	0	0	0	0
1700	19	0	0	0	0	1	1	0	1	1	1	2	2	2	2	4	2	1	1	0	0	0	0	0	0	0	0	0	0
1800	**27**	**0**	**0**	**0**	**0**	**1**	**1**	**1**	**1**	**1**	**1**	**3**	**3**	**4**	**4**	**4**	**3**	**1**	**0**	**0**	**0**	**0**	**0**	**0**	**0**	**0**	**0**	**0**	**0**
1900	14	0	0	0	0	0	1	0	0	1	1	1	2	2	2	1	1	1	0	0	0	0	0	0	0	0	0	0	0
2000	10	0	0	0	0	0	0	0	1	0	0	2	1	2	1	1	2	0	0	1	0	0	0	0	0	0	0	0	0
2100	8	0	0	0	0	0	0	0	0	0	1	1	1	1	2	2	2	0	0	0	0	0	0	0	0	0	0	0	0
2200	5	0	0	0	0	0	0	0	0	0	0	1	1	2	1	0	1	0	0	0	0	0	0	0	0	0	0	0	0
2300	3	0	0	0	0	0	0	0	0	0	0	0	0	1	0	0	0	1	0	0	0	0	0	0	0	0	0	0	0
07-19	**209**	**0**	**0**	**1**	**5**	**6**	**6**	**4**	**6**	**7**	**13**	**24**	**31**	**34**	**32**	**29**	**13**	**10**	**2**	**0**	**0**	**0**	**0**	**0**	**0**	**0**	**0**	**0**	**0**
06-22	**246**	**0**	**0**	**1**	**5**	**6**	**7**	**4**	**7**	**8**	**16**	**29**	**36**	**40**	**37**	**34**	**18**	**12**	**2**	**1**	**0**	**0**	**0**	**0**	**0**	**0**	**0**	**0**	**0**
06-00	**254**	**0**	**0**	**1**	**5**	**6**	**7**	**4**	**7**	**8**	**16**	**30**	**37**	**43**	**38**	**34**	**19**	**13**	**2**	**1**	**0**	**0**	**0**	**0**	**0**	**0**	**0**	**0**	**0**
00-00	**258**	**0**	**0**	**1**	**5**	**6**	**7**	**4**	**7**	**8**	**16**	**30**	**37**	**43**	**39**	**35**	**19**	**13**	**2**	**1**	**0**	**0**	**0**	**0**	**0**	**0**	**0**	**0**	**0**

DRAFT

Site 99
Location LP03510, Att - Telepole, Lat 54.17383, Long -6.78804
Direction North South

3279 / Meath/Cavan/Monaghan ATC's
October 2013
Automatic Traffic Count

Virtual Week (1)

Time	Total	Speed Bins (km/h)																											
		0 - 5	5 - 10	10 - 15	15 - 20	20 - 25	25 - 30	30 - 35	35 - 40	40 - 45	45 - 50	50 - 55	55 - 60	60 - 65	65 - 70	70 - 75	75 - 80	80 - 85	85 - 90	90 - 95	95 - 100	100 - 105	105 - 110	110 - 115	115 - 120	120 - 125	125 - 130	130 - 135	135 - 140
Mon	0	0	0	0	0	0	0	0	0	0	0	0	0	0	0	0	0	0	0	0	0	0	0	0	0	0	0	0	0
Tue	170	0	0	0	5	5	3	5	6	6	11	18	20	28	18	23	13	4	4	0	0	1	0	0	0	0	0	0	0
Wed	274	0	0	1	4	4	1	2	7	6	11	37	35	48	40	43	19	10	4	0	2	0	0	0	0	0	0	0	0
Thu	284	0	0	1	4	2	5	8	5	6	19	29	32	39	45	40	26	14	2	5	1	0	1	0	0	0	0	0	0
Fri	235	0	1	1	1	3	18	3	2	8	14	20	44	33	36	27	8	13	2	1	0	0	0	0	0	0	0	0	0
|Sat	0	0	0	0	0	0	0	0	0	0	0	0	0	0	0	0	0	0	0	0	0	0	0	0	0	0	0	0	0
|Sun	0	0	0	0	0	0	0	0	0	0	0	0	0	0	0	0	0	0	0	0	0	0	0	0	0	0	0	0	0
5 Day Ave.	**241**	**0**	**0**	**1**	**4**	**4**	**7**	**5**	**5**	**7**	**14**	**26**	**33**	**37**	**35**	**33**	**17**	**10**	**3**	**2**	**1**	**0**	**0**	**0**	**0**	**0**	**0**	**0**	**0**
7 Day Ave.	**258**	**0**	**0**	**1**	**5**	**6**	**7**	**4**	**7**	**8**	**16**	**30**	**37**	**43**	**39**	**35**	**19**	**13**	**2**	**1**	**0**	**0**	**0**	**0**	**0**	**0**	**0**	**0**	**0**
Total	**963**	**0**	**1**	**3**	**14**	**14**	**27**	**18**	**20**	**26**	**55**	**104**	**131**	**148**	**139**	**133**	**66**	**41**	**12**	**6**	**3**	**1**	**1**	**0**	**0**	**0**	**0**	**0**	**0**

Summary Graphs

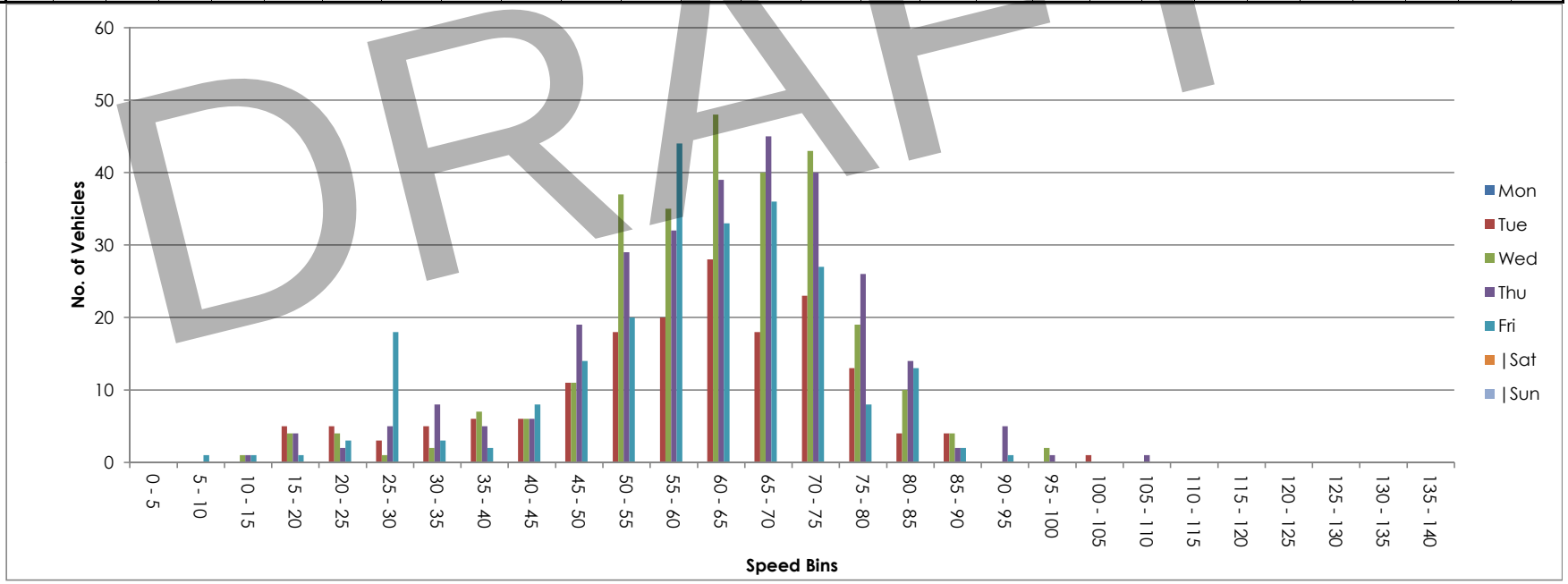

DRAFT



NDC NATIONWIDE DATA COLLECTION	**Site / Location:**	LP03520, Att - Telepole, Lat 54.18068, Long -6.78488	**Project No:**	3279	**Photo No:**	3279-100	**Drawn By:** MOR
	Survey Date:	Tue, 8 October 2013 to Mon, 14 October 2013	**Project Name:**		Meath/Cavan/Monaghan ATC'S		
	Survey Times:	00:00 to 00(24):00	**Title:**		Site Photograph		

Site No.	Location.	Direction.	Speed Limit - PSL (km/h)	Start Date.	End Date.	Total Vehicles.	5 Day Ave.	7 Day Ave.	No. > Speed Limit.	%. > Speed Limit.	No. > Speed Limit1 (+5km/h).	%. > Speed Limit1 (+5km/h).	No. > Speed Limit1 (+10km/h).	%. > Speed Limit1 (+10km/h).	Mean Speed	85%ile Speed
100	LP03520, Att - Telepole, Lat 54.18068, Long -6.78488	North	80	Tue, 8 October 2013	Mon, 14 October 2013	486	122	72	46	9.5	22	4.5	8	1.6	63.9	77.8
		South	80	Tue, 8 October 2013	Mon, 14 October 2013	485	121	72	80	16.5	43	8.9	18	3.7	67.8	81.0
		Two way	80	Tue, 8 October 2013	Mon, 14 October 2013	971	243	141	126	13.0	65	6.7	26	2.7	65.9	78.8

DRAFT

Site 100
Location LP03520, Att - Telepole, Lat 54.18068, Long -6.78488
Direction North

3279 / Meath/Cavan/Monaghan ATC's
October 2013
Automatic Traffic Count

Tue, 8 October 2013

Time	Total	Classification												>PSL	>PSL%	>SL1	>SL1%	>SL2	>SL2%	Mean	Vpp
		1 MCL	2 SV	3 SVT	4 TB2	5 TB3	6 T4	7 ART3	8 ART4	9 ART5	10 ART6	11 BD	12 DRT	80	80	85 +5kph	85 +5kph	90 +10kph	90 +10kph		85
0000	0	0	0	0	0	0	0	0	0	0	0	0	0	0	0	0	0	0	0	0	0
0100	0	0	0	0	0	0	0	0	0	0	0	0	0	0	0	0	0	0	0	0	0
0200	0	0	0	0	0	0	0	0	0	0	0	0	0	0	0	0	0	0	0	0	0
0300	0	0	0	0	0	0	0	0	0	0	0	0	0	0	0	0	0	0	0	0	0
0400	0	0	0	0	0	0	0	0	0	0	0	0	0	0	0	0	0	0	0	0	0
0500	0	0	0	0	0	0	0	0	0	0	0	0	0	0	0	0	0	0	0	0	0
0600	0	0	0	0	0	0	0	0	0	0	0	0	0	0	0	0	0	0	0	0	0
0700	0	0	0	0	0	0	0	0	0	0	0	0	0	0	0	0	0	0	0	0	0
0800	0	0	0	0	0	0	0	0	0	0	0	0	0	0	0	0	0	0	0	0	0
0900	0	0	0	0	0	0	0	0	0	0	0	0	0	0	0	0	0	0	0	0	0
1000	1	0	1	0	0	0	0	0	0	0	0	0	0	0	0	0	0	0	0	0	-
1100	**5**	**0**	**5**	**0**	**0**	**0**	**0**	**0**	**0**	**0**	**0**	**0**	**0**	**1**	**20**	**0**	**0**	**0**	**0**	**73.4**	**-**
1200	6	0	5	1	0	0	0	0	0	0	0	0	0	0	0	0	0	0	0	59.5	-
1300	10	0	8	1	0	0	0	0	1	0	0	0	0	0	0	0	0	0	0	53.9	-
1400	10	0	8	0	2	0	0	0	0	0	0	0	0	0	0	0	0	0	0	54.2	-
1500	7	0	5	0	2	0	0	0	0	0	0	0	0	0	0	0	0	0	0	63.9	-
1600	6	0	3	0	2	1	0	0	0	0	0	0	0	0	0	0	0	0	0	62.3	-
1700	16	0	12	1	2	0	0	0	0	0	1	0	0	1	6.3	0	0	0	0	61.7	76.3
1800	**17**	**0**	**13**	**2**	**1**	**0**	**0**	**0**	**0**	**1**	**0**	**0**	**0**	**1**	**5.9**	**1**	**5.9**	**0**	**0**	**60**	**73.1**
1900	4	0	4	0	0	0	0	0	0	0	0	0	0	1	25	0	0	0	0	71.9	-
2000	4	0	4	0	0	0	0	0	0	0	0	0	0	0	0	0	0	0	0	61.5	-
2100	2	0	2	0	0	0	0	0	0	0	0	0	0	0	0	0	0	0	0	66.5	-
2200	2	0	2	0	0	0	0	0	0	0	0	0	0	0	0	0	0	0	0	64.1	-
2300	2	0	2	0	0	0	0	0	0	0	0	0	0	0	0	0	0	0	0	57.9	-
07-19	**78**	**0**	**60**	**5**	**9**	**1**	**0**	**0**	**0**	**2**	**1**	**0**	**0**	**3**	**3.8**	**1**	**1.3**	**0**	**0**	**59.4**	**75.2**
06-22	**88**	**0**	**70**	**5**	**9**	**1**	**0**	**0**	**0**	**2**	**1**	**0**	**0**	**4**	**4.5**	**1**	**1.1**	**0**	**0**	**60.2**	**75.2**
06-00	**92**	**0**	**74**	**5**	**9**	**1**	**0**	**0**	**0**	**2**	**1**	**0**	**0**	**4**	**4.3**	**1**	**1.1**	**0**	**0**	**60.2**	**75.2**
00-00	**92**	**0**	**74**	**5**	**9**	**1**	**0**	**0**	**0**	**2**	**1**	**0**	**0**	**4**	**4.3**	**1**	**1.1**	**0**	**0**	**60.2**	**75.2**

DRAFT

Site 100
Location LP03520, Att - Telepole, Lat 54.18068, Long -6.78488
Direction North

3279 / Meath/Cavan/Monaghan ATC's
October 2013
Automatic Traffic Count

Wed, 9 October 2013

Time	Total	Classification												>PSL	>PSL%	>SL1	>SL1%	>SL2	>SL2%	Mean	Vpp
		1 MCL	2 SV	3 SVT	4 TB2	5 TB3	6 T4	7 ART3	8 ART4	9 ART5	10 ART6	11 BD	12 DRT	80	80	85 +5kph	85 +5kph	90 +10kph	90 +10kph		85
0000	0	0	0	0	0	0	0	0	0	0	0	0	0	0	0	0	0	0	0	-	-
0100	0	0	0	0	0	0	0	0	0	0	0	0	0	0	0	0	0	0	0	-	-
0200	0	0	0	0	0	0	0	0	0	0	0	0	0	0	0	0	0	0	0	-	-
0300	0	0	0	0	0	0	0	0	0	0	0	0	0	0	0	0	0	0	0	-	-
0400	1	0	1	0	0	0	0	0	0	0	0	0	0	0	0	0	0	0	0	70.9	-
0500	0	0	0	0	0	0	0	0	0	0	0	0	0	0	0	0	0	0	0	-	-
0600	1	0	1	0	0	0	0	0	0	0	0	0	0	1	100	1	100	1	100	94.8	-
0700	5	0	3	0	1	0	0	0	0	0	1	0	0	2	40	2	40	1	20	73	-
0800	**10**	**0**	**6**	**0**	**4**	**0**	**0**	**0**	**0**	**0**	**0**	**0**	**0**	**2**	**20**	**1**	**10**	**0**	**0**	**67.7**	**-**
0900	**10**	**0**	**9**	**0**	**1**	**0**	**0**	**0**	**0**	**0**	**0**	**0**	**0**	**1**	**10**	**0**	**0**	**0**	**0**	**64.5**	**-**
1000	6	0	5	0	0	1	0	0	0	0	0	0	0	0	0	0	0	0	0	65.5	-
1100	8	0	7	0	1	0	0	0	0	0	0	0	0	2	25	1	12.5	0	0	67.7	-
1200	11	0	8	1	1	1	0	0	0	0	0	0	0	1	9.1	1	9.1	0	0	59.4	70.9
1300	7	0	6	0	1	0	0	0	0	0	0	0	0	0	0	0	0	0	0	63.1	-
1400	5	0	4	0	0	0	1	0	0	0	0	0	0	0	0	0	0	0	0	58.2	-
1500	8	0	5	0	3	0	0	0	0	0	0	0	0	0	0	0	0	0	0	64.2	-
1600	14	0	10	1	2	0	1	0	0	0	0	0	0	0	0	0	0	0	0	58.1	69.1
1700	15	0	14	0	0	0	0	1	0	0	0	0	0	2	13.3	0	0	0	0	66.9	79.6
1800	**18**	**0**	**17**	**0**	**1**	**0**	**0**	**0**	**0**	**0**	**0**	**0**	**0**	**2**	**11.1**	**2**	**11.1**	**1**	**5.6**	**59.4**	**69.8**
1900	7	0	7	0	0	0	0	0	0	0	0	0	0	2	28.6	0	0	0	0	63.1	-
2000	9	0	9	0	0	0	0	0	0	0	0	0	0	1	11.1	1	11.1	0	0	67.1	-
2100	6	0	6	0	0	0	0	0	0	0	0	0	0	0	0	0	0	0	0	69.3	-
2200	3	0	2	0	1	0	0	0	0	0	0	0	0	0	0	0	0	0	0	66.8	-
2300	3	0	3	0	0	0	0	0	0	0	0	0	0	1	33.3	0	0	0	0	76.2	-
07-19	**117**	**0**	**94**	**2**	**15**	**2**	**2**	**1**	**0**	**0**	**1**	**0**	**0**	**12**	**10.3**	**7**	**6**	**2**	**1.7**	**63.3**	**76.3**
06-22	**140**	**0**	**117**	**2**	**15**	**2**	**2**	**1**	**0**	**0**	**1**	**0**	**0**	**16**	**11.4**	**9**	**6.4**	**3**	**2.1**	**64**	**78.5**
06-00	**146**	**0**	**122**	**2**	**16**	**2**	**2**	**1**	**0**	**0**	**1**	**0**	**0**	**17**	**11.6**	**9**	**6.2**	**3**	**2.1**	**64.3**	**78.5**
00-00	**147**	**0**	**123**	**2**	**16**	**2**	**2**	**1**	**0**	**0**	**1**	**0**	**0**	**17**	**11.6**	**9**	**6.1**	**3**	**2**	**64.4**	**78.5**

DRAFT

Site 100
Location LP03520, Att - Telepole, Lat 54.18068, Long -6.78488
Direction North

3279 / Meath/Cavan/Monaghan ATC's
October 2013
Automatic Traffic Count

Thu, 10 October 2013

Time	Total	Classification												>PSL	>PSL%	>SL1	>SL1%	>SL2	>SL2%	Mean	Vpp
		1 MCL	2 SV	3 SVT	4 TB2	5 TB3	6 T4	7 ART3	8 ART4	9 ART5	10 ART6	11 BD	12 DRT	80	80	85 +5kph	85 +5kph	90 +10kph	90 +10kph		85
0000	0	0	0	0	0	0	0	0	0	0	0	0	0	0	0	0	0	0	0	-	-
0100	0	0	0	0	0	0	0	0	0	0	0	0	0	0	0	0	0	0	0	-	-
0200	0	0	0	0	0	0	0	0	0	0	0	0	0	0	0	0	0	0	0	-	-
0300	0	0	0	0	0	0	0	0	0	0	0	0	0	0	0	0	0	0	0	-	-
0400	1	0	0	0	1	0	0	0	0	0	0	0	0	1	100	1	100	1	100	92.3	-
0500	0	0	0	0	0	0	0	0	0	0	0	0	0	0	0	0	0	0	0	-	-
0600	2	0	2	0	0	0	0	0	0	0	0	0	0	2	100	2	100	2	100	99.8	-
0700	3	0	2	0	1	0	0	0	0	0	0	0	0	1	33.3	1	33.3	0	0	67.8	-
0800	**12**	**0**	**9**	**0**	**2**	**0**	**1**	**0**	**0**	**0**	**0**	**0**	**0**	**0**	**0**	**0**	**0**	**0**	**0**	**64.9**	**77**
0900	8	0	7	0	0	0	0	0	1	0	0	0	0	0	0	0	0	0	0	61.3	-
1000	10	0	8	0	2	0	0	0	0	0	0	0	0	2	20	0	0	0	0	66.6	-
1100	4	0	2	1	1	0	0	0	0	0	0	0	0	0	0	0	0	0	0	62	-
1200	6	0	5	1	0	0	0	0	0	0	0	0	0	1	16.7	1	16.7	0	0	68.3	-
1300	9	0	7	0	2	0	0	0	0	0	0	0	0	0	0	0	0	0	0	60.9	-
1400	9	0	9	0	0	0	0	0	0	0	0	0	0	0	0	0	0	0	0	63.4	-
1500	8	0	4	1	3	0	0	0	0	0	0	0	0	1	12.5	1	12.5	0	0	63.4	-
1600	9	0	8	0	0	1	0	0	0	0	0	0	0	1	11.1	0	0	0	0	66.7	-
1700	10	0	10	0	0	0	0	0	0	0	0	0	0	2	20	0	0	0	0	63.8	-
1800	**17**	**0**	**14**	**0**	**2**	**0**	**0**	**0**	**0**	**0**	**1**	**0**	**0**	**4**	**23.5**	**2**	**11.8**	**1**	**5.9**	**69.3**	**80.6**
1900	7	0	6	1	0	0	0	0	0	0	0	0	0	1	14.3	1	14.3	1	14.3	64.1	-
2000	5	0	4	0	1	0	0	0	0	0	0	0	0	0	0	0	0	0	0	61.2	-
2100	7	0	7	0	0	0	0	0	0	0	0	0	0	3	42.9	0	0	0	0	69.3	-
2200	3	0	3	0	0	0	0	0	0	0	0	0	0	0	0	0	0	0	0	62.5	-
2300	1	0	1	0	0	0	0	0	0	0	0	0	0	0	0	0	0	0	0	55.6	-
07-19	**105**	**0**	**85**	**3**	**13**	**1**	**1**	**0**	**1**	**0**	**1**	**0**	**0**	**12**	**11.4**	**5**	**4.8**	**1**	**1**	**65.1**	**78.5**
06-22	**126**	**0**	**104**	**4**	**14**	**1**	**1**	**0**	**1**	**0**	**1**	**0**	**0**	**18**	**14.3**	**8**	**6.3**	**4**	**3.2**	**65.7**	**78.8**
06-00	**130**	**0**	**108**	**4**	**14**	**1**	**1**	**0**	**1**	**0**	**1**	**0**	**0**	**18**	**13.8**	**8**	**6.2**	**4**	**3.1**	**65.5**	**78.8**
00-00	**131**	**0**	**108**	**4**	**15**	**1**	**1**	**0**	**1**	**0**	**1**	**0**	**0**	**19**	**14.5**	**9**	**6.9**	**5**	**3.8**	**65.7**	**78.8**

DRAFT

Site 100
Location LP03520, Att - Telepole, Lat 54.18068, Long -6.78488
Direction North

3279 / Meath/Cavan/Monaghan ATC's
October 2013
Automatic Traffic Count

Fri, 11 October 2013

Time	Total	Classification												>PSL	>PSL%	>SL1	>SL1%	>SL2	>SL2%	Mean	Vpp
		1 MCL	2 SV	3 SVT	4 TB2	5 TB3	6 T4	7 ART3	8 ART4	9 ART5	10 ART6	11 BD	12 DRT	80	80	85 +5kph	85 +5kph	90 +10kph	90 +10kph		85
0000	1	0	1	0	0	0	0	0	0	0	0	0	0	0	0	0	0	0	0	63.8	-
0100	1	0	0	0	1	0	0	0	0	0	0	0	0	0	0	0	0	0	0	63.3	-
0200	0	0	0	0	0	0	0	0	0	0	0	0	0	0	0	0	0	0	0	-	-
0300	0	0	0	0	0	0	0	0	0	0	0	0	0	0	0	0	0	0	0	-	-
0400	0	0	0	0	0	0	0	0	0	0	0	0	0	0	0	0	0	0	0	-	-
0500	1	0	1	0	0	0	0	0	0	0	0	0	0	0	0	0	0	0	0	77.7	-
0600	3	0	3	0	0	0	0	0	0	0	0	0	0	0	0	0	0	0	0	69.6	-
0700	5	0	4	0	1	0	0	0	0	0	0	0	0	0	0	0	0	0	0	51.9	-
0800	8	0	5	0	3	0	0	0	0	0	0	0	0	0	0	0	0	0	0	66.4	-
0900	6	0	6	0	0	0	0	0	0	0	0	0	0	2	33.3	2	33.3	0	0	71.1	-
1000	5	0	5	0	0	0	0	0	0	0	0	0	0	0	0	0	0	0	0	64.1	-
1100	**9**	**0**	**8**	**0**	**1**	**0**	**0**	**0**	**0**	**0**	**0**	**0**	**0**	**0**	**0**	**0**	**0**	**0**	**0**	**62.7**	**-**
1200	7	0	5	0	0	1	1	0	0	0	0	0	0	1	14.3	0	0	0	0	65.5	-
1300	10	0	9	0	1	0	0	0	0	0	0	0	0	0	0	0	0	0	0	57.8	-
1400	9	0	8	0	0	1	0	0	0	0	0	0	0	1	11.1	0	0	0	0	66.9	-
1500	9	1	5	0	3	0	0	0	0	0	0	0	0	0	0	0	0	0	0	56.4	-
1600	11	0	9	0	2	0	0	0	0	0	0	0	0	1	9.1	0	0	0	0	69.1	78.1
1700	**12**	**0**	**11**	**1**	**0**	**0**	**0**	**0**	**0**	**0**	**0**	**0**	**0**	**0**	**0**	**0**	**0**	**0**	**0**	**69.1**	**77.4**
1800	9	0	7	1	1	0	0	0	0	0	0	0	0	0	0	0	0	0	0	67	-
1900	10	0	8	0	1	0	0	0	0	0	1	0	0	1	10	1	10	0	0	59.9	-
2000	0	0	0	0	0	0	0	0	0	0	0	0	0	0	0	0	0	0	0	0	0
2100	0	0	0	0	0	0	0	0	0	0	0	0	0	0	0	0	0	0	0	0	0
2200	0	0	0	0	0	0	0	0	0	0	0	0	0	0	0	0	0	0	0	0	0
2300	0	0	0	0	0	0	0	0	0	0	0	0	0	0	0	0	0	0	0	0	0
07-19	**100**	**1**	**82**	**2**	**12**	**2**	**1**	**0**	**0**	**0**	**0**	**0**	**0**	**5**	**5**	**2**	**2**	**0**	**0**	**64.4**	**75.2**
06-22	**113**	**1**	**93**	**2**	**13**	**2**	**1**	**0**	**0**	**0**	**1**	**0**	**0**	**6**	**5.3**	**3**	**2.7**	**0**	**0**	**64.1**	**75.6**
06-00	**113**	**1**	**93**	**2**	**13**	**2**	**1**	**0**	**0**	**0**	**1**	**0**	**0**	**6**	**5.3**	**3**	**2.7**	**0**	**0**	**64.1**	**75.6**
00-00	**116**	**1**	**95**	**2**	**14**	**2**	**1**	**0**	**0**	**0**	**1**	**0**	**0**	**6**	**5.2**	**3**	**2.6**	**0**	**0**	**64.3**	**75.6**

DRAFT

Site 100
Location LP03520, Att - Telepole, Lat 54.18068, Long -6.78488
Direction North

3279 / Meath/Cavan/Monaghan ATC's
October 2013
Automatic Traffic Count

Sat, 12 October 2013

Time	Total	Classification												>PSL	>PSL%	>SL1	>SL1%	>SL2	>SL2%	Mean	Vpp
		1 MCL	2 SV	3 SVT	4 TB2	5 TB3	6 T4	7 ART3	8 ART4	9 ART5	10 ART6	11 BD	12 DRT	80	80	85 +5kph	85 +5kph	90 +10kph	90 +10kph		85
0000	0	0	0	0	0	0	0	0	0	0	0	0	0	0	0	0	0	0	0	0	0
0100	0	0	0	0	0	0	0	0	0	0	0	0	0	0	0	0	0	0	0	0	0
0200	0	0	0	0	0	0	0	0	0	0	0	0	0	0	0	0	0	0	0	0	0
0300	0	0	0	0	0	0	0	0	0	0	0	0	0	0	0	0	0	0	0	0	0
0400	0	0	0	0	0	0	0	0	0	0	0	0	0	0	0	0	0	0	0	0	0
0500	0	0	0	0	0	0	0	0	0	0	0	0	0	0	0	0	0	0	0	0	0
0600	0	0	0	0	0	0	0	0	0	0	0	0	0	0	0	0	0	0	0	0	0
0700	0	0	0	0	0	0	0	0	0	0	0	0	0	0	0	0	0	0	0	0	0
0800	0	0	0	0	0	0	0	0	0	0	0	0	0	0	0	0	0	0	0	0	0
0900	0	0	0	0	0	0	0	0	0	0	0	0	0	0	0	0	0	0	0	0	0
1000	0	0	0	0	0	0	0	0	0	0	0	0	0	0	0	0	0	0	0	0	0
1100	0	0	0	0	0	0	0	0	0	0	0	0	0	0	0	0	0	0	0	0	0
1200	0	0	0	0	0	0	0	0	0	0	0	0	0	0	0	0	0	0	0	0	0
1300	0	0	0	0	0	0	0	0	0	0	0	0	0	0	0	0	0	0	0	0	0
1400	0	0	0	0	0	0	0	0	0	0	0	0	0	0	0	0	0	0	0	0	0
1500	0	0	0	0	0	0	0	0	0	0	0	0	0	0	0	0	0	0	0	0	0
1600	0	0	0	0	0	0	0	0	0	0	0	0	0	0	0	0	0	0	0	0	0
1700	0	0	0	0	0	0	0	0	0	0	0	0	0	0	0	0	0	0	0	0	0
1800	0	0	0	0	0	0	0	0	0	0	0	0	0	0	0	0	0	0	0	0	0
1900	0	0	0	0	0	0	0	0	0	0	0	0	0	0	0	0	0	0	0	0	0
2000	0	0	0	0	0	0	0	0	0	0	0	0	0	0	0	0	0	0	0	0	0
2100	0	0	0	0	0	0	0	0	0	0	0	0	0	0	0	0	0	0	0	0	0
2200	0	0	0	0	0	0	0	0	0	0	0	0	0	0	0	0	0	0	0	0	0
2300	0	0	0	0	0	0	0	0	0	0	0	0	0	0	0	0	0	0	0	0	0
07-19	0	0	0	0	0	0	0	0	0	0	0	0	0	0	0	0	0	0	0	0	0
06-22	0	0	0	0	0	0	0	0	0	0	0	0	0	0	0	0	0	0	0	0	0
06-00	0	0	0	0	0	0	0	0	0	0	0	0	0	0	0	0	0	0	0	0	0
00-00	0	0	0	0	0	0	0	0	0	0	0	0	0	0	0	0	0	0	0	0	0

DRAFT

Site 100
Location LP03520, Att - Telepole, Lat 54.18068, Long -6.78488
Direction North

3279 / Meath/Cavan/Monaghan ATC's
October 2013
Automatic Traffic Count

Sun, 13 October 2013

Time	Total	Classification												>PSL	>PSL%	>SL1	>SL1%	>SL2	>SL2%	Mean	Vpp
		1 MCL	2 SV	3 SVT	4 TB2	5 TB3	6 T4	7 ART3	8 ART4	9 ART5	10 ART6	11 BD	12 DRT	80	80	85 +5kph	85 +5kph	90 +10kph	90 +10kph		85
0000	0	0	0	0	0	0	0	0	0	0	0	0	0	0	0	0	0	0	0	0	0
0100	0	0	0	0	0	0	0	0	0	0	0	0	0	0	0	0	0	0	0	0	0
0200	0	0	0	0	0	0	0	0	0	0	0	0	0	0	0	0	0	0	0	0	0
0300	0	0	0	0	0	0	0	0	0	0	0	0	0	0	0	0	0	0	0	0	0
0400	0	0	0	0	0	0	0	0	0	0	0	0	0	0	0	0	0	0	0	0	0
0500	0	0	0	0	0	0	0	0	0	0	0	0	0	0	0	0	0	0	0	0	0
0600	0	0	0	0	0	0	0	0	0	0	0	0	0	0	0	0	0	0	0	0	0
0700	0	0	0	0	0	0	0	0	0	0	0	0	0	0	0	0	0	0	0	0	0
0800	0	0	0	0	0	0	0	0	0	0	0	0	0	0	0	0	0	0	0	0	0
0900	0	0	0	0	0	0	0	0	0	0	0	0	0	0	0	0	0	0	0	0	0
1000	0	0	0	0	0	0	0	0	0	0	0	0	0	0	0	0	0	0	0	0	0
1100	0	0	0	0	0	0	0	0	0	0	0	0	0	0	0	0	0	0	0	0	0
1200	0	0	0	0	0	0	0	0	0	0	0	0	0	0	0	0	0	0	0	0	0
1300	0	0	0	0	0	0	0	0	0	0	0	0	0	0	0	0	0	0	0	0	0
1400	0	0	0	0	0	0	0	0	0	0	0	0	0	0	0	0	0	0	0	0	0
1500	0	0	0	0	0	0	0	0	0	0	0	0	0	0	0	0	0	0	0	0	0
1600	0	0	0	0	0	0	0	0	0	0	0	0	0	0	0	0	0	0	0	0	0
1700	0	0	0	0	0	0	0	0	0	0	0	0	0	0	0	0	0	0	0	0	0
1800	0	0	0	0	0	0	0	0	0	0	0	0	0	0	0	0	0	0	0	0	0
1900	0	0	0	0	0	0	0	0	0	0	0	0	0	0	0	0	0	0	0	0	0
2000	0	0	0	0	0	0	0	0	0	0	0	0	0	0	0	0	0	0	0	0	0
2100	0	0	0	0	0	0	0	0	0	0	0	0	0	0	0	0	0	0	0	0	0
2200	0	0	0	0	0	0	0	0	0	0	0	0	0	0	0	0	0	0	0	0	0
2300	0	0	0	0	0	0	0	0	0	0	0	0	0	0	0	0	0	0	0	0	0
07-19	0	0	0	0	0	0	0	0	0	0	0	0	0	0	0	0	0	0	0	0	0
06-22	0	0	0	0	0	0	0	0	0	0	0	0	0	0	0	0	0	0	0	0	0
06-00	0	0	0	0	0	0	0	0	0	0	0	0	0	0	0	0	0	0	0	0	0
00-00	0	0	0	0	0	0	0	0	0	0	0	0	0	0	0	0	0	0	0	0	0

DRAFT

Site 100
Location LP03520, Att - Telepole, Lat 54.18068, Long -6.78488
Direction North

3279 / Meath/Cavan/Monaghan ATC's
October 2013
Automatic Traffic Count

Mon, 14 October 2013

Time	Total	Classification												>PSL	>PSL%	>SL1	>SL1%	>SL2	>SL2%	Mean	Vpp
		1 MCL	2 SV	3 SVT	4 TB2	5 TB3	6 T4	7 ART3	8 ART4	9 ART5	10 ART6	11 BD	12 DRT	80	80	85 +5kph	85 +5kph	90 +10kph	90 +10kph		85
0000	0	0	0	0	0	0	0	0	0	0	0	0	0	0	0	0	0	0	0	0	0
0100	0	0	0	0	0	0	0	0	0	0	0	0	0	0	0	0	0	0	0	0	0
0200	0	0	0	0	0	0	0	0	0	0	0	0	0	0	0	0	0	0	0	0	0
0300	0	0	0	0	0	0	0	0	0	0	0	0	0	0	0	0	0	0	0	0	0
0400	0	0	0	0	0	0	0	0	0	0	0	0	0	0	0	0	0	0	0	0	0
0500	0	0	0	0	0	0	0	0	0	0	0	0	0	0	0	0	0	0	0	0	0
0600	0	0	0	0	0	0	0	0	0	0	0	0	0	0	0	0	0	0	0	0	0
0700	0	0	0	0	0	0	0	0	0	0	0	0	0	0	0	0	0	0	0	0	0
0800	0	0	0	0	0	0	0	0	0	0	0	0	0	0	0	0	0	0	0	0	0
0900	0	0	0	0	0	0	0	0	0	0	0	0	0	0	0	0	0	0	0	0	0
1000	0	0	0	0	0	0	0	0	0	0	0	0	0	0	0	0	0	0	0	0	0
1100	0	0	0	0	0	0	0	0	0	0	0	0	0	0	0	0	0	0	0	0	0
1200	0	0	0	0	0	0	0	0	0	0	0	0	0	0	0	0	0	0	0	0	0
1300	0	0	0	0	0	0	0	0	0	0	0	0	0	0	0	0	0	0	0	0	0
1400	0	0	0	0	0	0	0	0	0	0	0	0	0	0	0	0	0	0	0	0	0
1500	0	0	0	0	0	0	0	0	0	0	0	0	0	0	0	0	0	0	0	0	0
1600	0	0	0	0	0	0	0	0	0	0	0	0	0	0	0	0	0	0	0	0	0
1700	0	0	0	0	0	0	0	0	0	0	0	0	0	0	0	0	0	0	0	0	0
1800	0	0	0	0	0	0	0	0	0	0	0	0	0	0	0	0	0	0	0	0	0
1900	0	0	0	0	0	0	0	0	0	0	0	0	0	0	0	0	0	0	0	0	0
2000	0	0	0	0	0	0	0	0	0	0	0	0	0	0	0	0	0	0	0	0	0
2100	0	0	0	0	0	0	0	0	0	0	0	0	0	0	0	0	0	0	0	0	0
2200	0	0	0	0	0	0	0	0	0	0	0	0	0	0	0	0	0	0	0	0	0
2300	0	0	0	0	0	0	0	0	0	0	0	0	0	0	0	0	0	0	0	0	0
07-19	0	0	0	0	0	0	0	0	0	0	0	0	0	0	0	0	0	0	0	0	0
06-22	0	0	0	0	0	0	0	0	0	0	0	0	0	0	0	0	0	0	0	0	0
06-00	0	0	0	0	0	0	0	0	0	0	0	0	0	0	0	0	0	0	0	0	0
00-00	0	0	0	0	0	0	0	0	0	0	0	0	0	0	0	0	0	0	0	0	0

DRAFT

Site 100
Location LP03520, Att - Telepole, Lat 54.18068, Long -6.78488
Direction North

3279 / Meath/Cavan/Monaghan ATC's
October 2013
Automatic Traffic Count

Virtual Day (Partial days = 6.58)

Time	Total	Classification												>PSL	>PSL%	>SL1	>SL1%	>SL2	>SL2%	Mean	Vpp
		1 MCL	2 SV	3 SVT	4 TB2	5 TB3	6 T4	7 ART3	8 ART4	9 ART5	10 ART6	11 BD	12 DRT	80	80	85 +5kph	85 +5kph	90 +10kph	90 +10kph		85
0000	0	0	0	0	0	0	0	0	0	0	0	0	0	0	0	0	0	0	0	63.8	-
0100	0	0	0	0	0	0	0	0	0	0	0	0	0	0	0	0	0	0	0	63.3	-
0200	0	0	0	0	0	0	0	0	0	0	0	0	0	0	0	0	0	0	0	-	-
0300	0	0	0	0	0	0	0	0	0	0	0	0	0	0	0	0	0	0	0	-	-
0400	0	0	0	0	0	0	0	0	0	0	0	0	0	0	50	0	50	0	50	81.6	-
0500	0	0	0	0	0	0	0	0	0	0	0	0	0	0	0	0	0	0	0	77.7	-
0600	1	0	1	0	0	0	0	0	0	0	0	0	0	1	50	1	50	1	50	83.9	-
0700	2	0	2	0	1	0	0	0	0	0	0	0	0	1	23.1	1	23.1	0	7.7	63.7	-
0800	**5**	**0**	**3**	**0**	**2**	**0**	**0**	**0**	**0**	**0**	**0**	**0**	**0**	**0**	**6.7**	**0**	**3.3**	**0**	**0**	**66.2**	**-**
0900	4	0	4	0	0	0	0	0	0	0	0	0	0	1	12.5	0	8.3	0	0	65	-
1000	3	0	3	0	0	0	0	0	0	0	0	0	0	0	9.1	0	0	0	0	62.7	-
1100	4	0	3	0	0	0	0	0	0	0	0	0	0	0	11.5	0	3.8	0	0	66.2	-
1200	4	0	3	0	0	0	0	0	0	0	0	0	0	0	10	0	6.7	0	0	62.6	-
1300	5	0	4	0	1	0	0	0	0	0	0	0	0	0	0	0	0	0	0	58.5	-
1400	5	0	4	0	0	0	0	0	0	0	0	0	0	0	3	0	0	0	0	60.8	-
1500	5	0	3	0	2	0	0	0	0	0	0	0	0	0	3.1	0	3.1	0	0	61.8	-
1600	6	0	4	0	1	0	0	0	0	0	0	0	0	0	5	0	0	0	0	63.7	-
1700	8	0	7	0	0	0	0	0	0	0	0	0	0	1	9.4	0	0	0	0	65.2	-
1800	**9**	**0**	**7**	**0**	**1**	**0**	**0**	**0**	**0**	**0**	**0**	**0**	**0**	**1**	**11.5**	**1**	**8.2**	**0**	**3.3**	**63.4**	**-**
1900	4	0	4	0	0	0	0	0	0	0	0	0	0	1	17.9	0	7.1	0	3.6	63.5	-
2000	3	0	2	0	0	0	0	0	0	0	0	0	0	0	5.6	0	5.6	0	0	64.2	-
2100	2	0	2	0	0	0	0	0	0	0	0	0	0	0	20	0	0	0	0	68.9	-
2200	1	0	1	0	0	0	0	0	0	0	0	0	0	0	0	0	0	0	0	64.5	-
2300	1	0	1	0	0	0	0	0	0	0	0	0	0	0	16.7	0	0	0	0	66.6	-
07-19	**60**	**0**	**47**	**0**	**8**	**0**	**0**	**0**	**0**	**0**	**0**	**0**	**0**	**4**	**6.66667**	**2**	**3.33333**	**0**	**0**	**63.55**	**#NUM!**
06-22	**70**	**0**	**56**	**0**	**8**	**0**	**0**	**0**	**0**	**0**	**0**	**0**	**0**	**6**	**8.57143**	**3**	**4.28571**	**1**	**1.42857**	**63.7**	**#NUM!**
06-00	**72**	**0**	**58**	**0**	**8**	**0**	**0**	**0**	**0**	**0**	**0**	**0**	**0**	**6**	**8.33333**	**3**	**4.16667**	**1**	**1.38889**	**63.95**	**#NUM!**
00-00	**72**	**0**	**58**	**0**	**8**	**0**	**0**	**0**	**0**	**0**	**0**	**0**	**0**	**6**	**8.33333**	**3**	**4.16667**	**1**	**1.38889**	**64**	**#NUM!**

DRAFT

Site 100
Location LP03520, Att - Telepole, Lat 54.18068, Long -6.78488
Direction North

3279 / Meath/Cavan/Monaghan ATC's
October 2013
Automatic Traffic Count

Virtual Week (1)

Time	Total	Classification												>PSL	>PSL%	>SL1	>SL1%	>SL2	>SL2%	Mean	Vpp
		1 MCL	2 SV	3 SVT	4 TB2	5 TB3	6 T4	7 ART3	8 ART4	9 ART5	10 ART6	11 BD	12 DRT	80	80	85 +5kph	85 +5kph	90 +10kph	90 +10kph		85
Mon	0	0	0	0	0	0	0	0	0	0	0	0	0	0	0	0	0	0	0	-	-
Tue	92	0	74	5	9	1	0	0	0	2	1	0	0	4	4.3	1	1.1	0	0	60.2	75.2
Wed	147	0	123	2	16	2	2	1	0	0	1	0	0	17	11.6	9	6.1	3	2	64.4	78.5
Thu	131	0	108	4	15	1	1	0	1	0	1	0	0	19	14.5	9	6.9	5	3.8	65.7	78.8
Fri	116	1	95	2	14	2	1	0	0	0	1	0	0	6	5.2	3	2.6	0	0	64.3	75.6
| Sat	0	0	0	0	0	0	0	0	0	0	0	0	0	0	0	0	0	0	0	-	-
| Sun	0	0	0	0	0	0	0	0	0	0	0	0	0	0	0	0	0	0	0	-	-
5 Day Ave.	**122**	**0**	**100**	**3**	**14**	**2**	**1**	**0**	**0**	**1**	**1**	**0**	**0**	**12**	**9.8**	**6**	**4.9**	**2**	**1.6**	**63.7**	**77.0**
7 Day Ave.	**72**	**0**	**58**	**0**	**8**	**0**	**0**	**0**	**0**	**0**	**0**	**0**	**0**	**6**	**8.3**	**3**	**4.2**	**1**	**1.4**	**64.0**	**#NUM!**
--	**486**	**1**	**400**	**13**	**54**	**6**	**4**	**1**	**1**	**2**	**4**	**0**	**0**	**46**	**9.5**	**22**	**4.5**	**8**	**1.6**	**63.9**	**77.8**

Summary Graphs

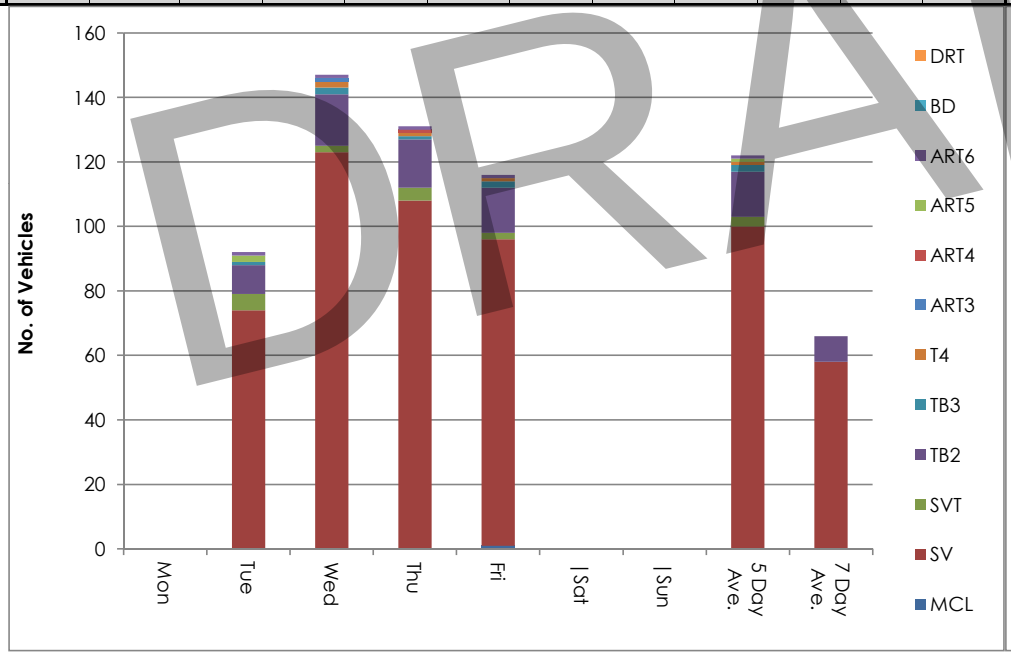

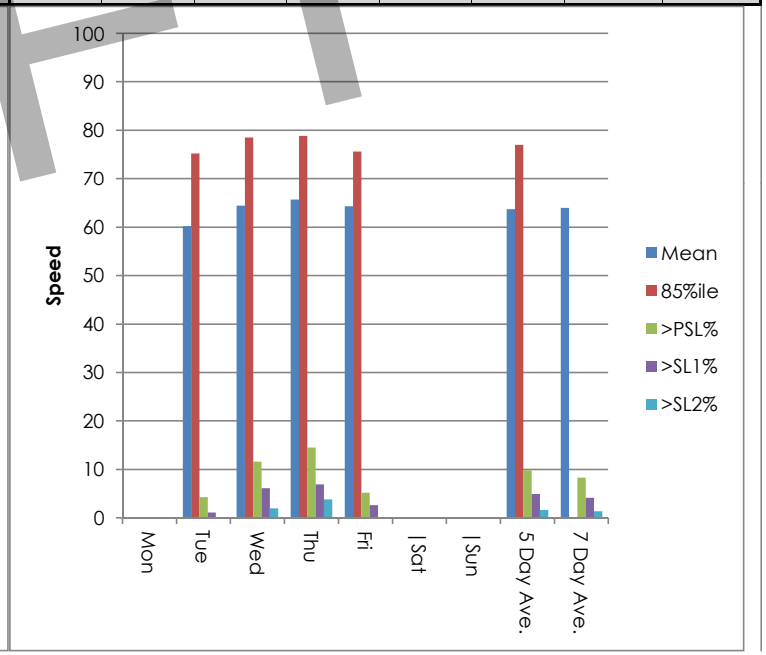

DRAFT

Site 100
Location LP03520, Att - Telepole, Lat 54.18068, Long -6.78488
Direction North

3279 / Meath/Cavan/Monaghan ATC's
October 2013
Automatic Traffic Count

Tue, 8 October 2013

Time	Total	Speed Bins (km/h)																											
		0 - 5	5 - 10	10 - 15	15 - 20	20 - 25	25 - 30	30 - 35	35 - 40	40 - 45	45 - 50	50 - 55	55 - 60	60 - 65	65 - 70	70 - 75	75 - 80	80 - 85	85 - 90	90 - 95	95 - 100	100 - 105	105 - 110	110 - 115	115 - 120	120 - 125	125 - 130	130 - 135	135 - 140
0000	0	0	0	0	0	0	0	0	0	0	0	0	0	0	0	0	0	0	0	0	0	0	0	0	0	0	0	0	0
0100	0	0	0	0	0	0	0	0	0	0	0	0	0	0	0	0	0	0	0	0	0	0	0	0	0	0	0	0	0
0200	0	0	0	0	0	0	0	0	0	0	0	0	0	0	0	0	0	0	0	0	0	0	0	0	0	0	0	0	0
0300	0	0	0	0	0	0	0	0	0	0	0	0	0	0	0	0	0	0	0	0	0	0	0	0	0	0	0	0	0
0400	0	0	0	0	0	0	0	0	0	0	0	0	0	0	0	0	0	0	0	0	0	0	0	0	0	0	0	0	0
0500	0	0	0	0	0	0	0	0	0	0	0	0	0	0	0	0	0	0	0	0	0	0	0	0	0	0	0	0	0
0600	0	0	0	0	0	0	0	0	0	0	0	0	0	0	0	0	0	0	0	0	0	0	0	0	0	0	0	0	0
0700	0	0	0	0	0	0	0	0	0	0	0	0	0	0	0	0	0	0	0	0	0	0	0	0	0	0	0	0	0
0800	0	0	0	0	0	0	0	0	0	0	0	0	0	0	0	0	0	0	0	0	0	0	0	0	0	0	0	0	0
0900	0	0	0	0	0	0	0	0	0	0	0	0	0	0	0	0	0	0	0	0	0	0	0	0	0	0	0	0	0
1000	1	1	0	0	0	0	0	0	0	0	0	0	0	0	0	0	0	0	0	0	0	0	0	0	0	0	0	0	0
1100	**5**	**0**	**0**	**0**	**0**	**0**	**0**	**0**	**0**	**0**	**0**	**0**	**0**	**0**	**2**	**1**	**1**	**1**	**0**	**0**	**0**	**0**	**0**	**0**	**0**	**0**	**0**	**0**	**0**
1200	6	0	0	0	0	0	0	0	2	0	0	0	1	0	0	1	2	0	0	0	0	0	0	0	0	0	0	0	0
1300	10	0	0	0	0	1	0	0	0	0	4	1	2	0	0	1	1	0	0	0	0	0	0	0	0	0	0	0	0
1400	10	0	0	0	0	0	1	0	0	2	1	2	0	1	1	1	1	0	0	0	0	0	0	0	0	0	0	0	0
1500	7	0	0	0	0	0	0	0	0	0	0	2	1	0	2	1	1	0	0	0	0	0	0	0	0	0	0	0	0
1600	6	0	0	0	0	0	0	0	0	0	1	0	1	2	1	1	0	0	0	0	0	0	0	0	0	0	0	0	0
1700	16	0	0	0	0	0	0	0	0	0	3	3	3	1	3	0	2	1	0	0	0	0	0	0	0	0	0	0	0
1800	**17**	**0**	**0**	**0**	**0**	**1**	**0**	**0**	**3**	**0**	**1**	**1**	**2**	**1**	**2**	**3**	**2**	**0**	**1**	**0**	**0**	**0**	**0**	**0**	**0**	**0**	**0**	**0**	**0**
1900	4	0	0	0	0	0	0	0	0	0	0	0	1	0	1	0	1	1	0	0	0	0	0	0	0	0	0	0	0
2000	4	0	0	0	0	0	0	0	0	0	0	0	2	1	1	0	0	0	0	0	0	0	0	0	0	0	0	0	0
2100	2	0	0	0	0	0	0	0	0	0	0	0	0	1	0	1	0	0	0	0	0	0	0	0	0	0	0	0	0
2200	2	0	0	0	0	0	0	0	0	0	0	0	1	0	1	0	0	0	0	0	0	0	0	0	0	0	0	0	0
2300	2	0	0	0	0	0	0	0	0	0	0	0	2	0	0	0	0	0	0	0	0	0	0	0	0	0	0	0	0
07-19	**78**	**1**	**0**	**0**	**0**	**2**	**1**	**0**	**5**	**2**	**10**	**9**	**10**	**5**	**11**	**9**	**10**	**2**	**1**	**0**	**0**	**0**	**0**	**0**	**0**	**0**	**0**	**0**	**0**
06-22	**88**	**1**	**0**	**0**	**0**	**2**	**1**	**0**	**5**	**2**	**10**	**9**	**13**	**7**	**13**	**10**	**11**	**3**	**1**	**0**	**0**	**0**	**0**	**0**	**0**	**0**	**0**	**0**	**0**
06-00	**92**	**1**	**0**	**0**	**0**	**2**	**1**	**0**	**5**	**2**	**10**	**9**	**16**	**7**	**14**	**10**	**11**	**3**	**1**	**0**	**0**	**0**	**0**	**0**	**0**	**0**	**0**	**0**	**0**
00-00	**92**	**1**	**0**	**0**	**0**	**2**	**1**	**0**	**5**	**2**	**10**	**9**	**16**	**7**	**14**	**10**	**11**	**3**	**1**	**0**	**0**	**0**	**0**	**0**	**0**	**0**	**0**	**0**	**0**

DRAFT

Site 100
Location LP03520, Att - Telepole, Lat 54.18068, Long -6.78488
Direction North

3279 / Meath/Cavan/Monaghan ATC's
October 2013
Automatic Traffic Count

Wed, 9 October 2013

Time	Total	Speed Bins (km/h)																											
		0 - 5	5 - 10	10 - 15	15 - 20	20 - 25	25 - 30	30 - 35	35 - 40	40 - 45	45 - 50	50 - 55	55 - 60	60 - 65	65 - 70	70 - 75	75 - 80	80 - 85	85 - 90	90 - 95	95 - 100	100 - 105	105 - 110	110 - 115	115 - 120	120 - 125	125 - 130	130 - 135	135 - 140
0000	0	0	0	0	0	0	0	0	0	0	0	0	0	0	0	0	0	0	0	0	0	0	0	0	0	0	0	0	0
0100	0	0	0	0	0	0	0	0	0	0	0	0	0	0	0	0	0	0	0	0	0	0	0	0	0	0	0	0	0
0200	0	0	0	0	0	0	0	0	0	0	0	0	0	0	0	0	0	0	0	0	0	0	0	0	0	0	0	0	0
0300	0	0	0	0	0	0	0	0	0	0	0	0	0	0	0	0	0	0	0	0	0	0	0	0	0	0	0	0	0
0400	1	0	0	0	0	0	0	0	0	0	0	0	0	0	0	1	0	0	0	0	0	0	0	0	0	0	0	0	0
0500	0	0	0	0	0	0	0	0	0	0	0	0	0	0	0	0	0	0	0	0	0	0	0	0	0	0	0	0	0
0600	1	0	0	0	0	0	0	0	0	0	0	0	0	0	0	0	0	0	1	0	0	0	0	0	0	0	0	0	0
0700	5	0	0	0	0	0	0	0	0	0	0	1	1	0	1	0	0	0	1	0	0	1	0	0	0	0	0	0	0
0800	**10**	**0**	**0**	**0**	**0**	**0**	**0**	**0**	**0**	**0**	**0**	**1**	**1**	**2**	**2**	**2**	**0**	**1**	**1**	**0**	**0**	**0**	**0**	**0**	**0**	**0**	**0**	**0**	**0**
0900	**10**	**0**	**0**	**0**	**0**	**0**	**0**	**0**	**0**	**0**	**1**	**1**	**2**	**1**	**2**	**1**	**1**	**1**	**0**	**0**	**0**	**0**	**0**	**0**	**0**	**0**	**0**	**0**	**0**
1000	6	0	0	0	0	0	0	0	0	0	0	1	1	1	0	3	0	0	0	0	0	0	0	0	0	0	0	0	0
1100	8	0	0	0	0	0	0	0	0	0	0	2	1	1	0	1	1	1	1	0	0	0	0	0	0	0	0	0	0
1200	11	0	0	0	0	1	0	0	0	1	1	0	2	1	2	2	0	0	1	0	0	0	0	0	0	0	0	0	0
1300	7	0	0	0	0	0	0	0	0	0	0	2	1	1	2	0	1	0	0	0	0	0	0	0	0	0	0	0	0
1400	5	0	0	0	0	0	0	0	0	1	0	1	1	1	0	1	0	0	0	0	0	0	0	0	0	0	0	0	0
1500	8	0	0	0	0	0	0	0	0	0	1	0	2	1	1	2	1	0	0	0	0	0	0	0	0	0	0	0	0
1600	14	0	0	0	0	0	0	0	1	1	1	0	6	2	1	1	1	0	0	0	0	0	0	0	0	0	0	0	0
1700	15	0	0	0	0	0	0	0	0	0	2	1	2	1	2	2	3	2	0	0	0	0	0	0	0	0	0	0	0
1800	**18**	**0**	**0**	**1**	**1**	**0**	**0**	**0**	**2**	**0**	**0**	**1**	**2**	**3**	**5**	**0**	**1**	**0**	**1**	**0**	**1**	**0**	**0**	**0**	**0**	**0**	**0**	**0**	**0**
1900	7	0	0	0	0	0	0	0	0	1	1	0	2	0	0	1	0	2	0	0	0	0	0	0	0	0	0	0	0
2000	9	0	0	0	0	0	0	0	0	0	0	0	2	3	2	0	1	0	1	0	0	0	0	0	0	0	0	0	0
2100	6	0	0	0	0	0	0	0	0	0	1	0	0	0	1	2	2	0	0	0	0	0	0	0	0	0	0	0	0
2200	3	0	0	0	0	0	0	0	0	0	0	0	0	1	1	1	0	0	0	0	0	0	0	0	0	0	0	0	0
2300	3	0	0	0	0	0	0	0	0	0	0	0	0	0	1	0	1	1	0	0	0	0	0	0	0	0	0	0	0
07-19	**117**	**0**	**0**	**1**	**1**	**1**	**0**	**0**	**3**	**3**	**6**	**11**	**22**	**15**	**18**	**15**	**9**	**5**	**5**	**0**	**1**	**1**	**0**	**0**	**0**	**0**	**0**	**0**	**0**
06-22	**140**	**0**	**0**	**1**	**1**	**1**	**0**	**0**	**3**	**4**	**8**	**11**	**26**	**18**	**21**	**18**	**12**	**7**	**6**	**1**	**1**	**1**	**0**	**0**	**0**	**0**	**0**	**0**	**0**
06-00	**146**	**0**	**0**	**1**	**1**	**1**	**0**	**0**	**3**	**4**	**8**	**11**	**26**	**19**	**23**	**19**	**13**	**8**	**6**	**1**	**1**	**1**	**0**	**0**	**0**	**0**	**0**	**0**	**0**
00-00	**147**	**0**	**0**	**1**	**1**	**1**	**0**	**0**	**3**	**4**	**8**	**11**	**26**	**19**	**23**	**20**	**13**	**8**	**6**	**1**	**1**	**1**	**0**	**0**	**0**	**0**	**0**	**0**	**0**

DRAFT

Site 100
Location LP03520, Att - Telepole, Lat 54.18068, Long -6.78488
Direction North

3279 / Meath/Cavan/Monaghan ATC's
October 2013
Automatic Traffic Count

Thu, 10 October 2013

Time	Total	Speed Bins (km/h)																											
		0 - 5	5 - 10	10 - 15	15 - 20	20 - 25	25 - 30	30 - 35	35 - 40	40 - 45	45 - 50	50 - 55	55 - 60	60 - 65	65 - 70	70 - 75	75 - 80	80 - 85	85 - 90	90 - 95	95 - 100	100 - 105	105 - 110	110 - 115	115 - 120	120 - 125	125 - 130	130 - 135	135 - 140
0000	0	0	0	0	0	0	0	0	0	0	0	0	0	0	0	0	0	0	0	0	0	0	0	0	0	0	0	0	0
0100	0	0	0	0	0	0	0	0	0	0	0	0	0	0	0	0	0	0	0	0	0	0	0	0	0	0	0	0	0
0200	0	0	0	0	0	0	0	0	0	0	0	0	0	0	0	0	0	0	0	0	0	0	0	0	0	0	0	0	0
0300	0	0	0	0	0	0	0	0	0	0	0	0	0	0	0	0	0	0	0	0	0	0	0	0	0	0	0	0	0
0400	1	0	0	0	0	0	0	0	0	0	0	0	0	0	0	0	0	0	0	1	0	0	0	0	0	0	0	0	0
0500	0	0	0	0	0	0	0	0	0	0	0	0	0	0	0	0	0	0	0	0	0	0	0	0	0	0	0	0	0
0600	2	0	0	0	0	0	0	0	0	0	0	0	0	0	0	0	0	0	0	0	1	1	0	0	0	0	0	0	0
0700	3	0	0	0	0	0	0	0	0	0	0	2	0	0	0	0	0	1	0	0	0	0	0	0	0	0	0	0	0
0800	**12**	**0**	**0**	**0**	**1**	**0**	**0**	**0**	**0**	**0**	**0**	**0**	**2**	**1**	**3**	**1**	**4**	**0**	**0**	**0**	**0**	**0**	**0**	**0**	**0**	**0**	**0**	**0**	**0**
0900	8	0	0	0	0	0	1	1	0	0	0	0	0	2	0	2	2	0	0	0	0	0	0	0	0	0	0	0	0
1000	10	0	0	0	0	0	0	0	0	0	1	1	1	0	3	2	0	2	0	0	0	0	0	0	0	0	0	0	0
1100	4	0	0	0	0	0	0	0	0	0	1	0	0	1	1	0	1	0	0	0	0	0	0	0	0	0	0	0	0
1200	6	0	0	0	0	0	0	0	0	0	0	2	0	1	0	0	2	0	1	0	0	0	0	0	0	0	0	0	0
1300	9	0	0	0	1	0	0	0	0	0	0	1	1	1	2	1	2	0	0	0	0	0	0	0	0	0	0	0	0
1400	9	0	0	0	0	0	0	0	0	0	0	2	2	1	2	0	2	0	0	0	0	0	0	0	0	0	0	0	0
1500	8	0	0	0	0	0	0	1	0	0	0	1	1	1	2	0	1	0	1	0	0	0	0	0	0	0	0	0	0
1600	9	0	0	0	0	0	0	0	0	0	0	1	1	1	3	2	0	1	0	0	0	0	0	0	0	0	0	0	0
1700	10	0	0	0	1	0	0	0	0	0	1	0	1	1	1	2	1	2	0	0	0	0	0	0	0	0	0	0	0
1800	**17**	**0**	**0**	**0**	**0**	**0**	**0**	**0**	**0**	**0**	**1**	**0**	**2**	**6**	**3**	**1**	**0**	**2**	**1**	**0**	**0**	**0**	**1**	**0**	**0**	**0**	**0**	**0**	**0**
1900	7	0	0	0	0	0	0	0	0	0	2	0	1	0	2	1	0	0	0	1	0	0	0	0	0	0	0	0	0
2000	5	0	0	0	0	0	0	0	0	0	0	1	3	0	0	0	1	0	0	0	0	0	0	0	0	0	0	0	0
2100	7	0	0	0	0	0	0	0	0	0	0	1	1	2	0	0	0	3	0	0	0	0	0	0	0	0	0	0	0
2200	3	0	0	0	0	0	0	0	0	0	0	1	0	1	0	1	0	0	0	0	0	0	0	0	0	0	0	0	0
2300	1	0	0	0	0	0	0	0	0	0	0	0	1	0	0	0	0	0	0	0	0	0	0	0	0	0	0	0	0
07-19	**105**	**0**	**0**	**0**	**3**	**0**	**1**	**2**	**0**	**0**	**4**	**8**	**13**	**16**	**20**	**11**	**15**	**7**	**4**	**0**	**0**	**0**	**1**	**0**	**0**	**0**	**0**	**0**	**0**
06-22	**126**	**0**	**0**	**0**	**3**	**0**	**1**	**2**	**0**	**0**	**6**	**10**	**18**	**18**	**22**	**12**	**16**	**10**	**4**	**1**	**1**	**1**	**1**	**0**	**0**	**0**	**0**	**0**	**0**
06-00	**130**	**0**	**0**	**0**	**3**	**0**	**1**	**2**	**0**	**0**	**6**	**11**	**19**	**19**	**22**	**13**	**16**	**10**	**4**	**1**	**1**	**1**	**1**	**0**	**0**	**0**	**0**	**0**	**0**
00-00	**131**	**0**	**0**	**0**	**3**	**0**	**1**	**2**	**0**	**0**	**6**	**11**	**19**	**19**	**22**	**13**	**16**	**10**	**4**	**2**	**1**	**1**	**1**	**0**	**0**	**0**	**0**	**0**	**0**

DRAFT

Site 100
Location LP03520, Att - Telepole, Lat 54.18068, Long -6.78488
Direction North

3279 / Meath/Cavan/Monaghan ATC's
October 2013
Automatic Traffic Count

Fri, 11 October 2013

Time	Total	Speed Bins (km/h)																											
		0 - 5	5 - 10	10 - 15	15 - 20	20 - 25	25 - 30	30 - 35	35 - 40	40 - 45	45 - 50	50 - 55	55 - 60	60 - 65	65 - 70	70 - 75	75 - 80	80 - 85	85 - 90	90 - 95	95 - 100	100 - 105	105 - 110	110 - 115	115 - 120	120 - 125	125 - 130	130 - 135	135 - 140
0000	1	0	0	0	0	0	0	0	0	0	0	0	0	1	0	0	0	0	0	0	0	0	0	0	0	0	0	0	0
0100	1	0	0	0	0	0	0	0	0	0	0	0	0	1	0	0	0	0	0	0	0	0	0	0	0	0	0	0	0
0200	0	0	0	0	0	0	0	0	0	0	0	0	0	0	0	0	0	0	0	0	0	0	0	0	0	0	0	0	0
0300	0	0	0	0	0	0	0	0	0	0	0	0	0	0	0	0	0	0	0	0	0	0	0	0	0	0	0	0	0
0400	0	0	0	0	0	0	0	0	0	0	0	0	0	0	0	0	0	0	0	0	0	0	0	0	0	0	0	0	0
0500	1	0	0	0	0	0	0	0	0	0	0	0	0	0	0	0	1	0	0	0	0	0	0	0	0	0	0	0	0
0600	3	0	0	0	0	0	0	0	0	0	0	0	0	1	0	1	1	0	0	0	0	0	0	0	0	0	0	0	0
0700	5	0	0	0	0	0	0	1	0	0	1	1	1	0	1	0	0	0	0	0	0	0	0	0	0	0	0	0	0
0800	8	0	0	0	0	0	0	0	0	0	0	0	0	5	2	0	1	0	0	0	0	0	0	0	0	0	0	0	0
0900	6	0	0	0	0	0	0	0	0	0	1	0	0	2	0	1	0	0	2	0	0	0	0	0	0	0	0	0	0
1000	5	0	0	0	0	0	0	0	0	0	0	2	0	0	1	1	1	0	0	0	0	0	0	0	0	0	0	0	0
1100	**9**	**0**	**0**	**0**	**0**	**0**	**0**	**0**	**0**	**0**	**0**	**1**	**0**	**6**	**2**	**0**	**0**	**0**	**0**	**0**	**0**	**0**	**0**	**0**	**0**	**0**	**0**	**0**	**0**
1200	7	0	0	0	0	0	0	0	0	0	0	1	2	1	1	0	1	1	0	0	0	0	0	0	0	0	0	0	0
1300	10	0	0	0	0	0	0	0	0	2	0	1	5	0	0	2	0	0	0	0	0	0	0	0	0	0	0	0	0
1400	9	0	0	0	0	0	0	0	0	0	0	2	0	2	1	3	0	1	0	0	0	0	0	0	0	0	0	0	0
1500	9	0	0	0	1	0	0	0	0	0	1	1	1	2	1	1	1	0	0	0	0	0	0	0	0	0	0	0	0
1600	11	0	0	0	0	0	0	0	0	0	1	0	0	3	2	1	3	1	0	0	0	0	0	0	0	0	0	0	0
1700	**12**	**0**	**0**	**0**	**0**	**0**	**0**	**0**	**0**	**0**	**0**	**0**	**1**	**4**	**1**	**3**	**3**	**0**	**0**	**0**	**0**	**0**	**0**	**0**	**0**	**0**	**0**	**0**	**0**
1800	9	0	0	0	0	0	0	0	0	0	0	0	2	1	4	1	1	0	0	0	0	0	0	0	0	0	0	0	0
1900	10	0	0	0	0	0	0	1	1	1	0	2	0	1	0	1	2	0	1	0	0	0	0	0	0	0	0	0	0
2000	0	0	0	0	0	0	0	0	0	0	0	0	0	0	0	0	0	0	0	0	0	0	0	0	0	0	0	0	0
2100	0	0	0	0	0	0	0	0	0	0	0	0	0	0	0	0	0	0	0	0	0	0	0	0	0	0	0	0	0
2200	0	0	0	0	0	0	0	0	0	0	0	0	0	0	0	0	0	0	0	0	0	0	0	0	0	0	0	0	0
2300	0	0	0	0	0	0	0	0	0	0	0	0	0	0	0	0	0	0	0	0	0	0	0	0	0	0	0	0	0
07-19	**100**	**0**	**0**	**0**	**1**	**0**	**0**	**1**	**0**	**2**	**4**	**9**	**12**	**26**	**16**	**13**	**11**	**3**	**2**	**0**	**0**	**0**	**0**	**0**	**0**	**0**	**0**	**0**	**0**
06-22	**113**	**0**	**0**	**0**	**1**	**0**	**0**	**2**	**1**	**3**	**4**	**11**	**12**	**28**	**16**	**15**	**14**	**3**	**3**	**0**	**0**	**0**	**0**	**0**	**0**	**0**	**0**	**0**	**0**
06-00	**113**	**0**	**0**	**0**	**1**	**0**	**0**	**2**	**1**	**3**	**4**	**11**	**12**	**28**	**16**	**15**	**14**	**3**	**3**	**0**	**0**	**0**	**0**	**0**	**0**	**0**	**0**	**0**	**0**
00-00	**116**	**0**	**0**	**0**	**1**	**0**	**0**	**2**	**1**	**3**	**4**	**11**	**12**	**30**	**16**	**15**	**15**	**3**	**3**	**0**	**0**	**0**	**0**	**0**	**0**	**0**	**0**	**0**	**0**

DRAFT

Site 100
Location LP03520, Att - Telepole, Lat 54.18068, Long -6.78488
Direction North

3279 / Meath/Cavan/Monaghan ATC's
October 2013
Automatic Traffic Count

Sat, 12 October 2013

Time	Total	Speed Bins (km/h)																											
		0 - 5	5 - 10	10 - 15	15 - 20	20 - 25	25 - 30	30 - 35	35 - 40	40 - 45	45 - 50	50 - 55	55 - 60	60 - 65	65 - 70	70 - 75	75 - 80	80 - 85	85 - 90	90 - 95	95 - 100	100 - 105	105 - 110	110 - 115	115 - 120	120 - 125	125 - 130	130 - 135	135 - 140
0000	0	0	0	0	0	0	0	0	0	0	0	0	0	0	0	0	0	0	0	0	0	0	0	0	0	0	0	0	0
0100	0	0	0	0	0	0	0	0	0	0	0	0	0	0	0	0	0	0	0	0	0	0	0	0	0	0	0	0	0
0200	0	0	0	0	0	0	0	0	0	0	0	0	0	0	0	0	0	0	0	0	0	0	0	0	0	0	0	0	0
0300	0	0	0	0	0	0	0	0	0	0	0	0	0	0	0	0	0	0	0	0	0	0	0	0	0	0	0	0	0
0400	0	0	0	0	0	0	0	0	0	0	0	0	0	0	0	0	0	0	0	0	0	0	0	0	0	0	0	0	0
0500	0	0	0	0	0	0	0	0	0	0	0	0	0	0	0	0	0	0	0	0	0	0	0	0	0	0	0	0	0
0600	0	0	0	0	0	0	0	0	0	0	0	0	0	0	0	0	0	0	0	0	0	0	0	0	0	0	0	0	0
0700	0	0	0	0	0	0	0	0	0	0	0	0	0	0	0	0	0	0	0	0	0	0	0	0	0	0	0	0	0
0800	0	0	0	0	0	0	0	0	0	0	0	0	0	0	0	0	0	0	0	0	0	0	0	0	0	0	0	0	0
0900	0	0	0	0	0	0	0	0	0	0	0	0	0	0	0	0	0	0	0	0	0	0	0	0	0	0	0	0	0
1000	0	0	0	0	0	0	0	0	0	0	0	0	0	0	0	0	0	0	0	0	0	0	0	0	0	0	0	0	0
1100	0	0	0	0	0	0	0	0	0	0	0	0	0	0	0	0	0	0	0	0	0	0	0	0	0	0	0	0	0
1200	0	0	0	0	0	0	0	0	0	0	0	0	0	0	0	0	0	0	0	0	0	0	0	0	0	0	0	0	0
1300	0	0	0	0	0	0	0	0	0	0	0	0	0	0	0	0	0	0	0	0	0	0	0	0	0	0	0	0	0
1400	0	0	0	0	0	0	0	0	0	0	0	0	0	0	0	0	0	0	0	0	0	0	0	0	0	0	0	0	0
1500	0	0	0	0	0	0	0	0	0	0	0	0	0	0	0	0	0	0	0	0	0	0	0	0	0	0	0	0	0
1600	0	0	0	0	0	0	0	0	0	0	0	0	0	0	0	0	0	0	0	0	0	0	0	0	0	0	0	0	0
1700	0	0	0	0	0	0	0	0	0	0	0	0	0	0	0	0	0	0	0	0	0	0	0	0	0	0	0	0	0
1800	0	0	0	0	0	0	0	0	0	0	0	0	0	0	0	0	0	0	0	0	0	0	0	0	0	0	0	0	0
1900	0	0	0	0	0	0	0	0	0	0	0	0	0	0	0	0	0	0	0	0	0	0	0	0	0	0	0	0	0
2000	0	0	0	0	0	0	0	0	0	0	0	0	0	0	0	0	0	0	0	0	0	0	0	0	0	0	0	0	0
2100	0	0	0	0	0	0	0	0	0	0	0	0	0	0	0	0	0	0	0	0	0	0	0	0	0	0	0	0	0
2200	0	0	0	0	0	0	0	0	0	0	0	0	0	0	0	0	0	0	0	0	0	0	0	0	0	0	0	0	0
2300	0	0	0	0	0	0	0	0	0	0	0	0	0	0	0	0	0	0	0	0	0	0	0	0	0	0	0	0	0
07-19	0	0	0	0	0	0	0	0	0	0	0	0	0	0	0	0	0	0	0	0	0	0	0	0	0	0	0	0	0
06-22	0	0	0	0	0	0	0	0	0	0	0	0	0	0	0	0	0	0	0	0	0	0	0	0	0	0	0	0	0
06-00	0	0	0	0	0	0	0	0	0	0	0	0	0	0	0	0	0	0	0	0	0	0	0	0	0	0	0	0	0
00-00	0	0	0	0	0	0	0	0	0	0	0	0	0	0	0	0	0	0	0	0	0	0	0	0	0	0	0	0	0

DRAFT

Site 100
Location LP03520, Att - Telepole, Lat 54.18068, Long -6.78488
Direction North

3279 / Meath/Cavan/Monaghan ATC's
October 2013
Automatic Traffic Count

Sun, 13 October 2013

Time	Total	Speed Bins (km/h)																											
		0 - 5	5 - 10	10 - 15	15 - 20	20 - 25	25 - 30	30 - 35	35 - 40	40 - 45	45 - 50	50 - 55	55 - 60	60 - 65	65 - 70	70 - 75	75 - 80	80 - 85	85 - 90	90 - 95	95 - 100	100 - 105	105 - 110	110 - 115	115 - 120	120 - 125	125 - 130	130 - 135	135 - 140
0000	0	0	0	0	0	0	0	0	0	0	0	0	0	0	0	0	0	0	0	0	0	0	0	0	0	0	0	0	0
0100	0	0	0	0	0	0	0	0	0	0	0	0	0	0	0	0	0	0	0	0	0	0	0	0	0	0	0	0	0
0200	0	0	0	0	0	0	0	0	0	0	0	0	0	0	0	0	0	0	0	0	0	0	0	0	0	0	0	0	0
0300	0	0	0	0	0	0	0	0	0	0	0	0	0	0	0	0	0	0	0	0	0	0	0	0	0	0	0	0	0
0400	0	0	0	0	0	0	0	0	0	0	0	0	0	0	0	0	0	0	0	0	0	0	0	0	0	0	0	0	0
0500	0	0	0	0	0	0	0	0	0	0	0	0	0	0	0	0	0	0	0	0	0	0	0	0	0	0	0	0	0
0600	0	0	0	0	0	0	0	0	0	0	0	0	0	0	0	0	0	0	0	0	0	0	0	0	0	0	0	0	0
0700	0	0	0	0	0	0	0	0	0	0	0	0	0	0	0	0	0	0	0	0	0	0	0	0	0	0	0	0	0
0800	0	0	0	0	0	0	0	0	0	0	0	0	0	0	0	0	0	0	0	0	0	0	0	0	0	0	0	0	0
0900	0	0	0	0	0	0	0	0	0	0	0	0	0	0	0	0	0	0	0	0	0	0	0	0	0	0	0	0	0
1000	0	0	0	0	0	0	0	0	0	0	0	0	0	0	0	0	0	0	0	0	0	0	0	0	0	0	0	0	0
1100	0	0	0	0	0	0	0	0	0	0	0	0	0	0	0	0	0	0	0	0	0	0	0	0	0	0	0	0	0
1200	0	0	0	0	0	0	0	0	0	0	0	0	0	0	0	0	0	0	0	0	0	0	0	0	0	0	0	0	0
1300	0	0	0	0	0	0	0	0	0	0	0	0	0	0	0	0	0	0	0	0	0	0	0	0	0	0	0	0	0
1400	0	0	0	0	0	0	0	0	0	0	0	0	0	0	0	0	0	0	0	0	0	0	0	0	0	0	0	0	0
1500	0	0	0	0	0	0	0	0	0	0	0	0	0	0	0	0	0	0	0	0	0	0	0	0	0	0	0	0	0
1600	0	0	0	0	0	0	0	0	0	0	0	0	0	0	0	0	0	0	0	0	0	0	0	0	0	0	0	0	0
1700	0	0	0	0	0	0	0	0	0	0	0	0	0	0	0	0	0	0	0	0	0	0	0	0	0	0	0	0	0
1800	0	0	0	0	0	0	0	0	0	0	0	0	0	0	0	0	0	0	0	0	0	0	0	0	0	0	0	0	0
1900	0	0	0	0	0	0	0	0	0	0	0	0	0	0	0	0	0	0	0	0	0	0	0	0	0	0	0	0	0
2000	0	0	0	0	0	0	0	0	0	0	0	0	0	0	0	0	0	0	0	0	0	0	0	0	0	0	0	0	0
2100	0	0	0	0	0	0	0	0	0	0	0	0	0	0	0	0	0	0	0	0	0	0	0	0	0	0	0	0	0
2200	0	0	0	0	0	0	0	0	0	0	0	0	0	0	0	0	0	0	0	0	0	0	0	0	0	0	0	0	0
2300	0	0	0	0	0	0	0	0	0	0	0	0	0	0	0	0	0	0	0	0	0	0	0	0	0	0	0	0	0
07-19	0	0	0	0	0	0	0	0	0	0	0	0	0	0	0	0	0	0	0	0	0	0	0	0	0	0	0	0	0
06-22	0	0	0	0	0	0	0	0	0	0	0	0	0	0	0	0	0	0	0	0	0	0	0	0	0	0	0	0	0
06-00	0	0	0	0	0	0	0	0	0	0	0	0	0	0	0	0	0	0	0	0	0	0	0	0	0	0	0	0	0
00-00	0	0	0	0	0	0	0	0	0	0	0	0	0	0	0	0	0	0	0	0	0	0	0	0	0	0	0	0	0

DRAFT

Site 100
Location LP03520, Att - Telepole, Lat 54.18068, Long -6.78488
Direction North

3279 / Meath/Cavan/Monaghan ATC's
October 2013
Automatic Traffic Count

Mon, 14 October 2013

Time	Total	Speed Bins (km/h)																											
		0 - 5	5 - 10	10 - 15	15 - 20	20 - 25	25 - 30	30 - 35	35 - 40	40 - 45	45 - 50	50 - 55	55 - 60	60 - 65	65 - 70	70 - 75	75 - 80	80 - 85	85 - 90	90 - 95	95 - 100	100 - 105	105 - 110	110 - 115	115 - 120	120 - 125	125 - 130	130 - 135	135 - 140
0000	0	0	0	0	0	0	0	0	0	0	0	0	0	0	0	0	0	0	0	0	0	0	0	0	0	0	0	0	0
0100	0	0	0	0	0	0	0	0	0	0	0	0	0	0	0	0	0	0	0	0	0	0	0	0	0	0	0	0	0
0200	0	0	0	0	0	0	0	0	0	0	0	0	0	0	0	0	0	0	0	0	0	0	0	0	0	0	0	0	0
0300	0	0	0	0	0	0	0	0	0	0	0	0	0	0	0	0	0	0	0	0	0	0	0	0	0	0	0	0	0
0400	0	0	0	0	0	0	0	0	0	0	0	0	0	0	0	0	0	0	0	0	0	0	0	0	0	0	0	0	0
0500	0	0	0	0	0	0	0	0	0	0	0	0	0	0	0	0	0	0	0	0	0	0	0	0	0	0	0	0	0
0600	0	0	0	0	0	0	0	0	0	0	0	0	0	0	0	0	0	0	0	0	0	0	0	0	0	0	0	0	0
0700	0	0	0	0	0	0	0	0	0	0	0	0	0	0	0	0	0	0	0	0	0	0	0	0	0	0	0	0	0
0800	0	0	0	0	0	0	0	0	0	0	0	0	0	0	0	0	0	0	0	0	0	0	0	0	0	0	0	0	0
0900	0	0	0	0	0	0	0	0	0	0	0	0	0	0	0	0	0	0	0	0	0	0	0	0	0	0	0	0	0
1000	0	0	0	0	0	0	0	0	0	0	0	0	0	0	0	0	0	0	0	0	0	0	0	0	0	0	0	0	0
1100	0	0	0	0	0	0	0	0	0	0	0	0	0	0	0	0	0	0	0	0	0	0	0	0	0	0	0	0	0
1200	0	0	0	0	0	0	0	0	0	0	0	0	0	0	0	0	0	0	0	0	0	0	0	0	0	0	0	0	0
1300	0	0	0	0	0	0	0	0	0	0	0	0	0	0	0	0	0	0	0	0	0	0	0	0	0	0	0	0	0
1400	0	0	0	0	0	0	0	0	0	0	0	0	0	0	0	0	0	0	0	0	0	0	0	0	0	0	0	0	0
1500	0	0	0	0	0	0	0	0	0	0	0	0	0	0	0	0	0	0	0	0	0	0	0	0	0	0	0	0	0
1600	0	0	0	0	0	0	0	0	0	0	0	0	0	0	0	0	0	0	0	0	0	0	0	0	0	0	0	0	0
1700	0	0	0	0	0	0	0	0	0	0	0	0	0	0	0	0	0	0	0	0	0	0	0	0	0	0	0	0	0
1800	0	0	0	0	0	0	0	0	0	0	0	0	0	0	0	0	0	0	0	0	0	0	0	0	0	0	0	0	0
1900	0	0	0	0	0	0	0	0	0	0	0	0	0	0	0	0	0	0	0	0	0	0	0	0	0	0	0	0	0
2000	0	0	0	0	0	0	0	0	0	0	0	0	0	0	0	0	0	0	0	0	0	0	0	0	0	0	0	0	0
2100	0	0	0	0	0	0	0	0	0	0	0	0	0	0	0	0	0	0	0	0	0	0	0	0	0	0	0	0	0
2200	0	0	0	0	0	0	0	0	0	0	0	0	0	0	0	0	0	0	0	0	0	0	0	0	0	0	0	0	0
2300	0	0	0	0	0	0	0	0	0	0	0	0	0	0	0	0	0	0	0	0	0	0	0	0	0	0	0	0	0
07-19	0	0	0	0	0	0	0	0	0	0	0	0	0	0	0	0	0	0	0	0	0	0	0	0	0	0	0	0	0
06-22	0	0	0	0	0	0	0	0	0	0	0	0	0	0	0	0	0	0	0	0	0	0	0	0	0	0	0	0	0
06-00	0	0	0	0	0	0	0	0	0	0	0	0	0	0	0	0	0	0	0	0	0	0	0	0	0	0	0	0	0
00-00	0	0	0	0	0	0	0	0	0	0	0	0	0	0	0	0	0	0	0	0	0	0	0	0	0	0	0	0	0

DRAFT

Site 100
Location LP03520, Att - Telepole, Lat 54.18068, Long -6.78488
Direction North

3279 / Meath/Cavan/Monaghan ATC's
October 2013
Automatic Traffic Count

Virtual Day (Partial days = 6.58)

Time	Total	Speed Bins (km/h)																											
		0 - 5	5 - 10	10 - 15	15 - 20	20 - 25	25 - 30	30 - 35	35 - 40	40 - 45	45 - 50	50 - 55	55 - 60	60 - 65	65 - 70	70 - 75	75 - 80	80 - 85	85 - 90	90 - 95	95 - 100	100 - 105	105 - 110	110 - 115	115 - 120	120 - 125	125 - 130	130 - 135	135 - 140
0000	0	0	0	0	0	0	0	0	0	0	0	0	0	0	0	0	0	0	0	0	0	0	0	0	0	0	0	0	0
0100	0	0	0	0	0	0	0	0	0	0	0	0	0	0	0	0	0	0	0	0	0	0	0	0	0	0	0	0	0
0200	0	0	0	0	0	0	0	0	0	0	0	0	0	0	0	0	0	0	0	0	0	0	0	0	0	0	0	0	0
0300	0	0	0	0	0	0	0	0	0	0	0	0	0	0	0	0	0	0	0	0	0	0	0	0	0	0	0	0	0
0400	0	0	0	0	0	0	0	0	0	0	0	0	0	0	0	0	0	0	0	0	0	0	0	0	0	0	0	0	0
0500	0	0	0	0	0	0	0	0	0	0	0	0	0	0	0	0	0	0	0	0	0	0	0	0	0	0	0	0	0
0600	1	0	0	0	0	0	0	0	0	0	0	0	0	0	0	0	0	0	0	0	0	0	0	0	0	0	0	0	0
0700	2	0	0	0	0	0	0	0	0	0	0	0	1	0	0	0	0	0	0	0	0	0	0	0	0	0	0	0	0
0800	**5**	**0**	**0**	**0**	**0**	**0**	**0**	**0**	**0**	**0**	**0**	**0**	**1**	**1**	**1**	**1**	**1**	**0**	**0**	**0**	**0**	**0**	**0**	**0**	**0**	**0**	**0**	**0**	**0**
0900	4	0	0	0	0	0	0	0	0	0	0	0	0	1	0	1	1	0	0	0	0	0	0	0	0	0	0	0	0
1000	3	0	0	0	0	0	0	0	0	0	0	1	0	0	1	1	0	0	0	0	0	0	0	0	0	0	0	0	0
1100	4	0	0	0	0	0	0	0	0	0	0	0	0	1	1	0	0	0	0	0	0	0	0	0	0	0	0	0	0
1200	4	0	0	0	0	0	0	0	0	0	0	0	1	0	0	0	1	0	0	0	0	0	0	0	0	0	0	0	0
1300	5	0	0	0	0	0	0	0	0	0	1	1	1	0	1	1	1	0	0	0	0	0	0	0	0	0	0	0	0
1400	5	0	0	0	0	0	0	0	0	0	0	1	0	1	1	1	0	0	0	0	0	0	0	0	0	0	0	0	0
1500	5	0	0	0	0	0	0	0	0	0	0	1	1	1	1	1	1	0	0	0	0	0	0	0	0	0	0	0	0
1600	6	0	0	0	0	0	0	0	0	0	0	0	1	1	1	1	1	0	0	0	0	0	0	0	0	0	0	0	0
1700	8	0	0	0	0	0	0	0	0	0	1	1	1	1	1	1	1	1	0	0	0	0	0	0	0	0	0	0	0
1800	**9**	**0**	**0**	**0**	**0**	**0**	**0**	**0**	**1**	**0**	**0**	**0**	**1**	**2**	**2**	**1**	**1**	**0**	**0**	**0**	**0**	**0**	**0**	**0**	**0**	**0**	**0**	**0**	**0**
1900	4	0	0	0	0	0	0	0	0	0	0	0	1	0	0	0	0	0	0	0	0	0	0	0	0	0	0	0	0
2000	3	0	0	0	0	0	0	0	0	0	0	0	1	1	0	0	0	0	0	0	0	0	0	0	0	0	0	0	0
2100	2	0	0	0	0	0	0	0	0	0	0	0	0	0	0	0	0	0	0	0	0	0	0	0	0	0	0	0	0
2200	1	0	0	0	0	0	0	0	0	0	0	0	0	0	0	0	0	0	0	0	0	0	0	0	0	0	0	0	0
2300	1	0	0	0	0	0	0	0	0	0	0	0	0	0	0	0	0	0	0	0	0	0	0	0	0	0	0	0	0
07-19	**60**	**0**	**0**	**0**	**0**	**0**	**0**	**0**	**1**	**0**	**2**	**5**	**8**	**9**	**10**	**9**	**8**	**1**	**0**	**0**	**0**	**0**	**0**	**0**	**0**	**0**	**0**	**0**	**0**
06-22	**70**	**0**	**0**	**0**	**0**	**0**	**0**	**0**	**1**	**0**	**2**	**5**	**10**	**10**	**10**	**9**	**8**	**1**	**0**	**0**	**0**	**0**	**0**	**0**	**0**	**0**	**0**	**0**	**0**
06-00	**72**	**0**	**0**	**0**	**0**	**0**	**0**	**0**	**1**	**0**	**2**	**5**	**10**	**10**	**10**	**9**	**8**	**1**	**0**	**0**	**0**	**0**	**0**	**0**	**0**	**0**	**0**	**0**	**0**
00-00	**72**	**0**	**0**	**0**	**0**	**0**	**0**	**0**	**1**	**0**	**2**	**5**	**10**	**10**	**10**	**9**	**8**	**1**	**0**	**0**	**0**	**0**	**0**	**0**	**0**	**0**	**0**	**0**	**0**

DRAFT

Site 100
Location LP03520, Att - Telepole, Lat 54.18068, Long -6.78488
Direction North

3279 / Meath/Cavan/Monaghan ATC's
October 2013
Automatic Traffic Count

Virtual Week (1)

Time	Total	Speed Bins (km/h)																											
		0 - 5	5 - 10	10 - 15	15 - 20	20 - 25	25 - 30	30 - 35	35 - 40	40 - 45	45 - 50	50 - 55	55 - 60	60 - 65	65 - 70	70 - 75	75 - 80	80 - 85	85 - 90	90 - 95	95 - 100	100 - 105	105 - 110	110 - 115	115 - 120	120 - 125	125 - 130	130 - 135	135 - 140
Mon	0	0	0	0	0	0	0	0	0	0	0	0	0	0	0	0	0	0	0	0	0	0	0	0	0	0	0	0	0
Tue	92	1	0	0	0	2	1	0	5	2	10	9	16	7	14	10	11	3	1	0	0	0	0	0	0	0	0	0	0
Wed	147	0	0	1	1	1	0	0	3	4	8	11	26	19	23	20	13	8	6	1	1	1	0	0	0	0	0	0	0
Thu	131	0	0	0	3	0	1	2	0	0	6	11	19	19	22	13	16	10	4	2	1	1	1	0	0	0	0	0	0
Fri	116	0	0	0	1	0	0	2	1	3	4	11	12	30	16	15	15	3	3	0	0	0	0	0	0	0	0	0	0
|Sat	0	0	0	0	0	0	0	0	0	0	0	0	0	0	0	0	0	0	0	0	0	0	0	0	0	0	0	0	0
|Sun	0	0	0	0	0	0	0	0	0	0	0	0	0	0	0	0	0	0	0	0	0	0	0	0	0	0	0	0	0
5 Day Ave.	**122**	**0**	**0**	**0**	**1**	**1**	**1**	**1**	**2**	**2**	**7**	**11**	**18**	**19**	**19**	**15**	**14**	**6**	**4**	**1**	**1**	**1**	**0**	**0**	**0**	**0**	**0**	**0**	**0**
7 Day Ave.	**72**	**0**	**0**	**0**	**0**	**0**	**0**	**0**	**1**	**0**	**2**	**5**	**10**	**10**	**10**	**9**	**8**	**1**	**0**	**0**	**0**	**0**	**0**	**0**	**0**	**0**	**0**	**0**	**0**
--	**486**	**1**	**0**	**1**	**5**	**3**	**2**	**4**	**9**	**9**	**28**	**42**	**73**	**75**	**75**	**58**	**55**	**24**	**14**	**3**	**2**	**2**	**1**	**0**	**0**	**0**	**0**	**0**	**0**

Summary Graphs

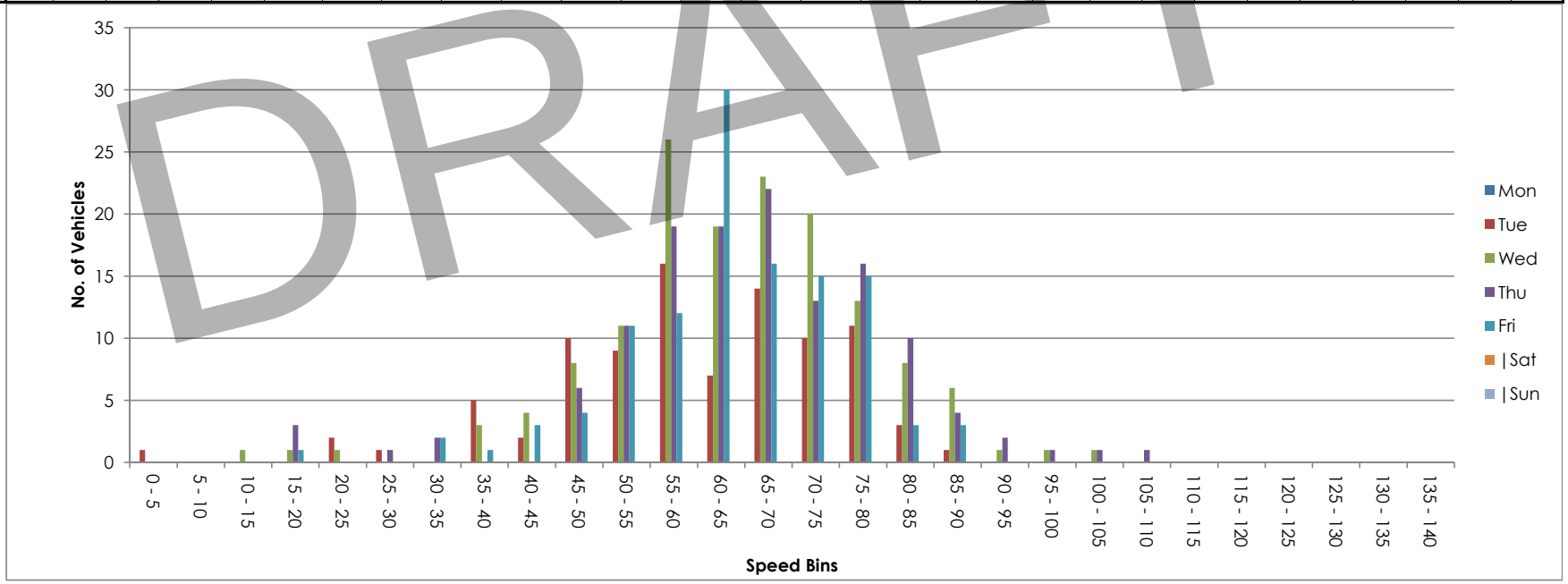

DRAFT

Site 100
Location LP03520, Att - Telepole, Lat 54.18068, Long -6.78488
Direction South

3279 / Meath/Cavan/Monaghan ATC's
October 2013
Automatic Traffic Count

Tue, 8 October 2013

Time	Total	Classification												>PSL	>PSL%	>SL1	>SL1%	>SL2	>SL2%	Mean	Vpp
		1 MCL	2 SV	3 SVT	4 TB2	5 TB3	6 T4	7 ART3	8 ART4	9 ART5	10 ART6	11 BD	12 DRT	80	80	85 +5kph	85 +5kph	90 +10kph	90 +10kph		85
0000	0	0	0	0	0	0	0	0	0	0	0	0	0	0	0	0	0	0	0	0	0
0100	0	0	0	0	0	0	0	0	0	0	0	0	0	0	0	0	0	0	0	0	0
0200	0	0	0	0	0	0	0	0	0	0	0	0	0	0	0	0	0	0	0	0	0
0300	0	0	0	0	0	0	0	0	0	0	0	0	0	0	0	0	0	0	0	0	0
0400	0	0	0	0	0	0	0	0	0	0	0	0	0	0	0	0	0	0	0	0	0
0500	0	0	0	0	0	0	0	0	0	0	0	0	0	0	0	0	0	0	0	0	0
0600	0	0	0	0	0	0	0	0	0	0	0	0	0	0	0	0	0	0	0	0	0
0700	0	0	0	0	0	0	0	0	0	0	0	0	0	0	0	0	0	0	0	0	0
0800	0	0	0	0	0	0	0	0	0	0	0	0	0	0	0	0	0	0	0	0	0
0900	0	0	0	0	0	0	0	0	0	0	0	0	0	0	0	0	0	0	0	0	0
1000	2	0	1	0	0	0	0	0	0	0	1	0	0	0	0	0	0	0	0	59.8	-
1100	**5**	**0**	**3**	**0**	**1**	**1**	**0**	**0**	**0**	**0**	**0**	**0**	**0**	**1**	**20**	**0**	**0**	**0**	**0**	**68.7**	**-**
1200	4	0	4	0	0	0	0	0	0	0	0	0	0	0	0	0	0	0	0	59.4	-
1300	7	0	7	0	0	0	0	0	0	0	0	0	0	0	0	0	0	0	0	62	-
1400	5	0	5	0	0	0	0	0	0	0	0	0	0	1	20	1	20	0	0	55.7	-
1500	14	0	13	0	1	0	0	0	0	0	0	0	0	1	7.1	1	7.1	0	0	63.7	71.6
1600	7	0	6	1	0	0	0	0	0	0	0	0	0	1	14.3	0	0	0	0	62.2	-
1700	**20**	**0**	**18**	**0**	**2**	**0**	**0**	**0**	**0**	**0**	**0**	**0**	**0**	**5**	**25**	**4**	**20**	**3**	**15**	**73.6**	**86.4**
1800	8	0	8	0	0	0	0	0	0	0	0	0	0	2	25	2	25	0	0	75.2	-
1900	5	0	5	0	0	0	0	0	0	0	0	0	0	2	40	1	20	0	0	76	-
2000	5	0	4	1	0	0	0	0	0	0	0	0	0	1	20	0	0	0	0	70.8	-
2100	5	0	5	0	0	0	0	0	0	0	0	0	0	0	0	0	0	0	0	61	-
2200	3	0	3	0	0	0	0	0	0	0	0	0	0	1	33.3	0	0	0	0	72.5	-
2300	0	0	0	0	0	0	0	0	0	0	0	0	0	0	0	0	0	0	0	-	-
07-19	**72**	**0**	**65**	**1**	**4**	**1**	**0**	**0**	**0**	**0**	**1**	**0**	**0**	**11**	**15.3**	**8**	**11.1**	**3**	**4.2**	**66.9**	**79.2**
06-22	**87**	**0**	**79**	**2**	**4**	**1**	**0**	**0**	**0**	**0**	**1**	**0**	**0**	**14**	**16.1**	**9**	**10.3**	**3**	**3.4**	**67.3**	**83.2**
06-00	**90**	**0**	**82**	**2**	**4**	**1**	**0**	**0**	**0**	**0**	**1**	**0**	**0**	**15**	**16.7**	**9**	**10**	**3**	**3.3**	**67.5**	**83.2**
00-00	**90**	**0**	**82**	**2**	**4**	**1**	**0**	**0**	**0**	**0**	**1**	**0**	**0**	**15**	**16.7**	**9**	**10**	**3**	**3.3**	**67.5**	**83.2**

DRAFT

Site 100
Location LP03520, Att - Telepole, Lat 54.18068, Long -6.78488
Direction South

3279 / Meath/Cavan/Monaghan ATC's
October 2013
Automatic Traffic Count

Wed, 9 October 2013

Time	Total	Classification												>PSL	>PSL%	>SL1	>SL1%	>SL2	>SL2%	Mean	Vpp
		1 MCL	2 SV	3 SVT	4 TB2	5 TB3	6 T4	7 ART3	8 ART4	9 ART5	10 ART6	11 BD	12 DRT	80	80	85 +5kph	85 +5kph	90 +10kph	90 +10kph		85
0000	0	0	0	0	0	0	0	0	0	0	0	0	0	0	0	0	0	0	0	-	-
0100	0	0	0	0	0	0	0	0	0	0	0	0	0	0	0	0	0	0	0	-	-
0200	0	0	0	0	0	0	0	0	0	0	0	0	0	0	0	0	0	0	0	-	-
0300	0	0	0	0	0	0	0	0	0	0	0	0	0	0	0	0	0	0	0	-	-
0400	0	0	0	0	0	0	0	0	0	0	0	0	0	0	0	0	0	0	0	-	-
0500	0	0	0	0	0	0	0	0	0	0	0	0	0	0	0	0	0	0	0	-	-
0600	4	0	3	0	0	0	0	0	1	0	0	0	0	2	50	1	25	0	0	70.8	-
0700	7	0	6	0	0	1	0	0	0	0	0	0	0	2	28.6	1	14.3	1	14.3	71.3	-
0800	11	0	9	0	1	1	0	0	0	0	0	0	0	2	18.2	1	9.1	0	0	69.5	76.3
0900	3	0	3	0	0	0	0	0	0	0	0	0	0	0	0	0	0	0	0	69.5	-
1000	3	0	2	0	1	0	0	0	0	0	0	0	0	1	33.3	1	33.3	1	33.3	78.5	-
1100	**13**	**0**	**11**	**1**	**0**	**1**	**0**	**0**	**0**	**0**	**0**	**0**	**0**	**0**	**0**	**0**	**0**	**0**	**0**	**59**	**71.6**
1200	4	0	3	0	1	0	0	0	0	0	0	0	0	1	25	0	0	0	0	66.7	-
1300	7	0	6	0	0	1	0	0	0	0	0	0	0	2	28.6	1	14.3	0	0	73	-
1400	13	0	10	1	1	0	1	0	0	0	0	0	0	1	7.7	1	7.7	0	0	69.6	76.3
1500	4	0	4	0	0	0	0	0	0	0	0	0	0	1	25	0	0	0	0	67.4	-
1600	8	0	8	0	0	0	0	0	0	0	0	0	0	1	12.5	1	12.5	0	0	62.1	-
1700	9	0	7	0	1	1	0	0	0	0	0	0	0	1	11.1	0	0	0	0	66.2	-
1800	**14**	**0**	**10**	**0**	**2**	**0**	**0**	**1**	**1**	**0**	**0**	**0**	**0**	**3**	**21.4**	**2**	**14.3**	**2**	**14.3**	**67.2**	**83.5**
1900	12	0	12	0	0	0	0	0	0	0	0	0	0	1	8.3	1	8.3	0	0	63.9	73.4
2000	7	0	7	0	0	0	0	0	0	0	0	0	0	2	28.6	0	0	0	0	71.5	-
2100	8	0	8	0	0	0	0	0	0	0	0	0	0	2	25	1	12.5	1	12.5	70.7	-
2200	2	0	2	0	0	0	0	0	0	0	0	0	0	1	50	0	0	0	0	78.1	-
2300	0	0	0	0	0	0	0	0	0	0	0	0	0	0	0	0	0	0	0	-	-
07-19	**96**	**0**	**79**	**2**	**7**	**5**	**1**	**1**	**1**	**0**	**0**	**0**	**0**	**15**	**15.6**	**8**	**8.3**	**4**	**4.2**	**67.3**	**80.3**
06-22	**127**	**0**	**109**	**2**	**7**	**5**	**1**	**1**	**2**	**0**	**0**	**0**	**0**	**22**	**17.3**	**11**	**8.7**	**5**	**3.9**	**67.5**	**81**
06-00	**129**	**0**	**111**	**2**	**7**	**5**	**1**	**1**	**2**	**0**	**0**	**0**	**0**	**23**	**17.8**	**11**	**8.5**	**5**	**3.9**	**67.7**	**81**
00-00	**129**	**0**	**111**	**2**	**7**	**5**	**1**	**1**	**2**	**0**	**0**	**0**	**0**	**23**	**17.8**	**11**	**8.5**	**5**	**3.9**	**67.7**	**81**

DRAFT

Site 100
Location LP03520, Att - Telepole, Lat 54.18068, Long -6.78488
Direction South

3279 / Meath/Cavan/Monaghan ATC's
October 2013
Automatic Traffic Count

Thu, 10 October 2013

Time	Total	Classification												>PSL	>PSL%	>SL1	>SL1%	>SL2	>SL2%	Mean	Vpp
		1 MCL	2 SV	3 SVT	4 TB2	5 TB3	6 T4	7 ART3	8 ART4	9 ART5	10 ART6	11 BD	12 DRT	80	80	85 +5kph	85 +5kph	90 +10kph	90 +10kph		85
0000	1	0	1	0	0	0	0	0	0	0	0	0	0	1	100	1	100	0	0	88.4	-
0100	1	0	1	0	0	0	0	0	0	0	0	0	0	1	100	1	100	0	0	89.2	-
0200	0	0	0	0	0	0	0	0	0	0	0	0	0	0	0	0	0	0	0	-	-
0300	0	0	0	0	0	0	0	0	0	0	0	0	0	0	0	0	0	0	0	-	-
0400	1	0	1	0	0	0	0	0	0	0	0	0	0	0	0	0	0	0	0	55.2	-
0500	0	0	0	0	0	0	0	0	0	0	0	0	0	0	0	0	0	0	0	-	-
0600	1	0	0	0	0	1	0	0	0	0	0	0	0	0	0	0	0	0	0	41.2	-
0700	8	0	6	0	0	1	0	0	0	1	0	0	0	2	25	1	12.5	1	12.5	67.1	-
0800	**15**	**0**	**11**	**1**	**2**	**1**	**0**	**0**	**0**	**0**	**0**	**0**	**0**	**1**	**6.7**	**0**	**0**	**0**	**0**	**59.6**	**74.9**
0900	9	0	8	0	1	0	0	0	0	0	0	0	0	0	0	0	0	0	0	64.8	-
1000	7	0	6	0	0	0	0	0	0	1	0	0	0	1	14.3	1	14.3	0	0	70.6	-
1100	7	0	5	1	0	0	1	0	0	0	0	0	0	0	0	0	0	0	0	57.8	-
1200	6	0	5	0	0	0	1	0	0	0	0	0	0	0	0	0	0	0	0	68.5	-
1300	6	0	4	0	1	0	0	0	1	0	0	0	0	1	16.7	1	16.7	1	16.7	76.1	-
1400	**15**	**0**	**14**	**0**	**1**	**0**	**0**	**0**	**0**	**0**	**0**	**0**	**0**	**4**	**26.7**	**2**	**13.3**	**1**	**6.7**	**71.9**	**81.7**
1500	7	0	5	1	0	0	0	0	0	1	0	0	0	2	28.6	1	14.3	1	14.3	66.2	-
1600	6	0	5	1	0	0	0	0	0	0	0	0	0	0	0	0	0	0	0	57	-
1700	12	0	10	0	2	0	0	0	0	0	0	0	0	4	33.3	1	8.3	0	0	74.4	81.7
1800	14	0	14	0	0	0	0	0	0	0	0	0	0	4	28.6	2	14.3	1	7.1	75.6	83.2
1900	8	0	6	2	0	0	0	0	0	0	0	0	0	1	12.5	0	0	0	0	66.1	-
2000	8	0	8	0	0	0	0	0	0	0	0	0	0	0	0	0	0	0	0	60.1	-
2100	8	0	6	1	1	0	0	0	0	0	0	0	0	2	25	2	25	1	12.5	72.5	-
2200	2	0	2	0	0	0	0	0	0	0	0	0	0	1	50	0	0	0	0	81.5	-
2300	2	0	2	0	0	0	0	0	0	0	0	0	0	0	0	0	0	0	0	74.7	-
07-19	**112**	**0**	**93**	**4**	**7**	**2**	**2**	**0**	**1**	**3**	**0**	**0**	**0**	**19**	**17**	**9**	**8**	**5**	**4.5**	**68**	**80.3**
06-22	**137**	**0**	**113**	**7**	**8**	**3**	**2**	**0**	**1**	**3**	**0**	**0**	**0**	**22**	**16.1**	**11**	**8**	**6**	**4.4**	**67.5**	**79.9**
06-00	**141**	**0**	**117**	**7**	**8**	**3**	**2**	**0**	**1**	**3**	**0**	**0**	**0**	**23**	**16.3**	**11**	**7.8**	**6**	**4.3**	**67.8**	**80.3**
00-00	**144**	**0**	**120**	**7**	**8**	**3**	**2**	**0**	**1**	**3**	**0**	**0**	**0**	**25**	**17.4**	**13**	**9**	**6**	**4.2**	**68**	**80.3**

DRAFT

Site 100
Location LP03520, Att - Telepole, Lat 54.18068, Long -6.78488
Direction South

3279 / Meath/Cavan/Monaghan ATC's
October 2013
Automatic Traffic Count

Fri, 11 October 2013

Time	Total	Classification												>PSL	>PSL%	>SL1	>SL1%	>SL2	>SL2%	Mean	Vpp
		1 MCL	2 SV	3 SVT	4 TB2	5 TB3	6 T4	7 ART3	8 ART4	9 ART5	10 ART6	11 BD	12 DRT	80	80	85 +5kph	85 +5kph	90 +10kph	90 +10kph		85
0000	0	0	0	0	0	0	0	0	0	0	0	0	0	0	0	0	0	0	0	-	-
0100	1	0	1	0	0	0	0	0	0	0	0	0	0	0	0	0	0	0	0	52.6	-
0200	0	0	0	0	0	0	0	0	0	0	0	0	0	0	0	0	0	0	0	-	-
0300	0	0	0	0	0	0	0	0	0	0	0	0	0	0	0	0	0	0	0	-	-
0400	0	0	0	0	0	0	0	0	0	0	0	0	0	0	0	0	0	0	0	-	-
0500	2	0	1	0	0	0	0	0	0	0	1	0	0	0	0	0	0	0	0	58.2	-
0600	2	0	2	0	0	0	0	0	0	0	0	0	0	0	0	0	0	0	0	64.2	-
0700	6	0	4	0	0	2	0	0	0	0	0	0	0	0	0	0	0	0	0	56.7	-
0800	8	0	5	0	3	0	0	0	0	0	0	0	0	1	12.5	1	12.5	0	0	60.3	-
0900	5	0	4	0	1	0	0	0	0	0	0	0	0	1	20	1	20	0	0	69.8	-
1000	**11**	**0**	**7**	**0**	**4**	**0**	**0**	**0**	**0**	**0**	**0**	**0**	**0**	**4**	**36.4**	**2**	**18.2**	**1**	**9.1**	**73.8**	**84.6**
1100	7	1	5	0	1	0	0	0	0	0	0	0	0	1	14.3	0	0	0	0	65.2	-
1200	7	0	7	0	0	0	0	0	0	0	0	0	0	1	14.3	1	14.3	0	0	70.2	-
1300	**15**	**0**	**13**	**0**	**1**	**1**	**0**	**0**	**0**	**0**	**0**	**0**	**0**	**1**	**6.7**	**0**	**0**	**0**	**0**	**67.1**	**79.2**
1400	6	0	6	0	0	0	0	0	0	0	0	0	0	1	16.7	1	16.7	1	16.7	71.5	-
1500	6	0	5	0	1	0	0	0	0	0	0	0	0	1	16.7	1	16.7	1	16.7	72.7	-
1600	12	0	10	0	2	0	0	0	0	0	0	0	0	0	0	0	0	0	0	67	76
1700	12	0	11	0	1	0	0	0	0	0	0	0	0	2	16.7	0	0	0	0	71.1	77.4
1800	10	0	9	1	0	0	0	0	0	0	0	0	0	2	20	2	20	0	0	69.4	-
1900	12	0	12	0	0	0	0	0	0	0	0	0	0	2	16.7	1	8.3	1	8.3	69.9	75.6
2000	0	0	0	0	0	0	0	0	0	0	0	0	0	0	0	0	0	0	0	0	0
2100	0	0	0	0	0	0	0	0	0	0	0	0	0	0	0	0	0	0	0	0	0
2200	0	0	0	0	0	0	0	0	0	0	0	0	0	0	0	0	0	0	0	0	0
2300	0	0	0	0	0	0	0	0	0	0	0	0	0	0	0	0	0	0	0	0	0
07-19	**105**	**1**	**86**	**1**	**14**	**3**	**0**	**0**	**0**	**0**	**0**	**0**	**0**	**15**	**14.3**	**9**	**8.6**	**3**	**2.9**	**68.1**	**79.6**
06-22	**119**	**1**	**100**	**1**	**14**	**3**	**0**	**0**	**0**	**0**	**0**	**0**	**0**	**17**	**14.3**	**10**	**8.4**	**4**	**3.4**	**68.2**	**79.6**
06-00	**119**	**1**	**100**	**1**	**14**	**3**	**0**	**0**	**0**	**0**	**0**	**0**	**0**	**17**	**14.3**	**10**	**8.4**	**4**	**3.4**	**68.2**	**79.6**
00-00	**122**	**1**	**102**	**1**	**14**	**3**	**0**	**0**	**0**	**0**	**1**	**0**	**0**	**17**	**13.9**	**10**	**8.2**	**4**	**3.3**	**68**	**79.6**

DRAFT

Site 100
Location LP03520, Att - Telepole, Lat 54.18068, Long -6.78488
Direction South

3279 / Meath/Cavan/Monaghan ATC's
October 2013
Automatic Traffic Count

Sat, 12 October 2013

Time	Total	Classification												>PSL	>PSL%	>SL1	>SL1%	>SL2	>SL2%	Mean	Vpp
		1 MCL	2 SV	3 SVT	4 TB2	5 TB3	6 T4	7 ART3	8 ART4	9 ART5	10 ART6	11 BD	12 DRT	80	80	85 +5kph	85 +5kph	90 +10kph	90 +10kph		85
0000	0	0	0	0	0	0	0	0	0	0	0	0	0	0	0	0	0	0	0	0	0
0100	0	0	0	0	0	0	0	0	0	0	0	0	0	0	0	0	0	0	0	0	0
0200	0	0	0	0	0	0	0	0	0	0	0	0	0	0	0	0	0	0	0	0	0
0300	0	0	0	0	0	0	0	0	0	0	0	0	0	0	0	0	0	0	0	0	0
0400	0	0	0	0	0	0	0	0	0	0	0	0	0	0	0	0	0	0	0	0	0
0500	0	0	0	0	0	0	0	0	0	0	0	0	0	0	0	0	0	0	0	0	0
0600	0	0	0	0	0	0	0	0	0	0	0	0	0	0	0	0	0	0	0	0	0
0700	0	0	0	0	0	0	0	0	0	0	0	0	0	0	0	0	0	0	0	0	0
0800	0	0	0	0	0	0	0	0	0	0	0	0	0	0	0	0	0	0	0	0	0
0900	0	0	0	0	0	0	0	0	0	0	0	0	0	0	0	0	0	0	0	0	0
1000	0	0	0	0	0	0	0	0	0	0	0	0	0	0	0	0	0	0	0	0	0
1100	0	0	0	0	0	0	0	0	0	0	0	0	0	0	0	0	0	0	0	0	0
1200	0	0	0	0	0	0	0	0	0	0	0	0	0	0	0	0	0	0	0	0	0
1300	0	0	0	0	0	0	0	0	0	0	0	0	0	0	0	0	0	0	0	0	0
1400	0	0	0	0	0	0	0	0	0	0	0	0	0	0	0	0	0	0	0	0	0
1500	0	0	0	0	0	0	0	0	0	0	0	0	0	0	0	0	0	0	0	0	0
1600	0	0	0	0	0	0	0	0	0	0	0	0	0	0	0	0	0	0	0	0	0
1700	0	0	0	0	0	0	0	0	0	0	0	0	0	0	0	0	0	0	0	0	0
1800	0	0	0	0	0	0	0	0	0	0	0	0	0	0	0	0	0	0	0	0	0
1900	0	0	0	0	0	0	0	0	0	0	0	0	0	0	0	0	0	0	0	0	0
2000	0	0	0	0	0	0	0	0	0	0	0	0	0	0	0	0	0	0	0	0	0
2100	0	0	0	0	0	0	0	0	0	0	0	0	0	0	0	0	0	0	0	0	0
2200	0	0	0	0	0	0	0	0	0	0	0	0	0	0	0	0	0	0	0	0	0
2300	0	0	0	0	0	0	0	0	0	0	0	0	0	0	0	0	0	0	0	0	0
07-19	0	0	0	0	0	0	0	0	0	0	0	0	0	0	0	0	0	0	0	0	0
06-22	0	0	0	0	0	0	0	0	0	0	0	0	0	0	0	0	0	0	0	0	0
06-00	0	0	0	0	0	0	0	0	0	0	0	0	0	0	0	0	0	0	0	0	0
00-00	0	0	0	0	0	0	0	0	0	0	0	0	0	0	0	0	0	0	0	0	0

DRAFT

Site 100
Location LP03520, Att - Telepole, Lat 54.18068, Long -6.78488
Direction South

3279 / Meath/Cavan/Monaghan ATC's
October 2013
Automatic Traffic Count

Sun, 13 October 2013

Time	Total	Classification												>PSL	>PSL%	>SL1	>SL1%	>SL2	>SL2%	Mean	Vpp
		1 MCL	2 SV	3 SVT	4 TB2	5 TB3	6 T4	7 ART3	8 ART4	9 ART5	10 ART6	11 BD	12 DRT	80	80	85 +5kph	85 +5kph	90 +10kph	90 +10kph		85
0000	0	0	0	0	0	0	0	0	0	0	0	0	0	0	0	0	0	0	0	0	0
0100	0	0	0	0	0	0	0	0	0	0	0	0	0	0	0	0	0	0	0	0	0
0200	0	0	0	0	0	0	0	0	0	0	0	0	0	0	0	0	0	0	0	0	0
0300	0	0	0	0	0	0	0	0	0	0	0	0	0	0	0	0	0	0	0	0	0
0400	0	0	0	0	0	0	0	0	0	0	0	0	0	0	0	0	0	0	0	0	0
0500	0	0	0	0	0	0	0	0	0	0	0	0	0	0	0	0	0	0	0	0	0
0600	0	0	0	0	0	0	0	0	0	0	0	0	0	0	0	0	0	0	0	0	0
0700	0	0	0	0	0	0	0	0	0	0	0	0	0	0	0	0	0	0	0	0	0
0800	0	0	0	0	0	0	0	0	0	0	0	0	0	0	0	0	0	0	0	0	0
0900	0	0	0	0	0	0	0	0	0	0	0	0	0	0	0	0	0	0	0	0	0
1000	0	0	0	0	0	0	0	0	0	0	0	0	0	0	0	0	0	0	0	0	0
1100	0	0	0	0	0	0	0	0	0	0	0	0	0	0	0	0	0	0	0	0	0
1200	0	0	0	0	0	0	0	0	0	0	0	0	0	0	0	0	0	0	0	0	0
1300	0	0	0	0	0	0	0	0	0	0	0	0	0	0	0	0	0	0	0	0	0
1400	0	0	0	0	0	0	0	0	0	0	0	0	0	0	0	0	0	0	0	0	0
1500	0	0	0	0	0	0	0	0	0	0	0	0	0	0	0	0	0	0	0	0	0
1600	0	0	0	0	0	0	0	0	0	0	0	0	0	0	0	0	0	0	0	0	0
1700	0	0	0	0	0	0	0	0	0	0	0	0	0	0	0	0	0	0	0	0	0
1800	0	0	0	0	0	0	0	0	0	0	0	0	0	0	0	0	0	0	0	0	0
1900	0	0	0	0	0	0	0	0	0	0	0	0	0	0	0	0	0	0	0	0	0
2000	0	0	0	0	0	0	0	0	0	0	0	0	0	0	0	0	0	0	0	0	0
2100	0	0	0	0	0	0	0	0	0	0	0	0	0	0	0	0	0	0	0	0	0
2200	0	0	0	0	0	0	0	0	0	0	0	0	0	0	0	0	0	0	0	0	0
2300	0	0	0	0	0	0	0	0	0	0	0	0	0	0	0	0	0	0	0	0	0
07-19	0	0	0	0	0	0	0	0	0	0	0	0	0	0	0	0	0	0	0	0	0
06-22	0	0	0	0	0	0	0	0	0	0	0	0	0	0	0	0	0	0	0	0	0
06-00	0	0	0	0	0	0	0	0	0	0	0	0	0	0	0	0	0	0	0	0	0
00-00	0	0	0	0	0	0	0	0	0	0	0	0	0	0	0	0	0	0	0	0	0

DRAFT

Site 100
Location LP03520, Att - Telepole, Lat 54.18068, Long -6.78488
Direction South

3279 / Meath/Cavan/Monaghan ATC's
October 2013
Automatic Traffic Count

Mon, 14 October 2013

Time	Total	Classification												>PSL	>PSL%	>SL1	>SL1%	>SL2	>SL2%	Mean	Vpp
		1 MCL	2 SV	3 SVT	4 TB2	5 TB3	6 T4	7 ART3	8 ART4	9 ART5	10 ART6	11 BD	12 DRT	80	80	85 +5kph	85 +5kph	90 +10kph	90 +10kph		85
0000	0	0	0	0	0	0	0	0	0	0	0	0	0	0	0	0	0	0	0	0	0
0100	0	0	0	0	0	0	0	0	0	0	0	0	0	0	0	0	0	0	0	0	0
0200	0	0	0	0	0	0	0	0	0	0	0	0	0	0	0	0	0	0	0	0	0
0300	0	0	0	0	0	0	0	0	0	0	0	0	0	0	0	0	0	0	0	0	0
0400	0	0	0	0	0	0	0	0	0	0	0	0	0	0	0	0	0	0	0	0	0
0500	0	0	0	0	0	0	0	0	0	0	0	0	0	0	0	0	0	0	0	0	0
0600	0	0	0	0	0	0	0	0	0	0	0	0	0	0	0	0	0	0	0	0	0
0700	0	0	0	0	0	0	0	0	0	0	0	0	0	0	0	0	0	0	0	0	0
0800	0	0	0	0	0	0	0	0	0	0	0	0	0	0	0	0	0	0	0	0	0
0900	0	0	0	0	0	0	0	0	0	0	0	0	0	0	0	0	0	0	0	0	0
1000	0	0	0	0	0	0	0	0	0	0	0	0	0	0	0	0	0	0	0	0	0
1100	0	0	0	0	0	0	0	0	0	0	0	0	0	0	0	0	0	0	0	0	0
1200	0	0	0	0	0	0	0	0	0	0	0	0	0	0	0	0	0	0	0	0	0
1300	0	0	0	0	0	0	0	0	0	0	0	0	0	0	0	0	0	0	0	0	0
1400	0	0	0	0	0	0	0	0	0	0	0	0	0	0	0	0	0	0	0	0	0
1500	0	0	0	0	0	0	0	0	0	0	0	0	0	0	0	0	0	0	0	0	0
1600	0	0	0	0	0	0	0	0	0	0	0	0	0	0	0	0	0	0	0	0	0
1700	0	0	0	0	0	0	0	0	0	0	0	0	0	0	0	0	0	0	0	0	0
1800	0	0	0	0	0	0	0	0	0	0	0	0	0	0	0	0	0	0	0	0	0
1900	0	0	0	0	0	0	0	0	0	0	0	0	0	0	0	0	0	0	0	0	0
2000	0	0	0	0	0	0	0	0	0	0	0	0	0	0	0	0	0	0	0	0	0
2100	0	0	0	0	0	0	0	0	0	0	0	0	0	0	0	0	0	0	0	0	0
2200	0	0	0	0	0	0	0	0	0	0	0	0	0	0	0	0	0	0	0	0	0
2300	0	0	0	0	0	0	0	0	0	0	0	0	0	0	0	0	0	0	0	0	0
07-19	0	0	0	0	0	0	0	0	0	0	0	0	0	0	0	0	0	0	0	0	0
06-22	0	0	0	0	0	0	0	0	0	0	0	0	0	0	0	0	0	0	0	0	0
06-00	0	0	0	0	0	0	0	0	0	0	0	0	0	0	0	0	0	0	0	0	0
00-00	0	0	0	0	0	0	0	0	0	0	0	0	0	0	0	0	0	0	0	0	0

DRAFT

Site 100
Location LP03520, Att - Telepole, Lat 54.18068, Long -6.78488
Direction South

3279 / Meath/Cavan/Monaghan ATC's
October 2013
Automatic Traffic Count

Virtual Day (Partial days = 6.58)

Time	Total	Classification												>PSL	>PSL%	>SL1	>SL1%	>SL2	>SL2%	Mean	Vpp
		1 MCL	2 SV	3 SVT	4 TB2	5 TB3	6 T4	7 ART3	8 ART4	9 ART5	10 ART6	11 BD	12 DRT	80	80	85 +5kph	85 +5kph	90 +10kph	90 +10kph		85
0000	0	0	0	0	0	0	0	0	0	0	0	0	0	0	100	0	100	0	0	88.4	-
0100	0	0	0	0	0	0	0	0	0	0	0	0	0	0	50	0	50	0	0	70.9	-
0200	0	0	0	0	0	0	0	0	0	0	0	0	0	0	0	0	0	0	0	-	-
0300	0	0	0	0	0	0	0	0	0	0	0	0	0	0	0	0	0	0	0	-	-
0400	0	0	0	0	0	0	0	0	0	0	0	0	0	0	0	0	0	0	0	55.2	-
0500	0	0	0	0	0	0	0	0	0	0	0	0	0	0	0	0	0	0	0	58.2	-
0600	1	0	1	0	0	0	0	0	0	0	0	0	0	0	28.6	0	14.3	0	0	64.7	-
0700	4	0	3	0	0	1	0	0	0	0	0	0	0	1	19	0	9.5	0	9.5	65.5	-
0800	**6**	**0**	**4**	**0**	**1**	**0**	**0**	**0**	**0**	**0**	**0**	**0**	**0**	**1**	**11.8**	**0**	**5.9**	**0**	**0**	**63**	**-**
0900	3	0	3	0	0	0	0	0	0	0	0	0	0	0	5.9	0	5.9	0	0	67.1	-
1000	3	0	2	0	1	0	0	0	0	0	0	0	0	1	26.1	1	17.4	0	8.7	72.2	-
1100	5	0	3	0	0	0	0	0	0	0	0	0	0	0	6.3	0	0	0	0	61.6	-
1200	3	0	3	0	0	0	0	0	0	0	0	0	0	0	9.5	0	4.8	0	0	67	-
1300	5	0	4	0	0	0	0	0	0	0	0	0	0	1	11.4	0	5.7	0	2.9	68.8	-
1400	6	0	5	0	0	0	0	0	0	0	0	0	0	1	17.9	1	12.8	0	5.1	69	-
1500	4	0	4	0	0	0	0	0	0	0	0	0	0	1	16.1	0	9.7	0	6.5	66.5	-
1600	5	0	4	0	0	0	0	0	0	0	0	0	0	0	6.1	0	3	0	0	63	-
1700	**8**	**0**	**7**	**0**	**1**	**0**	**0**	**0**	**0**	**0**	**0**	**0**	**0**	**2**	**22.6**	**1**	**9.4**	**0**	**5.7**	**72**	**-**
1800	7	0	6	0	0	0	0	0	0	0	0	0	0	2	23.9	1	17.4	0	6.5	71.6	-
1900	5	0	5	0	0	0	0	0	0	0	0	0	0	1	16.2	0	8.1	0	2.7	68	-
2000	3	0	3	0	0	0	0	0	0	0	0	0	0	0	15	0	0	0	0	66.8	-
2100	3	0	3	0	0	0	0	0	0	0	0	0	0	1	19	0	14.3	0	9.5	69.1	-
2200	1	0	1	0	0	0	0	0	0	0	0	0	0	0	42.9	0	0	0	0	76.7	-
2300	0	0	0	0	0	0	0	0	0	0	0	0	0	0	0	0	0	0	0	74.7	-
07-19	**59**	**0**	**48**	**0**	**3**	**1**	**0**	**0**	**0**	**0**	**0**	**0**	**0**	**10**	**16.9492**	**4**	**6.77966**	**0**	**0**	**67.05**	**#NUM!**
06-22	**71**	**0**	**60**	**0**	**3**	**1**	**0**	**0**	**0**	**0**	**0**	**0**	**0**	**12**	**16.9014**	**4**	**5.6338**	**0**	**0**	**67.05**	**#NUM!**
06-00	**72**	**0**	**61**	**0**	**3**	**1**	**0**	**0**	**0**	**0**	**0**	**0**	**0**	**12**	**16.6667**	**4**	**5.55556**	**0**	**0**	**67.55**	**#NUM!**
00-00	**72**	**0**	**61**	**0**	**3**	**1**	**0**	**0**	**0**	**0**	**0**	**0**	**0**	**12**	**16.6667**	**4**	**5.55556**	**0**	**0**	**67.55**	**#NUM!**

DRAFT

Site 100
Location LP03520, Att - Telepole, Lat 54.18068, Long -6.78488
Direction South

3279 / Meath/Cavan/Monaghan ATC's
October 2013
Automatic Traffic Count

Virtual Week (1)

Time	Total	Classification												>PSL	>PSL%	>SL1	>SL1%	>SL2	>SL2%	Mean	Vpp
		1 MCL	2 SV	3 SVT	4 TB2	5 TB3	6 T4	7 ART3	8 ART4	9 ART5	10 ART6	11 BD	12 DRT	80	80	85 +5kph	85 +5kph	90 +10kph	90 +10kph		85
Mon	0	0	0	0	0	0	0	0	0	0	0	0	0	0	0	0	0	0	0	-	-
Tue	90	0	82	2	4	1	0	0	0	0	1	0	0	15	16.7	9	10	3	3.3	67.5	83.2
Wed	129	0	111	2	7	5	1	1	2	0	0	0	0	23	17.8	11	8.5	5	3.9	67.7	81
Thu	144	0	120	7	8	3	2	0	1	3	0	0	0	25	17.4	13	9	6	4.2	68	80.3
Fri	122	1	102	1	14	3	0	0	0	0	1	0	0	17	13.9	10	8.2	4	3.3	68	79.6
| Sat	0	0	0	0	0	0	0	0	0	0	0	0	0	0	0	0	0	0	0	-	-
| Sun	0	0	0	0	0	0	0	0	0	0	0	0	0	0	0	0	0	0	0	-	-
5 Day Ave.	**121**	**0**	**104**	**3**	**8**	**3**	**1**	**0**	**1**	**1**	**1**	**0**	**0**	**20**	**16.5**	**11**	**9.1**	**5**	**4.1**	**67.8**	**81.0**
7 Day Ave.	**72**	**0**	**61**	**0**	**3**	**1**	**0**	**0**	**0**	**0**	**0**	**0**	**0**	**12**	**16.7**	**4**	**5.6**	**0**	**0.0**	**67.6**	**#NUM!**
--	**485**	**1**	**415**	**12**	**33**	**12**	**3**	**1**	**3**	**3**	**2**	**0**	**0**	**80**	**16.5**	**43**	**8.9**	**18**	**3.7**	**67.8**	**81.0**

Summary Graphs

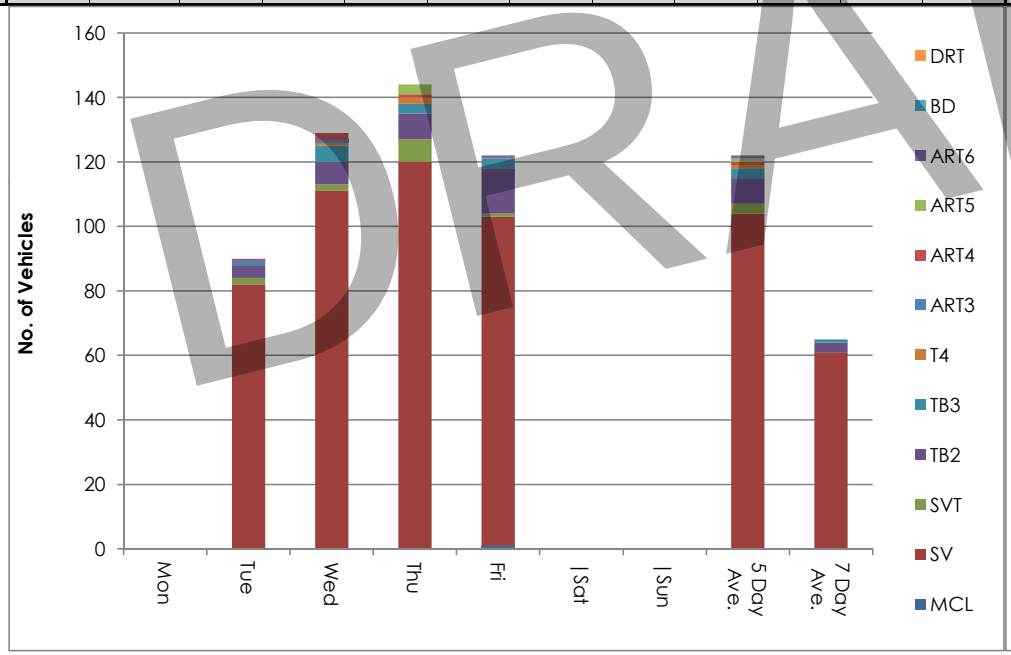

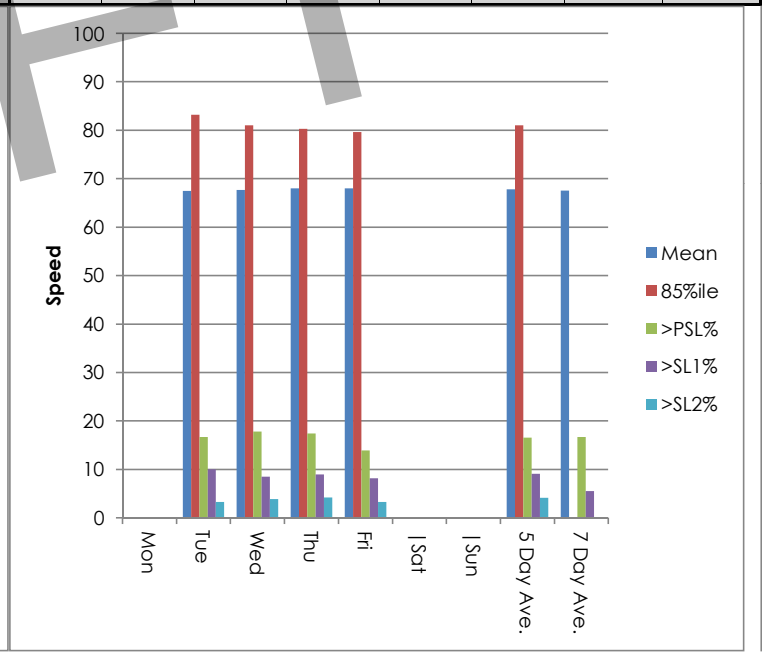

DRAFT

Site 100
Location LP03520, Att - Telepole, Lat 54.18068, Long -6.78488
Direction South

3279 / Meath/Cavan/Monaghan ATC's
October 2013
Automatic Traffic Count

Tue, 8 October 2013

Time	Total	Speed Bins (km/h)																											
		0 - 5	5 - 10	10 - 15	15 - 20	20 - 25	25 - 30	30 - 35	35 - 40	40 - 45	45 - 50	50 - 55	55 - 60	60 - 65	65 - 70	70 - 75	75 - 80	80 - 85	85 - 90	90 - 95	95 - 100	100 - 105	105 - 110	110 - 115	115 - 120	120 - 125	125 - 130	130 - 135	135 - 140
0000	0	0	0	0	0	0	0	0	0	0	0	0	0	0	0	0	0	0	0	0	0	0	0	0	0	0	0	0	0
0100	0	0	0	0	0	0	0	0	0	0	0	0	0	0	0	0	0	0	0	0	0	0	0	0	0	0	0	0	0
0200	0	0	0	0	0	0	0	0	0	0	0	0	0	0	0	0	0	0	0	0	0	0	0	0	0	0	0	0	0
0300	0	0	0	0	0	0	0	0	0	0	0	0	0	0	0	0	0	0	0	0	0	0	0	0	0	0	0	0	0
0400	0	0	0	0	0	0	0	0	0	0	0	0	0	0	0	0	0	0	0	0	0	0	0	0	0	0	0	0	0
0500	0	0	0	0	0	0	0	0	0	0	0	0	0	0	0	0	0	0	0	0	0	0	0	0	0	0	0	0	0
0600	0	0	0	0	0	0	0	0	0	0	0	0	0	0	0	0	0	0	0	0	0	0	0	0	0	0	0	0	0
0700	0	0	0	0	0	0	0	0	0	0	0	0	0	0	0	0	0	0	0	0	0	0	0	0	0	0	0	0	0
0800	0	0	0	0	0	0	0	0	0	0	0	0	0	0	0	0	0	0	0	0	0	0	0	0	0	0	0	0	0
0900	0	0	0	0	0	0	0	0	0	0	0	0	0	0	0	0	0	0	0	0	0	0	0	0	0	0	0	0	0
1000	2	0	0	0	0	0	0	0	0	0	0	1	0	0	1	0	0	0	0	0	0	0	0	0	0	0	0	0	0
1100	**5**	**0**	**0**	**0**	**0**	**0**	**1**	**0**	**0**	**0**	**0**	**0**	**0**	**0**	**0**	**0**	**3**	**1**	**0**	**0**	**0**	**0**	**0**	**0**	**0**	**0**	**0**	**0**	**0**
1200	4	0	0	0	0	1	0	0	0	0	0	0	0	0	1	1	1	0	0	0	0	0	0	0	0	0	0	0	0
1300	7	0	0	0	0	0	1	0	0	0	0	1	1	0	0	1	3	0	0	0	0	0	0	0	0	0	0	0	0
1400	5	0	0	0	0	1	1	0	0	0	0	0	0	0	1	1	0	0	1	0	0	0	0	0	0	0	0	0	0
1500	14	0	0	0	0	1	0	0	0	0	1	1	1	1	3	4	1	0	1	0	0	0	0	0	0	0	0	0	0
1600	7	0	0	0	0	0	0	0	1	0	0	0	3	0	1	1	0	1	0	0	0	0	0	0	0	0	0	0	0
1700	**20**	**0**	**0**	**0**	**0**	**0**	**0**	**0**	**0**	**1**	**0**	**0**	**0**	**5**	**1**	**4**	**4**	**1**	**1**	**2**	**1**	**0**	**0**	**0**	**0**	**0**	**0**	**0**	**0**
1800	8	0	0	0	0	0	0	0	0	0	0	0	0	0	3	1	2	0	2	0	0	0	0	0	0	0	0	0	0
1900	5	0	0	0	0	0	0	0	0	0	0	0	0	0	2	1	0	1	1	0	0	0	0	0	0	0	0	0	0
2000	5	0	0	0	0	0	0	0	0	0	0	1	0	0	1	1	1	1	0	0	0	0	0	0	0	0	0	0	0
2100	5	0	0	1	0	0	0	0	0	0	0	0	0	0	1	1	2	0	0	0	0	0	0	0	0	0	0	0	0
2200	3	0	0	0	0	0	0	0	0	0	0	0	0	0	2	0	0	1	0	0	0	0	0	0	0	0	0	0	0
2300	0	0	0	0	0	0	0	0	0	0	0	0	0	0	0	0	0	0	0	0	0	0	0	0	0	0	0	0	0
07-19	**72**	**0**	**0**	**0**	**0**	**3**	**3**	**0**	**1**	**1**	**1**	**3**	**5**	**6**	**11**	**13**	**14**	**3**	**5**	**2**	**1**	**0**	**0**	**0**	**0**	**0**	**0**	**0**	**0**
06-22	**87**	**0**	**0**	**1**	**0**	**3**	**3**	**0**	**1**	**1**	**1**	**4**	**5**	**6**	**15**	**16**	**17**	**5**	**6**	**2**	**1**	**0**	**0**	**0**	**0**	**0**	**0**	**0**	**0**
06-00	**90**	**0**	**0**	**1**	**0**	**3**	**3**	**0**	**1**	**1**	**1**	**4**	**5**	**6**	**17**	**16**	**17**	**6**	**6**	**2**	**1**	**0**	**0**	**0**	**0**	**0**	**0**	**0**	**0**
00-00	**90**	**0**	**0**	**1**	**0**	**3**	**3**	**0**	**1**	**1**	**1**	**4**	**5**	**6**	**17**	**16**	**17**	**6**	**6**	**2**	**1**	**0**	**0**	**0**	**0**	**0**	**0**	**0**	**0**

DRAFT

Site 100
Location LP03520, Att - Telepole, Lat 54.18068, Long -6.78488
Direction South

3279 / Meath/Cavan/Monaghan ATC's
October 2013
Automatic Traffic Count

Wed, 9 October 2013

Time	Total	Speed Bins (km/h)																											
		0 - 5	5 - 10	10 - 15	15 - 20	20 - 25	25 - 30	30 - 35	35 - 40	40 - 45	45 - 50	50 - 55	55 - 60	60 - 65	65 - 70	70 - 75	75 - 80	80 - 85	85 - 90	90 - 95	95 - 100	100 - 105	105 - 110	110 - 115	115 - 120	120 - 125	125 - 130	130 - 135	135 - 140
0000	0	0	0	0	0	0	0	0	0	0	0	0	0	0	0	0	0	0	0	0	0	0	0	0	0	0	0	0	0
0100	0	0	0	0	0	0	0	0	0	0	0	0	0	0	0	0	0	0	0	0	0	0	0	0	0	0	0	0	0
0200	0	0	0	0	0	0	0	0	0	0	0	0	0	0	0	0	0	0	0	0	0	0	0	0	0	0	0	0	0
0300	0	0	0	0	0	0	0	0	0	0	0	0	0	0	0	0	0	0	0	0	0	0	0	0	0	0	0	0	0
0400	0	0	0	0	0	0	0	0	0	0	0	0	0	0	0	0	0	0	0	0	0	0	0	0	0	0	0	0	0
0500	0	0	0	0	0	0	0	0	0	0	0	0	0	0	0	0	0	0	0	0	0	0	0	0	0	0	0	0	0
0600	4	0	0	0	0	0	0	0	0	0	0	0	2	0	0	0	0	1	1	0	0	0	0	0	0	0	0	0	0
0700	7	0	0	0	0	0	0	0	0	0	1	0	0	0	3	1	0	1	0	1	0	0	0	0	0	0	0	0	0
0800	11	0	0	0	0	0	0	0	0	0	0	0	0	5	3	0	1	1	1	0	0	0	0	0	0	0	0	0	0
0900	3	0	0	0	0	0	0	0	0	0	0	0	0	1	1	0	1	0	0	0	0	0	0	0	0	0	0	0	0
1000	3	0	0	0	0	0	0	0	0	0	1	0	0	0	0	0	1	0	0	0	0	0	1	0	0	0	0	0	0
1100	**13**	**0**	**0**	**0**	**0**	**2**	**0**	**0**	**0**	**0**	**1**	**1**	**1**	**2**	**1**	**3**	**2**	**0**	**0**	**0**	**0**	**0**	**0**	**0**	**0**	**0**	**0**	**0**	**0**
1200	4	0	0	0	0	0	0	0	0	0	0	1	2	0	0	0	1	0	0	0	0	0	0	0	0	0	0	0	0
1300	7	0	0	0	0	0	0	0	0	0	0	1	0	1	0	1	2	1	1	0	0	0	0	0	0	0	0	0	0
1400	13	0	0	0	0	0	0	0	0	0	0	2	0	1	2	4	3	0	1	0	0	0	0	0	0	0	0	0	0
1500	4	0	0	0	0	0	0	0	0	0	0	0	1	1	1	0	0	1	0	0	0	0	0	0	0	0	0	0	0
1600	8	0	0	0	1	0	0	0	0	0	0	0	3	0	0	3	0	0	1	0	0	0	0	0	0	0	0	0	0
1700	9	0	0	0	0	0	0	0	1	0	1	0	1	0	1	2	2	1	0	0	0	0	0	0	0	0	0	0	0
1800	**14**	**0**	**0**	**1**	**0**	**0**	**0**	**0**	**0**	**0**	**1**	**2**	**0**	**1**	**1**	**2**	**3**	**1**	**0**	**2**	**0**	**0**	**0**	**0**	**0**	**0**	**0**	**0**	**0**
1900	12	0	0	0	0	1	0	0	0	0	0	1	1	2	3	2	1	0	1	0	0	0	0	0	0	0	0	0	0
2000	7	0	0	0	0	0	0	0	0	0	0	0	2	1	0	1	1	2	0	0	0	0	0	0	0	0	0	0	0
2100	8	0	0	0	0	0	0	0	0	0	0	2	1	0	1	1	1	1	0	0	0	0	1	0	0	0	0	0	0
2200	2	0	0	0	0	0	0	0	0	0	0	0	0	0	0	1	0	1	0	0	0	0	0	0	0	0	0	0	0
2300	0	0	0	0	0	0	0	0	0	0	0	0	0	0	0	0	0	0	0	0	0	0	0	0	0	0	0	0	0
07-19	**96**	**0**	**0**	**1**	**1**	**2**	**0**	**0**	**1**	**0**	**5**	**6**	**7**	**14**	**13**	**16**	**15**	**7**	**4**	**3**	**0**	**0**	**1**	**0**	**0**	**0**	**0**	**0**	**0**
06-22	**127**	**0**	**0**	**1**	**1**	**3**	**0**	**0**	**1**	**0**	**5**	**9**	**13**	**17**	**17**	**20**	**18**	**11**	**6**	**3**	**0**	**0**	**2**	**0**	**0**	**0**	**0**	**0**	**0**
06-00	**129**	**0**	**0**	**1**	**1**	**3**	**0**	**0**	**1**	**0**	**5**	**9**	**13**	**17**	**17**	**21**	**18**	**12**	**6**	**3**	**0**	**0**	**2**	**0**	**0**	**0**	**0**	**0**	**0**
00-00	**129**	**0**	**0**	**1**	**1**	**3**	**0**	**0**	**1**	**0**	**5**	**9**	**13**	**17**	**17**	**21**	**18**	**12**	**6**	**3**	**0**	**0**	**2**	**0**	**0**	**0**	**0**	**0**	**0**

DRAFT

Site 100
Location LP03520, Att - Telepole, Lat 54.18068, Long -6.78488
Direction South

3279 / Meath/Cavan/Monaghan ATC's
October 2013
Automatic Traffic Count

Thu, 10 October 2013

Time	Total	Speed Bins (km/h)																											
		0 - 5	5 - 10	10 - 15	15 - 20	20 - 25	25 - 30	30 - 35	35 - 40	40 - 45	45 - 50	50 - 55	55 - 60	60 - 65	65 - 70	70 - 75	75 - 80	80 - 85	85 - 90	90 - 95	95 - 100	100 - 105	105 - 110	110 - 115	115 - 120	120 - 125	125 - 130	130 - 135	135 - 140
0000	1	0	0	0	0	0	0	0	0	0	0	0	0	0	0	0	0	0	1	0	0	0	0	0	0	0	0	0	0
0100	1	0	0	0	0	0	0	0	0	0	0	0	0	0	0	0	0	0	1	0	0	0	0	0	0	0	0	0	0
0200	0	0	0	0	0	0	0	0	0	0	0	0	0	0	0	0	0	0	0	0	0	0	0	0	0	0	0	0	0
0300	0	0	0	0	0	0	0	0	0	0	0	0	0	0	0	0	0	0	0	0	0	0	0	0	0	0	0	0	0
0400	1	0	0	0	0	0	0	0	0	0	0	0	1	0	0	0	0	0	0	0	0	0	0	0	0	0	0	0	0
0500	0	0	0	0	0	0	0	0	0	0	0	0	0	0	0	0	0	0	0	0	0	0	0	0	0	0	0	0	0
0600	1	0	0	0	0	0	0	0	0	1	0	0	0	0	0	0	0	0	0	0	0	0	0	0	0	0	0	0	0
0700	8	0	0	0	0	0	0	0	0	0	0	2	0	3	1	0	0	1	0	0	1	0	0	0	0	0	0	0	0
0800	**15**	**0**	**1**	**0**	**0**	**0**	**0**	**0**	**1**	**0**	**2**	**0**	**4**	**0**	**3**	**1**	**2**	**1**	**0**	**0**	**0**	**0**	**0**	**0**	**0**	**0**	**0**	**0**	**0**
0900	9	0	0	0	0	0	0	0	0	0	2	0	2	0	1	1	3	0	0	0	0	0	0	0	0	0	0	0	0
1000	7	0	0	0	0	0	0	0	0	0	0	1	1	0	0	3	1	0	1	0	0	0	0	0	0	0	0	0	0
1100	7	0	0	0	0	1	0	0	0	0	1	1	0	1	1	1	1	0	0	0	0	0	0	0	0	0	0	0	0
1200	6	0	0	0	0	0	0	0	0	0	0	0	0	2	2	1	1	0	0	0	0	0	0	0	0	0	0	0	0
1300	6	0	0	0	0	0	0	0	0	0	0	0	1	0	1	0	3	0	0	0	0	1	0	0	0	0	0	0	0
1400	**15**	**0**	**0**	**0**	**0**	**0**	**0**	**0**	**0**	**0**	**0**	**2**	**0**	**2**	**3**	**1**	**3**	**2**	**1**	**1**	**0**	**0**	**0**	**0**	**0**	**0**	**0**	**0**	**0**
1500	7	0	0	0	0	0	1	0	0	0	1	0	1	1	0	0	1	1	0	0	0	0	1	0	0	0	0	0	0
1600	6	0	0	0	1	0	0	0	1	0	0	0	0	1	1	1	1	0	0	0	0	0	0	0	0	0	0	0	0
1700	12	0	0	0	0	0	0	0	0	0	0	1	0	2	0	1	4	3	1	0	0	0	0	0	0	0	0	0	0
1800	14	0	0	0	0	0	0	0	0	1	0	0	0	0	1	5	3	2	1	0	1	0	0	0	0	0	0	0	0
1900	8	0	0	0	0	0	0	0	0	0	1	1	0	2	0	2	1	1	0	0	0	0	0	0	0	0	0	0	0
2000	8	0	0	0	0	0	0	0	0	2	1	0	0	1	1	2	1	0	0	0	0	0	0	0	0	0	0	0	0
2100	8	0	0	0	0	0	0	0	0	0	0	0	2	0	2	1	1	0	1	1	0	0	0	0	0	0	0	0	0
2200	2	0	0	0	0	0	0	0	0	0	0	0	0	0	0	0	1	1	0	0	0	0	0	0	0	0	0	0	0
2300	2	0	0	0	0	0	0	0	0	0	0	0	0	0	0	1	1	0	0	0	0	0	0	0	0	0	0	0	0
07-19	**112**	**0**	**1**	**0**	**1**	**1**	**1**	**0**	**2**	**1**	**6**	**7**	**9**	**12**	**14**	**15**	**23**	**10**	**4**	**1**	**2**	**1**	**1**	**0**	**0**	**0**	**0**	**0**	**0**
06-22	**137**	**0**	**1**	**0**	**1**	**1**	**1**	**0**	**2**	**4**	**8**	**8**	**11**	**15**	**17**	**20**	**26**	**11**	**5**	**2**	**2**	**1**	**1**	**0**	**0**	**0**	**0**	**0**	**0**
06-00	**141**	**0**	**1**	**0**	**1**	**1**	**1**	**0**	**2**	**4**	**8**	**8**	**11**	**15**	**17**	**21**	**28**	**12**	**5**	**2**	**2**	**1**	**1**	**0**	**0**	**0**	**0**	**0**	**0**
00-00	**144**	**0**	**1**	**0**	**1**	**1**	**1**	**0**	**2**	**4**	**8**	**8**	**12**	**15**	**17**	**21**	**28**	**12**	**7**	**2**	**2**	**1**	**1**	**0**	**0**	**0**	**0**	**0**	**0**

DRAFT

Site 100
Location LP03520, Att - Telepole, Lat 54.18068, Long -6.78488
Direction South

3279 / Meath/Cavan/Monaghan ATC's
October 2013
Automatic Traffic Count

Fri, 11 October 2013

Time	Total	Speed Bins (km/h)																											
		0 - 5	5 - 10	10 - 15	15 - 20	20 - 25	25 - 30	30 - 35	35 - 40	40 - 45	45 - 50	50 - 55	55 - 60	60 - 65	65 - 70	70 - 75	75 - 80	80 - 85	85 - 90	90 - 95	95 - 100	100 - 105	105 - 110	110 - 115	115 - 120	120 - 125	125 - 130	130 - 135	135 - 140
0000	0	0	0	0	0	0	0	0	0	0	0	0	0	0	0	0	0	0	0	0	0	0	0	0	0	0	0	0	0
0100	1	0	0	0	0	0	0	0	0	0	0	1	0	0	0	0	0	0	0	0	0	0	0	0	0	0	0	0	0
0200	0	0	0	0	0	0	0	0	0	0	0	0	0	0	0	0	0	0	0	0	0	0	0	0	0	0	0	0	0
0300	0	0	0	0	0	0	0	0	0	0	0	0	0	0	0	0	0	0	0	0	0	0	0	0	0	0	0	0	0
0400	0	0	0	0	0	0	0	0	0	0	0	0	0	0	0	0	0	0	0	0	0	0	0	0	0	0	0	0	0
0500	2	0	0	0	0	0	0	0	0	0	1	0	0	0	1	0	0	0	0	0	0	0	0	0	0	0	0	0	0
0600	2	0	0	0	0	0	0	0	0	0	0	0	0	1	1	0	0	0	0	0	0	0	0	0	0	0	0	0	0
0700	6	0	0	0	0	0	0	1	0	0	0	1	1	1	2	0	0	0	0	0	0	0	0	0	0	0	0	0	0
0800	8	0	0	0	0	0	0	0	0	0	1	2	2	1	1	0	0	0	1	0	0	0	0	0	0	0	0	0	0
0900	5	0	0	0	0	0	0	0	0	0	0	0	0	2	2	0	0	0	1	0	0	0	0	0	0	0	0	0	0
1000	**11**	**0**	**0**	**0**	**0**	**0**	**0**	**0**	**0**	**0**	**0**	**1**	**2**	**1**	**0**	**2**	**1**	**2**	**1**	**0**	**0**	**0**	**1**	**0**	**0**	**0**	**0**	**0**	**0**
1100	7	0	0	0	0	0	0	1	0	0	0	0	1	1	0	2	1	1	0	0	0	0	0	0	0	0	0	0	0
1200	7	0	0	0	0	0	0	0	0	0	0	0	0	2	2	2	0	0	1	0	0	0	0	0	0	0	0	0	0
1300	**15**	**0**	**0**	**0**	**0**	**0**	**1**	**0**	**0**	**0**	**0**	**1**	**1**	**3**	**1**	**3**	**4**	**1**	**0**	**0**	**0**	**0**	**0**	**0**	**0**	**0**	**0**	**0**	**0**
1400	6	0	0	0	0	0	0	0	0	0	0	1	1	0	0	2	1	0	0	1	0	0	0	0	0	0	0	0	0
1500	6	0	0	0	0	0	0	0	0	0	0	0	1	0	2	2	0	0	0	0	1	0	0	0	0	0	0	0	0
1600	12	0	0	0	0	0	0	0	0	0	1	1	1	1	4	0	4	0	0	0	0	0	0	0	0	0	0	0	0
1700	12	0	0	0	0	0	0	0	0	0	0	0	2	2	0	2	4	2	0	0	0	0	0	0	0	0	0	0	0
1800	10	0	0	0	0	0	0	0	1	0	0	1	1	0	1	2	2	0	2	0	0	0	0	0	0	0	0	0	0
1900	12	0	0	0	0	0	0	0	0	1	0	1	1	1	0	3	3	1	0	0	1	0	0	0	0	0	0	0	0
2000	0	0	0	0	0	0	0	0	0	0	0	0	0	0	0	0	0	0	0	0	0	0	0	0	0	0	0	0	0
2100	0	0	0	0	0	0	0	0	0	0	0	0	0	0	0	0	0	0	0	0	0	0	0	0	0	0	0	0	0
2200	0	0	0	0	0	0	0	0	0	0	0	0	0	0	0	0	0	0	0	0	0	0	0	0	0	0	0	0	0
2300	0	0	0	0	0	0	0	0	0	0	0	0	0	0	0	0	0	0	0	0	0	0	0	0	0	0	0	0	0
07-19	**105**	**0**	**0**	**0**	**0**	**0**	**1**	**2**	**1**	**0**	**2**	**8**	**13**	**14**	**15**	**17**	**17**	**6**	**6**	**1**	**1**	**0**	**1**	**0**	**0**	**0**	**0**	**0**	**0**
06-22	**119**	**0**	**0**	**0**	**0**	**0**	**1**	**2**	**1**	**1**	**2**	**9**	**14**	**16**	**16**	**20**	**20**	**7**	**6**	**1**	**2**	**0**	**1**	**0**	**0**	**0**	**0**	**0**	**0**
06-00	**119**	**0**	**0**	**0**	**0**	**0**	**1**	**2**	**1**	**1**	**2**	**9**	**14**	**16**	**16**	**20**	**20**	**7**	**6**	**1**	**2**	**0**	**1**	**0**	**0**	**0**	**0**	**0**	**0**
00-00	**122**	**0**	**0**	**0**	**0**	**0**	**1**	**2**	**1**	**1**	**3**	**10**	**14**	**16**	**17**	**20**	**20**	**7**	**6**	**1**	**2**	**0**	**1**	**0**	**0**	**0**	**0**	**0**	**0**

DRAFT

Site 100
Location LP03520, Att - Telepole, Lat 54.18068, Long -6.78488
Direction South

3279 / Meath/Cavan/Monaghan ATC's
October 2013
Automatic Traffic Count

Sat, 12 October 2013

Time	Total	Speed Bins (km/h)																											
		0 - 5	5 - 10	10 - 15	15 - 20	20 - 25	25 - 30	30 - 35	35 - 40	40 - 45	45 - 50	50 - 55	55 - 60	60 - 65	65 - 70	70 - 75	75 - 80	80 - 85	85 - 90	90 - 95	95 - 100	100 - 105	105 - 110	110 - 115	115 - 120	120 - 125	125 - 130	130 - 135	135 - 140
0000	0	0	0	0	0	0	0	0	0	0	0	0	0	0	0	0	0	0	0	0	0	0	0	0	0	0	0	0	0
0100	0	0	0	0	0	0	0	0	0	0	0	0	0	0	0	0	0	0	0	0	0	0	0	0	0	0	0	0	0
0200	0	0	0	0	0	0	0	0	0	0	0	0	0	0	0	0	0	0	0	0	0	0	0	0	0	0	0	0	0
0300	0	0	0	0	0	0	0	0	0	0	0	0	0	0	0	0	0	0	0	0	0	0	0	0	0	0	0	0	0
0400	0	0	0	0	0	0	0	0	0	0	0	0	0	0	0	0	0	0	0	0	0	0	0	0	0	0	0	0	0
0500	0	0	0	0	0	0	0	0	0	0	0	0	0	0	0	0	0	0	0	0	0	0	0	0	0	0	0	0	0
0600	0	0	0	0	0	0	0	0	0	0	0	0	0	0	0	0	0	0	0	0	0	0	0	0	0	0	0	0	0
0700	0	0	0	0	0	0	0	0	0	0	0	0	0	0	0	0	0	0	0	0	0	0	0	0	0	0	0	0	0
0800	0	0	0	0	0	0	0	0	0	0	0	0	0	0	0	0	0	0	0	0	0	0	0	0	0	0	0	0	0
0900	0	0	0	0	0	0	0	0	0	0	0	0	0	0	0	0	0	0	0	0	0	0	0	0	0	0	0	0	0
1000	0	0	0	0	0	0	0	0	0	0	0	0	0	0	0	0	0	0	0	0	0	0	0	0	0	0	0	0	0
1100	0	0	0	0	0	0	0	0	0	0	0	0	0	0	0	0	0	0	0	0	0	0	0	0	0	0	0	0	0
1200	0	0	0	0	0	0	0	0	0	0	0	0	0	0	0	0	0	0	0	0	0	0	0	0	0	0	0	0	0
1300	0	0	0	0	0	0	0	0	0	0	0	0	0	0	0	0	0	0	0	0	0	0	0	0	0	0	0	0	0
1400	0	0	0	0	0	0	0	0	0	0	0	0	0	0	0	0	0	0	0	0	0	0	0	0	0	0	0	0	0
1500	0	0	0	0	0	0	0	0	0	0	0	0	0	0	0	0	0	0	0	0	0	0	0	0	0	0	0	0	0
1600	0	0	0	0	0	0	0	0	0	0	0	0	0	0	0	0	0	0	0	0	0	0	0	0	0	0	0	0	0
1700	0	0	0	0	0	0	0	0	0	0	0	0	0	0	0	0	0	0	0	0	0	0	0	0	0	0	0	0	0
1800	0	0	0	0	0	0	0	0	0	0	0	0	0	0	0	0	0	0	0	0	0	0	0	0	0	0	0	0	0
1900	0	0	0	0	0	0	0	0	0	0	0	0	0	0	0	0	0	0	0	0	0	0	0	0	0	0	0	0	0
2000	0	0	0	0	0	0	0	0	0	0	0	0	0	0	0	0	0	0	0	0	0	0	0	0	0	0	0	0	0
2100	0	0	0	0	0	0	0	0	0	0	0	0	0	0	0	0	0	0	0	0	0	0	0	0	0	0	0	0	0
2200	0	0	0	0	0	0	0	0	0	0	0	0	0	0	0	0	0	0	0	0	0	0	0	0	0	0	0	0	0
2300	0	0	0	0	0	0	0	0	0	0	0	0	0	0	0	0	0	0	0	0	0	0	0	0	0	0	0	0	0
07-19	0	0	0	0	0	0	0	0	0	0	0	0	0	0	0	0	0	0	0	0	0	0	0	0	0	0	0	0	0
06-22	0	0	0	0	0	0	0	0	0	0	0	0	0	0	0	0	0	0	0	0	0	0	0	0	0	0	0	0	0
06-00	0	0	0	0	0	0	0	0	0	0	0	0	0	0	0	0	0	0	0	0	0	0	0	0	0	0	0	0	0
00-00	0	0	0	0	0	0	0	0	0	0	0	0	0	0	0	0	0	0	0	0	0	0	0	0	0	0	0	0	0

DRAFT

Site 100
Location LP03520, Att - Telepole, Lat 54.18068, Long -6.78488
Direction South

3279 / Meath/Cavan/Monaghan ATC's
October 2013
Automatic Traffic Count

Sun, 13 October 2013

Time	Total	Speed Bins (km/h)																											
		0 - 5	5 - 10	10 - 15	15 - 20	20 - 25	25 - 30	30 - 35	35 - 40	40 - 45	45 - 50	50 - 55	55 - 60	60 - 65	65 - 70	70 - 75	75 - 80	80 - 85	85 - 90	90 - 95	95 - 100	100 - 105	105 - 110	110 - 115	115 - 120	120 - 125	125 - 130	130 - 135	135 - 140
0000	0	0	0	0	0	0	0	0	0	0	0	0	0	0	0	0	0	0	0	0	0	0	0	0	0	0	0	0	0
0100	0	0	0	0	0	0	0	0	0	0	0	0	0	0	0	0	0	0	0	0	0	0	0	0	0	0	0	0	0
0200	0	0	0	0	0	0	0	0	0	0	0	0	0	0	0	0	0	0	0	0	0	0	0	0	0	0	0	0	0
0300	0	0	0	0	0	0	0	0	0	0	0	0	0	0	0	0	0	0	0	0	0	0	0	0	0	0	0	0	0
0400	0	0	0	0	0	0	0	0	0	0	0	0	0	0	0	0	0	0	0	0	0	0	0	0	0	0	0	0	0
0500	0	0	0	0	0	0	0	0	0	0	0	0	0	0	0	0	0	0	0	0	0	0	0	0	0	0	0	0	0
0600	0	0	0	0	0	0	0	0	0	0	0	0	0	0	0	0	0	0	0	0	0	0	0	0	0	0	0	0	0
0700	0	0	0	0	0	0	0	0	0	0	0	0	0	0	0	0	0	0	0	0	0	0	0	0	0	0	0	0	0
0800	0	0	0	0	0	0	0	0	0	0	0	0	0	0	0	0	0	0	0	0	0	0	0	0	0	0	0	0	0
0900	0	0	0	0	0	0	0	0	0	0	0	0	0	0	0	0	0	0	0	0	0	0	0	0	0	0	0	0	0
1000	0	0	0	0	0	0	0	0	0	0	0	0	0	0	0	0	0	0	0	0	0	0	0	0	0	0	0	0	0
1100	0	0	0	0	0	0	0	0	0	0	0	0	0	0	0	0	0	0	0	0	0	0	0	0	0	0	0	0	0
1200	0	0	0	0	0	0	0	0	0	0	0	0	0	0	0	0	0	0	0	0	0	0	0	0	0	0	0	0	0
1300	0	0	0	0	0	0	0	0	0	0	0	0	0	0	0	0	0	0	0	0	0	0	0	0	0	0	0	0	0
1400	0	0	0	0	0	0	0	0	0	0	0	0	0	0	0	0	0	0	0	0	0	0	0	0	0	0	0	0	0
1500	0	0	0	0	0	0	0	0	0	0	0	0	0	0	0	0	0	0	0	0	0	0	0	0	0	0	0	0	0
1600	0	0	0	0	0	0	0	0	0	0	0	0	0	0	0	0	0	0	0	0	0	0	0	0	0	0	0	0	0
1700	0	0	0	0	0	0	0	0	0	0	0	0	0	0	0	0	0	0	0	0	0	0	0	0	0	0	0	0	0
1800	0	0	0	0	0	0	0	0	0	0	0	0	0	0	0	0	0	0	0	0	0	0	0	0	0	0	0	0	0
1900	0	0	0	0	0	0	0	0	0	0	0	0	0	0	0	0	0	0	0	0	0	0	0	0	0	0	0	0	0
2000	0	0	0	0	0	0	0	0	0	0	0	0	0	0	0	0	0	0	0	0	0	0	0	0	0	0	0	0	0
2100	0	0	0	0	0	0	0	0	0	0	0	0	0	0	0	0	0	0	0	0	0	0	0	0	0	0	0	0	0
2200	0	0	0	0	0	0	0	0	0	0	0	0	0	0	0	0	0	0	0	0	0	0	0	0	0	0	0	0	0
2300	0	0	0	0	0	0	0	0	0	0	0	0	0	0	0	0	0	0	0	0	0	0	0	0	0	0	0	0	0
07-19	0	0	0	0	0	0	0	0	0	0	0	0	0	0	0	0	0	0	0	0	0	0	0	0	0	0	0	0	0
06-22	0	0	0	0	0	0	0	0	0	0	0	0	0	0	0	0	0	0	0	0	0	0	0	0	0	0	0	0	0
06-00	0	0	0	0	0	0	0	0	0	0	0	0	0	0	0	0	0	0	0	0	0	0	0	0	0	0	0	0	0
00-00	0	0	0	0	0	0	0	0	0	0	0	0	0	0	0	0	0	0	0	0	0	0	0	0	0	0	0	0	0

DRAFT

Site 100
Location LP03520, Att - Telepole, Lat 54.18068, Long -6.78488
Direction South

3279 / Meath/Cavan/Monaghan ATC's
October 2013
Automatic Traffic Count

Mon, 14 October 2013

Time	Total	Speed Bins (km/h)																											
		0 - 5	5 - 10	10 - 15	15 - 20	20 - 25	25 - 30	30 - 35	35 - 40	40 - 45	45 - 50	50 - 55	55 - 60	60 - 65	65 - 70	70 - 75	75 - 80	80 - 85	85 - 90	90 - 95	95 - 100	100 - 105	105 - 110	110 - 115	115 - 120	120 - 125	125 - 130	130 - 135	135 - 140
0000	0	0	0	0	0	0	0	0	0	0	0	0	0	0	0	0	0	0	0	0	0	0	0	0	0	0	0	0	0
0100	0	0	0	0	0	0	0	0	0	0	0	0	0	0	0	0	0	0	0	0	0	0	0	0	0	0	0	0	0
0200	0	0	0	0	0	0	0	0	0	0	0	0	0	0	0	0	0	0	0	0	0	0	0	0	0	0	0	0	0
0300	0	0	0	0	0	0	0	0	0	0	0	0	0	0	0	0	0	0	0	0	0	0	0	0	0	0	0	0	0
0400	0	0	0	0	0	0	0	0	0	0	0	0	0	0	0	0	0	0	0	0	0	0	0	0	0	0	0	0	0
0500	0	0	0	0	0	0	0	0	0	0	0	0	0	0	0	0	0	0	0	0	0	0	0	0	0	0	0	0	0
0600	0	0	0	0	0	0	0	0	0	0	0	0	0	0	0	0	0	0	0	0	0	0	0	0	0	0	0	0	0
0700	0	0	0	0	0	0	0	0	0	0	0	0	0	0	0	0	0	0	0	0	0	0	0	0	0	0	0	0	0
0800	0	0	0	0	0	0	0	0	0	0	0	0	0	0	0	0	0	0	0	0	0	0	0	0	0	0	0	0	0
0900	0	0	0	0	0	0	0	0	0	0	0	0	0	0	0	0	0	0	0	0	0	0	0	0	0	0	0	0	0
1000	0	0	0	0	0	0	0	0	0	0	0	0	0	0	0	0	0	0	0	0	0	0	0	0	0	0	0	0	0
1100	0	0	0	0	0	0	0	0	0	0	0	0	0	0	0	0	0	0	0	0	0	0	0	0	0	0	0	0	0
1200	0	0	0	0	0	0	0	0	0	0	0	0	0	0	0	0	0	0	0	0	0	0	0	0	0	0	0	0	0
1300	0	0	0	0	0	0	0	0	0	0	0	0	0	0	0	0	0	0	0	0	0	0	0	0	0	0	0	0	0
1400	0	0	0	0	0	0	0	0	0	0	0	0	0	0	0	0	0	0	0	0	0	0	0	0	0	0	0	0	0
1500	0	0	0	0	0	0	0	0	0	0	0	0	0	0	0	0	0	0	0	0	0	0	0	0	0	0	0	0	0
1600	0	0	0	0	0	0	0	0	0	0	0	0	0	0	0	0	0	0	0	0	0	0	0	0	0	0	0	0	0
1700	0	0	0	0	0	0	0	0	0	0	0	0	0	0	0	0	0	0	0	0	0	0	0	0	0	0	0	0	0
1800	0	0	0	0	0	0	0	0	0	0	0	0	0	0	0	0	0	0	0	0	0	0	0	0	0	0	0	0	0
1900	0	0	0	0	0	0	0	0	0	0	0	0	0	0	0	0	0	0	0	0	0	0	0	0	0	0	0	0	0
2000	0	0	0	0	0	0	0	0	0	0	0	0	0	0	0	0	0	0	0	0	0	0	0	0	0	0	0	0	0
2100	0	0	0	0	0	0	0	0	0	0	0	0	0	0	0	0	0	0	0	0	0	0	0	0	0	0	0	0	0
2200	0	0	0	0	0	0	0	0	0	0	0	0	0	0	0	0	0	0	0	0	0	0	0	0	0	0	0	0	0
2300	0	0	0	0	0	0	0	0	0	0	0	0	0	0	0	0	0	0	0	0	0	0	0	0	0	0	0	0	0
07-19	0	0	0	0	0	0	0	0	0	0	0	0	0	0	0	0	0	0	0	0	0	0	0	0	0	0	0	0	0
06-22	0	0	0	0	0	0	0	0	0	0	0	0	0	0	0	0	0	0	0	0	0	0	0	0	0	0	0	0	0
06-00	0	0	0	0	0	0	0	0	0	0	0	0	0	0	0	0	0	0	0	0	0	0	0	0	0	0	0	0	0
00-00	0	0	0	0	0	0	0	0	0	0	0	0	0	0	0	0	0	0	0	0	0	0	0	0	0	0	0	0	0

DRAFT

Site 100
Location LP03520, Att - Telepole, Lat 54.18068, Long -6.78488
Direction South

3279 / Meath/Cavan/Monaghan ATC's
October 2013
Automatic Traffic Count

Virtual Day (Partial days = 6.58)

Time	Total	Speed Bins (km/h)																											
		0 - 5	5 - 10	10 - 15	15 - 20	20 - 25	25 - 30	30 - 35	35 - 40	40 - 45	45 - 50	50 - 55	55 - 60	60 - 65	65 - 70	70 - 75	75 - 80	80 - 85	85 - 90	90 - 95	95 - 100	100 - 105	105 - 110	110 - 115	115 - 120	120 - 125	125 - 130	130 - 135	135 - 140
0000	0	0	0	0	0	0	0	0	0	0	0	0	0	0	0	0	0	0	0	0	0	0	0	0	0	0	0	0	0
0100	0	0	0	0	0	0	0	0	0	0	0	0	0	0	0	0	0	0	0	0	0	0	0	0	0	0	0	0	0
0200	0	0	0	0	0	0	0	0	0	0	0	0	0	0	0	0	0	0	0	0	0	0	0	0	0	0	0	0	0
0300	0	0	0	0	0	0	0	0	0	0	0	0	0	0	0	0	0	0	0	0	0	0	0	0	0	0	0	0	0
0400	0	0	0	0	0	0	0	0	0	0	0	0	0	0	0	0	0	0	0	0	0	0	0	0	0	0	0	0	0
0500	0	0	0	0	0	0	0	0	0	0	0	0	0	0	0	0	0	0	0	0	0	0	0	0	0	0	0	0	0
0600	1	0	0	0	0	0	0	0	0	0	0	0	0	0	0	0	0	0	0	0	0	0	0	0	0	0	0	0	0
0700	4	0	0	0	0	0	0	0	0	0	0	1	0	1	1	0	0	0	0	0	0	0	0	0	0	0	0	0	0
0800	**6**	**0**	**0**	**0**	**0**	**0**	**0**	**0**	**0**	**0**	**1**	**0**	**1**	**1**	**1**	**0**	**1**	**0**	**0**	**0**	**0**	**0**	**0**	**0**	**0**	**0**	**0**	**0**	**0**
0900	3	0	0	0	0	0	0	0	0	0	0	0	0	1	1	0	1	0	0	0	0	0	0	0	0	0	0	0	0
1000	3	0	0	0	0	0	0	0	0	0	0	0	0	0	0	1	0	0	0	0	0	0	0	0	0	0	0	0	0
1100	5	0	0	0	0	0	0	0	0	0	0	0	0	1	0	1	1	0	0	0	0	0	0	0	0	0	0	0	0
1200	3	0	0	0	0	0	0	0	0	0	0	0	0	1	1	1	0	0	0	0	0	0	0	0	0	0	0	0	0
1300	5	0	0	0	0	0	0	0	0	0	0	0	0	1	0	1	2	0	0	0	0	0	0	0	0	0	0	0	0
1400	6	0	0	0	0	0	0	0	0	0	0	1	0	0	1	1	1	0	0	0	0	0	0	0	0	0	0	0	0
1500	4	0	0	0	0	0	0	0	0	0	0	0	1	0	1	1	0	0	0	0	0	0	0	0	0	0	0	0	0
1600	5	0	0	0	0	0	0	0	0	0	0	0	1	0	1	1	1	0	0	0	0	0	0	0	0	0	0	0	0
1700	**8**	**0**	**0**	**0**	**0**	**0**	**0**	**0**	**0**	**0**	**0**	**0**	**0**	**1**	**0**	**1**	**2**	**1**	**0**	**0**	**0**	**0**	**0**	**0**	**0**	**0**	**0**	**0**	**0**
1800	7	0	0	0	0	0	0	0	0	0	0	0	0	0	1	1	1	0	1	0	0	0	0	0	0	0	0	0	0
1900	5	0	0	0	0	0	0	0	0	0	0	0	0	1	1	1	1	0	0	0	0	0	0	0	0	0	0	0	0
2000	3	0	0	0	0	0	0	0	0	0	0	0	0	0	0	1	0	0	0	0	0	0	0	0	0	0	0	0	0
2100	3	0	0	0	0	0	0	0	0	0	0	0	0	0	1	0	1	0	0	0	0	0	0	0	0	0	0	0	0
2200	1	0	0	0	0	0	0	0	0	0	0	0	0	0	0	0	0	0	0	0	0	0	0	0	0	0	0	0	0
2300	0	0	0	0	0	0	0	0	0	0	0	0	0	0	0	0	0	0	0	0	0	0	0	0	0	0	0	0	0
07-19	**59**	**0**	**0**	**0**	**0**	**0**	**0**	**0**	**0**	**0**	**1**	**2**	**3**	**7**	**8**	**9**	**10**	**1**	**1**	**0**	**0**	**0**	**0**	**0**	**0**	**0**	**0**	**0**	**0**
06-22	**71**	**0**	**0**	**0**	**0**	**0**	**0**	**0**	**0**	**0**	**1**	**2**	**3**	**8**	**10**	**11**	**12**	**1**	**1**	**0**	**0**	**0**	**0**	**0**	**0**	**0**	**0**	**0**	**0**
06-00	**72**	**0**	**0**	**0**	**0**	**0**	**0**	**0**	**0**	**0**	**1**	**2**	**3**	**8**	**10**	**11**	**12**	**1**	**1**	**0**	**0**	**0**	**0**	**0**	**0**	**0**	**0**	**0**	**0**
00-00	**72**	**0**	**0**	**0**	**0**	**0**	**0**	**0**	**0**	**0**	**1**	**2**	**3**	**8**	**10**	**11**	**12**	**1**	**1**	**0**	**0**	**0**	**0**	**0**	**0**	**0**	**0**	**0**	**0**

DRAFT

Site 100
Location LP03520, Att - Telepole, Lat 54.18068, Long -6.78488
Direction South

3279 / Meath/Cavan/Monaghan ATC's
October 2013
Automatic Traffic Count

Virtual Week (1)

Time	Total	Speed Bins (km/h)																											
		0 - 5	5 - 10	10 - 15	15 - 20	20 - 25	25 - 30	30 - 35	35 - 40	40 - 45	45 - 50	50 - 55	55 - 60	60 - 65	65 - 70	70 - 75	75 - 80	80 - 85	85 - 90	90 - 95	95 - 100	100 - 105	105 - 110	110 - 115	115 - 120	120 - 125	125 - 130	130 - 135	135 - 140
Mon	0	0	0	0	0	0	0	0	0	0	0	0	0	0	0	0	0	0	0	0	0	0	0	0	0	0	0	0	0
Tue	90	0	0	1	0	3	3	0	1	1	1	4	5	6	17	16	17	6	6	2	1	0	0	0	0	0	0	0	0
Wed	129	0	0	1	1	3	0	0	1	0	5	9	13	17	17	21	18	12	6	3	0	0	2	0	0	0	0	0	0
Thu	144	0	1	0	1	1	1	0	2	4	8	8	12	15	17	21	28	12	7	2	2	1	1	0	0	0	0	0	0
Fri	122	0	0	0	0	0	1	2	1	1	3	10	14	16	17	20	20	7	6	1	2	0	1	0	0	0	0	0	0
|Sat	0	0	0	0	0	0	0	0	0	0	0	0	0	0	0	0	0	0	0	0	0	0	0	0	0	0	0	0	0
|Sun	0	0	0	0	0	0	0	0	0	0	0	0	0	0	0	0	0	0	0	0	0	0	0	0	0	0	0	0	0
5 Day Ave.	**121**	**0**	**0**	**1**	**1**	**2**	**1**	**1**	**1**	**2**	**4**	**8**	**11**	**14**	**17**	**20**	**21**	**9**	**6**	**2**	**1**	**0**	**1**	**0**	**0**	**0**	**0**	**0**	**0**
7 Day Ave.	**72**	**0**	**0**	**0**	**0**	**0**	**0**	**0**	**0**	**0**	**1**	**2**	**3**	**8**	**10**	**11**	**12**	**1**	**1**	**0**	**0**	**0**	**0**	**0**	**0**	**0**	**0**	**0**	**0**
--	**485**	**0**	**1**	**2**	**2**	**7**	**5**	**2**	**5**	**6**	**17**	**31**	**44**	**54**	**68**	**78**	**83**	**37**	**25**	**8**	**5**	**1**	**4**	**0**	**0**	**0**	**0**	**0**	**0**

Summary Graphs

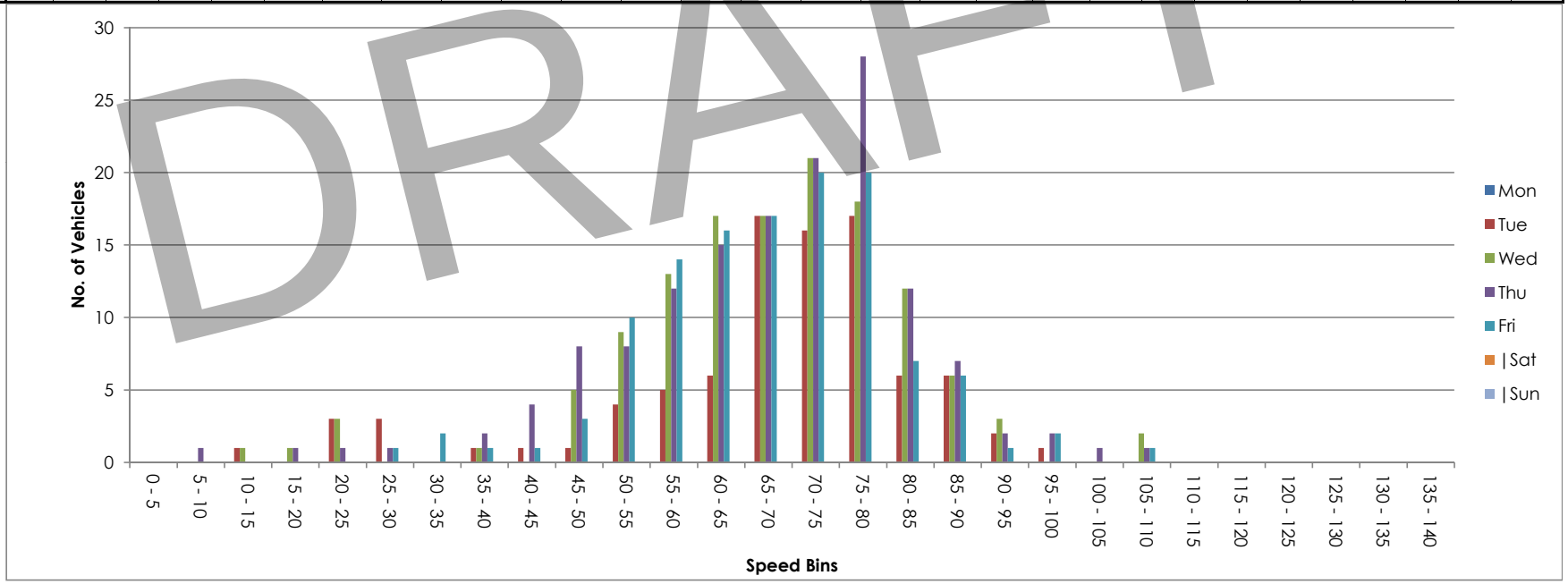

DRAFT

Nationwide Data Collection
for
Tobin Consulting Engineers

Site 100
Location LP03520, Att - Telepole, Lat 54.18068, Long -6.78488
Direction Two way

3279 / Meath/Cavan/Monaghan ATC's
October 2013
Automatic Traffic Count

Tue, 8 October 2013

Time	Total	Classification												>PSL	>PSL%	>SL1	>SL1%	>SL2	>SL2%	Mean	Vpp
		1 MCL	2 SV	3 SVT	4 TB2	5 TB3	6 T4	7 ART3	8 ART4	9 ART5	10 ART6	11 BD	12 DRT	80	80	85 +5kph	85 +5kph	90 +10kph	90 +10kph		85
0000	0	0	0	0	0	0	0	0	0	0	0	0	0	0	0	0	0	0	0	0	0
0100	0	0	0	0	0	0	0	0	0	0	0	0	0	0	0	0	0	0	0	0	0
0200	0	0	0	0	0	0	0	0	0	0	0	0	0	0	0	0	0	0	0	0	0
0300	0	0	0	0	0	0	0	0	0	0	0	0	0	0	0	0	0	0	0	0	0
0400	0	0	0	0	0	0	0	0	0	0	0	0	0	0	0	0	0	0	0	0	0
0500	0	0	0	0	0	0	0	0	0	0	0	0	0	0	0	0	0	0	0	0	0
0600	0	0	0	0	0	0	0	0	0	0	0	0	0	0	0	0	0	0	0	0	0
0700	0	0	0	0	0	0	0	0	0	0	0	0	0	0	0	0	0	0	0	0	0
0800	0	0	0	0	0	0	0	0	0	0	0	0	0	0	0	0	0	0	0	0	0
0900	0	0	0	0	0	0	0	0	0	0	0	0	0	0	0	0	0	0	0	0	0
1000	3	0	2	0	0	0	0	0	0	0	1	0	0	0	0	0	0	0	0	39.9	-
1100	**10**	**0**	**8**	**0**	**1**	**1**	**0**	**0**	**0**	**0**	**0**	**0**	**0**	**2**	**20**	**0**	**0**	**0**	**0**	**71.1**	**-**
1200	10	0	9	1	0	0	0	0	0	0	0	0	0	0	0	0	0	0	0	59.5	-
1300	17	0	15	1	0	0	0	0	1	0	0	0	0	0	0	0	0	0	0	57.2	74.9
1400	15	0	13	0	2	0	0	0	0	0	0	0	0	1	6.7	1	6.7	0	0	54.7	73.8
1500	21	0	18	0	3	0	0	0	0	0	0	0	0	1	4.8	1	4.8	0	0	63.8	73.4
1600	13	0	9	1	2	1	0	0	0	0	0	0	0	1	7.7	0	0	0	0	62.2	72
1700	**36**	**0**	**30**	**1**	**4**	**0**	**0**	**0**	**0**	**0**	**1**	**0**	**0**	**6**	**16.7**	**4**	**11.1**	**3**	**8.3**	**68.3**	**83.2**
1800	25	0	21	2	1	0	0	0	0	1	0	0	0	3	12	3	12	0	0	64.9	78.8
1900	9	0	9	0	0	0	0	0	0	0	0	0	0	3	33.3	1	11.1	0	0	74.1	-
2000	9	0	8	1	0	0	0	0	0	0	0	0	0	1	11.1	0	0	0	0	66.7	-
2100	7	0	7	0	0	0	0	0	0	0	0	0	0	0	0	0	0	0	0	62.5	-
2200	5	0	5	0	0	0	0	0	0	0	0	0	0	1	20	0	0	0	0	69.2	-
2300	2	0	2	0	0	0	0	0	0	0	0	0	0	0	0	0	0	0	0	57.9	-
07-19	**150**	**0**	**125**	**6**	**13**	**2**	**0**	**0**	**0**	**2**	**2**	**0**	**0**	**14**	**9.3**	**9**	**6**	**3**	**2**	**63**	**77.8**
06-22	**175**	**0**	**149**	**7**	**13**	**2**	**0**	**0**	**0**	**2**	**2**	**0**	**0**	**18**	**10.3**	**10**	**5.7**	**3**	**1.7**	**63.7**	**78.5**
06-00	**182**	**0**	**156**	**7**	**13**	**2**	**0**	**0**	**0**	**2**	**2**	**0**	**0**	**19**	**10.4**	**10**	**5.5**	**3**	**1.6**	**63.8**	**78.5**
00-00	**182**	**0**	**156**	**7**	**13**	**2**	**0**	**0**	**0**	**2**	**2**	**0**	**0**	**19**	**10.4**	**10**	**5.5**	**3**	**1.6**	**63.8**	**78.5**

DRAFT

Site 100
Location LP03520, Att - Telepole, Lat 54.18068, Long -6.78488
Direction Two way

3279 / Meath/Cavan/Monaghan ATC's
October 2013
Automatic Traffic Count

Wed, 9 October 2013

Time	Total	Classification												>PSL	>PSL%	>SL1	>SL1%	>SL2	>SL2%	Mean	Vpp
		1 MCL	2 SV	3 SVT	4 TB2	5 TB3	6 T4	7 ART3	8 ART4	9 ART5	10 ART6	11 BD	12 DRT	80	80	85 +5kph	85 +5kph	90 +10kph	90 +10kph		85
0000	0	0	0	0	0	0	0	0	0	0	0	0	0	0	0	0	0	0	0	-	-
0100	0	0	0	0	0	0	0	0	0	0	0	0	0	0	0	0	0	0	0	-	-
0200	0	0	0	0	0	0	0	0	0	0	0	0	0	0	0	0	0	0	0	-	-
0300	0	0	0	0	0	0	0	0	0	0	0	0	0	0	0	0	0	0	0	-	-
0400	1	0	1	0	0	0	0	0	0	0	0	0	0	0	0	0	0	0	0	70.9	-
0500	0	0	0	0	0	0	0	0	0	0	0	0	0	0	0	0	0	0	0	-	-
0600	5	0	4	0	0	0	0	0	1	0	0	0	0	3	60	2	40	1	20	75.6	-
0700	12	0	9	0	1	1	0	0	0	0	1	0	0	4	33.3	3	25	2	16.7	72	85.3
0800	**21**	**0**	**15**	**0**	**5**	**1**	**0**	**0**	**0**	**0**	**0**	**0**	**0**	**4**	**19**	**2**	**9.5**	**0**	**0**	**68.6**	**81.7**
0900	13	0	12	0	1	0	0	0	0	0	0	0	0	1	7.7	0	0	0	0	65.6	79.2
1000	9	0	7	0	1	1	0	0	0	0	0	0	0	1	11.1	1	11.1	1	11.1	69.8	-
1100	**21**	**0**	**18**	**1**	**1**	**1**	**0**	**0**	**0**	**0**	**0**	**0**	**0**	**2**	**9.5**	**1**	**4.8**	**0**	**0**	**62.3**	**78.1**
1200	15	0	11	1	2	1	0	0	0	0	0	0	0	2	13.3	1	6.7	0	0	61.3	71.3
1300	14	0	12	0	1	1	0	0	0	0	0	0	0	2	14.3	1	7.1	0	0	68.1	78.5
1400	18	0	14	1	1	0	2	0	0	0	0	0	0	1	5.6	1	5.6	0	0	66.4	76
1500	12	0	9	0	3	0	0	0	0	0	0	0	0	1	8.3	0	0	0	0	65.3	73.8
1600	22	0	18	1	2	0	1	0	0	0	0	0	0	1	4.5	1	4.5	0	0	59.5	72.4
1700	24	0	21	0	1	1	0	1	0	0	0	0	0	3	12.5	0	0	0	0	66.6	78.8
1800	**32**	**0**	**27**	**0**	**3**	**0**	**0**	**1**	**1**	**0**	**0**	**0**	**0**	**5**	**15.6**	**4**	**12.5**	**3**	**9.4**	**62.8**	**77.8**
1900	19	0	19	0	0	0	0	0	0	0	0	0	0	3	15.8	1	5.3	0	0	63.6	75.2
2000	16	0	16	0	0	0	0	0	0	0	0	0	0	3	18.8	1	6.3	0	0	69	81.4
2100	14	0	14	0	0	0	0	0	0	0	0	0	0	2	14.3	1	7.1	1	7.1	70.1	79.6
2200	5	0	4	0	1	0	0	0	0	0	0	0	0	1	20	0	0	0	0	71.3	-
2300	3	0	3	0	0	0	0	0	0	0	0	0	0	1	33.3	0	0	0	0	76.2	-
07-19	**213**	**0**	**173**	**4**	**22**	**7**	**3**	**2**	**1**	**0**	**1**	**0**	**0**	**27**	**12.7**	**15**	**7**	**6**	**2.8**	**65.1**	**78.8**
06-22	**267**	**0**	**226**	**4**	**22**	**7**	**3**	**2**	**2**	**0**	**1**	**0**	**0**	**38**	**14.2**	**20**	**7.5**	**8**	**3**	**65.7**	**79.6**
06-00	**275**	**0**	**233**	**4**	**23**	**7**	**3**	**2**	**2**	**0**	**1**	**0**	**0**	**40**	**14.5**	**20**	**7.3**	**8**	**2.9**	**65.9**	**79.6**
00-00	**276**	**0**	**234**	**4**	**23**	**7**	**3**	**2**	**2**	**0**	**1**	**0**	**0**	**40**	**14.5**	**20**	**7.2**	**8**	**2.9**	**65.9**	**79.6**

DRAFT

Site 100
Location LP03520, Att - Telepole, Lat 54.18068, Long -6.78488
Direction Two way

3279 / Meath/Cavan/Monaghan ATC's
October 2013
Automatic Traffic Count

Thu, 10 October 2013

Time	Total	Classification												>PSL	>PSL%	>SL1	>SL1%	>SL2	>SL2%	Mean	Vpp
		1 MCL	2 SV	3 SVT	4 TB2	5 TB3	6 T4	7 ART3	8 ART4	9 ART5	10 ART6	11 BD	12 DRT	80	80	85 +5kph	85 +5kph	90 +10kph	90 +10kph		85
0000	1	0	1	0	0	0	0	0	0	0	0	0	0	1	100	1	100	0	0	88.4	-
0100	1	0	1	0	0	0	0	0	0	0	0	0	0	1	100	1	100	0	0	89.2	-
0200	0	0	0	0	0	0	0	0	0	0	0	0	0	0	0	0	0	0	0	-	-
0300	0	0	0	0	0	0	0	0	0	0	0	0	0	0	0	0	0	0	0	-	-
0400	2	0	1	0	1	0	0	0	0	0	0	0	0	1	50	1	50	1	50	73.8	-
0500	0	0	0	0	0	0	0	0	0	0	0	0	0	0	0	0	0	0	0	-	-
0600	3	0	2	0	0	1	0	0	0	0	0	0	0	2	66.7	2	66.7	2	66.7	80.3	-
0700	11	0	8	0	1	1	0	0	0	1	0	0	0	3	27.3	2	18.2	1	9.1	67.3	80.3
0800	**27**	**0**	**20**	**1**	**4**	**1**	**1**	**0**	**0**	**0**	**0**	**0**	**0**	**1**	**3.7**	**0**	**0**	**0**	**0**	**61.9**	**77**
0900	17	0	15	0	1	0	0	0	1	0	0	0	0	0	0	0	0	0	0	63.1	76
1000	17	0	14	0	2	0	0	0	0	1	0	0	0	3	17.6	1	5.9	0	0	68.2	77.4
1100	11	0	7	2	1	0	1	0	0	0	0	0	0	0	0	0	0	0	0	59.3	74.5
1200	12	0	10	1	0	0	1	0	0	0	0	0	0	1	8.3	1	8.3	0	0	68.4	78.5
1300	15	0	11	0	3	0	0	0	1	0	0	0	0	1	6.7	1	6.7	1	6.7	67	76.3
1400	24	0	23	0	1	0	0	0	0	0	0	0	0	4	16.7	2	8.3	1	4.2	68.7	77.8
1500	15	0	9	2	3	0	0	0	0	1	0	0	0	3	20	2	13.3	1	6.7	64.7	81
1600	15	0	13	1	0	1	0	0	0	0	0	0	0	1	6.7	0	0	0	0	62.8	73.4
1700	22	0	20	0	2	0	0	0	0	0	0	0	0	6	27.3	1	4.5	0	0	69.6	80.3
1800	**31**	**0**	**28**	**0**	**2**	**0**	**0**	**0**	**0**	**0**	**1**	**0**	**0**	**8**	**25.8**	**4**	**12.9**	**2**	**6.5**	**72.1**	**83.2**
1900	15	0	12	3	0	0	0	0	0	0	0	0	0	2	13.3	1	6.7	1	6.7	65.2	78.1
2000	13	0	12	0	1	0	0	0	0	0	0	0	0	0	0	0	0	0	0	60.5	73.4
2100	15	0	13	1	1	0	0	0	0	0	0	0	0	5	33.3	2	13.3	1	6.7	71	83.2
2200	5	0	5	0	0	0	0	0	0	0	0	0	0	1	20	0	0	0	0	70.1	-
2300	3	0	3	0	0	0	0	0	0	0	0	0	0	0	0	0	0	0	0	68.3	-
07-19	**217**	**0**	**178**	**7**	**20**	**3**	**3**	**0**	**2**	**3**	**1**	**0**	**0**	**31**	**14.3**	**14**	**6.5**	**6**	**2.8**	**66.6**	**79.2**
06-22	**263**	**0**	**217**	**11**	**22**	**4**	**3**	**0**	**2**	**3**	**1**	**0**	**0**	**40**	**15.2**	**19**	**7.2**	**10**	**3.8**	**66.6**	**79.9**
06-00	**271**	**0**	**225**	**11**	**22**	**4**	**3**	**0**	**2**	**3**	**1**	**0**	**0**	**41**	**15.1**	**19**	**7**	**10**	**3.7**	**66.7**	**79.6**
00-00	**275**	**0**	**228**	**11**	**23**	**4**	**3**	**0**	**2**	**3**	**1**	**0**	**0**	**44**	**16**	**22**	**8**	**11**	**4**	**66.9**	**80.3**

DRAFT

Site 100
Location LP03520, Att - Telepole, Lat 54.18068, Long -6.78488
Direction Two way

3279 / Meath/Cavan/Monaghan ATC's
October 2013
Automatic Traffic Count

Fri, 11 October 2013

Time	Total	Classification												>PSL	>PSL%	>SL1	>SL1%	>SL2	>SL2%	Mean	Vpp
		1 MCL	2 SV	3 SVT	4 TB2	5 TB3	6 T4	7 ART3	8 ART4	9 ART5	10 ART6	11 BD	12 DRT	80	80	85 +5kph	85 +5kph	90 +10kph	90 +10kph		85
0000	1	0	1	0	0	0	0	0	0	0	0	0	0	0	0	0	0	0	0	63.8	-
0100	2	0	1	0	1	0	0	0	0	0	0	0	0	0	0	0	0	0	0	58	-
0200	0	0	0	0	0	0	0	0	0	0	0	0	0	0	0	0	0	0	0	-	-
0300	0	0	0	0	0	0	0	0	0	0	0	0	0	0	0	0	0	0	0	-	-
0400	0	0	0	0	0	0	0	0	0	0	0	0	0	0	0	0	0	0	0	-	-
0500	3	0	2	0	0	0	0	0	0	0	1	0	0	0	0	0	0	0	0	64.7	-
0600	5	0	5	0	0	0	0	0	0	0	0	0	0	0	0	0	0	0	0	67.5	-
0700	11	0	8	0	1	2	0	0	0	0	0	0	0	0	0	0	0	0	0	54.5	67
0800	**16**	**0**	**10**	**0**	**6**	**0**	**0**	**0**	**0**	**0**	**0**	**0**	**0**	**1**	**6.3**	**1**	**6.3**	**0**	**0**	**63.3**	**69.5**
0900	11	0	10	0	1	0	0	0	0	0	0	0	0	3	27.3	3	27.3	0	0	70.5	86.8
1000	**16**	**0**	**12**	**0**	**4**	**0**	**0**	**0**	**0**	**0**	**0**	**0**	**0**	**4**	**25**	**2**	**12.5**	**1**	**6.3**	**70.8**	**84.6**
1100	**16**	**1**	**13**	**0**	**2**	**0**	**0**	**0**	**0**	**0**	**0**	**0**	**0**	**1**	**6.3**	**0**	**0**	**0**	**0**	**63.8**	**73.8**
1200	14	0	12	0	0	1	1	0	0	0	0	0	0	2	14.3	1	7.1	0	0	67.9	79.2
1300	**25**	**0**	**22**	**0**	**2**	**1**	**0**	**0**	**0**	**0**	**0**	**0**	**0**	**1**	**4**	**0**	**0**	**0**	**0**	**63.4**	**75.2**
1400	15	0	14	0	0	1	0	0	0	0	0	0	0	2	13.3	1	6.7	1	6.7	68.7	78.1
1500	15	1	10	0	4	0	0	0	0	0	0	0	0	1	6.7	1	6.7	1	6.7	62.9	70.6
1600	23	0	19	0	4	0	0	0	0	0	0	0	0	1	4.3	0	0	0	0	68	78.1
1700	24	0	22	1	1	0	0	0	0	0	0	0	0	2	8.3	0	0	0	0	70.1	77.4
1800	19	0	16	2	1	0	0	0	0	0	0	0	0	2	10.5	2	10.5	0	0	68.3	75.6
1900	22	0	20	0	1	0	0	0	0	0	1	0	0	3	13.6	2	9.1	1	4.5	65.3	79.2
2000	0	0	0	0	0	0	0	0	0	0	0	0	0	0	0	0	0	0	0	0	0
2100	0	0	0	0	0	0	0	0	0	0	0	0	0	0	0	0	0	0	0	0	0
2200	0	0	0	0	0	0	0	0	0	0	0	0	0	0	0	0	0	0	0	0	0
2300	0	0	0	0	0	0	0	0	0	0	0	0	0	0	0	0	0	0	0	0	0
07-19	**205**	**2**	**168**	**3**	**26**	**5**	**1**	**0**	**0**	**0**	**0**	**0**	**0**	**20**	**9.8**	**11**	**5.4**	**3**	**1.5**	**66.3**	**78.1**
06-22	**232**	**2**	**193**	**3**	**27**	**5**	**1**	**0**	**0**	**0**	**1**	**0**	**0**	**23**	**9.9**	**13**	**5.6**	**4**	**1.7**	**66.3**	**78.1**
06-00	**232**	**2**	**193**	**3**	**27**	**5**	**1**	**0**	**0**	**0**	**1**	**0**	**0**	**23**	**9.9**	**13**	**5.6**	**4**	**1.7**	**66.3**	**78.1**
00-00	**238**	**2**	**197**	**3**	**28**	**5**	**1**	**0**	**0**	**0**	**2**	**0**	**0**	**23**	**9.7**	**13**	**5.5**	**4**	**1.7**	**66.2**	**78.1**

DRAFT

Site 100
Location LP03520, Att - Telepole, Lat 54.18068, Long -6.78488
Direction Two way

3279 / Meath/Cavan/Monaghan ATC's
October 2013
Automatic Traffic Count

Sat, 12 October 2013

Time	Total	Classification												>PSL	>PSL%	>SL1	>SL1%	>SL2	>SL2%	Mean	Vpp
		1 MCL	2 SV	3 SVT	4 TB2	5 TB3	6 T4	7 ART3	8 ART4	9 ART5	10 ART6	11 BD	12 DRT	80	80	85 +5kph	85 +5kph	90 +10kph	90 +10kph		85
0000	0	0	0	0	0	0	0	0	0	0	0	0	0	0	0	0	0	0	0	0	0
0100	0	0	0	0	0	0	0	0	0	0	0	0	0	0	0	0	0	0	0	0	0
0200	0	0	0	0	0	0	0	0	0	0	0	0	0	0	0	0	0	0	0	0	0
0300	0	0	0	0	0	0	0	0	0	0	0	0	0	0	0	0	0	0	0	0	0
0400	0	0	0	0	0	0	0	0	0	0	0	0	0	0	0	0	0	0	0	0	0
0500	0	0	0	0	0	0	0	0	0	0	0	0	0	0	0	0	0	0	0	0	0
0600	0	0	0	0	0	0	0	0	0	0	0	0	0	0	0	0	0	0	0	0	0
0700	0	0	0	0	0	0	0	0	0	0	0	0	0	0	0	0	0	0	0	0	0
0800	0	0	0	0	0	0	0	0	0	0	0	0	0	0	0	0	0	0	0	0	0
0900	0	0	0	0	0	0	0	0	0	0	0	0	0	0	0	0	0	0	0	0	0
1000	0	0	0	0	0	0	0	0	0	0	0	0	0	0	0	0	0	0	0	0	0
1100	0	0	0	0	0	0	0	0	0	0	0	0	0	0	0	0	0	0	0	0	0
1200	0	0	0	0	0	0	0	0	0	0	0	0	0	0	0	0	0	0	0	0	0
1300	0	0	0	0	0	0	0	0	0	0	0	0	0	0	0	0	0	0	0	0	0
1400	0	0	0	0	0	0	0	0	0	0	0	0	0	0	0	0	0	0	0	0	0
1500	0	0	0	0	0	0	0	0	0	0	0	0	0	0	0	0	0	0	0	0	0
1600	0	0	0	0	0	0	0	0	0	0	0	0	0	0	0	0	0	0	0	0	0
1700	0	0	0	0	0	0	0	0	0	0	0	0	0	0	0	0	0	0	0	0	0
1800	0	0	0	0	0	0	0	0	0	0	0	0	0	0	0	0	0	0	0	0	0
1900	0	0	0	0	0	0	0	0	0	0	0	0	0	0	0	0	0	0	0	0	0
2000	0	0	0	0	0	0	0	0	0	0	0	0	0	0	0	0	0	0	0	0	0
2100	0	0	0	0	0	0	0	0	0	0	0	0	0	0	0	0	0	0	0	0	0
2200	0	0	0	0	0	0	0	0	0	0	0	0	0	0	0	0	0	0	0	0	0
2300	0	0	0	0	0	0	0	0	0	0	0	0	0	0	0	0	0	0	0	0	0
07-19	0	0	0	0	0	0	0	0	0	0	0	0	0	0	0	0	0	0	0	0	0
06-22	0	0	0	0	0	0	0	0	0	0	0	0	0	0	0	0	0	0	0	0	0
06-00	0	0	0	0	0	0	0	0	0	0	0	0	0	0	0	0	0	0	0	0	0
00-00	0	0	0	0	0	0	0	0	0	0	0	0	0	0	0	0	0	0	0	0	0

DRAFT

Site 100
Location LP03520, Att - Telepole, Lat 54.18068, Long -6.78488
Direction Two way

3279 / Meath/Cavan/Monaghan ATC's
October 2013
Automatic Traffic Count

Sun, 13 October 2013

Time	Total	Classification												>PSL	>PSL%	>SL1	>SL1%	>SL2	>SL2%	Mean	Vpp
		1 MCL	2 SV	3 SVT	4 TB2	5 TB3	6 T4	7 ART3	8 ART4	9 ART5	10 ART6	11 BD	12 DRT	80	80	85 +5kph	85 +5kph	90 +10kph	90 +10kph		85
0000	0	0	0	0	0	0	0	0	0	0	0	0	0	0	0	0	0	0	0	0	0
0100	0	0	0	0	0	0	0	0	0	0	0	0	0	0	0	0	0	0	0	0	0
0200	0	0	0	0	0	0	0	0	0	0	0	0	0	0	0	0	0	0	0	0	0
0300	0	0	0	0	0	0	0	0	0	0	0	0	0	0	0	0	0	0	0	0	0
0400	0	0	0	0	0	0	0	0	0	0	0	0	0	0	0	0	0	0	0	0	0
0500	0	0	0	0	0	0	0	0	0	0	0	0	0	0	0	0	0	0	0	0	0
0600	0	0	0	0	0	0	0	0	0	0	0	0	0	0	0	0	0	0	0	0	0
0700	0	0	0	0	0	0	0	0	0	0	0	0	0	0	0	0	0	0	0	0	0
0800	0	0	0	0	0	0	0	0	0	0	0	0	0	0	0	0	0	0	0	0	0
0900	0	0	0	0	0	0	0	0	0	0	0	0	0	0	0	0	0	0	0	0	0
1000	0	0	0	0	0	0	0	0	0	0	0	0	0	0	0	0	0	0	0	0	0
1100	0	0	0	0	0	0	0	0	0	0	0	0	0	0	0	0	0	0	0	0	0
1200	0	0	0	0	0	0	0	0	0	0	0	0	0	0	0	0	0	0	0	0	0
1300	0	0	0	0	0	0	0	0	0	0	0	0	0	0	0	0	0	0	0	0	0
1400	0	0	0	0	0	0	0	0	0	0	0	0	0	0	0	0	0	0	0	0	0
1500	0	0	0	0	0	0	0	0	0	0	0	0	0	0	0	0	0	0	0	0	0
1600	0	0	0	0	0	0	0	0	0	0	0	0	0	0	0	0	0	0	0	0	0
1700	0	0	0	0	0	0	0	0	0	0	0	0	0	0	0	0	0	0	0	0	0
1800	0	0	0	0	0	0	0	0	0	0	0	0	0	0	0	0	0	0	0	0	0
1900	0	0	0	0	0	0	0	0	0	0	0	0	0	0	0	0	0	0	0	0	0
2000	0	0	0	0	0	0	0	0	0	0	0	0	0	0	0	0	0	0	0	0	0
2100	0	0	0	0	0	0	0	0	0	0	0	0	0	0	0	0	0	0	0	0	0
2200	0	0	0	0	0	0	0	0	0	0	0	0	0	0	0	0	0	0	0	0	0
2300	0	0	0	0	0	0	0	0	0	0	0	0	0	0	0	0	0	0	0	0	0
07-19	0	0	0	0	0	0	0	0	0	0	0	0	0	0	0	0	0	0	0	0	0
06-22	0	0	0	0	0	0	0	0	0	0	0	0	0	0	0	0	0	0	0	0	0
06-00	0	0	0	0	0	0	0	0	0	0	0	0	0	0	0	0	0	0	0	0	0
00-00	0	0	0	0	0	0	0	0	0	0	0	0	0	0	0	0	0	0	0	0	0

DRAFT

Site 100
Location LP03520, Att - Telepole, Lat 54.18068, Long -6.78488
Direction Two way

3279 / Meath/Cavan/Monaghan ATC's
October 2013
Automatic Traffic Count

Mon, 14 October 2013

Time	Total	Classification												>PSL	>PSL%	>SL1	>SL1%	>SL2	>SL2%	Mean	Vpp
		1 MCL	2 SV	3 SVT	4 TB2	5 TB3	6 T4	7 ART3	8 ART4	9 ART5	10 ART6	11 BD	12 DRT	80	80	85 +5kph	85 +5kph	90 +10kph	90 +10kph		85
0000	0	0	0	0	0	0	0	0	0	0	0	0	0	0	0	0	0	0	0	0	0
0100	0	0	0	0	0	0	0	0	0	0	0	0	0	0	0	0	0	0	0	0	0
0200	0	0	0	0	0	0	0	0	0	0	0	0	0	0	0	0	0	0	0	0	0
0300	0	0	0	0	0	0	0	0	0	0	0	0	0	0	0	0	0	0	0	0	0
0400	0	0	0	0	0	0	0	0	0	0	0	0	0	0	0	0	0	0	0	0	0
0500	0	0	0	0	0	0	0	0	0	0	0	0	0	0	0	0	0	0	0	0	0
0600	0	0	0	0	0	0	0	0	0	0	0	0	0	0	0	0	0	0	0	0	0
0700	0	0	0	0	0	0	0	0	0	0	0	0	0	0	0	0	0	0	0	0	0
0800	0	0	0	0	0	0	0	0	0	0	0	0	0	0	0	0	0	0	0	0	0
0900	0	0	0	0	0	0	0	0	0	0	0	0	0	0	0	0	0	0	0	0	0
1000	0	0	0	0	0	0	0	0	0	0	0	0	0	0	0	0	0	0	0	0	0
1100	0	0	0	0	0	0	0	0	0	0	0	0	0	0	0	0	0	0	0	0	0
1200	0	0	0	0	0	0	0	0	0	0	0	0	0	0	0	0	0	0	0	0	0
1300	0	0	0	0	0	0	0	0	0	0	0	0	0	0	0	0	0	0	0	0	0
1400	0	0	0	0	0	0	0	0	0	0	0	0	0	0	0	0	0	0	0	0	0
1500	0	0	0	0	0	0	0	0	0	0	0	0	0	0	0	0	0	0	0	0	0
1600	0	0	0	0	0	0	0	0	0	0	0	0	0	0	0	0	0	0	0	0	0
1700	0	0	0	0	0	0	0	0	0	0	0	0	0	0	0	0	0	0	0	0	0
1800	0	0	0	0	0	0	0	0	0	0	0	0	0	0	0	0	0	0	0	0	0
1900	0	0	0	0	0	0	0	0	0	0	0	0	0	0	0	0	0	0	0	0	0
2000	0	0	0	0	0	0	0	0	0	0	0	0	0	0	0	0	0	0	0	0	0
2100	0	0	0	0	0	0	0	0	0	0	0	0	0	0	0	0	0	0	0	0	0
2200	0	0	0	0	0	0	0	0	0	0	0	0	0	0	0	0	0	0	0	0	0
2300	0	0	0	0	0	0	0	0	0	0	0	0	0	0	0	0	0	0	0	0	0
07-19	0	0	0	0	0	0	0	0	0	0	0	0	0	0	0	0	0	0	0	0	0
06-22	0	0	0	0	0	0	0	0	0	0	0	0	0	0	0	0	0	0	0	0	0
06-00	0	0	0	0	0	0	0	0	0	0	0	0	0	0	0	0	0	0	0	0	0
00-00	0	0	0	0	0	0	0	0	0	0	0	0	0	0	0	0	0	0	0	0	0

DRAFT

Site 100
Location LP03520, Att - Telepole, Lat 54.18068, Long -6.78488
Direction Two way

3279 / Meath/Cavan/Monaghan ATC's
October 2013
Automatic Traffic Count

Virtual Day (Partial days = 6.58)

Time	Total	Classification												>PSL	>PSL%	>SL1	>SL1%	>SL2	>SL2%	Mean	Vpp
		1 MCL	2 SV	3 SVT	4 TB2	5 TB3	6 T4	7 ART3	8 ART4	9 ART5	10 ART6	11 BD	12 DRT	80	80	85 +5kph	85 +5kph	90 +10kph	90 +10kph		85
0000	0	0	0	0	0	0	0	0	0	0	0	0	0	0	50	0	50	0	0	76.1	-
0100	1	0	0	0	0	0	0	0	0	0	0	0	0	0	33.3	0	33.3	0	0	68.4	-
0200	0	0	0	0	0	0	0	0	0	0	0	0	0	0	0	0	0	0	0	-	-
0300	0	0	0	0	0	0	0	0	0	0	0	0	0	0	0	0	0	0	0	-	-
0400	1	0	0	0	0	0	0	0	0	0	0	0	0	0	33.3	0	33.3	0	33.3	72.8	-
0500	1	0	0	0	0	0	0	0	0	0	0	0	0	0	0	0	0	0	0	64.7	-
0600	2	0	2	0	0	0	0	0	0	0	0	0	0	1	38.5	1	30.8	1	23.1	73.5	-
0700	6	0	4	0	1	1	0	0	0	0	0	0	0	1	20.6	1	14.7	1	8.8	64.8	-
0800	**11**	**0**	**8**	**0**	**3**	**0**	**0**	**0**	**0**	**0**	**0**	**0**	**0**	**1**	**9.4**	**1**	**4.7**	**0**	**0**	**64.5**	**77**
0900	7	0	6	0	1	0	0	0	0	0	0	0	0	1	9.8	1	7.3	0	0	65.9	-
1000	6	0	5	0	1	0	0	0	0	0	0	0	0	1	17.8	1	8.9	0	4.4	67.6	-
1100	8	0	7	0	1	0	0	0	0	0	0	0	0	1	8.6	0	1.7	0	0	63.7	-
1200	7	0	6	0	0	0	0	0	0	0	0	0	0	1	9.8	0	5.9	0	0	64.4	-
1300	10	0	9	0	1	0	0	0	0	0	0	0	0	1	5.6	0	2.8	0	1.4	63.6	76.7
1400	10	0	9	0	1	0	0	0	0	0	0	0	0	1	11.1	1	6.9	0	2.8	65.2	77
1500	9	0	7	0	2	0	0	0	0	0	0	0	0	1	9.5	1	6.3	0	3.2	64.1	-
1600	10	0	8	0	1	0	0	0	0	0	0	0	0	1	5.5	0	1.4	0	0	63.4	75.2
1700	**15**	**0**	**13**	**0**	**1**	**0**	**0**	**0**	**0**	**0**	**0**	**0**	**0**	**2**	**16**	**1**	**4.7**	**0**	**2.8**	**68.6**	**80.3**
1800	**15**	**0**	**13**	**1**	**1**	**0**	**0**	**0**	**0**	**0**	**0**	**0**	**0**	**3**	**16.8**	**2**	**12.1**	**1**	**4.7**	**67**	**82.8**
1900	9	0	9	0	0	0	0	0	0	0	0	0	0	2	16.9	1	7.7	0	3.1	66	-
2000	5	0	5	0	0	0	0	0	0	0	0	0	0	1	10.5	0	2.6	0	0	65.5	-
2100	5	0	5	0	0	0	0	0	0	0	0	0	0	1	19.4	0	8.3	0	5.6	69	-
2200	2	0	2	0	0	0	0	0	0	0	0	0	0	0	20	0	0	0	0	70.2	-
2300	1	0	1	0	0	0	0	0	0	0	0	0	0	0	12.5	0	0	0	0	68.6	-
07-19	**114**	**0**	**95**	**1**	**14**	**1**	**0**	**0**	**0**	**0**	**0**	**0**	**0**	**15**	**13.1579**	**9**	**7.89474**	**2**	**1.75439**	**64.65**	**77**
06-22	**135**	**0**	**116**	**1**	**14**	**1**	**0**	**0**	**0**	**0**	**0**	**0**	**0**	**20**	**14.8148**	**11**	**8.14815**	**3**	**2.22222**	**65.35**	**77**
06-00	**138**	**0**	**119**	**1**	**14**	**1**	**0**	**0**	**0**	**0**	**0**	**0**	**0**	**20**	**14.4928**	**11**	**7.97101**	**3**	**2.17391**	**65.7**	**77**
00-00	**141**	**0**	**119**	**1**	**14**	**1**	**0**	**0**	**0**	**0**	**0**	**0**	**0**	**20**	**14.1844**	**11**	**7.80142**	**3**	**2.12766**	**65.95**	**77**

DRAFT

Site 100
Location LP03520, Att - Telepole, Lat 54.18068, Long -6.78488
Direction Two way

3279 / Meath/Cavan/Monaghan ATC's
October 2013
Automatic Traffic Count

Virtual Week (1)

Time	Total	Classification												>PSL	>PSL%	>SL1	>SL1%	>SL2	>SL2%	Mean	Vpp
		1 MCL	2 SV	3 SVT	4 TB2	5 TB3	6 T4	7 ART3	8 ART4	9 ART5	10 ART6	11 BD	12 DRT	80	80	85 +5kph	85 +5kph	90 +10kph	90 +10kph		85
Mon	0	0	0	0	0	0	0	0	0	0	0	0	0	0	0	0	0	0	0	-	-
Tue	182	0	156	7	13	2	0	0	0	2	2	0	0	19	10.4	10	5.5	3	1.6	63.8	78.5
Wed	276	0	234	4	23	7	3	2	2	0	1	0	0	40	14.5	20	7.2	8	2.9	65.9	79.6
Thu	275	0	228	11	23	4	3	0	2	3	1	0	0	44	16	22	8	11	4	66.9	80.3
Fri	238	2	197	3	28	5	1	0	0	0	2	0	0	23	9.7	13	5.5	4	1.7	66.2	78.1
| Sat	0	0	0	0	0	0	0	0	0	0	0	0	0	0	0	0	0	0	0	-	-
| Sun	0	0	0	0	0	0	0	0	0	0	0	0	0	0	0	0	0	0	0	-	-
5 Day Ave.	**243**	**1**	**204**	**6**	**22**	**5**	**2**	**1**	**1**	**1**	**2**	**0**	**0**	**32**	**13.2**	**16**	**6.6**	**7**	**2.9**	**65.7**	**79.1**
7 Day Ave.	**141**	**0**	**119**	**1**	**14**	**1**	**0**	**0**	**0**	**0**	**0**	**0**	**0**	**20**	**14.2**	**11**	**7.8**	**3**	**2.1**	**66.0**	**77.0**
--	**971**	**2**	**815**	**25**	**87**	**18**	**7**	**2**	**4**	**5**	**6**	**0**	**0**	**126**	**13.0**	**65**	**6.7**	**26**	**2.7**	**65.9**	**78.8**

Summary Graphs

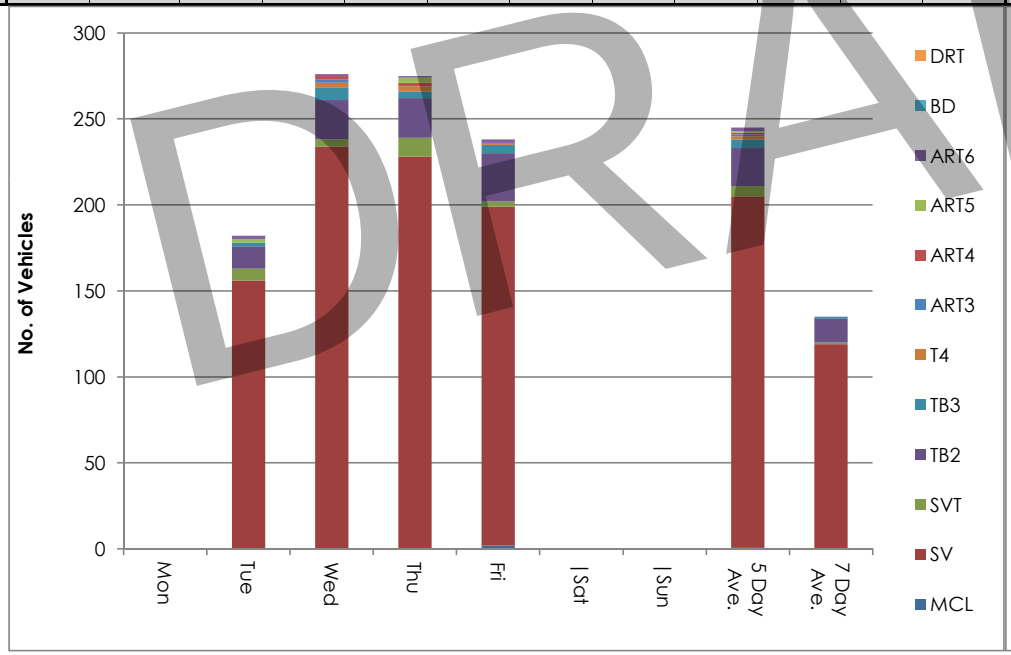

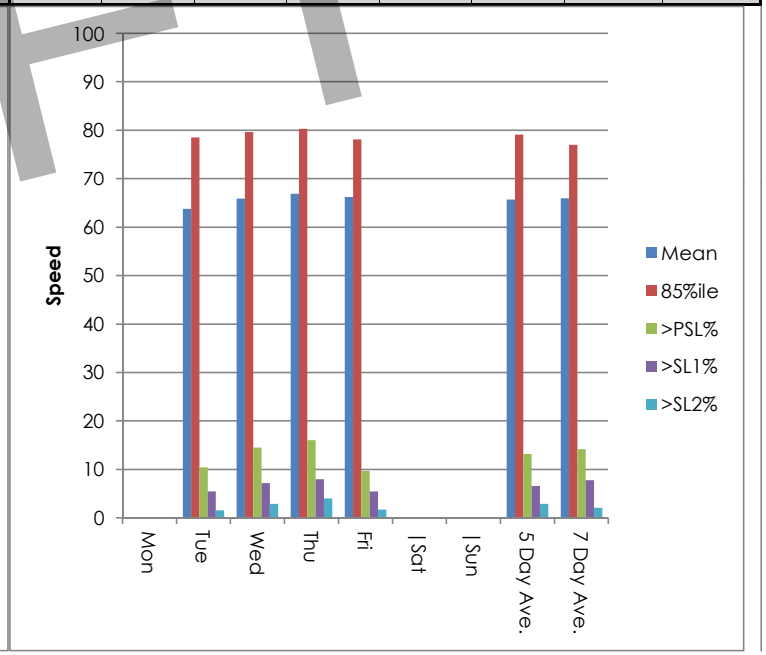

DRAFT

Site 100
Location LP03520, Att - Telepole, Lat 54.18068, Long -6.78488
Direction Two way

3279 / Meath/Cavan/Monaghan ATC's
October 2013
Automatic Traffic Count

Tue, 8 October 2013

Time	Total	Speed Bins (km/h)																											
		0 - 5	5 - 10	10 - 15	15 - 20	20 - 25	25 - 30	30 - 35	35 - 40	40 - 45	45 - 50	50 - 55	55 - 60	60 - 65	65 - 70	70 - 75	75 - 80	80 - 85	85 - 90	90 - 95	95 - 100	100 - 105	105 - 110	110 - 115	115 - 120	120 - 125	125 - 130	130 - 135	135 - 140
0000	0	0	0	0	0	0	0	0	0	0	0	0	0	0	0	0	0	0	0	0	0	0	0	0	0	0	0	0	0
0100	0	0	0	0	0	0	0	0	0	0	0	0	0	0	0	0	0	0	0	0	0	0	0	0	0	0	0	0	0
0200	0	0	0	0	0	0	0	0	0	0	0	0	0	0	0	0	0	0	0	0	0	0	0	0	0	0	0	0	0
0300	0	0	0	0	0	0	0	0	0	0	0	0	0	0	0	0	0	0	0	0	0	0	0	0	0	0	0	0	0
0400	0	0	0	0	0	0	0	0	0	0	0	0	0	0	0	0	0	0	0	0	0	0	0	0	0	0	0	0	0
0500	0	0	0	0	0	0	0	0	0	0	0	0	0	0	0	0	0	0	0	0	0	0	0	0	0	0	0	0	0
0600	0	0	0	0	0	0	0	0	0	0	0	0	0	0	0	0	0	0	0	0	0	0	0	0	0	0	0	0	0
0700	0	0	0	0	0	0	0	0	0	0	0	0	0	0	0	0	0	0	0	0	0	0	0	0	0	0	0	0	0
0800	0	0	0	0	0	0	0	0	0	0	0	0	0	0	0	0	0	0	0	0	0	0	0	0	0	0	0	0	0
0900	0	0	0	0	0	0	0	0	0	0	0	0	0	0	0	0	0	0	0	0	0	0	0	0	0	0	0	0	0
1000	3	1	0	0	0	0	0	0	0	0	0	1	0	0	1	0	0	0	0	0	0	0	0	0	0	0	0	0	0
1100	**10**	**0**	**0**	**0**	**0**	**0**	**1**	**0**	**0**	**0**	**0**	**0**	**0**	**0**	**2**	**1**	**4**	**2**	**0**	**0**	**0**	**0**	**0**	**0**	**0**	**0**	**0**	**0**	**0**
1200	10	0	0	0	0	1	0	0	2	0	0	0	1	0	1	2	3	0	0	0	0	0	0	0	0	0	0	0	0
1300	17	0	0	0	0	1	1	0	0	0	4	2	3	0	0	2	4	0	0	0	0	0	0	0	0	0	0	0	0
1400	15	0	0	0	0	1	2	0	0	2	1	2	0	1	2	2	1	0	1	0	0	0	0	0	0	0	0	0	0
1500	21	0	0	0	0	1	0	0	0	0	1	3	2	1	5	5	2	0	1	0	0	0	0	0	0	0	0	0	0
1600	13	0	0	0	0	0	0	0	1	0	1	0	4	2	2	2	0	1	0	0	0	0	0	0	0	0	0	0	0
1700	**36**	**0**	**0**	**0**	**0**	**0**	**0**	**0**	**0**	**1**	**3**	**3**	**3**	**6**	**4**	**4**	**6**	**2**	**1**	**2**	**1**	**0**	**0**	**0**	**0**	**0**	**0**	**0**	**0**
1800	25	0	0	0	0	1	0	0	3	0	1	1	2	1	5	4	4	0	3	0	0	0	0	0	0	0	0	0	0
1900	9	0	0	0	0	0	0	0	0	0	0	0	1	0	3	1	1	2	1	0	0	0	0	0	0	0	0	0	0
2000	9	0	0	0	0	0	0	0	0	0	0	1	2	1	2	1	1	1	0	0	0	0	0	0	0	0	0	0	0
2100	7	0	0	1	0	0	0	0	0	0	0	0	0	1	1	2	2	0	0	0	0	0	0	0	0	0	0	0	0
2200	5	0	0	0	0	0	0	0	0	0	0	0	1	0	3	0	0	1	0	0	0	0	0	0	0	0	0	0	0
2300	2	0	0	0	0	0	0	0	0	0	0	0	2	0	0	0	0	0	0	0	0	0	0	0	0	0	0	0	0
07-19	**150**	**1**	**0**	**0**	**0**	**5**	**4**	**0**	**6**	**3**	**11**	**12**	**15**	**11**	**22**	**22**	**24**	**5**	**6**	**2**	**1**	**0**	**0**	**0**	**0**	**0**	**0**	**0**	**0**
06-22	**175**	**1**	**0**	**1**	**0**	**5**	**4**	**0**	**6**	**3**	**11**	**13**	**18**	**13**	**28**	**26**	**28**	**8**	**7**	**2**	**1**	**0**	**0**	**0**	**0**	**0**	**0**	**0**	**0**
06-00	**182**	**1**	**0**	**1**	**0**	**5**	**4**	**0**	**6**	**3**	**11**	**13**	**21**	**13**	**31**	**26**	**28**	**9**	**7**	**2**	**1**	**0**	**0**	**0**	**0**	**0**	**0**	**0**	**0**
00-00	**182**	**1**	**0**	**1**	**0**	**5**	**4**	**0**	**6**	**3**	**11**	**13**	**21**	**13**	**31**	**26**	**28**	**9**	**7**	**2**	**1**	**0**	**0**	**0**	**0**	**0**	**0**	**0**	**0**

DRAFT

Site 100
Location LP03520, Att - Telepole, Lat 54.18068, Long -6.78488
Direction Two way

3279 / Meath/Cavan/Monaghan ATC's
October 2013
Automatic Traffic Count

Wed, 9 October 2013

Time	Total	Speed Bins (km/h)																											
		0 - 5	5 - 10	10 - 15	15 - 20	20 - 25	25 - 30	30 - 35	35 - 40	40 - 45	45 - 50	50 - 55	55 - 60	60 - 65	65 - 70	70 - 75	75 - 80	80 - 85	85 - 90	90 - 95	95 - 100	100 - 105	105 - 110	110 - 115	115 - 120	120 - 125	125 - 130	130 - 135	135 - 140
0000	0	0	0	0	0	0	0	0	0	0	0	0	0	0	0	0	0	0	0	0	0	0	0	0	0	0	0	0	0
0100	0	0	0	0	0	0	0	0	0	0	0	0	0	0	0	0	0	0	0	0	0	0	0	0	0	0	0	0	0
0200	0	0	0	0	0	0	0	0	0	0	0	0	0	0	0	0	0	0	0	0	0	0	0	0	0	0	0	0	0
0300	0	0	0	0	0	0	0	0	0	0	0	0	0	0	0	0	0	0	0	0	0	0	0	0	0	0	0	0	0
0400	1	0	0	0	0	0	0	0	0	0	0	0	0	0	0	1	0	0	0	0	0	0	0	0	0	0	0	0	0
0500	0	0	0	0	0	0	0	0	0	0	0	0	0	0	0	0	0	0	0	0	0	0	0	0	0	0	0	0	0
0600	5	0	0	0	0	0	0	0	0	0	0	0	2	0	0	0	0	1	1	1	0	0	0	0	0	0	0	0	0
0700	12	0	0	0	0	0	0	0	0	0	1	1	1	0	4	1	0	1	1	1	0	1	0	0	0	0	0	0	0
0800	**21**	**0**	**0**	**0**	**0**	**0**	**0**	**0**	**0**	**0**	**0**	**1**	**1**	**7**	**5**	**2**	**1**	**2**	**2**	**0**	**0**	**0**	**0**	**0**	**0**	**0**	**0**	**0**	**0**
0900	13	0	0	0	0	0	0	0	0	0	1	1	2	2	3	1	2	1	0	0	0	0	0	0	0	0	0	0	0
1000	9	0	0	0	0	0	0	0	0	0	1	1	1	1	0	3	1	0	0	0	0	0	1	0	0	0	0	0	0
1100	**21**	**0**	**0**	**0**	**0**	**2**	**0**	**0**	**0**	**0**	**1**	**3**	**2**	**3**	**1**	**4**	**3**	**1**	**1**	**0**	**0**	**0**	**0**	**0**	**0**	**0**	**0**	**0**	**0**
1200	15	0	0	0	0	1	0	0	0	1	1	0	3	3	2	2	0	1	1	0	0	0	0	0	0	0	0	0	0
1300	14	0	0	0	0	0	0	0	0	0	0	3	1	2	2	1	3	1	1	0	0	0	0	0	0	0	0	0	0
1400	18	0	0	0	0	0	0	0	0	1	0	3	1	2	2	5	3	0	1	0	0	0	0	0	0	0	0	0	0
1500	12	0	0	0	0	0	0	0	0	0	1	0	3	2	2	2	1	1	0	0	0	0	0	0	0	0	0	0	0
1600	22	0	0	0	1	0	0	0	1	1	1	0	9	2	1	4	1	0	1	0	0	0	0	0	0	0	0	0	0
1700	24	0	0	0	0	0	0	0	1	0	3	1	3	1	3	4	5	3	0	0	0	0	0	0	0	0	0	0	0
1800	**32**	**0**	**0**	**2**	**1**	**0**	**0**	**0**	**2**	**0**	**1**	**3**	**2**	**4**	**6**	**2**	**4**	**1**	**1**	**2**	**1**	**0**	**0**	**0**	**0**	**0**	**0**	**0**	**0**
1900	19	0	0	0	0	1	0	0	0	1	1	1	3	2	3	3	1	2	1	0	0	0	0	0	0	0	0	0	0
2000	16	0	0	0	0	0	0	0	0	0	0	0	4	4	2	1	2	2	1	0	0	0	0	0	0	0	0	0	0
2100	14	0	0	0	0	0	0	0	0	0	1	2	1	0	2	3	3	1	0	0	0	0	1	0	0	0	0	0	0
2200	5	0	0	0	0	0	0	0	0	0	0	0	0	1	1	2	0	1	0	0	0	0	0	0	0	0	0	0	0
2300	3	0	0	0	0	0	0	0	0	0	0	0	0	0	1	0	1	1	0	0	0	0	0	0	0	0	0	0	0
07-19	**213**	**0**	**0**	**2**	**2**	**3**	**0**	**0**	**4**	**3**	**11**	**17**	**29**	**29**	**31**	**31**	**24**	**12**	**9**	**3**	**1**	**1**	**1**	**0**	**0**	**0**	**0**	**0**	**0**
06-22	**267**	**0**	**0**	**2**	**2**	**4**	**0**	**0**	**4**	**4**	**13**	**20**	**39**	**35**	**38**	**38**	**30**	**18**	**12**	**4**	**1**	**1**	**2**	**0**	**0**	**0**	**0**	**0**	**0**
06-00	**275**	**0**	**0**	**2**	**2**	**4**	**0**	**0**	**4**	**4**	**13**	**20**	**39**	**36**	**40**	**40**	**31**	**20**	**12**	**4**	**1**	**1**	**2**	**0**	**0**	**0**	**0**	**0**	**0**
00-00	**276**	**0**	**0**	**2**	**2**	**4**	**0**	**0**	**4**	**4**	**13**	**20**	**39**	**36**	**40**	**41**	**31**	**20**	**12**	**4**	**1**	**1**	**2**	**0**	**0**	**0**	**0**	**0**	**0**

DRAFT

Site 100
Location LP03520, Att - Telepole, Lat 54.18068, Long -6.78488
Direction Two way

3279 / Meath/Cavan/Monaghan ATC's
October 2013
Automatic Traffic Count

Thu, 10 October 2013

Time	Total	Speed Bins (km/h)																											
		0 - 5	5 - 10	10 - 15	15 - 20	20 - 25	25 - 30	30 - 35	35 - 40	40 - 45	45 - 50	50 - 55	55 - 60	60 - 65	65 - 70	70 - 75	75 - 80	80 - 85	85 - 90	90 - 95	95 - 100	100 - 105	105 - 110	110 - 115	115 - 120	120 - 125	125 - 130	130 - 135	135 - 140
0000	1	0	0	0	0	0	0	0	0	0	0	0	0	0	0	0	0	0	1	0	0	0	0	0	0	0	0	0	0
0100	1	0	0	0	0	0	0	0	0	0	0	0	0	0	0	0	0	0	1	0	0	0	0	0	0	0	0	0	0
0200	0	0	0	0	0	0	0	0	0	0	0	0	0	0	0	0	0	0	0	0	0	0	0	0	0	0	0	0	0
0300	0	0	0	0	0	0	0	0	0	0	0	0	0	0	0	0	0	0	0	0	0	0	0	0	0	0	0	0	0
0400	2	0	0	0	0	0	0	0	0	0	0	0	1	0	0	0	0	0	0	1	0	0	0	0	0	0	0	0	0
0500	0	0	0	0	0	0	0	0	0	0	0	0	0	0	0	0	0	0	0	0	0	0	0	0	0	0	0	0	0
0600	3	0	0	0	0	0	0	0	0	1	0	0	0	0	0	0	0	0	0	0	1	1	0	0	0	0	0	0	0
0700	11	0	0	0	0	0	0	0	0	0	0	2	2	3	1	0	0	1	1	0	1	0	0	0	0	0	0	0	0
0800	**27**	**0**	**1**	**0**	**1**	**0**	**0**	**0**	**1**	**0**	**2**	**0**	**6**	**1**	**6**	**2**	**6**	**1**	**0**	**0**	**0**	**0**	**0**	**0**	**0**	**0**	**0**	**0**	**0**
0900	17	0	0	0	0	0	1	1	0	0	2	0	2	2	1	3	5	0	0	0	0	0	0	0	0	0	0	0	0
1000	17	0	0	0	0	0	0	0	0	0	1	2	2	0	3	5	1	2	1	0	0	0	0	0	0	0	0	0	0
1100	11	0	0	0	0	1	0	0	0	0	2	1	0	2	2	1	2	0	0	0	0	0	0	0	0	0	0	0	0
1200	12	0	0	0	0	0	0	0	0	0	0	2	0	3	2	1	3	0	1	0	0	0	0	0	0	0	0	0	0
1300	15	0	0	0	1	0	0	0	0	0	0	1	2	1	3	1	5	0	0	0	0	1	0	0	0	0	0	0	0
1400	24	0	0	0	0	0	0	0	0	0	0	4	2	3	5	1	5	2	1	1	0	0	0	0	0	0	0	0	0
1500	15	0	0	0	0	0	1	1	0	0	1	1	2	2	2	0	2	1	1	0	0	0	1	0	0	0	0	0	0
1600	15	0	0	0	1	0	0	0	1	0	0	1	1	2	4	3	1	1	0	0	0	0	0	0	0	0	0	0	0
1700	22	0	0	0	1	0	0	0	0	0	1	1	1	3	1	3	5	5	1	0	0	0	0	0	0	0	0	0	0
1800	**31**	**0**	**0**	**0**	**0**	**0**	**0**	**0**	**0**	**1**	**1**	**0**	**2**	**6**	**4**	**6**	**3**	**4**	**2**	**0**	**1**	**0**	**1**	**0**	**0**	**0**	**0**	**0**	**0**
1900	15	0	0	0	0	0	0	0	0	0	3	1	1	2	2	3	1	1	0	1	0	0	0	0	0	0	0	0	0
2000	13	0	0	0	0	0	0	0	0	2	1	1	3	1	1	2	2	0	0	0	0	0	0	0	0	0	0	0	0
2100	15	0	0	0	0	0	0	0	0	0	0	1	3	2	2	1	1	3	1	1	0	0	0	0	0	0	0	0	0
2200	5	0	0	0	0	0	0	0	0	0	0	1	0	1	0	1	1	1	0	0	0	0	0	0	0	0	0	0	0
2300	3	0	0	0	0	0	0	0	0	0	0	0	1	0	0	1	1	0	0	0	0	0	0	0	0	0	0	0	0
07-19	**217**	**0**	**1**	**0**	**4**	**1**	**2**	**2**	**2**	**1**	**10**	**15**	**22**	**28**	**34**	**26**	**38**	**17**	**8**	**1**	**2**	**1**	**2**	**0**	**0**	**0**	**0**	**0**	**0**
06-22	**263**	**0**	**1**	**0**	**4**	**1**	**2**	**2**	**2**	**4**	**14**	**18**	**29**	**33**	**39**	**32**	**42**	**21**	**9**	**3**	**3**	**2**	**2**	**0**	**0**	**0**	**0**	**0**	**0**
06-00	**271**	**0**	**1**	**0**	**4**	**1**	**2**	**2**	**2**	**4**	**14**	**19**	**30**	**34**	**39**	**34**	**44**	**22**	**9**	**3**	**3**	**2**	**2**	**0**	**0**	**0**	**0**	**0**	**0**
00-00	**275**	**0**	**1**	**0**	**4**	**1**	**2**	**2**	**2**	**4**	**14**	**19**	**31**	**34**	**39**	**34**	**44**	**22**	**11**	**4**	**3**	**2**	**2**	**0**	**0**	**0**	**0**	**0**	**0**

DRAFT

Site 100
Location LP03520, Att - Telepole, Lat 54.18068, Long -6.78488
Direction Two way

3279 / Meath/Cavan/Monaghan ATC's
October 2013
Automatic Traffic Count

Fri, 11 October 2013

Time	Total	Speed Bins (km/h)																											
		0 - 5	5 - 10	10 - 15	15 - 20	20 - 25	25 - 30	30 - 35	35 - 40	40 - 45	45 - 50	50 - 55	55 - 60	60 - 65	65 - 70	70 - 75	75 - 80	80 - 85	85 - 90	90 - 95	95 - 100	100 - 105	105 - 110	110 - 115	115 - 120	120 - 125	125 - 130	130 - 135	135 - 140
0000	1	0	0	0	0	0	0	0	0	0	0	0	0	1	0	0	0	0	0	0	0	0	0	0	0	0	0	0	0
0100	2	0	0	0	0	0	0	0	0	0	0	1	0	1	0	0	0	0	0	0	0	0	0	0	0	0	0	0	0
0200	0	0	0	0	0	0	0	0	0	0	0	0	0	0	0	0	0	0	0	0	0	0	0	0	0	0	0	0	0
0300	0	0	0	0	0	0	0	0	0	0	0	0	0	0	0	0	0	0	0	0	0	0	0	0	0	0	0	0	0
0400	0	0	0	0	0	0	0	0	0	0	0	0	0	0	0	0	0	0	0	0	0	0	0	0	0	0	0	0	0
0500	3	0	0	0	0	0	0	0	0	0	1	0	0	0	1	0	1	0	0	0	0	0	0	0	0	0	0	0	0
0600	5	0	0	0	0	0	0	0	0	0	0	0	0	2	1	1	1	0	0	0	0	0	0	0	0	0	0	0	0
0700	11	0	0	0	0	0	0	2	0	0	1	2	2	1	3	0	0	0	0	0	0	0	0	0	0	0	0	0	0
0800	**16**	**0**	**0**	**0**	**0**	**0**	**0**	**0**	**0**	**0**	**1**	**2**	**2**	**6**	**3**	**0**	**1**	**0**	**1**	**0**	**0**	**0**	**0**	**0**	**0**	**0**	**0**	**0**	**0**
0900	11	0	0	0	0	0	0	0	0	0	1	0	0	4	2	1	0	0	3	0	0	0	0	0	0	0	0	0	0
1000	**16**	**0**	**0**	**0**	**0**	**0**	**0**	**0**	**0**	**0**	**0**	**3**	**2**	**1**	**1**	**3**	**2**	**2**	**1**	**0**	**0**	**0**	**1**	**0**	**0**	**0**	**0**	**0**	**0**
1100	**16**	**0**	**0**	**0**	**0**	**0**	**0**	**1**	**0**	**0**	**0**	**1**	**1**	**7**	**2**	**2**	**1**	**1**	**0**	**0**	**0**	**0**	**0**	**0**	**0**	**0**	**0**	**0**	**0**
1200	14	0	0	0	0	0	0	0	0	0	0	1	2	3	3	2	1	1	1	0	0	0	0	0	0	0	0	0	0
1300	**25**	**0**	**0**	**0**	**0**	**0**	**1**	**0**	**0**	**2**	**0**	**2**	**6**	**3**	**1**	**5**	**4**	**1**	**0**	**0**	**0**	**0**	**0**	**0**	**0**	**0**	**0**	**0**	**0**
1400	15	0	0	0	0	0	0	0	0	0	0	3	1	2	1	5	1	1	0	1	0	0	0	0	0	0	0	0	0
1500	15	0	0	0	1	0	0	0	0	0	1	1	2	2	3	3	1	0	0	0	1	0	0	0	0	0	0	0	0
1600	23	0	0	0	0	0	0	0	0	0	2	1	1	4	6	1	7	1	0	0	0	0	0	0	0	0	0	0	0
1700	24	0	0	0	0	0	0	0	0	0	0	0	3	6	1	5	7	2	0	0	0	0	0	0	0	0	0	0	0
1800	19	0	0	0	0	0	0	0	1	0	0	1	3	1	5	3	3	0	2	0	0	0	0	0	0	0	0	0	0
1900	22	0	0	0	0	0	0	1	1	2	0	3	1	2	0	4	5	1	1	0	1	0	0	0	0	0	0	0	0
2000	0	0	0	0	0	0	0	0	0	0	0	0	0	0	0	0	0	0	0	0	0	0	0	0	0	0	0	0	0
2100	0	0	0	0	0	0	0	0	0	0	0	0	0	0	0	0	0	0	0	0	0	0	0	0	0	0	0	0	0
2200	0	0	0	0	0	0	0	0	0	0	0	0	0	0	0	0	0	0	0	0	0	0	0	0	0	0	0	0	0
2300	0	0	0	0	0	0	0	0	0	0	0	0	0	0	0	0	0	0	0	0	0	0	0	0	0	0	0	0	0
07-19	**205**	**0**	**0**	**0**	**1**	**0**	**1**	**3**	**1**	**2**	**6**	**17**	**25**	**40**	**31**	**30**	**28**	**9**	**8**	**1**	**1**	**0**	**1**	**0**	**0**	**0**	**0**	**0**	**0**
06-22	**232**	**0**	**0**	**0**	**1**	**0**	**1**	**4**	**2**	**4**	**6**	**20**	**26**	**44**	**32**	**35**	**34**	**10**	**9**	**1**	**2**	**0**	**1**	**0**	**0**	**0**	**0**	**0**	**0**
06-00	**232**	**0**	**0**	**0**	**1**	**0**	**1**	**4**	**2**	**4**	**6**	**20**	**26**	**44**	**32**	**35**	**34**	**10**	**9**	**1**	**2**	**0**	**1**	**0**	**0**	**0**	**0**	**0**	**0**
00-00	**238**	**0**	**0**	**0**	**1**	**0**	**1**	**4**	**2**	**4**	**7**	**21**	**26**	**46**	**33**	**35**	**35**	**10**	**9**	**1**	**2**	**0**	**1**	**0**	**0**	**0**	**0**	**0**	**0**

DRAFT

Site 100
Location LP03520, Att - Telepole, Lat 54.18068, Long -6.78488
Direction Two way

3279 / Meath/Cavan/Monaghan ATC's
October 2013
Automatic Traffic Count

Sat, 12 October 2013

Time	Total	Speed Bins (km/h)																											
		0 - 5	5 - 10	10 - 15	15 - 20	20 - 25	25 - 30	30 - 35	35 - 40	40 - 45	45 - 50	50 - 55	55 - 60	60 - 65	65 - 70	70 - 75	75 - 80	80 - 85	85 - 90	90 - 95	95 - 100	100 - 105	105 - 110	110 - 115	115 - 120	120 - 125	125 - 130	130 - 135	135 - 140
0000	0	0	0	0	0	0	0	0	0	0	0	0	0	0	0	0	0	0	0	0	0	0	0	0	0	0	0	0	0
0100	0	0	0	0	0	0	0	0	0	0	0	0	0	0	0	0	0	0	0	0	0	0	0	0	0	0	0	0	0
0200	0	0	0	0	0	0	0	0	0	0	0	0	0	0	0	0	0	0	0	0	0	0	0	0	0	0	0	0	0
0300	0	0	0	0	0	0	0	0	0	0	0	0	0	0	0	0	0	0	0	0	0	0	0	0	0	0	0	0	0
0400	0	0	0	0	0	0	0	0	0	0	0	0	0	0	0	0	0	0	0	0	0	0	0	0	0	0	0	0	0
0500	0	0	0	0	0	0	0	0	0	0	0	0	0	0	0	0	0	0	0	0	0	0	0	0	0	0	0	0	0
0600	0	0	0	0	0	0	0	0	0	0	0	0	0	0	0	0	0	0	0	0	0	0	0	0	0	0	0	0	0
0700	0	0	0	0	0	0	0	0	0	0	0	0	0	0	0	0	0	0	0	0	0	0	0	0	0	0	0	0	0
0800	0	0	0	0	0	0	0	0	0	0	0	0	0	0	0	0	0	0	0	0	0	0	0	0	0	0	0	0	0
0900	0	0	0	0	0	0	0	0	0	0	0	0	0	0	0	0	0	0	0	0	0	0	0	0	0	0	0	0	0
1000	0	0	0	0	0	0	0	0	0	0	0	0	0	0	0	0	0	0	0	0	0	0	0	0	0	0	0	0	0
1100	0	0	0	0	0	0	0	0	0	0	0	0	0	0	0	0	0	0	0	0	0	0	0	0	0	0	0	0	0
1200	0	0	0	0	0	0	0	0	0	0	0	0	0	0	0	0	0	0	0	0	0	0	0	0	0	0	0	0	0
1300	0	0	0	0	0	0	0	0	0	0	0	0	0	0	0	0	0	0	0	0	0	0	0	0	0	0	0	0	0
1400	0	0	0	0	0	0	0	0	0	0	0	0	0	0	0	0	0	0	0	0	0	0	0	0	0	0	0	0	0
1500	0	0	0	0	0	0	0	0	0	0	0	0	0	0	0	0	0	0	0	0	0	0	0	0	0	0	0	0	0
1600	0	0	0	0	0	0	0	0	0	0	0	0	0	0	0	0	0	0	0	0	0	0	0	0	0	0	0	0	0
1700	0	0	0	0	0	0	0	0	0	0	0	0	0	0	0	0	0	0	0	0	0	0	0	0	0	0	0	0	0
1800	0	0	0	0	0	0	0	0	0	0	0	0	0	0	0	0	0	0	0	0	0	0	0	0	0	0	0	0	0
1900	0	0	0	0	0	0	0	0	0	0	0	0	0	0	0	0	0	0	0	0	0	0	0	0	0	0	0	0	0
2000	0	0	0	0	0	0	0	0	0	0	0	0	0	0	0	0	0	0	0	0	0	0	0	0	0	0	0	0	0
2100	0	0	0	0	0	0	0	0	0	0	0	0	0	0	0	0	0	0	0	0	0	0	0	0	0	0	0	0	0
2200	0	0	0	0	0	0	0	0	0	0	0	0	0	0	0	0	0	0	0	0	0	0	0	0	0	0	0	0	0
2300	0	0	0	0	0	0	0	0	0	0	0	0	0	0	0	0	0	0	0	0	0	0	0	0	0	0	0	0	0
07-19	0	0	0	0	0	0	0	0	0	0	0	0	0	0	0	0	0	0	0	0	0	0	0	0	0	0	0	0	0
06-22	0	0	0	0	0	0	0	0	0	0	0	0	0	0	0	0	0	0	0	0	0	0	0	0	0	0	0	0	0
06-00	0	0	0	0	0	0	0	0	0	0	0	0	0	0	0	0	0	0	0	0	0	0	0	0	0	0	0	0	0
00-00	0	0	0	0	0	0	0	0	0	0	0	0	0	0	0	0	0	0	0	0	0	0	0	0	0	0	0	0	0

DRAFT

Site 100
Location LP03520, Att - Telepole, Lat 54.18068, Long -6.78488
Direction Two way

3279 / Meath/Cavan/Monaghan ATC's
October 2013
Automatic Traffic Count

Sun, 13 October 2013

Time	Total	Speed Bins (km/h)																											
		0 - 5	5 - 10	10 - 15	15 - 20	20 - 25	25 - 30	30 - 35	35 - 40	40 - 45	45 - 50	50 - 55	55 - 60	60 - 65	65 - 70	70 - 75	75 - 80	80 - 85	85 - 90	90 - 95	95 - 100	100 - 105	105 - 110	110 - 115	115 - 120	120 - 125	125 - 130	130 - 135	135 - 140
0000	0	0	0	0	0	0	0	0	0	0	0	0	0	0	0	0	0	0	0	0	0	0	0	0	0	0	0	0	0
0100	0	0	0	0	0	0	0	0	0	0	0	0	0	0	0	0	0	0	0	0	0	0	0	0	0	0	0	0	0
0200	0	0	0	0	0	0	0	0	0	0	0	0	0	0	0	0	0	0	0	0	0	0	0	0	0	0	0	0	0
0300	0	0	0	0	0	0	0	0	0	0	0	0	0	0	0	0	0	0	0	0	0	0	0	0	0	0	0	0	0
0400	0	0	0	0	0	0	0	0	0	0	0	0	0	0	0	0	0	0	0	0	0	0	0	0	0	0	0	0	0
0500	0	0	0	0	0	0	0	0	0	0	0	0	0	0	0	0	0	0	0	0	0	0	0	0	0	0	0	0	0
0600	0	0	0	0	0	0	0	0	0	0	0	0	0	0	0	0	0	0	0	0	0	0	0	0	0	0	0	0	0
0700	0	0	0	0	0	0	0	0	0	0	0	0	0	0	0	0	0	0	0	0	0	0	0	0	0	0	0	0	0
0800	0	0	0	0	0	0	0	0	0	0	0	0	0	0	0	0	0	0	0	0	0	0	0	0	0	0	0	0	0
0900	0	0	0	0	0	0	0	0	0	0	0	0	0	0	0	0	0	0	0	0	0	0	0	0	0	0	0	0	0
1000	0	0	0	0	0	0	0	0	0	0	0	0	0	0	0	0	0	0	0	0	0	0	0	0	0	0	0	0	0
1100	0	0	0	0	0	0	0	0	0	0	0	0	0	0	0	0	0	0	0	0	0	0	0	0	0	0	0	0	0
1200	0	0	0	0	0	0	0	0	0	0	0	0	0	0	0	0	0	0	0	0	0	0	0	0	0	0	0	0	0
1300	0	0	0	0	0	0	0	0	0	0	0	0	0	0	0	0	0	0	0	0	0	0	0	0	0	0	0	0	0
1400	0	0	0	0	0	0	0	0	0	0	0	0	0	0	0	0	0	0	0	0	0	0	0	0	0	0	0	0	0
1500	0	0	0	0	0	0	0	0	0	0	0	0	0	0	0	0	0	0	0	0	0	0	0	0	0	0	0	0	0
1600	0	0	0	0	0	0	0	0	0	0	0	0	0	0	0	0	0	0	0	0	0	0	0	0	0	0	0	0	0
1700	0	0	0	0	0	0	0	0	0	0	0	0	0	0	0	0	0	0	0	0	0	0	0	0	0	0	0	0	0
1800	0	0	0	0	0	0	0	0	0	0	0	0	0	0	0	0	0	0	0	0	0	0	0	0	0	0	0	0	0
1900	0	0	0	0	0	0	0	0	0	0	0	0	0	0	0	0	0	0	0	0	0	0	0	0	0	0	0	0	0
2000	0	0	0	0	0	0	0	0	0	0	0	0	0	0	0	0	0	0	0	0	0	0	0	0	0	0	0	0	0
2100	0	0	0	0	0	0	0	0	0	0	0	0	0	0	0	0	0	0	0	0	0	0	0	0	0	0	0	0	0
2200	0	0	0	0	0	0	0	0	0	0	0	0	0	0	0	0	0	0	0	0	0	0	0	0	0	0	0	0	0
2300	0	0	0	0	0	0	0	0	0	0	0	0	0	0	0	0	0	0	0	0	0	0	0	0	0	0	0	0	0
07-19	0	0	0	0	0	0	0	0	0	0	0	0	0	0	0	0	0	0	0	0	0	0	0	0	0	0	0	0	0
06-22	0	0	0	0	0	0	0	0	0	0	0	0	0	0	0	0	0	0	0	0	0	0	0	0	0	0	0	0	0
06-00	0	0	0	0	0	0	0	0	0	0	0	0	0	0	0	0	0	0	0	0	0	0	0	0	0	0	0	0	0
00-00	0	0	0	0	0	0	0	0	0	0	0	0	0	0	0	0	0	0	0	0	0	0	0	0	0	0	0	0	0

DRAFT

Site 100
Location LP03520, Att - Telepole, Lat 54.18068, Long -6.78488
Direction Two way

3279 / Meath/Cavan/Monaghan ATC's
October 2013
Automatic Traffic Count

Mon, 14 October 2013

Time	Total	Speed Bins (km/h)																											
		0 - 5	5 - 10	10 - 15	15 - 20	20 - 25	25 - 30	30 - 35	35 - 40	40 - 45	45 - 50	50 - 55	55 - 60	60 - 65	65 - 70	70 - 75	75 - 80	80 - 85	85 - 90	90 - 95	95 - 100	100 - 105	105 - 110	110 - 115	115 - 120	120 - 125	125 - 130	130 - 135	135 - 140
0000	0	0	0	0	0	0	0	0	0	0	0	0	0	0	0	0	0	0	0	0	0	0	0	0	0	0	0	0	0
0100	0	0	0	0	0	0	0	0	0	0	0	0	0	0	0	0	0	0	0	0	0	0	0	0	0	0	0	0	0
0200	0	0	0	0	0	0	0	0	0	0	0	0	0	0	0	0	0	0	0	0	0	0	0	0	0	0	0	0	0
0300	0	0	0	0	0	0	0	0	0	0	0	0	0	0	0	0	0	0	0	0	0	0	0	0	0	0	0	0	0
0400	0	0	0	0	0	0	0	0	0	0	0	0	0	0	0	0	0	0	0	0	0	0	0	0	0	0	0	0	0
0500	0	0	0	0	0	0	0	0	0	0	0	0	0	0	0	0	0	0	0	0	0	0	0	0	0	0	0	0	0
0600	0	0	0	0	0	0	0	0	0	0	0	0	0	0	0	0	0	0	0	0	0	0	0	0	0	0	0	0	0
0700	0	0	0	0	0	0	0	0	0	0	0	0	0	0	0	0	0	0	0	0	0	0	0	0	0	0	0	0	0
0800	0	0	0	0	0	0	0	0	0	0	0	0	0	0	0	0	0	0	0	0	0	0	0	0	0	0	0	0	0
0900	0	0	0	0	0	0	0	0	0	0	0	0	0	0	0	0	0	0	0	0	0	0	0	0	0	0	0	0	0
1000	0	0	0	0	0	0	0	0	0	0	0	0	0	0	0	0	0	0	0	0	0	0	0	0	0	0	0	0	0
1100	0	0	0	0	0	0	0	0	0	0	0	0	0	0	0	0	0	0	0	0	0	0	0	0	0	0	0	0	0
1200	0	0	0	0	0	0	0	0	0	0	0	0	0	0	0	0	0	0	0	0	0	0	0	0	0	0	0	0	0
1300	0	0	0	0	0	0	0	0	0	0	0	0	0	0	0	0	0	0	0	0	0	0	0	0	0	0	0	0	0
1400	0	0	0	0	0	0	0	0	0	0	0	0	0	0	0	0	0	0	0	0	0	0	0	0	0	0	0	0	0
1500	0	0	0	0	0	0	0	0	0	0	0	0	0	0	0	0	0	0	0	0	0	0	0	0	0	0	0	0	0
1600	0	0	0	0	0	0	0	0	0	0	0	0	0	0	0	0	0	0	0	0	0	0	0	0	0	0	0	0	0
1700	0	0	0	0	0	0	0	0	0	0	0	0	0	0	0	0	0	0	0	0	0	0	0	0	0	0	0	0	0
1800	0	0	0	0	0	0	0	0	0	0	0	0	0	0	0	0	0	0	0	0	0	0	0	0	0	0	0	0	0
1900	0	0	0	0	0	0	0	0	0	0	0	0	0	0	0	0	0	0	0	0	0	0	0	0	0	0	0	0	0
2000	0	0	0	0	0	0	0	0	0	0	0	0	0	0	0	0	0	0	0	0	0	0	0	0	0	0	0	0	0
2100	0	0	0	0	0	0	0	0	0	0	0	0	0	0	0	0	0	0	0	0	0	0	0	0	0	0	0	0	0
2200	0	0	0	0	0	0	0	0	0	0	0	0	0	0	0	0	0	0	0	0	0	0	0	0	0	0	0	0	0
2300	0	0	0	0	0	0	0	0	0	0	0	0	0	0	0	0	0	0	0	0	0	0	0	0	0	0	0	0	0
07-19	0	0	0	0	0	0	0	0	0	0	0	0	0	0	0	0	0	0	0	0	0	0	0	0	0	0	0	0	0
06-22	0	0	0	0	0	0	0	0	0	0	0	0	0	0	0	0	0	0	0	0	0	0	0	0	0	0	0	0	0
06-00	0	0	0	0	0	0	0	0	0	0	0	0	0	0	0	0	0	0	0	0	0	0	0	0	0	0	0	0	0
00-00	0	0	0	0	0	0	0	0	0	0	0	0	0	0	0	0	0	0	0	0	0	0	0	0	0	0	0	0	0

DRAFT

Site 100
Location LP03520, Att - Telepole, Lat 54.18068, Long -6.78488
Direction Two way

3279 / Meath/Cavan/Monaghan ATC's
October 2013
Automatic Traffic Count

Virtual Day (Partial days = 6.58)

Time	Total	Speed Bins (km/h)																											
		0 - 5	5 - 10	10 - 15	15 - 20	20 - 25	25 - 30	30 - 35	35 - 40	40 - 45	45 - 50	50 - 55	55 - 60	60 - 65	65 - 70	70 - 75	75 - 80	80 - 85	85 - 90	90 - 95	95 - 100	100 - 105	105 - 110	110 - 115	115 - 120	120 - 125	125 - 130	130 - 135	135 - 140
0000	0	0	0	0	0	0	0	0	0	0	0	0	0	0	0	0	0	0	0	0	0	0	0	0	0	0	0	0	0
0100	1	0	0	0	0	0	0	0	0	0	0	0	0	0	0	0	0	0	0	0	0	0	0	0	0	0	0	0	0
0200	0	0	0	0	0	0	0	0	0	0	0	0	0	0	0	0	0	0	0	0	0	0	0	0	0	0	0	0	0
0300	0	0	0	0	0	0	0	0	0	0	0	0	0	0	0	0	0	0	0	0	0	0	0	0	0	0	0	0	0
0400	1	0	0	0	0	0	0	0	0	0	0	0	0	0	0	0	0	0	0	0	0	0	0	0	0	0	0	0	0
0500	1	0	0	0	0	0	0	0	0	0	0	0	0	0	0	0	0	0	0	0	0	0	0	0	0	0	0	0	0
0600	2	0	0	0	0	0	0	0	0	0	0	0	0	0	0	0	0	0	0	0	0	0	0	0	0	0	0	0	0
0700	6	0	0	0	0	0	0	0	0	0	0	1	1	1	1	0	0	0	0	0	0	0	0	0	0	0	0	0	0
0800	**11**	**0**	**0**	**0**	**0**	**0**	**0**	**0**	**0**	**0**	**1**	**1**	**2**	**2**	**2**	**1**	**1**	**1**	**1**	**0**	**0**	**0**	**0**	**0**	**0**	**0**	**0**	**0**	**0**
0900	7	0	0	0	0	0	0	0	0	0	1	0	1	1	1	1	1	0	1	0	0	0	0	0	0	0	0	0	0
1000	6	0	0	0	0	0	0	0	0	0	0	1	1	0	1	2	1	1	0	0	0	0	0	0	0	0	0	0	0
1100	8	0	0	0	0	0	0	0	0	0	0	1	0	2	1	1	1	1	0	0	0	0	0	0	0	0	0	0	0
1200	7	0	0	0	0	0	0	0	0	0	0	0	1	1	1	1	1	0	0	0	0	0	0	0	0	0	0	0	0
1300	10	0	0	0	0	0	0	0	0	0	1	1	2	1	1	1	2	0	0	0	0	0	0	0	0	0	0	0	0
1400	10	0	0	0	0	0	0	0	0	0	0	2	1	1	1	2	1	0	0	0	0	0	0	0	0	0	0	0	0
1500	9	0	0	0	0	0	0	0	0	0	1	1	1	1	2	1	1	0	0	0	0	0	0	0	0	0	0	0	0
1600	10	0	0	0	0	0	0	0	0	0	1	0	2	1	2	1	1	0	0	0	0	0	0	0	0	0	0	0	0
1700	**15**	**0**	**0**	**0**	**0**	**0**	**0**	**0**	**0**	**0**	**1**	**1**	**1**	**2**	**1**	**2**	**3**	**2**	**0**	**0**	**0**	**0**	**0**	**0**	**0**	**0**	**0**	**0**	**0**
1800	**15**	**0**	**0**	**0**	**0**	**0**	**0**	**0**	**1**	**0**	**0**	**1**	**1**	**2**	**3**	**2**	**2**	**1**	**1**	**0**	**0**	**0**	**0**	**0**	**0**	**0**	**0**	**0**	**0**
1900	9	0	0	0	0	0	0	0	0	0	1	1	1	1	1	2	1	1	0	0	0	0	0	0	0	0	0	0	0
2000	5	0	0	0	0	0	0	0	0	0	0	0	1	1	1	1	1	0	0	0	0	0	0	0	0	0	0	0	0
2100	5	0	0	0	0	0	0	0	0	0	0	0	1	0	1	1	1	1	0	0	0	0	0	0	0	0	0	0	0
2200	2	0	0	0	0	0	0	0	0	0	0	0	0	0	1	0	0	0	0	0	0	0	0	0	0	0	0	0	0
2300	1	0	0	0	0	0	0	0	0	0	0	0	0	0	0	0	0	0	0	0	0	0	0	0	0	0	0	0	0
07-19	**114**	**0**	**0**	**0**	**0**	**0**	**0**	**0**	**1**	**0**	**6**	**10**	**14**	**15**	**17**	**15**	**15**	**6**	**3**	**0**	**0**	**0**	**0**	**0**	**0**	**0**	**0**	**0**	**0**
06-22	**135**	**0**	**0**	**0**	**0**	**0**	**0**	**0**	**1**	**0**	**7**	**11**	**17**	**17**	**20**	**19**	**18**	**8**	**3**	**0**	**0**	**0**	**0**	**0**	**0**	**0**	**0**	**0**	**0**
06-00	**138**	**0**	**0**	**0**	**0**	**0**	**0**	**0**	**1**	**0**	**7**	**11**	**17**	**17**	**21**	**19**	**18**	**8**	**3**	**0**	**0**	**0**	**0**	**0**	**0**	**0**	**0**	**0**	**0**
00-00	**141**	**0**	**0**	**0**	**0**	**0**	**0**	**0**	**1**	**0**	**7**	**11**	**17**	**17**	**21**	**19**	**18**	**8**	**3**	**0**	**0**	**0**	**0**	**0**	**0**	**0**	**0**	**0**	**0**

DRAFT

Site 100
Location LP03520, Att - Telepole, Lat 54.18068, Long -6.78488
Direction Two way

3279 / Meath/Cavan/Monaghan ATC's
October 2013
Automatic Traffic Count

Virtual Week (1)

Time	Total	Speed Bins (km/h)																											
		0 - 5	5 - 10	10 - 15	15 - 20	20 - 25	25 - 30	30 - 35	35 - 40	40 - 45	45 - 50	50 - 55	55 - 60	60 - 65	65 - 70	70 - 75	75 - 80	80 - 85	85 - 90	90 - 95	95 - 100	100 - 105	105 - 110	110 - 115	115 - 120	120 - 125	125 - 130	130 - 135	135 - 140
Mon	0	0	0	0	0	0	0	0	0	0	0	0	0	0	0	0	0	0	0	0	0	0	0	0	0	0	0	0	0
Tue	182	1	0	1	0	5	4	0	6	3	11	13	21	13	31	26	28	9	7	2	1	0	0	0	0	0	0	0	0
Wed	276	0	0	2	2	4	0	0	4	4	13	20	39	36	40	41	31	20	12	4	1	1	2	0	0	0	0	0	0
Thu	275	0	1	0	4	1	2	2	2	4	14	19	31	34	39	34	44	22	11	4	3	2	2	0	0	0	0	0	0
Fri	238	0	0	0	1	0	1	4	2	4	7	21	26	46	33	35	35	10	9	1	2	0	1	0	0	0	0	0	0
|Sat	0	0	0	0	0	0	0	0	0	0	0	0	0	0	0	0	0	0	0	0	0	0	0	0	0	0	0	0	0
|Sun	0	0	0	0	0	0	0	0	0	0	0	0	0	0	0	0	0	0	0	0	0	0	0	0	0	0	0	0	0
5 Day Ave.	**243**	**0**	**0**	**1**	**2**	**3**	**2**	**2**	**4**	**4**	**11**	**18**	**29**	**32**	**36**	**34**	**35**	**15**	**10**	**3**	**2**	**1**	**1**	**0**	**0**	**0**	**0**	**0**	**0**
7 Day Ave.	**141**	**0**	**0**	**0**	**0**	**0**	**0**	**0**	**1**	**0**	**7**	**11**	**17**	**17**	**21**	**19**	**18**	**8**	**3**	**0**	**0**	**0**	**0**	**0**	**0**	**0**	**0**	**0**	**0**
--	**971**	**1**	**1**	**3**	**7**	**10**	**7**	**6**	**14**	**15**	**45**	**73**	**117**	**129**	**143**	**136**	**138**	**61**	**39**	**11**	**7**	**3**	**5**	**0**	**0**	**0**	**0**	**0**	**0**

Summary Graphs

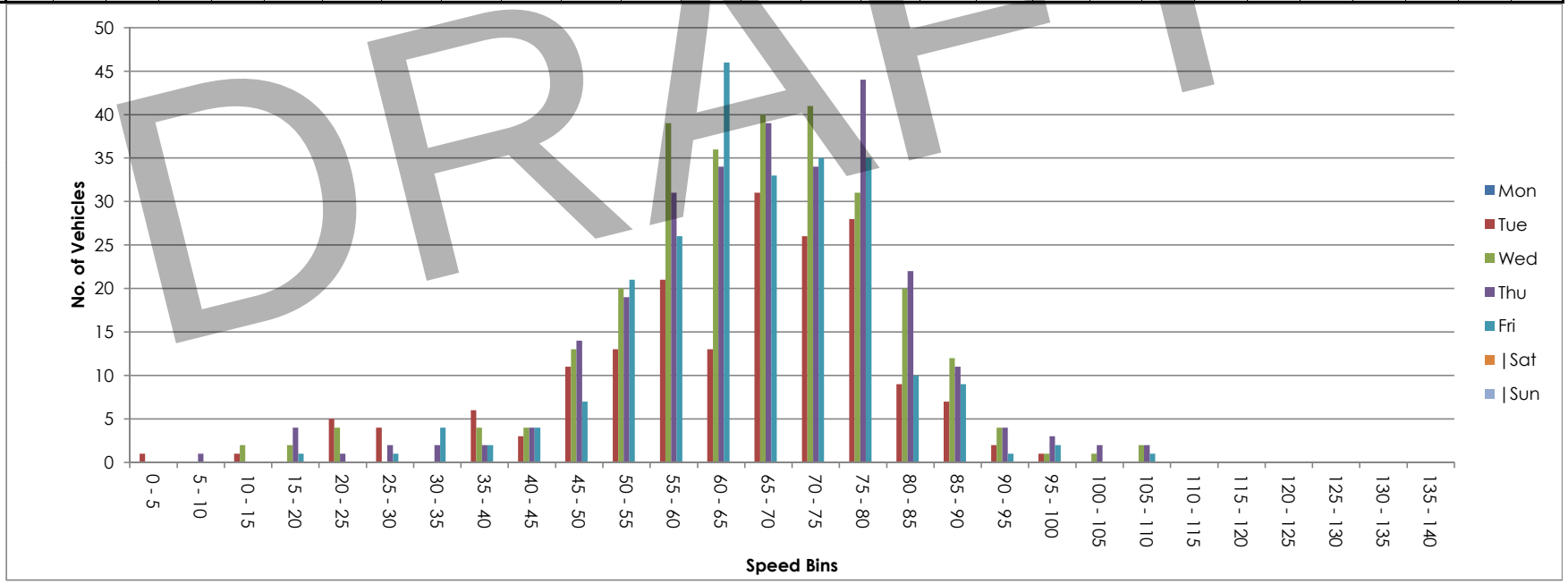

DRAFT



NDC NATIONWIDE DATA COLLECTION	**Site / Location:**	LS07502, Att - Telepole, Lat 54.19651, Long -6.77702	**Project No:**	3279	**Photo No:**	3279-101	**Drawn By:** MOR
	Survey Date:	Tue, 8 October 2013 to Fri, 11 October 2013	**Project Name:**		Meath/Cavan/Monaghan ATC'S		
	Survey Times:	00:00 to 00(24):00	**Title:**		Site Photograph		

Site No.	Location.	Direction.	Speed Limit (km/h)	Start Date.	End Date.	Total Vehicles.	5 Day Ave.	7 Day Ave.	No. > Speed Limit.	%. > Speed Limit.	No. > Speed Limit1 (+5km/h).	%. > Speed Limit1 (+5km/h).	No. > Speed Limit1 (+10km/h).	%. > Speed Limit1 (+10km/h).	Mean Speed	85%ile Speed
101	LS07502, Att - Telepole, Lat 54.19651, Long -6.77702	North	80	Tue, 8 October 2013	Fri, 11 October 2013	144	36	39	0	0.0	0	0.0	0	0.0	49.4	62.3
		South	80	Tue, 8 October 2013	Fri, 11 October 2013	118	30	32	1	0.8	0	0.0	0	0.0	48.6	60.5
		Two way	80	Tue, 8 October 2013	Fri, 11 October 2013	262	66	71	1	0.4	0	0.0	0	0.0	49.0	60.8

DRAFT

Site 101
Location LS07502, Att - Telepole, Lat 54.19651, Long -6.77702
Direction North

3279 / Meath/Cavan/Monaghan ATC's
October 2013
Automatic Traffic Count

Tue, 8 October 2013

Time	Total	Classification												>PSL	>PSL%	>SL1	>SL1%	>SL2	>SL2%	Mean	Vpp
		1 MCL	2 SV	3 SVT	4 TB2	5 TB3	6 T4	7 ART3	8 ART4	9 ART5	10 ART6	11 BD	12 DRT	80	80	85 +5kph	85 +5kph	90 +10kph	90 +10kph		85
0000	0	0	0	0	0	0	0	0	0	0	0	0	0	0	0	0	0	0	0	0	0
0100	0	0	0	0	0	0	0	0	0	0	0	0	0	0	0	0	0	0	0	0	0
0200	0	0	0	0	0	0	0	0	0	0	0	0	0	0	0	0	0	0	0	0	0
0300	0	0	0	0	0	0	0	0	0	0	0	0	0	0	0	0	0	0	0	0	0
0400	0	0	0	0	0	0	0	0	0	0	0	0	0	0	0	0	0	0	0	0	0
0500	0	0	0	0	0	0	0	0	0	0	0	0	0	0	0	0	0	0	0	0	0
0600	0	0	0	0	0	0	0	0	0	0	0	0	0	0	0	0	0	0	0	0	0
0700	0	0	0	0	0	0	0	0	0	0	0	0	0	0	0	0	0	0	0	0	0
0800	0	0	0	0	0	0	0	0	0	0	0	0	0	0	0	0	0	0	0	0	0
0900	0	0	0	0	0	0	0	0	0	0	0	0	0	0	0	0	0	0	0	0	0
1000	0	0	0	0	0	0	0	0	0	0	0	0	0	0	0	0	0	0	0	0	0
1100	**1**	**0**	**1**	**0**	**0**	**0**	**0**	**0**	**0**	**0**	**0**	**0**	**0**	**0**	**0**	**0**	**0**	**0**	**0**	**44.9**	**-**
1200	3	0	2	1	0	0	0	0	0	0	0	0	0	0	0	0	0	0	0	28.5	-
1300	5	0	5	0	0	0	0	0	0	0	0	0	0	0	0	0	0	0	0	50	-
1400	5	0	4	0	1	0	0	0	0	0	0	0	0	0	0	0	0	0	0	49.5	-
1500	2	0	2	0	0	0	0	0	0	0	0	0	0	0	0	0	0	0	0	31.1	-
1600	0	0	0	0	0	0	0	0	0	0	0	0	0	0	0	0	0	0	0	-	-
1700	**6**	**1**	**4**	**1**	**0**	**0**	**0**	**0**	**0**	**0**	**0**	**0**	**0**	**0**	**0**	**0**	**0**	**0**	**0**	**50.8**	**-**
1800	3	0	3	0	0	0	0	0	0	0	0	0	0	0	0	0	0	0	0	39.8	-
1900	4	0	4	0	0	0	0	0	0	0	0	0	0	0	0	0	0	0	0	54.4	-
2000	5	0	2	3	0	0	0	0	0	0	0	0	0	0	0	0	0	0	0	59.5	-
2100	1	0	1	0	0	0	0	0	0	0	0	0	0	0	0	0	0	0	0	54.9	-
2200	0	0	0	0	0	0	0	0	0	0	0	0	0	0	0	0	0	0	0	-	-
2300	1	0	1	0	0	0	0	0	0	0	0	0	0	0	0	0	0	0	0	58.5	-
07-19	**25**	**1**	**21**	**2**	**1**	**0**	**0**	**0**	**0**	**0**	**0**	**0**	**0**	**0**	**0**	**0**	**0**	**0**	**0**	**44.6**	**59.4**
06-22	**35**	**1**	**28**	**5**	**1**	**0**	**0**	**0**	**0**	**0**	**0**	**0**	**0**	**0**	**0**	**0**	**0**	**0**	**0**	**48.1**	**62.6**
06-00	**36**	**1**	**29**	**5**	**1**	**0**	**0**	**0**	**0**	**0**	**0**	**0**	**0**	**0**	**0**	**0**	**0**	**0**	**0**	**48.4**	**62.6**
00-00	**36**	**1**	**29**	**5**	**1**	**0**	**0**	**0**	**0**	**0**	**0**	**0**	**0**	**0**	**0**	**0**	**0**	**0**	**0**	**48.4**	**62.6**

DRAFT

Site 101
Location LS07502, Att - Telepole, Lat 54.19651, Long -6.77702
Direction North

3279 / Meath/Cavan/Monaghan ATC's
October 2013
Automatic Traffic Count

Wed, 9 October 2013

Time	Total	Classification												>PSL	>PSL%	>SL1	>SL1%	>SL2	>SL2%	Mean	Vpp
		1 MCL	2 SV	3 SVT	4 TB2	5 TB3	6 T4	7 ART3	8 ART4	9 ART5	10 ART6	11 BD	12 DRT	80	80	85 +5kph	85 +5kph	90 +10kph	90 +10kph		85
0000	0	0	0	0	0	0	0	0	0	0	0	0	0	0	0	0	0	0	0	-	-
0100	0	0	0	0	0	0	0	0	0	0	0	0	0	0	0	0	0	0	0	-	-
0200	0	0	0	0	0	0	0	0	0	0	0	0	0	0	0	0	0	0	0	-	-
0300	0	0	0	0	0	0	0	0	0	0	0	0	0	0	0	0	0	0	0	-	-
0400	0	0	0	0	0	0	0	0	0	0	0	0	0	0	0	0	0	0	0	-	-
0500	0	0	0	0	0	0	0	0	0	0	0	0	0	0	0	0	0	0	0	-	-
0600	0	0	0	0	0	0	0	0	0	0	0	0	0	0	0	0	0	0	0	-	-
0700	2	0	2	0	0	0	0	0	0	0	0	0	0	0	0	0	0	0	0	49.2	-
0800	2	0	1	0	0	0	0	0	0	0	1	0	0	0	0	0	0	0	0	47.1	-
0900	**4**	**0**	**4**	**0**	**0**	**0**	**0**	**0**	**0**	**0**	**0**	**0**	**0**	**0**	**0**	**0**	**0**	**0**	**0**	**52.6**	**-**
1000	1	0	1	0	0	0	0	0	0	0	0	0	0	0	0	0	0	0	0	54.7	-
1100	3	0	3	0	0	0	0	0	0	0	0	0	0	0	0	0	0	0	0	49.8	-
1200	5	0	5	0	0	0	0	0	0	0	0	0	0	0	0	0	0	0	0	58.3	-
1300	4	0	4	0	0	0	0	0	0	0	0	0	0	0	0	0	0	0	0	53.9	-
1400	2	0	2	0	0	0	0	0	0	0	0	0	0	0	0	0	0	0	0	62.8	-
1500	1	0	1	0	0	0	0	0	0	0	0	0	0	0	0	0	0	0	0	51.9	-
1600	1	0	0	0	1	0	0	0	0	0	0	0	0	0	0	0	0	0	0	30.4	-
1700	**7**	**0**	**6**	**0**	**1**	**0**	**0**	**0**	**0**	**0**	**0**	**0**	**0**	**0**	**0**	**0**	**0**	**0**	**0**	**47.1**	**-**
1800	2	0	2	0	0	0	0	0	0	0	0	0	0	0	0	0	0	0	0	63.9	-
1900	0	0	0	0	0	0	0	0	0	0	0	0	0	0	0	0	0	0	0	-	-
2000	2	0	1	0	1	0	0	0	0	0	0	0	0	0	0	0	0	0	0	42.4	-
2100	1	0	1	0	0	0	0	0	0	0	0	0	0	0	0	0	0	0	0	62.9	-
2200	1	0	1	0	0	0	0	0	0	0	0	0	0	0	0	0	0	0	0	48.8	-
2300	0	0	0	0	0	0	0	0	0	0	0	0	0	0	0	0	0	0	0	-	-
07-19	**34**	**0**	**31**	**0**	**2**	**0**	**0**	**0**	**0**	**0**	**1**	**0**	**0**	**0**	**0**	**0**	**0**	**0**	**0**	**52.4**	**62.3**
06-22	**37**	**0**	**33**	**0**	**3**	**0**	**0**	**0**	**0**	**0**	**1**	**0**	**0**	**0**	**0**	**0**	**0**	**0**	**0**	**52.1**	**62.3**
06-00	**38**	**0**	**34**	**0**	**3**	**0**	**0**	**0**	**0**	**0**	**1**	**0**	**0**	**0**	**0**	**0**	**0**	**0**	**0**	**52**	**62.3**
00-00	**38**	**0**	**34**	**0**	**3**	**0**	**0**	**0**	**0**	**0**	**1**	**0**	**0**	**0**	**0**	**0**	**0**	**0**	**0**	**52**	**62.3**

DRAFT

Site 101
Location LS07502, Att - Telepole, Lat 54.19651, Long -6.77702
Direction North

3279 / Meath/Cavan/Monaghan ATC's
October 2013
Automatic Traffic Count

Thu, 10 October 2013

Time	Total	Classification												>PSL	>PSL%	>SL1	>SL1%	>SL2	>SL2%	Mean	Vpp
		1 MCL	2 SV	3 SVT	4 TB2	5 TB3	6 T4	7 ART3	8 ART4	9 ART5	10 ART6	11 BD	12 DRT	80	80	85 +5kph	85 +5kph	90 +10kph	90 +10kph		85
0000	1	0	1	0	0	0	0	0	0	0	0	0	0	0	0	0	0	0	0	58.8	-
0100	0	0	0	0	0	0	0	0	0	0	0	0	0	0	0	0	0	0	0	-	-
0200	0	0	0	0	0	0	0	0	0	0	0	0	0	0	0	0	0	0	0	-	-
0300	0	0	0	0	0	0	0	0	0	0	0	0	0	0	0	0	0	0	0	-	-
0400	0	0	0	0	0	0	0	0	0	0	0	0	0	0	0	0	0	0	0	-	-
0500	0	0	0	0	0	0	0	0	0	0	0	0	0	0	0	0	0	0	0	-	-
0600	1	0	0	0	0	1	0	0	0	0	0	0	0	0	0	0	0	0	0	42.6	-
0700	0	0	0	0	0	0	0	0	0	0	0	0	0	0	0	0	0	0	0	-	-
0800	**4**	**0**	**3**	**1**	**0**	**0**	**0**	**0**	**0**	**0**	**0**	**0**	**0**	**0**	**0**	**0**	**0**	**0**	**0**	**52.1**	**-**
0900	**4**	**0**	**2**	**0**	**2**	**0**	**0**	**0**	**0**	**0**	**0**	**0**	**0**	**0**	**0**	**0**	**0**	**0**	**0**	**54.4**	**-**
1000	1	0	1	0	0	0	0	0	0	0	0	0	0	0	0	0	0	0	0	54.3	-
1100	3	0	3	0	0	0	0	0	0	0	0	0	0	0	0	0	0	0	0	43.4	-
1200	3	0	3	0	0	0	0	0	0	0	0	0	0	0	0	0	0	0	0	35	-
1300	3	0	2	0	1	0	0	0	0	0	0	0	0	0	0	0	0	0	0	47.7	-
1400	2	0	2	0	0	0	0	0	0	0	0	0	0	0	0	0	0	0	0	58.3	-
1500	1	0	1	0	0	0	0	0	0	0	0	0	0	0	0	0	0	0	0	45	-
1600	3	0	3	0	0	0	0	0	0	0	0	0	0	0	0	0	0	0	0	53.2	-
1700	**7**	**0**	**7**	**0**	**0**	**0**	**0**	**0**	**0**	**0**	**0**	**0**	**0**	**0**	**0**	**0**	**0**	**0**	**0**	**54.2**	**-**
1800	2	0	1	1	0	0	0	0	0	0	0	0	0	0	0	0	0	0	0	45.5	-
1900	1	0	0	0	1	0	0	0	0	0	0	0	0	0	0	0	0	0	0	49.1	-
2000	1	0	1	0	0	0	0	0	0	0	0	0	0	0	0	0	0	0	0	28.3	-
2100	1	0	1	0	0	0	0	0	0	0	0	0	0	0	0	0	0	0	0	37.2	-
2200	1	0	1	0	0	0	0	0	0	0	0	0	0	0	0	0	0	0	0	40.8	-
2300	0	0	0	0	0	0	0	0	0	0	0	0	0	0	0	0	0	0	0	-	-
07-19	**33**	**0**	**28**	**2**	**3**	**0**	**0**	**0**	**0**	**0**	**0**	**0**	**0**	**0**	**0**	**0**	**0**	**0**	**0**	**50**	**59.8**
06-22	**37**	**0**	**30**	**2**	**4**	**1**	**0**	**0**	**0**	**0**	**0**	**0**	**0**	**0**	**0**	**0**	**0**	**0**	**0**	**48.9**	**59.4**
06-00	**38**	**0**	**31**	**2**	**4**	**1**	**0**	**0**	**0**	**0**	**0**	**0**	**0**	**0**	**0**	**0**	**0**	**0**	**0**	**48.6**	**59.4**
00-00	**39**	**0**	**32**	**2**	**4**	**1**	**0**	**0**	**0**	**0**	**0**	**0**	**0**	**0**	**0**	**0**	**0**	**0**	**0**	**48.9**	**59.4**

DRAFT

Site 101
Location LS07502, Att - Telepole, Lat 54.19651, Long -6.77702
Direction North

3279 / Meath/Cavan/Monaghan ATC's
October 2013
Automatic Traffic Count

Fri, 11 October 2013

Time	Total	Classification												>PSL	>PSL%	>SL1	>SL1%	>SL2	>SL2%	Mean	Vpp
		1 MCL	2 SV	3 SVT	4 TB2	5 TB3	6 T4	7 ART3	8 ART4	9 ART5	10 ART6	11 BD	12 DRT	80	80	85 +5kph	85 +5kph	90 +10kph	90 +10kph		85
0000	0	0	0	0	0	0	0	0	0	0	0	0	0	0	0	0	0	0	0	-	-
0100	0	0	0	0	0	0	0	0	0	0	0	0	0	0	0	0	0	0	0	-	-
0200	0	0	0	0	0	0	0	0	0	0	0	0	0	0	0	0	0	0	0	-	-
0300	0	0	0	0	0	0	0	0	0	0	0	0	0	0	0	0	0	0	0	-	-
0400	0	0	0	0	0	0	0	0	0	0	0	0	0	0	0	0	0	0	0	-	-
0500	0	0	0	0	0	0	0	0	0	0	0	0	0	0	0	0	0	0	0	-	-
0600	0	0	0	0	0	0	0	0	0	0	0	0	0	0	0	0	0	0	0	-	-
0700	1	0	1	0	0	0	0	0	0	0	0	0	0	0	0	0	0	0	0	52.5	-
0800	1	0	1	0	0	0	0	0	0	0	0	0	0	0	0	0	0	0	0	59.8	-
0900	1	0	1	0	0	0	0	0	0	0	0	0	0	0	0	0	0	0	0	69.2	-
1000	2	0	1	1	0	0	0	0	0	0	0	0	0	0	0	0	0	0	0	53.3	-
1100	**3**	**0**	**2**	**0**	**1**	**0**	**0**	**0**	**0**	**0**	**0**	**0**	**0**	**0**	**0**	**0**	**0**	**0**	**0**	**50.4**	**-**
1200	4	0	4	0	0	0	0	0	0	0	0	0	0	0	0	0	0	0	0	45.1	-
1300	3	0	2	0	0	1	0	0	0	0	0	0	0	0	0	0	0	0	0	40.4	-
1400	2	0	2	0	0	0	0	0	0	0	0	0	0	0	0	0	0	0	0	47.6	-
1500	3	0	2	0	1	0	0	0	0	0	0	0	0	0	0	0	0	0	0	41.2	-
1600	2	1	1	0	0	0	0	0	0	0	0	0	0	0	0	0	0	0	0	55.1	-
1700	4	0	2	0	1	0	0	0	1	0	0	0	0	0	0	0	0	0	0	36.6	-
1800	**5**	**0**	**5**	**0**	**0**	**0**	**0**	**0**	**0**	**0**	**0**	**0**	**0**	**0**	**0**	**0**	**0**	**0**	**0**	**54**	**-**
1900	0	0	0	0	0	0	0	0	0	0	0	0	0	0	0	0	0	0	0	0	0
2000	0	0	0	0	0	0	0	0	0	0	0	0	0	0	0	0	0	0	0	0	0
2100	0	0	0	0	0	0	0	0	0	0	0	0	0	0	0	0	0	0	0	0	0
2200	0	0	0	0	0	0	0	0	0	0	0	0	0	0	0	0	0	0	0	0	0
2300	0	0	0	0	0	0	0	0	0	0	0	0	0	0	0	0	0	0	0	0	0
07-19	**31**	**1**	**24**	**1**	**3**	**1**	**0**	**0**	**1**	**0**	**0**	**0**	**0**	**0**	**0**	**0**	**0**	**0**	**0**	**47.9**	**62.3**
06-22	**31**	**1**	**24**	**1**	**3**	**1**	**0**	**0**	**1**	**0**	**0**	**0**	**0**	**0**	**0**	**0**	**0**	**0**	**0**	**47.9**	**62.3**
06-00	**31**	**1**	**24**	**1**	**3**	**1**	**0**	**0**	**1**	**0**	**0**	**0**	**0**	**0**	**0**	**0**	**0**	**0**	**0**	**47.9**	**62.3**
00-00	**31**	**1**	**24**	**1**	**3**	**1**	**0**	**0**	**1**	**0**	**0**	**0**	**0**	**0**	**0**	**0**	**0**	**0**	**0**	**47.9**	**62.3**

DRAFT

Site 101
Location LS07502, Att - Telepole, Lat 54.19651, Long -6.77702
Direction North

3279 / Meath/Cavan/Monaghan ATC's
October 2013
Automatic Traffic Count

Virtual Day (Partial days = 3.54)

Time	Total	Classification												>PSL	>PSL%	>SL1	>SL1%	>SL2	>SL2%	Mean	Vpp
		1 MCL	2 SV	3 SVT	4 TB2	5 TB3	6 T4	7 ART3	8 ART4	9 ART5	10 ART6	11 BD	12 DRT	80	80	85 +5kph	85 +5kph	90 +10kph	90 +10kph		85
0000	0	0	0	0	0	0	0	0	0	0	0	0	0	0	0	0	0	0	0	58.8	-
0100	0	0	0	0	0	0	0	0	0	0	0	0	0	0	0	0	0	0	0	-	-
0200	0	0	0	0	0	0	0	0	0	0	0	0	0	0	0	0	0	0	0	-	-
0300	0	0	0	0	0	0	0	0	0	0	0	0	0	0	0	0	0	0	0	-	-
0400	0	0	0	0	0	0	0	0	0	0	0	0	0	0	0	0	0	0	0	-	-
0500	0	0	0	0	0	0	0	0	0	0	0	0	0	0	0	0	0	0	0	-	-
0600	0	0	0	0	0	0	0	0	0	0	0	0	0	0	0	0	0	0	0	42.6	-
0700	1	0	1	0	0	0	0	0	0	0	0	0	0	0	0	0	0	0	0	50.3	-
0800	2	0	2	0	0	0	0	0	0	0	0	0	0	0	0	0	0	0	0	51.8	-
0900	**3**	**0**	**2**	**0**	**1**	**0**	**0**	**0**	**0**	**0**	**0**	**0**	**0**	**0**	**0**	**0**	**0**	**0**	**0**	**55.3**	**-**
1000	1	0	1	0	0	0	0	0	0	0	0	0	0	0	0	0	0	0	0	53.9	-
1100	**3**	**0**	**2**	**0**	**0**	**0**	**0**	**0**	**0**	**0**	**0**	**0**	**0**	**0**	**0**	**0**	**0**	**0**	**0**	**47.6**	**-**
1200	4	0	4	0	0	0	0	0	0	0	0	0	0	0	0	0	0	0	0	44.2	-
1300	4	0	3	0	0	0	0	0	0	0	0	0	0	0	0	0	0	0	0	48.7	-
1400	3	0	3	0	0	0	0	0	0	0	0	0	0	0	0	0	0	0	0	53.2	-
1500	2	0	2	0	0	0	0	0	0	0	0	0	0	0	0	0	0	0	0	40.4	-
1600	2	0	1	0	0	0	0	0	0	0	0	0	0	0	0	0	0	0	0	50.1	-
1700	**6**	**0**	**5**	**0**	**1**	**0**	**0**	**0**	**0**	**0**	**0**	**0**	**0**	**0**	**0**	**0**	**0**	**0**	**0**	**48.3**	**-**
1800	3	0	3	0	0	0	0	0	0	0	0	0	0	0	0	0	0	0	0	50.7	-
1900	1	0	1	0	0	0	0	0	0	0	0	0	0	0	0	0	0	0	0	53.4	-
2000	2	0	1	1	0	0	0	0	0	0	0	0	0	0	0	0	0	0	0	51.3	-
2100	1	0	1	0	0	0	0	0	0	0	0	0	0	0	0	0	0	0	0	51.7	-
2200	1	0	1	0	0	0	0	0	0	0	0	0	0	0	0	0	0	0	0	44.8	-
2300	0	0	0	0	0	0	0	0	0	0	0	0	0	0	0	0	0	0	0	58.5	-
07-19	**34**	**0**	**29**	**0**	**2**	**0**	**0**	**0**	**0**	**0**	**0**	**0**	**0**	**0**	**0**	**0**	**0**	**0**	**0**	**50.2**	**#NUM!**
06-22	**38**	**0**	**32**	**1**	**2**	**0**	**0**	**0**	**0**	**0**	**0**	**0**	**0**	**0**	**0**	**0**	**0**	**0**	**0**	**50.5**	**#NUM!**
06-00	**39**	**0**	**33**	**1**	**2**	**0**	**0**	**0**	**0**	**0**	**0**	**0**	**0**	**0**	**0**	**0**	**0**	**0**	**0**	**50.5**	**#NUM!**
00-00	**39**	**0**	**33**	**1**	**2**	**0**	**0**	**0**	**0**	**0**	**0**	**0**	**0**	**0**	**0**	**0**	**0**	**0**	**0**	**50.7**	**#NUM!**

DRAFT

Site 101
Location LS07502, Att - Telepole, Lat 54.19651, Long -6.77702
Direction North

3279 / Meath/Cavan/Monaghan ATC's
October 2013
Automatic Traffic Count

Virtual Week (1)

Time	Total	Classification												>PSL	>PSL%	>SL1	>SL1%	>SL2	>SL2%	Mean	Vpp
		1 MCL	2 SV	3 SVT	4 TB2	5 TB3	6 T4	7 ART3	8 ART4	9 ART5	10 ART6	11 BD	12 DRT	80	80	85 +5kph	85 +5kph	90 +10kph	90 +10kph		85
Mon	0	0	0	0	0	0	0	0	0	0	0	0	0	0	0	0	0	0	0	-	-
Tue	36	1	29	5	1	0	0	0	0	0	0	0	0	0	0	0	0	0	0	48.4	62.6
Wed	38	0	34	0	3	0	0	0	0	0	1	0	0	0	0	0	0	0	0	52	62.3
Thu	39	0	32	2	4	1	0	0	0	0	0	0	0	0	0	0	0	0	0	48.9	59.4
Fri	31	1	24	1	3	1	0	0	1	0	0	0	0	0	0	0	0	0	0	47.9	62.3
| Sat	0	0	0	0	0	0	0	0	0	0	0	0	0	0	0	0	0	0	0	-	-
| Sun	0	0	0	0	0	0	0	0	0	0	0	0	0	0	0	0	0	0	0	-	-
5 Day Ave.	**36**	**1**	**30**	**2**	**3**	**1**	**0**	**0**	**0**	**0**	**0**	**0**	**0**	**0**	**0.0**	**0**	**0.0**	**0**	**0.0**	**49.3**	**61.7**
7 Day Ave.	**39**	**0**	**33**	**1**	**2**	**0**	**0**	**0**	**0**	**0**	**0**	**0**	**0**	**0**	**0.0**	**0**	**0.0**	**0**	**0.0**	**50.7**	**#NUM!**
Total	**144**	**2**	**119**	**8**	**11**	**2**	**0**	**0**	**1**	**0**	**1**	**0**	**0**	**0**	**0.0**	**0**	**0.0**	**0**	**0.0**	**49.4**	**62.3**

Summary Graphs

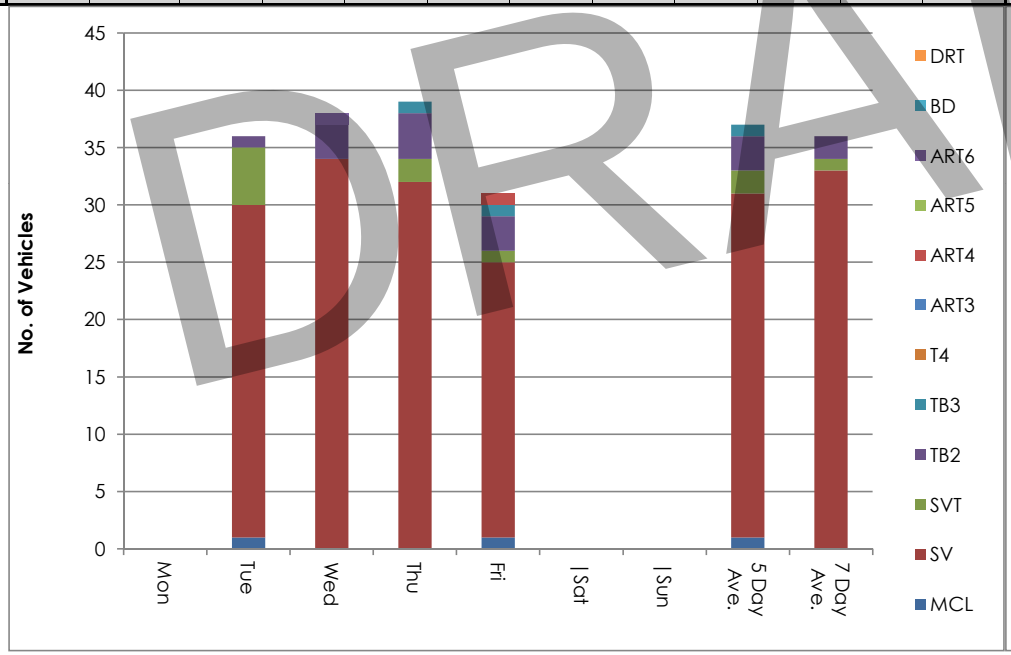

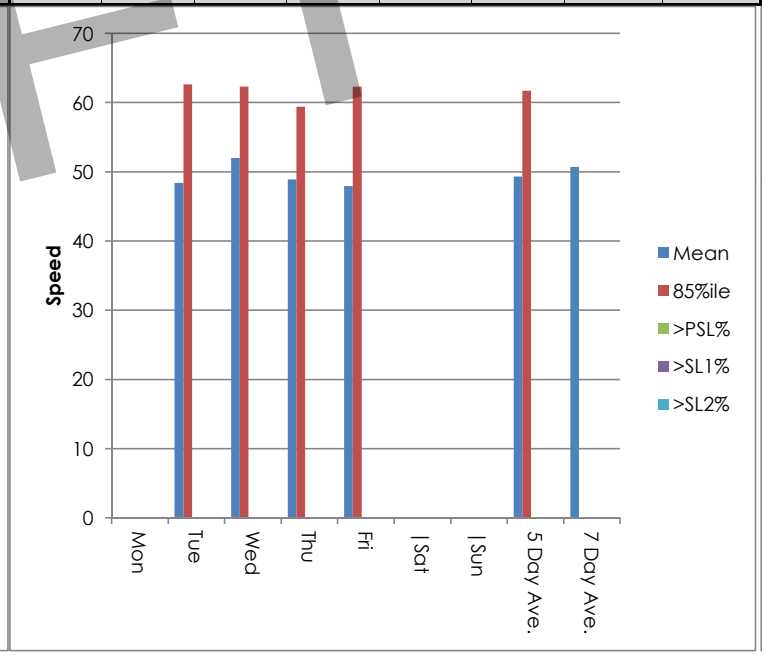

DRAFT

Site 101
Location LS07502, Att - Telepole, Lat 54.19651, Long -6.77702
Direction North

3279 / Meath/Cavan/Monaghan ATC's
October 2013
Automatic Traffic Count

Tue, 8 October 2013

Time	Total	Speed Bins (km/h)																											
		0 - 5	5 - 10	10 - 15	15 - 20	20 - 25	25 - 30	30 - 35	35 - 40	40 - 45	45 - 50	50 - 55	55 - 60	60 - 65	65 - 70	70 - 75	75 - 80	80 - 85	85 - 90	90 - 95	95 - 100	100 - 105	105 - 110	110 - 115	115 - 120	120 - 125	125 - 130	130 - 135	135 - 140
0000	0	0	0	0	0	0	0	0	0	0	0	0	0	0	0	0	0	0	0	0	0	0	0	0	0	0	0	0	0
0100	0	0	0	0	0	0	0	0	0	0	0	0	0	0	0	0	0	0	0	0	0	0	0	0	0	0	0	0	0
0200	0	0	0	0	0	0	0	0	0	0	0	0	0	0	0	0	0	0	0	0	0	0	0	0	0	0	0	0	0
0300	0	0	0	0	0	0	0	0	0	0	0	0	0	0	0	0	0	0	0	0	0	0	0	0	0	0	0	0	0
0400	0	0	0	0	0	0	0	0	0	0	0	0	0	0	0	0	0	0	0	0	0	0	0	0	0	0	0	0	0
0500	0	0	0	0	0	0	0	0	0	0	0	0	0	0	0	0	0	0	0	0	0	0	0	0	0	0	0	0	0
0600	0	0	0	0	0	0	0	0	0	0	0	0	0	0	0	0	0	0	0	0	0	0	0	0	0	0	0	0	0
0700	0	0	0	0	0	0	0	0	0	0	0	0	0	0	0	0	0	0	0	0	0	0	0	0	0	0	0	0	0
0800	0	0	0	0	0	0	0	0	0	0	0	0	0	0	0	0	0	0	0	0	0	0	0	0	0	0	0	0	0
0900	0	0	0	0	0	0	0	0	0	0	0	0	0	0	0	0	0	0	0	0	0	0	0	0	0	0	0	0	0
1000	0	0	0	0	0	0	0	0	0	0	0	0	0	0	0	0	0	0	0	0	0	0	0	0	0	0	0	0	0
1100	**1**	**0**	**0**	**0**	**0**	**0**	**0**	**0**	**0**	**1**	**0**	**0**	**0**	**0**	**0**	**0**	**0**	**0**	**0**	**0**	**0**	**0**	**0**	**0**	**0**	**0**	**0**	**0**	**0**
1200	3	0	0	0	0	1	1	1	0	0	0	0	0	0	0	0	0	0	0	0	0	0	0	0	0	0	0	0	0
1300	5	0	0	0	0	0	0	0	0	4	0	0	0	0	0	0	1	0	0	0	0	0	0	0	0	0	0	0	0
1400	5	0	0	0	0	1	0	0	1	0	0	0	2	0	1	0	0	0	0	0	0	0	0	0	0	0	0	0	0
1500	2	0	0	0	0	1	0	0	0	1	0	0	0	0	0	0	0	0	0	0	0	0	0	0	0	0	0	0	0
1600	0	0	0	0	0	0	0	0	0	0	0	0	0	0	0	0	0	0	0	0	0	0	0	0	0	0	0	0	0
1700	**6**	**0**	**0**	**0**	**0**	**0**	**0**	**1**	**0**	**0**	**2**	**0**	**1**	**2**	**0**	**0**	**0**	**0**	**0**	**0**	**0**	**0**	**0**	**0**	**0**	**0**	**0**	**0**	**0**
1800	3	0	0	0	0	0	0	0	3	0	0	0	0	0	0	0	0	0	0	0	0	0	0	0	0	0	0	0	0
1900	4	0	0	0	0	0	0	0	0	1	0	1	1	1	0	0	0	0	0	0	0	0	0	0	0	0	0	0	0
2000	5	0	0	0	0	0	0	0	0	0	1	0	1	2	1	0	0	0	0	0	0	0	0	0	0	0	0	0	0
2100	1	0	0	0	0	0	0	0	0	0	0	1	0	0	0	0	0	0	0	0	0	0	0	0	0	0	0	0	0
2200	0	0	0	0	0	0	0	0	0	0	0	0	0	0	0	0	0	0	0	0	0	0	0	0	0	0	0	0	0
2300	1	0	0	0	0	0	0	0	0	0	0	0	1	0	0	0	0	0	0	0	0	0	0	0	0	0	0	0	0
07-19	**25**	**0**	**0**	**0**	**0**	**3**	**1**	**2**	**4**	**6**	**2**	**0**	**3**	**2**	**1**	**0**	**1**	**0**	**0**	**0**	**0**	**0**	**0**	**0**	**0**	**0**	**0**	**0**	**0**
06-22	**35**	**0**	**0**	**0**	**0**	**3**	**1**	**2**	**4**	**7**	**3**	**2**	**5**	**5**	**2**	**0**	**1**	**0**	**0**	**0**	**0**	**0**	**0**	**0**	**0**	**0**	**0**	**0**	**0**
06-00	**36**	**0**	**0**	**0**	**0**	**3**	**1**	**2**	**4**	**7**	**3**	**2**	**6**	**5**	**2**	**0**	**1**	**0**	**0**	**0**	**0**	**0**	**0**	**0**	**0**	**0**	**0**	**0**	**0**
00-00	**36**	**0**	**0**	**0**	**0**	**3**	**1**	**2**	**4**	**7**	**3**	**2**	**6**	**5**	**2**	**0**	**1**	**0**	**0**	**0**	**0**	**0**	**0**	**0**	**0**	**0**	**0**	**0**	**0**

DRAFT

Site 101
Location LS07502, Att - Telepole, Lat 54.19651, Long -6.77702
Direction North

3279 / Meath/Cavan/Monaghan ATC's
October 2013
Automatic Traffic Count

Wed, 9 October 2013

Time	Total	Speed Bins (km/h)																											
		0 - 5	5 - 10	10 - 15	15 - 20	20 - 25	25 - 30	30 - 35	35 - 40	40 - 45	45 - 50	50 - 55	55 - 60	60 - 65	65 - 70	70 - 75	75 - 80	80 - 85	85 - 90	90 - 95	95 - 100	100 - 105	105 - 110	110 - 115	115 - 120	120 - 125	125 - 130	130 - 135	135 - 140
0000	0	0	0	0	0	0	0	0	0	0	0	0	0	0	0	0	0	0	0	0	0	0	0	0	0	0	0	0	0
0100	0	0	0	0	0	0	0	0	0	0	0	0	0	0	0	0	0	0	0	0	0	0	0	0	0	0	0	0	0
0200	0	0	0	0	0	0	0	0	0	0	0	0	0	0	0	0	0	0	0	0	0	0	0	0	0	0	0	0	0
0300	0	0	0	0	0	0	0	0	0	0	0	0	0	0	0	0	0	0	0	0	0	0	0	0	0	0	0	0	0
0400	0	0	0	0	0	0	0	0	0	0	0	0	0	0	0	0	0	0	0	0	0	0	0	0	0	0	0	0	0
0500	0	0	0	0	0	0	0	0	0	0	0	0	0	0	0	0	0	0	0	0	0	0	0	0	0	0	0	0	0
0600	0	0	0	0	0	0	0	0	0	0	0	0	0	0	0	0	0	0	0	0	0	0	0	0	0	0	0	0	0
0700	2	0	0	0	0	0	0	0	0	0	1	1	0	0	0	0	0	0	0	0	0	0	0	0	0	0	0	0	0
0800	2	0	0	0	0	0	0	1	0	0	0	0	1	0	0	0	0	0	0	0	0	0	0	0	0	0	0	0	0
0900	**4**	**0**	**0**	**0**	**0**	**0**	**0**	**0**	**1**	**0**	**0**	**1**	**0**	**2**	**0**	**0**	**0**	**0**	**0**	**0**	**0**	**0**	**0**	**0**	**0**	**0**	**0**	**0**	**0**
1000	1	0	0	0	0	0	0	0	0	0	0	1	0	0	0	0	0	0	0	0	0	0	0	0	0	0	0	0	0
1100	3	0	0	0	0	0	0	0	1	0	0	0	2	0	0	0	0	0	0	0	0	0	0	0	0	0	0	0	0
1200	5	0	0	0	0	0	0	0	0	0	0	1	3	0	1	0	0	0	0	0	0	0	0	0	0	0	0	0	0
1300	4	0	0	0	0	0	0	0	0	0	0	4	0	0	0	0	0	0	0	0	0	0	0	0	0	0	0	0	0
1400	2	0	0	0	0	0	0	0	0	0	0	0	1	0	1	0	0	0	0	0	0	0	0	0	0	0	0	0	0
1500	1	0	0	0	0	0	0	0	0	0	0	1	0	0	0	0	0	0	0	0	0	0	0	0	0	0	0	0	0
1600	1	0	0	0	0	0	0	1	0	0	0	0	0	0	0	0	0	0	0	0	0	0	0	0	0	0	0	0	0
1700	**7**	**0**	**0**	**0**	**0**	**0**	**1**	**0**	**1**	**2**	**1**	**0**	**0**	**1**	**1**	**0**	**0**	**0**	**0**	**0**	**0**	**0**	**0**	**0**	**0**	**0**	**0**	**0**	**0**
1800	2	0	0	0	0	0	0	0	0	0	0	0	1	0	1	0	0	0	0	0	0	0	0	0	0	0	0	0	0
1900	0	0	0	0	0	0	0	0	0	0	0	0	0	0	0	0	0	0	0	0	0	0	0	0	0	0	0	0	0
2000	2	0	0	0	0	0	0	0	1	0	1	0	0	0	0	0	0	0	0	0	0	0	0	0	0	0	0	0	0
2100	1	0	0	0	0	0	0	0	0	0	0	0	0	1	0	0	0	0	0	0	0	0	0	0	0	0	0	0	0
2200	1	0	0	0	0	0	0	0	0	0	1	0	0	0	0	0	0	0	0	0	0	0	0	0	0	0	0	0	0
2300	0	0	0	0	0	0	0	0	0	0	0	0	0	0	0	0	0	0	0	0	0	0	0	0	0	0	0	0	0
07-19	**34**	**0**	**0**	**0**	**0**	**0**	**1**	**2**	**3**	**2**	**2**	**9**	**8**	**3**	**4**	**0**	**0**	**0**	**0**	**0**	**0**	**0**	**0**	**0**	**0**	**0**	**0**	**0**	**0**
06-22	**37**	**0**	**0**	**0**	**0**	**0**	**1**	**2**	**4**	**2**	**3**	**9**	**8**	**4**	**4**	**0**	**0**	**0**	**0**	**0**	**0**	**0**	**0**	**0**	**0**	**0**	**0**	**0**	**0**
06-00	**38**	**0**	**0**	**0**	**0**	**0**	**1**	**2**	**4**	**2**	**4**	**9**	**8**	**4**	**4**	**0**	**0**	**0**	**0**	**0**	**0**	**0**	**0**	**0**	**0**	**0**	**0**	**0**	**0**
00-00	**38**	**0**	**0**	**0**	**0**	**0**	**1**	**2**	**4**	**2**	**4**	**9**	**8**	**4**	**4**	**0**	**0**	**0**	**0**	**0**	**0**	**0**	**0**	**0**	**0**	**0**	**0**	**0**	**0**

DRAFT

Site 101
Location LS07502, Att - Telepole, Lat 54.19651, Long -6.77702
Direction North

3279 / Meath/Cavan/Monaghan ATC's
October 2013
Automatic Traffic Count

Thu, 10 October 2013

Time	Total	Speed Bins (km/h)																												
		0 - 5	5 - 10	10 - 15	15 - 20	20 - 25	25 - 30	30 - 35	35 - 40	40 - 45	45 - 50	50 - 55	55 - 60	60 - 65	65 - 70	70 - 75	75 - 80	80 - 85	85 - 90	90 - 95	95 - 100	100 - 105	105 - 110	110 - 115	115 - 120	120 - 125	125 - 130	130 - 135	135 - 140
0000	1	0	0	0	0	0	0	0	0	0	0	0	1	0	0	0	0	0	0	0	0	0	0	0	0	0	0	0	0	0
0100	0	0	0	0	0	0	0	0	0	0	0	0	0	0	0	0	0	0	0	0	0	0	0	0	0	0	0	0	0	0
0200	0	0	0	0	0	0	0	0	0	0	0	0	0	0	0	0	0	0	0	0	0	0	0	0	0	0	0	0	0	0
0300	0	0	0	0	0	0	0	0	0	0	0	0	0	0	0	0	0	0	0	0	0	0	0	0	0	0	0	0	0	0
0400	0	0	0	0	0	0	0	0	0	0	0	0	0	0	0	0	0	0	0	0	0	0	0	0	0	0	0	0	0	0
0500	0	0	0	0	0	0	0	0	0	0	0	0	0	0	0	0	0	0	0	0	0	0	0	0	0	0	0	0	0	0
0600	1	0	0	0	0	0	0	0	0	1	0	0	0	0	0	0	0	0	0	0	0	0	0	0	0	0	0	0	0	0
0700	0	0	0	0	0	0	0	0	0	0	0	0	0	0	0	0	0	0	0	0	0	0	0	0	0	0	0	0	0	0
0800	**4**	**0**	**0**	**0**	**0**	**0**	**0**	**1**	**0**	**0**	**0**	**1**	**0**	**2**	**0**	**0**	**0**	**0**	**0**	**0**	**0**	**0**	**0**	**0**	**0**	**0**	**0**	**0**	**0**	**0**
0900	**4**	**0**	**0**	**0**	**0**	**0**	**0**	**0**	**0**	**0**	**0**	**3**	**1**	**0**	**0**	**0**	**0**	**0**	**0**	**0**	**0**	**0**	**0**	**0**	**0**	**0**	**0**	**0**	**0**	**0**
1000	1	0	0	0	0	0	0	0	0	0	0	1	0	0	0	0	0	0	0	0	0	0	0	0	0	0	0	0	0	0
1100	3	0	0	0	0	0	0	0	0	2	1	0	0	0	0	0	0	0	0	0	0	0	0	0	0	0	0	0	0	0
1200	3	0	0	0	0	2	0	0	0	0	0	0	1	0	0	0	0	0	0	0	0	0	0	0	0	0	0	0	0	0
1300	3	0	0	0	0	0	0	0	1	1	0	0	1	0	0	0	0	0	0	0	0	0	0	0	0	0	0	0	0	0
1400	2	0	0	0	0	0	0	0	0	0	0	0	2	0	0	0	0	0	0	0	0	0	0	0	0	0	0	0	0	0
1500	1	0	0	0	0	0	0	0	0	1	0	0	0	0	0	0	0	0	0	0	0	0	0	0	0	0	0	0	0	0
1600	3	0	0	0	0	0	0	0	0	1	0	1	0	1	0	0	0	0	0	0	0	0	0	0	0	0	0	0	0	0
1700	**7**	**0**	**0**	**0**	**0**	**0**	**1**	**0**	**0**	**0**	**0**	**0**	**4**	**2**	**0**	**0**	**0**	**0**	**0**	**0**	**0**	**0**	**0**	**0**	**0**	**0**	**0**	**0**	**0**	**0**
1800	2	0	0	0	0	0	0	1	0	0	0	0	0	1	0	0	0	0	0	0	0	0	0	0	0	0	0	0	0	0
1900	1	0	0	0	0	0	0	0	0	0	1	0	0	0	0	0	0	0	0	0	0	0	0	0	0	0	0	0	0	0
2000	1	0	0	0	0	0	1	0	0	0	0	0	0	0	0	0	0	0	0	0	0	0	0	0	0	0	0	0	0	0
2100	1	0	0	0	0	0	0	0	1	0	0	0	0	0	0	0	0	0	0	0	0	0	0	0	0	0	0	0	0	0
2200	1	0	0	0	0	0	0	0	0	1	0	0	0	0	0	0	0	0	0	0	0	0	0	0	0	0	0	0	0	0
2300	0	0	0	0	0	0	0	0	0	0	0	0	0	0	0	0	0	0	0	0	0	0	0	0	0	0	0	0	0	0
07-19	**33**	**0**	**0**	**0**	**0**	**2**	**1**	**2**	**1**	**5**	**1**	**6**	**9**	**6**	**0**	**0**	**0**	**0**	**0**	**0**	**0**	**0**	**0**	**0**	**0**	**0**	**0**	**0**	**0**	**0**
06-22	**37**	**0**	**0**	**0**	**0**	**2**	**2**	**2**	**2**	**6**	**2**	**6**	**9**	**6**	**0**	**0**	**0**	**0**	**0**	**0**	**0**	**0**	**0**	**0**	**0**	**0**	**0**	**0**	**0**	**0**
06-00	**38**	**0**	**0**	**0**	**0**	**2**	**2**	**2**	**2**	**7**	**2**	**6**	**9**	**6**	**0**	**0**	**0**	**0**	**0**	**0**	**0**	**0**	**0**	**0**	**0**	**0**	**0**	**0**	**0**	**0**
00-00	**39**	**0**	**0**	**0**	**0**	**2**	**2**	**2**	**2**	**7**	**2**	**6**	**10**	**6**	**0**	**0**	**0**	**0**	**0**	**0**	**0**	**0**	**0**	**0**	**0**	**0**	**0**	**0**	**0**	**0**

DRAFT

Site 101
Location LS07502, Att - Telepole, Lat 54.19651, Long -6.77702
Direction North

3279 / Meath/Cavan/Monaghan ATC's
October 2013
Automatic Traffic Count

Fri, 11 October 2013

Time	Total	Speed Bins (km/h)																											
		0 - 5	5 - 10	10 - 15	15 - 20	20 - 25	25 - 30	30 - 35	35 - 40	40 - 45	45 - 50	50 - 55	55 - 60	60 - 65	65 - 70	70 - 75	75 - 80	80 - 85	85 - 90	90 - 95	95 - 100	100 - 105	105 - 110	110 - 115	115 - 120	120 - 125	125 - 130	130 - 135	135 - 140
0000	0	0	0	0	0	0	0	0	0	0	0	0	0	0	0	0	0	0	0	0	0	0	0	0	0	0	0	0	0
0100	0	0	0	0	0	0	0	0	0	0	0	0	0	0	0	0	0	0	0	0	0	0	0	0	0	0	0	0	0
0200	0	0	0	0	0	0	0	0	0	0	0	0	0	0	0	0	0	0	0	0	0	0	0	0	0	0	0	0	0
0300	0	0	0	0	0	0	0	0	0	0	0	0	0	0	0	0	0	0	0	0	0	0	0	0	0	0	0	0	0
0400	0	0	0	0	0	0	0	0	0	0	0	0	0	0	0	0	0	0	0	0	0	0	0	0	0	0	0	0	0
0500	0	0	0	0	0	0	0	0	0	0	0	0	0	0	0	0	0	0	0	0	0	0	0	0	0	0	0	0	0
0600	0	0	0	0	0	0	0	0	0	0	0	0	0	0	0	0	0	0	0	0	0	0	0	0	0	0	0	0	0
0700	1	0	0	0	0	0	0	0	0	0	0	1	0	0	0	0	0	0	0	0	0	0	0	0	0	0	0	0	0
0800	1	0	0	0	0	0	0	0	0	0	0	0	1	0	0	0	0	0	0	0	0	0	0	0	0	0	0	0	0
0900	1	0	0	0	0	0	0	0	0	0	0	0	0	0	1	0	0	0	0	0	0	0	0	0	0	0	0	0	0
1000	2	0	0	0	0	0	0	0	0	1	0	0	0	1	0	0	0	0	0	0	0	0	0	0	0	0	0	0	0
1100	**3**	**0**	**0**	**0**	**0**	**0**	**0**	**0**	**0**	**1**	**0**	**2**	**0**	**0**	**0**	**0**	**0**	**0**	**0**	**0**	**0**	**0**	**0**	**0**	**0**	**0**	**0**	**0**	**0**
1200	4	0	0	0	0	1	0	0	0	1	0	1	0	1	0	0	0	0	0	0	0	0	0	0	0	0	0	0	0
1300	3	0	0	0	0	1	0	1	0	0	0	0	0	1	0	0	0	0	0	0	0	0	0	0	0	0	0	0	0
1400	2	0	0	0	0	0	0	0	1	0	0	0	1	0	0	0	0	0	0	0	0	0	0	0	0	0	0	0	0
1500	3	0	0	0	0	0	0	0	2	0	1	0	0	0	0	0	0	0	0	0	0	0	0	0	0	0	0	0	0
1600	2	0	0	0	0	0	0	0	1	0	0	0	0	0	0	1	0	0	0	0	0	0	0	0	0	0	0	0	0
1700	4	0	0	0	0	0	2	1	0	0	0	0	1	0	0	0	0	0	0	0	0	0	0	0	0	0	0	0	0
1800	**5**	**0**	**0**	**0**	**0**	**0**	**0**	**0**	**0**	**1**	**0**	**2**	**1**	**0**	**1**	**0**	**0**	**0**	**0**	**0**	**0**	**0**	**0**	**0**	**0**	**0**	**0**	**0**	**0**
1900	0	0	0	0	0	0	0	0	0	0	0	0	0	0	0	0	0	0	0	0	0	0	0	0	0	0	0	0	0
2000	0	0	0	0	0	0	0	0	0	0	0	0	0	0	0	0	0	0	0	0	0	0	0	0	0	0	0	0	0
2100	0	0	0	0	0	0	0	0	0	0	0	0	0	0	0	0	0	0	0	0	0	0	0	0	0	0	0	0	0
2200	0	0	0	0	0	0	0	0	0	0	0	0	0	0	0	0	0	0	0	0	0	0	0	0	0	0	0	0	0
2300	0	0	0	0	0	0	0	0	0	0	0	0	0	0	0	0	0	0	0	0	0	0	0	0	0	0	0	0	0
07-19	**31**	**0**	**0**	**0**	**0**	**2**	**2**	**2**	**4**	**4**	**1**	**6**	**4**	**3**	**2**	**1**	**0**	**0**	**0**	**0**	**0**	**0**	**0**	**0**	**0**	**0**	**0**	**0**	**0**
06-22	**31**	**0**	**0**	**0**	**0**	**2**	**2**	**2**	**4**	**4**	**1**	**6**	**4**	**3**	**2**	**1**	**0**	**0**	**0**	**0**	**0**	**0**	**0**	**0**	**0**	**0**	**0**	**0**	**0**
06-00	**31**	**0**	**0**	**0**	**0**	**2**	**2**	**2**	**4**	**4**	**1**	**6**	**4**	**3**	**2**	**1**	**0**	**0**	**0**	**0**	**0**	**0**	**0**	**0**	**0**	**0**	**0**	**0**	**0**
00-00	**31**	**0**	**0**	**0**	**0**	**2**	**2**	**2**	**4**	**4**	**1**	**6**	**4**	**3**	**2**	**1**	**0**	**0**	**0**	**0**	**0**	**0**	**0**	**0**	**0**	**0**	**0**	**0**	**0**

DRAFT

Site 101
Location LS07502, Att - Telepole, Lat 54.19651, Long -6.77702
Direction North

3279 / Meath/Cavan/Monaghan ATC's
October 2013
Automatic Traffic Count

Virtual Day (Partial days = 3.54)

Time	Total	Speed Bins (km/h)																											
		0 - 5	5 - 10	10 - 15	15 - 20	20 - 25	25 - 30	30 - 35	35 - 40	40 - 45	45 - 50	50 - 55	55 - 60	60 - 65	65 - 70	70 - 75	75 - 80	80 - 85	85 - 90	90 - 95	95 - 100	100 - 105	105 - 110	110 - 115	115 - 120	120 - 125	125 - 130	130 - 135	135 - 140
0000	0	0	0	0	0	0	0	0	0	0	0	0	0	0	0	0	0	0	0	0	0	0	0	0	0	0	0	0	0
0100	0	0	0	0	0	0	0	0	0	0	0	0	0	0	0	0	0	0	0	0	0	0	0	0	0	0	0	0	0
0200	0	0	0	0	0	0	0	0	0	0	0	0	0	0	0	0	0	0	0	0	0	0	0	0	0	0	0	0	0
0300	0	0	0	0	0	0	0	0	0	0	0	0	0	0	0	0	0	0	0	0	0	0	0	0	0	0	0	0	0
0400	0	0	0	0	0	0	0	0	0	0	0	0	0	0	0	0	0	0	0	0	0	0	0	0	0	0	0	0	0
0500	0	0	0	0	0	0	0	0	0	0	0	0	0	0	0	0	0	0	0	0	0	0	0	0	0	0	0	0	0
0600	0	0	0	0	0	0	0	0	0	0	0	0	0	0	0	0	0	0	0	0	0	0	0	0	0	0	0	0	0
0700	1	0	0	0	0	0	0	0	0	0	0	1	0	0	0	0	0	0	0	0	0	0	0	0	0	0	0	0	0
0800	2	0	0	0	0	0	0	1	0	0	0	0	1	1	0	0	0	0	0	0	0	0	0	0	0	0	0	0	0
0900	**3**	**0**	**0**	**0**	**0**	**0**	**0**	**0**	**0**	**0**	**0**	**1**	**0**	**1**	**0**	**0**	**0**	**0**	**0**	**0**	**0**	**0**	**0**	**0**	**0**	**0**	**0**	**0**	**0**
1000	1	0	0	0	0	0	0	0	0	0	0	1	0	0	0	0	0	0	0	0	0	0	0	0	0	0	0	0	0
1100	**3**	**0**	**0**	**0**	**0**	**0**	**0**	**0**	**0**	**1**	**0**	**1**	**1**	**0**	**0**	**0**	**0**	**0**	**0**	**0**	**0**	**0**	**0**	**0**	**0**	**0**	**0**	**0**	**0**
1200	4	0	0	0	0	1	0	0	0	0	0	1	1	0	0	0	0	0	0	0	0	0	0	0	0	0	0	0	0
1300	4	0	0	0	0	0	0	0	0	1	0	1	0	0	0	0	0	0	0	0	0	0	0	0	0	0	0	0	0
1400	3	0	0	0	0	0	0	0	1	0	0	0	2	0	1	0	0	0	0	0	0	0	0	0	0	0	0	0	0
1500	2	0	0	0	0	0	0	0	1	1	0	0	0	0	0	0	0	0	0	0	0	0	0	0	0	0	0	0	0
1600	2	0	0	0	0	0	0	0	0	0	0	0	0	0	0	0	0	0	0	0	0	0	0	0	0	0	0	0	0
1700	**6**	**0**	**0**	**0**	**0**	**0**	**1**	**1**	**0**	**1**	**1**	**0**	**2**	**1**	**0**	**0**	**0**	**0**	**0**	**0**	**0**	**0**	**0**	**0**	**0**	**0**	**0**	**0**	**0**
1800	3	0	0	0	0	0	0	0	1	0	0	1	1	0	1	0	0	0	0	0	0	0	0	0	0	0	0	0	0
1900	1	0	0	0	0	0	0	0	0	0	0	0	0	0	0	0	0	0	0	0	0	0	0	0	0	0	0	0	0
2000	2	0	0	0	0	0	0	0	0	0	1	0	0	1	0	0	0	0	0	0	0	0	0	0	0	0	0	0	0
2100	1	0	0	0	0	0	0	0	0	0	0	0	0	0	0	0	0	0	0	0	0	0	0	0	0	0	0	0	0
2200	1	0	0	0	0	0	0	0	0	0	0	0	0	0	0	0	0	0	0	0	0	0	0	0	0	0	0	0	0
2300	0	0	0	0	0	0	0	0	0	0	0	0	0	0	0	0	0	0	0	0	0	0	0	0	0	0	0	0	0
07-19	**34**	**0**	**0**	**0**	**0**	**1**	**1**	**2**	**3**	**4**	**1**	**7**	**8**	**3**	**2**	**0**	**0**	**0**	**0**	**0**	**0**	**0**	**0**	**0**	**0**	**0**	**0**	**0**	**0**
06-22	**38**	**0**	**0**	**0**	**0**	**1**	**1**	**2**	**3**	**4**	**2**	**7**	**8**	**4**	**2**	**0**	**0**	**0**	**0**	**0**	**0**	**0**	**0**	**0**	**0**	**0**	**0**	**0**	**0**
06-00	**39**	**0**	**0**	**0**	**0**	**1**	**1**	**2**	**3**	**4**	**2**	**7**	**8**	**4**	**2**	**0**	**0**	**0**	**0**	**0**	**0**	**0**	**0**	**0**	**0**	**0**	**0**	**0**	**0**
00-00	**39**	**0**	**0**	**0**	**0**	**1**	**1**	**2**	**3**	**4**	**2**	**7**	**8**	**4**	**2**	**0**	**0**	**0**	**0**	**0**	**0**	**0**	**0**	**0**	**0**	**0**	**0**	**0**	**0**

DRAFT

Site 101
Location LS07502, Att - Telepole, Lat 54.19651, Long -6.77702
Direction North

3279 / Meath/Cavan/Monaghan ATC's
October 2013
Automatic Traffic Count

Virtual Week (1)

Time	Total	Speed Bins (km/h)																											
		0 - 5	5 - 10	10 - 15	15 - 20	20 - 25	25 - 30	30 - 35	35 - 40	40 - 45	45 - 50	50 - 55	55 - 60	60 - 65	65 - 70	70 - 75	75 - 80	80 - 85	85 - 90	90 - 95	95 - 100	100 - 105	105 - 110	110 - 115	115 - 120	120 - 125	125 - 130	130 - 135	135 - 140
Mon	0	0	0	0	0	0	0	0	0	0	0	0	0	0	0	0	0	0	0	0	0	0	0	0	0	0	0	0	0
Tue	36	0	0	0	0	3	1	2	4	7	3	2	6	5	2	0	1	0	0	0	0	0	0	0	0	0	0	0	0
Wed	38	0	0	0	0	0	1	2	4	2	4	9	8	4	4	0	0	0	0	0	0	0	0	0	0	0	0	0	0
Thu	39	0	0	0	0	2	2	2	2	7	2	6	10	6	0	0	0	0	0	0	0	0	0	0	0	0	0	0	0
Fri	31	0	0	0	0	2	2	2	4	4	1	6	4	3	2	1	0	0	0	0	0	0	0	0	0	0	0	0	0
|Sat	0	0	0	0	0	0	0	0	0	0	0	0	0	0	0	0	0	0	0	0	0	0	0	0	0	0	0	0	0
|Sun	0	0	0	0	0	0	0	0	0	0	0	0	0	0	0	0	0	0	0	0	0	0	0	0	0	0	0	0	0
5 Day Ave.	**36**	**0**	**0**	**0**	**0**	**2**	**2**	**2**	**4**	**5**	**3**	**6**	**7**	**5**	**2**	**0**	**0**	**0**	**0**	**0**	**0**	**0**	**0**	**0**	**0**	**0**	**0**	**0**	**0**
7 Day Ave.	**39**	**0**	**0**	**0**	**0**	**1**	**1**	**2**	**3**	**4**	**2**	**7**	**8**	**4**	**2**	**0**	**0**	**0**	**0**	**0**	**0**	**0**	**0**	**0**	**0**	**0**	**0**	**0**	**0**
Total	**144**	**0**	**0**	**0**	**0**	**7**	**6**	**8**	**14**	**20**	**10**	**23**	**28**	**18**	**8**	**1**	**1**	**0**	**0**	**0**	**0**	**0**	**0**	**0**	**0**	**0**	**0**	**0**	**0**	**0**

Summary Graphs

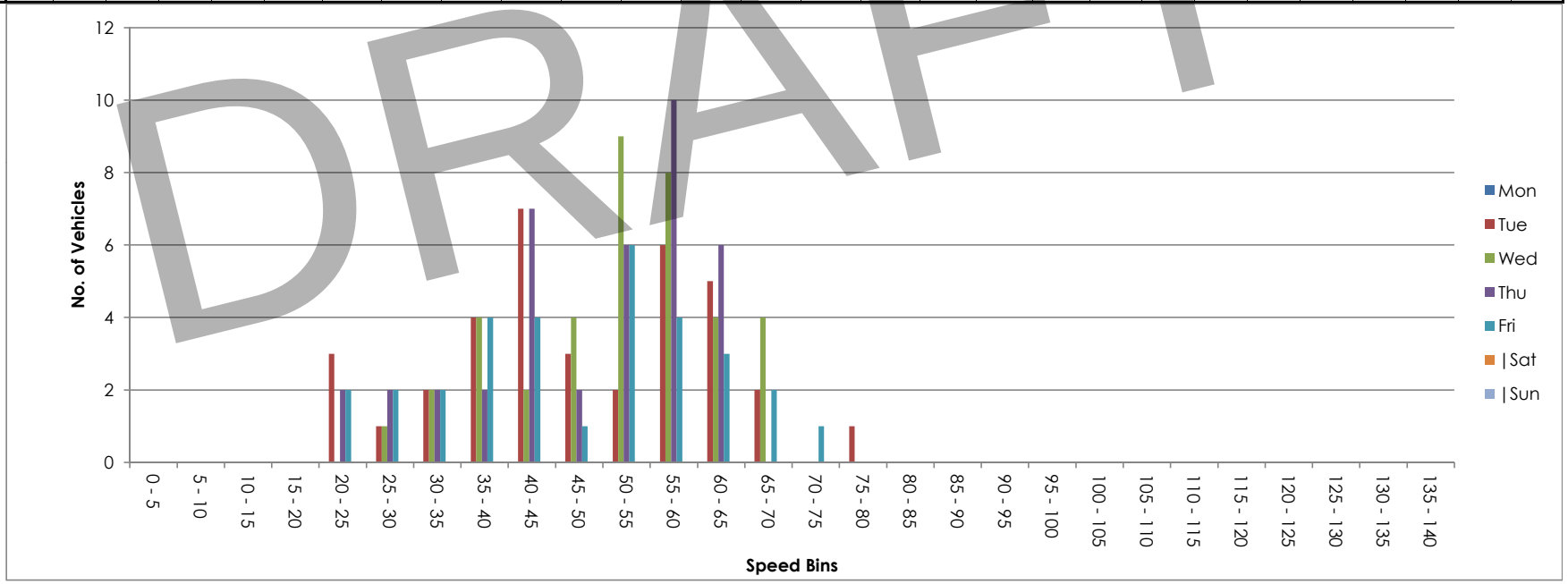

DRAFT

Site 101
Location LS07502, Att - Telepole, Lat 54.19651, Long -6.77702
Direction South

3279 / Meath/Cavan/Monaghan ATC's
October 2013
Automatic Traffic Count

Tue, 8 October 2013

Time	Total	Classification												>PSL	>PSL%	>SL1	>SL1%	>SL2	>SL2%	Mean	Vpp
		1 MCL	2 SV	3 SVT	4 TB2	5 TB3	6 T4	7 ART3	8 ART4	9 ART5	10 ART6	11 BD	12 DRT	80	80	85 +5kph	85 +5kph	90 +10kph	90 +10kph		85
0000	0	0	0	0	0	0	0	0	0	0	0	0	0	0	0	0	0	0	0	0	0
0100	0	0	0	0	0	0	0	0	0	0	0	0	0	0	0	0	0	0	0	0	0
0200	0	0	0	0	0	0	0	0	0	0	0	0	0	0	0	0	0	0	0	0	0
0300	0	0	0	0	0	0	0	0	0	0	0	0	0	0	0	0	0	0	0	0	0
0400	0	0	0	0	0	0	0	0	0	0	0	0	0	0	0	0	0	0	0	0	0
0500	0	0	0	0	0	0	0	0	0	0	0	0	0	0	0	0	0	0	0	0	0
0600	0	0	0	0	0	0	0	0	0	0	0	0	0	0	0	0	0	0	0	0	0
0700	0	0	0	0	0	0	0	0	0	0	0	0	0	0	0	0	0	0	0	0	0
0800	0	0	0	0	0	0	0	0	0	0	0	0	0	0	0	0	0	0	0	0	0
0900	0	0	0	0	0	0	0	0	0	0	0	0	0	0	0	0	0	0	0	0	0
1000	0	0	0	0	0	0	0	0	0	0	0	0	0	0	0	0	0	0	0	0	0
1100	**2**	**0**	**1**	**0**	**1**	**0**	**0**	**0**	**0**	**0**	**0**	**0**	**0**	**0**	**0**	**0**	**0**	**0**	**0**	**54.6**	**-**
1200	3	0	3	0	0	0	0	0	0	0	0	0	0	0	0	0	0	0	0	23.5	-
1300	2	0	2	0	0	0	0	0	0	0	0	0	0	0	0	0	0	0	0	43.2	-
1400	**6**	**0**	**6**	**0**	**0**	**0**	**0**	**0**	**0**	**0**	**0**	**0**	**0**	**0**	**0**	**0**	**0**	**0**	**0**	**32.2**	**-**
1500	2	0	2	0	0	0	0	0	0	0	0	0	0	0	0	0	0	0	0	56.4	-
1600	2	0	2	0	0	0	0	0	0	0	0	0	0	0	0	0	0	0	0	53.1	-
1700	1	0	1	0	0	0	0	0	0	0	0	0	0	0	0	0	0	0	0	63.2	-
1800	1	0	1	0	0	0	0	0	0	0	0	0	0	0	0	0	0	0	0	39.2	-
1900	3	1	2	0	0	0	0	0	0	0	0	0	0	0	0	0	0	0	0	39.5	-
2000	**6**	**0**	**3**	**3**	**0**	**0**	**0**	**0**	**0**	**0**	**0**	**0**	**0**	**0**	**0**	**0**	**0**	**0**	**0**	**54.9**	**-**
2100	3	0	2	1	0	0	0	0	0	0	0	0	0	0	0	0	0	0	0	58.7	-
2200	0	0	0	0	0	0	0	0	0	0	0	0	0	0	0	0	0	0	0	-	-
2300	0	0	0	0	0	0	0	0	0	0	0	0	0	0	0	0	0	0	0	-	-
07-19	**19**	**0**	**18**	**0**	**1**	**0**	**0**	**0**	**0**	**0**	**0**	**0**	**0**	**0**	**0**	**0**	**0**	**0**	**0**	**41.1**	**54.4**
06-22	**31**	**1**	**25**	**4**	**1**	**0**	**0**	**0**	**0**	**0**	**0**	**0**	**0**	**0**	**0**	**0**	**0**	**0**	**0**	**45.3**	**59.8**
06-00	**31**	**1**	**25**	**4**	**1**	**0**	**0**	**0**	**0**	**0**	**0**	**0**	**0**	**0**	**0**	**0**	**0**	**0**	**0**	**45.3**	**59.8**
00-00	**31**	**1**	**25**	**4**	**1**	**0**	**0**	**0**	**0**	**0**	**0**	**0**	**0**	**0**	**0**	**0**	**0**	**0**	**0**	**45.3**	**59.8**

DRAFT

Site 101
Location LS07502, Att - Telepole, Lat 54.19651, Long -6.77702
Direction South

3279 / Meath/Cavan/Monaghan ATC's
October 2013
Automatic Traffic Count

Wed, 9 October 2013

Time	Total	Classification												>PSL	>PSL%	>SL1	>SL1%	>SL2	>SL2%	Mean	Vpp
		1 MCL	2 SV	3 SVT	4 TB2	5 TB3	6 T4	7 ART3	8 ART4	9 ART5	10 ART6	11 BD	12 DRT	80	80	85 +5kph	85 +5kph	90 +10kph	90 +10kph		85
0000	0	0	0	0	0	0	0	0	0	0	0	0	0	0	0	0	0	0	0	-	-
0100	1	0	1	0	0	0	0	0	0	0	0	0	0	0	0	0	0	0	0	50.9	-
0200	0	0	0	0	0	0	0	0	0	0	0	0	0	0	0	0	0	0	0	-	-
0300	0	0	0	0	0	0	0	0	0	0	0	0	0	0	0	0	0	0	0	-	-
0400	0	0	0	0	0	0	0	0	0	0	0	0	0	0	0	0	0	0	0	-	-
0500	0	0	0	0	0	0	0	0	0	0	0	0	0	0	0	0	0	0	0	-	-
0600	0	0	0	0	0	0	0	0	0	0	0	0	0	0	0	0	0	0	0	-	-
0700	0	0	0	0	0	0	0	0	0	0	0	0	0	0	0	0	0	0	0	-	-
0800	2	0	2	0	0	0	0	0	0	0	0	0	0	0	0	0	0	0	0	62.2	-
0900	**3**	**0**	**3**	**0**	**0**	**0**	**0**	**0**	**0**	**0**	**0**	**0**	**0**	**0**	**0**	**0**	**0**	**0**	**0**	**52.3**	**-**
1000	**3**	**0**	**2**	**0**	**1**	**0**	**0**	**0**	**0**	**0**	**0**	**0**	**0**	**0**	**0**	**0**	**0**	**0**	**0**	**44.2**	**-**
1100	2	0	2	0	0	0	0	0	0	0	0	0	0	0	0	0	0	0	0	60.8	-
1200	**4**	**0**	**3**	**0**	**1**	**0**	**0**	**0**	**0**	**0**	**0**	**0**	**0**	**0**	**0**	**0**	**0**	**0**	**0**	**54.4**	**-**
1300	3	0	3	0	0	0	0	0	0	0	0	0	0	0	0	0	0	0	0	32.7	-
1400	3	0	3	0	0	0	0	0	0	0	0	0	0	0	0	0	0	0	0	58.4	-
1500	0	0	0	0	0	0	0	0	0	0	0	0	0	0	0	0	0	0	0	-	-
1600	1	0	1	0	0	0	0	0	0	0	0	0	0	0	0	0	0	0	0	44.4	-
1700	1	0	1	0	0	0	0	0	0	0	0	0	0	0	0	0	0	0	0	10.1	-
1800	0	0	0	0	0	0	0	0	0	0	0	0	0	0	0	0	0	0	0	-	-
1900	3	0	3	0	0	0	0	0	0	0	0	0	0	0	0	0	0	0	0	50.6	-
2000	2	0	2	0	0	0	0	0	0	0	0	0	0	0	0	0	0	0	0	56.7	-
2100	0	0	0	0	0	0	0	0	0	0	0	0	0	0	0	0	0	0	0	-	-
2200	0	0	0	0	0	0	0	0	0	0	0	0	0	0	0	0	0	0	0	-	-
2300	0	0	0	0	0	0	0	0	0	0	0	0	0	0	0	0	0	0	0	-	-
07-19	**22**	**0**	**20**	**0**	**2**	**0**	**0**	**0**	**0**	**0**	**0**	**0**	**0**	**0**	**0**	**0**	**0**	**0**	**0**	**49.1**	**60.5**
06-22	**27**	**0**	**25**	**0**	**2**	**0**	**0**	**0**	**0**	**0**	**0**	**0**	**0**	**0**	**0**	**0**	**0**	**0**	**0**	**49.9**	**60.8**
06-00	**27**	**0**	**25**	**0**	**2**	**0**	**0**	**0**	**0**	**0**	**0**	**0**	**0**	**0**	**0**	**0**	**0**	**0**	**0**	**49.9**	**60.8**
00-00	**28**	**0**	**26**	**0**	**2**	**0**	**0**	**0**	**0**	**0**	**0**	**0**	**0**	**0**	**0**	**0**	**0**	**0**	**0**	**49.9**	**60.8**

DRAFT

Site 101
Location LS07502, Att - Telepole, Lat 54.19651, Long -6.77702
Direction South

3279 / Meath/Cavan/Monaghan ATC's
October 2013
Automatic Traffic Count

Thu, 10 October 2013

Time	Total	Classification												>PSL	>PSL%	>SL1	>SL1%	>SL2	>SL2%	Mean	Vpp
		1 MCL	2 SV	3 SVT	4 TB2	5 TB3	6 T4	7 ART3	8 ART4	9 ART5	10 ART6	11 BD	12 DRT	80	80	85 +5kph	85 +5kph	90 +10kph	90 +10kph		85
0000	0	0	0	0	0	0	0	0	0	0	0	0	0	0	0	0	0	0	0	-	-
0100	0	0	0	0	0	0	0	0	0	0	0	0	0	0	0	0	0	0	0	-	-
0200	0	0	0	0	0	0	0	0	0	0	0	0	0	0	0	0	0	0	0	-	-
0300	0	0	0	0	0	0	0	0	0	0	0	0	0	0	0	0	0	0	0	-	-
0400	1	0	1	0	0	0	0	0	0	0	0	0	0	0	0	0	0	0	0	40.4	-
0500	0	0	0	0	0	0	0	0	0	0	0	0	0	0	0	0	0	0	0	-	-
0600	1	0	0	0	0	1	0	0	0	0	0	0	0	0	0	0	0	0	0	41.5	-
0700	0	0	0	0	0	0	0	0	0	0	0	0	0	0	0	0	0	0	0	-	-
0800	**5**	**0**	**3**	**2**	**0**	**0**	**0**	**0**	**0**	**0**	**0**	**0**	**0**	**1**	**20**	**0**	**0**	**0**	**0**	**58.9**	**-**
0900	4	0	2	0	2	0	0	0	0	0	0	0	0	0	0	0	0	0	0	48.1	-
1000	**5**	**0**	**4**	**0**	**1**	**0**	**0**	**0**	**0**	**0**	**0**	**0**	**0**	**0**	**0**	**0**	**0**	**0**	**0**	**58.8**	**-**
1100	1	0	1	0	0	0	0	0	0	0	0	0	0	0	0	0	0	0	0	62.5	-
1200	**3**	**0**	**3**	**0**	**0**	**0**	**0**	**0**	**0**	**0**	**0**	**0**	**0**	**0**	**0**	**0**	**0**	**0**	**0**	**34.7**	**-**
1300	1	0	1	0	0	0	0	0	0	0	0	0	0	0	0	0	0	0	0	53	-
1400	0	0	0	0	0	0	0	0	0	0	0	0	0	0	0	0	0	0	0	-	-
1500	0	0	0	0	0	0	0	0	0	0	0	0	0	0	0	0	0	0	0	-	-
1600	**3**	**0**	**3**	**0**	**0**	**0**	**0**	**0**	**0**	**0**	**0**	**0**	**0**	**0**	**0**	**0**	**0**	**0**	**0**	**53.9**	**-**
1700	2	0	2	0	0	0	0	0	0	0	0	0	0	0	0	0	0	0	0	64.4	-
1800	**3**	**0**	**1**	**2**	**0**	**0**	**0**	**0**	**0**	**0**	**0**	**0**	**0**	**0**	**0**	**0**	**0**	**0**	**0**	**48.5**	**-**
1900	1	0	1	0	0	0	0	0	0	0	0	0	0	0	0	0	0	0	0	36.3	-
2000	1	0	1	0	0	0	0	0	0	0	0	0	0	0	0	0	0	0	0	32	-
2100	1	0	1	0	0	0	0	0	0	0	0	0	0	0	0	0	0	0	0	45.9	-
2200	0	0	0	0	0	0	0	0	0	0	0	0	0	0	0	0	0	0	0	-	-
2300	0	0	0	0	0	0	0	0	0	0	0	0	0	0	0	0	0	0	0	-	-
07-19	**27**	**0**	**20**	**4**	**3**	**0**	**0**	**0**	**0**	**0**	**0**	**0**	**0**	**1**	**3.7**	**0**	**0**	**0**	**0**	**53.2**	**62.3**
06-22	**31**	**0**	**23**	**4**	**3**	**1**	**0**	**0**	**0**	**0**	**0**	**0**	**0**	**1**	**3.2**	**0**	**0**	**0**	**0**	**51.4**	**60.1**
06-00	**31**	**0**	**23**	**4**	**3**	**1**	**0**	**0**	**0**	**0**	**0**	**0**	**0**	**1**	**3.2**	**0**	**0**	**0**	**0**	**51.4**	**60.1**
00-00	**32**	**0**	**24**	**4**	**3**	**1**	**0**	**0**	**0**	**0**	**0**	**0**	**0**	**1**	**3.1**	**0**	**0**	**0**	**0**	**51**	**60.1**

DRAFT

Site 101
Location LS07502, Att - Telepole, Lat 54.19651, Long -6.77702
Direction South

3279 / Meath/Cavan/Monaghan ATC's
October 2013
Automatic Traffic Count

Fri, 11 October 2013

Time	Total	Classification												>PSL	>PSL%	>SL1	>SL1%	>SL2	>SL2%	Mean	Vpp
		1 MCL	2 SV	3 SVT	4 TB2	5 TB3	6 T4	7 ART3	8 ART4	9 ART5	10 ART6	11 BD	12 DRT	80	80	85 +5kph	85 +5kph	90 +10kph	90 +10kph		85
0000	0	0	0	0	0	0	0	0	0	0	0	0	0	0	0	0	0	0	0	-	-
0100	0	0	0	0	0	0	0	0	0	0	0	0	0	0	0	0	0	0	0	-	-
0200	0	0	0	0	0	0	0	0	0	0	0	0	0	0	0	0	0	0	0	-	-
0300	0	0	0	0	0	0	0	0	0	0	0	0	0	0	0	0	0	0	0	-	-
0400	0	0	0	0	0	0	0	0	0	0	0	0	0	0	0	0	0	0	0	-	-
0500	0	0	0	0	0	0	0	0	0	0	0	0	0	0	0	0	0	0	0	-	-
0600	0	0	0	0	0	0	0	0	0	0	0	0	0	0	0	0	0	0	0	-	-
0700	1	0	0	0	1	0	0	0	0	0	0	0	0	0	0	0	0	0	0	47.4	-
0800	2	0	2	0	0	0	0	0	0	0	0	0	0	0	0	0	0	0	0	59.9	-
0900	1	0	1	0	0	0	0	0	0	0	0	0	0	0	0	0	0	0	0	72.7	-
1000	**3**	**0**	**0**	**1**	**2**	**0**	**0**	**0**	**0**	**0**	**0**	**0**	**0**	**0**	**0**	**0**	**0**	**0**	**0**	**46.2**	**-**
1100	2	0	2	0	0	0	0	0	0	0	0	0	0	0	0	0	0	0	0	52.7	-
1200	3	0	2	0	0	1	0	0	0	0	0	0	0	0	0	0	0	0	0	38.6	-
1300	2	0	2	0	0	0	0	0	0	0	0	0	0	0	0	0	0	0	0	40.2	-
1400	**4**	**0**	**4**	**0**	**0**	**0**	**0**	**0**	**0**	**0**	**0**	**0**	**0**	**0**	**0**	**0**	**0**	**0**	**0**	**46.3**	**-**
1500	2	0	2	0	0	0	0	0	0	0	0	0	0	0	0	0	0	0	0	52.7	-
1600	1	0	1	0	0	0	0	0	0	0	0	0	0	0	0	0	0	0	0	46.2	-
1700	2	0	2	0	0	0	0	0	0	0	0	0	0	0	0	0	0	0	0	38.4	-
1800	2	0	2	0	0	0	0	0	0	0	0	0	0	0	0	0	0	0	0	45.9	-
1900	2	0	2	0	0	0	0	0	0	0	0	0	0	0	0	0	0	0	0	57	-
2000	0	0	0	0	0	0	0	0	0	0	0	0	0	0	0	0	0	0	0	0	0
2100	0	0	0	0	0	0	0	0	0	0	0	0	0	0	0	0	0	0	0	0	0
2200	0	0	0	0	0	0	0	0	0	0	0	0	0	0	0	0	0	0	0	0	0
2300	0	0	0	0	0	0	0	0	0	0	0	0	0	0	0	0	0	0	0	0	0
07-19	**25**	**0**	**20**	**1**	**3**	**1**	**0**	**0**	**0**	**0**	**0**	**0**	**0**	**0**	**0**	**0**	**0**	**0**	**0**	**47.4**	**59.4**
06-22	**27**	**0**	**22**	**1**	**3**	**1**	**0**	**0**	**0**	**0**	**0**	**0**	**0**	**0**	**0**	**0**	**0**	**0**	**0**	**48.1**	**59.4**
06-00	**27**	**0**	**22**	**1**	**3**	**1**	**0**	**0**	**0**	**0**	**0**	**0**	**0**	**0**	**0**	**0**	**0**	**0**	**0**	**48.1**	**59.4**
00-00	**27**	**0**	**22**	**1**	**3**	**1**	**0**	**0**	**0**	**0**	**0**	**0**	**0**	**0**	**0**	**0**	**0**	**0**	**0**	**48.1**	**59.4**

DRAFT

Site 101
Location LS07502, Att - Telepole, Lat 54.19651, Long -6.77702
Direction South

3279 / Meath/Cavan/Monaghan ATC's
October 2013
Automatic Traffic Count

Virtual Day (Partial days = 3.54)

Time	Total	Classification												>PSL	>PSL%	>SL1	>SL1%	>SL2	>SL2%	Mean	Vpp
		1 MCL	2 SV	3 SVT	4 TB2	5 TB3	6 T4	7 ART3	8 ART4	9 ART5	10 ART6	11 BD	12 DRT	80	80	85 +5kph	85 +5kph	90 +10kph	90 +10kph		85
0000	0	0	0	0	0	0	0	0	0	0	0	0	0	0	0	0	0	0	0	-	-
0100	0	0	0	0	0	0	0	0	0	0	0	0	0	0	0	0	0	0	0	50.9	-
0200	0	0	0	0	0	0	0	0	0	0	0	0	0	0	0	0	0	0	0	-	-
0300	0	0	0	0	0	0	0	0	0	0	0	0	0	0	0	0	0	0	0	-	-
0400	0	0	0	0	0	0	0	0	0	0	0	0	0	0	0	0	0	0	0	40.4	-
0500	0	0	0	0	0	0	0	0	0	0	0	0	0	0	0	0	0	0	0	-	-
0600	0	0	0	0	0	0	0	0	0	0	0	0	0	0	0	0	0	0	0	41.5	-
0700	0	0	0	0	0	0	0	0	0	0	0	0	0	0	0	0	0	0	0	47.4	-
0800	3	0	2	1	0	0	0	0	0	0	0	0	0	0	11.1	0	0	0	0	59.9	-
0900	3	0	2	0	1	0	0	0	0	0	0	0	0	0	0	0	0	0	0	52.7	-
1000	**4**	**0**	**2**	**0**	**1**	**0**	**0**	**0**	**0**	**0**	**0**	**0**	**0**	**0**	**0**	**0**	**0**	**0**	**0**	**51.4**	**-**
1100	2	0	2	0	0	0	0	0	0	0	0	0	0	0	0	0	0	0	0	57	-
1200	**3**	**0**	**3**	**0**	**0**	**0**	**0**	**0**	**0**	**0**	**0**	**0**	**0**	**0**	**0**	**0**	**0**	**0**	**0**	**39.1**	**-**
1300	2	0	2	0	0	0	0	0	0	0	0	0	0	0	0	0	0	0	0	39.8	-
1400	**3**	**0**	**3**	**0**	**0**	**0**	**0**	**0**	**0**	**0**	**0**	**0**	**0**	**0**	**0**	**0**	**0**	**0**	**0**	**42.6**	**-**
1500	1	0	1	0	0	0	0	0	0	0	0	0	0	0	0	0	0	0	0	54.6	-
1600	2	0	2	0	0	0	0	0	0	0	0	0	0	0	0	0	0	0	0	51.2	-
1700	2	0	2	0	0	0	0	0	0	0	0	0	0	0	0	0	0	0	0	46.5	-
1800	2	0	1	1	0	0	0	0	0	0	0	0	0	0	0	0	0	0	0	46.1	-
1900	2	0	2	0	0	0	0	0	0	0	0	0	0	0	0	0	0	0	0	46.7	-
2000	2	0	2	1	0	0	0	0	0	0	0	0	0	0	0	0	0	0	0	52.8	-
2100	1	0	1	0	0	0	0	0	0	0	0	0	0	0	0	0	0	0	0	55.5	-
2200	0	0	0	0	0	0	0	0	0	0	0	0	0	0	0	0	0	0	0	-	-
2300	0	0	0	0	0	0	0	0	0	0	0	0	0	0	0	0	0	0	0	-	-
07-19	**27**	**0**	**22**	**2**	**2**	**0**	**0**	**0**	**0**	**0**	**0**	**0**	**0**	**0**	**0**	**0**	**0**	**0**	**0**	**49.3**	**#NUM!**
06-22	**32**	**0**	**27**	**3**	**2**	**0**	**0**	**0**	**0**	**0**	**0**	**0**	**0**	**0**	**0**	**0**	**0**	**0**	**0**	**49.3**	**#NUM!**
06-00	**32**	**0**	**27**	**3**	**2**	**0**	**0**	**0**	**0**	**0**	**0**	**0**	**0**	**0**	**0**	**0**	**0**	**0**	**0**	**49.3**	**#NUM!**
00-00	**32**	**0**	**27**	**3**	**2**	**0**	**0**	**0**	**0**	**0**	**0**	**0**	**0**	**0**	**0**	**0**	**0**	**0**	**0**	**49.15**	**#NUM!**

DRAFT

Site 101
Location LS07502, Att - Telepole, Lat 54.19651, Long -6.77702
Direction South

3279 / Meath/Cavan/Monaghan ATC's
October 2013
Automatic Traffic Count

Virtual Week (1)

Time	Total	Classification												>PSL	>PSL%	>SL1	>SL1%	>SL2	>SL2%	Mean	Vpp
		1 MCL	2 SV	3 SVT	4 TB2	5 TB3	6 T4	7 ART3	8 ART4	9 ART5	10 ART6	11 BD	12 DRT	80	80	85 +5kph	85 +5kph	90 +10kph	90 +10kph		85
Mon	0	0	0	0	0	0	0	0	0	0	0	0	0	0	0	0	0	0	0	-	-
Tue	31	1	25	4	1	0	0	0	0	0	0	0	0	0	0	0	0	0	0	45.3	59.8
Wed	28	0	26	0	2	0	0	0	0	0	0	0	0	0	0	0	0	0	0	49.9	60.8
Thu	32	0	24	4	3	1	0	0	0	0	0	0	0	1	3.1	0	0	0	0	51	60.1
Fri	27	0	22	1	3	1	0	0	0	0	0	0	0	0	0	0	0	0	0	48.1	59.4
| Sat	0	0	0	0	0	0	0	0	0	0	0	0	0	0	0	0	0	0	0	-	-
| Sun	0	0	0	0	0	0	0	0	0	0	0	0	0	0	0	0	0	0	0	-	-
5 Day Ave.	**30**	**0**	**24**	**2**	**2**	**1**	**0**	**0**	**0**	**0**	**0**	**0**	**0**	**0**	**0.0**	**0**	**0.0**	**0**	**0.0**	**48.6**	**60.0**
7 Day Ave.	**32**	**0**	**27**	**3**	**2**	**0**	**0**	**0**	**0**	**0**	**0**	**0**	**0**	**0**	**0.0**	**0**	**0.0**	**0**	**0.0**	**49.2**	**#NUM!**
Total	**118**	**1**	**97**	**9**	**9**	**2**	**0**	**0**	**0**	**0**	**0**	**0**	**0**	**1**	**0.8**	**0**	**0.0**	**0**	**0.0**	**48.6**	**60.5**

Summary Graphs

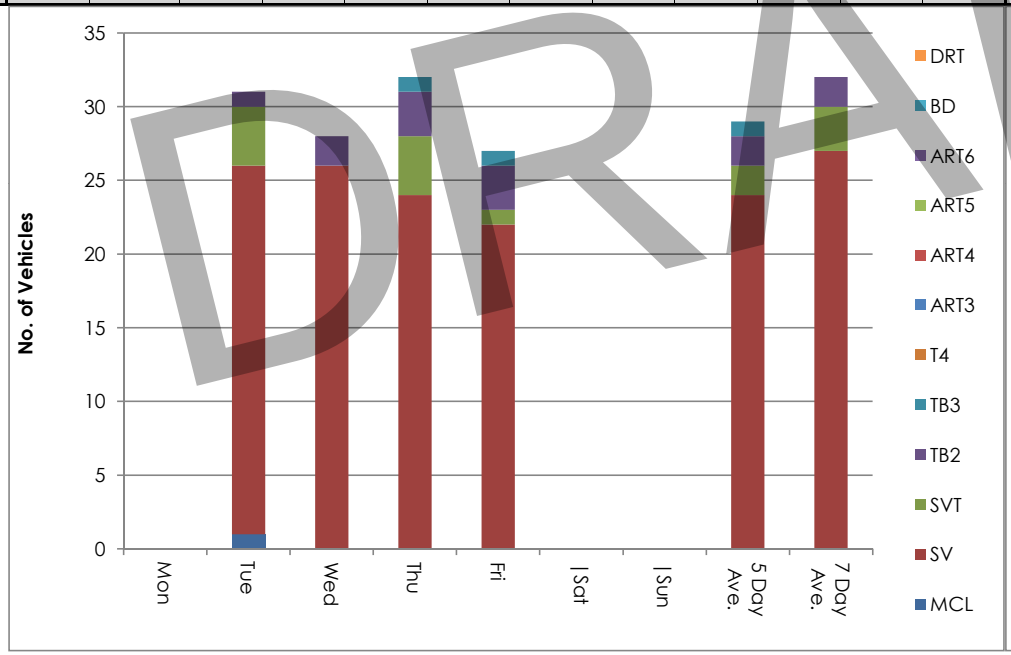

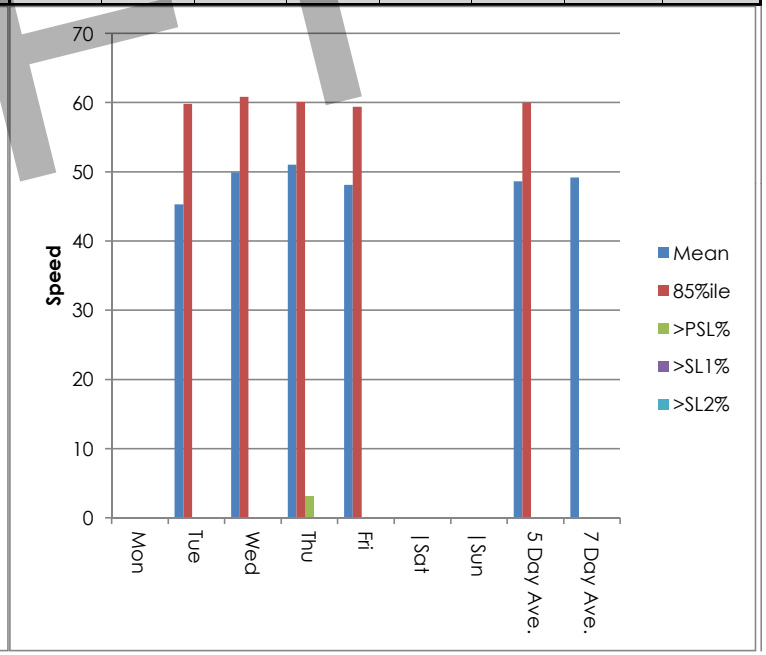

DRAFT

Site 101
Location LS07502, Att - Telepole, Lat 54.19651, Long -6.77702
Direction South

3279 / Meath/Cavan/Monaghan ATC's
October 2013
Automatic Traffic Count

Tue, 8 October 2013

Time	Total	Speed Bins (km/h)																											
		0 - 5	5 - 10	10 - 15	15 - 20	20 - 25	25 - 30	30 - 35	35 - 40	40 - 45	45 - 50	50 - 55	55 - 60	60 - 65	65 - 70	70 - 75	75 - 80	80 - 85	85 - 90	90 - 95	95 - 100	100 - 105	105 - 110	110 - 115	115 - 120	120 - 125	125 - 130	130 - 135	135 - 140
0000	0	0	0	0	0	0	0	0	0	0	0	0	0	0	0	0	0	0	0	0	0	0	0	0	0	0	0	0	0
0100	0	0	0	0	0	0	0	0	0	0	0	0	0	0	0	0	0	0	0	0	0	0	0	0	0	0	0	0	0
0200	0	0	0	0	0	0	0	0	0	0	0	0	0	0	0	0	0	0	0	0	0	0	0	0	0	0	0	0	0
0300	0	0	0	0	0	0	0	0	0	0	0	0	0	0	0	0	0	0	0	0	0	0	0	0	0	0	0	0	0
0400	0	0	0	0	0	0	0	0	0	0	0	0	0	0	0	0	0	0	0	0	0	0	0	0	0	0	0	0	0
0500	0	0	0	0	0	0	0	0	0	0	0	0	0	0	0	0	0	0	0	0	0	0	0	0	0	0	0	0	0
0600	0	0	0	0	0	0	0	0	0	0	0	0	0	0	0	0	0	0	0	0	0	0	0	0	0	0	0	0	0
0700	0	0	0	0	0	0	0	0	0	0	0	0	0	0	0	0	0	0	0	0	0	0	0	0	0	0	0	0	0
0800	0	0	0	0	0	0	0	0	0	0	0	0	0	0	0	0	0	0	0	0	0	0	0	0	0	0	0	0	0
0900	0	0	0	0	0	0	0	0	0	0	0	0	0	0	0	0	0	0	0	0	0	0	0	0	0	0	0	0	0
1000	0	0	0	0	0	0	0	0	0	0	0	0	0	0	0	0	0	0	0	0	0	0	0	0	0	0	0	0	0
1100	**2**	**0**	**0**	**0**	**0**	**0**	**0**	**0**	**0**	**0**	**1**	**0**	**1**	**0**	**0**	**0**	**0**	**0**	**0**	**0**	**0**	**0**	**0**	**0**	**0**	**0**	**0**	**0**	**0**
1200	3	0	0	0	0	3	0	0	0	0	0	0	0	0	0	0	0	0	0	0	0	0	0	0	0	0	0	0	0
1300	2	0	0	0	0	0	0	0	0	2	0	0	0	0	0	0	0	0	0	0	0	0	0	0	0	0	0	0	0
1400	**6**	**0**	**0**	**0**	**0**	**3**	**1**	**0**	**0**	**1**	**1**	**0**	**0**	**0**	**0**	**0**	**0**	**0**	**0**	**0**	**0**	**0**	**0**	**0**	**0**	**0**	**0**	**0**	**0**
1500	2	0	0	0	0	0	0	0	0	0	1	0	0	1	0	0	0	0	0	0	0	0	0	0	0	0	0	0	0
1600	2	0	0	0	0	0	0	0	0	0	0	2	0	0	0	0	0	0	0	0	0	0	0	0	0	0	0	0	0
1700	1	0	0	0	0	0	0	0	0	0	0	0	0	1	0	0	0	0	0	0	0	0	0	0	0	0	0	0	0
1800	1	0	0	0	0	0	0	0	1	0	0	0	0	0	0	0	0	0	0	0	0	0	0	0	0	0	0	0	0
1900	3	0	0	1	0	0	0	0	0	1	0	0	0	1	0	0	0	0	0	0	0	0	0	0	0	0	0	0	0
2000	**6**	**0**	**0**	**0**	**0**	**0**	**0**	**0**	**0**	**1**	**1**	**1**	**2**	**0**	**0**	**0**	**1**	**0**	**0**	**0**	**0**	**0**	**0**	**0**	**0**	**0**	**0**	**0**	**0**
2100	3	0	0	0	0	0	0	0	0	0	1	0	1	0	0	1	0	0	0	0	0	0	0	0	0	0	0	0	0
2200	0	0	0	0	0	0	0	0	0	0	0	0	0	0	0	0	0	0	0	0	0	0	0	0	0	0	0	0	0
2300	0	0	0	0	0	0	0	0	0	0	0	0	0	0	0	0	0	0	0	0	0	0	0	0	0	0	0	0	0
07-19	**19**	**0**	**0**	**0**	**0**	**6**	**1**	**0**	**1**	**3**	**3**	**2**	**1**	**2**	**0**	**0**	**0**	**0**	**0**	**0**	**0**	**0**	**0**	**0**	**0**	**0**	**0**	**0**	**0**
06-22	**31**	**0**	**0**	**1**	**0**	**6**	**1**	**0**	**1**	**5**	**5**	**3**	**4**	**3**	**0**	**1**	**1**	**0**	**0**	**0**	**0**	**0**	**0**	**0**	**0**	**0**	**0**	**0**	**0**
06-00	**31**	**0**	**0**	**1**	**0**	**6**	**1**	**0**	**1**	**5**	**5**	**3**	**4**	**3**	**0**	**1**	**1**	**0**	**0**	**0**	**0**	**0**	**0**	**0**	**0**	**0**	**0**	**0**	**0**
00-00	**31**	**0**	**0**	**1**	**0**	**6**	**1**	**0**	**1**	**5**	**5**	**3**	**4**	**3**	**0**	**1**	**1**	**0**	**0**	**0**	**0**	**0**	**0**	**0**	**0**	**0**	**0**	**0**	**0**

DRAFT

Site 101
Location LS07502, Att - Telepole, Lat 54.19651, Long -6.77702
Direction South

3279 / Meath/Cavan/Monaghan ATC's
October 2013
Automatic Traffic Count

Wed, 9 October 2013

Time	Total	Speed Bins (km/h)																											
		0 - 5	5 - 10	10 - 15	15 - 20	20 - 25	25 - 30	30 - 35	35 - 40	40 - 45	45 - 50	50 - 55	55 - 60	60 - 65	65 - 70	70 - 75	75 - 80	80 - 85	85 - 90	90 - 95	95 - 100	100 - 105	105 - 110	110 - 115	115 - 120	120 - 125	125 - 130	130 - 135	135 - 140
0000	0	0	0	0	0	0	0	0	0	0	0	0	0	0	0	0	0	0	0	0	0	0	0	0	0	0	0	0	0
0100	1	0	0	0	0	0	0	0	0	0	0	1	0	0	0	0	0	0	0	0	0	0	0	0	0	0	0	0	0
0200	0	0	0	0	0	0	0	0	0	0	0	0	0	0	0	0	0	0	0	0	0	0	0	0	0	0	0	0	0
0300	0	0	0	0	0	0	0	0	0	0	0	0	0	0	0	0	0	0	0	0	0	0	0	0	0	0	0	0	0
0400	0	0	0	0	0	0	0	0	0	0	0	0	0	0	0	0	0	0	0	0	0	0	0	0	0	0	0	0	0
0500	0	0	0	0	0	0	0	0	0	0	0	0	0	0	0	0	0	0	0	0	0	0	0	0	0	0	0	0	0
0600	0	0	0	0	0	0	0	0	0	0	0	0	0	0	0	0	0	0	0	0	0	0	0	0	0	0	0	0	0
0700	0	0	0	0	0	0	0	0	0	0	0	0	0	0	0	0	0	0	0	0	0	0	0	0	0	0	0	0	0
0800	2	0	0	0	0	0	0	0	0	0	0	1	0	0	0	1	0	0	0	0	0	0	0	0	0	0	0	0	0
0900	**3**	**0**	**0**	**0**	**0**	**0**	**0**	**0**	**0**	**0**	**0**	**3**	**0**	**0**	**0**	**0**	**0**	**0**	**0**	**0**	**0**	**0**	**0**	**0**	**0**	**0**	**0**	**0**	**0**
1000	**3**	**0**	**0**	**0**	**0**	**0**	**0**	**1**	**0**	**0**	**1**	**1**	**0**	**0**	**0**	**0**	**0**	**0**	**0**	**0**	**0**	**0**	**0**	**0**	**0**	**0**	**0**	**0**	**0**
1100	2	0	0	0	0	0	0	0	0	0	0	0	0	2	0	0	0	0	0	0	0	0	0	0	0	0	0	0	0
1200	**4**	**0**	**0**	**0**	**0**	**0**	**0**	**0**	**0**	**1**	**0**	**0**	**3**	**0**	**0**	**0**	**0**	**0**	**0**	**0**	**0**	**0**	**0**	**0**	**0**	**0**	**0**	**0**	**0**
1300	3	0	0	1	0	0	1	0	0	0	0	0	1	0	0	0	0	0	0	0	0	0	0	0	0	0	0	0	0
1400	3	0	0	0	0	0	0	0	0	0	0	0	2	1	0	0	0	0	0	0	0	0	0	0	0	0	0	0	0
1500	0	0	0	0	0	0	0	0	0	0	0	0	0	0	0	0	0	0	0	0	0	0	0	0	0	0	0	0	0
1600	1	0	0	0	0	0	0	0	0	1	0	0	0	0	0	0	0	0	0	0	0	0	0	0	0	0	0	0	0
1700	1	0	0	1	0	0	0	0	0	0	0	0	0	0	0	0	0	0	0	0	0	0	0	0	0	0	0	0	0
1800	0	0	0	0	0	0	0	0	0	0	0	0	0	0	0	0	0	0	0	0	0	0	0	0	0	0	0	0	0
1900	3	0	0	0	0	0	1	0	0	0	0	0	0	1	1	0	0	0	0	0	0	0	0	0	0	0	0	0	0
2000	2	0	0	0	0	0	0	0	0	1	0	0	0	0	0	1	0	0	0	0	0	0	0	0	0	0	0	0	0
2100	0	0	0	0	0	0	0	0	0	0	0	0	0	0	0	0	0	0	0	0	0	0	0	0	0	0	0	0	0
2200	0	0	0	0	0	0	0	0	0	0	0	0	0	0	0	0	0	0	0	0	0	0	0	0	0	0	0	0	0
2300	0	0	0	0	0	0	0	0	0	0	0	0	0	0	0	0	0	0	0	0	0	0	0	0	0	0	0	0	0
07-19	**22**	**0**	**0**	**2**	**0**	**0**	**1**	**1**	**0**	**2**	**1**	**5**	**6**	**3**	**0**	**1**	**0**	**0**	**0**	**0**	**0**	**0**	**0**	**0**	**0**	**0**	**0**	**0**	**0**
06-22	**27**	**0**	**0**	**2**	**0**	**0**	**2**	**1**	**0**	**3**	**1**	**5**	**6**	**4**	**1**	**2**	**0**	**0**	**0**	**0**	**0**	**0**	**0**	**0**	**0**	**0**	**0**	**0**	**0**
06-00	**27**	**0**	**0**	**2**	**0**	**0**	**2**	**1**	**0**	**3**	**1**	**5**	**6**	**4**	**1**	**2**	**0**	**0**	**0**	**0**	**0**	**0**	**0**	**0**	**0**	**0**	**0**	**0**	**0**
00-00	**28**	**0**	**0**	**2**	**0**	**0**	**2**	**1**	**0**	**3**	**1**	**6**	**6**	**4**	**1**	**2**	**0**	**0**	**0**	**0**	**0**	**0**	**0**	**0**	**0**	**0**	**0**	**0**	**0**

DRAFT

Site 101
Location LS07502, Att - Telepole, Lat 54.19651, Long -6.77702
Direction South

3279 / Meath/Cavan/Monaghan ATC's
October 2013
Automatic Traffic Count

Thu, 10 October 2013

Time	Total	Speed Bins (km/h)																											
		0 - 5	5 - 10	10 - 15	15 - 20	20 - 25	25 - 30	30 - 35	35 - 40	40 - 45	45 - 50	50 - 55	55 - 60	60 - 65	65 - 70	70 - 75	75 - 80	80 - 85	85 - 90	90 - 95	95 - 100	100 - 105	105 - 110	110 - 115	115 - 120	120 - 125	125 - 130	130 - 135	135 - 140
0000	0	0	0	0	0	0	0	0	0	0	0	0	0	0	0	0	0	0	0	0	0	0	0	0	0	0	0	0	0
0100	0	0	0	0	0	0	0	0	0	0	0	0	0	0	0	0	0	0	0	0	0	0	0	0	0	0	0	0	0
0200	0	0	0	0	0	0	0	0	0	0	0	0	0	0	0	0	0	0	0	0	0	0	0	0	0	0	0	0	0
0300	0	0	0	0	0	0	0	0	0	0	0	0	0	0	0	0	0	0	0	0	0	0	0	0	0	0	0	0	0
0400	1	0	0	0	0	0	0	0	0	1	0	0	0	0	0	0	0	0	0	0	0	0	0	0	0	0	0	0	0
0500	0	0	0	0	0	0	0	0	0	0	0	0	0	0	0	0	0	0	0	0	0	0	0	0	0	0	0	0	0
0600	1	0	0	0	0	0	0	0	0	1	0	0	0	0	0	0	0	0	0	0	0	0	0	0	0	0	0	0	0
0700	0	0	0	0	0	0	0	0	0	0	0	0	0	0	0	0	0	0	0	0	0	0	0	0	0	0	0	0	0
0800	**5**	**0**	**0**	**0**	**0**	**0**	**0**	**0**	**0**	**1**	**1**	**0**	**0**	**2**	**0**	**0**	**0**	**1**	**0**	**0**	**0**	**0**	**0**	**0**	**0**	**0**	**0**	**0**	**0**
0900	4	0	0	0	0	0	0	0	0	2	1	1	0	0	0	0	0	0	0	0	0	0	0	0	0	0	0	0	0
1000	**5**	**0**	**0**	**0**	**0**	**0**	**0**	**0**	**0**	**0**	**1**	**0**	**2**	**1**	**0**	**1**	**0**	**0**	**0**	**0**	**0**	**0**	**0**	**0**	**0**	**0**	**0**	**0**	**0**
1100	1	0	0	0	0	0	0	0	0	0	0	0	0	1	0	0	0	0	0	0	0	0	0	0	0	0	0	0	0
1200	**3**	**0**	**0**	**0**	**0**	**1**	**1**	**0**	**0**	**0**	**0**	**0**	**1**	**0**	**0**	**0**	**0**	**0**	**0**	**0**	**0**	**0**	**0**	**0**	**0**	**0**	**0**	**0**	**0**
1300	1	0	0	0	0	0	0	0	0	0	0	1	0	0	0	0	0	0	0	0	0	0	0	0	0	0	0	0	0
1400	0	0	0	0	0	0	0	0	0	0	0	0	0	0	0	0	0	0	0	0	0	0	0	0	0	0	0	0	0
1500	0	0	0	0	0	0	0	0	0	0	0	0	0	0	0	0	0	0	0	0	0	0	0	0	0	0	0	0	0
1600	**3**	**0**	**0**	**0**	**0**	**0**	**0**	**0**	**0**	**0**	**0**	**2**	**1**	**0**	**0**	**0**	**0**	**0**	**0**	**0**	**0**	**0**	**0**	**0**	**0**	**0**	**0**	**0**	**0**
1700	2	0	0	0	0	0	0	0	0	0	0	1	0	0	0	0	1	0	0	0	0	0	0	0	0	0	0	0	0
1800	**3**	**0**	**0**	**0**	**0**	**0**	**0**	**1**	**0**	**0**	**0**	**1**	**1**	**0**	**0**	**0**	**0**	**0**	**0**	**0**	**0**	**0**	**0**	**0**	**0**	**0**	**0**	**0**	**0**
1900	1	0	0	0	0	0	0	0	1	0	0	0	0	0	0	0	0	0	0	0	0	0	0	0	0	0	0	0	0
2000	1	0	0	0	0	0	0	1	0	0	0	0	0	0	0	0	0	0	0	0	0	0	0	0	0	0	0	0	0
2100	1	0	0	0	0	0	0	0	0	0	1	0	0	0	0	0	0	0	0	0	0	0	0	0	0	0	0	0	0
2200	0	0	0	0	0	0	0	0	0	0	0	0	0	0	0	0	0	0	0	0	0	0	0	0	0	0	0	0	0
2300	0	0	0	0	0	0	0	0	0	0	0	0	0	0	0	0	0	0	0	0	0	0	0	0	0	0	0	0	0
07-19	**27**	**0**	**0**	**0**	**0**	**1**	**1**	**1**	**0**	**3**	**3**	**6**	**5**	**4**	**0**	**1**	**1**	**1**	**0**	**0**	**0**	**0**	**0**	**0**	**0**	**0**	**0**	**0**	**0**
06-22	**31**	**0**	**0**	**0**	**0**	**1**	**1**	**2**	**1**	**4**	**4**	**6**	**5**	**4**	**0**	**1**	**1**	**1**	**0**	**0**	**0**	**0**	**0**	**0**	**0**	**0**	**0**	**0**	**0**
06-00	**31**	**0**	**0**	**0**	**0**	**1**	**1**	**2**	**1**	**4**	**4**	**6**	**5**	**4**	**0**	**1**	**1**	**1**	**0**	**0**	**0**	**0**	**0**	**0**	**0**	**0**	**0**	**0**	**0**
00-00	**32**	**0**	**0**	**0**	**0**	**1**	**1**	**2**	**1**	**5**	**4**	**6**	**5**	**4**	**0**	**1**	**1**	**1**	**0**	**0**	**0**	**0**	**0**	**0**	**0**	**0**	**0**	**0**	**0**

DRAFT

Site 101
Location LS07502, Att - Telepole, Lat 54.19651, Long -6.77702
Direction South

3279 / Meath/Cavan/Monaghan ATC's
October 2013
Automatic Traffic Count

Fri, 11 October 2013

Time	Total	Speed Bins (km/h)																											
		0 - 5	5 - 10	10 - 15	15 - 20	20 - 25	25 - 30	30 - 35	35 - 40	40 - 45	45 - 50	50 - 55	55 - 60	60 - 65	65 - 70	70 - 75	75 - 80	80 - 85	85 - 90	90 - 95	95 - 100	100 - 105	105 - 110	110 - 115	115 - 120	120 - 125	125 - 130	130 - 135	135 - 140
0000	0	0	0	0	0	0	0	0	0	0	0	0	0	0	0	0	0	0	0	0	0	0	0	0	0	0	0	0	0
0100	0	0	0	0	0	0	0	0	0	0	0	0	0	0	0	0	0	0	0	0	0	0	0	0	0	0	0	0	0
0200	0	0	0	0	0	0	0	0	0	0	0	0	0	0	0	0	0	0	0	0	0	0	0	0	0	0	0	0	0
0300	0	0	0	0	0	0	0	0	0	0	0	0	0	0	0	0	0	0	0	0	0	0	0	0	0	0	0	0	0
0400	0	0	0	0	0	0	0	0	0	0	0	0	0	0	0	0	0	0	0	0	0	0	0	0	0	0	0	0	0
0500	0	0	0	0	0	0	0	0	0	0	0	0	0	0	0	0	0	0	0	0	0	0	0	0	0	0	0	0	0
0600	0	0	0	0	0	0	0	0	0	0	0	0	0	0	0	0	0	0	0	0	0	0	0	0	0	0	0	0	0
0700	1	0	0	0	0	0	0	0	0	0	1	0	0	0	0	0	0	0	0	0	0	0	0	0	0	0	0	0	0
0800	2	0	0	0	0	0	0	0	0	0	0	0	1	1	0	0	0	0	0	0	0	0	0	0	0	0	0	0	0
0900	1	0	0	0	0	0	0	0	0	0	0	0	0	0	0	1	0	0	0	0	0	0	0	0	0	0	0	0	0
1000	**3**	**0**	**0**	**0**	**0**	**0**	**0**	**1**	**0**	**0**	**1**	**0**	**1**	**0**	**0**	**0**	**0**	**0**	**0**	**0**	**0**	**0**	**0**	**0**	**0**	**0**	**0**	**0**	**0**
1100	2	0	0	0	0	0	0	0	0	0	1	0	1	0	0	0	0	0	0	0	0	0	0	0	0	0	0	0	0
1200	3	0	0	0	0	2	0	0	0	0	0	0	1	0	0	0	0	0	0	0	0	0	0	0	0	0	0	0	0
1300	2	0	0	0	0	1	0	0	0	0	0	0	1	0	0	0	0	0	0	0	0	0	0	0	0	0	0	0	0
1400	**4**	**0**	**0**	**0**	**0**	**0**	**0**	**1**	**0**	**0**	**1**	**1**	**1**	**0**	**0**	**0**	**0**	**0**	**0**	**0**	**0**	**0**	**0**	**0**	**0**	**0**	**0**	**0**	**0**
1500	2	0	0	0	0	0	0	0	0	0	1	0	0	1	0	0	0	0	0	0	0	0	0	0	0	0	0	0	0
1600	1	0	0	0	0	0	0	0	0	0	1	0	0	0	0	0	0	0	0	0	0	0	0	0	0	0	0	0	0
1700	2	0	0	1	0	0	0	0	0	0	0	0	0	1	0	0	0	0	0	0	0	0	0	0	0	0	0	0	0
1800	2	0	0	0	0	0	0	0	1	0	0	0	1	0	0	0	0	0	0	0	0	0	0	0	0	0	0	0	0
1900	2	0	0	0	0	0	0	0	0	0	0	1	1	0	0	0	0	0	0	0	0	0	0	0	0	0	0	0	0
2000	0	0	0	0	0	0	0	0	0	0	0	0	0	0	0	0	0	0	0	0	0	0	0	0	0	0	0	0	0
2100	0	0	0	0	0	0	0	0	0	0	0	0	0	0	0	0	0	0	0	0	0	0	0	0	0	0	0	0	0
2200	0	0	0	0	0	0	0	0	0	0	0	0	0	0	0	0	0	0	0	0	0	0	0	0	0	0	0	0	0
2300	0	0	0	0	0	0	0	0	0	0	0	0	0	0	0	0	0	0	0	0	0	0	0	0	0	0	0	0	0
07-19	**25**	**0**	**0**	**1**	**0**	**1**	**2**	**2**	**1**	**0**	**6**	**1**	**7**	**3**	**0**	**1**	**0**	**0**	**0**	**0**	**0**	**0**	**0**	**0**	**0**	**0**	**0**	**0**	**0**
06-22	**27**	**0**	**0**	**1**	**0**	**1**	**2**	**2**	**1**	**0**	**6**	**2**	**8**	**3**	**0**	**1**	**0**	**0**	**0**	**0**	**0**	**0**	**0**	**0**	**0**	**0**	**0**	**0**	**0**
06-00	**27**	**0**	**0**	**1**	**0**	**1**	**2**	**2**	**1**	**0**	**6**	**2**	**8**	**3**	**0**	**1**	**0**	**0**	**0**	**0**	**0**	**0**	**0**	**0**	**0**	**0**	**0**	**0**	**0**
00-00	**27**	**0**	**0**	**1**	**0**	**1**	**2**	**2**	**1**	**0**	**6**	**2**	**8**	**3**	**0**	**1**	**0**	**0**	**0**	**0**	**0**	**0**	**0**	**0**	**0**	**0**	**0**	**0**	**0**

DRAFT

Site 101
Location LS07502, Att - Telepole, Lat 54.19651, Long -6.77702
Direction South

3279 / Meath/Cavan/Monaghan ATC's
October 2013
Automatic Traffic Count

Virtual Day (Partial days = 3.54)

Time	Total	Speed Bins (km/h)																											
		0 - 5	5 - 10	10 - 15	15 - 20	20 - 25	25 - 30	30 - 35	35 - 40	40 - 45	45 - 50	50 - 55	55 - 60	60 - 65	65 - 70	70 - 75	75 - 80	80 - 85	85 - 90	90 - 95	95 - 100	100 - 105	105 - 110	110 - 115	115 - 120	120 - 125	125 - 130	130 - 135	135 - 140
0000	0	0	0	0	0	0	0	0	0	0	0	0	0	0	0	0	0	0	0	0	0	0	0	0	0	0	0	0	0
0100	0	0	0	0	0	0	0	0	0	0	0	0	0	0	0	0	0	0	0	0	0	0	0	0	0	0	0	0	0
0200	0	0	0	0	0	0	0	0	0	0	0	0	0	0	0	0	0	0	0	0	0	0	0	0	0	0	0	0	0
0300	0	0	0	0	0	0	0	0	0	0	0	0	0	0	0	0	0	0	0	0	0	0	0	0	0	0	0	0	0
0400	0	0	0	0	0	0	0	0	0	0	0	0	0	0	0	0	0	0	0	0	0	0	0	0	0	0	0	0	0
0500	0	0	0	0	0	0	0	0	0	0	0	0	0	0	0	0	0	0	0	0	0	0	0	0	0	0	0	0	0
0600	0	0	0	0	0	0	0	0	0	0	0	0	0	0	0	0	0	0	0	0	0	0	0	0	0	0	0	0	0
0700	0	0	0	0	0	0	0	0	0	0	0	0	0	0	0	0	0	0	0	0	0	0	0	0	0	0	0	0	0
0800	3	0	0	0	0	0	0	0	0	0	0	0	0	1	0	0	0	0	0	0	0	0	0	0	0	0	0	0	0
0900	3	0	0	0	0	0	0	0	0	1	0	1	0	0	0	0	0	0	0	0	0	0	0	0	0	0	0	0	0
1000	**4**	**0**	**0**	**0**	**0**	**0**	**0**	**1**	**0**	**0**	**1**	**0**	**1**	**0**	**0**	**0**	**0**	**0**	**0**	**0**	**0**	**0**	**0**	**0**	**0**	**0**	**0**	**0**	**0**
1100	2	0	0	0	0	0	0	0	0	0	1	0	1	1	0	0	0	0	0	0	0	0	0	0	0	0	0	0	0
1200	**3**	**0**	**0**	**0**	**0**	**1**	**1**	**0**	**0**	**0**	**0**	**0**	**1**	**0**	**0**	**0**	**0**	**0**	**0**	**0**	**0**	**0**	**0**	**0**	**0**	**0**	**0**	**0**	**0**
1300	2	0	0	0	0	0	0	0	0	1	0	0	1	0	0	0	0	0	0	0	0	0	0	0	0	0	0	0	0
1400	**3**	**0**	**0**	**0**	**0**	**1**	**0**	**0**	**0**	**0**	**1**	**0**	**1**	**0**	**0**	**0**	**0**	**0**	**0**	**0**	**0**	**0**	**0**	**0**	**0**	**0**	**0**	**0**	**0**
1500	1	0	0	0	0	0	0	0	0	0	1	0	0	1	0	0	0	0	0	0	0	0	0	0	0	0	0	0	0
1600	2	0	0	0	0	0	0	0	0	0	0	1	0	0	0	0	0	0	0	0	0	0	0	0	0	0	0	0	0
1700	2	0	0	1	0	0	0	0	0	0	0	0	0	1	0	0	0	0	0	0	0	0	0	0	0	0	0	0	0
1800	2	0	0	0	0	0	0	0	1	0	0	0	1	0	0	0	0	0	0	0	0	0	0	0	0	0	0	0	0
1900	2	0	0	0	0	0	0	0	0	0	0	0	0	1	0	0	0	0	0	0	0	0	0	0	0	0	0	0	0
2000	2	0	0	0	0	0	0	0	0	1	0	0	1	0	0	0	0	0	0	0	0	0	0	0	0	0	0	0	0
2100	1	0	0	0	0	0	0	0	0	0	1	0	0	0	0	0	0	0	0	0	0	0	0	0	0	0	0	0	0
2200	0	0	0	0	0	0	0	0	0	0	0	0	0	0	0	0	0	0	0	0	0	0	0	0	0	0	0	0	0
2300	0	0	0	0	0	0	0	0	0	0	0	0	0	0	0	0	0	0	0	0	0	0	0	0	0	0	0	0	0
07-19	**27**	**0**	**0**	**1**	**0**	**2**	**1**	**1**	**1**	**2**	**4**	**2**	**6**	**4**	**0**	**0**	**0**	**0**	**0**	**0**	**0**	**0**	**0**	**0**	**0**	**0**	**0**	**0**	**0**
06-22	**32**	**0**	**0**	**1**	**0**	**2**	**1**	**1**	**1**	**3**	**5**	**2**	**7**	**5**	**0**	**0**	**0**	**0**	**0**	**0**	**0**	**0**	**0**	**0**	**0**	**0**	**0**	**0**	**0**
06-00	**32**	**0**	**0**	**1**	**0**	**2**	**1**	**1**	**1**	**3**	**5**	**2**	**7**	**5**	**0**	**0**	**0**	**0**	**0**	**0**	**0**	**0**	**0**	**0**	**0**	**0**	**0**	**0**	**0**
00-00	**32**	**0**	**0**	**1**	**0**	**2**	**1**	**1**	**1**	**3**	**5**	**2**	**7**	**5**	**0**	**0**	**0**	**0**	**0**	**0**	**0**	**0**	**0**	**0**	**0**	**0**	**0**	**0**	**0**

DRAFT

Site 101
Location LS07502, Att - Telepole, Lat 54.19651, Long -6.77702
Direction South

3279 / Meath/Cavan/Monaghan ATC's
October 2013
Automatic Traffic Count

Virtual Week (1)

Time	Total	Speed Bins (km/h)																											
		0 - 5	5 - 10	10 - 15	15 - 20	20 - 25	25 - 30	30 - 35	35 - 40	40 - 45	45 - 50	50 - 55	55 - 60	60 - 65	65 - 70	70 - 75	75 - 80	80 - 85	85 - 90	90 - 95	95 - 100	100 - 105	105 - 110	110 - 115	115 - 120	120 - 125	125 - 130	130 - 135	135 - 140
Mon	0	0	0	0	0	0	0	0	0	0	0	0	0	0	0	0	0	0	0	0	0	0	0	0	0	0	0	0	0
Tue	31	0	0	1	0	6	1	0	1	5	5	3	4	3	0	1	1	0	0	0	0	0	0	0	0	0	0	0	0
Wed	28	0	0	2	0	0	2	1	0	3	1	6	6	4	1	2	0	0	0	0	0	0	0	0	0	0	0	0	0
Thu	32	0	0	0	0	1	1	2	1	5	4	6	5	4	0	1	1	1	0	0	0	0	0	0	0	0	0	0	0
Fri	27	0	0	1	0	1	2	2	1	0	6	2	8	3	0	1	0	0	0	0	0	0	0	0	0	0	0	0	0
|Sat	0	0	0	0	0	0	0	0	0	0	0	0	0	0	0	0	0	0	0	0	0	0	0	0	0	0	0	0	0
|Sun	0	0	0	0	0	0	0	0	0	0	0	0	0	0	0	0	0	0	0	0	0	0	0	0	0	0	0	0	0
5 Day Ave.	**30**	**0**	**0**	**1**	**0**	**2**	**2**	**1**	**1**	**3**	**4**	**4**	**6**	**4**	**0**	**1**	**1**	**0**	**0**	**0**	**0**	**0**	**0**	**0**	**0**	**0**	**0**	**0**	**0**
7 Day Ave.	**32**	**0**	**0**	**1**	**0**	**2**	**1**	**1**	**1**	**3**	**5**	**2**	**7**	**5**	**0**	**0**	**0**	**0**	**0**	**0**	**0**	**0**	**0**	**0**	**0**	**0**	**0**	**0**	**0**
Total	**118**	**0**	**0**	**4**	**0**	**8**	**6**	**5**	**3**	**13**	**16**	**17**	**23**	**14**	**1**	**5**	**2**	**1**	**0**	**0**	**0**	**0**	**0**	**0**	**0**	**0**	**0**	**0**	**0**

Summary Graphs

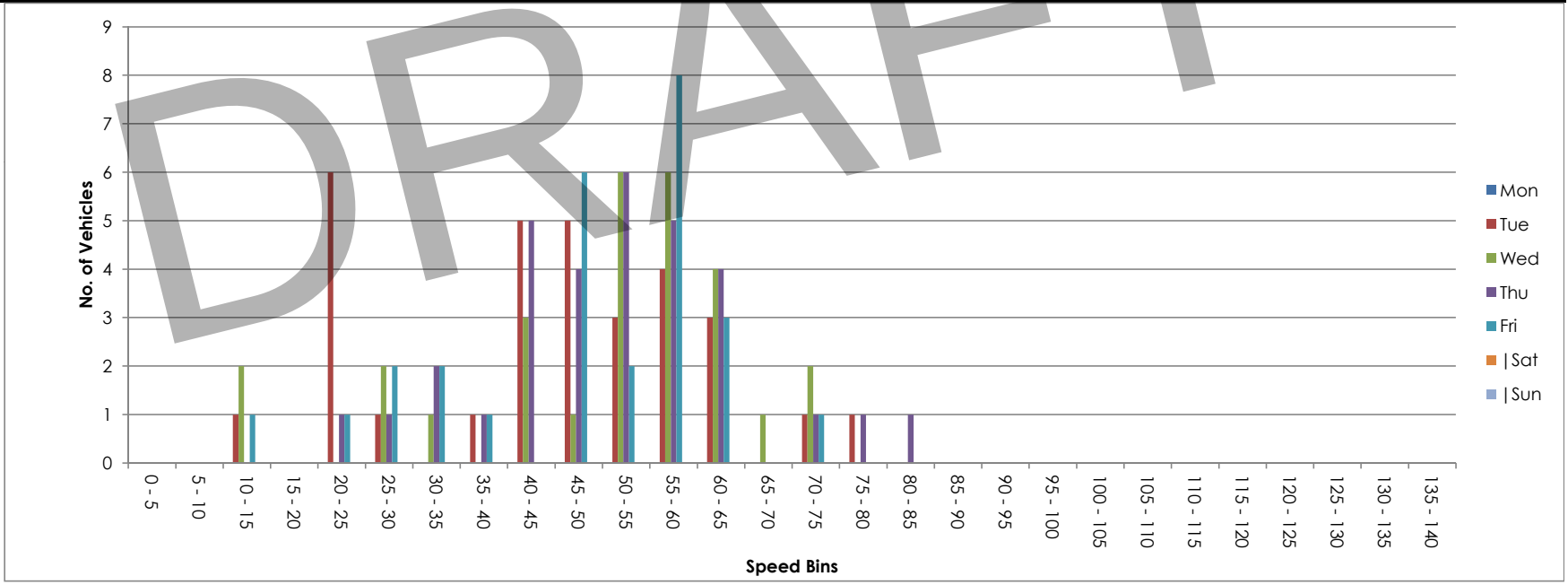

DRAFT

Site 101
Location LS07502, Att - Telepole, Lat 54.19651, Long -6.77702
Direction Two way

3279 / Meath/Cavan/Monaghan ATC's
October 2013
Automatic Traffic Count

Tue, 8 October 2013

Time	Total	Classification												>PSL	>PSL%	>SL1	>SL1%	>SL2	>SL2%	Mean	Vpp
		1 MCL	2 SV	3 SVT	4 TB2	5 TB3	6 T4	7 ART3	8 ART4	9 ART5	10 ART6	11 BD	12 DRT	80	80	85 +5kph	85 +5kph	90 +10kph	90 +10kph		85
0000	0	0	0	0	0	0	0	0	0	0	0	0	0	0	0	0	0	0	0	0	0
0100	0	0	0	0	0	0	0	0	0	0	0	0	0	0	0	0	0	0	0	0	0
0200	0	0	0	0	0	0	0	0	0	0	0	0	0	0	0	0	0	0	0	0	0
0300	0	0	0	0	0	0	0	0	0	0	0	0	0	0	0	0	0	0	0	0	0
0400	0	0	0	0	0	0	0	0	0	0	0	0	0	0	0	0	0	0	0	0	0
0500	0	0	0	0	0	0	0	0	0	0	0	0	0	0	0	0	0	0	0	0	0
0600	0	0	0	0	0	0	0	0	0	0	0	0	0	0	0	0	0	0	0	0	0
0700	0	0	0	0	0	0	0	0	0	0	0	0	0	0	0	0	0	0	0	0	0
0800	0	0	0	0	0	0	0	0	0	0	0	0	0	0	0	0	0	0	0	0	0
0900	0	0	0	0	0	0	0	0	0	0	0	0	0	0	0	0	0	0	0	0	0
1000	0	0	0	0	0	0	0	0	0	0	0	0	0	0	0	0	0	0	0	0	0
1100	**3**	**0**	**2**	**0**	**1**	**0**	**0**	**0**	**0**	**0**	**0**	**0**	**0**	**0**	**0**	**0**	**0**	**0**	**0**	**51.4**	**-**
1200	6	0	5	1	0	0	0	0	0	0	0	0	0	0	0	0	0	0	0	26	-
1300	7	0	7	0	0	0	0	0	0	0	0	0	0	0	0	0	0	0	0	48	-
1400	**11**	**0**	**10**	**0**	**1**	**0**	**0**	**0**	**0**	**0**	**0**	**0**	**0**	**0**	**0**	**0**	**0**	**0**	**0**	**40**	**56.5**
1500	4	0	4	0	0	0	0	0	0	0	0	0	0	0	0	0	0	0	0	43.8	-
1600	2	0	2	0	0	0	0	0	0	0	0	0	0	0	0	0	0	0	0	53.1	-
1700	7	1	5	1	0	0	0	0	0	0	0	0	0	0	0	0	0	0	0	52.5	-
1800	4	0	4	0	0	0	0	0	0	0	0	0	0	0	0	0	0	0	0	39.7	-
1900	7	1	6	0	0	0	0	0	0	0	0	0	0	0	0	0	0	0	0	48	-
2000	**11**	**0**	**5**	**6**	**0**	**0**	**0**	**0**	**0**	**0**	**0**	**0**	**0**	**0**	**0**	**0**	**0**	**0**	**0**	**57**	**63.7**
2100	4	0	3	1	0	0	0	0	0	0	0	0	0	0	0	0	0	0	0	57.8	-
2200	0	0	0	0	0	0	0	0	0	0	0	0	0	0	0	0	0	0	0	-	-
2300	1	0	1	0	0	0	0	0	0	0	0	0	0	0	0	0	0	0	0	58.5	-
07-19	**44**	**1**	**39**	**2**	**2**	**0**	**0**	**0**	**0**	**0**	**0**	**0**	**0**	**0**	**0**	**0**	**0**	**0**	**0**	**43.1**	**59.4**
06-22	**66**	**2**	**53**	**9**	**2**	**0**	**0**	**0**	**0**	**0**	**0**	**0**	**0**	**0**	**0**	**0**	**0**	**0**	**0**	**46.8**	**61.9**
06-00	**67**	**2**	**54**	**9**	**2**	**0**	**0**	**0**	**0**	**0**	**0**	**0**	**0**	**0**	**0**	**0**	**0**	**0**	**0**	**47**	**61.9**
00-00	**67**	**2**	**54**	**9**	**2**	**0**	**0**	**0**	**0**	**0**	**0**	**0**	**0**	**0**	**0**	**0**	**0**	**0**	**0**	**47**	**61.9**

DRAFT

Site 101
Location LS07502, Att - Telepole, Lat 54.19651, Long -6.77702
Direction Two way

3279 / Meath/Cavan/Monaghan ATC's
October 2013
Automatic Traffic Count

Wed, 9 October 2013

Time	Total	Classification												>PSL	>PSL%	>SL1	>SL1%	>SL2	>SL2%	Mean	Vpp
		1 MCL	2 SV	3 SVT	4 TB2	5 TB3	6 T4	7 ART3	8 ART4	9 ART5	10 ART6	11 BD	12 DRT	80	80	85 +5kph	85 +5kph	90 +10kph	90 +10kph		85
0000	0	0	0	0	0	0	0	0	0	0	0	0	0	0	0	0	0	0	0	-	-
0100	1	0	1	0	0	0	0	0	0	0	0	0	0	0	0	0	0	0	0	50.9	-
0200	0	0	0	0	0	0	0	0	0	0	0	0	0	0	0	0	0	0	0	-	-
0300	0	0	0	0	0	0	0	0	0	0	0	0	0	0	0	0	0	0	0	-	-
0400	0	0	0	0	0	0	0	0	0	0	0	0	0	0	0	0	0	0	0	-	-
0500	0	0	0	0	0	0	0	0	0	0	0	0	0	0	0	0	0	0	0	-	-
0600	0	0	0	0	0	0	0	0	0	0	0	0	0	0	0	0	0	0	0	-	-
0700	2	0	2	0	0	0	0	0	0	0	0	0	0	0	0	0	0	0	0	49.2	-
0800	4	0	3	0	0	0	0	0	0	0	1	0	0	0	0	0	0	0	0	54.6	-
0900	**7**	**0**	**7**	**0**	**0**	**0**	**0**	**0**	**0**	**0**	**0**	**0**	**0**	**0**	**0**	**0**	**0**	**0**	**0**	**52.4**	**-**
1000	4	0	3	0	1	0	0	0	0	0	0	0	0	0	0	0	0	0	0	46.9	-
1100	5	0	5	0	0	0	0	0	0	0	0	0	0	0	0	0	0	0	0	54.2	-
1200	**9**	**0**	**8**	**0**	**1**	**0**	**0**	**0**	**0**	**0**	**0**	**0**	**0**	**0**	**0**	**0**	**0**	**0**	**0**	**56.6**	**-**
1300	7	0	7	0	0	0	0	0	0	0	0	0	0	0	0	0	0	0	0	44.8	-
1400	5	0	5	0	0	0	0	0	0	0	0	0	0	0	0	0	0	0	0	60.1	-
1500	1	0	1	0	0	0	0	0	0	0	0	0	0	0	0	0	0	0	0	51.9	-
1600	2	0	1	0	1	0	0	0	0	0	0	0	0	0	0	0	0	0	0	37.4	-
1700	8	0	7	0	1	0	0	0	0	0	0	0	0	0	0	0	0	0	0	42.5	-
1800	2	0	2	0	0	0	0	0	0	0	0	0	0	0	0	0	0	0	0	63.9	-
1900	3	0	3	0	0	0	0	0	0	0	0	0	0	0	0	0	0	0	0	50.6	-
2000	4	0	3	0	1	0	0	0	0	0	0	0	0	0	0	0	0	0	0	49.5	-
2100	1	0	1	0	0	0	0	0	0	0	0	0	0	0	0	0	0	0	0	62.9	-
2200	1	0	1	0	0	0	0	0	0	0	0	0	0	0	0	0	0	0	0	48.8	-
2300	0	0	0	0	0	0	0	0	0	0	0	0	0	0	0	0	0	0	0	-	-
07-19	**56**	**0**	**51**	**0**	**4**	**0**	**0**	**0**	**0**	**0**	**1**	**0**	**0**	**0**	**0**	**0**	**0**	**0**	**0**	**51.1**	**60.8**
06-22	**64**	**0**	**58**	**0**	**5**	**0**	**0**	**0**	**0**	**0**	**1**	**0**	**0**	**0**	**0**	**0**	**0**	**0**	**0**	**51.2**	**60.8**
06-00	**65**	**0**	**59**	**0**	**5**	**0**	**0**	**0**	**0**	**0**	**1**	**0**	**0**	**0**	**0**	**0**	**0**	**0**	**0**	**51.1**	**60.8**
00-00	**66**	**0**	**60**	**0**	**5**	**0**	**0**	**0**	**0**	**0**	**1**	**0**	**0**	**0**	**0**	**0**	**0**	**0**	**0**	**51.1**	**60.8**

DRAFT

Site 101
Location LS07502, Att - Telepole, Lat 54.19651, Long -6.77702
Direction Two way

3279 / Meath/Cavan/Monaghan ATC's
October 2013
Automatic Traffic Count

Thu, 10 October 2013

Time	Total	Classification												>PSL	>PSL%	>SL1	>SL1%	>SL2	>SL2%	Mean	Vpp
		1 MCL	2 SV	3 SVT	4 TB2	5 TB3	6 T4	7 ART3	8 ART4	9 ART5	10 ART6	11 BD	12 DRT	80	80	85 +5kph	85 +5kph	90 +10kph	90 +10kph		85
0000	1	0	1	0	0	0	0	0	0	0	0	0	0	0	0	0	0	0	0	58.8	-
0100	0	0	0	0	0	0	0	0	0	0	0	0	0	0	0	0	0	0	0	-	-
0200	0	0	0	0	0	0	0	0	0	0	0	0	0	0	0	0	0	0	0	-	-
0300	0	0	0	0	0	0	0	0	0	0	0	0	0	0	0	0	0	0	0	-	-
0400	1	0	1	0	0	0	0	0	0	0	0	0	0	0	0	0	0	0	0	40.4	-
0500	0	0	0	0	0	0	0	0	0	0	0	0	0	0	0	0	0	0	0	-	-
0600	2	0	0	0	0	2	0	0	0	0	0	0	0	0	0	0	0	0	0	42	-
0700	0	0	0	0	0	0	0	0	0	0	0	0	0	0	0	0	0	0	0	-	-
0800	**9**	**0**	**6**	**3**	**0**	**0**	**0**	**0**	**0**	**0**	**0**	**0**	**0**	**1**	**11.1**	**0**	**0**	**0**	**0**	**55.9**	**-**
0900	8	0	4	0	4	0	0	0	0	0	0	0	0	0	0	0	0	0	0	51.3	-
1000	6	0	5	0	1	0	0	0	0	0	0	0	0	0	0	0	0	0	0	58	-
1100	4	0	4	0	0	0	0	0	0	0	0	0	0	0	0	0	0	0	0	48.2	-
1200	6	0	6	0	0	0	0	0	0	0	0	0	0	0	0	0	0	0	0	34.8	-
1300	4	0	3	0	1	0	0	0	0	0	0	0	0	0	0	0	0	0	0	49.1	-
1400	2	0	2	0	0	0	0	0	0	0	0	0	0	0	0	0	0	0	0	58.3	-
1500	1	0	1	0	0	0	0	0	0	0	0	0	0	0	0	0	0	0	0	45	-
1600	6	0	6	0	0	0	0	0	0	0	0	0	0	0	0	0	0	0	0	53.6	-
1700	**9**	**0**	**9**	**0**	**0**	**0**	**0**	**0**	**0**	**0**	**0**	**0**	**0**	**0**	**0**	**0**	**0**	**0**	**0**	**56.4**	**-**
1800	5	0	2	3	0	0	0	0	0	0	0	0	0	0	0	0	0	0	0	47.3	-
1900	2	0	1	0	1	0	0	0	0	0	0	0	0	0	0	0	0	0	0	42.7	-
2000	2	0	2	0	0	0	0	0	0	0	0	0	0	0	0	0	0	0	0	30.2	-
2100	2	0	2	0	0	0	0	0	0	0	0	0	0	0	0	0	0	0	0	41.5	-
2200	1	0	1	0	0	0	0	0	0	0	0	0	0	0	0	0	0	0	0	40.8	-
2300	0	0	0	0	0	0	0	0	0	0	0	0	0	0	0	0	0	0	0	-	-
07-19	**60**	**0**	**48**	**6**	**6**	**0**	**0**	**0**	**0**	**0**	**0**	**0**	**0**	**1**	**1.7**	**0**	**0**	**0**	**0**	**51.5**	**60.8**
06-22	**68**	**0**	**53**	**6**	**7**	**2**	**0**	**0**	**0**	**0**	**0**	**0**	**0**	**1**	**1.5**	**0**	**0**	**0**	**0**	**50**	**60.1**
06-00	**69**	**0**	**54**	**6**	**7**	**2**	**0**	**0**	**0**	**0**	**0**	**0**	**0**	**1**	**1.4**	**0**	**0**	**0**	**0**	**49.9**	**60.1**
00-00	**71**	**0**	**56**	**6**	**7**	**2**	**0**	**0**	**0**	**0**	**0**	**0**	**0**	**1**	**1.4**	**0**	**0**	**0**	**0**	**49.9**	**59.8**

DRAFT

Site 101
Location LS07502, Att - Telepole, Lat 54.19651, Long -6.77702
Direction Two way

3279 / Meath/Cavan/Monaghan ATC's
October 2013
Automatic Traffic Count

Fri, 11 October 2013

Time	Total	Classification												>PSL	>PSL%	>SL1	>SL1%	>SL2	>SL2%	Mean	Vpp
		1 MCL	2 SV	3 SVT	4 TB2	5 TB3	6 T4	7 ART3	8 ART4	9 ART5	10 ART6	11 BD	12 DRT	80	80	85 +5kph	85 +5kph	90 +10kph	90 +10kph		85
0000	0	0	0	0	0	0	0	0	0	0	0	0	0	0	0	0	0	0	0	-	-
0100	0	0	0	0	0	0	0	0	0	0	0	0	0	0	0	0	0	0	0	-	-
0200	0	0	0	0	0	0	0	0	0	0	0	0	0	0	0	0	0	0	0	-	-
0300	0	0	0	0	0	0	0	0	0	0	0	0	0	0	0	0	0	0	0	-	-
0400	0	0	0	0	0	0	0	0	0	0	0	0	0	0	0	0	0	0	0	-	-
0500	0	0	0	0	0	0	0	0	0	0	0	0	0	0	0	0	0	0	0	-	-
0600	0	0	0	0	0	0	0	0	0	0	0	0	0	0	0	0	0	0	0	-	-
0700	2	0	1	0	1	0	0	0	0	0	0	0	0	0	0	0	0	0	0	49.9	-
0800	3	0	3	0	0	0	0	0	0	0	0	0	0	0	0	0	0	0	0	59.9	-
0900	2	0	2	0	0	0	0	0	0	0	0	0	0	0	0	0	0	0	0	70.9	-
1000	**5**	**0**	**1**	**2**	**2**	**0**	**0**	**0**	**0**	**0**	**0**	**0**	**0**	**0**	**0**	**0**	**0**	**0**	**0**	**49.1**	**-**
1100	**5**	**0**	**4**	**0**	**1**	**0**	**0**	**0**	**0**	**0**	**0**	**0**	**0**	**0**	**0**	**0**	**0**	**0**	**0**	**51.4**	**-**
1200	**7**	**0**	**6**	**0**	**0**	**1**	**0**	**0**	**0**	**0**	**0**	**0**	**0**	**0**	**0**	**0**	**0**	**0**	**0**	**42.3**	**-**
1300	5	0	4	0	0	1	0	0	0	0	0	0	0	0	0	0	0	0	0	40.3	-
1400	6	0	6	0	0	0	0	0	0	0	0	0	0	0	0	0	0	0	0	46.8	-
1500	5	0	4	0	1	0	0	0	0	0	0	0	0	0	0	0	0	0	0	45.8	-
1600	3	1	2	0	0	0	0	0	0	0	0	0	0	0	0	0	0	0	0	52.2	-
1700	6	0	4	0	1	0	0	0	1	0	0	0	0	0	0	0	0	0	0	37.2	-
1800	**7**	**0**	**7**	**0**	**0**	**0**	**0**	**0**	**0**	**0**	**0**	**0**	**0**	**0**	**0**	**0**	**0**	**0**	**0**	**51.7**	**-**
1900	2	0	2	0	0	0	0	0	0	0	0	0	0	0	0	0	0	0	0	57	-
2000	0	0	0	0	0	0	0	0	0	0	0	0	0	0	0	0	0	0	0	0	0
2100	0	0	0	0	0	0	0	0	0	0	0	0	0	0	0	0	0	0	0	0	0
2200	0	0	0	0	0	0	0	0	0	0	0	0	0	0	0	0	0	0	0	0	0
2300	0	0	0	0	0	0	0	0	0	0	0	0	0	0	0	0	0	0	0	0	0
07-19	**56**	**1**	**44**	**2**	**6**	**2**	**0**	**0**	**1**	**0**	**0**	**0**	**0**	**0**	**0**	**0**	**0**	**0**	**0**	**47.7**	**60.8**
06-22	**58**	**1**	**46**	**2**	**6**	**2**	**0**	**0**	**1**	**0**	**0**	**0**	**0**	**0**	**0**	**0**	**0**	**0**	**0**	**48**	**60.1**
06-00	**58**	**1**	**46**	**2**	**6**	**2**	**0**	**0**	**1**	**0**	**0**	**0**	**0**	**0**	**0**	**0**	**0**	**0**	**0**	**48**	**60.1**
00-00	**58**	**1**	**46**	**2**	**6**	**2**	**0**	**0**	**1**	**0**	**0**	**0**	**0**	**0**	**0**	**0**	**0**	**0**	**0**	**48**	**60.1**

DRAFT

Site 101
Location LS07502, Att - Telepole, Lat 54.19651, Long -6.77702
Direction Two way

3279 / Meath/Cavan/Monaghan ATC's
October 2013
Automatic Traffic Count

Virtual Day (Partial days = 3.54)

Time	Total	Classification												>PSL	>PSL%	>SL1	>SL1%	>SL2	>SL2%	Mean	Vpp
		1 MCL	2 SV	3 SVT	4 TB2	5 TB3	6 T4	7 ART3	8 ART4	9 ART5	10 ART6	11 BD	12 DRT	80	80	85 +5kph	85 +5kph	90 +10kph	90 +10kph		85
0000	0	0	0	0	0	0	0	0	0	0	0	0	0	0	0	0	0	0	0	58.8	-
0100	0	0	0	0	0	0	0	0	0	0	0	0	0	0	0	0	0	0	0	50.9	-
0200	0	0	0	0	0	0	0	0	0	0	0	0	0	0	0	0	0	0	0	-	-
0300	0	0	0	0	0	0	0	0	0	0	0	0	0	0	0	0	0	0	0	-	-
0400	0	0	0	0	0	0	0	0	0	0	0	0	0	0	0	0	0	0	0	40.4	-
0500	0	0	0	0	0	0	0	0	0	0	0	0	0	0	0	0	0	0	0	-	-
0600	1	0	0	0	0	1	0	0	0	0	0	0	0	0	0	0	0	0	0	42	-
0700	1	0	1	0	0	0	0	0	0	0	0	0	0	0	0	0	0	0	0	49.6	-
0800	5	0	4	1	0	0	0	0	0	0	0	0	0	0	6.3	0	0	0	0	56.3	-
0900	**6**	**0**	**4**	**0**	**1**	**0**	**0**	**0**	**0**	**0**	**0**	**0**	**0**	**0**	**0**	**0**	**0**	**0**	**0**	**54.1**	**-**
1000	5	0	3	1	1	0	0	0	0	0	0	0	0	0	0	0	0	0	0	52.1	-
1100	4	0	4	0	1	0	0	0	0	0	0	0	0	0	0	0	0	0	0	51.5	-
1200	7	0	6	0	0	0	0	0	0	0	0	0	0	0	0	0	0	0	0	41.8	-
1300	6	0	5	0	0	0	0	0	0	0	0	0	0	0	0	0	0	0	0	45.6	-
1400	6	0	6	0	0	0	0	0	0	0	0	0	0	0	0	0	0	0	0	47.4	-
1500	3	0	3	0	0	0	0	0	0	0	0	0	0	0	0	0	0	0	0	45.6	-
1600	3	0	3	0	0	0	0	0	0	0	0	0	0	0	0	0	0	0	0	50.7	-
1700	**8**	**0**	**6**	**0**	**1**	**0**	**0**	**0**	**0**	**0**	**0**	**0**	**0**	**0**	**0**	**0**	**0**	**0**	**0**	**48**	**-**
1800	5	0	4	1	0	0	0	0	0	0	0	0	0	0	0	0	0	0	0	49.1	-
1900	4	0	3	0	0	0	0	0	0	0	0	0	0	0	0	0	0	0	0	49.1	-
2000	4	0	3	2	0	0	0	0	0	0	0	0	0	0	0	0	0	0	0	52.1	-
2100	2	0	2	0	0	0	0	0	0	0	0	0	0	0	0	0	0	0	0	53.9	-
2200	1	0	1	0	0	0	0	0	0	0	0	0	0	0	0	0	0	0	0	44.8	-
2300	0	0	0	0	0	0	0	0	0	0	0	0	0	0	0	0	0	0	0	58.5	-
07-19	**59**	**0**	**49**	**3**	**4**	**0**	**0**	**0**	**0**	**0**	**0**	**0**	**0**	**0**	**0**	**0**	**0**	**0**	**0**	**49.35**	**#NUM!**
06-22	**70**	**0**	**57**	**5**	**4**	**1**	**0**	**0**	**0**	**0**	**0**	**0**	**0**	**0**	**0**	**0**	**0**	**0**	**0**	**49.35**	**#NUM!**
06-00	**71**	**0**	**58**	**5**	**4**	**1**	**0**	**0**	**0**	**0**	**0**	**0**	**0**	**0**	**0**	**0**	**0**	**0**	**0**	**49.35**	**#NUM!**
00-00	**71**	**0**	**58**	**5**	**4**	**1**	**0**	**0**	**0**	**0**	**0**	**0**	**0**	**0**	**0**	**0**	**0**	**0**	**0**	**49.6**	**#NUM!**

DRAFT

Site 101
Location LS07502, Att - Telepole, Lat 54.19651, Long -6.77702
Direction Two way

3279 / Meath/Cavan/Monaghan ATC's
October 2013
Automatic Traffic Count

Virtual Week (1)

Time	Total	Classification												>PSL	>PSL%	>SL1	>SL1%	>SL2	>SL2%	Mean	Vpp
		1 MCL	2 SV	3 SVT	4 TB2	5 TB3	6 T4	7 ART3	8 ART4	9 ART5	10 ART6	11 BD	12 DRT	80	80	85 +5kph	85 +5kph	90 +10kph	90 +10kph		85
Mon	0	0	0	0	0	0	0	0	0	0	0	0	0	0	0	0	0	0	0	-	-
Tue	67	2	54	9	2	0	0	0	0	0	0	0	0	0	0	0	0	0	0	47	61.9
Wed	66	0	60	0	5	0	0	0	0	0	1	0	0	0	0	0	0	0	0	51.1	60.8
Thu	71	0	56	6	7	2	0	0	0	0	0	0	0	1	1.4	0	0	0	0	49.9	59.8
Fri	58	1	46	2	6	2	0	0	1	0	0	0	0	0	0	0	0	0	0	48	60.1
| Sat	0	0	0	0	0	0	0	0	0	0	0	0	0	0	0	0	0	0	0	-	-
| Sun	0	0	0	0	0	0	0	0	0	0	0	0	0	0	0	0	0	0	0	-	-
5 Day Ave.	**66**	**1**	**54**	**4**	**5**	**1**	**0**	**0**	**0**	**0**	**0**	**0**	**0**	**0**	**0.0**	**0**	**0.0**	**0**	**0.0**	**49.0**	**60.7**
7 Day Ave.	**71**	**0**	**58**	**5**	**4**	**1**	**0**	**0**	**0**	**0**	**0**	**0**	**0**	**0**	**0.0**	**0**	**0.0**	**0**	**0.0**	**49.6**	**#NUM!**
Total	**262**	**3**	**216**	**17**	**20**	**4**	**0**	**0**	**1**	**0**	**1**	**0**	**0**	**1**	**0.4**	**0**	**0.0**	**0**	**0.0**	**49.0**	**60.8**

Summary Graphs

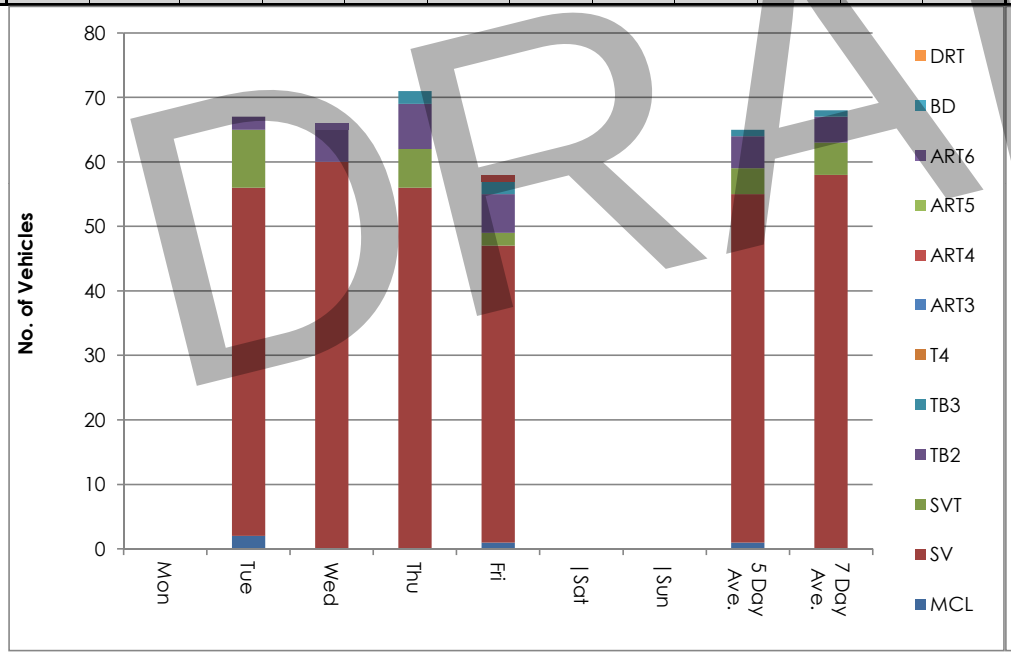

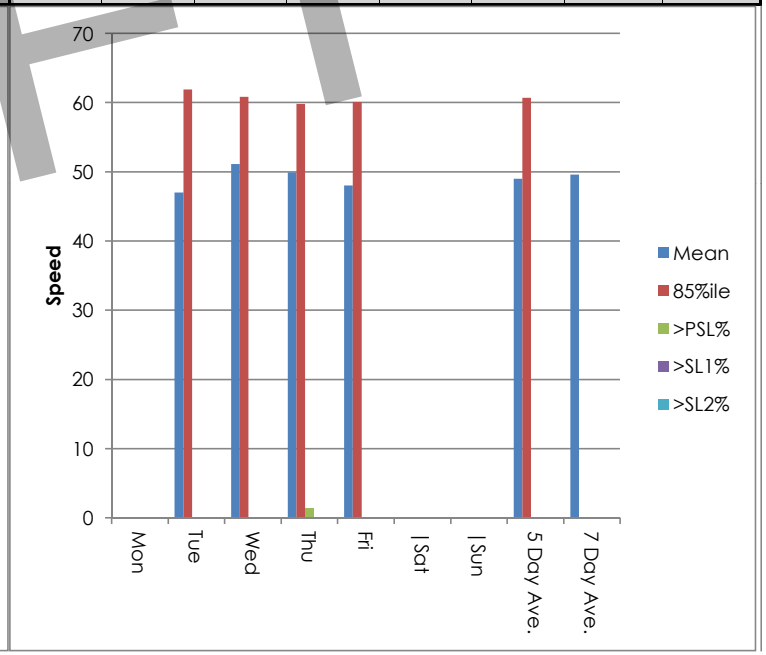

DRAFT

Site 101
Location LS07502, Att - Telepole, Lat 54.19651, Long -6.77702
Direction Two way

3279 / Meath/Cavan/Monaghan ATC's
October 2013
Automatic Traffic Count

Tue, 8 October 2013

Time	Total	Speed Bins (km/h)																											
		0 - 5	5 - 10	10 - 15	15 - 20	20 - 25	25 - 30	30 - 35	35 - 40	40 - 45	45 - 50	50 - 55	55 - 60	60 - 65	65 - 70	70 - 75	75 - 80	80 - 85	85 - 90	90 - 95	95 - 100	100 - 105	105 - 110	110 - 115	115 - 120	120 - 125	125 - 130	130 - 135	135 - 140
0000	0	0	0	0	0	0	0	0	0	0	0	0	0	0	0	0	0	0	0	0	0	0	0	0	0	0	0	0	0
0100	0	0	0	0	0	0	0	0	0	0	0	0	0	0	0	0	0	0	0	0	0	0	0	0	0	0	0	0	0
0200	0	0	0	0	0	0	0	0	0	0	0	0	0	0	0	0	0	0	0	0	0	0	0	0	0	0	0	0	0
0300	0	0	0	0	0	0	0	0	0	0	0	0	0	0	0	0	0	0	0	0	0	0	0	0	0	0	0	0	0
0400	0	0	0	0	0	0	0	0	0	0	0	0	0	0	0	0	0	0	0	0	0	0	0	0	0	0	0	0	0
0500	0	0	0	0	0	0	0	0	0	0	0	0	0	0	0	0	0	0	0	0	0	0	0	0	0	0	0	0	0
0600	0	0	0	0	0	0	0	0	0	0	0	0	0	0	0	0	0	0	0	0	0	0	0	0	0	0	0	0	0
0700	0	0	0	0	0	0	0	0	0	0	0	0	0	0	0	0	0	0	0	0	0	0	0	0	0	0	0	0	0
0800	0	0	0	0	0	0	0	0	0	0	0	0	0	0	0	0	0	0	0	0	0	0	0	0	0	0	0	0	0
0900	0	0	0	0	0	0	0	0	0	0	0	0	0	0	0	0	0	0	0	0	0	0	0	0	0	0	0	0	0
1000	0	0	0	0	0	0	0	0	0	0	0	0	0	0	0	0	0	0	0	0	0	0	0	0	0	0	0	0	0
1100	**3**	**0**	**0**	**0**	**0**	**0**	**0**	**0**	**0**	**1**	**1**	**0**	**1**	**0**	**0**	**0**	**0**	**0**	**0**	**0**	**0**	**0**	**0**	**0**	**0**	**0**	**0**	**0**	**0**
1200	6	0	0	0	0	4	1	1	0	0	0	0	0	0	0	0	0	0	0	0	0	0	0	0	0	0	0	0	0
1300	7	0	0	0	0	0	0	0	0	6	0	0	0	0	0	0	1	0	0	0	0	0	0	0	0	0	0	0	0
1400	**11**	**0**	**0**	**0**	**0**	**4**	**1**	**0**	**1**	**1**	**1**	**0**	**2**	**0**	**1**	**0**	**0**	**0**	**0**	**0**	**0**	**0**	**0**	**0**	**0**	**0**	**0**	**0**	**0**
1500	4	0	0	0	0	1	0	0	0	1	1	0	0	1	0	0	0	0	0	0	0	0	0	0	0	0	0	0	0
1600	2	0	0	0	0	0	0	0	0	0	0	2	0	0	0	0	0	0	0	0	0	0	0	0	0	0	0	0	0
1700	7	0	0	0	0	0	0	1	0	0	2	0	1	3	0	0	0	0	0	0	0	0	0	0	0	0	0	0	0
1800	4	0	0	0	0	0	0	0	4	0	0	0	0	0	0	0	0	0	0	0	0	0	0	0	0	0	0	0	0
1900	7	0	0	1	0	0	0	0	0	2	0	1	1	2	0	0	0	0	0	0	0	0	0	0	0	0	0	0	0
2000	**11**	**0**	**0**	**0**	**0**	**0**	**0**	**0**	**0**	**1**	**2**	**1**	**3**	**2**	**1**	**0**	**1**	**0**	**0**	**0**	**0**	**0**	**0**	**0**	**0**	**0**	**0**	**0**	**0**
2100	4	0	0	0	0	0	0	0	0	0	1	1	1	0	0	1	0	0	0	0	0	0	0	0	0	0	0	0	0
2200	0	0	0	0	0	0	0	0	0	0	0	0	0	0	0	0	0	0	0	0	0	0	0	0	0	0	0	0	0
2300	1	0	0	0	0	0	0	0	0	0	0	0	1	0	0	0	0	0	0	0	0	0	0	0	0	0	0	0	0
07-19	**44**	**0**	**0**	**0**	**0**	**9**	**2**	**2**	**5**	**9**	**5**	**2**	**4**	**4**	**1**	**0**	**1**	**0**	**0**	**0**	**0**	**0**	**0**	**0**	**0**	**0**	**0**	**0**	**0**
06-22	**66**	**0**	**0**	**1**	**0**	**9**	**2**	**2**	**5**	**12**	**8**	**5**	**9**	**8**	**2**	**1**	**2**	**0**	**0**	**0**	**0**	**0**	**0**	**0**	**0**	**0**	**0**	**0**	**0**
06-00	**67**	**0**	**0**	**1**	**0**	**9**	**2**	**2**	**5**	**12**	**8**	**5**	**10**	**8**	**2**	**1**	**2**	**0**	**0**	**0**	**0**	**0**	**0**	**0**	**0**	**0**	**0**	**0**	**0**
00-00	**67**	**0**	**0**	**1**	**0**	**9**	**2**	**2**	**5**	**12**	**8**	**5**	**10**	**8**	**2**	**1**	**2**	**0**	**0**	**0**	**0**	**0**	**0**	**0**	**0**	**0**	**0**	**0**	**0**

DRAFT

Site 101
Location LS07502, Att - Telepole, Lat 54.19651, Long -6.77702
Direction Two way

3279 / Meath/Cavan/Monaghan ATC's
October 2013
Automatic Traffic Count

Wed, 9 October 2013

Time	Total	Speed Bins (km/h)																											
		0 - 5	5 - 10	10 - 15	15 - 20	20 - 25	25 - 30	30 - 35	35 - 40	40 - 45	45 - 50	50 - 55	55 - 60	60 - 65	65 - 70	70 - 75	75 - 80	80 - 85	85 - 90	90 - 95	95 - 100	100 - 105	105 - 110	110 - 115	115 - 120	120 - 125	125 - 130	130 - 135	135 - 140
0000	0	0	0	0	0	0	0	0	0	0	0	0	0	0	0	0	0	0	0	0	0	0	0	0	0	0	0	0	0
0100	1	0	0	0	0	0	0	0	0	0	0	1	0	0	0	0	0	0	0	0	0	0	0	0	0	0	0	0	0
0200	0	0	0	0	0	0	0	0	0	0	0	0	0	0	0	0	0	0	0	0	0	0	0	0	0	0	0	0	0
0300	0	0	0	0	0	0	0	0	0	0	0	0	0	0	0	0	0	0	0	0	0	0	0	0	0	0	0	0	0
0400	0	0	0	0	0	0	0	0	0	0	0	0	0	0	0	0	0	0	0	0	0	0	0	0	0	0	0	0	0
0500	0	0	0	0	0	0	0	0	0	0	0	0	0	0	0	0	0	0	0	0	0	0	0	0	0	0	0	0	0
0600	0	0	0	0	0	0	0	0	0	0	0	0	0	0	0	0	0	0	0	0	0	0	0	0	0	0	0	0	0
0700	2	0	0	0	0	0	0	0	0	0	1	1	0	0	0	0	0	0	0	0	0	0	0	0	0	0	0	0	0
0800	4	0	0	0	0	0	0	1	0	0	0	1	1	0	0	1	0	0	0	0	0	0	0	0	0	0	0	0	0
0900	**7**	**0**	**0**	**0**	**0**	**0**	**0**	**0**	**1**	**0**	**0**	**4**	**0**	**2**	**0**	**0**	**0**	**0**	**0**	**0**	**0**	**0**	**0**	**0**	**0**	**0**	**0**	**0**	**0**
1000	4	0	0	0	0	0	0	1	0	0	1	2	0	0	0	0	0	0	0	0	0	0	0	0	0	0	0	0	0
1100	5	0	0	0	0	0	0	0	1	0	0	0	2	2	0	0	0	0	0	0	0	0	0	0	0	0	0	0	0
1200	**9**	**0**	**0**	**0**	**0**	**0**	**0**	**0**	**0**	**1**	**0**	**1**	**6**	**0**	**1**	**0**	**0**	**0**	**0**	**0**	**0**	**0**	**0**	**0**	**0**	**0**	**0**	**0**	**0**
1300	7	0	0	1	0	0	1	0	0	0	0	4	1	0	0	0	0	0	0	0	0	0	0	0	0	0	0	0	0
1400	5	0	0	0	0	0	0	0	0	0	0	0	3	1	1	0	0	0	0	0	0	0	0	0	0	0	0	0	0
1500	1	0	0	0	0	0	0	0	0	0	0	1	0	0	0	0	0	0	0	0	0	0	0	0	0	0	0	0	0
1600	2	0	0	0	0	0	0	1	0	1	0	0	0	0	0	0	0	0	0	0	0	0	0	0	0	0	0	0	0
1700	8	0	0	1	0	0	1	0	1	2	1	0	0	1	1	0	0	0	0	0	0	0	0	0	0	0	0	0	0
1800	2	0	0	0	0	0	0	0	0	0	0	0	1	0	1	0	0	0	0	0	0	0	0	0	0	0	0	0	0
1900	3	0	0	0	0	0	1	0	0	0	0	0	0	1	1	0	0	0	0	0	0	0	0	0	0	0	0	0	0
2000	4	0	0	0	0	0	0	0	1	1	1	0	0	0	0	1	0	0	0	0	0	0	0	0	0	0	0	0	0
2100	1	0	0	0	0	0	0	0	0	0	0	0	0	1	0	0	0	0	0	0	0	0	0	0	0	0	0	0	0
2200	1	0	0	0	0	0	0	0	0	0	1	0	0	0	0	0	0	0	0	0	0	0	0	0	0	0	0	0	0
2300	0	0	0	0	0	0	0	0	0	0	0	0	0	0	0	0	0	0	0	0	0	0	0	0	0	0	0	0	0
07-19	**56**	**0**	**0**	**2**	**0**	**0**	**2**	**3**	**3**	**4**	**3**	**14**	**14**	**6**	**4**	**1**	**0**	**0**	**0**	**0**	**0**	**0**	**0**	**0**	**0**	**0**	**0**	**0**	**0**
06-22	**64**	**0**	**0**	**2**	**0**	**0**	**3**	**3**	**4**	**5**	**4**	**14**	**14**	**8**	**5**	**2**	**0**	**0**	**0**	**0**	**0**	**0**	**0**	**0**	**0**	**0**	**0**	**0**	**0**
06-00	**65**	**0**	**0**	**2**	**0**	**0**	**3**	**3**	**4**	**5**	**5**	**14**	**14**	**8**	**5**	**2**	**0**	**0**	**0**	**0**	**0**	**0**	**0**	**0**	**0**	**0**	**0**	**0**	**0**
00-00	**66**	**0**	**0**	**2**	**0**	**0**	**3**	**3**	**4**	**5**	**5**	**15**	**14**	**8**	**5**	**2**	**0**	**0**	**0**	**0**	**0**	**0**	**0**	**0**	**0**	**0**	**0**	**0**	**0**

DRAFT

Site 101
Location LS07502, Att - Telepole, Lat 54.19651, Long -6.77702
Direction Two way

3279 / Meath/Cavan/Monaghan ATC's
October 2013
Automatic Traffic Count

Thu, 10 October 2013

Time	Total	Speed Bins (km/h)																												
		0 - 5	5 - 10	10 - 15	15 - 20	20 - 25	25 - 30	30 - 35	35 - 40	40 - 45	45 - 50	50 - 55	55 - 60	60 - 65	65 - 70	70 - 75	75 - 80	80 - 85	85 - 90	90 - 95	95 - 100	100 - 105	105 - 110	110 - 115	115 - 120	120 - 125	125 - 130	130 - 135	135 - 140
0000	1	0	0	0	0	0	0	0	0	0	0	0	1	0	0	0	0	0	0	0	0	0	0	0	0	0	0	0	0	0
0100	0	0	0	0	0	0	0	0	0	0	0	0	0	0	0	0	0	0	0	0	0	0	0	0	0	0	0	0	0	0
0200	0	0	0	0	0	0	0	0	0	0	0	0	0	0	0	0	0	0	0	0	0	0	0	0	0	0	0	0	0	0
0300	0	0	0	0	0	0	0	0	0	0	0	0	0	0	0	0	0	0	0	0	0	0	0	0	0	0	0	0	0	0
0400	1	0	0	0	0	0	0	0	0	1	0	0	0	0	0	0	0	0	0	0	0	0	0	0	0	0	0	0	0	0
0500	0	0	0	0	0	0	0	0	0	0	0	0	0	0	0	0	0	0	0	0	0	0	0	0	0	0	0	0	0	0
0600	2	0	0	0	0	0	0	0	0	2	0	0	0	0	0	0	0	0	0	0	0	0	0	0	0	0	0	0	0	0
0700	0	0	0	0	0	0	0	0	0	0	0	0	0	0	0	0	0	0	0	0	0	0	0	0	0	0	0	0	0	0
0800	**9**	**0**	**0**	**0**	**0**	**0**	**0**	**1**	**0**	**1**	**1**	**1**	**0**	**4**	**0**	**0**	**0**	**1**	**0**	**0**	**0**	**0**	**0**	**0**	**0**	**0**	**0**	**0**	**0**	**0**
0900	8	0	0	0	0	0	0	0	0	2	1	4	1	0	0	0	0	0	0	0	0	0	0	0	0	0	0	0	0	0
1000	6	0	0	0	0	0	0	0	0	0	1	1	2	1	0	1	0	0	0	0	0	0	0	0	0	0	0	0	0	0
1100	4	0	0	0	0	0	0	0	0	2	1	0	0	1	0	0	0	0	0	0	0	0	0	0	0	0	0	0	0	0
1200	6	0	0	0	0	3	1	0	0	0	0	0	2	0	0	0	0	0	0	0	0	0	0	0	0	0	0	0	0	0
1300	4	0	0	0	0	0	0	0	1	1	0	1	1	0	0	0	0	0	0	0	0	0	0	0	0	0	0	0	0	0
1400	2	0	0	0	0	0	0	0	0	0	0	0	2	0	0	0	0	0	0	0	0	0	0	0	0	0	0	0	0	0
1500	1	0	0	0	0	0	0	0	0	1	0	0	0	0	0	0	0	0	0	0	0	0	0	0	0	0	0	0	0	0
1600	6	0	0	0	0	0	0	0	0	1	0	3	1	1	0	0	0	0	0	0	0	0	0	0	0	0	0	0	0	0
1700	**9**	**0**	**0**	**0**	**0**	**0**	**1**	**0**	**0**	**0**	**0**	**1**	**4**	**2**	**0**	**0**	**1**	**0**	**0**	**0**	**0**	**0**	**0**	**0**	**0**	**0**	**0**	**0**	**0**	**0**
1800	5	0	0	0	0	0	0	2	0	0	0	1	1	1	0	0	0	0	0	0	0	0	0	0	0	0	0	0	0	0
1900	2	0	0	0	0	0	0	0	1	0	1	0	0	0	0	0	0	0	0	0	0	0	0	0	0	0	0	0	0	0
2000	2	0	0	0	0	0	1	1	0	0	0	0	0	0	0	0	0	0	0	0	0	0	0	0	0	0	0	0	0	0
2100	2	0	0	0	0	0	0	0	1	0	1	0	0	0	0	0	0	0	0	0	0	0	0	0	0	0	0	0	0	0
2200	1	0	0	0	0	0	0	0	0	1	0	0	0	0	0	0	0	0	0	0	0	0	0	0	0	0	0	0	0	0
2300	0	0	0	0	0	0	0	0	0	0	0	0	0	0	0	0	0	0	0	0	0	0	0	0	0	0	0	0	0	0
07-19	**60**	**0**	**0**	**0**	**0**	**3**	**2**	**3**	**1**	**8**	**4**	**12**	**14**	**10**	**0**	**1**	**1**	**1**	**0**	**0**	**0**	**0**	**0**	**0**	**0**	**0**	**0**	**0**	**0**	**0**
06-22	**68**	**0**	**0**	**0**	**0**	**3**	**3**	**4**	**3**	**10**	**6**	**12**	**14**	**10**	**0**	**1**	**1**	**1**	**0**	**0**	**0**	**0**	**0**	**0**	**0**	**0**	**0**	**0**	**0**	**0**
06-00	**69**	**0**	**0**	**0**	**0**	**3**	**3**	**4**	**3**	**11**	**6**	**12**	**14**	**10**	**0**	**1**	**1**	**1**	**0**	**0**	**0**	**0**	**0**	**0**	**0**	**0**	**0**	**0**	**0**	**0**
00-00	**71**	**0**	**0**	**0**	**0**	**3**	**3**	**4**	**3**	**12**	**6**	**12**	**15**	**10**	**0**	**1**	**1**	**1**	**0**	**0**	**0**	**0**	**0**	**0**	**0**	**0**	**0**	**0**	**0**	**0**

DRAFT

Site 101
Location LS07502, Att - Telepole, Lat 54.19651, Long -6.77702
Direction Two way

3279 / Meath/Cavan/Monaghan ATC's
October 2013
Automatic Traffic Count

Fri, 11 October 2013

Time	Total	Speed Bins (km/h)																											
		0 - 5	5 - 10	10 - 15	15 - 20	20 - 25	25 - 30	30 - 35	35 - 40	40 - 45	45 - 50	50 - 55	55 - 60	60 - 65	65 - 70	70 - 75	75 - 80	80 - 85	85 - 90	90 - 95	95 - 100	100 - 105	105 - 110	110 - 115	115 - 120	120 - 125	125 - 130	130 - 135	135 - 140
0000	0	0	0	0	0	0	0	0	0	0	0	0	0	0	0	0	0	0	0	0	0	0	0	0	0	0	0	0	0
0100	0	0	0	0	0	0	0	0	0	0	0	0	0	0	0	0	0	0	0	0	0	0	0	0	0	0	0	0	0
0200	0	0	0	0	0	0	0	0	0	0	0	0	0	0	0	0	0	0	0	0	0	0	0	0	0	0	0	0	0
0300	0	0	0	0	0	0	0	0	0	0	0	0	0	0	0	0	0	0	0	0	0	0	0	0	0	0	0	0	0
0400	0	0	0	0	0	0	0	0	0	0	0	0	0	0	0	0	0	0	0	0	0	0	0	0	0	0	0	0	0
0500	0	0	0	0	0	0	0	0	0	0	0	0	0	0	0	0	0	0	0	0	0	0	0	0	0	0	0	0	0
0600	0	0	0	0	0	0	0	0	0	0	0	0	0	0	0	0	0	0	0	0	0	0	0	0	0	0	0	0	0
0700	2	0	0	0	0	0	0	0	0	0	1	1	0	0	0	0	0	0	0	0	0	0	0	0	0	0	0	0	0
0800	3	0	0	0	0	0	0	0	0	0	0	0	2	1	0	0	0	0	0	0	0	0	0	0	0	0	0	0	0
0900	2	0	0	0	0	0	0	0	0	0	0	0	0	0	1	1	0	0	0	0	0	0	0	0	0	0	0	0	0
1000	**5**	**0**	**0**	**0**	**0**	**0**	**0**	**1**	**0**	**1**	**1**	**0**	**1**	**1**	**0**	**0**	**0**	**0**	**0**	**0**	**0**	**0**	**0**	**0**	**0**	**0**	**0**	**0**	**0**
1100	**5**	**0**	**0**	**0**	**0**	**0**	**0**	**0**	**0**	**1**	**1**	**2**	**1**	**0**	**0**	**0**	**0**	**0**	**0**	**0**	**0**	**0**	**0**	**0**	**0**	**0**	**0**	**0**	**0**
1200	**7**	**0**	**0**	**0**	**0**	**1**	**2**	**0**	**0**	**1**	**0**	**1**	**1**	**1**	**0**	**0**	**0**	**0**	**0**	**0**	**0**	**0**	**0**	**0**	**0**	**0**	**0**	**0**	**0**
1300	5	0	0	0	0	2	0	1	0	0	0	0	1	1	0	0	0	0	0	0	0	0	0	0	0	0	0	0	0
1400	6	0	0	0	0	0	0	1	1	0	1	1	2	0	0	0	0	0	0	0	0	0	0	0	0	0	0	0	0
1500	5	0	0	0	0	0	0	0	2	0	2	0	0	1	0	0	0	0	0	0	0	0	0	0	0	0	0	0	0
1600	3	0	0	0	0	0	0	0	1	0	1	0	0	0	0	1	0	0	0	0	0	0	0	0	0	0	0	0	0
1700	6	0	0	1	0	0	2	1	0	0	0	0	1	1	0	0	0	0	0	0	0	0	0	0	0	0	0	0	0
1800	**7**	**0**	**0**	**0**	**0**	**0**	**0**	**0**	**1**	**1**	**0**	**2**	**2**	**0**	**1**	**0**	**0**	**0**	**0**	**0**	**0**	**0**	**0**	**0**	**0**	**0**	**0**	**0**	**0**
1900	2	0	0	0	0	0	0	0	0	0	0	1	1	0	0	0	0	0	0	0	0	0	0	0	0	0	0	0	0
2000	0	0	0	0	0	0	0	0	0	0	0	0	0	0	0	0	0	0	0	0	0	0	0	0	0	0	0	0	0
2100	0	0	0	0	0	0	0	0	0	0	0	0	0	0	0	0	0	0	0	0	0	0	0	0	0	0	0	0	0
2200	0	0	0	0	0	0	0	0	0	0	0	0	0	0	0	0	0	0	0	0	0	0	0	0	0	0	0	0	0
2300	0	0	0	0	0	0	0	0	0	0	0	0	0	0	0	0	0	0	0	0	0	0	0	0	0	0	0	0	0
07-19	**56**	**0**	**0**	**1**	**0**	**3**	**4**	**4**	**5**	**4**	**7**	**7**	**11**	**6**	**2**	**2**	**0**	**0**	**0**	**0**	**0**	**0**	**0**	**0**	**0**	**0**	**0**	**0**	**0**
06-22	**58**	**0**	**0**	**1**	**0**	**3**	**4**	**4**	**5**	**4**	**7**	**8**	**12**	**6**	**2**	**2**	**0**	**0**	**0**	**0**	**0**	**0**	**0**	**0**	**0**	**0**	**0**	**0**	**0**
06-00	**58**	**0**	**0**	**1**	**0**	**3**	**4**	**4**	**5**	**4**	**7**	**8**	**12**	**6**	**2**	**2**	**0**	**0**	**0**	**0**	**0**	**0**	**0**	**0**	**0**	**0**	**0**	**0**	**0**
00-00	**58**	**0**	**0**	**1**	**0**	**3**	**4**	**4**	**5**	**4**	**7**	**8**	**12**	**6**	**2**	**2**	**0**	**0**	**0**	**0**	**0**	**0**	**0**	**0**	**0**	**0**	**0**	**0**	**0**

DRAFT

Site 101
Location LS07502, Att - Telepole, Lat 54.19651, Long -6.77702
Direction Two way

3279 / Meath/Cavan/Monaghan ATC's
October 2013
Automatic Traffic Count

Virtual Day (Partial days = 3.54)

Time	Total	Speed Bins (km/h)																											
		0 - 5	5 - 10	10 - 15	15 - 20	20 - 25	25 - 30	30 - 35	35 - 40	40 - 45	45 - 50	50 - 55	55 - 60	60 - 65	65 - 70	70 - 75	75 - 80	80 - 85	85 - 90	90 - 95	95 - 100	100 - 105	105 - 110	110 - 115	115 - 120	120 - 125	125 - 130	130 - 135	135 - 140
0000	0	0	0	0	0	0	0	0	0	0	0	0	0	0	0	0	0	0	0	0	0	0	0	0	0	0	0	0	0
0100	0	0	0	0	0	0	0	0	0	0	0	0	0	0	0	0	0	0	0	0	0	0	0	0	0	0	0	0	0
0200	0	0	0	0	0	0	0	0	0	0	0	0	0	0	0	0	0	0	0	0	0	0	0	0	0	0	0	0	0
0300	0	0	0	0	0	0	0	0	0	0	0	0	0	0	0	0	0	0	0	0	0	0	0	0	0	0	0	0	0
0400	0	0	0	0	0	0	0	0	0	0	0	0	0	0	0	0	0	0	0	0	0	0	0	0	0	0	0	0	0
0500	0	0	0	0	0	0	0	0	0	0	0	0	0	0	0	0	0	0	0	0	0	0	0	0	0	0	0	0	0
0600	1	0	0	0	0	0	0	0	0	1	0	0	0	0	0	0	0	0	0	0	0	0	0	0	0	0	0	0	0
0700	1	0	0	0	0	0	0	0	0	0	1	1	0	0	0	0	0	0	0	0	0	0	0	0	0	0	0	0	0
0800	5	0	0	0	0	0	0	1	0	0	0	1	1	2	0	0	0	0	0	0	0	0	0	0	0	0	0	0	0
0900	**6**	**0**	**0**	**0**	**0**	**0**	**0**	**0**	**0**	**1**	**0**	**3**	**0**	**1**	**0**	**0**	**0**	**0**	**0**	**0**	**0**	**0**	**0**	**0**	**0**	**0**	**0**	**0**	**0**
1000	5	0	0	0	0	0	0	1	0	0	1	1	1	1	0	0	0	0	0	0	0	0	0	0	0	0	0	0	0
1100	4	0	0	0	0	0	0	0	0	1	1	1	1	1	0	0	0	0	0	0	0	0	0	0	0	0	0	0	0
1200	7	0	0	0	0	2	1	0	0	1	0	1	2	0	0	0	0	0	0	0	0	0	0	0	0	0	0	0	0
1300	6	0	0	0	0	1	0	0	0	2	0	1	1	0	0	0	0	0	0	0	0	0	0	0	0	0	0	0	0
1400	6	0	0	0	0	1	0	0	1	0	1	0	2	0	1	0	0	0	0	0	0	0	0	0	0	0	0	0	0
1500	3	0	0	0	0	0	0	0	1	1	1	0	0	1	0	0	0	0	0	0	0	0	0	0	0	0	0	0	0
1600	3	0	0	0	0	0	0	0	0	1	0	1	0	0	0	0	0	0	0	0	0	0	0	0	0	0	0	0	0
1700	**8**	**0**	**0**	**1**	**0**	**0**	**1**	**1**	**0**	**1**	**1**	**0**	**2**	**2**	**0**	**0**	**0**	**0**	**0**	**0**	**0**	**0**	**0**	**0**	**0**	**0**	**0**	**0**	**0**
1800	5	0	0	0	0	0	0	1	1	0	0	1	1	0	1	0	0	0	0	0	0	0	0	0	0	0	0	0	0
1900	4	0	0	0	0	0	0	0	0	1	0	1	1	1	0	0	0	0	0	0	0	0	0	0	0	0	0	0	0
2000	4	0	0	0	0	0	0	0	0	1	1	0	1	1	0	0	0	0	0	0	0	0	0	0	0	0	0	0	0
2100	2	0	0	0	0	0	0	0	0	0	1	0	0	0	0	0	0	0	0	0	0	0	0	0	0	0	0	0	0
2200	1	0	0	0	0	0	0	0	0	0	0	0	0	0	0	0	0	0	0	0	0	0	0	0	0	0	0	0	0
2300	0	0	0	0	0	0	0	0	0	0	0	0	0	0	0	0	0	0	0	0	0	0	0	0	0	0	0	0	0
07-19	**59**	**0**	**0**	**1**	**0**	**4**	**2**	**4**	**3**	**8**	**6**	**11**	**11**	**8**	**2**	**0**	**0**	**0**	**0**	**0**	**0**	**0**	**0**	**0**	**0**	**0**	**0**	**0**	**0**
06-22	**70**	**0**	**0**	**1**	**0**	**4**	**2**	**4**	**3**	**11**	**8**	**12**	**13**	**10**	**2**	**0**	**0**	**0**	**0**	**0**	**0**	**0**	**0**	**0**	**0**	**0**	**0**	**0**	**0**
06-00	**71**	**0**	**0**	**1**	**0**	**4**	**2**	**4**	**3**	**11**	**8**	**12**	**13**	**10**	**2**	**0**	**0**	**0**	**0**	**0**	**0**	**0**	**0**	**0**	**0**	**0**	**0**	**0**	**0**
00-00	**71**	**0**	**0**	**1**	**0**	**4**	**2**	**4**	**3**	**11**	**8**	**12**	**13**	**10**	**2**	**0**	**0**	**0**	**0**	**0**	**0**	**0**	**0**	**0**	**0**	**0**	**0**	**0**	**0**

DRAFT

Site 101
Location LS07502, Att - Telepole, Lat 54.19651, Long -6.77702
Direction Two way

3279 / Meath/Cavan/Monaghan ATC's
October 2013
Automatic Traffic Count

Virtual Week (1)

Time	Total	Speed Bins (km/h)																											
		0 - 5	5 - 10	10 - 15	15 - 20	20 - 25	25 - 30	30 - 35	35 - 40	40 - 45	45 - 50	50 - 55	55 - 60	60 - 65	65 - 70	70 - 75	75 - 80	80 - 85	85 - 90	90 - 95	95 - 100	100 - 105	105 - 110	110 - 115	115 - 120	120 - 125	125 - 130	130 - 135	135 - 140
Mon	0	0	0	0	0	0	0	0	0	0	0	0	0	0	0	0	0	0	0	0	0	0	0	0	0	0	0	0	0
Tue	67	0	0	1	0	9	2	2	5	12	8	5	10	8	2	1	2	0	0	0	0	0	0	0	0	0	0	0	0	0
Wed	66	0	0	2	0	0	3	3	4	5	5	15	14	8	5	2	0	0	0	0	0	0	0	0	0	0	0	0	0	0
Thu	71	0	0	0	0	3	3	4	3	12	6	12	15	10	0	1	1	1	0	0	0	0	0	0	0	0	0	0	0	0
Fri	58	0	0	1	0	3	4	4	5	4	7	8	12	6	2	2	0	0	0	0	0	0	0	0	0	0	0	0	0	0
|Sat	0	0	0	0	0	0	0	0	0	0	0	0	0	0	0	0	0	0	0	0	0	0	0	0	0	0	0	0	0	0
|Sun	0	0	0	0	0	0	0	0	0	0	0	0	0	0	0	0	0	0	0	0	0	0	0	0	0	0	0	0	0	0
5 Day Ave.	**66**	**0**	**0**	**1**	**0**	**4**	**3**	**3**	**4**	**8**	**7**	**10**	**13**	**8**	**2**	**2**	**1**	**0**	**0**	**0**	**0**	**0**	**0**	**0**	**0**	**0**	**0**	**0**	**0**	**0**
7 Day Ave.	**71**	**0**	**0**	**1**	**0**	**4**	**2**	**4**	**3**	**11**	**8**	**12**	**13**	**10**	**2**	**0**	**0**	**0**	**0**	**0**	**0**	**0**	**0**	**0**	**0**	**0**	**0**	**0**	**0**	**0**
Total	**262**	**0**	**0**	**4**	**0**	**15**	**12**	**13**	**17**	**33**	**26**	**40**	**51**	**32**	**9**	**6**	**3**	**1**	**0**	**0**	**0**	**0**	**0**	**0**	**0**	**0**	**0**	**0**	**0**	**0**

Summary Graphs

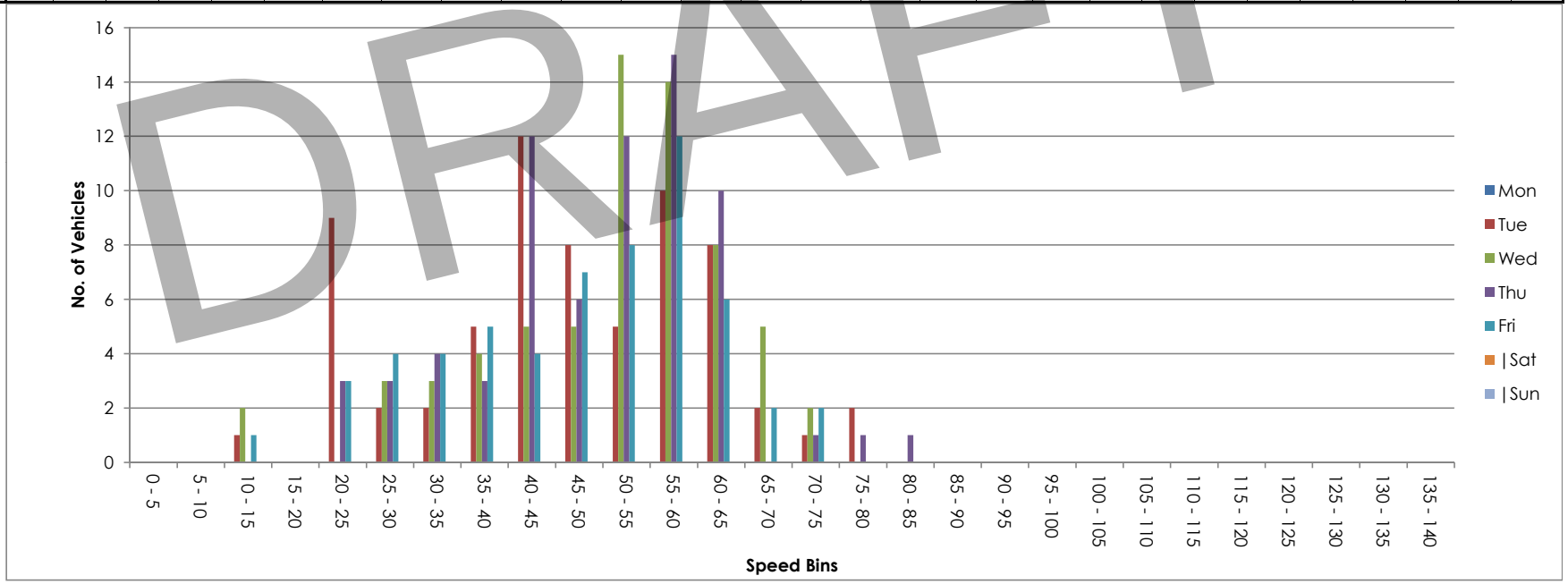

DRAFT



NDC NATIONWIDE DATA COLLECTION	**Site / Location:**	Unnamed Road, Att - Telepole, Lat 54.18838, Long -6.78033	**Project No:**	3279	**Photo No:**	3279-102	**Drawn By:** MOR
	Survey Date:	Tue, 8 October 2013 to Fri, 11 October 2013	**Project Name:**		Meath/Cavan/Monaghan ATC'S		
	Survey Times:	00:00 to 00(24):00	**Title:**		Site Photograph		

Site No.	Location.	Direction.	Speed Limit (mph)	Start Date.	End Date.	Total Vehicles.	5 Day Ave.	7 Day Ave.	No. > Speed Limit.	%. > Speed Limit.	No. > Speed Limit1 (+5km/h).	%. > Speed Limit1 (+5km/h).	No. > Speed Limit1 (+10km/h).	%. > Speed Limit1 (+10km/h).	Mean Speed	85%ile Speed
102	Unnamed Road, Att - Telepole, Lat 54.18838, Long -6.78033	North	50	Tue, 8 October 2013	Fri, 11 October 2013	201	50	54	0	0.0	0	0.0	0	0.0	30.8	38.5
		South	50	Tue, 8 October 2013	Fri, 11 October 2013	197	49	55	0	0.0	0	0.0	0	0.0	31.3	38.9
		Two way	50	Tue, 8 October 2013	Fri, 11 October 2013	398	100	105	0	0.0	0	0.0	0	0.0	31.1	38.7

DRAFT

Site 102
Location Unnamed Road, Att - Telepole, Lat 54.18838, Long -6.78033
Direction North

3279 / Meath/Cavan/Monaghan ATC's
October 2013
Automatic Traffic Count

Tue, 8 October 2013

Time	Total	Classification												>PSL	>PSL%	>SL1	>SL1%	>SL2	>SL2%	Mean	Vpp
		1 MCL	2 SV	3 SVT	4 TB2	5 TB3	6 T4	7 ART3	8 ART4	9 ART5	10 ART6	11 BD	12 DRT	50	50	57 ACPO	57 ACPO	65 DfT	65 DfT		85
0000	0	0	0	0	0	0	0	0	0	0	0	0	0	0	0	0	0	0	0	0	0
0100	0	0	0	0	0	0	0	0	0	0	0	0	0	0	0	0	0	0	0	0	0
0200	0	0	0	0	0	0	0	0	0	0	0	0	0	0	0	0	0	0	0	0	0
0300	0	0	0	0	0	0	0	0	0	0	0	0	0	0	0	0	0	0	0	0	0
0400	0	0	0	0	0	0	0	0	0	0	0	0	0	0	0	0	0	0	0	0	0
0500	0	0	0	0	0	0	0	0	0	0	0	0	0	0	0	0	0	0	0	0	0
0600	0	0	0	0	0	0	0	0	0	0	0	0	0	0	0	0	0	0	0	0	0
0700	0	0	0	0	0	0	0	0	0	0	0	0	0	0	0	0	0	0	0	0	0
0800	0	0	0	0	0	0	0	0	0	0	0	0	0	0	0	0	0	0	0	0	0
0900	0	0	0	0	0	0	0	0	0	0	0	0	0	0	0	0	0	0	0	0	0
1000	0	0	0	0	0	0	0	0	0	0	0	0	0	0	0	0	0	0	0	-	-
1100	**4**	**0**	**4**	**0**	**0**	**0**	**0**	**0**	**0**	**0**	**0**	**0**	**0**	**0**	**0**	**0**	**0**	**0**	**0**	**18.9**	**-**
1200	3	0	1	1	0	1	0	0	0	0	0	0	0	0	0	0	0	0	0	22.6	-
1300	5	0	4	0	0	0	0	0	0	1	0	0	0	0	0	0	0	0	0	26.4	-
1400	**6**	**0**	**5**	**0**	**1**	**0**	**0**	**0**	**0**	**0**	**0**	**0**	**0**	**0**	**0**	**0**	**0**	**0**	**0**	**31.3**	**-**
1500	3	0	2	0	1	0	0	0	0	0	0	0	0	0	0	0	0	0	0	22.8	-
1600	2	0	1	0	1	0	0	0	0	0	0	0	0	0	0	0	0	0	0	23.1	-
1700	2	0	2	0	0	0	0	0	0	0	0	0	0	0	0	0	0	0	0	34.2	-
1800	5	0	3	1	0	0	0	0	0	1	0	0	0	0	0	0	0	0	0	25.7	-
1900	3	0	3	0	0	0	0	0	0	0	0	0	0	0	0	0	0	0	0	32.4	-
2000	4	0	3	1	0	0	0	0	0	0	0	0	0	0	0	0	0	0	0	37.9	-
2100	3	0	3	0	0	0	0	0	0	0	0	0	0	0	0	0	0	0	0	34.4	-
2200	1	0	1	0	0	0	0	0	0	0	0	0	0	0	0	0	0	0	0	33.2	-
2300	3	0	3	0	0	0	0	0	0	0	0	0	0	0	0	0	0	0	0	35.8	-
07-19	**30**	**0**	**22**	**2**	**3**	**1**	**0**	**0**	**0**	**2**	**0**	**0**	**0**	**0**	**0**	**0**	**0**	**0**	**0**	**25.8**	**34.7**
06-22	**40**	**0**	**31**	**3**	**3**	**1**	**0**	**0**	**0**	**2**	**0**	**0**	**0**	**0**	**0**	**0**	**0**	**0**	**0**	**28.2**	**37.8**
06-00	**44**	**0**	**35**	**3**	**3**	**1**	**0**	**0**	**0**	**2**	**0**	**0**	**0**	**0**	**0**	**0**	**0**	**0**	**0**	**28.8**	**37.8**
00-00	**44**	**0**	**35**	**3**	**3**	**1**	**0**	**0**	**0**	**2**	**0**	**0**	**0**	**0**	**0**	**0**	**0**	**0**	**0**	**28.8**	**37.8**

DRAFT

Site 102
Location Unnamed Road, Att - Telepole, Lat 54.18838, Long -6.78033
Direction North

3279 / Meath/Cavan/Monaghan ATC's
October 2013
Automatic Traffic Count

Wed, 9 October 2013

Time	Total	Classification												>PSL	>PSL%	>SL1	>SL1%	>SL2	>SL2%	Mean	Vpp
		1 MCL	2 SV	3 SVT	4 TB2	5 TB3	6 T4	7 ART3	8 ART4	9 ART5	10 ART6	11 BD	12 DRT	50	50	57 ACPO	57 ACPO	65 DfT	65 DfT		85
0000	0	0	0	0	0	0	0	0	0	0	0	0	0	0	0	0	0	0	0	-	-
0100	0	0	0	0	0	0	0	0	0	0	0	0	0	0	0	0	0	0	0	-	-
0200	0	0	0	0	0	0	0	0	0	0	0	0	0	0	0	0	0	0	0	-	-
0300	0	0	0	0	0	0	0	0	0	0	0	0	0	0	0	0	0	0	0	-	-
0400	0	0	0	0	0	0	0	0	0	0	0	0	0	0	0	0	0	0	0	-	-
0500	0	0	0	0	0	0	0	0	0	0	0	0	0	0	0	0	0	0	0	-	-
0600	0	0	0	0	0	0	0	0	0	0	0	0	0	0	0	0	0	0	0	-	-
0700	3	0	0	1	1	0	0	0	0	0	1	0	0	0	0	0	0	0	0	22.9	-
0800	4	0	4	0	0	0	0	0	0	0	0	0	0	0	0	0	0	0	0	32.1	-
0900	1	0	0	0	1	0	0	0	0	0	0	0	0	0	0	0	0	0	0	27.6	-
1000	3	0	3	0	0	0	0	0	0	0	0	0	0	0	0	0	0	0	0	38.6	-
1100	**5**	**0**	**5**	**0**	**0**	**0**	**0**	**0**	**0**	**0**	**0**	**0**	**0**	**0**	**0**	**0**	**0**	**0**	**0**	**24**	**-**
1200	6	0	5	0	1	0	0	0	0	0	0	0	0	0	0	0	0	0	0	31.9	-
1300	5	0	4	0	1	0	0	0	0	0	0	0	0	0	0	0	0	0	0	29.4	-
1400	2	0	1	0	1	0	0	0	0	0	0	0	0	0	0	0	0	0	0	28.1	-
1500	3	0	2	0	1	0	0	0	0	0	0	0	0	0	0	0	0	0	0	32.6	-
1600	5	0	2	0	2	0	0	0	1	0	0	0	0	0	0	0	0	0	0	24.7	-
1700	**11**	**0**	**10**	**0**	**1**	**0**	**0**	**0**	**0**	**0**	**0**	**0**	**0**	**0**	**0**	**0**	**0**	**0**	**0**	**33.4**	**37.8**
1800	5	0	5	0	0	0	0	0	0	0	0	0	0	0	0	0	0	0	0	30.4	-
1900	2	0	2	0	0	0	0	0	0	0	0	0	0	0	0	0	0	0	0	26.3	-
2000	3	0	3	0	0	0	0	0	0	0	0	0	0	0	0	0	0	0	0	37.9	-
2100	2	0	2	0	0	0	0	0	0	0	0	0	0	0	0	0	0	0	0	44.3	-
2200	2	0	1	0	1	0	0	0	0	0	0	0	0	0	0	0	0	0	0	36.1	-
2300	0	0	0	0	0	0	0	0	0	0	0	0	0	0	0	0	0	0	0	-	-
07-19	**53**	**0**	**41**	**1**	**9**	**0**	**0**	**0**	**1**	**0**	**1**	**0**	**0**	**0**	**0**	**0**	**0**	**0**	**0**	**30.1**	**37.1**
06-22	**60**	**0**	**48**	**1**	**9**	**0**	**0**	**0**	**1**	**0**	**1**	**0**	**0**	**0**	**0**	**0**	**0**	**0**	**0**	**30.8**	**37.8**
06-00	**62**	**0**	**49**	**1**	**10**	**0**	**0**	**0**	**1**	**0**	**1**	**0**	**0**	**0**	**0**	**0**	**0**	**0**	**0**	**31**	**37.8**
00-00	**62**	**0**	**49**	**1**	**10**	**0**	**0**	**0**	**1**	**0**	**1**	**0**	**0**	**0**	**0**	**0**	**0**	**0**	**0**	**31**	**37.8**

DRAFT

Site 102
Location Unnamed Road, Att - Telepole, Lat 54.18838, Long -6.78033
Direction North

3279 / Meath/Cavan/Monaghan ATC's
October 2013
Automatic Traffic Count

Thu, 10 October 2013

Time	Total	Classification												>PSL	>PSL%	>SL1	>SL1%	>SL2	>SL2%	Mean	Vpp
		1 MCL	2 SV	3 SVT	4 TB2	5 TB3	6 T4	7 ART3	8 ART4	9 ART5	10 ART6	11 BD	12 DRT	50	50	57 ACPO	57 ACPO	65 DfT	65 DfT		85
0000	0	0	0	0	0	0	0	0	0	0	0	0	0	0	0	0	0	0	0	-	-
0100	0	0	0	0	0	0	0	0	0	0	0	0	0	0	0	0	0	0	0	-	-
0200	0	0	0	0	0	0	0	0	0	0	0	0	0	0	0	0	0	0	0	-	-
0300	0	0	0	0	0	0	0	0	0	0	0	0	0	0	0	0	0	0	0	-	-
0400	0	0	0	0	0	0	0	0	0	0	0	0	0	0	0	0	0	0	0	-	-
0500	0	0	0	0	0	0	0	0	0	0	0	0	0	0	0	0	0	0	0	-	-
0600	1	0	0	0	0	1	0	0	0	0	0	0	0	0	0	0	0	0	0	23.2	-
0700	2	0	1	0	1	0	0	0	0	0	0	0	0	0	0	0	0	0	0	31.5	-
0800	4	0	4	0	0	0	0	0	0	0	0	0	0	0	0	0	0	0	0	35.8	-
0900	4	0	4	0	0	0	0	0	0	0	0	0	0	0	0	0	0	0	0	30.2	-
1000	**7**	**0**	**5**	**0**	**2**	**0**	**0**	**0**	**0**	**0**	**0**	**0**	**0**	**0**	**0**	**0**	**0**	**0**	**0**	**32.3**	**-**
1100	2	0	2	0	0	0	0	0	0	0	0	0	0	0	0	0	0	0	0	23.3	-
1200	1	0	0	0	1	0	0	0	0	0	0	0	0	0	0	0	0	0	0	34.6	-
1300	4	0	3	0	1	0	0	0	0	0	0	0	0	0	0	0	0	0	0	28.5	-
1400	**5**	**0**	**4**	**0**	**1**	**0**	**0**	**0**	**0**	**0**	**0**	**0**	**0**	**0**	**0**	**0**	**0**	**0**	**0**	**34**	**-**
1500	3	0	2	0	1	0	0	0	0	0	0	0	0	0	0	0	0	0	0	32.8	-
1600	4	0	3	0	1	0	0	0	0	0	0	0	0	0	0	0	0	0	0	32.9	-
1700	4	0	4	0	0	0	0	0	0	0	0	0	0	0	0	0	0	0	0	27.1	-
1800	**5**	**0**	**5**	**0**	**0**	**0**	**0**	**0**	**0**	**0**	**0**	**0**	**0**	**0**	**0**	**0**	**0**	**0**	**0**	**33.6**	**-**
1900	2	0	2	0	0	0	0	0	0	0	0	0	0	0	0	0	0	0	0	29.5	-
2000	1	0	1	0	0	0	0	0	0	0	0	0	0	0	0	0	0	0	0	41	-
2100	3	0	3	0	0	0	0	0	0	0	0	0	0	0	0	0	0	0	0	29.7	-
2200	3	0	3	0	0	0	0	0	0	0	0	0	0	0	0	0	0	0	0	31.4	-
2300	0	0	0	0	0	0	0	0	0	0	0	0	0	0	0	0	0	0	0	-	-
07-19	**45**	**0**	**37**	**0**	**8**	**0**	**0**	**0**	**0**	**0**	**0**	**0**	**0**	**0**	**0**	**0**	**0**	**0**	**0**	**31.7**	**38.5**
06-22	**52**	**0**	**43**	**0**	**8**	**1**	**0**	**0**	**0**	**0**	**0**	**0**	**0**	**0**	**0**	**0**	**0**	**0**	**0**	**31.5**	**38.7**
06-00	**55**	**0**	**46**	**0**	**8**	**1**	**0**	**0**	**0**	**0**	**0**	**0**	**0**	**0**	**0**	**0**	**0**	**0**	**0**	**31.5**	**38.7**
00-00	**55**	**0**	**46**	**0**	**8**	**1**	**0**	**0**	**0**	**0**	**0**	**0**	**0**	**0**	**0**	**0**	**0**	**0**	**0**	**31.5**	**38.7**

DRAFT

Site 102
Location Unnamed Road, Att - Telepole, Lat 54.18838, Long -6.78033
Direction North

3279 / Meath/Cavan/Monaghan ATC's
October 2013
Automatic Traffic Count

Fri, 11 October 2013

Time	Total	Classification												>PSL	>PSL%	>SL1	>SL1%	>SL2	>SL2%	Mean	Vpp
		1 MCL	2 SV	3 SVT	4 TB2	5 TB3	6 T4	7 ART3	8 ART4	9 ART5	10 ART6	11 BD	12 DRT	50	50	57 ACPO	57 ACPO	65 DfT	65 DfT		85
0000	0	0	0	0	0	0	0	0	0	0	0	0	0	0	0	0	0	0	0	-	-
0100	1	0	0	0	1	0	0	0	0	0	0	0	0	0	0	0	0	0	0	34.6	-
0200	0	0	0	0	0	0	0	0	0	0	0	0	0	0	0	0	0	0	0	-	-
0300	0	0	0	0	0	0	0	0	0	0	0	0	0	0	0	0	0	0	0	-	-
0400	0	0	0	0	0	0	0	0	0	0	0	0	0	0	0	0	0	0	0	-	-
0500	0	0	0	0	0	0	0	0	0	0	0	0	0	0	0	0	0	0	0	-	-
0600	0	0	0	0	0	0	0	0	0	0	0	0	0	0	0	0	0	0	0	-	-
0700	2	0	1	0	1	0	0	0	0	0	0	0	0	0	0	0	0	0	0	30.9	-
0800	2	0	2	0	0	0	0	0	0	0	0	0	0	0	0	0	0	0	0	30.2	-
0900	1	0	0	0	1	0	0	0	0	0	0	0	0	0	0	0	0	0	0	32.1	-
1000	3	0	3	0	0	0	0	0	0	0	0	0	0	0	0	0	0	0	0	36.8	-
1100	**4**	**0**	**2**	**1**	**1**	**0**	**0**	**0**	**0**	**0**	**0**	**0**	**0**	**0**	**0**	**0**	**0**	**0**	**0**	**24.5**	**-**
1200	4	0	3	1	0	0	0	0	0	0	0	0	0	0	0	0	0	0	0	35.7	-
1300	1	0	1	0	0	0	0	0	0	0	0	0	0	0	0	0	0	0	0	44	-
1400	1	0	1	0	0	0	0	0	0	0	0	0	0	0	0	0	0	0	0	29	-
1500	**9**	**1**	**5**	**0**	**3**	**0**	**0**	**0**	**0**	**0**	**0**	**0**	**0**	**0**	**0**	**0**	**0**	**0**	**0**	**34**	**-**
1600	3	0	0	0	2	0	0	0	0	1	0	0	0	0	0	0	0	0	0	25.6	-
1700	0	0	0	0	0	0	0	0	0	0	0	0	0	0	0	0	0	0	0	-	-
1800	3	0	3	0	0	0	0	0	0	0	0	0	0	0	0	0	0	0	0	34.2	-
1900	6	0	5	0	1	0	0	0	0	0	0	0	0	0	0	0	0	0	0	29	-
2000	0	0	0	0	0	0	0	0	0	0	0	0	0	0	0	0	0	0	0	0	0
2100	0	0	0	0	0	0	0	0	0	0	0	0	0	0	0	0	0	0	0	0	0
2200	0	0	0	0	0	0	0	0	0	0	0	0	0	0	0	0	0	0	0	0	0
2300	0	0	0	0	0	0	0	0	0	0	0	0	0	0	0	0	0	0	0	0	0
07-19	**33**	**1**	**21**	**2**	**8**	**0**	**0**	**0**	**0**	**1**	**0**	**0**	**0**	**0**	**0**	**0**	**0**	**0**	**0**	**32.2**	**38.7**
06-22	**39**	**1**	**26**	**2**	**9**	**0**	**0**	**0**	**0**	**1**	**0**	**0**	**0**	**0**	**0**	**0**	**0**	**0**	**0**	**31.7**	**38.7**
06-00	**39**	**1**	**26**	**2**	**9**	**0**	**0**	**0**	**0**	**1**	**0**	**0**	**0**	**0**	**0**	**0**	**0**	**0**	**0**	**31.7**	**38.7**
00-00	**40**	**1**	**26**	**2**	**10**	**0**	**0**	**0**	**0**	**1**	**0**	**0**	**0**	**0**	**0**	**0**	**0**	**0**	**0**	**31.8**	**38.7**

DRAFT

Site 102
Location Unnamed Road, Att - Telepole, Lat 54.18838, Long -6.78033
Direction North

3279 / Meath/Cavan/Monaghan ATC's
October 2013
Automatic Traffic Count

Virtual Day (Partial days = 3.58)

Time	Total	Classification												>PSL	>PSL%	>SL1	>SL1%	>SL2	>SL2%	Mean	Vpp
		1 MCL	2 SV	3 SVT	4 TB2	5 TB3	6 T4	7 ART3	8 ART4	9 ART5	10 ART6	11 BD	12 DRT	50	50	57 ACPO	57 ACPO	65 DfT	65 DfT		85
0000	0	0	0	0	0	0	0	0	0	0	0	0	0	0	0	0	0	0	0	-	-
0100	0	0	0	0	0	0	0	0	0	0	0	0	0	0	0	0	0	0	0	34.6	-
0200	0	0	0	0	0	0	0	0	0	0	0	0	0	0	0	0	0	0	0	-	-
0300	0	0	0	0	0	0	0	0	0	0	0	0	0	0	0	0	0	0	0	-	-
0400	0	0	0	0	0	0	0	0	0	0	0	0	0	0	0	0	0	0	0	-	-
0500	0	0	0	0	0	0	0	0	0	0	0	0	0	0	0	0	0	0	0	-	-
0600	0	0	0	0	0	0	0	0	0	0	0	0	0	0	0	0	0	0	0	23.2	-
0700	2	0	1	0	1	0	0	0	0	0	0	0	0	0	0	0	0	0	0	27.7	-
0800	3	0	3	0	0	0	0	0	0	0	0	0	0	0	0	0	0	0	0	33.2	-
0900	2	0	1	0	1	0	0	0	0	0	0	0	0	0	0	0	0	0	0	30.1	-
1000	3	0	3	0	1	0	0	0	0	0	0	0	0	0	0	0	0	0	0	34.8	-
1100	**4**	**0**	**3**	**0**	**0**	**0**	**0**	**0**	**0**	**0**	**0**	**0**	**0**	**0**	**0**	**0**	**0**	**0**	**0**	**22.7**	**-**
1200	4	0	2	1	1	0	0	0	0	0	0	0	0	0	0	0	0	0	0	31.2	-
1300	4	0	3	0	1	0	0	0	0	0	0	0	0	0	0	0	0	0	0	29.1	-
1400	4	0	3	0	1	0	0	0	0	0	0	0	0	0	0	0	0	0	0	31.7	-
1500	**5**	**0**	**3**	**0**	**2**	**0**	**0**	**0**	**0**	**0**	**0**	**0**	**0**	**0**	**0**	**0**	**0**	**0**	**0**	**31.7**	**-**
1600	4	0	2	0	2	0	0	0	0	0	0	0	0	0	0	0	0	0	0	27	-
1700	4	0	4	0	0	0	0	0	0	0	0	0	0	0	0	0	0	0	0	32	-
1800	**5**	**0**	**4**	**0**	**0**	**0**	**0**	**0**	**0**	**0**	**0**	**0**	**0**	**0**	**0**	**0**	**0**	**0**	**0**	**30.6**	**-**
1900	3	0	3	0	0	0	0	0	0	0	0	0	0	0	0	0	0	0	0	29.4	-
2000	2	0	2	0	0	0	0	0	0	0	0	0	0	0	0	0	0	0	0	38.3	-
2100	2	0	2	0	0	0	0	0	0	0	0	0	0	0	0	0	0	0	0	35.1	-
2200	2	0	1	0	0	0	0	0	0	0	0	0	0	0	0	0	0	0	0	33.3	-
2300	1	0	1	0	0	0	0	0	0	0	0	0	0	0	0	0	0	0	0	35.8	-
07-19	**44**	**0**	**32**	**1**	**10**	**0**	**0**	**0**	**0**	**0**	**0**	**0**	**0**	**0**	**0**	**0**	**0**	**0**	**0**	**30.9**	**#NUM!**
06-22	**51**	**0**	**39**	**1**	**10**	**0**	**0**	**0**	**0**	**0**	**0**	**0**	**0**	**0**	**0**	**0**	**0**	**0**	**0**	**30.9**	**#NUM!**
06-00	**54**	**0**	**41**	**1**	**10**	**0**	**0**	**0**	**0**	**0**	**0**	**0**	**0**	**0**	**0**	**0**	**0**	**0**	**0**	**31.45**	**#NUM!**
00-00	**54**	**0**	**41**	**1**	**10**	**0**	**0**	**0**	**0**	**0**	**0**	**0**	**0**	**0**	**0**	**0**	**0**	**0**	**0**	**31.7**	**#NUM!**

DRAFT

Site 102
Location Unnamed Road, Att - Telepole, Lat 54.18838, Long -6.78033
Direction North

3279 / Meath/Cavan/Monaghan ATC's
October 2013
Automatic Traffic Count

Virtual Week (1)

Time	Total	Classification												>PSL	>PSL%	>SL1	>SL1%	>SL2	>SL2%	Mean	Vpp
		1 MCL	2 SV	3 SVT	4 TB2	5 TB3	6 T4	7 ART3	8 ART4	9 ART5	10 ART6	11 BD	12 DRT	50	50	57 ACPO	57 ACPO	65 DfT	65 DfT		85
Mon	0	0	0	0	0	0	0	0	0	0	0	0	0	0	0	0	0	0	0	-	-
Tue	44	0	35	3	3	1	0	0	0	2	0	0	0	0	0	0	0	0	0	28.8	37.8
Wed	62	0	49	1	10	0	0	0	1	0	1	0	0	0	0	0	0	0	0	31	37.8
Thu	55	0	46	0	8	1	0	0	0	0	0	0	0	0	0	0	0	0	0	31.5	38.7
Fri	40	1	26	2	10	0	0	0	0	1	0	0	0	0	0	0	0	0	0	31.8	38.7
| Sat	0	0	0	0	0	0	0	0	0	0	0	0	0	0	0	0	0	0	0	-	-
| Sun	0	0	0	0	0	0	0	0	0	0	0	0	0	0	0	0	0	0	0	-	-
5 Day Ave.	**50**	**0**	**39**	**2**	**8**	**1**	**0**	**0**	**0**	**1**	**0**	**0**	**0**	**0**	**0.0**	**0**	**0.0**	**0**	**0.0**	**30.8**	**38.3**
7 Day Ave.	**54**	**0**	**41**	**1**	**10**	**0**	**0**	**0**	**0**	**0**	**0**	**0**	**0**	**0**	**0.0**	**0**	**0.0**	**0**	**0.0**	**31.7**	**#NUM!**
Total	**201**	**1**	**156**	**6**	**31**	**2**	**0**	**0**	**1**	**3**	**1**	**0**	**0**	**0**	**0.0**	**0**	**0.0**	**0**	**0.0**	**30.8**	**38.5**

Summary Graphs

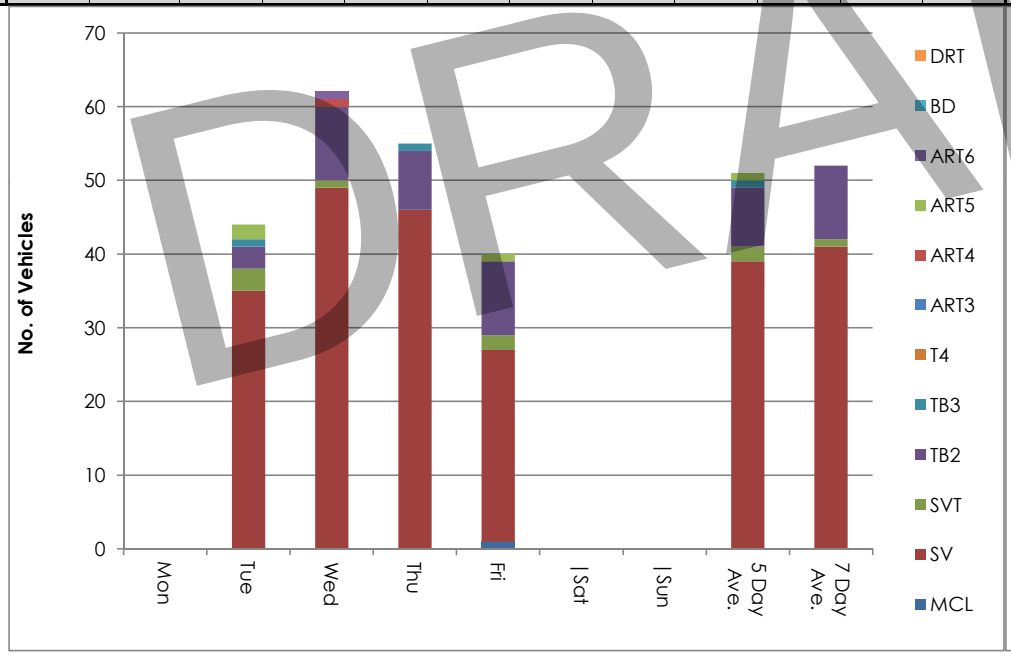

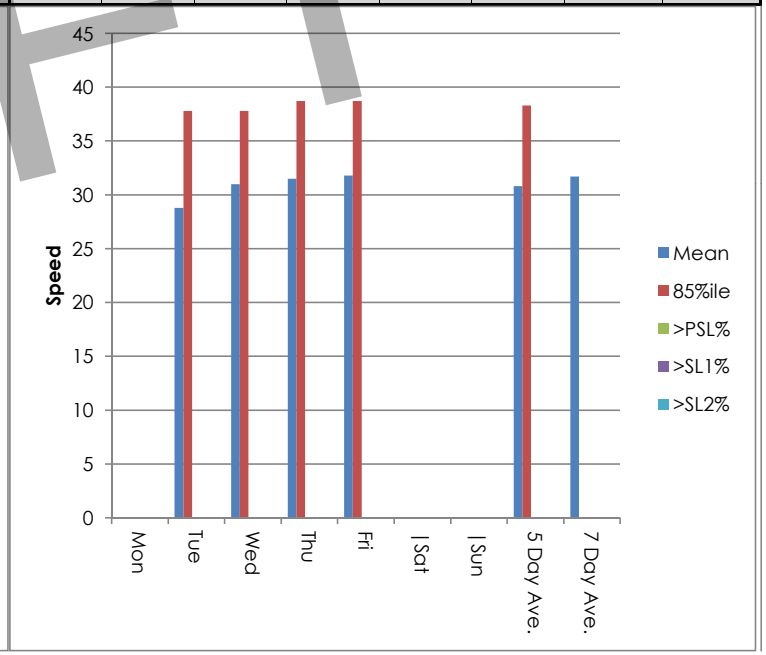

DRAFT

Site 102
Location Unnamed Road, Att - Telepole, Lat 54.18838, Long -6.78033
Direction North

3279 / Meath/Cavan/Monaghan ATC's
October 2013
Automatic Traffic Count

Tue, 8 October 2013

Time	Total	Speed Bins (mph)																											
		0 - 5	5 - 10	10 - 15	15 - 20	20 - 25	25 - 30	30 - 35	35 - 40	40 - 45	45 - 50	50 - 55	55 - 60	60 - 65	65 - 70	70 - 75	75 - 80	80 - 85	85 - 90	90 - 95	95 - 100	100 - 105	105 - 110	110 - 115	115 - 120	120 - 125	125 - 130	130 - 135	135 - 140
0000	0	0	0	0	0	0	0	0	0	0	0	0	0	0	0	0	0	0	0	0	0	0	0	0	0	0	0	0	0
0100	0	0	0	0	0	0	0	0	0	0	0	0	0	0	0	0	0	0	0	0	0	0	0	0	0	0	0	0	0
0200	0	0	0	0	0	0	0	0	0	0	0	0	0	0	0	0	0	0	0	0	0	0	0	0	0	0	0	0	0
0300	0	0	0	0	0	0	0	0	0	0	0	0	0	0	0	0	0	0	0	0	0	0	0	0	0	0	0	0	0
0400	0	0	0	0	0	0	0	0	0	0	0	0	0	0	0	0	0	0	0	0	0	0	0	0	0	0	0	0	0
0500	0	0	0	0	0	0	0	0	0	0	0	0	0	0	0	0	0	0	0	0	0	0	0	0	0	0	0	0	0
0600	0	0	0	0	0	0	0	0	0	0	0	0	0	0	0	0	0	0	0	0	0	0	0	0	0	0	0	0	0
0700	0	0	0	0	0	0	0	0	0	0	0	0	0	0	0	0	0	0	0	0	0	0	0	0	0	0	0	0	0
0800	0	0	0	0	0	0	0	0	0	0	0	0	0	0	0	0	0	0	0	0	0	0	0	0	0	0	0	0	0
0900	0	0	0	0	0	0	0	0	0	0	0	0	0	0	0	0	0	0	0	0	0	0	0	0	0	0	0	0	0
1000	0	0	0	0	0	0	0	0	0	0	0	0	0	0	0	0	0	0	0	0	0	0	0	0	0	0	0	0	0
1100	**4**	**0**	**1**	**1**	**0**	**1**	**0**	**1**	**0**	**0**	**0**	**0**	**0**	**0**	**0**	**0**	**0**	**0**	**0**	**0**	**0**	**0**	**0**	**0**	**0**	**0**	**0**	**0**	**0**
1200	3	0	1	0	0	0	1	1	0	0	0	0	0	0	0	0	0	0	0	0	0	0	0	0	0	0	0	0	0
1300	5	0	0	1	0	1	2	0	0	1	0	0	0	0	0	0	0	0	0	0	0	0	0	0	0	0	0	0	0
1400	**6**	**0**	**0**	**0**	**0**	**1**	**2**	**1**	**2**	**0**	**0**	**0**	**0**	**0**	**0**	**0**	**0**	**0**	**0**	**0**	**0**	**0**	**0**	**0**	**0**	**0**	**0**	**0**	**0**
1500	3	0	0	1	0	1	0	1	0	0	0	0	0	0	0	0	0	0	0	0	0	0	0	0	0	0	0	0	0
1600	2	0	0	0	0	1	1	0	0	0	0	0	0	0	0	0	0	0	0	0	0	0	0	0	0	0	0	0	0
1700	2	0	0	0	0	0	0	2	0	0	0	0	0	0	0	0	0	0	0	0	0	0	0	0	0	0	0	0	0
1800	5	0	0	1	0	1	1	1	1	0	0	0	0	0	0	0	0	0	0	0	0	0	0	0	0	0	0	0	0
1900	3	0	0	0	0	0	0	3	0	0	0	0	0	0	0	0	0	0	0	0	0	0	0	0	0	0	0	0	0
2000	4	0	0	0	0	0	1	0	1	2	0	0	0	0	0	0	0	0	0	0	0	0	0	0	0	0	0	0	0
2100	3	0	0	0	0	0	0	2	0	1	0	0	0	0	0	0	0	0	0	0	0	0	0	0	0	0	0	0	0
2200	1	0	0	0	0	0	0	1	0	0	0	0	0	0	0	0	0	0	0	0	0	0	0	0	0	0	0	0	0
2300	3	0	0	0	0	0	0	2	0	1	0	0	0	0	0	0	0	0	0	0	0	0	0	0	0	0	0	0	0
07-19	**30**	**0**	**2**	**4**	**0**	**6**	**7**	**7**	**3**	**1**	**0**	**0**	**0**	**0**	**0**	**0**	**0**	**0**	**0**	**0**	**0**	**0**	**0**	**0**	**0**	**0**	**0**	**0**	**0**
06-22	**40**	**0**	**2**	**4**	**0**	**6**	**8**	**12**	**4**	**4**	**0**	**0**	**0**	**0**	**0**	**0**	**0**	**0**	**0**	**0**	**0**	**0**	**0**	**0**	**0**	**0**	**0**	**0**	**0**
06-00	**44**	**0**	**2**	**4**	**0**	**6**	**8**	**15**	**4**	**5**	**0**	**0**	**0**	**0**	**0**	**0**	**0**	**0**	**0**	**0**	**0**	**0**	**0**	**0**	**0**	**0**	**0**	**0**	**0**
00-00	**44**	**0**	**2**	**4**	**0**	**6**	**8**	**15**	**4**	**5**	**0**	**0**	**0**	**0**	**0**	**0**	**0**	**0**	**0**	**0**	**0**	**0**	**0**	**0**	**0**	**0**	**0**	**0**	**0**

DRAFT

Site 102
Location Unnamed Road, Att - Telepole, Lat 54.18838, Long -6.78033
Direction North

3279 / Meath/Cavan/Monaghan ATC's
October 2013
Automatic Traffic Count

Wed, 9 October 2013

Time	Total	Speed Bins (mph)																											
		0 - 5	5 - 10	10 - 15	15 - 20	20 - 25	25 - 30	30 - 35	35 - 40	40 - 45	45 - 50	50 - 55	55 - 60	60 - 65	65 - 70	70 - 75	75 - 80	80 - 85	85 - 90	90 - 95	95 - 100	100 - 105	105 - 110	110 - 115	115 - 120	120 - 125	125 - 130	130 - 135	135 - 140
0000	0	0	0	0	0	0	0	0	0	0	0	0	0	0	0	0	0	0	0	0	0	0	0	0	0	0	0	0	0
0100	0	0	0	0	0	0	0	0	0	0	0	0	0	0	0	0	0	0	0	0	0	0	0	0	0	0	0	0	0
0200	0	0	0	0	0	0	0	0	0	0	0	0	0	0	0	0	0	0	0	0	0	0	0	0	0	0	0	0	0
0300	0	0	0	0	0	0	0	0	0	0	0	0	0	0	0	0	0	0	0	0	0	0	0	0	0	0	0	0	0
0400	0	0	0	0	0	0	0	0	0	0	0	0	0	0	0	0	0	0	0	0	0	0	0	0	0	0	0	0	0
0500	0	0	0	0	0	0	0	0	0	0	0	0	0	0	0	0	0	0	0	0	0	0	0	0	0	0	0	0	0
0600	0	0	0	0	0	0	0	0	0	0	0	0	0	0	0	0	0	0	0	0	0	0	0	0	0	0	0	0	0
0700	3	0	0	1	0	0	2	0	0	0	0	0	0	0	0	0	0	0	0	0	0	0	0	0	0	0	0	0	0
0800	4	0	0	0	0	0	1	2	1	0	0	0	0	0	0	0	0	0	0	0	0	0	0	0	0	0	0	0	0
0900	1	0	0	0	0	0	1	0	0	0	0	0	0	0	0	0	0	0	0	0	0	0	0	0	0	0	0	0	0
1000	3	0	0	0	0	0	0	0	2	1	0	0	0	0	0	0	0	0	0	0	0	0	0	0	0	0	0	0	0
1100	**5**	**0**	**0**	**2**	**0**	**0**	**0**	**3**	**0**	**0**	**0**	**0**	**0**	**0**	**0**	**0**	**0**	**0**	**0**	**0**	**0**	**0**	**0**	**0**	**0**	**0**	**0**	**0**	**0**
1200	6	0	0	0	0	1	1	3	1	0	0	0	0	0	0	0	0	0	0	0	0	0	0	0	0	0	0	0	0
1300	5	0	0	0	0	1	2	1	1	0	0	0	0	0	0	0	0	0	0	0	0	0	0	0	0	0	0	0	0
1400	2	0	0	0	0	1	0	1	0	0	0	0	0	0	0	0	0	0	0	0	0	0	0	0	0	0	0	0	0
1500	3	0	0	0	0	0	0	3	0	0	0	0	0	0	0	0	0	0	0	0	0	0	0	0	0	0	0	0	0
1600	5	0	0	0	1	1	3	0	0	0	0	0	0	0	0	0	0	0	0	0	0	0	0	0	0	0	0	0	0
1700	**11**	**0**	**0**	**0**	**0**	**2**	**2**	**0**	**5**	**2**	**0**	**0**	**0**	**0**	**0**	**0**	**0**	**0**	**0**	**0**	**0**	**0**	**0**	**0**	**0**	**0**	**0**	**0**	**0**
1800	5	0	1	0	0	0	0	2	2	0	0	0	0	0	0	0	0	0	0	0	0	0	0	0	0	0	0	0	0
1900	2	0	0	0	0	0	2	0	0	0	0	0	0	0	0	0	0	0	0	0	0	0	0	0	0	0	0	0	0
2000	3	0	0	0	0	0	0	1	1	1	0	0	0	0	0	0	0	0	0	0	0	0	0	0	0	0	0	0	0
2100	2	0	0	0	0	0	0	0	0	1	1	0	0	0	0	0	0	0	0	0	0	0	0	0	0	0	0	0	0
2200	2	0	0	0	0	0	0	1	1	0	0	0	0	0	0	0	0	0	0	0	0	0	0	0	0	0	0	0	0
2300	0	0	0	0	0	0	0	0	0	0	0	0	0	0	0	0	0	0	0	0	0	0	0	0	0	0	0	0	0
07-19	**53**	**0**	**1**	**3**	**1**	**6**	**12**	**15**	**12**	**3**	**0**	**0**	**0**	**0**	**0**	**0**	**0**	**0**	**0**	**0**	**0**	**0**	**0**	**0**	**0**	**0**	**0**	**0**	**0**
06-22	**60**	**0**	**1**	**3**	**1**	**6**	**14**	**16**	**13**	**5**	**1**	**0**	**0**	**0**	**0**	**0**	**0**	**0**	**0**	**0**	**0**	**0**	**0**	**0**	**0**	**0**	**0**	**0**	**0**
06-00	**62**	**0**	**1**	**3**	**1**	**6**	**14**	**17**	**14**	**5**	**1**	**0**	**0**	**0**	**0**	**0**	**0**	**0**	**0**	**0**	**0**	**0**	**0**	**0**	**0**	**0**	**0**	**0**	**0**
00-00	**62**	**0**	**1**	**3**	**1**	**6**	**14**	**17**	**14**	**5**	**1**	**0**	**0**	**0**	**0**	**0**	**0**	**0**	**0**	**0**	**0**	**0**	**0**	**0**	**0**	**0**	**0**	**0**	**0**

DRAFT

Site 102
Location Unnamed Road, Att - Telepole, Lat 54.18838, Long -6.78033
Direction North

3279 / Meath/Cavan/Monaghan ATC's
October 2013
Automatic Traffic Count

Thu, 10 October 2013

Time	Total	Speed Bins (mph)																											
		0 - 5	5 - 10	10 - 15	15 - 20	20 - 25	25 - 30	30 - 35	35 - 40	40 - 45	45 - 50	50 - 55	55 - 60	60 - 65	65 - 70	70 - 75	75 - 80	80 - 85	85 - 90	90 - 95	95 - 100	100 - 105	105 - 110	110 - 115	115 - 120	120 - 125	125 - 130	130 - 135	135 - 140
0000	0	0	0	0	0	0	0	0	0	0	0	0	0	0	0	0	0	0	0	0	0	0	0	0	0	0	0	0	0
0100	0	0	0	0	0	0	0	0	0	0	0	0	0	0	0	0	0	0	0	0	0	0	0	0	0	0	0	0	0
0200	0	0	0	0	0	0	0	0	0	0	0	0	0	0	0	0	0	0	0	0	0	0	0	0	0	0	0	0	0
0300	0	0	0	0	0	0	0	0	0	0	0	0	0	0	0	0	0	0	0	0	0	0	0	0	0	0	0	0	0
0400	0	0	0	0	0	0	0	0	0	0	0	0	0	0	0	0	0	0	0	0	0	0	0	0	0	0	0	0	0
0500	0	0	0	0	0	0	0	0	0	0	0	0	0	0	0	0	0	0	0	0	0	0	0	0	0	0	0	0	0
0600	1	0	0	0	0	1	0	0	0	0	0	0	0	0	0	0	0	0	0	0	0	0	0	0	0	0	0	0	0
0700	2	0	0	0	0	0	1	1	0	0	0	0	0	0	0	0	0	0	0	0	0	0	0	0	0	0	0	0	0
0800	4	0	0	0	0	0	0	2	1	1	0	0	0	0	0	0	0	0	0	0	0	0	0	0	0	0	0	0	0
0900	4	0	0	0	0	1	1	1	1	0	0	0	0	0	0	0	0	0	0	0	0	0	0	0	0	0	0	0	0
1000	**7**	**0**	**0**	**0**	**0**	**0**	**2**	**4**	**0**	**1**	**0**	**0**	**0**	**0**	**0**	**0**	**0**	**0**	**0**	**0**	**0**	**0**	**0**	**0**	**0**	**0**	**0**	**0**	**0**
1100	2	0	0	0	0	2	0	0	0	0	0	0	0	0	0	0	0	0	0	0	0	0	0	0	0	0	0	0	0
1200	1	0	0	0	0	0	0	1	0	0	0	0	0	0	0	0	0	0	0	0	0	0	0	0	0	0	0	0	0
1300	4	0	0	1	0	0	0	2	1	0	0	0	0	0	0	0	0	0	0	0	0	0	0	0	0	0	0	0	0
1400	**5**	**0**	**0**	**0**	**0**	**0**	**3**	**0**	**0**	**2**	**0**	**0**	**0**	**0**	**0**	**0**	**0**	**0**	**0**	**0**	**0**	**0**	**0**	**0**	**0**	**0**	**0**	**0**	**0**
1500	3	0	0	0	0	0	1	1	1	0	0	0	0	0	0	0	0	0	0	0	0	0	0	0	0	0	0	0	0
1600	4	0	0	0	0	1	1	0	1	1	0	0	0	0	0	0	0	0	0	0	0	0	0	0	0	0	0	0	0
1700	4	0	1	0	0	0	2	0	0	1	0	0	0	0	0	0	0	0	0	0	0	0	0	0	0	0	0	0	0
1800	**5**	**0**	**0**	**0**	**0**	**0**	**2**	**1**	**2**	**0**	**0**	**0**	**0**	**0**	**0**	**0**	**0**	**0**	**0**	**0**	**0**	**0**	**0**	**0**	**0**	**0**	**0**	**0**	**0**
1900	2	0	0	0	0	1	0	0	1	0	0	0	0	0	0	0	0	0	0	0	0	0	0	0	0	0	0	0	0
2000	1	0	0	0	0	0	0	0	0	1	0	0	0	0	0	0	0	0	0	0	0	0	0	0	0	0	0	0	0
2100	3	0	0	0	1	0	1	0	0	1	0	0	0	0	0	0	0	0	0	0	0	0	0	0	0	0	0	0	0
2200	3	0	0	0	0	0	1	1	1	0	0	0	0	0	0	0	0	0	0	0	0	0	0	0	0	0	0	0	0
2300	0	0	0	0	0	0	0	0	0	0	0	0	0	0	0	0	0	0	0	0	0	0	0	0	0	0	0	0	0
07-19	**45**	**0**	**1**	**1**	**0**	**4**	**13**	**13**	**7**	**6**	**0**	**0**	**0**	**0**	**0**	**0**	**0**	**0**	**0**	**0**	**0**	**0**	**0**	**0**	**0**	**0**	**0**	**0**	**0**
06-22	**52**	**0**	**1**	**1**	**1**	**6**	**14**	**13**	**8**	**8**	**0**	**0**	**0**	**0**	**0**	**0**	**0**	**0**	**0**	**0**	**0**	**0**	**0**	**0**	**0**	**0**	**0**	**0**	**0**
06-00	**55**	**0**	**1**	**1**	**1**	**6**	**15**	**14**	**9**	**8**	**0**	**0**	**0**	**0**	**0**	**0**	**0**	**0**	**0**	**0**	**0**	**0**	**0**	**0**	**0**	**0**	**0**	**0**	**0**
00-00	**55**	**0**	**1**	**1**	**1**	**6**	**15**	**14**	**9**	**8**	**0**	**0**	**0**	**0**	**0**	**0**	**0**	**0**	**0**	**0**	**0**	**0**	**0**	**0**	**0**	**0**	**0**	**0**	**0**

DRAFT

Site 102
Location Unnamed Road, Att - Telepole, Lat 54.18838, Long -6.78033
Direction North

3279 / Meath/Cavan/Monaghan ATC's
October 2013
Automatic Traffic Count

Fri, 11 October 2013

Time	Total	Speed Bins (mph)																											
		0 - 5	5 - 10	10 - 15	15 - 20	20 - 25	25 - 30	30 - 35	35 - 40	40 - 45	45 - 50	50 - 55	55 - 60	60 - 65	65 - 70	70 - 75	75 - 80	80 - 85	85 - 90	90 - 95	95 - 100	100 - 105	105 - 110	110 - 115	115 - 120	120 - 125	125 - 130	130 - 135	135 - 140
0000	0	0	0	0	0	0	0	0	0	0	0	0	0	0	0	0	0	0	0	0	0	0	0	0	0	0	0	0	0
0100	1	0	0	0	0	0	0	1	0	0	0	0	0	0	0	0	0	0	0	0	0	0	0	0	0	0	0	0	0
0200	0	0	0	0	0	0	0	0	0	0	0	0	0	0	0	0	0	0	0	0	0	0	0	0	0	0	0	0	0
0300	0	0	0	0	0	0	0	0	0	0	0	0	0	0	0	0	0	0	0	0	0	0	0	0	0	0	0	0	0
0400	0	0	0	0	0	0	0	0	0	0	0	0	0	0	0	0	0	0	0	0	0	0	0	0	0	0	0	0	0
0500	0	0	0	0	0	0	0	0	0	0	0	0	0	0	0	0	0	0	0	0	0	0	0	0	0	0	0	0	0
0600	0	0	0	0	0	0	0	0	0	0	0	0	0	0	0	0	0	0	0	0	0	0	0	0	0	0	0	0	0
0700	2	0	0	0	0	0	1	1	0	0	0	0	0	0	0	0	0	0	0	0	0	0	0	0	0	0	0	0	0
0800	2	0	0	0	0	0	0	2	0	0	0	0	0	0	0	0	0	0	0	0	0	0	0	0	0	0	0	0	0
0900	1	0	0	0	0	0	0	1	0	0	0	0	0	0	0	0	0	0	0	0	0	0	0	0	0	0	0	0	0
1000	3	0	0	0	0	0	1	0	1	1	0	0	0	0	0	0	0	0	0	0	0	0	0	0	0	0	0	0	0
1100	**4**	**0**	**0**	**1**	**0**	**1**	**1**	**1**	**0**	**0**	**0**	**0**	**0**	**0**	**0**	**0**	**0**	**0**	**0**	**0**	**0**	**0**	**0**	**0**	**0**	**0**	**0**	**0**	**0**
1200	4	0	0	0	0	0	0	2	2	0	0	0	0	0	0	0	0	0	0	0	0	0	0	0	0	0	0	0	0
1300	1	0	0	0	0	0	0	0	0	1	0	0	0	0	0	0	0	0	0	0	0	0	0	0	0	0	0	0	0
1400	1	0	0	0	0	0	1	0	0	0	0	0	0	0	0	0	0	0	0	0	0	0	0	0	0	0	0	0	0
1500	**9**	**0**	**0**	**1**	**0**	**0**	**2**	**1**	**3**	**2**	**0**	**0**	**0**	**0**	**0**	**0**	**0**	**0**	**0**	**0**	**0**	**0**	**0**	**0**	**0**	**0**	**0**	**0**	**0**
1600	3	0	0	0	0	1	2	0	0	0	0	0	0	0	0	0	0	0	0	0	0	0	0	0	0	0	0	0	0
1700	0	0	0	0	0	0	0	0	0	0	0	0	0	0	0	0	0	0	0	0	0	0	0	0	0	0	0	0	0
1800	3	0	0	0	0	0	0	2	1	0	0	0	0	0	0	0	0	0	0	0	0	0	0	0	0	0	0	0	0
1900	6	0	0	1	0	0	2	1	1	1	0	0	0	0	0	0	0	0	0	0	0	0	0	0	0	0	0	0	0
2000	0	0	0	0	0	0	0	0	0	0	0	0	0	0	0	0	0	0	0	0	0	0	0	0	0	0	0	0	0
2100	0	0	0	0	0	0	0	0	0	0	0	0	0	0	0	0	0	0	0	0	0	0	0	0	0	0	0	0	0
2200	0	0	0	0	0	0	0	0	0	0	0	0	0	0	0	0	0	0	0	0	0	0	0	0	0	0	0	0	0
2300	0	0	0	0	0	0	0	0	0	0	0	0	0	0	0	0	0	0	0	0	0	0	0	0	0	0	0	0	0
07-19	**33**	**0**	**0**	**2**	**0**	**2**	**8**	**10**	**7**	**4**	**0**	**0**	**0**	**0**	**0**	**0**	**0**	**0**	**0**	**0**	**0**	**0**	**0**	**0**	**0**	**0**	**0**	**0**	**0**
06-22	**39**	**0**	**0**	**3**	**0**	**2**	**10**	**11**	**8**	**5**	**0**	**0**	**0**	**0**	**0**	**0**	**0**	**0**	**0**	**0**	**0**	**0**	**0**	**0**	**0**	**0**	**0**	**0**	**0**
06-00	**39**	**0**	**0**	**3**	**0**	**2**	**10**	**11**	**8**	**5**	**0**	**0**	**0**	**0**	**0**	**0**	**0**	**0**	**0**	**0**	**0**	**0**	**0**	**0**	**0**	**0**	**0**	**0**	**0**
00-00	**40**	**0**	**0**	**3**	**0**	**2**	**10**	**12**	**8**	**5**	**0**	**0**	**0**	**0**	**0**	**0**	**0**	**0**	**0**	**0**	**0**	**0**	**0**	**0**	**0**	**0**	**0**	**0**	**0**

DRAFT

Site 102
Location Unnamed Road, Att - Telepole, Lat 54.18838, Long -6.78033
Direction North

3279 / Meath/Cavan/Monaghan ATC's
October 2013
Automatic Traffic Count

Virtual Day (Partial days = 3.58)

Time	Total	Speed Bins (mph)																											
		0 - 5	5 - 10	10 - 15	15 - 20	20 - 25	25 - 30	30 - 35	35 - 40	40 - 45	45 - 50	50 - 55	55 - 60	60 - 65	65 - 70	70 - 75	75 - 80	80 - 85	85 - 90	90 - 95	95 - 100	100 - 105	105 - 110	110 - 115	115 - 120	120 - 125	125 - 130	130 - 135	135 - 140
0000	0	0	0	0	0	0	0	0	0	0	0	0	0	0	0	0	0	0	0	0	0	0	0	0	0	0	0	0	0
0100	0	0	0	0	0	0	0	0	0	0	0	0	0	0	0	0	0	0	0	0	0	0	0	0	0	0	0	0	0
0200	0	0	0	0	0	0	0	0	0	0	0	0	0	0	0	0	0	0	0	0	0	0	0	0	0	0	0	0	0
0300	0	0	0	0	0	0	0	0	0	0	0	0	0	0	0	0	0	0	0	0	0	0	0	0	0	0	0	0	0
0400	0	0	0	0	0	0	0	0	0	0	0	0	0	0	0	0	0	0	0	0	0	0	0	0	0	0	0	0	0
0500	0	0	0	0	0	0	0	0	0	0	0	0	0	0	0	0	0	0	0	0	0	0	0	0	0	0	0	0	0
0600	0	0	0	0	0	0	0	0	0	0	0	0	0	0	0	0	0	0	0	0	0	0	0	0	0	0	0	0	0
0700	2	0	0	0	0	0	1	1	0	0	0	0	0	0	0	0	0	0	0	0	0	0	0	0	0	0	0	0	0
0800	3	0	0	0	0	0	0	2	1	0	0	0	0	0	0	0	0	0	0	0	0	0	0	0	0	0	0	0	0
0900	2	0	0	0	0	0	1	1	0	0	0	0	0	0	0	0	0	0	0	0	0	0	0	0	0	0	0	0	0
1000	3	0	0	0	0	0	1	1	1	1	0	0	0	0	0	0	0	0	0	0	0	0	0	0	0	0	0	0	0
1100	**4**	**0**	**0**	**1**	**0**	**1**	**0**	**1**	**0**	**0**	**0**	**0**	**0**	**0**	**0**	**0**	**0**	**0**	**0**	**0**	**0**	**0**	**0**	**0**	**0**	**0**	**0**	**0**	**0**
1200	4	0	0	0	0	0	1	2	1	0	0	0	0	0	0	0	0	0	0	0	0	0	0	0	0	0	0	0	0
1300	4	0	0	1	0	1	1	1	1	1	0	0	0	0	0	0	0	0	0	0	0	0	0	0	0	0	0	0	0
1400	4	0	0	0	0	1	2	1	1	1	0	0	0	0	0	0	0	0	0	0	0	0	0	0	0	0	0	0	0
1500	**5**	**0**	**0**	**1**	**0**	**0**	**1**	**2**	**1**	**1**	**0**	**0**	**0**	**0**	**0**	**0**	**0**	**0**	**0**	**0**	**0**	**0**	**0**	**0**	**0**	**0**	**0**	**0**	**0**
1600	4	0	0	0	0	1	2	0	0	0	0	0	0	0	0	0	0	0	0	0	0	0	0	0	0	0	0	0	0
1700	4	0	0	0	0	1	1	1	1	1	0	0	0	0	0	0	0	0	0	0	0	0	0	0	0	0	0	0	0
1800	**5**	**0**	**0**	**0**	**0**	**0**	**1**	**2**	**2**	**0**	**0**	**0**	**0**	**0**	**0**	**0**	**0**	**0**	**0**	**0**	**0**	**0**	**0**	**0**	**0**	**0**	**0**	**0**	**0**
1900	3	0	0	0	0	0	1	1	1	0	0	0	0	0	0	0	0	0	0	0	0	0	0	0	0	0	0	0	0
2000	2	0	0	0	0	0	0	0	1	1	0	0	0	0	0	0	0	0	0	0	0	0	0	0	0	0	0	0	0
2100	2	0	0	0	0	0	0	1	0	1	0	0	0	0	0	0	0	0	0	0	0	0	0	0	0	0	0	0	0
2200	2	0	0	0	0	0	0	1	1	0	0	0	0	0	0	0	0	0	0	0	0	0	0	0	0	0	0	0	0
2300	1	0	0	0	0	0	0	1	0	0	0	0	0	0	0	0	0	0	0	0	0	0	0	0	0	0	0	0	0
07-19	**44**	**0**	**0**	**3**	**0**	**5**	**12**	**15**	**9**	**5**	**0**	**0**	**0**	**0**	**0**	**0**	**0**	**0**	**0**	**0**	**0**	**0**	**0**	**0**	**0**	**0**	**0**	**0**	**0**
06-22	**51**	**0**	**0**	**3**	**0**	**5**	**13**	**17**	**11**	**7**	**0**	**0**	**0**	**0**	**0**	**0**	**0**	**0**	**0**	**0**	**0**	**0**	**0**	**0**	**0**	**0**	**0**	**0**	**0**
06-00	**54**	**0**	**0**	**3**	**0**	**5**	**13**	**19**	**12**	**7**	**0**	**0**	**0**	**0**	**0**	**0**	**0**	**0**	**0**	**0**	**0**	**0**	**0**	**0**	**0**	**0**	**0**	**0**	**0**
00-00	**54**	**0**	**0**	**3**	**0**	**5**	**13**	**19**	**12**	**7**	**0**	**0**	**0**	**0**	**0**	**0**	**0**	**0**	**0**	**0**	**0**	**0**	**0**	**0**	**0**	**0**	**0**	**0**	**0**

DRAFT

Site 102
Location Unnamed Road, Att - Telepole, Lat 54.18838, Long -6.78033
Direction North

3279 / Meath/Cavan/Monaghan ATC's
October 2013
Automatic Traffic Count

Virtual Week (1)

Time	Total	Speed Bins (mph)																											
		0 - 5	5 - 10	10 - 15	15 - 20	20 - 25	25 - 30	30 - 35	35 - 40	40 - 45	45 - 50	50 - 55	55 - 60	60 - 65	65 - 70	70 - 75	75 - 80	80 - 85	85 - 90	90 - 95	95 - 100	100 - 105	105 - 110	110 - 115	115 - 120	120 - 125	125 - 130	130 - 135	135 - 140
Mon	0	0	0	0	0	0	0	0	0	0	0	0	0	0	0	0	0	0	0	0	0	0	0	0	0	0	0	0	0
Tue	44	0	2	4	0	6	8	15	4	5	0	0	0	0	0	0	0	0	0	0	0	0	0	0	0	0	0	0	0
Wed	62	0	1	3	1	6	14	17	14	5	1	0	0	0	0	0	0	0	0	0	0	0	0	0	0	0	0	0	0
Thu	55	0	1	1	1	6	15	14	9	8	0	0	0	0	0	0	0	0	0	0	0	0	0	0	0	0	0	0	0
Fri	40	0	0	3	0	2	10	12	8	5	0	0	0	0	0	0	0	0	0	0	0	0	0	0	0	0	0	0	0
|Sat	0	0	0	0	0	0	0	0	0	0	0	0	0	0	0	0	0	0	0	0	0	0	0	0	0	0	0	0	0
|Sun	0	0	0	0	0	0	0	0	0	0	0	0	0	0	0	0	0	0	0	0	0	0	0	0	0	0	0	0	0
5 Day Ave.	**50**	**0**	**1**	**3**	**1**	**5**	**12**	**15**	**9**	**6**	**0**	**0**	**0**	**0**	**0**	**0**	**0**	**0**	**0**	**0**	**0**	**0**	**0**	**0**	**0**	**0**	**0**	**0**	**0**
7 Day Ave.	**54**	**0**	**0**	**3**	**0**	**5**	**13**	**19**	**12**	**7**	**0**	**0**	**0**	**0**	**0**	**0**	**0**	**0**	**0**	**0**	**0**	**0**	**0**	**0**	**0**	**0**	**0**	**0**	**0**
Total	**201**	**0**	**4**	**11**	**2**	**20**	**47**	**58**	**35**	**23**	**1**	**0**	**0**	**0**	**0**	**0**	**0**	**0**	**0**	**0**	**0**	**0**	**0**	**0**	**0**	**0**	**0**	**0**	**0**

Summary Graphs

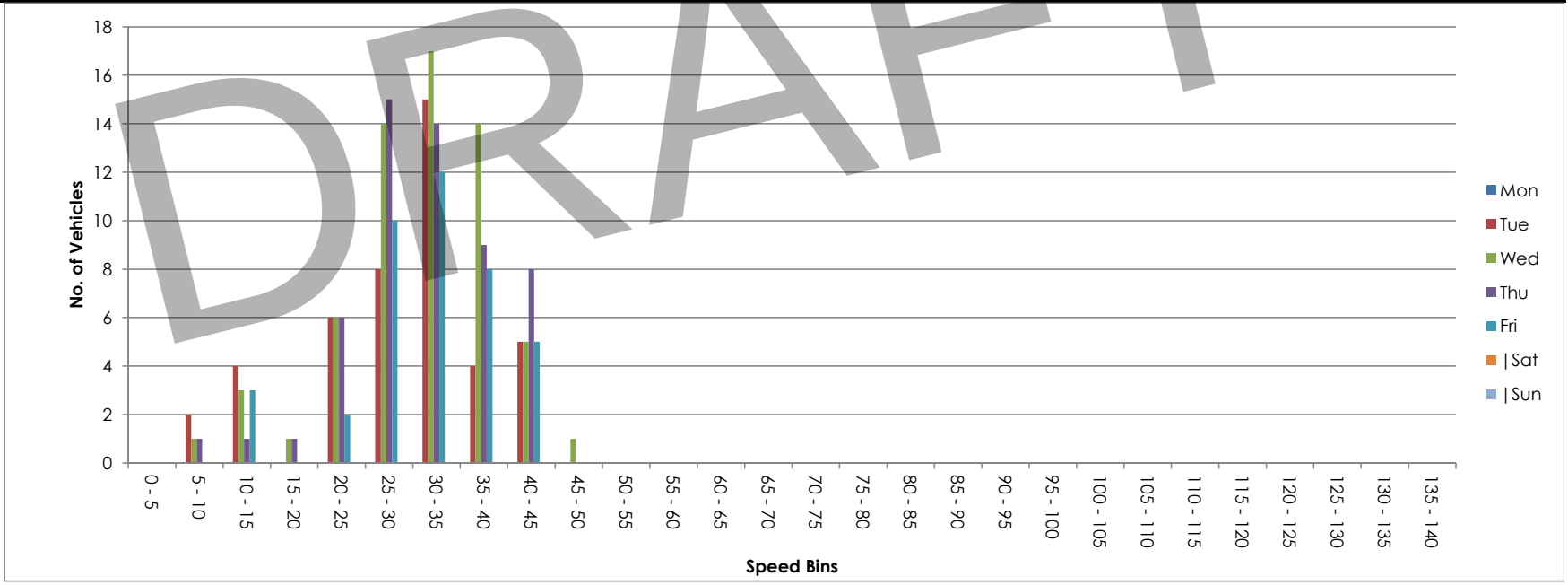

DRAFT

Site 102
Location Unnamed Road, Att - Telepole, Lat 54.18838, Long -6.78033
Direction South

3279 / Meath/Cavan/Monaghan ATC's
October 2013
Automatic Traffic Count

Tue, 8 October 2013

Time	Total	Classification												>PSL	>PSL%	>SL1	>SL1%	>SL2	>SL2%	Mean	Vpp
		1 MCL	2 SV	3 SVT	4 TB2	5 TB3	6 T4	7 ART3	8 ART4	9 ART5	10 ART6	11 BD	12 DRT	50	50	57 ACPO	57 ACPO	65 DfT	65 DfT		85
0000	0	0	0	0	0	0	0	0	0	0	0	0	0	0	0	0	0	0	0	0	0
0100	0	0	0	0	0	0	0	0	0	0	0	0	0	0	0	0	0	0	0	0	0
0200	0	0	0	0	0	0	0	0	0	0	0	0	0	0	0	0	0	0	0	0	0
0300	0	0	0	0	0	0	0	0	0	0	0	0	0	0	0	0	0	0	0	0	0
0400	0	0	0	0	0	0	0	0	0	0	0	0	0	0	0	0	0	0	0	0	0
0500	0	0	0	0	0	0	0	0	0	0	0	0	0	0	0	0	0	0	0	0	0
0600	0	0	0	0	0	0	0	0	0	0	0	0	0	0	0	0	0	0	0	0	0
0700	0	0	0	0	0	0	0	0	0	0	0	0	0	0	0	0	0	0	0	0	0
0800	0	0	0	0	0	0	0	0	0	0	0	0	0	0	0	0	0	0	0	0	0
0900	0	0	0	0	0	0	0	0	0	0	0	0	0	0	0	0	0	0	0	0	0
1000	0	0	0	0	0	0	0	0	0	0	0	0	0	0	0	0	0	0	0	-	-
1100	**5**	**0**	**4**	**0**	**0**	**0**	**0**	**0**	**0**	**1**	**0**	**0**	**0**	**0**	**0**	**0**	**0**	**0**	**0**	**32**	**-**
1200	3	0	3	0	0	0	0	0	0	0	0	0	0	0	0	0	0	0	0	26.2	-
1300	2	0	2	0	0	0	0	0	0	0	0	0	0	0	0	0	0	0	0	17	-
1400	2	0	1	0	0	0	0	0	1	0	0	0	0	0	0	0	0	0	0	34.4	-
1500	**8**	**0**	**8**	**0**	**0**	**0**	**0**	**0**	**0**	**0**	**0**	**0**	**0**	**0**	**0**	**0**	**0**	**0**	**0**	**28.3**	**-**
1600	5	0	3	0	2	0	0	0	0	0	0	0	0	0	0	0	0	0	0	29.8	-
1700	2	0	2	0	0	0	0	0	0	0	0	0	0	0	0	0	0	0	0	33.7	-
1800	1	0	0	0	0	0	0	0	0	1	0	0	0	0	0	0	0	0	0	16.6	-
1900	2	0	2	0	0	0	0	0	0	0	0	0	0	0	0	0	0	0	0	36	-
2000	4	0	4	0	0	0	0	0	0	0	0	0	0	0	0	0	0	0	0	35.7	-
2100	4	0	4	0	0	0	0	0	0	0	0	0	0	0	0	0	0	0	0	30	-
2200	0	0	0	0	0	0	0	0	0	0	0	0	0	0	0	0	0	0	0	-	-
2300	0	0	0	0	0	0	0	0	0	0	0	0	0	0	0	0	0	0	0	-	-
07-19	**28**	**0**	**23**	**0**	**2**	**0**	**0**	**0**	**1**	**2**	**0**	**0**	**0**	**0**	**0**	**0**	**0**	**0**	**0**	**28.6**	**35.6**
06-22	**38**	**0**	**33**	**0**	**2**	**0**	**0**	**0**	**1**	**2**	**0**	**0**	**0**	**0**	**0**	**0**	**0**	**0**	**0**	**29.9**	**37.6**
06-00	**38**	**0**	**33**	**0**	**2**	**0**	**0**	**0**	**1**	**2**	**0**	**0**	**0**	**0**	**0**	**0**	**0**	**0**	**0**	**29.9**	**37.6**
00-00	**38**	**0**	**33**	**0**	**2**	**0**	**0**	**0**	**1**	**2**	**0**	**0**	**0**	**0**	**0**	**0**	**0**	**0**	**0**	**29.9**	**37.6**

DRAFT

Site 102
Location Unnamed Road, Att - Telepole, Lat 54.18838, Long -6.78033
Direction South

3279 / Meath/Cavan/Monaghan ATC's
October 2013
Automatic Traffic Count

Wed, 9 October 2013

Time	Total	Classification												>PSL	>PSL%	>SL1	>SL1%	>SL2	>SL2%	Mean	Vpp
		1 MCL	2 SV	3 SVT	4 TB2	5 TB3	6 T4	7 ART3	8 ART4	9 ART5	10 ART6	11 BD	12 DRT	50	50	57 ACPO	57 ACPO	65 DfT	65 DfT		85
0000	0	0	0	0	0	0	0	0	0	0	0	0	0	0	0	0	0	0	0	-	-
0100	0	0	0	0	0	0	0	0	0	0	0	0	0	0	0	0	0	0	0	-	-
0200	0	0	0	0	0	0	0	0	0	0	0	0	0	0	0	0	0	0	0	-	-
0300	0	0	0	0	0	0	0	0	0	0	0	0	0	0	0	0	0	0	0	-	-
0400	0	0	0	0	0	0	0	0	0	0	0	0	0	0	0	0	0	0	0	-	-
0500	0	0	0	0	0	0	0	0	0	0	0	0	0	0	0	0	0	0	0	-	-
0600	1	0	1	0	0	0	0	0	0	0	0	0	0	0	0	0	0	0	0	43.7	-
0700	3	0	2	0	1	0	0	0	0	0	0	0	0	0	0	0	0	0	0	31.4	-
0800	4	0	4	0	0	0	0	0	0	0	0	0	0	0	0	0	0	0	0	33.5	-
0900	2	0	1	0	1	0	0	0	0	0	0	0	0	0	0	0	0	0	0	28.8	-
1000	2	0	1	0	1	0	0	0	0	0	0	0	0	0	0	0	0	0	0	29	-
1100	**5**	**0**	**5**	**0**	**0**	**0**	**0**	**0**	**0**	**0**	**0**	**0**	**0**	**0**	**0**	**0**	**0**	**0**	**0**	**29.2**	**-**
1200	3	0	2	0	1	0	0	0	0	0	0	0	0	0	0	0	0	0	0	33.9	-
1300	2	0	1	0	1	0	0	0	0	0	0	0	0	0	0	0	0	0	0	38.4	-
1400	5	0	4	0	1	0	0	0	0	0	0	0	0	0	0	0	0	0	0	33.6	-
1500	5	0	4	0	1	0	0	0	0	0	0	0	0	0	0	0	0	0	0	29	-
1600	4	0	2	0	1	1	0	0	0	0	0	0	0	0	0	0	0	0	0	31	-
1700	3	0	2	1	0	0	0	0	0	0	0	0	0	0	0	0	0	0	0	26.1	-
1800	3	0	2	0	1	0	0	0	0	0	0	0	0	0	0	0	0	0	0	28.7	-
1900	**9**	**0**	**9**	**0**	**0**	**0**	**0**	**0**	**0**	**0**	**0**	**0**	**0**	**0**	**0**	**0**	**0**	**0**	**0**	**30.6**	**-**
2000	4	0	3	0	1	0	0	0	0	0	0	0	0	0	0	0	0	0	0	28.6	-
2100	0	0	0	0	0	0	0	0	0	0	0	0	0	0	0	0	0	0	0	-	-
2200	1	0	1	0	0	0	0	0	0	0	0	0	0	0	0	0	0	0	0	36.6	-
2300	0	0	0	0	0	0	0	0	0	0	0	0	0	0	0	0	0	0	0	-	-
07-19	**41**	**0**	**30**	**1**	**9**	**1**	**0**	**0**	**0**	**0**	**0**	**0**	**0**	**0**	**0**	**0**	**0**	**0**	**0**	**31**	**36.7**
06-22	**55**	**0**	**43**	**1**	**10**	**1**	**0**	**0**	**0**	**0**	**0**	**0**	**0**	**0**	**0**	**0**	**0**	**0**	**0**	**31**	**36.9**
06-00	**56**	**0**	**44**	**1**	**10**	**1**	**0**	**0**	**0**	**0**	**0**	**0**	**0**	**0**	**0**	**0**	**0**	**0**	**0**	**31.1**	**36.9**
00-00	**56**	**0**	**44**	**1**	**10**	**1**	**0**	**0**	**0**	**0**	**0**	**0**	**0**	**0**	**0**	**0**	**0**	**0**	**0**	**31.1**	**36.9**

DRAFT

Site 102
Location Unnamed Road, Att - Telepole, Lat 54.18838, Long -6.78033
Direction South

3279 / Meath/Cavan/Monaghan ATC's
October 2013
Automatic Traffic Count

Thu, 10 October 2013

Time	Total	Classification												>PSL	>PSL%	>SL1	>SL1%	>SL2	>SL2%	Mean	Vpp
		1 MCL	2 SV	3 SVT	4 TB2	5 TB3	6 T4	7 ART3	8 ART4	9 ART5	10 ART6	11 BD	12 DRT	50	50	57 ACPO	57 ACPO	65 DfT	65 DfT		85
0000	0	0	0	0	0	0	0	0	0	0	0	0	0	0	0	0	0	0	0	-	-
0100	0	0	0	0	0	0	0	0	0	0	0	0	0	0	0	0	0	0	0	-	-
0200	0	0	0	0	0	0	0	0	0	0	0	0	0	0	0	0	0	0	0	-	-
0300	0	0	0	0	0	0	0	0	0	0	0	0	0	0	0	0	0	0	0	-	-
0400	1	0	1	0	0	0	0	0	0	0	0	0	0	0	0	0	0	0	0	29.9	-
0500	0	0	0	0	0	0	0	0	0	0	0	0	0	0	0	0	0	0	0	-	-
0600	1	0	0	0	0	1	0	0	0	0	0	0	0	0	0	0	0	0	0	25.6	-
0700	4	0	3	0	1	0	0	0	0	0	0	0	0	0	0	0	0	0	0	35.7	-
0800	**6**	**0**	**5**	**1**	**0**	**0**	**0**	**0**	**0**	**0**	**0**	**0**	**0**	**0**	**0**	**0**	**0**	**0**	**0**	**32.9**	**-**
0900	5	0	2	2	1	0	0	0	0	0	0	0	0	0	0	0	0	0	0	29.2	-
1000	**6**	**0**	**4**	**0**	**1**	**0**	**0**	**0**	**0**	**1**	**0**	**0**	**0**	**0**	**0**	**0**	**0**	**0**	**0**	**31.1**	**-**
1100	**6**	**0**	**4**	**0**	**1**	**0**	**1**	**0**	**0**	**0**	**0**	**0**	**0**	**0**	**0**	**0**	**0**	**0**	**0**	**33.8**	**-**
1200	2	0	2	0	0	0	0	0	0	0	0	0	0	0	0	0	0	0	0	37	-
1300	0	0	0	0	0	0	0	0	0	0	0	0	0	0	0	0	0	0	0	-	-
1400	6	0	4	0	2	0	0	0	0	0	0	0	0	0	0	0	0	0	0	33.6	-
1500	3	0	1	0	1	0	0	0	0	1	0	0	0	0	0	0	0	0	0	29.2	-
1600	4	1	1	1	1	0	0	0	0	0	0	0	0	0	0	0	0	0	0	25.3	-
1700	4	0	3	0	1	0	0	0	0	0	0	0	0	0	0	0	0	0	0	25.4	-
1800	1	0	1	0	0	0	0	0	0	0	0	0	0	0	0	0	0	0	0	40.7	-
1900	**7**	**1**	**6**	**0**	**0**	**0**	**0**	**0**	**0**	**0**	**0**	**0**	**0**	**0**	**0**	**0**	**0**	**0**	**0**	**30.9**	**-**
2000	2	0	2	0	0	0	0	0	0	0	0	0	0	0	0	0	0	0	0	38.6	-
2100	2	0	2	0	0	0	0	0	0	0	0	0	0	0	0	0	0	0	0	27	-
2200	2	0	2	0	0	0	0	0	0	0	0	0	0	0	0	0	0	0	0	44.7	-
2300	1	0	1	0	0	0	0	0	0	0	0	0	0	0	0	0	0	0	0	34	-
07-19	**47**	**1**	**30**	**4**	**9**	**0**	**1**	**0**	**0**	**2**	**0**	**0**	**0**	**0**	**0**	**0**	**0**	**0**	**0**	**31.5**	**39.6**
06-22	**59**	**2**	**40**	**4**	**9**	**1**	**1**	**0**	**0**	**2**	**0**	**0**	**0**	**0**	**0**	**0**	**0**	**0**	**0**	**31.5**	**39.6**
06-00	**62**	**2**	**43**	**4**	**9**	**1**	**1**	**0**	**0**	**2**	**0**	**0**	**0**	**0**	**0**	**0**	**0**	**0**	**0**	**31.9**	**40.5**
00-00	**63**	**2**	**44**	**4**	**9**	**1**	**1**	**0**	**0**	**2**	**0**	**0**	**0**	**0**	**0**	**0**	**0**	**0**	**0**	**31.9**	**40.5**

DRAFT

Site 102
Location Unnamed Road, Att - Telepole, Lat 54.18838, Long -6.78033
Direction South

3279 / Meath/Cavan/Monaghan ATC's
October 2013
Automatic Traffic Count

Fri, 11 October 2013

Time	Total	Classification												>PSL	>PSL%	>SL1	>SL1%	>SL2	>SL2%	Mean	Vpp
		1 MCL	2 SV	3 SVT	4 TB2	5 TB3	6 T4	7 ART3	8 ART4	9 ART5	10 ART6	11 BD	12 DRT	50	50	57 ACPO	57 ACPO	65 DfT	65 DfT		85
0000	0	0	0	0	0	0	0	0	0	0	0	0	0	0	0	0	0	0	0	-	-
0100	0	0	0	0	0	0	0	0	0	0	0	0	0	0	0	0	0	0	0	-	-
0200	0	0	0	0	0	0	0	0	0	0	0	0	0	0	0	0	0	0	0	-	-
0300	0	0	0	0	0	0	0	0	0	0	0	0	0	0	0	0	0	0	0	-	-
0400	0	0	0	0	0	0	0	0	0	0	0	0	0	0	0	0	0	0	0	-	-
0500	1	0	1	0	0	0	0	0	0	0	0	0	0	0	0	0	0	0	0	38.1	-
0600	0	0	0	0	0	0	0	0	0	0	0	0	0	0	0	0	0	0	0	-	-
0700	4	0	3	0	1	0	0	0	0	0	0	0	0	0	0	0	0	0	0	31.3	-
0800	2	0	1	0	1	0	0	0	0	0	0	0	0	0	0	0	0	0	0	32.9	-
0900	1	0	0	0	1	0	0	0	0	0	0	0	0	0	0	0	0	0	0	33.9	-
1000	3	0	1	0	2	0	0	0	0	0	0	0	0	0	0	0	0	0	0	31.3	-
1100	**6**	**1**	**4**	**1**	**0**	**0**	**0**	**0**	**0**	**0**	**0**	**0**	**0**	**0**	**0**	**0**	**0**	**0**	**0**	**29.9**	**-**
1200	1	0	1	0	0	0	0	0	0	0	0	0	0	0	0	0	0	0	0	40.7	-
1300	**5**	**0**	**3**	**1**	**1**	**0**	**0**	**0**	**0**	**0**	**0**	**0**	**0**	**0**	**0**	**0**	**0**	**0**	**0**	**37.1**	**-**
1400	1	0	1	0	0	0	0	0	0	0	0	0	0	0	0	0	0	0	0	37.4	-
1500	2	0	1	0	1	0	0	0	0	0	0	0	0	0	0	0	0	0	0	27.9	-
1600	4	0	2	0	2	0	0	0	0	0	0	0	0	0	0	0	0	0	0	32.5	-
1700	4	1	3	0	0	0	0	0	0	0	0	0	0	0	0	0	0	0	0	29.7	-
1800	2	0	2	0	0	0	0	0	0	0	0	0	0	0	0	0	0	0	0	30.4	-
1900	4	1	2	0	1	0	0	0	0	0	0	0	0	0	0	0	0	0	0	30.4	-
2000	0	0	0	0	0	0	0	0	0	0	0	0	0	0	0	0	0	0	0	0	0
2100	0	0	0	0	0	0	0	0	0	0	0	0	0	0	0	0	0	0	0	0	0
2200	0	0	0	0	0	0	0	0	0	0	0	0	0	0	0	0	0	0	0	0	0
2300	0	0	0	0	0	0	0	0	0	0	0	0	0	0	0	0	0	0	0	0	0
07-19	**35**	**2**	**22**	**2**	**9**	**0**	**0**	**0**	**0**	**0**	**0**	**0**	**0**	**0**	**0**	**0**	**0**	**0**	**0**	**32.2**	**39.8**
06-22	**39**	**3**	**24**	**2**	**10**	**0**	**0**	**0**	**0**	**0**	**0**	**0**	**0**	**0**	**0**	**0**	**0**	**0**	**0**	**32**	**39.8**
06-00	**39**	**3**	**24**	**2**	**10**	**0**	**0**	**0**	**0**	**0**	**0**	**0**	**0**	**0**	**0**	**0**	**0**	**0**	**0**	**32**	**39.8**
00-00	**40**	**3**	**25**	**2**	**10**	**0**	**0**	**0**	**0**	**0**	**0**	**0**	**0**	**0**	**0**	**0**	**0**	**0**	**0**	**32.2**	**39.8**

DRAFT

Site 102
Location Unnamed Road, Att - Telepole, Lat 54.18838, Long -6.78033
Direction South

3279 / Meath/Cavan/Monaghan ATC's
October 2013
Automatic Traffic Count

Virtual Day (Partial days = 3.58)

Time	Total	Classification												>PSL	>PSL%	>SL1	>SL1%	>SL2	>SL2%	Mean	Vpp
		1 MCL	2 SV	3 SVT	4 TB2	5 TB3	6 T4	7 ART3	8 ART4	9 ART5	10 ART6	11 BD	12 DRT	50	50	57 ACPO	57 ACPO	65 DfT	65 DfT		85
0000	0	0	0	0	0	0	0	0	0	0	0	0	0	0	0	0	0	0	0	-	-
0100	0	0	0	0	0	0	0	0	0	0	0	0	0	0	0	0	0	0	0	-	-
0200	0	0	0	0	0	0	0	0	0	0	0	0	0	0	0	0	0	0	0	-	-
0300	0	0	0	0	0	0	0	0	0	0	0	0	0	0	0	0	0	0	0	-	-
0400	0	0	0	0	0	0	0	0	0	0	0	0	0	0	0	0	0	0	0	29.9	-
0500	0	0	0	0	0	0	0	0	0	0	0	0	0	0	0	0	0	0	0	38.1	-
0600	1	0	0	0	0	0	0	0	0	0	0	0	0	0	0	0	0	0	0	34.7	-
0700	4	0	3	0	1	0	0	0	0	0	0	0	0	0	0	0	0	0	0	32.9	-
0800	4	0	3	0	0	0	0	0	0	0	0	0	0	0	0	0	0	0	0	33.1	-
0900	3	0	1	1	1	0	0	0	0	0	0	0	0	0	0	0	0	0	0	29.7	-
1000	3	0	2	0	1	0	0	0	0	0	0	0	0	0	0	0	0	0	0	30.8	-
1100	**6**	**0**	**4**	**0**	**0**	**0**	**0**	**0**	**0**	**0**	**0**	**0**	**0**	**0**	**0**	**0**	**0**	**0**	**0**	**31.3**	**-**
1200	2	0	2	0	0	0	0	0	0	0	0	0	0	0	0	0	0	0	0	32.8	-
1300	2	0	2	0	1	0	0	0	0	0	0	0	0	0	0	0	0	0	0	32.9	-
1400	4	0	3	0	1	0	0	0	0	0	0	0	0	0	0	0	0	0	0	34	-
1500	5	0	4	0	1	0	0	0	0	0	0	0	0	0	0	0	0	0	0	28.6	-
1600	4	0	2	0	2	0	0	0	0	0	0	0	0	0	0	0	0	0	0	29.7	-
1700	3	0	3	0	0	0	0	0	0	0	0	0	0	0	0	0	0	0	0	28.2	-
1800	2	0	1	0	0	0	0	0	0	0	0	0	0	0	0	0	0	0	0	29.2	-
1900	**6**	**1**	**5**	**0**	**0**	**0**	**0**	**0**	**0**	**0**	**0**	**0**	**0**	**0**	**0**	**0**	**0**	**0**	**0**	**31.1**	**-**
2000	3	0	2	0	0	0	0	0	0	0	0	0	0	0	0	0	0	0	0	33.4	-
2100	2	0	2	0	0	0	0	0	0	0	0	0	0	0	0	0	0	0	0	29	-
2200	1	0	1	0	0	0	0	0	0	0	0	0	0	0	0	0	0	0	0	42	-
2300	0	0	0	0	0	0	0	0	0	0	0	0	0	0	0	0	0	0	0	34	-
07-19	**42**	**0**	**30**	**1**	**8**	**0**	**0**	**0**	**0**	**0**	**0**	**0**	**0**	**0**	**0**	**0**	**0**	**0**	**0**	**31.05**	**#NUM!**
06-22	**54**	**1**	**39**	**1**	**8**	**0**	**0**	**0**	**0**	**0**	**0**	**0**	**0**	**0**	**0**	**0**	**0**	**0**	**0**	**31.2**	**#NUM!**
06-00	**55**	**1**	**40**	**1**	**8**	**0**	**0**	**0**	**0**	**0**	**0**	**0**	**0**	**0**	**0**	**0**	**0**	**0**	**0**	**32.05**	**#NUM!**
00-00	**55**	**1**	**40**	**1**	**8**	**0**	**0**	**0**	**0**	**0**	**0**	**0**	**0**	**0**	**0**	**0**	**0**	**0**	**0**	**32.05**	**#NUM!**

DRAFT

Site 102
Location Unnamed Road, Att - Telepole, Lat 54.18838, Long -6.78033
Direction South

3279 / Meath/Cavan/Monaghan ATC's
October 2013
Automatic Traffic Count

Virtual Week (1)

Time	Total	Classification												>PSL	>PSL%	>SL1	>SL1%	>SL2	>SL2%	Mean	Vpp
		1 MCL	2 SV	3 SVT	4 TB2	5 TB3	6 T4	7 ART3	8 ART4	9 ART5	10 ART6	11 BD	12 DRT	50	50	57 ACPO	57 ACPO	65 DfT	65 DfT		85
Mon	0	0	0	0	0	0	0	0	0	0	0	0	0	0	0	0	0	0	0	-	-
Tue	38	0	33	0	2	0	0	0	1	2	0	0	0	0	0	0	0	0	0	29.9	37.6
Wed	56	0	44	1	10	1	0	0	0	0	0	0	0	0	0	0	0	0	0	31.1	36.9
Thu	63	2	44	4	9	1	1	0	0	2	0	0	0	0	0	0	0	0	0	31.9	40.5
Fri	40	3	25	2	10	0	0	0	0	0	0	0	0	0	0	0	0	0	0	32.2	39.8
| Sat	0	0	0	0	0	0	0	0	0	0	0	0	0	0	0	0	0	0	0	-	-
| Sun	0	0	0	0	0	0	0	0	0	0	0	0	0	0	0	0	0	0	0	-	-
5 Day Ave.	**49**	**1**	**37**	**2**	**8**	**1**	**0**	**0**	**0**	**1**	**0**	**0**	**0**	**0**	**0.0**	**0**	**0.0**	**0**	**0.0**	**31.3**	**38.7**
7 Day Ave.	**55**	**1**	**40**	**1**	**8**	**0**	**0**	**0**	**0**	**0**	**0**	**0**	**0**	**0**	**0.0**	**0**	**0.0**	**0**	**0.0**	**32.1**	**#NUM!**
Total	**197**	**5**	**146**	**7**	**31**	**2**	**1**	**0**	**1**	**4**	**0**	**0**	**0**	**0**	**0.0**	**0**	**0.0**	**0**	**0.0**	**31.3**	**38.9**

Summary Graphs

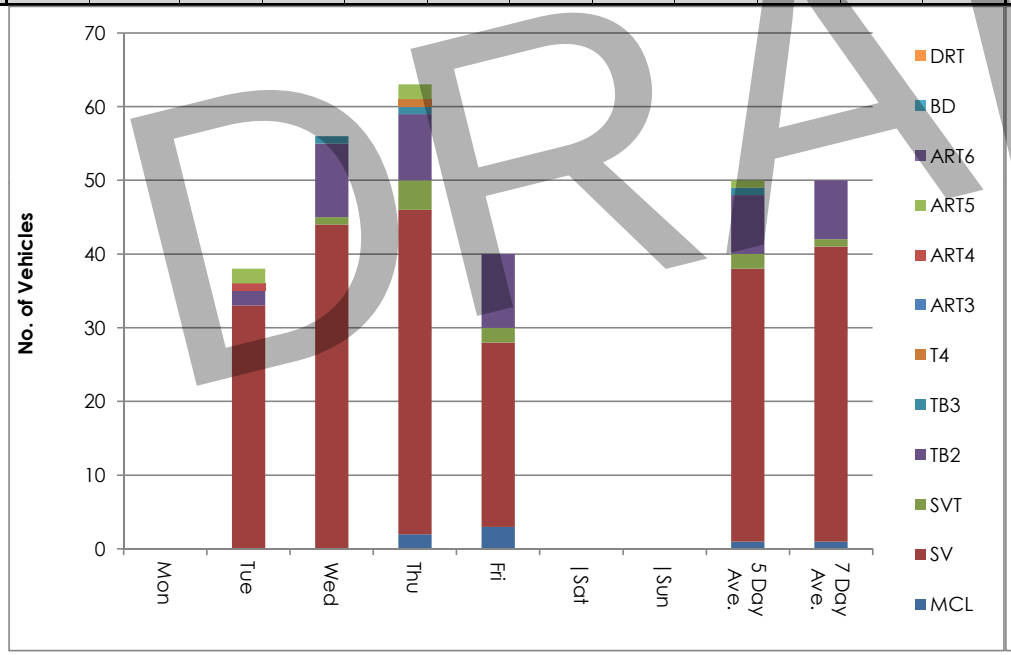

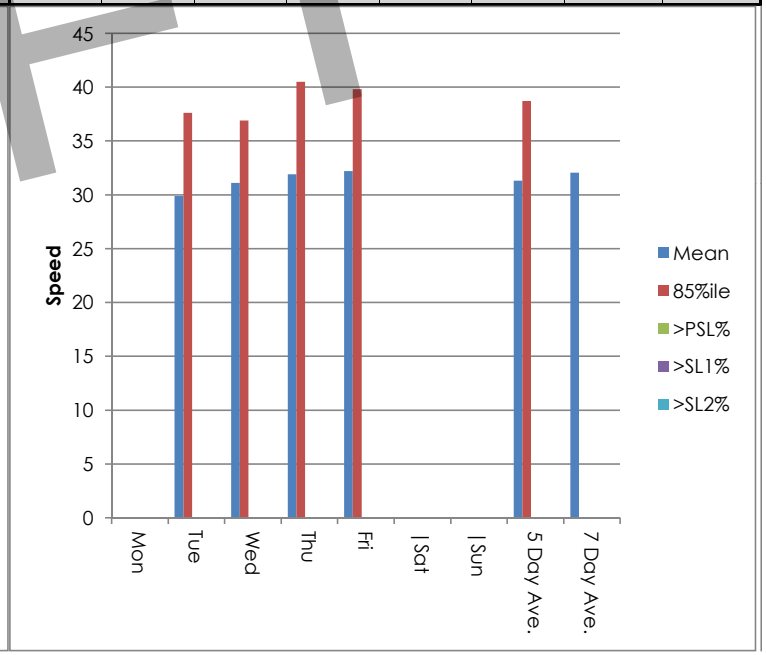

DRAFT

Site 102
Location Unnamed Road, Att - Telepole, Lat 54.18838, Long -6.78033
Direction South

3279 / Meath/Cavan/Monaghan ATC's
October 2013
Automatic Traffic Count

Tue, 8 October 2013

Time	Total	Speed Bins (mph)																											
		0 - 5	5 - 10	10 - 15	15 - 20	20 - 25	25 - 30	30 - 35	35 - 40	40 - 45	45 - 50	50 - 55	55 - 60	60 - 65	65 - 70	70 - 75	75 - 80	80 - 85	85 - 90	90 - 95	95 - 100	100 - 105	105 - 110	110 - 115	115 - 120	120 - 125	125 - 130	130 - 135	135 - 140
0000	0	0	0	0	0	0	0	0	0	0	0	0	0	0	0	0	0	0	0	0	0	0	0	0	0	0	0	0	0
0100	0	0	0	0	0	0	0	0	0	0	0	0	0	0	0	0	0	0	0	0	0	0	0	0	0	0	0	0	0
0200	0	0	0	0	0	0	0	0	0	0	0	0	0	0	0	0	0	0	0	0	0	0	0	0	0	0	0	0	0
0300	0	0	0	0	0	0	0	0	0	0	0	0	0	0	0	0	0	0	0	0	0	0	0	0	0	0	0	0	0
0400	0	0	0	0	0	0	0	0	0	0	0	0	0	0	0	0	0	0	0	0	0	0	0	0	0	0	0	0	0
0500	0	0	0	0	0	0	0	0	0	0	0	0	0	0	0	0	0	0	0	0	0	0	0	0	0	0	0	0	0
0600	0	0	0	0	0	0	0	0	0	0	0	0	0	0	0	0	0	0	0	0	0	0	0	0	0	0	0	0	0
0700	0	0	0	0	0	0	0	0	0	0	0	0	0	0	0	0	0	0	0	0	0	0	0	0	0	0	0	0	0
0800	0	0	0	0	0	0	0	0	0	0	0	0	0	0	0	0	0	0	0	0	0	0	0	0	0	0	0	0	0
0900	0	0	0	0	0	0	0	0	0	0	0	0	0	0	0	0	0	0	0	0	0	0	0	0	0	0	0	0	0
1000	0	0	0	0	0	0	0	0	0	0	0	0	0	0	0	0	0	0	0	0	0	0	0	0	0	0	0	0	0
1100	**5**	**0**	**0**	**0**	**0**	**0**	**2**	**1**	**1**	**1**	**0**	**0**	**0**	**0**	**0**	**0**	**0**	**0**	**0**	**0**	**0**	**0**	**0**	**0**	**0**	**0**	**0**	**0**	**0**
1200	3	0	0	1	0	0	0	1	1	0	0	0	0	0	0	0	0	0	0	0	0	0	0	0	0	0	0	0	0
1300	2	0	0	1	0	1	0	0	0	0	0	0	0	0	0	0	0	0	0	0	0	0	0	0	0	0	0	0	0
1400	2	0	0	0	0	0	1	0	1	0	0	0	0	0	0	0	0	0	0	0	0	0	0	0	0	0	0	0	0
1500	**8**	**0**	**0**	**0**	**0**	**4**	**0**	**3**	**1**	**0**	**0**	**0**	**0**	**0**	**0**	**0**	**0**	**0**	**0**	**0**	**0**	**0**	**0**	**0**	**0**	**0**	**0**	**0**	**0**
1600	5	0	0	0	1	0	0	4	0	0	0	0	0	0	0	0	0	0	0	0	0	0	0	0	0	0	0	0	0
1700	2	0	0	0	0	0	1	0	0	1	0	0	0	0	0	0	0	0	0	0	0	0	0	0	0	0	0	0	0
1800	1	0	0	0	1	0	0	0	0	0	0	0	0	0	0	0	0	0	0	0	0	0	0	0	0	0	0	0	0
1900	2	0	0	0	0	0	0	1	1	0	0	0	0	0	0	0	0	0	0	0	0	0	0	0	0	0	0	0	0
2000	4	0	0	0	0	0	0	3	0	1	0	0	0	0	0	0	0	0	0	0	0	0	0	0	0	0	0	0	0
2100	4	0	0	1	0	0	0	1	2	0	0	0	0	0	0	0	0	0	0	0	0	0	0	0	0	0	0	0	0
2200	0	0	0	0	0	0	0	0	0	0	0	0	0	0	0	0	0	0	0	0	0	0	0	0	0	0	0	0	0
2300	0	0	0	0	0	0	0	0	0	0	0	0	0	0	0	0	0	0	0	0	0	0	0	0	0	0	0	0	0
07-19	**28**	**0**	**0**	**2**	**2**	**5**	**4**	**9**	**4**	**2**	**0**	**0**	**0**	**0**	**0**	**0**	**0**	**0**	**0**	**0**	**0**	**0**	**0**	**0**	**0**	**0**	**0**	**0**	**0**
06-22	**38**	**0**	**0**	**3**	**2**	**5**	**4**	**14**	**7**	**3**	**0**	**0**	**0**	**0**	**0**	**0**	**0**	**0**	**0**	**0**	**0**	**0**	**0**	**0**	**0**	**0**	**0**	**0**	**0**
06-00	**38**	**0**	**0**	**3**	**2**	**5**	**4**	**14**	**7**	**3**	**0**	**0**	**0**	**0**	**0**	**0**	**0**	**0**	**0**	**0**	**0**	**0**	**0**	**0**	**0**	**0**	**0**	**0**	**0**
00-00	**38**	**0**	**0**	**3**	**2**	**5**	**4**	**14**	**7**	**3**	**0**	**0**	**0**	**0**	**0**	**0**	**0**	**0**	**0**	**0**	**0**	**0**	**0**	**0**	**0**	**0**	**0**	**0**	**0**

DRAFT

Site 102
Location Unnamed Road, Att - Telepole, Lat 54.18838, Long -6.78033
Direction South

3279 / Meath/Cavan/Monaghan ATC's
October 2013
Automatic Traffic Count

Wed, 9 October 2013

Time	Total	Speed Bins (mph)																											
		0 - 5	5 - 10	10 - 15	15 - 20	20 - 25	25 - 30	30 - 35	35 - 40	40 - 45	45 - 50	50 - 55	55 - 60	60 - 65	65 - 70	70 - 75	75 - 80	80 - 85	85 - 90	90 - 95	95 - 100	100 - 105	105 - 110	110 - 115	115 - 120	120 - 125	125 - 130	130 - 135	135 - 140
0000	0	0	0	0	0	0	0	0	0	0	0	0	0	0	0	0	0	0	0	0	0	0	0	0	0	0	0	0	0
0100	0	0	0	0	0	0	0	0	0	0	0	0	0	0	0	0	0	0	0	0	0	0	0	0	0	0	0	0	0
0200	0	0	0	0	0	0	0	0	0	0	0	0	0	0	0	0	0	0	0	0	0	0	0	0	0	0	0	0	0
0300	0	0	0	0	0	0	0	0	0	0	0	0	0	0	0	0	0	0	0	0	0	0	0	0	0	0	0	0	0
0400	0	0	0	0	0	0	0	0	0	0	0	0	0	0	0	0	0	0	0	0	0	0	0	0	0	0	0	0	0
0500	0	0	0	0	0	0	0	0	0	0	0	0	0	0	0	0	0	0	0	0	0	0	0	0	0	0	0	0	0
0600	1	0	0	0	0	0	0	0	0	1	0	0	0	0	0	0	0	0	0	0	0	0	0	0	0	0	0	0	0
0700	3	0	0	0	0	0	1	2	0	0	0	0	0	0	0	0	0	0	0	0	0	0	0	0	0	0	0	0	0
0800	4	0	0	0	0	0	2	0	2	0	0	0	0	0	0	0	0	0	0	0	0	0	0	0	0	0	0	0	0
0900	2	0	0	0	0	0	1	1	0	0	0	0	0	0	0	0	0	0	0	0	0	0	0	0	0	0	0	0	0
1000	2	0	0	0	0	0	2	0	0	0	0	0	0	0	0	0	0	0	0	0	0	0	0	0	0	0	0	0	0
1100	**5**	**0**	**0**	**1**	**0**	**1**	**0**	**0**	**3**	**0**	**0**	**0**	**0**	**0**	**0**	**0**	**0**	**0**	**0**	**0**	**0**	**0**	**0**	**0**	**0**	**0**	**0**	**0**	**0**
1200	3	0	0	0	0	0	1	0	2	0	0	0	0	0	0	0	0	0	0	0	0	0	0	0	0	0	0	0	0
1300	2	0	0	0	0	0	0	0	1	1	0	0	0	0	0	0	0	0	0	0	0	0	0	0	0	0	0	0	0
1400	5	0	0	0	1	0	0	0	4	0	0	0	0	0	0	0	0	0	0	0	0	0	0	0	0	0	0	0	0
1500	5	0	0	0	0	0	3	2	0	0	0	0	0	0	0	0	0	0	0	0	0	0	0	0	0	0	0	0	0
1600	4	0	0	0	0	1	0	2	1	0	0	0	0	0	0	0	0	0	0	0	0	0	0	0	0	0	0	0	0
1700	3	0	0	0	0	0	3	0	0	0	0	0	0	0	0	0	0	0	0	0	0	0	0	0	0	0	0	0	0
1800	3	0	0	0	0	1	1	0	1	0	0	0	0	0	0	0	0	0	0	0	0	0	0	0	0	0	0	0	0
1900	**9**	**0**	**1**	**0**	**0**	**2**	**0**	**3**	**2**	**1**	**0**	**0**	**0**	**0**	**0**	**0**	**0**	**0**	**0**	**0**	**0**	**0**	**0**	**0**	**0**	**0**	**0**	**0**	**0**
2000	4	0	0	0	0	1	1	2	0	0	0	0	0	0	0	0	0	0	0	0	0	0	0	0	0	0	0	0	0
2100	0	0	0	0	0	0	0	0	0	0	0	0	0	0	0	0	0	0	0	0	0	0	0	0	0	0	0	0	0
2200	1	0	0	0	0	0	0	0	1	0	0	0	0	0	0	0	0	0	0	0	0	0	0	0	0	0	0	0	0
2300	0	0	0	0	0	0	0	0	0	0	0	0	0	0	0	0	0	0	0	0	0	0	0	0	0	0	0	0	0
07-19	**41**	**0**	**0**	**1**	**1**	**3**	**14**	**7**	**14**	**1**	**0**	**0**	**0**	**0**	**0**	**0**	**0**	**0**	**0**	**0**	**0**	**0**	**0**	**0**	**0**	**0**	**0**	**0**	**0**
06-22	**55**	**0**	**1**	**1**	**1**	**6**	**15**	**12**	**16**	**3**	**0**	**0**	**0**	**0**	**0**	**0**	**0**	**0**	**0**	**0**	**0**	**0**	**0**	**0**	**0**	**0**	**0**	**0**	**0**
06-00	**56**	**0**	**1**	**1**	**1**	**6**	**15**	**12**	**17**	**3**	**0**	**0**	**0**	**0**	**0**	**0**	**0**	**0**	**0**	**0**	**0**	**0**	**0**	**0**	**0**	**0**	**0**	**0**	**0**
00-00	**56**	**0**	**1**	**1**	**1**	**6**	**15**	**12**	**17**	**3**	**0**	**0**	**0**	**0**	**0**	**0**	**0**	**0**	**0**	**0**	**0**	**0**	**0**	**0**	**0**	**0**	**0**	**0**	**0**

DRAFT

Site 102
Location Unnamed Road, Att - Telepole, Lat 54.18838, Long -6.78033
Direction South

3279 / Meath/Cavan/Monaghan ATC's
October 2013
Automatic Traffic Count

Thu, 10 October 2013

Time	Total	Speed Bins (mph)																											
		0 - 5	5 - 10	10 - 15	15 - 20	20 - 25	25 - 30	30 - 35	35 - 40	40 - 45	45 - 50	50 - 55	55 - 60	60 - 65	65 - 70	70 - 75	75 - 80	80 - 85	85 - 90	90 - 95	95 - 100	100 - 105	105 - 110	110 - 115	115 - 120	120 - 125	125 - 130	130 - 135	135 - 140
0000	0	0	0	0	0	0	0	0	0	0	0	0	0	0	0	0	0	0	0	0	0	0	0	0	0	0	0	0	0
0100	0	0	0	0	0	0	0	0	0	0	0	0	0	0	0	0	0	0	0	0	0	0	0	0	0	0	0	0	0
0200	0	0	0	0	0	0	0	0	0	0	0	0	0	0	0	0	0	0	0	0	0	0	0	0	0	0	0	0	0
0300	0	0	0	0	0	0	0	0	0	0	0	0	0	0	0	0	0	0	0	0	0	0	0	0	0	0	0	0	0
0400	1	0	0	0	0	0	1	0	0	0	0	0	0	0	0	0	0	0	0	0	0	0	0	0	0	0	0	0	0
0500	0	0	0	0	0	0	0	0	0	0	0	0	0	0	0	0	0	0	0	0	0	0	0	0	0	0	0	0	0
0600	1	0	0	0	0	0	1	0	0	0	0	0	0	0	0	0	0	0	0	0	0	0	0	0	0	0	0	0	0
0700	4	0	0	0	0	0	1	1	1	1	0	0	0	0	0	0	0	0	0	0	0	0	0	0	0	0	0	0	0
0800	**6**	**0**	**0**	**0**	**0**	**0**	**2**	**2**	**1**	**1**	**0**	**0**	**0**	**0**	**0**	**0**	**0**	**0**	**0**	**0**	**0**	**0**	**0**	**0**	**0**	**0**	**0**	**0**	**0**
0900	5	0	0	0	0	0	3	2	0	0	0	0	0	0	0	0	0	0	0	0	0	0	0	0	0	0	0	0	0
1000	**6**	**0**	**0**	**0**	**0**	**0**	**2**	**4**	**0**	**0**	**0**	**0**	**0**	**0**	**0**	**0**	**0**	**0**	**0**	**0**	**0**	**0**	**0**	**0**	**0**	**0**	**0**	**0**	**0**
1100	**6**	**0**	**0**	**0**	**0**	**1**	**0**	**3**	**0**	**2**	**0**	**0**	**0**	**0**	**0**	**0**	**0**	**0**	**0**	**0**	**0**	**0**	**0**	**0**	**0**	**0**	**0**	**0**	**0**
1200	2	0	0	0	0	0	0	1	1	0	0	0	0	0	0	0	0	0	0	0	0	0	0	0	0	0	0	0	0
1300	0	0	0	0	0	0	0	0	0	0	0	0	0	0	0	0	0	0	0	0	0	0	0	0	0	0	0	0	0
1400	6	0	0	1	0	0	0	2	2	0	1	0	0	0	0	0	0	0	0	0	0	0	0	0	0	0	0	0	0
1500	3	0	0	0	0	1	1	1	0	0	0	0	0	0	0	0	0	0	0	0	0	0	0	0	0	0	0	0	0
1600	4	0	0	1	0	1	1	0	1	0	0	0	0	0	0	0	0	0	0	0	0	0	0	0	0	0	0	0	0
1700	4	0	1	0	0	1	1	0	0	1	0	0	0	0	0	0	0	0	0	0	0	0	0	0	0	0	0	0	0
1800	1	0	0	0	0	0	0	0	0	1	0	0	0	0	0	0	0	0	0	0	0	0	0	0	0	0	0	0	0
1900	**7**	**0**	**1**	**0**	**0**	**1**	**1**	**1**	**1**	**2**	**0**	**0**	**0**	**0**	**0**	**0**	**0**	**0**	**0**	**0**	**0**	**0**	**0**	**0**	**0**	**0**	**0**	**0**	**0**
2000	2	0	0	0	0	0	0	0	2	0	0	0	0	0	0	0	0	0	0	0	0	0	0	0	0	0	0	0	0
2100	2	0	0	0	0	1	0	1	0	0	0	0	0	0	0	0	0	0	0	0	0	0	0	0	0	0	0	0	0
2200	2	0	0	0	0	0	0	0	0	1	1	0	0	0	0	0	0	0	0	0	0	0	0	0	0	0	0	0	0
2300	1	0	0	0	0	0	0	1	0	0	0	0	0	0	0	0	0	0	0	0	0	0	0	0	0	0	0	0	0
07-19	**47**	**0**	**1**	**2**	**0**	**4**	**11**	**16**	**6**	**6**	**1**	**0**	**0**	**0**	**0**	**0**	**0**	**0**	**0**	**0**	**0**	**0**	**0**	**0**	**0**	**0**	**0**	**0**	**0**
06-22	**59**	**0**	**2**	**2**	**0**	**6**	**13**	**18**	**9**	**8**	**1**	**0**	**0**	**0**	**0**	**0**	**0**	**0**	**0**	**0**	**0**	**0**	**0**	**0**	**0**	**0**	**0**	**0**	**0**
06-00	**62**	**0**	**2**	**2**	**0**	**6**	**13**	**19**	**9**	**9**	**2**	**0**	**0**	**0**	**0**	**0**	**0**	**0**	**0**	**0**	**0**	**0**	**0**	**0**	**0**	**0**	**0**	**0**	**0**
00-00	**63**	**0**	**2**	**2**	**0**	**6**	**14**	**19**	**9**	**9**	**2**	**0**	**0**	**0**	**0**	**0**	**0**	**0**	**0**	**0**	**0**	**0**	**0**	**0**	**0**	**0**	**0**	**0**	**0**

DRAFT

Site 102
Location Unnamed Road, Att - Telepole, Lat 54.18838, Long -6.78033
Direction South

3279 / Meath/Cavan/Monaghan ATC's
October 2013
Automatic Traffic Count

Fri, 11 October 2013

Time	Total	Speed Bins (mph)																											
		0 - 5	5 - 10	10 - 15	15 - 20	20 - 25	25 - 30	30 - 35	35 - 40	40 - 45	45 - 50	50 - 55	55 - 60	60 - 65	65 - 70	70 - 75	75 - 80	80 - 85	85 - 90	90 - 95	95 - 100	100 - 105	105 - 110	110 - 115	115 - 120	120 - 125	125 - 130	130 - 135	135 - 140
0000	0	0	0	0	0	0	0	0	0	0	0	0	0	0	0	0	0	0	0	0	0	0	0	0	0	0	0	0	0
0100	0	0	0	0	0	0	0	0	0	0	0	0	0	0	0	0	0	0	0	0	0	0	0	0	0	0	0	0	0
0200	0	0	0	0	0	0	0	0	0	0	0	0	0	0	0	0	0	0	0	0	0	0	0	0	0	0	0	0	0
0300	0	0	0	0	0	0	0	0	0	0	0	0	0	0	0	0	0	0	0	0	0	0	0	0	0	0	0	0	0
0400	0	0	0	0	0	0	0	0	0	0	0	0	0	0	0	0	0	0	0	0	0	0	0	0	0	0	0	0	0
0500	1	0	0	0	0	0	0	0	1	0	0	0	0	0	0	0	0	0	0	0	0	0	0	0	0	0	0	0	0
0600	0	0	0	0	0	0	0	0	0	0	0	0	0	0	0	0	0	0	0	0	0	0	0	0	0	0	0	0	0
0700	4	0	0	0	0	0	2	1	1	0	0	0	0	0	0	0	0	0	0	0	0	0	0	0	0	0	0	0	0
0800	2	0	0	0	0	0	1	0	1	0	0	0	0	0	0	0	0	0	0	0	0	0	0	0	0	0	0	0	0
0900	1	0	0	0	0	0	0	1	0	0	0	0	0	0	0	0	0	0	0	0	0	0	0	0	0	0	0	0	0
1000	3	0	0	0	0	0	1	1	1	0	0	0	0	0	0	0	0	0	0	0	0	0	0	0	0	0	0	0	0
1100	**6**	**0**	**0**	**1**	**0**	**0**	**2**	**0**	**2**	**1**	**0**	**0**	**0**	**0**	**0**	**0**	**0**	**0**	**0**	**0**	**0**	**0**	**0**	**0**	**0**	**0**	**0**	**0**	**0**
1200	1	0	0	0	0	0	0	0	0	1	0	0	0	0	0	0	0	0	0	0	0	0	0	0	0	0	0	0	0
1300	**5**	**0**	**0**	**0**	**0**	**0**	**1**	**0**	**2**	**2**	**0**	**0**	**0**	**0**	**0**	**0**	**0**	**0**	**0**	**0**	**0**	**0**	**0**	**0**	**0**	**0**	**0**	**0**	**0**
1400	1	0	0	0	0	0	0	0	1	0	0	0	0	0	0	0	0	0	0	0	0	0	0	0	0	0	0	0	0
1500	2	0	0	0	0	1	0	1	0	0	0	0	0	0	0	0	0	0	0	0	0	0	0	0	0	0	0	0	0
1600	4	0	0	0	0	0	1	2	1	0	0	0	0	0	0	0	0	0	0	0	0	0	0	0	0	0	0	0	0
1700	4	0	0	1	0	0	1	1	0	1	0	0	0	0	0	0	0	0	0	0	0	0	0	0	0	0	0	0	0
1800	2	0	0	0	0	0	1	1	0	0	0	0	0	0	0	0	0	0	0	0	0	0	0	0	0	0	0	0	0
1900	4	0	1	0	0	0	0	0	2	1	0	0	0	0	0	0	0	0	0	0	0	0	0	0	0	0	0	0	0
2000	0	0	0	0	0	0	0	0	0	0	0	0	0	0	0	0	0	0	0	0	0	0	0	0	0	0	0	0	0
2100	0	0	0	0	0	0	0	0	0	0	0	0	0	0	0	0	0	0	0	0	0	0	0	0	0	0	0	0	0
2200	0	0	0	0	0	0	0	0	0	0	0	0	0	0	0	0	0	0	0	0	0	0	0	0	0	0	0	0	0
2300	0	0	0	0	0	0	0	0	0	0	0	0	0	0	0	0	0	0	0	0	0	0	0	0	0	0	0	0	0
07-19	**35**	**0**	**0**	**2**	**0**	**1**	**10**	**8**	**9**	**5**	**0**	**0**	**0**	**0**	**0**	**0**	**0**	**0**	**0**	**0**	**0**	**0**	**0**	**0**	**0**	**0**	**0**	**0**	**0**
06-22	**39**	**0**	**1**	**2**	**0**	**1**	**10**	**8**	**11**	**6**	**0**	**0**	**0**	**0**	**0**	**0**	**0**	**0**	**0**	**0**	**0**	**0**	**0**	**0**	**0**	**0**	**0**	**0**	**0**
06-00	**39**	**0**	**1**	**2**	**0**	**1**	**10**	**8**	**11**	**6**	**0**	**0**	**0**	**0**	**0**	**0**	**0**	**0**	**0**	**0**	**0**	**0**	**0**	**0**	**0**	**0**	**0**	**0**	**0**
00-00	**40**	**0**	**1**	**2**	**0**	**1**	**10**	**8**	**12**	**6**	**0**	**0**	**0**	**0**	**0**	**0**	**0**	**0**	**0**	**0**	**0**	**0**	**0**	**0**	**0**	**0**	**0**	**0**	**0**

DRAFT

Site 102
Location Unnamed Road, Att - Telepole, Lat 54.18838, Long -6.78033
Direction South

3279 / Meath/Cavan/Monaghan ATC's
October 2013
Automatic Traffic Count

Virtual Day (Partial days = 3.58)

Time	Total	Speed Bins (mph)																											
		0 - 5	5 - 10	10 - 15	15 - 20	20 - 25	25 - 30	30 - 35	35 - 40	40 - 45	45 - 50	50 - 55	55 - 60	60 - 65	65 - 70	70 - 75	75 - 80	80 - 85	85 - 90	90 - 95	95 - 100	100 - 105	105 - 110	110 - 115	115 - 120	120 - 125	125 - 130	130 - 135	135 - 140
0000	0	0	0	0	0	0	0	0	0	0	0	0	0	0	0	0	0	0	0	0	0	0	0	0	0	0	0	0	0
0100	0	0	0	0	0	0	0	0	0	0	0	0	0	0	0	0	0	0	0	0	0	0	0	0	0	0	0	0	0
0200	0	0	0	0	0	0	0	0	0	0	0	0	0	0	0	0	0	0	0	0	0	0	0	0	0	0	0	0	0
0300	0	0	0	0	0	0	0	0	0	0	0	0	0	0	0	0	0	0	0	0	0	0	0	0	0	0	0	0	0
0400	0	0	0	0	0	0	0	0	0	0	0	0	0	0	0	0	0	0	0	0	0	0	0	0	0	0	0	0	0
0500	0	0	0	0	0	0	0	0	0	0	0	0	0	0	0	0	0	0	0	0	0	0	0	0	0	0	0	0	0
0600	1	0	0	0	0	0	0	0	0	0	0	0	0	0	0	0	0	0	0	0	0	0	0	0	0	0	0	0	0
0700	4	0	0	0	0	0	1	1	1	0	0	0	0	0	0	0	0	0	0	0	0	0	0	0	0	0	0	0	0
0800	4	0	0	0	0	0	2	1	1	0	0	0	0	0	0	0	0	0	0	0	0	0	0	0	0	0	0	0	0
0900	3	0	0	0	0	0	1	1	0	0	0	0	0	0	0	0	0	0	0	0	0	0	0	0	0	0	0	0	0
1000	3	0	0	0	0	0	1	1	0	0	0	0	0	0	0	0	0	0	0	0	0	0	0	0	0	0	0	0	0
1100	**6**	**0**	**0**	**1**	**0**	**1**	**1**	**1**	**2**	**1**	**0**	**0**	**0**	**0**	**0**	**0**	**0**	**0**	**0**	**0**	**0**	**0**	**0**	**0**	**0**	**0**	**0**	**0**	**0**
1200	2	0	0	0	0	0	0	1	1	0	0	0	0	0	0	0	0	0	0	0	0	0	0	0	0	0	0	0	0
1300	2	0	0	0	0	0	0	0	1	1	0	0	0	0	0	0	0	0	0	0	0	0	0	0	0	0	0	0	0
1400	4	0	0	0	0	0	0	1	2	0	0	0	0	0	0	0	0	0	0	0	0	0	0	0	0	0	0	0	0
1500	5	0	0	0	0	2	1	2	0	0	0	0	0	0	0	0	0	0	0	0	0	0	0	0	0	0	0	0	0
1600	4	0	0	0	0	1	1	2	1	0	0	0	0	0	0	0	0	0	0	0	0	0	0	0	0	0	0	0	0
1700	3	0	0	0	0	0	2	0	0	1	0	0	0	0	0	0	0	0	0	0	0	0	0	0	0	0	0	0	0
1800	2	0	0	0	0	0	1	0	0	0	0	0	0	0	0	0	0	0	0	0	0	0	0	0	0	0	0	0	0
1900	**6**	**0**	**1**	**0**	**0**	**1**	**0**	**1**	**2**	**1**	**0**	**0**	**0**	**0**	**0**	**0**	**0**	**0**	**0**	**0**	**0**	**0**	**0**	**0**	**0**	**0**	**0**	**0**	**0**
2000	3	0	0	0	0	0	0	1	1	0	0	0	0	0	0	0	0	0	0	0	0	0	0	0	0	0	0	0	0
2100	2	0	0	0	0	0	0	1	1	0	0	0	0	0	0	0	0	0	0	0	0	0	0	0	0	0	0	0	0
2200	1	0	0	0	0	0	0	0	0	0	0	0	0	0	0	0	0	0	0	0	0	0	0	0	0	0	0	0	0
2300	0	0	0	0	0	0	0	0	0	0	0	0	0	0	0	0	0	0	0	0	0	0	0	0	0	0	0	0	0
07-19	**42**	**0**	**0**	**1**	**0**	**4**	**11**	**11**	**9**	**3**	**0**	**0**	**0**	**0**	**0**	**0**	**0**	**0**	**0**	**0**	**0**	**0**	**0**	**0**	**0**	**0**	**0**	**0**	**0**
06-22	**54**	**0**	**1**	**1**	**0**	**5**	**11**	**14**	**13**	**4**	**0**	**0**	**0**	**0**	**0**	**0**	**0**	**0**	**0**	**0**	**0**	**0**	**0**	**0**	**0**	**0**	**0**	**0**	**0**
06-00	**55**	**0**	**1**	**1**	**0**	**5**	**11**	**14**	**13**	**4**	**0**	**0**	**0**	**0**	**0**	**0**	**0**	**0**	**0**	**0**	**0**	**0**	**0**	**0**	**0**	**0**	**0**	**0**	**0**
00-00	**55**	**0**	**1**	**1**	**0**	**5**	**11**	**14**	**13**	**4**	**0**	**0**	**0**	**0**	**0**	**0**	**0**	**0**	**0**	**0**	**0**	**0**	**0**	**0**	**0**	**0**	**0**	**0**	**0**

DRAFT

Site 102
Location Unnamed Road, Att - Telepole, Lat 54.18838, Long -6.78033
Direction South

3279 / Meath/Cavan/Monaghan ATC's
October 2013
Automatic Traffic Count

Virtual Week (1)

Time	Total	Speed Bins (mph)																											
		0 - 5	5 - 10	10 - 15	15 - 20	20 - 25	25 - 30	30 - 35	35 - 40	40 - 45	45 - 50	50 - 55	55 - 60	60 - 65	65 - 70	70 - 75	75 - 80	80 - 85	85 - 90	90 - 95	95 - 100	100 - 105	105 - 110	110 - 115	115 - 120	120 - 125	125 - 130	130 - 135	135 - 140
Mon	0	0	0	0	0	0	0	0	0	0	0	0	0	0	0	0	0	0	0	0	0	0	0	0	0	0	0	0	0
Tue	38	0	0	3	2	5	4	14	7	3	0	0	0	0	0	0	0	0	0	0	0	0	0	0	0	0	0	0	0
Wed	56	0	1	1	1	6	15	12	17	3	0	0	0	0	0	0	0	0	0	0	0	0	0	0	0	0	0	0	0
Thu	63	0	2	2	0	6	14	19	9	9	2	0	0	0	0	0	0	0	0	0	0	0	0	0	0	0	0	0	0
Fri	40	0	1	2	0	1	10	8	12	6	0	0	0	0	0	0	0	0	0	0	0	0	0	0	0	0	0	0	0
|Sat	0	0	0	0	0	0	0	0	0	0	0	0	0	0	0	0	0	0	0	0	0	0	0	0	0	0	0	0	0
|Sun	0	0	0	0	0	0	0	0	0	0	0	0	0	0	0	0	0	0	0	0	0	0	0	0	0	0	0	0	0
5 Day Ave.	**49**	**0**	**1**	**2**	**1**	**5**	**11**	**13**	**11**	**5**	**1**	**0**	**0**	**0**	**0**	**0**	**0**	**0**	**0**	**0**	**0**	**0**	**0**	**0**	**0**	**0**	**0**	**0**	**0**
7 Day Ave.	**55**	**0**	**1**	**1**	**0**	**5**	**11**	**14**	**13**	**4**	**0**	**0**	**0**	**0**	**0**	**0**	**0**	**0**	**0**	**0**	**0**	**0**	**0**	**0**	**0**	**0**	**0**	**0**	**0**
Total	**197**	**0**	**4**	**8**	**3**	**18**	**43**	**53**	**45**	**21**	**2**	**0**	**0**	**0**	**0**	**0**	**0**	**0**	**0**	**0**	**0**	**0**	**0**	**0**	**0**	**0**	**0**	**0**	**0**

Summary Graphs

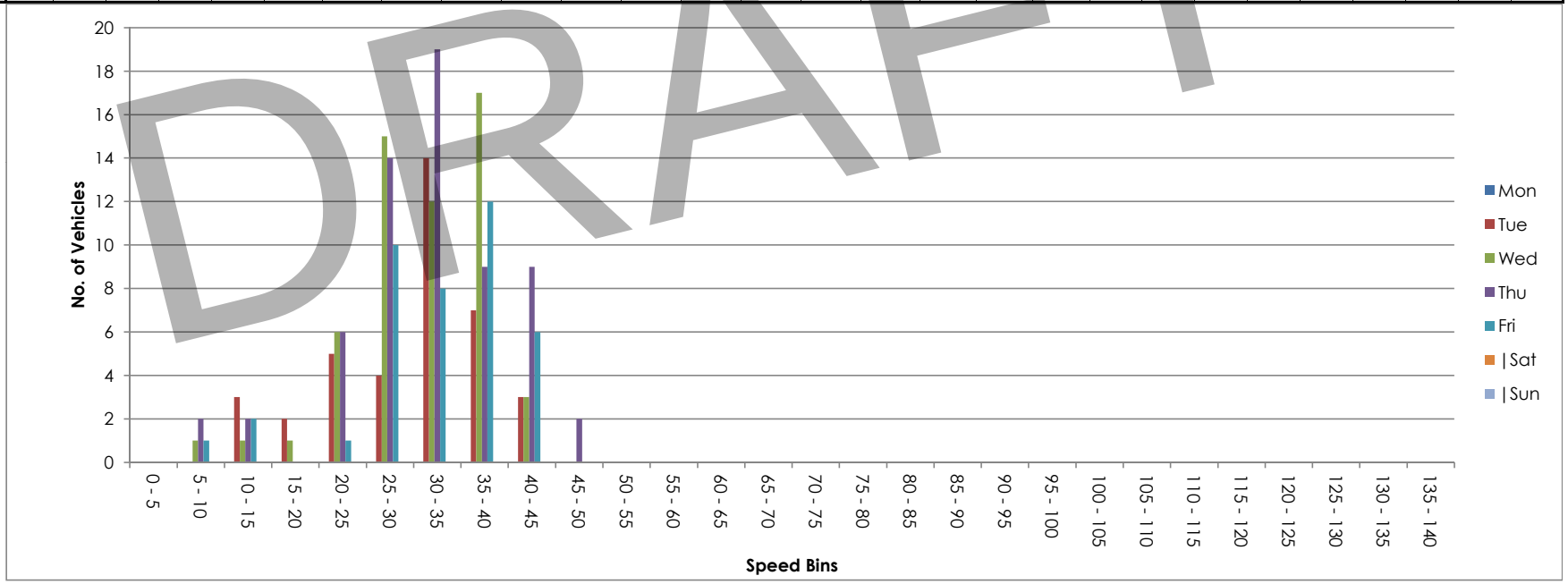

DRAFT

Nationwide Data Collection
for
Tobin Consulting Engineers

Site 102
Location Unnamed Road, Att - Telepole, Lat 54.18838, Long -6.78033
Direction Two way

3279 / Meath/Cavan/Monaghan ATC's
October 2013
Automatic Traffic Count

Tue, 8 October 2013

Time	Total	Classification												>PSL 50	>PSL% 50	>SL1 57 ACPO	>SL1% 57 ACPO	>SL2 65 DfT	>SL2% 65 DfT	Mean	Vpp 85
		1 MCL	2 SV	3 SVT	4 TB2	5 TB3	6 T4	7 ART3	8 ART4	9 ART5	10 ART6	11 BD	12 DRT								
0000	0	0	0	0	0	0	0	0	0	0	0	0	0	0	0	0	0	0	0	0	0
0100	0	0	0	0	0	0	0	0	0	0	0	0	0	0	0	0	0	0	0	0	0
0200	0	0	0	0	0	0	0	0	0	0	0	0	0	0	0	0	0	0	0	0	0
0300	0	0	0	0	0	0	0	0	0	0	0	0	0	0	0	0	0	0	0	0	0
0400	0	0	0	0	0	0	0	0	0	0	0	0	0	0	0	0	0	0	0	0	0
0500	0	0	0	0	0	0	0	0	0	0	0	0	0	0	0	0	0	0	0	0	0
0600	0	0	0	0	0	0	0	0	0	0	0	0	0	0	0	0	0	0	0	0	0
0700	0	0	0	0	0	0	0	0	0	0	0	0	0	0	0	0	0	0	0	0	0
0800	0	0	0	0	0	0	0	0	0	0	0	0	0	0	0	0	0	0	0	0	0
0900	0	0	0	0	0	0	0	0	0	0	0	0	0	0	0	0	0	0	0	0	0
1000	0	0	0	0	0	0	0	0	0	0	0	0	0	0	0	0	0	0	0	-	-
1100	**9**	**0**	**8**	**0**	**0**	**0**	**0**	**0**	**0**	**1**	**0**	**0**	**0**	**0**	**0**	**0**	**0**	**0**	**0**	**26.2**	**-**
1200	6	0	4	1	0	1	0	0	0	0	0	0	0	0	0	0	0	0	0	24.4	-
1300	7	0	6	0	0	0	0	0	0	1	0	0	0	0	0	0	0	0	0	23.7	-
1400	8	0	6	0	1	0	0	0	1	0	0	0	0	0	0	0	0	0	0	32.1	-
1500	**11**	**0**	**10**	**0**	**1**	**0**	**0**	**0**	**0**	**0**	**0**	**0**	**0**	**0**	**0**	**0**	**0**	**0**	**0**	**26.8**	**34.2**
1600	7	0	4	0	3	0	0	0	0	0	0	0	0	0	0	0	0	0	0	27.9	-
1700	4	0	4	0	0	0	0	0	0	0	0	0	0	0	0	0	0	0	0	33.9	-
1800	6	0	3	1	0	0	0	0	0	2	0	0	0	0	0	0	0	0	0	24.2	-
1900	5	0	5	0	0	0	0	0	0	0	0	0	0	0	0	0	0	0	0	33.9	-
2000	8	0	7	1	0	0	0	0	0	0	0	0	0	0	0	0	0	0	0	36.8	-
2100	7	0	7	0	0	0	0	0	0	0	0	0	0	0	0	0	0	0	0	31.9	-
2200	1	0	1	0	0	0	0	0	0	0	0	0	0	0	0	0	0	0	0	33.2	-
2300	3	0	3	0	0	0	0	0	0	0	0	0	0	0	0	0	0	0	0	35.8	-
07-19	**58**	**0**	**45**	**2**	**5**	**1**	**0**	**0**	**1**	**4**	**0**	**0**	**0**	**0**	**0**	**0**	**0**	**0**	**0**	**27.2**	**35.6**
06-22	**78**	**0**	**64**	**3**	**5**	**1**	**0**	**0**	**1**	**4**	**0**	**0**	**0**	**0**	**0**	**0**	**0**	**0**	**0**	**29**	**37.8**
06-00	**82**	**0**	**68**	**3**	**5**	**1**	**0**	**0**	**1**	**4**	**0**	**0**	**0**	**0**	**0**	**0**	**0**	**0**	**0**	**29.3**	**37.8**
00-00	**82**	**0**	**68**	**3**	**5**	**1**	**0**	**0**	**1**	**4**	**0**	**0**	**0**	**0**	**0**	**0**	**0**	**0**	**0**	**29.3**	**37.8**

DRAFT

Site 102
Location Unnamed Road, Att - Telepole, Lat 54.18838, Long -6.78033
Direction Two way

3279 / Meath/Cavan/Monaghan ATC's
October 2013
Automatic Traffic Count

Wed, 9 October 2013

Time	Total	Classification												>PSL	>PSL%	>SL1	>SL1%	>SL2	>SL2%	Mean	Vpp
		1 MCL	2 SV	3 SVT	4 TB2	5 TB3	6 T4	7 ART3	8 ART4	9 ART5	10 ART6	11 BD	12 DRT	50	50	57 ACPO	57 ACPO	65 DfT	65 DfT		85
0000	0	0	0	0	0	0	0	0	0	0	0	0	0	0	0	0	0	0	0	-	-
0100	0	0	0	0	0	0	0	0	0	0	0	0	0	0	0	0	0	0	0	-	-
0200	0	0	0	0	0	0	0	0	0	0	0	0	0	0	0	0	0	0	0	-	-
0300	0	0	0	0	0	0	0	0	0	0	0	0	0	0	0	0	0	0	0	-	-
0400	0	0	0	0	0	0	0	0	0	0	0	0	0	0	0	0	0	0	0	-	-
0500	0	0	0	0	0	0	0	0	0	0	0	0	0	0	0	0	0	0	0	-	-
0600	1	0	1	0	0	0	0	0	0	0	0	0	0	0	0	0	0	0	0	43.7	-
0700	6	0	2	1	2	0	0	0	0	0	1	0	0	0	0	0	0	0	0	27.2	-
0800	8	0	8	0	0	0	0	0	0	0	0	0	0	0	0	0	0	0	0	32.8	-
0900	3	0	1	0	2	0	0	0	0	0	0	0	0	0	0	0	0	0	0	28.4	-
1000	5	0	4	0	1	0	0	0	0	0	0	0	0	0	0	0	0	0	0	34.8	-
1100	**10**	**0**	**10**	**0**	**0**	**0**	**0**	**0**	**0**	**0**	**0**	**0**	**0**	**0**	**0**	**0**	**0**	**0**	**0**	**26.6**	**-**
1200	9	0	7	0	2	0	0	0	0	0	0	0	0	0	0	0	0	0	0	32.5	-
1300	7	0	5	0	2	0	0	0	0	0	0	0	0	0	0	0	0	0	0	32	-
1400	7	0	5	0	2	0	0	0	0	0	0	0	0	0	0	0	0	0	0	32	-
1500	8	0	6	0	2	0	0	0	0	0	0	0	0	0	0	0	0	0	0	30.3	-
1600	9	0	4	0	3	1	0	0	1	0	0	0	0	0	0	0	0	0	0	27.5	-
1700	**14**	**0**	**12**	**1**	**1**	**0**	**0**	**0**	**0**	**0**	**0**	**0**	**0**	**0**	**0**	**0**	**0**	**0**	**0**	**31.9**	**37.8**
1800	8	0	7	0	1	0	0	0	0	0	0	0	0	0	0	0	0	0	0	29.8	-
1900	11	0	11	0	0	0	0	0	0	0	0	0	0	0	0	0	0	0	0	29.8	35.3
2000	7	0	6	0	1	0	0	0	0	0	0	0	0	0	0	0	0	0	0	32.6	-
2100	2	0	2	0	0	0	0	0	0	0	0	0	0	0	0	0	0	0	0	44.3	-
2200	3	0	2	0	1	0	0	0	0	0	0	0	0	0	0	0	0	0	0	36.3	-
2300	0	0	0	0	0	0	0	0	0	0	0	0	0	0	0	0	0	0	0	-	-
07-19	**94**	**0**	**71**	**2**	**18**	**1**	**0**	**0**	**1**	**0**	**1**	**0**	**0**	**0**	**0**	**0**	**0**	**0**	**0**	**30.5**	**36.9**
06-22	**115**	**0**	**91**	**2**	**19**	**1**	**0**	**0**	**1**	**0**	**1**	**0**	**0**	**0**	**0**	**0**	**0**	**0**	**0**	**30.9**	**37.8**
06-00	**118**	**0**	**93**	**2**	**20**	**1**	**0**	**0**	**1**	**0**	**1**	**0**	**0**	**0**	**0**	**0**	**0**	**0**	**0**	**31**	**37.8**
00-00	**118**	**0**	**93**	**2**	**20**	**1**	**0**	**0**	**1**	**0**	**1**	**0**	**0**	**0**	**0**	**0**	**0**	**0**	**0**	**31**	**37.8**

DRAFT

Site 102
Location Unnamed Road, Att - Telepole, Lat 54.18838, Long -6.78033
Direction Two way

3279 / Meath/Cavan/Monaghan ATC's
October 2013
Automatic Traffic Count

Thu, 10 October 2013

Time	Total	Classification												>PSL 50	>PSL% 50	>SL1 57 ACPO	>SL1% 57 ACPO	>SL2 65 DfT	>SL2% 65 DfT	Mean	Vpp 85
		1 MCL	2 SV	3 SVT	4 TB2	5 TB3	6 T4	7 ART3	8 ART4	9 ART5	10 ART6	11 BD	12 DRT								
0000	0	0	0	0	0	0	0	0	0	0	0	0	0	0	0	0	0	0	0	-	-
0100	0	0	0	0	0	0	0	0	0	0	0	0	0	0	0	0	0	0	0	-	-
0200	0	0	0	0	0	0	0	0	0	0	0	0	0	0	0	0	0	0	0	-	-
0300	0	0	0	0	0	0	0	0	0	0	0	0	0	0	0	0	0	0	0	-	-
0400	1	0	1	0	0	0	0	0	0	0	0	0	0	0	0	0	0	0	0	29.9	-
0500	0	0	0	0	0	0	0	0	0	0	0	0	0	0	0	0	0	0	0	-	-
0600	2	0	0	0	0	2	0	0	0	0	0	0	0	0	0	0	0	0	0	24.4	-
0700	6	0	4	0	2	0	0	0	0	0	0	0	0	0	0	0	0	0	0	34.3	-
0800	10	0	9	1	0	0	0	0	0	0	0	0	0	0	0	0	0	0	0	34.1	-
0900	9	0	6	2	1	0	0	0	0	0	0	0	0	0	0	0	0	0	0	29.7	-
1000	**13**	**0**	**9**	**0**	**3**	**0**	**0**	**0**	**0**	**1**	**0**	**0**	**0**	**0**	**0**	**0**	**0**	**0**	**0**	**31.7**	**33.6**
1100	8	0	6	0	1	0	1	0	0	0	0	0	0	0	0	0	0	0	0	31.2	-
1200	3	0	2	0	1	0	0	0	0	0	0	0	0	0	0	0	0	0	0	36.2	-
1300	4	0	3	0	1	0	0	0	0	0	0	0	0	0	0	0	0	0	0	28.5	-
1400	**11**	**0**	**8**	**0**	**3**	**0**	**0**	**0**	**0**	**0**	**0**	**0**	**0**	**0**	**0**	**0**	**0**	**0**	**0**	**33.8**	**43.6**
1500	6	0	3	0	2	0	0	0	0	1	0	0	0	0	0	0	0	0	0	31	-
1600	8	1	4	1	2	0	0	0	0	0	0	0	0	0	0	0	0	0	0	29.1	-
1700	8	0	7	0	1	0	0	0	0	0	0	0	0	0	0	0	0	0	0	26.3	-
1800	6	0	6	0	0	0	0	0	0	0	0	0	0	0	0	0	0	0	0	34.8	-
1900	9	1	8	0	0	0	0	0	0	0	0	0	0	0	0	0	0	0	0	30.6	-
2000	3	0	3	0	0	0	0	0	0	0	0	0	0	0	0	0	0	0	0	39.4	-
2100	5	0	5	0	0	0	0	0	0	0	0	0	0	0	0	0	0	0	0	28.6	-
2200	5	0	5	0	0	0	0	0	0	0	0	0	0	0	0	0	0	0	0	36.7	-
2300	1	0	1	0	0	0	0	0	0	0	0	0	0	0	0	0	0	0	0	34	-
07-19	**92**	**1**	**67**	**4**	**17**	**0**	**1**	**0**	**0**	**2**	**0**	**0**	**0**	**0**	**0**	**0**	**0**	**0**	**0**	**31.6**	**39.6**
06-22	**111**	**2**	**83**	**4**	**17**	**2**	**1**	**0**	**0**	**2**	**0**	**0**	**0**	**0**	**0**	**0**	**0**	**0**	**0**	**31.5**	**39.6**
06-00	**117**	**2**	**89**	**4**	**17**	**2**	**1**	**0**	**0**	**2**	**0**	**0**	**0**	**0**	**0**	**0**	**0**	**0**	**0**	**31.7**	**40**
00-00	**118**	**2**	**90**	**4**	**17**	**2**	**1**	**0**	**0**	**2**	**0**	**0**	**0**	**0**	**0**	**0**	**0**	**0**	**0**	**31.7**	**40**

DRAFT

Site 102
Location Unnamed Road, Att - Telepole, Lat 54.18838, Long -6.78033
Direction Two way

3279 / Meath/Cavan/Monaghan ATC's
October 2013
Automatic Traffic Count

Fri, 11 October 2013

Time	Total	Classification												>PSL	>PSL%	>SL1	>SL1%	>SL2	>SL2%	Mean	Vpp
		1 MCL	2 SV	3 SVT	4 TB2	5 TB3	6 T4	7 ART3	8 ART4	9 ART5	10 ART6	11 BD	12 DRT	50	50	57 ACPO	57 ACPO	65 DfT	65 DfT		85
0000	0	0	0	0	0	0	0	0	0	0	0	0	0	0	0	0	0	0	0	-	-
0100	1	0	0	0	1	0	0	0	0	0	0	0	0	0	0	0	0	0	0	34.6	-
0200	0	0	0	0	0	0	0	0	0	0	0	0	0	0	0	0	0	0	0	-	-
0300	0	0	0	0	0	0	0	0	0	0	0	0	0	0	0	0	0	0	0	-	-
0400	0	0	0	0	0	0	0	0	0	0	0	0	0	0	0	0	0	0	0	-	-
0500	1	0	1	0	0	0	0	0	0	0	0	0	0	0	0	0	0	0	0	38.1	-
0600	0	0	0	0	0	0	0	0	0	0	0	0	0	0	0	0	0	0	0	-	-
0700	6	0	4	0	2	0	0	0	0	0	0	0	0	0	0	0	0	0	0	31.1	-
0800	4	0	3	0	1	0	0	0	0	0	0	0	0	0	0	0	0	0	0	31.5	-
0900	2	0	0	0	2	0	0	0	0	0	0	0	0	0	0	0	0	0	0	33	-
1000	6	0	4	0	2	0	0	0	0	0	0	0	0	0	0	0	0	0	0	34	-
1100	**10**	**1**	**6**	**2**	**1**	**0**	**0**	**0**	**0**	**0**	**0**	**0**	**0**	**0**	**0**	**0**	**0**	**0**	**0**	**27.8**	**-**
1200	5	0	4	1	0	0	0	0	0	0	0	0	0	0	0	0	0	0	0	36.7	-
1300	6	0	4	1	1	0	0	0	0	0	0	0	0	0	0	0	0	0	0	38.3	-
1400	2	0	2	0	0	0	0	0	0	0	0	0	0	0	0	0	0	0	0	33.2	-
1500	**11**	**1**	**6**	**0**	**4**	**0**	**0**	**0**	**0**	**0**	**0**	**0**	**0**	**0**	**0**	**0**	**0**	**0**	**0**	**32.9**	**38.5**
1600	7	0	2	0	4	0	0	0	0	1	0	0	0	0	0	0	0	0	0	29.5	-
1700	4	1	3	0	0	0	0	0	0	0	0	0	0	0	0	0	0	0	0	29.7	-
1800	5	0	5	0	0	0	0	0	0	0	0	0	0	0	0	0	0	0	0	32.7	-
1900	10	1	7	0	2	0	0	0	0	0	0	0	0	0	0	0	0	0	0	29.5	-
2000	0	0	0	0	0	0	0	0	0	0	0	0	0	0	0	0	0	0	0	0	0
2100	0	0	0	0	0	0	0	0	0	0	0	0	0	0	0	0	0	0	0	0	0
2200	0	0	0	0	0	0	0	0	0	0	0	0	0	0	0	0	0	0	0	0	0
2300	0	0	0	0	0	0	0	0	0	0	0	0	0	0	0	0	0	0	0	0	0
07-19	**68**	**3**	**43**	**4**	**17**	**0**	**0**	**0**	**0**	**1**	**0**	**0**	**0**	**0**	**0**	**0**	**0**	**0**	**0**	**32.2**	**38.9**
06-22	**78**	**4**	**50**	**4**	**19**	**0**	**0**	**0**	**0**	**1**	**0**	**0**	**0**	**0**	**0**	**0**	**0**	**0**	**0**	**31.9**	**38.9**
06-00	**78**	**4**	**50**	**4**	**19**	**0**	**0**	**0**	**0**	**1**	**0**	**0**	**0**	**0**	**0**	**0**	**0**	**0**	**0**	**31.9**	**38.9**
00-00	**80**	**4**	**51**	**4**	**20**	**0**	**0**	**0**	**0**	**1**	**0**	**0**	**0**	**0**	**0**	**0**	**0**	**0**	**0**	**32**	**38.9**

DRAFT

Site 102
Location Unnamed Road, Att - Telepole, Lat 54.18838, Long -6.78033
Direction Two way

3279 / Meath/Cavan/Monaghan ATC's
October 2013
Automatic Traffic Count

Virtual Day (Partial days = 3.58)

Time	Total	Classification												>PSL	>PSL%	>SL1	>SL1%	>SL2	>SL2%	Mean	Vpp
		1 MCL	2 SV	3 SVT	4 TB2	5 TB3	6 T4	7 ART3	8 ART4	9 ART5	10 ART6	11 BD	12 DRT	50	50	57 ACPO	57 ACPO	65 DfT	65 DfT		85
0000	0	0	0	0	0	0	0	0	0	0	0	0	0	0	0	0	0	0	0	-	-
0100	0	0	0	0	0	0	0	0	0	0	0	0	0	0	0	0	0	0	0	34.6	-
0200	0	0	0	0	0	0	0	0	0	0	0	0	0	0	0	0	0	0	0	-	-
0300	0	0	0	0	0	0	0	0	0	0	0	0	0	0	0	0	0	0	0	-	-
0400	0	0	0	0	0	0	0	0	0	0	0	0	0	0	0	0	0	0	0	29.9	-
0500	0	0	0	0	0	0	0	0	0	0	0	0	0	0	0	0	0	0	0	38.1	-
0600	1	0	0	0	0	1	0	0	0	0	0	0	0	0	0	0	0	0	0	30.8	-
0700	6	0	3	0	2	0	0	0	0	0	0	0	0	0	0	0	0	0	0	30.9	-
0800	7	0	7	0	0	0	0	0	0	0	0	0	0	0	0	0	0	0	0	33.1	-
0900	5	0	2	1	2	0	0	0	0	0	0	0	0	0	0	0	0	0	0	29.9	-
1000	6	0	4	0	2	0	0	0	0	0	0	0	0	0	0	0	0	0	0	32.9	-
1100	**9**	**0**	**8**	**1**	**1**	**0**	**0**	**0**	**0**	**0**	**0**	**0**	**0**	**0**	**0**	**0**	**0**	**0**	**0**	**27.8**	**-**
1200	6	0	4	1	1	0	0	0	0	0	0	0	0	0	0	0	0	0	0	31.8	-
1300	6	0	5	0	1	0	0	0	0	0	0	0	0	0	0	0	0	0	0	30.5	-
1400	7	0	5	0	2	0	0	0	0	0	0	0	0	0	0	0	0	0	0	32.8	-
1500	**9**	**0**	**6**	**0**	**2**	**0**	**0**	**0**	**0**	**0**	**0**	**0**	**0**	**0**	**0**	**0**	**0**	**0**	**0**	**30.1**	**-**
1600	8	0	4	0	3	0	0	0	0	0	0	0	0	0	0	0	0	0	0	28.5	-
1700	8	0	7	0	1	0	0	0	0	0	0	0	0	0	0	0	0	0	0	30.4	-
1800	6	0	5	0	0	0	0	0	0	1	0	0	0	0	0	0	0	0	0	30.2	-
1900	**9**	**1**	**8**	**0**	**1**	**0**	**0**	**0**	**0**	**0**	**0**	**0**	**0**	**0**	**0**	**0**	**0**	**0**	**0**	**30.5**	**-**
2000	5	0	4	0	0	0	0	0	0	0	0	0	0	0	0	0	0	0	0	35.6	-
2100	4	0	4	0	0	0	0	0	0	0	0	0	0	0	0	0	0	0	0	32.5	-
2200	2	0	2	0	0	0	0	0	0	0	0	0	0	0	0	0	0	0	0	36.2	-
2300	1	0	1	0	0	0	0	0	0	0	0	0	0	0	0	0	0	0	0	35.4	-
07-19	**83**	**0**	**60**	**3**	**17**	**0**	**0**	**0**	**0**	**1**	**0**	**0**	**0**	**0**	**0**	**0**	**0**	**0**	**0**	**30.45**	**#NUM!**
06-22	**102**	**1**	**76**	**3**	**18**	**1**	**0**	**0**	**0**	**1**	**0**	**0**	**0**	**0**	**0**	**0**	**0**	**0**	**0**	**30.65**	**#NUM!**
06-00	**105**	**1**	**79**	**3**	**18**	**1**	**0**	**0**	**0**	**1**	**0**	**0**	**0**	**0**	**0**	**0**	**0**	**0**	**0**	**30.85**	**#NUM!**
00-00	**105**	**1**	**79**	**3**	**18**	**1**	**0**	**0**	**0**	**1**	**0**	**0**	**0**	**0**	**0**	**0**	**0**	**0**	**0**	**30.9**	**#NUM!**

DRAFT

Site 102
Location Unnamed Road, Att - Telepole, Lat 54.18838, Long -6.78033
Direction Two way

3279 / Meath/Cavan/Monaghan ATC's
October 2013
Automatic Traffic Count

Virtual Week (1)

Time	Total	Classification												>PSL	>PSL%	>SL1	>SL1%	>SL2	>SL2%	Mean	Vpp
		1 MCL	2 SV	3 SVT	4 TB2	5 TB3	6 T4	7 ART3	8 ART4	9 ART5	10 ART6	11 BD	12 DRT	50	50	57 ACPO	57 ACPO	65 DfT	65 DfT		85
Mon	0	0	0	0	0	0	0	0	0	0	0	0	0	0	0	0	0	0	0	-	-
Tue	82	0	68	3	5	1	0	0	1	4	0	0	0	0	0	0	0	0	0	29.3	37.8
Wed	118	0	93	2	20	1	0	0	1	0	1	0	0	0	0	0	0	0	0	31	37.8
Thu	118	2	90	4	17	2	1	0	0	2	0	0	0	0	0	0	0	0	0	31.7	40
Fri	80	4	51	4	20	0	0	0	0	1	0	0	0	0	0	0	0	0	0	32	38.9
| Sat	0	0	0	0	0	0	0	0	0	0	0	0	0	0	0	0	0	0	0	-	-
| Sun	0	0	0	0	0	0	0	0	0	0	0	0	0	0	0	0	0	0	0	-	-
5 Day Ave.	**100**	**2**	**76**	**3**	**16**	**1**	**0**	**0**	**1**	**2**	**0**	**0**	**0**	**0**	**0.0**	**0**	**0.0**	**0**	**0.0**	**31.0**	**38.6**
7 Day Ave.	**105**	**1**	**79**	**3**	**18**	**1**	**0**	**0**	**0**	**1**	**0**	**0**	**0**	**0**	**0.0**	**0**	**0.0**	**0**	**0.0**	**30.9**	**#NUM!**
Total	**398**	**6**	**302**	**13**	**62**	**4**	**1**	**0**	**2**	**7**	**1**	**0**	**0**	**0**	**0.0**	**0**	**0.0**	**0**	**0.0**	**31.1**	**38.7**

Summary Graphs

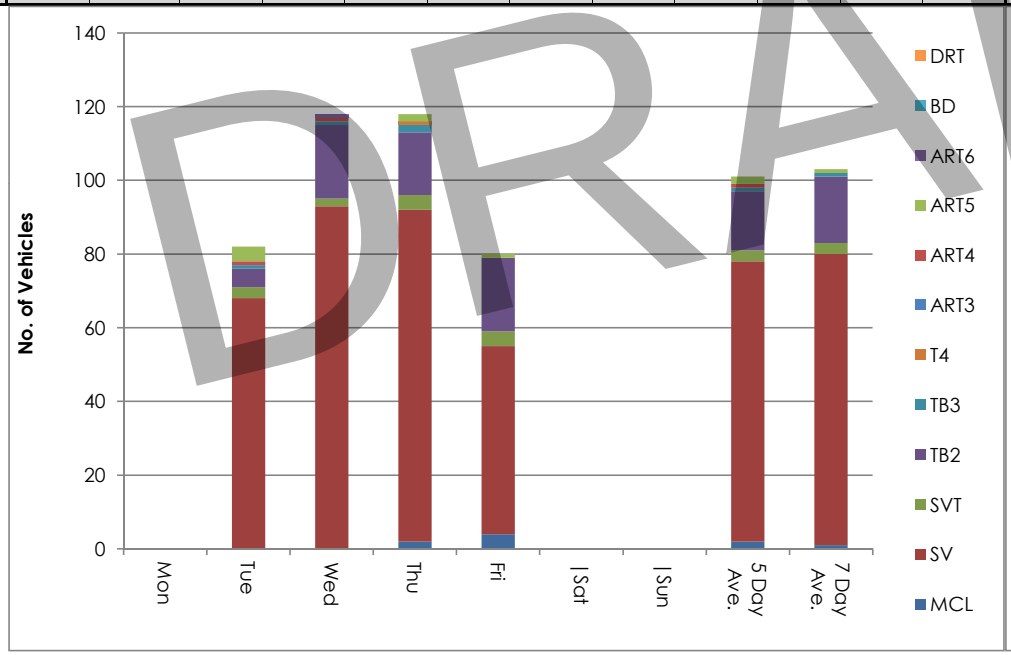

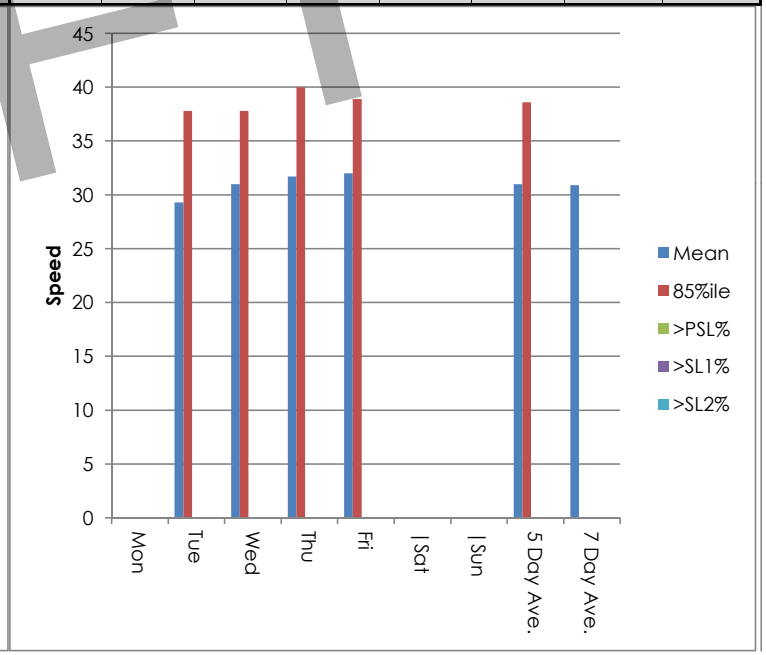

DRAFT

Site 102
Location Unnamed Road, Att - Telepole, Lat 54.18838, Long -6.78033
Direction Two way

3279 / Meath/Cavan/Monaghan ATC's
October 2013
Automatic Traffic Count

Tue, 8 October 2013

Time	Total	Speed Bins (mph)																											
		0 - 5	5 - 10	10 - 15	15 - 20	20 - 25	25 - 30	30 - 35	35 - 40	40 - 45	45 - 50	50 - 55	55 - 60	60 - 65	65 - 70	70 - 75	75 - 80	80 - 85	85 - 90	90 - 95	95 - 100	100 - 105	105 - 110	110 - 115	115 - 120	120 - 125	125 - 130	130 - 135	135 - 140
0000	0	0	0	0	0	0	0	0	0	0	0	0	0	0	0	0	0	0	0	0	0	0	0	0	0	0	0	0	0
0100	0	0	0	0	0	0	0	0	0	0	0	0	0	0	0	0	0	0	0	0	0	0	0	0	0	0	0	0	0
0200	0	0	0	0	0	0	0	0	0	0	0	0	0	0	0	0	0	0	0	0	0	0	0	0	0	0	0	0	0
0300	0	0	0	0	0	0	0	0	0	0	0	0	0	0	0	0	0	0	0	0	0	0	0	0	0	0	0	0	0
0400	0	0	0	0	0	0	0	0	0	0	0	0	0	0	0	0	0	0	0	0	0	0	0	0	0	0	0	0	0
0500	0	0	0	0	0	0	0	0	0	0	0	0	0	0	0	0	0	0	0	0	0	0	0	0	0	0	0	0	0
0600	0	0	0	0	0	0	0	0	0	0	0	0	0	0	0	0	0	0	0	0	0	0	0	0	0	0	0	0	0
0700	0	0	0	0	0	0	0	0	0	0	0	0	0	0	0	0	0	0	0	0	0	0	0	0	0	0	0	0	0
0800	0	0	0	0	0	0	0	0	0	0	0	0	0	0	0	0	0	0	0	0	0	0	0	0	0	0	0	0	0
0900	0	0	0	0	0	0	0	0	0	0	0	0	0	0	0	0	0	0	0	0	0	0	0	0	0	0	0	0	0
1000	0	0	0	0	0	0	0	0	0	0	0	0	0	0	0	0	0	0	0	0	0	0	0	0	0	0	0	0	0
1100	**9**	**0**	**1**	**1**	**0**	**1**	**2**	**2**	**1**	**1**	**0**	**0**	**0**	**0**	**0**	**0**	**0**	**0**	**0**	**0**	**0**	**0**	**0**	**0**	**0**	**0**	**0**	**0**	**0**
1200	6	0	1	1	0	0	1	2	1	0	0	0	0	0	0	0	0	0	0	0	0	0	0	0	0	0	0	0	0
1300	7	0	0	2	0	2	2	0	0	1	0	0	0	0	0	0	0	0	0	0	0	0	0	0	0	0	0	0	0
1400	8	0	0	0	0	1	3	1	3	0	0	0	0	0	0	0	0	0	0	0	0	0	0	0	0	0	0	0	0
1500	**11**	**0**	**0**	**1**	**0**	**5**	**0**	**4**	**1**	**0**	**0**	**0**	**0**	**0**	**0**	**0**	**0**	**0**	**0**	**0**	**0**	**0**	**0**	**0**	**0**	**0**	**0**	**0**	**0**
1600	7	0	0	0	1	1	1	4	0	0	0	0	0	0	0	0	0	0	0	0	0	0	0	0	0	0	0	0	0
1700	4	0	0	0	0	0	1	2	0	1	0	0	0	0	0	0	0	0	0	0	0	0	0	0	0	0	0	0	0
1800	6	0	0	1	1	1	1	1	1	0	0	0	0	0	0	0	0	0	0	0	0	0	0	0	0	0	0	0	0
1900	5	0	0	0	0	0	0	4	1	0	0	0	0	0	0	0	0	0	0	0	0	0	0	0	0	0	0	0	0
2000	8	0	0	0	0	0	1	3	1	3	0	0	0	0	0	0	0	0	0	0	0	0	0	0	0	0	0	0	0
2100	7	0	0	1	0	0	0	3	2	1	0	0	0	0	0	0	0	0	0	0	0	0	0	0	0	0	0	0	0
2200	1	0	0	0	0	0	0	1	0	0	0	0	0	0	0	0	0	0	0	0	0	0	0	0	0	0	0	0	0
2300	3	0	0	0	0	0	0	2	0	1	0	0	0	0	0	0	0	0	0	0	0	0	0	0	0	0	0	0	0
07-19	**58**	**0**	**2**	**6**	**2**	**11**	**11**	**16**	**7**	**3**	**0**	**0**	**0**	**0**	**0**	**0**	**0**	**0**	**0**	**0**	**0**	**0**	**0**	**0**	**0**	**0**	**0**	**0**	**0**
06-22	**78**	**0**	**2**	**7**	**2**	**11**	**12**	**26**	**11**	**7**	**0**	**0**	**0**	**0**	**0**	**0**	**0**	**0**	**0**	**0**	**0**	**0**	**0**	**0**	**0**	**0**	**0**	**0**	**0**
06-00	**82**	**0**	**2**	**7**	**2**	**11**	**12**	**29**	**11**	**8**	**0**	**0**	**0**	**0**	**0**	**0**	**0**	**0**	**0**	**0**	**0**	**0**	**0**	**0**	**0**	**0**	**0**	**0**	**0**
00-00	**82**	**0**	**2**	**7**	**2**	**11**	**12**	**29**	**11**	**8**	**0**	**0**	**0**	**0**	**0**	**0**	**0**	**0**	**0**	**0**	**0**	**0**	**0**	**0**	**0**	**0**	**0**	**0**	**0**

DRAFT

Site 102
Location Unnamed Road, Att - Telepole, Lat 54.18838, Long -6.78033
Direction Two way

3279 / Meath/Cavan/Monaghan ATC's
October 2013
Automatic Traffic Count

Wed, 9 October 2013

Time	Total	Speed Bins (mph)																											
		0 - 5	5 - 10	10 - 15	15 - 20	20 - 25	25 - 30	30 - 35	35 - 40	40 - 45	45 - 50	50 - 55	55 - 60	60 - 65	65 - 70	70 - 75	75 - 80	80 - 85	85 - 90	90 - 95	95 - 100	100 - 105	105 - 110	110 - 115	115 - 120	120 - 125	125 - 130	130 - 135	135 - 140
0000	0	0	0	0	0	0	0	0	0	0	0	0	0	0	0	0	0	0	0	0	0	0	0	0	0	0	0	0	0
0100	0	0	0	0	0	0	0	0	0	0	0	0	0	0	0	0	0	0	0	0	0	0	0	0	0	0	0	0	0
0200	0	0	0	0	0	0	0	0	0	0	0	0	0	0	0	0	0	0	0	0	0	0	0	0	0	0	0	0	0
0300	0	0	0	0	0	0	0	0	0	0	0	0	0	0	0	0	0	0	0	0	0	0	0	0	0	0	0	0	0
0400	0	0	0	0	0	0	0	0	0	0	0	0	0	0	0	0	0	0	0	0	0	0	0	0	0	0	0	0	0
0500	0	0	0	0	0	0	0	0	0	0	0	0	0	0	0	0	0	0	0	0	0	0	0	0	0	0	0	0	0
0600	1	0	0	0	0	0	0	0	0	1	0	0	0	0	0	0	0	0	0	0	0	0	0	0	0	0	0	0	0
0700	6	0	0	1	0	0	3	2	0	0	0	0	0	0	0	0	0	0	0	0	0	0	0	0	0	0	0	0	0
0800	8	0	0	0	0	0	3	2	3	0	0	0	0	0	0	0	0	0	0	0	0	0	0	0	0	0	0	0	0
0900	3	0	0	0	0	0	2	1	0	0	0	0	0	0	0	0	0	0	0	0	0	0	0	0	0	0	0	0	0
1000	5	0	0	0	0	0	2	0	2	1	0	0	0	0	0	0	0	0	0	0	0	0	0	0	0	0	0	0	0
1100	**10**	**0**	**0**	**3**	**0**	**1**	**0**	**3**	**3**	**0**	**0**	**0**	**0**	**0**	**0**	**0**	**0**	**0**	**0**	**0**	**0**	**0**	**0**	**0**	**0**	**0**	**0**	**0**	**0**
1200	9	0	0	0	0	1	2	3	3	0	0	0	0	0	0	0	0	0	0	0	0	0	0	0	0	0	0	0	0
1300	7	0	0	0	0	1	2	1	2	1	0	0	0	0	0	0	0	0	0	0	0	0	0	0	0	0	0	0	0
1400	7	0	0	0	1	1	0	1	4	0	0	0	0	0	0	0	0	0	0	0	0	0	0	0	0	0	0	0	0
1500	8	0	0	0	0	0	3	5	0	0	0	0	0	0	0	0	0	0	0	0	0	0	0	0	0	0	0	0	0
1600	9	0	0	0	1	2	3	2	1	0	0	0	0	0	0	0	0	0	0	0	0	0	0	0	0	0	0	0	0
1700	**14**	**0**	**0**	**0**	**0**	**2**	**5**	**0**	**5**	**2**	**0**	**0**	**0**	**0**	**0**	**0**	**0**	**0**	**0**	**0**	**0**	**0**	**0**	**0**	**0**	**0**	**0**	**0**	**0**
1800	8	0	1	0	0	1	1	2	3	0	0	0	0	0	0	0	0	0	0	0	0	0	0	0	0	0	0	0	0
1900	11	0	1	0	0	2	2	3	2	1	0	0	0	0	0	0	0	0	0	0	0	0	0	0	0	0	0	0	0
2000	7	0	0	0	0	1	1	3	1	1	0	0	0	0	0	0	0	0	0	0	0	0	0	0	0	0	0	0	0
2100	2	0	0	0	0	0	0	0	0	1	1	0	0	0	0	0	0	0	0	0	0	0	0	0	0	0	0	0	0
2200	3	0	0	0	0	0	0	1	2	0	0	0	0	0	0	0	0	0	0	0	0	0	0	0	0	0	0	0	0
2300	0	0	0	0	0	0	0	0	0	0	0	0	0	0	0	0	0	0	0	0	0	0	0	0	0	0	0	0	0
07-19	**94**	**0**	**1**	**4**	**2**	**9**	**26**	**22**	**26**	**4**	**0**	**0**	**0**	**0**	**0**	**0**	**0**	**0**	**0**	**0**	**0**	**0**	**0**	**0**	**0**	**0**	**0**	**0**	**0**
06-22	**115**	**0**	**2**	**4**	**2**	**12**	**29**	**28**	**29**	**8**	**1**	**0**	**0**	**0**	**0**	**0**	**0**	**0**	**0**	**0**	**0**	**0**	**0**	**0**	**0**	**0**	**0**	**0**	**0**
06-00	**118**	**0**	**2**	**4**	**2**	**12**	**29**	**29**	**31**	**8**	**1**	**0**	**0**	**0**	**0**	**0**	**0**	**0**	**0**	**0**	**0**	**0**	**0**	**0**	**0**	**0**	**0**	**0**	**0**
00-00	**118**	**0**	**2**	**4**	**2**	**12**	**29**	**29**	**31**	**8**	**1**	**0**	**0**	**0**	**0**	**0**	**0**	**0**	**0**	**0**	**0**	**0**	**0**	**0**	**0**	**0**	**0**	**0**	**0**

DRAFT

Site 102
Location Unnamed Road, Att - Telepole, Lat 54.18838, Long -6.78033
Direction Two way

3279 / Meath/Cavan/Monaghan ATC's
October 2013
Automatic Traffic Count

Thu, 10 October 2013

Time	Total	Speed Bins (mph)																											
		0 - 5	5 - 10	10 - 15	15 - 20	20 - 25	25 - 30	30 - 35	35 - 40	40 - 45	45 - 50	50 - 55	55 - 60	60 - 65	65 - 70	70 - 75	75 - 80	80 - 85	85 - 90	90 - 95	95 - 100	100 - 105	105 - 110	110 - 115	115 - 120	120 - 125	125 - 130	130 - 135	135 - 140
0000	0	0	0	0	0	0	0	0	0	0	0	0	0	0	0	0	0	0	0	0	0	0	0	0	0	0	0	0	0
0100	0	0	0	0	0	0	0	0	0	0	0	0	0	0	0	0	0	0	0	0	0	0	0	0	0	0	0	0	0
0200	0	0	0	0	0	0	0	0	0	0	0	0	0	0	0	0	0	0	0	0	0	0	0	0	0	0	0	0	0
0300	0	0	0	0	0	0	0	0	0	0	0	0	0	0	0	0	0	0	0	0	0	0	0	0	0	0	0	0	0
0400	1	0	0	0	0	0	1	0	0	0	0	0	0	0	0	0	0	0	0	0	0	0	0	0	0	0	0	0	0
0500	0	0	0	0	0	0	0	0	0	0	0	0	0	0	0	0	0	0	0	0	0	0	0	0	0	0	0	0	0
0600	2	0	0	0	0	1	1	0	0	0	0	0	0	0	0	0	0	0	0	0	0	0	0	0	0	0	0	0	0
0700	6	0	0	0	0	0	2	2	1	1	0	0	0	0	0	0	0	0	0	0	0	0	0	0	0	0	0	0	0
0800	10	0	0	0	0	0	2	4	2	2	0	0	0	0	0	0	0	0	0	0	0	0	0	0	0	0	0	0	0
0900	9	0	0	0	0	1	4	3	1	0	0	0	0	0	0	0	0	0	0	0	0	0	0	0	0	0	0	0	0
1000	**13**	**0**	**0**	**0**	**0**	**0**	**4**	**8**	**0**	**1**	**0**	**0**	**0**	**0**	**0**	**0**	**0**	**0**	**0**	**0**	**0**	**0**	**0**	**0**	**0**	**0**	**0**	**0**	**0**
1100	8	0	0	0	0	3	0	3	0	2	0	0	0	0	0	0	0	0	0	0	0	0	0	0	0	0	0	0	0
1200	3	0	0	0	0	0	0	2	1	0	0	0	0	0	0	0	0	0	0	0	0	0	0	0	0	0	0	0	0
1300	4	0	0	1	0	0	0	2	1	0	0	0	0	0	0	0	0	0	0	0	0	0	0	0	0	0	0	0	0
1400	**11**	**0**	**0**	**1**	**0**	**0**	**3**	**2**	**2**	**2**	**1**	**0**	**0**	**0**	**0**	**0**	**0**	**0**	**0**	**0**	**0**	**0**	**0**	**0**	**0**	**0**	**0**	**0**	**0**
1500	6	0	0	0	0	1	2	2	1	0	0	0	0	0	0	0	0	0	0	0	0	0	0	0	0	0	0	0	0
1600	8	0	0	1	0	2	2	0	2	1	0	0	0	0	0	0	0	0	0	0	0	0	0	0	0	0	0	0	0
1700	8	0	2	0	0	1	3	0	0	2	0	0	0	0	0	0	0	0	0	0	0	0	0	0	0	0	0	0	0
1800	6	0	0	0	0	0	2	1	2	1	0	0	0	0	0	0	0	0	0	0	0	0	0	0	0	0	0	0	0
1900	9	0	1	0	0	2	1	1	2	2	0	0	0	0	0	0	0	0	0	0	0	0	0	0	0	0	0	0	0
2000	3	0	0	0	0	0	0	0	2	1	0	0	0	0	0	0	0	0	0	0	0	0	0	0	0	0	0	0	0
2100	5	0	0	0	1	1	1	1	0	1	0	0	0	0	0	0	0	0	0	0	0	0	0	0	0	0	0	0	0
2200	5	0	0	0	0	0	1	1	1	1	1	0	0	0	0	0	0	0	0	0	0	0	0	0	0	0	0	0	0
2300	1	0	0	0	0	0	0	1	0	0	0	0	0	0	0	0	0	0	0	0	0	0	0	0	0	0	0	0	0
07-19	**92**	**0**	**2**	**3**	**0**	**8**	**24**	**29**	**13**	**12**	**1**	**0**	**0**	**0**	**0**	**0**	**0**	**0**	**0**	**0**	**0**	**0**	**0**	**0**	**0**	**0**	**0**	**0**	**0**
06-22	**111**	**0**	**3**	**3**	**1**	**12**	**27**	**31**	**17**	**16**	**1**	**0**	**0**	**0**	**0**	**0**	**0**	**0**	**0**	**0**	**0**	**0**	**0**	**0**	**0**	**0**	**0**	**0**	**0**
06-00	**117**	**0**	**3**	**3**	**1**	**12**	**28**	**33**	**18**	**17**	**2**	**0**	**0**	**0**	**0**	**0**	**0**	**0**	**0**	**0**	**0**	**0**	**0**	**0**	**0**	**0**	**0**	**0**	**0**
00-00	**118**	**0**	**3**	**3**	**1**	**12**	**29**	**33**	**18**	**17**	**2**	**0**	**0**	**0**	**0**	**0**	**0**	**0**	**0**	**0**	**0**	**0**	**0**	**0**	**0**	**0**	**0**	**0**	**0**

DRAFT

Site 102
Location Unnamed Road, Att - Telepole, Lat 54.18838, Long -6.78033
Direction Two way

3279 / Meath/Cavan/Monaghan ATC's
October 2013
Automatic Traffic Count

Fri, 11 October 2013

Time	Total	Speed Bins (mph)																											
		0 - 5	5 - 10	10 - 15	15 - 20	20 - 25	25 - 30	30 - 35	35 - 40	40 - 45	45 - 50	50 - 55	55 - 60	60 - 65	65 - 70	70 - 75	75 - 80	80 - 85	85 - 90	90 - 95	95 - 100	100 - 105	105 - 110	110 - 115	115 - 120	120 - 125	125 - 130	130 - 135	135 - 140
0000	0	0	0	0	0	0	0	0	0	0	0	0	0	0	0	0	0	0	0	0	0	0	0	0	0	0	0	0	0
0100	1	0	0	0	0	0	0	1	0	0	0	0	0	0	0	0	0	0	0	0	0	0	0	0	0	0	0	0	0
0200	0	0	0	0	0	0	0	0	0	0	0	0	0	0	0	0	0	0	0	0	0	0	0	0	0	0	0	0	0
0300	0	0	0	0	0	0	0	0	0	0	0	0	0	0	0	0	0	0	0	0	0	0	0	0	0	0	0	0	0
0400	0	0	0	0	0	0	0	0	0	0	0	0	0	0	0	0	0	0	0	0	0	0	0	0	0	0	0	0	0
0500	1	0	0	0	0	0	0	0	1	0	0	0	0	0	0	0	0	0	0	0	0	0	0	0	0	0	0	0	0
0600	0	0	0	0	0	0	0	0	0	0	0	0	0	0	0	0	0	0	0	0	0	0	0	0	0	0	0	0	0
0700	6	0	0	0	0	0	3	2	1	0	0	0	0	0	0	0	0	0	0	0	0	0	0	0	0	0	0	0	0
0800	4	0	0	0	0	0	1	2	1	0	0	0	0	0	0	0	0	0	0	0	0	0	0	0	0	0	0	0	0
0900	2	0	0	0	0	0	0	2	0	0	0	0	0	0	0	0	0	0	0	0	0	0	0	0	0	0	0	0	0
1000	6	0	0	0	0	0	2	1	2	1	0	0	0	0	0	0	0	0	0	0	0	0	0	0	0	0	0	0	0
1100	**10**	**0**	**0**	**2**	**0**	**1**	**3**	**1**	**2**	**1**	**0**	**0**	**0**	**0**	**0**	**0**	**0**	**0**	**0**	**0**	**0**	**0**	**0**	**0**	**0**	**0**	**0**	**0**	**0**
1200	5	0	0	0	0	0	0	2	2	1	0	0	0	0	0	0	0	0	0	0	0	0	0	0	0	0	0	0	0
1300	6	0	0	0	0	0	1	0	2	3	0	0	0	0	0	0	0	0	0	0	0	0	0	0	0	0	0	0	0
1400	2	0	0	0	0	0	1	0	1	0	0	0	0	0	0	0	0	0	0	0	0	0	0	0	0	0	0	0	0
1500	**11**	**0**	**0**	**1**	**0**	**1**	**2**	**2**	**3**	**2**	**0**	**0**	**0**	**0**	**0**	**0**	**0**	**0**	**0**	**0**	**0**	**0**	**0**	**0**	**0**	**0**	**0**	**0**	**0**
1600	7	0	0	0	0	1	3	2	1	0	0	0	0	0	0	0	0	0	0	0	0	0	0	0	0	0	0	0	0
1700	4	0	0	1	0	0	1	1	0	1	0	0	0	0	0	0	0	0	0	0	0	0	0	0	0	0	0	0	0
1800	5	0	0	0	0	0	1	3	1	0	0	0	0	0	0	0	0	0	0	0	0	0	0	0	0	0	0	0	0
1900	10	0	1	1	0	0	2	1	3	2	0	0	0	0	0	0	0	0	0	0	0	0	0	0	0	0	0	0	0
2000	0	0	0	0	0	0	0	0	0	0	0	0	0	0	0	0	0	0	0	0	0	0	0	0	0	0	0	0	0
2100	0	0	0	0	0	0	0	0	0	0	0	0	0	0	0	0	0	0	0	0	0	0	0	0	0	0	0	0	0
2200	0	0	0	0	0	0	0	0	0	0	0	0	0	0	0	0	0	0	0	0	0	0	0	0	0	0	0	0	0
2300	0	0	0	0	0	0	0	0	0	0	0	0	0	0	0	0	0	0	0	0	0	0	0	0	0	0	0	0	0
07-19	**68**	**0**	**0**	**4**	**0**	**3**	**18**	**18**	**16**	**9**	**0**	**0**	**0**	**0**	**0**	**0**	**0**	**0**	**0**	**0**	**0**	**0**	**0**	**0**	**0**	**0**	**0**	**0**	**0**
06-22	**78**	**0**	**1**	**5**	**0**	**3**	**20**	**19**	**19**	**11**	**0**	**0**	**0**	**0**	**0**	**0**	**0**	**0**	**0**	**0**	**0**	**0**	**0**	**0**	**0**	**0**	**0**	**0**	**0**
06-00	**78**	**0**	**1**	**5**	**0**	**3**	**20**	**19**	**19**	**11**	**0**	**0**	**0**	**0**	**0**	**0**	**0**	**0**	**0**	**0**	**0**	**0**	**0**	**0**	**0**	**0**	**0**	**0**	**0**
00-00	**80**	**0**	**1**	**5**	**0**	**3**	**20**	**20**	**20**	**11**	**0**	**0**	**0**	**0**	**0**	**0**	**0**	**0**	**0**	**0**	**0**	**0**	**0**	**0**	**0**	**0**	**0**	**0**	**0**

DRAFT

Site 102
Location Unnamed Road, Att - Telepole, Lat 54.18838, Long -6.78033
Direction Two way

3279 / Meath/Cavan/Monaghan ATC's
October 2013
Automatic Traffic Count

Virtual Day (Partial days = 3.58)

Time	Total	Speed Bins (mph)																											
		0 - 5	5 - 10	10 - 15	15 - 20	20 - 25	25 - 30	30 - 35	35 - 40	40 - 45	45 - 50	50 - 55	55 - 60	60 - 65	65 - 70	70 - 75	75 - 80	80 - 85	85 - 90	90 - 95	95 - 100	100 - 105	105 - 110	110 - 115	115 - 120	120 - 125	125 - 130	130 - 135	135 - 140
0000	0	0	0	0	0	0	0	0	0	0	0	0	0	0	0	0	0	0	0	0	0	0	0	0	0	0	0	0	0
0100	0	0	0	0	0	0	0	0	0	0	0	0	0	0	0	0	0	0	0	0	0	0	0	0	0	0	0	0	0
0200	0	0	0	0	0	0	0	0	0	0	0	0	0	0	0	0	0	0	0	0	0	0	0	0	0	0	0	0	0
0300	0	0	0	0	0	0	0	0	0	0	0	0	0	0	0	0	0	0	0	0	0	0	0	0	0	0	0	0	0
0400	0	0	0	0	0	0	0	0	0	0	0	0	0	0	0	0	0	0	0	0	0	0	0	0	0	0	0	0	0
0500	0	0	0	0	0	0	0	0	0	0	0	0	0	0	0	0	0	0	0	0	0	0	0	0	0	0	0	0	0
0600	1	0	0	0	0	0	0	0	0	0	0	0	0	0	0	0	0	0	0	0	0	0	0	0	0	0	0	0	0
0700	6	0	0	0	0	0	3	2	1	0	0	0	0	0	0	0	0	0	0	0	0	0	0	0	0	0	0	0	0
0800	7	0	0	0	0	0	2	3	2	1	0	0	0	0	0	0	0	0	0	0	0	0	0	0	0	0	0	0	0
0900	5	0	0	0	0	0	2	2	0	0	0	0	0	0	0	0	0	0	0	0	0	0	0	0	0	0	0	0	0
1000	6	0	0	0	0	0	2	2	1	1	0	0	0	0	0	0	0	0	0	0	0	0	0	0	0	0	0	0	0
1100	**9**	**0**	**0**	**2**	**0**	**2**	**1**	**2**	**2**	**1**	**0**	**0**	**0**	**0**	**0**	**0**	**0**	**0**	**0**	**0**	**0**	**0**	**0**	**0**	**0**	**0**	**0**	**0**	**0**
1200	6	0	0	0	0	0	1	2	2	0	0	0	0	0	0	0	0	0	0	0	0	0	0	0	0	0	0	0	0
1300	6	0	0	1	0	1	1	1	1	1	0	0	0	0	0	0	0	0	0	0	0	0	0	0	0	0	0	0	0
1400	7	0	0	0	0	1	2	1	3	1	0	0	0	0	0	0	0	0	0	0	0	0	0	0	0	0	0	0	0
1500	**9**	**0**	**0**	**1**	**0**	**2**	**2**	**3**	**1**	**1**	**0**	**0**	**0**	**0**	**0**	**0**	**0**	**0**	**0**	**0**	**0**	**0**	**0**	**0**	**0**	**0**	**0**	**0**	**0**
1600	8	0	0	0	1	2	2	2	1	0	0	0	0	0	0	0	0	0	0	0	0	0	0	0	0	0	0	0	0
1700	8	0	1	0	0	1	3	1	1	2	0	0	0	0	0	0	0	0	0	0	0	0	0	0	0	0	0	0	0
1800	6	0	0	0	0	1	1	2	2	0	0	0	0	0	0	0	0	0	0	0	0	0	0	0	0	0	0	0	0
1900	**9**	**0**	**1**	**0**	**0**	**1**	**1**	**2**	**2**	**1**	**0**	**0**	**0**	**0**	**0**	**0**	**0**	**0**	**0**	**0**	**0**	**0**	**0**	**0**	**0**	**0**	**0**	**0**	**0**
2000	5	0	0	0	0	0	1	2	1	1	0	0	0	0	0	0	0	0	0	0	0	0	0	0	0	0	0	0	0
2100	4	0	0	0	0	0	0	1	1	1	0	0	0	0	0	0	0	0	0	0	0	0	0	0	0	0	0	0	0
2200	2	0	0	0	0	0	0	1	1	0	0	0	0	0	0	0	0	0	0	0	0	0	0	0	0	0	0	0	0
2300	1	0	0	0	0	0	0	1	0	0	0	0	0	0	0	0	0	0	0	0	0	0	0	0	0	0	0	0	0
07-19	**83**	**0**	**1**	**4**	**1**	**10**	**22**	**23**	**17**	**8**	**0**	**0**	**0**	**0**	**0**	**0**	**0**	**0**	**0**	**0**	**0**	**0**	**0**	**0**	**0**	**0**	**0**	**0**	**0**
06-22	**102**	**0**	**2**	**4**	**1**	**11**	**24**	**28**	**21**	**11**	**0**	**0**	**0**	**0**	**0**	**0**	**0**	**0**	**0**	**0**	**0**	**0**	**0**	**0**	**0**	**0**	**0**	**0**	**0**
06-00	**105**	**0**	**2**	**4**	**1**	**11**	**24**	**30**	**22**	**11**	**0**	**0**	**0**	**0**	**0**	**0**	**0**	**0**	**0**	**0**	**0**	**0**	**0**	**0**	**0**	**0**	**0**	**0**	**0**
00-00	**105**	**0**	**2**	**4**	**1**	**11**	**24**	**30**	**22**	**11**	**0**	**0**	**0**	**0**	**0**	**0**	**0**	**0**	**0**	**0**	**0**	**0**	**0**	**0**	**0**	**0**	**0**	**0**	**0**

DRAFT

Site 102
Location Unnamed Road, Att - Telepole, Lat 54.18838, Long -6.78033
Direction Two way

3279 / Meath/Cavan/Monaghan ATC's
October 2013
Automatic Traffic Count

Virtual Week (1)

Time	Total	Speed Bins (mph)																											
		0 - 5	5 - 10	10 - 15	15 - 20	20 - 25	25 - 30	30 - 35	35 - 40	40 - 45	45 - 50	50 - 55	55 - 60	60 - 65	65 - 70	70 - 75	75 - 80	80 - 85	85 - 90	90 - 95	95 - 100	100 - 105	105 - 110	110 - 115	115 - 120	120 - 125	125 - 130	130 - 135	135 - 140
Mon	0	0	0	0	0	0	0	0	0	0	0	0	0	0	0	0	0	0	0	0	0	0	0	0	0	0	0	0	0
Tue	82	0	2	7	2	11	12	29	11	8	0	0	0	0	0	0	0	0	0	0	0	0	0	0	0	0	0	0	0
Wed	118	0	2	4	2	12	29	29	31	8	1	0	0	0	0	0	0	0	0	0	0	0	0	0	0	0	0	0	0
Thu	118	0	3	3	1	12	29	33	18	17	2	0	0	0	0	0	0	0	0	0	0	0	0	0	0	0	0	0	0
Fri	80	0	1	5	0	3	20	20	20	11	0	0	0	0	0	0	0	0	0	0	0	0	0	0	0	0	0	0	0
|Sat	0	0	0	0	0	0	0	0	0	0	0	0	0	0	0	0	0	0	0	0	0	0	0	0	0	0	0	0	0
|Sun	0	0	0	0	0	0	0	0	0	0	0	0	0	0	0	0	0	0	0	0	0	0	0	0	0	0	0	0	0
5 Day Ave.	**100**	**0**	**2**	**5**	**1**	**10**	**23**	**28**	**20**	**11**	**1**	**0**	**0**	**0**	**0**	**0**	**0**	**0**	**0**	**0**	**0**	**0**	**0**	**0**	**0**	**0**	**0**	**0**	**0**
7 Day Ave.	**105**	**0**	**2**	**4**	**1**	**11**	**24**	**30**	**22**	**11**	**0**	**0**	**0**	**0**	**0**	**0**	**0**	**0**	**0**	**0**	**0**	**0**	**0**	**0**	**0**	**0**	**0**	**0**	**0**
Total	**398**	**0**	**8**	**19**	**5**	**38**	**90**	**111**	**80**	**44**	**3**	**0**	**0**	**0**	**0**	**0**	**0**	**0**	**0**	**0**	**0**	**0**	**0**	**0**	**0**	**0**	**0**	**0**	**0**

Summary Graphs

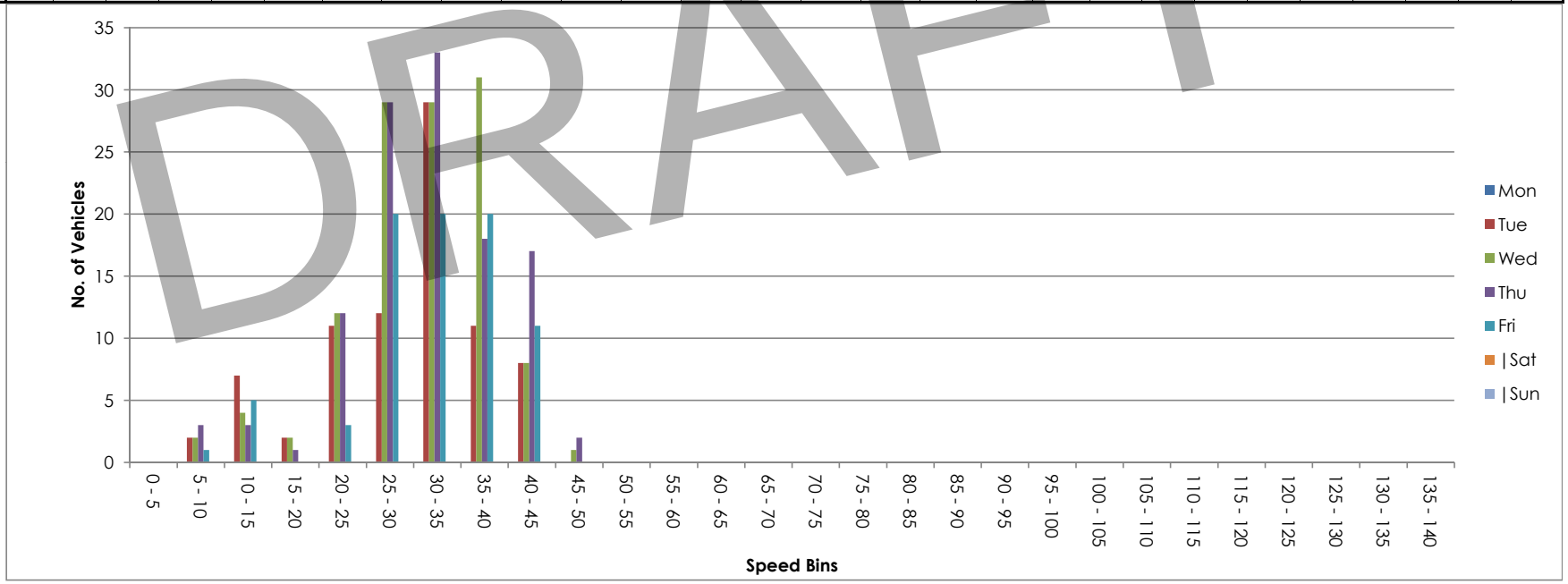

DRAFT



NDC NATIONWIDE DATA COLLECTION	**Site / Location:**	N2/R183, Att - Sign Post, Lat 54.14281, Long -6.74892	**Project No:**	3279	**Photo No:**	3279-103	**Drawn By:** MOR
	Survey Date:	Wed, 9 October 2013 to Tue, 15 October 2013	**Project Name:**		Meath/Cavan/Monaghan ATC'S		
	Survey Times:	00:00 to 00(24):00	**Title:**		Site Photograph		

Site No.	Location.	Direction.	Speed Limit - PSL (km/h)	Start Date.	End Date.	Total Vehicles.	5 Day Ave.	7 Day Ave.	No. > Speed Limit.	%. > Speed Limit.	No. > Speed Limit1 (+5km/h).	%. > Speed Limit1 (+5km/h).	No. > Speed Limit1 (+10km/h).	%. > Speed Limit1 (+10km/h).	Mean Speed	85%ile Speed
103	N2/R183, Att - Sign Post, Lat 54.14281, Long -6.74892	North	60	Wed, 9 October 2013	Tue, 15 October 2013	23416	3555	3345	16379	69.9	11854	50.6	7504	32.0	65.7	76.3
		South	60	Wed, 9 October 2013	Tue, 15 October 2013	22268	3385	3181	11737	52.7	7212	32.4	3847	17.3	61.1	70.9
		Two way	60	Wed, 9 October 2013	Tue, 15 October 2013	45684	6939	6526	28116	61.5	19066	41.7	11351	24.8	63.4	74.2

DRAFT

Site 103
Location N2/R183, Att - Sign Post, Lat 54.14281, Long -6.74892
Direction North

3279 / Meath/Cavan/Monaghan ATC's
October 2013
Automatic Traffic Count

Wed, 9 October 2013

Time	Total	Classification												>PSL	>PSL%	>SL1	>SL1%	>SL2	>SL2%	Mean	Vpp
		1 MCL	2 SV	3 SVT	4 TB2	5 TB3	6 T4	7 ART3	8 ART4	9 ART5	10 ART6	11 BD	12 DRT	60	60	65 +5kph	65 +5kph	70 +10kph	70 +10kph		85
0000	11	0	10	0	1	0	0	0	0	0	0	0	0	8	72.7	5	45.5	5	45.5	68.9	77.4
0100	9	0	5	1	2	1	0	0	0	0	0	0	0	6	66.7	5	55.6	4	44.4	68.3	-
0200	5	0	5	0	0	0	0	0	0	0	0	0	0	4	80	2	40	2	40	65.3	-
0300	3	0	2	0	1	0	0	0	0	0	0	0	0	2	66.7	2	66.7	1	33.3	76.6	-
0400	6	0	2	0	4	0	0	0	0	0	0	0	0	5	83.3	4	66.7	4	66.7	82	-
0500	18	0	13	0	5	0	0	0	0	0	0	0	0	16	88.9	15	83.3	11	61.1	73.3	78.8
0600	30	0	22	1	5	0	0	0	1	1	0	0	0	28	93.3	21	70	17	56.7	72.6	82.8
0700	82	0	64	1	15	0	0	0	0	1	1	0	0	66	80.5	53	64.6	37	45.1	70.2	83.9
0800	**255**	**0**	**222**	**2**	**28**	**1**	**0**	**0**	**0**	**2**	**0**	**0**	**0**	**173**	**67.8**	**136**	**53.3**	**91**	**35.7**	**64.5**	**76.7**
0900	227	0	190	2	26	0	4	0	1	3	1	0	0	167	73.6	118	52	75	33	65.6	74.5
1000	184	0	148	0	28	2	0	0	2	4	0	0	0	122	66.3	87	47.3	41	22.3	63.5	72.4
1100	226	0	191	3	26	1	3	0	0	2	0	0	0	143	63.3	90	39.8	47	20.8	63.6	72.7
1200	200	2	167	6	19	0	0	0	2	3	1	0	0	130	65	90	45	49	24.5	63.9	73.8
1300	238	0	208	6	16	2	2	0	1	1	1	1	0	156	65.5	121	50.8	69	29	64.5	74.5
1400	236	0	195	5	28	2	2	0	1	2	1	0	0	159	67.4	105	44.5	69	29.2	64.5	74.2
1500	254	1	221	2	26	1	2	0	0	0	1	0	0	155	61	113	44.5	73	28.7	64	75.2
1600	291	0	258	4	19	1	1	1	2	3	2	0	0	193	66.3	140	48.1	70	24.1	64	72.4
1700	**360**	**2**	**326**	**3**	**26**	**1**	**0**	**0**	**1**	**1**	**0**	**0**	**0**	**258**	**71.7**	**163**	**45.3**	**98**	**27.2**	**65.4**	**74.2**
1800	255	5	227	3	17	1	0	0	0	1	1	0	0	198	77.6	149	58.4	91	35.7	66.5	76
1900	194	0	172	4	14	0	3	0	0	1	0	0	0	127	65.5	96	49.5	64	33	65.8	77.4
2000	140	0	128	0	10	1	1	0	0	0	0	0	0	109	77.9	75	53.6	49	35	66.3	76.7
2100	133	0	130	1	1	1	0	0	0	0	0	0	0	70	52.6	52	39.1	37	27.8	62.6	75.2
2200	62	0	59	0	2	1	0	0	0	0	0	0	0	45	72.6	34	54.8	24	38.7	66.7	76.3
2300	34	0	33	0	1	0	0	0	0	0	0	0	0	26	76.5	20	58.8	11	32.4	68.7	81
07-19	**2808**	**10**	**2417**	**37**	**274**	**12**	**14**	**1**	**10**	**23**	**9**	**1**	**0**	**1920**	**68.4**	**1365**	**48.6**	**810**	**28.8**	**64.8**	**74.5**
06-22	**3305**	**10**	**2869**	**43**	**304**	**14**	**18**	**1**	**11**	**25**	**9**	**1**	**0**	**2254**	**68.2**	**1609**	**48.7**	**977**	**29.6**	**64.9**	**75.2**
06-00	**3401**	**10**	**2961**	**43**	**307**	**15**	**18**	**1**	**11**	**25**	**9**	**1**	**0**	**2325**	**68.4**	**1663**	**48.9**	**1012**	**29.8**	**65**	**75.2**
00-00	**3453**	**10**	**2998**	**44**	**320**	**16**	**18**	**1**	**11**	**25**	**9**	**1**	**0**	**2366**	**68.5**	**1696**	**49.1**	**1039**	**30.1**	**65.1**	**75.6**

DRAFT

Site 103
Location N2/R183, Att - Sign Post, Lat 54.14281, Long -6.74892
Direction North

3279 / Meath/Cavan/Monaghan ATC's
October 2013
Automatic Traffic Count

Thu, 10 October 2013

Time	Total	Classification												>PSL	>PSL%	>SL1	>SL1%	>SL2	>SL2%	Mean	Vpp
		1 MCL	2 SV	3 SVT	4 TB2	5 TB3	6 T4	7 ART3	8 ART4	9 ART5	10 ART6	11 BD	12 DRT	60	60	65 +5kph	65 +5kph	70 +10kph	70 +10kph		85
0000	36	0	35	0	0	0	0	0	1	0	0	0	0	18	50	9	25	5	13.9	60.7	69.1
0100	5	0	4	0	1	0	0	0	0	0	0	0	0	4	80	2	40	2	40	68	-
0200	5	0	4	0	0	0	0	0	0	0	1	0	0	5	100	5	100	4	80	80.5	-
0300	2	0	1	0	1	0	0	0	0	0	0	0	0	2	100	2	100	2	100	96.6	-
0400	3	0	2	0	1	0	0	0	0	0	0	0	0	3	100	3	100	3	100	93	-
0500	21	0	16	0	5	0	0	0	0	0	0	0	0	19	90.5	18	85.7	16	76.2	79.1	92.5
0600	26	0	19	0	4	0	0	0	1	1	1	0	0	22	84.6	18	69.2	16	61.5	72.8	84.2
0700	75	0	58	0	14	1	0	1	1	0	0	0	0	64	85.3	55	73.3	39	52	71.3	81
0800	**262**	**0**	**241**	**0**	**14**	**2**	**2**	**0**	**1**	**2**	**0**	**0**	**0**	**199**	**76**	**134**	**51.1**	**81**	**30.9**	**66.7**	**78.5**
0900	196	0	156	4	26	3	2	3	0	1	1	0	0	134	68.4	105	53.6	74	37.8	65.9	78.1
1000	207	0	166	2	31	3	2	1	1	1	0	0	0	142	68.6	89	43	66	31.9	65.1	75.2
1100	190	0	162	3	20	1	2	1	1	0	0	0	0	123	64.7	71	37.4	46	24.2	63.7	74.5
1200	232	0	193	6	24	1	2	0	3	1	1	0	1	160	69	103	44.4	62	26.7	64.1	74.5
1300	226	0	198	2	18	1	0	0	2	3	2	0	0	150	66.4	111	49.1	65	28.8	64.8	74.5
1400	220	0	191	2	23	1	1	0	1	1	0	0	0	166	75.5	127	57.7	80	36.4	66.5	75.6
1500	263	0	225	3	29	2	0	1	1	0	2	0	0	177	67.3	119	45.2	69	26.2	64.3	75.2
1600	273	0	241	1	24	1	1	0	2	3	0	0	0	200	73.3	137	50.2	80	29.3	66.1	74.9
1700	**363**	**1**	**333**	**4**	**23**	**0**	**0**	**0**	**0**	**2**	**0**	**0**	**0**	**236**	**65**	**160**	**44.1**	**93**	**25.6**	**64.3**	**75.2**
1800	295	1	271	5	15	1	0	0	0	1	1	0	0	201	68.1	146	49.5	84	28.5	65	76
1900	179	0	165	3	8	1	0	0	1	1	0	0	0	128	71.5	86	48	53	29.6	65.5	75.6
2000	150	0	140	1	8	0	0	0	1	0	0	0	0	90	60	62	41.3	43	28.7	64	76.3
2100	113	0	105	0	6	0	0	0	2	0	0	0	0	85	75.2	62	54.9	39	34.5	67	77.4
2200	86	0	73	0	9	0	0	0	1	3	0	0	0	69	80.2	50	58.1	36	41.9	66.9	76
2300	27	0	26	0	1	0	0	0	0	0	0	0	0	23	85.2	18	66.7	13	48.1	71.5	84.2
07-19	**2802**	**2**	**2435**	**32**	**261**	**17**	**12**	**7**	**13**	**15**	**7**	**0**	**1**	**1952**	**69.7**	**1357**	**48.4**	**839**	**29.9**	**65.3**	**75.6**
06-22	**3270**	**2**	**2864**	**36**	**287**	**18**	**12**	**7**	**18**	**17**	**8**	**0**	**1**	**2277**	**69.6**	**1585**	**48.5**	**990**	**30.3**	**65.3**	**76**
06-00	**3383**	**2**	**2963**	**36**	**297**	**18**	**12**	**7**	**19**	**20**	**8**	**0**	**1**	**2369**	**70**	**1653**	**48.9**	**1039**	**30.7**	**65.4**	**76**
00-00	**3455**	**2**	**3025**	**36**	**305**	**18**	**12**	**7**	**20**	**20**	**9**	**0**	**1**	**2420**	**70**	**1692**	**49**	**1071**	**31**	**65.5**	**76**

DRAFT

Site 103
Location N2/R183, Att - Sign Post, Lat 54.14281, Long -6.74892
Direction North

3279 / Meath/Cavan/Monaghan ATC's
October 2013
Automatic Traffic Count

Fri, 11 October 2013

Time	Total	Classification												>PSL	>PSL%	>SL1	>SL1%	>SL2	>SL2%	Mean	Vpp
		1 MCL	2 SV	3 SVT	4 TB2	5 TB3	6 T4	7 ART3	8 ART4	9 ART5	10 ART6	11 BD	12 DRT	60	60	65 +5kph	65 +5kph	70 +10kph	70 +10kph		85
0000	23	1	16	0	6	0	0	0	0	0	0	0	0	15	65.2	11	47.8	8	34.8	67.7	81.7
0100	6	0	6	0	0	0	0	0	0	0	0	0	0	4	66.7	3	50	2	33.3	66.4	-
0200	3	0	2	0	1	0	0	0	0	0	0	0	0	3	100	1	33.3	1	33.3	67.3	-
0300	2	0	1	0	1	0	0	0	0	0	0	0	0	0	0	0	0	0	0	55.1	-
0400	9	0	7	0	2	0	0	0	0	0	0	0	0	7	77.8	6	66.7	4	44.4	71.8	-
0500	12	0	6	0	4	0	0	0	0	1	1	0	0	10	83.3	6	50	5	41.7	70.2	84.2
0600	34	0	25	1	4	0	0	0	2	1	1	0	0	31	91.2	27	79.4	24	70.6	76.9	90
0700	72	0	50	3	17	0	0	0	1	0	1	0	0	64	88.9	55	76.4	37	51.4	72.1	83.9
0800	**242**	**0**	**211**	**0**	**25**	**1**	**0**	**0**	**1**	**1**	**2**	**0**	**1**	**192**	**79.3**	**158**	**65.3**	**101**	**41.7**	**68.1**	**78.5**
0900	218	0	188	3	21	3	1	0	0	2	0	0	0	154	70.6	114	52.3	77	35.3	66.1	76.7
1000	188	1	162	1	15	0	0	1	2	4	2	0	0	141	75	105	55.9	67	35.6	66.8	78.1
1100	215	1	172	7	23	3	4	1	1	2	1	0	0	142	66	102	47.4	68	31.6	65.5	75.2
1200	231	0	197	6	22	2	1	0	0	3	0	0	0	154	66.7	116	50.2	71	30.7	65.1	74.9
1300	289	2	258	6	18	1	0	0	1	3	0	0	0	189	65.4	121	41.9	66	22.8	63.6	72.4
1400	267	2	229	1	21	5	1	0	2	5	1	0	0	170	63.7	120	44.9	84	31.5	64.9	77
1500	334	4	287	4	34	1	1	0	1	1	1	0	0	223	66.8	154	46.1	101	30.2	64.7	75.6
1600	360	0	320	7	19	5	1	2	1	4	1	0	0	247	68.6	178	49.4	109	30.3	64	76.3
1700	**367**	**0**	**337**	**3**	**21**	**0**	**0**	**1**	**1**	**3**	**1**	**0**	**0**	**271**	**73.8**	**191**	**52**	**124**	**33.8**	**65.7**	**75.2**
1800	337	0	304	8	21	1	1	0	0	2	0	0	0	221	65.6	158	46.9	100	29.7	64.2	74.2
1900	239	0	214	3	17	0	1	0	0	0	4	0	0	146	61.1	94	39.3	53	22.2	62.4	71.6
2000	214	0	197	2	13	0	0	0	1	1	0	0	0	149	69.6	105	49.1	64	29.9	64.9	74.5
2100	136	0	127	0	5	0	0	0	0	4	0	0	0	81	59.6	57	41.9	41	30.1	64.8	78.1
2200	92	0	86	2	2	1	0	0	0	1	0	0	0	56	60.9	41	44.6	32	34.8	65.5	79.9
2300	61	0	58	1	2	0	0	0	0	0	0	0	0	34	55.7	24	39.3	17	27.9	62.4	79.9
07-19	**3120**	**10**	**2715**	**49**	**257**	**22**	**10**	**5**	**11**	**30**	**10**	**0**	**1**	**2168**	**69.5**	**1572**	**50.4**	**1005**	**32.2**	**65.3**	**76**
06-22	**3743**	**10**	**3278**	**55**	**296**	**22**	**11**	**5**	**14**	**36**	**15**	**0**	**1**	**2575**	**68.8**	**1855**	**49.6**	**1187**	**31.7**	**65.2**	**75.6**
06-00	**3896**	**10**	**3422**	**58**	**300**	**23**	**11**	**5**	**14**	**37**	**15**	**0**	**1**	**2665**	**68.4**	**1920**	**49.3**	**1236**	**31.7**	**65.2**	**76**
00-00	**3951**	**11**	**3460**	**58**	**314**	**23**	**11**	**5**	**14**	**38**	**16**	**0**	**1**	**2704**	**68.4**	**1947**	**49.3**	**1256**	**31.8**	**65.2**	**76**

DRAFT

Site 103
Location N2/R183, Att - Sign Post, Lat 54.14281, Long -6.74892
Direction North

3279 / Meath/Cavan/Monaghan ATC's
October 2013
Automatic Traffic Count

Sat, 12 October 2013

Time	Total	Classification												>PSL	>PSL%	>SL1	>SL1%	>SL2	>SL2%	Mean	Vpp
		1 MCL	2 SV	3 SVT	4 TB2	5 TB3	6 T4	7 ART3	8 ART4	9 ART5	10 ART6	11 BD	12 DRT	60	60	65 +5kph	65 +5kph	70 +10kph	70 +10kph		85
0000	40	0	35	0	3	2	0	0	0	0	0	0	0	26	65	19	47.5	11	27.5	63.7	79.9
0100	25	0	22	0	3	0	0	0	0	0	0	0	0	19	76	17	68	9	36	69.6	80.3
0200	41	0	40	0	1	0	0	0	0	0	0	0	0	22	53.7	13	31.7	8	19.5	62.8	73.4
0300	18	0	15	0	3	0	0	0	0	0	0	0	0	13	72.2	12	66.7	9	50	70.8	88.6
0400	9	0	7	0	2	0	0	0	0	0	0	0	0	8	88.9	7	77.8	4	44.4	73.6	-
0500	8	0	4	0	4	0	0	0	0	0	0	0	0	7	87.5	5	62.5	4	50	76.6	-
0600	15	0	10	1	3	0	0	0	1	0	0	0	0	11	73.3	9	60	6	40	71.5	86
0700	39	0	28	1	9	1	0	0	0	0	0	0	0	34	87.2	26	66.7	22	56.4	71.2	79.9
0800	96	1	77	7	8	2	1	0	0	0	0	0	0	68	70.8	55	57.3	32	33.3	66.5	77.4
0900	168	0	134	15	15	0	1	0	1	1	1	0	0	124	73.8	98	58.3	73	43.5	67.5	80.3
1000	185	2	153	6	22	0	0	1	1	0	0	0	0	139	75.1	108	58.4	77	41.6	67.7	77.4
1100	**232**	**1**	**208**	**7**	**15**	**0**	**0**	**0**	**0**	**1**	**0**	**0**	**0**	**117**	**50.4**	**77**	**33.2**	**44**	**19**	**61.1**	**70.9**
1200	244	0	222	5	14	1	1	1	0	0	0	0	0	166	68	128	52.5	79	32.4	65.3	76.3
1300	231	1	206	4	14	0	0	0	5	0	0	0	1	161	69.7	118	51.1	73	31.6	65.1	75.2
1400	242	0	211	9	16	1	1	0	2	2	0	0	0	173	71.5	127	52.5	86	35.5	66.2	76.7
1500	243	1	223	3	15	0	0	0	0	1	0	0	0	176	72.4	123	50.6	78	32.1	67.2	78.1
1600	**274**	**1**	**249**	**3**	**21**	**0**	**0**	**0**	**0**	**0**	**0**	**0**	**0**	**198**	**72.3**	**140**	**51.1**	**79**	**28.8**	**65.4**	**74.9**
1700	236	0	221	6	8	0	0	0	0	1	0	0	0	181	76.7	139	58.9	90	38.1	67.6	77.4
1800	269	1	243	6	19	0	0	0	0	0	0	0	0	180	66.9	127	47.2	77	28.6	64.4	74.9
1900	225	0	208	2	14	0	0	0	0	1	0	0	0	139	61.8	95	42.2	53	23.6	64.2	73.1
2000	157	0	148	1	7	0	0	0	0	0	1	0	0	108	68.8	76	48.4	53	33.8	65.9	74.5
2100	137	0	123	1	12	1	0	0	0	0	0	0	0	92	67.2	71	51.8	53	38.7	67.6	81.4
2200	74	0	69	0	5	0	0	0	0	0	0	0	0	53	71.6	43	58.1	30	40.5	67	77.4
2300	60	0	59	0	1	0	0	0	0	0	0	0	0	37	61.7	25	41.7	18	30	64.6	75.6
07-19	**2459**	**8**	**2175**	**72**	**176**	**5**	**4**	**2**	**9**	**6**	**1**	**0**	**1**	**1717**	**69.8**	**1266**	**51.5**	**810**	**32.9**	**65.8**	**76.7**
06-22	**2993**	**8**	**2664**	**77**	**212**	**6**	**4**	**2**	**10**	**7**	**2**	**0**	**1**	**2067**	**69.1**	**1517**	**50.7**	**975**	**32.6**	**65.8**	**76.7**
06-00	**3127**	**8**	**2792**	**77**	**218**	**6**	**4**	**2**	**10**	**7**	**2**	**0**	**1**	**2157**	**69**	**1585**	**50.7**	**1023**	**32.7**	**65.8**	**76.7**
00-00	**3268**	**8**	**2915**	**77**	**234**	**8**	**4**	**2**	**10**	**7**	**2**	**0**	**1**	**2252**	**68.9**	**1658**	**50.7**	**1068**	**32.7**	**65.8**	**76.7**

DRAFT

Site 103
Location N2/R183, Att - Sign Post, Lat 54.14281, Long -6.74892
Direction North

3279 / Meath/Cavan/Monaghan ATC's
October 2013
Automatic Traffic Count

Sun, 13 October 2013

Time	Total	Classification												>PSL	>PSL%	>SL1	>SL1%	>SL2	>SL2%	Mean	Vpp
		1 MCL	2 SV	3 SVT	4 TB2	5 TB3	6 T4	7 ART3	8 ART4	9 ART5	10 ART6	11 BD	12 DRT	60	60	65 +5kph	65 +5kph	70 +10kph	70 +10kph		85
0000	47	0	40	0	6	1	0	0	0	0	0	0	0	33	70.2	28	59.6	18	38.3	66.9	75.6
0100	36	0	34	0	2	0	0	0	0	0	0	0	0	24	66.7	22	61.1	20	55.6	70.8	82.8
0200	28	0	25	0	3	0	0	0	0	0	0	0	0	20	71.4	16	57.1	13	46.4	68.7	82.1
0300	26	0	23	0	2	0	0	0	1	0	0	0	0	15	57.7	14	53.8	9	34.6	68.4	84.6
0400	15	0	13	0	2	0	0	0	0	0	0	0	0	15	100	13	86.7	12	80	77.2	85
0500	4	0	2	0	2	0	0	0	0	0	0	0	0	3	75	3	75	2	50	69.2	-
0600	9	0	8	0	1	0	0	0	0	0	0	0	0	7	77.8	7	77.8	5	55.6	74	-
0700	11	0	10	0	1	0	0	0	0	0	0	0	0	8	72.7	7	63.6	6	54.5	71.5	81.4
0800	38	0	34	0	4	0	0	0	0	0	0	0	0	30	78.9	27	71.1	23	60.5	71.8	83.5
0900	57	0	56	0	0	0	1	0	0	0	0	0	0	45	78.9	35	61.4	23	40.4	68	80.3
1000	83	2	72	1	8	0	0	0	0	0	0	0	0	58	69.9	44	53	30	36.1	66.3	78.1
1100	**133**	**2**	**128**	**2**	**1**	**0**	**0**	**0**	**0**	**0**	**0**	**0**	**0**	**110**	**82.7**	**89**	**66.9**	**66**	**49.6**	**71**	**83.9**
1200	206	3	195	4	4	0	0	0	0	0	0	0	0	144	69.9	100	48.5	64	31.1	65.2	76.7
1300	195	0	187	1	6	0	0	0	0	1	0	0	0	138	70.8	109	55.9	70	35.9	66.4	76.3
1400	171	0	164	2	4	1	0	0	0	0	0	0	0	132	77.2	104	60.8	77	45	69.4	81
1500	189	3	178	4	4	0	0	0	0	0	0	0	0	136	72	103	54.5	71	37.6	67.3	79.6
1600	191	1	180	2	6	1	0	0	1	0	0	0	0	136	71.2	92	48.2	65	34	65.9	77.8
1700	231	1	214	3	10	0	0	0	0	2	1	0	0	186	80.5	129	55.8	84	36.4	67.3	74.9
1800	**244**	**0**	**236**	**0**	**8**	**0**	**0**	**0**	**0**	**0**	**0**	**0**	**0**	**173**	**70.9**	**112**	**45.9**	**74**	**30.3**	**66**	**76.3**
1900	171	1	163	0	5	1	0	0	0	1	0	0	0	119	69.6	80	46.8	47	27.5	65.1	75.6
2000	123	0	118	0	5	0	0	0	0	0	0	0	0	74	60.2	56	45.5	32	26	64	77.4
2100	80	0	79	0	1	0	0	0	0	0	0	0	0	67	83.8	53	66.3	33	41.3	70.3	82.8
2200	48	0	46	0	1	1	0	0	0	0	0	0	0	32	66.7	23	47.9	17	35.4	66	76.7
2300	38	0	35	0	2	0	1	0	0	0	0	0	0	30	78.9	25	65.8	19	50	70.9	85.7
07-19	**1749**	**12**	**1654**	**19**	**56**	**2**	**1**	**0**	**1**	**3**	**1**	**0**	**0**	**1296**	**74.1**	**951**	**54.4**	**653**	**37.3**	**67.2**	**78.8**
06-22	**2132**	**13**	**2022**	**19**	**68**	**3**	**1**	**0**	**1**	**4**	**1**	**0**	**0**	**1563**	**73.3**	**1147**	**53.8**	**770**	**36.1**	**67**	**78.5**
06-00	**2218**	**13**	**2103**	**19**	**71**	**4**	**2**	**0**	**1**	**4**	**1**	**0**	**0**	**1625**	**73.3**	**1195**	**53.9**	**806**	**36.3**	**67**	**78.5**
00-00	**2374**	**13**	**2240**	**19**	**88**	**5**	**2**	**0**	**2**	**4**	**1**	**0**	**0**	**1735**	**73.1**	**1291**	**54.4**	**880**	**37.1**	**67.2**	**78.8**

DRAFT

Site 103
Location N2/R183, Att - Sign Post, Lat 54.14281, Long -6.74892
Direction North

3279 / Meath/Cavan/Monaghan ATC's
October 2013
Automatic Traffic Count

Mon, 14 October 2013

Time	Total	Classification												>PSL	>PSL%	>SL1	>SL1%	>SL2	>SL2%	Mean	Vpp
		1 MCL	2 SV	3 SVT	4 TB2	5 TB3	6 T4	7 ART3	8 ART4	9 ART5	10 ART6	11 BD	12 DRT	60	60	65 +5kph	65 +5kph	70 +10kph	70 +10kph		85
0000	17	0	16	0	0	0	0	0	0	1	0	0	0	14	82.4	10	58.8	7	41.2	68.6	74.2
0100	12	0	11	0	1	0	0	0	0	0	0	0	0	9	75	4	33.3	2	16.7	63.1	69.1
0200	9	0	7	0	2	0	0	0	0	0	0	0	0	7	77.8	5	55.6	5	55.6	69.4	-
0300	5	0	4	0	1	0	0	0	0	0	0	0	0	5	100	4	80	2	40	72.8	-
0400	7	0	4	0	2	0	0	0	0	1	0	0	0	7	100	7	100	4	57.1	81.5	-
0500	15	0	9	0	4	1	0	0	0	1	0	0	0	13	86.7	10	66.7	8	53.3	71.1	83.5
0600	22	0	18	0	2	0	0	0	0	0	1	1	0	22	100	22	100	20	90.9	80.3	87.5
0700	77	0	57	5	10	1	0	0	1	2	1	0	0	54	70.1	47	61	37	48.1	67.5	83.2
0800	**264**	**0**	**235**	**5**	**16**	**2**	**0**	**0**	**0**	**4**	**2**	**0**	**0**	**206**	**78**	**169**	**64**	**105**	**39.8**	**67.5**	**78.1**
0900	162	0	137	1	20	0	0	0	1	2	0	0	1	130	80.2	96	59.3	61	37.7	67.1	76
1000	201	0	171	3	20	2	0	1	2	1	1	0	0	136	67.7	94	46.8	44	21.9	64.5	72.7
1100	181	0	150	5	17	2	0	0	1	5	0	1	0	107	59.1	73	40.3	47	26	63.6	75.6
1200	217	1	182	6	21	2	1	0	1	2	1	0	0	149	68.7	105	48.4	60	27.6	64	74.5
1300	222	1	183	4	22	2	2	2	0	6	0	0	0	147	66.2	101	45.5	57	25.7	63.9	74.9
1400	260	0	225	1	24	2	1	0	1	3	3	0	0	192	73.8	137	52.7	83	31.9	66.2	76.7
1500	298	0	254	6	30	0	1	0	2	3	2	0	0	205	68.8	123	41.3	61	20.5	64	72.4
1600	283	3	228	8	35	3	0	0	2	1	2	0	1	214	75.6	151	53.4	100	35.3	66.6	75.6
1700	**355**	**0**	**322**	**4**	**24**	**0**	**1**	**0**	**1**	**1**	**2**	**0**	**0**	**254**	**71.5**	**175**	**49.3**	**99**	**27.9**	**65.4**	**74.9**
1800	298	1	268	4	20	0	0	0	4	1	0	0	0	236	79.2	185	62.1	114	38.3	67.3	77
1900	161	0	139	2	17	0	0	0	0	2	1	0	0	117	72.7	85	52.8	57	35.4	66.3	77.8
2000	167	0	148	3	14	0	1	0	1	0	0	0	0	112	67.1	75	44.9	46	27.5	64.7	75.6
2100	87	0	78	0	3	2	0	0	0	2	2	0	0	69	79.3	54	62.1	35	40.2	67.5	78.1
2200	60	0	55	1	3	1	0	0	0	0	0	0	0	44	73.3	31	51.7	19	31.7	66.9	79.2
2300	29	0	29	0	0	0	0	0	0	0	0	0	0	21	72.4	17	58.6	12	41.4	65.9	73.8
07-19	**2818**	**6**	**2412**	**52**	**259**	**16**	**6**	**3**	**16**	**31**	**14**	**1**	**2**	**2030**	**72**	**1456**	**51.7**	**868**	**30.8**	**65.6**	**75.6**
06-22	**3255**	**6**	**2795**	**57**	**295**	**18**	**7**	**3**	**17**	**35**	**18**	**2**	**2**	**2350**	**72.2**	**1692**	**52**	**1026**	**31.5**	**65.7**	**76**
06-00	**3344**	**6**	**2879**	**58**	**298**	**19**	**7**	**3**	**17**	**35**	**18**	**2**	**2**	**2415**	**72.2**	**1740**	**52**	**1057**	**31.6**	**65.8**	**76**
00-00	**3409**	**6**	**2930**	**58**	**308**	**20**	**7**	**3**	**17**	**38**	**18**	**2**	**2**	**2470**	**72.5**	**1780**	**52.2**	**1085**	**31.8**	**65.8**	**76.3**

DRAFT

Site 103
Location N2/R183, Att - Sign Post, Lat 54.14281, Long -6.74892
Direction North

3279 / Meath/Cavan/Monaghan ATC's
October 2013
Automatic Traffic Count

Tue, 15 October 2013

Time	Total	Classification												>PSL	>PSL%	>SL1	>SL1%	>SL2	>SL2%	Mean	Vpp
		1 MCL	2 SV	3 SVT	4 TB2	5 TB3	6 T4	7 ART3	8 ART4	9 ART5	10 ART6	11 BD	12 DRT	60	60	65 +5kph	65 +5kph	70 +10kph	70 +10kph		85
0000	19	0	15	0	2	0	0	0	1	1	0	0	0	13	68.4	12	63.2	9	47.4	67.7	78.5
0100	8	0	6	0	2	0	0	0	0	0	0	0	0	8	100	5	62.5	4	50	71	-
0200	2	0	2	0	0	0	0	0	0	0	0	0	0	2	100	2	100	2	100	85	-
0300	8	0	7	0	1	0	0	0	0	0	0	0	0	4	50	3	37.5	3	37.5	65.7	-
0400	6	0	2	0	4	0	0	0	0	0	0	0	0	6	100	4	66.7	2	33.3	71.6	-
0500	12	0	8	0	4	0	0	0	0	0	0	0	0	12	100	12	100	10	83.3	79.6	82.4
0600	30	0	19	0	7	1	0	0	1	2	0	0	0	28	93.3	23	76.7	17	56.7	72.7	80.3
0700	76	0	66	1	5	1	0	0	0	1	2	0	0	58	76.3	50	65.8	30	39.5	68.2	80.6
0800	**292**	**0**	**268**	**1**	**20**	**1**	**0**	**1**	**0**	**0**	**1**	**0**	**0**	**208**	**71.2**	**153**	**52.4**	**94**	**32.2**	**65.6**	**75.2**
0900	231	0	201	3	22	2	0	0	0	3	0	0	0	159	68.8	118	51.1	74	32	65.7	75.6
1000	209	1	172	5	26	1	0	0	2	2	0	0	0	133	63.6	95	45.5	50	23.9	63.8	73.8
1100	181	0	147	3	24	2	0	1	2	1	1	0	0	115	63.5	84	46.4	50	27.6	64	75.6
1200	211	0	184	1	15	2	2	0	2	5	0	0	0	150	71.1	109	51.7	66	31.3	66.4	76.3
1300	225	1	190	2	31	1	0	0	0	0	0	0	0	159	70.7	115	51.1	70	31.1	65.2	75.2
1400	245	0	210	4	21	2	1	1	1	4	1	0	0	173	70.6	129	52.7	80	32.7	65.9	76.7
1500	263	1	227	7	25	1	0	0	1	1	0	0	0	185	70.3	137	52.1	81	30.8	65.5	75.2
1600	296	0	257	4	28	2	1	1	3	0	0	0	0	210	70.9	147	49.7	90	30.4	65.3	74.9
1700	**371**	**1**	**335**	**3**	**27**	**0**	**1**	**1**	**1**	**2**	**0**	**0**	**0**	**277**	**74.7**	**203**	**54.7**	**138**	**37.2**	**66.6**	**76**
1800	260	0	241	1	16	0	0	1	1	0	0	0	0	173	66.5	133	51.2	82	31.5	65.8	75.6
1900	184	0	168	1	13	1	0	0	0	1	0	0	0	114	62	79	42.9	43	23.4	63.5	72.4
2000	160	0	140	2	16	0	0	0	0	0	2	0	0	109	68.1	80	50	46	28.8	66.3	76.3
2100	123	0	118	2	2	0	0	0	0	1	0	0	0	73	59.3	54	43.9	37	30.1	64.6	75.6
2200	68	1	62	0	3	2	0	0	0	0	0	0	0	46	67.6	31	45.6	18	26.5	64.3	74.2
2300	26	0	25	0	0	0	0	0	0	1	0	0	0	17	65.4	12	46.2	9	34.6	66.7	80.3
07-19	**2860**	**4**	**2498**	**35**	**260**	**15**	**5**	**6**	**13**	**19**	**5**	**0**	**0**	**2000**	**69.9**	**1473**	**51.5**	**905**	**31.6**	**65.6**	**75.6**
06-22	**3357**	**4**	**2943**	**40**	**298**	**17**	**5**	**6**	**14**	**23**	**7**	**0**	**0**	**2324**	**69.2**	**1709**	**50.9**	**1048**	**31.2**	**65.6**	**75.6**
06-00	**3451**	**5**	**3030**	**40**	**301**	**19**	**5**	**6**	**14**	**24**	**7**	**0**	**0**	**2387**	**69.2**	**1752**	**50.8**	**1075**	**31.2**	**65.5**	**75.6**
00-00	**3506**	**5**	**3070**	**40**	**314**	**19**	**5**	**6**	**15**	**25**	**7**	**0**	**0**	**2432**	**69.4**	**1790**	**51.1**	**1105**	**31.5**	**65.6**	**75.6**

DRAFT

Site 103
Location N2/R183, Att - Sign Post, Lat 54.14281, Long -6.74892
Direction North

3279 / Meath/Cavan/Monaghan ATC's
October 2013
Automatic Traffic Count

Virtual Day (7)

Time	Total	Classification												>PSL	>PSL%	>SL1	>SL1%	>SL2	>SL2%	Mean	Vpp
		1 MCL	2 SV	3 SVT	4 TB2	5 TB3	6 T4	7 ART3	8 ART4	9 ART5	10 ART6	11 BD	12 DRT	60	60	65 +5kph	65 +5kph	70 +10kph	70 +10kph		85
0000	28	0	24	0	3	0	0	0	0	0	0	0	0	18	65.8	13	48.7	9	32.6	65.5	77.4
0100	14	0	13	0	2	0	0	0	0	0	0	0	0	11	73.3	8	57.4	6	42.6	69	81.7
0200	13	0	12	0	1	0	0	0	0	0	0	0	0	9	67.7	6	47.3	5	37.6	66.9	78.8
0300	9	0	8	0	1	0	0	0	0	0	0	0	0	6	64.1	5	57.8	4	40.6	69.9	-
0400	8	0	5	0	2	0	0	0	0	0	0	0	0	7	92.7	6	80	5	60	77	-
0500	13	0	8	0	4	0	0	0	0	0	0	0	0	11	88.9	10	76.7	8	62.2	74.8	87.5
0600	24	0	17	0	4	0	0	0	1	1	0	0	0	21	89.8	18	76.5	15	63.3	74.5	86.8
0700	62	0	48	2	10	1	0	0	0	1	1	0	0	50	80.6	42	67.8	30	48.1	70	81.7
0800	**207**	**0**	**184**	**2**	**16**	**1**	**0**	**0**	**0**	**1**	**1**	**0**	**0**	**154**	**74.3**	**119**	**57.4**	**75**	**36.4**	**66.6**	**77.8**
0900	180	0	152	4	19	1	1	0	0	2	0	0	0	130	72.5	98	54.3	65	36.3	66.3	76.7
1000	180	1	149	3	21	1	0	1	1	2	0	0	0	124	69.3	89	49.5	54	29.8	65.3	75.6
1100	194	1	165	4	18	1	1	0	1	2	0	0	0	122	63.1	84	43.2	53	27.1	64.3	75.6
1200	220	1	191	5	17	1	1	0	1	2	0	0	0	150	68.3	107	48.7	64	29.3	64.9	75.2
1300	232	1	204	4	18	1	1	0	1	2	0	0	0	157	67.7	114	49	67	28.9	64.7	74.5
1400	234	0	204	3	20	2	1	0	1	2	1	0	0	166	71	121	51.7	80	34.1	66.1	76.7
1500	263	1	231	4	23	1	1	0	1	1	1	0	0	180	68.2	125	47.3	76	29	65.1	76
1600	281	1	248	4	22	2	1	1	2	2	1	0	0	200	71	141	50.1	85	30.1	65.2	74.9
1700	**326**	**1**	**298**	**4**	**20**	**0**	**0**	**0**	**1**	**2**	**1**	**0**	**0**	**238**	**72.8**	**166**	**50.8**	**104**	**31.8**	**65.9**	**75.6**
1800	280	1	256	4	17	0	0	0	1	1	0	0	0	197	70.6	144	51.6	89	31.8	65.6	75.6
1900	193	0	176	2	13	0	1	0	0	1	1	0	0	127	65.8	88	45.5	53	27.3	64.6	74.5
2000	159	0	146	1	10	0	0	0	0	0	0	0	0	107	67.6	76	47.6	48	30	65.2	75.6
2100	116	0	109	1	4	1	0	0	0	1	0	0	0	77	66.4	58	49.8	39	34	66	78.5
2200	70	0	64	0	4	1	0	0	0	1	0	0	0	49	70.4	36	51.6	25	35.9	66.2	77.8
2300	39	0	38	0	1	0	0	0	0	0	0	0	0	27	68.4	20	51.3	14	36	66.5	80.3
07-19	**2659**	**7**	**2329**	**42**	**220**	**13**	**7**	**3**	**10**	**18**	**7**	**0**	**1**	**1869**	**70.3**	**1349**	**50.7**	**841**	**31.6**	**65.6**	**76**
06-22	**3151**	**8**	**2776**	**47**	**251**	**14**	**8**	**3**	**12**	**21**	**9**	**0**	**1**	**2201**	**69.9**	**1588**	**50.4**	**996**	**31.6**	**65.6**	**76**
06-00	**3260**	**8**	**2879**	**47**	**256**	**15**	**8**	**3**	**12**	**22**	**9**	**0**	**1**	**2278**	**69.9**	**1644**	**50.4**	**1035**	**31.8**	**65.6**	**76**
00-00	**3345**	**8**	**2948**	**47**	**269**	**16**	**8**	**3**	**13**	**22**	**9**	**0**	**1**	**2340**	**69.9**	**1693**	**50.6**	**1072**	**32**	**65.7**	**76.3**

DRAFT

Site 103
Location N2/R183, Att - Sign Post, Lat 54.14281, Long -6.74892
Direction North

3279 / Meath/Cavan/Monaghan ATC's
October 2013
Automatic Traffic Count

Virtual Week (1)

Time	Total	Classification												>PSL	>PSL%	>SL1	>SL1%	>SL2	>SL2%	Mean	Vpp
		1 MCL	2 SV	3 SVT	4 TB2	5 TB3	6 T4	7 ART3	8 ART4	9 ART5	10 ART6	11 BD	12 DRT	60	60	65 +5kph	65 +5kph	70 +10kph	70 +10kph		85
Mon	3409	6	2930	58	308	20	7	3	17	38	18	2	2	2470	72.5	1780	52.2	1085	31.8	65.8	76.3
Tue	3506	5	3070	40	314	19	5	6	15	25	7	0	0	2432	69.4	1790	51.1	1105	31.5	65.6	75.6
Wed	3453	10	2998	44	320	16	18	1	11	25	9	1	0	2366	68.5	1696	49.1	1039	30.1	65.1	75.6
Thu	3455	2	3025	36	305	18	12	7	20	20	9	0	1	2420	70	1692	49	1071	31	65.5	76
Fri	3951	11	3460	58	314	23	11	5	14	38	16	0	1	2704	68.4	1947	49.3	1256	31.8	65.2	76
| Sat	3268	8	2915	77	234	8	4	2	10	7	2	0	1	2252	68.9	1658	50.7	1068	32.7	65.8	76.7
| Sun	2374	13	2240	19	88	5	2	0	2	4	1	0	0	1735	73.1	1291	54.4	880	37.1	67.2	78.8
5 Day Ave.	**3555**	**7**	**3097**	**47**	**312**	**19**	**11**	**4**	**15**	**29**	**12**	**1**	**1**	**2478**	**69.7**	**1781**	**50.1**	**1111**	**31.3**	**65.4**	**75.9**
7 Day Ave.	**3345**	**8**	**2948**	**47**	**269**	**16**	**8**	**3**	**13**	**22**	**9**	**0**	**1**	**2340**	**69.9**	**1693**	**50.6**	**1072**	**32.0**	**65.7**	**76.3**
--	**23416**	**55**	**20638**	**332**	**1883**	**109**	**59**	**24**	**89**	**157**	**62**	**3**	**5**	**16379**	**69.9**	**11854**	**50.6**	**7504**	**32.0**	**65.7**	**76.3**

Summary Graphs

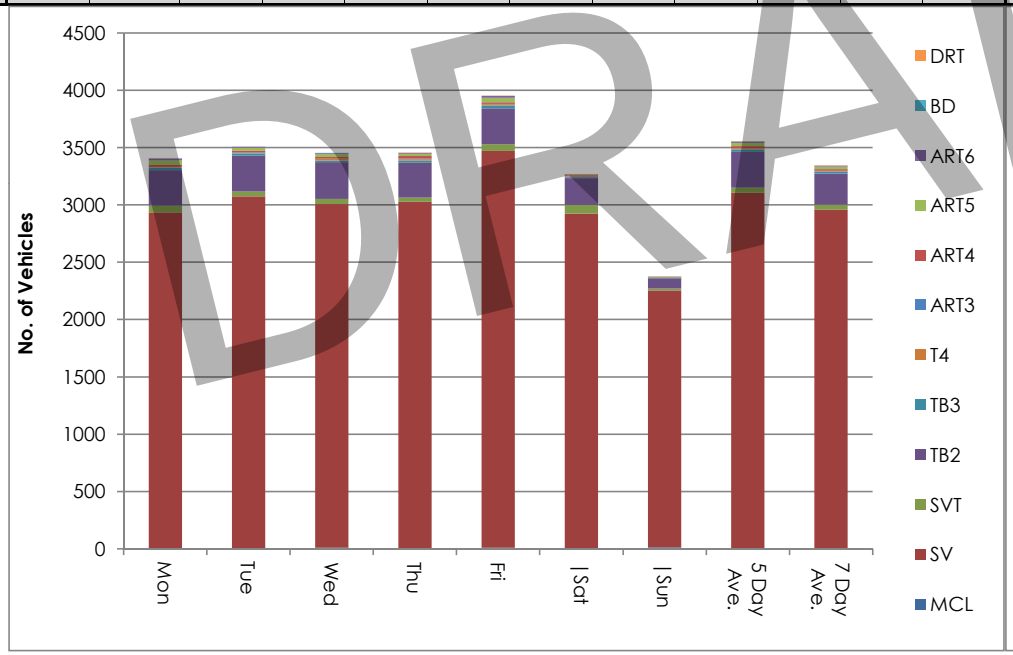

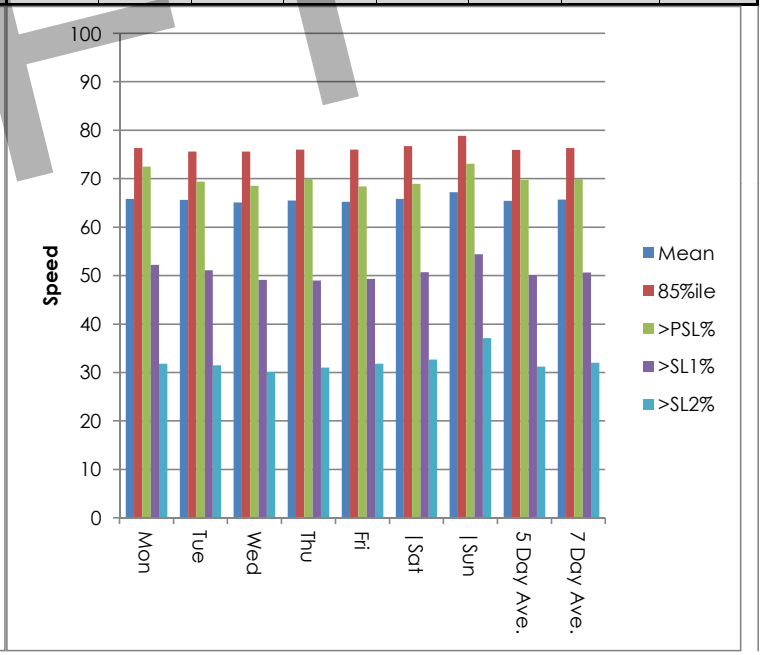

DRAFT

Site 103
Location N2/R183, Att - Sign Post, Lat 54.14281, Long -6.74892
Direction North

3279 / Meath/Cavan/Monaghan ATC's
October 2013
Automatic Traffic Count

Wed, 9 October 2013

Time	Total	Speed Bins (km/h)																												
		0 - 5	5 - 10	10 - 15	15 - 20	20 - 25	25 - 30	30 - 35	35 - 40	40 - 45	45 - 50	50 - 55	55 - 60	60 - 65	65 - 70	70 - 75	75 - 80	80 - 85	85 - 90	90 - 95	95 - 100	100 - 105	105 - 110	110 - 115	115 - 120	120 - 125	125 - 130	130 - 135	135 - 140
0000	11	0	0	0	0	0	0	0	0	0	0	1	2	3	0	2	1	0	0	2	0	0	0	0	0	0	0	0	0	0
0100	9	0	0	0	0	0	0	0	0	0	0	0	3	1	1	2	1	1	0	0	0	0	0	0	0	0	0	0	0	0
0200	5	0	0	0	0	0	0	0	0	0	0	0	1	2	0	1	1	0	0	0	0	0	0	0	0	0	0	0	0	0
0300	3	0	0	0	0	0	0	0	0	0	0	0	1	0	1	0	0	0	0	0	0	1	0	0	0	0	0	0	0	0
0400	6	0	0	0	0	0	0	0	0	0	0	0	1	1	0	0	1	0	0	1	1	0	1	0	0	0	0	0	0	0
0500	18	0	0	0	0	0	0	0	0	0	0	1	1	1	4	3	6	1	0	0	0	0	1	0	0	0	0	0	0	0
0600	30	0	0	0	0	0	0	0	0	0	0	1	1	7	4	4	4	5	3	1	0	0	0	0	0	0	0	0	0	0
0700	82	0	0	0	0	0	0	0	0	1	2	4	9	13	16	14	8	3	6	4	0	2	0	0	0	0	0	0	0	0
0800	**255**	**0**	**0**	**0**	**0**	**4**	**4**	**1**	**5**	**6**	**4**	**25**	**33**	**37**	**45**	**40**	**30**	**13**	**3**	**3**	**1**	**1**	**0**	**0**	**0**	**0**	**0**	**0**	**0**	**0**
0900	227	0	0	0	0	0	0	0	0	3	12	17	28	49	43	42	17	12	2	2	0	0	0	0	0	0	0	0	0	0
1000	184	0	0	1	0	0	0	0	0	5	13	16	27	35	46	21	8	5	5	1	1	0	0	0	0	0	0	0	0	0
1100	226	0	0	0	0	0	0	1	1	6	10	18	47	53	43	21	8	9	5	4	0	0	0	0	0	0	0	0	0	0
1200	200	0	0	0	0	2	0	0	1	3	12	21	31	40	41	20	14	7	5	1	1	0	0	1	0	0	0	0	0	0
1300	238	0	0	0	0	1	0	2	3	5	9	21	41	35	52	35	16	7	6	4	0	1	0	0	0	0	0	0	0	0
1400	236	0	0	0	0	0	0	1	0	7	7	31	31	54	36	34	19	6	5	3	0	1	0	1	0	0	0	0	0	0
1500	254	0	1	0	0	0	0	0	0	1	16	37	44	42	40	33	22	11	5	1	1	0	0	0	0	0	0	0	0	0
1600	291	0	0	0	0	0	0	0	0	3	20	26	49	53	70	41	18	6	1	2	1	1	0	0	0	0	0	0	0	0
1700	**360**	**0**	**0**	**0**	**0**	**0**	**1**	**1**	**1**	**0**	**9**	**27**	**63**	**95**	**65**	**49**	**27**	**7**	**7**	**4**	**4**	**0**	**0**	**0**	**0**	**0**	**0**	**0**	**0**	**0**
1800	255	0	0	0	0	1	0	0	1	3	4	11	37	49	58	46	28	12	2	2	1	0	0	0	0	0	0	0	0	0
1900	194	0	0	0	0	0	0	0	0	0	6	19	42	31	32	25	20	14	3	2	0	0	0	0	0	0	0	0	0	0
2000	140	0	0	0	0	0	0	0	0	4	4	12	11	34	26	21	15	9	1	1	2	0	0	0	0	0	0	0	0	0
2100	133	0	0	0	0	1	0	0	2	5	6	19	30	18	15	16	10	6	2	1	2	0	0	0	0	0	0	0	0	0
2200	62	0	0	0	0	0	0	0	0	0	3	6	8	11	10	10	10	1	1	1	1	0	0	0	0	0	0	0	0	0
2300	34	0	0	0	0	0	0	0	0	0	0	2	6	6	9	5	0	2	1	2	0	1	0	0	0	0	0	0	0	0
07-19	**2808**	**0**	**1**	**1**	**0**	**8**	**5**	**6**	**12**	**43**	**118**	**254**	**440**	**555**	**555**	**396**	**215**	**98**	**52**	**31**	**10**	**6**	**0**	**2**	**0**	**0**	**0**	**0**	**0**	**0**
06-22	**3305**	**0**	**1**	**1**	**0**	**9**	**5**	**6**	**14**	**52**	**134**	**305**	**524**	**645**	**632**	**462**	**264**	**132**	**61**	**36**	**14**	**6**	**0**	**2**	**0**	**0**	**0**	**0**	**0**	**0**
06-00	**3401**	**0**	**1**	**1**	**0**	**9**	**5**	**6**	**14**	**52**	**137**	**313**	**538**	**662**	**651**	**477**	**274**	**135**	**63**	**39**	**15**	**7**	**0**	**2**	**0**	**0**	**0**	**0**	**0**	**0**
00-00	**3453**	**0**	**1**	**1**	**0**	**9**	**5**	**6**	**14**	**52**	**137**	**315**	**547**	**670**	**657**	**485**	**284**	**137**	**63**	**42**	**16**	**8**	**2**	**2**	**0**	**0**	**0**	**0**	**0**	**0**

DRAFT

Site 103
Location N2/R183, Att - Sign Post, Lat 54.14281, Long -6.74892
Direction North

3279 / Meath/Cavan/Monaghan ATC's
October 2013
Automatic Traffic Count

Thu, 10 October 2013

Time	Total	Speed Bins (km/h)																												
		0 - 5	5 - 10	10 - 15	15 - 20	20 - 25	25 - 30	30 - 35	35 - 40	40 - 45	45 - 50	50 - 55	55 - 60	60 - 65	65 - 70	70 - 75	75 - 80	80 - 85	85 - 90	90 - 95	95 - 100	100 - 105	105 - 110	110 - 115	115 - 120	120 - 125	125 - 130	130 - 135	135 - 140
0000	36	0	0	0	0	0	0	0	0	1	3	5	9	9	4	1	3	1	0	0	0	0	0	0	0	0	0	0	0	0
0100	5	0	0	0	0	0	0	0	0	0	0	1	0	2	0	1	0	0	0	1	0	0	0	0	0	0	0	0	0	0
0200	5	0	0	0	0	0	0	0	0	0	0	0	0	0	1	1	1	0	1	0	1	0	0	0	0	0	0	0	0	0
0300	2	0	0	0	0	0	0	0	0	0	0	0	0	0	0	0	0	1	0	0	0	0	0	1	0	0	0	0	0	0
0400	3	0	0	0	0	0	0	0	0	0	0	0	0	0	0	1	0	0	0	0	1	0	0	1	0	0	0	0	0	0
0500	21	0	0	0	0	0	0	0	0	0	0	0	2	1	2	1	5	4	2	1	3	0	0	0	0	0	0	0	0	0
0600	26	0	0	0	0	0	0	0	0	0	0	2	2	4	2	4	5	3	2	2	0	0	0	0	0	0	0	0	0	0
0700	75	0	0	0	0	0	0	0	0	0	1	1	9	9	16	16	8	10	1	2	1	0	1	0	0	0	0	0	0	0
0800	**262**	**0**	**0**	**0**	**0**	**0**	**0**	**0**	**0**	**3**	**5**	**19**	**36**	**65**	**53**	**25**	**27**	**17**	**7**	**3**	**1**	**1**	**0**	**0**	**0**	**0**	**0**	**0**	**0**	**0**
0900	196	0	0	0	0	0	0	0	0	4	13	17	28	29	31	31	25	10	7	0	1	0	0	0	0	0	0	0	0	0
1000	207	0	0	0	0	0	0	0	2	1	8	13	41	53	23	31	23	10	1	0	1	0	0	0	0	0	0	0	0	0
1100	190	0	0	0	0	1	0	0	0	2	9	21	34	52	25	19	12	11	2	2	0	0	0	0	0	0	0	0	0	0
1200	232	0	0	1	0	0	1	1	2	2	10	24	31	57	41	27	19	10	3	2	1	0	0	0	0	0	0	0	0	0
1300	226	0	0	0	1	1	0	0	0	1	9	23	41	39	46	31	17	10	3	3	1	0	0	0	0	0	0	0	0	0
1400	220	0	0	0	0	0	0	0	1	3	5	10	35	39	47	44	24	7	3	2	0	0	0	0	0	0	0	0	0	0
1500	263	0	0	0	0	1	0	1	1	3	6	34	40	58	50	26	26	13	3	1	0	0	0	0	0	0	0	0	0	0
1600	273	0	0	0	0	0	0	0	0	1	4	16	52	63	57	40	24	10	3	2	0	0	1	0	0	0	0	0	0	0
1700	**363**	**0**	**0**	**0**	**0**	**1**	**0**	**0**	**4**	**2**	**13**	**30**	**77**	**76**	**67**	**28**	**41**	**18**	**4**	**0**	**2**	**0**	**0**	**0**	**0**	**0**	**0**	**0**	**0**	**0**
1800	295	0	0	0	0	1	0	1	1	3	9	38	41	55	62	33	28	16	3	3	1	0	0	0	0	0	0	0	0	0
1900	179	0	0	0	0	0	0	0	0	0	11	18	22	42	33	21	19	7	3	0	2	1	0	0	0	0	0	0	0	0
2000	150	0	0	0	0	0	0	0	0	0	11	23	26	28	19	16	14	7	3	2	1	0	0	0	0	0	0	0	0	0
2100	113	0	0	0	0	0	0	0	1	5	2	3	17	23	23	11	15	4	7	1	1	0	0	0	0	0	0	0	0	0
2200	86	0	0	0	0	0	0	0	0	0	6	6	5	19	14	20	8	6	0	1	1	0	0	0	0	0	0	0	0	0
2300	27	0	0	0	0	0	0	0	0	0	0	2	2	5	5	6	1	2	1	2	0	1	0	0	0	0	0	0	0	0
07-19	**2802**	**0**	**0**	**1**	**1**	**5**	**1**	**3**	**11**	**25**	**92**	**246**	**465**	**595**	**518**	**351**	**274**	**142**	**40**	**20**	**9**	**1**	**2**	**0**	**0**	**0**	**0**	**0**	**0**	**0**
06-22	**3270**	**0**	**0**	**1**	**1**	**5**	**1**	**3**	**12**	**30**	**116**	**292**	**532**	**692**	**595**	**403**	**327**	**163**	**55**	**25**	**13**	**2**	**2**	**0**	**0**	**0**	**0**	**0**	**0**	**0**
06-00	**3383**	**0**	**0**	**1**	**1**	**5**	**1**	**3**	**12**	**30**	**122**	**300**	**539**	**716**	**614**	**429**	**336**	**171**	**56**	**28**	**14**	**3**	**2**	**0**	**0**	**0**	**0**	**0**	**0**	**0**
00-00	**3455**	**0**	**0**	**1**	**1**	**5**	**1**	**3**	**12**	**31**	**125**	**306**	**550**	**728**	**621**	**434**	**345**	**177**	**59**	**30**	**19**	**3**	**2**	**2**	**0**	**0**	**0**	**0**	**0**	**0**

DRAFT

Site 103
Location N2/R183, Att - Sign Post, Lat 54.14281, Long -6.74892
Direction North

3279 / Meath/Cavan/Monaghan ATC's
October 2013
Automatic Traffic Count

Fri, 11 October 2013

Time	Total	Speed Bins (km/h)																												
		0 - 5	5 - 10	10 - 15	15 - 20	20 - 25	25 - 30	30 - 35	35 - 40	40 - 45	45 - 50	50 - 55	55 - 60	60 - 65	65 - 70	70 - 75	75 - 80	80 - 85	85 - 90	90 - 95	95 - 100	100 - 105	105 - 110	110 - 115	115 - 120	120 - 125	125 - 130	130 - 135	135 - 140
0000	23	0	0	0	0	0	0	0	0	0	0	6	2	4	3	3	1	1	1	0	0	1	0	1	0	0	0	0	0
0100	6	0	0	0	0	0	0	0	0	0	0	0	2	1	1	1	0	1	0	0	0	0	0	0	0	0	0	0	0	0
0200	3	0	0	0	0	0	0	0	0	0	0	0	0	2	0	0	1	0	0	0	0	0	0	0	0	0	0	0	0	0
0300	2	0	0	0	0	0	0	0	0	0	0	1	1	0	0	0	0	0	0	0	0	0	0	0	0	0	0	0	0	0
0400	9	0	0	0	0	0	0	0	0	0	0	1	1	1	2	1	1	1	0	0	0	1	0	0	0	0	0	0	0	0
0500	12	0	0	0	0	0	0	0	0	0	1	0	1	4	1	1	1	1	1	0	1	0	0	0	0	0	0	0	0	0
0600	34	0	0	0	0	0	0	0	0	0	0	0	3	4	3	5	6	2	5	5	1	0	0	0	0	0	0	0	0	0
0700	72	0	0	0	0	0	0	0	0	0	0	6	2	9	18	12	10	7	2	5	1	0	0	0	0	0	0	0	0	0
0800	**242**	**0**	**0**	**0**	**0**	**0**	**0**	**1**	**1**	**1**	**7**	**12**	**28**	**34**	**57**	**43**	**29**	**14**	**12**	**3**	**0**	**0**	**0**	**0**	**0**	**0**	**0**	**0**	**0**	**0**
0900	218	0	0	0	0	0	0	0	1	3	9	23	28	40	37	32	24	12	3	2	0	2	1	0	1	0	0	0	0	0
1000	188	0	0	0	0	0	0	0	0	4	4	21	18	36	38	26	22	11	2	3	2	1	0	0	0	0	0	0	0	0
1100	215	0	0	0	0	0	0	0	1	2	6	30	34	40	34	33	10	10	8	3	1	2	0	1	0	0	0	0	0	0
1200	231	0	0	0	0	0	0	0	0	1	11	30	35	38	45	36	18	9	3	3	0	1	0	1	0	0	0	0	0	0
1300	289	0	0	2	0	1	0	0	2	2	9	33	51	68	55	35	15	9	4	3	0	0	0	0	0	0	0	0	0	0
1400	267	0	0	0	0	1	0	0	0	5	9	36	46	50	36	30	32	12	5	2	2	1	0	0	0	0	0	0	0	0
1500	334	0	0	2	0	0	0	2	2	0	15	27	63	69	53	47	35	9	4	3	2	0	1	0	0	0	0	0	0	0
1600	360	0	0	0	3	8	0	0	0	15	6	25	56	69	69	48	35	19	5	2	0	0	0	0	0	0	0	0	0	0
1700	**367**	**0**	**0**	**2**	**0**	**0**	**0**	**1**	**1**	**2**	**11**	**29**	**50**	**80**	**67**	**66**	**32**	**17**	**5**	**1**	**1**	**0**	**1**	**1**	**0**	**0**	**0**	**0**	**0**	**0**
1800	337	0	0	0	1	0	0	0	1	5	17	39	53	63	58	54	26	12	5	2	0	0	0	1	0	0	0	0	0	0
1900	239	0	0	0	0	0	2	3	1	5	12	24	46	52	41	37	10	3	0	1	0	2	0	0	0	0	0	0	0	0
2000	214	0	0	0	0	0	1	0	0	1	2	31	30	44	41	37	16	8	1	1	0	1	0	0	0	0	0	0	0	0
2100	136	0	0	0	0	0	0	0	2	3	9	12	29	24	16	15	10	6	5	4	1	0	0	0	0	0	0	0	0	0
2200	92	0	0	0	0	0	0	0	0	2	8	10	16	15	9	10	7	9	2	2	1	1	0	0	0	0	0	0	0	0
2300	61	0	0	0	0	0	1	4	0	0	3	7	12	10	7	5	3	6	2	1	0	0	0	0	0	0	0	0	0	0
07-19	**3120**	**0**	**0**	**6**	**4**	**10**	**0**	**4**	**9**	**40**	**104**	**311**	**464**	**596**	**567**	**462**	**288**	**141**	**58**	**32**	**9**	**7**	**3**	**4**	**1**	**0**	**0**	**0**	**0**	**0**
06-22	**3743**	**0**	**0**	**6**	**4**	**10**	**3**	**7**	**12**	**49**	**127**	**378**	**572**	**720**	**668**	**556**	**330**	**160**	**69**	**43**	**11**	**10**	**3**	**4**	**1**	**0**	**0**	**0**	**0**	**0**
06-00	**3896**	**0**	**0**	**6**	**4**	**10**	**4**	**11**	**12**	**51**	**138**	**395**	**600**	**745**	**684**	**571**	**340**	**175**	**73**	**46**	**12**	**11**	**3**	**4**	**1**	**0**	**0**	**0**	**0**	**0**
00-00	**3951**	**0**	**0**	**6**	**4**	**10**	**4**	**11**	**12**	**51**	**139**	**403**	**607**	**757**	**691**	**577**	**344**	**179**	**75**	**46**	**13**	**13**	**3**	**5**	**1**	**0**	**0**	**0**	**0**	**0**

DRAFT

Site 103
Location N2/R183, Att - Sign Post, Lat 54.14281, Long -6.74892
Direction North

3279 / Meath/Cavan/Monaghan ATC's
October 2013
Automatic Traffic Count

Sat, 12 October 2013

Time	Total	Speed Bins (km/h)																											
		0 - 5	5 - 10	10 - 15	15 - 20	20 - 25	25 - 30	30 - 35	35 - 40	40 - 45	45 - 50	50 - 55	55 - 60	60 - 65	65 - 70	70 - 75	75 - 80	80 - 85	85 - 90	90 - 95	95 - 100	100 - 105	105 - 110	110 - 115	115 - 120	120 - 125	125 - 130	130 - 135	135 - 140
0000	40	0	0	0	0	0	0	0	0	4	3	4	3	7	8	4	0	6	1	0	0	0	0	0	0	0	0	0	0
0100	25	0	0	0	0	0	0	0	0	0	2	4	0	2	8	1	3	3	0	0	1	0	0	0	1	0	0	0	0
0200	41	0	0	0	0	0	0	0	0	0	2	9	8	9	5	3	1	2	0	1	1	0	0	0	0	0	0	0	0
0300	18	0	0	0	0	0	0	0	0	2	2	1	0	1	3	2	1	2	2	0	1	1	0	0	0	0	0	0	0
0400	9	0	0	0	0	0	0	0	0	0	0	0	1	1	3	2	0	0	0	0	2	0	0	0	0	0	0	0	0
0500	8	0	0	0	0	0	0	0	0	0	0	0	1	2	1	2	0	0	0	0	0	1	0	1	0	0	0	0	0
0600	15	0	0	0	0	0	0	0	0	0	0	2	2	2	3	0	2	0	2	1	0	1	0	0	0	0	0	0	0
0700	39	0	0	0	0	0	0	0	0	0	0	3	2	8	4	9	6	4	0	1	1	1	0	0	0	0	0	0	0
0800	96	0	0	0	0	0	0	1	3	3	1	6	14	13	23	14	6	4	3	1	3	0	1	0	0	0	0	0	0
0900	168	0	0	0	0	0	2	0	1	5	5	14	17	26	25	28	18	14	4	6	1	1	1	0	0	0	0	0	0
1000	185	0	0	0	0	0	0	0	0	4	3	18	21	31	31	28	27	13	4	3	1	1	0	0	0	0	0	0	0
1100	**232**	**0**	**0**	**0**	**0**	**1**	**0**	**0**	**1**	**4**	**24**	**28**	**57**	**40**	**33**	**24**	**13**	**7**	**0**	**0**	**0**	**0**	**0**	**0**	**0**	**0**	**0**	**0**	**0**
1200	244	0	0	0	0	0	3	0	0	2	7	23	43	38	49	36	18	17	6	2	0	0	0	0	0	0	0	0	0
1300	231	0	0	0	0	0	0	0	1	5	12	20	32	43	45	36	21	10	3	2	1	0	0	0	0	0	0	0	0
1400	242	0	0	0	0	0	0	1	1	5	2	29	31	46	41	40	18	18	9	0	0	1	0	0	0	0	0	0	0
1500	243	0	0	0	0	0	0	0	2	1	7	13	44	53	45	23	23	15	6	7	1	1	1	0	0	0	0	1	0
1600	**274**	**0**	**0**	**0**	**0**	**0**	**0**	**0**	**0**	**1**	**7**	**24**	**44**	**58**	**61**	**36**	**31**	**8**	**2**	**0**	**0**	**1**	**1**	**0**	**0**	**0**	**0**	**0**	**0**
1700	236	0	0	0	0	0	0	0	0	0	6	20	29	42	49	39	23	17	5	2	1	2	1	0	0	0	0	0	0
1800	269	0	0	0	0	0	1	0	0	12	15	21	40	53	50	37	24	8	4	1	0	1	1	1	0	0	0	0	0
1900	225	0	0	0	0	0	0	0	0	2	7	24	53	44	42	27	12	8	3	0	2	1	0	0	0	0	0	0	0
2000	157	0	0	0	0	0	0	0	0	1	4	16	28	32	23	29	8	8	4	2	1	1	0	0	0	0	0	0	0
2100	137	0	0	0	0	0	0	0	2	0	7	14	22	21	18	14	12	14	5	3	3	1	1	0	0	0	0	0	0
2200	74	0	0	0	0	0	0	0	0	2	2	9	8	10	13	12	9	3	2	2	1	1	0	0	0	0	0	0	0
2300	60	0	0	0	0	0	0	0	0	2	3	11	7	12	7	8	3	2	2	2	1	0	0	0	0	0	0	0	0
07-19	**2459**	**0**	**0**	**0**	**0**	**1**	**6**	**2**	**9**	**42**	**89**	**219**	**374**	**451**	**456**	**350**	**228**	**135**	**46**	**25**	**9**	**9**	**6**	**1**	**0**	**0**	**0**	**1**	**0**
06-22	**2993**	**0**	**0**	**0**	**0**	**1**	**6**	**2**	**11**	**45**	**107**	**275**	**479**	**550**	**542**	**420**	**262**	**165**	**60**	**31**	**15**	**13**	**7**	**1**	**0**	**0**	**0**	**1**	**0**
06-00	**3127**	**0**	**0**	**0**	**0**	**1**	**6**	**2**	**11**	**49**	**112**	**295**	**494**	**572**	**562**	**440**	**274**	**170**	**64**	**35**	**17**	**14**	**7**	**1**	**0**	**0**	**0**	**1**	**0**
00-00	**3268**	**0**	**0**	**0**	**0**	**1**	**6**	**2**	**11**	**55**	**121**	**313**	**507**	**594**	**590**	**454**	**279**	**183**	**67**	**36**	**22**	**16**	**7**	**2**	**1**	**0**	**0**	**1**	**0**

DRAFT

Site 103
Location N2/R183, Att - Sign Post, Lat 54.14281, Long -6.74892
Direction North

3279 / Meath/Cavan/Monaghan ATC's
October 2013
Automatic Traffic Count

Sun, 13 October 2013

Time	Total	Speed Bins (km/h)																												
		0 - 5	5 - 10	10 - 15	15 - 20	20 - 25	25 - 30	30 - 35	35 - 40	40 - 45	45 - 50	50 - 55	55 - 60	60 - 65	65 - 70	70 - 75	75 - 80	80 - 85	85 - 90	90 - 95	95 - 100	100 - 105	105 - 110	110 - 115	115 - 120	120 - 125	125 - 130	130 - 135	135 - 140
0000	47	0	0	0	0	0	0	0	0	1	1	3	9	5	10	8	5	2	2	0	1	0	0	0	0	0	0	0	0	0
0100	36	0	0	0	0	0	0	0	0	0	0	3	9	2	2	8	4	3	3	0	0	1	0	1	0	0	0	0	0	0
0200	28	0	0	0	0	0	0	0	0	0	1	5	2	4	3	2	5	4	1	1	0	0	0	0	0	0	0	0	0	0
0300	26	0	0	0	0	0	0	0	0	0	1	2	8	1	5	3	0	2	1	1	2	0	0	0	0	0	0	0	0	0
0400	15	0	0	0	0	0	0	0	0	0	0	0	0	2	1	5	1	3	1	1	1	0	0	0	0	0	0	0	0	0
0500	4	0	0	0	0	0	0	0	0	0	1	0	0	0	1	0	1	1	0	0	0	0	0	0	0	0	0	0	0	0
0600	9	0	0	0	0	0	0	0	0	0	1	0	1	0	2	1	1	1	0	1	1	0	0	0	0	0	0	0	0	0
0700	11	0	0	0	0	0	0	0	0	0	1	0	2	1	1	0	2	3	1	0	0	0	0	0	0	0	0	0	0	0
0800	38	0	0	0	0	0	0	0	0	0	1	2	5	3	4	8	5	5	2	1	1	1	0	0	0	0	0	0	0	0
0900	57	0	0	0	0	1	0	0	0	0	2	6	3	10	12	9	4	6	4	0	0	0	0	0	0	0	0	0	0	0
1000	83	0	0	0	1	0	0	1	0	0	4	6	13	14	14	7	13	3	6	1	0	0	0	0	0	0	0	0	0	0
1100	**133**	**0**	**0**	**0**	**0**	**0**	**1**	**0**	**0**	**0**	**4**	**12**	**6**	**21**	**23**	**15**	**16**	**18**	**12**	**1**	**2**	**0**	**2**	**0**	**0**	**0**	**0**	**0**	**0**	**0**
1200	206	0	0	0	1	0	0	1	2	1	10	17	30	44	36	28	13	15	4	2	0	0	2	0	0	0	0	0	0	0
1300	195	0	0	0	0	0	0	0	0	3	5	23	26	29	39	36	17	8	4	0	4	1	0	0	0	0	0	0	0	0
1400	171	0	0	0	0	0	0	0	0	1	1	10	27	28	27	23	19	18	12	4	0	1	0	0	0	0	0	0	0	0
1500	189	0	0	0	0	0	0	0	0	3	10	22	18	33	32	18	25	16	4	3	2	2	1	0	0	0	0	0	0	0
1600	191	0	0	0	0	0	0	0	0	3	9	15	28	44	27	31	11	17	3	2	0	0	0	1	0	0	0	0	0	0
1700	231	0	0	0	0	0	0	0	0	0	5	10	30	57	45	49	12	15	5	2	1	0	0	0	0	0	0	0	0	0
1800	**244**	**0**	**0**	**0**	**0**	**0**	**0**	**0**	**0**	**0**	**3**	**29**	**39**	**61**	**38**	**32**	**19**	**10**	**7**	**5**	**0**	**1**	**0**	**0**	**0**	**0**	**0**	**0**	**0**	**0**
1900	171	0	0	0	0	0	0	0	0	1	9	15	27	39	33	16	20	3	6	1	0	0	0	0	1	0	0	0	0	0
2000	123	0	0	0	0	0	0	0	0	5	13	11	20	18	24	12	7	5	5	1	1	0	0	1	0	0	0	0	0	0
2100	80	0	0	0	0	0	0	0	0	0	3	3	7	14	20	10	6	8	4	3	1	0	1	0	0	0	0	0	0	0
2200	48	0	0	0	0	0	0	0	0	0	1	7	8	9	6	9	4	1	2	0	0	0	1	0	0	0	0	0	0	0
2300	38	0	0	0	0	0	0	0	0	3	0	4	1	5	6	4	3	5	4	1	1	1	0	0	0	0	0	0	0	0
07-19	**1749**	**0**	**0**	**0**	**2**	**1**	**1**	**2**	**2**	**11**	**55**	**152**	**227**	**345**	**298**	**256**	**156**	**134**	**64**	**21**	**10**	**6**	**5**	**1**	**0**	**0**	**0**	**0**	**0**	**0**
06-22	**2132**	**0**	**0**	**0**	**2**	**1**	**1**	**2**	**2**	**17**	**81**	**181**	**282**	**416**	**377**	**295**	**190**	**151**	**79**	**27**	**13**	**6**	**6**	**2**	**1**	**0**	**0**	**0**	**0**	**0**
06-00	**2218**	**0**	**0**	**0**	**2**	**1**	**1**	**2**	**2**	**20**	**82**	**192**	**291**	**430**	**389**	**308**	**197**	**157**	**85**	**28**	**14**	**7**	**7**	**2**	**1**	**0**	**0**	**0**	**0**	**0**
00-00	**2374**	**0**	**0**	**0**	**2**	**1**	**1**	**2**	**2**	**21**	**86**	**205**	**319**	**444**	**411**	**334**	**213**	**172**	**93**	**31**	**18**	**8**	**7**	**3**	**1**	**0**	**0**	**0**	**0**	**0**

DRAFT

Site 103
Location N2/R183, Att - Sign Post, Lat 54.14281, Long -6.74892
Direction North

3279 / Meath/Cavan/Monaghan ATC's
October 2013
Automatic Traffic Count

Mon, 14 October 2013

Time	Total	Speed Bins (km/h)																											
		0 - 5	5 - 10	10 - 15	15 - 20	20 - 25	25 - 30	30 - 35	35 - 40	40 - 45	45 - 50	50 - 55	55 - 60	60 - 65	65 - 70	70 - 75	75 - 80	80 - 85	85 - 90	90 - 95	95 - 100	100 - 105	105 - 110	110 - 115	115 - 120	120 - 125	125 - 130	130 - 135	135 - 140
0000	17	0	0	0	0	0	0	0	0	0	0	2	1	4	3	4	1	0	2	0	0	0	0	0	0	0	0	0	0
0100	12	0	0	0	0	0	0	0	0	1	0	0	2	5	2	1	1	0	0	0	0	0	0	0	0	0	0	0	0
0200	9	0	0	0	0	0	0	0	0	0	0	0	2	2	0	1	3	1	0	0	0	0	0	0	0	0	0	0	0
0300	5	0	0	0	0	0	0	0	0	0	0	0	0	1	2	0	1	1	0	0	0	0	0	0	0	0	0	0	0
0400	7	0	0	0	0	0	0	0	0	0	0	0	0	0	3	1	0	0	0	1	1	0	1	0	0	0	0	0	0
0500	15	0	0	0	0	0	0	0	0	0	0	1	1	3	2	4	0	2	0	2	0	0	0	0	0	0	0	0	0
0600	22	0	0	0	0	0	0	0	0	0	0	0	0	0	2	3	5	7	2	2	1	0	0	0	0	0	0	0	0
0700	77	0	0	0	0	1	0	1	1	1	7	4	8	7	10	10	10	9	4	4	0	0	0	0	0	0	0	0	0
0800	**264**	**0**	**0**	**0**	**0**	**0**	**2**	**3**	**1**	**3**	**7**	**9**	**33**	**37**	**64**	**48**	**22**	**20**	**10**	**2**	**2**	**1**	**0**	**0**	**0**	**0**	**0**	**0**	**0**
0900	162	0	0	0	0	0	1	0	0	0	4	10	17	34	35	30	18	8	5	0	0	0	0	0	0	0	0	0	0
1000	201	0	0	0	0	0	0	0	1	5	7	13	39	42	50	22	4	13	3	2	0	0	0	0	0	0	0	0	0
1100	181	0	0	0	0	0	0	1	3	3	9	26	32	34	26	16	16	7	3	3	2	0	0	0	0	0	0	0	0
1200	217	0	0	1	1	2	1	2	2	6	8	16	29	44	45	27	14	10	5	1	1	0	0	2	0	0	0	0	0
1300	222	0	0	0	0	1	0	2	2	4	9	24	33	46	44	23	17	10	2	4	1	0	0	0	0	0	0	0	0
1400	260	0	0	0	0	0	0	0	0	5	4	26	33	55	54	31	24	19	6	2	1	0	0	0	0	0	0	0	0
1500	298	0	0	0	0	0	0	0	0	3	9	33	48	82	62	33	15	5	3	4	1	0	0	0	0	0	0	0	0
1600	283	0	0	0	0	0	0	0	1	6	3	21	38	63	51	48	29	15	4	2	1	0	1	0	0	0	0	0	0
1700	**355**	**0**	**0**	**0**	**0**	**0**	**0**	**0**	**0**	**4**	**14**	**23**	**60**	**79**	**76**	**46**	**28**	**15**	**7**	**1**	**1**	**0**	**0**	**0**	**0**	**1**	**0**	**0**	**0**
1800	298	0	0	0	1	0	0	0	1	4	9	13	34	51	71	51	34	16	10	2	1	0	0	0	0	0	0	0	0
1900	161	0	0	0	0	0	0	0	2	0	9	18	15	32	28	23	16	10	3	4	1	0	0	0	0	0	0	0	0
2000	167	0	0	0	0	0	0	0	2	2	7	26	18	37	29	18	13	9	2	2	2	0	0	0	0	0	0	0	0
2100	87	0	0	0	0	0	0	0	2	0	2	9	5	15	19	15	11	5	2	2	0	0	0	0	0	0	0	0	0
2200	60	0	0	0	0	0	0	0	0	2	2	4	8	13	12	5	6	2	2	3	1	0	0	0	0	0	0	0	0
2300	29	0	0	0	0	0	0	0	0	0	0	1	7	4	5	10	1	1	0	0	0	0	0	0	0	0	0	0	0
07-19	**2818**	**0**	**0**	**1**	**2**	**4**	**4**	**9**	**12**	**44**	**90**	**218**	**404**	**574**	**588**	**385**	**231**	**147**	**62**	**27**	**11**	**1**	**1**	**2**	**0**	**1**	**0**	**0**	**0**
06-22	**3255**	**0**	**0**	**1**	**2**	**4**	**4**	**9**	**18**	**46**	**108**	**271**	**442**	**658**	**666**	**444**	**276**	**178**	**71**	**37**	**15**	**1**	**1**	**2**	**0**	**1**	**0**	**0**	**0**
06-00	**3344**	**0**	**0**	**1**	**2**	**4**	**4**	**9**	**18**	**48**	**110**	**276**	**457**	**675**	**683**	**459**	**283**	**181**	**73**	**40**	**16**	**1**	**1**	**2**	**0**	**1**	**0**	**0**	**0**
00-00	**3409**	**0**	**0**	**1**	**2**	**4**	**4**	**9**	**18**	**49**	**110**	**279**	**463**	**690**	**695**	**470**	**289**	**185**	**75**	**43**	**17**	**1**	**2**	**2**	**0**	**1**	**0**	**0**	**0**

DRAFT

Site 103
Location N2/R183, Att - Sign Post, Lat 54.14281, Long -6.74892
Direction North

3279 / Meath/Cavan/Monaghan ATC's
October 2013
Automatic Traffic Count

Tue, 15 October 2013

Time	Total	Speed Bins (km/h)																												
		0 - 5	5 - 10	10 - 15	15 - 20	20 - 25	25 - 30	30 - 35	35 - 40	40 - 45	45 - 50	50 - 55	55 - 60	60 - 65	65 - 70	70 - 75	75 - 80	80 - 85	85 - 90	90 - 95	95 - 100	100 - 105	105 - 110	110 - 115	115 - 120	120 - 125	125 - 130	130 - 135	135 - 140
0000	19	0	0	0	0	0	0	0	0	0	1	2	3	1	3	4	3	1	1	0	0	0	0	0	0	0	0	0	0	0
0100	8	0	0	0	0	0	0	0	0	0	0	0	0	3	1	2	0	1	0	1	0	0	0	0	0	0	0	0	0	0
0200	2	0	0	0	0	0	0	0	0	0	0	0	0	0	0	0	1	0	0	1	0	0	0	0	0	0	0	0	0	0
0300	8	0	0	0	0	0	0	0	0	0	0	1	3	1	0	1	1	1	0	0	0	0	0	0	0	0	0	0	0	0
0400	6	0	0	0	0	0	0	0	0	0	0	0	0	2	2	0	1	0	0	0	1	0	0	0	0	0	0	0	0	0
0500	12	0	0	0	0	0	0	0	0	0	0	0	0	0	2	3	2	3	0	1	0	0	0	1	0	0	0	0	0	0
0600	30	0	0	0	0	0	0	0	0	0	1	0	1	5	6	4	8	2	2	0	1	0	0	0	0	0	0	0	0	0
0700	76	0	0	0	0	0	0	1	0	1	1	2	13	8	20	13	5	5	5	1	1	0	0	0	0	0	0	0	0	0
0800	**292**	**0**	**0**	**0**	**0**	**0**	**0**	**1**	**1**	**5**	**10**	**22**	**45**	**55**	**59**	**48**	**22**	**13**	**7**	**2**	**2**	**0**	**0**	**0**	**0**	**0**	**0**	**0**	**0**	**0**
0900	231	0	0	0	0	0	0	0	0	3	6	19	44	41	44	34	22	13	2	2	1	0	0	0	0	0	0	0	0	0
1000	209	0	0	0	0	0	1	0	1	4	11	23	36	38	45	23	18	4	2	1	2	0	0	0	0	0	0	0	0	0
1100	181	0	0	0	3	0	0	0	0	2	8	24	29	31	34	22	14	7	4	3	0	0	0	0	0	0	0	0	0	0
1200	211	0	0	0	0	0	0	0	0	0	7	18	36	41	43	27	20	8	7	2	1	0	0	1	0	0	0	0	0	0
1300	225	0	0	1	0	0	1	0	0	2	13	19	30	44	45	35	17	9	6	1	1	1	0	0	0	0	0	0	0	0
1400	245	0	0	0	0	0	1	0	1	3	9	20	38	44	49	26	28	12	9	5	0	0	0	0	0	0	0	0	0	0
1500	263	0	0	0	0	1	0	0	3	3	5	16	50	48	56	38	23	10	5	5	0	0	0	0	0	0	0	0	0	0
1600	296	0	0	0	0	1	0	2	0	2	11	33	37	63	57	46	15	14	9	4	2	0	0	0	0	0	0	0	0	0
1700	**371**	**0**	**1**	**0**	**0**	**0**	**0**	**0**	**0**	**2**	**3**	**29**	**59**	**74**	**65**	**69**	**41**	**14**	**12**	**1**	**1**	**0**	**0**	**0**	**0**	**0**	**0**	**0**	**0**	**0**
1800	260	0	0	0	0	0	0	0	0	2	9	26	50	40	51	36	26	7	6	4	1	1	1	0	0	0	0	0	0	0
1900	184	0	0	0	0	0	0	0	1	2	8	22	37	35	36	21	11	9	1	0	1	0	0	0	0	0	0	0	0	0
2000	160	0	0	0	0	0	0	0	0	1	6	17	27	29	34	17	11	7	2	3	2	4	0	0	0	0	0	0	0	0
2100	123	0	0	0	0	0	0	0	0	1	7	17	25	19	17	16	10	6	1	3	0	0	0	1	0	0	0	0	0	0
2200	68	0	0	1	0	0	0	0	0	1	1	11	8	15	13	9	2	2	4	1	0	0	0	0	0	0	0	0	0	0
2300	26	0	0	0	0	0	0	0	0	0	1	3	5	5	3	3	1	2	1	1	1	0	0	0	0	0	0	0	0	0
07-19	**2860**	**0**	**1**	**1**	**3**	**2**	**3**	**4**	**6**	**29**	**93**	**251**	**467**	**527**	**568**	**417**	**251**	**116**	**74**	**31**	**12**	**2**	**1**	**1**	**0**	**0**	**0**	**0**	**0**	**0**
06-22	**3357**	**0**	**1**	**1**	**3**	**2**	**3**	**4**	**7**	**33**	**115**	**307**	**557**	**615**	**661**	**475**	**291**	**140**	**80**	**37**	**16**	**6**	**1**	**2**	**0**	**0**	**0**	**0**	**0**	**0**
06-00	**3451**	**0**	**1**	**2**	**3**	**2**	**3**	**4**	**7**	**34**	**117**	**321**	**570**	**635**	**677**	**487**	**294**	**144**	**85**	**39**	**17**	**6**	**1**	**2**	**0**	**0**	**0**	**0**	**0**	**0**
00-00	**3506**	**0**	**1**	**2**	**3**	**2**	**3**	**4**	**7**	**34**	**118**	**324**	**576**	**642**	**685**	**497**	**302**	**150**	**86**	**42**	**18**	**6**	**1**	**3**	**0**	**0**	**0**	**0**	**0**	**0**

DRAFT

Site 103
Location N2/R183, Att - Sign Post, Lat 54.14281, Long -6.74892
Direction North

3279 / Meath/Cavan/Monaghan ATC's
October 2013
Automatic Traffic Count

Virtual Day (7)

Time	Total	Speed Bins (km/h)																												
		0 - 5	5 - 10	10 - 15	15 - 20	20 - 25	25 - 30	30 - 35	35 - 40	40 - 45	45 - 50	50 - 55	55 - 60	60 - 65	65 - 70	70 - 75	75 - 80	80 - 85	85 - 90	90 - 95	95 - 100	100 - 105	105 - 110	110 - 115	115 - 120	120 - 125	125 - 130	130 - 135	135 - 140
0000	28	0	0	0	0	0	0	0	0	1	1	3	4	5	4	4	2	2	1	0	0	0	0	0	0	0	0	0	0	0
0100	14	0	0	0	0	0	0	0	0	0	0	1	2	2	2	2	1	1	0	0	0	0	0	0	0	0	0	0	0	0
0200	13	0	0	0	0	0	0	0	0	0	0	2	2	3	1	1	2	1	0	0	0	0	0	0	0	0	0	0	0	0
0300	9	0	0	0	0	0	0	0	0	0	0	1	2	1	2	1	0	1	0	0	0	0	0	0	0	0	0	0	0	0
0400	8	0	0	0	0	0	0	0	0	0	0	0	0	1	2	1	1	1	0	0	1	0	0	0	0	0	0	0	0	0
0500	13	0	0	0	0	0	0	0	0	0	0	0	1	2	2	2	2	2	0	1	1	0	0	0	0	0	0	0	0	0
0600	24	0	0	0	0	0	0	0	0	0	0	1	1	3	3	3	4	3	2	2	1	0	0	0	0	0	0	0	0	0
0700	62	0	0	0	0	0	0	0	0	0	2	3	6	8	12	11	7	6	3	2	1	0	0	0	0	0	0	0	0	0
0800	**207**	**0**	**0**	**0**	**0**	**1**	**1**	**1**	**2**	**3**	**5**	**14**	**28**	**35**	**44**	**32**	**20**	**12**	**6**	**2**	**1**	**1**	**0**	**0**	**0**	**0**	**0**	**0**	**0**	**0**
0900	180	0	0	0	0	0	0	0	0	3	7	15	24	33	32	29	18	11	4	2	0	0	0	0	0	0	0	0	0	0
1000	180	0	0	0	0	0	0	0	1	3	7	16	28	36	35	23	16	8	3	2	1	0	0	0	0	0	0	0	0	0
1100	194	0	0	0	0	0	0	0	1	3	10	23	34	39	31	21	13	10	5	2	1	0	0	0	0	0	0	0	0	0
1200	220	0	0	0	0	1	1	1	1	2	9	21	34	43	43	29	17	11	5	2	1	0	0	1	0	0	0	0	0	0
1300	232	0	0	0	0	1	0	1	1	3	9	23	36	43	47	33	17	9	4	2	1	0	0	0	0	0	0	0	0	0
1400	234	0	0	0	0	0	0	0	0	4	5	23	34	45	41	33	23	13	7	3	0	1	0	0	0	0	0	0	0	0
1500	263	0	0	0	0	0	0	0	1	2	10	26	44	55	48	31	24	11	4	3	1	0	0	0	0	0	0	0	0	0
1600	281	0	0	0	0	1	0	0	0	4	9	23	43	59	56	41	23	13	4	2	1	0	0	0	0	0	0	0	0	0
1700	**326**	**0**	**0**	**0**	**0**	**0**	**0**	**0**	**1**	**1**	**9**	**24**	**53**	**72**	**62**	**49**	**29**	**15**	**6**	**2**	**2**	**0**	**0**	**0**	**0**	**0**	**0**	**0**	**0**	**0**
1800	280	0	0	0	0	0	0	0	1	4	9	25	42	53	55	41	26	12	5	3	1	0	0	0	0	0	0	0	0	0
1900	193	0	0	0	0	0	0	0	1	1	9	20	35	39	35	24	15	8	3	1	1	1	0	0	0	0	0	0	0	0
2000	159	0	0	0	0	0	0	0	0	2	7	19	23	32	28	21	12	8	3	2	1	1	0	0	0	0	0	0	0	0
2100	116	0	0	0	0	0	0	0	1	2	5	11	19	19	18	14	11	7	4	2	1	0	0	0	0	0	0	0	0	0
2200	70	0	0	0	0	0	0	0	0	1	3	8	9	13	11	11	7	3	2	1	1	0	0	0	0	0	0	0	0	0
2300	39	0	0	0	0	0	0	1	0	1	1	4	6	7	6	6	2	3	2	1	0	0	0	0	0	0	0	0	0	0
07-19	**2659**	**0**	**0**	**1**	**2**	**4**	**3**	**4**	**9**	**33**	**92**	**236**	**406**	**520**	**507**	**374**	**235**	**130**	**57**	**27**	**10**	**5**	**3**	**2**	**0**	**0**	**0**	**0**	**0**	**0**
06-22	**3151**	**0**	**0**	**1**	**2**	**5**	**3**	**5**	**11**	**39**	**113**	**287**	**484**	**614**	**592**	**436**	**277**	**156**	**68**	**34**	**14**	**6**	**3**	**2**	**0**	**0**	**0**	**0**	**0**	**0**
06-00	**3260**	**0**	**0**	**2**	**2**	**5**	**3**	**5**	**11**	**41**	**117**	**299**	**498**	**634**	**609**	**453**	**285**	**162**	**71**	**36**	**15**	**7**	**3**	**2**	**0**	**0**	**0**	**0**	**0**	**0**
00-00	**3345**	**0**	**0**	**2**	**2**	**5**	**3**	**5**	**11**	**42**	**119**	**306**	**510**	**646**	**621**	**464**	**294**	**169**	**74**	**39**	**18**	**8**	**3**	**3**	**0**	**0**	**0**	**0**	**0**	**0**

DRAFT

Site 103
Location N2/R183, Att - Sign Post, Lat 54.14281, Long -6.74892
Direction North

3279 / Meath/Cavan/Monaghan ATC's
October 2013
Automatic Traffic Count

Virtual Week (1)

Time	Total	Speed Bins (km/h)																											
		0 - 5	5 - 10	10 - 15	15 - 20	20 - 25	25 - 30	30 - 35	35 - 40	40 - 45	45 - 50	50 - 55	55 - 60	60 - 65	65 - 70	70 - 75	75 - 80	80 - 85	85 - 90	90 - 95	95 - 100	100 - 105	105 - 110	110 - 115	115 - 120	120 - 125	125 - 130	130 - 135	135 - 140
Mon	3409	0	0	1	2	4	4	9	18	49	110	279	463	690	695	470	289	185	75	43	17	1	2	2	0	1	0	0	0
Tue	3506	0	1	2	3	2	3	4	7	34	118	324	576	642	685	497	302	150	86	42	18	6	1	3	0	0	0	0	0
Wed	3453	0	1	1	0	9	5	6	14	52	137	315	547	670	657	485	284	137	63	42	16	8	2	2	0	0	0	0	0
Thu	3455	0	0	1	1	5	1	3	12	31	125	306	550	728	621	434	345	177	59	30	19	3	2	2	0	0	0	0	0
Fri	3951	0	0	6	4	10	4	11	12	51	139	403	607	757	691	577	344	179	75	46	13	13	3	5	1	0	0	0	0
|Sat	3268	0	0	0	0	1	6	2	11	55	121	313	507	594	590	454	279	183	67	36	22	16	7	2	1	0	0	1	0
|Sun	2374	0	0	0	2	1	1	2	2	21	86	205	319	444	411	334	213	172	93	31	18	8	7	3	1	0	0	0	0
5 Day Ave.	**3555**	**0**	**0**	**2**	**2**	**6**	**3**	**7**	**13**	**43**	**126**	**325**	**549**	**697**	**670**	**493**	**313**	**166**	**72**	**41**	**17**	**6**	**2**	**3**	**0**	**0**	**0**	**0**	**0**
7 Day Ave.	**3345**	**0**	**0**	**2**	**2**	**5**	**3**	**5**	**11**	**42**	**119**	**306**	**510**	**646**	**621**	**464**	**294**	**169**	**74**	**39**	**18**	**8**	**3**	**3**	**0**	**0**	**0**	**0**	**0**
--	**23416**	**0**	**2**	**11**	**12**	**32**	**24**	**37**	**76**	**293**	**836**	**2145**	**3569**	**4525**	**4350**	**3251**	**2056**	**1183**	**518**	**270**	**123**	**55**	**24**	**19**	**3**	**1**	**0**	**1**	**0**

Summary Graphs

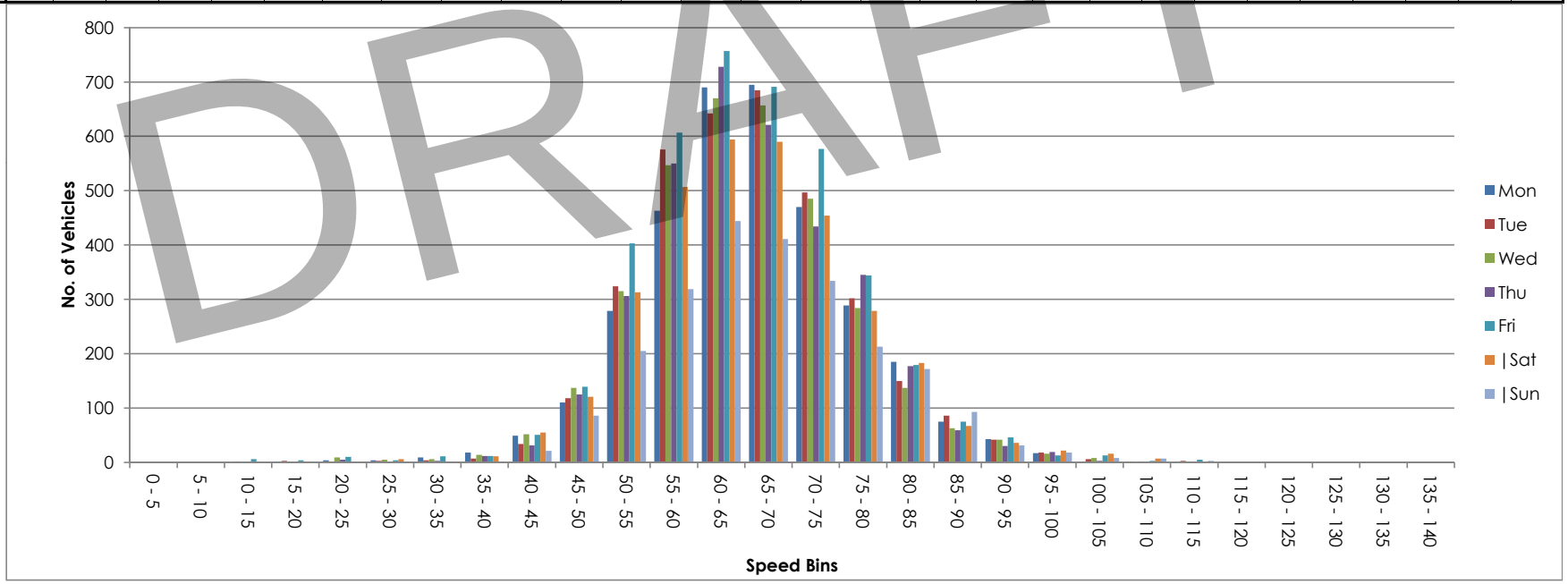

DRAFT

Site 103
Location N2/R183, Att - Sign Post, Lat 54.14281, Long -6.74892
Direction South

3279 / Meath/Cavan/Monaghan ATC's
October 2013
Automatic Traffic Count

Wed, 9 October 2013

Time	Total	Classification												>PSL	>PSL%	>SL1	>SL1%	>SL2	>SL2%	Mean	Vpp
		1 MCL	2 SV	3 SVT	4 TB2	5 TB3	6 T4	7 ART3	8 ART4	9 ART5	10 ART6	11 BD	12 DRT	60	60	65 +5kph	65 +5kph	70 +10kph	70 +10kph		85
0000	13	0	11	0	1	0	0	0	0	1	0	0	0	5	38.5	5	38.5	3	23.1	55.8	72
0100	4	0	4	0	0	0	0	0	0	0	0	0	0	4	100	4	100	3	75	74.4	-
0200	1	0	1	0	0	0	0	0	0	0	0	0	0	1	100	0	0	0	0	61.5	-
0300	4	0	3	0	0	0	0	0	0	1	0	0	0	3	75	3	75	3	75	73.5	-
0400	8	0	5	0	0	1	0	0	0	2	0	0	0	7	87.5	4	50	3	37.5	68.3	-
0500	18	0	15	0	2	1	0	0	0	0	0	0	0	13	72.2	8	44.4	8	44.4	69.5	79.9
0600	47	0	31	1	10	1	1	0	3	0	0	0	0	43	91.5	36	76.6	25	53.2	70.3	76.7
0700	112	1	85	1	20	1	0	1	1	1	1	0	0	85	75.9	68	60.7	42	37.5	68.5	80.3
0800	**339**	**0**	**307**	**2**	**22**	**3**	**1**	**0**	**2**	**2**	**0**	**0**	**0**	**170**	**50.1**	**99**	**29.2**	**53**	**15.6**	**61**	**70.2**
0900	266	0	229	0	29	5	0	0	0	3	0	0	0	136	51.1	79	29.7	43	16.2	60.2	69.8
1000	200	0	166	0	22	7	1	0	1	2	1	0	0	91	45.5	51	25.5	29	14.5	59.2	69.5
1100	220	0	185	5	21	2	0	0	1	5	1	0	0	112	50.9	62	28.2	34	15.5	60.4	70.2
1200	196	0	175	0	10	6	4	0	0	0	1	0	0	95	48.5	56	28.6	33	16.8	59.9	70.6
1300	240	3	203	4	22	4	1	0	0	2	0	1	0	120	50	63	26.3	30	12.5	59.8	68.8
1400	243	0	214	4	15	5	1	0	1	3	0	0	0	126	51.9	70	28.8	39	16	60.4	70.2
1500	**268**	**1**	**233**	**1**	**23**	**2**	**3**	**1**	**0**	**2**	**2**	**0**	**0**	**141**	**52.6**	**83**	**31**	**42**	**15.7**	**60.9**	**70.2**
1600	213	0	190	4	13	2	1	0	1	2	0	0	0	107	50.2	68	31.9	26	12.2	60.7	68.8
1700	267	0	240	0	20	1	1	0	2	1	2	0	0	138	51.7	86	32.2	30	11.2	60.3	68.4
1800	210	0	193	3	10	0	1	0	1	2	0	0	0	99	47.1	58	27.6	24	11.4	59.5	69.1
1900	163	1	144	1	14	2	0	0	0	0	1	0	0	66	40.5	39	23.9	21	12.9	58.6	68
2000	110	0	98	0	7	4	0	0	0	1	0	0	0	55	50	41	37.3	25	22.7	62.8	74.5
2100	86	0	84	0	2	0	0	0	0	0	0	0	0	35	40.7	24	27.9	14	16.3	58.7	70.2
2200	60	0	57	1	2	0	0	0	0	0	0	0	0	22	36.7	16	26.7	8	13.3	58.9	69.5
2300	18	0	16	0	2	0	0	0	0	0	0	0	0	13	72.2	12	66.7	10	55.6	66.8	75.6
07-19	**2774**	**5**	**2420**	**24**	**227**	**38**	**14**	**2**	**10**	**25**	**8**	**1**	**0**	**1420**	**51.2**	**843**	**30.4**	**425**	**15.3**	**60.6**	**69.8**
06-22	**3180**	**6**	**2777**	**26**	**260**	**45**	**15**	**2**	**13**	**26**	**9**	**1**	**0**	**1619**	**50.9**	**983**	**30.9**	**510**	**16**	**60.7**	**70.2**
06-00	**3258**	**6**	**2850**	**27**	**264**	**45**	**15**	**2**	**13**	**26**	**9**	**1**	**0**	**1654**	**50.8**	**1011**	**31**	**528**	**16.2**	**60.7**	**70.2**
00-00	**3306**	**6**	**2889**	**27**	**267**	**47**	**15**	**2**	**13**	**30**	**9**	**1**	**0**	**1687**	**51**	**1035**	**31.3**	**548**	**16.6**	**60.7**	**70.2**

DRAFT

Site 103
Location N2/R183, Att - Sign Post, Lat 54.14281, Long -6.74892
Direction South

3279 / Meath/Cavan/Monaghan ATC's
October 2013
Automatic Traffic Count

Thu, 10 October 2013

Time	Total	Classification												>PSL	>PSL%	>SL1	>SL1%	>SL2	>SL2%	Mean	Vpp
		1 MCL	2 SV	3 SVT	4 TB2	5 TB3	6 T4	7 ART3	8 ART4	9 ART5	10 ART6	11 BD	12 DRT	60	60	65 +5kph	65 +5kph	70 +10kph	70 +10kph		85
0000	8	0	7	1	0	0	0	0	0	0	0	0	0	7	87.5	6	75	5	62.5	70.3	-
0100	5	0	4	0	1	0	0	0	0	0	0	0	0	3	60	3	60	2	40	68.1	-
0200	5	0	4	0	0	0	0	0	1	0	0	0	0	4	80	4	80	3	60	70.6	-
0300	0	0	0	0	0	0	0	0	0	0	0	0	0	0	0	0	0	0	0	-	-
0400	4	0	2	0	0	1	0	0	0	1	0	0	0	3	75	3	75	3	75	67.9	-
0500	20	0	17	0	3	0	0	0	0	0	0	0	0	17	85	16	80	14	70	77.7	88.9
0600	45	0	34	1	7	0	0	1	1	1	0	0	0	37	82.2	26	57.8	15	33.3	68.1	78.1
0700	123	1	102	0	13	3	0	0	1	2	1	0	0	86	69.9	66	53.7	49	39.8	68.1	79.9
0800	**340**	**0**	**298**	**4**	**19**	**10**	**1**	**1**	**2**	**5**	**0**	**0**	**0**	**206**	**60.6**	**143**	**42.1**	**85**	**25**	**63.1**	**73.1**
0900	272	0	239	1	20	5	4	0	1	1	1	0	0	129	47.4	69	25.4	34	12.5	60.1	68.4
1000	195	0	165	7	17	0	1	0	1	1	3	0	0	103	52.8	76	39	45	23.1	60.9	72.4
1100	198	0	171	4	18	0	1	0	2	1	0	0	1	98	49.5	53	26.8	27	13.6	59.1	68.4
1200	199	0	169	2	22	1	3	0	0	1	1	0	0	97	48.7	58	29.1	33	16.6	60.1	70.6
1300	231	0	206	5	16	1	0	0	0	1	2	0	0	141	61	80	34.6	35	15.2	62	69.5
1400	245	2	216	3	16	5	2	0	0	0	1	0	0	121	49.4	75	30.6	38	15.5	60.7	70.2
1500	**261**	**0**	**225**	**4**	**24**	**3**	**0**	**1**	**1**	**2**	**1**	**0**	**0**	**134**	**51.3**	**69**	**26.4**	**31**	**11.9**	**60.7**	**68**
1600	251	0	222	3	15	7	1	0	0	0	3	0	0	141	56.2	85	33.9	38	15.1	61.3	69.8
1700	253	0	226	4	16	3	1	0	0	0	3	0	0	120	47.4	74	29.2	37	14.6	60.3	69.8
1800	216	0	204	2	7	1	0	0	0	2	0	0	0	134	62	78	36.1	39	18.1	62.5	71.6
1900	174	0	167	2	4	1	0	0	0	0	0	0	0	79	45.4	46	26.4	16	9.2	58.1	67
2000	130	0	118	3	6	3	0	0	0	0	0	0	0	68	52.3	46	35.4	24	18.5	60.8	71.3
2100	101	0	92	2	3	2	0	0	1	0	0	0	1	48	47.5	34	33.7	22	21.8	60.7	72
2200	72	0	54	2	12	1	0	0	2	1	0	0	0	39	54.2	21	29.2	11	15.3	62.1	69.8
2300	19	0	19	0	0	0	0	0	0	0	0	0	0	13	68.4	11	57.9	6	31.6	66.1	74.2
07-19	**2784**	**3**	**2443**	**39**	**203**	**39**	**14**	**2**	**8**	**16**	**16**	**0**	**1**	**1510**	**54.2**	**926**	**33.3**	**491**	**17.6**	**61.4**	**71.3**
06-22	**3234**	**3**	**2854**	**47**	**223**	**45**	**14**	**3**	**10**	**17**	**16**	**0**	**2**	**1742**	**53.9**	**1078**	**33.3**	**568**	**17.6**	**61.3**	**71.3**
06-00	**3325**	**3**	**2927**	**49**	**235**	**46**	**14**	**3**	**12**	**18**	**16**	**0**	**2**	**1794**	**54**	**1110**	**33.4**	**585**	**17.6**	**61.3**	**71.3**
00-00	**3367**	**3**	**2961**	**50**	**239**	**47**	**14**	**3**	**13**	**19**	**16**	**0**	**2**	**1828**	**54.3**	**1142**	**33.9**	**612**	**18.2**	**61.5**	**71.6**

DRAFT

Site 103
Location N2/R183, Att - Sign Post, Lat 54.14281, Long -6.74892
Direction South

3279 / Meath/Cavan/Monaghan ATC's
October 2013
Automatic Traffic Count

Fri, 11 October 2013

Time	Total	Classification												>PSL	>PSL%	>SL1	>SL1%	>SL2	>SL2%	Mean	Vpp
		1 MCL	2 SV	3 SVT	4 TB2	5 TB3	6 T4	7 ART3	8 ART4	9 ART5	10 ART6	11 BD	12 DRT	60	60	65 +5kph	65 +5kph	70 +10kph	70 +10kph		85
0000	10	1	7	0	1	0	0	0	0	0	1	0	0	5	50	4	40	3	30	67	-
0100	4	0	4	0	0	0	0	0	0	0	0	0	0	4	100	3	75	3	75	74.5	-
0200	1	0	0	0	1	0	0	0	0	0	0	0	0	0	0	0	0	0	0	52.6	-
0300	1	0	0	0	0	0	0	0	1	0	0	0	0	1	100	1	100	1	100	77.6	-
0400	3	0	0	0	1	0	0	0	1	0	1	0	0	3	100	3	100	2	66.7	71.4	-
0500	19	0	15	0	2	1	0	0	0	1	0	0	0	13	68.4	9	47.4	9	47.4	71.3	84.2
0600	56	0	45	0	8	0	0	0	1	1	1	0	0	49	87.5	36	64.3	27	48.2	70.1	77.4
0700	95	0	77	1	10	1	1	1	2	0	2	0	0	80	84.2	53	55.8	35	36.8	67.9	76
0800	**350**	**0**	**313**	**3**	**24**	**4**	**1**	**0**	**2**	**2**	**1**	**0**	**0**	**201**	**57.4**	**120**	**34.3**	**57**	**16.3**	**61.9**	**70.2**
0900	279	0	255	0	20	4	0	0	0	0	0	0	0	143	51.3	83	29.7	42	15.1	60.9	69.8
1000	199	0	178	4	9	3	0	0	2	3	0	0	0	88	44.2	46	23.1	25	12.6	58.5	68.4
1100	216	0	185	6	16	1	2	0	2	3	1	0	0	101	46.8	63	29.2	31	14.4	59.5	69.8
1200	254	0	221	10	19	1	0	0	0	2	0	0	1	121	47.6	72	28.3	34	13.4	59.7	68.8
1300	258	1	222	3	26	1	3	1	0	1	0	0	0	154	59.7	97	37.6	51	19.8	62.1	71.6
1400	251	3	223	2	16	4	1	1	1	0	0	0	0	113	45	70	27.9	43	17.1	60.2	72
1500	279	2	243	1	24	3	1	0	0	3	2	0	0	147	52.7	83	29.7	44	15.8	60.9	70.2
1600	**294**	**2**	**265**	**4**	**13**	**4**	**1**	**0**	**1**	**3**	**1**	**0**	**0**	**170**	**57.8**	**98**	**33.3**	**46**	**15.6**	**61.3**	**70.6**
1700	285	1	254	4	19	2	0	0	1	1	3	0	0	152	53.3	89	31.2	35	12.3	60.2	69.1
1800	284	0	257	3	15	5	1	0	1	2	0	0	0	116	40.8	65	22.9	27	9.5	58.1	67.3
1900	183	0	170	2	5	4	0	0	1	1	0	0	0	75	41	37	20.2	19	10.4	58.3	67
2000	151	0	138	1	9	1	2	0	0	0	0	0	0	68	45	36	23.8	21	13.9	58.3	69.5
2100	115	0	109	0	3	1	0	0	1	0	1	0	0	51	44.3	32	27.8	20	17.4	59.7	72
2200	71	1	68	0	2	0	0	0	0	0	0	0	0	35	49.3	20	28.2	10	14.1	61.5	68
2300	39	0	39	0	0	0	0	0	0	0	0	0	0	18	46.2	12	30.8	6	15.4	60.3	68.8
07-19	**3044**	**9**	**2693**	**41**	**211**	**33**	**11**	**3**	**12**	**20**	**10**	**0**	**1**	**1586**	**52.1**	**939**	**30.8**	**470**	**15.4**	**60.6**	**69.8**
06-22	**3549**	**9**	**3155**	**44**	**236**	**39**	**13**	**3**	**15**	**22**	**12**	**0**	**1**	**1829**	**51.5**	**1080**	**30.4**	**557**	**15.7**	**60.5**	**70.2**
06-00	**3659**	**10**	**3262**	**44**	**238**	**39**	**13**	**3**	**15**	**22**	**12**	**0**	**1**	**1882**	**51.4**	**1112**	**30.4**	**573**	**15.7**	**60.5**	**70.2**
00-00	**3697**	**11**	**3288**	**44**	**243**	**40**	**13**	**3**	**17**	**23**	**14**	**0**	**1**	**1908**	**51.6**	**1132**	**30.6**	**591**	**16**	**60.6**	**70.2**

DRAFT

Site 103
Location N2/R183, Att - Sign Post, Lat 54.14281, Long -6.74892
Direction South

3279 / Meath/Cavan/Monaghan ATC's
October 2013
Automatic Traffic Count

Sat, 12 October 2013

Time	Total	Classification												>PSL	>PSL%	>SL1	>SL1%	>SL2	>SL2%	Mean	Vpp
		1 MCL	2 SV	3 SVT	4 TB2	5 TB3	6 T4	7 ART3	8 ART4	9 ART5	10 ART6	11 BD	12 DRT	60	60	65 +5kph	65 +5kph	70 +10kph	70 +10kph		85
0000	29	0	26	0	3	0	0	0	0	0	0	0	0	13	44.8	10	34.5	7	24.1	58.3	71.3
0100	19	0	17	0	1	0	0	0	0	1	0	0	0	11	57.9	10	52.6	9	47.4	66.9	85
0200	24	0	22	0	0	0	0	0	0	0	2	0	0	13	54.2	5	20.8	4	16.7	59.9	69.5
0300	9	0	8	0	0	1	0	0	0	0	0	0	0	7	77.8	6	66.7	4	44.4	74.3	-
0400	8	0	5	0	1	0	0	0	1	1	0	0	0	6	75	6	75	6	75	79.5	-
0500	6	0	5	0	0	1	0	0	0	0	0	0	0	4	66.7	4	66.7	4	66.7	77.2	-
0600	26	0	20	0	3	1	1	0	1	0	0	0	0	23	88.5	19	73.1	16	61.5	72.5	80.3
0700	67	0	49	3	11	0	0	0	1	2	1	0	0	44	65.7	32	47.8	24	35.8	66.5	78.1
0800	106	0	89	4	10	1	0	1	1	0	0	0	0	67	63.2	49	46.2	28	26.4	63.8	74.5
0900	180	1	156	7	14	0	0	0	1	1	0	0	0	105	58.3	68	37.8	45	25	62.7	74.2
1000	232	0	200	8	17	4	0	0	1	1	1	0	0	108	46.6	62	26.7	34	14.7	59.1	68.4
1100	**234**	**0**	**214**	**6**	**12**	**0**	**2**	**0**	**0**	**0**	**0**	**0**	**0**	**35**	**15**	**19**	**8.1**	**10**	**4.3**	**51.4**	**59.4**
1200	**303**	**2**	**278**	**5**	**15**	**1**	**0**	**0**	**1**	**0**	**1**	**0**	**0**	**118**	**38.9**	**64**	**21.1**	**25**	**8.3**	**58.5**	**65.9**
1300	264	1	238	6	12	2	2	1	0	1	1	0	0	126	47.7	75	28.4	31	11.7	59.5	68
1400	250	2	219	8	17	3	1	0	0	0	0	0	0	128	51.2	69	27.6	39	15.6	61.3	70.2
1500	249	1	218	8	20	1	1	0	0	0	0	0	0	139	55.8	92	36.9	51	20.5	61.9	73.4
1600	230	2	209	7	8	0	0	0	1	2	1	0	0	124	53.9	70	30.4	35	15.2	60.7	69.8
1700	191	0	171	3	11	6	0	0	0	0	0	0	0	110	57.6	61	31.9	30	15.7	61.9	70.6
1800	236	0	218	5	8	2	1	0	0	0	2	0	0	115	48.7	70	29.7	45	19.1	60.9	72
1900	151	0	143	1	5	2	0	0	0	0	0	0	0	80	53	52	34.4	29	19.2	62.5	73.8
2000	123	0	116	0	5	2	0	0	0	0	0	0	0	60	48.8	39	31.7	17	13.8	60.6	68.8
2100	95	0	93	0	2	0	0	0	0	0	0	0	0	63	66.3	41	43.2	21	22.1	63.7	75.6
2200	82	0	79	0	2	1	0	0	0	0	0	0	0	45	54.9	26	31.7	13	15.9	60.6	70.2
2300	40	0	34	0	4	1	0	0	0	1	0	0	0	28	70	22	55	11	27.5	66.3	74.9
07-19	**2542**	**9**	**2259**	**70**	**155**	**20**	**7**	**2**	**6**	**7**	**7**	**0**	**0**	**1219**	**48**	**731**	**28.8**	**397**	**15.6**	**60**	**70.2**
06-22	**2937**	**9**	**2631**	**71**	**170**	**25**	**8**	**2**	**7**	**7**	**7**	**0**	**0**	**1445**	**49.2**	**882**	**30**	**480**	**16.3**	**60.4**	**70.6**
06-00	**3059**	**9**	**2744**	**71**	**176**	**27**	**8**	**2**	**7**	**8**	**7**	**0**	**0**	**1518**	**49.6**	**930**	**30.4**	**504**	**16.5**	**60.5**	**70.9**
00-00	**3154**	**9**	**2827**	**71**	**181**	**29**	**8**	**2**	**8**	**10**	**9**	**0**	**0**	**1572**	**49.8**	**971**	**30.8**	**538**	**17.1**	**60.6**	**71.3**

DRAFT

Site 103
Location N2/R183, Att - Sign Post, Lat 54.14281, Long -6.74892
Direction South

3279 / Meath/Cavan/Monaghan ATC's
October 2013
Automatic Traffic Count

Sun, 13 October 2013

Time	Total	Classification												>PSL	>PSL%	>SL1	>SL1%	>SL2	>SL2%	Mean	Vpp
		1 MCL	2 SV	3 SVT	4 TB2	5 TB3	6 T4	7 ART3	8 ART4	9 ART5	10 ART6	11 BD	12 DRT	60	60	65 +5kph	65 +5kph	70 +10kph	70 +10kph		85
0000	24	0	21	0	3	0	0	0	0	0	0	0	0	11	45.8	7	29.2	3	12.5	60.2	67.7
0100	29	0	25	0	4	0	0	0	0	0	0	0	0	19	65.5	15	51.7	10	34.5	67	82.4
0200	19	0	17	0	2	0	0	0	0	0	0	0	0	12	63.2	11	57.9	6	31.6	63.2	77
0300	28	0	25	0	2	1	0	0	0	0	0	0	0	21	75	14	50	12	42.9	67.5	75.6
0400	13	0	9	0	4	0	0	0	0	0	0	0	0	10	76.9	10	76.9	5	38.5	68.1	76
0500	3	0	1	0	1	1	0	0	0	0	0	0	0	1	33.3	1	33.3	1	33.3	61.3	-
0600	5	0	5	0	0	0	0	0	0	0	0	0	0	3	60	2	40	1	20	66.6	-
0700	30	0	25	0	3	2	0	0	0	0	0	0	0	22	73.3	18	60	10	33.3	68.3	82.1
0800	67	0	63	0	2	2	0	0	0	0	0	0	0	43	64.2	30	44.8	14	20.9	64.8	73.4
0900	70	0	64	1	4	0	1	0	0	0	0	0	0	56	80	45	64.3	29	41.4	67.2	76.3
1000	78	0	73	2	2	1	0	0	0	0	0	0	0	52	66.7	31	39.7	17	21.8	63.9	72
1100	**139**	**2**	**133**	**0**	**4**	**0**	**0**	**0**	**0**	**0**	**0**	**0**	**0**	**85**	**61.2**	**50**	**36**	**26**	**18.7**	**61.5**	**71.6**
1200	198	1	186	2	5	3	0	0	0	0	1	0	0	105	53	65	32.8	33	16.7	60.6	70.2
1300	**213**	**1**	**197**	**3**	**12**	**0**	**0**	**0**	**0**	**0**	**0**	**0**	**0**	**111**	**52.1**	**80**	**37.6**	**46**	**21.6**	**61.9**	**73.1**
1400	166	1	158	2	4	1	0	0	0	0	0	0	0	90	54.2	57	34.3	37	22.3	62.6	75.6
1500	190	2	180	1	6	1	0	0	0	0	0	0	0	108	56.8	70	36.8	44	23.2	62.5	73.4
1600	161	0	151	2	6	2	0	0	0	0	0	0	0	110	68.3	60	37.3	42	26.1	63.6	73.8
1700	201	2	192	1	3	2	0	0	0	0	1	0	0	126	62.7	87	43.3	45	22.4	63.1	72.4
1800	186	1	177	2	5	1	0	0	0	0	0	0	0	95	51.1	59	31.7	34	18.3	61.7	71.3
1900	137	0	131	0	4	2	0	0	0	0	0	0	0	61	44.5	38	27.7	20	14.6	59.9	68.8
2000	98	0	92	0	4	2	0	0	0	0	0	0	0	38	38.8	19	19.4	14	14.3	58	67.7
2100	62	0	61	0	1	0	0	0	0	0	0	0	0	37	59.7	24	38.7	15	24.2	62.2	72.4
2200	48	0	45	0	0	2	1	0	0	0	0	0	0	24	50	14	29.2	9	18.8	62.6	76.3
2300	26	0	22	0	4	0	0	0	0	0	0	0	0	18	69.2	16	61.5	9	34.6	67.3	80.6
07-19	**1699**	**10**	**1599**	**16**	**56**	**15**	**1**	**0**	**0**	**0**	**2**	**0**	**0**	**1003**	**59**	**652**	**38.4**	**377**	**22.2**	**62.7**	**73.1**
06-22	**2001**	**10**	**1888**	**16**	**65**	**19**	**1**	**0**	**0**	**0**	**2**	**0**	**0**	**1142**	**57.1**	**735**	**36.7**	**427**	**21.3**	**62.2**	**72.7**
06-00	**2075**	**10**	**1955**	**16**	**69**	**21**	**2**	**0**	**0**	**0**	**2**	**0**	**0**	**1184**	**57.1**	**765**	**36.9**	**445**	**21.4**	**62.3**	**72.7**
00-00	**2191**	**10**	**2053**	**16**	**85**	**23**	**2**	**0**	**0**	**0**	**2**	**0**	**0**	**1258**	**57.4**	**823**	**37.6**	**482**	**22**	**62.5**	**73.1**

DRAFT

Site 103
Location N2/R183, Att - Sign Post, Lat 54.14281, Long -6.74892
Direction South

3279 / Meath/Cavan/Monaghan ATC's
October 2013
Automatic Traffic Count

Mon, 14 October 2013

Time	Total	Classification												>PSL	>PSL%	>SL1	>SL1%	>SL2	>SL2%	Mean	Vpp
		1 MCL	2 SV	3 SVT	4 TB2	5 TB3	6 T4	7 ART3	8 ART4	9 ART5	10 ART6	11 BD	12 DRT	60	60	65 +5kph	65 +5kph	70 +10kph	70 +10kph		85
0000	7	0	7	0	0	0	0	0	0	0	0	0	0	6	85.7	5	71.4	3	42.9	71.6	-
0100	9	0	6	0	2	0	0	0	0	1	0	0	0	8	88.9	6	66.7	6	66.7	71.5	-
0200	6	0	5	0	1	0	0	0	0	0	0	0	0	5	83.3	3	50	2	33.3	65	-
0300	3	0	2	0	0	1	0	0	0	0	0	0	0	2	66.7	1	33.3	1	33.3	64.1	-
0400	10	0	8	0	2	0	0	0	0	0	0	0	0	9	90	8	80	6	60	71.6	-
0500	19	0	17	0	2	0	0	0	0	0	0	0	0	12	63.2	7	36.8	4	21.1	63.8	72.7
0600	53	0	36	3	10	1	0	0	1	2	0	0	0	44	83	38	71.7	24	45.3	71.2	85.3
0700	109	0	89	1	14	2	0	1	1	1	0	0	0	81	74.3	67	61.5	48	44	67.7	78.8
0800	**318**	**0**	**287**	**3**	**24**	**3**	**1**	**0**	**0**	**0**	**0**	**0**	**0**	**192**	**60.4**	**125**	**39.3**	**60**	**18.9**	**62.6**	**71.3**
0900	286	0	249	4	24	2	1	0	1	3	1	0	1	111	38.8	60	21	23	8	57.7	65.9
1000	199	0	170	4	18	2	1	0	1	2	0	1	0	122	61.3	65	32.7	28	14.1	61.5	69.1
1100	174	0	154	4	14	0	1	0	1	0	0	0	0	93	53.4	59	33.9	33	19	60.1	71.3
1200	181	0	151	6	21	1	0	1	0	0	1	0	0	87	48.1	41	22.7	17	9.4	59.2	67.7
1300	205	0	176	7	16	1	0	0	0	3	2	0	0	110	53.7	68	33.2	38	18.5	61.6	70.6
1400	257	3	215	7	21	3	4	1	1	1	1	0	0	112	43.6	62	24.1	27	10.5	59.1	67.7
1500	**290**	**0**	**252**	**11**	**21**	**0**	**2**	**0**	**2**	**2**	**0**	**0**	**0**	**139**	**47.9**	**78**	**26.9**	**43**	**14.8**	**59.9**	**69.8**
1600	218	0	186	3	24	2	1	0	0	2	0	0	0	110	50.5	64	29.4	32	14.7	61.2	69.5
1700	256	0	230	2	14	4	1	0	2	0	2	0	1	164	64.1	105	41	43	16.8	62.6	70.2
1800	205	0	186	2	14	1	0	0	2	0	0	0	0	118	57.6	67	32.7	35	17.1	62	71.6
1900	173	1	162	1	6	3	0	0	0	0	0	0	0	80	46.2	48	27.7	19	11	59.6	68.4
2000	113	0	102	0	8	2	0	0	1	0	0	0	0	54	47.8	32	28.3	14	12.4	60	68.8
2100	82	0	82	0	0	0	0	0	0	0	0	0	0	47	57.3	33	40.2	23	28	63.6	75.6
2200	50	0	42	1	4	1	0	0	0	1	1	0	0	27	54	20	40	11	22	62	74.9
2300	22	0	20	1	1	0	0	0	0	0	0	0	0	8	36.4	3	13.6	3	13.6	57.1	64.1
07-19	**2698**	**3**	**2345**	**54**	**225**	**21**	**12**	**3**	**11**	**14**	**7**	**1**	**2**	**1439**	**53.3**	**861**	**31.9**	**427**	**15.8**	**61**	**70.2**
06-22	**3119**	**4**	**2727**	**58**	**249**	**27**	**12**	**3**	**13**	**16**	**7**	**1**	**2**	**1664**	**53.4**	**1012**	**32.4**	**507**	**16.3**	**61.1**	**70.2**
06-00	**3191**	**4**	**2789**	**60**	**254**	**28**	**12**	**3**	**13**	**17**	**8**	**1**	**2**	**1699**	**53.2**	**1035**	**32.4**	**521**	**16.3**	**61.1**	**70.2**
00-00	**3245**	**4**	**2834**	**60**	**261**	**29**	**12**	**3**	**13**	**18**	**8**	**1**	**2**	**1741**	**53.7**	**1065**	**32.8**	**543**	**16.7**	**61.2**	**70.6**

DRAFT

Site 103
Location N2/R183, Att - Sign Post, Lat 54.14281, Long -6.74892
Direction South

3279 / Meath/Cavan/Monaghan ATC's
October 2013
Automatic Traffic Count

Tue, 15 October 2013

Time	Total	Classification												>PSL	>PSL%	>SL1	>SL1%	>SL2	>SL2%	Mean	Vpp
		1 MCL	2 SV	3 SVT	4 TB2	5 TB3	6 T4	7 ART3	8 ART4	9 ART5	10 ART6	11 BD	12 DRT	60	60	65 +5kph	65 +5kph	70 +10kph	70 +10kph		85
0000	9	0	8	0	1	0	0	0	0	0	0	0	0	5	55.6	4	44.4	1	11.1	62.4	-
0100	7	0	7	0	0	0	0	0	0	0	0	0	0	4	57.1	3	42.9	2	28.6	64.2	-
0200	2	0	2	0	0	0	0	0	0	0	0	0	0	2	100	2	100	2	100	85.1	-
0300	1	0	1	0	0	0	0	0	0	0	0	0	0	1	100	1	100	1	100	82.3	-
0400	10	0	5	0	2	1	0	0	1	0	1	0	0	7	70	5	50	4	40	68.4	-
0500	18	0	11	0	4	1	0	0	1	1	0	0	0	13	72.2	11	61.1	8	44.4	69	79.6
0600	50	0	40	0	8	0	0	0	2	0	0	0	0	39	78	27	54	20	40	68.6	79.9
0700	118	0	96	0	19	0	0	1	1	1	0	0	0	86	72.9	68	57.6	45	38.1	66.7	76.7
0800	**347**	**0**	**315**	**1**	**23**	**5**	**0**	**0**	**0**	**1**	**0**	**1**	**1**	**209**	**60.2**	**131**	**37.8**	**60**	**17.3**	**62.5**	**70.6**
0900	289	0	257	7	19	0	1	0	1	3	1	0	0	125	43.3	68	23.5	34	11.8	59	68.4
1000	191	0	166	6	12	2	0	0	1	2	2	0	0	93	48.7	55	28.8	32	16.8	60.5	70.6
1100	179	0	146	7	21	3	0	0	1	1	0	0	0	93	52	55	30.7	19	10.6	61.1	67.7
1200	232	0	200	2	25	0	1	1	1	2	0	0	0	135	58.2	84	36.2	36	15.5	61.7	69.8
1300	209	0	187	2	15	0	1	1	0	2	1	0	0	113	54.1	58	27.8	22	10.5	61.2	67.7
1400	227	0	197	3	21	0	1	1	1	3	0	0	0	95	41.9	56	24.7	29	12.8	58.7	68.8
1500	**267**	**0**	**232**	**4**	**25**	**2**	**0**	**0**	**1**	**3**	**0**	**0**	**0**	**138**	**51.7**	**76**	**28.5**	**37**	**13.9**	**59.4**	**69.8**
1600	233	0	204	3	17	4	0	0	0	3	2	0	0	128	54.9	77	33	40	17.2	61.2	70.9
1700	264	0	239	0	19	4	0	0	0	2	0	0	0	158	59.8	83	31.4	45	17	61.9	70.6
1800	231	0	210	1	11	3	1	1	1	0	3	0	0	123	53.2	74	32	36	15.6	61.1	69.8
1900	157	0	145	1	6	1	0	0	1	3	0	0	0	58	36.9	28	17.8	16	10.2	56.8	66.6
2000	102	0	91	1	7	0	0	0	0	2	1	0	0	46	45.1	29	28.4	13	12.7	59	69.1
2100	90	1	85	1	1	1	0	0	1	0	0	0	0	39	43.3	25	27.8	17	18.9	58.8	72
2200	56	0	50	0	5	1	0	0	0	0	0	0	0	22	39.3	15	26.8	10	17.9	60.2	71.6
2300	19	0	18	0	1	0	0	0	0	0	0	0	0	11	57.9	9	47.4	4	21.1	63.7	72.7
07-19	**2787**	**0**	**2449**	**36**	**227**	**23**	**5**	**5**	**8**	**23**	**9**	**1**	**1**	**1496**	**53.7**	**885**	**31.8**	**435**	**15.6**	**61**	**69.8**
06-22	**3186**	**1**	**2810**	**39**	**249**	**25**	**5**	**5**	**12**	**28**	**10**	**1**	**1**	**1678**	**52.7**	**994**	**31.2**	**501**	**15.7**	**60.8**	**70.2**
06-00	**3261**	**1**	**2878**	**39**	**255**	**26**	**5**	**5**	**12**	**28**	**10**	**1**	**1**	**1711**	**52.5**	**1018**	**31.2**	**515**	**15.8**	**60.8**	**70.2**
00-00	**3308**	**1**	**2912**	**39**	**262**	**28**	**5**	**5**	**14**	**29**	**11**	**1**	**1**	**1743**	**52.7**	**1044**	**31.6**	**533**	**16.1**	**60.9**	**70.2**

DRAFT

Site 103
Location N2/R183, Att - Sign Post, Lat 54.14281, Long -6.74892
Direction South

3279 / Meath/Cavan/Monaghan ATC's
October 2013
Automatic Traffic Count

Virtual Day (7)

Time	Total	Classification												>PSL	>PSL%	>SL1	>SL1%	>SL2	>SL2%	Mean	Vpp
		1 MCL	2 SV	3 SVT	4 TB2	5 TB3	6 T4	7 ART3	8 ART4	9 ART5	10 ART6	11 BD	12 DRT	60	60	65 +5kph	65 +5kph	70 +10kph	70 +10kph		85
0000	14	0	12	0	1	0	0	0	0	0	0	0	0	7	52	6	41	4	25	61.5	72.4
0100	11	0	10	0	1	0	0	0	0	0	0	0	0	8	68.8	6	57.1	5	45.5	68.1	82.4
0200	8	0	7	0	1	0	0	0	0	0	0	0	0	5	63.8	4	43.1	2	29.3	63.2	-
0300	7	0	6	0	0	0	0	0	0	0	0	0	0	5	76.1	4	56.5	3	47.8	69.7	-
0400	8	0	5	0	1	0	0	0	0	1	0	0	0	6	80.4	6	69.6	4	51.8	70.6	-
0500	15	0	12	0	2	1	0	0	0	0	0	0	0	10	70.9	8	54.4	7	46.6	70.5	85
0600	40	0	30	1	7	0	0	0	1	1	0	0	0	34	84.4	26	65.2	18	45.4	69.9	79.9
0700	93	0	75	1	13	1	0	1	1	1	1	0	0	69	74	53	56.9	36	38.7	67.7	78.5
0800	**267**	**0**	**239**	**2**	**18**	**4**	**1**	**0**	**1**	**1**	**0**	**0**	**0**	**155**	**58.3**	**100**	**37.3**	**51**	**19.1**	**62.4**	**71.3**
0900	235	0	207	3	19	2	1	0	1	2	0	0	0	115	49	67	28.7	36	15.2	60.2	69.8
1000	185	0	160	4	14	3	0	0	1	2	1	0	0	94	50.8	55	29.8	30	16.2	60.2	70.2
1100	194	0	170	5	15	1	1	0	1	1	0	0	0	88	45.4	52	26.5	26	13.2	58.7	68.8
1200	223	0	197	4	17	2	1	0	0	1	1	0	0	108	48.5	63	28.2	30	13.5	59.9	69.5
1300	231	1	204	4	17	1	1	0	0	1	1	0	0	125	54	74	32.2	36	15.6	61.1	70.2
1400	234	2	206	4	16	3	1	0	1	1	0	0	0	112	47.9	66	28	36	15.4	60.3	70.2
1500	**258**	**1**	**226**	**4**	**20**	**2**	**1**	**0**	**1**	**2**	**1**	**0**	**0**	**135**	**52.4**	**79**	**30.5**	**42**	**16.2**	**60.8**	**70.2**
1600	229	1	204	4	14	3	1	0	0	2	1	0	0	127	55.6	75	32.6	37	16.2	61.3	70.2
1700	245	0	222	2	15	3	0	0	1	1	2	0	0	138	56.4	84	34.1	38	15.4	61.4	69.8
1800	224	0	206	3	10	2	1	0	1	1	1	0	0	114	51	67	30	34	15.3	60.7	69.8
1900	163	0	152	1	6	2	0	0	0	1	0	0	0	71	43.8	41	25.3	20	12.3	59.1	68.4
2000	118	0	108	1	7	2	0	0	0	0	0	0	0	56	47	35	29.3	18	15.5	59.9	69.8
2100	90	0	87	0	2	1	0	0	0	0	0	0	0	46	50.7	30	33.8	19	20.9	60.9	72.4
2200	63	0	56	1	4	1	0	0	0	0	0	0	0	31	48.7	19	30.1	10	16.4	61.1	70.9
2300	26	0	24	0	2	0	0	0	0	0	0	0	0	16	59.6	12	46.4	7	26.8	63.8	75.2
07-19	**2618**	**6**	**2315**	**40**	**186**	**27**	**9**	**2**	**8**	**15**	**8**	**0**	**1**	**1382**	**52.8**	**834**	**31.8**	**432**	**16.5**	**61**	**70.6**
06-22	**3029**	**6**	**2692**	**43**	**207**	**32**	**10**	**3**	**10**	**17**	**9**	**0**	**1**	**1588**	**52.4**	**966**	**31.9**	**507**	**16.7**	**60.9**	**70.6**
06-00	**3118**	**6**	**2772**	**44**	**213**	**33**	**10**	**3**	**10**	**17**	**9**	**0**	**1**	**1635**	**52.4**	**997**	**32**	**524**	**16.8**	**61**	**70.6**
00-00	**3181**	**6**	**2823**	**44**	**220**	**35**	**10**	**3**	**11**	**18**	**10**	**0**	**1**	**1677**	**52.7**	**1030**	**32.4**	**550**	**17.3**	**61.1**	**70.9**

DRAFT

Site 103
Location N2/R183, Att - Sign Post, Lat 54.14281, Long -6.74892
Direction South

3279 / Meath/Cavan/Monaghan ATC's
October 2013
Automatic Traffic Count

Virtual Week (1)

Time	Total	Classification												>PSL	>PSL%	>SL1	>SL1%	>SL2	>SL2%	Mean	Vpp
		1 MCL	2 SV	3 SVT	4 TB2	5 TB3	6 T4	7 ART3	8 ART4	9 ART5	10 ART6	11 BD	12 DRT	60	60	65 +5kph	65 +5kph	70 +10kph	70 +10kph		85
Mon	3245	4	2834	60	261	29	12	3	13	18	8	1	2	1741	53.7	1065	32.8	543	16.7	61.2	70.6
Tue	3308	1	2912	39	262	28	5	5	14	29	11	1	1	1743	52.7	1044	31.6	533	16.1	60.9	70.2
Wed	3306	6	2889	27	267	47	15	2	13	30	9	1	0	1687	51	1035	31.3	548	16.6	60.7	70.2
Thu	3367	3	2961	50	239	47	14	3	13	19	16	0	2	1828	54.3	1142	33.9	612	18.2	61.5	71.6
Fri	3697	11	3288	44	243	40	13	3	17	23	14	0	1	1908	51.6	1132	30.6	591	16	60.6	70.2
|Sat	3154	9	2827	71	181	29	8	2	8	10	9	0	0	1572	49.8	971	30.8	538	17.1	60.6	71.3
|Sun	2191	10	2053	16	85	23	2	0	0	0	2	0	0	1258	57.4	823	37.6	482	22	62.5	73.1
5 Day Ave.	**3385**	**5**	**2977**	**44**	**254**	**38**	**12**	**3**	**14**	**24**	**12**	**1**	**1**	**1781**	**52.6**	**1084**	**32.0**	**565**	**16.7**	**61.0**	**70.6**
7 Day Ave.	**3181**	**6**	**2823**	**44**	**220**	**35**	**10**	**3**	**11**	**18**	**10**	**0**	**1**	**1677**	**52.7**	**1030**	**32.4**	**550**	**17.3**	**61.1**	**70.9**
--	**22268**	**44**	**19764**	**307**	**1538**	**243**	**69**	**18**	**78**	**129**	**69**	**3**	**6**	**11737**	**52.7**	**7212**	**32.4**	**3847**	**17.3**	**61.1**	**70.9**

Summary Graphs

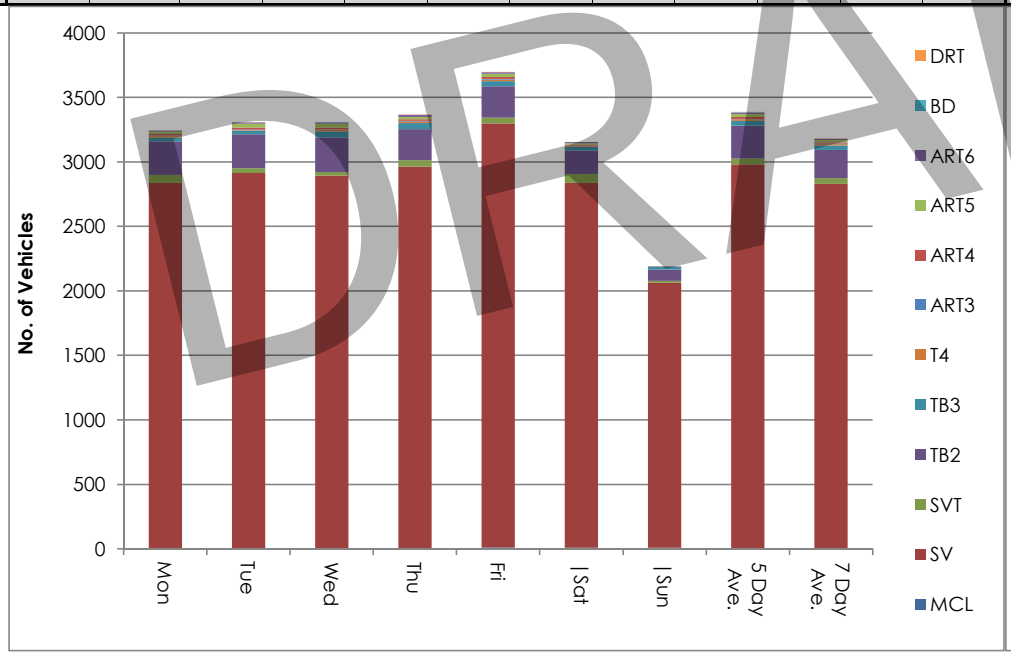

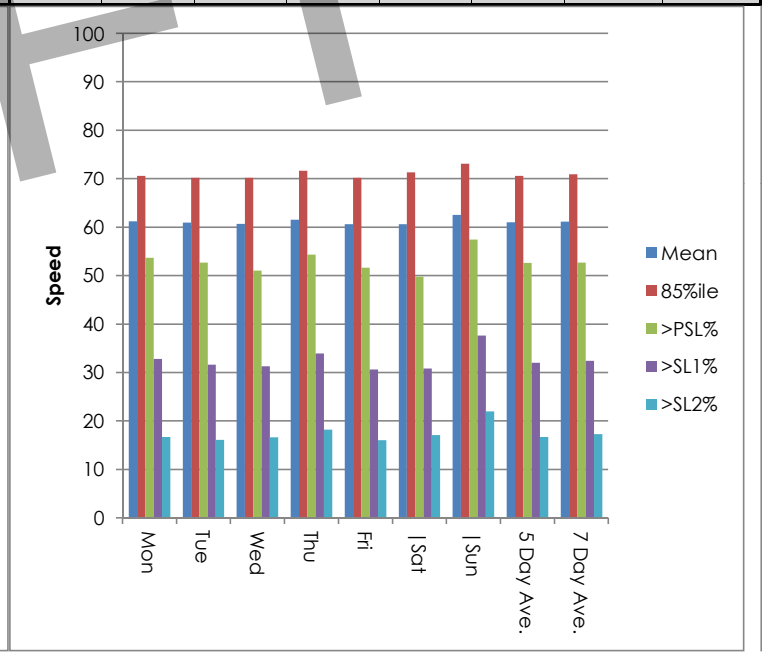

DRAFT

Site 103
Location N2/R183, Att - Sign Post, Lat 54.14281, Long -6.74892
Direction South

3279 / Meath/Cavan/Monaghan ATC's
October 2013
Automatic Traffic Count

Wed, 9 October 2013

Time	Total	Speed Bins (km/h)																												
		0 - 5	5 - 10	10 - 15	15 - 20	20 - 25	25 - 30	30 - 35	35 - 40	40 - 45	45 - 50	50 - 55	55 - 60	60 - 65	65 - 70	70 - 75	75 - 80	80 - 85	85 - 90	90 - 95	95 - 100	100 - 105	105 - 110	110 - 115	115 - 120	120 - 125	125 - 130	130 - 135	135 - 140
0000	13	0	0	0	1	0	0	0	0	1	4	0	2	0	2	1	2	0	0	0	0	0	0	0	0	0	0	0	0	0
0100	4	0	0	0	0	0	0	0	0	0	0	0	0	0	1	0	3	0	0	0	0	0	0	0	0	0	0	0	0	0
0200	1	0	0	0	0	0	0	0	0	0	0	0	0	1	0	0	0	0	0	0	0	0	0	0	0	0	0	0	0	0
0300	4	0	0	0	0	0	0	0	0	0	0	0	1	0	0	1	1	1	0	0	0	0	0	0	0	0	0	0	0	0
0400	8	0	0	0	0	0	0	0	0	0	0	1	0	3	1	2	0	0	0	1	0	0	0	0	0	0	0	0	0	0
0500	18	0	0	0	0	0	0	0	0	0	0	2	3	5	0	3	1	3	0	0	0	0	0	1	0	0	0	0	0	0
0600	47	0	0	0	0	0	0	0	0	1	0	1	2	7	11	12	8	1	3	1	0	0	0	0	0	0	0	0	0	0
0700	112	0	0	0	0	0	0	0	0	1	2	12	12	17	26	12	12	8	2	5	1	1	1	0	0	0	0	0	0	0
0800	**339**	**0**	**0**	**0**	**0**	**0**	**0**	**0**	**2**	**5**	**26**	**46**	**90**	**71**	**46**	**29**	**19**	**3**	**2**	**0**	**0**	**0**	**0**	**0**	**0**	**0**	**0**	**0**	**0**	**0**
0900	266	0	0	0	0	0	0	2	5	13	17	39	54	57	36	20	11	11	1	0	0	0	0	0	0	0	0	0	0	0
1000	200	0	0	0	0	0	0	2	0	8	24	40	35	40	22	14	11	2	1	1	0	0	0	0	0	0	0	0	0	0
1100	220	0	0	0	1	0	0	0	0	6	27	26	48	50	28	17	11	4	1	0	1	0	0	0	0	0	0	0	0	0
1200	196	0	0	0	0	0	0	0	6	5	23	30	37	39	23	14	13	4	1	1	0	0	0	0	0	0	0	0	0	0
1300	240	0	0	0	0	1	0	2	0	13	23	36	45	57	33	18	8	1	1	0	0	1	0	0	0	0	0	0	1	0
1400	243	0	0	0	0	0	0	1	3	13	18	31	51	56	31	21	10	5	2	1	0	0	0	0	0	0	0	0	0	0
1500	**268**	**0**	**0**	**0**	**1**	**1**	**0**	**0**	**1**	**3**	**18**	**42**	**61**	**58**	**41**	**25**	**11**	**5**	**0**	**1**	**0**	**0**	**0**	**0**	**0**	**0**	**0**	**0**	**0**	**0**
1600	213	0	0	0	0	0	0	0	0	6	14	36	50	39	42	14	9	1	1	0	1	0	0	0	0	0	0	0	0	0
1700	267	0	0	2	0	0	0	0	0	11	23	39	54	52	56	14	12	2	1	0	1	0	0	0	0	0	0	0	0	0
1800	210	0	0	0	0	0	0	2	5	9	17	29	49	41	34	14	5	3	2	0	0	0	0	0	0	0	0	0	0	0
1900	163	0	0	1	0	0	0	0	1	10	21	26	38	27	18	8	8	2	2	1	0	0	0	0	0	0	0	0	0	0
2000	110	0	0	0	0	0	0	0	1	2	5	17	30	14	16	11	7	1	3	2	0	0	0	1	0	0	0	0	0	0
2100	86	0	0	0	0	0	0	0	3	3	16	14	15	11	10	8	2	2	2	0	0	0	0	0	0	0	0	0	0	0
2200	60	0	0	0	0	0	0	0	1	2	9	15	11	6	8	0	6	2	0	0	0	0	0	0	0	0	0	0	0	0
2300	18	0	0	0	0	0	0	0	0	1	1	0	3	1	2	5	4	1	0	0	0	0	0	0	0	0	0	0	0	0
07-19	**2774**	**0**	**0**	**2**	**2**	**2**	**0**	**9**	**22**	**93**	**232**	**406**	**586**	**577**	**418**	**212**	**132**	**49**	**15**	**9**	**4**	**2**	**1**	**0**	**0**	**0**	**0**	**1**	**0**
06-22	**3180**	**0**	**0**	**3**	**2**	**2**	**0**	**9**	**27**	**109**	**274**	**464**	**671**	**636**	**473**	**251**	**157**	**55**	**25**	**13**	**4**	**2**	**1**	**1**	**0**	**0**	**0**	**1**	**0**
06-00	**3258**	**0**	**0**	**3**	**2**	**2**	**0**	**9**	**28**	**112**	**284**	**479**	**685**	**643**	**483**	**256**	**167**	**58**	**25**	**13**	**4**	**2**	**1**	**1**	**0**	**0**	**0**	**1**	**0**
00-00	**3306**	**0**	**0**	**3**	**3**	**2**	**0**	**9**	**28**	**113**	**288**	**482**	**691**	**652**	**487**	**263**	**174**	**62**	**25**	**14**	**4**	**2**	**1**	**2**	**0**	**0**	**0**	**1**	**0**

DRAFT

Site 103
Location N2/R183, Att - Sign Post, Lat 54.14281, Long -6.74892
Direction South

3279 / Meath/Cavan/Monaghan ATC's
October 2013
Automatic Traffic Count

Thu, 10 October 2013

Time	Total	Speed Bins (km/h)																												
		0 - 5	5 - 10	10 - 15	15 - 20	20 - 25	25 - 30	30 - 35	35 - 40	40 - 45	45 - 50	50 - 55	55 - 60	60 - 65	65 - 70	70 - 75	75 - 80	80 - 85	85 - 90	90 - 95	95 - 100	100 - 105	105 - 110	110 - 115	115 - 120	120 - 125	125 - 130	130 - 135	135 - 140
0000	8	0	0	0	0	0	0	0	0	0	1	0	0	1	1	3	0	2	0	0	0	0	0	0	0	0	0	0	0	0
0100	5	0	0	0	0	0	0	0	0	0	0	0	2	0	1	0	0	2	0	0	0	0	0	0	0	0	0	0	0	0
0200	5	0	0	0	0	0	0	0	0	0	0	0	1	0	1	1	2	0	0	0	0	0	0	0	0	0	0	0	0	0
0300	0	0	0	0	0	0	0	0	0	0	0	0	0	0	0	0	0	0	0	0	0	0	0	0	0	0	0	0	0	0
0400	4	0	0	0	0	0	0	0	0	0	0	0	1	0	0	3	0	0	0	0	0	0	0	0	0	0	0	0	0	0
0500	20	0	0	0	0	0	0	0	0	0	0	1	2	1	2	3	0	5	3	2	0	0	0	0	1	0	0	0	0	0
0600	45	0	0	0	0	0	0	0	0	0	0	2	6	11	11	2	7	4	1	1	0	0	0	0	0	0	0	0	0	0
0700	123	0	0	0	0	0	0	0	0	0	2	17	18	20	17	18	11	8	5	2	1	3	1	0	0	0	0	0	0	0
0800	**340**	**0**	**0**	**0**	**0**	**0**	**0**	**0**	**0**	**4**	**20**	**55**	**55**	**63**	**58**	**47**	**23**	**12**	**2**	**1**	**0**	**0**	**0**	**0**	**0**	**0**	**0**	**0**	**0**	**0**
0900	272	0	0	0	0	0	0	1	0	4	19	61	58	60	35	19	7	7	0	1	0	0	0	0	0	0	0	0	0	0
1000	195	0	0	1	1	0	1	0	7	9	12	21	40	27	31	24	12	6	2	1	0	0	0	0	0	0	0	0	0	0
1100	198	0	0	2	2	1	0	0	2	5	14	33	41	45	26	16	6	4	1	0	0	0	0	0	0	0	0	0	0	0
1200	199	0	0	0	0	2	0	0	0	7	16	36	41	39	25	16	13	4	0	0	0	0	0	0	0	0	0	0	0	0
1300	231	0	0	0	0	0	0	0	3	3	11	31	42	61	45	23	6	4	1	1	0	0	0	0	0	0	0	0	0	0
1400	245	0	0	0	0	3	0	1	1	6	18	34	61	46	37	21	9	5	1	1	0	0	0	0	1	0	0	0	0	0
1500	**261**	**0**	**0**	**0**	**0**	**0**	**0**	**2**	**0**	**5**	**14**	**44**	**62**	**65**	**38**	**13**	**12**	**5**	**0**	**0**	**0**	**1**	**0**	**0**	**0**	**0**	**0**	**0**	**0**	**0**
1600	251	0	0	0	0	0	0	0	3	7	26	20	54	56	47	18	10	6	2	2	0	0	0	0	0	0	0	0	0	0
1700	253	0	0	0	0	2	0	2	2	3	21	48	55	46	37	19	5	9	3	0	1	0	0	0	0	0	0	0	0	0
1800	216	0	0	0	0	0	0	1	0	4	13	21	43	56	39	18	13	6	1	1	0	0	0	0	0	0	0	0	0	0
1900	174	0	0	0	0	0	0	3	7	7	20	27	31	33	30	7	6	0	1	2	0	0	0	0	0	0	0	0	0	0
2000	130	0	0	0	0	0	0	1	0	5	16	20	20	22	22	13	7	0	3	0	0	1	0	0	0	0	0	0	0	0
2100	101	0	0	0	0	0	0	0	2	2	14	15	20	14	12	14	5	2	1	0	0	0	0	0	0	0	0	0	0	0
2200	72	0	0	0	0	0	0	0	0	1	4	10	18	18	10	4	3	1	2	0	1	0	0	0	0	0	0	0	0	0
2300	19	0	0	0	0	0	0	0	0	0	1	3	2	2	5	3	2	0	0	1	0	0	0	0	0	0	0	0	0	0
07-19	**2784**	**0**	**0**	**3**	**3**	**8**	**1**	**7**	**18**	**57**	**186**	**421**	**570**	**584**	**435**	**252**	**127**	**76**	**18**	**10**	**2**	**4**	**1**	**0**	**1**	**0**	**0**	**0**	**0**	**0**
06-22	**3234**	**0**	**0**	**3**	**3**	**8**	**1**	**11**	**27**	**71**	**236**	**485**	**647**	**664**	**510**	**288**	**152**	**82**	**24**	**13**	**2**	**5**	**1**	**0**	**1**	**0**	**0**	**0**	**0**	**0**
06-00	**3325**	**0**	**0**	**3**	**3**	**8**	**1**	**11**	**27**	**72**	**241**	**498**	**667**	**684**	**525**	**295**	**157**	**83**	**26**	**14**	**3**	**5**	**1**	**0**	**1**	**0**	**0**	**0**	**0**	**0**
00-00	**3367**	**0**	**0**	**3**	**3**	**8**	**1**	**11**	**27**	**72**	**242**	**499**	**673**	**686**	**530**	**305**	**159**	**92**	**29**	**16**	**3**	**5**	**1**	**0**	**2**	**0**	**0**	**0**	**0**	**0**

DRAFT

Site 103
Location N2/R183, Att - Sign Post, Lat 54.14281, Long -6.74892
Direction South

3279 / Meath/Cavan/Monaghan ATC's
October 2013
Automatic Traffic Count

Fri, 11 October 2013

Time	Total	Speed Bins (km/h)																											
		0 - 5	5 - 10	10 - 15	15 - 20	20 - 25	25 - 30	30 - 35	35 - 40	40 - 45	45 - 50	50 - 55	55 - 60	60 - 65	65 - 70	70 - 75	75 - 80	80 - 85	85 - 90	90 - 95	95 - 100	100 - 105	105 - 110	110 - 115	115 - 120	120 - 125	125 - 130	130 - 135	135 - 140
0000	10	0	0	0	0	0	0	0	0	0	1	1	3	1	1	1	1	0	0	0	0	0	0	0	0	1	0	0	0
0100	4	0	0	0	0	0	0	0	0	0	0	0	0	1	0	1	1	0	1	0	0	0	0	0	0	0	0	0	0
0200	1	0	0	0	0	0	0	0	0	0	0	1	0	0	0	0	0	0	0	0	0	0	0	0	0	0	0	0	0
0300	1	0	0	0	0	0	0	0	0	0	0	0	0	0	0	0	1	0	0	0	0	0	0	0	0	0	0	0	0
0400	3	0	0	0	0	0	0	0	0	0	0	0	0	0	1	1	1	0	0	0	0	0	0	0	0	0	0	0	0
0500	19	0	0	0	0	0	0	0	0	1	1	0	4	4	0	1	1	4	0	1	0	1	1	0	0	0	0	0	0
0600	56	0	0	0	0	0	0	0	0	0	0	0	7	13	9	12	9	5	0	0	0	0	0	0	1	0	0	0	0
0700	95	0	0	0	0	0	0	0	0	0	2	3	10	27	18	18	9	2	2	2	1	1	0	0	0	0	0	0	0
0800	**350**	**0**	**0**	**0**	**0**	**0**	**0**	**2**	**0**	**3**	**18**	**50**	**76**	**81**	**63**	**32**	**15**	**6**	**3**	**1**	**0**	**0**	**0**	**0**	**0**	**0**	**0**	**0**	**0**
0900	279	0	0	0	0	0	0	0	1	6	21	51	57	60	41	19	15	4	3	0	1	0	0	0	0	0	0	0	0
1000	199	0	0	0	0	0	0	4	6	10	23	23	45	42	21	15	4	3	1	2	0	0	0	0	0	0	0	0	0
1100	216	0	0	0	0	1	1	1	4	8	17	35	48	38	32	16	12	2	1	0	0	0	0	0	0	0	0	0	0
1200	254	0	0	0	0	0	1	0	0	11	22	48	51	49	38	21	6	6	0	0	1	0	0	0	0	0	0	0	0
1300	258	0	0	0	1	0	0	0	3	8	16	27	49	57	46	27	14	9	0	0	1	0	0	0	0	0	0	0	0
1400	251	0	1	0	0	0	0	0	2	8	23	52	52	43	27	14	18	5	4	2	0	0	0	0	0	0	0	0	0
1500	279	0	0	0	0	0	0	0	3	7	21	38	63	64	39	23	15	4	1	1	0	0	0	0	0	0	0	0	0
1600	**294**	**0**	**0**	**0**	**0**	**2**	**0**	**2**	**2**	**8**	**22**	**38**	**50**	**72**	**52**	**22**	**13**	**5**	**4**	**1**	**0**	**1**	**0**	**0**	**0**	**0**	**0**	**0**	**0**
1700	285	0	0	1	0	0	2	1	3	3	27	43	53	63	54	22	8	3	2	0	0	0	0	0	0	0	0	0	0
1800	284	0	0	0	0	0	1	1	7	10	30	49	70	51	38	19	7	1	0	0	0	0	0	0	0	0	0	0	0
1900	183	0	0	0	0	0	0	0	1	4	32	28	43	38	18	13	3	2	1	0	0	0	0	0	0	0	0	0	0
2000	151	0	0	0	0	1	0	3	5	4	21	20	29	32	15	12	5	2	2	0	0	0	0	0	0	0	0	0	0
2100	115	0	0	0	0	0	1	1	0	3	16	21	22	19	12	5	9	4	1	1	0	0	0	0	0	0	0	0	0
2200	71	0	0	0	0	0	0	0	0	3	4	8	21	15	10	2	3	3	1	0	0	1	0	0	0	0	0	0	0
2300	39	0	0	0	0	0	0	0	0	3	6	5	7	6	6	1	3	0	1	0	0	0	1	0	0	0	0	0	0
07-19	**3044**	**0**	**1**	**1**	**1**	**3**	**5**	**11**	**31**	**82**	**242**	**457**	**624**	**647**	**469**	**248**	**136**	**50**	**21**	**9**	**4**	**2**	**0**	**0**	**0**	**0**	**0**	**0**	**0**
06-22	**3549**	**0**	**1**	**1**	**1**	**4**	**6**	**15**	**37**	**93**	**311**	**526**	**725**	**749**	**523**	**290**	**162**	**63**	**25**	**10**	**4**	**2**	**0**	**0**	**1**	**0**	**0**	**0**	**0**
06-00	**3659**	**0**	**1**	**1**	**1**	**4**	**6**	**15**	**37**	**99**	**321**	**539**	**753**	**770**	**539**	**293**	**168**	**66**	**27**	**10**	**4**	**3**	**1**	**0**	**1**	**0**	**0**	**0**	**0**
00-00	**3697**	**0**	**1**	**1**	**1**	**4**	**6**	**15**	**37**	**100**	**323**	**541**	**760**	**776**	**541**	**297**	**173**	**70**	**28**	**11**	**4**	**4**	**2**	**0**	**1**	**1**	**0**	**0**	**0**

DRAFT

Site 103
Location N2/R183, Att - Sign Post, Lat 54.14281, Long -6.74892
Direction South

3279 / Meath/Cavan/Monaghan ATC's
October 2013
Automatic Traffic Count

Sat, 12 October 2013

Time	Total	Speed Bins (km/h)																												
		0 - 5	5 - 10	10 - 15	15 - 20	20 - 25	25 - 30	30 - 35	35 - 40	40 - 45	45 - 50	50 - 55	55 - 60	60 - 65	65 - 70	70 - 75	75 - 80	80 - 85	85 - 90	90 - 95	95 - 100	100 - 105	105 - 110	110 - 115	115 - 120	120 - 125	125 - 130	130 - 135	135 - 140
0000	29	0	0	0	0	0	1	0	0	4	4	4	3	3	3	4	3	0	0	0	0	0	0	0	0	0	0	0	0	0
0100	19	0	0	0	0	0	0	0	1	0	3	2	2	1	1	2	2	1	3	1	0	0	0	0	0	0	0	0	0	0
0200	24	0	0	0	0	0	0	0	1	1	3	3	3	8	1	2	1	0	0	0	1	0	0	0	0	0	0	0	0	0
0300	9	0	0	0	0	0	0	0	0	0	0	0	2	1	2	0	1	1	1	0	0	1	0	0	0	0	0	0	0	0
0400	8	0	0	0	0	0	0	0	1	0	0	0	1	0	0	1	1	1	1	0	1	0	0	0	1	0	0	0	0	0
0500	6	0	0	0	0	0	0	0	0	0	0	0	2	0	0	0	3	0	0	0	0	0	1	0	0	0	0	0	0	0
0600	26	0	0	0	0	0	0	0	0	0	0	2	1	4	3	5	5	4	0	1	1	0	0	0	0	0	0	0	0	0
0700	67	0	0	0	0	0	0	0	0	1	2	7	13	12	8	9	5	3	4	1	1	1	0	0	0	0	0	0	0	0
0800	106	0	0	0	0	0	1	0	1	4	5	9	19	18	21	12	6	6	1	3	0	0	0	0	0	0	0	0	0	0
0900	180	0	0	0	0	0	0	0	2	3	14	29	27	37	23	20	13	5	6	1	0	0	0	0	0	0	0	0	0	0
1000	232	0	0	0	0	0	0	2	6	12	27	36	41	46	28	21	9	0	1	3	0	0	0	0	0	0	0	0	0	0
1100	**234**	**0**	**0**	**0**	**1**	**1**	**0**	**4**	**11**	**35**	**45**	**68**	**34**	**16**	**9**	**7**	**2**	**1**	**0**	**0**	**0**	**0**	**0**	**0**	**0**	**0**	**0**	**0**	**0**	**0**
1200	**303**	**0**	**0**	**0**	**0**	**0**	**0**	**2**	**1**	**7**	**34**	**56**	**85**	**54**	**39**	**15**	**8**	**2**	**0**	**0**	**0**	**0**	**0**	**0**	**0**	**0**	**0**	**0**	**0**	**0**
1300	264	0	0	0	0	0	0	0	4	13	25	47	49	51	44	15	7	7	2	0	0	0	0	0	0	0	0	0	0	0
1400	250	0	0	0	0	0	0	0	3	7	13	39	60	59	30	18	10	7	0	3	0	0	0	0	0	0	0	0	0	1
1500	249	0	0	0	0	0	1	1	0	7	16	36	49	47	41	20	25	3	1	1	0	1	0	0	0	0	0	0	0	0
1600	230	0	0	0	0	1	0	1	7	4	13	32	48	54	35	17	10	5	2	0	0	1	0	0	0	0	0	0	0	0
1700	191	0	0	0	0	1	0	0	0	4	6	27	43	49	31	12	8	9	1	0	0	0	0	0	0	0	0	0	0	0
1800	236	0	0	0	0	1	0	3	0	6	24	37	50	45	25	17	14	8	4	1	1	0	0	0	0	0	0	0	0	0
1900	151	0	0	0	0	0	0	0	0	5	10	26	30	28	23	8	8	6	3	3	1	0	0	0	0	0	0	0	0	0
2000	123	0	0	0	0	0	0	0	1	3	8	22	29	21	22	8	8	0	0	1	0	0	0	0	0	0	0	0	0	0
2100	95	0	0	0	0	0	0	0	0	0	4	16	12	22	20	6	9	4	2	0	0	0	0	0	0	0	0	0	0	0
2200	82	0	0	0	0	0	0	0	2	0	12	12	11	19	13	7	5	0	0	1	0	0	0	0	0	0	0	0	0	0
2300	40	0	0	0	0	0	0	0	0	0	1	5	6	6	11	5	3	0	1	0	1	1	0	0	0	0	0	0	0	0
07-19	**2542**	**0**	**0**	**0**	**1**	**4**	**2**	**13**	**35**	**103**	**224**	**423**	**518**	**488**	**334**	**183**	**117**	**56**	**22**	**13**	**2**	**3**	**0**	**0**	**0**	**0**	**0**	**0**	**0**	**1**
06-22	**2937**	**0**	**0**	**0**	**1**	**4**	**2**	**13**	**36**	**111**	**246**	**489**	**590**	**563**	**402**	**210**	**147**	**70**	**27**	**18**	**4**	**3**	**0**	**0**	**0**	**0**	**0**	**0**	**0**	**1**
06-00	**3059**	**0**	**0**	**0**	**1**	**4**	**2**	**13**	**38**	**111**	**259**	**506**	**607**	**588**	**426**	**222**	**155**	**70**	**28**	**19**	**5**	**4**	**0**	**0**	**0**	**0**	**0**	**0**	**0**	**1**
00-00	**3154**	**0**	**0**	**0**	**1**	**4**	**3**	**13**	**41**	**116**	**269**	**515**	**620**	**601**	**433**	**231**	**166**	**73**	**33**	**20**	**7**	**5**	**1**	**0**	**1**	**0**	**0**	**0**	**0**	**1**

DRAFT

Site 103
Location N2/R183, Att - Sign Post, Lat 54.14281, Long -6.74892
Direction South

3279 / Meath/Cavan/Monaghan ATC's
October 2013
Automatic Traffic Count

Sun, 13 October 2013

Time	Total	Speed Bins (km/h)																											
		0 - 5	5 - 10	10 - 15	15 - 20	20 - 25	25 - 30	30 - 35	35 - 40	40 - 45	45 - 50	50 - 55	55 - 60	60 - 65	65 - 70	70 - 75	75 - 80	80 - 85	85 - 90	90 - 95	95 - 100	100 - 105	105 - 110	110 - 115	115 - 120	120 - 125	125 - 130	130 - 135	135 - 140
0000	24	0	0	0	0	0	0	0	0	0	4	4	5	4	4	1	0	1	1	0	0	0	0	0	0	0	0	0	0
0100	29	0	0	0	0	0	0	0	0	1	2	5	2	4	5	0	3	4	0	2	0	1	0	0	0	0	0	0	0
0200	19	0	0	0	0	0	0	0	0	2	2	3	0	1	5	2	3	0	1	0	0	0	0	0	0	0	0	0	0
0300	28	0	0	0	0	0	0	0	0	0	0	4	3	7	2	6	3	1	2	0	0	0	0	0	0	0	0	0	0
0400	13	0	0	0	0	0	0	0	0	0	0	2	1	0	5	2	2	0	0	1	0	0	0	0	0	0	0	0	0
0500	3	0	0	0	0	0	0	0	0	0	0	1	1	0	0	1	0	0	0	0	0	0	0	0	0	0	0	0	0
0600	5	0	0	0	0	0	0	0	0	0	0	1	1	1	1	0	0	0	1	0	0	0	0	0	0	0	0	0	0
0700	30	0	0	0	0	0	0	0	0	0	0	4	4	4	8	3	0	3	2	1	1	0	0	0	0	0	0	0	0
0800	67	0	0	0	0	0	0	0	0	1	3	3	17	13	16	5	3	3	2	0	0	1	0	0	0	0	0	0	0
0900	70	0	0	0	0	0	0	0	0	0	4	7	3	11	16	14	11	3	1	0	0	0	0	0	0	0	0	0	0
1000	78	0	0	0	0	0	0	0	0	0	3	12	11	21	14	7	8	1	1	0	0	0	0	0	0	0	0	0	0
1100	**139**	**0**	**0**	**0**	**0**	**0**	**2**	**0**	**1**	**3**	**9**	**21**	**18**	**35**	**24**	**15**	**8**	**3**	**0**	**0**	**0**	**0**	**0**	**0**	**0**	**0**	**0**	**0**	**0**
1200	198	0	0	0	0	0	1	3	1	10	14	24	40	40	32	19	8	1	2	3	0	0	0	0	0	0	0	0	0
1300	**213**	**0**	**0**	**1**	**0**	**0**	**0**	**0**	**0**	**6**	**13**	**33**	**49**	**31**	**34**	**23**	**17**	**3**	**2**	**1**	**0**	**0**	**0**	**0**	**0**	**0**	**0**	**0**	**0**
1400	166	0	0	0	0	0	0	0	0	5	13	25	33	33	20	10	14	6	6	0	0	1	0	0	0	0	0	0	0
1500	190	0	0	0	0	0	0	1	1	5	9	33	33	38	26	23	12	5	1	1	1	0	0	0	1	0	0	0	0
1600	161	0	0	0	0	0	0	1	0	3	2	13	32	50	18	22	17	1	2	0	0	0	0	0	0	0	0	0	0
1700	201	0	0	0	0	0	0	1	3	1	6	27	37	39	42	23	18	2	0	0	2	0	0	0	0	0	0	0	0
1800	186	0	0	0	0	0	0	0	0	1	18	23	49	36	25	15	15	4	0	0	0	0	0	0	0	0	0	0	0
1900	137	0	0	0	0	0	0	0	0	8	17	21	30	23	18	10	4	4	2	0	0	0	0	0	0	0	0	0	0
2000	98	0	0	0	0	0	1	3	1	3	10	20	22	19	5	5	5	3	1	0	0	0	0	0	0	0	0	0	0
2100	62	0	0	0	0	0	0	0	1	1	6	6	11	13	9	8	6	1	0	0	0	0	0	0	0	0	0	0	0
2200	48	0	0	0	0	0	0	0	0	0	4	8	12	10	5	1	2	4	0	2	0	0	0	0	0	0	0	0	0
2300	26	0	0	0	0	0	0	0	0	1	2	2	3	2	7	1	3	2	2	1	0	0	0	0	0	0	0	0	0
07-19	**1699**	**0**	**0**	**1**	**0**	**0**	**3**	**6**	**6**	**35**	**94**	**225**	**326**	**351**	**275**	**179**	**131**	**35**	**19**	**6**	**4**	**2**	**0**	**0**	**1**	**0**	**0**	**0**	**0**
06-22	**2001**	**0**	**0**	**1**	**0**	**0**	**4**	**9**	**8**	**47**	**127**	**273**	**390**	**407**	**308**	**202**	**146**	**43**	**23**	**6**	**4**	**2**	**0**	**0**	**1**	**0**	**0**	**0**	**0**
06-00	**2075**	**0**	**0**	**1**	**0**	**0**	**4**	**9**	**8**	**48**	**133**	**283**	**405**	**419**	**320**	**204**	**151**	**49**	**25**	**9**	**4**	**2**	**0**	**0**	**1**	**0**	**0**	**0**	**0**
00-00	**2191**	**0**	**0**	**1**	**0**	**0**	**4**	**9**	**8**	**51**	**141**	**302**	**417**	**435**	**341**	**216**	**162**	**55**	**29**	**12**	**4**	**3**	**0**	**0**	**1**	**0**	**0**	**0**	**0**

DRAFT

Site 103
Location N2/R183, Att - Sign Post, Lat 54.14281, Long -6.74892
Direction South

3279 / Meath/Cavan/Monaghan ATC's
October 2013
Automatic Traffic Count

Mon, 14 October 2013

Time	Total	Speed Bins (km/h)																												
		0 - 5	5 - 10	10 - 15	15 - 20	20 - 25	25 - 30	30 - 35	35 - 40	40 - 45	45 - 50	50 - 55	55 - 60	60 - 65	65 - 70	70 - 75	75 - 80	80 - 85	85 - 90	90 - 95	95 - 100	100 - 105	105 - 110	110 - 115	115 - 120	120 - 125	125 - 130	130 - 135	135 - 140
0000	7	0	0	0	0	0	0	0	0	0	0	0	1	1	2	1	0	0	1	1	0	0	0	0	0	0	0	0	0	0
0100	9	0	0	0	0	0	0	0	0	0	0	1	0	2	0	2	3	1	0	0	0	0	0	0	0	0	0	0	0	0
0200	6	0	0	0	0	0	0	0	0	0	0	1	0	2	1	2	0	0	0	0	0	0	0	0	0	0	0	0	0	0
0300	3	0	0	0	0	0	0	0	0	0	0	0	1	1	0	1	0	0	0	0	0	0	0	0	0	0	0	0	0	0
0400	10	0	0	0	0	0	0	0	0	0	1	0	0	1	2	1	3	1	1	0	0	0	0	0	0	0	0	0	0	0
0500	19	0	0	0	0	0	0	0	1	2	1	2	1	5	3	1	1	0	0	0	0	1	1	0	0	0	0	0	0	0
0600	53	0	0	0	0	0	0	0	0	0	2	3	4	6	14	9	2	3	3	5	0	1	1	0	0	0	0	0	0	0
0700	109	0	0	0	0	0	0	0	1	2	4	11	10	14	19	20	15	6	4	2	1	0	0	0	0	0	0	0	0	0
0800	**318**	**0**	**0**	**0**	**0**	**0**	**0**	**1**	**3**	**8**	**8**	**34**	**72**	**67**	**65**	**34**	**19**	**5**	**2**	**0**	**0**	**0**	**0**	**0**	**0**	**0**	**0**	**0**	**0**	**0**
0900	286	0	0	0	0	1	1	2	5	9	42	51	64	51	37	14	7	1	1	0	0	0	0	0	0	0	0	0	0	0
1000	199	0	0	0	0	0	0	1	2	8	6	21	39	57	37	18	8	1	1	0	0	0	0	0	0	0	0	0	0	0
1100	174	0	0	0	1	2	2	1	2	7	14	27	25	34	26	18	7	3	3	1	0	0	0	1	0	0	0	0	0	0
1200	181	0	0	0	0	0	0	0	1	5	19	34	35	46	24	14	1	2	0	0	0	0	0	0	0	0	0	0	0	0
1300	205	0	0	0	0	0	0	0	3	7	7	31	47	42	30	15	13	8	1	1	0	0	0	0	0	0	0	0	0	0
1400	257	0	0	0	1	1	0	0	5	7	24	42	65	50	35	16	6	2	1	2	0	0	0	0	0	0	0	0	0	0
1500	**290**	**0**	**0**	**0**	**1**	**0**	**0**	**0**	**4**	**5**	**28**	**50**	**63**	**61**	**35**	**25**	**12**	**4**	**1**	**1**	**0**	**0**	**0**	**0**	**0**	**0**	**0**	**0**	**0**	**0**
1600	218	0	0	0	0	0	0	1	0	2	16	29	60	46	32	19	8	1	3	1	0	0	0	0	0	0	0	0	0	0
1700	256	0	0	0	0	0	0	0	1	2	13	33	43	59	62	27	11	3	1	0	0	0	1	0	0	0	0	0	0	0
1800	205	0	0	0	0	0	0	0	2	4	10	27	44	51	32	14	10	7	4	0	0	0	0	0	0	0	0	0	0	0
1900	173	0	0	0	0	0	0	0	0	6	26	29	32	32	29	7	6	4	1	0	1	0	0	0	0	0	0	0	0	0
2000	113	0	0	0	0	0	0	0	0	4	7	20	28	22	18	11	2	1	0	0	0	0	0	0	0	0	0	0	0	0
2100	82	0	0	0	0	0	0	0	0	0	5	15	15	14	10	9	9	1	4	0	0	0	0	0	0	0	0	0	0	0
2200	50	0	0	0	0	0	1	0	1	0	4	6	11	7	9	3	6	2	0	0	0	0	0	0	0	0	0	0	0	0
2300	22	0	0	0	0	0	0	0	0	1	5	4	4	5	0	1	2	0	0	0	0	0	0	0	0	0	0	0	0	0
07-19	**2698**	**0**	**0**	**0**	**3**	**4**	**3**	**6**	**29**	**66**	**191**	**390**	**567**	**578**	**434**	**234**	**117**	**43**	**22**	**8**	**1**	**0**	**1**	**1**	**0**	**0**	**0**	**0**	**0**	**0**
06-22	**3119**	**0**	**0**	**0**	**3**	**4**	**3**	**6**	**29**	**76**	**231**	**457**	**646**	**652**	**505**	**270**	**136**	**52**	**30**	**13**	**2**	**1**	**2**	**1**	**0**	**0**	**0**	**0**	**0**	**0**
06-00	**3191**	**0**	**0**	**0**	**3**	**4**	**4**	**6**	**30**	**77**	**240**	**467**	**661**	**664**	**514**	**274**	**144**	**54**	**30**	**13**	**2**	**1**	**2**	**1**	**0**	**0**	**0**	**0**	**0**	**0**
00-00	**3245**	**0**	**0**	**0**	**3**	**4**	**4**	**6**	**31**	**79**	**242**	**471**	**664**	**676**	**522**	**282**	**151**	**56**	**32**	**14**	**2**	**2**	**3**	**1**	**0**	**0**	**0**	**0**	**0**	**0**

DRAFT

Site 103
Location N2/R183, Att - Sign Post, Lat 54.14281, Long -6.74892
Direction South

3279 / Meath/Cavan/Monaghan ATC's
October 2013
Automatic Traffic Count

Tue, 15 October 2013

Time	Total	Speed Bins (km/h)																											
		0 - 5	5 - 10	10 - 15	15 - 20	20 - 25	25 - 30	30 - 35	35 - 40	40 - 45	45 - 50	50 - 55	55 - 60	60 - 65	65 - 70	70 - 75	75 - 80	80 - 85	85 - 90	90 - 95	95 - 100	100 - 105	105 - 110	110 - 115	115 - 120	120 - 125	125 - 130	130 - 135	135 - 140
0000	9	0	0	0	0	0	0	0	0	0	1	1	2	1	3	1	0	0	0	0	0	0	0	0	0	0	0	0	0
0100	7	0	0	0	0	0	0	0	0	0	1	0	2	1	1	1	0	1	0	0	0	0	0	0	0	0	0	0	0
0200	2	0	0	0	0	0	0	0	0	0	0	0	0	0	0	0	0	1	1	0	0	0	0	0	0	0	0	0	0
0300	1	0	0	0	0	0	0	0	0	0	0	0	0	0	0	0	0	1	0	0	0	0	0	0	0	0	0	0	0
0400	10	0	0	0	0	0	0	0	0	0	0	0	3	2	1	1	1	1	1	0	0	0	0	0	0	0	0	0	0
0500	18	0	0	0	0	0	0	0	0	0	0	1	4	2	3	3	2	0	3	0	0	0	0	0	0	0	0	0	0
0600	50	0	0	0	0	0	0	0	0	0	1	3	7	12	7	6	6	5	2	1	0	0	0	0	0	0	0	0	0
0700	118	0	0	0	0	0	0	0	0	3	4	13	12	18	23	18	17	5	3	1	0	1	0	0	0	0	0	0	0
0800	**347**	**0**	**0**	**0**	**0**	**0**	**0**	**0**	**2**	**4**	**15**	**40**	**77**	**78**	**71**	**37**	**14**	**7**	**2**	**0**	**0**	**0**	**0**	**0**	**0**	**0**	**0**	**0**	**0**
0900	289	0	0	0	0	0	1	3	8	10	28	32	82	57	34	18	10	2	2	2	0	0	0	0	0	0	0	0	0
1000	191	0	0	0	0	0	0	0	2	3	11	46	36	38	23	21	8	2	1	0	0	0	0	0	0	0	0	0	0
1100	179	0	0	0	0	0	0	0	2	3	8	21	52	38	36	7	6	3	3	0	0	0	0	0	0	0	0	0	0
1200	232	0	0	0	0	0	0	0	1	6	19	24	47	51	48	21	9	4	1	1	0	0	0	0	0	0	0	0	0
1300	209	0	0	0	0	0	0	0	0	1	15	28	52	55	36	11	7	0	3	1	0	0	0	0	0	0	0	0	0
1400	227	0	0	0	0	2	0	2	2	8	25	45	48	39	27	13	7	6	2	1	0	0	0	0	0	0	0	0	0
1500	**267**	**0**	**0**	**0**	**0**	**0**	**2**	**2**	**7**	**7**	**21**	**48**	**42**	**62**	**39**	**28**	**7**	**2**	**0**	**0**	**0**	**0**	**0**	**0**	**0**	**0**	**0**	**0**	**0**
1600	233	0	0	0	0	0	1	0	1	8	19	31	45	51	37	19	17	1	2	0	1	0	0	0	0	0	0	0	0
1700	264	0	0	0	0	0	0	0	1	3	14	26	62	75	38	26	14	4	0	0	1	0	0	0	0	0	0	0	0
1800	231	0	0	0	0	0	0	0	0	7	20	34	47	49	38	20	12	3	1	0	0	0	0	0	0	0	0	0	0
1900	157	0	0	0	0	0	0	2	4	12	21	37	23	30	12	8	5	0	2	1	0	0	0	0	0	0	0	0	0
2000	102	0	0	1	0	0	0	0	1	5	12	18	19	17	16	8	3	2	0	0	0	0	0	0	0	0	0	0	0
2100	90	0	0	0	1	0	0	0	5	3	14	15	13	14	8	8	2	3	3	0	0	0	0	1	0	0	0	0	0
2200	56	0	0	0	0	0	0	0	0	4	5	14	11	7	5	3	3	1	2	0	0	1	0	0	0	0	0	0	0
2300	19	0	0	0	0	0	0	0	0	1	1	2	4	2	5	2	0	0	2	0	0	0	0	0	0	0	0	0	0
07-19	**2787**	**0**	**0**	**0**	**0**	**2**	**4**	**7**	**26**	**63**	**199**	**388**	**602**	**611**	**450**	**239**	**128**	**39**	**20**	**6**	**2**	**1**	**0**	**0**	**0**	**0**	**0**	**0**	**0**
06-22	**3186**	**0**	**0**	**1**	**1**	**2**	**4**	**9**	**36**	**83**	**247**	**461**	**664**	**684**	**493**	**269**	**144**	**49**	**27**	**8**	**2**	**1**	**0**	**1**	**0**	**0**	**0**	**0**	**0**
06-00	**3261**	**0**	**0**	**1**	**1**	**2**	**4**	**9**	**36**	**88**	**253**	**477**	**679**	**693**	**503**	**274**	**147**	**50**	**31**	**8**	**2**	**2**	**0**	**1**	**0**	**0**	**0**	**0**	**0**
00-00	**3308**	**0**	**0**	**1**	**1**	**2**	**4**	**9**	**36**	**88**	**255**	**479**	**690**	**699**	**511**	**280**	**150**	**54**	**36**	**8**	**2**	**2**	**0**	**1**	**0**	**0**	**0**	**0**	**0**

DRAFT

Site 103
Location N2/R183, Att - Sign Post, Lat 54.14281, Long -6.74892
Direction South

3279 / Meath/Cavan/Monaghan ATC's
October 2013
Automatic Traffic Count

Virtual Day (7)

Time	Total	Speed Bins (km/h)																											
		0 - 5	5 - 10	10 - 15	15 - 20	20 - 25	25 - 30	30 - 35	35 - 40	40 - 45	45 - 50	50 - 55	55 - 60	60 - 65	65 - 70	70 - 75	75 - 80	80 - 85	85 - 90	90 - 95	95 - 100	100 - 105	105 - 110	110 - 115	115 - 120	120 - 125	125 - 130	130 - 135	135 - 140
0000	14	0	0	0	0	0	0	0	0	1	2	1	2	2	2	2	1	0	0	0	0	0	0	0	0	0	0	0	0
0100	11	0	0	0	0	0	0	0	0	0	1	1	1	1	1	1	2	1	1	0	0	0	0	0	0	0	0	0	0
0200	8	0	0	0	0	0	0	0	0	0	1	1	1	2	1	1	1	0	0	0	0	0	0	0	0	0	0	0	0
0300	7	0	0	0	0	0	0	0	0	0	0	1	1	1	1	1	1	1	0	0	0	0	0	0	0	0	0	0	0
0400	8	0	0	0	0	0	0	0	0	0	0	0	1	1	1	2	1	0	0	0	0	0	0	0	0	0	0	0	0
0500	15	0	0	0	0	0	0	0	0	0	0	1	2	2	1	2	1	2	1	0	0	0	0	0	0	0	0	0	0
0600	40	0	0	0	0	0	0	0	0	0	0	2	4	8	8	7	5	3	1	1	0	0	0	0	0	0	0	0	0
0700	93	0	0	0	0	0	0	0	0	1	2	10	11	16	17	14	10	5	3	2	1	1	0	0	0	0	0	0	0
0800	**267**	**0**	**0**	**0**	**0**	**0**	**0**	**0**	**1**	**4**	**14**	**34**	**58**	**56**	**49**	**28**	**14**	**6**	**2**	**1**	**0**	**0**	**0**	**0**	**0**	**0**	**0**	**0**	**0**
0900	235	0	0	0	0	0	0	1	3	6	21	39	49	48	32	18	11	5	2	1	0	0	0	0	0	0	0	0	0
1000	185	0	0	0	0	0	0	1	3	7	15	28	35	39	25	17	9	2	1	1	0	0	0	0	0	0	0	0	0
1100	194	0	0	0	1	1	1	1	3	10	19	33	38	37	26	14	7	3	1	0	0	0	0	0	0	0	0	0	0
1200	223	0	0	0	0	0	0	1	1	7	21	36	48	45	33	17	8	3	1	1	0	0	0	0	0	0	0	0	0
1300	231	0	0	0	0	0	0	0	2	7	16	33	48	51	38	19	10	5	1	1	0	0	0	0	0	0	0	0	0
1400	234	0	0	0	0	1	0	1	2	8	19	38	53	47	30	16	11	5	2	1	0	0	0	0	0	0	0	0	0
1500	**258**	**0**	**0**	**0**	**0**	**0**	**0**	**1**	**2**	**6**	**18**	**42**	**53**	**56**	**37**	**22**	**13**	**4**	**1**	**1**	**0**	**0**	**0**	**0**	**0**	**0**	**0**	**0**	**0**
1600	229	0	0	0	0	0	0	1	2	5	16	28	48	53	38	19	12	3	2	1	0	0	0	0	0	0	0	0	0
1700	245	0	0	0	0	0	0	1	1	4	16	35	50	55	46	20	11	5	1	0	1	0	0	0	0	0	0	0	0
1800	224	0	0	0	0	0	0	1	2	6	19	31	50	47	33	17	11	5	2	0	0	0	0	0	0	0	0	0	0
1900	163	0	0	0	0	0	0	1	2	7	21	28	32	30	21	9	6	3	2	1	0	0	0	0	0	0	0	0	0
2000	118	0	0	0	0	0	0	1	1	4	11	20	25	21	16	10	5	1	1	0	0	0	0	0	0	0	0	0	0
2100	90	0	0	0	0	0	0	0	2	2	11	15	15	15	12	8	6	2	2	0	0	0	0	0	0	0	0	0	0
2200	63	0	0	0	0	0	0	0	1	1	6	10	14	12	9	3	4	2	1	0	0	0	0	0	0	0	0	0	0
2300	26	0	0	0	0	0	0	0	0	1	2	3	4	3	5	3	2	0	1	0	0	0	0	0	0	0	0	0	0
07-19	**2618**	**0**	**0**	**1**	**1**	**3**	**3**	**8**	**24**	**71**	**195**	**387**	**542**	**548**	**402**	**221**	**127**	**50**	**20**	**9**	**3**	**2**	**0**	**0**	**0**	**0**	**0**	**0**	**0**
06-22	**3029**	**0**	**0**	**1**	**2**	**3**	**3**	**10**	**29**	**84**	**239**	**451**	**619**	**622**	**459**	**254**	**149**	**59**	**26**	**12**	**3**	**2**	**1**	**0**	**0**	**0**	**0**	**0**	**0**
06-00	**3118**	**0**	**0**	**1**	**2**	**3**	**3**	**10**	**29**	**87**	**247**	**464**	**637**	**637**	**473**	**260**	**156**	**61**	**27**	**12**	**3**	**3**	**1**	**0**	**0**	**0**	**0**	**0**	**0**
00-00	**3181**	**0**	**0**	**1**	**2**	**3**	**3**	**10**	**30**	**88**	**251**	**470**	**645**	**646**	**481**	**268**	**162**	**66**	**30**	**14**	**4**	**3**	**1**	**1**	**1**	**0**	**0**	**0**	**0**

DRAFT

Site 103
Location N2/R183, Att - Sign Post, Lat 54.14281, Long -6.74892
Direction South

3279 / Meath/Cavan/Monaghan ATC's
October 2013
Automatic Traffic Count

Virtual Week (1)

Time	Total	Speed Bins (km/h)																												
		0 - 5	5 - 10	10 - 15	15 - 20	20 - 25	25 - 30	30 - 35	35 - 40	40 - 45	45 - 50	50 - 55	55 - 60	60 - 65	65 - 70	70 - 75	75 - 80	80 - 85	85 - 90	90 - 95	95 - 100	100 - 105	105 - 110	110 - 115	115 - 120	120 - 125	125 - 130	130 - 135	135 - 140
Mon	3245	0	0	0	3	4	4	6	31	79	242	471	664	676	522	282	151	56	32	14	2	2	3	1	0	0	0	0	0
Tue	3308	0	0	1	1	2	4	9	36	88	255	479	690	699	511	280	150	54	36	8	2	2	0	1	0	0	0	0	0	0
Wed	3306	0	0	3	3	2	0	9	28	113	288	482	691	652	487	263	174	62	25	14	4	2	1	2	0	0	0	1	0
Thu	3367	0	0	3	3	8	1	11	27	72	242	499	673	686	530	305	159	92	29	16	3	5	1	0	2	0	0	0	0
Fri	3697	0	1	1	1	4	6	15	37	100	323	541	760	776	541	297	173	70	28	11	4	4	2	0	1	1	0	0	0
|Sat	3154	0	0	0	1	4	3	13	41	116	269	515	620	601	433	231	166	73	33	20	7	5	1	0	1	0	0	0	1
|Sun	2191	0	0	1	0	0	4	9	8	51	141	302	417	435	341	216	162	55	29	12	4	3	0	0	1	0	0	0	0
5 Day Ave.	**3385**	**0**	**0**	**2**	**2**	**4**	**3**	**10**	**32**	**90**	**270**	**494**	**696**	**698**	**518**	**285**	**161**	**67**	**30**	**13**	**3**	**3**	**1**	**1**	**1**	**0**	**0**	**0**	**0**
7 Day Ave.	**3181**	**0**	**0**	**1**	**2**	**3**	**3**	**10**	**30**	**88**	**251**	**470**	**645**	**646**	**481**	**268**	**162**	**66**	**30**	**14**	**4**	**3**	**1**	**1**	**1**	**0**	**0**	**0**	**0**
--	**22268**	**0**	**1**	**9**	**12**	**24**	**22**	**72**	**208**	**619**	**1760**	**3289**	**4515**	**4525**	**3365**	**1874**	**1135**	**462**	**212**	**95**	**26**	**23**	**8**	**4**	**5**	**1**	**0**	**1**	**1**

Summary Graphs

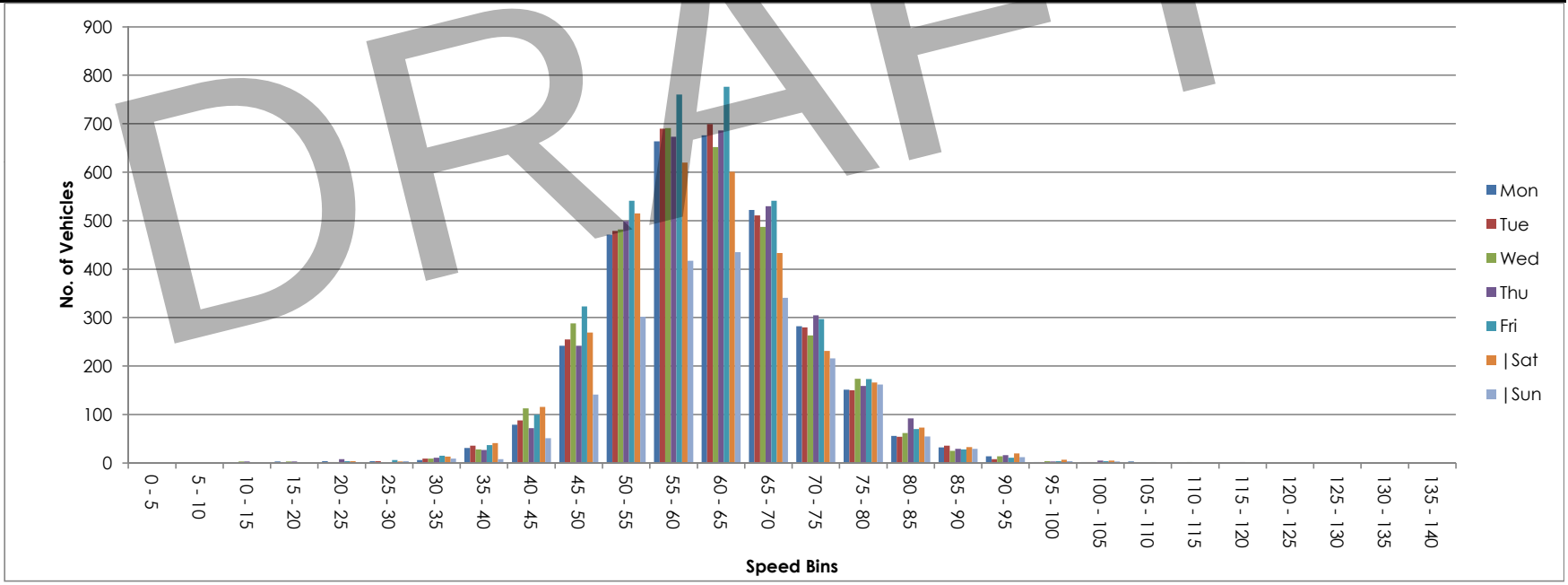

DRAFT

Site 103
Location N2/R183, Att - Sign Post, Lat 54.14281, Long -6.74892
Direction Two way

3279 / Meath/Cavan/Monaghan ATC's
October 2013
Automatic Traffic Count

Wed, 9 October 2013

Time	Total	Classification												>PSL	>PSL%	>SL1	>SL1%	>SL2	>SL2%	Mean	Vpp
		1 MCL	2 SV	3 SVT	4 TB2	5 TB3	6 T4	7 ART3	8 ART4	9 ART5	10 ART6	11 BD	12 DRT	60	60	65 +5kph	65 +5kph	70 +10kph	70 +10kph		85
0000	24	0	21	0	2	0	0	0	0	1	0	0	0	13	54.2	10	41.7	8	33.3	61.8	76.3
0100	13	0	9	1	2	1	0	0	0	0	0	0	0	10	76.9	9	69.2	7	53.8	70.1	76.7
0200	6	0	6	0	0	0	0	0	0	0	0	0	0	5	83.3	2	33.3	2	33.3	64.7	-
0300	7	0	5	0	1	0	0	0	0	1	0	0	0	5	71.4	5	71.4	4	57.1	74.8	-
0400	14	0	7	0	4	1	0	0	0	2	0	0	0	12	85.7	8	57.1	7	50	74.2	92.5
0500	36	0	28	0	7	1	0	0	0	0	0	0	0	29	80.6	23	63.9	19	52.8	71.4	79.9
0600	77	0	53	2	15	1	1	0	4	1	0	0	0	71	92.2	57	74	42	54.5	71.2	81.4
0700	194	1	149	2	35	1	0	1	1	2	2	0	0	151	77.8	121	62.4	79	40.7	69.2	81.7
0800	**594**	**0**	**529**	**4**	**50**	**4**	**1**	**0**	**2**	**4**	**0**	**0**	**0**	**343**	**57.7**	**235**	**39.6**	**144**	**24.2**	**62.5**	**73.4**
0900	493	0	419	2	55	5	4	0	1	6	1	0	0	303	61.5	197	40	118	23.9	62.7	73.4
1000	384	0	314	0	50	9	1	0	3	6	1	0	0	213	55.5	138	35.9	70	18.2	61.3	70.9
1100	446	0	376	8	47	3	3	0	1	7	1	0	0	255	57.2	152	34.1	81	18.2	62	71.3
1200	396	2	342	6	29	6	4	0	2	3	2	0	0	225	56.8	146	36.9	82	20.7	61.9	72.7
1300	478	3	411	10	38	6	3	0	1	3	1	2	0	276	57.7	184	38.5	99	20.7	62.1	72.4
1400	479	0	409	9	43	7	3	0	2	5	1	0	0	285	59.5	175	36.5	108	22.5	62.4	72
1500	522	2	454	3	49	3	5	1	0	2	3	0	0	296	56.7	196	37.5	115	22	62.4	72.4
1600	504	0	448	8	32	3	2	1	3	5	2	0	0	300	59.5	208	41.3	96	19	62.6	71.3
1700	**627**	**2**	**566**	**3**	**46**	**2**	**1**	**0**	**3**	**2**	**2**	**0**	**0**	**396**	**63.2**	**249**	**39.7**	**128**	**20.4**	**63.2**	**72.4**
1800	465	5	420	6	27	1	1	0	1	3	1	0	0	297	63.9	207	44.5	115	24.7	63.4	73.1
1900	357	1	316	5	28	2	3	0	0	1	1	0	0	193	54.1	135	37.8	85	23.8	62.5	74.5
2000	250	0	226	0	17	5	1	0	0	1	0	0	0	164	65.6	116	46.4	74	29.6	64.8	76
2100	219	0	214	1	3	1	0	0	0	0	0	0	0	105	47.9	76	34.7	51	23.3	61.1	72.4
2200	122	0	116	1	4	1	0	0	0	0	0	0	0	67	54.9	50	41	32	26.2	62.8	75.6
2300	52	0	49	0	3	0	0	0	0	0	0	0	0	39	75	32	61.5	21	40.4	68.1	76
07-19	**5582**	**15**	**4837**	**61**	**501**	**50**	**28**	**3**	**20**	**48**	**17**	**2**	**0**	**3340**	**59.8**	**2208**	**39.6**	**1235**	**22.1**	**62.7**	**72.7**
06-22	**6485**	**16**	**5646**	**69**	**564**	**59**	**33**	**3**	**24**	**51**	**18**	**2**	**0**	**3873**	**59.7**	**2592**	**40**	**1487**	**22.9**	**62.8**	**73.1**
06-00	**6659**	**16**	**5811**	**70**	**571**	**60**	**33**	**3**	**24**	**51**	**18**	**2**	**0**	**3979**	**59.8**	**2674**	**40.2**	**1540**	**23.1**	**62.9**	**73.4**
00-00	**6759**	**16**	**5887**	**71**	**587**	**63**	**33**	**3**	**24**	**55**	**18**	**2**	**0**	**4053**	**60**	**2731**	**40.4**	**1587**	**23.5**	**63**	**73.4**

DRAFT

Site 103
Location N2/R183, Att - Sign Post, Lat 54.14281, Long -6.74892
Direction Two way

3279 / Meath/Cavan/Monaghan ATC's
October 2013
Automatic Traffic Count

Thu, 10 October 2013

Time	Total	Classification												>PSL	>PSL%	>SL1	>SL1%	>SL2	>SL2%	Mean	Vpp
		1 MCL	2 SV	3 SVT	4 TB2	5 TB3	6 T4	7 ART3	8 ART4	9 ART5	10 ART6	11 BD	12 DRT	60	60	65 +5kph	65 +5kph	70 +10kph	70 +10kph		85
0000	44	0	42	1	0	0	0	0	1	0	0	0	0	25	56.8	15	34.1	10	22.7	62.4	73.4
0100	10	0	8	0	2	0	0	0	0	0	0	0	0	7	70	5	50	4	40	68	-
0200	10	0	8	0	0	0	0	0	1	0	1	0	0	9	90	9	90	7	70	75.5	-
0300	2	0	1	0	1	0	0	0	0	0	0	0	0	2	100	2	100	2	100	96.6	-
0400	7	0	4	0	1	1	0	0	0	1	0	0	0	6	85.7	6	85.7	6	85.7	78.7	-
0500	41	0	33	0	8	0	0	0	0	0	0	0	0	36	87.8	34	82.9	30	73.2	78.4	91.4
0600	71	0	53	1	11	0	0	1	2	2	1	0	0	59	83.1	44	62	31	43.7	69.8	80.6
0700	198	1	160	0	27	4	0	1	2	2	1	0	0	150	75.8	121	61.1	88	44.4	69.3	81
0800	**602**	**0**	**539**	**4**	**33**	**12**	**3**	**1**	**3**	**7**	**0**	**0**	**0**	**405**	**67.3**	**277**	**46**	**166**	**27.6**	**64.7**	**74.9**
0900	468	0	395	5	46	8	6	3	1	2	2	0	0	263	56.2	174	37.2	108	23.1	62.5	73.1
1000	402	0	331	9	48	3	3	1	2	2	3	0	0	245	60.9	165	41	111	27.6	63.1	74.5
1100	388	0	333	7	38	1	3	1	3	1	0	0	1	221	57	124	32	73	18.8	61.4	72.4
1200	431	0	362	8	46	2	5	0	3	2	2	0	1	257	59.6	161	37.4	95	22	62.2	72.7
1300	457	0	404	7	34	2	0	0	2	4	4	0	0	291	63.7	191	41.8	100	21.9	63.4	72.7
1400	465	2	407	5	39	6	3	0	1	1	1	0	0	287	61.7	202	43.4	118	25.4	63.5	73.4
1500	524	0	450	7	53	5	0	2	2	2	3	0	0	311	59.4	188	35.9	100	19.1	62.5	72.7
1600	524	0	463	4	39	8	2	0	2	3	3	0	0	341	65.1	222	42.4	118	22.5	63.8	73.4
1700	**616**	**1**	**559**	**8**	**39**	**3**	**1**	**0**	**0**	**2**	**3**	**0**	**0**	**356**	**57.8**	**234**	**38**	**130**	**21.1**	**62.6**	**73.8**
1800	511	1	475	7	22	2	0	0	0	3	1	0	0	335	65.6	224	43.8	123	24.1	63.9	74.5
1900	353	0	332	5	12	2	0	0	1	1	0	0	0	207	58.6	132	37.4	69	19.5	61.8	72.4
2000	280	0	258	4	14	3	0	0	1	0	0	0	0	158	56.4	108	38.6	67	23.9	62.5	73.4
2100	214	0	197	2	9	2	0	0	3	0	0	0	1	133	62.1	96	44.9	61	28.5	64	74.9
2200	158	0	127	2	21	1	0	0	3	4	0	0	0	108	68.4	71	44.9	47	29.7	64.7	74.5
2300	46	0	45	0	1	0	0	0	0	0	0	0	0	36	78.3	29	63	19	41.3	69.3	75.6
07-19	**5586**	**5**	**4878**	**71**	**464**	**56**	**26**	**9**	**21**	**31**	**23**	**0**	**2**	**3462**	**62**	**2283**	**40.9**	**1330**	**23.8**	**63.3**	**73.8**
06-22	**6504**	**5**	**5718**	**83**	**510**	**63**	**26**	**10**	**28**	**34**	**24**	**0**	**3**	**4019**	**61.8**	**2663**	**40.9**	**1558**	**24**	**63.3**	**73.8**
06-00	**6708**	**5**	**5890**	**85**	**532**	**64**	**26**	**10**	**31**	**38**	**24**	**0**	**3**	**4163**	**62.1**	**2763**	**41.2**	**1624**	**24.2**	**63.4**	**73.8**
00-00	**6822**	**5**	**5986**	**86**	**544**	**65**	**26**	**10**	**33**	**39**	**25**	**0**	**3**	**4248**	**62.3**	**2834**	**41.5**	**1683**	**24.7**	**63.5**	**74.2**

DRAFT

Site 103
Location N2/R183, Att - Sign Post, Lat 54.14281, Long -6.74892
Direction Two way

3279 / Meath/Cavan/Monaghan ATC's
October 2013
Automatic Traffic Count

Fri, 11 October 2013

Time	Total	Classification												>PSL	>PSL%	>SL1	>SL1%	>SL2	>SL2%	Mean	Vpp
		1 MCL	2 SV	3 SVT	4 TB2	5 TB3	6 T4	7 ART3	8 ART4	9 ART5	10 ART6	11 BD	12 DRT	60	60	65 +5kph	65 +5kph	70 +10kph	70 +10kph		85
0000	33	2	23	0	7	0	0	0	0	0	1	0	0	20	60.6	15	45.5	11	33.3	67.5	78.5
0100	10	0	10	0	0	0	0	0	0	0	0	0	0	8	80	6	60	5	50	69.6	-
0200	4	0	2	0	2	0	0	0	0	0	0	0	0	3	75	1	25	1	25	63.6	-
0300	3	0	1	0	1	0	0	0	1	0	0	0	0	1	33.3	1	33.3	1	33.3	62.6	-
0400	12	0	7	0	3	0	0	0	1	0	1	0	0	10	83.3	9	75	6	50	71.7	78.5
0500	31	0	21	0	6	1	0	0	0	2	1	0	0	23	74.2	15	48.4	14	45.2	70.9	84.2
0600	90	0	70	1	12	0	0	0	3	2	2	0	0	80	88.9	63	70	51	56.7	72.7	83.9
0700	167	0	127	4	27	1	1	1	3	0	3	0	0	144	86.2	108	64.7	72	43.1	69.7	79.2
0800	**592**	**0**	**524**	**3**	**49**	**5**	**1**	**0**	**3**	**3**	**3**	**0**	**1**	**393**	**66.4**	**278**	**47**	**158**	**26.7**	**64.4**	**74.2**
0900	497	0	443	3	41	7	1	0	0	2	0	0	0	297	59.8	197	39.6	119	23.9	63.2	73.8
1000	387	1	340	5	24	3	0	1	4	7	2	0	0	229	59.2	151	39	92	23.8	62.5	73.8
1100	431	1	357	13	39	4	6	1	3	5	2	0	0	243	56.4	165	38.3	99	23	62.5	73.1
1200	485	0	418	16	41	3	1	0	0	5	0	0	1	275	56.7	188	38.8	105	21.6	62.3	72.4
1300	547	3	480	9	44	2	3	1	1	4	0	0	0	343	62.7	218	39.9	117	21.4	62.8	72
1400	518	5	452	3	37	9	2	1	3	5	1	0	0	283	54.6	190	36.7	127	24.5	62.6	75.2
1500	613	6	530	5	58	4	2	0	1	4	3	0	0	370	60.4	237	38.7	145	23.7	63	72.7
1600	**654**	**2**	**585**	**11**	**32**	**9**	**2**	**2**	**2**	**7**	**2**	**0**	**0**	**417**	**63.8**	**276**	**42.2**	**155**	**23.7**	**62.8**	**73.8**
1700	652	1	591	7	40	2	0	1	2	4	4	0	0	423	64.9	280	42.9	159	24.4	63.3	72.7
1800	621	0	561	11	36	6	2	0	1	4	0	0	0	337	54.3	223	35.9	127	20.5	61.4	71.6
1900	422	0	384	5	22	4	1	0	1	1	4	0	0	221	52.4	131	31	72	17.1	60.6	70.6
2000	365	0	335	3	22	1	2	0	1	1	0	0	0	217	59.5	141	38.6	85	23.3	62.2	72.4
2100	251	0	236	0	8	1	0	0	1	4	1	0	0	132	52.6	89	35.5	61	24.3	62.4	74.9
2200	163	1	154	2	4	1	0	0	0	1	0	0	0	91	55.8	61	37.4	42	25.8	63.7	77.4
2300	100	0	97	1	2	0	0	0	0	0	0	0	0	52	52	36	36	23	23	61.6	76.3
07-19	**6164**	**19**	**5408**	**90**	**468**	**55**	**21**	**8**	**23**	**50**	**20**	**0**	**2**	**3754**	**60.9**	**2511**	**40.7**	**1475**	**23.9**	**63**	**73.4**
06-22	**7292**	**19**	**6433**	**99**	**532**	**61**	**24**	**8**	**29**	**58**	**27**	**0**	**2**	**4404**	**60.4**	**2935**	**40.2**	**1744**	**23.9**	**62.9**	**73.4**
06-00	**7555**	**20**	**6684**	**102**	**538**	**62**	**24**	**8**	**29**	**59**	**27**	**0**	**2**	**4547**	**60.2**	**3032**	**40.1**	**1809**	**23.9**	**62.9**	**73.4**
00-00	**7648**	**22**	**6748**	**102**	**557**	**63**	**24**	**8**	**31**	**61**	**30**	**0**	**2**	**4612**	**60.3**	**3079**	**40.3**	**1847**	**24.2**	**63**	**73.4**

DRAFT

Site 103
Location N2/R183, Att - Sign Post, Lat 54.14281, Long -6.74892
Direction Two way

3279 / Meath/Cavan/Monaghan ATC's
October 2013
Automatic Traffic Count

Sat, 12 October 2013

Time	Total	Classification												>PSL	>PSL%	>SL1	>SL1%	>SL2	>SL2%	Mean	Vpp
		1 MCL	2 SV	3 SVT	4 TB2	5 TB3	6 T4	7 ART3	8 ART4	9 ART5	10 ART6	11 BD	12 DRT	60	60	65 +5kph	65 +5kph	70 +10kph	70 +10kph		85
0000	69	0	61	0	6	2	0	0	0	0	0	0	0	39	56.5	29	42	18	26.1	61.4	72.4
0100	44	0	39	0	4	0	0	0	0	1	0	0	0	30	68.2	27	61.4	18	40.9	68.4	83.5
0200	65	0	62	0	1	0	0	0	0	0	2	0	0	35	53.8	18	27.7	12	18.5	61.7	72.4
0300	27	0	23	0	3	1	0	0	0	0	0	0	0	20	74.1	18	66.7	13	48.1	72	88.9
0400	17	0	12	0	3	0	0	0	1	1	0	0	0	14	82.4	13	76.5	10	58.8	76.4	97.9
0500	14	0	9	0	4	1	0	0	0	0	0	0	0	11	78.6	9	64.3	8	57.1	76.9	102.2
0600	41	0	30	1	6	1	1	0	2	0	0	0	0	34	82.9	28	68.3	22	53.7	72.1	82.4
0700	106	0	77	4	20	1	0	0	1	2	1	0	0	78	73.6	58	54.7	46	43.4	68.2	79.9
0800	202	1	166	11	18	3	1	1	1	0	0	0	0	135	66.8	104	51.5	60	29.7	65.1	76
0900	348	1	290	22	29	0	1	0	2	2	1	0	0	229	65.8	166	47.7	118	33.9	65	77.4
1000	417	2	353	14	39	4	0	1	2	1	1	0	0	247	59.2	170	40.8	111	26.6	62.9	74.2
1100	**466**	**1**	**422**	**13**	**27**	**0**	**2**	**0**	**0**	**1**	**0**	**0**	**0**	**152**	**32.6**	**96**	**20.6**	**54**	**11.6**	**56.2**	**67**
1200	**547**	**2**	**500**	**10**	**29**	**2**	**1**	**1**	**1**	**0**	**1**	**0**	**0**	**284**	**51.9**	**192**	**35.1**	**104**	**19**	**61.6**	**72.4**
1300	495	2	444	10	26	2	2	1	5	1	1	0	1	287	58	193	39	104	21	62.1	73.1
1400	492	2	430	17	33	4	2	0	2	2	0	0	0	301	61.2	196	39.8	125	25.4	63.7	74.2
1500	492	2	441	11	35	1	1	0	0	1	0	0	0	315	64	215	43.7	129	26.2	64.5	75.6
1600	504	3	458	10	29	0	0	0	1	2	1	0	0	322	63.9	210	41.7	114	22.6	63.3	73.1
1700	427	0	392	9	19	6	0	0	0	1	0	0	0	291	68.1	200	46.8	120	28.1	65.1	75.2
1800	505	1	461	11	27	2	1	0	0	0	2	0	0	295	58.4	197	39	122	24.2	62.8	73.8
1900	376	0	351	3	19	2	0	0	0	1	0	0	0	219	58.2	147	39.1	82	21.8	63.5	73.4
2000	280	0	264	1	12	2	0	0	0	0	1	0	0	168	60	115	41.1	70	25	63.6	73.8
2100	232	0	216	1	14	1	0	0	0	0	0	0	0	155	66.8	112	48.3	74	31.9	66	79.2
2200	156	0	148	0	7	1	0	0	0	0	0	0	0	98	62.8	69	44.2	43	27.6	63.6	74.9
2300	100	0	93	0	5	1	0	0	0	1	0	0	0	65	65	47	47	29	29	65.3	75.2
07-19	**5001**	**17**	**4434**	**142**	**331**	**25**	**11**	**4**	**15**	**13**	**8**	**0**	**1**	**2936**	**58.7**	**1997**	**39.9**	**1207**	**24.1**	**62.9**	**74.2**
06-22	**5930**	**17**	**5295**	**148**	**382**	**31**	**12**	**4**	**17**	**14**	**9**	**0**	**1**	**3512**	**59.2**	**2399**	**40.5**	**1455**	**24.5**	**63.1**	**74.2**
06-00	**6186**	**17**	**5536**	**148**	**394**	**33**	**12**	**4**	**17**	**15**	**9**	**0**	**1**	**3675**	**59.4**	**2515**	**40.7**	**1527**	**24.7**	**63.2**	**74.2**
00-00	**6422**	**17**	**5742**	**148**	**415**	**37**	**12**	**4**	**18**	**17**	**11**	**0**	**1**	**3824**	**59.5**	**2629**	**40.9**	**1606**	**25**	**63.3**	**74.5**

DRAFT

Site 103
Location N2/R183, Att - Sign Post, Lat 54.14281, Long -6.74892
Direction Two way

3279 / Meath/Cavan/Monaghan ATC's
October 2013
Automatic Traffic Count

Sun, 13 October 2013

Time	Total	Classification												>PSL	>PSL%	>SL1	>SL1%	>SL2	>SL2%	Mean	Vpp
		1 MCL	2 SV	3 SVT	4 TB2	5 TB3	6 T4	7 ART3	8 ART4	9 ART5	10 ART6	11 BD	12 DRT	60	60	65 +5kph	65 +5kph	70 +10kph	70 +10kph		85
0000	71	0	61	0	9	1	0	0	0	0	0	0	0	44	62	35	49.3	21	29.6	64.6	74.9
0100	65	0	59	0	6	0	0	0	0	0	0	0	0	43	66.2	37	56.9	30	46.2	69.1	82.8
0200	47	0	42	0	5	0	0	0	0	0	0	0	0	32	68.1	27	57.4	19	40.4	66.5	78.8
0300	54	0	48	0	4	1	0	0	1	0	0	0	0	36	66.7	28	51.9	21	38.9	67.9	81.7
0400	28	0	22	0	6	0	0	0	0	0	0	0	0	25	89.3	23	82.1	17	60.7	72.9	84.6
0500	7	0	3	0	3	1	0	0	0	0	0	0	0	4	57.1	4	57.1	3	42.9	65.8	-
0600	14	0	13	0	1	0	0	0	0	0	0	0	0	10	71.4	9	64.3	6	42.9	71.3	88.2
0700	41	0	35	0	4	2	0	0	0	0	0	0	0	30	73.2	25	61	16	39	69.2	81.7
0800	105	0	97	0	6	2	0	0	0	0	0	0	0	73	69.5	57	54.3	37	35.2	67.3	78.8
0900	127	0	120	1	4	0	2	0	0	0	0	0	0	101	79.5	80	63	52	40.9	67.6	78.1
1000	161	2	145	3	10	1	0	0	0	0	0	0	0	110	68.3	75	46.6	47	29.2	65.1	76.7
1100	**272**	**4**	**261**	**2**	**5**	**0**	**0**	**0**	**0**	**0**	**0**	**0**	**0**	**195**	**71.7**	**139**	**51.1**	**92**	**33.8**	**66.2**	**78.5**
1200	404	4	381	6	9	3	0	0	0	0	1	0	0	249	61.6	165	40.8	97	24	62.9	72.7
1300	408	1	384	4	18	0	0	0	0	1	0	0	0	249	61	189	46.3	116	28.4	64.1	74.5
1400	337	1	322	4	8	2	0	0	0	0	0	0	0	222	65.9	161	47.8	114	33.8	66.1	78.8
1500	379	5	358	5	10	1	0	0	0	0	0	0	0	244	64.4	173	45.6	115	30.3	64.9	76.3
1600	352	1	331	4	12	3	0	0	1	0	0	0	0	246	69.9	152	43.2	107	30.4	64.8	74.9
1700	**432**	**3**	**406**	**4**	**13**	**2**	**0**	**0**	**0**	**2**	**2**	**0**	**0**	**312**	**72.2**	**216**	**50**	**129**	**29.9**	**65.3**	**74.2**
1800	430	1	413	2	13	1	0	0	0	0	0	0	0	268	62.3	171	39.8	108	25.1	64.1	73.8
1900	308	1	294	0	9	3	0	0	0	1	0	0	0	180	58.4	118	38.3	67	21.8	62.8	73.8
2000	221	0	210	0	9	2	0	0	0	0	0	0	0	112	50.7	75	33.9	46	20.8	61.3	72.4
2100	142	0	140	0	2	0	0	0	0	0	0	0	0	104	73.2	77	54.2	48	33.8	66.8	77.4
2200	96	0	91	0	1	3	1	0	0	0	0	0	0	56	58.3	37	38.5	26	27.1	64.3	76.7
2300	64	0	57	0	6	0	1	0	0	0	0	0	0	48	75	41	64.1	28	43.8	69.4	84.6
07-19	**3448**	**22**	**3253**	**35**	**112**	**17**	**2**	**0**	**1**	**3**	**3**	**0**	**0**	**2299**	**66.7**	**1603**	**46.5**	**1030**	**29.9**	**65**	**76**
06-22	**4133**	**23**	**3910**	**35**	**133**	**22**	**2**	**0**	**1**	**4**	**3**	**0**	**0**	**2705**	**65.4**	**1882**	**45.5**	**1197**	**29**	**64.7**	**75.6**
06-00	**4293**	**23**	**4058**	**35**	**140**	**25**	**4**	**0**	**1**	**4**	**3**	**0**	**0**	**2809**	**65.4**	**1960**	**45.7**	**1251**	**29.1**	**64.8**	**76**
00-00	**4565**	**23**	**4293**	**35**	**173**	**28**	**4**	**0**	**2**	**4**	**3**	**0**	**0**	**2993**	**65.6**	**2114**	**46.3**	**1362**	**29.8**	**64.9**	**76.3**

DRAFT

Site 103
Location N2/R183, Att - Sign Post, Lat 54.14281, Long -6.74892
Direction Two way

3279 / Meath/Cavan/Monaghan ATC's
October 2013
Automatic Traffic Count

Mon, 14 October 2013

Time	Total	Classification												>PSL	>PSL%	>SL1	>SL1%	>SL2	>SL2%	Mean	Vpp
		1 MCL	2 SV	3 SVT	4 TB2	5 TB3	6 T4	7 ART3	8 ART4	9 ART5	10 ART6	11 BD	12 DRT	60	60	65 +5kph	65 +5kph	70 +10kph	70 +10kph		85
0000	24	0	23	0	0	0	0	0	0	1	0	0	0	20	83.3	15	62.5	10	41.7	69.5	77.4
0100	21	0	17	0	3	0	0	0	0	1	0	0	0	17	81	10	47.6	8	38.1	66.7	76.3
0200	15	0	12	0	3	0	0	0	0	0	0	0	0	12	80	8	53.3	7	46.7	67.7	77.8
0300	8	0	6	0	1	1	0	0	0	0	0	0	0	7	87.5	5	62.5	3	37.5	69.5	-
0400	17	0	12	0	4	0	0	0	0	1	0	0	0	16	94.1	15	88.2	10	58.8	75.7	86.8
0500	34	0	26	0	6	1	0	0	0	1	0	0	0	25	73.5	17	50	12	35.3	67	81.4
0600	75	0	54	3	12	1	0	0	1	2	1	1	0	66	88	60	80	44	58.7	73.9	87.1
0700	186	0	146	6	24	3	0	1	2	3	1	0	0	135	72.6	114	61.3	85	45.7	67.6	79.9
0800	**582**	**0**	**522**	**8**	**40**	**5**	**1**	**0**	**0**	**4**	**2**	**0**	**0**	**398**	**68.4**	**294**	**50.5**	**165**	**28.4**	**64.8**	**74.5**
0900	448	0	386	5	44	2	1	0	2	5	1	0	2	241	53.8	156	34.8	84	18.8	61.1	71.6
1000	400	0	341	7	38	4	1	1	3	3	1	1	0	258	64.5	159	39.8	72	18	63	71.6
1100	355	0	304	9	31	2	1	0	2	5	0	1	0	200	56.3	132	37.2	80	22.5	61.9	73.4
1200	398	1	333	12	42	3	1	1	1	2	2	0	0	236	59.3	146	36.7	77	19.3	61.9	72
1300	427	1	359	11	38	3	2	2	0	9	2	0	0	257	60.2	169	39.6	95	22.2	62.8	73.4
1400	517	3	440	8	45	5	5	1	2	4	4	0	0	304	58.8	199	38.5	110	21.3	62.6	72.7
1500	588	0	506	17	51	0	3	0	4	5	2	0	0	344	58.5	201	34.2	104	17.7	62	70.9
1600	501	3	414	11	59	5	1	0	2	3	2	0	1	324	64.7	215	42.9	132	26.3	64.3	74.2
1700	**611**	**0**	**552**	**6**	**38**	**4**	**2**	**0**	**3**	**1**	**4**	**0**	**1**	**418**	**68.4**	**280**	**45.8**	**142**	**23.2**	**64.3**	**73.1**
1800	503	1	454	6	34	1	0	0	6	1	0	0	0	354	70.4	252	50.1	149	29.6	65.2	75.2
1900	334	1	301	3	23	3	0	0	0	2	1	0	0	197	59	133	39.8	76	22.8	62.8	74.2
2000	280	0	250	3	22	2	1	0	2	0	0	0	0	166	59.3	107	38.2	60	21.4	62.8	72.7
2100	169	0	160	0	3	2	0	0	0	2	2	0	0	116	68.6	87	51.5	58	34.3	65.6	76.7
2200	110	0	97	2	7	2	0	0	0	1	1	0	0	71	64.5	51	46.4	30	27.3	64.7	77
2300	51	0	49	1	1	0	0	0	0	0	0	0	0	29	56.9	20	39.2	15	29.4	62.1	70.9
07-19	**5516**	**9**	**4757**	**106**	**484**	**37**	**18**	**6**	**27**	**45**	**21**	**2**	**4**	**3469**	**62.9**	**2317**	**42**	**1295**	**23.5**	**63.3**	**73.4**
06-22	**6374**	**10**	**5522**	**115**	**544**	**45**	**19**	**6**	**30**	**51**	**25**	**3**	**4**	**4014**	**63**	**2704**	**42.4**	**1533**	**24.1**	**63.5**	**73.8**
06-00	**6535**	**10**	**5668**	**118**	**552**	**47**	**19**	**6**	**30**	**52**	**26**	**3**	**4**	**4114**	**63**	**2775**	**42.5**	**1578**	**24.1**	**63.5**	**73.8**
00-00	**6654**	**10**	**5764**	**118**	**569**	**49**	**19**	**6**	**30**	**56**	**26**	**3**	**4**	**4211**	**63.3**	**2845**	**42.8**	**1628**	**24.5**	**63.6**	**73.8**

DRAFT

Site 103
Location N2/R183, Att - Sign Post, Lat 54.14281, Long -6.74892
Direction Two way

3279 / Meath/Cavan/Monaghan ATC's
October 2013
Automatic Traffic Count

Tue, 15 October 2013

Time	Total	Classification												>PSL	>PSL%	>SL1	>SL1%	>SL2	>SL2%	Mean	Vpp
		1 MCL	2 SV	3 SVT	4 TB2	5 TB3	6 T4	7 ART3	8 ART4	9 ART5	10 ART6	11 BD	12 DRT	60	60	65 +5kph	65 +5kph	70 +10kph	70 +10kph		85
0000	28	0	23	0	3	0	0	0	1	1	0	0	0	18	64.3	16	57.1	10	35.7	66	76.7
0100	15	0	13	0	2	0	0	0	0	0	0	0	0	12	80	8	53.3	6	40	67.8	80.6
0200	4	0	4	0	0	0	0	0	0	0	0	0	0	4	100	4	100	4	100	85.1	-
0300	9	0	8	0	1	0	0	0	0	0	0	0	0	5	55.6	4	44.4	4	44.4	67.5	-
0400	16	0	7	0	6	1	0	0	1	0	1	0	0	13	81.3	9	56.3	6	37.5	69.6	81
0500	30	0	19	0	8	1	0	0	1	1	0	0	0	25	83.3	23	76.7	18	60	73.3	85.3
0600	80	0	59	0	15	1	0	0	3	2	0	0	0	67	83.8	50	62.5	37	46.3	70.2	79.9
0700	194	0	162	1	24	1	0	1	1	2	2	0	0	144	74.2	118	60.8	75	38.7	67.3	77
0800	**639**	**0**	**583**	**2**	**43**	**6**	**0**	**1**	**0**	**1**	**1**	**1**	**1**	**417**	**65.3**	**284**	**44.4**	**154**	**24.1**	**63.9**	**72.7**
0900	520	0	458	10	41	2	1	0	1	6	1	0	0	284	54.6	186	35.8	108	20.8	62	72.4
1000	400	1	338	11	38	3	0	0	3	4	2	0	0	226	56.5	150	37.5	82	20.5	62.3	72.4
1100	360	0	293	10	45	5	0	1	3	2	1	0	0	208	57.8	139	38.6	69	19.2	62.5	70.9
1200	443	0	384	3	40	2	3	1	3	7	0	0	0	285	64.3	193	43.6	102	23	64	73.8
1300	434	1	377	4	46	1	1	1	0	2	1	0	0	272	62.7	173	39.9	92	21.2	63.3	72.7
1400	472	0	407	7	42	2	2	2	2	7	1	0	0	268	56.8	185	39.2	109	23.1	62.5	74.2
1500	530	1	459	11	50	3	0	0	2	4	0	0	0	323	60.9	213	40.2	118	22.3	62.4	72.7
1600	529	0	461	7	45	6	1	1	3	3	2	0	0	338	63.9	224	42.3	130	24.6	63.5	73.4
1700	**635**	**1**	**574**	**3**	**46**	**4**	**1**	**1**	**1**	**4**	**0**	**0**	**0**	**435**	**68.5**	**286**	**45**	**183**	**28.8**	**64.7**	**74.2**
1800	491	0	451	2	27	3	1	2	2	0	3	0	0	296	60.3	207	42.2	118	24	63.6	73.1
1900	341	0	313	2	19	2	0	0	1	4	0	0	0	172	50.4	107	31.4	59	17.3	60.4	70.6
2000	262	0	231	3	23	0	0	0	0	2	3	0	0	155	59.2	109	41.6	59	22.5	63.5	74.2
2100	213	1	203	3	3	1	0	0	1	1	0	0	0	112	52.6	79	37.1	54	25.4	62.1	74.2
2200	124	1	112	0	8	3	0	0	0	0	0	0	0	68	54.8	46	37.1	28	22.6	62.4	72.4
2300	45	0	43	0	1	0	0	0	0	1	0	0	0	28	62.2	21	46.7	13	28.9	65.4	77
07-19	**5647**	**4**	**4947**	**71**	**487**	**38**	**10**	**11**	**21**	**42**	**14**	**1**	**1**	**3496**	**61.9**	**2358**	**41.8**	**1340**	**23.7**	**63.4**	**73.1**
06-22	**6543**	**5**	**5753**	**79**	**547**	**42**	**10**	**11**	**26**	**51**	**17**	**1**	**1**	**4002**	**61.2**	**2703**	**41.3**	**1549**	**23.7**	**63.2**	**73.4**
06-00	**6712**	**6**	**5908**	**79**	**556**	**45**	**10**	**11**	**26**	**52**	**17**	**1**	**1**	**4098**	**61.1**	**2770**	**41.3**	**1590**	**23.7**	**63.2**	**73.4**
00-00	**6814**	**6**	**5982**	**79**	**576**	**47**	**10**	**11**	**29**	**54**	**18**	**1**	**1**	**4175**	**61.3**	**2834**	**41.6**	**1638**	**24**	**63.3**	**73.4**

DRAFT

Site 103
Location N2/R183, Att - Sign Post, Lat 54.14281, Long -6.74892
Direction Two way

3279 / Meath/Cavan/Monaghan ATC's
October 2013
Automatic Traffic Count

Virtual Day (7)

Time	Total	Classification												>PSL	>PSL%	>SL1	>SL1%	>SL2	>SL2%	Mean	Vpp
		1 MCL	2 SV	3 SVT	4 TB2	5 TB3	6 T4	7 ART3	8 ART4	9 ART5	10 ART6	11 BD	12 DRT	60	60	65 +5kph	65 +5kph	70 +10kph	70 +10kph		85
0000	42	0	36	0	4	0	0	0	0	0	0	0	0	26	61.1	19	46.1	13	30	64.2	76.3
0100	25	0	22	0	3	0	0	0	0	0	0	0	0	18	71.3	15	57.3	11	43.8	68.6	82.1
0200	22	0	19	0	2	0	0	0	0	0	0	0	0	14	66.2	10	45.7	7	34.4	65.5	77.8
0300	16	0	13	0	2	0	0	0	0	0	0	0	0	11	69.1	9	57.3	7	43.6	69.8	84.2
0400	16	0	10	0	4	0	0	0	0	1	0	0	0	14	86.5	12	74.8	9	55.9	73.8	90.7
0500	28	0	20	0	6	1	0	0	0	1	0	0	0	22	79.3	18	64.8	15	53.9	72.5	85.3
0600	64	0	47	1	10	1	0	0	2	1	1	0	0	55	86.4	44	69.4	33	52	71.6	82.8
0700	155	0	122	2	23	2	0	1	1	2	1	0	0	119	76.6	95	61.2	66	42.4	68.6	79.9
0800	**474**	**0**	**423**	**5**	**34**	**5**	**1**	**0**	**1**	**3**	**1**	**0**	**0**	**309**	**65.3**	**218**	**46.1**	**126**	**26.7**	**64.2**	**74.2**
0900	414	0	359	7	37	3	2	0	1	3	1	0	0	245	59.2	165	39.8	101	24.4	62.9	73.8
1000	364	1	309	7	35	4	1	1	2	3	1	0	0	218	59.9	144	39.5	84	22.9	62.7	73.1
1100	388	1	335	9	33	2	2	0	2	3	1	0	0	211	54.2	135	34.8	78	20.2	61.5	72.4
1200	443	1	389	9	34	3	2	0	1	3	1	0	0	259	58.3	170	38.4	95	21.3	62.4	72.7
1300	464	2	408	8	35	2	2	1	1	3	1	0	0	282	60.8	188	40.6	103	22.3	62.9	73.1
1400	469	2	410	8	35	5	2	1	2	3	1	0	0	279	59.5	187	39.9	116	24.7	63.2	74.5
1500	521	2	457	8	44	2	2	0	1	3	2	0	0	315	60.4	203	39	118	22.6	63	73.4
1600	510	1	451	8	35	5	1	1	2	3	2	0	0	327	64.1	215	42.2	122	23.9	63.5	73.4
1700	**571**	**1**	**520**	**6**	**34**	**3**	**1**	**0**	**1**	**2**	**2**	**0**	**0**	**376**	**65.8**	**249**	**43.6**	**142**	**24.8**	**64**	**73.4**
1800	504	1	462	6	27	2	1	0	1	2	1	0	0	312	61.9	212	42	123	24.4	63.4	73.4
1900	356	0	327	3	19	3	1	0	0	2	1	0	0	198	55.8	129	36.3	73	20.5	62	72.4
2000	277	0	253	2	17	2	1	0	1	1	1	0	0	163	58.8	110	39.8	66	23.8	62.9	73.4
2100	206	0	195	1	6	1	0	0	1	1	0	0	0	122	59.5	88	42.8	58	28.3	63.8	76.3
2200	133	0	121	1	7	2	0	0	0	1	0	0	0	80	60.2	55	41.4	35	26.7	63.8	75.6
2300	65	0	62	0	3	0	0	0	0	0	0	0	0	42	64.8	32	49.3	21	32.3	65.4	77
07-19	**5278**	**13**	**4645**	**82**	**407**	**40**	**17**	**6**	**18**	**33**	**15**	**1**	**1**	**3251**	**61.6**	**2182**	**41.4**	**1273**	**24.1**	**63.3**	**73.8**
06-22	**6180**	**14**	**5468**	**90**	**459**	**46**	**18**	**6**	**22**	**38**	**18**	**1**	**2**	**3790**	**61.3**	**2554**	**41.3**	**1503**	**24.3**	**63.3**	**73.8**
06-00	**6378**	**14**	**5651**	**91**	**469**	**48**	**18**	**6**	**23**	**39**	**18**	**1**	**2**	**3912**	**61.3**	**2641**	**41.4**	**1560**	**24.5**	**63.3**	**73.8**
00-00	**6526**	**14**	**5772**	**91**	**489**	**50**	**18**	**6**	**24**	**41**	**19**	**1**	**2**	**4017**	**61.5**	**2724**	**41.7**	**1622**	**24.8**	**63.4**	**74.2**

DRAFT

Site 103
Location N2/R183, Att - Sign Post, Lat 54.14281, Long -6.74892
Direction Two way

3279 / Meath/Cavan/Monaghan ATC's
October 2013
Automatic Traffic Count

Virtual Week (1)

Time	Total	Classification												>PSL	>PSL%	>SL1	>SL1%	>SL2	>SL2%	Mean	Vpp
		1 MCL	2 SV	3 SVT	4 TB2	5 TB3	6 T4	7 ART3	8 ART4	9 ART5	10 ART6	11 BD	12 DRT	60	60	65 +5kph	65 +5kph	70 +10kph	70 +10kph		85
Mon	6654	10	5764	118	569	49	19	6	30	56	26	3	4	4211	63.3	2845	42.8	1628	24.5	63.6	73.8
Tue	6814	6	5982	79	576	47	10	11	29	54	18	1	1	4175	61.3	2834	41.6	1638	24	63.3	73.4
Wed	6759	16	5887	71	587	63	33	3	24	55	18	2	0	4053	60	2731	40.4	1587	23.5	63	73.4
Thu	6822	5	5986	86	544	65	26	10	33	39	25	0	3	4248	62.3	2834	41.5	1683	24.7	63.5	74.2
Fri	7648	22	6748	102	557	63	24	8	31	61	30	0	2	4612	60.3	3079	40.3	1847	24.2	63	73.4
| Sat	6422	17	5742	148	415	37	12	4	18	17	11	0	1	3824	59.5	2629	40.9	1606	25	63.3	74.5
| Sun	4565	23	4293	35	173	28	4	0	2	4	3	0	0	2993	65.6	2114	46.3	1362	29.8	64.9	76.3
5 Day Ave.	**6939**	**12**	**6073**	**91**	**567**	**57**	**22**	**8**	**29**	**53**	**23**	**1**	**2**	**4260**	**61.4**	**2865**	**41.3**	**1677**	**24.2**	**63.3**	**73.6**
7 Day Ave.	**6526**	**14**	**5772**	**91**	**489**	**50**	**18**	**6**	**24**	**41**	**19**	**1**	**2**	**4017**	**61.5**	**2724**	**41.7**	**1622**	**24.8**	**63.4**	**74.2**
--	**45684**	**99**	**40402**	**639**	**3421**	**352**	**128**	**42**	**167**	**286**	**131**	**6**	**11**	**28116**	**61.5**	**19066**	**41.7**	**11351**	**24.8**	**63.4**	**74.2**

Summary Graphs

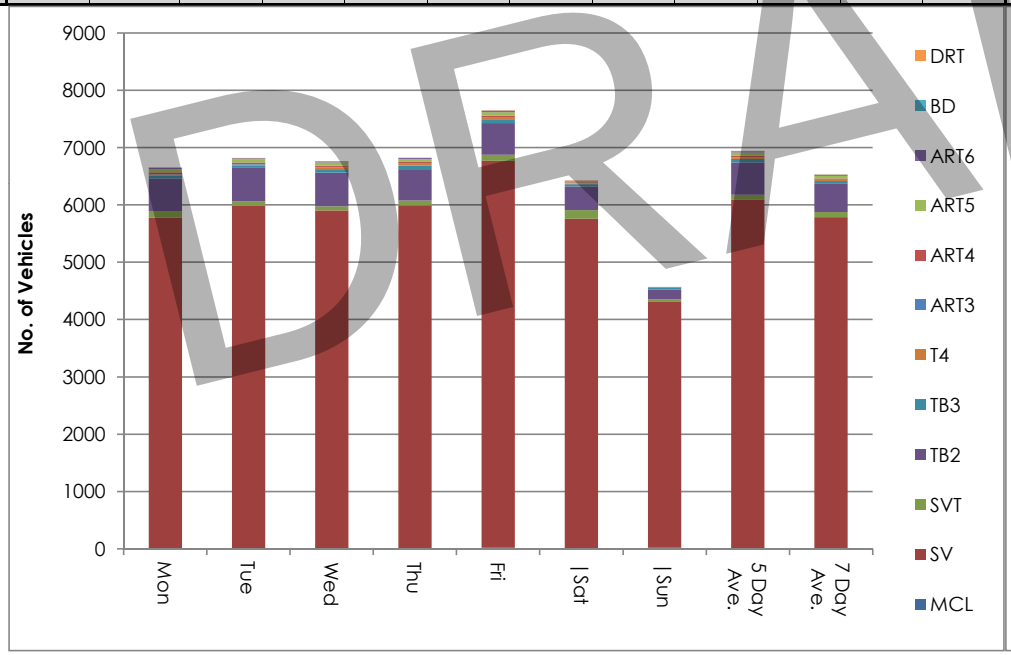

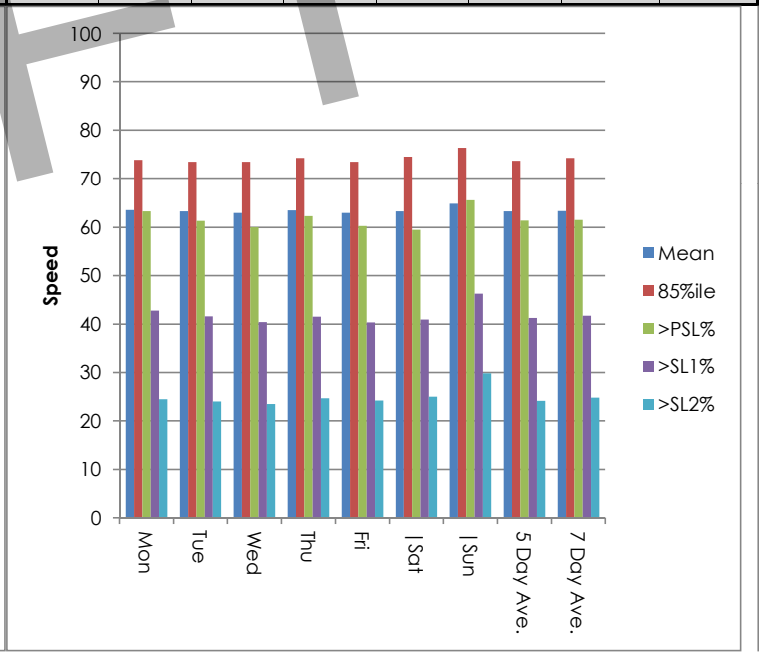

DRAFT

Site 103
Location N2/R183, Att - Sign Post, Lat 54.14281, Long -6.74892
Direction Two way

3279 / Meath/Cavan/Monaghan ATC's
October 2013
Automatic Traffic Count

Wed, 9 October 2013

Time	Total	Speed Bins (km/h)																												
		0 - 5	5 - 10	10 - 15	15 - 20	20 - 25	25 - 30	30 - 35	35 - 40	40 - 45	45 - 50	50 - 55	55 - 60	60 - 65	65 - 70	70 - 75	75 - 80	80 - 85	85 - 90	90 - 95	95 - 100	100 - 105	105 - 110	110 - 115	115 - 120	120 - 125	125 - 130	130 - 135	135 - 140
0000	24	0	0	0	1	0	0	0	0	1	4	1	4	3	2	3	3	0	0	2	0	0	0	0	0	0	0	0	0	0
0100	13	0	0	0	0	0	0	0	0	0	0	0	3	1	2	2	4	1	0	0	0	0	0	0	0	0	0	0	0	0
0200	6	0	0	0	0	0	0	0	0	0	0	0	1	3	0	1	1	0	0	0	0	0	0	0	0	0	0	0	0	0
0300	7	0	0	0	0	0	0	0	0	0	0	0	2	0	1	1	1	1	0	0	0	1	0	0	0	0	0	0	0	0
0400	14	0	0	0	0	0	0	0	0	0	0	1	1	4	1	2	1	0	0	2	1	0	1	0	0	0	0	0	0	0
0500	36	0	0	0	0	0	0	0	0	0	0	3	4	6	4	6	7	4	0	0	0	0	1	1	0	0	0	0	0	0
0600	77	0	0	0	0	0	0	0	0	1	0	2	3	14	15	16	12	6	6	2	0	0	0	0	0	0	0	0	0	0
0700	194	0	0	0	0	0	0	0	0	2	4	16	21	30	42	26	20	11	8	9	1	3	1	0	0	0	0	0	0	0
0800	**594**	**0**	**0**	**0**	**0**	**4**	**4**	**1**	**7**	**11**	**30**	**71**	**123**	**108**	**91**	**69**	**49**	**16**	**5**	**3**	**1**	**1**	**0**	**0**	**0**	**0**	**0**	**0**	**0**	**0**
0900	493	0	0	0	0	0	0	2	5	16	29	56	82	106	79	62	28	23	3	2	0	0	0	0	0	0	0	0	0	0
1000	384	0	0	1	0	0	0	2	0	13	37	56	62	75	68	35	19	7	6	2	1	0	0	0	0	0	0	0	0	0
1100	446	0	0	0	1	0	0	1	1	12	37	44	95	103	71	38	19	13	6	4	1	0	0	0	0	0	0	0	0	0
1200	396	0	0	0	0	2	0	0	7	8	35	51	68	79	64	34	27	11	6	2	1	0	0	1	0	0	0	0	0	0
1300	478	0	0	0	0	2	0	4	3	18	32	57	86	92	85	53	24	8	7	4	0	2	0	0	0	0	0	1	0	0
1400	479	0	0	0	0	0	0	2	3	20	25	62	82	110	67	55	29	11	7	4	0	1	0	1	0	0	0	0	0	0
1500	522	0	1	0	1	1	0	0	1	4	34	79	105	100	81	58	33	16	5	2	1	0	0	0	0	0	0	0	0	0
1600	504	0	0	0	0	0	0	0	0	9	34	62	99	92	112	55	27	7	2	2	2	1	0	0	0	0	0	0	0	0
1700	**627**	**0**	**0**	**2**	**0**	**0**	**1**	**1**	**1**	**11**	**32**	**66**	**117**	**147**	**121**	**63**	**39**	**9**	**8**	**4**	**5**	**0**	**0**	**0**	**0**	**0**	**0**	**0**	**0**	**0**
1800	465	0	0	0	0	1	0	2	6	12	21	40	86	90	92	60	33	15	4	2	1	0	0	0	0	0	0	0	0	0
1900	357	0	0	1	0	0	0	0	1	10	27	45	80	58	50	33	28	16	5	3	0	0	0	0	0	0	0	0	0	0
2000	250	0	0	0	0	0	0	0	1	6	9	29	41	48	42	32	22	10	4	3	2	0	0	1	0	0	0	0	0	0
2100	219	0	0	0	0	1	0	0	5	8	22	33	45	29	25	24	12	8	4	1	2	0	0	0	0	0	0	0	0	0
2200	122	0	0	0	0	0	0	0	1	2	12	21	19	17	18	10	16	3	1	1	1	0	0	0	0	0	0	0	0	0
2300	52	0	0	0	0	0	0	0	0	1	1	2	9	7	11	10	4	3	1	2	0	1	0	0	0	0	0	0	0	0
07-19	**5582**	**0**	**1**	**3**	**2**	**10**	**5**	**15**	**34**	**136**	**350**	**660**	**1026**	**1132**	**973**	**608**	**347**	**147**	**67**	**40**	**14**	**8**	**1**	**2**	**0**	**0**	**0**	**1**	**0**
06-22	**6485**	**0**	**1**	**4**	**2**	**11**	**5**	**15**	**41**	**161**	**408**	**769**	**1195**	**1281**	**1105**	**713**	**421**	**187**	**86**	**49**	**18**	**8**	**1**	**3**	**0**	**0**	**0**	**1**	**0**
06-00	**6659**	**0**	**1**	**4**	**2**	**11**	**5**	**15**	**42**	**164**	**421**	**792**	**1223**	**1305**	**1134**	**733**	**441**	**193**	**88**	**52**	**19**	**9**	**1**	**3**	**0**	**0**	**0**	**1**	**0**
00-00	**6759**	**0**	**1**	**4**	**3**	**11**	**5**	**15**	**42**	**165**	**425**	**797**	**1238**	**1322**	**1144**	**748**	**458**	**199**	**88**	**56**	**20**	**10**	**3**	**4**	**0**	**0**	**0**	**1**	**0**

DRAFT

Site 103
Location N2/R183, Att - Sign Post, Lat 54.14281, Long -6.74892
Direction Two way

3279 / Meath/Cavan/Monaghan ATC's
October 2013
Automatic Traffic Count

Thu, 10 October 2013

Time	Total	Speed Bins (km/h)																												
		0 - 5	5 - 10	10 - 15	15 - 20	20 - 25	25 - 30	30 - 35	35 - 40	40 - 45	45 - 50	50 - 55	55 - 60	60 - 65	65 - 70	70 - 75	75 - 80	80 - 85	85 - 90	90 - 95	95 - 100	100 - 105	105 - 110	110 - 115	115 - 120	120 - 125	125 - 130	130 - 135	135 - 140
0000	44	0	0	0	0	0	0	0	0	1	4	5	9	10	5	4	3	3	0	0	0	0	0	0	0	0	0	0	0	0
0100	10	0	0	0	0	0	0	0	0	0	0	1	2	2	1	1	0	2	0	1	0	0	0	0	0	0	0	0	0	0
0200	10	0	0	0	0	0	0	0	0	0	0	0	1	0	2	2	3	0	1	0	1	0	0	0	0	0	0	0	0	0
0300	2	0	0	0	0	0	0	0	0	0	0	0	0	0	0	0	0	1	0	0	0	0	0	1	0	0	0	0	0	0
0400	7	0	0	0	0	0	0	0	0	0	0	0	1	0	0	4	0	0	0	0	1	0	0	1	0	0	0	0	0	0
0500	41	0	0	0	0	0	0	0	0	0	0	1	4	2	4	4	5	9	5	3	3	0	0	0	1	0	0	0	0	0
0600	71	0	0	0	0	0	0	0	0	0	0	4	8	15	13	6	12	7	3	3	0	0	0	0	0	0	0	0	0	0
0700	198	0	0	0	0	0	0	0	0	0	3	18	27	29	33	34	19	18	6	4	2	3	2	0	0	0	0	0	0	0
0800	**602**	**0**	**0**	**0**	**0**	**0**	**0**	**0**	**0**	**7**	**25**	**74**	**91**	**128**	**111**	**72**	**50**	**29**	**9**	**4**	**1**	**1**	**0**	**0**	**0**	**0**	**0**	**0**	**0**	**0**
0900	468	0	0	0	0	0	0	1	0	8	32	78	86	89	66	50	32	17	7	1	1	0	0	0	0	0	0	0	0	0
1000	402	0	0	1	1	0	1	0	9	10	20	34	81	80	54	55	35	16	3	1	1	0	0	0	0	0	0	0	0	0
1100	388	0	0	2	2	2	0	0	2	7	23	54	75	97	51	35	18	15	3	2	0	0	0	0	0	0	0	0	0	0
1200	431	0	0	1	0	2	1	1	2	9	26	60	72	96	66	43	32	14	3	2	1	0	0	0	0	0	0	0	0	0
1300	457	0	0	0	1	1	0	0	3	4	20	54	83	100	91	54	23	14	4	4	1	0	0	0	0	0	0	0	0	0
1400	465	0	0	0	0	3	0	1	2	9	23	44	96	85	84	65	33	12	4	3	0	0	0	0	1	0	0	0	0	0
1500	524	0	0	0	0	1	0	3	1	8	20	78	102	123	88	39	38	18	3	1	0	1	0	0	0	0	0	0	0	0
1600	524	0	0	0	0	0	0	0	3	8	30	36	106	119	104	58	34	16	5	4	0	0	1	0	0	0	0	0	0	0
1700	**616**	**0**	**0**	**0**	**0**	**3**	**0**	**2**	**6**	**5**	**34**	**78**	**132**	**122**	**104**	**47**	**46**	**27**	**7**	**0**	**3**	**0**	**0**	**0**	**0**	**0**	**0**	**0**	**0**	**0**
1800	511	0	0	0	0	1	0	2	1	7	22	59	84	111	101	51	41	22	4	4	1	0	0	0	0	0	0	0	0	0
1900	353	0	0	0	0	0	0	3	7	7	31	45	53	75	63	28	25	7	4	2	2	1	0	0	0	0	0	0	0	0
2000	280	0	0	0	0	0	0	1	0	5	27	43	46	50	41	29	21	7	6	2	1	1	0	0	0	0	0	0	0	0
2100	214	0	0	0	0	0	0	0	3	7	16	18	37	37	35	25	20	6	8	1	1	0	0	0	0	0	0	0	0	0
2200	158	0	0	0	0	0	0	0	0	1	10	16	23	37	24	24	11	7	2	1	2	0	0	0	0	0	0	0	0	0
2300	46	0	0	0	0	0	0	0	0	0	1	5	4	7	10	9	3	2	1	3	0	1	0	0	0	0	0	0	0	0
07-19	**5586**	**0**	**0**	**4**	**4**	**13**	**2**	**10**	**29**	**82**	**278**	**667**	**1035**	**1179**	**953**	**603**	**401**	**218**	**58**	**30**	**11**	**5**	**3**	**0**	**1**	**0**	**0**	**0**	**0**	**0**
06-22	**6504**	**0**	**0**	**4**	**4**	**13**	**2**	**14**	**39**	**101**	**352**	**777**	**1179**	**1356**	**1105**	**691**	**479**	**245**	**79**	**38**	**15**	**7**	**3**	**0**	**1**	**0**	**0**	**0**	**0**	**0**
06-00	**6708**	**0**	**0**	**4**	**4**	**13**	**2**	**14**	**39**	**102**	**363**	**798**	**1206**	**1400**	**1139**	**724**	**493**	**254**	**82**	**42**	**17**	**8**	**3**	**0**	**1**	**0**	**0**	**0**	**0**	**0**
00-00	**6822**	**0**	**0**	**4**	**4**	**13**	**2**	**14**	**39**	**103**	**367**	**805**	**1223**	**1414**	**1151**	**739**	**504**	**269**	**88**	**46**	**22**	**8**	**3**	**2**	**2**	**0**	**0**	**0**	**0**	**0**

DRAFT

Site 103
Location N2/R183, Att - Sign Post, Lat 54.14281, Long -6.74892
Direction Two way

Fri, 11 October 2013

3279 / Meath/Cavan/Monaghan ATC's
October 2013
Automatic Traffic Count

Time	Total	Speed Bins (km/h)																											
		0 - 5	5 - 10	10 - 15	15 - 20	20 - 25	25 - 30	30 - 35	35 - 40	40 - 45	45 - 50	50 - 55	55 - 60	60 - 65	65 - 70	70 - 75	75 - 80	80 - 85	85 - 90	90 - 95	95 - 100	100 - 105	105 - 110	110 - 115	115 - 120	120 - 125	125 - 130	130 - 135	135 - 140
0000	33	0	0	0	0	0	0	0	0	0	1	7	5	5	4	4	2	1	1	0	0	1	0	1	0	1	0	0	0
0100	10	0	0	0	0	0	0	0	0	0	0	0	2	2	1	2	1	1	1	0	0	0	0	0	0	0	0	0	0
0200	4	0	0	0	0	0	0	0	0	0	0	1	0	2	0	0	1	0	0	0	0	0	0	0	0	0	0	0	0
0300	3	0	0	0	0	0	0	0	0	0	0	1	1	0	0	0	1	0	0	0	0	0	0	0	0	0	0	0	0
0400	12	0	0	0	0	0	0	0	0	0	0	1	1	1	3	2	2	1	0	0	0	1	0	0	0	0	0	0	0
0500	31	0	0	0	0	0	0	0	0	1	2	0	5	8	1	2	2	5	1	1	1	1	1	0	0	0	0	0	0
0600	90	0	0	0	0	0	0	0	0	0	0	0	10	17	12	17	15	7	5	5	1	0	0	0	1	0	0	0	0
0700	167	0	0	0	0	0	0	0	0	0	2	9	12	36	36	30	19	9	4	7	2	1	0	0	0	0	0	0	0
0800	**592**	**0**	**0**	**0**	**0**	**0**	**0**	**3**	**1**	**4**	**25**	**62**	**104**	**115**	**120**	**75**	**44**	**20**	**15**	**4**	**0**	**0**	**0**	**0**	**0**	**0**	**0**	**0**	**0**
0900	497	0	0	0	0	0	0	0	2	9	30	74	85	100	78	51	39	16	6	2	1	2	1	0	1	0	0	0	0
1000	387	0	0	0	0	0	0	4	6	14	27	44	63	78	59	41	26	14	3	5	2	1	0	0	0	0	0	0	0
1100	431	0	0	0	0	1	1	1	5	10	23	65	82	78	66	49	22	12	9	3	1	2	0	1	0	0	0	0	0
1200	485	0	0	0	0	0	1	0	0	12	33	78	86	87	83	57	24	15	3	3	1	1	0	1	0	0	0	0	0
1300	547	0	0	2	1	1	0	0	5	10	25	60	100	125	101	62	29	18	4	3	1	0	0	0	0	0	0	0	0
1400	518	0	1	0	0	1	0	0	2	13	32	88	98	93	63	44	50	17	9	4	2	1	0	0	0	0	0	0	0
1500	613	0	0	2	0	0	0	2	5	7	36	65	126	133	92	70	50	13	5	4	2	0	1	0	0	0	0	0	0
1600	**654**	**0**	**0**	**0**	**3**	**10**	**0**	**2**	**2**	**23**	**28**	**63**	**106**	**141**	**121**	**70**	**48**	**24**	**9**	**3**	**0**	**1**	**0**	**0**	**0**	**0**	**0**	**0**	**0**
1700	652	0	0	3	0	0	2	2	4	5	38	72	103	143	121	88	40	20	7	1	1	0	1	1	0	0	0	0	0
1800	621	0	0	0	1	0	1	1	8	15	47	88	123	114	96	73	33	13	5	2	0	0	0	1	0	0	0	0	0
1900	422	0	0	0	0	0	2	3	2	9	44	52	89	90	59	50	13	5	1	1	0	2	0	0	0	0	0	0	0
2000	365	0	0	0	0	1	1	3	5	5	23	51	59	76	56	49	21	10	3	1	0	1	0	0	0	0	0	0	0
2100	251	0	0	0	0	0	1	1	2	6	25	33	51	43	28	20	19	10	6	5	1	0	0	0	0	0	0	0	0
2200	163	0	0	0	0	0	0	0	0	5	12	18	37	30	19	12	10	12	3	2	1	2	0	0	0	0	0	0	0
2300	100	0	0	0	0	0	1	4	0	3	9	12	19	16	13	6	6	6	3	1	0	0	1	0	0	0	0	0	0
07-19	**6164**	**0**	**1**	**7**	**5**	**13**	**5**	**15**	**40**	**122**	**346**	**768**	**1088**	**1243**	**1036**	**710**	**424**	**191**	**79**	**41**	**13**	**9**	**3**	**4**	**1**	**0**	**0**	**0**	**0**
06-22	**7292**	**0**	**1**	**7**	**5**	**14**	**9**	**22**	**49**	**142**	**438**	**904**	**1297**	**1469**	**1191**	**846**	**492**	**223**	**94**	**53**	**15**	**12**	**3**	**4**	**2**	**0**	**0**	**0**	**0**
06-00	**7555**	**0**	**1**	**7**	**5**	**14**	**10**	**26**	**49**	**150**	**459**	**934**	**1353**	**1515**	**1223**	**864**	**508**	**241**	**100**	**56**	**16**	**14**	**4**	**4**	**2**	**0**	**0**	**0**	**0**
00-00	**7648**	**0**	**1**	**7**	**5**	**14**	**10**	**26**	**49**	**151**	**462**	**944**	**1367**	**1533**	**1232**	**874**	**517**	**249**	**103**	**57**	**17**	**17**	**5**	**5**	**2**	**1**	**0**	**0**	**0**

DRAFT

Site 103
Location N2/R183, Att - Sign Post, Lat 54.14281, Long -6.74892
Direction Two way

3279 / Meath/Cavan/Monaghan ATC's
October 2013
Automatic Traffic Count

Sat, 12 October 2013

Time	Total	Speed Bins (km/h)																											
		0 - 5	5 - 10	10 - 15	15 - 20	20 - 25	25 - 30	30 - 35	35 - 40	40 - 45	45 - 50	50 - 55	55 - 60	60 - 65	65 - 70	70 - 75	75 - 80	80 - 85	85 - 90	90 - 95	95 - 100	100 - 105	105 - 110	110 - 115	115 - 120	120 - 125	125 - 130	130 - 135	135 - 140
0000	69	0	0	0	0	0	1	0	0	8	7	8	6	10	11	8	3	6	1	0	0	0	0	0	0	0	0	0	0
0100	44	0	0	0	0	0	0	0	1	0	5	6	2	3	9	3	5	4	3	1	1	0	0	0	1	0	0	0	0
0200	65	0	0	0	0	0	0	0	1	1	5	12	11	17	6	5	2	2	0	1	2	0	0	0	0	0	0	0	0
0300	27	0	0	0	0	0	0	0	0	2	2	1	2	2	5	2	2	3	3	0	1	2	0	0	0	0	0	0	0
0400	17	0	0	0	0	0	0	0	1	0	0	0	2	1	3	3	1	1	1	0	3	0	0	0	1	0	0	0	0
0500	14	0	0	0	0	0	0	0	0	0	0	0	3	2	1	2	3	0	0	0	0	1	1	1	0	0	0	0	0
0600	41	0	0	0	0	0	0	0	0	0	0	4	3	6	6	5	7	4	2	2	1	1	0	0	0	0	0	0	0
0700	106	0	0	0	0	0	0	0	0	1	2	10	15	20	12	18	11	7	4	2	2	2	0	0	0	0	0	0	0
0800	202	0	0	0	0	0	1	1	4	7	6	15	33	31	44	26	12	10	4	4	3	0	1	0	0	0	0	0	0
0900	348	0	0	0	0	0	2	0	3	8	19	43	44	63	48	48	31	19	10	7	1	1	1	0	0	0	0	0	0
1000	417	0	0	0	0	0	0	2	6	16	30	54	62	77	59	49	36	13	5	6	1	1	0	0	0	0	0	0	0
1100	**466**	**0**	**0**	**0**	**1**	**2**	**0**	**4**	**12**	**39**	**69**	**96**	**91**	**56**	**42**	**31**	**15**	**8**	**0**	**0**	**0**	**0**	**0**	**0**	**0**	**0**	**0**	**0**	**0**
1200	**547**	**0**	**0**	**0**	**0**	**0**	**3**	**2**	**1**	**9**	**41**	**79**	**128**	**92**	**88**	**51**	**26**	**19**	**6**	**2**	**0**	**0**	**0**	**0**	**0**	**0**	**0**	**0**	**0**
1300	495	0	0	0	0	0	0	0	5	18	37	67	81	94	89	51	28	17	5	2	1	0	0	0	0	0	0	0	0
1400	492	0	0	0	0	0	0	1	4	12	15	68	91	105	71	58	28	25	9	3	0	1	0	0	0	0	0	0	1
1500	492	0	0	0	0	0	1	1	2	8	23	49	93	100	86	43	48	18	7	8	1	2	1	0	0	0	0	1	0
1600	504	0	0	0	0	1	0	1	7	5	20	56	92	112	96	53	41	13	4	0	0	2	1	0	0	0	0	0	0
1700	427	0	0	0	0	1	0	0	0	4	12	47	72	91	80	51	31	26	6	2	1	2	1	0	0	0	0	0	0
1800	505	0	0	0	0	1	1	3	0	18	39	58	90	98	75	54	38	16	8	2	1	1	1	1	0	0	0	0	0
1900	376	0	0	0	0	0	0	0	0	7	17	50	83	72	65	35	20	14	6	3	3	1	0	0	0	0	0	0	0
2000	280	0	0	0	0	0	0	0	1	4	12	38	57	53	45	37	16	8	4	3	1	1	0	0	0	0	0	0	0
2100	232	0	0	0	0	0	0	0	2	0	11	30	34	43	38	20	21	18	7	3	3	1	1	0	0	0	0	0	0
2200	156	0	0	0	0	0	0	0	2	2	14	21	19	29	26	19	14	3	2	3	1	1	0	0	0	0	0	0	0
2300	100	0	0	0	0	0	0	0	0	2	4	16	13	18	18	13	6	2	3	2	2	1	0	0	0	0	0	0	0
07-19	**5001**	**0**	**0**	**0**	**1**	**5**	**8**	**15**	**44**	**145**	**313**	**642**	**892**	**939**	**790**	**533**	**345**	**191**	**68**	**38**	**11**	**12**	**6**	**1**	**0**	**0**	**0**	**1**	**1**
06-22	**5930**	**0**	**0**	**0**	**1**	**5**	**8**	**15**	**47**	**156**	**353**	**764**	**1069**	**1113**	**944**	**630**	**409**	**235**	**87**	**49**	**19**	**16**	**7**	**1**	**0**	**0**	**0**	**1**	**1**
06-00	**6186**	**0**	**0**	**0**	**1**	**5**	**8**	**15**	**49**	**160**	**371**	**801**	**1101**	**1160**	**988**	**662**	**429**	**240**	**92**	**54**	**22**	**18**	**7**	**1**	**0**	**0**	**0**	**1**	**1**
00-00	**6422**	**0**	**0**	**0**	**1**	**5**	**9**	**15**	**52**	**171**	**390**	**828**	**1127**	**1195**	**1023**	**685**	**445**	**256**	**100**	**56**	**29**	**21**	**8**	**2**	**2**	**0**	**0**	**1**	**1**

DRAFT

Site 103
Location N2/R183, Att - Sign Post, Lat 54.14281, Long -6.74892
Direction Two way

3279 / Meath/Cavan/Monaghan ATC's
October 2013
Automatic Traffic Count

Sun, 13 October 2013

Time	Total	Speed Bins (km/h)																												
		0 - 5	5 - 10	10 - 15	15 - 20	20 - 25	25 - 30	30 - 35	35 - 40	40 - 45	45 - 50	50 - 55	55 - 60	60 - 65	65 - 70	70 - 75	75 - 80	80 - 85	85 - 90	90 - 95	95 - 100	100 - 105	105 - 110	110 - 115	115 - 120	120 - 125	125 - 130	130 - 135	135 - 140
0000	71	0	0	0	0	0	0	0	0	1	5	7	14	9	14	9	5	3	3	0	1	0	0	0	0	0	0	0	0	0
0100	65	0	0	0	0	0	0	0	0	1	2	8	11	6	7	8	7	7	3	2	0	2	0	1	0	0	0	0	0	0
0200	47	0	0	0	0	0	0	0	0	2	3	8	2	5	8	4	8	4	2	1	0	0	0	0	0	0	0	0	0	0
0300	54	0	0	0	0	0	0	0	0	0	1	6	11	8	7	9	3	3	3	1	2	0	0	0	0	0	0	0	0	0
0400	28	0	0	0	0	0	0	0	0	0	0	2	1	2	6	7	3	3	1	2	1	0	0	0	0	0	0	0	0	0
0500	7	0	0	0	0	0	0	0	0	0	1	1	1	0	1	1	1	1	0	0	0	0	0	0	0	0	0	0	0	0
0600	14	0	0	0	0	0	0	0	0	0	1	1	2	1	3	1	1	1	1	1	1	0	0	0	0	0	0	0	0	0
0700	41	0	0	0	0	0	0	0	0	0	1	4	6	5	9	3	2	6	3	1	1	0	0	0	0	0	0	0	0	0
0800	105	0	0	0	0	0	0	0	0	1	4	5	22	16	20	13	8	8	4	1	1	2	0	0	0	0	0	0	0	0
0900	127	0	0	0	0	1	0	0	0	0	6	13	6	21	28	23	15	9	5	0	0	0	0	0	0	0	0	0	0	0
1000	161	0	0	0	1	0	0	1	0	0	7	18	24	35	28	14	21	4	7	1	0	0	0	0	0	0	0	0	0	0
1100	**272**	**0**	**0**	**0**	**0**	**0**	**3**	**0**	**1**	**3**	**13**	**33**	**24**	**56**	**47**	**30**	**24**	**21**	**12**	**1**	**2**	**0**	**2**	**0**	**0**	**0**	**0**	**0**	**0**	**0**
1200	404	0	0	0	1	0	1	4	3	11	24	41	70	84	68	47	21	16	6	5	0	0	2	0	0	0	0	0	0	0
1300	408	0	0	1	0	0	0	0	0	9	18	56	75	60	73	59	34	11	6	1	4	1	0	0	0	0	0	0	0	0
1400	337	0	0	0	0	0	0	0	0	6	14	35	60	61	47	33	33	24	18	4	0	2	0	0	0	0	0	0	0	0
1500	379	0	0	0	0	0	0	1	1	8	19	55	51	71	58	41	37	21	5	4	3	2	1	0	1	0	0	0	0	0
1600	352	0	0	0	0	0	0	1	0	6	11	28	60	94	45	53	28	18	5	2	0	0	0	1	0	0	0	0	0	0
1700	**432**	**0**	**0**	**0**	**0**	**0**	**0**	**1**	**3**	**1**	**11**	**37**	**67**	**96**	**87**	**72**	**30**	**17**	**5**	**2**	**3**	**0**	**0**	**0**	**0**	**0**	**0**	**0**	**0**	**0**
1800	430	0	0	0	0	0	0	0	0	1	21	52	88	97	63	47	34	14	7	5	0	1	0	0	0	0	0	0	0	0
1900	308	0	0	0	0	0	0	0	0	9	26	36	57	62	51	26	24	7	8	1	0	0	0	0	1	0	0	0	0	0
2000	221	0	0	0	0	0	1	3	1	8	23	31	42	37	29	17	12	8	6	1	1	0	0	1	0	0	0	0	0	0
2100	142	0	0	0	0	0	0	0	1	1	9	9	18	27	29	18	12	9	4	3	1	0	1	0	0	0	0	0	0	0
2200	96	0	0	0	0	0	0	0	0	0	5	15	20	19	11	10	6	5	2	2	0	0	1	0	0	0	0	0	0	0
2300	64	0	0	0	0	0	0	0	0	4	2	6	4	7	13	5	6	7	6	2	1	1	0	0	0	0	0	0	0	0
07-19	**3448**	**0**	**0**	**1**	**2**	**1**	**4**	**8**	**8**	**46**	**149**	**377**	**553**	**696**	**573**	**435**	**287**	**169**	**83**	**27**	**14**	**8**	**5**	**1**	**1**	**0**	**0**	**0**	**0**	**0**
06-22	**4133**	**0**	**0**	**1**	**2**	**1**	**5**	**11**	**10**	**64**	**208**	**454**	**672**	**823**	**685**	**497**	**336**	**194**	**102**	**33**	**17**	**8**	**6**	**2**	**2**	**0**	**0**	**0**	**0**	**0**
06-00	**4293**	**0**	**0**	**1**	**2**	**1**	**5**	**11**	**10**	**68**	**215**	**475**	**696**	**849**	**709**	**512**	**348**	**206**	**110**	**37**	**18**	**9**	**7**	**2**	**2**	**0**	**0**	**0**	**0**	**0**
00-00	**4565**	**0**	**0**	**1**	**2**	**1**	**5**	**11**	**10**	**72**	**227**	**507**	**736**	**879**	**752**	**550**	**375**	**227**	**122**	**43**	**22**	**11**	**7**	**3**	**2**	**0**	**0**	**0**	**0**	**0**

DRAFT

Site 103
Location N2/R183, Att - Sign Post, Lat 54.14281, Long -6.74892
Direction Two way

3279 / Meath/Cavan/Monaghan ATC's
October 2013
Automatic Traffic Count

Mon, 14 October 2013

Time	Total	Speed Bins (km/h)																												
		0 - 5	5 - 10	10 - 15	15 - 20	20 - 25	25 - 30	30 - 35	35 - 40	40 - 45	45 - 50	50 - 55	55 - 60	60 - 65	65 - 70	70 - 75	75 - 80	80 - 85	85 - 90	90 - 95	95 - 100	100 - 105	105 - 110	110 - 115	115 - 120	120 - 125	125 - 130	130 - 135	135 - 140
0000	24	0	0	0	0	0	0	0	0	0	0	2	2	5	5	5	1	0	3	1	0	0	0	0	0	0	0	0	0	0
0100	21	0	0	0	0	0	0	0	0	1	0	1	2	7	2	3	4	1	0	0	0	0	0	0	0	0	0	0	0	0
0200	15	0	0	0	0	0	0	0	0	0	0	1	2	4	1	3	3	1	0	0	0	0	0	0	0	0	0	0	0	0
0300	8	0	0	0	0	0	0	0	0	0	0	0	1	2	2	1	1	1	0	0	0	0	0	0	0	0	0	0	0	0
0400	17	0	0	0	0	0	0	0	0	0	1	0	0	1	5	2	3	1	1	1	1	0	1	0	0	0	0	0	0	0
0500	34	0	0	0	0	0	0	0	1	2	1	3	2	8	5	5	1	2	0	2	0	1	1	0	0	0	0	0	0	0
0600	75	0	0	0	0	0	0	0	0	0	2	3	4	6	16	12	7	10	5	7	1	1	1	0	0	0	0	0	0	0
0700	186	0	0	0	0	1	0	1	2	3	11	15	18	21	29	30	25	15	8	6	1	0	0	0	0	0	0	0	0	0
0800	**582**	**0**	**0**	**0**	**0**	**0**	**2**	**4**	**4**	**11**	**15**	**43**	**105**	**104**	**129**	**82**	**41**	**25**	**12**	**2**	**2**	**1**	**0**	**0**	**0**	**0**	**0**	**0**	**0**	**0**
0900	448	0	0	0	0	1	2	2	5	9	46	61	81	85	72	44	25	9	6	0	0	0	0	0	0	0	0	0	0	0
1000	400	0	0	0	0	0	0	1	3	13	13	34	78	99	87	40	12	14	4	2	0	0	0	0	0	0	0	0	0	0
1100	355	0	0	0	1	2	2	2	5	10	23	53	57	68	52	34	23	10	6	4	2	0	0	1	0	0	0	0	0	0
1200	398	0	0	1	1	2	1	2	3	11	27	50	64	90	69	41	15	12	5	1	1	0	0	2	0	0	0	0	0	0
1300	427	0	0	0	0	1	0	2	5	11	16	55	80	88	74	38	30	18	3	5	1	0	0	0	0	0	0	0	0	0
1400	517	0	0	0	1	1	0	0	5	12	28	68	98	105	89	47	30	21	7	4	1	0	0	0	0	0	0	0	0	0
1500	588	0	0	0	1	0	0	0	4	8	37	83	111	143	97	58	27	9	4	5	1	0	0	0	0	0	0	0	0	0
1600	501	0	0	0	0	0	0	1	1	8	19	50	98	109	83	67	37	16	7	3	1	0	1	0	0	0	0	0	0	0
1700	**611**	**0**	**0**	**0**	**0**	**0**	**0**	**0**	**1**	**6**	**27**	**56**	**103**	**138**	**138**	**73**	**39**	**18**	**8**	**1**	**1**	**0**	**1**	**0**	**0**	**1**	**0**	**0**	**0**	**0**
1800	503	0	0	0	1	0	0	0	3	8	19	40	78	102	103	65	44	23	14	2	1	0	0	0	0	0	0	0	0	0
1900	334	0	0	0	0	0	0	0	2	6	35	47	47	64	57	30	22	14	4	4	2	0	0	0	0	0	0	0	0	0
2000	280	0	0	0	0	0	0	0	2	6	14	46	46	59	47	29	15	10	2	2	2	0	0	0	0	0	0	0	0	0
2100	169	0	0	0	0	0	0	0	2	0	7	24	20	29	29	24	20	6	6	2	0	0	0	0	0	0	0	0	0	0
2200	110	0	0	0	0	0	1	0	1	2	6	10	19	20	21	8	12	4	2	3	1	0	0	0	0	0	0	0	0	0
2300	51	0	0	0	0	0	0	0	0	1	5	5	11	9	5	11	3	1	0	0	0	0	0	0	0	0	0	0	0	0
07-19	**5516**	**0**	**0**	**1**	**5**	**8**	**7**	**15**	**41**	**110**	**281**	**608**	**971**	**1152**	**1022**	**619**	**348**	**190**	**84**	**35**	**12**	**1**	**2**	**3**	**0**	**1**	**0**	**0**	**0**	**0**
06-22	**6374**	**0**	**0**	**1**	**5**	**8**	**7**	**15**	**47**	**122**	**339**	**728**	**1088**	**1310**	**1171**	**714**	**412**	**230**	**101**	**50**	**17**	**2**	**3**	**3**	**0**	**1**	**0**	**0**	**0**	**0**
06-00	**6535**	**0**	**0**	**1**	**5**	**8**	**8**	**15**	**48**	**125**	**350**	**743**	**1118**	**1339**	**1197**	**733**	**427**	**235**	**103**	**53**	**18**	**2**	**3**	**3**	**0**	**1**	**0**	**0**	**0**	**0**
00-00	**6654**	**0**	**0**	**1**	**5**	**8**	**8**	**15**	**49**	**128**	**352**	**750**	**1127**	**1366**	**1217**	**752**	**440**	**241**	**107**	**57**	**19**	**3**	**5**	**3**	**0**	**1**	**0**	**0**	**0**	**0**

DRAFT

Site 103
Location N2/R183, Att - Sign Post, Lat 54.14281, Long -6.74892
Direction Two way

3279 / Meath/Cavan/Monaghan ATC's
October 2013
Automatic Traffic Count

Tue, 15 October 2013

Time	Total	Speed Bins (km/h)																												
		0 - 5	5 - 10	10 - 15	15 - 20	20 - 25	25 - 30	30 - 35	35 - 40	40 - 45	45 - 50	50 - 55	55 - 60	60 - 65	65 - 70	70 - 75	75 - 80	80 - 85	85 - 90	90 - 95	95 - 100	100 - 105	105 - 110	110 - 115	115 - 120	120 - 125	125 - 130	130 - 135	135 - 140
0000	28	0	0	0	0	0	0	0	0	0	2	3	5	2	6	5	3	1	1	0	0	0	0	0	0	0	0	0	0	0
0100	15	0	0	0	0	0	0	0	0	0	1	0	2	4	2	3	0	2	0	1	0	0	0	0	0	0	0	0	0	0
0200	4	0	0	0	0	0	0	0	0	0	0	0	0	0	0	0	1	1	1	1	0	0	0	0	0	0	0	0	0	0
0300	9	0	0	0	0	0	0	0	0	0	0	1	3	1	0	1	1	2	0	0	0	0	0	0	0	0	0	0	0	0
0400	16	0	0	0	0	0	0	0	0	0	0	0	3	4	3	1	2	1	1	0	1	0	0	0	0	0	0	0	0	0
0500	30	0	0	0	0	0	0	0	0	0	0	1	4	2	5	6	4	3	3	1	0	0	0	1	0	0	0	0	0	0
0600	80	0	0	0	0	0	0	0	0	0	2	3	8	17	13	10	14	7	4	1	1	0	0	0	0	0	0	0	0	0
0700	194	0	0	0	0	0	0	1	0	4	5	15	25	26	43	31	22	10	8	2	1	1	0	0	0	0	0	0	0	0
0800	**639**	**0**	**0**	**0**	**0**	**0**	**0**	**1**	**3**	**9**	**25**	**62**	**122**	**133**	**130**	**85**	**36**	**20**	**9**	**2**	**2**	**0**	**0**	**0**	**0**	**0**	**0**	**0**	**0**	**0**
0900	520	0	0	0	0	0	1	3	8	13	34	51	126	98	78	52	32	15	4	4	1	0	0	0	0	0	0	0	0	0
1000	400	0	0	0	0	0	1	0	3	7	22	69	72	76	68	44	26	6	3	1	2	0	0	0	0	0	0	0	0	0
1100	360	0	0	0	3	0	0	0	2	5	16	45	81	69	70	29	20	10	7	3	0	0	0	0	0	0	0	0	0	0
1200	443	0	0	0	0	0	0	0	1	6	26	42	83	92	91	48	29	12	8	3	1	0	0	1	0	0	0	0	0	0
1300	434	0	0	1	0	0	1	0	0	3	28	47	82	99	81	46	24	9	9	2	1	1	0	0	0	0	0	0	0	0
1400	472	0	0	0	0	2	1	2	3	11	34	65	86	83	76	39	35	18	11	6	0	0	0	0	0	0	0	0	0	0
1500	530	0	0	0	0	1	2	2	10	10	26	64	92	110	95	66	30	12	5	5	0	0	0	0	0	0	0	0	0	0
1600	529	0	0	0	0	1	1	2	1	10	30	64	82	114	94	65	32	15	11	4	3	0	0	0	0	0	0	0	0	0
1700	**635**	**0**	**1**	**0**	**0**	**0**	**0**	**0**	**1**	**5**	**17**	**55**	**121**	**149**	**103**	**95**	**55**	**18**	**12**	**1**	**2**	**0**	**0**	**0**	**0**	**0**	**0**	**0**	**0**	**0**
1800	491	0	0	0	0	0	0	0	0	9	29	60	97	89	89	56	38	10	7	4	1	1	1	0	0	0	0	0	0	0
1900	341	0	0	0	0	0	0	2	5	14	29	59	60	65	48	29	16	9	3	1	1	0	0	0	0	0	0	0	0	0
2000	262	0	0	1	0	0	0	0	1	6	18	35	46	46	50	25	14	9	2	3	2	4	0	0	0	0	0	0	0	0
2100	213	0	0	0	1	0	0	0	5	4	21	32	38	33	25	24	12	9	4	3	0	0	0	2	0	0	0	0	0	0
2200	124	0	0	1	0	0	0	0	0	5	6	25	19	22	18	12	5	3	6	1	0	1	0	0	0	0	0	0	0	0
2300	45	0	0	0	0	0	0	0	0	1	2	5	9	7	8	5	1	2	3	1	1	0	0	0	0	0	0	0	0	0
07-19	**5647**	**0**	**1**	**1**	**3**	**4**	**7**	**11**	**32**	**92**	**292**	**639**	**1069**	**1138**	**1018**	**656**	**379**	**155**	**94**	**37**	**14**	**3**	**1**	**1**	**0**	**0**	**0**	**0**	**0**	**0**
06-22	**6543**	**0**	**1**	**2**	**4**	**4**	**7**	**13**	**43**	**116**	**362**	**768**	**1221**	**1299**	**1154**	**744**	**435**	**189**	**107**	**45**	**18**	**7**	**1**	**3**	**0**	**0**	**0**	**0**	**0**	**0**
06-00	**6712**	**0**	**1**	**3**	**4**	**4**	**7**	**13**	**43**	**122**	**370**	**798**	**1249**	**1328**	**1180**	**761**	**441**	**194**	**116**	**47**	**19**	**8**	**1**	**3**	**0**	**0**	**0**	**0**	**0**	**0**
00-00	**6814**	**0**	**1**	**3**	**4**	**4**	**7**	**13**	**43**	**122**	**373**	**803**	**1266**	**1341**	**1196**	**777**	**452**	**204**	**122**	**50**	**20**	**8**	**1**	**4**	**0**	**0**	**0**	**0**	**0**	**0**

DRAFT

Site 103
Location N2/R183, Att - Sign Post, Lat 54.14281, Long -6.74892
Direction Two way

3279 / Meath/Cavan/Monaghan ATC's
October 2013
Automatic Traffic Count

Virtual Day (7)

Time	Total	Speed Bins (km/h)																												
		0 - 5	5 - 10	10 - 15	15 - 20	20 - 25	25 - 30	30 - 35	35 - 40	40 - 45	45 - 50	50 - 55	55 - 60	60 - 65	65 - 70	70 - 75	75 - 80	80 - 85	85 - 90	90 - 95	95 - 100	100 - 105	105 - 110	110 - 115	115 - 120	120 - 125	125 - 130	130 - 135	135 - 140
0000	42	0	0	0	0	0	0	0	0	2	3	5	6	6	7	5	3	2	1	0	0	0	0	0	0	0	0	0	0	0
0100	25	0	0	0	0	0	0	0	0	0	1	2	3	4	3	3	3	3	1	1	0	0	0	0	0	0	0	0	0	0
0200	22	0	0	0	0	0	0	0	0	0	1	3	2	4	2	2	3	1	1	0	0	0	0	0	0	0	0	0	0	0
0300	16	0	0	0	0	0	0	0	0	0	0	1	3	2	2	2	1	2	1	0	0	0	0	0	0	0	0	0	0	0
0400	16	0	0	0	0	0	0	0	0	0	0	1	1	2	3	3	2	1	1	1	1	0	0	0	0	0	0	0	0	0
0500	28	0	0	0	0	0	0	0	0	0	1	1	3	4	3	4	3	3	1	1	1	0	1	0	0	0	0	0	0	0
0600	64	0	0	0	0	0	0	0	0	0	1	2	5	11	11	10	10	6	4	3	1	0	0	0	0	0	0	0	0	0
0700	155	0	0	0	0	0	0	0	0	1	4	12	18	24	29	25	17	11	6	4	1	1	0	0	0	0	0	0	0	0
0800	**474**	**0**	**0**	**0**	**0**	**1**	**1**	**1**	**3**	**7**	**19**	**47**	**86**	**91**	**92**	**60**	**34**	**18**	**8**	**3**	**1**	**1**	**0**	**0**	**0**	**0**	**0**	**0**	**0**	**0**
0900	414	0	0	0	0	0	1	1	3	9	28	54	73	80	64	47	29	15	6	2	1	0	0	0	0	0	0	0	0	0
1000	364	0	0	0	0	0	0	1	4	10	22	44	63	74	60	40	25	11	4	3	1	0	0	0	0	0	0	0	0	0
1100	388	0	0	0	1	1	1	1	4	12	29	56	72	75	57	35	20	13	6	2	1	0	0	0	0	0	0	0	0	0
1200	443	0	0	0	0	1	1	1	2	9	30	57	82	89	76	46	25	14	5	3	1	0	0	1	0	0	0	0	0	0
1300	464	0	0	1	0	1	0	1	3	10	25	57	84	94	85	52	27	14	5	3	1	1	0	0	0	0	0	0	0	0
1400	469	0	0	0	0	1	0	1	3	12	24	61	87	92	71	49	34	18	9	4	0	1	0	0	0	0	0	0	0	0
1500	521	0	0	0	0	0	0	1	3	8	28	68	97	111	85	54	38	15	5	4	1	1	0	0	0	0	0	0	0	0
1600	510	0	0	0	0	2	0	1	2	10	25	51	92	112	94	60	35	16	6	3	1	1	0	0	0	0	0	0	0	0
1700	**571**	**0**	**0**	**1**	**0**	**1**	**0**	**1**	**2**	**5**	**24**	**59**	**102**	**127**	**108**	**70**	**40**	**19**	**8**	**2**	**2**	**0**	**0**	**0**	**0**	**0**	**0**	**0**	**0**	**0**
1800	504	0	0	0	0	0	0	1	3	10	28	57	92	100	88	58	37	16	7	3	1	0	0	0	0	0	0	0	0	0
1900	356	0	0	0	0	0	0	1	2	9	30	48	67	69	56	33	21	10	4	2	1	1	0	0	0	0	0	0	0	0
2000	277	0	0	0	0	0	0	1	2	6	18	39	48	53	44	31	17	9	4	2	1	1	0	0	0	0	0	0	0	0
2100	206	0	0	0	0	0	0	0	3	4	16	26	35	34	30	22	17	9	6	3	1	0	0	0	0	0	0	0	0	0
2200	133	0	0	0	0	0	0	0	1	2	9	18	22	25	20	14	11	5	3	2	1	1	0	0	0	0	0	0	0	0
2300	65	0	0	0	0	0	0	1	0	2	3	7	10	10	11	8	4	3	2	2	1	1	0	0	0	0	0	0	0	0
07-19	**5278**	**0**	**0**	**2**	**3**	**8**	**5**	**13**	**33**	**105**	**287**	**623**	**948**	**1068**	**909**	**595**	**362**	**180**	**76**	**35**	**13**	**7**	**3**	**2**	**0**	**0**	**0**	**0**	**0**	**0**
06-22	**6180**	**0**	**0**	**3**	**3**	**8**	**6**	**15**	**39**	**123**	**351**	**738**	**1103**	**1236**	**1051**	**691**	**426**	**215**	**94**	**45**	**17**	**9**	**3**	**2**	**1**	**0**	**0**	**0**	**0**	**0**
06-00	**6378**	**0**	**0**	**3**	**3**	**8**	**6**	**16**	**40**	**127**	**364**	**763**	**1135**	**1271**	**1081**	**713**	**441**	**223**	**99**	**49**	**18**	**10**	**4**	**2**	**1**	**0**	**0**	**0**	**0**	**0**
00-00	**6526**	**0**	**0**	**3**	**3**	**8**	**7**	**16**	**41**	**130**	**371**	**776**	**1155**	**1293**	**1102**	**732**	**456**	**235**	**104**	**52**	**21**	**11**	**5**	**3**	**1**	**0**	**0**	**0**	**0**	**0**

DRAFT

Site 103
Location N2/R183, Att - Sign Post, Lat 54.14281, Long -6.74892
Direction Two way

3279 / Meath/Cavan/Monaghan ATC's
October 2013
Automatic Traffic Count

Virtual Week (1)

Time	Total	Speed Bins (km/h)																											
		0 - 5	5 - 10	10 - 15	15 - 20	20 - 25	25 - 30	30 - 35	35 - 40	40 - 45	45 - 50	50 - 55	55 - 60	60 - 65	65 - 70	70 - 75	75 - 80	80 - 85	85 - 90	90 - 95	95 - 100	100 - 105	105 - 110	110 - 115	115 - 120	120 - 125	125 - 130	130 - 135	135 - 140
Mon	6654	0	0	1	5	8	8	15	49	128	352	750	1127	1366	1217	752	440	241	107	57	19	3	5	3	0	1	0	0	0
Tue	6814	0	1	3	4	4	7	13	43	122	373	803	1266	1341	1196	777	452	204	122	50	20	8	1	4	0	0	0	0	0
Wed	6759	0	1	4	3	11	5	15	42	165	425	797	1238	1322	1144	748	458	199	88	56	20	10	3	4	0	0	0	1	0
Thu	6822	0	0	4	4	13	2	14	39	103	367	805	1223	1414	1151	739	504	269	88	46	22	8	3	2	2	0	0	0	0
Fri	7648	0	1	7	5	14	10	26	49	151	462	944	1367	1533	1232	874	517	249	103	57	17	17	5	5	2	1	0	0	0
|Sat	6422	0	0	0	1	5	9	15	52	171	390	828	1127	1195	1023	685	445	256	100	56	29	21	8	2	2	0	0	1	1
|Sun	4565	0	0	1	2	1	5	11	10	72	227	507	736	879	752	550	375	227	122	43	22	11	7	3	2	0	0	0	0
5 Day Ave.	**6939**	**0**	**1**	**4**	**4**	**10**	**6**	**17**	**44**	**134**	**396**	**820**	**1244**	**1395**	**1188**	**778**	**474**	**232**	**102**	**53**	**20**	**9**	**3**	**4**	**1**	**0**	**0**	**0**	**0**
7 Day Ave.	**6526**	**0**	**0**	**3**	**3**	**8**	**7**	**16**	**41**	**130**	**371**	**776**	**1155**	**1293**	**1102**	**732**	**456**	**235**	**104**	**52**	**21**	**11**	**5**	**3**	**1**	**0**	**0**	**0**	**0**
--	**45684**	**0**	**3**	**20**	**24**	**56**	**46**	**109**	**284**	**912**	**2596**	**5434**	**8084**	**9050**	**7715**	**5125**	**3191**	**1645**	**730**	**365**	**149**	**78**	**32**	**23**	**8**	**2**	**0**	**2**	**1**

Summary Graphs

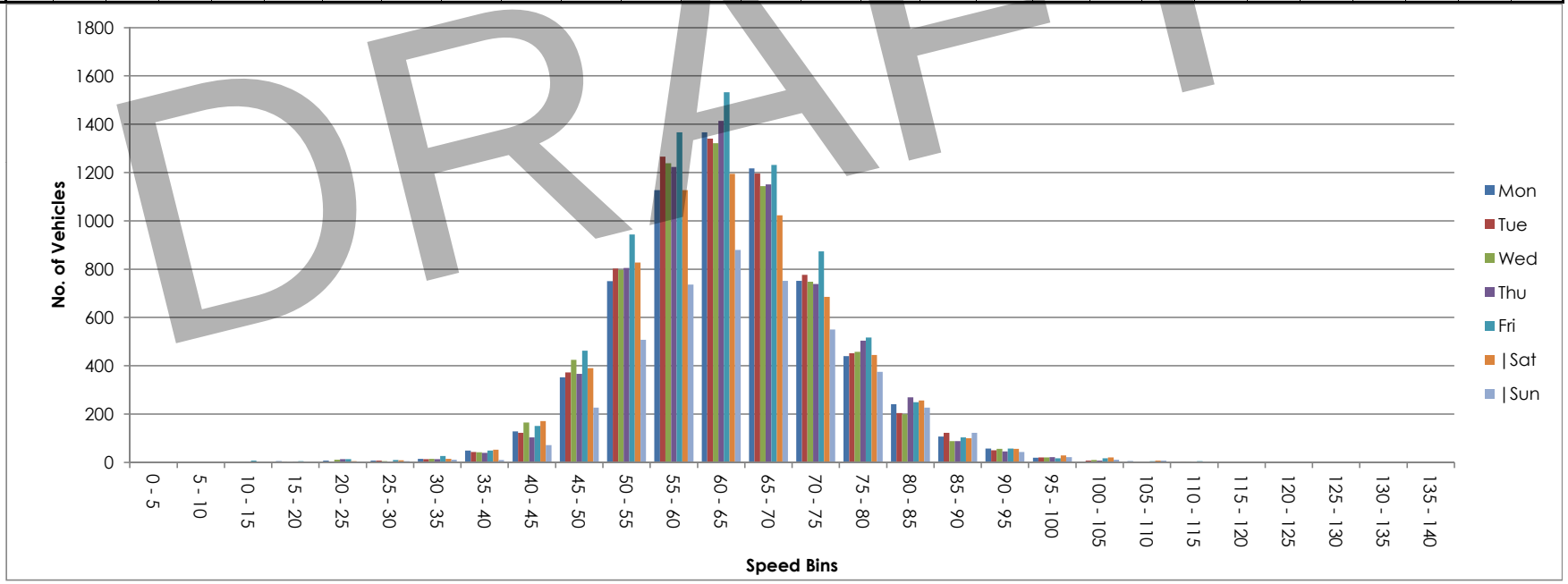

DRAFT

Ireland

9 City Gate,
Lower Bridge Street,
Dublin 8

Tel: 01 633 4725
Fax: 01 633 4562

TOBINS CONSULTING ENGINEERS
CARRICKMACROSS ATC'S
TRAFFIC SURVEY

SURVEY REPORT
JANUARY 2014

DRAFT

PROJECT NO.	3588
CHECKED	P. MURRAY
DATE	15/01/2014
CONTACT	A.CHAMBERS
REVISION	

Email: enquiries@nationwidedatacollection.ie
Website: www.nationwidedatacollection.ie

Registered Office:
9 City Gate, Lower Bridge Street,,
Dublin 8
Company Reg. No. 444096
VAT Reg. No. IE 9664307L

CONTENTS

Introduction

Automatic Traffic Counts

Diagram 3588-01

Appendix A – Vehicle Categories

DRAFT

INTRODUCTION

Nationwide Data Collection (NDC) was instructed by Tobin Consulting Engineers to undertake Automatic Traffic Counts in Carrickmacross, Co. Monaghan.

A general location plan is given in Diagram 3588-01, with site photos included within the results.

AUTOMATIC TRAFFIC COUNTS

Automatic traffic counts were undertaken at the following sites:

Site No.	Location.	Days / Dates
1	Local Road, 65 metres south of Junction	Saturday 4th January to Friday 10th January 2013
2	Link Road, 45 metres east of N2 Junction	
3	N2, 250 metres south of Junction	

METROCOUNT 5600 series automatic traffic counters, attached to pneumatic tubes, were used at all the sites. Data was collected in both directions at all locations, with one counter being used for single carriageway sites (1 lane per direction).

The survey was carried out with survey hours of 00:00 to 00(24):00.

The results have been provided in excel, in hourly totals and includes the following information:

- Total Vehicles
- Class Bin Totals (12 Class)
- Number of Vehicles over Speed Limit
- Percentage of Vehicles over Speed Limit
- Number of Vehicles over Speed Limit 1 (Speed Limit + 5kph)
- Percentage of Vehicles over Speed Limit 1
- Number of Vehicles over Speed Limit 2 – (Speed Limit + 10kph)
- Percentage of Vehicles over Speed Limit 2
- Mean Speed
- 85th Percentile Speed
- Speed Bin Totals (Range 0 to 140kph)

12hr (07:00 to 19:00), 16hr (06:00 to 22:00), 18hr (06:00 to 00:00) and 24hr (00:00 to 00:00) totals are also included along with a virtual day, week and grand total. The peak time period for both the a.m (00:00 to 12:00) and p.m (12:00 to 24:00) are also highlighted.

A detailed description of the vehicles included in each category is provided in Appendix A.

DRAFT

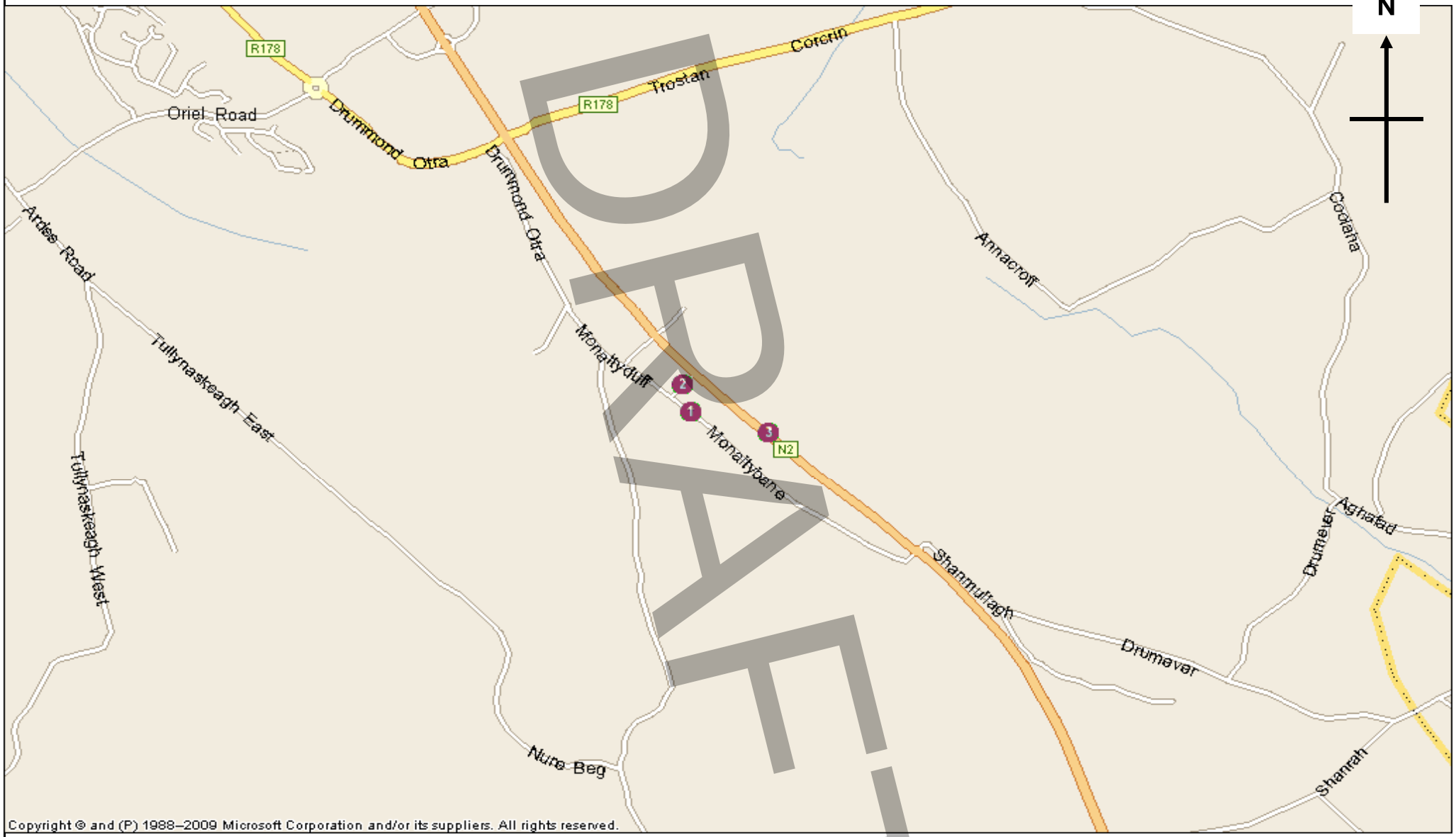

DRAFT

NDC NATIONWIDE DATA COLLECTION	**Site / Location:**	1 to 3/ Monaghan	**Project No:**	3588	**Diagram No:**	3588-01	**Drawn By:** AC
	Survey Date:	Saturday 4th January to Friday 10th January 2013	**Project Name:**	CARRICKMACROSS ATC			
	Survey Times:	00:00 to 00(24):00	**Diagram Title:**	General Location Plan			

APPENDIX A

VEHICLE CATEGORIES

DRAFT

ATC VEHICLE CATEGORIES

Axles	Groups	Description	Class		Parameters	Dominant Vehicle	Aggregate
2	1 or 2	Very Short - Bicycle or Motorcycle	MC	1	d(1)<1.7m & axles=2		
2	1 or 2	Short - Sedan, Wagon, 4WD, Utility, Light Van	SV	2	d(1)>=1.7m, d(1)<=3.2m & axles=2		
3, 4 or 5	3	Short Towing - Trailer, Caravan, Boat, etc.	SVT	3	groups=3, d(1)>=2.1m, d(1)<=3.2m, d(2)>=2.1m & axles=3,4,5		1 (Light)
2	2	Two axle truck or Bus	TB2	4	d(1)>3.2m & axles=2		
3	2	Three axle truck or Bus	TB3	5	axles=3 & groups=2		
>3	2	Four axle truck	T4	6	axles>3 & groups=2		2 (Medium)
3	3	Three axle articulated vehicle or Rigid vehicle and trailer	ART3	7	d(1)>3.2m, axles=3 & groups=3		
4	>2	Four axle articulated vehicle or Rigid vehicle and trailer	ART4	8	d(2)<2.1m or d(1)<2.1m or d(1)>3.2m axles = 4 & groups>2		
5	>2	Five axle articulated vehicle or Rigid vehicle and trailer	ART5	9	d(2)<2.1m or d(1)<2.1m or d(1)>3.2m axles=5 & groups>2		
>=6	>2	Six (or more) axle articulated vehicle or Rigid vehicle and trailer	ART6	10	axles=6 & groups>2 or axles>6 & groups=3		
>6	4	B-Double or Heavy truck and trailer	BD	11	groups=4 & axles>6		
>6	>=5	Double or triple road train or Heavy truck and two (or more) trailers	DRT	12	groups>=5 & axles>6		3 (Heavy)

DRAFT



NDC NATIONWIDE DATA COLLECTION	**Site / Location:**	1 / Local Road, 65 metres south of Junction	**Project No:**	3588	**Photo No:**	3588-01	**Drawn By:**	AC
	Survey Date:	Saturday 4th January to Friday 10th January 2013	**Project Name:**		CARRICKMACROSS ATC			
	Survey Times:	00:00 to 00(24):00	**Title:**		Site Photograph			

Site No.	Location.	Direction.	Speed Limit - PSL (km/h)	Start Date.	End Date.	Total Vehicles.	5 Day Ave.	7 Day Ave.	No. > Speed Limit.	%. > Speed Limit.	No. > Speed Limit1 (+5km/h).	%. > Speed Limit1 (+5km/h).	No. > Speed Limit1 (+10km/h) .	%. > Speed Limit1 (+10km/h).	Mean Speed
1	Local Road, 65 metres south of Junction	Northbound	100	Saturday 04 January 2014	Friday 10 January 2014	2783	420	398	1	0.0	0	0.0	0	0.0	60.4
		Southbound	100	Saturday 04 January 2014	Friday 10 January 2014	2557	387	365	0	0.0	0	0.0	0	0.0	59.5
		Northbound/Southbound	100	Saturday 04 January 2014	Friday 10 January 2014	5340	807	763	1	0.0	0	0.0	0	0.0	60.0

DRAFT

ckmacross
nuary 2014
affic Count

85%ile Speed
70.6
69.8
70.2

DRAFT

Site 1
Location Local Road, 65 metres south of Junction
Direction Northbound

3588 / Carrickmacross
January 2014
Automatic Traffic Count

Saturday 04 January 2014

Time	Total	Classification												>PSL 100	>PSL% 100	>SL1 105 +5kph	>SL1% 105 +5kph	>SL2 110 +10kph	>SL2% 110 +10kph	Mean	Vpp 85
		1 MCL	2 SV	3 SVT	4 TB2	5 TB3	6 T4	7 ART3	8 ART4	9 ART5	10 ART6	11 BD	12 DRT								
0000	1	0	1	0	0	0	0	0	0	0	0	0	0	0	0	0	0	0	0	54.7	-
0100	4	0	4	0	0	0	0	0	0	0	0	0	0	0	0	0	0	0	0	62.2	-
0200	2	0	2	0	0	0	0	0	0	0	0	0	0	0	0	0	0	0	0	54.5	-
0300	4	0	3	0	1	0	0	0	0	0	0	0	0	0	0	0	0	0	0	64.9	-
0400	2	0	1	0	1	0	0	0	0	0	0	0	0	0	0	0	0	0	0	71.6	-
0500	0	0	0	0	0	0	0	0	0	0	0	0	0	0	0	0	0	0	0	-	-
0600	0	0	0	0	0	0	0	0	0	0	0	0	0	0	0	0	0	0	0	-	-
0700	2	0	2	0	0	0	0	0	0	0	0	0	0	0	0	0	0	0	0	56.4	-
0800	13	0	13	0	0	0	0	0	0	0	0	0	0	0	0	0	0	0	0	59.2	67.7
0900	11	0	9	1	1	0	0	0	0	0	0	0	0	0	0	0	0	0	0	61.5	70.9
1000	23	0	19	1	2	0	0	0	0	1	0	0	0	0	0	0	0	0	0	60.8	70.9
1100	**27**	**0**	**24**	**2**	**1**	**0**	**0**	**0**	**0**	**0**	**0**	**0**	**0**	**0**	**0**	**0**	**0**	**0**	**0**	**60.8**	**73.8**
1200	31	0	28	2	1	0	0	0	0	0	0	0	0	0	0	0	0	0	0	56.7	67
1300	36	0	30	1	4	0	0	0	0	1	0	0	0	0	0	0	0	0	0	58.9	67.3
1400	30	0	30	0	0	0	0	0	0	0	0	0	0	0	0	0	0	0	0	63.4	72.4
1500	35	0	33	0	2	0	0	0	0	0	0	0	0	0	0	0	0	0	0	60	72.4
1600	36	0	33	1	1	0	0	0	0	1	0	0	0	0	0	0	0	0	0	59.2	67.3
1700	25	0	21	0	3	0	0	0	0	1	0	0	0	0	0	0	0	0	0	59.2	70.2
1800	18	0	15	1	1	0	0	1	0	0	0	0	0	0	0	0	0	0	0	56.5	63.7
1900	**61**	**0**	**60**	**0**	**0**	**0**	**0**	**0**	**0**	**1**	**0**	**0**	**0**	**0**	**0**	**0**	**0**	**0**	**0**	**54.5**	**61.6**
2000	26	0	25	0	1	0	0	0	0	0	0	0	0	0	0	0	0	0	0	61.9	71.3
2100	16	0	16	0	0	0	0	0	0	0	0	0	0	0	0	0	0	0	0	56.5	67
2200	15	0	13	0	1	0	0	0	0	1	0	0	0	0	0	0	0	0	0	57.3	68.4
2300	9	0	8	0	1	0	0	0	0	0	0	0	0	0	0	0	0	0	0	55	-
07-19	**287**	**0**	**257**	**9**	**16**	**0**	**0**	**1**	**0**	**4**	**0**	**0**	**0**	**0**	**0**	**0**	**0**	**0**	**0**	**59.6**	**70.9**
06-22	**390**	**0**	**358**	**9**	**17**	**0**	**0**	**1**	**0**	**5**	**0**	**0**	**0**	**0**	**0**	**0**	**0**	**0**	**0**	**58.8**	**69.8**
06-00	**414**	**0**	**379**	**9**	**19**	**0**	**0**	**1**	**0**	**6**	**0**	**0**	**0**	**0**	**0**	**0**	**0**	**0**	**0**	**58.7**	**69.8**
00-00	**427**	**0**	**390**	**9**	**21**	**0**	**0**	**1**	**0**	**6**	**0**	**0**	**0**	**0**	**0**	**0**	**0**	**0**	**0**	**58.8**	**69.8**

DRAFT

Site 1
Location Local Road, 65 metres south of Junction
Direction Northbound

3588 / Carrickmacross
January 2014
Automatic Traffic Count

Sunday 05 January 2014

Time	Total	Classification												>PSL	>PSL%	>SL1	>SL1%	>SL2	>SL2%	Mean	Vpp
		1 MCL	2 SV	3 SVT	4 TB2	5 TB3	6 T4	7 ART3	8 ART4	9 ART5	10 ART6	11 BD	12 DRT	100	100	105 +5kph	105 +5kph	110 +10kph	110 +10kph		85
0000	7	0	6	0	1	0	0	0	0	0	0	0	0	0	0	0	0	0	0	57.5	-
0100	3	0	3	0	0	0	0	0	0	0	0	0	0	0	0	0	0	0	0	45.9	-
0200	1	0	1	0	0	0	0	0	0	0	0	0	0	0	0	0	0	0	0	53.6	-
0300	5	0	4	0	1	0	0	0	0	0	0	0	0	0	0	0	0	0	0	63.4	-
0400	2	0	2	0	0	0	0	0	0	0	0	0	0	0	0	0	0	0	0	49.5	-
0500	1	0	0	0	1	0	0	0	0	0	0	0	0	0	0	0	0	0	0	45.2	-
0600	1	0	1	0	0	0	0	0	0	0	0	0	0	0	0	0	0	0	0	51.3	-
0700	2	0	2	0	0	0	0	0	0	0	0	0	0	0	0	0	0	0	0	62.6	-
0800	8	0	8	0	0	0	0	0	0	0	0	0	0	0	0	0	0	0	0	53	-
0900	8	0	7	0	0	1	0	0	0	0	0	0	0	0	0	0	0	0	0	47.4	-
1000	5	0	5	0	0	0	0	0	0	0	0	0	0	0	0	0	0	0	0	62.9	-
1100	**25**	**0**	**25**	**0**	**0**	**0**	**0**	**0**	**0**	**0**	**0**	**0**	**0**	**0**	**0**	**0**	**0**	**0**	**0**	**60.4**	**70.6**
1200	17	0	17	0	0	0	0	0	0	0	0	0	0	0	0	0	0	0	0	64.6	69.8
1300	21	0	21	0	0	0	0	0	0	0	0	0	0	0	0	0	0	0	0	61.6	69.5
1400	**26**	**0**	**26**	**0**	**0**	**0**	**0**	**0**	**0**	**0**	**0**	**0**	**0**	**0**	**0**	**0**	**0**	**0**	**0**	**60.7**	**72.4**
1500	22	0	22	0	0	0	0	0	0	0	0	0	0	0	0	0	0	0	0	63.5	71.6
1600	23	1	21	0	1	0	0	0	0	0	0	0	0	0	0	0	0	0	0	59.2	67.3
1700	13	0	13	0	0	0	0	0	0	0	0	0	0	0	0	0	0	0	0	57.6	64.4
1800	17	0	14	0	3	0	0	0	0	0	0	0	0	0	0	0	0	0	0	60.6	71.3
1900	12	0	12	0	0	0	0	0	0	0	0	0	0	0	0	0	0	0	0	59	67.3
2000	16	0	14	0	2	0	0	0	0	0	0	0	0	0	0	0	0	0	0	60	69.5
2100	10	0	10	0	0	0	0	0	0	0	0	0	0	0	0	0	0	0	0	63.1	-
2200	7	0	7	0	0	0	0	0	0	0	0	0	0	0	0	0	0	0	0	56.7	-
2300	3	0	3	0	0	0	0	0	0	0	0	0	0	0	0	0	0	0	0	53.5	-
07-19	**187**	**1**	**181**	**0**	**4**	**1**	**0**	**0**	**0**	**0**	**0**	**0**	**0**	**0**	**0**	**0**	**0**	**0**	**0**	**60.2**	**71.3**
06-22	**226**	**1**	**218**	**0**	**6**	**1**	**0**	**0**	**0**	**0**	**0**	**0**	**0**	**0**	**0**	**0**	**0**	**0**	**0**	**60.2**	**71.3**
06-00	**236**	**1**	**228**	**0**	**6**	**1**	**0**	**0**	**0**	**0**	**0**	**0**	**0**	**0**	**0**	**0**	**0**	**0**	**0**	**60**	**70.6**
00-00	**255**	**1**	**244**	**0**	**9**	**1**	**0**	**0**	**0**	**0**	**0**	**0**	**0**	**0**	**0**	**0**	**0**	**0**	**0**	**59.7**	**70.6**

DRAFT

Site 1
Location Local Road, 65 metres south of Junction
Direction Northbound

3588 / Carrickmacross
January 2014
Automatic Traffic Count

Monday 06 January 2014

Time	Total	Classification												>PSL 100	>PSL% 100	>SL1 105 +5kph	>SL1% 105 +5kph	>SL2 110 +10kph	>SL2% 110 +10kph	Mean	Vpp 85
		1 MCL	2 SV	3 SVT	4 TB2	5 TB3	6 T4	7 ART3	8 ART4	9 ART5	10 ART6	11 BD	12 DRT								
0000	4	0	4	0	0	0	0	0	0	0	0	0	0	0	0	0	0	0	0	54	-
0100	0	0	0	0	0	0	0	0	0	0	0	0	0	0	0	0	0	0	0	-	-
0200	2	0	2	0	0	0	0	0	0	0	0	0	0	0	0	0	0	0	0	69.7	-
0300	0	0	0	0	0	0	0	0	0	0	0	0	0	0	0	0	0	0	0	-	-
0400	1	0	0	0	1	0	0	0	0	0	0	0	0	0	0	0	0	0	0	68.2	-
0500	2	0	2	0	0	0	0	0	0	0	0	0	0	0	0	0	0	0	0	67.3	-
0600	7	0	5	1	0	0	0	0	0	1	0	0	0	0	0	0	0	0	0	57.2	-
0700	21	0	17	0	4	0	0	0	0	0	0	0	0	0	0	0	0	0	0	59.6	68.8
0800	34	0	32	0	2	0	0	0	0	0	0	0	0	0	0	0	0	0	0	63.2	73.4
0900	**42**	**0**	**36**	**0**	**5**	**0**	**0**	**0**	**1**	**0**	**0**	**0**	**0**	**0**	**0**	**0**	**0**	**0**	**0**	**61.9**	**70.6**
1000	21	0	19	0	2	0	0	0	0	0	0	0	0	0	0	0	0	0	0	61.1	68.8
1100	26	0	25	0	1	0	0	0	0	0	0	0	0	0	0	0	0	0	0	59.1	67.7
1200	24	0	20	0	4	0	0	0	0	0	0	0	0	0	0	0	0	0	0	64.3	69.8
1300	25	0	23	0	2	0	0	0	0	0	0	0	0	0	0	0	0	0	0	61.3	70.6
1400	22	0	17	1	4	0	0	0	0	0	0	0	0	0	0	0	0	0	0	61.7	73.4
1500	**40**	**0**	**36**	**1**	**3**	**0**	**0**	**0**	**0**	**0**	**0**	**0**	**0**	**0**	**0**	**0**	**0**	**0**	**0**	**62.7**	**71.6**
1600	22	0	17	1	4	0	0	0	0	0	0	0	0	0	0	0	0	0	0	60.5	72.4
1700	26	0	24	1	1	0	0	0	0	0	0	0	0	0	0	0	0	0	0	64.3	73.1
1800	17	0	16	0	1	0	0	0	0	0	0	0	0	0	0	0	0	0	0	60.7	69.1
1900	14	0	13	0	0	0	0	0	0	1	0	0	0	0	0	0	0	0	0	59.8	73.8
2000	9	0	9	0	0	0	0	0	0	0	0	0	0	0	0	0	0	0	0	61.7	-
2100	5	0	5	0	0	0	0	0	0	0	0	0	0	0	0	0	0	0	0	63.1	-
2200	6	0	5	0	1	0	0	0	0	0	0	0	0	0	0	0	0	0	0	59.1	-
2300	5	0	5	0	0	0	0	0	0	0	0	0	0	0	0	0	0	0	0	62	-
07-19	**320**	**0**	**282**	**4**	**33**	**0**	**0**	**0**	**1**	**0**	**0**	**0**	**0**	**0**	**0**	**0**	**0**	**0**	**0**	**61.9**	**72**
06-22	**355**	**0**	**314**	**5**	**33**	**0**	**0**	**0**	**1**	**2**	**0**	**0**	**0**	**0**	**0**	**0**	**0**	**0**	**0**	**61.7**	**72.4**
06-00	**366**	**0**	**324**	**5**	**34**	**0**	**0**	**0**	**1**	**2**	**0**	**0**	**0**	**0**	**0**	**0**	**0**	**0**	**0**	**61.7**	**72.4**
00-00	**375**	**0**	**332**	**5**	**35**	**0**	**0**	**0**	**1**	**2**	**0**	**0**	**0**	**0**	**0**	**0**	**0**	**0**	**0**	**61.7**	**72.7**

DRAFT

Site 1
Location Local Road, 65 metres south of Junction
Direction Northbound

3588 / Carrickmacross
January 2014
Automatic Traffic Count

Tuesday 07 January 2014

Time	Total	Classification												>PSL	>PSL%	>SL1	>SL1%	>SL2	>SL2%	Mean	Vpp
		1 MCL	2 SV	3 SVT	4 TB2	5 TB3	6 T4	7 ART3	8 ART4	9 ART5	10 ART6	11 BD	12 DRT	100	100	105 +5kph	105 +5kph	110 +10kph	110 +10kph		85
0000	3	0	2	0	1	0	0	0	0	0	0	0	0	0	0	0	0	0	0	65.3	-
0100	1	0	1	0	0	0	0	0	0	0	0	0	0	0	0	0	0	0	0	56.1	-
0200	0	0	0	0	0	0	0	0	0	0	0	0	0	0	0	0	0	0	0	-	-
0300	1	0	1	0	0	0	0	0	0	0	0	0	0	0	0	0	0	0	0	71.9	-
0400	2	0	1	0	1	0	0	0	0	0	0	0	0	0	0	0	0	0	0	69.7	-
0500	2	0	2	0	0	0	0	0	0	0	0	0	0	0	0	0	0	0	0	79.5	-
0600	4	0	4	0	0	0	0	0	0	0	0	0	0	0	0	0	0	0	0	64.4	-
0700	12	0	11	0	1	0	0	0	0	0	0	0	0	0	0	0	0	0	0	59.7	61.9
0800	**52**	**0**	**49**	**0**	**3**	**0**	**0**	**0**	**0**	**0**	**0**	**0**	**0**	**1**	**1.9**	**0**	**0**	**0**	**0**	**63.2**	**72.4**
0900	46	0	43	0	3	0	0	0	0	0	0	0	0	0	0	0	0	0	0	60	67.3
1000	23	0	22	0	1	0	0	0	0	0	0	0	0	0	0	0	0	0	0	60	73.4
1100	28	0	24	0	4	0	0	0	0	0	0	0	0	0	0	0	0	0	0	60.9	69.5
1200	20	0	19	0	1	0	0	0	0	0	0	0	0	0	0	0	0	0	0	66.5	71.3
1300	28	0	26	0	2	0	0	0	0	0	0	0	0	0	0	0	0	0	0	59.2	67
1400	41	0	38	1	2	0	0	0	0	0	0	0	0	0	0	0	0	0	0	60	69.8
1500	**52**	**0**	**49**	**0**	**3**	**0**	**0**	**0**	**0**	**0**	**0**	**0**	**0**	**0**	**0**	**0**	**0**	**0**	**0**	**61.2**	**68.8**
1600	19	0	16	0	3	0	0	0	0	0	0	0	0	0	0	0	0	0	0	60.2	66.2
1700	18	0	15	0	3	0	0	0	0	0	0	0	0	0	0	0	0	0	0	58.7	66.2
1800	17	0	15	0	2	0	0	0	0	0	0	0	0	0	0	0	0	0	0	61.8	69.5
1900	16	0	14	0	2	0	0	0	0	0	0	0	0	0	0	0	0	0	0	59.3	67.7
2000	29	0	28	0	1	0	0	0	0	0	0	0	0	0	0	0	0	0	0	54.1	63.7
2100	14	0	14	0	0	0	0	0	0	0	0	0	0	0	0	0	0	0	0	59.1	68.8
2200	8	0	8	0	0	0	0	0	0	0	0	0	0	0	0	0	0	0	0	52.8	-
2300	3	0	3	0	0	0	0	0	0	0	0	0	0	0	0	0	0	0	0	63.5	-
07-19	**356**	**0**	**327**	**1**	**28**	**0**	**0**	**0**	**0**	**0**	**0**	**0**	**0**	**1**	**0.3**	**0**	**0**	**0**	**0**	**61**	**70.2**
06-22	**419**	**0**	**387**	**1**	**31**	**0**	**0**	**0**	**0**	**0**	**0**	**0**	**0**	**1**	**0.2**	**0**	**0**	**0**	**0**	**60.4**	**69.8**
06-00	**430**	**0**	**398**	**1**	**31**	**0**	**0**	**0**	**0**	**0**	**0**	**0**	**0**	**1**	**0.2**	**0**	**0**	**0**	**0**	**60.3**	**69.8**
00-00	**439**	**0**	**405**	**1**	**33**	**0**	**0**	**0**	**0**	**0**	**0**	**0**	**0**	**1**	**0.2**	**0**	**0**	**0**	**0**	**60.5**	**70.2**

DRAFT

Site 1
Location Local Road, 65 metres south of Junction
Direction Northbound

3588 / Carrickmacross
January 2014
Automatic Traffic Count

Wednesday 08 January 2014

Time	Total	Classification												>PSL 100	>PSL% 100	>SL1 105 +5kph	>SL1% 105 +5kph	>SL2 110 +10kph	>SL2% 110 +10kph	Mean	Vpp 85
		1 MCL	2 SV	3 SVT	4 TB2	5 TB3	6 T4	7 ART3	8 ART4	9 ART5	10 ART6	11 BD	12 DRT								
0000	0	0	0	0	0	0	0	0	0	0	0	0	0	0	0	0	0	0	0	-	-
0100	0	0	0	0	0	0	0	0	0	0	0	0	0	0	0	0	0	0	0	-	-
0200	0	0	0	0	0	0	0	0	0	0	0	0	0	0	0	0	0	0	0	-	-
0300	0	0	0	0	0	0	0	0	0	0	0	0	0	0	0	0	0	0	0	-	-
0400	1	0	0	0	1	0	0	0	0	0	0	0	0	0	0	0	0	0	0	68.5	-
0500	0	0	0	0	0	0	0	0	0	0	0	0	0	0	0	0	0	0	0	-	-
0600	3	0	3	0	0	0	0	0	0	0	0	0	0	0	0	0	0	0	0	73.7	-
0700	18	0	16	0	2	0	0	0	0	0	0	0	0	0	0	0	0	0	0	60.9	66.6
0800	40	0	35	0	3	1	0	0	1	0	0	0	0	0	0	0	0	0	0	60.7	70.2
0900	**41**	**0**	**37**	**0**	**4**	**0**	**0**	**0**	**0**	**0**	**0**	**0**	**0**	**0**	**0**	**0**	**0**	**0**	**0**	**61.5**	**71.3**
1000	21	1	17	0	3	0	0	0	0	0	0	0	0	0	0	0	0	0	0	56.4	64.1
1100	22	0	18	0	4	0	0	0	0	0	0	0	0	0	0	0	0	0	0	58.4	67.3
1200	37	1	30	0	5	0	0	0	0	1	0	0	0	0	0	0	0	0	0	61.9	72
1300	30	0	28	0	2	0	0	0	0	0	0	0	0	0	0	0	0	0	0	63.9	75.6
1400	29	0	27	1	1	0	0	0	0	0	0	0	0	0	0	0	0	0	0	58	67.3
1500	**48**	**0**	**41**	**0**	**7**	**0**	**0**	**0**	**0**	**0**	**0**	**0**	**0**	**0**	**0**	**0**	**0**	**0**	**0**	**58.9**	**68.8**
1600	28	0	27	0	1	0	0	0	0	0	0	0	0	0	0	0	0	0	0	63.7	71.3
1700	28	0	23	0	5	0	0	0	0	0	0	0	0	0	0	0	0	0	0	62.1	71.6
1800	18	0	14	0	3	0	0	0	0	1	0	0	0	0	0	0	0	0	0	57.6	64.4
1900	27	0	24	0	3	0	0	0	0	0	0	0	0	0	0	0	0	0	0	60.4	71.6
2000	11	0	9	0	2	0	0	0	0	0	0	0	0	0	0	0	0	0	0	64.8	71.6
2100	7	0	6	0	1	0	0	0	0	0	0	0	0	0	0	0	0	0	0	61.1	-
2200	8	0	8	0	0	0	0	0	0	0	0	0	0	0	0	0	0	0	0	58.3	-
2300	6	0	6	0	0	0	0	0	0	0	0	0	0	0	0	0	0	0	0	60.5	-
07-19	**360**	**2**	**313**	**1**	**40**	**1**	**0**	**0**	**1**	**2**	**0**	**0**	**0**	**0**	**0**	**0**	**0**	**0**	**0**	**60.5**	**70.2**
06-22	**408**	**2**	**355**	**1**	**46**	**1**	**0**	**0**	**1**	**2**	**0**	**0**	**0**	**0**	**0**	**0**	**0**	**0**	**0**	**60.7**	**71.3**
06-00	**422**	**2**	**369**	**1**	**46**	**1**	**0**	**0**	**1**	**2**	**0**	**0**	**0**	**0**	**0**	**0**	**0**	**0**	**0**	**60.7**	**71.3**
00-00	**423**	**2**	**369**	**1**	**47**	**1**	**0**	**0**	**1**	**2**	**0**	**0**	**0**	**0**	**0**	**0**	**0**	**0**	**0**	**60.7**	**71.3**

DRAFT

Site 1
Location Local Road, 65 metres south of Junction
Direction Northbound

3588 / Carrickmacross
January 2014
Automatic Traffic Count

Thursday 09 January 2014

Time	Total	Classification												>PSL 100	>PSL% 100	>SL1 105 +5kph	>SL1% 105 +5kph	>SL2 110 +10kph	>SL2% 110 +10kph	Mean	Vpp 85
		1 MCL	2 SV	3 SVT	4 TB2	5 TB3	6 T4	7 ART3	8 ART4	9 ART5	10 ART6	11 BD	12 DRT								
0000	0	0	0	0	0	0	0	0	0	0	0	0	0	0	0	0	0	0	0	-	-
0100	0	0	0	0	0	0	0	0	0	0	0	0	0	0	0	0	0	0	0	-	-
0200	0	0	0	0	0	0	0	0	0	0	0	0	0	0	0	0	0	0	0	-	-
0300	0	0	0	0	0	0	0	0	0	0	0	0	0	0	0	0	0	0	0	-	-
0400	1	0	0	0	1	0	0	0	0	0	0	0	0	0	0	0	0	0	0	67	-
0500	2	0	2	0	0	0	0	0	0	0	0	0	0	0	0	0	0	0	0	86.4	-
0600	5	0	5	0	0	0	0	0	0	0	0	0	0	0	0	0	0	0	0	62.3	-
0700	16	0	13	0	3	0	0	0	0	0	0	0	0	0	0	0	0	0	0	51.1	63.4
0800	33	0	30	0	2	0	1	0	0	0	0	0	0	0	0	0	0	0	0	60	67.7
0900	**45**	**0**	**40**	**0**	**5**	**0**	**0**	**0**	**0**	**0**	**0**	**0**	**0**	**0**	**0**	**0**	**0**	**0**	**0**	**57.7**	**62.6**
1000	23	0	21	0	1	0	1	0	0	0	0	0	0	0	0	0	0	0	0	59.2	69.1
1100	26	0	20	0	4	0	0	0	2	0	0	0	0	0	0	0	0	0	0	58	67
1200	31	0	23	2	5	0	0	1	0	0	0	0	0	0	0	0	0	0	0	59.5	68.4
1300	30	0	27	1	2	0	0	0	0	0	0	0	0	0	0	0	0	0	0	65.4	79.2
1400	42	1	36	0	5	0	0	0	0	0	0	0	0	0	0	0	0	0	0	60.6	69.5
1500	**47**	**0**	**45**	**0**	**2**	**0**	**0**	**0**	**0**	**0**	**0**	**0**	**0**	**0**	**0**	**0**	**0**	**0**	**0**	**61.9**	**68.8**
1600	21	0	18	0	3	0	0	0	0	0	0	0	0	0	0	0	0	0	0	60.3	69.1
1700	21	0	16	0	4	0	0	0	0	1	0	0	0	0	0	0	0	0	0	55.5	64.8
1800	24	0	23	0	1	0	0	0	0	0	0	0	0	0	0	0	0	0	0	58.4	64.1
1900	25	0	22	0	3	0	0	0	0	0	0	0	0	0	0	0	0	0	0	59.9	68.8
2000	14	0	12	0	2	0	0	0	0	0	0	0	0	0	0	0	0	0	0	60.7	68
2100	12	0	12	0	0	0	0	0	0	0	0	0	0	0	0	0	0	0	0	55.3	59.8
2200	7	0	7	0	0	0	0	0	0	0	0	0	0	0	0	0	0	0	0	58.2	-
2300	2	0	2	0	0	0	0	0	0	0	0	0	0	0	0	0	0	0	0	68.4	-
07-19	**359**	**1**	**312**	**3**	**37**	**0**	**2**	**1**	**2**	**1**	**0**	**0**	**0**	**0**	**0**	**0**	**0**	**0**	**0**	**59.5**	**68.8**
06-22	**415**	**1**	**363**	**3**	**42**	**0**	**2**	**1**	**2**	**1**	**0**	**0**	**0**	**0**	**0**	**0**	**0**	**0**	**0**	**59.5**	**68.8**
06-00	**424**	**1**	**372**	**3**	**42**	**0**	**2**	**1**	**2**	**1**	**0**	**0**	**0**	**0**	**0**	**0**	**0**	**0**	**0**	**59.5**	**68.8**
00-00	**427**	**1**	**374**	**3**	**43**	**0**	**2**	**1**	**2**	**1**	**0**	**0**	**0**	**0**	**0**	**0**	**0**	**0**	**0**	**59.6**	**68.8**

DRAFT

Site 1
Location Local Road, 65 metres south of Junction
Direction Northbound

3588 / Carrickmacross
January 2014
Automatic Traffic Count

Friday 10 January 2014

Time	Total	Classification												>PSL 100	>PSL% 100	>SL1 105 +5kph	>SL1% 105 +5kph	>SL2 110 +10kph	>SL2% 110 +10kph	Mean	Vpp 85
		1 MCL	2 SV	3 SVT	4 TB2	5 TB3	6 T4	7 ART3	8 ART4	9 ART5	10 ART6	11 BD	12 DRT								
0000	2	0	2	0	0	0	0	0	0	0	0	0	0	0	0	0	0	0	0	49.3	-
0100	1	0	1	0	0	0	0	0	0	0	0	0	0	0	0	0	0	0	0	67.9	-
0200	0	0	0	0	0	0	0	0	0	0	0	0	0	0	0	0	0	0	0	-	-
0300	0	0	0	0	0	0	0	0	0	0	0	0	0	0	0	0	0	0	0	-	-
0400	2	0	1	0	1	0	0	0	0	0	0	0	0	0	0	0	0	0	0	67.4	-
0500	2	0	1	0	0	0	0	0	0	1	0	0	0	0	0	0	0	0	0	68.4	-
0600	7	0	7	0	0	0	0	0	0	0	0	0	0	0	0	0	0	0	0	63.4	-
0700	17	0	14	1	2	0	0	0	0	0	0	0	0	0	0	0	0	0	0	58.8	64.4
0800	**44**	**0**	**38**	**3**	**2**	**0**	**0**	**1**	**0**	**0**	**0**	**0**	**0**	**0**	**0**	**0**	**0**	**0**	**0**	**62.8**	**70.6**
0900	**44**	**0**	**40**	**0**	**4**	**0**	**0**	**0**	**0**	**0**	**0**	**0**	**0**	**0**	**0**	**0**	**0**	**0**	**0**	**62.2**	**69.8**
1000	21	0	20	0	1	0	0	0	0	0	0	0	0	0	0	0	0	0	0	62.4	67
1100	25	0	23	0	2	0	0	0	0	0	0	0	0	0	0	0	0	0	0	63.5	70.2
1200	27	0	23	0	4	0	0	0	0	0	0	0	0	0	0	0	0	0	0	62.1	69.5
1300	27	0	23	0	3	0	1	0	0	0	0	0	0	0	0	0	0	0	0	58.8	67.3
1400	35	0	32	0	3	0	0	0	0	0	0	0	0	0	0	0	0	0	0	63.8	75.2
1500	**44**	**0**	**40**	**0**	**4**	**0**	**0**	**0**	**0**	**0**	**0**	**0**	**0**	**0**	**0**	**0**	**0**	**0**	**0**	**63.2**	**72.4**
1600	28	0	26	0	2	0	0	0	0	0	0	0	0	0	0	0	0	0	0	65.8	75.2
1700	28	0	23	0	5	0	0	0	0	0	0	0	0	0	0	0	0	0	0	57.9	64.1
1800	20	0	18	0	2	0	0	0	0	0	0	0	0	0	0	0	0	0	0	63.3	73.1
1900	21	0	17	1	2	0	0	1	0	0	0	0	0	0	0	0	0	0	0	61.2	71.3
2000	7	0	6	0	1	0	0	0	0	0	0	0	0	0	0	0	0	0	0	67.5	-
2100	22	0	21	0	1	0	0	0	0	0	0	0	0	0	0	0	0	0	0	58.6	67.7
2200	9	0	9	0	0	0	0	0	0	0	0	0	0	0	0	0	0	0	0	56.6	-
2300	4	0	4	0	0	0	0	0	0	0	0	0	0	0	0	0	0	0	0	52.1	-
07-19	**360**	**0**	**320**	**4**	**34**	**0**	**1**	**1**	**0**	**0**	**0**	**0**	**0**	**0**	**0**	**0**	**0**	**0**	**0**	**62.2**	**71.6**
06-22	**417**	**0**	**371**	**5**	**38**	**0**	**1**	**2**	**0**	**0**	**0**	**0**	**0**	**0**	**0**	**0**	**0**	**0**	**0**	**62.1**	**71.3**
06-00	**430**	**0**	**384**	**5**	**38**	**0**	**1**	**2**	**0**	**0**	**0**	**0**	**0**	**0**	**0**	**0**	**0**	**0**	**0**	**61.9**	**71.3**
00-00	**437**	**0**	**389**	**5**	**39**	**0**	**1**	**2**	**0**	**1**	**0**	**0**	**0**	**0**	**0**	**0**	**0**	**0**	**0**	**61.9**	**70.9**

DRAFT

Site 1
Location Local Road, 65 metres south of Junction
Direction Northbound

3588 / Carrickmacross
January 2014
Automatic Traffic Count

Virtual Day (7)

Time	Total	Classification												>PSL 100	>PSL% 100	>SL1 105 +5kph	>SL1% 105 +5kph	>SL2 110 +10kph	>SL2% 110 +10kph	Mean	Vpp 85
		1 MCL	2 SV	3 SVT	4 TB2	5 TB3	6 T4	7 ART3	8 ART4	9 ART5	10 ART6	11 BD	12 DRT								
0000	2	0	2	0	0	0	0	0	0	0	0	0	0	0	0	0	0	0	0	56.9	-
0100	1	0	1	0	0	0	0	0	0	0	0	0	0	0	0	0	0	0	0	56.7	-
0200	1	0	1	0	0	0	0	0	0	0	0	0	0	0	0	0	0	0	0	60.4	-
0300	1	0	1	0	0	0	0	0	0	0	0	0	0	0	0	0	0	0	0	64.9	-
0400	2	0	1	0	1	0	0	0	0	0	0	0	0	0	0	0	0	0	0	65.5	-
0500	1	0	1	0	0	0	0	0	0	0	0	0	0	0	0	0	0	0	0	72	-
0600	4	0	4	0	0	0	0	0	0	0	0	0	0	0	0	0	0	0	0	62.4	-
0700	13	0	11	0	2	0	0	0	0	0	0	0	0	0	0	0	0	0	0	58.2	68
0800	32	0	29	0	2	0	0	0	0	0	0	0	0	0	0.4	0	0	0	0	61.6	71.3
0900	**34**	**0**	**30**	**0**	**3**	**0**	**0**	**0**	**0**	**0**	**0**	**0**	**0**	**0**	**0**	**0**	**0**	**0**	**0**	**60.2**	**68.8**
1000	20	0	18	0	1	0	0	0	0	0	0	0	0	0	0	0	0	0	0	60.1	69.1
1100	26	0	23	0	2	0	0	0	0	0	0	0	0	0	0	0	0	0	0	60.2	70.2
1200	27	0	23	1	3	0	0	0	0	0	0	0	0	0	0	0	0	0	0	61.7	70.9
1300	28	0	25	0	2	0	0	0	0	0	0	0	0	0	0	0	0	0	0	61.3	72
1400	32	0	29	0	2	0	0	0	0	0	0	0	0	0	0	0	0	0	0	61.1	72
1500	**41**	**0**	**38**	**0**	**3**	**0**	**0**	**0**	**0**	**0**	**0**	**0**	**0**	**0**	**0**	**0**	**0**	**0**	**0**	**61.5**	**70.2**
1600	25	0	23	0	2	0	0	0	0	0	0	0	0	0	0	0	0	0	0	61.4	69.5
1700	23	0	19	0	3	0	0	0	0	0	0	0	0	0	0	0	0	0	0	59.6	70.2
1800	19	0	16	0	2	0	0	0	0	0	0	0	0	0	0	0	0	0	0	59.8	69.5
1900	25	0	23	0	1	0	0	0	0	0	0	0	0	0	0	0	0	0	0	58.1	70.2
2000	16	0	15	0	1	0	0	0	0	0	0	0	0	0	0	0	0	0	0	60.1	70.6
2100	12	0	12	0	0	0	0	0	0	0	0	0	0	0	0	0	0	0	0	58.8	68.4
2200	9	0	8	0	0	0	0	0	0	0	0	0	0	0	0	0	0	0	0	56.9	-
2300	5	0	4	0	0	0	0	0	0	0	0	0	0	0	0	0	0	0	0	58.3	-
07-19	**318**	**1**	**285**	**3**	**27**	**0**	**0**	**0**	**1**	**1**	**0**	**0**	**0**	**0**	**0**	**0**	**0**	**0**	**0**	**60.8**	**70.6**
06-22	**376**	**1**	**338**	**3**	**30**	**0**	**0**	**1**	**1**	**1**	**0**	**0**	**0**	**0**	**0**	**0**	**0**	**0**	**0**	**60.5**	**70.6**
06-00	**389**	**1**	**351**	**3**	**31**	**0**	**0**	**1**	**1**	**2**	**0**	**0**	**0**	**0**	**0**	**0**	**0**	**0**	**0**	**60.4**	**70.6**
00-00	**398**	**1**	**358**	**3**	**32**	**0**	**0**	**1**	**1**	**2**	**0**	**0**	**0**	**0**	**0**	**0**	**0**	**0**	**0**	**60.4**	**70.6**

DRAFT

Site 1
Location Local Road, 65 metres south of Junction
Direction Northbound

3588 / Carrickmacross
January 2014
Automatic Traffic Count

Virtual Week (1)

Time	Total	Classification												>PSL 100	>PSL% 100	>SL1 105 +5kph	>SL1% 105 +5kph	>SL2 110 +10kph	>SL2% 110 +10kph	Mean	Vpp 85
		1 MCL	2 SV	3 SVT	4 TB2	5 TB3	6 T4	7 ART3	8 ART4	9 ART5	10 ART6	11 BD	12 DRT								
Mon	375	0	332	5	35	0	0	0	1	2	0	0	0	0	0	0	0	0	0	61.7	72.7
Tue	439	0	405	1	33	0	0	0	0	0	0	0	0	1	0.2	0	0	0	0	60.5	70.2
Wed	423	2	369	1	47	1	0	0	1	2	0	0	0	0	0	0	0	0	0	60.7	71.3
Thu	427	1	374	3	43	0	2	1	2	1	0	0	0	0	0	0	0	0	0	59.6	68.8
Fri	437	0	389	5	39	0	1	2	0	1	0	0	0	0	0	0	0	0	0	61.9	70.9
|Sat	427	0	390	9	21	0	0	1	0	6	0	0	0	0	0	0	0	0	0	58.8	69.8
|Sun	255	1	244	0	9	1	0	0	0	0	0	0	0	0	0	0	0	0	0	59.7	70.6
5 Day Ave.	**420**	**1**	**374**	**3**	**39**	**0**	**1**	**1**	**1**	**1**	**0**	**0**	**0**	**0**	**0.0**	**0**	**0.0**	**0**	**0.0**	**60.9**	**70.8**
7 Day Ave.	**398**	**1**	**358**	**3**	**32**	**0**	**0**	**1**	**1**	**2**	**0**	**0**	**0**	**0**	**0.0**	**0**	**0.0**	**0**	**0.0**	**60.4**	**70.6**
--	**2783**	**4**	**2503**	**24**	**227**	**2**	**3**	**4**	**4**	**12**	**0**	**0**	**0**	**1**	**0.0**	**0**	**0.0**	**0**	**0.0**	**60.4**	**70.6**

DRAFT

Summary Graphs

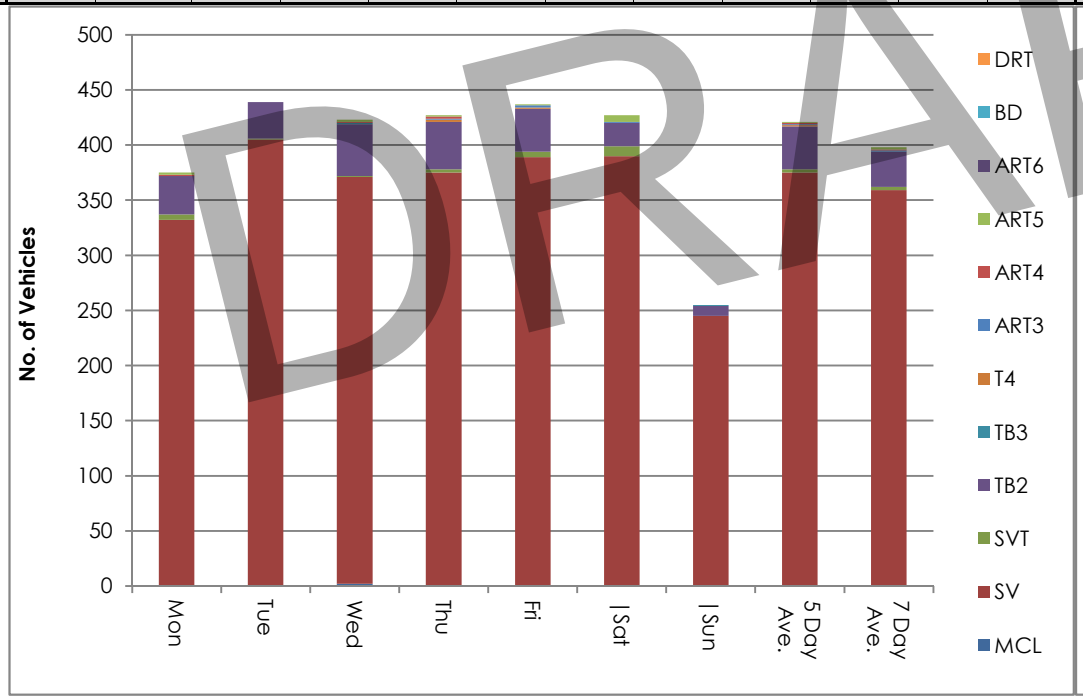

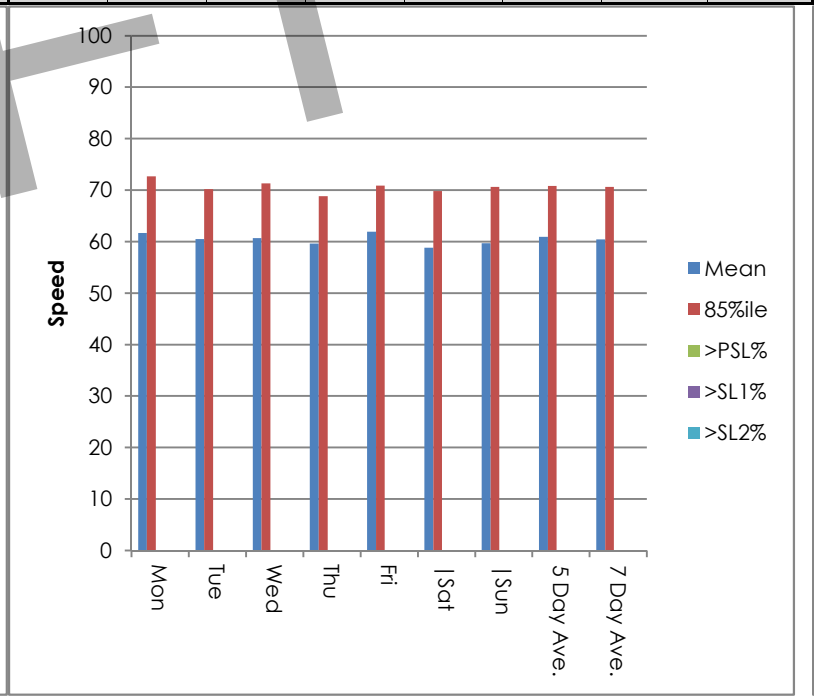

Site 1
Location Local Road, 65 metres south of Junction
Direction Northbound

3588 / Carrickmacross
January 2014
Automatic Traffic Count

Saturday 04 January 2014

Time	Total	Speed Bins (km/h)																												
		0 - 5	5 - 10	10 - 15	15 - 20	20 - 25	25 - 30	30 - 35	35 - 40	40 - 45	45 - 50	50 - 55	55 - 60	60 - 65	65 - 70	70 - 75	75 - 80	80 - 85	85 - 90	90 - 95	95 - 100	100 - 105	105 - 110	110 - 115	115 - 120	120 - 125	125 - 130	130 - 135	135 - 140
0000	1	0	0	0	0	0	0	0	0	0	0	1	0	0	0	0	0	0	0	0	0	0	0	0	0	0	0	0	0	0
0100	4	0	0	0	0	0	0	0	0	0	0	2	0	0	1	0	1	0	0	0	0	0	0	0	0	0	0	0	0	0
0200	2	0	0	0	0	0	0	0	1	0	0	0	0	0	0	1	0	0	0	0	0	0	0	0	0	0	0	0	0	0
0300	4	0	0	0	0	0	0	0	0	1	0	0	0	2	0	0	0	0	1	0	0	0	0	0	0	0	0	0	0	0
0400	2	0	0	0	0	0	0	0	0	0	0	0	0	1	0	0	1	0	0	0	0	0	0	0	0	0	0	0	0	0
0500	0	0	0	0	0	0	0	0	0	0	0	0	0	0	0	0	0	0	0	0	0	0	0	0	0	0	0	0	0	0
0600	0	0	0	0	0	0	0	0	0	0	0	0	0	0	0	0	0	0	0	0	0	0	0	0	0	0	0	0	0	0
0700	2	0	0	0	0	0	0	0	0	0	0	1	0	1	0	0	0	0	0	0	0	0	0	0	0	0	0	0	0	0
0800	13	0	0	0	0	0	0	0	0	1	1	2	3	1	5	0	0	0	0	0	0	0	0	0	0	0	0	0	0	0
0900	11	0	0	0	0	0	0	0	1	0	1	2	0	2	2	2	1	0	0	0	0	0	0	0	0	0	0	0	0	0
1000	23	0	0	0	0	1	0	0	0	0	2	2	4	8	1	4	0	0	1	0	0	0	0	0	0	0	0	0	0	0
1100	**27**	**0**	**0**	**0**	**0**	**0**	**0**	**1**	**2**	**0**	**1**	**5**	**3**	**4**	**6**	**1**	**3**	**1**	**0**	**0**	**0**	**0**	**0**	**0**	**0**	**0**	**0**	**0**	**0**	**0**
1200	31	0	0	0	0	3	1	0	1	1	2	1	6	7	4	1	2	2	0	0	0	0	0	0	0	0	0	0	0	0
1300	36	0	0	0	0	0	0	0	0	2	6	6	5	8	4	5	0	0	0	0	0	0	0	0	0	0	0	0	0	0
1400	30	0	0	0	0	0	0	0	0	0	5	1	3	5	9	5	1	0	1	0	0	0	0	0	0	0	0	0	0	0
1500	35	0	0	0	0	0	0	0	0	3	5	5	4	8	2	6	1	0	1	0	0	0	0	0	0	0	0	0	0	0
1600	36	0	0	0	0	0	0	0	0	5	3	4	2	11	9	1	1	0	0	0	0	0	0	0	0	0	0	0	0	0
1700	25	0	0	0	0	0	0	0	0	3	3	2	6	4	2	5	0	0	0	0	0	0	0	0	0	0	0	0	0	0
1800	18	0	0	0	0	0	0	0	2	0	2	3	7	1	0	2	1	0	0	0	0	0	0	0	0	0	0	0	0	0
1900	**61**	**0**	**0**	**0**	**0**	**0**	**0**	**0**	**2**	**7**	**11**	**16**	**7**	**11**	**1**	**5**	**1**	**0**	**0**	**0**	**0**	**0**	**0**	**0**	**0**	**0**	**0**	**0**	**0**	**0**
2000	26	0	0	0	0	0	0	0	0	2	1	3	4	7	4	3	1	1	0	0	0	0	0	0	0	0	0	0	0	0
2100	16	0	0	0	0	0	0	0	0	2	2	3	4	2	2	0	1	0	0	0	0	0	0	0	0	0	0	0	0	0
2200	15	0	0	1	0	0	0	0	0	1	0	6	0	2	3	0	1	0	1	0	0	0	0	0	0	0	0	0	0	0
2300	9	0	0	0	0	0	0	0	1	0	1	2	2	2	1	0	0	0	0	0	0	0	0	0	0	0	0	0	0	0
07-19	**287**	**0**	**0**	**0**	**0**	**4**	**1**	**1**	**6**	**15**	**31**	**34**	**43**	**60**	**44**	**32**	**10**	**3**	**3**	**0**	**0**	**0**	**0**	**0**	**0**	**0**	**0**	**0**	**0**	**0**
06-22	**390**	**0**	**0**	**0**	**0**	**4**	**1**	**1**	**8**	**26**	**45**	**56**	**58**	**80**	**51**	**40**	**13**	**4**	**3**	**0**	**0**	**0**	**0**	**0**	**0**	**0**	**0**	**0**	**0**	**0**
06-00	**414**	**0**	**0**	**1**	**0**	**4**	**1**	**1**	**9**	**27**	**46**	**64**	**60**	**84**	**55**	**40**	**14**	**4**	**4**	**0**	**0**	**0**	**0**	**0**	**0**	**0**	**0**	**0**	**0**	**0**
00-00	**427**	**0**	**0**	**1**	**0**	**4**	**1**	**1**	**10**	**28**	**46**	**67**	**60**	**87**	**56**	**41**	**16**	**4**	**5**	**0**	**0**	**0**	**0**	**0**	**0**	**0**	**0**	**0**	**0**	**0**

DRAFT

Site 1
Location Local Road, 65 metres south of Junction
Direction Northbound

3588 / Carrickmacross
January 2014
Automatic Traffic Count

Sunday 05 January 2014

Time	Total	Speed Bins (km/h)																												
		0 - 5	5 - 10	10 - 15	15 - 20	20 - 25	25 - 30	30 - 35	35 - 40	40 - 45	45 - 50	50 - 55	55 - 60	60 - 65	65 - 70	70 - 75	75 - 80	80 - 85	85 - 90	90 - 95	95 - 100	100 - 105	105 - 110	110 - 115	115 - 120	120 - 125	125 - 130	130 - 135	135 - 140
0000	7	0	0	0	0	0	0	0	0	1	0	2	1	1	2	0	0	0	0	0	0	0	0	0	0	0	0	0	0	0
0100	3	0	0	0	0	0	0	1	0	0	1	0	1	0	0	0	0	0	0	0	0	0	0	0	0	0	0	0	0	0
0200	1	0	0	0	0	0	0	0	0	0	0	1	0	0	0	0	0	0	0	0	0	0	0	0	0	0	0	0	0	0
0300	5	0	0	0	0	0	0	0	0	0	1	1	1	0	0	0	1	1	0	0	0	0	0	0	0	0	0	0	0	0
0400	2	0	0	0	0	0	0	0	0	0	1	1	0	0	0	0	0	0	0	0	0	0	0	0	0	0	0	0	0	0
0500	1	0	0	0	0	0	0	0	0	0	1	0	0	0	0	0	0	0	0	0	0	0	0	0	0	0	0	0	0	0
0600	1	0	0	0	0	0	0	0	0	0	0	1	0	0	0	0	0	0	0	0	0	0	0	0	0	0	0	0	0	0
0700	2	0	0	0	0	0	0	0	0	0	0	1	0	0	0	1	0	0	0	0	0	0	0	0	0	0	0	0	0	0
0800	8	0	0	0	0	0	0	0	1	2	2	0	0	2	0	0	1	0	0	0	0	0	0	0	0	0	0	0	0	0
0900	8	0	0	0	0	2	1	0	0	0	0	1	1	2	0	1	0	0	0	0	0	0	0	0	0	0	0	0	0	0
1000	5	0	0	0	0	0	0	0	0	0	1	1	0	1	1	0	0	1	0	0	0	0	0	0	0	0	0	0	0	0
1100	**25**	**0**	**0**	**0**	**0**	**0**	**0**	**0**	**0**	**5**	**0**	**2**	**4**	**4**	**3**	**5**	**1**	**1**	**0**	**0**	**0**	**0**	**0**	**0**	**0**	**0**	**0**	**0**	**0**	**0**
1200	17	0	0	0	0	0	0	0	0	0	1	0	5	5	3	0	2	0	1	0	0	0	0	0	0	0	0	0	0	0
1300	21	0	0	0	0	0	0	0	0	1	0	3	5	3	7	1	0	1	0	0	0	0	0	0	0	0	0	0	0	0
1400	**26**	**0**	**0**	**0**	**0**	**0**	**0**	**0**	**0**	**1**	**2**	**4**	**8**	**4**	**1**	**3**	**1**	**2**	**0**	**0**	**0**	**0**	**0**	**0**	**0**	**0**	**0**	**0**	**0**	**0**
1500	22	0	0	0	0	0	0	0	0	1	1	3	3	4	4	3	2	0	1	0	0	0	0	0	0	0	0	0	0	0
1600	23	0	0	0	0	0	0	0	1	0	1	5	6	5	2	2	0	1	0	0	0	0	0	0	0	0	0	0	0	0
1700	13	0	0	0	0	0	0	0	0	2	2	2	1	4	0	1	1	0	0	0	0	0	0	0	0	0	0	0	0	0
1800	17	0	0	0	0	0	0	0	0	0	2	4	5	0	1	3	1	1	0	0	0	0	0	0	0	0	0	0	0	0
1900	12	0	0	0	0	0	0	1	1	0	0	2	1	3	2	1	0	1	0	0	0	0	0	0	0	0	0	0	0	0
2000	16	0	0	0	0	0	0	0	0	0	1	3	4	5	1	2	0	0	0	0	0	0	0	0	0	0	0	0	0	0
2100	10	0	0	0	0	0	0	0	1	0	0	1	1	1	3	2	1	0	0	0	0	0	0	0	0	0	0	0	0	0
2200	7	0	0	0	0	0	0	0	0	0	1	3	2	0	0	1	0	0	0	0	0	0	0	0	0	0	0	0	0	0
2300	3	0	0	0	0	0	0	0	0	0	1	1	0	1	0	0	0	0	0	0	0	0	0	0	0	0	0	0	0	0
07-19	**187**	**0**	**0**	**0**	**0**	**2**	**1**	**0**	**2**	**12**	**12**	**26**	**38**	**34**	**22**	**20**	**9**	**7**	**2**	**0**	**0**	**0**	**0**	**0**	**0**	**0**	**0**	**0**	**0**	**0**
06-22	**226**	**0**	**0**	**0**	**0**	**2**	**1**	**1**	**4**	**12**	**13**	**33**	**44**	**43**	**28**	**25**	**10**	**8**	**2**	**0**	**0**	**0**	**0**	**0**	**0**	**0**	**0**	**0**	**0**	**0**
06-00	**236**	**0**	**0**	**0**	**0**	**2**	**1**	**1**	**4**	**12**	**15**	**37**	**46**	**44**	**28**	**26**	**10**	**8**	**2**	**0**	**0**	**0**	**0**	**0**	**0**	**0**	**0**	**0**	**0**	**0**
00-00	**255**	**0**	**0**	**0**	**0**	**2**	**1**	**2**	**4**	**13**	**19**	**42**	**49**	**45**	**30**	**26**	**11**	**9**	**2**	**0**	**0**	**0**	**0**	**0**	**0**	**0**	**0**	**0**	**0**	**0**

DRAFT

Site 1
Location Local Road, 65 metres south of Junction
Direction Northbound

3588 / Carrickmacross
January 2014
Automatic Traffic Count

Monday 06 January 2014

Time	Total	Speed Bins (km/h)																												
		0 - 5	5 - 10	10 - 15	15 - 20	20 - 25	25 - 30	30 - 35	35 - 40	40 - 45	45 - 50	50 - 55	55 - 60	60 - 65	65 - 70	70 - 75	75 - 80	80 - 85	85 - 90	90 - 95	95 - 100	100 - 105	105 - 110	110 - 115	115 - 120	120 - 125	125 - 130	130 - 135	135 - 140
0000	4	0	0	0	0	0	0	0	0	1	1	0	1	0	1	0	0	0	0	0	0	0	0	0	0	0	0	0	0	0
0100	0	0	0	0	0	0	0	0	0	0	0	0	0	0	0	0	0	0	0	0	0	0	0	0	0	0	0	0	0	0
0200	2	0	0	0	0	0	0	0	0	0	0	0	0	1	0	0	1	0	0	0	0	0	0	0	0	0	0	0	0	0
0300	0	0	0	0	0	0	0	0	0	0	0	0	0	0	0	0	0	0	0	0	0	0	0	0	0	0	0	0	0	0
0400	1	0	0	0	0	0	0	0	0	0	0	0	0	0	1	0	0	0	0	0	0	0	0	0	0	0	0	0	0	0
0500	2	0	0	0	0	0	0	0	0	0	1	0	0	0	0	0	0	0	1	0	0	0	0	0	0	0	0	0	0	0
0600	7	0	0	0	0	0	0	1	0	0	1	1	0	2	1	0	1	0	0	0	0	0	0	0	0	0	0	0	0	0
0700	21	0	0	0	0	0	0	0	0	0	2	5	5	3	4	1	1	0	0	0	0	0	0	0	0	0	0	0	0	0
0800	34	0	0	0	0	0	0	0	0	0	3	5	5	6	5	6	3	1	0	0	0	0	0	0	0	0	0	0	0	0
0900	**42**	**0**	**0**	**0**	**0**	**0**	**0**	**1**	**0**	**2**	**0**	**4**	**9**	**13**	**6**	**2**	**4**	**1**	**0**	**0**	**0**	**0**	**0**	**0**	**0**	**0**	**0**	**0**	**0**	**0**
1000	21	0	0	0	0	0	0	0	0	0	2	3	5	5	3	2	1	0	0	0	0	0	0	0	0	0	0	0	0	0
1100	26	0	0	0	0	0	0	0	0	2	1	6	7	4	2	2	2	0	0	0	0	0	0	0	0	0	0	0	0	0
1200	24	0	0	0	0	0	0	0	0	0	1	4	1	8	6	1	1	1	1	0	0	0	0	0	0	0	0	0	0	0
1300	25	0	0	0	0	0	0	0	0	1	3	3	4	5	3	3	2	1	0	0	0	0	0	0	0	0	0	0	0	0
1400	22	0	0	0	0	0	0	0	2	0	1	2	5	3	2	6	0	1	0	0	0	0	0	0	0	0	0	0	0	0
1500	**40**	**0**	**0**	**0**	**0**	**0**	**0**	**0**	**0**	**2**	**0**	**7**	**4**	**11**	**7**	**6**	**2**	**0**	**1**	**0**	**0**	**0**	**0**	**0**	**0**	**0**	**0**	**0**	**0**	**0**
1600	22	0	0	0	0	0	0	0	1	1	1	3	5	2	3	5	1	0	0	0	0	0	0	0	0	0	0	0	0	0
1700	26	0	0	0	0	0	0	0	0	1	0	2	5	7	5	2	3	1	0	0	0	0	0	0	0	0	0	0	0	0
1800	17	0	0	0	0	0	0	0	0	0	2	3	4	1	5	1	1	0	0	0	0	0	0	0	0	0	0	0	0	0
1900	14	0	0	0	0	0	2	0	0	0	0	2	2	2	2	4	0	0	0	0	0	0	0	0	0	0	0	0	0	0
2000	9	0	0	0	0	0	0	0	0	1	0	2	2	1	1	1	0	1	0	0	0	0	0	0	0	0	0	0	0	0
2100	5	0	0	0	0	0	0	0	0	0	0	1	2	0	1	0	1	0	0	0	0	0	0	0	0	0	0	0	0	0
2200	6	0	0	0	0	0	0	0	0	0	0	2	3	0	0	1	0	0	0	0	0	0	0	0	0	0	0	0	0	0
2300	5	0	0	0	0	0	0	0	0	0	1	0	1	1	1	1	0	0	0	0	0	0	0	0	0	0	0	0	0	0
07-19	**320**	**0**	**0**	**0**	**0**	**0**	**0**	**1**	**3**	**9**	**16**	**47**	**59**	**68**	**51**	**37**	**21**	**6**	**2**	**0**	**0**	**0**	**0**	**0**	**0**	**0**	**0**	**0**	**0**	**0**
06-22	**355**	**0**	**0**	**0**	**0**	**0**	**2**	**2**	**3**	**10**	**17**	**53**	**65**	**73**	**56**	**42**	**23**	**7**	**2**	**0**	**0**	**0**	**0**	**0**	**0**	**0**	**0**	**0**	**0**	**0**
06-00	**366**	**0**	**0**	**0**	**0**	**0**	**2**	**2**	**3**	**10**	**18**	**55**	**69**	**74**	**57**	**44**	**23**	**7**	**2**	**0**	**0**	**0**	**0**	**0**	**0**	**0**	**0**	**0**	**0**	**0**
00-00	**375**	**0**	**0**	**0**	**0**	**0**	**2**	**2**	**3**	**11**	**20**	**55**	**70**	**75**	**59**	**44**	**24**	**7**	**3**	**0**	**0**	**0**	**0**	**0**	**0**	**0**	**0**	**0**	**0**	**0**

DRAFT

Site 1
Location Local Road, 65 metres south of Junction
Direction Northbound

3588 / Carrickmacross
January 2014
Automatic Traffic Count

Tuesday 07 January 2014

Time	Total	Speed Bins (km/h)																												
		0 - 5	5 - 10	10 - 15	15 - 20	20 - 25	25 - 30	30 - 35	35 - 40	40 - 45	45 - 50	50 - 55	55 - 60	60 - 65	65 - 70	70 - 75	75 - 80	80 - 85	85 - 90	90 - 95	95 - 100	100 - 105	105 - 110	110 - 115	115 - 120	120 - 125	125 - 130	130 - 135	135 - 140
0000	3	0	0	0	0	0	0	0	0	0	0	0	1	1	0	1	0	0	0	0	0	0	0	0	0	0	0	0	0	0
0100	1	0	0	0	0	0	0	0	0	0	0	0	1	0	0	0	0	0	0	0	0	0	0	0	0	0	0	0	0	0
0200	0	0	0	0	0	0	0	0	0	0	0	0	0	0	0	0	0	0	0	0	0	0	0	0	0	0	0	0	0	0
0300	1	0	0	0	0	0	0	0	0	0	0	0	0	0	0	1	0	0	0	0	0	0	0	0	0	0	0	0	0	0
0400	2	0	0	0	0	0	0	0	0	0	0	1	0	0	0	0	0	0	1	0	0	0	0	0	0	0	0	0	0	0
0500	2	0	0	0	0	0	0	0	0	0	0	0	0	0	1	0	0	0	0	1	0	0	0	0	0	0	0	0	0	0
0600	4	0	0	0	0	0	0	0	0	0	0	1	1	0	0	1	1	0	0	0	0	0	0	0	0	0	0	0	0	0
0700	12	0	0	0	0	0	0	0	0	1	0	3	5	1	1	0	0	0	0	0	1	0	0	0	0	0	0	0	0	0
0800	**52**	**0**	**0**	**0**	**0**	**0**	**0**	**0**	**0**	**1**	**3**	**10**	**7**	**9**	**11**	**5**	**2**	**3**	**0**	**0**	**0**	**1**	**0**	**0**	**0**	**0**	**0**	**0**	**0**	**0**
0900	46	0	0	0	0	0	0	0	0	1	3	10	10	8	8	5	0	1	0	0	0	0	0	0	0	0	0	0	0	0
1000	23	0	0	0	1	1	0	0	0	1	1	2	2	6	4	3	1	1	0	0	0	0	0	0	0	0	0	0	0	0
1100	28	0	0	0	0	1	0	0	1	0	2	5	5	3	7	0	2	2	0	0	0	0	0	0	0	0	0	0	0	0
1200	20	0	0	0	0	0	0	0	0	0	0	2	4	2	3	6	2	1	0	0	0	0	0	0	0	0	0	0	0	0
1300	28	0	0	0	0	0	0	1	0	1	5	2	4	5	6	2	1	1	0	0	0	0	0	0	0	0	0	0	0	0
1400	41	0	0	0	0	0	0	0	0	3	5	6	5	8	7	3	4	0	0	0	0	0	0	0	0	0	0	0	0	0
1500	**52**	**0**	**0**	**0**	**0**	**0**	**0**	**0**	**0**	**1**	**1**	**9**	**9**	**18**	**7**	**7**	**0**	**0**	**0**	**0**	**0**	**0**	**0**	**0**	**0**	**0**	**0**	**0**	**0**	**0**
1600	19	0	0	0	0	0	0	0	0	1	1	2	5	4	4	2	0	0	0	0	0	0	0	0	0	0	0	0	0	0
1700	18	0	0	0	0	0	0	0	0	0	1	8	3	1	3	1	1	0	0	0	0	0	0	0	0	0	0	0	0	0
1800	17	0	0	0	0	0	0	0	0	1	2	0	4	2	5	2	1	0	0	0	0	0	0	0	0	0	0	0	0	0
1900	16	0	0	0	0	0	0	0	1	1	0	1	5	5	2	0	0	1	0	0	0	0	0	0	0	0	0	0	0	0
2000	29	0	0	0	0	0	0	0	2	3	8	4	4	4	1	2	1	0	0	0	0	0	0	0	0	0	0	0	0	0
2100	14	0	0	0	0	0	0	0	1	0	1	3	4	1	2	1	0	1	0	0	0	0	0	0	0	0	0	0	0	0
2200	8	0	0	0	0	0	0	0	0	2	0	3	2	1	0	0	0	0	0	0	0	0	0	0	0	0	0	0	0	0
2300	3	0	0	0	0	0	0	0	0	0	1	0	0	1	0	0	1	0	0	0	0	0	0	0	0	0	0	0	0	0
07-19	**356**	**0**	**0**	**0**	**1**	**2**	**0**	**1**	**1**	**11**	**24**	**59**	**63**	**67**	**66**	**36**	**14**	**9**	**0**	**0**	**1**	**1**	**0**	**0**	**0**	**0**	**0**	**0**	**0**	**0**
06-22	**419**	**0**	**0**	**0**	**1**	**2**	**0**	**1**	**5**	**15**	**33**	**68**	**77**	**77**	**71**	**40**	**16**	**11**	**0**	**0**	**1**	**1**	**0**	**0**	**0**	**0**	**0**	**0**	**0**	**0**
06-00	**430**	**0**	**0**	**0**	**1**	**2**	**0**	**1**	**5**	**17**	**34**	**71**	**79**	**79**	**71**	**40**	**17**	**11**	**0**	**0**	**1**	**1**	**0**	**0**	**0**	**0**	**0**	**0**	**0**	**0**
00-00	**439**	**0**	**0**	**0**	**1**	**2**	**0**	**1**	**5**	**17**	**34**	**72**	**81**	**80**	**72**	**42**	**17**	**11**	**1**	**1**	**1**	**1**	**0**	**0**	**0**	**0**	**0**	**0**	**0**	**0**

DRAFT

Site 1
Location Local Road, 65 metres south of Junction
Direction Northbound

3588 / Carrickmacross
January 2014
Automatic Traffic Count

Wednesday 08 January 2014

Time	Total	Speed Bins (km/h)																												
		0 - 5	5 - 10	10 - 15	15 - 20	20 - 25	25 - 30	30 - 35	35 - 40	40 - 45	45 - 50	50 - 55	55 - 60	60 - 65	65 - 70	70 - 75	75 - 80	80 - 85	85 - 90	90 - 95	95 - 100	100 - 105	105 - 110	110 - 115	115 - 120	120 - 125	125 - 130	130 - 135	135 - 140
0000	0	0	0	0	0	0	0	0	0	0	0	0	0	0	0	0	0	0	0	0	0	0	0	0	0	0	0	0	0	0
0100	0	0	0	0	0	0	0	0	0	0	0	0	0	0	0	0	0	0	0	0	0	0	0	0	0	0	0	0	0	0
0200	0	0	0	0	0	0	0	0	0	0	0	0	0	0	0	0	0	0	0	0	0	0	0	0	0	0	0	0	0	0
0300	0	0	0	0	0	0	0	0	0	0	0	0	0	0	0	0	0	0	0	0	0	0	0	0	0	0	0	0	0	0
0400	1	0	0	0	0	0	0	0	0	0	0	0	0	0	1	0	0	0	0	0	0	0	0	0	0	0	0	0	0	0
0500	0	0	0	0	0	0	0	0	0	0	0	0	0	0	0	0	0	0	0	0	0	0	0	0	0	0	0	0	0	0
0600	3	0	0	0	0	0	0	0	0	0	0	0	0	0	1	0	2	0	0	0	0	0	0	0	0	0	0	0	0	0
0700	18	0	0	0	0	0	0	0	0	0	4	2	3	3	4	0	0	1	1	0	0	0	0	0	0	0	0	0	0	0
0800	40	0	0	0	0	0	0	0	0	1	5	4	11	7	4	5	1	2	0	0	0	0	0	0	0	0	0	0	0	0
0900	**41**	**0**	**0**	**0**	**0**	**0**	**0**	**0**	**0**	**2**	**3**	**1**	**10**	**11**	**7**	**7**	**0**	**0**	**0**	**0**	**0**	**0**	**0**	**0**	**0**	**0**	**0**	**0**	**0**	**0**
1000	21	0	0	0	0	1	0	0	0	1	3	2	6	5	1	1	1	0	0	0	0	0	0	0	0	0	0	0	0	0
1100	22	0	0	0	0	0	0	0	0	2	1	5	4	6	1	1	2	0	0	0	0	0	0	0	0	0	0	0	0	0
1200	37	0	0	1	0	0	0	0	1	1	2	3	5	7	8	4	4	0	1	0	0	0	0	0	0	0	0	0	0	0
1300	30	0	0	0	1	0	0	1	0	0	1	3	2	2	12	3	4	0	1	0	0	0	0	0	0	0	0	0	0	0
1400	29	0	0	0	0	0	0	0	0	5	5	3	2	4	6	2	1	1	0	0	0	0	0	0	0	0	0	0	0	0
1500	**48**	**0**	**0**	**0**	**0**	**0**	**0**	**1**	**0**	**2**	**5**	**8**	**11**	**9**	**7**	**3**	**2**	**0**	**0**	**0**	**0**	**0**	**0**	**0**	**0**	**0**	**0**	**0**	**0**	**0**
1600	28	0	0	0	0	0	0	0	0	0	0	0	11	7	5	3	1	1	0	0	0	0	0	0	0	0	0	0	0	0
1700	28	0	0	0	0	0	0	0	0	0	0	6	6	6	5	4	1	0	0	0	0	0	0	0	0	0	0	0	0	0
1800	18	0	0	0	0	0	0	0	0	0	2	6	5	2	2	1	0	0	0	0	0	0	0	0	0	0	0	0	0	0
1900	27	0	0	0	0	0	1	0	0	1	0	5	9	2	2	6	1	0	0	0	0	0	0	0	0	0	0	0	0	0
2000	11	0	0	0	0	0	0	0	0	0	1	1	1	3	2	2	0	1	0	0	0	0	0	0	0	0	0	0	0	0
2100	7	0	0	0	0	0	0	0	1	0	0	1	0	2	1	2	0	0	0	0	0	0	0	0	0	0	0	0	0	0
2200	8	0	0	0	0	0	0	0	0	0	3	0	2	1	1	0	1	0	0	0	0	0	0	0	0	0	0	0	0	0
2300	6	0	0	0	0	0	0	0	0	0	0	3	0	1	0	2	0	0	0	0	0	0	0	0	0	0	0	0	0	0
07-19	**360**	**0**	**0**	**1**	**1**	**1**	**0**	**2**	**1**	**14**	**31**	**43**	**76**	**69**	**62**	**34**	**17**	**5**	**3**	**0**	**0**	**0**	**0**	**0**	**0**	**0**	**0**	**0**	**0**	**0**
06-22	**408**	**0**	**0**	**1**	**1**	**1**	**1**	**2**	**2**	**15**	**32**	**50**	**86**	**76**	**68**	**44**	**20**	**6**	**3**	**0**	**0**	**0**	**0**	**0**	**0**	**0**	**0**	**0**	**0**	**0**
06-00	**422**	**0**	**0**	**1**	**1**	**1**	**1**	**2**	**2**	**15**	**35**	**53**	**88**	**78**	**69**	**46**	**21**	**6**	**3**	**0**	**0**	**0**	**0**	**0**	**0**	**0**	**0**	**0**	**0**	**0**
00-00	**423**	**0**	**0**	**1**	**1**	**1**	**1**	**2**	**2**	**15**	**35**	**53**	**88**	**78**	**70**	**46**	**21**	**6**	**3**	**0**	**0**	**0**	**0**	**0**	**0**	**0**	**0**	**0**	**0**	**0**

DRAFT

Site 1
Location Local Road, 65 metres south of Junction
Direction Northbound

3588 / Carrickmacross
January 2014
Automatic Traffic Count

Thursday 09 January 2014

Time	Total	Speed Bins (km/h)																												
		0 - 5	5 - 10	10 - 15	15 - 20	20 - 25	25 - 30	30 - 35	35 - 40	40 - 45	45 - 50	50 - 55	55 - 60	60 - 65	65 - 70	70 - 75	75 - 80	80 - 85	85 - 90	90 - 95	95 - 100	100 - 105	105 - 110	110 - 115	115 - 120	120 - 125	125 - 130	130 - 135	135 - 140
0000	0	0	0	0	0	0	0	0	0	0	0	0	0	0	0	0	0	0	0	0	0	0	0	0	0	0	0	0	0	0
0100	0	0	0	0	0	0	0	0	0	0	0	0	0	0	0	0	0	0	0	0	0	0	0	0	0	0	0	0	0	0
0200	0	0	0	0	0	0	0	0	0	0	0	0	0	0	0	0	0	0	0	0	0	0	0	0	0	0	0	0	0	0
0300	0	0	0	0	0	0	0	0	0	0	0	0	0	0	0	0	0	0	0	0	0	0	0	0	0	0	0	0	0	0
0400	1	0	0	0	0	0	0	0	0	0	0	0	0	0	1	0	0	0	0	0	0	0	0	0	0	0	0	0	0	0
0500	2	0	0	0	0	0	0	0	0	0	0	0	0	0	0	0	1	0	1	0	0	0	0	0	0	0	0	0	0	0
0600	5	0	0	0	0	0	0	0	0	0	0	1	1	1	1	1	0	0	0	0	0	0	0	0	0	0	0	0	0	0
0700	16	0	0	0	0	0	1	1	1	0	4	2	4	2	0	1	0	0	0	0	0	0	0	0	0	0	0	0	0	0
0800	33	0	0	0	0	0	0	0	0	0	6	2	9	7	5	3	1	0	0	0	0	0	0	0	0	0	0	0	0	0
0900	**45**	**0**	**0**	**0**	**0**	**0**	**0**	**0**	**0**	**0**	**5**	**11**	**9**	**14**	**5**	**1**	**0**	**0**	**0**	**0**	**0**	**0**	**0**	**0**	**0**	**0**	**0**	**0**	**0**	**0**
1000	23	0	0	0	0	0	0	0	0	3	4	2	3	3	5	1	1	1	0	0	0	0	0	0	0	0	0	0	0	0
1100	26	0	0	0	0	0	0	0	1	0	4	5	3	7	4	2	0	0	0	0	0	0	0	0	0	0	0	0	0	0
1200	31	0	0	0	0	0	0	0	0	2	6	1	6	5	8	2	1	0	0	0	0	0	0	0	0	0	0	0	0	0
1300	30	0	0	0	0	0	0	0	0	0	5	2	1	8	4	4	2	1	3	0	0	0	0	0	0	0	0	0	0	0
1400	42	0	0	1	0	0	0	0	0	2	0	5	10	10	8	4	2	0	0	0	0	0	0	0	0	0	0	0	0	0
1500	**47**	**0**	**0**	**0**	**0**	**0**	**0**	**0**	**1**	**0**	**3**	**4**	**10**	**14**	**9**	**3**	**2**	**0**	**1**	**0**	**0**	**0**	**0**	**0**	**0**	**0**	**0**	**0**	**0**	**0**
1600	21	0	0	0	0	0	0	0	0	0	5	1	3	4	6	2	0	0	0	0	0	0	0	0	0	0	0	0	0	0
1700	21	0	0	0	0	0	0	1	3	1	2	2	2	7	1	1	1	0	0	0	0	0	0	0	0	0	0	0	0	0
1800	24	0	0	0	0	0	0	0	0	1	2	4	6	7	2	2	0	0	0	0	0	0	0	0	0	0	0	0	0	0
1900	25	0	0	0	0	0	0	0	2	2	0	0	8	6	3	4	0	0	0	0	0	0	0	0	0	0	0	0	0	0
2000	14	0	0	0	0	0	0	0	0	0	1	1	5	3	3	1	0	0	0	0	0	0	0	0	0	0	0	0	0	0
2100	12	0	0	0	0	0	0	0	0	2	0	6	2	1	0	0	1	0	0	0	0	0	0	0	0	0	0	0	0	0
2200	7	0	0	0	0	0	0	0	0	0	1	0	4	1	0	1	0	0	0	0	0	0	0	0	0	0	0	0	0	0
2300	2	0	0	0	0	0	0	0	0	0	0	0	0	1	0	0	1	0	0	0	0	0	0	0	0	0	0	0	0	0
07-19	**359**	**0**	**0**	**1**	**0**	**0**	**1**	**2**	**6**	**9**	**46**	**41**	**66**	**88**	**57**	**26**	**10**	**2**	**4**	**0**	**0**	**0**	**0**	**0**	**0**	**0**	**0**	**0**	**0**	**0**
06-22	**415**	**0**	**0**	**1**	**0**	**0**	**1**	**2**	**8**	**13**	**47**	**49**	**82**	**99**	**64**	**32**	**11**	**2**	**4**	**0**	**0**	**0**	**0**	**0**	**0**	**0**	**0**	**0**	**0**	**0**
06-00	**424**	**0**	**0**	**1**	**0**	**0**	**1**	**2**	**8**	**13**	**48**	**49**	**86**	**101**	**64**	**33**	**12**	**2**	**4**	**0**	**0**	**0**	**0**	**0**	**0**	**0**	**0**	**0**	**0**	**0**
00-00	**427**	**0**	**0**	**1**	**0**	**0**	**1**	**2**	**8**	**13**	**48**	**49**	**86**	**101**	**65**	**33**	**12**	**3**	**4**	**1**	**0**	**0**	**0**	**0**	**0**	**0**	**0**	**0**	**0**	**0**

DRAFT

Site 1
Location Local Road, 65 metres south of Junction
Direction Northbound

3588 / Carrickmacross
January 2014
Automatic Traffic Count

Friday 10 January 2014

Time	Total	Speed Bins (km/h)																												
		0 - 5	5 - 10	10 - 15	15 - 20	20 - 25	25 - 30	30 - 35	35 - 40	40 - 45	45 - 50	50 - 55	55 - 60	60 - 65	65 - 70	70 - 75	75 - 80	80 - 85	85 - 90	90 - 95	95 - 100	100 - 105	105 - 110	110 - 115	115 - 120	120 - 125	125 - 130	130 - 135	135 - 140
0000	2	0	0	0	0	0	0	0	0	1	0	0	1	0	0	0	0	0	0	0	0	0	0	0	0	0	0	0	0	0
0100	1	0	0	0	0	0	0	0	0	0	0	0	0	0	1	0	0	0	0	0	0	0	0	0	0	0	0	0	0	0
0200	0	0	0	0	0	0	0	0	0	0	0	0	0	0	0	0	0	0	0	0	0	0	0	0	0	0	0	0	0	0
0300	0	0	0	0	0	0	0	0	0	0	0	0	0	0	0	0	0	0	0	0	0	0	0	0	0	0	0	0	0	0
0400	2	0	0	0	0	0	0	0	0	0	0	0	0	0	2	0	0	0	0	0	0	0	0	0	0	0	0	0	0	0
0500	2	0	0	0	0	0	0	0	0	1	0	0	0	0	0	0	0	0	0	1	0	0	0	0	0	0	0	0	0	0
0600	7	0	0	0	0	0	0	0	0	0	0	1	4	0	1	0	0	0	0	0	1	0	0	0	0	0	0	0	0	0
0700	17	0	0	0	0	0	0	0	0	0	3	4	3	4	1	1	1	0	0	0	0	0	0	0	0	0	0	0	0	0
0800	**44**	**0**	**0**	**0**	**0**	**0**	**0**	**1**	**0**	**1**	**3**	**0**	**11**	**11**	**9**	**3**	**4**	**1**	**0**	**0**	**0**	**0**	**0**	**0**	**0**	**0**	**0**	**0**	**0**	**0**
0900	**44**	**0**	**0**	**0**	**0**	**0**	**0**	**0**	**0**	**0**	**3**	**12**	**5**	**6**	**11**	**2**	**3**	**1**	**0**	**1**	**0**	**0**	**0**	**0**	**0**	**0**	**0**	**0**	**0**	**0**
1000	21	0	0	0	0	0	0	0	0	0	1	4	3	7	4	1	0	0	1	0	0	0	0	0	0	0	0	0	0	0
1100	25	0	0	0	0	0	0	0	0	0	2	2	4	4	7	5	0	1	0	0	0	0	0	0	0	0	0	0	0	0
1200	27	0	0	0	0	0	0	0	0	1	1	4	4	5	8	3	0	1	0	0	0	0	0	0	0	0	0	0	0	0
1300	27	0	0	0	0	1	0	0	0	1	3	4	5	3	7	2	1	0	0	0	0	0	0	0	0	0	0	0	0	0
1400	35	0	0	0	0	0	0	0	0	1	3	3	3	11	3	4	3	3	1	0	0	0	0	0	0	0	0	0	0	0
1500	**44**	**0**	**0**	**0**	**0**	**0**	**0**	**0**	**0**	**1**	**1**	**4**	**14**	**7**	**7**	**6**	**3**	**1**	**0**	**0**	**0**	**0**	**0**	**0**	**0**	**0**	**0**	**0**	**0**	**0**
1600	28	0	0	0	0	0	0	0	0	0	0	3	4	6	8	2	2	2	1	0	0	0	0	0	0	0	0	0	0	0
1700	28	0	0	0	0	0	0	0	0	3	2	4	6	9	1	2	1	0	0	0	0	0	0	0	0	0	0	0	0	0
1800	20	0	0	0	0	0	0	0	0	0	2	2	3	2	7	3	1	0	0	0	0	0	0	0	0	0	0	0	0	0
1900	21	0	0	0	0	0	1	0	0	0	2	5	1	4	4	2	0	1	0	1	0	0	0	0	0	0	0	0	0	0
2000	7	0	0	0	0	0	0	0	0	0	0	1	1	2	1	0	1	0	0	1	0	0	0	0	0	0	0	0	0	0
2100	22	0	0	0	0	0	0	0	0	1	2	3	6	4	5	1	0	0	0	0	0	0	0	0	0	0	0	0	0	0
2200	9	0	0	0	0	0	0	0	0	1	0	4	1	2	0	1	0	0	0	0	0	0	0	0	0	0	0	0	0	0
2300	4	0	0	0	0	0	0	0	1	0	1	0	1	1	0	0	0	0	0	0	0	0	0	0	0	0	0	0	0	0
07-19	**360**	**0**	**0**	**0**	**0**	**1**	**0**	**1**	**0**	**8**	**24**	**46**	**65**	**75**	**73**	**34**	**19**	**10**	**3**	**1**	**0**	**0**	**0**	**0**	**0**	**0**	**0**	**0**	**0**	**0**
06-22	**417**	**0**	**0**	**0**	**0**	**1**	**1**	**1**	**0**	**9**	**28**	**56**	**77**	**85**	**84**	**37**	**20**	**11**	**3**	**3**	**1**	**0**	**0**	**0**	**0**	**0**	**0**	**0**	**0**	**0**
06-00	**430**	**0**	**0**	**0**	**0**	**1**	**1**	**1**	**1**	**10**	**29**	**60**	**79**	**88**	**84**	**38**	**20**	**11**	**3**	**3**	**1**	**0**	**0**	**0**	**0**	**0**	**0**	**0**	**0**	**0**
00-00	**437**	**0**	**0**	**0**	**0**	**1**	**1**	**1**	**1**	**12**	**29**	**60**	**80**	**88**	**87**	**38**	**20**	**11**	**3**	**4**	**1**	**0**	**0**	**0**	**0**	**0**	**0**	**0**	**0**	**0**

DRAFT

Site 1
Location Local Road, 65 metres south of Junction
Direction Northbound

3588 / Carrickmacross
January 2014
Automatic Traffic Count

Virtual Day (7)

Time	Total	Speed Bins (km/h)																												
		0 - 5	5 - 10	10 - 15	15 - 20	20 - 25	25 - 30	30 - 35	35 - 40	40 - 45	45 - 50	50 - 55	55 - 60	60 - 65	65 - 70	70 - 75	75 - 80	80 - 85	85 - 90	90 - 95	95 - 100	100 - 105	105 - 110	110 - 115	115 - 120	120 - 125	125 - 130	130 - 135	135 - 140
0000	2	0	0	0	0	0	0	0	0	0	0	0	1	0	0	0	0	0	0	0	0	0	0	0	0	0	0	0	0	0
0100	1	0	0	0	0	0	0	0	0	0	0	0	0	0	0	0	0	0	0	0	0	0	0	0	0	0	0	0	0	0
0200	1	0	0	0	0	0	0	0	0	0	0	0	0	0	0	0	0	0	0	0	0	0	0	0	0	0	0	0	0	0
0300	1	0	0	0	0	0	0	0	0	0	0	0	0	0	0	0	0	0	0	0	0	0	0	0	0	0	0	0	0	0
0400	2	0	0	0	0	0	0	0	0	0	0	0	0	0	1	0	0	0	0	0	0	0	0	0	0	0	0	0	0	0
0500	1	0	0	0	0	0	0	0	0	0	0	0	0	0	0	0	0	0	0	0	0	0	0	0	0	0	0	0	0	0
0600	4	0	0	0	0	0	0	0	0	0	0	1	1	0	1	0	1	0	0	0	0	0	0	0	0	0	0	0	0	0
0700	13	0	0	0	0	0	0	0	0	0	2	3	3	2	1	1	0	0	0	0	0	0	0	0	0	0	0	0	0	0
0800	32	0	0	0	0	0	0	0	0	1	3	3	7	6	6	3	2	1	0	0	0	0	0	0	0	0	0	0	0	0
0900	**34**	**0**	**0**	**0**	**0**	**0**	**0**	**0**	**0**	**1**	**2**	**6**	**6**	**8**	**6**	**3**	**1**	**0**	**0**	**0**	**0**	**0**	**0**	**0**	**0**	**0**	**0**	**0**	**0**	**0**
1000	20	0	0	0	0	0	0	0	0	1	2	2	3	5	3	2	1	0	0	0	0	0	0	0	0	0	0	0	0	0
1100	26	0	0	0	0	0	0	0	1	1	2	4	4	5	4	2	1	1	0	0	0	0	0	0	0	0	0	0	0	0
1200	27	0	0	0	0	0	0	0	0	1	2	2	4	6	6	2	2	1	0	0	0	0	0	0	0	0	0	0	0	0
1300	28	0	0	0	0	0	0	0	0	1	3	3	4	5	6	3	1	1	1	0	0	0	0	0	0	0	0	0	0	0
1400	32	0	0	0	0	0	0	0	0	2	3	3	5	6	5	4	2	1	0	0	0	0	0	0	0	0	0	0	0	0
1500	**41**	**0**	**0**	**0**	**0**	**0**	**0**	**0**	**0**	**1**	**2**	**6**	**8**	**10**	**6**	**5**	**2**	**0**	**1**	**0**	**0**	**0**	**0**	**0**	**0**	**0**	**0**	**0**	**0**	**0**
1600	25	0	0	0	0	0	0	0	0	1	2	3	5	6	5	2	1	1	0	0	0	0	0	0	0	0	0	0	0	0
1700	23	0	0	0	0	0	0	0	0	1	1	4	4	5	2	2	1	0	0	0	0	0	0	0	0	0	0	0	0	0
1800	19	0	0	0	0	0	0	0	0	0	2	3	5	2	3	2	1	0	0	0	0	0	0	0	0	0	0	0	0	0
1900	25	0	0	0	0	0	1	0	1	2	2	4	5	5	2	3	0	0	0	0	0	0	0	0	0	0	0	0	0	0
2000	16	0	0	0	0	0	0	0	0	1	2	2	3	4	2	2	0	0	0	0	0	0	0	0	0	0	0	0	0	0
2100	12	0	0	0	0	0	0	0	0	1	1	3	3	2	2	1	1	0	0	0	0	0	0	0	0	0	0	0	0	0
2200	9	0	0	0	0	0	0	0	0	1	1	3	2	1	1	1	0	0	0	0	0	0	0	0	0	0	0	0	0	0
2300	5	0	0	0	0	0	0	0	0	0	1	1	1	1	0	0	0	0	0	0	0	0	0	0	0	0	0	0	0	0
07-19	**318**	**0**	**0**	**0**	**0**	**1**	**0**	**1**	**3**	**11**	**26**	**42**	**59**	**66**	**54**	**31**	**14**	**6**	**2**	**0**	**0**	**0**	**0**	**0**	**0**	**0**	**0**	**0**	**0**	**0**
06-22	**376**	**0**	**0**	**0**	**0**	**1**	**1**	**1**	**4**	**14**	**31**	**52**	**70**	**76**	**60**	**37**	**16**	**7**	**2**	**0**	**0**	**0**	**0**	**0**	**0**	**0**	**0**	**0**	**0**	**0**
06-00	**389**	**0**	**0**	**0**	**0**	**1**	**1**	**1**	**5**	**15**	**32**	**56**	**72**	**78**	**61**	**38**	**17**	**7**	**3**	**0**	**0**	**0**	**0**	**0**	**0**	**0**	**0**	**0**	**0**	**0**
00-00	**398**	**0**	**0**	**0**	**0**	**1**	**1**	**2**	**5**	**16**	**33**	**57**	**73**	**79**	**63**	**39**	**17**	**7**	**3**	**1**	**0**	**0**	**0**	**0**	**0**	**0**	**0**	**0**	**0**	**0**

DRAFT

Site 1
Location Local Road, 65 metres south of Junction
Direction Northbound

3588 / Carrickmacross
January 2014
Automatic Traffic Count

Virtual Week (1)

Time	Total	Speed Bins (km/h)																												
		0 - 5	5 - 10	10 - 15	15 - 20	20 - 25	25 - 30	30 - 35	35 - 40	40 - 45	45 - 50	50 - 55	55 - 60	60 - 65	65 - 70	70 - 75	75 - 80	80 - 85	85 - 90	90 - 95	95 - 100	100 - 105	105 - 110	110 - 115	115 - 120	120 - 125	125 - 130	130 - 135	135 - 140
Mon	375	0	0	0	0	0	2	2	3	11	20	55	70	75	59	44	24	7	3	0	0	0	0	0	0	0	0	0	0	0
Tue	439	0	0	0	1	2	0	1	5	17	34	72	81	80	72	42	17	11	1	1	1	1	0	0	0	0	0	0	0	0
Wed	423	0	0	1	1	1	1	2	2	15	35	53	88	78	70	46	21	6	3	0	0	0	0	0	0	0	0	0	0	0
Thu	427	0	0	1	0	0	1	2	8	13	48	49	86	101	65	33	12	3	4	1	0	0	0	0	0	0	0	0	0	0
Fri	437	0	0	0	0	1	1	1	1	12	29	60	80	88	87	38	20	11	3	4	1	0	0	0	0	0	0	0	0	0
| Sat	427	0	0	1	0	4	1	1	10	28	46	67	60	87	56	41	16	4	5	0	0	0	0	0	0	0	0	0	0	0
| Sun	255	0	0	0	0	2	1	2	4	13	19	42	49	45	30	26	11	9	2	0	0	0	0	0	0	0	0	0	0	0
5 Day Ave.	**420**	**0**	**0**	**0**	**0**	**1**	**1**	**2**	**4**	**14**	**33**	**58**	**81**	**84**	**71**	**41**	**19**	**8**	**3**	**1**	**0**	**0**	**0**	**0**	**0**	**0**	**0**	**0**	**0**	**0**
7 Day Ave.	**398**	**0**	**0**	**0**	**0**	**1**	**1**	**2**	**5**	**16**	**33**	**57**	**73**	**79**	**63**	**39**	**17**	**7**	**3**	**1**	**0**	**0**	**0**	**0**	**0**	**0**	**0**	**0**	**0**	**0**
--	**2783**	**0**	**0**	**3**	**2**	**10**	**7**	**11**	**33**	**109**	**231**	**398**	**514**	**554**	**439**	**270**	**121**	**51**	**21**	**6**	**2**	**1**	**0**	**0**	**0**	**0**	**0**	**0**	**0**	**0**

Summary Graphs

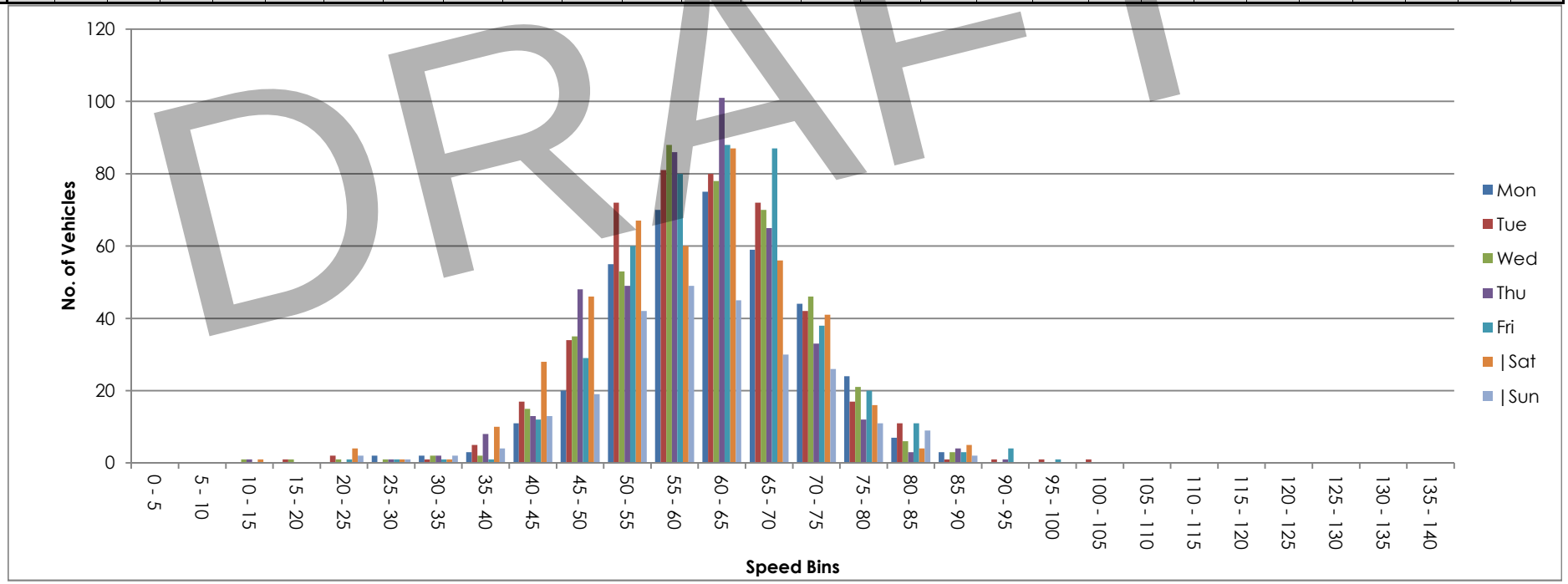

DRAFT

Site 1
Location Local Road, 65 metres south of Junction
Direction Southbound

3588 / Carrickmacross
January 2014
Automatic Traffic Count

Saturday 04 January 2014

Time	Total	Classification												>PSL 100	>PSL% 100	>SL1 105 +5kph	>SL1% 105 +5kph	>SL2 110 +10kph	>SL2% 110 +10kph	Mean	Vpp 85
		1 MCL	2 SV	3 SVT	4 TB2	5 TB3	6 T4	7 ART3	8 ART4	9 ART5	10 ART6	11 BD	12 DRT								
0000	3	0	3	0	0	0	0	0	0	0	0	0	0	0	0	0	0	0	0	50.6	-
0100	3	0	3	0	0	0	0	0	0	0	0	0	0	0	0	0	0	0	0	55.4	-
0200	4	0	4	0	0	0	0	0	0	0	0	0	0	0	0	0	0	0	0	58.6	-
0300	4	0	3	0	1	0	0	0	0	0	0	0	0	0	0	0	0	0	0	51.3	-
0400	0	0	0	0	0	0	0	0	0	0	0	0	0	0	0	0	0	0	0	-	-
0500	0	0	0	0	0	0	0	0	0	0	0	0	0	0	0	0	0	0	0	-	-
0600	2	0	0	0	2	0	0	0	0	0	0	0	0	0	0	0	0	0	0	50.6	-
0700	3	0	3	0	0	0	0	0	0	0	0	0	0	0	0	0	0	0	0	55.2	-
0800	9	0	8	0	1	0	0	0	0	0	0	0	0	0	0	0	0	0	0	59.2	-
0900	9	0	7	1	0	1	0	0	0	0	0	0	0	0	0	0	0	0	0	55.2	-
1000	11	0	6	1	3	0	0	1	0	0	0	0	0	0	0	0	0	0	0	55.6	70.6
1100	**29**	**0**	**28**	**1**	**0**	**0**	**0**	**0**	**0**	**0**	**0**	**0**	**0**	**0**	**0**	**0**	**0**	**0**	**0**	**58.6**	**69.5**
1200	33	0	27	2	2	0	0	0	0	1	1	0	0	0	0	0	0	0	0	56.5	68.4
1300	26	0	24	0	2	0	0	0	0	0	0	0	0	0	0	0	0	0	0	58.5	73.4
1400	28	0	24	2	2	0	0	0	0	0	0	0	0	0	0	0	0	0	0	59.1	68.8
1500	38	0	36	0	1	0	0	0	0	1	0	0	0	0	0	0	0	0	0	60.4	68.8
1600	24	0	22	0	2	0	0	0	0	0	0	0	0	0	0	0	0	0	0	63	70.6
1700	31	0	31	0	0	0	0	0	0	0	0	0	0	0	0	0	0	0	0	63.3	71.3
1800	**49**	**0**	**48**	**1**	**0**	**0**	**0**	**0**	**0**	**0**	**0**	**0**	**0**	**0**	**0**	**0**	**0**	**0**	**0**	**57**	**66.6**
1900	14	0	14	0	0	0	0	0	0	0	0	0	0	0	0	0	0	0	0	58.1	65.9
2000	21	0	21	0	0	0	0	0	0	0	0	0	0	0	0	0	0	0	0	62	71.3
2100	14	0	12	0	1	0	0	0	0	1	0	0	0	0	0	0	0	0	0	59.8	71.3
2200	12	0	11	0	1	0	0	0	0	0	0	0	0	0	0	0	0	0	0	52.3	62.3
2300	14	0	14	0	0	0	0	0	0	0	0	0	0	0	0	0	0	0	0	51.2	56.5
07-19	**290**	**0**	**264**	**8**	**13**	**1**	**0**	**1**	**0**	**2**	**1**	**0**	**0**	**0**	**0**	**0**	**0**	**0**	**0**	**59**	**69.5**
06-22	**341**	**0**	**311**	**8**	**16**	**1**	**0**	**1**	**0**	**3**	**1**	**0**	**0**	**0**	**0**	**0**	**0**	**0**	**0**	**59.1**	**69.5**
06-00	**367**	**0**	**336**	**8**	**17**	**1**	**0**	**1**	**0**	**3**	**1**	**0**	**0**	**0**	**0**	**0**	**0**	**0**	**0**	**58.6**	**69.1**
00-00	**381**	**0**	**349**	**8**	**18**	**1**	**0**	**1**	**0**	**3**	**1**	**0**	**0**	**0**	**0**	**0**	**0**	**0**	**0**	**58.4**	**69.1**

DRAFT

Site 1
Location Local Road, 65 metres south of Junction
Direction Southbound

3588 / Carrickmacross
January 2014
Automatic Traffic Count

Sunday 05 January 2014

Time	Total	Classification												>PSL	>PSL%	>SL1	>SL1%	>SL2	>SL2%	Mean	Vpp
		1 MCL	2 SV	3 SVT	4 TB2	5 TB3	6 T4	7 ART3	8 ART4	9 ART5	10 ART6	11 BD	12 DRT	100	100	105 +5kph	105 +5kph	110 +10kph	110 +10kph		85
0000	6	0	6	0	0	0	0	0	0	0	0	0	0	0	0	0	0	0	0	58.1	-
0100	6	0	6	0	0	0	0	0	0	0	0	0	0	0	0	0	0	0	0	52	-
0200	7	0	7	0	0	0	0	0	0	0	0	0	0	0	0	0	0	0	0	62.8	-
0300	2	0	1	0	1	0	0	0	0	0	0	0	0	0	0	0	0	0	0	60.5	-
0400	3	0	3	0	0	0	0	0	0	0	0	0	0	0	0	0	0	0	0	50.3	-
0500	0	0	0	0	0	0	0	0	0	0	0	0	0	0	0	0	0	0	0	-	-
0600	0	0	0	0	0	0	0	0	0	0	0	0	0	0	0	0	0	0	0	-	-
0700	2	0	2	0	0	0	0	0	0	0	0	0	0	0	0	0	0	0	0	45.4	-
0800	2	0	2	0	0	0	0	0	0	0	0	0	0	0	0	0	0	0	0	43.2	-
0900	**13**	**0**	**13**	**0**	**0**	**0**	**0**	**0**	**0**	**0**	**0**	**0**	**0**	**0**	**0**	**0**	**0**	**0**	**0**	**53.2**	**60.8**
1000	8	0	8	0	0	0	0	0	0	0	0	0	0	0	0	0	0	0	0	62.2	-
1100	8	0	8	0	0	0	0	0	0	0	0	0	0	0	0	0	0	0	0	66.9	-
1200	17	0	17	0	0	0	0	0	0	0	0	0	0	0	0	0	0	0	0	65.8	72
1300	18	0	18	0	0	0	0	0	0	0	0	0	0	0	0	0	0	0	0	57.5	65.5
1400	17	0	17	0	0	0	0	0	0	0	0	0	0	0	0	0	0	0	0	63.2	70.9
1500	**24**	**0**	**24**	**0**	**0**	**0**	**0**	**0**	**0**	**0**	**0**	**0**	**0**	**0**	**0**	**0**	**0**	**0**	**0**	**59.6**	**69.8**
1600	21	1	20	0	0	0	0	0	0	0	0	0	0	0	0	0	0	0	0	57.7	67.7
1700	15	0	15	0	0	0	0	0	0	0	0	0	0	0	0	0	0	0	0	53.3	64.8
1800	20	0	20	0	0	0	0	0	0	0	0	0	0	0	0	0	0	0	0	58.9	68.4
1900	13	0	13	0	0	0	0	0	0	0	0	0	0	0	0	0	0	0	0	62.4	72.4
2000	19	0	17	0	2	0	0	0	0	0	0	0	0	0	0	0	0	0	0	59.7	68
2100	11	0	11	0	0	0	0	0	0	0	0	0	0	0	0	0	0	0	0	63.5	70.2
2200	6	0	5	0	1	0	0	0	0	0	0	0	0	0	0	0	0	0	0	59.1	-
2300	4	0	4	0	0	0	0	0	0	0	0	0	0	0	0	0	0	0	0	54.4	-
07-19	**165**	**1**	**164**	**0**	**0**	**0**	**0**	**0**	**0**	**0**	**0**	**0**	**0**	**0**	**0**	**0**	**0**	**0**	**0**	**59.1**	**69.8**
06-22	**208**	**1**	**205**	**0**	**2**	**0**	**0**	**0**	**0**	**0**	**0**	**0**	**0**	**0**	**0**	**0**	**0**	**0**	**0**	**59.6**	**70.6**
06-00	**218**	**1**	**214**	**0**	**3**	**0**	**0**	**0**	**0**	**0**	**0**	**0**	**0**	**0**	**0**	**0**	**0**	**0**	**0**	**59.5**	**70.2**
00-00	**242**	**1**	**237**	**0**	**4**	**0**	**0**	**0**	**0**	**0**	**0**	**0**	**0**	**0**	**0**	**0**	**0**	**0**	**0**	**59.2**	**70.2**

DRAFT

Site 1
Location Local Road, 65 metres south of Junction
Direction Southbound

3588 / Carrickmacross
January 2014
Automatic Traffic Count

Monday 06 January 2014

Time	Total	Classification												>PSL	>PSL%	>SL1	>SL1%	>SL2	>SL2%	Mean	Vpp
		1 MCL	2 SV	3 SVT	4 TB2	5 TB3	6 T4	7 ART3	8 ART4	9 ART5	10 ART6	11 BD	12 DRT	100	100	105 +5kph	105 +5kph	110 +10kph	110 +10kph		85
0000	3	0	3	0	0	0	0	0	0	0	0	0	0	0	0	0	0	0	0	57.8	-
0100	0	0	0	0	0	0	0	0	0	0	0	0	0	0	0	0	0	0	0	-	-
0200	2	0	2	0	0	0	0	0	0	0	0	0	0	0	0	0	0	0	0	55.9	-
0300	0	0	0	0	0	0	0	0	0	0	0	0	0	0	0	0	0	0	0	-	-
0400	0	0	0	0	0	0	0	0	0	0	0	0	0	0	0	0	0	0	0	-	-
0500	3	0	1	0	2	0	0	0	0	0	0	0	0	0	0	0	0	0	0	49.8	-
0600	3	0	2	0	1	0	0	0	0	0	0	0	0	0	0	0	0	0	0	67.3	-
0700	6	0	5	0	1	0	0	0	0	0	0	0	0	0	0	0	0	0	0	49.4	-
0800	**28**	**0**	**25**	**1**	**2**	**0**	**0**	**0**	**0**	**0**	**0**	**0**	**0**	**0**	**0**	**0**	**0**	**0**	**0**	**58.7**	**67**
0900	24	0	22	0	2	0	0	0	0	0	0	0	0	0	0	0	0	0	0	62	68.8
1000	19	0	17	0	1	1	0	0	0	0	0	0	0	0	0	0	0	0	0	59.4	69.1
1100	10	0	10	0	0	0	0	0	0	0	0	0	0	0	0	0	0	0	0	58.1	-
1200	19	0	19	0	0	0	0	0	0	0	0	0	0	0	0	0	0	0	0	63.8	73.8
1300	31	0	29	0	2	0	0	0	0	0	0	0	0	0	0	0	0	0	0	62.2	72
1400	32	0	28	1	3	0	0	0	0	0	0	0	0	0	0	0	0	0	0	61.6	70.6
1500	27	0	27	0	0	0	0	0	0	0	0	0	0	0	0	0	0	0	0	60.3	70.6
1600	**34**	**0**	**32**	**1**	**1**	**0**	**0**	**0**	**0**	**0**	**0**	**0**	**0**	**0**	**0**	**0**	**0**	**0**	**0**	**63.4**	**72.4**
1700	31	0	31	0	0	0	0	0	0	0	0	0	0	0	0	0	0	0	0	59.9	71.3
1800	**34**	**0**	**30**	**1**	**2**	**0**	**0**	**0**	**0**	**1**	**0**	**0**	**0**	**0**	**0**	**0**	**0**	**0**	**0**	**62**	**70.9**
1900	14	0	14	0	0	0	0	0	0	0	0	0	0	0	0	0	0	0	0	61.6	75.2
2000	11	0	10	0	1	0	0	0	0	0	0	0	0	0	0	0	0	0	0	62.6	67.7
2100	4	0	4	0	0	0	0	0	0	0	0	0	0	0	0	0	0	0	0	70	-
2200	7	0	5	0	2	0	0	0	0	0	0	0	0	0	0	0	0	0	0	63.9	-
2300	3	0	3	0	0	0	0	0	0	0	0	0	0	0	0	0	0	0	0	56.7	-
07-19	**295**	**0**	**275**	**4**	**14**	**1**	**0**	**0**	**0**	**1**	**0**	**0**	**0**	**0**	**0**	**0**	**0**	**0**	**0**	**61**	**70.6**
06-22	**327**	**0**	**305**	**4**	**16**	**1**	**0**	**0**	**0**	**1**	**0**	**0**	**0**	**0**	**0**	**0**	**0**	**0**	**0**	**61.2**	**70.9**
06-00	**337**	**0**	**313**	**4**	**18**	**1**	**0**	**0**	**0**	**1**	**0**	**0**	**0**	**0**	**0**	**0**	**0**	**0**	**0**	**61.3**	**70.9**
00-00	**345**	**0**	**319**	**4**	**20**	**1**	**0**	**0**	**0**	**1**	**0**	**0**	**0**	**0**	**0**	**0**	**0**	**0**	**0**	**61.1**	**70.9**

DRAFT

Site 1
Location Local Road, 65 metres south of Junction
Direction Southbound

3588 / Carrickmacross
January 2014
Automatic Traffic Count

Tuesday 07 January 2014

Time	Total	Classification												>PSL 100	>PSL% 100	>SL1 105 +5kph	>SL1% 105 +5kph	>SL2 110 +10kph	>SL2% 110 +10kph	Mean	Vpp 85
		1 MCL	2 SV	3 SVT	4 TB2	5 TB3	6 T4	7 ART3	8 ART4	9 ART5	10 ART6	11 BD	12 DRT								
0000	2	0	2	0	0	0	0	0	0	0	0	0	0	0	0	0	0	0	0	53.1	-
0100	0	0	0	0	0	0	0	0	0	0	0	0	0	0	0	0	0	0	0	-	-
0200	1	0	1	0	0	0	0	0	0	0	0	0	0	0	0	0	0	0	0	67.2	-
0300	0	0	0	0	0	0	0	0	0	0	0	0	0	0	0	0	0	0	0	-	-
0400	0	0	0	0	0	0	0	0	0	0	0	0	0	0	0	0	0	0	0	-	-
0500	0	0	0	0	0	0	0	0	0	0	0	0	0	0	0	0	0	0	0	-	-
0600	3	0	2	0	1	0	0	0	0	0	0	0	0	0	0	0	0	0	0	56.8	-
0700	5	0	3	0	2	0	0	0	0	0	0	0	0	0	0	0	0	0	0	48	-
0800	25	0	21	0	4	0	0	0	0	0	0	0	0	0	0	0	0	0	0	60.9	70.2
0900	**34**	**0**	**31**	**1**	**2**	**0**	**0**	**0**	**0**	**0**	**0**	**0**	**0**	**0**	**0**	**0**	**0**	**0**	**0**	**59.1**	**67**
1000	18	0	15	0	3	0	0	0	0	0	0	0	0	0	0	0	0	0	0	62.3	69.5
1100	17	0	13	0	2	1	0	0	1	0	0	0	0	0	0	0	0	0	0	57.6	65.2
1200	28	0	27	0	0	0	0	0	1	0	0	0	0	0	0	0	0	0	0	61.4	69.5
1300	32	0	28	0	4	0	0	0	0	0	0	0	0	0	0	0	0	0	0	59.7	68
1400	32	0	29	0	3	0	0	0	0	0	0	0	0	0	0	0	0	0	0	58.8	71.3
1500	30	0	28	0	2	0	0	0	0	0	0	0	0	0	0	0	0	0	0	61.3	71.3
1600	**44**	**0**	**43**	**1**	**0**	**0**	**0**	**0**	**0**	**0**	**0**	**0**	**0**	**0**	**0**	**0**	**0**	**0**	**0**	**63.5**	**70.2**
1700	31	0	28	0	3	0	0	0	0	0	0	0	0	0	0	0	0	0	0	60.4	67.3
1800	27	0	27	0	0	0	0	0	0	0	0	0	0	0	0	0	0	0	0	58.5	65.9
1900	42	0	42	0	0	0	0	0	0	0	0	0	0	0	0	0	0	0	0	55.4	68
2000	14	0	13	0	1	0	0	0	0	0	0	0	0	0	0	0	0	0	0	57.4	64.8
2100	12	0	10	0	2	0	0	0	0	0	0	0	0	0	0	0	0	0	0	59.3	71.6
2200	3	0	3	0	0	0	0	0	0	0	0	0	0	0	0	0	0	0	0	74.5	-
2300	2	0	2	0	0	0	0	0	0	0	0	0	0	0	0	0	0	0	0	59.3	-
07-19	**323**	**0**	**293**	**2**	**25**	**1**	**0**	**0**	**2**	**0**	**0**	**0**	**0**	**0**	**0**	**0**	**0**	**0**	**0**	**60.3**	**69.5**
06-22	**394**	**0**	**360**	**2**	**29**	**1**	**0**	**0**	**2**	**0**	**0**	**0**	**0**	**0**	**0**	**0**	**0**	**0**	**0**	**59.6**	**69.1**
06-00	**399**	**0**	**365**	**2**	**29**	**1**	**0**	**0**	**2**	**0**	**0**	**0**	**0**	**0**	**0**	**0**	**0**	**0**	**0**	**59.7**	**69.5**
00-00	**402**	**0**	**368**	**2**	**29**	**1**	**0**	**0**	**2**	**0**	**0**	**0**	**0**	**0**	**0**	**0**	**0**	**0**	**0**	**59.7**	**69.5**

DRAFT

Site 1
Location Local Road, 65 metres south of Junction
Direction Southbound

3588 / Carrickmacross
January 2014
Automatic Traffic Count

Wednesday 08 January 2014

Time	Total	Classification												>PSL 100	>PSL% 100	>SL1 105 +5kph	>SL1% 105 +5kph	>SL2 110 +10kph	>SL2% 110 +10kph	Mean	Vpp 85
		1 MCL	2 SV	3 SVT	4 TB2	5 TB3	6 T4	7 ART3	8 ART4	9 ART5	10 ART6	11 BD	12 DRT								
0000	2	0	2	0	0	0	0	0	0	0	0	0	0	0	0	0	0	0	0	53.5	-
0100	0	0	0	0	0	0	0	0	0	0	0	0	0	0	0	0	0	0	0	-	-
0200	0	0	0	0	0	0	0	0	0	0	0	0	0	0	0	0	0	0	0	-	-
0300	0	0	0	0	0	0	0	0	0	0	0	0	0	0	0	0	0	0	0	-	-
0400	0	0	0	0	0	0	0	0	0	0	0	0	0	0	0	0	0	0	0	-	-
0500	0	0	0	0	0	0	0	0	0	0	0	0	0	0	0	0	0	0	0	-	-
0600	3	0	2	0	1	0	0	0	0	0	0	0	0	0	0	0	0	0	0	54.9	-
0700	4	0	4	0	0	0	0	0	0	0	0	0	0	0	0	0	0	0	0	51.4	-
0800	**27**	**0**	**21**	**0**	**5**	**1**	**0**	**0**	**0**	**0**	**0**	**0**	**0**	**0**	**0**	**0**	**0**	**0**	**0**	**60**	**69.1**
0900	25	0	22	0	2	1	0	0	0	0	0	0	0	0	0	0	0	0	0	60.7	73.1
1000	23	0	20	0	3	0	0	0	0	0	0	0	0	0	0	0	0	0	0	62	72.4
1100	26	0	24	0	1	0	0	0	0	1	0	0	0	0	0	0	0	0	0	54.6	63.4
1200	21	1	19	0	1	0	0	0	0	0	0	0	0	0	0	0	0	0	0	57.1	70.6
1300	30	0	27	0	3	0	0	0	0	0	0	0	0	0	0	0	0	0	0	63	73.1
1400	29	0	27	0	2	0	0	0	0	0	0	0	0	0	0	0	0	0	0	59.3	70.2
1500	30	0	28	0	2	0	0	0	0	0	0	0	0	0	0	0	0	0	0	62.1	70.9
1600	**36**	**0**	**30**	**0**	**3**	**0**	**2**	**0**	**0**	**1**	**0**	**0**	**0**	**0**	**0**	**0**	**0**	**0**	**0**	**58.3**	**69.1**
1700	**36**	**0**	**33**	**1**	**2**	**0**	**0**	**0**	**0**	**0**	**0**	**0**	**0**	**0**	**0**	**0**	**0**	**0**	**0**	**60.1**	**70.6**
1800	30	0	30	0	0	0	0	0	0	0	0	0	0	0	0	0	0	0	0	59.3	72.4
1900	20	0	19	0	1	0	0	0	0	0	0	0	0	0	0	0	0	0	0	59.2	68.4
2000	16	0	16	0	0	0	0	0	0	0	0	0	0	0	0	0	0	0	0	60.1	69.8
2100	13	0	13	0	0	0	0	0	0	0	0	0	0	0	0	0	0	0	0	60.4	69.1
2200	7	0	4	0	3	0	0	0	0	0	0	0	0	0	0	0	0	0	0	54.5	-
2300	1	0	1	0	0	0	0	0	0	0	0	0	0	0	0	0	0	0	0	55.2	-
07-19	**317**	**1**	**285**	**1**	**24**	**2**	**2**	**0**	**0**	**2**	**0**	**0**	**0**	**0**	**0**	**0**	**0**	**0**	**0**	**59.6**	**71.3**
06-22	**369**	**1**	**335**	**1**	**26**	**2**	**2**	**0**	**0**	**2**	**0**	**0**	**0**	**0**	**0**	**0**	**0**	**0**	**0**	**59.6**	**70.9**
06-00	**377**	**1**	**340**	**1**	**29**	**2**	**2**	**0**	**0**	**2**	**0**	**0**	**0**	**0**	**0**	**0**	**0**	**0**	**0**	**59.5**	**70.9**
00-00	**379**	**1**	**342**	**1**	**29**	**2**	**2**	**0**	**0**	**2**	**0**	**0**	**0**	**0**	**0**	**0**	**0**	**0**	**0**	**59.5**	**70.9**

DRAFT

Site 1
Location Local Road, 65 metres south of Junction
Direction Southbound

3588 / Carrickmacross
January 2014
Automatic Traffic Count

Thursday 09 January 2014

Time	Total	Classification												>PSL 100	>PSL% 100	>SL1 105 +5kph	>SL1% 105 +5kph	>SL2 110 +10kph	>SL2% 110 +10kph	Mean	Vpp 85
		1 MCL	2 SV	3 SVT	4 TB2	5 TB3	6 T4	7 ART3	8 ART4	9 ART5	10 ART6	11 BD	12 DRT								
0000	2	0	2	0	0	0	0	0	0	0	0	0	0	0	0	0	0	0	0	61.4	-
0100	1	0	1	0	0	0	0	0	0	0	0	0	0	0	0	0	0	0	0	48.5	-
0200	0	0	0	0	0	0	0	0	0	0	0	0	0	0	0	0	0	0	0	-	-
0300	0	0	0	0	0	0	0	0	0	0	0	0	0	0	0	0	0	0	0	-	-
0400	0	0	0	0	0	0	0	0	0	0	0	0	0	0	0	0	0	0	0	-	-
0500	0	0	0	0	0	0	0	0	0	0	0	0	0	0	0	0	0	0	0	-	-
0600	3	0	1	0	2	0	0	0	0	0	0	0	0	0	0	0	0	0	0	54.2	-
0700	3	0	3	0	0	0	0	0	0	0	0	0	0	0	0	0	0	0	0	53.5	-
0800	20	0	17	0	3	0	0	0	0	0	0	0	0	0	0	0	0	0	0	57	63.4
0900	**31**	**0**	**25**	**0**	**4**	**0**	**1**	**1**	**0**	**0**	**0**	**0**	**0**	**0**	**0**	**0**	**0**	**0**	**0**	**53.1**	**60.5**
1000	23	0	19	1	3	0	0	0	0	0	0	0	0	0	0	0	0	0	0	57.3	63
1100	**31**	**0**	**27**	**1**	**3**	**0**	**0**	**0**	**0**	**0**	**0**	**0**	**0**	**0**	**0**	**0**	**0**	**0**	**0**	**60.6**	**70.2**
1200	22	0	21	0	0	0	0	0	0	1	0	0	0	0	0	0	0	0	0	61	68.4
1300	30	0	28	0	2	0	0	0	0	0	0	0	0	0	0	0	0	0	0	62.5	71.3
1400	32	1	26	2	3	0	0	0	0	0	0	0	0	0	0	0	0	0	0	57.6	69.1
1500	**42**	**1**	**38**	**0**	**2**	**0**	**0**	**0**	**1**	**0**	**0**	**0**	**0**	**0**	**0**	**0**	**0**	**0**	**0**	**57.4**	**68.8**
1600	30	0	28	0	1	0	1	0	0	0	0	0	0	0	0	0	0	0	0	57.4	68.8
1700	35	0	33	0	2	0	0	0	0	0	0	0	0	0	0	0	0	0	0	58.4	68
1800	28	0	27	0	1	0	0	0	0	0	0	0	0	0	0	0	0	0	0	60.3	67.3
1900	25	0	23	0	2	0	0	0	0	0	0	0	0	0	0	0	0	0	0	57.2	69.5
2000	25	0	25	0	0	0	0	0	0	0	0	0	0	0	0	0	0	0	0	59.8	69.8
2100	13	0	13	0	0	0	0	0	0	0	0	0	0	0	0	0	0	0	0	60.8	70.6
2200	9	0	9	0	0	0	0	0	0	0	0	0	0	0	0	0	0	0	0	55.8	-
2300	2	0	2	0	0	0	0	0	0	0	0	0	0	0	0	0	0	0	0	60.6	-
07-19	**327**	**2**	**292**	**4**	**24**	**0**	**2**	**1**	**1**	**1**	**0**	**0**	**0**	**0**	**0**	**0**	**0**	**0**	**0**	**58.3**	**68**
06-22	**393**	**2**	**354**	**4**	**28**	**0**	**2**	**1**	**1**	**1**	**0**	**0**	**0**	**0**	**0**	**0**	**0**	**0**	**0**	**58.4**	**68.8**
06-00	**404**	**2**	**365**	**4**	**28**	**0**	**2**	**1**	**1**	**1**	**0**	**0**	**0**	**0**	**0**	**0**	**0**	**0**	**0**	**58.3**	**68.8**
00-00	**407**	**2**	**368**	**4**	**28**	**0**	**2**	**1**	**1**	**1**	**0**	**0**	**0**	**0**	**0**	**0**	**0**	**0**	**0**	**58.3**	**68.8**

DRAFT

Site 1
Location Local Road, 65 metres south of Junction
Direction Southbound

3588 / Carrickmacross
January 2014
Automatic Traffic Count

Friday 10 January 2014

Time	Total	Classification												>PSL 100	>PSL% 100	>SL1 105 +5kph	>SL1% 105 +5kph	>SL2 110 +10kph	>SL2% 110 +10kph	Mean	Vpp 85
		1 MCL	2 SV	3 SVT	4 TB2	5 TB3	6 T4	7 ART3	8 ART4	9 ART5	10 ART6	11 BD	12 DRT								
0000	1	0	1	0	0	0	0	0	0	0	0	0	0	0	0	0	0	0	0	66.9	-
0100	1	0	1	0	0	0	0	0	0	0	0	0	0	0	0	0	0	0	0	39.1	-
0200	0	0	0	0	0	0	0	0	0	0	0	0	0	0	0	0	0	0	0	-	-
0300	0	0	0	0	0	0	0	0	0	0	0	0	0	0	0	0	0	0	0	-	-
0400	0	0	0	0	0	0	0	0	0	0	0	0	0	0	0	0	0	0	0	-	-
0500	0	0	0	0	0	0	0	0	0	0	0	0	0	0	0	0	0	0	0	-	-
0600	3	0	2	0	1	0	0	0	0	0	0	0	0	0	0	0	0	0	0	54.4	-
0700	6	0	5	0	1	0	0	0	0	0	0	0	0	0	0	0	0	0	0	55.3	-
0800	19	0	16	0	3	0	0	0	0	0	0	0	0	0	0	0	0	0	0	62.2	71.6
0900	**36**	**0**	**33**	**1**	**1**	**0**	**0**	**1**	**0**	**0**	**0**	**0**	**0**	**0**	**0**	**0**	**0**	**0**	**0**	**57.1**	**68.8**
1000	25	0	22	0	3	0	0	0	0	0	0	0	0	0	0	0	0	0	0	61.2	68.8
1100	16	0	13	0	3	0	0	0	0	0	0	0	0	0	0	0	0	0	0	60.8	67.7
1200	32	0	28	1	0	1	2	0	0	0	0	0	0	0	0	0	0	0	0	61.6	69.1
1300	30	0	29	0	1	0	0	0	0	0	0	0	0	0	0	0	0	0	0	62.3	71.3
1400	**42**	**0**	**37**	**0**	**3**	**1**	**0**	**0**	**0**	**1**	**0**	**0**	**0**	**0**	**0**	**0**	**0**	**0**	**0**	**58.5**	**69.5**
1500	28	0	27	0	1	0	0	0	0	0	0	0	0	0	0	0	0	0	0	63	72
1600	34	0	34	0	0	0	0	0	0	0	0	0	0	0	0	0	0	0	0	63.2	70.2
1700	34	0	31	1	1	0	1	0	0	0	0	0	0	0	0	0	0	0	0	58.2	66.6
1800	33	0	32	1	0	0	0	0	0	0	0	0	0	0	0	0	0	0	0	57.4	67.3
1900	18	0	17	0	1	0	0	0	0	0	0	0	0	0	0	0	0	0	0	60.4	65.9
2000	13	0	12	0	1	0	0	0	0	0	0	0	0	0	0	0	0	0	0	60.8	63.4
2100	18	0	18	0	0	0	0	0	0	0	0	0	0	0	0	0	0	0	0	65.4	70.6
2200	7	0	7	0	0	0	0	0	0	0	0	0	0	0	0	0	0	0	0	53.5	-
2300	5	0	4	0	1	0	0	0	0	0	0	0	0	0	0	0	0	0	0	57.7	-
07-19	**335**	**0**	**307**	**4**	**17**	**2**	**3**	**1**	**0**	**1**	**0**	**0**	**0**	**0**	**0**	**0**	**0**	**0**	**0**	**60.2**	**70.2**
06-22	**387**	**0**	**356**	**4**	**20**	**2**	**3**	**1**	**0**	**1**	**0**	**0**	**0**	**0**	**0**	**0**	**0**	**0**	**0**	**60.4**	**70.2**
06-00	**399**	**0**	**367**	**4**	**21**	**2**	**3**	**1**	**0**	**1**	**0**	**0**	**0**	**0**	**0**	**0**	**0**	**0**	**0**	**60.3**	**69.8**
00-00	**401**	**0**	**369**	**4**	**21**	**2**	**3**	**1**	**0**	**1**	**0**	**0**	**0**	**0**	**0**	**0**	**0**	**0**	**0**	**60.2**	**69.8**

DRAFT

Site 1
Location Local Road, 65 metres south of Junction
Direction Southbound

3588 / Carrickmacross
January 2014
Automatic Traffic Count

Virtual Day (7)

Time	Total	Classification												>PSL 100	>PSL% 100	>SL1 105 +5kph	>SL1% 105 +5kph	>SL2 110 +10kph	>SL2% 110 +10kph	Mean	Vpp 85
		1 MCL	2 SV	3 SVT	4 TB2	5 TB3	6 T4	7 ART3	8 ART4	9 ART5	10 ART6	11 BD	12 DRT								
0000	3	0	3	0	0	0	0	0	0	0	0	0	0	0	0	0	0	0	0	56.6	-
0100	2	0	2	0	0	0	0	0	0	0	0	0	0	0	0	0	0	0	0	51.4	-
0200	2	0	2	0	0	0	0	0	0	0	0	0	0	0	0	0	0	0	0	60.9	-
0300	1	0	1	0	0	0	0	0	0	0	0	0	0	0	0	0	0	0	0	54.4	-
0400	0	0	0	0	0	0	0	0	0	0	0	0	0	0	0	0	0	0	0	50.3	-
0500	0	0	0	0	0	0	0	0	0	0	0	0	0	0	0	0	0	0	0	49.8	-
0600	2	0	1	0	1	0	0	0	0	0	0	0	0	0	0	0	0	0	0	56.7	-
0700	4	0	4	0	1	0	0	0	0	0	0	0	0	0	0	0	0	0	0	51.4	-
0800	19	0	16	0	3	0	0	0	0	0	0	0	0	0	0	0	0	0	0	59.5	68.4
0900	**25**	**0**	**22**	**0**	**2**	**0**	**0**	**0**	**0**	**0**	**0**	**0**	**0**	**0**	**0**	**0**	**0**	**0**	**0**	**57.6**	**68**
1000	18	0	15	0	2	0	0	0	0	0	0	0	0	0	0	0	0	0	0	60.1	69.5
1100	20	0	18	0	1	0	0	0	0	0	0	0	0	0	0	0	0	0	0	58.9	68.4
1200	25	0	23	0	0	0	0	0	0	0	0	0	0	0	0	0	0	0	0	60.6	70.9
1300	28	0	26	0	2	0	0	0	0	0	0	0	0	0	0	0	0	0	0	61.1	70.9
1400	30	0	27	1	2	0	0	0	0	0	0	0	0	0	0	0	0	0	0	59.5	70.6
1500	31	0	30	0	1	0	0	0	0	0	0	0	0	0	0	0	0	0	0	60.4	70.6
1600	**32**	**0**	**30**	**0**	**1**	**0**	**0**	**0**	**0**	**0**	**0**	**0**	**0**	**0**	**0**	**0**	**0**	**0**	**0**	**61.2**	**70.6**
1700	30	0	29	0	1	0	0	0	0	0	0	0	0	0	0	0	0	0	0	59.5	69.1
1800	**32**	**0**	**31**	**0**	**0**	**0**	**0**	**0**	**0**	**0**	**0**	**0**	**0**	**0**	**0**	**0**	**0**	**0**	**0**	**58.9**	**69.5**
1900	21	0	20	0	1	0	0	0	0	0	0	0	0	0	0	0	0	0	0	58.3	69.5
2000	17	0	16	0	1	0	0	0	0	0	0	0	0	0	0	0	0	0	0	60.3	69.8
2100	12	0	12	0	0	0	0	0	0	0	0	0	0	0	0	0	0	0	0	62.1	73.1
2200	7	0	6	0	1	0	0	0	0	0	0	0	0	0	0	0	0	0	0	57.1	-
2300	4	0	4	0	0	0	0	0	0	0	0	0	0	0	0	0	0	0	0	54.5	-
07-19	**293**	**1**	**269**	**3**	**17**	**1**	**1**	**0**	**0**	**1**	**0**	**0**	**0**	**0**	**0**	**0**	**0**	**0**	**0**	**59.7**	**70.2**
06-22	**346**	**1**	**318**	**3**	**20**	**1**	**1**	**0**	**0**	**1**	**0**	**0**	**0**	**0**	**0**	**0**	**0**	**0**	**0**	**59.7**	**70.2**
06-00	**357**	**1**	**329**	**3**	**21**	**1**	**1**	**0**	**0**	**1**	**0**	**0**	**0**	**0**	**0**	**0**	**0**	**0**	**0**	**59.6**	**69.8**
00-00	**365**	**1**	**336**	**3**	**21**	**1**	**1**	**0**	**0**	**1**	**0**	**0**	**0**	**0**	**0**	**0**	**0**	**0**	**0**	**59.5**	**69.8**

DRAFT

Site 1
Location Local Road, 65 metres south of Junction
Direction Southbound

3588 / Carrickmacross
January 2014
Automatic Traffic Count

Virtual Week (1)

Time	Total	Classification												>PSL 100	>PSL% 100	>SL1 105 +5kph	>SL1% 105 +5kph	>SL2 110 +10kph	>SL2% 110 +10kph	Mean	Vpp 85
		1 MCL	2 SV	3 SVT	4 TB2	5 TB3	6 T4	7 ART3	8 ART4	9 ART5	10 ART6	11 BD	12 DRT								
Mon	345	0	319	4	20	1	0	0	0	1	0	0	0	0	0	0	0	0	0	61.1	70.9
Tue	402	0	368	2	29	1	0	0	2	0	0	0	0	0	0	0	0	0	0	59.7	69.5
Wed	379	1	342	1	29	2	2	0	0	2	0	0	0	0	0	0	0	0	0	59.5	70.9
Thu	407	2	368	4	28	0	2	1	1	1	0	0	0	0	0	0	0	0	0	58.3	68.8
Fri	401	0	369	4	21	2	3	1	0	1	0	0	0	0	0	0	0	0	0	60.2	69.8
|Sat	381	0	349	8	18	1	0	1	0	3	1	0	0	0	0	0	0	0	0	58.4	69.1
|Sun	242	1	237	0	4	0	0	0	0	0	0	0	0	0	0	0	0	0	0	59.2	70.2
5 Day Ave.	**387**	**1**	**353**	**3**	**25**	**1**	**1**	**0**	**1**	**1**	**0**	**0**	**0**	**0**	**0.0**	**0**	**0.0**	**0**	**0.0**	**59.8**	**70.0**
7 Day Ave.	**365**	**1**	**336**	**3**	**21**	**1**	**1**	**0**	**0**	**1**	**0**	**0**	**0**	**0**	**0.0**	**0**	**0.0**	**0**	**0.0**	**59.5**	**69.8**
--	**2557**	**4**	**2352**	**23**	**149**	**7**	**7**	**3**	**3**	**8**	**1**	**0**	**0**	**0**	**0.0**	**0**	**0.0**	**0**	**0.0**	**59.5**	**69.8**

DRAFT

Summary Graphs

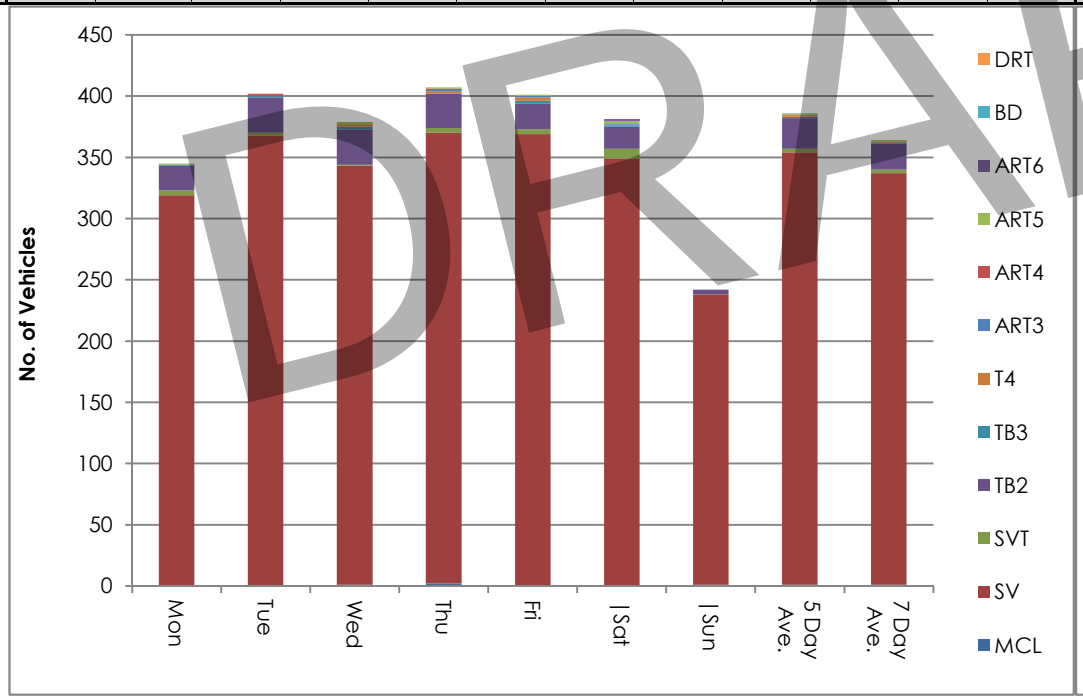

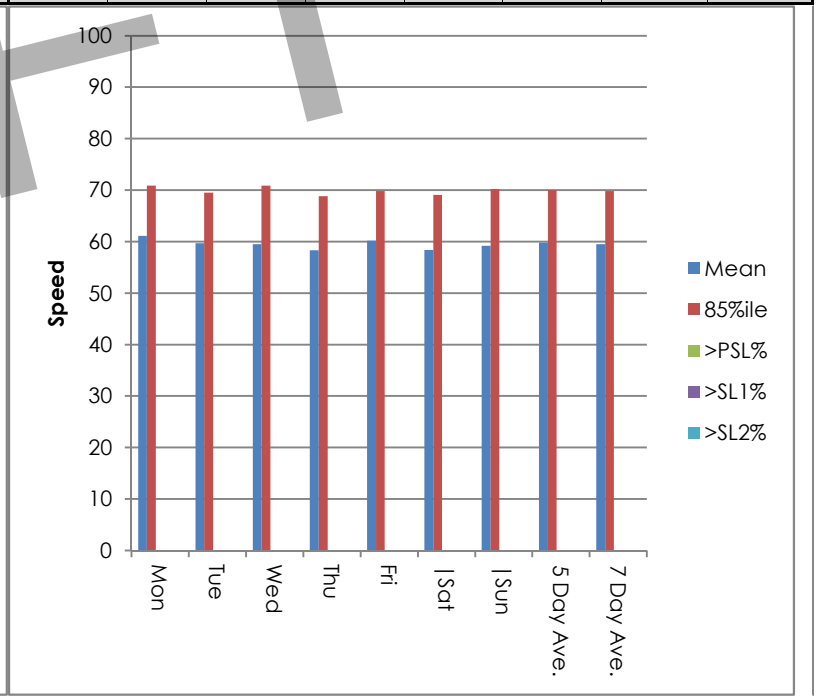

Site 1
Location Local Road, 65 metres south of Junction
Direction Southbound

3588 / Carrickmacross
January 2014
Automatic Traffic Count

Saturday 04 January 2014

Time	Total	Speed Bins (km/h)																												
		0 - 5	5 - 10	10 - 15	15 - 20	20 - 25	25 - 30	30 - 35	35 - 40	40 - 45	45 - 50	50 - 55	55 - 60	60 - 65	65 - 70	70 - 75	75 - 80	80 - 85	85 - 90	90 - 95	95 - 100	100 - 105	105 - 110	110 - 115	115 - 120	120 - 125	125 - 130	130 - 135	135 - 140
0000	3	0	0	0	0	0	0	0	0	0	1	2	0	0	0	0	0	0	0	0	0	0	0	0	0	0	0	0	0	0
0100	3	0	0	0	0	0	0	0	0	0	1	0	1	1	0	0	0	0	0	0	0	0	0	0	0	0	0	0	0	0
0200	4	0	0	0	0	0	0	0	0	1	0	0	1	1	0	1	0	0	0	0	0	0	0	0	0	0	0	0	0	0
0300	4	0	0	0	0	0	0	0	0	0	1	2	1	0	0	0	0	0	0	0	0	0	0	0	0	0	0	0	0	0
0400	0	0	0	0	0	0	0	0	0	0	0	0	0	0	0	0	0	0	0	0	0	0	0	0	0	0	0	0	0	0
0500	0	0	0	0	0	0	0	0	0	0	0	0	0	0	0	0	0	0	0	0	0	0	0	0	0	0	0	0	0	0
0600	2	0	0	0	0	0	0	0	0	0	0	2	0	0	0	0	0	0	0	0	0	0	0	0	0	0	0	0	0	0
0700	3	0	0	0	0	0	0	0	1	0	0	0	0	2	0	0	0	0	0	0	0	0	0	0	0	0	0	0	0	0
0800	9	0	0	0	0	0	0	0	0	0	1	3	1	2	0	2	0	0	0	0	0	0	0	0	0	0	0	0	0	0
0900	9	0	0	0	0	1	0	0	0	1	0	1	2	1	3	0	0	0	0	0	0	0	0	0	0	0	0	0	0	0
1000	11	0	0	0	0	1	0	0	2	0	1	0	0	4	0	2	1	0	0	0	0	0	0	0	0	0	0	0	0	0
1100	**29**	**0**	**0**	**0**	**0**	**1**	**1**	**0**	**1**	**1**	**1**	**1**	**6**	**7**	**6**	**4**	**0**	**0**	**0**	**0**	**0**	**0**	**0**	**0**	**0**	**0**	**0**	**0**	**0**	**0**
1200	33	0	0	0	0	1	1	1	1	1	6	3	3	6	7	1	2	0	0	0	0	0	0	0	0	0	0	0	0	0
1300	26	0	0	0	0	0	0	0	3	1	6	0	3	4	3	4	1	0	1	0	0	0	0	0	0	0	0	0	0	0
1400	28	0	0	0	0	0	0	0	2	4	2	1	3	6	7	0	1	0	2	0	0	0	0	0	0	0	0	0	0	0
1500	38	0	0	0	0	0	0	0	3	1	0	5	5	10	10	4	0	0	0	0	0	0	0	0	0	0	0	0	0	0
1600	24	0	0	0	0	0	0	0	0	0	1	3	4	4	7	5	0	0	0	0	0	0	0	0	0	0	0	0	0	0
1700	31	0	0	0	0	0	0	0	1	1	2	3	3	8	6	3	1	1	0	2	0	0	0	0	0	0	0	0	0	0
1800	**49**	**0**	**0**	**0**	**0**	**0**	**0**	**3**	**1**	**1**	**4**	**8**	**13**	**9**	**6**	**4**	**0**	**0**	**0**	**0**	**0**	**0**	**0**	**0**	**0**	**0**	**0**	**0**	**0**	**0**
1900	14	0	0	0	0	0	0	0	0	1	2	1	4	3	2	1	0	0	0	0	0	0	0	0	0	0	0	0	0	0
2000	21	0	0	0	0	0	0	0	1	1	2	2	3	2	5	3	0	1	1	0	0	0	0	0	0	0	0	0	0	0
2100	14	0	0	0	0	0	0	1	0	0	2	1	1	5	1	2	1	0	0	0	0	0	0	0	0	0	0	0	0	0
2200	12	0	2	0	0	0	0	0	0	0	1	0	5	2	1	0	0	1	0	0	0	0	0	0	0	0	0	0	0	0
2300	14	0	0	0	0	0	0	0	0	3	2	5	4	0	0	0	0	0	0	0	0	0	0	0	0	0	0	0	0	0
07-19	**290**	**0**	**0**	**0**	**0**	**4**	**2**	**4**	**15**	**11**	**24**	**28**	**43**	**63**	**55**	**29**	**6**	**1**	**3**	**2**	**0**	**0**	**0**	**0**	**0**	**0**	**0**	**0**	**0**	**0**
06-22	**341**	**0**	**0**	**0**	**0**	**4**	**2**	**5**	**16**	**13**	**30**	**34**	**51**	**73**	**63**	**35**	**7**	**2**	**4**	**2**	**0**	**0**	**0**	**0**	**0**	**0**	**0**	**0**	**0**	**0**
06-00	**367**	**0**	**2**	**0**	**0**	**4**	**2**	**5**	**16**	**16**	**33**	**39**	**60**	**75**	**64**	**35**	**7**	**3**	**4**	**2**	**0**	**0**	**0**	**0**	**0**	**0**	**0**	**0**	**0**	**0**
00-00	**381**	**0**	**2**	**0**	**0**	**4**	**2**	**5**	**16**	**17**	**36**	**43**	**63**	**77**	**64**	**36**	**7**	**3**	**4**	**2**	**0**	**0**	**0**	**0**	**0**	**0**	**0**	**0**	**0**	**0**

DRAFT

Site 1
Location Local Road, 65 metres south of Junction
Direction Southbound

3588 / Carrickmacross
January 2014
Automatic Traffic Count

Sunday 05 January 2014

Time	Total	Speed Bins (km/h)																												
		0 - 5	5 - 10	10 - 15	15 - 20	20 - 25	25 - 30	30 - 35	35 - 40	40 - 45	45 - 50	50 - 55	55 - 60	60 - 65	65 - 70	70 - 75	75 - 80	80 - 85	85 - 90	90 - 95	95 - 100	100 - 105	105 - 110	110 - 115	115 - 120	120 - 125	125 - 130	130 - 135	135 - 140
0000	6	0	0	0	0	0	0	0	0	0	1	1	3	0	0	0	1	0	0	0	0	0	0	0	0	0	0	0	0	0
0100	6	0	0	0	0	0	0	0	1	0	1	2	2	0	0	0	0	0	0	0	0	0	0	0	0	0	0	0	0	0
0200	7	0	0	0	0	0	0	0	0	0	0	1	2	2	0	2	0	0	0	0	0	0	0	0	0	0	0	0	0	0
0300	2	0	0	0	0	0	0	0	0	0	0	1	0	0	1	0	0	0	0	0	0	0	0	0	0	0	0	0	0	0
0400	3	0	0	0	0	0	0	0	0	1	0	1	1	0	0	0	0	0	0	0	0	0	0	0	0	0	0	0	0	0
0500	0	0	0	0	0	0	0	0	0	0	0	0	0	0	0	0	0	0	0	0	0	0	0	0	0	0	0	0	0	0
0600	0	0	0	0	0	0	0	0	0	0	0	0	0	0	0	0	0	0	0	0	0	0	0	0	0	0	0	0	0	0
0700	2	0	0	0	0	0	0	0	0	1	1	0	0	0	0	0	0	0	0	0	0	0	0	0	0	0	0	0	0	0
0800	2	0	0	0	0	0	0	1	0	0	0	0	1	0	0	0	0	0	0	0	0	0	0	0	0	0	0	0	0	0
0900	**13**	**0**	**0**	**0**	**0**	**0**	**0**	**0**	**3**	**0**	**1**	**3**	**2**	**3**	**0**	**1**	**0**	**0**	**0**	**0**	**0**	**0**	**0**	**0**	**0**	**0**	**0**	**0**	**0**	**0**
1000	8	0	0	0	0	0	0	0	0	1	0	0	3	2	0	0	1	1	0	0	0	0	0	0	0	0	0	0	0	0
1100	8	0	0	0	0	0	0	0	0	0	0	0	1	0	5	2	0	0	0	0	0	0	0	0	0	0	0	0	0	0
1200	17	0	0	0	0	0	0	0	0	0	0	3	2	3	2	5	1	1	0	0	0	0	0	0	0	0	0	0	0	0
1300	18	0	0	0	0	0	0	0	0	2	2	1	7	2	3	1	0	0	0	0	0	0	0	0	0	0	0	0	0	0
1400	17	0	0	0	0	0	0	1	0	0	1	0	3	3	5	2	1	1	0	0	0	0	0	0	0	0	0	0	0	0
1500	**24**	**0**	**0**	**0**	**0**	**0**	**0**	**0**	**1**	**1**	**1**	**3**	**7**	**5**	**0**	**6**	**0**	**0**	**0**	**0**	**0**	**0**	**0**	**0**	**0**	**0**	**0**	**0**	**0**	**0**
1600	21	0	0	0	0	1	0	0	0	2	1	4	2	4	6	1	0	0	0	0	0	0	0	0	0	0	0	0	0	0
1700	15	0	0	0	0	0	0	1	1	2	1	3	2	3	2	0	0	0	0	0	0	0	0	0	0	0	0	0	0	0
1800	20	0	0	0	0	0	0	0	1	1	3	2	3	4	4	0	2	0	0	0	0	0	0	0	0	0	0	0	0	0
1900	13	0	0	0	0	0	0	1	0	0	1	1	2	0	4	3	1	0	0	0	0	0	0	0	0	0	0	0	0	0
2000	19	0	0	0	0	0	0	0	1	0	2	3	3	5	2	2	1	0	0	0	0	0	0	0	0	0	0	0	0	0
2100	11	0	0	0	0	0	0	0	0	0	1	1	2	2	2	1	2	0	0	0	0	0	0	0	0	0	0	0	0	0
2200	6	0	0	0	0	0	0	0	0	0	2	1	1	0	1	0	1	0	0	0	0	0	0	0	0	0	0	0	0	0
2300	4	0	0	0	0	0	0	1	0	0	0	0	1	1	1	0	0	0	0	0	0	0	0	0	0	0	0	0	0	0
07-19	**165**	**0**	**0**	**0**	**0**	**1**	**0**	**3**	**6**	**10**	**11**	**19**	**33**	**29**	**27**	**18**	**5**	**3**	**0**	**0**	**0**	**0**	**0**	**0**	**0**	**0**	**0**	**0**	**0**	**0**
06-22	**208**	**0**	**0**	**0**	**0**	**1**	**0**	**4**	**7**	**10**	**15**	**24**	**40**	**36**	**35**	**24**	**9**	**3**	**0**	**0**	**0**	**0**	**0**	**0**	**0**	**0**	**0**	**0**	**0**	**0**
06-00	**218**	**0**	**0**	**0**	**0**	**1**	**0**	**5**	**7**	**10**	**17**	**25**	**42**	**37**	**37**	**24**	**10**	**3**	**0**	**0**	**0**	**0**	**0**	**0**	**0**	**0**	**0**	**0**	**0**	**0**
00-00	**242**	**0**	**0**	**0**	**0**	**1**	**0**	**5**	**8**	**11**	**19**	**31**	**50**	**39**	**38**	**26**	**11**	**3**	**0**	**0**	**0**	**0**	**0**	**0**	**0**	**0**	**0**	**0**	**0**	**0**

DRAFT

Site 1
Location Local Road, 65 metres south of Junction
Direction Southbound

3588 / Carrickmacross
January 2014
Automatic Traffic Count

Monday 06 January 2014

Time	Total	Speed Bins (km/h)																												
		0 - 5	5 - 10	10 - 15	15 - 20	20 - 25	25 - 30	30 - 35	35 - 40	40 - 45	45 - 50	50 - 55	55 - 60	60 - 65	65 - 70	70 - 75	75 - 80	80 - 85	85 - 90	90 - 95	95 - 100	100 - 105	105 - 110	110 - 115	115 - 120	120 - 125	125 - 130	130 - 135	135 - 140
0000	3	0	0	0	0	0	0	0	0	0	0	0	2	1	0	0	0	0	0	0	0	0	0	0	0	0	0	0	0	0
0100	0	0	0	0	0	0	0	0	0	0	0	0	0	0	0	0	0	0	0	0	0	0	0	0	0	0	0	0	0	0
0200	2	0	0	0	0	0	0	0	0	0	0	0	2	0	0	0	0	0	0	0	0	0	0	0	0	0	0	0	0	0
0300	0	0	0	0	0	0	0	0	0	0	0	0	0	0	0	0	0	0	0	0	0	0	0	0	0	0	0	0	0	0
0400	0	0	0	0	0	0	0	0	0	0	0	0	0	0	0	0	0	0	0	0	0	0	0	0	0	0	0	0	0	0
0500	3	0	0	0	0	0	0	0	0	1	0	1	1	0	0	0	0	0	0	0	0	0	0	0	0	0	0	0	0	0
0600	3	0	0	0	0	0	0	0	0	0	0	0	1	0	1	1	0	0	0	0	0	0	0	0	0	0	0	0	0	0
0700	6	0	0	0	0	0	0	0	1	2	1	1	0	0	1	0	0	0	0	0	0	0	0	0	0	0	0	0	0	0
0800	**28**	**0**	**0**	**0**	**0**	**0**	**0**	**0**	**2**	**1**	**2**	**3**	**6**	**4**	**9**	**0**	**1**	**0**	**0**	**0**	**0**	**0**	**0**	**0**	**0**	**0**	**0**	**0**	**0**	**0**
0900	24	0	0	0	0	0	0	0	0	1	1	3	6	3	8	1	1	0	0	0	0	0	0	0	0	0	0	0	0	0
1000	19	0	0	0	0	0	0	1	0	1	0	2	8	0	6	1	0	0	0	0	0	0	0	0	0	0	0	0	0	0
1100	10	0	0	0	0	0	0	0	0	2	0	0	1	6	1	0	0	0	0	0	0	0	0	0	0	0	0	0	0	0
1200	19	0	0	0	0	0	0	0	0	0	2	2	3	3	1	7	1	0	0	0	0	0	0	0	0	0	0	0	0	0
1300	31	0	0	0	0	0	0	1	0	0	2	4	4	10	3	4	2	1	0	0	0	0	0	0	0	0	0	0	0	0
1400	32	0	0	0	0	0	0	1	1	1	1	1	5	10	4	8	0	0	0	0	0	0	0	0	0	0	0	0	0	0
1500	27	0	0	0	0	0	0	0	1	2	3	1	3	7	5	4	1	0	0	0	0	0	0	0	0	0	0	0	0	0
1600	**34**	**0**	**0**	**0**	**0**	**0**	**0**	**0**	**0**	**1**	**1**	**2**	**8**	**9**	**3**	**8**	**1**	**1**	**0**	**0**	**0**	**0**	**0**	**0**	**0**	**0**	**0**	**0**	**0**	**0**
1700	31	0	0	0	0	0	0	0	0	3	3	6	1	8	3	5	2	0	0	0	0	0	0	0	0	0	0	0	0	0
1800	**34**	**0**	**0**	**0**	**0**	**0**	**1**	**0**	**0**	**0**	**4**	**4**	**6**	**3**	**7**	**6**	**1**	**2**	**0**	**0**	**0**	**0**	**0**	**0**	**0**	**0**	**0**	**0**	**0**	**0**
1900	14	0	0	0	0	0	0	0	1	0	1	2	3	2	1	1	2	1	0	0	0	0	0	0	0	0	0	0	0	0
2000	11	0	0	0	0	0	0	0	0	0	0	1	4	2	3	1	0	0	0	0	0	0	0	0	0	0	0	0	0	0
2100	4	0	0	0	0	0	0	0	0	0	0	0	1	1	0	0	0	2	0	0	0	0	0	0	0	0	0	0	0	0
2200	7	0	0	0	0	0	0	0	0	0	0	0	2	2	2	1	0	0	0	0	0	0	0	0	0	0	0	0	0	0
2300	3	0	0	0	0	0	0	0	0	0	1	0	1	0	1	0	0	0	0	0	0	0	0	0	0	0	0	0	0	0
07-19	**295**	**0**	**0**	**0**	**0**	**0**	**1**	**3**	**5**	**14**	**20**	**29**	**51**	**63**	**51**	**44**	**10**	**4**	**0**	**0**	**0**	**0**	**0**	**0**	**0**	**0**	**0**	**0**	**0**	**0**
06-22	**327**	**0**	**0**	**0**	**0**	**0**	**1**	**3**	**6**	**14**	**21**	**32**	**60**	**68**	**56**	**47**	**12**	**7**	**0**	**0**	**0**	**0**	**0**	**0**	**0**	**0**	**0**	**0**	**0**	**0**
06-00	**337**	**0**	**0**	**0**	**0**	**0**	**1**	**3**	**6**	**14**	**22**	**32**	**63**	**70**	**59**	**48**	**12**	**7**	**0**	**0**	**0**	**0**	**0**	**0**	**0**	**0**	**0**	**0**	**0**	**0**
00-00	**345**	**0**	**0**	**0**	**0**	**0**	**1**	**3**	**6**	**15**	**22**	**33**	**68**	**71**	**59**	**48**	**12**	**7**	**0**	**0**	**0**	**0**	**0**	**0**	**0**	**0**	**0**	**0**	**0**	**0**

DRAFT

Site 1
Location Local Road, 65 metres south of Junction
Direction Southbound

3588 / Carrickmacross
January 2014
Automatic Traffic Count

Tuesday 07 January 2014

Time	Total	Speed Bins (km/h)																												
		0 - 5	5 - 10	10 - 15	15 - 20	20 - 25	25 - 30	30 - 35	35 - 40	40 - 45	45 - 50	50 - 55	55 - 60	60 - 65	65 - 70	70 - 75	75 - 80	80 - 85	85 - 90	90 - 95	95 - 100	100 - 105	105 - 110	110 - 115	115 - 120	120 - 125	125 - 130	130 - 135	135 - 140
0000	2	0	0	0	0	0	0	0	1	0	0	0	0	0	1	0	0	0	0	0	0	0	0	0	0	0	0	0	0	0
0100	0	0	0	0	0	0	0	0	0	0	0	0	0	0	0	0	0	0	0	0	0	0	0	0	0	0	0	0	0	0
0200	1	0	0	0	0	0	0	0	0	0	0	0	0	0	1	0	0	0	0	0	0	0	0	0	0	0	0	0	0	0
0300	0	0	0	0	0	0	0	0	0	0	0	0	0	0	0	0	0	0	0	0	0	0	0	0	0	0	0	0	0	0
0400	0	0	0	0	0	0	0	0	0	0	0	0	0	0	0	0	0	0	0	0	0	0	0	0	0	0	0	0	0	0
0500	0	0	0	0	0	0	0	0	0	0	0	0	0	0	0	0	0	0	0	0	0	0	0	0	0	0	0	0	0	0
0600	3	0	0	0	0	0	0	0	0	0	0	1	1	1	0	0	0	0	0	0	0	0	0	0	0	0	0	0	0	0
0700	5	0	0	0	0	0	0	0	1	1	2	0	0	1	0	0	0	0	0	0	0	0	0	0	0	0	0	0	0	0
0800	25	0	0	0	0	0	0	1	0	1	2	3	3	6	4	4	1	0	0	0	0	0	0	0	0	0	0	0	0	0
0900	**34**	**0**	**0**	**0**	**0**	**0**	**1**	**0**	**3**	**1**	**0**	**4**	**4**	**11**	**7**	**1**	**1**	**0**	**1**	**0**	**0**	**0**	**0**	**0**	**0**	**0**	**0**	**0**	**0**	**0**
1000	18	0	0	0	0	0	0	0	1	0	0	1	3	6	4	2	1	0	0	0	0	0	0	0	0	0	0	0	0	0
1100	17	0	0	0	1	0	0	0	0	1	1	2	3	5	3	0	1	0	0	0	0	0	0	0	0	0	0	0	0	0
1200	28	0	0	0	0	1	0	0	0	0	2	3	4	8	6	1	3	0	0	0	0	0	0	0	0	0	0	0	0	0
1300	32	0	0	0	0	0	0	1	0	3	2	4	4	7	9	0	1	1	0	0	0	0	0	0	0	0	0	0	0	0
1400	32	0	0	0	0	0	0	1	2	0	6	3	4	6	4	2	4	0	0	0	0	0	0	0	0	0	0	0	0	0
1500	30	0	0	0	0	1	0	0	1	1	0	3	3	10	5	6	0	0	0	0	0	0	0	0	0	0	0	0	0	0
1600	**44**	**0**	**0**	**0**	**0**	**0**	**0**	**2**	**0**	**0**	**0**	**2**	**10**	**9**	**12**	**6**	**2**	**1**	**0**	**0**	**0**	**0**	**0**	**0**	**0**	**0**	**0**	**0**	**0**	**0**
1700	31	0	0	0	0	0	0	0	0	1	1	6	10	5	4	2	2	0	0	0	0	0	0	0	0	0	0	0	0	0
1800	27	0	0	0	0	0	1	0	1	1	2	3	4	9	4	1	0	1	0	0	0	0	0	0	0	0	0	0	0	0
1900	42	0	0	0	0	0	0	1	3	2	9	6	6	7	3	4	1	0	0	0	0	0	0	0	0	0	0	0	0	0
2000	14	0	0	0	0	0	0	0	0	2	1	2	5	1	2	1	0	0	0	0	0	0	0	0	0	0	0	0	0	0
2100	12	0	0	0	0	0	0	0	3	0	0	0	3	1	2	1	1	1	0	0	0	0	0	0	0	0	0	0	0	0
2200	3	0	0	0	0	0	0	0	0	0	0	0	0	0	1	0	2	0	0	0	0	0	0	0	0	0	0	0	0	0
2300	2	0	0	0	0	0	0	0	0	0	0	0	1	1	0	0	0	0	0	0	0	0	0	0	0	0	0	0	0	0
07-19	**323**	**0**	**0**	**0**	**1**	**2**	**2**	**5**	**9**	**10**	**18**	**34**	**52**	**83**	**62**	**25**	**16**	**3**	**1**	**0**	**0**	**0**	**0**	**0**	**0**	**0**	**0**	**0**	**0**	**0**
06-22	**394**	**0**	**0**	**0**	**1**	**2**	**2**	**6**	**15**	**14**	**28**	**43**	**67**	**93**	**69**	**31**	**18**	**4**	**1**	**0**	**0**	**0**	**0**	**0**	**0**	**0**	**0**	**0**	**0**	**0**
06-00	**399**	**0**	**0**	**0**	**1**	**2**	**2**	**6**	**15**	**14**	**28**	**43**	**68**	**94**	**70**	**31**	**20**	**4**	**1**	**0**	**0**	**0**	**0**	**0**	**0**	**0**	**0**	**0**	**0**	**0**
00-00	**402**	**0**	**0**	**0**	**1**	**2**	**2**	**6**	**16**	**14**	**28**	**43**	**68**	**94**	**72**	**31**	**20**	**4**	**1**	**0**	**0**	**0**	**0**	**0**	**0**	**0**	**0**	**0**	**0**	**0**

DRAFT

Site 1
Location Local Road, 65 metres south of Junction
Direction Southbound

3588 / Carrickmacross
January 2014
Automatic Traffic Count

Wednesday 08 January 2014

Time	Total	Speed Bins (km/h)																												
		0 - 5	5 - 10	10 - 15	15 - 20	20 - 25	25 - 30	30 - 35	35 - 40	40 - 45	45 - 50	50 - 55	55 - 60	60 - 65	65 - 70	70 - 75	75 - 80	80 - 85	85 - 90	90 - 95	95 - 100	100 - 105	105 - 110	110 - 115	115 - 120	120 - 125	125 - 130	130 - 135	135 - 140
0000	2	0	0	0	0	0	0	0	0	0	1	0	1	0	0	0	0	0	0	0	0	0	0	0	0	0	0	0	0	0
0100	0	0	0	0	0	0	0	0	0	0	0	0	0	0	0	0	0	0	0	0	0	0	0	0	0	0	0	0	0	0
0200	0	0	0	0	0	0	0	0	0	0	0	0	0	0	0	0	0	0	0	0	0	0	0	0	0	0	0	0	0	0
0300	0	0	0	0	0	0	0	0	0	0	0	0	0	0	0	0	0	0	0	0	0	0	0	0	0	0	0	0	0	0
0400	0	0	0	0	0	0	0	0	0	0	0	0	0	0	0	0	0	0	0	0	0	0	0	0	0	0	0	0	0	0
0500	0	0	0	0	0	0	0	0	0	0	0	0	0	0	0	0	0	0	0	0	0	0	0	0	0	0	0	0	0	0
0600	3	0	0	0	0	0	0	0	0	0	0	2	0	1	0	0	0	0	0	0	0	0	0	0	0	0	0	0	0	0
0700	4	0	0	0	0	0	0	0	0	2	0	0	0	2	0	0	0	0	0	0	0	0	0	0	0	0	0	0	0	0
0800	**27**	**0**	**0**	**0**	**0**	**0**	**0**	**1**	**1**	**0**	**1**	**4**	**5**	**7**	**4**	**2**	**2**	**0**	**0**	**0**	**0**	**0**	**0**	**0**	**0**	**0**	**0**	**0**	**0**	**0**
0900	25	0	0	0	0	0	0	0	3	0	2	1	6	4	3	3	2	0	1	0	0	0	0	0	0	0	0	0	0	0
1000	23	0	0	0	0	0	0	0	0	3	1	1	4	6	3	3	1	1	0	0	0	0	0	0	0	0	0	0	0	0
1100	26	0	0	0	0	0	0	0	1	3	5	5	4	4	1	3	0	0	0	0	0	0	0	0	0	0	0	0	0	0
1200	21	0	0	1	0	0	0	0	4	0	0	1	4	2	5	3	1	0	0	0	0	0	0	0	0	0	0	0	0	0
1300	30	0	0	0	0	0	0	0	1	1	1	2	6	6	7	2	2	1	1	0	0	0	0	0	0	0	0	0	0	0
1400	29	0	0	0	0	0	0	2	2	0	2	1	6	6	5	2	2	0	1	0	0	0	0	0	0	0	0	0	0	0
1500	30	0	0	0	0	0	0	1	1	2	1	1	1	9	7	5	2	0	0	0	0	0	0	0	0	0	0	0	0	0
1600	**36**	**0**	**0**	**0**	**0**	**0**	**0**	**2**	**1**	**0**	**4**	**5**	**6**	**7**	**6**	**4**	**1**	**0**	**0**	**0**	**0**	**0**	**0**	**0**	**0**	**0**	**0**	**0**	**0**	**0**
1700	**36**	**0**	**0**	**0**	**0**	**0**	**0**	**0**	**0**	**2**	**4**	**3**	**8**	**8**	**5**	**4**	**2**	**0**	**0**	**0**	**0**	**0**	**0**	**0**	**0**	**0**	**0**	**0**	**0**	**0**
1800	30	0	0	0	0	1	0	0	2	1	4	1	5	5	3	5	3	0	0	0	0	0	0	0	0	0	0	0	0	0
1900	20	0	0	0	0	0	0	0	0	2	0	4	7	2	3	1	1	0	0	0	0	0	0	0	0	0	0	0	0	0
2000	16	0	0	0	0	0	0	1	1	0	1	1	2	2	5	2	0	1	0	0	0	0	0	0	0	0	0	0	0	0
2100	13	0	0	0	0	0	0	0	0	1	0	3	2	4	1	0	2	0	0	0	0	0	0	0	0	0	0	0	0	0
2200	7	0	0	0	0	0	0	0	1	0	1	2	1	1	1	0	0	0	0	0	0	0	0	0	0	0	0	0	0	0
2300	1	0	0	0	0	0	0	0	0	0	0	0	1	0	0	0	0	0	0	0	0	0	0	0	0	0	0	0	0	0
07-19	**317**	**0**	**0**	**1**	**0**	**1**	**0**	**6**	**16**	**14**	**25**	**25**	**55**	**66**	**49**	**36**	**18**	**2**	**3**	**0**	**0**	**0**	**0**	**0**	**0**	**0**	**0**	**0**	**0**	**0**
06-22	**369**	**0**	**0**	**1**	**0**	**1**	**0**	**7**	**17**	**17**	**26**	**35**	**66**	**75**	**58**	**39**	**21**	**3**	**3**	**0**	**0**	**0**	**0**	**0**	**0**	**0**	**0**	**0**	**0**	**0**
06-00	**377**	**0**	**0**	**1**	**0**	**1**	**0**	**7**	**18**	**17**	**27**	**37**	**68**	**76**	**59**	**39**	**21**	**3**	**3**	**0**	**0**	**0**	**0**	**0**	**0**	**0**	**0**	**0**	**0**	**0**
00-00	**379**	**0**	**0**	**1**	**0**	**1**	**0**	**7**	**18**	**17**	**28**	**37**	**69**	**76**	**59**	**39**	**21**	**3**	**3**	**0**	**0**	**0**	**0**	**0**	**0**	**0**	**0**	**0**	**0**	**0**

DRAFT

Site 1
Location Local Road, 65 metres south of Junction
Direction Southbound

3588 / Carrickmacross
January 2014
Automatic Traffic Count

Thursday 09 January 2014

Time	Total	Speed Bins (km/h)																												
		0 - 5	5 - 10	10 - 15	15 - 20	20 - 25	25 - 30	30 - 35	35 - 40	40 - 45	45 - 50	50 - 55	55 - 60	60 - 65	65 - 70	70 - 75	75 - 80	80 - 85	85 - 90	90 - 95	95 - 100	100 - 105	105 - 110	110 - 115	115 - 120	120 - 125	125 - 130	130 - 135	135 - 140
0000	2	0	0	0	0	0	0	0	0	1	0	0	0	0	0	0	1	0	0	0	0	0	0	0	0	0	0	0	0	0
0100	1	0	0	0	0	0	0	0	0	0	1	0	0	0	0	0	0	0	0	0	0	0	0	0	0	0	0	0	0	0
0200	0	0	0	0	0	0	0	0	0	0	0	0	0	0	0	0	0	0	0	0	0	0	0	0	0	0	0	0	0	0
0300	0	0	0	0	0	0	0	0	0	0	0	0	0	0	0	0	0	0	0	0	0	0	0	0	0	0	0	0	0	0
0400	0	0	0	0	0	0	0	0	0	0	0	0	0	0	0	0	0	0	0	0	0	0	0	0	0	0	0	0	0	0
0500	0	0	0	0	0	0	0	0	0	0	0	0	0	0	0	0	0	0	0	0	0	0	0	0	0	0	0	0	0	0
0600	3	0	0	0	0	0	0	0	0	0	0	2	1	0	0	0	0	0	0	0	0	0	0	0	0	0	0	0	0	0
0700	3	0	0	0	0	0	0	0	0	1	0	0	2	0	0	0	0	0	0	0	0	0	0	0	0	0	0	0	0	0
0800	20	0	0	0	0	0	0	1	0	1	1	4	5	6	0	1	1	0	0	0	0	0	0	0	0	0	0	0	0	0
0900	**31**	**0**	**0**	**0**	**0**	**0**	**1**	**1**	**2**	**2**	**2**	**8**	**7**	**7**	**1**	**0**	**0**	**0**	**0**	**0**	**0**	**0**	**0**	**0**	**0**	**0**	**0**	**0**	**0**	**0**
1000	23	0	0	0	0	0	0	0	1	2	0	3	6	8	3	0	0	0	0	0	0	0	0	0	0	0	0	0	0	0
1100	**31**	**0**	**0**	**0**	**0**	**0**	**0**	**0**	**1**	**1**	**2**	**6**	**5**	**7**	**3**	**4**	**1**	**1**	**0**	**0**	**0**	**0**	**0**	**0**	**0**	**0**	**0**	**0**	**0**	**0**
1200	22	0	0	0	0	0	0	1	0	0	2	2	4	4	6	2	0	1	0	0	0	0	0	0	0	0	0	0	0	0
1300	30	0	0	0	0	0	0	0	0	2	2	1	4	9	5	6	1	0	0	0	0	0	0	0	0	0	0	0	0	0
1400	32	0	0	1	0	0	0	1	1	3	1	0	11	5	4	3	1	0	1	0	0	0	0	0	0	0	0	0	0	0
1500	**42**	**0**	**0**	**0**	**0**	**1**	**1**	**0**	**2**	**3**	**4**	**3**	**6**	**11**	**5**	**6**	**0**	**0**	**0**	**0**	**0**	**0**	**0**	**0**	**0**	**0**	**0**	**0**	**0**	**0**
1600	30	0	0	0	0	0	1	1	0	3	2	5	5	6	3	2	2	0	0	0	0	0	0	0	0	0	0	0	0	0
1700	35	0	0	0	0	0	0	0	2	2	2	7	8	6	3	2	3	0	0	0	0	0	0	0	0	0	0	0	0	0
1800	28	0	0	0	0	0	0	0	1	2	2	3	2	9	7	1	0	0	0	1	0	0	0	0	0	0	0	0	0	0
1900	25	0	0	0	0	0	0	1	3	2	1	4	4	2	4	2	1	1	0	0	0	0	0	0	0	0	0	0	0	0
2000	25	0	0	0	0	0	0	0	0	2	2	5	4	4	2	5	0	1	0	0	0	0	0	0	0	0	0	0	0	0
2100	13	0	0	0	0	0	0	0	0	2	0	1	2	4	1	3	0	0	0	0	0	0	0	0	0	0	0	0	0	0
2200	9	0	0	0	0	0	0	1	0	0	1	1	1	4	1	0	0	0	0	0	0	0	0	0	0	0	0	0	0	0
2300	2	0	0	0	0	0	0	0	0	0	0	0	1	1	0	0	0	0	0	0	0	0	0	0	0	0	0	0	0	0
07-19	**327**	**0**	**0**	**1**	**0**	**1**	**3**	**5**	**10**	**22**	**20**	**42**	**65**	**78**	**40**	**27**	**9**	**2**	**1**	**1**	**0**	**0**	**0**	**0**	**0**	**0**	**0**	**0**	**0**	**0**
06-22	**393**	**0**	**0**	**1**	**0**	**1**	**3**	**6**	**13**	**28**	**23**	**54**	**76**	**88**	**47**	**37**	**10**	**4**	**1**	**1**	**0**	**0**	**0**	**0**	**0**	**0**	**0**	**0**	**0**	**0**
06-00	**404**	**0**	**0**	**1**	**0**	**1**	**3**	**7**	**13**	**28**	**24**	**55**	**78**	**93**	**48**	**37**	**10**	**4**	**1**	**1**	**0**	**0**	**0**	**0**	**0**	**0**	**0**	**0**	**0**	**0**
00-00	**407**	**0**	**0**	**1**	**0**	**1**	**3**	**7**	**13**	**29**	**25**	**55**	**78**	**93**	**48**	**37**	**11**	**4**	**1**	**1**	**0**	**0**	**0**	**0**	**0**	**0**	**0**	**0**	**0**	**0**

DRAFT

Site 1
Location Local Road, 65 metres south of Junction
Direction Southbound

3588 / Carrickmacross
January 2014
Automatic Traffic Count

Friday 10 January 2014

Time	Total	Speed Bins (km/h)																												
		0 - 5	5 - 10	10 - 15	15 - 20	20 - 25	25 - 30	30 - 35	35 - 40	40 - 45	45 - 50	50 - 55	55 - 60	60 - 65	65 - 70	70 - 75	75 - 80	80 - 85	85 - 90	90 - 95	95 - 100	100 - 105	105 - 110	110 - 115	115 - 120	120 - 125	125 - 130	130 - 135	135 - 140
0000	1	0	0	0	0	0	0	0	0	0	0	0	0	0	1	0	0	0	0	0	0	0	0	0	0	0	0	0	0	0
0100	1	0	0	0	0	0	0	0	1	0	0	0	0	0	0	0	0	0	0	0	0	0	0	0	0	0	0	0	0	0
0200	0	0	0	0	0	0	0	0	0	0	0	0	0	0	0	0	0	0	0	0	0	0	0	0	0	0	0	0	0	0
0300	0	0	0	0	0	0	0	0	0	0	0	0	0	0	0	0	0	0	0	0	0	0	0	0	0	0	0	0	0	0
0400	0	0	0	0	0	0	0	0	0	0	0	0	0	0	0	0	0	0	0	0	0	0	0	0	0	0	0	0	0	0
0500	0	0	0	0	0	0	0	0	0	0	0	0	0	0	0	0	0	0	0	0	0	0	0	0	0	0	0	0	0	0
0600	3	0	0	0	0	0	0	0	0	0	1	1	0	1	0	0	0	0	0	0	0	0	0	0	0	0	0	0	0	0
0700	6	0	0	0	0	0	0	0	0	1	1	1	1	1	1	0	0	0	0	0	0	0	0	0	0	0	0	0	0	0
0800	19	0	0	0	0	0	0	1	1	0	0	1	2	6	4	1	3	0	0	0	0	0	0	0	0	0	0	0	0	0
0900	**36**	**0**	**0**	**0**	**0**	**1**	**0**	**1**	**1**	**4**	**1**	**6**	**4**	**6**	**9**	**1**	**2**	**0**	**0**	**0**	**0**	**0**	**0**	**0**	**0**	**0**	**0**	**0**	**0**	**0**
1000	25	0	0	0	0	0	0	0	1	1	1	1	7	2	8	2	1	1	0	0	0	0	0	0	0	0	0	0	0	0
1100	16	0	0	0	0	0	0	1	1	0	0	2	1	3	6	1	0	1	0	0	0	0	0	0	0	0	0	0	0	0
1200	32	0	0	0	0	0	0	0	0	1	2	5	8	3	8	3	1	1	0	0	0	0	0	0	0	0	0	0	0	0
1300	30	0	0	0	0	0	0	0	1	1	4	2	2	4	9	5	0	2	0	0	0	0	0	0	0	0	0	0	0	0
1400	**42**	**0**	**0**	**0**	**0**	**0**	**1**	**0**	**1**	**5**	**1**	**5**	**13**	**5**	**5**	**3**	**2**	**1**	**0**	**0**	**0**	**0**	**0**	**0**	**0**	**0**	**0**	**0**	**0**	**0**
1500	28	0	0	0	0	0	0	0	1	0	4	2	2	4	7	7	1	0	0	0	0	0	0	0	0	0	0	0	0	0
1600	34	0	0	0	0	0	0	0	0	0	1	4	4	12	7	4	2	0	0	0	0	0	0	0	0	0	0	0	0	0
1700	34	0	0	0	0	0	0	0	1	4	2	3	8	8	5	2	0	1	0	0	0	0	0	0	0	0	0	0	0	0
1800	33	0	0	0	0	2	0	0	2	1	2	2	9	6	4	2	2	1	0	0	0	0	0	0	0	0	0	0	0	0
1900	18	0	0	0	0	0	0	0	1	0	1	4	0	8	2	1	1	0	0	0	0	0	0	0	0	0	0	0	0	0
2000	13	0	0	0	0	0	0	0	0	1	0	0	2	9	0	1	0	0	0	0	0	0	0	0	0	0	0	0	0	0
2100	18	0	0	0	0	0	0	0	0	0	0	0	5	5	2	5	0	1	0	0	0	0	0	0	0	0	0	0	0	0
2200	7	0	0	0	0	0	0	0	0	2	1	1	1	0	2	0	0	0	0	0	0	0	0	0	0	0	0	0	0	0
2300	5	0	0	0	0	0	0	0	1	0	0	0	1	1	2	0	0	0	0	0	0	0	0	0	0	0	0	0	0	0
07-19	**335**	**0**	**0**	**0**	**0**	**3**	**1**	**3**	**10**	**18**	**19**	**34**	**61**	**60**	**73**	**31**	**14**	**8**	**0**	**0**	**0**	**0**	**0**	**0**	**0**	**0**	**0**	**0**	**0**	**0**
06-22	**387**	**0**	**0**	**0**	**0**	**3**	**1**	**3**	**11**	**19**	**21**	**39**	**68**	**83**	**77**	**38**	**15**	**9**	**0**	**0**	**0**	**0**	**0**	**0**	**0**	**0**	**0**	**0**	**0**	**0**
06-00	**399**	**0**	**0**	**0**	**0**	**3**	**1**	**3**	**12**	**21**	**22**	**40**	**70**	**84**	**81**	**38**	**15**	**9**	**0**	**0**	**0**	**0**	**0**	**0**	**0**	**0**	**0**	**0**	**0**	**0**
00-00	**401**	**0**	**0**	**0**	**0**	**3**	**1**	**3**	**13**	**21**	**22**	**40**	**70**	**84**	**82**	**38**	**15**	**9**	**0**	**0**	**0**	**0**	**0**	**0**	**0**	**0**	**0**	**0**	**0**	**0**

DRAFT

Site 1
Location Local Road, 65 metres south of Junction
Direction Southbound

3588 / Carrickmacross
January 2014
Automatic Traffic Count

Virtual Day (7)

Time	Total	Speed Bins (km/h)																												
		0 - 5	5 - 10	10 - 15	15 - 20	20 - 25	25 - 30	30 - 35	35 - 40	40 - 45	45 - 50	50 - 55	55 - 60	60 - 65	65 - 70	70 - 75	75 - 80	80 - 85	85 - 90	90 - 95	95 - 100	100 - 105	105 - 110	110 - 115	115 - 120	120 - 125	125 - 130	130 - 135	135 - 140
0000	3	0	0	0	0	0	0	0	0	0	0	0	1	0	0	0	0	0	0	0	0	0	0	0	0	0	0	0	0	0
0100	2	0	0	0	0	0	0	0	0	0	0	0	0	0	0	0	0	0	0	0	0	0	0	0	0	0	0	0	0	0
0200	2	0	0	0	0	0	0	0	0	0	0	0	1	0	0	0	0	0	0	0	0	0	0	0	0	0	0	0	0	0
0300	1	0	0	0	0	0	0	0	0	0	0	0	0	0	0	0	0	0	0	0	0	0	0	0	0	0	0	0	0	0
0400	0	0	0	0	0	0	0	0	0	0	0	0	0	0	0	0	0	0	0	0	0	0	0	0	0	0	0	0	0	0
0500	0	0	0	0	0	0	0	0	0	0	0	0	0	0	0	0	0	0	0	0	0	0	0	0	0	0	0	0	0	0
0600	2	0	0	0	0	0	0	0	0	0	0	1	0	0	0	0	0	0	0	0	0	0	0	0	0	0	0	0	0	0
0700	4	0	0	0	0	0	0	0	0	1	1	0	0	1	0	0	0	0	0	0	0	0	0	0	0	0	0	0	0	0
0800	19	0	0	0	0	0	0	1	1	0	1	3	3	4	3	1	1	0	0	0	0	0	0	0	0	0	0	0	0	0
0900	**25**	**0**	**0**	**0**	**0**	**0**	**0**	**0**	**2**	**1**	**1**	**4**	**4**	**5**	**4**	**1**	**1**	**0**	**0**	**0**	**0**	**0**	**0**	**0**	**0**	**0**	**0**	**0**	**0**	**0**
1000	18	0	0	0	0	0	0	0	1	1	0	1	4	4	3	1	1	0	0	0	0	0	0	0	0	0	0	0	0	0
1100	20	0	0	0	0	0	0	0	1	1	1	2	3	5	4	2	0	0	0	0	0	0	0	0	0	0	0	0	0	0
1200	25	0	0	0	0	0	0	0	1	0	2	3	4	4	5	3	1	0	0	0	0	0	0	0	0	0	0	0	0	0
1300	28	0	0	0	0	0	0	0	1	1	3	2	4	6	6	3	1	1	0	0	0	0	0	0	0	0	0	0	0	0
1400	30	0	0	0	0	0	0	1	1	2	2	2	6	6	5	3	2	0	1	0	0	0	0	0	0	0	0	0	0	0
1500	31	0	0	0	0	0	0	0	1	1	2	3	4	8	6	5	1	0	0	0	0	0	0	0	0	0	0	0	0	0
1600	**32**	**0**	**0**	**0**	**0**	**0**	**0**	**1**	**0**	**1**	**1**	**4**	**6**	**7**	**6**	**4**	**1**	**0**	**0**	**0**	**0**	**0**	**0**	**0**	**0**	**0**	**0**	**0**	**0**	**0**
1700	30	0	0	0	0	0	0	0	1	2	2	4	6	7	4	3	1	0	0	0	0	0	0	0	0	0	0	0	0	0
1800	**32**	**0**	**0**	**0**	**0**	**0**	**0**	**0**	**1**	**1**	**3**	**3**	**6**	**6**	**5**	**3**	**1**	**1**	**0**	**0**	**0**	**0**	**0**	**0**	**0**	**0**	**0**	**0**	**0**	**0**
1900	21	0	0	0	0	0	0	0	1	1	2	3	4	3	3	2	1	0	0	0	0	0	0	0	0	0	0	0	0	0
2000	17	0	0	0	0	0	0	0	0	1	1	2	3	4	3	2	0	0	0	0	0	0	0	0	0	0	0	0	0	0
2100	12	0	0	0	0	0	0	0	0	0	0	1	2	3	1	2	1	1	0	0	0	0	0	0	0	0	0	0	0	0
2200	7	0	0	0	0	0	0	0	0	0	1	1	2	1	1	0	0	0	0	0	0	0	0	0	0	0	0	0	0	0
2300	4	0	0	0	0	0	0	0	0	0	0	1	1	1	1	0	0	0	0	0	0	0	0	0	0	0	0	0	0	0
07-19	**293**	**0**	**0**	**0**	**0**	**2**	**1**	**4**	**10**	**14**	**20**	**30**	**51**	**63**	**51**	**30**	**11**	**3**	**1**	**0**	**0**	**0**	**0**	**0**	**0**	**0**	**0**	**0**	**0**	**0**
06-22	**346**	**0**	**0**	**0**	**0**	**2**	**1**	**5**	**12**	**16**	**23**	**37**	**61**	**74**	**58**	**36**	**13**	**5**	**1**	**0**	**0**	**0**	**0**	**0**	**0**	**0**	**0**	**0**	**0**	**0**
06-00	**357**	**0**	**0**	**0**	**0**	**2**	**1**	**5**	**12**	**17**	**25**	**39**	**64**	**76**	**60**	**36**	**14**	**5**	**1**	**0**	**0**	**0**	**0**	**0**	**0**	**0**	**0**	**0**	**0**	**0**
00-00	**365**	**0**	**0**	**0**	**0**	**2**	**1**	**5**	**13**	**18**	**26**	**40**	**67**	**76**	**60**	**36**	**14**	**5**	**1**	**0**	**0**	**0**	**0**	**0**	**0**	**0**	**0**	**0**	**0**	**0**

DRAFT

Site 1
Location Local Road, 65 metres south of Junction
Direction Southbound

3588 / Carrickmacross
January 2014
Automatic Traffic Count

Virtual Week (1)

Time	Total	Speed Bins (km/h)																												
		0 - 5	5 - 10	10 - 15	15 - 20	20 - 25	25 - 30	30 - 35	35 - 40	40 - 45	45 - 50	50 - 55	55 - 60	60 - 65	65 - 70	70 - 75	75 - 80	80 - 85	85 - 90	90 - 95	95 - 100	100 - 105	105 - 110	110 - 115	115 - 120	120 - 125	125 - 130	130 - 135	135 - 140
Mon	345	0	0	0	0	0	1	3	6	15	22	33	68	71	59	48	12	7	0	0	0	0	0	0	0	0	0	0	0	0
Tue	402	0	0	0	1	2	2	6	16	14	28	43	68	94	72	31	20	4	1	0	0	0	0	0	0	0	0	0	0	0
Wed	379	0	0	1	0	1	0	7	18	17	28	37	69	76	59	39	21	3	3	0	0	0	0	0	0	0	0	0	0	0
Thu	407	0	0	1	0	1	3	7	13	29	25	55	78	93	48	37	11	4	1	1	0	0	0	0	0	0	0	0	0	0
Fri	401	0	0	0	0	3	1	3	13	21	22	40	70	84	82	38	15	9	0	0	0	0	0	0	0	0	0	0	0	0
|Sat	381	0	2	0	0	4	2	5	16	17	36	43	63	77	64	36	7	3	4	2	0	0	0	0	0	0	0	0	0	0
|Sun	242	0	0	0	0	1	0	5	8	11	19	31	50	39	38	26	11	3	0	0	0	0	0	0	0	0	0	0	0	0
5 Day Ave.	**387**	**0**	**0**	**0**	**0**	**1**	**1**	**5**	**13**	**19**	**25**	**42**	**71**	**84**	**64**	**39**	**16**	**5**	**1**	**0**	**0**	**0**	**0**	**0**	**0**	**0**	**0**	**0**	**0**	**0**
7 Day Ave.	**365**	**0**	**0**	**0**	**0**	**2**	**1**	**5**	**13**	**18**	**26**	**40**	**67**	**76**	**60**	**36**	**14**	**5**	**1**	**0**	**0**	**0**	**0**	**0**	**0**	**0**	**0**	**0**	**0**	**0**
--	**2557**	**0**	**2**	**2**	**1**	**12**	**9**	**36**	**90**	**124**	**180**	**282**	**466**	**534**	**422**	**255**	**97**	**33**	**9**	**3**	**0**	**0**	**0**	**0**	**0**	**0**	**0**	**0**	**0**	**0**

DRAFT

Summary Graphs

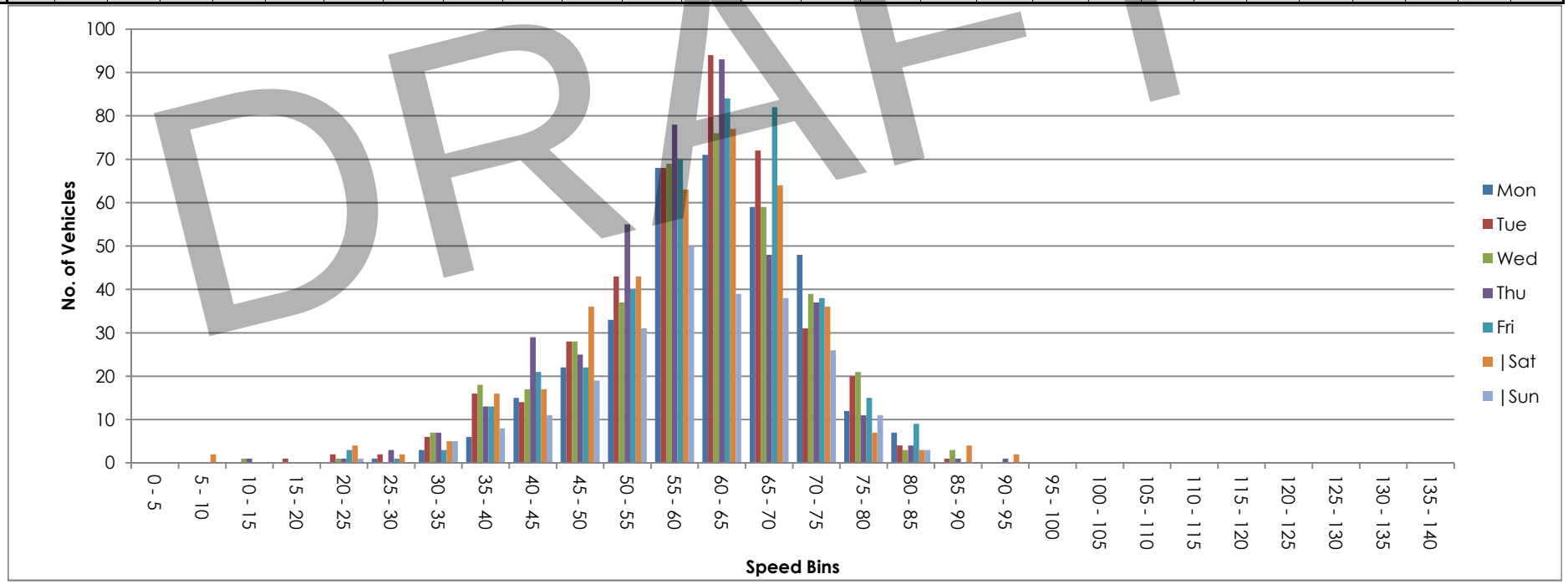

Nationwide Data Collection
for
Client

Site 1
Location Local Road, 65 metres south of Junction
Direction Northbound/Southbound

3588 / Carrickmacross
January 2014
Automatic Traffic Count

Saturday 04 January 2014

Time	Total	Classification												>PSL 100	>PSL% 100	>SL1 105 +5kph	>SL1% 105 +5kph	>SL2 110 +10kph	>SL2% 110 +10kph	Mean	Vpp 85
		1 MCL	2 SV	3 SVT	4 TB2	5 TB3	6 T4	7 ART3	8 ART4	9 ART5	10 ART6	11 BD	12 DRT								
0000	4	0	4	0	0	0	0	0	0	0	0	0	0	0	0	0	0	0	0	51.6	-
0100	7	0	7	0	0	0	0	0	0	0	0	0	0	0	0	0	0	0	0	59.3	-
0200	6	0	6	0	0	0	0	0	0	0	0	0	0	0	0	0	0	0	0	57.2	-
0300	8	0	6	0	2	0	0	0	0	0	0	0	0	0	0	0	0	0	0	58.1	-
0400	2	0	1	0	1	0	0	0	0	0	0	0	0	0	0	0	0	0	0	71.6	-
0500	0	0	0	0	0	0	0	0	0	0	0	0	0	0	0	0	0	0	0	-	-
0600	2	0	0	0	2	0	0	0	0	0	0	0	0	0	0	0	0	0	0	50.6	-
0700	5	0	5	0	0	0	0	0	0	0	0	0	0	0	0	0	0	0	0	55.7	-
0800	22	0	21	0	1	0	0	0	0	0	0	0	0	0	0	0	0	0	0	59.2	68.8
0900	20	0	16	2	1	1	0	0	0	0	0	0	0	0	0	0	0	0	0	58.6	69.5
1000	34	0	25	2	5	0	0	1	0	1	0	0	0	0	0	0	0	0	0	59.1	70.9
1100	**56**	**0**	**52**	**3**	**1**	**0**	**0**	**0**	**0**	**0**	**0**	**0**	**0**	**0**	**0**	**0**	**0**	**0**	**0**	**59.7**	**70.9**
1200	64	0	55	4	3	0	0	0	0	1	1	0	0	0	0	0	0	0	0	56.6	68.4
1300	62	0	54	1	6	0	0	0	0	1	0	0	0	0	0	0	0	0	0	58.7	70.6
1400	58	0	54	2	2	0	0	0	0	0	0	0	0	0	0	0	0	0	0	61.3	69.8
1500	73	0	69	0	3	0	0	0	0	1	0	0	0	0	0	0	0	0	0	60.2	70.6
1600	60	0	55	1	3	0	0	0	0	1	0	0	0	0	0	0	0	0	0	60.8	68
1700	56	0	52	0	3	0	0	0	0	1	0	0	0	0	0	0	0	0	0	61.4	71.6
1800	67	0	63	2	1	0	0	1	0	0	0	0	0	0	0	0	0	0	0	56.9	66.6
1900	**75**	**0**	**74**	**0**	**0**	**0**	**0**	**0**	**0**	**1**	**0**	**0**	**0**	**0**	**0**	**0**	**0**	**0**	**0**	**55.2**	**62.6**
2000	47	0	46	0	1	0	0	0	0	0	0	0	0	0	0	0	0	0	0	62	71.3
2100	30	0	28	0	1	0	0	0	0	1	0	0	0	0	0	0	0	0	0	58	68.8
2200	27	0	24	0	2	0	0	0	0	1	0	0	0	0	0	0	0	0	0	55.1	68.4
2300	23	0	22	0	1	0	0	0	0	0	0	0	0	0	0	0	0	0	0	52.7	59.8
07-19	**577**	**0**	**521**	**17**	**29**	**1**	**0**	**2**	**0**	**6**	**1**	**0**	**0**	**0**	**0**	**0**	**0**	**0**	**0**	**59.3**	**69.8**
06-22	**731**	**0**	**669**	**17**	**33**	**1**	**0**	**2**	**0**	**8**	**1**	**0**	**0**	**0**	**0**	**0**	**0**	**0**	**0**	**59**	**69.8**
06-00	**781**	**0**	**715**	**17**	**36**	**1**	**0**	**2**	**0**	**9**	**1**	**0**	**0**	**0**	**0**	**0**	**0**	**0**	**0**	**58.7**	**69.5**
00-00	**808**	**0**	**739**	**17**	**39**	**1**	**0**	**2**	**0**	**9**	**1**	**0**	**0**	**0**	**0**	**0**	**0**	**0**	**0**	**58.6**	**69.5**

DRAFT

Site 1
Location Local Road, 65 metres south of Junction
Direction Northbound/Southbound

3588 / Carrickmacross
January 2014
Automatic Traffic Count

Sunday 05 January 2014

Time	Total	Classification												>PSL	>PSL%	>SL1	>SL1%	>SL2	>SL2%	Mean	Vpp
		1 MCL	2 SV	3 SVT	4 TB2	5 TB3	6 T4	7 ART3	8 ART4	9 ART5	10 ART6	11 BD	12 DRT	100	100	105 +5kph	105 +5kph	110 +10kph	110 +10kph		85
0000	13	0	12	0	1	0	0	0	0	0	0	0	0	0	0	0	0	0	0	57.7	66.2
0100	9	0	9	0	0	0	0	0	0	0	0	0	0	0	0	0	0	0	0	50	-
0200	8	0	8	0	0	0	0	0	0	0	0	0	0	0	0	0	0	0	0	61.6	-
0300	7	0	5	0	2	0	0	0	0	0	0	0	0	0	0	0	0	0	0	62.6	-
0400	5	0	5	0	0	0	0	0	0	0	0	0	0	0	0	0	0	0	0	50	-
0500	1	0	0	0	1	0	0	0	0	0	0	0	0	0	0	0	0	0	0	45.2	-
0600	1	0	1	0	0	0	0	0	0	0	0	0	0	0	0	0	0	0	0	51.3	-
0700	4	0	4	0	0	0	0	0	0	0	0	0	0	0	0	0	0	0	0	54	-
0800	10	0	10	0	0	0	0	0	0	0	0	0	0	0	0	0	0	0	0	51	-
0900	21	0	20	0	0	1	0	0	0	0	0	0	0	0	0	0	0	0	0	51	62.6
1000	13	0	13	0	0	0	0	0	0	0	0	0	0	0	0	0	0	0	0	62.5	78.1
1100	**33**	**0**	**33**	**0**	**0**	**0**	**0**	**0**	**0**	**0**	**0**	**0**	**0**	**0**	**0**	**0**	**0**	**0**	**0**	**62**	**70.6**
1200	34	0	34	0	0	0	0	0	0	0	0	0	0	0	0	0	0	0	0	65.2	74.2
1300	39	0	39	0	0	0	0	0	0	0	0	0	0	0	0	0	0	0	0	59.7	67.7
1400	43	0	43	0	0	0	0	0	0	0	0	0	0	0	0	0	0	0	0	61.7	72.7
1500	**46**	**0**	**46**	**0**	**0**	**0**	**0**	**0**	**0**	**0**	**0**	**0**	**0**	**0**	**0**	**0**	**0**	**0**	**0**	**61.4**	**70.6**
1600	44	2	41	0	1	0	0	0	0	0	0	0	0	0	0	0	0	0	0	58.5	67.3
1700	28	0	28	0	0	0	0	0	0	0	0	0	0	0	0	0	0	0	0	55.3	64.8
1800	37	0	34	0	3	0	0	0	0	0	0	0	0	0	0	0	0	0	0	59.7	69.8
1900	25	0	25	0	0	0	0	0	0	0	0	0	0	0	0	0	0	0	0	60.8	72
2000	35	0	31	0	4	0	0	0	0	0	0	0	0	0	0	0	0	0	0	59.8	69.5
2100	21	0	21	0	0	0	0	0	0	0	0	0	0	0	0	0	0	0	0	63.3	73.8
2200	13	0	12	0	1	0	0	0	0	0	0	0	0	0	0	0	0	0	0	57.8	69.1
2300	7	0	7	0	0	0	0	0	0	0	0	0	0	0	0	0	0	0	0	54	-
07-19	**352**	**2**	**345**	**0**	**4**	**1**	**0**	**0**	**0**	**0**	**0**	**0**	**0**	**0**	**0**	**0**	**0**	**0**	**0**	**59.7**	**70.6**
06-22	**434**	**2**	**423**	**0**	**8**	**1**	**0**	**0**	**0**	**0**	**0**	**0**	**0**	**0**	**0**	**0**	**0**	**0**	**0**	**59.9**	**70.6**
06-00	**454**	**2**	**442**	**0**	**9**	**1**	**0**	**0**	**0**	**0**	**0**	**0**	**0**	**0**	**0**	**0**	**0**	**0**	**0**	**59.8**	**70.6**
00-00	**497**	**2**	**481**	**0**	**13**	**1**	**0**	**0**	**0**	**0**	**0**	**0**	**0**	**0**	**0**	**0**	**0**	**0**	**0**	**59.5**	**70.6**

DRAFT

Site 1
Location Local Road, 65 metres south of Junction
Direction Northbound/Southbound

3588 / Carrickmacross
January 2014
Automatic Traffic Count

Monday 06 January 2014

Time	Total	Classification												>PSL 100	>PSL% 100	>SL1 105 +5kph	>SL1% 105 +5kph	>SL2 110 +10kph	>SL2% 110 +10kph	Mean	Vpp 85
		1 MCL	2 SV	3 SVT	4 TB2	5 TB3	6 T4	7 ART3	8 ART4	9 ART5	10 ART6	11 BD	12 DRT								
0000	7	0	7	0	0	0	0	0	0	0	0	0	0	0	0	0	0	0	0	55.6	-
0100	0	0	0	0	0	0	0	0	0	0	0	0	0	0	0	0	0	0	0	-	-
0200	4	0	4	0	0	0	0	0	0	0	0	0	0	0	0	0	0	0	0	62.8	-
0300	0	0	0	0	0	0	0	0	0	0	0	0	0	0	0	0	0	0	0	-	-
0400	1	0	0	0	1	0	0	0	0	0	0	0	0	0	0	0	0	0	0	68.2	-
0500	5	0	3	0	2	0	0	0	0	0	0	0	0	0	0	0	0	0	0	56.8	-
0600	10	0	7	1	1	0	0	0	0	1	0	0	0	0	0	0	0	0	0	60.3	-
0700	27	0	22	0	5	0	0	0	0	0	0	0	0	0	0	0	0	0	0	57.4	68.8
0800	62	0	57	1	4	0	0	0	0	0	0	0	0	0	0	0	0	0	0	61.2	70.9
0900	**66**	**0**	**58**	**0**	**7**	**0**	**0**	**0**	**1**	**0**	**0**	**0**	**0**	**0**	**0**	**0**	**0**	**0**	**0**	**61.9**	**69.5**
1000	40	0	36	0	3	1	0	0	0	0	0	0	0	0	0	0	0	0	0	60.3	69.1
1100	36	0	35	0	1	0	0	0	0	0	0	0	0	0	0	0	0	0	0	58.9	67.7
1200	43	0	39	0	4	0	0	0	0	0	0	0	0	0	0	0	0	0	0	64.1	74.2
1300	56	0	52	0	4	0	0	0	0	0	0	0	0	0	0	0	0	0	0	61.8	72
1400	54	0	45	2	7	0	0	0	0	0	0	0	0	0	0	0	0	0	0	61.6	72.4
1500	**67**	**0**	**63**	**1**	**3**	**0**	**0**	**0**	**0**	**0**	**0**	**0**	**0**	**0**	**0**	**0**	**0**	**0**	**0**	**61.7**	**70.9**
1600	56	0	49	2	5	0	0	0	0	0	0	0	0	0	0	0	0	0	0	62.3	72.4
1700	57	0	55	1	1	0	0	0	0	0	0	0	0	0	0	0	0	0	0	61.9	71.3
1800	51	0	46	1	3	0	0	0	0	1	0	0	0	0	0	0	0	0	0	61.6	70.6
1900	28	0	27	0	0	0	0	0	0	1	0	0	0	0	0	0	0	0	0	60.7	74.2
2000	20	0	19	0	1	0	0	0	0	0	0	0	0	0	0	0	0	0	0	62.2	68.8
2100	9	0	9	0	0	0	0	0	0	0	0	0	0	0	0	0	0	0	0	66.1	-
2200	13	0	10	0	3	0	0	0	0	0	0	0	0	0	0	0	0	0	0	61.7	68.4
2300	8	0	8	0	0	0	0	0	0	0	0	0	0	0	0	0	0	0	0	60	-
07-19	**615**	**0**	**557**	**8**	**47**	**1**	**0**	**0**	**1**	**1**	**0**	**0**	**0**	**0**	**0**	**0**	**0**	**0**	**0**	**61.5**	**71.3**
06-22	**682**	**0**	**619**	**9**	**49**	**1**	**0**	**0**	**1**	**3**	**0**	**0**	**0**	**0**	**0**	**0**	**0**	**0**	**0**	**61.5**	**71.6**
06-00	**703**	**0**	**637**	**9**	**52**	**1**	**0**	**0**	**1**	**3**	**0**	**0**	**0**	**0**	**0**	**0**	**0**	**0**	**0**	**61.5**	**71.6**
00-00	**720**	**0**	**651**	**9**	**55**	**1**	**0**	**0**	**1**	**3**	**0**	**0**	**0**	**0**	**0**	**0**	**0**	**0**	**0**	**61.4**	**71.6**

DRAFT

Site 1
Location Local Road, 65 metres south of Junction
Direction Northbound/Southbound

3588 / Carrickmacross
January 2014
Automatic Traffic Count

Tuesday 07 January 2014

Time	Total	Classification												>PSL 100	>PSL% 100	>SL1 105 +5kph	>SL1% 105 +5kph	>SL2 110 +10kph	>SL2% 110 +10kph	Mean	Vpp 85
		1 MCL	2 SV	3 SVT	4 TB2	5 TB3	6 T4	7 ART3	8 ART4	9 ART5	10 ART6	11 BD	12 DRT								
0000	5	0	4	0	1	0	0	0	0	0	0	0	0	0	0	0	0	0	0	60.4	-
0100	1	0	1	0	0	0	0	0	0	0	0	0	0	0	0	0	0	0	0	56.1	-
0200	1	0	1	0	0	0	0	0	0	0	0	0	0	0	0	0	0	0	0	67.2	-
0300	1	0	1	0	0	0	0	0	0	0	0	0	0	0	0	0	0	0	0	71.9	-
0400	2	0	1	0	1	0	0	0	0	0	0	0	0	0	0	0	0	0	0	69.7	-
0500	2	0	2	0	0	0	0	0	0	0	0	0	0	0	0	0	0	0	0	79.5	-
0600	7	0	6	0	1	0	0	0	0	0	0	0	0	0	0	0	0	0	0	61.2	-
0700	17	0	14	0	3	0	0	0	0	0	0	0	0	0	0	0	0	0	0	56.3	61.9
0800	77	0	70	0	7	0	0	0	0	0	0	0	0	1	1.3	0	0	0	0	62.4	72
0900	**80**	**0**	**74**	**1**	**5**	**0**	**0**	**0**	**0**	**0**	**0**	**0**	**0**	**0**	**0**	**0**	**0**	**0**	**0**	**59.6**	**67.3**
1000	41	0	37	0	4	0	0	0	0	0	0	0	0	0	0	0	0	0	0	61	71.6
1100	45	0	37	0	6	1	0	0	1	0	0	0	0	0	0	0	0	0	0	59.6	69.1
1200	48	0	46	0	1	0	0	0	1	0	0	0	0	0	0	0	0	0	0	63.5	71.3
1300	60	0	54	0	6	0	0	0	0	0	0	0	0	0	0	0	0	0	0	59.5	68
1400	73	0	67	1	5	0	0	0	0	0	0	0	0	0	0	0	0	0	0	59.5	70.9
1500	**82**	**0**	**77**	**0**	**5**	**0**	**0**	**0**	**0**	**0**	**0**	**0**	**0**	**0**	**0**	**0**	**0**	**0**	**0**	**61.2**	**70.2**
1600	63	0	59	1	3	0	0	0	0	0	0	0	0	0	0	0	0	0	0	62.5	70.2
1700	49	0	43	0	6	0	0	0	0	0	0	0	0	0	0	0	0	0	0	59.8	67.3
1800	44	0	42	0	2	0	0	0	0	0	0	0	0	0	0	0	0	0	0	59.7	68.4
1900	58	0	56	0	2	0	0	0	0	0	0	0	0	0	0	0	0	0	0	56.5	67.7
2000	43	0	41	0	2	0	0	0	0	0	0	0	0	0	0	0	0	0	0	55.2	64.8
2100	26	0	24	0	2	0	0	0	0	0	0	0	0	0	0	0	0	0	0	59.2	70.9
2200	11	0	11	0	0	0	0	0	0	0	0	0	0	0	0	0	0	0	0	58.7	68.8
2300	5	0	5	0	0	0	0	0	0	0	0	0	0	0	0	0	0	0	0	61.8	-
07-19	**679**	**0**	**620**	**3**	**53**	**1**	**0**	**0**	**2**	**0**	**0**	**0**	**0**	**1**	**0.1**	**0**	**0**	**0**	**0**	**60.7**	**69.8**
06-22	**813**	**0**	**747**	**3**	**60**	**1**	**0**	**0**	**2**	**0**	**0**	**0**	**0**	**1**	**0.1**	**0**	**0**	**0**	**0**	**60**	**69.8**
06-00	**829**	**0**	**763**	**3**	**60**	**1**	**0**	**0**	**2**	**0**	**0**	**0**	**0**	**1**	**0.1**	**0**	**0**	**0**	**0**	**60**	**69.8**
00-00	**841**	**0**	**773**	**3**	**62**	**1**	**0**	**0**	**2**	**0**	**0**	**0**	**0**	**1**	**0.1**	**0**	**0**	**0**	**0**	**60.1**	**69.8**

DRAFT

Site 1
Location Local Road, 65 metres south of Junction
Direction Northbound/Southbound

3588 / Carrickmacross
January 2014
Automatic Traffic Count

Wednesday 08 January 2014

Time	Total	Classification												>PSL 100	>PSL% 100	>SL1 105 +5kph	>SL1% 105 +5kph	>SL2 110 +10kph	>SL2% 110 +10kph	Mean	Vpp 85
		1 MCL	2 SV	3 SVT	4 TB2	5 TB3	6 T4	7 ART3	8 ART4	9 ART5	10 ART6	11 BD	12 DRT								
0000	2	0	2	0	0	0	0	0	0	0	0	0	0	0	0	0	0	0	0	53.5	-
0100	0	0	0	0	0	0	0	0	0	0	0	0	0	0	0	0	0	0	0	-	-
0200	0	0	0	0	0	0	0	0	0	0	0	0	0	0	0	0	0	0	0	-	-
0300	0	0	0	0	0	0	0	0	0	0	0	0	0	0	0	0	0	0	0	-	-
0400	1	0	0	0	1	0	0	0	0	0	0	0	0	0	0	0	0	0	0	68.5	-
0500	0	0	0	0	0	0	0	0	0	0	0	0	0	0	0	0	0	0	0	-	-
0600	6	0	5	0	1	0	0	0	0	0	0	0	0	0	0	0	0	0	0	64.3	-
0700	22	0	20	0	2	0	0	0	0	0	0	0	0	0	0	0	0	0	0	59.1	66.6
0800	**67**	**0**	**56**	**0**	**8**	**2**	**0**	**0**	**1**	**0**	**0**	**0**	**0**	**0**	**0**	**0**	**0**	**0**	**0**	**60.4**	**70.2**
0900	66	0	59	0	6	1	0	0	0	0	0	0	0	0	0	0	0	0	0	61.2	71.6
1000	44	1	37	0	6	0	0	0	0	0	0	0	0	0	0	0	0	0	0	59.3	69.8
1100	48	0	42	0	5	0	0	0	0	1	0	0	0	0	0	0	0	0	0	56.4	66.2
1200	58	2	49	0	6	0	0	0	0	1	0	0	0	0	0	0	0	0	0	60.2	72
1300	60	0	55	0	5	0	0	0	0	0	0	0	0	0	0	0	0	0	0	63.5	73.1
1400	58	0	54	1	3	0	0	0	0	0	0	0	0	0	0	0	0	0	0	58.7	67.3
1500	**78**	**0**	**69**	**0**	**9**	**0**	**0**	**0**	**0**	**0**	**0**	**0**	**0**	**0**	**0**	**0**	**0**	**0**	**0**	**60.1**	**69.5**
1600	64	0	57	0	4	0	2	0	0	1	0	0	0	0	0	0	0	0	0	60.7	69.5
1700	64	0	56	1	7	0	0	0	0	0	0	0	0	0	0	0	0	0	0	61	70.6
1800	48	0	44	0	3	0	0	0	0	1	0	0	0	0	0	0	0	0	0	58.7	71.3
1900	47	0	43	0	4	0	0	0	0	0	0	0	0	0	0	0	0	0	0	59.9	70.9
2000	27	0	25	0	2	0	0	0	0	0	0	0	0	0	0	0	0	0	0	62	71.6
2100	20	0	19	0	1	0	0	0	0	0	0	0	0	0	0	0	0	0	0	60.6	73.4
2200	15	0	12	0	3	0	0	0	0	0	0	0	0	0	0	0	0	0	0	56.5	67
2300	7	0	7	0	0	0	0	0	0	0	0	0	0	0	0	0	0	0	0	59.7	-
07-19	**677**	**3**	**598**	**2**	**64**	**3**	**2**	**0**	**1**	**4**	**0**	**0**	**0**	**0**	**0**	**0**	**0**	**0**	**0**	**60.1**	**71.3**
06-22	**777**	**3**	**690**	**2**	**72**	**3**	**2**	**0**	**1**	**4**	**0**	**0**	**0**	**0**	**0**	**0**	**0**	**0**	**0**	**60.2**	**71.3**
06-00	**799**	**3**	**709**	**2**	**75**	**3**	**2**	**0**	**1**	**4**	**0**	**0**	**0**	**0**	**0**	**0**	**0**	**0**	**0**	**60.1**	**71.3**
00-00	**802**	**3**	**711**	**2**	**76**	**3**	**2**	**0**	**1**	**4**	**0**	**0**	**0**	**0**	**0**	**0**	**0**	**0**	**0**	**60.1**	**71.3**

DRAFT

Site 1
Location Local Road, 65 metres south of Junction
Direction Northbound/Southbound

3588 / Carrickmacross
January 2014
Automatic Traffic Count

Thursday 09 January 2014

Time	Total	Classification												>PSL 100	>PSL% 100	>SL1 105 +5kph	>SL1% 105 +5kph	>SL2 110 +10kph	>SL2% 110 +10kph	Mean	Vpp 85
		1 MCL	2 SV	3 SVT	4 TB2	5 TB3	6 T4	7 ART3	8 ART4	9 ART5	10 ART6	11 BD	12 DRT								
0000	2	0	2	0	0	0	0	0	0	0	0	0	0	0	0	0	0	0	0	61.4	-
0100	1	0	1	0	0	0	0	0	0	0	0	0	0	0	0	0	0	0	0	48.5	-
0200	0	0	0	0	0	0	0	0	0	0	0	0	0	0	0	0	0	0	0	-	-
0300	0	0	0	0	0	0	0	0	0	0	0	0	0	0	0	0	0	0	0	-	-
0400	1	0	0	0	1	0	0	0	0	0	0	0	0	0	0	0	0	0	0	67	-
0500	2	0	2	0	0	0	0	0	0	0	0	0	0	0	0	0	0	0	0	86.4	-
0600	8	0	6	0	2	0	0	0	0	0	0	0	0	0	0	0	0	0	0	59.2	-
0700	19	0	16	0	3	0	0	0	0	0	0	0	0	0	0	0	0	0	0	51.5	58.7
0800	53	0	47	0	5	0	1	0	0	0	0	0	0	0	0	0	0	0	0	58.9	67
0900	**76**	**0**	**65**	**0**	**9**	**0**	**1**	**1**	**0**	**0**	**0**	**0**	**0**	**0**	**0**	**0**	**0**	**0**	**0**	**55.8**	**62.6**
1000	46	0	40	1	4	0	1	0	0	0	0	0	0	0	0	0	0	0	0	58.3	67
1100	57	0	47	1	7	0	0	0	2	0	0	0	0	0	0	0	0	0	0	59.4	67
1200	53	0	44	2	5	0	0	1	0	1	0	0	0	0	0	0	0	0	0	60.1	68.4
1300	60	0	55	1	4	0	0	0	0	0	0	0	0	0	0	0	0	0	0	64	73.4
1400	74	2	62	2	8	0	0	0	0	0	0	0	0	0	0	0	0	0	0	59.3	69.5
1500	**89**	**1**	**83**	**0**	**4**	**0**	**0**	**0**	**1**	**0**	**0**	**0**	**0**	**0**	**0**	**0**	**0**	**0**	**0**	**59.8**	**68.8**
1600	51	0	46	0	4	0	1	0	0	0	0	0	0	0	0	0	0	0	0	58.6	68.8
1700	56	0	49	0	6	0	0	0	0	1	0	0	0	0	0	0	0	0	0	57.3	67
1800	52	0	50	0	2	0	0	0	0	0	0	0	0	0	0	0	0	0	0	59.4	66.6
1900	50	0	45	0	5	0	0	0	0	0	0	0	0	0	0	0	0	0	0	58.5	71.3
2000	39	0	37	0	2	0	0	0	0	0	0	0	0	0	0	0	0	0	0	60.1	69.8
2100	25	0	25	0	0	0	0	0	0	0	0	0	0	0	0	0	0	0	0	58.1	65.5
2200	16	0	16	0	0	0	0	0	0	0	0	0	0	0	0	0	0	0	0	56.8	64.1
2300	4	0	4	0	0	0	0	0	0	0	0	0	0	0	0	0	0	0	0	64.5	-
07-19	**686**	**3**	**604**	**7**	**61**	**0**	**4**	**2**	**3**	**2**	**0**	**0**	**0**	**0**	**0**	**0**	**0**	**0**	**0**	**58.9**	**68.4**
06-22	**808**	**3**	**717**	**7**	**70**	**0**	**4**	**2**	**3**	**2**	**0**	**0**	**0**	**0**	**0**	**0**	**0**	**0**	**0**	**58.9**	**68.8**
06-00	**828**	**3**	**737**	**7**	**70**	**0**	**4**	**2**	**3**	**2**	**0**	**0**	**0**	**0**	**0**	**0**	**0**	**0**	**0**	**58.9**	**68.8**
00-00	**834**	**3**	**742**	**7**	**71**	**0**	**4**	**2**	**3**	**2**	**0**	**0**	**0**	**0**	**0**	**0**	**0**	**0**	**0**	**59**	**68.8**

DRAFT

Site 1
Location Local Road, 65 metres south of Junction
Direction Northbound/Southbound

3588 / Carrickmacross
January 2014
Automatic Traffic Count

Friday 10 January 2014

Time	Total	Classification												>PSL 100	>PSL% 100	>SL1 105 +5kph	>SL1% 105 +5kph	>SL2 110 +10kph	>SL2% 110 +10kph	Mean	Vpp 85
		1 MCL	2 SV	3 SVT	4 TB2	5 TB3	6 T4	7 ART3	8 ART4	9 ART5	10 ART6	11 BD	12 DRT								
0000	3	0	3	0	0	0	0	0	0	0	0	0	0	0	0	0	0	0	0	55.1	-
0100	2	0	2	0	0	0	0	0	0	0	0	0	0	0	0	0	0	0	0	53.5	-
0200	0	0	0	0	0	0	0	0	0	0	0	0	0	0	0	0	0	0	0	-	-
0300	0	0	0	0	0	0	0	0	0	0	0	0	0	0	0	0	0	0	0	-	-
0400	2	0	1	0	1	0	0	0	0	0	0	0	0	0	0	0	0	0	0	67.4	-
0500	2	0	1	0	0	0	0	0	0	1	0	0	0	0	0	0	0	0	0	68.4	-
0600	10	0	9	0	1	0	0	0	0	0	0	0	0	0	0	0	0	0	0	60.7	-
0700	23	0	19	1	3	0	0	0	0	0	0	0	0	0	0	0	0	0	0	57.9	66.6
0800	63	0	54	3	5	0	0	1	0	0	0	0	0	0	0	0	0	0	0	62.6	73.1
0900	**80**	**0**	**73**	**1**	**5**	**0**	**0**	**1**	**0**	**0**	**0**	**0**	**0**	**0**	**0**	**0**	**0**	**0**	**0**	**59.9**	**69.1**
1000	46	0	42	0	4	0	0	0	0	0	0	0	0	0	0	0	0	0	0	61.8	68.8
1100	41	0	36	0	5	0	0	0	0	0	0	0	0	0	0	0	0	0	0	62.4	70.2
1200	59	0	51	1	4	1	2	0	0	0	0	0	0	0	0	0	0	0	0	61.9	69.5
1300	57	0	52	0	4	0	1	0	0	0	0	0	0	0	0	0	0	0	0	60.6	70.6
1400	**77**	**0**	**69**	**0**	**6**	**1**	**0**	**0**	**0**	**1**	**0**	**0**	**0**	**0**	**0**	**0**	**0**	**0**	**0**	**60.9**	**72.7**
1500	72	0	67	0	5	0	0	0	0	0	0	0	0	0	0	0	0	0	0	63.1	72.4
1600	62	0	60	0	2	0	0	0	0	0	0	0	0	0	0	0	0	0	0	64.4	71.6
1700	62	0	54	1	6	0	1	0	0	0	0	0	0	0	0	0	0	0	0	58.1	66.6
1800	53	0	50	1	2	0	0	0	0	0	0	0	0	0	0	0	0	0	0	59.6	70.2
1900	39	0	34	1	3	0	0	1	0	0	0	0	0	0	0	0	0	0	0	60.8	69.1
2000	20	0	18	0	2	0	0	0	0	0	0	0	0	0	0	0	0	0	0	63.1	65.5
2100	40	0	39	0	1	0	0	0	0	0	0	0	0	0	0	0	0	0	0	61.7	69.8
2200	16	0	16	0	0	0	0	0	0	0	0	0	0	0	0	0	0	0	0	55.2	65.5
2300	9	0	8	0	1	0	0	0	0	0	0	0	0	0	0	0	0	0	0	55.2	-
07-19	**695**	**0**	**627**	**8**	**51**	**2**	**4**	**2**	**0**	**1**	**0**	**0**	**0**	**0**	**0**	**0**	**0**	**0**	**0**	**61.2**	**70.9**
06-22	**804**	**0**	**727**	**9**	**58**	**2**	**4**	**3**	**0**	**1**	**0**	**0**	**0**	**0**	**0**	**0**	**0**	**0**	**0**	**61.3**	**70.6**
06-00	**829**	**0**	**751**	**9**	**59**	**2**	**4**	**3**	**0**	**1**	**0**	**0**	**0**	**0**	**0**	**0**	**0**	**0**	**0**	**61.1**	**70.6**
00-00	**838**	**0**	**758**	**9**	**60**	**2**	**4**	**3**	**0**	**2**	**0**	**0**	**0**	**0**	**0**	**0**	**0**	**0**	**0**	**61.1**	**70.6**

DRAFT

Site 1
Location Local Road, 65 metres south of Junction
Direction Northbound/Southbound

3588 / Carrickmacross
January 2014
Automatic Traffic Count

Virtual Day (7)

Time	Total	Classification												>PSL 100	>PSL% 100	>SL1 105 +5kph	>SL1% 105 +5kph	>SL2 110 +10kph	>SL2% 110 +10kph	Mean	Vpp 85
		1 MCL	2 SV	3 SVT	4 TB2	5 TB3	6 T4	7 ART3	8 ART4	9 ART5	10 ART6	11 BD	12 DRT								
0000	5	0	5	0	0	0	0	0	0	0	0	0	0	0	0	0	0	0	0	56.8	-
0100	3	0	3	0	0	0	0	0	0	0	0	0	0	0	0	0	0	0	0	53.8	-
0200	3	0	3	0	0	0	0	0	0	0	0	0	0	0	0	0	0	0	0	60.8	-
0300	2	0	2	0	1	0	0	0	0	0	0	0	0	0	0	0	0	0	0	60.9	-
0400	2	0	1	0	1	0	0	0	0	0	0	0	0	0	0	0	0	0	0	62.2	-
0500	2	0	1	0	0	0	0	0	0	0	0	0	0	0	0	0	0	0	0	66.5	-
0600	6	0	5	0	1	0	0	0	0	0	0	0	0	0	0	0	0	0	0	60.2	-
0700	17	0	14	0	2	0	0	0	0	0	0	0	0	0	0	0	0	0	0	56.5	66.2
0800	51	0	45	1	4	0	0	0	0	0	0	0	0	0	0.3	0	0	0	0	60.8	70.6
0900	**58**	**0**	**52**	**1**	**5**	**0**	**0**	**0**	**0**	**0**	**0**	**0**	**0**	**0**	**0**	**0**	**0**	**0**	**0**	**59.1**	**68.8**
1000	38	0	33	0	4	0	0	0	0	0	0	0	0	0	0	0	0	0	0	60.1	69.5
1100	45	0	40	1	4	0	0	0	0	0	0	0	0	0	0	0	0	0	0	59.6	70.2
1200	51	0	45	1	3	0	0	0	0	0	0	0	0	0	0	0	0	0	0	61.2	70.9
1300	56	0	52	0	4	0	0	0	0	0	0	0	0	0	0	0	0	0	0	61.2	71.6
1400	62	0	56	1	4	0	0	0	0	0	0	0	0	0	0	0	0	0	0	60.3	71.6
1500	**72**	**0**	**68**	**0**	**4**	**0**	**0**	**0**	**0**	**0**	**0**	**0**	**0**	**0**	**0**	**0**	**0**	**0**	**0**	**61**	**70.6**
1600	57	0	52	1	3	0	0	0	0	0	0	0	0	0	0	0	0	0	0	61.3	70.2
1700	53	0	48	0	4	0	0	0	0	0	0	0	0	0	0	0	0	0	0	59.6	69.8
1800	50	0	47	1	2	0	0	0	0	0	0	0	0	0	0	0	0	0	0	59.2	69.5
1900	46	0	43	0	2	0	0	0	0	0	0	0	0	0	0	0	0	0	0	58.2	70.2
2000	33	0	31	0	2	0	0	0	0	0	0	0	0	0	0	0	0	0	0	60.2	69.8
2100	24	0	24	0	1	0	0	0	0	0	0	0	0	0	0	0	0	0	0	60.4	70.9
2200	16	0	14	0	1	0	0	0	0	0	0	0	0	0	0	0	0	0	0	57	68.4
2300	9	0	9	0	0	0	0	0	0	0	0	0	0	0	0	0	0	0	0	56.4	-
07-19	**612**	**1**	**553**	**6**	**44**	**1**	**1**	**1**	**1**	**2**	**0**	**0**	**0**	**0**	**0**	**0**	**0**	**0**	**0**	**60.2**	**70.2**
06-22	**721**	**1**	**656**	**7**	**50**	**1**	**1**	**1**	**1**	**3**	**0**	**0**	**0**	**0**	**0**	**0**	**0**	**0**	**0**	**60.1**	**70.2**
06-00	**746**	**1**	**679**	**7**	**52**	**1**	**1**	**1**	**1**	**3**	**0**	**0**	**0**	**0**	**0**	**0**	**0**	**0**	**0**	**60**	**70.2**
00-00	**763**	**1**	**694**	**7**	**54**	**1**	**1**	**1**	**1**	**3**	**0**	**0**	**0**	**0**	**0**	**0**	**0**	**0**	**0**	**60**	**70.2**

DRAFT

Site 1
Location Local Road, 65 metres south of Junction
Direction Northbound/Southbound

3588 / Carrickmacross
January 2014
Automatic Traffic Count

Virtual Week (1)

Time	Total	Classification												>PSL 100	>PSL% 100	>SL1 105 +5kph	>SL1% 105 +5kph	>SL2 110 +10kph	>SL2% 110 +10kph	Mean	Vpp 85
		1 MCL	2 SV	3 SVT	4 TB2	5 TB3	6 T4	7 ART3	8 ART4	9 ART5	10 ART6	11 BD	12 DRT								
Mon	720	0	651	9	55	1	0	0	1	3	0	0	0	0	0	0	0	0	0	61.4	71.6
Tue	841	0	773	3	62	1	0	0	2	0	0	0	0	1	0.1	0	0	0	0	60.1	69.8
Wed	802	3	711	2	76	3	2	0	1	4	0	0	0	0	0	0	0	0	0	60.1	71.3
Thu	834	3	742	7	71	0	4	2	3	2	0	0	0	0	0	0	0	0	0	59	68.8
Fri	838	0	758	9	60	2	4	3	0	2	0	0	0	0	0	0	0	0	0	61.1	70.6
|Sat	808	0	739	17	39	1	0	2	0	9	1	0	0	0	0	0	0	0	0	58.6	69.5
|Sun	497	2	481	0	13	1	0	0	0	0	0	0	0	0	0	0	0	0	0	59.5	70.6
5 Day Ave.	**807**	**1**	**727**	**6**	**65**	**1**	**2**	**1**	**1**	**2**	**0**	**0**	**0**	**0**	**0.0**	**0**	**0.0**	**0**	**0.0**	**60.3**	**70.4**
7 Day Ave.	**763**	**1**	**694**	**7**	**54**	**1**	**1**	**1**	**1**	**3**	**0**	**0**	**0**	**0**	**0.0**	**0**	**0.0**	**0**	**0.0**	**60.0**	**70.2**
--	**5340**	**8**	**4855**	**47**	**376**	**9**	**10**	**7**	**7**	**20**	**1**	**0**	**0**	**1**	**0.0**	**0**	**0.0**	**0**	**0.0**	**60.0**	**70.2**

Summary Graphs

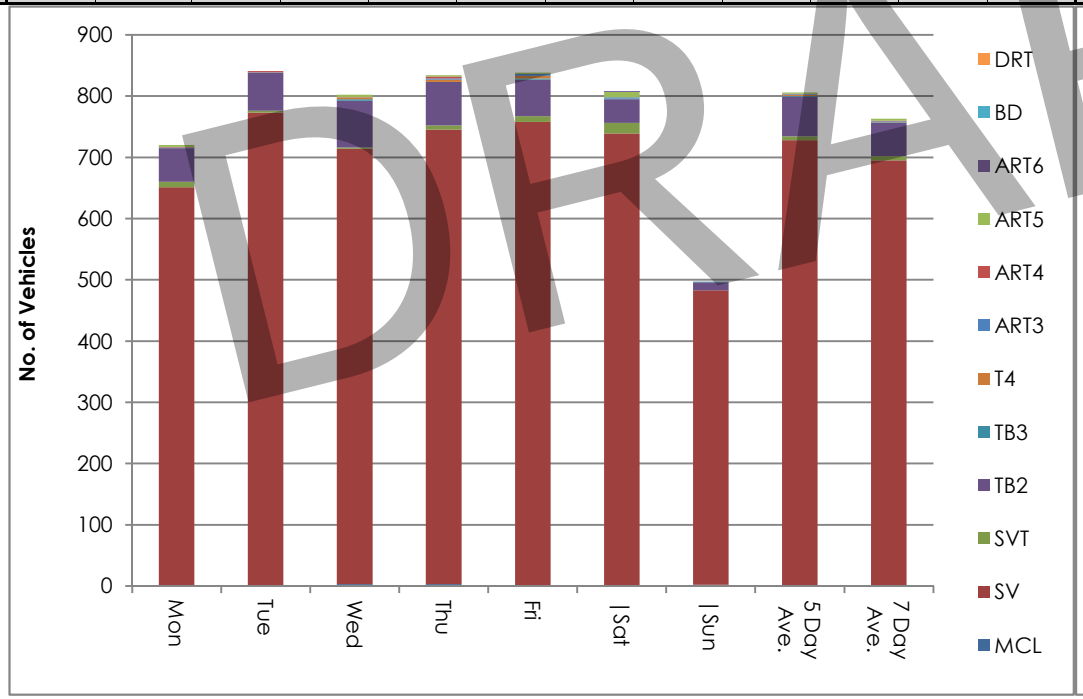

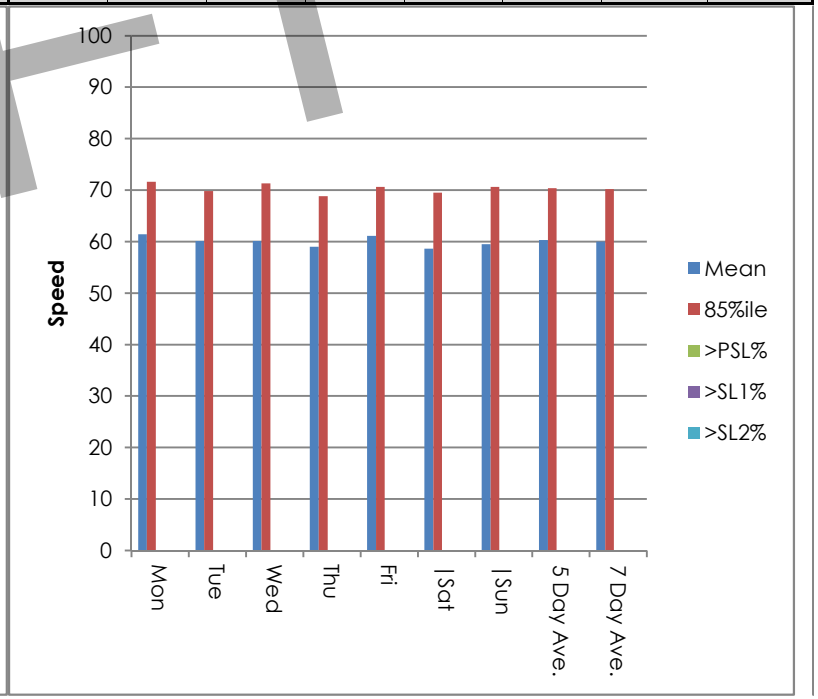

DRAFT

Site 1
Location Local Road, 65 metres south of Junction
Direction Northbound/Southbound

3588 / Carrickmacross
January 2014
Automatic Traffic Count

Saturday 04 January 2014

Time	Total	Speed Bins (km/h)																												
		0 - 5	5 - 10	10 - 15	15 - 20	20 - 25	25 - 30	30 - 35	35 - 40	40 - 45	45 - 50	50 - 55	55 - 60	60 - 65	65 - 70	70 - 75	75 - 80	80 - 85	85 - 90	90 - 95	95 - 100	100 - 105	105 - 110	110 - 115	115 - 120	120 - 125	125 - 130	130 - 135	135 - 140
0000	4	0	0	0	0	0	0	0	0	0	1	3	0	0	0	0	0	0	0	0	0	0	0	0	0	0	0	0	0	0
0100	7	0	0	0	0	0	0	0	0	0	1	2	1	1	1	0	1	0	0	0	0	0	0	0	0	0	0	0	0	0
0200	6	0	0	0	0	0	0	0	1	1	0	0	1	1	0	2	0	0	0	0	0	0	0	0	0	0	0	0	0	0
0300	8	0	0	0	0	0	0	0	0	1	1	2	1	2	0	0	0	0	1	0	0	0	0	0	0	0	0	0	0	0
0400	2	0	0	0	0	0	0	0	0	0	0	0	0	1	0	0	1	0	0	0	0	0	0	0	0	0	0	0	0	0
0500	0	0	0	0	0	0	0	0	0	0	0	0	0	0	0	0	0	0	0	0	0	0	0	0	0	0	0	0	0	0
0600	2	0	0	0	0	0	0	0	0	0	0	2	0	0	0	0	0	0	0	0	0	0	0	0	0	0	0	0	0	0
0700	5	0	0	0	0	0	0	0	1	0	0	1	0	3	0	0	0	0	0	0	0	0	0	0	0	0	0	0	0	0
0800	22	0	0	0	0	0	0	0	0	1	2	5	4	3	5	2	0	0	0	0	0	0	0	0	0	0	0	0	0	0
0900	20	0	0	0	0	1	0	0	1	1	1	3	2	3	5	2	1	0	0	0	0	0	0	0	0	0	0	0	0	0
1000	34	0	0	0	0	2	0	0	2	0	3	2	4	12	1	6	1	0	1	0	0	0	0	0	0	0	0	0	0	0
1100	**56**	**0**	**0**	**0**	**0**	**1**	**1**	**1**	**3**	**1**	**2**	**6**	**9**	**11**	**12**	**5**	**3**	**1**	**0**	**0**	**0**	**0**	**0**	**0**	**0**	**0**	**0**	**0**	**0**	**0**
1200	64	0	0	0	0	4	2	1	2	2	8	4	9	13	11	2	4	2	0	0	0	0	0	0	0	0	0	0	0	0
1300	62	0	0	0	0	0	0	0	3	3	12	6	8	12	7	9	1	0	1	0	0	0	0	0	0	0	0	0	0	0
1400	58	0	0	0	0	0	0	0	2	4	7	2	6	11	16	5	2	0	3	0	0	0	0	0	0	0	0	0	0	0
1500	73	0	0	0	0	0	0	0	3	4	5	10	9	18	12	10	1	0	1	0	0	0	0	0	0	0	0	0	0	0
1600	60	0	0	0	0	0	0	0	0	5	4	7	6	15	16	6	1	0	0	0	0	0	0	0	0	0	0	0	0	0
1700	56	0	0	0	0	0	0	0	1	4	5	5	9	12	8	8	1	1	0	2	0	0	0	0	0	0	0	0	0	0
1800	67	0	0	0	0	0	0	3	3	1	6	11	20	10	6	6	1	0	0	0	0	0	0	0	0	0	0	0	0	0
1900	**75**	**0**	**0**	**0**	**0**	**0**	**0**	**0**	**2**	**8**	**13**	**17**	**11**	**14**	**3**	**6**	**1**	**0**	**0**	**0**	**0**	**0**	**0**	**0**	**0**	**0**	**0**	**0**	**0**	**0**
2000	47	0	0	0	0	0	0	0	1	3	3	5	7	9	9	6	1	2	1	0	0	0	0	0	0	0	0	0	0	0
2100	30	0	0	0	0	0	0	1	0	2	4	4	5	7	3	2	2	0	0	0	0	0	0	0	0	0	0	0	0	0
2200	27	0	2	1	0	0	0	0	0	1	1	6	5	4	4	0	1	1	1	0	0	0	0	0	0	0	0	0	0	0
2300	23	0	0	0	0	0	0	0	1	3	3	7	6	2	1	0	0	0	0	0	0	0	0	0	0	0	0	0	0	0
07-19	**577**	**0**	**0**	**0**	**0**	**8**	**3**	**5**	**21**	**26**	**55**	**62**	**86**	**123**	**99**	**61**	**16**	**4**	**6**	**2**	**0**	**0**	**0**	**0**	**0**	**0**	**0**	**0**	**0**	**0**
06-22	**731**	**0**	**0**	**0**	**0**	**8**	**3**	**6**	**24**	**39**	**75**	**90**	**109**	**153**	**114**	**75**	**20**	**6**	**7**	**2**	**0**	**0**	**0**	**0**	**0**	**0**	**0**	**0**	**0**	**0**
06-00	**781**	**0**	**2**	**1**	**0**	**8**	**3**	**6**	**25**	**43**	**79**	**103**	**120**	**159**	**119**	**75**	**21**	**7**	**8**	**2**	**0**	**0**	**0**	**0**	**0**	**0**	**0**	**0**	**0**	**0**
00-00	**808**	**0**	**2**	**1**	**0**	**8**	**3**	**6**	**26**	**45**	**82**	**110**	**123**	**164**	**120**	**77**	**23**	**7**	**9**	**2**	**0**	**0**	**0**	**0**	**0**	**0**	**0**	**0**	**0**	**0**

DRAFT

Site 1
Location Local Road, 65 metres south of Junction
Direction Northbound/Southbound

3588 / Carrickmacross
January 2014
Automatic Traffic Count

Sunday 05 January 2014

Time	Total	Speed Bins (km/h)																												
		0 - 5	5 - 10	10 - 15	15 - 20	20 - 25	25 - 30	30 - 35	35 - 40	40 - 45	45 - 50	50 - 55	55 - 60	60 - 65	65 - 70	70 - 75	75 - 80	80 - 85	85 - 90	90 - 95	95 - 100	100 - 105	105 - 110	110 - 115	115 - 120	120 - 125	125 - 130	130 - 135	135 - 140
0000	13	0	0	0	0	0	0	0	0	1	1	3	4	1	2	0	1	0	0	0	0	0	0	0	0	0	0	0	0	0
0100	9	0	0	0	0	0	0	1	1	0	2	2	3	0	0	0	0	0	0	0	0	0	0	0	0	0	0	0	0	0
0200	8	0	0	0	0	0	0	0	0	0	0	2	2	2	0	2	0	0	0	0	0	0	0	0	0	0	0	0	0	0
0300	7	0	0	0	0	0	0	0	0	0	1	2	1	0	1	0	1	1	0	0	0	0	0	0	0	0	0	0	0	0
0400	5	0	0	0	0	0	0	0	0	1	1	2	1	0	0	0	0	0	0	0	0	0	0	0	0	0	0	0	0	0
0500	1	0	0	0	0	0	0	0	0	0	1	0	0	0	0	0	0	0	0	0	0	0	0	0	0	0	0	0	0	0
0600	1	0	0	0	0	0	0	0	0	0	0	1	0	0	0	0	0	0	0	0	0	0	0	0	0	0	0	0	0	0
0700	4	0	0	0	0	0	0	0	0	1	1	1	0	0	0	1	0	0	0	0	0	0	0	0	0	0	0	0	0	0
0800	10	0	0	0	0	0	0	1	1	2	2	0	1	2	0	0	1	0	0	0	0	0	0	0	0	0	0	0	0	0
0900	21	0	0	0	0	2	1	0	3	0	1	4	3	5	0	2	0	0	0	0	0	0	0	0	0	0	0	0	0	0
1000	13	0	0	0	0	0	0	0	0	1	1	1	3	3	1	0	1	2	0	0	0	0	0	0	0	0	0	0	0	0
1100	**33**	**0**	**0**	**0**	**0**	**0**	**0**	**0**	**0**	**5**	**0**	**2**	**5**	**4**	**8**	**7**	**1**	**1**	**0**	**0**	**0**	**0**	**0**	**0**	**0**	**0**	**0**	**0**	**0**	**0**
1200	34	0	0	0	0	0	0	0	0	0	1	3	7	8	5	5	3	1	1	0	0	0	0	0	0	0	0	0	0	0
1300	39	0	0	0	0	0	0	0	0	3	2	4	12	5	10	2	0	1	0	0	0	0	0	0	0	0	0	0	0	0
1400	43	0	0	0	0	0	0	1	0	1	3	4	11	7	6	5	2	3	0	0	0	0	0	0	0	0	0	0	0	0
1500	**46**	**0**	**0**	**0**	**0**	**0**	**0**	**0**	**1**	**2**	**2**	**6**	**10**	**9**	**4**	**9**	**2**	**0**	**1**	**0**	**0**	**0**	**0**	**0**	**0**	**0**	**0**	**0**	**0**	**0**
1600	44	0	0	0	0	1	0	0	1	2	2	9	8	9	8	3	0	1	0	0	0	0	0	0	0	0	0	0	0	0
1700	28	0	0	0	0	0	0	1	1	4	3	5	3	7	2	1	1	0	0	0	0	0	0	0	0	0	0	0	0	0
1800	37	0	0	0	0	0	0	0	1	1	5	6	8	4	5	3	3	1	0	0	0	0	0	0	0	0	0	0	0	0
1900	25	0	0	0	0	0	0	2	1	0	1	3	3	3	6	4	1	1	0	0	0	0	0	0	0	0	0	0	0	0
2000	35	0	0	0	0	0	0	0	1	0	3	6	7	10	3	4	1	0	0	0	0	0	0	0	0	0	0	0	0	0
2100	21	0	0	0	0	0	0	0	1	0	1	2	3	3	5	3	3	0	0	0	0	0	0	0	0	0	0	0	0	0
2200	13	0	0	0	0	0	0	0	0	0	3	4	3	0	1	1	1	0	0	0	0	0	0	0	0	0	0	0	0	0
2300	7	0	0	0	0	0	0	1	0	0	1	1	1	2	1	0	0	0	0	0	0	0	0	0	0	0	0	0	0	0
07-19	**352**	**0**	**0**	**0**	**0**	**3**	**1**	**3**	**8**	**22**	**23**	**45**	**71**	**63**	**49**	**38**	**14**	**10**	**2**	**0**	**0**	**0**	**0**	**0**	**0**	**0**	**0**	**0**	**0**	**0**
06-22	**434**	**0**	**0**	**0**	**0**	**3**	**1**	**5**	**11**	**22**	**28**	**57**	**84**	**79**	**63**	**49**	**19**	**11**	**2**	**0**	**0**	**0**	**0**	**0**	**0**	**0**	**0**	**0**	**0**	**0**
06-00	**454**	**0**	**0**	**0**	**0**	**3**	**1**	**6**	**11**	**22**	**32**	**62**	**88**	**81**	**65**	**50**	**20**	**11**	**2**	**0**	**0**	**0**	**0**	**0**	**0**	**0**	**0**	**0**	**0**	**0**
00-00	**497**	**0**	**0**	**0**	**0**	**3**	**1**	**7**	**12**	**24**	**38**	**73**	**99**	**84**	**68**	**52**	**22**	**12**	**2**	**0**	**0**	**0**	**0**	**0**	**0**	**0**	**0**	**0**	**0**	**0**

DRAFT

Site 1
Location Local Road, 65 metres south of Junction
Direction Northbound/Southbound

3588 / Carrickmacross
January 2014
Automatic Traffic Count

Monday 06 January 2014

Time	Total	Speed Bins (km/h)																												
		0 - 5	5 - 10	10 - 15	15 - 20	20 - 25	25 - 30	30 - 35	35 - 40	40 - 45	45 - 50	50 - 55	55 - 60	60 - 65	65 - 70	70 - 75	75 - 80	80 - 85	85 - 90	90 - 95	95 - 100	100 - 105	105 - 110	110 - 115	115 - 120	120 - 125	125 - 130	130 - 135	135 - 140
0000	7	0	0	0	0	0	0	0	0	1	1	0	3	1	1	0	0	0	0	0	0	0	0	0	0	0	0	0	0	0
0100	0	0	0	0	0	0	0	0	0	0	0	0	0	0	0	0	0	0	0	0	0	0	0	0	0	0	0	0	0	0
0200	4	0	0	0	0	0	0	0	0	0	0	0	2	1	0	0	1	0	0	0	0	0	0	0	0	0	0	0	0	0
0300	0	0	0	0	0	0	0	0	0	0	0	0	0	0	0	0	0	0	0	0	0	0	0	0	0	0	0	0	0	0
0400	1	0	0	0	0	0	0	0	0	0	0	0	0	0	1	0	0	0	0	0	0	0	0	0	0	0	0	0	0	0
0500	5	0	0	0	0	0	0	0	0	1	1	1	1	0	0	0	0	0	1	0	0	0	0	0	0	0	0	0	0	0
0600	10	0	0	0	0	0	0	1	0	0	1	1	1	2	2	1	1	0	0	0	0	0	0	0	0	0	0	0	0	0
0700	27	0	0	0	0	0	0	0	1	2	3	6	5	3	5	1	1	0	0	0	0	0	0	0	0	0	0	0	0	0
0800	62	0	0	0	0	0	0	0	2	1	5	8	11	10	14	6	4	1	0	0	0	0	0	0	0	0	0	0	0	0
0900	**66**	**0**	**0**	**0**	**0**	**0**	**0**	**1**	**0**	**3**	**1**	**7**	**15**	**16**	**14**	**3**	**5**	**1**	**0**	**0**	**0**	**0**	**0**	**0**	**0**	**0**	**0**	**0**	**0**	**0**
1000	40	0	0	0	0	0	0	1	0	1	2	5	13	5	9	3	1	0	0	0	0	0	0	0	0	0	0	0	0	0
1100	36	0	0	0	0	0	0	0	0	4	1	6	8	10	3	2	2	0	0	0	0	0	0	0	0	0	0	0	0	0
1200	43	0	0	0	0	0	0	0	0	0	3	6	4	11	7	8	2	1	1	0	0	0	0	0	0	0	0	0	0	0
1300	56	0	0	0	0	0	0	1	0	1	5	7	8	15	6	7	4	2	0	0	0	0	0	0	0	0	0	0	0	0
1400	54	0	0	0	0	0	0	1	3	1	2	3	10	13	6	14	0	1	0	0	0	0	0	0	0	0	0	0	0	0
1500	**67**	**0**	**0**	**0**	**0**	**0**	**0**	**0**	**1**	**4**	**3**	**8**	**7**	**18**	**12**	**10**	**3**	**0**	**1**	**0**	**0**	**0**	**0**	**0**	**0**	**0**	**0**	**0**	**0**	**0**
1600	56	0	0	0	0	0	0	0	1	2	2	5	13	11	6	13	2	1	0	0	0	0	0	0	0	0	0	0	0	0
1700	57	0	0	0	0	0	0	0	0	4	3	8	6	15	8	7	5	1	0	0	0	0	0	0	0	0	0	0	0	0
1800	51	0	0	0	0	0	1	0	0	0	6	7	10	4	12	7	2	2	0	0	0	0	0	0	0	0	0	0	0	0
1900	28	0	0	0	0	0	2	0	1	0	1	4	5	4	3	5	2	1	0	0	0	0	0	0	0	0	0	0	0	0
2000	20	0	0	0	0	0	0	0	0	1	0	3	6	3	4	2	0	1	0	0	0	0	0	0	0	0	0	0	0	0
2100	9	0	0	0	0	0	0	0	0	0	0	1	3	1	1	0	1	2	0	0	0	0	0	0	0	0	0	0	0	0
2200	13	0	0	0	0	0	0	0	0	0	0	2	5	2	2	2	0	0	0	0	0	0	0	0	0	0	0	0	0	0
2300	8	0	0	0	0	0	0	0	0	0	2	0	2	1	2	1	0	0	0	0	0	0	0	0	0	0	0	0	0	0
07-19	**615**	**0**	**0**	**0**	**0**	**0**	**1**	**4**	**8**	**23**	**36**	**76**	**110**	**131**	**102**	**81**	**31**	**10**	**2**	**0**	**0**	**0**	**0**	**0**	**0**	**0**	**0**	**0**	**0**	**0**
06-22	**682**	**0**	**0**	**0**	**0**	**0**	**3**	**5**	**9**	**24**	**38**	**85**	**125**	**141**	**112**	**89**	**35**	**14**	**2**	**0**	**0**	**0**	**0**	**0**	**0**	**0**	**0**	**0**	**0**	**0**
06-00	**703**	**0**	**0**	**0**	**0**	**0**	**3**	**5**	**9**	**24**	**40**	**87**	**132**	**144**	**116**	**92**	**35**	**14**	**2**	**0**	**0**	**0**	**0**	**0**	**0**	**0**	**0**	**0**	**0**	**0**
00-00	**720**	**0**	**0**	**0**	**0**	**0**	**3**	**5**	**9**	**26**	**42**	**88**	**138**	**146**	**118**	**92**	**36**	**14**	**3**	**0**	**0**	**0**	**0**	**0**	**0**	**0**	**0**	**0**	**0**	**0**

DRAFT

Site 1
Location Local Road, 65 metres south of Junction
Direction Northbound/Southbound

3588 / Carrickmacross
January 2014
Automatic Traffic Count

Tuesday 07 January 2014

Time	Total	Speed Bins (km/h)																												
		0 - 5	5 - 10	10 - 15	15 - 20	20 - 25	25 - 30	30 - 35	35 - 40	40 - 45	45 - 50	50 - 55	55 - 60	60 - 65	65 - 70	70 - 75	75 - 80	80 - 85	85 - 90	90 - 95	95 - 100	100 - 105	105 - 110	110 - 115	115 - 120	120 - 125	125 - 130	130 - 135	135 - 140
0000	5	0	0	0	0	0	0	0	1	0	0	0	1	1	1	1	0	0	0	0	0	0	0	0	0	0	0	0	0	0
0100	1	0	0	0	0	0	0	0	0	0	0	0	1	0	0	0	0	0	0	0	0	0	0	0	0	0	0	0	0	0
0200	1	0	0	0	0	0	0	0	0	0	0	0	0	0	1	0	0	0	0	0	0	0	0	0	0	0	0	0	0	0
0300	1	0	0	0	0	0	0	0	0	0	0	0	0	0	0	1	0	0	0	0	0	0	0	0	0	0	0	0	0	0
0400	2	0	0	0	0	0	0	0	0	0	0	1	0	0	0	0	0	0	1	0	0	0	0	0	0	0	0	0	0	0
0500	2	0	0	0	0	0	0	0	0	0	0	0	0	0	1	0	0	0	0	1	0	0	0	0	0	0	0	0	0	0
0600	7	0	0	0	0	0	0	0	0	0	0	2	2	1	0	1	1	0	0	0	0	0	0	0	0	0	0	0	0	0
0700	17	0	0	0	0	0	0	0	1	2	2	3	5	2	1	0	0	0	0	0	1	0	0	0	0	0	0	0	0	0
0800	77	0	0	0	0	0	0	1	0	2	5	13	10	15	15	9	3	3	0	0	0	1	0	0	0	0	0	0	0	0
0900	**80**	**0**	**0**	**0**	**0**	**0**	**1**	**0**	**3**	**2**	**3**	**14**	**14**	**19**	**15**	**6**	**1**	**1**	**1**	**0**	**0**	**0**	**0**	**0**	**0**	**0**	**0**	**0**	**0**	**0**
1000	41	0	0	0	1	1	0	0	1	1	1	3	5	12	8	5	2	1	0	0	0	0	0	0	0	0	0	0	0	0
1100	45	0	0	0	1	1	0	0	1	1	3	7	8	8	10	0	3	2	0	0	0	0	0	0	0	0	0	0	0	0
1200	48	0	0	0	0	1	0	0	0	0	2	5	8	10	9	7	5	1	0	0	0	0	0	0	0	0	0	0	0	0
1300	60	0	0	0	0	0	0	2	0	4	7	6	8	12	15	2	2	2	0	0	0	0	0	0	0	0	0	0	0	0
1400	73	0	0	0	0	0	0	1	2	3	11	9	9	14	11	5	8	0	0	0	0	0	0	0	0	0	0	0	0	0
1500	**82**	**0**	**0**	**0**	**0**	**1**	**0**	**0**	**1**	**2**	**1**	**12**	**12**	**28**	**12**	**13**	**0**	**0**	**0**	**0**	**0**	**0**	**0**	**0**	**0**	**0**	**0**	**0**	**0**	**0**
1600	63	0	0	0	0	0	0	2	0	1	1	4	15	13	16	8	2	1	0	0	0	0	0	0	0	0	0	0	0	0
1700	49	0	0	0	0	0	0	0	0	1	2	14	13	6	7	3	3	0	0	0	0	0	0	0	0	0	0	0	0	0
1800	44	0	0	0	0	0	1	0	1	2	4	3	8	11	9	3	1	1	0	0	0	0	0	0	0	0	0	0	0	0
1900	58	0	0	0	0	0	0	1	4	3	9	7	11	12	5	4	1	1	0	0	0	0	0	0	0	0	0	0	0	0
2000	43	0	0	0	0	0	0	0	2	5	9	6	9	5	3	3	1	0	0	0	0	0	0	0	0	0	0	0	0	0
2100	26	0	0	0	0	0	0	0	4	0	1	3	7	2	4	2	1	2	0	0	0	0	0	0	0	0	0	0	0	0
2200	11	0	0	0	0	0	0	0	0	2	0	3	2	1	1	0	2	0	0	0	0	0	0	0	0	0	0	0	0	0
2300	5	0	0	0	0	0	0	0	0	0	1	0	1	2	0	0	1	0	0	0	0	0	0	0	0	0	0	0	0	0
07-19	**679**	**0**	**0**	**0**	**2**	**4**	**2**	**6**	**10**	**21**	**42**	**93**	**115**	**150**	**128**	**61**	**30**	**12**	**1**	**0**	**1**	**1**	**0**	**0**	**0**	**0**	**0**	**0**	**0**	**0**
06-22	**813**	**0**	**0**	**0**	**2**	**4**	**2**	**7**	**20**	**29**	**61**	**111**	**144**	**170**	**140**	**71**	**34**	**15**	**1**	**0**	**1**	**1**	**0**	**0**	**0**	**0**	**0**	**0**	**0**	**0**
06-00	**829**	**0**	**0**	**0**	**2**	**4**	**2**	**7**	**20**	**31**	**62**	**114**	**147**	**173**	**141**	**71**	**37**	**15**	**1**	**0**	**1**	**1**	**0**	**0**	**0**	**0**	**0**	**0**	**0**	**0**
00-00	**841**	**0**	**0**	**0**	**2**	**4**	**2**	**7**	**21**	**31**	**62**	**115**	**149**	**174**	**144**	**73**	**37**	**15**	**2**	**1**	**1**	**1**	**0**	**0**	**0**	**0**	**0**	**0**	**0**	**0**

DRAFT

Site 1
Location Local Road, 65 metres south of Junction
Direction Northbound/Southbound

3588 / Carrickmacross
January 2014
Automatic Traffic Count

Wednesday 08 January 2014

Time	Total	Speed Bins (km/h)																												
		0 - 5	5 - 10	10 - 15	15 - 20	20 - 25	25 - 30	30 - 35	35 - 40	40 - 45	45 - 50	50 - 55	55 - 60	60 - 65	65 - 70	70 - 75	75 - 80	80 - 85	85 - 90	90 - 95	95 - 100	100 - 105	105 - 110	110 - 115	115 - 120	120 - 125	125 - 130	130 - 135	135 - 140
0000	2	0	0	0	0	0	0	0	0	0	1	0	1	0	0	0	0	0	0	0	0	0	0	0	0	0	0	0	0	0
0100	0	0	0	0	0	0	0	0	0	0	0	0	0	0	0	0	0	0	0	0	0	0	0	0	0	0	0	0	0	0
0200	0	0	0	0	0	0	0	0	0	0	0	0	0	0	0	0	0	0	0	0	0	0	0	0	0	0	0	0	0	0
0300	0	0	0	0	0	0	0	0	0	0	0	0	0	0	0	0	0	0	0	0	0	0	0	0	0	0	0	0	0	0
0400	1	0	0	0	0	0	0	0	0	0	0	0	0	0	1	0	0	0	0	0	0	0	0	0	0	0	0	0	0	0
0500	0	0	0	0	0	0	0	0	0	0	0	0	0	0	0	0	0	0	0	0	0	0	0	0	0	0	0	0	0	0
0600	6	0	0	0	0	0	0	0	0	0	0	2	0	1	1	0	2	0	0	0	0	0	0	0	0	0	0	0	0	0
0700	22	0	0	0	0	0	0	0	0	2	4	2	3	5	4	0	0	1	1	0	0	0	0	0	0	0	0	0	0	0
0800	**67**	**0**	**0**	**0**	**0**	**0**	**0**	**1**	**1**	**1**	**6**	**8**	**16**	**14**	**8**	**7**	**3**	**2**	**0**	**0**	**0**	**0**	**0**	**0**	**0**	**0**	**0**	**0**	**0**	**0**
0900	66	0	0	0	0	0	0	0	3	2	5	2	16	15	10	10	2	0	1	0	0	0	0	0	0	0	0	0	0	0
1000	44	0	0	0	0	1	0	0	0	4	4	3	10	11	4	4	2	1	0	0	0	0	0	0	0	0	0	0	0	0
1100	48	0	0	0	0	0	0	0	1	5	6	10	8	10	2	4	2	0	0	0	0	0	0	0	0	0	0	0	0	0
1200	58	0	0	2	0	0	0	0	5	1	2	4	9	9	13	7	5	0	1	0	0	0	0	0	0	0	0	0	0	0
1300	60	0	0	0	1	0	0	1	1	1	2	5	8	8	19	5	6	1	2	0	0	0	0	0	0	0	0	0	0	0
1400	58	0	0	0	0	0	0	2	2	5	7	4	8	10	11	4	3	1	1	0	0	0	0	0	0	0	0	0	0	0
1500	**78**	**0**	**0**	**0**	**0**	**0**	**0**	**2**	**1**	**4**	**6**	**9**	**12**	**18**	**14**	**8**	**4**	**0**	**0**	**0**	**0**	**0**	**0**	**0**	**0**	**0**	**0**	**0**	**0**	**0**
1600	64	0	0	0	0	0	0	2	1	0	4	5	17	14	11	7	2	1	0	0	0	0	0	0	0	0	0	0	0	0
1700	64	0	0	0	0	0	0	0	0	2	4	9	14	14	10	8	3	0	0	0	0	0	0	0	0	0	0	0	0	0
1800	48	0	0	0	0	1	0	0	2	1	6	7	10	7	5	6	3	0	0	0	0	0	0	0	0	0	0	0	0	0
1900	47	0	0	0	0	0	1	0	0	3	0	9	16	4	5	7	2	0	0	0	0	0	0	0	0	0	0	0	0	0
2000	27	0	0	0	0	0	0	1	1	0	2	2	3	5	7	4	0	2	0	0	0	0	0	0	0	0	0	0	0	0
2100	20	0	0	0	0	0	0	0	1	1	0	4	2	6	2	2	2	0	0	0	0	0	0	0	0	0	0	0	0	0
2200	15	0	0	0	0	0	0	0	1	0	4	2	3	2	2	0	1	0	0	0	0	0	0	0	0	0	0	0	0	0
2300	7	0	0	0	0	0	0	0	0	0	0	3	1	1	0	2	0	0	0	0	0	0	0	0	0	0	0	0	0	0
07-19	**677**	**0**	**0**	**2**	**1**	**2**	**0**	**8**	**17**	**28**	**56**	**68**	**131**	**135**	**111**	**70**	**35**	**7**	**6**	**0**	**0**	**0**	**0**	**0**	**0**	**0**	**0**	**0**	**0**	**0**
06-22	**777**	**0**	**0**	**2**	**1**	**2**	**1**	**9**	**19**	**32**	**58**	**85**	**152**	**151**	**126**	**83**	**41**	**9**	**6**	**0**	**0**	**0**	**0**	**0**	**0**	**0**	**0**	**0**	**0**	**0**
06-00	**799**	**0**	**0**	**2**	**1**	**2**	**1**	**9**	**20**	**32**	**62**	**90**	**156**	**154**	**128**	**85**	**42**	**9**	**6**	**0**	**0**	**0**	**0**	**0**	**0**	**0**	**0**	**0**	**0**	**0**
00-00	**802**	**0**	**0**	**2**	**1**	**2**	**1**	**9**	**20**	**32**	**63**	**90**	**157**	**154**	**129**	**85**	**42**	**9**	**6**	**0**	**0**	**0**	**0**	**0**	**0**	**0**	**0**	**0**	**0**	**0**

DRAFT

Site 1
Location Local Road, 65 metres south of Junction
Direction Northbound/Southbound

3588 / Carrickmacross
January 2014
Automatic Traffic Count

Thursday 09 January 2014

Time	Total	Speed Bins (km/h)																												
		0 - 5	5 - 10	10 - 15	15 - 20	20 - 25	25 - 30	30 - 35	35 - 40	40 - 45	45 - 50	50 - 55	55 - 60	60 - 65	65 - 70	70 - 75	75 - 80	80 - 85	85 - 90	90 - 95	95 - 100	100 - 105	105 - 110	110 - 115	115 - 120	120 - 125	125 - 130	130 - 135	135 - 140
0000	2	0	0	0	0	0	0	0	0	1	0	0	0	0	0	0	1	0	0	0	0	0	0	0	0	0	0	0	0	0
0100	1	0	0	0	0	0	0	0	0	0	1	0	0	0	0	0	0	0	0	0	0	0	0	0	0	0	0	0	0	0
0200	0	0	0	0	0	0	0	0	0	0	0	0	0	0	0	0	0	0	0	0	0	0	0	0	0	0	0	0	0	0
0300	0	0	0	0	0	0	0	0	0	0	0	0	0	0	0	0	0	0	0	0	0	0	0	0	0	0	0	0	0	0
0400	1	0	0	0	0	0	0	0	0	0	0	0	0	0	1	0	0	0	0	0	0	0	0	0	0	0	0	0	0	0
0500	2	0	0	0	0	0	0	0	0	0	0	0	0	0	0	0	1	0	1	0	0	0	0	0	0	0	0	0	0	0
0600	8	0	0	0	0	0	0	0	0	0	0	3	2	1	1	1	0	0	0	0	0	0	0	0	0	0	0	0	0	0
0700	19	0	0	0	0	0	1	1	1	1	4	2	6	2	0	1	0	0	0	0	0	0	0	0	0	0	0	0	0	0
0800	53	0	0	0	0	0	0	1	0	1	7	6	14	13	5	4	2	0	0	0	0	0	0	0	0	0	0	0	0	0
0900	**76**	**0**	**0**	**0**	**0**	**0**	**1**	**1**	**2**	**2**	**7**	**19**	**16**	**21**	**6**	**1**	**0**	**0**	**0**	**0**	**0**	**0**	**0**	**0**	**0**	**0**	**0**	**0**	**0**	**0**
1000	46	0	0	0	0	0	0	0	1	5	4	5	9	11	8	1	1	1	0	0	0	0	0	0	0	0	0	0	0	0
1100	57	0	0	0	0	0	0	0	2	1	6	11	8	14	7	6	1	1	0	0	0	0	0	0	0	0	0	0	0	0
1200	53	0	0	0	0	0	0	1	0	2	8	3	10	9	14	4	1	1	0	0	0	0	0	0	0	0	0	0	0	0
1300	60	0	0	0	0	0	0	0	0	2	7	3	5	17	9	10	3	1	3	0	0	0	0	0	0	0	0	0	0	0
1400	74	0	0	2	0	0	0	1	1	5	1	5	21	15	12	7	3	0	1	0	0	0	0	0	0	0	0	0	0	0
1500	**89**	**0**	**0**	**0**	**0**	**1**	**1**	**0**	**3**	**3**	**7**	**7**	**16**	**25**	**14**	**9**	**2**	**0**	**1**	**0**	**0**	**0**	**0**	**0**	**0**	**0**	**0**	**0**	**0**	**0**
1600	51	0	0	0	0	0	1	1	0	3	7	6	8	10	9	4	2	0	0	0	0	0	0	0	0	0	0	0	0	0
1700	56	0	0	0	0	0	0	1	5	3	4	9	10	13	4	3	4	0	0	0	0	0	0	0	0	0	0	0	0	0
1800	52	0	0	0	0	0	0	0	1	3	4	7	8	16	9	3	0	0	0	1	0	0	0	0	0	0	0	0	0	0
1900	50	0	0	0	0	0	0	1	5	4	1	4	12	8	7	6	1	1	0	0	0	0	0	0	0	0	0	0	0	0
2000	39	0	0	0	0	0	0	0	0	2	3	6	9	7	5	6	0	1	0	0	0	0	0	0	0	0	0	0	0	0
2100	25	0	0	0	0	0	0	0	0	4	0	7	4	5	1	3	1	0	0	0	0	0	0	0	0	0	0	0	0	0
2200	16	0	0	0	0	0	0	1	0	0	2	1	5	5	1	1	0	0	0	0	0	0	0	0	0	0	0	0	0	0
2300	4	0	0	0	0	0	0	0	0	0	0	0	1	2	0	0	1	0	0	0	0	0	0	0	0	0	0	0	0	0
07-19	**686**	**0**	**0**	**2**	**0**	**1**	**4**	**7**	**16**	**31**	**66**	**83**	**131**	**166**	**97**	**53**	**19**	**4**	**5**	**1**	**0**	**0**	**0**	**0**	**0**	**0**	**0**	**0**	**0**	**0**
06-22	**808**	**0**	**0**	**2**	**0**	**1**	**4**	**8**	**21**	**41**	**70**	**103**	**158**	**187**	**111**	**69**	**21**	**6**	**5**	**1**	**0**	**0**	**0**	**0**	**0**	**0**	**0**	**0**	**0**	**0**
06-00	**828**	**0**	**0**	**2**	**0**	**1**	**4**	**9**	**21**	**41**	**72**	**104**	**164**	**194**	**112**	**70**	**22**	**6**	**5**	**1**	**0**	**0**	**0**	**0**	**0**	**0**	**0**	**0**	**0**	**0**
00-00	**834**	**0**	**0**	**2**	**0**	**1**	**4**	**9**	**21**	**42**	**73**	**104**	**164**	**194**	**113**	**70**	**23**	**7**	**5**	**2**	**0**	**0**	**0**	**0**	**0**	**0**	**0**	**0**	**0**	**0**

DRAFT

Site 1
Location Local Road, 65 metres south of Junction
Direction Northbound/Southbound

3588 / Carrickmacross
January 2014
Automatic Traffic Count

Friday 10 January 2014

Time	Total	Speed Bins (km/h)																												
		0 - 5	5 - 10	10 - 15	15 - 20	20 - 25	25 - 30	30 - 35	35 - 40	40 - 45	45 - 50	50 - 55	55 - 60	60 - 65	65 - 70	70 - 75	75 - 80	80 - 85	85 - 90	90 - 95	95 - 100	100 - 105	105 - 110	110 - 115	115 - 120	120 - 125	125 - 130	130 - 135	135 - 140
0000	3	0	0	0	0	0	0	0	0	1	0	0	1	0	1	0	0	0	0	0	0	0	0	0	0	0	0	0	0	0
0100	2	0	0	0	0	0	0	0	1	0	0	0	0	0	1	0	0	0	0	0	0	0	0	0	0	0	0	0	0	0
0200	0	0	0	0	0	0	0	0	0	0	0	0	0	0	0	0	0	0	0	0	0	0	0	0	0	0	0	0	0	0
0300	0	0	0	0	0	0	0	0	0	0	0	0	0	0	0	0	0	0	0	0	0	0	0	0	0	0	0	0	0	0
0400	2	0	0	0	0	0	0	0	0	0	0	0	0	0	2	0	0	0	0	0	0	0	0	0	0	0	0	0	0	0
0500	2	0	0	0	0	0	0	0	0	1	0	0	0	0	0	0	0	0	0	1	0	0	0	0	0	0	0	0	0	0
0600	10	0	0	0	0	0	0	0	0	0	1	2	4	1	1	0	0	0	0	0	1	0	0	0	0	0	0	0	0	0
0700	23	0	0	0	0	0	0	0	0	1	4	5	4	5	2	1	1	0	0	0	0	0	0	0	0	0	0	0	0	0
0800	63	0	0	0	0	0	0	2	1	1	3	1	13	17	13	4	7	1	0	0	0	0	0	0	0	0	0	0	0	0
0900	**80**	**0**	**0**	**0**	**0**	**1**	**0**	**1**	**1**	**4**	**4**	**18**	**9**	**12**	**20**	**3**	**5**	**1**	**0**	**1**	**0**	**0**	**0**	**0**	**0**	**0**	**0**	**0**	**0**	**0**
1000	46	0	0	0	0	0	0	0	1	1	2	5	10	9	12	3	1	1	1	0	0	0	0	0	0	0	0	0	0	0
1100	41	0	0	0	0	0	0	1	1	0	2	4	5	7	13	6	0	2	0	0	0	0	0	0	0	0	0	0	0	0
1200	59	0	0	0	0	0	0	0	0	2	3	9	12	8	16	6	1	2	0	0	0	0	0	0	0	0	0	0	0	0
1300	57	0	0	0	0	1	0	0	1	2	7	6	7	7	16	7	1	2	0	0	0	0	0	0	0	0	0	0	0	0
1400	**77**	**0**	**0**	**0**	**0**	**0**	**1**	**0**	**1**	**6**	**4**	**8**	**16**	**16**	**8**	**7**	**5**	**4**	**1**	**0**	**0**	**0**	**0**	**0**	**0**	**0**	**0**	**0**	**0**	**0**
1500	72	0	0	0	0	0	0	0	1	1	5	6	16	11	14	13	4	1	0	0	0	0	0	0	0	0	0	0	0	0
1600	62	0	0	0	0	0	0	0	0	0	1	7	8	18	15	6	4	2	1	0	0	0	0	0	0	0	0	0	0	0
1700	62	0	0	0	0	0	0	0	1	7	4	7	14	17	6	4	1	1	0	0	0	0	0	0	0	0	0	0	0	0
1800	53	0	0	0	0	2	0	0	2	1	4	4	12	8	11	5	3	1	0	0	0	0	0	0	0	0	0	0	0	0
1900	39	0	0	0	0	0	1	0	1	0	3	9	1	12	6	3	1	1	0	1	0	0	0	0	0	0	0	0	0	0
2000	20	0	0	0	0	0	0	0	0	1	0	1	3	11	1	1	1	0	0	1	0	0	0	0	0	0	0	0	0	0
2100	40	0	0	0	0	0	0	0	0	1	2	3	11	9	7	6	0	1	0	0	0	0	0	0	0	0	0	0	0	0
2200	16	0	0	0	0	0	0	0	0	3	1	5	2	2	2	1	0	0	0	0	0	0	0	0	0	0	0	0	0	0
2300	9	0	0	0	0	0	0	0	2	0	1	0	2	2	2	0	0	0	0	0	0	0	0	0	0	0	0	0	0	0
07-19	**695**	**0**	**0**	**0**	**0**	**4**	**1**	**4**	**10**	**26**	**43**	**80**	**126**	**135**	**146**	**65**	**33**	**18**	**3**	**1**	**0**	**0**	**0**	**0**	**0**	**0**	**0**	**0**	**0**	**0**
06-22	**804**	**0**	**0**	**0**	**0**	**4**	**2**	**4**	**11**	**28**	**49**	**95**	**145**	**168**	**161**	**75**	**35**	**20**	**3**	**3**	**1**	**0**	**0**	**0**	**0**	**0**	**0**	**0**	**0**	**0**
06-00	**829**	**0**	**0**	**0**	**0**	**4**	**2**	**4**	**13**	**31**	**51**	**100**	**149**	**172**	**165**	**76**	**35**	**20**	**3**	**3**	**1**	**0**	**0**	**0**	**0**	**0**	**0**	**0**	**0**	**0**
00-00	**838**	**0**	**0**	**0**	**0**	**4**	**2**	**4**	**14**	**33**	**51**	**100**	**150**	**172**	**169**	**76**	**35**	**20**	**3**	**4**	**1**	**0**	**0**	**0**	**0**	**0**	**0**	**0**	**0**	**0**

DRAFT

Site 1
Location Local Road, 65 metres south of Junction
Direction Northbound/Southbound

3588 / Carrickmacross
January 2014
Automatic Traffic Count

Virtual Day (7)

Time	Total	Speed Bins (km/h)																												
		0 - 5	5 - 10	10 - 15	15 - 20	20 - 25	25 - 30	30 - 35	35 - 40	40 - 45	45 - 50	50 - 55	55 - 60	60 - 65	65 - 70	70 - 75	75 - 80	80 - 85	85 - 90	90 - 95	95 - 100	100 - 105	105 - 110	110 - 115	115 - 120	120 - 125	125 - 130	130 - 135	135 - 140
0000	5	0	0	0	0	0	0	0	0	1	1	1	1	0	1	0	0	0	0	0	0	0	0	0	0	0	0	0	0	0
0100	3	0	0	0	0	0	0	0	0	0	1	1	1	0	0	0	0	0	0	0	0	0	0	0	0	0	0	0	0	0
0200	3	0	0	0	0	0	0	0	0	0	0	0	1	1	0	1	0	0	0	0	0	0	0	0	0	0	0	0	0	0
0300	2	0	0	0	0	0	0	0	0	0	0	1	0	0	0	0	0	0	0	0	0	0	0	0	0	0	0	0	0	0
0400	2	0	0	0	0	0	0	0	0	0	0	0	0	0	1	0	0	0	0	0	0	0	0	0	0	0	0	0	0	0
0500	2	0	0	0	0	0	0	0	0	0	0	0	0	0	0	0	0	0	0	0	0	0	0	0	0	0	0	0	0	0
0600	6	0	0	0	0	0	0	0	0	0	0	2	1	1	1	0	1	0	0	0	0	0	0	0	0	0	0	0	0	0
0700	17	0	0	0	0	0	0	0	1	1	3	3	3	3	2	1	0	0	0	0	0	0	0	0	0	0	0	0	0	0
0800	51	0	0	0	0	0	0	1	1	1	4	6	10	11	9	5	3	1	0	0	0	0	0	0	0	0	0	0	0	0
0900	**58**	**0**	**0**	**0**	**0**	**1**	**0**	**0**	**2**	**2**	**3**	**10**	**11**	**13**	**10**	**4**	**2**	**0**	**0**	**0**	**0**	**0**	**0**	**0**	**0**	**0**	**0**	**0**	**0**	**0**
1000	38	0	0	0	0	1	0	0	1	2	2	3	8	9	6	3	1	1	0	0	0	0	0	0	0	0	0	0	0	0
1100	45	0	0	0	0	0	0	0	1	2	3	7	7	9	8	4	2	1	0	0	0	0	0	0	0	0	0	0	0	0
1200	51	0	0	0	0	1	0	0	1	1	4	5	8	10	11	6	3	1	0	0	0	0	0	0	0	0	0	0	0	0
1300	56	0	0	0	0	0	0	1	1	2	6	5	8	11	12	6	2	1	1	0	0	0	0	0	0	0	0	0	0	0
1400	62	0	0	0	0	0	0	1	2	4	5	5	12	12	10	7	3	1	1	0	0	0	0	0	0	0	0	0	0	0
1500	**72**	**0**	**0**	**0**	**0**	**0**	**0**	**0**	**2**	**3**	**4**	**8**	**12**	**18**	**12**	**10**	**2**	**0**	**1**	**0**	**0**	**0**	**0**	**0**	**0**	**0**	**0**	**0**	**0**	**0**
1600	57	0	0	0	0	0	0	1	0	2	3	6	11	13	12	7	2	1	0	0	0	0	0	0	0	0	0	0	0	0
1700	53	0	0	0	0	0	0	0	1	4	4	8	10	12	6	5	3	0	0	0	0	0	0	0	0	0	0	0	0	0
1800	50	0	0	0	0	0	0	0	1	1	5	6	11	9	8	5	2	1	0	0	0	0	0	0	0	0	0	0	0	0
1900	46	0	0	0	0	0	1	1	2	3	4	8	8	8	5	5	1	1	0	0	0	0	0	0	0	0	0	0	0	0
2000	33	0	0	0	0	0	0	0	1	2	3	4	6	7	5	4	1	1	0	0	0	0	0	0	0	0	0	0	0	0
2100	24	0	0	0	0	0	0	0	1	1	1	3	5	5	3	3	1	1	0	0	0	0	0	0	0	0	0	0	0	0
2200	16	0	0	0	0	0	0	0	0	1	2	3	4	2	2	1	1	0	0	0	0	0	0	0	0	0	0	0	0	0
2300	9	0	0	0	0	0	0	0	0	0	1	2	2	2	1	0	0	0	0	0	0	0	0	0	0	0	0	0	0	0
07-19	**612**	**0**	**0**	**1**	**0**	**3**	**2**	**5**	**13**	**25**	**46**	**72**	**110**	**129**	**105**	**61**	**25**	**9**	**4**	**1**	**0**	**0**	**0**	**0**	**0**	**0**	**0**	**0**	**0**	**0**
06-22	**721**	**0**	**0**	**1**	**0**	**3**	**2**	**6**	**16**	**31**	**54**	**89**	**131**	**150**	**118**	**73**	**29**	**12**	**4**	**1**	**0**	**0**	**0**	**0**	**0**	**0**	**0**	**0**	**0**	**0**
06-00	**746**	**0**	**0**	**1**	**0**	**3**	**2**	**7**	**17**	**32**	**57**	**94**	**137**	**154**	**121**	**74**	**30**	**12**	**4**	**1**	**0**	**0**	**0**	**0**	**0**	**0**	**0**	**0**	**0**	**0**
00-00	**763**	**0**	**0**	**1**	**0**	**3**	**2**	**7**	**18**	**33**	**59**	**97**	**140**	**155**	**123**	**75**	**31**	**12**	**4**	**1**	**0**	**0**	**0**	**0**	**0**	**0**	**0**	**0**	**0**	**0**

DRAFT

Site 1
Location Local Road, 65 metres south of Junction
Direction Northbound/Southbound

3588 / Carrickmacross
January 2014
Automatic Traffic Count

Virtual Week (1)

Time	Total	Speed Bins (km/h)																											
		0 - 5	5 - 10	10 - 15	15 - 20	20 - 25	25 - 30	30 - 35	35 - 40	40 - 45	45 - 50	50 - 55	55 - 60	60 - 65	65 - 70	70 - 75	75 - 80	80 - 85	85 - 90	90 - 95	95 - 100	100 - 105	105 - 110	110 - 115	115 - 120	120 - 125	125 - 130	130 - 135	135 - 140
Mon	720	0	0	0	0	0	3	5	9	26	42	88	138	146	118	92	36	14	3	0	0	0	0	0	0	0	0	0	0
Tue	841	0	0	0	2	4	2	7	21	31	62	115	149	174	144	73	37	15	2	1	1	1	0	0	0	0	0	0	0
Wed	802	0	0	2	1	2	1	9	20	32	63	90	157	154	129	85	42	9	6	0	0	0	0	0	0	0	0	0	0
Thu	834	0	0	2	0	1	4	9	21	42	73	104	164	194	113	70	23	7	5	2	0	0	0	0	0	0	0	0	0
Fri	838	0	0	0	0	4	2	4	14	33	51	100	150	172	169	76	35	20	3	4	1	0	0	0	0	0	0	0	0
|Sat	808	0	2	1	0	8	3	6	26	45	82	110	123	164	120	77	23	7	9	2	0	0	0	0	0	0	0	0	0
|Sun	497	0	0	0	0	3	1	7	12	24	38	73	99	84	68	52	22	12	2	0	0	0	0	0	0	0	0	0	0
5 Day Ave.	**807**	**0**	**0**	**1**	**1**	**2**	**2**	**7**	**17**	**33**	**58**	**99**	**152**	**168**	**135**	**79**	**35**	**13**	**4**	**1**	**0**	**0**	**0**	**0**	**0**	**0**	**0**	**0**	**0**
7 Day Ave.	**763**	**0**	**0**	**1**	**0**	**3**	**2**	**7**	**18**	**33**	**59**	**97**	**140**	**155**	**123**	**75**	**31**	**12**	**4**	**1**	**0**	**0**	**0**	**0**	**0**	**0**	**0**	**0**	**0**
--	**5340**	**0**	**2**	**5**	**3**	**22**	**16**	**47**	**123**	**233**	**411**	**680**	**980**	**1088**	**861**	**525**	**218**	**84**	**30**	**9**	**2**	**1**	**0**	**0**	**0**	**0**	**0**	**0**	**0**

DRAFT

Summary Graphs

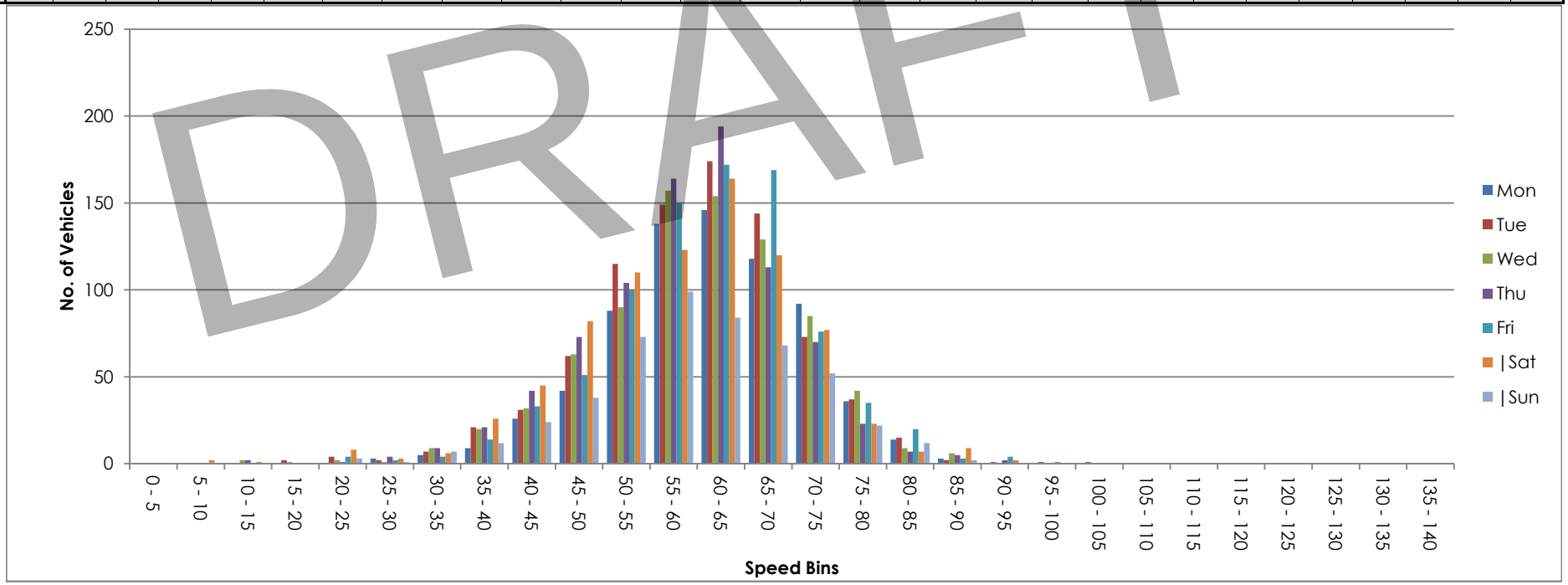



NDC NATIONWIDE DATA COLLECTION	**Site / Location:**	2 / Link Road, 45 metres east of N2 Junction	**Project No:**	3588	**Photo No:**	3588-02	**Drawn By:** AC
	Survey Date:	Saturday 4th January to Friday 10th January 2013	**Project Name:**		CARRICKMACROSS ATC		
	Survey Times:	00:00 to 00(24):00	**Title:**		Site Photograph		

Site No.	Location.	Direction.	Speed Limit - PSL (km/h)	Start Date.	End Date.	Total Vehicles.	5 Day Ave.	7 Day Ave.	No. > Speed Limit.	%. > Speed Limit.	No. > Speed Limit1 (+5km/h).	%. > Speed Limit1 (+5km/h).	No. > Speed Limit1 (+10km/h) .	%. > Speed Limit1 (+10km/h).	Mean Speed
2	Link Road, 45 metres east of N2 Junction	Eastbound	100	Saturday 04 January 2014	Friday 10 January 2014	945	147	135	0	0.0	0	0.0	0	0.0	33.7
		Westbound	100	Saturday 04 January 2014	Friday 10 January 2014	968	142	138	0	0.0	0	0.0	0	0.0	34.3
		Eastbound/ Westbound	100	Saturday 04 January 2014	Friday 10 January 2014	1913	290	273	0	0.0	0	0.0	0	0.0	34.0

DRAFT

ckmacross
nuary 2014
affic Count

85%ile Speed
39.2
40.0
39.6

DRAFT

Site 2
Location Link Road, 45 metres east of N2 Junction
Direction Eastbound

3588 / Carrickmacross
January 2014
Automatic Traffic Count

Saturday 04 January 2014

Time	Total	Classification												>PSL 100	>PSL% 100	>SL1 105 +5kph	>SL1% 105 +5kph	>SL2 110 +10kph	>SL2% 110 +10kph	Mean	Vpp 85
		1 MCL	2 SV	3 SVT	4 TB2	5 TB3	6 T4	7 ART3	8 ART4	9 ART5	10 ART6	11 BD	12 DRT								
0000	1	0	1	0	0	0	0	0	0	0	0	0	0	0	0	0	0	0	0	30	-
0100	3	0	3	0	0	0	0	0	0	0	0	0	0	0	0	0	0	0	0	38.8	-
0200	0	0	0	0	0	0	0	0	0	0	0	0	0	0	0	0	0	0	0	-	-
0300	3	0	3	0	0	0	0	0	0	0	0	0	0	0	0	0	0	0	0	25	-
0400	0	0	0	0	0	0	0	0	0	0	0	0	0	0	0	0	0	0	0	-	-
0500	1	0	1	0	0	0	0	0	0	0	0	0	0	0	0	0	0	0	0	24.5	-
0600	0	0	0	0	0	0	0	0	0	0	0	0	0	0	0	0	0	0	0	-	-
0700	1	0	1	0	0	0	0	0	0	0	0	0	0	0	0	0	0	0	0	26.2	-
0800	4	0	4	0	0	0	0	0	0	0	0	0	0	0	0	0	0	0	0	36.2	-
0900	5	0	4	1	0	0	0	0	0	0	0	0	0	0	0	0	0	0	0	31	-
1000	9	0	6	0	3	0	0	0	0	0	0	0	0	0	0	0	0	0	0	38.2	-
1100	**14**	**0**	**11**	**2**	**1**	**0**	**0**	**0**	**0**	**0**	**0**	**0**	**0**	**0**	**0**	**0**	**0**	**0**	**0**	**30.9**	**34.9**
1200	**9**	**0**	**7**	**2**	**0**	**0**	**0**	**0**	**0**	**0**	**0**	**0**	**0**	**0**	**0**	**0**	**0**	**0**	**0**	**29.5**	**-**
1300	7	0	4	2	1	0	0	0	0	0	0	0	0	0	0	0	0	0	0	30.2	-
1400	**9**	**0**	**9**	**0**	**0**	**0**	**0**	**0**	**0**	**0**	**0**	**0**	**0**	**0**	**0**	**0**	**0**	**0**	**0**	**33.4**	**-**
1500	5	0	4	0	1	0	0	0	0	0	0	0	0	0	0	0	0	0	0	33	-
1600	6	0	5	1	0	0	0	0	0	0	0	0	0	0	0	0	0	0	0	35	-
1700	6	0	5	0	1	0	0	0	0	0	0	0	0	0	0	0	0	0	0	35	-
1800	7	0	5	0	1	0	0	1	0	0	0	0	0	0	0	0	0	0	0	33.2	-
1900	6	0	6	0	0	0	0	0	0	0	0	0	0	0	0	0	0	0	0	36.3	-
2000	3	0	3	0	0	0	0	0	0	0	0	0	0	0	0	0	0	0	0	28.7	-
2100	4	0	4	0	0	0	0	0	0	0	0	0	0	0	0	0	0	0	0	32.9	-
2200	3	0	3	0	0	0	0	0	0	0	0	0	0	0	0	0	0	0	0	32.5	-
2300	8	0	8	0	0	0	0	0	0	0	0	0	0	0	0	0	0	0	0	28.3	-
07-19	**82**	**0**	**65**	**8**	**8**	**0**	**0**	**1**	**0**	**0**	**0**	**0**	**0**	**0**	**0**	**0**	**0**	**0**	**0**	**32.9**	**38.5**
06-22	**95**	**0**	**78**	**8**	**8**	**0**	**0**	**1**	**0**	**0**	**0**	**0**	**0**	**0**	**0**	**0**	**0**	**0**	**0**	**33**	**39.2**
06-00	**106**	**0**	**89**	**8**	**8**	**0**	**0**	**1**	**0**	**0**	**0**	**0**	**0**	**0**	**0**	**0**	**0**	**0**	**0**	**32.6**	**38.5**
00-00	**114**	**0**	**97**	**8**	**8**	**0**	**0**	**1**	**0**	**0**	**0**	**0**	**0**	**0**	**0**	**0**	**0**	**0**	**0**	**32.5**	**39.2**

DRAFT

Site 2
Location Link Road, 45 metres east of N2 Junction
Direction Eastbound

3588 / Carrickmacross
January 2014
Automatic Traffic Count

Sunday 05 January 2014

Time	Total	Classification												>PSL	>PSL%	>SL1	>SL1%	>SL2	>SL2%	Mean	Vpp
		1 MCL	2 SV	3 SVT	4 TB2	5 TB3	6 T4	7 ART3	8 ART4	9 ART5	10 ART6	11 BD	12 DRT	100	100	105 +5kph	105 +5kph	110 +10kph	110 +10kph		85
0000	2	0	2	0	0	0	0	0	0	0	0	0	0	0	0	0	0	0	0	30.3	-
0100	2	0	2	0	0	0	0	0	0	0	0	0	0	0	0	0	0	0	0	22.3	-
0200	4	0	4	0	0	0	0	0	0	0	0	0	0	0	0	0	0	0	0	24.8	-
0300	0	0	0	0	0	0	0	0	0	0	0	0	0	0	0	0	0	0	0	-	-
0400	0	0	0	0	0	0	0	0	0	0	0	0	0	0	0	0	0	0	0	-	-
0500	1	0	0	0	1	0	0	0	0	0	0	0	0	0	0	0	0	0	0	28	-
0600	0	0	0	0	0	0	0	0	0	0	0	0	0	0	0	0	0	0	0	-	-
0700	0	0	0	0	0	0	0	0	0	0	0	0	0	0	0	0	0	0	0	-	-
0800	0	0	0	0	0	0	0	0	0	0	0	0	0	0	0	0	0	0	0	-	-
0900	3	0	2	0	0	1	0	0	0	0	0	0	0	0	0	0	0	0	0	27.6	-
1000	3	0	3	0	0	0	0	0	0	0	0	0	0	0	0	0	0	0	0	33.8	-
1100	**7**	**0**	**7**	**0**	**0**	**0**	**0**	**0**	**0**	**0**	**0**	**0**	**0**	**0**	**0**	**0**	**0**	**0**	**0**	**34.1**	**-**
1200	**11**	**0**	**11**	**0**	**0**	**0**	**0**	**0**	**0**	**0**	**0**	**0**	**0**	**0**	**0**	**0**	**0**	**0**	**0**	**35.2**	**36**
1300	10	0	9	0	1	0	0	0	0	0	0	0	0	0	0	0	0	0	0	37.1	-
1400	10	0	10	0	0	0	0	0	0	0	0	0	0	0	0	0	0	0	0	35	-
1500	9	0	9	0	0	0	0	0	0	0	0	0	0	0	0	0	0	0	0	33.2	-
1600	6	0	6	0	0	0	0	0	0	0	0	0	0	0	0	0	0	0	0	35.2	-
1700	5	0	5	0	0	0	0	0	0	0	0	0	0	0	0	0	0	0	0	34.5	-
1800	4	0	3	0	1	0	0	0	0	0	0	0	0	0	0	0	0	0	0	36.5	-
1900	4	0	4	0	0	0	0	0	0	0	0	0	0	0	0	0	0	0	0	34.1	-
2000	3	0	3	0	0	0	0	0	0	0	0	0	0	0	0	0	0	0	0	32.6	-
2100	4	0	3	0	1	0	0	0	0	0	0	0	0	0	0	0	0	0	0	31.8	-
2200	1	0	1	0	0	0	0	0	0	0	0	0	0	0	0	0	0	0	0	34.9	-
2300	5	0	5	0	0	0	0	0	0	0	0	0	0	0	0	0	0	0	0	33.8	-
07-19	**68**	**0**	**65**	**0**	**2**	**1**	**0**	**0**	**0**	**0**	**0**	**0**	**0**	**0**	**0**	**0**	**0**	**0**	**0**	**34.7**	**39.2**
06-22	**79**	**0**	**75**	**0**	**3**	**1**	**0**	**0**	**0**	**0**	**0**	**0**	**0**	**0**	**0**	**0**	**0**	**0**	**0**	**34.4**	**39.2**
06-00	**85**	**0**	**81**	**0**	**3**	**1**	**0**	**0**	**0**	**0**	**0**	**0**	**0**	**0**	**0**	**0**	**0**	**0**	**0**	**34.4**	**39.2**
00-00	**94**	**0**	**89**	**0**	**4**	**1**	**0**	**0**	**0**	**0**	**0**	**0**	**0**	**0**	**0**	**0**	**0**	**0**	**0**	**33.6**	**39.2**

DRAFT

Site 2
Location Link Road, 45 metres east of N2 Junction
Direction Eastbound

3588 / Carrickmacross
January 2014
Automatic Traffic Count

Monday 06 January 2014

Time	Total	Classification												>PSL 100	>PSL% 100	>SL1 105 +5kph	>SL1% 105 +5kph	>SL2 110 +10kph	>SL2% 110 +10kph	Mean	Vpp 85
		1 MCL	2 SV	3 SVT	4 TB2	5 TB3	6 T4	7 ART3	8 ART4	9 ART5	10 ART6	11 BD	12 DRT								
0000	3	0	3	0	0	0	0	0	0	0	0	0	0	0	0	0	0	0	0	33.8	-
0100	1	0	0	0	1	0	0	0	0	0	0	0	0	0	0	0	0	0	0	31.3	-
0200	2	0	2	0	0	0	0	0	0	0	0	0	0	0	0	0	0	0	0	39.7	-
0300	1	0	1	0	0	0	0	0	0	0	0	0	0	0	0	0	0	0	0	32.4	-
0400	0	0	0	0	0	0	0	0	0	0	0	0	0	0	0	0	0	0	0	-	-
0500	1	0	1	0	0	0	0	0	0	0	0	0	0	0	0	0	0	0	0	42.2	-
0600	9	0	7	1	0	0	0	0	0	1	0	0	0	0	0	0	0	0	0	34.1	-
0700	11	0	8	0	3	0	0	0	0	0	0	0	0	0	0	0	0	0	0	34.3	36.7
0800	**15**	**0**	**14**	**0**	**1**	**0**	**0**	**0**	**0**	**0**	**0**	**0**	**0**	**0**	**0**	**0**	**0**	**0**	**0**	**34.5**	**38.5**
0900	8	0	6	0	2	0	0	0	0	0	0	0	0	0	0	0	0	0	0	34.5	-
1000	3	0	3	0	0	0	0	0	0	0	0	0	0	0	0	0	0	0	0	36.1	-
1100	14	0	14	0	0	0	0	0	0	0	0	0	0	0	0	0	0	0	0	36.1	39.6
1200	7	0	5	0	2	0	0	0	0	0	0	0	0	0	0	0	0	0	0	32.1	-
1300	6	0	6	0	0	0	0	0	0	0	0	0	0	0	0	0	0	0	0	35.8	-
1400	8	0	7	0	1	0	0	0	0	0	0	0	0	0	0	0	0	0	0	29.8	-
1500	9	0	8	0	1	0	0	0	0	0	0	0	0	0	0	0	0	0	0	32.8	-
1600	3	0	1	0	1	1	0	0	0	0	0	0	0	0	0	0	0	0	0	32.8	-
1700	**16**	**1**	**15**	**0**	**0**	**0**	**0**	**0**	**0**	**0**	**0**	**0**	**0**	**0**	**0**	**0**	**0**	**0**	**0**	**34.6**	**39.6**
1800	10	0	8	0	2	0	0	0	0	0	0	0	0	0	0	0	0	0	0	35.1	-
1900	6	0	6	0	0	0	0	0	0	0	0	0	0	0	0	0	0	0	0	35.9	-
2000	0	0	0	0	0	0	0	0	0	0	0	0	0	0	0	0	0	0	0	-	-
2100	1	0	1	0	0	0	0	0	0	0	0	0	0	0	0	0	0	0	0	34.4	-
2200	0	0	0	0	0	0	0	0	0	0	0	0	0	0	0	0	0	0	0	-	-
2300	4	0	4	0	0	0	0	0	0	0	0	0	0	0	0	0	0	0	0	32.7	-
07-19	**110**	**1**	**95**	**0**	**13**	**1**	**0**	**0**	**0**	**0**	**0**	**0**	**0**	**0**	**0**	**0**	**0**	**0**	**0**	**34.2**	**39.2**
06-22	**126**	**1**	**109**	**1**	**13**	**1**	**0**	**0**	**0**	**1**	**0**	**0**	**0**	**0**	**0**	**0**	**0**	**0**	**0**	**34.3**	**38.9**
06-00	**130**	**1**	**113**	**1**	**13**	**1**	**0**	**0**	**0**	**1**	**0**	**0**	**0**	**0**	**0**	**0**	**0**	**0**	**0**	**34.2**	**38.9**
00-00	**138**	**1**	**120**	**1**	**14**	**1**	**0**	**0**	**0**	**1**	**0**	**0**	**0**	**0**	**0**	**0**	**0**	**0**	**0**	**34.3**	**38.9**

DRAFT

Site 2
Location Link Road, 45 metres east of N2 Junction
Direction Eastbound

3588 / Carrickmacross
January 2014
Automatic Traffic Count

Tuesday 07 January 2014

Time	Total	Classification												>PSL	>PSL%	>SL1	>SL1%	>SL2	>SL2%	Mean	Vpp
		1 MCL	2 SV	3 SVT	4 TB2	5 TB3	6 T4	7 ART3	8 ART4	9 ART5	10 ART6	11 BD	12 DRT	100	100	105 +5kph	105 +5kph	110 +10kph	110 +10kph		85
0000	1	0	0	0	1	0	0	0	0	0	0	0	0	0	0	0	0	0	0	35	-
0100	0	0	0	0	0	0	0	0	0	0	0	0	0	0	0	0	0	0	0	-	-
0200	0	0	0	0	0	0	0	0	0	0	0	0	0	0	0	0	0	0	0	-	-
0300	0	0	0	0	0	0	0	0	0	0	0	0	0	0	0	0	0	0	0	-	-
0400	0	0	0	0	0	0	0	0	0	0	0	0	0	0	0	0	0	0	0	-	-
0500	4	0	3	0	0	1	0	0	0	0	0	0	0	0	0	0	0	0	0	34.9	-
0600	10	0	9	0	1	0	0	0	0	0	0	0	0	0	0	0	0	0	0	38.1	-
0700	6	0	5	0	1	0	0	0	0	0	0	0	0	0	0	0	0	0	0	34.1	-
0800	**22**	**0**	**22**	**0**	**0**	**0**	**0**	**0**	**0**	**0**	**0**	**0**	**0**	**0**	**0**	**0**	**0**	**0**	**0**	**34.4**	**38.9**
0900	11	0	9	0	1	1	0	0	0	0	0	0	0	0	0	0	0	0	0	34.9	36.7
1000	4	0	2	0	1	0	0	0	0	0	1	0	0	0	0	0	0	0	0	25.7	-
1100	7	0	5	1	1	0	0	0	0	0	0	0	0	0	0	0	0	0	0	33.3	-
1200	4	0	4	0	0	0	0	0	0	0	0	0	0	0	0	0	0	0	0	39.6	-
1300	11	0	10	0	1	0	0	0	0	0	0	0	0	0	0	0	0	0	0	35	40
1400	**12**	**0**	**9**	**1**	**2**	**0**	**0**	**0**	**0**	**0**	**0**	**0**	**0**	**0**	**0**	**0**	**0**	**0**	**0**	**32.1**	**36.4**
1500	9	0	9	0	0	0	0	0	0	0	0	0	0	0	0	0	0	0	0	36.9	-
1600	7	0	6	0	1	0	0	0	0	0	0	0	0	0	0	0	0	0	0	39.2	-
1700	10	0	10	0	0	0	0	0	0	0	0	0	0	0	0	0	0	0	0	36	-
1800	4	0	4	0	0	0	0	0	0	0	0	0	0	0	0	0	0	0	0	34.4	-
1900	4	0	3	0	1	0	0	0	0	0	0	0	0	0	0	0	0	0	0	35.1	-
2000	6	0	6	0	0	0	0	0	0	0	0	0	0	0	0	0	0	0	0	37	-
2100	3	0	3	0	0	0	0	0	0	0	0	0	0	0	0	0	0	0	0	27.5	-
2200	3	0	3	0	0	0	0	0	0	0	0	0	0	0	0	0	0	0	0	36	-
2300	0	0	0	0	0	0	0	0	0	0	0	0	0	0	0	0	0	0	0	-	-
07-19	**107**	**0**	**95**	**2**	**8**	**1**	**0**	**0**	**0**	**0**	**1**	**0**	**0**	**0**	**0**	**0**	**0**	**0**	**0**	**34.7**	**39.2**
06-22	**130**	**0**	**116**	**2**	**10**	**1**	**0**	**0**	**0**	**0**	**1**	**0**	**0**	**0**	**0**	**0**	**0**	**0**	**0**	**34.9**	**40**
06-00	**133**	**0**	**119**	**2**	**10**	**1**	**0**	**0**	**0**	**0**	**1**	**0**	**0**	**0**	**0**	**0**	**0**	**0**	**0**	**34.9**	**40**
00-00	**138**	**0**	**122**	**2**	**11**	**2**	**0**	**0**	**0**	**0**	**1**	**0**	**0**	**0**	**0**	**0**	**0**	**0**	**0**	**34.9**	**40**

DRAFT

Site 2
Location Link Road, 45 metres east of N2 Junction
Direction Eastbound

3588 / Carrickmacross
January 2014
Automatic Traffic Count

Wednesday 08 January 2014

Time	Total	Classification												>PSL 100	>PSL% 100	>SL1 105 +5kph	>SL1% 105 +5kph	>SL2 110 +10kph	>SL2% 110 +10kph	Mean	Vpp 85
		1 MCL	2 SV	3 SVT	4 TB2	5 TB3	6 T4	7 ART3	8 ART4	9 ART5	10 ART6	11 BD	12 DRT								
0000	0	0	0	0	0	0	0	0	0	0	0	0	0	0	0	0	0	0	0	-	-
0100	0	0	0	0	0	0	0	0	0	0	0	0	0	0	0	0	0	0	0	-	-
0200	0	0	0	0	0	0	0	0	0	0	0	0	0	0	0	0	0	0	0	-	-
0300	0	0	0	0	0	0	0	0	0	0	0	0	0	0	0	0	0	0	0	-	-
0400	1	0	0	0	1	0	0	0	0	0	0	0	0	0	0	0	0	0	0	36.4	-
0500	5	0	5	0	0	0	0	0	0	0	0	0	0	0	0	0	0	0	0	37.7	-
0600	4	0	3	0	1	0	0	0	0	0	0	0	0	0	0	0	0	0	0	38	-
0700	10	0	8	0	2	0	0	0	0	0	0	0	0	0	0	0	0	0	0	35.1	-
0800	**21**	**0**	**18**	**0**	**1**	**1**	**0**	**0**	**1**	**0**	**0**	**0**	**0**	**0**	**0**	**0**	**0**	**0**	**0**	**34.5**	**39.2**
0900	7	0	7	0	0	0	0	0	0	0	0	0	0	0	0	0	0	0	0	34.5	-
1000	10	0	8	0	2	0	0	0	0	0	0	0	0	0	0	0	0	0	0	34.7	-
1100	8	0	6	0	2	0	0	0	0	0	0	0	0	0	0	0	0	0	0	35.1	-
1200	10	1	6	0	2	0	0	0	0	1	0	0	0	0	0	0	0	0	0	31.4	-
1300	**11**	**0**	**10**	**0**	**1**	**0**	**0**	**0**	**0**	**0**	**0**	**0**	**0**	**0**	**0**	**0**	**0**	**0**	**0**	**32.3**	**36**
1400	4	0	4	0	0	0	0	0	0	0	0	0	0	0	0	0	0	0	0	35.9	-
1500	**11**	**0**	**9**	**1**	**1**	**0**	**0**	**0**	**0**	**0**	**0**	**0**	**0**	**0**	**0**	**0**	**0**	**0**	**0**	**33.2**	**36.4**
1600	9	0	8	0	1	0	0	0	0	0	0	0	0	0	0	0	0	0	0	35.5	-
1700	**11**	**0**	**10**	**0**	**1**	**0**	**0**	**0**	**0**	**0**	**0**	**0**	**0**	**0**	**0**	**0**	**0**	**0**	**0**	**32.4**	**36.4**
1800	7	0	7	0	0	0	0	0	0	0	0	0	0	0	0	0	0	0	0	34.8	-
1900	8	0	7	0	1	0	0	0	0	0	0	0	0	0	0	0	0	0	0	31.9	-
2000	3	0	3	0	0	0	0	0	0	0	0	0	0	0	0	0	0	0	0	38.9	-
2100	5	0	5	0	0	0	0	0	0	0	0	0	0	0	0	0	0	0	0	34.9	-
2200	1	0	1	0	0	0	0	0	0	0	0	0	0	0	0	0	0	0	0	46.9	-
2300	2	0	2	0	0	0	0	0	0	0	0	0	0	0	0	0	0	0	0	37	-
07-19	**119**	**1**	**101**	**1**	**13**	**1**	**0**	**0**	**1**	**1**	**0**	**0**	**0**	**0**	**0**	**0**	**0**	**0**	**0**	**34**	**38.2**
06-22	**139**	**1**	**119**	**1**	**15**	**1**	**0**	**0**	**1**	**1**	**0**	**0**	**0**	**0**	**0**	**0**	**0**	**0**	**0**	**34.1**	**38.5**
06-00	**142**	**1**	**122**	**1**	**15**	**1**	**0**	**0**	**1**	**1**	**0**	**0**	**0**	**0**	**0**	**0**	**0**	**0**	**0**	**34.2**	**38.5**
00-00	**148**	**1**	**127**	**1**	**16**	**1**	**0**	**0**	**1**	**1**	**0**	**0**	**0**	**0**	**0**	**0**	**0**	**0**	**0**	**34.4**	**38.5**

DRAFT

Site 2
Location Link Road, 45 metres east of N2 Junction
Direction Eastbound

3588 / Carrickmacross
January 2014
Automatic Traffic Count

Thursday 09 January 2014

Time	Total	Classification												>PSL 100	>PSL% 100	>SL1 105 +5kph	>SL1% 105 +5kph	>SL2 110 +10kph	>SL2% 110 +10kph	Mean	Vpp 85
		1 MCL	2 SV	3 SVT	4 TB2	5 TB3	6 T4	7 ART3	8 ART4	9 ART5	10 ART6	11 BD	12 DRT								
0000	0	0	0	0	0	0	0	0	0	0	0	0	0	0	0	0	0	0	0	-	-
0100	0	0	0	0	0	0	0	0	0	0	0	0	0	0	0	0	0	0	0	-	-
0200	1	0	1	0	0	0	0	0	0	0	0	0	0	0	0	0	0	0	0	27.2	-
0300	0	0	0	0	0	0	0	0	0	0	0	0	0	0	0	0	0	0	0	-	-
0400	1	0	0	0	1	0	0	0	0	0	0	0	0	0	0	0	0	0	0	37.5	-
0500	2	0	2	0	0	0	0	0	0	0	0	0	0	0	0	0	0	0	0	38.1	-
0600	9	0	9	0	0	0	0	0	0	0	0	0	0	0	0	0	0	0	0	36.2	-
0700	11	0	7	0	4	0	0	0	0	0	0	0	0	0	0	0	0	0	0	30.8	34.6
0800	**22**	**0**	**21**	**0**	**1**	**0**	**0**	**0**	**0**	**0**	**0**	**0**	**0**	**0**	**0**	**0**	**0**	**0**	**0**	**31.2**	**34.9**
0900	8	0	7	0	0	0	0	0	0	1	0	0	0	0	0	0	0	0	0	26.1	-
1000	10	0	7	0	1	1	0	1	0	0	0	0	0	0	0	0	0	0	0	28.5	-
1100	6	0	3	0	1	0	0	0	2	0	0	0	0	0	0	0	0	0	0	32.1	-
1200	8	0	4	2	2	0	0	0	0	0	0	0	0	0	0	0	0	0	0	31.1	-
1300	8	0	8	0	0	0	0	0	0	0	0	0	0	0	0	0	0	0	0	34.4	-
1400	6	0	6	0	0	0	0	0	0	0	0	0	0	0	0	0	0	0	0	39	-
1500	7	0	7	0	0	0	0	0	0	0	0	0	0	0	0	0	0	0	0	32.9	-
1600	9	0	9	0	0	0	0	0	0	0	0	0	0	0	0	0	0	0	0	35.5	-
1700	**16**	**0**	**12**	**0**	**2**	**0**	**1**	**0**	**0**	**1**	**0**	**0**	**0**	**0**	**0**	**0**	**0**	**0**	**0**	**30.9**	**38.5**
1800	13	0	13	0	0	0	0	0	0	0	0	0	0	0	0	0	0	0	0	26.5	29.9
1900	9	0	7	0	2	0	0	0	0	0	0	0	0	0	0	0	0	0	0	29.5	-
2000	3	0	2	0	1	0	0	0	0	0	0	0	0	0	0	0	0	0	0	36	-
2100	6	0	6	0	0	0	0	0	0	0	0	0	0	0	0	0	0	0	0	35	-
2200	5	0	5	0	0	0	0	0	0	0	0	0	0	0	0	0	0	0	0	33.8	-
2300	0	0	0	0	0	0	0	0	0	0	0	0	0	0	0	0	0	0	0	-	-
07-19	**124**	**0**	**104**	**2**	**11**	**1**	**1**	**1**	**2**	**2**	**0**	**0**	**0**	**0**	**0**	**0**	**0**	**0**	**0**	**31.1**	**36.7**
06-22	**151**	**0**	**128**	**2**	**14**	**1**	**1**	**1**	**2**	**2**	**0**	**0**	**0**	**0**	**0**	**0**	**0**	**0**	**0**	**31.6**	**37.1**
06-00	**156**	**0**	**133**	**2**	**14**	**1**	**1**	**1**	**2**	**2**	**0**	**0**	**0**	**0**	**0**	**0**	**0**	**0**	**0**	**31.6**	**37.1**
00-00	**160**	**0**	**136**	**2**	**15**	**1**	**1**	**1**	**2**	**2**	**0**	**0**	**0**	**0**	**0**	**0**	**0**	**0**	**0**	**31.7**	**37.4**

DRAFT

Site 2
Location Link Road, 45 metres east of N2 Junction
Direction Eastbound

3588 / Carrickmacross
January 2014
Automatic Traffic Count

Friday 10 January 2014

Time	Total	Classification												>PSL	>PSL%	>SL1	>SL1%	>SL2	>SL2%	Mean	Vpp
		1 MCL	2 SV	3 SVT	4 TB2	5 TB3	6 T4	7 ART3	8 ART4	9 ART5	10 ART6	11 BD	12 DRT	100	100	105 +5kph	105 +5kph	110 +10kph	110 +10kph		85
0000	2	0	1	0	1	0	0	0	0	0	0	0	0	0	0	0	0	0	0	25.1	-
0100	0	0	0	0	0	0	0	0	0	0	0	0	0	0	0	0	0	0	0	-	-
0200	1	0	1	0	0	0	0	0	0	0	0	0	0	0	0	0	0	0	0	29.1	-
0300	0	0	0	0	0	0	0	0	0	0	0	0	0	0	0	0	0	0	0	-	-
0400	0	0	0	0	0	0	0	0	0	0	0	0	0	0	0	0	0	0	0	-	-
0500	4	0	3	0	1	0	0	0	0	0	0	0	0	0	0	0	0	0	0	34.3	-
0600	6	0	6	0	0	0	0	0	0	0	0	0	0	0	0	0	0	0	0	37.5	-
0700	8	0	5	0	2	0	0	0	0	0	1	0	0	0	0	0	0	0	0	32.2	-
0800	**16**	**0**	**15**	**0**	**1**	**0**	**0**	**0**	**0**	**0**	**0**	**0**	**0**	**0**	**0**	**0**	**0**	**0**	**0**	**35.7**	**39.6**
0900	12	0	12	0	0	0	0	0	0	0	0	0	0	0	0	0	0	0	0	35.7	40.3
1000	9	0	7	1	1	0	0	0	0	0	0	0	0	0	0	0	0	0	0	37.3	-
1100	7	0	5	0	1	0	0	0	0	1	0	0	0	0	0	0	0	0	0	36	-
1200	8	0	7	0	0	0	0	0	1	0	0	0	0	0	0	0	0	0	0	32.5	-
1300	11	0	11	0	0	0	0	0	0	0	0	0	0	0	0	0	0	0	0	34.9	38.5
1400	4	0	3	0	0	0	1	0	0	0	0	0	0	0	0	0	0	0	0	32.4	-
1500	10	0	7	0	3	0	0	0	0	0	0	0	0	0	0	0	0	0	0	33.3	-
1600	5	0	4	0	1	0	0	0	0	0	0	0	0	0	0	0	0	0	0	37.1	-
1700	9	0	8	0	1	0	0	0	0	0	0	0	0	0	0	0	0	0	0	33.8	-
1800	10	0	10	0	0	0	0	0	0	0	0	0	0	0	0	0	0	0	0	32.3	-
1900	**15**	**0**	**14**	**0**	**0**	**0**	**0**	**1**	**0**	**0**	**0**	**0**	**0**	**0**	**0**	**0**	**0**	**0**	**0**	**35**	**40.7**
2000	5	0	5	0	0	0	0	0	0	0	0	0	0	0	0	0	0	0	0	27.7	-
2100	2	0	2	0	0	0	0	0	0	0	0	0	0	0	0	0	0	0	0	37.4	-
2200	4	0	4	0	0	0	0	0	0	0	0	0	0	0	0	0	0	0	0	34.6	-
2300	5	0	5	0	0	0	0	0	0	0	0	0	0	0	0	0	0	0	0	31.1	-
07-19	**109**	**0**	**94**	**1**	**10**	**0**	**1**	**0**	**1**	**1**	**1**	**0**	**0**	**0**	**0**	**0**	**0**	**0**	**0**	**34.5**	**39.2**
06-22	**137**	**0**	**121**	**1**	**10**	**0**	**1**	**1**	**1**	**1**	**1**	**0**	**0**	**0**	**0**	**0**	**0**	**0**	**0**	**34.5**	**39.2**
06-00	**146**	**0**	**130**	**1**	**10**	**0**	**1**	**1**	**1**	**1**	**1**	**0**	**0**	**0**	**0**	**0**	**0**	**0**	**0**	**34.4**	**39.2**
00-00	**153**	**0**	**135**	**1**	**12**	**0**	**1**	**1**	**1**	**1**	**1**	**0**	**0**	**0**	**0**	**0**	**0**	**0**	**0**	**34.2**	**39.2**

DRAFT

Site 2
Location Link Road, 45 metres east of N2 Junction
Direction Eastbound

3588 / Carrickmacross
January 2014
Automatic Traffic Count

Virtual Day (7)

Time	Total	Classification												>PSL 100	>PSL% 100	>SL1 105 +5kph	>SL1% 105 +5kph	>SL2 110 +10kph	>SL2% 110 +10kph	Mean	Vpp 85
		1 MCL	2 SV	3 SVT	4 TB2	5 TB3	6 T4	7 ART3	8 ART4	9 ART5	10 ART6	11 BD	12 DRT								
0000	1	0	1	0	0	0	0	0	0	0	0	0	0	0	0	0	0	0	0	30.8	-
0100	1	0	1	0	0	0	0	0	0	0	0	0	0	0	0	0	0	0	0	32	-
0200	1	0	1	0	0	0	0	0	0	0	0	0	0	0	0	0	0	0	0	29.4	-
0300	1	0	1	0	0	0	0	0	0	0	0	0	0	0	0	0	0	0	0	26.9	-
0400	0	0	0	0	0	0	0	0	0	0	0	0	0	0	0	0	0	0	0	36.9	-
0500	3	0	2	0	0	0	0	0	0	0	0	0	0	0	0	0	0	0	0	35.4	-
0600	5	0	5	0	0	0	0	0	0	0	0	0	0	0	0	0	0	0	0	36.6	-
0700	7	0	5	0	2	0	0	0	0	0	0	0	0	0	0	0	0	0	0	33.1	-
0800	**14**	**0**	**13**	**0**	**1**	**0**	**0**	**0**	**0**	**0**	**0**	**0**	**0**	**0**	**0**	**0**	**0**	**0**	**0**	**34**	**38.5**
0900	8	0	7	0	0	0	0	0	0	0	0	0	0	0	0	0	0	0	0	32.9	-
1000	7	0	5	0	1	0	0	0	0	0	0	0	0	0	0	0	0	0	0	33.8	-
1100	9	0	7	0	1	0	0	0	0	0	0	0	0	0	0	0	0	0	0	33.9	-
1200	8	0	6	1	1	0	0	0	0	0	0	0	0	0	0	0	0	0	0	32.6	-
1300	9	0	8	0	1	0	0	0	0	0	0	0	0	0	0	0	0	0	0	34.3	-
1400	8	0	7	0	0	0	0	0	0	0	0	0	0	0	0	0	0	0	0	33.6	-
1500	9	0	8	0	1	0	0	0	0	0	0	0	0	0	0	0	0	0	0	33.7	-
1600	6	0	6	0	1	0	0	0	0	0	0	0	0	0	0	0	0	0	0	36	-
1700	**10**	**0**	**9**	**0**	**1**	**0**	**0**	**0**	**0**	**0**	**0**	**0**	**0**	**0**	**0**	**0**	**0**	**0**	**0**	**33.6**	**39.2**
1800	8	0	7	0	1	0	0	0	0	0	0	0	0	0	0	0	0	0	0	32.3	-
1900	7	0	7	0	1	0	0	0	0	0	0	0	0	0	0	0	0	0	0	33.8	-
2000	3	0	3	0	0	0	0	0	0	0	0	0	0	0	0	0	0	0	0	33.4	-
2100	4	0	3	0	0	0	0	0	0	0	0	0	0	0	0	0	0	0	0	33.4	-
2200	2	0	2	0	0	0	0	0	0	0	0	0	0	0	0	0	0	0	0	35	-
2300	3	0	3	0	0	0	0	0	0	0	0	0	0	0	0	0	0	0	0	31.5	-
07-19	**103**	**0**	**88**	**2**	**9**	**1**	**0**	**0**	**1**	**1**	**0**	**0**	**0**	**0**	**0**	**0**	**0**	**0**	**0**	**33.7**	**38.9**
06-22	**122**	**0**	**107**	**2**	**10**	**1**	**0**	**0**	**1**	**1**	**0**	**0**	**0**	**0**	**0**	**0**	**0**	**0**	**0**	**33.8**	**39.2**
06-00	**128**	**0**	**112**	**2**	**10**	**1**	**0**	**0**	**1**	**1**	**0**	**0**	**0**	**0**	**0**	**0**	**0**	**0**	**0**	**33.7**	**39.2**
00-00	**135**	**0**	**118**	**2**	**11**	**1**	**0**	**0**	**1**	**1**	**0**	**0**	**0**	**0**	**0**	**0**	**0**	**0**	**0**	**33.7**	**39.2**

DRAFT

Site 2
Location Link Road, 45 metres east of N2 Junction
Direction Eastbound

3588 / Carrickmacross
January 2014
Automatic Traffic Count

Virtual Week (1)

Time	Total	Classification												>PSL 100	>PSL% 100	>SL1 105 +5kph	>SL1% 105 +5kph	>SL2 110 +10kph	>SL2% 110 +10kph	Mean	Vpp 85
		1 MCL	2 SV	3 SVT	4 TB2	5 TB3	6 T4	7 ART3	8 ART4	9 ART5	10 ART6	11 BD	12 DRT								
Mon	138	1	120	1	14	1	0	0	0	1	0	0	0	0	0	0	0	0	0	34.3	38.9
Tue	138	0	122	2	11	2	0	0	0	0	1	0	0	0	0	0	0	0	0	34.9	40
Wed	148	1	127	1	16	1	0	0	1	1	0	0	0	0	0	0	0	0	0	34.4	38.5
Thu	160	0	136	2	15	1	1	1	2	2	0	0	0	0	0	0	0	0	0	31.7	37.4
Fri	153	0	135	1	12	0	1	1	1	1	1	0	0	0	0	0	0	0	0	34.2	39.2
|Sat	114	0	97	8	8	0	0	1	0	0	0	0	0	0	0	0	0	0	0	32.5	39.2
|Sun	94	0	89	0	4	1	0	0	0	0	0	0	0	0	0	0	0	0	0	33.6	39.2
5 Day Ave.	**147**	**0**	**128**	**1**	**14**	**1**	**0**	**0**	**1**	**1**	**0**	**0**	**0**	**0**	**0.0**	**0**	**0.0**	**0**	**0.0**	**33.9**	**38.8**
7 Day Ave.	**135**	**0**	**118**	**2**	**11**	**1**	**0**	**0**	**1**	**1**	**0**	**0**	**0**	**0**	**0.0**	**0**	**0.0**	**0**	**0.0**	**33.7**	**39.2**
--	**945**	**2**	**826**	**15**	**80**	**6**	**2**	**3**	**4**	**5**	**2**	**0**	**0**	**0**	**0.0**	**0**	**0.0**	**0**	**0.0**	**33.7**	**39.2**

DRAFT

Summary Graphs

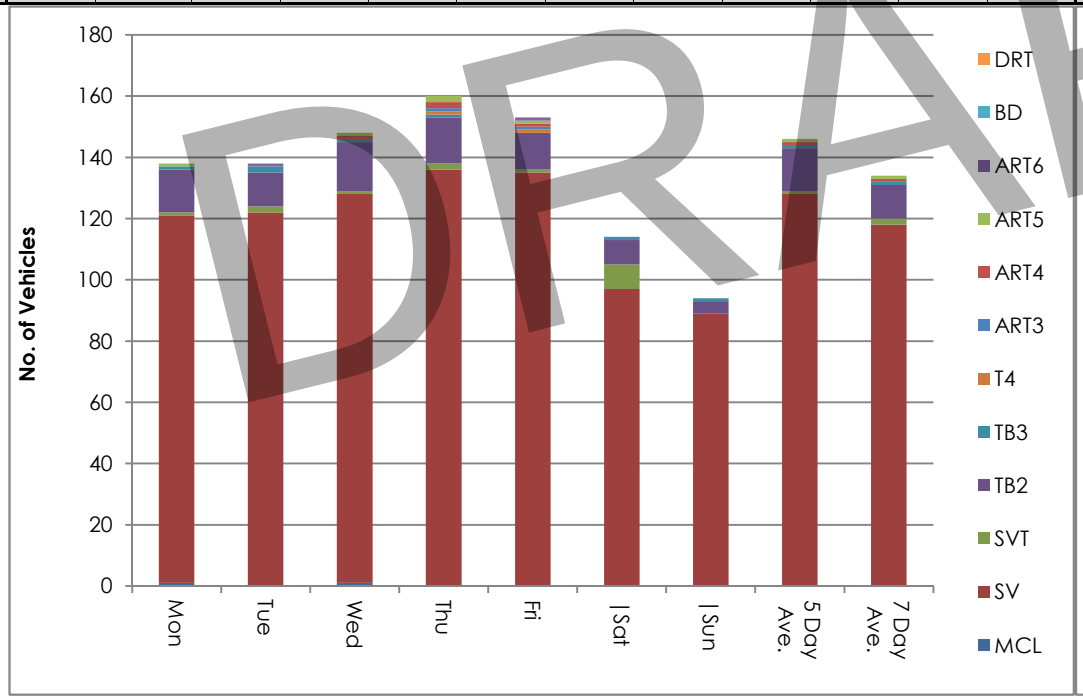

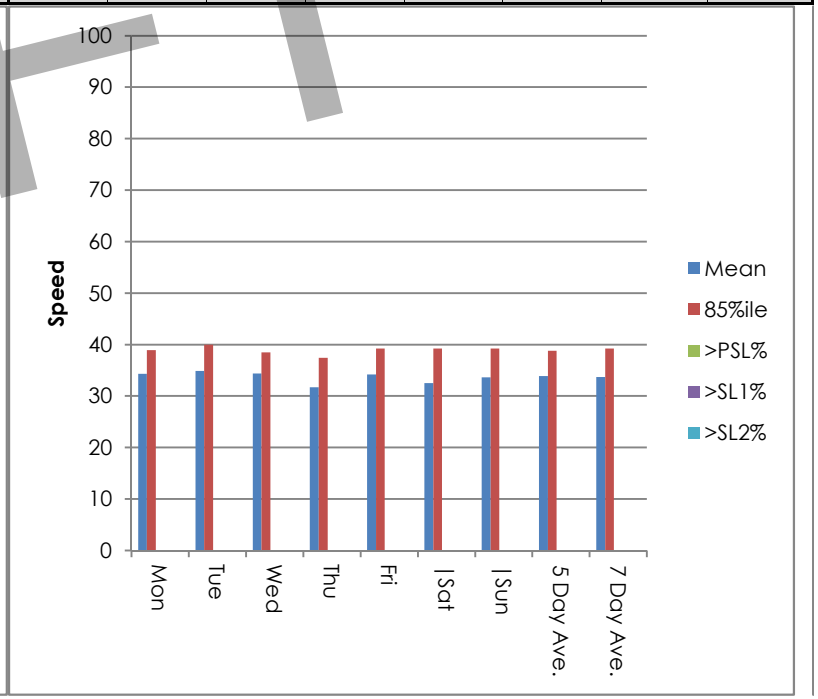

Site 2
Location Link Road, 45 metres east of N2 Junction
Direction Eastbound

3588 / Carrickmacross
January 2014
Automatic Traffic Count

Saturday 04 January 2014

Time	Total	Speed Bins (km/h)																												
		0 - 5	5 - 10	10 - 15	15 - 20	20 - 25	25 - 30	30 - 35	35 - 40	40 - 45	45 - 50	50 - 55	55 - 60	60 - 65	65 - 70	70 - 75	75 - 80	80 - 85	85 - 90	90 - 95	95 - 100	100 - 105	105 - 110	110 - 115	115 - 120	120 - 125	125 - 130	130 - 135	135 - 140
0000	1	0	0	0	0	0	0	1	0	0	0	0	0	0	0	0	0	0	0	0	0	0	0	0	0	0	0	0	0	0
0100	3	0	0	0	0	0	0	0	2	1	0	0	0	0	0	0	0	0	0	0	0	0	0	0	0	0	0	0	0	0
0200	0	0	0	0	0	0	0	0	0	0	0	0	0	0	0	0	0	0	0	0	0	0	0	0	0	0	0	0	0	0
0300	3	0	0	0	0	1	2	0	0	0	0	0	0	0	0	0	0	0	0	0	0	0	0	0	0	0	0	0	0	0
0400	0	0	0	0	0	0	0	0	0	0	0	0	0	0	0	0	0	0	0	0	0	0	0	0	0	0	0	0	0	0
0500	1	0	0	0	0	1	0	0	0	0	0	0	0	0	0	0	0	0	0	0	0	0	0	0	0	0	0	0	0	0
0600	0	0	0	0	0	0	0	0	0	0	0	0	0	0	0	0	0	0	0	0	0	0	0	0	0	0	0	0	0	0
0700	1	0	0	0	0	0	1	0	0	0	0	0	0	0	0	0	0	0	0	0	0	0	0	0	0	0	0	0	0	0
0800	4	0	0	0	0	0	0	1	2	1	0	0	0	0	0	0	0	0	0	0	0	0	0	0	0	0	0	0	0	0
0900	5	0	0	0	0	0	4	0	0	1	0	0	0	0	0	0	0	0	0	0	0	0	0	0	0	0	0	0	0	0
1000	9	0	0	0	0	0	0	2	4	3	0	0	0	0	0	0	0	0	0	0	0	0	0	0	0	0	0	0	0	0
1100	**14**	**0**	**0**	**0**	**0**	**3**	**1**	**7**	**3**	**0**	**0**	**0**	**0**	**0**	**0**	**0**	**0**	**0**	**0**	**0**	**0**	**0**	**0**	**0**	**0**	**0**	**0**	**0**	**0**	**0**
1200	**9**	**0**	**0**	**0**	**2**	**0**	**2**	**3**	**2**	**0**	**0**	**0**	**0**	**0**	**0**	**0**	**0**	**0**	**0**	**0**	**0**	**0**	**0**	**0**	**0**	**0**	**0**	**0**	**0**	**0**
1300	7	0	0	0	1	0	2	2	2	0	0	0	0	0	0	0	0	0	0	0	0	0	0	0	0	0	0	0	0	0
1400	**9**	**0**	**0**	**0**	**0**	**0**	**3**	**3**	**2**	**1**	**0**	**0**	**0**	**0**	**0**	**0**	**0**	**0**	**0**	**0**	**0**	**0**	**0**	**0**	**0**	**0**	**0**	**0**	**0**	**0**
1500	5	0	0	0	0	0	0	4	1	0	0	0	0	0	0	0	0	0	0	0	0	0	0	0	0	0	0	0	0	0
1600	6	0	0	0	0	0	1	2	2	1	0	0	0	0	0	0	0	0	0	0	0	0	0	0	0	0	0	0	0	0
1700	6	0	0	0	0	1	0	2	1	2	0	0	0	0	0	0	0	0	0	0	0	0	0	0	0	0	0	0	0	0
1800	7	0	0	0	0	0	2	3	1	1	0	0	0	0	0	0	0	0	0	0	0	0	0	0	0	0	0	0	0	0
1900	6	0	0	0	0	0	1	1	3	1	0	0	0	0	0	0	0	0	0	0	0	0	0	0	0	0	0	0	0	0
2000	3	0	0	0	0	1	1	1	0	0	0	0	0	0	0	0	0	0	0	0	0	0	0	0	0	0	0	0	0	0
2100	4	0	0	0	0	0	2	1	0	1	0	0	0	0	0	0	0	0	0	0	0	0	0	0	0	0	0	0	0	0
2200	3	0	0	0	0	0	2	0	0	1	0	0	0	0	0	0	0	0	0	0	0	0	0	0	0	0	0	0	0	0
2300	8	0	0	0	0	0	5	3	0	0	0	0	0	0	0	0	0	0	0	0	0	0	0	0	0	0	0	0	0	0
07-19	**82**	**0**	**0**	**0**	**3**	**4**	**16**	**29**	**20**	**10**	**0**	**0**	**0**	**0**	**0**	**0**	**0**	**0**	**0**	**0**	**0**	**0**	**0**	**0**	**0**	**0**	**0**	**0**	**0**	**0**
06-22	**95**	**0**	**0**	**0**	**3**	**5**	**20**	**32**	**23**	**12**	**0**	**0**	**0**	**0**	**0**	**0**	**0**	**0**	**0**	**0**	**0**	**0**	**0**	**0**	**0**	**0**	**0**	**0**	**0**	**0**
06-00	**106**	**0**	**0**	**0**	**3**	**5**	**27**	**35**	**23**	**13**	**0**	**0**	**0**	**0**	**0**	**0**	**0**	**0**	**0**	**0**	**0**	**0**	**0**	**0**	**0**	**0**	**0**	**0**	**0**	**0**
00-00	**114**	**0**	**0**	**0**	**3**	**7**	**29**	**36**	**25**	**14**	**0**	**0**	**0**	**0**	**0**	**0**	**0**	**0**	**0**	**0**	**0**	**0**	**0**	**0**	**0**	**0**	**0**	**0**	**0**	**0**

DRAFT

Site 2
Location Link Road, 45 metres east of N2 Junction
Direction Eastbound

3588 / Carrickmacross
January 2014
Automatic Traffic Count

Sunday 05 January 2014

Time	Total	Speed Bins (km/h)																												
		0 - 5	5 - 10	10 - 15	15 - 20	20 - 25	25 - 30	30 - 35	35 - 40	40 - 45	45 - 50	50 - 55	55 - 60	60 - 65	65 - 70	70 - 75	75 - 80	80 - 85	85 - 90	90 - 95	95 - 100	100 - 105	105 - 110	110 - 115	115 - 120	120 - 125	125 - 130	130 - 135	135 - 140
0000	2	0	0	0	0	0	1	1	0	0	0	0	0	0	0	0	0	0	0	0	0	0	0	0	0	0	0	0	0	0
0100	2	0	0	0	0	2	0	0	0	0	0	0	0	0	0	0	0	0	0	0	0	0	0	0	0	0	0	0	0	0
0200	4	0	0	0	0	3	1	0	0	0	0	0	0	0	0	0	0	0	0	0	0	0	0	0	0	0	0	0	0	0
0300	0	0	0	0	0	0	0	0	0	0	0	0	0	0	0	0	0	0	0	0	0	0	0	0	0	0	0	0	0	0
0400	0	0	0	0	0	0	0	0	0	0	0	0	0	0	0	0	0	0	0	0	0	0	0	0	0	0	0	0	0	0
0500	1	0	0	0	0	0	1	0	0	0	0	0	0	0	0	0	0	0	0	0	0	0	0	0	0	0	0	0	0	0
0600	0	0	0	0	0	0	0	0	0	0	0	0	0	0	0	0	0	0	0	0	0	0	0	0	0	0	0	0	0	0
0700	0	0	0	0	0	0	0	0	0	0	0	0	0	0	0	0	0	0	0	0	0	0	0	0	0	0	0	0	0	0
0800	0	0	0	0	0	0	0	0	0	0	0	0	0	0	0	0	0	0	0	0	0	0	0	0	0	0	0	0	0	0
0900	3	0	0	0	1	0	1	0	1	0	0	0	0	0	0	0	0	0	0	0	0	0	0	0	0	0	0	0	0	0
1000	3	0	0	0	0	0	0	2	1	0	0	0	0	0	0	0	0	0	0	0	0	0	0	0	0	0	0	0	0	0
1100	**7**	**0**	**0**	**0**	**0**	**1**	**1**	**2**	**2**	**1**	**0**	**0**	**0**	**0**	**0**	**0**	**0**	**0**	**0**	**0**	**0**	**0**	**0**	**0**	**0**	**0**	**0**	**0**	**0**	**0**
1200	**11**	**0**	**0**	**0**	**0**	**0**	**0**	**7**	**3**	**1**	**0**	**0**	**0**	**0**	**0**	**0**	**0**	**0**	**0**	**0**	**0**	**0**	**0**	**0**	**0**	**0**	**0**	**0**	**0**	**0**
1300	10	0	0	0	0	0	1	2	5	2	0	0	0	0	0	0	0	0	0	0	0	0	0	0	0	0	0	0	0	0
1400	10	0	0	0	0	0	3	3	2	1	1	0	0	0	0	0	0	0	0	0	0	0	0	0	0	0	0	0	0	0
1500	9	0	0	0	0	0	1	4	4	0	0	0	0	0	0	0	0	0	0	0	0	0	0	0	0	0	0	0	0	0
1600	6	0	0	0	0	0	0	4	2	0	0	0	0	0	0	0	0	0	0	0	0	0	0	0	0	0	0	0	0	0
1700	5	0	0	0	0	0	1	1	2	1	0	0	0	0	0	0	0	0	0	0	0	0	0	0	0	0	0	0	0	0
1800	4	0	0	0	0	0	1	0	3	0	0	0	0	0	0	0	0	0	0	0	0	0	0	0	0	0	0	0	0	0
1900	4	0	0	0	0	0	1	1	1	1	0	0	0	0	0	0	0	0	0	0	0	0	0	0	0	0	0	0	0	0
2000	3	0	0	0	0	0	1	1	1	0	0	0	0	0	0	0	0	0	0	0	0	0	0	0	0	0	0	0	0	0
2100	4	0	0	0	0	0	1	3	0	0	0	0	0	0	0	0	0	0	0	0	0	0	0	0	0	0	0	0	0	0
2200	1	0	0	0	0	0	0	1	0	0	0	0	0	0	0	0	0	0	0	0	0	0	0	0	0	0	0	0	0	0
2300	5	0	0	0	0	0	0	4	0	1	0	0	0	0	0	0	0	0	0	0	0	0	0	0	0	0	0	0	0	0
07-19	**68**	**0**	**0**	**0**	**1**	**1**	**9**	**25**	**25**	**6**	**1**	**0**	**0**	**0**	**0**	**0**	**0**	**0**	**0**	**0**	**0**	**0**	**0**	**0**	**0**	**0**	**0**	**0**	**0**	**0**
06-22	**79**	**0**	**0**	**0**	**1**	**1**	**12**	**30**	**27**	**7**	**1**	**0**	**0**	**0**	**0**	**0**	**0**	**0**	**0**	**0**	**0**	**0**	**0**	**0**	**0**	**0**	**0**	**0**	**0**	**0**
06-00	**85**	**0**	**0**	**0**	**1**	**1**	**12**	**35**	**27**	**8**	**1**	**0**	**0**	**0**	**0**	**0**	**0**	**0**	**0**	**0**	**0**	**0**	**0**	**0**	**0**	**0**	**0**	**0**	**0**	**0**
00-00	**94**	**0**	**0**	**0**	**1**	**6**	**15**	**36**	**27**	**8**	**1**	**0**	**0**	**0**	**0**	**0**	**0**	**0**	**0**	**0**	**0**	**0**	**0**	**0**	**0**	**0**	**0**	**0**	**0**	**0**

DRAFT

Site 2
Location Link Road, 45 metres east of N2 Junction
Direction Eastbound

3588 / Carrickmacross
January 2014
Automatic Traffic Count

Monday 06 January 2014

Time	Total	Speed Bins (km/h)																												
		0 - 5	5 - 10	10 - 15	15 - 20	20 - 25	25 - 30	30 - 35	35 - 40	40 - 45	45 - 50	50 - 55	55 - 60	60 - 65	65 - 70	70 - 75	75 - 80	80 - 85	85 - 90	90 - 95	95 - 100	100 - 105	105 - 110	110 - 115	115 - 120	120 - 125	125 - 130	130 - 135	135 - 140
0000	3	0	0	0	0	0	0	2	1	0	0	0	0	0	0	0	0	0	0	0	0	0	0	0	0	0	0	0	0	0
0100	1	0	0	0	0	0	0	1	0	0	0	0	0	0	0	0	0	0	0	0	0	0	0	0	0	0	0	0	0	0
0200	2	0	0	0	0	0	0	1	0	0	1	0	0	0	0	0	0	0	0	0	0	0	0	0	0	0	0	0	0	0
0300	1	0	0	0	0	0	0	1	0	0	0	0	0	0	0	0	0	0	0	0	0	0	0	0	0	0	0	0	0	0
0400	0	0	0	0	0	0	0	0	0	0	0	0	0	0	0	0	0	0	0	0	0	0	0	0	0	0	0	0	0	0
0500	1	0	0	0	0	0	0	0	0	1	0	0	0	0	0	0	0	0	0	0	0	0	0	0	0	0	0	0	0	0
0600	9	0	0	0	0	0	1	5	2	1	0	0	0	0	0	0	0	0	0	0	0	0	0	0	0	0	0	0	0	0
0700	11	0	0	0	0	0	2	4	5	0	0	0	0	0	0	0	0	0	0	0	0	0	0	0	0	0	0	0	0	0
0800	**15**	**0**	**0**	**0**	**0**	**0**	**2**	**8**	**4**	**1**	**0**	**0**	**0**	**0**	**0**	**0**	**0**	**0**	**0**	**0**	**0**	**0**	**0**	**0**	**0**	**0**	**0**	**0**	**0**	**0**
0900	8	0	0	0	0	1	0	2	4	1	0	0	0	0	0	0	0	0	0	0	0	0	0	0	0	0	0	0	0	0
1000	3	0	0	0	0	0	0	2	0	1	0	0	0	0	0	0	0	0	0	0	0	0	0	0	0	0	0	0	0	0
1100	14	0	0	0	0	0	2	2	8	2	0	0	0	0	0	0	0	0	0	0	0	0	0	0	0	0	0	0	0	0
1200	7	0	0	0	0	0	2	4	1	0	0	0	0	0	0	0	0	0	0	0	0	0	0	0	0	0	0	0	0	0
1300	6	0	0	0	0	1	0	0	4	1	0	0	0	0	0	0	0	0	0	0	0	0	0	0	0	0	0	0	0	0
1400	8	0	0	0	0	2	2	3	0	1	0	0	0	0	0	0	0	0	0	0	0	0	0	0	0	0	0	0	0	0
1500	9	0	0	0	0	0	2	6	0	1	0	0	0	0	0	0	0	0	0	0	0	0	0	0	0	0	0	0	0	0
1600	3	0	0	1	0	0	0	0	1	0	1	0	0	0	0	0	0	0	0	0	0	0	0	0	0	0	0	0	0	0
1700	**16**	**0**	**0**	**0**	**0**	**1**	**1**	**7**	**6**	**1**	**0**	**0**	**0**	**0**	**0**	**0**	**0**	**0**	**0**	**0**	**0**	**0**	**0**	**0**	**0**	**0**	**0**	**0**	**0**	**0**
1800	10	0	0	0	0	0	0	6	3	1	0	0	0	0	0	0	0	0	0	0	0	0	0	0	0	0	0	0	0	0
1900	6	0	0	0	0	0	0	2	4	0	0	0	0	0	0	0	0	0	0	0	0	0	0	0	0	0	0	0	0	0
2000	0	0	0	0	0	0	0	0	0	0	0	0	0	0	0	0	0	0	0	0	0	0	0	0	0	0	0	0	0	0
2100	1	0	0	0	0	0	0	1	0	0	0	0	0	0	0	0	0	0	0	0	0	0	0	0	0	0	0	0	0	0
2200	0	0	0	0	0	0	0	0	0	0	0	0	0	0	0	0	0	0	0	0	0	0	0	0	0	0	0	0	0	0
2300	4	0	0	0	0	0	0	4	0	0	0	0	0	0	0	0	0	0	0	0	0	0	0	0	0	0	0	0	0	0
07-19	**110**	**0**	**0**	**1**	**0**	**5**	**13**	**44**	**36**	**10**	**1**	**0**	**0**	**0**	**0**	**0**	**0**	**0**	**0**	**0**	**0**	**0**	**0**	**0**	**0**	**0**	**0**	**0**	**0**	**0**
06-22	**126**	**0**	**0**	**1**	**0**	**5**	**14**	**52**	**42**	**11**	**1**	**0**	**0**	**0**	**0**	**0**	**0**	**0**	**0**	**0**	**0**	**0**	**0**	**0**	**0**	**0**	**0**	**0**	**0**	**0**
06-00	**130**	**0**	**0**	**1**	**0**	**5**	**14**	**56**	**42**	**11**	**1**	**0**	**0**	**0**	**0**	**0**	**0**	**0**	**0**	**0**	**0**	**0**	**0**	**0**	**0**	**0**	**0**	**0**	**0**	**0**
00-00	**138**	**0**	**0**	**1**	**0**	**5**	**14**	**61**	**43**	**12**	**2**	**0**	**0**	**0**	**0**	**0**	**0**	**0**	**0**	**0**	**0**	**0**	**0**	**0**	**0**	**0**	**0**	**0**	**0**	**0**

DRAFT

Site 2
Location Link Road, 45 metres east of N2 Junction
Direction Eastbound

3588 / Carrickmacross
January 2014
Automatic Traffic Count

Tuesday 07 January 2014

Time	Total	Speed Bins (km/h)																												
		0 - 5	5 - 10	10 - 15	15 - 20	20 - 25	25 - 30	30 - 35	35 - 40	40 - 45	45 - 50	50 - 55	55 - 60	60 - 65	65 - 70	70 - 75	75 - 80	80 - 85	85 - 90	90 - 95	95 - 100	100 - 105	105 - 110	110 - 115	115 - 120	120 - 125	125 - 130	130 - 135	135 - 140
0000	1	0	0	0	0	0	0	0	1	0	0	0	0	0	0	0	0	0	0	0	0	0	0	0	0	0	0	0	0	0
0100	0	0	0	0	0	0	0	0	0	0	0	0	0	0	0	0	0	0	0	0	0	0	0	0	0	0	0	0	0	0
0200	0	0	0	0	0	0	0	0	0	0	0	0	0	0	0	0	0	0	0	0	0	0	0	0	0	0	0	0	0	0
0300	0	0	0	0	0	0	0	0	0	0	0	0	0	0	0	0	0	0	0	0	0	0	0	0	0	0	0	0	0	0
0400	0	0	0	0	0	0	0	0	0	0	0	0	0	0	0	0	0	0	0	0	0	0	0	0	0	0	0	0	0	0
0500	4	0	0	0	0	1	0	1	1	1	0	0	0	0	0	0	0	0	0	0	0	0	0	0	0	0	0	0	0	0
0600	10	0	0	0	0	0	0	2	5	3	0	0	0	0	0	0	0	0	0	0	0	0	0	0	0	0	0	0	0	0
0700	6	0	0	0	0	0	1	3	1	1	0	0	0	0	0	0	0	0	0	0	0	0	0	0	0	0	0	0	0	0
0800	**22**	**0**	**0**	**0**	**0**	**2**	**2**	**5**	**12**	**1**	**0**	**0**	**0**	**0**	**0**	**0**	**0**	**0**	**0**	**0**	**0**	**0**	**0**	**0**	**0**	**0**	**0**	**0**	**0**	**0**
0900	11	0	0	0	0	0	1	5	3	2	0	0	0	0	0	0	0	0	0	0	0	0	0	0	0	0	0	0	0	0
1000	4	0	0	0	0	1	3	0	0	0	0	0	0	0	0	0	0	0	0	0	0	0	0	0	0	0	0	0	0	0
1100	7	0	0	0	0	1	0	2	4	0	0	0	0	0	0	0	0	0	0	0	0	0	0	0	0	0	0	0	0	0
1200	4	0	0	0	0	0	0	1	1	2	0	0	0	0	0	0	0	0	0	0	0	0	0	0	0	0	0	0	0	0
1300	11	0	0	0	0	2	0	3	3	3	0	0	0	0	0	0	0	0	0	0	0	0	0	0	0	0	0	0	0	0
1400	**12**	**0**	**0**	**0**	**0**	**1**	**1**	**7**	**3**	**0**	**0**	**0**	**0**	**0**	**0**	**0**	**0**	**0**	**0**	**0**	**0**	**0**	**0**	**0**	**0**	**0**	**0**	**0**	**0**	**0**
1500	9	0	0	0	0	0	0	2	6	1	0	0	0	0	0	0	0	0	0	0	0	0	0	0	0	0	0	0	0	0
1600	7	0	0	0	0	0	0	2	1	3	1	0	0	0	0	0	0	0	0	0	0	0	0	0	0	0	0	0	0	0
1700	10	0	0	0	0	0	1	3	5	1	0	0	0	0	0	0	0	0	0	0	0	0	0	0	0	0	0	0	0	0
1800	4	0	0	0	0	0	0	3	1	0	0	0	0	0	0	0	0	0	0	0	0	0	0	0	0	0	0	0	0	0
1900	4	0	0	0	1	0	0	0	2	0	1	0	0	0	0	0	0	0	0	0	0	0	0	0	0	0	0	0	0	0
2000	6	0	0	0	0	0	1	1	2	1	1	0	0	0	0	0	0	0	0	0	0	0	0	0	0	0	0	0	0	0
2100	3	0	0	0	1	0	1	0	1	0	0	0	0	0	0	0	0	0	0	0	0	0	0	0	0	0	0	0	0	0
2200	3	0	0	0	0	1	0	0	0	2	0	0	0	0	0	0	0	0	0	0	0	0	0	0	0	0	0	0	0	0
2300	0	0	0	0	0	0	0	0	0	0	0	0	0	0	0	0	0	0	0	0	0	0	0	0	0	0	0	0	0	0
07-19	**107**	**0**	**0**	**0**	**0**	**7**	**9**	**36**	**40**	**14**	**1**	**0**	**0**	**0**	**0**	**0**	**0**	**0**	**0**	**0**	**0**	**0**	**0**	**0**	**0**	**0**	**0**	**0**	**0**	**0**
06-22	**130**	**0**	**0**	**0**	**2**	**7**	**11**	**39**	**50**	**18**	**3**	**0**	**0**	**0**	**0**	**0**	**0**	**0**	**0**	**0**	**0**	**0**	**0**	**0**	**0**	**0**	**0**	**0**	**0**	**0**
06-00	**133**	**0**	**0**	**0**	**2**	**8**	**11**	**39**	**50**	**20**	**3**	**0**	**0**	**0**	**0**	**0**	**0**	**0**	**0**	**0**	**0**	**0**	**0**	**0**	**0**	**0**	**0**	**0**	**0**	**0**
00-00	**138**	**0**	**0**	**0**	**2**	**9**	**11**	**40**	**52**	**21**	**3**	**0**	**0**	**0**	**0**	**0**	**0**	**0**	**0**	**0**	**0**	**0**	**0**	**0**	**0**	**0**	**0**	**0**	**0**	**0**

DRAFT

Site 2
Location Link Road, 45 metres east of N2 Junction
Direction Eastbound

3588 / Carrickmacross
January 2014
Automatic Traffic Count

Wednesday 08 January 2014

Time	Total	Speed Bins (km/h)																												
		0 - 5	5 - 10	10 - 15	15 - 20	20 - 25	25 - 30	30 - 35	35 - 40	40 - 45	45 - 50	50 - 55	55 - 60	60 - 65	65 - 70	70 - 75	75 - 80	80 - 85	85 - 90	90 - 95	95 - 100	100 - 105	105 - 110	110 - 115	115 - 120	120 - 125	125 - 130	130 - 135	135 - 140
0000	0	0	0	0	0	0	0	0	0	0	0	0	0	0	0	0	0	0	0	0	0	0	0	0	0	0	0	0	0	0
0100	0	0	0	0	0	0	0	0	0	0	0	0	0	0	0	0	0	0	0	0	0	0	0	0	0	0	0	0	0	0
0200	0	0	0	0	0	0	0	0	0	0	0	0	0	0	0	0	0	0	0	0	0	0	0	0	0	0	0	0	0	0
0300	0	0	0	0	0	0	0	0	0	0	0	0	0	0	0	0	0	0	0	0	0	0	0	0	0	0	0	0	0	0
0400	1	0	0	0	0	0	0	0	1	0	0	0	0	0	0	0	0	0	0	0	0	0	0	0	0	0	0	0	0	0
0500	5	0	0	0	0	0	0	0	4	1	0	0	0	0	0	0	0	0	0	0	0	0	0	0	0	0	0	0	0	0
0600	4	0	0	0	0	0	0	0	4	0	0	0	0	0	0	0	0	0	0	0	0	0	0	0	0	0	0	0	0	0
0700	10	0	0	0	0	0	1	2	7	0	0	0	0	0	0	0	0	0	0	0	0	0	0	0	0	0	0	0	0	0
0800	**21**	**0**	**0**	**0**	**0**	**0**	**5**	**5**	**9**	**2**	**0**	**0**	**0**	**0**	**0**	**0**	**0**	**0**	**0**	**0**	**0**	**0**	**0**	**0**	**0**	**0**	**0**	**0**	**0**	**0**
0900	7	0	0	0	0	0	0	5	2	0	0	0	0	0	0	0	0	0	0	0	0	0	0	0	0	0	0	0	0	0
1000	10	0	0	0	0	0	1	4	4	1	0	0	0	0	0	0	0	0	0	0	0	0	0	0	0	0	0	0	0	0
1100	8	0	0	0	0	0	1	2	4	1	0	0	0	0	0	0	0	0	0	0	0	0	0	0	0	0	0	0	0	0
1200	10	0	0	0	0	2	3	2	2	1	0	0	0	0	0	0	0	0	0	0	0	0	0	0	0	0	0	0	0	0
1300	**11**	**0**	**0**	**0**	**0**	**1**	**1**	**6**	**3**	**0**	**0**	**0**	**0**	**0**	**0**	**0**	**0**	**0**	**0**	**0**	**0**	**0**	**0**	**0**	**0**	**0**	**0**	**0**	**0**	**0**
1400	4	0	0	0	0	0	0	2	2	0	0	0	0	0	0	0	0	0	0	0	0	0	0	0	0	0	0	0	0	0
1500	**11**	**0**	**0**	**0**	**0**	**1**	**1**	**5**	**3**	**1**	**0**	**0**	**0**	**0**	**0**	**0**	**0**	**0**	**0**	**0**	**0**	**0**	**0**	**0**	**0**	**0**	**0**	**0**	**0**	**0**
1600	9	0	0	0	0	0	1	4	3	0	1	0	0	0	0	0	0	0	0	0	0	0	0	0	0	0	0	0	0	0
1700	**11**	**0**	**0**	**0**	**0**	**1**	**2**	**5**	**2**	**1**	**0**	**0**	**0**	**0**	**0**	**0**	**0**	**0**	**0**	**0**	**0**	**0**	**0**	**0**	**0**	**0**	**0**	**0**	**0**	**0**
1800	7	0	0	0	0	0	1	3	3	0	0	0	0	0	0	0	0	0	0	0	0	0	0	0	0	0	0	0	0	0
1900	8	0	0	0	1	0	1	2	4	0	0	0	0	0	0	0	0	0	0	0	0	0	0	0	0	0	0	0	0	0
2000	3	0	0	0	0	0	0	0	2	1	0	0	0	0	0	0	0	0	0	0	0	0	0	0	0	0	0	0	0	0
2100	5	0	0	0	0	0	0	2	3	0	0	0	0	0	0	0	0	0	0	0	0	0	0	0	0	0	0	0	0	0
2200	1	0	0	0	0	0	0	0	0	0	1	0	0	0	0	0	0	0	0	0	0	0	0	0	0	0	0	0	0	0
2300	2	0	0	0	0	0	0	1	0	1	0	0	0	0	0	0	0	0	0	0	0	0	0	0	0	0	0	0	0	0
07-19	**119**	**0**	**0**	**0**	**0**	**5**	**17**	**45**	**44**	**7**	**1**	**0**	**0**	**0**	**0**	**0**	**0**	**0**	**0**	**0**	**0**	**0**	**0**	**0**	**0**	**0**	**0**	**0**	**0**	**0**
06-22	**139**	**0**	**0**	**0**	**1**	**5**	**18**	**49**	**57**	**8**	**1**	**0**	**0**	**0**	**0**	**0**	**0**	**0**	**0**	**0**	**0**	**0**	**0**	**0**	**0**	**0**	**0**	**0**	**0**	**0**
06-00	**142**	**0**	**0**	**0**	**1**	**5**	**18**	**50**	**57**	**9**	**2**	**0**	**0**	**0**	**0**	**0**	**0**	**0**	**0**	**0**	**0**	**0**	**0**	**0**	**0**	**0**	**0**	**0**	**0**	**0**
00-00	**148**	**0**	**0**	**0**	**1**	**5**	**18**	**50**	**62**	**10**	**2**	**0**	**0**	**0**	**0**	**0**	**0**	**0**	**0**	**0**	**0**	**0**	**0**	**0**	**0**	**0**	**0**	**0**	**0**	**0**

DRAFT

Site 2
Location Link Road, 45 metres east of N2 Junction
Direction Eastbound

3588 / Carrickmacross
January 2014
Automatic Traffic Count

Thursday 09 January 2014

Time	Total	Speed Bins (km/h)																												
		0 - 5	5 - 10	10 - 15	15 - 20	20 - 25	25 - 30	30 - 35	35 - 40	40 - 45	45 - 50	50 - 55	55 - 60	60 - 65	65 - 70	70 - 75	75 - 80	80 - 85	85 - 90	90 - 95	95 - 100	100 - 105	105 - 110	110 - 115	115 - 120	120 - 125	125 - 130	130 - 135	135 - 140
0000	0	0	0	0	0	0	0	0	0	0	0	0	0	0	0	0	0	0	0	0	0	0	0	0	0	0	0	0	0	0
0100	0	0	0	0	0	0	0	0	0	0	0	0	0	0	0	0	0	0	0	0	0	0	0	0	0	0	0	0	0	0
0200	1	0	0	0	0	0	1	0	0	0	0	0	0	0	0	0	0	0	0	0	0	0	0	0	0	0	0	0	0	0
0300	0	0	0	0	0	0	0	0	0	0	0	0	0	0	0	0	0	0	0	0	0	0	0	0	0	0	0	0	0	0
0400	1	0	0	0	0	0	0	0	1	0	0	0	0	0	0	0	0	0	0	0	0	0	0	0	0	0	0	0	0	0
0500	2	0	0	0	0	0	0	1	0	1	0	0	0	0	0	0	0	0	0	0	0	0	0	0	0	0	0	0	0	0
0600	9	0	0	0	0	0	0	4	3	2	0	0	0	0	0	0	0	0	0	0	0	0	0	0	0	0	0	0	0	0
0700	11	0	0	0	0	1	5	3	2	0	0	0	0	0	0	0	0	0	0	0	0	0	0	0	0	0	0	0	0	0
0800	**22**	**0**	**0**	**0**	**0**	**1**	**7**	**9**	**5**	**0**	**0**	**0**	**0**	**0**	**0**	**0**	**0**	**0**	**0**	**0**	**0**	**0**	**0**	**0**	**0**	**0**	**0**	**0**	**0**	**0**
0900	8	0	0	0	2	2	0	4	0	0	0	0	0	0	0	0	0	0	0	0	0	0	0	0	0	0	0	0	0	0
1000	10	0	0	0	2	1	3	2	2	0	0	0	0	0	0	0	0	0	0	0	0	0	0	0	0	0	0	0	0	0
1100	6	0	0	0	0	0	3	1	2	0	0	0	0	0	0	0	0	0	0	0	0	0	0	0	0	0	0	0	0	0
1200	8	0	0	0	0	0	3	4	1	0	0	0	0	0	0	0	0	0	0	0	0	0	0	0	0	0	0	0	0	0
1300	8	0	0	0	0	1	1	2	1	3	0	0	0	0	0	0	0	0	0	0	0	0	0	0	0	0	0	0	0	0
1400	6	0	0	0	0	0	0	1	2	3	0	0	0	0	0	0	0	0	0	0	0	0	0	0	0	0	0	0	0	0
1500	7	0	0	0	0	0	3	2	2	0	0	0	0	0	0	0	0	0	0	0	0	0	0	0	0	0	0	0	0	0
1600	9	0	0	0	0	0	2	2	2	2	1	0	0	0	0	0	0	0	0	0	0	0	0	0	0	0	0	0	0	0
1700	**16**	**0**	**0**	**1**	**1**	**1**	**4**	**5**	**2**	**1**	**1**	**0**	**0**	**0**	**0**	**0**	**0**	**0**	**0**	**0**	**0**	**0**	**0**	**0**	**0**	**0**	**0**	**0**	**0**	**0**
1800	13	0	0	0	1	3	7	2	0	0	0	0	0	0	0	0	0	0	0	0	0	0	0	0	0	0	0	0	0	0
1900	9	0	0	0	0	1	3	4	1	0	0	0	0	0	0	0	0	0	0	0	0	0	0	0	0	0	0	0	0	0
2000	3	0	0	0	0	0	1	1	0	1	0	0	0	0	0	0	0	0	0	0	0	0	0	0	0	0	0	0	0	0
2100	6	0	0	0	0	0	0	3	2	1	0	0	0	0	0	0	0	0	0	0	0	0	0	0	0	0	0	0	0	0
2200	5	0	0	0	0	1	0	1	3	0	0	0	0	0	0	0	0	0	0	0	0	0	0	0	0	0	0	0	0	0
2300	0	0	0	0	0	0	0	0	0	0	0	0	0	0	0	0	0	0	0	0	0	0	0	0	0	0	0	0	0	0
07-19	**124**	**0**	**0**	**1**	**6**	**10**	**38**	**37**	**21**	**9**	**2**	**0**	**0**	**0**	**0**	**0**	**0**	**0**	**0**	**0**	**0**	**0**	**0**	**0**	**0**	**0**	**0**	**0**	**0**	**0**
06-22	**151**	**0**	**0**	**1**	**6**	**11**	**42**	**49**	**27**	**13**	**2**	**0**	**0**	**0**	**0**	**0**	**0**	**0**	**0**	**0**	**0**	**0**	**0**	**0**	**0**	**0**	**0**	**0**	**0**	**0**
06-00	**156**	**0**	**0**	**1**	**6**	**12**	**42**	**50**	**30**	**13**	**2**	**0**	**0**	**0**	**0**	**0**	**0**	**0**	**0**	**0**	**0**	**0**	**0**	**0**	**0**	**0**	**0**	**0**	**0**	**0**
00-00	**160**	**0**	**0**	**1**	**6**	**12**	**43**	**51**	**31**	**14**	**2**	**0**	**0**	**0**	**0**	**0**	**0**	**0**	**0**	**0**	**0**	**0**	**0**	**0**	**0**	**0**	**0**	**0**	**0**	**0**

DRAFT

Site 2
Location Link Road, 45 metres east of N2 Junction
Direction Eastbound

3588 / Carrickmacross
January 2014
Automatic Traffic Count

Friday 10 January 2014

Time	Total	Speed Bins (km/h)																												
		0 - 5	5 - 10	10 - 15	15 - 20	20 - 25	25 - 30	30 - 35	35 - 40	40 - 45	45 - 50	50 - 55	55 - 60	60 - 65	65 - 70	70 - 75	75 - 80	80 - 85	85 - 90	90 - 95	95 - 100	100 - 105	105 - 110	110 - 115	115 - 120	120 - 125	125 - 130	130 - 135	135 - 140
0000	2	0	0	0	1	0	0	1	0	0	0	0	0	0	0	0	0	0	0	0	0	0	0	0	0	0	0	0	0	0
0100	0	0	0	0	0	0	0	0	0	0	0	0	0	0	0	0	0	0	0	0	0	0	0	0	0	0	0	0	0	0
0200	1	0	0	0	0	0	1	0	0	0	0	0	0	0	0	0	0	0	0	0	0	0	0	0	0	0	0	0	0	0
0300	0	0	0	0	0	0	0	0	0	0	0	0	0	0	0	0	0	0	0	0	0	0	0	0	0	0	0	0	0	0
0400	0	0	0	0	0	0	0	0	0	0	0	0	0	0	0	0	0	0	0	0	0	0	0	0	0	0	0	0	0	0
0500	4	0	0	0	0	1	0	1	1	1	0	0	0	0	0	0	0	0	0	0	0	0	0	0	0	0	0	0	0	0
0600	6	0	0	0	0	0	0	1	4	1	0	0	0	0	0	0	0	0	0	0	0	0	0	0	0	0	0	0	0	0
0700	8	0	0	0	0	1	1	3	2	1	0	0	0	0	0	0	0	0	0	0	0	0	0	0	0	0	0	0	0	0
0800	**16**	**0**	**0**	**0**	**0**	**0**	**1**	**5**	**8**	**2**	**0**	**0**	**0**	**0**	**0**	**0**	**0**	**0**	**0**	**0**	**0**	**0**	**0**	**0**	**0**	**0**	**0**	**0**	**0**	**0**
0900	12	0	0	0	1	0	0	3	5	3	0	0	0	0	0	0	0	0	0	0	0	0	0	0	0	0	0	0	0	0
1000	9	0	0	0	0	0	1	1	5	1	1	0	0	0	0	0	0	0	0	0	0	0	0	0	0	0	0	0	0	0
1100	7	0	0	0	0	0	1	3	2	0	1	0	0	0	0	0	0	0	0	0	0	0	0	0	0	0	0	0	0	0
1200	8	0	0	0	0	0	3	2	3	0	0	0	0	0	0	0	0	0	0	0	0	0	0	0	0	0	0	0	0	0
1300	11	0	0	0	0	1	0	5	4	1	0	0	0	0	0	0	0	0	0	0	0	0	0	0	0	0	0	0	0	0
1400	4	0	0	0	0	0	1	2	1	0	0	0	0	0	0	0	0	0	0	0	0	0	0	0	0	0	0	0	0	0
1500	10	0	0	0	0	1	0	5	3	1	0	0	0	0	0	0	0	0	0	0	0	0	0	0	0	0	0	0	0	0
1600	5	0	0	0	0	0	0	0	5	0	0	0	0	0	0	0	0	0	0	0	0	0	0	0	0	0	0	0	0	0
1700	9	0	0	0	0	1	1	3	3	1	0	0	0	0	0	0	0	0	0	0	0	0	0	0	0	0	0	0	0	0
1800	10	0	0	0	1	0	2	4	3	0	0	0	0	0	0	0	0	0	0	0	0	0	0	0	0	0	0	0	0	0
1900	**15**	**0**	**0**	**0**	**0**	**1**	**1**	**7**	**3**	**3**	**0**	**0**	**0**	**0**	**0**	**0**	**0**	**0**	**0**	**0**	**0**	**0**	**0**	**0**	**0**	**0**	**0**	**0**	**0**	**0**
2000	5	0	0	0	0	1	3	1	0	0	0	0	0	0	0	0	0	0	0	0	0	0	0	0	0	0	0	0	0	0
2100	2	0	0	0	0	0	0	0	2	0	0	0	0	0	0	0	0	0	0	0	0	0	0	0	0	0	0	0	0	0
2200	4	0	0	0	0	0	0	3	1	0	0	0	0	0	0	0	0	0	0	0	0	0	0	0	0	0	0	0	0	0
2300	5	0	0	0	0	0	3	1	1	0	0	0	0	0	0	0	0	0	0	0	0	0	0	0	0	0	0	0	0	0
07-19	**109**	**0**	**0**	**0**	**2**	**4**	**11**	**36**	**44**	**10**	**2**	**0**	**0**	**0**	**0**	**0**	**0**	**0**	**0**	**0**	**0**	**0**	**0**	**0**	**0**	**0**	**0**	**0**	**0**	**0**
06-22	**137**	**0**	**0**	**0**	**2**	**6**	**15**	**45**	**53**	**14**	**2**	**0**	**0**	**0**	**0**	**0**	**0**	**0**	**0**	**0**	**0**	**0**	**0**	**0**	**0**	**0**	**0**	**0**	**0**	**0**
06-00	**146**	**0**	**0**	**0**	**2**	**6**	**18**	**49**	**55**	**14**	**2**	**0**	**0**	**0**	**0**	**0**	**0**	**0**	**0**	**0**	**0**	**0**	**0**	**0**	**0**	**0**	**0**	**0**	**0**	**0**
00-00	**153**	**0**	**0**	**0**	**3**	**7**	**19**	**51**	**56**	**15**	**2**	**0**	**0**	**0**	**0**	**0**	**0**	**0**	**0**	**0**	**0**	**0**	**0**	**0**	**0**	**0**	**0**	**0**	**0**	**0**

DRAFT

Site 2
Location Link Road, 45 metres east of N2 Junction
Direction Eastbound

3588 / Carrickmacross
January 2014
Automatic Traffic Count

Virtual Day (7)

Time	Total	Speed Bins (km/h)																												
		0 - 5	5 - 10	10 - 15	15 - 20	20 - 25	25 - 30	30 - 35	35 - 40	40 - 45	45 - 50	50 - 55	55 - 60	60 - 65	65 - 70	70 - 75	75 - 80	80 - 85	85 - 90	90 - 95	95 - 100	100 - 105	105 - 110	110 - 115	115 - 120	120 - 125	125 - 130	130 - 135	135 - 140
0000	1	0	0	0	0	0	0	1	0	0	0	0	0	0	0	0	0	0	0	0	0	0	0	0	0	0	0	0	0	0
0100	1	0	0	0	0	0	0	0	0	0	0	0	0	0	0	0	0	0	0	0	0	0	0	0	0	0	0	0	0	0
0200	1	0	0	0	0	0	0	0	0	0	0	0	0	0	0	0	0	0	0	0	0	0	0	0	0	0	0	0	0	0
0300	1	0	0	0	0	0	0	0	0	0	0	0	0	0	0	0	0	0	0	0	0	0	0	0	0	0	0	0	0	0
0400	0	0	0	0	0	0	0	0	0	0	0	0	0	0	0	0	0	0	0	0	0	0	0	0	0	0	0	0	0	0
0500	3	0	0	0	0	0	0	0	1	1	0	0	0	0	0	0	0	0	0	0	0	0	0	0	0	0	0	0	0	0
0600	5	0	0	0	0	0	0	2	3	1	0	0	0	0	0	0	0	0	0	0	0	0	0	0	0	0	0	0	0	0
0700	7	0	0	0	0	0	2	2	2	0	0	0	0	0	0	0	0	0	0	0	0	0	0	0	0	0	0	0	0	0
0800	**14**	**0**	**0**	**0**	**0**	**0**	**2**	**5**	**6**	**1**	**0**	**0**	**0**	**0**	**0**	**0**	**0**	**0**	**0**	**0**	**0**	**0**	**0**	**0**	**0**	**0**	**0**	**0**	**0**	**0**
0900	8	0	0	0	1	0	1	3	2	1	0	0	0	0	0	0	0	0	0	0	0	0	0	0	0	0	0	0	0	0
1000	7	0	0	0	0	0	1	2	2	1	0	0	0	0	0	0	0	0	0	0	0	0	0	0	0	0	0	0	0	0
1100	9	0	0	0	0	1	1	3	4	1	0	0	0	0	0	0	0	0	0	0	0	0	0	0	0	0	0	0	0	0
1200	8	0	0	0	0	0	2	3	2	1	0	0	0	0	0	0	0	0	0	0	0	0	0	0	0	0	0	0	0	0
1300	9	0	0	0	0	1	1	3	3	1	0	0	0	0	0	0	0	0	0	0	0	0	0	0	0	0	0	0	0	0
1400	8	0	0	0	0	0	1	3	2	1	0	0	0	0	0	0	0	0	0	0	0	0	0	0	0	0	0	0	0	0
1500	9	0	0	0	0	0	1	4	3	1	0	0	0	0	0	0	0	0	0	0	0	0	0	0	0	0	0	0	0	0
1600	6	0	0	0	0	0	1	2	2	1	1	0	0	0	0	0	0	0	0	0	0	0	0	0	0	0	0	0	0	0
1700	**10**	**0**	**0**	**0**	**0**	**1**	**1**	**4**	**3**	**1**	**0**	**0**	**0**	**0**	**0**	**0**	**0**	**0**	**0**	**0**	**0**	**0**	**0**	**0**	**0**	**0**	**0**	**0**	**0**	**0**
1800	8	0	0	0	0	0	2	3	2	0	0	0	0	0	0	0	0	0	0	0	0	0	0	0	0	0	0	0	0	0
1900	7	0	0	0	0	0	1	2	3	1	0	0	0	0	0	0	0	0	0	0	0	0	0	0	0	0	0	0	0	0
2000	3	0	0	0	0	0	1	1	1	0	0	0	0	0	0	0	0	0	0	0	0	0	0	0	0	0	0	0	0	0
2100	4	0	0	0	0	0	1	1	1	0	0	0	0	0	0	0	0	0	0	0	0	0	0	0	0	0	0	0	0	0
2200	2	0	0	0	0	0	0	1	1	0	0	0	0	0	0	0	0	0	0	0	0	0	0	0	0	0	0	0	0	0
2300	3	0	0	0	0	0	1	2	0	0	0	0	0	0	0	0	0	0	0	0	0	0	0	0	0	0	0	0	0	0
07-19	**103**	**0**	**0**	**0**	**2**	**5**	**16**	**36**	**33**	**9**	**1**	**0**	**0**	**0**	**0**	**0**	**0**	**0**	**0**	**0**	**0**	**0**	**0**	**0**	**0**	**0**	**0**	**0**	**0**	**0**
06-22	**122**	**0**	**0**	**0**	**2**	**6**	**19**	**42**	**40**	**12**	**1**	**0**	**0**	**0**	**0**	**0**	**0**	**0**	**0**	**0**	**0**	**0**	**0**	**0**	**0**	**0**	**0**	**0**	**0**	**0**
06-00	**128**	**0**	**0**	**0**	**2**	**6**	**20**	**45**	**41**	**13**	**2**	**0**	**0**	**0**	**0**	**0**	**0**	**0**	**0**	**0**	**0**	**0**	**0**	**0**	**0**	**0**	**0**	**0**	**0**	**0**
00-00	**135**	**0**	**0**	**0**	**2**	**7**	**21**	**46**	**42**	**13**	**2**	**0**	**0**	**0**	**0**	**0**	**0**	**0**	**0**	**0**	**0**	**0**	**0**	**0**	**0**	**0**	**0**	**0**	**0**	**0**

DRAFT

Site 2
Location Link Road, 45 metres east of N2 Junction
Direction Eastbound

3588 / Carrickmacross
January 2014
Automatic Traffic Count

Virtual Week (1)

Time	Total	Speed Bins (km/h)																												
		0 - 5	5 - 10	10 - 15	15 - 20	20 - 25	25 - 30	30 - 35	35 - 40	40 - 45	45 - 50	50 - 55	55 - 60	60 - 65	65 - 70	70 - 75	75 - 80	80 - 85	85 - 90	90 - 95	95 - 100	100 - 105	105 - 110	110 - 115	115 - 120	120 - 125	125 - 130	130 - 135	135 - 140
Mon	138	0	0	1	0	5	14	61	43	12	2	0	0	0	0	0	0	0	0	0	0	0	0	0	0	0	0	0	0	0
Tue	138	0	0	0	2	9	11	40	52	21	3	0	0	0	0	0	0	0	0	0	0	0	0	0	0	0	0	0	0	0
Wed	148	0	0	0	1	5	18	50	62	10	2	0	0	0	0	0	0	0	0	0	0	0	0	0	0	0	0	0	0	0
Thu	160	0	0	1	6	12	43	51	31	14	2	0	0	0	0	0	0	0	0	0	0	0	0	0	0	0	0	0	0	0
Fri	153	0	0	0	3	7	19	51	56	15	2	0	0	0	0	0	0	0	0	0	0	0	0	0	0	0	0	0	0	0
|Sat	114	0	0	0	3	7	29	36	25	14	0	0	0	0	0	0	0	0	0	0	0	0	0	0	0	0	0	0	0	0
|Sun	94	0	0	0	1	6	15	36	27	8	1	0	0	0	0	0	0	0	0	0	0	0	0	0	0	0	0	0	0	0
5 Day Ave.	**147**	**0**	**0**	**0**	**2**	**8**	**21**	**51**	**49**	**14**	**2**	**0**	**0**	**0**	**0**	**0**	**0**	**0**	**0**	**0**	**0**	**0**	**0**	**0**	**0**	**0**	**0**	**0**	**0**	**0**
7 Day Ave.	**135**	**0**	**0**	**0**	**2**	**7**	**21**	**46**	**42**	**13**	**2**	**0**	**0**	**0**	**0**	**0**	**0**	**0**	**0**	**0**	**0**	**0**	**0**	**0**	**0**	**0**	**0**	**0**	**0**	**0**
--	**945**	**0**	**0**	**2**	**16**	**51**	**149**	**325**	**296**	**94**	**12**	**0**	**0**	**0**	**0**	**0**	**0**	**0**	**0**	**0**	**0**	**0**	**0**	**0**	**0**	**0**	**0**	**0**	**0**	**0**

DRAFT

Summary Graphs

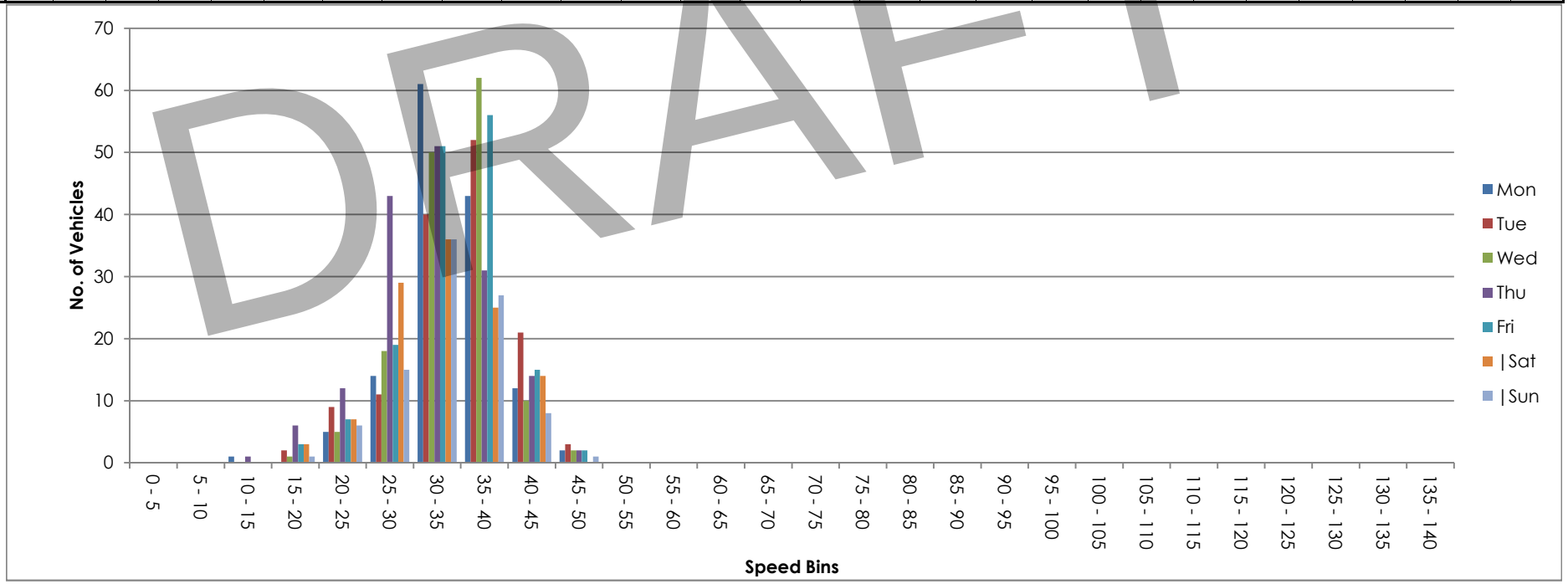

Site 2
Location Link Road, 45 metres east of N2 Junction
Direction Westbound

3588 / Carrickmacross
January 2014
Automatic Traffic Count

Saturday 04 January 2014

Time	Total	Classification												>PSL	>PSL%	>SL1	>SL1%	>SL2	>SL2%	Mean	Vpp
		1 MCL	2 SV	3 SVT	4 TB2	5 TB3	6 T4	7 ART3	8 ART4	9 ART5	10 ART6	11 BD	12 DRT	100	100	105 +5kph	105 +5kph	110 +10kph	110 +10kph		85
0000	4	0	4	0	0	0	0	0	0	0	0	0	0	0	0	0	0	0	0	32.8	-
0100	1	0	1	0	0	0	0	0	0	0	0	0	0	0	0	0	0	0	0	26.1	-
0200	1	0	1	0	0	0	0	0	0	0	0	0	0	0	0	0	0	0	0	40.1	-
0300	1	0	1	0	0	0	0	0	0	0	0	0	0	0	0	0	0	0	0	38	-
0400	0	0	0	0	0	0	0	0	0	0	0	0	0	0	0	0	0	0	0	-	-
0500	0	0	0	0	0	0	0	0	0	0	0	0	0	0	0	0	0	0	0	-	-
0600	0	0	0	0	0	0	0	0	0	0	0	0	0	0	0	0	0	0	0	-	-
0700	3	0	3	0	0	0	0	0	0	0	0	0	0	0	0	0	0	0	0	31	-
0800	0	0	0	0	0	0	0	0	0	0	0	0	0	0	0	0	0	0	0	-	-
0900	5	0	2	0	2	1	0	0	0	0	0	0	0	0	0	0	0	0	0	29.9	-
1000	5	0	3	0	0	1	0	0	1	0	0	0	0	0	0	0	0	0	0	33.9	-
1100	**12**	**0**	**9**	**2**	**0**	**0**	**0**	**0**	**0**	**1**	**0**	**0**	**0**	**0**	**0**	**0**	**0**	**0**	**0**	**32.8**	**36.7**
1200	**21**	**0**	**19**	**1**	**1**	**0**	**0**	**0**	**0**	**0**	**0**	**0**	**0**	**0**	**0**	**0**	**0**	**0**	**0**	**31.3**	**35.6**
1300	17	0	15	1	1	0	0	0	0	0	0	0	0	0	0	0	0	0	0	36.3	40.7
1400	17	0	14	2	1	0	0	0	0	0	0	0	0	0	0	0	0	0	0	35.8	39.2
1500	7	0	3	2	2	0	0	0	0	0	0	0	0	0	0	0	0	0	0	33.8	-
1600	5	0	5	0	0	0	0	0	0	0	0	0	0	0	0	0	0	0	0	37.3	-
1700	9	0	9	0	0	0	0	0	0	0	0	0	0	0	0	0	0	0	0	32	-
1800	11	0	11	0	0	0	0	0	0	0	0	0	0	0	0	0	0	0	0	33.1	37.4
1900	6	0	6	0	0	0	0	0	0	0	0	0	0	0	0	0	0	0	0	32.5	-
2000	13	0	13	0	0	0	0	0	0	0	0	0	0	0	0	0	0	0	0	34.8	40
2100	7	0	6	0	1	0	0	0	0	0	0	0	0	0	0	0	0	0	0	31.4	-
2200	1	0	1	0	0	0	0	0	0	0	0	0	0	0	0	0	0	0	0	48.2	-
2300	1	0	1	0	0	0	0	0	0	0	0	0	0	0	0	0	0	0	0	19.3	-
07-19	**112**	**0**	**93**	**8**	**7**	**2**	**0**	**0**	**1**	**1**	**0**	**0**	**0**	**0**	**0**	**0**	**0**	**0**	**0**	**33.6**	**38.9**
06-22	**138**	**0**	**118**	**8**	**8**	**2**	**0**	**0**	**1**	**1**	**0**	**0**	**0**	**0**	**0**	**0**	**0**	**0**	**0**	**33.6**	**39.6**
06-00	**140**	**0**	**120**	**8**	**8**	**2**	**0**	**0**	**1**	**1**	**0**	**0**	**0**	**0**	**0**	**0**	**0**	**0**	**0**	**33.6**	**39.6**
00-00	**147**	**0**	**127**	**8**	**8**	**2**	**0**	**0**	**1**	**1**	**0**	**0**	**0**	**0**	**0**	**0**	**0**	**0**	**0**	**33.6**	**40**

DRAFT

Site 2
Location Link Road, 45 metres east of N2 Junction
Direction Westbound

3588 / Carrickmacross
January 2014
Automatic Traffic Count

Sunday 05 January 2014

Time	Total	Classification												>PSL	>PSL%	>SL1	>SL1%	>SL2	>SL2%	Mean	Vpp
		1 MCL	2 SV	3 SVT	4 TB2	5 TB3	6 T4	7 ART3	8 ART4	9 ART5	10 ART6	11 BD	12 DRT	100	100	105 +5kph	105 +5kph	110 +10kph	110 +10kph		85
0000	2	0	2	0	0	0	0	0	0	0	0	0	0	0	0	0	0	0	0	30.6	-
0100	1	0	1	0	0	0	0	0	0	0	0	0	0	0	0	0	0	0	0	36	-
0200	1	0	0	0	1	0	0	0	0	0	0	0	0	0	0	0	0	0	0	36.7	-
0300	0	0	0	0	0	0	0	0	0	0	0	0	0	0	0	0	0	0	0	-	-
0400	0	0	0	0	0	0	0	0	0	0	0	0	0	0	0	0	0	0	0	-	-
0500	0	0	0	0	0	0	0	0	0	0	0	0	0	0	0	0	0	0	0	-	-
0600	0	0	0	0	0	0	0	0	0	0	0	0	0	0	0	0	0	0	0	-	-
0700	2	0	2	0	0	0	0	0	0	0	0	0	0	0	0	0	0	0	0	28.3	-
0800	2	0	2	0	0	0	0	0	0	0	0	0	0	0	0	0	0	0	0	28.3	-
0900	1	0	1	0	0	0	0	0	0	0	0	0	0	0	0	0	0	0	0	32.6	-
1000	1	0	1	0	0	0	0	0	0	0	0	0	0	0	0	0	0	0	0	36.7	-
1100	**3**	**0**	**3**	**0**	**0**	**0**	**0**	**0**	**0**	**0**	**0**	**0**	**0**	**0**	**0**	**0**	**0**	**0**	**0**	**34.1**	**-**
1200	9	0	8	0	1	0	0	0	0	0	0	0	0	0	0	0	0	0	0	33.6	-
1300	12	0	11	0	1	0	0	0	0	0	0	0	0	0	0	0	0	0	0	35.3	37.1
1400	**17**	**0**	**17**	**0**	**0**	**0**	**0**	**0**	**0**	**0**	**0**	**0**	**0**	**0**	**0**	**0**	**0**	**0**	**0**	**35.2**	**40.3**
1500	9	0	8	0	1	0	0	0	0	0	0	0	0	0	0	0	0	0	0	34.8	-
1600	5	0	5	0	0	0	0	0	0	0	0	0	0	0	0	0	0	0	0	36.2	-
1700	8	0	8	0	0	0	0	0	0	0	0	0	0	0	0	0	0	0	0	32	-
1800	8	0	7	1	0	0	0	0	0	0	0	0	0	0	0	0	0	0	0	32.2	-
1900	4	0	4	0	0	0	0	0	0	0	0	0	0	0	0	0	0	0	0	31.8	-
2000	8	0	7	0	1	0	0	0	0	0	0	0	0	0	0	0	0	0	0	34.5	-
2100	7	0	7	0	0	0	0	0	0	0	0	0	0	0	0	0	0	0	0	31.1	-
2200	6	0	6	0	0	0	0	0	0	0	0	0	0	0	0	0	0	0	0	36.2	-
2300	3	0	3	0	0	0	0	0	0	0	0	0	0	0	0	0	0	0	0	31.1	-
07-19	**77**	**0**	**73**	**1**	**3**	**0**	**0**	**0**	**0**	**0**	**0**	**0**	**0**	**0**	**0**	**0**	**0**	**0**	**0**	**34**	**39.6**
06-22	**96**	**0**	**91**	**1**	**4**	**0**	**0**	**0**	**0**	**0**	**0**	**0**	**0**	**0**	**0**	**0**	**0**	**0**	**0**	**33.7**	**39.6**
06-00	**105**	**0**	**100**	**1**	**4**	**0**	**0**	**0**	**0**	**0**	**0**	**0**	**0**	**0**	**0**	**0**	**0**	**0**	**0**	**33.8**	**39.2**
00-00	**109**	**0**	**103**	**1**	**5**	**0**	**0**	**0**	**0**	**0**	**0**	**0**	**0**	**0**	**0**	**0**	**0**	**0**	**0**	**33.8**	**39.2**

DRAFT

Site 2
Location Link Road, 45 metres east of N2 Junction
Direction Westbound

3588 / Carrickmacross
January 2014
Automatic Traffic Count

Monday 06 January 2014

Time	Total	Classification												>PSL	>PSL%	>SL1	>SL1%	>SL2	>SL2%	Mean	Vpp
		1 MCL	2 SV	3 SVT	4 TB2	5 TB3	6 T4	7 ART3	8 ART4	9 ART5	10 ART6	11 BD	12 DRT	100	100	105 +5kph	105 +5kph	110 +10kph	110 +10kph		85
0000	1	0	1	0	0	0	0	0	0	0	0	0	0	0	0	0	0	0	0	39.2	-
0100	0	0	0	0	0	0	0	0	0	0	0	0	0	0	0	0	0	0	0	-	-
0200	0	0	0	0	0	0	0	0	0	0	0	0	0	0	0	0	0	0	0	-	-
0300	1	0	1	0	0	0	0	0	0	0	0	0	0	0	0	0	0	0	0	35.6	-
0400	0	0	0	0	0	0	0	0	0	0	0	0	0	0	0	0	0	0	0	-	-
0500	1	0	0	0	1	0	0	0	0	0	0	0	0	0	0	0	0	0	0	31.1	-
0600	0	0	0	0	0	0	0	0	0	0	0	0	0	0	0	0	0	0	0	-	-
0700	8	0	8	0	0	0	0	0	0	0	0	0	0	0	0	0	0	0	0	35.8	-
0800	**11**	**0**	**8**	**1**	**1**	**0**	**0**	**0**	**0**	**1**	**0**	**0**	**0**	**0**	**0**	**0**	**0**	**0**	**0**	**30.9**	**36**
0900	3	0	2	0	1	0	0	0	0	0	0	0	0	0	0	0	0	0	0	34.2	-
1000	8	0	7	0	0	1	0	0	0	0	0	0	0	0	0	0	0	0	0	35.3	-
1100	5	0	5	0	0	0	0	0	0	0	0	0	0	0	0	0	0	0	0	35	-
1200	7	0	6	0	1	0	0	0	0	0	0	0	0	0	0	0	0	0	0	37.8	-
1300	6	0	6	0	0	0	0	0	0	0	0	0	0	0	0	0	0	0	0	35.7	-
1400	7	0	5	0	2	0	0	0	0	0	0	0	0	0	0	0	0	0	0	29.8	-
1500	13	0	11	0	2	0	0	0	0	0	0	0	0	0	0	0	0	0	0	35.1	41.8
1600	8	0	8	0	0	0	0	0	0	0	0	0	0	0	0	0	0	0	0	32	-
1700	**18**	**0**	**15**	**0**	**3**	**0**	**0**	**0**	**0**	**0**	**0**	**0**	**0**	**0**	**0**	**0**	**0**	**0**	**0**	**36.2**	**39.6**
1800	5	0	4	0	1	0	0	0	0	0	0	0	0	0	0	0	0	0	0	33.4	-
1900	7	0	7	0	0	0	0	0	0	0	0	0	0	0	0	0	0	0	0	34.5	-
2000	0	0	0	0	0	0	0	0	0	0	0	0	0	0	0	0	0	0	0	-	-
2100	2	0	2	0	0	0	0	0	0	0	0	0	0	0	0	0	0	0	0	34.8	-
2200	3	0	3	0	0	0	0	0	0	0	0	0	0	0	0	0	0	0	0	34.5	-
2300	0	0	0	0	0	0	0	0	0	0	0	0	0	0	0	0	0	0	0	-	-
07-19	**99**	**0**	**85**	**1**	**11**	**1**	**0**	**0**	**0**	**1**	**0**	**0**	**0**	**0**	**0**	**0**	**0**	**0**	**0**	**34.4**	**39.6**
06-22	**108**	**0**	**94**	**1**	**11**	**1**	**0**	**0**	**0**	**1**	**0**	**0**	**0**	**0**	**0**	**0**	**0**	**0**	**0**	**34.4**	**39.6**
06-00	**111**	**0**	**97**	**1**	**11**	**1**	**0**	**0**	**0**	**1**	**0**	**0**	**0**	**0**	**0**	**0**	**0**	**0**	**0**	**34.4**	**39.2**
00-00	**114**	**0**	**99**	**1**	**12**	**1**	**0**	**0**	**0**	**1**	**0**	**0**	**0**	**0**	**0**	**0**	**0**	**0**	**0**	**34.4**	**39.2**

DRAFT

Site 2
Location Link Road, 45 metres east of N2 Junction
Direction Westbound

3588 / Carrickmacross
January 2014
Automatic Traffic Count

Tuesday 07 January 2014

Time	Total	Classification												>PSL	>PSL%	>SL1	>SL1%	>SL2	>SL2%	Mean	Vpp
		1 MCL	2 SV	3 SVT	4 TB2	5 TB3	6 T4	7 ART3	8 ART4	9 ART5	10 ART6	11 BD	12 DRT	100	100	105 +5kph	105 +5kph	110 +10kph	110 +10kph		85
0000	1	0	1	0	0	0	0	0	0	0	0	0	0	0	0	0	0	0	0	27.3	-
0100	0	0	0	0	0	0	0	0	0	0	0	0	0	0	0	0	0	0	0	-	-
0200	0	0	0	0	0	0	0	0	0	0	0	0	0	0	0	0	0	0	0	-	-
0300	0	0	0	0	0	0	0	0	0	0	0	0	0	0	0	0	0	0	0	-	-
0400	0	0	0	0	0	0	0	0	0	0	0	0	0	0	0	0	0	0	0	-	-
0500	0	0	0	0	0	0	0	0	0	0	0	0	0	0	0	0	0	0	0	-	-
0600	2	0	2	0	0	0	0	0	0	0	0	0	0	0	0	0	0	0	0	38	-
0700	11	0	9	0	2	0	0	0	0	0	0	0	0	0	0	0	0	0	0	34.2	38.2
0800	**13**	**0**	**13**	**0**	**0**	**0**	**0**	**0**	**0**	**0**	**0**	**0**	**0**	**0**	**0**	**0**	**0**	**0**	**0**	**35.9**	**39.2**
0900	10	0	8	0	1	1	0	0	0	0	0	0	0	0	0	0	0	0	0	31.7	-
1000	10	0	7	1	1	0	0	0	0	0	1	0	0	0	0	0	0	0	0	31.4	-
1100	5	0	4	0	1	0	0	0	0	0	0	0	0	0	0	0	0	0	0	32.1	-
1200	7	0	7	0	0	0	0	0	0	0	0	0	0	0	0	0	0	0	0	30.1	-
1300	17	0	14	0	2	0	0	0	0	0	1	0	0	0	0	0	0	0	0	37.2	43.2
1400	9	0	7	0	2	0	0	0	0	0	0	0	0	0	0	0	0	0	0	37.2	-
1500	12	0	12	0	0	0	0	0	0	0	0	0	0	0	0	0	0	0	0	36.7	43.6
1600	6	0	5	1	0	0	0	0	0	0	0	0	0	0	0	0	0	0	0	33	-
1700	**19**	**0**	**14**	**0**	**4**	**0**	**0**	**0**	**1**	**0**	**0**	**0**	**0**	**0**	**0**	**0**	**0**	**0**	**0**	**35.6**	**39.6**
1800	11	0	9	0	2	0	0	0	0	0	0	0	0	0	0	0	0	0	0	36.7	42.1
1900	16	0	16	0	0	0	0	0	0	0	0	0	0	0	0	0	0	0	0	37.3	42.1
2000	8	0	7	0	1	0	0	0	0	0	0	0	0	0	0	0	0	0	0	34	-
2100	6	0	4	0	2	0	0	0	0	0	0	0	0	0	0	0	0	0	0	31.1	-
2200	2	0	2	0	0	0	0	0	0	0	0	0	0	0	0	0	0	0	0	35.8	-
2300	0	0	0	0	0	0	0	0	0	0	0	0	0	0	0	0	0	0	0	-	-
07-19	**130**	**0**	**109**	**2**	**15**	**1**	**0**	**0**	**1**	**0**	**2**	**0**	**0**	**0**	**0**	**0**	**0**	**0**	**0**	**34.9**	**41.8**
06-22	**162**	**0**	**138**	**2**	**18**	**1**	**0**	**0**	**1**	**0**	**2**	**0**	**0**	**0**	**0**	**0**	**0**	**0**	**0**	**35**	**41.8**
06-00	**164**	**0**	**140**	**2**	**18**	**1**	**0**	**0**	**1**	**0**	**2**	**0**	**0**	**0**	**0**	**0**	**0**	**0**	**0**	**35**	**41.4**
00-00	**165**	**0**	**141**	**2**	**18**	**1**	**0**	**0**	**1**	**0**	**2**	**0**	**0**	**0**	**0**	**0**	**0**	**0**	**0**	**34.9**	**41.4**

DRAFT

Site 2
Location Link Road, 45 metres east of N2 Junction
Direction Westbound

3588 / Carrickmacross
January 2014
Automatic Traffic Count

Wednesday 08 January 2014

Time	Total	Classification												>PSL	>PSL%	>SL1	>SL1%	>SL2	>SL2%	Mean	Vpp
		1 MCL	2 SV	3 SVT	4 TB2	5 TB3	6 T4	7 ART3	8 ART4	9 ART5	10 ART6	11 BD	12 DRT	100	100	105 +5kph	105 +5kph	110 +10kph	110 +10kph		85
0000	2	0	2	0	0	0	0	0	0	0	0	0	0	0	0	0	0	0	0	41.4	-
0100	0	0	0	0	0	0	0	0	0	0	0	0	0	0	0	0	0	0	0	-	-
0200	0	0	0	0	0	0	0	0	0	0	0	0	0	0	0	0	0	0	0	-	-
0300	0	0	0	0	0	0	0	0	0	0	0	0	0	0	0	0	0	0	0	-	-
0400	0	0	0	0	0	0	0	0	0	0	0	0	0	0	0	0	0	0	0	-	-
0500	0	0	0	0	0	0	0	0	0	0	0	0	0	0	0	0	0	0	0	-	-
0600	3	0	2	0	1	0	0	0	0	0	0	0	0	0	0	0	0	0	0	40.4	-
0700	9	0	9	0	0	0	0	0	0	0	0	0	0	0	0	0	0	0	0	35.9	-
0800	5	0	5	0	0	0	0	0	0	0	0	0	0	0	0	0	0	0	0	37.4	-
0900	**10**	**0**	**8**	**0**	**1**	**1**	**0**	**0**	**0**	**0**	**0**	**0**	**0**	**0**	**0**	**0**	**0**	**0**	**0**	**35.1**	**-**
1000	8	0	6	0	2	0	0	0	0	0	0	0	0	0	0	0	0	0	0	34.9	-
1100	9	0	8	0	1	0	0	0	0	0	0	0	0	0	0	0	0	0	0	32.3	-
1200	7	0	4	0	3	0	0	0	0	0	0	0	0	0	0	0	0	0	0	32.1	-
1300	7	0	7	0	0	0	0	0	0	0	0	0	0	0	0	0	0	0	0	36.2	-
1400	8	0	7	0	1	0	0	0	0	0	0	0	0	0	0	0	0	0	0	33.1	-
1500	9	0	8	0	1	0	0	0	0	0	0	0	0	0	0	0	0	0	0	33.3	-
1600	15	0	11	1	0	0	2	0	0	1	0	0	0	0	0	0	0	0	0	33.9	37.1
1700	**18**	**0**	**13**	**1**	**4**	**0**	**0**	**0**	**0**	**0**	**0**	**0**	**0**	**0**	**0**	**0**	**0**	**0**	**0**	**35.3**	**38.5**
1800	13	0	11	0	1	1	0	0	0	0	0	0	0	0	0	0	0	0	0	33.9	40.7
1900	6	0	5	0	1	0	0	0	0	0	0	0	0	0	0	0	0	0	0	39.1	-
2000	6	0	6	0	0	0	0	0	0	0	0	0	0	0	0	0	0	0	0	33.4	-
2100	2	0	2	0	0	0	0	0	0	0	0	0	0	0	0	0	0	0	0	35.4	-
2200	4	0	3	0	1	0	0	0	0	0	0	0	0	0	0	0	0	0	0	32.5	-
2300	0	0	0	0	0	0	0	0	0	0	0	0	0	0	0	0	0	0	0	-	-
07-19	**118**	**0**	**97**	**2**	**14**	**2**	**2**	**0**	**0**	**1**	**0**	**0**	**0**	**0**	**0**	**0**	**0**	**0**	**0**	**34.4**	**39.2**
06-22	**135**	**0**	**112**	**2**	**16**	**2**	**2**	**0**	**0**	**1**	**0**	**0**	**0**	**0**	**0**	**0**	**0**	**0**	**0**	**34.7**	**39.6**
06-00	**139**	**0**	**115**	**2**	**17**	**2**	**2**	**0**	**0**	**1**	**0**	**0**	**0**	**0**	**0**	**0**	**0**	**0**	**0**	**34.7**	**39.2**
00-00	**141**	**0**	**117**	**2**	**17**	**2**	**2**	**0**	**0**	**1**	**0**	**0**	**0**	**0**	**0**	**0**	**0**	**0**	**0**	**34.7**	**39.6**

DRAFT

Site 2
Location Link Road, 45 metres east of N2 Junction
Direction Westbound

3588 / Carrickmacross
January 2014
Automatic Traffic Count

Thursday 09 January 2014

Time	Total	Classification												>PSL	>PSL%	>SL1	>SL1%	>SL2	>SL2%	Mean	Vpp
		1 MCL	2 SV	3 SVT	4 TB2	5 TB3	6 T4	7 ART3	8 ART4	9 ART5	10 ART6	11 BD	12 DRT	100	100	105 +5kph	105 +5kph	110 +10kph	110 +10kph		85
0000	1	0	1	0	0	0	0	0	0	0	0	0	0	0	0	0	0	0	0	38.8	-
0100	0	0	0	0	0	0	0	0	0	0	0	0	0	0	0	0	0	0	0	-	-
0200	0	0	0	0	0	0	0	0	0	0	0	0	0	0	0	0	0	0	0	-	-
0300	0	0	0	0	0	0	0	0	0	0	0	0	0	0	0	0	0	0	0	-	-
0400	0	0	0	0	0	0	0	0	0	0	0	0	0	0	0	0	0	0	0	-	-
0500	0	0	0	0	0	0	0	0	0	0	0	0	0	0	0	0	0	0	0	-	-
0600	1	0	1	0	0	0	0	0	0	0	0	0	0	0	0	0	0	0	0	37.8	-
0700	6	0	6	0	0	0	0	0	0	0	0	0	0	0	0	0	0	0	0	36	-
0800	9	0	8	0	0	1	0	0	0	0	0	0	0	0	0	0	0	0	0	29.7	-
0900	**11**	**0**	**10**	**0**	**0**	**0**	**1**	**0**	**0**	**0**	**0**	**0**	**0**	**0**	**0**	**0**	**0**	**0**	**0**	**34**	**38.5**
1000	1	0	1	0	0	0	0	0	0	0	0	0	0	0	0	0	0	0	0	30.8	-
1100	6	0	3	1	1	1	0	0	0	0	0	0	0	0	0	0	0	0	0	31.3	-
1200	10	0	7	0	2	0	0	0	0	1	0	0	0	0	0	0	0	0	0	33.2	-
1300	4	0	4	0	0	0	0	0	0	0	0	0	0	0	0	0	0	0	0	34.1	-
1400	11	0	8	1	2	0	0	0	0	0	0	0	0	0	0	0	0	0	0	36.5	42.1
1500	4	0	3	0	1	0	0	0	0	0	0	0	0	0	0	0	0	0	0	25	-
1600	9	0	7	1	0	0	1	0	0	0	0	0	0	0	0	0	0	0	0	34.2	-
1700	**18**	**0**	**15**	**0**	**3**	**0**	**0**	**0**	**0**	**0**	**0**	**0**	**0**	**0**	**0**	**0**	**0**	**0**	**0**	**34.1**	**37.8**
1800	10	0	8	0	2	0	0	0	0	0	0	0	0	0	0	0	0	0	0	34.9	-
1900	16	0	14	0	2	0	0	0	0	0	0	0	0	0	0	0	0	0	0	34.2	39.6
2000	9	0	9	0	0	0	0	0	0	0	0	0	0	0	0	0	0	0	0	37.8	-
2100	7	0	6	0	0	0	0	1	0	0	0	0	0	0	0	0	0	0	0	34.9	-
2200	4	0	4	0	0	0	0	0	0	0	0	0	0	0	0	0	0	0	0	33.9	-
2300	0	0	0	0	0	0	0	0	0	0	0	0	0	0	0	0	0	0	0	-	-
07-19	**99**	**0**	**80**	**3**	**11**	**2**	**2**	**0**	**0**	**1**	**0**	**0**	**0**	**0**	**0**	**0**	**0**	**0**	**0**	**33.5**	**39.2**
06-22	**132**	**0**	**110**	**3**	**13**	**2**	**2**	**1**	**0**	**1**	**0**	**0**	**0**	**0**	**0**	**0**	**0**	**0**	**0**	**34**	**40**
06-00	**136**	**0**	**114**	**3**	**13**	**2**	**2**	**1**	**0**	**1**	**0**	**0**	**0**	**0**	**0**	**0**	**0**	**0**	**0**	**34**	**40**
00-00	**137**	**0**	**115**	**3**	**13**	**2**	**2**	**1**	**0**	**1**	**0**	**0**	**0**	**0**	**0**	**0**	**0**	**0**	**0**	**34**	**40**

DRAFT

Site 2
Location Link Road, 45 metres east of N2 Junction
Direction Westbound

3588 / Carrickmacross
January 2014
Automatic Traffic Count

Friday 10 January 2014

Time	Total	Classification												>PSL	>PSL%	>SL1	>SL1%	>SL2	>SL2%	Mean	Vpp
		1 MCL	2 SV	3 SVT	4 TB2	5 TB3	6 T4	7 ART3	8 ART4	9 ART5	10 ART6	11 BD	12 DRT	100	100	105 +5kph	105 +5kph	110 +10kph	110 +10kph		85
0000	1	0	1	0	0	0	0	0	0	0	0	0	0	0	0	0	0	0	0	26.3	-
0100	2	0	2	0	0	0	0	0	0	0	0	0	0	0	0	0	0	0	0	33	-
0200	0	0	0	0	0	0	0	0	0	0	0	0	0	0	0	0	0	0	0	-	-
0300	0	0	0	0	0	0	0	0	0	0	0	0	0	0	0	0	0	0	0	-	-
0400	0	0	0	0	0	0	0	0	0	0	0	0	0	0	0	0	0	0	0	-	-
0500	0	0	0	0	0	0	0	0	0	0	0	0	0	0	0	0	0	0	0	-	-
0600	3	0	2	0	0	0	0	0	0	0	1	0	0	0	0	0	0	0	0	30.1	-
0700	**12**	**0**	**11**	**0**	**1**	**0**	**0**	**0**	**0**	**0**	**0**	**0**	**0**	**0**	**0**	**0**	**0**	**0**	**0**	**36.3**	**42.8**
0800	9	0	8	0	1	0	0	0	0	0	0	0	0	0	0	0	0	0	0	33.2	-
0900	10	0	9	1	0	0	0	0	0	0	0	0	0	0	0	0	0	0	0	35.8	-
1000	4	0	3	0	1	0	0	0	0	0	0	0	0	0	0	0	0	0	0	35.4	-
1100	6	0	5	0	0	0	0	0	0	1	0	0	0	0	0	0	0	0	0	37.7	-
1200	8	0	7	0	1	0	0	0	0	0	0	0	0	0	0	0	0	0	0	38.3	-
1300	13	0	13	0	0	0	0	0	0	0	0	0	0	0	0	0	0	0	0	33.2	39.6
1400	13	0	10	0	3	0	0	0	0	0	0	0	0	0	0	0	0	0	0	34.7	37.1
1500	10	0	9	0	1	0	0	0	0	0	0	0	0	0	0	0	0	0	0	34.4	-
1600	5	0	4	0	1	0	0	0	0	0	0	0	0	0	0	0	0	0	0	37.9	-
1700	14	0	12	0	2	0	0	0	0	0	0	0	0	0	0	0	0	0	0	36.2	40.3
1800	**17**	**0**	**16**	**0**	**1**	**0**	**0**	**0**	**0**	**0**	**0**	**0**	**0**	**0**	**0**	**0**	**0**	**0**	**0**	**33.5**	**37.1**
1900	11	0	10	0	1	0	0	0	0	0	0	0	0	0	0	0	0	0	0	34.6	37.4
2000	6	0	6	0	0	0	0	0	0	0	0	0	0	0	0	0	0	0	0	34.9	-
2100	3	0	3	0	0	0	0	0	0	0	0	0	0	0	0	0	0	0	0	33.6	-
2200	4	0	2	0	2	0	0	0	0	0	0	0	0	0	0	0	0	0	0	31.9	-
2300	4	0	3	0	1	0	0	0	0	0	0	0	0	0	0	0	0	0	0	28.2	-
07-19	**121**	**0**	**107**	**1**	**12**	**0**	**0**	**0**	**0**	**1**	**0**	**0**	**0**	**0**	**0**	**0**	**0**	**0**	**0**	**35.2**	**40.7**
06-22	**144**	**0**	**128**	**1**	**13**	**0**	**0**	**0**	**0**	**1**	**1**	**0**	**0**	**0**	**0**	**0**	**0**	**0**	**0**	**35**	**40.7**
06-00	**152**	**0**	**133**	**1**	**16**	**0**	**0**	**0**	**0**	**1**	**1**	**0**	**0**	**0**	**0**	**0**	**0**	**0**	**0**	**34.7**	**40.3**
00-00	**155**	**0**	**136**	**1**	**16**	**0**	**0**	**0**	**0**	**1**	**1**	**0**	**0**	**0**	**0**	**0**	**0**	**0**	**0**	**34.7**	**40.7**

DRAFT

Site 2
Location Link Road, 45 metres east of N2 Junction
Direction Westbound

3588 / Carrickmacross
January 2014
Automatic Traffic Count

Virtual Day (7)

Time	Total	Classification												>PSL	>PSL%	>SL1	>SL1%	>SL2	>SL2%	Mean	Vpp
		1 MCL	2 SV	3 SVT	4 TB2	5 TB3	6 T4	7 ART3	8 ART4	9 ART5	10 ART6	11 BD	12 DRT	100	100	105 +5kph	105 +5kph	110 +10kph	110 +10kph		85
0000	2	0	2	0	0	0	0	0	0	0	0	0	0	0	0	0	0	0	0	33.9	-
0100	1	0	1	0	0	0	0	0	0	0	0	0	0	0	0	0	0	0	0	32.1	-
0200	0	0	0	0	0	0	0	0	0	0	0	0	0	0	0	0	0	0	0	38.4	-
0300	0	0	0	0	0	0	0	0	0	0	0	0	0	0	0	0	0	0	0	36.8	-
0400	0	0	0	0	0	0	0	0	0	0	0	0	0	0	0	0	0	0	0	-	-
0500	0	0	0	0	0	0	0	0	0	0	0	0	0	0	0	0	0	0	0	31.1	-
0600	1	0	1	0	0	0	0	0	0	0	0	0	0	0	0	0	0	0	0	36.2	-
0700	**7**	**0**	**7**	**0**	**0**	**0**	**0**	**0**	**0**	**0**	**0**	**0**	**0**	**0**	**0**	**0**	**0**	**0**	**0**	**35.1**	**-**
0800	**7**	**0**	**6**	**0**	**0**	**0**	**0**	**0**	**0**	**0**	**0**	**0**	**0**	**0**	**0**	**0**	**0**	**0**	**0**	**33**	**-**
0900	**7**	**0**	**6**	**0**	**1**	**0**	**0**	**0**	**0**	**0**	**0**	**0**	**0**	**0**	**0**	**0**	**0**	**0**	**0**	**33.7**	**-**
1000	5	0	4	0	1	0	0	0	0	0	0	0	0	0	0	0	0	0	0	33.9	-
1100	**7**	**0**	**5**	**0**	**0**	**0**	**0**	**0**	**0**	**0**	**0**	**0**	**0**	**0**	**0**	**0**	**0**	**0**	**0**	**33.4**	**-**
1200	10	0	8	0	1	0	0	0	0	0	0	0	0	0	0	0	0	0	0	33.3	-
1300	11	0	10	0	1	0	0	0	0	0	0	0	0	0	0	0	0	0	0	35.7	40.7
1400	12	0	10	0	2	0	0	0	0	0	0	0	0	0	0	0	0	0	0	35	41
1500	9	0	8	0	1	0	0	0	0	0	0	0	0	0	0	0	0	0	0	34.2	-
1600	8	0	6	0	0	0	0	0	0	0	0	0	0	0	0	0	0	0	0	34.5	-
1700	**15**	**0**	**12**	**0**	**2**	**0**	**0**	**0**	**0**	**0**	**0**	**0**	**0**	**0**	**0**	**0**	**0**	**0**	**0**	**34.9**	**38.9**
1800	11	0	9	0	1	0	0	0	0	0	0	0	0	0	0	0	0	0	0	34	39.6
1900	9	0	9	0	1	0	0	0	0	0	0	0	0	0	0	0	0	0	0	35.2	-
2000	7	0	7	0	0	0	0	0	0	0	0	0	0	0	0	0	0	0	0	35	-
2100	5	0	4	0	0	0	0	0	0	0	0	0	0	0	0	0	0	0	0	32.6	-
2200	3	0	3	0	0	0	0	0	0	0	0	0	0	0	0	0	0	0	0	34.7	-
2300	1	0	1	0	0	0	0	0	0	0	0	0	0	0	0	0	0	0	0	28.2	-
07-19	**108**	**0**	**92**	**3**	**10**	**1**	**1**	**0**	**0**	**1**	**0**	**0**	**0**	**0**	**0**	**0**	**0**	**0**	**0**	**34.3**	**40**
06-22	**131**	**0**	**113**	**3**	**12**	**1**	**1**	**0**	**0**	**1**	**0**	**0**	**0**	**0**	**0**	**0**	**0**	**0**	**0**	**34.4**	**40**
06-00	**135**	**0**	**117**	**3**	**12**	**1**	**1**	**0**	**0**	**1**	**0**	**0**	**0**	**0**	**0**	**0**	**0**	**0**	**0**	**34.3**	**40**
00-00	**138**	**0**	**120**	**3**	**13**	**1**	**1**	**0**	**0**	**1**	**0**	**0**	**0**	**0**	**0**	**0**	**0**	**0**	**0**	**34.3**	**40**

DRAFT

Site 2
Location Link Road, 45 metres east of N2 Junction
Direction Westbound

3588 / Carrickmacross
January 2014
Automatic Traffic Count

Virtual Week (1)

Time	Total	Classification												>PSL 100	>PSL% 100	>SL1 105 +5kph	>SL1% 105 +5kph	>SL2 110 +10kph	>SL2% 110 +10kph	Mean	Vpp 85
		1 MCL	2 SV	3 SVT	4 TB2	5 TB3	6 T4	7 ART3	8 ART4	9 ART5	10 ART6	11 BD	12 DRT								
Mon	114	0	99	1	12	1	0	0	0	1	0	0	0	0	0	0	0	0	0	34.4	39.2
Tue	165	0	141	2	18	1	0	0	1	0	2	0	0	0	0	0	0	0	0	34.9	41.4
Wed	141	0	117	2	17	2	2	0	0	1	0	0	0	0	0	0	0	0	0	34.7	39.6
Thu	137	0	115	3	13	2	2	1	0	1	0	0	0	0	0	0	0	0	0	34	40
Fri	155	0	136	1	16	0	0	0	0	1	1	0	0	0	0	0	0	0	0	34.7	40.7
|Sat	147	0	127	8	8	2	0	0	1	1	0	0	0	0	0	0	0	0	0	33.6	40
|Sun	109	0	103	1	5	0	0	0	0	0	0	0	0	0	0	0	0	0	0	33.8	39.2
5 Day Ave.	**142**	**0**	**122**	**2**	**15**	**1**	**1**	**0**	**0**	**1**	**1**	**0**	**0**	**0**	**0.0**	**0**	**0.0**	**0**	**0.0**	**34.5**	**40.2**
7 Day Ave.	**138**	**0**	**120**	**3**	**13**	**1**	**1**	**0**	**0**	**1**	**0**	**0**	**0**	**0**	**0.0**	**0**	**0.0**	**0**	**0.0**	**34.3**	**40.0**
--	**968**	**0**	**838**	**18**	**89**	**8**	**4**	**1**	**2**	**5**	**3**	**0**	**0**	**0**	**0.0**	**0**	**0.0**	**0**	**0.0**	**34.3**	**40.0**

Summary Graphs

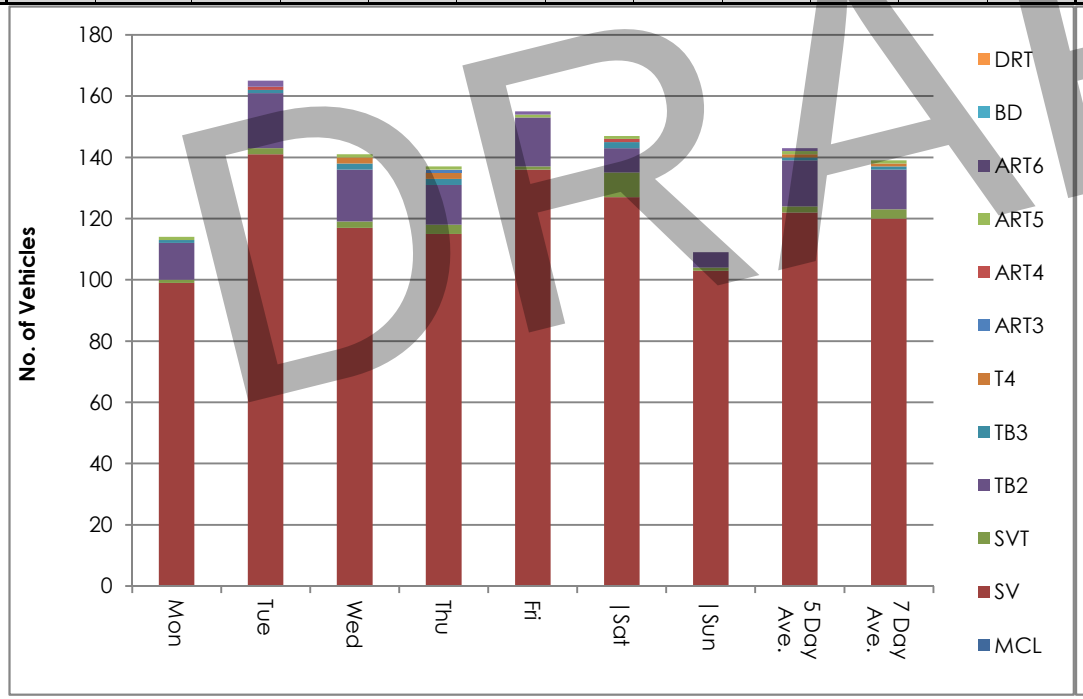

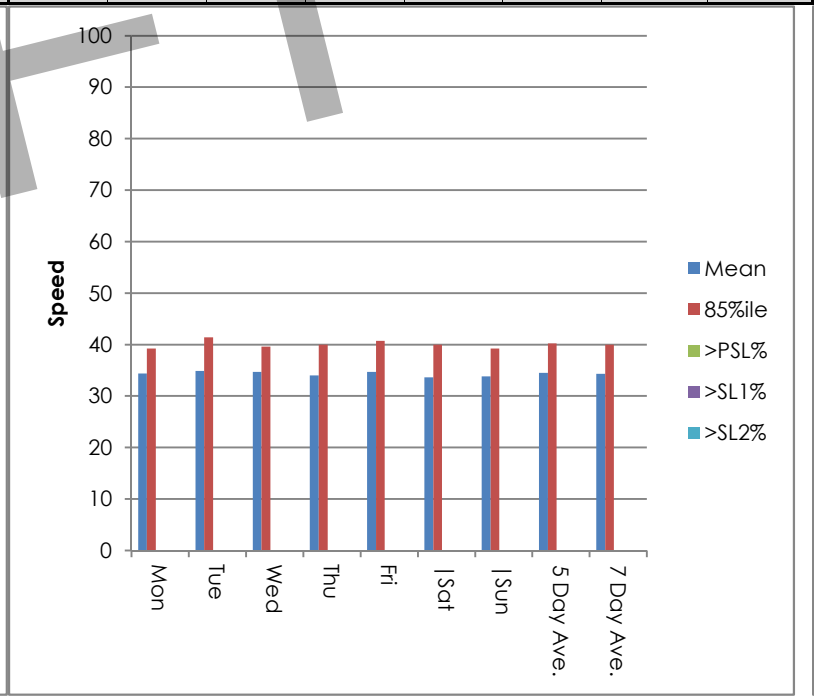

DRAFT

Site 2
Location Link Road, 45 metres east of N2 Junction
Direction Westbound

3588 / Carrickmacross
January 2014
Automatic Traffic Count

Saturday 04 January 2014

Time	Total	Speed Bins (km/h)																												
		0 - 5	5 - 10	10 - 15	15 - 20	20 - 25	25 - 30	30 - 35	35 - 40	40 - 45	45 - 50	50 - 55	55 - 60	60 - 65	65 - 70	70 - 75	75 - 80	80 - 85	85 - 90	90 - 95	95 - 100	100 - 105	105 - 110	110 - 115	115 - 120	120 - 125	125 - 130	130 - 135	135 - 140
0000	4	0	0	0	0	0	2	1	0	1	0	0	0	0	0	0	0	0	0	0	0	0	0	0	0	0	0	0	0	0
0100	1	0	0	0	0	0	1	0	0	0	0	0	0	0	0	0	0	0	0	0	0	0	0	0	0	0	0	0	0	0
0200	1	0	0	0	0	0	0	0	0	1	0	0	0	0	0	0	0	0	0	0	0	0	0	0	0	0	0	0	0	0
0300	1	0	0	0	0	0	0	0	1	0	0	0	0	0	0	0	0	0	0	0	0	0	0	0	0	0	0	0	0	0
0400	0	0	0	0	0	0	0	0	0	0	0	0	0	0	0	0	0	0	0	0	0	0	0	0	0	0	0	0	0	0
0500	0	0	0	0	0	0	0	0	0	0	0	0	0	0	0	0	0	0	0	0	0	0	0	0	0	0	0	0	0	0
0600	0	0	0	0	0	0	0	0	0	0	0	0	0	0	0	0	0	0	0	0	0	0	0	0	0	0	0	0	0	0
0700	3	0	0	0	0	0	2	1	0	0	0	0	0	0	0	0	0	0	0	0	0	0	0	0	0	0	0	0	0	0
0800	0	0	0	0	0	0	0	0	0	0	0	0	0	0	0	0	0	0	0	0	0	0	0	0	0	0	0	0	0	0
0900	5	0	0	0	1	1	0	1	2	0	0	0	0	0	0	0	0	0	0	0	0	0	0	0	0	0	0	0	0	0
1000	5	0	0	0	0	1	1	2	0	0	0	1	0	0	0	0	0	0	0	0	0	0	0	0	0	0	0	0	0	0
1100	**12**	**0**	**0**	**0**	**1**	**1**	**2**	**2**	**4**	**2**	**0**	**0**	**0**	**0**	**0**	**0**	**0**	**0**	**0**	**0**	**0**	**0**	**0**	**0**	**0**	**0**	**0**	**0**	**0**	**0**
1200	**21**	**0**	**0**	**0**	**4**	**0**	**4**	**6**	**5**	**1**	**1**	**0**	**0**	**0**	**0**	**0**	**0**	**0**	**0**	**0**	**0**	**0**	**0**	**0**	**0**	**0**	**0**	**0**	**0**	**0**
1300	17	0	0	0	0	0	2	5	6	4	0	0	0	0	0	0	0	0	0	0	0	0	0	0	0	0	0	0	0	0
1400	17	0	0	0	0	0	2	7	5	3	0	0	0	0	0	0	0	0	0	0	0	0	0	0	0	0	0	0	0	0
1500	7	0	0	0	0	0	2	2	3	0	0	0	0	0	0	0	0	0	0	0	0	0	0	0	0	0	0	0	0	0
1600	5	0	0	0	0	0	0	2	1	2	0	0	0	0	0	0	0	0	0	0	0	0	0	0	0	0	0	0	0	0
1700	9	0	0	0	0	1	2	4	2	0	0	0	0	0	0	0	0	0	0	0	0	0	0	0	0	0	0	0	0	0
1800	11	0	0	0	0	2	1	3	4	1	0	0	0	0	0	0	0	0	0	0	0	0	0	0	0	0	0	0	0	0
1900	6	0	0	0	0	1	1	2	1	1	0	0	0	0	0	0	0	0	0	0	0	0	0	0	0	0	0	0	0	0
2000	13	0	0	0	0	0	4	3	3	3	0	0	0	0	0	0	0	0	0	0	0	0	0	0	0	0	0	0	0	0
2100	7	0	0	0	0	1	3	1	1	1	0	0	0	0	0	0	0	0	0	0	0	0	0	0	0	0	0	0	0	0
2200	1	0	0	0	0	0	0	0	0	0	1	0	0	0	0	0	0	0	0	0	0	0	0	0	0	0	0	0	0	0
2300	1	0	0	0	1	0	0	0	0	0	0	0	0	0	0	0	0	0	0	0	0	0	0	0	0	0	0	0	0	0
07-19	**112**	**0**	**0**	**0**	**6**	**6**	**18**	**35**	**32**	**13**	**1**	**1**	**0**	**0**	**0**	**0**	**0**	**0**	**0**	**0**	**0**	**0**	**0**	**0**	**0**	**0**	**0**	**0**	**0**	**0**
06-22	**138**	**0**	**0**	**0**	**6**	**8**	**26**	**41**	**37**	**18**	**1**	**1**	**0**	**0**	**0**	**0**	**0**	**0**	**0**	**0**	**0**	**0**	**0**	**0**	**0**	**0**	**0**	**0**	**0**	**0**
06-00	**140**	**0**	**0**	**0**	**7**	**8**	**26**	**41**	**37**	**18**	**2**	**1**	**0**	**0**	**0**	**0**	**0**	**0**	**0**	**0**	**0**	**0**	**0**	**0**	**0**	**0**	**0**	**0**	**0**	**0**
00-00	**147**	**0**	**0**	**0**	**7**	**8**	**29**	**42**	**38**	**20**	**2**	**1**	**0**	**0**	**0**	**0**	**0**	**0**	**0**	**0**	**0**	**0**	**0**	**0**	**0**	**0**	**0**	**0**	**0**	**0**

DRAFT

Site 2
Location Link Road, 45 metres east of N2 Junction
Direction Westbound

3588 / Carrickmacross
January 2014
Automatic Traffic Count

Sunday 05 January 2014

Time	Total	Speed Bins (km/h)																												
		0 - 5	5 - 10	10 - 15	15 - 20	20 - 25	25 - 30	30 - 35	35 - 40	40 - 45	45 - 50	50 - 55	55 - 60	60 - 65	65 - 70	70 - 75	75 - 80	80 - 85	85 - 90	90 - 95	95 - 100	100 - 105	105 - 110	110 - 115	115 - 120	120 - 125	125 - 130	130 - 135	135 - 140
0000	2	0	0	0	0	0	1	1	0	0	0	0	0	0	0	0	0	0	0	0	0	0	0	0	0	0	0	0	0	0
0100	1	0	0	0	0	0	0	0	1	0	0	0	0	0	0	0	0	0	0	0	0	0	0	0	0	0	0	0	0	0
0200	1	0	0	0	0	0	0	0	1	0	0	0	0	0	0	0	0	0	0	0	0	0	0	0	0	0	0	0	0	0
0300	0	0	0	0	0	0	0	0	0	0	0	0	0	0	0	0	0	0	0	0	0	0	0	0	0	0	0	0	0	0
0400	0	0	0	0	0	0	0	0	0	0	0	0	0	0	0	0	0	0	0	0	0	0	0	0	0	0	0	0	0	0
0500	0	0	0	0	0	0	0	0	0	0	0	0	0	0	0	0	0	0	0	0	0	0	0	0	0	0	0	0	0	0
0600	0	0	0	0	0	0	0	0	0	0	0	0	0	0	0	0	0	0	0	0	0	0	0	0	0	0	0	0	0	0
0700	2	0	0	0	0	0	1	1	0	0	0	0	0	0	0	0	0	0	0	0	0	0	0	0	0	0	0	0	0	0
0800	2	0	0	0	0	0	1	1	0	0	0	0	0	0	0	0	0	0	0	0	0	0	0	0	0	0	0	0	0	0
0900	1	0	0	0	0	0	0	1	0	0	0	0	0	0	0	0	0	0	0	0	0	0	0	0	0	0	0	0	0	0
1000	1	0	0	0	0	0	0	0	1	0	0	0	0	0	0	0	0	0	0	0	0	0	0	0	0	0	0	0	0	0
1100	**3**	**0**	**0**	**0**	**0**	**1**	**0**	**1**	**0**	**1**	**0**	**0**	**0**	**0**	**0**	**0**	**0**	**0**	**0**	**0**	**0**	**0**	**0**	**0**	**0**	**0**	**0**	**0**	**0**	**0**
1200	9	0	0	0	0	2	1	2	2	2	0	0	0	0	0	0	0	0	0	0	0	0	0	0	0	0	0	0	0	0
1300	12	0	0	0	0	0	1	4	6	0	1	0	0	0	0	0	0	0	0	0	0	0	0	0	0	0	0	0	0	0
1400	**17**	**0**	**0**	**0**	**0**	**0**	**1**	**10**	**2**	**3**	**1**	**0**	**0**	**0**	**0**	**0**	**0**	**0**	**0**	**0**	**0**	**0**	**0**	**0**	**0**	**0**	**0**	**0**	**0**	**0**
1500	9	0	0	0	0	0	1	4	2	2	0	0	0	0	0	0	0	0	0	0	0	0	0	0	0	0	0	0	0	0
1600	5	0	0	0	0	0	0	1	3	1	0	0	0	0	0	0	0	0	0	0	0	0	0	0	0	0	0	0	0	0
1700	8	0	0	0	0	0	4	2	1	1	0	0	0	0	0	0	0	0	0	0	0	0	0	0	0	0	0	0	0	0
1800	8	0	0	0	0	0	3	3	2	0	0	0	0	0	0	0	0	0	0	0	0	0	0	0	0	0	0	0	0	0
1900	4	0	0	0	0	0	2	1	1	0	0	0	0	0	0	0	0	0	0	0	0	0	0	0	0	0	0	0	0	0
2000	8	0	0	0	0	0	1	3	3	1	0	0	0	0	0	0	0	0	0	0	0	0	0	0	0	0	0	0	0	0
2100	7	0	0	0	0	1	0	5	1	0	0	0	0	0	0	0	0	0	0	0	0	0	0	0	0	0	0	0	0	0
2200	6	0	0	0	0	0	1	0	4	1	0	0	0	0	0	0	0	0	0	0	0	0	0	0	0	0	0	0	0	0
2300	3	0	0	0	0	0	2	0	1	0	0	0	0	0	0	0	0	0	0	0	0	0	0	0	0	0	0	0	0	0
07-19	**77**	**0**	**0**	**0**	**0**	**3**	**13**	**30**	**19**	**10**	**2**	**0**	**0**	**0**	**0**	**0**	**0**	**0**	**0**	**0**	**0**	**0**	**0**	**0**	**0**	**0**	**0**	**0**	**0**	**0**
06-22	**96**	**0**	**0**	**0**	**0**	**4**	**16**	**39**	**24**	**11**	**2**	**0**	**0**	**0**	**0**	**0**	**0**	**0**	**0**	**0**	**0**	**0**	**0**	**0**	**0**	**0**	**0**	**0**	**0**	**0**
06-00	**105**	**0**	**0**	**0**	**0**	**4**	**19**	**39**	**29**	**12**	**2**	**0**	**0**	**0**	**0**	**0**	**0**	**0**	**0**	**0**	**0**	**0**	**0**	**0**	**0**	**0**	**0**	**0**	**0**	**0**
00-00	**109**	**0**	**0**	**0**	**0**	**4**	**20**	**40**	**31**	**12**	**2**	**0**	**0**	**0**	**0**	**0**	**0**	**0**	**0**	**0**	**0**	**0**	**0**	**0**	**0**	**0**	**0**	**0**	**0**	**0**

DRAFT

Site 2
Location Link Road, 45 metres east of N2 Junction
Direction Westbound

3588 / Carrickmacross
January 2014
Automatic Traffic Count

Monday 06 January 2014

Time	Total	Speed Bins (km/h)																												
		0 - 5	5 - 10	10 - 15	15 - 20	20 - 25	25 - 30	30 - 35	35 - 40	40 - 45	45 - 50	50 - 55	55 - 60	60 - 65	65 - 70	70 - 75	75 - 80	80 - 85	85 - 90	90 - 95	95 - 100	100 - 105	105 - 110	110 - 115	115 - 120	120 - 125	125 - 130	130 - 135	135 - 140
0000	1	0	0	0	0	0	0	0	1	0	0	0	0	0	0	0	0	0	0	0	0	0	0	0	0	0	0	0	0	0
0100	0	0	0	0	0	0	0	0	0	0	0	0	0	0	0	0	0	0	0	0	0	0	0	0	0	0	0	0	0	0
0200	0	0	0	0	0	0	0	0	0	0	0	0	0	0	0	0	0	0	0	0	0	0	0	0	0	0	0	0	0	0
0300	1	0	0	0	0	0	0	0	1	0	0	0	0	0	0	0	0	0	0	0	0	0	0	0	0	0	0	0	0	0
0400	0	0	0	0	0	0	0	0	0	0	0	0	0	0	0	0	0	0	0	0	0	0	0	0	0	0	0	0	0	0
0500	1	0	0	0	0	0	0	1	0	0	0	0	0	0	0	0	0	0	0	0	0	0	0	0	0	0	0	0	0	0
0600	0	0	0	0	0	0	0	0	0	0	0	0	0	0	0	0	0	0	0	0	0	0	0	0	0	0	0	0	0	0
0700	8	0	0	0	0	0	0	2	6	0	0	0	0	0	0	0	0	0	0	0	0	0	0	0	0	0	0	0	0	0
0800	**11**	**0**	**0**	**0**	**1**	**1**	**1**	**5**	**3**	**0**	**0**	**0**	**0**	**0**	**0**	**0**	**0**	**0**	**0**	**0**	**0**	**0**	**0**	**0**	**0**	**0**	**0**	**0**	**0**	**0**
0900	3	0	0	0	0	0	1	0	2	0	0	0	0	0	0	0	0	0	0	0	0	0	0	0	0	0	0	0	0	0
1000	8	0	0	0	0	0	1	3	3	1	0	0	0	0	0	0	0	0	0	0	0	0	0	0	0	0	0	0	0	0
1100	5	0	0	0	0	0	0	3	2	0	0	0	0	0	0	0	0	0	0	0	0	0	0	0	0	0	0	0	0	0
1200	7	0	0	0	0	0	1	1	2	2	1	0	0	0	0	0	0	0	0	0	0	0	0	0	0	0	0	0	0	0
1300	6	0	0	0	0	0	1	3	1	1	0	0	0	0	0	0	0	0	0	0	0	0	0	0	0	0	0	0	0	0
1400	7	0	0	0	1	0	2	2	2	0	0	0	0	0	0	0	0	0	0	0	0	0	0	0	0	0	0	0	0	0
1500	13	0	0	0	0	0	3	4	3	3	0	0	0	0	0	0	0	0	0	0	0	0	0	0	0	0	0	0	0	0
1600	8	0	0	1	0	0	1	3	2	1	0	0	0	0	0	0	0	0	0	0	0	0	0	0	0	0	0	0	0	0
1700	**18**	**0**	**0**	**0**	**0**	**0**	**2**	**7**	**6**	**3**	**0**	**0**	**0**	**0**	**0**	**0**	**0**	**0**	**0**	**0**	**0**	**0**	**0**	**0**	**0**	**0**	**0**	**0**	**0**	**0**
1800	5	0	0	0	0	0	1	3	0	0	1	0	0	0	0	0	0	0	0	0	0	0	0	0	0	0	0	0	0	0
1900	7	0	0	0	0	1	1	1	3	1	0	0	0	0	0	0	0	0	0	0	0	0	0	0	0	0	0	0	0	0
2000	0	0	0	0	0	0	0	0	0	0	0	0	0	0	0	0	0	0	0	0	0	0	0	0	0	0	0	0	0	0
2100	2	0	0	0	0	0	0	1	1	0	0	0	0	0	0	0	0	0	0	0	0	0	0	0	0	0	0	0	0	0
2200	3	0	0	0	0	0	0	1	2	0	0	0	0	0	0	0	0	0	0	0	0	0	0	0	0	0	0	0	0	0
2300	0	0	0	0	0	0	0	0	0	0	0	0	0	0	0	0	0	0	0	0	0	0	0	0	0	0	0	0	0	0
07-19	**99**	**0**	**0**	**1**	**2**	**1**	**14**	**36**	**32**	**11**	**2**	**0**	**0**	**0**	**0**	**0**	**0**	**0**	**0**	**0**	**0**	**0**	**0**	**0**	**0**	**0**	**0**	**0**	**0**	**0**
06-22	**108**	**0**	**0**	**1**	**2**	**2**	**15**	**38**	**36**	**12**	**2**	**0**	**0**	**0**	**0**	**0**	**0**	**0**	**0**	**0**	**0**	**0**	**0**	**0**	**0**	**0**	**0**	**0**	**0**	**0**
06-00	**111**	**0**	**0**	**1**	**2**	**2**	**15**	**39**	**38**	**12**	**2**	**0**	**0**	**0**	**0**	**0**	**0**	**0**	**0**	**0**	**0**	**0**	**0**	**0**	**0**	**0**	**0**	**0**	**0**	**0**
00-00	**114**	**0**	**0**	**1**	**2**	**2**	**15**	**40**	**40**	**12**	**2**	**0**	**0**	**0**	**0**	**0**	**0**	**0**	**0**	**0**	**0**	**0**	**0**	**0**	**0**	**0**	**0**	**0**	**0**	**0**

DRAFT

Site 2
Location Link Road, 45 metres east of N2 Junction
Direction Westbound

3588 / Carrickmacross
January 2014
Automatic Traffic Count

Tuesday 07 January 2014

Time	Total	Speed Bins (km/h)																												
		0 - 5	5 - 10	10 - 15	15 - 20	20 - 25	25 - 30	30 - 35	35 - 40	40 - 45	45 - 50	50 - 55	55 - 60	60 - 65	65 - 70	70 - 75	75 - 80	80 - 85	85 - 90	90 - 95	95 - 100	100 - 105	105 - 110	110 - 115	115 - 120	120 - 125	125 - 130	130 - 135	135 - 140
0000	1	0	0	0	0	0	1	0	0	0	0	0	0	0	0	0	0	0	0	0	0	0	0	0	0	0	0	0	0	0
0100	0	0	0	0	0	0	0	0	0	0	0	0	0	0	0	0	0	0	0	0	0	0	0	0	0	0	0	0	0	0
0200	0	0	0	0	0	0	0	0	0	0	0	0	0	0	0	0	0	0	0	0	0	0	0	0	0	0	0	0	0	0
0300	0	0	0	0	0	0	0	0	0	0	0	0	0	0	0	0	0	0	0	0	0	0	0	0	0	0	0	0	0	0
0400	0	0	0	0	0	0	0	0	0	0	0	0	0	0	0	0	0	0	0	0	0	0	0	0	0	0	0	0	0	0
0500	0	0	0	0	0	0	0	0	0	0	0	0	0	0	0	0	0	0	0	0	0	0	0	0	0	0	0	0	0	0
0600	2	0	0	0	0	0	0	0	1	1	0	0	0	0	0	0	0	0	0	0	0	0	0	0	0	0	0	0	0	0
0700	11	0	0	0	0	0	2	5	3	1	0	0	0	0	0	0	0	0	0	0	0	0	0	0	0	0	0	0	0	0
0800	**13**	**0**	**0**	**0**	**0**	**0**	**2**	**3**	**6**	**2**	**0**	**0**	**0**	**0**	**0**	**0**	**0**	**0**	**0**	**0**	**0**	**0**	**0**	**0**	**0**	**0**	**0**	**0**	**0**	**0**
0900	10	0	0	0	0	0	3	5	1	1	0	0	0	0	0	0	0	0	0	0	0	0	0	0	0	0	0	0	0	0
1000	10	0	0	0	1	1	1	4	2	1	0	0	0	0	0	0	0	0	0	0	0	0	0	0	0	0	0	0	0	0
1100	5	0	0	0	1	0	1	1	1	0	1	0	0	0	0	0	0	0	0	0	0	0	0	0	0	0	0	0	0	0
1200	7	0	0	0	0	0	5	2	0	0	0	0	0	0	0	0	0	0	0	0	0	0	0	0	0	0	0	0	0	0
1300	17	0	0	0	0	0	2	4	5	4	2	0	0	0	0	0	0	0	0	0	0	0	0	0	0	0	0	0	0	0
1400	9	0	0	0	0	0	1	2	3	3	0	0	0	0	0	0	0	0	0	0	0	0	0	0	0	0	0	0	0	0
1500	12	0	0	0	0	0	1	5	2	3	1	0	0	0	0	0	0	0	0	0	0	0	0	0	0	0	0	0	0	0
1600	6	0	0	0	0	0	1	3	2	0	0	0	0	0	0	0	0	0	0	0	0	0	0	0	0	0	0	0	0	0
1700	**19**	**0**	**0**	**0**	**0**	**0**	**2**	**6**	**8**	**3**	**0**	**0**	**0**	**0**	**0**	**0**	**0**	**0**	**0**	**0**	**0**	**0**	**0**	**0**	**0**	**0**	**0**	**0**	**0**	**0**
1800	11	0	0	0	1	0	1	2	3	3	1	0	0	0	0	0	0	0	0	0	0	0	0	0	0	0	0	0	0	0
1900	16	0	0	0	0	0	2	2	7	5	0	0	0	0	0	0	0	0	0	0	0	0	0	0	0	0	0	0	0	0
2000	8	0	0	0	0	1	1	1	5	0	0	0	0	0	0	0	0	0	0	0	0	0	0	0	0	0	0	0	0	0
2100	6	0	0	0	0	1	2	1	2	0	0	0	0	0	0	0	0	0	0	0	0	0	0	0	0	0	0	0	0	0
2200	2	0	0	0	0	0	0	1	1	0	0	0	0	0	0	0	0	0	0	0	0	0	0	0	0	0	0	0	0	0
2300	0	0	0	0	0	0	0	0	0	0	0	0	0	0	0	0	0	0	0	0	0	0	0	0	0	0	0	0	0	0
07-19	**130**	**0**	**0**	**0**	**3**	**1**	**22**	**42**	**36**	**21**	**5**	**0**	**0**	**0**	**0**	**0**	**0**	**0**	**0**	**0**	**0**	**0**	**0**	**0**	**0**	**0**	**0**	**0**	**0**	**0**
06-22	**162**	**0**	**0**	**0**	**3**	**3**	**27**	**46**	**51**	**27**	**5**	**0**	**0**	**0**	**0**	**0**	**0**	**0**	**0**	**0**	**0**	**0**	**0**	**0**	**0**	**0**	**0**	**0**	**0**	**0**
06-00	**164**	**0**	**0**	**0**	**3**	**3**	**27**	**47**	**52**	**27**	**5**	**0**	**0**	**0**	**0**	**0**	**0**	**0**	**0**	**0**	**0**	**0**	**0**	**0**	**0**	**0**	**0**	**0**	**0**	**0**
00-00	**165**	**0**	**0**	**0**	**3**	**3**	**28**	**47**	**52**	**27**	**5**	**0**	**0**	**0**	**0**	**0**	**0**	**0**	**0**	**0**	**0**	**0**	**0**	**0**	**0**	**0**	**0**	**0**	**0**	**0**

DRAFT

Site 2
Location Link Road, 45 metres east of N2 Junction
Direction Westbound

3588 / Carrickmacross
January 2014
Automatic Traffic Count

Wednesday 08 January 2014

Time	Total	Speed Bins (km/h)																												
		0 - 5	5 - 10	10 - 15	15 - 20	20 - 25	25 - 30	30 - 35	35 - 40	40 - 45	45 - 50	50 - 55	55 - 60	60 - 65	65 - 70	70 - 75	75 - 80	80 - 85	85 - 90	90 - 95	95 - 100	100 - 105	105 - 110	110 - 115	115 - 120	120 - 125	125 - 130	130 - 135	135 - 140
0000	2	0	0	0	0	0	0	0	0	2	0	0	0	0	0	0	0	0	0	0	0	0	0	0	0	0	0	0	0	0
0100	0	0	0	0	0	0	0	0	0	0	0	0	0	0	0	0	0	0	0	0	0	0	0	0	0	0	0	0	0	0
0200	0	0	0	0	0	0	0	0	0	0	0	0	0	0	0	0	0	0	0	0	0	0	0	0	0	0	0	0	0	0
0300	0	0	0	0	0	0	0	0	0	0	0	0	0	0	0	0	0	0	0	0	0	0	0	0	0	0	0	0	0	0
0400	0	0	0	0	0	0	0	0	0	0	0	0	0	0	0	0	0	0	0	0	0	0	0	0	0	0	0	0	0	0
0500	0	0	0	0	0	0	0	0	0	0	0	0	0	0	0	0	0	0	0	0	0	0	0	0	0	0	0	0	0	0
0600	3	0	0	0	0	0	0	0	2	0	1	0	0	0	0	0	0	0	0	0	0	0	0	0	0	0	0	0	0	0
0700	9	0	0	0	0	0	1	2	4	2	0	0	0	0	0	0	0	0	0	0	0	0	0	0	0	0	0	0	0	0
0800	5	0	0	0	0	0	1	0	3	0	1	0	0	0	0	0	0	0	0	0	0	0	0	0	0	0	0	0	0	0
0900	**10**	**0**	**0**	**0**	**0**	**0**	**1**	**5**	**2**	**1**	**1**	**0**	**0**	**0**	**0**	**0**	**0**	**0**	**0**	**0**	**0**	**0**	**0**	**0**	**0**	**0**	**0**	**0**	**0**	**0**
1000	8	0	0	0	0	0	2	2	3	1	0	0	0	0	0	0	0	0	0	0	0	0	0	0	0	0	0	0	0	0
1100	9	0	0	0	1	0	2	2	3	1	0	0	0	0	0	0	0	0	0	0	0	0	0	0	0	0	0	0	0	0
1200	7	0	0	0	0	1	0	4	1	1	0	0	0	0	0	0	0	0	0	0	0	0	0	0	0	0	0	0	0	0
1300	7	0	0	0	0	0	0	3	2	2	0	0	0	0	0	0	0	0	0	0	0	0	0	0	0	0	0	0	0	0
1400	8	0	0	0	0	0	2	3	2	1	0	0	0	0	0	0	0	0	0	0	0	0	0	0	0	0	0	0	0	0
1500	9	0	0	0	0	1	2	0	6	0	0	0	0	0	0	0	0	0	0	0	0	0	0	0	0	0	0	0	0	0
1600	15	0	0	0	0	1	2	3	8	1	0	0	0	0	0	0	0	0	0	0	0	0	0	0	0	0	0	0	0	0
1700	**18**	**0**	**0**	**0**	**1**	**0**	**0**	**6**	**10**	**0**	**1**	**0**	**0**	**0**	**0**	**0**	**0**	**0**	**0**	**0**	**0**	**0**	**0**	**0**	**0**	**0**	**0**	**0**	**0**	**0**
1800	13	0	0	0	0	2	1	4	3	2	1	0	0	0	0	0	0	0	0	0	0	0	0	0	0	0	0	0	0	0
1900	6	0	0	0	0	0	0	2	2	0	2	0	0	0	0	0	0	0	0	0	0	0	0	0	0	0	0	0	0	0
2000	6	0	0	0	0	0	2	2	2	0	0	0	0	0	0	0	0	0	0	0	0	0	0	0	0	0	0	0	0	0
2100	2	0	0	0	0	0	0	1	1	0	0	0	0	0	0	0	0	0	0	0	0	0	0	0	0	0	0	0	0	0
2200	4	0	0	0	0	0	0	4	0	0	0	0	0	0	0	0	0	0	0	0	0	0	0	0	0	0	0	0	0	0
2300	0	0	0	0	0	0	0	0	0	0	0	0	0	0	0	0	0	0	0	0	0	0	0	0	0	0	0	0	0	0
07-19	**118**	**0**	**0**	**0**	**2**	**5**	**14**	**34**	**47**	**12**	**4**	**0**	**0**	**0**	**0**	**0**	**0**	**0**	**0**	**0**	**0**	**0**	**0**	**0**	**0**	**0**	**0**	**0**	**0**	**0**
06-22	**135**	**0**	**0**	**0**	**2**	**5**	**16**	**39**	**54**	**12**	**7**	**0**	**0**	**0**	**0**	**0**	**0**	**0**	**0**	**0**	**0**	**0**	**0**	**0**	**0**	**0**	**0**	**0**	**0**	**0**
06-00	**139**	**0**	**0**	**0**	**2**	**5**	**16**	**43**	**54**	**12**	**7**	**0**	**0**	**0**	**0**	**0**	**0**	**0**	**0**	**0**	**0**	**0**	**0**	**0**	**0**	**0**	**0**	**0**	**0**	**0**
00-00	**141**	**0**	**0**	**0**	**2**	**5**	**16**	**43**	**54**	**14**	**7**	**0**	**0**	**0**	**0**	**0**	**0**	**0**	**0**	**0**	**0**	**0**	**0**	**0**	**0**	**0**	**0**	**0**	**0**	**0**

DRAFT

Site 2
Location Link Road, 45 metres east of N2 Junction
Direction Westbound

3588 / Carrickmacross
January 2014
Automatic Traffic Count

Thursday 09 January 2014

Time	Total	Speed Bins (km/h)																												
		0 - 5	5 - 10	10 - 15	15 - 20	20 - 25	25 - 30	30 - 35	35 - 40	40 - 45	45 - 50	50 - 55	55 - 60	60 - 65	65 - 70	70 - 75	75 - 80	80 - 85	85 - 90	90 - 95	95 - 100	100 - 105	105 - 110	110 - 115	115 - 120	120 - 125	125 - 130	130 - 135	135 - 140
0000	1	0	0	0	0	0	0	0	1	0	0	0	0	0	0	0	0	0	0	0	0	0	0	0	0	0	0	0	0	0
0100	0	0	0	0	0	0	0	0	0	0	0	0	0	0	0	0	0	0	0	0	0	0	0	0	0	0	0	0	0	0
0200	0	0	0	0	0	0	0	0	0	0	0	0	0	0	0	0	0	0	0	0	0	0	0	0	0	0	0	0	0	0
0300	0	0	0	0	0	0	0	0	0	0	0	0	0	0	0	0	0	0	0	0	0	0	0	0	0	0	0	0	0	0
0400	0	0	0	0	0	0	0	0	0	0	0	0	0	0	0	0	0	0	0	0	0	0	0	0	0	0	0	0	0	0
0500	0	0	0	0	0	0	0	0	0	0	0	0	0	0	0	0	0	0	0	0	0	0	0	0	0	0	0	0	0	0
0600	1	0	0	0	0	0	0	0	1	0	0	0	0	0	0	0	0	0	0	0	0	0	0	0	0	0	0	0	0	0
0700	6	0	0	0	0	1	0	1	3	1	0	0	0	0	0	0	0	0	0	0	0	0	0	0	0	0	0	0	0	0
0800	9	0	0	0	0	2	2	4	1	0	0	0	0	0	0	0	0	0	0	0	0	0	0	0	0	0	0	0	0	0
0900	**11**	**0**	**0**	**0**	**0**	**1**	**2**	**3**	**4**	**1**	**0**	**0**	**0**	**0**	**0**	**0**	**0**	**0**	**0**	**0**	**0**	**0**	**0**	**0**	**0**	**0**	**0**	**0**	**0**	**0**
1000	1	0	0	0	0	0	0	1	0	0	0	0	0	0	0	0	0	0	0	0	0	0	0	0	0	0	0	0	0	0
1100	6	0	0	0	0	2	0	1	3	0	0	0	0	0	0	0	0	0	0	0	0	0	0	0	0	0	0	0	0	0
1200	10	0	0	0	0	1	1	5	1	2	0	0	0	0	0	0	0	0	0	0	0	0	0	0	0	0	0	0	0	0
1300	4	0	0	0	0	0	0	3	1	0	0	0	0	0	0	0	0	0	0	0	0	0	0	0	0	0	0	0	0	0
1400	11	0	0	0	0	0	2	4	1	3	1	0	0	0	0	0	0	0	0	0	0	0	0	0	0	0	0	0	0	0
1500	4	0	0	0	2	0	1	1	0	0	0	0	0	0	0	0	0	0	0	0	0	0	0	0	0	0	0	0	0	0
1600	9	0	0	0	0	2	1	1	3	2	0	0	0	0	0	0	0	0	0	0	0	0	0	0	0	0	0	0	0	0
1700	**18**	**0**	**0**	**0**	**0**	**0**	**2**	**8**	**6**	**2**	**0**	**0**	**0**	**0**	**0**	**0**	**0**	**0**	**0**	**0**	**0**	**0**	**0**	**0**	**0**	**0**	**0**	**0**	**0**	**0**
1800	10	0	0	0	0	0	2	3	4	0	1	0	0	0	0	0	0	0	0	0	0	0	0	0	0	0	0	0	0	0
1900	16	0	0	0	0	1	1	8	5	1	0	0	0	0	0	0	0	0	0	0	0	0	0	0	0	0	0	0	0	0
2000	9	0	0	0	0	0	1	2	2	3	1	0	0	0	0	0	0	0	0	0	0	0	0	0	0	0	0	0	0	0
2100	7	0	0	0	0	0	1	3	2	1	0	0	0	0	0	0	0	0	0	0	0	0	0	0	0	0	0	0	0	0
2200	4	0	0	0	0	1	0	1	1	1	0	0	0	0	0	0	0	0	0	0	0	0	0	0	0	0	0	0	0	0
2300	0	0	0	0	0	0	0	0	0	0	0	0	0	0	0	0	0	0	0	0	0	0	0	0	0	0	0	0	0	0
07-19	**99**	**0**	**0**	**0**	**2**	**9**	**13**	**35**	**27**	**11**	**2**	**0**	**0**	**0**	**0**	**0**	**0**	**0**	**0**	**0**	**0**	**0**	**0**	**0**	**0**	**0**	**0**	**0**	**0**	**0**
06-22	**132**	**0**	**0**	**0**	**2**	**10**	**16**	**48**	**37**	**16**	**3**	**0**	**0**	**0**	**0**	**0**	**0**	**0**	**0**	**0**	**0**	**0**	**0**	**0**	**0**	**0**	**0**	**0**	**0**	**0**
06-00	**136**	**0**	**0**	**0**	**2**	**11**	**16**	**49**	**38**	**17**	**3**	**0**	**0**	**0**	**0**	**0**	**0**	**0**	**0**	**0**	**0**	**0**	**0**	**0**	**0**	**0**	**0**	**0**	**0**	**0**
00-00	**137**	**0**	**0**	**0**	**2**	**11**	**16**	**49**	**39**	**17**	**3**	**0**	**0**	**0**	**0**	**0**	**0**	**0**	**0**	**0**	**0**	**0**	**0**	**0**	**0**	**0**	**0**	**0**	**0**	**0**

DRAFT

Site 2
Location Link Road, 45 metres east of N2 Junction
Direction Westbound

3588 / Carrickmacross
January 2014
Automatic Traffic Count

Friday 10 January 2014

Time	Total	Speed Bins (km/h)																												
		0 - 5	5 - 10	10 - 15	15 - 20	20 - 25	25 - 30	30 - 35	35 - 40	40 - 45	45 - 50	50 - 55	55 - 60	60 - 65	65 - 70	70 - 75	75 - 80	80 - 85	85 - 90	90 - 95	95 - 100	100 - 105	105 - 110	110 - 115	115 - 120	120 - 125	125 - 130	130 - 135	135 - 140
0000	1	0	0	0	0	0	1	0	0	0	0	0	0	0	0	0	0	0	0	0	0	0	0	0	0	0	0	0	0	0
0100	2	0	0	0	0	1	0	0	0	1	0	0	0	0	0	0	0	0	0	0	0	0	0	0	0	0	0	0	0	0
0200	0	0	0	0	0	0	0	0	0	0	0	0	0	0	0	0	0	0	0	0	0	0	0	0	0	0	0	0	0	0
0300	0	0	0	0	0	0	0	0	0	0	0	0	0	0	0	0	0	0	0	0	0	0	0	0	0	0	0	0	0	0
0400	0	0	0	0	0	0	0	0	0	0	0	0	0	0	0	0	0	0	0	0	0	0	0	0	0	0	0	0	0	0
0500	0	0	0	0	0	0	0	0	0	0	0	0	0	0	0	0	0	0	0	0	0	0	0	0	0	0	0	0	0	0
0600	3	0	0	0	1	0	0	1	1	0	0	0	0	0	0	0	0	0	0	0	0	0	0	0	0	0	0	0	0	0
0700	**12**	**0**	**0**	**0**	**0**	**0**	**1**	**5**	**3**	**3**	**0**	**0**	**0**	**0**	**0**	**0**	**0**	**0**	**0**	**0**	**0**	**0**	**0**	**0**	**0**	**0**	**0**	**0**	**0**	**0**
0800	9	0	0	0	0	0	3	3	1	2	0	0	0	0	0	0	0	0	0	0	0	0	0	0	0	0	0	0	0	0
0900	10	0	0	0	0	0	2	2	4	1	1	0	0	0	0	0	0	0	0	0	0	0	0	0	0	0	0	0	0	0
1000	4	0	0	0	0	0	0	1	3	0	0	0	0	0	0	0	0	0	0	0	0	0	0	0	0	0	0	0	0	0
1100	6	0	0	0	0	0	1	1	2	1	1	0	0	0	0	0	0	0	0	0	0	0	0	0	0	0	0	0	0	0
1200	8	0	0	0	0	0	0	2	2	4	0	0	0	0	0	0	0	0	0	0	0	0	0	0	0	0	0	0	0	0
1300	13	0	0	0	1	1	2	1	7	1	0	0	0	0	0	0	0	0	0	0	0	0	0	0	0	0	0	0	0	0
1400	13	0	0	0	0	0	3	5	3	2	0	0	0	0	0	0	0	0	0	0	0	0	0	0	0	0	0	0	0	0
1500	10	0	0	0	0	1	1	4	3	0	1	0	0	0	0	0	0	0	0	0	0	0	0	0	0	0	0	0	0	0
1600	5	0	0	0	0	0	1	1	1	2	0	0	0	0	0	0	0	0	0	0	0	0	0	0	0	0	0	0	0	0
1700	14	0	0	0	0	0	2	3	6	3	0	0	0	0	0	0	0	0	0	0	0	0	0	0	0	0	0	0	0	0
1800	**17**	**0**	**0**	**0**	**0**	**2**	**2**	**4**	**8**	**0**	**1**	**0**	**0**	**0**	**0**	**0**	**0**	**0**	**0**	**0**	**0**	**0**	**0**	**0**	**0**	**0**	**0**	**0**	**0**	**0**
1900	11	0	0	0	0	0	2	3	5	1	0	0	0	0	0	0	0	0	0	0	0	0	0	0	0	0	0	0	0	0
2000	6	0	0	0	0	0	1	3	0	2	0	0	0	0	0	0	0	0	0	0	0	0	0	0	0	0	0	0	0	0
2100	3	0	0	0	0	0	1	0	2	0	0	0	0	0	0	0	0	0	0	0	0	0	0	0	0	0	0	0	0	0
2200	4	0	0	0	0	0	2	0	2	0	0	0	0	0	0	0	0	0	0	0	0	0	0	0	0	0	0	0	0	0
2300	4	0	0	0	1	0	1	2	0	0	0	0	0	0	0	0	0	0	0	0	0	0	0	0	0	0	0	0	0	0
07-19	**121**	**0**	**0**	**0**	**1**	**4**	**18**	**32**	**43**	**19**	**4**	**0**	**0**	**0**	**0**	**0**	**0**	**0**	**0**	**0**	**0**	**0**	**0**	**0**	**0**	**0**	**0**	**0**	**0**	**0**
06-22	**144**	**0**	**0**	**0**	**2**	**4**	**22**	**39**	**51**	**22**	**4**	**0**	**0**	**0**	**0**	**0**	**0**	**0**	**0**	**0**	**0**	**0**	**0**	**0**	**0**	**0**	**0**	**0**	**0**	**0**
06-00	**152**	**0**	**0**	**0**	**3**	**4**	**25**	**41**	**53**	**22**	**4**	**0**	**0**	**0**	**0**	**0**	**0**	**0**	**0**	**0**	**0**	**0**	**0**	**0**	**0**	**0**	**0**	**0**	**0**	**0**
00-00	**155**	**0**	**0**	**0**	**3**	**5**	**26**	**41**	**53**	**23**	**4**	**0**	**0**	**0**	**0**	**0**	**0**	**0**	**0**	**0**	**0**	**0**	**0**	**0**	**0**	**0**	**0**	**0**	**0**	**0**

DRAFT

Site 2
Location Link Road, 45 metres east of N2 Junction
Direction Westbound

3588 / Carrickmacross
January 2014
Automatic Traffic Count

Virtual Day (7)

Time	Total	Speed Bins (km/h)																												
		0 - 5	5 - 10	10 - 15	15 - 20	20 - 25	25 - 30	30 - 35	35 - 40	40 - 45	45 - 50	50 - 55	55 - 60	60 - 65	65 - 70	70 - 75	75 - 80	80 - 85	85 - 90	90 - 95	95 - 100	100 - 105	105 - 110	110 - 115	115 - 120	120 - 125	125 - 130	130 - 135	135 - 140
0000	2	0	0	0	0	0	1	0	0	0	0	0	0	0	0	0	0	0	0	0	0	0	0	0	0	0	0	0	0	0
0100	1	0	0	0	0	0	0	0	0	0	0	0	0	0	0	0	0	0	0	0	0	0	0	0	0	0	0	0	0	0
0200	0	0	0	0	0	0	0	0	0	0	0	0	0	0	0	0	0	0	0	0	0	0	0	0	0	0	0	0	0	0
0300	0	0	0	0	0	0	0	0	0	0	0	0	0	0	0	0	0	0	0	0	0	0	0	0	0	0	0	0	0	0
0400	0	0	0	0	0	0	0	0	0	0	0	0	0	0	0	0	0	0	0	0	0	0	0	0	0	0	0	0	0	0
0500	0	0	0	0	0	0	0	0	0	0	0	0	0	0	0	0	0	0	0	0	0	0	0	0	0	0	0	0	0	0
0600	1	0	0	0	0	0	0	0	1	0	0	0	0	0	0	0	0	0	0	0	0	0	0	0	0	0	0	0	0	0
0700	**7**	**0**	**0**	**0**	**0**	**0**	**1**	**2**	**3**	**1**	**0**	**0**	**0**	**0**	**0**	**0**	**0**	**0**	**0**	**0**	**0**	**0**	**0**	**0**	**0**	**0**	**0**	**0**	**0**	**0**
0800	**7**	**0**	**0**	**0**	**0**	**0**	**1**	**2**	**2**	**1**	**0**	**0**	**0**	**0**	**0**	**0**	**0**	**0**	**0**	**0**	**0**	**0**	**0**	**0**	**0**	**0**	**0**	**0**	**0**	**0**
0900	**7**	**0**	**0**	**0**	**0**	**0**	**1**	**2**	**2**	**1**	**0**	**0**	**0**	**0**	**0**	**0**	**0**	**0**	**0**	**0**	**0**	**0**	**0**	**0**	**0**	**0**	**0**	**0**	**0**	**0**
1000	5	0	0	0	0	0	1	2	2	0	0	0	0	0	0	0	0	0	0	0	0	0	0	0	0	0	0	0	0	0
1100	**7**	**0**	**0**	**0**	**0**	**1**	**1**	**2**	**2**	**1**	**0**	**0**	**0**	**0**	**0**	**0**	**0**	**0**	**0**	**0**	**0**	**0**	**0**	**0**	**0**	**0**	**0**	**0**	**0**	**0**
1200	10	0	0	0	1	1	2	3	2	2	0	0	0	0	0	0	0	0	0	0	0	0	0	0	0	0	0	0	0	0
1300	11	0	0	0	0	0	1	3	4	2	0	0	0	0	0	0	0	0	0	0	0	0	0	0	0	0	0	0	0	0
1400	12	0	0	0	0	0	2	5	3	2	0	0	0	0	0	0	0	0	0	0	0	0	0	0	0	0	0	0	0	0
1500	9	0	0	0	0	0	2	3	3	1	0	0	0	0	0	0	0	0	0	0	0	0	0	0	0	0	0	0	0	0
1600	8	0	0	0	0	0	1	2	3	1	0	0	0	0	0	0	0	0	0	0	0	0	0	0	0	0	0	0	0	0
1700	**15**	**0**	**0**	**0**	**0**	**0**	**2**	**5**	**6**	**2**	**0**	**0**	**0**	**0**	**0**	**0**	**0**	**0**	**0**	**0**	**0**	**0**	**0**	**0**	**0**	**0**	**0**	**0**	**0**	**0**
1800	11	0	0	0	0	1	2	3	3	1	1	0	0	0	0	0	0	0	0	0	0	0	0	0	0	0	0	0	0	0
1900	9	0	0	0	0	0	1	3	3	1	0	0	0	0	0	0	0	0	0	0	0	0	0	0	0	0	0	0	0	0
2000	7	0	0	0	0	0	1	2	2	1	0	0	0	0	0	0	0	0	0	0	0	0	0	0	0	0	0	0	0	0
2100	5	0	0	0	0	0	1	2	1	0	0	0	0	0	0	0	0	0	0	0	0	0	0	0	0	0	0	0	0	0
2200	3	0	0	0	0	0	0	1	1	0	0	0	0	0	0	0	0	0	0	0	0	0	0	0	0	0	0	0	0	0
2300	1	0	0	0	0	0	0	0	0	0	0	0	0	0	0	0	0	0	0	0	0	0	0	0	0	0	0	0	0	0
07-19	**108**	**0**	**0**	**0**	**2**	**4**	**16**	**35**	**34**	**14**	**3**	**0**	**0**	**0**	**0**	**0**	**0**	**0**	**0**	**0**	**0**	**0**	**0**	**0**	**0**	**0**	**0**	**0**	**0**	**0**
06-22	**131**	**0**	**0**	**0**	**2**	**5**	**20**	**41**	**41**	**17**	**3**	**0**	**0**	**0**	**0**	**0**	**0**	**0**	**0**	**0**	**0**	**0**	**0**	**0**	**0**	**0**	**0**	**0**	**0**	**0**
06-00	**135**	**0**	**0**	**0**	**3**	**5**	**21**	**43**	**43**	**17**	**4**	**0**	**0**	**0**	**0**	**0**	**0**	**0**	**0**	**0**	**0**	**0**	**0**	**0**	**0**	**0**	**0**	**0**	**0**	**0**
00-00	**138**	**0**	**0**	**0**	**3**	**5**	**21**	**43**	**44**	**18**	**4**	**0**	**0**	**0**	**0**	**0**	**0**	**0**	**0**	**0**	**0**	**0**	**0**	**0**	**0**	**0**	**0**	**0**	**0**	**0**

DRAFT

Site 2
Location Link Road, 45 metres east of N2 Junction
Direction Westbound

3588 / Carrickmacross
January 2014
Automatic Traffic Count

Virtual Week (1)

Time	Total	Speed Bins (km/h)																												
		0 - 5	5 - 10	10 - 15	15 - 20	20 - 25	25 - 30	30 - 35	35 - 40	40 - 45	45 - 50	50 - 55	55 - 60	60 - 65	65 - 70	70 - 75	75 - 80	80 - 85	85 - 90	90 - 95	95 - 100	100 - 105	105 - 110	110 - 115	115 - 120	120 - 125	125 - 130	130 - 135	135 - 140
Mon	114	0	0	1	2	2	15	40	40	12	2	0	0	0	0	0	0	0	0	0	0	0	0	0	0	0	0	0	0	0
Tue	165	0	0	0	3	3	28	47	52	27	5	0	0	0	0	0	0	0	0	0	0	0	0	0	0	0	0	0	0	0
Wed	141	0	0	0	2	5	16	43	54	14	7	0	0	0	0	0	0	0	0	0	0	0	0	0	0	0	0	0	0	0
Thu	137	0	0	0	2	11	16	49	39	17	3	0	0	0	0	0	0	0	0	0	0	0	0	0	0	0	0	0	0	0
Fri	155	0	0	0	3	5	26	41	53	23	4	0	0	0	0	0	0	0	0	0	0	0	0	0	0	0	0	0	0	0
| Sat	147	0	0	0	7	8	29	42	38	20	2	1	0	0	0	0	0	0	0	0	0	0	0	0	0	0	0	0	0	0
| Sun	109	0	0	0	0	4	20	40	31	12	2	0	0	0	0	0	0	0	0	0	0	0	0	0	0	0	0	0	0	0
5 Day Ave.	**142**	**0**	**0**	**0**	**2**	**5**	**20**	**44**	**48**	**19**	**4**	**0**	**0**	**0**	**0**	**0**	**0**	**0**	**0**	**0**	**0**	**0**	**0**	**0**	**0**	**0**	**0**	**0**	**0**	**0**
7 Day Ave.	**138**	**0**	**0**	**0**	**3**	**5**	**21**	**43**	**44**	**18**	**4**	**0**	**0**	**0**	**0**	**0**	**0**	**0**	**0**	**0**	**0**	**0**	**0**	**0**	**0**	**0**	**0**	**0**	**0**	**0**
--	**968**	**0**	**0**	**1**	**19**	**38**	**150**	**302**	**307**	**125**	**25**	**1**	**0**	**0**	**0**	**0**	**0**	**0**	**0**	**0**	**0**	**0**	**0**	**0**	**0**	**0**	**0**	**0**	**0**	**0**

Summary Graphs

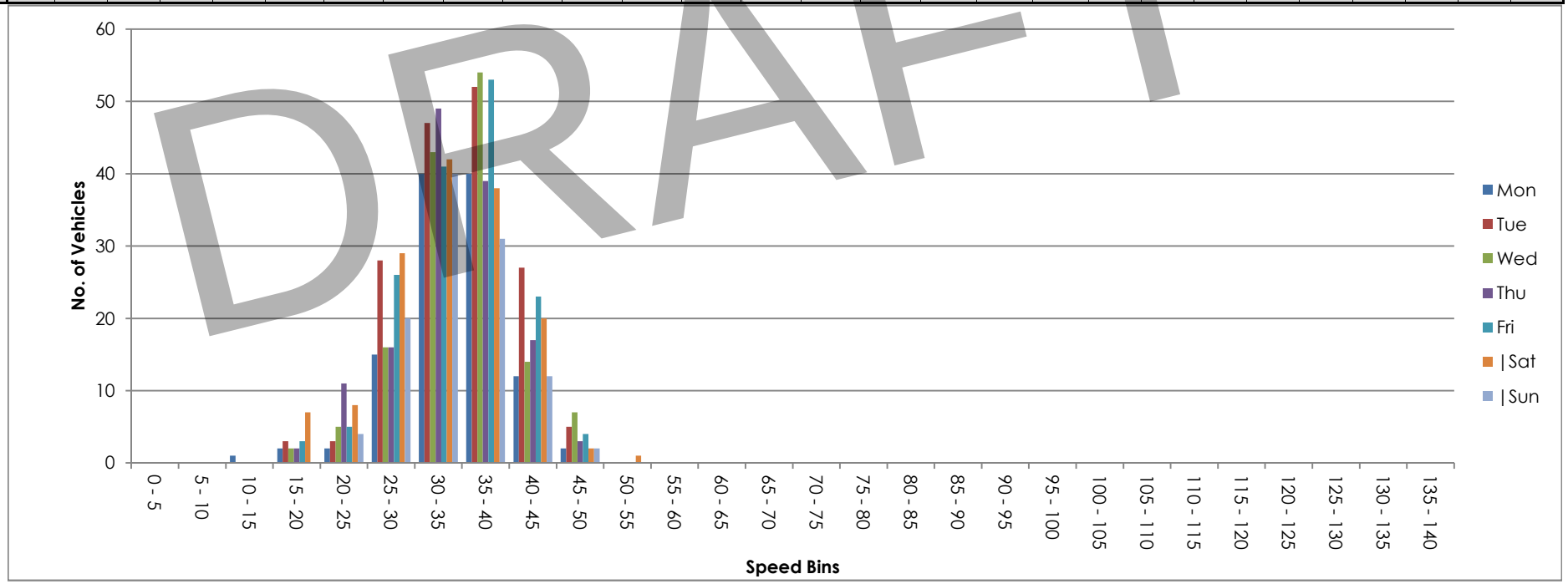

DRAFT

Site 2
Location Link Road, 45 metres east of N2 Junction
Direction Eastbound/Westbound

3588 / Carrickmacross
January 2014
Automatic Traffic Count

Saturday 04 January 2014

Time	Total	Classification												>PSL 100	>PSL% 100	>SL1 105 +5kph	>SL1% 105 +5kph	>SL2 110 +10kph	>SL2% 110 +10kph	Mean	Vpp 85
		1 MCL	2 SV	3 SVT	4 TB2	5 TB3	6 T4	7 ART3	8 ART4	9 ART5	10 ART6	11 BD	12 DRT								
0000	5	0	5	0	0	0	0	0	0	0	0	0	0	0	0	0	0	0	0	32.2	-
0100	4	0	4	0	0	0	0	0	0	0	0	0	0	0	0	0	0	0	0	35.6	-
0200	1	0	1	0	0	0	0	0	0	0	0	0	0	0	0	0	0	0	0	40.1	-
0300	4	0	4	0	0	0	0	0	0	0	0	0	0	0	0	0	0	0	0	28.3	-
0400	0	0	0	0	0	0	0	0	0	0	0	0	0	0	0	0	0	0	0	-	-
0500	1	0	1	0	0	0	0	0	0	0	0	0	0	0	0	0	0	0	0	24.5	-
0600	0	0	0	0	0	0	0	0	0	0	0	0	0	0	0	0	0	0	0	-	-
0700	4	0	4	0	0	0	0	0	0	0	0	0	0	0	0	0	0	0	0	29.8	-
0800	4	0	4	0	0	0	0	0	0	0	0	0	0	0	0	0	0	0	0	36.2	-
0900	10	0	6	1	2	1	0	0	0	0	0	0	0	0	0	0	0	0	0	30.5	-
1000	14	0	9	0	3	1	0	0	1	0	0	0	0	0	0	0	0	0	0	36.7	43.9
1100	**26**	**0**	**20**	**4**	**1**	**0**	**0**	**0**	**0**	**1**	**0**	**0**	**0**	**0**	**0**	**0**	**0**	**0**	**0**	**31.8**	**36.7**
1200	**30**	**0**	**26**	**3**	**1**	**0**	**0**	**0**	**0**	**0**	**0**	**0**	**0**	**0**	**0**	**0**	**0**	**0**	**0**	**30.8**	**36**
1300	24	0	19	3	2	0	0	0	0	0	0	0	0	0	0	0	0	0	0	34.5	39.6
1400	26	0	23	2	1	0	0	0	0	0	0	0	0	0	0	0	0	0	0	35	39.2
1500	12	0	7	2	3	0	0	0	0	0	0	0	0	0	0	0	0	0	0	33.5	36.4
1600	11	0	10	1	0	0	0	0	0	0	0	0	0	0	0	0	0	0	0	36	40.3
1700	15	0	14	0	1	0	0	0	0	0	0	0	0	0	0	0	0	0	0	33.2	37.4
1800	18	0	16	0	1	0	0	1	0	0	0	0	0	0	0	0	0	0	0	33.1	37.4
1900	12	0	12	0	0	0	0	0	0	0	0	0	0	0	0	0	0	0	0	34.4	39.6
2000	16	0	16	0	0	0	0	0	0	0	0	0	0	0	0	0	0	0	0	33.7	40
2100	11	0	10	0	1	0	0	0	0	0	0	0	0	0	0	0	0	0	0	31.9	39.6
2200	4	0	4	0	0	0	0	0	0	0	0	0	0	0	0	0	0	0	0	36.4	-
2300	9	0	9	0	0	0	0	0	0	0	0	0	0	0	0	0	0	0	0	27.3	-
07-19	**194**	**0**	**158**	**16**	**15**	**2**	**0**	**1**	**1**	**1**	**0**	**0**	**0**	**0**	**0**	**0**	**0**	**0**	**0**	**33.3**	**38.9**
06-22	**233**	**0**	**196**	**16**	**16**	**2**	**0**	**1**	**1**	**1**	**0**	**0**	**0**	**0**	**0**	**0**	**0**	**0**	**0**	**33.3**	**39.6**
06-00	**246**	**0**	**209**	**16**	**16**	**2**	**0**	**1**	**1**	**1**	**0**	**0**	**0**	**0**	**0**	**0**	**0**	**0**	**0**	**33.2**	**39.6**
00-00	**261**	**0**	**224**	**16**	**16**	**2**	**0**	**1**	**1**	**1**	**0**	**0**	**0**	**0**	**0**	**0**	**0**	**0**	**0**	**33.1**	**39.6**

DRAFT

Site 2
Location Link Road, 45 metres east of N2 Junction
Direction Eastbound/Westbound

3588 / Carrickmacross
January 2014
Automatic Traffic Count

Sunday 05 January 2014

Time	Total	Classification												>PSL 100	>PSL% 100	>SL1 105 +5kph	>SL1% 105 +5kph	>SL2 110 +10kph	>SL2% 110 +10kph	Mean	Vpp 85
		1 MCL	2 SV	3 SVT	4 TB2	5 TB3	6 T4	7 ART3	8 ART4	9 ART5	10 ART6	11 BD	12 DRT								
0000	4	0	4	0	0	0	0	0	0	0	0	0	0	0	0	0	0	0	0	30.5	-
0100	3	0	3	0	0	0	0	0	0	0	0	0	0	0	0	0	0	0	0	26.8	-
0200	5	0	4	0	1	0	0	0	0	0	0	0	0	0	0	0	0	0	0	27.2	-
0300	0	0	0	0	0	0	0	0	0	0	0	0	0	0	0	0	0	0	0	-	-
0400	0	0	0	0	0	0	0	0	0	0	0	0	0	0	0	0	0	0	0	-	-
0500	1	0	0	0	1	0	0	0	0	0	0	0	0	0	0	0	0	0	0	28	-
0600	0	0	0	0	0	0	0	0	0	0	0	0	0	0	0	0	0	0	0	-	-
0700	2	0	2	0	0	0	0	0	0	0	0	0	0	0	0	0	0	0	0	28.3	-
0800	2	0	2	0	0	0	0	0	0	0	0	0	0	0	0	0	0	0	0	28.3	-
0900	4	0	3	0	0	1	0	0	0	0	0	0	0	0	0	0	0	0	0	28.8	-
1000	4	0	4	0	0	0	0	0	0	0	0	0	0	0	0	0	0	0	0	34.5	-
1100	**10**	**0**	**10**	**0**	**0**	**0**	**0**	**0**	**0**	**0**	**0**	**0**	**0**	**0**	**0**	**0**	**0**	**0**	**0**	**34.1**	**-**
1200	20	0	19	0	1	0	0	0	0	0	0	0	0	0	0	0	0	0	0	34.5	39.6
1300	22	0	20	0	2	0	0	0	0	0	0	0	0	0	0	0	0	0	0	36.1	39.6
1400	**27**	**0**	**27**	**0**	**0**	**0**	**0**	**0**	**0**	**0**	**0**	**0**	**0**	**0**	**0**	**0**	**0**	**0**	**0**	**35.1**	**41**
1500	18	0	17	0	1	0	0	0	0	0	0	0	0	0	0	0	0	0	0	34	36.4
1600	11	0	11	0	0	0	0	0	0	0	0	0	0	0	0	0	0	0	0	35.7	37.4
1700	13	0	13	0	0	0	0	0	0	0	0	0	0	0	0	0	0	0	0	33	36
1800	12	0	10	1	1	0	0	0	0	0	0	0	0	0	0	0	0	0	0	33.6	38.5
1900	8	0	8	0	0	0	0	0	0	0	0	0	0	0	0	0	0	0	0	32.9	-
2000	11	0	10	0	1	0	0	0	0	0	0	0	0	0	0	0	0	0	0	33.9	37.4
2100	11	0	10	0	1	0	0	0	0	0	0	0	0	0	0	0	0	0	0	31.4	33.1
2200	7	0	7	0	0	0	0	0	0	0	0	0	0	0	0	0	0	0	0	36	-
2300	8	0	8	0	0	0	0	0	0	0	0	0	0	0	0	0	0	0	0	32.8	-
07-19	**145**	**0**	**138**	**1**	**5**	**1**	**0**	**0**	**0**	**0**	**0**	**0**	**0**	**0**	**0**	**0**	**0**	**0**	**0**	**34.3**	**39.6**
06-22	**175**	**0**	**166**	**1**	**7**	**1**	**0**	**0**	**0**	**0**	**0**	**0**	**0**	**0**	**0**	**0**	**0**	**0**	**0**	**34**	**39.6**
06-00	**190**	**0**	**181**	**1**	**7**	**1**	**0**	**0**	**0**	**0**	**0**	**0**	**0**	**0**	**0**	**0**	**0**	**0**	**0**	**34.1**	**39.6**
00-00	**203**	**0**	**192**	**1**	**9**	**1**	**0**	**0**	**0**	**0**	**0**	**0**	**0**	**0**	**0**	**0**	**0**	**0**	**0**	**33.7**	**39.2**

DRAFT

Site 2
Location Link Road, 45 metres east of N2 Junction
Direction Eastbound/Westbound

3588 / Carrickmacross
January 2014
Automatic Traffic Count

Monday 06 January 2014

Time	Total	Classification												>PSL	>PSL%	>SL1	>SL1%	>SL2	>SL2%	Mean	Vpp
		1 MCL	2 SV	3 SVT	4 TB2	5 TB3	6 T4	7 ART3	8 ART4	9 ART5	10 ART6	11 BD	12 DRT	100	100	105 +5kph	105 +5kph	110 +10kph	110 +10kph		85
0000	4	0	4	0	0	0	0	0	0	0	0	0	0	0	0	0	0	0	0	35.2	-
0100	1	0	0	0	1	0	0	0	0	0	0	0	0	0	0	0	0	0	0	31.3	-
0200	2	0	2	0	0	0	0	0	0	0	0	0	0	0	0	0	0	0	0	39.7	-
0300	2	0	2	0	0	0	0	0	0	0	0	0	0	0	0	0	0	0	0	34	-
0400	0	0	0	0	0	0	0	0	0	0	0	0	0	0	0	0	0	0	0	-	-
0500	2	0	1	0	1	0	0	0	0	0	0	0	0	0	0	0	0	0	0	36.6	-
0600	9	0	7	1	0	0	0	0	0	1	0	0	0	0	0	0	0	0	0	34.1	-
0700	19	0	16	0	3	0	0	0	0	0	0	0	0	0	0	0	0	0	0	34.9	38.2
0800	**26**	**0**	**22**	**1**	**2**	**0**	**0**	**0**	**0**	**1**	**0**	**0**	**0**	**0**	**0**	**0**	**0**	**0**	**0**	**33**	**37.4**
0900	11	0	8	0	3	0	0	0	0	0	0	0	0	0	0	0	0	0	0	34.4	37.8
1000	11	0	10	0	0	1	0	0	0	0	0	0	0	0	0	0	0	0	0	35.5	39.2
1100	19	0	19	0	0	0	0	0	0	0	0	0	0	0	0	0	0	0	0	35.9	39.2
1200	14	0	11	0	3	0	0	0	0	0	0	0	0	0	0	0	0	0	0	34.9	40.7
1300	12	0	12	0	0	0	0	0	0	0	0	0	0	0	0	0	0	0	0	35.7	39.6
1400	15	0	12	0	3	0	0	0	0	0	0	0	0	0	0	0	0	0	0	29.8	35.3
1500	22	0	19	0	3	0	0	0	0	0	0	0	0	0	0	0	0	0	0	34.1	40
1600	11	0	9	0	1	1	0	0	0	0	0	0	0	0	0	0	0	0	0	32.2	39.6
1700	**34**	**1**	**30**	**0**	**3**	**0**	**0**	**0**	**0**	**0**	**0**	**0**	**0**	**0**	**0**	**0**	**0**	**0**	**0**	**35.4**	**39.6**
1800	15	0	12	0	3	0	0	0	0	0	0	0	0	0	0	0	0	0	0	34.6	39.6
1900	13	0	13	0	0	0	0	0	0	0	0	0	0	0	0	0	0	0	0	35.1	37.8
2000	0	0	0	0	0	0	0	0	0	0	0	0	0	0	0	0	0	0	0	-	-
2100	3	0	3	0	0	0	0	0	0	0	0	0	0	0	0	0	0	0	0	34.7	-
2200	3	0	3	0	0	0	0	0	0	0	0	0	0	0	0	0	0	0	0	34.5	-
2300	4	0	4	0	0	0	0	0	0	0	0	0	0	0	0	0	0	0	0	32.7	-
07-19	**209**	**1**	**180**	**1**	**24**	**2**	**0**	**0**	**0**	**1**	**0**	**0**	**0**	**0**	**0**	**0**	**0**	**0**	**0**	**34.3**	**39.6**
06-22	**234**	**1**	**203**	**2**	**24**	**2**	**0**	**0**	**0**	**2**	**0**	**0**	**0**	**0**	**0**	**0**	**0**	**0**	**0**	**34.3**	**39.2**
06-00	**241**	**1**	**210**	**2**	**24**	**2**	**0**	**0**	**0**	**2**	**0**	**0**	**0**	**0**	**0**	**0**	**0**	**0**	**0**	**34.3**	**39.2**
00-00	**252**	**1**	**219**	**2**	**26**	**2**	**0**	**0**	**0**	**2**	**0**	**0**	**0**	**0**	**0**	**0**	**0**	**0**	**0**	**34.4**	**39.2**

DRAFT

Site 2
Location Link Road, 45 metres east of N2 Junction
Direction Eastbound/Westbound

3588 / Carrickmacross
January 2014
Automatic Traffic Count

Tuesday 07 January 2014

Time	Total	Classification												>PSL	>PSL%	>SL1	>SL1%	>SL2	>SL2%	Mean	Vpp
		1 MCL	2 SV	3 SVT	4 TB2	5 TB3	6 T4	7 ART3	8 ART4	9 ART5	10 ART6	11 BD	12 DRT	100	100	105 +5kph	105 +5kph	110 +10kph	110 +10kph		85
0000	2	0	1	0	1	0	0	0	0	0	0	0	0	0	0	0	0	0	0	31.1	-
0100	0	0	0	0	0	0	0	0	0	0	0	0	0	0	0	0	0	0	0	-	-
0200	0	0	0	0	0	0	0	0	0	0	0	0	0	0	0	0	0	0	0	-	-
0300	0	0	0	0	0	0	0	0	0	0	0	0	0	0	0	0	0	0	0	-	-
0400	0	0	0	0	0	0	0	0	0	0	0	0	0	0	0	0	0	0	0	-	-
0500	4	0	3	0	0	1	0	0	0	0	0	0	0	0	0	0	0	0	0	34.9	-
0600	12	0	11	0	1	0	0	0	0	0	0	0	0	0	0	0	0	0	0	38.1	40
0700	17	0	14	0	3	0	0	0	0	0	0	0	0	0	0	0	0	0	0	34.2	38.2
0800	**35**	**0**	**35**	**0**	**0**	**0**	**0**	**0**	**0**	**0**	**0**	**0**	**0**	**0**	**0**	**0**	**0**	**0**	**0**	**35**	**39.2**
0900	21	0	17	0	2	2	0	0	0	0	0	0	0	0	0	0	0	0	0	33.3	37.4
1000	14	0	9	1	2	0	0	0	0	0	2	0	0	0	0	0	0	0	0	29.8	34.9
1100	12	0	9	1	2	0	0	0	0	0	0	0	0	0	0	0	0	0	0	32.8	37.1
1200	11	0	11	0	0	0	0	0	0	0	0	0	0	0	0	0	0	0	0	33.6	38.5
1300	28	0	24	0	3	0	0	0	0	0	1	0	0	0	0	0	0	0	0	36.3	43.2
1400	21	0	16	1	4	0	0	0	0	0	0	0	0	0	0	0	0	0	0	34.3	39.2
1500	21	0	21	0	0	0	0	0	0	0	0	0	0	0	0	0	0	0	0	36.8	41.4
1600	13	0	11	1	1	0	0	0	0	0	0	0	0	0	0	0	0	0	0	36.3	42.1
1700	**29**	**0**	**24**	**0**	**4**	**0**	**0**	**0**	**1**	**0**	**0**	**0**	**0**	**0**	**0**	**0**	**0**	**0**	**0**	**35.8**	**39.6**
1800	15	0	13	0	2	0	0	0	0	0	0	0	0	0	0	0	0	0	0	36.1	42.1
1900	20	0	19	0	1	0	0	0	0	0	0	0	0	0	0	0	0	0	0	36.9	42.1
2000	14	0	13	0	1	0	0	0	0	0	0	0	0	0	0	0	0	0	0	35.3	38.5
2100	9	0	7	0	2	0	0	0	0	0	0	0	0	0	0	0	0	0	0	29.9	-
2200	5	0	5	0	0	0	0	0	0	0	0	0	0	0	0	0	0	0	0	35.9	-
2300	0	0	0	0	0	0	0	0	0	0	0	0	0	0	0	0	0	0	0	-	-
07-19	**237**	**0**	**204**	**4**	**23**	**2**	**0**	**0**	**1**	**0**	**3**	**0**	**0**	**0**	**0**	**0**	**0**	**0**	**0**	**34.8**	**40**
06-22	**292**	**0**	**254**	**4**	**28**	**2**	**0**	**0**	**1**	**0**	**3**	**0**	**0**	**0**	**0**	**0**	**0**	**0**	**0**	**34.9**	**40.7**
06-00	**297**	**0**	**259**	**4**	**28**	**2**	**0**	**0**	**1**	**0**	**3**	**0**	**0**	**0**	**0**	**0**	**0**	**0**	**0**	**35**	**40.7**
00-00	**303**	**0**	**263**	**4**	**29**	**3**	**0**	**0**	**1**	**0**	**3**	**0**	**0**	**0**	**0**	**0**	**0**	**0**	**0**	**34.9**	**40.7**

DRAFT

Site 2
Location Link Road, 45 metres east of N2 Junction
Direction Eastbound/Westbound

Wednesday 08 January 2014

3588 / Carrickmacross
January 2014
Automatic Traffic Count

Time	Total	Classification												>PSL 100	>PSL% 100	>SL1 105 +5kph	>SL1% 105 +5kph	>SL2 110 +10kph	>SL2% 110 +10kph	Mean	Vpp 85
		1 MCL	2 SV	3 SVT	4 TB2	5 TB3	6 T4	7 ART3	8 ART4	9 ART5	10 ART6	11 BD	12 DRT								
0000	2	0	2	0	0	0	0	0	0	0	0	0	0	0	0	0	0	0	0	41.4	-
0100	0	0	0	0	0	0	0	0	0	0	0	0	0	0	0	0	0	0	0	-	-
0200	0	0	0	0	0	0	0	0	0	0	0	0	0	0	0	0	0	0	0	-	-
0300	0	0	0	0	0	0	0	0	0	0	0	0	0	0	0	0	0	0	0	-	-
0400	1	0	0	0	1	0	0	0	0	0	0	0	0	0	0	0	0	0	0	36.4	-
0500	5	0	5	0	0	0	0	0	0	0	0	0	0	0	0	0	0	0	0	37.7	-
0600	7	0	5	0	2	0	0	0	0	0	0	0	0	0	0	0	0	0	0	39	-
0700	19	0	17	0	2	0	0	0	0	0	0	0	0	0	0	0	0	0	0	35.5	37.8
0800	**26**	**0**	**23**	**0**	**1**	**1**	**0**	**0**	**1**	**0**	**0**	**0**	**0**	**0**	**0**	**0**	**0**	**0**	**0**	**35.1**	**39.2**
0900	17	0	15	0	1	1	0	0	0	0	0	0	0	0	0	0	0	0	0	34.8	37.8
1000	18	0	14	0	4	0	0	0	0	0	0	0	0	0	0	0	0	0	0	34.8	38.5
1100	17	0	14	0	3	0	0	0	0	0	0	0	0	0	0	0	0	0	0	33.6	37.8
1200	17	1	10	0	5	0	0	0	0	1	0	0	0	0	0	0	0	0	0	31.7	37.8
1300	18	0	17	0	1	0	0	0	0	0	0	0	0	0	0	0	0	0	0	33.8	38.9
1400	12	0	11	0	1	0	0	0	0	0	0	0	0	0	0	0	0	0	0	34	38.2
1500	20	0	17	1	2	0	0	0	0	0	0	0	0	0	0	0	0	0	0	33.2	38.5
1600	24	0	19	1	1	0	2	0	0	1	0	0	0	0	0	0	0	0	0	34.5	37.1
1700	**29**	**0**	**23**	**1**	**5**	**0**	**0**	**0**	**0**	**0**	**0**	**0**	**0**	**0**	**0**	**0**	**0**	**0**	**0**	**34.2**	**38.5**
1800	20	0	18	0	1	1	0	0	0	0	0	0	0	0	0	0	0	0	0	34.2	39.2
1900	14	0	12	0	2	0	0	0	0	0	0	0	0	0	0	0	0	0	0	34.9	39.2
2000	9	0	9	0	0	0	0	0	0	0	0	0	0	0	0	0	0	0	0	35.2	-
2100	7	0	7	0	0	0	0	0	0	0	0	0	0	0	0	0	0	0	0	35.1	-
2200	5	0	4	0	1	0	0	0	0	0	0	0	0	0	0	0	0	0	0	35.4	-
2300	2	0	2	0	0	0	0	0	0	0	0	0	0	0	0	0	0	0	0	37	-
07-19	**237**	**1**	**198**	**3**	**27**	**3**	**2**	**0**	**1**	**2**	**0**	**0**	**0**	**0**	**0**	**0**	**0**	**0**	**0**	**34.2**	**38.9**
06-22	**274**	**1**	**231**	**3**	**31**	**3**	**2**	**0**	**1**	**2**	**0**	**0**	**0**	**0**	**0**	**0**	**0**	**0**	**0**	**34.4**	**38.9**
06-00	**281**	**1**	**237**	**3**	**32**	**3**	**2**	**0**	**1**	**2**	**0**	**0**	**0**	**0**	**0**	**0**	**0**	**0**	**0**	**34.4**	**38.9**
00-00	**289**	**1**	**244**	**3**	**33**	**3**	**2**	**0**	**1**	**2**	**0**	**0**	**0**	**0**	**0**	**0**	**0**	**0**	**0**	**34.6**	**39.2**

DRAFT

Site 2
Location Link Road, 45 metres east of N2 Junction
Direction Eastbound/Westbound

3588 / Carrickmacross
January 2014
Automatic Traffic Count

Thursday 09 January 2014

Time	Total	Classification												>PSL	>PSL%	>SL1	>SL1%	>SL2	>SL2%	Mean	Vpp
		1 MCL	2 SV	3 SVT	4 TB2	5 TB3	6 T4	7 ART3	8 ART4	9 ART5	10 ART6	11 BD	12 DRT	100	100	105 +5kph	105 +5kph	110 +10kph	110 +10kph		85
0000	1	0	1	0	0	0	0	0	0	0	0	0	0	0	0	0	0	0	0	38.8	-
0100	0	0	0	0	0	0	0	0	0	0	0	0	0	0	0	0	0	0	0	-	-
0200	1	0	1	0	0	0	0	0	0	0	0	0	0	0	0	0	0	0	0	27.2	-
0300	0	0	0	0	0	0	0	0	0	0	0	0	0	0	0	0	0	0	0	-	-
0400	1	0	0	0	1	0	0	0	0	0	0	0	0	0	0	0	0	0	0	37.5	-
0500	2	0	2	0	0	0	0	0	0	0	0	0	0	0	0	0	0	0	0	38.1	-
0600	10	0	10	0	0	0	0	0	0	0	0	0	0	0	0	0	0	0	0	36.4	-
0700	17	0	13	0	4	0	0	0	0	0	0	0	0	0	0	0	0	0	0	32.7	38.9
0800	**31**	**0**	**29**	**0**	**1**	**1**	**0**	**0**	**0**	**0**	**0**	**0**	**0**	**0**	**0**	**0**	**0**	**0**	**0**	**30.7**	**34.9**
0900	19	0	17	0	0	0	1	0	0	1	0	0	0	0	0	0	0	0	0	30.7	37.1
1000	11	0	8	0	1	1	0	1	0	0	0	0	0	0	0	0	0	0	0	28.7	34.2
1100	12	0	6	1	2	1	0	0	2	0	0	0	0	0	0	0	0	0	0	31.7	36.7
1200	18	0	11	2	4	0	0	0	0	1	0	0	0	0	0	0	0	0	0	32.3	35.6
1300	12	0	12	0	0	0	0	0	0	0	0	0	0	0	0	0	0	0	0	34.3	40
1400	17	0	14	1	2	0	0	0	0	0	0	0	0	0	0	0	0	0	0	37.4	43.6
1500	11	0	10	0	1	0	0	0	0	0	0	0	0	0	0	0	0	0	0	30	33.8
1600	18	0	16	1	0	0	1	0	0	0	0	0	0	0	0	0	0	0	0	34.9	41.4
1700	**34**	**0**	**27**	**0**	**5**	**0**	**1**	**0**	**0**	**1**	**0**	**0**	**0**	**0**	**0**	**0**	**0**	**0**	**0**	**32.6**	**38.5**
1800	23	0	21	0	2	0	0	0	0	0	0	0	0	0	0	0	0	0	0	30.1	36.7
1900	25	0	21	0	4	0	0	0	0	0	0	0	0	0	0	0	0	0	0	32.6	38.9
2000	12	0	11	0	1	0	0	0	0	0	0	0	0	0	0	0	0	0	0	37.4	42.8
2100	13	0	12	0	0	0	0	1	0	0	0	0	0	0	0	0	0	0	0	34.9	37.1
2200	9	0	9	0	0	0	0	0	0	0	0	0	0	0	0	0	0	0	0	33.8	-
2300	0	0	0	0	0	0	0	0	0	0	0	0	0	0	0	0	0	0	0	-	-
07-19	**223**	**0**	**184**	**5**	**22**	**3**	**3**	**1**	**2**	**3**	**0**	**0**	**0**	**0**	**0**	**0**	**0**	**0**	**0**	**32.2**	**38.5**
06-22	**283**	**0**	**238**	**5**	**27**	**3**	**3**	**2**	**2**	**3**	**0**	**0**	**0**	**0**	**0**	**0**	**0**	**0**	**0**	**32.7**	**39.2**
06-00	**292**	**0**	**247**	**5**	**27**	**3**	**3**	**2**	**2**	**3**	**0**	**0**	**0**	**0**	**0**	**0**	**0**	**0**	**0**	**32.7**	**39.2**
00-00	**297**	**0**	**251**	**5**	**28**	**3**	**3**	**2**	**2**	**3**	**0**	**0**	**0**	**0**	**0**	**0**	**0**	**0**	**0**	**32.8**	**39.2**

DRAFT

Site 2
Location Link Road, 45 metres east of N2 Junction
Direction Eastbound/Westbound

3588 / Carrickmacross
January 2014
Automatic Traffic Count

Friday 10 January 2014

Time	Total	Classification												>PSL	>PSL%	>SL1	>SL1%	>SL2	>SL2%	Mean	Vpp
		1 MCL	2 SV	3 SVT	4 TB2	5 TB3	6 T4	7 ART3	8 ART4	9 ART5	10 ART6	11 BD	12 DRT	100	100	105 +5kph	105 +5kph	110 +10kph	110 +10kph		85
0000	3	0	2	0	1	0	0	0	0	0	0	0	0	0	0	0	0	0	0	25.5	-
0100	2	0	2	0	0	0	0	0	0	0	0	0	0	0	0	0	0	0	0	33	-
0200	1	0	1	0	0	0	0	0	0	0	0	0	0	0	0	0	0	0	0	29.1	-
0300	0	0	0	0	0	0	0	0	0	0	0	0	0	0	0	0	0	0	0	-	-
0400	0	0	0	0	0	0	0	0	0	0	0	0	0	0	0	0	0	0	0	-	-
0500	4	0	3	0	1	0	0	0	0	0	0	0	0	0	0	0	0	0	0	34.3	-
0600	9	0	8	0	0	0	0	0	0	0	1	0	0	0	0	0	0	0	0	35.1	-
0700	20	0	16	0	3	0	0	0	0	0	1	0	0	0	0	0	0	0	0	34.7	40
0800	**25**	**0**	**23**	**0**	**2**	**0**	**0**	**0**	**0**	**0**	**0**	**0**	**0**	**0**	**0**	**0**	**0**	**0**	**0**	**34.8**	**39.6**
0900	22	0	21	1	0	0	0	0	0	0	0	0	0	0	0	0	0	0	0	35.7	40.7
1000	13	0	10	1	2	0	0	0	0	0	0	0	0	0	0	0	0	0	0	36.7	38.5
1100	13	0	10	0	1	0	0	0	0	2	0	0	0	0	0	0	0	0	0	36.8	40.3
1200	16	0	14	0	1	0	0	0	1	0	0	0	0	0	0	0	0	0	0	35.4	41
1300	24	0	24	0	0	0	0	0	0	0	0	0	0	0	0	0	0	0	0	34	39.2
1400	17	0	13	0	3	0	1	0	0	0	0	0	0	0	0	0	0	0	0	34.1	37.1
1500	20	0	16	0	4	0	0	0	0	0	0	0	0	0	0	0	0	0	0	33.9	37.1
1600	10	0	8	0	2	0	0	0	0	0	0	0	0	0	0	0	0	0	0	37.5	-
1700	23	0	20	0	3	0	0	0	0	0	0	0	0	0	0	0	0	0	0	35.2	40
1800	**27**	**0**	**26**	**0**	**1**	**0**	**0**	**0**	**0**	**0**	**0**	**0**	**0**	**0**	**0**	**0**	**0**	**0**	**0**	**33**	**37.1**
1900	26	0	24	0	1	0	0	1	0	0	0	0	0	0	0	0	0	0	0	34.8	39.2
2000	11	0	11	0	0	0	0	0	0	0	0	0	0	0	0	0	0	0	0	31.6	33.5
2100	5	0	5	0	0	0	0	0	0	0	0	0	0	0	0	0	0	0	0	35.1	-
2200	8	0	6	0	2	0	0	0	0	0	0	0	0	0	0	0	0	0	0	33.3	-
2300	9	0	8	0	1	0	0	0	0	0	0	0	0	0	0	0	0	0	0	29.8	-
07-19	**230**	**0**	**201**	**2**	**22**	**0**	**1**	**0**	**1**	**2**	**1**	**0**	**0**	**0**	**0**	**0**	**0**	**0**	**0**	**34.9**	**40**
06-22	**281**	**0**	**249**	**2**	**23**	**0**	**1**	**1**	**1**	**2**	**2**	**0**	**0**	**0**	**0**	**0**	**0**	**0**	**0**	**34.8**	**39.6**
06-00	**298**	**0**	**263**	**2**	**26**	**0**	**1**	**1**	**1**	**2**	**2**	**0**	**0**	**0**	**0**	**0**	**0**	**0**	**0**	**34.6**	**39.6**
00-00	**308**	**0**	**271**	**2**	**28**	**0**	**1**	**1**	**1**	**2**	**2**	**0**	**0**	**0**	**0**	**0**	**0**	**0**	**0**	**34.4**	**39.6**

DRAFT

Site 2
Location Link Road, 45 metres east of N2 Junction
Direction Eastbound/Westbound

3588 / Carrickmacross
January 2014
Automatic Traffic Count

Virtual Day (7)

Time	Total	Classification												>PSL 100	>PSL% 100	>SL1 105 +5kph	>SL1% 105 +5kph	>SL2 110 +10kph	>SL2% 110 +10kph	Mean	Vpp 85
		1 MCL	2 SV	3 SVT	4 TB2	5 TB3	6 T4	7 ART3	8 ART4	9 ART5	10 ART6	11 BD	12 DRT								
0000	3	0	3	0	0	0	0	0	0	0	0	0	0	0	0	0	0	0	0	32.6	-
0100	1	0	1	0	0	0	0	0	0	0	0	0	0	0	0	0	0	0	0	32	-
0200	1	0	1	0	0	0	0	0	0	0	0	0	0	0	0	0	0	0	0	31.2	-
0300	1	0	1	0	0	0	0	0	0	0	0	0	0	0	0	0	0	0	0	30.2	-
0400	0	0	0	0	0	0	0	0	0	0	0	0	0	0	0	0	0	0	0	36.9	-
0500	3	0	2	0	0	0	0	0	0	0	0	0	0	0	0	0	0	0	0	35.1	-
0600	7	0	6	0	0	0	0	0	0	0	0	0	0	0	0	0	0	0	0	36.5	-
0700	14	0	12	0	2	0	0	0	0	0	0	0	0	0	0	0	0	0	0	34.1	38.2
0800	**21**	**0**	**20**	**0**	**1**	**0**	**0**	**0**	**0**	**0**	**0**	**0**	**0**	**0**	**0**	**0**	**0**	**0**	**0**	**33.7**	**38.5**
0900	15	0	12	0	1	1	0	0	0	0	0	0	0	0	0	0	0	0	0	33.3	38.5
1000	12	0	9	0	2	0	0	0	0	0	0	0	0	0	0	0	0	0	0	33.9	38.5
1100	16	0	13	1	1	0	0	0	0	0	0	0	0	0	0	0	0	0	0	33.7	39.2
1200	18	0	15	1	2	0	0	0	0	0	0	0	0	0	0	0	0	0	0	33	39.6
1300	20	0	18	0	1	0	0	0	0	0	0	0	0	0	0	0	0	0	0	35	40.3
1400	19	0	17	1	2	0	0	0	0	0	0	0	0	0	0	0	0	0	0	34.4	40.3
1500	18	0	15	0	2	0	0	0	0	0	0	0	0	0	0	0	0	0	0	33.9	38.9
1600	14	0	12	1	1	0	0	0	0	0	0	0	0	0	0	0	0	0	0	35.2	40.7
1700	**25**	**0**	**22**	**0**	**3**	**0**	**0**	**0**	**0**	**0**	**0**	**0**	**0**	**0**	**0**	**0**	**0**	**0**	**0**	**34.3**	**39.2**
1800	19	0	17	0	2	0	0	0	0	0	0	0	0	0	0	0	0	0	0	33.3	38.5
1900	17	0	16	0	1	0	0	0	0	0	0	0	0	0	0	0	0	0	0	34.6	39.6
2000	10	0	10	0	0	0	0	0	0	0	0	0	0	0	0	0	0	0	0	34.5	40.7
2100	8	0	8	0	1	0	0	0	0	0	0	0	0	0	0	0	0	0	0	33	-
2200	6	0	5	0	0	0	0	0	0	0	0	0	0	0	0	0	0	0	0	34.8	-
2300	5	0	4	0	0	0	0	0	0	0	0	0	0	0	0	0	0	0	0	30.7	-
07-19	**211**	**0**	**180**	**5**	**20**	**2**	**1**	**0**	**1**	**1**	**1**	**0**	**0**	**0**	**0**	**0**	**0**	**0**	**0**	**34**	**39.2**
06-22	**253**	**0**	**220**	**5**	**22**	**2**	**1**	**1**	**1**	**1**	**1**	**0**	**0**	**0**	**0**	**0**	**0**	**0**	**0**	**34.1**	**39.6**
06-00	**264**	**0**	**229**	**5**	**23**	**2**	**1**	**1**	**1**	**1**	**1**	**0**	**0**	**0**	**0**	**0**	**0**	**0**	**0**	**34**	**39.6**
00-00	**273**	**0**	**238**	**5**	**24**	**2**	**1**	**1**	**1**	**1**	**1**	**0**	**0**	**0**	**0**	**0**	**0**	**0**	**0**	**34**	**39.6**

DRAFT

Site 2
Location Link Road, 45 metres east of N2 Junction
Direction Eastbound/Westbound

3588 / Carrickmacross
January 2014
Automatic Traffic Count

Virtual Week (1)

Time	Total	Classification												>PSL 100	>PSL% 100	>SL1 105 +5kph	>SL1% 105 +5kph	>SL2 110 +10kph	>SL2% 110 +10kph	Mean	Vpp 85
		1 MCL	2 SV	3 SVT	4 TB2	5 TB3	6 T4	7 ART3	8 ART4	9 ART5	10 ART6	11 BD	12 DRT								
Mon	252	1	219	2	26	2	0	0	0	2	0	0	0	0	0	0	0	0	0	34.4	39.2
Tue	303	0	263	4	29	3	0	0	1	0	3	0	0	0	0	0	0	0	0	34.9	40.7
Wed	289	1	244	3	33	3	2	0	1	2	0	0	0	0	0	0	0	0	0	34.6	39.2
Thu	297	0	251	5	28	3	3	2	2	3	0	0	0	0	0	0	0	0	0	32.8	39.2
Fri	308	0	271	2	28	0	1	1	1	2	2	0	0	0	0	0	0	0	0	34.4	39.6
|Sat	261	0	224	16	16	2	0	1	1	1	0	0	0	0	0	0	0	0	0	33.1	39.6
|Sun	203	0	192	1	9	1	0	0	0	0	0	0	0	0	0	0	0	0	0	33.7	39.2
5 Day Ave.	**290**	**0**	**250**	**3**	**29**	**2**	**1**	**1**	**1**	**2**	**1**	**0**	**0**	**0**	**0.0**	**0**	**0.0**	**0**	**0.0**	**34.2**	**39.6**
7 Day Ave.	**273**	**0**	**238**	**5**	**24**	**2**	**1**	**1**	**1**	**1**	**1**	**0**	**0**	**0**	**0.0**	**0**	**0.0**	**0**	**0.0**	**34.0**	**39.6**
--	**1913**	**2**	**1664**	**33**	**169**	**14**	**6**	**4**	**6**	**10**	**5**	**0**	**0**	**0**	**0.0**	**0**	**0.0**	**0**	**0.0**	**34.0**	**39.6**

Summary Graphs

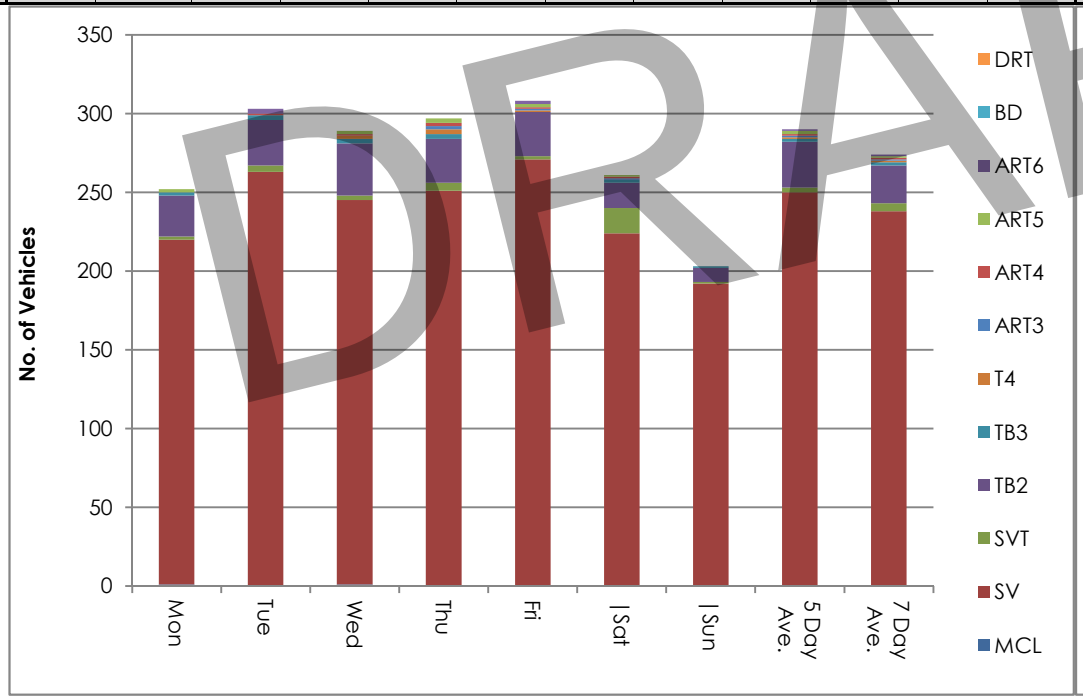

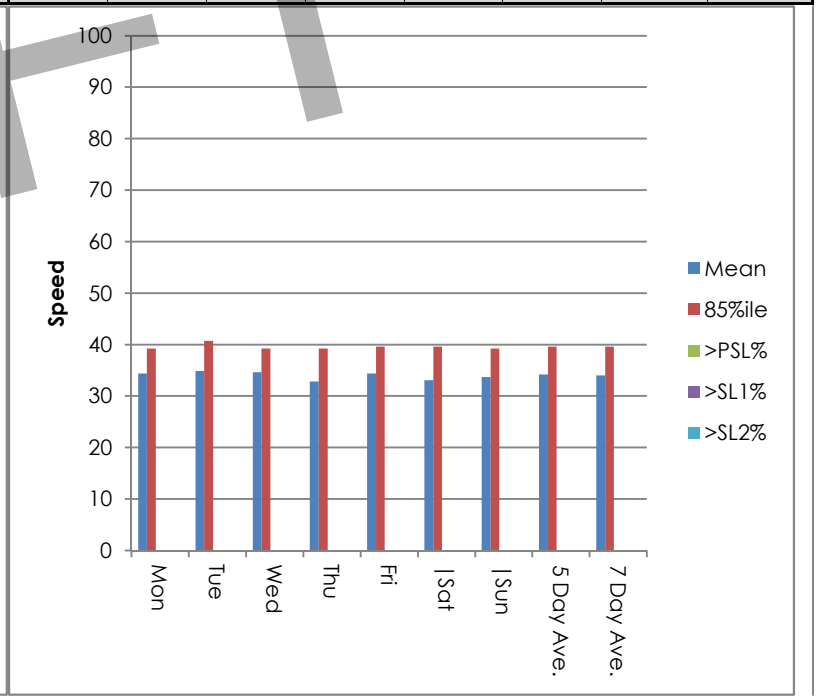

DRAFT

Site 2
Location Link Road, 45 metres east of N2 Junction
Direction Eastbound/Westbound

3588 / Carrickmacross
January 2014
Automatic Traffic Count

Saturday 04 January 2014

Time	Total	Speed Bins (km/h)																												
		0 - 5	5 - 10	10 - 15	15 - 20	20 - 25	25 - 30	30 - 35	35 - 40	40 - 45	45 - 50	50 - 55	55 - 60	60 - 65	65 - 70	70 - 75	75 - 80	80 - 85	85 - 90	90 - 95	95 - 100	100 - 105	105 - 110	110 - 115	115 - 120	120 - 125	125 - 130	130 - 135	135 - 140
0000	5	0	0	0	0	0	2	2	0	1	0	0	0	0	0	0	0	0	0	0	0	0	0	0	0	0	0	0	0	0
0100	4	0	0	0	0	0	1	0	2	1	0	0	0	0	0	0	0	0	0	0	0	0	0	0	0	0	0	0	0	0
0200	1	0	0	0	0	0	0	0	0	1	0	0	0	0	0	0	0	0	0	0	0	0	0	0	0	0	0	0	0	0
0300	4	0	0	0	0	1	2	0	1	0	0	0	0	0	0	0	0	0	0	0	0	0	0	0	0	0	0	0	0	0
0400	0	0	0	0	0	0	0	0	0	0	0	0	0	0	0	0	0	0	0	0	0	0	0	0	0	0	0	0	0	0
0500	1	0	0	0	0	1	0	0	0	0	0	0	0	0	0	0	0	0	0	0	0	0	0	0	0	0	0	0	0	0
0600	0	0	0	0	0	0	0	0	0	0	0	0	0	0	0	0	0	0	0	0	0	0	0	0	0	0	0	0	0	0
0700	4	0	0	0	0	0	3	1	0	0	0	0	0	0	0	0	0	0	0	0	0	0	0	0	0	0	0	0	0	0
0800	4	0	0	0	0	0	0	1	2	1	0	0	0	0	0	0	0	0	0	0	0	0	0	0	0	0	0	0	0	0
0900	10	0	0	0	1	1	4	1	2	1	0	0	0	0	0	0	0	0	0	0	0	0	0	0	0	0	0	0	0	0
1000	14	0	0	0	0	1	1	4	4	3	0	1	0	0	0	0	0	0	0	0	0	0	0	0	0	0	0	0	0	0
1100	**26**	**0**	**0**	**0**	**1**	**4**	**3**	**9**	**7**	**2**	**0**	**0**	**0**	**0**	**0**	**0**	**0**	**0**	**0**	**0**	**0**	**0**	**0**	**0**	**0**	**0**	**0**	**0**	**0**	**0**
1200	**30**	**0**	**0**	**0**	**6**	**0**	**6**	**9**	**7**	**1**	**1**	**0**	**0**	**0**	**0**	**0**	**0**	**0**	**0**	**0**	**0**	**0**	**0**	**0**	**0**	**0**	**0**	**0**	**0**	**0**
1300	24	0	0	0	1	0	4	7	8	4	0	0	0	0	0	0	0	0	0	0	0	0	0	0	0	0	0	0	0	0
1400	26	0	0	0	0	0	5	10	7	4	0	0	0	0	0	0	0	0	0	0	0	0	0	0	0	0	0	0	0	0
1500	12	0	0	0	0	0	2	6	4	0	0	0	0	0	0	0	0	0	0	0	0	0	0	0	0	0	0	0	0	0
1600	11	0	0	0	0	0	1	4	3	3	0	0	0	0	0	0	0	0	0	0	0	0	0	0	0	0	0	0	0	0
1700	15	0	0	0	0	2	2	6	3	2	0	0	0	0	0	0	0	0	0	0	0	0	0	0	0	0	0	0	0	0
1800	18	0	0	0	0	2	3	6	5	2	0	0	0	0	0	0	0	0	0	0	0	0	0	0	0	0	0	0	0	0
1900	12	0	0	0	0	1	2	3	4	2	0	0	0	0	0	0	0	0	0	0	0	0	0	0	0	0	0	0	0	0
2000	16	0	0	0	0	1	5	4	3	3	0	0	0	0	0	0	0	0	0	0	0	0	0	0	0	0	0	0	0	0
2100	11	0	0	0	0	1	5	2	1	2	0	0	0	0	0	0	0	0	0	0	0	0	0	0	0	0	0	0	0	0
2200	4	0	0	0	0	0	2	0	0	1	1	0	0	0	0	0	0	0	0	0	0	0	0	0	0	0	0	0	0	0
2300	9	0	0	0	1	0	5	3	0	0	0	0	0	0	0	0	0	0	0	0	0	0	0	0	0	0	0	0	0	0
07-19	**194**	**0**	**0**	**0**	**9**	**10**	**34**	**64**	**52**	**23**	**1**	**1**	**0**	**0**	**0**	**0**	**0**	**0**	**0**	**0**	**0**	**0**	**0**	**0**	**0**	**0**	**0**	**0**	**0**	**0**
06-22	**233**	**0**	**0**	**0**	**9**	**13**	**46**	**73**	**60**	**30**	**1**	**1**	**0**	**0**	**0**	**0**	**0**	**0**	**0**	**0**	**0**	**0**	**0**	**0**	**0**	**0**	**0**	**0**	**0**	**0**
06-00	**246**	**0**	**0**	**0**	**10**	**13**	**53**	**76**	**60**	**31**	**2**	**1**	**0**	**0**	**0**	**0**	**0**	**0**	**0**	**0**	**0**	**0**	**0**	**0**	**0**	**0**	**0**	**0**	**0**	**0**
00-00	**261**	**0**	**0**	**0**	**10**	**15**	**58**	**78**	**63**	**34**	**2**	**1**	**0**	**0**	**0**	**0**	**0**	**0**	**0**	**0**	**0**	**0**	**0**	**0**	**0**	**0**	**0**	**0**	**0**	**0**

DRAFT

Site 2
Location Link Road, 45 metres east of N2 Junction
Direction Eastbound/Westbound

3588 / Carrickmacross
January 2014
Automatic Traffic Count

Sunday 05 January 2014

Time	Total	Speed Bins (km/h)																												
		0 - 5	5 - 10	10 - 15	15 - 20	20 - 25	25 - 30	30 - 35	35 - 40	40 - 45	45 - 50	50 - 55	55 - 60	60 - 65	65 - 70	70 - 75	75 - 80	80 - 85	85 - 90	90 - 95	95 - 100	100 - 105	105 - 110	110 - 115	115 - 120	120 - 125	125 - 130	130 - 135	135 - 140
0000	4	0	0	0	0	0	2	2	0	0	0	0	0	0	0	0	0	0	0	0	0	0	0	0	0	0	0	0	0	0
0100	3	0	0	0	0	2	0	0	1	0	0	0	0	0	0	0	0	0	0	0	0	0	0	0	0	0	0	0	0	0
0200	5	0	0	0	0	3	1	0	1	0	0	0	0	0	0	0	0	0	0	0	0	0	0	0	0	0	0	0	0	0
0300	0	0	0	0	0	0	0	0	0	0	0	0	0	0	0	0	0	0	0	0	0	0	0	0	0	0	0	0	0	0
0400	0	0	0	0	0	0	0	0	0	0	0	0	0	0	0	0	0	0	0	0	0	0	0	0	0	0	0	0	0	0
0500	1	0	0	0	0	0	1	0	0	0	0	0	0	0	0	0	0	0	0	0	0	0	0	0	0	0	0	0	0	0
0600	0	0	0	0	0	0	0	0	0	0	0	0	0	0	0	0	0	0	0	0	0	0	0	0	0	0	0	0	0	0
0700	2	0	0	0	0	0	1	1	0	0	0	0	0	0	0	0	0	0	0	0	0	0	0	0	0	0	0	0	0	0
0800	2	0	0	0	0	0	1	1	0	0	0	0	0	0	0	0	0	0	0	0	0	0	0	0	0	0	0	0	0	0
0900	4	0	0	0	1	0	1	1	1	0	0	0	0	0	0	0	0	0	0	0	0	0	0	0	0	0	0	0	0	0
1000	4	0	0	0	0	0	0	2	2	0	0	0	0	0	0	0	0	0	0	0	0	0	0	0	0	0	0	0	0	0
1100	**10**	**0**	**0**	**0**	**0**	**2**	**1**	**3**	**2**	**2**	**0**	**0**	**0**	**0**	**0**	**0**	**0**	**0**	**0**	**0**	**0**	**0**	**0**	**0**	**0**	**0**	**0**	**0**	**0**	**0**
1200	20	0	0	0	0	2	1	9	5	3	0	0	0	0	0	0	0	0	0	0	0	0	0	0	0	0	0	0	0	0
1300	22	0	0	0	0	0	2	6	11	2	1	0	0	0	0	0	0	0	0	0	0	0	0	0	0	0	0	0	0	0
1400	**27**	**0**	**0**	**0**	**0**	**0**	**4**	**13**	**4**	**4**	**2**	**0**	**0**	**0**	**0**	**0**	**0**	**0**	**0**	**0**	**0**	**0**	**0**	**0**	**0**	**0**	**0**	**0**	**0**	**0**
1500	18	0	0	0	0	0	2	8	6	2	0	0	0	0	0	0	0	0	0	0	0	0	0	0	0	0	0	0	0	0
1600	11	0	0	0	0	0	0	5	5	1	0	0	0	0	0	0	0	0	0	0	0	0	0	0	0	0	0	0	0	0
1700	13	0	0	0	0	0	5	3	3	2	0	0	0	0	0	0	0	0	0	0	0	0	0	0	0	0	0	0	0	0
1800	12	0	0	0	0	0	4	3	5	0	0	0	0	0	0	0	0	0	0	0	0	0	0	0	0	0	0	0	0	0
1900	8	0	0	0	0	0	3	2	2	1	0	0	0	0	0	0	0	0	0	0	0	0	0	0	0	0	0	0	0	0
2000	11	0	0	0	0	0	2	4	4	1	0	0	0	0	0	0	0	0	0	0	0	0	0	0	0	0	0	0	0	0
2100	11	0	0	0	0	1	1	8	1	0	0	0	0	0	0	0	0	0	0	0	0	0	0	0	0	0	0	0	0	0
2200	7	0	0	0	0	0	1	1	4	1	0	0	0	0	0	0	0	0	0	0	0	0	0	0	0	0	0	0	0	0
2300	8	0	0	0	0	0	2	4	1	1	0	0	0	0	0	0	0	0	0	0	0	0	0	0	0	0	0	0	0	0
07-19	**145**	**0**	**0**	**0**	**1**	**4**	**22**	**55**	**44**	**16**	**3**	**0**	**0**	**0**	**0**	**0**	**0**	**0**	**0**	**0**	**0**	**0**	**0**	**0**	**0**	**0**	**0**	**0**	**0**	**0**
06-22	**175**	**0**	**0**	**0**	**1**	**5**	**28**	**69**	**51**	**18**	**3**	**0**	**0**	**0**	**0**	**0**	**0**	**0**	**0**	**0**	**0**	**0**	**0**	**0**	**0**	**0**	**0**	**0**	**0**	**0**
06-00	**190**	**0**	**0**	**0**	**1**	**5**	**31**	**74**	**56**	**20**	**3**	**0**	**0**	**0**	**0**	**0**	**0**	**0**	**0**	**0**	**0**	**0**	**0**	**0**	**0**	**0**	**0**	**0**	**0**	**0**
00-00	**203**	**0**	**0**	**0**	**1**	**10**	**35**	**76**	**58**	**20**	**3**	**0**	**0**	**0**	**0**	**0**	**0**	**0**	**0**	**0**	**0**	**0**	**0**	**0**	**0**	**0**	**0**	**0**	**0**	**0**

DRAFT

Site 2
Location Link Road, 45 metres east of N2 Junction
Direction Eastbound/Westbound

3588 / Carrickmacross
January 2014
Automatic Traffic Count

Monday 06 January 2014

Time	Total	Speed Bins (km/h)																												
		0 - 5	5 - 10	10 - 15	15 - 20	20 - 25	25 - 30	30 - 35	35 - 40	40 - 45	45 - 50	50 - 55	55 - 60	60 - 65	65 - 70	70 - 75	75 - 80	80 - 85	85 - 90	90 - 95	95 - 100	100 - 105	105 - 110	110 - 115	115 - 120	120 - 125	125 - 130	130 - 135	135 - 140
0000	4	0	0	0	0	0	0	2	2	0	0	0	0	0	0	0	0	0	0	0	0	0	0	0	0	0	0	0	0	0
0100	1	0	0	0	0	0	0	1	0	0	0	0	0	0	0	0	0	0	0	0	0	0	0	0	0	0	0	0	0	0
0200	2	0	0	0	0	0	0	1	0	0	1	0	0	0	0	0	0	0	0	0	0	0	0	0	0	0	0	0	0	0
0300	2	0	0	0	0	0	0	1	1	0	0	0	0	0	0	0	0	0	0	0	0	0	0	0	0	0	0	0	0	0
0400	0	0	0	0	0	0	0	0	0	0	0	0	0	0	0	0	0	0	0	0	0	0	0	0	0	0	0	0	0	0
0500	2	0	0	0	0	0	0	1	0	1	0	0	0	0	0	0	0	0	0	0	0	0	0	0	0	0	0	0	0	0
0600	9	0	0	0	0	0	1	5	2	1	0	0	0	0	0	0	0	0	0	0	0	0	0	0	0	0	0	0	0	0
0700	19	0	0	0	0	0	2	6	11	0	0	0	0	0	0	0	0	0	0	0	0	0	0	0	0	0	0	0	0	0
0800	**26**	**0**	**0**	**0**	**1**	**1**	**3**	**13**	**7**	**1**	**0**	**0**	**0**	**0**	**0**	**0**	**0**	**0**	**0**	**0**	**0**	**0**	**0**	**0**	**0**	**0**	**0**	**0**	**0**	**0**
0900	11	0	0	0	0	1	1	2	6	1	0	0	0	0	0	0	0	0	0	0	0	0	0	0	0	0	0	0	0	0
1000	11	0	0	0	0	0	1	5	3	2	0	0	0	0	0	0	0	0	0	0	0	0	0	0	0	0	0	0	0	0
1100	19	0	0	0	0	0	2	5	10	2	0	0	0	0	0	0	0	0	0	0	0	0	0	0	0	0	0	0	0	0
1200	14	0	0	0	0	0	3	5	3	2	1	0	0	0	0	0	0	0	0	0	0	0	0	0	0	0	0	0	0	0
1300	12	0	0	0	0	1	1	3	5	2	0	0	0	0	0	0	0	0	0	0	0	0	0	0	0	0	0	0	0	0
1400	15	0	0	0	1	2	4	5	2	1	0	0	0	0	0	0	0	0	0	0	0	0	0	0	0	0	0	0	0	0
1500	22	0	0	0	0	0	5	10	3	4	0	0	0	0	0	0	0	0	0	0	0	0	0	0	0	0	0	0	0	0
1600	11	0	0	2	0	0	1	3	3	1	1	0	0	0	0	0	0	0	0	0	0	0	0	0	0	0	0	0	0	0
1700	**34**	**0**	**0**	**0**	**0**	**1**	**3**	**14**	**12**	**4**	**0**	**0**	**0**	**0**	**0**	**0**	**0**	**0**	**0**	**0**	**0**	**0**	**0**	**0**	**0**	**0**	**0**	**0**	**0**	**0**
1800	15	0	0	0	0	0	1	9	3	1	1	0	0	0	0	0	0	0	0	0	0	0	0	0	0	0	0	0	0	0
1900	13	0	0	0	0	1	1	3	7	1	0	0	0	0	0	0	0	0	0	0	0	0	0	0	0	0	0	0	0	0
2000	0	0	0	0	0	0	0	0	0	0	0	0	0	0	0	0	0	0	0	0	0	0	0	0	0	0	0	0	0	0
2100	3	0	0	0	0	0	0	2	1	0	0	0	0	0	0	0	0	0	0	0	0	0	0	0	0	0	0	0	0	0
2200	3	0	0	0	0	0	0	1	2	0	0	0	0	0	0	0	0	0	0	0	0	0	0	0	0	0	0	0	0	0
2300	4	0	0	0	0	0	0	4	0	0	0	0	0	0	0	0	0	0	0	0	0	0	0	0	0	0	0	0	0	0
07-19	**209**	**0**	**0**	**2**	**2**	**6**	**27**	**80**	**68**	**21**	**3**	**0**	**0**	**0**	**0**	**0**	**0**	**0**	**0**	**0**	**0**	**0**	**0**	**0**	**0**	**0**	**0**	**0**	**0**	**0**
06-22	**234**	**0**	**0**	**2**	**2**	**7**	**29**	**90**	**78**	**23**	**3**	**0**	**0**	**0**	**0**	**0**	**0**	**0**	**0**	**0**	**0**	**0**	**0**	**0**	**0**	**0**	**0**	**0**	**0**	**0**
06-00	**241**	**0**	**0**	**2**	**2**	**7**	**29**	**95**	**80**	**23**	**3**	**0**	**0**	**0**	**0**	**0**	**0**	**0**	**0**	**0**	**0**	**0**	**0**	**0**	**0**	**0**	**0**	**0**	**0**	**0**
00-00	**252**	**0**	**0**	**2**	**2**	**7**	**29**	**101**	**83**	**24**	**4**	**0**	**0**	**0**	**0**	**0**	**0**	**0**	**0**	**0**	**0**	**0**	**0**	**0**	**0**	**0**	**0**	**0**	**0**	**0**

DRAFT

Site 2
Location Link Road, 45 metres east of N2 Junction
Direction Eastbound/Westbound

3588 / Carrickmacross
January 2014
Automatic Traffic Count

Tuesday 07 January 2014

Time	Total	Speed Bins (km/h)																												
		0 - 5	5 - 10	10 - 15	15 - 20	20 - 25	25 - 30	30 - 35	35 - 40	40 - 45	45 - 50	50 - 55	55 - 60	60 - 65	65 - 70	70 - 75	75 - 80	80 - 85	85 - 90	90 - 95	95 - 100	100 - 105	105 - 110	110 - 115	115 - 120	120 - 125	125 - 130	130 - 135	135 - 140
0000	2	0	0	0	0	0	1	0	1	0	0	0	0	0	0	0	0	0	0	0	0	0	0	0	0	0	0	0	0	0
0100	0	0	0	0	0	0	0	0	0	0	0	0	0	0	0	0	0	0	0	0	0	0	0	0	0	0	0	0	0	0
0200	0	0	0	0	0	0	0	0	0	0	0	0	0	0	0	0	0	0	0	0	0	0	0	0	0	0	0	0	0	0
0300	0	0	0	0	0	0	0	0	0	0	0	0	0	0	0	0	0	0	0	0	0	0	0	0	0	0	0	0	0	0
0400	0	0	0	0	0	0	0	0	0	0	0	0	0	0	0	0	0	0	0	0	0	0	0	0	0	0	0	0	0	0
0500	4	0	0	0	0	1	0	1	1	1	0	0	0	0	0	0	0	0	0	0	0	0	0	0	0	0	0	0	0	0
0600	12	0	0	0	0	0	0	2	6	4	0	0	0	0	0	0	0	0	0	0	0	0	0	0	0	0	0	0	0	0
0700	17	0	0	0	0	0	3	8	4	2	0	0	0	0	0	0	0	0	0	0	0	0	0	0	0	0	0	0	0	0
0800	**35**	**0**	**0**	**0**	**0**	**2**	**4**	**8**	**18**	**3**	**0**	**0**	**0**	**0**	**0**	**0**	**0**	**0**	**0**	**0**	**0**	**0**	**0**	**0**	**0**	**0**	**0**	**0**	**0**	**0**
0900	21	0	0	0	0	0	4	10	4	3	0	0	0	0	0	0	0	0	0	0	0	0	0	0	0	0	0	0	0	0
1000	14	0	0	0	1	2	4	4	2	1	0	0	0	0	0	0	0	0	0	0	0	0	0	0	0	0	0	0	0	0
1100	12	0	0	0	1	1	1	3	5	0	1	0	0	0	0	0	0	0	0	0	0	0	0	0	0	0	0	0	0	0
1200	11	0	0	0	0	0	5	3	1	2	0	0	0	0	0	0	0	0	0	0	0	0	0	0	0	0	0	0	0	0
1300	28	0	0	0	0	2	2	7	8	7	2	0	0	0	0	0	0	0	0	0	0	0	0	0	0	0	0	0	0	0
1400	21	0	0	0	0	1	2	9	6	3	0	0	0	0	0	0	0	0	0	0	0	0	0	0	0	0	0	0	0	0
1500	21	0	0	0	0	0	1	7	8	4	1	0	0	0	0	0	0	0	0	0	0	0	0	0	0	0	0	0	0	0
1600	13	0	0	0	0	0	1	5	3	3	1	0	0	0	0	0	0	0	0	0	0	0	0	0	0	0	0	0	0	0
1700	**29**	**0**	**0**	**0**	**0**	**0**	**3**	**9**	**13**	**4**	**0**	**0**	**0**	**0**	**0**	**0**	**0**	**0**	**0**	**0**	**0**	**0**	**0**	**0**	**0**	**0**	**0**	**0**	**0**	**0**
1800	15	0	0	0	1	0	1	5	4	3	1	0	0	0	0	0	0	0	0	0	0	0	0	0	0	0	0	0	0	0
1900	20	0	0	0	1	0	2	2	9	5	1	0	0	0	0	0	0	0	0	0	0	0	0	0	0	0	0	0	0	0
2000	14	0	0	0	0	1	2	2	7	1	1	0	0	0	0	0	0	0	0	0	0	0	0	0	0	0	0	0	0	0
2100	9	0	0	0	1	1	3	1	3	0	0	0	0	0	0	0	0	0	0	0	0	0	0	0	0	0	0	0	0	0
2200	5	0	0	0	0	1	0	1	1	2	0	0	0	0	0	0	0	0	0	0	0	0	0	0	0	0	0	0	0	0
2300	0	0	0	0	0	0	0	0	0	0	0	0	0	0	0	0	0	0	0	0	0	0	0	0	0	0	0	0	0	0
07-19	**237**	**0**	**0**	**0**	**3**	**8**	**31**	**78**	**76**	**35**	**6**	**0**	**0**	**0**	**0**	**0**	**0**	**0**	**0**	**0**	**0**	**0**	**0**	**0**	**0**	**0**	**0**	**0**	**0**	**0**
06-22	**292**	**0**	**0**	**0**	**5**	**10**	**38**	**85**	**101**	**45**	**8**	**0**	**0**	**0**	**0**	**0**	**0**	**0**	**0**	**0**	**0**	**0**	**0**	**0**	**0**	**0**	**0**	**0**	**0**	**0**
06-00	**297**	**0**	**0**	**0**	**5**	**11**	**38**	**86**	**102**	**47**	**8**	**0**	**0**	**0**	**0**	**0**	**0**	**0**	**0**	**0**	**0**	**0**	**0**	**0**	**0**	**0**	**0**	**0**	**0**	**0**
00-00	**303**	**0**	**0**	**0**	**5**	**12**	**39**	**87**	**104**	**48**	**8**	**0**	**0**	**0**	**0**	**0**	**0**	**0**	**0**	**0**	**0**	**0**	**0**	**0**	**0**	**0**	**0**	**0**	**0**	**0**

DRAFT

Site 2
Location Link Road, 45 metres east of N2 Junction
Direction Eastbound/Westbound

3588 / Carrickmacross
January 2014
Automatic Traffic Count

Wednesday 08 January 2014

Time	Total	Speed Bins (km/h)																												
		0 - 5	5 - 10	10 - 15	15 - 20	20 - 25	25 - 30	30 - 35	35 - 40	40 - 45	45 - 50	50 - 55	55 - 60	60 - 65	65 - 70	70 - 75	75 - 80	80 - 85	85 - 90	90 - 95	95 - 100	100 - 105	105 - 110	110 - 115	115 - 120	120 - 125	125 - 130	130 - 135	135 - 140
0000	2	0	0	0	0	0	0	0	0	2	0	0	0	0	0	0	0	0	0	0	0	0	0	0	0	0	0	0	0	0
0100	0	0	0	0	0	0	0	0	0	0	0	0	0	0	0	0	0	0	0	0	0	0	0	0	0	0	0	0	0	0
0200	0	0	0	0	0	0	0	0	0	0	0	0	0	0	0	0	0	0	0	0	0	0	0	0	0	0	0	0	0	0
0300	0	0	0	0	0	0	0	0	0	0	0	0	0	0	0	0	0	0	0	0	0	0	0	0	0	0	0	0	0	0
0400	1	0	0	0	0	0	0	0	1	0	0	0	0	0	0	0	0	0	0	0	0	0	0	0	0	0	0	0	0	0
0500	5	0	0	0	0	0	0	0	4	1	0	0	0	0	0	0	0	0	0	0	0	0	0	0	0	0	0	0	0	0
0600	7	0	0	0	0	0	0	0	6	0	1	0	0	0	0	0	0	0	0	0	0	0	0	0	0	0	0	0	0	0
0700	19	0	0	0	0	0	2	4	11	2	0	0	0	0	0	0	0	0	0	0	0	0	0	0	0	0	0	0	0	0
0800	**26**	**0**	**0**	**0**	**0**	**0**	**6**	**5**	**12**	**2**	**1**	**0**	**0**	**0**	**0**	**0**	**0**	**0**	**0**	**0**	**0**	**0**	**0**	**0**	**0**	**0**	**0**	**0**	**0**	**0**
0900	17	0	0	0	0	0	1	10	4	1	1	0	0	0	0	0	0	0	0	0	0	0	0	0	0	0	0	0	0	0
1000	18	0	0	0	0	0	3	6	7	2	0	0	0	0	0	0	0	0	0	0	0	0	0	0	0	0	0	0	0	0
1100	17	0	0	0	1	0	3	4	7	2	0	0	0	0	0	0	0	0	0	0	0	0	0	0	0	0	0	0	0	0
1200	17	0	0	0	0	3	3	6	3	2	0	0	0	0	0	0	0	0	0	0	0	0	0	0	0	0	0	0	0	0
1300	18	0	0	0	0	1	1	9	5	2	0	0	0	0	0	0	0	0	0	0	0	0	0	0	0	0	0	0	0	0
1400	12	0	0	0	0	0	2	5	4	1	0	0	0	0	0	0	0	0	0	0	0	0	0	0	0	0	0	0	0	0
1500	20	0	0	0	0	2	3	5	9	1	0	0	0	0	0	0	0	0	0	0	0	0	0	0	0	0	0	0	0	0
1600	24	0	0	0	0	1	3	7	11	1	1	0	0	0	0	0	0	0	0	0	0	0	0	0	0	0	0	0	0	0
1700	**29**	**0**	**0**	**0**	**1**	**1**	**2**	**11**	**12**	**1**	**1**	**0**	**0**	**0**	**0**	**0**	**0**	**0**	**0**	**0**	**0**	**0**	**0**	**0**	**0**	**0**	**0**	**0**	**0**	**0**
1800	20	0	0	0	0	2	2	7	6	2	1	0	0	0	0	0	0	0	0	0	0	0	0	0	0	0	0	0	0	0
1900	14	0	0	0	1	0	1	4	6	0	2	0	0	0	0	0	0	0	0	0	0	0	0	0	0	0	0	0	0	0
2000	9	0	0	0	0	0	2	2	4	1	0	0	0	0	0	0	0	0	0	0	0	0	0	0	0	0	0	0	0	0
2100	7	0	0	0	0	0	0	3	4	0	0	0	0	0	0	0	0	0	0	0	0	0	0	0	0	0	0	0	0	0
2200	5	0	0	0	0	0	0	4	0	0	1	0	0	0	0	0	0	0	0	0	0	0	0	0	0	0	0	0	0	0
2300	2	0	0	0	0	0	0	1	0	1	0	0	0	0	0	0	0	0	0	0	0	0	0	0	0	0	0	0	0	0
07-19	**237**	**0**	**0**	**0**	**2**	**10**	**31**	**79**	**91**	**19**	**5**	**0**	**0**	**0**	**0**	**0**	**0**	**0**	**0**	**0**	**0**	**0**	**0**	**0**	**0**	**0**	**0**	**0**	**0**	**0**
06-22	**274**	**0**	**0**	**0**	**3**	**10**	**34**	**88**	**111**	**20**	**8**	**0**	**0**	**0**	**0**	**0**	**0**	**0**	**0**	**0**	**0**	**0**	**0**	**0**	**0**	**0**	**0**	**0**	**0**	**0**
06-00	**281**	**0**	**0**	**0**	**3**	**10**	**34**	**93**	**111**	**21**	**9**	**0**	**0**	**0**	**0**	**0**	**0**	**0**	**0**	**0**	**0**	**0**	**0**	**0**	**0**	**0**	**0**	**0**	**0**	**0**
00-00	**289**	**0**	**0**	**0**	**3**	**10**	**34**	**93**	**116**	**24**	**9**	**0**	**0**	**0**	**0**	**0**	**0**	**0**	**0**	**0**	**0**	**0**	**0**	**0**	**0**	**0**	**0**	**0**	**0**	**0**

DRAFT

Site 2
Location Link Road, 45 metres east of N2 Junction
Direction Eastbound/Westbound

3588 / Carrickmacross
January 2014
Automatic Traffic Count

Thursday 09 January 2014

Time	Total	Speed Bins (km/h)																												
		0 - 5	5 - 10	10 - 15	15 - 20	20 - 25	25 - 30	30 - 35	35 - 40	40 - 45	45 - 50	50 - 55	55 - 60	60 - 65	65 - 70	70 - 75	75 - 80	80 - 85	85 - 90	90 - 95	95 - 100	100 - 105	105 - 110	110 - 115	115 - 120	120 - 125	125 - 130	130 - 135	135 - 140
0000	1	0	0	0	0	0	0	0	1	0	0	0	0	0	0	0	0	0	0	0	0	0	0	0	0	0	0	0	0	0
0100	0	0	0	0	0	0	0	0	0	0	0	0	0	0	0	0	0	0	0	0	0	0	0	0	0	0	0	0	0	0
0200	1	0	0	0	0	0	1	0	0	0	0	0	0	0	0	0	0	0	0	0	0	0	0	0	0	0	0	0	0	0
0300	0	0	0	0	0	0	0	0	0	0	0	0	0	0	0	0	0	0	0	0	0	0	0	0	0	0	0	0	0	0
0400	1	0	0	0	0	0	0	0	1	0	0	0	0	0	0	0	0	0	0	0	0	0	0	0	0	0	0	0	0	0
0500	2	0	0	0	0	0	0	1	0	1	0	0	0	0	0	0	0	0	0	0	0	0	0	0	0	0	0	0	0	0
0600	10	0	0	0	0	0	0	4	4	2	0	0	0	0	0	0	0	0	0	0	0	0	0	0	0	0	0	0	0	0
0700	17	0	0	0	0	2	5	4	5	1	0	0	0	0	0	0	0	0	0	0	0	0	0	0	0	0	0	0	0	0
0800	**31**	**0**	**0**	**0**	**0**	**3**	**9**	**13**	**6**	**0**	**0**	**0**	**0**	**0**	**0**	**0**	**0**	**0**	**0**	**0**	**0**	**0**	**0**	**0**	**0**	**0**	**0**	**0**	**0**	**0**
0900	19	0	0	0	2	3	2	7	4	1	0	0	0	0	0	0	0	0	0	0	0	0	0	0	0	0	0	0	0	0
1000	11	0	0	0	2	1	3	3	2	0	0	0	0	0	0	0	0	0	0	0	0	0	0	0	0	0	0	0	0	0
1100	12	0	0	0	0	2	3	2	5	0	0	0	0	0	0	0	0	0	0	0	0	0	0	0	0	0	0	0	0	0
1200	18	0	0	0	0	1	4	9	2	2	0	0	0	0	0	0	0	0	0	0	0	0	0	0	0	0	0	0	0	0
1300	12	0	0	0	0	1	1	5	2	3	0	0	0	0	0	0	0	0	0	0	0	0	0	0	0	0	0	0	0	0
1400	17	0	0	0	0	0	2	5	3	6	1	0	0	0	0	0	0	0	0	0	0	0	0	0	0	0	0	0	0	0
1500	11	0	0	0	2	0	4	3	2	0	0	0	0	0	0	0	0	0	0	0	0	0	0	0	0	0	0	0	0	0
1600	18	0	0	0	0	2	3	3	5	4	1	0	0	0	0	0	0	0	0	0	0	0	0	0	0	0	0	0	0	0
1700	**34**	**0**	**0**	**1**	**1**	**1**	**6**	**13**	**8**	**3**	**1**	**0**	**0**	**0**	**0**	**0**	**0**	**0**	**0**	**0**	**0**	**0**	**0**	**0**	**0**	**0**	**0**	**0**	**0**	**0**
1800	23	0	0	0	1	3	9	5	4	0	1	0	0	0	0	0	0	0	0	0	0	0	0	0	0	0	0	0	0	0
1900	25	0	0	0	0	2	4	12	6	1	0	0	0	0	0	0	0	0	0	0	0	0	0	0	0	0	0	0	0	0
2000	12	0	0	0	0	0	2	3	2	4	1	0	0	0	0	0	0	0	0	0	0	0	0	0	0	0	0	0	0	0
2100	13	0	0	0	0	0	1	6	4	2	0	0	0	0	0	0	0	0	0	0	0	0	0	0	0	0	0	0	0	0
2200	9	0	0	0	0	2	0	2	4	1	0	0	0	0	0	0	0	0	0	0	0	0	0	0	0	0	0	0	0	0
2300	0	0	0	0	0	0	0	0	0	0	0	0	0	0	0	0	0	0	0	0	0	0	0	0	0	0	0	0	0	0
07-19	**223**	**0**	**0**	**1**	**8**	**19**	**51**	**72**	**48**	**20**	**4**	**0**	**0**	**0**	**0**	**0**	**0**	**0**	**0**	**0**	**0**	**0**	**0**	**0**	**0**	**0**	**0**	**0**	**0**	**0**
06-22	**283**	**0**	**0**	**1**	**8**	**21**	**58**	**97**	**64**	**29**	**5**	**0**	**0**	**0**	**0**	**0**	**0**	**0**	**0**	**0**	**0**	**0**	**0**	**0**	**0**	**0**	**0**	**0**	**0**	**0**
06-00	**292**	**0**	**0**	**1**	**8**	**23**	**58**	**99**	**68**	**30**	**5**	**0**	**0**	**0**	**0**	**0**	**0**	**0**	**0**	**0**	**0**	**0**	**0**	**0**	**0**	**0**	**0**	**0**	**0**	**0**
00-00	**297**	**0**	**0**	**1**	**8**	**23**	**59**	**100**	**70**	**31**	**5**	**0**	**0**	**0**	**0**	**0**	**0**	**0**	**0**	**0**	**0**	**0**	**0**	**0**	**0**	**0**	**0**	**0**	**0**	**0**

DRAFT

Site 2
Location Link Road, 45 metres east of N2 Junction
Direction Eastbound/Westbound

3588 / Carrickmacross
January 2014
Automatic Traffic Count

Friday 10 January 2014

Time	Total	Speed Bins (km/h)																												
		0 - 5	5 - 10	10 - 15	15 - 20	20 - 25	25 - 30	30 - 35	35 - 40	40 - 45	45 - 50	50 - 55	55 - 60	60 - 65	65 - 70	70 - 75	75 - 80	80 - 85	85 - 90	90 - 95	95 - 100	100 - 105	105 - 110	110 - 115	115 - 120	120 - 125	125 - 130	130 - 135	135 - 140
0000	3	0	0	0	1	0	1	1	0	0	0	0	0	0	0	0	0	0	0	0	0	0	0	0	0	0	0	0	0	0
0100	2	0	0	0	0	1	0	0	0	1	0	0	0	0	0	0	0	0	0	0	0	0	0	0	0	0	0	0	0	0
0200	1	0	0	0	0	0	1	0	0	0	0	0	0	0	0	0	0	0	0	0	0	0	0	0	0	0	0	0	0	0
0300	0	0	0	0	0	0	0	0	0	0	0	0	0	0	0	0	0	0	0	0	0	0	0	0	0	0	0	0	0	0
0400	0	0	0	0	0	0	0	0	0	0	0	0	0	0	0	0	0	0	0	0	0	0	0	0	0	0	0	0	0	0
0500	4	0	0	0	0	1	0	1	1	1	0	0	0	0	0	0	0	0	0	0	0	0	0	0	0	0	0	0	0	0
0600	9	0	0	0	1	0	0	2	5	1	0	0	0	0	0	0	0	0	0	0	0	0	0	0	0	0	0	0	0	0
0700	20	0	0	0	0	1	2	8	5	4	0	0	0	0	0	0	0	0	0	0	0	0	0	0	0	0	0	0	0	0
0800	**25**	**0**	**0**	**0**	**0**	**0**	**4**	**8**	**9**	**4**	**0**	**0**	**0**	**0**	**0**	**0**	**0**	**0**	**0**	**0**	**0**	**0**	**0**	**0**	**0**	**0**	**0**	**0**	**0**	**0**
0900	22	0	0	0	1	0	2	5	9	4	1	0	0	0	0	0	0	0	0	0	0	0	0	0	0	0	0	0	0	0
1000	13	0	0	0	0	0	1	2	8	1	1	0	0	0	0	0	0	0	0	0	0	0	0	0	0	0	0	0	0	0
1100	13	0	0	0	0	0	2	4	4	1	2	0	0	0	0	0	0	0	0	0	0	0	0	0	0	0	0	0	0	0
1200	16	0	0	0	0	0	3	4	5	4	0	0	0	0	0	0	0	0	0	0	0	0	0	0	0	0	0	0	0	0
1300	24	0	0	0	1	2	2	6	11	2	0	0	0	0	0	0	0	0	0	0	0	0	0	0	0	0	0	0	0	0
1400	17	0	0	0	0	0	4	7	4	2	0	0	0	0	0	0	0	0	0	0	0	0	0	0	0	0	0	0	0	0
1500	20	0	0	0	0	2	1	9	6	1	1	0	0	0	0	0	0	0	0	0	0	0	0	0	0	0	0	0	0	0
1600	10	0	0	0	0	0	1	1	6	2	0	0	0	0	0	0	0	0	0	0	0	0	0	0	0	0	0	0	0	0
1700	23	0	0	0	0	1	3	6	9	4	0	0	0	0	0	0	0	0	0	0	0	0	0	0	0	0	0	0	0	0
1800	**27**	**0**	**0**	**0**	**1**	**2**	**4**	**8**	**11**	**0**	**1**	**0**	**0**	**0**	**0**	**0**	**0**	**0**	**0**	**0**	**0**	**0**	**0**	**0**	**0**	**0**	**0**	**0**	**0**	**0**
1900	26	0	0	0	0	1	3	10	8	4	0	0	0	0	0	0	0	0	0	0	0	0	0	0	0	0	0	0	0	0
2000	11	0	0	0	0	1	4	4	0	2	0	0	0	0	0	0	0	0	0	0	0	0	0	0	0	0	0	0	0	0
2100	5	0	0	0	0	0	1	0	4	0	0	0	0	0	0	0	0	0	0	0	0	0	0	0	0	0	0	0	0	0
2200	8	0	0	0	0	0	2	3	3	0	0	0	0	0	0	0	0	0	0	0	0	0	0	0	0	0	0	0	0	0
2300	9	0	0	0	1	0	4	3	1	0	0	0	0	0	0	0	0	0	0	0	0	0	0	0	0	0	0	0	0	0
07-19	**230**	**0**	**0**	**0**	**3**	**8**	**29**	**68**	**87**	**29**	**6**	**0**	**0**	**0**	**0**	**0**	**0**	**0**	**0**	**0**	**0**	**0**	**0**	**0**	**0**	**0**	**0**	**0**	**0**	**0**
06-22	**281**	**0**	**0**	**0**	**4**	**10**	**37**	**84**	**104**	**36**	**6**	**0**	**0**	**0**	**0**	**0**	**0**	**0**	**0**	**0**	**0**	**0**	**0**	**0**	**0**	**0**	**0**	**0**	**0**	**0**
06-00	**298**	**0**	**0**	**0**	**5**	**10**	**43**	**90**	**108**	**36**	**6**	**0**	**0**	**0**	**0**	**0**	**0**	**0**	**0**	**0**	**0**	**0**	**0**	**0**	**0**	**0**	**0**	**0**	**0**	**0**
00-00	**308**	**0**	**0**	**0**	**6**	**12**	**45**	**92**	**109**	**38**	**6**	**0**	**0**	**0**	**0**	**0**	**0**	**0**	**0**	**0**	**0**	**0**	**0**	**0**	**0**	**0**	**0**	**0**	**0**	**0**

DRAFT

Site 2
Location Link Road, 45 metres east of N2 Junction
Direction Eastbound/Westbound

3588 / Carrickmacross
January 2014
Automatic Traffic Count

Virtual Day (7)

Time	Total	Speed Bins (km/h)																												
		0 - 5	5 - 10	10 - 15	15 - 20	20 - 25	25 - 30	30 - 35	35 - 40	40 - 45	45 - 50	50 - 55	55 - 60	60 - 65	65 - 70	70 - 75	75 - 80	80 - 85	85 - 90	90 - 95	95 - 100	100 - 105	105 - 110	110 - 115	115 - 120	120 - 125	125 - 130	130 - 135	135 - 140
0000	3	0	0	0	0	0	1	1	1	0	0	0	0	0	0	0	0	0	0	0	0	0	0	0	0	0	0	0	0	0
0100	1	0	0	0	0	0	0	0	0	0	0	0	0	0	0	0	0	0	0	0	0	0	0	0	0	0	0	0	0	0
0200	1	0	0	0	0	0	0	0	0	0	0	0	0	0	0	0	0	0	0	0	0	0	0	0	0	0	0	0	0	0
0300	1	0	0	0	0	0	0	0	0	0	0	0	0	0	0	0	0	0	0	0	0	0	0	0	0	0	0	0	0	0
0400	0	0	0	0	0	0	0	0	0	0	0	0	0	0	0	0	0	0	0	0	0	0	0	0	0	0	0	0	0	0
0500	3	0	0	0	0	0	0	1	1	1	0	0	0	0	0	0	0	0	0	0	0	0	0	0	0	0	0	0	0	0
0600	7	0	0	0	0	0	0	2	3	1	0	0	0	0	0	0	0	0	0	0	0	0	0	0	0	0	0	0	0	0
0700	14	0	0	0	0	0	3	5	5	1	0	0	0	0	0	0	0	0	0	0	0	0	0	0	0	0	0	0	0	0
0800	**21**	**0**	**0**	**0**	**0**	**1**	**4**	**7**	**8**	**2**	**0**	**0**	**0**	**0**	**0**	**0**	**0**	**0**	**0**	**0**	**0**	**0**	**0**	**0**	**0**	**0**	**0**	**0**	**0**	**0**
0900	15	0	0	0	1	1	2	5	4	2	0	0	0	0	0	0	0	0	0	0	0	0	0	0	0	0	0	0	0	0
1000	12	0	0	0	0	1	2	4	4	1	0	0	0	0	0	0	0	0	0	0	0	0	0	0	0	0	0	0	0	0
1100	16	0	0	0	0	1	2	4	6	1	0	0	0	0	0	0	0	0	0	0	0	0	0	0	0	0	0	0	0	0
1200	18	0	0	0	1	1	4	6	4	2	0	0	0	0	0	0	0	0	0	0	0	0	0	0	0	0	0	0	0	0
1300	20	0	0	0	0	1	2	6	7	3	0	0	0	0	0	0	0	0	0	0	0	0	0	0	0	0	0	0	0	0
1400	19	0	0	0	0	0	3	8	4	3	0	0	0	0	0	0	0	0	0	0	0	0	0	0	0	0	0	0	0	0
1500	18	0	0	0	0	1	3	7	5	2	0	0	0	0	0	0	0	0	0	0	0	0	0	0	0	0	0	0	0	0
1600	14	0	0	0	0	0	1	4	5	2	1	0	0	0	0	0	0	0	0	0	0	0	0	0	0	0	0	0	0	0
1700	**25**	**0**	**0**	**0**	**0**	**1**	**3**	**9**	**9**	**3**	**0**	**0**	**0**	**0**	**0**	**0**	**0**	**0**	**0**	**0**	**0**	**0**	**0**	**0**	**0**	**0**	**0**	**0**	**0**	**0**
1800	19	0	0	0	0	1	3	6	5	1	1	0	0	0	0	0	0	0	0	0	0	0	0	0	0	0	0	0	0	0
1900	17	0	0	0	0	1	2	5	6	2	0	0	0	0	0	0	0	0	0	0	0	0	0	0	0	0	0	0	0	0
2000	10	0	0	0	0	0	2	3	3	2	0	0	0	0	0	0	0	0	0	0	0	0	0	0	0	0	0	0	0	0
2100	8	0	0	0	0	0	2	3	3	1	0	0	0	0	0	0	0	0	0	0	0	0	0	0	0	0	0	0	0	0
2200	6	0	0	0	0	0	1	2	2	1	0	0	0	0	0	0	0	0	0	0	0	0	0	0	0	0	0	0	0	0
2300	5	0	0	0	0	0	2	2	0	0	0	0	0	0	0	0	0	0	0	0	0	0	0	0	0	0	0	0	0	0
07-19	**211**	**0**	**0**	**0**	**4**	**9**	**32**	**71**	**67**	**23**	**4**	**0**	**0**	**0**	**0**	**0**	**0**	**0**	**0**	**0**	**0**	**0**	**0**	**0**	**0**	**0**	**0**	**0**	**0**	**0**
06-22	**253**	**0**	**0**	**0**	**5**	**11**	**39**	**84**	**81**	**29**	**5**	**0**	**0**	**0**	**0**	**0**	**0**	**0**	**0**	**0**	**0**	**0**	**0**	**0**	**0**	**0**	**0**	**0**	**0**	**0**
06-00	**264**	**0**	**0**	**0**	**5**	**11**	**41**	**88**	**84**	**30**	**5**	**0**	**0**	**0**	**0**	**0**	**0**	**0**	**0**	**0**	**0**	**0**	**0**	**0**	**0**	**0**	**0**	**0**	**0**	**0**
00-00	**273**	**0**	**0**	**0**	**5**	**13**	**43**	**90**	**86**	**31**	**5**	**0**	**0**	**0**	**0**	**0**	**0**	**0**	**0**	**0**	**0**	**0**	**0**	**0**	**0**	**0**	**0**	**0**	**0**	**0**

DRAFT

Site 2
Location Link Road, 45 metres east of N2 Junction
Direction Eastbound/Westbound

3588 / Carrickmacross
January 2014
Automatic Traffic Count

Virtual Week (1)

Time	Total	Speed Bins (km/h)																												
		0 - 5	5 - 10	10 - 15	15 - 20	20 - 25	25 - 30	30 - 35	35 - 40	40 - 45	45 - 50	50 - 55	55 - 60	60 - 65	65 - 70	70 - 75	75 - 80	80 - 85	85 - 90	90 - 95	95 - 100	100 - 105	105 - 110	110 - 115	115 - 120	120 - 125	125 - 130	130 - 135	135 - 140
Mon	252	0	0	2	2	7	29	101	83	24	4	0	0	0	0	0	0	0	0	0	0	0	0	0	0	0	0	0	0	0
Tue	303	0	0	0	5	12	39	87	104	48	8	0	0	0	0	0	0	0	0	0	0	0	0	0	0	0	0	0	0	0
Wed	289	0	0	0	3	10	34	93	116	24	9	0	0	0	0	0	0	0	0	0	0	0	0	0	0	0	0	0	0	0
Thu	297	0	0	1	8	23	59	100	70	31	5	0	0	0	0	0	0	0	0	0	0	0	0	0	0	0	0	0	0	0
Fri	308	0	0	0	6	12	45	92	109	38	6	0	0	0	0	0	0	0	0	0	0	0	0	0	0	0	0	0	0	0
| Sat	261	0	0	0	10	15	58	78	63	34	2	1	0	0	0	0	0	0	0	0	0	0	0	0	0	0	0	0	0	0
| Sun	203	0	0	0	1	10	35	76	58	20	3	0	0	0	0	0	0	0	0	0	0	0	0	0	0	0	0	0	0	0
5 Day Ave.	**290**	**0**	**0**	**1**	**5**	**13**	**41**	**95**	**96**	**33**	**6**	**0**	**0**	**0**	**0**	**0**	**0**	**0**	**0**	**0**	**0**	**0**	**0**	**0**	**0**	**0**	**0**	**0**	**0**	**0**
7 Day Ave.	**273**	**0**	**0**	**0**	**5**	**13**	**43**	**90**	**86**	**31**	**5**	**0**	**0**	**0**	**0**	**0**	**0**	**0**	**0**	**0**	**0**	**0**	**0**	**0**	**0**	**0**	**0**	**0**	**0**	**0**
--	**1913**	**0**	**0**	**3**	**35**	**89**	**299**	**627**	**603**	**219**	**37**	**1**	**0**	**0**	**0**	**0**	**0**	**0**	**0**	**0**	**0**	**0**	**0**	**0**	**0**	**0**	**0**	**0**	**0**	**0**

DRAFT

Summary Graphs

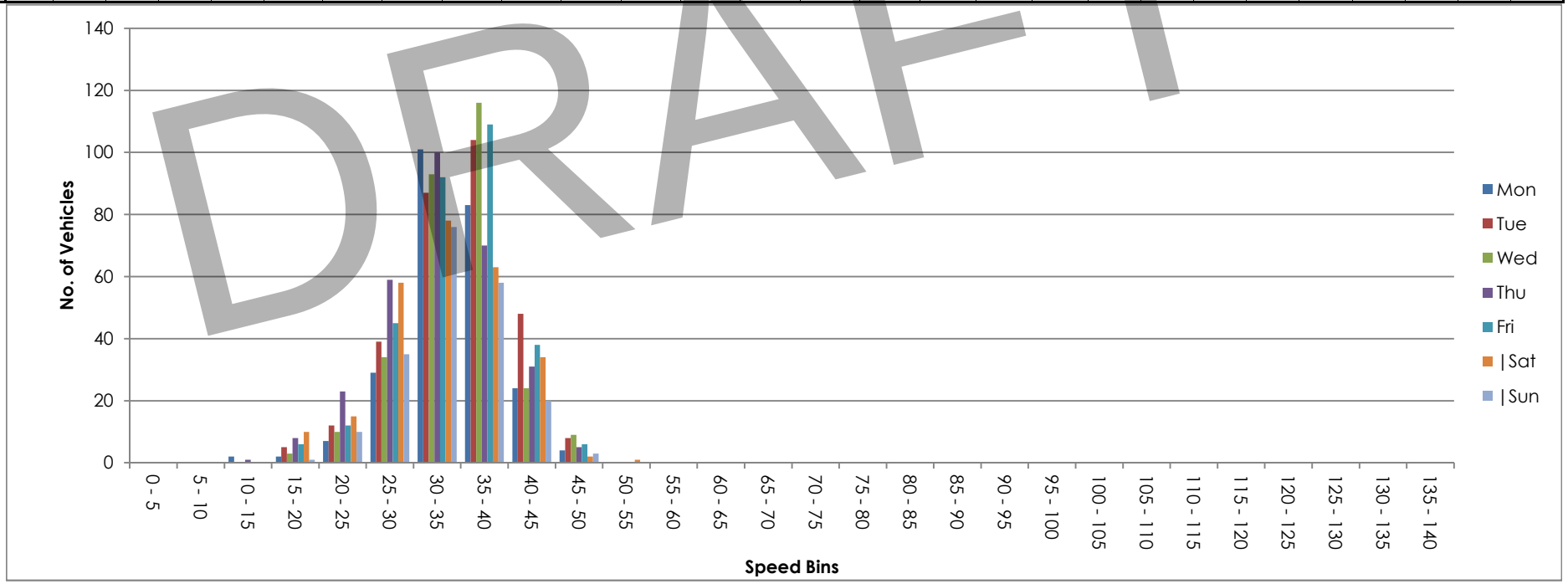



NDC NATIONWIDE DATA COLLECTION	**Site / Location:**	3 / N2, 250 metres south of Junction	**Project No:**	3588	**Photo No:**	3588-03	**Drawn By:**	AC
	Survey Date:	Saturday 4th January to Friday 10th January 2013	**Project Name:**		CARRICKMACROSS ATC			
	Survey Times:	00:00 to 00(24):00	**Title:**		Site Photograph			

Site No.	Location.	Direction.	Speed Limit - PSL (km/h)	Start Date.	End Date.	Total Vehicles.	5 Day Ave.	7 Day Ave.	No. > Speed Limit.	%. > Speed Limit.	No. > Speed Limit1 (+5km/h).	%. > Speed Limit1 (+5km/h).	No. > Speed Limit1 (+10km/h) .	%. > Speed Limit1 (+10km/h).	Mean Speed
3	N2, 250 metres south of Junction	Northbound	100	Saturday 04 January 2014	Friday 10 January 2014	22873	3485	3268	2868	12.5	1541	6.7	843	3.7	89.1
		Southbound	100	Saturday 04 January 2014	Friday 10 January 2014	22595	3119	3228	8952	39.6	5720	25.3	3432	15.2	97.9
		Northbound/Southbound	100	Saturday 04 January 2014	Friday 10 January 2014	45468	6604	6495	11820	26.0	7261	16.0	4275	9.4	93.5

Damage to tubing/Counter on Friday 10th January 2014 between 05:00 to 14:00

DRAFT

ckmacross
nuary 2014
affic Count

85%ile Speed
98.3
109.8
105.5

DRAFT

Site 3
Location N2, 250 metres south of Junction
Direction Northbound

3588 / Carrickmacross
January 2014
Automatic Traffic Count

Saturday 04 January 2014

Time	Total	Classification												>PSL	>PSL%	>SL1	>SL1%	>SL2	>SL2%	Mean	Vpp
		1 MCL	2 SV	3 SVT	4 TB2	5 TB3	6 T4	7 ART3	8 ART4	9 ART5	10 ART6	11 BD	12 DRT	100	100	105 +5kph	105 +5kph	110 +10kph	110 +10kph		85
0000	50	0	36	0	7	0	0	0	0	5	2	0	0	20	40	17	34	8	16	96.1	110.2
0100	32	0	21	0	3	0	0	0	0	8	0	0	0	10	31.3	8	25	7	21.9	95.4	110.5
0200	24	0	11	0	4	0	0	0	0	8	1	0	0	8	33.3	6	25	4	16.7	96.8	108
0300	13	0	9	0	1	0	0	0	0	2	1	0	0	2	15.4	2	15.4	2	15.4	86.5	93.2
0400	5	0	1	0	3	0	0	0	0	1	0	0	0	1	20	0	0	0	0	88.9	-
0500	28	0	16	0	5	0	0	0	1	4	2	0	0	7	25	6	21.4	4	14.3	94	108
0600	35	0	21	0	3	1	0	1	2	4	3	0	0	10	28.6	6	17.1	6	17.1	95.5	111.2
0700	71	0	50	2	8	0	0	0	1	7	3	0	0	8	11.3	3	4.2	1	1.4	88.5	96.1
0800	86	0	73	0	6	2	0	0	0	3	2	0	0	26	30.2	11	12.8	10	11.6	94	104.8
0900	143	0	109	4	18	2	0	0	1	7	2	0	0	23	16.1	13	9.1	8	5.6	92.8	100.1
1000	**185**	**0**	**152**	**1**	**17**	**0**	**1**	**0**	**1**	**8**	**3**	**1**	**1**	**37**	**20**	**19**	**10.3**	**11**	**5.9**	**92.8**	**101.5**
1100	162	1	131	6	16	0	0	0	1	3	4	0	0	24	14.8	15	9.3	9	5.6	89.8	99.7
1200	230	3	196	2	14	0	1	1	4	7	2	0	0	33	14.3	16	7	8	3.5	90.7	99
1300	241	1	213	6	11	0	0	0	1	5	4	0	0	31	12.9	16	6.6	8	3.3	91.9	98.3
1400	227	2	196	4	16	2	0	0	2	3	2	0	0	29	12.8	14	6.2	6	2.6	90.3	99.4
1500	**245**	**1**	**217**	**9**	**9**	**1**	**0**	**0**	**2**	**4**	**1**	**0**	**1**	**23**	**9.4**	**9**	**3.7**	**4**	**1.6**	**89.1**	**96.5**
1600	229	0	209	3	8	0	1	0	0	7	1	0	0	20	8.7	13	5.7	8	3.5	89.6	96.1
1700	228	0	212	0	12	0	0	0	0	4	0	0	0	12	5.3	4	1.8	2	0.9	86.9	93.2
1800	208	0	185	6	11	2	0	0	1	2	1	0	0	16	7.7	11	5.3	4	1.9	86.4	95.8
1900	146	0	130	0	6	4	0	0	0	5	1	0	0	11	7.5	6	4.1	4	2.7	87.9	97.2
2000	172	0	165	1	5	0	0	0	0	0	1	0	0	20	11.6	9	5.2	4	2.3	89.7	98.6
2100	107	1	95	2	2	2	0	0	1	2	1	0	1	14	13.1	9	8.4	4	3.7	90.1	97.2
2200	64	0	57	0	6	0	0	0	0	1	0	0	0	19	29.7	12	18.8	7	10.9	94.5	105.8
2300	36	0	33	0	2	0	0	0	0	0	1	0	0	7	19.4	4	11.1	3	8.3	91.1	101.2
07-19	**2255**	**8**	**1943**	**43**	**146**	**9**	**3**	**1**	**14**	**60**	**25**	**1**	**2**	**282**	**12.5**	**144**	**6.4**	**79**	**3.5**	**90**	**98.6**
06-22	**2715**	**9**	**2354**	**46**	**162**	**16**	**3**	**2**	**17**	**71**	**31**	**1**	**3**	**337**	**12.4**	**174**	**6.4**	**97**	**3.6**	**90**	**98.6**
06-00	**2815**	**9**	**2444**	**46**	**170**	**16**	**3**	**2**	**17**	**72**	**32**	**1**	**3**	**363**	**12.9**	**190**	**6.7**	**107**	**3.8**	**90.1**	**98.6**
00-00	**2967**	**9**	**2538**	**46**	**193**	**16**	**3**	**2**	**18**	**100**	**38**	**1**	**3**	**411**	**13.9**	**229**	**7.7**	**132**	**4.4**	**90.3**	**99.4**

DRAFT

Site 3
Location N2, 250 metres south of Junction
Direction Northbound

3588 / Carrickmacross
January 2014
Automatic Traffic Count

Sunday 05 January 2014

Time	Total	Classification												>PSL	>PSL%	>SL1	>SL1%	>SL2	>SL2%	Mean	Vpp
		1 MCL	2 SV	3 SVT	4 TB2	5 TB3	6 T4	7 ART3	8 ART4	9 ART5	10 ART6	11 BD	12 DRT	100	100	105 +5kph	105 +5kph	110 +10kph	110 +10kph		85
0000	50	0	44	0	3	0	0	0	0	2	1	0	0	15	30	8	16	5	10	92.1	105.5
0100	28	0	25	0	2	0	0	0	0	0	1	0	0	8	28.6	5	17.9	3	10.7	93.5	104.8
0200	18	0	14	0	2	1	0	0	0	1	0	0	0	10	55.6	6	33.3	3	16.7	96.7	109.4
0300	13	0	10	0	3	0	0	0	0	0	0	0	0	6	46.2	2	15.4	1	7.7	93.7	103.3
0400	5	0	4	0	0	0	0	0	0	1	0	0	0	1	20	0	0	0	0	86.6	-
0500	13	0	10	0	2	0	0	0	0	1	0	0	0	7	53.8	7	53.8	6	46.2	103.5	118.8
0600	28	0	24	1	1	0	0	0	0	1	1	0	0	5	17.9	5	17.9	4	14.3	92.9	105.5
0700	42	0	37	1	2	0	0	0	1	1	0	0	0	10	23.8	6	14.3	2	4.8	91.4	103.7
0800	67	0	63	0	3	0	0	0	0	1	0	0	0	20	29.9	12	17.9	4	6	95.7	105.1
0900	73	0	67	0	6	0	0	0	0	0	0	0	0	26	35.6	19	26	12	16.4	98.9	111.2
1000	79	1	74	0	2	0	0	0	0	1	0	0	1	22	27.8	13	16.5	8	10.1	95.4	105.1
1100	**133**	**0**	**123**	**1**	**5**	**0**	**0**	**0**	**1**	**3**	**0**	**0**	**0**	**43**	**32.3**	**22**	**16.5**	**14**	**10.5**	**95.4**	**105.8**
1200	183	0	177	0	6	0	0	0	0	0	0	0	0	38	20.8	23	12.6	14	7.7	93.6	103.3
1300	203	0	194	1	4	1	0	0	0	2	1	0	0	60	29.6	15	7.4	9	4.4	95.5	103.7
1400	**213**	**0**	**205**	**1**	**3**	**1**	**0**	**0**	**0**	**2**	**1**	**0**	**0**	**25**	**11.7**	**11**	**5.2**	**3**	**1.4**	**90.7**	**98.3**
1500	189	0	175	4	5	1	0	0	1	3	0	0	0	56	29.6	31	16.4	13	6.9	95.7	105.5
1600	205	1	192	0	6	1	0	0	1	2	0	1	1	34	16.6	15	7.3	12	5.9	92.6	100.4
1700	206	0	192	2	9	1	1	0	1	0	0	0	0	7	3.4	2	1	1	0.5	80.1	91.4
1800	206	1	184	4	12	2	0	0	0	3	0	0	0	19	9.2	8	3.9	4	1.9	85	94
1900	154	0	145	2	5	0	0	0	0	2	0	0	0	17	11	8	5.2	3	1.9	88.8	97.2
2000	138	0	125	1	4	1	1	0	1	4	0	1	0	11	8	4	2.9	2	1.4	87.6	95.4
2100	119	0	105	2	3	1	0	0	0	4	3	0	1	21	17.6	13	10.9	6	5	90.5	101.2
2200	70	0	64	0	2	1	0	0	0	3	0	0	0	14	20	8	11.4	4	5.7	93.8	101.5
2300	45	0	37	0	2	1	0	0	1	2	1	0	1	10	22.2	3	6.7	1	2.2	92.4	103
07-19	**1799**	**3**	**1683**	**14**	**63**	**7**	**1**	**0**	**5**	**18**	**2**	**1**	**2**	**360**	**20**	**177**	**9.8**	**96**	**5.3**	**91.5**	**101.9**
06-22	**2238**	**3**	**2082**	**20**	**76**	**9**	**2**	**0**	**6**	**29**	**6**	**2**	**3**	**414**	**18.5**	**207**	**9.2**	**111**	**5**	**91**	**101.5**
06-00	**2353**	**3**	**2183**	**20**	**80**	**11**	**2**	**0**	**7**	**34**	**7**	**2**	**4**	**438**	**18.6**	**218**	**9.3**	**116**	**4.9**	**91.2**	**101.5**
00-00	**2480**	**3**	**2290**	**20**	**92**	**12**	**2**	**0**	**7**	**39**	**9**	**2**	**4**	**485**	**19.6**	**246**	**9.9**	**134**	**5.4**	**91.3**	**101.9**

DRAFT

Site 3
Location N2, 250 metres south of Junction
Direction Northbound

3588 / Carrickmacross
January 2014
Automatic Traffic Count

Monday 06 January 2014

Time	Total	Classification												>PSL	>PSL%	>SL1	>SL1%	>SL2	>SL2%	Mean	Vpp
		1 MCL	2 SV	3 SVT	4 TB2	5 TB3	6 T4	7 ART3	8 ART4	9 ART5	10 ART6	11 BD	12 DRT	100	100	105 +5kph	105 +5kph	110 +10kph	110 +10kph		85
0000	32	0	28	0	0	0	0	0	1	3	0	0	0	8	25	3	9.4	2	6.3	93.8	101.9
0100	25	0	18	0	4	0	0	0	0	2	1	0	0	8	32	8	32	7	28	100.3	115.2
0200	13	0	9	0	1	0	0	0	0	2	1	0	0	7	53.8	7	53.8	5	38.5	101.2	115.2
0300	15	0	8	0	0	0	0	0	2	4	1	0	0	3	20	2	13.3	0	0	88	104.4
0400	17	0	9	0	5	0	0	0	0	1	2	0	0	3	17.6	2	11.8	2	11.8	90.9	98.3
0500	26	0	20	1	1	1	0	0	0	1	2	0	0	6	23.1	5	19.2	4	15.4	95.4	105.1
0600	56	0	41	0	6	0	0	0	2	5	2	0	0	9	16.1	4	7.1	3	5.4	89.8	100.1
0700	121	1	95	2	16	2	0	0	1	3	1	0	0	18	14.9	13	10.7	2	1.7	89.4	99.7
0800	**251**	**0**	**205**	**1**	**18**	**3**	**2**	**0**	**4**	**10**	**7**	**0**	**1**	**16**	**6.4**	**5**	**2**	**3**	**1.2**	**87.7**	**94.7**
0900	193	0	145	4	15	1	0	0	4	12	11	1	0	40	20.7	13	6.7	5	2.6	90.1	101.5
1000	183	0	134	3	22	1	1	0	2	12	8	0	0	27	14.8	18	9.8	9	4.9	89.6	99
1100	179	0	125	3	18	4	0	1	4	11	11	1	1	22	12.3	9	5	4	2.2	88.4	97.6
1200	166	0	125	1	17	1	1	0	4	9	8	0	0	30	18.1	16	9.6	6	3.6	91.7	100.8
1300	205	0	140	1	20	0	0	0	4	24	15	0	1	29	14.1	19	9.3	9	4.4	89.3	99
1400	203	0	148	2	23	2	1	0	6	14	7	0	0	31	15.3	18	8.9	10	4.9	90.6	100.1
1500	296	0	229	2	36	1	0	0	5	12	11	0	0	18	6.1	7	2.4	5	1.7	88.7	95.4
1600	294	0	231	6	17	5	0	0	5	19	10	1	0	23	7.8	11	3.7	6	2	84.2	94.3
1700	**400**	**0**	**338**	**3**	**35**	**1**	**2**	**0**	**4**	**10**	**7**	**0**	**0**	**38**	**9.5**	**20**	**5**	**10**	**2.5**	**88.1**	**95.8**
1800	321	0	266	3	32	1	0	0	0	11	6	0	2	26	8.1	9	2.8	6	1.9	86.9	95
1900	149	0	115	1	18	2	0	0	2	7	4	0	0	13	8.7	4	2.7	3	2	88.3	96.5
2000	140	0	119	0	6	0	1	0	3	3	7	0	1	17	12.1	11	7.9	4	2.9	89.2	97.2
2100	96	0	78	1	10	1	0	0	0	4	2	0	0	22	22.9	14	14.6	4	4.2	93.4	104
2200	61	0	48	0	1	3	0	0	3	5	1	0	0	16	26.2	8	13.1	4	6.6	93.4	104
2300	42	0	29	0	3	0	0	0	1	7	2	0	0	12	28.6	7	16.7	4	9.5	93.8	106.2
07-19	**2812**	**1**	**2181**	**31**	**269**	**22**	**7**	**1**	**43**	**147**	**102**	**3**	**5**	**318**	**11.3**	**158**	**5.6**	**75**	**2.7**	**88.4**	**97.2**
06-22	**3253**	**1**	**2534**	**33**	**309**	**25**	**8**	**1**	**50**	**166**	**117**	**3**	**6**	**379**	**11.7**	**191**	**5.9**	**89**	**2.7**	**88.6**	**97.6**
06-00	**3356**	**1**	**2611**	**33**	**313**	**28**	**8**	**1**	**54**	**178**	**120**	**3**	**6**	**407**	**12.1**	**206**	**6.1**	**97**	**2.9**	**88.7**	**97.9**
00-00	**3484**	**1**	**2703**	**34**	**324**	**29**	**8**	**1**	**57**	**191**	**127**	**3**	**6**	**442**	**12.7**	**233**	**6.7**	**117**	**3.4**	**89**	**98.3**

DRAFT

Site 3
Location N2, 250 metres south of Junction
Direction Northbound

3588 / Carrickmacross
January 2014
Automatic Traffic Count

Tuesday 07 January 2014

Time	Total	Classification												>PSL	>PSL%	>SL1	>SL1%	>SL2	>SL2%	Mean	Vpp
		1 MCL	2 SV	3 SVT	4 TB2	5 TB3	6 T4	7 ART3	8 ART4	9 ART5	10 ART6	11 BD	12 DRT	100	100	105 +5kph	105 +5kph	110 +10kph	110 +10kph		85
0000	20	0	14	0	1	0	0	0	1	2	2	0	0	3	15	1	5	0	0	90.4	99.4
0100	22	0	14	0	4	0	0	1	1	2	0	0	0	8	36.4	4	18.2	3	13.6	99	108.4
0200	13	0	7	0	0	0	0	0	1	2	2	0	1	1	7.7	0	0	0	0	86.6	90.7
0300	12	0	6	0	2	0	0	0	0	4	0	0	0	3	25	1	8.3	1	8.3	93.1	99.7
0400	16	0	10	0	3	1	0	0	0	2	0	0	0	8	50	3	18.8	2	12.5	96.7	106.2
0500	24	0	14	0	4	0	0	0	1	3	2	0	0	9	37.5	7	29.2	5	20.8	95.8	110.5
0600	46	0	31	0	8	1	1	0	1	2	1	1	0	8	17.4	3	6.5	2	4.3	92.1	100.1
0700	105	0	79	0	7	2	1	0	3	6	7	0	0	13	12.4	8	7.6	7	6.7	87.8	96.1
0800	196	0	157	0	13	2	2	0	1	16	5	0	0	17	8.7	4	2	4	2	86.6	96.1
0900	**223**	**0**	**142**	**1**	**37**	**2**	**1**	**1**	**3**	**24**	**9**	**1**	**2**	**27**	**12.1**	**16**	**7.2**	**6**	**2.7**	**89.1**	**98.3**
1000	175	0	123	3	27	2	0	0	4	9	7	0	0	26	14.9	18	10.3	8	4.6	91.4	99.7
1100	189	0	121	3	24	4	1	0	4	10	22	0	0	34	18	22	11.6	14	7.4	90	101.5
1200	130	0	84	2	15	5	0	1	4	10	9	0	0	14	10.8	9	6.9	3	2.3	87.8	98.3
1300	175	0	125	4	16	3	0	0	5	11	10	1	0	18	10.3	8	4.6	3	1.7	88.6	96.8
1400	202	0	138	5	23	5	1	2	5	14	8	1	0	28	13.9	15	7.4	7	3.5	89.9	98.6
1500	215	0	153	7	22	2	0	0	5	14	12	0	0	10	4.7	9	4.2	9	4.2	87.7	94.7
1600	327	0	257	1	33	3	0	1	3	18	10	0	1	32	9.8	13	4	7	2.1	88.2	96.5
1700	**411**	**0**	**344**	**4**	**32**	**1**	**1**	**0**	**5**	**10**	**14**	**0**	**0**	**7**	**1.7**	**2**	**0.5**	**0**	**0**	**81.8**	**88.2**
1800	335	1	274	2	34	1	0	0	3	12	6	1	1	9	2.7	8	2.4	4	1.2	84.7	91.8
1900	200	0	162	1	16	1	0	0	3	7	9	0	1	15	7.5	10	5	4	2	89.5	96.1
2000	142	0	117	0	12	1	2	0	1	5	4	0	0	26	18.3	13	9.2	8	5.6	90.9	102.2
2100	113	0	94	3	6	0	0	0	1	9	0	0	0	22	19.5	14	12.4	7	6.2	90.8	101.2
2200	71	0	60	1	1	2	0	1	0	4	2	0	0	13	18.3	6	8.5	0	0	89	100.4
2300	57	0	49	0	3	0	0	0	2	3	0	0	0	15	26.3	10	17.5	4	7	94.5	105.5
07-19	**2683**	**1**	**1997**	**32**	**283**	**32**	**7**	**5**	**45**	**154**	**119**	**4**	**4**	**235**	**8.8**	**132**	**4.9**	**72**	**2.7**	**87.2**	**95.8**
06-22	**3184**	**1**	**2401**	**36**	**325**	**35**	**10**	**5**	**51**	**177**	**133**	**5**	**5**	**306**	**9.6**	**172**	**5.4**	**93**	**2.9**	**87.7**	**96.1**
06-00	**3312**	**1**	**2510**	**37**	**329**	**37**	**10**	**6**	**53**	**184**	**135**	**5**	**5**	**334**	**10.1**	**188**	**5.7**	**97**	**2.9**	**87.8**	**96.5**
00-00	**3419**	**1**	**2575**	**37**	**343**	**38**	**10**	**7**	**57**	**199**	**141**	**5**	**6**	**366**	**10.7**	**204**	**6**	**108**	**3.2**	**88**	**96.8**

DRAFT

Site 3
Location N2, 250 metres south of Junction
Direction Northbound

3588 / Carrickmacross
January 2014
Automatic Traffic Count

Wednesday 08 January 2014

Time	Total	Classification												>PSL 100	>PSL% 100	>SL1 105 +5kph	>SL1% 105 +5kph	>SL2 110 +10kph	>SL2% 110 +10kph	Mean	Vpp 85
		1 MCL	2 SV	3 SVT	4 TB2	5 TB3	6 T4	7 ART3	8 ART4	9 ART5	10 ART6	11 BD	12 DRT								
0000	38	0	30	0	1	0	0	0	1	2	4	0	0	5	13.2	2	5.3	2	5.3	90	94.7
0100	26	0	15	0	6	0	0	0	0	3	1	1	0	3	11.5	2	7.7	2	7.7	93	97.9
0200	15	0	6	0	3	0	0	0	1	2	3	0	0	4	26.7	3	20	3	20	94.2	122.4
0300	12	0	4	0	1	0	0	0	2	4	1	0	0	2	16.7	2	16.7	2	16.7	91	94.7
0400	24	0	9	0	7	1	0	0	0	7	0	0	0	5	20.8	4	16.7	3	12.5	91.6	102.6
0500	32	0	15	0	4	2	0	0	1	7	3	0	0	4	12.5	1	3.1	1	3.1	88.6	95.8
0600	44	0	22	0	7	0	0	0	2	5	7	1	0	6	13.6	3	6.8	3	6.8	85.1	91.1
0700	114	0	85	1	11	3	0	0	2	7	5	0	0	2	1.8	2	1.8	2	1.8	83.5	90.4
0800	**255**	**3**	**203**	**4**	**20**	**5**	**0**	**0**	**4**	**9**	**7**	**0**	**0**	**30**	**11.8**	**15**	**5.9**	**9**	**3.5**	**88.9**	**97.9**
0900	214	0	155	2	27	2	0	0	6	14	8	0	0	30	14	19	8.9	8	3.7	90.8	99.4
1000	175	1	112	0	25	2	2	0	5	18	10	0	0	22	12.6	15	8.6	10	5.7	89.1	98.3
1100	154	1	99	2	21	2	1	0	8	10	10	0	0	26	16.9	18	11.7	13	8.4	90.3	100.4
1200	202	0	134	2	24	3	0	1	5	20	13	0	0	21	10.4	11	5.4	5	2.5	88.2	98.6
1300	229	1	164	4	23	0	1	0	2	21	11	0	2	36	15.7	19	8.3	12	5.2	89.3	100.4
1400	238	0	172	3	24	2	3	0	10	13	9	2	0	28	11.8	19	8	9	3.8	90.4	97.9
1500	289	2	219	4	31	0	0	0	2	14	17	0	0	36	12.5	20	6.9	12	4.2	89.9	99
1600	330	0	253	5	36	3	2	0	5	20	5	0	1	20	6.1	8	2.4	5	1.5	87.1	94.7
1700	**416**	**0**	**340**	**3**	**40**	**2**	**2**	**0**	**4**	**17**	**8**	**0**	**0**	**8**	**1.9**	**4**	**1**	**3**	**0.7**	**81.7**	**88.6**
1800	326	0	275	1	30	4	0	1	3	10	2	0	0	7	2.1	2	0.6	1	0.3	82.8	89.6
1900	227	0	186	0	19	4	0	1	3	11	3	0	0	12	5.3	3	1.3	1	0.4	85.4	94
2000	169	0	147	0	9	2	0	0	2	7	2	0	0	24	14.2	20	11.8	9	5.3	90.8	99.4
2100	94	0	80	0	2	0	0	0	0	9	3	0	0	23	24.5	17	18.1	9	9.6	94.4	105.8
2200	86	0	70	0	4	0	2	0	2	5	3	0	0	21	24.4	11	12.8	6	7	92.8	103.3
2300	49	0	40	0	1	0	0	0	2	5	1	0	0	10	20.4	7	14.3	4	8.2	94	104.4
07-19	**2942**	**8**	**2211**	**31**	**312**	**28**	**11**	**2**	**56**	**173**	**105**	**2**	**3**	**266**	**9**	**152**	**5.2**	**89**	**3**	**87.2**	**95.8**
06-22	**3476**	**8**	**2646**	**31**	**349**	**34**	**11**	**3**	**63**	**205**	**120**	**3**	**3**	**331**	**9.5**	**195**	**5.6**	**111**	**3.2**	**87.4**	**96.1**
06-00	**3611**	**8**	**2756**	**31**	**354**	**34**	**13**	**3**	**67**	**215**	**124**	**3**	**3**	**362**	**10**	**213**	**5.9**	**121**	**3.4**	**87.7**	**96.5**
00-00	**3758**	**8**	**2835**	**31**	**376**	**37**	**13**	**3**	**72**	**240**	**136**	**4**	**3**	**385**	**10.2**	**227**	**6**	**134**	**3.6**	**87.8**	**96.8**

DRAFT

Site 3
Location N2, 250 metres south of Junction
Direction Northbound

3588 / Carrickmacross
January 2014
Automatic Traffic Count

Thursday 09 January 2014

Time	Total	Classification												>PSL	>PSL%	>SL1	>SL1%	>SL2	>SL2%	Mean	Vpp
		1 MCL	2 SV	3 SVT	4 TB2	5 TB3	6 T4	7 ART3	8 ART4	9 ART5	10 ART6	11 BD	12 DRT	100	100	105 +5kph	105 +5kph	110 +10kph	110 +10kph		85
0000	38	0	25	0	4	2	0	0	1	2	4	0	0	16	42.1	11	28.9	8	21.1	97.7	112.3
0100	31	0	17	0	6	0	0	0	0	6	2	0	0	8	25.8	6	19.4	4	12.9	93.5	105.1
0200	13	0	9	0	0	0	0	0	1	1	2	0	0	4	30.8	2	15.4	1	7.7	93.7	103.3
0300	11	0	0	0	0	0	0	0	2	7	2	0	0	0	0	0	0	0	0	82.4	84.6
0400	12	0	5	0	3	0	0	0	1	3	0	0	0	4	33.3	2	16.7	1	8.3	91.6	104.4
0500	32	0	20	0	3	1	1	0	1	5	1	0	0	7	21.9	2	6.3	2	6.3	86.6	101.9
0600	60	0	35	0	11	2	1	0	3	6	2	0	0	18	30	14	23.3	11	18.3	93.8	111.2
0700	134	0	106	1	12	3	0	0	0	7	5	0	0	18	13.4	6	4.5	1	0.7	89.2	99.4
0800	**252**	**0**	**202**	**0**	**20**	**4**	**1**	**0**	**3**	**11**	**11**	**0**	**0**	**18**	**7.1**	**2**	**0.8**	**0**	**0**	**87.3**	**95.4**
0900	213	0	154	2	26	2	0	1	7	15	6	0	0	29	13.6	14	6.6	7	3.3	89.2	99
1000	174	2	104	4	35	4	1	1	2	14	7	0	0	18	10.3	14	8	9	5.2	89	96.5
1100	197	0	148	3	15	3	4	0	1	16	7	0	0	23	11.7	13	6.6	5	2.5	90.1	98.3
1200	197	1	132	0	29	2	0	0	11	16	3	0	3	27	13.7	12	6.1	6	3	90.3	98.6
1300	214	0	155	2	17	0	0	2	9	17	12	0	0	35	16.4	18	8.4	6	2.8	90.9	100.8
1400	202	0	135	4	28	4	1	2	4	14	8	1	1	21	10.4	12	5.9	7	3.5	87.6	96.5
1500	235	0	178	2	24	8	2	1	5	7	8	0	0	33	14	19	8.1	11	4.7	91.1	99.4
1600	**329**	**0**	**266**	**1**	**24**	**3**	**1**	**1**	**5**	**16**	**12**	**0**	**0**	**42**	**12.8**	**11**	**3.3**	**3**	**0.9**	**89.7**	**98.3**
1700	214	1	183	1	17	7	1	0	1	1	2	0	0	18	8.4	10	4.7	8	3.7	87.2	95.4
1800	124	0	99	1	7	2	0	1	2	8	4	0	0	12	9.7	4	3.2	3	2.4	89.8	96.8
1900	128	0	112	1	7	1	2	1	1	1	1	0	1	25	19.5	15	11.7	5	3.9	92.6	102.2
2000	81	0	62	0	8	1	0	1	5	4	0	0	0	12	14.8	4	4.9	4	4.9	91.8	98.6
2100	104	0	85	1	5	4	0	1	2	3	3	0	0	21	20.2	15	14.4	9	8.7	92.6	104.4
2200	78	0	63	0	4	5	0	0	0	4	2	0	0	16	20.5	8	10.3	4	5.1	93.2	102.6
2300	60	0	50	0	0	2	1	0	0	4	3	0	0	24	40	9	15	6	10	96.6	104
07-19	**2485**	**4**	**1862**	**21**	**254**	**42**	**11**	**9**	**50**	**142**	**85**	**1**	**4**	**294**	**11.8**	**135**	**5.4**	**66**	**2.7**	**89.3**	**98.3**
06-22	**2858**	**4**	**2156**	**23**	**285**	**50**	**14**	**12**	**61**	**156**	**91**	**1**	**5**	**370**	**12.9**	**183**	**6.4**	**95**	**3.3**	**89.7**	**98.6**
06-00	**2996**	**4**	**2269**	**23**	**289**	**57**	**15**	**12**	**61**	**164**	**96**	**1**	**5**	**410**	**13.7**	**200**	**6.7**	**105**	**3.5**	**89.9**	**99**
00-00	**3133**	**4**	**2345**	**23**	**305**	**60**	**16**	**12**	**67**	**188**	**107**	**1**	**5**	**449**	**14.3**	**223**	**7.1**	**121**	**3.9**	**90**	**99.4**

DRAFT

Site 3
Location N2, 250 metres south of Junction
Direction Northbound

3588 / Carrickmacross
January 2014
Automatic Traffic Count

Friday 10 January 2014

Time	Total	Classification												>PSL 100	>PSL% 100	>SL1 105 +5kph	>SL1% 105 +5kph	>SL2 110 +10kph	>SL2% 110 +10kph	Mean	Vpp 85
		1 MCL	2 SV	3 SVT	4 TB2	5 TB3	6 T4	7 ART3	8 ART4	9 ART5	10 ART6	11 BD	12 DRT								
0000	47	0	35	0	2	2	1	0	2	3	2	0	0	11	23.4	6	12.8	4	8.5	92.5	104.4
0100	32	0	22	0	3	2	0	1	1	3	0	0	0	15	46.9	12	37.5	12	37.5	103.5	117.4
0200	11	0	2	0	1	0	0	0	0	3	5	0	0	1	9.1	1	9.1	1	9.1	88.3	87.8
0300	11	0	2	0	1	0	0	0	3	3	2	0	0	1	9.1	1	9.1	1	9.1	90	90.4
0400	15	0	10	0	4	0	0	0	0	1	0	0	0	5	33.3	4	26.7	3	20	97.6	110.2
0500	28	0	15	0	4	2	0	0	1	5	1	0	0	6	21.4	4	14.3	4	14.3	93.8	104.8
0600	4	0	2	0	0	1	0	0	0	1	0	0	0	0	0	0	0	0	0	88	-
0700	0	0	0	0	0	0	0	0	0	0	0	0	0	0	0	0	0	0	0	-	-
0800	2	0	1	0	0	0	0	0	0	1	0	0	0	0	0	0	0	0	0	79.4	-
0900	60	0	39	0	6	1	2	0	1	7	4	0	0	11	18.3	4	6.7	2	3.3	90.7	101.2
1000	1	0	0	0	0	0	0	0	1	0	0	0	0	0	0	0	0	0	0	82.9	-
1100	16	0	12	0	1	0	0	0	2	1	0	0	0	1	6.3	1	6.3	1	6.3	91	94
1200	86	0	65	4	9	0	0	0	3	5	0	0	0	11	12.8	4	4.7	2	2.3	90.3	99.4
1300	197	0	150	3	15	2	1	0	5	14	6	0	1	26	13.2	14	7.1	5	2.5	90	99
1400	172	0	132	0	26	0	0	0	4	7	3	0	0	33	19.2	16	9.3	9	5.2	92.2	101.5
1500	410	2	329	5	45	2	2	0	4	14	6	0	1	35	8.5	20	4.9	7	1.7	88.9	95.8
1600	514	1	429	9	45	1	1	0	5	13	9	0	1	29	5.6	5	1	1	0.2	88.2	95.4
1700	**542**	**0**	**464**	**7**	**32**	**3**	**1**	**2**	**4**	**17**	**11**	**1**	**0**	**21**	**3.9**	**9**	**1.7**	**4**	**0.7**	**85.4**	**92.5**
1800	532	0	475	2	23	7	2	0	4	10	6	1	2	16	3	8	1.5	5	0.9	85.6	91.8
1900	343	2	303	2	21	4	0	1	2	6	2	0	0	25	7.3	17	5	9	2.6	87.1	96.1
2000	265	0	235	1	13	4	1	0	1	5	5	0	0	21	7.9	13	4.9	8	3	87	96.8
2100	137	0	122	1	2	5	0	0	0	3	4	0	0	24	17.5	13	9.5	6	4.4	92.1	100.4
2200	117	0	105	0	3	1	0	1	0	3	4	0	0	22	18.8	16	13.7	7	6	91.8	101.9
2300	90	0	79	0	2	3	0	0	0	4	2	0	0	16	17.8	11	12.2	6	6.7	90.9	102.2
07-19	**2532**	**3**	**2096**	**30**	**202**	**16**	**9**	**2**	**33**	**89**	**45**	**2**	**5**	**183**	**7.2**	**81**	**3.2**	**36**	**1.4**	**87.7**	**95**
06-22	**3281**	**5**	**2758**	**34**	**238**	**30**	**10**	**3**	**36**	**104**	**56**	**2**	**5**	**253**	**7.7**	**124**	**3.8**	**59**	**1.8**	**87.8**	**95.4**
06-00	**3488**	**5**	**2942**	**34**	**243**	**34**	**10**	**4**	**36**	**111**	**62**	**2**	**5**	**291**	**8.3**	**151**	**4.3**	**72**	**2.1**	**88**	**95.8**
00-00	**3632**	**5**	**3028**	**34**	**258**	**40**	**11**	**5**	**43**	**129**	**72**	**2**	**5**	**330**	**9.1**	**179**	**4.9**	**97**	**2.7**	**88.3**	**96.5**

DRAFT

Site 3
Location N2, 250 metres south of Junction
Direction Northbound

3588 / Carrickmacross
January 2014
Automatic Traffic Count

Virtual Day (7)

Time	Total	Classification												>PSL	>PSL%	>SL1	>SL1%	>SL2	>SL2%	Mean	Vpp
		1 MCL	2 SV	3 SVT	4 TB2	5 TB3	6 T4	7 ART3	8 ART4	9 ART5	10 ART6	11 BD	12 DRT	100	100	105 +5kph	105 +5kph	110 +10kph	110 +10kph		85
0000	39	0	30	0	3	1	0	0	1	3	2	0	0	11	28.4	7	17.5	4	10.5	93.5	106.2
0100	28	0	19	0	4	0	0	0	0	3	1	0	0	9	30.6	6	23	5	19.4	96.9	111.6
0200	15	0	8	0	2	0	0	0	0	3	2	0	0	5	32.7	4	23.4	2	15.9	94.5	110.9
0300	12	0	6	0	1	0	0	0	1	3	1	0	0	2	19.5	1	11.5	1	8	89.3	101.9
0400	13	0	7	0	4	0	0	0	0	2	0	0	0	4	28.7	2	16	2	11.7	92.9	106.2
0500	26	0	16	0	3	1	0	0	1	4	2	0	0	7	25.1	5	17.5	4	14.2	92.9	108.7
0600	39	0	25	0	5	1	0	0	1	3	2	0	0	8	20.5	5	12.8	4	10.6	91.3	102.6
0700	84	0	65	1	8	1	0	0	1	4	3	0	0	10	11.8	5	6.5	2	2.6	88	98.3
0800	158	0	129	1	11	2	1	0	2	7	5	0	0	18	11.5	7	4.4	4	2.7	88.7	97.6
0900	**160**	**0**	**116**	**2**	**19**	**1**	**0**	**0**	**3**	**11**	**6**	**0**	**0**	**27**	**16.6**	**14**	**8.8**	**7**	**4.3**	**90.8**	**100.8**
1000	139	1	100	2	18	1	1	0	2	9	5	0	0	22	15.6	14	10	8	5.7	90.8	100.1
1100	147	0	108	3	14	2	1	0	3	8	8	0	0	25	16.8	14	9.7	9	5.8	90.4	100.4
1200	171	1	130	2	16	2	0	0	4	10	5	0	0	25	14.6	13	7.6	6	3.7	90.4	99.7
1300	209	0	163	3	15	1	0	0	4	13	8	0	1	34	16.1	16	7.4	7	3.6	90.8	100.4
1400	208	0	161	3	20	2	1	1	4	10	5	1	0	28	13.4	15	7.2	7	3.5	90.2	99
1500	268	1	214	5	25	2	1	0	3	10	8	0	0	30	11.2	16	6.1	9	3.2	89.9	97.9
1600	318	0	262	4	24	2	1	0	3	14	7	0	1	29	9	11	3.4	6	1.9	88.3	96.5
1700	**345**	**0**	**296**	**3**	**25**	**2**	**1**	**0**	**3**	**8**	**6**	**0**	**0**	**16**	**4.6**	**7**	**2.1**	**4**	**1.2**	**84.5**	**92.5**
1800	293	0	251	3	21	3	0	0	2	8	4	0	1	15	5.1	7	2.4	4	1.3	85.5	92.9
1900	192	0	165	1	13	2	0	0	2	6	3	0	0	17	8.8	9	4.7	4	2.2	88.1	96.8
2000	158	0	139	0	8	1	1	0	2	4	3	0	0	19	11.8	11	6.7	6	3.5	89.2	97.9
2100	110	0	94	1	4	2	0	0	1	5	2	0	0	21	19.1	14	12.3	6	5.8	91.9	102.2
2200	78	0	67	0	3	2	0	0	1	4	2	0	0	17	22.1	10	12.6	5	5.9	92.6	103
2300	54	0	45	0	2	1	0	0	1	4	1	0	0	13	24.8	7	13.5	4	7.4	93.3	103.7
07-19	**2501**	**4**	**1996**	**29**	**218**	**22**	**7**	**3**	**35**	**112**	**69**	**2**	**4**	**277**	**11.1**	**140**	**5.6**	**73**	**2.9**	**88.6**	**97.6**
06-22	**3001**	**4**	**2419**	**32**	**249**	**28**	**8**	**4**	**41**	**130**	**79**	**2**	**4**	**341**	**11.4**	**178**	**5.9**	**94**	**3.1**	**88.7**	**97.6**
06-00	**3133**	**4**	**2531**	**32**	**254**	**31**	**9**	**4**	**42**	**137**	**82**	**2**	**4**	**372**	**11.9**	**195**	**6.2**	**102**	**3.3**	**88.9**	**97.9**
00-00	**3268**	**4**	**2616**	**32**	**270**	**33**	**9**	**4**	**46**	**155**	**90**	**3**	**5**	**410**	**12.5**	**220**	**6.7**	**120**	**3.7**	**89.1**	**98.3**

DRAFT

Site 3
Location N2, 250 metres south of Junction
Direction Northbound

3588 / Carrickmacross
January 2014
Automatic Traffic Count

Virtual Week (1)

Time	Total	Classification												>PSL	>PSL%	>SL1	>SL1%	>SL2	>SL2%	Mean	Vpp
		1 MCL	2 SV	3 SVT	4 TB2	5 TB3	6 T4	7 ART3	8 ART4	9 ART5	10 ART6	11 BD	12 DRT	100	100	105 +5kph	105 +5kph	110 +10kph	110 +10kph		85
Mon	3484	1	2703	34	324	29	8	1	57	191	127	3	6	442	12.7	233	6.7	117	3.4	89	98.3
Tue	3419	1	2575	37	343	38	10	7	57	199	141	5	6	366	10.7	204	6	108	3.2	88	96.8
Wed	3758	8	2835	31	376	37	13	3	72	240	136	4	3	385	10.2	227	6	134	3.6	87.8	96.8
Thu	3133	4	2345	23	305	60	16	12	67	188	107	1	5	449	14.3	223	7.1	121	3.9	90	99.4
Fri	3632	5	3028	34	258	40	11	5	43	129	72	2	5	330	9.1	179	4.9	97	2.7	88.3	96.5
|Sat	2967	9	2538	46	193	16	3	2	18	100	38	1	3	411	13.9	229	7.7	132	4.4	90.3	99.4
|Sun	2480	3	2290	20	92	12	2	0	7	39	9	2	4	485	19.6	246	9.9	134	5.4	91.3	101.9
5 Day Ave.	**3485**	**4**	**2697**	**32**	**321**	**41**	**12**	**6**	**59**	**189**	**117**	**3**	**5**	**394**	**11.3**	**213**	**6.1**	**115**	**3.3**	**88.6**	**97.6**
7 Day Ave.	**3268**	**4**	**2616**	**32**	**270**	**33**	**9**	**4**	**46**	**155**	**90**	**3**	**5**	**410**	**12.5**	**220**	**6.7**	**120**	**3.7**	**89.1**	**98.3**
--	**22873**	**31**	**18314**	**225**	**1891**	**232**	**63**	**30**	**321**	**1086**	**630**	**18**	**32**	**2868**	**12.5**	**1541**	**6.7**	**843**	**3.7**	**89.1**	**98.3**

DRAFT

Summary Graphs

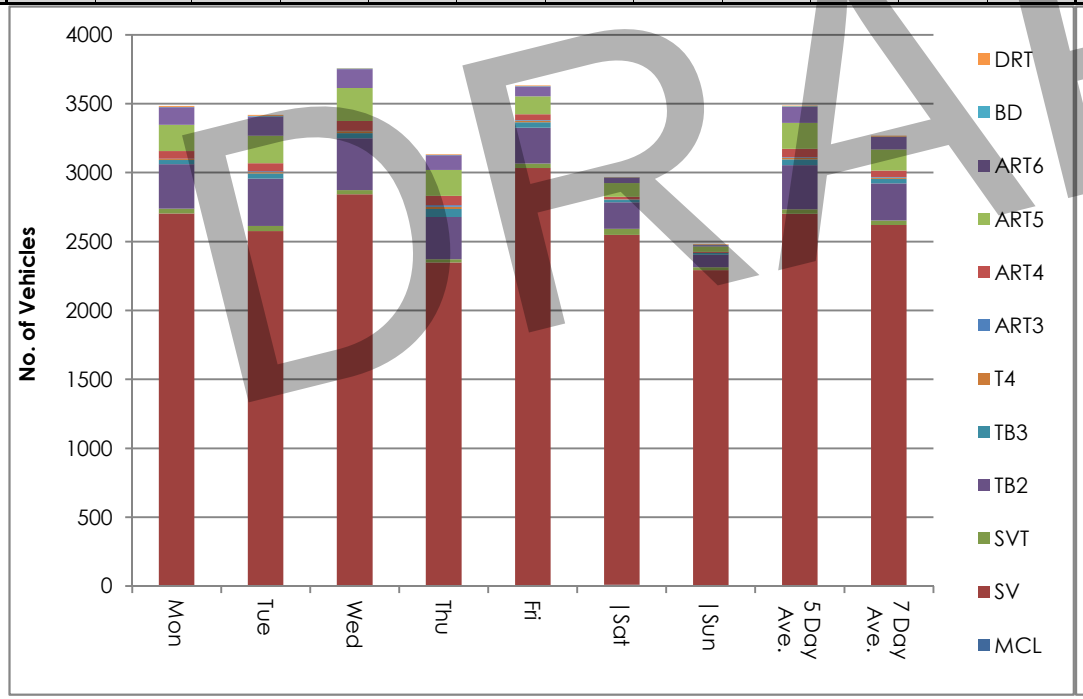

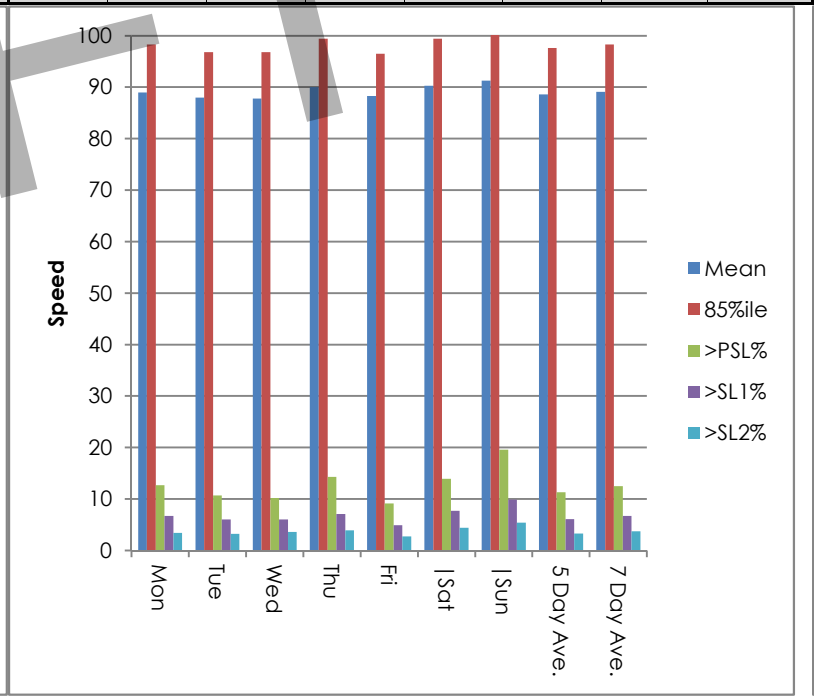

Site 3
Location N2, 250 metres south of Junction
Direction Northbound

3588 / Carrickmacross
January 2014
Automatic Traffic Count

Saturday 04 January 2014

Time	Total	Speed Bins (km/h)																												
		0 - 5	5 - 10	10 - 15	15 - 20	20 - 25	25 - 30	30 - 35	35 - 40	40 - 45	45 - 50	50 - 55	55 - 60	60 - 65	65 - 70	70 - 75	75 - 80	80 - 85	85 - 90	90 - 95	95 - 100	100 - 105	105 - 110	110 - 115	115 - 120	120 - 125	125 - 130	130 - 135	135 - 140
0000	50	0	0	0	0	0	0	0	0	0	0	0	0	1	1	1	2	8	6	6	5	3	9	4	2	1	1	0	0
0100	32	0	0	0	0	0	0	0	0	0	0	0	0	0	0	0	2	4	11	3	2	2	1	4	1	0	1	1	0
0200	24	0	0	0	0	0	0	0	0	0	0	0	0	0	0	0	1	5	6	1	3	2	2	0	0	3	0	1	0
0300	13	0	0	0	0	0	0	0	0	0	0	0	0	0	0	1	6	1	1	2	0	0	0	1	1	0	0	0	0
0400	5	0	0	0	0	0	0	0	0	0	0	0	0	0	0	0	2	0	0	1	1	1	0	0	0	0	0	0	0
0500	28	0	0	0	0	0	0	0	0	0	0	0	0	0	0	1	0	8	5	3	4	1	2	0	2	1	1	0	0
0600	35	0	0	0	0	0	0	0	0	0	0	0	0	0	0	0	2	8	6	4	5	4	0	1	2	0	1	2	0
0700	71	0	0	0	0	0	0	0	0	0	0	0	0	1	4	1	5	8	19	19	6	5	2	1	0	0	0	0	0
0800	86	0	0	0	0	0	0	0	0	0	0	0	0	2	2	0	8	7	13	13	15	15	1	2	7	1	0	0	0
0900	143	0	0	0	0	0	0	0	1	0	0	0	0	1	0	1	7	14	35	34	27	10	5	4	1	1	0	0	2
1000	**185**	**0**	**0**	**0**	**0**	**0**	**0**	**0**	**0**	**0**	**0**	**0**	**0**	**0**	**0**	**0**	**5**	**34**	**47**	**33**	**29**	**18**	**8**	**6**	**1**	**3**	**1**	**0**	**0**
1100	162	0	0	0	0	0	0	4	0	1	0	0	0	1	1	1	9	25	37	36	23	9	6	5	3	1	0	0	0
1200	230	0	0	0	0	1	1	1	1	0	1	0	0	1	1	2	8	24	67	55	34	17	8	3	1	1	2	1	0
1300	241	0	0	0	0	0	0	0	0	0	0	0	0	0	0	5	13	29	59	62	42	15	8	2	2	0	1	3	0
1400	227	0	0	0	0	0	1	0	0	0	1	3	0	1	1	4	6	35	64	51	31	15	8	3	1	1	0	1	0
1500	**245**	**0**	**0**	**0**	**0**	**0**	**1**	**0**	**0**	**0**	**0**	**0**	**0**	**0**	**2**	**8**	**26**	**36**	**56**	**61**	**32**	**14**	**5**	**1**	**3**	**0**	**0**	**0**	**0**
1600	229	0	0	0	0	0	0	0	0	0	0	0	0	1	0	4	17	37	74	49	27	7	5	5	1	1	1	0	0
1700	228	0	0	0	0	0	0	0	0	0	0	0	0	1	3	13	29	42	61	55	12	8	2	2	0	0	0	0	0
1800	208	0	0	0	0	0	0	0	0	1	1	1	2	1	1	16	26	44	40	42	17	5	7	2	0	1	1	0	0
1900	146	0	0	0	0	0	0	0	0	0	0	0	2	0	3	1	14	39	27	32	17	5	2	4	0	0	0	0	0
2000	172	0	0	0	0	0	0	0	0	0	0	0	1	0	3	7	6	26	54	39	16	11	5	2	1	1	0	0	0
2100	107	0	0	0	0	0	0	0	0	0	0	0	0	1	1	7	3	17	28	26	10	5	5	1	2	0	0	0	1
2200	64	0	0	0	0	0	0	0	0	0	0	0	0	0	1	3	5	3	10	11	12	7	5	3	2	0	1	1	0
2300	36	0	0	0	0	0	0	0	0	0	0	0	1	0	0	1	4	2	8	11	2	3	1	1	2	0	0	0	0
07-19	**2255**	**0**	**0**	**0**	**0**	**1**	**3**	**5**	**2**	**2**	**3**	**4**	**2**	**10**	**15**	**55**	**159**	**335**	**572**	**510**	**295**	**138**	**65**	**36**	**20**	**10**	**6**	**5**	**2**
06-22	**2715**	**0**	**0**	**0**	**0**	**1**	**3**	**5**	**2**	**2**	**3**	**4**	**5**	**11**	**22**	**70**	**184**	**425**	**687**	**611**	**343**	**163**	**77**	**44**	**25**	**11**	**7**	**7**	**3**
06-00	**2815**	**0**	**0**	**0**	**0**	**1**	**3**	**5**	**2**	**2**	**3**	**4**	**6**	**11**	**23**	**74**	**193**	**430**	**705**	**633**	**357**	**173**	**83**	**48**	**29**	**11**	**8**	**8**	**3**
00-00	**2967**	**0**	**0**	**0**	**0**	**1**	**3**	**5**	**2**	**2**	**3**	**4**	**6**	**12**	**24**	**77**	**206**	**456**	**734**	**649**	**372**	**182**	**97**	**57**	**35**	**16**	**11**	**10**	**3**

DRAFT

Site 3
Location N2, 250 metres south of Junction
Direction Northbound

3588 / Carrickmacross
January 2014
Automatic Traffic Count

Sunday 05 January 2014

Time	Total	Speed Bins (km/h)																												
		0 - 5	5 - 10	10 - 15	15 - 20	20 - 25	25 - 30	30 - 35	35 - 40	40 - 45	45 - 50	50 - 55	55 - 60	60 - 65	65 - 70	70 - 75	75 - 80	80 - 85	85 - 90	90 - 95	95 - 100	100 - 105	105 - 110	110 - 115	115 - 120	120 - 125	125 - 130	130 - 135	135 - 140
0000	50	0	0	0	0	0	0	0	0	0	0	0	0	0	2	4	6	4	4	4	11	7	3	4	1	0	0	0	0
0100	28	0	0	0	0	0	0	0	0	0	0	0	0	1	0	1	1	2	7	5	3	3	2	1	2	0	0	0	0
0200	18	0	0	0	0	0	0	0	0	0	0	0	1	0	0	1	0	2	3	0	1	4	3	1	2	0	0	0	0
0300	13	0	0	0	0	0	0	0	0	0	0	0	0	1	1	0	0	0	1	3	1	4	1	1	0	0	0	0	0
0400	5	0	0	0	0	0	0	0	0	0	0	0	0	0	0	1	1	0	1	1	0	1	0	0	0	0	0	0	0
0500	13	0	0	0	0	0	0	0	0	0	0	0	0	1	0	0	0	1	0	2	2	0	1	2	2	1	1	0	0
0600	28	0	0	0	0	0	0	0	0	0	0	0	0	0	0	3	6	0	3	5	6	0	1	0	1	2	0	1	0
0700	42	0	0	0	0	0	0	0	0	0	0	0	1	0	0	0	4	8	12	5	2	4	4	0	1	0	0	1	0
0800	67	0	0	0	0	0	0	0	0	0	0	0	0	0	0	0	0	4	17	19	7	8	8	1	2	0	0	1	0
0900	73	0	0	0	0	0	0	0	0	0	0	0	0	0	1	0	0	5	7	19	15	7	7	5	4	0	1	2	0
1000	79	0	0	0	0	0	0	1	0	0	0	0	0	0	0	0	4	6	16	15	15	9	5	1	2	3	1	1	0
1100	**133**	**0**	**0**	**0**	**0**	**0**	**0**	**0**	**0**	**0**	**0**	**0**	**0**	**0**	**0**	**2**	**3**	**10**	**26**	**33**	**16**	**21**	**8**	**8**	**4**	**1**	**0**	**1**	**0**
1200	183	0	0	0	0	0	0	0	0	0	1	0	0	2	3	4	4	17	30	47	37	15	9	6	4	0	2	2	0
1300	203	0	0	0	0	0	0	0	0	0	0	0	0	3	0	1	5	14	19	51	50	45	6	6	1	0	0	1	1
1400	**213**	**0**	**0**	**0**	**0**	**0**	**0**	**0**	**0**	**0**	**0**	**0**	**2**	**0**	**3**	**7**	**10**	**28**	**46**	**53**	**39**	**14**	**8**	**0**	**0**	**2**	**1**	**0**	**0**
1500	189	0	0	0	0	0	0	0	0	0	0	0	0	0	0	0	7	17	38	38	33	25	18	5	5	1	0	1	1
1600	205	0	0	0	0	0	0	0	0	0	0	0	0	0	0	2	11	31	35	52	40	19	3	5	6	1	0	0	0
1700	206	0	0	0	0	0	1	0	1	0	5	3	0	11	12	27	33	38	36	17	15	5	1	1	0	0	0	0	0
1800	206	0	0	0	0	0	0	0	1	0	0	0	0	3	16	18	30	31	45	33	10	11	4	3	1	0	0	0	0
1900	154	0	0	0	0	0	0	0	0	0	0	0	0	0	1	12	16	17	39	35	17	9	5	2	0	1	0	0	0
2000	138	0	0	0	0	0	0	0	0	0	0	0	0	0	1	4	20	34	25	30	13	7	2	2	0	0	0	0	0
2100	119	0	0	0	0	0	0	0	0	0	0	1	0	1	2	2	9	18	29	19	17	8	7	5	1	0	0	0	0
2200	70	0	0	0	0	0	0	0	0	0	0	0	0	0	0	0	3	6	18	10	19	6	4	2	2	0	0	0	0
2300	45	0	0	0	0	0	0	0	0	0	0	0	0	0	0	1	3	8	7	6	10	7	2	1	0	0	0	0	0
07-19	**1799**	**0**	**0**	**0**	**0**	**0**	**1**	**1**	**2**	**0**	**6**	**3**	**3**	**19**	**35**	**61**	**111**	**209**	**327**	**382**	**279**	**183**	**81**	**41**	**30**	**8**	**5**	**10**	**2**
06-22	**2238**	**0**	**0**	**0**	**0**	**0**	**1**	**1**	**2**	**0**	**6**	**4**	**3**	**20**	**39**	**82**	**162**	**278**	**423**	**471**	**332**	**207**	**96**	**50**	**32**	**11**	**5**	**11**	**2**
06-00	**2353**	**0**	**0**	**0**	**0**	**0**	**1**	**1**	**2**	**0**	**6**	**4**	**3**	**20**	**39**	**83**	**168**	**292**	**448**	**487**	**361**	**220**	**102**	**53**	**34**	**11**	**5**	**11**	**2**
00-00	**2480**	**0**	**0**	**0**	**0**	**0**	**1**	**1**	**2**	**0**	**6**	**4**	**4**	**23**	**42**	**90**	**176**	**301**	**464**	**502**	**379**	**239**	**112**	**62**	**41**	**12**	**6**	**11**	**2**

DRAFT

Site 3
Location N2, 250 metres south of Junction
Direction Northbound

3588 / Carrickmacross
January 2014
Automatic Traffic Count

Monday 06 January 2014

Time	Total	Speed Bins (km/h)																												
		0 - 5	5 - 10	10 - 15	15 - 20	20 - 25	25 - 30	30 - 35	35 - 40	40 - 45	45 - 50	50 - 55	55 - 60	60 - 65	65 - 70	70 - 75	75 - 80	80 - 85	85 - 90	90 - 95	95 - 100	100 - 105	105 - 110	110 - 115	115 - 120	120 - 125	125 - 130	130 - 135	135 - 140
0000	32	0	0	0	0	0	0	0	0	0	0	0	0	0	0	1	2	3	4	7	7	5	1	1	0	1	0	0	0
0100	25	0	0	0	0	0	0	0	0	0	0	0	0	0	0	0	0	4	2	6	5	0	1	2	1	2	2	0	0
0200	13	0	0	0	0	0	0	0	0	0	0	0	0	0	0	0	1	2	1	1	1	0	2	2	2	1	0	0	0
0300	15	0	0	0	0	0	0	0	0	0	0	0	0	0	0	2	2	3	3	0	2	1	2	0	0	0	0	0	0
0400	17	0	0	0	0	0	0	0	0	0	0	0	0	0	0	0	1	4	5	2	2	1	0	1	1	0	0	0	0
0500	26	0	0	0	0	0	0	0	0	0	0	0	0	0	0	0	1	3	5	5	6	1	1	2	1	0	1	0	0
0600	56	0	0	0	0	0	0	0	0	0	0	0	0	0	0	3	7	9	13	8	7	5	1	2	0	0	1	0	0
0700	121	0	0	0	0	0	0	0	0	0	0	0	0	0	2	5	16	22	20	23	15	5	11	2	0	0	0	0	0
0800	**251**	**0**	**0**	**0**	**0**	**0**	**0**	**0**	**0**	**0**	**0**	**0**	**0**	**0**	**1**	**3**	**23**	**72**	**70**	**44**	**22**	**11**	**2**	**2**	**0**	**0**	**1**	**0**	**0**
0900	193	0	0	0	0	0	0	1	0	0	1	1	0	0	0	4	19	31	47	26	23	27	8	3	1	1	0	0	0
1000	183	0	0	0	0	0	0	0	0	0	0	0	0	0	1	2	18	41	55	30	9	9	9	5	2	1	0	1	0
1100	179	0	0	0	0	0	0	0	0	0	1	0	0	0	0	7	17	43	46	25	18	13	5	1	2	1	0	0	0
1200	166	0	0	0	0	0	0	0	0	0	0	0	0	0	0	1	8	32	41	32	22	14	10	4	2	0	0	0	0
1300	205	0	0	0	0	0	0	0	0	0	0	0	0	4	2	7	16	43	56	32	16	10	10	2	3	2	1	0	1
1400	203	0	0	0	0	0	0	0	0	0	0	0	0	0	4	3	4	43	56	42	20	13	8	5	3	2	0	0	0
1500	296	0	0	0	0	0	0	0	0	0	0	0	0	1	2	5	24	58	90	62	36	11	2	4	0	1	0	0	0
1600	294	0	0	0	0	0	0	0	0	2	0	5	3	1	8	22	67	61	51	31	20	12	5	1	2	3	0	0	0
1700	**400**	**0**	**0**	**0**	**0**	**0**	**0**	**0**	**0**	**0**	**0**	**0**	**1**	**0**	**2**	**7**	**43**	**103**	**123**	**52**	**31**	**18**	**10**	**7**	**0**	**1**	**0**	**0**	**2**
1800	321	0	0	0	0	0	0	0	0	0	0	0	0	1	7	12	59	62	68	62	24	17	3	3	2	0	1	0	0
1900	149	0	0	0	0	0	0	0	0	0	0	0	1	0	3	6	8	35	37	31	15	9	1	2	0	0	1	0	0
2000	140	0	0	0	0	0	0	0	0	0	0	0	0	0	0	6	15	26	39	22	15	6	7	2	0	2	0	0	0
2100	96	0	0	0	0	0	0	0	0	0	0	0	0	0	1	1	2	16	20	20	14	8	10	1	2	0	0	0	1
2200	61	0	0	0	0	0	0	0	0	0	0	0	0	0	0	1	6	9	11	7	11	8	4	1	0	2	1	0	0
2300	42	0	0	0	0	0	0	0	0	0	0	0	0	0	0	1	1	11	3	9	5	5	3	3	1	0	0	0	0
07-19	**2812**	**0**	**0**	**0**	**0**	**0**	**0**	**1**	**0**	**2**	**2**	**6**	**4**	**7**	**29**	**78**	**314**	**611**	**723**	**461**	**256**	**160**	**83**	**39**	**17**	**12**	**3**	**1**	**3**
06-22	**3253**	**0**	**0**	**0**	**0**	**0**	**0**	**1**	**0**	**2**	**2**	**6**	**5**	**7**	**33**	**94**	**346**	**697**	**832**	**542**	**307**	**188**	**102**	**46**	**19**	**14**	**5**	**1**	**4**
06-00	**3356**	**0**	**0**	**0**	**0**	**0**	**0**	**1**	**0**	**2**	**2**	**6**	**5**	**7**	**33**	**96**	**353**	**717**	**846**	**558**	**323**	**201**	**109**	**50**	**20**	**16**	**6**	**1**	**4**
00-00	**3484**	**0**	**0**	**0**	**0**	**0**	**0**	**1**	**0**	**2**	**2**	**6**	**5**	**7**	**33**	**99**	**360**	**736**	**866**	**579**	**346**	**209**	**116**	**58**	**25**	**20**	**9**	**1**	**4**

DRAFT

Site 3
Location N2, 250 metres south of Junction
Direction Northbound

3588 / Carrickmacross
January 2014
Automatic Traffic Count

Tuesday 07 January 2014

Time	Total	Speed Bins (km/h)																											
		0 - 5	5 - 10	10 - 15	15 - 20	20 - 25	25 - 30	30 - 35	35 - 40	40 - 45	45 - 50	50 - 55	55 - 60	60 - 65	65 - 70	70 - 75	75 - 80	80 - 85	85 - 90	90 - 95	95 - 100	100 - 105	105 - 110	110 - 115	115 - 120	120 - 125	125 - 130	130 - 135	135 - 140
0000	20	0	0	0	0	0	0	0	0	0	0	0	0	0	0	0	3	3	3	5	3	2	1	0	0	0	0	0	0
0100	22	0	0	0	0	0	0	0	0	0	0	0	0	0	0	0	0	1	2	4	7	4	1	1	1	0	0	0	1
0200	13	0	0	0	0	0	0	0	0	0	0	0	0	0	0	1	0	5	4	1	1	1	0	0	0	0	0	0	0
0300	12	0	0	0	0	0	0	0	0	0	0	0	0	0	0	0	0	3	3	1	2	2	0	0	0	0	1	0	0
0400	16	0	0	0	0	0	0	0	0	0	0	0	0	0	0	1	1	1	3	2	0	5	1	1	0	0	0	0	1
0500	24	0	0	0	0	0	0	0	0	0	0	0	0	0	0	0	1	7	4	2	1	2	2	1	3	0	1	0	0
0600	46	0	0	0	0	0	0	0	0	0	0	0	0	0	0	0	3	6	10	12	7	5	1	1	1	0	0	0	0
0700	105	0	0	0	0	0	0	0	0	0	0	3	0	0	2	5	12	16	35	13	6	5	1	1	3	1	2	0	0
0800	196	0	0	0	0	0	0	0	0	0	0	0	0	7	2	8	28	39	53	25	17	13	0	0	3	0	0	1	0
0900	**223**	**0**	**0**	**0**	**0**	**0**	**0**	**0**	**0**	**0**	**0**	**0**	**0**	**0**	**1**	**5**	**22**	**53**	**60**	**31**	**24**	**11**	**10**	**5**	**1**	**0**	**0**	**0**	**0**
1000	175	0	0	0	0	0	0	1	0	0	0	1	0	0	0	3	12	19	43	45	25	8	10	2	4	1	1	0	0
1100	189	0	0	0	0	0	0	0	0	0	0	0	0	3	6	3	9	43	47	28	16	12	8	8	3	3	0	0	0
1200	130	0	0	0	0	0	0	0	0	0	0	0	1	0	0	4	27	20	34	14	16	5	6	2	1	0	0	0	0
1300	175	0	0	0	0	0	0	0	0	0	0	1	0	3	0	4	12	35	52	33	17	10	5	2	1	0	0	0	0
1400	202	0	0	0	0	0	0	0	0	0	0	0	0	0	1	6	14	32	60	46	15	13	8	5	2	0	0	0	0
1500	215	0	0	0	0	0	0	0	0	0	1	0	0	0	0	4	24	44	74	37	21	1	0	4	5	0	0	0	0
1600	327	0	0	0	0	0	0	0	2	0	0	0	0	0	4	7	21	80	104	48	29	19	6	5	1	0	0	0	1
1700	**411**	**0**	**0**	**0**	**0**	**0**	**0**	**0**	**0**	**1**	**1**	**0**	**0**	**6**	**17**	**47**	**80**	**127**	**78**	**36**	**11**	**5**	**2**	**0**	**0**	**0**	**0**	**0**	**0**
1800	335	0	0	0	0	0	0	0	0	0	0	0	0	2	9	27	40	100	88	42	18	1	4	4	0	0	0	0	0
1900	200	0	0	0	0	0	0	0	0	0	0	0	0	0	0	3	11	37	68	42	24	5	6	2	1	1	0	0	0
2000	142	0	0	0	0	0	0	0	0	0	0	0	0	0	4	1	8	35	27	27	14	13	5	2	1	3	1	0	1
2100	113	0	0	0	0	0	0	0	0	0	0	0	0	0	1	3	10	19	31	19	8	8	7	4	1	1	1	0	0
2200	71	0	0	0	0	0	0	0	0	0	1	0	1	2	0	3	6	11	13	10	11	7	6	0	0	0	0	0	0
2300	57	0	0	0	0	0	0	0	0	0	0	0	0	0	0	1	4	9	9	9	10	5	6	1	0	2	0	1	0
07-19	**2683**	**0**	**0**	**0**	**0**	**0**	**0**	**1**	**2**	**1**	**2**	**5**	**1**	**21**	**42**	**123**	**301**	**608**	**728**	**398**	**215**	**103**	**60**	**38**	**24**	**5**	**3**	**1**	**1**
06-22	**3184**	**0**	**0**	**0**	**0**	**0**	**0**	**1**	**2**	**1**	**2**	**5**	**1**	**21**	**47**	**130**	**333**	**705**	**864**	**498**	**268**	**134**	**79**	**47**	**28**	**10**	**5**	**1**	**2**
06-00	**3312**	**0**	**0**	**0**	**0**	**0**	**0**	**1**	**2**	**1**	**3**	**5**	**2**	**23**	**47**	**134**	**343**	**725**	**886**	**517**	**289**	**146**	**91**	**48**	**28**	**12**	**5**	**2**	**2**
00-00	**3419**	**0**	**0**	**0**	**0**	**0**	**0**	**1**	**2**	**1**	**3**	**5**	**2**	**23**	**47**	**136**	**348**	**745**	**905**	**532**	**303**	**162**	**96**	**51**	**32**	**12**	**7**	**2**	**4**

DRAFT

Site 3
Location N2, 250 metres south of Junction
Direction Northbound

3588 / Carrickmacross
January 2014
Automatic Traffic Count

Wednesday 08 January 2014

Time	Total	Speed Bins (km/h)																												
		0 - 5	5 - 10	10 - 15	15 - 20	20 - 25	25 - 30	30 - 35	35 - 40	40 - 45	45 - 50	50 - 55	55 - 60	60 - 65	65 - 70	70 - 75	75 - 80	80 - 85	85 - 90	90 - 95	95 - 100	100 - 105	105 - 110	110 - 115	115 - 120	120 - 125	125 - 130	130 - 135	135 - 140
0000	38	0	0	0	0	0	0	0	0	0	0	0	0	0	0	0	3	9	10	10	1	3	0	1	0	0	1	0	0
0100	26	0	0	0	0	0	0	0	0	0	0	0	0	0	0	0	0	3	7	10	3	1	0	1	1	0	0	0	0
0200	15	0	0	0	0	0	0	0	0	0	0	0	0	0	0	0	1	4	5	1	0	1	0	0	0	2	1	0	0
0300	12	0	0	0	0	0	0	0	0	0	0	0	0	0	0	1	0	2	5	0	2	0	0	1	1	0	0	0	0
0400	24	0	0	0	0	0	0	0	0	0	0	0	1	0	0	0	1	4	4	8	1	1	1	2	1	0	0	0	0
0500	32	0	0	0	0	0	0	0	0	0	0	0	0	0	0	0	4	7	10	5	2	3	0	1	0	0	0	0	0
0600	44	0	0	0	0	0	0	2	0	0	0	0	0	0	0	1	5	16	10	3	1	3	0	1	1	0	1	0	0
0700	114	0	0	0	0	0	0	0	0	0	0	0	1	1	3	9	14	38	29	16	1	0	0	1	1	0	0	0	0
0800	**255**	**0**	**0**	**0**	**0**	**0**	**0**	**0**	**0**	**0**	**1**	**0**	**1**	**0**	**0**	**2**	**27**	**65**	**58**	**43**	**28**	**15**	**6**	**6**	**2**	**0**	**0**	**1**	**0**
0900	214	0	0	0	0	0	0	0	0	0	0	0	0	0	0	3	14	39	65	38	25	11	11	2	3	1	2	0	0
1000	175	0	0	0	0	0	0	1	0	0	0	0	0	2	4	2	10	47	46	27	14	7	5	4	3	1	1	0	1
1100	154	0	0	0	0	0	1	0	0	0	0	0	0	0	0	0	14	35	45	21	12	8	5	6	4	2	1	0	0
1200	202	0	0	0	0	0	0	0	0	0	0	0	0	0	4	8	24	45	50	28	22	10	6	2	3	0	0	0	0
1300	229	0	0	0	0	0	0	0	2	0	1	0	2	1	5	2	9	44	73	37	17	17	7	6	5	1	0	0	0
1400	238	0	0	0	0	0	0	0	0	0	0	0	0	1	1	2	20	39	73	44	30	9	10	5	1	1	2	0	0
1500	289	0	0	0	0	0	0	0	0	0	1	0	0	1	0	13	10	54	90	50	34	16	8	5	5	2	0	0	0
1600	330	0	0	0	0	0	0	0	1	0	0	0	0	0	1	9	35	89	104	46	25	12	3	2	1	0	2	0	0
1700	**416**	**0**	**0**	**0**	**0**	**0**	**0**	**0**	**0**	**0**	**0**	**0**	**0**	**4**	**20**	**62**	**83**	**110**	**82**	**34**	**13**	**4**	**1**	**2**	**0**	**1**	**0**	**0**	**0**
1800	326	0	0	0	0	0	0	0	0	0	0	0	0	3	14	38	66	74	84	29	11	5	1	1	0	0	0	0	0
1900	227	0	0	0	0	0	0	0	0	0	0	0	0	1	11	14	34	59	38	38	20	9	2	0	1	0	0	0	0
2000	169	0	0	0	0	0	0	0	0	0	0	0	0	0	1	3	11	46	31	27	26	4	11	3	3	2	1	0	0
2100	94	0	0	0	0	0	0	0	0	0	0	0	0	0	0	0	1	14	24	20	12	6	8	4	3	2	0	0	0
2200	86	0	0	0	0	0	0	0	0	0	0	0	0	0	0	2	3	13	25	14	8	10	5	1	2	3	0	0	0
2300	49	0	0	0	0	0	0	0	0	0	0	0	0	0	0	3	1	5	7	10	13	3	3	2	2	0	0	0	0
07-19	**2942**	**0**	**0**	**0**	**0**	**0**	**1**	**1**	**3**	**0**	**3**	**0**	**4**	**13**	**52**	**150**	**326**	**679**	**799**	**413**	**232**	**114**	**63**	**42**	**28**	**9**	**8**	**1**	**1**
06-22	**3476**	**0**	**0**	**0**	**0**	**0**	**1**	**3**	**3**	**0**	**3**	**0**	**4**	**14**	**64**	**168**	**377**	**814**	**902**	**501**	**291**	**136**	**84**	**50**	**36**	**13**	**10**	**1**	**1**
06-00	**3611**	**0**	**0**	**0**	**0**	**0**	**1**	**3**	**3**	**0**	**3**	**0**	**4**	**14**	**64**	**173**	**381**	**832**	**934**	**525**	**312**	**149**	**92**	**53**	**40**	**16**	**10**	**1**	**1**
00-00	**3758**	**0**	**0**	**0**	**0**	**0**	**1**	**3**	**3**	**0**	**3**	**0**	**5**	**14**	**64**	**174**	**390**	**861**	**975**	**559**	**321**	**158**	**93**	**59**	**43**	**18**	**12**	**1**	**1**

DRAFT

Site 3
Location N2, 250 metres south of Junction
Direction Northbound

3588 / Carrickmacross
January 2014
Automatic Traffic Count

Thursday 09 January 2014

Time	Total	Speed Bins (km/h)																												
		0 - 5	5 - 10	10 - 15	15 - 20	20 - 25	25 - 30	30 - 35	35 - 40	40 - 45	45 - 50	50 - 55	55 - 60	60 - 65	65 - 70	70 - 75	75 - 80	80 - 85	85 - 90	90 - 95	95 - 100	100 - 105	105 - 110	110 - 115	115 - 120	120 - 125	125 - 130	130 - 135	135 - 140
0000	38	0	0	0	0	0	0	0	0	0	0	0	0	1	0	0	4	2	4	3	8	5	3	4	1	3	0	0	0
0100	31	0	0	0	0	0	0	0	0	0	0	0	0	0	0	0	1	6	11	4	1	2	2	3	0	0	1	0	0
0200	13	0	0	0	0	0	0	0	0	0	0	0	0	0	0	1	0	1	4	0	3	2	1	1	0	0	0	0	0
0300	11	0	0	0	0	0	0	0	0	0	0	0	0	0	0	0	2	7	2	0	0	0	0	0	0	0	0	0	0
0400	12	0	0	0	0	0	0	0	0	0	0	0	0	0	0	1	0	4	1	1	1	2	1	1	0	0	0	0	0
0500	32	0	0	0	0	0	0	0	0	0	0	0	0	0	2	1	8	6	5	3	0	5	0	1	0	1	0	0	0
0600	60	0	0	0	0	0	0	0	0	0	0	0	0	0	0	1	3	11	19	7	1	4	3	9	0	2	0	0	0
0700	134	0	0	0	0	0	0	0	0	0	0	0	0	0	1	4	13	34	29	18	17	12	5	0	0	0	1	0	0
0800	**252**	**0**	**0**	**0**	**0**	**0**	**0**	**0**	**0**	**0**	**0**	**0**	**0**	**0**	**0**	**5**	**26**	**78**	**70**	**32**	**23**	**16**	**2**	**0**	**0**	**0**	**0**	**0**	**0**
0900	213	0	0	0	0	0	0	0	0	0	0	0	0	1	1	9	17	45	59	23	29	15	7	4	1	2	0	0	0
1000	174	0	0	0	0	0	0	0	0	0	2	0	1	0	0	0	28	22	48	35	20	4	5	5	2	2	0	0	0
1100	197	0	0	0	0	0	1	1	0	0	0	0	0	3	1	3	5	30	59	47	24	10	8	3	0	1	1	0	0
1200	197	0	0	0	0	0	0	0	0	0	0	0	0	0	0	3	10	33	73	33	18	15	6	5	0	1	0	0	0
1300	214	0	0	0	0	0	1	0	0	0	0	0	1	1	1	3	5	43	62	39	23	17	12	0	2	0	3	1	0
1400	202	0	0	0	0	0	0	0	0	0	0	0	0	0	2	9	31	47	49	21	22	9	5	4	3	0	0	0	0
1500	235	0	0	0	0	0	0	0	0	0	0	0	0	0	5	2	11	28	77	49	30	14	8	4	3	3	1	0	0
1600	**329**	**0**	**0**	**0**	**0**	**0**	**0**	**0**	**0**	**0**	**0**	**0**	**0**	**0**	**3**	**10**	**20**	**41**	**108**	**68**	**37**	**31**	**8**	**2**	**0**	**1**	**0**	**0**	**0**
1700	214	0	0	0	0	0	0	0	0	0	1	0	0	1	3	7	30	58	46	31	19	8	2	6	1	0	1	0	0
1800	124	0	0	0	0	0	0	0	0	0	0	0	0	0	0	2	5	27	34	31	13	8	1	1	2	0	0	0	0
1900	128	0	0	0	0	0	0	0	0	0	0	0	0	0	4	1	4	21	20	25	28	10	10	3	1	0	1	0	0
2000	81	0	0	0	0	0	0	0	0	0	0	0	0	0	0	2	4	9	26	16	12	8	0	0	1	2	1	0	0
2100	104	0	0	0	0	0	0	0	0	0	0	1	0	0	0	2	4	17	18	27	14	6	6	6	1	1	1	0	0
2200	78	0	0	0	0	0	0	0	0	0	0	0	0	1	0	2	5	9	15	15	15	8	4	0	1	1	0	2	0
2300	60	0	0	0	0	0	0	0	0	0	0	0	0	0	0	1	3	6	8	6	12	15	3	3	2	0	0	1	0
07-19	**2485**	**0**	**0**	**0**	**0**	**0**	**2**	**1**	**0**	**0**	**3**	**0**	**2**	**6**	**17**	**57**	**201**	**486**	**714**	**427**	**275**	**159**	**69**	**34**	**14**	**10**	**7**	**1**	**0**
06-22	**2858**	**0**	**0**	**0**	**0**	**0**	**2**	**1**	**0**	**0**	**3**	**1**	**2**	**6**	**21**	**63**	**216**	**544**	**797**	**502**	**330**	**187**	**88**	**52**	**17**	**15**	**10**	**1**	**0**
06-00	**2996**	**0**	**0**	**0**	**0**	**0**	**2**	**1**	**0**	**0**	**3**	**1**	**2**	**7**	**21**	**66**	**224**	**559**	**820**	**523**	**357**	**210**	**95**	**55**	**20**	**16**	**10**	**4**	**0**
00-00	**3133**	**0**	**0**	**0**	**0**	**0**	**2**	**1**	**0**	**0**	**3**	**1**	**2**	**8**	**23**	**69**	**239**	**585**	**847**	**534**	**370**	**226**	**102**	**65**	**21**	**20**	**11**	**4**	**0**

DRAFT

Site 3
Location N2, 250 metres south of Junction
Direction Northbound

3588 / Carrickmacross
January 2014
Automatic Traffic Count

Friday 10 January 2014

Time	Total	Speed Bins (km/h)																												
		0 - 5	5 - 10	10 - 15	15 - 20	20 - 25	25 - 30	30 - 35	35 - 40	40 - 45	45 - 50	50 - 55	55 - 60	60 - 65	65 - 70	70 - 75	75 - 80	80 - 85	85 - 90	90 - 95	95 - 100	100 - 105	105 - 110	110 - 115	115 - 120	120 - 125	125 - 130	130 - 135	135 - 140
0000	47	0	0	0	0	0	0	0	0	0	0	0	0	0	2	1	3	9	5	9	7	5	2	1	1	0	2	0	0
0100	32	0	0	0	0	0	0	0	0	0	0	0	0	0	0	0	0	0	5	8	4	3	0	4	4	0	2	0	2
0200	11	0	0	0	0	0	0	0	0	0	0	0	0	0	0	0	0	5	4	1	0	0	0	0	1	0	0	0	0
0300	11	0	0	0	0	0	0	0	0	0	0	0	0	0	0	0	0	4	3	2	1	0	0	0	1	0	0	0	0
0400	15	0	0	0	0	0	0	0	0	0	0	0	0	0	0	0	1	0	5	1	3	1	1	2	0	1	0	0	0
0500	28	0	0	0	0	0	0	0	0	0	0	0	0	0	0	1	2	4	5	2	8	2	0	1	3	0	0	0	0
0600	4	0	0	0	0	0	0	0	0	0	0	0	0	0	0	0	0	2	0	1	1	0	0	0	0	0	0	0	0
0700	0	0	0	0	0	0	0	0	0	0	0	0	0	0	0	0	0	0	0	0	0	0	0	0	0	0	0	0	0
0800	2	0	0	0	0	0	0	0	0	0	0	0	0	0	0	1	0	1	0	0	0	0	0	0	0	0	0	0	0
0900	60	0	0	0	0	0	0	0	0	0	0	0	0	0	0	1	2	15	13	13	5	7	2	2	0	0	0	0	0
1000	1	0	0	0	0	0	0	0	0	0	0	0	0	0	0	0	0	1	0	0	0	0	0	0	0	0	0	0	0
1100	16	0	0	0	0	0	0	0	0	0	0	0	0	0	0	0	0	1	8	5	1	0	0	0	1	0	0	0	0
1200	86	0	0	0	0	0	0	0	0	0	0	0	0	0	0	3	7	18	15	19	13	7	2	2	0	0	0	0	0
1300	197	0	0	0	0	0	0	0	0	0	1	0	0	0	0	1	18	28	72	33	18	12	9	3	1	0	1	0	0
1400	172	0	0	0	0	0	0	0	0	0	0	0	0	0	1	2	9	27	45	30	25	17	7	4	2	1	2	0	0
1500	410	0	0	0	0	0	0	0	0	0	0	0	0	0	5	22	27	57	122	106	36	15	13	1	2	3	1	0	0
1600	514	0	0	0	0	0	0	0	0	0	1	0	0	0	3	15	23	122	165	93	63	24	4	1	0	0	0	0	0
1700	542	0	0	0	0	0	0	0	0	0	0	0	0	3	7	14	104	155	120	87	31	12	5	2	1	0	1	0	0
1800	532	0	0	0	0	0	0	0	0	0	0	0	0	0	1	22	68	181	146	71	27	8	3	4	0	1	0	0	0
1900	343	0	0	0	0	0	0	0	0	0	0	1	1	4	5	14	45	67	99	52	30	8	8	6	2	1	0	0	0
2000	265	0	0	0	0	0	0	0	0	0	0	0	0	4	15	26	16	42	61	47	33	8	5	4	3	0	1	0	0
2100	137	0	0	0	0	0	0	0	0	0	0	0	0	0	0	3	4	20	31	35	20	11	7	3	2	1	0	0	0
2200	117	0	0	0	0	0	0	0	0	0	0	0	0	0	0	2	6	29	26	14	18	6	9	2	3	0	1	1	0
2300	90	0	0	0	0	0	0	0	0	0	0	0	0	1	1	1	9	15	23	15	9	5	5	3	2	0	0	0	1
07-19	**2532**	**0**	**0**	**0**	**0**	**0**	**0**	**0**	**0**	**0**	**2**	**0**	**0**	**3**	**17**	**81**	**258**	**606**	**706**	**457**	**219**	**102**	**45**	**19**	**7**	**5**	**5**	**0**	**0**
06-22	**3281**	**0**	**0**	**0**	**0**	**0**	**0**	**0**	**0**	**0**	**2**	**1**	**1**	**11**	**37**	**124**	**323**	**737**	**897**	**592**	**303**	**129**	**65**	**32**	**14**	**7**	**6**	**0**	**0**
06-00	**3488**	**0**	**0**	**0**	**0**	**0**	**0**	**0**	**0**	**0**	**2**	**1**	**1**	**12**	**38**	**127**	**338**	**781**	**946**	**621**	**330**	**140**	**79**	**37**	**19**	**7**	**7**	**1**	**1**
00-00	**3632**	**0**	**0**	**0**	**0**	**0**	**0**	**0**	**0**	**0**	**2**	**1**	**1**	**12**	**40**	**129**	**344**	**803**	**973**	**644**	**353**	**151**	**82**	**45**	**29**	**8**	**11**	**1**	**3**

DRAFT

Site 3
Location N2, 250 metres south of Junction
Direction Northbound

3588 / Carrickmacross
January 2014
Automatic Traffic Count

Virtual Day (7)

Time	Total	Speed Bins (km/h)																											
		0 - 5	5 - 10	10 - 15	15 - 20	20 - 25	25 - 30	30 - 35	35 - 40	40 - 45	45 - 50	50 - 55	55 - 60	60 - 65	65 - 70	70 - 75	75 - 80	80 - 85	85 - 90	90 - 95	95 - 100	100 - 105	105 - 110	110 - 115	115 - 120	120 - 125	125 - 130	130 - 135	135 - 140
0000	39	0	0	0	0	0	0	0	0	0	0	0	0	0	1	1	3	5	5	6	6	4	3	2	1	1	1	0	0
0100	28	0	0	0	0	0	0	0	0	0	0	0	0	0	0	0	1	3	6	6	4	2	1	2	1	0	1	0	0
0200	15	0	0	0	0	0	0	0	0	0	0	0	0	0	0	0	0	3	4	1	1	1	1	1	1	1	0	0	0
0300	12	0	0	0	0	0	0	0	0	0	0	0	0	0	0	1	1	3	3	1	1	1	0	0	0	0	0	0	0
0400	13	0	0	0	0	0	0	0	0	0	0	0	0	0	0	0	1	2	3	2	1	2	1	1	0	0	0	0	0
0500	26	0	0	0	0	0	0	0	0	0	0	0	0	0	0	0	2	5	5	3	3	2	1	1	2	0	1	0	0
0600	39	0	0	0	0	0	0	0	0	0	0	0	0	0	0	1	4	7	9	6	4	3	1	2	1	1	0	0	0
0700	84	0	0	0	0	0	0	0	0	0	0	0	0	0	2	3	9	18	21	13	7	4	3	1	1	0	0	0	0
0800	158	0	0	0	0	0	0	0	0	0	0	0	0	1	1	3	16	38	40	25	16	11	3	2	2	0	0	0	0
0900	**160**	**0**	**0**	**0**	**0**	**0**	**0**	**0**	**0**	**0**	**0**	**0**	**0**	**0**	**0**	**3**	**12**	**29**	**41**	**26**	**21**	**13**	**7**	**4**	**2**	**1**	**0**	**0**	**0**
1000	139	0	0	0	0	0	0	0	0	0	0	0	0	0	1	1	11	24	36	26	16	8	6	3	2	2	1	0	0
1100	147	0	0	0	0	0	0	1	0	0	0	0	0	1	1	2	8	27	38	28	16	10	6	4	2	1	0	0	0
1200	171	0	0	0	0	0	0	0	0	0	0	0	0	0	1	4	13	27	44	33	23	12	7	3	2	0	1	0	0
1300	209	0	0	0	0	0	0	0	0	0	0	0	0	2	1	3	11	34	56	41	26	18	8	3	2	0	1	1	0
1400	208	0	0	0	0	0	0	0	0	0	0	0	0	0	2	5	13	36	56	41	26	13	8	4	2	1	1	0	0
1500	268	0	0	0	0	0	0	0	0	0	0	0	0	0	2	8	18	42	78	58	32	14	8	3	3	1	0	0	0
1600	318	0	0	0	0	0	0	0	0	0	0	1	0	0	3	10	28	66	92	55	34	18	5	3	2	1	0	0	0
1700	**345**	**0**	**0**	**0**	**0**	**0**	**0**	**0**	**0**	**0**	**1**	**0**	**0**	**4**	**9**	**25**	**57**	**90**	**78**	**45**	**19**	**9**	**3**	**3**	**0**	**0**	**0**	**0**	**0**
1800	293	0	0	0	0	0	0	0	0	0	0	0	0	1	7	19	42	74	72	44	17	8	3	3	1	0	0	0	0
1900	192	0	0	0	0	0	0	0	0	0	0	0	1	1	4	7	19	39	47	36	22	8	5	3	1	0	0	0	0
2000	158	0	0	0	0	0	0	0	0	0	0	0	0	1	3	7	11	31	38	30	18	8	5	2	1	1	1	0	0
2100	110	0	0	0	0	0	0	0	0	0	0	0	0	0	1	3	5	17	26	24	14	7	7	3	2	1	0	0	0
2200	78	0	0	0	0	0	0	0	0	0	0	0	0	0	0	2	5	11	17	12	13	7	5	1	1	1	0	1	0
2300	54	0	0	0	0	0	0	0	0	0	0	0	0	0	0	1	4	8	9	9	9	6	3	2	1	0	0	0	0
07-19	**2501**	**0**	**0**	**0**	**0**	**0**	**1**	**1**	**1**	**1**	**3**	**3**	**2**	**11**	**30**	**86**	**239**	**505**	**653**	**435**	**253**	**137**	**67**	**36**	**20**	**8**	**5**	**3**	**1**
06-22	**3001**	**0**	**0**	**0**	**0**	**0**	**1**	**2**	**1**	**1**	**3**	**3**	**3**	**13**	**38**	**104**	**277**	**600**	**772**	**531**	**311**	**163**	**84**	**46**	**24**	**12**	**7**	**3**	**2**
06-00	**3133**	**0**	**0**	**0**	**0**	**0**	**1**	**2**	**1**	**1**	**3**	**3**	**3**	**13**	**38**	**108**	**286**	**619**	**798**	**552**	**333**	**177**	**93**	**49**	**27**	**13**	**7**	**4**	**2**
00-00	**3268**	**0**	**0**	**0**	**0**	**0**	**1**	**2**	**1**	**1**	**3**	**3**	**4**	**14**	**39**	**111**	**295**	**641**	**823**	**571**	**349**	**190**	**100**	**57**	**32**	**15**	**10**	**4**	**2**

DRAFT

Site 3
Location N2, 250 metres south of Junction
Direction Northbound

3588 / Carrickmacross
January 2014
Automatic Traffic Count

Virtual Week (1)

Time	Total	Speed Bins (km/h)																												
		0 - 5	5 - 10	10 - 15	15 - 20	20 - 25	25 - 30	30 - 35	35 - 40	40 - 45	45 - 50	50 - 55	55 - 60	60 - 65	65 - 70	70 - 75	75 - 80	80 - 85	85 - 90	90 - 95	95 - 100	100 - 105	105 - 110	110 - 115	115 - 120	120 - 125	125 - 130	130 - 135	135 - 140
Mon	3484	0	0	0	0	0	0	1	0	2	2	6	5	7	33	99	360	736	866	579	346	209	116	58	25	20	9	1	4
Tue	3419	0	0	0	0	0	0	1	2	1	3	5	2	23	47	136	348	745	905	532	303	162	96	51	32	12	7	2	4
Wed	3758	0	0	0	0	0	1	3	3	0	3	0	5	14	64	174	390	861	975	559	321	158	93	59	43	18	12	1	1
Thu	3133	0	0	0	0	0	2	1	0	0	3	1	2	8	23	69	239	585	847	534	370	226	102	65	21	20	11	4	0
Fri	3632	0	0	0	0	0	0	0	0	0	2	1	1	12	40	129	344	803	973	644	353	151	82	45	29	8	11	1	3
|Sat	2967	0	0	0	0	1	3	5	2	2	3	4	6	12	24	77	206	456	734	649	372	182	97	57	35	16	11	10	3
|Sun	2480	0	0	0	0	0	1	1	2	0	6	4	4	23	42	90	176	301	464	502	379	239	112	62	41	12	6	11	2
5 Day Ave.	**3485**	**0**	**0**	**0**	**0**	**0**	**1**	**1**	**1**	**1**	**3**	**3**	**3**	**13**	**41**	**121**	**336**	**746**	**913**	**570**	**339**	**181**	**98**	**56**	**30**	**16**	**10**	**2**	**2**
7 Day Ave.	**3268**	**0**	**0**	**0**	**0**	**0**	**1**	**2**	**1**	**1**	**3**	**3**	**4**	**14**	**39**	**111**	**295**	**641**	**823**	**571**	**349**	**190**	**100**	**57**	**32**	**15**	**10**	**4**	**2**
--	**22873**	**0**	**0**	**0**	**0**	**1**	**7**	**12**	**9**	**5**	**22**	**21**	**25**	**99**	**273**	**774**	**2063**	**4487**	**5764**	**3999**	**2444**	**1327**	**698**	**397**	**226**	**106**	**67**	**30**	**17**

Summary Graphs

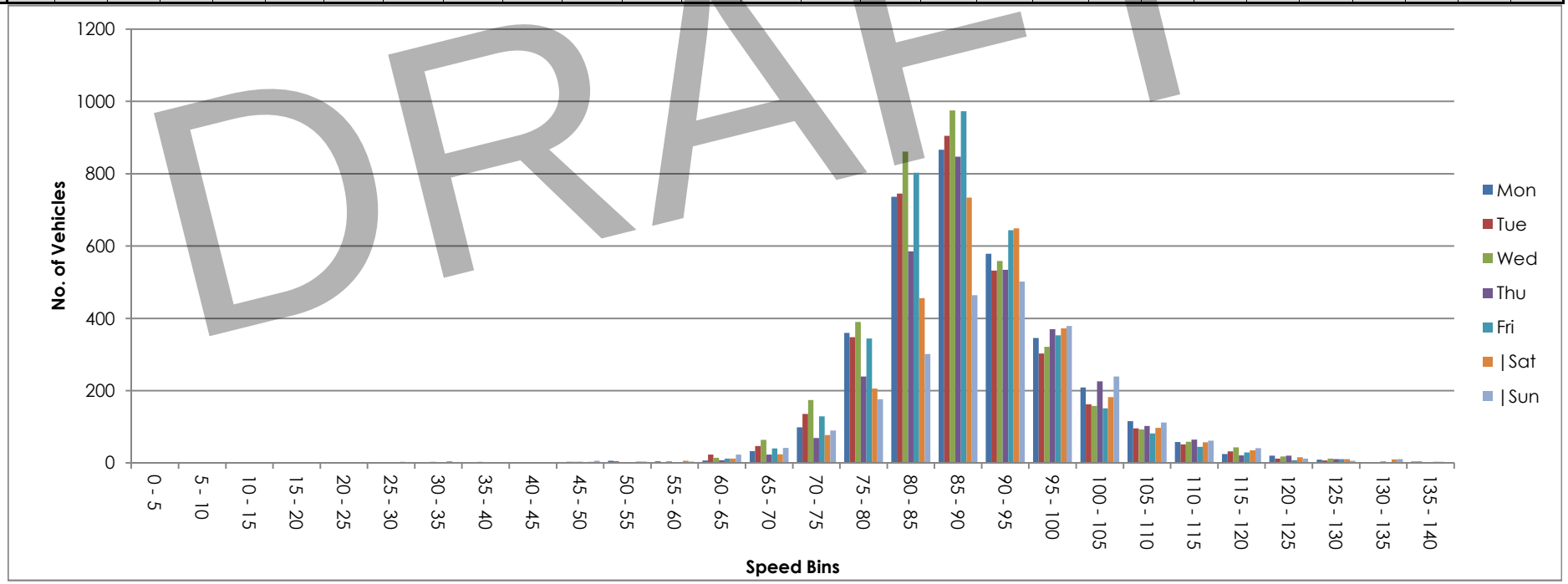

DRAFT

Site 3
Location N2, 250 metres south of Junction
Direction Southbound

3588 / Carrickmacross
January 2014
Automatic Traffic Count

Saturday 04 January 2014

Time	Total	Classification												>PSL	>PSL%	>SL1	>SL1%	>SL2	>SL2%	Mean	Vpp
		1 MCL	2 SV	3 SVT	4 TB2	5 TB3	6 T4	7 ART3	8 ART4	9 ART5	10 ART6	11 BD	12 DRT	100	100	105 +5kph	105 +5kph	110 +10kph	110 +10kph		85
0000	30	0	19	0	6	1	0	0	1	2	1	0	0	10	33.3	6	20	3	10	96.2	109.4
0100	21	0	16	0	1	1	0	0	0	3	0	0	0	8	38.1	5	23.8	5	23.8	96.9	112.7
0200	18	0	15	0	1	1	0	0	0	1	0	0	0	9	50	6	33.3	4	22.2	99.5	117.7
0300	42	0	36	0	2	0	0	0	1	3	0	0	0	20	47.6	17	40.5	13	31	98.3	115.6
0400	27	0	21	0	4	1	0	0	0	1	0	0	0	15	55.6	10	37	7	25.9	99.9	113
0500	47	0	37	1	4	0	0	0	1	3	1	0	0	28	59.6	22	46.8	14	29.8	105.3	121
0600	79	0	59	0	12	0	0	0	2	4	2	0	0	44	55.7	33	41.8	27	34.2	104.8	120.2
0700	100	0	70	1	17	1	1	0	4	3	2	1	0	43	43	34	34	24	24	99.3	114.8
0800	122	0	98	0	11	0	1	1	3	5	3	0	0	52	42.6	36	29.5	25	20.5	98.4	112.7
0900	143	0	122	3	9	2	1	0	2	4	0	0	0	87	60.8	60	42	47	32.9	104.3	118.8
1000	201	0	170	4	14	1	0	0	1	9	1	0	1	106	52.7	76	37.8	53	26.4	102.2	114.8
1100	**218**	**1**	**185**	**1**	**16**	**3**	**0**	**0**	**1**	**7**	**4**	**0**	**0**	**130**	**59.6**	**94**	**43.1**	**66**	**30.3**	**104**	**116.3**
1200	296	0	266	5	13	1	0	0	4	7	0	0	0	149	50.3	103	34.8	66	22.3	101	112
1300	281	0	251	3	17	0	2	0	3	3	1	0	1	130	46.3	84	29.9	48	17.1	100.5	110.2
1400	**304**	**0**	**270**	**8**	**16**	**3**	**0**	**0**	**2**	**3**	**2**	**0**	**0**	**130**	**42.8**	**75**	**24.7**	**37**	**12.2**	**99.1**	**108.7**
1500	288	0	265	2	12	2	0	2	1	3	1	0	0	168	58.3	108	37.5	63	21.9	102.3	112.3
1600	254	1	225	5	18	2	0	0	1	2	0	0	0	123	48.4	67	26.4	31	12.2	99.8	108.4
1700	244	0	225	2	10	0	0	0	0	5	2	0	0	92	37.7	48	19.7	21	8.6	97.1	105.8
1800	218	0	198	3	9	0	0	0	2	5	1	0	0	87	39.9	44	20.2	31	14.2	97.9	108.4
1900	186	0	171	1	9	1	0	0	0	4	0	0	0	71	38.2	44	23.7	26	14	98.3	108
2000	120	0	110	2	4	0	0	0	0	4	0	0	0	55	45.8	36	30	21	17.5	99.1	112.3
2100	69	0	67	0	1	0	0	0	0	1	0	0	0	30	43.5	18	26.1	9	13	96	109.4
2200	47	0	40	0	4	0	0	0	1	1	1	0	0	22	46.8	16	34	10	21.3	100.4	113.4
2300	57	0	51	0	5	0	0	0	0	1	0	0	0	22	38.6	16	28.1	14	24.6	95.1	111.6
07-19	**2669**	**2**	**2345**	**37**	**162**	**15**	**5**	**3**	**24**	**56**	**17**	**1**	**2**	**1297**	**48.6**	**829**	**31.1**	**512**	**19.2**	**100.5**	**112**
06-22	**3123**	**2**	**2752**	**40**	**188**	**16**	**5**	**3**	**26**	**69**	**19**	**1**	**2**	**1497**	**47.9**	**960**	**30.7**	**595**	**19.1**	**100.3**	**112**
06-00	**3227**	**2**	**2843**	**40**	**197**	**16**	**5**	**3**	**27**	**71**	**20**	**1**	**2**	**1541**	**47.8**	**992**	**30.7**	**619**	**19.2**	**100.2**	**112**
00-00	**3412**	**2**	**2987**	**41**	**215**	**20**	**5**	**3**	**30**	**84**	**22**	**1**	**2**	**1631**	**47.8**	**1058**	**31**	**665**	**19.5**	**100.2**	**112.3**

DRAFT

Site 3
Location N2, 250 metres south of Junction
Direction Southbound

3588 / Carrickmacross
January 2014
Automatic Traffic Count

Sunday 05 January 2014

Time	Total	Classification												>PSL	>PSL%	>SL1	>SL1%	>SL2	>SL2%	Mean	Vpp
		1 MCL	2 SV	3 SVT	4 TB2	5 TB3	6 T4	7 ART3	8 ART4	9 ART5	10 ART6	11 BD	12 DRT	100	100	105 +5kph	105 +5kph	110 +10kph	110 +10kph		85
0000	30	0	21	0	6	0	0	0	0	3	0	0	0	10	33.3	6	20	4	13.3	93.3	109.1
0100	24	0	21	0	1	1	0	0	0	1	0	0	0	7	29.2	3	12.5	2	8.3	90.8	100.8
0200	16	0	16	0	0	0	0	0	0	0	0	0	0	3	18.8	1	6.3	1	6.3	89.8	100.8
0300	26	0	24	0	2	0	0	0	0	0	0	0	0	16	61.5	10	38.5	8	30.8	101.2	115.2
0400	27	0	26	0	0	1	0	0	0	0	0	0	0	16	59.3	11	40.7	9	33.3	104.8	119.5
0500	42	0	27	0	7	0	0	0	1	5	2	0	0	21	50	16	38.1	12	28.6	101.4	115.9
0600	63	0	48	0	10	0	0	0	0	5	0	0	0	29	46	23	36.5	14	22.2	99.8	115.9
0700	75	0	65	1	6	0	0	0	1	2	0	0	0	33	44	25	33.3	14	18.7	100.5	111.2
0800	74	0	64	1	7	0	0	0	1	1	0	0	0	42	56.8	34	45.9	22	29.7	104	119.5
0900	105	0	91	2	8	0	1	0	1	2	0	0	0	64	61	46	43.8	31	29.5	105.5	122.4
1000	139	0	121	3	10	1	0	0	0	4	0	0	0	76	54.7	59	42.4	36	25.9	102.9	113.4
1100	**184**	**0**	**173**	**0**	**4**	**1**	**0**	**1**	**1**	**1**	**2**	**0**	**1**	**99**	**53.8**	**63**	**34.2**	**35**	**19**	**100.7**	**110.9**
1200	234	0	219	1	10	0	0	0	0	3	1	0	0	131	56	96	41	64	27.4	103.1	115.2
1300	260	0	243	1	5	3	0	0	0	6	2	0	0	99	38.1	50	19.2	25	9.6	97.4	107.6
1400	272	0	251	3	9	0	1	0	1	4	3	0	0	146	53.7	88	32.4	46	16.9	100.8	110.5
1500	316	0	297	2	10	3	0	0	0	3	1	0	0	185	58.5	110	34.8	74	23.4	102.2	112.3
1600	**335**	**0**	**320**	**1**	**9**	**0**	**0**	**0**	**0**	**3**	**2**	**0**	**0**	**137**	**40.9**	**70**	**20.9**	**38**	**11.3**	**98.8**	**106.9**
1700	332	0	312	0	5	0	0	1	1	10	3	0	0	43	13	22	6.6	8	2.4	89.4	98.6
1800	284	0	256	2	6	3	0	0	2	9	6	0	0	69	24.3	39	13.7	22	7.7	93.6	103.7
1900	316	0	289	0	13	2	0	0	1	5	5	1	0	127	40.2	75	23.7	34	10.8	98.2	107.3
2000	203	0	188	1	7	0	0	0	0	6	1	0	0	79	38.9	55	27.1	25	12.3	99.1	108.4
2100	97	0	87	1	5	0	0	0	0	4	0	0	0	54	55.7	36	37.1	26	26.8	102.6	113.8
2200	85	0	77	0	3	1	0	0	1	3	0	0	0	43	50.6	28	32.9	18	21.2	101	110.9
2300	48	0	41	0	1	0	0	0	0	6	0	0	0	21	43.8	16	33.3	12	25	101	117.4
07-19	**2610**	**0**	**2412**	**17**	**89**	**11**	**2**	**2**	**8**	**48**	**20**	**0**	**1**	**1124**	**43.1**	**702**	**26.9**	**415**	**15.9**	**98.7**	**110.2**
06-22	**3289**	**0**	**3024**	**19**	**124**	**13**	**2**	**2**	**9**	**68**	**26**	**1**	**1**	**1413**	**43**	**891**	**27.1**	**514**	**15.6**	**98.8**	**110.2**
06-00	**3422**	**0**	**3142**	**19**	**128**	**14**	**2**	**2**	**10**	**77**	**26**	**1**	**1**	**1477**	**43.2**	**935**	**27.3**	**544**	**15.9**	**98.9**	**110.2**
00-00	**3587**	**0**	**3277**	**19**	**144**	**16**	**2**	**2**	**11**	**86**	**28**	**1**	**1**	**1550**	**43.2**	**982**	**27.4**	**580**	**16.2**	**98.9**	**110.5**

DRAFT

Site 3
Location N2, 250 metres south of Junction
Direction Southbound

3588 / Carrickmacross
January 2014
Automatic Traffic Count

Monday 06 January 2014

Time	Total	Classification												>PSL	>PSL%	>SL1	>SL1%	>SL2	>SL2%	Mean	Vpp
		1 MCL	2 SV	3 SVT	4 TB2	5 TB3	6 T4	7 ART3	8 ART4	9 ART5	10 ART6	11 BD	12 DRT	100	100	105 +5kph	105 +5kph	110 +10kph	110 +10kph		85
0000	23	0	17	0	3	0	0	0	0	3	0	0	0	10	43.5	8	34.8	6	26.1	102	119.9
0100	18	0	14	0	2	0	0	0	2	0	0	0	0	5	27.8	4	22.2	0	0	97.8	106.2
0200	14	0	7	0	3	1	0	0	0	3	0	0	0	2	14.3	0	0	0	0	92.1	95.8
0300	21	0	15	1	1	0	0	0	2	2	0	0	0	7	33.3	4	19	3	14.3	96	105.8
0400	61	0	43	0	6	1	0	0	4	6	1	0	0	32	52.5	26	42.6	23	37.7	105.4	120.6
0500	165	1	113	0	24	2	0	0	5	17	3	0	0	79	47.9	63	38.2	52	31.5	102.2	118.1
0600	363	1	259	3	61	2	5	0	8	17	7	0	0	195	53.7	136	37.5	97	26.7	102.7	115.2
0700	335	0	260	4	49	1	1	0	6	11	3	0	0	113	33.7	65	19.4	36	10.7	96.6	106.6
0800	**386**	**0**	**331**	**1**	**36**	**2**	**1**	**1**	**4**	**3**	**7**	**0**	**0**	**123**	**31.9**	**71**	**18.4**	**32**	**8.3**	**95.4**	**106.2**
0900	250	0	189	3	30	2	2	0	8	6	10	0	0	95	38	55	22	28	11.2	98	108
1000	218	0	153	3	28	3	1	2	8	12	8	0	0	102	46.8	73	33.5	41	18.8	99.1	111.2
1100	211	2	158	0	25	0	1	0	5	10	9	1	0	81	38.4	53	25.1	29	13.7	97	109.1
1200	225	0	162	8	20	3	0	0	6	18	6	1	1	72	32	53	23.6	35	15.6	97.2	111.2
1300	216	2	154	0	25	2	3	0	11	10	8	0	1	78	36.1	51	23.6	28	13	97.4	109.4
1400	**246**	**1**	**184**	**3**	**24**	**5**	**1**	**0**	**11**	**11**	**5**	**0**	**1**	**77**	**31.3**	**46**	**18.7**	**34**	**13.8**	**97.7**	**106.9**
1500	206	0	154	1	26	2	1	0	9	6	7	0	0	70	34	40	19.4	28	13.6	97.2	108.7
1600	220	0	174	2	23	3	0	1	4	10	3	0	0	56	25.5	32	14.5	17	7.7	94.4	104.4
1700	222	1	188	1	12	0	1	1	6	7	3	1	1	65	29.3	42	18.9	28	12.6	96.4	107.3
1800	197	0	161	1	15	1	0	0	5	10	4	0	0	62	31.5	40	20.3	25	12.7	96.7	108.4
1900	108	0	93	1	8	0	0	0	0	6	0	0	0	52	48.1	26	24.1	11	10.2	99.4	108
2000	89	0	70	0	4	3	0	0	2	7	3	0	0	38	42.7	25	28.1	14	15.7	99.1	109.8
2100	63	0	47	0	5	0	0	1	1	7	2	0	0	33	52.4	23	36.5	15	23.8	102.3	117.4
2200	44	0	32	0	3	0	0	0	2	6	1	0	0	23	52.3	16	36.4	12	27.3	103.6	114.8
2300	25	0	18	0	1	0	0	0	0	5	0	0	1	13	52	11	44	7	28	103.1	113.8
07-19	**2932**	**6**	**2268**	**27**	**313**	**24**	**12**	**5**	**83**	**114**	**73**	**3**	**4**	**994**	**33.9**	**621**	**21.2**	**361**	**12.3**	**96.8**	**108.4**
06-22	**3555**	**7**	**2737**	**31**	**391**	**29**	**17**	**6**	**94**	**151**	**85**	**3**	**4**	**1312**	**36.9**	**831**	**23.4**	**498**	**14**	**97.7**	**109.4**
06-00	**3624**	**7**	**2787**	**31**	**395**	**29**	**17**	**6**	**96**	**162**	**86**	**3**	**5**	**1348**	**37.2**	**858**	**23.7**	**517**	**14.3**	**97.8**	**109.4**
00-00	**3926**	**8**	**2996**	**32**	**434**	**33**	**17**	**6**	**109**	**193**	**90**	**3**	**5**	**1483**	**37.8**	**963**	**24.5**	**601**	**15.3**	**98.1**	**110.2**

DRAFT

Site 3
Location N2, 250 metres south of Junction
Direction Southbound

3588 / Carrickmacross
January 2014
Automatic Traffic Count

Tuesday 07 January 2014

Time	Total	Classification												>PSL	>PSL%	>SL1	>SL1%	>SL2	>SL2%	Mean	Vpp
		1 MCL	2 SV	3 SVT	4 TB2	5 TB3	6 T4	7 ART3	8 ART4	9 ART5	10 ART6	11 BD	12 DRT	100	100	105 +5kph	105 +5kph	110 +10kph	110 +10kph		85
0000	11	0	5	0	1	0	0	0	0	4	1	0	0	2	18.2	2	18.2	2	18.2	97	99.4
0100	8	0	3	0	0	1	0	0	1	3	0	0	0	2	25	2	25	1	12.5	95.3	-
0200	16	0	11	0	2	0	0	0	1	2	0	0	0	7	43.8	7	43.8	5	31.3	101.6	114.5
0300	22	0	15	0	1	0	0	0	2	2	2	0	0	11	50	9	40.9	5	22.7	103.7	117
0400	12	0	8	0	2	1	0	0	0	1	0	0	0	5	41.7	4	33.3	2	16.7	103.1	108
0500	96	0	71	1	6	2	0	0	4	9	3	0	0	58	60.4	42	43.8	36	37.5	104.5	118.4
0600	239	0	169	1	36	2	1	1	7	14	7	0	1	151	63.2	120	50.2	90	37.7	105.9	119.9
0700	**325**	**1**	**242**	**1**	**50**	**2**	**1**	**0**	**8**	**15**	**5**	**0**	**0**	**173**	**53.2**	**99**	**30.5**	**48**	**14.8**	**100.8**	**109.4**
0800	215	0	177	3	19	1	1	0	4	8	1	0	1	92	42.8	65	30.2	31	14.4	99.6	109.4
0900	244	0	191	1	25	4	0	2	7	9	5	0	0	100	41	61	25	37	15.2	98	109.1
1000	203	0	146	1	31	3	0	1	6	10	4	0	1	90	44.3	63	31	37	18.2	100.6	113
1100	194	2	128	8	19	2	0	1	7	21	6	0	0	58	29.9	35	18	21	10.8	95.2	106.6
1200	125	0	84	4	19	1	0	0	2	10	2	0	3	53	42.4	37	29.6	25	20	98.4	113
1300	163	0	124	1	17	0	2	0	8	9	0	0	2	78	47.9	43	26.4	22	13.5	100.1	108.7
1400	190	0	139	1	21	2	4	0	10	7	5	0	1	46	24.2	23	12.1	11	5.8	94.5	104
1500	125	0	98	0	13	0	0	1	2	10	1	0	0	48	38.4	32	25.6	15	12	97.7	108.7
1600	**218**	**0**	**159**	**2**	**28**	**1**	**2**	**0**	**11**	**9**	**4**	**2**	**0**	**83**	**38.1**	**48**	**22**	**19**	**8.7**	**97.5**	**107.6**
1700	189	0	151	0	18	1	1	0	3	13	2	0	0	62	32.8	34	18	15	7.9	96.5	106.2
1800	208	2	166	2	17	1	0	0	3	10	6	0	1	72	34.6	44	21.2	27	13	95.8	108.4
1900	118	0	92	0	7	1	0	1	2	11	3	0	1	51	43.2	30	25.4	17	14.4	99.8	108.7
2000	86	0	73	0	6	1	0	0	2	3	1	0	0	38	44.2	23	26.7	13	15.1	99.1	109.4
2100	78	0	55	0	1	0	0	1	5	12	4	0	0	33	42.3	23	29.5	15	19.2	99.4	112.3
2200	50	0	35	0	7	0	0	0	2	5	1	0	0	24	48	16	32	12	24	101.2	115.6
2300	32	0	24	0	3	0	0	0	2	1	2	0	0	18	56.3	14	43.8	14	43.8	107.7	126.7
07-19	**2399**	**5**	**1805**	**24**	**277**	**18**	**11**	**5**	**71**	**131**	**41**	**2**	**9**	**955**	**39.8**	**584**	**24.3**	**308**	**12.8**	**98**	**108.7**
06-22	**2920**	**5**	**2194**	**25**	**327**	**22**	**12**	**8**	**87**	**171**	**56**	**2**	**11**	**1228**	**42.1**	**780**	**26.7**	**443**	**15.2**	**98.8**	**109.8**
06-00	**3002**	**5**	**2253**	**25**	**337**	**22**	**12**	**8**	**91**	**177**	**59**	**2**	**11**	**1270**	**42.3**	**810**	**27**	**469**	**15.6**	**99**	**110.2**
00-00	**3167**	**5**	**2366**	**26**	**349**	**26**	**12**	**8**	**99**	**198**	**65**	**2**	**11**	**1355**	**42.8**	**876**	**27.7**	**520**	**16.4**	**99.2**	**110.9**

DRAFT

Site 3
Location N2, 250 metres south of Junction
Direction Southbound

3588 / Carrickmacross
January 2014
Automatic Traffic Count

Wednesday 08 January 2014

Time	Total	Classification												>PSL	>PSL%	>SL1	>SL1%	>SL2	>SL2%	Mean	Vpp
		1 MCL	2 SV	3 SVT	4 TB2	5 TB3	6 T4	7 ART3	8 ART4	9 ART5	10 ART6	11 BD	12 DRT	100	100	105 +5kph	105 +5kph	110 +10kph	110 +10kph		85
0000	27	0	13	0	5	0	0	0	0	7	2	0	0	11	40.7	10	37	6	22.2	101.5	110.2
0100	13	0	9	0	2	0	0	0	1	1	0	0	0	4	30.8	3	23.1	3	23.1	99.8	113.8
0200	21	0	13	0	3	0	0	0	1	3	1	0	0	6	28.6	4	19	3	14.3	98.5	109.1
0300	25	0	19	0	2	0	0	0	0	4	0	0	0	15	60	10	40	5	20	102.7	113.8
0400	38	0	24	0	8	0	0	0	1	3	2	0	0	18	47.4	11	28.9	10	26.3	102.1	116.6
0500	36	0	21	2	4	0	0	0	2	4	3	0	0	16	44.4	9	25	3	8.3	98.7	106.6
0600	90	1	65	2	12	2	0	1	2	4	0	1	0	59	65.6	50	55.6	33	36.7	106.3	118.4
0700	220	2	159	1	34	1	0	0	4	11	7	0	1	89	40.5	59	26.8	27	12.3	98.2	108.7
0800	**389**	**0**	**310**	**4**	**33**	**6**	**0**	**0**	**13**	**14**	**6**	**2**	**1**	**147**	**37.8**	**85**	**21.9**	**45**	**11.6**	**98.1**	**107.6**
0900	269	0	208	2	35	0	0	0	3	14	7	0	0	128	47.6	67	24.9	35	13	99.7	108.4
1000	216	1	162	7	22	3	1	0	6	9	4	0	1	93	43.1	56	25.9	37	17.1	99.2	110.5
1100	231	1	162	2	20	2	0	2	9	27	5	1	0	54	23.4	30	13	16	6.9	94.5	103.7
1200	**220**	**0**	**161**	**0**	**33**	**3**	**0**	**0**	**10**	**7**	**4**	**0**	**2**	**85**	**38.6**	**51**	**23.2**	**28**	**12.7**	**97.4**	**108.7**
1300	217	0	154	3	29	1	1	1	11	14	2	1	0	76	35	50	23	29	13.4	97.7	108.7
1400	209	0	142	5	29	3	3	0	10	11	5	0	1	67	32.1	45	21.5	23	11	96.9	108.4
1500	194	0	147	5	23	1	1	0	5	5	5	1	1	74	38.1	45	23.2	25	12.9	97.8	108.7
1600	193	0	149	2	23	1	0	0	5	8	2	2	1	43	22.3	24	12.4	14	7.3	94	103
1700	208	0	178	1	13	0	0	0	2	8	3	1	2	57	27.4	32	15.4	15	7.2	94.3	104.8
1800	216	0	174	0	21	1	0	0	3	13	4	0	0	33	15.3	14	6.5	3	1.4	90.2	100.1
1900	158	0	126	1	13	1	0	0	1	13	3	0	0	50	31.6	28	17.7	16	10.1	97.4	107.3
2000	93	0	77	0	4	1	0	0	1	6	4	0	0	36	38.7	22	23.7	16	17.2	99.2	111.2
2100	58	0	46	0	3	1	0	0	0	6	2	0	0	18	31	13	22.4	10	17.2	98.3	109.8
2200	53	0	35	1	7	0	0	0	3	5	2	0	0	23	43.4	15	28.3	12	22.6	100.9	113.4
2300	33	0	20	0	2	0	0	1	2	6	2	0	0	14	42.4	11	33.3	6	18.2	98.2	112.7
07-19	**2782**	**4**	**2106**	**32**	**315**	**22**	**6**	**3**	**81**	**141**	**54**	**8**	**10**	**946**	**34**	**558**	**20.1**	**297**	**10.7**	**96.7**	**106.9**
06-22	**3181**	**5**	**2420**	**35**	**347**	**27**	**6**	**4**	**85**	**170**	**63**	**9**	**10**	**1109**	**34.9**	**671**	**21.1**	**372**	**11.7**	**97.1**	**107.6**
06-00	**3267**	**5**	**2475**	**36**	**356**	**27**	**6**	**5**	**90**	**181**	**67**	**9**	**10**	**1146**	**35.1**	**697**	**21.3**	**390**	**11.9**	**97.1**	**108**
00-00	**3427**	**5**	**2574**	**38**	**380**	**27**	**6**	**5**	**95**	**203**	**75**	**9**	**10**	**1216**	**35.5**	**744**	**21.7**	**420**	**12.3**	**97.3**	**108**

DRAFT

Site 3
Location N2, 250 metres south of Junction
Direction Southbound

3588 / Carrickmacross
January 2014
Automatic Traffic Count

Thursday 09 January 2014

Time	Total	Classification												>PSL	>PSL%	>SL1	>SL1%	>SL2	>SL2%	Mean	Vpp
		1 MCL	2 SV	3 SVT	4 TB2	5 TB3	6 T4	7 ART3	8 ART4	9 ART5	10 ART6	11 BD	12 DRT	100	100	105 +5kph	105 +5kph	110 +10kph	110 +10kph		85
0000	34	0	22	0	3	0	0	0	1	6	2	0	0	11	32.4	10	29.4	6	17.6	99.2	109.8
0100	15	0	7	0	1	1	1	0	3	2	0	0	0	4	26.7	4	26.7	4	26.7	93.9	119.5
0200	15	0	9	0	0	0	0	0	3	3	0	0	0	6	40	6	40	5	33.3	98.6	119.5
0300	23	0	20	0	1	0	0	0	0	2	0	0	0	12	52.2	10	43.5	9	39.1	104.2	115.6
0400	47	0	21	0	10	1	0	0	4	10	1	0	0	18	38.3	15	31.9	13	27.7	100.9	118.1
0500	99	0	72	0	8	2	0	0	3	11	3	0	0	49	49.5	38	38.4	22	22.2	100.7	115.2
0600	249	0	185	1	44	1	0	0	5	11	2	0	0	129	51.8	100	40.2	78	31.3	102.4	117
0700	351	0	271	0	52	1	2	0	7	8	9	0	1	117	33.3	70	19.9	37	10.5	97	107.3
0800	**382**	**0**	**313**	**5**	**32**	**2**	**3**	**0**	**6**	**13**	**7**	**0**	**1**	**97**	**25.4**	**57**	**14.9**	**28**	**7.3**	**94.9**	**104.8**
0900	274	0	221	3	28	1	1	0	5	10	3	1	1	84	30.7	54	19.7	27	9.9	95.6	106.6
1000	229	0	161	2	26	1	0	0	7	23	7	1	1	79	34.5	56	24.5	32	14	97.1	109.4
1100	199	1	143	5	19	2	0	0	8	16	5	0	0	73	36.7	49	24.6	31	15.6	98	109.8
1200	113	2	81	0	13	1	0	0	5	7	2	2	0	30	26.5	10	8.8	7	6.2	86.5	103
1300	193	3	146	2	24	1	0	0	4	7	6	0	0	66	34.2	31	16.1	14	7.3	95.2	105.1
1400	204	0	145	1	26	6	0	0	5	14	5	1	1	68	33.3	45	22.1	26	12.7	97.7	108
1500	132	2	101	1	13	0	2	1	3	3	5	1	0	30	22.7	17	12.9	12	9.1	91.1	104
1600	**253**	**0**	**206**	**2**	**25**	**3**	**0**	**1**	**4**	**8**	**3**	**0**	**1**	**78**	**30.8**	**47**	**18.6**	**31**	**12.3**	**96**	**107.3**
1700	133	1	103	1	13	0	0	0	5	6	3	0	1	17	12.8	11	8.3	8	6	89.1	98.3
1800	52	6	46	0	0	0	0	0	0	0	0	0	0	0	0	0	0	0	0	29.7	47.5
1900	21	6	15	0	0	0	0	0	0	0	0	0	0	0	0	0	0	0	0	5.2	8.3
2000	11	1	10	0	0	0	0	0	0	0	0	0	0	0	0	0	0	0	0	5.1	4.7
2100	47	0	41	0	2	0	0	0	0	3	1	0	0	13	27.7	9	19.1	5	10.6	89.1	105.8
2200	56	0	43	0	3	0	0	0	0	7	3	0	0	21	37.5	11	19.6	8	14.3	97.2	108
2300	42	0	25	1	3	0	0	0	5	5	3	0	0	8	19	4	9.5	3	7.1	95.4	100.8
07-19	**2515**	**15**	**1937**	**22**	**271**	**18**	**8**	**2**	**59**	**115**	**55**	**6**	**7**	**739**	**29.4**	**447**	**17.8**	**253**	**10.1**	**93.9**	**106.6**
06-22	**2843**	**22**	**2188**	**23**	**317**	**19**	**8**	**2**	**64**	**129**	**58**	**6**	**7**	**881**	**31**	**556**	**19.6**	**336**	**11.8**	**93.5**	**107.6**
06-00	**2941**	**22**	**2256**	**24**	**323**	**19**	**8**	**2**	**69**	**141**	**64**	**6**	**7**	**910**	**30.9**	**571**	**19.4**	**347**	**11.8**	**93.6**	**107.6**
00-00	**3174**	**22**	**2407**	**24**	**346**	**23**	**9**	**2**	**83**	**175**	**70**	**6**	**7**	**1010**	**31.8**	**654**	**20.6**	**406**	**12.8**	**94.1**	**108.4**

DRAFT

Site 3
Location N2, 250 metres south of Junction
Direction Southbound

Friday 10 January 2014

3588 / Carrickmacross
January 2014
Automatic Traffic Count

Time	Total	Classification												>PSL	>PSL%	>SL1	>SL1%	>SL2	>SL2%	Mean	Vpp
		1 MCL	2 SV	3 SVT	4 TB2	5 TB3	6 T4	7 ART3	8 ART4	9 ART5	10 ART6	11 BD	12 DRT	100	100	105 +5kph	105 +5kph	110 +10kph	110 +10kph		85
0000	23	0	15	1	3	0	0	0	0	2	2	0	0	9	39.1	9	39.1	6	26.1	99.7	122
0100	11	0	9	0	0	1	0	0	0	0	1	0	0	9	81.8	8	72.7	7	63.6	114	123.8
0200	11	0	7	0	0	0	0	0	1	3	0	0	0	4	36.4	4	36.4	0	0	90.6	105.5
0300	19	0	14	0	0	0	0	0	1	3	1	0	0	10	52.6	6	31.6	5	26.3	101.3	111.6
0400	60	0	36	0	10	1	0	0	3	6	4	0	0	18	30	14	23.3	8	13.3	96.7	107.6
0500	100	0	67	0	7	2	0	0	9	8	6	0	1	50	50	35	35	22	22	101	115.2
0600	19	0	13	0	2	0	0	0	1	3	0	0	0	9	47.4	8	42.1	7	36.8	102.5	113.4
0700	0	0	0	0	0	0	0	0	0	0	0	0	0	0	0	0	0	0	0	-	-
0800	0	0	0	0	0	0	0	0	0	0	0	0	0	0	0	0	0	0	0	-	-
0900	63	0	47	2	6	1	0	0	0	5	1	1	0	26	41.3	20	31.7	10	15.9	98.9	110.2
1000	0	0	0	0	0	0	0	0	0	0	0	0	0	0	0	0	0	0	0	-	-
1100	7	2	5	0	0	0	0	0	0	0	0	0	0	0	0	0	0	0	0	36.5	-
1200	20	1	17	0	1	0	0	1	0	0	0	0	0	0	0	0	0	0	0	84.2	89.3
1300	37	1	29	1	3	0	1	1	0	0	1	0	0	10	27	8	21.6	6	16.2	92.1	107.6
1400	34	4	28	0	1	0	0	0	0	1	0	0	0	0	0	0	0	0	0	45	82.1
1500	244	1	191	3	24	2	0	1	10	8	4	0	0	106	43.4	67	27.5	32	13.1	98.9	108.4
1600	**265**	**2**	**206**	**4**	**31**	**1**	**0**	**0**	**3**	**10**	**6**	**1**	**1**	**84**	**31.7**	**41**	**15.5**	**16**	**6**	**96.2**	**104.8**
1700	248	0	223	2	12	0	1	0	1	7	2	0	0	102	41.1	52	21	22	8.9	97.6	106.2
1800	262	0	223	0	16	1	1	0	5	11	5	0	0	70	26.7	34	13	20	7.6	94.6	104.4
1900	185	0	163	2	9	1	0	0	1	8	1	0	0	69	37.3	42	22.7	22	11.9	97.1	108
2000	111	0	97	1	4	1	1	0	0	6	1	0	0	43	38.7	33	29.7	16	14.4	97.5	109.4
2100	84	0	69	0	6	0	0	0	0	7	2	0	0	38	45.2	29	34.5	21	25	102.2	117.7
2200	58	0	52	0	5	0	0	0	0	0	1	0	0	33	56.9	23	39.7	13	22.4	102.2	114.1
2300	41	0	32	0	3	0	0	0	2	3	1	0	0	17	41.5	10	24.4	7	17.1	95.7	110.2
07-19	**1180**	**11**	**969**	**12**	**94**	**5**	**3**	**3**	**19**	**42**	**19**	**2**	**1**	**398**	**33.7**	**222**	**18.8**	**106**	**9**	**94.7**	**106.6**
06-22	**1579**	**11**	**1311**	**15**	**115**	**7**	**4**	**3**	**21**	**66**	**23**	**2**	**1**	**557**	**35.3**	**334**	**21.2**	**172**	**10.9**	**95.7**	**107.3**
06-00	**1678**	**11**	**1395**	**15**	**123**	**7**	**4**	**3**	**23**	**69**	**25**	**2**	**1**	**607**	**36.2**	**367**	**21.9**	**192**	**11.4**	**95.9**	**107.6**
00-00	**1902**	**11**	**1543**	**16**	**143**	**11**	**4**	**3**	**37**	**91**	**39**	**2**	**2**	**707**	**37.2**	**443**	**23.3**	**240**	**12.6**	**96.4**	**108.4**

DRAFT

Site 3
Location N2, 250 metres south of Junction
Direction Southbound

3588 / Carrickmacross
January 2014
Automatic Traffic Count

Virtual Day (7)

Time	Total	Classification												>PSL	>PSL%	>SL1	>SL1%	>SL2	>SL2%	Mean	Vpp
		1 MCL	2 SV	3 SVT	4 TB2	5 TB3	6 T4	7 ART3	8 ART4	9 ART5	10 ART6	11 BD	12 DRT	100	100	105 +5kph	105 +5kph	110 +10kph	110 +10kph		85
0000	25	0	16	0	4	0	0	0	0	4	1	0	0	9	35.4	7	28.7	5	18.5	98.4	111.6
0100	16	0	11	0	1	1	0	0	1	1	0	0	0	6	35.5	4	26.4	3	20	97.3	114.5
0200	16	0	11	0	1	0	0	0	1	2	0	0	0	5	33.3	4	25.2	3	16.2	96.3	110.5
0300	25	0	20	0	1	0	0	0	1	2	0	0	0	13	51.1	9	37.1	7	27	100.8	115.6
0400	39	0	26	0	6	1	0	0	2	4	1	0	0	17	44.9	13	33.5	10	26.5	101.5	117.4
0500	84	0	58	1	9	1	0	0	4	8	3	0	0	43	51.5	32	38.5	23	27.5	102.1	116.6
0600	157	0	114	1	25	1	1	0	4	8	3	0	0	88	55.9	67	42.6	49	31.4	103.6	117.4
0700	201	0	152	1	30	1	1	0	4	7	4	0	0	81	40.4	50	25	27	13.2	98.3	109.1
0800	**224**	**0**	**185**	**2**	**20**	**2**	**1**	**0**	**4**	**6**	**3**	**0**	**0**	**79**	**35.3**	**50**	**22.2**	**26**	**11.7**	**97.2**	**107.6**
0900	193	0	153	2	20	1	1	0	4	7	4	0	0	83	43.3	52	26.9	31	15.9	99.1	110.2
1000	172	0	130	3	19	2	0	0	4	10	3	0	1	78	45.3	55	31.8	34	19.6	99.9	112.7
1100	178	1	136	2	15	1	0	1	4	12	4	0	0	71	39.8	46	26	28	15.9	97.9	110.2
1200	176	0	141	3	16	1	0	0	4	7	2	0	1	74	42.2	50	28.4	32	18.2	98.2	111.2
1300	195	1	157	2	17	1	1	0	5	7	3	0	1	77	39.3	45	23.2	25	12.6	97.9	108.4
1400	208	1	166	3	18	3	1	0	6	7	4	0	1	76	36.6	46	22.1	25	12.1	96.8	108
1500	215	0	179	2	17	1	1	1	4	5	3	0	0	97	45.2	60	27.8	36	16.5	99.1	110.5
1600	**248**	**0**	**206**	**3**	**22**	**2**	**0**	**0**	**4**	**7**	**3**	**1**	**0**	**86**	**34.8**	**47**	**18.9**	**24**	**9.6**	**96.9**	**106.6**
1700	225	0	197	1	12	0	0	0	3	8	3	0	1	63	27.8	34	15.3	17	7.4	94.3	104.8
1800	205	1	175	1	12	1	0	0	3	8	4	0	0	56	27.3	31	15	18	8.9	92.4	104.8
1900	156	1	136	1	8	1	0	0	1	7	2	0	0	60	38.5	35	22.4	18	11.5	96.4	107.6
2000	102	0	89	1	4	1	0	0	1	5	1	0	0	41	40.5	28	27.2	15	14.7	97.4	109.8
2100	71	0	59	0	3	0	0	0	1	6	2	0	0	31	44.2	22	30.4	14	20.4	99.3	113
2200	56	0	45	0	5	0	0	0	1	4	1	0	0	27	48.1	18	31.8	12	21.6	100.9	114.1
2300	40	0	30	0	3	0	0	0	2	4	1	0	0	16	40.6	12	29.5	9	22.7	98.8	115.2
07-19	**2441**	**6**	**1977**	**24**	**217**	**16**	**7**	**3**	**49**	**92**	**40**	**3**	**5**	**922**	**37.8**	**566**	**23.2**	**322**	**13.2**	**97.2**	**108.7**
06-22	**2927**	**7**	**2375**	**27**	**258**	**19**	**8**	**4**	**55**	**118**	**47**	**3**	**5**	**1142**	**39**	**718**	**24.5**	**419**	**14.3**	**97.6**	**109.4**
06-00	**3023**	**7**	**2450**	**27**	**266**	**19**	**8**	**4**	**58**	**125**	**50**	**3**	**5**	**1186**	**39.2**	**747**	**24.7**	**440**	**14.5**	**97.7**	**109.4**
00-00	**3228**	**8**	**2593**	**28**	**287**	**22**	**8**	**4**	**66**	**147**	**56**	**3**	**5**	**1279**	**39.6**	**817**	**25.3**	**490**	**15.2**	**97.9**	**109.8**

DRAFT

Site 3
Location N2, 250 metres south of Junction
Direction Southbound

3588 / Carrickmacross
January 2014
Automatic Traffic Count

Virtual Week (1)

Time	Total	Classification												>PSL	>PSL%	>SL1	>SL1%	>SL2	>SL2%	Mean	Vpp
		1 MCL	2 SV	3 SVT	4 TB2	5 TB3	6 T4	7 ART3	8 ART4	9 ART5	10 ART6	11 BD	12 DRT	100	100	105 +5kph	105 +5kph	110 +10kph	110 +10kph		85
Mon	3926	8	2996	32	434	33	17	6	109	193	90	3	5	1483	37.8	963	24.5	601	15.3	98.1	110.2
Tue	3167	5	2366	26	349	26	12	8	99	198	65	2	11	1355	42.8	876	27.7	520	16.4	99.2	110.9
Wed	3427	5	2574	38	380	27	6	5	95	203	75	9	10	1216	35.5	744	21.7	420	12.3	97.3	108
Thu	3174	22	2407	24	346	23	9	2	83	175	70	6	7	1010	31.8	654	20.6	406	12.8	94.1	108.4
Fri	1902	11	1543	16	143	11	4	3	37	91	39	2	2	707	37.2	443	23.3	240	12.6	96.4	108.4
|Sat	3412	2	2987	41	215	20	5	3	30	84	22	1	2	1631	47.8	1058	31	665	19.5	100.2	112.3
|Sun	3587	0	3277	19	144	16	2	2	11	86	28	1	1	1550	43.2	982	27.4	580	16.2	98.9	110.5
5 Day Ave.	**3119**	**10**	**2377**	**27**	**330**	**24**	**10**	**5**	**85**	**172**	**68**	**4**	**7**	**1154**	**37.0**	**736**	**23.6**	**437**	**14.0**	**97.0**	**109.2**
7 Day Ave.	**3228**	**8**	**2593**	**28**	**287**	**22**	**8**	**4**	**66**	**147**	**56**	**3**	**5**	**1279**	**39.6**	**817**	**25.3**	**490**	**15.2**	**97.9**	**109.8**
--	**22595**	**53**	**18150**	**196**	**2011**	**156**	**55**	**29**	**464**	**1030**	**389**	**24**	**38**	**8952**	**39.6**	**5720**	**25.3**	**3432**	**15.2**	**97.9**	**109.8**

DRAFT

Summary Graphs

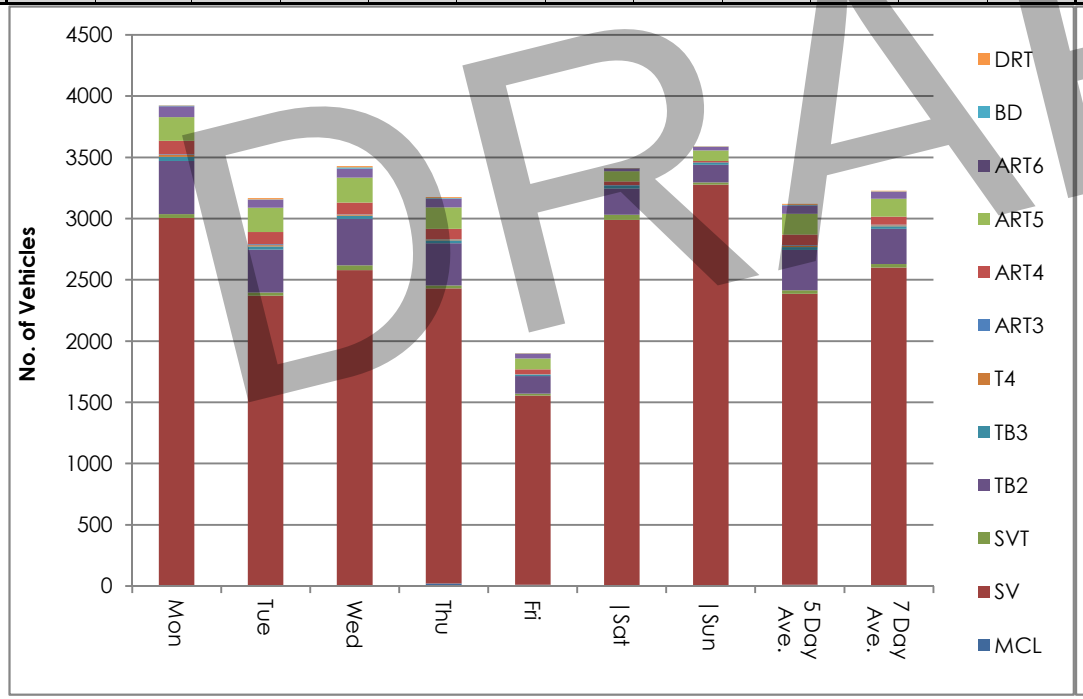

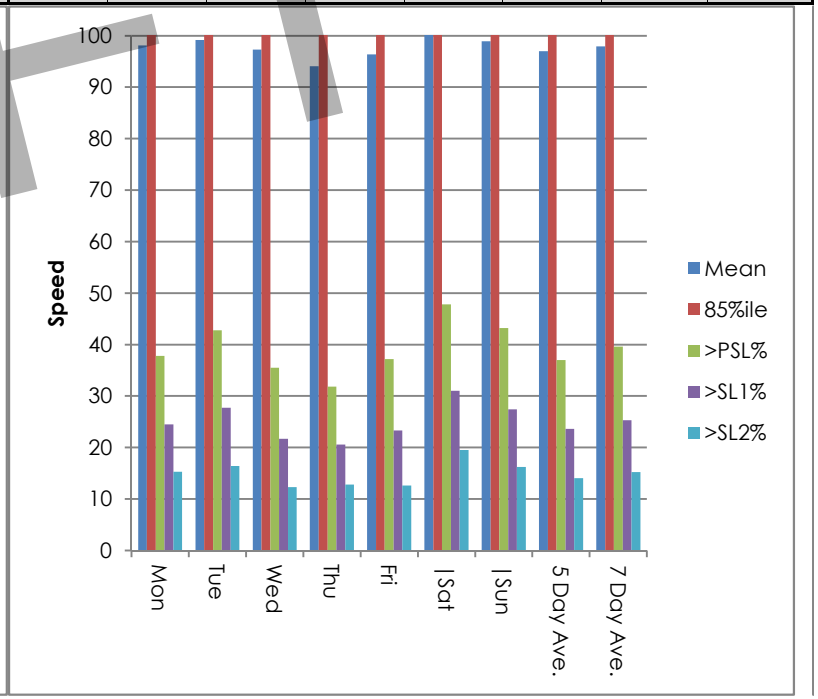

Site 3
Location N2, 250 metres south of Junction
Direction Southbound

3588 / Carrickmacross
January 2014
Automatic Traffic Count

Saturday 04 January 2014

Time	Total	Speed Bins (km/h)																												
		0 - 5	5 - 10	10 - 15	15 - 20	20 - 25	25 - 30	30 - 35	35 - 40	40 - 45	45 - 50	50 - 55	55 - 60	60 - 65	65 - 70	70 - 75	75 - 80	80 - 85	85 - 90	90 - 95	95 - 100	100 - 105	105 - 110	110 - 115	115 - 120	120 - 125	125 - 130	130 - 135	135 - 140
0000	30	0	0	0	0	0	0	0	0	0	0	0	0	0	0	1	2	2	3	9	3	4	3	1	0	1	1	0	0
0100	21	0	0	0	0	0	0	0	0	0	0	0	0	0	0	0	1	4	3	2	3	3	0	3	1	1	0	0	0
0200	18	0	0	0	0	0	0	0	0	0	0	0	0	0	0	2	0	1	4	0	2	3	2	0	2	1	1	0	0
0300	42	0	0	0	0	0	0	0	1	0	0	0	0	0	0	2	2	5	1	4	7	3	4	5	6	2	0	0	0
0400	27	0	0	0	0	0	0	0	0	0	0	1	0	0	0	1	1	0	2	3	4	5	3	4	1	2	0	0	0
0500	47	0	0	0	0	0	0	0	0	0	0	0	0	0	0	0	1	1	4	4	9	6	8	3	3	3	3	2	0
0600	79	0	0	0	0	0	0	0	0	0	0	0	0	0	0	0	0	1	10	10	14	11	6	12	2	6	2	3	2
0700	100	0	0	0	0	0	0	0	0	0	0	0	0	0	0	2	4	7	17	15	12	9	10	8	8	5	0	1	2
0800	122	0	0	0	0	0	0	1	0	0	0	0	0	0	0	3	1	4	25	18	18	16	11	16	5	1	2	1	0
0900	143	0	0	0	0	0	0	0	0	0	0	0	0	0	0	1	3	1	9	27	15	27	13	19	9	10	4	3	2
1000	201	0	0	0	0	0	0	0	0	0	1	0	0	0	0	0	4	7	7	38	38	30	23	21	16	9	5	1	1
1100	**218**	**0**	**0**	**0**	**0**	**0**	**0**	**0**	**0**	**0**	**0**	**0**	**0**	**0**	**1**	**0**	**4**	**5**	**12**	**25**	**41**	**36**	**28**	**22**	**25**	**10**	**4**	**3**	**2**
1200	296	0	0	0	0	0	0	0	0	0	0	0	1	0	1	2	1	10	26	51	55	46	37	34	17	8	6	1	0
1300	281	0	0	0	0	0	0	0	0	0	0	0	0	0	1	3	0	4	32	47	64	46	36	20	16	4	7	0	1
1400	**304**	**0**	**0**	**0**	**0**	**0**	**0**	**0**	**0**	**0**	**0**	**0**	**0**	**0**	**1**	**1**	**4**	**11**	**30**	**61**	**66**	**55**	**38**	**16**	**9**	**9**	**1**	**1**	**1**
1500	288	0	0	0	0	0	0	0	0	0	0	0	0	0	0	3	4	4	22	25	62	60	45	28	17	13	5	0	0
1600	254	0	0	0	0	0	0	0	0	0	1	0	0	1	0	0	1	9	22	46	51	56	36	11	10	7	1	1	1
1700	244	0	0	0	0	0	0	0	0	0	0	0	0	1	1	3	8	10	26	50	53	44	27	11	5	3	0	0	2
1800	218	0	0	0	0	0	0	0	0	0	1	0	0	0	0	4	3	16	23	37	47	43	13	12	11	3	2	2	1
1900	186	0	0	0	0	0	0	0	0	0	0	0	0	0	0	2	8	9	23	29	44	27	18	10	8	3	2	2	1
2000	120	0	0	0	0	0	0	0	0	1	0	0	0	1	0	6	2	2	13	14	26	19	15	5	11	1	2	0	2
2100	69	0	0	0	0	0	0	0	0	0	0	0	1	2	1	4	3	2	6	8	12	12	9	6	1	0	0	1	1
2200	47	0	0	0	0	0	0	0	0	0	0	0	0	0	0	0	2	2	7	9	5	6	6	3	3	1	2	0	1
2300	57	0	0	0	0	0	0	0	0	0	0	2	0	0	3	2	2	6	6	11	3	6	2	7	3	1	1	1	1
07-19	**2669**	**0**	**0**	**0**	**0**	**0**	**0**	**1**	**0**	**0**	**3**	**0**	**1**	**2**	**5**	**22**	**37**	**88**	**251**	**440**	**522**	**468**	**317**	**218**	**148**	**82**	**37**	**14**	**13**
06-22	**3123**	**0**	**0**	**0**	**0**	**0**	**0**	**1**	**0**	**1**	**3**	**0**	**2**	**5**	**6**	**34**	**50**	**102**	**303**	**501**	**618**	**537**	**365**	**251**	**170**	**92**	**43**	**20**	**19**
06-00	**3227**	**0**	**0**	**0**	**0**	**0**	**0**	**1**	**0**	**1**	**3**	**2**	**2**	**5**	**9**	**36**	**54**	**110**	**316**	**521**	**626**	**549**	**373**	**261**	**176**	**94**	**46**	**21**	**21**
00-00	**3412**	**0**	**0**	**0**	**0**	**0**	**0**	**1**	**1**	**1**	**3**	**3**	**2**	**5**	**9**	**42**	**61**	**123**	**333**	**543**	**654**	**573**	**393**	**277**	**189**	**104**	**51**	**23**	**21**

DRAFT

Site 3
Location N2, 250 metres south of Junction
Direction Southbound

3588 / Carrickmacross
January 2014
Automatic Traffic Count

Sunday 05 January 2014

Time	Total	Speed Bins (km/h)																												
		0 - 5	5 - 10	10 - 15	15 - 20	20 - 25	25 - 30	30 - 35	35 - 40	40 - 45	45 - 50	50 - 55	55 - 60	60 - 65	65 - 70	70 - 75	75 - 80	80 - 85	85 - 90	90 - 95	95 - 100	100 - 105	105 - 110	110 - 115	115 - 120	120 - 125	125 - 130	130 - 135	135 - 140
0000	30	0	0	0	0	0	0	0	0	0	0	0	0	1	0	3	1	4	6	1	4	4	2	1	1	0	1	1	0
0100	24	0	0	0	0	0	0	0	0	0	0	0	2	0	1	1	0	2	4	3	4	4	1	1	1	0	0	0	0
0200	16	0	0	0	0	0	0	0	0	0	0	0	0	1	1	0	1	3	0	3	4	2	0	0	1	0	0	0	0
0300	26	0	0	0	0	0	0	0	0	0	0	0	0	0	0	2	0	0	3	4	1	6	2	3	3	2	0	0	0
0400	27	0	0	0	0	0	0	0	0	0	0	0	0	0	0	1	1	1	0	1	7	5	2	1	4	3	0	1	0
0500	42	0	0	0	0	0	0	0	0	0	0	0	0	0	0	0	1	1	5	9	5	5	4	5	6	0	1	0	0
0600	63	0	0	0	0	0	0	0	0	0	0	0	0	0	1	2	2	3	4	13	9	6	9	4	6	1	2	1	0
0700	75	0	0	0	0	0	0	0	0	0	0	0	0	0	0	0	1	4	9	12	16	8	11	5	3	3	2	1	0
0800	74	0	0	0	0	0	0	0	0	0	0	0	0	0	0	0	2	3	8	7	12	8	12	5	6	5	2	4	0
0900	105	0	0	0	0	0	0	0	0	0	0	0	0	0	0	1	1	2	6	13	18	18	15	6	8	4	4	4	5
1000	139	0	0	0	0	0	0	0	0	0	0	0	0	0	0	0	1	6	9	19	28	17	23	18	8	5	3	0	2
1100	**184**	**0**	**0**	**0**	**0**	**0**	**0**	**0**	**0**	**0**	**0**	**0**	**0**	**1**	**1**	**1**	**3**	**9**	**11**	**33**	**26**	**36**	**28**	**17**	**8**	**6**	**2**	**2**	**0**
1200	234	0	0	0	0	0	0	0	0	0	0	0	0	0	0	0	4	13	12	31	43	35	32	26	17	11	3	5	2
1300	260	0	0	0	0	0	0	0	0	0	0	0	0	1	1	3	9	15	30	41	61	49	25	11	6	4	2	1	1
1400	272	0	0	0	0	0	0	0	0	0	0	0	0	0	1	1	6	8	19	36	55	58	42	24	11	6	4	1	0
1500	316	0	0	0	0	0	0	0	0	0	0	0	0	0	0	3	4	5	19	37	63	75	36	44	19	3	5	3	0
1600	**335**	**0**	**0**	**0**	**0**	**0**	**0**	**0**	**0**	**0**	**0**	**0**	**0**	**0**	**0**	**1**	**6**	**10**	**31**	**81**	**69**	**67**	**32**	**16**	**9**	**10**	**1**	**2**	**0**
1700	332	0	0	0	0	0	0	0	0	0	0	0	1	3	10	18	19	48	75	67	48	21	14	3	2	2	0	0	1
1800	284	0	0	0	0	0	0	0	0	0	0	0	1	0	1	3	17	37	52	67	37	30	17	10	1	10	1	0	0
1900	316	0	0	0	0	0	0	0	0	0	0	0	0	0	0	1	6	18	34	65	65	52	41	18	13	0	2	1	0
2000	203	0	0	0	0	0	0	0	0	0	0	0	0	0	0	1	4	13	14	30	62	24	30	13	5	4	2	0	1
2100	97	0	0	0	0	0	0	0	0	0	0	0	0	1	0	1	1	2	9	9	20	18	10	11	4	6	3	1	1
2200	85	0	0	0	0	0	0	0	0	0	0	0	0	0	0	0	4	4	8	11	15	15	10	8	3	3	1	2	1
2300	48	0	0	0	0	0	0	0	0	0	0	0	0	0	1	1	2	2	3	8	10	5	4	2	4	3	2	1	0
07-19	**2610**	**0**	**0**	**0**	**0**	**0**	**0**	**0**	**0**	**0**	**0**	**0**	**2**	**5**	**14**	**31**	**73**	**160**	**281**	**444**	**476**	**422**	**287**	**185**	**98**	**69**	**29**	**23**	**11**
06-22	**3289**	**0**	**0**	**0**	**0**	**0**	**0**	**0**	**0**	**0**	**0**	**0**	**2**	**6**	**15**	**36**	**86**	**196**	**342**	**561**	**632**	**522**	**377**	**231**	**126**	**80**	**38**	**26**	**13**
06-00	**3422**	**0**	**0**	**0**	**0**	**0**	**0**	**0**	**0**	**0**	**0**	**0**	**2**	**6**	**16**	**37**	**92**	**202**	**353**	**580**	**657**	**542**	**391**	**241**	**133**	**86**	**41**	**29**	**14**
00-00	**3587**	**0**	**0**	**0**	**0**	**0**	**0**	**0**	**0**	**0**	**0**	**0**	**4**	**8**	**18**	**44**	**96**	**213**	**371**	**601**	**682**	**568**	**402**	**252**	**149**	**91**	**43**	**31**	**14**

DRAFT

Site 3
Location N2, 250 metres south of Junction
Direction Southbound

3588 / Carrickmacross
January 2014
Automatic Traffic Count

Monday 06 January 2014

Time	Total	Speed Bins (km/h)																												
		0 - 5	5 - 10	10 - 15	15 - 20	20 - 25	25 - 30	30 - 35	35 - 40	40 - 45	45 - 50	50 - 55	55 - 60	60 - 65	65 - 70	70 - 75	75 - 80	80 - 85	85 - 90	90 - 95	95 - 100	100 - 105	105 - 110	110 - 115	115 - 120	120 - 125	125 - 130	130 - 135	135 - 140
0000	23	0	0	0	0	0	0	0	0	0	0	0	0	0	0	1	0	0	3	6	3	2	2	1	3	0	0	1	1
0100	18	0	0	0	0	0	0	0	0	0	0	0	0	0	0	0	1	1	1	1	9	1	4	0	0	0	0	0	0
0200	14	0	0	0	0	0	0	0	0	0	0	0	0	0	0	0	0	0	7	4	1	2	0	0	0	0	0	0	0
0300	21	0	0	0	0	0	0	0	0	0	0	0	0	1	1	0	1	0	2	5	4	3	1	1	0	1	0	0	1
0400	61	0	0	0	0	0	0	0	0	0	0	0	0	0	0	0	1	2	2	13	11	6	3	4	7	5	3	2	2
0500	165	0	0	0	0	0	0	0	0	0	0	0	0	1	0	0	6	4	22	34	19	16	11	18	14	5	6	5	4
0600	363	0	0	0	0	0	0	0	0	0	0	0	0	0	0	2	4	5	42	45	70	59	39	39	24	16	14	3	1
0700	335	0	0	0	0	0	0	0	0	0	0	0	0	0	0	5	13	22	44	71	67	48	29	20	7	3	3	1	2
0800	**386**	**0**	**0**	**0**	**0**	**0**	**0**	**0**	**0**	**0**	**0**	**0**	**0**	**1**	**1**	**6**	**13**	**38**	**57**	**77**	**70**	**52**	**39**	**19**	**11**	**1**	**1**	**0**	**0**
0900	250	0	0	0	0	0	0	0	0	0	0	0	0	1	0	4	1	10	30	62	47	40	27	11	8	5	4	0	0
1000	218	0	0	0	0	0	0	0	0	0	0	5	0	0	1	2	2	10	26	39	31	29	32	19	8	7	2	2	3
1100	211	0	0	0	0	0	0	0	0	0	2	0	2	1	1	2	7	9	24	44	38	28	24	17	6	3	2	1	0
1200	225	0	0	0	0	0	0	0	0	0	0	1	1	1	1	1	4	10	43	51	40	19	18	12	15	7	0	1	0
1300	216	0	0	0	0	0	0	0	0	0	0	0	0	1	1	0	1	17	37	45	36	27	23	17	7	2	0	1	1
1400	**246**	**0**	**0**	**0**	**0**	**0**	**0**	**0**	**0**	**1**	**1**	**0**	**0**	**0**	**1**	**1**	**2**	**15**	**28**	**44**	**76**	**31**	**12**	**13**	**11**	**4**	**4**	**1**	**1**
1500	206	0	0	0	0	0	0	0	0	0	0	0	0	1	0	0	6	11	37	48	33	30	12	7	11	6	4	0	0
1600	220	0	0	0	0	0	0	0	0	1	1	0	0	0	2	5	11	23	29	48	44	24	15	7	3	2	0	3	2
1700	222	0	0	0	0	0	0	0	0	0	0	0	0	0	0	0	5	20	36	57	39	23	14	12	8	4	2	1	1
1800	197	0	0	0	0	0	0	0	0	0	0	0	0	0	2	1	7	15	31	38	41	22	15	12	6	3	2	2	0
1900	108	0	0	0	0	0	0	0	0	0	0	1	0	0	0	0	0	2	13	19	21	26	15	6	2	0	1	2	0
2000	89	0	0	0	0	0	0	0	0	0	0	0	0	0	0	1	3	5	6	14	22	13	11	7	6	0	1	0	0
2100	63	0	0	0	0	0	0	0	0	0	0	0	0	0	0	0	0	2	8	8	12	10	8	4	5	3	2	0	1
2200	44	0	0	0	0	0	0	0	0	0	0	0	0	0	0	0	0	1	3	8	9	7	4	5	1	3	2	0	1
2300	25	0	0	0	0	0	0	0	0	0	0	0	0	0	0	0	1	1	1	4	5	2	4	3	1	0	3	0	0
07-19	**2932**	**0**	**0**	**0**	**0**	**0**	**0**	**0**	**0**	**2**	**4**	**6**	**3**	**6**	**10**	**27**	**72**	**200**	**422**	**624**	**562**	**373**	**260**	**166**	**101**	**47**	**24**	**13**	**10**
06-22	**3555**	**0**	**0**	**0**	**0**	**0**	**0**	**0**	**0**	**2**	**4**	**7**	**3**	**6**	**10**	**30**	**79**	**214**	**491**	**710**	**687**	**481**	**333**	**222**	**138**	**66**	**42**	**18**	**12**
06-00	**3624**	**0**	**0**	**0**	**0**	**0**	**0**	**0**	**0**	**2**	**4**	**7**	**3**	**6**	**10**	**30**	**80**	**216**	**495**	**722**	**701**	**490**	**341**	**230**	**140**	**69**	**47**	**18**	**13**
00-00	**3926**	**0**	**0**	**0**	**0**	**0**	**0**	**0**	**0**	**2**	**4**	**7**	**3**	**8**	**11**	**31**	**89**	**223**	**532**	**785**	**748**	**520**	**362**	**254**	**164**	**80**	**56**	**26**	**21**

DRAFT

Site 3
Location N2, 250 metres south of Junction
Direction Southbound

3588 / Carrickmacross
January 2014
Automatic Traffic Count

Tuesday 07 January 2014

Time	Total	Speed Bins (km/h)																												
		0 - 5	5 - 10	10 - 15	15 - 20	20 - 25	25 - 30	30 - 35	35 - 40	40 - 45	45 - 50	50 - 55	55 - 60	60 - 65	65 - 70	70 - 75	75 - 80	80 - 85	85 - 90	90 - 95	95 - 100	100 - 105	105 - 110	110 - 115	115 - 120	120 - 125	125 - 130	130 - 135	135 - 140
0000	11	0	0	0	0	0	0	0	0	0	0	0	0	0	0	0	1	1	3	0	4	0	0	0	1	0	1	0	0
0100	8	0	0	0	0	0	0	0	0	0	0	0	0	0	0	0	0	1	1	3	1	0	1	1	0	0	0	0	0
0200	16	0	0	0	0	0	0	0	0	0	0	0	0	0	0	0	0	1	1	5	2	0	2	3	2	0	0	0	0
0300	22	0	0	0	0	0	0	0	0	0	0	0	0	0	0	0	0	1	3	2	5	2	4	0	2	1	0	0	2
0400	12	0	0	0	0	0	0	0	0	0	0	0	0	0	0	0	0	0	1	2	4	1	2	0	0	1	0	0	1
0500	96	0	0	0	0	0	0	0	0	0	0	0	0	0	0	2	0	1	9	14	12	16	6	14	11	3	5	3	0
0600	239	0	0	0	0	0	0	0	0	0	0	0	0	0	0	1	4	2	17	36	28	31	30	34	19	15	9	4	9
0700	**325**	**0**	**0**	**0**	**0**	**0**	**0**	**0**	**0**	**0**	**0**	**0**	**0**	**0**	**0**	**0**	**4**	**9**	**25**	**55**	**59**	**74**	**51**	**25**	**12**	**7**	**1**	**1**	**2**
0800	215	0	0	0	0	0	0	0	0	0	0	0	0	0	0	0	2	10	29	32	50	27	34	14	6	6	3	2	0
0900	244	0	0	0	0	0	0	0	0	0	0	0	0	1	1	0	7	21	30	38	46	39	24	17	10	3	4	2	1
1000	203	0	0	0	0	0	0	0	0	1	0	0	0	1	0	0	1	4	25	36	45	27	26	13	11	6	3	3	1
1100	194	0	0	0	0	0	0	0	0	0	0	0	0	0	1	3	5	26	37	31	33	23	14	9	5	4	2	0	1
1200	125	0	0	0	0	0	0	0	0	0	0	1	0	0	0	0	5	14	22	13	17	16	12	7	9	3	3	3	0
1300	163	0	0	0	0	0	0	0	0	0	0	0	0	0	1	1	1	5	18	22	37	35	21	9	5	3	3	0	2
1400	190	0	0	0	0	0	0	0	0	0	0	0	0	0	2	3	5	11	36	58	29	23	12	4	5	0	1	1	0
1500	125	0	0	0	0	0	0	0	0	0	1	0	0	0	0	1	3	9	10	24	29	16	17	9	4	1	0	1	0
1600	**218**	**0**	**0**	**0**	**0**	**0**	**0**	**0**	**0**	**0**	**0**	**0**	**0**	**0**	**1**	**4**	**5**	**16**	**19**	**34**	**56**	**35**	**29**	**9**	**5**	**3**	**1**	**1**	**0**
1700	189	0	0	0	0	0	0	0	0	0	0	0	0	0	0	0	6	16	24	44	37	28	19	9	2	4	0	0	0
1800	208	0	0	0	0	1	0	0	0	0	0	0	2	3	7	2	4	8	29	40	40	28	17	12	5	3	4	3	0
1900	118	0	0	0	0	0	0	0	0	0	0	0	0	0	0	1	2	0	6	29	29	21	13	14	1	1	1	0	0
2000	86	0	0	0	0	0	0	0	0	0	0	0	0	0	0	0	4	10	7	13	14	15	10	1	6	1	0	3	2
2100	78	0	0	0	0	0	0	0	0	0	0	0	0	1	0	0	1	3	13	14	13	10	8	6	4	1	2	2	0
2200	50	0	0	0	0	0	0	0	0	0	0	0	0	0	1	0	2	0	2	12	9	8	4	4	6	2	0	0	0
2300	32	0	0	0	0	0	0	0	0	0	0	0	0	0	0	0	1	0	3	6	4	4	0	2	3	2	3	3	1
07-19	**2399**	**0**	**0**	**0**	**0**	**1**	**0**	**0**	**0**	**1**	**1**	**1**	**2**	**5**	**13**	**14**	**48**	**149**	**304**	**427**	**478**	**371**	**276**	**137**	**79**	**43**	**25**	**17**	**7**
06-22	**2920**	**0**	**0**	**0**	**0**	**1**	**0**	**0**	**0**	**1**	**1**	**1**	**2**	**6**	**13**	**16**	**59**	**164**	**347**	**519**	**562**	**448**	**337**	**192**	**109**	**61**	**37**	**26**	**18**
06-00	**3002**	**0**	**0**	**0**	**0**	**1**	**0**	**0**	**0**	**1**	**1**	**1**	**2**	**6**	**14**	**16**	**62**	**164**	**352**	**537**	**575**	**460**	**341**	**198**	**118**	**65**	**40**	**29**	**19**
00-00	**3167**	**0**	**0**	**0**	**0**	**1**	**0**	**0**	**0**	**1**	**1**	**1**	**2**	**6**	**14**	**18**	**63**	**169**	**370**	**563**	**603**	**479**	**356**	**216**	**134**	**70**	**46**	**32**	**22**

DRAFT

Site 3
Location N2, 250 metres south of Junction
Direction Southbound

3588 / Carrickmacross
January 2014
Automatic Traffic Count

Wednesday 08 January 2014

Time	Total	Speed Bins (km/h)																												
		0 - 5	5 - 10	10 - 15	15 - 20	20 - 25	25 - 30	30 - 35	35 - 40	40 - 45	45 - 50	50 - 55	55 - 60	60 - 65	65 - 70	70 - 75	75 - 80	80 - 85	85 - 90	90 - 95	95 - 100	100 - 105	105 - 110	110 - 115	115 - 120	120 - 125	125 - 130	130 - 135	135 - 140
0000	27	0	0	0	0	0	0	0	0	0	0	0	0	0	0	0	0	0	1	8	7	1	4	3	0	2	1	0	0
0100	13	0	0	0	0	0	0	0	0	0	0	0	0	0	0	0	1	0	0	5	3	1	0	1	0	1	1	0	0
0200	21	0	0	0	0	0	0	0	0	0	0	0	0	0	0	0	0	1	2	9	3	2	1	1	0	0	0	2	0
0300	25	0	0	0	0	0	0	0	0	0	0	0	0	0	0	0	0	1	2	6	1	5	5	2	1	1	0	0	1
0400	38	0	0	0	0	0	0	0	0	0	0	0	0	0	0	0	0	3	4	5	8	7	1	2	4	1	0	3	0
0500	36	0	0	0	0	0	0	0	0	0	0	0	0	0	1	0	0	0	6	8	5	7	6	0	2	0	0	0	1
0600	90	0	0	0	0	0	0	0	0	0	0	0	0	0	0	0	2	0	6	7	16	9	17	13	8	4	4	3	1
0700	220	0	0	0	0	0	0	0	0	0	0	0	0	1	2	1	5	10	33	34	45	30	32	11	8	4	0	2	2
0800	**389**	**0**	**0**	**0**	**0**	**0**	**0**	**0**	**0**	**0**	**1**	**0**	**0**	**0**	**0**	**2**	**3**	**31**	**27**	**88**	**90**	**62**	**40**	**24**	**12**	**4**	**2**	**2**	**1**
0900	269	0	0	0	0	0	0	0	0	0	0	0	0	0	2	0	0	4	25	56	54	61	32	21	7	7	0	0	0
1000	216	0	0	0	0	0	0	0	0	1	0	0	0	0	0	1	5	11	22	40	43	37	19	17	8	3	6	2	1
1100	231	0	0	0	0	0	0	0	0	0	0	0	0	0	1	2	6	19	53	53	43	24	14	8	2	2	3	0	1
1200	**220**	**0**	**0**	**0**	**0**	**0**	**0**	**0**	**0**	**0**	**0**	**0**	**0**	**0**	**1**	**3**	**5**	**14**	**30**	**35**	**47**	**34**	**23**	**17**	**8**	**3**	**0**	**0**	**0**
1300	217	0	0	0	0	0	0	0	0	0	0	0	0	0	0	0	4	14	36	55	32	26	21	9	12	3	3	2	0
1400	209	0	0	0	0	0	0	0	0	0	0	0	0	0	0	1	5	13	43	45	35	22	22	9	6	4	1	2	1
1500	194	0	0	0	0	0	1	0	0	1	0	0	0	0	1	0	2	8	34	39	34	29	20	11	6	3	3	0	2
1600	193	0	0	0	0	0	0	0	0	0	0	1	0	0	0	3	5	20	39	49	33	19	10	7	4	0	3	0	0
1700	208	0	0	0	0	0	0	0	0	0	0	0	0	2	0	2	16	18	31	39	43	25	17	9	1	4	1	0	0
1800	216	0	0	0	0	0	0	0	0	0	0	0	0	1	9	1	17	36	50	32	37	19	11	1	1	1	0	0	0
1900	158	0	0	0	0	0	0	0	0	0	0	0	0	0	1	2	2	9	23	28	43	22	12	6	2	3	4	1	0
2000	93	0	0	0	0	0	0	0	0	0	0	0	0	0	0	0	1	7	9	23	17	14	6	6	4	2	2	0	2
2100	58	0	0	0	0	0	0	0	0	0	0	0	0	0	0	0	0	1	10	17	12	5	3	5	3	1	0	0	1
2200	53	0	0	0	0	0	0	0	0	0	0	0	0	0	0	0	0	2	12	3	13	8	3	5	1	2	2	2	0
2300	33	0	0	0	0	0	0	0	0	0	0	0	0	0	1	0	1	4	1	9	3	3	5	1	3	0	2	0	0
07-19	**2782**	**0**	**0**	**0**	**0**	**0**	**1**	**0**	**0**	**2**	**1**	**1**	**0**	**4**	**16**	**16**	**73**	**198**	**423**	**565**	**536**	**388**	**261**	**144**	**75**	**38**	**22**	**10**	**8**
06-22	**3181**	**0**	**0**	**0**	**0**	**0**	**1**	**0**	**0**	**2**	**1**	**1**	**0**	**4**	**17**	**18**	**78**	**215**	**471**	**640**	**624**	**438**	**299**	**174**	**92**	**48**	**32**	**14**	**12**
06-00	**3267**	**0**	**0**	**0**	**0**	**0**	**1**	**0**	**0**	**2**	**1**	**1**	**0**	**4**	**18**	**18**	**79**	**221**	**484**	**652**	**640**	**449**	**307**	**180**	**96**	**50**	**36**	**16**	**12**
00-00	**3427**	**0**	**0**	**0**	**0**	**0**	**1**	**0**	**0**	**2**	**1**	**1**	**0**	**4**	**19**	**18**	**80**	**226**	**499**	**693**	**667**	**472**	**324**	**189**	**103**	**55**	**38**	**21**	**14**

DRAFT

Site 3
Location N2, 250 metres south of Junction
Direction Southbound

3588 / Carrickmacross
January 2014
Automatic Traffic Count

Thursday 09 January 2014

Time	Total	Speed Bins (km/h)																												
		0 - 5	5 - 10	10 - 15	15 - 20	20 - 25	25 - 30	30 - 35	35 - 40	40 - 45	45 - 50	50 - 55	55 - 60	60 - 65	65 - 70	70 - 75	75 - 80	80 - 85	85 - 90	90 - 95	95 - 100	100 - 105	105 - 110	110 - 115	115 - 120	120 - 125	125 - 130	130 - 135	135 - 140
0000	34	0	0	0	0	0	0	0	0	0	0	0	0	0	0	0	1	6	9	7	1	4	2	2	0	1	1	0
0100	15	0	0	0	0	0	0	0	0	0	0	0	0	1	1	0	0	1	5	3	0	0	0	1	1	1	1	0	0
0200	15	0	0	0	0	0	0	0	0	0	0	0	0	0	1	0	0	4	1	2	1	0	1	2	1	0	2	0	0
0300	23	0	0	0	0	0	0	0	0	0	0	0	0	0	0	0	0	0	3	5	3	2	1	5	1	2	0	0	1
0400	47	0	0	0	0	0	0	0	0	0	0	0	0	0	0	0	1	3	8	10	7	3	2	2	4	3	3	0	1
0500	99	0	0	0	0	0	0	0	0	0	0	0	0	0	0	0	1	11	9	16	13	11	16	6	7	6	2	0	1
0600	249	0	0	0	0	0	0	0	0	0	0	0	0	0	0	1	4	12	33	31	39	29	22	28	27	10	7	6	0
0700	351	0	0	0	0	0	0	0	0	0	0	0	0	1	0	3	5	25	54	61	85	47	33	16	14	2	4	1	0
0800	**382**	**0**	**0**	**0**	**0**	**0**	**0**	**0**	**0**	**0**	**0**	**0**	**0**	**0**	**3**	**8**	**16**	**34**	**51**	**87**	**86**	**40**	**29**	**14**	**7**	**4**	**0**	**3**	**0**
0900	274	0	0	0	0	0	0	0	0	0	0	0	0	2	3	10	13	12	31	65	54	30	27	12	9	2	4	0	0
1000	229	0	0	0	0	0	0	0	0	1	0	0	0	0	1	1	6	13	36	59	33	23	24	14	7	6	3	2	0
1100	199	0	0	0	0	0	0	0	0	0	0	0	0	0	1	1	3	15	22	37	47	24	18	19	9	0	2	1	0
1200	113	2	0	0	0	0	5	0	0	0	0	9	0	0	1	1	2	13	21	17	12	20	3	3	3	1	0	0	0
1300	193	2	0	0	0	0	0	0	0	0	2	0	0	0	0	2	3	12	28	46	32	35	17	7	3	1	1	2	0
1400	204	0	0	0	0	0	0	0	0	0	0	0	0	0	1	2	3	15	32	46	37	23	19	8	5	5	4	2	2
1500	132	2	0	0	0	0	2	0	0	0	0	7	0	0	0	1	1	9	19	34	27	13	5	8	2	1	1	0	0
1600	**253**	**0**	**0**	**0**	**0**	**0**	**0**	**0**	**0**	**1**	**0**	**0**	**0**	**0**	**0**	**0**	**7**	**14**	**64**	**53**	**36**	**31**	**16**	**10**	**10**	**8**	**2**	**1**	**0**
1700	133	1	0	0	0	0	0	0	0	0	4	0	0	0	2	4	8	15	39	27	16	6	3	4	3	1	0	0	0
1800	52	6	0	3	9	6	0	12	0	0	15	0	1	0	0	0	0	0	0	0	0	0	0	0	0	0	0	0	0
1900	21	17	1	0	2	0	1	0	0	0	0	0	0	0	0	0	0	0	0	0	0	0	0	0	0	0	0	0	0
2000	11	9	2	0	0	0	0	0	0	0	0	0	0	0	0	0	0	0	0	0	0	0	0	0	0	0	0	0	0
2100	47	3	0	0	0	0	0	0	0	0	0	0	0	0	0	0	3	5	9	10	4	4	4	2	1	2	0	0	0
2200	56	0	0	0	0	0	0	0	0	0	0	0	0	0	1	0	2	2	13	10	7	10	3	4	1	2	0	1	0
2300	42	0	0	0	0	0	0	0	0	0	0	0	0	0	0	0	0	3	7	12	12	4	1	1	1	1	0	0	0
07-19	**2515**	**13**	**0**	**3**	**9**	**6**	**7**	**12**	**0**	**2**	**21**	**16**	**1**	**3**	**12**	**33**	**67**	**177**	**397**	**532**	**465**	**292**	**194**	**115**	**72**	**31**	**21**	**12**	**2**
06-22	**2843**	**42**	**3**	**3**	**11**	**6**	**8**	**12**	**0**	**2**	**21**	**16**	**1**	**3**	**12**	**34**	**74**	**194**	**439**	**573**	**508**	**325**	**220**	**145**	**100**	**43**	**28**	**18**	**2**
06-00	**2941**	**42**	**3**	**3**	**11**	**6**	**8**	**12**	**0**	**2**	**21**	**16**	**1**	**3**	**13**	**34**	**76**	**199**	**459**	**595**	**527**	**339**	**224**	**150**	**102**	**46**	**28**	**19**	**2**
00-00	**3174**	**42**	**3**	**3**	**11**	**6**	**8**	**12**	**0**	**2**	**21**	**16**	**1**	**4**	**15**	**34**	**78**	**219**	**491**	**640**	**558**	**356**	**248**	**168**	**118**	**58**	**37**	**20**	**5**

DRAFT

Site 3
Location N2, 250 metres south of Junction
Direction Southbound

3588 / Carrickmacross
January 2014
Automatic Traffic Count

Friday 10 January 2014

Time	Total	Speed Bins (km/h)																											
		0 - 5	5 - 10	10 - 15	15 - 20	20 - 25	25 - 30	30 - 35	35 - 40	40 - 45	45 - 50	50 - 55	55 - 60	60 - 65	65 - 70	70 - 75	75 - 80	80 - 85	85 - 90	90 - 95	95 - 100	100 - 105	105 - 110	110 - 115	115 - 120	120 - 125	125 - 130	130 - 135	135 - 140
0000	23	0	0	0	0	0	0	0	0	0	0	0	0	0	0	1	2	1	5	3	2	0	3	1	0	3	0	0	2
0100	11	0	0	0	0	0	0	0	0	0	0	0	0	0	0	0	0	0	0	0	2	1	1	2	1	2	1	1	0
0200	11	0	0	0	0	0	0	0	0	0	0	0	0	1	0	1	0	1	3	1	0	0	4	0	0	0	0	0	0
0300	19	0	0	0	0	0	0	0	0	0	0	0	0	0	0	0	0	0	5	3	1	4	1	2	0	1	2	0	0
0400	60	0	0	0	0	0	0	0	0	0	0	0	0	0	0	0	2	2	11	17	10	4	6	5	2	0	1	0	0
0500	100	0	0	0	0	0	0	0	0	0	0	0	0	0	0	1	1	4	18	16	10	15	13	6	5	5	3	2	1
0600	19	0	0	0	0	0	0	0	0	0	0	0	0	0	0	0	0	0	3	4	3	1	1	5	1	0	1	0	0
0700	0	0	0	0	0	0	0	0	0	0	0	0	0	0	0	0	0	0	0	0	0	0	0	0	0	0	0	0	0
0800	0	0	0	0	0	0	0	0	0	0	0	0	0	0	0	0	0	0	0	0	0	0	0	0	0	0	0	0	0
0900	63	0	0	0	0	0	0	0	0	0	0	0	0	0	0	0	0	3	15	9	10	6	10	4	3	2	0	1	0
1000	0	0	0	0	0	0	0	0	0	0	0	0	0	0	0	0	0	0	0	0	0	0	0	0	0	0	0	0	0
1100	7	1	0	1	0	0	0	0	0	0	5	0	0	0	0	0	0	0	0	0	0	0	0	0	0	0	0	0	0
1200	20	0	0	0	0	0	0	0	0	0	0	0	1	1	0	1	0	4	10	1	2	0	0	0	0	0	0	0	0
1300	37	1	0	0	0	0	0	0	0	1	0	0	0	0	0	0	1	3	12	3	6	2	2	2	2	0	2	0	0
1400	34	3	0	0	2	0	2	12	0	0	5	0	0	0	0	3	0	2	3	1	1	0	0	0	0	0	0	0	0
1500	244	0	0	0	0	0	0	0	0	0	0	0	0	0	0	2	3	6	31	60	36	39	35	16	9	2	4	0	1
1600	**265**	**0**	**0**	**0**	**0**	**0**	**0**	**0**	**0**	**0**	**0**	**0**	**0**	**0**	**1**	**0**	**4**	**20**	**42**	**54**	**60**	**43**	**25**	**11**	**3**	**1**	**1**	**0**	**0**
1700	248	0	0	0	0	0	0	0	0	0	0	0	0	1	3	6	5	6	20	60	45	50	30	12	1	4	2	3	0
1800	262	0	0	0	0	0	0	0	0	0	0	0	0	0	2	5	14	26	39	52	54	36	14	9	7	2	1	1	0
1900	185	0	0	0	0	0	0	0	0	0	0	0	1	1	0	3	6	15	19	37	34	27	20	9	6	3	2	2	0
2000	111	0	0	0	0	0	0	0	0	0	0	0	1	1	2	2	0	6	16	24	16	10	17	5	7	2	1	1	0
2100	84	0	0	0	0	0	0	0	0	0	0	0	0	0	0	0	0	5	6	14	21	9	8	5	8	3	3	1	1
2200	58	0	0	0	0	0	0	0	0	0	0	0	0	0	0	0	2	2	6	5	10	10	10	4	4	2	3	0	0
2300	41	0	0	0	0	0	0	0	0	0	0	0	0	0	1	2	2	3	4	11	1	7	3	4	1	1	1	0	0
07-19	**1180**	**5**	**0**	**1**	**2**	**0**	**2**	**12**	**0**	**1**	**10**	**0**	**1**	**2**	**6**	**17**	**27**	**70**	**172**	**240**	**214**	**176**	**116**	**54**	**25**	**11**	**10**	**5**	**1**
06-22	**1579**	**5**	**0**	**1**	**2**	**0**	**2**	**12**	**0**	**1**	**10**	**0**	**3**	**4**	**8**	**22**	**33**	**96**	**216**	**319**	**288**	**223**	**162**	**78**	**47**	**19**	**17**	**9**	**2**
06-00	**1678**	**5**	**0**	**1**	**2**	**0**	**2**	**12**	**0**	**1**	**10**	**0**	**3**	**4**	**9**	**24**	**37**	**101**	**226**	**335**	**299**	**240**	**175**	**86**	**52**	**22**	**21**	**9**	**2**
00-00	**1902**	**5**	**0**	**1**	**2**	**0**	**2**	**12**	**0**	**1**	**10**	**0**	**3**	**5**	**9**	**27**	**42**	**109**	**268**	**375**	**324**	**264**	**203**	**102**	**60**	**33**	**28**	**12**	**5**

DRAFT

Site 3
Location N2, 250 metres south of Junction
Direction Southbound

3588 / Carrickmacross
January 2014
Automatic Traffic Count

Virtual Day (7)

Time	Total	Speed Bins (km/h)																												
		0 - 5	5 - 10	10 - 15	15 - 20	20 - 25	25 - 30	30 - 35	35 - 40	40 - 45	45 - 50	50 - 55	55 - 60	60 - 65	65 - 70	70 - 75	75 - 80	80 - 85	85 - 90	90 - 95	95 - 100	100 - 105	105 - 110	110 - 115	115 - 120	120 - 125	125 - 130	130 - 135	135 - 140
0000	25	0	0	0	0	0	0	0	0	0	0	0	0	0	0	1	1	1	4	5	4	2	3	1	1	1	1	0	0
0100	16	0	0	0	0	0	0	0	0	0	0	0	0	0	0	0	0	1	2	2	3	1	1	1	1	1	1	0	0	0
0200	16	0	0	0	0	0	0	0	0	0	0	0	0	0	0	0	0	2	3	3	2	1	1	1	1	0	0	0	0	0
0300	25	0	0	0	0	0	0	0	0	0	0	0	0	0	0	1	0	1	3	4	3	4	3	3	2	1	0	0	1	
0400	39	0	0	0	0	0	0	0	0	0	0	0	0	0	0	0	1	2	4	7	7	4	3	3	3	2	1	1	1	
0500	84	0	0	0	0	0	0	0	0	0	0	0	0	0	0	0	1	3	10	14	10	11	9	7	7	3	3	2	1	
0600	157	0	0	0	0	0	0	0	0	0	0	0	0	0	0	1	2	3	16	21	26	21	18	19	12	7	6	3	2	
0700	201	0	0	0	0	0	0	0	0	0	0	0	0	0	0	2	5	11	26	35	41	31	24	12	7	3	1	1	1	
0800	**224**	**0**	**0**	**0**	**0**	**0**	**0**	**0**	**0**	**0**	**0**	**0**	**0**	**0**	**1**	**3**	**5**	**17**	**28**	**44**	**47**	**29**	**24**	**13**	**7**	**3**	**1**	**2**	**0**	
0900	193	0	0	0	0	0	0	0	0	0	0	0	0	1	1	2	4	8	21	39	35	32	21	13	8	5	3	1	1	
1000	172	0	0	0	0	0	0	0	0	0	0	1	0	0	0	1	3	7	18	33	31	23	21	15	8	5	3	1	1	
1100	178	0	0	0	0	0	0	0	0	0	1	0	0	0	1	1	4	12	23	32	33	24	18	13	8	4	2	1	1	
1200	176	0	0	0	0	0	1	0	0	0	0	2	0	0	1	1	3	11	23	28	31	24	18	14	10	5	2	1	0	
1300	195	0	0	0	0	0	0	0	0	0	0	0	0	0	1	1	3	10	28	37	38	31	21	11	7	2	3	1	1	
1400	208	0	0	0	0	0	0	2	0	0	1	0	0	0	1	2	4	11	27	42	43	30	21	11	7	4	2	1	1	
1500	215	0	0	0	0	0	0	0	0	0	0	1	0	0	0	1	3	7	25	38	41	37	24	18	10	4	3	1	0	
1600	**248**	**0**	**0**	**0**	**0**	**0**	**0**	**0**	**0**	**0**	**0**	**0**	**0**	**0**	**1**	**2**	**6**	**16**	**35**	**52**	**50**	**39**	**23**	**10**	**6**	**4**	**1**	**1**	**0**	
1700	225	0	0	0	0	0	0	0	0	0	1	0	0	1	2	5	10	19	36	49	40	28	18	9	3	3	1	1	1	
1800	205	1	0	0	1	1	0	2	0	0	2	0	1	1	3	2	9	20	32	38	37	25	12	8	4	3	1	1	0	
1900	156	2	0	0	0	0	0	0	0	0	0	0	0	0	0	1	3	8	17	30	34	25	17	9	5	1	2	1	0	
2000	102	1	0	0	0	0	0	0	0	0	0	0	0	0	0	1	2	6	9	17	22	14	13	5	6	1	1	1	1	
2100	71	0	0	0	0	0	0	0	0	0	0	0	0	1	0	1	1	3	9	11	13	10	7	6	4	2	1	1	1	
2200	56	0	0	0	0	0	0	0	0	0	0	0	0	0	0	0	2	2	7	8	10	9	6	5	3	2	1	1	0	
2300	40	0	0	0	0	0	0	0	0	0	0	0	0	0	1	1	1	3	4	9	5	4	3	3	2	1	2	1	0	
07-19	**2441**	**3**	**0**	**1**	**2**	**1**	**1**	**4**	**0**	**1**	**6**	**3**	**1**	**4**	**11**	**23**	**57**	**149**	**321**	**467**	**465**	**356**	**244**	**146**	**85**	**46**	**24**	**13**	**7**	
06-22	**2927**	**7**	**0**	**1**	**2**	**1**	**2**	**4**	**0**	**1**	**6**	**4**	**2**	**5**	**12**	**27**	**66**	**169**	**373**	**546**	**560**	**425**	**299**	**185**	**112**	**58**	**34**	**19**	**11**	
06-00	**3023**	**7**	**0**	**1**	**2**	**1**	**2**	**4**	**0**	**1**	**6**	**4**	**2**	**5**	**13**	**28**	**69**	**173**	**384**	**563**	**575**	**438**	**307**	**192**	**117**	**62**	**37**	**20**	**12**	
00-00	**3228**	**7**	**0**	**1**	**2**	**1**	**2**	**4**	**0**	**1**	**6**	**4**	**2**	**6**	**14**	**31**	**73**	**183**	**409**	**600**	**605**	**462**	**327**	**208**	**131**	**70**	**43**	**24**	**15**	

DRAFT

Site 3
Location N2, 250 metres south of Junction
Direction Southbound

3588 / Carrickmacross
January 2014
Automatic Traffic Count

Virtual Week (1)

Time	Total	Speed Bins (km/h)																												
		0 - 5	5 - 10	10 - 15	15 - 20	20 - 25	25 - 30	30 - 35	35 - 40	40 - 45	45 - 50	50 - 55	55 - 60	60 - 65	65 - 70	70 - 75	75 - 80	80 - 85	85 - 90	90 - 95	95 - 100	100 - 105	105 - 110	110 - 115	115 - 120	120 - 125	125 - 130	130 - 135	135 - 140
Mon	3926	0	0	0	0	0	0	0	0	2	4	7	3	8	11	31	89	223	532	785	748	520	362	254	164	80	56	26	21
Tue	3167	0	0	0	0	1	0	0	0	1	1	1	2	6	14	18	63	169	370	563	603	479	356	216	134	70	46	32	22
Wed	3427	0	0	0	0	0	1	0	0	2	1	1	0	4	19	18	80	226	499	693	667	472	324	189	103	55	38	21	14
Thu	3174	42	3	3	11	6	8	12	0	2	21	16	1	4	15	34	78	219	491	640	558	356	248	168	118	58	37	20	5
Fri	1902	5	0	1	2	0	2	12	0	1	10	0	3	5	9	27	42	109	268	375	324	264	203	102	60	33	28	12	5
|Sat	3412	0	0	0	0	0	0	1	1	1	3	3	2	5	9	42	61	123	333	543	654	573	393	277	189	104	51	23	21
|Sun	3587	0	0	0	0	0	0	0	0	0	0	0	4	8	18	44	96	213	371	601	682	568	402	252	149	91	43	31	14
5 Day Ave.	**3119**	**9**	**1**	**1**	**3**	**1**	**2**	**5**	**0**	**2**	**7**	**5**	**2**	**5**	**14**	**26**	**70**	**189**	**432**	**611**	**580**	**418**	**299**	**186**	**116**	**59**	**41**	**22**	**13**
7 Day Ave.	**3228**	**7**	**0**	**1**	**2**	**1**	**2**	**4**	**0**	**1**	**6**	**4**	**2**	**6**	**14**	**31**	**73**	**183**	**409**	**600**	**605**	**462**	**327**	**208**	**131**	**70**	**43**	**24**	**15**
--	**22595**	**47**	**3**	**4**	**13**	**7**	**11**	**25**	**1**	**9**	**40**	**28**	**15**	**40**	**95**	**214**	**509**	**1282**	**2864**	**4200**	**4236**	**3232**	**2288**	**1458**	**917**	**491**	**299**	**165**	**102**

Summary Graphs

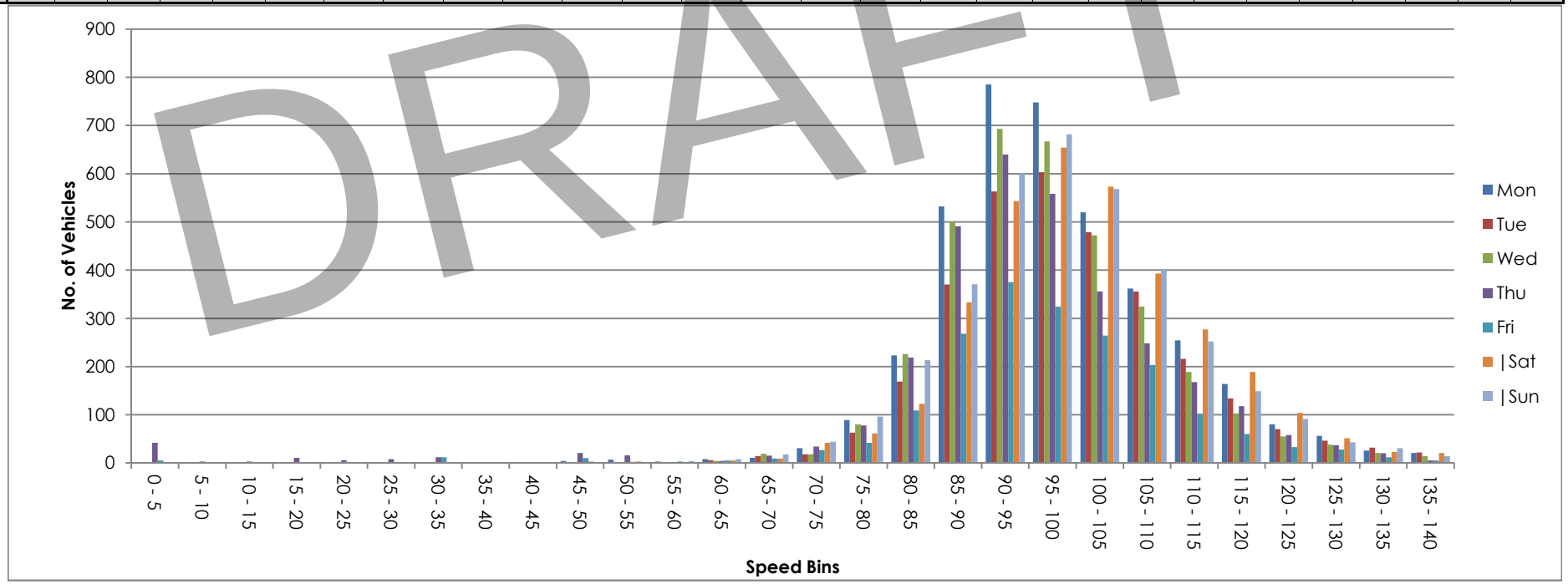

DRAFT

Nationwide Data Collection
for
Client

Site 3
Location N2, 250 metres south of Junction
Direction Northbound/Southbound

3588 / Carrickmacross
January 2014
Automatic Traffic Count

Saturday 04 January 2014

Time	Total	Classification												>PSL	>PSL%	>SL1	>SL1%	>SL2	>SL2%	Mean	Vpp
		1 MCL	2 SV	3 SVT	4 TB2	5 TB3	6 T4	7 ART3	8 ART4	9 ART5	10 ART6	11 BD	12 DRT	100	100	105 +5kph	105 +5kph	110 +10kph	110 +10kph		85
0000	80	0	55	0	13	1	0	0	1	7	3	0	0	30	37.5	23	28.8	11	13.8	96.2	109.4
0100	53	0	37	0	4	1	0	0	0	11	0	0	0	18	34	13	24.5	12	22.6	96	112
0200	42	0	26	0	5	1	0	0	0	9	1	0	0	17	40.5	12	28.6	8	19	97.9	119.9
0300	55	0	45	0	3	0	0	0	1	5	1	0	0	22	40	19	34.5	15	27.3	95.5	115.2
0400	32	0	22	0	7	1	0	0	0	2	0	0	0	16	50	10	31.3	7	21.9	98.2	111.2
0500	75	0	53	1	9	0	0	0	2	7	3	0	0	35	46.7	28	37.3	18	24	101.1	118.1
0600	114	0	80	0	15	1	0	1	4	8	5	0	0	54	47.4	39	34.2	33	28.9	102	117.4
0700	171	0	120	3	25	1	1	0	5	10	5	1	0	51	29.8	37	21.6	25	14.6	94.8	108.4
0800	208	0	171	0	17	2	1	1	3	8	5	0	0	78	37.5	47	22.6	35	16.8	96.6	110.9
0900	286	0	231	7	27	4	1	0	3	11	2	0	0	110	38.5	73	25.5	55	19.2	98.5	112.7
1000	**386**	**0**	**322**	**5**	**31**	**1**	**1**	**0**	**2**	**17**	**4**	**1**	**2**	**143**	**37**	**95**	**24.6**	**64**	**16.6**	**97.7**	**110.5**
1100	380	2	316	7	32	3	0	0	2	10	8	0	0	154	40.5	109	28.7	75	19.7	98	113
1200	526	3	462	7	27	1	1	1	8	14	2	0	0	182	34.6	119	22.6	74	14.1	96.5	108.7
1300	522	1	464	9	28	0	2	0	4	8	5	0	1	161	30.8	100	19.2	56	10.7	96.5	106.6
1400	531	2	466	12	32	5	0	0	4	6	4	0	0	159	29.9	89	16.8	43	8.1	95.4	105.1
1500	**533**	**1**	**482**	**11**	**21**	**3**	**0**	**2**	**3**	**7**	**2**	**0**	**1**	**191**	**35.8**	**117**	**22**	**67**	**12.6**	**96.2**	**108**
1600	483	1	434	8	26	2	1	0	1	9	1	0	0	143	29.6	80	16.6	39	8.1	95	105.5
1700	472	0	437	2	22	0	0	0	0	9	2	0	0	104	22	52	11	23	4.9	92.2	103
1800	426	0	383	9	20	2	0	0	3	7	2	0	0	103	24.2	55	12.9	35	8.2	92.3	104
1900	332	0	301	1	15	5	0	0	0	9	1	0	0	82	24.7	50	15.1	30	9	93.7	104
2000	292	0	275	3	9	0	0	0	0	4	1	0	0	75	25.7	45	15.4	25	8.6	93.5	105.1
2100	176	1	162	2	3	2	0	0	1	3	1	0	1	44	25	27	15.3	13	7.4	92.4	105.5
2200	111	0	97	0	10	0	0	0	1	2	1	0	0	41	36.9	28	25.2	17	15.3	97	109.4
2300	93	0	84	0	7	0	0	0	0	1	1	0	0	29	31.2	20	21.5	17	18.3	93.5	110.9
07-19	**4924**	**10**	**4288**	**80**	**308**	**24**	**8**	**4**	**38**	**116**	**42**	**2**	**4**	**1579**	**32.1**	**973**	**19.8**	**591**	**12**	**95.7**	**107.6**
06-22	**5838**	**11**	**5106**	**86**	**350**	**32**	**8**	**5**	**43**	**140**	**50**	**2**	**5**	**1834**	**31.4**	**1134**	**19.4**	**692**	**11.9**	**95.5**	**107.3**
06-00	**6042**	**11**	**5287**	**86**	**367**	**32**	**8**	**5**	**44**	**143**	**52**	**2**	**5**	**1904**	**31.5**	**1182**	**19.6**	**726**	**12**	**95.5**	**107.6**
00-00	**6379**	**11**	**5525**	**87**	**408**	**36**	**8**	**5**	**48**	**184**	**60**	**2**	**5**	**2042**	**32**	**1287**	**20.2**	**797**	**12.5**	**95.6**	**108**

DRAFT

Site 3
Location N2, 250 metres south of Junction
Direction Northbound/Southbound

3588 / Carrickmacross
January 2014
Automatic Traffic Count

Sunday 05 January 2014

Time	Total	Classification												>PSL	>PSL%	>SL1	>SL1%	>SL2	>SL2%	Mean	Vpp
		1 MCL	2 SV	3 SVT	4 TB2	5 TB3	6 T4	7 ART3	8 ART4	9 ART5	10 ART6	11 BD	12 DRT	100	100	105 +5kph	105 +5kph	110 +10kph	110 +10kph		85
0000	80	0	65	0	9	0	0	0	0	5	1	0	0	25	31.3	14	17.5	9	11.3	92.6	107.6
0100	52	0	46	0	3	1	0	0	0	1	1	0	0	15	28.8	8	15.4	5	9.6	92.3	104.4
0200	34	0	30	0	2	1	0	0	0	1	0	0	0	13	38.2	7	20.6	4	11.8	93.4	106.9
0300	39	0	34	0	5	0	0	0	0	0	0	0	0	22	56.4	12	30.8	9	23.1	98.7	111.2
0400	32	0	30	0	0	1	0	0	0	1	0	0	0	17	53.1	11	34.4	9	28.1	101.9	119.5
0500	55	0	37	0	9	0	0	0	1	6	2	0	0	28	50.9	23	41.8	18	32.7	101.9	116.3
0600	91	0	72	1	11	0	0	0	0	6	1	0	0	34	37.4	28	30.8	18	19.8	97.7	113
0700	117	0	102	2	8	0	0	0	2	3	0	0	0	43	36.8	31	26.5	16	13.7	97.2	109.1
0800	141	0	127	1	10	0	0	0	1	2	0	0	0	62	44	46	32.6	26	18.4	100	113.8
0900	178	0	158	2	14	0	1	0	1	2	0	0	0	90	50.6	65	36.5	43	24.2	102.8	115.9
1000	218	1	195	3	12	1	0	0	0	5	0	0	1	98	45	72	33	44	20.2	100.2	112.7
1100	**317**	**0**	**296**	**1**	**9**	**1**	**0**	**1**	**2**	**4**	**2**	**0**	**1**	**142**	**44.8**	**85**	**26.8**	**49**	**15.5**	**98.5**	**109.8**
1200	417	0	396	1	16	0	0	0	0	3	1	0	0	169	40.5	119	28.5	78	18.7	98.9	111.2
1300	463	0	437	2	9	4	0	0	0	8	3	0	0	159	34.3	65	14	34	7.3	96.6	104.8
1400	485	0	456	4	12	1	1	0	1	6	4	0	0	171	35.3	99	20.4	49	10.1	96.4	106.6
1500	505	0	472	6	15	4	0	0	1	6	1	0	0	241	47.7	141	27.9	87	17.2	99.8	110.5
1600	**540**	**1**	**512**	**1**	**15**	**1**	**0**	**0**	**1**	**5**	**2**	**1**	**1**	**171**	**31.7**	**85**	**15.7**	**50**	**9.3**	**96.4**	**105.1**
1700	538	0	504	2	14	1	1	1	2	10	3	0	0	50	9.3	24	4.5	9	1.7	85.8	96.5
1800	490	1	440	6	18	5	0	0	2	12	6	0	0	88	18	47	9.6	26	5.3	90	101.2
1900	470	0	434	2	18	2	0	0	1	7	5	1	0	144	30.6	83	17.7	37	7.9	95.1	105.8
2000	341	0	313	2	11	1	1	0	1	10	1	1	0	90	26.4	59	17.3	27	7.9	94.4	106.2
2100	216	0	192	3	8	1	0	0	0	8	3	0	1	75	34.7	49	22.7	32	14.8	96	109.8
2200	155	0	141	0	5	2	0	0	1	6	0	0	0	57	36.8	36	23.2	22	14.2	97.8	109.1
2300	93	0	78	0	3	1	0	0	1	8	1	0	1	31	33.3	19	20.4	13	14	96.8	106.9
07-19	**4409**	**3**	**4095**	**31**	**152**	**18**	**3**	**2**	**13**	**66**	**22**	**1**	**3**	**1484**	**33.7**	**879**	**19.9**	**511**	**11.6**	**95.8**	**107.3**
06-22	**5527**	**3**	**5106**	**39**	**200**	**22**	**4**	**2**	**15**	**97**	**32**	**3**	**4**	**1827**	**33.1**	**1098**	**19.9**	**625**	**11.3**	**95.7**	**107.3**
06-00	**5775**	**3**	**5325**	**39**	**208**	**25**	**4**	**2**	**17**	**111**	**33**	**3**	**5**	**1915**	**33.2**	**1153**	**20**	**660**	**11.4**	**95.8**	**107.3**
00-00	**6067**	**3**	**5567**	**39**	**236**	**28**	**4**	**2**	**18**	**125**	**37**	**3**	**5**	**2035**	**33.5**	**1228**	**20.2**	**714**	**11.8**	**95.8**	**107.3**

DRAFT

Site 3
Location N2, 250 metres south of Junction
Direction Northbound/Southbound

3588 / Carrickmacross
January 2014
Automatic Traffic Count

Monday 06 January 2014

Time	Total	Classification												>PSL	>PSL%	>SL1	>SL1%	>SL2	>SL2%	Mean	Vpp
		1 MCL	2 SV	3 SVT	4 TB2	5 TB3	6 T4	7 ART3	8 ART4	9 ART5	10 ART6	11 BD	12 DRT	100	100	105 +5kph	105 +5kph	110 +10kph	110 +10kph		85
0000	55	0	45	0	3	0	0	0	1	6	0	0	0	18	32.7	11	20	8	14.5	97.2	107.3
0100	43	0	32	0	6	0	0	0	2	2	1	0	0	13	30.2	12	27.9	7	16.3	99.2	111.6
0200	27	0	16	0	4	1	0	0	0	5	1	0	0	9	33.3	7	25.9	5	18.5	96.5	110.9
0300	36	0	23	1	1	0	0	0	4	6	1	0	0	10	27.8	6	16.7	3	8.3	92.6	105.5
0400	78	0	52	0	11	1	0	0	4	7	3	0	0	35	44.9	28	35.9	25	32.1	102.2	119.5
0500	191	1	133	1	25	3	0	0	5	18	5	0	0	85	44.5	68	35.6	56	29.3	101.3	116.6
0600	419	1	300	3	67	2	5	0	10	22	9	0	0	204	48.7	140	33.4	100	23.9	100.9	114.5
0700	456	1	355	6	65	3	1	0	7	14	4	0	0	131	28.7	78	17.1	38	8.3	94.7	105.5
0800	**637**	**0**	**536**	**2**	**54**	**5**	**3**	**1**	**8**	**13**	**14**	**0**	**1**	**139**	**21.8**	**76**	**11.9**	**35**	**5.5**	**92.4**	**102.6**
0900	443	0	334	7	45	3	2	0	12	18	21	1	0	135	30.5	68	15.3	33	7.4	94.5	105.1
1000	401	0	287	6	50	4	2	2	10	24	16	0	0	129	32.2	91	22.7	50	12.5	94.8	108.4
1100	390	2	283	3	43	4	1	1	9	21	20	2	1	103	26.4	62	15.9	33	8.5	93.1	105.5
1200	391	0	287	9	37	4	1	0	10	27	14	1	1	102	26.1	69	17.6	41	10.5	94.9	107.3
1300	421	2	294	1	45	2	3	0	15	34	23	0	2	107	25.4	70	16.6	37	8.8	93.5	105.8
1400	449	1	332	5	47	7	2	0	17	25	12	0	1	108	24.1	64	14.3	44	9.8	94.5	104.4
1500	502	0	383	3	62	3	1	0	14	18	18	0	0	88	17.5	47	9.4	33	6.6	92.2	101.2
1600	514	0	405	8	40	8	0	1	9	29	13	1	0	79	15.4	43	8.4	23	4.5	88.5	100.1
1700	**622**	**1**	**526**	**4**	**47**	**1**	**3**	**1**	**10**	**17**	**10**	**1**	**1**	**103**	**16.6**	**62**	**10**	**38**	**6.1**	**91.1**	**101.2**
1800	518	0	427	4	47	2	0	0	5	21	10	0	2	88	17	49	9.5	31	6	90.6	101.5
1900	257	0	208	2	26	2	0	0	2	13	4	0	0	65	25.3	30	11.7	14	5.4	93	103
2000	229	0	189	0	10	3	1	0	5	10	10	0	1	55	24	36	15.7	18	7.9	93	105.1
2100	159	0	125	1	15	1	0	1	1	11	4	0	0	55	34.6	37	23.3	19	11.9	96.9	108.4
2200	105	0	80	0	4	3	0	0	5	11	2	0	0	39	37.1	24	22.9	16	15.2	97.7	109.8
2300	67	0	47	0	4	0	0	0	1	12	2	0	1	25	37.3	18	26.9	11	16.4	97.3	110.5
07-19	**5744**	**7**	**4449**	**58**	**582**	**46**	**19**	**6**	**126**	**261**	**175**	**6**	**9**	**1312**	**22.8**	**779**	**13.6**	**436**	**7.6**	**92.7**	**104**
06-22	**6808**	**8**	**5271**	**64**	**700**	**54**	**25**	**7**	**144**	**317**	**202**	**6**	**10**	**1691**	**24.8**	**1022**	**15**	**587**	**8.6**	**93.3**	**104.8**
06-00	**6980**	**8**	**5398**	**64**	**708**	**57**	**25**	**7**	**150**	**340**	**206**	**6**	**11**	**1755**	**25.1**	**1064**	**15.2**	**614**	**8.8**	**93.4**	**105.1**
00-00	**7410**	**9**	**5699**	**66**	**758**	**62**	**25**	**7**	**166**	**384**	**217**	**6**	**11**	**1925**	**26**	**1196**	**16.1**	**718**	**9.7**	**93.8**	**105.5**

DRAFT

Site 3
Location N2, 250 metres south of Junction
Direction Northbound/Southbound

3588 / Carrickmacross
January 2014
Automatic Traffic Count

Tuesday 07 January 2014

Time	Total	Classification												>PSL	>PSL%	>SL1	>SL1%	>SL2	>SL2%	Mean	Vpp
		1 MCL	2 SV	3 SVT	4 TB2	5 TB3	6 T4	7 ART3	8 ART4	9 ART5	10 ART6	11 BD	12 DRT	100	100	105 +5kph	105 +5kph	110 +10kph	110 +10kph		85
0000	31	0	19	0	2	0	0	0	1	6	3	0	0	5	16.1	3	9.7	2	6.5	92.8	99.4
0100	30	0	17	0	4	1	0	1	2	5	0	0	0	10	33.3	6	20	4	13.3	98	108.4
0200	29	0	18	0	2	0	0	0	2	4	2	0	1	8	27.6	7	24.1	5	17.2	94.9	110.5
0300	34	0	21	0	3	0	0	0	2	6	2	0	0	14	41.2	10	29.4	6	17.6	100	115.9
0400	28	0	18	0	5	2	0	0	0	3	0	0	0	13	46.4	7	25	4	14.3	99.4	108
0500	120	0	85	1	10	2	0	0	5	12	5	0	0	67	55.8	49	40.8	41	34.2	102.7	118.4
0600	285	0	200	1	44	3	2	1	8	16	8	1	1	159	55.8	123	43.2	92	32.3	103.7	118.4
0700	430	1	321	1	57	4	2	0	11	21	12	0	0	186	43.3	107	24.9	55	12.8	97.7	109.1
0800	411	0	334	3	32	3	3	0	5	24	6	0	1	109	26.5	69	16.8	35	8.5	93.4	105.1
0900	**467**	**0**	**333**	**2**	**62**	**6**	**1**	**3**	**10**	**33**	**14**	**1**	**2**	**127**	**27.2**	**77**	**16.5**	**43**	**9.2**	**93.8**	**105.8**
1000	378	0	269	4	58	5	0	1	10	19	11	0	1	116	30.7	81	21.4	45	11.9	96.3	107.6
1100	383	2	249	11	43	6	1	1	11	31	28	0	0	92	24	57	14.9	35	9.1	92.6	104.8
1200	255	0	168	6	34	6	0	1	6	20	11	0	3	67	26.3	46	18	28	11	93	106.9
1300	338	0	249	5	33	3	2	0	13	20	10	1	2	96	28.4	51	15.1	25	7.4	94.1	104.8
1400	392	0	277	6	44	7	5	2	15	21	13	1	1	74	18.9	38	9.7	18	4.6	92.1	101.5
1500	340	0	251	7	35	2	0	1	7	24	13	0	0	58	17.1	41	12.1	24	7.1	91.4	100.8
1600	545	0	416	3	61	4	2	1	14	27	14	2	1	115	21.1	61	11.2	26	4.8	91.9	102.6
1700	**600**	**0**	**495**	**4**	**50**	**2**	**2**	**0**	**8**	**23**	**16**	**0**	**0**	**69**	**11.5**	**36**	**6**	**15**	**2.5**	**86.5**	**97.2**
1800	543	3	440	4	51	2	0	0	6	22	12	1	2	81	14.9	52	9.6	31	5.7	89	99.7
1900	318	0	254	1	23	2	0	1	5	18	12	0	2	66	20.8	40	12.6	21	6.6	93.3	102.6
2000	228	0	190	0	18	2	2	0	3	8	5	0	0	64	28.1	36	15.8	21	9.2	94	104.8
2100	191	0	149	3	7	0	0	1	6	21	4	0	0	55	28.8	37	19.4	22	11.5	94.3	106.9
2200	121	0	95	1	8	2	0	1	2	9	3	0	0	37	30.6	22	18.2	12	9.9	94.1	107.3
2300	89	0	73	0	6	0	0	0	4	4	2	0	0	33	37.1	24	27	18	20.2	99.3	115.9
07-19	**5082**	**6**	**3802**	**56**	**560**	**50**	**18**	**10**	**116**	**285**	**160**	**6**	**13**	**1190**	**23.4**	**716**	**14.1**	**380**	**7.5**	**92.3**	**104**
06-22	**6104**	**6**	**4595**	**61**	**652**	**57**	**22**	**13**	**138**	**348**	**189**	**7**	**16**	**1534**	**25.1**	**952**	**15.6**	**536**	**8.8**	**93**	**105.1**
06-00	**6314**	**6**	**4763**	**62**	**666**	**59**	**22**	**14**	**144**	**361**	**194**	**7**	**16**	**1604**	**25.4**	**998**	**15.8**	**566**	**9**	**93.1**	**105.1**
00-00	**6586**	**6**	**4941**	**63**	**692**	**64**	**22**	**15**	**156**	**397**	**206**	**7**	**17**	**1721**	**26.1**	**1080**	**16.4**	**628**	**9.5**	**93.4**	**105.8**

DRAFT

Site 3
Location N2, 250 metres south of Junction
Direction Northbound/Southbound

3588 / Carrickmacross
January 2014
Automatic Traffic Count

Wednesday 08 January 2014

Time	Total	Classification												>PSL	>PSL%	>SL1	>SL1%	>SL2	>SL2%	Mean	Vpp
		1 MCL	2 SV	3 SVT	4 TB2	5 TB3	6 T4	7 ART3	8 ART4	9 ART5	10 ART6	11 BD	12 DRT	100	100	105 +5kph	105 +5kph	110 +10kph	110 +10kph		85
0000	65	0	43	0	6	0	0	0	1	9	6	0	0	16	24.6	12	18.5	8	12.3	94.8	107.3
0100	39	0	24	0	8	0	0	0	1	4	1	1	0	7	17.9	5	12.8	5	12.8	95.3	101.5
0200	36	0	19	0	6	0	0	0	2	5	4	0	0	10	27.8	7	19.4	6	16.7	96.7	114.5
0300	37	0	23	0	3	0	0	0	2	8	1	0	0	17	45.9	12	32.4	7	18.9	98.9	113.4
0400	62	0	33	0	15	1	0	0	1	10	2	0	0	23	37.1	15	24.2	13	21	98	113.4
0500	68	0	36	2	8	2	0	0	3	11	6	0	0	20	29.4	10	14.7	4	5.9	94	104.4
0600	134	1	87	2	19	2	0	1	4	9	7	2	0	65	48.5	53	39.6	36	26.9	99.4	116.6
0700	334	2	244	2	45	4	0	0	6	18	12	0	1	91	27.2	61	18.3	29	8.7	93.2	105.8
0800	**644**	**3**	**513**	**8**	**53**	**11**	**0**	**0**	**17**	**23**	**13**	**2**	**1**	**177**	**27.5**	**100**	**15.5**	**54**	**8.4**	**94.5**	**104.8**
0900	483	0	363	4	62	2	0	0	9	28	15	0	0	158	32.7	86	17.8	43	8.9	95.7	106.2
1000	391	2	274	7	47	5	3	0	11	27	14	0	1	115	29.4	71	18.2	47	12	94.7	106.9
1100	385	2	261	4	41	4	1	2	17	37	15	1	0	80	20.8	48	12.5	29	7.5	92.8	103
1200	422	0	295	2	57	6	0	1	15	27	17	0	2	106	25.1	62	14.7	33	7.8	93	104.4
1300	446	1	318	7	52	1	2	1	13	35	13	1	2	112	25.1	69	15.5	41	9.2	93.4	105.1
1400	447	0	314	8	53	5	6	0	20	24	14	2	1	95	21.3	64	14.3	32	7.2	93.4	103.7
1500	483	2	366	9	54	1	1	0	7	19	22	1	1	110	22.8	65	13.5	37	7.7	93	104
1600	523	0	402	7	59	4	2	0	10	28	7	2	2	63	12	32	6.1	19	3.6	89.7	98.3
1700	**624**	**0**	**518**	**4**	**53**	**2**	**2**	**0**	**6**	**25**	**11**	**1**	**2**	**65**	**10.4**	**36**	**5.8**	**18**	**2.9**	**85.9**	**96.8**
1800	542	0	449	1	51	5	0	1	6	23	6	0	0	40	7.4	16	3	4	0.7	85.7	95.8
1900	385	0	312	1	32	5	0	1	4	24	6	0	0	62	16.1	31	8.1	17	4.4	90.3	100.1
2000	262	0	224	0	13	3	0	0	3	13	6	0	0	60	22.9	42	16	25	9.5	93.8	105.8
2100	152	0	126	0	5	1	0	0	0	15	5	0	0	41	27	30	19.7	19	12.5	95.9	106.9
2200	139	0	105	1	11	0	2	0	5	10	5	0	0	44	31.7	26	18.7	18	12.9	95.9	108.7
2300	82	0	60	0	3	0	0	1	4	11	3	0	0	24	29.3	18	22	10	12.2	95.7	105.8
07-19	**5724**	**12**	**4317**	**63**	**627**	**50**	**17**	**5**	**137**	**314**	**159**	**10**	**13**	**1212**	**21.2**	**710**	**12.4**	**386**	**6.7**	**91.8**	**103**
06-22	**6657**	**13**	**5066**	**66**	**696**	**61**	**17**	**7**	**148**	**375**	**183**	**12**	**13**	**1440**	**21.6**	**866**	**13**	**483**	**7.3**	**92**	**103.3**
06-00	**6878**	**13**	**5231**	**67**	**710**	**61**	**19**	**8**	**157**	**396**	**191**	**12**	**13**	**1508**	**21.9**	**910**	**13.2**	**511**	**7.4**	**92.2**	**103.7**
00-00	**7185**	**13**	**5409**	**69**	**756**	**64**	**19**	**8**	**167**	**443**	**211**	**13**	**13**	**1601**	**22.3**	**971**	**13.5**	**554**	**7.7**	**92.3**	**103.7**

DRAFT

Site 3
Location N2, 250 metres south of Junction
Direction Northbound/Southbound

3588 / Carrickmacross
January 2014
Automatic Traffic Count

Thursday 09 January 2014

Time	Total	Classification												>PSL	>PSL%	>SL1	>SL1%	>SL2	>SL2%	Mean	Vpp
		1 MCL	2 SV	3 SVT	4 TB2	5 TB3	6 T4	7 ART3	8 ART4	9 ART5	10 ART6	11 BD	12 DRT	100	100	105 +5kph	105 +5kph	110 +10kph	110 +10kph		85
0000	72	0	47	0	7	2	0	0	2	8	6	0	0	27	37.5	21	29.2	14	19.4	98.4	112.3
0100	46	0	24	0	7	1	1	0	3	8	2	0	0	12	26.1	10	21.7	8	17.4	93.7	110.5
0200	28	0	18	0	0	0	0	0	4	4	2	0	0	10	35.7	8	28.6	6	21.4	96.4	112.3
0300	34	0	20	0	1	0	0	0	2	9	2	0	0	12	35.3	10	29.4	9	26.5	97.1	114.5
0400	59	0	26	0	13	1	0	0	5	13	1	0	0	22	37.3	17	28.8	14	23.7	99	116.3
0500	131	0	92	0	11	3	1	0	4	16	4	0	0	56	42.7	40	30.5	24	18.3	97.3	111.6
0600	309	0	220	1	55	3	1	0	8	17	4	0	0	147	47.6	114	36.9	89	28.8	100.8	115.9
0700	485	0	377	1	64	4	2	0	7	15	14	0	1	135	27.8	76	15.7	38	7.8	94.9	105.1
0800	**634**	**0**	**515**	**5**	**52**	**6**	**4**	**0**	**9**	**24**	**18**	**0**	**1**	**115**	**18.1**	**59**	**9.3**	**28**	**4.4**	**91.9**	**101.2**
0900	487	0	375	5	54	3	1	1	12	25	9	1	1	113	23.2	68	14	34	7	92.8	104.4
1000	403	2	265	6	61	5	1	1	9	37	14	1	1	97	24.1	70	17.4	41	10.2	93.6	106.6
1100	396	1	291	8	34	5	4	0	9	32	12	0	0	96	24.2	62	15.7	36	9.1	94.1	105.5
1200	310	3	213	0	42	3	0	0	16	23	5	2	3	57	18.4	22	7.1	13	4.2	88.9	101.2
1300	407	3	301	4	41	1	0	2	13	24	18	0	0	101	24.8	49	12	20	4.9	92.9	103.3
1400	406	0	280	5	54	10	1	2	9	28	13	2	2	89	21.9	57	14	33	8.1	92.7	104.4
1500	367	2	279	3	37	8	4	2	8	10	13	1	0	63	17.2	36	9.8	23	6.3	91.1	101.5
1600	**582**	**0**	**472**	**3**	**49**	**6**	**1**	**2**	**9**	**24**	**15**	**0**	**1**	**120**	**20.6**	**58**	**10**	**34**	**5.8**	**92.5**	**101.5**
1700	347	2	286	2	30	7	1	0	6	7	5	0	1	35	10.1	21	6.1	16	4.6	87.9	97.9
1800	176	6	145	1	7	2	0	1	2	8	4	0	0	12	6.8	4	2.3	3	1.7	72.1	94.3
1900	149	6	127	1	7	1	2	1	1	1	1	0	1	25	16.8	15	10.1	5	3.4	80.3	100.4
2000	92	1	72	0	8	1	0	1	5	4	0	0	0	12	13	4	4.3	4	4.3	81.4	98.3
2100	151	0	126	1	7	4	0	1	2	6	4	0	0	34	22.5	24	15.9	14	9.3	91.5	104.8
2200	134	0	106	0	7	5	0	0	0	11	5	0	0	37	27.6	19	14.2	12	9	94.9	103.7
2300	102	0	75	1	3	2	1	0	5	9	6	0	0	32	31.4	13	12.7	9	8.8	96.1	103.3
07-19	**5000**	**19**	**3799**	**43**	**525**	**60**	**19**	**11**	**109**	**257**	**140**	**7**	**11**	**1033**	**20.7**	**582**	**11.6**	**319**	**6.4**	**91.6**	**102.6**
06-22	**5701**	**26**	**4344**	**46**	**602**	**69**	**22**	**14**	**125**	**285**	**149**	**7**	**12**	**1251**	**21.9**	**739**	**13**	**431**	**7.6**	**91.6**	**103.7**
06-00	**5937**	**26**	**4525**	**47**	**612**	**76**	**23**	**14**	**130**	**305**	**160**	**7**	**12**	**1320**	**22.2**	**771**	**13**	**452**	**7.6**	**91.8**	**103.7**
00-00	**6307**	**26**	**4752**	**47**	**651**	**83**	**25**	**14**	**150**	**363**	**177**	**7**	**12**	**1459**	**23.1**	**877**	**13.9**	**527**	**8.4**	**92.1**	**104**

DRAFT

Site 3
Location N2, 250 metres south of Junction
Direction Northbound/Southbound

3588 / Carrickmacross
January 2014
Automatic Traffic Count

Friday 10 January 2014

Time	Total	Classification												>PSL	>PSL%	>SL1	>SL1%	>SL2	>SL2%	Mean	Vpp
		1 MCL	2 SV	3 SVT	4 TB2	5 TB3	6 T4	7 ART3	8 ART4	9 ART5	10 ART6	11 BD	12 DRT	100	100	105 +5kph	105 +5kph	110 +10kph	110 +10kph		85
0000	70	0	50	1	5	2	1	0	2	5	4	0	0	20	28.6	15	21.4	10	14.3	94.9	108.4
0100	43	0	31	0	3	3	0	1	1	3	1	0	0	24	55.8	20	46.5	19	44.2	106.1	123.8
0200	22	0	9	0	1	0	0	0	1	6	5	0	0	5	22.7	5	22.7	1	4.5	89.4	105.5
0300	30	0	16	0	1	0	0	0	4	6	3	0	0	11	36.7	7	23.3	6	20	97.2	111.6
0400	75	0	46	0	14	1	0	0	3	7	4	0	0	23	30.7	18	24	11	14.7	96.9	109.4
0500	128	0	82	0	11	4	0	0	10	13	7	0	1	56	43.8	39	30.5	26	20.3	99.4	113.4
0600	23	0	15	0	2	1	0	0	1	4	0	0	0	9	39.1	8	34.8	7	30.4	99.9	113.4
0700	0	0	0	0	0	0	0	0	0	0	0	0	0	0	0	0	0	0	0	-	-
0800	2	0	1	0	0	0	0	0	0	1	0	0	0	0	0	0	0	0	0	79.4	-
0900	123	0	86	2	12	2	2	0	1	12	5	1	0	37	30.1	24	19.5	12	9.8	94.9	106.9
1000	1	0	0	0	0	0	0	0	1	0	0	0	0	0	0	0	0	0	0	82.9	-
1100	23	2	17	0	1	0	0	0	2	1	0	0	0	1	4.3	1	4.3	1	4.3	74.4	92.9
1200	106	1	82	4	10	0	0	1	3	5	0	0	0	11	10.4	4	3.8	2	1.9	89.1	99
1300	234	1	179	4	18	2	2	1	5	14	7	0	1	36	15.4	22	9.4	11	4.7	90.4	99.7
1400	206	4	160	0	27	0	0	0	4	8	3	0	0	33	16	16	7.8	9	4.4	84.4	100.8
1500	654	3	520	8	69	4	2	1	14	22	10	0	1	141	21.6	87	13.3	39	6	92.6	103.3
1600	779	3	635	13	76	2	1	0	8	23	15	1	2	113	14.5	46	5.9	17	2.2	90.9	99.4
1700	790	0	687	9	44	3	2	2	5	24	13	1	0	123	15.6	61	7.7	26	3.3	89.3	100.1
1800	**794**	**0**	**698**	**2**	**39**	**8**	**3**	**0**	**9**	**21**	**11**	**1**	**2**	**86**	**10.8**	**42**	**5.3**	**25**	**3.1**	**88.6**	**97.6**
1900	528	2	466	4	30	5	0	1	3	14	3	0	0	94	17.8	59	11.2	31	5.9	90.6	101.5
2000	376	0	332	2	17	5	2	0	1	11	6	0	0	64	17	46	12.2	24	6.4	90.1	102.6
2100	221	0	191	1	8	5	0	0	0	10	6	0	0	62	28.1	42	19	27	12.2	95.9	108
2200	175	0	157	0	8	1	0	1	0	3	5	0	0	55	31.4	39	22.3	20	11.4	95.3	108.4
2300	131	0	111	0	5	3	0	0	2	7	3	0	0	33	25.2	21	16	13	9.9	92.4	104.8
07-19	**3712**	**14**	**3065**	**42**	**296**	**21**	**12**	**5**	**52**	**131**	**64**	**4**	**6**	**581**	**15.7**	**303**	**8.2**	**142**	**3.8**	**89.9**	**100.1**
06-22	**4860**	**16**	**4069**	**49**	**353**	**37**	**14**	**6**	**57**	**170**	**79**	**4**	**6**	**810**	**16.7**	**458**	**9.4**	**231**	**4.8**	**90.3**	**100.8**
06-00	**5166**	**16**	**4337**	**49**	**366**	**41**	**14**	**7**	**59**	**180**	**87**	**4**	**6**	**898**	**17.4**	**518**	**10**	**264**	**5.1**	**90.6**	**101.5**
00-00	**5534**	**16**	**4571**	**50**	**401**	**51**	**15**	**8**	**80**	**220**	**111**	**4**	**7**	**1037**	**18.7**	**622**	**11.2**	**337**	**6.1**	**91.1**	**102.2**

DRAFT

Site 3
Location N2, 250 metres south of Junction
Direction Northbound/Southbound

3588 / Carrickmacross
January 2014
Automatic Traffic Count

Virtual Day (7)

Time	Total	Classification												>PSL	>PSL%	>SL1	>SL1%	>SL2	>SL2%	Mean	Vpp
		1 MCL	2 SV	3 SVT	4 TB2	5 TB3	6 T4	7 ART3	8 ART4	9 ART5	10 ART6	11 BD	12 DRT	100	100	105 +5kph	105 +5kph	110 +10kph	110 +10kph		85
0000	65	0	46	0	6	1	0	0	1	7	3	0	0	20	31.1	14	21.9	9	13.7	95.4	109.1
0100	44	0	30	0	5	1	0	0	1	5	1	0	0	14	32.4	11	24.2	9	19.6	97	112.3
0200	31	0	19	0	3	0	0	0	1	5	2	0	0	10	33	8	24.3	5	16.1	95.4	110.9
0300	38	0	26	0	2	0	0	0	2	6	1	0	0	15	40.8	11	28.7	8	20.8	97	112.7
0400	52	0	32	0	9	1	0	0	2	6	1	0	0	21	40.7	15	29	12	22.7	99.3	115.2
0500	110	0	74	1	12	2	0	0	4	12	5	0	0	50	45.2	37	33.5	27	24.3	99.9	115.6
0600	196	0	139	1	30	2	1	0	5	12	5	0	0	96	48.9	72	36.7	54	27.3	101.2	116.3
0700	285	1	217	2	38	2	1	0	5	12	7	0	0	91	32	56	19.6	29	10.1	95.3	106.9
0800	**382**	**0**	**314**	**3**	**31**	**4**	**2**	**0**	**6**	**14**	**8**	**0**	**1**	**97**	**25.4**	**57**	**14.8**	**30**	**8**	**93.6**	**104.8**
0900	352	0	269	4	39	3	1	1	7	18	9	1	0	110	31.2	66	18.7	38	10.7	95.4	106.6
1000	311	1	230	4	37	3	1	1	6	18	8	0	1	100	32	69	22	42	13.4	95.9	108.7
1100	325	2	245	5	29	3	1	1	7	19	12	0	0	95	29.4	61	18.6	37	11.3	94.5	106.9
1200	347	1	272	4	32	3	0	1	8	17	7	0	1	99	28.6	63	18.2	38	11.1	94.4	106.9
1300	404	1	320	5	32	2	2	1	9	20	11	0	1	110	27.3	61	15	32	7.9	94.3	104.8
1400	417	1	326	6	38	5	2	1	10	17	9	1	1	104	25	61	14.6	33	7.8	93.5	104.8
1500	483	1	393	7	42	4	1	1	8	15	11	0	0	127	26.4	76	15.8	44	9.2	94	105.5
1600	567	1	468	6	47	4	1	1	7	21	10	1	1	115	20.3	58	10.2	30	5.2	92.1	101.9
1700	**570**	**0**	**493**	**4**	**37**	**2**	**2**	**1**	**5**	**16**	**9**	**0**	**1**	**78**	**13.7**	**42**	**7.3**	**21**	**3.6**	**88.4**	**99**
1800	498	1	426	4	33	4	0	0	5	16	7	0	1	71	14.3	38	7.6	22	4.4	88.3	99.4
1900	348	1	300	2	22	3	0	1	2	12	5	0	0	77	22.1	44	12.6	22	6.4	91.8	103.3
2000	260	0	228	1	12	2	1	0	3	9	4	0	0	60	23.1	38	14.7	21	7.9	92.4	104.4
2100	181	0	153	2	8	2	0	0	1	11	4	0	0	52	28.9	35	19.4	21	11.5	94.8	107.3
2200	134	0	112	0	8	2	0	0	2	7	3	0	0	44	33	28	20.6	17	12.4	96	108.4
2300	94	0	75	0	4	1	0	0	2	7	3	0	0	30	31.5	19	20.2	13	13.9	95.6	108
07-19	**4942**	**10**	**3974**	**53**	**436**	**38**	**14**	**6**	**84**	**204**	**109**	**5**	**8**	**1199**	**24.3**	**706**	**14.3**	**395**	**8**	**92.9**	**104.4**
06-22	**5928**	**12**	**4794**	**59**	**508**	**47**	**16**	**8**	**96**	**247**	**126**	**6**	**9**	**1484**	**25**	**896**	**15.1**	**512**	**8.6**	**93.1**	**104.8**
06-00	**6156**	**12**	**4981**	**59**	**520**	**50**	**16**	**8**	**100**	**262**	**132**	**6**	**10**	**1558**	**25.3**	**942**	**15.3**	**542**	**8.8**	**93.2**	**105.1**
00-00	**6495**	**12**	**5209**	**60**	**557**	**55**	**17**	**8**	**112**	**302**	**146**	**6**	**10**	**1689**	**26**	**1037**	**16**	**611**	**9.4**	**93.5**	**105.5**

DRAFT

Site 3
Location N2, 250 metres south of Junction
Direction Northbound/Southbound

3588 / Carrickmacross
January 2014
Automatic Traffic Count

Virtual Week (1)

Time	Total	Classification												>PSL 100	>PSL% 100	>SL1 105 +5kph	>SL1% 105 +5kph	>SL2 110 +10kph	>SL2% 110 +10kph	Mean	Vpp 85
		1 MCL	2 SV	3 SVT	4 TB2	5 TB3	6 T4	7 ART3	8 ART4	9 ART5	10 ART6	11 BD	12 DRT								
Mon	7410	9	5699	66	758	62	25	7	166	384	217	6	11	1925	26	1196	16.1	718	9.7	93.8	105.5
Tue	6586	6	4941	63	692	64	22	15	156	397	206	7	17	1721	26.1	1080	16.4	628	9.5	93.4	105.8
Wed	7185	13	5409	69	756	64	19	8	167	443	211	13	13	1601	22.3	971	13.5	554	7.7	92.3	103.7
Thu	6307	26	4752	47	651	83	25	14	150	363	177	7	12	1459	23.1	877	13.9	527	8.4	92.1	104
Fri	5534	16	4571	50	401	51	15	8	80	220	111	4	7	1037	18.7	622	11.2	337	6.1	91.1	102.2
|Sat	6379	11	5525	87	408	36	8	5	48	184	60	2	5	2042	32	1287	20.2	797	12.5	95.6	108
|Sun	6067	3	5567	39	236	28	4	2	18	125	37	3	5	2035	33.5	1228	20.2	714	11.8	95.8	107.3
5 Day Ave.	**6604**	**14**	**5074**	**59**	**652**	**65**	**21**	**10**	**144**	**361**	**184**	**7**	**12**	**1549**	**23.5**	**949**	**14.4**	**553**	**8.4**	**92.5**	**104.2**
7 Day Ave.	**6495**	**12**	**5209**	**60**	**557**	**55**	**17**	**8**	**112**	**302**	**146**	**6**	**10**	**1689**	**26.0**	**1037**	**16.0**	**611**	**9.4**	**93.5**	**105.5**
--	**45468**	**84**	**36464**	**421**	**3902**	**388**	**118**	**59**	**785**	**2116**	**1019**	**42**	**70**	**11820**	**26.0**	**7261**	**16.0**	**4275**	**9.4**	**93.5**	**105.5**

Summary Graphs

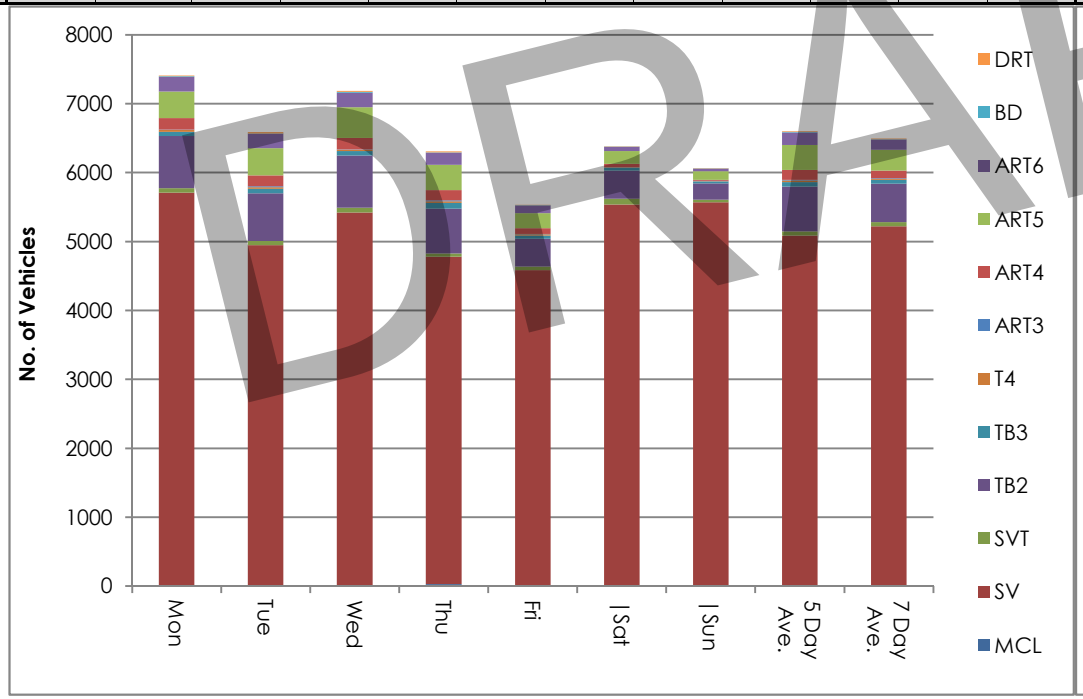

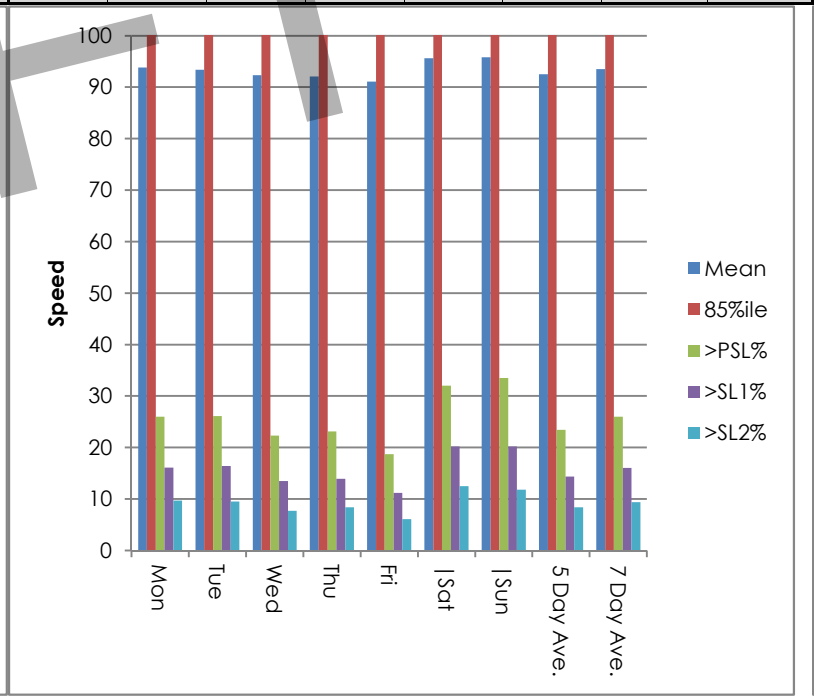

DRAFT

Site 3
Location N2, 250 metres south of Junction
Direction Northbound/Southbound

3588 / Carrickmacross
January 2014
Automatic Traffic Count

Saturday 04 January 2014

Time	Total	Speed Bins (km/h)																												
		0 - 5	5 - 10	10 - 15	15 - 20	20 - 25	25 - 30	30 - 35	35 - 40	40 - 45	45 - 50	50 - 55	55 - 60	60 - 65	65 - 70	70 - 75	75 - 80	80 - 85	85 - 90	90 - 95	95 - 100	100 - 105	105 - 110	110 - 115	115 - 120	120 - 125	125 - 130	130 - 135	135 - 140
0000	80	0	0	0	0	0	0	0	0	0	0	0	0	1	1	2	4	10	9	15	8	7	12	5	2	2	2	0	0
0100	53	0	0	0	0	0	0	0	0	0	0	0	0	0	0	0	3	8	14	5	5	5	1	7	2	1	1	1	0
0200	42	0	0	0	0	0	0	0	0	0	0	0	0	0	0	2	1	6	10	1	5	5	4	0	2	4	1	1	0
0300	55	0	0	0	0	0	0	0	1	0	0	0	0	0	0	3	8	6	2	6	7	3	4	6	7	2	0	0	0
0400	32	0	0	0	0	0	0	0	0	0	0	1	0	0	0	1	3	0	2	4	5	6	3	4	1	2	0	0	0
0500	75	0	0	0	0	0	0	0	0	0	0	0	0	0	0	1	1	9	9	7	13	7	10	3	5	4	4	2	0
0600	114	0	0	0	0	0	0	0	0	0	0	0	0	0	0	0	2	9	16	14	19	15	6	13	4	6	3	5	2
0700	171	0	0	0	0	0	0	0	0	0	0	0	0	1	4	3	9	15	36	34	18	14	12	9	8	5	0	1	2
0800	208	0	0	0	0	0	0	1	0	0	0	0	0	2	2	3	9	11	38	31	33	31	12	18	12	2	2	1	0
0900	286	0	0	0	0	0	0	0	1	0	0	0	0	1	0	2	10	15	44	61	42	37	18	23	10	11	4	3	4
1000	**386**	**0**	**0**	**0**	**0**	**0**	**0**	**0**	**0**	**0**	**1**	**0**	**0**	**0**	**0**	**0**	**9**	**41**	**54**	**71**	**67**	**48**	**31**	**27**	**17**	**12**	**6**	**1**	**1**
1100	380	0	0	0	0	0	0	4	0	1	0	0	0	1	2	1	13	30	49	61	64	45	34	27	28	11	4	3	2
1200	526	0	0	0	0	1	1	1	1	0	1	0	1	1	2	4	9	34	93	106	89	63	45	37	18	9	8	2	0
1300	522	0	0	0	0	0	0	0	0	0	0	0	0	0	1	8	13	33	91	109	106	61	44	22	18	4	8	3	1
1400	531	0	0	0	0	0	1	0	0	0	1	3	0	1	2	5	10	46	94	112	97	70	46	19	10	10	1	2	1
1500	**533**	**0**	**0**	**0**	**0**	**0**	**1**	**0**	**0**	**0**	**0**	**0**	**0**	**0**	**2**	**11**	**30**	**40**	**78**	**86**	**94**	**74**	**50**	**29**	**20**	**13**	**5**	**0**	**0**
1600	483	0	0	0	0	0	0	0	0	0	1	0	0	2	0	4	18	46	96	95	78	63	41	16	11	8	2	1	1
1700	472	0	0	0	0	0	0	0	0	0	0	0	0	2	4	16	37	52	87	105	65	52	29	13	5	3	0	0	2
1800	426	0	0	0	0	0	0	0	0	1	2	1	2	1	1	20	29	60	63	79	64	48	20	14	11	4	3	2	1
1900	332	0	0	0	0	0	0	0	0	0	0	0	2	0	3	3	22	48	50	61	61	32	20	14	8	3	2	2	1
2000	292	0	0	0	0	0	0	0	0	1	0	0	1	1	3	13	8	28	67	53	42	30	20	7	12	2	2	0	2
2100	176	0	0	0	0	0	0	0	0	0	0	0	1	3	2	11	6	19	34	34	22	17	14	7	3	0	0	1	2
2200	111	0	0	0	0	0	0	0	0	0	0	0	0	0	1	3	7	5	17	20	17	13	11	6	5	1	3	1	1
2300	93	0	0	0	0	0	0	0	0	0	0	2	1	0	3	3	6	8	14	22	5	9	3	8	5	1	1	1	1
07-19	**4924**	**0**	**0**	**0**	**0**	**1**	**3**	**6**	**2**	**2**	**6**	**4**	**3**	**12**	**20**	**77**	**196**	**423**	**823**	**950**	**817**	**606**	**382**	**254**	**168**	**92**	**43**	**19**	**15**
06-22	**5838**	**0**	**0**	**0**	**0**	**1**	**3**	**6**	**2**	**3**	**6**	**4**	**7**	**16**	**28**	**104**	**234**	**527**	**990**	**1112**	**961**	**700**	**442**	**295**	**195**	**103**	**50**	**27**	**22**
06-00	**6042**	**0**	**0**	**0**	**0**	**1**	**3**	**6**	**2**	**3**	**6**	**6**	**8**	**16**	**32**	**110**	**247**	**540**	**1021**	**1154**	**983**	**722**	**456**	**309**	**205**	**105**	**54**	**29**	**24**
00-00	**6379**	**0**	**0**	**0**	**0**	**1**	**3**	**6**	**3**	**3**	**6**	**7**	**8**	**17**	**33**	**119**	**267**	**579**	**1067**	**1192**	**1026**	**755**	**490**	**334**	**224**	**120**	**62**	**33**	**24**

DRAFT

Site 3
Location N2, 250 metres south of Junction
Direction Northbound/Southbound

3588 / Carrickmacross
January 2014
Automatic Traffic Count

Sunday 05 January 2014

Time	Total	Speed Bins (km/h)																												
		0 - 5	5 - 10	10 - 15	15 - 20	20 - 25	25 - 30	30 - 35	35 - 40	40 - 45	45 - 50	50 - 55	55 - 60	60 - 65	65 - 70	70 - 75	75 - 80	80 - 85	85 - 90	90 - 95	95 - 100	100 - 105	105 - 110	110 - 115	115 - 120	120 - 125	125 - 130	130 - 135	135 - 140
0000	80	0	0	0	0	0	0	0	0	0	0	0	0	1	2	7	7	8	10	5	15	11	5	5	2	0	1	1	0
0100	52	0	0	0	0	0	0	0	0	0	0	0	2	1	1	2	1	4	11	8	7	7	3	2	3	0	0	0	0
0200	34	0	0	0	0	0	0	0	0	0	0	0	1	1	1	1	1	5	3	3	5	6	3	1	3	0	0	0	0
0300	39	0	0	0	0	0	0	0	0	0	0	0	0	1	1	2	0	0	4	7	2	10	3	4	3	2	0	0	0
0400	32	0	0	0	0	0	0	0	0	0	0	0	0	0	0	2	2	1	1	2	7	6	2	1	4	3	0	1	0
0500	55	0	0	0	0	0	0	0	0	0	0	0	0	1	0	0	1	2	5	11	7	5	5	7	8	1	2	0	0
0600	91	0	0	0	0	0	0	0	0	0	0	0	0	0	1	5	8	3	7	18	15	6	10	4	7	3	2	2	0
0700	117	0	0	0	0	0	0	0	0	0	0	0	1	0	0	0	5	12	21	17	18	12	15	5	4	3	2	2	0
0800	141	0	0	0	0	0	0	0	0	0	0	0	0	0	0	0	2	7	25	26	19	16	20	6	8	5	2	5	0
0900	178	0	0	0	0	0	0	0	0	0	0	0	0	0	1	1	1	7	13	32	33	25	22	11	12	4	5	6	5
1000	218	0	0	0	0	0	0	1	0	0	0	0	0	0	0	0	5	12	25	34	43	26	28	19	10	8	4	1	2
1100	**317**	**0**	**0**	**0**	**0**	**0**	**0**	**0**	**0**	**0**	**0**	**0**	**0**	**1**	**1**	**3**	**6**	**19**	**37**	**66**	**42**	**57**	**36**	**25**	**12**	**7**	**2**	**3**	**0**
1200	417	0	0	0	0	0	0	0	0	0	1	0	0	2	3	4	8	30	42	78	80	50	41	32	21	11	5	7	2
1300	463	0	0	0	0	0	0	0	0	0	0	0	0	4	1	4	14	29	49	92	111	94	31	17	7	4	2	2	2
1400	485	0	0	0	0	0	0	0	0	0	0	0	2	0	4	8	16	36	65	89	94	72	50	24	11	8	5	1	0
1500	505	0	0	0	0	0	0	0	0	0	0	0	0	0	0	3	11	22	57	75	96	100	54	49	24	4	5	4	1
1600	**540**	**0**	**0**	**0**	**0**	**0**	**0**	**0**	**0**	**0**	**0**	**0**	**0**	**0**	**0**	**3**	**17**	**41**	**66**	**133**	**109**	**86**	**35**	**21**	**15**	**11**	**1**	**2**	**0**
1700	538	0	0	0	0	0	1	0	1	0	5	3	1	14	22	45	52	86	111	84	63	26	15	4	2	2	0	0	1
1800	490	0	0	0	0	0	0	0	1	0	0	0	1	3	17	21	47	68	97	100	47	41	21	13	2	10	1	0	0
1900	470	0	0	0	0	0	0	0	0	0	0	0	0	0	1	13	22	35	73	100	82	61	46	20	13	1	2	1	0
2000	341	0	0	0	0	0	0	0	0	0	0	0	0	0	1	5	24	47	39	60	75	31	32	15	5	4	2	0	1
2100	216	0	0	0	0	0	0	0	0	0	0	1	0	2	2	3	10	20	38	28	37	26	17	16	5	6	3	1	1
2200	155	0	0	0	0	0	0	0	0	0	0	0	0	0	0	0	7	10	26	21	34	21	14	10	5	3	1	2	1
2300	93	0	0	0	0	0	0	0	0	0	0	0	0	0	1	2	5	10	10	14	20	12	6	3	4	3	2	1	0
07-19	**4409**	**0**	**0**	**0**	**0**	**0**	**1**	**1**	**2**	**0**	**6**	**3**	**5**	**24**	**49**	**92**	**184**	**369**	**608**	**826**	**755**	**605**	**368**	**226**	**128**	**77**	**34**	**33**	**13**
06-22	**5527**	**0**	**0**	**0**	**0**	**0**	**1**	**1**	**2**	**0**	**6**	**4**	**5**	**26**	**54**	**118**	**248**	**474**	**765**	**1032**	**964**	**729**	**473**	**281**	**158**	**91**	**43**	**37**	**15**
06-00	**5775**	**0**	**0**	**0**	**0**	**0**	**1**	**1**	**2**	**0**	**6**	**4**	**5**	**26**	**55**	**120**	**260**	**494**	**801**	**1067**	**1018**	**762**	**493**	**294**	**167**	**97**	**46**	**40**	**16**
00-00	**6067**	**0**	**0**	**0**	**0**	**0**	**1**	**1**	**2**	**0**	**6**	**4**	**8**	**31**	**60**	**134**	**272**	**514**	**835**	**1103**	**1061**	**807**	**514**	**314**	**190**	**103**	**49**	**42**	**16**

DRAFT

Site 3
Location N2, 250 metres south of Junction
Direction Northbound/Southbound

3588 / Carrickmacross
January 2014
Automatic Traffic Count

Monday 06 January 2014

Time	Total	Speed Bins (km/h)																												
		0 - 5	5 - 10	10 - 15	15 - 20	20 - 25	25 - 30	30 - 35	35 - 40	40 - 45	45 - 50	50 - 55	55 - 60	60 - 65	65 - 70	70 - 75	75 - 80	80 - 85	85 - 90	90 - 95	95 - 100	100 - 105	105 - 110	110 - 115	115 - 120	120 - 125	125 - 130	130 - 135	135 - 140
0000	55	0	0	0	0	0	0	0	0	0	0	0	0	0	0	2	2	3	7	13	10	7	3	2	3	1	0	1	1
0100	43	0	0	0	0	0	0	0	0	0	0	0	0	0	0	0	1	5	3	7	14	1	5	2	1	2	2	0	0
0200	27	0	0	0	0	0	0	0	0	0	0	0	0	0	0	0	1	2	8	5	2	2	2	2	2	1	0	0	0
0300	36	0	0	0	0	0	0	0	0	0	0	0	0	1	1	2	3	3	5	5	6	4	3	1	0	1	0	0	1
0400	78	0	0	0	0	0	0	0	0	0	0	0	0	0	0	0	2	6	7	15	13	7	3	5	8	5	3	2	2
0500	191	0	0	0	0	0	0	0	0	0	0	0	0	1	0	0	7	7	27	39	25	17	12	20	15	5	7	5	4
0600	419	0	0	0	0	0	0	0	0	0	0	0	0	0	0	5	11	14	55	53	77	64	40	41	24	16	15	3	1
0700	456	0	0	0	0	0	0	0	0	0	0	0	0	0	2	10	29	44	64	94	82	53	40	22	7	3	3	1	2
0800	**637**	**0**	**0**	**0**	**0**	**0**	**0**	**0**	**0**	**0**	**0**	**0**	**0**	**1**	**2**	**9**	**36**	**110**	**127**	**121**	**92**	**63**	**41**	**21**	**11**	**1**	**2**	**0**	**0**
0900	443	0	0	0	0	0	0	1	0	0	1	1	0	1	0	8	20	41	77	88	70	67	35	14	9	6	4	0	0
1000	401	0	0	0	0	0	0	0	0	0	0	5	0	0	2	4	20	51	81	69	40	38	41	24	10	8	2	3	3
1100	390	0	0	0	0	0	0	0	0	0	3	0	2	1	1	9	24	52	70	69	56	41	29	18	8	4	2	1	0
1200	391	0	0	0	0	0	0	0	0	0	0	1	1	1	1	2	12	42	84	83	62	33	28	16	17	7	0	1	0
1300	421	0	0	0	0	0	0	0	0	0	0	0	0	5	3	7	17	60	93	77	52	37	33	19	10	4	1	1	2
1400	449	0	0	0	0	0	0	0	0	1	1	0	0	0	5	4	6	58	84	86	96	44	20	18	14	6	4	1	1
1500	502	0	0	0	0	0	0	0	0	0	0	0	0	2	2	5	30	69	127	110	69	41	14	11	11	7	4	0	0
1600	514	0	0	0	0	0	0	0	0	3	1	5	3	1	10	27	78	84	80	79	64	36	20	8	5	5	0	3	2
1700	**622**	**0**	**0**	**0**	**0**	**0**	**0**	**0**	**0**	**0**	**0**	**0**	**1**	**0**	**2**	**7**	**48**	**123**	**159**	**109**	**70**	**41**	**24**	**19**	**8**	**5**	**2**	**1**	**3**
1800	518	0	0	0	0	0	0	0	0	0	0	0	0	1	9	13	66	77	99	100	65	39	18	15	8	3	3	2	0
1900	257	0	0	0	0	0	0	0	0	0	0	1	1	0	3	6	8	37	50	50	36	35	16	8	2	0	2	2	0
2000	229	0	0	0	0	0	0	0	0	0	0	0	0	0	0	7	18	31	45	36	37	19	18	9	6	2	1	0	0
2100	159	0	0	0	0	0	0	0	0	0	0	0	0	0	1	1	2	18	28	28	26	18	18	5	7	3	2	0	2
2200	105	0	0	0	0	0	0	0	0	0	0	0	0	0	0	1	6	10	14	15	20	15	8	6	1	5	3	0	1
2300	67	0	0	0	0	0	0	0	0	0	0	0	0	0	0	1	2	12	4	13	10	7	7	6	2	0	3	0	0
07-19	**5744**	**0**	**0**	**0**	**0**	**0**	**0**	**1**	**0**	**4**	**6**	**12**	**7**	**13**	**39**	**105**	**386**	**811**	**1145**	**1085**	**818**	**533**	**343**	**205**	**118**	**59**	**27**	**14**	**13**
06-22	**6808**	**0**	**0**	**0**	**0**	**0**	**0**	**1**	**0**	**4**	**6**	**13**	**8**	**13**	**43**	**124**	**425**	**911**	**1323**	**1252**	**994**	**669**	**435**	**268**	**157**	**80**	**47**	**19**	**16**
06-00	**6980**	**0**	**0**	**0**	**0**	**0**	**0**	**1**	**0**	**4**	**6**	**13**	**8**	**13**	**43**	**126**	**433**	**933**	**1341**	**1280**	**1024**	**691**	**450**	**280**	**160**	**85**	**53**	**19**	**17**
00-00	**7410**	**0**	**0**	**0**	**0**	**0**	**0**	**1**	**0**	**4**	**6**	**13**	**8**	**15**	**44**	**130**	**449**	**959**	**1398**	**1364**	**1094**	**729**	**478**	**312**	**189**	**100**	**65**	**27**	**25**

DRAFT

Site 3
Location N2, 250 metres south of Junction
Direction Northbound/Southbound

3588 / Carrickmacross
January 2014
Automatic Traffic Count

Tuesday 07 January 2014

Time	Total	Speed Bins (km/h)																												
		0 - 5	5 - 10	10 - 15	15 - 20	20 - 25	25 - 30	30 - 35	35 - 40	40 - 45	45 - 50	50 - 55	55 - 60	60 - 65	65 - 70	70 - 75	75 - 80	80 - 85	85 - 90	90 - 95	95 - 100	100 - 105	105 - 110	110 - 115	115 - 120	120 - 125	125 - 130	130 - 135	135 - 140
0000	31	0	0	0	0	0	0	0	0	0	0	0	0	0	0	0	4	4	6	5	7	2	1	0	1	0	1	0	0
0100	30	0	0	0	0	0	0	0	0	0	0	0	0	0	0	0	0	2	3	7	8	4	2	2	1	0	0	0	1
0200	29	0	0	0	0	0	0	0	0	0	0	0	0	0	0	1	0	6	5	6	3	1	2	3	2	0	0	0	0
0300	34	0	0	0	0	0	0	0	0	0	0	0	0	0	0	0	0	4	6	3	7	4	4	0	2	1	1	0	2
0400	28	0	0	0	0	0	0	0	0	0	0	0	0	0	0	1	1	1	4	4	4	6	3	1	0	1	0	0	2
0500	120	0	0	0	0	0	0	0	0	0	0	0	0	0	0	2	1	8	13	16	13	18	8	15	14	3	6	3	0
0600	285	0	0	0	0	0	0	0	0	0	0	0	0	0	0	1	7	8	27	48	35	36	31	35	20	15	9	4	9
0700	430	0	0	0	0	0	0	0	0	0	0	3	0	0	2	5	16	25	60	68	65	79	52	26	15	8	3	1	2
0800	411	0	0	0	0	0	0	0	0	0	0	0	0	7	2	8	30	49	82	57	67	40	34	14	9	6	3	3	0
0900	**467**	**0**	**0**	**0**	**0**	**0**	**0**	**0**	**0**	**0**	**0**	**0**	**0**	**1**	**2**	**5**	**29**	**74**	**90**	**69**	**70**	**50**	**34**	**22**	**11**	**3**	**4**	**2**	**1**
1000	378	0	0	0	0	0	0	1	0	1	0	1	0	1	0	3	13	23	68	81	70	35	36	15	15	7	4	3	1
1100	383	0	0	0	0	0	0	0	0	0	0	0	0	3	7	6	14	69	84	59	49	35	22	17	8	7	2	0	1
1200	255	0	0	0	0	0	0	0	0	0	0	1	1	0	0	4	32	34	56	27	33	21	18	9	10	3	3	3	0
1300	338	0	0	0	0	0	0	0	0	0	0	1	0	3	1	5	13	40	70	55	54	45	26	11	6	3	3	0	2
1400	392	0	0	0	0	0	0	0	0	0	0	0	0	0	3	9	19	43	96	104	44	36	20	9	7	0	1	1	0
1500	340	0	0	0	0	0	0	0	0	0	2	0	0	0	0	5	27	53	84	61	50	17	17	13	9	1	0	1	0
1600	545	0	0	0	0	0	0	0	2	0	0	0	0	0	5	11	26	96	123	82	85	54	35	14	6	3	1	1	1
1700	**600**	**0**	**0**	**0**	**0**	**0**	**0**	**0**	**0**	**1**	**1**	**0**	**0**	**6**	**17**	**47**	**86**	**143**	**102**	**80**	**48**	**33**	**21**	**9**	**2**	**4**	**0**	**0**	**0**
1800	543	0	0	0	0	1	0	0	0	0	0	0	2	5	16	29	44	108	117	82	58	29	21	16	5	3	4	3	0
1900	318	0	0	0	0	0	0	0	0	0	0	0	0	0	0	4	13	37	74	71	53	26	19	16	2	2	1	0	0
2000	228	0	0	0	0	0	0	0	0	0	0	0	0	0	4	1	12	45	34	40	28	28	15	3	7	4	1	3	3
2100	191	0	0	0	0	0	0	0	0	0	0	0	0	1	1	3	11	22	44	33	21	18	15	10	5	2	3	2	0
2200	121	0	0	0	0	0	0	0	0	0	1	0	1	2	1	3	8	11	15	22	20	15	10	4	6	2	0	0	0
2300	89	0	0	0	0	0	0	0	0	0	0	0	0	0	0	1	5	9	12	15	14	9	6	3	3	4	3	4	1
07-19	**5082**	**0**	**0**	**0**	**0**	**1**	**0**	**1**	**2**	**2**	**3**	**6**	**3**	**26**	**55**	**137**	**349**	**757**	**1032**	**825**	**693**	**474**	**336**	**175**	**103**	**48**	**28**	**18**	**8**
06-22	**6104**	**0**	**0**	**0**	**0**	**1**	**0**	**1**	**2**	**2**	**3**	**6**	**3**	**27**	**60**	**146**	**392**	**869**	**1211**	**1017**	**830**	**582**	**416**	**239**	**137**	**71**	**42**	**27**	**20**
06-00	**6314**	**0**	**0**	**0**	**0**	**1**	**0**	**1**	**2**	**2**	**4**	**6**	**4**	**29**	**61**	**150**	**405**	**889**	**1238**	**1054**	**864**	**606**	**432**	**246**	**146**	**77**	**45**	**31**	**21**
00-00	**6586**	**0**	**0**	**0**	**0**	**1**	**0**	**1**	**2**	**2**	**4**	**6**	**4**	**29**	**61**	**154**	**411**	**914**	**1275**	**1095**	**906**	**641**	**452**	**267**	**166**	**82**	**53**	**34**	**26**

DRAFT

Site 3
Location N2, 250 metres south of Junction
Direction Northbound/Southbound

3588 / Carrickmacross
January 2014
Automatic Traffic Count

Wednesday 08 January 2014

Time	Total	Speed Bins (km/h)																												
		0 - 5	5 - 10	10 - 15	15 - 20	20 - 25	25 - 30	30 - 35	35 - 40	40 - 45	45 - 50	50 - 55	55 - 60	60 - 65	65 - 70	70 - 75	75 - 80	80 - 85	85 - 90	90 - 95	95 - 100	100 - 105	105 - 110	110 - 115	115 - 120	120 - 125	125 - 130	130 - 135	135 - 140
0000	65	0	0	0	0	0	0	0	0	0	0	0	0	0	0	0	3	9	11	18	8	4	4	4	0	2	2	0	0
0100	39	0	0	0	0	0	0	0	0	0	0	0	0	0	0	0	1	3	7	15	6	2	0	2	1	1	1	0	0
0200	36	0	0	0	0	0	0	0	0	0	0	0	0	0	0	0	1	5	7	10	3	3	1	1	0	2	1	2	0
0300	37	0	0	0	0	0	0	0	0	0	0	0	0	0	0	1	0	3	7	6	3	5	5	3	2	1	0	0	1
0400	62	0	0	0	0	0	0	0	0	0	0	0	1	0	0	0	1	7	8	13	9	8	2	4	5	1	0	3	0
0500	68	0	0	0	0	0	0	0	0	0	0	0	0	0	1	0	4	7	16	13	7	10	6	1	2	0	0	0	1
0600	134	0	0	0	0	0	0	2	0	0	0	0	0	0	0	1	7	16	16	10	17	12	17	14	9	4	5	3	1
0700	334	0	0	0	0	0	0	0	0	0	0	0	1	2	5	10	19	48	62	50	46	30	32	12	9	4	0	2	2
0800	**644**	**0**	**0**	**0**	**0**	**0**	**0**	**0**	**0**	**0**	**2**	**0**	**1**	**0**	**0**	**4**	**30**	**96**	**85**	**131**	**118**	**77**	**46**	**30**	**14**	**4**	**2**	**3**	**1**
0900	483	0	0	0	0	0	0	0	0	0	0	0	0	0	2	3	14	43	90	94	79	72	43	23	10	8	2	0	0
1000	391	0	0	0	0	0	0	1	0	1	0	0	0	2	4	3	15	58	68	67	57	44	24	21	11	4	7	2	2
1100	385	0	0	0	0	0	1	0	0	0	0	0	0	0	1	2	20	54	98	74	55	32	19	14	6	4	4	0	1
1200	422	0	0	0	0	0	0	0	0	0	0	0	0	0	5	11	29	59	80	63	69	44	29	19	11	3	0	0	0
1300	446	0	0	0	0	0	0	0	2	0	1	0	2	1	5	2	13	58	109	92	49	43	28	15	17	4	3	2	0
1400	447	0	0	0	0	0	0	0	0	0	0	0	0	1	1	3	25	52	116	89	65	31	32	14	7	5	3	2	1
1500	483	0	0	0	0	0	1	0	0	1	1	0	0	1	1	13	12	62	124	89	68	45	28	16	11	5	3	0	2
1600	523	0	0	0	0	0	0	0	1	0	0	1	0	0	1	12	40	109	143	95	58	31	13	9	5	0	5	0	0
1700	**624**	**0**	**0**	**0**	**0**	**0**	**0**	**0**	**0**	**0**	**0**	**0**	**0**	**6**	**20**	**64**	**99**	**128**	**113**	**73**	**56**	**29**	**18**	**11**	**1**	**5**	**1**	**0**	**0**
1800	542	0	0	0	0	0	0	0	0	0	0	0	0	4	23	39	83	110	134	61	48	24	12	2	1	1	0	0	0
1900	385	0	0	0	0	0	0	0	0	0	0	0	0	1	12	16	36	68	61	66	63	31	14	6	3	3	4	1	0
2000	262	0	0	0	0	0	0	0	0	0	0	0	0	0	1	3	12	53	40	50	43	18	17	9	7	4	3	0	2
2100	152	0	0	0	0	0	0	0	0	0	0	0	0	0	0	0	1	15	34	37	24	11	11	9	6	3	0	0	1
2200	139	0	0	0	0	0	0	0	0	0	0	0	0	0	0	2	3	15	37	17	21	18	8	6	3	5	2	2	0
2300	82	0	0	0	0	0	0	0	0	0	0	0	0	0	1	3	2	9	8	19	16	6	8	3	5	0	2	0	0
07-19	**5724**	**0**	**0**	**0**	**0**	**0**	**2**	**1**	**3**	**2**	**4**	**1**	**4**	**17**	**68**	**166**	**399**	**877**	**1222**	**978**	**768**	**502**	**324**	**186**	**103**	**47**	**30**	**11**	**9**
06-22	**6657**	**0**	**0**	**0**	**0**	**0**	**2**	**3**	**3**	**2**	**4**	**1**	**4**	**18**	**81**	**186**	**455**	**1029**	**1373**	**1141**	**915**	**574**	**383**	**224**	**128**	**61**	**42**	**15**	**13**
06-00	**6878**	**0**	**0**	**0**	**0**	**0**	**2**	**3**	**3**	**2**	**4**	**1**	**4**	**18**	**82**	**191**	**460**	**1053**	**1418**	**1177**	**952**	**598**	**399**	**233**	**136**	**66**	**46**	**17**	**13**
00-00	**7185**	**0**	**0**	**0**	**0**	**0**	**2**	**3**	**3**	**2**	**4**	**1**	**5**	**18**	**83**	**192**	**470**	**1087**	**1474**	**1252**	**988**	**630**	**417**	**248**	**146**	**73**	**50**	**22**	**15**

DRAFT

Site 3
Location N2, 250 metres south of Junction
Direction Northbound/Southbound

3588 / Carrickmacross
January 2014
Automatic Traffic Count

Thursday 09 January 2014

Time	Total	Speed Bins (km/h)																											
		0 - 5	5 - 10	10 - 15	15 - 20	20 - 25	25 - 30	30 - 35	35 - 40	40 - 45	45 - 50	50 - 55	55 - 60	60 - 65	65 - 70	70 - 75	75 - 80	80 - 85	85 - 90	90 - 95	95 - 100	100 - 105	105 - 110	110 - 115	115 - 120	120 - 125	125 - 130	130 - 135	135 - 140
0000	72	0	0	0	0	0	0	0	0	0	0	0	0	1	0	0	4	3	10	12	15	6	7	6	3	3	1	1	0
0100	46	0	0	0	0	0	0	0	0	0	0	0	0	1	1	0	1	7	16	7	1	2	2	4	1	1	2	0	0
0200	28	0	0	0	0	0	0	0	0	0	0	0	0	0	1	1	0	5	5	2	4	2	2	3	1	0	2	0	0
0300	34	0	0	0	0	0	0	0	0	0	0	0	0	0	0	0	2	7	5	5	3	2	1	5	1	2	0	0	1
0400	59	0	0	0	0	0	0	0	0	0	0	0	0	0	0	1	1	7	9	11	8	5	3	3	4	3	3	0	1
0500	131	0	0	0	0	0	0	0	0	0	0	0	0	0	2	1	9	17	14	19	13	16	16	7	7	7	2	0	1
0600	309	0	0	0	0	0	0	0	0	0	0	0	0	0	0	2	7	23	52	38	40	33	25	37	27	12	7	6	0
0700	485	0	0	0	0	0	0	0	0	0	0	0	0	1	1	7	18	59	83	79	102	59	38	16	14	2	5	1	0
0800	**634**	**0**	**0**	**0**	**0**	**0**	**0**	**0**	**0**	**0**	**0**	**0**	**0**	**0**	**3**	**13**	**42**	**112**	**121**	**119**	**109**	**56**	**31**	**14**	**7**	**4**	**0**	**3**	**0**
0900	487	0	0	0	0	0	0	0	0	0	0	0	0	3	4	19	30	57	90	88	83	45	34	16	10	4	4	0	0
1000	403	0	0	0	0	0	0	0	0	1	2	0	1	0	1	1	34	35	84	94	53	27	29	19	9	8	3	2	0
1100	396	0	0	0	0	0	1	1	0	0	0	0	0	3	2	4	8	45	81	84	71	34	26	22	9	1	3	1	0
1200	310	2	0	0	0	0	5	0	0	0	0	9	0	0	1	4	12	46	94	50	30	35	9	8	3	2	0	0	0
1300	407	2	0	0	0	0	1	0	0	0	2	0	1	1	1	5	8	55	90	85	55	52	29	7	5	1	4	3	0
1400	406	0	0	0	0	0	0	0	0	0	0	0	0	0	3	11	34	62	81	67	59	32	24	12	8	5	4	2	2
1500	367	2	0	0	0	0	2	0	0	0	0	7	0	0	5	3	12	37	96	83	57	27	13	12	5	4	2	0	0
1600	**582**	**0**	**0**	**0**	**0**	**0**	**0**	**0**	**0**	**1**	**0**	**0**	**0**	**0**	**3**	**10**	**27**	**55**	**172**	**121**	**73**	**62**	**24**	**12**	**10**	**9**	**2**	**1**	**0**
1700	347	1	0	0	0	0	0	0	0	0	5	0	0	1	5	11	38	73	85	58	35	14	5	10	4	1	1	0	0
1800	176	6	0	3	9	6	0	12	0	0	15	0	1	0	0	2	5	27	34	31	13	8	1	1	2	0	0	0	0
1900	149	17	1	0	2	0	1	0	0	0	0	0	0	0	4	1	4	21	20	25	28	10	10	3	1	0	1	0	0
2000	92	9	2	0	0	0	0	0	0	0	0	0	0	0	0	2	4	9	26	16	12	8	0	0	1	2	1	0	0
2100	151	3	0	0	0	0	0	0	0	0	0	1	0	0	0	2	7	22	27	37	18	10	10	8	2	3	1	0	0
2200	134	0	0	0	0	0	0	0	0	0	0	0	0	1	1	2	7	11	28	25	22	18	7	4	2	3	0	3	0
2300	102	0	0	0	0	0	0	0	0	0	0	0	0	0	0	1	3	9	15	18	24	19	4	4	3	1	0	1	0
07-19	**5000**	**13**	**0**	**3**	**9**	**6**	**9**	**13**	**0**	**2**	**24**	**16**	**3**	**9**	**29**	**90**	**268**	**663**	**1111**	**959**	**740**	**451**	**263**	**149**	**86**	**41**	**28**	**13**	**2**
06-22	**5701**	**42**	**3**	**3**	**11**	**6**	**10**	**13**	**0**	**2**	**24**	**17**	**3**	**9**	**33**	**97**	**290**	**738**	**1236**	**1075**	**838**	**512**	**308**	**197**	**117**	**58**	**38**	**19**	**2**
06-00	**5937**	**42**	**3**	**3**	**11**	**6**	**10**	**13**	**0**	**2**	**24**	**17**	**3**	**10**	**34**	**100**	**300**	**758**	**1279**	**1118**	**884**	**549**	**319**	**205**	**122**	**62**	**38**	**23**	**2**
00-00	**6307**	**42**	**3**	**3**	**11**	**6**	**10**	**13**	**0**	**2**	**24**	**17**	**3**	**12**	**38**	**103**	**317**	**804**	**1338**	**1174**	**928**	**582**	**350**	**233**	**139**	**78**	**48**	**24**	**5**

DRAFT

Site 3
Location N2, 250 metres south of Junction
Direction Northbound/Southbound

3588 / Carrickmacross
January 2014
Automatic Traffic Count

Friday 10 January 2014

Time	Total	Speed Bins (km/h)																												
		0 - 5	5 - 10	10 - 15	15 - 20	20 - 25	25 - 30	30 - 35	35 - 40	40 - 45	45 - 50	50 - 55	55 - 60	60 - 65	65 - 70	70 - 75	75 - 80	80 - 85	85 - 90	90 - 95	95 - 100	100 - 105	105 - 110	110 - 115	115 - 120	120 - 125	125 - 130	130 - 135	135 - 140
0000	70	0	0	0	0	0	0	0	0	0	0	0	0	0	2	2	5	10	10	12	9	5	5	2	1	3	2	0	2
0100	43	0	0	0	0	0	0	0	0	0	0	0	0	0	0	0	0	0	5	8	6	4	1	6	5	2	3	1	2
0200	22	0	0	0	0	0	0	0	0	0	0	0	0	1	0	1	0	6	7	2	0	0	4	0	1	0	0	0	0
0300	30	0	0	0	0	0	0	0	0	0	0	0	0	0	0	0	0	4	8	5	2	4	1	2	1	1	2	0	0
0400	75	0	0	0	0	0	0	0	0	0	0	0	0	0	0	0	3	2	16	18	13	5	7	7	2	1	1	0	0
0500	128	**0**	**0**	**0**	**0**	**0**	**0**	**0**	**0**	**0**	**0**	**0**	**0**	**0**	**0**	**2**	**3**	**8**	**23**	**18**	**18**	**17**	**13**	**7**	**8**	**5**	**3**	**2**	**1**
0600	23	0	0	0	0	0	0	0	0	0	0	0	0	0	0	0	0	2	3	5	4	1	1	5	1	0	1	0	0
0700	0	0	0	0	0	0	0	0	0	0	0	0	0	0	0	0	0	0	0	0	0	0	0	0	0	0	0	0	0
0800	2	0	0	0	0	0	0	0	0	0	0	0	0	0	0	1	0	1	0	0	0	0	0	0	0	0	0	0	0
0900	123	0	0	0	0	0	0	0	0	0	0	0	0	0	0	1	2	18	28	22	15	13	12	6	3	2	0	1	0
1000	1	0	0	0	0	0	0	0	0	0	0	0	0	0	0	0	0	1	0	0	0	0	0	0	0	0	0	0	0
1100	23	1	0	1	0	0	0	0	0	0	5	0	0	0	0	0	0	1	8	5	1	0	0	0	1	0	0	0	0
1200	106	0	0	0	0	0	0	0	0	0	0	0	1	1	0	4	7	22	25	20	15	7	2	2	0	0	0	0	0
1300	234	1	0	0	0	0	0	0	0	1	1	0	0	0	0	1	19	31	84	36	24	14	11	5	3	0	3	0	0
1400	206	3	0	0	2	0	2	12	0	0	5	0	0	0	1	5	9	29	48	31	26	17	7	4	2	1	2	0	0
1500	654	0	0	0	0	0	0	0	0	0	0	0	0	0	5	24	30	63	153	166	72	54	48	17	11	5	5	0	1
1600	779	0	0	0	0	0	0	0	0	0	1	0	0	0	4	15	27	142	207	147	123	67	29	12	3	1	1	0	0
1700	790	0	0	0	0	0	0	0	0	0	0	0	0	4	10	20	109	161	140	147	76	62	35	14	2	4	3	3	0
1800	794	**0**	**0**	**0**	**0**	**0**	**0**	**0**	**0**	**0**	**0**	**0**	**0**	**0**	**3**	**27**	**82**	**207**	**185**	**123**	**81**	**44**	**17**	**13**	**7**	**3**	**1**	**1**	**0**
1900	528	0	0	0	0	0	0	0	0	0	0	1	2	5	5	17	51	82	118	89	64	35	28	15	8	4	2	2	0
2000	376	0	0	0	0	0	0	0	0	0	0	0	1	5	17	28	16	48	77	71	49	18	22	9	10	2	2	1	0
2100	221	0	0	0	0	0	0	0	0	0	0	0	0	0	0	3	4	25	37	49	41	20	15	8	10	4	3	1	1
2200	175	0	0	0	0	0	0	0	0	0	0	0	0	0	0	2	8	31	32	19	28	16	19	6	7	2	4	1	0
2300	131	0	0	0	0	0	0	0	0	0	0	0	0	1	2	3	11	18	27	26	10	12	8	7	3	1	1	0	1
07-19	**3712**	**5**	**0**	**1**	**2**	**0**	**2**	**12**	**0**	**1**	**12**	**0**	**1**	**5**	**23**	**98**	**285**	**676**	**878**	**697**	**433**	**278**	**161**	**73**	**32**	**16**	**15**	**5**	**1**
06-22	**4860**	**5**	**0**	**1**	**2**	**0**	**2**	**12**	**0**	**1**	**12**	**1**	**4**	**15**	**45**	**146**	**356**	**833**	**1113**	**911**	**591**	**352**	**227**	**110**	**61**	**26**	**23**	**9**	**2**
06-00	**5166**	**5**	**0**	**1**	**2**	**0**	**2**	**12**	**0**	**1**	**12**	**1**	**4**	**16**	**47**	**151**	**375**	**882**	**1172**	**956**	**629**	**380**	**254**	**123**	**71**	**29**	**28**	**10**	**3**
00-00	**5534**	**5**	**0**	**1**	**2**	**0**	**2**	**12**	**0**	**1**	**12**	**1**	**4**	**17**	**49**	**156**	**386**	**912**	**1241**	**1019**	**677**	**415**	**285**	**147**	**89**	**41**	**39**	**13**	**8**

DRAFT

Site 3
Location N2, 250 metres south of Junction
Direction Northbound/Southbound

3588 / Carrickmacross
January 2014
Automatic Traffic Count

Virtual Day (7)

Time	Total	Speed Bins (km/h)																												
		0 - 5	5 - 10	10 - 15	15 - 20	20 - 25	25 - 30	30 - 35	35 - 40	40 - 45	45 - 50	50 - 55	55 - 60	60 - 65	65 - 70	70 - 75	75 - 80	80 - 85	85 - 90	90 - 95	95 - 100	100 - 105	105 - 110	110 - 115	115 - 120	120 - 125	125 - 130	130 - 135	135 - 140
0000	65	0	0	0	0	0	0	0	0	0	0	0	0	0	1	2	4	7	9	11	10	6	5	3	2	2	1	0	0
0100	44	0	0	0	0	0	0	0	0	0	0	0	0	0	0	0	1	4	8	8	7	4	2	4	2	1	1	0	0
0200	31	0	0	0	0	0	0	0	0	0	0	0	0	0	0	1	1	5	6	4	3	3	3	1	2	1	1	0	0
0300	38	0	0	0	0	0	0	0	0	0	0	0	0	0	0	1	2	4	5	5	4	5	3	3	2	1	0	0	1
0400	52	0	0	0	0	0	0	0	0	0	0	0	0	0	0	1	2	3	7	10	8	6	3	4	3	2	1	1	1
0500	110	0	0	0	0	0	0	0	0	0	0	0	0	0	0	1	4	8	15	18	14	13	10	9	8	4	3	2	1
0600	196	0	0	0	0	0	0	0	0	0	0	0	0	0	0	2	6	11	25	27	30	24	19	21	13	8	6	3	2
0700	285	0	0	0	0	0	0	0	0	0	0	0	0	1	2	5	14	29	47	49	47	35	27	13	8	4	2	1	1
0800	**382**	**0**	**0**	**0**	**0**	**0**	**0**	**0**	**0**	**0**	**0**	**0**	**0**	**1**	**1**	**5**	**21**	**55**	**68**	**69**	**63**	**40**	**26**	**15**	**9**	**3**	**2**	**2**	**0**
0900	352	0	0	0	0	0	0	0	0	0	0	0	0	1	1	6	15	36	62	65	56	44	28	16	9	5	3	2	1
1000	311	0	0	0	0	0	0	0	0	0	0	1	0	0	1	2	14	32	54	59	47	31	27	18	10	7	4	2	1
1100	325	0	0	0	0	0	0	1	0	0	1	0	0	1	2	4	12	39	61	60	48	35	24	18	10	5	2	1	1
1200	347	0	0	0	0	0	1	0	0	0	0	2	1	1	2	5	16	38	68	61	54	36	25	18	11	5	2	2	0
1300	404	0	0	0	0	0	0	0	0	0	1	0	0	2	2	5	14	44	84	78	64	49	29	14	9	3	3	2	1
1400	417	0	0	0	0	0	0	2	0	0	1	0	0	0	3	6	17	47	83	83	69	43	28	14	8	5	3	1	1
1500	483	0	0	0	0	0	1	0	0	0	0	1	0	0	2	9	22	49	103	96	72	51	32	21	13	6	3	1	1
1600	567	0	0	0	0	0	0	0	0	1	0	1	0	0	3	12	33	82	127	107	84	57	28	13	8	5	2	1	1
1700	**570**	**0**	**0**	**0**	**0**	**0**	**0**	**0**	**0**	**0**	**2**	**0**	**0**	**5**	**11**	**30**	**67**	**109**	**114**	**94**	**59**	**37**	**21**	**11**	**3**	**3**	**1**	**1**	**1**
1800	498	1	0	0	1	1	0	2	0	0	2	0	1	2	10	22	51	94	104	82	54	33	16	11	5	3	2	1	0
1900	348	2	0	0	0	0	0	0	0	0	0	0	1	1	4	9	22	47	64	66	55	33	22	12	5	2	2	1	0
2000	260	1	0	0	0	0	0	0	0	0	0	0	0	1	4	8	13	37	47	47	41	22	18	7	7	3	2	1	1
2100	181	0	0	0	0	0	0	0	0	0	0	0	0	1	1	3	6	20	35	35	27	17	14	9	5	3	2	1	1
2200	134	0	0	0	0	0	0	0	0	0	0	0	0	0	0	2	7	13	24	20	23	17	11	6	4	3	2	1	0
2300	94	0	0	0	0	0	0	0	0	0	0	0	0	0	1	2	5	11	13	18	14	11	6	5	4	1	2	1	0
07-19	**4942**	**3**	**0**	**1**	**2**	**1**	**2**	**5**	**1**	**2**	**9**	**6**	**4**	**15**	**40**	**109**	**295**	**654**	**974**	**903**	**718**	**493**	**311**	**181**	**105**	**54**	**29**	**16**	**9**
06-22	**5928**	**7**	**0**	**1**	**2**	**1**	**3**	**5**	**1**	**2**	**9**	**7**	**5**	**18**	**49**	**132**	**343**	**769**	**1144**	**1077**	**870**	**588**	**383**	**231**	**136**	**70**	**41**	**22**	**13**
06-00	**6156**	**7**	**0**	**1**	**2**	**1**	**3**	**5**	**1**	**2**	**9**	**7**	**5**	**18**	**51**	**135**	**354**	**793**	**1181**	**1115**	**908**	**615**	**400**	**241**	**144**	**74**	**44**	**24**	**14**
00-00	**6495**	**7**	**0**	**1**	**2**	**1**	**3**	**5**	**1**	**2**	**9**	**7**	**6**	**20**	**53**	**141**	**367**	**824**	**1233**	**1171**	**954**	**651**	**427**	**265**	**163**	**85**	**52**	**28**	**17**

DRAFT

Site 3
Location N2, 250 metres south of Junction
Direction Northbound/Southbound

3588 / Carrickmacross
January 2014
Automatic Traffic Count

Virtual Week (1)

Time	Total	Speed Bins (km/h)																												
		0 - 5	5 - 10	10 - 15	15 - 20	20 - 25	25 - 30	30 - 35	35 - 40	40 - 45	45 - 50	50 - 55	55 - 60	60 - 65	65 - 70	70 - 75	75 - 80	80 - 85	85 - 90	90 - 95	95 - 100	100 - 105	105 - 110	110 - 115	115 - 120	120 - 125	125 - 130	130 - 135	135 - 140
Mon	7410	0	0	0	0	0	0	1	0	4	6	13	8	15	44	130	449	959	1398	1364	1094	729	478	312	189	100	65	27	25
Tue	6586	0	0	0	0	1	0	1	2	2	4	6	4	29	61	154	411	914	1275	1095	906	641	452	267	166	82	53	34	26
Wed	7185	0	0	0	0	0	2	3	3	2	4	1	5	18	83	192	470	1087	1474	1252	988	630	417	248	146	73	50	22	15
Thu	6307	42	3	3	11	6	10	13	0	2	24	17	3	12	38	103	317	804	1338	1174	928	582	350	233	139	78	48	24	5
Fri	5534	5	0	1	2	0	2	12	0	1	12	1	4	17	49	156	386	912	1241	1019	677	415	285	147	89	41	39	13	8
|Sat	6379	0	0	0	0	1	3	6	3	3	6	7	8	17	33	119	267	579	1067	1192	1026	755	490	334	224	120	62	33	24
|Sun	6067	0	0	0	0	0	1	1	2	0	6	4	8	31	60	134	272	514	835	1103	1061	807	514	314	190	103	49	42	16
5 Day Ave.	**6604**	**9**	**1**	**1**	**3**	**1**	**3**	**6**	**1**	**2**	**10**	**8**	**5**	**18**	**55**	**147**	**407**	**935**	**1345**	**1181**	**919**	**599**	**396**	**241**	**146**	**75**	**51**	**24**	**16**
7 Day Ave.	**6495**	**7**	**0**	**1**	**2**	**1**	**3**	**5**	**1**	**2**	**9**	**7**	**6**	**20**	**53**	**141**	**367**	**824**	**1233**	**1171**	**954**	**651**	**427**	**265**	**163**	**85**	**52**	**28**	**17**
--	**45468**	**47**	**3**	**4**	**13**	**8**	**18**	**37**	**10**	**14**	**62**	**49**	**40**	**139**	**368**	**988**	**2572**	**5769**	**8628**	**8199**	**6680**	**4559**	**2986**	**1855**	**1143**	**597**	**366**	**195**	**119**

DRAFT

Summary Graphs

